

## **ANALYTICAL RESULTS SUMMARY**

VOLATILE ORGANICS  
GENERAL CHEMISTRY  
METALS  
SEMI-VOLATILE ORGANICS

**PROJECT NAME : FORMER SCHLUMBERGER SITE PRINCETON NJ**

**JACOBS ENGINEERING GROUP, INC.**

**412 Mt. Kemble Ave  
Downtown Building  
Morristown, NJ - 07960  
Phone No: 9732670555**

**ORDER ID : P3426  
ATTENTION : Mary I. Murphy**



**Laboratory Certification ID # 20012**



<b>1) Signature Page</b>	<b>3</b>
<b>2) Case Narrative</b>	<b>5</b>
2.1) VOCMS Group6- Case Narrative	5
2.2) SVOCMS Group6- Case Narrative	7
2.3) SVOC-SIMGroup1- Case Narrative	10
2.4) Metals-MS- Case Narrative	12
2.5) Genchem- Case Narrative	14
<b>3) Qualifier Page</b>	<b>15</b>
<b>4) QA Checklist</b>	<b>17</b>
<b>5) VOCMS Group6 Data</b>	<b>18</b>
<b>6) SVOCMS Group6 Data</b>	<b>25</b>
<b>7) SVOC-SIMGroup1 Data</b>	<b>32</b>
<b>8) Metals-MS Data</b>	<b>41</b>
<b>9) Genchem Data</b>	<b>47</b>
<b>10) Shipping Document</b>	<b>51</b>
10.1) CHAIN OF CUSTODY	52
10.2) Lab Certificate	53
10.3) Internal COC	54

1
2
3
4
5
6
7
8
9
10

# DATA OF KNOWN QUALITY CONFORMANCE/NON-CONFORMANCE SUMMARY QUESTIONNAIRE

1

Laboratory Name : Alliance Technical Group

Client : JACOBS Engineering Group, Inc.

Project Location : Princeton, NJ

Project Number : D3779922

Laboratory Sample ID(s) : P3426

Sampling Date(s) : 7/31/2024

List DKQP Methods Used (e.g., 8260,8270, et Cetra) **6020B,7196A,7470A,8260-Low,8270-Modified,8270E**

1	For each analytical method referenced in this laboratory report package, were all specified QA/QC performance criteria followed, including the requirement to explain any criteria falling outside of acceptable guidelines, as specified in the NJDEP Data of Known Quality performance standards?	<input checked="" type="checkbox"/> Yes <input type="checkbox"/> No
1A	Were the method specified handling, preservation, and holding time requirements met?	<input checked="" type="checkbox"/> Yes <input type="checkbox"/> No
1B	EPH Method: Was the EPH method conducted without significant modifications (see Section 11.3 of respective DKQ methods)	<input type="checkbox"/> Yes <input type="checkbox"/> No <input checked="" type="checkbox"/> N/A
2	Were all samples received by the laboratory in a condition consistent with that described on the associated chain-of-custody document(s)?	<input checked="" type="checkbox"/> Yes <input type="checkbox"/> No
3	Were samples received at an appropriate temperature (4±2° C)?	<input checked="" type="checkbox"/> Yes <input type="checkbox"/> No <input type="checkbox"/> N/A
4	Were all QA/QC performance criteria specified in the NJDEP DKQP standards achieved?	<input type="checkbox"/> Yes <input checked="" type="checkbox"/> No
5	a)Were reporting limits specified or referenced on the chain-of-custody or communicated to the laboratory prior to sample receipt?  b)Were these reporting limits met?	<input checked="" type="checkbox"/> Yes <input type="checkbox"/> No  <input checked="" type="checkbox"/> Yes <input type="checkbox"/> No <input type="checkbox"/> N/A
6	For each analytical method referenced in this laboratory report package, were results reported for all constituents identified in the method-specific analyte lists presented in the DKQP documents and/or site-specific QAPP?	<input checked="" type="checkbox"/> Yes <input type="checkbox"/> No
7	Are project-specific matrix spikes and/or laboratory duplicates included in this data set?	<input type="checkbox"/> Yes <input checked="" type="checkbox"/> No

Notes: For all questions to which the response was "No" (with the exception of question #7), additional information should be provided in an attached narrative. If the answer to question #1, #1A, or #1B is "No", the data package does not meet the requirements for "Data of Known Quality."

## Cover Page

**Order ID :** P3426

**Project ID :** Former Schlumberger Site Princeton NJ

**Client :** JACOBS Engineering Group, Inc.

**Lab Sample Number**

P3426-01  
P3426-02

**Client Sample Number**

927-K1-WS-073124  
927-K1-WS-073124-FD

I certify that the data package is in compliance with the terms and conditions of the contract, both technically and for completeness, for other than the conditions detailed above. Release of the data contained in this hard copy data package has been authorized by the laboratory manager or his designee, as verified by the following signature.

Signature :

*N. N. Pandya*

**APPROVED**

By Nimisha Pandya QA/QC Supervisor at 9:43 am, Aug 29, 2024

NYDOH CERTIFICATION NO - 11376

NJDEP CERTIFICATION NO - 20012

## **CASE NARRATIVE**

**JACOBS Engineering Group, Inc.**

**Project Name: Former Schlumberger Site Princeton NJ**

**Project # N/A**

**Chemtech Project # P3426**

**Test Name: VOCMS Group6**

### **A. Number of Samples and Date of Receipt:**

2 Water samples were received on 07/31/2024.

### **B. Parameters**

According to the Chain of Custody document, the following analyses were requested: Hexavalent Chromium, Mercury, Metals Group4, SVOC-SIMGroup1, SVOCMS Group3, SVOCMS Group6, VOCMS Group3 and VOCMS Group6. This data package contains results for VOCMS Group6.

### **C. Analytical Techniques:**

The analysis performed on instrument MSVOA\_N were done using GC column RXI-624SIL MS 30m 0.25mm 1.4 um. Cat#13868. The analysis of VOCMS Group6 was based on method 8260D.

### **D. QA/ QC Samples:**

The Holding Times were met for all analysis.

The Surrogate recoveries met the acceptable criteria.

The Internal Standards Areas met the acceptable requirements.

The Retention Times were acceptable for all samples.

The RPD met criteria .

The Blank Spike met requirements for all samples .

The Blank Spike Duplicate met requirements for all samples .

The Blank analysis did not indicate the presence of lab contamination.

The Initial Calibration met the requirements .

The Continuous Calibration met the requirements .

The Tuning criteria met requirements.

### **E. Additional Comments:**

Samples for MS/MSD for VOC analysis were not provided with this set of samples. The Blank Spike Duplicate is reported with the data.

Trip Blank was not provided with this set of samples.

Please use %D calculated based on Avg RF and CCRF for all compounds using Average Response Factor when the %RSD value for a compound is <15% for the Initial Calibration curve and use %D calculated based on Amount added and Calculated amount for all compounds using Linear Regression when the %RSD value for a compound is > 15% for the Initial Calibration curve for SW-846 analysis.



284 Sheffield Street, Mountainside, NJ 07092  
Phone: 908 789 8900 Fax: 908 789 8922

**F. Manual Integration Comments:**

Please refer to the Manual integration Report included with the Run Logs for information on the manual integrations performed.

---

I certify that the data package is in compliance with the terms and conditions of the contract, both technically and for completeness, for other than the conditions detailed above. The laboratory manager or his designee, as verified by the following signature has authorized release of the data contained in this hard copy data package.

Signature\_\_\_\_\_

N. N. Pandya

**APPROVED**

*By Nimisha Pandya QA/QC Supervisor at 9:43 am, Aug 29, 2024*

## **CASE NARRATIVE**

**JACOBS Engineering Group, Inc.**

**Project Name: Former Schlumberger Site Princeton NJ**

**Project # N/A**

**Chemtech Project # P3426**

**Test Name: SVOCMS Group6**

### **A. Number of Samples and Date of Receipt:**

2 Water samples were received on 07/31/2024.

### **B. Parameters**

According to the Chain of Custody document, the following analyses were requested: Hexavalent Chromium, Mercury, Metals Group4, SVOC-SIMGroup1, SVOCMS Group3, SVOCMS Group6, VOCMS Group3 and VOCMS Group6. This data package contains results for SVOCMS Group6.

### **C. Analytical Techniques:**

The samples were analyzed on instrument BNA\_F using GC Column DB-UI 8270D which is 20 meters, 0.18 mm ID, 0.36 um dfThe analysis of SVOCMS Group6 was based on method 8270E and extraction was done based on method 3510.

### **D. QA/ QC Samples:**

The Holding Times were met for all analysis.

The Surrogate recoveries met the acceptable criteria except for MLS-15-70-85MSD [2,4,6-Tribromophenol - 115%], PB162423BL [2,4 and6-Tribromophenol - 120%] these compounds did not meet the NJDKQP criteria but met the in-house criteria and 927-K1-WS-073124-FD [2-Fluorophenol - 12%] this compound did not meet the NJDKQP criteria but met the in-house criteria and [2-Fluorobiphenyl - 20%, Nitrobenzene-d5 - 20%, Phenol-d6 - 8%, Terphenyl-d14 - 25%] these compounds did not meet the NJDKQP criteria and in-house criteria due to limited volume received sample cannot be re-extracted and reanalysed so this run is reported as final.

The Internal Standards Areas met the acceptable requirements.

The Retention Times were acceptable for all samples.

The MS {P3415-04MS} with File ID: BF138909.D recoveries met the requirements for all compounds except for Benzaldehyde[0%] this compound did not meet the NJDKQP criteria and in-house criteria due to matrix interference and Benzo(k)fluoranthene[131%] this compound did not meet the NJDKQP criteria but met the in-house criteria.

The MSD {P3415-05MSD} with File ID: BF138910.D recoveries met the acceptable requirements except for Acenaphthylene[131%], Benzo(a)pyrene[133%],

Benzo(k)fluoranthene[140%], Chrysene[132%], Di-n-butylphthalate[137%] these compounds did not meet the NJDKQP criteria but met the in-house criteria and Benzaldehyde[8%] this compound did not meet the NJDKQP criteria and in-house criteria due to matrix interference.

The RPD for {P3415-05MSD} with File ID: BF138910.D met criteria except for Benzaldehyde[200%] this compound did not meet the NJDKQP criteria and in-house criteria due to difference in results of MS and MSD.

The Blank Spike met requirements for all samples .

The Blank analysis did not indicate the presence of lab contamination.

The Initial Calibration met the requirements .

The Continuous Calibration File ID BF138834.D met the requirements except for Pentachlorophenol but no positive hit in associated samples therefore no corrective action taken.

The Continuous Calibration File ID BF138879.D met the requirements except for Benzaldehyde is failing marginally low therefore no corrective action taken.

The Tuning criteria met requirements.

#### **E. Additional Comments:**

Less volume was taken for sample # 927-K1-WS-073124-FD at the extraction due to Limited volume received.

The Form 6 is not included in the data package because the Initial Calibration was performed using 8 points.

Please use %D calculated based on Avg RF and CCRF for all compounds using Average Response Factor when the %RSD value for a compound is <15% for the Initial Calibration curve and use %D calculated based on Amount added and Calculated amount for all compounds using Linear Regression when the %RSD value for a compound is > 15% for the Initial Calibration curve for SW-846 analysis.

---

#### **F. Manual Integration Comments:**

Please refer to the Manual integration Report included with the Run Logs for information on the manual integrations performed.

I certify that the data package is in compliance with the terms and conditions of the contract, both technically and for completeness, for other than the conditions detailed





284 Sheffield Street, Mountainside, NJ 07092  
Phone: 908 789 8900 Fax: 908 789 8922

above. The laboratory manager or his designee, as verified by the following signature has authorized release of the data contained in this hard copy data package.

Signature\_\_\_\_\_

N. N. Pandya

**APPROVED**

*By Nimisha Pandya QA/QC Supervisor at 9:44 am, Aug 29, 2024*

## **CASE NARRATIVE**

**JACOBS Engineering Group, Inc.**

**Project Name: Former Schlumberger Site Princeton NJ**

**Project # N/A**

**Chemtech Project # P3426**

**Test Name: SVOC-SIMGroup1**

### **A. Number of Samples and Date of Receipt:**

2 Water samples were received on 07/31/2024.

### **B. Parameters**

According to the Chain of Custody document, the following analyses were requested: Hexavalent Chromium, Metals Group4, SVOC-SIMGroup1, SVOCMS Group3, SVOCMS Group6, VOCMS Group3 and VOCMS Group6. This data package contains results for SVOC-SIMGroup1.

### **C. Analytical Techniques:**

The samples were analyzed on instrument BNA\_N using GC Column ZB-SemiVolatiles Guardian which is 30 meters, 0.25 mm ID, 0.5 um df, Catalog # 7HG-G027-17-GGAThe analysis of SVOC-SIMGroup1 was based on method 8270-Modified and extraction was done based on method 3510.

### **D. QA/ QC Samples:**

The Holding Times were met for all analysis.

The Surrogate recoveries met the acceptable criteria except for 927-K1-WS-073124-FD [2-Methylnaphthalene-d10 - 16%, Fluoranthene-d10 - 22%] and 927-K1-WS-073124-FDRE [2-Methylnaphthalene-d10 - 17%, Fluoranthene-d10 - 22%] these compounds did not meet the NJDKQP criteria and in-house criteria, All the failure samples in surrogates were reanalyzed to confirm the results as per method and reported in the data and 927-K1-WS-073124-FD [2-Fluorobiphenyl - 21%, Nitrobenzene-d5 - 21%] and 927-K1-WS-073124-FDRE [2-Fluorobiphenyl - 20%, Nitrobenzene-d5 - 21%] these compounds did not meet the NJDKQP criteria but met the in-house criteria.

The Internal Standards Areas met the acceptable requirements except for 927-K1-WS-073124-FD, 927-K1-WS-073124-FDRE , All the failure samples in Internal Standard were reanalyzed to confirm the results as per method and reported in the data.

The Retention Times were acceptable for all samples.

The MS recoveries met the requirements for all compounds .

The MSD recoveries met the acceptable requirements .

The RPD met criteria .

The Blank Spike met requirements for all samples .

The Blank analysis did not indicate the presence of lab contamination.  
The Initial Calibration met the requirements .

The Continuous Calibration File ID BN033212.D met the requirements except for Benzo(b)fluoranthene is failing marginally low and 2,4,6-Tribromophenol and Phenol-d6 , failure surrogates are not associated with the client list, as per criteria affected surrogates were passing, therefore no corrective action was taken.

The Continuous Calibration File ID BN033228.D met the requirements except for Benzo(b)fluoranthene is failing marginally low and 2,4,6-Tribromophenol failure surrogate is not associated with the client list, as per criteria affected surrogates were passing, therefore no corrective action was taken.

The Tuning criteria met requirements.

**E. Additional Comments:**

Less volume was taken for sample # 927-K1-WS-073124-FD at the extraction due to Limited volume received.

The Form 6 is not included in the data package because the Initial Calibration was performed using 7 points.

Please use %D calculated based on Avg RF and CCRF for all compounds using Average Response Factor when the %RSD value for a compound is <15% for the Initial Calibration curve and use %D calculated based on Amount added and Calculated amount for all compounds using Linear Regression when the %RSD value for a compound is > 15% for the Initial Calibration curve for SW-846 analysis.

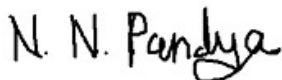
**F. Manual Integration Comments:**

Please refer to the Manual integration Report included with the Run Logs for information on the manual integrations performed.

---

I certify that the data package is in compliance with the terms and conditions of the contract, both technically and for completeness, for other than the conditions detailed above. The laboratory manager or his designee, as verified by the following signature has authorized release of the data contained in this hard copy data package.

Signature\_\_\_\_\_



**APPROVED**

By Nimisha Pandya QA/QC Supervisor at 9:44 am, Aug 29, 2024

## **CASE NARRATIVE**

**JACOBS Engineering Group, Inc.**

**Project Name: Former Schlumberger Site Princeton NJ**

**Project # N/A**

**Chemtech Project # P3426**

**Test Name: Metals Group4,Mercury**

### **A. Number of Samples and Date of Receipt:**

2 Water samples were received on 07/31/2024.

### **B. Parameters:**

According to the Chain of Custody document, the following analyses were requested: Hexavalent Chromium, Mercury, Metals Group4, SVOC-SIMGroup1, SVOCMS Group3, SVOCMS Group6, VOCMS Group3 and VOCMS Group6. This data package contains results for Metals Group4,Mercury.

### **C. Analytical Techniques:**

The analysis of Metals Group4 was based on method 6020B, digestion based on method 3010 (waters). The analysis and digestion of Mercury was based on method 7470A.

### **D. QA/ QC Samples:**

The Holding Times were met for all analysis.

The Blank Spike met requirements for all samples.

The Duplicate analysis met criteria for all samples.

The Matrix Spike (923-K1-WS-080124MS) analysis met criteria for all samples except for Silver, Strontium and Titanium due to Chemical interference during Digestion Process.

The Matrix Spike Duplicate (923-K1-WS-080124MSD) analysis met criteria for all samples except for Silver, Strontium, and Titanium due to Chemical interference during Digestion Process.

The Blank analysis did not indicate the presence of lab contamination.

The Calibration met the requirements.

The Serial Dilution met the acceptable requirements.

### **E. Additional Comments:**

This Data Package has been revised due to analytical method Change.

Collision cell is being used to remove potential interferences. The analytes Na, Mg, Al, K, V, Cr, Mn, Fe, Co, Ni, Cu, Zn, As are being analyzed with collision cell and analytes Be, B, Ca, Ti, Se, Sr, Zr, Mo, Ag, Cd, Sn, Sb, Ba, Tl, Pb, U are being analyzed with Non-Collision Cell. Helium gas is used for the Collision Cell analysis.

---



I certify that the data package is in compliance with the terms and conditions of the contract, both technically and for completeness, for other than the conditions detailed above. The laboratory manager or his designee, as verified by the following signature has authorized release of the data contained in this hard copy data package.

Signature\_\_\_\_\_

N. N. Pandya

**APPROVED**

*By Nimisha Pandya QA/QC Supervisor at 9:44 am, Aug 29, 2024*



284 Sheffield Street, Mountainside, NJ 07092 Phone: 908 789 8900 Fax: 908 789 8922

## **CASE NARRATIVE**

**JACOBS Engineering Group, Inc.**

**Project Name: Former Schlumberger Site Princeton NJ**

**Project # N/A**

**Chemtech Project # P3426**

**Test Name: Hexavalent Chromium**

### **A. Number of Samples and Date of Receipt:**

2 Water samples were received on 07/31/2024.

### **B. Parameters:**

According to the Chain of Custody document, the following analyses were requested: Hexavalent Chromium, Metals Group4, SVOC-SIMGroup1, SVOCMS Group3, SVOCMS Group6, VOCMS Group3 and VOCMS Group6. This data package contains results for Hexavalent Chromium.

### **C. Analytical Techniques:**

The analysis of Hexavalent Chromium was based on method 7196A.

### **D. QA/ QC Samples:**

The Holding Times were met for all analysis.

The Blank Spike met requirements for all samples.

The Duplicate analysis met criteria for all samples.

The Matrix Spike analysis met criteria for all samples.

The Matrix Spike Duplicate analysis met criteria for all samples.

The Blank analysis did not indicate the presence of lab contamination.

The Calibration met the requirements.

### **E. Additional Comments:**

---

I certify that the data package is in compliance with the terms and conditions of the contract, both technically and for completeness, for other than the conditions detailed above. The laboratory manager or his designee, as verified by the following signature has authorized release of the data contained in this hard copy data package.

Signature\_

**APPROVED**

By Nimisha Pandya QA/QC Supervisor at 9:44 am, Aug 29, 2024

## DATA REPORTING QUALIFIERS- INORGANIC

For reporting results, the following “ Results Qualifiers” are used:

<b>J</b>	Indicates the reported value was obtained from a reading that was less than the Contract Required Detection Limit (CRDL), but greater than or equal to the Instrument Detection Limit (IDL).
<b>U</b>	Indicates the analyte was analyzed for, but not detected.
<b>ND</b>	Indicates the analyte was analyzed for, but not detected
<b>E</b>	Indicates the reported value is estimated because of the presence of interference
<b>M</b>	Indicates Duplicate injection precision not met.
<b>N</b>	Indicates the spiked sample recovery is not within control limits.
<b>S</b>	Indicates the reported value was determined by the Method of Standard Addition (MSA).
<b>*</b>	Indicates that the duplicate analysis is not within control limits.
<b>+</b>	Indicates the correlation coefficient for the MSA is less than 0.995.
<b>D</b>	Indicates the reported value is from a secondary analysis with a dilution factor. The original analysis exceeded the calibration range.
<b>M</b>	Method qualifiers “P” for ICP instrument “PM” for ICP when Microwave Digestion is used “CV” for Manual Cold Vapor AA “AV” for automated Cold Vapor AA “CA” for MIDI-Distillation Spectrophotometric “AS” for Semi -Automated Spectrophotometric “C” for Manual Spectrophotometric “T” for Titrimetric “NR” for analyte not required to be analyzed
<b>OR</b>	Indicates the analyte’s concentration exceeds the calibrated range of the instrument for that specific analysis.
<b>Q</b>	Indicates the LCS did not meet the control limits requirements
<b>H</b>	Sample Analysis Out Of Hold Time

## DATA REPORTING QUALIFIERS- ORGANIC

For reporting results, the following “ Results Qualifiers” are used:

Value	If the result is a value greater than or equal to the detection limit, report the value
<b>U</b>	Indicates the compound was analyzed for but was not detected. Report the minimum detection limit for the sample with the U, i.e. “10 U”. This is not necessarily the instrument detection limit attainable for this particular sample based on any concentration or dilution that may have been required.
<b>ND</b>	Indicates the analyte was analyzed for, but not detected
<b>J</b>	Indicates an estimated value. This flag is used: <ol style="list-style-type: none"> <li>(1) When estimating a concentration for a tentatively identified compound (library search hits, where a 1:1 response is assumed.)</li> <li>(2) When the mass spectral data indicated the identification, however the result was less than the specified detection limit greater than zero. If the detection limit was 10ug/L and a concentration of 3 ug/L was calculated report as 3 J. This flag is used when similar situation arise on any organic parameter i.e. Pest, PCB and others.</li> </ol>
<b>B</b>	Indicates the analyte was found in the blank as well as the sample report as “12 B”.
<b>E</b>	Indicates the analyte ‘s concentration exceeds the calibrated range of the instrument for that specific analysis.
<b>D</b>	This flag identifies all compounds identified in an analysis at a secondary dilution factor.
<b>P</b>	This flag is used for Pesticide/PCB target analyte when there is >25% difference for detected concentrations between the two GC columns. The lower of the two values is reported on Form 1 and flagged with a “P”.
<b>N</b>	This flag indicates presumptive evidence of a compound. This is only used for tentatively identified compounds (TICs), where the identification is based on a mass spectral library search. It applies to all TIC results. For generic characterization of a TIC, such as chlorinated hydrocarbon, the flag is not used.
<b>A</b>	This flag indicates that a Tentatively Identified Compound is a suspected aldol-condensation product.
<b>Q</b>	Indicates the LCS did not meet the control limits requirements



## APPENDIX A

### QA REVIEW GENERAL DOCUMENTATION

Project #: P3426

Completed

For thorough review, the report must have the following:

#### GENERAL:

Are all original paperwork present (chain of custody, record of communication,airbill, sample management lab chronicle, login page)

✓

Check chain-of-custody for proper relinquish/return of samples

✓

Is the chain of custody signed and complete

✓

Check internal chain-of-custody for proper relinquish/return of samples /sample extracts

✓

Collect information for each project id from server. Were all requirements followed

✓

#### COVER PAGE:

Do numbers of samples correspond to the number of samples in the Chain of Custody on login page

✓

Do lab numbers and client Ids on cover page agree with the Chain of Custody

✓

#### CHAIN OF CUSTODY:

Do requested analyses on Chain of Custody agree with form I results

✓

Do requested analyses on Chain of Custody agree with the log-in page

✓

Were the correct method log-in for analysis according to the Analytical Request and Chain of Custody

✓

Were the samples received within hold time

✓

Were any problems found with the samples at arrival recorded in the Sample Management Laboratory Chronicle

✓

#### ANALYTICAL:

Was method requirement followed?

✓

Was client requirement followed?

✓

Does the case narrative summarize all QC failure?

✓

All runlogs and manual integration are reviewed for requirements

✓

All manual calculations and /or hand notations verified

✓

1st Level QA Review Signature: SOHIL JODHANI

Date: 08/27/2024

2nd Level QA Review Signature: N. N. Pandya

**APPROVED**

By Nimisha Pandya QA/QC Supervisor at 9:45 am, Aug 29, 2024  
Date:

### Hit Summary Sheet SW-846

SDG No.: P3426

Client: JACOBS Engineering Group, Inc.

Sample ID	Client ID	Matrix	Parameter	Concentration	C	MDL	RDL	Units
<b>Client ID:</b>	<b>927-K1-WS-073124</b>							
P3426-01	927-K1-WS-073124	Water	Vinyl Chloride	10.9		0.34	1.00	ug/L
P3426-01	927-K1-WS-073124	Water	1,1,2-Trichlorotrifluoroethane	6.10		0.25	1.00	ug/L
P3426-01	927-K1-WS-073124	Water	Acetone	7.80		1.40	5.00	ug/L
P3426-01	927-K1-WS-073124	Water	cis-1,2-Dichloroethene	19.7		0.25	1.00	ug/L
P3426-01	927-K1-WS-073124	Water	Trichloroethene	2.10		0.32	1.00	ug/L
P3426-01	927-K1-WS-073124	Water	Toluene	0.89	J	0.18	1.00	ug/L
			<b>Total Voc :</b>	<b>47.5</b>				
			<b>Total Concentration:</b>	<b>47.5</b>				
<b>Client ID:</b>	<b>927-K1-WS-073124-FD</b>							
P3426-02	927-K1-WS-073124	Water	Vinyl Chloride	9.60		0.34	1.00	ug/L
P3426-02	927-K1-WS-073124	Water	1,1,2-Trichlorotrifluoroethane	5.20		0.25	1.00	ug/L
P3426-02	927-K1-WS-073124	Water	Acetone	7.70		1.40	5.00	ug/L
P3426-02	927-K1-WS-073124	Water	cis-1,2-Dichloroethene	18.0		0.25	1.00	ug/L
P3426-02	927-K1-WS-073124	Water	Trichloroethene	1.70		0.32	1.00	ug/L
P3426-02	927-K1-WS-073124	Water	Toluene	0.92	J	0.18	1.00	ug/L
			<b>Total Voc :</b>	<b>43.1</b>				
			<b>Total Concentration:</b>	<b>43.1</b>				



# SAMPLE DATA

## Report of Analysis

Client:	JACOBS Engineering Group, Inc.	Date Collected:	07/31/24
Project:	Former Schlumberger Site Princeton NJ	Date Received:	07/31/24
Client Sample ID:	927-K1-WS-073124	SDG No.:	P3426
Lab Sample ID:	P3426-01	Matrix:	Water
Analytical Method:	SW8260	% Solid:	0
Sample Wt/Vol:	5 Units: mL	Final Vol:	5000 uL
Soil Aliquot Vol:	uL	Test:	VOCMS Group6
GC Column:	RXI-624 ID : 0.25	Level :	LOW
Prep Method :			

File ID/Qc Batch:	Dilution:	Prep Date	Date Analyzed	Prep Batch ID
VN083242.D	1		08/12/24 17:00	VN081224

CAS Number	Parameter	Conc.	Qualifier	MDL	LOQ / CRQL	Units
<b>TARGETS</b>						
75-71-8	Dichlorodifluoromethane	0.21	U	0.21	1.00	ug/L
74-87-3	Chloromethane	0.35	U	0.35	1.00	ug/L
75-01-4	Vinyl Chloride	10.9		0.34	1.00	ug/L
74-83-9	Bromomethane	1.40	U	1.40	5.00	ug/L
76-13-1	1,1,2-Trichlorotrifluoroethane	6.10		0.25	1.00	ug/L
67-64-1	Acetone	7.80		1.40	5.00	ug/L
75-15-0	Carbon Disulfide	0.32	U	0.32	1.00	ug/L
1634-04-4	Methyl tert-butyl Ether	0.16	U	0.16	1.00	ug/L
75-09-2	Methylene Chloride	0.32	U	0.32	1.00	ug/L
156-60-5	trans-1,2-Dichloroethene	0.25	U	0.25	1.00	ug/L
110-82-7	Cyclohexane	1.60	U	1.60	5.00	ug/L
78-93-3	2-Butanone	1.30	U	1.30	5.00	ug/L
56-23-5	Carbon Tetrachloride	0.25	U	0.25	1.00	ug/L
156-59-2	cis-1,2-Dichloroethene	19.7		0.25	1.00	ug/L
67-66-3	Chloroform	0.26	U	0.26	1.00	ug/L
71-55-6	1,1,1-Trichloroethane	0.19	U	0.19	1.00	ug/L
108-87-2	Methylcyclohexane	0.19	U	0.19	1.00	ug/L
71-43-2	Benzene	0.16	U	0.16	1.00	ug/L
107-06-2	1,2-Dichloroethane	0.24	U	0.24	1.00	ug/L
79-01-6	Trichloroethene	2.10		0.32	1.00	ug/L
75-27-4	Bromodichloromethane	0.24	U	0.24	1.00	ug/L
108-88-3	Toluene	0.89	J	0.18	1.00	ug/L
79-00-5	1,1,2-Trichloroethane	0.21	U	0.21	1.00	ug/L
124-48-1	Dibromochloromethane	0.18	U	0.18	1.00	ug/L
127-18-4	Tetrachloroethene	0.25	U	0.25	1.00	ug/L
108-90-7	Chlorobenzene	0.13	U	0.13	1.00	ug/L
100-41-4	Ethyl Benzene	0.16	U	0.16	1.00	ug/L
179601-23-1	m/p-Xylenes	0.31	U	0.31	2.00	ug/L
1330-20-7	Total Xylenes	0.45	U	0.45	3.00	ug/L
95-47-6	o-Xylene	0.14	U	0.14	1.00	ug/L

## Report of Analysis

Client:	JACOBS Engineering Group, Inc.	Date Collected:	07/31/24
Project:	Former Schlumberger Site Princeton NJ	Date Received:	07/31/24
Client Sample ID:	927-K1-WS-073124	SDG No.:	P3426
Lab Sample ID:	P3426-01	Matrix:	Water
Analytical Method:	SW8260	% Solid:	0
Sample Wt/Vol:	5 Units: mL	Final Vol:	5000 uL
Soil Aliquot Vol:	uL	Test:	VOCMS Group6
GC Column:	RXI-624 ID : 0.25	Level :	LOW
Prep Method :			

File ID/Qc Batch:	Dilution:	Prep Date	Date Analyzed	Prep Batch ID
VN083242.D	1		08/12/24 17:00	VN081224

CAS Number	Parameter	Conc.	Qualifier	MDL	LOQ / CRQL	Units
98-82-8	Isopropylbenzene	0.13	U	0.13	1.00	ug/L
106-46-7	1,4-Dichlorobenzene	0.27	U	0.27	1.00	ug/L
95-50-1	1,2-Dichlorobenzene	0.19	U	0.19	1.00	ug/L
<b>SURROGATES</b>						
17060-07-0	1,2-Dichloroethane-d4	56.8		70 (74) - 130 (125)	114%	SPK: 50
1868-53-7	Dibromofluoromethane	52.6		70 (75) - 130 (124)	105%	SPK: 50
2037-26-5	Toluene-d8	53.5		70 (86) - 130 (113)	107%	SPK: 50
460-00-4	4-Bromofluorobenzene	56.8		70 (77) - 130 (121)	114%	SPK: 50
<b>INTERNAL STANDARDS</b>						
363-72-4	Pentafluorobenzene	134000	8.224			
540-36-3	1,4-Difluorobenzene	260000	9.1			
3114-55-4	Chlorobenzene-d5	269000	11.865			
3855-82-1	1,4-Dichlorobenzene-d4	119000	13.794			

U = Not Detected

LOQ = Limit of Quantitation

MDL = Method Detection Limit

LOD = Limit of Detection

E = Value Exceeds Calibration Range

Q = indicates LCS control criteria did not meet requirements

M = MS/MSD acceptance criteria did not meet requirements

J = Estimated Value

B = Analyte Found in Associated Method Blank

N = Presumptive Evidence of a Compound

\* = Values outside of QC limits

D = Dilution

() = Laboratory InHouse Limit

A = Aldol-Condensation Reaction Products

## Report of Analysis

Client:	JACOBS Engineering Group, Inc.	Date Collected:	07/31/24
Project:	Former Schlumberger Site Princeton NJ	Date Received:	07/31/24
Client Sample ID:	927-K1-WS-073124-FD	SDG No.:	P3426
Lab Sample ID:	P3426-02	Matrix:	Water
Analytical Method:	SW8260	% Solid:	0
Sample Wt/Vol:	5      Units:    mL	Final Vol:	5000      uL
Soil Aliquot Vol:	uL	Test:	VOCMS Group6
GC Column:	RXI-624      ID :    0.25	Level :	LOW
Prep Method :			

File ID/Qc Batch:	Dilution:	Prep Date	Date Analyzed	Prep Batch ID
VN083243.D	1		08/12/24 17:24	VN081224

CAS Number	Parameter	Conc.	Qualifier	MDL	LOQ / CRQL	Units
<b>TARGETS</b>						
75-71-8	Dichlorodifluoromethane	0.21	U	0.21	1.00	ug/L
74-87-3	Chloromethane	0.35	U	0.35	1.00	ug/L
75-01-4	Vinyl Chloride	9.60		0.34	1.00	ug/L
74-83-9	Bromomethane	1.40	U	1.40	5.00	ug/L
76-13-1	1,1,2-Trichlorotrifluoroethane	5.20		0.25	1.00	ug/L
67-64-1	Acetone	7.70		1.40	5.00	ug/L
75-15-0	Carbon Disulfide	0.32	U	0.32	1.00	ug/L
1634-04-4	Methyl tert-butyl Ether	0.16	U	0.16	1.00	ug/L
75-09-2	Methylene Chloride	0.32	U	0.32	1.00	ug/L
156-60-5	trans-1,2-Dichloroethene	0.25	U	0.25	1.00	ug/L
110-82-7	Cyclohexane	1.60	U	1.60	5.00	ug/L
78-93-3	2-Butanone	1.30	U	1.30	5.00	ug/L
56-23-5	Carbon Tetrachloride	0.25	U	0.25	1.00	ug/L
156-59-2	cis-1,2-Dichloroethene	18.0		0.25	1.00	ug/L
67-66-3	Chloroform	0.26	U	0.26	1.00	ug/L
71-55-6	1,1,1-Trichloroethane	0.19	U	0.19	1.00	ug/L
108-87-2	Methylcyclohexane	0.19	U	0.19	1.00	ug/L
71-43-2	Benzene	0.16	U	0.16	1.00	ug/L
107-06-2	1,2-Dichloroethane	0.24	U	0.24	1.00	ug/L
79-01-6	Trichloroethene	1.70		0.32	1.00	ug/L
75-27-4	Bromodichloromethane	0.24	U	0.24	1.00	ug/L
108-88-3	Toluene	0.92	J	0.18	1.00	ug/L
79-00-5	1,1,2-Trichloroethane	0.21	U	0.21	1.00	ug/L
124-48-1	Dibromochloromethane	0.18	U	0.18	1.00	ug/L
127-18-4	Tetrachloroethene	0.25	U	0.25	1.00	ug/L
108-90-7	Chlorobenzene	0.13	U	0.13	1.00	ug/L
100-41-4	Ethyl Benzene	0.16	U	0.16	1.00	ug/L
179601-23-1	m/p-Xylenes	0.31	U	0.31	2.00	ug/L
1330-20-7	Total Xylenes	0.45	U	0.45	3.00	ug/L
95-47-6	o-Xylene	0.14	U	0.14	1.00	ug/L

## Report of Analysis

Client:	JACOBS Engineering Group, Inc.	Date Collected:	07/31/24
Project:	Former Schlumberger Site Princeton NJ	Date Received:	07/31/24
Client Sample ID:	927-K1-WS-073124-FD	SDG No.:	P3426
Lab Sample ID:	P3426-02	Matrix:	Water
Analytical Method:	SW8260	% Solid:	0
Sample Wt/Vol:	5 Units: mL	Final Vol:	5000 uL
Soil Aliquot Vol:	uL	Test:	VOCMS Group6
GC Column:	RXI-624 ID : 0.25	Level :	LOW
Prep Method :			

File ID/Qc Batch:	Dilution:	Prep Date	Date Analyzed	Prep Batch ID
VN083243.D	1		08/12/24 17:24	VN081224

CAS Number	Parameter	Conc.	Qualifier	MDL	LOQ / CRQL	Units
98-82-8	Isopropylbenzene	0.13	U	0.13	1.00	ug/L
106-46-7	1,4-Dichlorobenzene	0.27	U	0.27	1.00	ug/L
95-50-1	1,2-Dichlorobenzene	0.19	U	0.19	1.00	ug/L
<b>SURROGATES</b>						
17060-07-0	1,2-Dichloroethane-d4	56.4		70 (74) - 130 (125)	113%	SPK: 50
1868-53-7	Dibromofluoromethane	53.2		70 (75) - 130 (124)	106%	SPK: 50
2037-26-5	Toluene-d8	53.4		70 (86) - 130 (113)	107%	SPK: 50
460-00-4	4-Bromofluorobenzene	56.3		70 (77) - 130 (121)	113%	SPK: 50
<b>INTERNAL STANDARDS</b>						
363-72-4	Pentafluorobenzene	135000	8.224			
540-36-3	1,4-Difluorobenzene	259000	9.1			
3114-55-4	Chlorobenzene-d5	265000	11.865			
3855-82-1	1,4-Dichlorobenzene-d4	115000	13.794			

U = Not Detected

LOQ = Limit of Quantitation

MDL = Method Detection Limit

LOD = Limit of Detection

E = Value Exceeds Calibration Range

Q = indicates LCS control criteria did not meet requirements

M = MS/MSD acceptance criteria did not meet requirements

J = Estimated Value

B = Analyte Found in Associated Method Blank

N = Presumptive Evidence of a Compound

\* = Values outside of QC limits

D = Dilution

() = Laboratory InHouse Limit

A = Aldol-Condensation Reaction Products

LAB CHRONICLE

<b>OrderID:</b>	P3426	<b>OrderDate:</b>	7/31/2024 2:33:00 PM
<b>Client:</b>	JACOBS Engineering Group, Inc.	<b>Project:</b>	Former Schlumberger Site Princeton NJ
<b>Contact:</b>	Mary I. Murphy	<b>Location:</b>	E21,VOA Ref. #3 Water

LabID	ClientID	Matrix	Test	Method	Sample Date	Prep Date	Anal Date	Received
P3426-01	927-K1-WS-073124	Water	VOCMS Group6	8260-Low	07/31/24		08/12/24	07/31/24
P3426-02	927-K1-WS-073124-FD	Water	VOCMS Group6	8260-Low	07/31/24		08/12/24	07/31/24





284 Sheffield Street, Mountainside, New Jersey 07092, Phone : 908 789 8900,  
Fax : 908 789 8922

**Hit Summary Sheet**  
**SW-846**

**SDG No.:** P3426  
**Client:** JACOBS Engineering Group, Inc.

Sample ID	Client ID	Matrix	Parameter	Concentration	C	MDL	RDL	Units
Client ID :				0.000				
Total Svoc :					0.00			
Total Concentration:					0.00			



# SAMPLE DATA

## Report of Analysis

Client:	JACOBS Engineering Group, Inc.	Date Collected:	07/31/24
Project:	Former Schlumberger Site Princeton NJ	Date Received:	07/31/24
Client Sample ID:	927-K1-WS-073124	SDG No.:	P3426
Lab Sample ID:	P3426-01	Matrix:	Water
Analytical Method:	SW8270	% Solid:	0
Sample Wt/Vol:	950 Units: mL	Final Vol:	1000 uL
Soil Aliquot Vol:	uL	Test:	SVOCMS Group6
Extraction Type :	Decanted : N	Level :	LOW
Injection Volume :	GPC Factor : 1.0	GPC Cleanup :	N PH :
Prep Method :	SW3510C		

File ID/Qc Batch:	Dilution:	Prep Date	Date Analyzed	Prep Batch ID
BF138845.D	1	08/01/24 08:20	08/07/24 16:35	PB162423

CAS Number	Parameter	Conc.	Qualifier	MDL	LOQ / CRQL	Units
<b>TARGETS</b>						
110-86-1	Pyridine	1.60	U	1.60	5.30	ug/L
100-52-7	Benzaldehyde	4.20	U	4.20	10.5	ug/L
95-48-7	2-Methylphenol	1.20	U	1.20	5.30	ug/L
98-86-2	Acetophenone	1.20	U	1.20	5.30	ug/L
65794-96-9	3+4-Methylphenols	1.20	U	1.20	10.5	ug/L
98-95-3	Nitrobenzene	1.30	U	1.30	5.30	ug/L
120-83-2	2,4-Dichlorophenol	0.93	U	0.93	5.30	ug/L
91-20-3	Naphthalene	1.10	U	1.10	5.30	ug/L
87-68-3	Hexachlorobutadiene	1.30	U	1.30	5.30	ug/L
91-57-6	2-Methylnaphthalene	1.20	U	1.20	5.30	ug/L
88-06-2	2,4,6-Trichlorophenol	0.94	U	0.94	5.30	ug/L
95-95-4	2,4,5-Trichlorophenol	1.10	U	1.10	5.30	ug/L
208-96-8	Acenaphthylene	1.10	U	1.10	5.30	ug/L
83-32-9	Acenaphthene	0.85	U	0.85	5.30	ug/L
132-64-9	Dibenzofuran	0.98	U	0.98	5.30	ug/L
86-73-7	Fluorene	1.00	U	1.00	5.30	ug/L
118-74-1	Hexachlorobenzene	1.20	U	1.20	5.30	ug/L
87-86-5	Pentachlorophenol	1.90	U	1.90	10.5	ug/L
85-01-8	Phenanthrene	0.94	U	0.94	5.30	ug/L
86-74-8	Carbazole	1.20	U	1.20	5.30	ug/L
84-74-2	Di-n-butylphthalate	1.50	U	1.50	5.30	ug/L
206-44-0	Fluoranthene	1.40	U	1.40	5.30	ug/L
129-00-0	Pyrene	1.10	U	1.10	5.30	ug/L
56-55-3	Benzo(a)anthracene	0.99	U	0.99	5.30	ug/L
218-01-9	Chrysene	0.91	U	0.91	5.30	ug/L
117-81-7	Bis(2-ethylhexyl)phthalate	2.00	U	2.00	5.30	ug/L
205-99-2	Benzo(b)fluoranthene	1.20	U	1.20	5.30	ug/L
207-08-9	Benzo(k)fluoranthene	1.30	U	1.30	5.30	ug/L
50-32-8	Benzo(a)pyrene	1.80	U	1.80	5.30	ug/L

## Report of Analysis

Client:	JACOBS Engineering Group, Inc.	Date Collected:	07/31/24
Project:	Former Schlumberger Site Princeton NJ	Date Received:	07/31/24
Client Sample ID:	927-K1-WS-073124	SDG No.:	P3426
Lab Sample ID:	P3426-01	Matrix:	Water
Analytical Method:	SW8270	% Solid:	0
Sample Wt/Vol:	950 Units: mL	Final Vol:	1000 uL
Soil Aliquot Vol:	uL	Test:	SVOCMS Group6
Extraction Type :	Decanted : N	Level :	LOW
Injection Volume :	GPC Factor : 1.0	GPC Cleanup :	N PH :
Prep Method :	SW3510C		

File ID/Qc Batch:	Dilution:	Prep Date	Date Analyzed	Prep Batch ID
BF138845.D	1	08/01/24 08:20	08/07/24 16:35	PB162423

CAS Number	Parameter	Conc.	Qualifier	MDL	LOQ / CRQL	Units
193-39-5	Indeno(1,2,3-cd)pyrene	1.10	U	1.10	5.30	ug/L
53-70-3	Dibenzo(a,h)anthracene	1.20	U	1.20	5.30	ug/L
191-24-2	Benzo(g,h,i)perylene	1.20	U	1.20	5.30	ug/L
123-91-1	1,4-Dioxane	1.30	U	1.30	5.30	ug/L
90-12-0	1-Methylnaphthalene	0.91	U	0.91	5.30	ug/L
<b>SURROGATES</b>						
367-12-4	2-Fluorophenol	57.6		15 (10) - 110 (139)	38%	SPK: 150
13127-88-3	Phenol-d6	35.8		15 (10) - 110 (134)	24%	SPK: 150
4165-60-0	Nitrobenzene-d5	94.7		30 (49) - 130 (133)	95%	SPK: 100
321-60-8	2-Fluorobiphenyl	98.9		30 (52) - 130 (132)	99%	SPK: 100
118-79-6	2,4,6-Tribromophenol	149		15 (32) - 110 (145)	99%	SPK: 150
1718-51-0	Terphenyl-d14	119		30 (36) - 130 (145)	119%	SPK: 100
<b>INTERNAL STANDARDS</b>						
3855-82-1	1,4-Dichlorobenzene-d4	42100	6.84			
1146-65-2	Naphthalene-d8	170000	8.116			
15067-26-2	Acenaphthene-d10	92800	9.869			
1517-22-2	Phenanthrene-d10	152000	11.357			
1719-03-5	Chrysene-d12	74700	13.998			
1520-96-3	Perylene-d12	81700	15.457			

U = Not Detected

LOQ = Limit of Quantitation

MDL = Method Detection Limit

LOD = Limit of Detection

E = Value Exceeds Calibration Range

Q = indicates LCS control criteria did not meet requirements

M = MS/MSD acceptance criteria did not meet requirements

J = Estimated Value

B = Analyte Found in Associated Method Blank

N = Presumptive Evidence of a Compound

\* = Values outside of QC limits

D = Dilution

() = Laboratory InHouse Limit

A = Aldol-Condensation Reaction Products

## Report of Analysis

Client:	JACOBS Engineering Group, Inc.	Date Collected:	07/31/24
Project:	Former Schlumberger Site Princeton NJ	Date Received:	07/31/24
Client Sample ID:	927-K1-WS-073124-FD	SDG No.:	P3426
Lab Sample ID:	P3426-02	Matrix:	Water
Analytical Method:	SW8270	% Solid:	0
Sample Wt/Vol:	500 Units: mL	Final Vol:	500 uL
Soil Aliquot Vol:	uL	Test:	SVOCMS Group6
Extraction Type :	Decanted : N	Level :	LOW
Injection Volume :	GPC Factor : 1.0	GPC Cleanup :	N PH :
Prep Method :	SW3510C		

File ID/Qc Batch:	Dilution:	Prep Date	Date Analyzed	Prep Batch ID
BF138846.D	1	08/01/24 08:20	08/07/24 17:05	PB162423

CAS Number	Parameter	Conc.	Qualifier	MDL	LOQ / CRQL	Units
<b>TARGETS</b>						
110-86-1	Pyridine	1.60	U	1.60	5.00	ug/L
100-52-7	Benzaldehyde	4.00	U	4.00	10.0	ug/L
95-48-7	2-Methylphenol	1.10	U	1.10	5.00	ug/L
98-86-2	Acetophenone	1.10	U	1.10	5.00	ug/L
65794-96-9	3+4-Methylphenols	1.20	U	1.20	10.0	ug/L
98-95-3	Nitrobenzene	1.30	U	1.30	5.00	ug/L
120-83-2	2,4-Dichlorophenol	0.88	U	0.88	5.00	ug/L
91-20-3	Naphthalene	1.00	U	1.00	5.00	ug/L
87-68-3	Hexachlorobutadiene	1.30	U	1.30	5.00	ug/L
91-57-6	2-Methylnaphthalene	1.10	U	1.10	5.00	ug/L
88-06-2	2,4,6-Trichlorophenol	0.89	U	0.89	5.00	ug/L
95-95-4	2,4,5-Trichlorophenol	1.00	U	1.00	5.00	ug/L
208-96-8	Acenaphthylene	1.00	U	1.00	5.00	ug/L
83-32-9	Acenaphthene	0.81	U	0.81	5.00	ug/L
132-64-9	Dibenzofuran	0.93	U	0.93	5.00	ug/L
86-73-7	Fluorene	0.96	U	0.96	5.00	ug/L
118-74-1	Hexachlorobenzene	1.10	U	1.10	5.00	ug/L
87-86-5	Pentachlorophenol	1.90	U	1.90	10.0	ug/L
85-01-8	Phenanthrene	0.89	U	0.89	5.00	ug/L
86-74-8	Carbazole	1.20	U	1.20	5.00	ug/L
84-74-2	Di-n-butylphthalate	1.50	U	1.50	5.00	ug/L
206-44-0	Fluoranthene	1.30	U	1.30	5.00	ug/L
129-00-0	Pyrene	1.10	U	1.10	5.00	ug/L
56-55-3	Benzo(a)anthracene	0.94	U	0.94	5.00	ug/L
218-01-9	Chrysene	0.86	U	0.86	5.00	ug/L
117-81-7	Bis(2-ethylhexyl)phthalate	1.90	U	1.90	5.00	ug/L
205-99-2	Benzo(b)fluoranthene	1.10	U	1.10	5.00	ug/L
207-08-9	Benzo(k)fluoranthene	1.20	U	1.20	5.00	ug/L
50-32-8	Benzo(a)pyrene	1.70	U	1.70	5.00	ug/L

## Report of Analysis

Client:	JACOBS Engineering Group, Inc.	Date Collected:	07/31/24
Project:	Former Schlumberger Site Princeton NJ	Date Received:	07/31/24
Client Sample ID:	927-K1-WS-073124-FD	SDG No.:	P3426
Lab Sample ID:	P3426-02	Matrix:	Water
Analytical Method:	SW8270	% Solid:	0
Sample Wt/Vol:	500 Units: mL	Final Vol:	500 uL
Soil Aliquot Vol:	uL	Test:	SVOCMS Group6
Extraction Type :	Decanted : N	Level :	LOW
Injection Volume :	GPC Factor : 1.0	GPC Cleanup :	N PH :
Prep Method :	SW3510C		

File ID/Qc Batch:	Dilution:	Prep Date	Date Analyzed	Prep Batch ID
BF138846.D	1	08/01/24 08:20	08/07/24 17:05	PB162423

CAS Number	Parameter	Conc.	Qualifier	MDL	LOQ / CRQL	Units
193-39-5	Indeno(1,2,3-cd)pyrene	1.00	U	1.00	5.00	ug/L
53-70-3	Dibenzo(a,h)anthracene	1.20	U	1.20	5.00	ug/L
191-24-2	Benzo(g,h,i)perylene	1.20	U	1.20	5.00	ug/L
123-91-1	1,4-Dioxane	1.30	U	1.30	5.00	ug/L
90-12-0	1-Methylnaphthalene	0.86	U	0.86	5.00	ug/L
<b>SURROGATES</b>						
367-12-4	2-Fluorophenol	17.9	*	15 (10) - 110 (139)	12%	SPK: 150
13127-88-3	Phenol-d6	12.7	*	15 (10) - 110 (134)	8%	SPK: 150
4165-60-0	Nitrobenzene-d5	19.7	*	30 (49) - 130 (133)	20%	SPK: 100
321-60-8	2-Fluorobiphenyl	20.5	*	30 (52) - 130 (132)	20%	SPK: 100
118-79-6	2,4,6-Tribromophenol	30.5		15 (32) - 110 (145)	20%	SPK: 150
1718-51-0	Terphenyl-d14	24.6	*	30 (36) - 130 (145)	25%	SPK: 100
<b>INTERNAL STANDARDS</b>						
3855-82-1	1,4-Dichlorobenzene-d4	84700	6.84			
1146-65-2	Naphthalene-d8	335000	8.122			
15067-26-2	Acenaphthene-d10	183000	9.875			
1517-22-2	Phenanthrene-d10	294000	11.357			
1719-03-5	Chrysene-d12	144000	13.998			
1520-96-3	Perylene-d12	159000	15.457			

U = Not Detected

LOQ = Limit of Quantitation

MDL = Method Detection Limit

LOD = Limit of Detection

E = Value Exceeds Calibration Range

Q = indicates LCS control criteria did not meet requirements

M = MS/MSD acceptance criteria did not meet requirements

J = Estimated Value

B = Analyte Found in Associated Method Blank

N = Presumptive Evidence of a Compound

\* = Values outside of QC limits

D = Dilution

() = Laboratory InHouse Limit

A = Aldol-Condensation Reaction Products

## LAB CHRONICLE

<b>OrderID:</b>	P3426	<b>OrderDate:</b>	7/31/2024 2:33:00 PM
<b>Client:</b>	JACOBS Engineering Group, Inc.	<b>Project:</b>	Former Schlumberger Site Princeton NJ
<b>Contact:</b>	Mary I. Murphy	<b>Location:</b>	E21,VOA Ref. #3 Water

LabID	ClientID	Matrix	Test	Method	Sample Date	Prep Date	Anal Date	Received
<b>P3426-01</b>	<b>927-K1-WS-073124</b>	<b>Water</b>	SVOCMS Group6 SVOC-SIMGroup1	8270E 8270-Modified	<b>07/31/24</b>	08/01/24 08/01/24	08/07/24 08/03/24	<b>07/31/24</b>
<b>P3426-02</b>	<b>927-K1-WS-073124-FD</b>	<b>Water</b>	SVOCMS Group6 SVOC-SIMGroup1	8270E 8270-Modified	<b>07/31/24</b>	08/01/24 08/01/24	08/07/24 08/03/24	<b>07/31/24</b>
<b>P3426-02RE</b>	<b>927-K1-WS-073124-FDRE</b>	<b>Water</b>	SVOC-SIMGroup1	8270-Modified	<b>07/31/24</b>	08/01/24	08/03/24	<b>07/31/24</b>

### Hit Summary Sheet SW-846

**SDG No.:** P3426  
**Client:** JACOBS Engineering Group, Inc.

Sample ID	Client ID	Parameter	Concentration	C	MDL	RDL	Units
<b>Client ID : 927-K1-WS-073124</b>							
P3426-01	927-K1-WS-073124	WATER 1,4-Dioxane	0.160	J	0.07	0.21	ug/L
		<b>Total Svoc :</b>			<b>0.16</b>		
		<b>Total Concentration:</b>			<b>0.16</b>		
<b>Client ID : 927-K1-WS-073124-FD</b>							
P3426-02	927-K1-WS-073124-FD	WATER 1,4-Dioxane	0.110	J	0.07	0.2	ug/L
		<b>Total Svoc :</b>			<b>0.11</b>		
		<b>Total Concentration:</b>			<b>0.11</b>		
<b>Client ID : 927-K1-WS-073124-FDRE</b>							
P3426-02RE	927-K1-WS-073124-FDR	WATER 1,4-Dioxane	0.110	J	0.07	0.2	ug/L
		<b>Total Svoc :</b>			<b>0.11</b>		
		<b>Total Concentration:</b>			<b>0.11</b>		





# SAMPLE DATA

## Report of Analysis

Client:	JACOBS Engineering Group, Inc.	Date Collected:	07/31/24
Project:	Former Schlumberger Site Princeton NJ	Date Received:	07/31/24
Client Sample ID:	927-K1-WS-073124	SDG No.:	P3426
Lab Sample ID:	P3426-01	Matrix:	Water
Analytical Method:	SW8270SIM	% Solid:	0
Sample Wt/Vol:	950 Units: mL	Final Vol:	1000 uL
Soil Aliquot Vol:	uL	Test:	SVOC-SIMGroup1
Extraction Type :	Decanted : N	Level :	LOW
Injection Volume :	GPC Factor : 1.0	GPC Cleanup :	N PH :
Prep Method :	SW3510C		

File ID/Qc Batch:	Dilution:	Prep Date	Date Analyzed	Prep Batch ID
BN033222.D	1	08/01/24 08:58	08/03/24 03:39	PB162424

CAS Number	Parameter	Conc.	Qualifier	MDL	LOQ / CRQL	Units
<b>TARGETS</b>						
91-20-3	Naphthalene	0.030	U	0.030	0.11	ug/L
91-57-6	2-Methylnaphthalene	0.030	U	0.030	0.11	ug/L
208-96-8	Acenaphthylene	0.020	U	0.020	0.11	ug/L
83-32-9	Acenaphthene	0.020	U	0.020	0.11	ug/L
86-73-7	Fluorene	0.020	U	0.020	0.11	ug/L
85-01-8	Phenanthrene	0.020	U	0.020	0.11	ug/L
120-12-7	Anthracene	0.030	U	0.030	0.11	ug/L
206-44-0	Fluoranthene	0.020	U	0.020	0.11	ug/L
129-00-0	Pyrene	0.020	U	0.020	0.11	ug/L
56-55-3	Benzo(a)anthracene	0.020	U	0.020	0.11	ug/L
218-01-9	Chrysene	0.030	U	0.030	0.11	ug/L
205-99-2	Benzo(b)fluoranthene	0.030	U	0.030	0.11	ug/L
207-08-9	Benzo(k)fluoranthene	0.040	U	0.040	0.11	ug/L
50-32-8	Benzo(a)pyrene	0.060	U	0.060	0.11	ug/L
193-39-5	Indeno(1,2,3-cd)pyrene	0.040	U	0.040	0.11	ug/L
53-70-3	Dibenzo(a,h)anthracene	0.040	U	0.040	0.11	ug/L
191-24-2	Benzo(g,h,i)perylene	0.040	U	0.040	0.11	ug/L
123-91-1	1,4-Dioxane	0.16	J	0.070	0.21	ug/L
<b>SURROGATES</b>						
7297-45-2	2-Methylnaphthalene-d10	0.25		30 (30) - 150 (150)	62%	SPK: 0.4
93951-69-0	Fluoranthene-d10	0.26		30 (30) - 150 (150)	64%	SPK: 0.4
4165-60-0	Nitrobenzene-d5	0.30		30 (11) - 130 (175)	74%	SPK: 0.4
321-60-8	2-Fluorobiphenyl	0.27		30 (10) - 130 (175)	68%	SPK: 0.4
1718-51-0	Terphenyl-d14	0.39		30 (54) - 130 (171)	97%	SPK: 0.4
<b>INTERNAL STANDARDS</b>						
3855-82-1	1,4-Dichlorobenzene-d4	2710	7.561			
1146-65-2	Naphthalene-d8	9330	10.287			
15067-26-2	Acenaphthene-d10	5310	14.144			
1517-22-2	Phenanthrene-d10	11100	16.915			

## Report of Analysis

Client:	JACOBS Engineering Group, Inc.	Date Collected:	07/31/24
Project:	Former Schlumberger Site Princeton NJ	Date Received:	07/31/24
Client Sample ID:	927-K1-WS-073124	SDG No.:	P3426
Lab Sample ID:	P3426-01	Matrix:	Water
Analytical Method:	SW8270SIM	% Solid:	0
Sample Wt/Vol:	950      Units:    mL	Final Vol:	1000      uL
Soil Aliquot Vol:	uL	Test:	SVOC-SIMGroup1
Extraction Type :	Decanted :    N	Level :	LOW
Injection Volume :	GPC Factor :    1.0	GPC Cleanup :	N      PH :
Prep Method :	SW3510C		

File ID/Qc Batch:	Dilution:	Prep Date	Date Analyzed	Prep Batch ID
BN033222.D	1	08/01/24 08:58	08/03/24 03:39	PB162424

CAS Number	Parameter	Conc.	Qualifier	MDL	LOQ / CRQL	Units
1719-03-5	Chrysene-d12	7180	21.131			
1520-96-3	Perylene-d12	7530	23.304			

U = Not Detected

LOQ = Limit of Quantitation

MDL = Method Detection Limit

LOD = Limit of Detection

E = Value Exceeds Calibration Range

Q = indicates LCS control criteria did not meet requirements

M = MS/MSD acceptance criteria did not meet requirements

J = Estimated Value

B = Analyte Found in Associated Method Blank

N = Presumptive Evidence of a Compound

\* = Values outside of QC limits

D = Dilution

() = Laboratory InHouse Limit

A = Aldol-Condensation Reaction Products

## Report of Analysis

Client:	JACOBS Engineering Group, Inc.	Date Collected:	07/31/24
Project:	Former Schlumberger Site Princeton NJ	Date Received:	07/31/24
Client Sample ID:	927-K1-WS-073124-FD	SDG No.:	P3426
Lab Sample ID:	P3426-02	Matrix:	Water
Analytical Method:	SW8270SIM	% Solid:	0
Sample Wt/Vol:	500 Units: mL	Final Vol:	500 uL
Soil Aliquot Vol:	uL	Test:	SVOC-SIMGroup1
Extraction Type :	Decanted : N	Level :	LOW
Injection Volume :	GPC Factor : 1.0	GPC Cleanup :	N PH :
Prep Method :	SW3510C		

File ID/Qc Batch:	Dilution:	Prep Date	Date Analyzed	Prep Batch ID
BN033223.D	1	08/01/24 08:58	08/03/24 04:15	PB162424

CAS Number	Parameter	Conc.	Qualifier	MDL	LOQ / CRQL	Units
<b>TARGETS</b>						
91-20-3	Naphthalene	0.020	U	0.020	0.10	ug/L
91-57-6	2-Methylnaphthalene	0.030	U	0.030	0.10	ug/L
208-96-8	Acenaphthylene	0.020	U	0.020	0.10	ug/L
83-32-9	Acenaphthene	0.020	U	0.020	0.10	ug/L
86-73-7	Fluorene	0.020	U	0.020	0.10	ug/L
85-01-8	Phenanthrene	0.020	U	0.020	0.10	ug/L
120-12-7	Anthracene	0.020	U	0.020	0.10	ug/L
206-44-0	Fluoranthene	0.020	U	0.020	0.10	ug/L
129-00-0	Pyrene	0.020	U	0.020	0.10	ug/L
56-55-3	Benzo(a)anthracene	0.020	U	0.020	0.10	ug/L
218-01-9	Chrysene	0.030	U	0.030	0.10	ug/L
205-99-2	Benzo(b)fluoranthene	0.030	U	0.030	0.10	ug/L
207-08-9	Benzo(k)fluoranthene	0.030	U	0.030	0.10	ug/L
50-32-8	Benzo(a)pyrene	0.060	U	0.060	0.10	ug/L
193-39-5	Indeno(1,2,3-cd)pyrene	0.040	U	0.040	0.10	ug/L
53-70-3	Dibenzo(a,h)anthracene	0.040	U	0.040	0.10	ug/L
191-24-2	Benzo(g,h,i)perylene	0.040	U	0.040	0.10	ug/L
123-91-1	1,4-Dioxane	0.11	J	0.070	0.20	ug/L
<b>SURROGATES</b>						
7297-45-2	2-Methylnaphthalene-d10	0.065	*	30 (30) - 150 (150)	32%	SPK: 0.2
93951-69-0	Fluoranthene-d10	0.086	*	30 (30) - 150 (150)	43%	SPK: 0.2
4165-60-0	Nitrobenzene-d5	0.084	*	30 (11) - 130 (175)	42%	SPK: 0.2
321-60-8	2-Fluorobiphenyl	0.084	*	30 (10) - 130 (175)	42%	SPK: 0.2
1718-51-0	Terphenyl-d14	0.27		30 (54) - 130 (171)	137%	SPK: 0.2
<b>INTERNAL STANDARDS</b>						
3855-82-1	1,4-Dichlorobenzene-d4	4560	7.51			
1146-65-2	Naphthalene-d8	15600	10.266			
15067-26-2	Acenaphthene-d10	7690	14.137			
1517-22-2	Phenanthrene-d10	15100	16.908			

## Report of Analysis

Client:	JACOBS Engineering Group, Inc.	Date Collected:	07/31/24
Project:	Former Schlumberger Site Princeton NJ	Date Received:	07/31/24
Client Sample ID:	927-K1-WS-073124-FD	SDG No.:	P3426
Lab Sample ID:	P3426-02	Matrix:	Water
Analytical Method:	SW8270SIM	% Solid:	0
Sample Wt/Vol:	500      Units:    mL	Final Vol:	500      uL
Soil Aliquot Vol:	uL	Test:	SVOC-SIMGroup1
Extraction Type :	Decanted :    N	Level :	LOW
Injection Volume :	GPC Factor :    1.0	GPC Cleanup :	N      PH :
Prep Method :	SW3510C		

File ID/Qc Batch:	Dilution:	Prep Date	Date Analyzed	Prep Batch ID
BN033223.D	1	08/01/24 08:58	08/03/24 04:15	PB162424

CAS Number	Parameter	Conc.	Qualifier	MDL	LOQ / CRQL	Units
1719-03-5	Chrysene-d12	13400	21.125			
1520-96-3	Perylene-d12	14300	23.3			

U = Not Detected

LOQ = Limit of Quantitation

MDL = Method Detection Limit

LOD = Limit of Detection

E = Value Exceeds Calibration Range

Q = indicates LCS control criteria did not meet requirements

M = MS/MSD acceptance criteria did not meet requirements

J = Estimated Value

B = Analyte Found in Associated Method Blank

N = Presumptive Evidence of a Compound

\* = Values outside of QC limits

D = Dilution

() = Laboratory InHouse Limit

A = Aldol-Condensation Reaction Products

## Report of Analysis

Client:	JACOBS Engineering Group, Inc.	Date Collected:	07/31/24
Project:	Former Schlumberger Site Princeton NJ	Date Received:	07/31/24
Client Sample ID:	927-K1-WS-073124-FDRE	SDG No.:	P3426
Lab Sample ID:	P3426-02RE	Matrix:	Water
Analytical Method:	SW8270SIM	% Solid:	0
Sample Wt/Vol:	500 Units: mL	Final Vol:	500 uL
Soil Aliquot Vol:	uL	Test:	SVOC-SIMGroup1
Extraction Type :	Decanted : N	Level :	LOW
Injection Volume :	GPC Factor : 1.0	GPC Cleanup :	N PH :
Prep Method :	SW3510C		

File ID/Qc Batch:	Dilution:	Prep Date	Date Analyzed	Prep Batch ID
BN033237.D	1	08/01/24 08:58	08/03/24 14:00	PB162424

CAS Number	Parameter	Conc.	Qualifier	MDL	LOQ / CRQL	Units
<b>TARGETS</b>						
91-20-3	Naphthalene	0.020	U	0.020	0.10	ug/L
91-57-6	2-Methylnaphthalene	0.030	U	0.030	0.10	ug/L
208-96-8	Acenaphthylene	0.020	U	0.020	0.10	ug/L
83-32-9	Acenaphthene	0.020	U	0.020	0.10	ug/L
86-73-7	Fluorene	0.020	U	0.020	0.10	ug/L
85-01-8	Phenanthrene	0.020	U	0.020	0.10	ug/L
120-12-7	Anthracene	0.020	U	0.020	0.10	ug/L
206-44-0	Fluoranthene	0.020	U	0.020	0.10	ug/L
129-00-0	Pyrene	0.020	U	0.020	0.10	ug/L
56-55-3	Benzo(a)anthracene	0.020	U	0.020	0.10	ug/L
218-01-9	Chrysene	0.030	U	0.030	0.10	ug/L
205-99-2	Benzo(b)fluoranthene	0.030	U	0.030	0.10	ug/L
207-08-9	Benzo(k)fluoranthene	0.030	U	0.030	0.10	ug/L
50-32-8	Benzo(a)pyrene	0.060	U	0.060	0.10	ug/L
193-39-5	Indeno(1,2,3-cd)pyrene	0.040	U	0.040	0.10	ug/L
53-70-3	Dibenzo(a,h)anthracene	0.040	U	0.040	0.10	ug/L
191-24-2	Benzo(g,h,i)perylene	0.040	U	0.040	0.10	ug/L
123-91-1	1,4-Dioxane	0.11	J	0.070	0.20	ug/L
<b>SURROGATES</b>						
7297-45-2	2-Methylnaphthalene-d10	0.067	*	30 (30) - 150 (150)	33%	SPK: 0.2
93951-69-0	Fluoranthene-d10	0.089	*	30 (30) - 150 (150)	44%	SPK: 0.2
4165-60-0	Nitrobenzene-d5	0.083	*	30 (11) - 130 (175)	41%	SPK: 0.2
321-60-8	2-Fluorobiphenyl	0.081	*	30 (10) - 130 (175)	41%	SPK: 0.2
1718-51-0	Terphenyl-d14	0.33		30 (54) - 130 (171)	166%	SPK: 0.2
<b>INTERNAL STANDARDS</b>						
3855-82-1	1,4-Dichlorobenzene-d4	4570	7.517			
1146-65-2	Naphthalene-d8	16600	10.265			
15067-26-2	Acenaphthene-d10	9400	14.137			
1517-22-2	Phenanthrene-d10	19900	16.908			

## Report of Analysis

Client:	JACOBS Engineering Group, Inc.	Date Collected:	07/31/24
Project:	Former Schlumberger Site Princeton NJ	Date Received:	07/31/24
Client Sample ID:	927-K1-WS-073124-FDRE	SDG No.:	P3426
Lab Sample ID:	P3426-02RE	Matrix:	Water
Analytical Method:	SW8270SIM	% Solid:	0
Sample Wt/Vol:	500 Units: mL	Final Vol:	500 uL
Soil Aliquot Vol:	uL	Test:	SVOC-SIMGroup1
Extraction Type :	Decanted : N	Level :	LOW
Injection Volume :	GPC Factor : 1.0	GPC Cleanup :	N PH :
Prep Method :	SW3510C		

File ID/Qc Batch:	Dilution:	Prep Date	Date Analyzed	Prep Batch ID
BN033237.D	1	08/01/24 08:58	08/03/24 14:00	PB162424

CAS Number	Parameter	Conc.	Qualifier	MDL	LOQ / CRQL	Units
1719-03-5	Chrysene-d12	14600	21.134			
1520-96-3	Perylene-d12	14900	23.306			

U = Not Detected

LOQ = Limit of Quantitation

MDL = Method Detection Limit

LOD = Limit of Detection

E = Value Exceeds Calibration Range

Q = indicates LCS control criteria did not meet requirements

M = MS/MSD acceptance criteria did not meet requirements

J = Estimated Value

B = Analyte Found in Associated Method Blank

N = Presumptive Evidence of a Compound

\* = Values outside of QC limits

D = Dilution

() = Laboratory InHouse Limit

A = Aldol-Condensation Reaction Products

LAB CHRONICLE

OrderID:	P3426	OrderDate:	7/31/2024 2:33:00 PM
Client:	JACOBS Engineering Group, Inc.	Project:	Former Schlumberger Site Princeton NJ
Contact:	Mary I. Murphy	Location:	E21,VOA Ref. #3 Water

LabID	ClientID	Matrix	Test	Method	Sample Date	Prep Date	Anal Date	Received
P3426-01	927-K1-WS-073124	Water	SVOC-SIMGroup1	8270-Modified	07/31/24	08/01/24	08/03/24	07/31/24
P3426-02	927-K1-WS-073124-FD	Water	SVOC-SIMGroup1	8270-Modified	07/31/24	08/01/24	08/03/24	07/31/24
P3426-02RE	927-K1-WS-073124-FDRE	Water	SVOC-SIMGroup1	8270-Modified	07/31/24	08/01/24	08/03/24	07/31/24



**Hit Summary Sheet**  
**SW-846**

**SDG No.:** P3426 **Order ID:** P3426  
**Client:** JACOBS Engineering Group, Inc. **Project ID:** Former Schlumberger Site Princeton NJ

Sample ID	Client ID	Matrix	Parameter	Concentration	C	MDL	RDL	Units
<b>Client ID : 927-K1-WS-073124</b>								
P3426-01	927-K1-WS-073124	Water	Aluminum	34.0		1.98	20.0	ug/L
P3426-01	927-K1-WS-073124	Water	Antimony	0.20	J	0.11	2.00	ug/L
P3426-01	927-K1-WS-073124	Water	Arsenic	1.94		0.090	1.00	ug/L
P3426-01	927-K1-WS-073124	Water	Barium	208		0.30	10.0	ug/L
P3426-01	927-K1-WS-073124	Water	Calcium	33100		62.5	500	ug/L
P3426-01	927-K1-WS-073124	Water	Chromium	3.08		0.40	2.00	ug/L
P3426-01	927-K1-WS-073124	Water	Cobalt	1.60		0.062	1.00	ug/L
P3426-01	927-K1-WS-073124	Water	Copper	1.12	J	0.40	2.00	ug/L
P3426-01	927-K1-WS-073124	Water	Iron	4640		9.60	50.0	ug/L
P3426-01	927-K1-WS-073124	Water	Lead	0.43	J	0.11	1.00	ug/L
P3426-01	927-K1-WS-073124	Water	Magnesium	11700		26.6	500	ug/L
P3426-01	927-K1-WS-073124	Water	Manganese	6820		0.24	1.00	ug/L
P3426-01	927-K1-WS-073124	Water	Nickel	2.62		0.18	1.00	ug/L
P3426-01	927-K1-WS-073124	Water	Potassium	5910		46.1	500	ug/L
P3426-01	927-K1-WS-073124	Water	Tin	0.60	J	0.12	5.00	ug/L
P3426-01	927-K1-WS-073124	Water	Silver	0.080	J	0.077	1.00	ug/L
P3426-01	927-K1-WS-073124	Water	Sodium	175000		85.8	500	ug/L
P3426-01	927-K1-WS-073124	Water	Vanadium	0.43	J	0.072	5.00	ug/L
P3426-01	927-K1-WS-073124	Water	Zinc	13.0		0.56	5.00	ug/L
P3426-01	927-K1-WS-073124	Water	Strontium	249		0.35	1.00	ug/L
P3426-01	927-K1-WS-073124	Water	Titanium	1.57	J	0.26	5.00	ug/L
<b>Client ID : 927-K1-WS-073124-FD</b>								
P3426-02	927-K1-WS-073124-FD	Water	Aluminum	29.3		1.98	20.0	ug/L
P3426-02	927-K1-WS-073124-FD	Water	Arsenic	1.72		0.090	1.00	ug/L
P3426-02	927-K1-WS-073124-FD	Water	Barium	193		0.30	10.0	ug/L
P3426-02	927-K1-WS-073124-FD	Water	Calcium	31400		62.5	500	ug/L
P3426-02	927-K1-WS-073124-FD	Water	Cobalt	1.43		0.062	1.00	ug/L
P3426-02	927-K1-WS-073124-FD	Water	Copper	0.43	J	0.40	2.00	ug/L
P3426-02	927-K1-WS-073124-FD	Water	Iron	4080		9.60	50.0	ug/L
P3426-02	927-K1-WS-073124-FD	Water	Lead	0.24	J	0.11	1.00	ug/L
P3426-02	927-K1-WS-073124-FD	Water	Magnesium	10500		26.6	500	ug/L
P3426-02	927-K1-WS-073124-FD	Water	Manganese	6070		0.24	1.00	ug/L
P3426-02	927-K1-WS-073124-FD	Water	Nickel	1.00		0.18	1.00	ug/L
P3426-02	927-K1-WS-073124-FD	Water	Potassium	5280		46.1	500	ug/L
P3426-02	927-K1-WS-073124-FD	Water	Sodium	157000		85.8	500	ug/L
P3426-02	927-K1-WS-073124-FD	Water	Vanadium	0.37	J	0.072	5.00	ug/L
P3426-02	927-K1-WS-073124-FD	Water	Zinc	5.46		0.56	5.00	ug/L

**Hit Summary Sheet**  
SW-846

**SDG No.:** P3426

**Order ID:** P3426

**Client:** JACOBS Engineering Group, Inc.

**Project ID:** Former Schlumberger Site Princeton NJ

Sample ID	Client ID	Matrix	Parameter	Concentration	C	MDL	RDL	Units
P3426-02	927-K1-WS-073124-FD	Water	Strontium	231		0.35	1.00	ug/L
P3426-02	927-K1-WS-073124-FD	Water	Titanium	0.71	J	0.26	5.00	ug/L

A

B

C

D



# SAMPLE DATA

## Report of Analysis

Client:	JACOBS Engineering Group, Inc.	Date Collected:	07/31/24
Project:	Former Schlumberger Site Princeton NJ	Date Received:	07/31/24
Client Sample ID:	927-K1-WS-073124	SDG No.:	P3426
Lab Sample ID:	P3426-01	Matrix:	Water
Level (low/med):	low	% Solid:	0

Cas	Parameter	Conc.	Qua.	DF	MDL	LOQ / CRQL	Units	Prep Date	Date Ana.	Ana Met.	Prep Met.
7429-90-5	Aluminum	34.0		1	1.98	20.0	ug/L	08/23/24 15:00	08/25/24 17:41	SW6020	3010A
7440-36-0	Antimony	0.20	J	1	0.11	2.00	ug/L	08/23/24 15:00	08/25/24 17:41	SW6020	3010A
7440-38-2	Arsenic	1.94		1	0.090	1.00	ug/L	08/23/24 15:00	08/25/24 17:41	SW6020	3010A
7440-39-3	Barium	208		1	0.30	10.0	ug/L	08/23/24 15:00	08/25/24 17:41	SW6020	3010A
7440-41-7	Beryllium	0.16	U	1	0.16	1.00	ug/L	08/23/24 15:00	08/25/24 17:41	SW6020	3010A
7440-43-9	Cadmium	0.30	U	1	0.30	1.00	ug/L	08/23/24 15:00	08/25/24 17:41	SW6020	3010A
7440-70-2	Calcium	33100		1	62.5	500	ug/L	08/23/24 15:00	08/25/24 17:41	SW6020	3010A
7440-47-3	Chromium	3.08		1	0.40	2.00	ug/L	08/23/24 15:00	08/25/24 17:41	SW6020	3010A
7440-48-4	Cobalt	1.60		1	0.062	1.00	ug/L	08/23/24 15:00	08/25/24 17:41	SW6020	3010A
7440-50-8	Copper	1.12	J	1	0.40	2.00	ug/L	08/23/24 15:00	08/25/24 17:41	SW6020	3010A
7439-89-6	Iron	4640		1	9.60	50.0	ug/L	08/23/24 15:00	08/25/24 17:41	SW6020	3010A
7439-92-1	Lead	0.43	J	1	0.11	1.00	ug/L	08/23/24 15:00	08/25/24 17:41	SW6020	3010A
7439-95-4	Magnesium	11700		1	26.6	500	ug/L	08/23/24 15:00	08/25/24 17:41	SW6020	3010A
7439-96-5	Manganese	6820		1	0.24	1.00	ug/L	08/23/24 15:00	08/25/24 17:41	SW6020	3010A
7439-97-6	Mercury	0.081	U	1	0.081	0.20	ug/L	08/12/24 16:13	08/13/24 10:12	SW7470A	
7439-98-7	Molybdenum	0.93	U	1	0.93	5.00	ug/L	08/23/24 15:00	08/25/24 17:41	SW6020	3010A
7440-02-0	Nickel	2.62		1	0.18	1.00	ug/L	08/23/24 15:00	08/25/24 17:41	SW6020	3010A
7440-09-7	Potassium	5910		1	46.1	500	ug/L	08/23/24 15:00	08/25/24 17:41	SW6020	3010A
7782-49-2	Selenium	1.38	U	1	1.38	5.00	ug/L	08/23/24 15:00	08/25/24 17:41	SW6020	3010A
7440-22-4	Silver	0.080	JN	1	0.077	1.00	ug/L	08/23/24 15:00	08/25/24 17:41	SW6020	3010A
7440-23-5	Sodium	175000		1	85.8	500	ug/L	08/23/24 15:00	08/25/24 17:41	SW6020	3010A
7440-24-6	Strontium	249	N	1	0.35	1.00	ug/L	08/23/24 15:00	08/25/24 17:41	SW6020	3010A
7440-28-0	Thallium	0.085	U	1	0.085	1.00	ug/L	08/23/24 15:00	08/25/24 17:41	SW6020	3010A
7440-31-5	Tin	0.60	J	1	0.12	5.00	ug/L	08/23/24 15:00	08/25/24 17:41	SW6020	3010A
7440-32-6	Titanium	1.57	JN	1	0.26	5.00	ug/L	08/23/24 15:00	08/25/24 17:41	SW6020	3010A
7440-62-2	Vanadium	0.43	J	1	0.072	5.00	ug/L	08/23/24 15:00	08/25/24 17:41	SW6020	3010A
7440-66-6	Zinc	13.0		1	0.56	5.00	ug/L	08/23/24 15:00	08/25/24 17:41	SW6020	3010A

Color Before:	Colorless	Clarity Before:	Clear	Texture:	Medium
Color After:	Colorless	Clarity After:	N/A	Artifacts:	N/A
Comments:	Mercury				

U = Not Detected

LOQ = Limit of Quantitation

MDL = Method Detection Limit

LOD = Limit of Detection

D = Dilution

Q = indicates LCS control criteria did not meet requirements

J = Estimated Value

B = Analyte Found in Associated Method Blank

\* = indicates the duplicate analysis is not within control limits.

E = Indicates the reported value is estimated because of the presence of interference.

OR = Over Range

N = Spiked sample recovery not within control limits

## Report of Analysis

Client:	JACOBS Engineering Group, Inc.	Date Collected:	07/31/24
Project:	Former Schlumberger Site Princeton NJ	Date Received:	07/31/24
Client Sample ID:	927-K1-WS-073124-FD	SDG No.:	P3426
Lab Sample ID:	P3426-02	Matrix:	Water
Level (low/med):	low	% Solid:	0

Cas	Parameter	Conc.	Qua.	DF	MDL	LOQ / CRQL	Units	Prep Date	Date Ana.	Ana Met.	Prep Met.
7429-90-5	Aluminum	29.3		1	1.98	20.0	ug/L	08/23/24 15:00	08/25/24 17:44	SW6020	3010A
7440-36-0	Antimony	0.11	U	1	0.11	2.00	ug/L	08/23/24 15:00	08/25/24 17:44	SW6020	3010A
7440-38-2	Arsenic	1.72		1	0.090	1.00	ug/L	08/23/24 15:00	08/25/24 17:44	SW6020	3010A
7440-39-3	Barium	193		1	0.30	10.0	ug/L	08/23/24 15:00	08/25/24 17:44	SW6020	3010A
7440-41-7	Beryllium	0.16	U	1	0.16	1.00	ug/L	08/23/24 15:00	08/25/24 17:44	SW6020	3010A
7440-43-9	Cadmium	0.30	U	1	0.30	1.00	ug/L	08/23/24 15:00	08/25/24 17:44	SW6020	3010A
7440-70-2	Calcium	31400		1	62.5	500	ug/L	08/23/24 15:00	08/25/24 17:44	SW6020	3010A
7440-47-3	Chromium	0.40	U	1	0.40	2.00	ug/L	08/23/24 15:00	08/25/24 17:44	SW6020	3010A
7440-48-4	Cobalt	1.43		1	0.062	1.00	ug/L	08/23/24 15:00	08/25/24 17:44	SW6020	3010A
7440-50-8	Copper	0.43	J	1	0.40	2.00	ug/L	08/23/24 15:00	08/25/24 17:44	SW6020	3010A
7439-89-6	Iron	4080		1	9.60	50.0	ug/L	08/23/24 15:00	08/25/24 17:44	SW6020	3010A
7439-92-1	Lead	0.24	J	1	0.11	1.00	ug/L	08/23/24 15:00	08/25/24 17:44	SW6020	3010A
7439-95-4	Magnesium	10500		1	26.6	500	ug/L	08/23/24 15:00	08/25/24 17:44	SW6020	3010A
7439-96-5	Manganese	6070		1	0.24	1.00	ug/L	08/23/24 15:00	08/25/24 17:44	SW6020	3010A
7439-97-6	Mercury	0.081	U	1	0.081	0.20	ug/L	08/12/24 16:13	08/13/24 10:14	SW7470A	
7439-98-7	Molybdenum	0.93	U	1	0.93	5.00	ug/L	08/23/24 15:00	08/25/24 17:44	SW6020	3010A
7440-02-0	Nickel	1.00		1	0.18	1.00	ug/L	08/23/24 15:00	08/25/24 17:44	SW6020	3010A
7440-09-7	Potassium	5280		1	46.1	500	ug/L	08/23/24 15:00	08/25/24 17:44	SW6020	3010A
7782-49-2	Selenium	1.38	U	1	1.38	5.00	ug/L	08/23/24 15:00	08/25/24 17:44	SW6020	3010A
7440-22-4	Silver	0.077	UN	1	0.077	1.00	ug/L	08/23/24 15:00	08/25/24 17:44	SW6020	3010A
7440-23-5	Sodium	157000		1	85.8	500	ug/L	08/23/24 15:00	08/25/24 17:44	SW6020	3010A
7440-24-6	Strontium	231	N	1	0.35	1.00	ug/L	08/23/24 15:00	08/25/24 17:44	SW6020	3010A
7440-28-0	Thallium	0.085	U	1	0.085	1.00	ug/L	08/23/24 15:00	08/25/24 17:44	SW6020	3010A
7440-31-5	Tin	0.12	U	1	0.12	5.00	ug/L	08/23/24 15:00	08/25/24 17:44	SW6020	3010A
7440-32-6	Titanium	0.71	JN	1	0.26	5.00	ug/L	08/23/24 15:00	08/25/24 17:44	SW6020	3010A
7440-62-2	Vanadium	0.37	J	1	0.072	5.00	ug/L	08/23/24 15:00	08/25/24 17:44	SW6020	3010A
7440-66-6	Zinc	5.46		1	0.56	5.00	ug/L	08/23/24 15:00	08/25/24 17:44	SW6020	3010A

Color Before:	Colorless	Clarity Before:	Clear	Texture:	Medium
Color After:	Colorless	Clarity After:	N/A	Artifacts:	N/A
Comments:	Mercury				

U = Not Detected

LOQ = Limit of Quantitation

MDL = Method Detection Limit

LOD = Limit of Detection

D = Dilution

Q = indicates LCS control criteria did not meet requirements

J = Estimated Value

B = Analyte Found in Associated Method Blank

\* = indicates the duplicate analysis is not within control limits.

E = Indicates the reported value is estimated because of the presence of interference.

OR = Over Range

N = Spiked sample recovery not within control limits

LAB CHRONICLE

<b>OrderID:</b>	P3426	<b>OrderDate:</b>	7/31/2024 2:33:00 PM
<b>Client:</b>	JACOBS Engineering Group, Inc.	<b>Project:</b>	Former Schlumberger Site Princeton NJ
<b>Contact:</b>	Mary I. Murphy	<b>Location:</b>	E21,VOA Ref. #3 Water

LabID	ClientID	Matrix	Test	Method	Sample Date	Prep Date	Anal Date	Received
P3426-01	927-K1-WS-073124	Water			07/31/24			07/31/24
			Mercury	7470A		08/12/24	08/13/24	
			Metals Group4	6020B		08/23/24	08/25/24	
P3426-02	927-K1-WS-073124-FD	Water			07/31/24			07/31/24
			Mercury	7470A		08/12/24	08/13/24	
			Metals Group4	6020B		08/23/24	08/25/24	



# SAMPLE DATA

## Report of Analysis

Client:	JACOBS Engineering Group, Inc.	Date Collected:	07/31/24 10:50
Project:	Former Schlumberger Site Princeton NJ	Date Received:	07/31/24
Client Sample ID:	927-K1-WS-073124	SDG No.:	P3426
Lab Sample ID:	P3426-01	Matrix:	WATER
		% Solid:	0

Parameter	Conc.	Qua.	DF	MDL	LOQ / CRQL	Units	Prep Date	Date Ana.	Ana Met.
Dissolved Hexavalent Chromium	0.0030	U	1	0.0030	0.010	mg/L		07/31/24 15:46	7196A

Comments:

U = Not Detected  
LOQ = Limit of Quantitation  
MDL = Method Detection Limit  
LOD = Limit of Detection  
D = Dilution  
Q = indicates LCS control criteria did not meet requirements  
H = Sample Analysis Out Of Hold Time

J = Estimated Value  
B = Analyte Found in Associated Method Blank  
\* = indicates the duplicate analysis is not within control limits.  
E = Indicates the reported value is estimated because of the presence of interference.  
OR = Over Range  
N = Spiked sample recovery not within control limits



## Report of Analysis

Client:	JACOBS Engineering Group, Inc.	Date Collected:	07/31/24 10:55
Project:	Former Schlumberger Site Princeton NJ	Date Received:	07/31/24
Client Sample ID:	927-K1-WS-073124-FD	SDG No.:	P3426
Lab Sample ID:	P3426-02	Matrix:	WATER
		% Solid:	0

Parameter	Conc.	Qua.	DF	MDL	LOQ / CRQL	Units	Prep Date	Date Ana.	Ana Met.
Dissolved Hexavalent Chromium	0.0030	U	1	0.0030	0.010	mg/L		07/31/24 15:50	7196A

Comments: \_\_\_\_\_

U = Not Detected  
LOQ = Limit of Quantitation  
MDL = Method Detection Limit  
LOD = Limit of Detection  
D = Dilution  
Q = indicates LCS control criteria did not meet requirements  
H = Sample Analysis Out Of Hold Time

J = Estimated Value  
B = Analyte Found in Associated Method Blank  
\* = indicates the duplicate analysis is not within control limits.  
E = Indicates the reported value is estimated because of the presence of interference.  
OR = Over Range  
N = Spiked sample recovery not within control limits

LAB CHRONICLE

<b>OrderID:</b>	P3426	<b>OrderDate:</b>	7/31/2024 2:33:00 PM
<b>Client:</b>	JACOBS Engineering Group, Inc.	<b>Project:</b>	Former Schlumberger Site Princeton NJ
<b>Contact:</b>	Mary I. Murphy	<b>Location:</b>	E21,VOA Ref. #3 Water

LabID	ClientID	Matrix	Test	Method	Sample Date	Prep Date	Anal Date	Received
P3426-01	927-K1-WS-073124	WATER	Hexavalent Chromium	7196A	07/31/24 10:50		07/31/24 15:46	07/31/24
P3426-02	927-K1-WS-073124-FD	WATER	Hexavalent Chromium	7196A	07/31/24 10:55		07/31/24 15:50	07/31/24



# SHIPPING DOCUMENTS

# CHEMTECH

## CHAIN OF CUSTODY RECORD

284 Sheffield Street, Mountainside, NJ 07092  
(908) 789-8900 • Fax (908) 789-8922  
www.chemtech.net

CHEMTECH PROJECT NO. **P3426**  
QUOTE NO. **10**  
COC Number **2041303** **10.1**

### CLIENT INFORMATION

REPORT TO BE SENT TO:

COMPANY: Jacobs  
ADDRESS: 412 Mt Kemble Ave Suite #100  
CITY: Morrisstown STATE: NJ ZIP: 07960  
ATTENTION: John Yankel  
PHONE: \_\_\_\_\_ FAX: \_\_\_\_\_

### CLIENT PROJECT INFORMATION

PROJECT NAME: STC PTC  
PROJECT NO.: D3779922 LOCATION: Prince bn Junction  
PROJECT MANAGER: Mary Murphy  
e-mail: Mary.Murphy@Jacobs.com  
PHONE: \_\_\_\_\_ FAX: \_\_\_\_\_

### CLIENT BILLING INFORMATION

BILL TO: Mary Murphy PO#: \_\_\_\_\_  
ADDRESS: \_\_\_\_\_  
CITY: \_\_\_\_\_ STATE: \_\_\_\_\_ ZIP: \_\_\_\_\_  
ATTENTION: \_\_\_\_\_ PHONE: \_\_\_\_\_

### ANALYSIS

### DATA TURNAROUND INFORMATION

FAX (RUSH) Standard TAT DAYS\*  
HARDCOPY (DATA PACKAGE): \_\_\_\_\_ DAYS\*  
EDD: \_\_\_\_\_ DAYS\*

\*TO BE APPROVED BY CHEMTECH  
STANDARD HARDCOPY TURNAROUND TIME IS 10 BUSINESS DAYS

### DATA DELIVERABLE INFORMATION

☐ Level 1 (Results Only) ☐ Level 4 (QC + Full Raw Data)  
☐ Level 2 (Results + QC) ☐ NJ Reduced ☐ US EPA CLP  
☒ Level 3 (Results + QC) ☐ NYS ASP A ☐ NYS ASP B  
+ Raw Data ☐ Other \_\_\_\_\_  
☐ EDD FORMAT \_\_\_\_\_

*Handwritten notes:*  
VOCs 82600  
SVOCs 8210E  
Metals 8200B, 14  
7410B  
Gr 8211 7410A

### PRESERVATIVES

### COMMENTS

CHEMTECH SAMPLE ID	PROJECT SAMPLE IDENTIFICATION	SAMPLE MATRIX	SAMPLE TYPE		SAMPLE COLLECTION		# OF BOTTLES	PRESERVATIVES									COMMENTS
			COMP	GRAB	DATE	TIME		A/E	E	B/E	E						
1.	927-KI-WS-073121	WS		X	7/31/24	1050	6	2	2	1	1						See attached table for analysis
2.	927-KI-WS-073121-FD	WS		X	7/31/24	1055	5	2	1	1	1						
3.																	
4.																	
5.																	
6.																	
7.																	
8.																	
9.																	
10.																	

### SAMPLE CUSTODY MUST BE DOCUMENTED BELOW EACH TIME SAMPLES CHANGE POSSESSION INCLUDING COURIER DELIVERY

RELINQUISHED BY SAMPLER: 1. <u>[Signature]</u>	DATE/TIME: 7/31/24 1220	RECEIVED BY: 1. <u>[Signature]</u> 7-31-24	Conditions of bottles or coolers at receipt: <input type="checkbox"/> COMPLIANT <input type="checkbox"/> NON COMPLIANT <input type="checkbox"/> COOLER TEMP <u>3.0</u> °C
RELINQUISHED BY SAMPLER: 2. <u>[Signature]</u>	DATE/TIME:	RECEIVED BY: 2. <u>[Signature]</u>	Comments: <u>if preservation is HNO3</u>
RELINQUISHED BY SAMPLER: 3. <u>[Signature]</u>	DATE/TIME: 1430 7-31-24	RECEIVED BY: 3. <u>[Signature]</u>	See attached table for required analytes list of ECO-VOCs, ECO-SVOCs, and ECO Metals

**Laboratory Certification**

Certified By	License No.
CAS EPA CLP Contract	68HERH20D0011
Connecticut	PH-0830
DOD ELAP (L-A-B)	L2219
Maine	2024021
Maryland	296
New Hampshire	255423
New Jersey	20012
New York	11376
Pennsylvania	68-00548
Soil Permit	525-24-234-08441
Texas	T104704488


## LOGIN REPORT/SAMPLE TRANSFER

<b>Order ID :</b> P3426	JACO05	<b>Order Date :</b> 7/31/2024 2:33:00 PM	<b>Project Mgr :</b>
<b>Client Name :</b> JACOBS Engineering Grou		<b>Project Name :</b> Former Schlumberger Site I	<b>Report Type :</b> Level 4
<b>Client Contact :</b> Mary I. Murphy		<b>Receive DateTime :</b> 7/31/2024 2:30:00 PM	<b>EDD Type :</b> CH2MHILL
<b>Invoice Name :</b> JACOBS Engineering Grou		<b>Purchase Order :</b>	<b>Hard Copy Date :</b>
<b>Invoice Contact :</b> Mary I. Murphy			<b>Date Signoff :</b>

LAB ID	CLIENT ID	MATRIX	SAMPLE DATE	SAMPLE TIME	TEST	TEST GROUP	METHOD	FAX DATE	DUE DATES
P3426-01	927-K1-WS- <del>072124</del> 073124	Water	07/31/2024	10:50					
					VOCMS Group6		8260-Low		<del>5 Bus.</del> Days 10Bus
P3426-02	927-K1-WS- <del>072124</del> -FD 073124	Water	07/31/2024	10:55					
					VOCMS Group6		8260-Low		<del>5 Bus.</del> Days 10

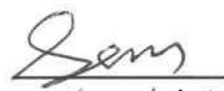
Relinquished By :

Date / Time :

  
7-31-24 1500

Received By :

Date / Time :

  
7/31/24 15:00 NG# 4

Storage Area : VOA Refridgerator Room