CHEMTECH 284 Sheffield Street, Mountainside, New Jersey 07092 Phone : 908 789 8900 Fax : 908 789 8922

DATA PACKAGE

VOLATILE ORGANICS

SEMI-VOLATILE ORGANICS

PROJECT NAME : ARC SAYREVILLE POSTEX 2024

PROJECT # : P4227

ARCADIS

50 Millstone Road

Suite 220

East Windsor, NJ - 08520

Phone No: 267-685-1822

ORDER ID : P4227

ATTENTION : Kaiti Liao

284 Sheffield Street, Mountainside, New Jersey 07092, Phone : 908 789 8900,
Fax : 908 789 8922

Cover Page

Order ID : P4227

Project ID : ARC Sayreville PostEx 2024

Client : Arcadis

Lab Sample Number	Client Sample Number
P4227-01	PMW-1(20240925)
P4227-02	PMW-2(20240925)
P4227-03	PMW-9S(20240926)
P4227-04	PMW-9D(20240926)
P4227-05	PMW-8S(20240926)
P4227-06	PMW-8D(20240926)
P4227-07	DUP(20240926)
P4227-08	MW-2(MCUA)(20240926)
P4227-09	PMW-5(20240926)
P4227-10	MW-1(MCUA)(20240926)
P4227-11	PMW-3(20240927)
P4227-12	PMW-4(20240927)
P4227-13	PMW-6(20240927)
P4227-14	PMW-7S(20240927)
P4227-15	PMW-7D(20240927)
P4227-16	P4227-15MS
P4227-17	P4227-15MSD
P4227-18	PMW-10(20240927)
P4227-19	FB(20240925)
P4227-20	FB(20240926)
P4227-21	FB(20240927)
P4227-22	EB(20240927)
P4227-23	TB(20240924)

I certify that the data package is in compliance with the terms and conditions of the contract,both technically and for completeness, for other than the conditions detailed above. Release of the data contained in this hard copy data package has been authorized by the laboratory manager or his designee, as verified by the following signature.

Signature : N. N. Pandya

APPROVED

Nimisha Pandya, QA/QC Supervisor , 10/30/2024, 9:54:24 AM

NYDOH CERTIFICATION NO - 11376

NJDEP CERTIFICATION NO - 20012

CHEMTECH
CHAIN OF CUSTODY RECORD

284 Sheffield Street, Mountainside, NJ 07092
(908) 789-8900 • Fax (908) 789-8922
www.chemtech.net

CHEMTECH PROJECT NO. P4227
QUOTE NO.
COC Number 2041906

CLIENT INFORMATION (REPORT TO BE SENT TO:)

COMPANY: Arcadis US Inc
ADDRESS: 50 Millstone Rd Bldg 200 Suite 220
CITY East Windsor STATE NJ ZIP 08520
ATTENTION: Kaiti Liao
PHONE 267-567-2900 FAX:

CLIENT PROJECT INFORMATION

PROJECT NAME: ARC and HRDP
PROJECT NO. 30184323.00001 LOCATION: Sayreville, NJ
PROJECT MANAGER: Kaiti Liao
e-mail: Kaiti.liao@arcadis.com
PHONE: 267-567-2900 FAX:

CLIENT BILLING INFORMATION

BILL TO: Arcadis US Inc PO#: 3
ADDRESS: 50 Millstone Rd Bldg 200 Suite 220
CITY East Windsor STATE: NJ ZIP 08520
ATTENTION: Kaiti Liao PHONE 267-567-2900

DATA TURNAROUND INFORMATION

FAX (RUSH) Standard DAYS*
HARDCOPY (DATA PACKAGE): Standard DAYS*
EDD: Standard DAYS*
*TO BE APPROVED BY CHEMTECH
STANDARD HARDCOPY TURNAROUND TIME IS 10 BUSINESS DAYS

DATA DELIVERABLE INFORMATION

- ☐ Level 1 (Results Only)
- ☐ Level 2 (Results + QC)
- ☐ Level 3 (Results + QC + Raw Data)
- ☐ Level 4 (QC + Full Raw Data)
- ☐ NJ Reduced
- ☑ US EPA CLP
- ☐ NYS ASP A
- ☐ NYS ASP B
- ☐ Other
- ☐ EDD FORMAT

ANALYSIS

1 VOCs CLP SOW SFAM 01.1 (Trace Volatile)
2 SVOCs CLP SOW SFAM 01.1
3 Metals CLP SOW SFAM 01.1 (Using ICP-MS)
4 5 6 7 8 9

PRESERVATIVES / **COMMENTS**

← Specify Preservatives: A-HCl, B-HN03, C-H2SO4, D-NaOH, E-ICE, F-OTHER

CHEMTECH SAMPLE ID	PROJECT SAMPLE IDENTIFICATION	SAMPLE MATRIX	SAMPLE TYPE COMP	SAMPLE TYPE GRAB	SAMPLE COLLECTION DATE	SAMPLE COLLECTION TIME	# OF BOTTLES	1 (A)	2 (E)	3 (B)	4	5	6	7	8	9	COMMENTS
1.	PMW-1(20240925)	GW		G	9/25/24	1335	4	X	X	X							
2.	PMW-2(20240925)	GW		G	9/25/24	1350	4	X	X	X							
3.	PMW-9S(20240926)	GW		G	9/26/24	0920	4	X	X	X							
4.	PMW-9D(20240926)	GW		G	9/26/24	1055	4	X	X	X							
5.	PMW-8S(20240926)	GW		G	9/26/24	1155	4	X	X	X							
6.	PMW-8D(20240926)	GW		G	9/26/24	0955	4	X	X	X							
7.	DUP(20240926)	GW		G	9/26/24	—	4	X	X	X							
8.	MW-2(MCUA)(20240926)	GW		G	9/26/24	1205	4	X	X	X							
9.	PMW-5(20240926)	GW		G	9/26/24	1435	4	X	X	X							
10.	MW-1(MCUA)(20240926)	GW		G	9/26/24	1505	4	X	X	X							

SAMPLE CUSTODY MUST BE DOCUMENTED BELOW EACH TIME SAMPLES CHANGE POSSESSION INCLUDING COURIER DELIVERY

RELINQUISHED BY SAMPLER:	DATE/TIME:	RECEIVED BY:
1. [signature]	9/27/24 1550	1. [signature]
RELINQUISHED BY SAMPLER: 2.	DATE/TIME:	RECEIVED BY: 2.
RELINQUISHED BY SAMPLER: 3.	DATE/TIME:	RECEIVED BY: 3.

Conditions of bottles or coolers at receipt: ☑ COMPLIANT ☐ NON-COMPLIANT ☐ COOLER TEMP 2.3°C °C

Comments: For VOCs CLP SOW SFAM 01.1 use trace volatiles
For metals CLP SOW SFAM 01.1 use ICP-MS

Page 1 of 3

CLIENT: ☐ Hand Delivered ☐ Other
CHEMTECH: ☐ Picked Up ☐ Field Sampling

Shipment Complete ☐ YES ☐ NO

WHITE - CHEMTECH COPY FOR RETURN TO CLIENT YELLOW - CHEMTECH COPY PINK - SAMPLER COPY

CHEMTECH
CHAIN OF CUSTODY RECORD

284 Sheffield Street, Mountainside, NJ 07092
(908) 789-8900 • Fax (908) 789-8922
www.chemtech.net

CHEMTECH PROJECT NO. P4227
QUOTE NO.
COC Number 2041907

CLIENT INFORMATION (REPORT TO BE SENT TO:)

COMPANY: Arcadis US Inc
ADDRESS: 50 Millstone Rd Building 200 Suite 220
CITY East Windsor STATE: NJ ZIP: 08520
ATTENTION: Kaiti Liao
PHONE: 267-567-2900 FAX:

CLIENT PROJECT INFORMATION

PROJECT NAME: ARC and HRDD
PROJECT NO.: 30184323.00001 LOCATION: Sayreville, NJ
PROJECT MANAGER: Kaiti Liao
e-mail: kaiti.liao@arcadis.com
PHONE: 267-567-2900 FAX:

CLIENT BILLING INFORMATION

BILL TO: Arcadis US Inc PO#:
ADDRESS: 50 Millstone Rd Bldg 200 Suite 220
CITY East Windsor STATE: NJ ZIP: 08520
ATTENTION: Kaiti Liao PHONE: 267-567-2900

DATA TURNAROUND INFORMATION

FAX (RUSH) Standard DAYS*
HARDCOPY (DATA PACKAGE): Standard DAYS*
EDD: Standard DAYS*
*TO BE APPROVED BY CHEMTECH
STANDARD HARDCOPY TURNAROUND TIME IS 10 BUSINESS DAYS

DATA DELIVERABLE INFORMATION

- ☐ Level 1 (Results Only)
- ☐ Level 2 (Results + QC)
- ☐ Level 3 (Results + QC + Raw Data)
- ☐ Level 4 (QC + Full Raw Data)
- ☐ NJ Reduced ☑ US EPA CLP
- ☐ NYS ASP A ☐ NYS ASP B
- ☐ Other
- ☐ EDD FORMAT

ANALYSIS

1 VOCs CLP SOW SFAM01.1 (trace volatile)
2 SVOCs CLP SOW SFAM01.1
3 metals CLP SOW SFAM01.1 (using ICP-MS)
4
5
6
7
8
9

CHEMTECH SAMPLE ID	PROJECT SAMPLE IDENTIFICATION	SAMPLE MATRIX	SAMPLE TYPE COMP	SAMPLE TYPE GRAB	SAMPLE COLLECTION DATE	SAMPLE COLLECTION TIME	# OF BOTTLES	PRESERVATIVES A (1)	E (2)	B (3)	4	5	6	7	8	9	COMMENTS
1.	PMW-3(20240927)	GW		G	9/27/24	1110	4	X	X	X							
2.	PMW-4(20240927)				9/27/24	1255	4	X	X	X							
3.	PMW-6(20240927)				9/27/24	1240	4	X	X	X							
4.	PMW-7S(20240927)				9/27/24	1030	4	X	X	X							
5.	PMW-7D(20240927)				9/27/24	1030	4	X	X	X							
6.	PMW-7D-MS(20240927)				9/27/24	1030	4	X	X	X							
7.	PMW-7D-MSD(20240927)				9/27/24	1030	4	X	X	X							
8.	PMW-10(20240927)				9/27/24	0935	4	X	X	X							
9.	FB(20240925)				9/25/24	1510	4	X	X	X							
10.	FB(20240926)				9/26/24	1530	4	X	X	X							

← Specify Preservatives: A-HCl, B-HN03, C-H2SO4, D-NaOH, E-ICE, F-OTHER

SAMPLE CUSTODY MUST BE DOCUMENTED BELOW EACH TIME SAMPLES CHANGE POSSESSION INCLUDING COURIER DELIVERY

RELINQUISHED BY SAMPLER:	DATE/TIME:	RECEIVED BY:
1.	9/27/24 1550	1.
2.		2.
3.		3.

Conditions of bottles or coolers at receipt: ☐ COMPLIANT ☐ NON COMPLIANT ☐ COOLER TEMP 2.3 °C
Comments: For VOCs CLP SOW SFAM01.1 use trace volatiles
For metals CLP SOW SFAM01.1 use ICP-MS

Page 2 of 3

CLIENT: ☐ Hand Delivered ☐ Other
CHEMTECH: ☐ Picked Up ☐ Field Sampling

Shipment Complete ☐ YES ☐ NO

WHITE - CHEMTECH COPY FOR RETURN TO CLIENT YELLOW - CHEMTECH COPY PINK - SAMPLER COPY

CHEMTECH
CHAIN OF CUSTODY RECORD

284 Sheffield Street, Mountainside, NJ 07092
(908) 789-8900 • Fax (908) 789-8922
www.chemtech.net

CHEMTECH PROJECT NO. P4227
QUOTE NO.
COC Number 2041909

CLIENT INFORMATION (REPORT TO BE SENT TO:)

COMPANY: Arcadis US Inc
ADDRESS: 50 Millstone Rd Bldg 200 Suite 220
CITY East Windsor STATE: NJ ZIP 08520
ATTENTION: Kaiti Liao
PHONE: 267-567-2900 FAX:

CLIENT PROJECT INFORMATION

PROJECT NAME: ARC and HRDD
PROJECT NO.: 30184323.00001 LOCATION: Saxrevile, NJ
PROJECT MANAGER: Kaiti Liao
e-mail: Kaiti.liao@arcadis.com
PHONE: 267-567-2900 FAX:

CLIENT BILLING INFORMATION

BILL TO: Arcadis US Inc PO#: 5
ADDRESS: 50 Millstone Rd Bldg 200 Suite 220
CITY East Windsor STATE: NJ ZIP 08520
ATTENTION: Kaiti Liao PHONE: 267-567-2900

DATA TURNAROUND INFORMATION

FAX (RUSH) Standard DAYS*
HARDCOPY (DATA PACKAGE): Standard DAYS*
EDD: Standard DAYS*
*TO BE APPROVED BY CHEMTECH
STANDARD HARDCOPY TURNAROUND TIME IS 10 BUSINESS DAYS

DATA DELIVERABLE INFORMATION

- ☐ Level 1 (Results Only)
- ☐ Level 2 (Results + QC)
- ☐ Level 3 (Results + QC + Raw Data)
- ☐ EDD FORMAT
- ☐ Level 4 (QC + Full Raw Data)
- ☐ NJ Reduced ☐ US EPA CLP
- ☐ NYS ASP A ☐ NYS ASP B
- ☐ Other

ANALYSIS

1: VOCs CLP SOW SFAM 01.1 Trace volatiles
2: SVOC CLP SOW SFAM 01.1
3: Metals CLP SOW SFAM 01.1 (using ICP-MS)
4
5
6
7
8
9

CHEMTECH SAMPLE ID	PROJECT SAMPLE IDENTIFICATION	SAMPLE MATRIX	SAMPLE TYPE COMP	SAMPLE TYPE GRAB	SAMPLE COLLECTION DATE	SAMPLE COLLECTION TIME	# OF BOTTLES	PRESERVATIVES A (1)	E (2)	B (3)	4	5	6	7	8	9	COMMENTS
1.	FB(20240927)	GW		G	9/27/24	1230	4	X	X	X							
2.	EB(20240927)	|		|	9/27/24	1215	4	X	X	X							
3.	TB(20240924)	|		|		–	2	X								
4.																	
5.																	
6.																	
7.																	
8.																	
9.																	
10.																	

← Specify Preservatives
A-HCl D-NaOH
B-HN03 E-ICE
C-H2SO4 F-OTHER

SAMPLE CUSTODY MUST BE DOCUMENTED BELOW EACH TIME SAMPLES CHANGE POSSESSION INCLUDING COURIER DELIVERY

RELINQUISHED BY SAMPLER:	DATE/TIME:	RECEIVED BY:
1.	9/27/24 1550	1.
RELINQUISHED BY SAMPLER: 2.	DATE/TIME:	RECEIVED BY: 2.
RELINQUISHED BY SAMPLER: 3.	DATE/TIME:	RECEIVED BY: 3.

Conditions of bottles or coolers at receipt: ☐ COMPLIANT ☐ NON COMPLIANT ☐ COOLER TEMP 2-3°C °C
Comments: For VOCs CLP SOW SFAM 01.1 use trace volatiles
For Metals CLP SOW SFAM 01.1 use ICP-MS

Page 3 of 3

CLIENT: ☐ Hand Delivered ☐ Other
CHEMTECH: ☐ Picked Up ☐ Field Sampling

Shipment Complete ☐ YES ☐ NO

WHITE - CHEMTECH COPY FOR RETURN TO CLIENT YELLOW - CHEMTECH COPY PINK - SAMPLER COPY

FORM DC-1

SAMPLE LOG-IN SHEET

Lab Name : Alliance Technical Group, LLC		Page 1 of __
Received By (Print Name) GORGE NEWMAN		Log-in Date **9/27/2024**
Received By (Signature)		
Case Number ARC Sayreville PostE	SDG No. P4227	MA No. N/A

Remarks:	
1. Custody Seal (s)	Present, Intact
2. Custody Seal Nos.	n/a
3. Traffic Reports/Chain Of Custody Records	Present
4. Airbill	Present
5. Airbill No. and Shipping Container ID No.	HAND DELIVERED 1
6. Shipping Container Temperature Indicator Bottle	Present
7. Shipping Container Temperature	2.3 Degree C
8. Sample Condition	Intact
9. Sample Tags Sample Tag Numbers	Absent Listed on Traffic Report
10. Does information on Traffic Reports/Chain of Custody Records and Sample Tags agree ?	Yes
11. Date Received at Lab	09/27/2024
12.Time Received	15:50

	EPA Sample #	Aqueous/ Water Sample pH	Corresponding Sample Tag #	Corresponding Assigned Lab #	Remarks: Condition of Sample Shipment, etc.
1	PMW-1(20240925)	,1.3		P4227-01	Intact
2	PMW-2(20240925)	,1.3		P4227-02	Intact
3	PMW-9S(20240926)	,1.3		P4227-03	Intact
4	PMW-9D(20240926)	,1.3		P4227-04	Intact
5	PMW-8S(20240926)	,1.3		P4227-05	Intact
6	PMW-8D(20240926)	,1.3		P4227-06	Intact
7	DUP(20240926)	,1.3		P4227-07	Intact
8	MW-2(MCUA)(2024	,1.3		P4227-08	Intact
9	PMW-5(20240926)	,1.3		P4227-09	Intact
10	MW-1(MCUA)(2024	,1.3		P4227-10	Intact
11	N/A	N/A	N/A	N/A	N/A
12	N/A	N/A	N/A	N/A	N/A
13	N/A	N/A	N/A	N/A	N/A
14	N/A	N/A	N/A	N/A	N/A
15	N/A	N/A	N/A	N/A	N/A
16	N/A	N/A	N/A	N/A	N/A
17	N/A	N/A	N/A	N/A	N/A
18	N/A	N/A	N/A	N/A	N/A
19	N/A	N/A	N/A	N/A	N/A
20	N/A	N/A	N/A	N/A	N/A
21	N/A	N/A	N/A	N/A	N/A
22	N/A	N/A	N/A	N/A	N/A
23	N/A	N/A	N/A	N/A	N/A

* Contact SMO and attach record of resolution

Reviewed By	Logbook No. N/A
Date	Logbook Page No. N/A

FORM DC-1

SAMPLE LOG-IN SHEET

Lab Name : Alliance Technical Group, LLC		Page 2 of__
Received By (Print Name) George Nesmon		Log-in Date **9/27/2024**
Received By (Signature)		
Case Number ARC Sayreville Post	SDG No. P4227	MA No. N/A

Remarks:	
1. Custody Seal (s)	Present, Intact
2. Custody Seal Nos.	n/a
3. Traffic Reports/Chain Of Custody Records	Present
4. Airbill	Present
5. Airbill No. and Shipping Container ID No.	HAND DELIVERED 2
6. Shipping Container Temperature Indicator Bottle	Present
7. Shipping Container Temperature	2.3 Degree C
8. Sample Condition	Intact
9. Sample Tags Sample Tag Numbers	Absent Listed on Traffic Report
10. Does information on Traffic Reports/Chain of Custody Records and Sample Tags agree ?	Yes
11. Date Received at Lab	09/27/2024
12.Time Received	15:50

	EPA Sample #	Aqueous/ Water Sample pH	Corresponding Sample Tag #	Corresponding Assigned Lab #	Remarks: Condition of Sample Shipment, etc.
1	PMW-3(20240927)	,1.3		P4227-11	Intact
2	PMW-4(20240927)	,1.3		P4227-12	Intact
3	PMW-6(20240927)	,1.3		P4227-13	Intact
4	PMW-7S(20240927)	,1.3		P4227-14	Intact
5	PMW-7D(20240927)	,1.3		P4227-15	Intact
6	P4227-15MS	,1.3		P4227-16	Intact
7	P4227-15MSD	,1.3		P4227-17	Intact
8	PMW-10(20240927)	,1.3		P4227-18	Intact
9	FB(20240925)	,1.3		P4227-19	Intact
10	FB(20240926)	,1.3		P4227-20	Intact
11	N/A	N/A	N/A	N/A	N/A
12	N/A	N/A	N/A	N/A	N/A
13	N/A	N/A	N/A	N/A	N/A
14	N/A	N/A	N/A	N/A	N/A
15	N/A	N/A	N/A	N/A	N/A
16	N/A	N/A	N/A	N/A	N/A
17	N/A	N/A	N/A	N/A	N/A
18	N/A	N/A	N/A	N/A	N/A
19	N/A	N/A	N/A	N/A	N/A
20	N/A	N/A	N/A	N/A	N/A
21	N/A	N/A	N/A	N/A	N/A
22	N/A	N/A	N/A	N/A	N/A
23	N/A	N/A	N/A	N/A	N/A

* Contact SMO and attach record of resolution

Reviewed By	Logbook No. N/A
Date	Logbook Page No. N/A

FORM DC-1

SAMPLE LOG-IN SHEET

Lab Name : Alliance Technical Group, LLC		Page 3 of __
Received By (Print Name) Gonse Nesuay		Log-in Date **9/27/2024**
Received By (Signature)		
Case Number ARC Sayreville Post	SDG No. P4227	MA No. N/A

Remarks:	
1. Custody Seal (s)	Present, Intact
2. Custody Seal Nos.	n/a
3. Traffic Reports/Chain Of Custody Records	Present
4. Airbill	Present
5. Airbill No. and Shipping Container ID No.	HAND DELIVERED 3
6. Shipping Container Temperature Indicator Bottle	Present
7. Shipping Container Temperature	2.3 Degree C
8. Sample Condition	Intact
9. Sample Tags Sample Tag Numbers	Absent Listed on Traffic Report
10. Does information on Traffic Reports/Chain of Custody Records and Sample Tags agree ?	Yes
11. Date Received at Lab	09/27/2024
12.Time Received	15:50

	EPA Sample #	Aqueous/ Water Sample pH	Corresponding		Remarks: Condition of Sample Shipment, etc.
			Sample Tag #	Assigned Lab #	
1	FB(20240927)	,1.3		P4227-21	Intact
2	EB(20240927)	,1.3		P4227-22	Intact
3	TB(20240924)	N/A		P4227-23	Intact
4	N/A	N/A	N/A	N/A	N/A
5	N/A	N/A	N/A	N/A	N/A
6	N/A	N/A	N/A	N/A	N/A
7	N/A	N/A	N/A	N/A	N/A
8	N/A	N/A	N/A	N/A	N/A
9	N/A	N/A	N/A	N/A	N/A
10	N/A	N/A	N/A	N/A	N/A
11	N/A	N/A	N/A	N/A	N/A
12	N/A	N/A	N/A	N/A	N/A
13	N/A	N/A	N/A	N/A	N/A
14	N/A	N/A	N/A	N/A	N/A
15	N/A	N/A	N/A	N/A	N/A
16	N/A	N/A	N/A	N/A	N/A
17	N/A	N/A	N/A	N/A	N/A
18	N/A	N/A	N/A	N/A	N/A
19	N/A	N/A	N/A	N/A	N/A
20	N/A	N/A	N/A	N/A	N/A
21	N/A	N/A	N/A	N/A	N/A
22	N/A	N/A	N/A	N/A	N/A
23	N/A	N/A	N/A	N/A	N/A

* Contact SMO and attach record of resolution

Reviewed By	Logbook No. N/A
Date	Logbook Page No. N/A

FORM DC-2
FULL ORGANICS COMPLETE SDG FILE (CSF) INVENTORY SHEET

LAB NAME Alliance Technical Group, LLC

LAB CODE ACE

CONTRACT NO. 68HERH20D0011

CASE NO. ARC Sayreville PostEx 2024 SDG NO. P4227

MA NO.

SOW NO. SFAM01.1

All documents delivered in the complete SDG File must be original documents where possible. (Reference - Exhibit B Section 2.4)

	PAGE NOs. FROM	PAGE NOs. TO	CHECK LAB	CHECK REGION
1. SDG Cover Page	1	2	✓	
2. Traffic Report/Chain of Custody Record(s)	3	5	✓	
3. Sample Log-In Sheet (DC-1)	6	8	✓	
4. CSF Inventory Sheet (DC-2)	9	15	✓	
5. SDG Narrative	16	23	✓	
Organic Analysis				
Trace Volatiles				
Quality Control Summary				
6. Deuterated Monitoring Compound Recovery (Form 2A-OR and Form 2B-OR)	24	27	✓	
7. Matrix Spike/Matrix Spike Duplicate Recovery (Form 3A-OR)(if requeste by the EPA Region)	28	29	✓	
8. Method Blank Summary (Form 4-OR)	30	31	✓	
9. GC/MS Instrument Performance Check (Form 5-OR)	32	33	✓	
10. Internal Standard Area and Retention Summary (Form 8A-OR)	34	35	✓	
Sample Data				
11. TAL Results - Organics Analysis Data Sheet (Form 1A-OR)	36	408	✓	
12. Tentatively Identified Compounds (Form 1B-OR)				
13. Raw Data for each sample:				
Reconstructed total ion chromatograms (RICs) for each sample				
Raw Spectra and bacground-subtracted mass spectra of target analytes identified				
Quantitation Reports				
Mass Spectra of all reported TICs with three best library matches				
Standards Data (All Instruments)				
14. GC/MS Initial Calibration Data (Form 6A-OR)	409	435	✓	
15. RICs and Quantitation Reports for all Standards				

FORM DC-2
FULL ORGANICS COMPLETE SDG FILE (CSF) INVENTORY SHEET

	PAGE NOs. FROM	PAGE NOs. TO	CHECK LAB	CHECK REGION
16. Initial Calibration Verification and Continuing Calibration Verification for GC/MS (Form 7-OR)	436	460	✓	
17. RICs and Quantitation Reports for all Standards				
Quality Control Data				
18. Performance Check	461	473	✓	
19. Blank Data	474	489	✓	
20. Matrix Spike/Matrix Spike Duplicate Data (Form 3A-OR) (if requested by EPA Region)	490	553	✓	
21. Original Preparation and analysis forms or copies of preparation and analysis logbook pages (including screening records if applicable)	554	627	✓	
Low-Medium Volatiles				
Quality Control Summary				
22. Deuterated Monitoring Compound Recovery (Form 2A-OR and Form 2B-OR)	NA	NA	✓	
23. Matrix Spike/Matrix Spike Duplicate Recovery (Form 3A-OR) (if requested by EPA Region)	NA	NA	✓	
24. Method Blank Summary (Form 4-OR)	NA	NA	✓	
25. GC/MS Instrument Performance Check (Form 5-OR)	NA	NA	✓	
26. Internal Standard Area and Retention Time Summary (Form 8A-OR)	NA	NA	✓	
Sample Data				
27. TAL Results - Organics Analysis Data Sheet (Form 1A-OR)	NA	NA	✓	
28. Tentatively Identified Compounds (Form 1B-OR)				
29. Raw Data for Each Sample:				
Reconstructed total ion chromatograms (RICs) for each sample				
Raw Spectra and background-subtracted mass spectra of target analytes identified				
Quantitation Reports				
Mass Spectra of all reported TICs with three best library matches				
Standards Data (All Instruments)				
30. GC/MS Initial Calibration Data (Form 6A-OR)	NA	NA	✓	
31. RICs and Quantitation Reports for all Standards				
32. Initial Calibration Verification and Continuing Calibration Verification for GC/MS (Form 7A-OR)	NA	NA	✓	
33. RICs and Quantitation Reports for all Standards				
Quality Control Data				
34. Performance Check	NA	NA	✓	

FORM DC-2
FULL ORGANICS COMPLETE SDG FILE (CSF) INVENTORY SHEET

	PAGE NOs. FROM	PAGE NOs. TO	CHECK LAB	CHECK REGION
35. Blank Data	NA	NA	✓	
36. Matrix Spike/Matrix Spike Duplicate Data (if requested by EPA Region)	NA	NA	✓	
37. Original preparation and analysis forms or copies of preparation and analysis logbook pages (including TCLP/SPLP logs, Percent Solid Determinations logs, and screening records if applicable)	NA	NA	✓	
Semivolatiles				
Quality Control Summary				
38. Deuterated Monitoring Compound Recovery (Form 2A-OR and Form 2B-OR)	628	631	✓	
39. Matrix Spike/Matrix Spike Duplicate Recovery (Form 3A-OR) (if requested by EPA Region)	632	636	✓	
40. Method Blank Summary (Form 4-OR)	637	640	✓	
41. GC/MS Instrument Performance Check (Form 5-OR)	641	643	✓	
42. Internal Standard Area and Retention Time Summary (Form 8A-OR)	644	651	✓	
Sample Data				
43. TAL Results - Organics Analysis Data Sheet (Form 1A-OR)	652	938	✓	
44. Tentatively Identified Compounds (Form 1B-OR)				
45. Raw Data for Each sample:				
Reconstructed total ion chromatograms (RICs) for each sample	NA	NA	✓	
Raw Spectra and background-subtracted mass spectra of target analytes identified				
Quantitation Reports				
Mass Spectra of all reported TICs with three best library matches				
GPC chromatograms (if GPC is required)				
Standards Data (All Instruments)				
46. GC/MS Initial Calibration Data (Form 6A-OR)	939	978	✓	
47. RICs and Quantitation Reports for all Standards				
48. Initial Calibration Verification and Continuing Calibration Verification for GC/MS (Form 7A-OR)	979	1036	✓	
49. RICs and Quantitation Reports for all Standards				
Quality Control Data				
50. Performance Check	1037	1064	✓	
51. Blank Data	1065	1100	✓	
52. Matrix Spike/Matrix Spike Duplicate Data (if requested by EPA Region)	1101	1378	✓	

FORM DC-2
FULL ORGANICS COMPLETE SDG FILE (CSF) INVENTORY SHEET

	PAGE NOs. FROM	PAGE NOs. TO	CHECK LAB	CHECK REGION
53. Raw GPC Data	NA	NA	✓	
54. For SIM analysis (if requested), at the same sequence as listed above, except for that Form 1B-OR and TIC spectra data which are not required for SIM method.	NA	NA	✓	
55. Original preparation and analysis forms or copies of preparation and analysis logbook pages (including TCLP/SPLP logs, Percent Solid Determinations logs, and screening records if applicable)	1379	1477	✓	
Pesticides				
Quality Control Summary				
56. Surrogate Recovery (Form 2C-OR)	NA	NA	✓	
57. Matrix Spike/Matrix Spike Duplicate Recovery (Form 3A-OR each columns)	NA	NA	✓	
58. Laboratory Control Sample Recovery (Form 3B-OR each column)	NA	NA	✓	
59. Method Blank Summary (Form 4-OR)	NA	NA	✓	
Sample Data				
60. TAL Results - Organics Analysis Data Sheet (Form 1A-OR)	NA	NA	✓	
61. Raw Data for Each Sample:				
Chromatograms (Primary Column)				
Chromatograms (Secondary Column)				
Quantitation Reports				
Manual Worksheets				
62. For Pesticides by GC/MS Confirmation:				
Copies of raw spectra and copies of background-subtracted mass spectra of target analytes (samples & standards)				
Standards Data				
63. Initial Calibration of Single Component Analytes (Form 6B-OR and 6C-OR)	NA	NA	✓	
64. Initial Calibration of Multicomponent Analytes (Form 6D-OR and 6E-OR)	NA	NA	✓	
65. Analyte Resolution Summary (Form 6G-OR)	NA	NA	✓	
66. Pesticide Performance Evaluation Mixture Calibration Verification Summary (Form 7B-OR)	NA	NA	✓	

	PAGE NOs. FROM	PAGE NOs. TO	CHECK LAB	CHECK REGION
67. Continuing Calibration Verification Summary (Form 7C-OR)	NA	NA	✓	
68. Multicomponent Coninuing Calibration Verification Summary (Form 7D-OR)	NA	NA	✓	
69. Analytical Sequence (Form 8B-OR)	NA	NA	✓	
70. Florisil Cartridge Check (Form 9A-OR)	NA	NA	✓	
71. GPC Calibration Verification (Form 9B-OR)	NA	NA	✓	
72. Identification Summary for Single Component Analytes (Form 10A-OR)	NA	NA	✓	
73. Identification Summary for Multicomponent Analytes (Form 10B-OR)				
74. Chromatograms and Quantitation Reports:	NA	NA	✓	
A printout of Retention Times and corresponding peak areas or peak heights				
Quality Control Data				
75. Blank Data	NA	NA	✓	
76. Matrix Spike/Matrix Spike Duplicate Data	NA	NA	✓	
77. Laboratory Control Sample	NA	NA	✓	
78. Raw GPC Data	NA	NA	✓	
79. Raw Florisil Data	NA	NA	✓	
80. Original preparation and analysis forms or copies of preparation and analysis logbook pages (including TCLP/SPLP logs, Percent Solid Determinations logs, and screening records if applicable)	NA	NA	✓	
Aroclor Data				
Quality Control Summary				
81. Surrogate Recovery (Form 2C-OR)	NA	NA	✓	
82. Matrix Spike/Matrix Spike Duplicate Summary (Form 3A-OR)	NA	NA	✓	
83. Laboratory Control Sample Recovery (Form 3B-OR for each column)	NA	NA	✓	
84. Method Blank Summary (Form 4-OR)	NA	NA	✓	
Sample Data				
85. TAL Results - Organics Analysis Data Sheet (Form 1A-OR)	NA	NA	✓	

FORM DC-2
FULL ORGANICS COMPLETE SDG FILE (CSF) INVENTORY SHEET

	PAGE NOs. FROM	PAGE NOs. TO	CHECK LAB	CHECK REGION
86. Raw Data for Each Sample:	NA	NA	✓	
Chromatograms (Primary Column)	NA	NA	✓	
Chromatograms (Secondary Column)	NA	NA	✓	
Quantitation Reports	NA	NA	✓	
Manual Worksheets	NA	NA	✓	
87. For Aroclors by GC/MS Confirmation:	NA	NA	✓	
Copies of raw spectra and copies of background-subtracted mass spectra of target analytes (samples & standards)	NA	NA	✓	
Standards Data				
88. Initial Calibration of Multicomponent Analytes(Form 6D-OR, Form 6E-OR, and Form 6F-OR)	NA	NA	✓	
89. Multicomponent Continuing Calibration Verification Summary (Form 7D-OR)	NA	NA	✓	
90. Analytical Sequence (Form 8B-OR)	NA	NA	✓	
91. Identification Summary for Multicomponent Analytes (Form 10B-OR)	NA	NA	✓	
92. Chromatograms and data system printouts:	NA	NA	✓	
A printout of Retention Times and corresponding peak areas or peak heights				
Qaulity Control Data				
93. Blank Data	NA	NA	✓	
94. Matrix Spike/Matrix Spike Duplicate Data	NA	NA	✓	
95. Laboratory Control Sample (LCS) Data	NA	NA	✓	
96. Raw GPC Data (if performed)	NA	NA	✓	
97. Original preparation and analysis forms or copies of preparation and analysis logbook pages (including Percent Solid Determinations logs and screening records if applicable)	NA	NA	✓	
Additional				
98. EPA Shipping/Receiving Documents Airbills (No. of shipments___**NA**____)	NA	NA	✓	
Sample Tags	NA	NA	✓	
Sample Log-In Sheet (Lab)	1478	1481	✓	

FORM DC-2
FULL ORGANICS COMPLETE SDG FILE (CSF) INVENTORY SHEET

	PAGE NOs. FROM	PAGE NOs. TO	CHECK LAB	CHECK REGION
99. Misc. Shipping/Receiving Records (list all individual records) Communication Logs	NA	NA	✓	
100. Internal Lab Sample Transfer Records & Tracking Sheets (describe or list)	1482	1490	✓	
101. PE/PT Instruction Forms	NA	NA	✓	
102. Other Records (describe or list)				
Communication Log	NA	NA	✓	

103. Comments

N. N. Pandya

APPROVED
Nimisha Pandya, QA/QC Supervisor , 10/30/2024, 9:55:05 AM

Completed by: (CLP Lab) (Signature) (Printed Name/Title) (Date)

Audited by: (EPA) (Signature) (Printed Name/Title) (Date)

284 Sheffield Street, Mountainside, NJ 07092
Phone: 908 789 8900 Fax: 908 789 8922

CASE NARRATIVE

Arcadis
Project Name: ARC Sayreville PostEx 2024
Project # N/A
Chemtech Project # P4227
Test Name: VOCMS Group1, SVOCMS Group1

A. Number of Samples and Date of Receipt:
23 Water samples were received on 09/27/2024.

B. Parameters
According to the Chain of Custody document, the following analyses were requested: Mercury, Metals CLP MS, SVOCMS Group1 and VOCMS Group1. This data package contains results for VOCMS Group1.

Trace Volatiles:

C. Analytical Techniques:
The analysis performed on instrument MSVOA_U were done using GC column DB-624UI 20m 0.18mm 1.0 um. Cat#121-1324UIThe analysis of VOCMS Group1 was based on method SFAM_Trace.

D. QA/ QC Samples:
The Holding Times were met for all analysis.
The Surrogate recoveries met the acceptable criteria.
The Internal Standards Areas met the acceptable requirements.
The Retention Times were acceptable for all samples.

The MS {P4227-16MS} with File ID: VU061076.D recoveries met the requirements for all compounds.
The MSD {P4227-17MSD} with File ID: VU061077.D recoveries met the acceptable requirements.
The RPD for {P4227-17MSD} with File ID: VU061077.D met criteria.

The Blank analysis did not indicate the presence of lab contamination.
The Initial Calibration met the requirements .
The Continuous Calibration met the requirements .
The Tuning criteria met requirements.

Samples PMW-2(20240925), PMW-9S(20240926), PMW-9D(20240926), PMW-8S(20240926), DUP(20240926), PMW-5(20240926), PMW-6(20240927), PMW-7S(20240927) and PMW-7D(20240927) were diluted due to due to as per past history of the samples.

284 Sheffield Street, Mountainside, NJ 07092
Phone: 908 789 8900 Fax: 908 789 8922

Samples PMW-9S(20240926), PMW-8D(20240926), DUP(20240926), MW-2(MCUA)(20240926), PMW-5(20240926), PMW-3(20240927) and PMW-7S(20240927) were diluted due to high concentrations.

E. Additional Comments:
Calculation:

Low/Med Water Level Calculation

$$\text{Concentration in ug/L} = \frac{(Ax)\ (Is)\ (DF)}{(Ais)\ (RRF)\ (Vo)}$$

Where,
Ax = Area of the characteristic ion (EICP) for the compound to be measured.
Ais = Area of the characteristic ion (EICP) for the internal standard.
Amount of internal standard added in ng.
RRF = Mean Relative Response Factor from the initial calibration standard.
Vo = Total volume of water purged, in mL.
DF = Dilution Factor.

F. Manual Integration Comments:
Please refer to the Manual integration Report included with the Run Logs for information on the manual integrations performed.

Semivolatiles:

C. Analytical Techniques:
The samples were analyzed on instrument BNA_N using GC Column ZB-SemiVolatiles Guardian which is 30 meters, 0.25 mm ID, 0.5 um df, Catalog # 7HG-G027-17-GGAThe analysis of SVOCMS Group1 was based on method SFAM_SVOC and extraction was done based on method 3510.

D. QA/ QC Samples:
The Holding Times were met for all analysis.

The Surrogate recoveries met the acceptable criteria except for,
FB(20240925) [4-Nitrophenol-d4 - 8%],
FB(20240926) [4-Nitrophenol-d4 - 9%] and
FB(20240927) [4-Nitrophenol-d4 - 9%]. Failed surrogate is not associated with reporting list so no further corrective action was taken.

The Internal Standards Areas met the acceptable requirements.
The Retention Times were acceptable for all samples.
The MS {PMW-7D(20240927)MS} recovery met the requirements for all compounds.
The MSD {PMW-7D(20240927)MSD} recovery met the requirements for all compounds.

284 Sheffield Street, Mountainside, NJ 07092
Phone: 908 789 8900 Fax: 908 789 8922

The RPD {PMW-7D(20240927)MSD} RPD met the requirements for all compounds
The Blank Spike for {PB163786BS} recoveries met the requirements for all compounds.
The Blank Spike for {PB163787BS} recoveries met the requirements for all compounds.
The Blank Spike for {PB163807BS} recoveries met the requirements for all compounds.
The Blank Spike for {PB163808BS} recoveries met the requirements for all compounds.
The Blank analysis did not indicate the presence of lab contamination.
The Initial Calibration met the requirements.
The Continuous Calibration met the requirements.
The Tuning criteria met requirements.

E. Concentration of Water Sample:

$$\text{Concentration ug/L} = \frac{(Ax)\,(Is)\,(Vt)\,(DF)\,(GPC)}{(Ais)\,(\overline{RRF})\,(Vo)\,(Vi)}$$

Where,
Ax = Area of the characteristic ion for the compound to be measured.
Ais = Area of the characteristic ion for the internal standard.
Is = Amount of internal standard injected in ng.
Vo = Volume of water extracted in mL.
Vi = Volume of extract injected in uL.
Vt = Volume of the concentrated extract in uL
RRF = Mean Relative Response Factor determined from the initial calibration standard.
GPC = Vin = GPC factor (If no GPC is performed, GPC=1)
Vout = Volume of extract collected after GPC cleanup.

F. Manual Integration Comments:
Please refer to the Manual integration Report included with the Run Logs for information on the manual integrations performed.

I certify that the data package is in compliance with the terms and conditions of the contract, both technically and for completeness, for other than the conditions detailed above. The laboratory manager or his designee, as verified by the following signature has authorized release of the data contained in this hard copy data package.

Signature N. N. Pandya

APPROVED
Nimisha Pandya, QA/QC Supervisor , 10/30/2024, 9:55:55 AM

284 Sheffield Street, Mountainside, New Jersey 07092, Phone : 908 789 8900, Fax : 908 789 8922

Manual Integration Report

Sequence:	VU100124	Instrument	MSVOA_u

Sample ID	File ID	Parameter	Review By	Review On	Supervised By	Supervised On	Reason
VSTD0.524/ VSTD0.5024	VU061033.D	2-Butanone	SAM	10/2/2024 2:09:22 PM	MMDadoda	10/2/2024 2:13:41 PM	Peak Integrated by Software
VSTD0.524/ VSTD0.5024	VU061033.D	2-Butanone-d5	SAM	10/2/2024 2:09:22 PM	MMDadoda	10/2/2024 2:13:41 PM	Peak Integrated by Software
VSTD0.524/ VSTD0.5024	VU061033.D	Methyl Acetate	SAM	10/2/2024 2:09:22 PM	MMDadoda	10/2/2024 2:13:41 PM	Peak Integrated by Software
VSTD0.524/ VSTD0.5024	VU061033.D	Naphthalene	SAM	10/2/2024 2:09:22 PM	MMDadoda	10/2/2024 2:13:41 PM	Peak Integrated by Software
P4227-01/ PMW-1(202409	VU061052.D	Chloromethane	SAM	10/2/2024 2:09:23 PM	MMDadoda	10/2/2024 2:13:41 PM	Peak Integrated by Software
P4227-09/ PMW-5(202409	VU061061.D	Isopropylbenzene	SAM	10/2/2024 2:09:26 PM	MMDadoda	10/2/2024 2:13:44 PM	Peak Integrated by Software

284 Sheffield Street, Mountainside, New Jersey 07092, Phone : 908 789 8900, Fax : 908 789 8922

Manual Integration Report

Sequence:	VU100224	Instrument	MSVOA_u

Sample ID	File ID	Parameter	Review By	Review On	Supervised By	Supervised On	Reason

284 Sheffield Street, Mountainside, New Jersey 07092, Phone : 908 789 8900, Fax : 908 789 8922

Manual Integration Report

Sequence:	BN091124	Instrument	BNA_n

Sample ID	File ID	Parameter	Review By	Review On	Supervised By	Supervised On	Reason
SSTD02082/ SSTD020219	BN033847.D	Caprolactam	Jagrut	9/12/2024 3:37:23 PM	mohammad	9/13/2024 1:47:16 AM	Peak Integrated by Software
SSTD04083/ SSTD040220	BN033848.D	Caprolactam	Jagrut	9/12/2024 3:37:25 PM	mohammad	9/13/2024 1:47:16 AM	Peak Integrated by Software
SSTD08084/ SSTD080221	BN033849.D	Caprolactam	Jagrut	9/12/2024 3:37:29 PM	mohammad	9/13/2024 1:47:16 AM	Peak Integrated by Software
SSTD16085/ SSTD160222	BN033850.D	4-Nitroaniline	Jagrut	9/12/2024 3:37:32 PM	mohammad	9/13/2024 1:47:16 AM	Peak Integrated by Software
SSTD16085/ SSTD160222	BN033850.D	Caprolactam	Jagrut	9/12/2024 3:37:32 PM	mohammad	9/13/2024 1:47:16 AM	Peak Integrated by Software
SSTDICV020/ SICV223	BN033851.D	Caprolactam	Jagrut	9/12/2024 3:37:35 PM	mohammad	9/13/2024 1:47:16 AM	Peak Integrated by Software
SSTDCCC020/ SSTD020314	BN033860.D	Caprolactam	Jagrut	9/12/2024 3:37:42 PM	mohammad	9/13/2024 1:47:16 AM	Peak Integrated by Software
SSTDCCC020EC/	BN033876.D	Caprolactam	Jagrut	9/12/2024 3:38:20 PM	mohammad	9/13/2024 1:47:16 AM	Peak Integrated by Software

284 Sheffield Street, Mountainside, New Jersey 07092, Phone : 908 789 8900, Fax : 908 789 8922

Manual Integration Report

Sequence:	BN100424	Instrument	BNA_n

Sample ID	File ID	Parameter	Review By	Review On	Supervised By	Supervised On	Reason
SSTDCCC020/ SSTD020332	BN034390.D	Caprolactam	yogesh	10/5/2024 2:59:38 AM	mohammad	10/7/2024 7:11:29 AM	Peak Integrated by Software
PB163808BS/ SLCS808	BN034393.D	Caprolactam	yogesh	10/5/2024 2:59:43 AM	mohammad	10/7/2024 7:11:29 AM	Peak Integrated by Software
SSTDCCC020/ SSTD020333	BN034400.D	Caprolactam	yogesh	10/5/2024 2:59:47 AM	mohammad	10/7/2024 7:11:29 AM	Peak Integrated by Software
P4227-16MS/ PMW-7D(20240	BN034405.D	4-Nitroaniline	yogesh	10/7/2024 6:57:23 AM	mohammad	10/7/2024 7:11:29 AM	Peak Integrated by Software
P4227-16MS/ PMW-7D(20240	BN034405.D	Caprolactam	yogesh	10/7/2024 6:57:23 AM	mohammad	10/7/2024 7:11:29 AM	Peak Integrated by Software
P4227-17MSD/ PMW-7D(20240	BN034406.D	4-Nitroaniline	yogesh	10/7/2024 6:57:27 AM	mohammad	10/7/2024 7:11:29 AM	Peak Integrated by Software
P4227-17MSD/ PMW-7D(20240	BN034406.D	Caprolactam	yogesh	10/7/2024 6:57:27 AM	mohammad	10/7/2024 7:11:29 AM	Peak Integrated by Software
P4227-21/ FB(20240927)	BN034407.D	4-Nitrophenol-d4	yogesh	10/7/2024 6:57:39 AM	mohammad	10/7/2024 7:11:29 AM	Peak Integrated by Software
P4227-09/ PMW-5(202409	BN034410.D	2-Nitrophenol-d4	yogesh	10/7/2024 6:57:44 AM	mohammad	10/7/2024 7:11:29 AM	Peak Integrated by Software
P4227-09/ PMW-5(202409	BN034410.D	Acenaphthene-d10	yogesh	10/7/2024 6:57:44 AM	mohammad	10/7/2024 7:11:29 AM	Peak Integrated by Software
SSTDCCC020/ SSTD020334	BN034414.D	Caprolactam	yogesh	10/7/2024 6:57:47 AM	mohammad	10/7/2024 7:11:29 AM	Peak Integrated by Software
P4227-05/ PMW-8S(20240	BN034417.D	Pyridine-d5	yogesh	10/7/2024 6:57:51 AM	mohammad	10/7/2024 7:11:29 AM	Peak Integrated by Software
P4227-01/ PMW-1(202409	BN034420.D	4-Nitrophenol-d4	yogesh	10/7/2024 6:57:59 AM	mohammad	10/7/2024 7:11:29 AM	Peak Integrated by Software

284 Sheffield Street, Mountainside, New Jersey 07092, Phone : 908 789 8900, Fax : 908 789 8922

Manual Integration Report

Sequence:	BN100424	Instrument	BNA_n

Sample ID	File ID	Parameter	Review By	Review On	Supervised By	Supervised On	Reason
PB163787BS/ SLCS787	BN034422.D	4-Nitroaniline	yogesh	10/7/2024 6:58:03 AM	mohammad	10/7/2024 7:11:29 AM	Peak Integrated by Software
PB163787BS/ SLCS787	BN034422.D	Caprolactam	yogesh	10/7/2024 6:58:03 AM	mohammad	10/7/2024 7:11:29 AM	Peak Integrated by Software
PB163807BS/ SLCS807	BN034423.D	2,4-Dinitrophenol	yogesh	10/7/2024 6:58:10 AM	mohammad	10/7/2024 7:11:29 AM	Peak Integrated by Software
PB163807BS/ SLCS807	BN034423.D	Caprolactam	yogesh	10/7/2024 6:58:10 AM	mohammad	10/7/2024 7:11:29 AM	Peak Integrated by Software
P4227-04/ PMW-9D(20240	BN034425.D	Pyridine-d5	yogesh	10/7/2024 6:58:14 AM	mohammad	10/7/2024 7:11:29 AM	Peak Integrated by Software
P4227-06/ PMW-8D(20240	BN034426.D	4-Nitrophenol-d4	yogesh	10/7/2024 6:58:18 AM	mohammad	10/7/2024 7:11:29 AM	Peak Integrated by Software
SSTDCCC020/ SSTD020335	BN034427.D	4-Nitroaniline	yogesh	10/7/2024 6:58:22 AM	mohammad	10/7/2024 7:11:29 AM	Peak Integrated by Software
SSTDCCC020/ SSTD020335	BN034427.D	Caprolactam	yogesh	10/7/2024 6:58:22 AM	mohammad	10/7/2024 7:11:29 AM	Peak Integrated by Software
PB163786BS/ SLCS786	BN034430.D	Caprolactam	yogesh	10/7/2024 6:58:25 AM	mohammad	10/7/2024 7:11:29 AM	Peak Integrated by Software
SSTDCCC020E C/	BN034432.D	4-Nitroaniline	yogesh	10/7/2024 6:58:33 AM	mohammad	10/7/2024 7:11:29 AM	Peak Integrated by Software
SSTDCCC020E C/	BN034432.D	Caprolactam	yogesh	10/7/2024 6:58:33 AM	mohammad	10/7/2024 7:11:29 AM	Peak Integrated by Software

FORM 2A-OR
DEUTERATED MONITORING COMPOUND RECOVERY

Lab Name : Alliance Technical Group, LLC Contract : 68HERH20D0011
Lab Code : ACE Case No.: ARC Sayrev MA No.: DG No.: P4227
Analytical Method : Trace VOA Level :
Matrix : Water

EPA Sample No .	DMC1 (VCL)	DMC2 (CLA)	DMC3 (DCE)	DMC4 (BUT)	DMC5 (CLF)	DMC6 (DCA)	DMC7 (BEN)	DMC8 (DPA)
VBLK059	105	106	105	108	103	106	109	109
FB(20240925)	99	96	99	97	97	103	101	101
FB(20240926)	99	99	97	100	98	101	102	104
FB(20240927)	95	94	96	95	95	100	98	100
EB(20240927)	102	105	102	108	102	108	108	109
TB(20240924)	93	94	93	95	94	98	98	99
PMW-7D(20240927)	85	84	87	91	89	92	91	94
PMW-2(20240925)	88	92	89	100	94	96	96	97
PMW-9S(20240926)	88	91	90	96	92	98	95	98
PMW-8D(20240926)DL	86	84	89	95	90	92	92	94
PMW-1(20240925)	85	88	87	97	89	93	93	94
MW-2(MCUA)(20240926)	89	91	91	97	93	98	95	96
MW-1(MCUA)(20240926)	94	96	95	106	97	102	101	104
PMW-3(20240927)	90	97	90	102	93	98	97	100
PMW-4(20240927)	88	92	90	94	90	95	94	95
PMW-6(20240927)	91	91	92	103	92	98	97	99
PMW-7S(20240927)	89	89	88	100	90	93	93	93
PMW-10(20240927)	90	93	88	99	92	98	96	99
PMW-5(20240926)	86	92	83	101	89	94	93	95
VBLK060	87	92	90	97	90	95	94	96
MW-2(MCUA)(20240926)	83	81	83	94	87	87	88	92
PMW-3(20240927)DL	89	89	89	97	92	94	94	95
PMW-9S(20240926)DL	81	87	84	96	88	91	91	95
PMW-8S(20240926)	83	85	84	99	89	92	91	95
PMW-9D(20240926)	81	86	83	93	87	92	91	93
PMW-7S(20240927)DL	79	80	80	91	85	89	88	91
DUP(20240926)DL	83	91	87	99	93	97	93	95
PMW-5(20240926)DL	83	87	85	97	89	92	90	93
DUP(20240926)	84	89	86	98	92	95	94	98
PMW-8D(20240926)	87	93	87	102	93	98	97	101
PMW-7D(20240927)MS	87	88	88	104	98	97	97	98

	QC LIMITS
DMC1 (VCL) = Vinyl Chloride-d3	(40-130)
DMC2 (CLA) = Chloroethane-d5	(65-130)
DMC3 (DCE) = 1,1-Dichloroethene-d2	(60-125)
DMC4 (BUT) = 2-Butanone-d5	(40-130)
DMC5 (CLF) = Chloroform-d	(70-125)
DMC6 (DCA) = 1,2-Dichloroethane-d4	(70-130)
DMC7 (BEN) = Benzene-d6	(70-125)
DMC8 (DPA) = 1,2-Dichloropropane-d6	(60-140)

FORM 2A-OR
DEUTERATED MONITORING COMPOUND RECOVERY

Lab Name : Alliance Technical Group, LLC Contract : 68HERH20D0011

Lab Code : ACE Case No.: ARC Sayrev MA No.: DG No.: P4227

Analytical Method : Trace VOA Level :

Matrix : Water

EPA Sample No .	DMC1 (VCL)	DMC2 (CLA)	DMC3 (DCE)	DMC4 (BUT)	DMC5 (CLF)	DMC6 (DCA)	DMC7 (BEN)	DMC8 (DPA)
PMW-7D(20240927)MSD	94	94	93	107	103	101	101	102

	QC LIMITS
DMC1 (VCL) = Vinyl Chloride-d3	(40-130)
DMC2 (CLA) = Chloroethane-d5	(65-130)
DMC3 (DCE) = 1,1-Dichloroethene-d2	(60-125)
DMC4 (BUT) = 2-Butanone-d5	(40-130)
DMC5 (CLF) = Chloroform-d	(70-125)
DMC6 (DCA) = 1,2-Dichloroethane-d4	(70-130)
DMC7 (BEN) = Benzene-d6	(70-125)
DMC8 (DPA) = 1,2-Dichloropropane-d6	(60-140)

FORM 2B-OR
DEUTERATED MONITORING COMPOUND RECOVERY

Lab Name : Alliance Technical Group, LLC Contract : 68HERH20D0011
Lab Code : ACE Case No.: ARC Sayrevi MA No.: SDG No.: P4227
Analytical Method : Trace VOA Level :
Matrix : Water

EPA Sample No .	DMC9 (TOL)	DMC10 (TDP)	DMC11 (HEX)	DMC12 (TCA)	DMC13 (DCZ)	DMC14	DMC15	DMC16	TOT OUT
VBLK059	108	106	107	107	110				0
FB(20240925)	101	99	99	98	106				0
FB(20240926)	102	101	99	100	104				0
FB(20240927)	97	96	95	94	101				0
EB(20240927)	106	104	106	105	113				0
TB(20240924)	97	95	96	97	103				0
PMW-7D(20240927)	89	88	95	94	92				0
PMW-2(20240925)	95	94	97	95	100				0
PMW-9S(20240926)	94	92	95	94	99				0
PMW-8D(20240926)D	90	89	96	93	95				0
PMW-1(20240925)	90	89	98	93	95				0
MW-2(MCUA)(202409	94	91	99	95	98				0
MW-1(MCUA)(202409	99	93	105	101	103				0
PMW-3(20240927)	95	94	104	101	103				0
PMW-4(20240927)	93	90	99	95	96				0
PMW-6(20240927)	95	96	107	103	100				0
PMW-7S(20240927)	92	90	103	99	95				0
PMW-10(20240927)	94	93	101	97	103				0
PMW-5(20240926)	89	90	98	95	95				0
VBLK060	92	90	97	95	98				0
MW-2(MCUA)(202409	87	88	93	92	92				0
PMW-3(20240927)DL	92	92	99	97	97				0
PMW-9S(20240926)D	89	87	94	93	91				0
PMW-8S(20240926)	90	89	100	95	94				0
PMW-9D(20240926)	88	87	93	92	95				0
PMW-7S(20240927)D	85	86	95	92	91				0
DUP(20240926)DL	91	92	98	97	97				0
PMW-5(20240926)DL	89	89	93	92	96				0
DUP(20240926)	92	93	99	97	98				0
PMW-8D(20240926)	95	94	103	101	101				0

	QC LIMITS
DMC9 (TOL) = Toluene-d8	(70-130)
DMC10 (TDP) = trans-1,3-Dichloropropene-d4	(55-130)
DMC11 (HEX) = 2-Hexanone-d5	(45-130)
DMC12 (TCA) = 1,1,2,2-Tetrachloroethane-d2	(65-120)
DMC13 (DCZ) = 1,2-Dichlorobenzene-d4	(80-120)

FORM 2B-OR
DEUTERATED MONITORING COMPOUND RECOVERY

Lab Name : Alliance Technical Group, LLC Contract : 68HERH20D0011
Lab Code : ACE Case No.: ARC Sayrevi MA No.: SDG No.: P4227
Analytical Method : Trace VOA Level :
Matrix : Water

EPA Sample No .	DMC9 (TOL)	DMC10 (TDP)	DMC11 (HEX)	DMC12 (TCA)	DMC13 (DCZ)	DMC14	DMC15	DMC16	TOT OUT
PMW-7D(20240927)M:	94	94	110	105	101				0
PMW-7D(20240927)M:	98	98	112	107	105				0

	QC LIMITS
DMC9 (TOL) = Toluene-d8	(70-130)
DMC10 (TDP) = trans-1,3-Dichloropropene-d4	(55-130)
DMC11 (HEX) = 2-Hexanone-d5	(45-130)
DMC12 (TCA) = 1,1,2,2-Tetrachloroethane-d2	(65-120)
DMC13 (DCZ) = 1,2-Dichlorobenzene-d4	(80-120)

FORM 3A-OR
MATRIX SPIKE/MATRIX SPIKE DUPLICATE RECOVERY

Lab Name : Alliance Technical Group, LLC Contract : 68HERH20D0011

Lab Code : ACE Case No. : ARC Sayrev MA No .: SDG No. : P4227

Analytical Method : Trace VOA Level :

Matrix Water

EPA Sample No.(Matrix Spike/Matrix Spike Duplicate): PMW-7D(20240927)

Instrument ID : MSVOA_U GC Column DB-624UI ID : 0.18 (mm)

Concentration Units (ug/L,mg/L ug/kg): ug/L

ANALYTE	SPIKE ADDED	SAMPLE CONCENTRATION	MS CONCENTRATION	MS %R #	QC Limits %R
Vinyl chloride	100	5.4	100	95	0 - 0
1,1-Dichloroethene	100	0	100	100	61 - 145
Methylene chloride	100	3.5	110	107	0 - 0
1,1-Dichloroethane	100	14	120	106	0 - 0
cis-1,2-Dichloroethene	100	70	170	100	0 - 0
Chloroform	100	0	100	100	0 - 0
1,1,1-Trichloroethane	100	0	100	100	0 - 0
Benzene	100	2.8	100	97	76 - 127
1,2-Dichloroethane	100	0	100	100	0 - 0
Trichloroethene	100	0	98	98	71 - 120
Toluene	100	0	100	100	76 - 125
Tetrachloroethene	100	0	100	100	0 - 0
Chlorobenzene	100	31	130	99	75 - 130
o-Xylene	100	0	100	100	0 - 0
m,p-Xylene	100	0	100	100	0 - 0
1,1,2,2-Tetrachloroethane	100	0	110	110	0 - 0
1,4-Dichlorobenzene	100	270	380	110	0 - 0
1,2,4-Trichlorobenzene	100	0	110	110	0 - 0

FORM 3A-OR
MATRIX SPIKE/MATRIX SPIKE DUPLICATE RECOVERY

Lab Name : Alliance Technical Group, LLC Contract : 68HERH20D0011

Lab Code : ACE Case No. : ARC Sayrev MA No .: SDG No. : P4227

Analytical Method : Trace VOA Level :

Matrix Water

EPA Sample No.(Matrix Spike/Matrix Spike Duplicate): PMW-7D(20240927)

Instrument ID : MSVOA_U GC Column DB-624UI ID : 0.18 (mm)

Concentration Units (ug/L,mg/L ug/kg): ug/L

ANALYTE	SPIKE ADDED	SAMPLE CONCENTRATION	MS CONCENTRATION	MS %R #	QC Limits %R

ANALYTE	SPIKE AADDED	MSD CONCENTRATION	MSD %R #	RPD	QC Limits	
					RPD	%R
Vinyl chloride	100	120	115	10	0	0 - 0
1,1-Dichloroethene	100	110	110	9	14	61 - 145
Methylene chloride	100	110	107	8	0	0 - 0
1,1-Dichloroethane	100	130	116	9	0	0 - 0
cis-1,2-Dichloroethene	100	190	120	7	0	0 - 0
Chloroform	100	110	110	7	0	0 - 0
1,1,1-Trichloroethane	100	110	110	10	0	0 - 0
Benzene	100	110	107	8	11	76 - 127
1,2-Dichloroethane	100	110	110	7	0	0 - 0
Trichloroethene	100	110	110	8	14	71 - 120
Toluene	100	110	110	9	13	76 - 125
Tetrachloroethene	100	110	110	9	0	0 - 0
Chlorobenzene	100	150	119	10	13	75 - 130
o-Xylene	100	110	110	8	0	0 - 0
m,p-Xylene	100	110	110	7	0	0 - 0
1,1,2,2-Tetrachloroethane	100	120	120	7	0	0 - 0
1,4-Dichlorobenzene	100	420	150	10	0	0 - 0
1,2,4-Trichlorobenzene	100	120	120	10	0	0 - 0

EPA SAMPLE NO.

VBLK059

FORM 4-OR
METHOD BLANK SUMMARY

Lab Name : Alliance Technical Group, LLC
Contract : 68HERH20D0011
Lab Code: ACE Case No.: ARC Sayrev
MA No. : SDG No.: P4227
Analytical Method: Trace VOA
Level :
Matrix : Water
Lab Sample ID: VU1001WBL01
Instrument ID: MSVOA_U
Lab File ID : VU061040.D
Extraction Type : PT
Date Extracted :
GC Column ( ) : DB-624UI ID : 0.18 (mm)
Date Analyzed : 10/01/2024
GC Column ( ) : ID : (mm)
Time Analyzed : 13:38
Heated Purge: (Y/N) N Cleanup(Y/N):
Cleanup Types :

EPA SAMPLE NO.	LAB SAMPLE ID	LAB FILE ID	DATE/TIME ANALYZED
FB(20240925)	P4227-19	VU061041.D	10/01/2024 14:10
FB(20240926)	P4227-20	VU061042.D	10/01/2024 14:35
FB(20240927)	P4227-21	VU061043.D	10/01/2024 14:59
EB(20240927)	P4227-22	VU061044.D	10/01/2024 15:23
TB(20240924)	P4227-23	VU061045.D	10/01/2024 15:48
PMW-7D(20240927)	P4227-15	VU061046.D	10/01/2024 16:12
PMW-2(20240925)	P4227-02	VU061047.D	10/01/2024 16:37
PMW-9S(20240926)	P4227-03	VU061048.D	10/01/2024 17:01
PMW-8D(20240926)DL	P4227-06DL	VU061051.D	10/01/2024 18:14
PMW-1(20240925)	P4227-01	VU061052.D	10/01/2024 18:38
MW-2(MCUA)(20240926)	P4227-08	VU061053.D	10/01/2024 19:03
MW-1(MCUA)(20240926)	P4227-10	VU061054.D	10/01/2024 19:27
PMW-3(20240927)	P4227-11	VU061055.D	10/01/2024 19:51
PMW-4(20240927)	P4227-12	VU061056.D	10/01/2024 20:16
PMW-6(20240927)	P4227-13	VU061057.D	10/01/2024 20:40
PMW-7S(20240927)	P4227-14	VU061058.D	10/01/2024 21:04
PMW-10(20240927)	P4227-18	VU061059.D	10/01/2024 21:29
PMW-5(20240926)	P4227-09	VU061061.D	10/01/2024 22:17

EPA SAMPLE NO.

VBLK060

FORM 4-OR
METHOD BLANK SUMMARY

Lab Name : Alliance Technical Group, LLC
Contract : 68HERH20D0011
Lab Code: ACE Case No.: ARC Sayrev
MA No. : SDG No.: P4227
Analytical Method: Trace VOA
Level :
Matrix : Water
Lab Sample ID: VU1002WBL01
Instrument ID: MSVOA_U
Lab File ID : VU061065.D
Extraction Type : PT
Date Extracted :
GC Column ( ) : DB-624UI ID : 0.18 (mm)
Date Analyzed : 10/02/2024
GC Column ( ) : ID : (mm)
Time Analyzed : 10:36
Heated Purge: (Y/N) N Cleanup(Y/N):
Cleanup Types :

EPA SAMPLE NO.	LAB SAMPLE ID	LAB FILE ID	DATE/TIME ANALYZED
MW-2(MCUA)(20240926)	P4227-08DL	VU061066.D	10/02/2024 11:11
PMW-3(20240927)DL	P4227-11DL	VU061067.D	10/02/2024 11:36
PMW-9S(20240926)DL	P4227-03DL	VU061068.D	10/02/2024 12:00
PMW-8S(20240926)	P4227-05	VU061069.D	10/02/2024 12:25
PMW-9D(20240926)	P4227-04	VU061070.D	10/02/2024 12:47
PMW-7S(20240927)DL	P4227-14DL	VU061071.D	10/02/2024 13:12
DUP(20240926)DL	P4227-07DL	VU061072.D	10/02/2024 13:36
PMW-5(20240926)DL	P4227-09DL	VU061073.D	10/02/2024 14:00
DUP(20240926)	P4227-07	VU061074.D	10/02/2024 14:25
PMW-8D(20240926)	P4227-06	VU061075.D	10/02/2024 14:47
PMW-7D(20240927)MS	P4227-16MS	VU061076.D	10/02/2024 15:10
PMW-7D(20240927)MSD	P4227-17MSD	VU061077.D	10/02/2024 15:34

FORM 5-OR
GC/MS INSTRUMENT PERFORMANCE CHECK

EPA SAMPLE NO.
BFB008

Lab Name : Alliance Technical Group, LLC Contract : 68HERH20D0011
Lab Code: ACE Case No.: ARC Sayr MA No.: SDG No.: P4227
Analytical Method : Trace VOA Lab File ID : VU061032.D
Instrument ID: MSVOA_U BFB / DFTPP : BFB
GC Column : DB-624UI ID : 0.18 (mm) :
Injection Date : 10/01/2024 Injection Time: 08:55

m/e	ION ABUNDANCE CRITERIA	% RELATIVE ABUNDANCE	
50	15.0 - 40.0% of mass 95	21.2	
75	30.0 - 80.0% of mass 95	54.2	
95	Base Peak, 100% relative abundance	100	
96	5.0 - 9.0% of mass 95	6.5	
173	Less than 2.0% of mass 174	0.6(0.9)	1
174	50.0 - 120% of mass 95	68.1	
175	5.0 - 9.0% of mass 174	4.9(7.2)	1
176	95.0 - 101% of mass 174	66(96.9)	1
177	5.0 - 9.0% of mass 176	4.3(6.5)	2

EPA SAMPLE NO.	LAB SAMPLE	LAB FILE ID	DATE ANALYZED	TIME ANALYZED
VSTD0.5024	VSTD0.524	VU061033.D	10/01/2024	09:24
VSTD001025	VSTD00125	VU061034.D	10/01/2024	10:12
VSTD005026	VSTD00526	VU061035.D	10/01/2024	10:35
VSTD010027	VSTD01027	VU061036.D	10/01/2024	10:59
VSTD020028	VSTD02028	VU061037.D	10/01/2024	11:23
VICV029	VSTDICV005	VU061038.D	10/01/2024	12:15
VSTD005097	VSTDCCC005	VU061039.D	10/01/2024	12:42
VBLK059	VU1001WBL01	VU061040.D	10/01/2024	13:38
FB(20240925)	P4227-19	VU061041.D	10/01/2024	14:10
FB(20240926)	P4227-20	VU061042.D	10/01/2024	14:35
FB(20240927)	P4227-21	VU061043.D	10/01/2024	14:59
EB(20240927)	P4227-22	VU061044.D	10/01/2024	15:23
TB(20240924)	P4227-23	VU061045.D	10/01/2024	15:48
PMW-7D(20240927)	P4227-15	VU061046.D	10/01/2024	16:12
PMW-2(20240925)	P4227-02	VU061047.D	10/01/2024	16:37
PMW-9S(20240926)	P4227-03	VU061048.D	10/01/2024	17:01
PMW-8D(20240926)DL	P4227-06DL	VU061051.D	10/01/2024	18:14
PMW-1(20240925)	P4227-01	VU061052.D	10/01/2024	18:38
MW-2(MCUA)(20240926	P4227-08	VU061053.D	10/01/2024	19:03
MW-1(MCUA)(20240926	P4227-10	VU061054.D	10/01/2024	19:27
PMW-3(20240927)	P4227-11	VU061055.D	10/01/2024	19:51
PMW-4(20240927)	P4227-12	VU061056.D	10/01/2024	20:16
PMW-6(20240927)	P4227-13	VU061057.D	10/01/2024	20:40
PMW-7S(20240927)	P4227-14	VU061058.D	10/01/2024	21:04
PMW-10(20240927)	P4227-18	VU061059.D	10/01/2024	21:29
PMW-5(20240926)	P4227-09	VU061061.D	10/01/2024	22:17
VSTD005098	VSTDCCC005EC	VU061062.D	10/01/2024	22:42

FORM 5-OR
GC/MS INSTRUMENT PERFORMANCE CHECK

EPA SAMPLE NO.

BFB009

Lab Name : Alliance Technical Group, LLC Contract : 68HERH20D0011

Lab Code: ACE Case No.: ARC Sayr MA No.: SDG No.: P4227

Analytical Method : Trace VOA Lab File ID : VU061063.D

Instrument ID: MSVOA_U BFB / DFTPP : BFB

GC Column : DB-624UI ID : 0.18 (mm) :

Injection Date : 10/02/2024 Injection Time: 09:13

m/e	ION ABUNDANCE CRITERIA	% RELATIVE ABUNDANCE	
50	15.0 - 40.0% of mass 95	20.5	
75	30.0 - 80.0% of mass 95	53.9	
95	Base Peak, 100% relative abundance	100	
96	5.0 - 9.0% of mass 95	6.6	
173	Less than 2.0% of mass 174	0.6(0.8)	1
174	50.0 - 120% of mass 95	68.7	
175	5.0 - 9.0% of mass 174	5.1(7.4)	1
176	95.0 - 101% of mass 174	66.6(96.9)	1
177	5.0 - 9.0% of mass 176	4.4(6.6)	2

EPA SAMPLE NO.	LAB SAMPLE	LAB FILE ID	DATE ANALYZED	TIME ANALYZED
VSTD005099	VSTDCCC005	VU061064.D	10/02/2024	09:41
VBLK060	VU1002WBL01	VU061065.D	10/02/2024	10:36
MW-2(MCUA)(20240926	P4227-08DL	VU061066.D	10/02/2024	11:11
PMW-3(20240927)DL	P4227-11DL	VU061067.D	10/02/2024	11:36
PMW-9S(20240926)DL	P4227-03DL	VU061068.D	10/02/2024	12:00
PMW-8S(20240926)	P4227-05	VU061069.D	10/02/2024	12:25
PMW-9D(20240926)	P4227-04	VU061070.D	10/02/2024	12:47
PMW-7S(20240927)DL	P4227-14DL	VU061071.D	10/02/2024	13:12
DUP(20240926)DL	P4227-07DL	VU061072.D	10/02/2024	13:36
PMW-5(20240926)DL	P4227-09DL	VU061073.D	10/02/2024	14:00
DUP(20240926)	P4227-07	VU061074.D	10/02/2024	14:25
PMW-8D(20240926)	P4227-06	VU061075.D	10/02/2024	14:47
PMW-7D(20240927)MS	P4227-16MS	VU061076.D	10/02/2024	15:10
PMW-7D(20240927)MSD	P4227-17MSD	VU061077.D	10/02/2024	15:34
VSTD005100	VSTDCCC005EC	VU061080.D	10/02/2024	16:47

FORM 8A-OR
INTERNAL STANDARD AREA AND RETENTION TIME SUMMARY

Lab Name: Alliance Technical Group, LLC Contract: 68HERH20D0011
Lab Code: ACE Case No.: ARC Sayr MA No.: SDG No.: P4227
Analytical Method: Trace VOA Level :
EPA Sample No. : VSTD005097 Lab File ID (Standard) : VU061039.D
Instrument ID : MSVOA_U Init.Calib.Date(s): 10/01/2024
GC Column : DB-624UI ID: 0.18 (mm) Date Analyzed : 10/01/2024
Heated Purge: (Y/N) N Time Analyzed : 12:42

	IS1 (DFB) AREA	RT	IS2 (CBZ) AREA	RT	IS3 (DCB) AREA	RT
12 HOUR STD	184005	6.24	172871	9.41	82504	11.80
UPPER LIMIT	368010	6.412	345742	9.582	165008	11.974
LOWER LIMIT	92002.5	6.072	86435.5	9.242	41252	11.634
EPA SAMPLE NO.						
VBLK059	186555	6.24	172965	9.41	79860	11.80
FB(20240925)	180999	6.25	168899	9.41	77756	11.81
FB(20240926)	182833	6.24	169493	9.41	79511	11.81
FB(20240927)	187293	6.24	174524	9.41	80230	11.81
EB(20240927)	183223	6.24	171652	9.41	78652	11.81
TB(20240924)	189784	6.24	176765	9.41	81892	11.81
PMW-7D(20240927)	188365	6.24	177715	9.41	87502	11.80
PMW-2(20240925)	184773	6.24	173275	9.41	80244	11.81
PMW-9S(20240926)	181731	6.24	170791	9.41	81034	11.80
PMW-8D(20240926)DL	187122	6.24	175714	9.41	84486	11.81
PMW-1(20240925)	181345	6.24	168813	9.41	78055	11.81
MW-2(MCUA)(20240926)	177079	6.24	164898	9.41	77115	11.80
MW-1(MCUA)(20240926)	172980	6.24	161711	9.41	75816	11.81
PMW-3(20240927)	171984	6.24	160141	9.41	75297	11.80
PMW-4(20240927)	174965	6.24	163159	9.41	79412	11.80
PMW-6(20240927)	181584	6.24	168991	9.41	82097	11.81
PMW-7S(20240927)	186454	6.24	174614	9.41	85227	11.80
PMW-10(20240927)	171795	6.24	160690	9.41	74823	11.81
PMW-5(20240926)	179819	6.24	168898	9.41	81147	11.80

IS1 (DFB) = 1,4-Difluorobenzene
IS2 (CBZ) = Chlorobenzene-d5
IS3 (DCB) = 1,4-Dichlorobenzene -d4

AREA UPPER LIMIT = 200% of internal standard area
AREA LOWER LIMIT = 50% of internal standard area
RT UPPER LIMIT = +0.17 minutes of internal standard RT
RT LOWER LIMIT = -0.17 minutes of internal standard RT

FORM 8A-OR
INTERNAL STANDARD AREA AND RETENTION TIME SUMMARY

Lab Name: Alliance Technical Group, LLC Contract: 68HERH20D0011
Lab Code: ACE Case No.: ARC Sayr MA No.: SDG No.: P4227
Analytical Method: Trace VOA Level :
EPA Sample No. : VSTD005099 Lab File ID (Standard) : VU061064.D
Instrument ID : MSVOA_U Init.Calib.Date(s): 10/01/2024
GC Column : DB-624UI ID: 0.18 (mm) Date Analyzed : 10/02/2024
Heated Purge: (Y/N) N Time Analyzed : 09:41

	IS1 (DFB) AREA	RT	IS2 (CBZ) AREA	RT	IS3 (DCB) AREA	RT
12 HOUR STD	178902	6.24	168182	9.41	79595	11.80
UPPER LIMIT	357804	6.412	336364	9.582	159190	11.974
LOWER LIMIT	89451	6.072	84091	9.242	39797.5	11.634
EPA SAMPLE NO.						
VBLK060	178495	6.24	167227	9.41	75526	11.80
MW-2(MCUA)(20240926)	196641	6.24	185257	9.41	87968	11.81
PMW-3(20240927)DL	186439	6.24	175713	9.41	84327	11.81
PMW-9S(20240926)DL	182734	6.24	169860	9.41	80343	11.80
PMW-8S(20240926)	186873	6.24	174825	9.41	85205	11.80
PMW-9D(20240926)	184814	6.24	174045	9.41	82502	11.80
PMW-7S(20240927)DL	196694	6.24	180761	9.41	87234	11.81
DUP(20240926)DL	173500	6.24	164957	9.41	78523	11.80
PMW-5(20240926)DL	182130	6.24	171208	9.41	80114	11.80
DUP(20240926)	173936	6.24	162886	9.41	78447	11.80
PMW-8D(20240926)	166885	6.24	154921	9.41	74645	11.80
PMW-7D(20240927)MS	188438	6.24	175286	9.41	86645	11.80
PMW-7D(20240927)MSD	177894	6.24	167088	9.41	82510	11.80

IS1 (DFB) = 1,4-Difluorobenzene
IS2 (CBZ) = Chlorobenzene-d5
IS3 (DCB) = 1,4-Dichlorobenzene -d4

AREA UPPER LIMIT = 200% of internal standard area
AREA LOWER LIMIT = 50% of internal standard area
RT UPPER LIMIT = +0.17 minutes of internal standard RT
RT LOWER LIMIT = -0.17 minutes of internal standard RT

FORM 1A-OR
ORGANIC ANALYSIS DATA SHEET
TARGET ANALYTE LIST

EPA SAMPLE NO.

DUP(20240926)

Lab Name : Alliance Technical Group, LLC
Contract : 68HERH20D0011
Lab Code: ACE Case No.: ARC Sayrevil
MA No. : SDG No.: P4227
Analytical Method : VOA_Trace
Level : Trace
Matrix : Water
Lab Sample ID : P4227-07
Sample wt/vol : 25.0 (g/mL) mL
Lab File ID : VU061074.D
% Solids :
Date Received : 09/27/2024
GC Column : DB-624UI ID : 0.18 (mm)
Date Extracted :
GC Column : ID : (mm)
Date Analyzed : 10/02/2024
Extract Concentrated :(Y/N)
Extract Volume : (µL)
Soil Aliquot (VOA) : (µL)
Extraction Type : PT
Heated Purge : (Y/N) N
Injection Volume : (µL)
Purge Volume : 25 (mL)
pH : 1.0 Dilution Factor : 100.0
Cleanup Types :
Cleanup Factor :
Concentration Units (µg/L, µg/kg, µg, or µg/cm²): µg/L

CAS NO.	ANALYTE	CONCENTRATION	Q
75-01-4	Vinyl chloride	50	U
75-35-4	1,1-Dichloroethene	50	U
75-09-2	Methylene chloride	50	U
75-34-3	1,1-Dichloroethane	50	U
156-59-2	cis-1,2-Dichloroethene	50	U
67-66-3	Chloroform	50	U
71-55-6	1,1,1-Trichloroethane	50	U
71-43-2	Benzene	50	U
107-06-2	1,2-Dichloroethane	50	U
79-01-6	Trichloroethene	50	U
108-88-3	Toluene	50	U
127-18-4	Tetrachloroethene	50	U
108-90-7	Chlorobenzene	1100	D
95-47-6	o-Xylene	50	U
179601-23-1	m,p-Xylene	50	U
79-34-5	1,1,2,2-Tetrachloroethane	50	U
106-46-7	1,4-Dichlorobenzene	2400	ED
120-82-1	1,2,4-trichlorobenzene	73	D

FORM 1B-OR
ORGANIC ANALYSIS DATA SHEET
TENTATIVELY IDENTIFIED COMPOUNDS

EPA SAMPLE NO.

DUP(20240926)

Lab Name : Alliance Technical Group, LLC
Contract : 68HERH20D0011
Lab Code: ACE Case No.: ARC Sayrevi
MA No. : SDG No.: P4227
Analytical Method : VOA_Trace
Level : Trace
Matrix : Water
Lab Sample ID : P4227-07
Sample wt/vol : 25.0 (g/mL) mL
Lab File ID : VU061074.D
% Solids :
Date Received : 09/27/2024
GC Column : DB-624UI ID : 0.18 (mm)
Date Extracted :
Extract Concentrated : (Y/N)
Date Analyzed : 10/02/2024
Soil Aliquot (VOA) : (µL)
Extract Volume : (µL)
Heated Purge : (Y/N) N
Extraction Type : PT
Purge Volume : 25 (mL)
Injection Volume : (µL)
Cleanup Types :
pH : 1.0 Dilution Factor : 100.0
Concentration Units (µg/L,µg/kg): µg/L
Cleanup Factor :

	CAS NO.	ANALYTE	RT	EST. CONC.	Q
1	541-73-1	1,3-Dichlorobenzene	11.74	780	JN
2	95-50-1	1,2-Dichlorobenzene	12.206	94	JN
3	E966796	Total Alkanes	N/A	0.0	

EPA-designated Registry Number.

Quantitation Report (QT/LSC Reviewed)

Data Path : Z:\voasrv\HPCHEM1\MSVOA_U\Data\VU100224\
Data File : VU061074.D
Acq On : 02 Oct 2024 14:25
Operator : MD/SY
Sample : P4227-07 100X
Misc : 25.0mL/MSVOA_U/WATER
ALS Vial : 13 Sample Multiplier: 1

Instrument :
MSVOA_U
ClientSampleId :
DUP(20240926)

Quant Time: Oct 03 06:30:07 2024
Quant Method : Z:\voasrv\HPCHEM1\MSVOA_U\Method\SFAMUTR100124WMA.M
Quant Title : TRACE VOA SFAM1.0
QLast Update : Thu Oct 03 06:26:52 2024
Response via : Initial Calibration

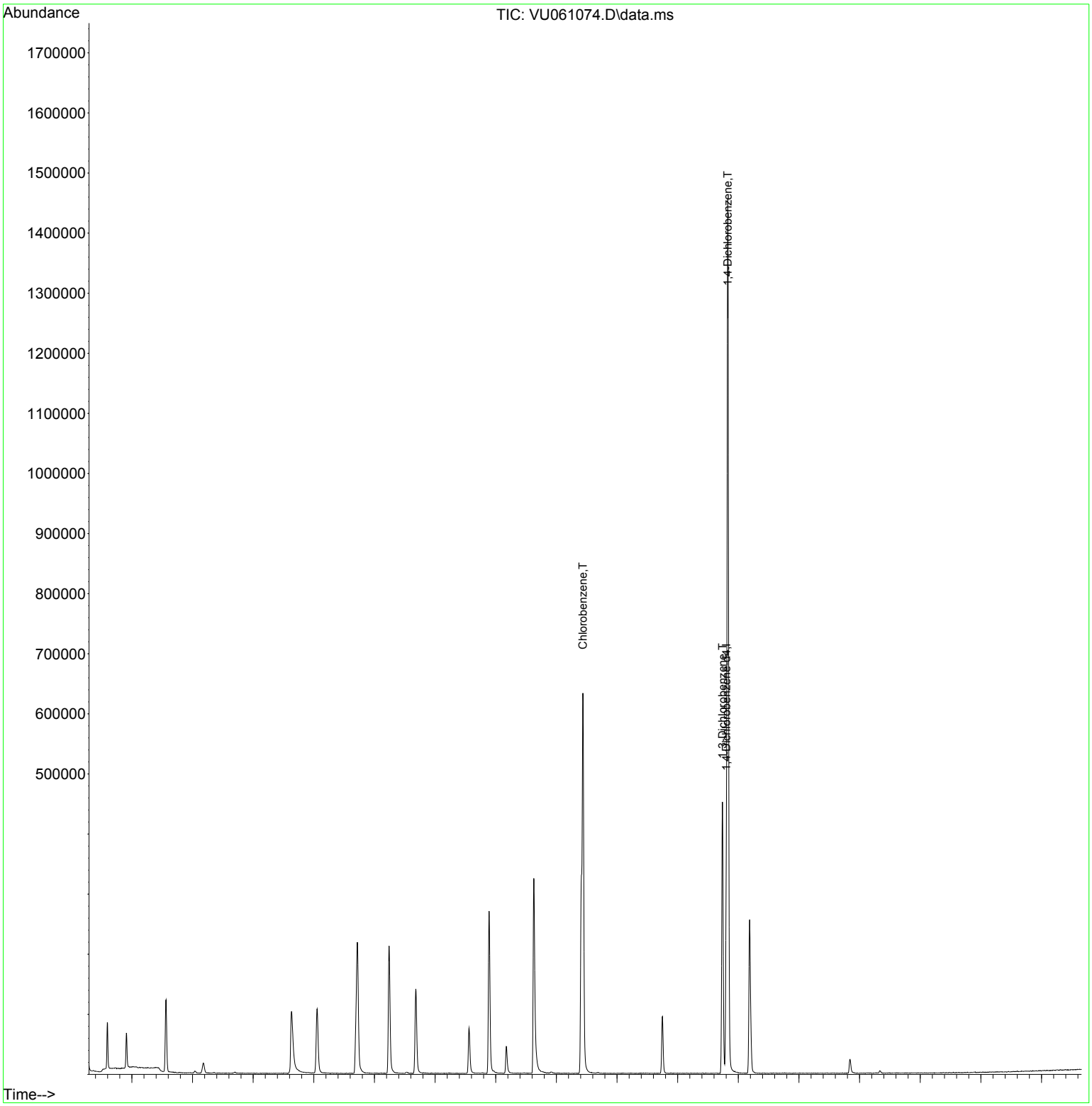

Instrument :
MSVOA_U
ClientSampleId :
DUP(20240926)

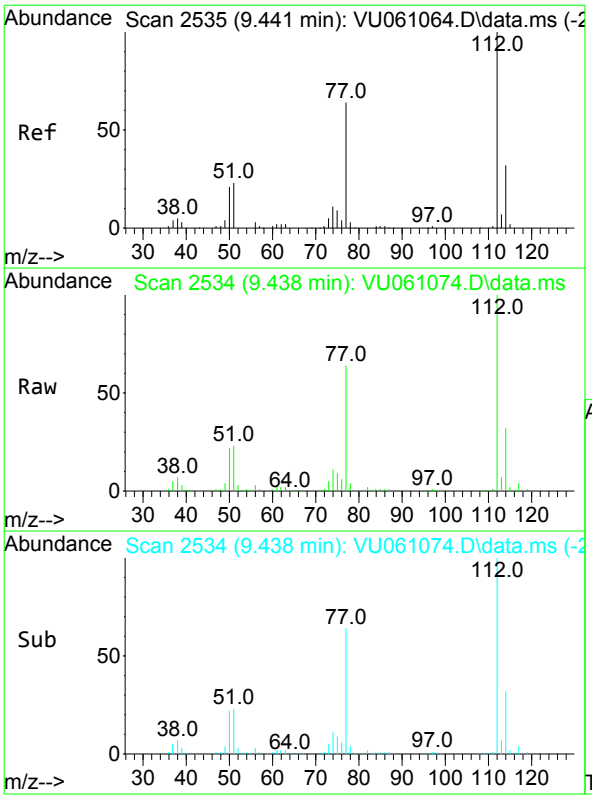

#51
Chlorobenzene
Concen: 10.576 ug/L
RT: 9.438 min Scan# 2534
Delta R.T. -0.003 min
Lab File: VU061074.D
Acq: 02 Oct 2024 14:25

Tgt Ion:112 Resp: 329543

Ion	Ratio	Lower	Upper
112	100		
114	31.6	22.2	41.2
77	64.0	46.1	69.1

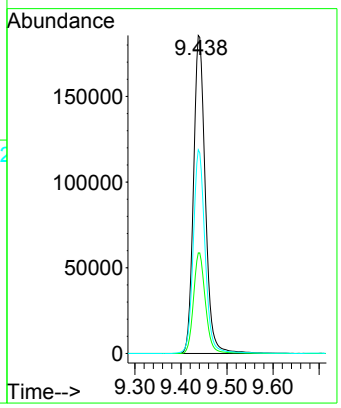

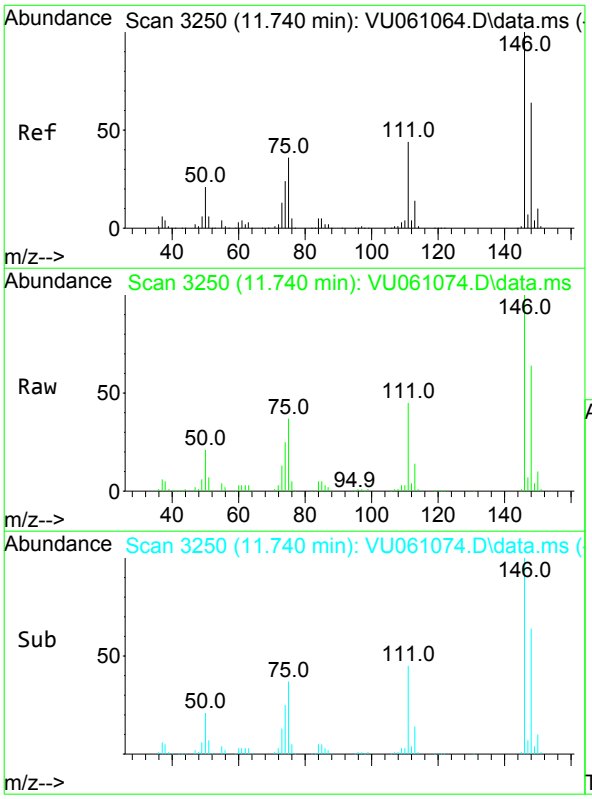

#64
1,3-Dichlorobenzene
Concen: 7.753 ug/L
RT: 11.740 min Scan# 3250
Delta R.T. -0.000 min
Lab File: VU061074.D
Acq: 02 Oct 2024 14:25

Tgt Ion:146 Resp: 174356

Ion	Ratio	Lower	Upper
146	100		
111	44.8	27.5	51.1
148	64.1	43.7	81.1

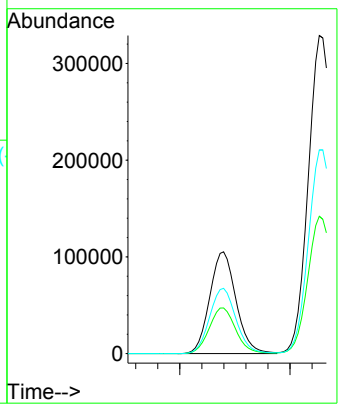

Instrument :
MSVOA_U
ClientSampleId :
DUP(20240926)

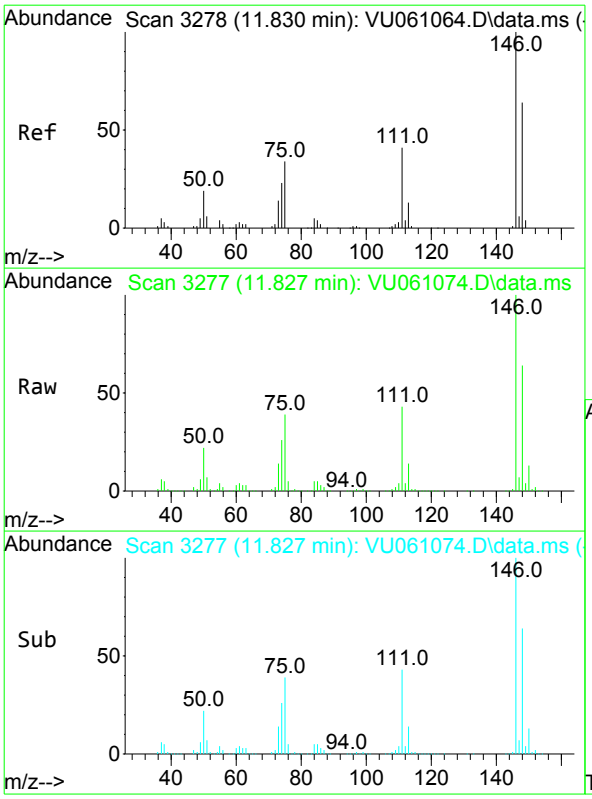

#65
1,4-Dichlorobenzene
Concen: 24.371 ug/L
RT: 11.827 min Scan# 3277
Delta R.T. -0.003 min
Lab File: VU061074.D
Acq: 02 Oct 2024 14:25

Tgt Ion:146 Resp: 541777

Ion	Ratio	Lower	Upper
146	100		
111	43.2	26.3	48.9
148	64.0	45.3	84.1

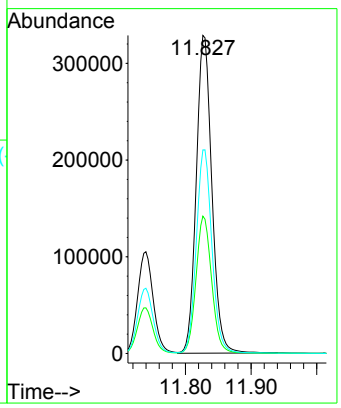

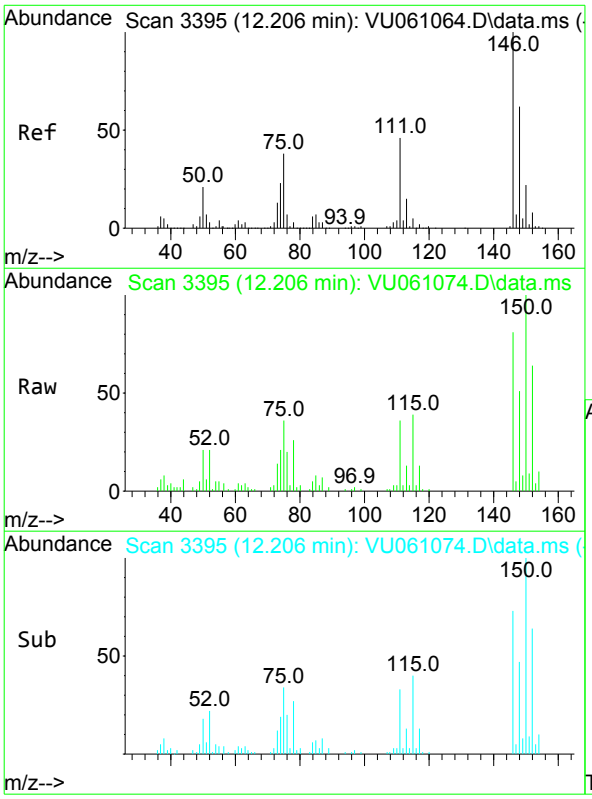

#67
1,2-Dichlorobenzene
Concen: 0.938 ug/L
RT: 12.206 min Scan# 3395
Delta R.T. -0.000 min
Lab File: VU061074.D
Acq: 02 Oct 2024 14:25

Tgt Ion:146 Resp: 19504

Ion	Ratio	Lower	Upper
146	100		
111	44.5	33.4	50.0
148	63.8	50.9	76.3

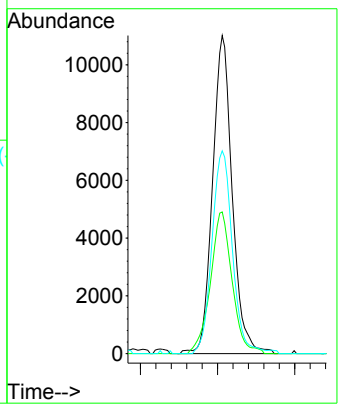

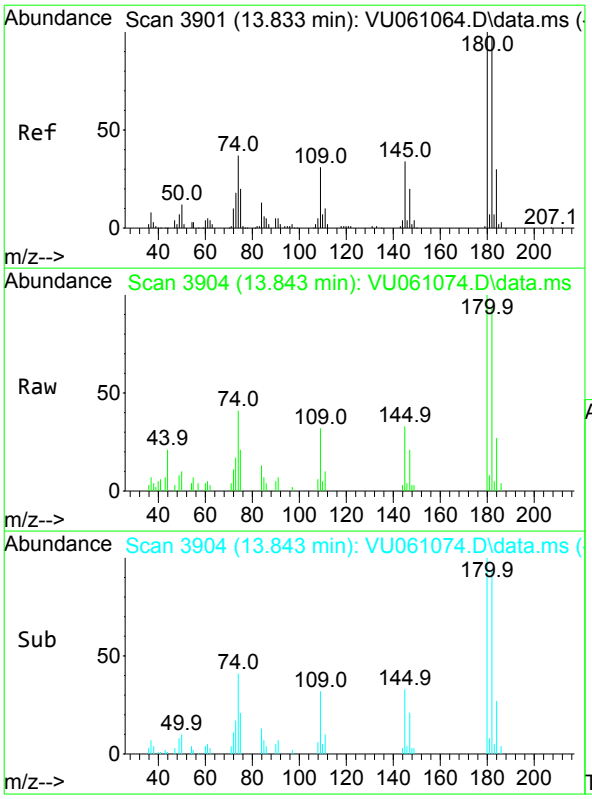

#70
1,2,4-trichlorobenzene
Concen: 0.725 ug/L
RT: 13.843 min Scan# 3904
Delta R.T. 0.009 min
Lab File: VU061074.D
Acq: 02 Oct 2024 14:25

Tgt Ion:180 Resp: 8796

Ion	Ratio	Lower	Upper
180	100		
182	95.1	77.4	116.2
145	31.7	22.9	34.3

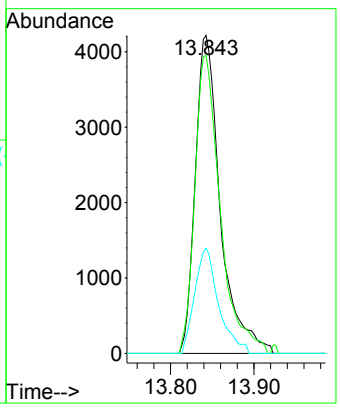

Instrument :
MSVOA_U
ClientSampleId :
DUP(20240926)

Quantitation Report (QT/LSC Reviewed)

Data Path : Z:\voasrv\HPCHEM1\MSVOA_U\Data\VU100224\
Data File : VU061074.D
Acq On : 02 Oct 2024 14:25
Operator : MD/SY
Sample : P4227-07 100X
Misc : 25.0mL/MSVOA_U/WATER
ALS Vial : 13 Sample Multiplier: 1

Instrument :
MSVOA_U
ClientSampleId :
DUP(20240926)

Quant Time: Oct 03 06:30:07 2024
Quant Method : Z:\voasrv\HPCHEM1\MSVOA_U\Method\SFAMUTR100124WMA.M
Quant Title : TRACE VOA SFAM1.0
QLast Update : Thu Oct 03 06:26:52 2024
Response via : Initial Calibration

Compound	R.T.	QIon	Response	Conc	Units	Dev(Min)
Internal Standards						
1) 1,4-Difluorobenzene	6.242	114	173936	5.000	ug/L	0.00
28) Chlorobenzene-d5	9.412	117	162886	5.000	ug/L	0.00
58) 1,4-Dichlorobenzene-d4	11.804	152	78447	5.000	ug/L	0.00
System Monitoring Compounds						
4) Vinyl Chloride-d3	1.595	65	52421	4.215	ug/L	0.00
Spiked Amount 5.000	Range 40 - 130		Recovery = 84.400%			
7) Chloroethane-d5	1.911	69	41191	4.425	ug/L	0.00
Spiked Amount 5.000	Range 65 - 130		Recovery = 88.600%			
11) 1,1-Dichloroethene-d2	2.563	65	23546	4.292	ug/L	0.00
Spiked Amount 5.000	Range 60 - 125		Recovery = 85.800%			
20) 2-Butanone-d5	4.631	46	145265	48.767	ug/L	0.00
Spiked Amount 50.000	Range 40 - 130		Recovery = 97.540%			
24) Chloroform-d	5.055	84	100978	4.607	ug/L	0.00
Spiked Amount 5.000	Range 70 - 125		Recovery = 92.200%			
26) 1,2-Dichloroethane-d4	5.695	65	55276	4.758	ug/L	0.00
Spiked Amount 5.000	Range 70 - 130		Recovery = 95.200%			
32) Benzene-d6	5.721	84	201662	4.695	ug/L	0.00
Spiked Amount 5.000	Range 70 - 125		Recovery = 94.000%			
36) 1,2-Dichloropropane-d6	6.682	67	68755	4.875	ug/L	0.00
Spiked Amount 5.000	Range 60 - 140		Recovery = 97.400%			
41) Toluene-d8	7.891	98	184998	4.608	ug/L	0.00
Spiked Amount 5.000	Range 70 - 130		Recovery = 92.200%			
43) trans-1,3-Dichloroprop...	8.174	79	28085	4.657	ug/L	0.00
Spiked Amount 5.000	Range 55 - 130		Recovery = 93.200%			
46) 2-Hexanone-d5	8.627	63	123926	49.646	ug/L	0.00
Spiked Amount 50.000	Range 45 - 130		Recovery = 99.300%			
56) 1,1,2,2-Tetrachloroeth...	10.746	84	50011	4.835	ug/L	0.00
Spiked Amount 5.000	Range 65 - 120		Recovery = 96.600%			
66) 1,2-Dichlorobenzene-d4	12.187	152	61157	4.876	ug/L	0.00
Spiked Amount 5.000	Range 80 - 120		Recovery = 97.600%			
Target Compounds						Qvalue
51) Chlorobenzene	9.438	112	329543	10.576	ug/L	94
64) 1,3-Dichlorobenzene	11.740	146	174356	7.753	ug/L	95
65) 1,4-Dichlorobenzene	11.827	146	541777	24.371	ug/L	96
67) 1,2-Dichlorobenzene	12.206	146	19504	0.938	ug/L	98
70) 1,2,4-trichlorobenzene	13.843	180	8796	0.725	ug/L	97

(#) = qualifier out of range (m) = manual integration (+) = signals summed

LSC Area Percent Report

Data Path : Z:\voasrv\HPCHEM1\MSVOA_U\Data\VU100224\
Data File : VU061074.D
Acq On : 02 Oct 2024 14:25
Operator : MD/SY
Sample : P4227-07 100X
Misc : 25.0mL/MSVOA_U/WATER
ALS Vial : 13 Sample Multiplier: 1

Instrument :
MSVOA_U
ClientSampleId :
DUP(20240926)

Integration Parameters: rteint.p
Integrator: RTE
Smoothing : ON Filtering: 5
Sampling : 1 Min Area: 3 % of largest Peak
Start Thrs: 0.1 Max Peaks: 100
Stop Thrs : 0 Peak Location: TOP

If leading or trailing edge < 100 prefer < Baseline drop else tangent >
Peak separation: 5

Method : Z:\voasrv\HPCHEM1\MSVOA_U\Method\SFAMUTR100124WMA.M
Title : TRACE VOA SFAM1.0

Signal : TIC: VU061074.D\data.ms

peak #	R.T. min	first scan	max scan	last scan	PK TY	peak height	corr. area	corr. % max.	% of total
1	1.595	88	95	108	rVB	76675	86506	3.04%	0.961%
2	1.911	185	193	204	rBV	57690	74692	2.63%	0.829%
3	2.563	383	396	410	rVB	119802	196634	6.91%	2.184%
4	3.177	572	587	604	rBV	17107	40003	1.41%	0.444%
5	4.631	1021	1039	1079	rBV2	103257	317860	11.17%	3.530%
6	5.055	1156	1171	1195	rBV	106768	241976	8.51%	2.687%
7	5.718	1357	1377	1409	rBV2	218279	582832	20.49%	6.472%
8	6.242	1528	1540	1571	rBV	211855	424976	14.94%	4.719%
9	6.682	1663	1677	1702	rBV	140725	284414	10.00%	3.158%
10	7.560	1935	1950	1973	rBV	75331	142567	5.01%	1.583%
11	7.891	2041	2053	2074	rBV	269979	493262	17.34%	5.478%
12	8.174	2131	2141	2166	rBV	44448	82465	2.90%	0.916%
13	8.627	2271	2282	2319	rBV	324401	663686	23.33%	7.370%
14	9.438	2529	2534	2562	rVB	629215	1073537	37.73%	11.922%
15	10.749	2930	2942	2962	rBV	94707	159743	5.61%	1.774%
16	11.740	3238	3250	3261	rBV	451177	753911	26.50%	8.372%
17	11.827	3261	3277	3308	rVB2	1453905	2845030	100.00%	31.594%
18	12.187	3375	3389	3420	rBV2	255485	495356	17.41%	5.501%
19	13.843	3894	3904	3924	rBV2	22941	45468	1.60%	0.505%

Sum of corrected areas: 9004918

Data Path : Z:\voasrv\HPCHEM1\MSVOA_U\Data\VU100224\
Data File : VU061074.D
Acq On : 02 Oct 2024 14:25
Operator : MD/SY
Sample : P4227-07 100X
Misc : 25.0mL/MSVOA_U/WATER
ALS Vial : 13 Sample Multiplier: 1

Instrument :
MSVOA_U
ClientSampleId :
DUP(20240926)

Quant Method : Z:\voasrv\HPCHEM1\MSVOA_U\Method\SFAMUTR100124WMA.M
Quant Title : TRACE VOA SFAM1.0

TIC Library : C:\Database\NIST20.L
TIC Integration Parameters: LSCINT.P

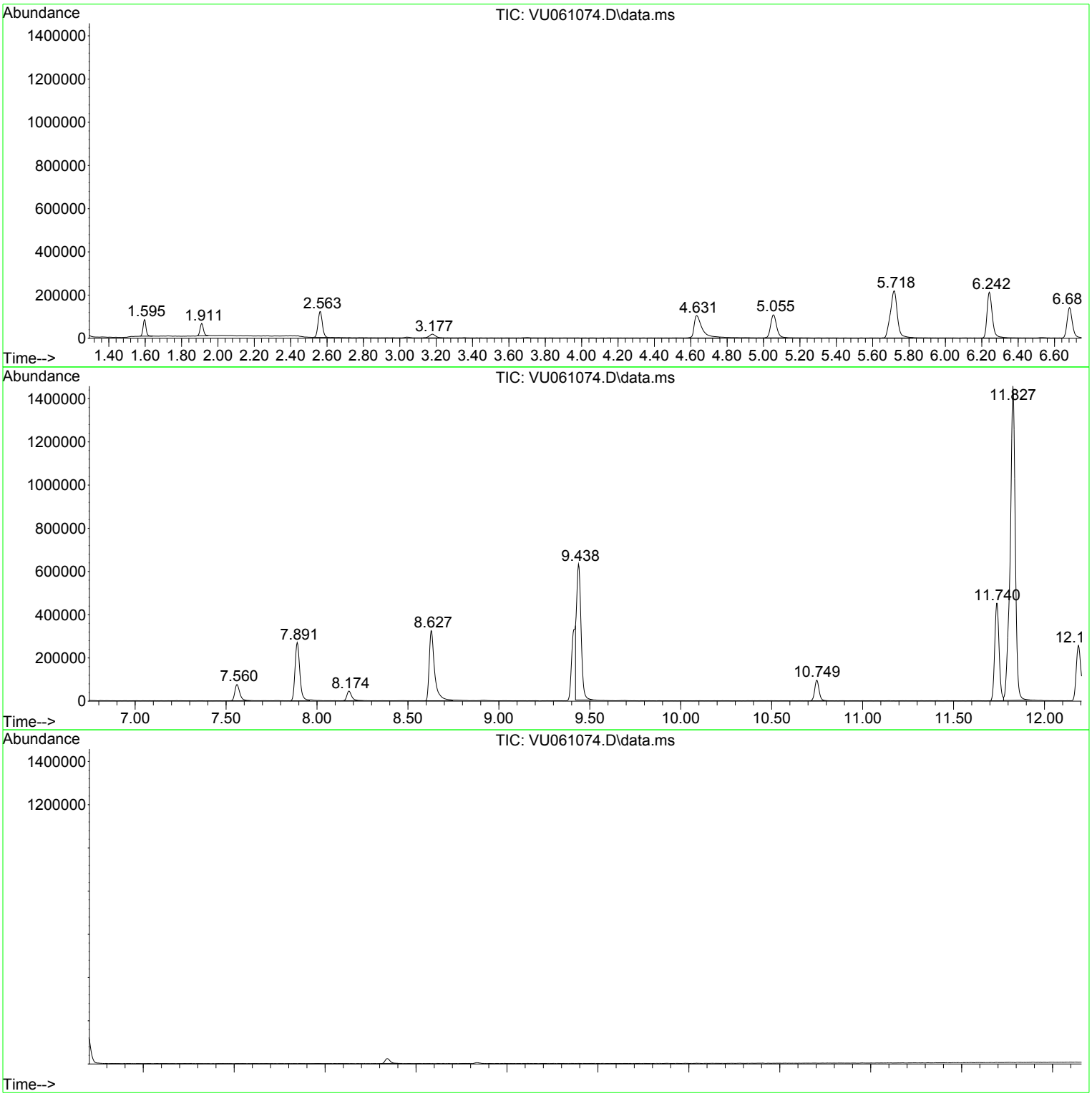

Library Search Compound Report

Data Path : Z:\voasrv\HPCHEM1\MSVOA_U\Data\VU100224\
Data File : VU061074.D
Acq On : 02 Oct 2024 14:25
Operator : MD/SY
Sample : P4227-07 100X
Misc : 25.0mL/MSVOA_U/WATER
ALS Vial : 13 Sample Multiplier: 1

Instrument :
MSVOA_U
ClientSampleId :
DUP(20240926)

Quant Method : Z:\voasrv\HPCHEM1\MSVOA_U\Method\SFAMUTR100124WMA.M
Quant Title : TRACE VOA SFAM1.0

TIC Library : C:\Database\NIST20.L
TIC Integration Parameters: LSCINT.P

No Library Search Compounds Detected
****

Tentatively Identified Compound (LSC) summary

Data Path : Z:\voasrv\HPCHEM1\MSVOA_U\Data\VU100224\
Data File : VU061074.D
Acq On : 02 Oct 2024 14:25
Operator : MD/SY
Sample : P4227-07 100X
Misc : 25.0mL/MSVOA_U/WATER
ALS Vial : 13 Sample Multiplier: 1

Instrument :
MSVOA_U
ClientSampleId :
DUP(20240926)

Quant Method : Z:\voasrv\HPCHEM1\MSVOA_U\Method\SFAMUTR100124WMA.M
Quant Title : TRACE VOA SFAM1.0

TIC Library : C:\Database\NIST20.L
TIC Integration Parameters: LSCINT.P

TIC Top Hit name	RT	EstConc	Units	Response	Internal Standard #	RT	Resp	Conc

FORM 1A-OR
ORGANIC ANALYSIS DATA SHEET
TARGET ANALYTE LIST

EPA SAMPLE NO.

DUP(20240926)DL

Lab Name : Alliance Technical Group, LLC
Contract : 68HERH20D0011
Lab Code: ACE Case No.: ARC Sayrevil
MA No. : SDG No.: P4227
Analytical Method : VOA_Trace
Level : Trace
Matrix : Water
Lab Sample ID : P4227-07DL
Sample wt/vol : 25.0 (g/mL) mL
Lab File ID : VU061072.D
% Solids :
Date Received : 09/27/2024
GC Column : DB-624UI ID : 0.18 (mm)
Date Extracted :
GC Column : ID : (mm)
Date Analyzed : 10/02/2024
Extract Concentrated :(Y/N)
Extract Volume : (µL)
Soil Aliquot (VOA) : (µL)
Extraction Type : PT
Heated Purge : (Y/N) N
Injection Volume : (µL)
Purge Volume : 25 (mL)
pH : 1.0 Dilution Factor : 200.0
Cleanup Types :
Cleanup Factor :
Concentration Units (µg/L, µg/kg, µg, or µg/cm²): µg/L

CAS NO.	ANALYTE	CONCENTRATION	Q
75-01-4	Vinyl chloride	100	U
75-35-4	1,1-Dichloroethene	100	U
75-09-2	Methylene chloride	100	U
75-34-3	1,1-Dichloroethane	100	U
156-59-2	cis-1,2-Dichloroethene	100	U
67-66-3	Chloroform	100	U
71-55-6	1,1,1-Trichloroethane	100	U
71-43-2	Benzene	100	U
107-06-2	1,2-Dichloroethane	100	U
79-01-6	Trichloroethene	100	U
108-88-3	Toluene	100	U
127-18-4	Tetrachloroethene	100	U
108-90-7	Chlorobenzene	1000	D
95-47-6	o-Xylene	100	U
179601-23-1	m,p-Xylene	100	U
79-34-5	1,1,2,2-Tetrachloroethane	100	U
106-46-7	1,4-Dichlorobenzene	2400	D
120-82-1	1,2,4-trichlorobenzene	56	JD

FORM 1B-OR
ORGANIC ANALYSIS DATA SHEET
TENTATIVELY IDENTIFIED COMPOUNDS

EPA SAMPLE NO.

DUP(20240926)DL

Lab Name : Alliance Technical Group, LLC
Contract : 68HERH20D0011
Lab Code: ACE
Case No.: ARC Sayrevi
MA No. :
SDG No.: P4227
Analytical Method : VOA_Trace
Level : Trace
Matrix : Water
Lab Sample ID : P4227-07DL
Sample wt/vol : 25.0 (g/mL) mL
Lab File ID : VU061072.D
% Solids :
Date Received : 09/27/2024
GC Column : DB-624UI ID : 0.18 (mm)
Date Extracted :
Extract Concentrated : (Y/N)
Date Analyzed : 10/02/2024
Soil Aliquot (VOA) : (µL)
Extract Volume : (µL)
Heated Purge : (Y/N) N
Extraction Type : PT
Purge Volume : 25 (mL)
Injection Volume : (µL)
Cleanup Types :
pH : 1.0
Dilution Factor : 200.0
Concentration Units (µg/L,µg/kg): µg/L
Cleanup Factor :

	CAS NO.	ANALYTE	RT	EST. CONC.	Q
1	E966796	Total Alkanes	N/A	0.0	

EPA-designated Registry Number.

Quantitation Report (QT/LSC Reviewed)

Data Path : Z:\voasrv\HPCHEM1\MSVOA_U\Data\VU100224\
Data File : VU061072.D
Acq On : 02 Oct 2024 13:36
Operator : MD/SY
Sample : P4227-07DL 200X
Misc : 25.0mL/MSVOA_U/WATER
ALS Vial : 11 Sample Multiplier: 1

Instrument :
MSVOA_U
ClientSampleId :
DUP(20240926)DL

Quant Time: Oct 03 06:29:35 2024
Quant Method : Z:\voasrv\HPCHEM1\MSVOA_U\Method\SFAMUTR100124WMA.M
Quant Title : TRACE VOA SFAM1.0
QLast Update : Thu Oct 03 06:26:52 2024
Response via : Initial Calibration

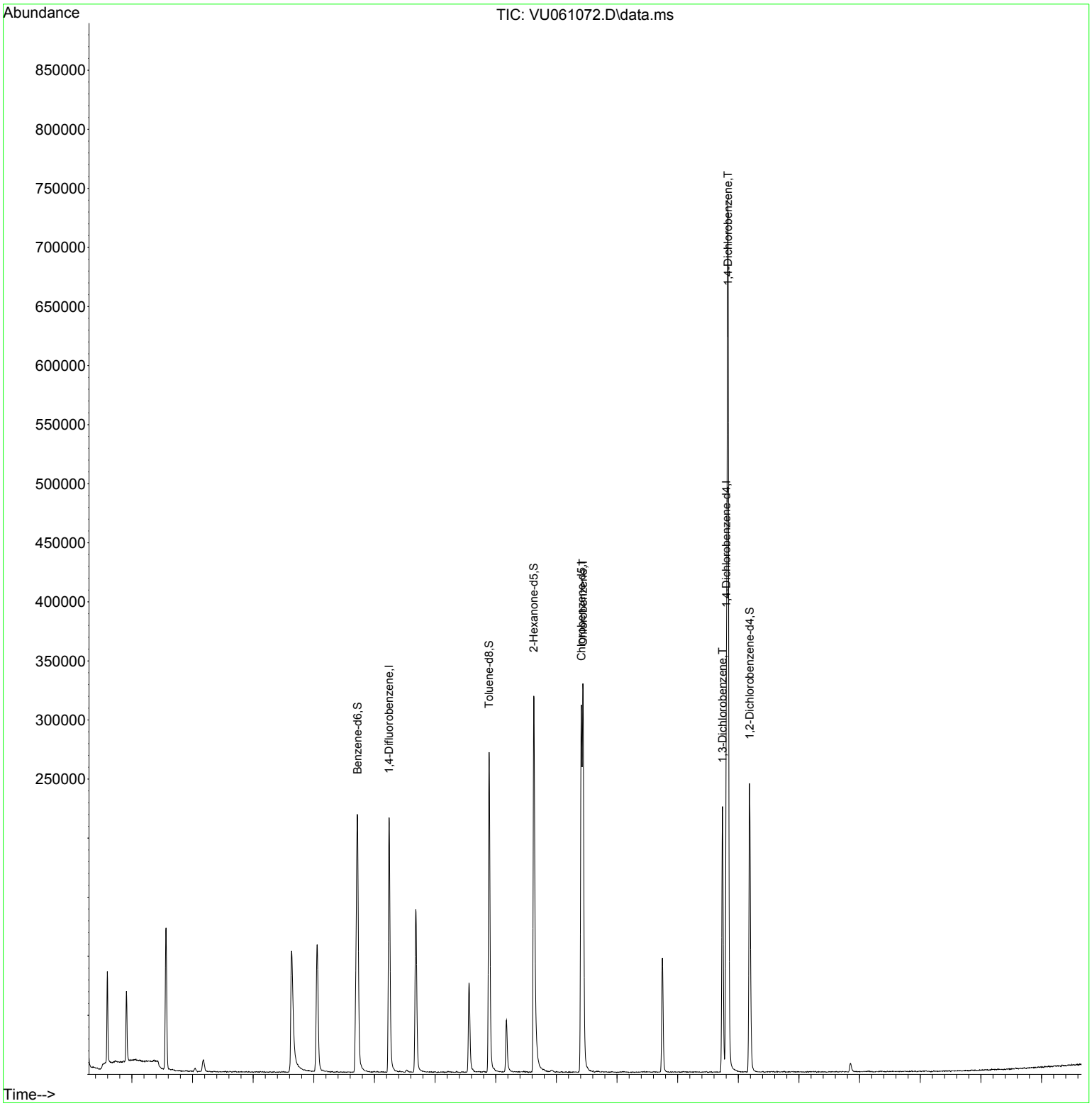

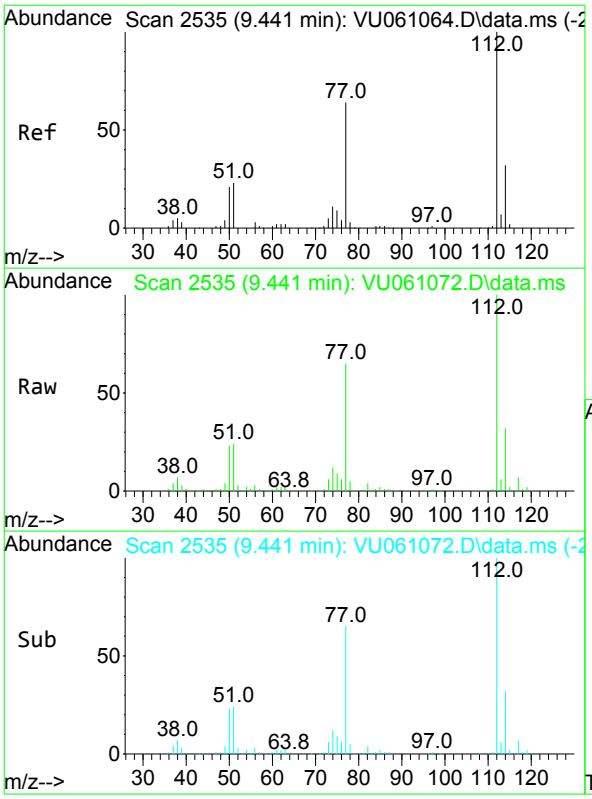

#51
Chlorobenzene
Concen: 5.218 ug/L
RT: 9.441 min Scan# 2535
Delta R.T. -0.000 min
Lab File: VU061072.D
Acq: 02 Oct 2024 13:36

Tgt Ion:112 Resp: 164673

Ion	Ratio	Lower	Upper
112	100		
114	31.9	22.2	41.2
77	65.2	46.1	69.1

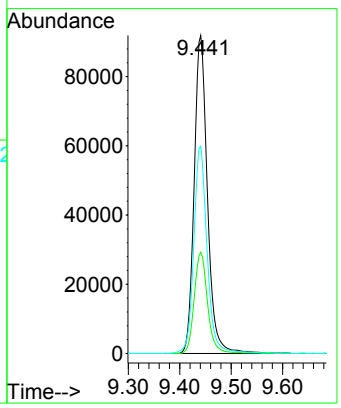

Instrument :
MSVOA_U
ClientSampleId :
DUP(20240926)DL

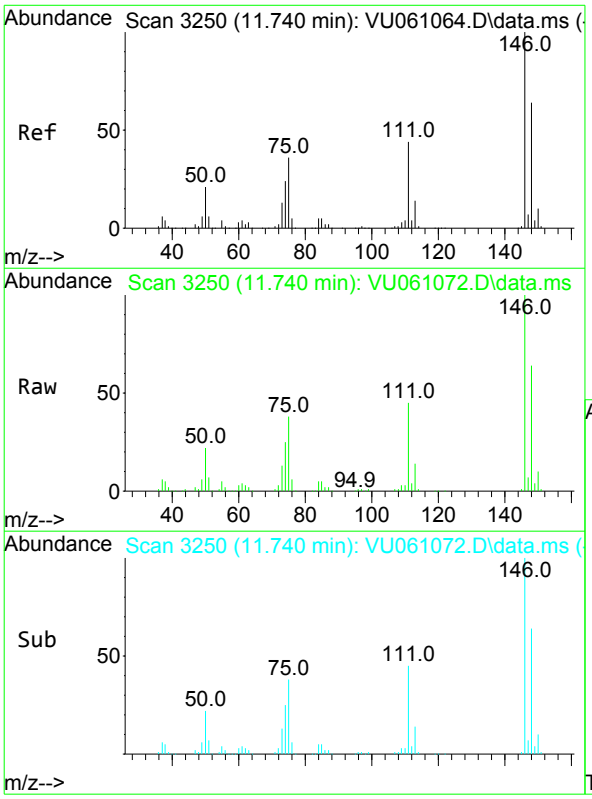

#64
1,3-Dichlorobenzene
Concen: 3.830 ug/L
RT: 11.740 min Scan# 3250
Delta R.T. -0.000 min
Lab File: VU061072.D
Acq: 02 Oct 2024 13:36

Tgt Ion:146 Resp: 86214

Ion	Ratio	Lower	Upper
146	100		
111	45.1	27.5	51.1
148	64.3	43.7	81.1

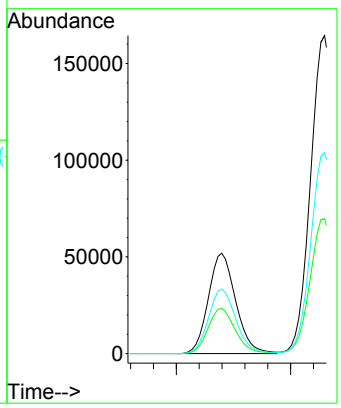

Instrument :
MSVOA_U
ClientSampleId :
DUP(20240926)DL

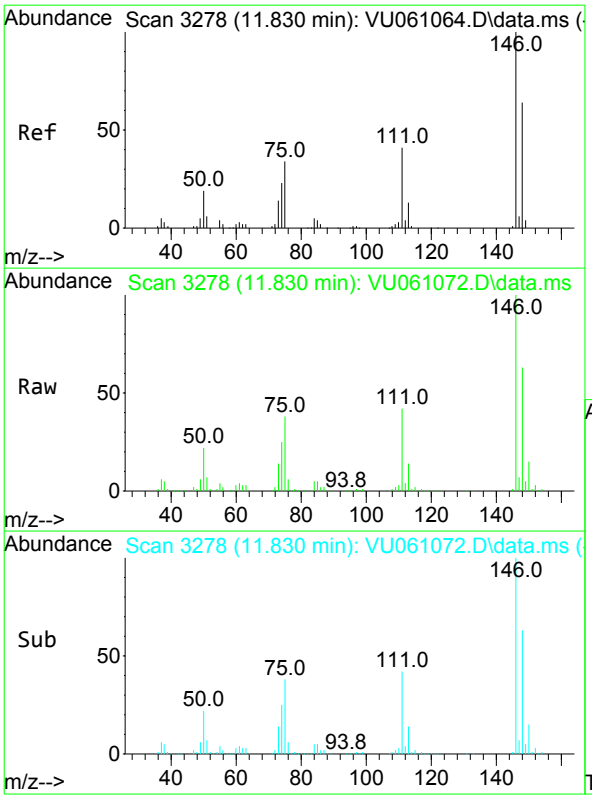

#65
1,4-Dichlorobenzene
Concen: 12.149 ug/L
RT: 11.830 min Scan# 3278
Delta R.T. -0.000 min
Lab File: VU061072.D
Acq: 02 Oct 2024 13:36

Tgt Ion:146 Resp: 270333

Ion	Ratio	Lower	Upper
146	100		
111	42.3	26.3	48.9
148	63.2	45.3	84.1

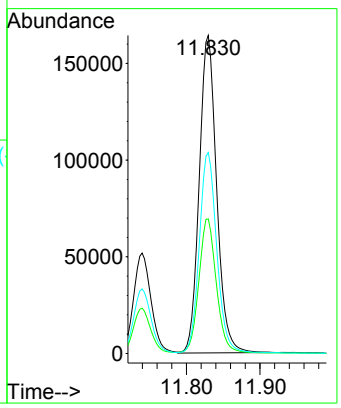

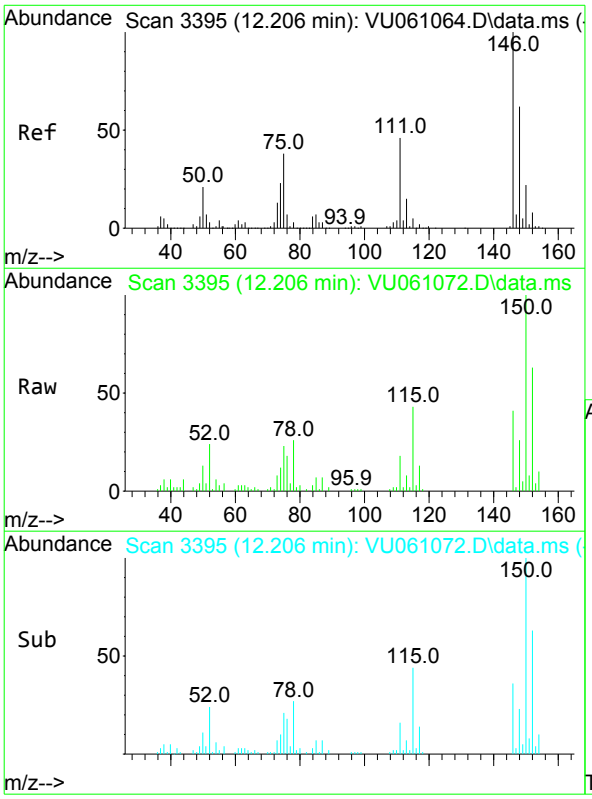

#67
1,2-Dichlorobenzene
Concen: 0.470 ug/L
RT: 12.206 min Scan# 3395
Delta R.T. -0.000 min
Lab File: VU061072.D
Acq: 02 Oct 2024 13:36

Tgt Ion:146 Resp: 9786

Ion	Ratio	Lower	Upper
146	100		
111	44.0	33.4	50.0
148	63.4	50.9	76.3

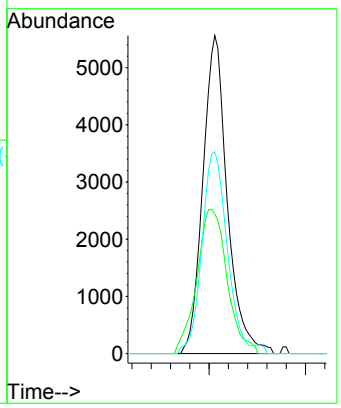

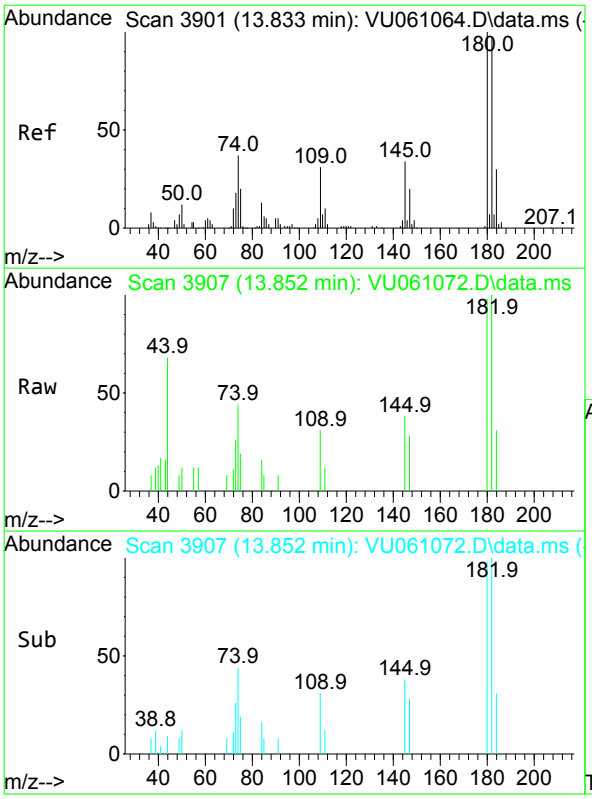

#70
1,2,4-trichlorobenzene
Concen: 0.278 ug/L
RT: 13.852 min Scan# 3907
Delta R.T. 0.019 min
Lab File: VU061072.D
Acq: 02 Oct 2024 13:36

Tgt Ion:180 Resp: 3376

Ion	Ratio	Lower	Upper
180	100		
182	92.7	77.4	116.2
145	28.1	22.9	34.3

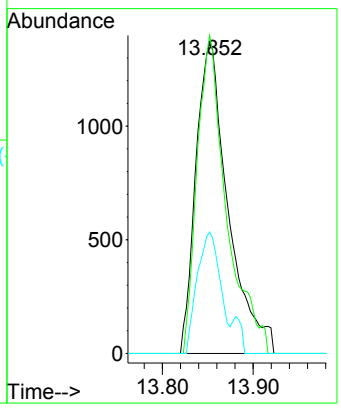

Instrument :
MSVOA_U
ClientSampleId :
DUP(20240926)DL

Quantitation Report (QT/LSC Reviewed)

Data Path : Z:\voasrv\HPCHEM1\MSVOA_U\Data\VU100224\
Data File : VU061072.D
Acq On : 02 Oct 2024 13:36
Operator : MD/SY
Sample : P4227-07DL 200X
Misc : 25.0mL/MSVOA_U/WATER
ALS Vial : 11 Sample Multiplier: 1

Instrument :
MSVOA_U
ClientSampleId :
DUP(20240926)DL

Quant Time: Oct 03 06:29:35 2024
Quant Method : Z:\voasrv\HPCHEM1\MSVOA_U\Method\SFAMUTR100124WMA.M
Quant Title : TRACE VOA SFAM1.0
QLast Update : Thu Oct 03 06:26:52 2024
Response via : Initial Calibration

Compound	R.T.	QIon	Response	Conc	Units	Dev(Min)
Internal Standards						
1) 1,4-Difluorobenzene	6.241	114	173500	5.000	ug/L	0.00
28) Chlorobenzene-d5	9.412	117	164957	5.000	ug/L	0.00
58) 1,4-Dichlorobenzene-d4	11.804	152	78523	5.000	ug/L	0.00
System Monitoring Compounds						
4) Vinyl Chloride-d3	1.595	65	51674	4.166	ug/L	0.00
Spiked Amount 5.000	Range 40 - 130		Recovery = 83.400%			
7) Chloroethane-d5	1.910	69	42278	4.553	ug/L	0.00
Spiked Amount 5.000	Range 65 - 130		Recovery = 91.000%			
11) 1,1-Dichloroethene-d2	2.563	65	23805	4.350	ug/L	0.00
Spiked Amount 5.000	Range 60 - 125		Recovery = 87.000%			
20) 2-Butanone-d5	4.634	46	147394	49.606	ug/L	0.00
Spiked Amount 50.000	Range 40 - 130		Recovery = 99.220%			
24) Chloroform-d	5.055	84	101164	4.627	ug/L	0.00
Spiked Amount 5.000	Range 70 - 125		Recovery = 92.600%			
26) 1,2-Dichloroethane-d4	5.695	65	56388	4.866	ug/L	0.00
Spiked Amount 5.000	Range 70 - 130		Recovery = 97.400%			
32) Benzene-d6	5.721	84	202495	4.656	ug/L	0.00
Spiked Amount 5.000	Range 70 - 125		Recovery = 93.200%			
36) 1,2-Dichloropropane-d6	6.682	67	67838	4.749	ug/L	0.00
Spiked Amount 5.000	Range 60 - 140		Recovery = 95.000%			
41) Toluene-d8	7.891	98	184588	4.540	ug/L	0.00
Spiked Amount 5.000	Range 70 - 130		Recovery = 90.800%			
43) trans-1,3-Dichloroprop...	8.177	79	27983	4.582	ug/L	0.00
Spiked Amount 5.000	Range 55 - 130		Recovery = 91.600%			
46) 2-Hexanone-d5	8.627	63	124479	49.241	ug/L	0.00
Spiked Amount 50.000	Range 45 - 130		Recovery = 98.480%			
56) 1,1,2,2-Tetrachloroeth...	10.749	84	50574	4.828	ug/L	0.00
Spiked Amount 5.000	Range 65 - 120		Recovery = 96.600%			
66) 1,2-Dichlorobenzene-d4	12.187	152	60801	4.843	ug/L	0.00
Spiked Amount 5.000	Range 80 - 120		Recovery = 96.800%			
Target Compounds						Qvalue
51) Chlorobenzene	9.441	112	164673	5.218	ug/L	93
64) 1,3-Dichlorobenzene	11.740	146	86214	3.830	ug/L	95
65) 1,4-Dichlorobenzene	11.830	146	270333	12.149	ug/L	96
67) 1,2-Dichlorobenzene	12.206	146	9786	0.470	ug/L	98
70) 1,2,4-trichlorobenzene	13.852	180	3376	0.278	ug/L	97

(#) = qualifier out of range (m) = manual integration (+) = signals summed

LSC Area Percent Report

Data Path : Z:\voasrv\HPCHEM1\MSVOA_U\Data\VU100224\
Data File : VU061072.D
Acq On : 02 Oct 2024 13:36
Operator : MD/SY
Sample : P4227-07DL 200X
Misc : 25.0mL/MSVOA_U/WATER
ALS Vial : 11 Sample Multiplier: 1

Instrument :
MSVOA_U
ClientSampleId :
DUP(20240926)DL

Integration Parameters: rteint.p
Integrator: RTE
Smoothing : ON Filtering: 5
Sampling : 1 Min Area: 3 % of largest Peak
Start Thrs: 0.1 Max Peaks: 100
Stop Thrs : 0 Peak Location: TOP

If leading or trailing edge < 100 prefer < Baseline drop else tangent >
Peak separation: 5

Method : Z:\voasrv\HPCHEM1\MSVOA_U\Method\SFAMUTR100124WMA.M
Title : TRACE VOA SFAM1.0

Signal : TIC: VU061072.D\data.ms

peak #	R.T. min	first scan	max scan	last scan	PK TY	peak height	corr. area	corr. % max.	% of total
1	1.595	88	95	110	rVB	76897	86403	5.18%	1.279%
2	1.910	185	193	206	rBV	59224	78565	4.71%	1.163%
3	2.563	384	396	410	rVB	119723	196006	11.74%	2.901%
4	3.181	575	588	601	rBV2	9712	22388	1.34%	0.331%
5	4.634	1026	1040	1070	rBV2	102571	302132	18.10%	4.471%
6	5.055	1156	1171	1196	rBV	107229	242569	14.53%	3.590%
7	5.717	1358	1377	1415	rBV2	218343	583553	34.96%	8.636%
8	6.241	1527	1540	1571	rBV	215827	428096	25.65%	6.335%
9	6.682	1664	1677	1710	rBV	137765	281410	16.86%	4.165%
10	7.560	1937	1950	1967	rBV	75687	142183	8.52%	2.104%
11	7.891	2040	2053	2078	rBV	270883	495850	29.71%	7.338%
12	8.177	2131	2142	2167	rBV	43618	82310	4.93%	1.218%
13	8.627	2272	2282	2318	rBV	318371	657737	39.41%	9.734%
14	9.412	2512	2526	2530	rBV	310940	512218	30.69%	7.580%
15	10.749	2929	2942	2962	rBV	96655	162739	9.75%	2.408%
16	11.740	3239	3250	3260	rBV	224770	368506	22.08%	5.454%
17	11.826	3260	3277	3307	rVB2	737854	1669127	100.00%	24.702%
18	12.187	3377	3389	3413	rBV	244411	445391	26.68%	6.591%

Sum of corrected areas: 6757183

Data Path : Z:\voasrv\HPCHEM1\MSVOA_U\Data\VU100224\
Data File : VU061072.D
Acq On : 02 Oct 2024 13:36
Operator : MD/SY
Sample : P4227-07DL 200X
Misc : 25.0mL/MSVOA_U/WATER
ALS Vial : 11 Sample Multiplier: 1

Instrument :
MSVOA_U
ClientSampleId :
DUP(20240926)DL

Quant Method : Z:\voasrv\HPCHEM1\MSVOA_U\Method\SFAMUTR100124WMA.M
Quant Title : TRACE VOA SFAM1.0

TIC Library : C:\Database\NIST20.L
TIC Integration Parameters: LSCINT.P

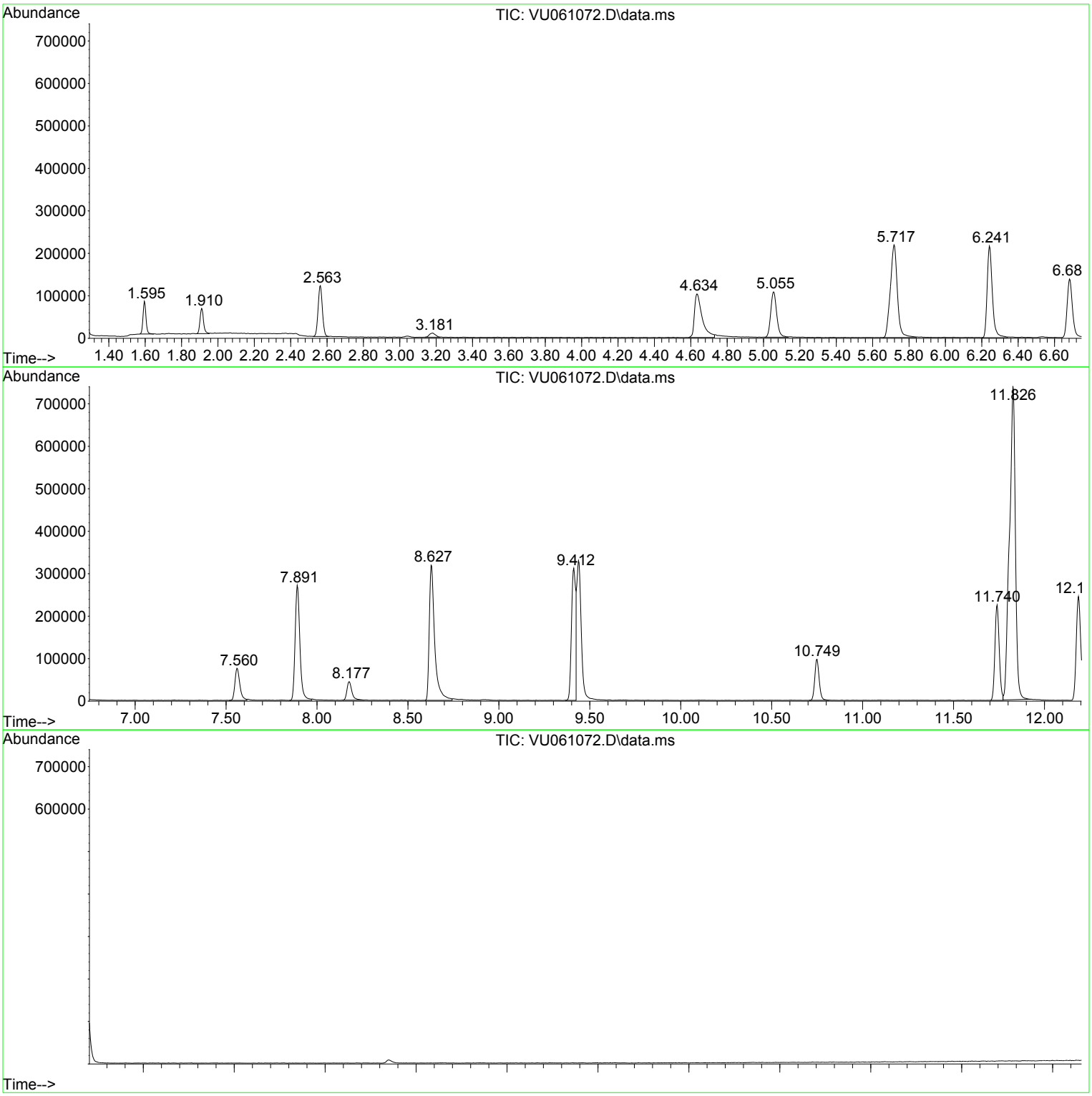

Library Search Compound Report

Data Path : Z:\voasrv\HPCHEM1\MSVOA_U\Data\VU100224\
Data File : VU061072.D
Acq On : 02 Oct 2024 13:36
Operator : MD/SY
Sample : P4227-07DL 200X
Misc : 25.0mL/MSVOA_U/WATER
ALS Vial : 11 Sample Multiplier: 1

Instrument :
MSVOA_U
ClientSampleId :
DUP(20240926)DL

Quant Method : Z:\voasrv\HPCHEM1\MSVOA_U\Method\SFAMUTR100124WMA.M
Quant Title : TRACE VOA SFAM1.0

TIC Library : C:\Database\NIST20.L
TIC Integration Parameters: LSCINT.P

No Library Search Compounds Detected
****

Tentatively Identified Compound (LSC) summary

Data Path : Z:\voasrv\HPCHEM1\MSVOA_U\Data\VU100224\
Data File : VU061072.D
Acq On : 02 Oct 2024 13:36
Operator : MD/SY
Sample : P4227-07DL 200X
Misc : 25.0mL/MSVOA_U/WATER
ALS Vial : 11 Sample Multiplier: 1

Instrument :
MSVOA_U
ClientSampleId :
DUP(20240926)DL

Quant Method : Z:\voasrv\HPCHEM1\MSVOA_U\Method\SFAMUTR100124WMA.M
Quant Title : TRACE VOA SFAM1.0

TIC Library : C:\Database\NIST20.L
TIC Integration Parameters: LSCINT.P

						Internal Standard			
TIC Top Hit name	RT	EstConc	Units	Response	#	RT	Resp	Conc	

FORM 1A-OR
ORGANIC ANALYSIS DATA SHEET
TARGET ANALYTE LIST

EPA SAMPLE NO.

EB(20240927)

Lab Name : Alliance Technical Group, LLC
Contract : 68HERH20D0011
Lab Code: ACE Case No.: ARC Sayrevil
MA No. : SDG No.: P4227
Analytical Method : VOA_Trace
Level : Trace
Matrix : Water
Lab Sample ID : P4227-22
Sample wt/vol : 25.0 (g/mL) mL
Lab File ID : VU061044.D
% Solids :
Date Received : 09/27/2024
GC Column : DB-624UI ID : 0.18 (mm)
Date Extracted :
GC Column : ID : (mm)
Date Analyzed : 10/01/2024
Extract Concentrated :(Y/N)
Extract Volume : (µL)
Soil Aliquot (VOA) : (µL)
Extraction Type : PT
Heated Purge : (Y/N) N
Injection Volume : (µL)
Purge Volume : 25 (mL)
pH : 1.0 Dilution Factor : 1.0
Cleanup Types :
Cleanup Factor :
Concentration Units (µg/L, µg/kg, µg, or µg/cm²): µg/L

CAS NO.	ANALYTE	CONCENTRATION	Q
75-01-4	Vinyl chloride	0.50	U
75-35-4	1,1-Dichloroethene	0.50	U
75-09-2	Methylene chloride	0.26	J
75-34-3	1,1-Dichloroethane	0.50	U
156-59-2	cis-1,2-Dichloroethene	0.50	U
67-66-3	Chloroform	0.50	U
71-55-6	1,1,1-Trichloroethane	0.50	U
71-43-2	Benzene	0.50	U
107-06-2	1,2-Dichloroethane	0.50	U
79-01-6	Trichloroethene	0.50	U
108-88-3	Toluene	0.50	U
127-18-4	Tetrachloroethene	0.50	U
108-90-7	Chlorobenzene	0.50	U
95-47-6	o-Xylene	0.50	U
179601-23-1	m,p-Xylene	0.50	U
79-34-5	1,1,2,2-Tetrachloroethane	0.50	U
106-46-7	1,4-Dichlorobenzene	0.50	U
120-82-1	1,2,4-trichlorobenzene	0.50	U

FORM 1B-OR
ORGANIC ANALYSIS DATA SHEET
TENTATIVELY IDENTIFIED COMPOUNDS

EPA SAMPLE NO.

EB(20240927)

Lab Name : Alliance Technical Group, LLC
Contract : 68HERH20D0011
Lab Code: ACE
Case No.: ARC Sayrevi
MA No. :
SDG No.: P4227
Analytical Method : VOA_Trace
Level : Trace
Matrix : Water
Lab Sample ID : P4227-22
Sample wt/vol : 25.0 (g/mL) mL
Lab File ID : VU061044.D
% Solids :
Date Received : 09/27/2024
GC Column : DB-624UI ID : 0.18 (mm)
Date Extracted :
Extract Concentrated : (Y/N)
Date Analyzed : 10/01/2024
Soil Aliquot (VOA) : (µL)
Extract Volume : (µL)
Heated Purge : (Y/N) N
Extraction Type : PT
Purge Volume : 25 (mL)
Injection Volume : (µL)
Cleanup Types :
pH : 1.0
Dilution Factor : 1.0
Concentration Units (µg/L,µg/kg): µg/L
Cleanup Factor :

	CAS NO.	ANALYTE	RT	EST. CONC.	Q
1	74-87-3	Chloromethane	1.518	0.15	JN
2	E966796	Total Alkanes	N/A	0.0	

EPA-designated Registry Number.

Quantitation Report (QT/LSC Reviewed)

Data Path : Z:\voasrv\HPCHEM1\MSVOA_U\Data\VU100124\
Data File : VU061044.D
Acq On : 01 Oct 2024 15:23
Operator : MD/SY
Sample : P4227-22
Misc : 25.0mL/MSVOA_U/WATER
ALS Vial : 16 Sample Multiplier: 1

Instrument :
MSVOA_U
ClientSampleId :
EB(20240927)

Quant Time: Oct 02 02:36:35 2024
Quant Method : Z:\voasrv\HPCHEM1\MSVOA_U\Method\SFAMUTR100124WMA.M
Quant Title : TRACE VOA SFAM1.0
QLast Update : Wed Oct 02 02:09:38 2024
Response via : Initial Calibration

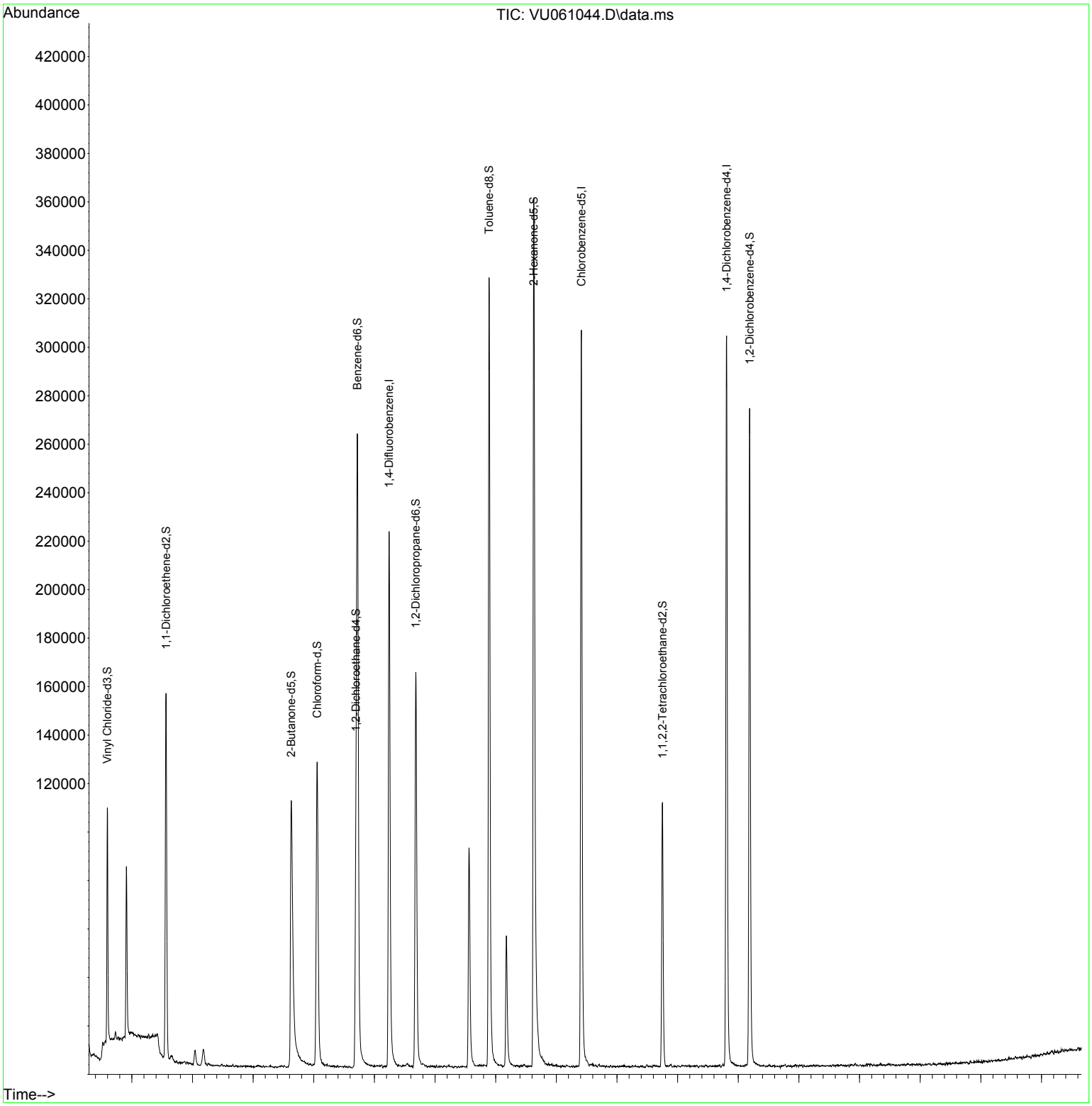

Instrument :
MSVOA_U
ClientSampleId :
EB(20240927)



#3
Chloromethane
Concen: 0.148 ug/L
RT: 1.518 min Scan# 71
Delta R.T. -0.001 min
Lab File: VU061044.D
Acq: 01 Oct 2024 15:23

Tgt Ion: 50 Resp: 1908

Ion	Ratio	Lower	Upper
50	100		
52	44.2	24.4	45.4

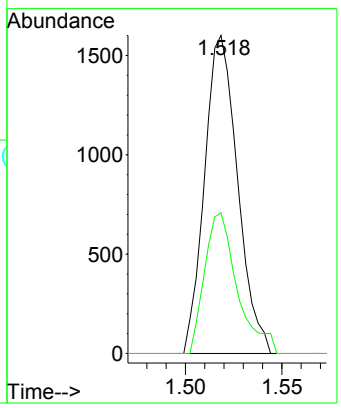

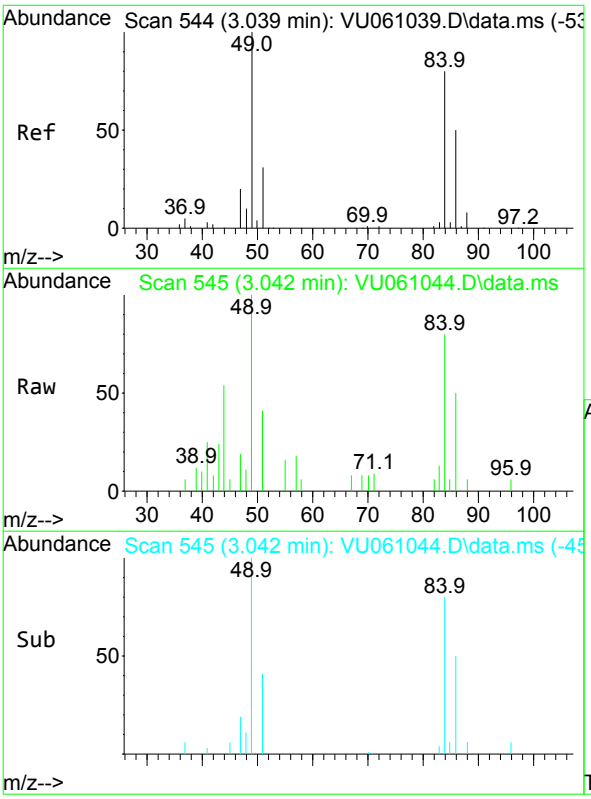

#16
Methylene chloride
Concen: 0.261 ug/L
RT: 3.042 min Scan# 545
Delta R.T. 0.003 min
Lab File: VU061044.D
Acq: 01 Oct 2024 15:23

Tgt Ion: 84 Resp: 3171

Ion	Ratio	Lower	Upper
84	100		
86	61.7	47.3	87.8
49	124.5	78.7	146.1

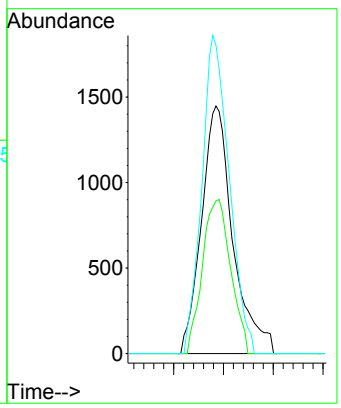

Quantitation Report (QT/LSC Reviewed)

Data Path : Z:\voasrv\HPCHEM1\MSVOA_U\Data\VU100124\
Data File : VU061044.D
Acq On : 01 Oct 2024 15:23
Operator : MD/SY
Sample : P4227-22
Misc : 25.0mL/MSVOA_U/WATER
ALS Vial : 16 Sample Multiplier: 1

Instrument :
MSVOA_U
ClientSampleId :
EB(20240927)

Quant Time: Oct 02 02:36:35 2024
Quant Method : Z:\voasrv\HPCHEM1\MSVOA_U\Method\SFAMUTR100124WMA.M
Quant Title : TRACE VOA SFAM1.0
QLast Update : Wed Oct 02 02:09:38 2024
Response via : Initial Calibration

Compound	R.T.	QIon	Response	Conc Units	Dev(Min)
Internal Standards					
1) 1,4-Difluorobenzene	6.242	114	183223	5.000 ug/L	0.00
28) Chlorobenzene-d5	9.412	117	171652	5.000 ug/L	0.00
58) 1,4-Dichlorobenzene-d4	11.807	152	78652	5.000 ug/L	0.00
System Monitoring Compounds					
4) Vinyl Chloride-d3	1.596	65	66483	5.075 ug/L	0.00
Spiked Amount 5.000	Range 40 - 130		Recovery = 101.600%		
7) Chloroethane-d5	1.911	69	51349	5.237 ug/L	0.00
Spiked Amount 5.000	Range 65 - 130		Recovery = 104.800%		
11) 1,1-Dichloroethene-d2	2.563	65	29384	5.085 ug/L	0.00
Spiked Amount 5.000	Range 60 - 125		Recovery = 101.600%		
20) 2-Butanone-d5	4.628	46	170004	54.179 ug/L	0.00
Spiked Amount 50.000	Range 40 - 130		Recovery = 108.360%		
24) Chloroform-d	5.055	84	117835	5.104 ug/L	0.00
Spiked Amount 5.000	Range 70 - 125		Recovery = 102.000%		
26) 1,2-Dichloroethane-d4	5.695	65	65822	5.379 ug/L	0.00
Spiked Amount 5.000	Range 70 - 130		Recovery = 107.600%		
32) Benzene-d6	5.718	84	243546	5.381 ug/L	0.00
Spiked Amount 5.000	Range 70 - 125		Recovery = 107.600%		
36) 1,2-Dichloropropane-d6	6.682	67	80644	5.426 ug/L	0.00
Spiked Amount 5.000	Range 60 - 140		Recovery = 108.600%		
41) Toluene-d8	7.891	98	224558	5.308 ug/L	0.00
Spiked Amount 5.000	Range 70 - 130		Recovery = 106.200%		
43) trans-1,3-Dichloroprop...	8.177	79	33176	5.220 ug/L	0.00
Spiked Amount 5.000	Range 55 - 130		Recovery = 104.400%		
46) 2-Hexanone-d5	8.627	63	139237	52.931 ug/L	0.00
Spiked Amount 50.000	Range 45 - 130		Recovery = 105.860%		
56) 1,1,2,2-Tetrachloroeth...	10.750	84	57474	5.273 ug/L	0.00
Spiked Amount 5.000	Range 65 - 120		Recovery = 105.400%		
66) 1,2-Dichlorobenzene-d4	12.187	152	71327	5.672 ug/L	0.00
Spiked Amount 5.000	Range 80 - 120		Recovery = 113.400%		
Target Compounds					Qvalue
3) Chloromethane	1.518	50	1908	0.148 ug/L	84
16) Methylene chloride	3.042	84	3171	0.261 ug/L	90

(#) = qualifier out of range (m) = manual integration (+) = signals summed

LSC Area Percent Report

Data Path : Z:\voasrv\HPCHEM1\MSVOA_U\Data\VU100124\
Data File : VU061044.D
Acq On : 01 Oct 2024 15:23
Operator : MD/SY
Sample : P4227-22
Misc : 25.0mL/MSVOA_U/WATER
ALS Vial : 16 Sample Multiplier: 1

Instrument :
MSVOA_U
ClientSampleId :
EB(20240927)

Integration Parameters: rteint.p
Integrator: RTE
Smoothing : ON Filtering: 5
Sampling : 1 Min Area: 3 % of largest Peak
Start Thrs: 0.1 Max Peaks: 100
Stop Thrs : 0 Peak Location: TOP

If leading or trailing edge < 100 prefer < Baseline drop else tangent >
Peak separation: 5

Method : Z:\voasrv\HPCHEM1\MSVOA_U\Method\SFAMUTR100124WMA.M
Title : TRACE VOA SFAM1.0

Signal : TIC: VU061044.D\data.ms

peak #	R.T. min	first scan	max scan	last scan	PK TY	peak height	corr. area	corr. % max.	% of total
1	1.518	61	71	76	rBV3	6967	12199	1.62%	0.206%
2	1.596	88	95	111	rBV	96392	110674	14.74%	1.873%
3	1.911	185	193	206	rBV	70590	95886	12.77%	1.623%
4	2.563	385	396	411	rVB	150756	246163	32.78%	4.166%
5	3.042	535	545	557	rBV4	6276	12984	1.73%	0.220%
6	3.178	572	587	599	rBV	6675	16068	2.14%	0.272%
7	4.628	1022	1038	1070	rBV2	109992	318033	42.36%	5.382%
8	5.055	1156	1171	1196	rBV	124866	282835	37.67%	4.786%
9	5.718	1358	1377	1418	rBV2	261081	693141	92.32%	11.729%
10	6.242	1527	1540	1565	rBV	220857	441563	58.81%	7.472%
11	6.682	1663	1677	1709	rBV	163063	335501	44.68%	5.677%
12	7.560	1939	1950	1980	rBV	90563	177104	23.59%	2.997%
13	7.891	2041	2053	2080	rBV	325349	600117	79.93%	10.155%
14	8.177	2128	2142	2165	rBV	53946	101964	13.58%	1.725%
15	8.627	2271	2282	2321	rBV	358259	750841	100.00%	12.706%
16	9.412	2513	2526	2545	rBV	303800	539264	71.82%	9.125%
17	10.750	2930	2942	2960	rBV	109088	185133	24.66%	3.133%
18	11.807	3257	3271	3295	rBV	301286	520391	69.31%	8.806%
19	12.187	3376	3389	3411	rBV	271060	469690	62.56%	7.948%

Sum of corrected areas: 5909551

Data Path : Z:\voasrv\HPCHEM1\MSVOA_U\Data\VU100124\
Data File : VU061044.D
Acq On : 01 Oct 2024 15:23
Operator : MD/SY
Sample : P4227-22
Misc : 25.0mL/MSVOA_U/WATER
ALS Vial : 16 Sample Multiplier: 1

Instrument :
MSVOA_U
ClientSampleId :
EB(20240927)

Quant Method : Z:\voasrv\HPCHEM1\MSVOA_U\Method\SFAMUTR100124WMA.M
Quant Title : TRACE VOA SFAM1.0

TIC Library : C:\Database\NIST20.L
TIC Integration Parameters: LSCINT.P

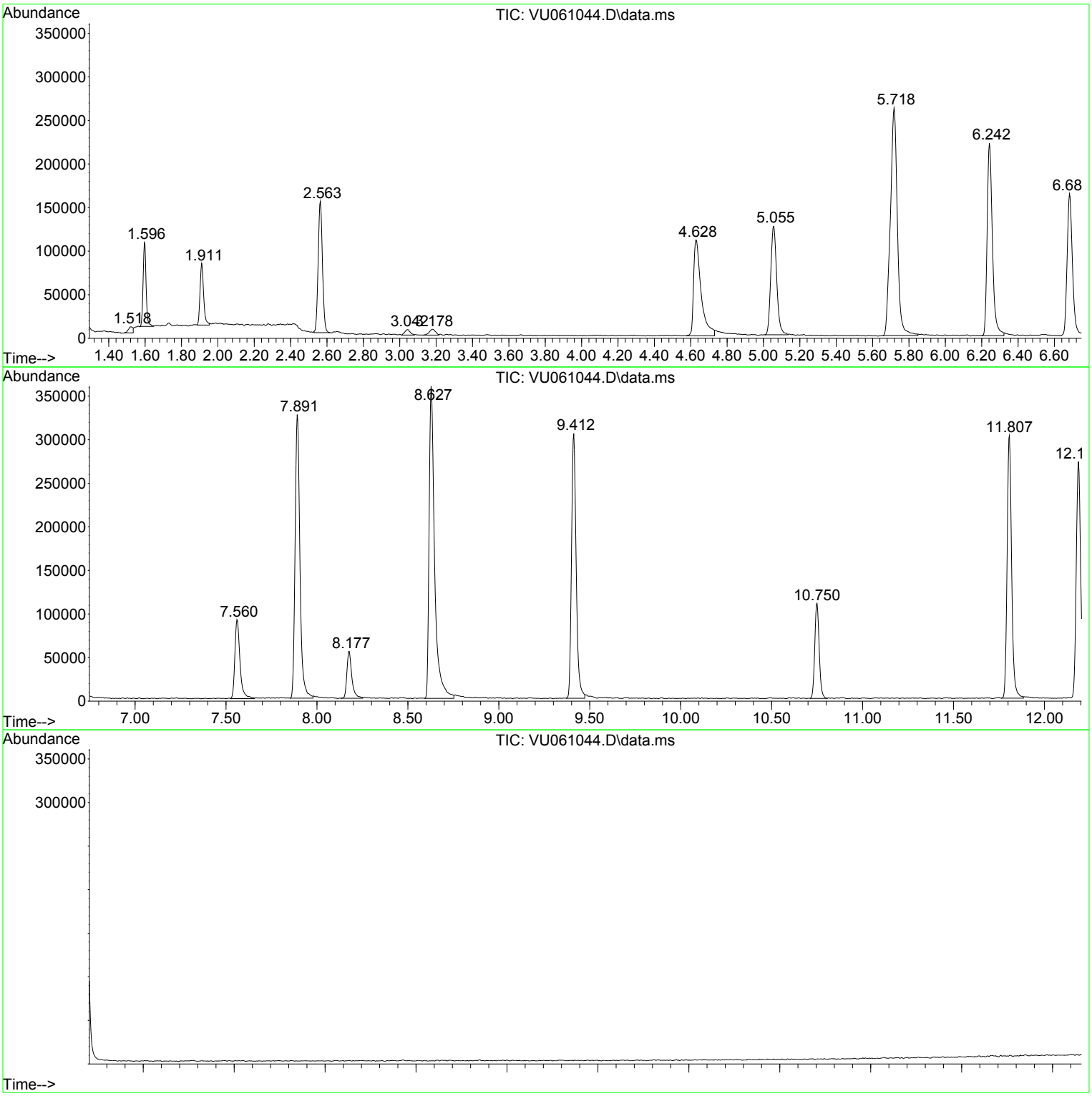

Library Search Compound Report

Data Path : Z:\voasrv\HPCHEM1\MSVOA_U\Data\VU100124\
Data File : VU061044.D
Acq On : 01 Oct 2024 15:23
Operator : MD/SY
Sample : P4227-22
Misc : 25.0mL/MSVOA_U/WATER
ALS Vial : 16 Sample Multiplier: 1

Instrument :
MSVOA_U
ClientSampleId :
EB(20240927)

Quant Method : Z:\voasrv\HPCHEM1\MSVOA_U\Method\SFAMUTR100124WMA.M
Quant Title : TRACE VOA SFAM1.0

TIC Library : C:\Database\NIST20.L
TIC Integration Parameters: LSCINT.P

No Library Search Compounds Detected
****

Tentatively Identified Compound (LSC) summary

Data Path : Z:\voasrv\HPCHEM1\MSVOA_U\Data\VU100124\
Data File : VU061044.D
Acq On : 01 Oct 2024 15:23
Operator : MD/SY
Sample : P4227-22
Misc : 25.0mL/MSVOA_U/WATER
ALS Vial : 16 Sample Multiplier: 1

Instrument :
MSVOA_U
ClientSampleId :
EB(20240927)

Quant Method : Z:\voasrv\HPCHEM1\MSVOA_U\Method\SFAMUTR100124WMA.M
Quant Title : TRACE VOA SFAM1.0

TIC Library : C:\Database\NIST20.L
TIC Integration Parameters: LSCINT.P

TIC Top Hit name	RT	EstConc	Units	Response	Internal Standard #	RT	Resp	Conc

FORM 1A-OR
ORGANIC ANALYSIS DATA SHEET
TARGET ANALYTE LIST

EPA SAMPLE NO.

FB(20240925)

Lab Name : Alliance Technical Group, LLC
Contract : 68HERH20D0011
Lab Code: ACE Case No.: ARC Sayrevil
MA No. : SDG No.: P4227
Analytical Method : VOA_Trace
Level : Trace
Matrix : Water
Lab Sample ID : P4227-19
Sample wt/vol : 25.0 (g/mL) mL
Lab File ID : VU061041.D
% Solids :
Date Received : 09/27/2024
GC Column : DB-624UI ID : 0.18 (mm)
Date Extracted :
GC Column : ID : (mm)
Date Analyzed : 10/01/2024
Extract Concentrated :(Y/N)
Extract Volume : (µL)
Soil Aliquot (VOA) : (µL)
Extraction Type : PT
Heated Purge : (Y/N) N
Injection Volume : (µL)
Purge Volume : 25 (mL)
pH : 1.0 Dilution Factor : 1.0
Cleanup Types :
Cleanup Factor :
Concentration Units (µg/L, µg/kg, µg, or µg/cm²): µg/L

CAS NO.	ANALYTE	CONCENTRATION	Q
75-01-4	Vinyl chloride	0.50	U
75-35-4	1,1-Dichloroethene	0.50	U
75-09-2	Methylene chloride	0.29	J
75-34-3	1,1-Dichloroethane	0.50	U
156-59-2	cis-1,2-Dichloroethene	0.50	U
67-66-3	Chloroform	0.50	U
71-55-6	1,1,1-Trichloroethane	0.50	U
71-43-2	Benzene	0.50	U
107-06-2	1,2-Dichloroethane	0.50	U
79-01-6	Trichloroethene	0.50	U
108-88-3	Toluene	0.50	U
127-18-4	Tetrachloroethene	0.50	U
108-90-7	Chlorobenzene	0.50	U
95-47-6	o-Xylene	0.50	U
179601-23-1	m,p-Xylene	0.50	U
79-34-5	1,1,2,2-Tetrachloroethane	0.50	U
106-46-7	1,4-Dichlorobenzene	0.50	U
120-82-1	1,2,4-trichlorobenzene	0.50	U

FORM 1B-OR
ORGANIC ANALYSIS DATA SHEET
TENTATIVELY IDENTIFIED COMPOUNDS

EPA SAMPLE NO.

FB(20240925)

Lab Name : Alliance Technical Group, LLC
Contract : 68HERH20D0011
Lab Code: ACE
Case No.: ARC Sayrevi
MA No. :
SDG No.: P4227
Analytical Method : VOA_Trace
Level : Trace
Matrix : Water
Lab Sample ID : P4227-19
Sample wt/vol : 25.0 (g/mL) mL
Lab File ID : VU061041.D
% Solids :
Date Received : 09/27/2024
GC Column : DB-624UI ID : 0.18 (mm)
Date Extracted :
Extract Concentrated : (Y/N)
Date Analyzed : 10/01/2024
Soil Aliquot (VOA) : (µL)
Extract Volume : (µL)
Heated Purge : (Y/N) N
Extraction Type : PT
Purge Volume : 25 (mL)
Injection Volume : (µL)
Cleanup Types :
pH : 1.0
Dilution Factor : 1.0
Concentration Units (µg/L,µg/kg): µg/L
Cleanup Factor :

	CAS NO.	ANALYTE	RT	EST. CONC.	Q
1	E966796	Total Alkanes	N/A	0.0	

EPA-designated Registry Number.

Quantitation Report (QT/LSC Reviewed)

Data Path : Z:\voasrv\HPCHEM1\MSVOA_U\Data\VU100124\
Data File : VU061041.D
Acq On : 01 Oct 2024 14:10
Operator : MD/SY
Sample : P4227-19
Misc : 25.0mL/MSVOA_U/WATER
ALS Vial : 13 Sample Multiplier: 1

Instrument :
MSVOA_U
ClientSampleId :
FB(20240925)

Quant Time: Oct 02 02:36:20 2024
Quant Method : Z:\voasrv\HPCHEM1\MSVOA_U\Method\SFAMUTR100124WMA.M
Quant Title : TRACE VOA SFAM1.0
QLast Update : Wed Oct 02 02:09:38 2024
Response via : Initial Calibration

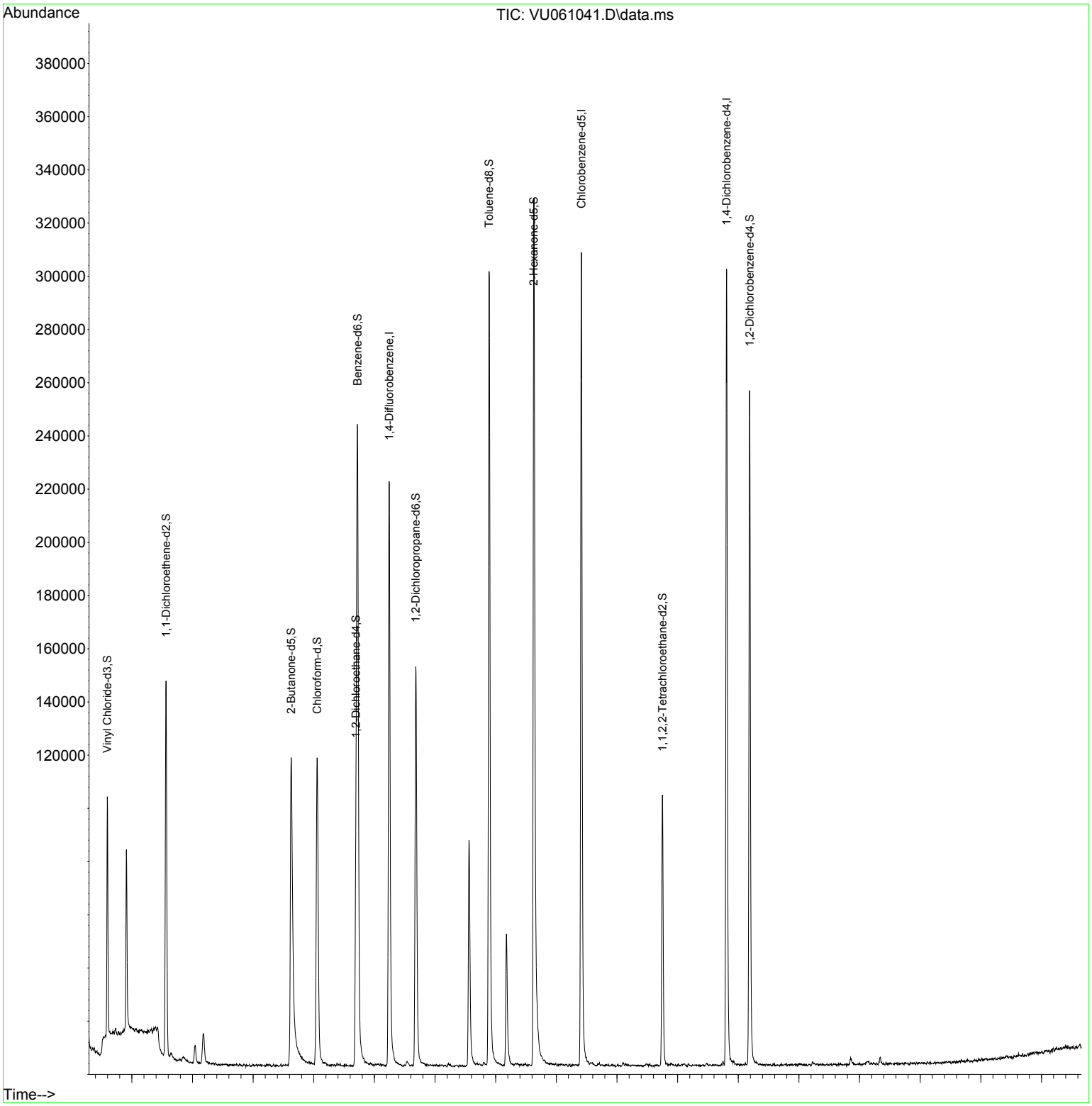

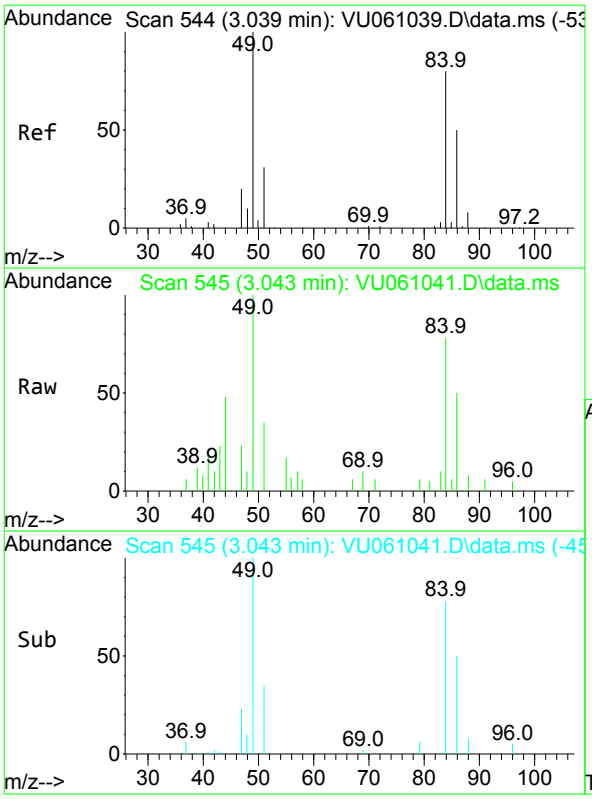

#16
Methylene chloride
Concen: 0.288 ug/L
RT: 3.043 min Scan# 545
Delta R.T. 0.003 min
Lab File: VU061041.D
Acq: 01 Oct 2024 14:10

Tgt Ion: 84 Resp: 3455

Ion	Ratio	Lower	Upper
84	100		
86	63.9	47.3	87.8
49	128.5	78.7	146.1

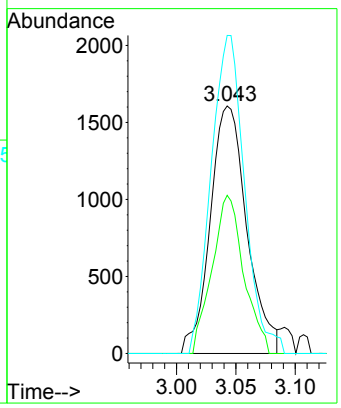

Instrument :
MSVOA_U
ClientSampleId :
FB(20240925)

Quantitation Report (QT/LSC Reviewed)

Data Path : Z:\voasrv\HPCHEM1\MSVOA_U\Data\VU100124\
Data File : VU061041.D
Acq On : 01 Oct 2024 14:10
Operator : MD/SY
Sample : P4227-19
Misc : 25.0mL/MSVOA_U/WATER
ALS Vial : 13 Sample Multiplier: 1

Instrument :
MSVOA_U
ClientSampleId :
FB(20240925)

Quant Time: Oct 02 02:36:20 2024
Quant Method : Z:\voasrv\HPCHEM1\MSVOA_U\Method\SFAMUTR100124WMA.M
Quant Title : TRACE VOA SFAM1.0
QLast Update : Wed Oct 02 02:09:38 2024
Response via : Initial Calibration

Compound	R.T.	QIon	Response	Conc	Units	Dev(Min)
Internal Standards						
1) 1,4-Difluorobenzene	6.245	114	180999	5.000	ug/L	0.00
28) Chlorobenzene-d5	9.412	117	168899	5.000	ug/L	0.00
58) 1,4-Dichlorobenzene-d4	11.808	152	77756	5.000	ug/L	0.00
System Monitoring Compounds						
4) Vinyl Chloride-d3	1.596	65	63944	4.941	ug/L	0.00
Spiked Amount 5.000	Range 40 - 130		Recovery = 98.800%			
7) Chloroethane-d5	1.911	69	46526	4.803	ug/L	0.00
Spiked Amount 5.000	Range 65 - 130		Recovery = 96.000%			
11) 1,1-Dichloroethene-d2	2.564	65	28242	4.947	ug/L	0.00
Spiked Amount 5.000	Range 60 - 125		Recovery = 99.000%			
20) 2-Butanone-d5	4.628	46	150093	48.421	ug/L	0.00
Spiked Amount 50.000	Range 40 - 130		Recovery = 96.840%			
24) Chloroform-d	5.055	84	110276	4.835	ug/L	0.00
Spiked Amount 5.000	Range 70 - 125		Recovery = 96.800%			
26) 1,2-Dichloroethane-d4	5.695	65	61962	5.126	ug/L	0.00
Spiked Amount 5.000	Range 70 - 130		Recovery = 102.600%			
32) Benzene-d6	5.721	84	225536	5.064	ug/L	0.00
Spiked Amount 5.000	Range 70 - 125		Recovery = 101.200%			
36) 1,2-Dichloropropane-d6	6.682	67	73783	5.045	ug/L	0.00
Spiked Amount 5.000	Range 60 - 140		Recovery = 100.800%			
41) Toluene-d8	7.891	98	209186	5.025	ug/L	0.00
Spiked Amount 5.000	Range 70 - 130		Recovery = 100.600%			
43) trans-1,3-Dichloroprop...	8.178	79	30854	4.934	ug/L	0.00
Spiked Amount 5.000	Range 55 - 130		Recovery = 98.600%			
46) 2-Hexanone-d5	8.628	63	127529	49.270	ug/L	0.00
Spiked Amount 50.000	Range 45 - 130		Recovery = 98.540%			
56) 1,1,2,2-Tetrachloroeth...	10.750	84	52717	4.915	ug/L	0.00
Spiked Amount 5.000	Range 65 - 120		Recovery = 98.400%			
66) 1,2-Dichlorobenzene-d4	12.187	152	66058	5.313	ug/L	0.00
Spiked Amount 5.000	Range 80 - 120		Recovery = 106.200%			
Target Compounds						Qvalue
16) Methylene chloride	3.043	84	3455	0.288	ug/L	89

(#) = qualifier out of range (m) = manual integration (+) = signals summed

LSC Area Percent Report

Data Path : Z:\voasrv\HPCHEM1\MSVOA_U\Data\VU100124\
Data File : VU061041.D
Acq On : 01 Oct 2024 14:10
Operator : MD/SY
Sample : P4227-19
Misc : 25.0mL/MSVOA_U/WATER
ALS Vial : 13 Sample Multiplier: 1

Instrument :
MSVOA_U
ClientSampleId :
FB(20240925)

Integration Parameters: rteint.p
Integrator: RTE
Smoothing : ON Filtering: 5
Sampling : 1 Min Area: 3 % of largest Peak
Start Thrs: 0.1 Max Peaks: 100
Stop Thrs : 0 Peak Location: TOP

If leading or trailing edge < 100 prefer < Baseline drop else tangent >
Peak separation: 5

Method : Z:\voasrv\HPCHEM1\MSVOA_U\Method\SFAMUTR100124WMA.M
Title : TRACE VOA SFAM1.0

Signal : TIC: VU061041.D\data.ms

peak #	R.T. min	first scan	max scan	last scan	PK TY	peak height	corr. area	corr. % max.	% of total
1	1.596	88	95	106	rBV	89545	101809	14.90%	1.809%
2	1.911	186	193	205	rBV	66561	85310	12.48%	1.516%
3	2.564	385	396	411	rVB	140906	232159	33.98%	4.126%
4	3.043	534	545	557	rBV2	6729	13150	1.92%	0.234%
5	3.178	573	587	601	rBV	11436	28438	4.16%	0.505%
6	4.628	1022	1038	1076	rBV2	115917	342770	50.16%	6.092%
7	5.055	1156	1171	1200	rBV	115419	268021	39.22%	4.763%
8	5.718	1356	1377	1403	rBV2	241269	643772	94.21%	11.442%
9	6.242	1525	1540	1574	rBV	219784	444308	65.02%	7.897%
10	6.682	1664	1677	1702	rBV	150117	307638	45.02%	5.468%
11	7.560	1939	1950	1974	rBV	84737	160712	23.52%	2.856%
12	7.891	2040	2053	2087	rBV	298304	560432	82.02%	9.960%
13	8.178	2129	2142	2161	rBV	49747	95689	14.00%	1.701%
14	8.631	2271	2283	2320	rBV	326022	683305	100.00%	12.144%
15	9.412	2514	2526	2550	rBV	305521	540708	79.13%	9.610%
16	10.750	2928	2942	2959	rBV	101775	171179	25.05%	3.042%
17	11.808	3259	3271	3290	rBV	299368	510167	74.66%	9.067%
18	12.187	3375	3389	3410	rBV	253470	437070	63.96%	7.768%

Sum of corrected areas: 5626637

Data Path : Z:\voasrv\HPCHEM1\MSVOA_U\Data\VU100124\
Data File : VU061041.D
Acq On : 01 Oct 2024 14:10
Operator : MD/SY
Sample : P4227-19
Misc : 25.0mL/MSVOA_U/WATER
ALS Vial : 13 Sample Multiplier: 1

Instrument :
MSVOA_U
ClientSampleId :
FB(20240925)

Quant Method : Z:\voasrv\HPCHEM1\MSVOA_U\Method\SFAMUTR100124WMA.M
Quant Title : TRACE VOA SFAM1.0

TIC Library : C:\Database\NIST20.L
TIC Integration Parameters: LSCINT.P

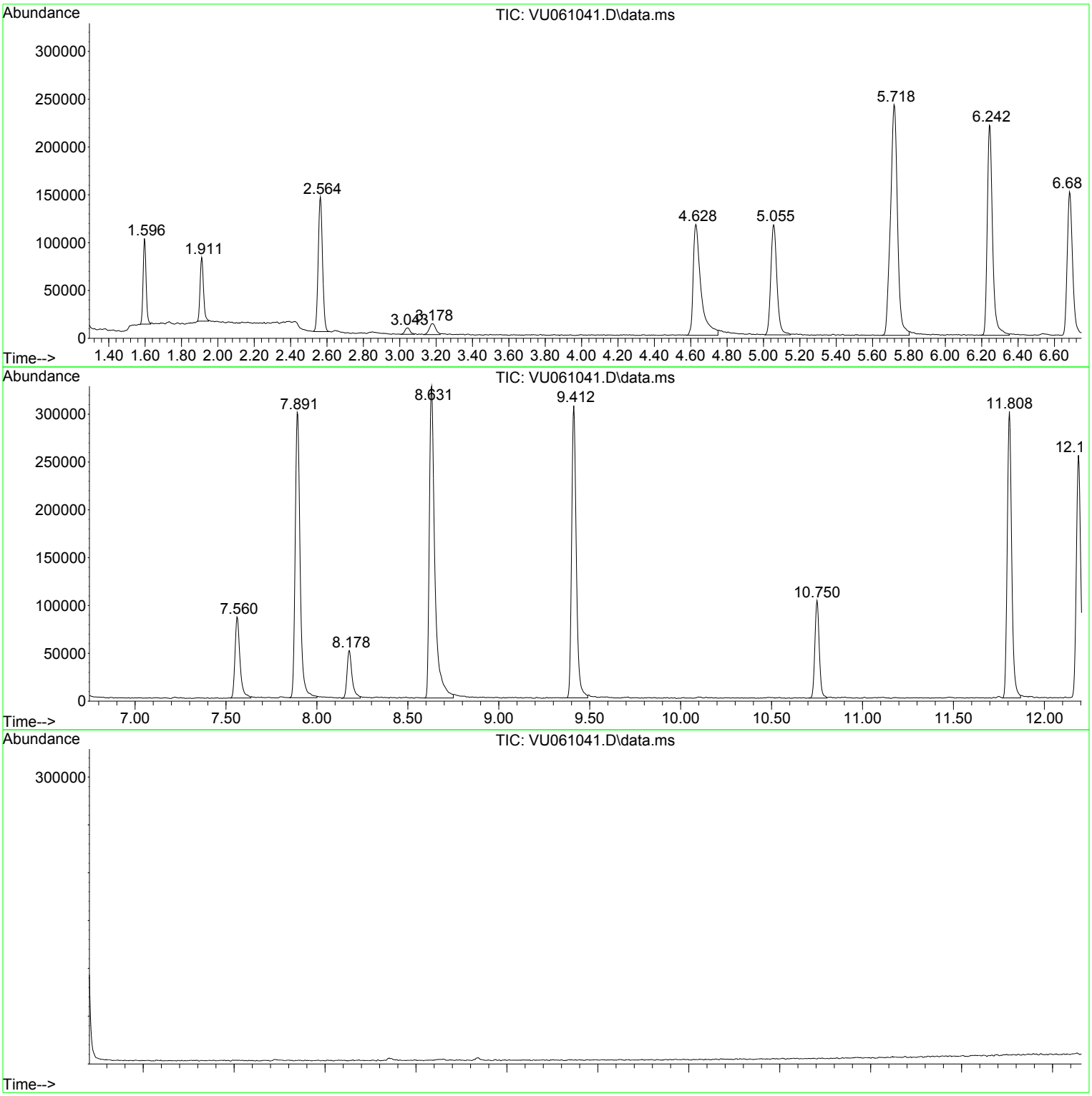

Library Search Compound Report

Data Path : Z:\voasrv\HPCHEM1\MSVOA_U\Data\VU100124\
Data File : VU061041.D
Acq On : 01 Oct 2024 14:10
Operator : MD/SY
Sample : P4227-19
Misc : 25.0mL/MSVOA_U/WATER
ALS Vial : 13 Sample Multiplier: 1

Instrument :
MSVOA_U
ClientSampleId :
FB(20240925)

Quant Method : Z:\voasrv\HPCHEM1\MSVOA_U\Method\SFAMUTR100124WMA.M
Quant Title : TRACE VOA SFAM1.0

TIC Library : C:\Database\NIST20.L
TIC Integration Parameters: LSCINT.P

No Library Search Compounds Detected
****

Tentatively Identified Compound (LSC) summary

Data Path : Z:\voasrv\HPCHEM1\MSVOA_U\Data\VU100124\
Data File : VU061041.D
Acq On : 01 Oct 2024 14:10
Operator : MD/SY
Sample : P4227-19
Misc : 25.0mL/MSVOA_U/WATER
ALS Vial : 13 Sample Multiplier: 1

Instrument :
MSVOA_U
ClientSampleId :
FB(20240925)

Quant Method : Z:\voasrv\HPCHEM1\MSVOA_U\Method\SFAMUTR100124WMA.M
Quant Title : TRACE VOA SFAM1.0

TIC Library : C:\Database\NIST20.L
TIC Integration Parameters: LSCINT.P

						Internal Standard		
TIC Top Hit name	RT	EstConc	Units	Response	#	RT	Resp	Conc

FORM 1A-OR
ORGANIC ANALYSIS DATA SHEET
TARGET ANALYTE LIST

EPA SAMPLE NO.

FB(20240926)

Lab Name : Alliance Technical Group, LLC
Contract : 68HERH20D0011
Lab Code: ACE Case No.: ARC Sayrevil
MA No. : SDG No.: P4227
Analytical Method : VOA_Trace
Level : Trace
Matrix : Water
Lab Sample ID : P4227-20
Sample wt/vol : 25.0 (g/mL) mL
Lab File ID : VU061042.D
% Solids :
Date Received : 09/27/2024
GC Column : DB-624UI ID : 0.18 (mm)
Date Extracted :
GC Column : ID : (mm)
Date Analyzed : 10/01/2024
Extract Concentrated :(Y/N)
Extract Volume : (µL)
Soil Aliquot (VOA) : (µL)
Extraction Type : PT
Heated Purge : (Y/N) N
Injection Volume : (µL)
Purge Volume : 25 (mL)
pH : 1.0 Dilution Factor : 1.0
Cleanup Types :
Cleanup Factor :
Concentration Units (µg/L, µg/kg, µg, or µg/cm²): µg/L

CAS NO.	ANALYTE	CONCENTRATION	Q
75-01-4	Vinyl chloride	0.50	U
75-35-4	1,1-Dichloroethene	0.50	U
75-09-2	Methylene chloride	0.37	J
75-34-3	1,1-Dichloroethane	0.50	U
156-59-2	cis-1,2-Dichloroethene	0.50	U
67-66-3	Chloroform	0.50	U
71-55-6	1,1,1-Trichloroethane	0.50	U
71-43-2	Benzene	0.50	U
107-06-2	1,2-Dichloroethane	0.50	U
79-01-6	Trichloroethene	0.50	U
108-88-3	Toluene	0.50	U
127-18-4	Tetrachloroethene	0.50	U
108-90-7	Chlorobenzene	0.50	U
95-47-6	o-Xylene	0.50	U
179601-23-1	m,p-Xylene	0.50	U
79-34-5	1,1,2,2-Tetrachloroethane	0.50	U
106-46-7	1,4-Dichlorobenzene	0.50	U
120-82-1	1,2,4-trichlorobenzene	0.50	U

FORM 1B-OR
ORGANIC ANALYSIS DATA SHEET
TENTATIVELY IDENTIFIED COMPOUNDS

EPA SAMPLE NO.

FB(20240926)

Lab Name : Alliance Technical Group, LLC
Contract : 68HERH20D0011
Lab Code: ACE Case No.: ARC Sayrevi
MA No. : SDG No.: P4227
Analytical Method : VOA_Trace
Level : Trace
Matrix : Water
Lab Sample ID : P4227-20
Sample wt/vol : 25.0 (g/mL) mL
Lab File ID : VU061042.D
% Solids :
Date Received : 09/27/2024
GC Column : DB-624UI ID : 0.18 (mm)
Date Extracted :
Extract Concentrated : (Y/N)
Date Analyzed : 10/01/2024
Soil Aliquot (VOA) : (µL)
Extract Volume : (µL)
Heated Purge : (Y/N) N
Extraction Type : PT
Purge Volume : 25 (mL)
Injection Volume : (µL)
Cleanup Types :
pH : 1.0 Dilution Factor : 1.0
Concentration Units (µg/L,µg/kg): µg/L
Cleanup Factor :

	CAS NO.	ANALYTE	RT	EST. CONC.	Q
1	74-87-3	Chloromethane	1.518	0.21	JN
2	E966796	Total Alkanes	N/A	0.0	

EPA-designated Registry Number.

Quantitation Report (QT/LSC Reviewed)

Data Path : Z:\voasrv\HPCHEM1\MSVOA_U\Data\VU100124\
Data File : VU061042.D
Acq On : 01 Oct 2024 14:35
Operator : MD/SY
Sample : P4227-20
Misc : 25.0mL/MSVOA_U/WATER
ALS Vial : 14 Sample Multiplier: 1

Instrument :
MSVOA_U
ClientSampleId :
FB(20240926)

Quant Time: Oct 02 02:36:25 2024
Quant Method : Z:\voasrv\HPCHEM1\MSVOA_U\Method\SFAMUTR100124WMA.M
Quant Title : TRACE VOA SFAM1.0
QLast Update : Wed Oct 02 02:09:38 2024
Response via : Initial Calibration

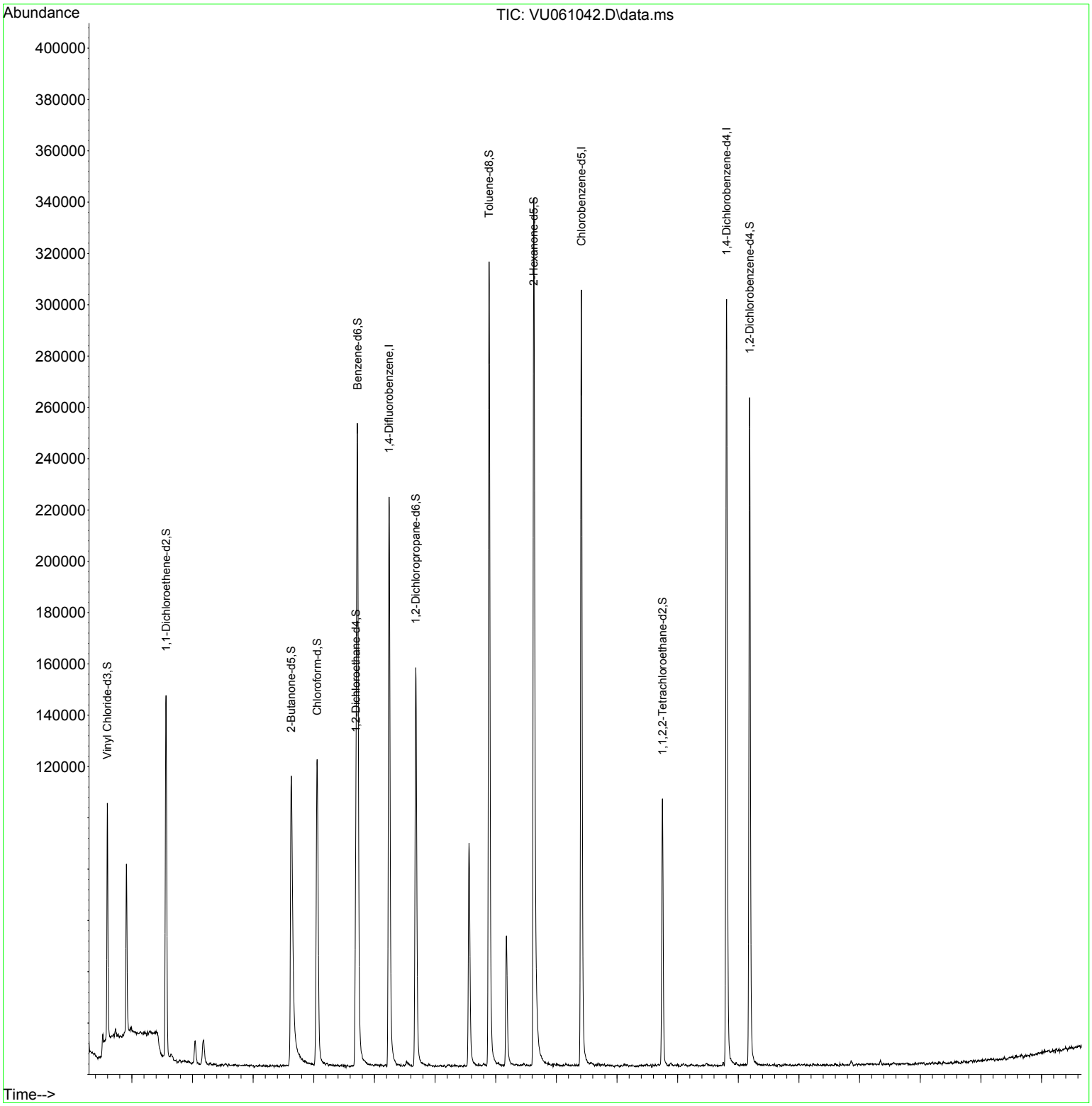

Instrument :
MSVOA_U
ClientSampleId :
FB(20240926)

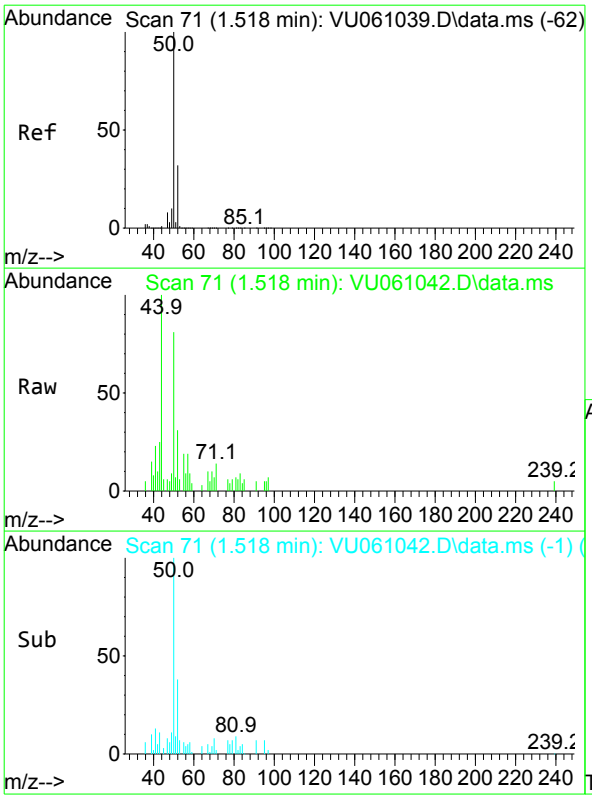

#3
Chloromethane
Concen: 0.208 ug/L
RT: 1.518 min Scan# 71
Delta R.T. -0.001 min
Lab File: VU061042.D
Acq: 01 Oct 2024 14:35

Tgt Ion: 50 Resp: 2671

Ion	Ratio	Lower	Upper
50	100		
52	37.9	24.4	45.4

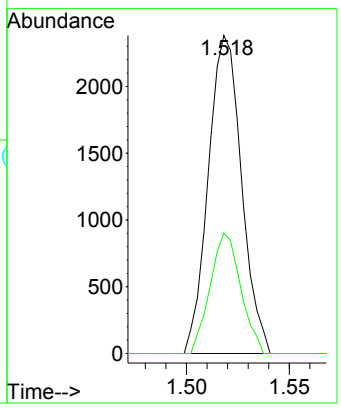

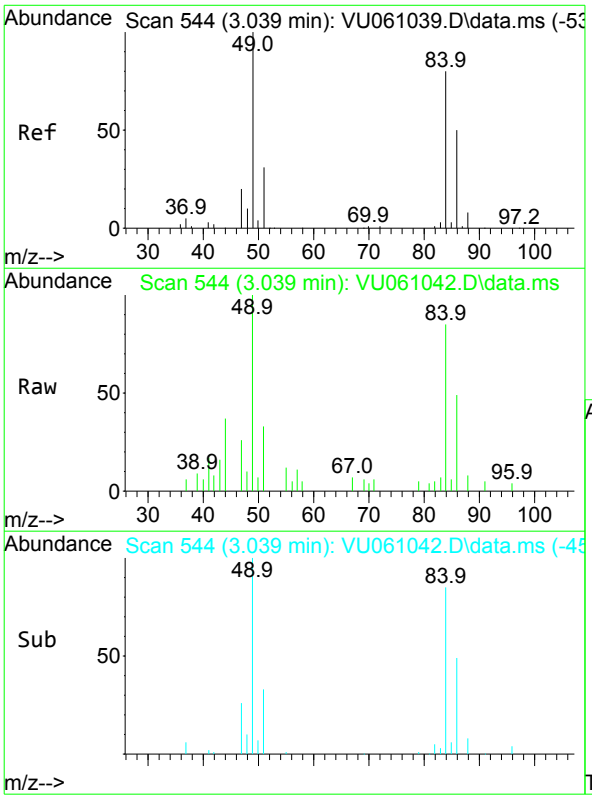

#16
Methylene chloride
Concen: 0.371 ug/L
RT: 3.039 min Scan# 544
Delta R.T. -0.000 min
Lab File: VU061042.D
Acq: 01 Oct 2024 14:35

Tgt Ion: 84 Resp: 4500

Ion	Ratio	Lower	Upper
84	100		
86	57.5	47.3	87.8
49	118.2	78.7	146.1

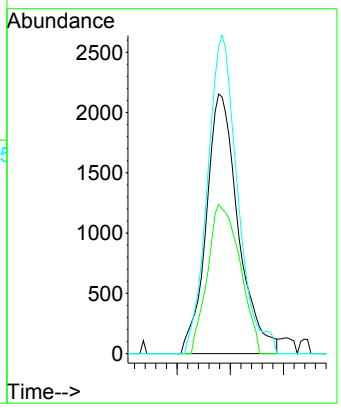

Quantitation Report (QT/LSC Reviewed)

Data Path : Z:\voasrv\HPCHEM1\MSVOA_U\Data\VU100124\
Data File : VU061042.D
Acq On : 01 Oct 2024 14:35
Operator : MD/SY
Sample : P4227-20
Misc : 25.0mL/MSVOA_U/WATER
ALS Vial : 14 Sample Multiplier: 1

Instrument :
MSVOA_U
ClientSampleId :
FB(20240926)

Quant Time: Oct 02 02:36:25 2024
Quant Method : Z:\voasrv\HPCHEM1\MSVOA_U\Method\SFAMUTR100124WMA.M
Quant Title : TRACE VOA SFAM1.0
QLast Update : Wed Oct 02 02:09:38 2024
Response via : Initial Calibration

Compound	R.T.	QIon	Response	Conc	Units	Dev(Min)
Internal Standards						
1) 1,4-Difluorobenzene	6.241	114	182833	5.000	ug/L	0.00
28) Chlorobenzene-d5	9.412	117	169493	5.000	ug/L	0.00
58) 1,4-Dichlorobenzene-d4	11.807	152	79511	5.000	ug/L	0.00
System Monitoring Compounds						
4) Vinyl Chloride-d3	1.595	65	64745	4.953	ug/L	0.00
Spiked Amount 5.000	Range 40 - 130		Recovery = 99.000%			
7) Chloroethane-d5	1.910	69	48582	4.965	ug/L	0.00
Spiked Amount 5.000	Range 65 - 130		Recovery = 99.400%			
11) 1,1-Dichloroethene-d2	2.563	65	28103	4.874	ug/L	0.00
Spiked Amount 5.000	Range 60 - 125		Recovery = 97.400%			
20) 2-Butanone-d5	4.627	46	157228	50.214	ug/L	0.00
Spiked Amount 50.000	Range 40 - 130		Recovery = 100.420%			
24) Chloroform-d	5.055	84	112887	4.900	ug/L	0.00
Spiked Amount 5.000	Range 70 - 125		Recovery = 98.000%			
26) 1,2-Dichloroethane-d4	5.695	65	61935	5.072	ug/L	0.00
Spiked Amount 5.000	Range 70 - 130		Recovery = 101.400%			
32) Benzene-d6	5.721	84	228520	5.113	ug/L	0.00
Spiked Amount 5.000	Range 70 - 125		Recovery = 102.200%			
36) 1,2-Dichloropropane-d6	6.682	67	76087	5.184	ug/L	0.00
Spiked Amount 5.000	Range 60 - 140		Recovery = 103.600%			
41) Toluene-d8	7.891	98	214037	5.124	ug/L	0.00
Spiked Amount 5.000	Range 70 - 130		Recovery = 102.400%			
43) trans-1,3-Dichloroprop...	8.177	79	31600	5.036	ug/L	0.00
Spiked Amount 5.000	Range 55 - 130		Recovery = 100.800%			
46) 2-Hexanone-d5	8.627	63	128544	49.489	ug/L	0.00
Spiked Amount 50.000	Range 45 - 130		Recovery = 98.980%			
56) 1,1,2,2-Tetrachloroeth...	10.749	84	53968	5.014	ug/L	0.00
Spiked Amount 5.000	Range 65 - 120		Recovery = 100.200%			
66) 1,2-Dichlorobenzene-d4	12.187	152	66107	5.200	ug/L	0.00
Spiked Amount 5.000	Range 80 - 120		Recovery = 104.000%			
Target Compounds						Qvalue
3) Chloromethane	1.518	50	2671	0.208	ug/L	95
16) Methylene chloride	3.039	84	4500	0.371	ug/L	92

(#) = qualifier out of range (m) = manual integration (+) = signals summed

LSC Area Percent Report

Data Path : Z:\voasrv\HPCHEM1\MSVOA_U\Data\VU100124\
Data File : VU061042.D
Acq On : 01 Oct 2024 14:35
Operator : MD/SY
Sample : P4227-20
Misc : 25.0mL/MSVOA_U/WATER
ALS Vial : 14 Sample Multiplier: 1

Instrument :
MSVOA_U
ClientSampleId :
FB(20240926)

Integration Parameters: rteint.p
Integrator: RTE
Smoothing : ON Filtering: 5
Sampling : 1 Min Area: 3 % of largest Peak
Start Thrs: 0.1 Max Peaks: 100
Stop Thrs : 0 Peak Location: TOP

If leading or trailing edge < 100 prefer < Baseline drop else tangent >
Peak separation: 5

Method : Z:\voasrv\HPCHEM1\MSVOA_U\Method\SFAMUTR100124WMA.M
Title : TRACE VOA SFAM1.0

Signal : TIC: VU061042.D\data.ms

peak #	R.T. min	first scan	max scan	last scan	PK TY	peak height	corr. area	corr. % max.	% of total
1	1.521	64	72	75	rBV2	8829	11420	1.62%	0.200%
2	1.595	88	95	107	rVB	90982	103021	14.64%	1.803%
3	1.910	186	193	208	rVB	64985	84220	11.97%	1.474%
4	2.563	385	396	412	rVB	140853	230798	32.80%	4.040%
5	3.042	536	545	556	rVB2	8687	16040	2.28%	0.281%
6	3.184	571	589	601	rBV2	9676	24542	3.49%	0.430%
7	4.627	1023	1038	1078	rBV	112934	330840	47.02%	5.792%
8	5.055	1155	1171	1198	rBV	119287	276355	39.27%	4.838%
9	5.717	1358	1377	1407	rBV2	250482	654742	93.05%	11.462%
10	6.241	1528	1540	1568	rBV	222194	445806	63.35%	7.804%
11	6.682	1664	1677	1699	rBV	155125	312345	44.39%	5.468%
12	7.560	1935	1950	1979	rBV	86958	166999	23.73%	2.923%
13	7.891	2040	2053	2080	rBV	313514	572187	81.31%	10.017%
14	8.177	2129	2142	2166	rBV	50916	97711	13.89%	1.711%
15	8.627	2271	2282	2324	rBV	337842	703671	100.00%	12.318%
16	9.412	2514	2526	2552	rBV	302454	543606	77.25%	9.516%
17	10.749	2927	2942	2960	rBV	103946	175142	24.89%	3.066%
18	11.807	3259	3271	3289	rBV	298873	515543	73.26%	9.025%
19	12.187	3373	3389	3414	rBV	260310	447427	63.58%	7.833%

Sum of corrected areas: 5712415

Data Path : Z:\voasrv\HPCHEM1\MSVOA_U\Data\VU100124\
Data File : VU061042.D
Acq On : 01 Oct 2024 14:35
Operator : MD/SY
Sample : P4227-20
Misc : 25.0mL/MSVOA_U/WATER
ALS Vial : 14 Sample Multiplier: 1

Instrument :
MSVOA_U
ClientSampleId :
FB(20240926)

Quant Method : Z:\voasrv\HPCHEM1\MSVOA_U\Method\SFAMUTR100124WMA.M
Quant Title : TRACE VOA SFAM1.0

TIC Library : C:\Database\NIST20.L
TIC Integration Parameters: LSCINT.P

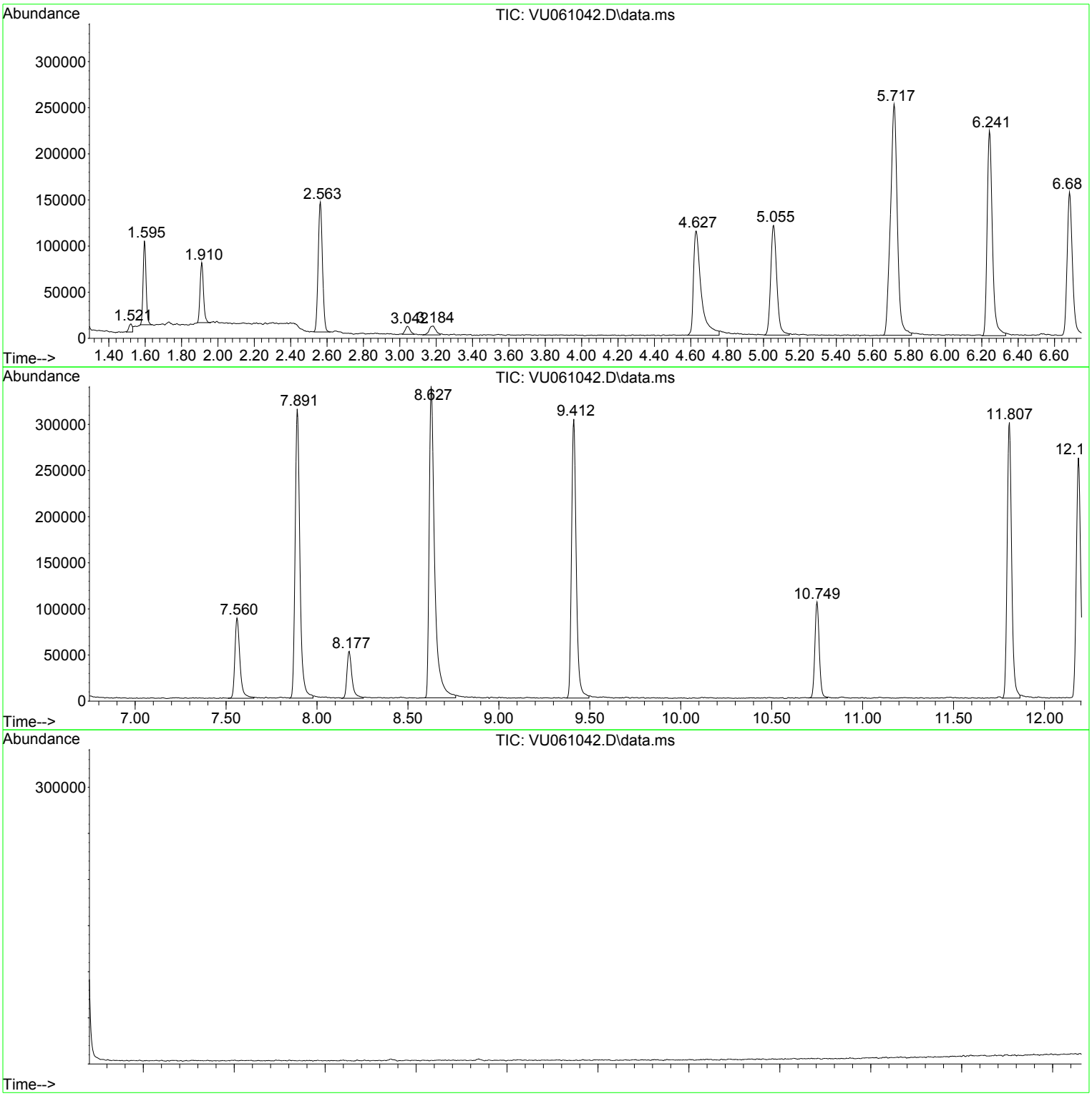

Library Search Compound Report

Data Path : Z:\voasrv\HPCHEM1\MSVOA_U\Data\VU100124\
Data File : VU061042.D
Acq On : 01 Oct 2024 14:35
Operator : MD/SY
Sample : P4227-20
Misc : 25.0mL/MSVOA_U/WATER
ALS Vial : 14 Sample Multiplier: 1

Instrument :
MSVOA_U
ClientSampleId :
FB(20240926)

Quant Method : Z:\voasrv\HPCHEM1\MSVOA_U\Method\SFAMUTR100124WMA.M
Quant Title : TRACE VOA SFAM1.0

TIC Library : C:\Database\NIST20.L
TIC Integration Parameters: LSCINT.P

No Library Search Compounds Detected
****

Tentatively Identified Compound (LSC) summary

Data Path : Z:\voasrv\HPCHEM1\MSVOA_U\Data\VU100124\
Data File : VU061042.D
Acq On : 01 Oct 2024 14:35
Operator : MD/SY
Sample : P4227-20
Misc : 25.0mL/MSVOA_U/WATER
ALS Vial : 14 Sample Multiplier: 1

Instrument :
MSVOA_U
ClientSampleId :
FB(20240926)

Quant Method : Z:\voasrv\HPCHEM1\MSVOA_U\Method\SFAMUTR100124WMA.M
Quant Title : TRACE VOA SFAM1.0

TIC Library : C:\Database\NIST20.L
TIC Integration Parameters: LSCINT.P

TIC Top Hit name	RT	EstConc	Units	Response	Internal Standard #	RT	Resp	Conc

FORM 1A-OR
ORGANIC ANALYSIS DATA SHEET
TARGET ANALYTE LIST

EPA SAMPLE NO.

FB(20240927)

Lab Name : Alliance Technical Group, LLC
Contract : 68HERH20D0011
Lab Code: ACE Case No.: ARC Sayrevil
MA No. : SDG No.: P4227
Analytical Method : VOA_Trace
Level : Trace
Matrix : Water
Lab Sample ID : P4227-21
Sample wt/vol : 25.0 (g/mL) mL
Lab File ID : VU061043.D
% Solids :
Date Received : 09/27/2024
GC Column : DB-624UI ID : 0.18 (mm)
Date Extracted :
GC Column : ID : (mm)
Date Analyzed : 10/01/2024
Extract Concentrated :(Y/N)
Extract Volume : (µL)
Soil Aliquot (VOA) : (µL)
Extraction Type : PT
Heated Purge : (Y/N) N
Injection Volume : (µL)
Purge Volume : 25 (mL)
pH : 1.0 Dilution Factor : 1.0
Cleanup Types :
Cleanup Factor :
Concentration Units (µg/L, µg/kg, µg, or µg/cm²): µg/L

CAS NO.	ANALYTE	CONCENTRATION	Q
75-01-4	Vinyl chloride	0.50	U
75-35-4	1,1-Dichloroethene	0.50	U
75-09-2	Methylene chloride	0.27	J
75-34-3	1,1-Dichloroethane	0.50	U
156-59-2	cis-1,2-Dichloroethene	0.50	U
67-66-3	Chloroform	0.50	U
71-55-6	1,1,1-Trichloroethane	0.50	U
71-43-2	Benzene	0.50	U
107-06-2	1,2-Dichloroethane	0.50	U
79-01-6	Trichloroethene	0.50	U
108-88-3	Toluene	0.50	U
127-18-4	Tetrachloroethene	0.50	U
108-90-7	Chlorobenzene	0.50	U
95-47-6	o-Xylene	0.50	U
179601-23-1	m,p-Xylene	0.50	U
79-34-5	1,1,2,2-Tetrachloroethane	0.50	U
106-46-7	1,4-Dichlorobenzene	0.50	U
120-82-1	1,2,4-trichlorobenzene	0.50	U

FORM 1B-OR
ORGANIC ANALYSIS DATA SHEET
TENTATIVELY IDENTIFIED COMPOUNDS

EPA SAMPLE NO.

FB(20240927)

Lab Name : Alliance Technical Group, LLC
Contract : 68HERH20D0011
Lab Code: ACE Case No.: ARC Sayrevi
MA No. : SDG No.: P4227
Analytical Method : VOA_Trace
Level : Trace
Matrix : Water
Lab Sample ID : P4227-21
Sample wt/vol : 25.0 (g/mL) mL
Lab File ID : VU061043.D
% Solids :
Date Received : 09/27/2024
GC Column : DB-624UI ID : 0.18 (mm)
Date Extracted :
Extract Concentrated : (Y/N)
Date Analyzed : 10/01/2024
Soil Aliquot (VOA) : (µL)
Extract Volume : (µL)
Heated Purge : (Y/N) N
Extraction Type : PT
Purge Volume : 25 (mL)
Injection Volume : (µL)
Cleanup Types :
pH : 1.0 Dilution Factor : 1.0
Concentration Units (µg/L,µg/kg): µg/L
Cleanup Factor :

	CAS NO.	ANALYTE	RT	EST. CONC.	Q
1	74-87-3	Chloromethane	1.518	0.14	JN
2	E966796	Total Alkanes	N/A	0.0	

EPA-designated Registry Number.

Quantitation Report (QT/LSC Reviewed)

Data Path : Z:\voasrv\HPCHEM1\MSVOA_U\Data\VU100124\
Data File : VU061043.D
Acq On : 01 Oct 2024 14:59
Operator : MD/SY
Sample : P4227-21
Misc : 25.0mL/MSVOA_U/WATER
ALS Vial : 15 Sample Multiplier: 1

Instrument :
MSVOA_U
ClientSampleId :
FB(20240927)

Quant Time: Oct 02 02:36:30 2024
Quant Method : Z:\voasrv\HPCHEM1\MSVOA_U\Method\SFAMUTR100124WMA.M
Quant Title : TRACE VOA SFAM1.0
QLast Update : Wed Oct 02 02:09:38 2024
Response via : Initial Calibration

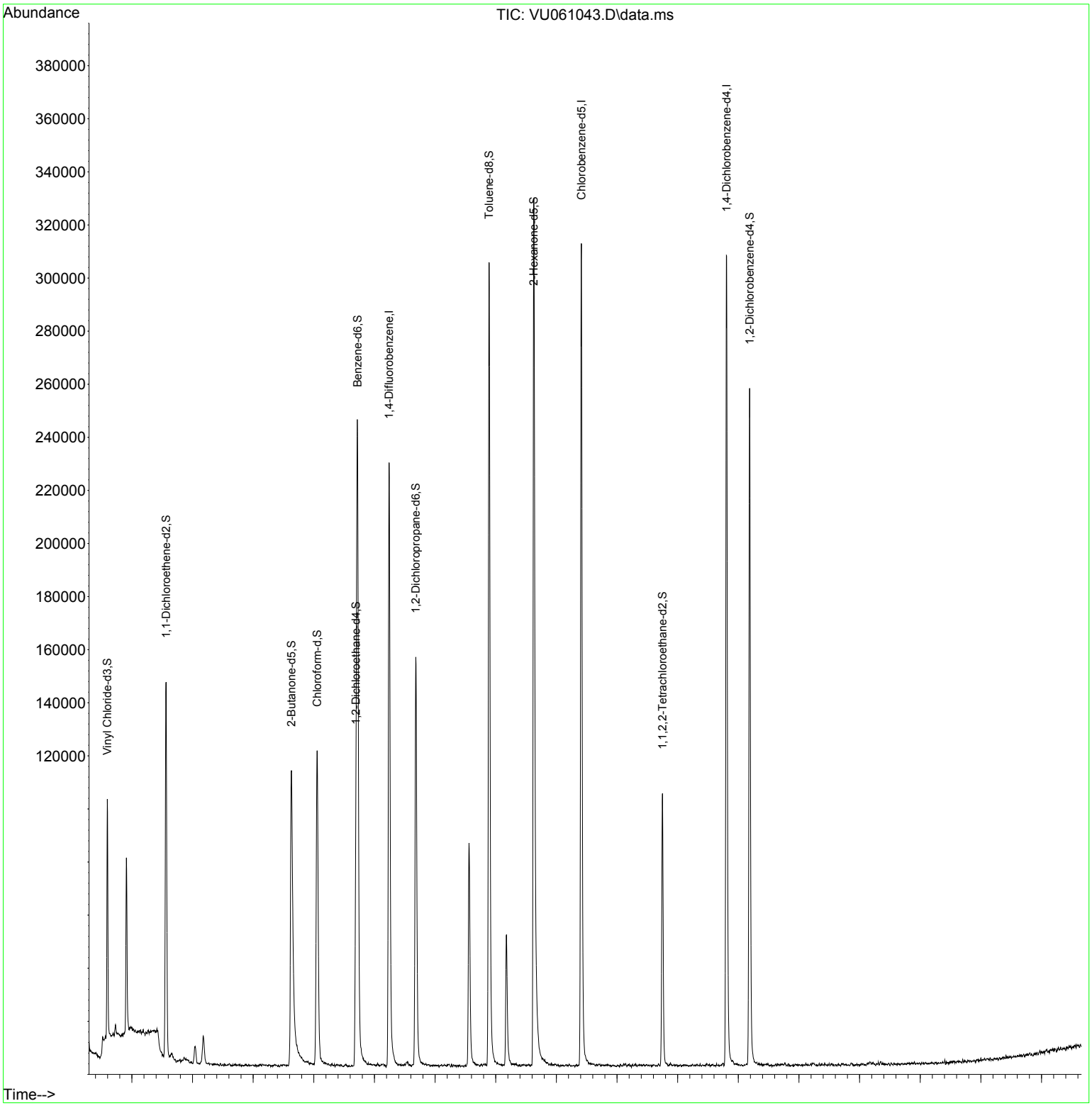

Instrument :
MSVOA_U
ClientSampleId :
FB(20240927)

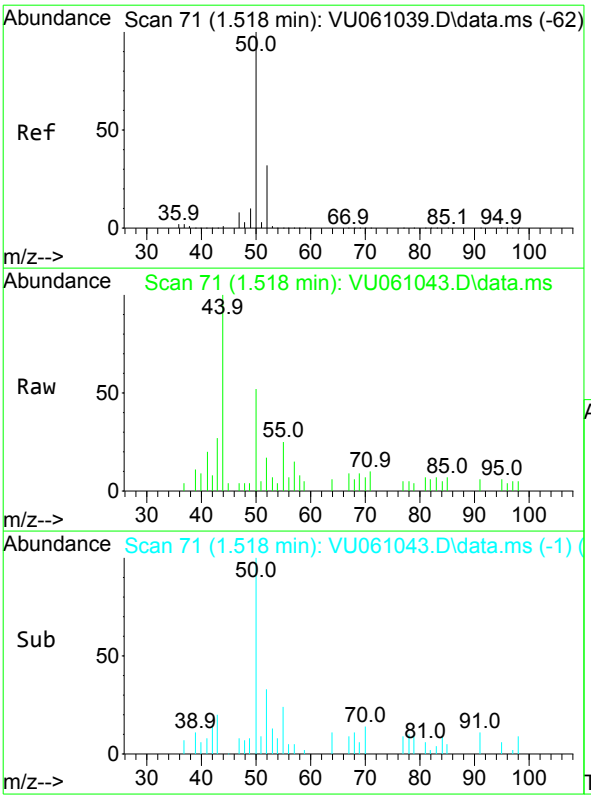

#3
Chloromethane
Concen: 0.142 ug/L
RT: 1.518 min Scan# 71
Delta R.T. -0.001 min
Lab File: VU061043.D
Acq: 01 Oct 2024 14:59

Tgt Ion: 50 Resp: 1877

Ion	Ratio	Lower	Upper
50	100		
52	33.2	24.4	45.4

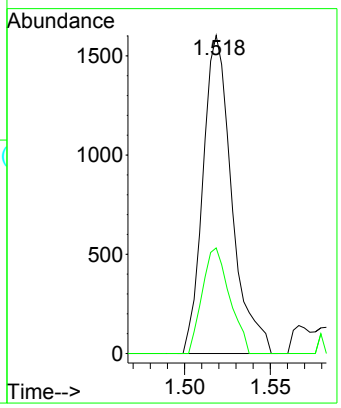

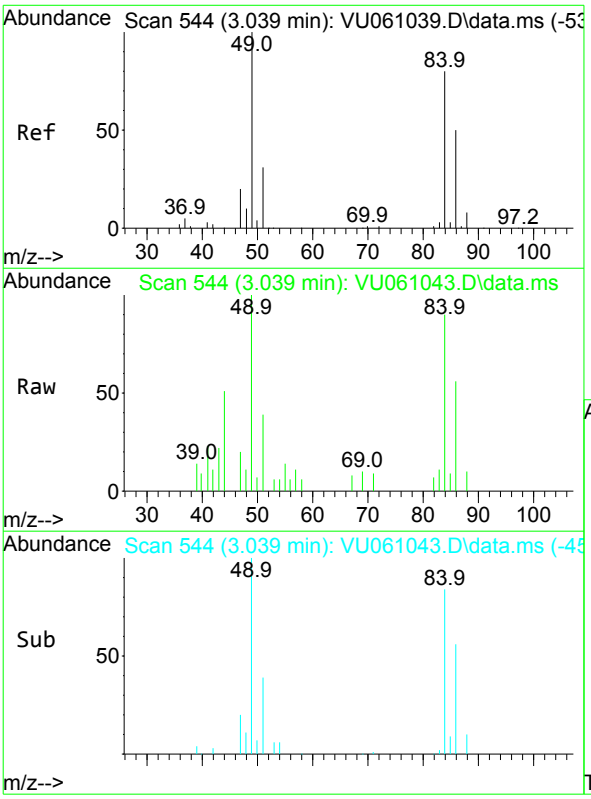

#16
Methylene chloride
Concen: 0.271 ug/L
RT: 3.039 min Scan# 544
Delta R.T. -0.000 min
Lab File: VU061043.D
Acq: 01 Oct 2024 14:59

Tgt Ion: 84 Resp: 3360

Ion	Ratio	Lower	Upper
84	100		
86	62.0	47.3	87.8
49	111.5	78.7	146.1

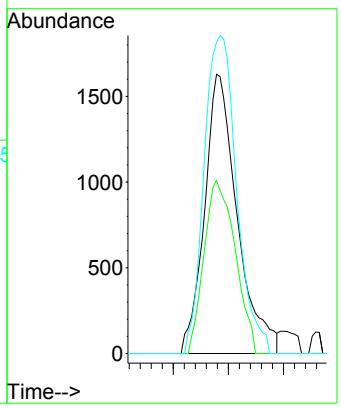

Quantitation Report (QT/LSC Reviewed)

Data Path : Z:\voasrv\HPCHEM1\MSVOA_U\Data\VU100124\
Data File : VU061043.D
Acq On : 01 Oct 2024 14:59
Operator : MD/SY
Sample : P4227-21
Misc : 25.0mL/MSVOA_U/WATER
ALS Vial : 15 Sample Multiplier: 1

Instrument :
MSVOA_U
ClientSampleId :
FB(20240927)

Quant Time: Oct 02 02:36:30 2024
Quant Method : Z:\voasrv\HPCHEM1\MSVOA_U\Method\SFAMUTR100124WMA.M
Quant Title : TRACE VOA SFAM1.0
QLast Update : Wed Oct 02 02:09:38 2024
Response via : Initial Calibration

Compound	R.T.	QIon	Response	Conc	Units	Dev(Min)
Internal Standards						
1) 1,4-Difluorobenzene	6.242	114	187293	5.000	ug/L	0.00
28) Chlorobenzene-d5	9.412	117	174524	5.000	ug/L	0.00
58) 1,4-Dichlorobenzene-d4	11.807	152	80230	5.000	ug/L	0.00
System Monitoring Compounds						
4) Vinyl Chloride-d3	1.596	65	63456	4.739	ug/L	0.00
Spiked Amount 5.000	Range 40 - 130		Recovery = 94.800%			
7) Chloroethane-d5	1.911	69	47331	4.722	ug/L	0.00
Spiked Amount 5.000	Range 65 - 130		Recovery = 94.400%			
11) 1,1-Dichloroethene-d2	2.563	65	28224	4.778	ug/L	0.00
Spiked Amount 5.000	Range 60 - 125		Recovery = 95.600%			
20) 2-Butanone-d5	4.631	46	151606	47.266	ug/L	0.00
Spiked Amount 50.000	Range 40 - 130		Recovery = 94.540%			
24) Chloroform-d	5.055	84	111585	4.728	ug/L	0.00
Spiked Amount 5.000	Range 70 - 125		Recovery = 94.600%			
26) 1,2-Dichloroethane-d4	5.695	65	62349	4.984	ug/L	0.00
Spiked Amount 5.000	Range 70 - 130		Recovery = 99.600%			
32) Benzene-d6	5.721	84	225948	4.910	ug/L	0.00
Spiked Amount 5.000	Range 70 - 125		Recovery = 98.200%			
36) 1,2-Dichloropropane-d6	6.682	67	75676	5.008	ug/L	0.00
Spiked Amount 5.000	Range 60 - 140		Recovery = 100.200%			
41) Toluene-d8	7.891	98	208150	4.839	ug/L	0.00
Spiked Amount 5.000	Range 70 - 130		Recovery = 96.800%			
43) trans-1,3-Dichloroprop...	8.177	79	30991	4.796	ug/L	0.00
Spiked Amount 5.000	Range 55 - 130		Recovery = 96.000%			
46) 2-Hexanone-d5	8.627	63	127007	47.487	ug/L	0.00
Spiked Amount 50.000	Range 45 - 130		Recovery = 94.980%			
56) 1,1,2,2-Tetrachloroeth...	10.750	84	52309	4.720	ug/L	0.00
Spiked Amount 5.000	Range 65 - 120		Recovery = 94.400%			
66) 1,2-Dichlorobenzene-d4	12.187	152	64986	5.066	ug/L	0.00
Spiked Amount 5.000	Range 80 - 120		Recovery = 101.400%			
Target Compounds						Qvalue
3) Chloromethane	1.518	50	1877	0.142	ug/L	97
16) Methylene chloride	3.039	84	3360	0.271	ug/L	97

(#) = qualifier out of range (m) = manual integration (+) = signals summed

LSC Area Percent Report

Data Path : Z:\voasrv\HPCHEM1\MSVOA_U\Data\VU100124\
Data File : VU061043.D
Acq On : 01 Oct 2024 14:59
Operator : MD/SY
Sample : P4227-21
Misc : 25.0mL/MSVOA_U/WATER
ALS Vial : 15 Sample Multiplier: 1

Instrument :
MSVOA_U
ClientSampleId :
FB(20240927)

Integration Parameters: rteint.p
Integrator: RTE
Smoothing : ON Filtering: 5
Sampling : 1 Min Area: 3 % of largest Peak
Start Thrs: 0.1 Max Peaks: 100
Stop Thrs : 0 Peak Location: TOP

If leading or trailing edge < 100 prefer < Baseline drop else tangent >
Peak separation: 5

Method : Z:\voasrv\HPCHEM1\MSVOA_U\Method\SFAMUTR100124WMA.M
Title : TRACE VOA SFAM1.0

Signal : TIC: VU061043.D\data.ms

peak #	R.T. min	first scan	max scan	last scan	PK TY	peak height	corr. area	corr. % max.	% of total
1	1.518	65	71	77	rBV	6411	10456	1.52%	0.185%
2	1.596	88	95	106	rBV	90027	102674	14.89%	1.817%
3	1.911	186	193	207	rBV	64932	84156	12.21%	1.489%
4	2.563	384	396	413	rVB	141278	231630	33.60%	4.098%
5	3.036	533	543	545	rBV4	6404	7465	1.08%	0.132%
6	3.178	571	587	603	rBV2	10419	23357	3.39%	0.413%
7	4.631	1023	1039	1066	rBV2	111335	318472	46.20%	5.635%
8	5.055	1156	1171	1189	rBV	118190	265993	38.59%	4.706%
9	5.718	1358	1377	1407	rBV2	243609	643742	93.38%	11.390%
10	6.242	1525	1540	1575	rBV	227760	462161	67.04%	8.177%
11	6.682	1664	1677	1702	rBV	153631	307098	44.55%	5.433%
12	7.560	1935	1950	1971	rBV	84067	160249	23.25%	2.835%
13	7.891	2041	2053	2083	rBV	302640	560004	81.23%	9.908%
14	8.177	2130	2142	2159	rBV2	49331	92887	13.47%	1.643%
15	8.627	2271	2282	2324	rBV	326759	689367	100.00%	12.197%
16	9.412	2513	2526	2553	rBV	309651	554600	80.45%	9.812%
17	10.750	2929	2942	2959	rBV	102735	172148	24.97%	3.046%
18	11.804	3257	3270	3296	rBV	305344	529878	76.86%	9.375%
19	12.187	3377	3389	3413	rBV	254804	435726	63.21%	7.709%

Sum of corrected areas: 5652063

Data Path : Z:\voasrv\HPCHEM1\MSVOA_U\Data\VU100124\
Data File : VU061043.D
Acq On : 01 Oct 2024 14:59
Operator : MD/SY
Sample : P4227-21
Misc : 25.0mL/MSVOA_U/WATER
ALS Vial : 15 Sample Multiplier: 1

Instrument :
MSVOA_U
ClientSampleId :
FB(20240927)

Quant Method : Z:\voasrv\HPCHEM1\MSVOA_U\Method\SFAMUTR100124WMA.M
Quant Title : TRACE VOA SFAM1.0

TIC Library : C:\Database\NIST20.L
TIC Integration Parameters: LSCINT.P

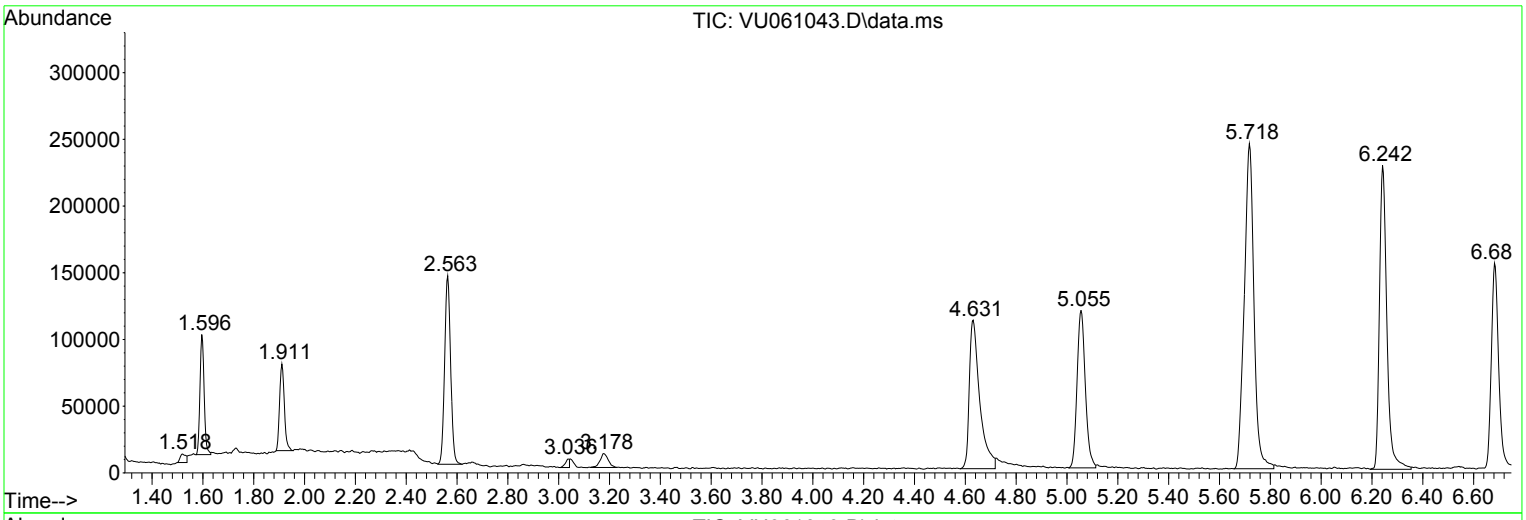

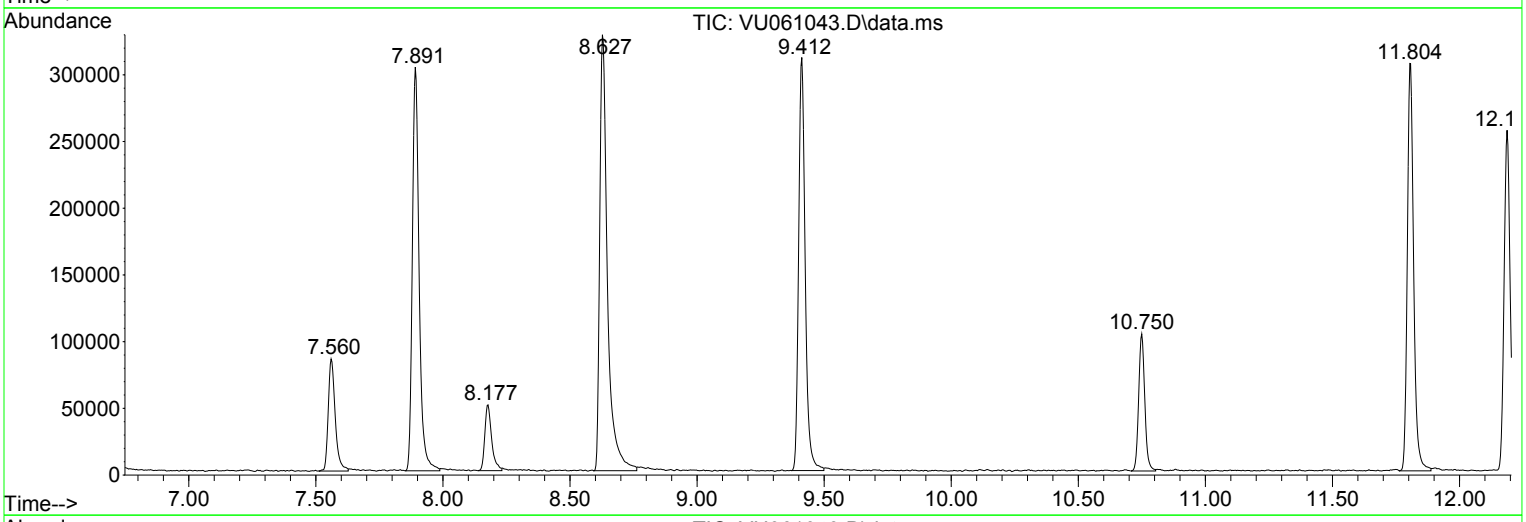

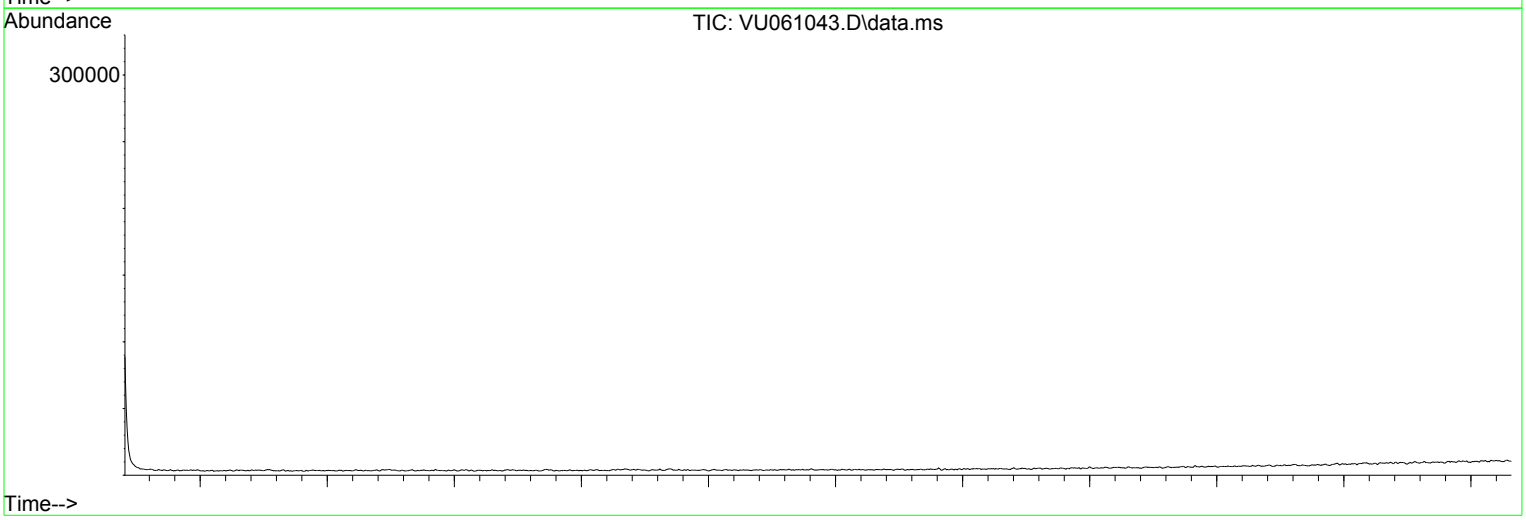

Library Search Compound Report

Data Path : Z:\voasrv\HPCHEM1\MSVOA_U\Data\VU100124\
Data File : VU061043.D
Acq On : 01 Oct 2024 14:59
Operator : MD/SY
Sample : P4227-21
Misc : 25.0mL/MSVOA_U/WATER
ALS Vial : 15 Sample Multiplier: 1

Instrument :
MSVOA_U
ClientSampleId :
FB(20240927)

Quant Method : Z:\voasrv\HPCHEM1\MSVOA_U\Method\SFAMUTR100124WMA.M
Quant Title : TRACE VOA SFAM1.0

TIC Library : C:\Database\NIST20.L
TIC Integration Parameters: LSCINT.P

No Library Search Compounds Detected
****

Tentatively Identified Compound (LSC) summary

Data Path : Z:\voasrv\HPCHEM1\MSVOA_U\Data\VU100124\
Data File : VU061043.D
Acq On : 01 Oct 2024 14:59
Operator : MD/SY
Sample : P4227-21
Misc : 25.0mL/MSVOA_U/WATER
ALS Vial : 15 Sample Multiplier: 1

Instrument :
MSVOA_U
ClientSampleId :
FB(20240927)

Quant Method : Z:\voasrv\HPCHEM1\MSVOA_U\Method\SFAMUTR100124WMA.M
Quant Title : TRACE VOA SFAM1.0

TIC Library : C:\Database\NIST20.L
TIC Integration Parameters: LSCINT.P

						Internal Standard		
TIC Top Hit name	RT	EstConc	Units	Response	#	RT	Resp	Conc

FORM 1A-OR
ORGANIC ANALYSIS DATA SHEET
TARGET ANALYTE LIST

EPA SAMPLE NO.

MW-1(MCUA)(2024092

Lab Name : Alliance Technical Group, LLC
Contract : 68HERH20D0011
Lab Code: ACE Case No.: ARC Sayrevil
MA No. : SDG No.: P4227
Analytical Method : VOA_Trace
Level : Trace
Matrix : Water
Lab Sample ID : P4227-10
Sample wt/vol : 25.0 (g/mL) mL
Lab File ID : VU061054.D
% Solids :
Date Received : 09/27/2024
GC Column : DB-624UI ID : 0.18 (mm)
Date Extracted :
GC Column : ID : (mm)
Date Analyzed : 10/01/2024
Extract Concentrated :(Y/N)
Extract Volume : (µL)
Soil Aliquot (VOA) : (µL)
Extraction Type : PT
Heated Purge : (Y/N) N
Injection Volume : (µL)
Purge Volume : 25 (mL)
pH : 1.0 Dilution Factor : 1.0
Cleanup Types :
Cleanup Factor :
Concentration Units (µg/L, µg/kg, µg, or µg/cm²): µg/L

CAS NO.	ANALYTE	CONCENTRATION	Q
75-01-4	Vinyl chloride	0.50	U
75-35-4	1,1-Dichloroethene	0.50	U
75-09-2	Methylene chloride	0.26	J
75-34-3	1,1-Dichloroethane	0.50	U
156-59-2	cis-1,2-Dichloroethene	0.50	U
67-66-3	Chloroform	0.50	U
71-55-6	1,1,1-Trichloroethane	0.50	U
71-43-2	Benzene	0.50	U
107-06-2	1,2-Dichloroethane	0.50	U
79-01-6	Trichloroethene	0.50	U
108-88-3	Toluene	0.50	U
127-18-4	Tetrachloroethene	0.50	U
108-90-7	Chlorobenzene	0.50	U
95-47-6	o-Xylene	0.50	U
179601-23-1	m,p-Xylene	0.50	U
79-34-5	1,1,2,2-Tetrachloroethane	0.50	U
106-46-7	1,4-Dichlorobenzene	0.50	U
120-82-1	1,2,4-trichlorobenzene	0.29	J

FORM 1B-OR
ORGANIC ANALYSIS DATA SHEET
TENTATIVELY IDENTIFIED COMPOUNDS

EPA SAMPLE NO.

MW-1(MCUA)(2024092

Lab Name : Alliance Technical Group, LLC
Contract : 68HERH20D0011
Lab Code: ACE Case No.: ARC Sayrevi
MA No. : SDG No.: P4227
Analytical Method : VOA_Trace
Level : Trace
Matrix : Water
Lab Sample ID : P4227-10
Sample wt/vol : 25.0 (g/mL) mL
Lab File ID : VU061054.D
% Solids :
Date Received : 09/27/2024
GC Column : DB-624UI ID : 0.18 (mm)
Date Extracted :
Extract Concentrated : (Y/N)
Date Analyzed : 10/01/2024
Soil Aliquot (VOA) : (µL)
Extract Volume : (µL)
Heated Purge : (Y/N) N
Extraction Type : PT
Purge Volume : 25 (mL)
Injection Volume : (µL)
Cleanup Types :
pH : 1.0 Dilution Factor : 1.0
Concentration Units (µg/L,µg/kg): µg/L
Cleanup Factor :

	CAS NO.	ANALYTE	RT	EST. CONC.	Q
1	74-87-3	Chloromethane	1.518	0.20	JN
2	87-61-6	1,2,3-Trichlorobenzene	14.338	0.20	JN
3	E966796	Total Alkanes	N/A	0.0	

EPA-designated Registry Number.

Quantitation Report (QT Reviewed)

Data Path : Z:\voasrv\HPCHEM1\MSVOA_U\Data\VU100124\
Data File : VU061054.D
Acq On : 01 Oct 2024 19:27
Operator : MD/SY
Sample : P4227-10
Misc : 25.0mL/MSVOA_U/WATER
ALS Vial : 26 Sample Multiplier: 1

Instrument :
MSVOA_U
ClientSampleId :
MW-1(MCUA)(20240926)

Quant Time: Oct 02 02:37:30 2024
Quant Method : Z:\voasrv\HPCHEM1\MSVOA_U\Method\SFAMUTR100124WMA.M
Quant Title : TRACE VOA SFAM1.0
QLast Update : Wed Oct 02 02:09:38 2024
Response via : Initial Calibration

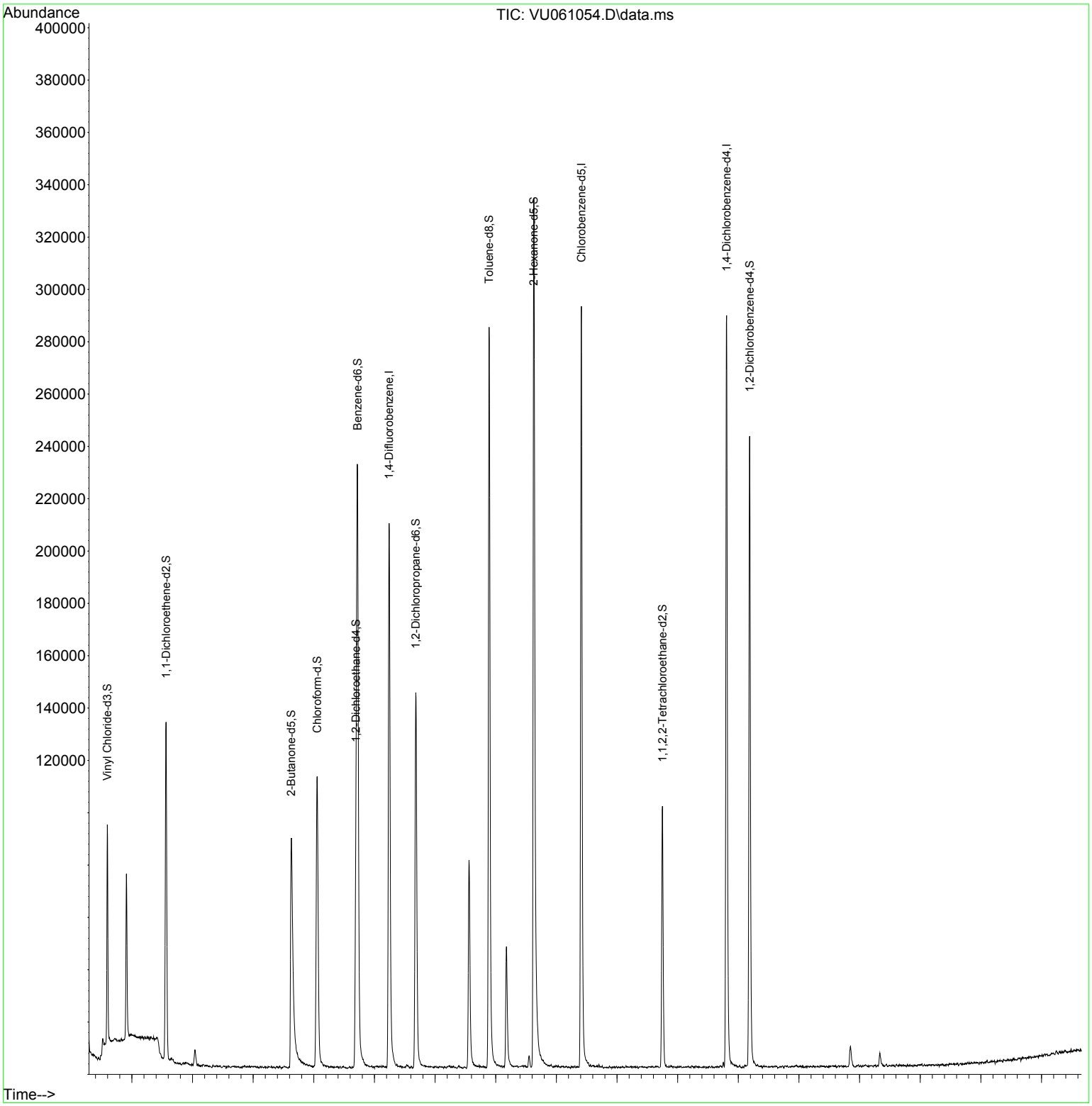

Instrument :
MSVOA_U
ClientSampleId :
MW-1(MCUA)(20240926)

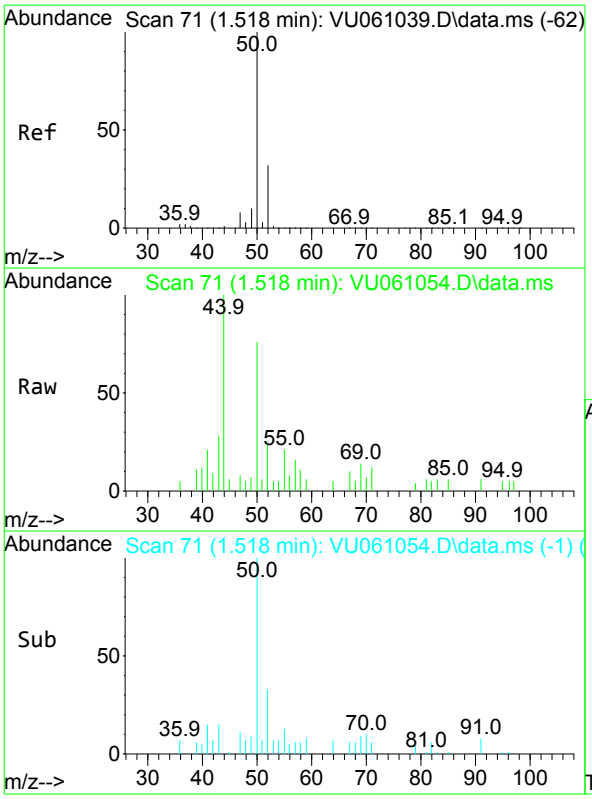

#3
Chloromethane
Concen: 0.204 ug/L
RT: 1.518 min Scan# 71
Delta R.T. -0.001 min
Lab File: VU061054.D
Acq: 01 Oct 2024 19:27

Tgt Ion: 50 Resp: 2480

Ion	Ratio	Lower	Upper
50	100		
52	33.0	24.4	45.4

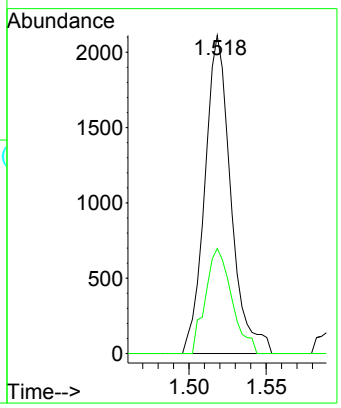

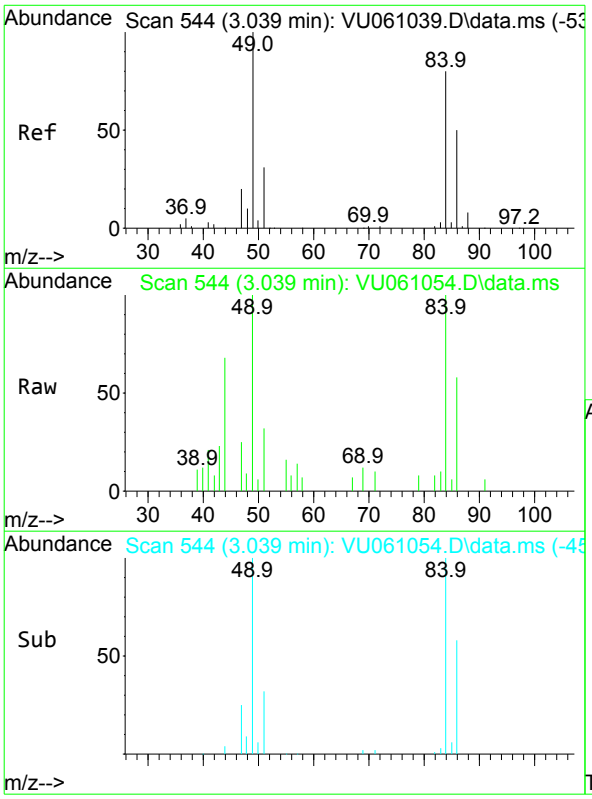

#16
Methylene chloride
Concen: 0.262 ug/L
RT: 3.039 min Scan# 544
Delta R.T. -0.000 min
Lab File: VU061054.D
Acq: 01 Oct 2024 19:27

Tgt Ion: 84 Resp: 3009

Ion	Ratio	Lower	Upper
84	100		
86	57.8	47.3	87.8
49	99.5	78.7	146.1

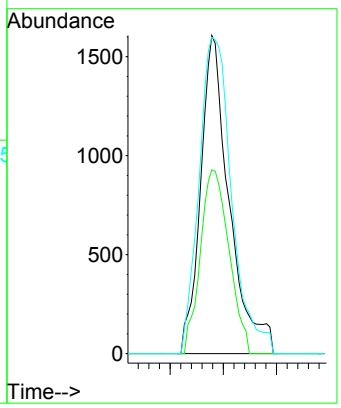

Instrument :
MSVOA_U
ClientSampleId :
MW-1(MCUA)(20240926)

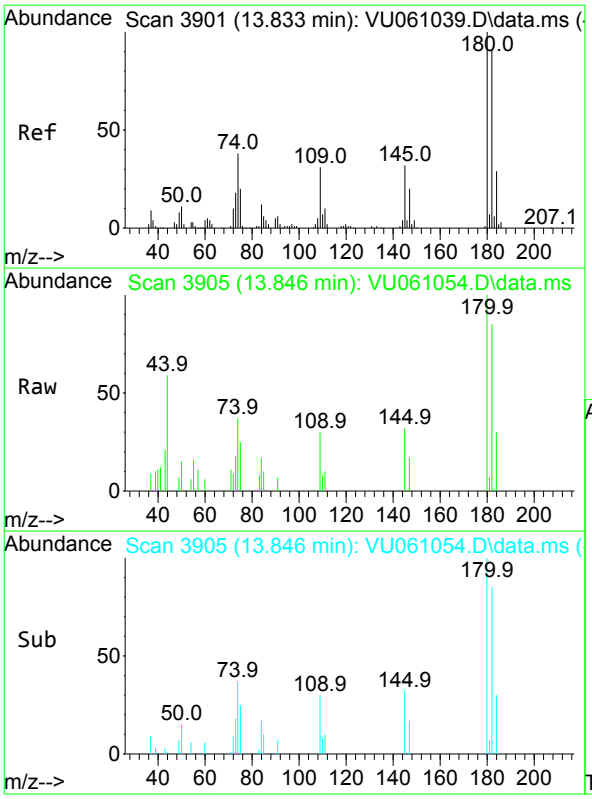

#70
1,2,4-trichlorobenzene
Concen: 0.292 ug/L
RT: 13.846 min Scan# 3905
Delta R.T. 0.013 min
Lab File: VU061054.D
Acq: 01 Oct 2024 19:27

Tgt Ion:180 Resp: 3428

Ion	Ratio	Lower	Upper
180	100		
182	90.1	77.4	116.2
145	26.7	22.9	34.3

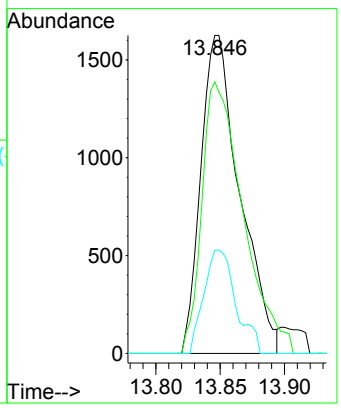

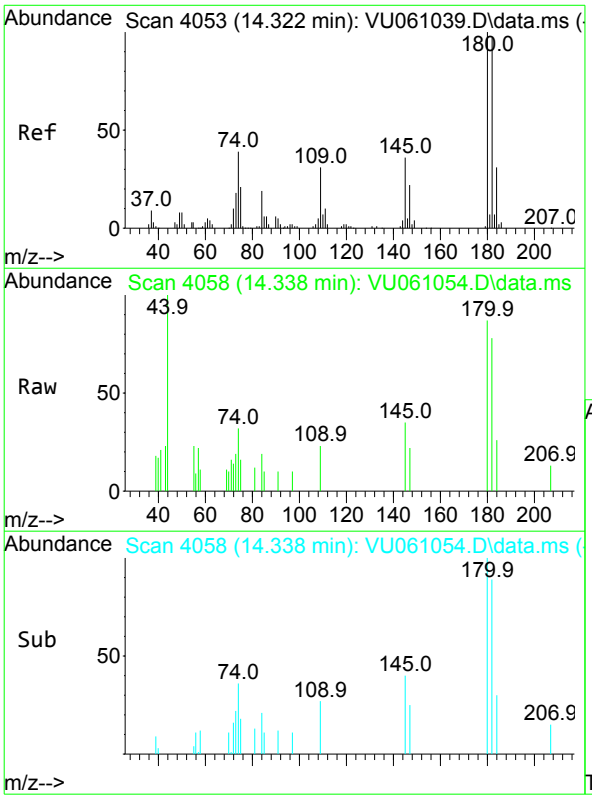

#72
1,2,3-Trichlorobenzene
Concen: 0.196 ug/L
RT: 14.338 min Scan# 4058
Delta R.T. 0.016 min
Lab File: VU061054.D
Acq: 01 Oct 2024 19:27

Tgt Ion:180 Resp: 1909

Ion	Ratio	Lower	Upper
180	100		
182	92.0	75.7	113.5
145	42.5	23.5	35.3#

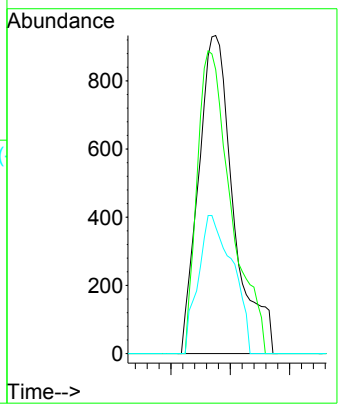

Quantitation Report (QT Reviewed)

Data Path : Z:\voasrv\HPCHEM1\MSVOA_U\Data\VU100124\
Data File : VU061054.D
Acq On : 01 Oct 2024 19:27
Operator : MD/SY
Sample : P4227-10
Misc : 25.0mL/MSVOA_U/WATER
ALS Vial : 26 Sample Multiplier: 1

Instrument :
MSVOA_U
ClientSampleId :
MW-1(MCUA)(20240926)

Quant Time: Oct 02 02:37:30 2024
Quant Method : Z:\voasrv\HPCHEM1\MSVOA_U\Method\SFAMUTR100124WMA.M
Quant Title : TRACE VOA SFAM1.0
QLast Update : Wed Oct 02 02:09:38 2024
Response via : Initial Calibration

Compound	R.T.	QIon	Response	Conc Units	Dev(Min)
Internal Standards					
1) 1,4-Difluorobenzene	6.242	114	172980	5.000 ug/L	0.00
28) Chlorobenzene-d5	9.412	117	161711	5.000 ug/L	0.00
58) 1,4-Dichlorobenzene-d4	11.807	152	75816	5.000 ug/L	0.00
System Monitoring Compounds					
4) Vinyl Chloride-d3	1.595	65	58108	4.699 ug/L	0.00
Spiked Amount 5.000	Range 40 - 130		Recovery = 94.000%		
7) Chloroethane-d5	1.911	69	44350	4.791 ug/L	0.00
Spiked Amount 5.000	Range 65 - 130		Recovery = 95.800%		
11) 1,1-Dichloroethene-d2	2.563	65	25787	4.727 ug/L	0.00
Spiked Amount 5.000	Range 60 - 125		Recovery = 94.600%		
20) 2-Butanone-d5	4.628	46	156729	52.906 ug/L	0.00
Spiked Amount 50.000	Range 40 - 130		Recovery = 105.820%		
24) Chloroform-d	5.055	84	105650	4.847 ug/L	0.00
Spiked Amount 5.000	Range 70 - 125		Recovery = 97.000%		
26) 1,2-Dichloroethane-d4	5.695	65	59015	5.108 ug/L	0.00
Spiked Amount 5.000	Range 70 - 130		Recovery = 102.200%		
32) Benzene-d6	5.721	84	214861	5.039 ug/L	0.00
Spiked Amount 5.000	Range 70 - 125		Recovery = 100.800%		
36) 1,2-Dichloropropane-d6	6.682	67	72885	5.205 ug/L	0.00
Spiked Amount 5.000	Range 60 - 140		Recovery = 104.000%		
41) Toluene-d8	7.891	98	197279	4.950 ug/L	0.00
Spiked Amount 5.000	Range 70 - 130		Recovery = 99.000%		
43) trans-1,3-Dichloroprop...	8.177	79	27915	4.662 ug/L	0.00
Spiked Amount 5.000	Range 55 - 130		Recovery = 93.200%		
46) 2-Hexanone-d5	8.627	63	129652	52.317 ug/L	0.00
Spiked Amount 50.000	Range 45 - 130		Recovery = 104.640%		
56) 1,1,2,2-Tetrachloroeth...	10.749	84	51793	5.044 ug/L	0.00
Spiked Amount 5.000	Range 65 - 120		Recovery = 100.800%		
66) 1,2-Dichlorobenzene-d4	12.187	152	62386	5.146 ug/L	0.00
Spiked Amount 5.000	Range 80 - 120		Recovery = 103.000%		
Target Compounds					Qvalue
3) Chloromethane	1.518	50	2480	0.204 ug/L	97
16) Methylene chloride	3.039	84	3009	0.262 ug/L	88
70) 1,2,4-trichlorobenzene	13.846	180	3428	0.292 ug/L	94
72) 1,2,3-Trichlorobenzene	14.338	180	1909	0.196 ug/L #	92

(#) = qualifier out of range (m) = manual integration (+) = signals summed

LSC Area Percent Report

Data Path : Z:\voasrv\HPCHEM1\MSVOA_U\Data\VU100124\
Data File : VU061054.D
Acq On : 01 Oct 2024 19:27
Operator : MD/SY
Sample : P4227-10
Misc : 25.0mL/MSVOA_U/WATER
ALS Vial : 26 Sample Multiplier: 1

Instrument :
MSVOA_U
ClientSampleId :
MW-1(MCUA)(20240926)

Integration Parameters: rteint.p
Integrator: RTE
Smoothing : ON Filtering: 5
Sampling : 1 Min Area: 3 % of largest Peak
Start Thrs: 0.1 Max Peaks: 100
Stop Thrs : 0 Peak Location: TOP

If leading or trailing edge < 100 prefer < Baseline drop else tangent >
Peak separation: 5

Method : Z:\voasrv\HPCHEM1\MSVOA_U\Method\SFAMUTR100124WMA.M
Title : TRACE VOA SFAM1.0

Signal : TIC: VU061054.D\data.ms

peak #	R.T. min	first scan	max scan	last scan	PK TY	peak height	corr. area	corr. % max.	% of total
1	1.518	65	71	77	rBV	6334	9898	1.43%	0.185%
2	1.595	88	95	105	rBV	82897	92064	13.31%	1.722%
3	1.911	185	193	207	rBV	62509	81765	11.82%	1.530%
4	2.563	384	396	411	rVB	128865	210543	30.43%	3.939%
5	3.039	535	544	556	rVB2	6074	11575	1.67%	0.217%
6	4.631	1029	1039	1074	rBV	87725	253511	36.65%	4.743%
7	5.055	1157	1171	1191	rBV	110539	248753	35.96%	4.654%
8	5.718	1357	1377	1406	rBV2	230574	612513	88.54%	11.459%
9	6.242	1528	1540	1575	rBV	208142	426509	61.65%	7.979%
10	6.682	1664	1677	1705	rBV	143334	296041	42.79%	5.538%
11	7.560	1937	1950	1974	rBV	79548	153945	22.25%	2.880%
12	7.891	2040	2053	2082	rBV	283025	529417	76.53%	9.904%
13	8.177	2131	2142	2163	rBV	46139	87457	12.64%	1.636%
14	8.550	2248	2258	2267	rBV7	4460	7194	1.04%	0.135%
15	8.627	2270	2282	2315	rBV	332029	691786	100.00%	12.942%
16	9.412	2514	2526	2550	rBV	290974	517705	74.84%	9.685%
17	10.749	2926	2942	2958	rBV	99967	168994	24.43%	3.162%
18	11.807	3259	3271	3294	rBV	287234	504424	72.92%	9.437%
19	12.187	3377	3389	3410	rBV	240513	417995	60.42%	7.820%
20	13.849	3895	3906	3913	rBV5	7750	14393	2.08%	0.269%
21	14.335	4049	4057	4066	rBV8	5060	8778	1.27%	0.164%

Sum of corrected areas: 5345260

Data Path : Z:\voasrv\HPCHEM1\MSVOA_U\Data\VU100124\
Data File : VU061054.D
Acq On : 01 Oct 2024 19:27
Operator : MD/SY
Sample : P4227-10
Misc : 25.0mL/MSVOA_U/WATER
ALS Vial : 26 Sample Multiplier: 1

Instrument :
MSVOA_U
ClientSampleId :
MW-1(MCUA)(20240926)

Quant Method : Z:\voasrv\HPCHEM1\MSVOA_U\Method\SFAMUTR100124WMA.M
Quant Title : TRACE VOA SFAM1.0

TIC Library : C:\Database\NIST20.L
TIC Integration Parameters: LSCINT.P

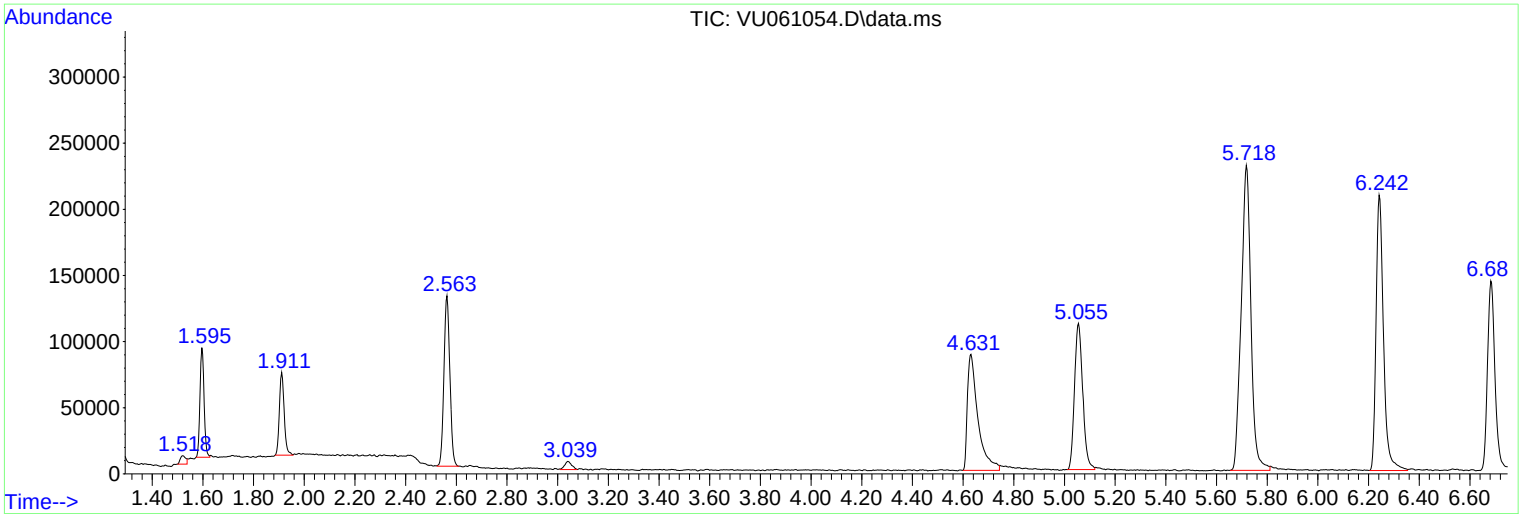

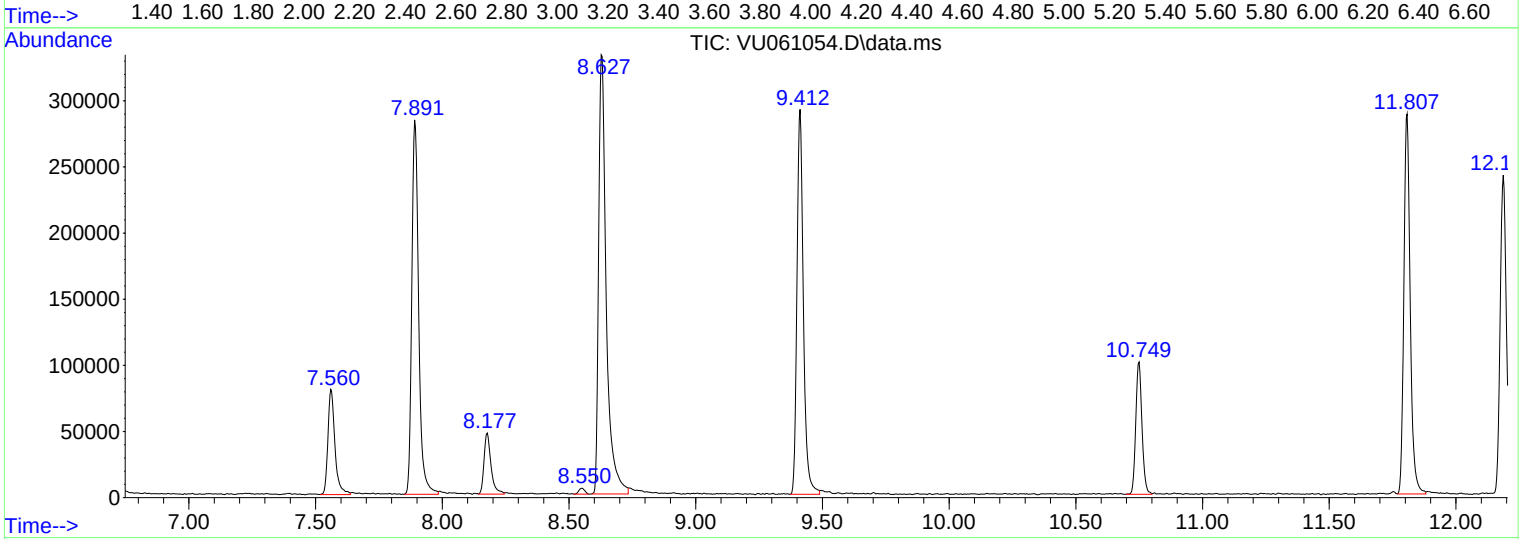

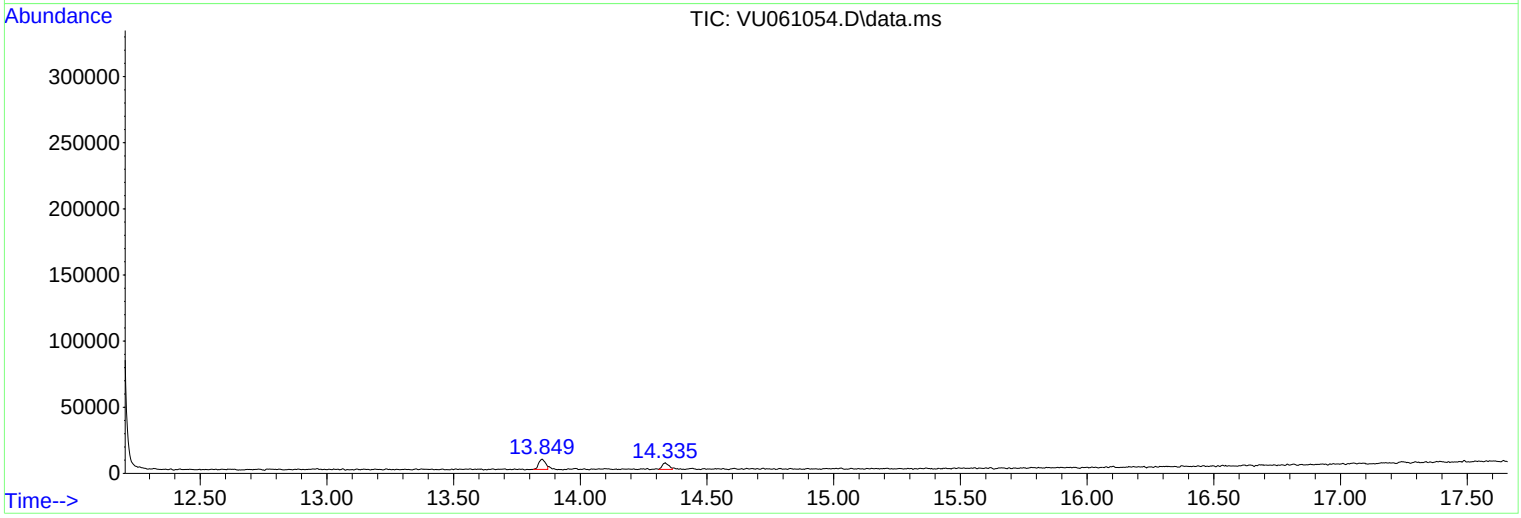

Library Search Compound Report

Data Path : Z:\voasrv\HPCHEM1\MSVOA_U\Data\VU100124\
Data File : VU061054.D
Acq On : 01 Oct 2024 19:27
Operator : MD/SY
Sample : P4227-10
Misc : 25.0mL/MSVOA_U/WATER
ALS Vial : 26 Sample Multiplier: 1

Instrument :
MSVOA_U
ClientSampleId :
MW-1(MCUA)(20240926)

Quant Method : Z:\voasrv\HPCHEM1\MSVOA_U\Method\SFAMUTR100124WMA.M
Quant Title : TRACE VOA SFAM1.0

TIC Library : C:\Database\NIST20.L
TIC Integration Parameters: LSCINT.P

No Library Search Compounds Detected
****

Tentatively Identified Compound (LSC) summary

Data Path : Z:\voasrv\HPCHEM1\MSVOA_U\Data\VU100124\
Data File : VU061054.D
Acq On : 01 Oct 2024 19:27
Operator : MD/SY
Sample : P4227-10
Misc : 25.0mL/MSVOA_U/WATER
ALS Vial : 26 Sample Multiplier: 1

Instrument :
MSVOA_U
ClientSampleId :
MW-1(MCUA)(20240926)

Quant Method : Z:\voasrv\HPCHEM1\MSVOA_U\Method\SFAMUTR100124WMA.M
Quant Title : TRACE VOA SFAM1.0

TIC Library : C:\Database\NIST20.L
TIC Integration Parameters: LSCINT.P

					Internal Standard			
TIC Top Hit name	RT	EstConc	Units	Response	#	RT	Resp	Conc

FORM 1A-OR
ORGANIC ANALYSIS DATA SHEET
TARGET ANALYTE LIST

EPA SAMPLE NO.

MW-2(MCUA)(2024092

Lab Name : Alliance Technical Group, LLC
Contract : 68HERH20D0011
Lab Code: ACE Case No.: ARC Sayrevil
MA No. : SDG No.: P4227
Analytical Method : VOA_Trace
Level : Trace
Matrix : Water
Lab Sample ID : P4227-08
Sample wt/vol : 25.0 (g/mL) mL
Lab File ID : VU061053.D
% Solids :
Date Received : 09/27/2024
GC Column : DB-624UI ID : 0.18 (mm)
Date Extracted :
GC Column : ID : (mm)
Date Analyzed : 10/01/2024
Extract Concentrated :(Y/N)
Extract Volume : (µL)
Soil Aliquot (VOA) : (µL)
Extraction Type : PT
Heated Purge : (Y/N) N
Injection Volume : (µL)
Purge Volume : 25 (mL)
pH : 1.0 Dilution Factor : 1.0
Cleanup Types :
Cleanup Factor :
Concentration Units (µg/L, µg/kg, µg, or µg/cm²): µg/L

CAS NO.	ANALYTE	CONCENTRATION	Q
75-01-4	Vinyl chloride	0.96	
75-35-4	1,1-Dichloroethene	0.50	U
75-09-2	Methylene chloride	0.20	J
75-34-3	1,1-Dichloroethane	1.0	
156-59-2	cis-1,2-Dichloroethene	28	E
67-66-3	Chloroform	0.50	U
71-55-6	1,1,1-Trichloroethane	0.50	U
71-43-2	Benzene	0.20	J
107-06-2	1,2-Dichloroethane	0.45	J
79-01-6	Trichloroethene	0.50	U
108-88-3	Toluene	0.50	U
127-18-4	Tetrachloroethene	0.50	U
108-90-7	Chlorobenzene	0.56	
95-47-6	o-Xylene	0.50	U
179601-23-1	m,p-Xylene	0.50	U
79-34-5	1,1,2,2-Tetrachloroethane	0.50	U
106-46-7	1,4-Dichlorobenzene	0.58	
120-82-1	1,2,4-trichlorobenzene	1.5	

FORM 1B-OR
ORGANIC ANALYSIS DATA SHEET
TENTATIVELY IDENTIFIED COMPOUNDS

EPA SAMPLE NO.

MW-2(MCUA)(2024092

Lab Name : Alliance Technical Group, LLC
Contract : 68HERH20D0011
Lab Code: ACE Case No.: ARC Sayrevi
MA No. : SDG No.: P4227
Analytical Method : VOA_Trace
Level : Trace
Matrix : Water
Lab Sample ID : P4227-08
Sample wt/vol : 25.0 (g/mL) mL
Lab File ID : VU061053.D
% Solids :
Date Received : 09/27/2024
GC Column : DB-624UI ID : 0.18 (mm)
Date Extracted :
Extract Concentrated : (Y/N)
Date Analyzed : 10/01/2024
Soil Aliquot (VOA) : (µL)
Extract Volume : (µL)
Heated Purge : (Y/N) N
Extraction Type : PT
Purge Volume : 25 (mL)
Injection Volume : (µL)
Cleanup Types :
pH : 1.0 Dilution Factor : 1.0
Concentration Units (µg/L,µg/kg): µg/L
Cleanup Factor :

	CAS NO.	ANALYTE	RT	EST. CONC.	Q
1	74-87-3	Chloromethane	1.518	0.22	JN
2	156-60-5	trans-1,2-Dichloroethene	3.351	0.73	JN
3	541-73-1	1,3-Dichlorobenzene	11.743	0.38	JN
4	95-50-1	1,2-Dichlorobenzene	12.206	0.17	JN
5	87-61-6	1,2,3-Trichlorobenzene	14.328	1.3	JN
6	E966796	Total Alkanes	N/A	0.0	

EPA-designated Registry Number.

Quantitation Report (QT/LSC Reviewed)

Data Path : Z:\voasrv\HPCHEM1\MSVOA_U\Data\VU100124\
Data File : VU061053.D
Acq On : 01 Oct 2024 19:03
Operator : MD/SY
Sample : P4227-08
Misc : 25.0mL/MSVOA_U/WATER
ALS Vial : 25 Sample Multiplier: 1

Instrument :
MSVOA_U
ClientSampleId :
MW-2(MCUA)(20240926)

Quant Time: Oct 02 02:37:25 2024
Quant Method : Z:\voasrv\HPCHEM1\MSVOA_U\Method\SFAMUTR100124WMA.M
Quant Title : TRACE VOA SFAM1.0
QLast Update : Wed Oct 02 02:09:38 2024
Response via : Initial Calibration

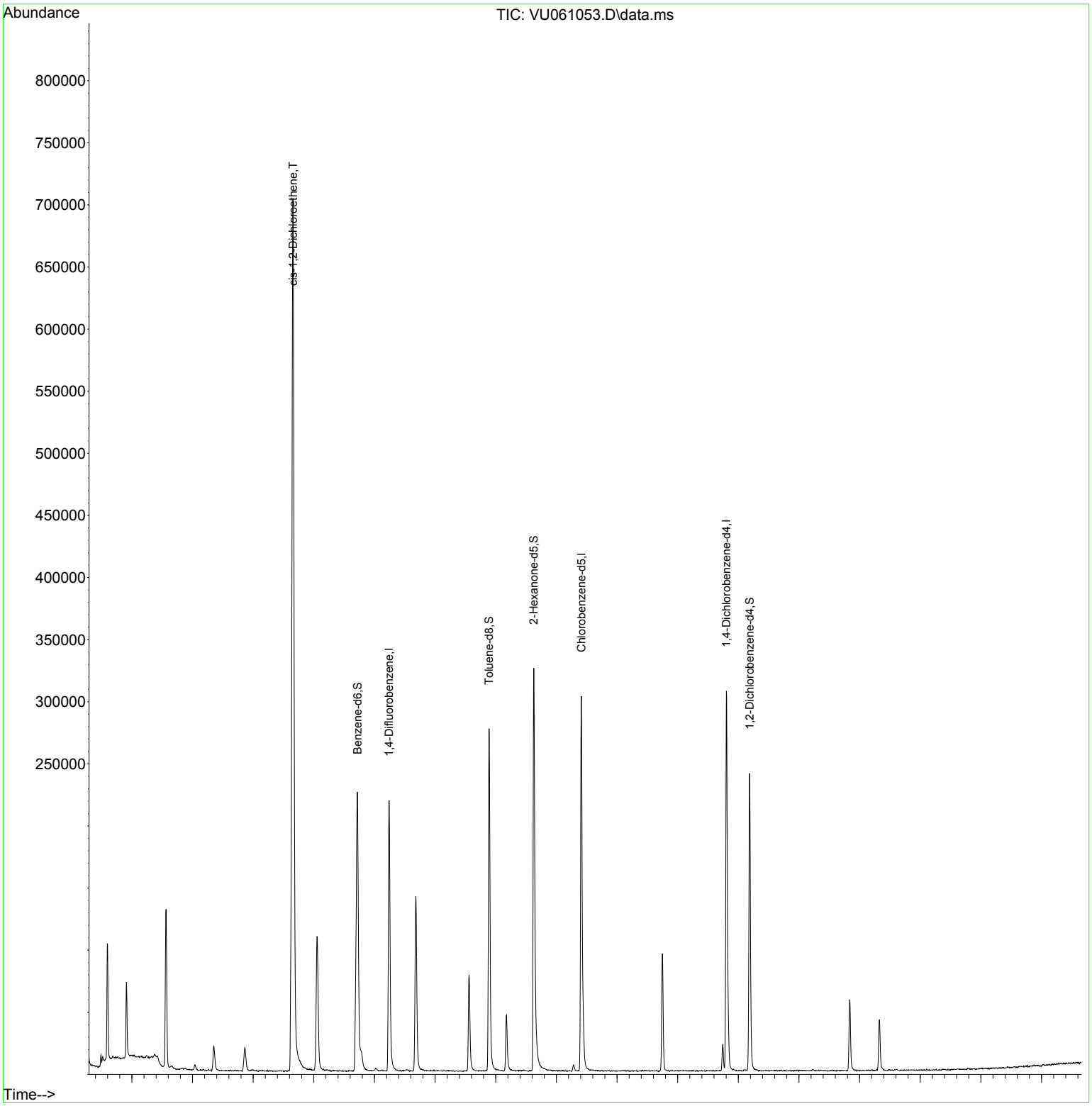

Instrument :
MSVOA_U
ClientSampleId :
MW-2(MCUA)(20240926)

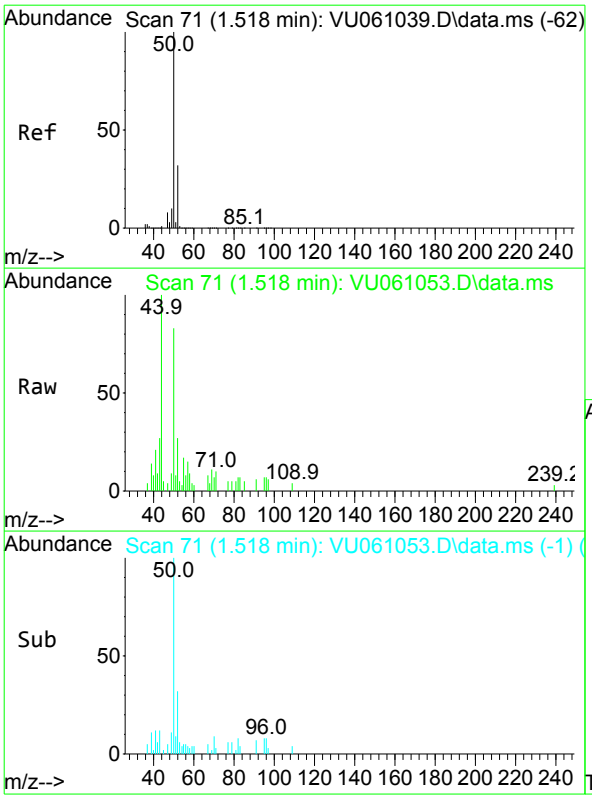

#3
Chloromethane
Concen: 0.219 ug/L
RT: 1.518 min Scan# 71
Delta R.T. -0.001 min
Lab File: VU061053.D
Acq: 01 Oct 2024 19:03

Tgt Ion: 50 Resp: 2724

Ion	Ratio	Lower	Upper
50	100		
52	32.0	24.4	45.4

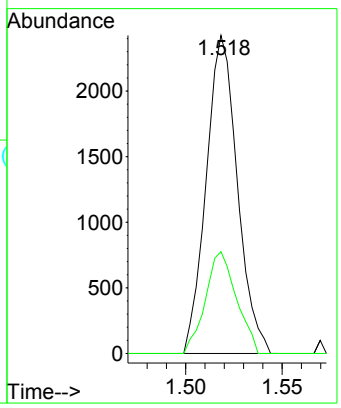

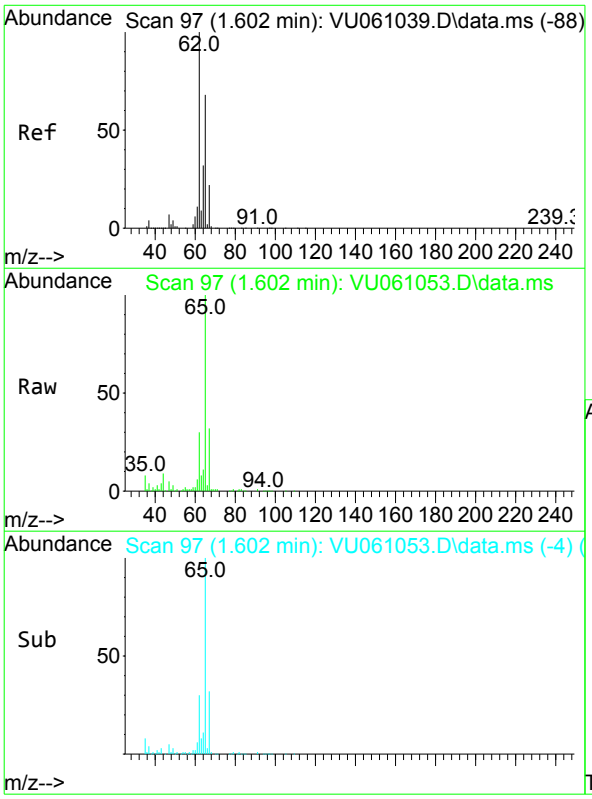

#5
Vinyl chloride
Concen: 0.961 ug/L
RT: 1.602 min Scan# 97
Delta R.T. -0.000 min
Lab File: VU061053.D
Acq: 01 Oct 2024 19:03

Tgt Ion: 62 Resp: 12030

Ion	Ratio	Lower	Upper
62	100		
64	35.9	24.0	44.6

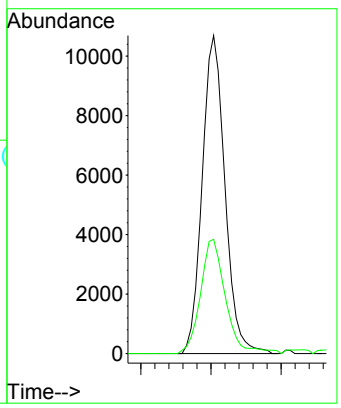

Instrument :
MSVOA_U
ClientSampleId :
MW-2(MCUA)(20240926)

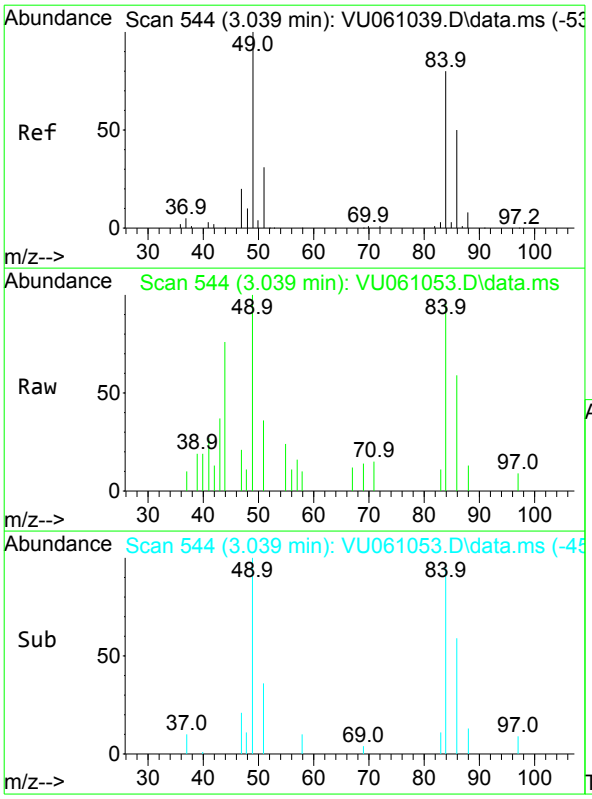

#16
Methylene chloride
Concen: 0.199 ug/L
RT: 3.039 min Scan# 544
Delta R.T. -0.000 min
Lab File: VU061053.D
Acq: 01 Oct 2024 19:03

Tgt Ion: 84 Resp: 2335

Ion	Ratio	Lower	Upper
84	100		
86	62.0	47.3	87.8
49	104.3	78.7	146.1

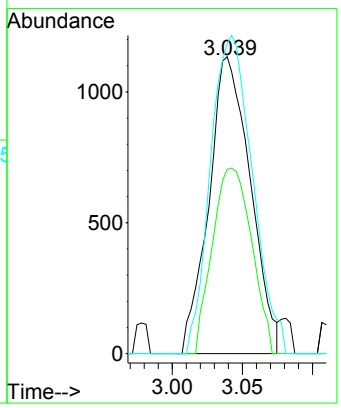

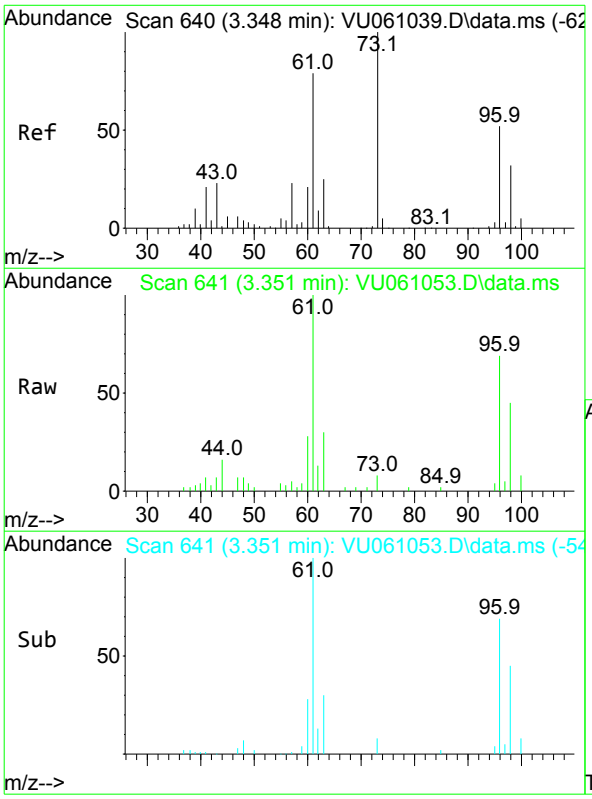

#18
trans-1,2-Dichloroethene
Concen: 0.727 ug/L
RT: 3.351 min Scan# 641
Delta R.T. 0.003 min
Lab File: VU061053.D
Acq: 01 Oct 2024 19:03

Tgt Ion: 96 Resp: 8151

Ion	Ratio	Lower	Upper
96	100		
61	145.8	97.2	180.6
98	65.0	43.3	80.5

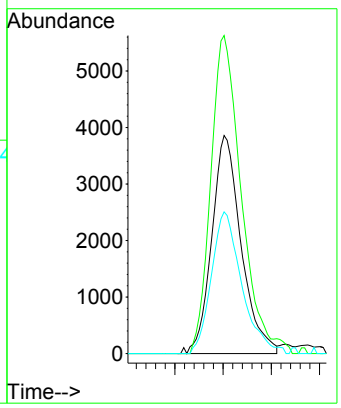

Instrument :
MSVOA_U
ClientSampleId :
MW-2(MCUA)(20240926)

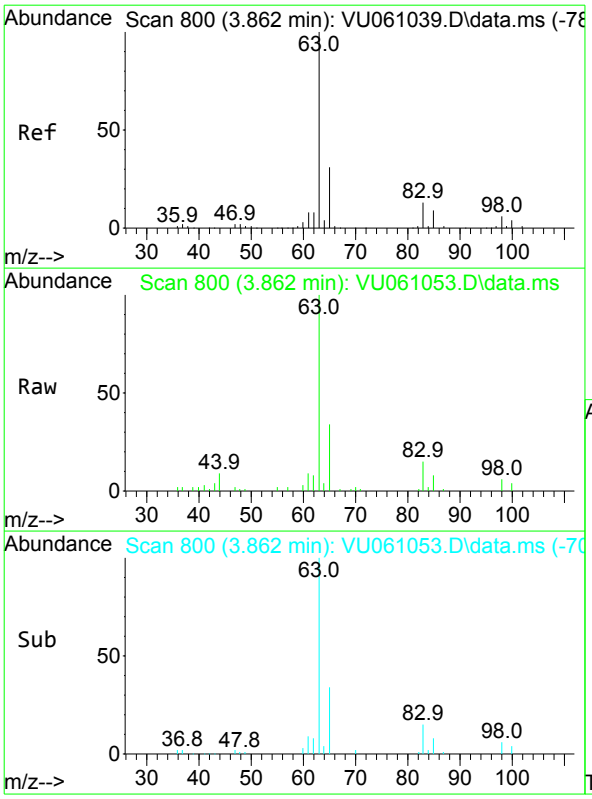

#19
1,1-Dichloroethane
Concen: 1.025 ug/L
RT: 3.862 min Scan# 800
Delta R.T. 0.003 min
Lab File: VU061053.D
Acq: 01 Oct 2024 19:03

Tgt Ion: 63 Resp: 22368

Ion	Ratio	Lower	Upper
63	100		
65	34.4	23.0	42.8
83	15.1	9.0	16.6

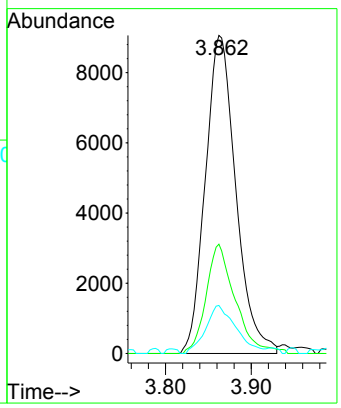

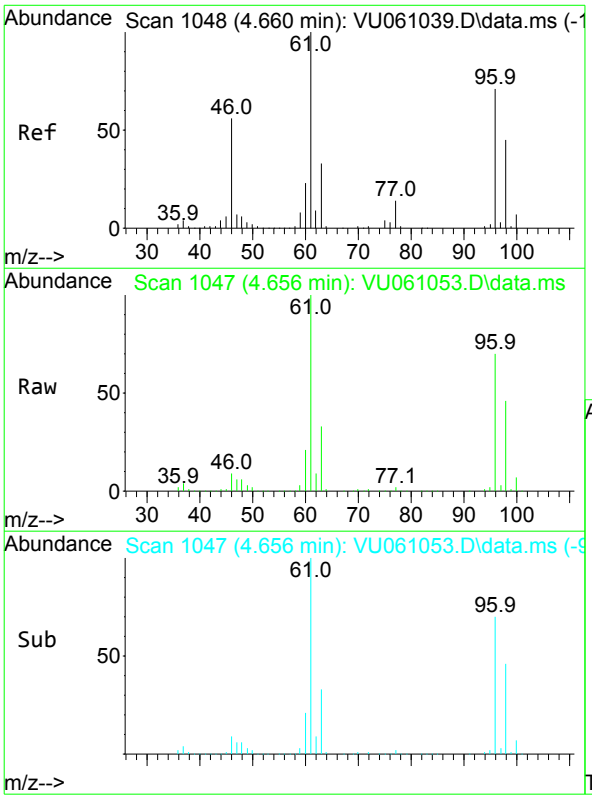

#22
cis-1,2-Dichloroethene
Concen: 28.227 ug/L
RT: 4.656 min Scan# 1047
Delta R.T. -0.000 min
Lab File: VU061053.D
Acq: 01 Oct 2024 19:03

Tgt Ion: 96 Resp: 352388

Ion	Ratio	Lower	Upper
96	100		
61	142.0	89.7	166.5
98	65.3	45.1	83.9

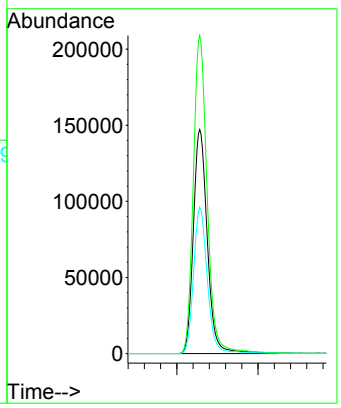

Instrument :
MSVOA_U
ClientSampleId :
MW-2(MCUA)(20240926)

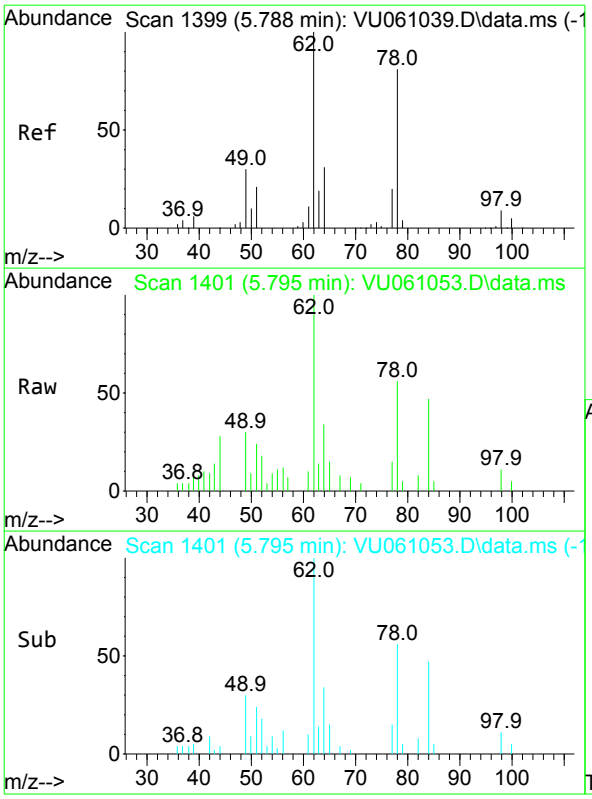

#27
1,2-Dichloroethane
Concen: 0.450 ug/L
RT: 5.795 min Scan# 1401
Delta R.T. 0.009 min
Lab File: VU061053.D
Acq: 01 Oct 2024 19:03

Tgt Ion: 62 Resp: 6473

Ion	Ratio	Lower	Upper
62	100		
98	11.3	8.2	12.4

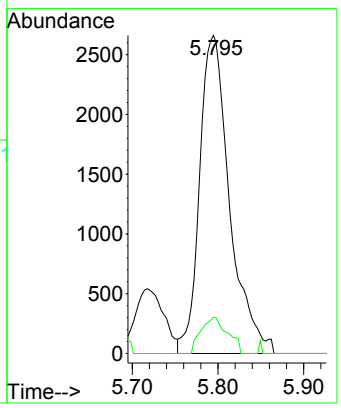

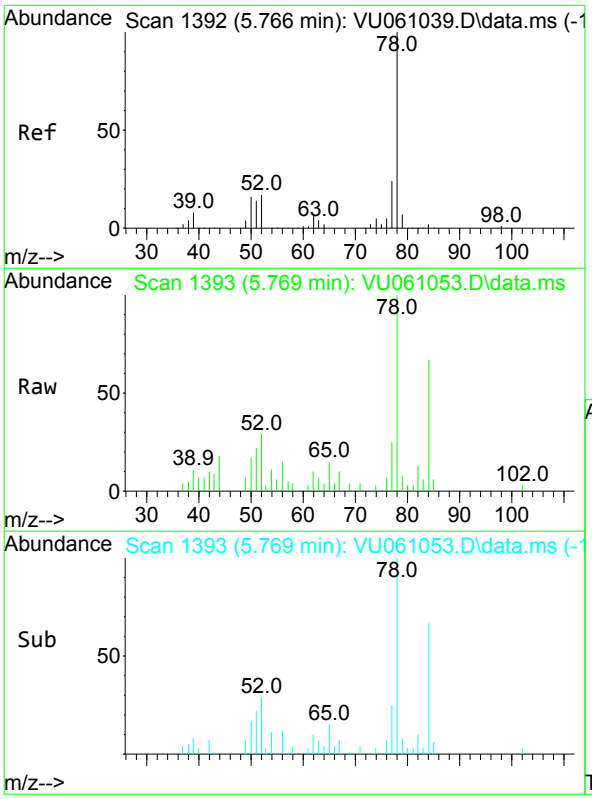

#33
Benzene
Concen: 0.204 ug/L
RT: 5.769 min Scan# 1393
Delta R.T. 0.003 min
Lab File: VU061053.D
Acq: 01 Oct 2024 19:03

Tgt Ion: 78 Resp: 9912

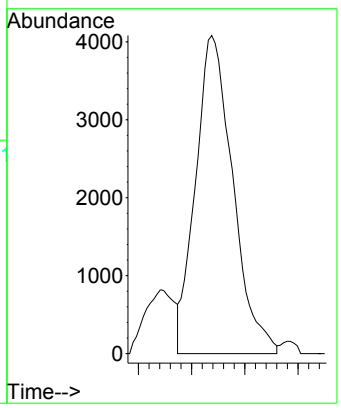

Instrument :
MSVOA_U
ClientSampleId :
MW-2(MCUA)(20240926)

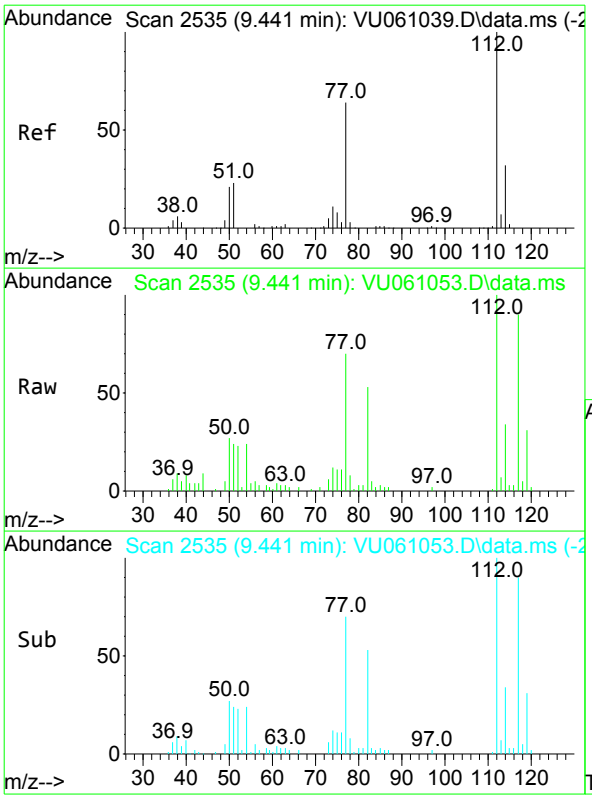

#51
Chlorobenzene
Concen: 0.559 ug/L
RT: 9.441 min Scan# 2535
Delta R.T. 0.003 min
Lab File: VU061053.D
Acq: 01 Oct 2024 19:03

Tgt Ion:112 Resp: 17643

Ion	Ratio	Lower	Upper
112	100		
114	33.5	22.2	41.2
77	70.1	46.1	69.1#

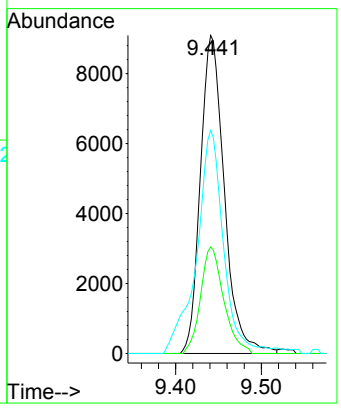

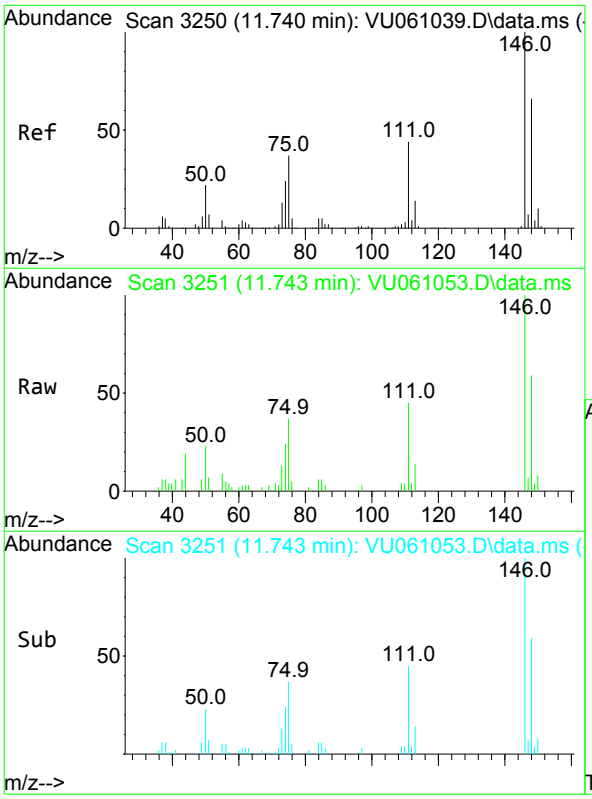

#64
1,3-Dichlorobenzene
Concen: 0.382 ug/L
RT: 11.743 min Scan# 3251
Delta R.T. 0.006 min
Lab File: VU061053.D
Acq: 01 Oct 2024 19:03

Tgt Ion:146 Resp: 8448

Ion	Ratio	Lower	Upper
146	100		
111	44.8	27.5	51.1
148	58.5	43.7	81.1

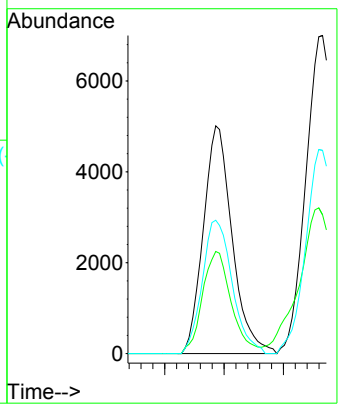

Instrument :
MSVOA_U
ClientSampleId :
MW-2(MCUA)(20240926)

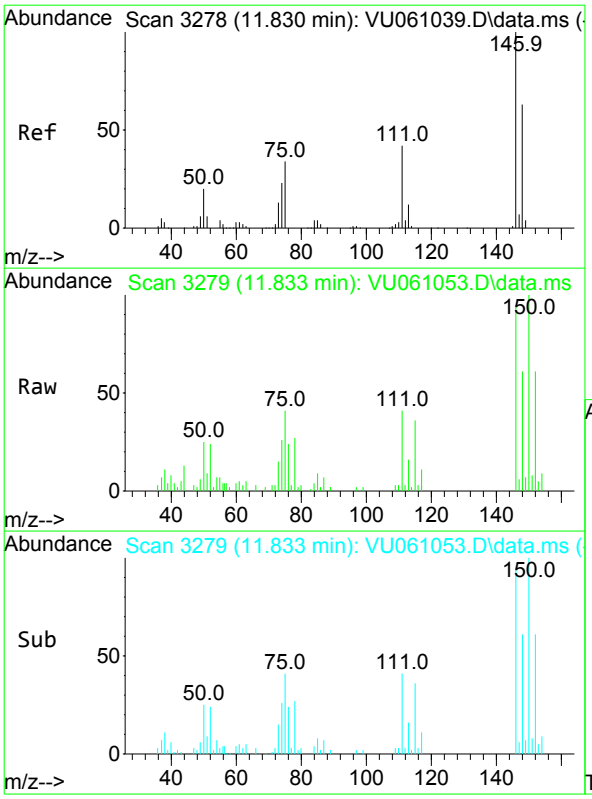

#65
1,4-Dichlorobenzene
Concen: 0.584 ug/L
RT: 11.833 min Scan# 3279
Delta R.T. 0.006 min
Lab File: VU061053.D
Acq: 01 Oct 2024 19:03

Tgt Ion:146 Resp: 12757

Ion	Ratio	Lower	Upper
146	100		
111	43.6	26.3	48.9
148	63.9	45.3	84.1

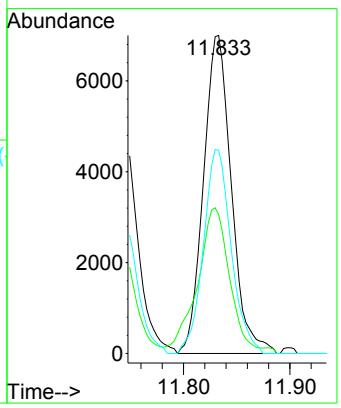

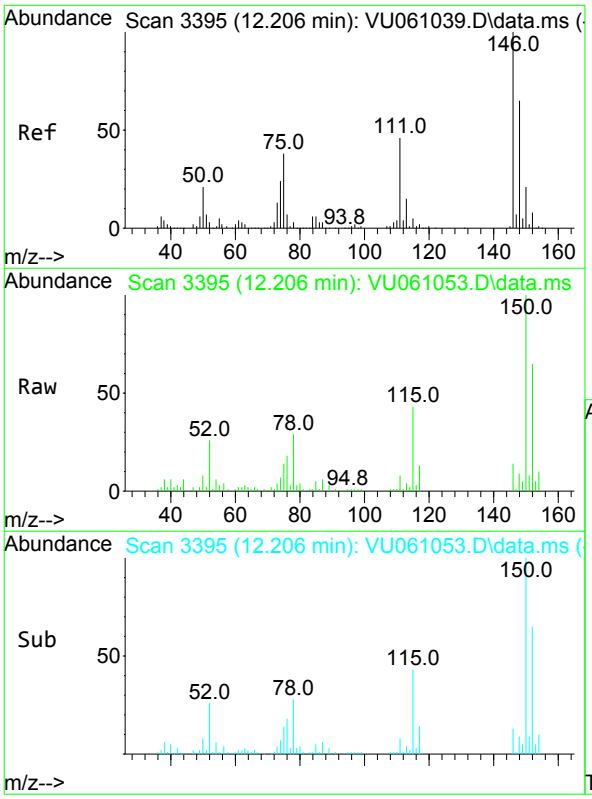

#67
1,2-Dichlorobenzene
Concen: 0.167 ug/L
RT: 12.206 min Scan# 3395
Delta R.T. 0.003 min
Lab File: VU061053.D
Acq: 01 Oct 2024 19:03

Tgt Ion:146 Resp: 3415

Ion	Ratio	Lower	Upper
146	100		
111	54.2	33.4	50.0#
148	64.0	50.9	76.3

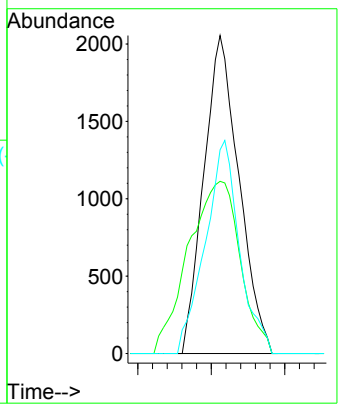

Instrument :
MSVOA_U
ClientSampleId :
MW-2(MCUA)(20240926)

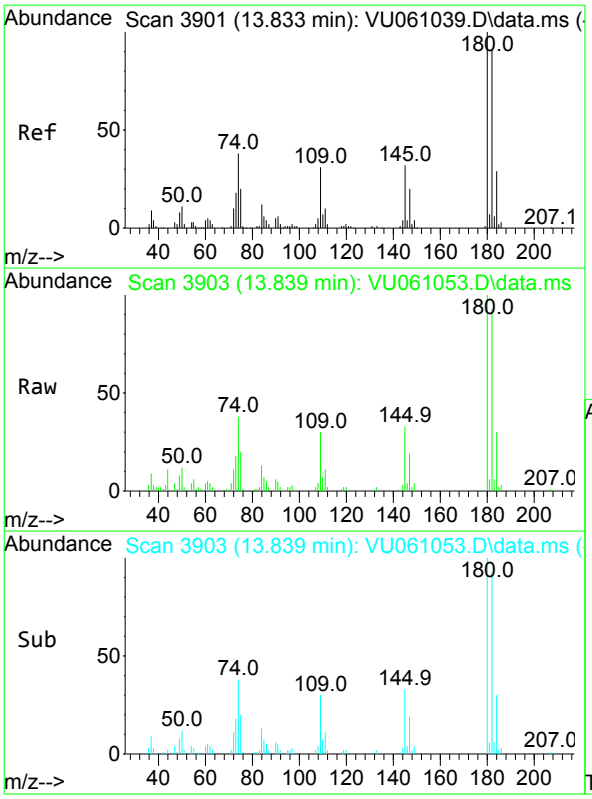

#70
1,2,4-trichlorobenzene
Concen: 1.471 ug/L
RT: 13.839 min Scan# 3903
Delta R.T. 0.006 min
Lab File: VU061053.D
Acq: 01 Oct 2024 19:03

Tgt Ion:180 Resp: 17552

Ion	Ratio	Lower	Upper
180	100		
182	99.1	77.4	116.2
145	33.7	22.9	34.3

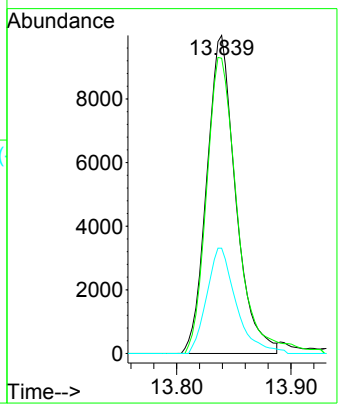

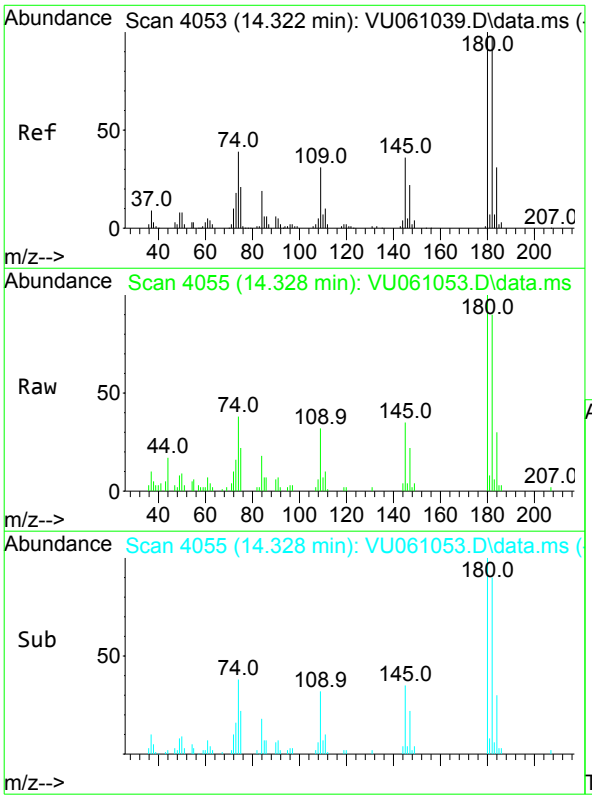

#72
1,2,3-Trichlorobenzene
Concen: 1.325 ug/L
RT: 14.328 min Scan# 4055
Delta R.T. 0.006 min
Lab File: VU061053.D
Acq: 01 Oct 2024 19:03

Tgt Ion:180 Resp: 13152

Ion	Ratio	Lower	Upper
180	100		
182	97.1	75.7	113.5
145	34.9	23.5	35.3

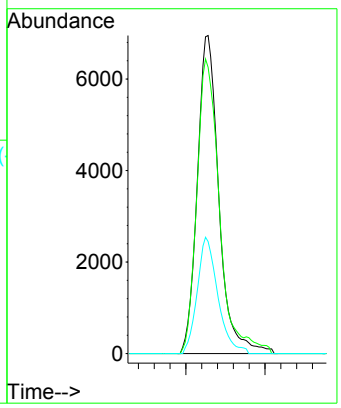

Quantitation Report (QT/LSC Reviewed)

Data Path : Z:\voasrv\HPCHEM1\MSVOA_U\Data\VU100124\
Data File : VU061053.D
Acq On : 01 Oct 2024 19:03
Operator : MD/SY
Sample : P4227-08
Misc : 25.0mL/MSVOA_U/WATER
ALS Vial : 25 Sample Multiplier: 1

Instrument :
MSVOA_U
ClientSampleId :
MW-2(MCUA)(20240926)

Quant Time: Oct 02 02:37:25 2024
Quant Method : Z:\voasrv\HPCHEM1\MSVOA_U\Method\SFAMUTR100124WMA.M
Quant Title : TRACE VOA SFAM1.0
QLast Update : Wed Oct 02 02:09:38 2024
Response via : Initial Calibration

Compound	R.T.	QIon	Response	Conc	Units	Dev(Min)
Internal Standards						
1) 1,4-Difluorobenzene	6.242	114	177079	5.000	ug/L	0.00
28) Chlorobenzene-d5	9.412	117	164898	5.000	ug/L	0.00
58) 1,4-Dichlorobenzene-d4	11.804	152	77115	5.000	ug/L	0.00
System Monitoring Compounds						
4) Vinyl Chloride-d3	1.595	65	56379	4.453	ug/L	0.00
Spiked Amount 5.000	Range 40 - 130		Recovery = 89.000%			
7) Chloroethane-d5	1.911	69	43340	4.573	ug/L	0.00
Spiked Amount 5.000	Range 65 - 130		Recovery = 91.400%			
11) 1,1-Dichloroethene-d2	2.563	65	25380	4.544	ug/L	0.00
Spiked Amount 5.000	Range 60 - 125		Recovery = 90.800%			
20) 2-Butanone-d5	4.627	46	147780	48.731	ug/L	0.00
Spiked Amount 50.000	Range 40 - 130		Recovery = 97.460%			
24) Chloroform-d	5.055	84	103484	4.638	ug/L	0.00
Spiked Amount 5.000	Range 70 - 125		Recovery = 92.800%			
26) 1,2-Dichloroethane-d4	5.695	65	58029	4.907	ug/L	0.00
Spiked Amount 5.000	Range 70 - 130		Recovery = 98.200%			
32) Benzene-d6	5.721	84	207281	4.767	ug/L	0.00
Spiked Amount 5.000	Range 70 - 125		Recovery = 95.400%			
36) 1,2-Dichloropropane-d6	6.682	67	68833	4.821	ug/L	0.00
Spiked Amount 5.000	Range 60 - 140		Recovery = 96.400%			
41) Toluene-d8	7.891	98	190531	4.688	ug/L	0.00
Spiked Amount 5.000	Range 70 - 130		Recovery = 93.800%			
43) trans-1,3-Dichloroprop...	8.177	79	27886	4.568	ug/L	0.00
Spiked Amount 5.000	Range 55 - 130		Recovery = 91.400%			
46) 2-Hexanone-d5	8.627	63	124581	49.299	ug/L	0.00
Spiked Amount 50.000	Range 45 - 130		Recovery = 98.600%			
56) 1,1,2,2-Tetrachloroeth...	10.749	84	49672	4.744	ug/L	0.00
Spiked Amount 5.000	Range 65 - 120		Recovery = 94.800%			
66) 1,2-Dichlorobenzene-d4	12.187	152	60364	4.896	ug/L	0.00
Spiked Amount 5.000	Range 80 - 120		Recovery = 98.000%			
Target Compounds						Qvalue
3) Chloromethane	1.518	50	2724	0.219	ug/L	95
5) Vinyl chloride	1.602	62	12030	0.961	ug/L	97
16) Methylene chloride	3.039	84	2335	0.199	ug/L	93
18) trans-1,2-Dichloroethene	3.351	96	8151	0.727	ug/L	95
19) 1,1-Dichloroethane	3.862	63	22368	1.025	ug/L	97
22) cis-1,2-Dichloroethene	4.656	96	352388	28.227	ug/L	92
27) 1,2-Dichloroethane	5.795	62	6473	0.450	ug/L	97
33) Benzene	5.769	78	9912	0.204	ug/L	100
51) Chlorobenzene	9.441	112	17643	0.559	ug/L #	88
64) 1,3-Dichlorobenzene	11.743	146	8448	0.382	ug/L	93
65) 1,4-Dichlorobenzene	11.833	146	12757	0.584	ug/L	96
67) 1,2-Dichlorobenzene	12.206	146	3415	0.167	ug/L #	92
70) 1,2,4-trichlorobenzene	13.839	180	17552	1.471	ug/L	96
72) 1,2,3-Trichlorobenzene	14.328	180	13152	1.325	ug/L	96

(#) = qualifier out of range (m) = manual integration (+) = signals summed

LSC Area Percent Report

Data Path : Z:\voasrv\HPCHEM1\MSVOA_U\Data\VU100124\
Data File : VU061053.D
Acq On : 01 Oct 2024 19:03
Operator : MD/SY
Sample : P4227-08
Misc : 25.0mL/MSVOA_U/WATER
ALS Vial : 25 Sample Multiplier: 1

Instrument :
MSVOA_U
ClientSampleId :
MW-2(MCUA)(20240926)

Integration Parameters: rteint.p
Integrator: RTE
Smoothing : ON Filtering: 5
Sampling : 1 Min Area: 3 % of largest Peak
Start Thrs: 0.1 Max Peaks: 100
Stop Thrs : 0 Peak Location: TOP

If leading or trailing edge < 100 prefer < Baseline drop else tangent >
Peak separation: 5

Method : Z:\voasrv\HPCHEM1\MSVOA_U\Method\SFAMUTR100124WMA.M
Title : TRACE VOA SFAM1.0

Signal : TIC: VU061053.D\data.ms

peak #	R.T. min	first scan	max scan	last scan	PK TY	peak height	corr. area	corr. % max.	% of total
1	1.595	88	95	110	rVB2	92661	111102	6.06%	1.527%
2	1.911	185	193	206	rBV	60330	81340	4.44%	1.118%
3	2.563	385	396	415	rVB	127189	210194	11.47%	2.890%
4	3.351	630	641	657	rBV3	19963	43530	2.38%	0.598%
5	3.862	786	800	819	rBV	19036	47127	2.57%	0.648%
6	4.656	1027	1047	1089	rBV2	702572	1832100	100.00%	25.188%
7	5.055	1156	1171	1200	rBV	107862	247178	13.49%	3.398%
8	5.717	1357	1377	1413	rBV2	224781	632829	34.54%	8.700%
9	6.242	1528	1540	1569	rBV	217783	432717	23.62%	5.949%
10	6.682	1665	1677	1700	rBV	140573	283256	15.46%	3.894%
11	7.560	1939	1950	1972	rBV	77629	147275	8.04%	2.025%
12	7.891	2041	2053	2080	rBV	275437	509068	27.79%	6.999%
13	8.177	2128	2142	2163	rBV	44846	86846	4.74%	1.194%
14	8.627	2271	2282	2313	rBV	324271	659404	35.99%	9.065%
15	9.412	2514	2526	2557	rBV	301618	589134	32.16%	8.099%
16	10.749	2928	2942	2959	rBV	94747	161295	8.80%	2.217%
17	11.743	3239	3251	3260	rBV2	21224	34742	1.90%	0.478%
18	11.804	3260	3270	3302	rVB	305262	560661	30.60%	7.708%
19	12.187	3376	3389	3414	rBV	239252	424207	23.15%	5.832%
20	13.839	3892	3903	3919	rBV2	57292	102124	5.57%	1.404%
21	14.325	4044	4054	4075	rBV	41016	77687	4.24%	1.068%

Sum of corrected areas: 7273816

Data Path : Z:\voasrv\HPCHEM1\MSVOA_U\Data\VU100124\
Data File : VU061053.D
Acq On : 01 Oct 2024 19:03
Operator : MD/SY
Sample : P4227-08
Misc : 25.0mL/MSVOA_U/WATER
ALS Vial : 25 Sample Multiplier: 1

Instrument :
MSVOA_U
ClientSampleId :
MW-2(MCUA)(20240926)

Quant Method : Z:\voasrv\HPCHEM1\MSVOA_U\Method\SFAMUTR100124WMA.M
Quant Title : TRACE VOA SFAM1.0

TIC Library : C:\Database\NIST20.L
TIC Integration Parameters: LSCINT.P

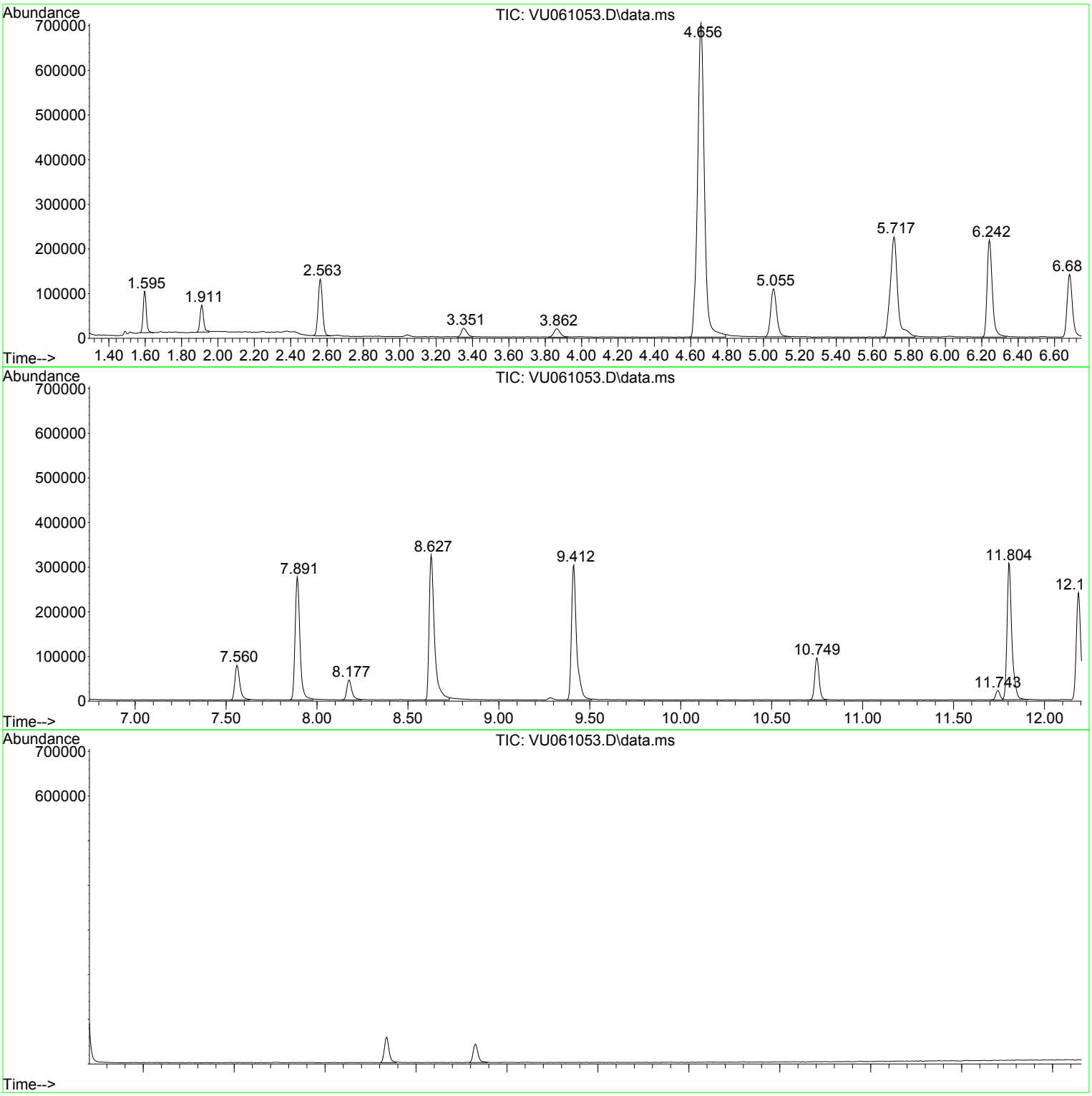

Library Search Compound Report

Data Path : Z:\voasrv\HPCHEM1\MSVOA_U\Data\VU100124\
Data File : VU061053.D
Acq On : 01 Oct 2024 19:03
Operator : MD/SY
Sample : P4227-08
Misc : 25.0mL/MSVOA_U/WATER
ALS Vial : 25 Sample Multiplier: 1

Instrument :
MSVOA_U
ClientSampleId :
MW-2(MCUA)(20240926)

Quant Method : Z:\voasrv\HPCHEM1\MSVOA_U\Method\SFAMUTR100124WMA.M
Quant Title : TRACE VOA SFAM1.0

TIC Library : C:\Database\NIST20.L
TIC Integration Parameters: LSCINT.P

No Library Search Compounds Detected
****

Tentatively Identified Compound (LSC) summary

Data Path : Z:\voasrv\HPCHEM1\MSVOA_U\Data\VU100124\
Data File : VU061053.D
Acq On : 01 Oct 2024 19:03
Operator : MD/SY
Sample : P4227-08
Misc : 25.0mL/MSVOA_U/WATER
ALS Vial : 25 Sample Multiplier: 1

Instrument :
MSVOA_U
ClientSampleId :
MW-2(MCUA)(20240926)

Quant Method : Z:\voasrv\HPCHEM1\MSVOA_U\Method\SFAMUTR100124WMA.M
Quant Title : TRACE VOA SFAM1.0

TIC Library : C:\Database\NIST20.L
TIC Integration Parameters: LSCINT.P

TIC Top Hit name	RT	EstConc	Units	Response	Internal Standard #	RT	Resp	Conc

FORM 1A-OR
ORGANIC ANALYSIS DATA SHEET
TARGET ANALYTE LIST

EPA SAMPLE NO.

MW-2(MCUA)(2024092

Lab Name : Alliance Technical Group, LLC
Contract : 68HERH20D0011
Lab Code: ACE Case No.: ARC Sayrevil
MA No. : SDG No.: P4227
Analytical Method : VOA_Trace
Level : Trace
Matrix : Water
Lab Sample ID : P4227-08DL
Sample wt/vol : 25.0 (g/mL) mL
Lab File ID : VU061066.D
% Solids :
Date Received : 09/27/2024
GC Column : DB-624UI ID : 0.18 (mm)
Date Extracted :
GC Column : ID : (mm)
Date Analyzed : 10/02/2024
Extract Concentrated :(Y/N)
Extract Volume : (µL)
Soil Aliquot (VOA) : (µL)
Extraction Type : PT
Heated Purge : (Y/N) N
Injection Volume : (µL)
Purge Volume : 25 (mL)
pH : 1.0 Dilution Factor : 4.0
Cleanup Types :
Cleanup Factor :
Concentration Units (µg/L, µg/kg, µg, or µg/cm²): µg/L

CAS NO.	ANALYTE	CONCENTRATION	Q
75-01-4	Vinyl chloride	2.0	U
75-35-4	1,1-Dichloroethene	2.0	U
75-09-2	Methylene chloride	2.0	U
75-34-3	1,1-Dichloroethane	0.93	JD
156-59-2	cis-1,2-Dichloroethene	25	D
67-66-3	Chloroform	2.0	U
71-55-6	1,1,1-Trichloroethane	2.0	U
71-43-2	Benzene	2.0	U
107-06-2	1,2-Dichloroethane	2.0	U
79-01-6	Trichloroethene	2.0	U
108-88-3	Toluene	2.0	U
127-18-4	Tetrachloroethene	2.0	U
108-90-7	Chlorobenzene	2.0	U
95-47-6	o-Xylene	2.0	U
179601-23-1	m,p-Xylene	2.0	U
79-34-5	1,1,2,2-Tetrachloroethane	2.0	U
106-46-7	1,4-Dichlorobenzene	2.0	U
120-82-1	1,2,4-trichlorobenzene	2.0	U

FORM 1B-OR
ORGANIC ANALYSIS DATA SHEET
TENTATIVELY IDENTIFIED COMPOUNDS

EPA SAMPLE NO.

MW-2(MCUA)(2024092

Lab Name : Alliance Technical Group, LLC
Contract : 68HERH20D0011
Lab Code: ACE
Case No.: ARC Sayrevi
MA No. :
SDG No.: P4227
Analytical Method : VOA_Trace
Level : Trace
Matrix : Water
Lab Sample ID : P4227-08DL
Sample wt/vol : 25.0 (g/mL) mL
Lab File ID : VU061066.D
% Solids :
Date Received : 09/27/2024
GC Column : DB-624UI ID : 0.18 (mm)
Date Extracted :
Extract Concentrated : (Y/N)
Date Analyzed : 10/02/2024
Soil Aliquot (VOA) : (µL)
Extract Volume : (µL)
Heated Purge : (Y/N) N
Extraction Type : PT
Purge Volume : 25 (mL)
Injection Volume : (µL)
Cleanup Types :
pH : 1.0
Dilution Factor : 4.0
Concentration Units (µg/L,µg/kg): µg/L
Cleanup Factor :

	CAS NO.	ANALYTE	RT	EST. CONC.	Q
1	E966796	Total Alkanes	N/A	4.6	D

EPA-designated Registry Number.

Quantitation Report (QT/LSC Reviewed)

Data Path : Z:\voasrv\HPCHEM1\MSVOA_U\Data\VU100224\
Data File : VU061066.D
Acq On : 02 Oct 2024 11:11
Operator : MD/SY
Sample : P4227-08DL 4X
Misc : 25.0mL/MSVOA_U/WATER
ALS Vial : 5 Sample Multiplier: 1

Instrument :
MSVOA_U
ClientSampleId :
MW-2(MCUA)(20240926)DL

Quant Time: Oct 03 06:27:48 2024
Quant Method : Z:\voasrv\HPCHEM1\MSVOA_U\Method\SFAMUTR100124WMA.M
Quant Title : TRACE VOA SFAM1.0
QLast Update : Thu Oct 03 06:26:52 2024
Response via : Initial Calibration

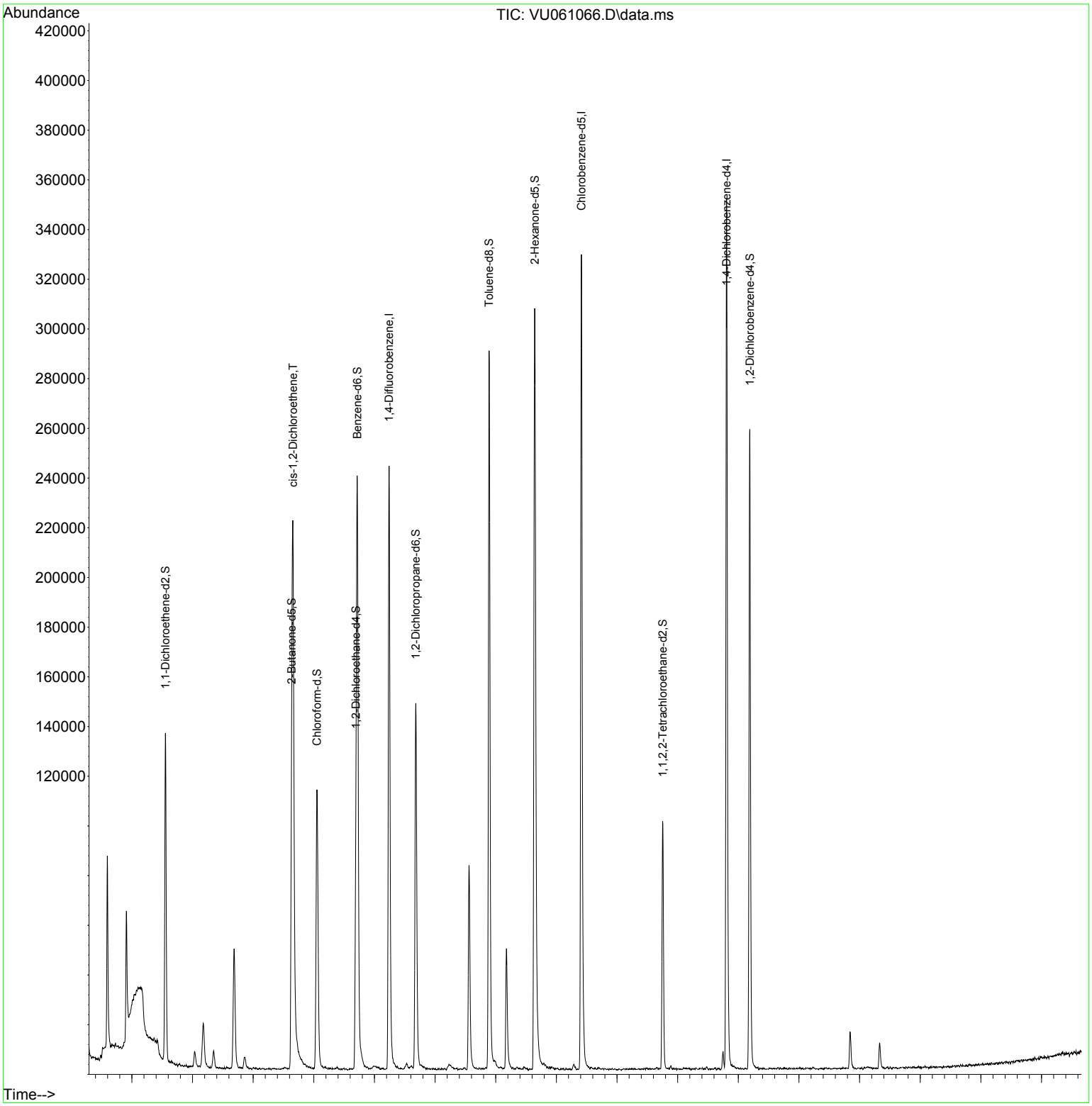

Instrument :
MSVOA_U
ClientSampleId :
MW-2(MCUA)(20240926)DL

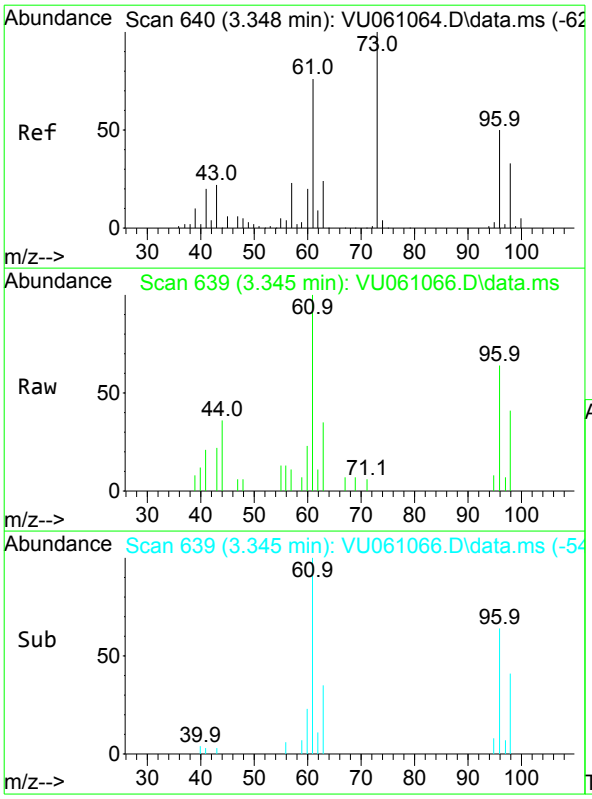

#18
trans-1,2-Dichloroethene
Concen: 0.231 ug/L
RT: 3.345 min Scan# 639
Delta R.T. -0.003 min
Lab File: VU061066.D
Acq: 02 Oct 2024 11:11

Tgt Ion: 96 Resp: 2877

Ion	Ratio	Lower	Upper
96	100		
61	156.1	97.2	180.6
98	63.4	43.3	80.5

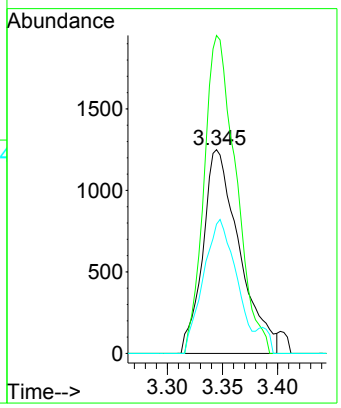

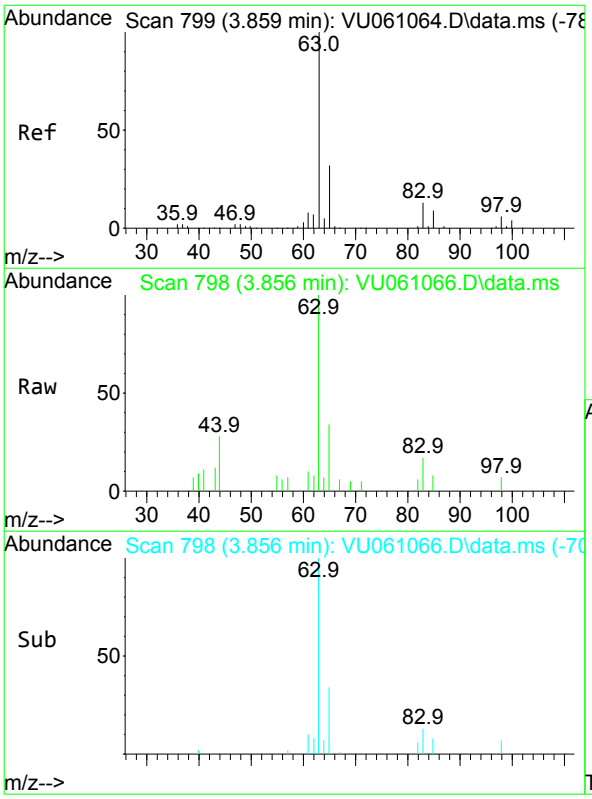

#19
1,1-Dichloroethane
Concen: 0.233 ug/L
RT: 3.856 min Scan# 798
Delta R.T. -0.003 min
Lab File: VU061066.D
Acq: 02 Oct 2024 11:11

Tgt Ion: 63 Resp: 5652

Ion	Ratio	Lower	Upper
63	100		
65	33.8	23.0	42.8
83	17.5	9.0	16.6#

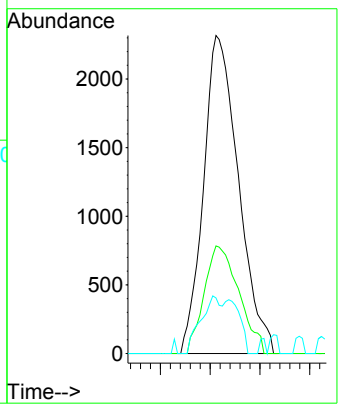

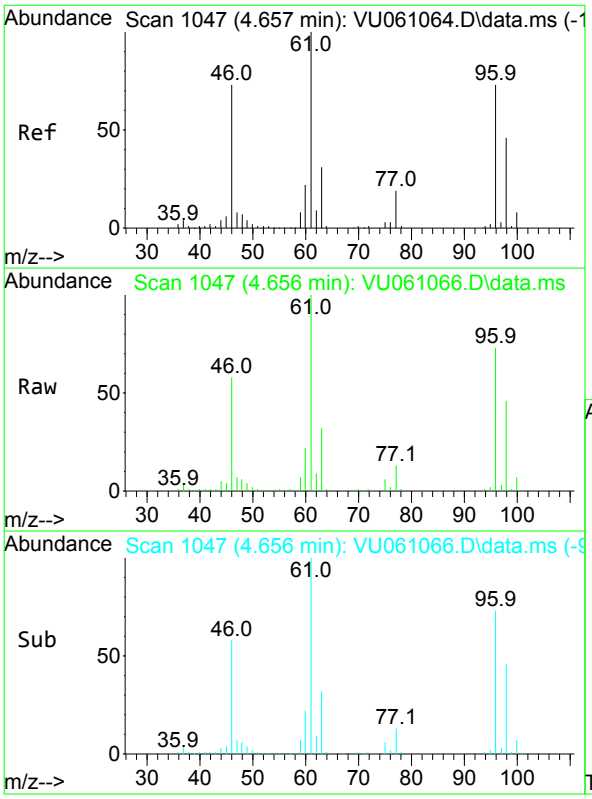

#22
cis-1,2-Dichloroethene
Concen: 6.271 ug/L
RT: 4.656 min Scan# 1047
Delta R.T. -0.000 min
Lab File: VU061066.D
Acq: 02 Oct 2024 11:11

Tgt Ion: 96 Resp: 86937

Ion	Ratio	Lower	Upper
96	100		
61	136.6	89.7	166.5
98	63.0	45.1	83.9

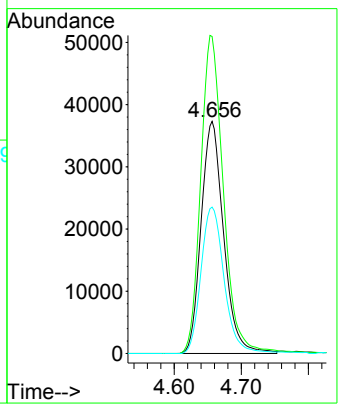

Instrument :
MSVOA_U
ClientSampleId :
MW-2(MCUA)(20240926)DL

Quantitation Report (QT/LSC Reviewed)

Data Path : Z:\voasrv\HPCHEM1\MSVOA_U\Data\VU100224\
Data File : VU061066.D
Acq On : 02 Oct 2024 11:11
Operator : MD/SY
Sample : P4227-08DL 4X
Misc : 25.0mL/MSVOA_U/WATER
ALS Vial : 5 Sample Multiplier: 1

Instrument :
MSVOA_U
ClientSampleId :
MW-2(MCUA)(20240926)DL

Quant Time: Oct 03 06:27:48 2024
Quant Method : Z:\voasrv\HPCHEM1\MSVOA_U\Method\SFAMUTR100124WMA.M
Quant Title : TRACE VOA SFAM1.0
QLast Update : Thu Oct 03 06:26:52 2024
Response via : Initial Calibration

Compound	R.T.	QIon	Response	Conc	Units	Dev(Min)
Internal Standards						
1) 1,4-Difluorobenzene	6.242	114	196641	5.000	ug/L	0.00
28) Chlorobenzene-d5	9.412	117	185257	5.000	ug/L	0.00
58) 1,4-Dichlorobenzene-d4	11.807	152	87968	5.000	ug/L	0.00
System Monitoring Compounds						
4) Vinyl Chloride-d3	1.595	65	58027	4.127	ug/L	0.00
Spiked Amount 5.000	Range 40 - 130		Recovery = 82.600%			
7) Chloroethane-d5	1.911	69	42788	4.066	ug/L	0.00
Spiked Amount 5.000	Range 65 - 130		Recovery = 81.400%			
11) 1,1-Dichloroethene-d2	2.554	65	25602	4.128	ug/L	0.00
Spiked Amount 5.000	Range 60 - 125		Recovery = 82.600%			
20) 2-Butanone-d5	4.634	46	158706	47.127	ug/L	0.00
Spiked Amount 50.000	Range 40 - 130		Recovery = 94.260%			
24) Chloroform-d	5.052	84	107497	4.338	ug/L	0.00
Spiked Amount 5.000	Range 70 - 125		Recovery = 86.800%			
26) 1,2-Dichloroethane-d4	5.695	65	57421	4.372	ug/L	0.00
Spiked Amount 5.000	Range 70 - 130		Recovery = 87.400%			
32) Benzene-d6	5.717	84	215840	4.419	ug/L	0.00
Spiked Amount 5.000	Range 70 - 125		Recovery = 88.400%			
36) 1,2-Dichloropropane-d6	6.682	67	73606	4.588	ug/L	0.00
Spiked Amount 5.000	Range 60 - 140		Recovery = 91.800%			
41) Toluene-d8	7.891	98	198149	4.340	ug/L	0.00
Spiked Amount 5.000	Range 70 - 130		Recovery = 86.800%			
43) trans-1,3-Dichloroprop...	8.177	79	30039	4.379	ug/L	0.00
Spiked Amount 5.000	Range 55 - 130		Recovery = 87.600%			
46) 2-Hexanone-d5	8.643	63	132129	46.540	ug/L	0.02
Spiked Amount 50.000	Range 45 - 130		Recovery = 93.080%			
56) 1,1,2,2-Tetrachloroeth...	10.753	84	54002	4.590	ug/L	0.00
Spiked Amount 5.000	Range 65 - 120		Recovery = 91.800%			
66) 1,2-Dichlorobenzene-d4	12.190	152	65044	4.624	ug/L	0.00
Spiked Amount 5.000	Range 80 - 120		Recovery = 92.400%			
Target Compounds						Qvalue
18) trans-1,2-Dichloroethene	3.345	96	2877	0.231	ug/L	90
19) 1,1-Dichloroethane	3.856	63	5652	0.233	ug/L #	95
22) cis-1,2-Dichloroethene	4.656	96	86937	6.271	ug/L	95

(#) = qualifier out of range (m) = manual integration (+) = signals summed

LSC Area Percent Report

Data Path : Z:\voasrv\HPCHEM1\MSVOA_U\Data\VU100224\
Data File : VU061066.D
Acq On : 02 Oct 2024 11:11
Operator : MD/SY
Sample : P4227-08DL 4X
Misc : 25.0mL/MSVOA_U/WATER
ALS Vial : 5 Sample Multiplier: 1

Instrument :
MSVOA_U
ClientSampleId :
MW-2(MCUA)(20240926)DL

Integration Parameters: rteint.p
Integrator: RTE
Smoothing : ON Filtering: 5
Sampling : 1 Min Area: 3 % of largest Peak
Start Thrs: 0.1 Max Peaks: 100
Stop Thrs : 0 Peak Location: TOP

If leading or trailing edge < 100 prefer < Baseline drop else tangent >
Peak separation: 5

Method : Z:\voasrv\HPCHEM1\MSVOA_U\Method\SFAMUTR100124WMA.M
Title : TRACE VOA SFAM1.0

Signal : TIC: VU061066.D\data.ms

peak #	R.T. min	first scan	max scan	last scan	PK TY	peak height	corr. area	corr. % max.	% of total
1	1.595	88	95	111	rVB	76783	99776	14.29%	1.598%
2	1.911	185	193	204	rBV	52607	85146	12.19%	1.364%
3	2.554	380	393	409	rVB	132175	218104	31.24%	3.493%
4	3.036	534	543	558	rVB2	6005	12152	1.74%	0.195%
5	3.177	572	587	608	rBV	17666	44597	6.39%	0.714%
6	3.348	625	640	654	rBV3	7035	14964	2.14%	0.240%
7	3.685	731	745	768	rBV2	47973	108441	15.53%	1.737%
8	3.859	789	799	813	rBV2	4555	10837	1.55%	0.174%
9	4.653	1027	1046	1075	rBV2	220880	650512	93.17%	10.418%
10	5.052	1155	1170	1193	rBV	112326	257818	36.92%	4.129%
11	5.714	1359	1376	1414	rBV2	238598	623053	89.23%	9.978%
12	6.242	1528	1540	1564	rBV	242633	473797	67.86%	7.588%
13	6.682	1664	1677	1698	rBV	146822	296838	42.51%	4.754%
14	7.560	1938	1950	1971	rBV	82279	155703	22.30%	2.494%
15	7.891	2040	2053	2078	rBV	288887	527921	75.61%	8.455%
16	8.177	2132	2142	2158	rBV	48022	87566	12.54%	1.402%
17	8.643	2274	2287	2320	rBV	306270	698235	100.00%	11.182%
18	9.412	2511	2526	2556	rBV	328073	607668	87.03%	9.732%
19	10.753	2933	2943	2961	rBV	99616	169743	24.31%	2.718%
20	11.749	3241	3253	3260	rBV2	7299	11965	1.71%	0.192%
21	11.807	3260	3271	3295	rVV	349896	601230	86.11%	9.629%
22	12.190	3377	3390	3414	rBV	257437	442643	63.39%	7.089%
23	13.843	3895	3904	3915	rBV2	14747	26597	3.81%	0.426%
24	14.331	4047	4056	4067	rBV3	10241	18756	2.69%	0.300%

Sum of corrected areas: 6244062

Data Path : Z:\voasrv\HPCHEM1\MSVOA_U\Data\VU100224\
Data File : VU061066.D
Acq On : 02 Oct 2024 11:11
Operator : MD/SY
Sample : P4227-08DL 4X
Misc : 25.0mL/MSVOA_U/WATER
ALS Vial : 5 Sample Multiplier: 1

Instrument :
MSVOA_U
ClientSampleId :
MW-2(MCUA)(20240926)DL

Quant Method : Z:\voasrv\HPCHEM1\MSVOA_U\Method\SFAMUTR100124WMA.M
Quant Title : TRACE VOA SFAM1.0

TIC Library : C:\Database\NIST20.L
TIC Integration Parameters: LSCINT.P

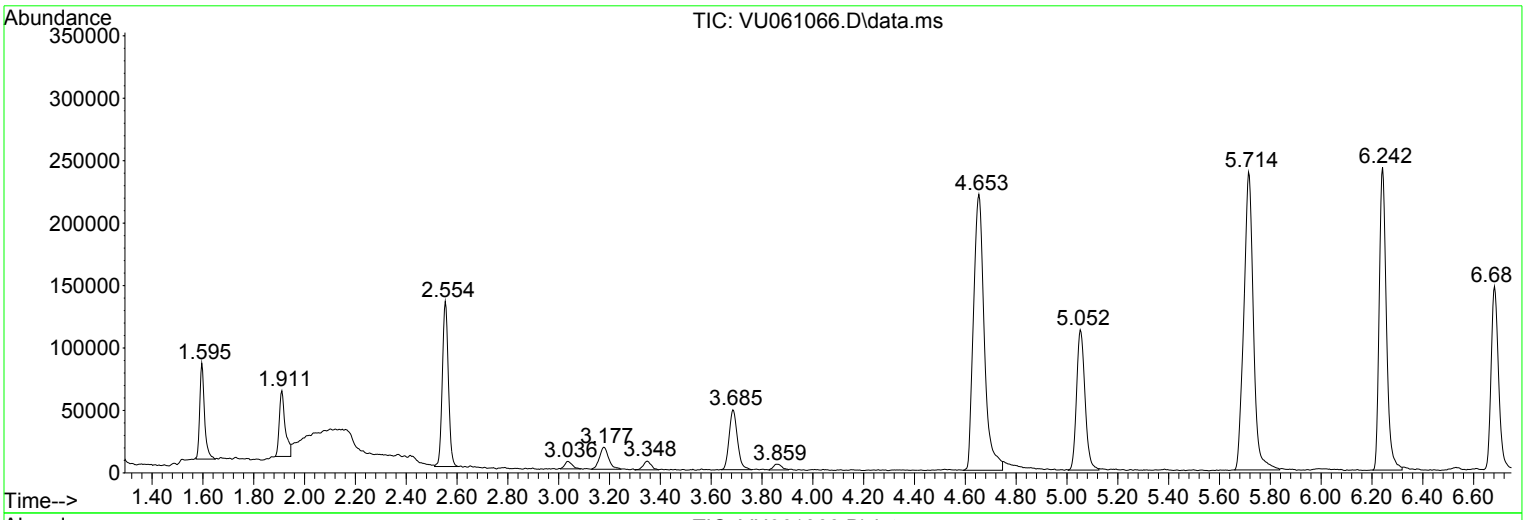

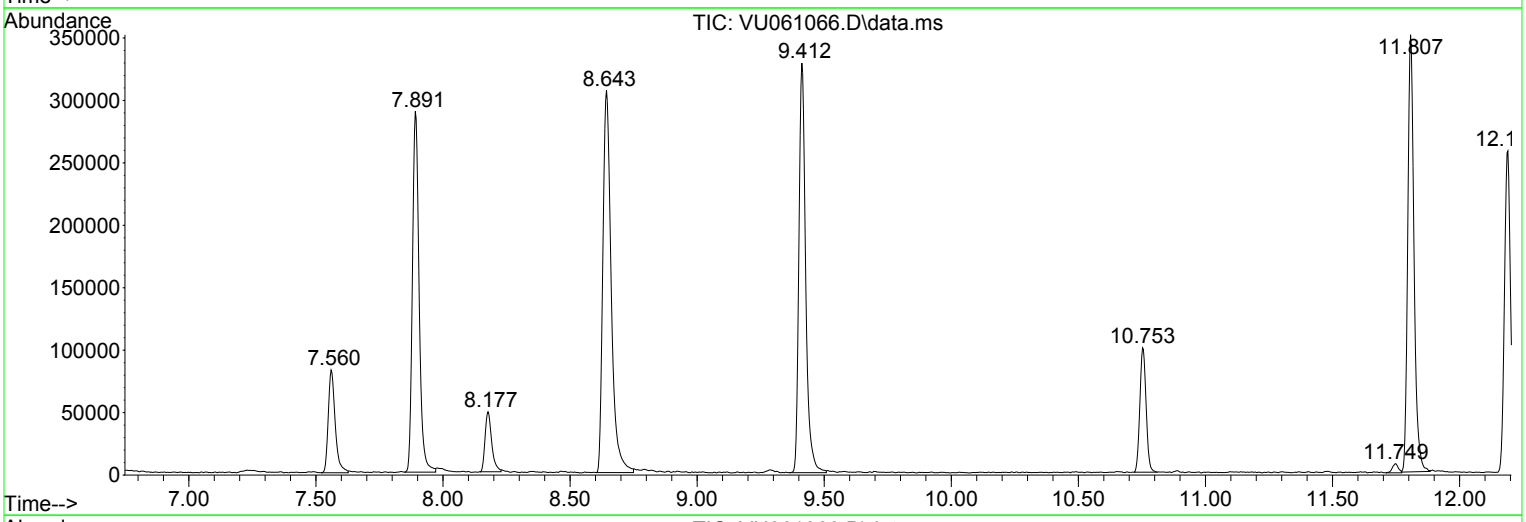

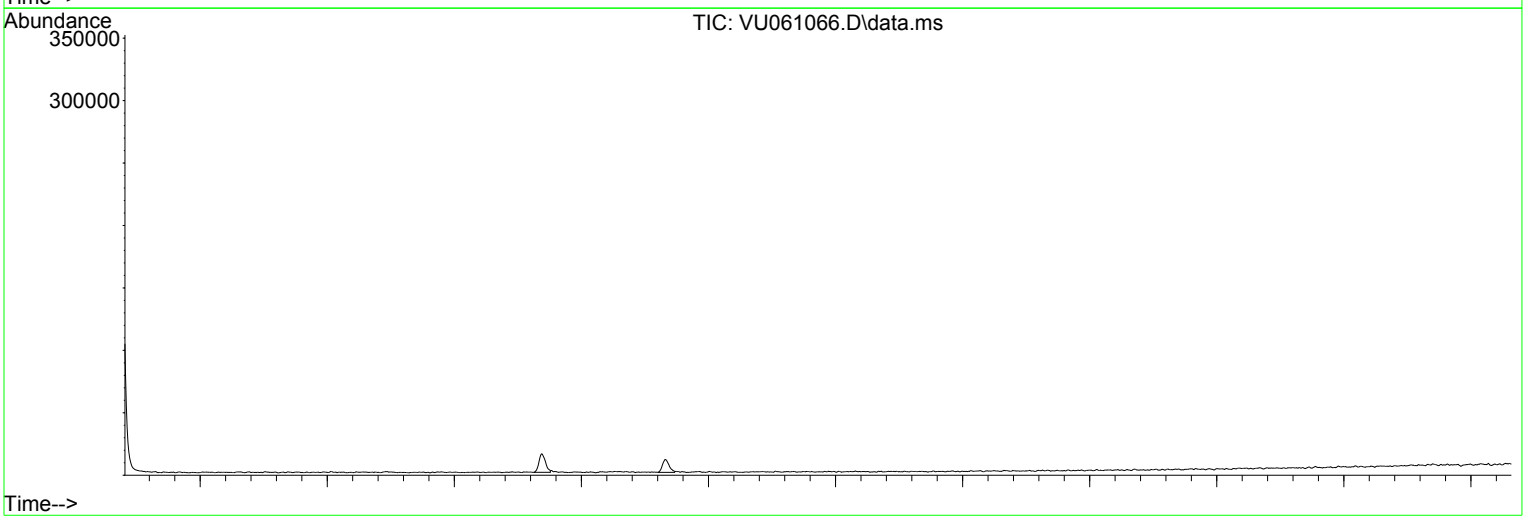

Library Search Compound Report

Data Path : Z:\voasrv\HPCHEM1\MSVOA_U\Data\VU100224\
Data File : VU061066.D
Acq On : 02 Oct 2024 11:11
Operator : MD/SY
Sample : P4227-08DL 4X
Misc : 25.0mL/MSVOA_U/WATER
ALS Vial : 5 Sample Multiplier: 1

Instrument :
MSVOA_U
ClientSampleId :
MW-2(MCUA)(20240926)DL

Quant Method : Z:\voasrv\HPCHEM1\MSVOA_U\Method\SFAMUTR100124WMA.M
Quant Title : TRACE VOA SFAM1.0

TIC Library : C:\Database\NIST20.L
TIC Integration Parameters: LSCINT.P

****
Peak Number 1 (DEL) Alkane: Straight-Chai... Concentration Rank 2

R.T.	EstConc	Area	Relative to ISTD	R.T.
3.685	1.14 ug/L	108441	1,4-Difluorobenzene	6.242

Hit# of 5	Tentative ID	MW	MolForm	CAS#	Qual
1	n-Hexane	86	C6H14	000110-54-3	91
2	n-Hexane	86	C6H14	000110-54-3	86
3	2-Ethyl-oxetane	86	C5H10O	1010386-40-2	86
4	n-Hexane	86	C6H14	000110-54-3	83
5	n-Hexane	86	C6H14	000110-54-3	59

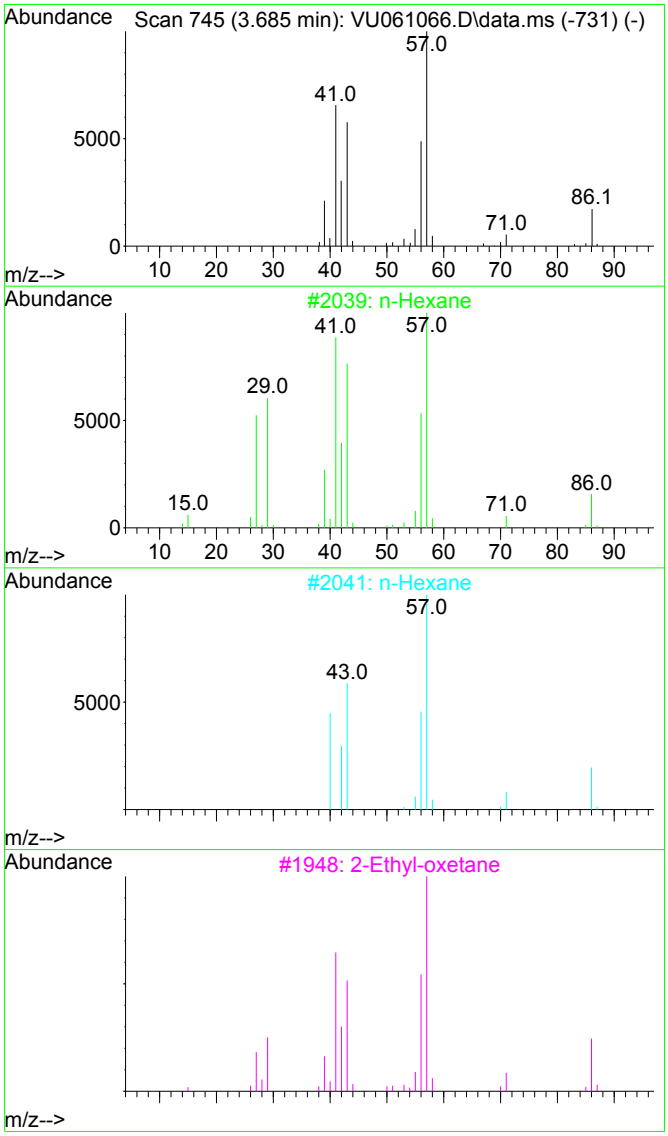

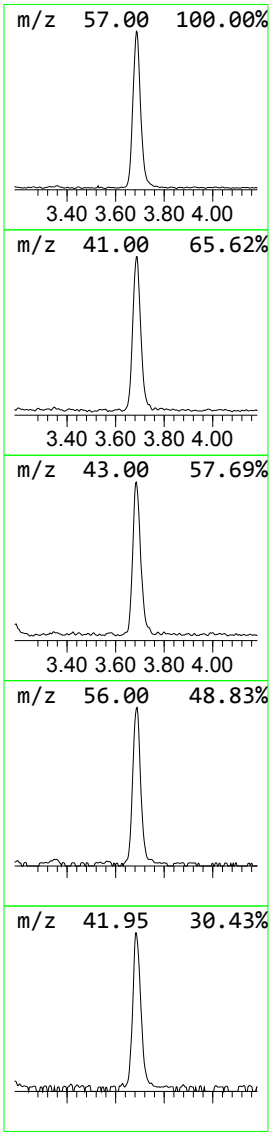

Tentatively Identified Compound (LSC) summary

Data Path : Z:\voasrv\HPCHEM1\MSVOA_U\Data\VU100224\
Data File : VU061066.D
Acq On : 02 Oct 2024 11:11
Operator : MD/SY
Sample : P4227-08DL 4X
Misc : 25.0mL/MSVOA_U/WATER
ALS Vial : 5 Sample Multiplier: 1

Instrument :
MSVOA_U
ClientSampleId :
MW-2(MCUA)(20240926)DL

Quant Method : Z:\voasrv\HPCHEM1\MSVOA_U\Method\SFAMUTR100124WMA.M
Quant Title : TRACE VOA SFAM1.0

TIC Library : C:\Database\NIST20.L
TIC Integration Parameters: LSCINT.P

TIC Top Hit name	RT	EstConc	Units	Response	Internal Standard #	Internal Standard RT	Internal Standard Resp	Internal Standard Conc
(DEL) Alkane: S...	3.685	1.1	ug/L	108441	1	6.242	473797	5.0

FORM 1A-OR
ORGANIC ANALYSIS DATA SHEET
TARGET ANALYTE LIST

EPA SAMPLE NO.

PMW-1(20240925)

Lab Name : Alliance Technical Group, LLC
Contract : 68HERH20D0011
Lab Code: ACE Case No.: ARC Sayrevil
MA No. : SDG No.: P4227
Analytical Method : VOA_Trace
Level : Trace
Matrix : Water
Lab Sample ID : P4227-01
Sample wt/vol : 25.0 (g/mL) mL
Lab File ID : VU061052.D
% Solids :
Date Received : 09/27/2024
GC Column : DB-624UI ID : 0.18 (mm)
Date Extracted :
GC Column : ID : (mm)
Date Analyzed : 10/01/2024
Extract Concentrated :(Y/N)
Extract Volume : (µL)
Soil Aliquot (VOA) : (µL)
Extraction Type : PT
Heated Purge : (Y/N) N
Injection Volume : (µL)
Purge Volume : 25 (mL)
pH : 1.0 Dilution Factor : 1.0
Cleanup Types :
Cleanup Factor :
Concentration Units (µg/L, µg/kg, µg, or µg/cm²): µg/L

CAS NO.	ANALYTE	CONCENTRATION	Q
75-01-4	Vinyl chloride	0.50	U
75-35-4	1,1-Dichloroethene	0.50	U
75-09-2	Methylene chloride	0.16	J
75-34-3	1,1-Dichloroethane	0.50	U
156-59-2	cis-1,2-Dichloroethene	0.32	J
67-66-3	Chloroform	0.50	U
71-55-6	1,1,1-Trichloroethane	0.50	U
71-43-2	Benzene	0.50	U
107-06-2	1,2-Dichloroethane	0.50	U
79-01-6	Trichloroethene	0.50	U
108-88-3	Toluene	0.50	U
127-18-4	Tetrachloroethene	0.50	U
108-90-7	Chlorobenzene	0.50	U
95-47-6	o-Xylene	0.50	U
179601-23-1	m,p-Xylene	0.50	U
79-34-5	1,1,2,2-Tetrachloroethane	0.50	U
106-46-7	1,4-Dichlorobenzene	0.50	U
120-82-1	1,2,4-trichlorobenzene	0.50	U

FORM 1B-OR
ORGANIC ANALYSIS DATA SHEET
TENTATIVELY IDENTIFIED COMPOUNDS

EPA SAMPLE NO.

PMW-1(20240925)

Lab Name : Alliance Technical Group, LLC
Contract : 68HERH20D0011
Lab Code: ACE
Case No.: ARC Sayrevi
MA No. :
SDG No.: P4227
Analytical Method : VOA_Trace
Level : Trace
Matrix : Water
Lab Sample ID : P4227-01
Sample wt/vol : 25.0 (g/mL) mL
Lab File ID : VU061052.D
% Solids :
Date Received : 09/27/2024
GC Column : DB-624UI ID : 0.18 (mm)
Date Extracted :
Extract Concentrated : (Y/N)
Date Analyzed : 10/01/2024
Soil Aliquot (VOA) : (µL)
Extract Volume : (µL)
Heated Purge : (Y/N) N
Extraction Type : PT
Purge Volume : 25 (mL)
Injection Volume : (µL)
Cleanup Types :
pH : 1.0
Dilution Factor : 1.0
Concentration Units (µg/L,µg/kg): µg/L
Cleanup Factor :

	CAS NO.	ANALYTE	RT	EST. CONC.	Q
1	74-87-3	Chloromethane	1.515	0.29	JN
2	E966796	Total Alkanes	N/A	0.0	

EPA-designated Registry Number.

Quantitation Report (QT/LSC Reviewed)

Data Path : Z:\voasrv\HPCHEM1\MSVOA_U\Data\VU100124\
Data File : VU061052.D
Acq On : 01 Oct 2024 18:38
Operator : MD/SY
Sample : P4227-01
Misc : 25.0mL/MSVOA_U/WATER
ALS Vial : 24 Sample Multiplier: 1

Quant Time: Oct 02 02:37:20 2024
Quant Method : Z:\voasrv\HPCHEM1\MSVOA_U\Method\SFAMUTR100124WMA.M
Quant Title : TRACE VOA SFAM1.0
QLast Update : Wed Oct 02 02:09:38 2024
Response via : Initial Calibration

Instrument :
MSVOA_U
ClientSampleId :
PMW-1(20240925)

Manual Integrations APPROVED
MMDadoda
10/2/2024 2:13:41 PM

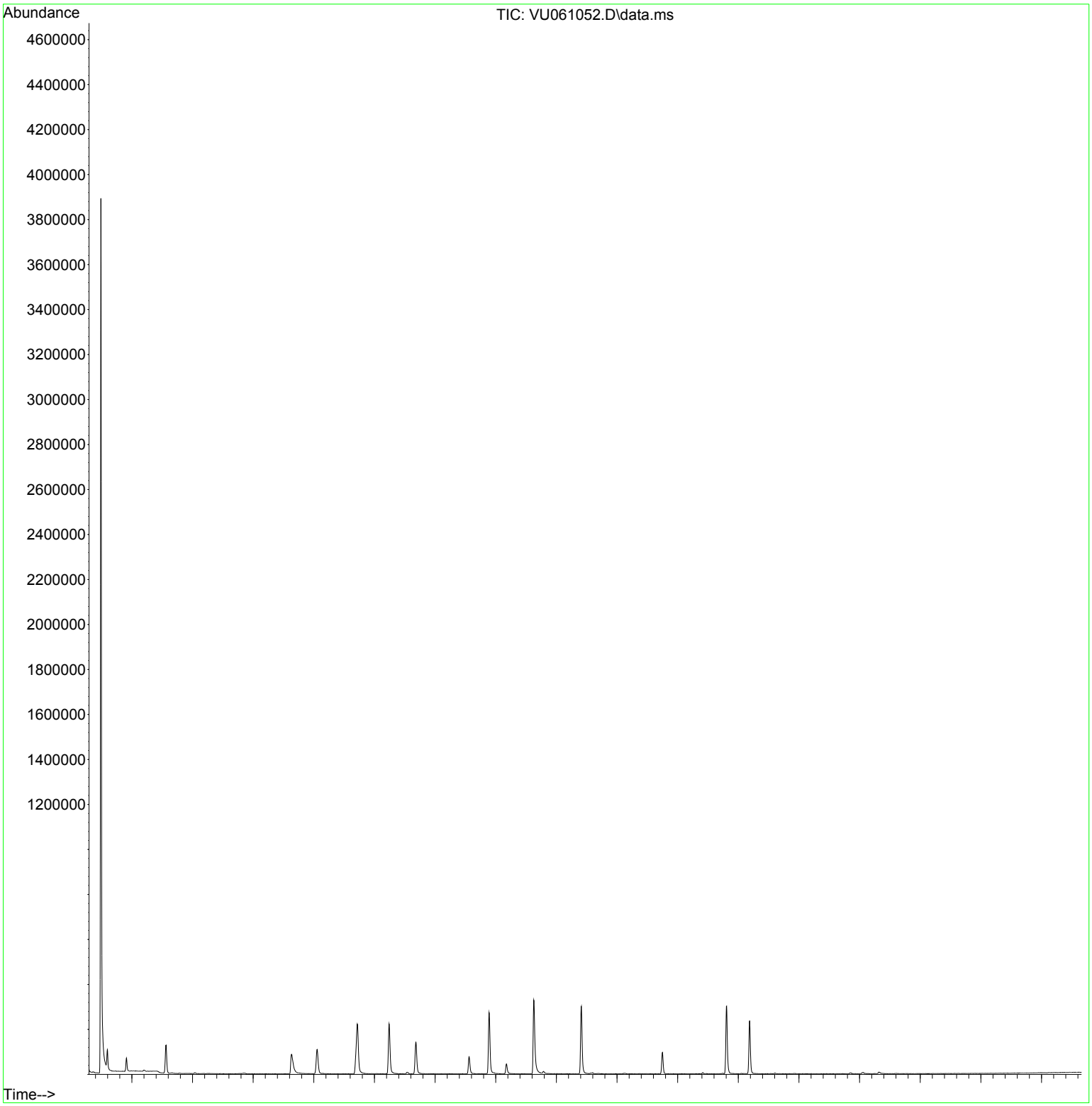

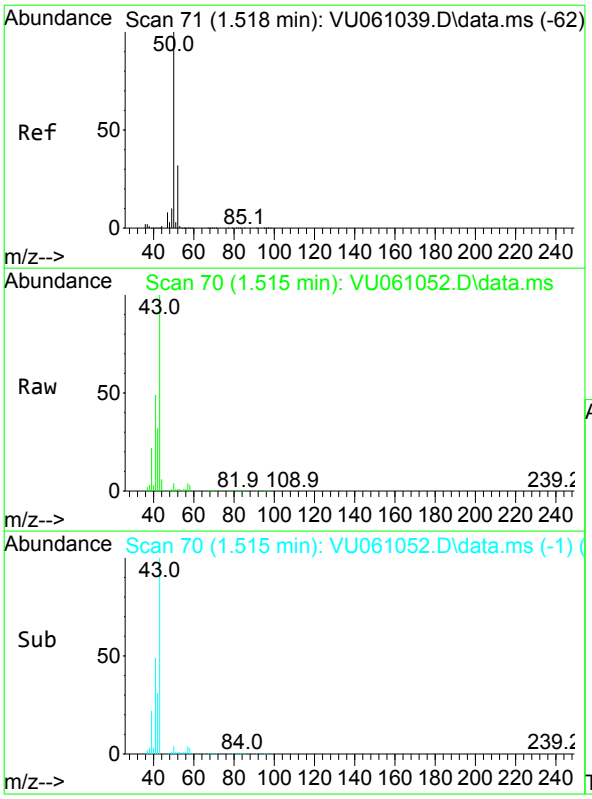

#3
Chloromethane
Concen: 0.290 ug/L m
RT: 1.515 min Scan# 70
Delta R.T. -0.004 min
Lab File: VU061052.D
Acq: 01 Oct 2024 18:38

Tgt Ion: 50 Resp: 3707

Ion	Ratio	Lower	Upper
50	100		
52	24.6	24.4	45.4

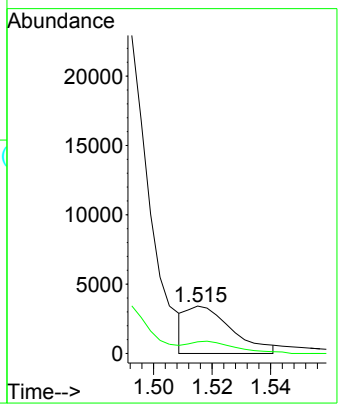

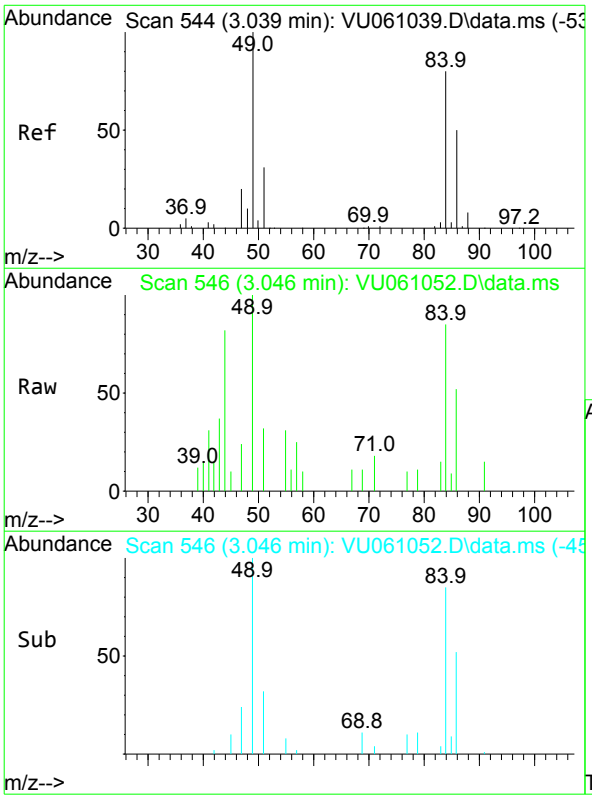

#16
Methylene chloride
Concen: 0.161 ug/L
RT: 3.046 min Scan# 546
Delta R.T. 0.006 min
Lab File: VU061052.D
Acq: 01 Oct 2024 18:38

Tgt Ion: 84 Resp: 1933

Ion	Ratio	Lower	Upper
84	100		
86	61.9	47.3	87.8
49	118.1	78.7	146.1

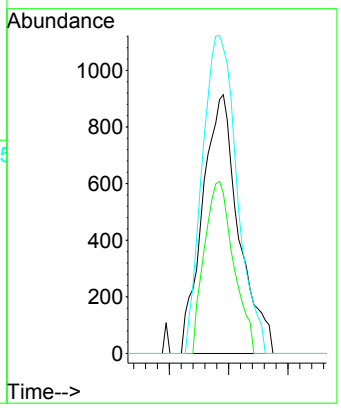

Instrument :
MSVOA_U
ClientSampleId :
PMW-1(20240925)

Manual Integrations APPROVED
MMDadoda
10/2/2024 2:13:41 PM

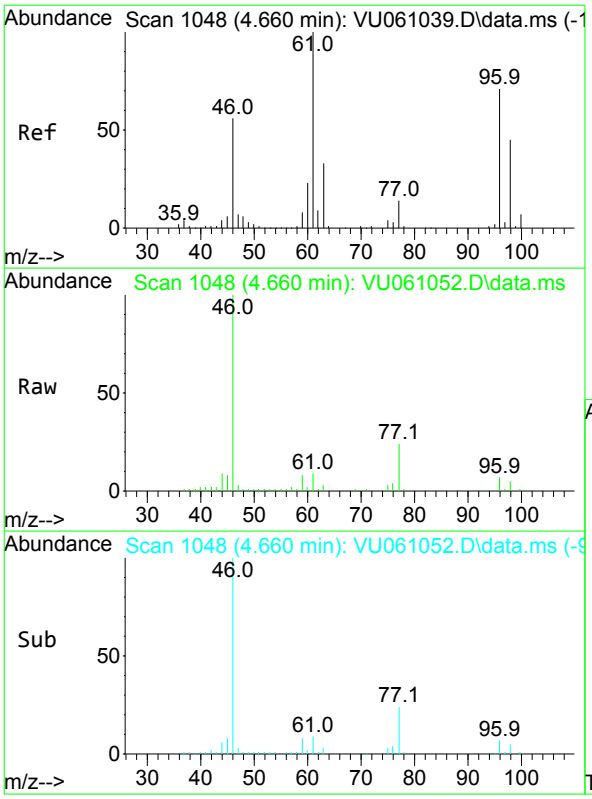

#22
cis-1,2-Dichloroethene
Concen: 0.318 ug/L
RT: 4.660 min Scan# 1048
Delta R.T. 0.003 min
Lab File: VU061052.D
Acq: 01 Oct 2024 18:38

Tgt Ion: 96 Resp: 4064

Ion	Ratio	Lower	Upper
96	100		
61	138.4	89.7	166.5
98	68.5	45.1	83.9

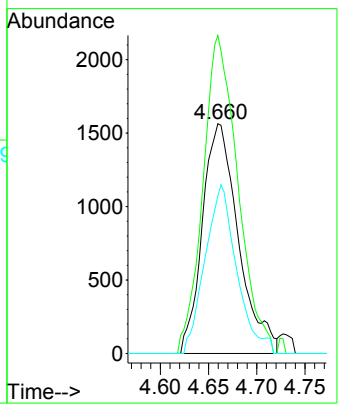

Instrument :
MSVOA_U
ClientSampleId :
PMW-1(20240925)

Manual Integrations APPROVED
MMDadoda
10/2/2024 2:13:41 PM

Quantitation Report (QT/LSC Reviewed)

Data Path : Z:\voasrv\HPCHEM1\MSVOA_U\Data\VU100124\
Data File : VU061052.D
Acq On : 01 Oct 2024 18:38
Operator : MD/SY
Sample : P4227-01
Misc : 25.0mL/MSVOA_U/WATER
ALS Vial : 24 Sample Multiplier: 1

Instrument :
MSVOA_U
ClientSampleId :
PMW-1(20240925)

Manual Integrations APPROVED
MMDadoda
10/2/2024 2:13:41 PM

Quant Time: Oct 02 02:37:20 2024
Quant Method : Z:\voasrv\HPCHEM1\MSVOA_U\Method\SFAMUTR100124WMA.M
Quant Title : TRACE VOA SFAM1.0
QLast Update : Wed Oct 02 02:09:38 2024
Response via : Initial Calibration

Compound	R.T.	QIon	Response	Conc	Units	Dev(Min)
Internal Standards						
1) 1,4-Difluorobenzene	6.242	114	181345	5.000	ug/L	0.00
28) Chlorobenzene-d5	9.412	117	168813	5.000	ug/L	0.00
58) 1,4-Dichlorobenzene-d4	11.807	152	78055	5.000	ug/L	0.00
System Monitoring Compounds						
4) Vinyl Chloride-d3	1.595	65	55372	4.271	ug/L	0.00
Spiked Amount 5.000	Range 40 - 130		Recovery = 85.400%			
7) Chloroethane-d5	1.911	69	42532	4.383	ug/L	0.00
Spiked Amount 5.000	Range 65 - 130		Recovery = 87.600%			
11) 1,1-Dichloroethene-d2	2.563	65	24894	4.353	ug/L	0.00
Spiked Amount 5.000	Range 60 - 125		Recovery = 87.000%			
20) 2-Butanone-d5	4.631	46	150635	48.504	ug/L	0.00
Spiked Amount 50.000	Range 40 - 130		Recovery = 97.000%			
24) Chloroform-d	5.055	84	101339	4.435	ug/L	0.00
Spiked Amount 5.000	Range 70 - 125		Recovery = 88.600%			
26) 1,2-Dichloroethane-d4	5.695	65	56303	4.649	ug/L	0.00
Spiked Amount 5.000	Range 70 - 130		Recovery = 93.000%			
32) Benzene-d6	5.721	84	207208	4.655	ug/L	0.00
Spiked Amount 5.000	Range 70 - 125		Recovery = 93.200%			
36) 1,2-Dichloropropane-d6	6.682	67	68949	4.717	ug/L	0.00
Spiked Amount 5.000	Range 60 - 140		Recovery = 94.400%			
41) Toluene-d8	7.891	98	186815	4.490	ug/L	0.00
Spiked Amount 5.000	Range 70 - 130		Recovery = 89.800%			
43) trans-1,3-Dichloroprop...	8.177	79	27793	4.447	ug/L	0.00
Spiked Amount 5.000	Range 55 - 130		Recovery = 89.000%			
46) 2-Hexanone-d5	8.627	63	126481	48.890	ug/L	0.00
Spiked Amount 50.000	Range 45 - 130		Recovery = 97.780%			
56) 1,1,2,2-Tetrachloroeth...	10.746	84	49650	4.631	ug/L	0.00
Spiked Amount 5.000	Range 65 - 120		Recovery = 92.600%			
66) 1,2-Dichlorobenzene-d4	12.187	152	59314	4.752	ug/L	0.00
Spiked Amount 5.000	Range 80 - 120		Recovery = 95.000%			
Target Compounds						Qvalue
3) Chloromethane	1.515	50	3707m	0.290	ug/L	
16) Methylene chloride	3.046	84	1933	0.161	ug/L	94
22) cis-1,2-Dichloroethene	4.660	96	4064	0.318	ug/L	92

(#) = qualifier out of range (m) = manual integration (+) = signals summed

LSC Area Percent Report

Data Path : Z:\voasrv\HPCHEM1\MSVOA_U\Data\VU100124\
Data File : VU061052.D
Acq On : 01 Oct 2024 18:38
Operator : MD/SY
Sample : P4227-01
Misc : 25.0mL/MSVOA_U/WATER
ALS Vial : 24 Sample Multiplier: 1

Instrument :
MSVOA_U
ClientSampleId :
PMW-1(20240925)

Integration Parameters: rteint.p
Integrator: RTE
Smoothing : ON Filtering: 5
Sampling : 1 Min Area: 3 % of largest Peak
Start Thrs: 0.1 Max Peaks: 100
Stop Thrs : 0 Peak Location: TOP

If leading or trailing edge < 100 prefer < Baseline drop else tangent >
Peak separation: 5

Method : Z:\voasrv\HPCHEM1\MSVOA_U\Method\SFAMUTR100124WMA.M
Title : TRACE VOA SFAM1.0

Signal : TIC: VU061052.D\data.ms

peak #	R.T. min	first scan	max scan	last scan	PK TY	peak height	corr. area	corr. % max.	% of total
1	1.489	54	62	89	rBV	3887953	4356887	100.00%	45.144%
2	1.595	89	95	118	rVB	95568	148508	3.41%	1.539%
3	1.911	185	193	205	rBV	58501	79336	1.82%	0.822%
4	2.563	385	396	411	rVB	124527	206850	4.75%	2.143%
5	4.634	1029	1040	1073	rBV	86776	259474	5.96%	2.689%
6	5.055	1156	1171	1194	rBV	107795	243457	5.59%	2.523%
7	5.717	1359	1377	1410	rBV2	221094	596868	13.70%	6.184%
8	6.242	1528	1540	1571	rBV	221642	442872	10.16%	4.589%
9	6.682	1660	1677	1702	rBV	140591	287728	6.60%	2.981%
10	7.560	1938	1950	1976	rBV	76214	145974	3.35%	1.513%
11	7.891	2037	2053	2076	rBV	272257	503215	11.55%	5.214%
12	8.177	2130	2142	2159	rBV	43765	81754	1.88%	0.847%
13	8.627	2268	2282	2321	rBV	327585	673590	15.46%	6.979%
14	9.412	2514	2526	2556	rBV	299297	545702	12.53%	5.654%
15	10.749	2929	2942	2963	rBV	95008	161915	3.72%	1.678%
16	11.807	3258	3271	3292	rBV	300698	521252	11.96%	5.401%
17	12.187	3377	3389	3411	rBV	235173	395681	9.08%	4.100%

Sum of corrected areas: 9651063

Data Path : Z:\voasrv\HPCHEM1\MSVOA_U\Data\VU100124\
Data File : VU061052.D
Acq On : 01 Oct 2024 18:38
Operator : MD/SY
Sample : P4227-01
Misc : 25.0mL/MSVOA_U/WATER
ALS Vial : 24 Sample Multiplier: 1

Instrument :
MSVOA_U
ClientSampleId :
PMW-1(20240925)

Quant Method : Z:\voasrv\HPCHEM1\MSVOA_U\Method\SFAMUTR100124WMA.M
Quant Title : TRACE VOA SFAM1.0

TIC Library : C:\Database\NIST20.L
TIC Integration Parameters: LSCINT.P

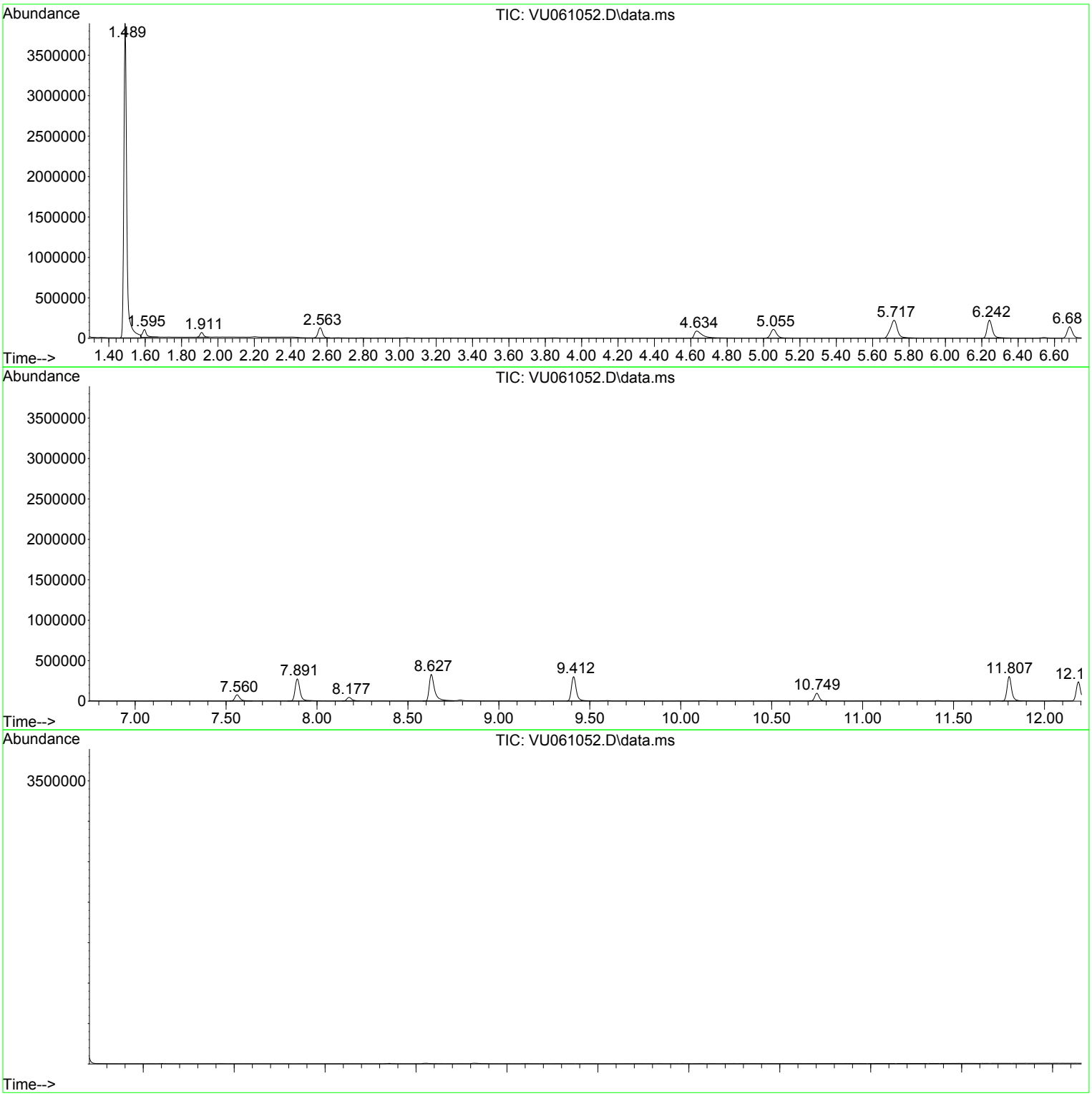

Library Search Compound Report

Data Path : Z:\voasrv\HPCHEM1\MSVOA_U\Data\VU100124\
Data File : VU061052.D
Acq On : 01 Oct 2024 18:38
Operator : MD/SY
Sample : P4227-01
Misc : 25.0mL/MSVOA_U/WATER
ALS Vial : 24 Sample Multiplier: 1

Instrument :
MSVOA_U
ClientSampleId :
PMW-1(20240925)

Quant Method : Z:\voasrv\HPCHEM1\MSVOA_U\Method\SFAMUTR100124WMA.M
Quant Title : TRACE VOA SFAM1.0

TIC Library : C:\Database\NIST20.L
TIC Integration Parameters: LSCINT.P

No Library Search Compounds Detected
****

Tentatively Identified Compound (LSC) summary

Data Path : Z:\voasrv\HPCHEM1\MSVOA_U\Data\VU100124\
Data File : VU061052.D
Acq On : 01 Oct 2024 18:38
Operator : MD/SY
Sample : P4227-01
Misc : 25.0mL/MSVOA_U/WATER
ALS Vial : 24 Sample Multiplier: 1

Instrument :
MSVOA_U
ClientSampleId :
PMW-1(20240925)

Quant Method : Z:\voasrv\HPCHEM1\MSVOA_U\Method\SFAMUTR100124WMA.M
Quant Title : TRACE VOA SFAM1.0

TIC Library : C:\Database\NIST20.L
TIC Integration Parameters: LSCINT.P

TIC Top Hit name	RT	EstConc	Units	Response	Internal Standard #	RT	Resp	Conc

Quantitation Report (QT/LSC Reviewed)

Data Path : Z:\voasrv\HPCHEM1\MSVOA_U\Data\VU100124\
Data File : VU061052.D
Acq On : 01 Oct 2024 18:38
Operator : MD/SY
Sample : P4227-01
Misc : 25.0mL/MSVOA_U/WATER
ALS Vial : 24 Sample Multiplier: 1

Quant Time: Oct 02 02:37:20 2024
Quant Method : Z:\voasrv\HPCHEM1\MSVOA_U\Method\SFAMUTR100124WMA.M
Quant Title : TRACE VOA SFAM1.0
QLast Update : Wed Oct 02 02:09:38 2024
Response via : Initial Calibration

Instrument :
MSVOA_U
ClientSampleId :
PMW-1(20240925)

Manual Integrations APPROVED
MMDadoda
10/2/2024 2:13:41 PM

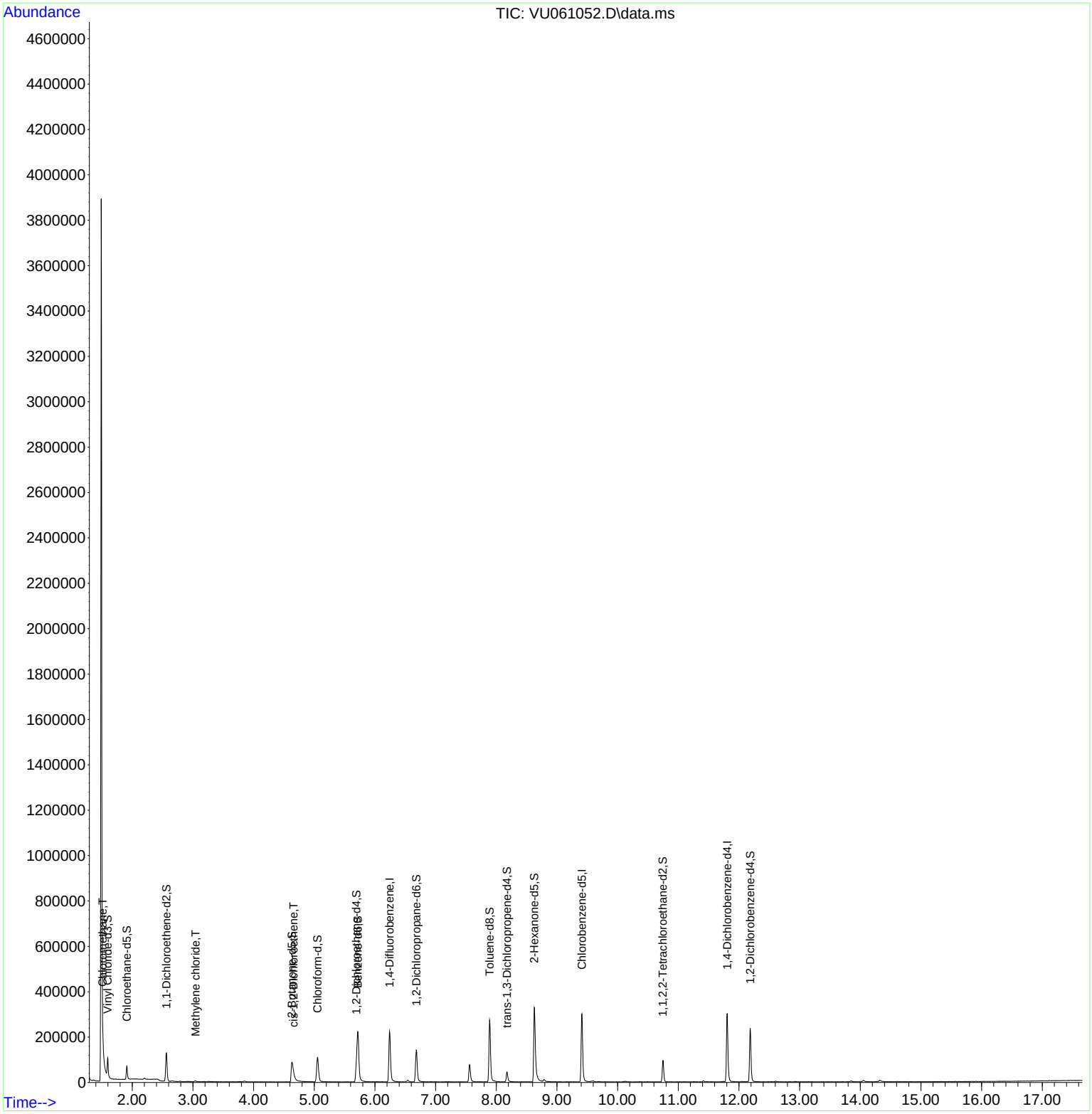

Quantitation Report (Qedit)

Data Path : Z:\voasrv\HPCHEM1\MSVOA_U\Data\VU100124\
Data File : VU061052.D
Acq On : 01 Oct 2024 18:38
Operator : MD/SY
Sample : P4227-01
Misc : 25.0mL/MSVOA_U/WATER
ALS Vial : 24 Sample Multiplier: 1

Quant Time: Oct 02 02:37:20 2024
Quant Method : Z:\voasrv\HPCHEM1\MSVOA_U\Method\SFAMUTR100124WMA.M
Quant Title : TRACE VOA SFAM1.0
QLast Update : Wed Oct 02 02:09:38 2024
Response via : Initial Calibration

Instrument :
MSVOA_U
ClientSampleId :
PMW-1(20240925)

Manual Integrations APPROVED
MMDadoda
10/2/2024 2:13:41 PM

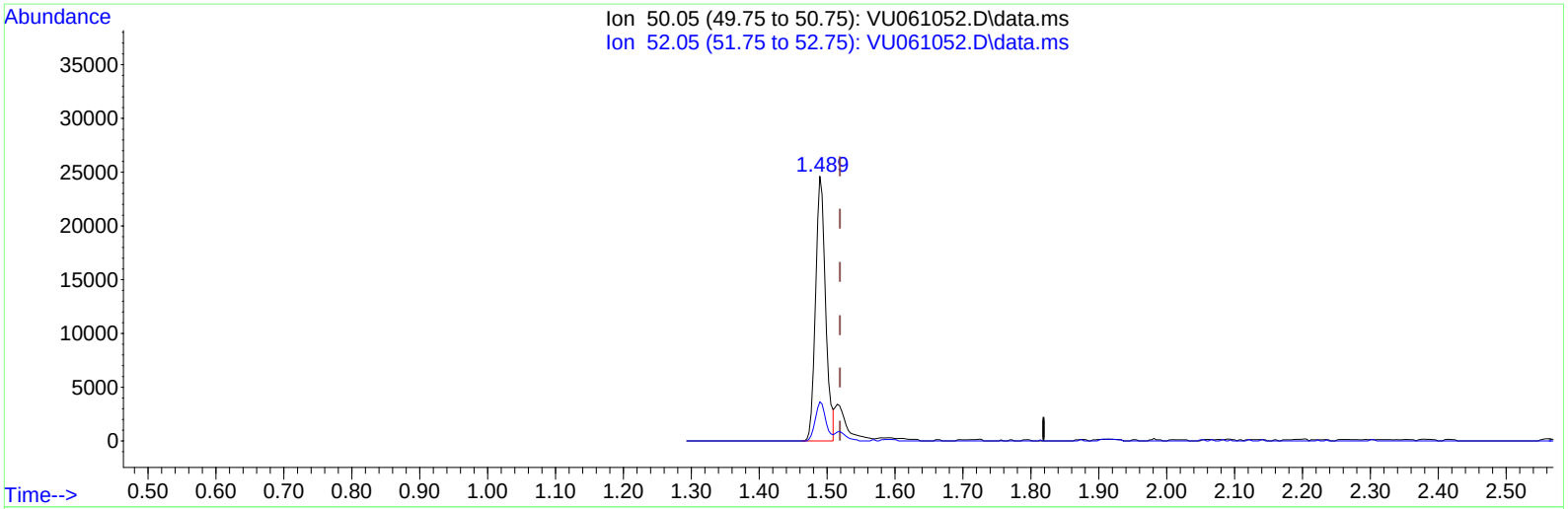

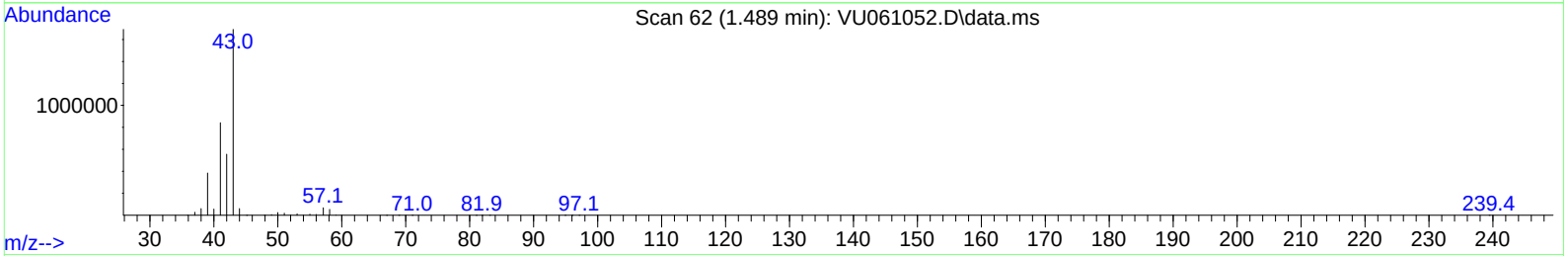

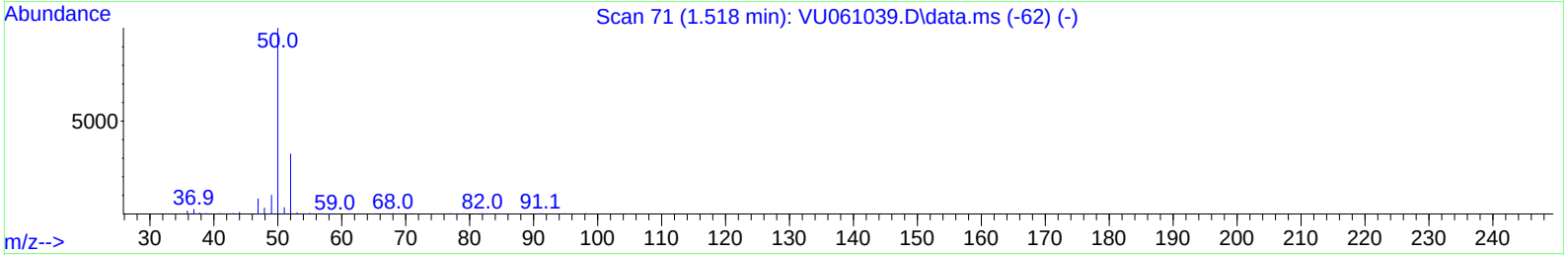

TIC: VU061052.D\data.ms

(3) Chloromethane (T)

1.489min (-0.030) 1.98 ug/L

response 25211

Ion	Exp%	Act%
50.05	100.00	100.00
52.05	34.90	14.77#
0.00	0.00	0.00
0.00	0.00	0.00

Quantitation Report (Qedit)

Data Path : Z:\voasrv\HPCHEM1\MSVOA_U\Data\VU100124\
Data File : VU061052.D
Acq On : 01 Oct 2024 18:38
Operator : MD/SY
Sample : P4227-01
Misc : 25.0mL/MSVOA_U/WATER
ALS Vial : 24 Sample Multiplier: 1

Quant Time: Oct 02 02:37:20 2024
Quant Method : Z:\voasrv\HPCHEM1\MSVOA_U\Method\SFAMUTR100124WMA.M
Quant Title : TRACE VOA SFAM1.0
QLast Update : Wed Oct 02 02:09:38 2024
Response via : Initial Calibration

Instrument :
MSVOA_U
ClientSampleId :
PMW-1(20240925)

Manual Integrations APPROVED
MMDadoda
10/2/2024 2:13:41 PM

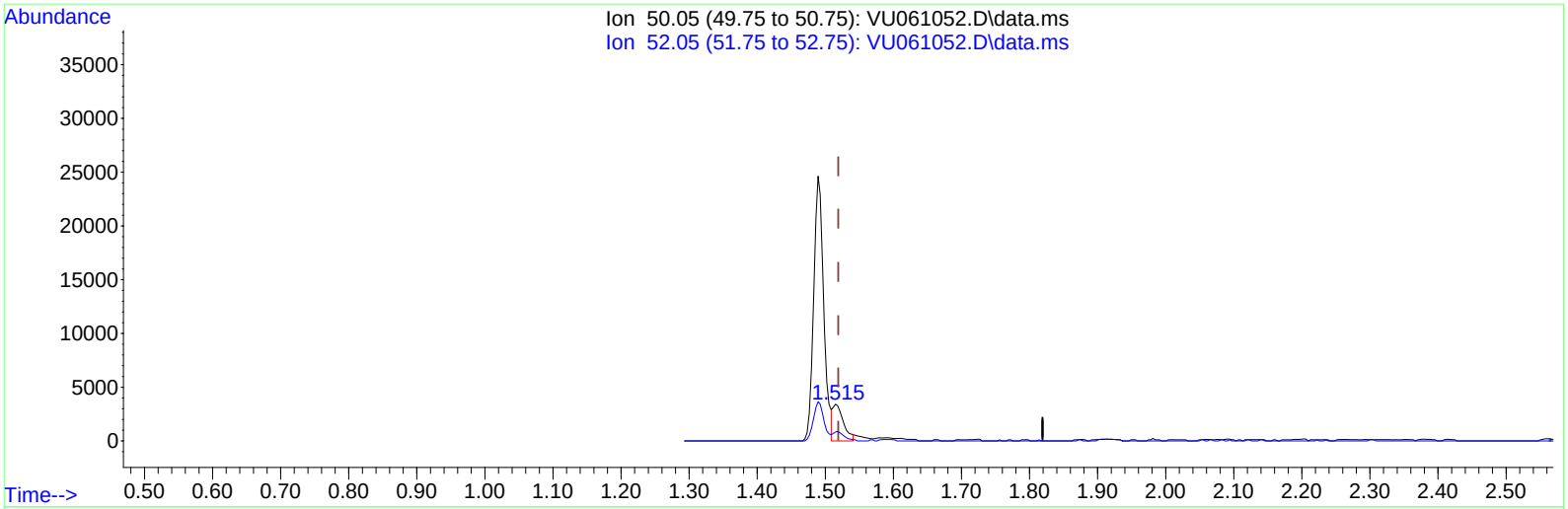

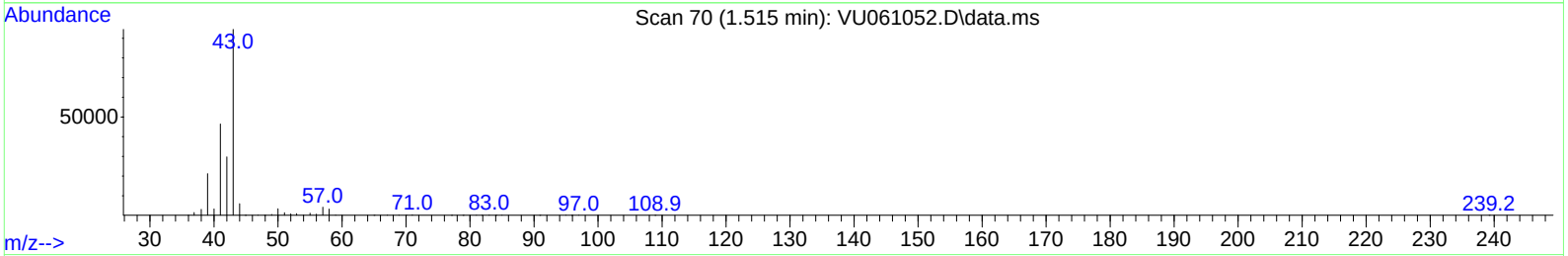

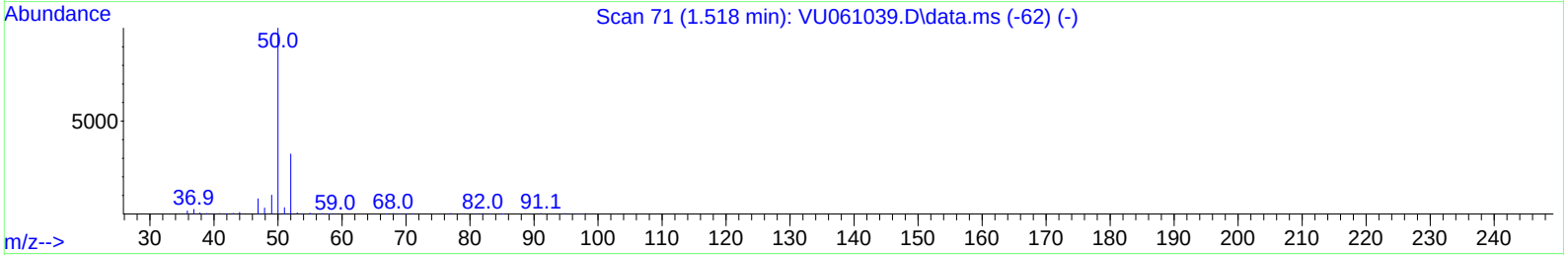

TIC: VU061052.D\data.ms

(3) Chloromethane (T)

1.515min (-0.004) 0.29 ug/L m

response 3707

Ion	Exp%	Act%
50.05	100.00	100.00
52.05	34.90	24.62
0.00	0.00	0.00
0.00	0.00	0.00

Quantitation Report (QT/LSC Reviewed)

Data Path : Z:\voasrv\HPCHEM1\MSVOA_U\Data\VU100124\
Data File : VU061052.D
Acq On : 01 Oct 2024 18:38
Operator : MD/SY
Sample : P4227-01
Misc : 25.0mL/MSVOA_U/WATER
ALS Vial : 24 Sample Multiplier: 1

Instrument :
MSVOA_U
ClientSampleId :
PMW-1(20240925)

Manual Integrations APPROVED
MMDadoda
10/2/2024 2:13:41 PM

Quant Time: Oct 02 02:37:20 2024
Quant Method : Z:\voasrv\HPCHEM1\MSVOA_U\Method\SFAMUTR100124WMA.M
Quant Title : TRACE VOA SFAM1.0
QLast Update : Wed Oct 02 02:09:38 2024
Response via : Initial Calibration

Compound	R.T.	QIon	Response	Conc	Units	Dev(Min)
Internal Standards						
1) 1,4-Difluorobenzene	6.242	114	181345	5.000	ug/L	0.00
28) Chlorobenzene-d5	9.412	117	168813	5.000	ug/L	0.00
58) 1,4-Dichlorobenzene-d4	11.807	152	78055	5.000	ug/L	0.00
System Monitoring Compounds						
4) Vinyl Chloride-d3	1.595	65	55372	4.271	ug/L	0.00
Spiked Amount 5.000	Range 40 - 130		Recovery = 85.400%			
7) Chloroethane-d5	1.911	69	42532	4.383	ug/L	0.00
Spiked Amount 5.000	Range 65 - 130		Recovery = 87.600%			
11) 1,1-Dichloroethene-d2	2.563	65	24894	4.353	ug/L	0.00
Spiked Amount 5.000	Range 60 - 125		Recovery = 87.000%			
20) 2-Butanone-d5	4.631	46	150635	48.504	ug/L	0.00
Spiked Amount 50.000	Range 40 - 130		Recovery = 97.000%			
24) Chloroform-d	5.055	84	101339	4.435	ug/L	0.00
Spiked Amount 5.000	Range 70 - 125		Recovery = 88.600%			
26) 1,2-Dichloroethane-d4	5.695	65	56303	4.649	ug/L	0.00
Spiked Amount 5.000	Range 70 - 130		Recovery = 93.000%			
32) Benzene-d6	5.721	84	207208	4.655	ug/L	0.00
Spiked Amount 5.000	Range 70 - 125		Recovery = 93.200%			
36) 1,2-Dichloropropane-d6	6.682	67	68949	4.717	ug/L	0.00
Spiked Amount 5.000	Range 60 - 140		Recovery = 94.400%			
41) Toluene-d8	7.891	98	186815	4.490	ug/L	0.00
Spiked Amount 5.000	Range 70 - 130		Recovery = 89.800%			
43) trans-1,3-Dichloroprop...	8.177	79	27793	4.447	ug/L	0.00
Spiked Amount 5.000	Range 55 - 130		Recovery = 89.000%			
46) 2-Hexanone-d5	8.627	63	126481	48.890	ug/L	0.00
Spiked Amount 50.000	Range 45 - 130		Recovery = 97.780%			
56) 1,1,2,2-Tetrachloroeth...	10.746	84	49650	4.631	ug/L	0.00
Spiked Amount 5.000	Range 65 - 120		Recovery = 92.600%			
66) 1,2-Dichlorobenzene-d4	12.187	152	59314	4.752	ug/L	0.00
Spiked Amount 5.000	Range 80 - 120		Recovery = 95.000%			
Target Compounds						Qvalue
3) Chloromethane	1.515	50	3707m	0.290	ug/L	
16) Methylene chloride	3.046	84	1933	0.161	ug/L	94
22) cis-1,2-Dichloroethene	4.660	96	4064	0.318	ug/L	92

(#) = qualifier out of range (m) = manual integration (+) = signals summed

FORM 1A-OR
ORGANIC ANALYSIS DATA SHEET
TARGET ANALYTE LIST

EPA SAMPLE NO.

PMW-10(20240927)

Lab Name : Alliance Technical Group, LLC
Contract : 68HERH20D0011
Lab Code: ACE Case No.: ARC Sayrevil
MA No. : SDG No.: P4227
Analytical Method : VOA_Trace
Level : Trace
Matrix : Water
Lab Sample ID : P4227-18
Sample wt/vol : 25.0 (g/mL) mL
Lab File ID : VU061059.D
% Solids :
Date Received : 09/27/2024
GC Column : DB-624UI ID : 0.18 (mm)
Date Extracted :
GC Column : ID : (mm)
Date Analyzed : 10/01/2024
Extract Concentrated :(Y/N)
Extract Volume : (µL)
Soil Aliquot (VOA) : (µL)
Extraction Type : PT
Heated Purge : (Y/N) N
Injection Volume : (µL)
Purge Volume : 25 (mL)
pH : 1.0 Dilution Factor : 1.0
Cleanup Types :
Cleanup Factor :
Concentration Units (µg/L, µg/kg, µg, or µg/cm²): µg/L

CAS NO.	ANALYTE	CONCENTRATION	Q
75-01-4	Vinyl chloride	0.19	J
75-35-4	1,1-Dichloroethene	0.21	J
75-09-2	Methylene chloride	0.50	U
75-34-3	1,1-Dichloroethane	5.8	
156-59-2	cis-1,2-Dichloroethene	0.17	J
67-66-3	Chloroform	0.50	U
71-55-6	1,1,1-Trichloroethane	0.50	U
71-43-2	Benzene	0.50	U
107-06-2	1,2-Dichloroethane	0.50	U
79-01-6	Trichloroethene	0.50	U
108-88-3	Toluene	0.50	U
127-18-4	Tetrachloroethene	0.50	U
108-90-7	Chlorobenzene	0.23	J
95-47-6	o-Xylene	0.50	U
179601-23-1	m,p-Xylene	0.50	U
79-34-5	1,1,2,2-Tetrachloroethane	0.50	U
106-46-7	1,4-Dichlorobenzene	0.43	J
120-82-1	1,2,4-trichlorobenzene	2.4	

FORM 1B-OR
ORGANIC ANALYSIS DATA SHEET
TENTATIVELY IDENTIFIED COMPOUNDS

EPA SAMPLE NO.

PMW-10(20240927)

Lab Name : Alliance Technical Group, LLC
Contract : 68HERH20D0011
Lab Code: ACE Case No.: ARC Sayrevi
MA No. : SDG No.: P4227
Analytical Method : VOA_Trace
Level : Trace
Matrix : Water
Lab Sample ID : P4227-18
Sample wt/vol : 25.0 (g/mL) mL
Lab File ID : VU061059.D
% Solids :
Date Received : 09/27/2024
GC Column : DB-624UI ID : 0.18 (mm)
Date Extracted :
Extract Concentrated : (Y/N)
Date Analyzed : 10/01/2024
Soil Aliquot (VOA) : (µL)
Extract Volume : (µL)
Heated Purge : (Y/N) N
Extraction Type : PT
Purge Volume : 25 (mL)
Injection Volume : (µL)
Cleanup Types :
pH : 1.0 Dilution Factor : 1.0
Concentration Units (µg/L,µg/kg): µg/L
Cleanup Factor :

	CAS NO.	ANALYTE	RT	EST. CONC.	Q
1	75-15-0	Carbon disulfide	2.788	0.13	JN
2	000108-20-3	Diisopropyl ether	3.988	0.56	JN
3	541-73-1	1,3-Dichlorobenzene	11.746	0.17	JN
4	95-50-1	1,2-Dichlorobenzene	12.206	0.23	JN
5	87-61-6	1,2,3-Trichlorobenzene	14.331	0.34	JN
6	E966796	Total Alkanes	N/A	0.0	

EPA-designated Registry Number.

Quantitation Report (QT/LSC Reviewed)

Data Path : Z:\voasrv\HPCHEM1\MSVOA_U\Data\VU100124\
Data File : VU061059.D
Acq On : 01 Oct 2024 21:29
Operator : MD/SY
Sample : P4227-18
Misc : 25.0mL/MSVOA_U/WATER
ALS Vial : 31 Sample Multiplier: 1

Instrument :
MSVOA_U
ClientSampleId :
PMW-10(20240927)

Quant Time: Oct 02 02:38:01 2024
Quant Method : Z:\voasrv\HPCHEM1\MSVOA_U\Method\SFAMUTR100124WMA.M
Quant Title : TRACE VOA SFAM1.0
QLast Update : Wed Oct 02 02:09:38 2024
Response via : Initial Calibration

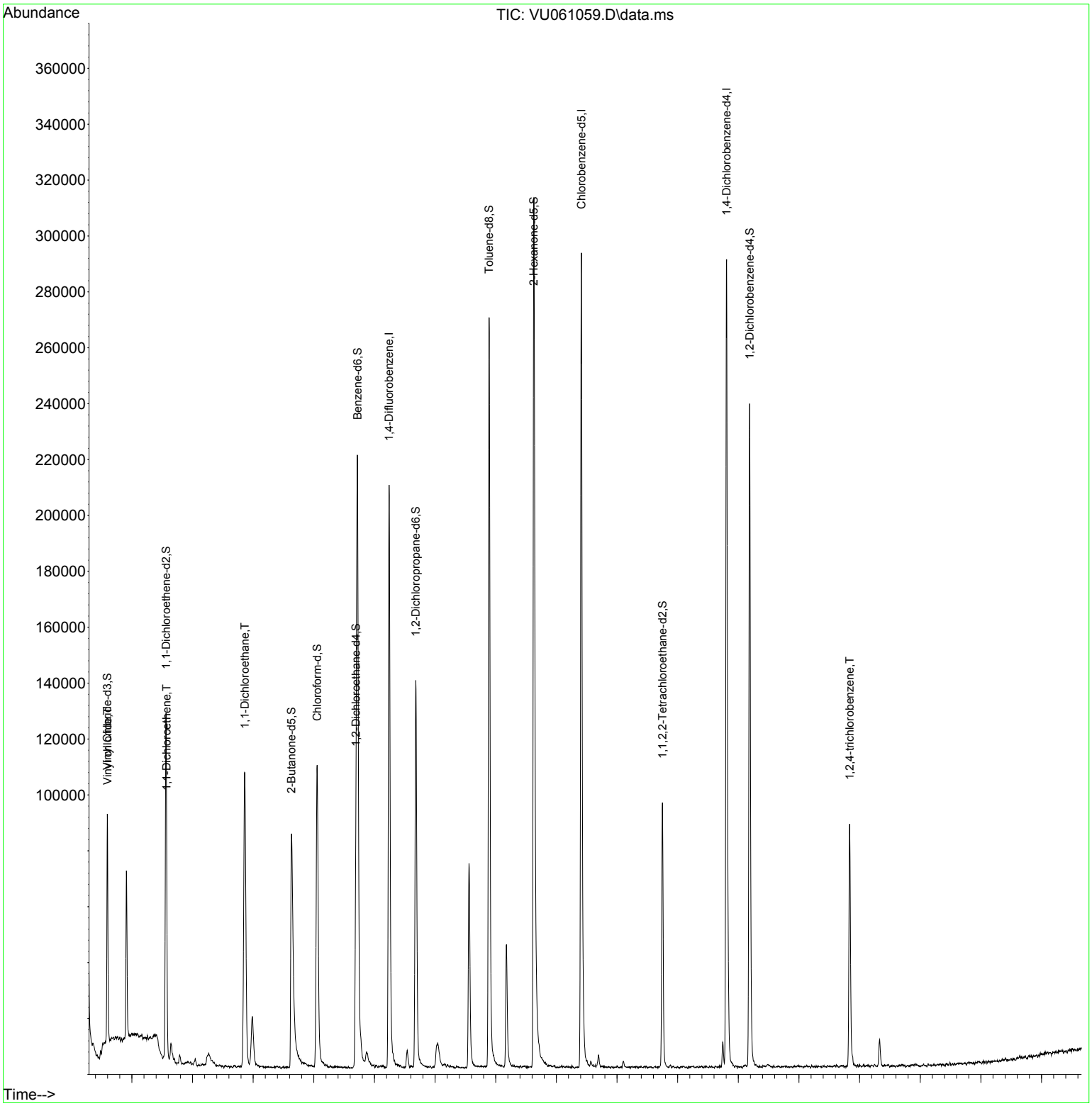

Instrument :
MSVOA_U
ClientSampleId :
PMW-10(20240927)

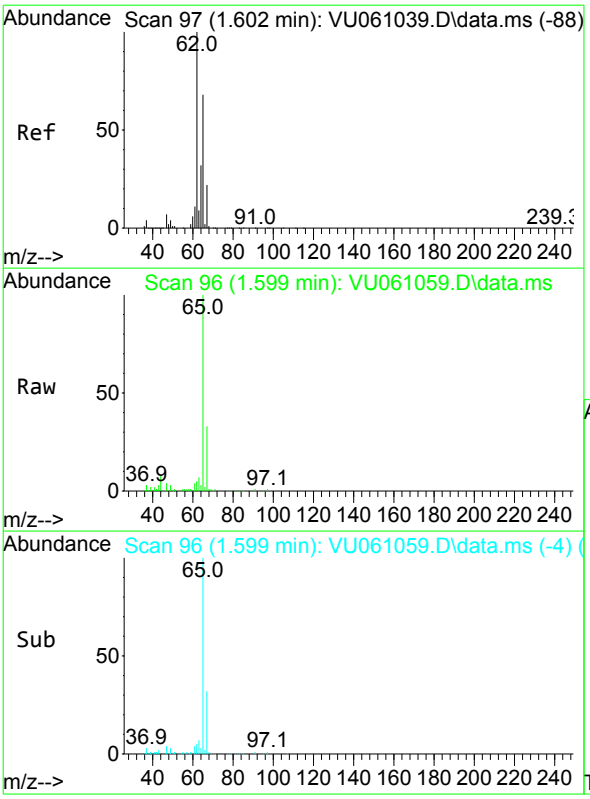

#5
Vinyl chloride
Concen: 0.189 ug/L
RT: 1.599 min Scan# 96
Delta R.T. -0.004 min
Lab File: VU061059.D
Acq: 01 Oct 2024 21:29

Tgt Ion: 62 Resp: 2293

Ion	Ratio	Lower	Upper
62	100		
64	59.8	24.0	44.6#

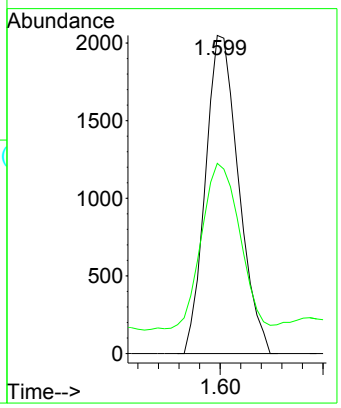

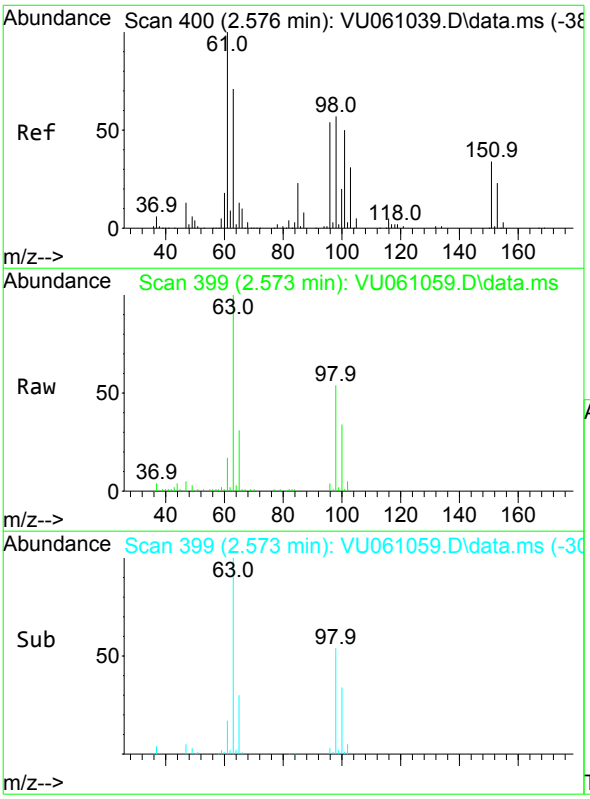

#12
1,1-Dichloroethene
Concen: 0.214 ug/L
RT: 2.573 min Scan# 399
Delta R.T. -0.004 min
Lab File: VU061059.D
Acq: 01 Oct 2024 21:29

Tgt Ion: 96 Resp: 2119

Ion	Ratio	Lower	Upper
96	100		
61	484.0	120.7	224.1#
63	2811.5	90.0	167.2#

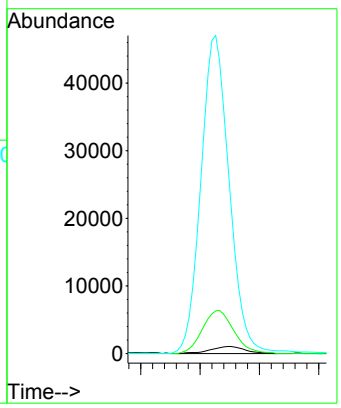

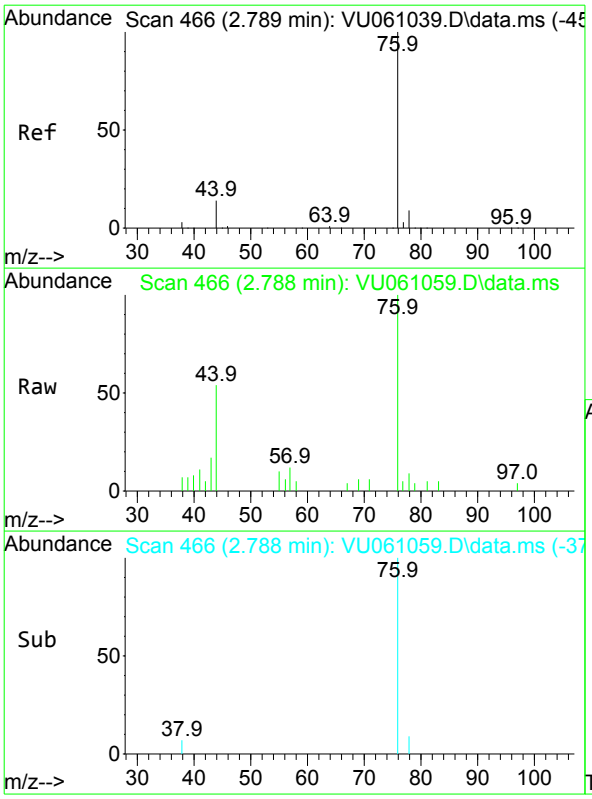

#14
Carbon disulfide
Concen: 0.125 ug/L
RT: 2.788 min Scan# 466
Delta R.T. -0.000 min
Lab File: VU061059.D
Acq: 01 Oct 2024 21:29

Tgt Ion: 76 Resp: 4203

Ion	Ratio	Lower	Upper
76	100		
78	9.2	7.1	10.7

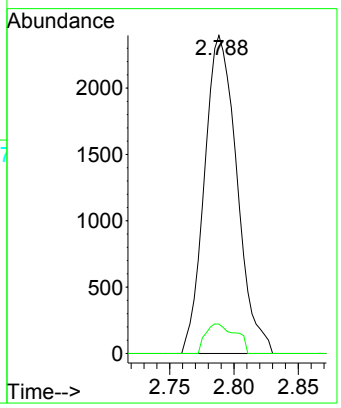

Instrument :
MSVOA_U
ClientSampleId :
PMW-10(20240927)

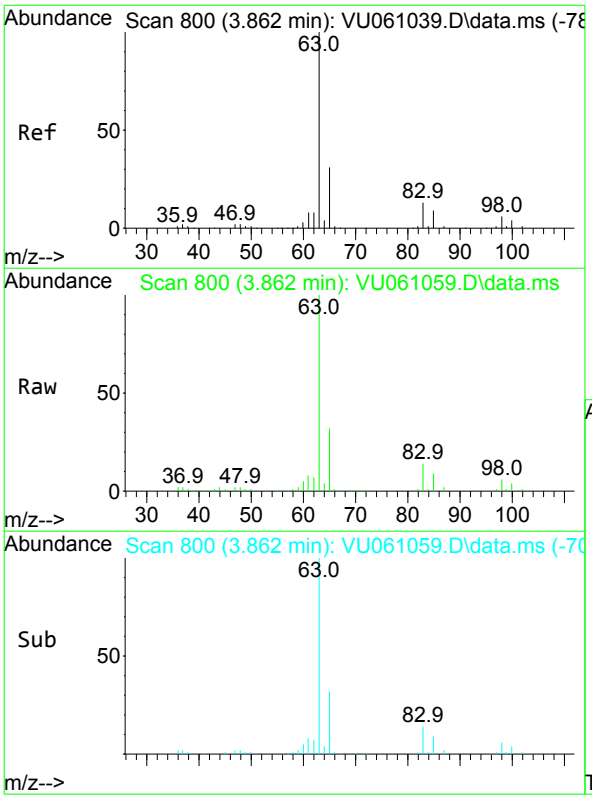

#19
1,1-Dichloroethane
Concen: 5.847 ug/L
RT: 3.862 min Scan# 800
Delta R.T. 0.003 min
Lab File: VU061059.D
Acq: 01 Oct 2024 21:29

Tgt Ion: 63 Resp: 123738

Ion	Ratio	Lower	Upper
63	100		
65	31.7	23.0	42.8
83	13.8	9.0	16.6

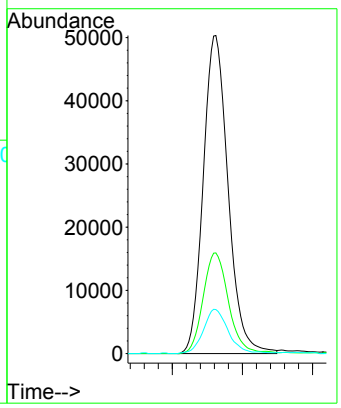

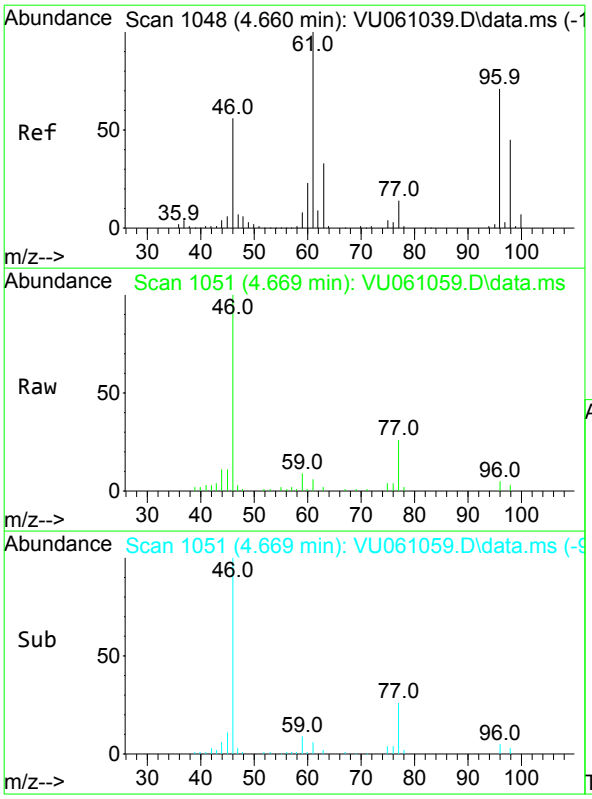

#22
cis-1,2-Dichloroethene
Concen: 0.170 ug/L
RT: 4.669 min Scan# 1051
Delta R.T. 0.012 min
Lab File: VU061059.D
Acq: 01 Oct 2024 21:29

Tgt Ion: 96 Resp: 2063

Ion	Ratio	Lower	Upper
96	100		
61	114.2	89.7	166.5
98	69.4	45.1	83.9

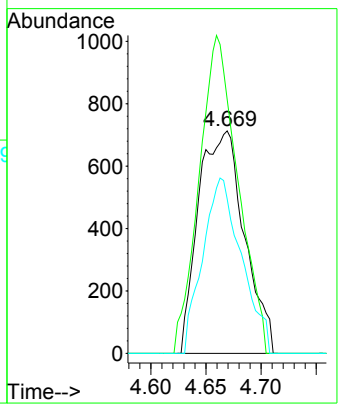

Instrument :
MSVOA_U
ClientSampleId :
PMW-10(20240927)

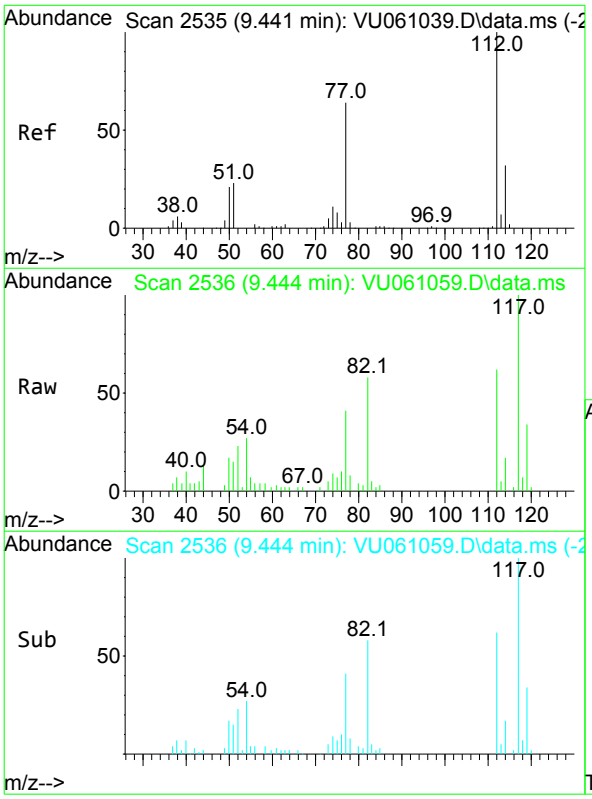

#51
Chlorobenzene
Concen: 0.225 ug/L
RT: 9.444 min Scan# 2536
Delta R.T. 0.006 min
Lab File: VU061059.D
Acq: 01 Oct 2024 21:29

Tgt Ion:112 Resp: 6904

Ion	Ratio	Lower	Upper
112	100		
114	27.5	22.2	41.2
77	66.2	46.1	69.1

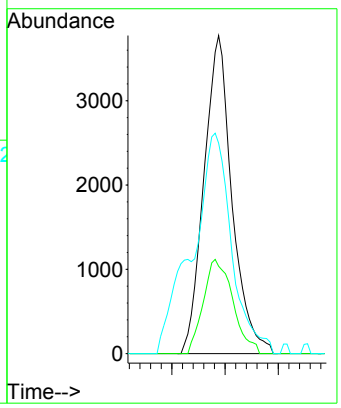

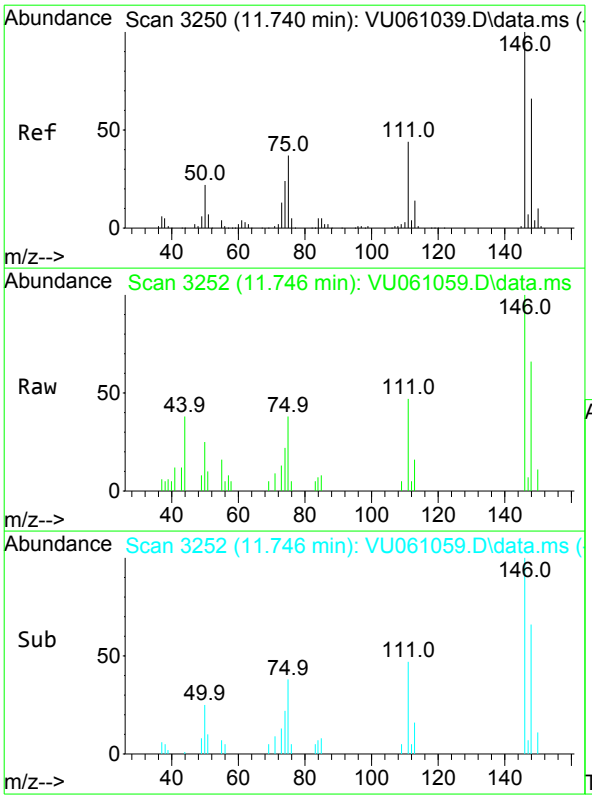

#64
1,3-Dichlorobenzene
Concen: 0.171 ug/L
RT: 11.746 min Scan# 3252
Delta R.T. 0.009 min
Lab File: VU061059.D
Acq: 01 Oct 2024 21:29

Tgt Ion:146 Resp: 3668

Ion	Ratio	Lower	Upper
146	100		
111	46.8	27.5	51.1
148	65.6	43.7	81.1

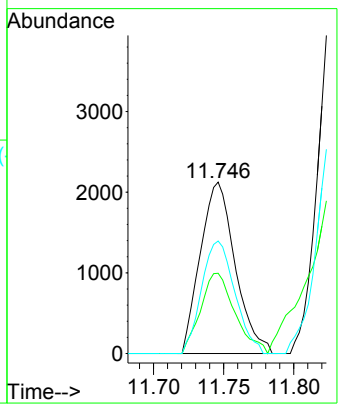

Instrument :
MSVOA_U
ClientSampleId :
PMW-10(20240927)

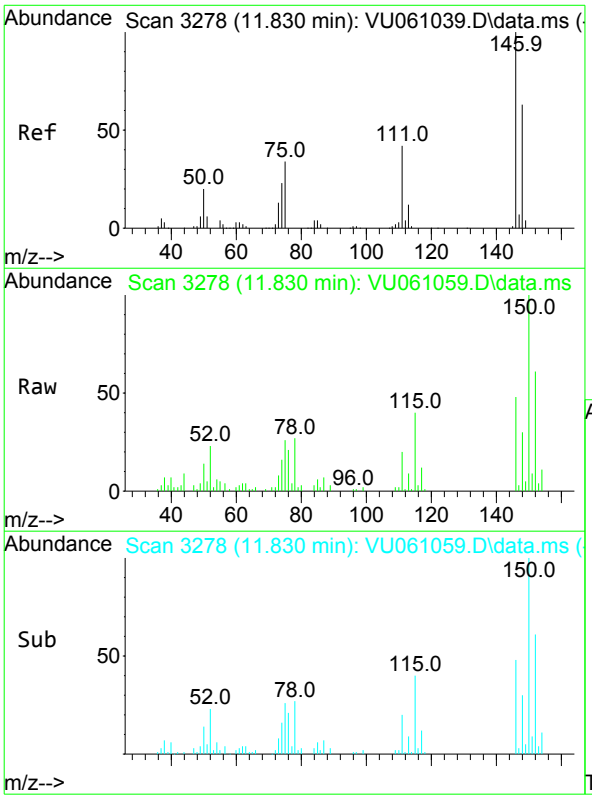

#65
1,4-Dichlorobenzene
Concen: 0.429 ug/L
RT: 11.830 min Scan# 3278
Delta R.T. 0.003 min
Lab File: VU061059.D
Acq: 01 Oct 2024 21:29

Tgt Ion:146 Resp: 9087

Ion	Ratio	Lower	Upper
146	100		
111	40.9	26.3	48.9
148	61.1	45.3	84.1

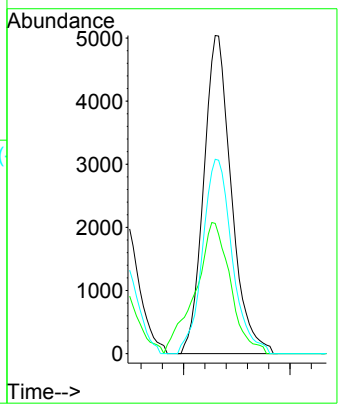

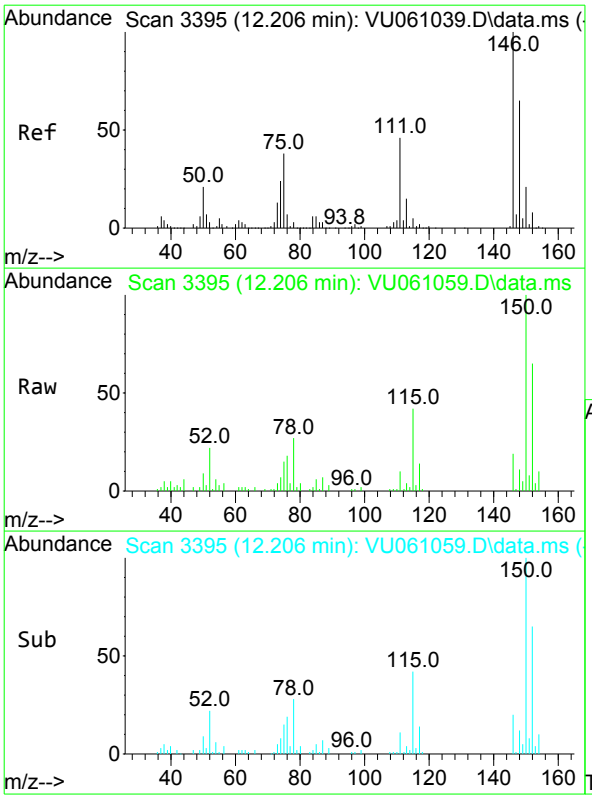

#67
1,2-Dichlorobenzene
Concen: 0.227 ug/L
RT: 12.206 min Scan# 3395
Delta R.T. 0.003 min
Lab File: VU061059.D
Acq: 01 Oct 2024 21:29

Tgt Ion:146 Resp: 4509

Ion	Ratio	Lower	Upper
146	100		
111	53.9	33.4	50.0#
148	59.6	50.9	76.3

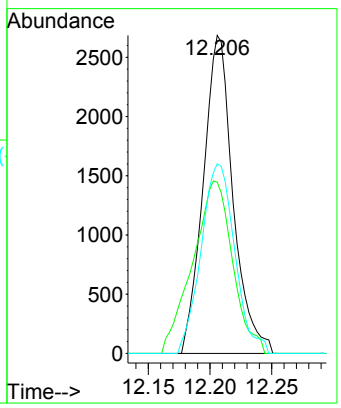

Instrument :
MSVOA_U
ClientSampleId :
PMW-10(20240927)

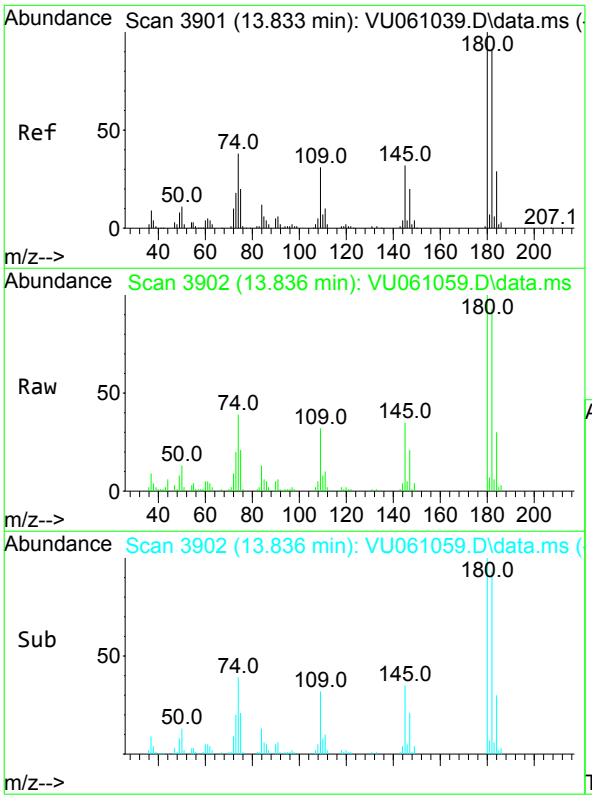

#70
1,2,4-trichlorobenzene
Concen: 2.384 ug/L
RT: 13.836 min Scan# 3902
Delta R.T. 0.003 min
Lab File: VU061059.D
Acq: 01 Oct 2024 21:29

Tgt Ion:180 Resp: 27591

Ion	Ratio	Lower	Upper
180	100		
182	93.3	77.4	116.2
145	33.8	22.9	34.3

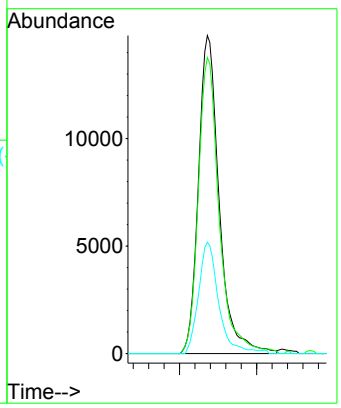

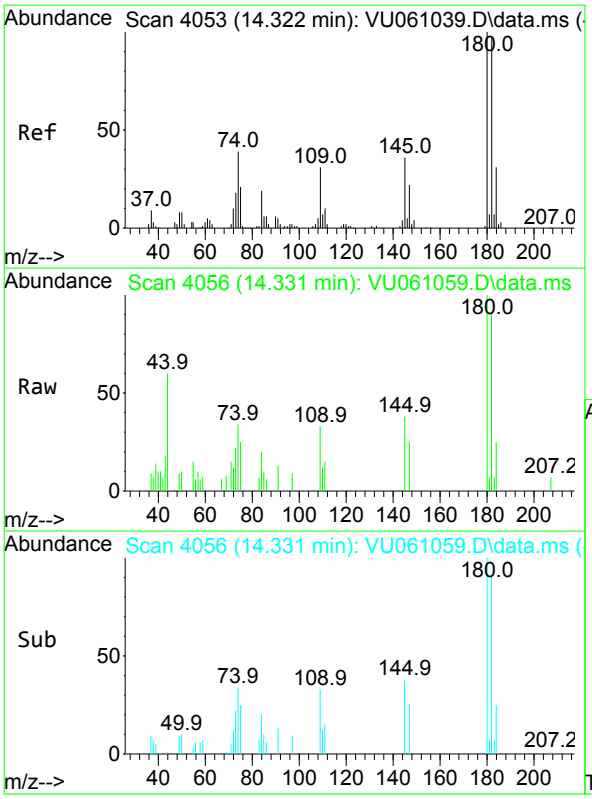

#72
1,2,3-Trichlorobenzene
Concen: 0.344 ug/L
RT: 14.331 min Scan# 4056
Delta R.T. 0.009 min
Lab File: VU061059.D
Acq: 01 Oct 2024 21:29

Tgt Ion:180 Resp: 3313

Ion	Ratio	Lower	Upper
180	100		
182	92.8	75.7	113.5
145	32.7	23.5	35.3

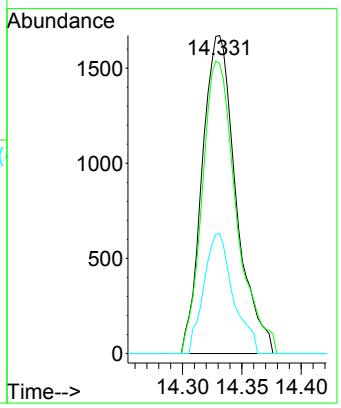

Instrument :
MSVOA_U
ClientSampleId :
PMW-10(20240927)

Quantitation Report (QT/LSC Reviewed)

Data Path : Z:\voasrv\HPCHEM1\MSVOA_U\Data\VU100124\
Data File : VU061059.D
Acq On : 01 Oct 2024 21:29
Operator : MD/SY
Sample : P4227-18
Misc : 25.0mL/MSVOA_U/WATER
ALS Vial : 31 Sample Multiplier: 1

Instrument :
MSVOA_U
ClientSampleId :
PMW-10(20240927)

Quant Time: Oct 02 02:38:01 2024
Quant Method : Z:\voasrv\HPCHEM1\MSVOA_U\Method\SFAMUTR100124WMA.M
Quant Title : TRACE VOA SFAM1.0
QLast Update : Wed Oct 02 02:09:38 2024
Response via : Initial Calibration

Compound	R.T.	QIon	Response	Conc	Units	Dev(Min)
Internal Standards						
1) 1,4-Difluorobenzene	6.241	114	171795	5.000	ug/L	0.00
28) Chlorobenzene-d5	9.412	117	160690	5.000	ug/L	0.00
58) 1,4-Dichlorobenzene-d4	11.807	152	74823	5.000	ug/L	0.00
System Monitoring Compounds						
4) Vinyl Chloride-d3	1.595	65	55360	4.507	ug/L	0.00
Spiked Amount 5.000	Range 40 - 130		Recovery = 90.200%			
7) Chloroethane-d5	1.910	69	42549	4.628	ug/L	0.00
Spiked Amount 5.000	Range 65 - 130		Recovery = 92.600%			
11) 1,1-Dichloroethene-d2	2.563	65	23916	4.414	ug/L	0.00
Spiked Amount 5.000	Range 60 - 125		Recovery = 88.200%			
20) 2-Butanone-d5	4.631	46	146345	49.742	ug/L	0.00
Spiked Amount 50.000	Range 40 - 130		Recovery = 99.480%			
24) Chloroform-d	5.055	84	99091	4.578	ug/L	0.00
Spiked Amount 5.000	Range 70 - 125		Recovery = 91.600%			
26) 1,2-Dichloroethane-d4	5.695	65	55987	4.880	ug/L	0.00
Spiked Amount 5.000	Range 70 - 130		Recovery = 97.600%			
32) Benzene-d6	5.721	84	202947	4.790	ug/L	0.00
Spiked Amount 5.000	Range 70 - 125		Recovery = 95.800%			
36) 1,2-Dichloropropane-d6	6.682	67	68563	4.927	ug/L	0.00
Spiked Amount 5.000	Range 60 - 140		Recovery = 98.600%			
41) Toluene-d8	7.891	98	186574	4.711	ug/L	0.00
Spiked Amount 5.000	Range 70 - 130		Recovery = 94.200%			
43) trans-1,3-Dichloroprop...	8.174	79	27636	4.645	ug/L	0.00
Spiked Amount 5.000	Range 55 - 130		Recovery = 93.000%			
46) 2-Hexanone-d5	8.627	63	124800	50.679	ug/L	0.00
Spiked Amount 50.000	Range 45 - 130		Recovery = 101.360%			
56) 1,1,2,2-Tetrachloroeth...	10.749	84	49688	4.869	ug/L	0.00
Spiked Amount 5.000	Range 65 - 120		Recovery = 97.400%			
66) 1,2-Dichlorobenzene-d4	12.187	152	61447	5.136	ug/L	0.00
Spiked Amount 5.000	Range 80 - 120		Recovery = 102.800%			
Target Compounds						Qvalue
5) Vinyl chloride	1.599	62	2293	0.189	ug/L #	56
12) 1,1-Dichloroethene	2.573	96	2119	0.214	ug/L #	1
14) Carbon disulfide	2.788	76	4203	0.125	ug/L	99
19) 1,1-Dichloroethane	3.862	63	123738	5.847	ug/L	98
22) cis-1,2-Dichloroethene	4.669	96	2063	0.170	ug/L	90
51) Chlorobenzene	9.444	112	6904	0.225	ug/L	90
64) 1,3-Dichlorobenzene	11.746	146	3668	0.171	ug/L	93
65) 1,4-Dichlorobenzene	11.830	146	9087	0.429	ug/L	95
67) 1,2-Dichlorobenzene	12.206	146	4509	0.227	ug/L #	89
70) 1,2,4-trichlorobenzene	13.836	180	27591	2.384	ug/L	95
72) 1,2,3-Trichlorobenzene	14.331	180	3313	0.344	ug/L	97

(#) = qualifier out of range (m) = manual integration (+) = signals summed

LSC Area Percent Report

Data Path : Z:\voasrv\HPCHEM1\MSVOA_U\Data\VU100124\
Data File : VU061059.D
Acq On : 01 Oct 2024 21:29
Operator : MD/SY
Sample : P4227-18
Misc : 25.0mL/MSVOA_U/WATER
ALS Vial : 31 Sample Multiplier: 1

Instrument :
MSVOA_U
ClientSampleId :
PMW-10(20240927)

Integration Parameters: rteint.p
Integrator: RTE
Smoothing : ON Filtering: 5
Sampling : 1 Min Area: 3 % of largest Peak
Start Thrs: 0.1 Max Peaks: 100
Stop Thrs : 0 Peak Location: TOP

If leading or trailing edge < 100 prefer < Baseline drop else tangent >
Peak separation: 5

Method : Z:\voasrv\HPCHEM1\MSVOA_U\Method\SFAMUTR100124WMA.M
Title : TRACE VOA SFAM1.0

Signal : TIC: VU061059.D\data.ms

peak #	R.T. min	first scan	max scan	last scan	PK TY	peak height	corr. area	corr. % max.	% of total
1	1.595	88	95	106	rVB	81105	93093	14.05%	1.627%
2	1.910	185	193	206	rBV	59841	78553	11.85%	1.373%
3	2.563	385	396	412	rVB2	123926	207394	31.29%	3.624%
4	2.644	413	421	438	rVB2	5825	11673	1.76%	0.204%
5	3.859	781	799	823	rBV	105512	261585	39.47%	4.571%
6	3.988	823	839	856	rVB2	17235	45898	6.92%	0.802%
7	4.634	1027	1040	1074	rBV	83840	246909	37.25%	4.315%
8	5.055	1156	1171	1196	rBV	107950	253114	38.19%	4.423%
9	5.717	1354	1377	1411	rBV2	219312	592594	89.41%	10.356%
10	6.241	1528	1540	1559	rBV	208426	411605	62.10%	7.193%
11	6.541	1625	1633	1645	rVB8	6277	12114	1.83%	0.212%
12	6.682	1664	1677	1695	rBV	138371	275637	41.59%	4.817%
13	7.029	1771	1785	1786	rBV2	8045	11928	1.80%	0.208%
14	7.560	1935	1950	1968	rBV	73345	140803	21.24%	2.461%
15	7.891	2041	2053	2089	rBV	267924	500455	75.51%	8.745%
16	8.177	2130	2142	2162	rBV	43834	82348	12.42%	1.439%
17	8.627	2270	2282	2321	rBV	310980	662789	100.00%	11.582%
18	9.412	2513	2526	2552	rBV	291438	536164	80.90%	9.369%
19	9.695	2601	2614	2624	rBV3	4417	8156	1.23%	0.143%
20	10.749	2926	2942	2963	rBV	94732	160675	24.24%	2.808%
21	11.743	3244	3251	3259	rBV2	8787	13243	2.00%	0.231%
22	11.807	3259	3271	3296	rVV	288109	522389	78.82%	9.129%
23	12.187	3377	3389	3409	rBV	236867	417070	62.93%	7.288%
24	13.836	3889	3902	3923	rBV	86886	158734	23.95%	2.774%
25	14.331	4044	4056	4066	rBV4	9663	17524	2.64%	0.306%

Sum of corrected areas: 5722447

Data Path : Z:\voasrv\HPCHEM1\MSVOA_U\Data\VU100124\
Data File : VU061059.D
Acq On : 01 Oct 2024 21:29
Operator : MD/SY
Sample : P4227-18
Misc : 25.0mL/MSVOA_U/WATER
ALS Vial : 31 Sample Multiplier: 1

Instrument :
MSVOA_U
ClientSampleId :
PMW-10(20240927)

Quant Method : Z:\voasrv\HPCHEM1\MSVOA_U\Method\SFAMUTR100124WMA.M
Quant Title : TRACE VOA SFAM1.0

TIC Library : C:\Database\NIST20.L
TIC Integration Parameters: LSCINT.P

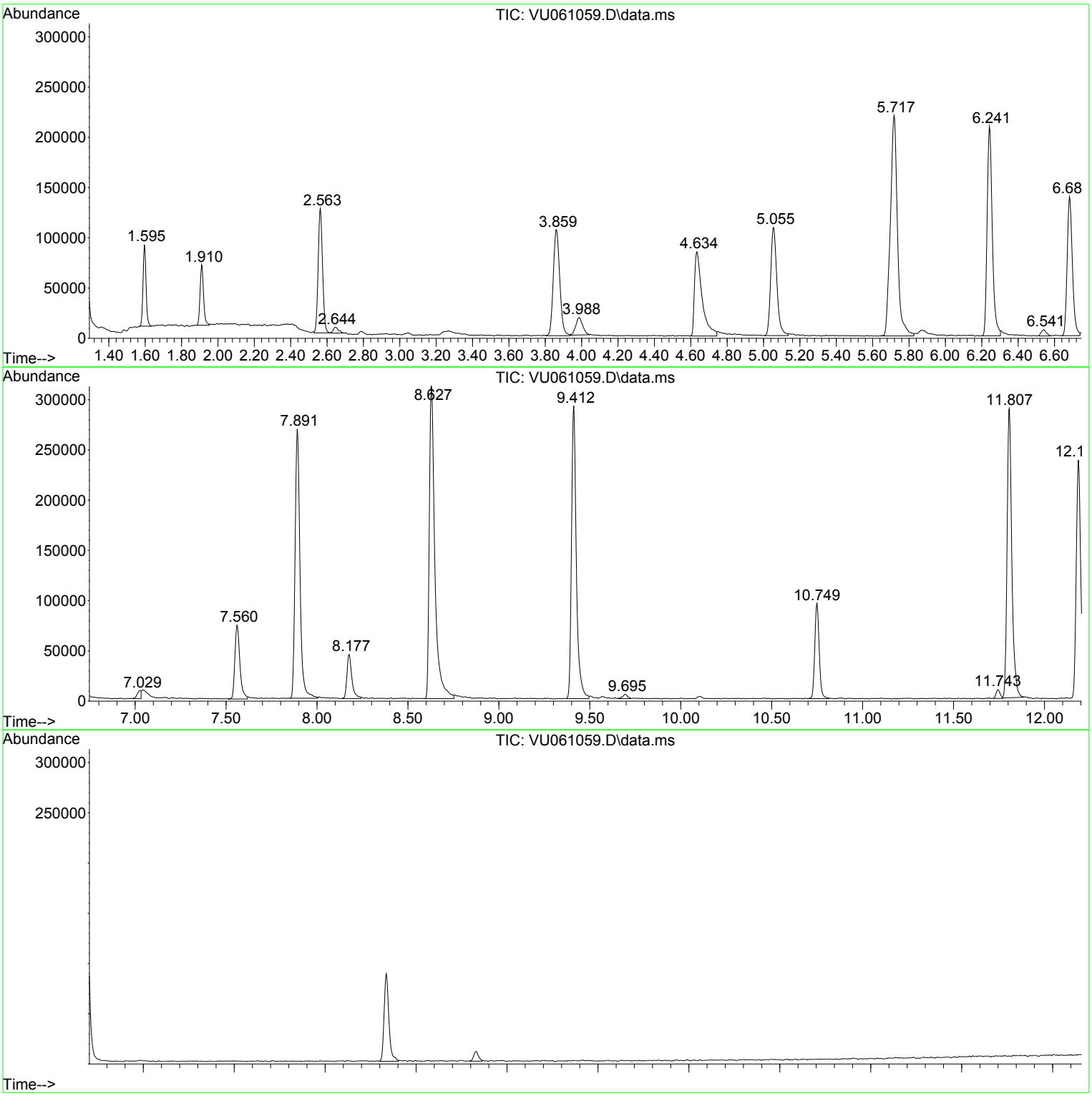

Library Search Compound Report

Data Path : Z:\voasrv\HPCHEM1\MSVOA_U\Data\VU100124\
Data File : VU061059.D
Acq On : 01 Oct 2024 21:29
Operator : MD/SY
Sample : P4227-18
Misc : 25.0mL/MSVOA_U/WATER
ALS Vial : 31 Sample Multiplier: 1

Instrument :
MSVOA_U
ClientSampleId :
PMW-10(20240927)

Quant Method : Z:\voasrv\HPCHEM1\MSVOA_U\Method\SFAMUTR100124WMA.M
Quant Title : TRACE VOA SFAM1.0

TIC Library : C:\Database\NIST20.L
TIC Integration Parameters: LSCINT.P

****
Peak Number 1 Diisopropyl ether Concentration Rank 2

R.T.	EstConc	Area	Relative to ISTD	R.T.
3.988	0.56 ug/L	45898	1,4-Difluorobenzene	6.241

Hit# of 5	Tentative ID	MW	MolForm	CAS#	Qual
1	Diisopropyl ether	102	C6H14O	000108-20-3	90
2	Diisopropyl ether	102	C6H14O	000108-20-3	83
3	Diisopropyl ether	102	C6H14O	000108-20-3	83
4	Diisopropyl ether	102	C6H14O	000108-20-3	80
5	Diisopropyl ether	102	C6H14O	000108-20-3	72

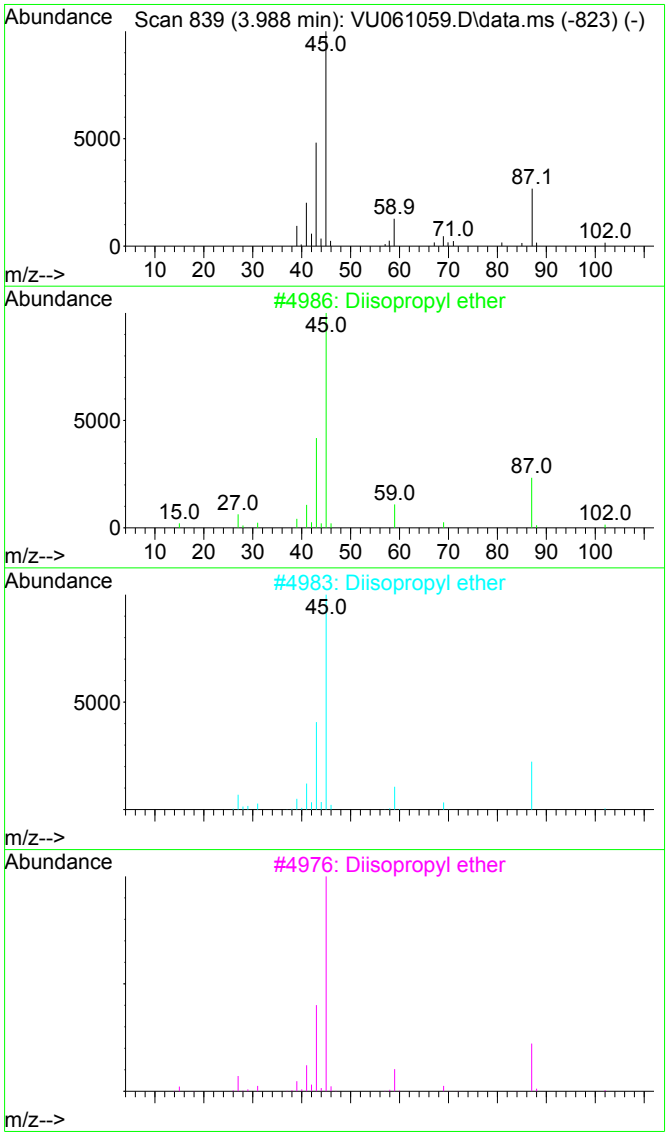

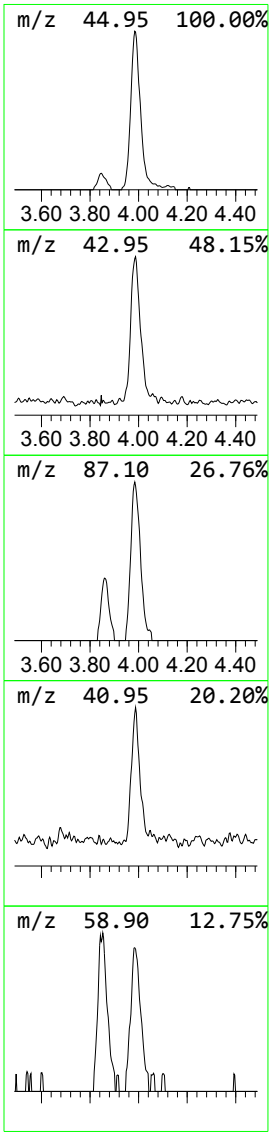

Tentatively Identified Compound (LSC) summary

Data Path : Z:\voasrv\HPCHEM1\MSVOA_U\Data\VU100124\
Data File : VU061059.D
Acq On : 01 Oct 2024 21:29
Operator : MD/SY
Sample : P4227-18
Misc : 25.0mL/MSVOA_U/WATER
ALS Vial : 31 Sample Multiplier: 1

Instrument :
MSVOA_U
ClientSampleId :
PMW-10(20240927)

Quant Method : Z:\voasrv\HPCHEM1\MSVOA_U\Method\SFAMUTR100124WMA.M
Quant Title : TRACE VOA SFAM1.0

TIC Library : C:\Database\NIST20.L
TIC Integration Parameters: LSCINT.P

TIC Top Hit name	RT	EstConc	Units	Response	Internal Standard #	RT	Resp	Conc
Diisopropyl ether	3.988	0.6	ug/L	45898	1	6.241	411605	5.0

FORM 1A-OR
ORGANIC ANALYSIS DATA SHEET
TARGET ANALYTE LIST

EPA SAMPLE NO.

PMW-2(20240925)

Lab Name : Alliance Technical Group, LLC
Contract : 68HERH20D0011
Lab Code: ACE Case No.: ARC Sayrevil
MA No. : SDG No.: P4227
Analytical Method : VOA_Trace
Level : Trace
Matrix : Water
Lab Sample ID : P4227-02
Sample wt/vol : 25.0 (g/mL) mL
Lab File ID : VU061047.D
% Solids :
Date Received : 09/27/2024
GC Column : DB-624UI ID : 0.18 (mm)
Date Extracted :
GC Column : ID : (mm)
Date Analyzed : 10/01/2024
Extract Concentrated :(Y/N)
Extract Volume : (µL)
Soil Aliquot (VOA) : (µL)
Extraction Type : PT
Heated Purge : (Y/N) N
Injection Volume : (µL)
Purge Volume : 25 (mL)
pH : 1.0 Dilution Factor : 100.0
Cleanup Types :
Cleanup Factor :
Concentration Units (µg/L, µg/kg, µg, or µg/cm²): µg/L

CAS NO.	ANALYTE	CONCENTRATION	Q
75-01-4	Vinyl chloride	28	JD
75-35-4	1,1-Dichloroethene	250	D
75-09-2	Methylene chloride	18	JD
75-34-3	1,1-Dichloroethane	1600	D
156-59-2	cis-1,2-Dichloroethene	310	D
67-66-3	Chloroform	50	U
71-55-6	1,1,1-Trichloroethane	50	U
71-43-2	Benzene	50	U
107-06-2	1,2-Dichloroethane	24	JD
79-01-6	Trichloroethene	510	D
108-88-3	Toluene	50	U
127-18-4	Tetrachloroethene	50	U
108-90-7	Chlorobenzene	50	U
95-47-6	o-Xylene	50	U
179601-23-1	m,p-Xylene	50	U
79-34-5	1,1,2,2-Tetrachloroethane	50	U
106-46-7	1,4-Dichlorobenzene	30	JD
120-82-1	1,2,4-trichlorobenzene	50	U

FORM 1B-OR
ORGANIC ANALYSIS DATA SHEET
TENTATIVELY IDENTIFIED COMPOUNDS

EPA SAMPLE NO.

PMW-2(20240925)

Lab Name : Alliance Technical Group, LLC
Contract : 68HERH20D0011
Lab Code: ACE Case No.: ARC Sayrevi
MA No. : SDG No.: P4227
Analytical Method : VOA_Trace
Level : Trace
Matrix : Water
Lab Sample ID : P4227-02
Sample wt/vol : 25.0 (g/mL) mL
Lab File ID : VU061047.D
% Solids :
Date Received : 09/27/2024
GC Column : DB-624UI ID : 0.18 (mm)
Date Extracted :
Extract Concentrated : (Y/N)
Date Analyzed : 10/01/2024
Soil Aliquot (VOA) : (µL)
Extract Volume : (µL)
Heated Purge : (Y/N) N
Extraction Type : PT
Purge Volume : 25 (mL)
Injection Volume : (µL)
Cleanup Types :
pH : 1.0 Dilution Factor : 100.0
Concentration Units (µg/L,µg/kg): µg/L
Cleanup Factor :

	CAS NO.	ANALYTE	RT	EST. CONC.	Q
1	156-60-5	trans-1,2-Dichloroethene	3.354	10	JN
2	E966796	Total Alkanes	N/A	0.0	

EPA-designated Registry Number.

Quantitation Report (QT/LSC Reviewed)

Data Path : Z:\voasrv\HPCHEM1\MSVOA_U\Data\VU100124\
Data File : VU061047.D
Acq On : 01 Oct 2024 16:37
Operator : MD/SY
Sample : P4227-02 100X
Misc : 25.0mL/MSVOA_U/WATER
ALS Vial : 19 Sample Multiplier: 1

Instrument :
MSVOA_U
ClientSampleId :
PMW-2(20240925)

Quant Time: Oct 02 02:36:50 2024
Quant Method : Z:\voasrv\HPCHEM1\MSVOA_U\Method\SFAMUTR100124WMA.M
Quant Title : TRACE VOA SFAM1.0
QLast Update : Wed Oct 02 02:09:38 2024
Response via : Initial Calibration



Instrument :
MSVOA_U
ClientSampleId :
PMW-2(20240925)

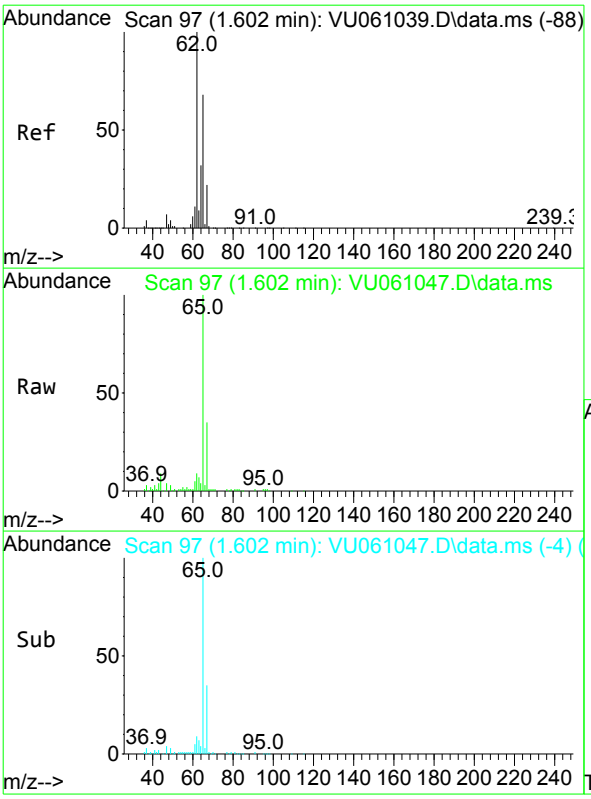

#5
Vinyl chloride
Concen: 0.281 ug/L
RT: 1.602 min Scan# 97
Delta R.T. -0.000 min
Lab File: VU061047.D
Acq: 01 Oct 2024 16:37

Tgt Ion: 62 Resp: 3666

Ion	Ratio	Lower	Upper
62	100		
64	46.6	24.0	44.6#

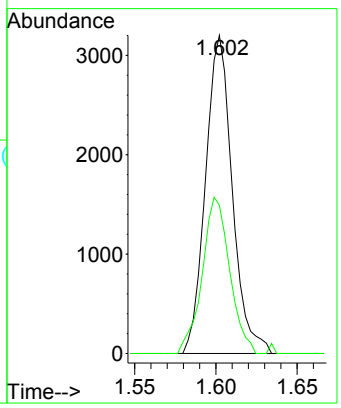

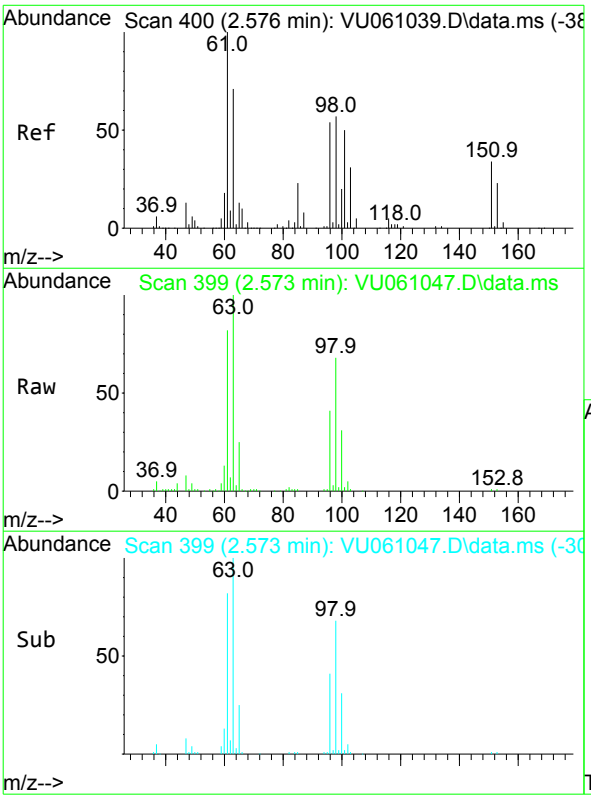

#12
1,1-Dichloroethene
Concen: 2.541 ug/L
RT: 2.573 min Scan# 399
Delta R.T. -0.003 min
Lab File: VU061047.D
Acq: 01 Oct 2024 16:37

Tgt Ion: 96 Resp: 27115

Ion	Ratio	Lower	Upper
96	100		
61	198.4	120.7	224.1
63	243.4	90.0	167.2#

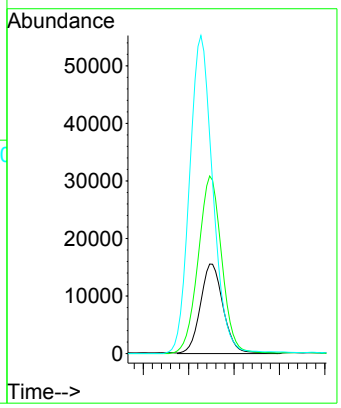

Instrument :
MSVOA_U
ClientSampleId :
PMW-2(20240925)

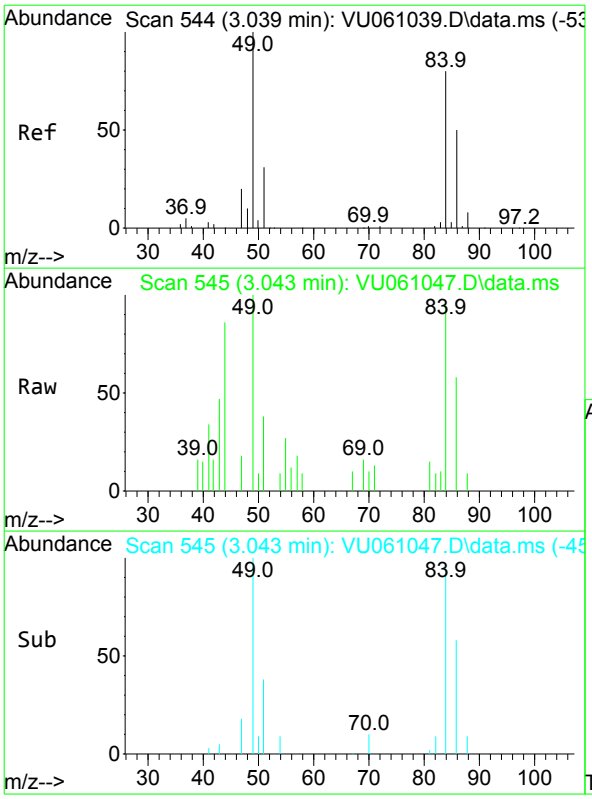

#16
Methylene chloride
Concen: 0.176 ug/L
RT: 3.043 min Scan# 545
Delta R.T. 0.003 min
Lab File: VU061047.D
Acq: 01 Oct 2024 16:37

Tgt Ion: 84 Resp: 2159

Ion	Ratio	Lower	Upper
84	100		
86	60.8	47.3	87.8
49	105.4	78.7	146.1

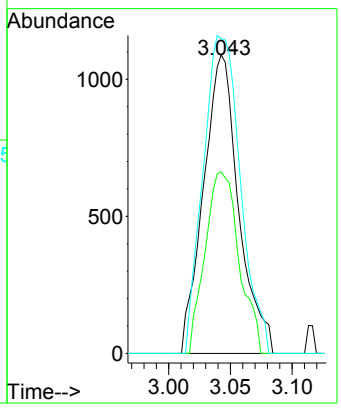

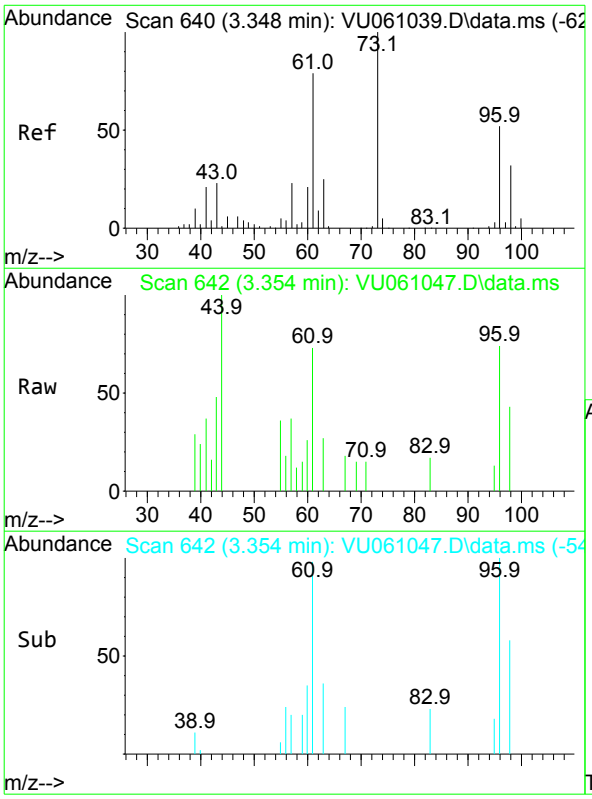

#18
trans-1,2-Dichloroethene
Concen: 0.100 ug/L
RT: 3.354 min Scan# 642
Delta R.T. 0.006 min
Lab File: VU061047.D
Acq: 01 Oct 2024 16:37

Tgt Ion: 96 Resp: 1170

Ion	Ratio	Lower	Upper
96	100		
61	98.0	97.2	180.6
98	57.6	43.3	80.5

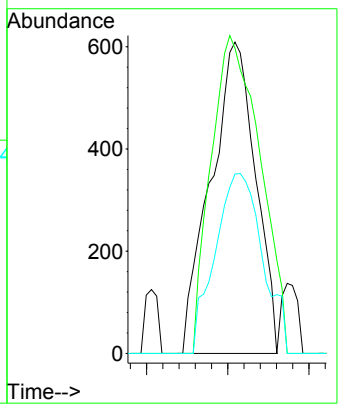

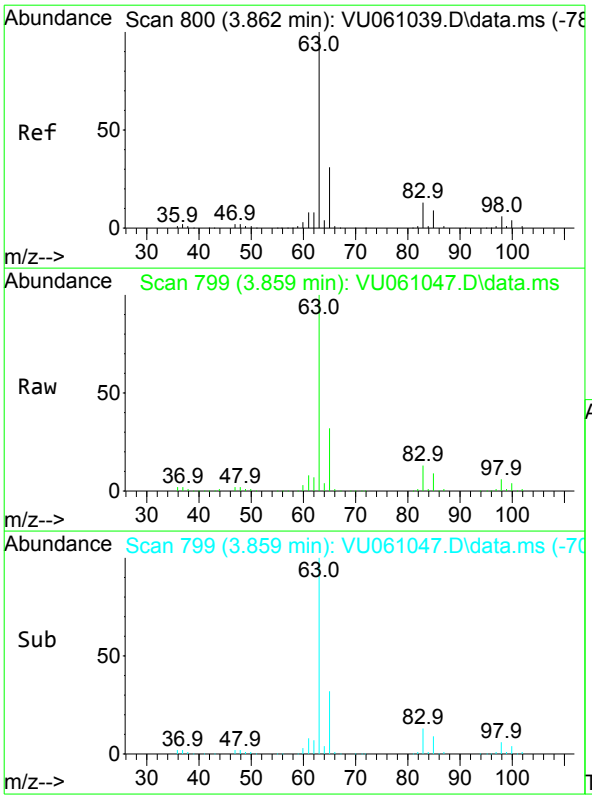

#19
1,1-Dichloroethane
Concen: 16.499 ug/L
RT: 3.859 min Scan# 799
Delta R.T. -0.000 min
Lab File: VU061047.D
Acq: 01 Oct 2024 16:37

Tgt Ion: 63 Resp: 375508

Ion	Ratio	Lower	Upper
63	100		
65	32.0	23.0	42.8
83	13.4	9.0	16.6

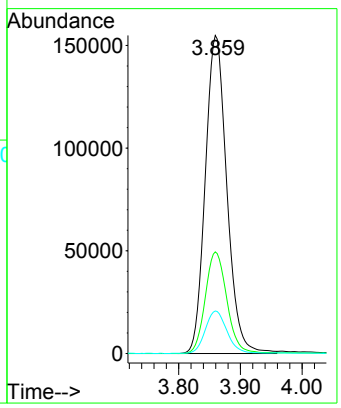

Instrument :
MSVOA_U
ClientSampleId :
PMW-2(20240925)

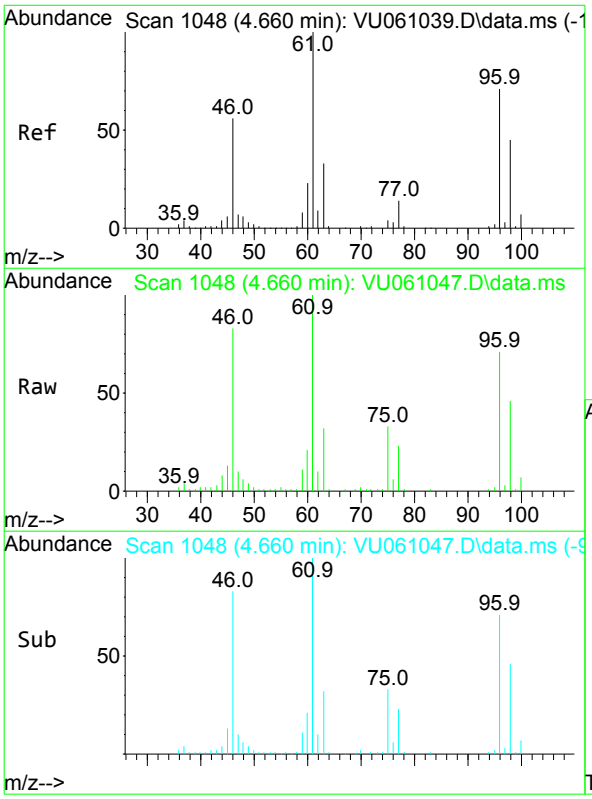

#22
cis-1,2-Dichloroethene
Concen: 3.073 ug/L
RT: 4.660 min Scan# 1048
Delta R.T. 0.003 min
Lab File: VU061047.D
Acq: 01 Oct 2024 16:37

Tgt Ion: 96 Resp: 40030

Ion	Ratio	Lower	Upper
96	100		
61	140.3	89.7	166.5
98	65.1	45.1	83.9

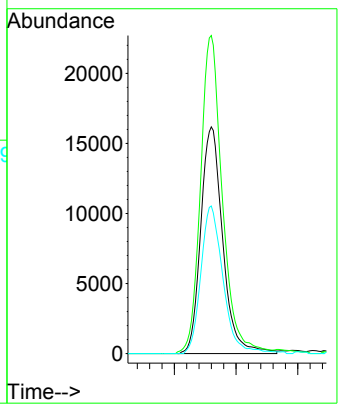

Instrument :
MSVOA_U
ClientSampleId :
PMW-2(20240925)

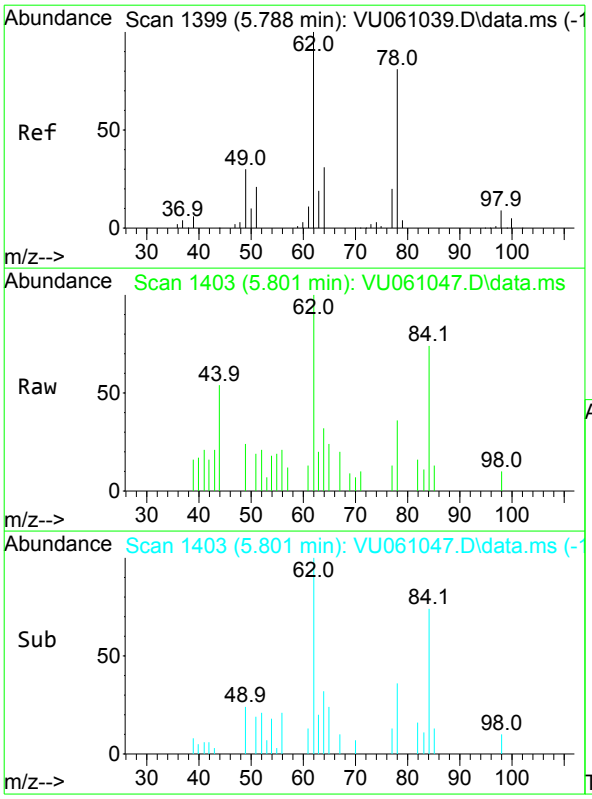

#27
1,2-Dichloroethane
Concen: 0.236 ug/L
RT: 5.801 min Scan# 1403
Delta R.T. 0.016 min
Lab File: VU061047.D
Acq: 01 Oct 2024 16:37

Tgt Ion: 62 Resp: 3548

Ion	Ratio	Lower	Upper
62	100		
98	10.3	8.2	12.4

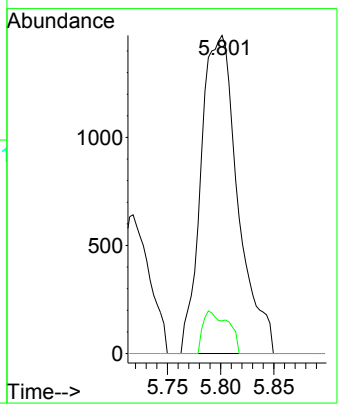

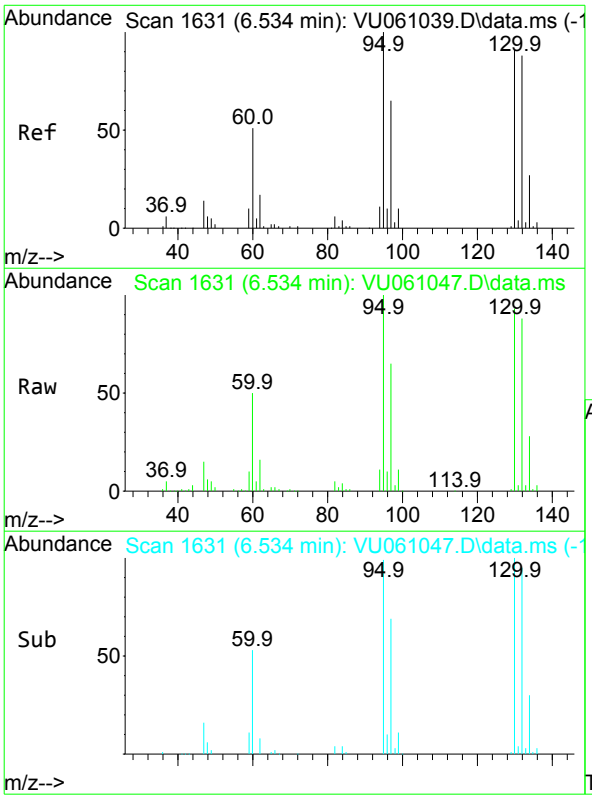

#34
Trichloroethene
Concen: 5.067 ug/L
RT: 6.534 min Scan# 1631
Delta R.T. -0.000 min
Lab File: VU061047.D
Acq: 01 Oct 2024 16:37

Tgt Ion: 95 Resp: 70158

Ion	Ratio	Lower	Upper
95	100		
97	64.6	44.9	83.5
132	88.1	63.5	117.9
130	93.0	70.2	130.4

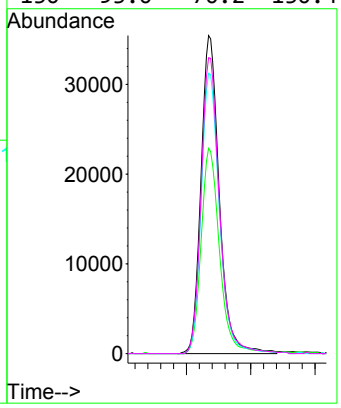

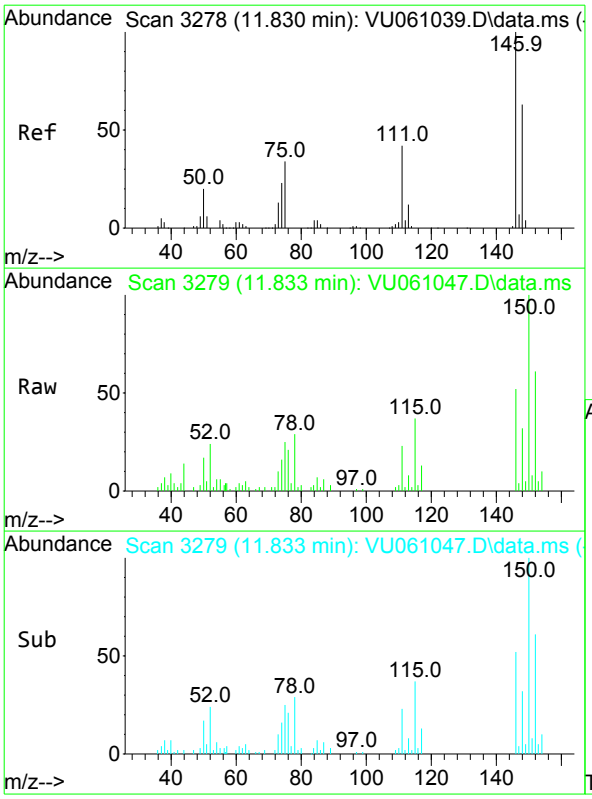

#65
1,4-Dichlorobenzene
Concen: 0.302 ug/L
RT: 11.833 min Scan# 3279
Delta R.T. 0.006 min
Lab File: VU061047.D
Acq: 01 Oct 2024 16:37

Tgt Ion:146 Resp: 6875

Ion	Ratio	Lower	Upper
146	100		
111	44.2	26.3	48.9
148	61.6	45.3	84.1

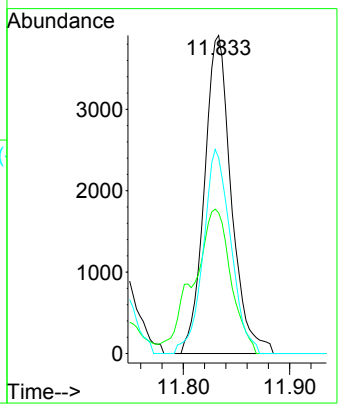

Instrument :
MSVOA_U
ClientSampleId :
PMW-2(20240925)

Quantitation Report (QT/LSC Reviewed)

Data Path : Z:\voasrv\HPCHEM1\MSVOA_U\Data\VU100124\
Data File : VU061047.D
Acq On : 01 Oct 2024 16:37
Operator : MD/SY
Sample : P4227-02 100X
Misc : 25.0mL/MSVOA_U/WATER
ALS Vial : 19 Sample Multiplier: 1

Instrument :
MSVOA_U
ClientSampleId :
PMW-2(20240925)

Quant Time: Oct 02 02:36:50 2024
Quant Method : Z:\voasrv\HPCHEM1\MSVOA_U\Method\SFAMUTR100124WMA.M
Quant Title : TRACE VOA SFAM1.0
QLast Update : Wed Oct 02 02:09:38 2024
Response via : Initial Calibration

Compound	R.T.	QIon	Response	Conc	Units	Dev(Min)
Internal Standards						
1) 1,4-Difluorobenzene	6.242	114	184773	5.000	ug/L	0.00
28) Chlorobenzene-d5	9.412	117	173275	5.000	ug/L	0.00
58) 1,4-Dichlorobenzene-d4	11.807	152	80244	5.000	ug/L	0.00
System Monitoring Compounds						
4) Vinyl Chloride-d3	1.596	65	58376	4.419	ug/L	0.00
Spiked Amount 5.000	Range 40 - 130		Recovery = 88.400%			
7) Chloroethane-d5	1.911	69	45291	4.580	ug/L	0.00
Spiked Amount 5.000	Range 65 - 130		Recovery = 91.600%			
11) 1,1-Dichloroethene-d2	2.563	65	25998	4.461	ug/L	0.00
Spiked Amount 5.000	Range 60 - 125		Recovery = 89.200%			
20) 2-Butanone-d5	4.631	46	158043	49.945	ug/L	0.00
Spiked Amount 50.000	Range 40 - 130		Recovery = 99.880%			
24) Chloroform-d	5.055	84	108999	4.682	ug/L	0.00
Spiked Amount 5.000	Range 70 - 125		Recovery = 93.600%			
26) 1,2-Dichloroethane-d4	5.695	65	59508	4.822	ug/L	0.00
Spiked Amount 5.000	Range 70 - 130		Recovery = 96.400%			
32) Benzene-d6	5.718	84	219785	4.811	ug/L	0.00
Spiked Amount 5.000	Range 70 - 125		Recovery = 96.200%			
36) 1,2-Dichloropropane-d6	6.682	67	72781	4.851	ug/L	0.00
Spiked Amount 5.000	Range 60 - 140		Recovery = 97.000%			
41) Toluene-d8	7.891	98	202717	4.747	ug/L	0.00
Spiked Amount 5.000	Range 70 - 130		Recovery = 95.000%			
43) trans-1,3-Dichloroprop...	8.174	79	30021	4.680	ug/L	0.00
Spiked Amount 5.000	Range 55 - 130		Recovery = 93.600%			
46) 2-Hexanone-d5	8.628	63	129009	48.583	ug/L	0.00
Spiked Amount 50.000	Range 45 - 130		Recovery = 97.160%			
56) 1,1,2,2-Tetrachloroeth...	10.750	84	52511	4.772	ug/L	0.00
Spiked Amount 5.000	Range 65 - 120		Recovery = 95.400%			
66) 1,2-Dichlorobenzene-d4	12.187	152	63993	4.987	ug/L	0.00
Spiked Amount 5.000	Range 80 - 120		Recovery = 99.800%			
Target Compounds						Qvalue
5) Vinyl chloride	1.602	62	3666	0.281	ug/L #	79
12) 1,1-Dichloroethene	2.573	96	27115	2.541	ug/L #	47
16) Methylene chloride	3.043	84	2159	0.176	ug/L	93
18) trans-1,2-Dichloroethene	3.354	96	1170	0.100	ug/L	75
19) 1,1-Dichloroethane	3.859	63	375508	16.499	ug/L	98
22) cis-1,2-Dichloroethene	4.660	96	40030	3.073	ug/L	93
27) 1,2-Dichloroethane	5.801	62	3548	0.236	ug/L	100
34) Trichloroethene	6.534	95	70158	5.067	ug/L	96
65) 1,4-Dichlorobenzene	11.833	146	6875	0.302	ug/L	93

(#) = qualifier out of range (m) = manual integration (+) = signals summed

LSC Area Percent Report

Data Path : Z:\voasrv\HPCHEM1\MSVOA_U\Data\VU100124\
Data File : VU061047.D
Acq On : 01 Oct 2024 16:37
Operator : MD/SY
Sample : P4227-02 100X
Misc : 25.0mL/MSVOA_U/WATER
ALS Vial : 19 Sample Multiplier: 1

Instrument :
MSVOA_U
ClientSampleId :
PMW-2(20240925)

Integration Parameters: rteint.p
Integrator: RTE
Smoothing : ON Filtering: 5
Sampling : 1 Min Area: 3 % of largest Peak
Start Thrs: 0.1 Max Peaks: 100
Stop Thrs : 0 Peak Location: TOP

If leading or trailing edge < 100 prefer < Baseline drop else tangent >
Peak separation: 5

Method : Z:\voasrv\HPCHEM1\MSVOA_U\Method\SFAMUTR100124WMA.M
Title : TRACE VOA SFAM1.0

Signal : TIC: VU061047.D\data.ms

peak #	R.T. min	first scan	max scan	last scan	PK TY	peak height	corr. area	corr. % max.	% of total
1	1.541	66	78	80	rBV8	4525	8206	1.07%	0.115%
2	1.596	88	95	108	rBV	89107	101384	13.20%	1.419%
3	1.911	186	193	209	rBV	62397	82735	10.77%	1.158%
4	2.367	328	335	349	rVB5	11799	20400	2.66%	0.286%
5	2.567	385	397	416	rVB3	179999	351385	45.75%	4.918%
6	3.043	536	545	557	rVB4	4386	8585	1.12%	0.120%
7	3.178	572	587	601	rBV2	18249	42032	5.47%	0.588%
8	3.859	780	799	827	rBV	315948	768007	100.00%	10.749%
9	4.647	1022	1044	1090	rBV3	130560	518891	67.56%	7.263%
10	5.055	1155	1171	1199	rBV	114038	261365	34.03%	3.658%
11	5.718	1358	1377	1414	rBV2	240268	651887	84.88%	9.124%
12	6.242	1528	1540	1565	rBV	226538	445741	58.04%	6.239%
13	6.534	1619	1631	1655	rBV	196220	383802	49.97%	5.372%
14	6.682	1664	1677	1697	rBV	148651	298103	38.82%	4.172%
15	7.560	1938	1950	1975	rBV	82610	158201	20.60%	2.214%
16	7.891	2041	2053	2080	rBV	295228	544375	70.88%	7.619%
17	8.174	2130	2141	2164	rBV	48366	91813	11.95%	1.285%
18	8.628	2271	2282	2323	rBV	339546	694087	90.38%	9.715%
19	9.412	2513	2526	2551	rBV	305560	557995	72.65%	7.810%
20	10.750	2930	2942	2959	rBV	101628	171097	22.28%	2.395%
21	11.804	3259	3270	3295	rVV	306546	550199	71.64%	7.701%
22	12.187	3376	3389	3415	rBV	247051	434319	56.55%	6.079%

Sum of corrected areas: 7144609

Data Path : Z:\voasrv\HPCHEM1\MSVOA_U\Data\VU100124\
Data File : VU061047.D
Acq On : 01 Oct 2024 16:37
Operator : MD/SY
Sample : P4227-02 100X
Misc : 25.0mL/MSVOA_U/WATER
ALS Vial : 19 Sample Multiplier: 1

Instrument :
MSVOA_U
ClientSampleId :
PMW-2(20240925)

Quant Method : Z:\voasrv\HPCHEM1\MSVOA_U\Method\SFAMUTR100124WMA.M
Quant Title : TRACE VOA SFAM1.0

TIC Library : C:\Database\NIST20.L
TIC Integration Parameters: LSCINT.P

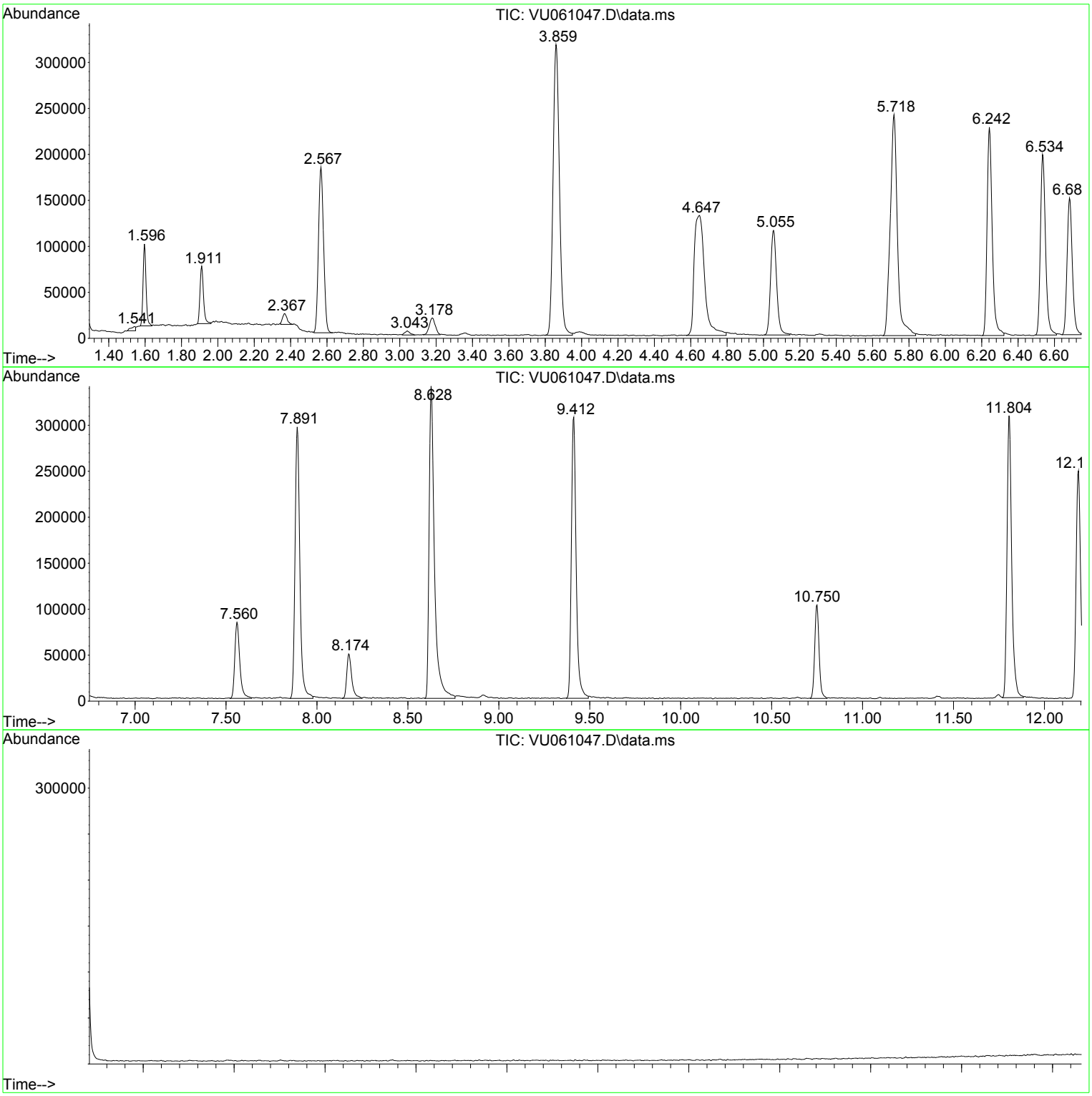

Library Search Compound Report

Data Path : Z:\voasrv\HPCHEM1\MSVOA_U\Data\VU100124\
Data File : VU061047.D
Acq On : 01 Oct 2024 16:37
Operator : MD/SY
Sample : P4227-02 100X
Misc : 25.0mL/MSVOA_U/WATER
ALS Vial : 19 Sample Multiplier: 1

Instrument :
MSVOA_U
ClientSampleId :
PMW-2(20240925)

Quant Method : Z:\voasrv\HPCHEM1\MSVOA_U\Method\SFAMUTR100124WMA.M
Quant Title : TRACE VOA SFAM1.0

TIC Library : C:\Database\NIST20.L
TIC Integration Parameters: LSCINT.P

No Library Search Compounds Detected
****

Tentatively Identified Compound (LSC) summary

Data Path : Z:\voasrv\HPCHEM1\MSVOA_U\Data\VU100124\
Data File : VU061047.D
Acq On : 01 Oct 2024 16:37
Operator : MD/SY
Sample : P4227-02 100X
Misc : 25.0mL/MSVOA_U/WATER
ALS Vial : 19 Sample Multiplier: 1

Instrument :
MSVOA_U
ClientSampleId :
PMW-2(20240925)

Quant Method : Z:\voasrv\HPCHEM1\MSVOA_U\Method\SFAMUTR100124WMA.M
Quant Title : TRACE VOA SFAM1.0

TIC Library : C:\Database\NIST20.L
TIC Integration Parameters: LSCINT.P

TIC Top Hit name	RT	EstConc	Units	Response	Internal Standard #	RT	Resp	Conc

FORM 1A-OR
ORGANIC ANALYSIS DATA SHEET
TARGET ANALYTE LIST

EPA SAMPLE NO.

PMW-3(20240927)

Lab Name : Alliance Technical Group, LLC
Contract : 68HERH20D0011
Lab Code: ACE Case No.: ARC Sayrevil
MA No. : SDG No.: P4227
Analytical Method : VOA_Trace
Level : Trace
Matrix : Water
Lab Sample ID : P4227-11
Sample wt/vol : 25.0 (g/mL) mL
Lab File ID : VU061055.D
% Solids :
Date Received : 09/27/2024
GC Column : DB-624UI ID : 0.18 (mm)
Date Extracted :
GC Column : ID : (mm)
Date Analyzed : 10/01/2024
Extract Concentrated :(Y/N)
Extract Volume : (µL)
Soil Aliquot (VOA) : (µL)
Extraction Type : PT
Heated Purge : (Y/N) N
Injection Volume : (µL)
Purge Volume : 25 (mL)
pH : 1.0 Dilution Factor : 1.0
Cleanup Types :
Cleanup Factor :
Concentration Units (µg/L, µg/kg, µg, or µg/cm²): µg/L

CAS NO.	ANALYTE	CONCENTRATION	Q
75-01-4	Vinyl chloride	2.7	
75-35-4	1,1-Dichloroethene	0.47	J
75-09-2	Methylene chloride	0.15	J
75-34-3	1,1-Dichloroethane	23	E
156-59-2	cis-1,2-Dichloroethene	14	
67-66-3	Chloroform	0.50	U
71-55-6	1,1,1-Trichloroethane	0.50	U
71-43-2	Benzene	2.3	
107-06-2	1,2-Dichloroethane	5.6	
79-01-6	Trichloroethene	2.2	
108-88-3	Toluene	0.18	J
127-18-4	Tetrachloroethene	1.4	
108-90-7	Chlorobenzene	8.8	
95-47-6	o-Xylene	0.50	U
179601-23-1	m,p-Xylene	0.50	U
79-34-5	1,1,2,2-Tetrachloroethane	0.50	U
106-46-7	1,4-Dichlorobenzene	2.2	
120-82-1	1,2,4-trichlorobenzene	0.62	

FORM 1B-OR
ORGANIC ANALYSIS DATA SHEET
TENTATIVELY IDENTIFIED COMPOUNDS

EPA SAMPLE NO.

PMW-3(20240927)

Lab Name : Alliance Technical Group, LLC
Contract : 68HERH20D0011
Lab Code: ACE
Case No.: ARC Sayrevi
MA No. :
SDG No.: P4227
Analytical Method : VOA_Trace
Level : Trace
Matrix : Water
Lab Sample ID : P4227-11
Sample wt/vol : 25.0 (g/mL) mL
Lab File ID : VU061055.D
% Solids :
Date Received : 09/27/2024
GC Column : DB-624UI ID : 0.18 (mm)
Date Extracted :
Extract Concentrated : (Y/N)
Date Analyzed : 10/01/2024
Soil Aliquot (VOA) : (µL)
Extract Volume : (µL)
Heated Purge : (Y/N) N
Extraction Type : PT
Purge Volume : 25 (mL)
Injection Volume : (µL)
Cleanup Types :
pH : 1.0
Dilution Factor : 1.0
Concentration Units (µg/L,µg/kg): µg/L
Cleanup Factor :

	CAS NO.	ANALYTE	RT	EST. CONC.	Q
1	000354-23-4	Ethane, 1,2-dichloro-1,1,2-trifluo	2.367	6.9	JN
2	156-60-5	trans-1,2-Dichloroethene	3.351	1.2	JN
3	110-82-7	Cyclohexane	5.383	0.21	JN
4	108-87-2	Methylcyclohexane	6.756	0.22	JN
5	100-41-4	Ethylbenzene	9.569	0.16	JN
6	98-82-8	Isopropylbenzene	10.479	0.28	JN
7	95-63-6	1,2,4-Trimethylbenzene	11.463	0.23	JN
8	541-73-1	1,3-Dichlorobenzene	11.74	1.4	JN
9	000637-50-3	Benzene, 1-propenyl-	12.087	1.9	JN
10	95-50-1	1,2-Dichlorobenzene	12.206	0.12	JN
11	000824-63-5	1H-Indene, 2,3-dihydro-2-methyl-	12.605	0.61	JN
12	000767-58-8	Indan, 1-methyl-	12.672	1.1	JN
13	000095-93-2	Benzene, 1,2,4,5-tetramethyl-	13.02	0.68	JN
14	056253-64-6	Benzene, (2-methyl-1-butenyl)-	13.241	0.52	JN
15	000824-90-8	1-Phenyl-1-butene	13.444	1.6	JN
16	006682-71-9	1H-Indene, 2,3-dihydro-4,7-dimethy	13.933	1.1	JN
17	002471-84-3	1H-Indene, 1-methylene-	14.084	0.57	JN
18	003877-19-8	Naphthalene, 1,2,3,4-tetrahydro-2-	14.183	0.56	JN
19	004175-53-5	1H-Indene, 2,3-dihydro-1,3-dimethy	14.277	1.2	JN
20	001680-51-9	Naphthalene, 1,2,3,4-tetrahydro-6-	15.01	0.69	JN
21	E966796	Total Alkanes	N/A	0.81	

EPA-designated Registry Number.

Quantitation Report (LSC Reviewed)

Data Path : Z:\voasrv\HPCHEM1\MSVOA_U\Data\VU100124\
Data File : VU061055.D
Acq On : 01 Oct 2024 19:51
Operator : MD/SY
Sample : P4227-11
Misc : 25.0mL/MSVOA_U/WATER
ALS Vial : 27 Sample Multiplier: 1

Instrument :
MSVOA_U
ClientSampleId :
PMW-3(20240927)

Quant Time: Oct 02 02:37:36 2024
Quant Method : Z:\voasrv\HPCHEM1\MSVOA_U\Method\SFAMUTR100124WMA.M
Quant Title : TRACE VOA SFAM1.0
QLast Update : Wed Oct 02 02:09:38 2024
Response via : Initial Calibration

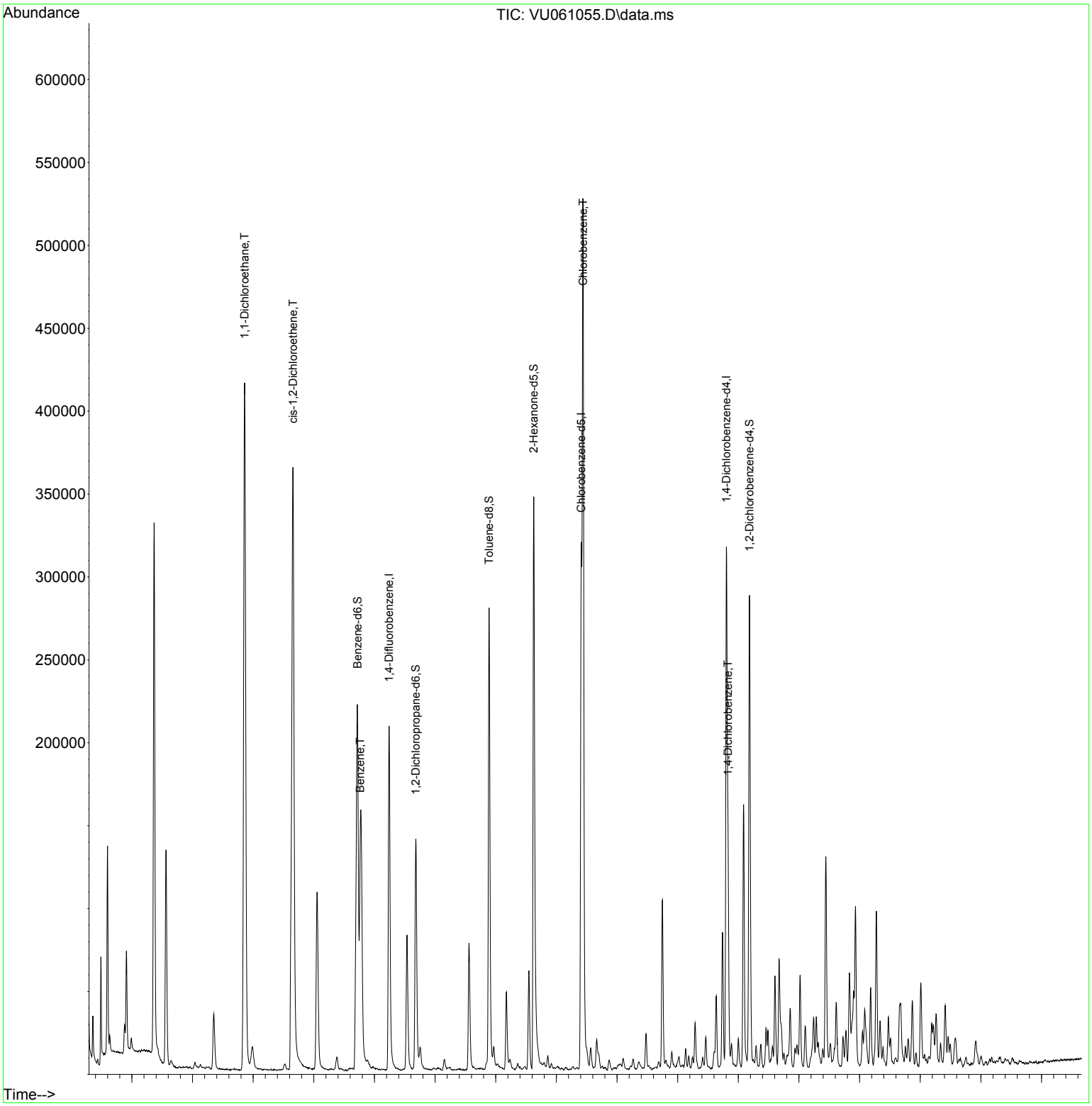

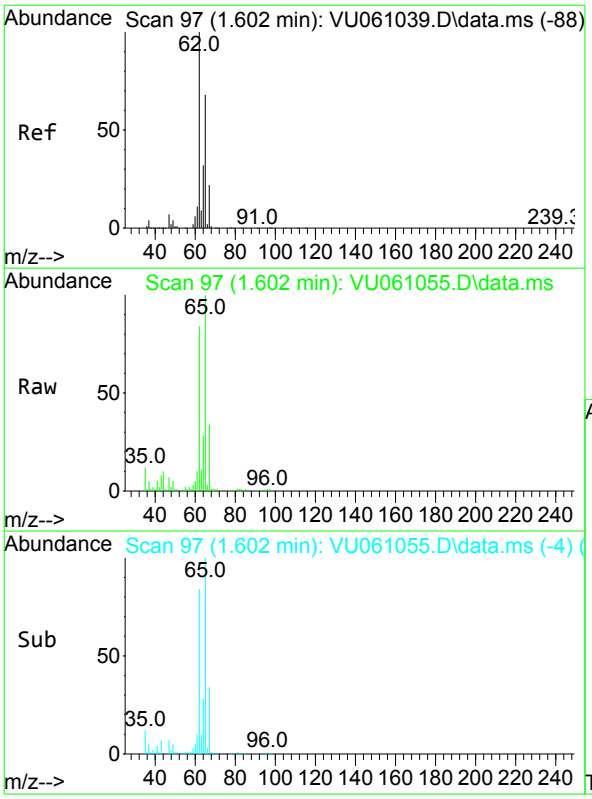

#5
Vinyl chloride
Concen: 2.660 ug/L
RT: 1.602 min Scan# 97
Delta R.T. -0.000 min
Lab File: VU061055.D
Acq: 01 Oct 2024 19:51

Tgt Ion: 62 Resp: 32326

Ion	Ratio	Lower	Upper
62	100		
64	33.5	24.0	44.6

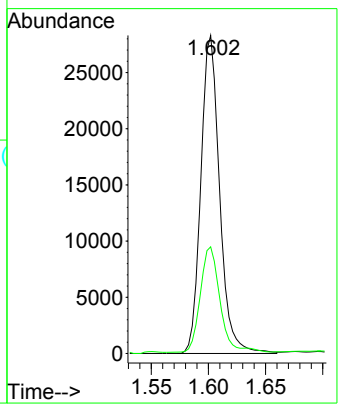

Instrument :
MSVOA_U
ClientSampleId :
PMW-3(20240927)

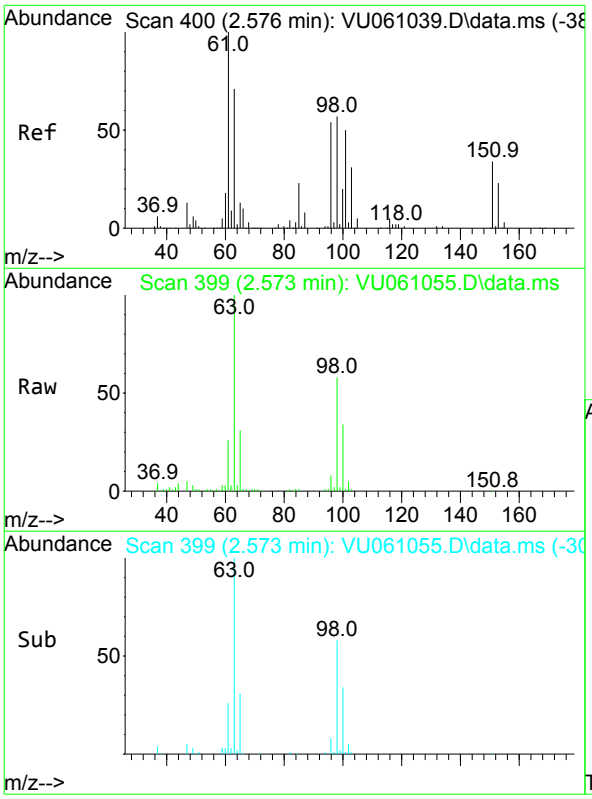

#12
1,1-Dichloroethene
Concen: 0.467 ug/L
RT: 2.573 min Scan# 399
Delta R.T. -0.003 min
Lab File: VU061055.D
Acq: 01 Oct 2024 19:51

Tgt Ion: 96 Resp: 4642

Ion	Ratio	Lower	Upper
96	100		
61	304.7	120.7	224.1#
63	1191.8	90.0	167.2#

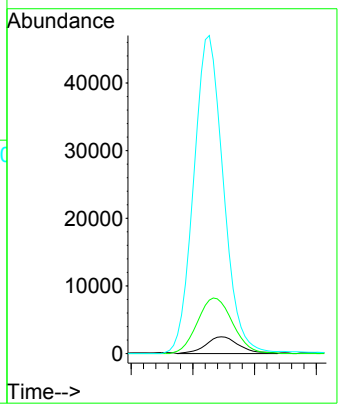

Instrument :
MSVOA_U
ClientSampleId :
PMW-3(20240927)

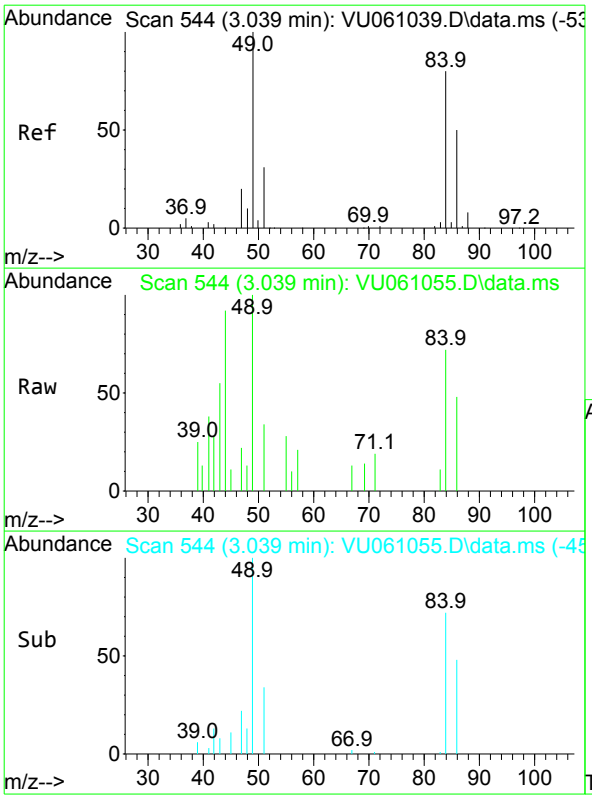

#16
Methylene chloride
Concen: 0.148 ug/L
RT: 3.039 min Scan# 544
Delta R.T. -0.000 min
Lab File: VU061055.D
Acq: 01 Oct 2024 19:51

Tgt Ion: 84 Resp: 1686

Ion	Ratio	Lower	Upper
84	100		
86	66.8	47.3	87.8
49	139.6	78.7	146.1

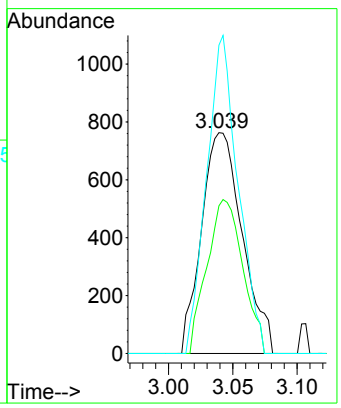

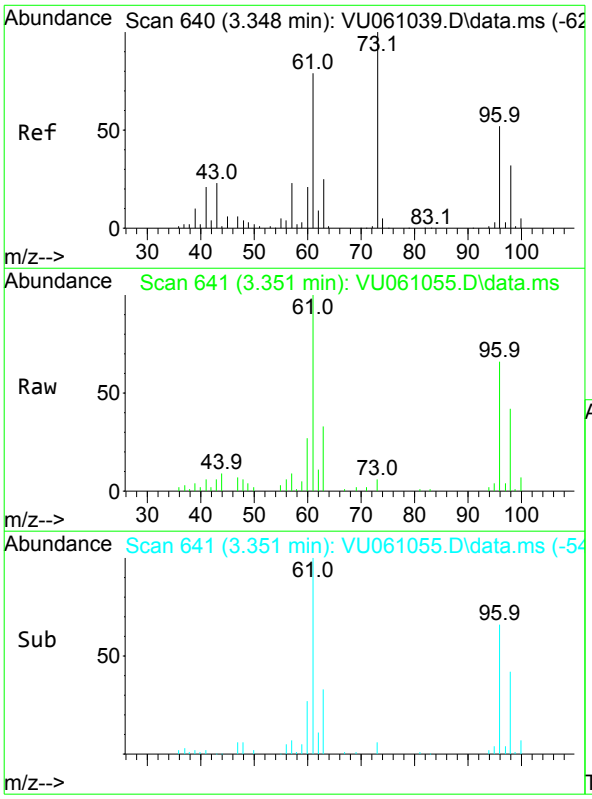

#18
trans-1,2-Dichloroethene
Concen: 1.203 ug/L
RT: 3.351 min Scan# 641
Delta R.T. 0.003 min
Lab File: VU061055.D
Acq: 01 Oct 2024 19:51

Tgt Ion: 96 Resp: 13096

Ion	Ratio	Lower	Upper
96	100		
61	152.6	97.2	180.6
98	64.7	43.3	80.5

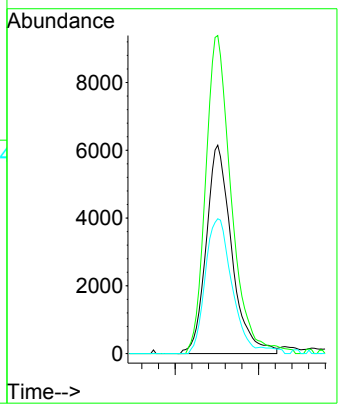

Instrument :
MSVOA_U
ClientSampleId :
PMW-3(20240927)

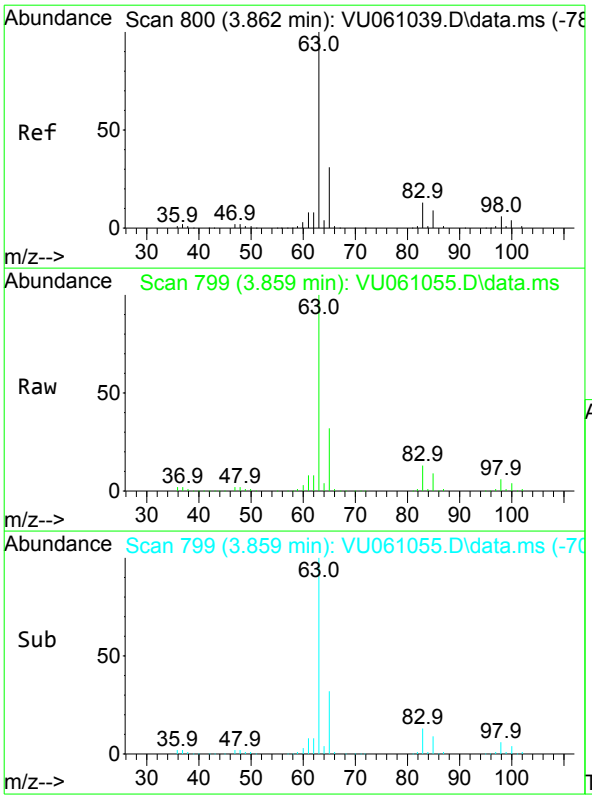

#19
1,1-Dichloroethane
Concen: 23.373 ug/L
RT: 3.859 min Scan# 799
Delta R.T. -0.000 min
Lab File: VU061055.D
Acq: 01 Oct 2024 19:51

Tgt Ion: 63 Resp: 495159

Ion	Ratio	Lower	Upper
63	100		
65	32.2	23.0	42.8
83	13.5	9.0	16.6

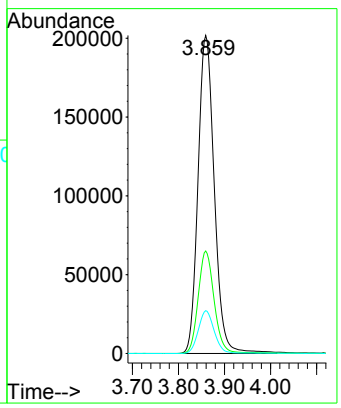

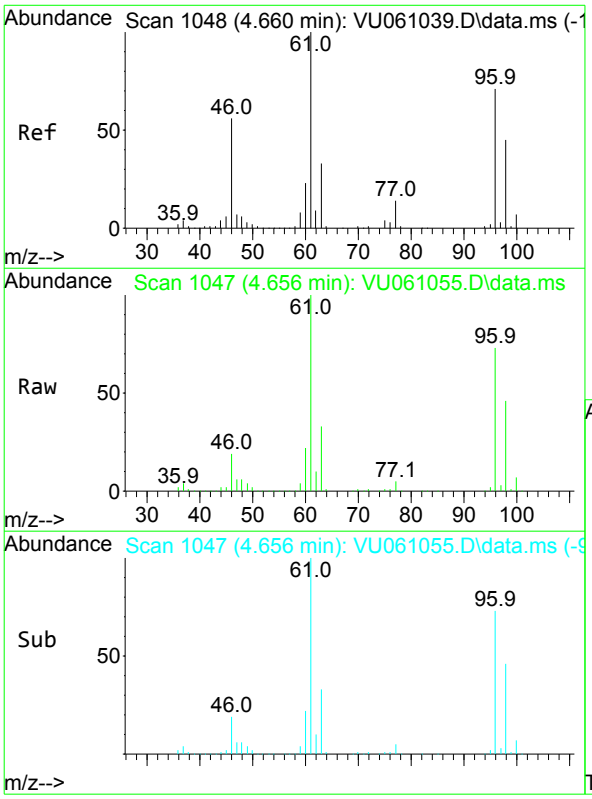

#22
cis-1,2-Dichloroethene
Concen: 14.480 ug/L
RT: 4.656 min Scan# 1047
Delta R.T. -0.000 min
Lab File: VU061055.D
Acq: 01 Oct 2024 19:51

Tgt Ion: 96 Resp: 175568

Ion	Ratio	Lower	Upper
96	100		
61	137.6	89.7	166.5
98	62.7	45.1	83.9

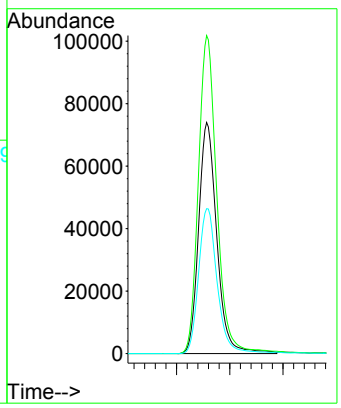

Instrument :
MSVOA_U
ClientSampleId :
PMW-3(20240927)

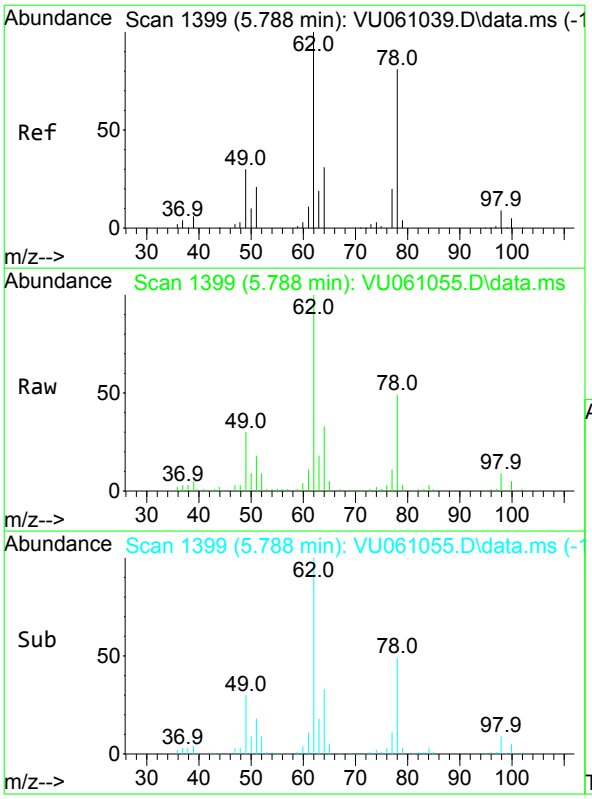

#27
1,2-Dichloroethane
Concen: 5.636 ug/L
RT: 5.788 min Scan# 1399
Delta R.T. 0.003 min
Lab File: VU061055.D
Acq: 01 Oct 2024 19:51

Tgt Ion: 62 Resp: 78788

Ion	Ratio	Lower	Upper
62	100		
98	8.8	8.2	12.4

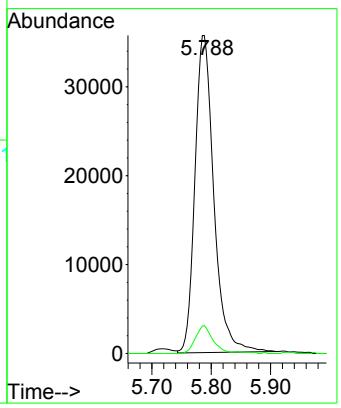

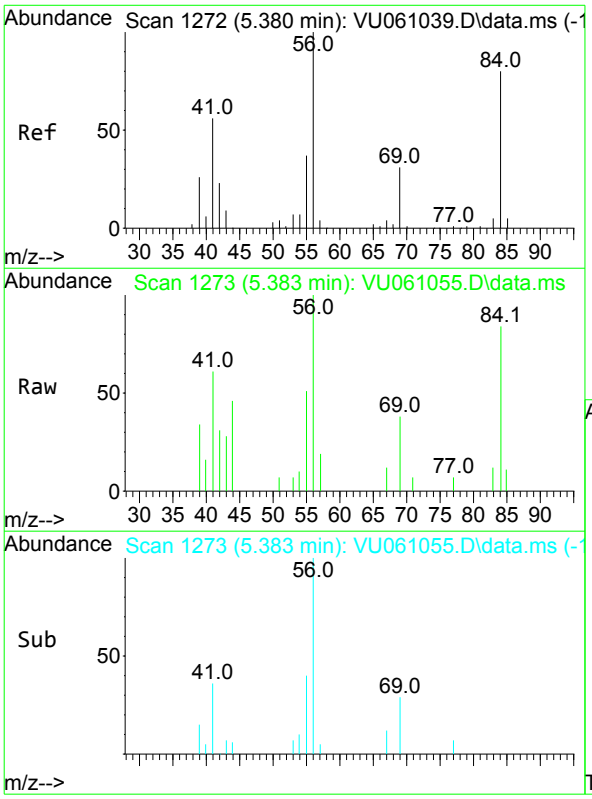

#30
Cyclohexane
Concen: 0.213 ug/L
RT: 5.383 min Scan# 1273
Delta R.T. 0.003 min
Lab File: VU061055.D
Acq: 01 Oct 2024 19:51

Tgt Ion: 56 Resp: 4388

Ion	Ratio	Lower	Upper
56	100		
69	28.6	25.4	38.0
84	79.6	71.0	106.6

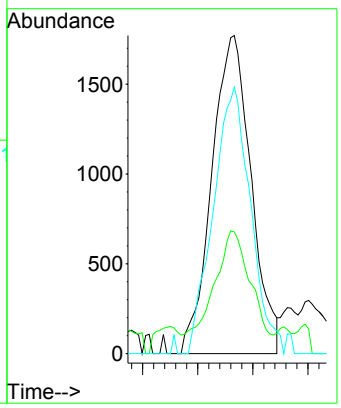

Instrument :
MSVOA_U
ClientSampleId :
PMW-3(20240927)

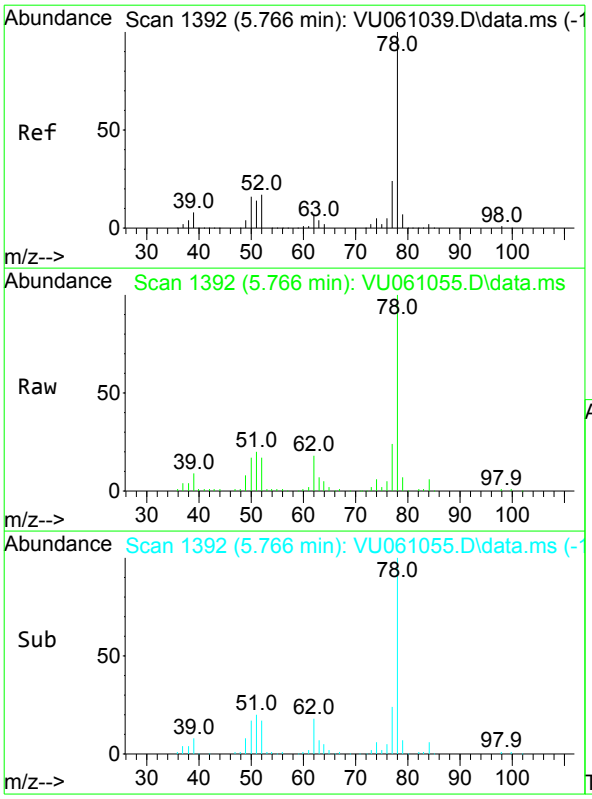

#33
Benzene
Concen: 2.345 ug/L
RT: 5.766 min Scan# 1392
Delta R.T. -0.000 min
Lab File: VU061055.D
Acq: 01 Oct 2024 19:51

Tgt Ion: 78 Resp: 110700

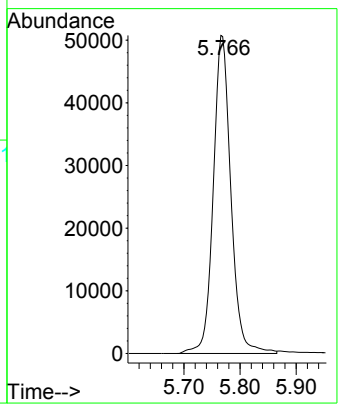

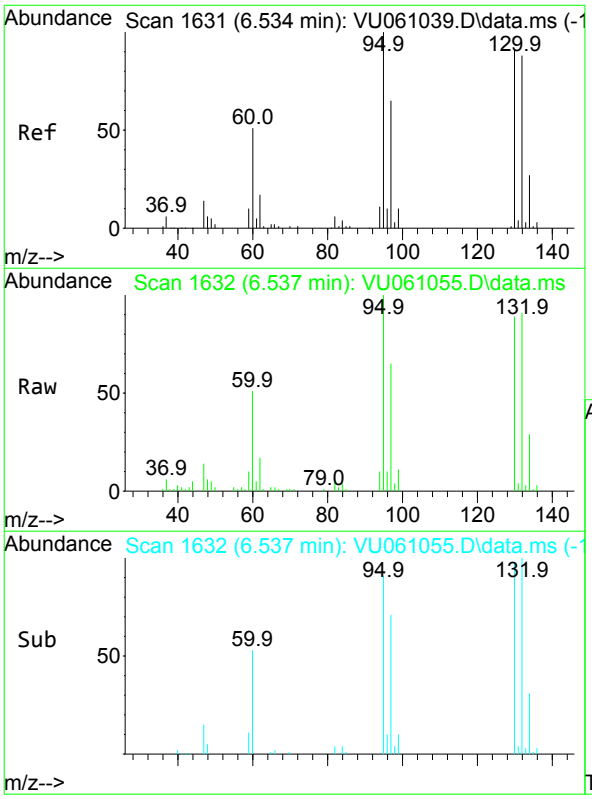

#34
Trichloroethene
Concen: 2.224 ug/L
RT: 6.537 min Scan# 1632
Delta R.T. 0.003 min
Lab File: VU061055.D
Acq: 01 Oct 2024 19:51

Tgt Ion: 95 Resp: 28458

Ion	Ratio	Lower	Upper
95	100		
97	64.6	44.9	83.5
132	91.2	63.5	117.9
130	89.1	70.2	130.4

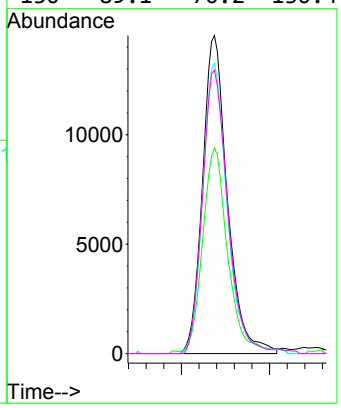

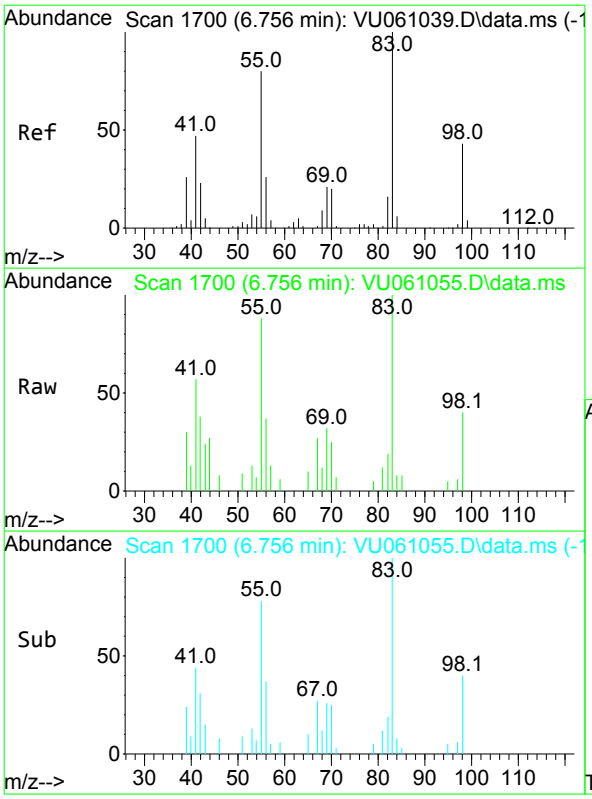

#35
Methylcyclohexane
Concen: 0.220 ug/L
RT: 6.756 min Scan# 1700
Delta R.T. 0.003 min
Lab File: VU061055.D
Acq: 01 Oct 2024 19:51

Tgt Ion: 83 Resp: 4554

Ion	Ratio	Lower	Upper
83	100		
55	93.3	62.6	94.0
98	43.3	37.6	56.4

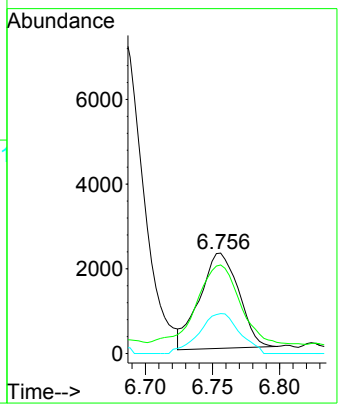

Instrument :
MSVOA_U
ClientSampleId :
PMW-3(20240927)

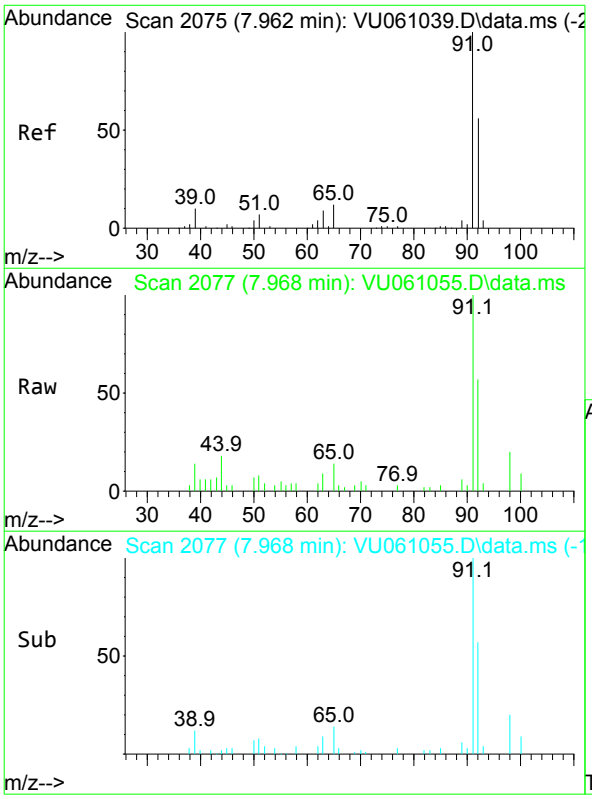

#42
Toluene
Concen: 0.183 ug/L
RT: 7.968 min Scan# 2077
Delta R.T. 0.006 min
Lab File: VU061055.D
Acq: 01 Oct 2024 19:51

Tgt Ion: 91 Resp: 9200

Ion	Ratio	Lower	Upper
91	100		
92	57.5	40.5	75.3

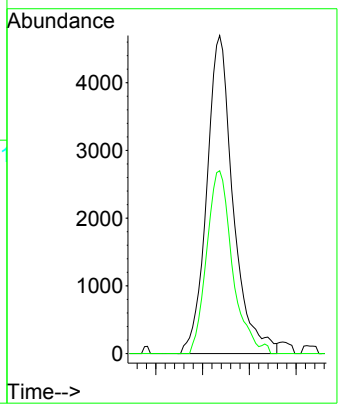

Instrument :
MSVOA_U
ClientSampleId :
PMW-3(20240927)

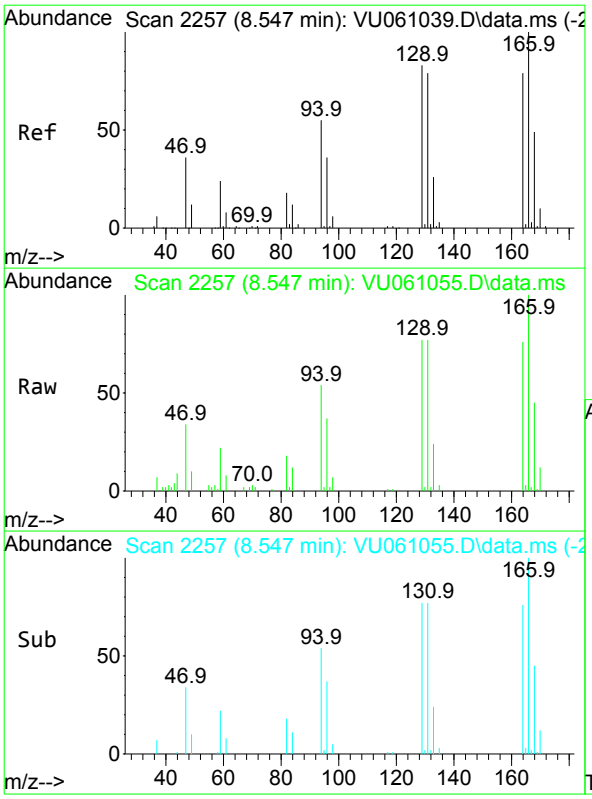

#47
Tetrachloroethene
Concen: 1.419 ug/L
RT: 8.547 min Scan# 2257
Delta R.T. 0.003 min
Lab File: VU061055.D
Acq: 01 Oct 2024 19:51

Tgt Ion:164 Resp: 11817

Ion	Ratio	Lower	Upper
164	100		
129	100.7	67.3	124.9
131	101.5	65.4	121.4
166	131.4	89.5	166.1

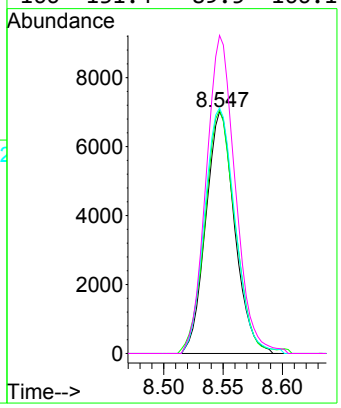

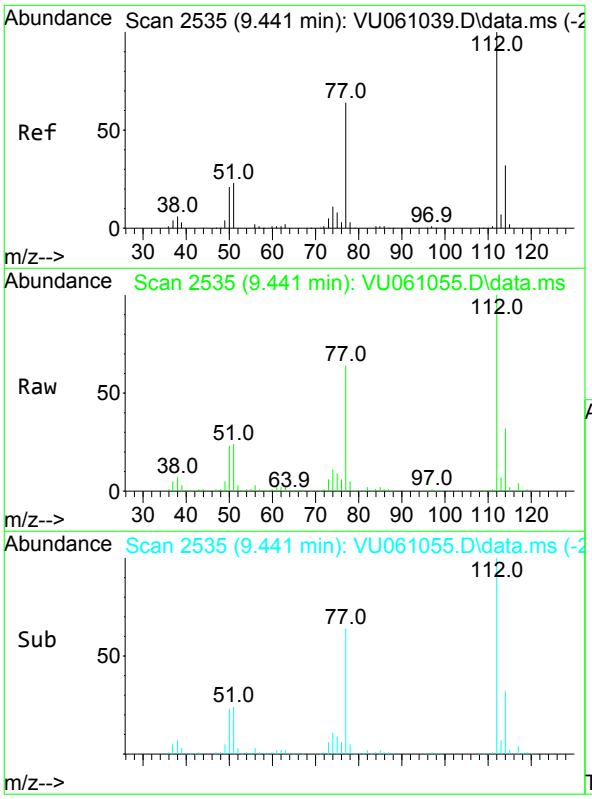

#51
Chlorobenzene
Concen: 8.763 ug/L
RT: 9.441 min Scan# 2535
Delta R.T. 0.003 min
Lab File: VU061055.D
Acq: 01 Oct 2024 19:51

Tgt Ion:112 Resp: 268439

Ion	Ratio	Lower	Upper
112	100		
114	32.2	22.2	41.2
77	64.3	46.1	69.1

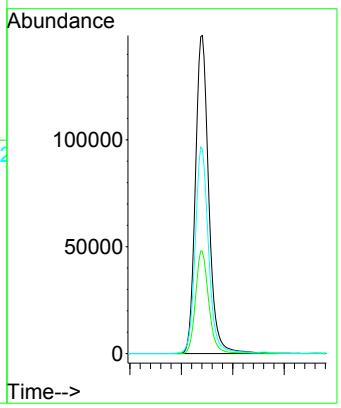

Instrument :
MSVOA_U
ClientSampleId :
PMW-3(20240927)

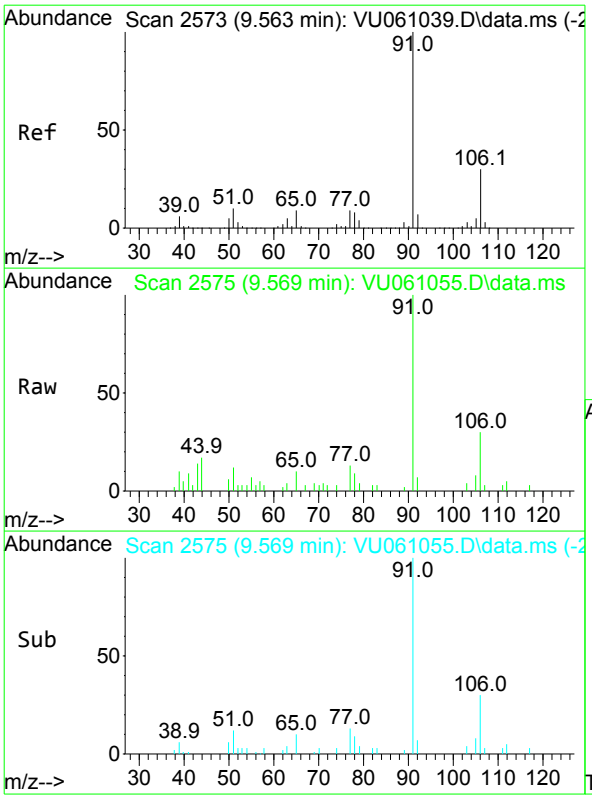

#52
Ethylbenzene
Concen: 0.156 ug/L
RT: 9.569 min Scan# 2575
Delta R.T. 0.006 min
Lab File: VU061055.D
Acq: 01 Oct 2024 19:51

Tgt Ion: 91 Resp: 8894

Ion	Ratio	Lower	Upper
91	100		
106	30.2	21.8	40.6

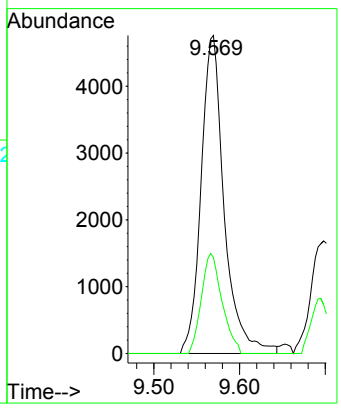

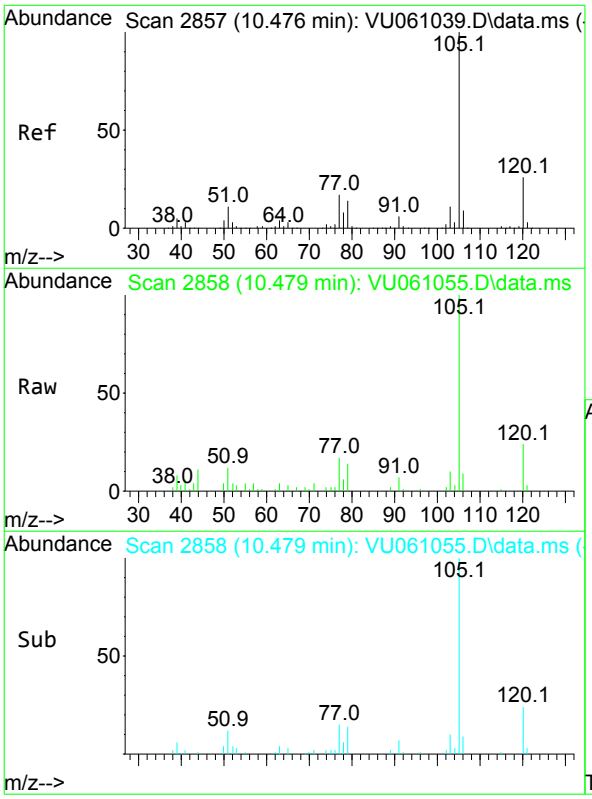

#60
Isopropylbenzene
Concen: 0.281 ug/L
RT: 10.479 min Scan# 2858
Delta R.T. 0.003 min
Lab File: VU061055.D
Acq: 01 Oct 2024 19:51

Tgt Ion:105 Resp: 14152

Ion	Ratio	Lower	Upper
105	100		
120	25.6	21.5	32.3
77	0.0	12.6	18.8#

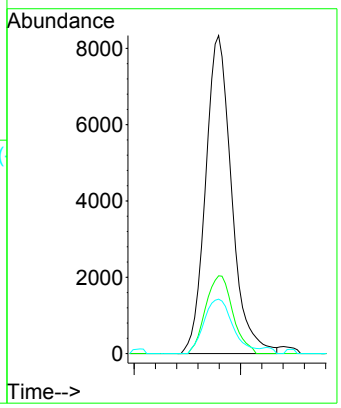

Instrument :
MSVOA_U
ClientSampleId :
PMW-3(20240927)

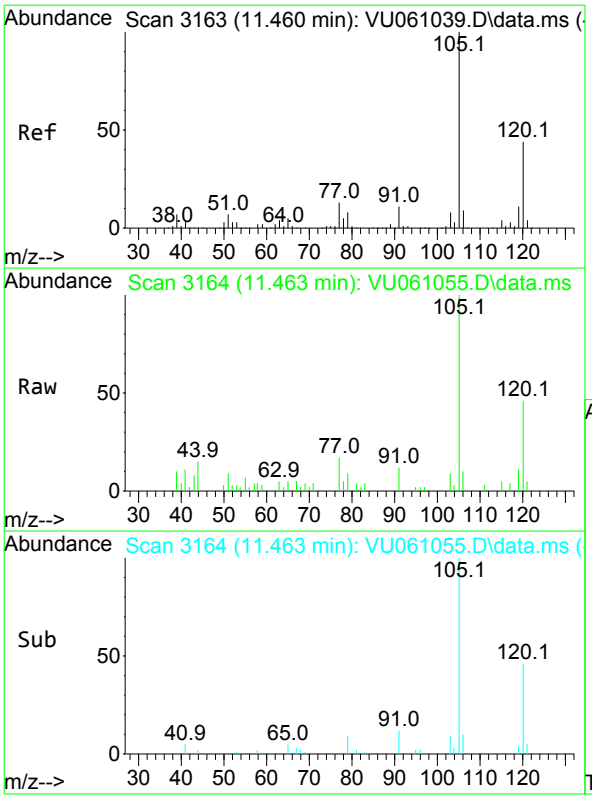

#63
1,2,4-Trimethylbenzene
Concen: 0.227 ug/L
RT: 11.463 min Scan# 3164
Delta R.T. 0.003 min
Lab File: VU061055.D
Acq: 01 Oct 2024 19:51

Tgt Ion:105 Resp: 10163

Ion	Ratio	Lower	Upper
105	100		
120	44.1	36.1	54.1

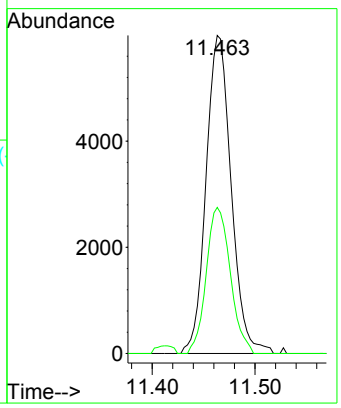

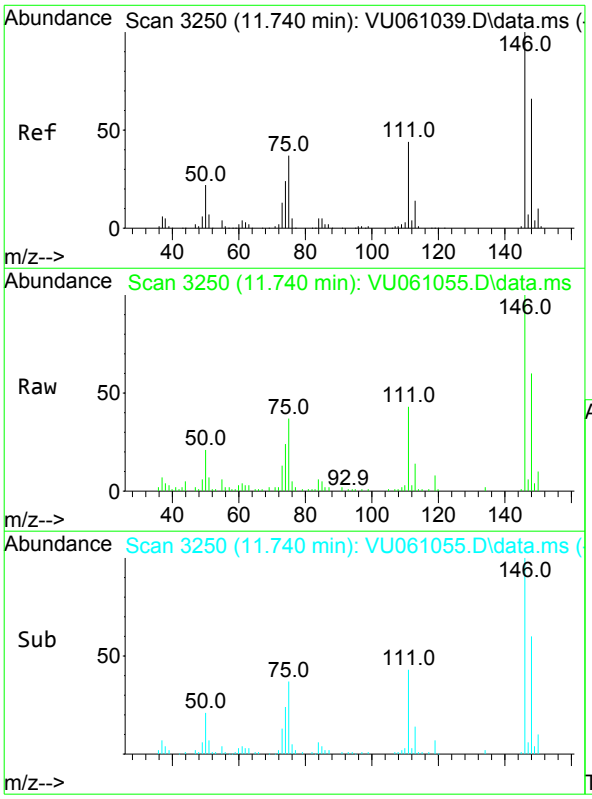

#64
1,3-Dichlorobenzene
Concen: 1.390 ug/L
RT: 11.740 min Scan# 3250
Delta R.T. 0.003 min
Lab File: VU061055.D
Acq: 01 Oct 2024 19:51

Tgt Ion:146 Resp: 29997

Ion	Ratio	Lower	Upper
146	100		
111	42.7	27.5	51.1
148	60.4	43.7	81.1

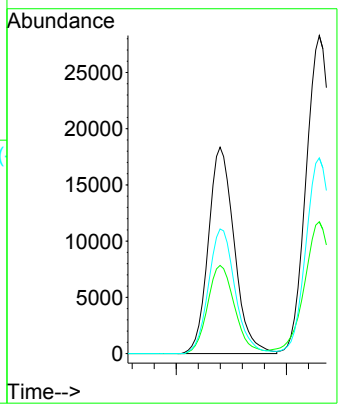

Instrument :
MSVOA_U
ClientSampleId :
PMW-3(20240927)

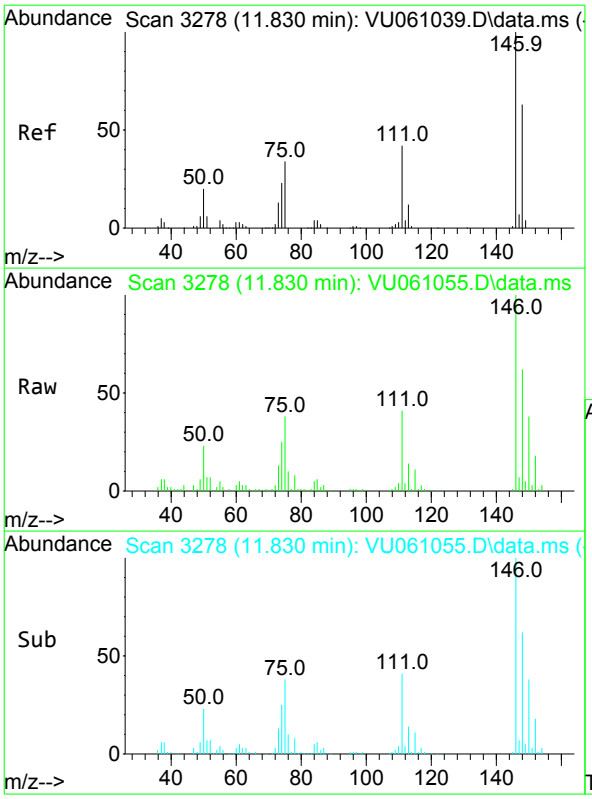

#65
1,4-Dichlorobenzene
Concen: 2.218 ug/L
RT: 11.830 min Scan# 3278
Delta R.T. 0.003 min
Lab File: VU061055.D
Acq: 01 Oct 2024 19:51

Tgt Ion:146 Resp: 47317

Ion	Ratio	Lower	Upper
146	100		
111	41.5	26.3	48.9
148	61.5	45.3	84.1

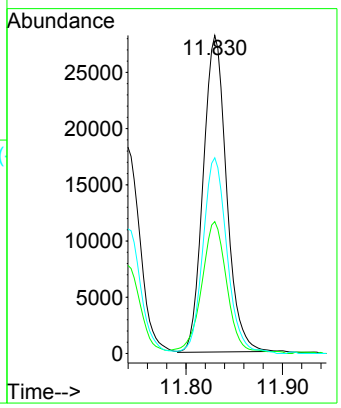

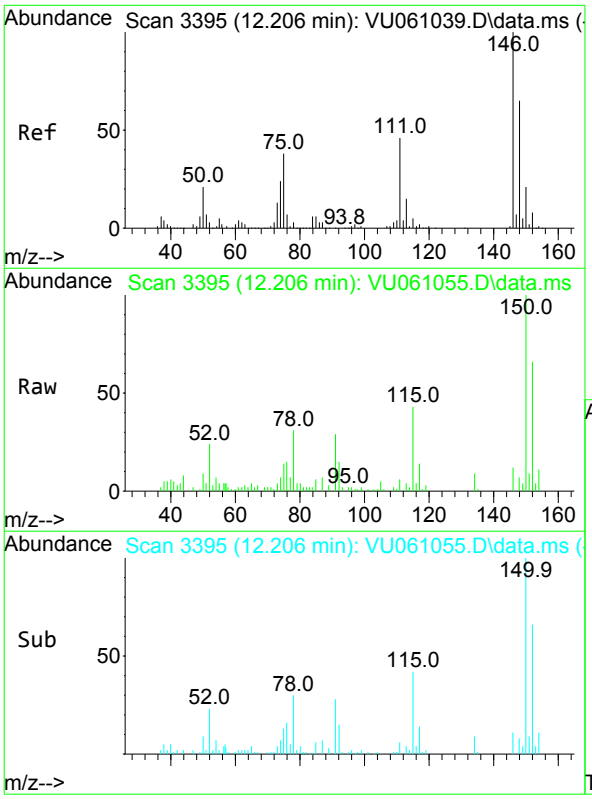

#67
1,2-Dichlorobenzene
Concen: 0.124 ug/L
RT: 12.206 min Scan# 3395
Delta R.T. 0.003 min
Lab File: VU061055.D
Acq: 01 Oct 2024 19:51

Tgt Ion:146 Resp: 2467

Ion	Ratio	Lower	Upper
146	100		
111	49.9	33.4	50.0
148	62.5	50.9	76.3

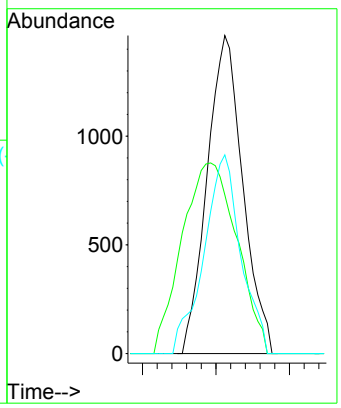

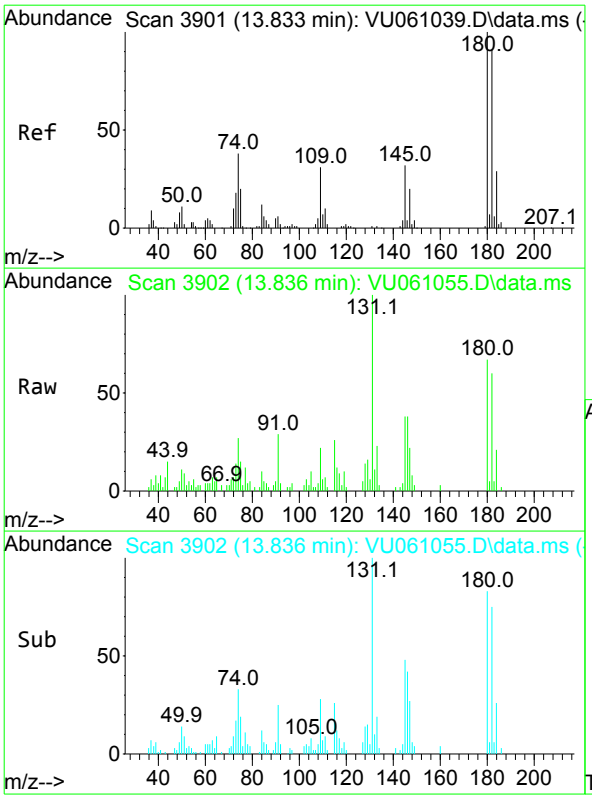

#70
1,2,4-trichlorobenzene
Concen: 0.619 ug/L
RT: 13.836 min Scan# 3902
Delta R.T. 0.003 min
Lab File: VU061055.D
Acq: 01 Oct 2024 19:51

Tgt Ion:180 Resp: 7214

Ion	Ratio	Lower	Upper
180	100		
182	96.4	77.4	116.2
145	64.7	22.9	34.3#

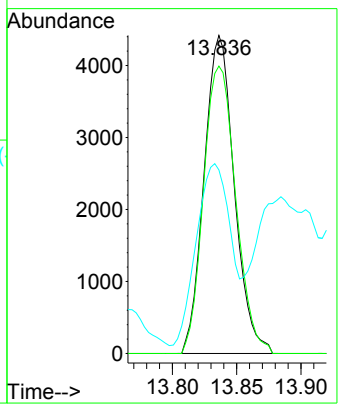

Instrument :
MSVOA_U
ClientSampleId :
PMW-3(20240927)

Quantitation Report (LSC Reviewed)

Data Path : Z:\voasrv\HPCHEM1\MSVOA_U\Data\VU100124\
Data File : VU061055.D
Acq On : 01 Oct 2024 19:51
Operator : MD/SY
Sample : P4227-11
Misc : 25.0mL/MSVOA_U/WATER
ALS Vial : 27 Sample Multiplier: 1

Instrument :
MSVOA_U
ClientSampleId :
PMW-3(20240927)

Quant Time: Oct 02 02:37:36 2024
Quant Method : Z:\voasrv\HPCHEM1\MSVOA_U\Method\SFAMUTR100124WMA.M
Quant Title : TRACE VOA SFAM1.0
QLast Update : Wed Oct 02 02:09:38 2024
Response via : Initial Calibration

Compound	R.T.	QIon	Response	Conc Units	Dev(Min)
Internal Standards					
1) 1,4-Difluorobenzene	6.242	114	171984	5.000 ug/L	0.00
28) Chlorobenzene-d5	9.409	117	160141	5.000 ug/L	0.00
58) 1,4-Dichlorobenzene-d4	11.804	152	75297	5.000 ug/L	0.00
System Monitoring Compounds					
4) Vinyl Chloride-d3	1.595	65	55101	4.481 ug/L	0.00
Spiked Amount 5.000	Range 40 - 130		Recovery = 89.600%		
7) Chloroethane-d5	1.911	69	44512	4.836 ug/L	0.00
Spiked Amount 5.000	Range 65 - 130		Recovery = 96.800%		
11) 1,1-Dichloroethene-d2	2.563	65	24378	4.494 ug/L	0.00
Spiked Amount 5.000	Range 60 - 125		Recovery = 89.800%		
20) 2-Butanone-d5	4.628	46	150177	50.988 ug/L	0.00
Spiked Amount 50.000	Range 40 - 130		Recovery = 101.980%		
24) Chloroform-d	5.055	84	101144	4.667 ug/L	0.00
Spiked Amount 5.000	Range 70 - 125		Recovery = 93.400%		
26) 1,2-Dichloroethane-d4	5.695	65	56084	4.883 ug/L	0.00
Spiked Amount 5.000	Range 70 - 130		Recovery = 97.600%		
32) Benzene-d6	5.721	84	204649	4.847 ug/L	0.00
Spiked Amount 5.000	Range 70 - 125		Recovery = 97.000%		
36) 1,2-Dichloropropane-d6	6.682	67	69671	5.024 ug/L	0.00
Spiked Amount 5.000	Range 60 - 140		Recovery = 100.400%		
41) Toluene-d8	7.891	98	187023	4.739 ug/L	0.00
Spiked Amount 5.000	Range 70 - 130		Recovery = 94.800%		
43) trans-1,3-Dichloroprop...	8.177	79	27914	4.708 ug/L	0.00
Spiked Amount 5.000	Range 55 - 130		Recovery = 94.200%		
46) 2-Hexanone-d5	8.627	63	127282	51.864 ug/L	0.00
Spiked Amount 50.000	Range 45 - 130		Recovery = 103.720%		
56) 1,1,2,2-Tetrachloroeth...	10.746	84	51137	5.029 ug/L	0.00
Spiked Amount 5.000	Range 65 - 120		Recovery = 100.600%		
66) 1,2-Dichlorobenzene-d4	12.184	152	62074	5.156 ug/L	0.00
Spiked Amount 5.000	Range 80 - 120		Recovery = 103.200%		
Target Compounds					Qvalue
5) Vinyl chloride	1.602	62	32326	2.660 ug/L	99
12) 1,1-Dichloroethene	2.573	96	4642	0.467 ug/L #	1
16) Methylene chloride	3.039	84	1686	0.148 ug/L	84
18) trans-1,2-Dichloroethene	3.351	96	13096	1.203 ug/L	91
19) 1,1-Dichloroethane	3.859	63	495159	23.373 ug/L	99
22) cis-1,2-Dichloroethene	4.656	96	175568	14.480 ug/L	94
27) 1,2-Dichloroethane	5.788	62	78788	5.636 ug/L	96
30) Cyclohexane	5.383	56	4388	0.213 ug/L	91
33) Benzene	5.766	78	110700	2.345 ug/L	100
34) Trichloroethene	6.537	95	28458	2.224 ug/L	95
35) Methylcyclohexane	6.756	83	4554	0.220 ug/L	87
42) Toluene	7.968	91	9200	0.183 ug/L	99
47) Tetrachloroethene	8.547	164	11817	1.419 ug/L	95
51) Chlorobenzene	9.441	112	268439	8.763 ug/L	94
52) Ethylbenzene	9.569	91	8894	0.156 ug/L	98
60) Isopropylbenzene	10.479	105	14152	0.281 ug/L #	85
63) 1,2,4-Trimethylbenzene	11.463	105	10163	0.227 ug/L	98
64) 1,3-Dichlorobenzene	11.740	146	29997	1.390 ug/L	96
65) 1,4-Dichlorobenzene	11.830	146	47317	2.218 ug/L	95

Quantitation Report (LSC Reviewed)

Data Path : Z:\voasrv\HPCHEM1\MSVOA_U\Data\VU100124\
Data File : VU061055.D
Acq On : 01 Oct 2024 19:51
Operator : MD/SY
Sample : P4227-11
Misc : 25.0mL/MSVOA_U/WATER
ALS Vial : 27 Sample Multiplier: 1

Instrument :
MSVOA_U
ClientSampleId :
PMW-3(20240927)

Quant Time: Oct 02 02:37:36 2024
Quant Method : Z:\voasrv\HPCHEM1\MSVOA_U\Method\SFAMUTR100124WMA.M
Quant Title : TRACE VOA SFAM1.0
QLast Update : Wed Oct 02 02:09:38 2024
Response via : Initial Calibration

Compound	R.T.	QIon	Response	Conc Units	Dev(Min)
67) 1,2-Dichlorobenzene	12.206	146	2467	0.124 ug/L	94
70) 1,2,4-trichlorobenzene	13.836	180	7214	0.619 ug/L #	84

(#) = qualifier out of range (m) = manual integration (+) = signals summed

Data Path : Z:\voasrv\HPCHEM1\MSVOA_U\Data\VU100124\
Data File : VU061055.D
Acq On : 01 Oct 2024 19:51
Operator : MD/SY
Sample : P4227-11
Misc : 25.0mL/MSVOA_U/WATER
ALS Vial : 27 Sample Multiplier: 1

Instrument :
MSVOA_U
ClientSampleId :
PMW-3(20240927)

Integration Parameters: rteint.p
Integrator: RTE
Smoothing : ON Filtering: 5
Sampling : 1 Min Area: 3 % of largest Peak
Start Thrs: 0.1 Max Peaks: 100
Stop Thrs : 0 Peak Location: TOP

If leading or trailing edge < 100 prefer < Baseline drop else tangent >
Peak separation: 5

Method : Z:\voasrv\HPCHEM1\MSVOA_U\Method\SFAMUTR100124WMA.M
Title : TRACE VOA SFAM1.0

Signal : TIC: VU061055.D\data.ms

peak #	R.T. min	first scan	max scan	last scan	PK TY	peak height	corr. area	corr. % max.	% of total
1	1.358	15	21	34	rVB3	26992	30882	2.94%	0.240%
2	1.489	55	62	69	rBV	64979	67302	6.42%	0.523%
3	1.599	87	96	104	rBV2	124572	149741	14.28%	1.163%
4	1.634	104	107	120	rVB	9912	11703	1.12%	0.091%
5	1.878	177	183	187	rBV2	16066	20350	1.94%	0.158%
6	1.911	187	193	204	rVB	58975	77756	7.41%	0.604%
7	1.991	214	218	234	rVB2	7545	11085	1.06%	0.086%
8	2.367	323	335	367	rVB2	324025	573092	54.64%	4.452%
9	2.563	384	396	413	rVV2	129647	223115	21.27%	1.733%
10	3.351	629	641	664	rVB2	33386	70620	6.73%	0.549%
11	3.859	780	799	825	rBV	414668	1004974	95.82%	7.808%
12	3.988	826	839	857	rVB4	12809	38336	3.66%	0.298%
13	4.656	1027	1047	1096	rBV2	363285	1048830	100.00%	8.148%
14	5.055	1156	1171	1196	rBV	106661	243378	23.20%	1.891%
15	5.380	1261	1272	1287	rVB4	7335	15445	1.47%	0.120%
16	5.718	1358	1377	1386	rBV2	220300	575997	54.92%	4.475%
17	5.775	1387	1395	1421	rVB2	152553	404233	38.54%	3.141%
18	6.242	1528	1540	1570	rBV	207243	416760	39.74%	3.238%
19	6.537	1617	1632	1655	rBV	80945	159107	15.17%	1.236%
20	6.682	1660	1677	1692	rBV	138864	280654	26.76%	2.180%
21	6.753	1695	1699	1718	rVB5	12807	24620	2.35%	0.191%
22	7.155	1814	1824	1835	rBV5	6733	14333	1.37%	0.111%
23	7.560	1937	1950	1970	rBV2	76577	144076	13.74%	1.119%
24	7.891	2042	2053	2070	rVV	277218	495821	47.27%	3.852%
25	7.968	2071	2077	2087	rVB	11131	18935	1.81%	0.147%
26	8.177	2130	2142	2154	rBV	46778	83735	7.98%	0.651%
27	8.547	2246	2257	2272	rBV2	59620	103639	9.88%	0.805%
28	8.627	2272	2282	2317	rBV	344915	687146	65.52%	5.339%
29	8.859	2346	2354	2366	rVB3	7243	11673	1.11%	0.091%
30	9.412	2512	2526	2528	rBV	317989	420492	40.09%	3.267%
31	9.438	2529	2534	2566	rVV	524879	935204	89.17%	7.266%
32	9.569	2566	2575	2586	rVB	11941	22282	2.12%	0.173%
33	9.666	2595	2605	2612	rBV5	16621	31268	2.98%	0.243%
34	9.872	2660	2669	2683	rBV5	6235	13394	1.28%	0.104%
35	10.100	2734	2740	2756	rVB5	6415	12285	1.17%	0.095%
36	10.364	2807	2822	2838	rBV5	4538	13610	1.30%	0.106%

Data Path : Z:\voasrv\HPCHEM1\MSVOA_U\Data\VU100124\
Data File : VU061055.D
Acq On : 01 Oct 2024 19:51
Operator : MD/SY
Sample : P4227-11
Misc : 25.0mL/MSVOA_U/WATER
ALS Vial : 27 Sample Multiplier: 1

Instrument :
MSVOA_U
ClientSampleId :
PMW-3(20240927)

Integration Parameters: rteint.p
Integrator: RTE
Smoothing : ON Filtering: 5
Sampling : 1 Min Area: 3 % of largest Peak
Start Thrs: 0.1 Max Peaks: 100
Stop Thrs : 0 Peak Location: TOP

If leading or trailing edge < 100 prefer < Baseline drop else tangent >
Peak separation: 5

Method : Z:\voasrv\HPCHEM1\MSVOA_U\Method\SFAMUTR100124WMA.M
Title : TRACE VOA SFAM1.0

37	10.479	2847	2858	2867	rBV2	20690	34117	3.25%	0.265%
38	10.749	2931	2942	2955	rVV	100816	166362	15.86%	1.292%
39	10.904	2979	2990	2997	rBV	9898	16401	1.56%	0.127%
40	11.023	3014	3027	3036	rVB3	6016	11886	1.13%	0.092%
41	11.132	3052	3061	3070	rBV2	11045	16872	1.61%	0.131%
42	11.184	3070	3077	3086	rVB4	7306	10578	1.01%	0.082%
43	11.286	3101	3109	3128	rVB	27770	51573	4.92%	0.401%
44	11.463	3156	3164	3175	rVB	17871	28765	2.74%	0.223%
45	11.605	3197	3208	3210	rBV	10049	15267	1.46%	0.119%
46	11.637	3210	3218	3229	rVB	42719	68714	6.55%	0.534%
47	11.740	3240	3250	3260	rBV2	79746	127734	12.18%	0.992%
48	11.804	3260	3270	3290	rVV2	312240	696919	66.45%	5.414%
49	11.888	3290	3296	3305	rVB	12436	19474	1.86%	0.151%
50	12.000	3322	3331	3345	rVB2	17174	28903	2.76%	0.225%
51	12.087	3345	3358	3376	rBV2	158311	270765	25.82%	2.104%
52	12.184	3376	3388	3405	rVB2	281158	505622	48.21%	3.928%
53	12.296	3415	3423	3431	rVB2	12259	19335	1.84%	0.150%
54	12.373	3437	3447	3458	rVB	13957	24413	2.33%	0.190%
55	12.457	3458	3473	3478	rBV2	23798	38851	3.70%	0.302%
56	12.489	3479	3483	3493	rVB	19326	25951	2.47%	0.202%
57	12.563	3499	3506	3511	rBV2	7919	10788	1.03%	0.084%
58	12.605	3511	3519	3531	rVB	53203	84750	8.08%	0.658%
59	12.672	3531	3540	3561	rBV4	63291	148338	14.14%	1.152%
60	12.856	3588	3597	3612	rVB4	35522	65674	6.26%	0.510%
61	12.936	3613	3622	3627	rVV4	11220	18966	1.81%	0.147%
62	12.968	3627	3632	3639	rVV6	13331	24473	2.33%	0.190%
63	13.019	3639	3648	3664	rVV	55494	94793	9.04%	0.736%
64	13.103	3664	3674	3689	rVB4	24930	45762	4.36%	0.356%
65	13.241	3694	3717	3724	rBV3	29992	72141	6.88%	0.560%
66	13.286	3725	3731	3737	rBV	21643	27016	2.58%	0.210%
67	13.392	3757	3764	3770	rBV5	8544	13118	1.25%	0.102%
68	13.444	3770	3780	3794	rVV3	124182	220563	21.03%	1.714%
69	13.518	3797	3803	3810	rVB5	11124	17436	1.66%	0.135%
70	13.614	3826	3833	3851	rVB3	38602	69461	6.62%	0.540%
71	13.727	3858	3868	3875	rBV3	17910	30279	2.89%	0.235%
72	13.775	3875	3883	3891	rVB3	18097	29364	2.80%	0.228%
73	13.833	3891	3901	3909	rBV4	53260	96696	9.22%	0.751%
74	13.900	3919	3922	3925	rBV2	12071	14113	1.35%	0.110%
75	13.933	3926	3932	3948	rVB	95111	156318	14.90%	1.214%
76	14.048	3958	3968	3973	rBV2	19894	32237	3.07%	0.250%

LSC Area Percent Report

Data Path : Z:\voasrv\HPCHEM1\MSVOA_U\Data\VU100124\
Data File : VU061055.D
Acq On : 01 Oct 2024 19:51
Operator : MD/SY
Sample : P4227-11
Misc : 25.0mL/MSVOA_U/WATER
ALS Vial : 27 Sample Multiplier: 1

Instrument :
MSVOA_U
ClientSampleId :
PMW-3(20240927)

Integration Parameters: rteint.p
Integrator: RTE
Smoothing : ON Filtering: 5
Sampling : 1 Min Area: 3 % of largest Peak
Start Thrs: 0.1 Max Peaks: 100
Stop Thrs : 0 Peak Location: TOP

If leading or trailing edge < 100 prefer < Baseline drop else tangent >
Peak separation: 5

Method : Z:\voasrv\HPCHEM1\MSVOA_U\Method\SFAMUTR100124WMA.M
Title : TRACE VOA SFAM1.0

77	14.084	3973	3979	3999	rVB2	32946	79511	7.58%	0.618%
78	14.183	3999	4010	4023	rVB2	46759	78730	7.51%	0.612%
79	14.277	4023	4039	4050	rBV	92820	166863	15.91%	1.296%
80	14.338	4050	4058	4067	rVV3	24926	41310	3.94%	0.321%
81	14.386	4068	4073	4083	rVB2	8820	11285	1.08%	0.088%
82	14.476	4090	4101	4107	rBV3	29066	49909	4.76%	0.388%
83	14.663	4148	4159	4160	rBV2	34331	44218	4.22%	0.344%
84	14.756	4181	4188	4195	rBV5	9050	12926	1.23%	0.100%
85	14.801	4195	4202	4211	rVV4	14309	24671	2.35%	0.192%
86	14.868	4213	4223	4234	rVV3	38366	68544	6.54%	0.533%
87	14.933	4235	4243	4251	rVB5	7707	12037	1.15%	0.094%
88	15.010	4257	4267	4279	rBV5	50628	96528	9.20%	0.750%
89	15.190	4315	4323	4327	rBV5	21199	31799	3.03%	0.247%
90	15.261	4339	4345	4360	rVB5	28959	52152	4.97%	0.405%
91	15.335	4361	4368	4380	rVB4	11589	17282	1.65%	0.134%
92	15.412	4380	4392	4400	rBV3	34398	64157	6.12%	0.498%
93	15.460	4401	4407	4413	rVV5	9574	12776	1.22%	0.099%
94	15.579	4430	4444	4455	rBV6	15481	38401	3.66%	0.298%
95	15.756	4483	4499	4506	rBV6	5847	12953	1.23%	0.101%
96	15.916	4536	4549	4567	rVV8	13950	36497	3.48%	0.284%
97	16.003	4568	4576	4590	rVB8	5641	12242	1.17%	0.095%

Sum of corrected areas: 12871452

Data Path : Z:\voasrv\HPCHEM1\MSVOA_U\Data\VU100124\
Data File : VU061055.D
Acq On : 01 Oct 2024 19:51
Operator : MD/SY
Sample : P4227-11
Misc : 25.0mL/MSVOA_U/WATER
ALS Vial : 27 Sample Multiplier: 1

Instrument :
MSVOA_U
ClientSampleId :
PMW-3(20240927)

Quant Method : Z:\voasrv\HPCHEM1\MSVOA_U\Method\SFAMUTR100124WMA.M
Quant Title : TRACE VOA SFAM1.0

TIC Library : C:\Database\NIST20.L
TIC Integration Parameters: LSCINT.P

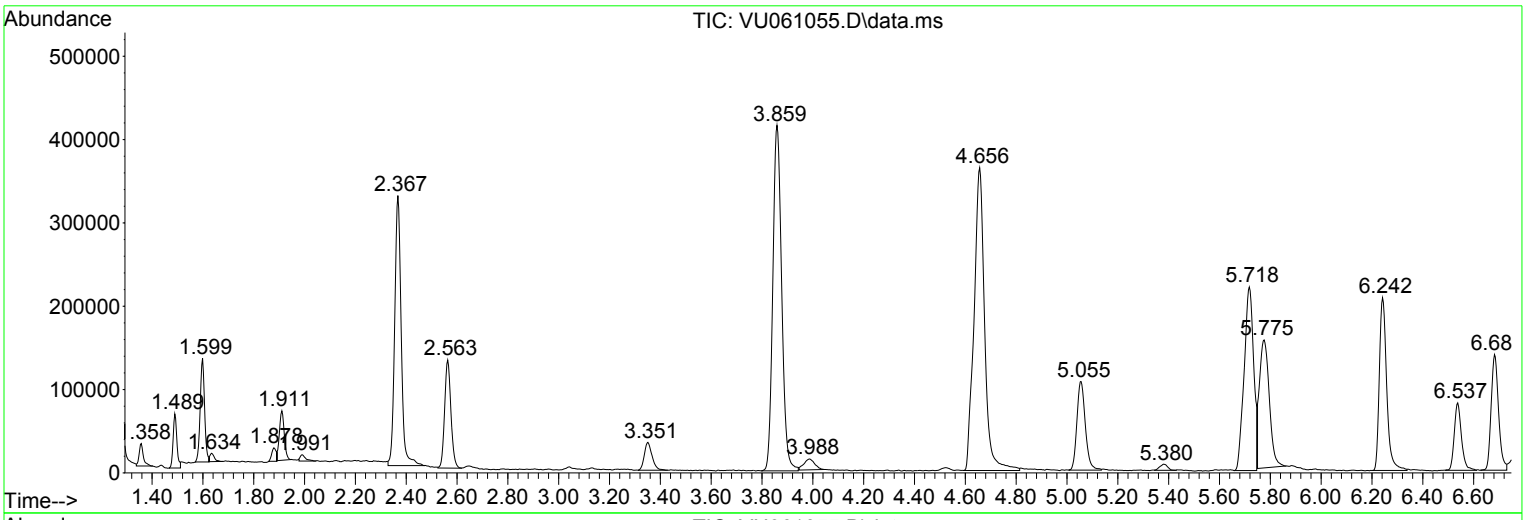

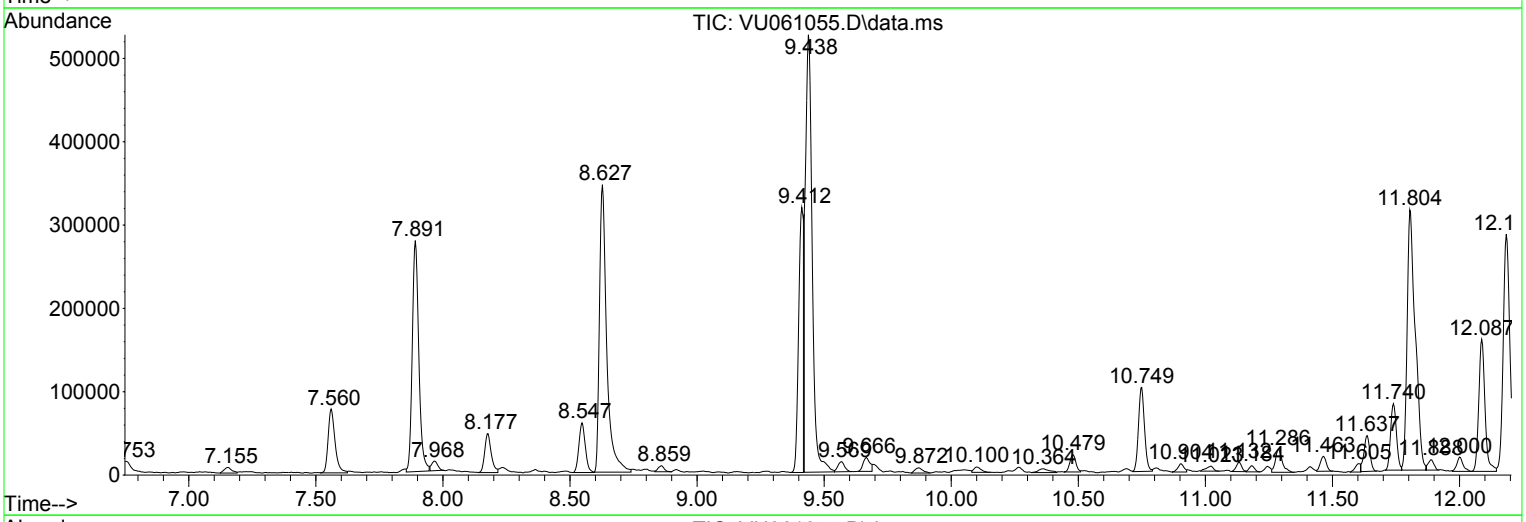

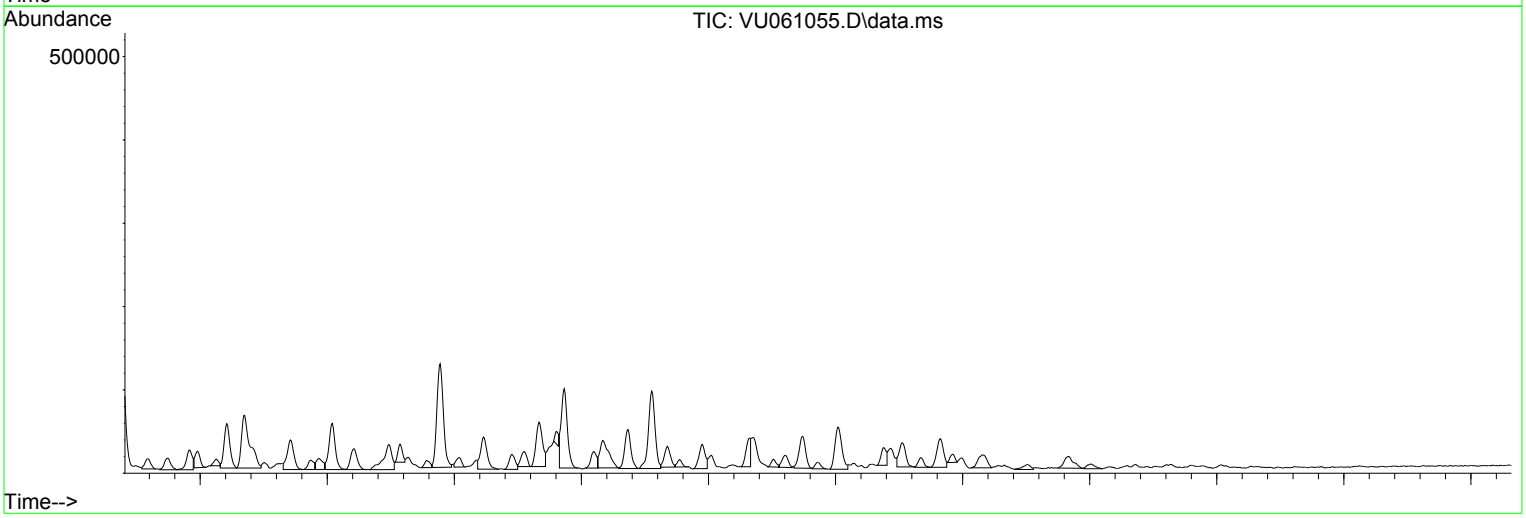

Data Path : Z:\voasrv\HPCHEM1\MSVOA_U\Data\VU100124\
Data File : VU061055.D
Acq On : 01 Oct 2024 19:51
Operator : MD/SY
Sample : P4227-11
Misc : 25.0mL/MSVOA_U/WATER
ALS Vial : 27 Sample Multiplier: 1

Instrument :
MSVOA_U
ClientSampleId :
PMW-3(20240927)

Quant Method : Z:\voasrv\HPCHEM1\MSVOA_U\Method\SFAMUTR100124WMA.M
Quant Title : TRACE VOA SFAM1.0

TIC Library : C:\Database\NIST20.L
TIC Integration Parameters: LSCINT.P

****
Peak Number 1 (DEL) Alkane: Straight-Chai... Concentration Rank 8

R.T.	EstConc	Area	Relative to ISTD	R.T.
1.489	0.81 ug/L	67302	1,4-Difluorobenzene	6.242

Hit# of 5	Tentative ID	MW	MolForm	CAS#	Qual
1	Isobutane	58	C4H10	000075-28-5	59
2	Isobutane	58	C4H10	000075-28-5	59
3	Isobutane	58	C4H10	000075-28-5	59
4	Isobutane	58	C4H10	000075-28-5	40
5	Isobutyl nitrite	103	C4H9NO2	000542-56-3	25

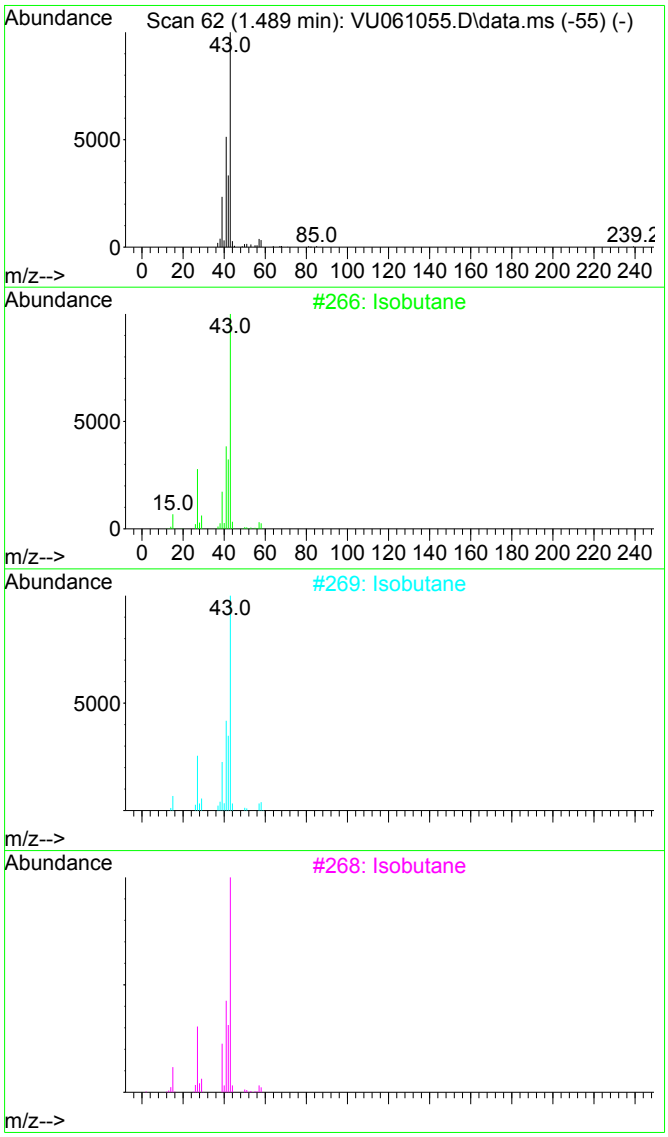

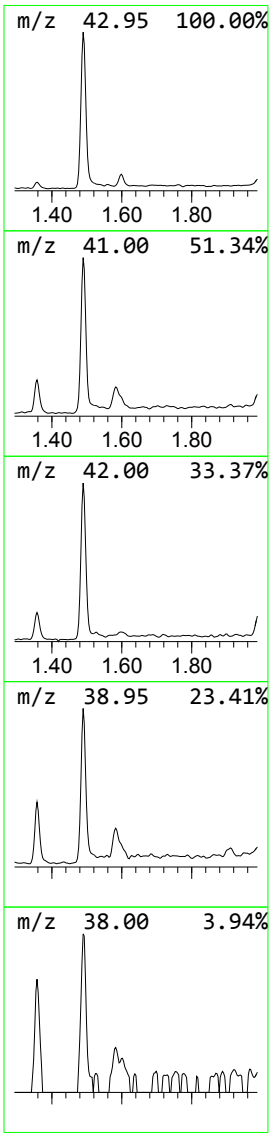

Data Path : Z:\voasrv\HPCHEM1\MSVOA_U\Data\VU100124\
Data File : VU061055.D
Acq On : 01 Oct 2024 19:51
Operator : MD/SY
Sample : P4227-11
Misc : 25.0mL/MSVOA_U/WATER
ALS Vial : 27 Sample Multiplier: 1

Instrument :
MSVOA_U
ClientSampleId :
PMW-3(20240927)

Quant Method : Z:\voasrv\HPCHEM1\MSVOA_U\Method\SFAMUTR100124WMA.M
Quant Title : TRACE VOA SFAM1.0

TIC Library : C:\Database\NIST20.L
TIC Integration Parameters: LSCINT.P

****
Peak Number 2 Ethane, 1,2-dichloro-1,1,2-... Concentration Rank 1

R.T.	EstConc	Area	Relative to ISTD	R.T.
2.367	6.88 ug/L	573092	1,4-Difluorobenzene	6.242

Hit# of 5	Tentative ID	MW	MolForm	CAS#	Qual
1	Ethane, 1,2-dichloro-1,1,2-trifl...	152	C2HCl2F3	000354-23-4	95
2	1-Butyne, 3,3-dimethyl-	82	C6H10	000917-92-0	12
3	Cyclopropane, 1,2-dimethyl-3-met...	82	C6H10	062338-02-7	12
4	Methyl 2-butynoate	98	C5H6O2	023326-27-4	9
5	1,4-Pentadiene, 3-methyl-	82	C6H10	001115-08-8	9

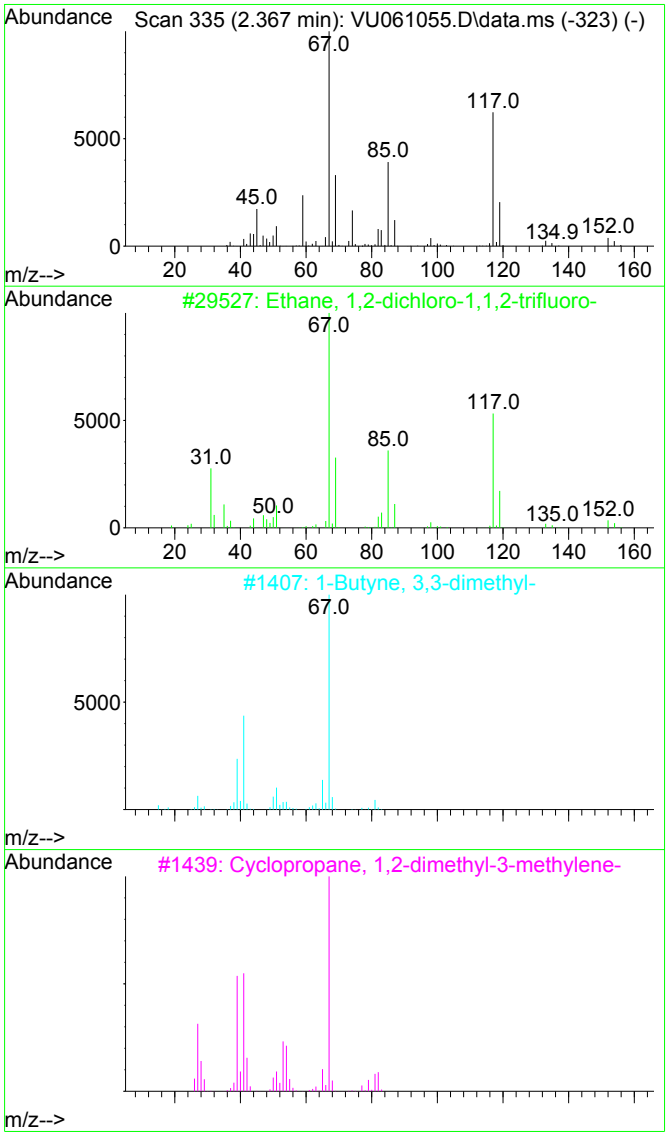

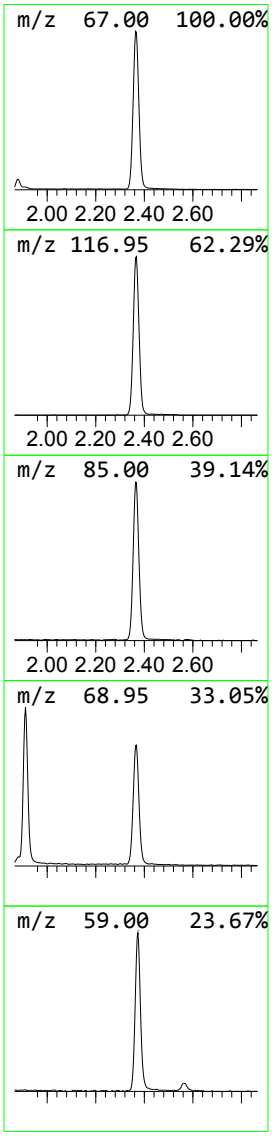

Data Path : Z:\voasrv\HPCHEM1\MSVOA_U\Data\VU100124\
Data File : VU061055.D
Acq On : 01 Oct 2024 19:51
Operator : MD/SY
Sample : P4227-11
Misc : 25.0mL/MSVOA_U/WATER
ALS Vial : 27 Sample Multiplier: 1

Instrument :
MSVOA_U
ClientSampleId :
PMW-3(20240927)

Quant Method : Z:\voasrv\HPCHEM1\MSVOA_U\Method\SFAMUTR100124WMA.M
Quant Title : TRACE VOA SFAM1.0

TIC Library : C:\Database\NIST20.L
TIC Integration Parameters: LSCINT.P

****
Peak Number 4 Benzene, 1-propenyl- Concentration Rank 2

R.T.	EstConc	Area	Relative to ISTD	R.T.
12.087	1.94 ug/L	270765	1,4-Dichlorobenzene-d4	11.804

Hit# of 5	Tentative ID	MW	MolForm	CAS#	Qual
1	Benzene, 1-propenyl-	118	C9H10	000637-50-3	91
2	Benzene, cyclopropyl-	118	C9H10	000873-49-4	70
3	Indane	118	C9H10	000496-11-7	70
4	Benzene, 2-propenyl-	118	C9H10	000300-57-2	64
5	Benzene, cyclopropyl-	118	C9H10	000873-49-4	64

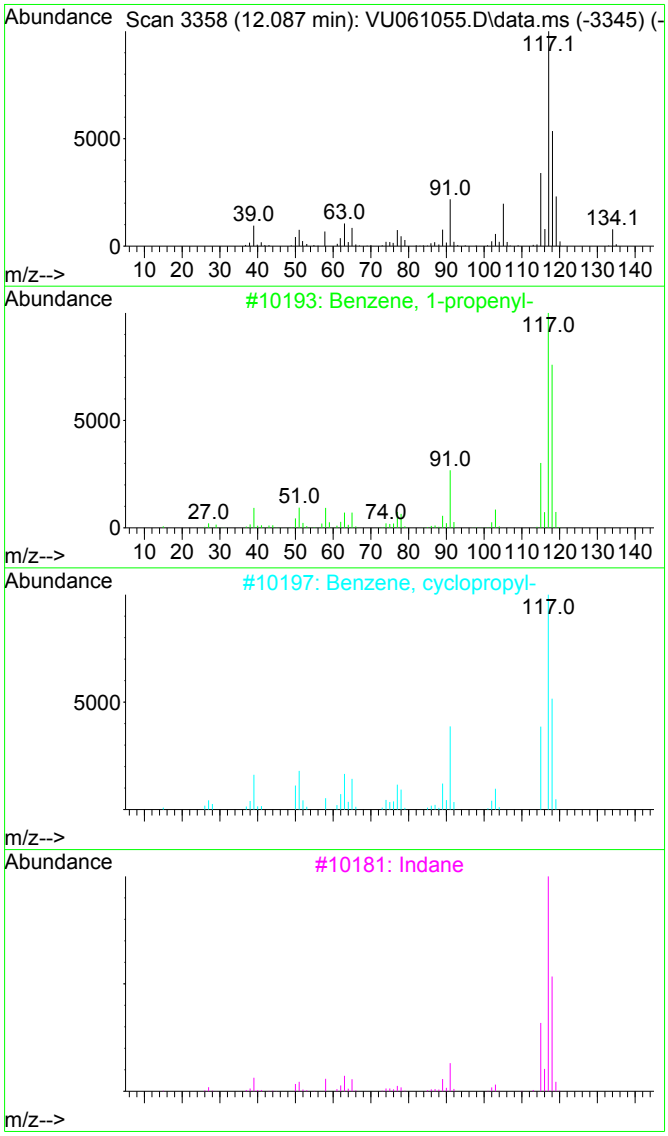

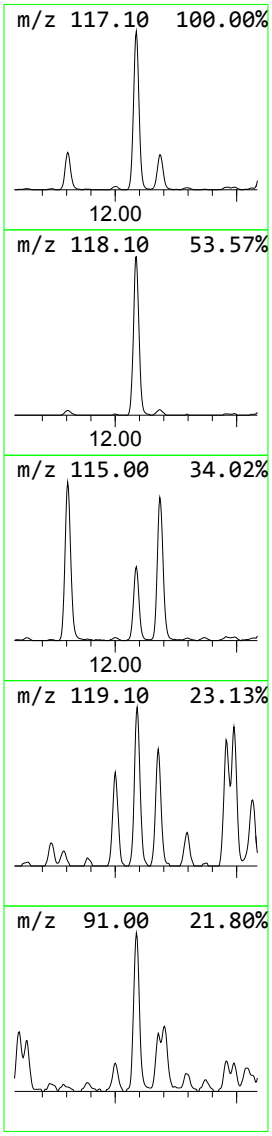

Data Path : Z:\voasrv\HPCHEM1\MSVOA_U\Data\VU100124\
Data File : VU061055.D
Acq On : 01 Oct 2024 19:51
Operator : MD/SY
Sample : P4227-11
Misc : 25.0mL/MSVOA_U/WATER
ALS Vial : 27 Sample Multiplier: 1

Instrument :
MSVOA_U
ClientSampleId :
PMW-3(20240927)

Quant Method : Z:\voasrv\HPCHEM1\MSVOA_U\Method\SFAMUTR100124WMA.M
Quant Title : TRACE VOA SFAM1.0

TIC Library : C:\Database\NIST20.L
TIC Integration Parameters: LSCINT.P

****
Peak Number 5 1H-Indene, 2,3-dihydro-2-me... Concentration Rank 11

R.T.	EstConc	Area	Relative to ISTD	R.T.
12.605	0.61 ug/L	84750	1,4-Dichlorobenzene-d4	11.804

Hit# of 5	Tentative ID	MW	MolForm	CAS#	Qual
1	1H-Indene, 2,3-dihydro-2-methyl-	132	C10H12	000824-63-5	95
2	(E)-1-Phenyl-1-butene	132	C10H12	001005-64-7	95
3	1-Phenyl-1-butene	132	C10H12	000824-90-8	94
4	Benzene, 2-butenyl-	132	C10H12	001560-06-1	94
5	Benzene, (2-methyl-1-propenyl)-	132	C10H12	000768-49-0	94

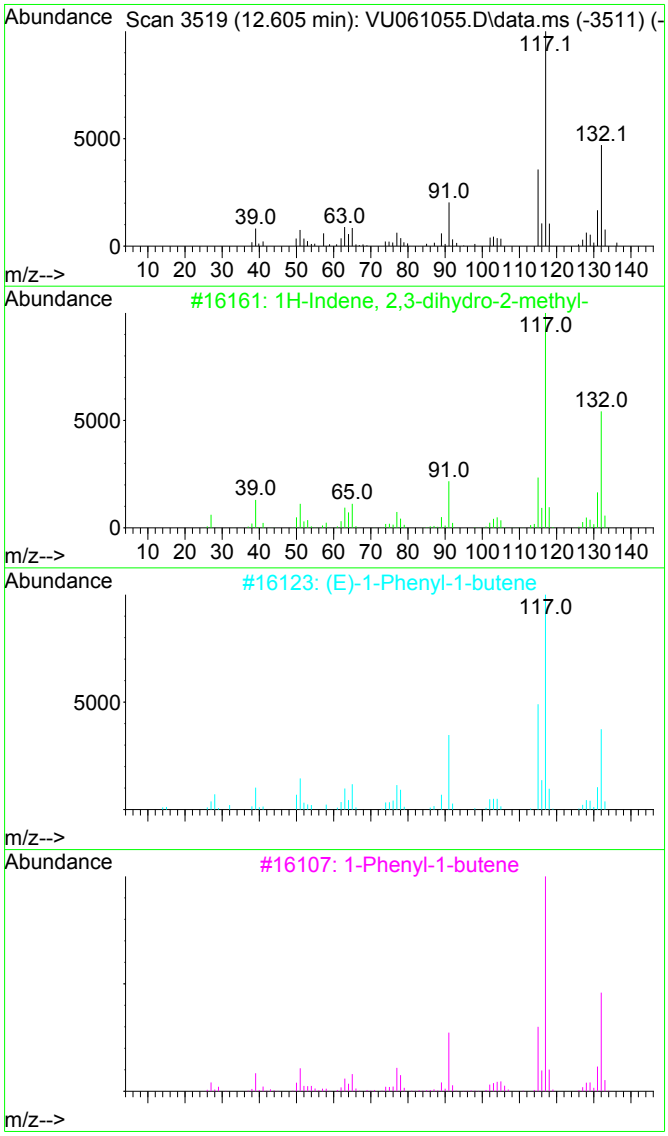

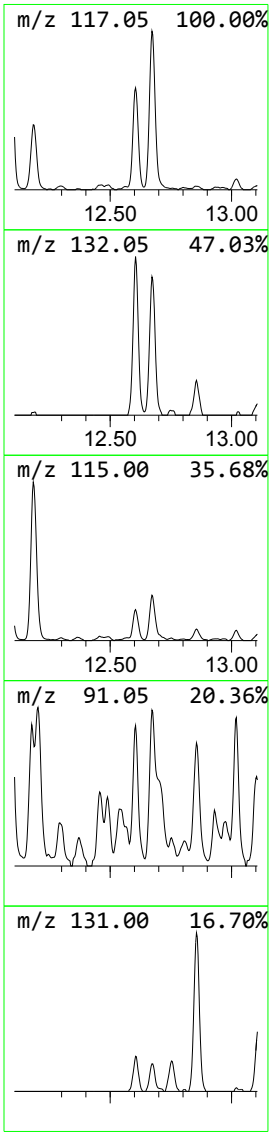

Data Path : Z:\voasrv\HPCHEM1\MSVOA_U\Data\VU100124\
Data File : VU061055.D
Acq On : 01 Oct 2024 19:51
Operator : MD/SY
Sample : P4227-11
Misc : 25.0mL/MSVOA_U/WATER
ALS Vial : 27 Sample Multiplier: 1

Instrument :
MSVOA_U
ClientSampleId :
PMW-3(20240927)

Quant Method : Z:\voasrv\HPCHEM1\MSVOA_U\Method\SFAMUTR100124WMA.M
Quant Title : TRACE VOA SFAM1.0

TIC Library : C:\Database\NIST20.L
TIC Integration Parameters: LSCINT.P

****

Peak Number 6 Indan, 1-methyl- Concentration Rank 7

R.T.	EstConc	Area	Relative to ISTD	R.T.
12.672	1.06 ug/L	148338	1,4-Dichlorobenzene-d4	11.804

Hit# of 5	Tentative ID	MW	MolForm	CAS#	Qual
1	Indan, 1-methyl-	132	C10H12	000767-58-8	87
2	Benzene, (2-methyl-1-propenyl)-	132	C10H12	000768-49-0	87
3	Benzene, 1-methyl-4-(2-propenyl)-	132	C10H12	003333-13-9	87
4	Benzene, 1-ethenyl-3-ethyl-	132	C10H12	007525-62-4	86
5	Benzene, 2-butenyl-	132	C10H12	001560-06-1	83

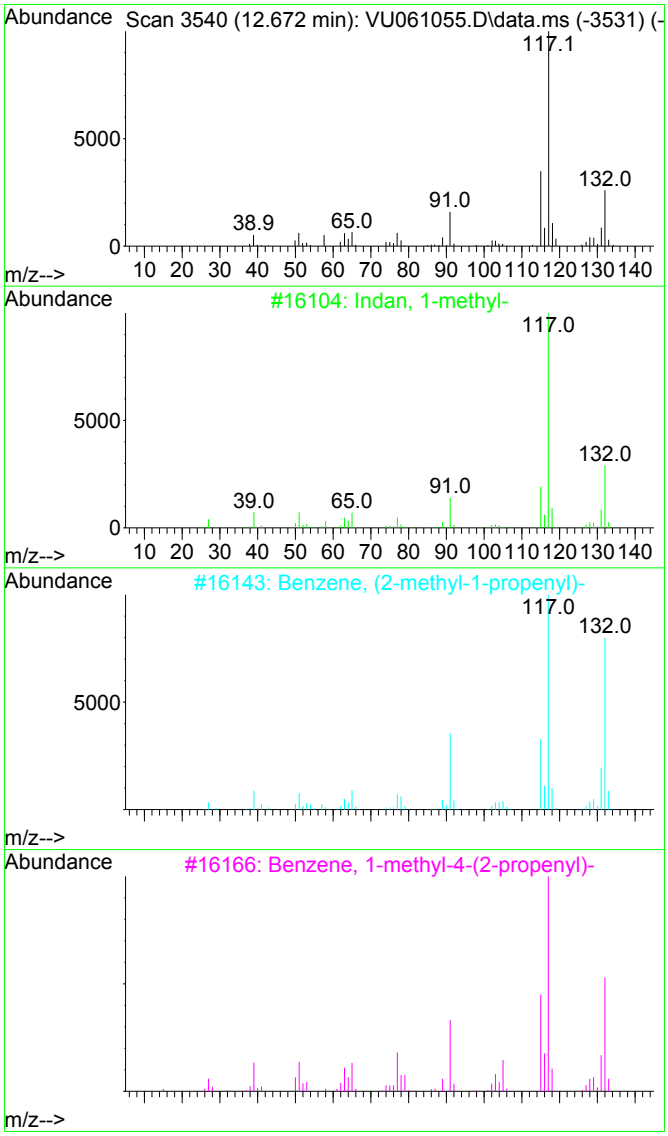

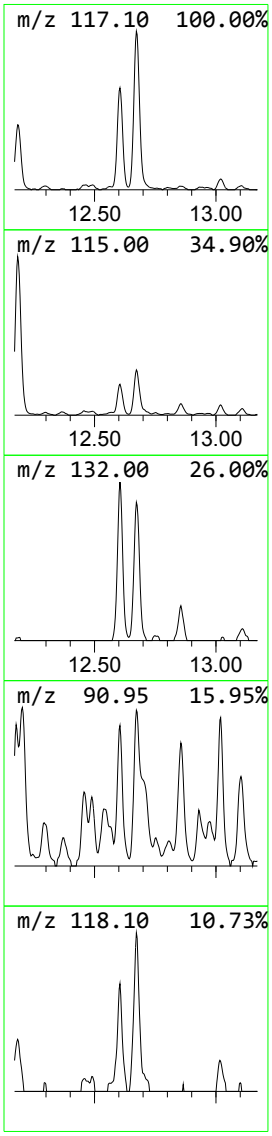

Data Path : Z:\voasrv\HPCHEM1\MSVOA_U\Data\VU100124\
Data File : VU061055.D
Acq On : 01 Oct 2024 19:51
Operator : MD/SY
Sample : P4227-11
Misc : 25.0mL/MSVOA_U/WATER
ALS Vial : 27 Sample Multiplier: 1

Instrument :
MSVOA_U
ClientSampleId :
PMW-3(20240927)

Quant Method : Z:\voasrv\HPCHEM1\MSVOA_U\Method\SFAMUTR100124WMA.M
Quant Title : TRACE VOA SFAM1.0

TIC Library : C:\Database\NIST20.L
TIC Integration Parameters: LSCINT.P

****
Peak Number 7 Benzene, 1,2,4,5-tetramethyl- Concentration Rank 10

R.T.	EstConc	Area	Relative to ISTD	R.T.
13.020	0.68 ug/L	94793	1,4-Dichlorobenzene-d4	11.804

Hit# of 5	Tentative ID	MW	MolForm	CAS#	Qual
1	Benzene, 1,2,4,5-tetramethyl-	134	C10H14	000095-93-2	95
2	Benzene, 1,2,3,4-tetramethyl-	134	C10H14	000488-23-3	95
3	Benzene, 1,2,4,5-tetramethyl-	134	C10H14	000095-93-2	94
4	Benzene, 1,2,3,4-tetramethyl-	134	C10H14	000488-23-3	94
5	Benzene, 1,2,3,5-tetramethyl-	134	C10H14	000527-53-7	94

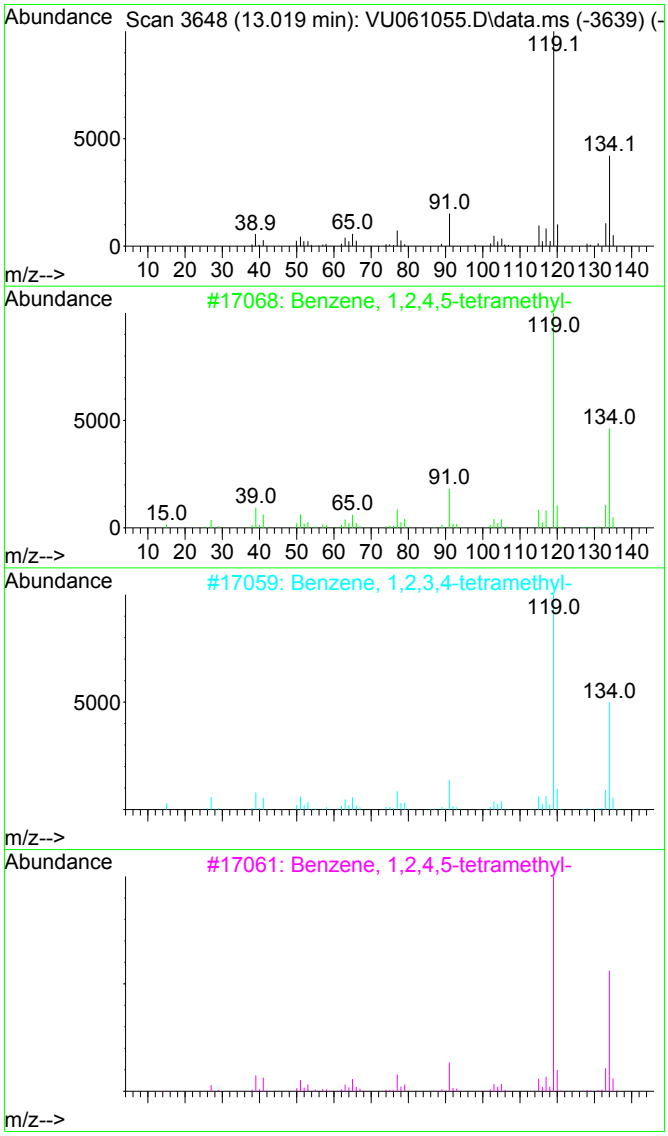

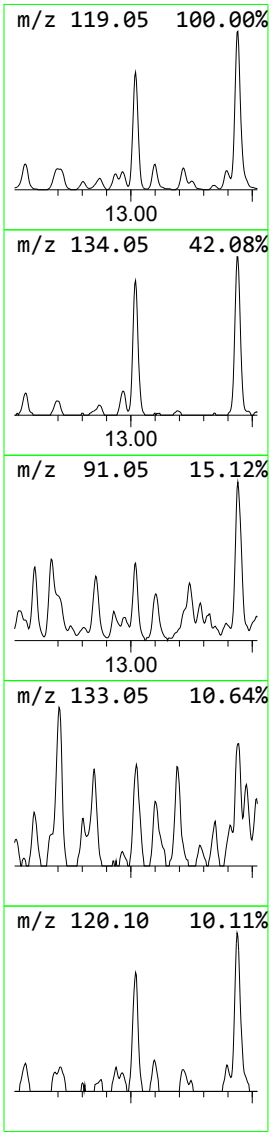

Data Path : Z:\voasrv\HPCHEM1\MSVOA_U\Data\VU100124\
Data File : VU061055.D
Acq On : 01 Oct 2024 19:51
Operator : MD/SY
Sample : P4227-11
Misc : 25.0mL/MSVOA_U/WATER
ALS Vial : 27 Sample Multiplier: 1

Instrument :
MSVOA_U
ClientSampleId :
PMW-3(20240927)

Quant Method : Z:\voasrv\HPCHEM1\MSVOA_U\Method\SFAMUTR100124WMA.M
Quant Title : TRACE VOA SFAM1.0

TIC Library : C:\Database\NIST20.L
TIC Integration Parameters: LSCINT.P

****
Peak Number 8 Benzene, (2-methyl-1-butenyl)- Concentration Rank 14

R.T.	EstConc	Area	Relative to ISTD	R.T.
13.241	0.52 ug/L	72141	1,4-Dichlorobenzene-d4	11.804

Hit# of 5	Tentative ID	MW	MolForm	CAS#	Qual
1	Benzene, (2-methyl-1-butenyl)-	146	C11H14	056253-64-6	94
2	Benzene, (1,2-dimethyl-1-propenyl)-	146	C11H14	000769-57-3	91
3	Benzene, 1-methyl-2-(1-methyl-2-...	146	C11H14	097664-19-2	90
4	1H-Indene, 2,3-dihydro-1,2-dimet...	146	C11H14	017057-82-8	90
5	Naphthalene, 1,2,3,4-tetrahydro-...	146	C11H14	001559-81-5	87

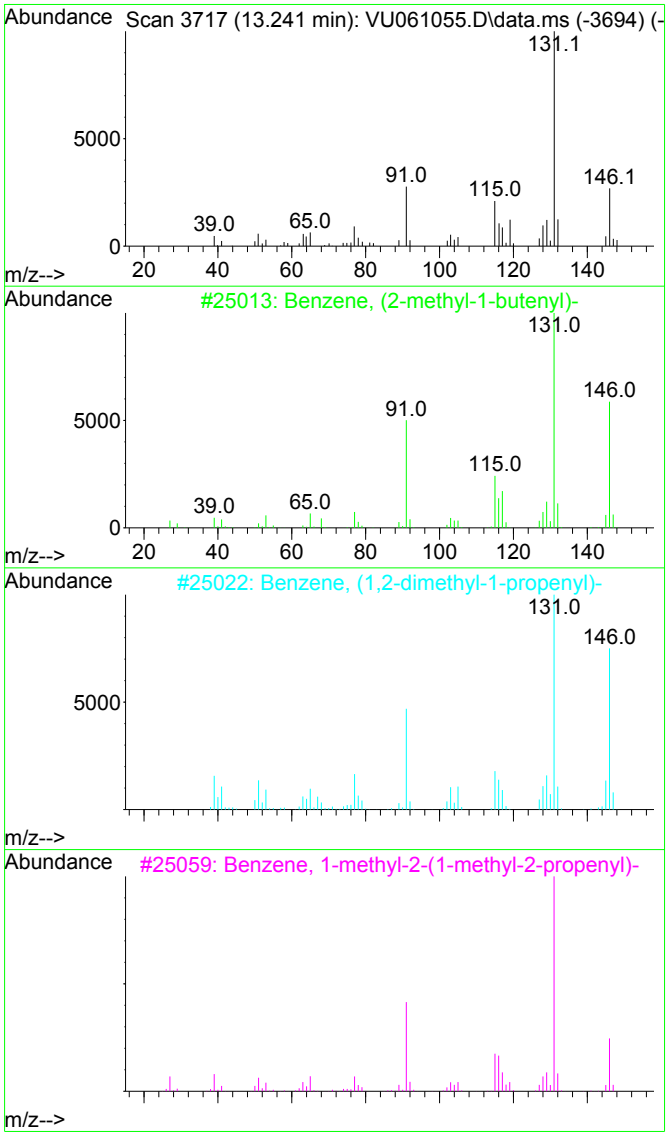

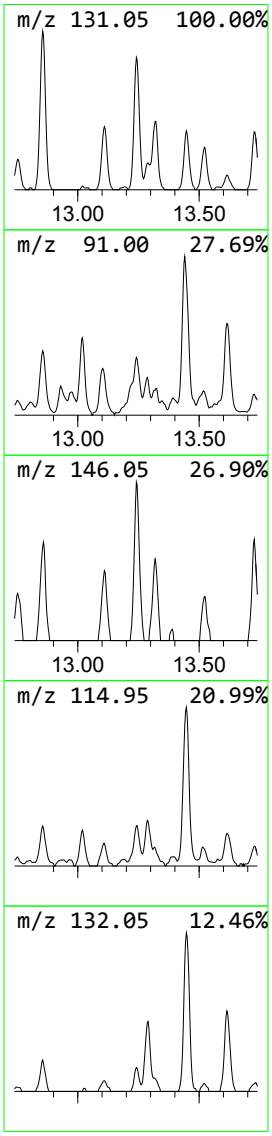

Library Search Compound Report

Data Path : Z:\voasrv\HPCHEM1\MSVOA_U\Data\VU100124\
Data File : VU061055.D
Acq On : 01 Oct 2024 19:51
Operator : MD/SY
Sample : P4227-11
Misc : 25.0mL/MSVOA_U/WATER
ALS Vial : 27 Sample Multiplier: 1

Instrument :
MSVOA_U
ClientSampleId :
PMW-3(20240927)

Quant Method : Z:\voasrv\HPCHEM1\MSVOA_U\Method\SFAMUTR100124WMA.M
Quant Title : TRACE VOA SFAM1.0

TIC Library : C:\Database\NIST20.L
TIC Integration Parameters: LSCINT.P

****

Peak Number 9 1-Phenyl-1-butene Concentration Rank 4

R.T.	EstConc	Area	Relative to ISTD	R.T.
13.444	1.58 ug/L	220563	1,4-Dichlorobenzene-d4	11.804

Hit# of 5	Tentative ID	MW	MolForm	CAS#	Qual
1	1-Phenyl-1-butene	132	C10H12	000824-90-8	86
2	Benzene, 2-butenyl-	132	C10H12	001560-06-1	70
3	Benzene, 1-methyl-4-(2-propenyl)-	132	C10H12	003333-13-9	64
4	Benzene, 2-butenyl-	132	C10H12	001560-06-1	64
5	Benzene, 4-ethyl-1,2-dimethyl-	134	C10H14	000934-80-5	55

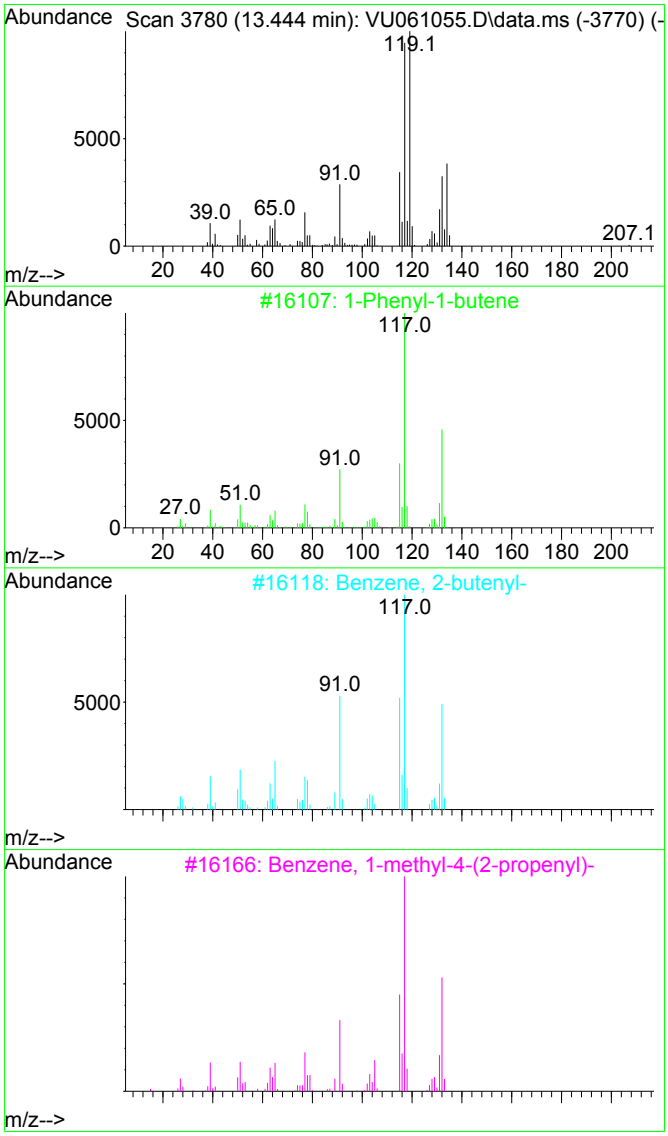

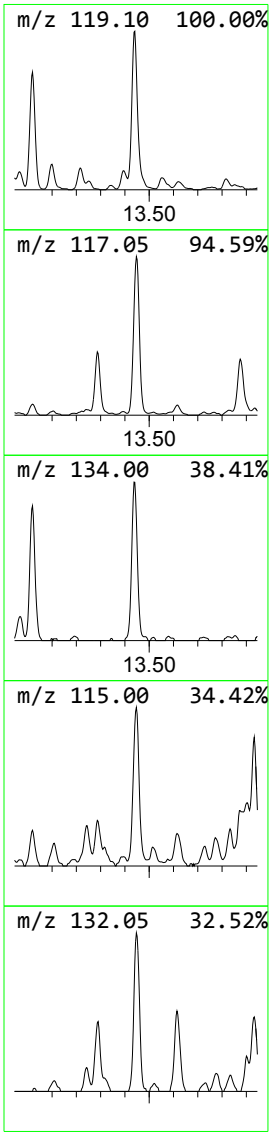

Data Path : Z:\voasrv\HPCHEM1\MSVOA_U\Data\VU100124\
Data File : VU061055.D
Acq On : 01 Oct 2024 19:51
Operator : MD/SY
Sample : P4227-11
Misc : 25.0mL/MSVOA_U/WATER
ALS Vial : 27 Sample Multiplier: 1

Instrument :
MSVOA_U
ClientSampleId :
PMW-3(20240927)

Quant Method : Z:\voasrv\HPCHEM1\MSVOA_U\Method\SFAMUTR100124WMA.M
Quant Title : TRACE VOA SFAM1.0

TIC Library : C:\Database\NIST20.L
TIC Integration Parameters: LSCINT.P

****
Peak Number 10 1H-Indene, 2,3-dihydro-4,7-... Concentration Rank 6

R.T.	EstConc	Area	Relative to ISTD	R.T.
13.933	1.12 ug/L	156318	1,4-Dichlorobenzene-d4	11.804

Hit# of 5	Tentative ID	MW	MolForm	CAS#	Qual
1	1H-Indene, 2,3-dihydro-4,7-dimet...	146	C11H14	006682-71-9	91
2	1H-Indene, 2,3-dihydro-1,6-dimet...	146	C11H14	017059-48-2	91
3	2,2-Dimethylindene, 2,3-dihydro-	146	C11H14	020836-11-7	91
4	Benzene, (2-methyl-1-butenyl)-	146	C11H14	056253-64-6	91
5	Benzene, 1-methyl-4-(1-methyl-2-...	146	C11H14	097664-18-1	91

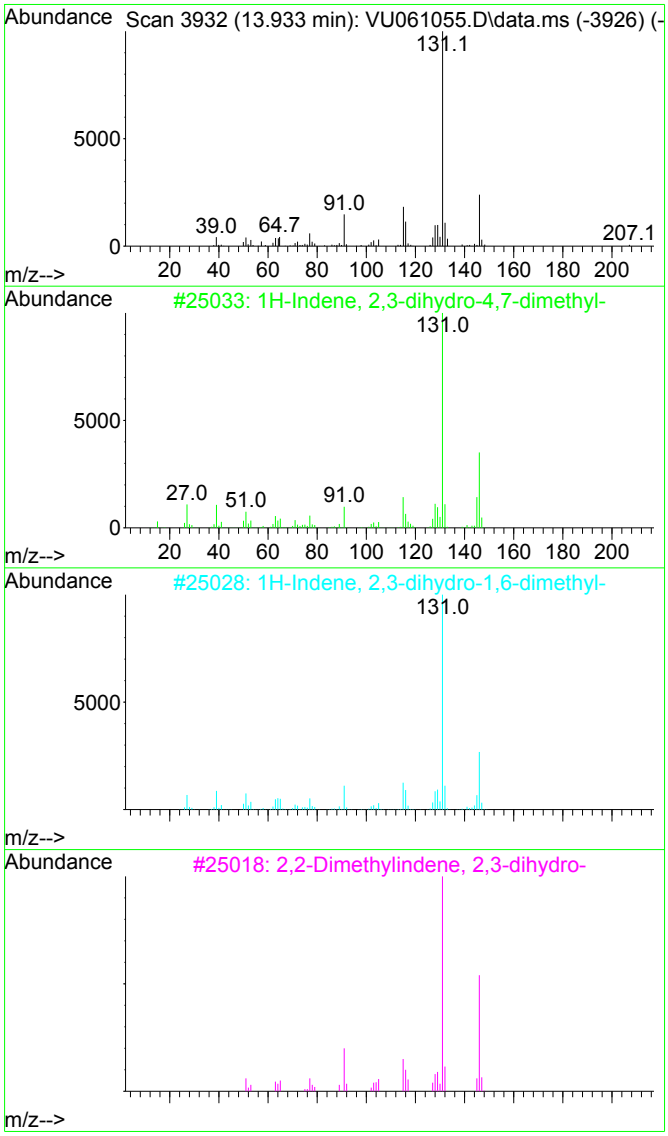

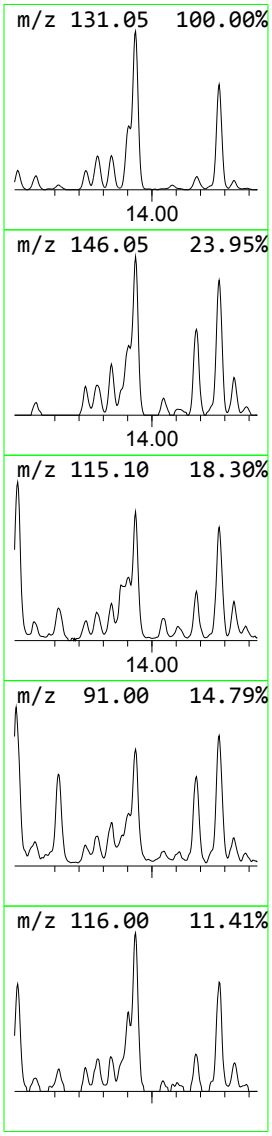

Data Path : Z:\voasrv\HPCHEM1\MSVOA_U\Data\VU100124\
Data File : VU061055.D
Acq On : 01 Oct 2024 19:51
Operator : MD/SY
Sample : P4227-11
Misc : 25.0mL/MSVOA_U/WATER
ALS Vial : 27 Sample Multiplier: 1

Instrument :
MSVOA_U
ClientSampleId :
PMW-3(20240927)

Quant Method : Z:\voasrv\HPCHEM1\MSVOA_U\Method\SFAMUTR100124WMA.M
Quant Title : TRACE VOA SFAM1.0

TIC Library : C:\Database\NIST20.L
TIC Integration Parameters: LSCINT.P

****
Peak Number 11 1H-Indene, 1-methylene- Concentration Rank 12

R.T.	EstConc	Area	Relative to ISTD	R.T.
14.084	0.57 ug/L	79511	1,4-Dichlorobenzene-d4	11.804

Hit# of 5	Tentative ID	MW	MolForm	CAS#	Qual
1	Naphthalene	128	C10H8	000091-20-3	95
2	1H-Indene, 1-methylene-	128	C10H8	002471-84-3	95
3	Azulene	128	C10H8	000275-51-4	94
4	Azulene	128	C10H8	000275-51-4	90
5	Naphthalene	128	C10H8	000091-20-3	90

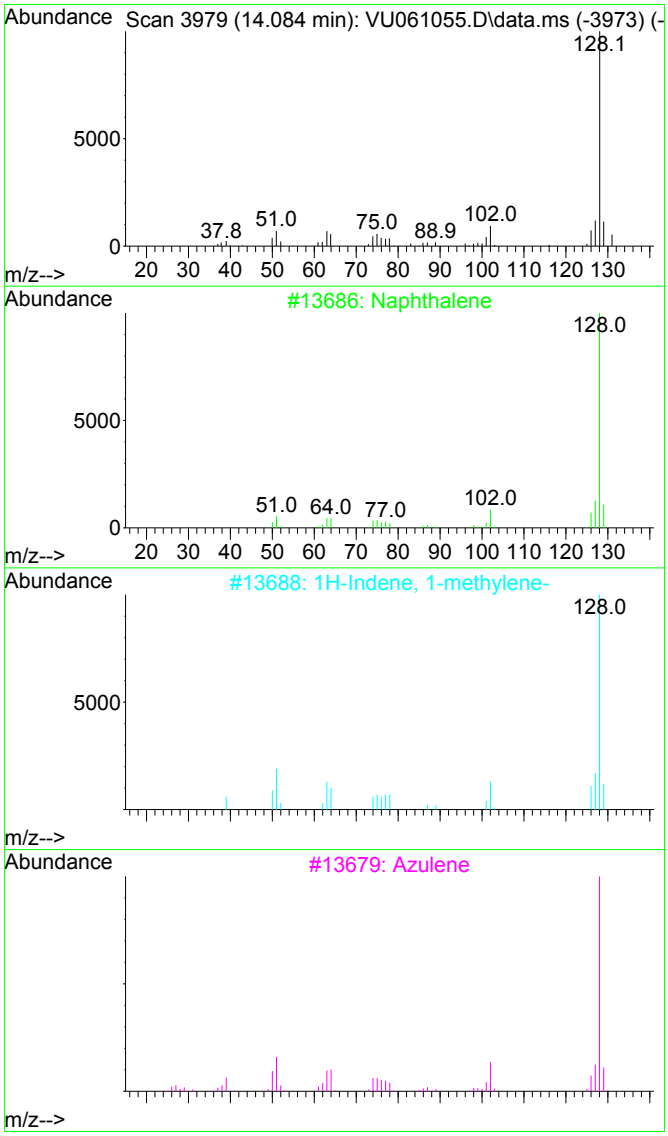

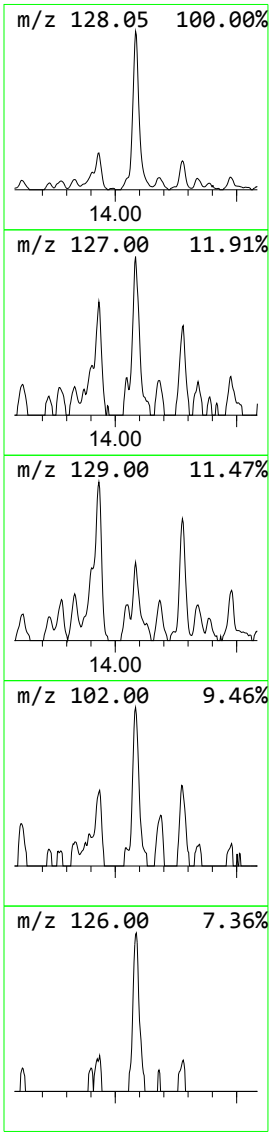

Library Search Compound Report

Data Path : Z:\voasrv\HPCHEM1\MSVOA_U\Data\VU100124\
Data File : VU061055.D
Acq On : 01 Oct 2024 19:51
Operator : MD/SY
Sample : P4227-11
Misc : 25.0mL/MSVOA_U/WATER
ALS Vial : 27 Sample Multiplier: 1

Instrument :
MSVOA_U
ClientSampleId :
PMW-3(20240927)

Quant Method : Z:\voasrv\HPCHEM1\MSVOA_U\Method\SFAMUTR100124WMA.M
Quant Title : TRACE VOA SFAM1.0

TIC Library : C:\Database\NIST20.L
TIC Integration Parameters: LSCINT.P

****
Peak Number 12 Naphthalene, 1,2,3,4-tetrah... Concentration Rank 13

R.T.	EstConc	Area	Relative to ISTD	R.T.
14.183	0.56 ug/L	78730	1,4-Dichlorobenzene-d4	11.804

Hit# of 5	Tentative ID	MW	MolForm	CAS#	Qual
1	Naphthalene, 1,2,3,4-tetrahydro-...	146	C11H14	003877-19-8	93
2	Naphthalene, 1,2,3,4-tetrahydro-...	146	C11H14	003877-19-8	93
3	Naphthalene, 1,2,3,4-tetrahydro-...	146	C11H14	003877-19-8	91
4	Naphthalene, 1,2,3,4-tetrahydro-...	146	C11H14	003877-19-8	90
5	Naphth[1,2-b]oxirene, 1a,2,3,7b-...	146	C10H10O	002461-34-9	76

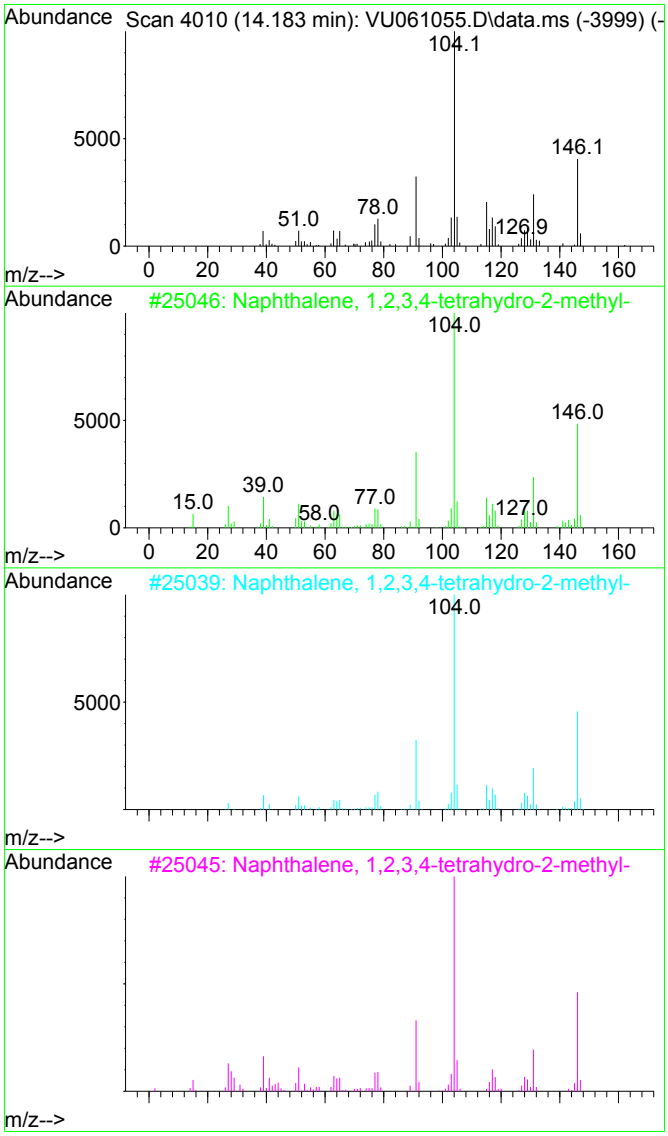

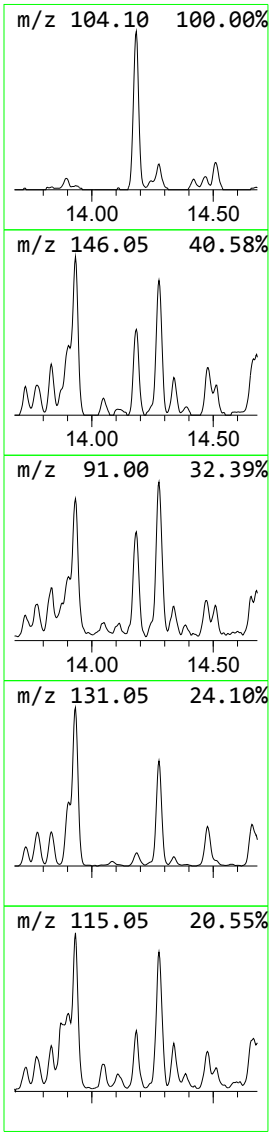

Data Path : Z:\voasrv\HPCHEM1\MSVOA_U\Data\VU100124\
Data File : VU061055.D
Acq On : 01 Oct 2024 19:51
Operator : MD/SY
Sample : P4227-11
Misc : 25.0mL/MSVOA_U/WATER
ALS Vial : 27 Sample Multiplier: 1

Instrument :
MSVOA_U
ClientSampleId :
PMW-3(20240927)

Quant Method : Z:\voasrv\HPCHEM1\MSVOA_U\Method\SFAMUTR100124WMA.M
Quant Title : TRACE VOA SFAM1.0

TIC Library : C:\Database\NIST20.L
TIC Integration Parameters: LSCINT.P

****
Peak Number 13 1H-Indene, 2,3-dihydro-1,3-... Concentration Rank 5

R.T.	EstConc	Area	Relative to ISTD	R.T.
14.277	1.20 ug/L	166863	1,4-Dichlorobenzene-d4	11.804

Hit# of 5	Tentative ID	MW	MolForm	CAS#	Qual
1	Benzene, (2-methyl-1-butenyl)-	146	C11H14	056253-64-6	95
2	1H-Indene, 2,3-dihydro-1,3-dimet...	146	C11H14	004175-53-5	93
3	Naphthalene, 1,2,3,4-tetrahydro-...	146	C11H14	001559-81-5	93
4	Naphthalene, 1,2,3,4-tetrahydro-...	146	C11H14	001559-81-5	93
5	1H-Inden-1-one, 2,3-dihydro-2-me...	146	C10H10O	017496-14-9	93

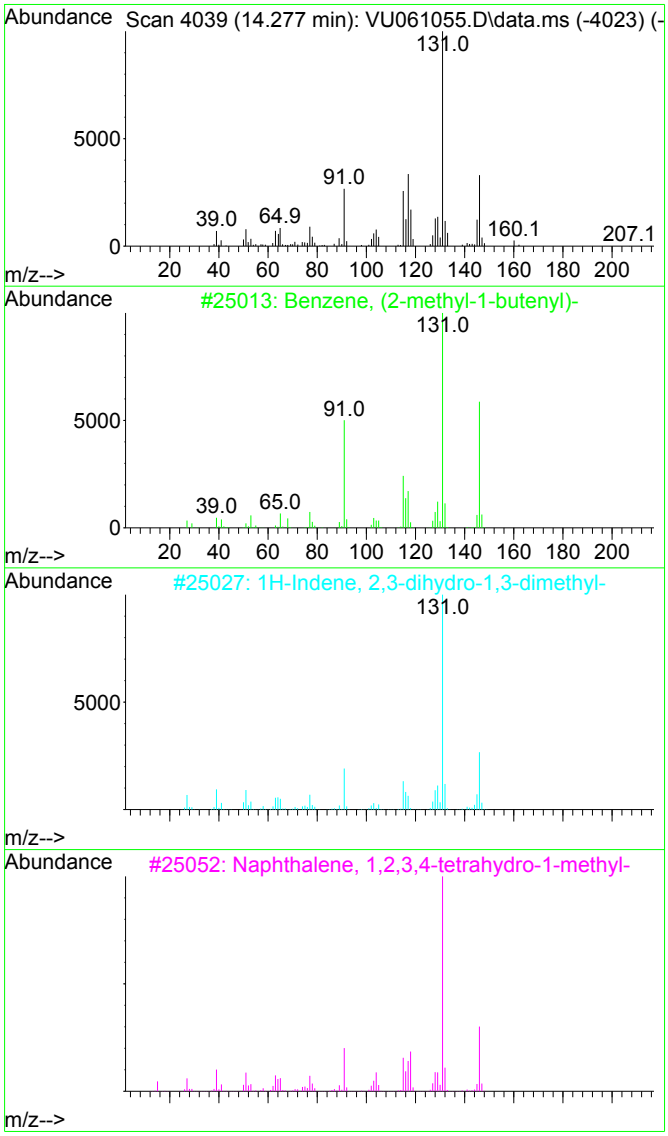

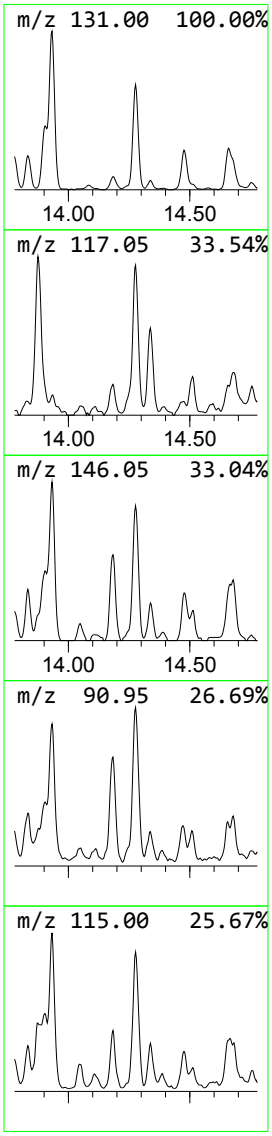

Library Search Compound Report

Data Path : Z:\voasrv\HPCHEM1\MSVOA_U\Data\VU100124\
Data File : VU061055.D
Acq On : 01 Oct 2024 19:51
Operator : MD/SY
Sample : P4227-11
Misc : 25.0mL/MSVOA_U/WATER
ALS Vial : 27 Sample Multiplier: 1

Instrument :
MSVOA_U
ClientSampleId :
PMW-3(20240927)

Quant Method : Z:\voasrv\HPCHEM1\MSVOA_U\Method\SFAMUTR100124WMA.M
Quant Title : TRACE VOA SFAM1.0

TIC Library : C:\Database\NIST20.L
TIC Integration Parameters: LSCINT.P

****
Peak Number 14 Naphthalene, 1,2,3,4-tetrah... Concentration Rank 9

R.T.	EstConc	Area	Relative to ISTD	R.T.
15.010	0.69 ug/L	96528	1,4-Dichlorobenzene-d4	11.804

Hit# of 5	Tentative ID	MW	MolForm	CAS#	Qual
1	Naphthalene, 1,2,3,4-tetrahydro-...	146	C11H14	001680-51-9	81
2	Naphthalene, 1,2,3,4-tetrahydro-...	146	C11H14	002809-64-5	76
3	Naphthalene, 1,2,3,4-tetrahydro-...	146	C11H14	002809-64-5	76
4	Naphthalene, 1,2,3,4-tetrahydro-...	146	C11H14	001680-51-9	70
5	Naphthalene, 1,2,3,4-tetrahydro-...	146	C11H14	002809-64-5	64

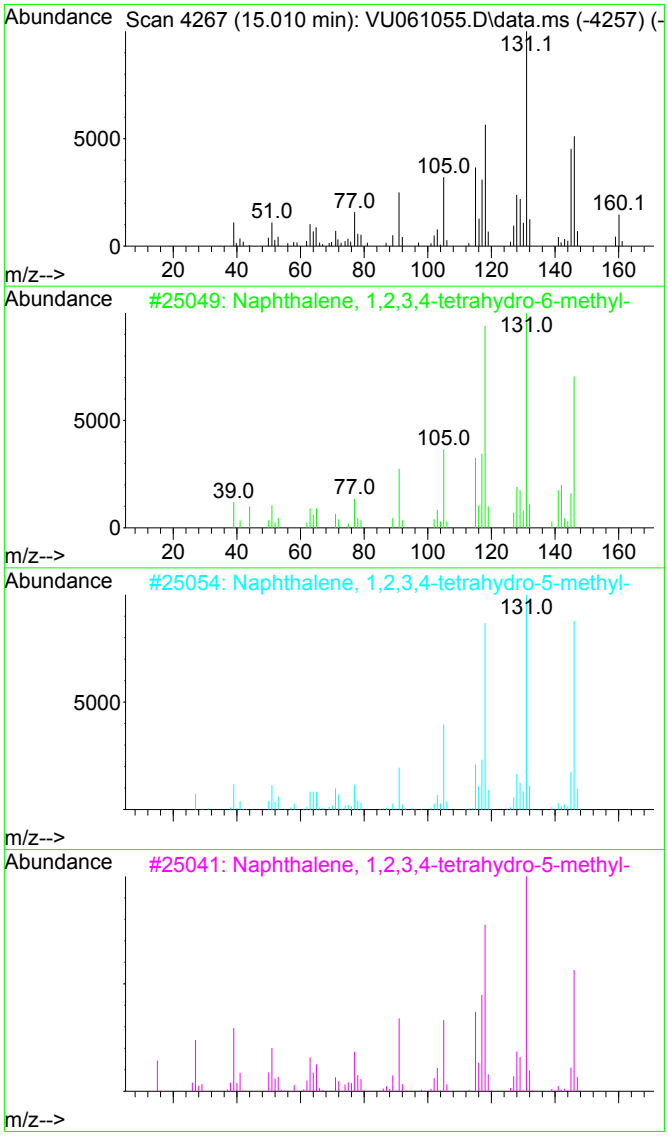

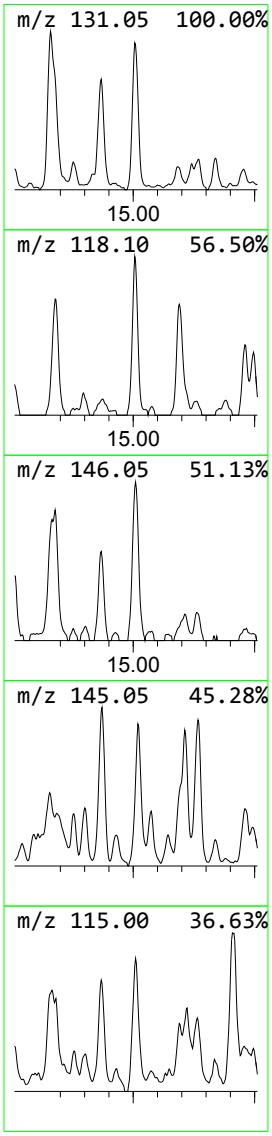

Tentatively Identified Compound (LSC) summary

Data Path : Z:\voasrv\HPCHEM1\MSVOA_U\Data\VU100124\
Data File : VU061055.D
Acq On : 01 Oct 2024 19:51
Operator : MD/SY
Sample : P4227-11
Misc : 25.0mL/MSVOA_U/WATER
ALS Vial : 27 Sample Multiplier: 1

Instrument :
MSVOA_U
ClientSampleId :
PMW-3(20240927)

Quant Method : Z:\voasrv\HPCHEM1\MSVOA_U\Method\SFAMUTR100124WMA.M
Quant Title : TRACE VOA SFAM1.0

TIC Library : C:\Database\NIST20.L
TIC Integration Parameters: LSCINT.P

TIC Top Hit name	RT	EstConc	Units	Response	Internal Standard #	RT	Resp	Conc
(DEL) Alkane: S...	1.489	0.8	ug/L	67302	1	6.242	416760	5.0
Ethane, 1,2-dic...	2.367	6.9	ug/L	573092	1	6.242	416760	5.0
Benzene, 1-prop...	12.087	1.9	ug/L	270765	3	11.804	696919	5.0
1H-Indene, 2,3-...	12.605	0.6	ug/L	84750	3	11.804	696919	5.0
Indan, 1-methyl-	12.672	1.1	ug/L	148338	3	11.804	696919	5.0
Benzene, 1,2,4,...	13.020	0.7	ug/L	94793	3	11.804	696919	5.0
Benzene, (2-met...	13.241	0.5	ug/L	72141	3	11.804	696919	5.0
1-Phenyl-1-butene	13.444	1.6	ug/L	220563	3	11.804	696919	5.0
1H-Indene, 2,3-...	13.933	1.1	ug/L	156318	3	11.804	696919	5.0
1H-Indene, 1-me...	14.084	0.6	ug/L	79511	3	11.804	696919	5.0
Naphthalene, 1,...	14.183	0.6	ug/L	78730	3	11.804	696919	5.0
1H-Indene, 2,3-...	14.277	1.2	ug/L	166863	3	11.804	696919	5.0
Naphthalene, 1,...	15.010	0.7	ug/L	96528	3	11.804	696919	5.0

FORM 1A-OR
ORGANIC ANALYSIS DATA SHEET
TARGET ANALYTE LIST

EPA SAMPLE NO.

PMW-3(20240927)DL

Lab Name : Alliance Technical Group, LLC
Contract : 68HERH20D0011
Lab Code: ACE Case No.: ARC Sayrevil
MA No. : SDG No.: P4227
Analytical Method : VOA_Trace
Level : Trace
Matrix : Water
Lab Sample ID : P4227-11DL
Sample wt/vol : 25.0 (g/mL) mL
Lab File ID : VU061067.D
% Solids :
Date Received : 09/27/2024
GC Column : DB-624UI ID : 0.18 (mm)
Date Extracted :
GC Column : ID : (mm)
Date Analyzed : 10/02/2024
Extract Concentrated :(Y/N)
Extract Volume : (µL)
Soil Aliquot (VOA) : (µL)
Extraction Type : PT
Heated Purge : (Y/N) N
Injection Volume : (µL)
Purge Volume : 25 (mL)
pH : 1.0 Dilution Factor : 4.0
Cleanup Types :
Cleanup Factor :
Concentration Units (µg/L, µg/kg, µg, or µg/cm²): µg/L

CAS NO.	ANALYTE	CONCENTRATION	Q
75-01-4	Vinyl chloride	2.4	D
75-35-4	1,1-Dichloroethene	0.77	JD
75-09-2	Methylene chloride	2.0	U
75-34-3	1,1-Dichloroethane	21	D
156-59-2	cis-1,2-Dichloroethene	13	D
67-66-3	Chloroform	2.0	U
71-55-6	1,1,1-Trichloroethane	2.0	U
71-43-2	Benzene	2.1	D
107-06-2	1,2-Dichloroethane	4.8	D
79-01-6	Trichloroethene	2.1	D
108-88-3	Toluene	2.0	U
127-18-4	Tetrachloroethene	2.0	U
108-90-7	Chlorobenzene	7.9	D
95-47-6	o-Xylene	2.0	U
179601-23-1	m,p-Xylene	2.0	U
79-34-5	1,1,2,2-Tetrachloroethane	2.0	U
106-46-7	1,4-Dichlorobenzene	2.1	D
120-82-1	1,2,4-trichlorobenzene	2.0	U

FORM 1B-OR
ORGANIC ANALYSIS DATA SHEET
TENTATIVELY IDENTIFIED COMPOUNDS

EPA SAMPLE NO.

PMW-3(20240927)DL

Lab Name : Alliance Technical Group, LLC
Contract : 68HERH20D0011
Lab Code: ACE Case No.: ARC Sayrevi
MA No. : SDG No.: P4227
Analytical Method : VOA_Trace
Level : Trace
Matrix : Water
Lab Sample ID : P4227-11DL
Sample wt/vol : 25.0 (g/mL) mL
Lab File ID : VU061067.D
% Solids :
Date Received : 09/27/2024
GC Column : DB-624UI ID : 0.18 (mm)
Date Extracted :
Extract Concentrated : (Y/N)
Date Analyzed : 10/02/2024
Soil Aliquot (VOA) : (µL)
Extract Volume : (µL)
Heated Purge : (Y/N) N
Extraction Type : PT
Purge Volume : 25 (mL)
Injection Volume : (µL)
Cleanup Types :
pH : 1.0 Dilution Factor : 4.0
Concentration Units (µg/L,µg/kg): µg/L
Cleanup Factor :

	CAS NO.	ANALYTE	RT	EST. CONC.	Q
1	000354-23-4	Ethane, 1,2-dichloro-1,1,2-trifluo	2.361	5.7	JDN
2	000496-11-7	Indane	12.09	2.2	JDN
3	E966796	Total Alkanes	N/A	4.8	D

EPA-designated Registry Number.

Quantitation Report (QT/LSC Reviewed)

Data Path : Z:\voasrv\HPCHEM1\MSVOA_U\Data\VU100224\
Data File : VU061067.D
Acq On : 02 Oct 2024 11:36
Operator : MD/SY
Sample : P4227-11DL 4X
Misc : 25.0mL/MSVOA_U/WATER
ALS Vial : 6 Sample Multiplier: 1

Instrument :
MSVOA_U
ClientSampleId :
PMW-3(20240927)DL

Quant Time: Oct 03 06:28:06 2024
Quant Method : Z:\voasrv\HPCHEM1\MSVOA_U\Method\SFAMUTR100124WMA.M
Quant Title : TRACE VOA SFAM1.0
QLast Update : Thu Oct 03 06:26:52 2024
Response via : Initial Calibration

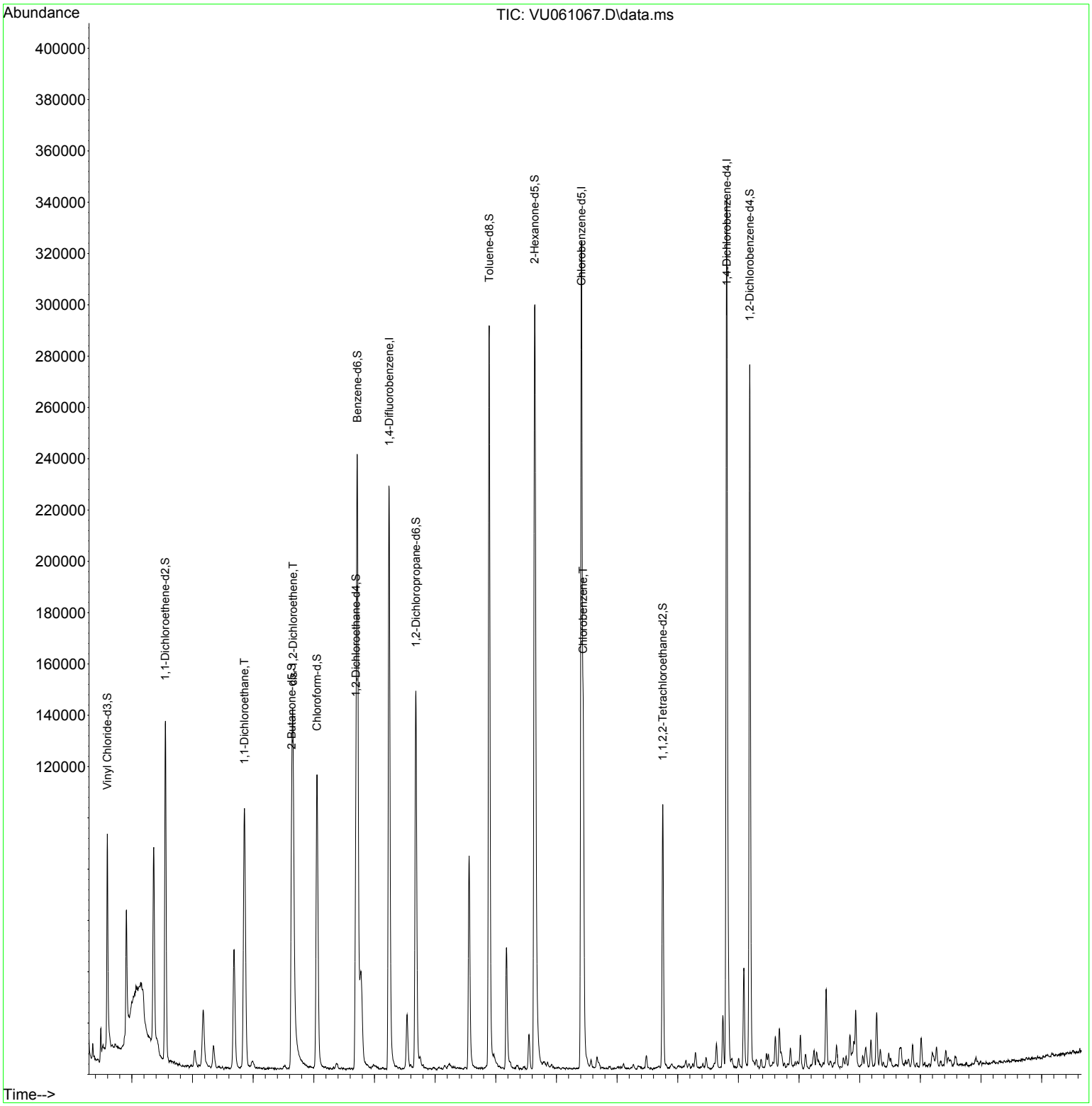

Instrument :
MSVOA_U
ClientSampleId :
PMW-3(20240927)DL

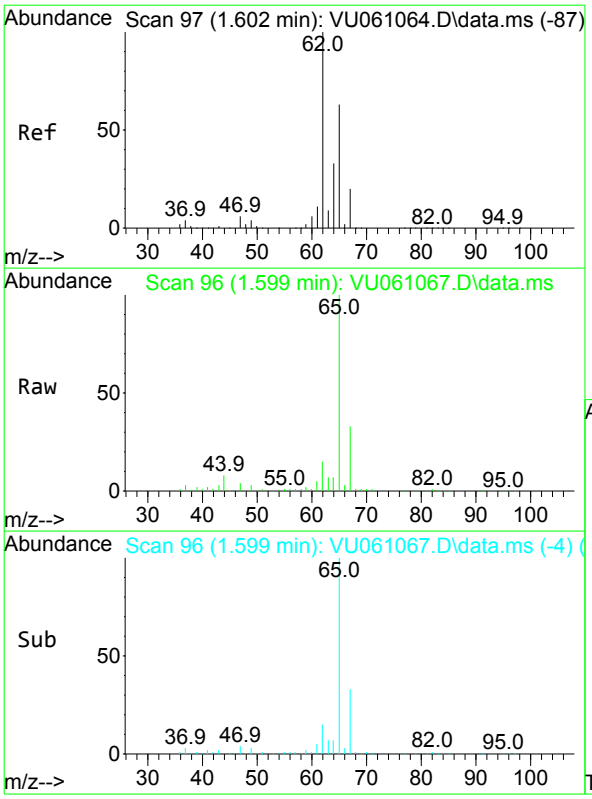

#5
Vinyl chloride
Concen: 0.607 ug/L
RT: 1.599 min Scan# 96
Delta R.T. -0.003 min
Lab File: VU061067.D
Acq: 02 Oct 2024 11:36

Tgt Ion: 62 Resp: 7999

Ion	Ratio	Lower	Upper
62	100		
64	45.7	24.0	44.6#

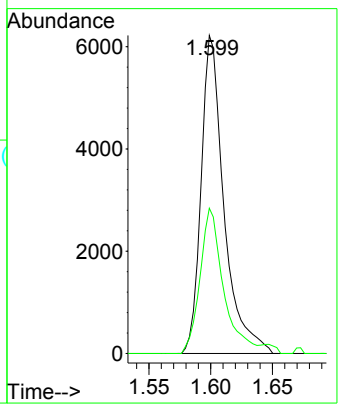

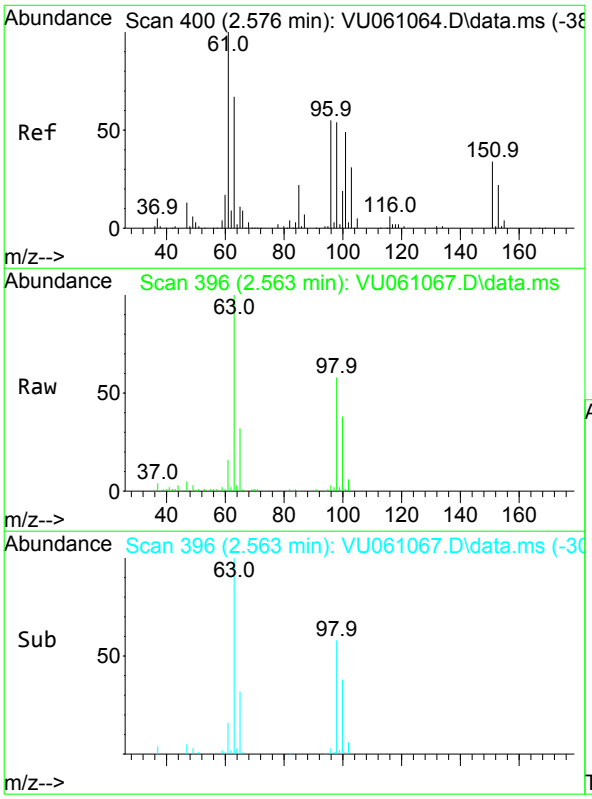

#12
1,1-Dichloroethene
Concen: 0.193 ug/L
RT: 2.563 min Scan# 396
Delta R.T. -0.013 min
Lab File: VU061067.D
Acq: 02 Oct 2024 11:36

Tgt Ion: 96 Resp: 2078

Ion	Ratio	Lower	Upper
96	100		
61	505.2	120.7	224.1#
63	3162.6	90.0	167.2#

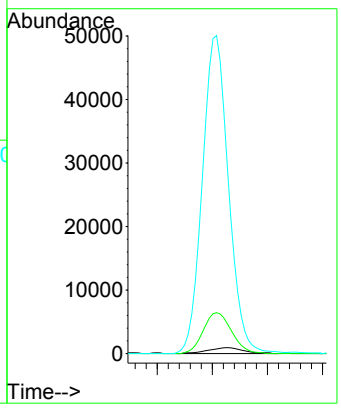

Instrument :
MSVOA_U
ClientSampleId :
PMW-3(20240927)DL

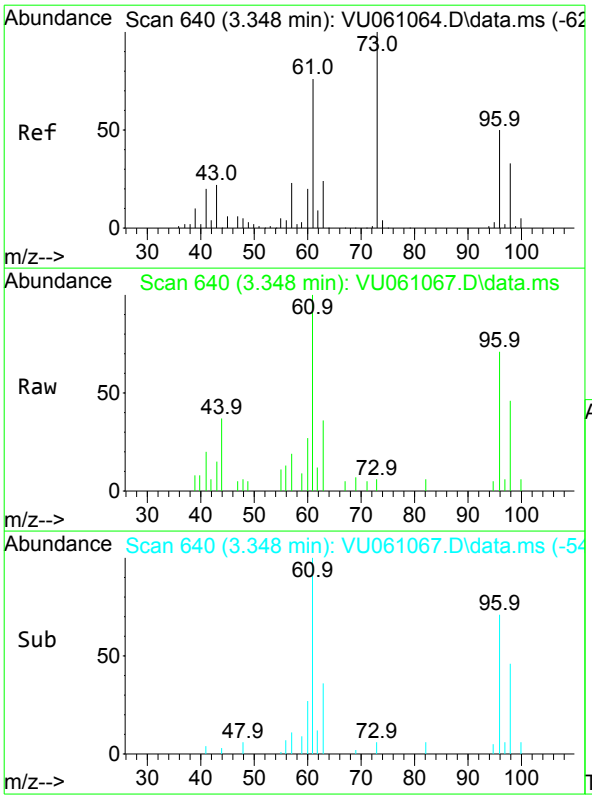

#18
trans-1,2-Dichloroethene
Concen: 0.288 ug/L
RT: 3.348 min Scan# 640
Delta R.T. -0.000 min
Lab File: VU061067.D
Acq: 02 Oct 2024 11:36

Tgt Ion: 96 Resp: 3404

Ion	Ratio	Lower	Upper
96	100		
61	141.5	97.2	180.6
98	65.3	43.3	80.5

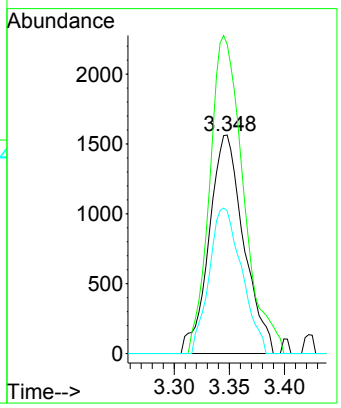

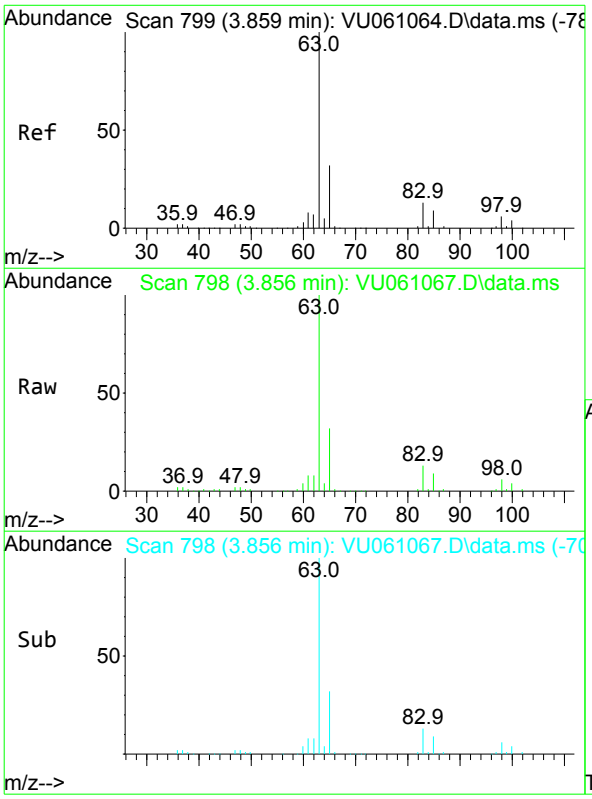

#19
1,1-Dichloroethane
Concen: 5.244 ug/L
RT: 3.856 min Scan# 798
Delta R.T. -0.003 min
Lab File: VU061067.D
Acq: 02 Oct 2024 11:36

Tgt Ion: 63 Resp: 120430

Ion	Ratio	Lower	Upper
63	100		
65	32.3	23.0	42.8
83	13.5	9.0	16.6

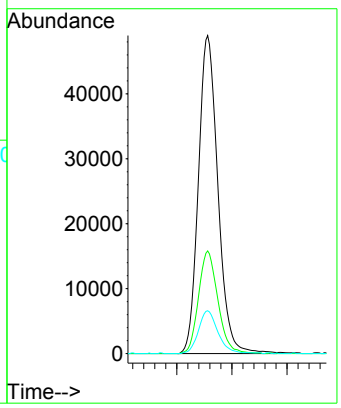

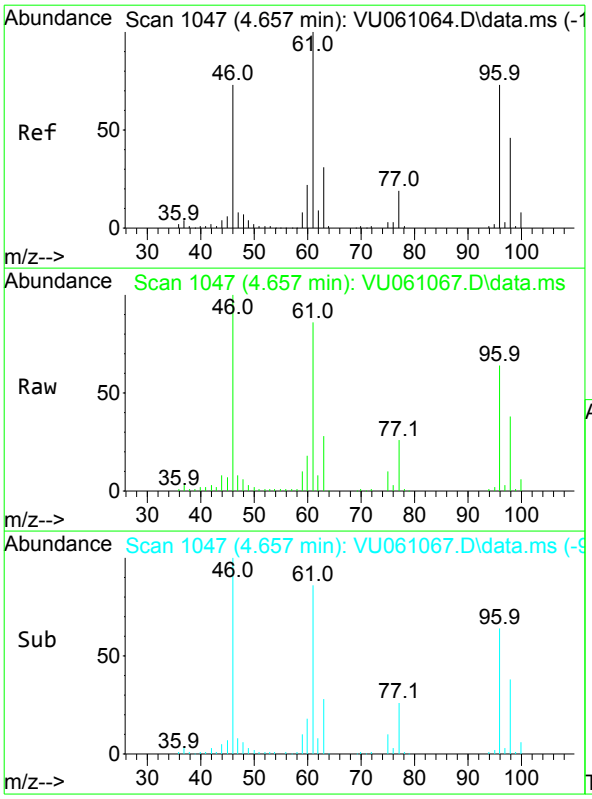

#22
cis-1,2-Dichloroethene
Concen: 3.260 ug/L
RT: 4.657 min Scan# 1047
Delta R.T. -0.000 min
Lab File: VU061067.D
Acq: 02 Oct 2024 11:36

Tgt Ion: 96 Resp: 42846

Ion	Ratio	Lower	Upper
96	100		
61	134.6	89.7	166.5
98	60.3	45.1	83.9

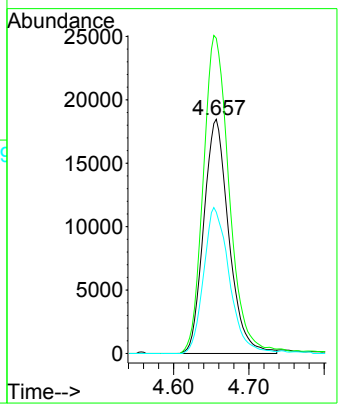

Instrument :
MSVOA_U
ClientSampleId :
PMW-3(20240927)DL

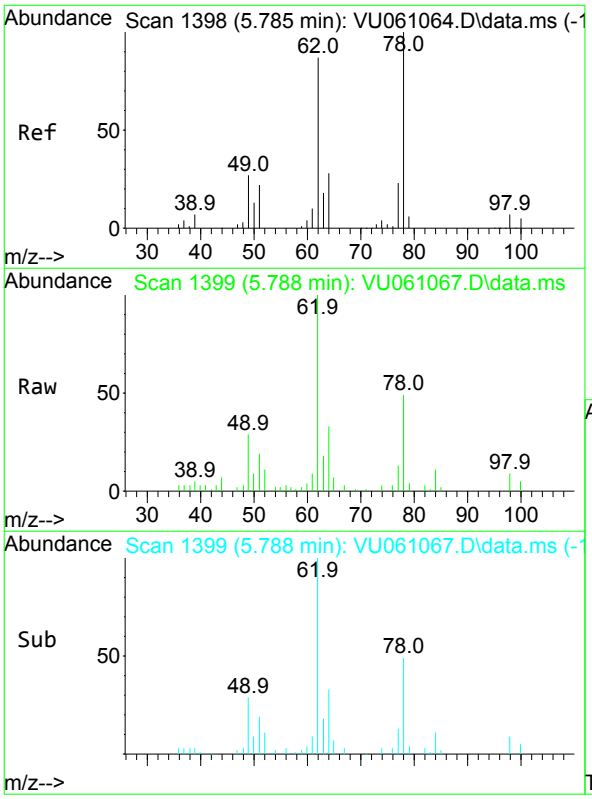

#27
1,2-Dichloroethane
Concen: 1.205 ug/L
RT: 5.788 min Scan# 1399
Delta R.T. 0.003 min
Lab File: VU061067.D
Acq: 02 Oct 2024 11:36

Tgt Ion: 62 Resp: 18258

Ion	Ratio	Lower	Upper
62	100		
98	9.1	8.2	12.4

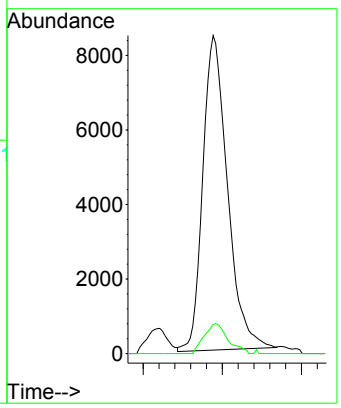

Instrument :
MSVOA_U
ClientSampleId :
PMW-3(20240927)DL

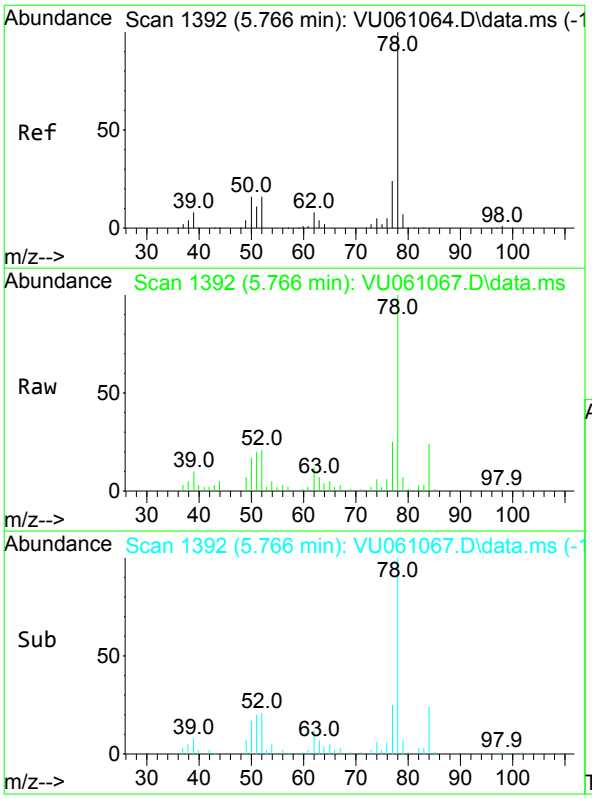

#33
Benzene
Concen: 0.517 ug/L
RT: 5.766 min Scan# 1392
Delta R.T. 0.000 min
Lab File: VU061067.D
Acq: 02 Oct 2024 11:36

Tgt Ion: 78 Resp: 26787

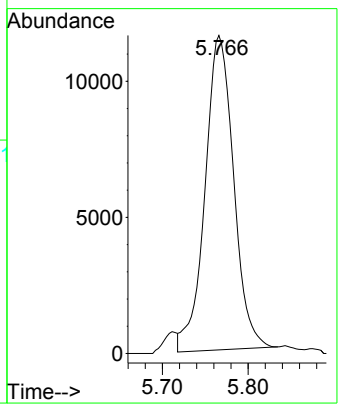

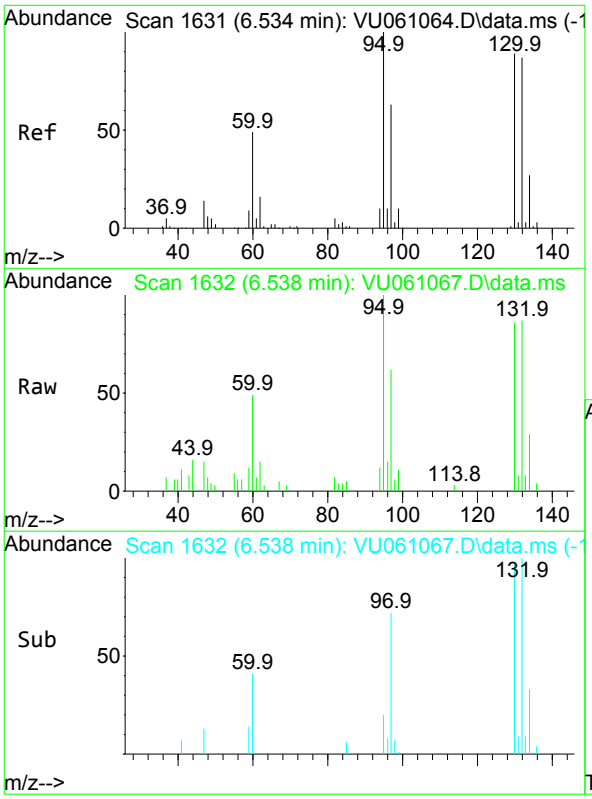

#34
Trichloroethene
Concen: 0.522 ug/L
RT: 6.538 min Scan# 1632
Delta R.T. 0.003 min
Lab File: VU061067.D
Acq: 02 Oct 2024 11:36

Tgt Ion: 95 Resp: 7332

Ion	Ratio	Lower	Upper
95	100		
97	62.4	44.9	83.5
132	87.2	63.5	117.9
130	85.7	70.2	130.4

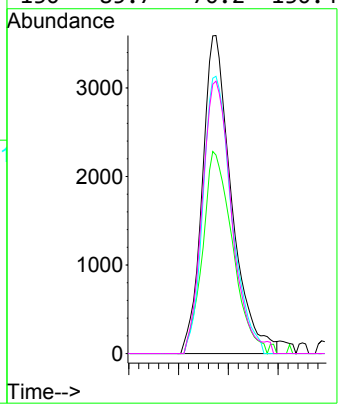

Instrument :
MSVOA_U
ClientSampleId :
PMW-3(20240927)DL

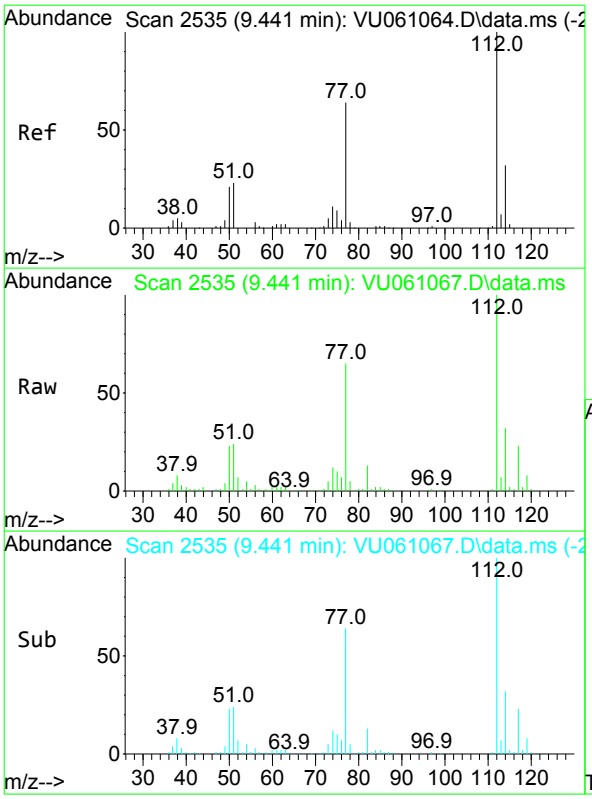

#51
Chlorobenzene
Concen: 1.975 ug/L
RT: 9.441 min Scan# 2535
Delta R.T. 0.000 min
Lab File: VU061067.D
Acq: 02 Oct 2024 11:36

Tgt Ion:112 Resp: 66386

Ion	Ratio	Lower	Upper
112	100		
114	32.1	22.2	41.2
77	64.6	46.1	69.1

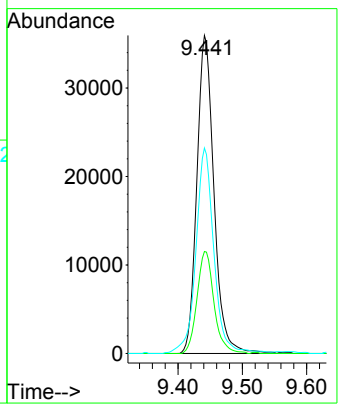

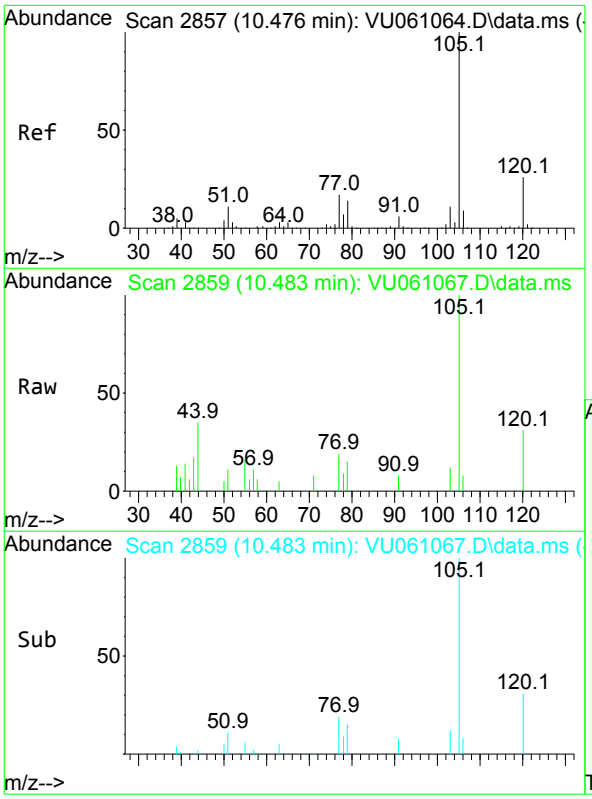

#60
Isopropylbenzene
Concen: 0.066 ug/L
RT: 10.483 min Scan# 2859
Delta R.T. 0.006 min
Lab File: VU061067.D
Acq: 02 Oct 2024 11:36

Tgt Ion:105 Resp: 3708

Ion	Ratio	Lower	Upper
105	100		
120	24.7	21.5	32.3
77	0.0	12.6	18.8#

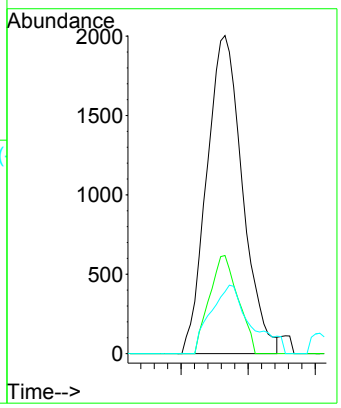

Instrument :
MSVOA_U
ClientSampleId :
PMW-3(20240927)DL

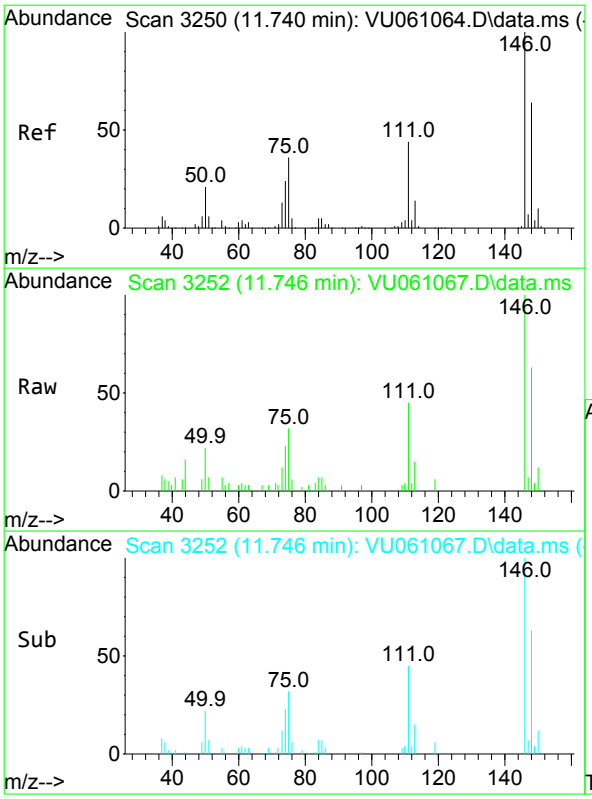

#64
1,3-Dichlorobenzene
Concen: 0.307 ug/L
RT: 11.746 min Scan# 3252
Delta R.T. 0.006 min
Lab File: VU061067.D
Acq: 02 Oct 2024 11:36

Tgt Ion:146 Resp: 7414

Ion	Ratio	Lower	Upper
146	100		
111	44.7	27.5	51.1
148	62.7	43.7	81.1

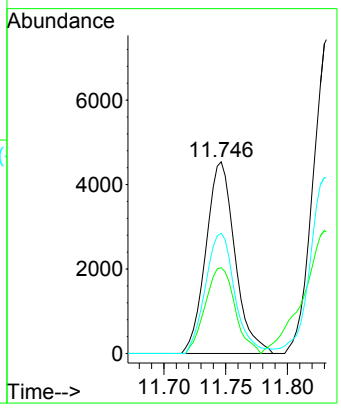

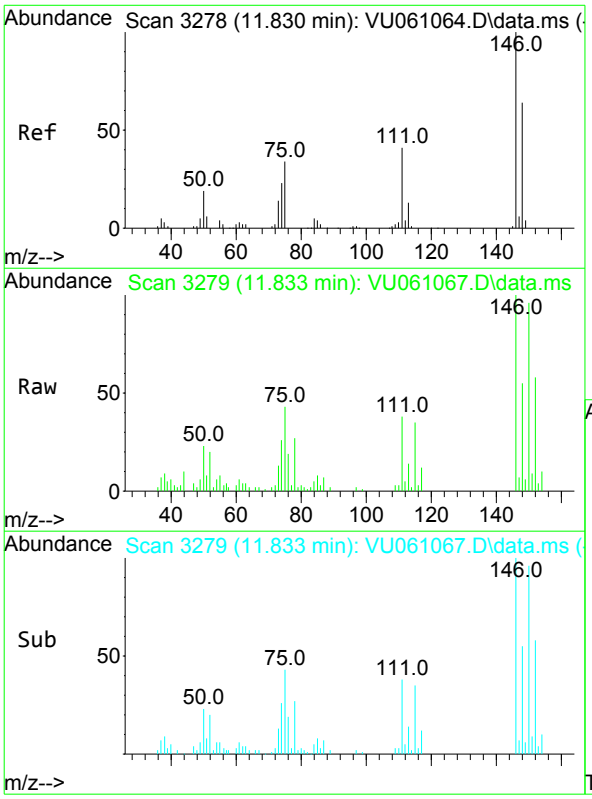

#65
1,4-Dichlorobenzene
Concen: 0.524 ug/L
RT: 11.833 min Scan# 3279
Delta R.T. 0.003 min
Lab File: VU061067.D
Acq: 02 Oct 2024 11:36

Tgt Ion:146 Resp: 12511

Ion	Ratio	Lower	Upper
146	100		
111	37.8	26.3	48.9
148	55.2	45.3	84.1

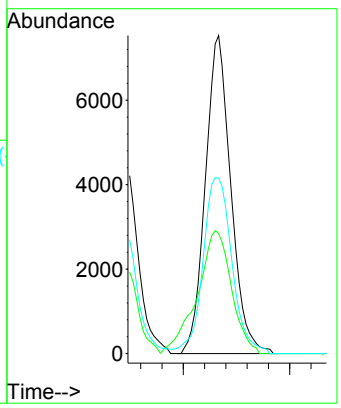

Quantitation Report (QT/LSC Reviewed)

Data Path : Z:\voasrv\HPCHEM1\MSVOA_U\Data\VU100224\
Data File : VU061067.D
Acq On : 02 Oct 2024 11:36
Operator : MD/SY
Sample : P4227-11DL 4X
Misc : 25.0mL/MSVOA_U/WATER
ALS Vial : 6 Sample Multiplier: 1

Instrument :
MSVOA_U
ClientSampleId :
PMW-3(20240927)DL

Quant Time: Oct 03 06:28:06 2024
Quant Method : Z:\voasrv\HPCHEM1\MSVOA_U\Method\SFAMUTR100124WMA.M
Quant Title : TRACE VOA SFAM1.0
QLast Update : Thu Oct 03 06:26:52 2024
Response via : Initial Calibration

Compound	R.T.	QIon	Response	Conc	Units	Dev(Min)
Internal Standards						
1) 1,4-Difluorobenzene	6.242	114	186439	5.000	ug/L	0.00
28) Chlorobenzene-d5	9.412	117	175713	5.000	ug/L	0.00
58) 1,4-Dichlorobenzene-d4	11.807	152	84327	5.000	ug/L	0.00
System Monitoring Compounds						
4) Vinyl Chloride-d3	1.596	65	59062	4.431	ug/L	0.00
Spiked Amount 5.000	Range 40 - 130		Recovery = 88.600%			
7) Chloroethane-d5	1.911	69	44542	4.464	ug/L	0.00
Spiked Amount 5.000	Range 65 - 130		Recovery = 89.200%			
11) 1,1-Dichloroethene-d2	2.551	65	26304	4.473	ug/L	-0.01
Spiked Amount 5.000	Range 60 - 125		Recovery = 89.400%			
20) 2-Butanone-d5	4.634	46	155532	48.712	ug/L	0.00
Spiked Amount 50.000	Range 40 - 130		Recovery = 97.420%			
24) Chloroform-d	5.052	84	107925	4.594	ug/L	0.00
Spiked Amount 5.000	Range 70 - 125		Recovery = 91.800%			
26) 1,2-Dichloroethane-d4	5.695	65	58450	4.694	ug/L	0.00
Spiked Amount 5.000	Range 70 - 130		Recovery = 93.800%			
32) Benzene-d6	5.718	84	216762	4.679	ug/L	0.00
Spiked Amount 5.000	Range 70 - 125		Recovery = 93.600%			
36) 1,2-Dichloropropane-d6	6.682	67	72373	4.757	ug/L	0.00
Spiked Amount 5.000	Range 60 - 140		Recovery = 95.200%			
41) Toluene-d8	7.891	98	198157	4.576	ug/L	0.00
Spiked Amount 5.000	Range 70 - 130		Recovery = 91.600%			
43) trans-1,3-Dichloroprop...	8.177	79	30070	4.622	ug/L	0.00
Spiked Amount 5.000	Range 55 - 130		Recovery = 92.400%			
46) 2-Hexanone-d5	8.640	63	133258	49.487	ug/L	0.01
Spiked Amount 50.000	Range 45 - 130		Recovery = 98.980%			
56) 1,1,2,2-Tetrachloroeth...	10.753	84	53945	4.835	ug/L	0.00
Spiked Amount 5.000	Range 65 - 120		Recovery = 96.600%			
66) 1,2-Dichlorobenzene-d4	12.187	152	65147	4.832	ug/L	0.00
Spiked Amount 5.000	Range 80 - 120		Recovery = 96.600%			
Target Compounds						Qvalue
5) Vinyl chloride	1.599	62	7999	0.607	ug/L #	80
12) 1,1-Dichloroethene	2.563	96	2078	0.193	ug/L #	1
18) trans-1,2-Dichloroethene	3.348	96	3404	0.288	ug/L	97
19) 1,1-Dichloroethane	3.856	63	120430	5.244	ug/L	99
22) cis-1,2-Dichloroethene	4.657	96	42846	3.260	ug/L	95
27) 1,2-Dichloroethane	5.788	62	18258	1.205	ug/L	97
33) Benzene	5.766	78	26787	0.517	ug/L	100
34) Trichloroethene	6.538	95	7332	0.522	ug/L	92
51) Chlorobenzene	9.441	112	66386	1.975	ug/L	94
60) Isopropylbenzene	10.483	105	3708	0.066	ug/L #	84
64) 1,3-Dichlorobenzene	11.746	146	7414	0.307	ug/L	96
65) 1,4-Dichlorobenzene	11.833	146	12511	0.524	ug/L	92

(#) = qualifier out of range (m) = manual integration (+) = signals summed

LSC Area Percent Report

Data Path : Z:\voasrv\HPCHEM1\MSVOA_U\Data\VU100224\
Data File : VU061067.D
Acq On : 02 Oct 2024 11:36
Operator : MD/SY
Sample : P4227-11DL 4X
Misc : 25.0mL/MSVOA_U/WATER
ALS Vial : 6 Sample Multiplier: 1

Instrument :
MSVOA_U
ClientSampleId :
PMW-3(20240927)DL

Integration Parameters: rteint.p
Integrator: RTE
Smoothing : ON Filtering: 5
Sampling : 1 Min Area: 3 % of largest Peak
Start Thrs: 0.1 Max Peaks: 100
Stop Thrs : 0 Peak Location: TOP

If leading or trailing edge < 100 prefer < Baseline drop else tangent >
Peak separation: 5

Method : Z:\voasrv\HPCHEM1\MSVOA_U\Method\SFAMUTR100124WMA.M
Title : TRACE VOA SFAM1.0

Signal : TIC: VU061067.D\data.ms

peak #	R.T. min	first scan	max scan	last scan	PK TY	peak height	corr. area	corr. % max.	% of total
1	1.490	55	62	66	rBV2	13109	14324	1.82%	0.200%
2	1.596	88	95	114	rVB2	82797	110837	14.08%	1.551%
3	1.911	179	193	203	rBV	52680	91528	11.62%	1.281%
4	2.361	322	333	346	rVB2	74437	129281	16.42%	1.809%
5	2.554	382	393	411	rVB	133082	225046	28.58%	3.149%
6	3.039	533	544	558	rVB4	6257	12834	1.63%	0.180%
7	3.178	570	587	612	rVB	21963	55993	7.11%	0.783%
8	3.345	627	639	656	rVB2	8651	19177	2.44%	0.268%
9	3.686	724	745	768	rBV2	46578	108627	13.80%	1.520%
10	3.856	782	798	819	rBV	100830	242581	30.81%	3.394%
11	4.650	1026	1045	1087	rBV2	140826	465518	59.12%	6.514%
12	5.052	1156	1170	1197	rVB	113774	255792	32.49%	3.579%
13	5.714	1358	1376	1389	rBV2	239569	619274	78.65%	8.665%
14	6.239	1528	1539	1569	rBV	227464	456721	58.00%	6.390%
15	6.538	1616	1632	1646	rBV4	21105	43694	5.55%	0.611%
16	6.682	1663	1677	1694	rBV	146738	293426	37.27%	4.106%
17	7.560	1938	1950	1970	rBV	83147	154661	19.64%	2.164%
18	7.891	2040	2053	2074	rBV	288599	522869	66.40%	7.316%
19	8.177	2130	2142	2157	rBV	47320	90555	11.50%	1.267%
20	8.547	2245	2257	2271	rBV3	13639	25394	3.23%	0.355%
21	8.644	2272	2287	2319	rBV	297947	696532	88.46%	9.746%
22	9.412	2512	2526	2567	rBV2	322165	787400	100.00%	11.017%
23	10.753	2931	2943	2957	rBV	102661	170720	21.68%	2.389%
24	11.293	3102	3111	3122	rVB4	5886	9766	1.24%	0.137%
25	11.637	3211	3218	3232	rVB2	9406	14897	1.89%	0.208%
26	11.743	3242	3251	3260	rBV	20268	31664	4.02%	0.443%
27	11.807	3260	3271	3291	rVV	337650	595560	75.64%	8.333%
28	12.090	3348	3359	3376	rBV2	38940	65449	8.31%	0.916%
29	12.187	3377	3389	3406	rBV	273246	456652	57.99%	6.389%
30	12.463	3465	3475	3480	rBV4	5328	8331	1.06%	0.117%
31	12.608	3513	3520	3532	rVB3	11590	18555	2.36%	0.260%
32	12.676	3532	3541	3548	rBV	14759	24886	3.16%	0.348%
33	12.856	3590	3597	3608	rVB3	6870	10488	1.33%	0.147%
34	13.023	3641	3649	3661	rVB	12955	21290	2.70%	0.298%
35	13.106	3664	3675	3684	rBV5	5593	10275	1.30%	0.144%
36	13.248	3706	3719	3725	rBV3	5906	9514	1.21%	0.133%

LSC Area Percent Report

Data Path : Z:\voasrv\HPCHEM1\MSVOA_U\Data\VU100224\
Data File : VU061067.D
Acq On : 02 Oct 2024 11:36
Operator : MD/SY
Sample : P4227-11DL 4X
Misc : 25.0mL/MSVOA_U/WATER
ALS Vial : 6 Sample Multiplier: 1

Instrument :
MSVOA_U
ClientSampleId :
PMW-3(20240927)DL

Integration Parameters: rteint.p
Integrator: RTE
Smoothing : ON Filtering: 5
Sampling : 1 Min Area: 3 % of largest Peak
Start Thrs: 0.1 Max Peaks: 100
Stop Thrs : 0 Peak Location: TOP

If leading or trailing edge < 100 prefer < Baseline drop else tangent >
Peak separation: 5

Method : Z:\voasrv\HPCHEM1\MSVOA_U\Method\SFAMUTR100124WMA.M
Title : TRACE VOA SFAM1.0

37	13.447	3770	3781	3791	rBV3	29290	48245	6.13%	0.675%
38	13.618	3826	3834	3847	rVB	8465	14682	1.86%	0.205%
39	13.840	3892	3903	3909	rBV7	11815	20822	2.64%	0.291%
40	13.933	3927	3932	3948	rVB	22006	33859	4.30%	0.474%
41	14.100	3975	3984	3998	rVB2	7614	17131	2.18%	0.240%
42	14.184	3998	4010	4021	rBV3	10538	17462	2.22%	0.244%
43	14.280	4030	4040	4051	rVV4	20466	34153	4.34%	0.478%
44	14.338	4051	4058	4069	rVB4	6384	10710	1.36%	0.150%
45	14.479	4090	4102	4109	rBV3	5469	10403	1.32%	0.146%
46	14.872	4213	4224	4238	rVB5	8675	15070	1.91%	0.211%
47	15.013	4257	4268	4278	rBV4	11409	20598	2.62%	0.288%
48	15.196	4317	4325	4331	rBV9	5270	9808	1.25%	0.137%
49	15.267	4338	4347	4358	rVB6	7381	13472	1.71%	0.188%
50	15.418	4385	4394	4401	rBV6	5938	10436	1.33%	0.146%

Sum of corrected areas: 7146962

Data Path : Z:\voasrv\HPCHEM1\MSVOA_U\Data\VU100224\
Data File : VU061067.D
Acq On : 02 Oct 2024 11:36
Operator : MD/SY
Sample : P4227-11DL 4X
Misc : 25.0mL/MSVOA_U/WATER
ALS Vial : 6 Sample Multiplier: 1

Instrument :
MSVOA_U
ClientSampleId :
PMW-3(20240927)DL

Quant Method : Z:\voasrv\HPCHEM1\MSVOA_U\Method\SFAMUTR100124WMA.M
Quant Title : TRACE VOA SFAM1.0

TIC Library : C:\Database\NIST20.L
TIC Integration Parameters: LSCINT.P

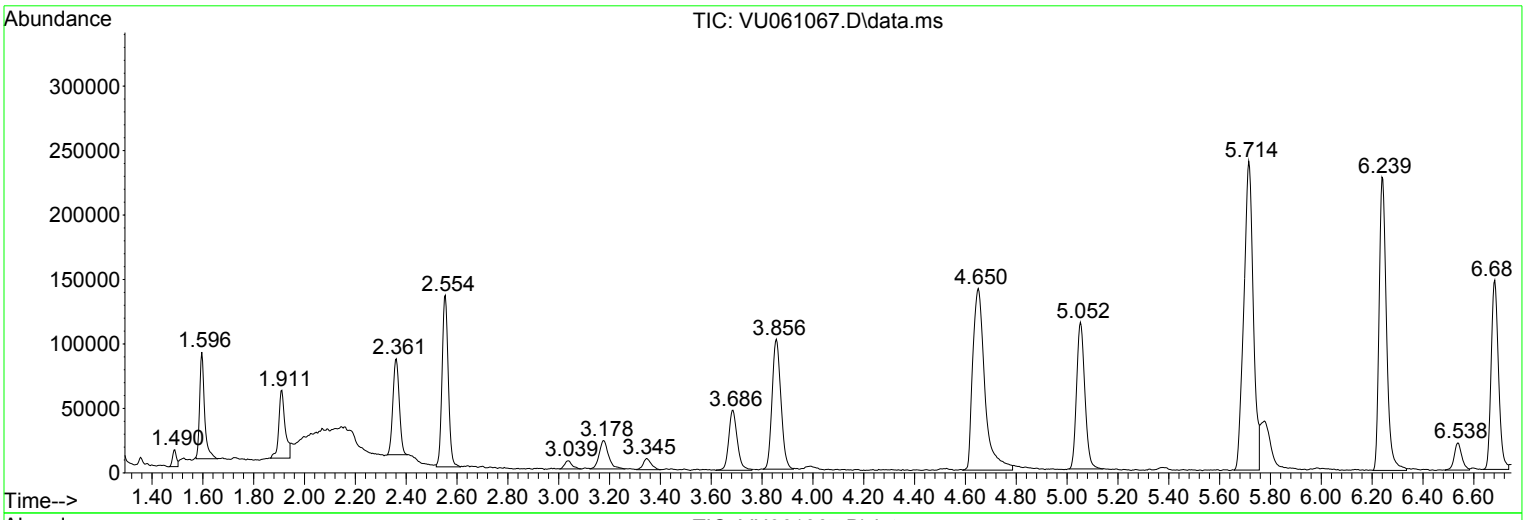

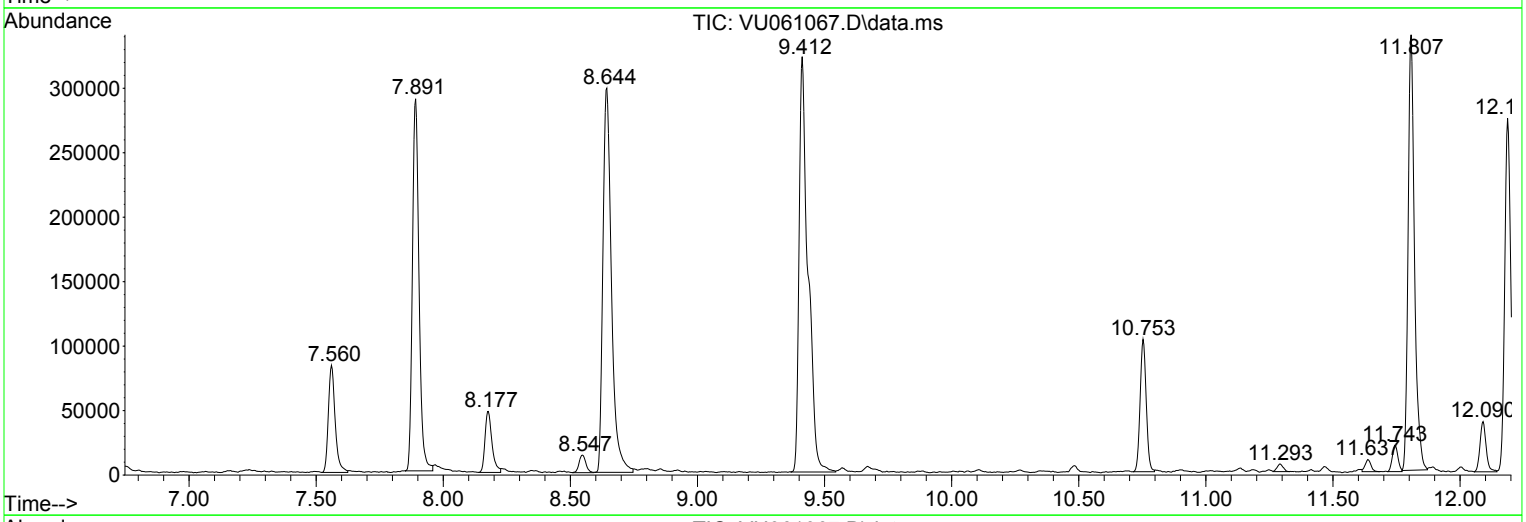

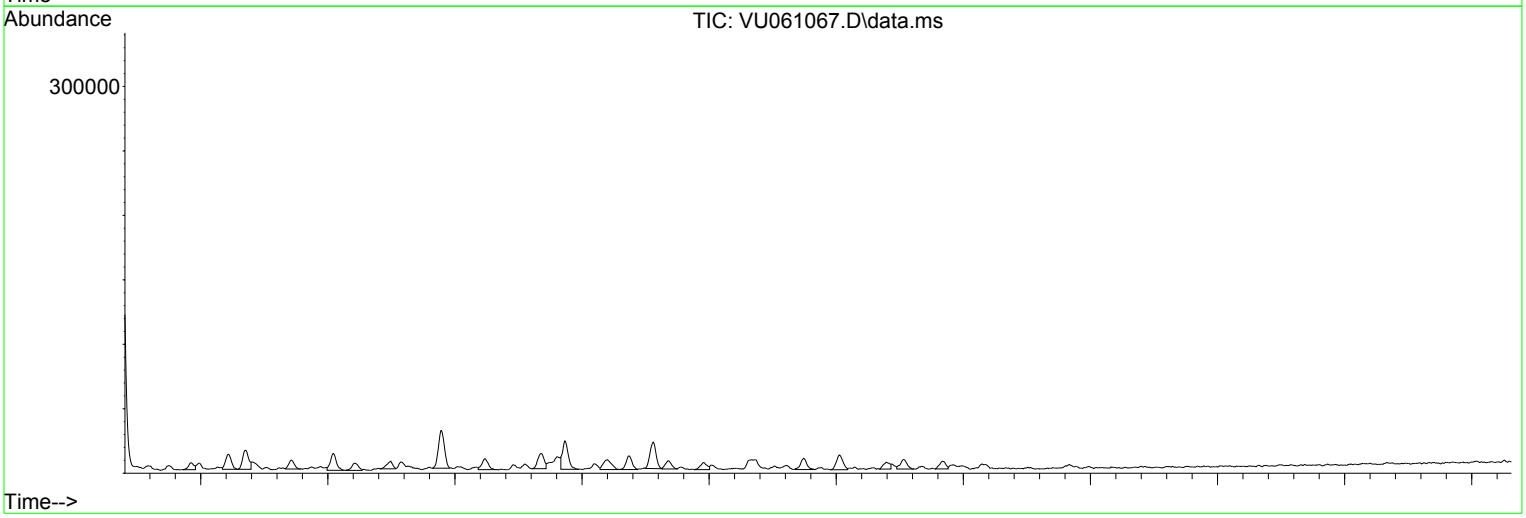

Library Search Compound Report

Data Path : Z:\voasrv\HPCHEM1\MSVOA_U\Data\VU100224\
Data File : VU061067.D
Acq On : 02 Oct 2024 11:36
Operator : MD/SY
Sample : P4227-11DL 4X
Misc : 25.0mL/MSVOA_U/WATER
ALS Vial : 6 Sample Multiplier: 1

Instrument :
MSVOA_U
ClientSampleId :
PMW-3(20240927)DL

Quant Method : Z:\voasrv\HPCHEM1\MSVOA_U\Method\SFAMUTR100124WMA.M
Quant Title : TRACE VOA SFAM1.0

TIC Library : C:\Database\NIST20.L
TIC Integration Parameters: LSCINT.P

****
Peak Number 1 Ethane, 1,2-dichloro-1,1,2-... Concentration Rank 2

R.T.	EstConc	Area	Relative to ISTD	R.T.
2.361	1.42 ug/L	129281	1,4-Difluorobenzene	6.242

Hit# of 5	Tentative ID	MW	MolForm	CAS#	Qual
1	Ethane, 1,2-dichloro-1,1,2-trifl...	152	C2HCl2F3	000354-23-4	91
2	Cyclopropane, 1,2-dimethyl-3-met...	82	C6H10	062338-02-7	12
3	1,4-Pentadiene, 3-methyl-	82	C6H10	001115-08-8	12
4	Methyl 11-(2-cyclopenten-1-yl)un...	266	C17H30O2	024828-56-6	12
5	Cyclopentane, 1-chloro-2-nitroso...	266	C10H16Cl2N2O2	006866-01-9	9

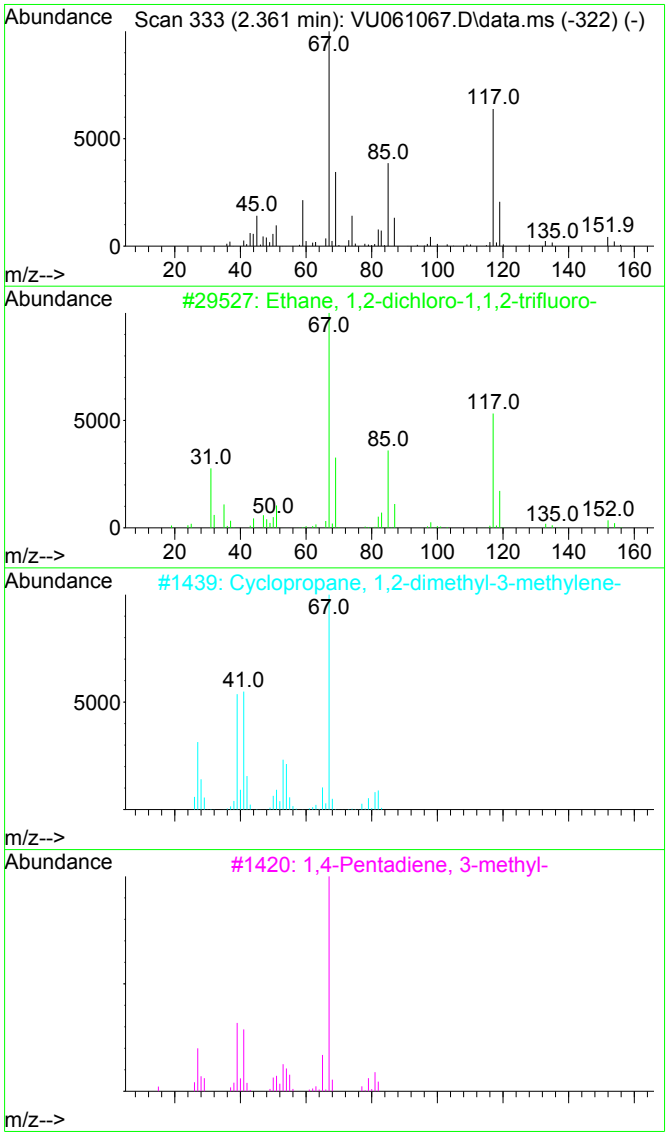

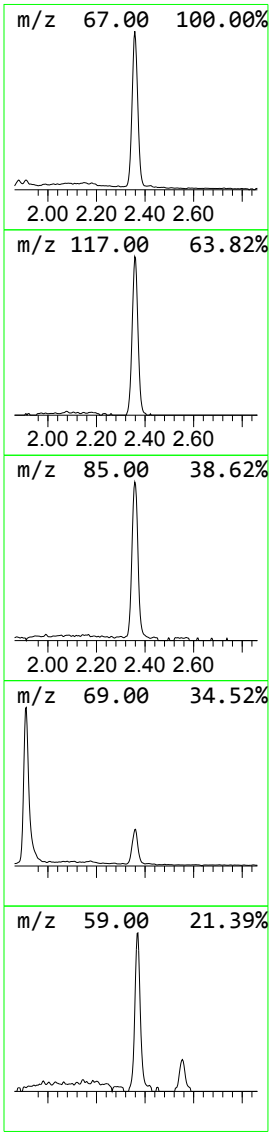

Data Path : Z:\voasrv\HPCHEM1\MSVOA_U\Data\VU100224\
Data File : VU061067.D
Acq On : 02 Oct 2024 11:36
Operator : MD/SY
Sample : P4227-11DL 4X
Misc : 25.0mL/MSVOA_U/WATER
ALS Vial : 6 Sample Multiplier: 1

Instrument :
MSVOA_U
ClientSampleId :
PMW-3(20240927)DL

Quant Method : Z:\voasrv\HPCHEM1\MSVOA_U\Method\SFAMUTR100124WMA.M
Quant Title : TRACE VOA SFAM1.0

TIC Library : C:\Database\NIST20.L
TIC Integration Parameters: LSCINT.P

****
Peak Number 3 (DEL) Alkane: Straight-Chai... Concentration Rank 3

R.T.	EstConc	Area	Relative to ISTD	R.T.
3.686	1.19 ug/L	108627	1,4-Difluorobenzene	6.242

Hit# of 5	Tentative ID	MW	MolForm	CAS#	Qual
1	n-Hexane	86	C6H14	000110-54-3	91
2	n-Hexane	86	C6H14	000110-54-3	91
3	n-Hexane	86	C6H14	000110-54-3	91
4	n-Hexane	86	C6H14	000110-54-3	87
5	2-Ethyl-oxetane	86	C5H10O	1010386-40-2	72

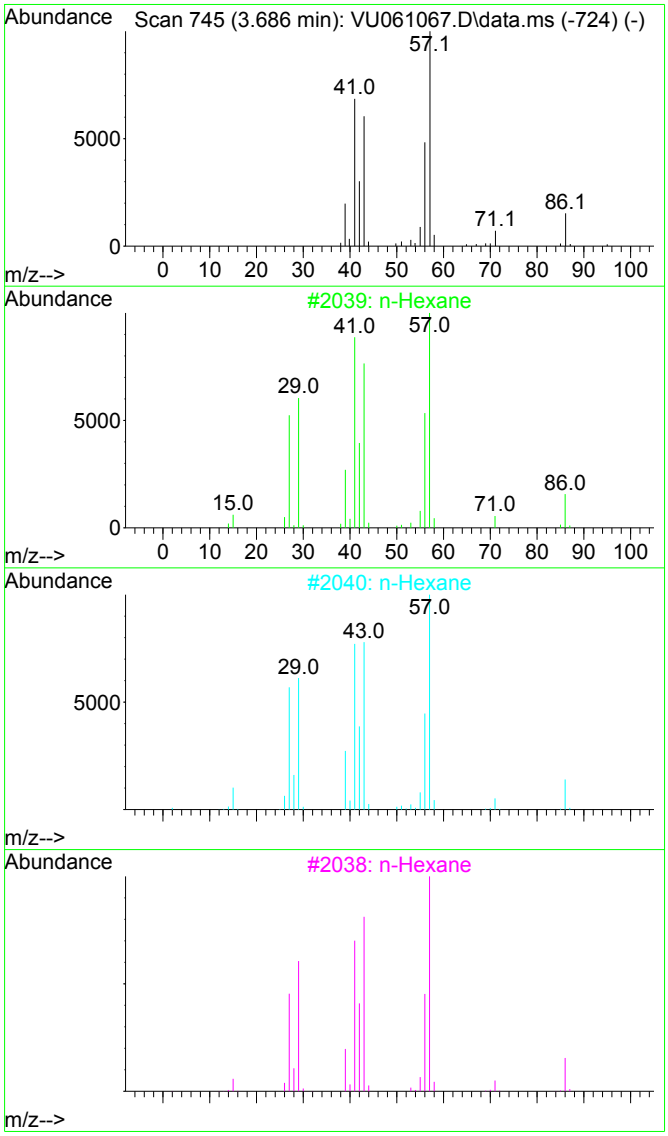

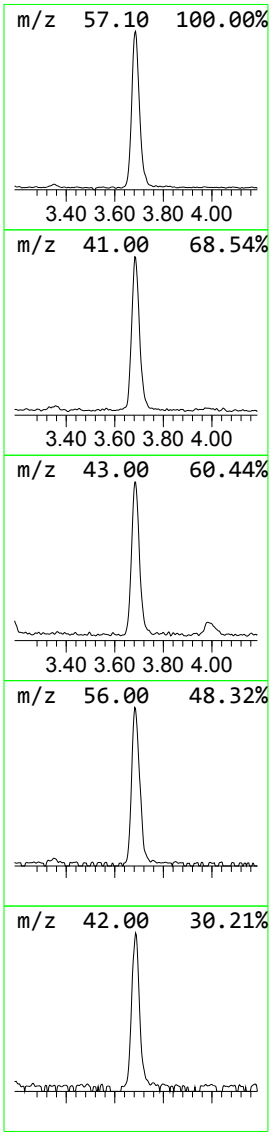

Library Search Compound Report

Data Path : Z:\voasrv\HPCHEM1\MSVOA_U\Data\VU100224\
Data File : VU061067.D
Acq On : 02 Oct 2024 11:36
Operator : MD/SY
Sample : P4227-11DL 4X
Misc : 25.0mL/MSVOA_U/WATER
ALS Vial : 6 Sample Multiplier: 1

Instrument :
MSVOA_U
ClientSampleId :
PMW-3(20240927)DL

Quant Method : Z:\voasrv\HPCHEM1\MSVOA_U\Method\SFAMUTR100124WMA.M
Quant Title : TRACE VOA SFAM1.0

TIC Library : C:\Database\NIST20.L
TIC Integration Parameters: LSCINT.P

****

Peak Number 5 Indane Concentration Rank 5

R.T.	EstConc	Area	Relative to ISTD	R.T.
12.090	0.55 ug/L	65449	1,4-Dichlorobenzene-d4	11.807

Hit# of 5	Tentative ID	MW	MolForm	CAS#	Qual
1	Indane	118	C9H10	000496-11-7	70
2	Indane	118	C9H10	000496-11-7	70
3	Benzene, cyclopropyl-	118	C9H10	000873-49-4	64
4	Indane	118	C9H10	000496-11-7	64
5	Tetracyclo[3.3.1.0(2,8).0(4,6)]-...	118	C9H10	1000191-13-7	58

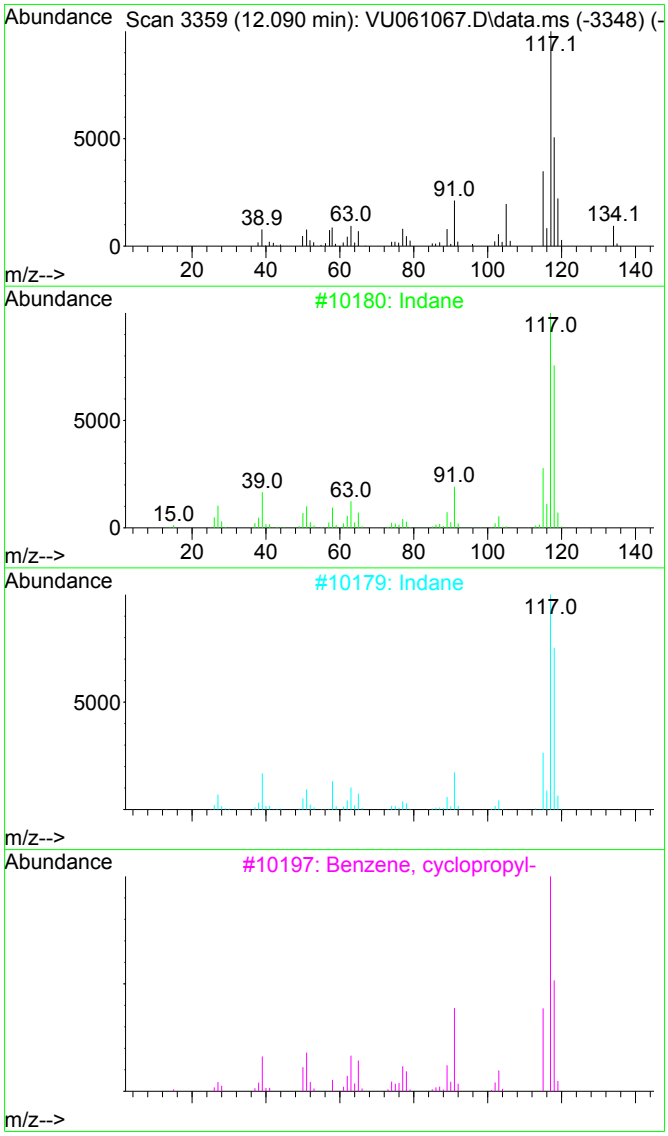

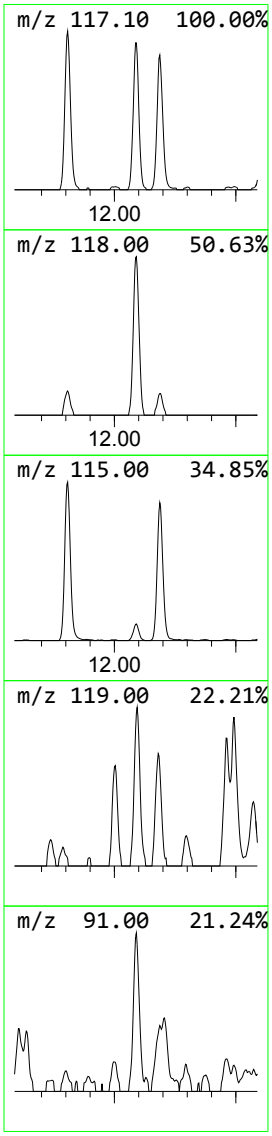

Tentatively Identified Compound (LSC) summary

Data Path : Z:\voasrv\HPCHEM1\MSVOA_U\Data\VU100224\
Data File : VU061067.D
Acq On : 02 Oct 2024 11:36
Operator : MD/SY
Sample : P4227-11DL 4X
Misc : 25.0mL/MSVOA_U/WATER
ALS Vial : 6 Sample Multiplier: 1

Instrument :
MSVOA_U
ClientSampleId :
PMW-3(20240927)DL

Quant Method : Z:\voasrv\HPCHEM1\MSVOA_U\Method\SFAMUTR100124WMA.M
Quant Title : TRACE VOA SFAM1.0

TIC Library : C:\Database\NIST20.L
TIC Integration Parameters: LSCINT.P

TIC Top Hit name	RT	EstConc	Units	Response	Internal Standard #	RT	Resp	Conc
Ethane, 1,2-dic...	2.361	1.4	ug/L	129281	1	6.242	456721	5.0
(DEL) Alkane: S...	3.686	1.2	ug/L	108627	1	6.242	456721	5.0
Indane	12.090	0.6	ug/L	65449	3	11.807	595560	5.0

FORM 1A-OR
ORGANIC ANALYSIS DATA SHEET
TARGET ANALYTE LIST

EPA SAMPLE NO.

PMW-4(20240927)

Lab Name : Alliance Technical Group, LLC
Contract : 68HERH20D0011
Lab Code: ACE Case No.: ARC Sayrevil
MA No. : SDG No.: P4227
Analytical Method : VOA_Trace
Level : Trace
Matrix : Water
Lab Sample ID : P4227-12
Sample wt/vol : 25.0 (g/mL) mL
Lab File ID : VU061056.D
% Solids :
Date Received : 09/27/2024
GC Column : DB-624UI ID : 0.18 (mm)
Date Extracted :
GC Column : ID : (mm)
Date Analyzed : 10/01/2024
Extract Concentrated :(Y/N)
Extract Volume : (µL)
Soil Aliquot (VOA) : (µL)
Extraction Type : PT
Heated Purge : (Y/N) N
Injection Volume : (µL)
Purge Volume : 25 (mL)
pH : 1.0 Dilution Factor : 1.0
Cleanup Types :
Cleanup Factor :
Concentration Units (µg/L, µg/kg, µg, or µg/cm²): µg/L

CAS NO.	ANALYTE	CONCENTRATION	Q
75-01-4	Vinyl chloride	0.39	J
75-35-4	1,1-Dichloroethene	0.50	U
75-09-2	Methylene chloride	0.14	J
75-34-3	1,1-Dichloroethane	0.50	U
156-59-2	cis-1,2-Dichloroethene	2.1	
67-66-3	Chloroform	0.50	U
71-55-6	1,1,1-Trichloroethane	0.50	U
71-43-2	Benzene	0.19	J
107-06-2	1,2-Dichloroethane	0.50	U
79-01-6	Trichloroethene	0.50	U
108-88-3	Toluene	0.19	J
127-18-4	Tetrachloroethene	0.50	U
108-90-7	Chlorobenzene	14	
95-47-6	o-Xylene	0.50	U
179601-23-1	m,p-Xylene	0.50	U
79-34-5	1,1,2,2-Tetrachloroethane	0.50	U
106-46-7	1,4-Dichlorobenzene	9.4	
120-82-1	1,2,4-trichlorobenzene	8.0	

FORM 1B-OR
ORGANIC ANALYSIS DATA SHEET
TENTATIVELY IDENTIFIED COMPOUNDS

EPA SAMPLE NO.

PMW-4(20240927)

Lab Name : Alliance Technical Group, LLC
Contract : 68HERH20D0011
Lab Code: ACE
Case No.: ARC Sayrevi
MA No. :
SDG No.: P4227
Analytical Method : VOA_Trace
Level : Trace
Matrix : Water
Lab Sample ID : P4227-12
Sample wt/vol : 25.0 (g/mL) mL
Lab File ID : VU061056.D
% Solids :
Date Received : 09/27/2024
GC Column : DB-624UI ID : 0.18 (mm)
Date Extracted :
Extract Concentrated : (Y/N)
Date Analyzed : 10/01/2024
Soil Aliquot (VOA) : (µL)
Extract Volume : (µL)
Heated Purge : (Y/N) N
Extraction Type : PT
Purge Volume : 25 (mL)
Injection Volume : (µL)
Cleanup Types :
pH : 1.0
Dilution Factor : 1.0
Concentration Units (µg/L,µg/kg): µg/L
Cleanup Factor :

	CAS NO.	ANALYTE	RT	EST. CONC.	Q
1	74-87-3	Chloromethane	1.515	0.14	JN
2	156-60-5	trans-1,2-Dichloroethene	3.351	0.25	JN
3	541-73-1	1,3-Dichlorobenzene	11.74	5.9	JN
4	95-50-1	1,2-Dichlorobenzene	12.206	0.82	JN
5	E966796	Total Alkanes	N/A	0.0	

EPA-designated Registry Number.

Quantitation Report (QT/LSC Reviewed)

Data Path : Z:\voasrv\HPCHEM1\MSVOA_U\Data\VU100124\
Data File : VU061056.D
Acq On : 01 Oct 2024 20:16
Operator : MD/SY
Sample : P4227-12
Misc : 25.0mL/MSVOA_U/WATER
ALS Vial : 28 Sample Multiplier: 1

Instrument :
MSVOA_U
ClientSampleId :
PMW-4(20240927)

Quant Time: Oct 02 02:37:42 2024
Quant Method : Z:\voasrv\HPCHEM1\MSVOA_U\Method\SFAMUTR100124WMA.M
Quant Title : TRACE VOA SFAM1.0
QLast Update : Wed Oct 02 02:09:38 2024
Response via : Initial Calibration

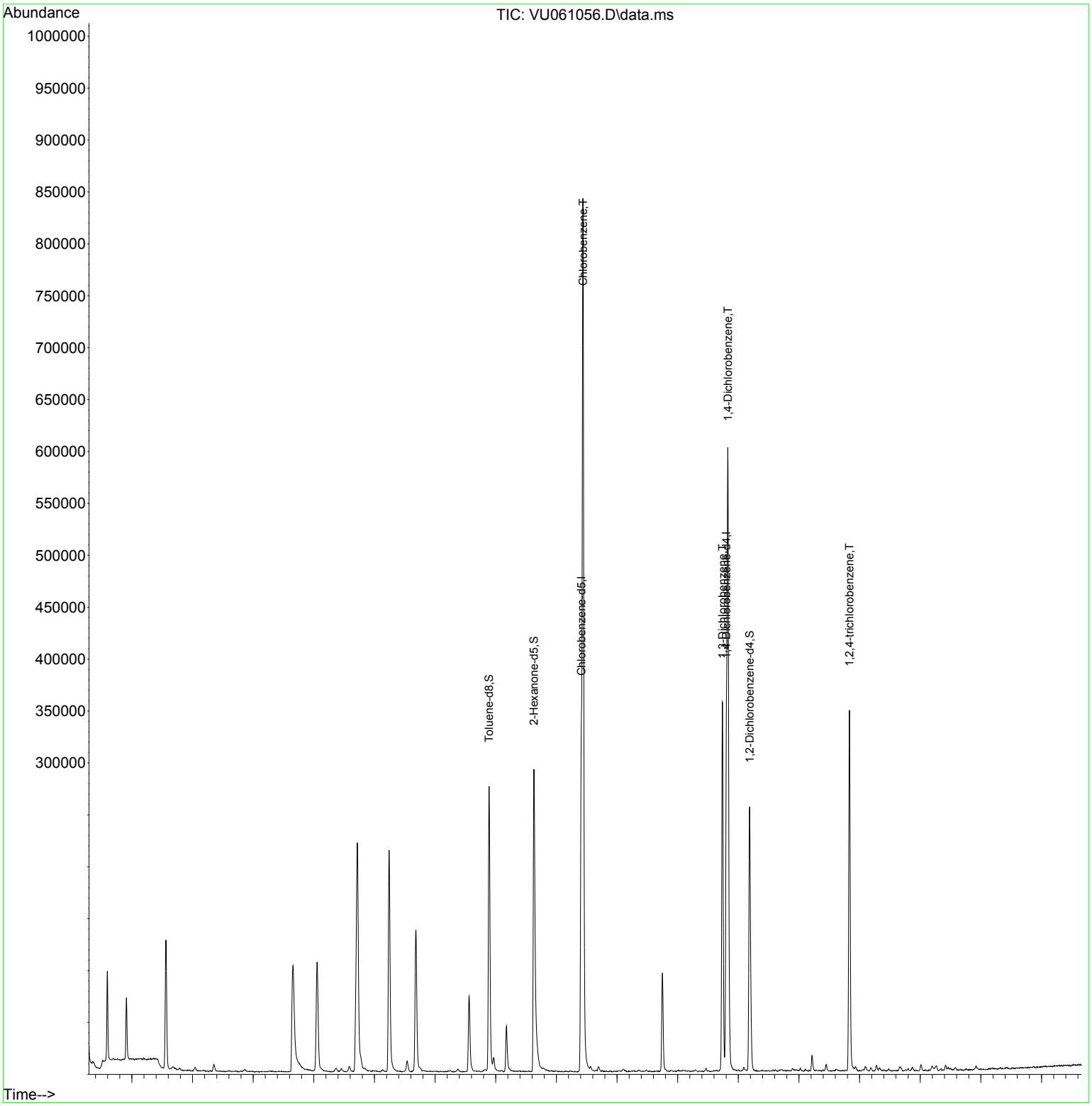

Instrument :
MSVOA_U
ClientSampleId :
PMW-4(20240927)

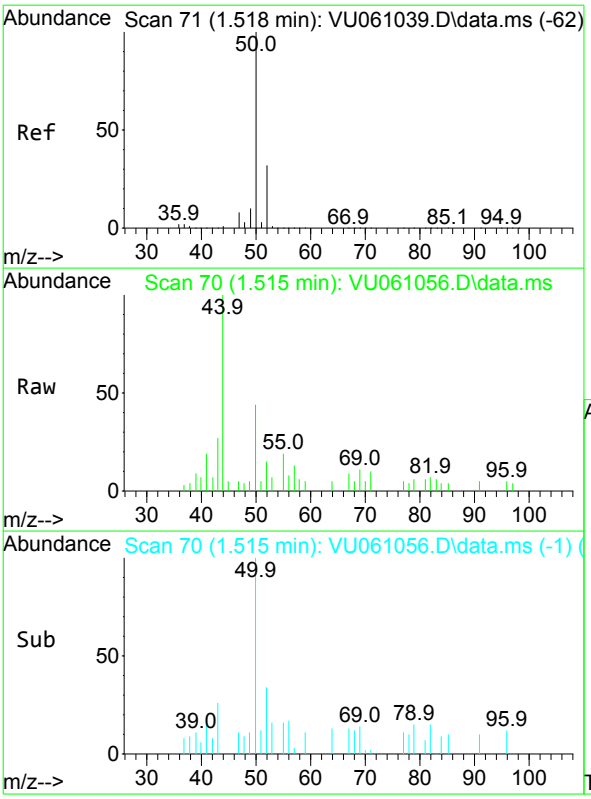

#3
Chloromethane
Concen: 0.136 ug/L
RT: 1.515 min Scan# 70
Delta R.T. -0.004 min
Lab File: VU061056.D
Acq: 01 Oct 2024 20:16

Tgt Ion: 50 Resp: 1680

Ion	Ratio	Lower	Upper
50	100		
52	33.8	24.4	45.4

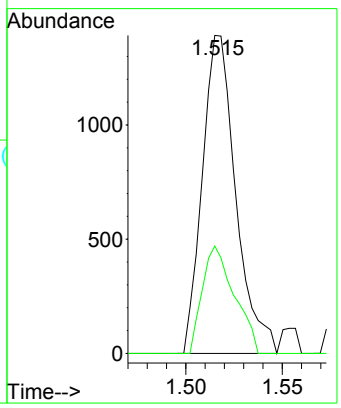

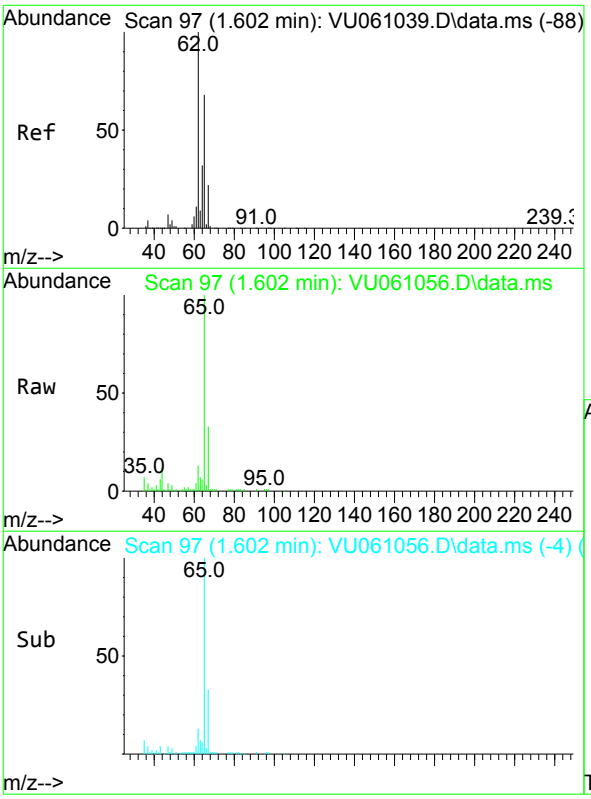

#5
Vinyl chloride
Concen: 0.385 ug/L
RT: 1.602 min Scan# 97
Delta R.T. -0.000 min
Lab File: VU061056.D
Acq: 01 Oct 2024 20:16

Tgt Ion: 62 Resp: 4759

Ion	Ratio	Lower	Upper
62	100		
64	41.6	24.0	44.6

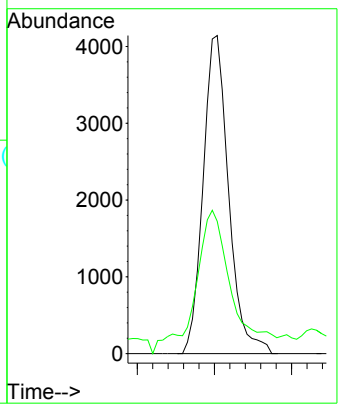

Instrument :
MSVOA_U
ClientSampleId :
PMW-4(20240927)

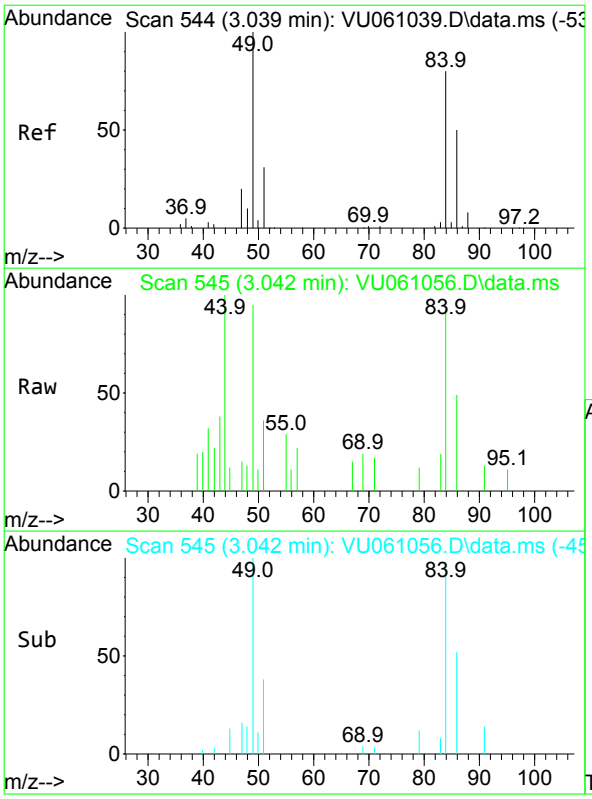

#16
Methylene chloride
Concen: 0.141 ug/L
RT: 3.042 min Scan# 545
Delta R.T. 0.003 min
Lab File: VU061056.D
Acq: 01 Oct 2024 20:16

Tgt Ion: 84 Resp: 1636

Ion	Ratio	Lower	Upper
84	100		
86	52.8	47.3	87.8
49	101.6	78.7	146.1

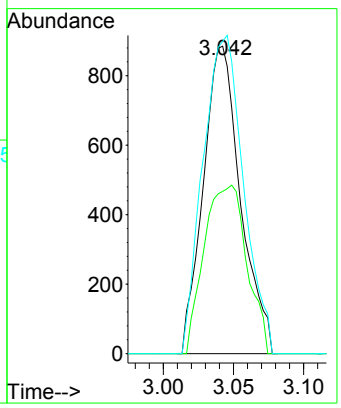

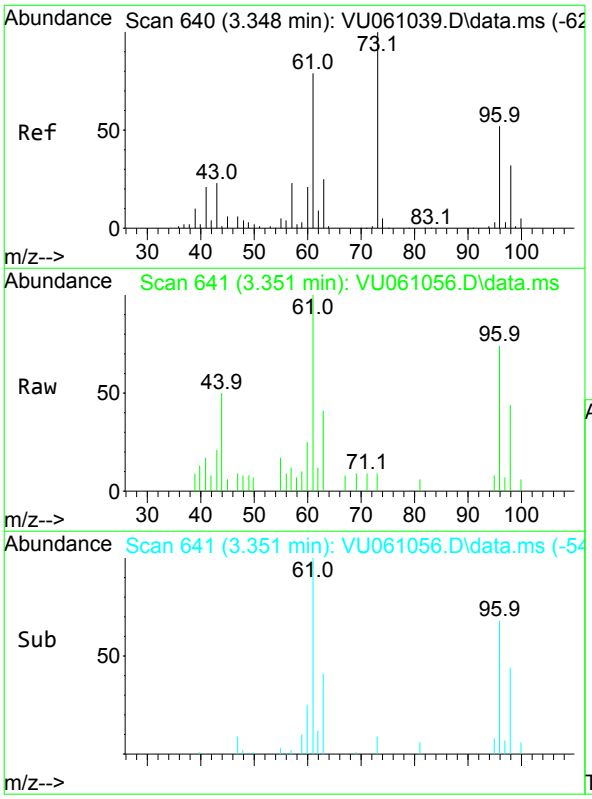

#18
trans-1,2-Dichloroethene
Concen: 0.253 ug/L
RT: 3.351 min Scan# 641
Delta R.T. 0.003 min
Lab File: VU061056.D
Acq: 01 Oct 2024 20:16

Tgt Ion: 96 Resp: 2806

Ion	Ratio	Lower	Upper
96	100		
61	135.4	97.2	180.6
98	59.2	43.3	80.5

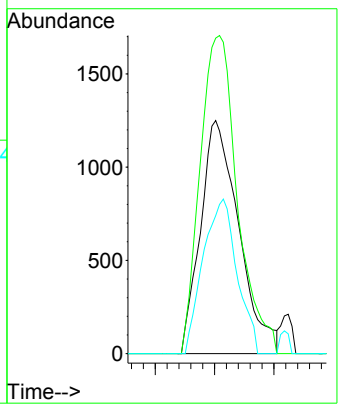

Instrument :
MSVOA_U
ClientSampleId :
PMW-4(20240927)

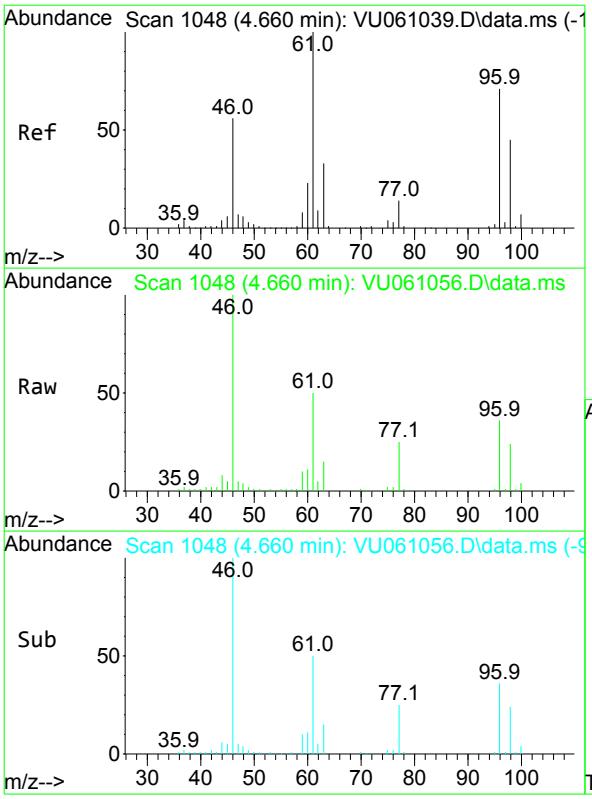

#22
cis-1,2-Dichloroethene
Concen: 2.131 ug/L
RT: 4.660 min Scan# 1048
Delta R.T. 0.003 min
Lab File: VU061056.D
Acq: 01 Oct 2024 20:16

Tgt Ion: 96 Resp: 26288

Ion	Ratio	Lower	Upper
96	100		
61	138.7	89.7	166.5
98	65.4	45.1	83.9

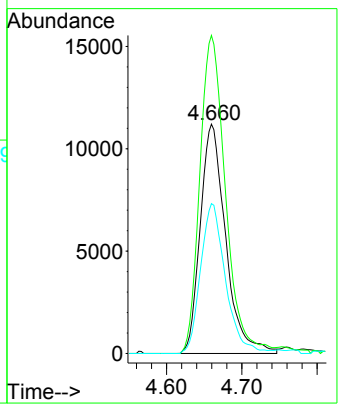

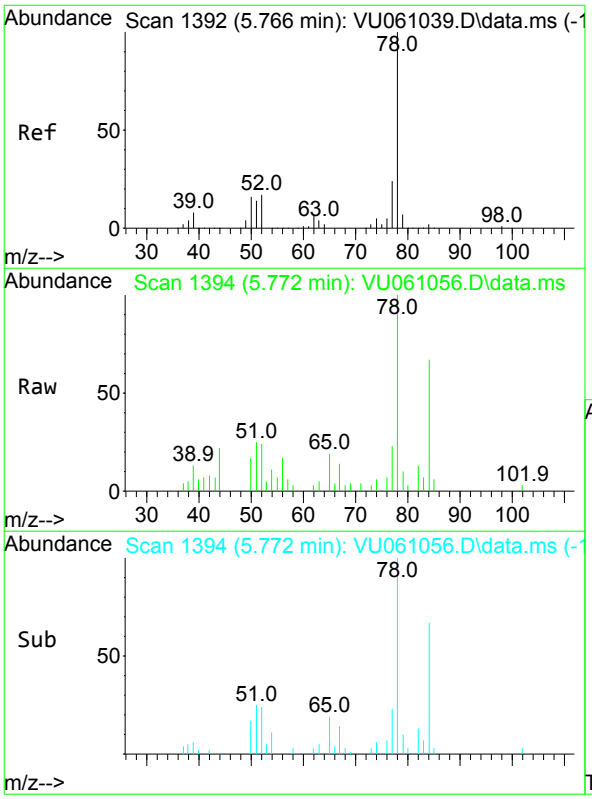

#33
Benzene
Concen: 0.188 ug/L
RT: 5.772 min Scan# 1394
Delta R.T. 0.006 min
Lab File: VU061056.D
Acq: 01 Oct 2024 20:16

Tgt Ion: 78 Resp: 9053

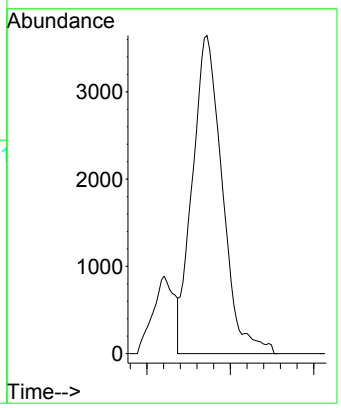

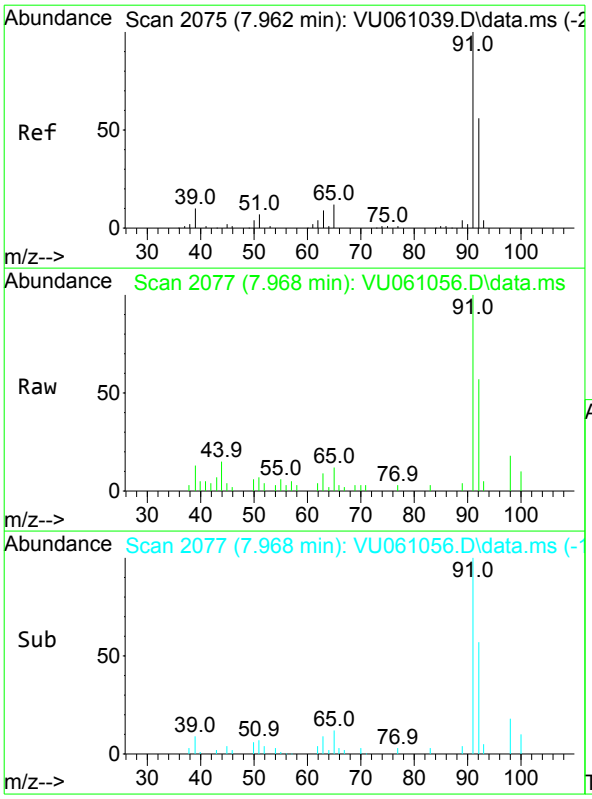

#42
Toluene
Concen: 0.188 ug/L
RT: 7.968 min Scan# 2077
Delta R.T. 0.006 min
Lab File: VU061056.D
Acq: 01 Oct 2024 20:16

Tgt Ion: 91 Resp: 9609

Ion	Ratio	Lower	Upper
91	100		
92	56.8	40.5	75.3

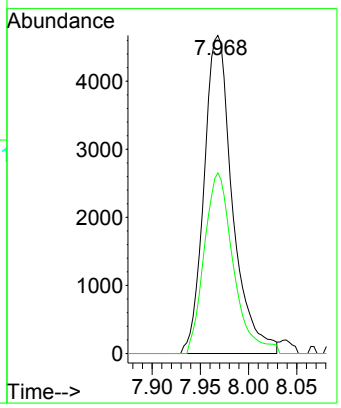

Instrument :
MSVOA_U
ClientSampleId :
PMW-4(20240927)

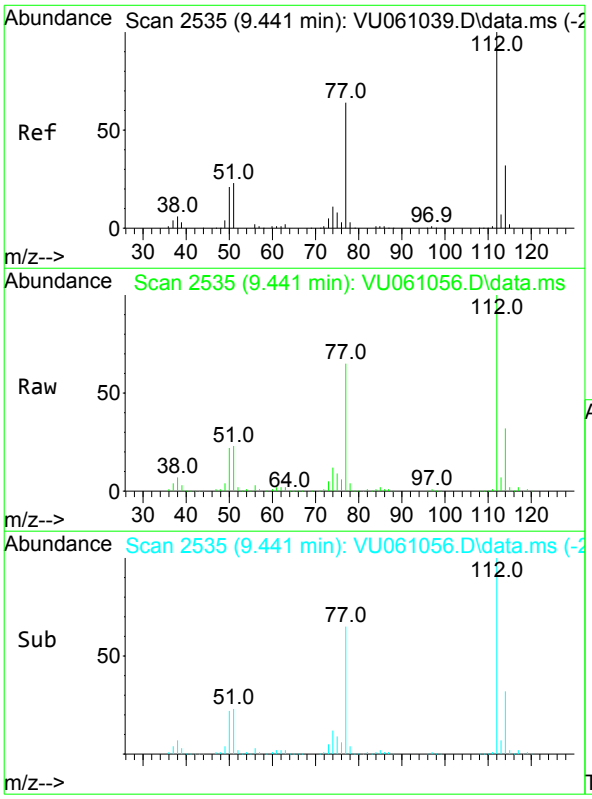

#51
Chlorobenzene
Concen: 13.830 ug/L
RT: 9.441 min Scan# 2535
Delta R.T. 0.003 min
Lab File: VU061056.D
Acq: 01 Oct 2024 20:16

Tgt Ion:112 Resp: 431657

Ion	Ratio	Lower	Upper
112	100		
114	32.2	22.2	41.2
77	65.0	46.1	69.1

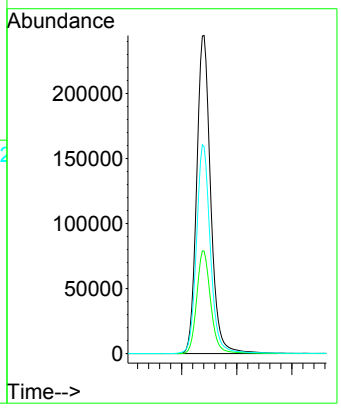

Instrument :
MSVOA_U
ClientSampleId :
PMW-4(20240927)

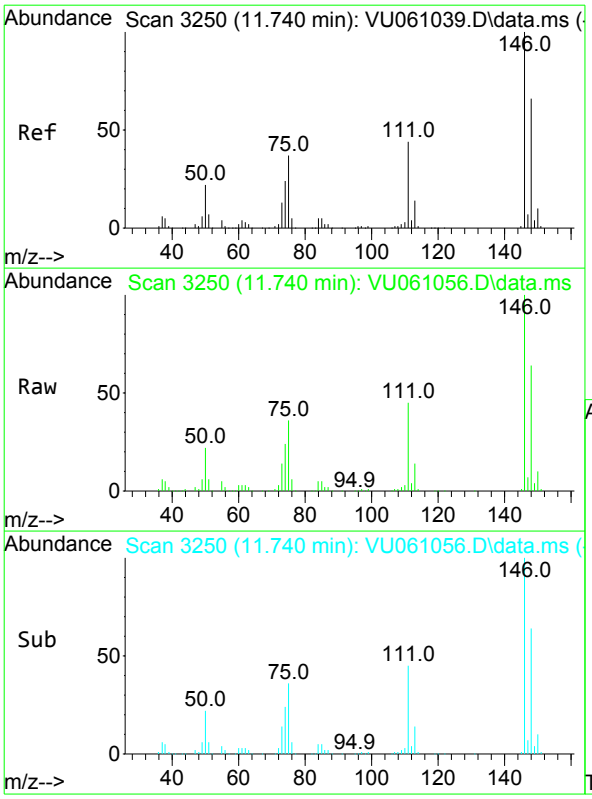

#64
1,3-Dichlorobenzene
Concen: 5.926 ug/L
RT: 11.740 min Scan# 3250
Delta R.T. 0.003 min
Lab File: VU061056.D
Acq: 01 Oct 2024 20:16

Tgt Ion:146 Resp: 134918

Ion	Ratio	Lower	Upper
146	100		
111	45.3	27.5	51.1
148	63.7	43.7	81.1

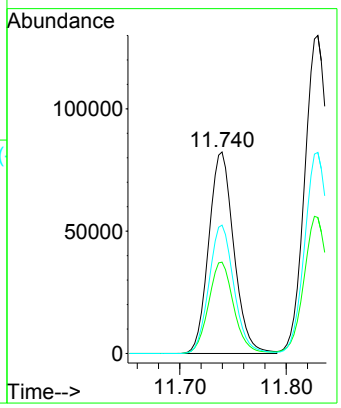

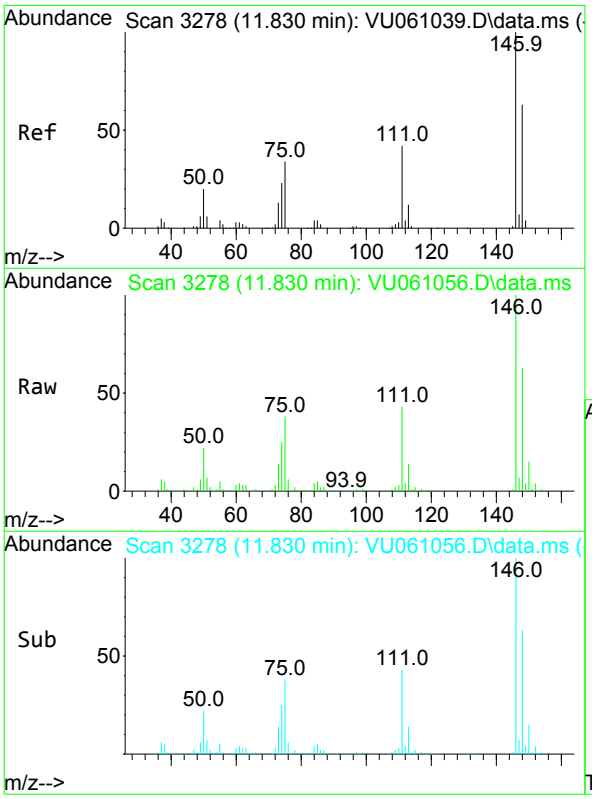

#65
1,4-Dichlorobenzene
Concen: 9.416 ug/L
RT: 11.830 min Scan# 3278
Delta R.T. 0.003 min
Lab File: VU061056.D
Acq: 01 Oct 2024 20:16

Tgt Ion:146 Resp: 211897

Ion	Ratio	Lower	Upper
146	100		
111	42.8	26.3	48.9
148	63.2	45.3	84.1

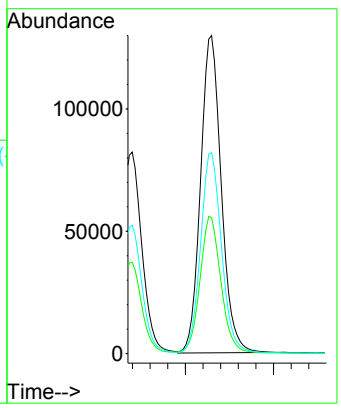

Instrument :
MSVOA_U
ClientSampleId :
PMW-4(20240927)

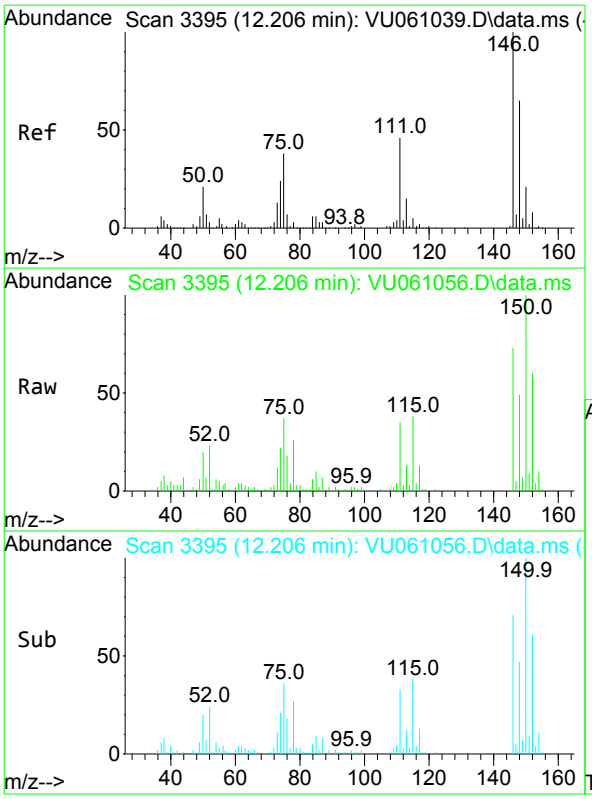

#67
1,2-Dichlorobenzene
Concen: 0.815 ug/L
RT: 12.206 min Scan# 3395
Delta R.T. 0.003 min
Lab File: VU061056.D
Acq: 01 Oct 2024 20:16

Tgt Ion:146 Resp: 17147

Ion	Ratio	Lower	Upper
146	100		
111	48.2	33.4	50.0
148	66.6	50.9	76.3

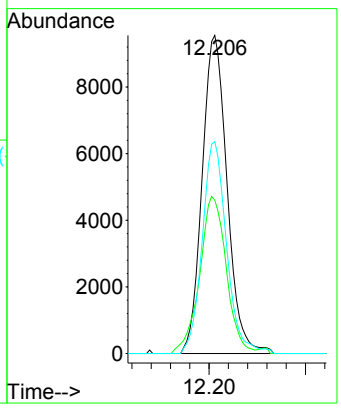

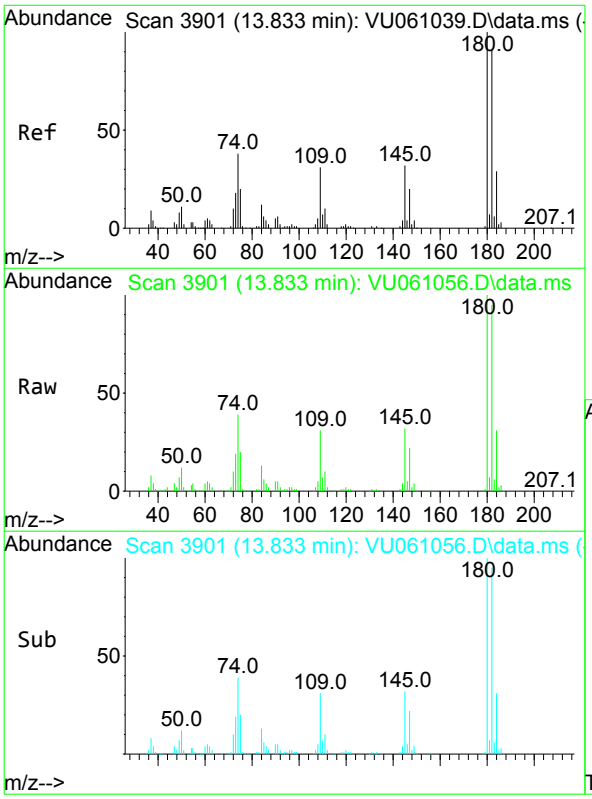

#70
1,2,4-trichlorobenzene
Concen: 7.974 ug/L
RT: 13.833 min Scan# 3901
Delta R.T. -0.000 min
Lab File: VU061056.D
Acq: 01 Oct 2024 20:16

Tgt Ion:180 Resp: 97948

Ion	Ratio	Lower	Upper
180	100		
182	95.2	77.4	116.2
145	33.4	22.9	34.3

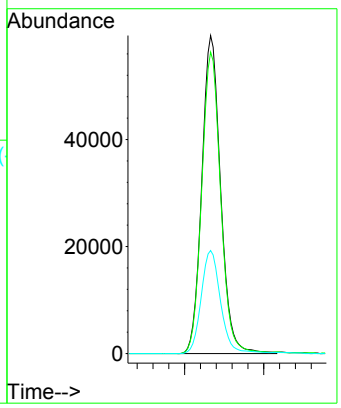

Quantitation Report (QT/LSC Reviewed)

Data Path : Z:\voasrv\HPCHEM1\MSVOA_U\Data\VU100124\
Data File : VU061056.D
Acq On : 01 Oct 2024 20:16
Operator : MD/SY
Sample : P4227-12
Misc : 25.0mL/MSVOA_U/WATER
ALS Vial : 28 Sample Multiplier: 1

Instrument :
MSVOA_U
ClientSampleId :
PMW-4(20240927)

Quant Time: Oct 02 02:37:42 2024
Quant Method : Z:\voasrv\HPCHEM1\MSVOA_U\Method\SFAMUTR100124WMA.M
Quant Title : TRACE VOA SFAM1.0
QLast Update : Wed Oct 02 02:09:38 2024
Response via : Initial Calibration

Compound	R.T.	QIon	Response	Conc	Units	Dev(Min)
Internal Standards						
1) 1,4-Difluorobenzene	6.242	114	174965	5.000	ug/L	0.00
28) Chlorobenzene-d5	9.412	117	163159	5.000	ug/L	0.00
58) 1,4-Dichlorobenzene-d4	11.804	152	79412	5.000	ug/L	0.00
System Monitoring Compounds						
4) Vinyl Chloride-d3	1.595	65	55023	4.399	ug/L	0.00
Spiked Amount 5.000	Range 40 - 130		Recovery = 88.000%			
7) Chloroethane-d5	1.911	69	43076	4.601	ug/L	0.00
Spiked Amount 5.000	Range 65 - 130		Recovery = 92.000%			
11) 1,1-Dichloroethene-d2	2.563	65	24813	4.497	ug/L	0.00
Spiked Amount 5.000	Range 60 - 125		Recovery = 90.000%			
20) 2-Butanone-d5	4.650	46	141257	47.142	ug/L	0.02
Spiked Amount 50.000	Range 40 - 130		Recovery = 94.280%			
24) Chloroform-d	5.055	84	98835	4.483	ug/L	0.00
Spiked Amount 5.000	Range 70 - 125		Recovery = 89.600%			
26) 1,2-Dichloroethane-d4	5.695	65	55226	4.726	ug/L	0.00
Spiked Amount 5.000	Range 70 - 130		Recovery = 94.600%			
32) Benzene-d6	5.721	84	202982	4.718	ug/L	0.00
Spiked Amount 5.000	Range 70 - 125		Recovery = 94.400%			
36) 1,2-Dichloropropane-d6	6.682	67	67290	4.763	ug/L	0.00
Spiked Amount 5.000	Range 60 - 140		Recovery = 95.200%			
41) Toluene-d8	7.891	98	187469	4.662	ug/L	0.00
Spiked Amount 5.000	Range 70 - 130		Recovery = 93.200%			
43) trans-1,3-Dichloroprop...	8.177	79	27138	4.492	ug/L	0.00
Spiked Amount 5.000	Range 55 - 130		Recovery = 89.800%			
46) 2-Hexanone-d5	8.630	63	123878	49.544	ug/L	0.00
Spiked Amount 50.000	Range 45 - 130		Recovery = 99.080%			
56) 1,1,2,2-Tetrachloroeth...	10.746	84	49465	4.774	ug/L	0.00
Spiked Amount 5.000	Range 65 - 120		Recovery = 95.400%			
66) 1,2-Dichlorobenzene-d4	12.187	152	61004	4.804	ug/L	0.00
Spiked Amount 5.000	Range 80 - 120		Recovery = 96.000%			
Target Compounds						Qvalue
3) Chloromethane	1.515	50	1680	0.136	ug/L	98
5) Vinyl chloride	1.602	62	4759	0.385	ug/L	87
16) Methylene chloride	3.042	84	1636	0.141	ug/L	87
18) trans-1,2-Dichloroethene	3.351	96	2806	0.253	ug/L	97
22) cis-1,2-Dichloroethene	4.660	96	26288	2.131	ug/L	94
33) Benzene	5.772	78	9053	0.188	ug/L	100
42) Toluene	7.968	91	9609	0.188	ug/L	98
51) Chlorobenzene	9.441	112	431657	13.830	ug/L	93
64) 1,3-Dichlorobenzene	11.740	146	134918	5.926	ug/L	95
65) 1,4-Dichlorobenzene	11.830	146	211897	9.416	ug/L	96
67) 1,2-Dichlorobenzene	12.206	146	17147	0.815	ug/L	94
70) 1,2,4-trichlorobenzene	13.833	180	97948	7.974	ug/L	97

(#) = qualifier out of range (m) = manual integration (+) = signals summed

LSC Area Percent Report

Data Path : Z:\voasrv\HPCHEM1\MSVOA_U\Data\VU100124\
Data File : VU061056.D
Acq On : 01 Oct 2024 20:16
Operator : MD/SY
Sample : P4227-12
Misc : 25.0mL/MSVOA_U/WATER
ALS Vial : 28 Sample Multiplier: 1

Instrument :
MSVOA_U
ClientSampleId :
PMW-4(20240927)

Integration Parameters: rteint.p
Integrator: RTE
Smoothing : ON Filtering: 5
Sampling : 1 Min Area: 3 % of largest Peak
Start Thrs: 0.1 Max Peaks: 100
Stop Thrs : 0 Peak Location: TOP

If leading or trailing edge < 100 prefer < Baseline drop else tangent >
Peak separation: 5

Method : Z:\voasrv\HPCHEM1\MSVOA_U\Method\SFAMUTR100124WMA.M
Title : TRACE VOA SFAM1.0

Signal : TIC: VU061056.D\data.ms

peak #	R.T. min	first scan	max scan	last scan	PK TY	peak height	corr. area	corr. % max.	% of total
1	1.595	87	95	111	rVB	85409	100234	5.12%	1.129%
2	1.911	185	193	206	rVB	58851	76531	3.91%	0.862%
3	2.560	385	395	413	rVB	124026	206817	10.57%	2.330%
4	4.656	1034	1047	1079	rBV2	101922	320536	16.39%	3.611%
5	5.055	1157	1171	1190	rBV	104302	233172	11.92%	2.627%
6	5.717	1358	1377	1409	rBV2	220354	596772	30.51%	6.723%
7	6.242	1528	1540	1578	rBV	213114	425494	21.75%	4.793%
8	6.541	1623	1633	1647	rVB5	10176	20342	1.04%	0.229%
9	6.682	1663	1677	1698	rBV	135771	274773	14.05%	3.095%
10	7.560	1939	1950	1976	rBV	72462	140234	7.17%	1.580%
11	7.891	2041	2053	2069	rBV	273395	487693	24.93%	5.494%
12	7.965	2071	2076	2092	rVB2	12160	22491	1.15%	0.253%
13	8.177	2131	2142	2166	rBV2	43344	82488	4.22%	0.929%
14	8.630	2272	2283	2325	rBV	291192	656762	33.57%	7.398%
15	9.438	2512	2534	2568	rBV2	841041	1956142	100.00%	22.036%
16	10.749	2929	2942	2956	rBV	94876	161090	8.24%	1.815%
17	11.736	3238	3249	3261	rBV	354052	579871	29.64%	6.532%
18	11.827	3261	3277	3297	rVB2	596738	1443066	73.77%	16.256%
19	12.187	3377	3389	3410	rBV2	254347	490416	25.07%	5.524%
20	13.216	3700	3709	3721	rBV2	15171	24880	1.27%	0.280%
21	13.833	3889	3901	3926	rBV	347210	577394	29.52%	6.504%

Sum of corrected areas: 8877198

Data Path : Z:\voasrv\HPCHEM1\MSVOA_U\Data\VU100124\
Data File : VU061056.D
Acq On : 01 Oct 2024 20:16
Operator : MD/SY
Sample : P4227-12
Misc : 25.0mL/MSVOA_U/WATER
ALS Vial : 28 Sample Multiplier: 1

Instrument :
MSVOA_U
ClientSampleId :
PMW-4(20240927)

Quant Method : Z:\voasrv\HPCHEM1\MSVOA_U\Method\SFAMUTR100124WMA.M
Quant Title : TRACE VOA SFAM1.0

TIC Library : C:\Database\NIST20.L
TIC Integration Parameters: LSCINT.P

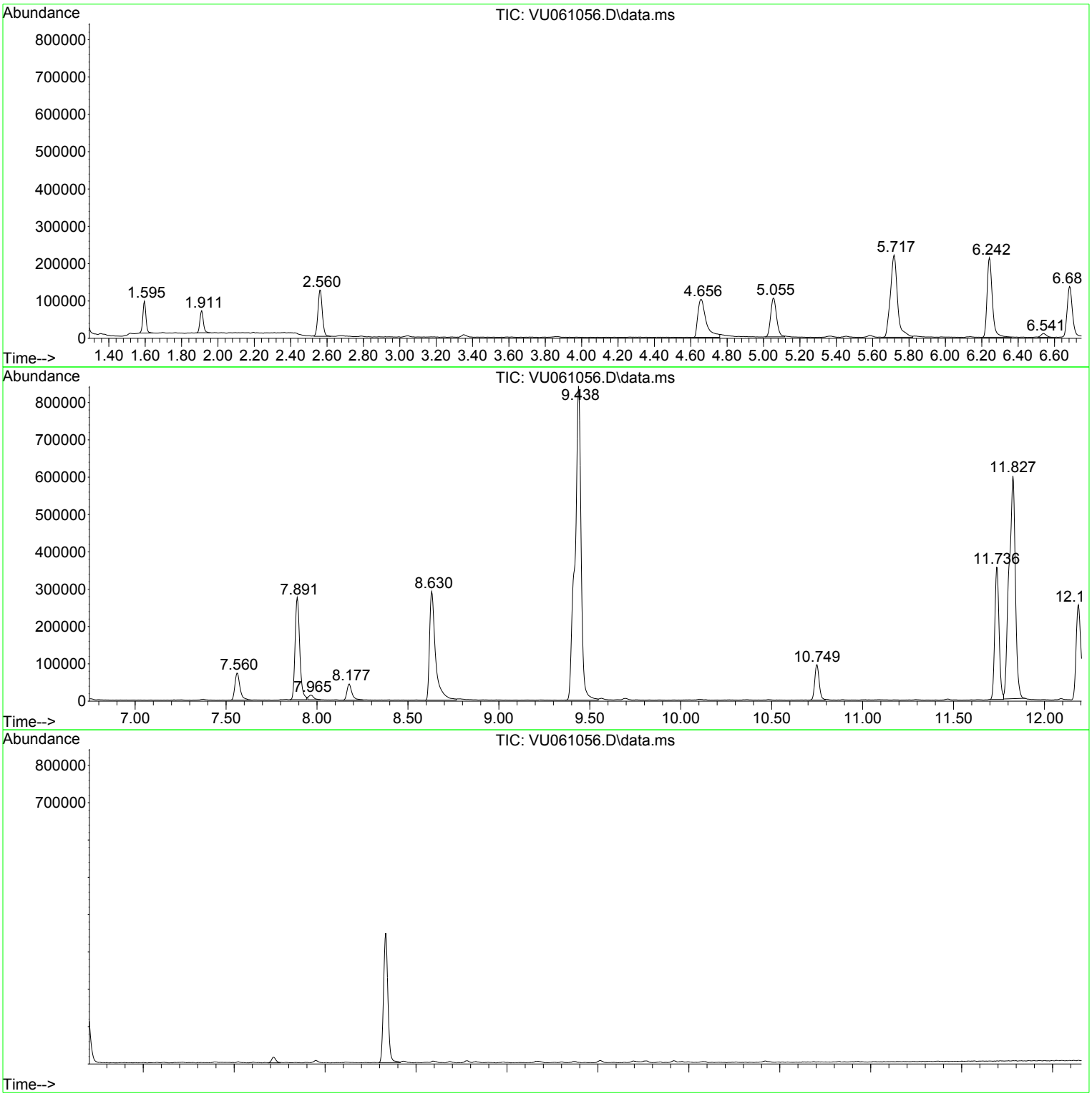

Library Search Compound Report

Data Path : Z:\voasrv\HPCHEM1\MSVOA_U\Data\VU100124\
Data File : VU061056.D
Acq On : 01 Oct 2024 20:16
Operator : MD/SY
Sample : P4227-12
Misc : 25.0mL/MSVOA_U/WATER
ALS Vial : 28 Sample Multiplier: 1

Instrument :
MSVOA_U
ClientSampleId :
PMW-4(20240927)

Quant Method : Z:\voasrv\HPCHEM1\MSVOA_U\Method\SFAMUTR100124WMA.M
Quant Title : TRACE VOA SFAM1.0

TIC Library : C:\Database\NIST20.L
TIC Integration Parameters: LSCINT.P

No Library Search Compounds Detected
****

Tentatively Identified Compound (LSC) summary

Data Path : Z:\voasrv\HPCHEM1\MSVOA_U\Data\VU100124\
Data File : VU061056.D
Acq On : 01 Oct 2024 20:16
Operator : MD/SY
Sample : P4227-12
Misc : 25.0mL/MSVOA_U/WATER
ALS Vial : 28 Sample Multiplier: 1

Instrument :
MSVOA_U
ClientSampleId :
PMW-4(20240927)

Quant Method : Z:\voasrv\HPCHEM1\MSVOA_U\Method\SFAMUTR100124WMA.M
Quant Title : TRACE VOA SFAM1.0

TIC Library : C:\Database\NIST20.L
TIC Integration Parameters: LSCINT.P

TIC Top Hit name	RT	EstConc Units Response	Internal Standard #	RT	Resp	Conc

FORM 1A-OR
ORGANIC ANALYSIS DATA SHEET
TARGET ANALYTE LIST

EPA SAMPLE NO.

PMW-5(20240926)

Lab Name : Alliance Technical Group, LLC
Contract : 68HERH20D0011
Lab Code: ACE Case No.: ARC Sayrevil
MA No. : SDG No.: P4227
Analytical Method : VOA_Trace
Level : Trace
Matrix : Water
Lab Sample ID : P4227-09
Sample wt/vol : 25.0 (g/mL) mL
Lab File ID : VU061061.D
% Solids :
Date Received : 09/27/2024
GC Column : DB-624UI ID : 0.18 (mm)
Date Extracted :
GC Column : ID : (mm)
Date Analyzed : 10/01/2024
Extract Concentrated :(Y/N)
Extract Volume : (µL)
Soil Aliquot (VOA) : (µL)
Extraction Type : PT
Heated Purge : (Y/N) N
Injection Volume : (µL)
Purge Volume : 25 (mL)
pH : 1.0 Dilution Factor : 400.0
Cleanup Types :
Cleanup Factor :
Concentration Units (µg/L, µg/kg, µg, or µg/cm²): µg/L

CAS NO.	ANALYTE	CONCENTRATION	Q
75-01-4	Vinyl chloride	290	D
75-35-4	1,1-Dichloroethene	200	U
75-09-2	Methylene chloride	200	U
75-34-3	1,1-Dichloroethane	200	U
156-59-2	cis-1,2-Dichloroethene	10000	ED
67-66-3	Chloroform	200	U
71-55-6	1,1,1-Trichloroethane	200	U
71-43-2	Benzene	200	U
107-06-2	1,2-Dichloroethane	200	U
79-01-6	Trichloroethene	190	JD
108-88-3	Toluene	6500	D
127-18-4	Tetrachloroethene	880	D
108-90-7	Chlorobenzene	840	D
95-47-6	o-Xylene	340	D
179601-23-1	m,p-Xylene	1000	D
79-34-5	1,1,2,2-Tetrachloroethane	200	U
106-46-7	1,4-Dichlorobenzene	4200	D
120-82-1	1,2,4-trichlorobenzene	16000	ED

FORM 1B-OR
ORGANIC ANALYSIS DATA SHEET
TENTATIVELY IDENTIFIED COMPOUNDS

EPA SAMPLE NO.

PMW-5(20240926)

Lab Name : Alliance Technical Group, LLC
Contract : 68HERH20D0011
Lab Code: ACE Case No.: ARC Sayrevi
MA No. : SDG No.: P4227
Analytical Method : VOA_Trace
Level : Trace
Matrix : Water
Lab Sample ID : P4227-09
Sample wt/vol : 25.0 (g/mL) mL
Lab File ID : VU061061.D
% Solids :
Date Received : 09/27/2024
GC Column : DB-624UI ID : 0.18 (mm)
Date Extracted :
Extract Concentrated : (Y/N)
Date Analyzed : 10/01/2024
Soil Aliquot (VOA) : (µL)
Extract Volume : (µL)
Heated Purge : (Y/N) N
Extraction Type : PT
Purge Volume : 25 (mL)
Injection Volume : (µL)
Cleanup Types :
pH : 1.0 Dilution Factor : 400.0
Concentration Units (µg/L,µg/kg): µg/L
Cleanup Factor :

	CAS NO.	ANALYTE	RT	EST. CONC.	Q
1	108-87-2	Methylcyclohexane	6.756	55	JN
2	100-41-4	Ethylbenzene	9.566	270	JN
3	98-82-8	Isopropylbenzene	10.479	41	JN
4	108-67-8	1,3,5-Trimethylbenzene	11.084	90	JN
5	95-63-6	1,2,4-Trimethylbenzene	11.463	230	JN
6	541-73-1	1,3-Dichlorobenzene	11.74	720	JN
7	95-50-1	1,2-Dichlorobenzene	12.206	1100	JN
8	87-61-6	1,2,3-Trichlorobenzene	14.322	3400	JN
9	E966796	Total Alkanes	N/A	0.0	

EPA-designated Registry Number.

Quantitation Report (QT/LSC Reviewed)

Data Path : Z:\voasrv\HPCHEM1\MSVOA_U\Data\VU100124\
Data File : VU061061.D
Acq On : 01 Oct 2024 22:17
Operator : MD/SY
Sample : P4227-09 400X
Misc : 25.0mL/MSVOA_U/WATER
ALS Vial : 33 Sample Multiplier: 1

Quant Time: Oct 02 02:38:13 2024
Quant Method : Z:\voasrv\HPCHEM1\MSVOA_U\Method\SFAMUTR100124WMA.M
Quant Title : TRACE VOA SFAM1.0
QLast Update : Wed Oct 02 02:09:38 2024
Response via : Initial Calibration

Instrument :
MSVOA_U
ClientSampleId :
PMW-5(20240926)

Manual Integrations APPROVED
MMDadoda
10/2/2024 2:13:44 PM

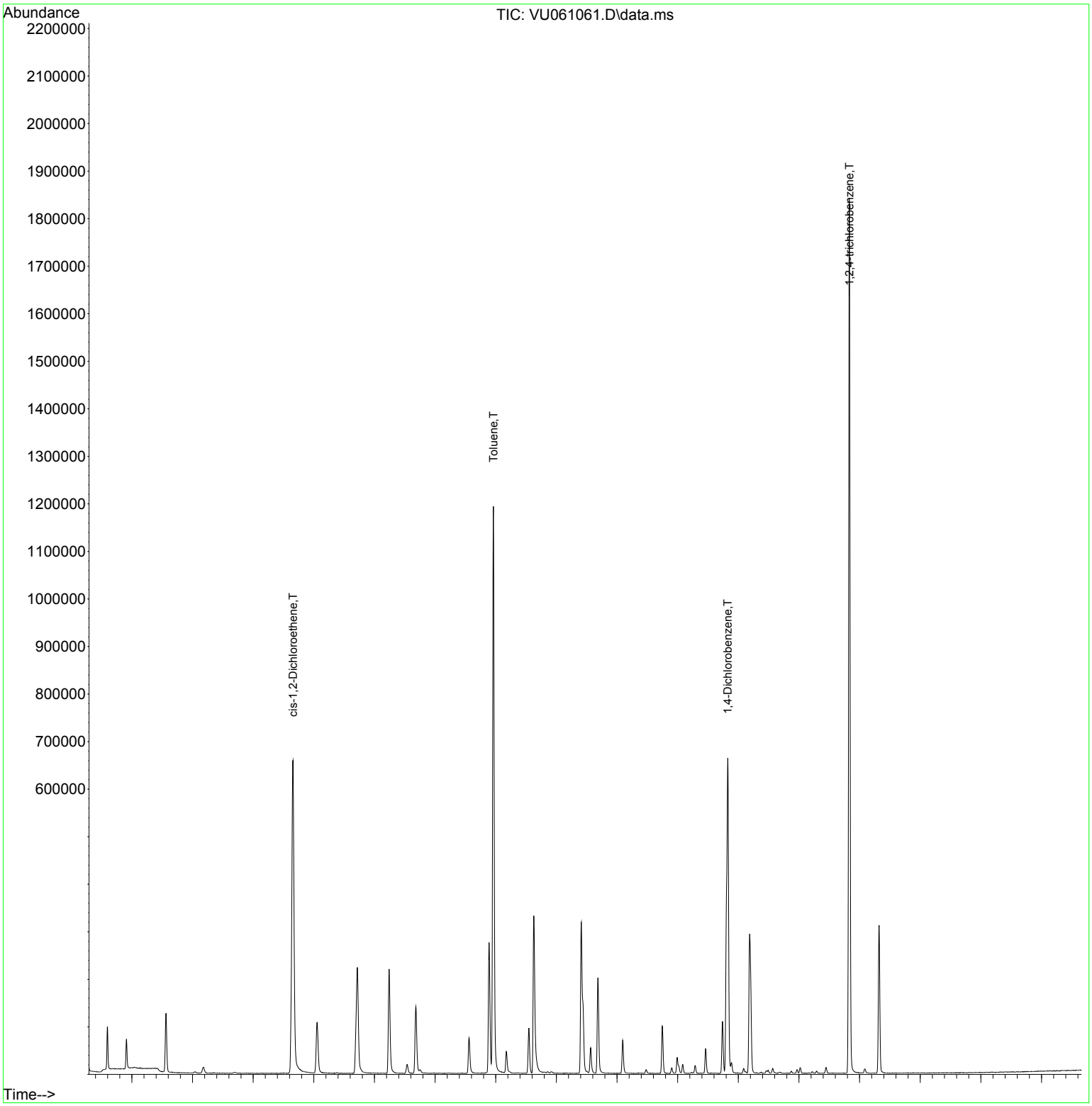

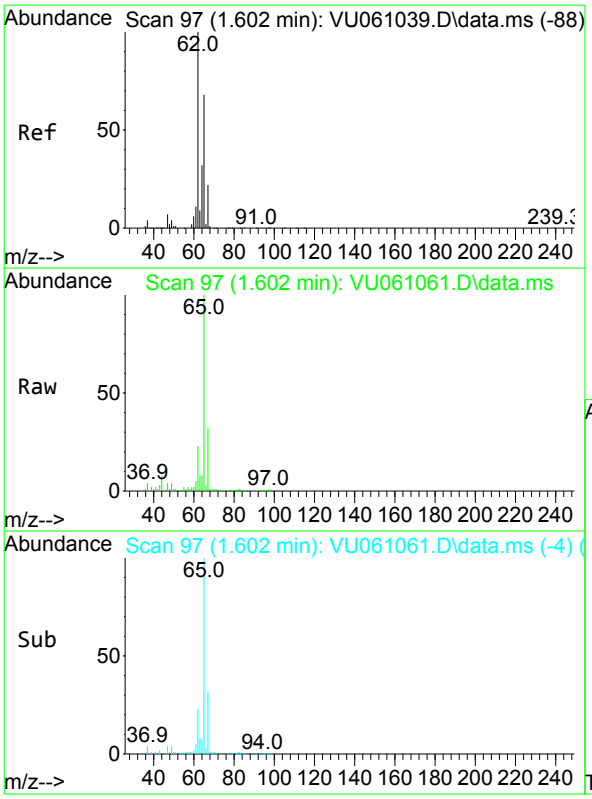

#5
Vinyl chloride
Concen: 0.714 ug/L
RT: 1.602 min Scan# 97
Delta R.T. -0.000 min
Lab File: VU061061.D
Acq: 01 Oct 2024 22:17

Tgt Ion: 62 Resp: 9075

Ion	Ratio	Lower	Upper
62	100		
64	36.3	24.0	44.6

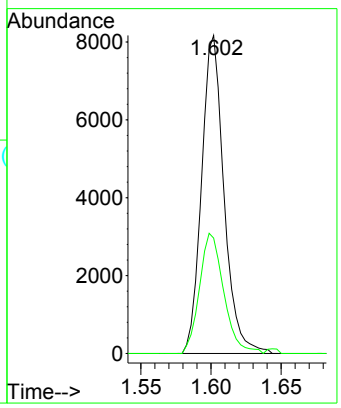

Instrument :
MSVOA_U
ClientSampleId :
PMW-5(20240926)

Manual Integrations APPROVED
MMDadoda
10/2/2024 2:13:44 PM

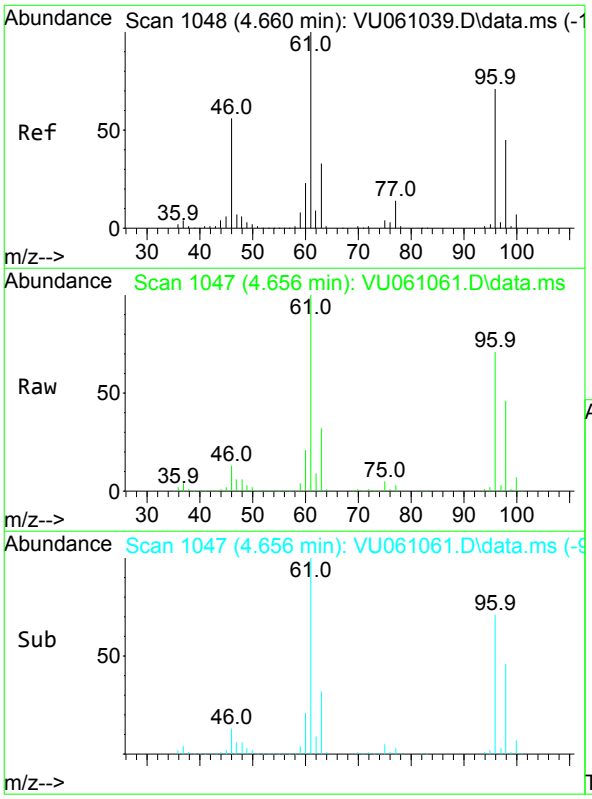

#22
cis-1,2-Dichloroethene
Concen: 24.999 ug/L
RT: 4.656 min Scan# 1047
Delta R.T. -0.000 min
Lab File: VU061061.D
Acq: 01 Oct 2024 22:17

Tgt Ion: 96 Resp: 316915

Ion	Ratio	Lower	Upper
96	100		
61	140.5	89.7	166.5
98	64.5	45.1	83.9

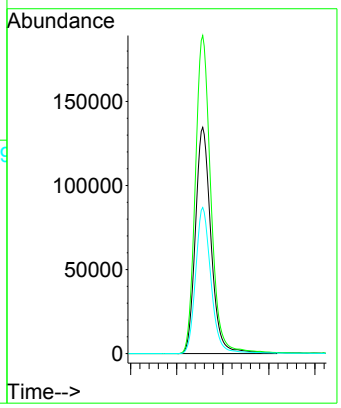

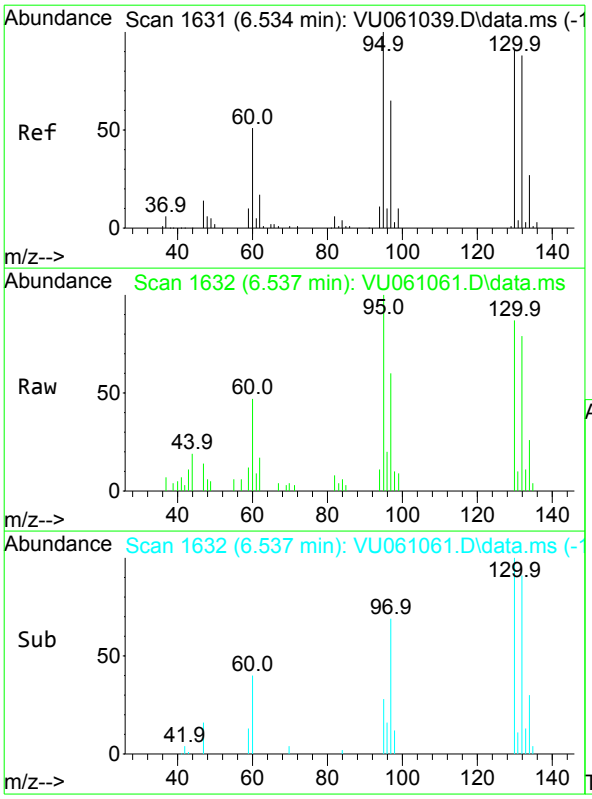

#34
Trichloroethene
Concen: 0.482 ug/L
RT: 6.537 min Scan# 1632
Delta R.T. 0.003 min
Lab File: VU061061.D
Acq: 01 Oct 2024 22:17

Tgt Ion: 95 Resp: 6509

Ion	Ratio	Lower	Upper
95	100		
97	60.4	44.9	83.5
132	79.4	63.5	117.9
130	87.3	70.2	130.4

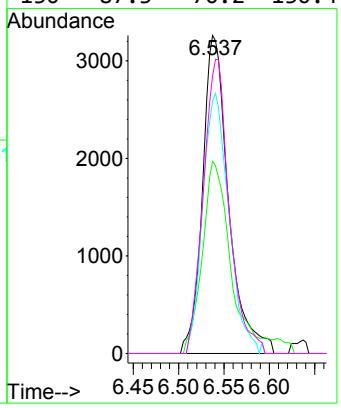

Instrument :
MSVOA_U
ClientSampleId :
PMW-5(20240926)

Manual Integrations APPROVED
MMDadoda
10/2/2024 2:13:44 PM

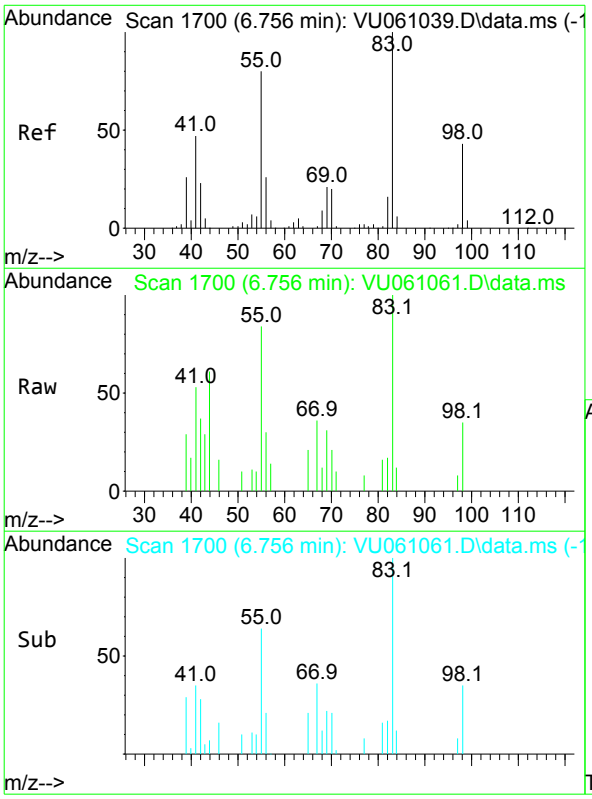

#35
Methylcyclohexane
Concen: 0.138 ug/L
RT: 6.756 min Scan# 1700
Delta R.T. 0.003 min
Lab File: VU061061.D
Acq: 01 Oct 2024 22:17

Tgt Ion: 83 Resp: 3009

Ion	Ratio	Lower	Upper
83	100		
55	64.9	62.6	94.0
98	35.5	37.6	56.4#

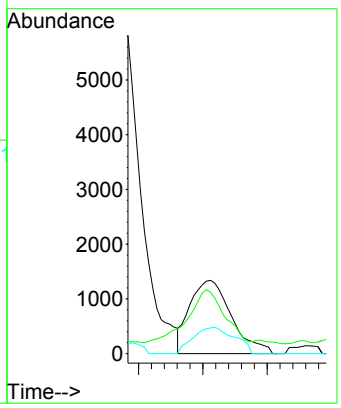

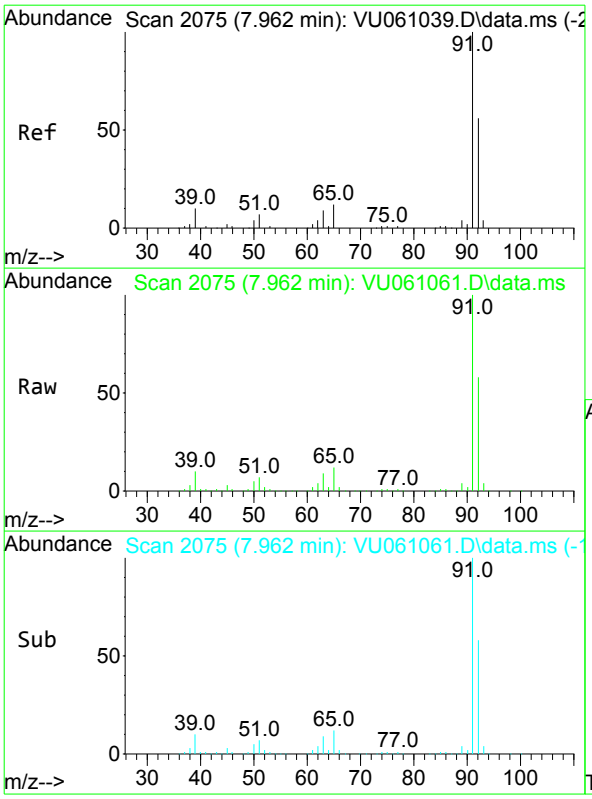

#42
Toluene
Concen: 16.352 ug/L
RT: 7.962 min Scan# 2075
Delta R.T. -0.000 min
Lab File: VU061061.D
Acq: 01 Oct 2024 22:17

Tgt Ion: 91 Resp: 867365

Ion	Ratio	Lower	Upper
91	100		
92	57.6	40.5	75.3

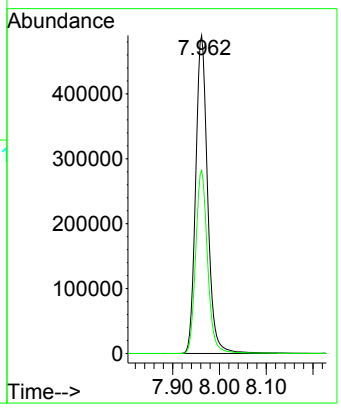

Instrument :
MSVOA_U
ClientSampleId :
PMW-5(20240926)

Manual Integrations APPROVED
MMDadoda
10/2/2024 2:13:44 PM

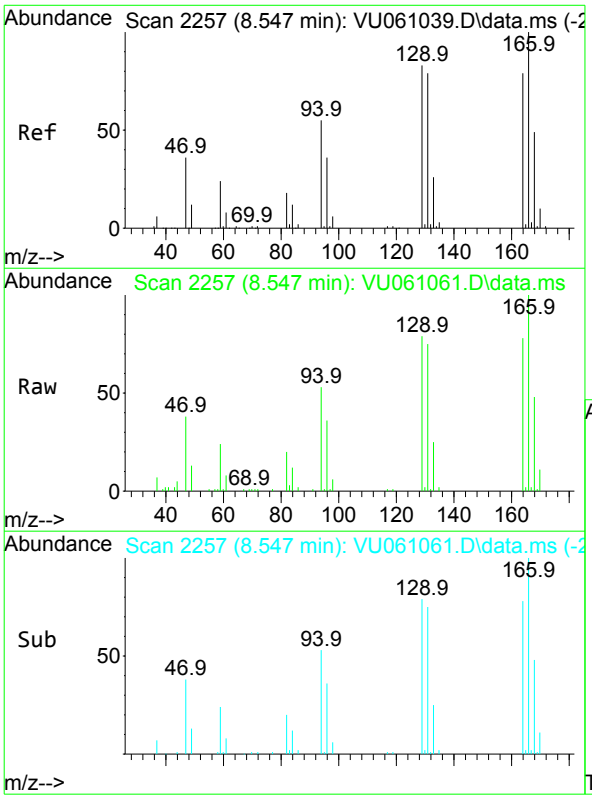

#47
Tetrachloroethene
Concen: 2.194 ug/L
RT: 8.547 min Scan# 2257
Delta R.T. 0.003 min
Lab File: VU061061.D
Acq: 01 Oct 2024 22:17

Tgt Ion:164 Resp: 19274

Ion	Ratio	Lower	Upper
164	100		
129	101.0	67.3	124.9
131	96.2	65.4	121.4
166	127.7	89.5	166.1

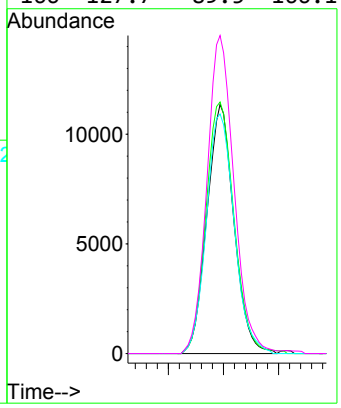

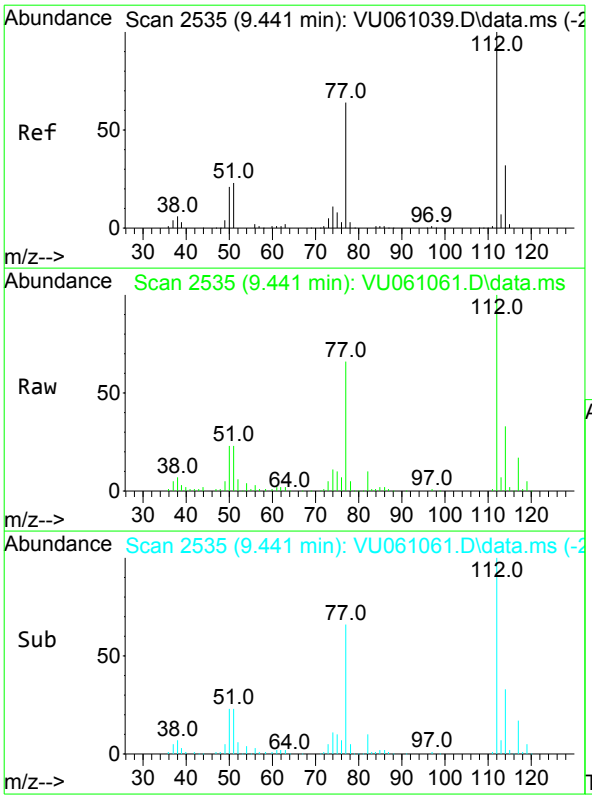

#51
Chlorobenzene
Concen: 2.100 ug/L
RT: 9.441 min Scan# 2535
Delta R.T. 0.003 min
Lab File: VU061061.D
Acq: 01 Oct 2024 22:17

Tgt Ion:112 Resp: 67858

Ion	Ratio	Lower	Upper
112	100		
114	33.0	22.2	41.2
77	65.7	46.1	69.1

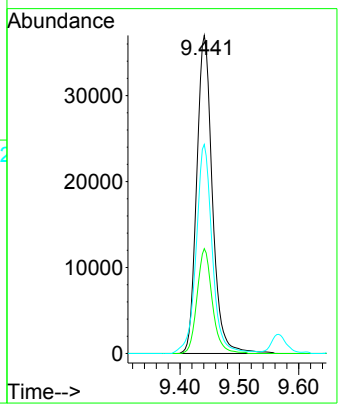

Instrument :
MSVOA_U
ClientSampleId :
PMW-5(20240926)

Manual Integrations APPROVED
MMDadoda
10/2/2024 2:13:44 PM

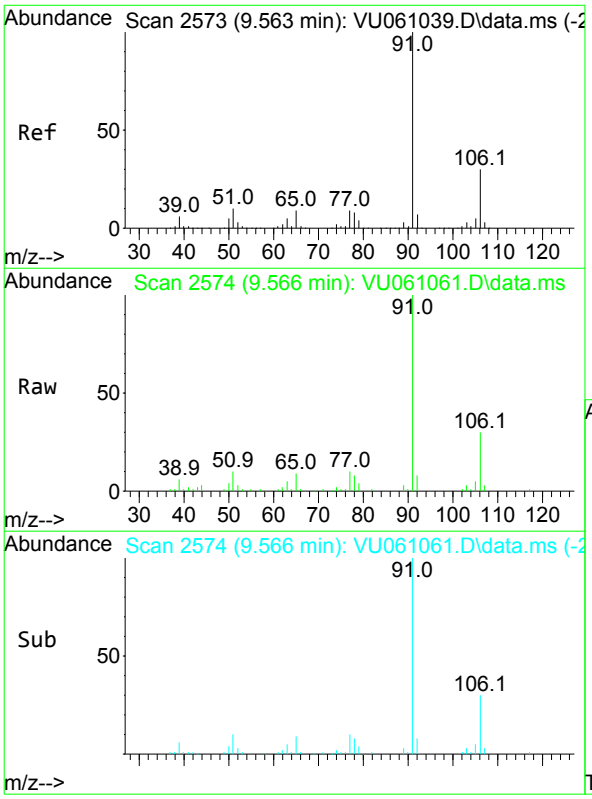

#52
Ethylbenzene
Concen: 0.668 ug/L
RT: 9.566 min Scan# 2574
Delta R.T. 0.003 min
Lab File: VU061061.D
Acq: 01 Oct 2024 22:17

Tgt Ion: 91 Resp: 40158

Ion	Ratio	Lower	Upper
91	100		
106	29.5	21.8	40.6

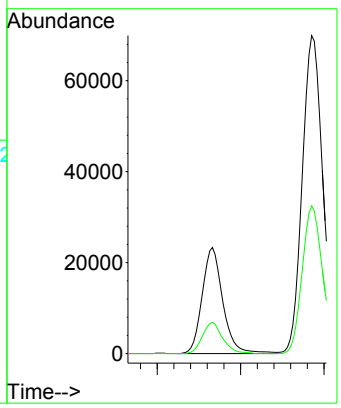

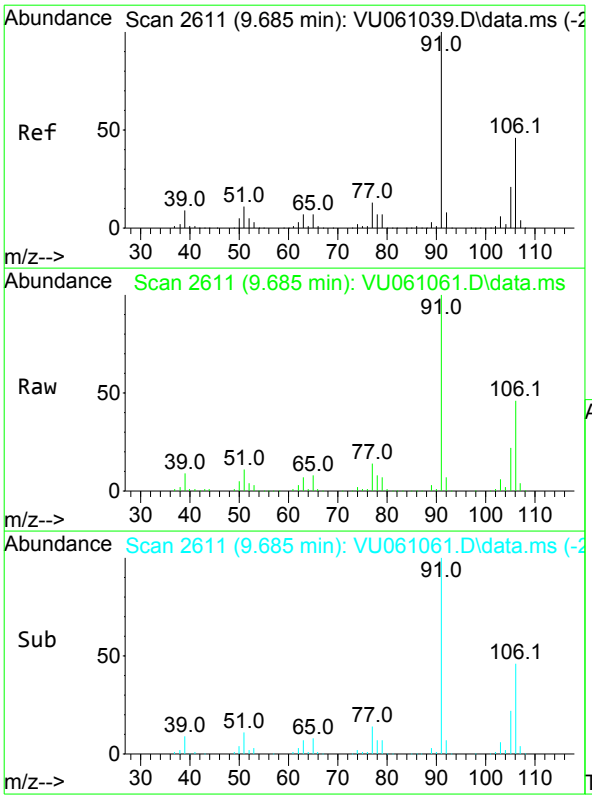

#53
m,p-Xylene
Concen: 2.612 ug/L
RT: 9.685 min Scan# 2611
Delta R.T. -0.000 min
Lab File: VU061061.D
Acq: 01 Oct 2024 22:17

Tgt Ion:106 Resp: 57283

Ion	Ratio	Lower	Upper
106	100		
91	215.3	139.7	259.4

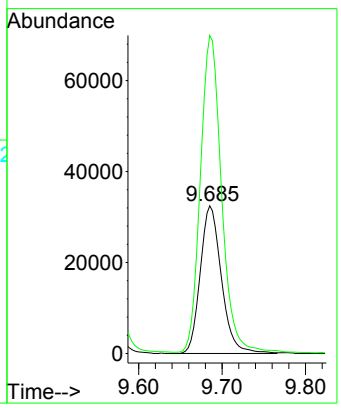

Instrument :
MSVOA_U
ClientSampleId :
PMW-5(20240926)

Manual Integrations APPROVED
MMDadoda
10/2/2024 2:13:44 PM

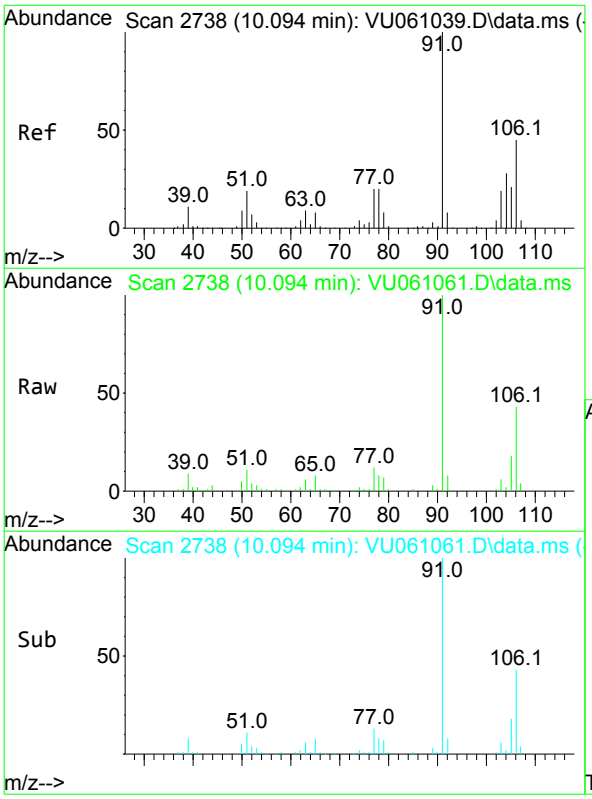

#54
o-Xylene
Concen: 0.854 ug/L
RT: 10.094 min Scan# 2738
Delta R.T. 0.003 min
Lab File: VU061061.D
Acq: 01 Oct 2024 22:17

Tgt Ion:106 Resp: 18424

Ion	Ratio	Lower	Upper
106	100		
91	232.9	148.6	276.0

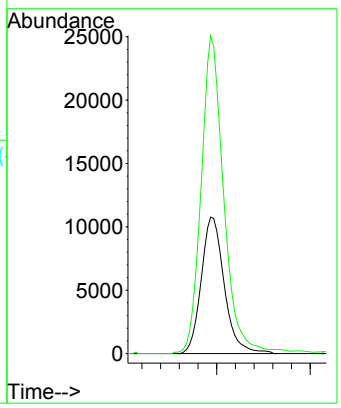

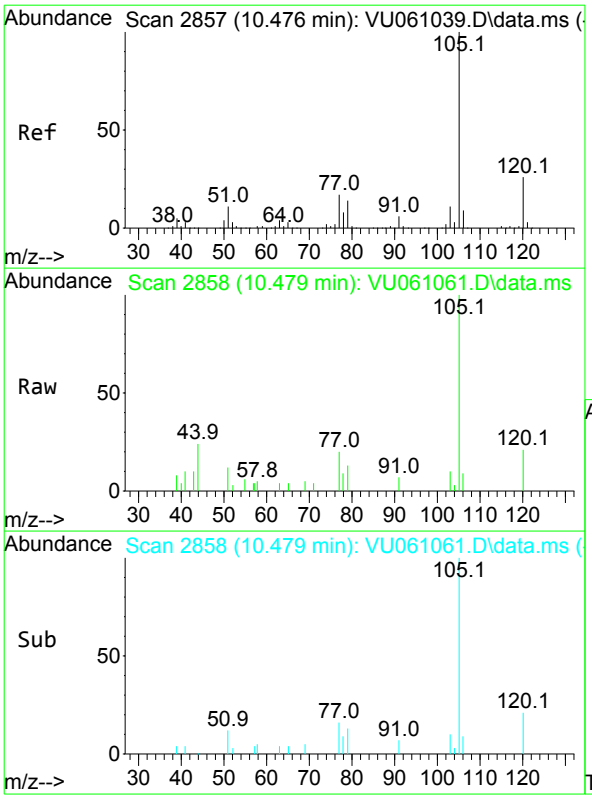

#60
Isopropylbenzene
Concen: 0.102 ug/L m
RT: 10.479 min Scan# 2858
Delta R.T. 0.003 min
Lab File: VU061061.D
Acq: 01 Oct 2024 22:17

Tgt Ion:105 Resp: 5511

Ion	Ratio	Lower	Upper
105	100		
120	60.8	21.5	32.3#
77	27.8	12.6	18.8#

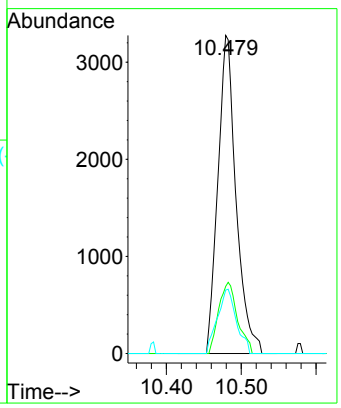

Instrument :
MSVOA_U
ClientSampleId :
PMW-5(20240926)

Manual Integrations APPROVED
MMDadoda
10/2/2024 2:13:44 PM

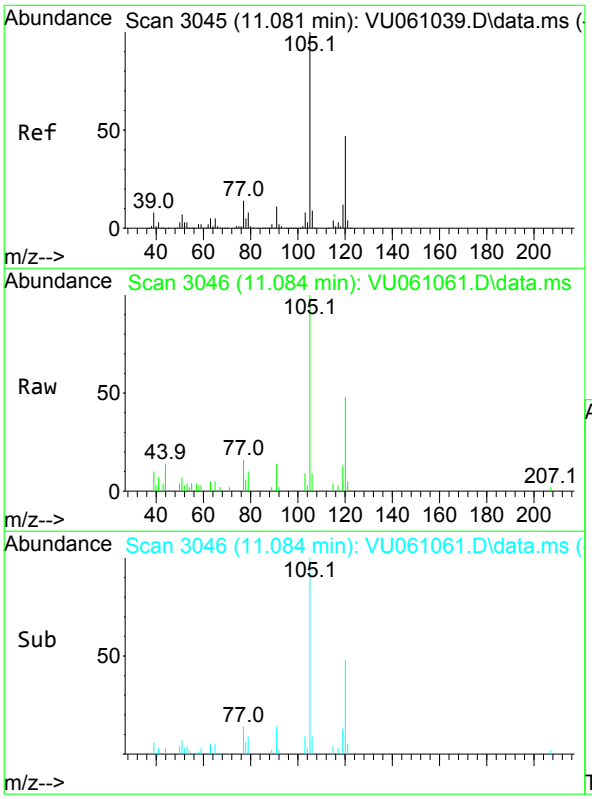

#62
1,3,5-Trimethylbenzene
Concen: 0.226 ug/L
RT: 11.084 min Scan# 3046
Delta R.T. 0.006 min
Lab File: VU061061.D
Acq: 01 Oct 2024 22:17

Tgt Ion:105 Resp: 10807

Ion	Ratio	Lower	Upper
105	100		
120	43.7	38.5	57.7

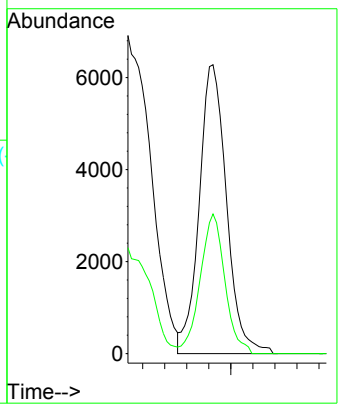

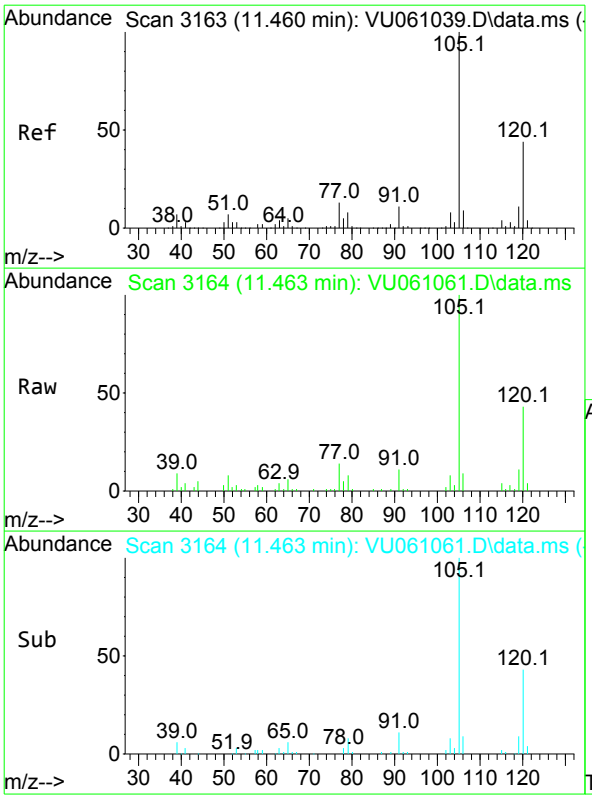

#63
1,2,4-Trimethylbenzene
Concen: 0.587 ug/L
RT: 11.463 min Scan# 3164
Delta R.T. 0.003 min
Lab File: VU061061.D
Acq: 01 Oct 2024 22:17

Tgt Ion:105 Resp: 28358

Ion	Ratio	Lower	Upper
105	100		
120	43.0	36.1	54.1

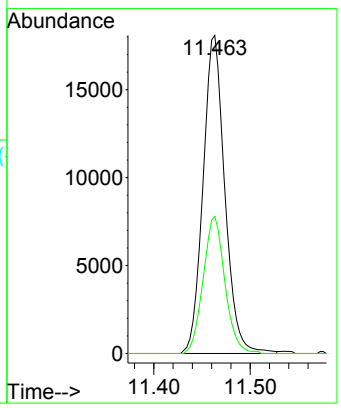

Instrument :
MSVOA_U
ClientSampleId :
PMW-5(20240926)

Manual Integrations APPROVED
MMDadoda
10/2/2024 2:13:44 PM

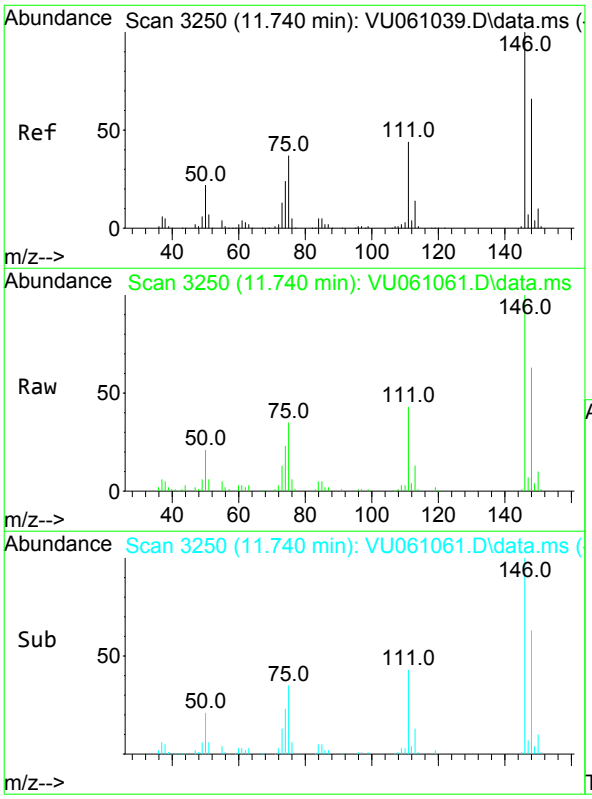

#64
1,3-Dichlorobenzene
Concen: 1.793 ug/L
RT: 11.740 min Scan# 3250
Delta R.T. 0.003 min
Lab File: VU061061.D
Acq: 01 Oct 2024 22:17

Tgt Ion:146 Resp: 41718

Ion	Ratio	Lower	Upper
146	100		
111	43.3	27.5	51.1
148	62.8	43.7	81.1

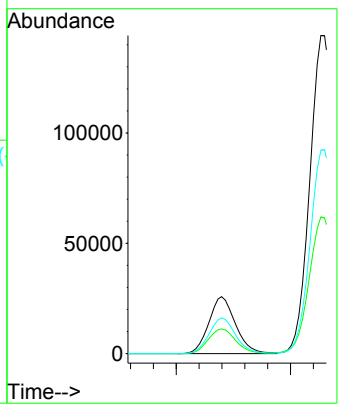

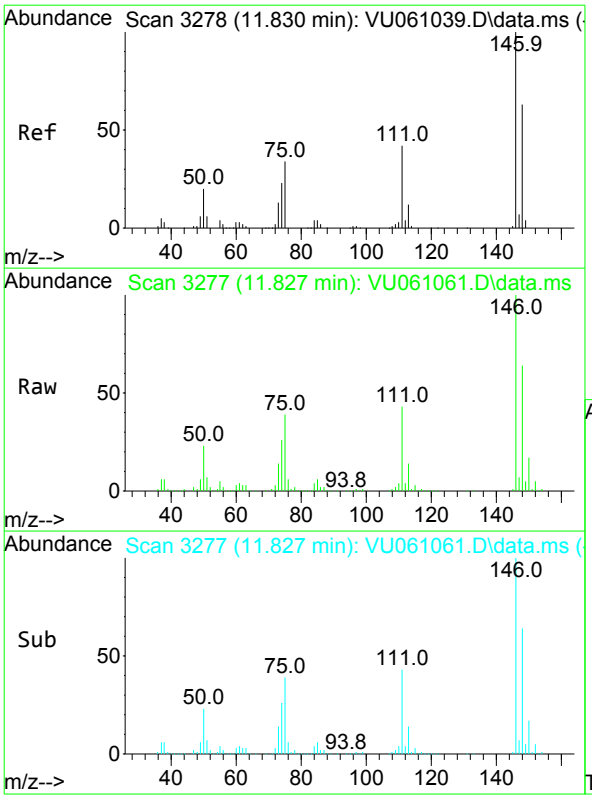

#65
1,4-Dichlorobenzene
Concen: 10.428 ug/L
RT: 11.827 min Scan# 3277
Delta R.T. -0.000 min
Lab File: VU061061.D
Acq: 01 Oct 2024 22:17

Tgt Ion:146 Resp: 239802

Ion	Ratio	Lower	Upper
146	100		
111	42.9	26.3	48.9
148	63.9	45.3	84.1

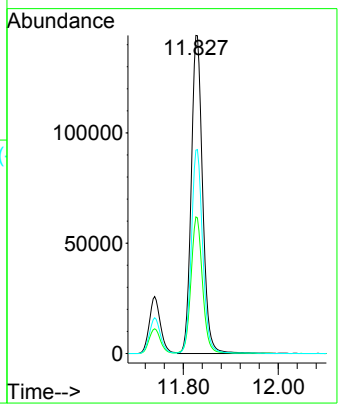

Instrument :
MSVOA_U
ClientSampleId :
PMW-5(20240926)

Manual Integrations APPROVED
MMDadoda
10/2/2024 2:13:44 PM

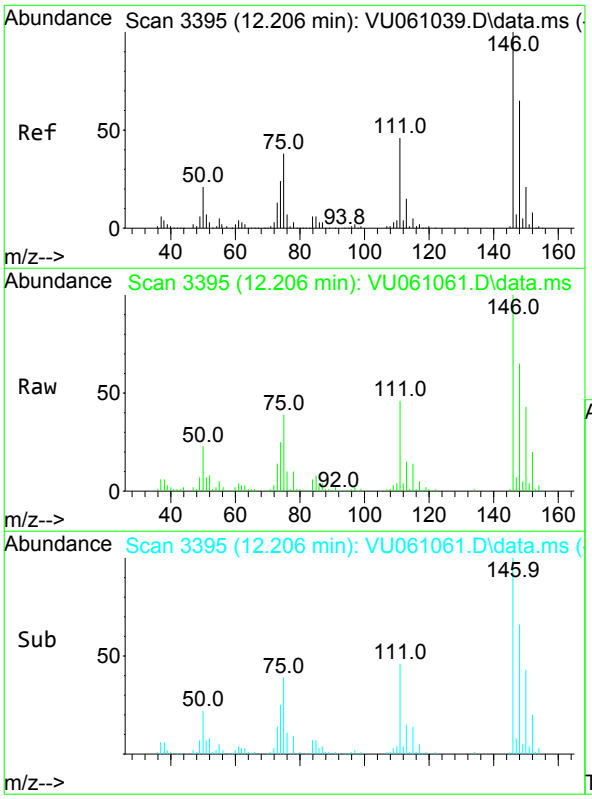

#67
1,2-Dichlorobenzene
Concen: 2.697 ug/L
RT: 12.206 min Scan# 3395
Delta R.T. 0.003 min
Lab File: VU061061.D
Acq: 01 Oct 2024 22:17

Tgt Ion:146 Resp: 57988

Ion	Ratio	Lower	Upper
146	100		
111	46.2	33.4	50.0
148	65.4	50.9	76.3

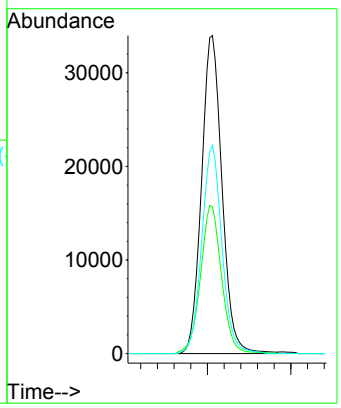

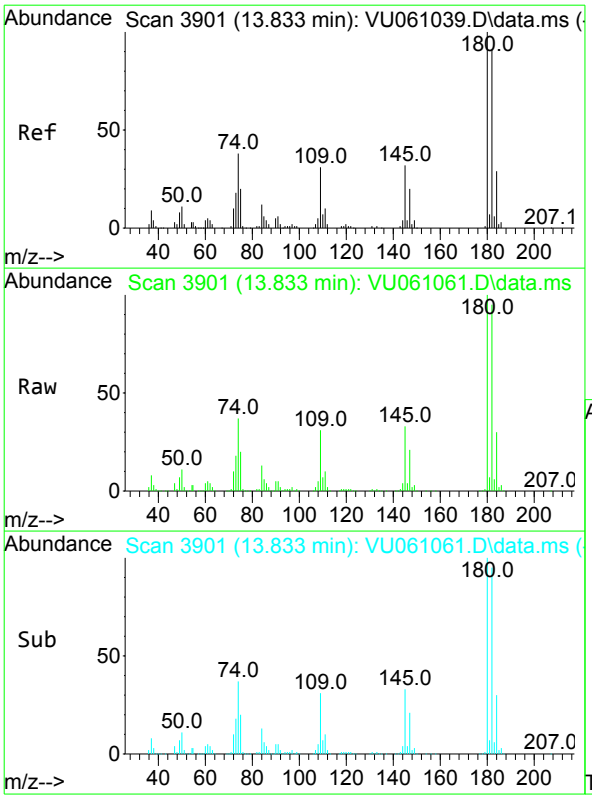

#70
1,2,4-trichlorobenzene
Concen: 40.489 ug/L
RT: 13.833 min Scan# 3901
Delta R.T. -0.000 min
Lab File: VU061061.D
Acq: 01 Oct 2024 22:17

Tgt Ion:180 Resp: 508223

Ion	Ratio	Lower	Upper
180	100		
182	95.1	77.4	116.2
145	33.4	22.9	34.3

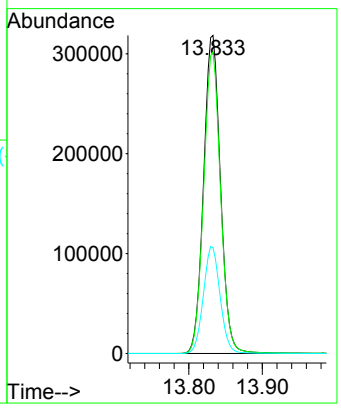

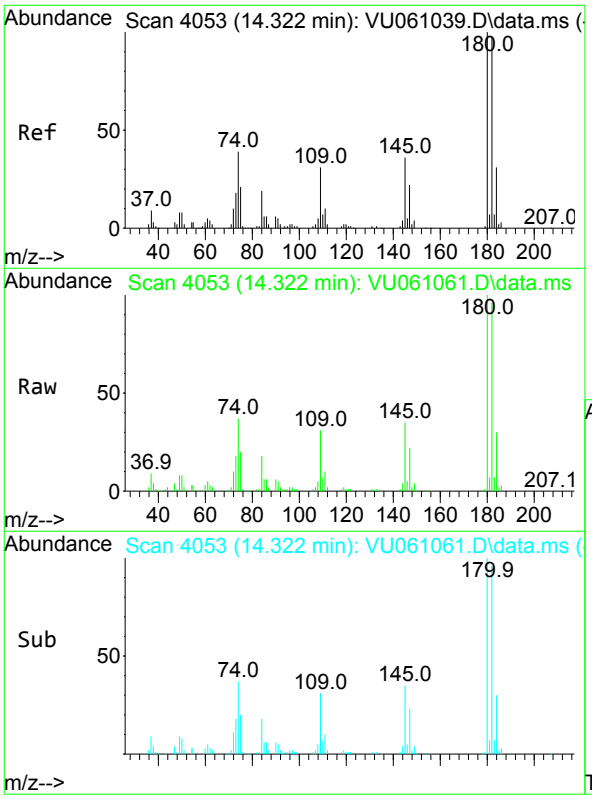

#72
1,2,3-Trichlorobenzene
Concen: 8.510 ug/L
RT: 14.322 min Scan# 4053
Delta R.T. -0.000 min
Lab File: VU061061.D
Acq: 01 Oct 2024 22:17

Tgt Ion:180 Resp: 88895

Ion	Ratio	Lower	Upper
180	100		
182	95.4	75.7	113.5
145	35.6	23.5	35.3#

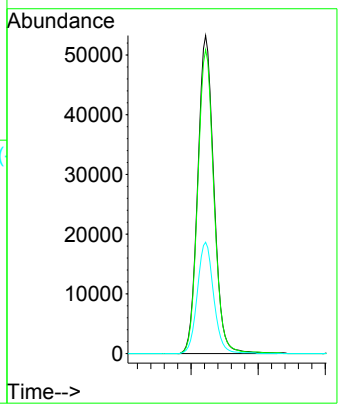

Instrument :
MSVOA_U
ClientSampleId :
PMW-5(20240926)

Manual Integrations APPROVED
MMDadoda
10/2/2024 2:13:44 PM

Quantitation Report (QT/LSC Reviewed)

Data Path : Z:\voasrv\HPCHEM1\MSVOA_U\Data\VU100124\
Data File : VU061061.D
Acq On : 01 Oct 2024 22:17
Operator : MD/SY
Sample : P4227-09 400X
Misc : 25.0mL/MSVOA_U/WATER
ALS Vial : 33 Sample Multiplier: 1

Instrument :
MSVOA_U
ClientSampleId :
PMW-5(20240926)

Manual Integrations APPROVED
MMDadoda
10/2/2024 2:13:44 PM

Quant Time: Oct 02 02:38:13 2024
Quant Method : Z:\voasrv\HPCHEM1\MSVOA_U\Method\SFAMUTR100124WMA.M
Quant Title : TRACE VOA SFAM1.0
QLast Update : Wed Oct 02 02:09:38 2024
Response via : Initial Calibration

Compound	R.T.	QIon	Response	Conc	Units	Dev(Min)
Internal Standards						
1) 1,4-Difluorobenzene	6.242	114	179819	5.000	ug/L	0.00
28) Chlorobenzene-d5	9.412	117	168898	5.000	ug/L	0.00
58) 1,4-Dichlorobenzene-d4	11.804	152	81147	5.000	ug/L	0.00
System Monitoring Compounds						
4) Vinyl Chloride-d3	1.595	65	55589	4.324	ug/L	0.00
Spiked Amount 5.000	Range 40 - 130		Recovery = 86.400%			
7) Chloroethane-d5	1.911	69	44063	4.579	ug/L	0.00
Spiked Amount 5.000	Range 65 - 130		Recovery = 91.600%			
11) 1,1-Dichloroethene-d2	2.563	65	23668	4.173	ug/L	0.00
Spiked Amount 5.000	Range 60 - 125		Recovery = 83.400%			
20) 2-Butanone-d5	4.631	46	155476	50.487	ug/L	0.00
Spiked Amount 50.000	Range 40 - 130		Recovery = 100.980%			
24) Chloroform-d	5.055	84	100989	4.457	ug/L	0.00
Spiked Amount 5.000	Range 70 - 125		Recovery = 89.200%			
26) 1,2-Dichloroethane-d4	5.695	65	56727	4.723	ug/L	0.00
Spiked Amount 5.000	Range 70 - 130		Recovery = 94.400%			
32) Benzene-d6	5.717	84	206954	4.647	ug/L	0.00
Spiked Amount 5.000	Range 70 - 125		Recovery = 93.000%			
36) 1,2-Dichloropropane-d6	6.682	67	69516	4.753	ug/L	0.00
Spiked Amount 5.000	Range 60 - 140		Recovery = 95.000%			
41) Toluene-d8	7.891	98	185892	4.466	ug/L	0.00
Spiked Amount 5.000	Range 70 - 130		Recovery = 89.400%			
43) trans-1,3-Dichloroprop...	8.174	79	28026	4.482	ug/L	0.00
Spiked Amount 5.000	Range 55 - 130		Recovery = 89.600%			
46) 2-Hexanone-d5	8.627	63	127055	49.088	ug/L	0.00
Spiked Amount 50.000	Range 45 - 130		Recovery = 98.180%			
56) 1,1,2,2-Tetrachloroeth...	10.746	84	50736	4.730	ug/L	0.00
Spiked Amount 5.000	Range 65 - 120		Recovery = 94.600%			
66) 1,2-Dichlorobenzene-d4	12.183	152	61606	4.748	ug/L	0.00
Spiked Amount 5.000	Range 80 - 120		Recovery = 95.000%			
Target Compounds						Qvalue
5) Vinyl chloride	1.602	62	9075	0.714	ug/L	97
22) cis-1,2-Dichloroethene	4.656	96	316915	24.999	ug/L	93
34) Trichloroethene	6.537	95	6509	0.482	ug/L	89
35) Methylcyclohexane	6.756	83	3009	0.138	ug/L #	84
42) Toluene	7.962	91	867365	16.352	ug/L	100
47) Tetrachloroethene	8.547	164	19274	2.194	ug/L	98
51) Chlorobenzene	9.441	112	67858	2.100	ug/L	92
52) Ethylbenzene	9.566	91	40158	0.668	ug/L	97
53) m,p-Xylene	9.685	106	57283	2.612	ug/L	90
54) o-Xylene	10.094	106	18424	0.854	ug/L	87
60) Isopropylbenzene	10.479	105	5511m	0.102	ug/L	
62) 1,3,5-Trimethylbenzene	11.084	105	10807	0.226	ug/L	93
63) 1,2,4-Trimethylbenzene	11.463	105	28358	0.587	ug/L	97
64) 1,3-Dichlorobenzene	11.740	146	41718	1.793	ug/L	97
65) 1,4-Dichlorobenzene	11.827	146	239802	10.428	ug/L	96
67) 1,2-Dichlorobenzene	12.206	146	57988	2.697	ug/L	96
70) 1,2,4-trichlorobenzene	13.833	180	508223	40.489	ug/L	97
72) 1,2,3-Trichlorobenzene	14.322	180	88895	8.510	ug/L #	97

Quantitation Report (QT/LSC Reviewed)

Data Path : Z:\voasrv\HPCHEM1\MSVOA_U\Data\VU100124\
Data File : VU061061.D
Acq On : 01 Oct 2024 22:17
Operator : MD/SY
Sample : P4227-09 400X
Misc : 25.0mL/MSVOA_U/WATER
ALS Vial : 33 Sample Multiplier: 1

Instrument :
MSVOA_U
ClientSampleId :
PMW-5(20240926)

Manual Integrations APPROVED
MMDadoda
10/2/2024 2:13:44 PM

Quant Time: Oct 02 02:38:13 2024
Quant Method : Z:\voasrv\HPCHEM1\MSVOA_U\Method\SFAMUTR100124WMA.M
Quant Title : TRACE VOA SFAM1.0
QLast Update : Wed Oct 02 02:09:38 2024
Response via : Initial Calibration

Compound	R.T.	QIon	Response	Conc	Units	Dev(Min)

(#) = qualifier out of range (m) = manual integration (+) = signals summed

LSC Area Percent Report

Data Path : Z:\voasrv\HPCHEM1\MSVOA_U\Data\VU100124\
Data File : VU061061.D
Acq On : 01 Oct 2024 22:17
Operator : MD/SY
Sample : P4227-09 400X
Misc : 25.0mL/MSVOA_U/WATER
ALS Vial : 33 Sample Multiplier: 1

Instrument :
MSVOA_U
ClientSampleId :
PMW-5(20240926)

Integration Parameters: rteint.p
Integrator: RTE
Smoothing : ON Filtering: 5
Sampling : 1 Min Area: 3 % of largest Peak
Start Thrs: 0.1 Max Peaks: 100
Stop Thrs : 0 Peak Location: TOP

If leading or trailing edge < 100 prefer < Baseline drop else tangent >
Peak separation: 5

Method : Z:\voasrv\HPCHEM1\MSVOA_U\Method\SFAMUTR100124WMA.M
Title : TRACE VOA SFAM1.0

Signal : TIC: VU061061.D\data.ms

peak #	R.T. min	first scan	max scan	last scan	PK TY	peak height	corr. area	corr. % max.	% of total
1	1.595	88	95	108	rBV2	88693	102760	3.48%	0.689%
2	1.911	185	193	204	rBV	62275	82293	2.79%	0.551%
3	2.563	384	396	412	rVB	123805	204961	6.95%	1.374%
4	4.656	1022	1047	1081	rBV2	658215	1731809	58.71%	11.605%
5	5.055	1157	1171	1193	rBV	105646	240593	8.16%	1.612%
6	5.717	1357	1377	1410	rBV2	222775	600307	20.35%	4.023%
7	6.242	1528	1540	1571	rBV	219102	436331	14.79%	2.924%
8	6.541	1618	1633	1648	rBV3	18996	40524	1.37%	0.272%
9	6.682	1665	1677	1694	rBV	139985	282728	9.58%	1.895%
10	7.560	1936	1950	1973	rBV2	74763	143703	4.87%	0.963%
11	7.891	2035	2053	2064	rBV	274387	487278	16.52%	3.265%
12	7.962	2064	2075	2112	rVB	1189906	2097786	71.11%	14.058%
13	8.174	2132	2141	2155	rBV	44204	77577	2.63%	0.520%
14	8.547	2246	2257	2272	rBV2	94959	162658	5.51%	1.090%
15	8.627	2272	2282	2315	rBV	330868	680371	23.06%	4.559%
16	9.412	2512	2526	2552	rBV2	317682	764923	25.93%	5.126%
17	9.566	2563	2574	2594	rVB	53244	93256	3.16%	0.625%
18	9.685	2600	2611	2630	rBV	200492	351036	11.90%	2.352%
19	10.094	2727	2738	2761	rBV	69432	116610	3.95%	0.781%
20	10.746	2929	2941	2957	rBV	99103	162813	5.52%	1.091%
21	10.994	3004	3018	3036	rVV2	33046	72593	2.46%	0.486%
22	11.460	3154	3163	3181	rVB	51768	80912	2.74%	0.542%
23	11.740	3234	3250	3260	rBV	109379	179553	6.09%	1.203%
24	11.827	3260	3277	3291	rVV2	662188	1548789	52.50%	10.379%
25	11.888	3292	3296	3310	rVB	21248	31793	1.08%	0.213%
26	12.187	3377	3389	3416	rBV3	292228	678155	22.99%	4.545%
27	13.830	3882	3900	3931	rBV	1840352	2949985	100.00%	19.769%
28	14.322	4039	4053	4079	rBV	311191	520404	17.64%	3.487%

Sum of corrected areas: 14922501

Data Path : Z:\voasrv\HPCHEM1\MSVOA_U\Data\VU100124\
Data File : VU061061.D
Acq On : 01 Oct 2024 22:17
Operator : MD/SY
Sample : P4227-09 400X
Misc : 25.0mL/MSVOA_U/WATER
ALS Vial : 33 Sample Multiplier: 1

Instrument :
MSVOA_U
ClientSampleId :
PMW-5(20240926)

Quant Method : Z:\voasrv\HPCHEM1\MSVOA_U\Method\SFAMUTR100124WMA.M
Quant Title : TRACE VOA SFAM1.0

TIC Library : C:\Database\NIST20.L
TIC Integration Parameters: LSCINT.P

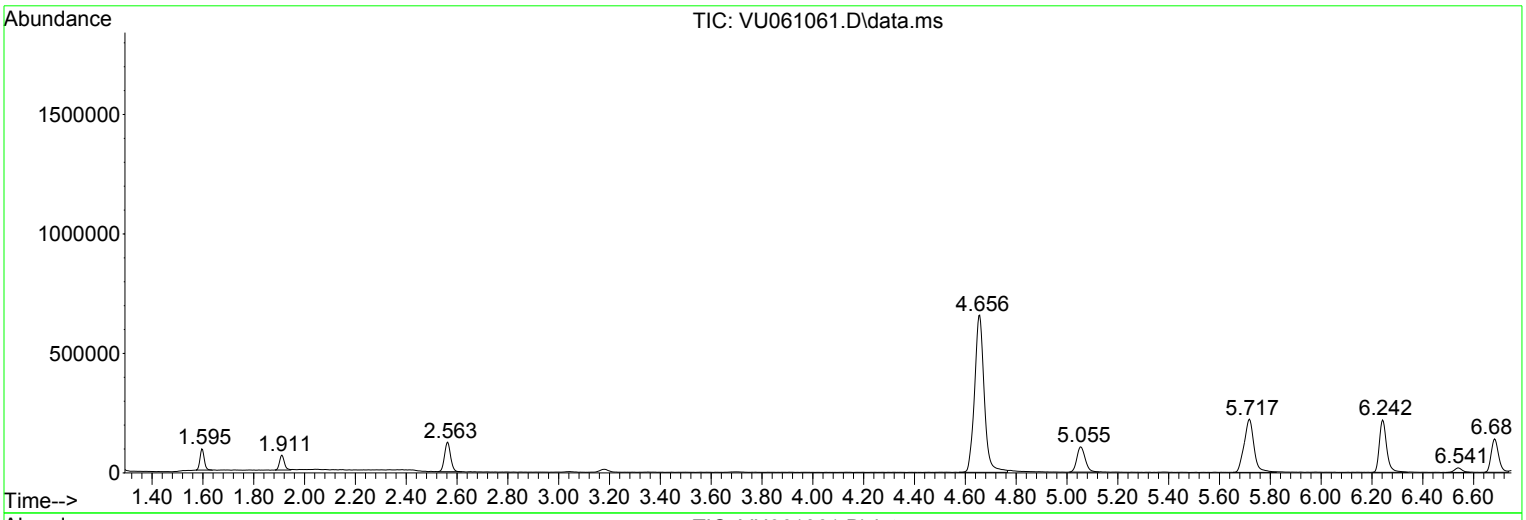

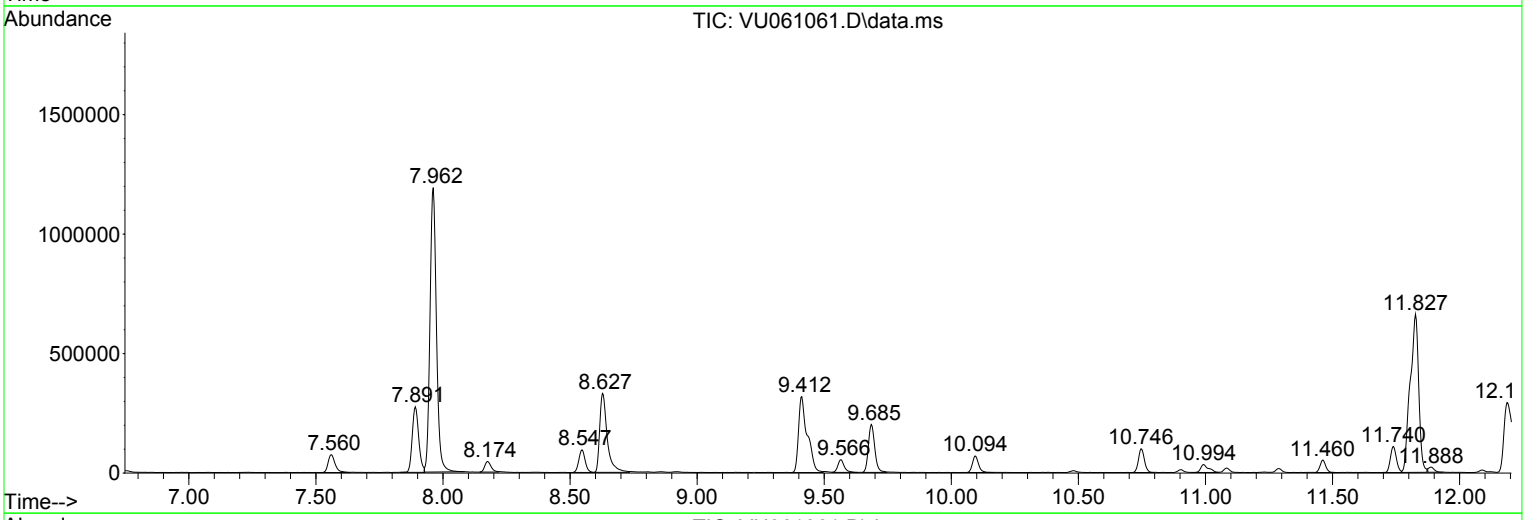

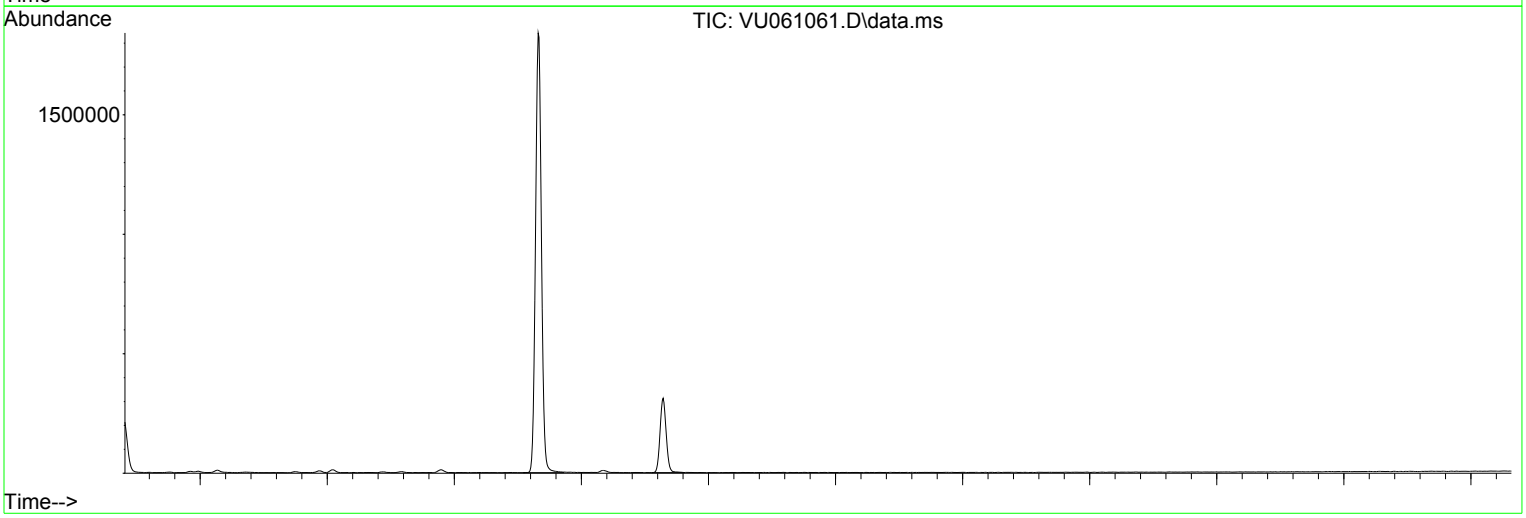

Library Search Compound Report

Data Path : Z:\voasrv\HPCHEM1\MSVOA_U\Data\VU100124\
Data File : VU061061.D
Acq On : 01 Oct 2024 22:17
Operator : MD/SY
Sample : P4227-09 400X
Misc : 25.0mL/MSVOA_U/WATER
ALS Vial : 33 Sample Multiplier: 1

Instrument :
MSVOA_U
ClientSampleId :
PMW-5(20240926)

Quant Method : Z:\voasrv\HPCHEM1\MSVOA_U\Method\SFAMUTR100124WMA.M
Quant Title : TRACE VOA SFAM1.0

TIC Library : C:\Database\NIST20.L
TIC Integration Parameters: LSCINT.P

No Library Search Compounds Detected
****

Tentatively Identified Compound (LSC) summary

Data Path : Z:\voasrv\HPCHEM1\MSVOA_U\Data\VU100124\
Data File : VU061061.D
Acq On : 01 Oct 2024 22:17
Operator : MD/SY
Sample : P4227-09 400X
Misc : 25.0mL/MSVOA_U/WATER
ALS Vial : 33 Sample Multiplier: 1

Instrument :
MSVOA_U
ClientSampleId :
PMW-5(20240926)

Quant Method : Z:\voasrv\HPCHEM1\MSVOA_U\Method\SFAMUTR100124WMA.M
Quant Title : TRACE VOA SFAM1.0

TIC Library : C:\Database\NIST20.L
TIC Integration Parameters: LSCINT.P

TIC Top Hit name	RT	EstConc	Units	Response	Internal Standard #	RT	Resp	Conc

Quantitation Report (QT/LSC Reviewed)

Data Path : Z:\voasrv\HPCHEM1\MSVOA_U\Data\VU100124\
Data File : VU061061.D
Acq On : 01 Oct 2024 22:17
Operator : MD/SY
Sample : P4227-09 400X
Misc : 25.0mL/MSVOA_U/WATER
ALS Vial : 33 Sample Multiplier: 1

Quant Time: Oct 02 02:38:13 2024
Quant Method : Z:\voasrv\HPCHEM1\MSVOA_U\Method\SFAMUTR100124WMA.M
Quant Title : TRACE VOA SFAM1.0
QLast Update : Wed Oct 02 02:09:38 2024
Response via : Initial Calibration

Instrument :
MSVOA_U
ClientSampleId :
PMW-5(20240926)

Manual Integrations APPROVED
MMDadoda
10/2/2024 2:13:44 PM

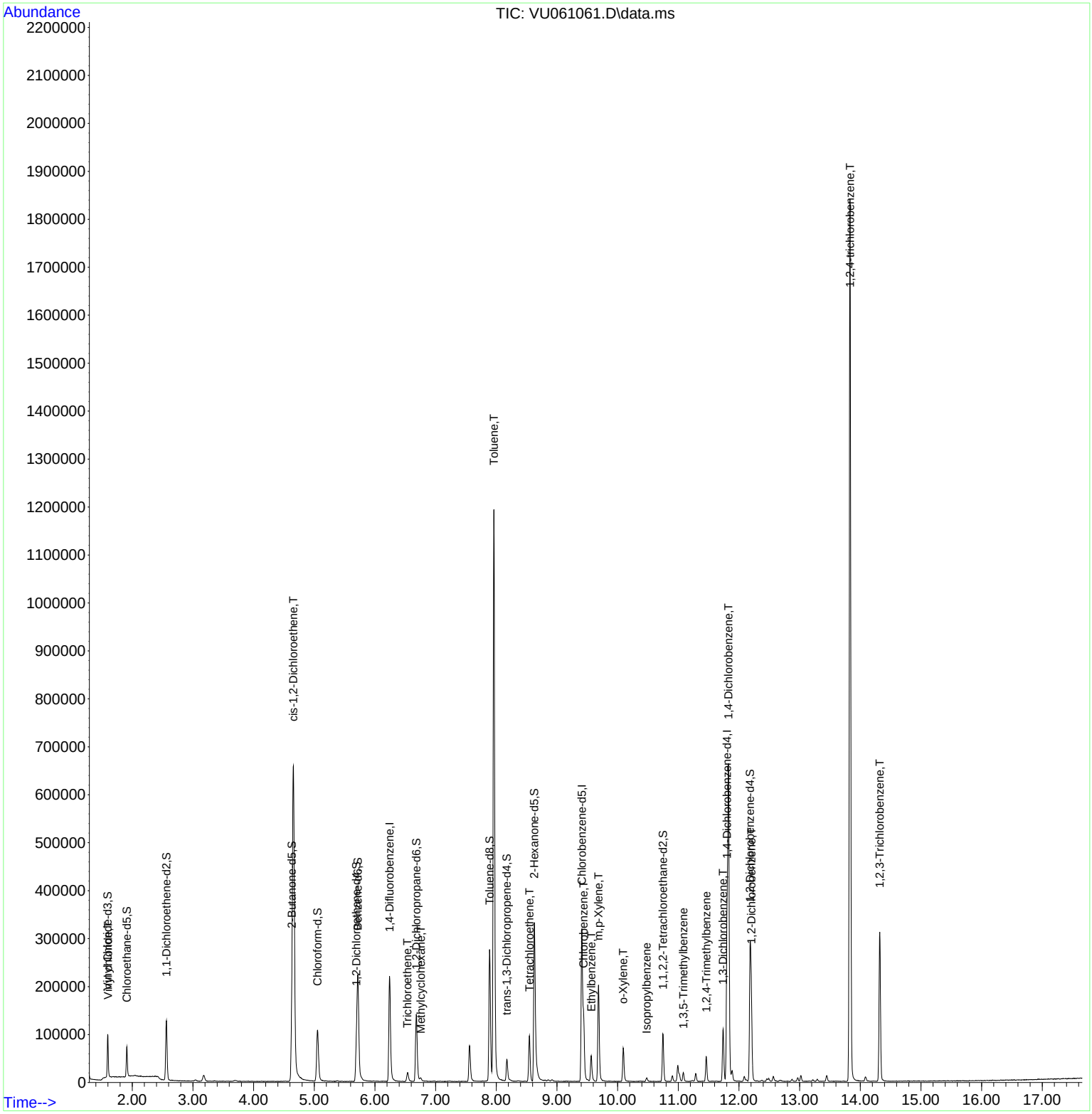

Quantitation Report (Qedit)

Data Path : Z:\voasrv\HPCHEM1\MSVOA_U\Data\VU100124\
Data File : VU061061.D
Acq On : 01 Oct 2024 22:17
Operator : MD/SY
Sample : P4227-09 400X
Misc : 25.0mL/MSVOA_U/WATER
ALS Vial : 33 Sample Multiplier: 1

Quant Time: Oct 02 02:38:13 2024
Quant Method : Z:\voasrv\HPCHEM1\MSVOA_U\Method\SFAMUTR100124WMA.M
Quant Title : TRACE VOA SFAM1.0
QLast Update : Wed Oct 02 02:09:38 2024
Response via : Initial Calibration

Instrument :
MSVOA_U
ClientSampleId :
PMW-5(20240926)

Manual Integrations APPROVED
MMDadoda
10/2/2024 2:13:44 PM

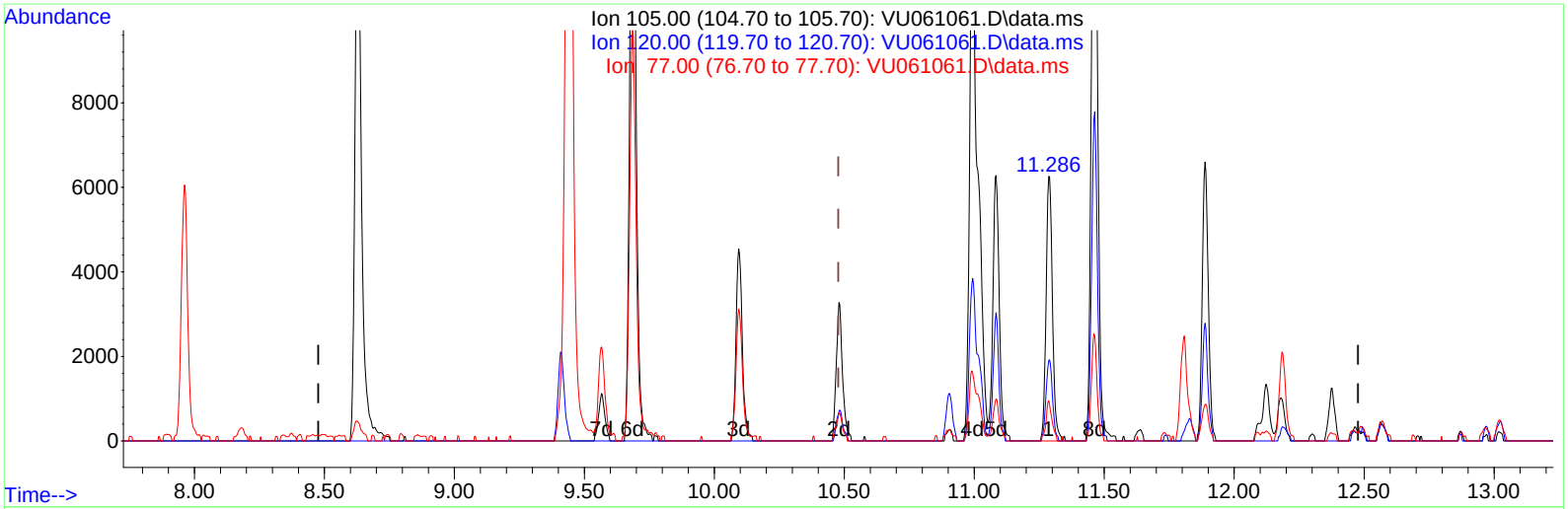

(60) Isopropylbenzene

11.286min (+ 0.810) 0.20 ug/L

response 10597

Ion	Exp%	Act%
105.00	100.00	100.00
120.00	26.90	31.64
77.00	15.70	14.47
0.00	0.00	0.00

Quantitation Report (Qedit)

Data Path : Z:\voasrv\HPCHEM1\MSVOA_U\Data\VU100124\
Data File : VU061061.D
Acq On : 01 Oct 2024 22:17
Operator : MD/SY
Sample : P4227-09 400X
Misc : 25.0mL/MSVOA_U/WATER
ALS Vial : 33 Sample Multiplier: 1

Quant Time: Oct 02 02:38:13 2024
Quant Method : Z:\voasrv\HPCHEM1\MSVOA_U\Method\SFAMUTR100124WMA.M
Quant Title : TRACE VOA SFAM1.0
QLast Update : Wed Oct 02 02:09:38 2024
Response via : Initial Calibration

Instrument :
MSVOA_U
ClientSampleId :
PMW-5(20240926)

Manual Integrations APPROVED
MMDadoda
10/2/2024 2:13:44 PM

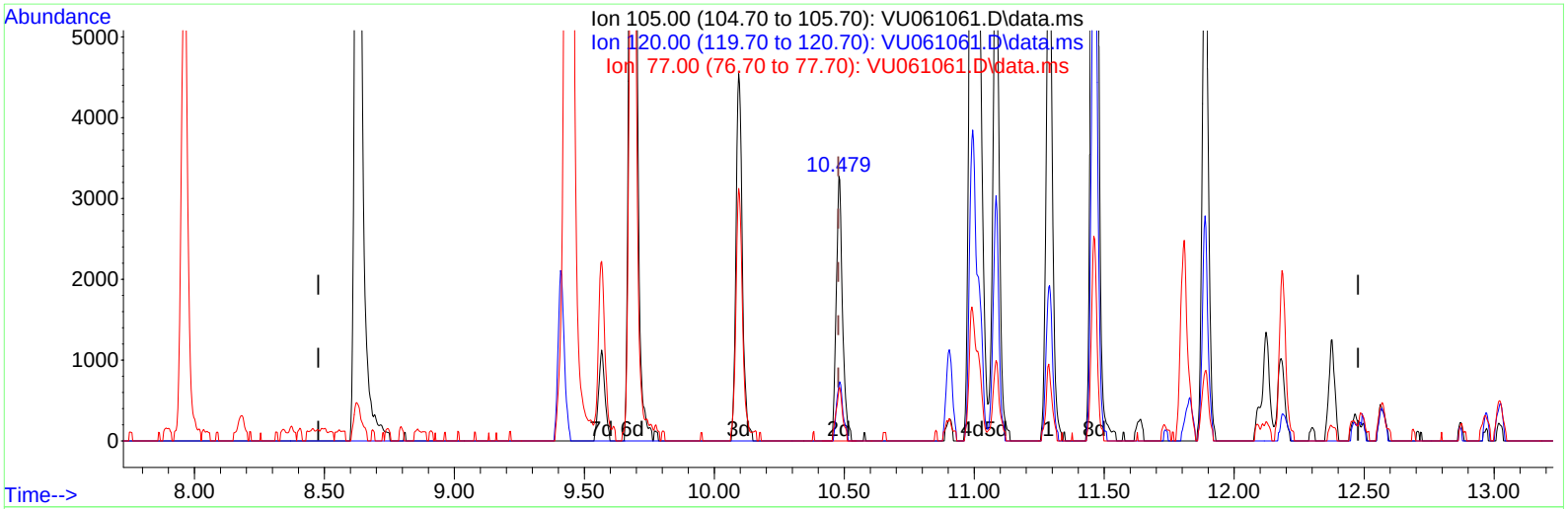

TIC: VU061061.D\data.ms

(60) Isopropylbenzene

10.479min (+ 0.003) 0.10 ug/L m

response 5511

Ion	Exp%	Act%
105.00	100.00	100.00
120.00	26.90	60.84#
77.00	15.70	27.82#
0.00	0.00	0.00

Quantitation Report (QT/LSC Reviewed)

Data Path : Z:\voasrv\HPCHEM1\MSVOA_U\Data\VU100124\
Data File : VU061061.D
Acq On : 01 Oct 2024 22:17
Operator : MD/SY
Sample : P4227-09 400X
Misc : 25.0mL/MSVOA_U/WATER
ALS Vial : 33 Sample Multiplier: 1

Quant Time: Oct 02 02:38:13 2024
Quant Method : Z:\voasrv\HPCHEM1\MSVOA_U\Method\SFAMUTR100124WMA.M
Quant Title : TRACE VOA SFAM1.0
QLast Update : Wed Oct 02 02:09:38 2024
Response via : Initial Calibration

Instrument :
MSVOA_U
ClientSampleId :
PMW-5(20240926)

Manual Integrations APPROVED
MMDadoda
10/2/2024 2:13:44 PM

Compound	R.T.	QIon	Response	Conc Units	Dev(Min)
Internal Standards					
1) 1,4-Difluorobenzene	6.242	114	179819	5.000 ug/L	0.00
28) Chlorobenzene-d5	9.412	117	168898	5.000 ug/L	0.00
58) 1,4-Dichlorobenzene-d4	11.804	152	81147	5.000 ug/L	0.00
System Monitoring Compounds					
4) Vinyl Chloride-d3	1.595	65	55589	4.324 ug/L	0.00
Spiked Amount 5.000	Range 40 - 130		Recovery = 86.400%		
7) Chloroethane-d5	1.911	69	44063	4.579 ug/L	0.00
Spiked Amount 5.000	Range 65 - 130		Recovery = 91.600%		
11) 1,1-Dichloroethene-d2	2.563	65	23668	4.173 ug/L	0.00
Spiked Amount 5.000	Range 60 - 125		Recovery = 83.400%		
20) 2-Butanone-d5	4.631	46	155476	50.487 ug/L	0.00
Spiked Amount 50.000	Range 40 - 130		Recovery = 100.980%		
24) Chloroform-d	5.055	84	100989	4.457 ug/L	0.00
Spiked Amount 5.000	Range 70 - 125		Recovery = 89.200%		
26) 1,2-Dichloroethane-d4	5.695	65	56727	4.723 ug/L	0.00
Spiked Amount 5.000	Range 70 - 130		Recovery = 94.400%		
32) Benzene-d6	5.717	84	206954	4.647 ug/L	0.00
Spiked Amount 5.000	Range 70 - 125		Recovery = 93.000%		
36) 1,2-Dichloropropane-d6	6.682	67	69516	4.753 ug/L	0.00
Spiked Amount 5.000	Range 60 - 140		Recovery = 95.000%		
41) Toluene-d8	7.891	98	185892	4.466 ug/L	0.00
Spiked Amount 5.000	Range 70 - 130		Recovery = 89.400%		
43) trans-1,3-Dichloroprop...	8.174	79	28026	4.482 ug/L	0.00
Spiked Amount 5.000	Range 55 - 130		Recovery = 89.600%		
46) 2-Hexanone-d5	8.627	63	127055	49.088 ug/L	0.00
Spiked Amount 50.000	Range 45 - 130		Recovery = 98.180%		
56) 1,1,2,2-Tetrachloroeth...	10.746	84	50736	4.730 ug/L	0.00
Spiked Amount 5.000	Range 65 - 120		Recovery = 94.600%		
66) 1,2-Dichlorobenzene-d4	12.183	152	61606	4.748 ug/L	0.00
Spiked Amount 5.000	Range 80 - 120		Recovery = 95.000%		
Target Compounds					Qvalue
5) Vinyl chloride	1.602	62	9075	0.714 ug/L	97
22) cis-1,2-Dichloroethene	4.656	96	316915	24.999 ug/L	93
34) Trichloroethene	6.537	95	6509	0.482 ug/L	89
35) Methylcyclohexane	6.756	83	3009	0.138 ug/L #	84
42) Toluene	7.962	91	867365	16.352 ug/L	100
47) Tetrachloroethene	8.547	164	19274	2.194 ug/L	98
51) Chlorobenzene	9.441	112	67858	2.100 ug/L	92
52) Ethylbenzene	9.566	91	40158	0.668 ug/L	97
53) m,p-Xylene	9.685	106	57283	2.612 ug/L	90
54) o-Xylene	10.094	106	18424	0.854 ug/L	87
60) Isopropylbenzene	10.479	105	5511m	0.102 ug/L	
62) 1,3,5-Trimethylbenzene	11.084	105	10807	0.226 ug/L	93
63) 1,2,4-Trimethylbenzene	11.463	105	28358	0.587 ug/L	97
64) 1,3-Dichlorobenzene	11.740	146	41718	1.793 ug/L	97
65) 1,4-Dichlorobenzene	11.827	146	239802	10.428 ug/L	96
67) 1,2-Dichlorobenzene	12.206	146	57988	2.697 ug/L	96
70) 1,2,4-trichlorobenzene	13.833	180	508223	40.489 ug/L	97
72) 1,2,3-Trichlorobenzene	14.322	180	88895	8.510 ug/L #	97

Data Path : Z:\voasrv\HPCHEM1\MSVOA_U\Data\VU100124\
Data File : VU061061.D
Acq On : 01 Oct 2024 22:17
Operator : MD/SY
Sample : P4227-09 400X
Misc : 25.0mL/MSVOA_U/WATER
ALS Vial : 33 Sample Multiplier: 1

Instrument :
MSVOA_U
ClientSampleId :
PMW-5(20240926)

Manual Integrations APPROVED
MMDadoda
10/2/2024 2:13:44 PM

Quant Time: Oct 02 02:38:13 2024
Quant Method : Z:\voasrv\HPCHEM1\MSVOA_U\Method\SFAMUTR100124WMA.M
Quant Title : TRACE VOA SFAM1.0
QLast Update : Wed Oct 02 02:09:38 2024
Response via : Initial Calibration

Compound	R.T.	QIon	Response	Conc	Units	Dev(Min)

(#) = qualifier out of range (m) = manual integration (+) = signals summed

FORM 1A-OR
ORGANIC ANALYSIS DATA SHEET
TARGET ANALYTE LIST

EPA SAMPLE NO.

PMW-5(20240926)DL

Lab Name : Alliance Technical Group, LLC
Contract : 68HERH20D0011
Lab Code: ACE Case No.: ARC Sayrevil
MA No. : SDG No.: P4227
Analytical Method : VOA_Trace
Level : Trace
Matrix : Water
Lab Sample ID : P4227-09DL
Sample wt/vol : 25.0 (g/mL) mL
Lab File ID : VU061073.D
% Solids :
Date Received : 09/27/2024
GC Column : DB-624UI ID : 0.18 (mm)
Date Extracted :
GC Column : ID : (mm)
Date Analyzed : 10/02/2024
Extract Concentrated :(Y/N)
Extract Volume : (µL)
Soil Aliquot (VOA) : (µL)
Extraction Type : PT
Heated Purge : (Y/N) N
Injection Volume : (µL)
Purge Volume : 25 (mL)
pH : 1.0 Dilution Factor : 2000.0
Cleanup Types :
Cleanup Factor :
Concentration Units (µg/L, µg/kg, µg, or µg/cm²): µg/L

CAS NO.	ANALYTE	CONCENTRATION	Q
75-01-4	Vinyl chloride	360	JD
75-35-4	1,1-Dichloroethene	1000	U
75-09-2	Methylene chloride	1000	U
75-34-3	1,1-Dichloroethane	1000	U
156-59-2	cis-1,2-Dichloroethene	11000	D
67-66-3	Chloroform	1000	U
71-55-6	1,1,1-Trichloroethane	1000	U
71-43-2	Benzene	1000	U
107-06-2	1,2-Dichloroethane	1000	U
79-01-6	Trichloroethene	1000	U
108-88-3	Toluene	7300	D
127-18-4	Tetrachloroethene	980	JD
108-90-7	Chlorobenzene	1000	D
95-47-6	o-Xylene	370	JD
179601-23-1	m,p-Xylene	1200	D
79-34-5	1,1,2,2-Tetrachloroethane	1000	U
106-46-7	1,4-Dichlorobenzene	5100	D
120-82-1	1,2,4-trichlorobenzene	15000	D

FORM 1B-OR
ORGANIC ANALYSIS DATA SHEET
TENTATIVELY IDENTIFIED COMPOUNDS

EPA SAMPLE NO.

PMW-5(20240926)DL

Lab Name : Alliance Technical Group, LLC
Contract : 68HERH20D0011
Lab Code: ACE
Case No.: ARC Sayrevi
MA No. :
SDG No.: P4227
Analytical Method : VOA_Trace
Level : Trace
Matrix : Water
Lab Sample ID : P4227-09DL
Sample wt/vol : 25.0 (g/mL) mL
Lab File ID : VU061073.D
% Solids :
Date Received : 09/27/2024
GC Column : DB-624UI ID : 0.18 (mm)
Date Extracted :
Extract Concentrated : (Y/N)
Date Analyzed : 10/02/2024
Soil Aliquot (VOA) : (µL)
Extract Volume : (µL)
Heated Purge : (Y/N) N
Extraction Type : PT
Purge Volume : 25 (mL)
Injection Volume : (µL)
Cleanup Types :
pH : 1.0
Dilution Factor : 2000.0
Concentration Units (µg/L,µg/kg): µg/L
Cleanup Factor :

	CAS NO.	ANALYTE	RT	EST. CONC.	Q
1	E966796	Total Alkanes	N/A	0.0	

EPA-designated Registry Number.

Quantitation Report (QT/LSC Reviewed)

Data Path : Z:\voasrv\HPCHEM1\MSVOA_U\Data\VU100224\
Data File : VU061073.D
Acq On : 02 Oct 2024 14:00
Operator : MD/SY
Sample : P4227-09DL 2000X
Misc : 25.0mL/MSVOA_U/WATER
ALS Vial : 12 Sample Multiplier: 1

Instrument :
MSVOA_U
ClientSampleId :
PMW-5(20240926)DL

Quant Time: Oct 03 06:29:50 2024
Quant Method : Z:\voasrv\HPCHEM1\MSVOA_U\Method\SFAMUTR100124WMA.M
Quant Title : TRACE VOA SFAM1.0
QLast Update : Thu Oct 03 06:26:52 2024
Response via : Initial Calibration

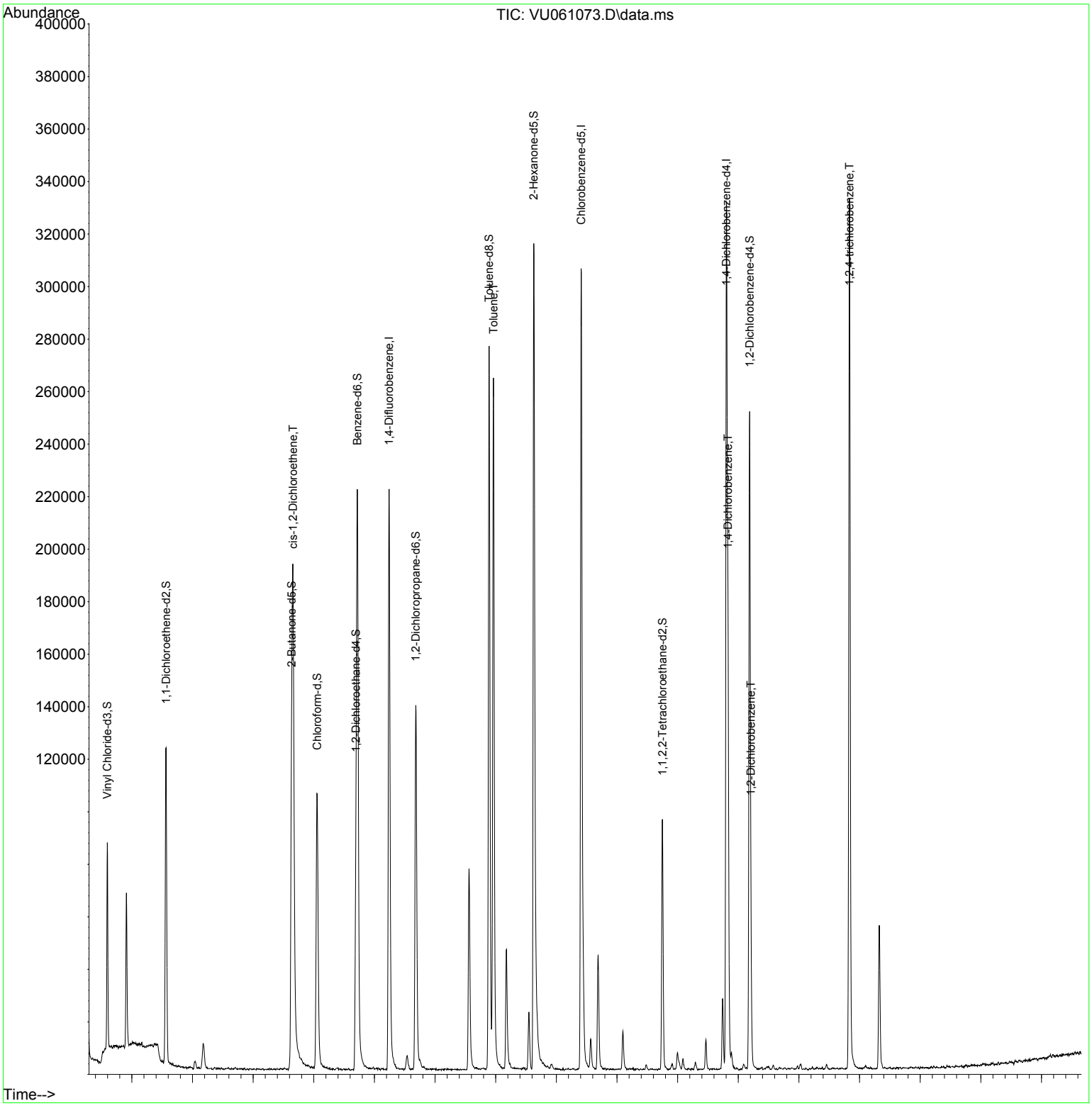

Instrument :
MSVOA_U
ClientSampleId :
PMW-5(20240926)DL

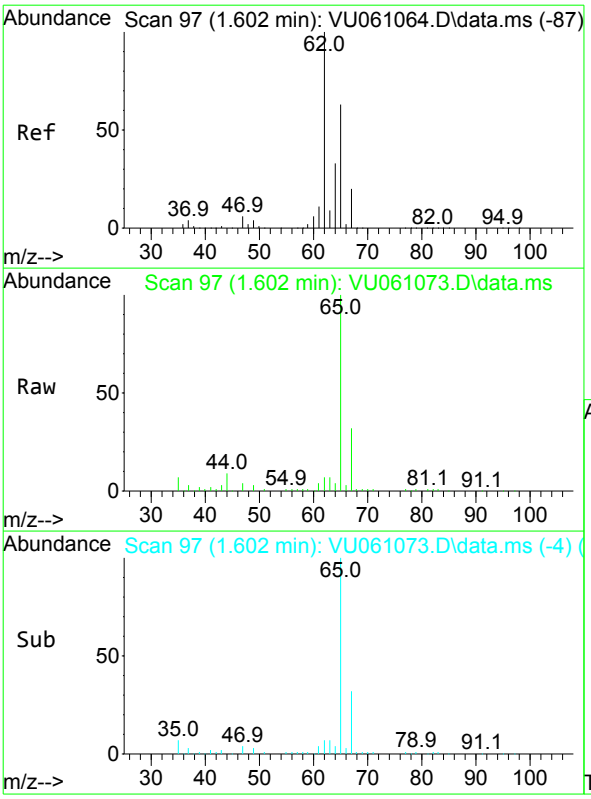

#5
Vinyl chloride
Concen: 0.180 ug/L
RT: 1.602 min Scan# 97
Delta R.T. -0.000 min
Lab File: VU061073.D
Acq: 02 Oct 2024 14:00

Tgt Ion: 62 Resp: 2319

Ion	Ratio	Lower	Upper
62	100		
64	54.7	24.0	44.6#

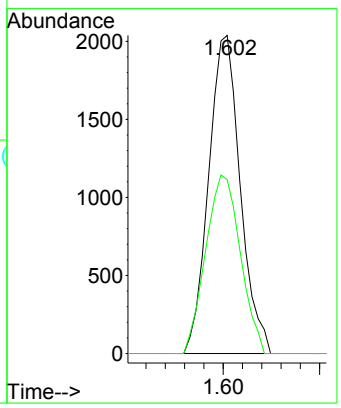

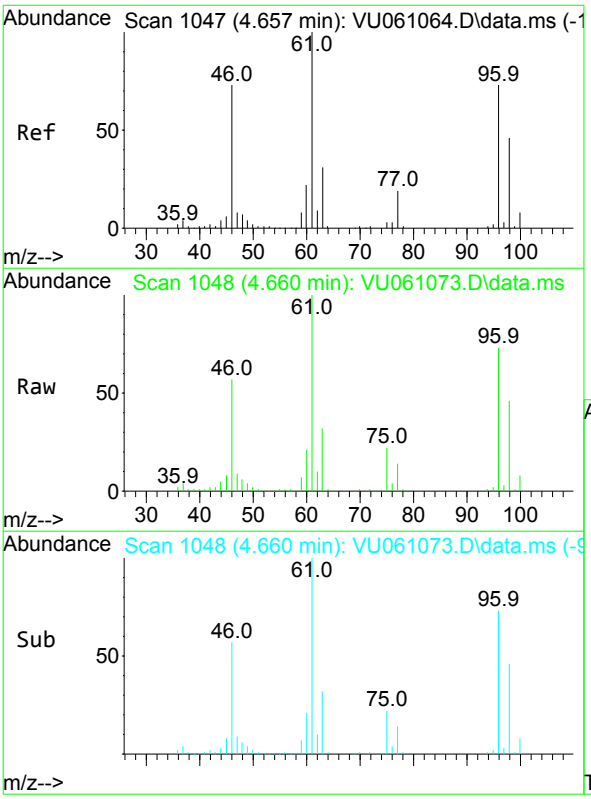

#22
cis-1,2-Dichloroethene
Concen: 5.430 ug/L
RT: 4.660 min Scan# 1048
Delta R.T. 0.003 min
Lab File: VU061073.D
Acq: 02 Oct 2024 14:00

Tgt Ion: 96 Resp: 69717

Ion	Ratio	Lower	Upper
96	100		
61	137.0	89.7	166.5
98	62.9	45.1	83.9

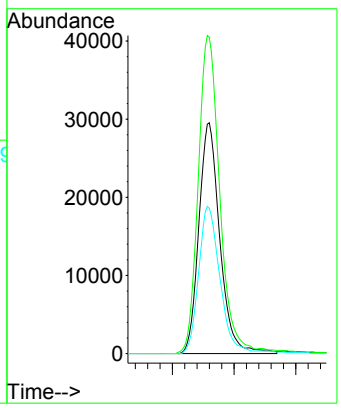

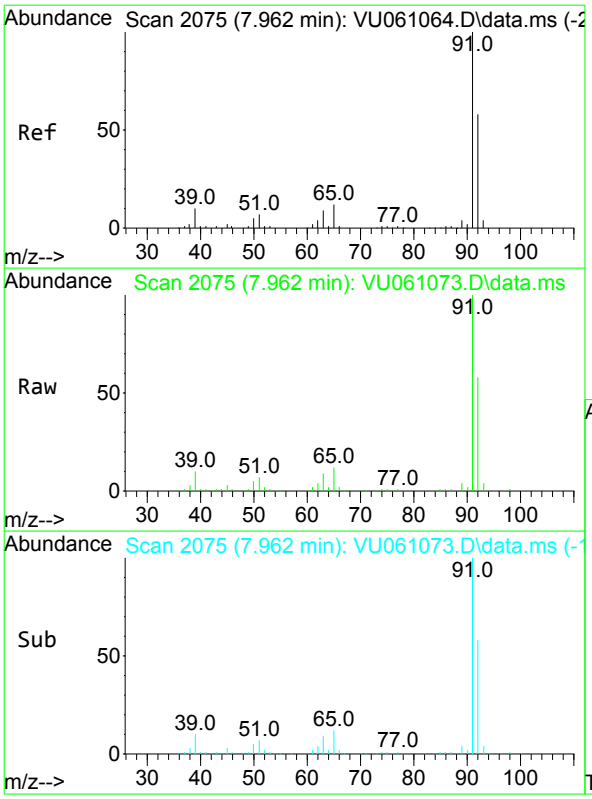

#42
Toluene
Concen: 3.656 ug/L
RT: 7.962 min Scan# 2075
Delta R.T. -0.000 min
Lab File: VU061073.D
Acq: 02 Oct 2024 14:00

Tgt Ion: 91 Resp: 196590

Ion	Ratio	Lower	Upper
91	100		
92	58.0	40.5	75.3

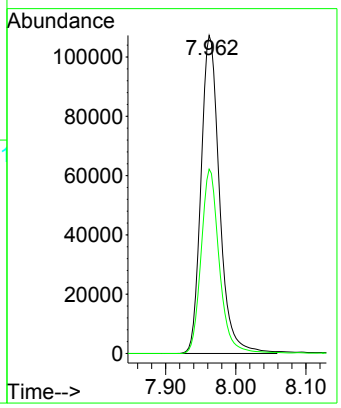

Instrument :
MSVOA_U
ClientSampleId :
PMW-5(20240926)DL

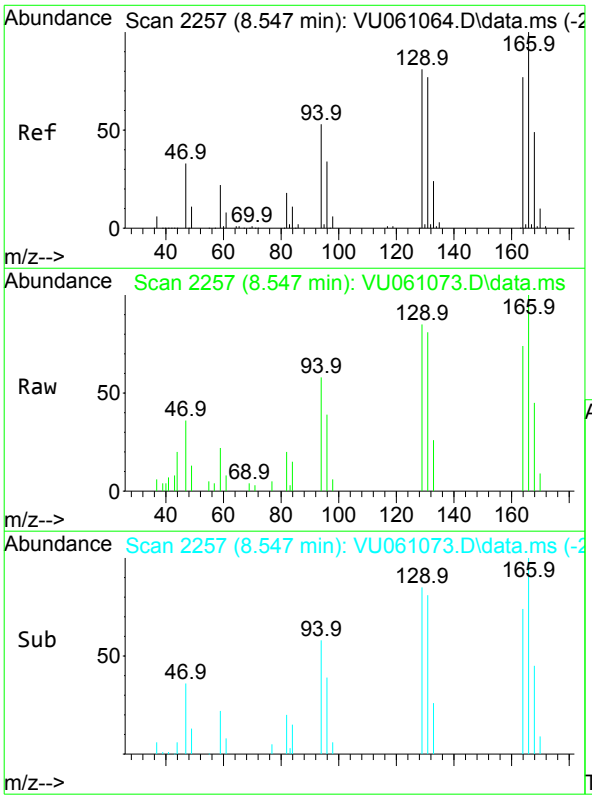

#47
Tetrachloroethene
Concen: 0.488 ug/L
RT: 8.547 min Scan# 2257
Delta R.T. -0.000 min
Lab File: VU061073.D
Acq: 02 Oct 2024 14:00

Tgt Ion:164 Resp: 4344

Ion	Ratio	Lower	Upper
164	100		
129	115.7	67.3	124.9
131	109.6	65.4	121.4
166	135.5	89.5	166.1

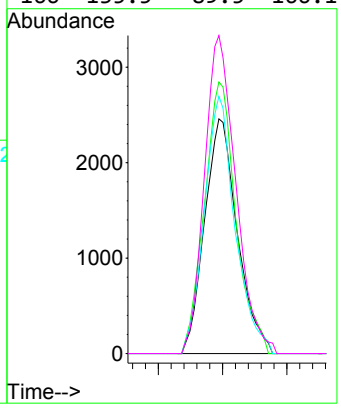

Instrument :
MSVOA_U
ClientSampleId :
PMW-5(20240926)DL

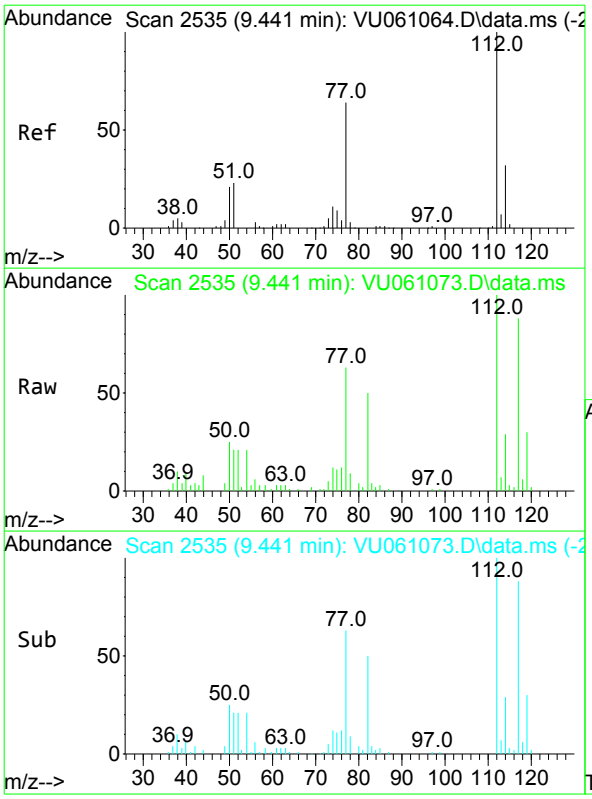

#51
Chlorobenzene
Concen: 0.498 ug/L
RT: 9.441 min Scan# 2535
Delta R.T. -0.000 min
Lab File: VU061073.D
Acq: 02 Oct 2024 14:00

Tgt Ion:112 Resp: 16326

Ion	Ratio	Lower	Upper
112	100		
114	29.4	22.2	41.2
77	62.9	46.1	69.1

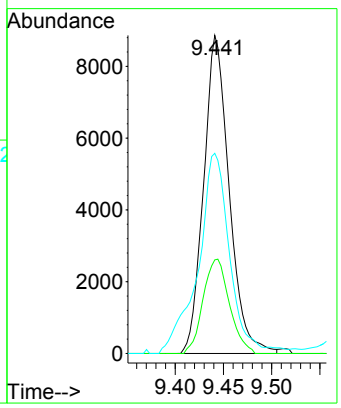

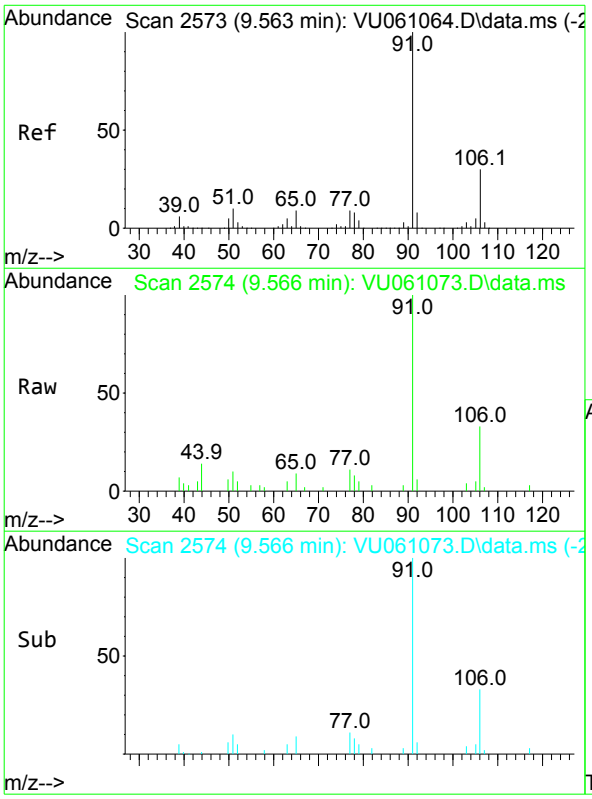

#52
Ethylbenzene
Concen: 0.156 ug/L
RT: 9.566 min Scan# 2574
Delta R.T. 0.003 min
Lab File: VU061073.D
Acq: 02 Oct 2024 14:00

Tgt Ion: 91 Resp: 9515

Ion	Ratio	Lower	Upper
91	100		
106	32.8	21.8	40.6

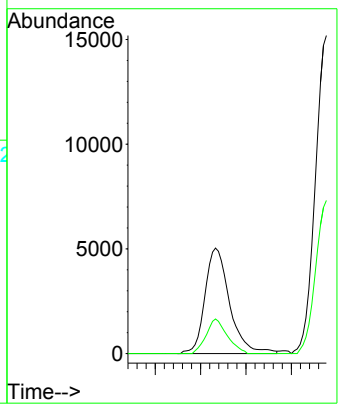

Instrument :
MSVOA_U
ClientSampleId :
PMW-5(20240926)DL

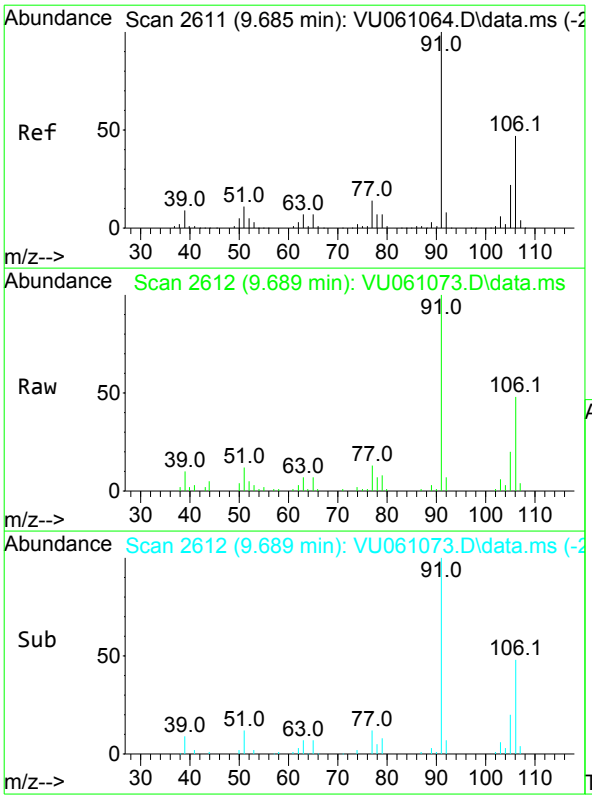

#53
m,p-Xylene
Concen: 0.604 ug/L
RT: 9.689 min Scan# 2612
Delta R.T. 0.003 min
Lab File: VU061073.D
Acq: 02 Oct 2024 14:00

Tgt Ion:106 Resp: 13421

Ion	Ratio	Lower	Upper
106	100		
91	207.7	139.7	259.4

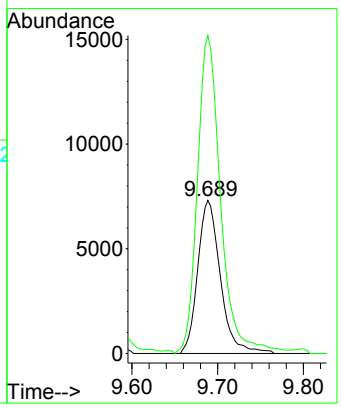

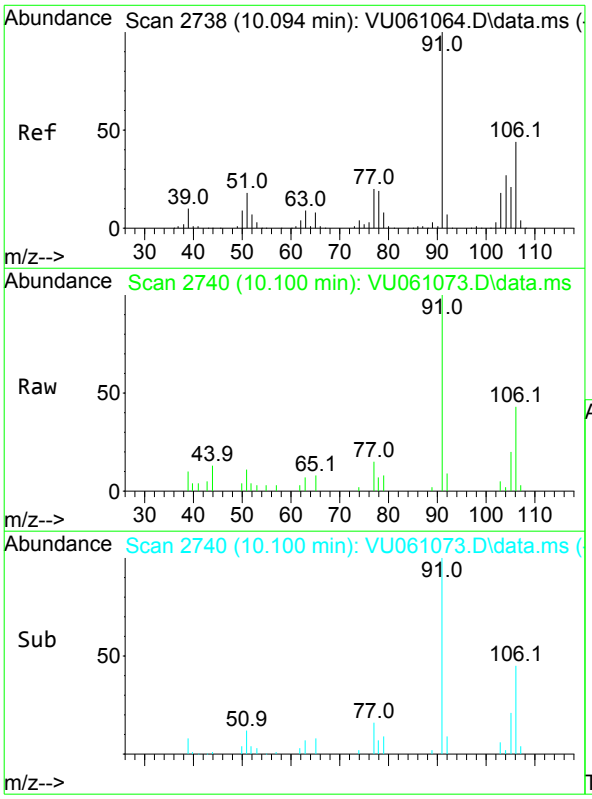

#54
o-Xylene
Concen: 0.183 ug/L
RT: 10.100 min Scan# 2740
Delta R.T. 0.006 min
Lab File: VU061073.D
Acq: 02 Oct 2024 14:00

Tgt Ion:106 Resp: 4001

Ion	Ratio	Lower	Upper
106	100		
91	232.4	148.6	276.0

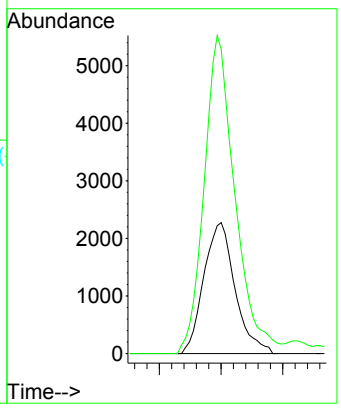

Instrument :
MSVOA_U
ClientSampleId :
PMW-5(20240926)DL

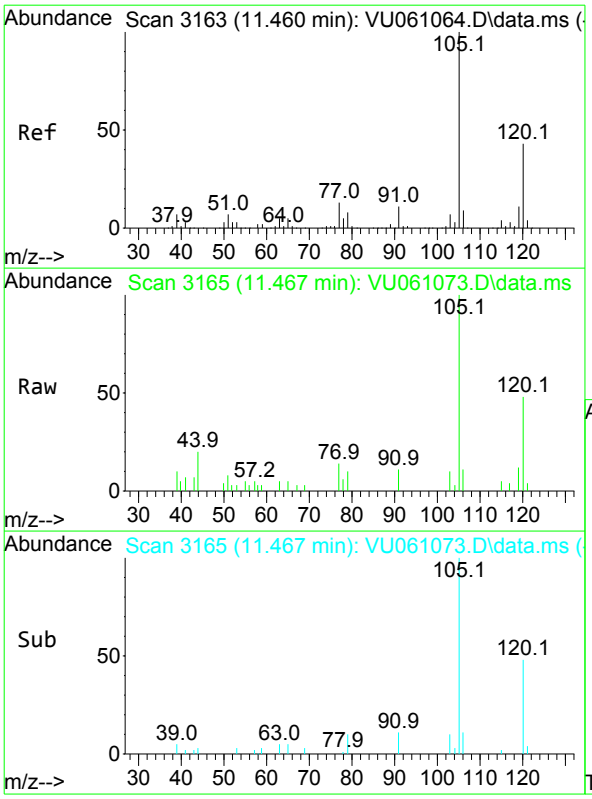

#63
1,2,4-Trimethylbenzene
Concen: 0.138 ug/L
RT: 11.467 min Scan# 3165
Delta R.T. 0.006 min
Lab File: VU061073.D
Acq: 02 Oct 2024 14:00

Tgt Ion:105 Resp: 6571

Ion	Ratio	Lower	Upper
105	100		
120	45.3	36.1	54.1

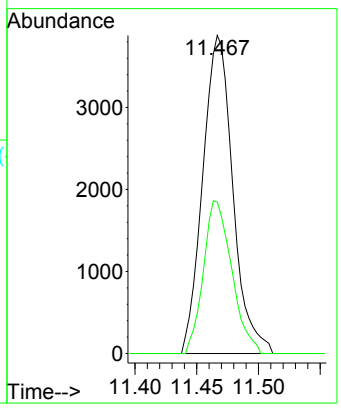

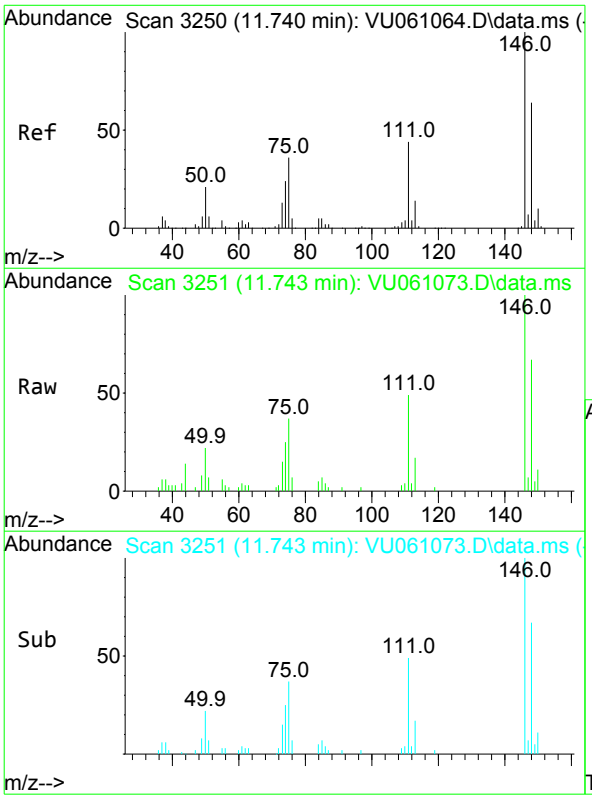

#64
1,3-Dichlorobenzene
Concen: 0.452 ug/L
RT: 11.743 min Scan# 3251
Delta R.T. 0.003 min
Lab File: VU061073.D
Acq: 02 Oct 2024 14:00

Tgt Ion:146 Resp: 10387

Ion	Ratio	Lower	Upper
146	100		
111	48.7	27.5	51.1
148	66.7	43.7	81.1

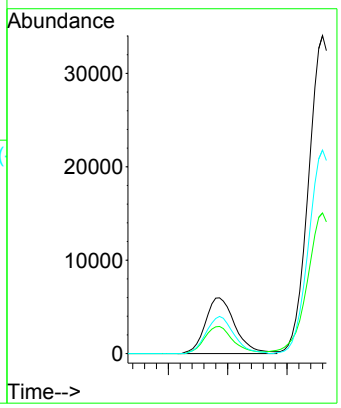

Instrument :
MSVOA_U
ClientSampleId :
PMW-5(20240926)DL

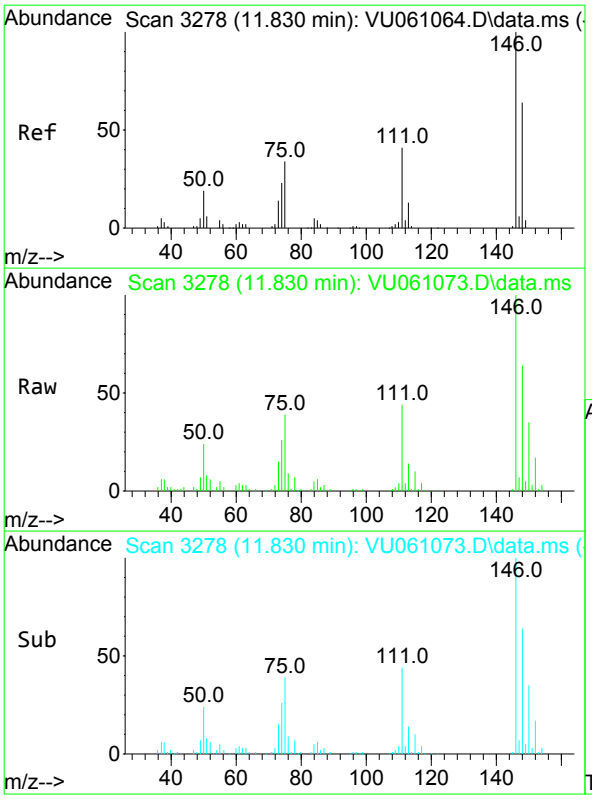

#65
1,4-Dichlorobenzene
Concen: 2.532 ug/L
RT: 11.830 min Scan# 3278
Delta R.T. -0.000 min
Lab File: VU061073.D
Acq: 02 Oct 2024 14:00

Tgt Ion:146 Resp: 57479

Ion	Ratio	Lower	Upper
146	100		
111	44.2	26.3	48.9
148	64.0	45.3	84.1

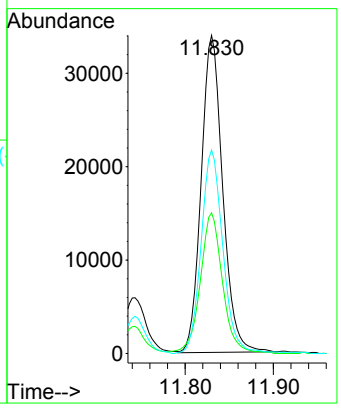

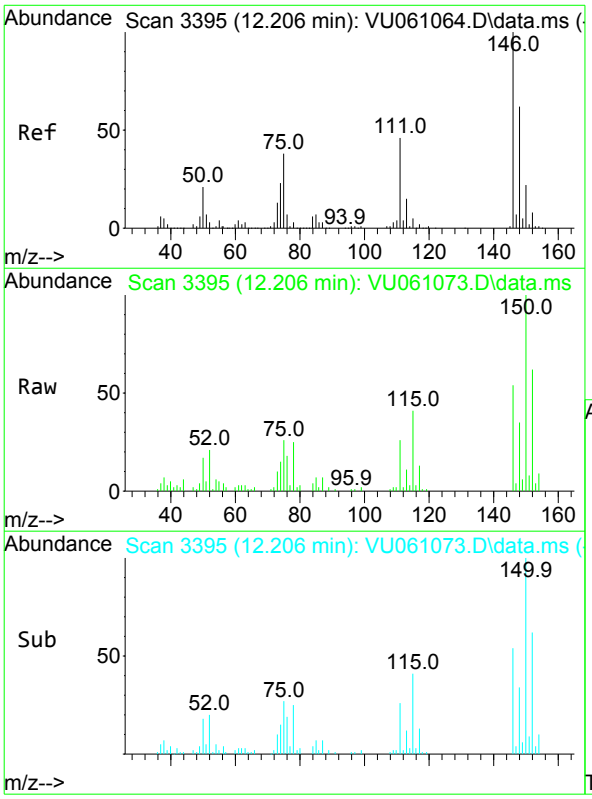

#67
1,2-Dichlorobenzene
Concen: 0.626 ug/L
RT: 12.206 min Scan# 3395
Delta R.T. -0.000 min
Lab File: VU061073.D
Acq: 02 Oct 2024 14:00

Tgt Ion:146 Resp: 13279

Ion	Ratio	Lower	Upper
146	100		
111	47.3	33.4	50.0
148	63.9	50.9	76.3

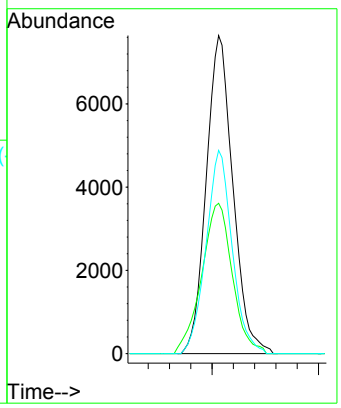

Instrument :
MSVOA_U
ClientSampleId :
PMW-5(20240926)DL

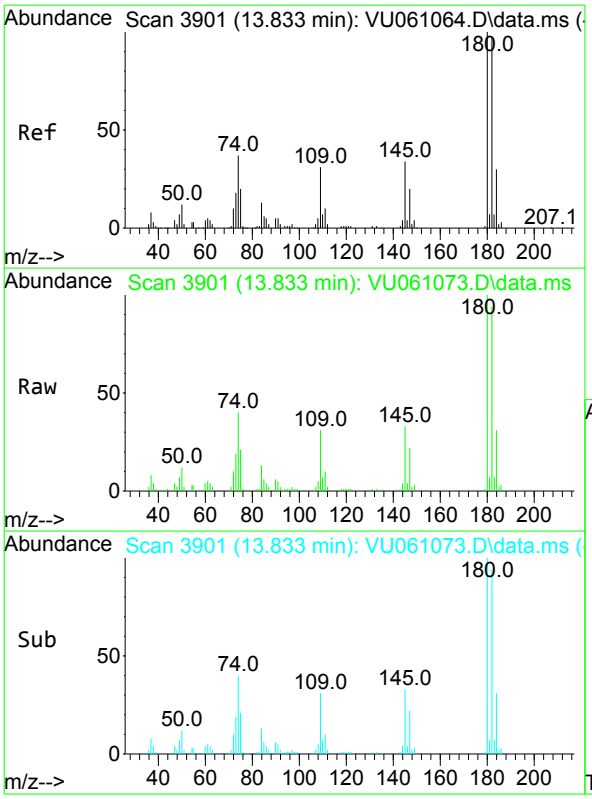

#70
1,2,4-trichlorobenzene
Concen: 7.713 ug/L
RT: 13.833 min Scan# 3901
Delta R.T. -0.000 min
Lab File: VU061073.D
Acq: 02 Oct 2024 14:00

Tgt Ion:180 Resp: 95577

Ion	Ratio	Lower	Upper
180	100		
182	95.7	77.4	116.2
145	33.7	22.9	34.3

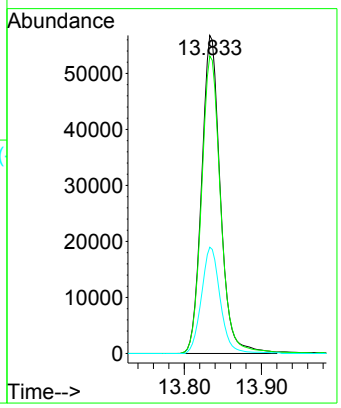

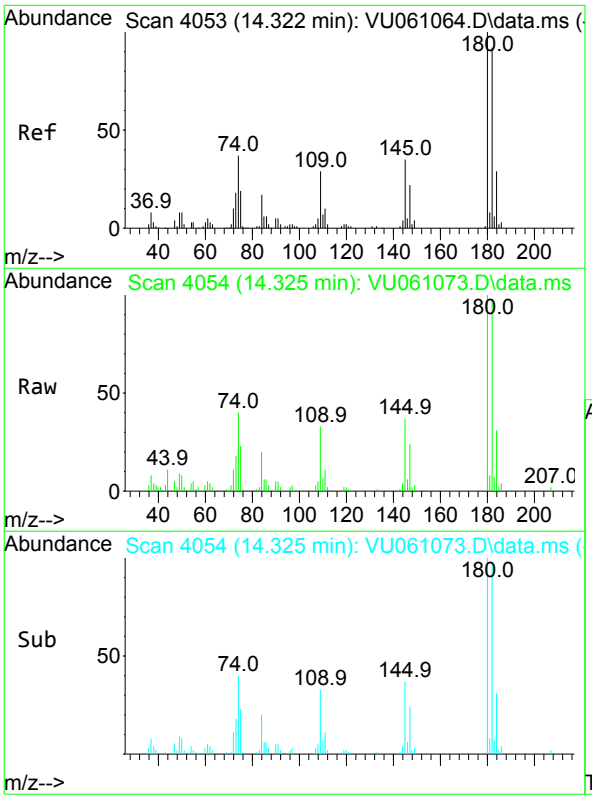

#72
1,2,3-Trichlorobenzene
Concen: 1.533 ug/L
RT: 14.325 min Scan# 4054
Delta R.T. 0.003 min
Lab File: VU061073.D
Acq: 02 Oct 2024 14:00

Tgt Ion:180 Resp: 15806

Ion	Ratio	Lower	Upper
180	100		
182	98.8	75.7	113.5
145	35.9	23.5	35.3#

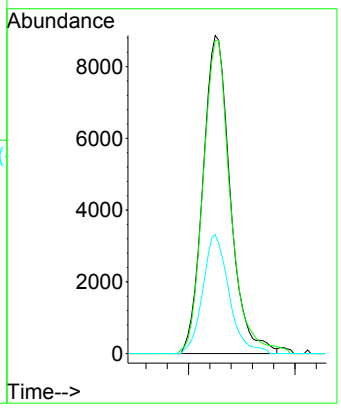

Quantitation Report (QT/LSC Reviewed)

Data Path : Z:\voasrv\HPCHEM1\MSVOA_U\Data\VU100224\
Data File : VU061073.D
Acq On : 02 Oct 2024 14:00
Operator : MD/SY
Sample : P4227-09DL 2000X
Misc : 25.0mL/MSVOA_U/WATER
ALS Vial : 12 Sample Multiplier: 1

Instrument :
MSVOA_U
ClientSampleId :
PMW-5(20240926)DL

Quant Time: Oct 03 06:29:50 2024
Quant Method : Z:\voasrv\HPCHEM1\MSVOA_U\Method\SFAMUTR100124WMA.M
Quant Title : TRACE VOA SFAM1.0
QLast Update : Thu Oct 03 06:26:52 2024
Response via : Initial Calibration

Compound	R.T.	QIon	Response	Conc	Units	Dev(Min)
Internal Standards						
1) 1,4-Difluorobenzene	6.242	114	182130	5.000	ug/L	0.00
28) Chlorobenzene-d5	9.409	117	171208	5.000	ug/L	0.00
58) 1,4-Dichlorobenzene-d4	11.804	152	80114	5.000	ug/L	0.00
System Monitoring Compounds						
4) Vinyl Chloride-d3	1.596	65	53713	4.125	ug/L	0.00
Spiked Amount 5.000	Range 40 - 130		Recovery = 82.600%			
7) Chloroethane-d5	1.911	69	42593	4.370	ug/L	0.00
Spiked Amount 5.000	Range 65 - 130		Recovery = 87.400%			
11) 1,1-Dichloroethene-d2	2.563	65	24489	4.263	ug/L	0.00
Spiked Amount 5.000	Range 60 - 125		Recovery = 85.200%			
20) 2-Butanone-d5	4.634	46	151543	48.586	ug/L	0.00
Spiked Amount 50.000	Range 40 - 130		Recovery = 97.180%			
24) Chloroform-d	5.055	84	101803	4.436	ug/L	0.00
Spiked Amount 5.000	Range 70 - 125		Recovery = 88.800%			
26) 1,2-Dichloroethane-d4	5.695	65	55782	4.586	ug/L	0.00
Spiked Amount 5.000	Range 70 - 130		Recovery = 91.800%			
32) Benzene-d6	5.718	84	203485	4.508	ug/L	0.00
Spiked Amount 5.000	Range 70 - 125		Recovery = 90.200%			
36) 1,2-Dichloropropane-d6	6.682	67	69235	4.670	ug/L	0.00
Spiked Amount 5.000	Range 60 - 140		Recovery = 93.400%			
41) Toluene-d8	7.891	98	187212	4.437	ug/L	0.00
Spiked Amount 5.000	Range 70 - 130		Recovery = 88.800%			
43) trans-1,3-Dichloroprop...	8.174	79	28104	4.434	ug/L	0.00
Spiked Amount 5.000	Range 55 - 130		Recovery = 88.600%			
46) 2-Hexanone-d5	8.628	63	122600	46.727	ug/L	0.00
Spiked Amount 50.000	Range 45 - 130		Recovery = 93.460%			
56) 1,1,2,2-Tetrachloroeth...	10.750	84	50248	4.622	ug/L	0.00
Spiked Amount 5.000	Range 65 - 120		Recovery = 92.400%			
66) 1,2-Dichlorobenzene-d4	12.187	152	61228	4.780	ug/L	0.00
Spiked Amount 5.000	Range 80 - 120		Recovery = 95.600%			
Target Compounds						Qvalue
5) Vinyl chloride	1.602	62	2319	0.180	ug/L #	65
22) cis-1,2-Dichloroethene	4.660	96	69717	5.430	ug/L	94
42) Toluene	7.962	91	196590	3.656	ug/L	100
47) Tetrachloroethene	8.547	164	4344	0.488	ug/L	86
51) Chlorobenzene	9.441	112	16326	0.498	ug/L	94
52) Ethylbenzene	9.566	91	9515	0.156	ug/L	97
53) m,p-Xylene	9.689	106	13421	0.604	ug/L	95
54) o-Xylene	10.100	106	4001	0.183	ug/L	87
63) 1,2,4-Trimethylbenzene	11.467	105	6571	0.138	ug/L	100
64) 1,3-Dichlorobenzene	11.743	146	10387	0.452	ug/L	91
65) 1,4-Dichlorobenzene	11.830	146	57479	2.532	ug/L	95
67) 1,2-Dichlorobenzene	12.206	146	13279	0.626	ug/L	96
70) 1,2,4-trichlorobenzene	13.833	180	95577	7.713	ug/L	97
72) 1,2,3-Trichlorobenzene	14.325	180	15806	1.533	ug/L #	94

(#) = qualifier out of range (m) = manual integration (+) = signals summed

LSC Area Percent Report

Data Path : Z:\voasrv\HPCHEM1\MSVOA_U\Data\VU100224\
Data File : VU061073.D
Acq On : 02 Oct 2024 14:00
Operator : MD/SY
Sample : P4227-09DL 2000X
Misc : 25.0mL/MSVOA_U/WATER
ALS Vial : 12 Sample Multiplier: 1

Instrument :
MSVOA_U
ClientSampleId :
PMW-5(20240926)DL

Integration Parameters: rteint.p
Integrator: RTE
Smoothing : ON Filtering: 5
Sampling : 1 Min Area: 3 % of largest Peak
Start Thrs: 0.1 Max Peaks: 100
Stop Thrs : 0 Peak Location: TOP

If leading or trailing edge < 100 prefer < Baseline drop else tangent >
Peak separation: 5

Method : Z:\voasrv\HPCHEM1\MSVOA_U\Method\SFAMUTR100124WMA.M
Title : TRACE VOA SFAM1.0

Signal : TIC: VU061073.D\data.ms

peak #	R.T. min	first scan	max scan	last scan	PK TY	peak height	corr. area	corr. % max.	% of total
1	1.596	88	95	105	rVB	77682	86802	11.40%	1.186%
2	1.911	185	193	205	rBV	58511	77769	10.21%	1.063%
3	2.563	383	396	412	rBV	120180	200451	26.32%	2.739%
4	3.178	574	587	603	rBV	9566	22703	2.98%	0.310%
5	4.653	1023	1046	1082	rBV3	192850	632588	83.06%	8.645%
6	5.052	1155	1170	1192	rBV	104808	242089	31.79%	3.308%
7	5.718	1358	1377	1414	rBV2	221208	591205	77.63%	8.079%
8	6.242	1528	1540	1570	rBV	221245	443443	58.22%	6.060%
9	6.541	1621	1633	1645	rBV10	5189	11332	1.49%	0.155%
10	6.682	1662	1677	1696	rBV2	138801	283506	37.22%	3.874%
11	7.560	1938	1950	1972	rBV	76491	144460	18.97%	1.974%
12	7.891	2040	2053	2065	rBV	275004	487584	64.02%	6.663%
13	7.962	2065	2075	2106	rVB	262039	480186	63.05%	6.562%
14	8.177	2131	2142	2159	rBV	45303	82812	10.87%	1.132%
15	8.547	2248	2257	2271	rVB	21766	37270	4.89%	0.509%
16	8.628	2271	2282	2317	rBV	314440	656826	86.24%	8.976%
17	9.409	2513	2525	2549	rBV	304690	593764	77.96%	8.114%
18	9.566	2564	2574	2591	rVB	10896	19206	2.52%	0.262%
19	9.689	2601	2612	2627	rBV	43535	77312	10.15%	1.057%
20	10.097	2725	2739	2753	rBV2	14605	26240	3.45%	0.359%
21	10.750	2930	2942	2956	rBV	95160	160530	21.08%	2.194%
22	10.997	3007	3019	3038	rBV2	6376	15023	1.97%	0.205%
23	11.467	3154	3165	3175	rBV2	11126	17123	2.25%	0.234%
24	11.743	3242	3251	3259	rBV2	26620	42285	5.55%	0.578%
25	11.804	3259	3270	3292	rVV2	328006	761609	100.00%	10.408%
26	12.187	3376	3389	3418	rBV2	250405	470730	61.81%	6.433%
27	13.833	3888	3901	3928	rBV	331309	557400	73.19%	7.617%
28	14.325	4042	4054	4074	rBV2	54608	95227	12.50%	1.301%

Sum of corrected areas: 7317475

Data Path : Z:\voasrv\HPCHEM1\MSVOA_U\Data\VU100224\
Data File : VU061073.D
Acq On : 02 Oct 2024 14:00
Operator : MD/SY
Sample : P4227-09DL 2000X
Misc : 25.0mL/MSVOA_U/WATER
ALS Vial : 12 Sample Multiplier: 1

Instrument :
MSVOA_U
ClientSampleId :
PMW-5(20240926)DL

Quant Method : Z:\voasrv\HPCHEM1\MSVOA_U\Method\SFAMUTR100124WMA.M
Quant Title : TRACE VOA SFAM1.0

TIC Library : C:\Database\NIST20.L
TIC Integration Parameters: LSCINT.P

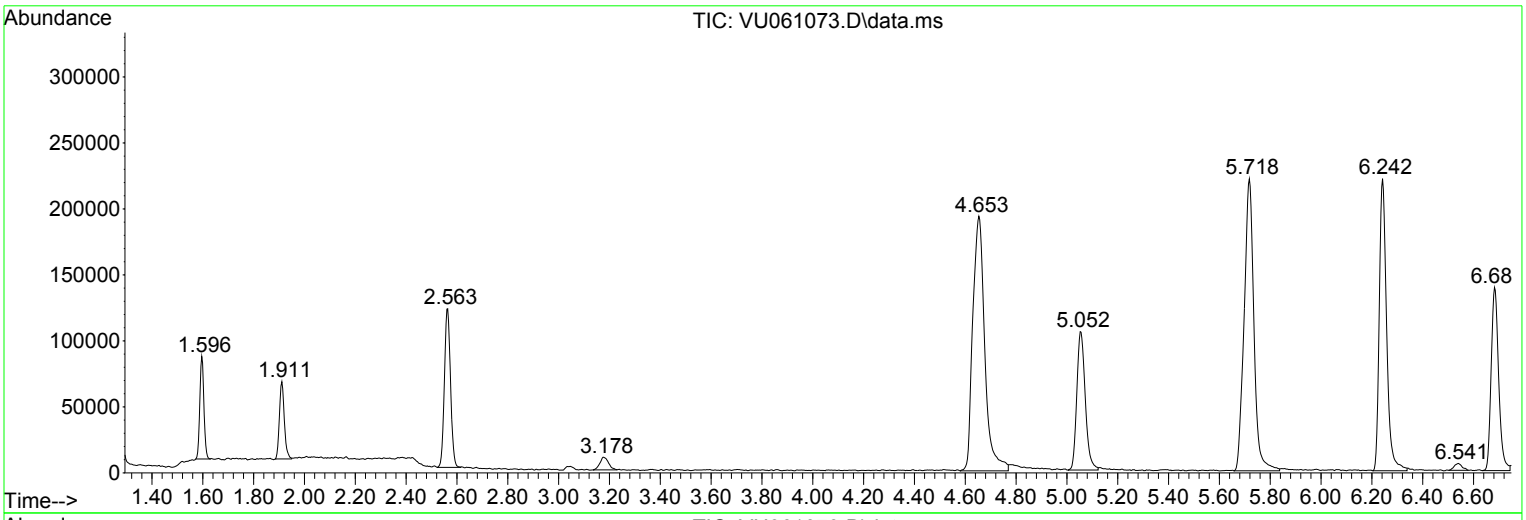

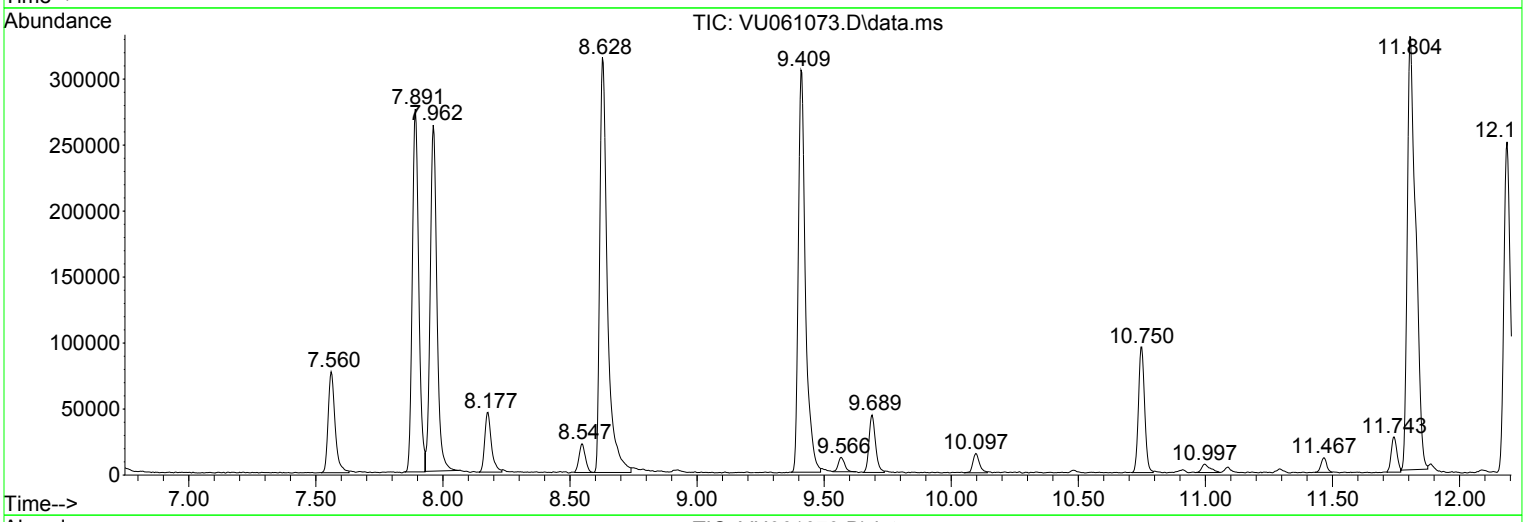

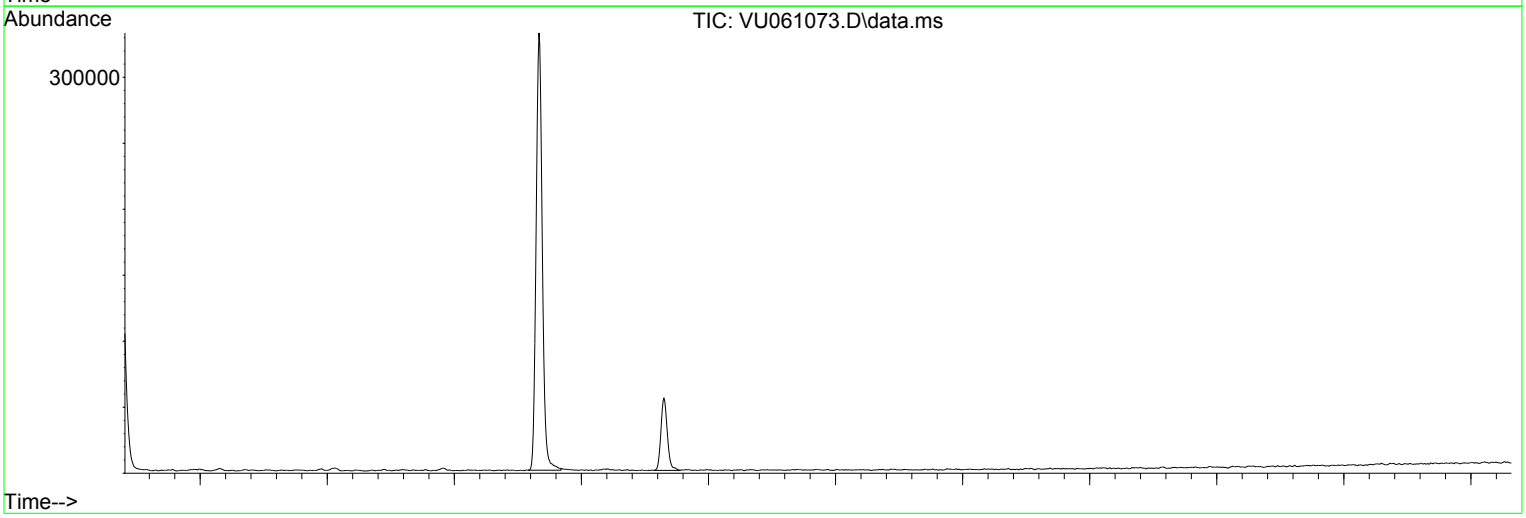

Library Search Compound Report

Data Path : Z:\voasrv\HPCHEM1\MSVOA_U\Data\VU100224\
Data File : VU061073.D
Acq On : 02 Oct 2024 14:00
Operator : MD/SY
Sample : P4227-09DL 2000X
Misc : 25.0mL/MSVOA_U/WATER
ALS Vial : 12 Sample Multiplier: 1

Instrument :
MSVOA_U
ClientSampleId :
PMW-5(20240926)DL

Quant Method : Z:\voasrv\HPCHEM1\MSVOA_U\Method\SFAMUTR100124WMA.M
Quant Title : TRACE VOA SFAM1.0

TIC Library : C:\Database\NIST20.L
TIC Integration Parameters: LSCINT.P

No Library Search Compounds Detected
****

Tentatively Identified Compound (LSC) summary

Data Path : Z:\voasrv\HPCHEM1\MSVOA_U\Data\VU100224\
Data File : VU061073.D
Acq On : 02 Oct 2024 14:00
Operator : MD/SY
Sample : P4227-09DL 2000X
Misc : 25.0mL/MSVOA_U/WATER
ALS Vial : 12 Sample Multiplier: 1

Instrument :
MSVOA_U
ClientSampleId :
PMW-5(20240926)DL

Quant Method : Z:\voasrv\HPCHEM1\MSVOA_U\Method\SFAMUTR100124WMA.M
Quant Title : TRACE VOA SFAM1.0

TIC Library : C:\Database\NIST20.L
TIC Integration Parameters: LSCINT.P

TIC Top Hit name	RT	EstConc	Units	Response	Internal Standard #	RT	Resp	Conc

FORM 1A-OR
ORGANIC ANALYSIS DATA SHEET
TARGET ANALYTE LIST

EPA SAMPLE NO.

PMW-6(20240927)

Lab Name : Alliance Technical Group, LLC
Contract : 68HERH20D0011
Lab Code: ACE Case No.: ARC Sayrevil
MA No. : SDG No.: P4227
Analytical Method : VOA_Trace
Level : Trace
Matrix : Water
Lab Sample ID : P4227-13
Sample wt/vol : 25.0 (g/mL) mL
Lab File ID : VU061057.D
% Solids :
Date Received : 09/27/2024
GC Column : DB-624UI ID : 0.18 (mm)
Date Extracted :
GC Column : ID : (mm)
Date Analyzed : 10/01/2024
Extract Concentrated :(Y/N)
Extract Volume : (µL)
Soil Aliquot (VOA) : (µL)
Extraction Type : PT
Heated Purge : (Y/N) N
Injection Volume : (µL)
Purge Volume : 25 (mL)
pH : 1.0 Dilution Factor : 20.0
Cleanup Types :
Cleanup Factor :
Concentration Units (µg/L, µg/kg, µg, or µg/cm²): µg/L

CAS NO.	ANALYTE	CONCENTRATION	Q
75-01-4	Vinyl chloride	10	U
75-35-4	1,1-Dichloroethene	10	U
75-09-2	Methylene chloride	10	U
75-34-3	1,1-Dichloroethane	10	U
156-59-2	cis-1,2-Dichloroethene	10	U
67-66-3	Chloroform	10	U
71-55-6	1,1,1-Trichloroethane	10	U
71-43-2	Benzene	3.3	JD
107-06-2	1,2-Dichloroethane	10	U
79-01-6	Trichloroethene	10	U
108-88-3	Toluene	10	U
127-18-4	Tetrachloroethene	10	U
108-90-7	Chlorobenzene	170	D
95-47-6	o-Xylene	10	U
179601-23-1	m,p-Xylene	10	U
79-34-5	1,1,2,2-Tetrachloroethane	10	U
106-46-7	1,4-Dichlorobenzene	82	D
120-82-1	1,2,4-trichlorobenzene	150	D

FORM 1B-OR
ORGANIC ANALYSIS DATA SHEET
TENTATIVELY IDENTIFIED COMPOUNDS

EPA SAMPLE NO.

PMW-6(20240927)

Lab Name : Alliance Technical Group, LLC
Contract : 68HERH20D0011
Lab Code: ACE Case No.: ARC Sayrevi
MA No. : SDG No.: P4227
Analytical Method : VOA_Trace
Level : Trace
Matrix : Water
Lab Sample ID : P4227-13
Sample wt/vol : 25.0 (g/mL) mL
Lab File ID : VU061057.D
% Solids :
Date Received : 09/27/2024
GC Column : DB-624UI ID : 0.18 (mm)
Date Extracted :
Extract Concentrated : (Y/N)
Date Analyzed : 10/01/2024
Soil Aliquot (VOA) : (µL)
Extract Volume : (µL)
Heated Purge : (Y/N) N
Extraction Type : PT
Purge Volume : 25 (mL)
Injection Volume : (µL)
Cleanup Types :
pH : 1.0 Dilution Factor : 20.0
Concentration Units (µg/L,µg/kg): µg/L
Cleanup Factor :

	CAS NO.	ANALYTE	RT	EST. CONC.	Q
1	541-73-1	1,3-Dichlorobenzene	11.74	41	JN
2	95-50-1	1,2-Dichlorobenzene	12.206	12	JN
3	87-61-6	1,2,3-Trichlorobenzene	14.328	7.6	JN
4	E966796	Total Alkanes	N/A	22	D

EPA-designated Registry Number.

Quantitation Report (QT/LSC Reviewed)

Data Path : Z:\voasrv\HPCHEM1\MSVOA_U\Data\VU100124\
Data File : VU061057.D
Acq On : 01 Oct 2024 20:40
Operator : MD/SY
Sample : P4227-13 20X
Misc : 25.0mL/MSVOA_U/WATER
ALS Vial : 29 Sample Multiplier: 1

Instrument :
MSVOA_U
ClientSampleId :
PMW-6(20240927)

Quant Time: Oct 02 02:37:48 2024
Quant Method : Z:\voasrv\HPCHEM1\MSVOA_U\Method\SFAMUTR100124WMA.M
Quant Title : TRACE VOA SFAM1.0
QLast Update : Wed Oct 02 02:09:38 2024
Response via : Initial Calibration

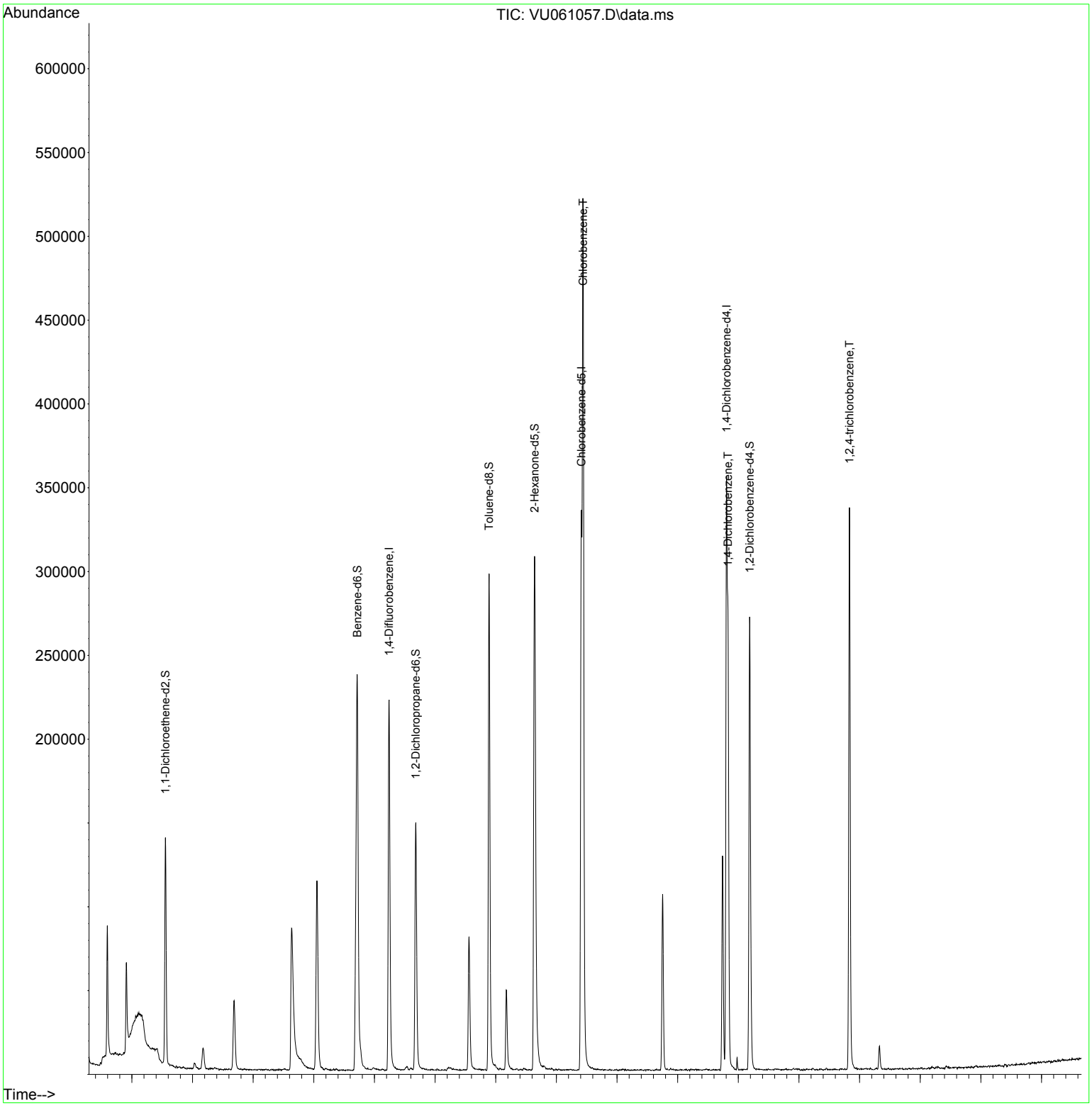

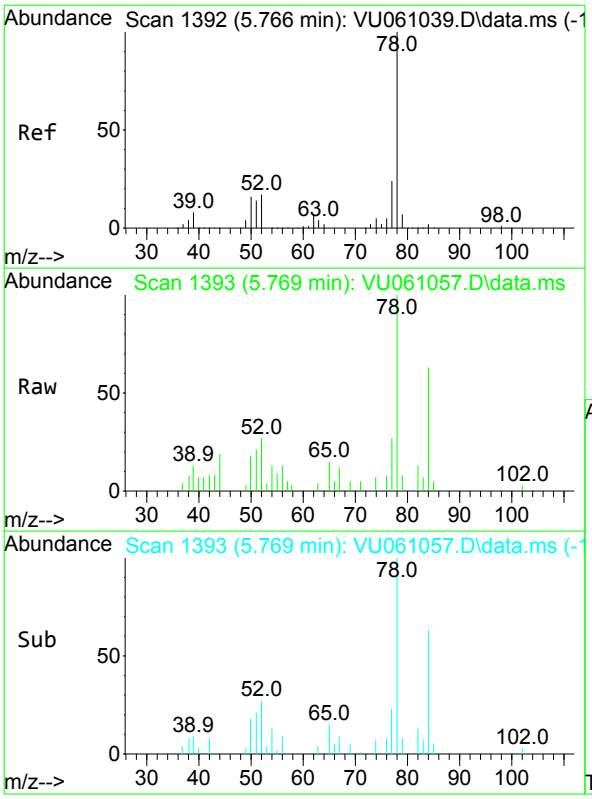

#33
Benzene
Concen: 0.163 ug/L
RT: 5.769 min Scan# 1393
Delta R.T. 0.003 min
Lab File: VU061057.D
Acq: 01 Oct 2024 20:40

Tgt Ion: 78 Resp: 8133

Instrument :
MSVOA_U
ClientSampleId :
PMW-6(20240927)

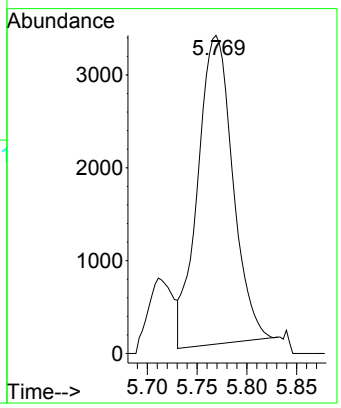

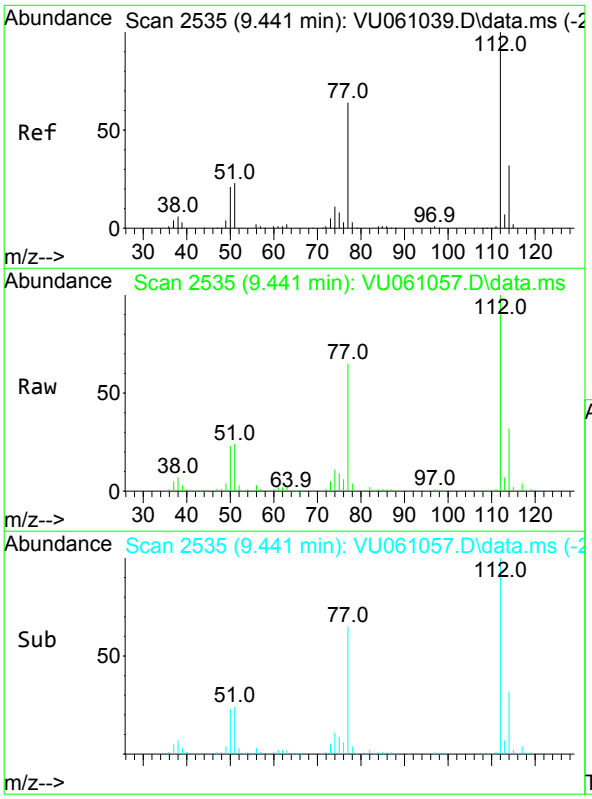

#51
Chlorobenzene
Concen: 8.293 ug/L
RT: 9.441 min Scan# 2535
Delta R.T. 0.003 min
Lab File: VU061057.D
Acq: 01 Oct 2024 20:40

Tgt Ion:112 Resp: 268100

Ion	Ratio	Lower	Upper
112	100		
114	32.2	22.2	41.2
77	64.7	46.1	69.1

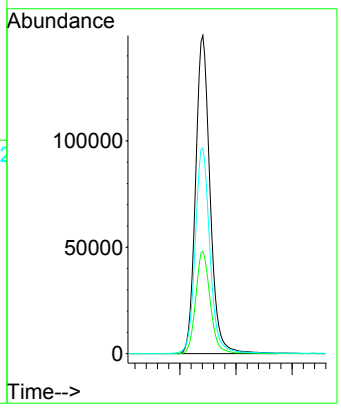

Instrument :
MSVOA_U
ClientSampleId :
PMW-6(20240927)

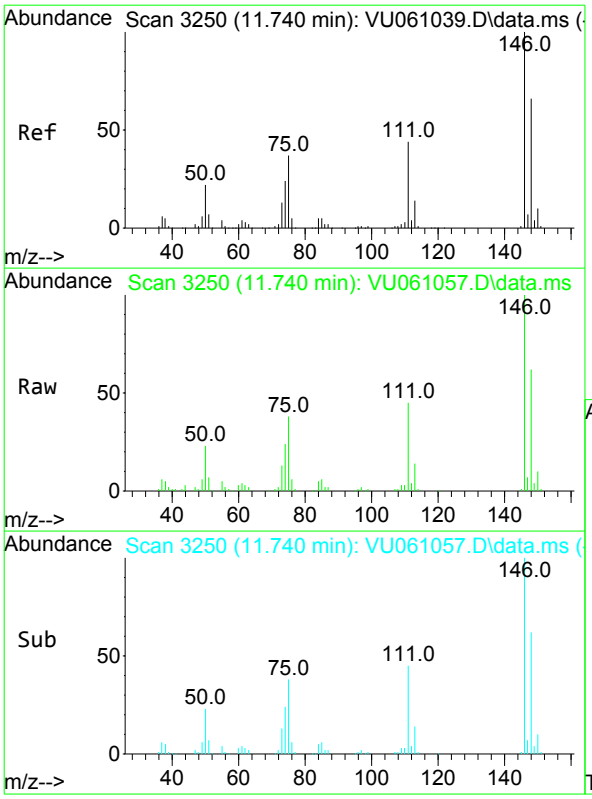

#64
1,3-Dichlorobenzene
Concen: 2.044 ug/L
RT: 11.740 min Scan# 3250
Delta R.T. 0.003 min
Lab File: VU061057.D
Acq: 01 Oct 2024 20:40

Tgt Ion:146 Resp: 48114

Ion	Ratio	Lower	Upper
146	100		
111	44.6	27.5	51.1
148	62.2	43.7	81.1

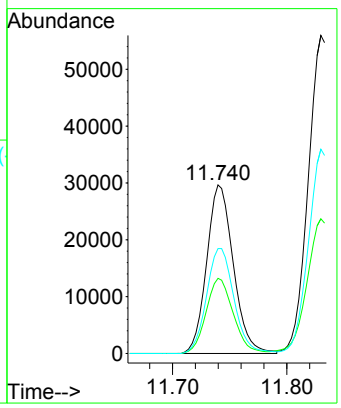

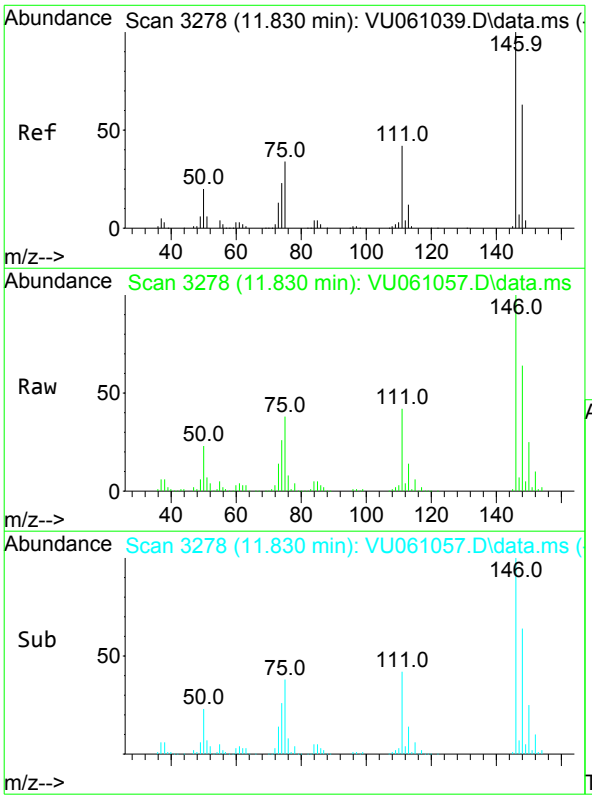

#65
1,4-Dichlorobenzene
Concen: 4.083 ug/L
RT: 11.830 min Scan# 3278
Delta R.T. 0.003 min
Lab File: VU061057.D
Acq: 01 Oct 2024 20:40

Tgt Ion:146 Resp: 94997

Ion	Ratio	Lower	Upper
146	100		
111	42.4	26.3	48.9
148	64.2	45.3	84.1

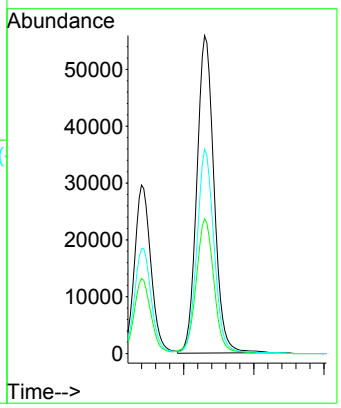

Instrument :
MSVOA_U
ClientSampleId :
PMW-6(20240927)

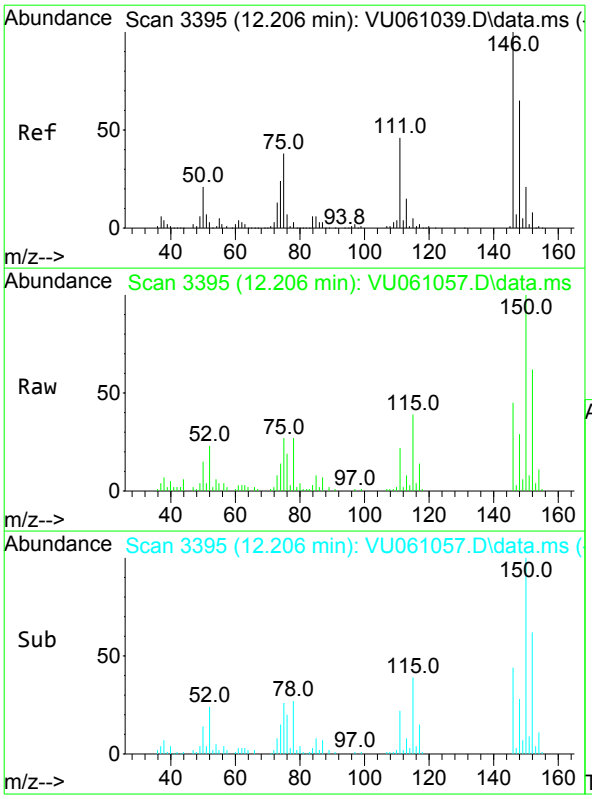

#67
1,2-Dichlorobenzene
Concen: 0.580 ug/L
RT: 12.206 min Scan# 3395
Delta R.T. 0.003 min
Lab File: VU061057.D
Acq: 01 Oct 2024 20:40

Tgt Ion:146 Resp: 12624

Ion	Ratio	Lower	Upper
146	100		
111	49.2	33.4	50.0
148	64.1	50.9	76.3

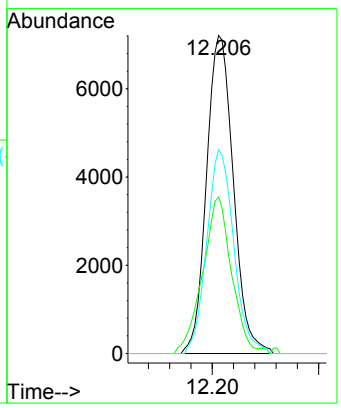

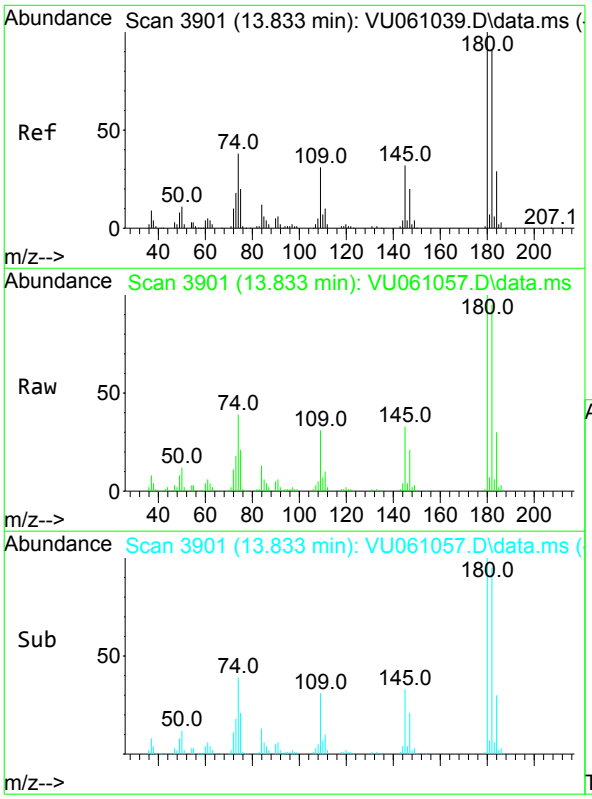

#70
1,2,4-trichlorobenzene
Concen: 7.619 ug/L
RT: 13.833 min Scan# 3901
Delta R.T. -0.000 min
Lab File: VU061057.D
Acq: 01 Oct 2024 20:40

Tgt Ion:180 Resp: 96753

Ion	Ratio	Lower	Upper
180	100		
182	95.0	77.4	116.2
145	33.5	22.9	34.3

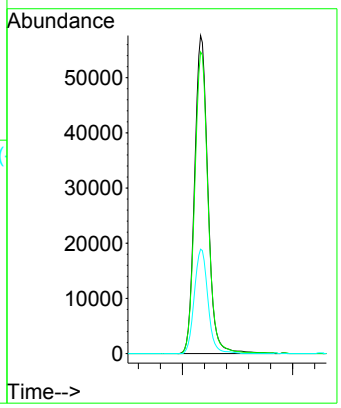

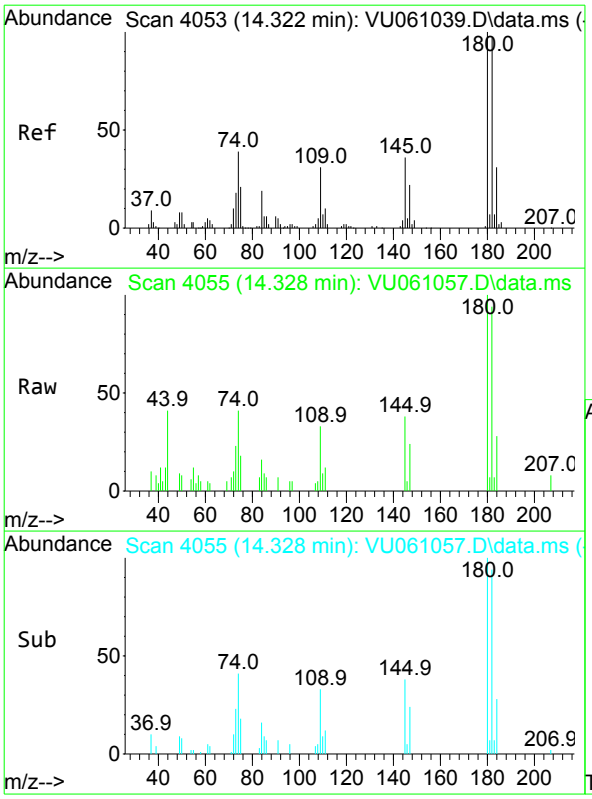

#72
1,2,3-Trichlorobenzene
Concen: 0.382 ug/L
RT: 14.328 min Scan# 4055
Delta R.T. 0.006 min
Lab File: VU061057.D
Acq: 01 Oct 2024 20:40

Tgt Ion:180 Resp: 4033

Ion	Ratio	Lower	Upper
180	100		
182	97.4	75.7	113.5
145	40.3	23.5	35.3#

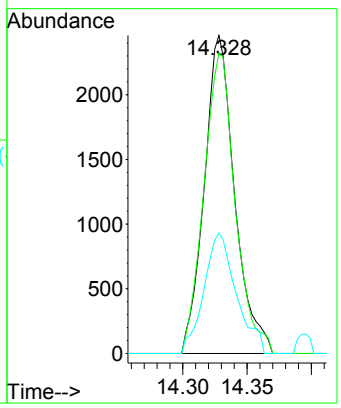

Instrument :
MSVOA_U
ClientSampleId :
PMW-6(20240927)

Quantitation Report (QT/LSC Reviewed)

Data Path : Z:\voasrv\HPCHEM1\MSVOA_U\Data\VU100124\
Data File : VU061057.D
Acq On : 01 Oct 2024 20:40
Operator : MD/SY
Sample : P4227-13 20X
Misc : 25.0mL/MSVOA_U/WATER
ALS Vial : 29 Sample Multiplier: 1

Instrument :
MSVOA_U
ClientSampleId :
PMW-6(20240927)

Quant Time: Oct 02 02:37:48 2024
Quant Method : Z:\voasrv\HPCHEM1\MSVOA_U\Method\SFAMUTR100124WMA.M
Quant Title : TRACE VOA SFAM1.0
QLast Update : Wed Oct 02 02:09:38 2024
Response via : Initial Calibration

Compound	R.T.	QIon	Response	Conc	Units	Dev(Min)
Internal Standards						
1) 1,4-Difluorobenzene	6.242	114	181584	5.000	ug/L	0.00
28) Chlorobenzene-d5	9.412	117	168991	5.000	ug/L	0.00
58) 1,4-Dichlorobenzene-d4	11.807	152	82097	5.000	ug/L	0.00
System Monitoring Compounds						
4) Vinyl Chloride-d3	1.595	65	59330	4.570	ug/L	0.00
Spiked Amount 5.000	Range 40 - 130		Recovery = 91.400%			
7) Chloroethane-d5	1.911	69	44155	4.544	ug/L	0.00
Spiked Amount 5.000	Range 65 - 130		Recovery = 90.800%			
11) 1,1-Dichloroethene-d2	2.554	65	26483	4.624	ug/L	-0.01
Spiked Amount 5.000	Range 60 - 125		Recovery = 92.400%			
20) 2-Butanone-d5	4.634	46	160891	51.738	ug/L	0.00
Spiked Amount 50.000	Range 40 - 130		Recovery = 103.480%			
24) Chloroform-d	5.052	84	105626	4.616	ug/L	0.00
Spiked Amount 5.000	Range 70 - 125		Recovery = 92.400%			
26) 1,2-Dichloroethane-d4	5.692	65	59438	4.901	ug/L	0.00
Spiked Amount 5.000	Range 70 - 130		Recovery = 98.000%			
32) Benzene-d6	5.718	84	216936	4.869	ug/L	0.00
Spiked Amount 5.000	Range 70 - 125		Recovery = 97.400%			
36) 1,2-Dichloropropane-d6	6.682	67	72684	4.967	ug/L	0.00
Spiked Amount 5.000	Range 60 - 140		Recovery = 99.400%			
41) Toluene-d8	7.891	98	198067	4.756	ug/L	0.00
Spiked Amount 5.000	Range 70 - 130		Recovery = 95.200%			
43) trans-1,3-Dichloroprop...	8.174	79	29876	4.775	ug/L	0.00
Spiked Amount 5.000	Range 55 - 130		Recovery = 95.400%			
46) 2-Hexanone-d5	8.640	63	138949	53.653	ug/L	0.02
Spiked Amount 50.000	Range 45 - 130		Recovery = 107.300%			
56) 1,1,2,2-Tetrachloroeth...	10.753	84	55295	5.153	ug/L	0.00
Spiked Amount 5.000	Range 65 - 120		Recovery = 103.000%			
66) 1,2-Dichlorobenzene-d4	12.187	152	65708	5.006	ug/L	0.00
Spiked Amount 5.000	Range 80 - 120		Recovery = 100.200%			
Target Compounds						Qvalue
33) Benzene	5.769	78	8133	0.163	ug/L	100
51) Chlorobenzene	9.441	112	268100	8.293	ug/L	94
64) 1,3-Dichlorobenzene	11.740	146	48114	2.044	ug/L	97
65) 1,4-Dichlorobenzene	11.830	146	94997	4.083	ug/L	97
67) 1,2-Dichlorobenzene	12.206	146	12624	0.580	ug/L	95
70) 1,2,4-trichlorobenzene	13.833	180	96753	7.619	ug/L	96
72) 1,2,3-Trichlorobenzene	14.328	180	4033	0.382	ug/L #	93

(#) = qualifier out of range (m) = manual integration (+) = signals summed

LSC Area Percent Report

Data Path : Z:\voasrv\HPCHEM1\MSVOA_U\Data\VU100124\
Data File : VU061057.D
Acq On : 01 Oct 2024 20:40
Operator : MD/SY
Sample : P4227-13 20X
Misc : 25.0mL/MSVOA_U/WATER
ALS Vial : 29 Sample Multiplier: 1

Instrument :
MSVOA_U
ClientSampleId :
PMW-6(20240927)

Integration Parameters: rteint.p
Integrator: RTE
Smoothing : ON Filtering: 5
Sampling : 1 Min Area: 3 % of largest Peak
Start Thrs: 0.1 Max Peaks: 100
Stop Thrs : 0 Peak Location: TOP

If leading or trailing edge < 100 prefer < Baseline drop else tangent >
Peak separation: 5

Method : Z:\voasrv\HPCHEM1\MSVOA_U\Method\SFAMUTR100124WMA.M
Title : TRACE VOA SFAM1.0

Signal : TIC: VU061057.D\data.ms

peak #	R.T. min	first scan	max scan	last scan	PK TY	peak height	corr. area	corr. % max.	% of total
1	1.595	87	95	115	rBV	77174	98987	10.56%	1.289%
2	1.911	185	193	205	rBV	53389	86793	9.26%	1.130%
3	2.554	383	393	411	rVB	135242	219007	23.36%	2.852%
4	3.174	574	586	600	rVB2	12310	28301	3.02%	0.368%
5	3.685	729	745	765	rBV3	41335	95231	10.16%	1.240%
6	4.634	1026	1040	1073	rBV	84799	274119	29.24%	3.569%
7	5.052	1154	1170	1191	rBV	112615	255784	27.28%	3.330%
8	5.714	1358	1376	1411	rBV2	236004	636679	67.91%	8.290%
9	6.242	1528	1540	1570	rBV	220880	438295	46.75%	5.707%
10	6.682	1663	1677	1703	rBV	147417	295464	31.51%	3.847%
11	7.560	1939	1950	1966	rBV	79193	148389	15.83%	1.932%
12	7.891	2040	2053	2076	rBV	296366	534190	56.98%	6.955%
13	8.174	2132	2141	2165	rBV	47582	89083	9.50%	1.160%
14	8.640	2271	2286	2322	rBV	306678	726655	77.50%	9.461%
15	9.412	2513	2526	2529	rBV	334060	497920	53.11%	6.483%
16	9.438	2530	2534	2561	rVB	518304	853650	91.05%	11.115%
17	10.753	2931	2943	2960	rBV	105047	176189	18.79%	2.294%
18	11.740	3238	3250	3260	rBV	128153	207318	22.11%	2.699%
19	11.807	3260	3271	3299	rVB2	352888	937584	100.00%	12.207%
20	12.187	3377	3389	3413	rBV	269998	495388	52.84%	6.450%
21	13.833	3887	3901	3926	rBV	335319	562172	59.96%	7.320%
22	14.328	4045	4055	4068	rBV3	13876	23214	2.48%	0.302%

Sum of corrected areas: 7680412

Data Path : Z:\voasrv\HPCHEM1\MSVOA_U\Data\VU100124\
Data File : VU061057.D
Acq On : 01 Oct 2024 20:40
Operator : MD/SY
Sample : P4227-13 20X
Misc : 25.0mL/MSVOA_U/WATER
ALS Vial : 29 Sample Multiplier: 1

Instrument :
MSVOA_U
ClientSampleId :
PMW-6(20240927)

Quant Method : Z:\voasrv\HPCHEM1\MSVOA_U\Method\SFAMUTR100124WMA.M
Quant Title : TRACE VOA SFAM1.0

TIC Library : C:\Database\NIST20.L
TIC Integration Parameters: LSCINT.P

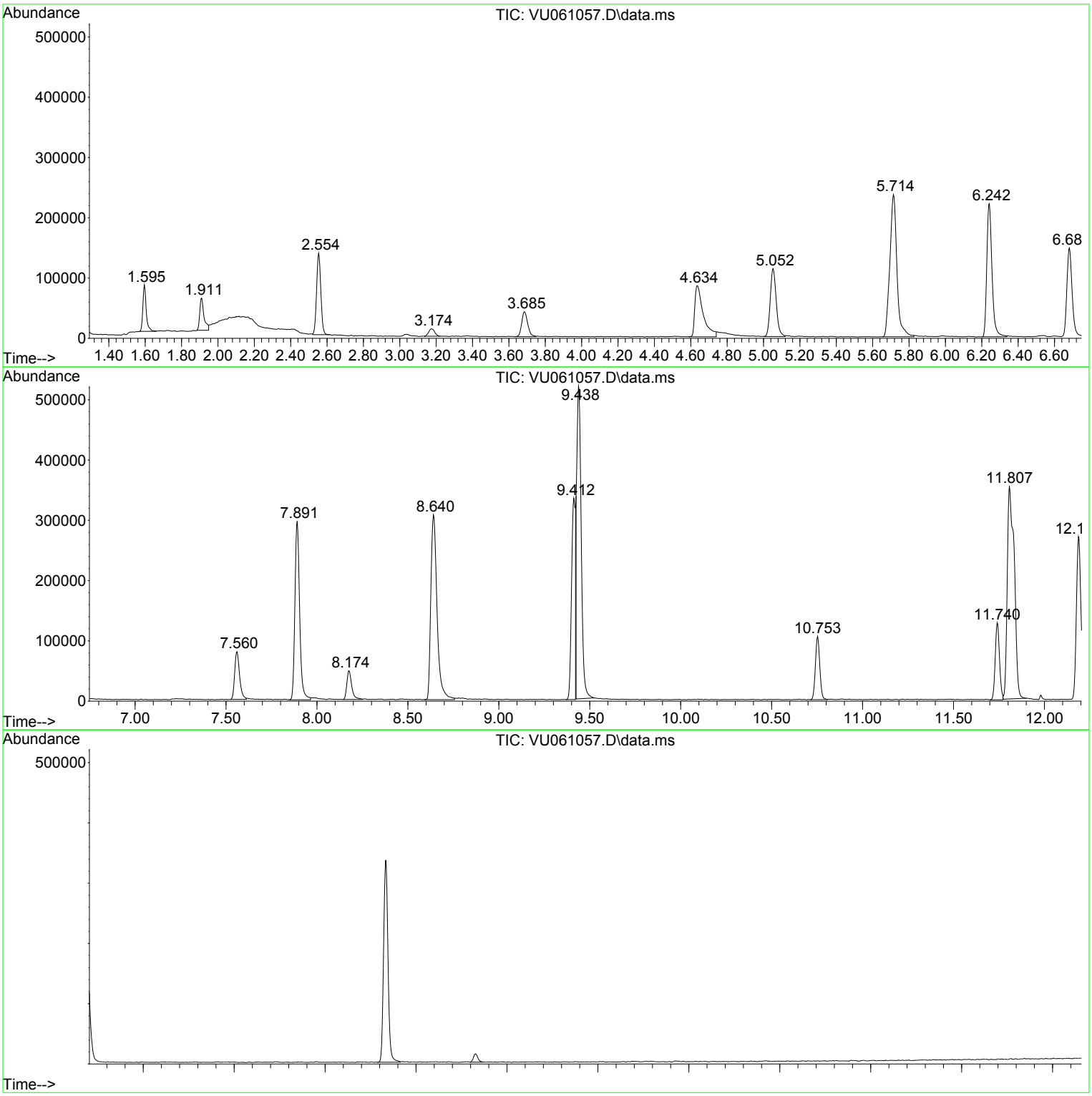

Library Search Compound Report

Data Path : Z:\voasrv\HPCHEM1\MSVOA_U\Data\VU100124\
Data File : VU061057.D
Acq On : 01 Oct 2024 20:40
Operator : MD/SY
Sample : P4227-13 20X
Misc : 25.0mL/MSVOA_U/WATER
ALS Vial : 29 Sample Multiplier: 1

Instrument :
MSVOA_U
ClientSampleId :
PMW-6(20240927)

Quant Method : Z:\voasrv\HPCHEM1\MSVOA_U\Method\SFAMUTR100124WMA.M
Quant Title : TRACE VOA SFAM1.0

TIC Library : C:\Database\NIST20.L
TIC Integration Parameters: LSCINT.P

****
Peak Number 1 (DEL) Alkane: Straight-Chai... Concentration Rank 2

R.T.	EstConc	Area	Relative to ISTD	R.T.
3.685	1.09 ug/L	95231	1,4-Difluorobenzene	6.242

Hit# of 5	Tentative ID	MW	MolForm	CAS#	Qual
1	n-Hexane	86	C6H14	000110-54-3	91
2	n-Hexane	86	C6H14	000110-54-3	91
3	n-Hexane	86	C6H14	000110-54-3	87
4	n-Hexane	86	C6H14	000110-54-3	87
5	2-Ethyl-oxetane	86	C5H10O	1010386-40-2	64

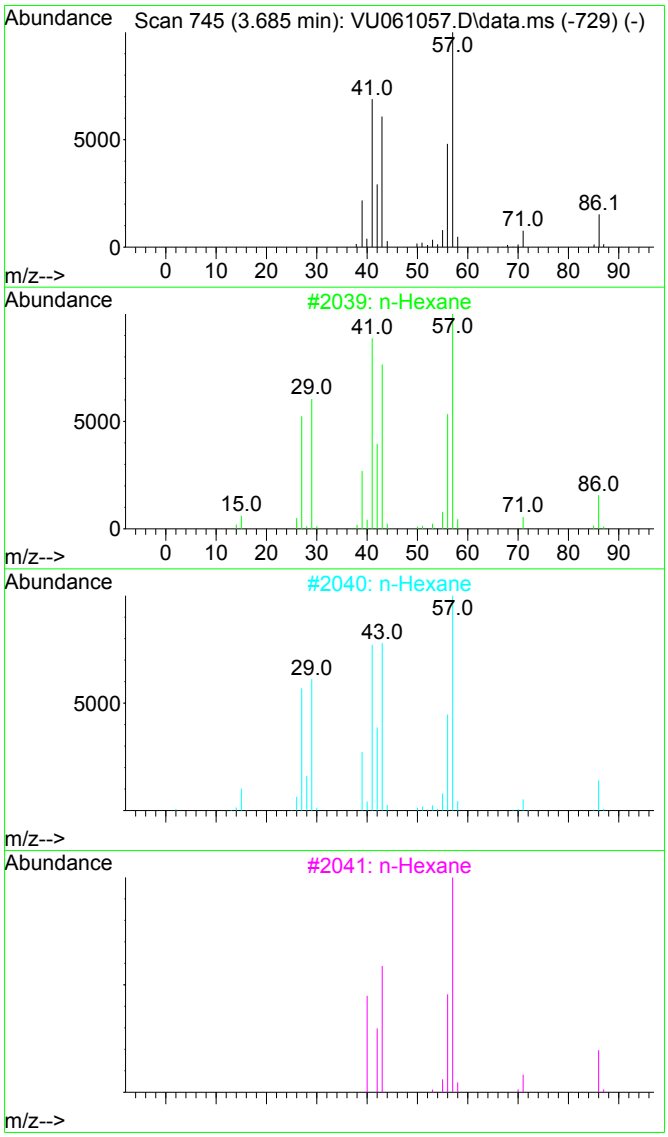

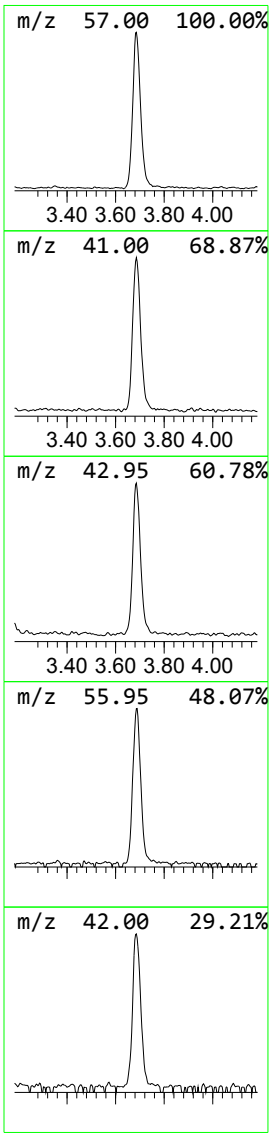

Tentatively Identified Compound (LSC) summary

Data Path : Z:\voasrv\HPCHEM1\MSVOA_U\Data\VU100124\
Data File : VU061057.D
Acq On : 01 Oct 2024 20:40
Operator : MD/SY
Sample : P4227-13 20X
Misc : 25.0mL/MSVOA_U/WATER
ALS Vial : 29 Sample Multiplier: 1

Instrument :
MSVOA_U
ClientSampleId :
PMW-6(20240927)

Quant Method : Z:\voasrv\HPCHEM1\MSVOA_U\Method\SFAMUTR100124WMA.M
Quant Title : TRACE VOA SFAM1.0

TIC Library : C:\Database\NIST20.L
TIC Integration Parameters: LSCINT.P

TIC Top Hit name	RT	EstConc	Units	Response	Internal Standard #	Internal Standard RT	Internal Standard Resp	Internal Standard Conc
(DEL) Alkane: S...	3.685	1.1	ug/L	95231	1	6.242	438295	5.0

FORM 1A-OR
ORGANIC ANALYSIS DATA SHEET
TARGET ANALYTE LIST

EPA SAMPLE NO.

PMW-7D(20240927)

Lab Name : Alliance Technical Group, LLC
Contract : 68HERH20D0011
Lab Code: ACE Case No.: ARC Sayrevil
MA No. : SDG No.: P4227
Analytical Method : VOA_Trace
Level : Trace
Matrix : Water
Lab Sample ID : P4227-15
Sample wt/vol : 25.0 (g/mL) mL
Lab File ID : VU061046.D
% Solids :
Date Received : 09/27/2024
GC Column : DB-624UI ID : 0.18 (mm)
Date Extracted :
GC Column : ID : (mm)
Date Analyzed : 10/01/2024
Extract Concentrated :(Y/N)
Extract Volume : (µL)
Soil Aliquot (VOA) : (µL)
Extraction Type : PT
Heated Purge : (Y/N) N
Injection Volume : (µL)
Purge Volume : 25 (mL)
pH : 1.0 Dilution Factor : 20.0
Cleanup Types :
Cleanup Factor :
Concentration Units (µg/L, µg/kg, µg, or µg/cm²): µg/L

CAS NO.	ANALYTE	CONCENTRATION	Q
75-01-4	Vinyl chloride	5.4	JD
75-35-4	1,1-Dichloroethene	10	U
75-09-2	Methylene chloride	3.5	JD
75-34-3	1,1-Dichloroethane	14	D
156-59-2	cis-1,2-Dichloroethene	70	D
67-66-3	Chloroform	10	U
71-55-6	1,1,1-Trichloroethane	10	U
71-43-2	Benzene	2.8	JD
107-06-2	1,2-Dichloroethane	10	U
79-01-6	Trichloroethene	10	U
108-88-3	Toluene	10	U
127-18-4	Tetrachloroethene	10	U
108-90-7	Chlorobenzene	31	D
95-47-6	o-Xylene	10	U
179601-23-1	m,p-Xylene	10	U
79-34-5	1,1,2,2-Tetrachloroethane	10	U
106-46-7	1,4-Dichlorobenzene	270	D
120-82-1	1,2,4-trichlorobenzene	10	U

FORM 1B-OR
ORGANIC ANALYSIS DATA SHEET
TENTATIVELY IDENTIFIED COMPOUNDS

EPA SAMPLE NO.

PMW-7D(20240927)

Lab Name : Alliance Technical Group, LLC
Contract : 68HERH20D0011
Lab Code: ACE Case No.: ARC Sayrevi
MA No. : SDG No.: P4227
Analytical Method : VOA_Trace
Level : Trace
Matrix : Water
Lab Sample ID : P4227-15
Sample wt/vol : 25.0 (g/mL) mL
Lab File ID : VU061046.D
% Solids :
Date Received : 09/27/2024
GC Column : DB-624UI ID : 0.18 (mm)
Date Extracted :
Extract Concentrated : (Y/N)
Date Analyzed : 10/01/2024
Soil Aliquot (VOA) : (µL)
Extract Volume : (µL)
Heated Purge : (Y/N) N
Extraction Type : PT
Purge Volume : 25 (mL)
Injection Volume : (µL)
Cleanup Types :
pH : 1.0 Dilution Factor : 20.0
Concentration Units (µg/L,µg/kg): µg/L
Cleanup Factor :

	CAS NO.	ANALYTE	RT	EST. CONC.	Q
1	156-60-5	trans-1,2-Dichloroethene	3.348	9.9	JN
2	541-73-1	1,3-Dichlorobenzene	11.74	56	JN
3	95-50-1	1,2-Dichlorobenzene	12.206	4.4	JN
4	E966796	Total Alkanes	N/A	17	D

EPA-designated Registry Number.

Quantitation Report (QT/LSC Reviewed)

Data Path : Z:\voasrv\HPCHEM1\MSVOA_U\Data\VU100124\
Data File : VU061046.D
Acq On : 01 Oct 2024 16:12
Operator : MD/SY
Sample : P4227-15 20X
Misc : 25.0mL/MSVOA_U/WATER
ALS Vial : 18 Sample Multiplier: 1

Instrument :
MSVOA_U
ClientSampleId :
PMW-7D(20240927)

Quant Time: Oct 02 02:36:45 2024
Quant Method : Z:\voasrv\HPCHEM1\MSVOA_U\Method\SFAMUTR100124WMA.M
Quant Title : TRACE VOA SFAM1.0
QLast Update : Wed Oct 02 02:09:38 2024
Response via : Initial Calibration

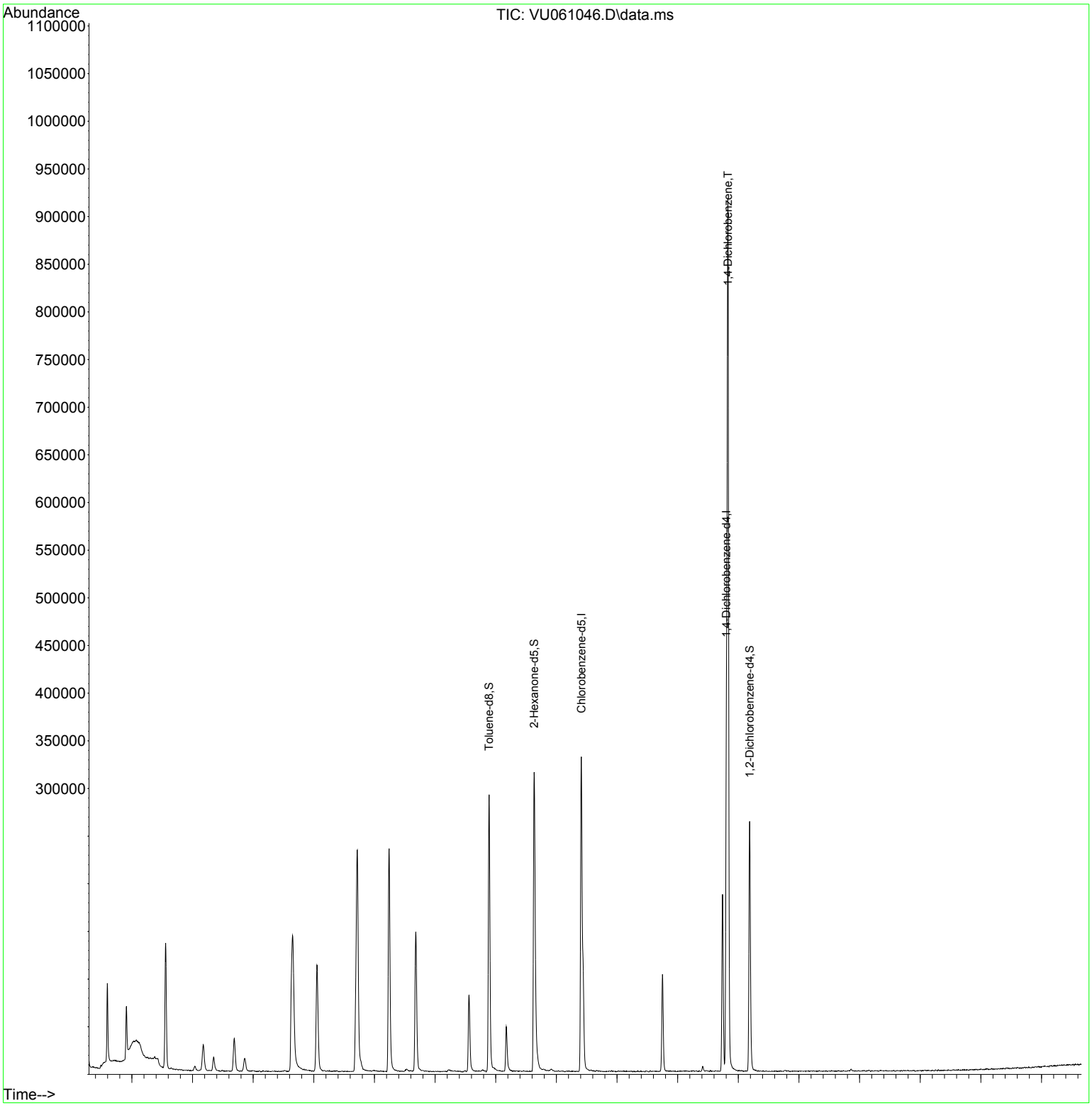

Instrument :
MSVOA_U
ClientSampleId :
PMW-7D(20240927)

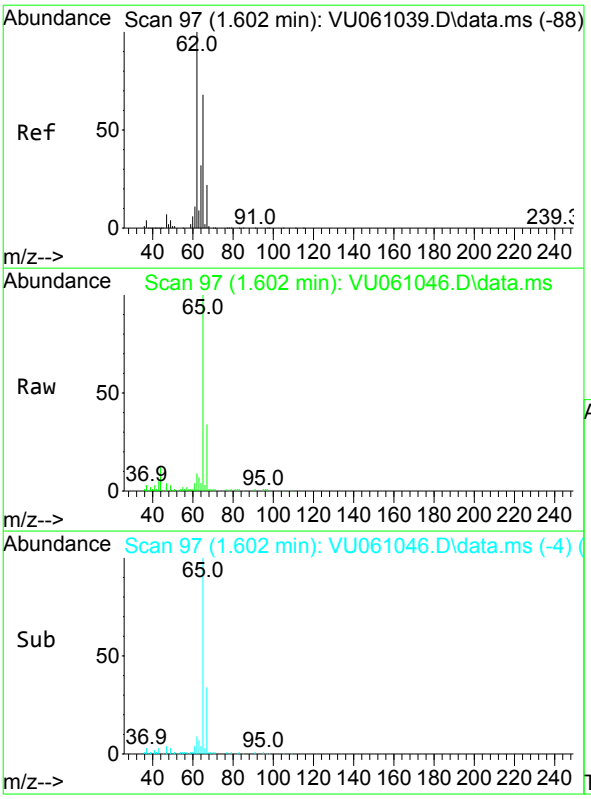

#5
Vinyl chloride
Concen: 0.272 ug/L
RT: 1.602 min Scan# 97
Delta R.T. -0.000 min
Lab File: VU061046.D
Acq: 01 Oct 2024 16:12

Tgt Ion: 62 Resp: 3625

Ion	Ratio	Lower	Upper
62	100		
64	47.4	24.0	44.6#

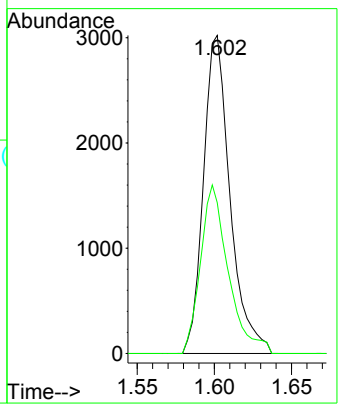

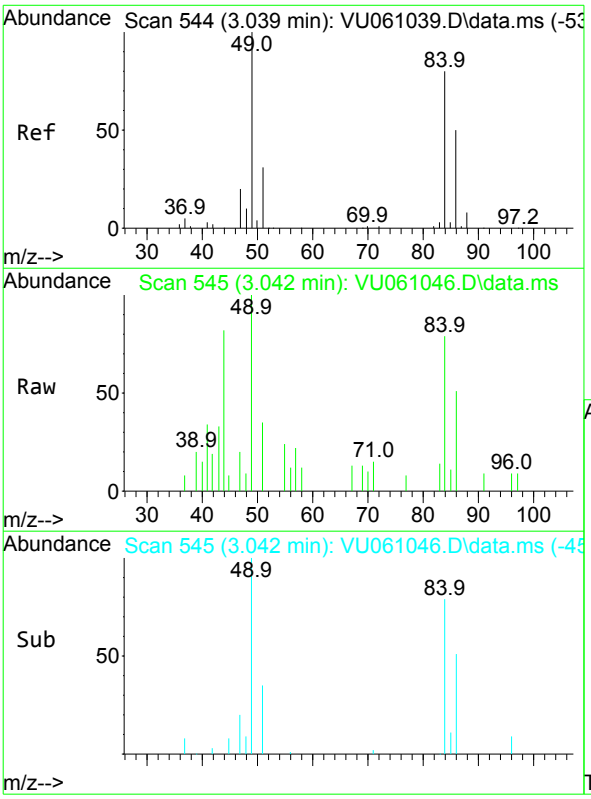

#16
Methylene chloride
Concen: 0.175 ug/L
RT: 3.042 min Scan# 545
Delta R.T. 0.003 min
Lab File: VU061046.D
Acq: 01 Oct 2024 16:12

Tgt Ion: 84 Resp: 2188

Ion	Ratio	Lower	Upper
84	100		
86	64.8	47.3	87.8
49	126.3	78.7	146.1

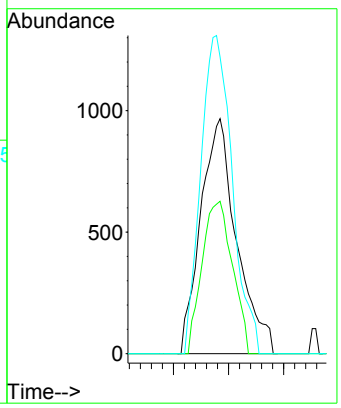

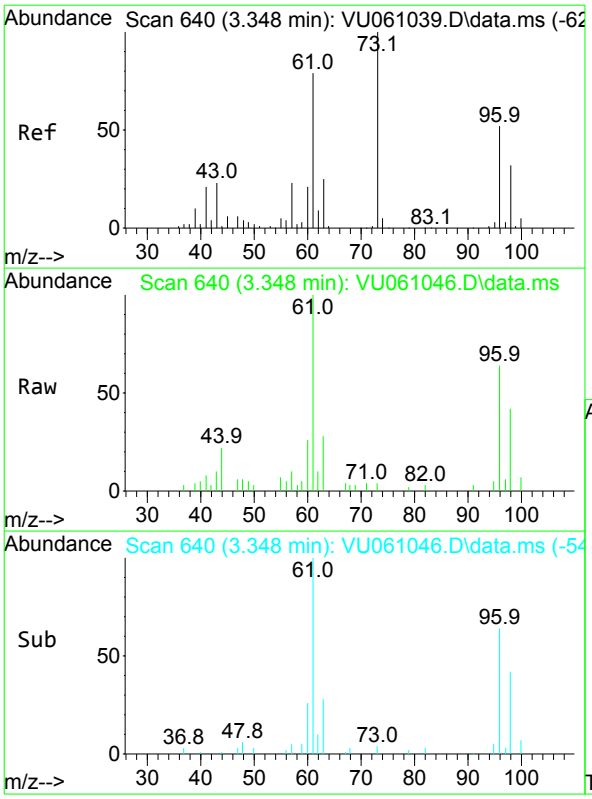

#18
trans-1,2-Dichloroethene
Concen: 0.497 ug/L
RT: 3.348 min Scan# 640
Delta R.T. -0.000 min
Lab File: VU061046.D
Acq: 01 Oct 2024 16:12

Tgt Ion: 96 Resp: 5920

Ion	Ratio	Lower	Upper
96	100		
61	157.4	97.2	180.6
98	66.6	43.3	80.5

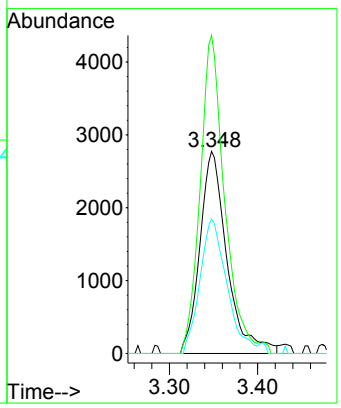

Instrument :
MSVOA_U
ClientSampleId :
PMW-7D(20240927)

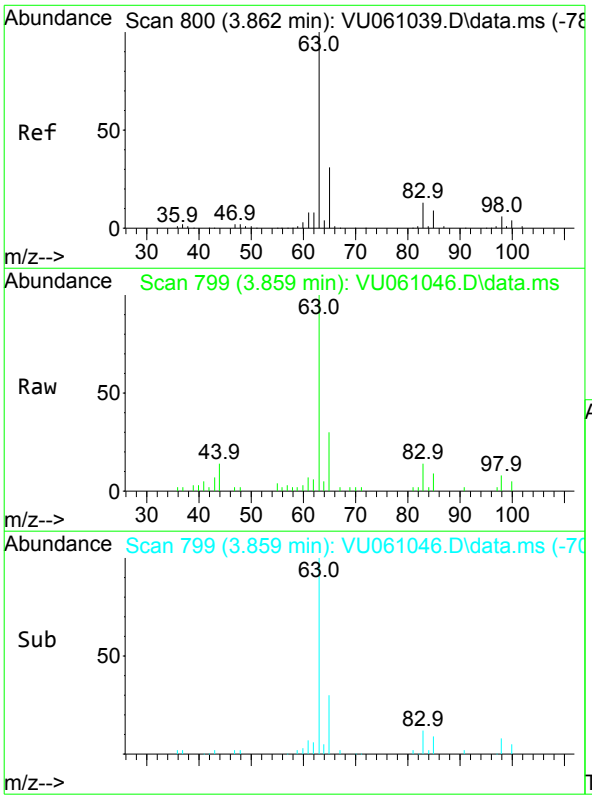

#19
1,1-Dichloroethane
Concen: 0.712 ug/L
RT: 3.859 min Scan# 799
Delta R.T. -0.000 min
Lab File: VU061046.D
Acq: 01 Oct 2024 16:12

Tgt Ion: 63 Resp: 16517

Ion	Ratio	Lower	Upper
63	100		
65	30.0	23.0	42.8
83	14.0	9.0	16.6

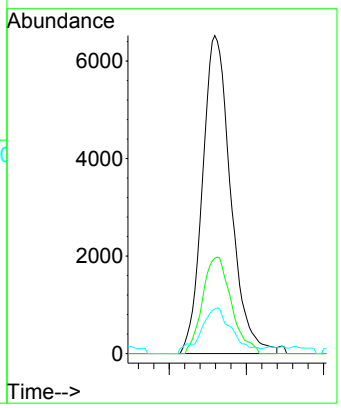

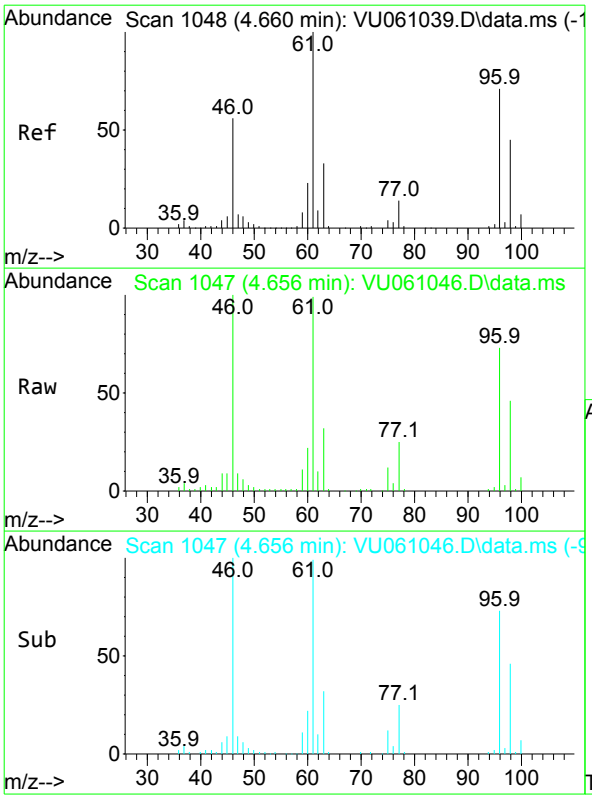

#22
cis-1,2-Dichloroethene
Concen: 3.511 ug/L
RT: 4.656 min Scan# 1047
Delta R.T. -0.000 min
Lab File: VU061046.D
Acq: 01 Oct 2024 16:12

Tgt Ion: 96 Resp: 46627

Ion	Ratio	Lower	Upper
96	100		
61	135.1	89.7	166.5
98	62.4	45.1	83.9

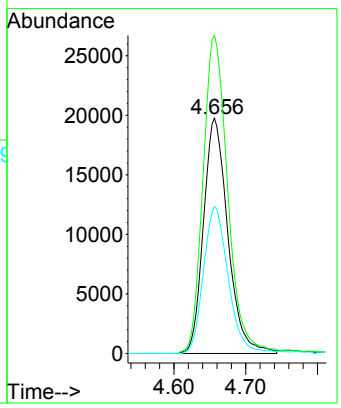

Instrument :
MSVOA_U
ClientSampleId :
PMW-7D(20240927)

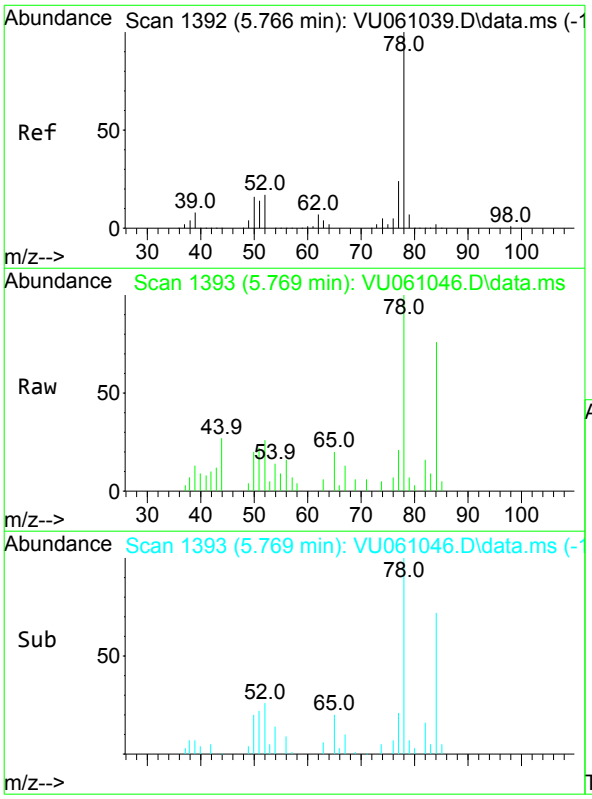

#33
Benzene
Concen: 0.142 ug/L
RT: 5.769 min Scan# 1393
Delta R.T. 0.003 min
Lab File: VU061046.D
Acq: 01 Oct 2024 16:12

Tgt Ion: 78 Resp: 7455

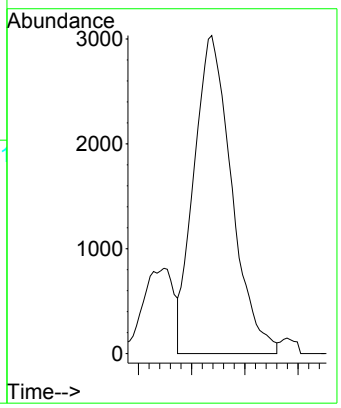

Instrument :
MSVOA_U
ClientSampleId :
PMW-7D(20240927)

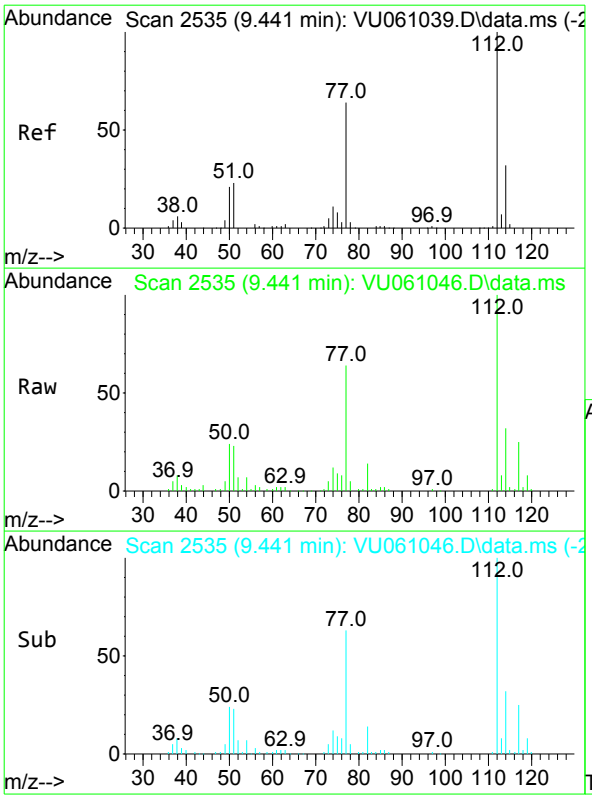

#51
Chlorobenzene
Concen: 1.531 ug/L
RT: 9.441 min Scan# 2535
Delta R.T. 0.003 min
Lab File: VU061046.D
Acq: 01 Oct 2024 16:12

Tgt Ion:112 Resp: 52050

Ion	Ratio	Lower	Upper
112	100		
114	32.2	22.2	41.2
77	63.5	46.1	69.1

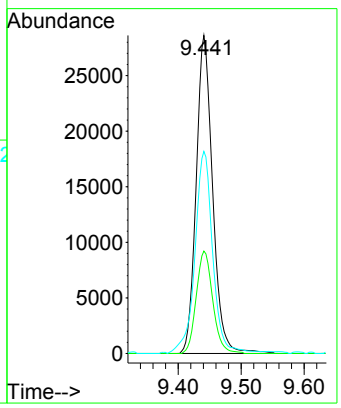

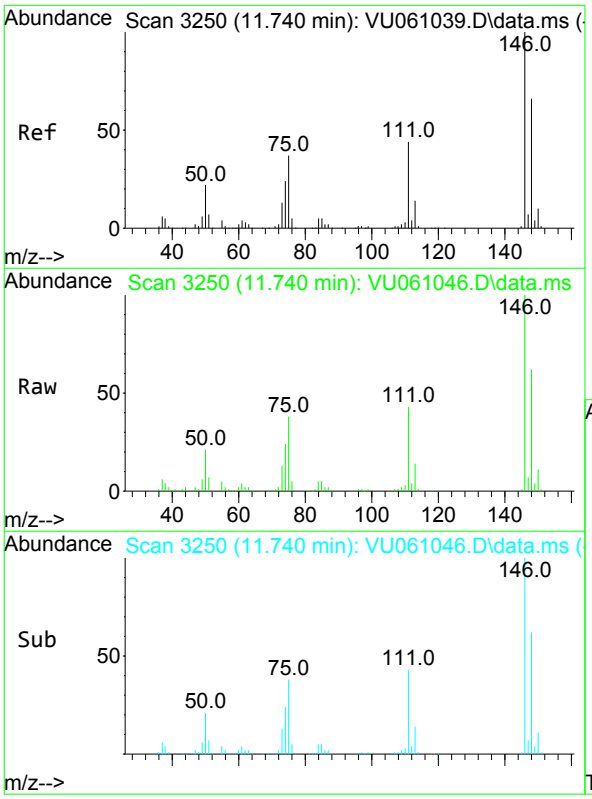

#64
1,3-Dichlorobenzene
Concen: 2.797 ug/L
RT: 11.740 min Scan# 3250
Delta R.T. 0.003 min
Lab File: VU061046.D
Acq: 01 Oct 2024 16:12

Tgt Ion:146 Resp: 70165

Ion	Ratio	Lower	Upper
146	100		
111	42.8	27.5	51.1
148	62.3	43.7	81.1

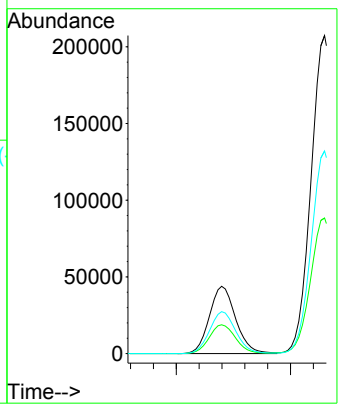

Instrument :
MSVOA_U
ClientSampleId :
PMW-7D(20240927)

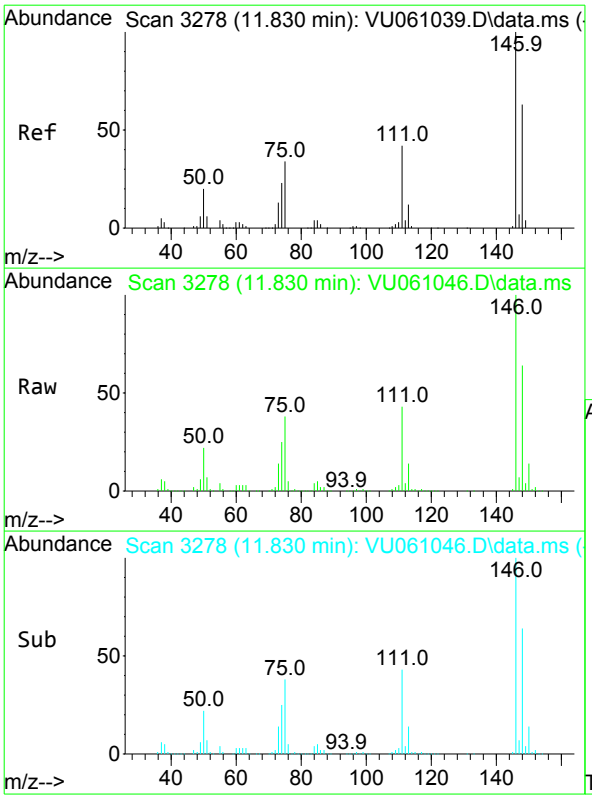

#65
1,4-Dichlorobenzene
Concen: 13.458 ug/L
RT: 11.830 min Scan# 3278
Delta R.T. 0.003 min
Lab File: VU061046.D
Acq: 01 Oct 2024 16:12

Tgt Ion:146 Resp: 333721

Ion	Ratio	Lower	Upper
146	100		
111	42.6	26.3	48.9
148	63.7	45.3	84.1

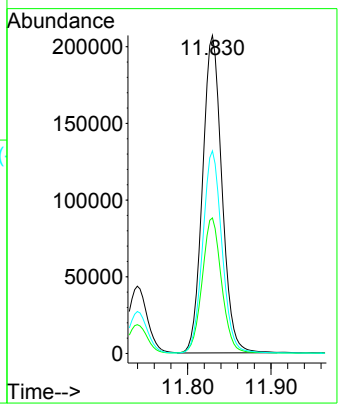

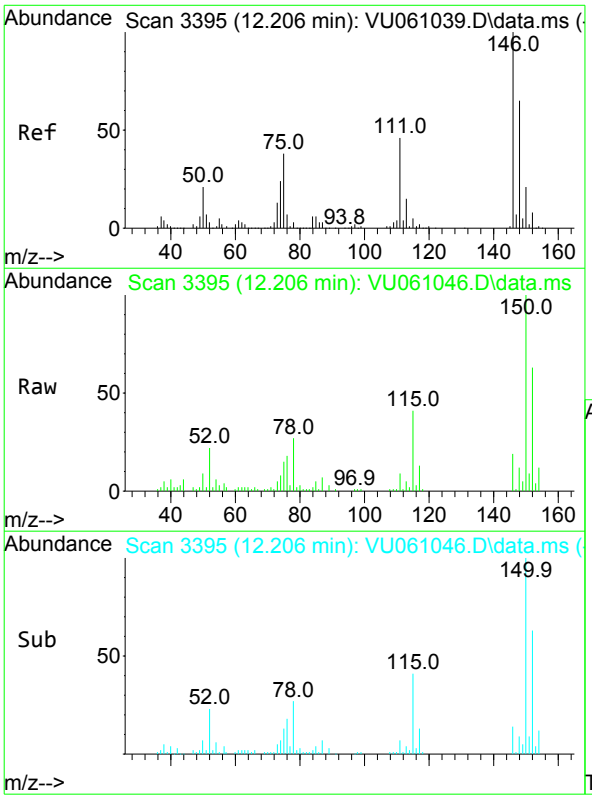

#67
1,2-Dichlorobenzene
Concen: 0.218 ug/L
RT: 12.206 min Scan# 3395
Delta R.T. 0.003 min
Lab File: VU061046.D
Acq: 01 Oct 2024 16:12

Tgt Ion:146 Resp: 5051

Ion	Ratio	Lower	Upper
146	100		
111	49.5	33.4	50.0
148	63.4	50.9	76.3

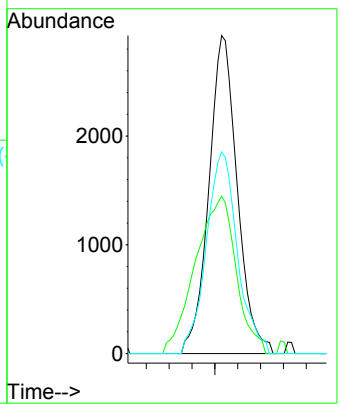

Quantitation Report (QT/LSC Reviewed)

Data Path : Z:\voasrv\HPCHEM1\MSVOA_U\Data\VU100124\
Data File : VU061046.D
Acq On : 01 Oct 2024 16:12
Operator : MD/SY
Sample : P4227-15 20X
Misc : 25.0mL/MSVOA_U/WATER
ALS Vial : 18 Sample Multiplier: 1

Instrument :
MSVOA_U
ClientSampleId :
PMW-7D(20240927)

Quant Time: Oct 02 02:36:45 2024
Quant Method : Z:\voasrv\HPCHEM1\MSVOA_U\Method\SFAMUTR100124WMA.M
Quant Title : TRACE VOA SFAM1.0
QLast Update : Wed Oct 02 02:09:38 2024
Response via : Initial Calibration

Compound	R.T.	QIon	Response	Conc	Units	Dev(Min)
Internal Standards						
1) 1,4-Difluorobenzene	6.242	114	188365	5.000	ug/L	0.00
28) Chlorobenzene-d5	9.412	117	177715	5.000	ug/L	0.00
58) 1,4-Dichlorobenzene-d4	11.804	152	87502	5.000	ug/L	0.00
System Monitoring Compounds						
4) Vinyl Chloride-d3	1.595	65	57491	4.269	ug/L	0.00
Spiked Amount 5.000	Range 40 - 130		Recovery = 85.400%			
7) Chloroethane-d5	1.911	69	42463	4.212	ug/L	0.00
Spiked Amount 5.000	Range 65 - 130		Recovery = 84.200%			
11) 1,1-Dichloroethene-d2	2.557	65	25694	4.325	ug/L	0.00
Spiked Amount 5.000	Range 60 - 125		Recovery = 86.400%			
20) 2-Butanone-d5	4.634	46	147260	45.650	ug/L	0.00
Spiked Amount 50.000	Range 40 - 130		Recovery = 91.300%			
24) Chloroform-d	5.052	84	105021	4.425	ug/L	0.00
Spiked Amount 5.000	Range 70 - 125		Recovery = 88.400%			
26) 1,2-Dichloroethane-d4	5.692	65	57781	4.593	ug/L	0.00
Spiked Amount 5.000	Range 70 - 130		Recovery = 91.800%			
32) Benzene-d6	5.717	84	212185	4.528	ug/L	0.00
Spiked Amount 5.000	Range 70 - 125		Recovery = 90.600%			
36) 1,2-Dichloropropane-d6	6.682	67	72384	4.704	ug/L	0.00
Spiked Amount 5.000	Range 60 - 140		Recovery = 94.000%			
41) Toluene-d8	7.891	98	194692	4.445	ug/L	0.00
Spiked Amount 5.000	Range 70 - 130		Recovery = 89.000%			
43) trans-1,3-Dichloroprop...	8.174	79	28816	4.379	ug/L	0.00
Spiked Amount 5.000	Range 55 - 130		Recovery = 87.600%			
46) 2-Hexanone-d5	8.634	63	129449	47.531	ug/L	0.00
Spiked Amount 50.000	Range 45 - 130		Recovery = 95.060%			
56) 1,1,2,2-Tetrachloroeth...	10.749	84	53249	4.718	ug/L	0.00
Spiked Amount 5.000	Range 65 - 120		Recovery = 94.400%			
66) 1,2-Dichlorobenzene-d4	12.187	152	64590	4.616	ug/L	0.00
Spiked Amount 5.000	Range 80 - 120		Recovery = 92.400%			
Target Compounds						Qvalue
5) Vinyl chloride	1.602	62	3625	0.272	ug/L #	77
16) Methylene chloride	3.042	84	2188	0.175	ug/L	91
18) trans-1,2-Dichloroethene	3.348	96	5920	0.497	ug/L	88
19) 1,1-Dichloroethane	3.859	63	16517	0.712	ug/L	95
22) cis-1,2-Dichloroethene	4.656	96	46627	3.511	ug/L	95
33) Benzene	5.769	78	7455	0.142	ug/L	100
51) Chlorobenzene	9.441	112	52050	1.531	ug/L	95
64) 1,3-Dichlorobenzene	11.740	146	70165	2.797	ug/L	98
65) 1,4-Dichlorobenzene	11.830	146	333721	13.458	ug/L	96
67) 1,2-Dichlorobenzene	12.206	146	5051	0.218	ug/L	95

(#) = qualifier out of range (m) = manual integration (+) = signals summed

LSC Area Percent Report

Data Path : Z:\voasrv\HPCHEM1\MSVOA_U\Data\VU100124\
Data File : VU061046.D
Acq On : 01 Oct 2024 16:12
Operator : MD/SY
Sample : P4227-15 20X
Misc : 25.0mL/MSVOA_U/WATER
ALS Vial : 18 Sample Multiplier: 1

Instrument :
MSVOA_U
ClientSampleId :
PMW-7D(20240927)

Integration Parameters: rteint.p
Integrator: RTE
Smoothing : ON Filtering: 5
Sampling : 1 Min Area: 3 % of largest Peak
Start Thrs: 0.1 Max Peaks: 100
Stop Thrs : 0 Peak Location: TOP

If leading or trailing edge < 100 prefer < Baseline drop else tangent >
Peak separation: 5

Method : Z:\voasrv\HPCHEM1\MSVOA_U\Method\SFAMUTR100124WMA.M
Title : TRACE VOA SFAM1.0

Signal : TIC: VU061046.D\data.ms

peak #	R.T. min	first scan	max scan	last scan	PK TY	peak height	corr. area	corr. % max.	% of total
1	1.595	88	95	108	rBV	81724	98837	4.96%	1.262%
2	1.911	185	193	202	rBV	55728	82267	4.13%	1.050%
3	2.557	382	394	411	rVB	131400	217320	10.90%	2.774%
4	3.177	573	587	609	rVB2	27279	65750	3.30%	0.839%
5	3.348	629	640	656	rBV2	14328	29340	1.47%	0.375%
6	3.689	731	746	762	rBV	34352	77350	3.88%	0.987%
7	3.859	785	799	815	rBV2	13645	33171	1.66%	0.423%
8	4.650	1022	1045	1084	rBV2	142673	479421	24.04%	6.121%
9	5.052	1154	1170	1200	rBV	111386	254033	12.74%	3.243%
10	5.717	1355	1377	1407	rBV2	232358	622887	31.24%	7.952%
11	6.242	1527	1540	1570	rBV	234249	465971	23.37%	5.949%
12	6.682	1663	1677	1706	rBV	145949	292410	14.66%	3.733%
13	7.560	1936	1950	1974	rBV	80503	152817	7.66%	1.951%
14	7.891	2038	2053	2071	rBV	290796	520188	26.09%	6.641%
15	8.174	2131	2141	2161	rBV2	46492	86173	4.32%	1.100%
16	8.634	2273	2284	2325	rBV	313759	691894	34.70%	8.833%
17	9.412	2511	2526	2560	rBV2	330369	746983	37.46%	9.536%
18	10.749	2929	2942	2958	rBV	101997	171147	8.58%	2.185%
19	11.740	3238	3250	3260	rBV	185765	295651	14.83%	3.774%
20	11.827	3260	3277	3305	rVB2	913828	1994153	100.00%	25.458%
21	12.187	3376	3389	3410	rBV	262094	455240	22.83%	5.812%

Sum of corrected areas: 7833003

Data Path : Z:\voasrv\HPCHEM1\MSVOA_U\Data\VU100124\
Data File : VU061046.D
Acq On : 01 Oct 2024 16:12
Operator : MD/SY
Sample : P4227-15 20X
Misc : 25.0mL/MSVOA_U/WATER
ALS Vial : 18 Sample Multiplier: 1

Instrument :
MSVOA_U
ClientSampleId :
PMW-7D(20240927)

Quant Method : Z:\voasrv\HPCHEM1\MSVOA_U\Method\SFAMUTR100124WMA.M
Quant Title : TRACE VOA SFAM1.0

TIC Library : C:\Database\NIST20.L
TIC Integration Parameters: LSCINT.P

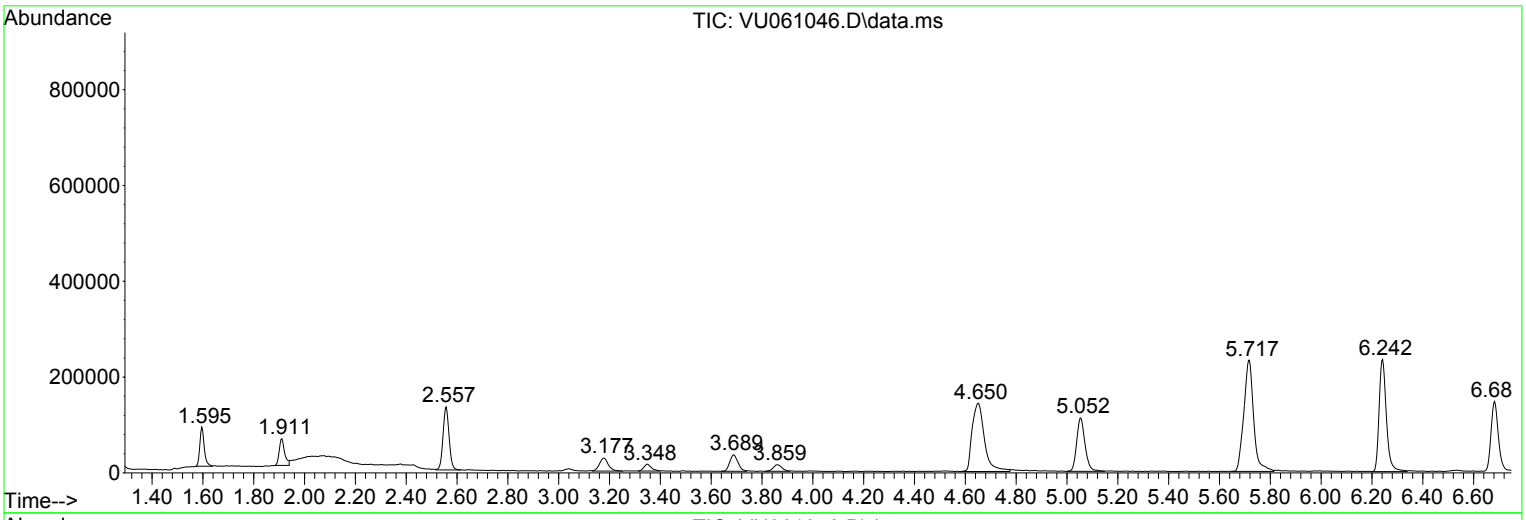

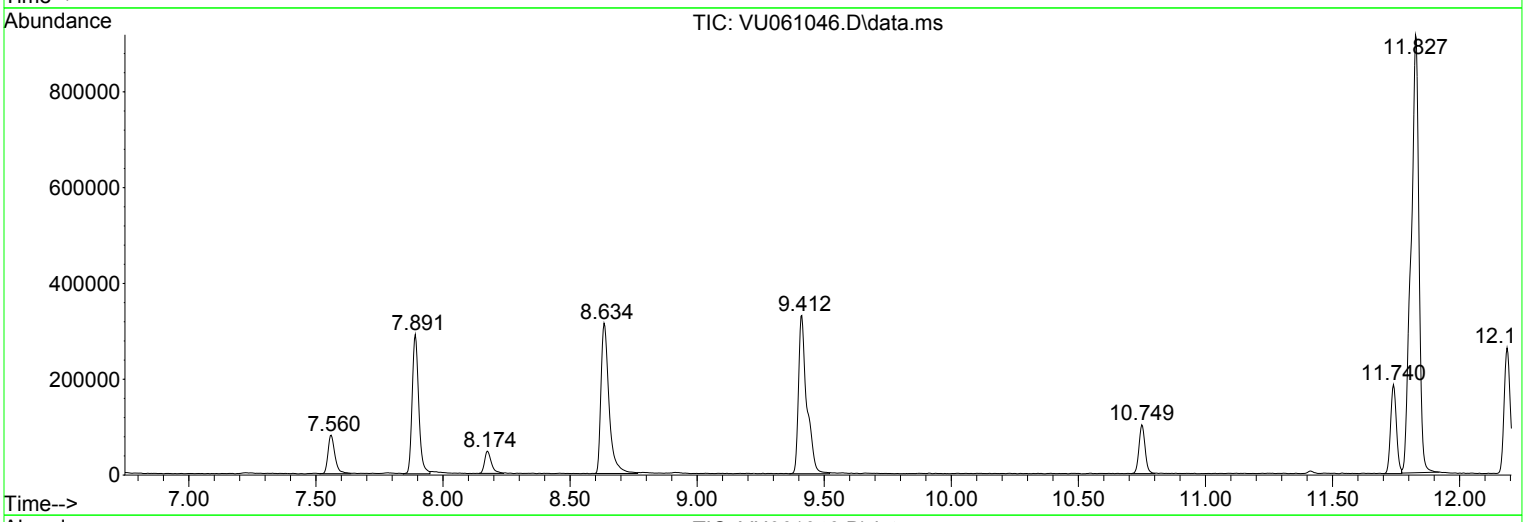

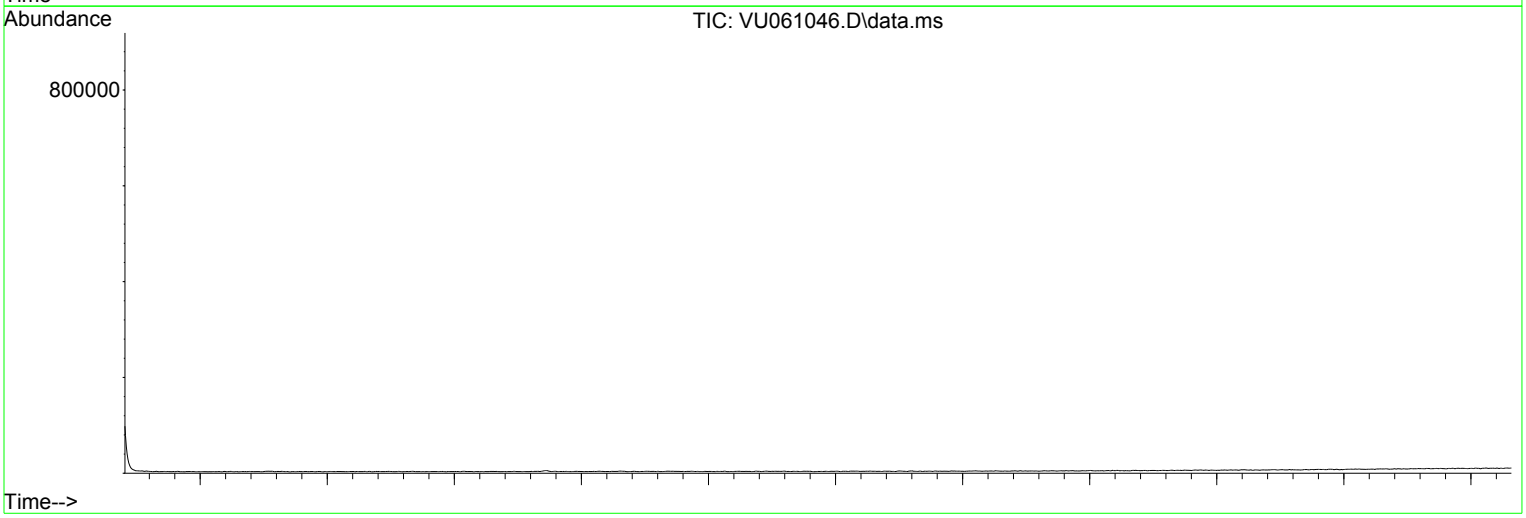

Data Path : Z:\voasrv\HPCHEM1\MSVOA_U\Data\VU100124\
Data File : VU061046.D
Acq On : 01 Oct 2024 16:12
Operator : MD/SY
Sample : P4227-15 20X
Misc : 25.0mL/MSVOA_U/WATER
ALS Vial : 18 Sample Multiplier: 1

Instrument :
MSVOA_U
ClientSampleId :
PMW-7D(20240927)

Quant Method : Z:\voasrv\HPCHEM1\MSVOA_U\Method\SFAMUTR100124WMA.M
Quant Title : TRACE VOA SFAM1.0

TIC Library : C:\Database\NIST20.L
TIC Integration Parameters: LSCINT.P

****
Peak Number 2 (DEL) Alkane: Straight-Chai... Concentration Rank 2

R.T.	EstConc	Area	Relative to ISTD	R.T.
3.689	0.83 ug/L	77350	1,4-Difluorobenzene	6.242

Hit# of 5	Tentative ID	MW	MolForm	CAS#	Qual
1	n-Hexane	86	C6H14	000110-54-3	91
2	n-Hexane	86	C6H14	000110-54-3	91
3	n-Hexane	86	C6H14	000110-54-3	90
4	2-Ethyl-oxetane	86	C5H10O	1010386-40-2	90
5	n-Hexane	86	C6H14	000110-54-3	64

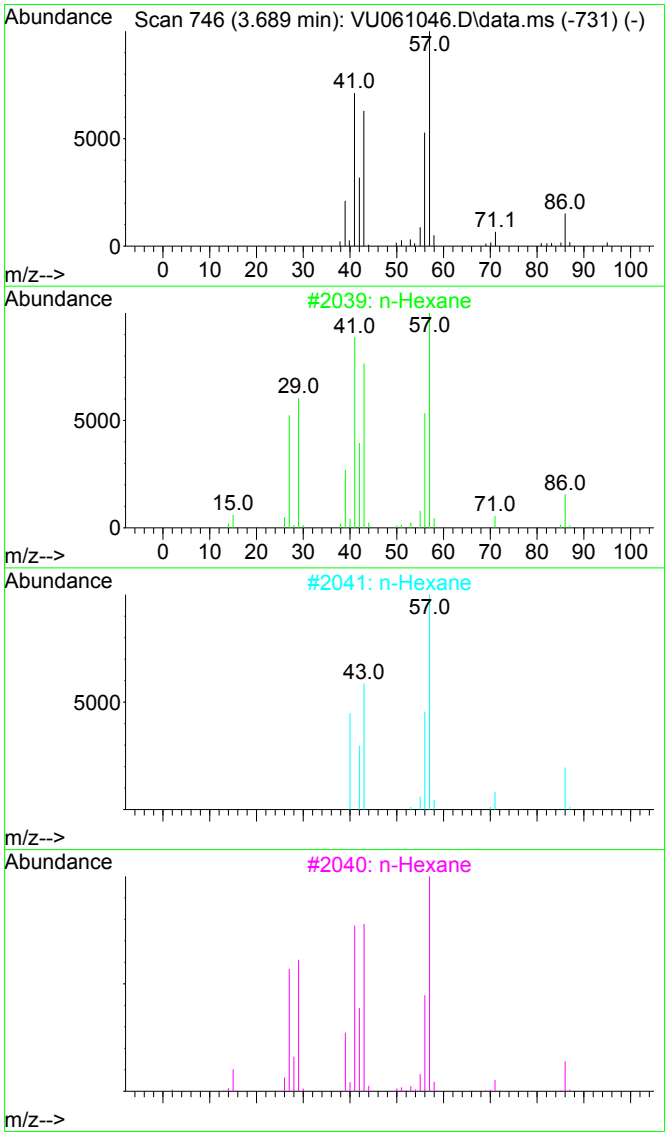

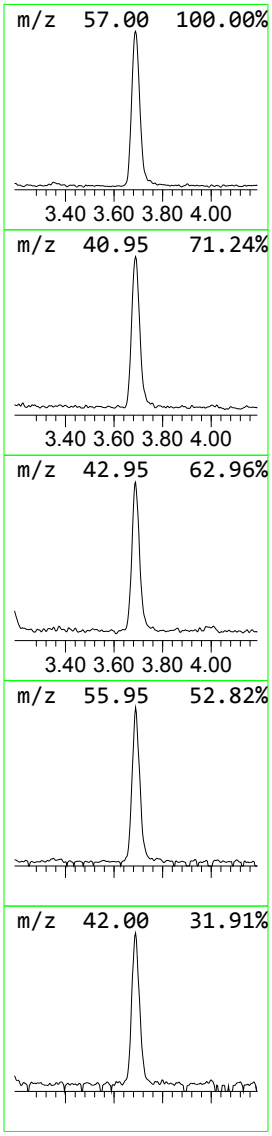

Tentatively Identified Compound (LSC) summary

Data Path : Z:\voasrv\HPCHEM1\MSVOA_U\Data\VU100124\
Data File : VU061046.D
Acq On : 01 Oct 2024 16:12
Operator : MD/SY
Sample : P4227-15 20X
Misc : 25.0mL/MSVOA_U/WATER
ALS Vial : 18 Sample Multiplier: 1

Instrument :
MSVOA_U
ClientSampleId :
PMW-7D(20240927)

Quant Method : Z:\voasrv\HPCHEM1\MSVOA_U\Method\SFAMUTR100124WMA.M
Quant Title : TRACE VOA SFAM1.0

TIC Library : C:\Database\NIST20.L
TIC Integration Parameters: LSCINT.P

TIC Top Hit name	RT	EstConc	Units	Response	Internal Standard #	Internal Standard RT	Internal Standard Resp	Internal Standard Conc
(DEL) Alkane: S...	3.689	0.8	ug/L	77350	1	6.242	465971	5.0

FORM 1A-OR
ORGANIC ANALYSIS DATA SHEET
TARGET ANALYTE LIST

EPA SAMPLE NO.

PMW-7S(20240927)

Lab Name : Alliance Technical Group, LLC
Contract : 68HERH20D0011
Lab Code: ACE Case No.: ARC Sayrevil
MA No. : SDG No.: P4227
Analytical Method : VOA_Trace
Level : Trace
Matrix : Water
Lab Sample ID : P4227-14
Sample wt/vol : 25.0 (g/mL) mL
Lab File ID : VU061058.D
% Solids :
Date Received : 09/27/2024
GC Column : DB-624UI ID : 0.18 (mm)
Date Extracted :
GC Column : ID : (mm)
Date Analyzed : 10/01/2024
Extract Concentrated :(Y/N)
Extract Volume : (µL)
Soil Aliquot (VOA) : (µL)
Extraction Type : PT
Heated Purge : (Y/N) N
Injection Volume : (µL)
Purge Volume : 25 (mL)
pH : 1.0 Dilution Factor : 10.0
Cleanup Types :
Cleanup Factor :
Concentration Units (µg/L, µg/kg, µg, or µg/cm²): µg/L

CAS NO.	ANALYTE	CONCENTRATION	Q
75-01-4	Vinyl chloride	5.1	D
75-35-4	1,1-Dichloroethene	2.0	JD
75-09-2	Methylene chloride	1.8	JD
75-34-3	1,1-Dichloroethane	13	D
156-59-2	cis-1,2-Dichloroethene	64	D
67-66-3	Chloroform	5.0	U
71-55-6	1,1,1-Trichloroethane	5.0	U
71-43-2	Benzene	1.8	JD
107-06-2	1,2-Dichloroethane	5.0	U
79-01-6	Trichloroethene	5.0	U
108-88-3	Toluene	5.0	U
127-18-4	Tetrachloroethene	5.0	U
108-90-7	Chlorobenzene	31	D
95-47-6	o-Xylene	5.0	U
179601-23-1	m,p-Xylene	5.0	U
79-34-5	1,1,2,2-Tetrachloroethane	5.0	U
106-46-7	1,4-Dichlorobenzene	260	ED
120-82-1	1,2,4-trichlorobenzene	6.7	D

FORM 1B-OR
ORGANIC ANALYSIS DATA SHEET
TENTATIVELY IDENTIFIED COMPOUNDS

EPA SAMPLE NO.

PMW-7S(20240927)

Lab Name : Alliance Technical Group, LLC
Contract : 68HERH20D0011
Lab Code: ACE Case No.: ARC Sayrevi
MA No. : SDG No.: P4227
Analytical Method : VOA_Trace
Level : Trace
Matrix : Water
Lab Sample ID : P4227-14
Sample wt/vol : 25.0 (g/mL) mL
Lab File ID : VU061058.D
% Solids :
Date Received : 09/27/2024
GC Column : DB-624UI ID : 0.18 (mm)
Date Extracted :
Extract Concentrated : (Y/N)
Date Analyzed : 10/01/2024
Soil Aliquot (VOA) : (µL)
Extract Volume : (µL)
Heated Purge : (Y/N) N
Extraction Type : PT
Purge Volume : 25 (mL)
Injection Volume : (µL)
Cleanup Types :
pH : 1.0 Dilution Factor : 10.0
Concentration Units (µg/L,µg/kg): µg/L
Cleanup Factor :

	CAS NO.	ANALYTE	RT	EST. CONC.	Q
1	156-60-5	trans-1,2-Dichloroethene	3.345	8.7	JN
2		unknown-01	7.56	17	JD
3	541-73-1	1,3-Dichlorobenzene	11.74	54	JN
4	95-50-1	1,2-Dichlorobenzene	12.209	4.3	JN
5	E966796	Total Alkanes	N/A	9.5	D

EPA-designated Registry Number.

Quantitation Report (QT/LSC Reviewed)

Data Path : Z:\voasrv\HPCHEM1\MSVOA_U\Data\VU100124\
Data File : VU061058.D
Acq On : 01 Oct 2024 21:04
Operator : MD/SY
Sample : P4227-14 10X
Misc : 25.0mL/MSVOA_U/WATER
ALS Vial : 30 Sample Multiplier: 1

Instrument :
MSVOA_U
ClientSampleId :
PMW-7S(20240927)

Quant Time: Oct 02 02:37:54 2024
Quant Method : Z:\voasrv\HPCHEM1\MSVOA_U\Method\SFAMUTR100124WMA.M
Quant Title : TRACE VOA SFAM1.0
QLast Update : Wed Oct 02 02:09:38 2024
Response via : Initial Calibration

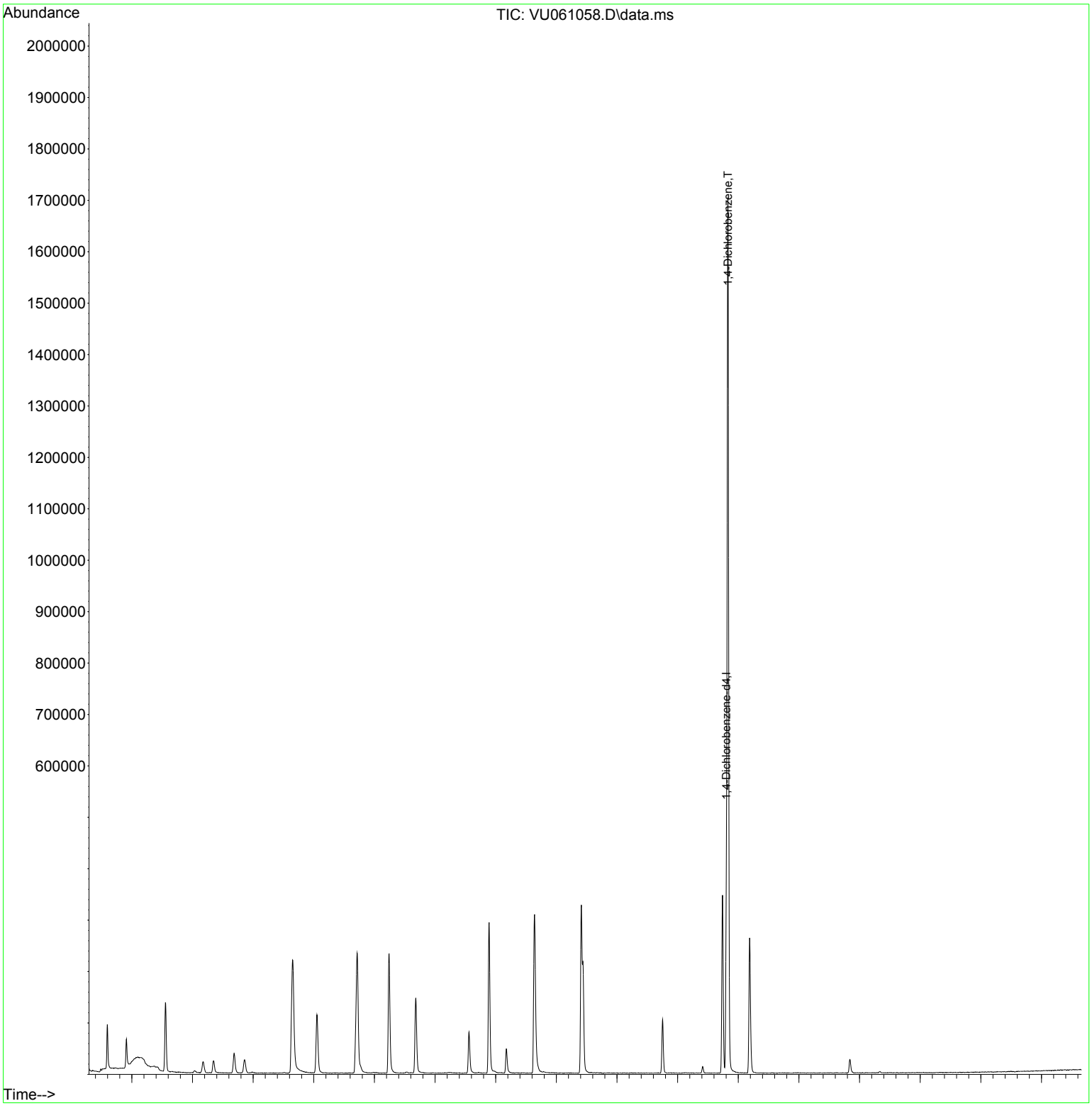

Instrument :
MSVOA_U
ClientSampleId :
PMW-7S(20240927)

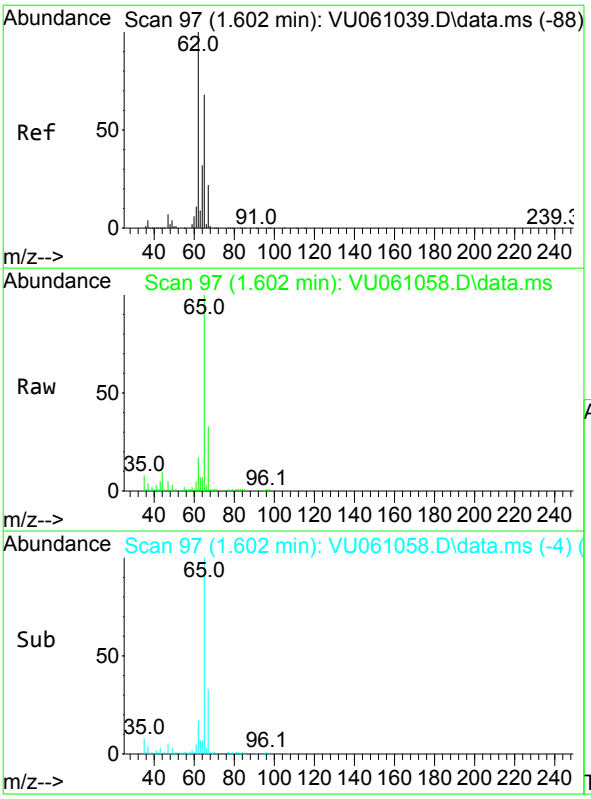

#5
Vinyl chloride
Concen: 0.510 ug/L
RT: 1.602 min Scan# 97
Delta R.T. -0.000 min
Lab File: VU061058.D
Acq: 01 Oct 2024 21:04

Tgt Ion: 62 Resp: 6724

Ion	Ratio	Lower	Upper
62	100		
64	40.8	24.0	44.6

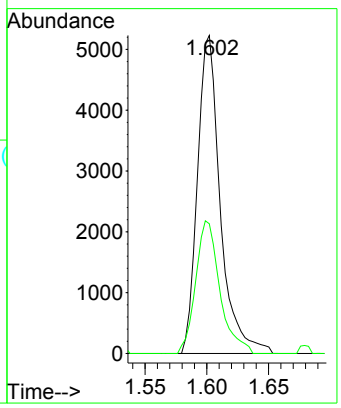

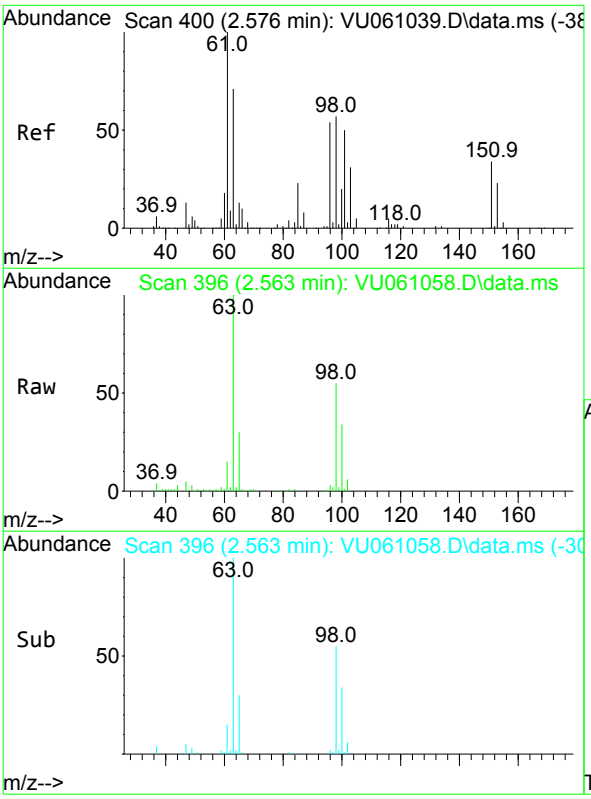

#12
1,1-Dichloroethene
Concen: 0.197 ug/L
RT: 2.563 min Scan# 396
Delta R.T. -0.013 min
Lab File: VU061058.D
Acq: 01 Oct 2024 21:04

Tgt Ion: 96 Resp: 2120

Ion	Ratio	Lower	Upper
96	100		
61	519.3	120.7	224.1#
63	3482.4	90.0	167.2#

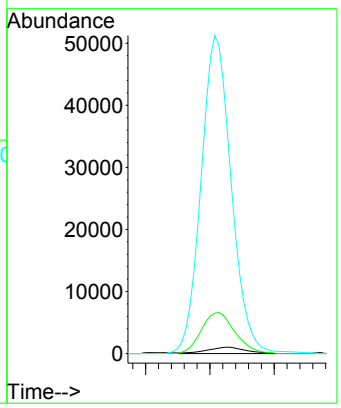

Instrument :
MSVOA_U
ClientSampleId :
PMW-7S(20240927)

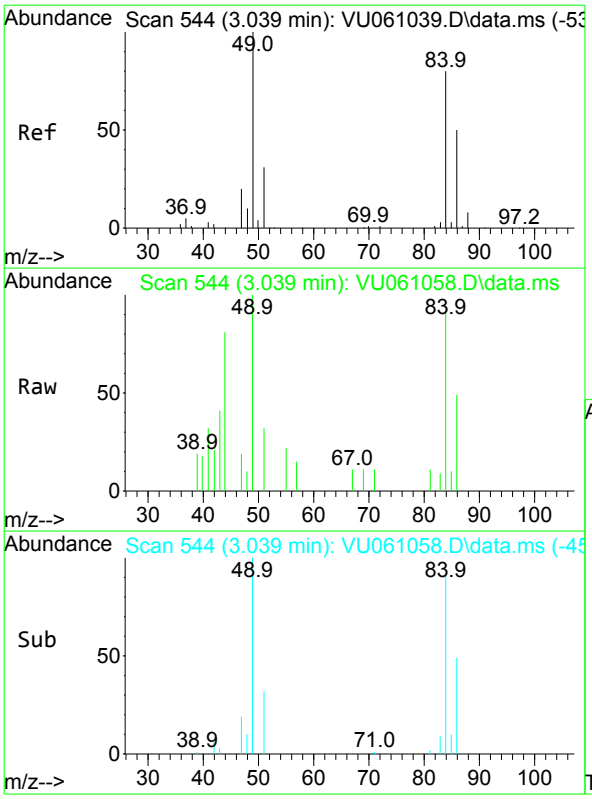

#16
Methylene chloride
Concen: 0.184 ug/L
RT: 3.039 min Scan# 544
Delta R.T. -0.000 min
Lab File: VU061058.D
Acq: 01 Oct 2024 21:04

Tgt Ion: 84 Resp: 2269

Ion	Ratio	Lower	Upper
84	100		
86	54.1	47.3	87.8
49	109.9	78.7	146.1

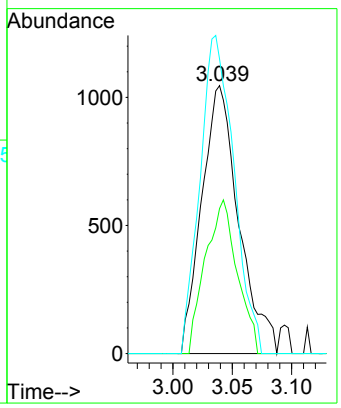

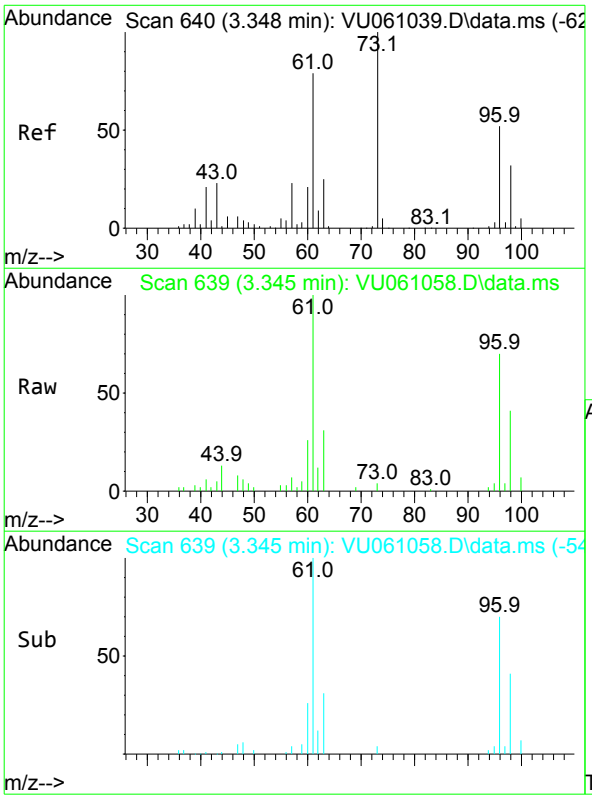

#18
trans-1,2-Dichloroethene
Concen: 0.868 ug/L
RT: 3.345 min Scan# 639
Delta R.T. -0.003 min
Lab File: VU061058.D
Acq: 01 Oct 2024 21:04

Tgt Ion: 96 Resp: 10242

Ion	Ratio	Lower	Upper
96	100		
61	142.5	97.2	180.6
98	58.1	43.3	80.5

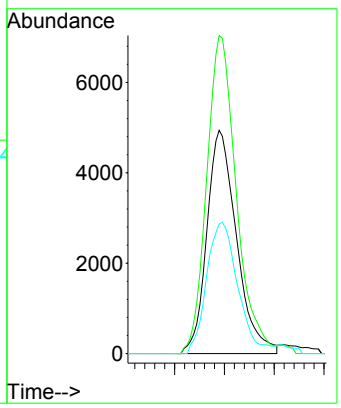

Instrument :
MSVOA_U
ClientSampleId :
PMW-7S(20240927)

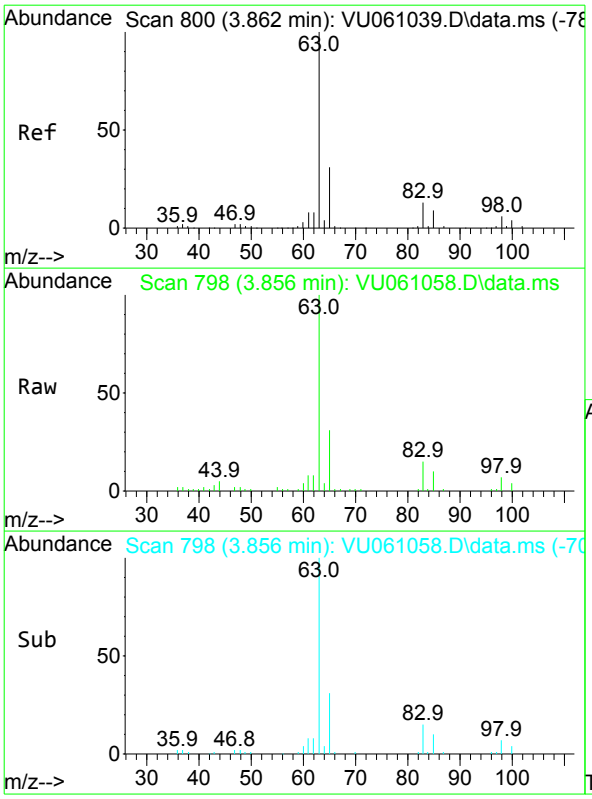

#19
1,1-Dichloroethane
Concen: 1.331 ug/L
RT: 3.856 min Scan# 798
Delta R.T. -0.003 min
Lab File: VU061058.D
Acq: 01 Oct 2024 21:04

Tgt Ion: 63 Resp: 30573

Ion	Ratio	Lower	Upper
63	100		
65	30.8	23.0	42.8
83	14.7	9.0	16.6

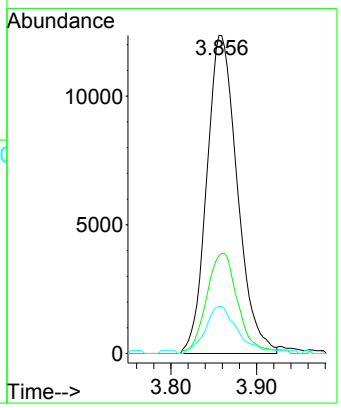

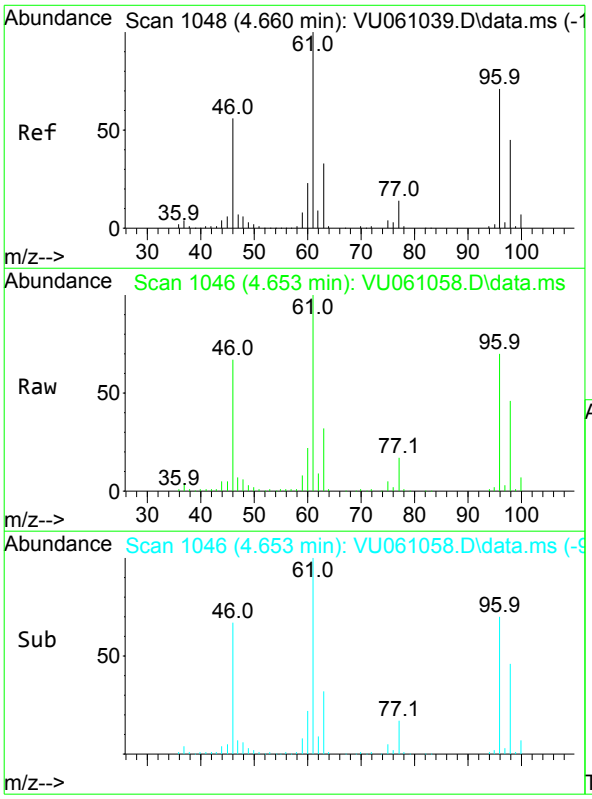

#22
cis-1,2-Dichloroethene
Concen: 6.355 ug/L
RT: 4.653 min Scan# 1046
Delta R.T. -0.003 min
Lab File: VU061058.D
Acq: 01 Oct 2024 21:04

Tgt Ion: 96 Resp: 83533

Ion	Ratio	Lower	Upper
96	100		
61	142.3	89.7	166.5
98	65.7	45.1	83.9

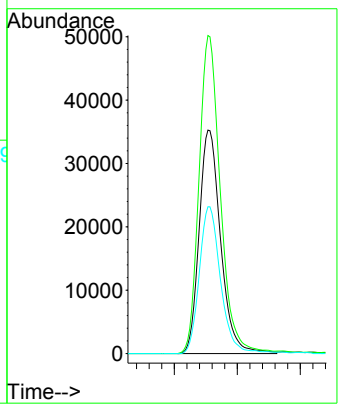

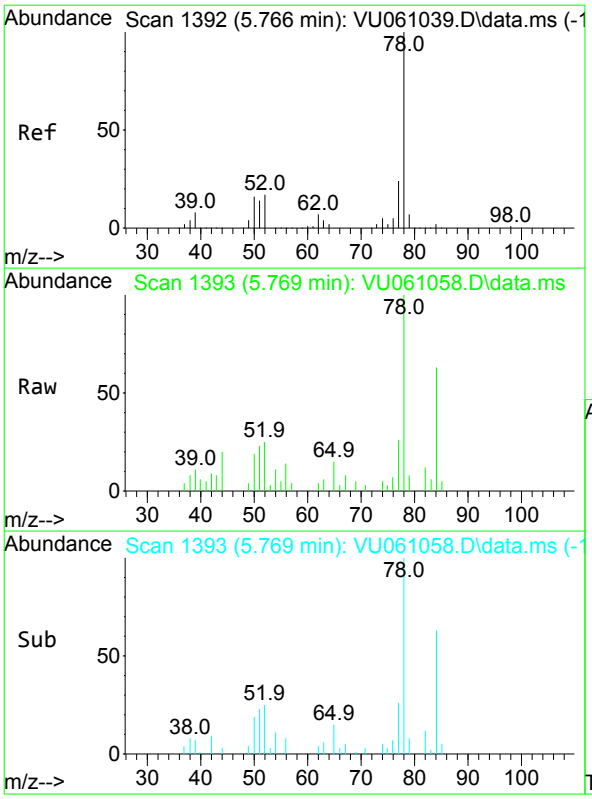

#33
Benzene
Concen: 0.181 ug/L
RT: 5.769 min Scan# 1393
Delta R.T. 0.003 min
Lab File: VU061058.D
Acq: 01 Oct 2024 21:04

Tgt Ion: 78 Resp: 9338

Instrument :
MSVOA_U
ClientSampleId :
PMW-7S(20240927)

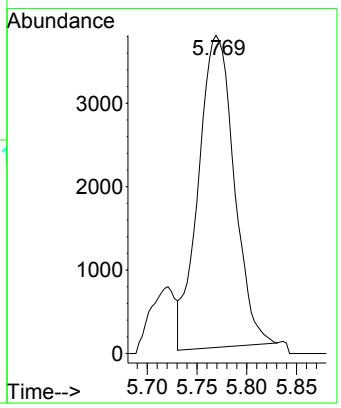

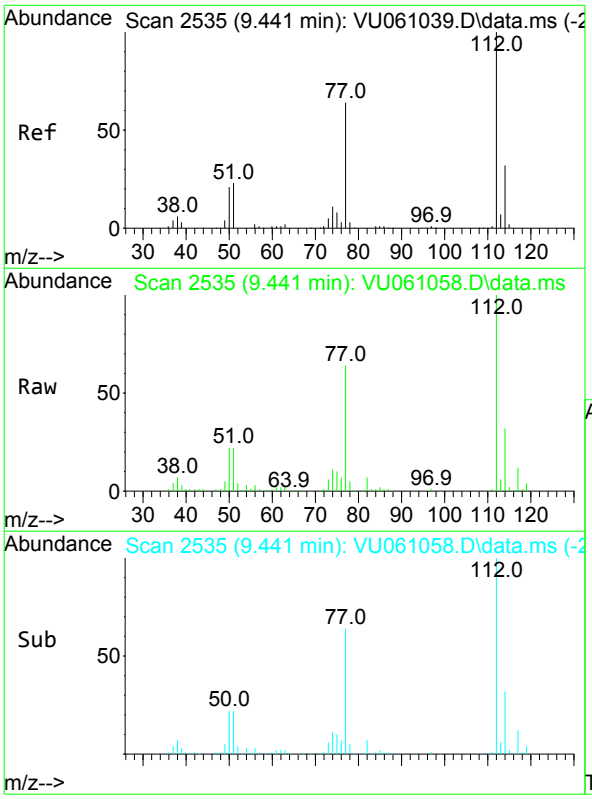

#51
Chlorobenzene
Concen: 3.061 ug/L
RT: 9.441 min Scan# 2535
Delta R.T. 0.003 min
Lab File: VU061058.D
Acq: 01 Oct 2024 21:04

Tgt Ion:112 Resp: 102238

Ion	Ratio	Lower	Upper
112	100		
114	32.0	22.2	41.2
77	63.8	46.1	69.1

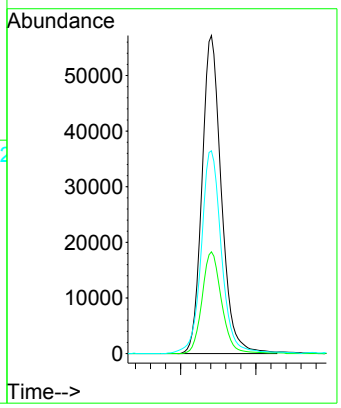

Instrument :
MSVOA_U
ClientSampleId :
PMW-7S(20240927)

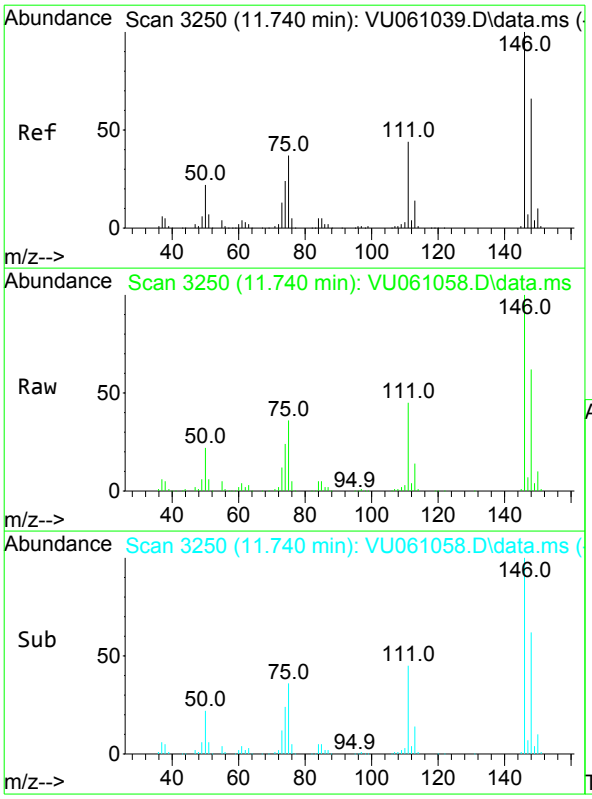

#64
1,3-Dichlorobenzene
Concen: 5.425 ug/L
RT: 11.740 min Scan# 3250
Delta R.T. 0.003 min
Lab File: VU061058.D
Acq: 01 Oct 2024 21:04

Tgt Ion:146 Resp: 132543

Ion	Ratio	Lower	Upper
146	100		
111	44.6	27.5	51.1
148	61.8	43.7	81.1

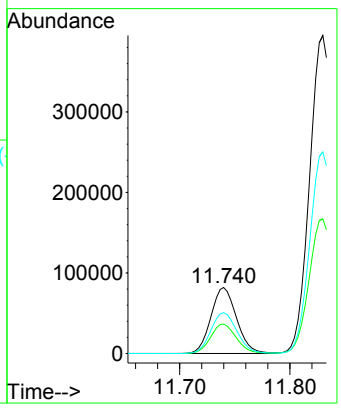

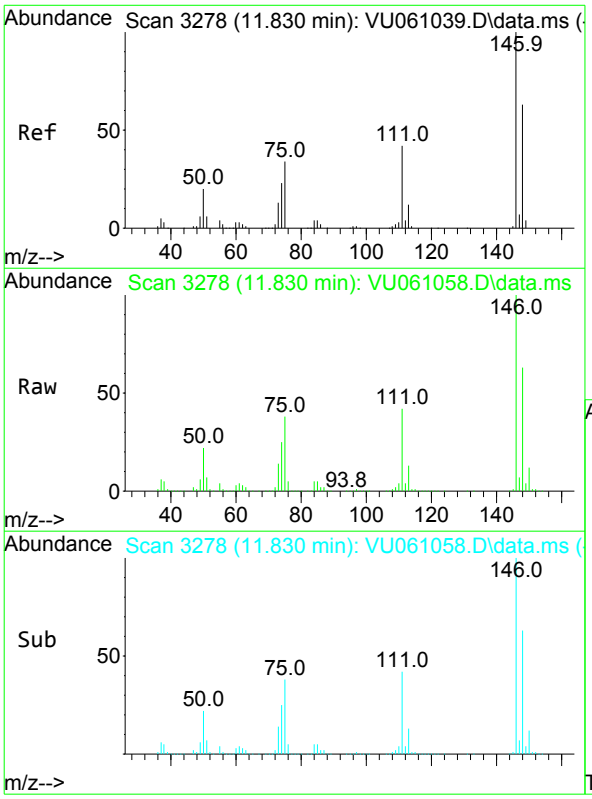

#65
1,4-Dichlorobenzene
Concen: 26.424 ug/L
RT: 11.830 min Scan# 3278
Delta R.T. 0.003 min
Lab File: VU061058.D
Acq: 01 Oct 2024 21:04

Tgt Ion:146 Resp: 638182

Ion	Ratio	Lower	Upper
146	100		
111	42.3	26.3	48.9
148	63.4	45.3	84.1

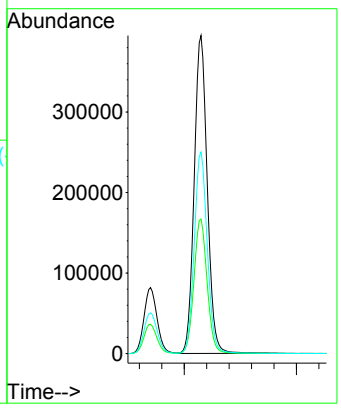

Instrument :
MSVOA_U
ClientSampleId :
PMW-7S(20240927)

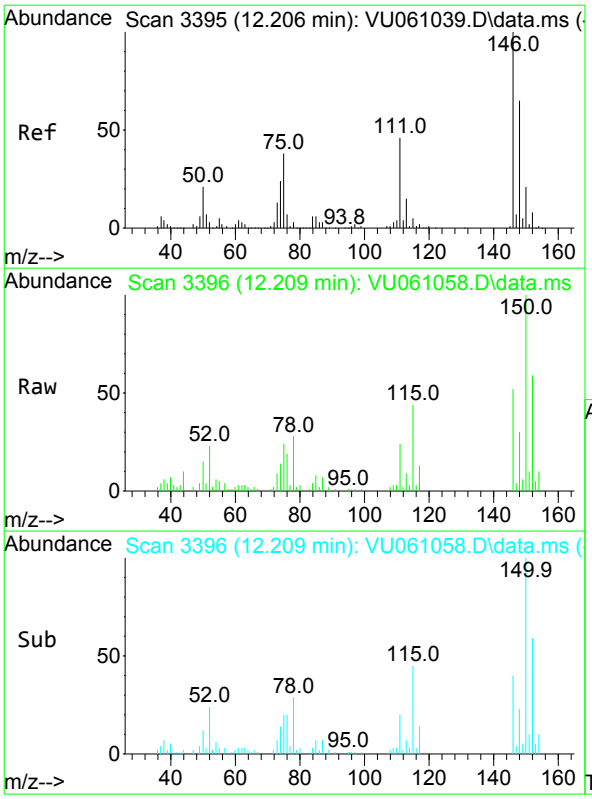

#67
1,2-Dichlorobenzene
Concen: 0.426 ug/L
RT: 12.209 min Scan# 3396
Delta R.T. 0.006 min
Lab File: VU061058.D
Acq: 01 Oct 2024 21:04

Tgt Ion:146 Resp: 9627

Ion	Ratio	Lower	Upper
146	100		
111	47.3	33.4	50.0
148	58.3	50.9	76.3

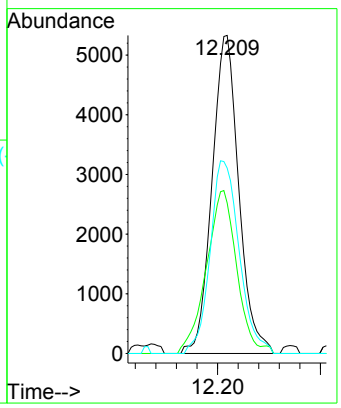

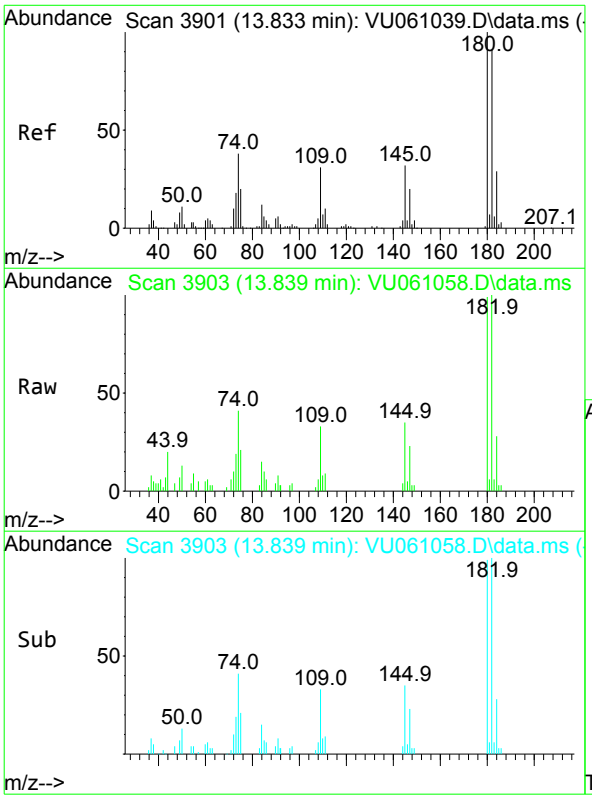

#70
1,2,4-trichlorobenzene
Concen: 0.666 ug/L
RT: 13.839 min Scan# 3903
Delta R.T. 0.006 min
Lab File: VU061058.D
Acq: 01 Oct 2024 21:04

Tgt Ion:180 Resp: 8777

Ion	Ratio	Lower	Upper
180	100		
182	104.6	77.4	116.2
145	33.9	22.9	34.3

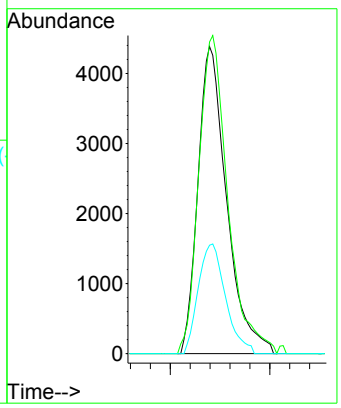

Quantitation Report (QT/LSC Reviewed)

Data Path : Z:\voasrv\HPCHEM1\MSVOA_U\Data\VU100124\
Data File : VU061058.D
Acq On : 01 Oct 2024 21:04
Operator : MD/SY
Sample : P4227-14 10X
Misc : 25.0mL/MSVOA_U/WATER
ALS Vial : 30 Sample Multiplier: 1

Instrument :
MSVOA_U
ClientSampleId :
PMW-7S(20240927)

Quant Time: Oct 02 02:37:54 2024
Quant Method : Z:\voasrv\HPCHEM1\MSVOA_U\Method\SFAMUTR100124WMA.M
Quant Title : TRACE VOA SFAM1.0
QLast Update : Wed Oct 02 02:09:38 2024
Response via : Initial Calibration

Compound	R.T.	QIon	Response	Conc	Units	Dev(Min)
Internal Standards						
1) 1,4-Difluorobenzene	6.242	114	186454	5.000	ug/L	0.00
28) Chlorobenzene-d5	9.412	117	174614	5.000	ug/L	0.00
58) 1,4-Dichlorobenzene-d4	11.804	152	85227	5.000	ug/L	0.00
System Monitoring Compounds						
4) Vinyl Chloride-d3	1.596	65	59110	4.434	ug/L	0.00
Spiked Amount 5.000	Range 40 - 130		Recovery = 88.600%			
7) Chloroethane-d5	1.911	69	44448	4.455	ug/L	0.00
Spiked Amount 5.000	Range 65 - 130		Recovery = 89.000%			
11) 1,1-Dichloroethene-d2	2.554	65	25863	4.398	ug/L	-0.01
Spiked Amount 5.000	Range 60 - 125		Recovery = 88.000%			
20) 2-Butanone-d5	4.637	46	159793	50.042	ug/L	0.00
Spiked Amount 50.000	Range 40 - 130		Recovery = 100.080%			
24) Chloroform-d	5.052	84	106091	4.516	ug/L	0.00
Spiked Amount 5.000	Range 70 - 125		Recovery = 90.400%			
26) 1,2-Dichloroethane-d4	5.692	65	58038	4.661	ug/L	0.00
Spiked Amount 5.000	Range 70 - 130		Recovery = 93.200%			
32) Benzene-d6	5.718	84	213681	4.641	ug/L	0.00
Spiked Amount 5.000	Range 70 - 125		Recovery = 92.800%			
36) 1,2-Dichloropropane-d6	6.682	67	70635	4.672	ug/L	0.00
Spiked Amount 5.000	Range 60 - 140		Recovery = 93.400%			
41) Toluene-d8	7.891	98	197133	4.581	ug/L	0.00
Spiked Amount 5.000	Range 70 - 130		Recovery = 91.600%			
43) trans-1,3-Dichloroprop...	8.174	79	29082	4.498	ug/L	0.00
Spiked Amount 5.000	Range 55 - 130		Recovery = 90.000%			
46) 2-Hexanone-d5	8.637	63	137168	51.260	ug/L	0.01
Spiked Amount 50.000	Range 45 - 130		Recovery = 102.520%			
56) 1,1,2,2-Tetrachloroeth...	10.753	84	54612	4.925	ug/L	0.00
Spiked Amount 5.000	Range 65 - 120		Recovery = 98.600%			
66) 1,2-Dichlorobenzene-d4	12.187	152	64638	4.743	ug/L	0.00
Spiked Amount 5.000	Range 80 - 120		Recovery = 94.800%			
Target Compounds						Qvalue
5) Vinyl chloride	1.602	62	6724	0.510	ug/L	89
12) 1,1-Dichloroethene	2.563	96	2120	0.197	ug/L #	1
16) Methylene chloride	3.039	84	2269	0.184	ug/L	92
18) trans-1,2-Dichloroethene	3.345	96	10242	0.868	ug/L	96
19) 1,1-Dichloroethane	3.856	63	30573	1.331	ug/L	96
22) cis-1,2-Dichloroethene	4.653	96	83533	6.355	ug/L	91
33) Benzene	5.769	78	9338	0.181	ug/L	100
51) Chlorobenzene	9.441	112	102238	3.061	ug/L	94
64) 1,3-Dichlorobenzene	11.740	146	132543	5.425	ug/L	96
65) 1,4-Dichlorobenzene	11.830	146	638182	26.424	ug/L	96
67) 1,2-Dichlorobenzene	12.209	146	9627	0.426	ug/L	92
70) 1,2,4-trichlorobenzene	13.839	180	8777	0.666	ug/L	92

(#) = qualifier out of range (m) = manual integration (+) = signals summed

LSC Area Percent Report

Data Path : Z:\voasrv\HPCHEM1\MSVOA_U\Data\VU100124\
Data File : VU061058.D
Acq On : 01 Oct 2024 21:04
Operator : MD/SY
Sample : P4227-14 10X
Misc : 25.0mL/MSVOA_U/WATER
ALS Vial : 30 Sample Multiplier: 1

Instrument :
MSVOA_U
ClientSampleId :
PMW-7S(20240927)

Integration Parameters: rteint.p
Integrator: RTE
Smoothing : ON Filtering: 5
Sampling : 1 Min Area: 3 % of largest Peak
Start Thrs: 0.1 Max Peaks: 100
Stop Thrs : 0 Peak Location: TOP

If leading or trailing edge < 100 prefer < Baseline drop else tangent >
Peak separation: 5

Method : Z:\voasrv\HPCHEM1\MSVOA_U\Method\SFAMUTR100124WMA.M
Title : TRACE VOA SFAM1.0

Signal : TIC: VU061058.D\data.ms

peak #	R.T. min	first scan	max scan	last scan	PK TY	peak height	corr. area	corr. % max.	% of total
1	1.596	88	95	113	rVB	85182	107473	3.30%	1.123%
2	1.911	184	193	205	rBV	55559	87685	2.69%	0.916%
3	2.554	382	393	413	rVB	134333	224694	6.90%	2.348%
4	3.174	571	586	604	rBV2	21666	51853	1.59%	0.542%
5	3.348	627	640	656	rBV	23993	53299	1.64%	0.557%
6	3.686	730	745	765	rBV2	38286	86136	2.64%	0.900%
7	3.859	784	799	819	rVB2	25731	62627	1.92%	0.654%
8	4.650	1024	1045	1089	rBV2	220118	661699	20.32%	6.915%
9	5.052	1155	1170	1201	rBV	112910	255386	7.84%	2.669%
10	5.714	1357	1376	1406	rBV2	232986	630013	19.34%	6.584%
11	6.242	1527	1540	1567	rBV	231867	455558	13.99%	4.761%
12	6.682	1663	1677	1697	rBV	145825	292363	8.98%	3.055%
13	7.560	1935	1950	1975	rBV	80098	152595	4.68%	1.595%
14	7.891	2040	2053	2073	rBV	293124	527326	16.19%	5.511%
15	8.174	2130	2141	2160	rBV	47199	88984	2.73%	0.930%
16	8.640	2273	2286	2316	rBV	308440	703844	21.61%	7.356%
17	9.412	2514	2526	2532	rBV	326998	601615	18.47%	6.287%
18	10.753	2931	2943	2966	rBV	104232	175061	5.37%	1.829%
19	11.740	3238	3250	3261	rBV	345907	563523	17.30%	5.889%
20	11.827	3261	3277	3303	rVB2	1698316	3257171	100.00%	34.039%
21	12.187	3377	3389	3410	rBV	262966	477110	14.65%	4.986%
22	13.839	3889	3903	3917	rBV3	26700	52860	1.62%	0.552%

Sum of corrected areas: 9568875

Data Path : Z:\voasrv\HPCHEM1\MSVOA_U\Data\VU100124\
Data File : VU061058.D
Acq On : 01 Oct 2024 21:04
Operator : MD/SY
Sample : P4227-14 10X
Misc : 25.0mL/MSVOA_U/WATER
ALS Vial : 30 Sample Multiplier: 1

Instrument :
MSVOA_U
ClientSampleId :
PMW-7S(20240927)

Quant Method : Z:\voasrv\HPCHEM1\MSVOA_U\Method\SFAMUTR100124WMA.M
Quant Title : TRACE VOA SFAM1.0

TIC Library : C:\Database\NIST20.L
TIC Integration Parameters: LSCINT.P

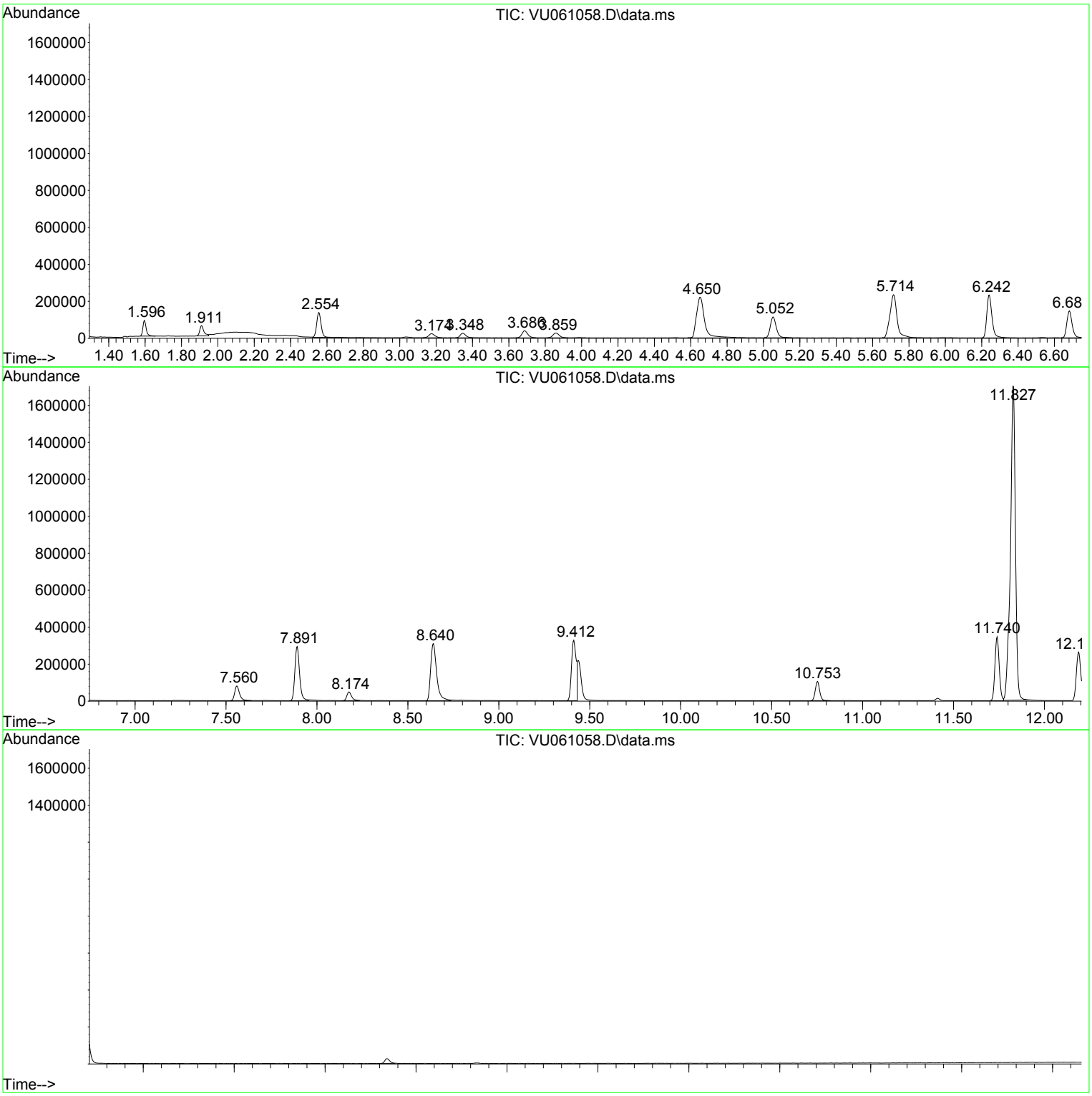

Library Search Compound Report

Data Path : Z:\voasrv\HPCHEM1\MSVOA_U\Data\VU100124\
Data File : VU061058.D
Acq On : 01 Oct 2024 21:04
Operator : MD/SY
Sample : P4227-14 10X
Misc : 25.0mL/MSVOA_U/WATER
ALS Vial : 30 Sample Multiplier: 1

Instrument :
MSVOA_U
ClientSampleId :
PMW-7S(20240927)

Quant Method : Z:\voasrv\HPCHEM1\MSVOA_U\Method\SFAMUTR100124WMA.M
Quant Title : TRACE VOA SFAM1.0

TIC Library : C:\Database\NIST20.L
TIC Integration Parameters: LSCINT.P

****
Peak Number 2 (DEL) Alkane: Straight-Chai... Concentration Rank 2

R.T.	EstConc	Area	Relative to ISTD	R.T.
3.686	0.95 ug/L	86136	1,4-Difluorobenzene	6.242

Hit# of 5	Tentative ID	MW	MolForm	CAS#	Qual
1	n-Hexane	86	C6H14	000110-54-3	91
2	n-Hexane	86	C6H14	000110-54-3	91
3	n-Hexane	86	C6H14	000110-54-3	91
4	2-Ethyl-oxetane	86	C5H10O	1010386-40-2	86
5	n-Hexane	86	C6H14	000110-54-3	59

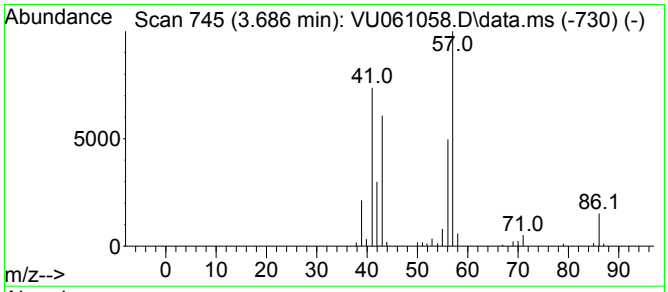

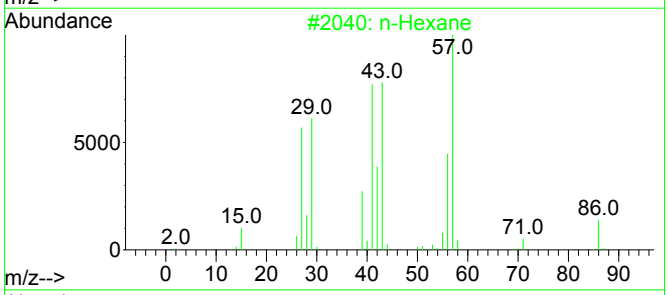

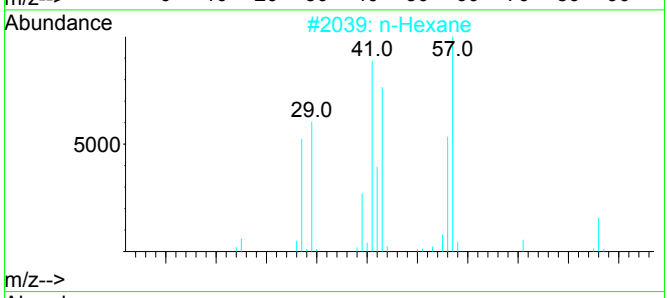

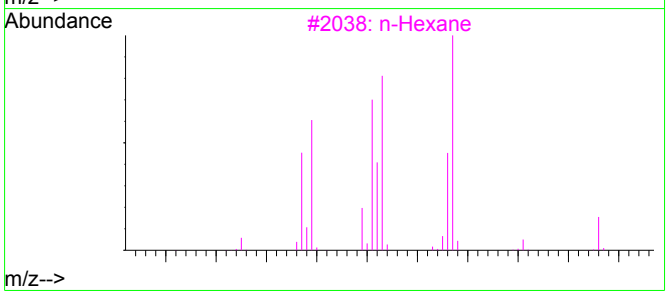

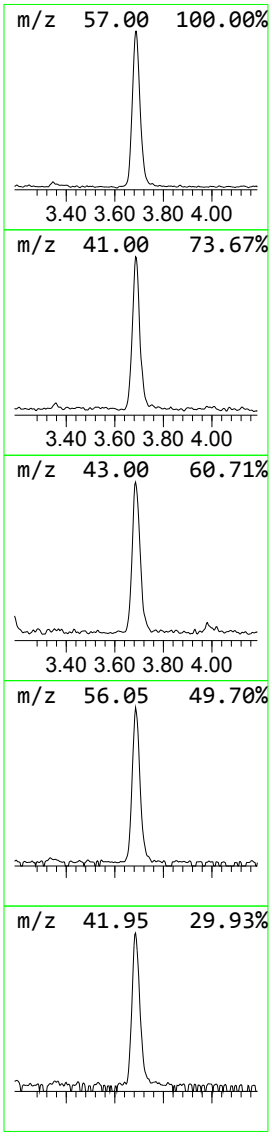

Library Search Compound Report

Data Path : Z:\voasrv\HPCHEM1\MSVOA_U\Data\VU100124\
Data File : VU061058.D
Acq On : 01 Oct 2024 21:04
Operator : MD/SY
Sample : P4227-14 10X
Misc : 25.0mL/MSVOA_U/WATER
ALS Vial : 30 Sample Multiplier: 1

Instrument :
MSVOA_U
ClientSampleId :
PMW-7S(20240927)

Quant Method : Z:\voasrv\HPCHEM1\MSVOA_U\Method\SFAMUTR100124WMA.M
Quant Title : TRACE VOA SFAM1.0

TIC Library : C:\Database\NIST20.L
TIC Integration Parameters: LSCINT.P

****
Peak Number 3 unknown-01 Concentration Rank 1

R.T.	EstConc	Area	Relative to ISTD	R.T.
7.560	1.67 ug/L	152595	1,4-Difluorobenzene	6.242

Hit# of 5	Tentative ID	MW	MolForm	CAS#	Qual
1	1,3-Cyclohexadiene	80	C6H8	000592-57-4	28
2	1,3-Cyclohexadiene	80	C6H8	000592-57-4	28
3	Methane, oxybis[chloro-	114	C2H4Cl2O	000542-88-1	25
4	Thiophosgene	114	CCl2S	000463-71-8	16
5	3-Thiatricyclo[3.1.1.0(2,4)]heptane	112	C6H8S	1000221-37-0	9

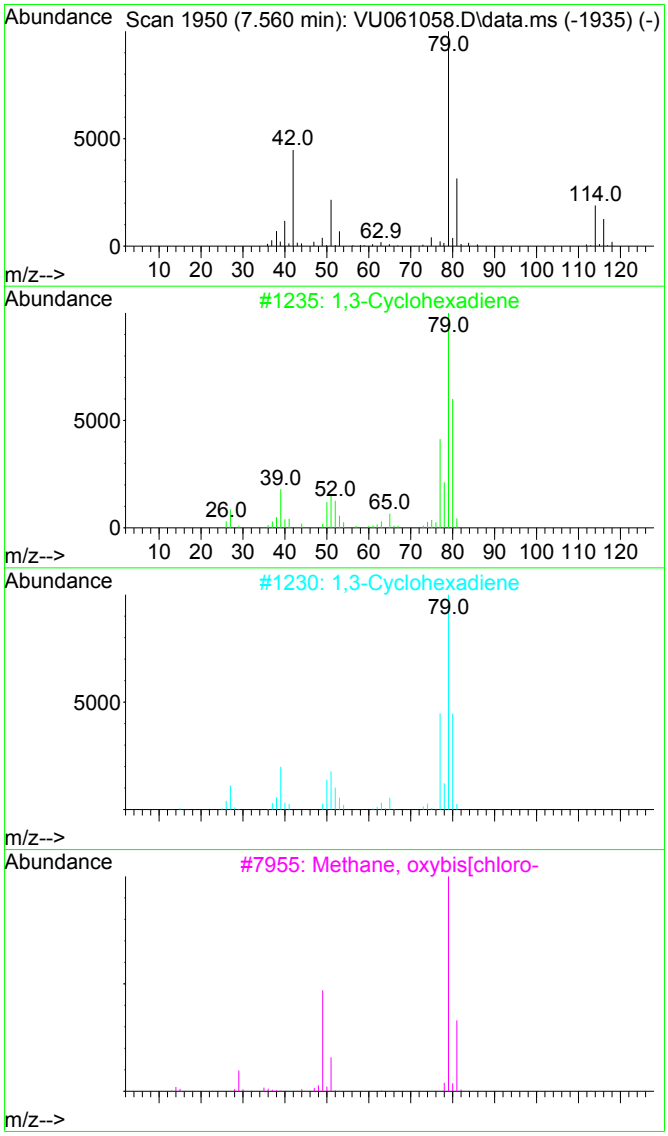

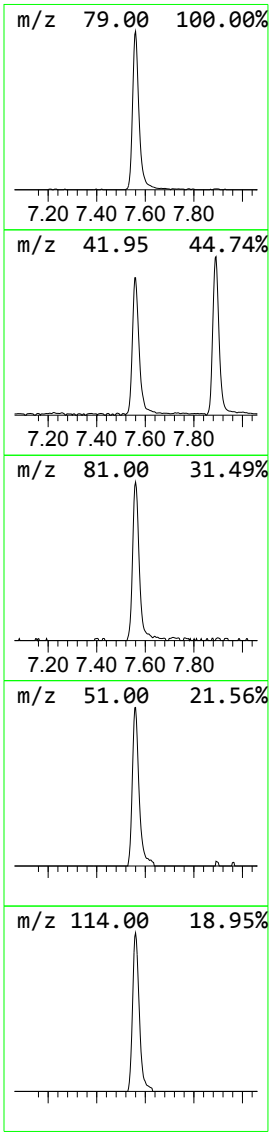

Tentatively Identified Compound (LSC) summary

Data Path : Z:\voasrv\HPCHEM1\MSVOA_U\Data\VU100124\
Data File : VU061058.D
Acq On : 01 Oct 2024 21:04
Operator : MD/SY
Sample : P4227-14 10X
Misc : 25.0mL/MSVOA_U/WATER
ALS Vial : 30 Sample Multiplier: 1

Instrument :
MSVOA_U
ClientSampleId :
PMW-7S(20240927)

Quant Method : Z:\voasrv\HPCHEM1\MSVOA_U\Method\SFAMUTR100124WMA.M
Quant Title : TRACE VOA SFAM1.0

TIC Library : C:\Database\NIST20.L
TIC Integration Parameters: LSCINT.P

TIC Top Hit name	RT	EstConc	Units	Response	Internal Standard #	RT	Resp	Conc
(DEL) Alkane: S...	3.686	0.9	ug/L	86136	1	6.242	455558	5.0
unknown-01	7.560	1.7	ug/L	152595	1	6.242	455558	5.0

FORM 1A-OR
ORGANIC ANALYSIS DATA SHEET
TARGET ANALYTE LIST

EPA SAMPLE NO.

PMW-7S(20240927)DL

Lab Name : Alliance Technical Group, LLC
Contract : 68HERH20D0011
Lab Code: ACE Case No.: ARC Sayrevil
MA No. : SDG No.: P4227
Analytical Method : VOA_Trace
Level : Trace
Matrix : Water
Lab Sample ID : P4227-14DL
Sample wt/vol : 25.0 (g/mL) mL
Lab File ID : VU061071.D
% Solids :
Date Received : 09/27/2024
GC Column : DB-624UI ID : 0.18 (mm)
Date Extracted :
GC Column : ID : (mm)
Date Analyzed : 10/02/2024
Extract Concentrated :(Y/N)
Extract Volume : (µL)
Soil Aliquot (VOA) : (µL)
Extraction Type : PT
Heated Purge : (Y/N) N
Injection Volume : (µL)
Purge Volume : 25 (mL)
pH : 1.0 Dilution Factor : 40.0
Cleanup Types :
Cleanup Factor :
Concentration Units (µg/L, µg/kg, µg, or µg/cm²): µg/L

CAS NO.	ANALYTE	CONCENTRATION	Q
75-01-4	Vinyl chloride	20	U
75-35-4	1,1-Dichloroethene	20	U
75-09-2	Methylene chloride	20	U
75-34-3	1,1-Dichloroethane	12	JD
156-59-2	cis-1,2-Dichloroethene	58	D
67-66-3	Chloroform	20	U
71-55-6	1,1,1-Trichloroethane	20	U
71-43-2	Benzene	20	U
107-06-2	1,2-Dichloroethane	20	U
79-01-6	Trichloroethene	20	U
108-88-3	Toluene	20	U
127-18-4	Tetrachloroethene	20	U
108-90-7	Chlorobenzene	26	D
95-47-6	o-Xylene	20	U
179601-23-1	m,p-Xylene	20	U
79-34-5	1,1,2,2-Tetrachloroethane	20	U
106-46-7	1,4-Dichlorobenzene	230	D
120-82-1	1,2,4-trichlorobenzene	46	D

FORM 1B-OR
ORGANIC ANALYSIS DATA SHEET
TENTATIVELY IDENTIFIED COMPOUNDS

EPA SAMPLE NO.

PMW-7S(20240927)DL

Lab Name : Alliance Technical Group, LLC
Contract : 68HERH20D0011
Lab Code: ACE
Case No.: ARC Sayrevi
MA No. :
SDG No.: P4227
Analytical Method : VOA_Trace
Level : Trace
Matrix : Water
Lab Sample ID : P4227-14DL
Sample wt/vol : 25.0 (g/mL) mL
Lab File ID : VU061071.D
% Solids :
Date Received : 09/27/2024
GC Column : DB-624UI ID : 0.18 (mm)
Date Extracted :
Extract Concentrated : (Y/N)
Date Analyzed : 10/02/2024
Soil Aliquot (VOA) : (µL)
Extract Volume : (µL)
Heated Purge : (Y/N) N
Extraction Type : PT
Purge Volume : 25 (mL)
Injection Volume : (µL)
Cleanup Types :
pH : 1.0
Dilution Factor : 40.0
Concentration Units (µg/L,µg/kg): µg/L
Cleanup Factor :

	CAS NO.	ANALYTE	RT	EST. CONC.	Q
1	E966796	Total Alkanes	N/A	24	D

EPA-designated Registry Number.

Quantitation Report (QT/LSC Reviewed)

Data Path : Z:\voasrv\HPCHEM1\MSVOA_U\Data\VU100224\
Data File : VU061071.D
Acq On : 02 Oct 2024 13:12
Operator : MD/SY
Sample : P4227-14DL 40X
Misc : 25.0mL/MSVOA_U/WATER
ALS Vial : 10 Sample Multiplier: 1

Instrument :
MSVOA_U
ClientSampleId :
PMW-7S(20240927)DL

Quant Time: Oct 03 06:29:19 2024
Quant Method : Z:\voasrv\HPCHEM1\MSVOA_U\Method\SFAMUTR100124WMA.M
Quant Title : TRACE VOA SFAM1.0
QLast Update : Thu Oct 03 06:26:52 2024
Response via : Initial Calibration

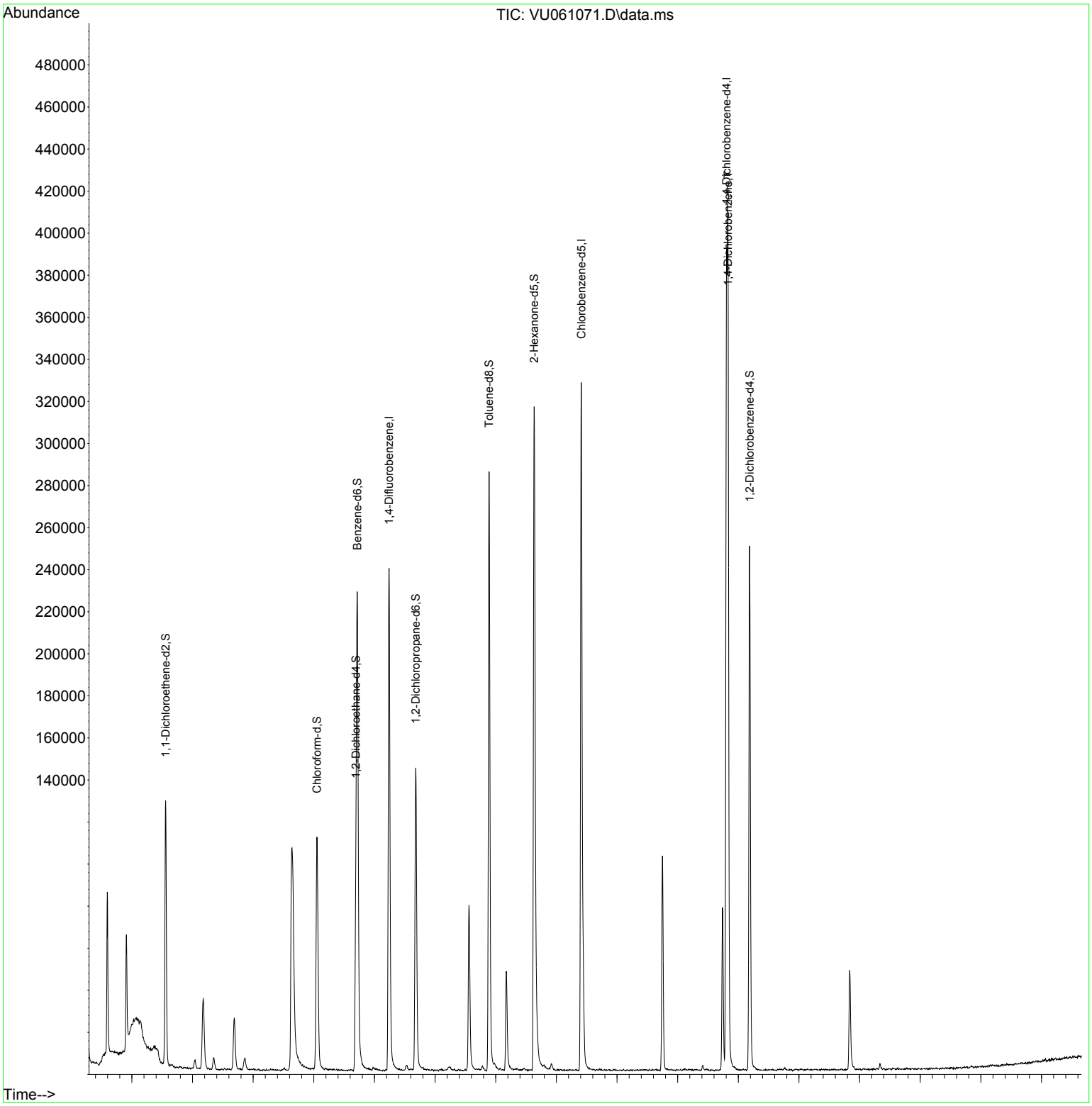

Instrument :
MSVOA_U
ClientSampleId :
PMW-7S(20240927)DL

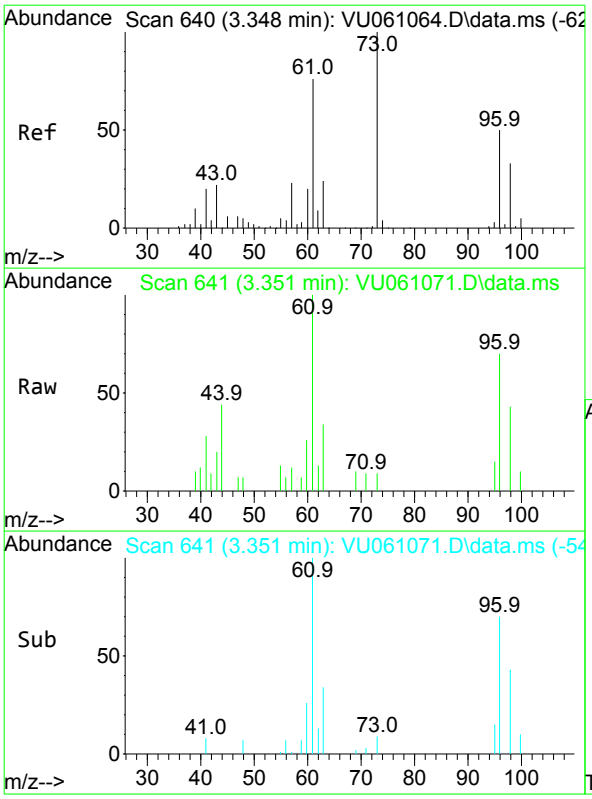

#18
trans-1,2-Dichloroethene
Concen: 0.202 ug/L
RT: 3.351 min Scan# 641
Delta R.T. 0.003 min
Lab File: VU061071.D
Acq: 02 Oct 2024 13:12

Tgt Ion: 96 Resp: 2511

Ion	Ratio	Lower	Upper
96	100		
61	142.8	97.2	180.6
98	61.1	43.3	80.5

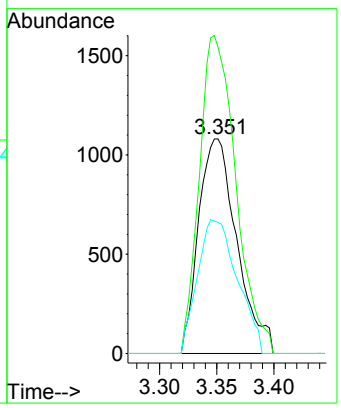

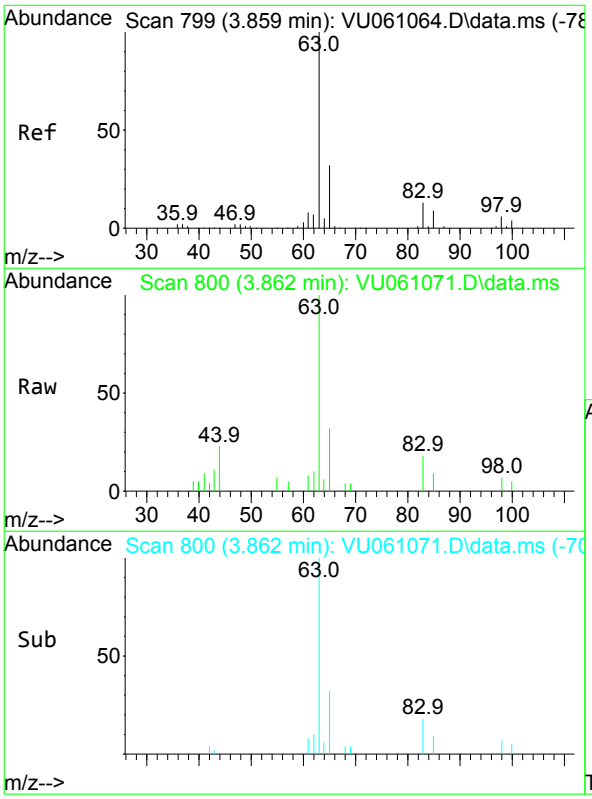

#19
1,1-Dichloroethane
Concen: 0.298 ug/L
RT: 3.862 min Scan# 800
Delta R.T. 0.003 min
Lab File: VU061071.D
Acq: 02 Oct 2024 13:12

Tgt Ion: 63 Resp: 7210

Ion	Ratio	Lower	Upper
63	100		
65	31.7	23.0	42.8
83	18.4	9.0	16.6#

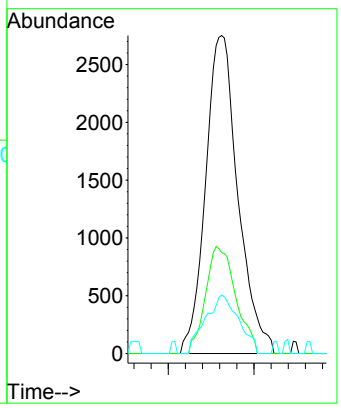

Instrument :
MSVOA_U
ClientSampleId :
PMW-7S(20240927)DL

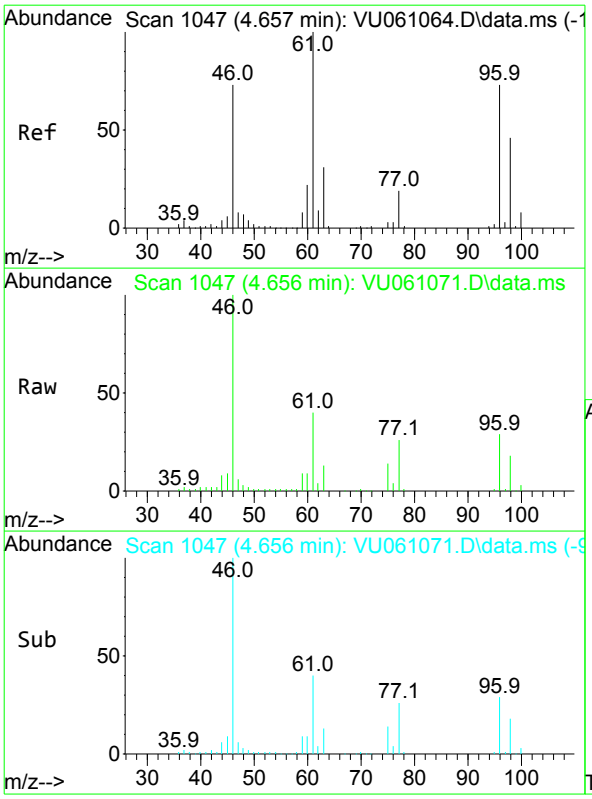

#22
cis-1,2-Dichloroethene
Concen: 1.452 ug/L
RT: 4.656 min Scan# 1047
Delta R.T. -0.000 min
Lab File: VU061071.D
Acq: 02 Oct 2024 13:12

Tgt Ion: 96 Resp: 20132

Ion	Ratio	Lower	Upper
96	100		
61	136.2	89.7	166.5
98	59.7	45.1	83.9

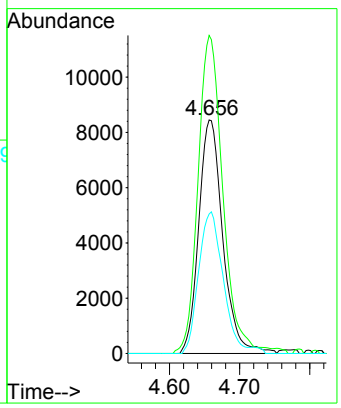

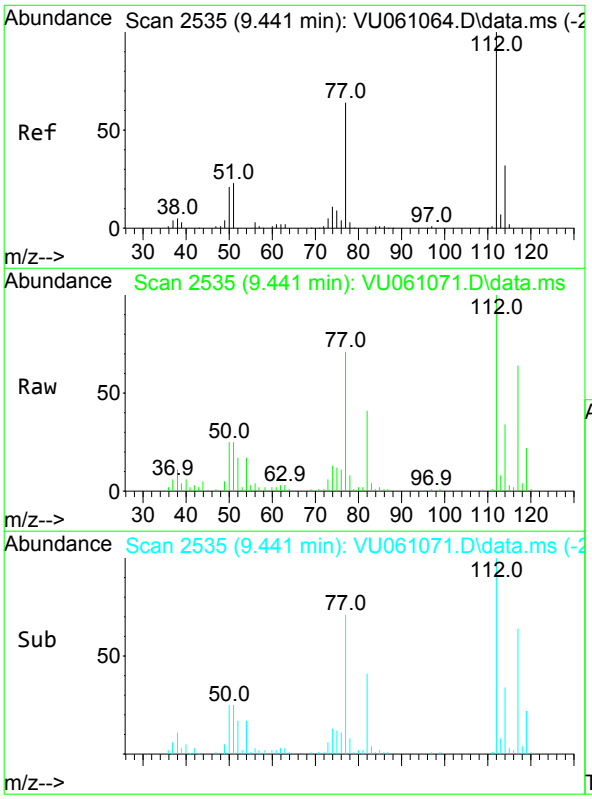

#51
Chlorobenzene
Concen: 0.645 ug/L
RT: 9.441 min Scan# 2535
Delta R.T. -0.000 min
Lab File: VU061071.D
Acq: 02 Oct 2024 13:12

Tgt Ion:112 Resp: 22289

Ion	Ratio	Lower	Upper
112	100		
114	33.5	22.2	41.2
77	71.4	46.1	69.1#

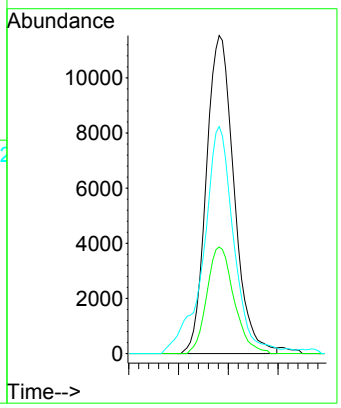

Instrument :
MSVOA_U
ClientSampleId :
PMW-7S(20240927)DL

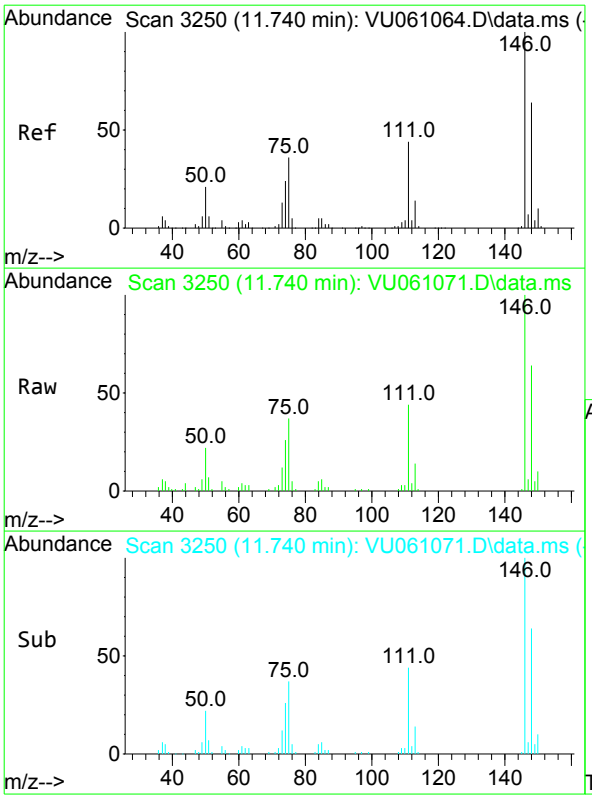

#64
1,3-Dichlorobenzene
Concen: 1.182 ug/L
RT: 11.740 min Scan# 3250
Delta R.T. -0.000 min
Lab File: VU061071.D
Acq: 02 Oct 2024 13:12

Tgt Ion:146 Resp: 29556

Ion	Ratio	Lower	Upper
146	100		
111	44.1	27.5	51.1
148	63.8	43.7	81.1

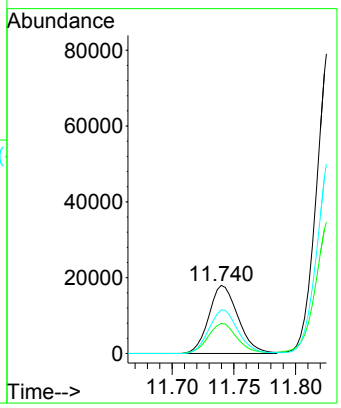

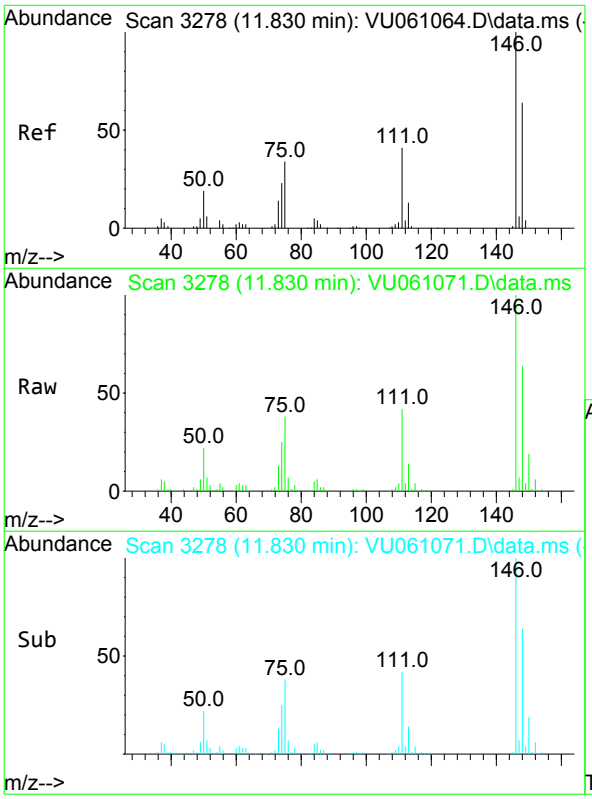

#65
1,4-Dichlorobenzene
Concen: 5.763 ug/L
RT: 11.830 min Scan# 3278
Delta R.T. -0.000 min
Lab File: VU061071.D
Acq: 02 Oct 2024 13:12

Tgt Ion:146 Resp: 142458

Ion	Ratio	Lower	Upper
146	100		
111	42.3	26.3	48.9
148	63.7	45.3	84.1

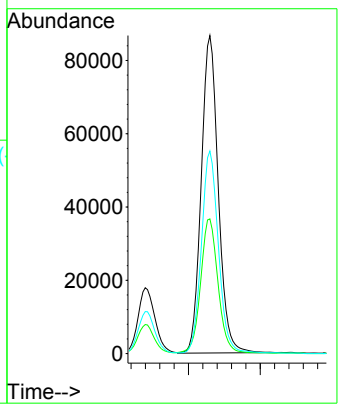

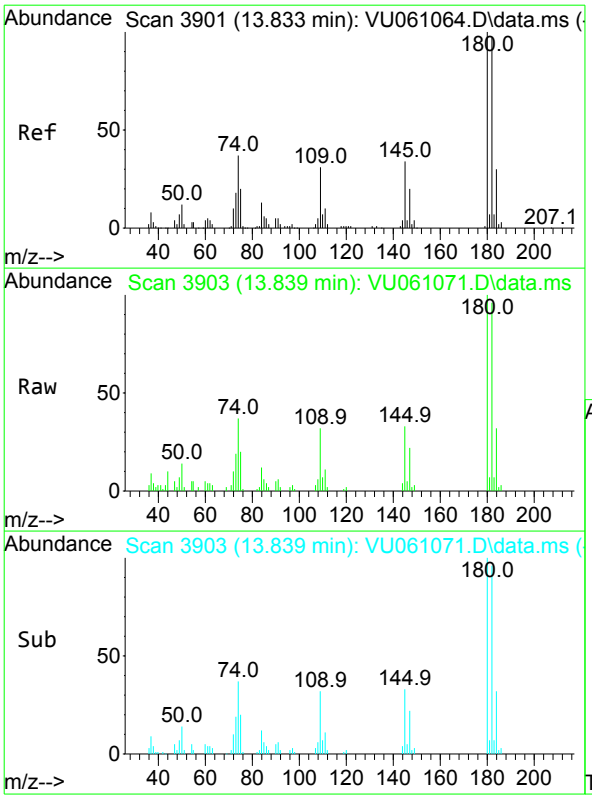

#70
1,2,4-trichlorobenzene
Concen: 1.148 ug/L
RT: 13.839 min Scan# 3903
Delta R.T. 0.006 min
Lab File: VU061071.D
Acq: 02 Oct 2024 13:12

Tgt Ion:180 Resp: 15487

Ion	Ratio	Lower	Upper
180	100		
182	97.0	77.4	116.2
145	32.7	22.9	34.3

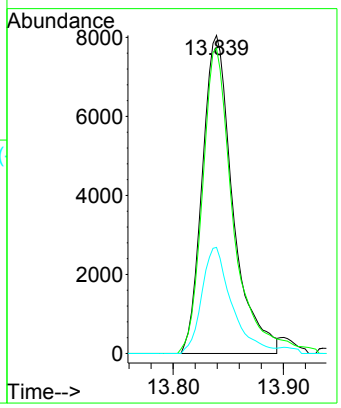

Instrument :
MSVOA_U
ClientSampleId :
PMW-7S(20240927)DL

Quantitation Report (QT/LSC Reviewed)

Data Path : Z:\voasrv\HPCHEM1\MSVOA_U\Data\VU100224\
Data File : VU061071.D
Acq On : 02 Oct 2024 13:12
Operator : MD/SY
Sample : P4227-14DL 40X
Misc : 25.0mL/MSVOA_U/WATER
ALS Vial : 10 Sample Multiplier: 1

Instrument :
MSVOA_U
ClientSampleId :
PMW-7S(20240927)DL

Quant Time: Oct 03 06:29:19 2024
Quant Method : Z:\voasrv\HPCHEM1\MSVOA_U\Method\SFAMUTR100124WMA.M
Quant Title : TRACE VOA SFAM1.0
QLast Update : Thu Oct 03 06:26:52 2024
Response via : Initial Calibration

Compound	R.T.	QIon	Response	Conc	Units	Dev(Min)
Internal Standards						
1) 1,4-Difluorobenzene	6.242	114	196694	5.000	ug/L	0.00
28) Chlorobenzene-d5	9.412	117	180761	5.000	ug/L	0.00
58) 1,4-Dichlorobenzene-d4	11.807	152	87234	5.000	ug/L	0.00
System Monitoring Compounds						
4) Vinyl Chloride-d3	1.595	65	55428	3.942	ug/L	0.00
Spiked Amount 5.000	Range 40 - 130		Recovery = 78.800%			
7) Chloroethane-d5	1.911	69	41952	3.986	ug/L	0.00
Spiked Amount 5.000	Range 65 - 130		Recovery = 79.800%			
11) 1,1-Dichloroethene-d2	2.557	65	24708	3.983	ug/L	0.00
Spiked Amount 5.000	Range 60 - 125		Recovery = 79.600%			
20) 2-Butanone-d5	4.634	46	152980	45.415	ug/L	0.00
Spiked Amount 50.000	Range 40 - 130		Recovery = 90.820%			
24) Chloroform-d	5.052	84	105133	4.242	ug/L	0.00
Spiked Amount 5.000	Range 70 - 125		Recovery = 84.800%			
26) 1,2-Dichloroethane-d4	5.695	65	58137	4.426	ug/L	0.00
Spiked Amount 5.000	Range 70 - 130		Recovery = 88.600%			
32) Benzene-d6	5.718	84	210275	4.412	ug/L	0.00
Spiked Amount 5.000	Range 70 - 125		Recovery = 88.200%			
36) 1,2-Dichloropropane-d6	6.682	67	71404	4.562	ug/L	0.00
Spiked Amount 5.000	Range 60 - 140		Recovery = 91.200%			
41) Toluene-d8	7.891	98	190030	4.266	ug/L	0.00
Spiked Amount 5.000	Range 70 - 130		Recovery = 85.400%			
43) trans-1,3-Dichloroprop...	8.174	79	28690	4.287	ug/L	0.00
Spiked Amount 5.000	Range 55 - 130		Recovery = 85.800%			
46) 2-Hexanone-d5	8.634	63	132183	47.717	ug/L	0.00
Spiked Amount 50.000	Range 45 - 130		Recovery = 95.440%			
56) 1,1,2,2-Tetrachloroeth...	10.749	84	52735	4.594	ug/L	0.00
Spiked Amount 5.000	Range 65 - 120		Recovery = 91.800%			
66) 1,2-Dichlorobenzene-d4	12.187	152	63454	4.549	ug/L	0.00
Spiked Amount 5.000	Range 80 - 120		Recovery = 91.000%			
Target Compounds						Qvalue
18) trans-1,2-Dichloroethene	3.351	96	2511	0.202	ug/L	97
19) 1,1-Dichloroethane	3.862	63	7210	0.298	ug/L #	95
22) cis-1,2-Dichloroethene	4.656	96	20132	1.452	ug/L	93
51) Chlorobenzene	9.441	112	22289	0.645	ug/L #	87
64) 1,3-Dichlorobenzene	11.740	146	29556	1.182	ug/L	96
65) 1,4-Dichlorobenzene	11.830	146	142458	5.763	ug/L	96
70) 1,2,4-trichlorobenzene	13.839	180	15487	1.148	ug/L	98

(#) = qualifier out of range (m) = manual integration (+) = signals summed

LSC Area Percent Report

Data Path : Z:\voasrv\HPCHEM1\MSVOA_U\Data\VU100224\
Data File : VU061071.D
Acq On : 02 Oct 2024 13:12
Operator : MD/SY
Sample : P4227-14DL 40X
Misc : 25.0mL/MSVOA_U/WATER
ALS Vial : 10 Sample Multiplier: 1

Instrument :
MSVOA_U
ClientSampleId :
PMW-7S(20240927)DL

Integration Parameters: rteint.p
Integrator: RTE
Smoothing : ON Filtering: 5
Sampling : 1 Min Area: 3 % of largest Peak
Start Thrs: 0.1 Max Peaks: 100
Stop Thrs : 0 Peak Location: TOP

If leading or trailing edge < 100 prefer < Baseline drop else tangent >
Peak separation: 5

Method : Z:\voasrv\HPCHEM1\MSVOA_U\Method\SFAMUTR100124WMA.M
Title : TRACE VOA SFAM1.0

Signal : TIC: VU061071.D\data.ms

peak #	R.T. min	first scan	max scan	last scan	PK TY	peak height	corr. area	corr. % max.	% of total
1	1.595	88	95	109	rVB	76106	90913	13.07%	1.503%
2	1.911	184	193	204	rBV	55401	85014	12.22%	1.406%
3	2.557	383	394	412	rVB	126313	213921	30.74%	3.538%
4	3.042	535	545	556	rVB4	4078	7678	1.10%	0.127%
5	3.177	572	587	608	rVB2	33212	81936	11.78%	1.355%
6	3.348	630	640	655	rVB3	5652	11976	1.72%	0.198%
7	3.689	730	746	766	rBV2	24694	58150	8.36%	0.962%
8	4.640	1021	1042	1077	rBV3	105766	369302	53.07%	6.107%
9	5.052	1154	1170	1193	rBV	110489	252188	36.24%	4.170%
10	5.714	1356	1376	1403	rBV2	227978	609033	87.53%	10.072%
11	6.242	1527	1540	1564	rBV	238689	472820	67.95%	7.819%
12	6.682	1663	1677	1707	rBV	143642	291042	41.83%	4.813%
13	7.560	1935	1950	1974	rBV	78776	152136	21.86%	2.516%
14	7.891	2040	2053	2077	rBV	284972	512933	73.72%	8.482%
15	8.174	2130	2141	2161	rBV	47226	88813	12.76%	1.469%
16	8.634	2273	2284	2320	rBV	315616	695813	100.00%	11.507%
17	9.412	2514	2526	2562	rBV	327123	658147	94.59%	10.884%
18	10.749	2930	2942	2959	rBV	102160	169440	24.35%	2.802%
19	11.740	3240	3250	3260	rBV	77073	123306	17.72%	2.039%
20	11.807	3260	3271	3274	rBV	385650	577944	83.06%	9.558%
21	12.187	3373	3389	3412	rBV	249612	438026	62.95%	7.244%
22	13.839	3892	3903	3921	rBV2	47050	86475	12.43%	1.430%

Sum of corrected areas: 6047006

Data Path : Z:\voasrv\HPCHEM1\MSVOA_U\Data\VU100224\
Data File : VU061071.D
Acq On : 02 Oct 2024 13:12
Operator : MD/SY
Sample : P4227-14DL 40X
Misc : 25.0mL/MSVOA_U/WATER
ALS Vial : 10 Sample Multiplier: 1

Instrument :
MSVOA_U
ClientSampleId :
PMW-7S(20240927)DL

Quant Method : Z:\voasrv\HPCHEM1\MSVOA_U\Method\SFAMUTR100124WMA.M
Quant Title : TRACE VOA SFAM1.0

TIC Library : C:\Database\NIST20.L
TIC Integration Parameters: LSCINT.P

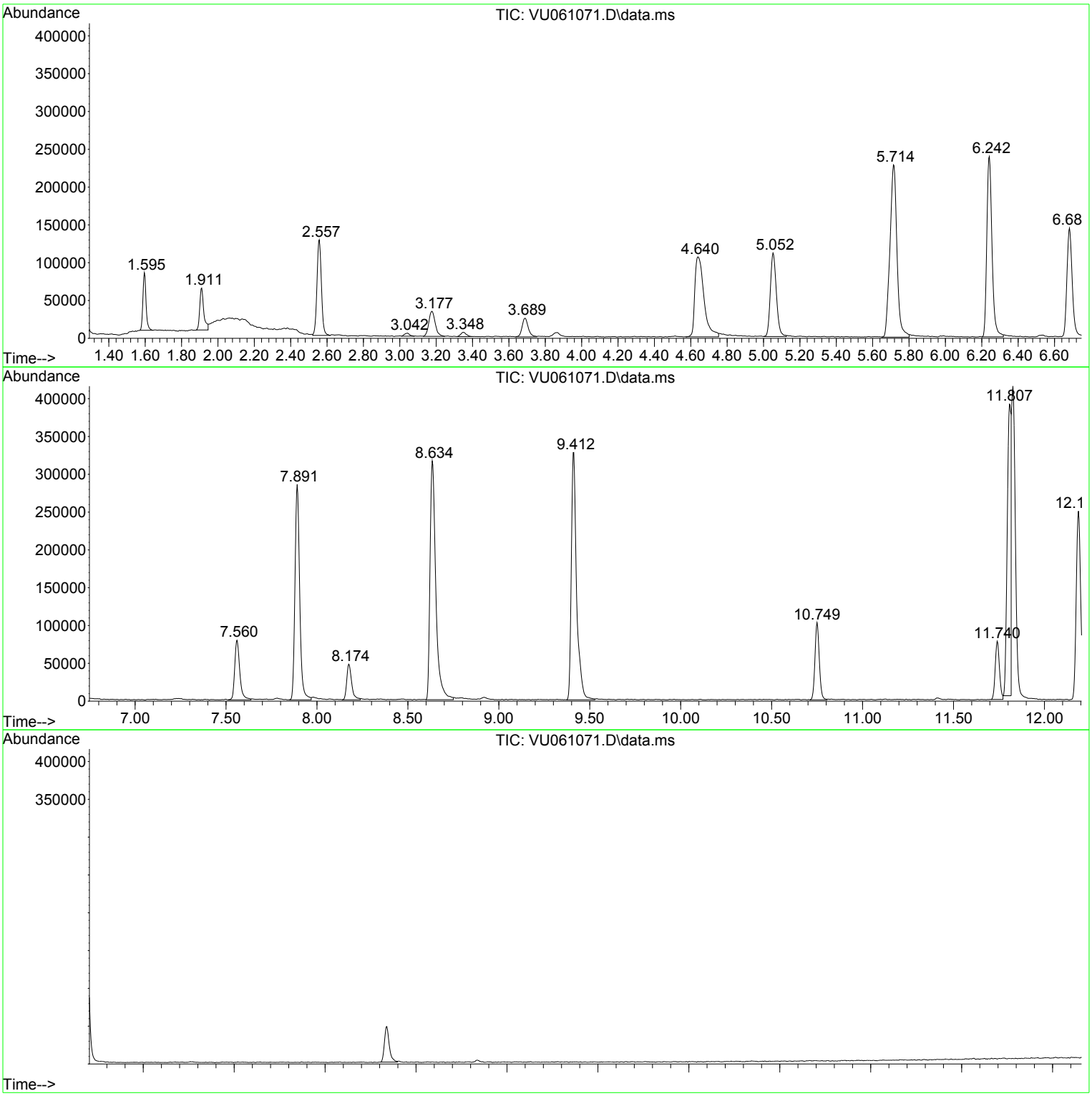

Library Search Compound Report

Data Path : Z:\voasrv\HPCHEM1\MSVOA_U\Data\VU100224\
Data File : VU061071.D
Acq On : 02 Oct 2024 13:12
Operator : MD/SY
Sample : P4227-14DL 40X
Misc : 25.0mL/MSVOA_U/WATER
ALS Vial : 10 Sample Multiplier: 1

Instrument :
MSVOA_U
ClientSampleId :
PMW-7S(20240927)DL

Quant Method : Z:\voasrv\HPCHEM1\MSVOA_U\Method\SFAMUTR100124WMA.M
Quant Title : TRACE VOA SFAM1.0

TIC Library : C:\Database\NIST20.L
TIC Integration Parameters: LSCINT.P

****
Peak Number 2 (DEL) Alkane: Straight-Chai... Concentration Rank 3

R.T.	EstConc	Area	Relative to ISTD	R.T.
3.689	0.61 ug/L	58150	1,4-Difluorobenzene	6.242

Hit# of 5	Tentative ID	MW	MolForm	CAS#	Qual
1	n-Hexane	86	C6H14	000110-54-3	91
2	2-Ethyl-oxetane	86	C5H10O	1010386-40-2	91
3	n-Hexane	86	C6H14	000110-54-3	91
4	n-Hexane	86	C6H14	000110-54-3	90
5	n-Hexane	86	C6H14	000110-54-3	80

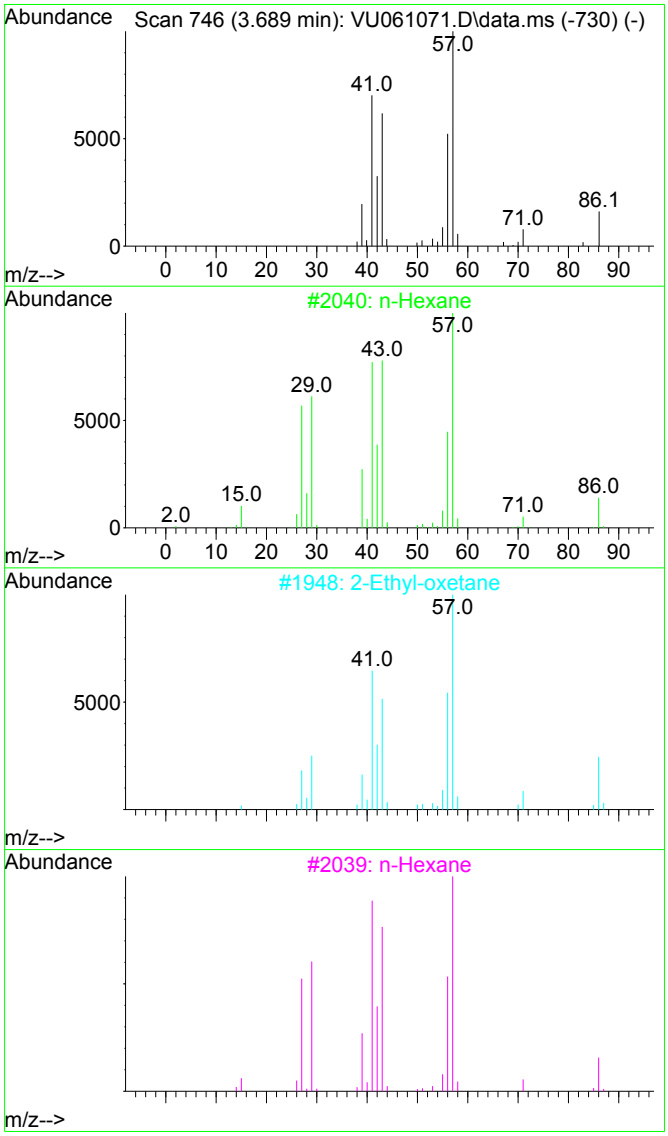

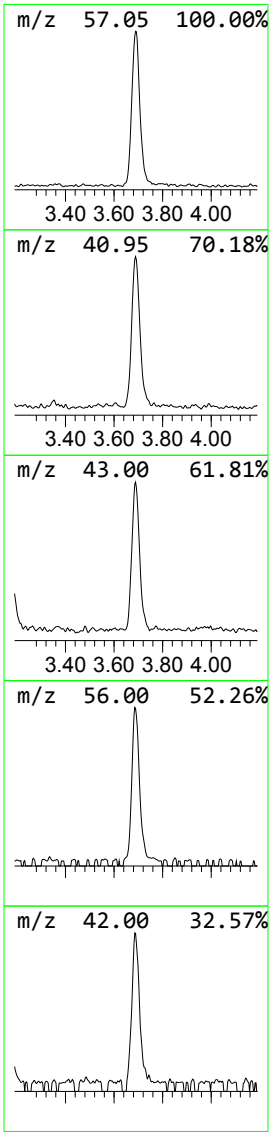

Tentatively Identified Compound (LSC) summary

Data Path : Z:\voasrv\HPCHEM1\MSVOA_U\Data\VU100224\
Data File : VU061071.D
Acq On : 02 Oct 2024 13:12
Operator : MD/SY
Sample : P4227-14DL 40X
Misc : 25.0mL/MSVOA_U/WATER
ALS Vial : 10 Sample Multiplier: 1

Instrument :
MSVOA_U
ClientSampleId :
PMW-7S(20240927)DL

Quant Method : Z:\voasrv\HPCHEM1\MSVOA_U\Method\SFAMUTR100124WMA.M
Quant Title : TRACE VOA SFAM1.0

TIC Library : C:\Database\NIST20.L
TIC Integration Parameters: LSCINT.P

TIC Top Hit name	RT	EstConc	Units	Response	Internal Standard #	RT	Resp	Conc
(DEL) Alkane: S...	3.689	0.6	ug/L	58150	1	6.242	472820	5.0

FORM 1A-OR
ORGANIC ANALYSIS DATA SHEET
TARGET ANALYTE LIST

EPA SAMPLE NO.

PMW-8D(20240926)

Lab Name : Alliance Technical Group, LLC
Contract : 68HERH20D0011
Lab Code: ACE Case No.: ARC Sayrevil
MA No. : SDG No.: P4227
Analytical Method : VOA_Trace
Level : Trace
Matrix : Water
Lab Sample ID : P4227-06
Sample wt/vol : 25.0 (g/mL) mL
Lab File ID : VU061075.D
% Solids :
Date Received : 09/27/2024
GC Column : DB-624UI ID : 0.18 (mm)
Date Extracted :
GC Column : ID : (mm)
Date Analyzed : 10/02/2024
Extract Concentrated :(Y/N)
Extract Volume : (µL)
Soil Aliquot (VOA) : (µL)
Extraction Type : PT
Heated Purge : (Y/N) N
Injection Volume : (µL)
Purge Volume : 25 (mL)
pH : 1.0 Dilution Factor : 1.0
Cleanup Types :
Cleanup Factor :
Concentration Units (µg/L, µg/kg, µg, or µg/cm²): µg/L

CAS NO.	ANALYTE	CONCENTRATION	Q
75-01-4	Vinyl chloride	6.2	
75-35-4	1,1-Dichloroethene	0.66	
75-09-2	Methylene chloride	0.50	U
75-34-3	1,1-Dichloroethane	13	
156-59-2	cis-1,2-Dichloroethene	61	E
67-66-3	Chloroform	0.50	U
71-55-6	1,1,1-Trichloroethane	0.50	U
71-43-2	Benzene	1.9	
107-06-2	1,2-Dichloroethane	4.4	
79-01-6	Trichloroethene	0.34	J
108-88-3	Toluene	0.50	U
127-18-4	Tetrachloroethene	0.50	U
108-90-7	Chlorobenzene	2.2	
95-47-6	o-Xylene	0.50	U
179601-23-1	m,p-Xylene	0.50	U
79-34-5	1,1,2,2-Tetrachloroethane	0.50	U
106-46-7	1,4-Dichlorobenzene	16	
120-82-1	1,2,4-trichlorobenzene	0.35	J

FORM 1B-OR
ORGANIC ANALYSIS DATA SHEET
TENTATIVELY IDENTIFIED COMPOUNDS

EPA SAMPLE NO.

PMW-8D(20240926)

Lab Name : Alliance Technical Group, LLC
Contract : 68HERH20D0011
Lab Code: ACE Case No.: ARC Sayrevi
MA No. : SDG No.: P4227
Analytical Method : VOA_Trace
Level : Trace
Matrix : Water
Lab Sample ID : P4227-06
Sample wt/vol : 25.0 (g/mL) mL
Lab File ID : VU061075.D
% Solids :
Date Received : 09/27/2024
GC Column : DB-624UI ID : 0.18 (mm)
Date Extracted :
Extract Concentrated : (Y/N)
Date Analyzed : 10/02/2024
Soil Aliquot (VOA) : (µL)
Extract Volume : (µL)
Heated Purge : (Y/N) N
Extraction Type : PT
Purge Volume : 25 (mL)
Injection Volume : (µL)
Cleanup Types :
pH : 1.0 Dilution Factor : 1.0
Concentration Units (µg/L,µg/kg): µg/L
Cleanup Factor :

	CAS NO.	ANALYTE	RT	EST. CONC.	Q
1	000354-23-4	Ethane, 1,2-dichloro-1,1,2-trifluo	2.367	1.2	JN
2	156-60-5	trans-1,2-Dichloroethene	3.348	3.0	JN
3	1634-04-4	Methyl tert-butyl Ether	3.358	0.95	JN
4	541-73-1	1,3-Dichlorobenzene	11.74	2.6	JN
5	95-50-1	1,2-Dichlorobenzene	12.206	0.30	JN
6	E966796	Total Alkanes	N/A	1.6	

EPA-designated Registry Number.

Quantitation Report (QT/LSC Reviewed)

Data Path : Z:\voasrv\HPCHEM1\MSVOA_U\Data\VU100224\
Data File : VU061075.D
Acq On : 02 Oct 2024 14:47
Operator : MD/SY
Sample : P4227-06
Misc : 25.0mL/MSVOA_U/WATER
ALS Vial : 14 Sample Multiplier: 1

Instrument :
MSVOA_U
ClientSampleId :
PMW-8D(20240926)

Quant Time: Oct 03 06:30:22 2024
Quant Method : Z:\voasrv\HPCHEM1\MSVOA_U\Method\SFAMUTR100124WMA.M
Quant Title : TRACE VOA SFAM1.0
QLast Update : Thu Oct 03 06:26:52 2024
Response via : Initial Calibration

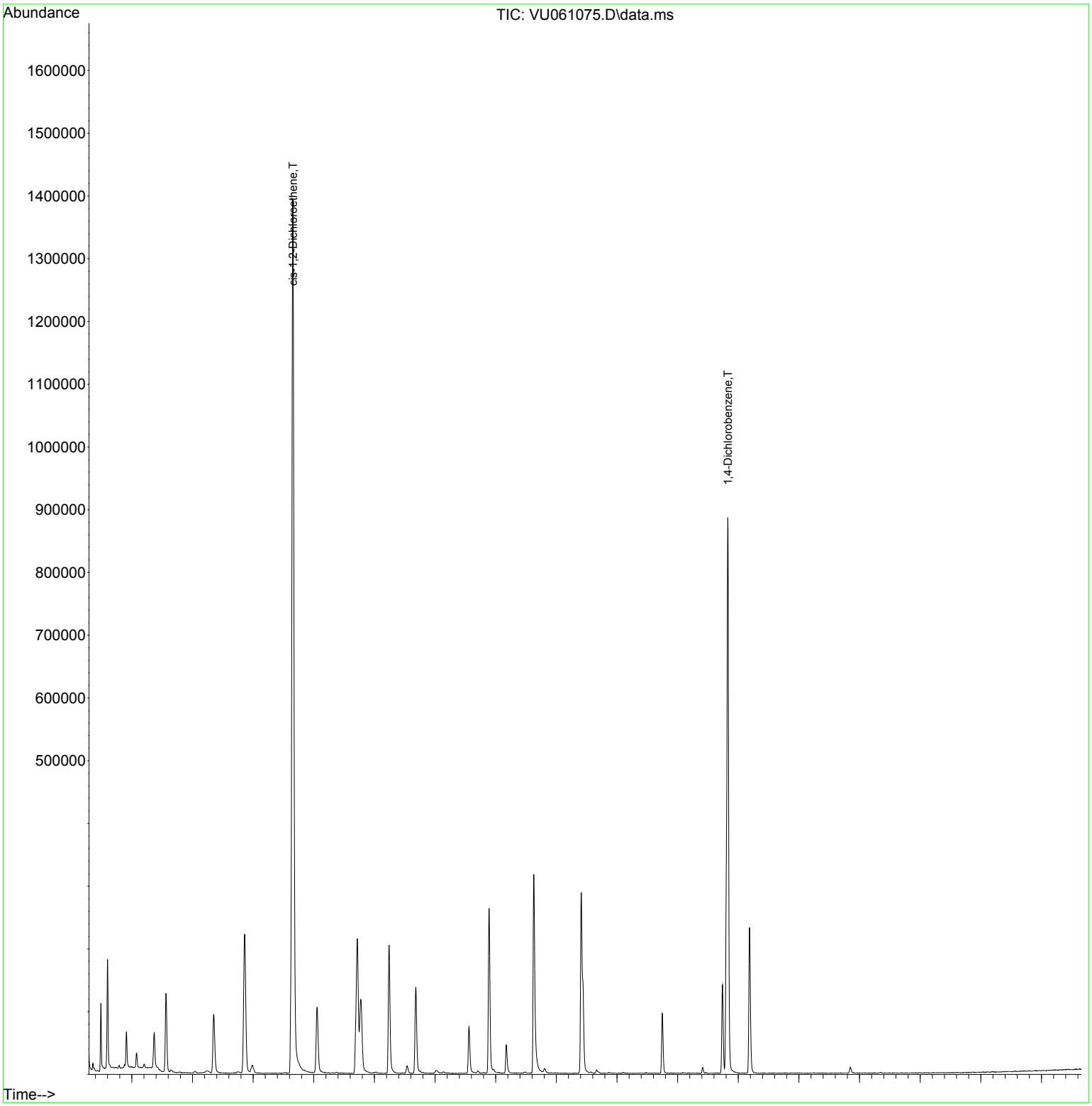

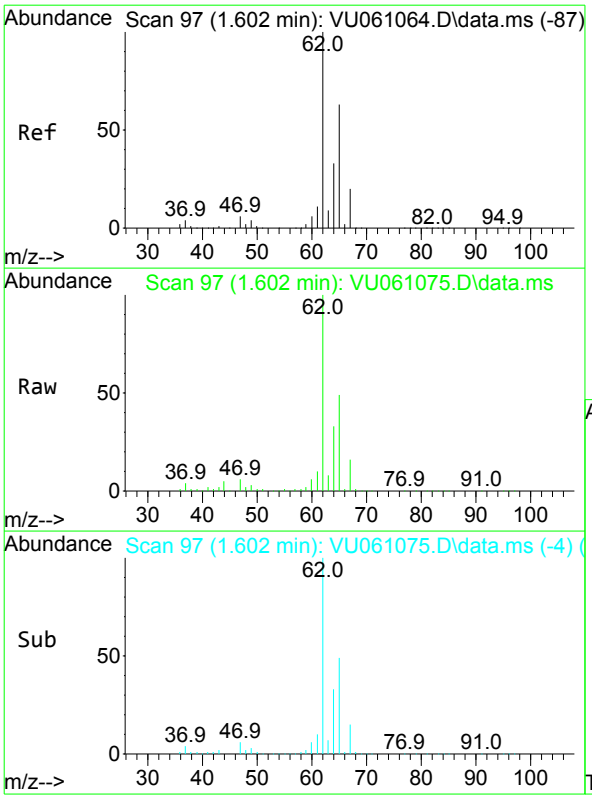

#5
Vinyl chloride
Concen: 6.222 ug/L
RT: 1.602 min Scan# 97
Delta R.T. 0.000 min
Lab File: VU061075.D
Acq: 02 Oct 2024 14:47

Tgt Ion: 62 Resp: 73374

Ion	Ratio	Lower	Upper
62	100		
64	33.2	24.0	44.6

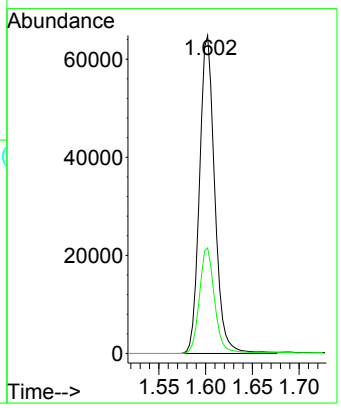

Instrument :
MSVOA_U
ClientSampleId :
PMW-8D(20240926)

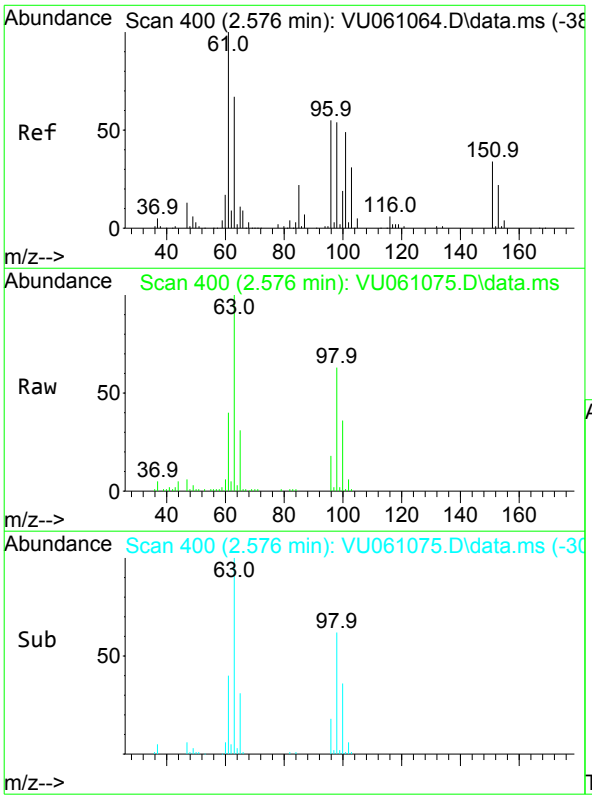

#12
1,1-Dichloroethene
Concen: 0.655 ug/L
RT: 2.576 min Scan# 400
Delta R.T. 0.000 min
Lab File: VU061075.D
Acq: 02 Oct 2024 14:47

Tgt Ion: 96 Resp: 6311

Ion	Ratio	Lower	Upper
96	100		
61	219.6	120.7	224.1
63	546.3	90.0	167.2#

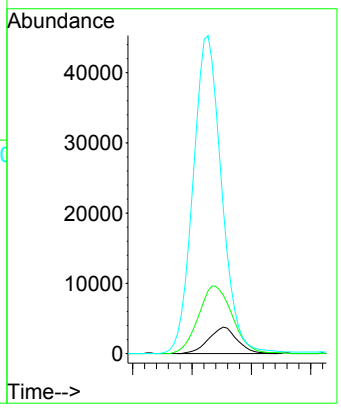

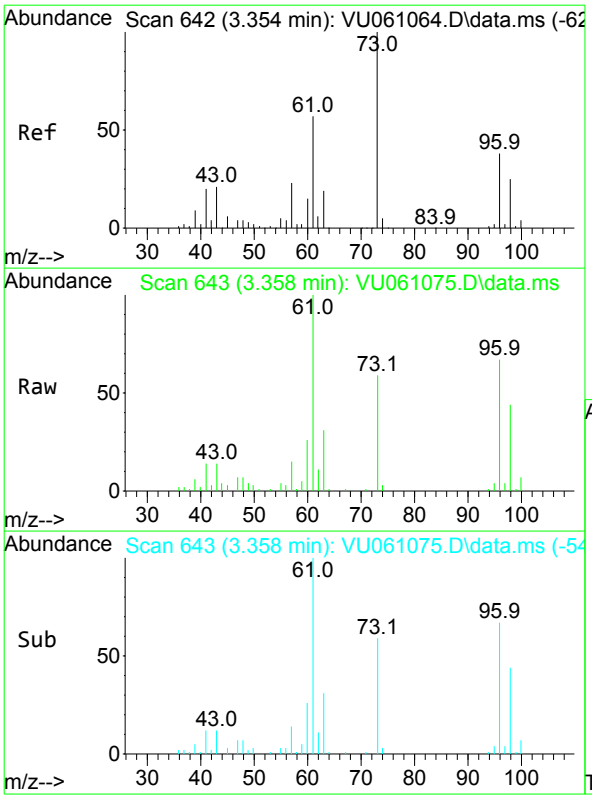

#17
Methyl tert-butyl Ether
Concen: 0.951 ug/L
RT: 3.358 min Scan# 643
Delta R.T. 0.003 min
Lab File: VU061075.D
Acq: 02 Oct 2024 14:47

Tgt Ion: 73 Resp: 26214

Ion	Ratio	Lower	Upper
73	100		
43	21.0	13.8	20.8#
57	22.5	18.0	27.0

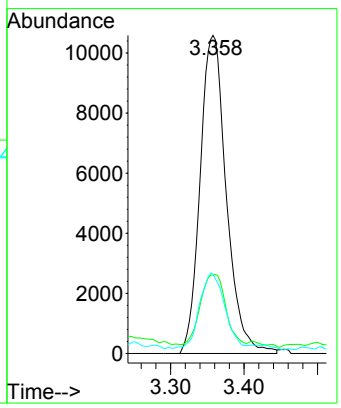

Instrument :
MSVOA_U
ClientSampleId :
PMW-8D(20240926)

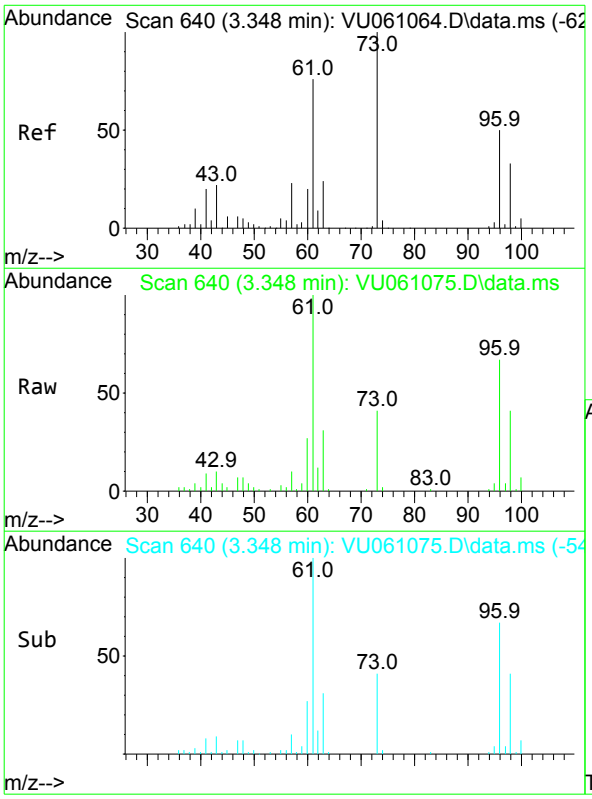

#18
trans-1,2-Dichloroethene
Concen: 2.964 ug/L
RT: 3.348 min Scan# 640
Delta R.T. 0.000 min
Lab File: VU061075.D
Acq: 02 Oct 2024 14:47

Tgt Ion: 96 Resp: 31312

Ion	Ratio	Lower	Upper
96	100		
61	148.3	97.2	180.6
98	60.4	43.3	80.5

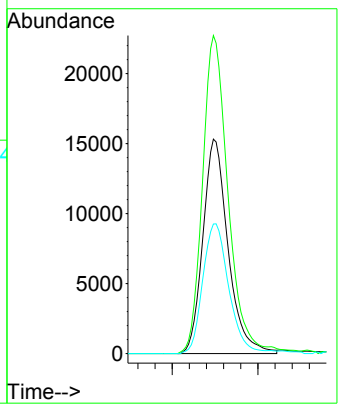

Instrument :
MSVOA_U
ClientSampleId :
PMW-8D(20240926)

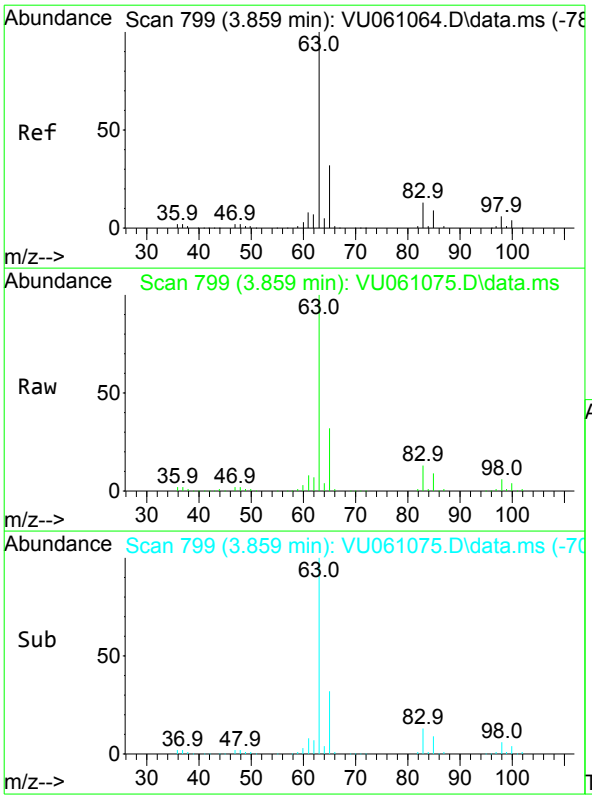

#19
1,1-Dichloroethane
Concen: 12.846 ug/L
RT: 3.859 min Scan# 799
Delta R.T. 0.000 min
Lab File: VU061075.D
Acq: 02 Oct 2024 14:47

Tgt Ion: 63 Resp: 264079

Ion	Ratio	Lower	Upper
63	100		
65	31.5	23.0	42.8
83	13.5	9.0	16.6

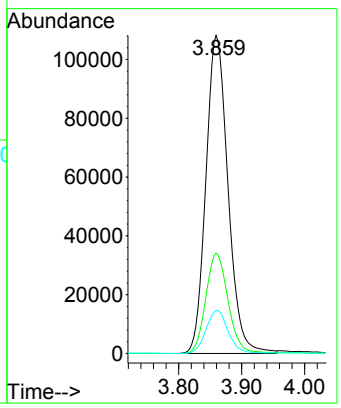

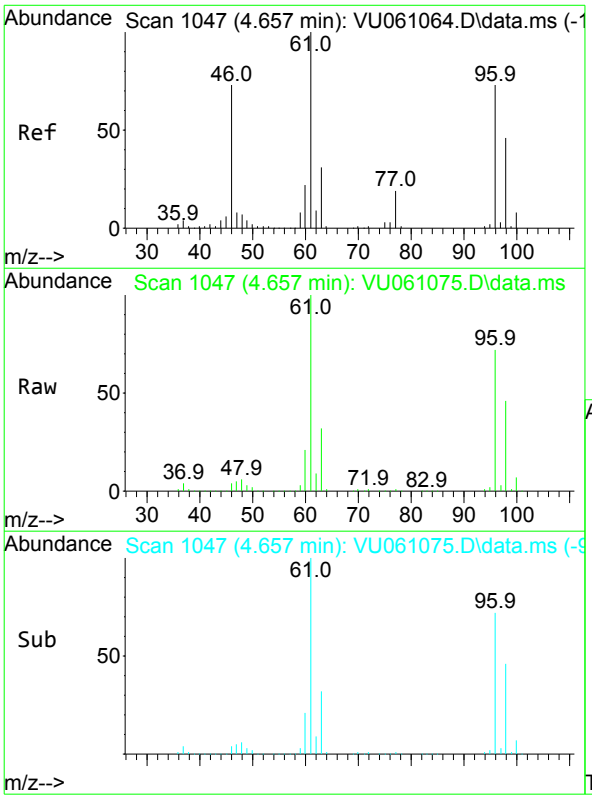

#22
cis-1,2-Dichloroethene
Concen: 61.418 ug/L
RT: 4.657 min Scan# 1047
Delta R.T. 0.000 min
Lab File: VU061075.D
Acq: 02 Oct 2024 14:47

Tgt Ion: 96 Resp: 722607

Ion	Ratio	Lower	Upper
96	100		
61	138.0	89.7	166.5
98	64.0	45.1	83.9

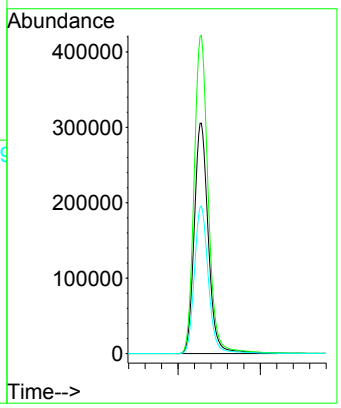

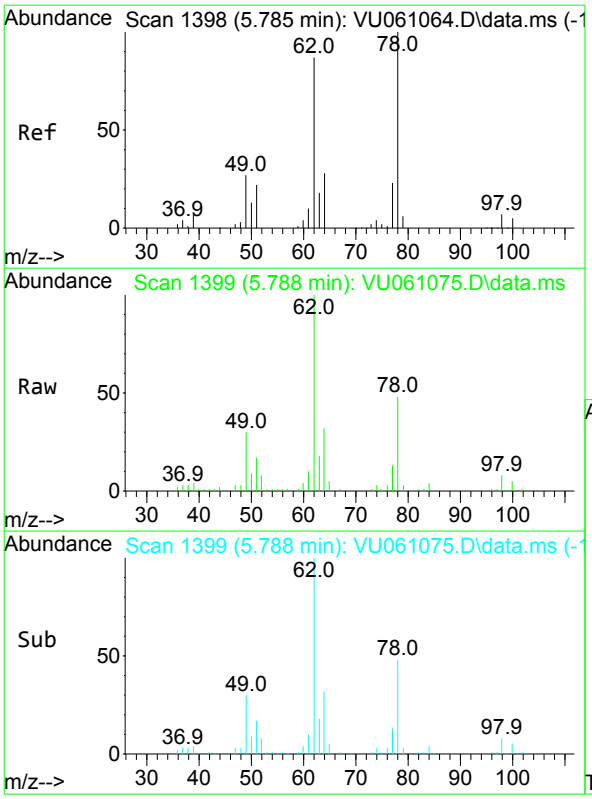

#27
1,2-Dichloroethane
Concen: 4.425 ug/L
RT: 5.788 min Scan# 1399
Delta R.T. 0.003 min
Lab File: VU061075.D
Acq: 02 Oct 2024 14:47

Tgt Ion: 62 Resp: 60025

Ion	Ratio	Lower	Upper
62	100		
98	8.4	8.2	12.4

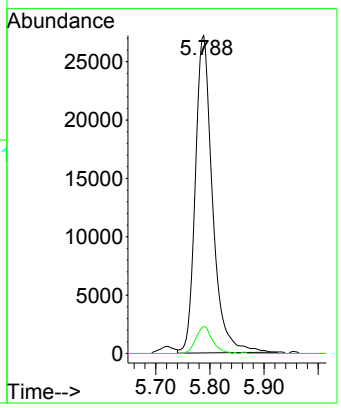

Instrument :
MSVOA_U
ClientSampleId :
PMW-8D(20240926)

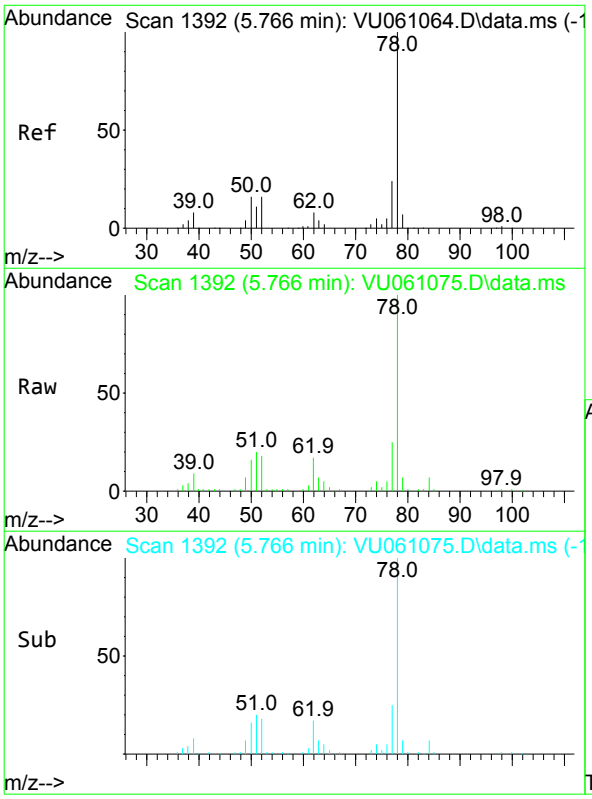

#33
Benzene
Concen: 1.866 ug/L
RT: 5.766 min Scan# 1392
Delta R.T. 0.000 min
Lab File: VU061075.D
Acq: 02 Oct 2024 14:47

Tgt Ion: 78 Resp: 85196

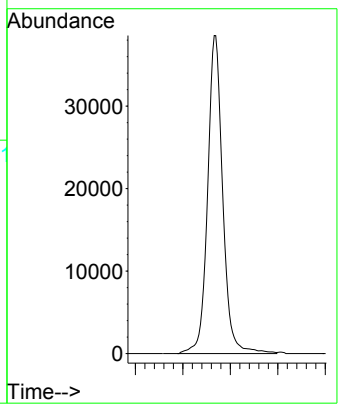

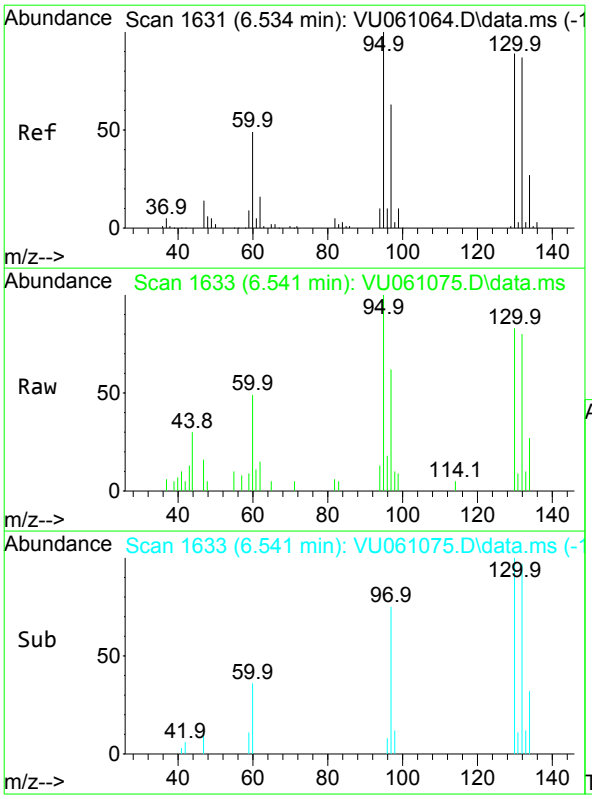

#34
Trichloroethene
Concen: 0.341 ug/L
RT: 6.541 min Scan# 1633
Delta R.T. 0.006 min
Lab File: VU061075.D
Acq: 02 Oct 2024 14:47

Tgt Ion: 95 Resp: 4216

Ion	Ratio	Lower	Upper
95	100		
97	62.0	44.9	83.5
132	80.4	63.5	117.9
130	82.7	70.2	130.4

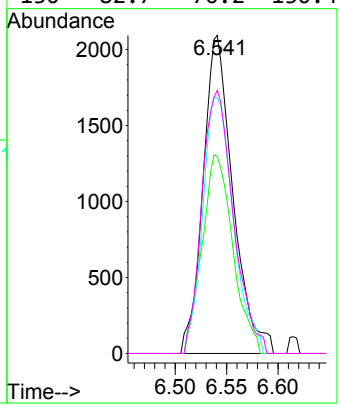

Instrument :
MSVOA_U
ClientSampleId :
PMW-8D(20240926)

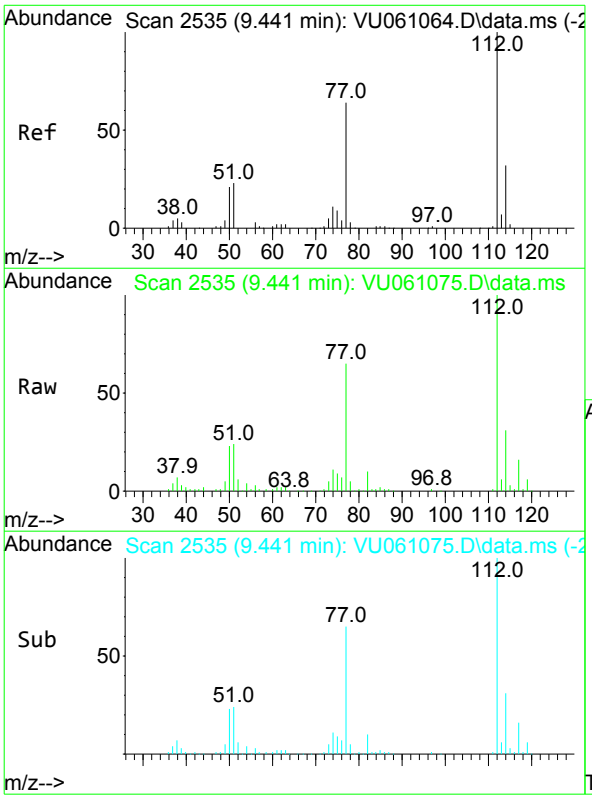

#51
Chlorobenzene
Concen: 2.218 ug/L
RT: 9.441 min Scan# 2535
Delta R.T. 0.000 min
Lab File: VU061075.D
Acq: 02 Oct 2024 14:47

Tgt Ion:112 Resp: 65745

Ion	Ratio	Lower	Upper
112	100		
114	31.4	22.2	41.2
77	64.9	46.1	69.1

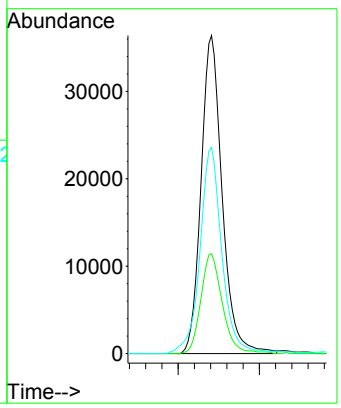

Instrument :
MSVOA_U
ClientSampleId :
PMW-8D(20240926)

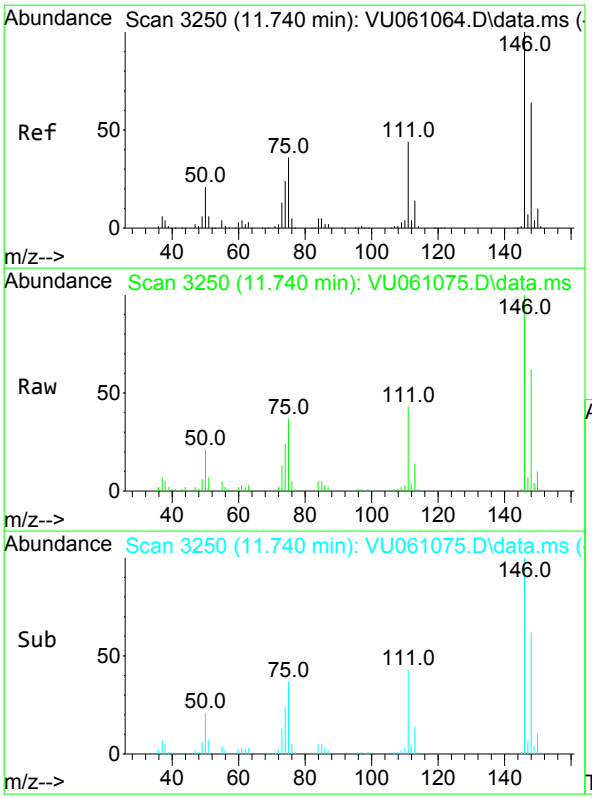

#64
1,3-Dichlorobenzene
Concen: 2.590 ug/L
RT: 11.740 min Scan# 3250
Delta R.T. 0.000 min
Lab File: VU061075.D
Acq: 02 Oct 2024 14:47

Tgt Ion:146 Resp: 55421

Ion	Ratio	Lower	Upper
146	100		
111	43.3	27.5	51.1
148	62.4	43.7	81.1

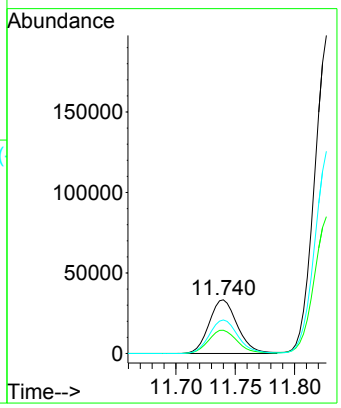

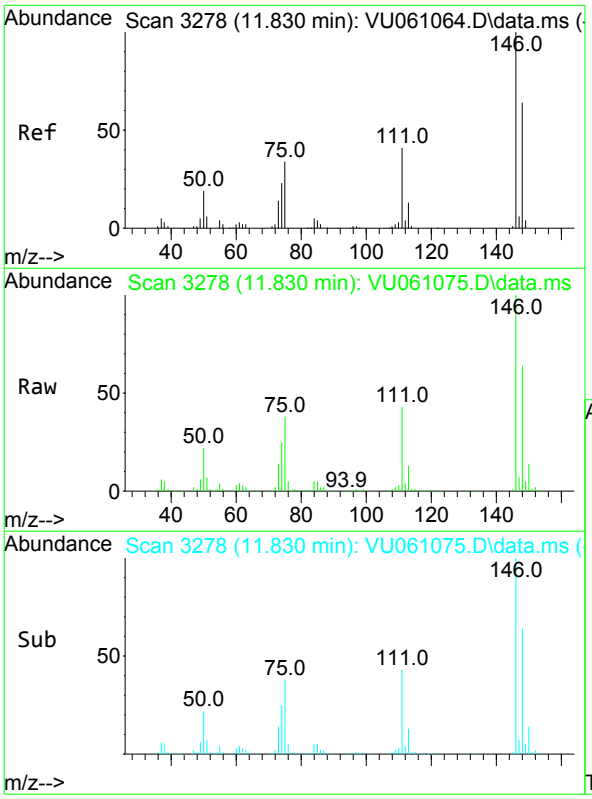

#65
1,4-Dichlorobenzene
Concen: 15.660 ug/L
RT: 11.830 min Scan# 3278
Delta R.T. 0.000 min
Lab File: VU061075.D
Acq: 02 Oct 2024 14:47

Tgt Ion:146 Resp: 331257

Ion	Ratio	Lower	Upper
146	100		
111	42.7	26.3	48.9
148	64.4	45.3	84.1

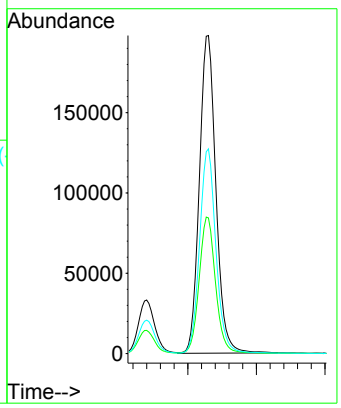

Instrument :
MSVOA_U
ClientSampleId :
PMW-8D(20240926)

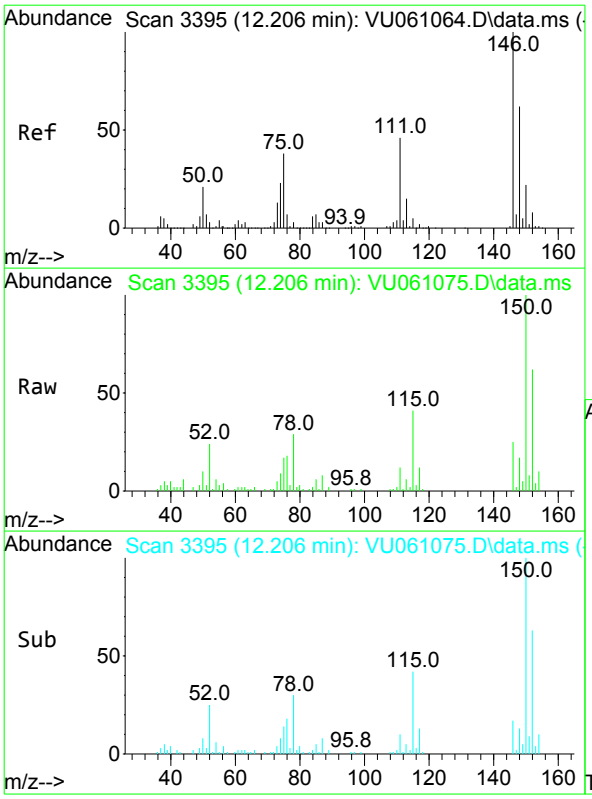

#67
1,2-Dichlorobenzene
Concen: 0.301 ug/L
RT: 12.206 min Scan# 3395
Delta R.T. 0.000 min
Lab File: VU061075.D
Acq: 02 Oct 2024 14:47

Tgt Ion:146 Resp: 5948

Ion	Ratio	Lower	Upper
146	100		
111	49.5	33.4	50.0
148	69.6	50.9	76.3

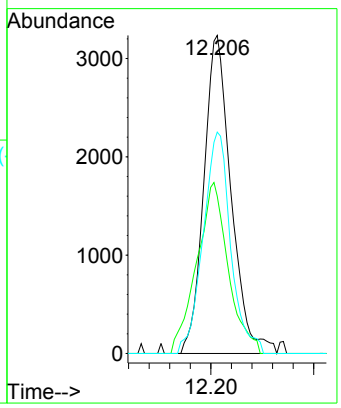

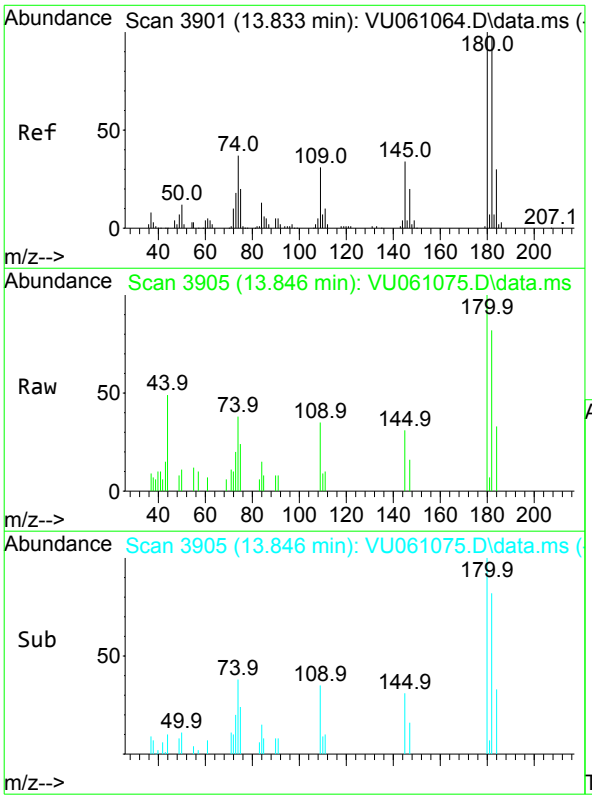

#70
1,2,4-trichlorobenzene
Concen: 0.347 ug/L
RT: 13.846 min Scan# 3905
Delta R.T. 0.013 min
Lab File: VU061075.D
Acq: 02 Oct 2024 14:47

Tgt Ion:180 Resp: 4012

Ion	Ratio	Lower	Upper
180	100		
182	85.6	77.4	116.2
145	26.6	22.9	34.3

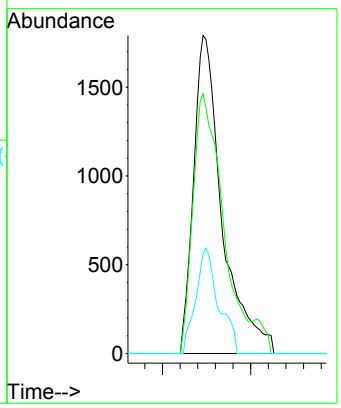

Quantitation Report (QT/LSC Reviewed)

Data Path : Z:\voasrv\HPCHEM1\MSVOA_U\Data\VU100224\
Data File : VU061075.D
Acq On : 02 Oct 2024 14:47
Operator : MD/SY
Sample : P4227-06
Misc : 25.0mL/MSVOA_U/WATER
ALS Vial : 14 Sample Multiplier: 1

Instrument :
MSVOA_U
ClientSampleId :
PMW-8D(20240926)

Quant Time: Oct 03 06:30:22 2024
Quant Method : Z:\voasrv\HPCHEM1\MSVOA_U\Method\SFAMUTR100124WMA.M
Quant Title : TRACE VOA SFAM1.0
QLast Update : Thu Oct 03 06:26:52 2024
Response via : Initial Calibration

Compound	R.T.	QIon	Response	Conc	Units	Dev(Min)
Internal Standards						
1) 1,4-Difluorobenzene	6.242	114	166885	5.000	ug/L	0.00
28) Chlorobenzene-d5	9.412	117	154921	5.000	ug/L	0.00
58) 1,4-Dichlorobenzene-d4	11.804	152	74645	5.000	ug/L	0.00
System Monitoring Compounds						
4) Vinyl Chloride-d3	1.596	65	51880	4.348	ug/L	0.00
Spiked Amount 5.000	Range 40 - 130		Recovery = 87.000%			
7) Chloroethane-d5	1.911	69	41590	4.657	ug/L	0.00
Spiked Amount 5.000	Range 65 - 130		Recovery = 93.200%			
11) 1,1-Dichloroethene-d2	2.564	65	23024	4.374	ug/L	0.00
Spiked Amount 5.000	Range 60 - 125		Recovery = 87.400%			
20) 2-Butanone-d5	4.625	46	146429	51.235	ug/L	0.00
Spiked Amount 50.000	Range 40 - 130		Recovery = 102.460%			
24) Chloroform-d	5.055	84	98101	4.665	ug/L	0.00
Spiked Amount 5.000	Range 70 - 125		Recovery = 93.400%			
26) 1,2-Dichloroethane-d4	5.692	65	54712	4.909	ug/L	0.00
Spiked Amount 5.000	Range 70 - 130		Recovery = 98.200%			
32) Benzene-d6	5.718	84	198113	4.850	ug/L	0.00
Spiked Amount 5.000	Range 70 - 125		Recovery = 97.000%			
36) 1,2-Dichloropropane-d6	6.682	67	67594	5.039	ug/L	0.00
Spiked Amount 5.000	Range 60 - 140		Recovery = 100.800%			
41) Toluene-d8	7.891	98	181382	4.751	ug/L	0.00
Spiked Amount 5.000	Range 70 - 130		Recovery = 95.000%			
43) trans-1,3-Dichloroprop...	8.174	79	26965	4.701	ug/L	0.00
Spiked Amount 5.000	Range 55 - 130		Recovery = 94.000%			
46) 2-Hexanone-d5	8.628	63	122614	51.646	ug/L	0.00
Spiked Amount 50.000	Range 45 - 130		Recovery = 103.300%			
56) 1,1,2,2-Tetrachloroeth...	10.746	84	49572	5.039	ug/L	0.00
Spiked Amount 5.000	Range 65 - 120		Recovery = 100.800%			
66) 1,2-Dichlorobenzene-d4	12.187	152	60284	5.051	ug/L	0.00
Spiked Amount 5.000	Range 80 - 120		Recovery = 101.000%			
Target Compounds						Qvalue
5) Vinyl chloride	1.602	62	73374	6.222	ug/L	98
12) 1,1-Dichloroethene	2.576	96	6311	0.655	ug/L #	1
17) Methyl tert-butyl Ether	3.358	73	26214	0.951	ug/L #	96
18) trans-1,2-Dichloroethene	3.348	96	31312	2.964	ug/L	94
19) 1,1-Dichloroethane	3.859	63	264079	12.846	ug/L	98
22) cis-1,2-Dichloroethene	4.657	96	722607	61.418	ug/L	94
27) 1,2-Dichloroethane	5.788	62	60025	4.425	ug/L	95
33) Benzene	5.766	78	85196	1.866	ug/L	100
34) Trichloroethene	6.541	95	4216	0.341	ug/L	89
51) Chlorobenzene	9.441	112	65745	2.218	ug/L	93
64) 1,3-Dichlorobenzene	11.740	146	55421	2.590	ug/L	97
65) 1,4-Dichlorobenzene	11.830	146	331257	15.660	ug/L	97
67) 1,2-Dichlorobenzene	12.206	146	5948	0.301	ug/L	90
70) 1,2,4-trichlorobenzene	13.846	180	4012	0.347	ug/L	90

(#) = qualifier out of range (m) = manual integration (+) = signals summed

LSC Area Percent Report

Data Path : Z:\voasrv\HPCHEM1\MSVOA_U\Data\VU100224\
Data File : VU061075.D
Acq On : 02 Oct 2024 14:47
Operator : MD/SY
Sample : P4227-06
Misc : 25.0mL/MSVOA_U/WATER
ALS Vial : 14 Sample Multiplier: 1

Instrument :
MSVOA_U
ClientSampleId :
PMW-8D(20240926)

Integration Parameters: rteint.p
Integrator: RTE
Smoothing : ON Filtering: 5
Sampling : 1 Min Area: 3 % of largest Peak
Start Thrs: 0.1 Max Peaks: 100
Stop Thrs : 0 Peak Location: TOP

If leading or trailing edge < 100 prefer < Baseline drop else tangent >
Peak separation: 5

Method : Z:\voasrv\HPCHEM1\MSVOA_U\Method\SFAMUTR100124WMA.M
Title : TRACE VOA SFAM1.0

Signal : TIC: VU061075.D\data.ms

peak #	R.T. min	first scan	max scan	last scan	PK TY	peak height	corr. area	corr. % max.	% of total
1	1.490	54	62	76	rBV2	109086	125463	3.61%	1.088%
2	1.599	86	96	112	rBV2	173246	216809	6.24%	1.881%
3	1.911	186	193	213	rVB	56700	75336	2.17%	0.653%
4	2.367	326	335	353	rVB2	54890	93177	2.68%	0.808%
5	2.564	384	396	414	rVB2	125342	219137	6.31%	1.901%
6	3.351	627	641	665	rBV2	93207	206336	5.94%	1.790%
7	3.859	783	799	823	rBV	221036	535472	15.41%	4.645%
8	4.653	1028	1046	1097	rBV2	1394030	3474653	100.00%	30.139%
9	5.055	1155	1171	1190	rBV	104077	240614	6.92%	2.087%
10	5.718	1357	1377	1387	rBV2	214937	567902	16.34%	4.926%
11	5.776	1388	1395	1432	rVB4	116388	309205	8.90%	2.682%
12	6.242	1528	1540	1577	rBV	204504	404748	11.65%	3.511%
13	6.682	1663	1677	1694	rBV	136932	270726	7.79%	2.348%
14	7.560	1937	1950	1966	rBV2	73586	139346	4.01%	1.209%
15	7.891	2041	2053	2072	rBV	262496	479701	13.81%	4.161%
16	8.174	2131	2141	2158	rBV	44660	81268	2.34%	0.705%
17	8.628	2271	2282	2323	rBV	316427	657522	18.92%	5.703%
18	9.412	2513	2526	2560	rBV2	287587	721328	20.76%	6.257%
19	10.746	2931	2941	2959	rBV	94986	157176	4.52%	1.363%
20	11.740	3236	3250	3260	rBV	140867	233978	6.73%	2.030%
21	11.827	3260	3277	3309	rVB2	884206	1895929	54.56%	16.445%
22	12.187	3376	3389	3413	rBV	231961	422790	12.17%	3.667%

Sum of corrected areas: 11528616

Data Path : Z:\voasrv\HPCHEM1\MSVOA_U\Data\VU100224\
Data File : VU061075.D
Acq On : 02 Oct 2024 14:47
Operator : MD/SY
Sample : P4227-06
Misc : 25.0mL/MSVOA_U/WATER
ALS Vial : 14 Sample Multiplier: 1

Instrument :
MSVOA_U
ClientSampleId :
PMW-8D(20240926)

Quant Method : Z:\voasrv\HPCHEM1\MSVOA_U\Method\SFAMUTR100124WMA.M
Quant Title : TRACE VOA SFAM1.0

TIC Library : C:\Database\NIST20.L
TIC Integration Parameters: LSCINT.P

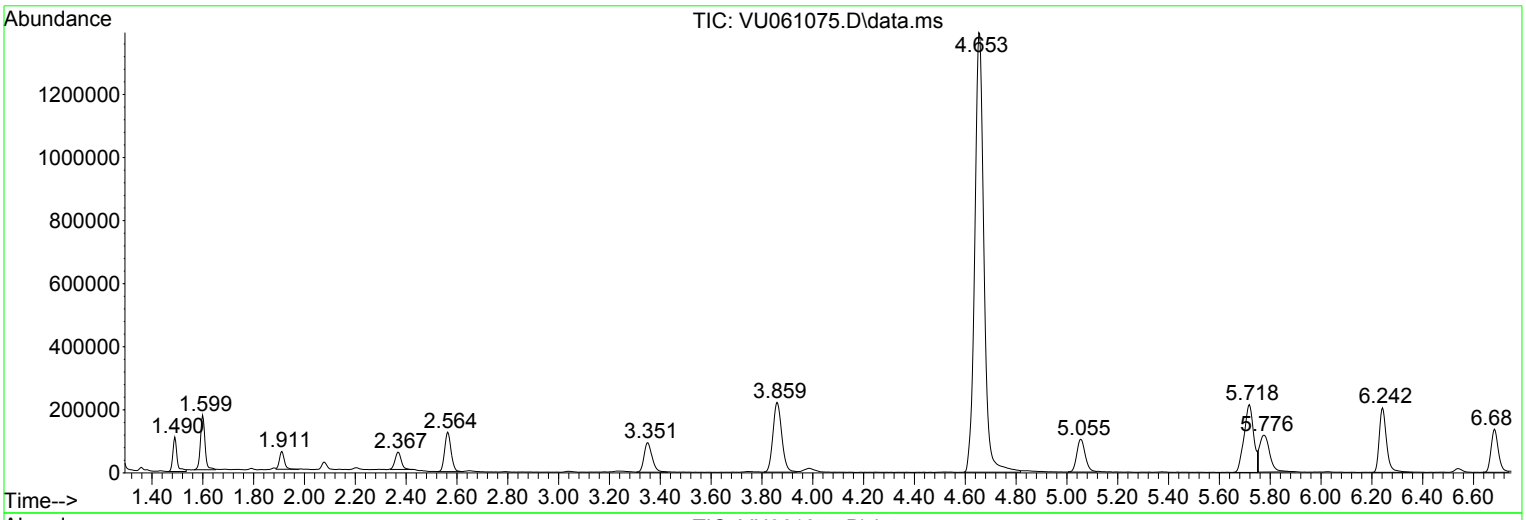

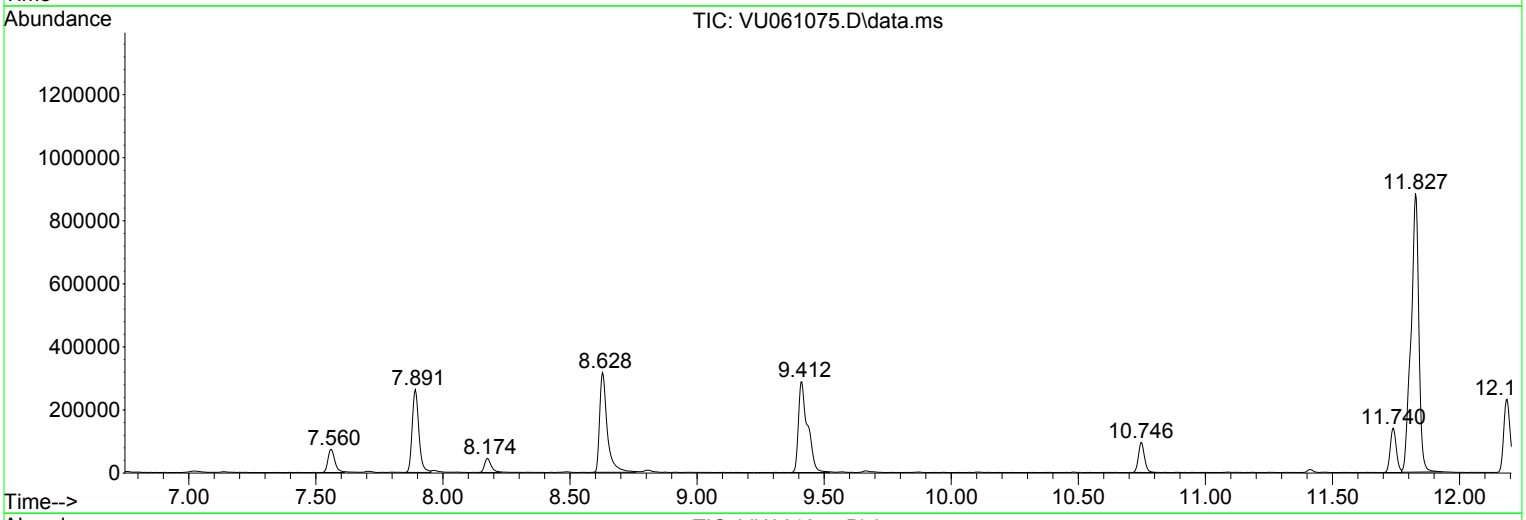

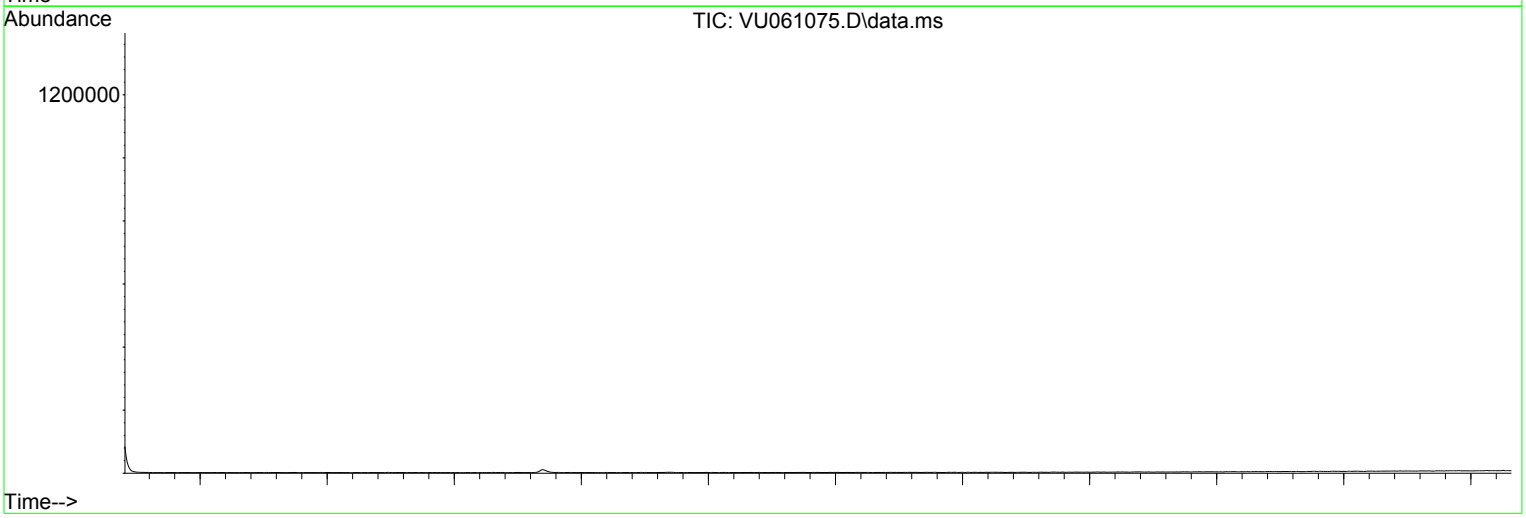

Library Search Compound Report

Data Path : Z:\voasrv\HPCHEM1\MSVOA_U\Data\VU100224\
Data File : VU061075.D
Acq On : 02 Oct 2024 14:47
Operator : MD/SY
Sample : P4227-06
Misc : 25.0mL/MSVOA_U/WATER
ALS Vial : 14 Sample Multiplier: 1

Instrument :
MSVOA_U
ClientSampleId :
PMW-8D(20240926)

Quant Method : Z:\voasrv\HPCHEM1\MSVOA_U\Method\SFAMUTR100124WMA.M
Quant Title : TRACE VOA SFAM1.0

TIC Library : C:\Database\NIST20.L
TIC Integration Parameters: LSCINT.P

****
Peak Number 1 (DEL) Alkane: Straight-Chai... Concentration Rank 2

R.T.	EstConc	Area	Relative to ISTD	R.T.
1.490	1.55 ug/L	125463	1,4-Difluorobenzene	6.242

Hit# of 5	Tentative ID	MW	MolForm	CAS#	Qual
1	Isobutane	58	C4H10	000075-28-5	59
2	Isobutane	58	C4H10	000075-28-5	50
3	Isobutane	58	C4H10	000075-28-5	50
4	Isobutane	58	C4H10	000075-28-5	40
5	Isobutane	58	C4H10	000075-28-5	40

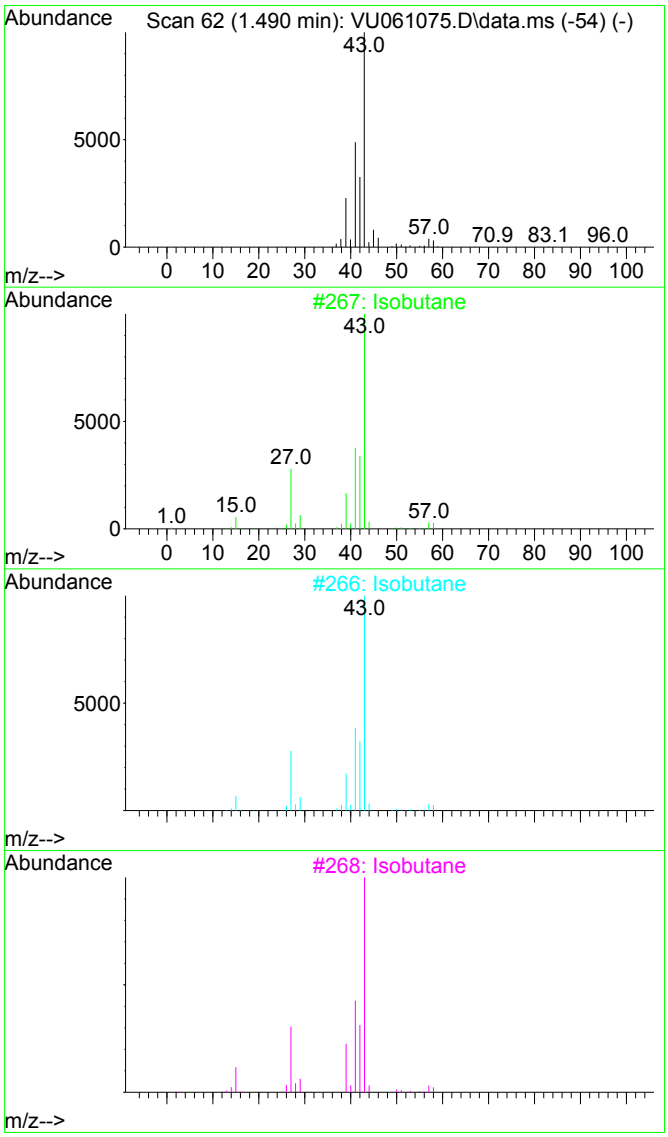

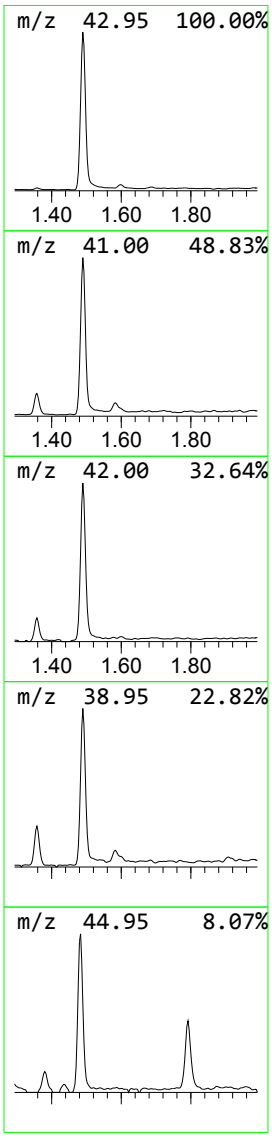

Library Search Compound Report

Data Path : Z:\voasrv\HPCHEM1\MSVOA_U\Data\VU100224\
Data File : VU061075.D
Acq On : 02 Oct 2024 14:47
Operator : MD/SY
Sample : P4227-06
Misc : 25.0mL/MSVOA_U/WATER
ALS Vial : 14 Sample Multiplier: 1

Instrument :
MSVOA_U
ClientSampleId :
PMW-8D(20240926)

Quant Method : Z:\voasrv\HPCHEM1\MSVOA_U\Method\SFAMUTR100124WMA.M
Quant Title : TRACE VOA SFAM1.0

TIC Library : C:\Database\NIST20.L
TIC Integration Parameters: LSCINT.P

****
Peak Number 2 Ethane, 1,2-dichloro-1,1,2-... Concentration Rank 3

R.T.	EstConc	Area	Relative to ISTD	R.T.
2.367	1.15 ug/L	93177	1,4-Difluorobenzene	6.242

Hit# of 5	Tentative ID	MW	MolForm	CAS#	Qual
1	Ethane, 1,2-dichloro-1,1,2-trifl...	152	C2HCl2F3	000354-23-4	93
2	2,2,4,7-Tetramethyl-3,6,9-trioxa...	248	C12H28O3Si	1000473-27-0	14
3	Propane, 1,3-dichloro-1,1,2,2,3-...	202	C3HCl2F5	000507-55-1	13
4	Ethyl ether	74	C4H10O	000060-29-7	11
5	Ethyl ether	74	C4H10O	000060-29-7	10

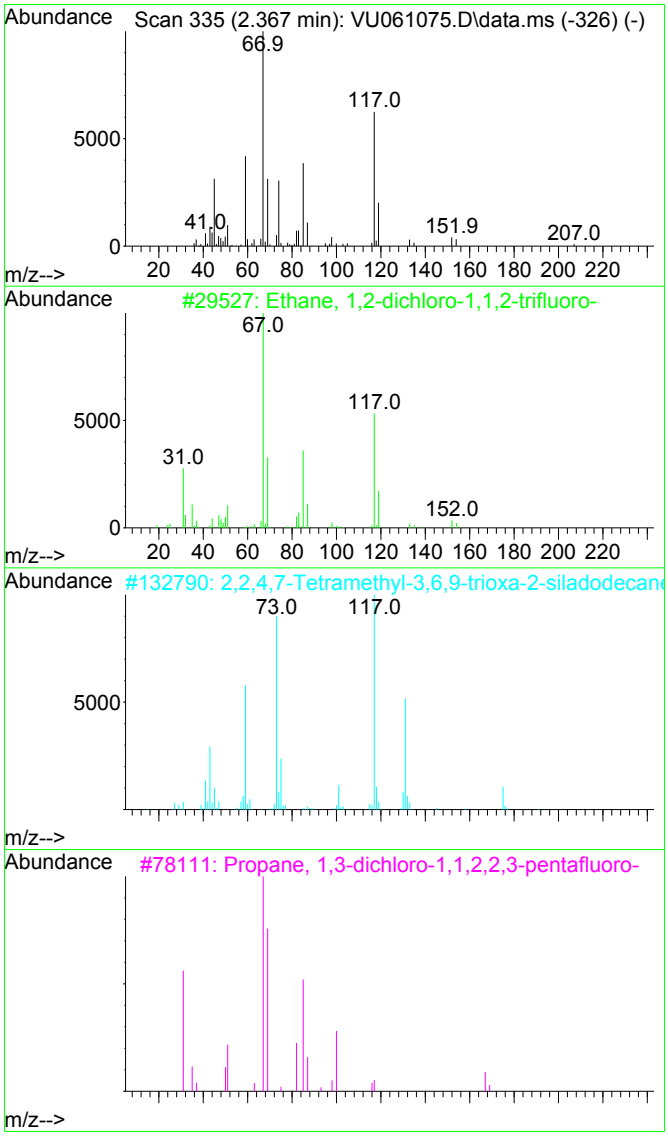

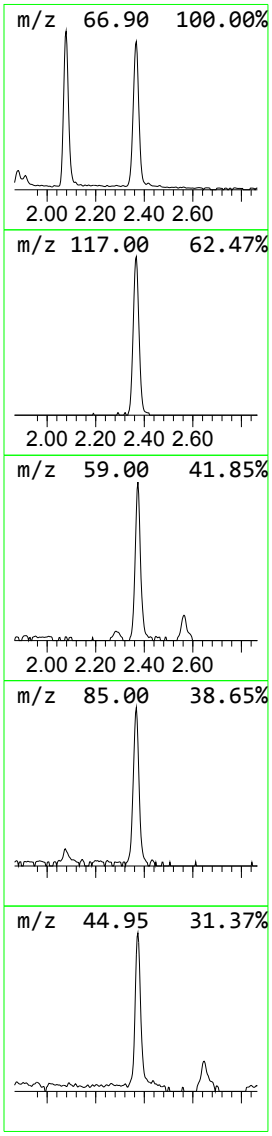

Tentatively Identified Compound (LSC) summary

Data Path : Z:\voasrv\HPCHEM1\MSVOA_U\Data\VU100224\
Data File : VU061075.D
Acq On : 02 Oct 2024 14:47
Operator : MD/SY
Sample : P4227-06
Misc : 25.0mL/MSVOA_U/WATER
ALS Vial : 14 Sample Multiplier: 1

Instrument :
MSVOA_U
ClientSampleId :
PMW-8D(20240926)

Quant Method : Z:\voasrv\HPCHEM1\MSVOA_U\Method\SFAMUTR100124WMA.M
Quant Title : TRACE VOA SFAM1.0

TIC Library : C:\Database\NIST20.L
TIC Integration Parameters: LSCINT.P

TIC Top Hit name	RT	EstConc	Units	Response	Internal Standard #	RT	Resp	Conc
(DEL) Alkane: S...	1.490	1.6	ug/L	125463	1	6.242	404748	5.0
Ethane, 1,2-dic...	2.367	1.1	ug/L	93177	1	6.242	404748	5.0

FORM 1A-OR
ORGANIC ANALYSIS DATA SHEET
TARGET ANALYTE LIST

EPA SAMPLE NO.

PMW-8D(20240926)DL

Lab Name : Alliance Technical Group, LLC
Contract : 68HERH20D0011
Lab Code: ACE Case No.: ARC Sayrevil
MA No. : SDG No.: P4227
Analytical Method : VOA_Trace
Level : Trace
Matrix : Water
Lab Sample ID : P4227-06DL
Sample wt/vol : 25.0 (g/mL) mL
Lab File ID : VU061051.D
% Solids :
Date Received : 09/27/2024
GC Column : DB-624UI ID : 0.18 (mm)
Date Extracted :
GC Column : ID : (mm)
Date Analyzed : 10/01/2024
Extract Concentrated :(Y/N)
Extract Volume : (µL)
Soil Aliquot (VOA) : (µL)
Extraction Type : PT
Heated Purge : (Y/N) N
Injection Volume : (µL)
Purge Volume : 25 (mL)
pH : 1.0 Dilution Factor : 10.0
Cleanup Types :
Cleanup Factor :
Concentration Units (µg/L, µg/kg, µg, or µg/cm²): µg/L

CAS NO.	ANALYTE	CONCENTRATION	Q
75-01-4	Vinyl chloride	5.9	D
75-35-4	1,1-Dichloroethene	5.0	U
75-09-2	Methylene chloride	2.1	JD
75-34-3	1,1-Dichloroethane	11	D
156-59-2	cis-1,2-Dichloroethene	55	D
67-66-3	Chloroform	5.0	U
71-55-6	1,1,1-Trichloroethane	5.0	U
71-43-2	Benzene	1.6	JD
107-06-2	1,2-Dichloroethane	3.8	JD
79-01-6	Trichloroethene	5.0	U
108-88-3	Toluene	5.0	U
127-18-4	Tetrachloroethene	5.0	U
108-90-7	Chlorobenzene	2.2	JD
95-47-6	o-Xylene	5.0	U
179601-23-1	m,p-Xylene	5.0	U
79-34-5	1,1,2,2-Tetrachloroethane	5.0	U
106-46-7	1,4-Dichlorobenzene	17	D
120-82-1	1,2,4-trichlorobenzene	2.9	JD

FORM 1B-OR
ORGANIC ANALYSIS DATA SHEET
TENTATIVELY IDENTIFIED COMPOUNDS

EPA SAMPLE NO.

PMW-8D(20240926)DL

Lab Name : Alliance Technical Group, LLC
Contract : 68HERH20D0011
Lab Code: ACE
Case No.: ARC Sayrevi
MA No. :
SDG No.: P4227
Analytical Method : VOA_Trace
Level : Trace
Matrix : Water
Lab Sample ID : P4227-06DL
Sample wt/vol : 25.0 (g/mL) mL
Lab File ID : VU061051.D
% Solids :
Date Received : 09/27/2024
GC Column : DB-624UI ID : 0.18 (mm)
Date Extracted :
Extract Concentrated : (Y/N)
Date Analyzed : 10/01/2024
Soil Aliquot (VOA) : (µL)
Extract Volume : (µL)
Heated Purge : (Y/N) N
Extraction Type : PT
Purge Volume : 25 (mL)
Injection Volume : (µL)
Cleanup Types :
pH : 1.0
Dilution Factor : 10.0
Concentration Units (µg/L,µg/kg): µg/L
Cleanup Factor :

	CAS NO.	ANALYTE	RT	EST. CONC.	Q
1	E966796	Total Alkanes	N/A	0.0	

EPA-designated Registry Number.

Quantitation Report (QT/LSC Reviewed)

Data Path : Z:\voasrv\HPCHEM1\MSVOA_U\Data\VU100124\
Data File : VU061051.D
Acq On : 01 Oct 2024 18:14
Operator : MD/SY
Sample : P4227-06DL 10X
Misc : 25.0mL/MSVOA_U/WATER
ALS Vial : 23 Sample Multiplier: 1

Instrument :
MSVOA_U
ClientSampleId :
PMW-8D(20240926)DL

Quant Time: Oct 02 02:37:13 2024
Quant Method : Z:\voasrv\HPCHEM1\MSVOA_U\Method\SFAMUTR100124WMA.M
Quant Title : TRACE VOA SFAM1.0
QLast Update : Wed Oct 02 02:09:38 2024
Response via : Initial Calibration

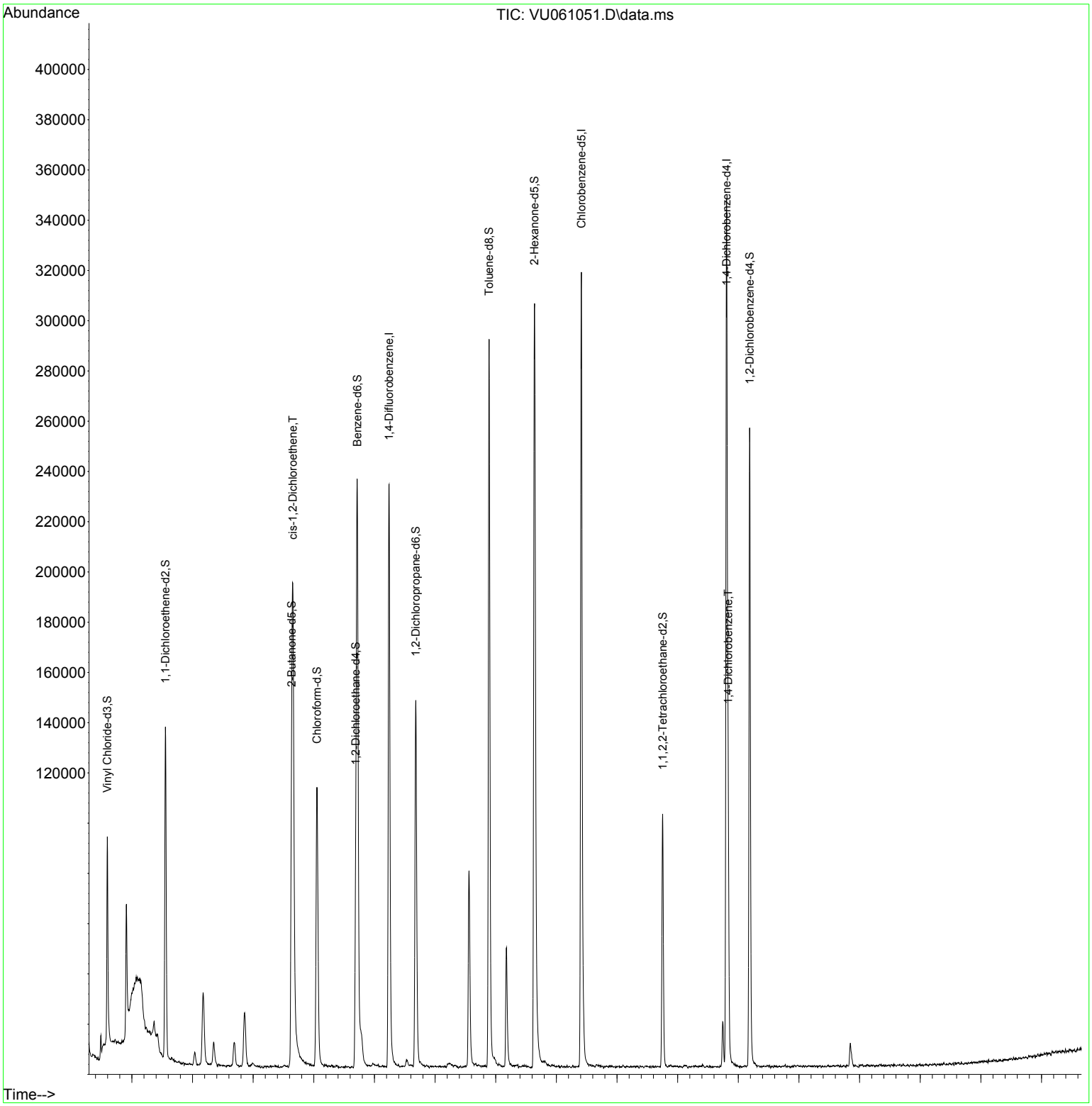

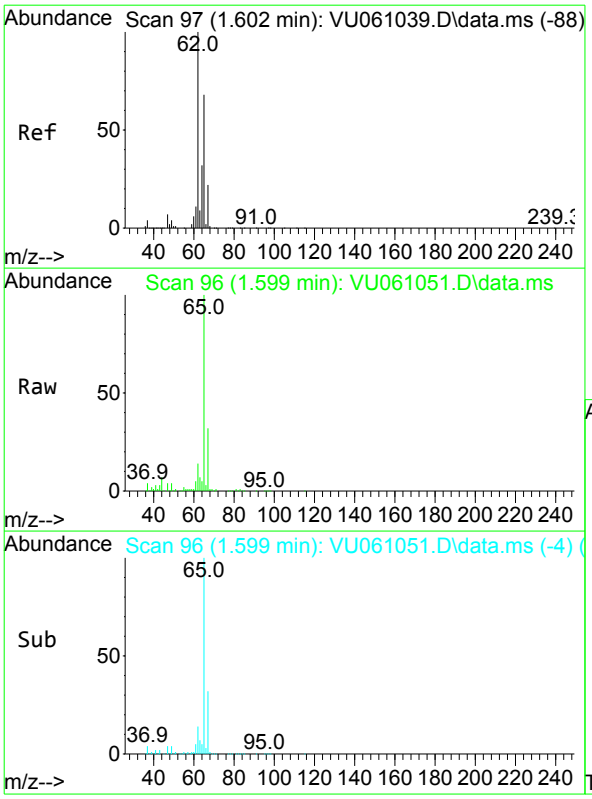

#5
Vinyl chloride
Concen: 0.585 ug/L
RT: 1.599 min Scan# 96
Delta R.T. -0.004 min
Lab File: VU061051.D
Acq: 01 Oct 2024 18:14

Tgt Ion: 62 Resp: 7738

Ion	Ratio	Lower	Upper
62	100		
64	37.7	24.0	44.6

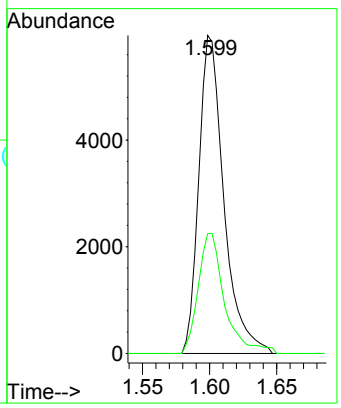

Instrument :
MSVOA_U
ClientSampleId :
PMW-8D(20240926)DL

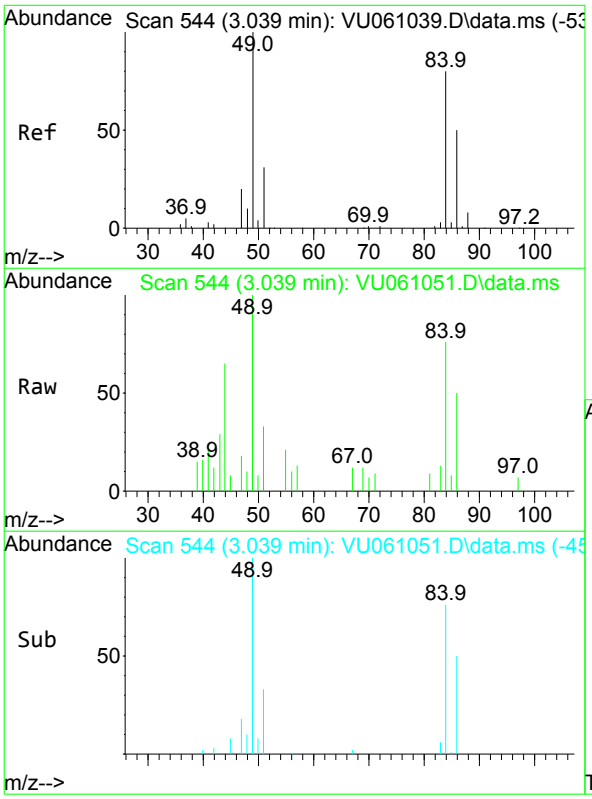

#16
Methylene chloride
Concen: 0.207 ug/L
RT: 3.039 min Scan# 544
Delta R.T. -0.000 min
Lab File: VU061051.D
Acq: 01 Oct 2024 18:14

Tgt Ion: 84 Resp: 2569

Ion	Ratio	Lower	Upper
84	100		
86	65.6	47.3	87.8
49	132.0	78.7	146.1

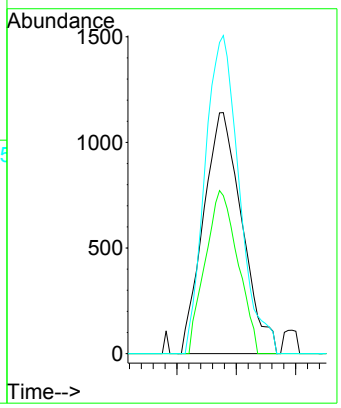

Instrument :
MSVOA_U
ClientSampleId :
PMW-8D(20240926)DL

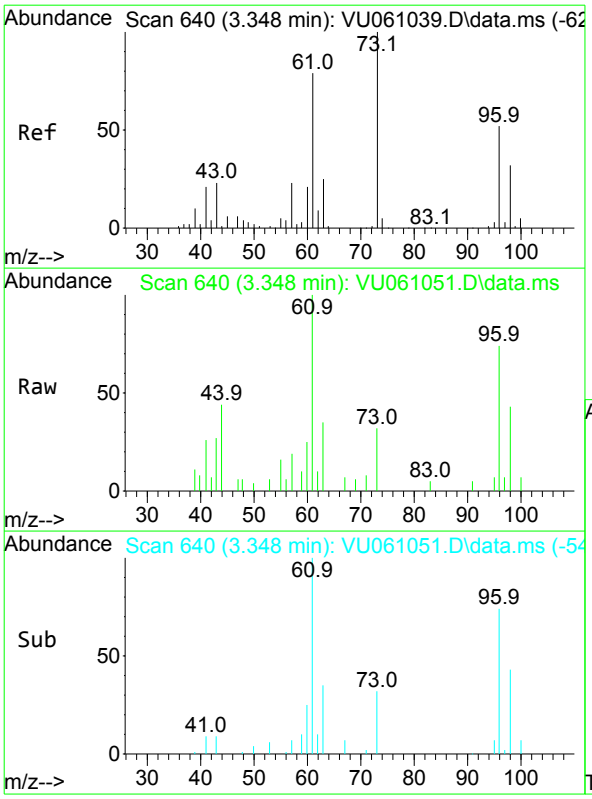

#18
trans-1,2-Dichloroethene
Concen: 0.298 ug/L
RT: 3.348 min Scan# 640
Delta R.T. -0.000 min
Lab File: VU061051.D
Acq: 01 Oct 2024 18:14

Tgt Ion: 96 Resp: 3535

Ion	Ratio	Lower	Upper
96	100		
61	134.8	97.2	180.6
98	57.9	43.3	80.5

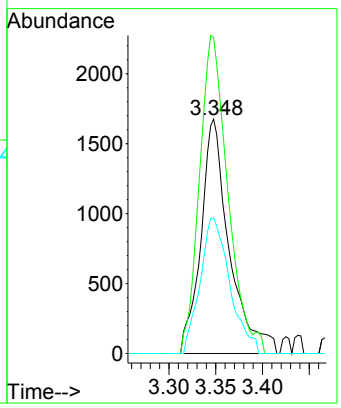

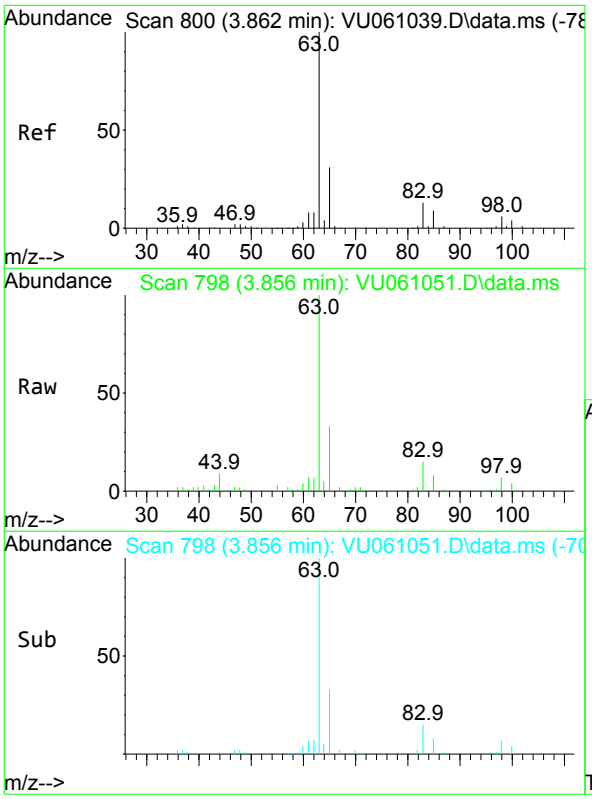

#19
1,1-Dichloroethane
Concen: 1.133 ug/L
RT: 3.856 min Scan# 798
Delta R.T. -0.004 min
Lab File: VU061051.D
Acq: 01 Oct 2024 18:14

Tgt Ion: 63 Resp: 26118

Ion	Ratio	Lower	Upper
63	100		
65	32.9	23.0	42.8
83	15.2	9.0	16.6

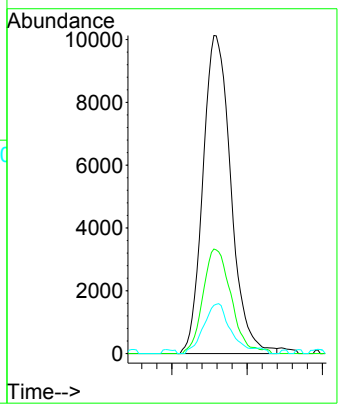

Instrument :
MSVOA_U
ClientSampleId :
PMW-8D(20240926)DL

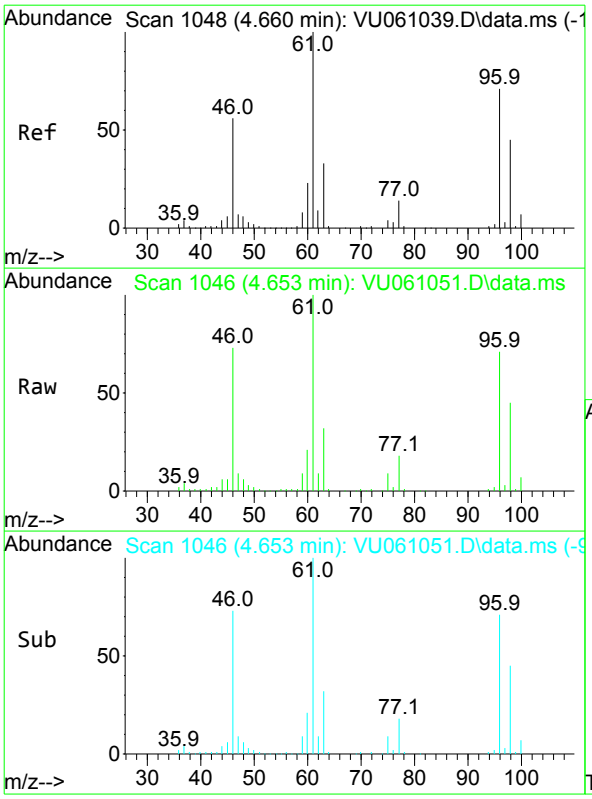

#22
cis-1,2-Dichloroethene
Concen: 5.538 ug/L
RT: 4.653 min Scan# 1046
Delta R.T. -0.004 min
Lab File: VU061051.D
Acq: 01 Oct 2024 18:14

Tgt Ion: 96 Resp: 73051

Ion	Ratio	Lower	Upper
96	100		
61	140.6	89.7	166.5
98	63.5	45.1	83.9

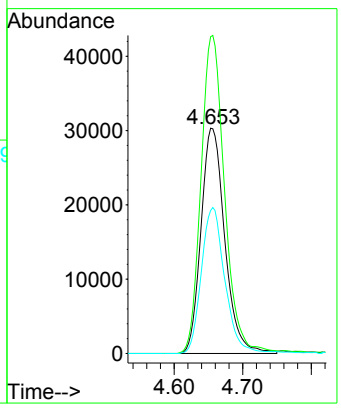

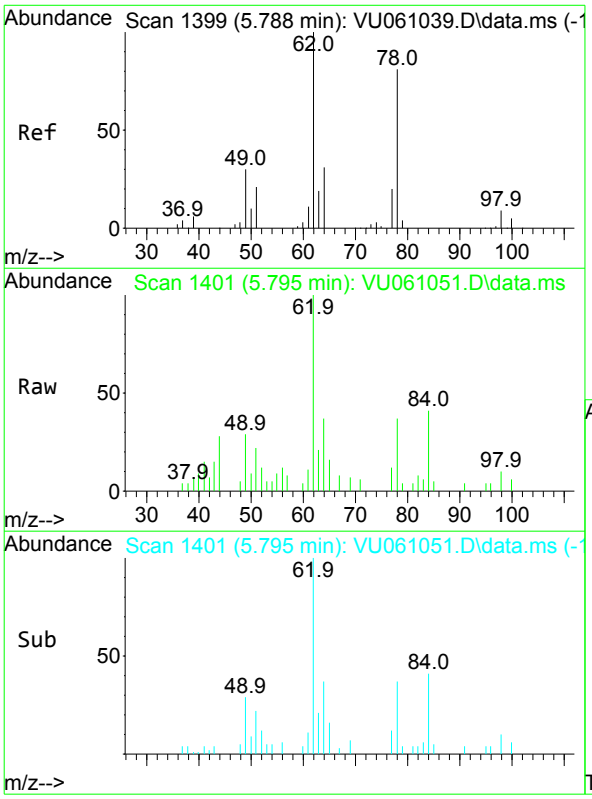

#27
1,2-Dichloroethane
Concen: 0.384 ug/L
RT: 5.795 min Scan# 1401
Delta R.T. 0.009 min
Lab File: VU061051.D
Acq: 01 Oct 2024 18:14

Tgt Ion: 62 Resp: 5843

Ion	Ratio	Lower	Upper
62	100		
98	10.2	8.2	12.4

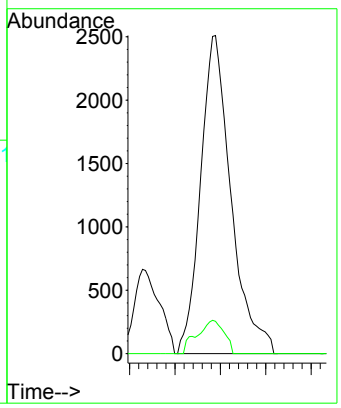

Instrument :
MSVOA_U
ClientSampleId :
PMW-8D(20240926)DL

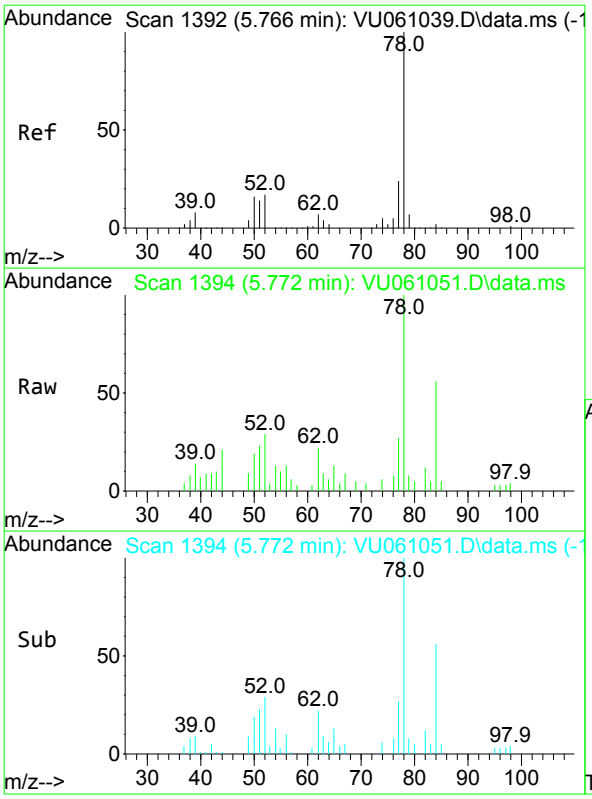

#33
Benzene
Concen: 0.162 ug/L
RT: 5.772 min Scan# 1394
Delta R.T. 0.006 min
Lab File: VU061051.D
Acq: 01 Oct 2024 18:14

Tgt Ion: 78 Resp: 8375

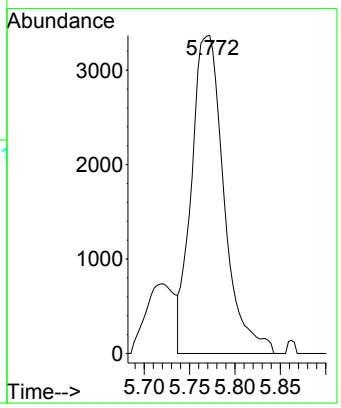

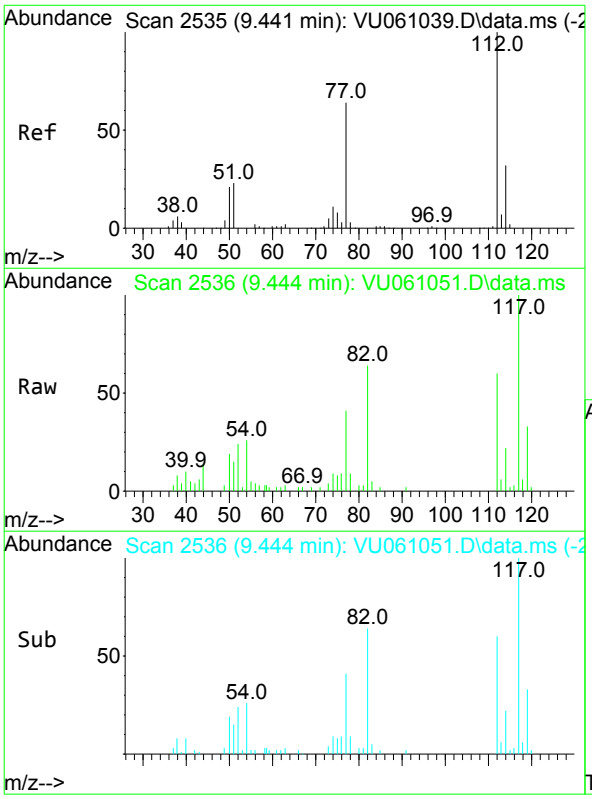

#51
Chlorobenzene
Concen: 0.216 ug/L
RT: 9.444 min Scan# 2536
Delta R.T. 0.006 min
Lab File: VU061051.D
Acq: 01 Oct 2024 18:14

Tgt Ion:112 Resp: 7271

Ion	Ratio	Lower	Upper
112	100		
114	37.0	22.2	41.2
77	68.9	46.1	69.1

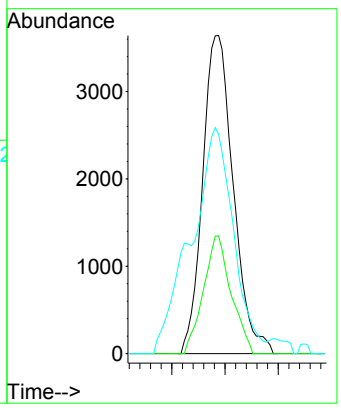

Instrument :
MSVOA_U
ClientSampleId :
PMW-8D(20240926)DL

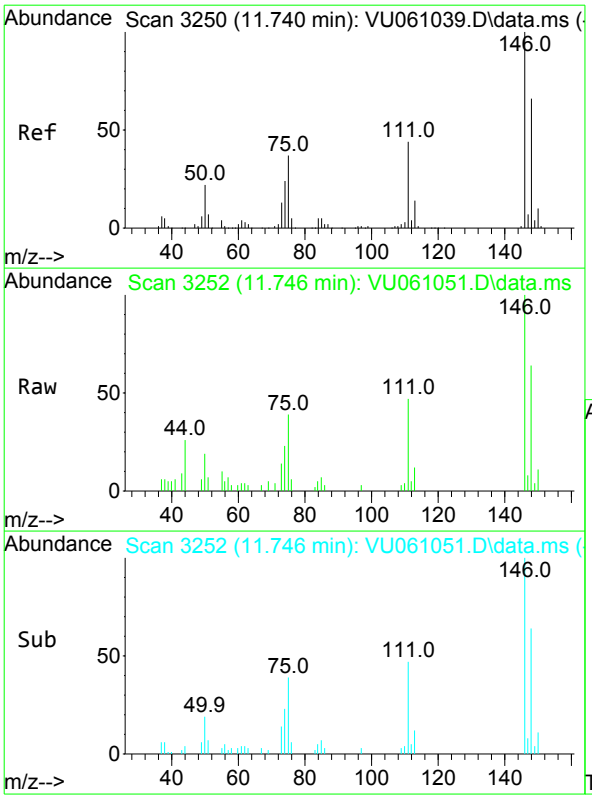

#64
1,3-Dichlorobenzene
Concen: 0.284 ug/L
RT: 11.746 min Scan# 3252
Delta R.T. 0.009 min
Lab File: VU061051.D
Acq: 01 Oct 2024 18:14

Tgt Ion:146 Resp: 6887

Ion	Ratio	Lower	Upper
146	100		
111	47.1	27.5	51.1
148	64.3	43.7	81.1

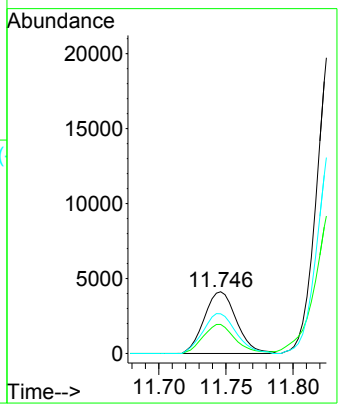

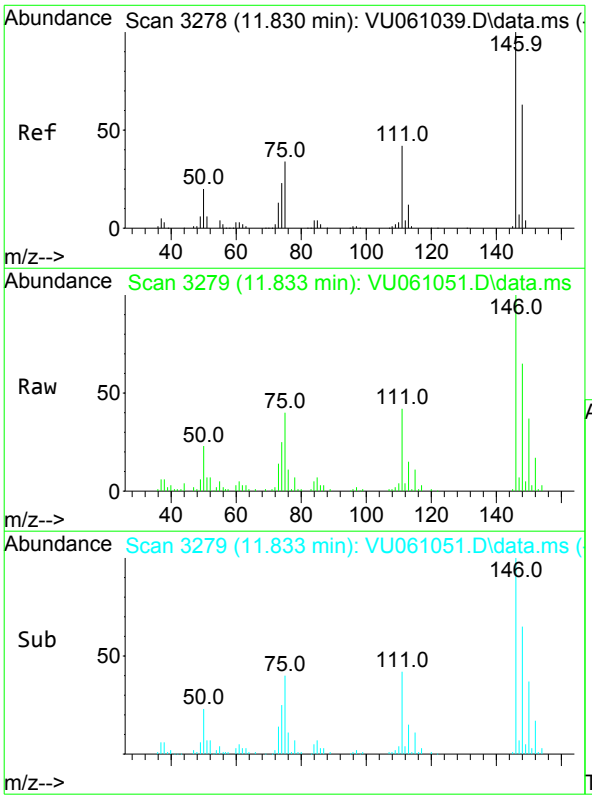

#65
1,4-Dichlorobenzene
Concen: 1.708 ug/L
RT: 11.833 min Scan# 3279
Delta R.T. 0.006 min
Lab File: VU061051.D
Acq: 01 Oct 2024 18:14

Tgt Ion:146 Resp: 40890

Ion	Ratio	Lower	Upper
146	100		
111	41.6	26.3	48.9
148	64.8	45.3	84.1

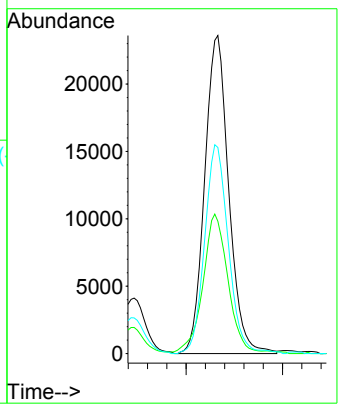

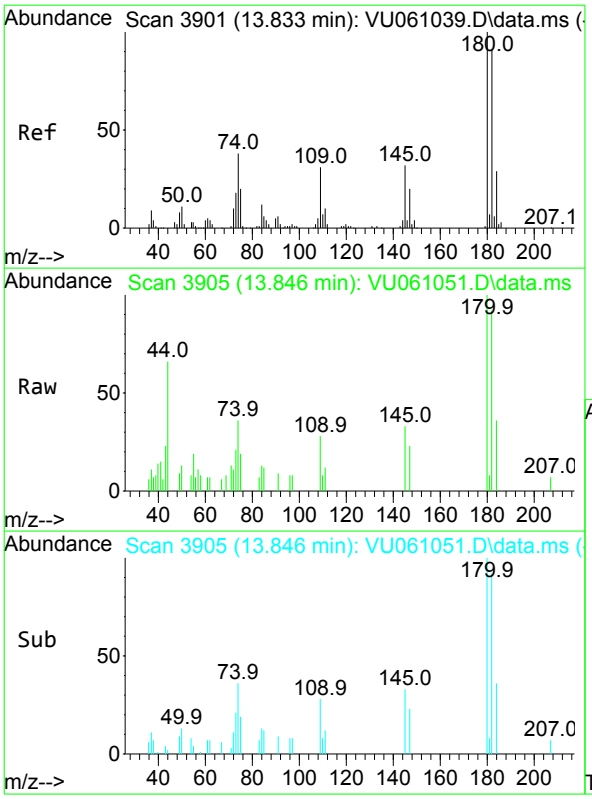

#70
1,2,4-trichlorobenzene
Concen: 0.289 ug/L
RT: 13.846 min Scan# 3905
Delta R.T. 0.012 min
Lab File: VU061051.D
Acq: 01 Oct 2024 18:14

Tgt Ion:180 Resp: 3772

Ion	Ratio	Lower	Upper
180	100		
182	93.3	77.4	116.2
145	28.6	22.9	34.3

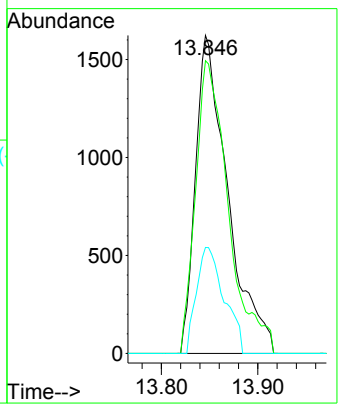

Instrument :
MSVOA_U
ClientSampleId :
PMW-8D(20240926)DL

Quantitation Report (QT/LSC Reviewed)

Data Path : Z:\voasrv\HPCHEM1\MSVOA_U\Data\VU100124\
Data File : VU061051.D
Acq On : 01 Oct 2024 18:14
Operator : MD/SY
Sample : P4227-06DL 10X
Misc : 25.0mL/MSVOA_U/WATER
ALS Vial : 23 Sample Multiplier: 1

Instrument :
MSVOA_U
ClientSampleId :
PMW-8D(20240926)DL

Quant Time: Oct 02 02:37:13 2024
Quant Method : Z:\voasrv\HPCHEM1\MSVOA_U\Method\SFAMUTR100124WMA.M
Quant Title : TRACE VOA SFAM1.0
QLast Update : Wed Oct 02 02:09:38 2024
Response via : Initial Calibration

Compound	R.T.	QIon	Response	Conc	Units	Dev(Min)
Internal Standards						
1) 1,4-Difluorobenzene	6.242	114	187122	5.000	ug/L	0.00
28) Chlorobenzene-d5	9.412	117	175714	5.000	ug/L	0.00
58) 1,4-Dichlorobenzene-d4	11.807	152	84486	5.000	ug/L	0.00
System Monitoring Compounds						
4) Vinyl Chloride-d3	1.595	65	57568	4.303	ug/L	0.00
Spiked Amount 5.000	Range 40 - 130		Recovery = 86.000%			
7) Chloroethane-d5	1.911	69	42056	4.200	ug/L	0.00
Spiked Amount 5.000	Range 65 - 130		Recovery = 84.000%			
11) 1,1-Dichloroethene-d2	2.554	65	26263	4.450	ug/L	-0.01
Spiked Amount 5.000	Range 60 - 125		Recovery = 89.000%			
20) 2-Butanone-d5	4.634	46	152191	47.492	ug/L	0.00
Spiked Amount 50.000	Range 40 - 130		Recovery = 94.980%			
24) Chloroform-d	5.052	84	105922	4.492	ug/L	0.00
Spiked Amount 5.000	Range 70 - 125		Recovery = 89.800%			
26) 1,2-Dichloroethane-d4	5.692	65	57617	4.610	ug/L	0.00
Spiked Amount 5.000	Range 70 - 130		Recovery = 92.200%			
32) Benzene-d6	5.717	84	212480	4.586	ug/L	0.00
Spiked Amount 5.000	Range 70 - 125		Recovery = 91.800%			
36) 1,2-Dichloropropane-d6	6.682	67	71341	4.689	ug/L	0.00
Spiked Amount 5.000	Range 60 - 140		Recovery = 93.800%			
41) Toluene-d8	7.891	98	194908	4.501	ug/L	0.00
Spiked Amount 5.000	Range 70 - 130		Recovery = 90.000%			
43) trans-1,3-Dichloroprop...	8.174	79	29009	4.459	ug/L	0.00
Spiked Amount 5.000	Range 55 - 130		Recovery = 89.200%			
46) 2-Hexanone-d5	8.637	63	129633	48.141	ug/L	0.01
Spiked Amount 50.000	Range 45 - 130		Recovery = 96.280%			
56) 1,1,2,2-Tetrachloroeth...	10.753	84	51845	4.646	ug/L	0.00
Spiked Amount 5.000	Range 65 - 120		Recovery = 93.000%			
66) 1,2-Dichlorobenzene-d4	12.187	152	64117	4.746	ug/L	0.00
Spiked Amount 5.000	Range 80 - 120		Recovery = 95.000%			
Target Compounds						Qvalue
5) Vinyl chloride	1.599	62	7738	0.585	ug/L	94
16) Methylene chloride	3.039	84	2569	0.207	ug/L	88
18) trans-1,2-Dichloroethene	3.348	96	3535	0.298	ug/L	96
19) 1,1-Dichloroethane	3.856	63	26118	1.133	ug/L	98
22) cis-1,2-Dichloroethene	4.653	96	73051	5.538	ug/L	92
27) 1,2-Dichloroethane	5.795	62	5843	0.384	ug/L	100
33) Benzene	5.772	78	8375	0.162	ug/L	100
51) Chlorobenzene	9.444	112	7271	0.216	ug/L	87
64) 1,3-Dichlorobenzene	11.746	146	6887	0.284	ug/L	94
65) 1,4-Dichlorobenzene	11.833	146	40890	1.708	ug/L	97
70) 1,2,4-trichlorobenzene	13.846	180	3772	0.289	ug/L	97

(#) = qualifier out of range (m) = manual integration (+) = signals summed

LSC Area Percent Report

Data Path : Z:\voasrv\HPCHEM1\MSVOA_U\Data\VU100124\
Data File : VU061051.D
Acq On : 01 Oct 2024 18:14
Operator : MD/SY
Sample : P4227-06DL 10X
Misc : 25.0mL/MSVOA_U/WATER
ALS Vial : 23 Sample Multiplier: 1

Instrument :
MSVOA_U
ClientSampleId :
PMW-8D(20240926)DL

Integration Parameters: rteint.p
Integrator: RTE
Smoothing : ON Filtering: 5
Sampling : 1 Min Area: 3 % of largest Peak
Start Thrs: 0.1 Max Peaks: 100
Stop Thrs : 0 Peak Location: TOP

If leading or trailing edge < 100 prefer < Baseline drop else tangent >
Peak separation: 5

Method : Z:\voasrv\HPCHEM1\MSVOA_U\Method\SFAMUTR100124WMA.M
Title : TRACE VOA SFAM1.0

Signal : TIC: VU061051.D\data.ms

peak #	R.T. min	first scan	max scan	last scan	PK TY	peak height	corr. area	corr. % max.	% of total
1	1.489	55	62	66	rBV2	9535	10543	1.46%	0.169%
2	1.595	88	95	120	rVB2	81763	105535	14.63%	1.691%
3	1.911	185	193	202	rBV	52242	80532	11.16%	1.291%
4	2.554	382	393	408	rVB	131409	215184	29.83%	3.449%
5	3.036	532	543	554	rBV	5210	10573	1.47%	0.169%
6	3.174	573	586	604	rBV2	28009	68087	9.44%	1.091%
7	3.348	627	640	658	rVB3	9424	22379	3.10%	0.359%
8	3.689	735	746	761	rVB3	9169	20750	2.88%	0.333%
9	3.859	783	799	814	rBV2	21338	53455	7.41%	0.857%
10	4.650	1024	1045	1083	rBV3	193047	606031	84.00%	9.712%
11	5.052	1156	1170	1195	rBV	110923	252700	35.03%	4.050%
12	5.714	1357	1376	1424	rBV2	234478	648772	89.93%	10.397%
13	6.242	1527	1540	1566	rBV	232048	458600	63.57%	7.350%
14	6.682	1663	1677	1696	rBV	145940	291073	40.35%	4.665%
15	7.560	1934	1950	1976	rBV	78094	151923	21.06%	2.435%
16	7.891	2041	2053	2078	rBV	289665	521347	72.27%	8.355%
17	8.177	2132	2142	2160	rBV	47188	86019	11.92%	1.379%
18	8.640	2274	2286	2319	rBV	304011	682053	94.54%	10.931%
19	9.412	2512	2526	2559	rBV	316371	588674	81.60%	9.434%
20	10.753	2931	2943	2964	rBV	100856	170146	23.58%	2.727%
21	11.743	3241	3251	3260	rBV3	17888	29089	4.03%	0.466%
22	11.807	3260	3271	3297	rVB2	344440	721431	100.00%	11.562%
23	12.187	3377	3389	3408	rBV	253970	425844	59.03%	6.825%
24	13.846	3896	3905	3922	rVB5	9154	19000	2.63%	0.304%

Sum of corrected areas: 6239740

Data Path : Z:\voasrv\HPCHEM1\MSVOA_U\Data\VU100124\
Data File : VU061051.D
Acq On : 01 Oct 2024 18:14
Operator : MD/SY
Sample : P4227-06DL 10X
Misc : 25.0mL/MSVOA_U/WATER
ALS Vial : 23 Sample Multiplier: 1

Instrument :
MSVOA_U
ClientSampleId :
PMW-8D(20240926)DL

Quant Method : Z:\voasrv\HPCHEM1\MSVOA_U\Method\SFAMUTR100124WMA.M
Quant Title : TRACE VOA SFAM1.0

TIC Library : C:\Database\NIST20.L
TIC Integration Parameters: LSCINT.P

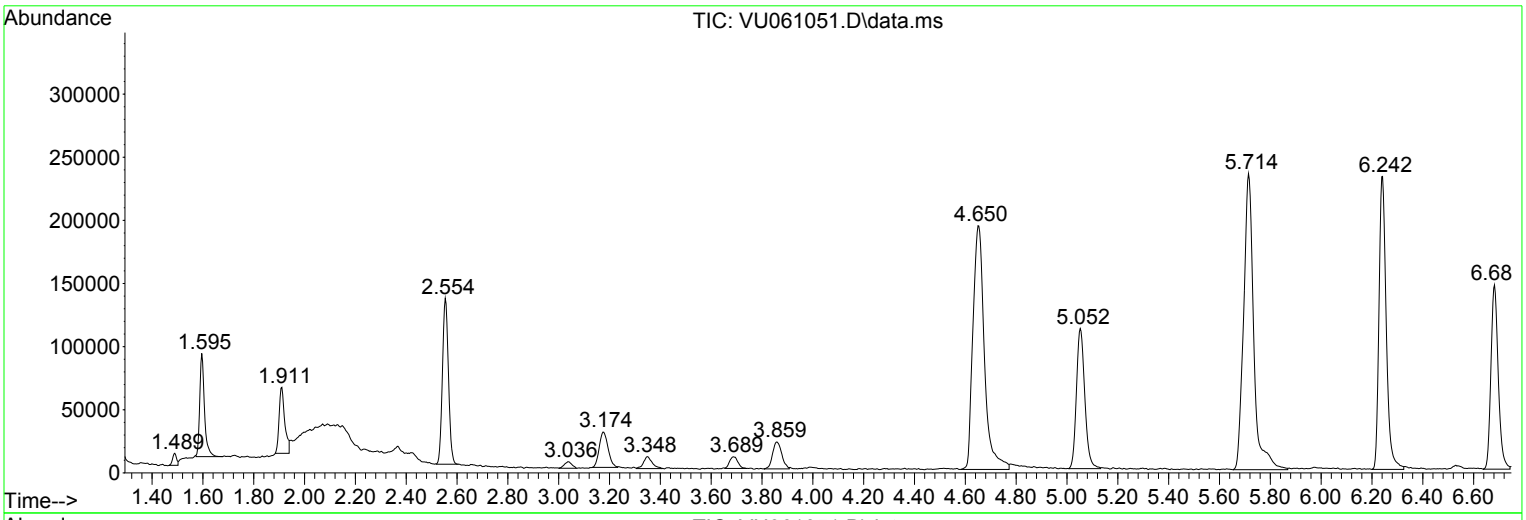

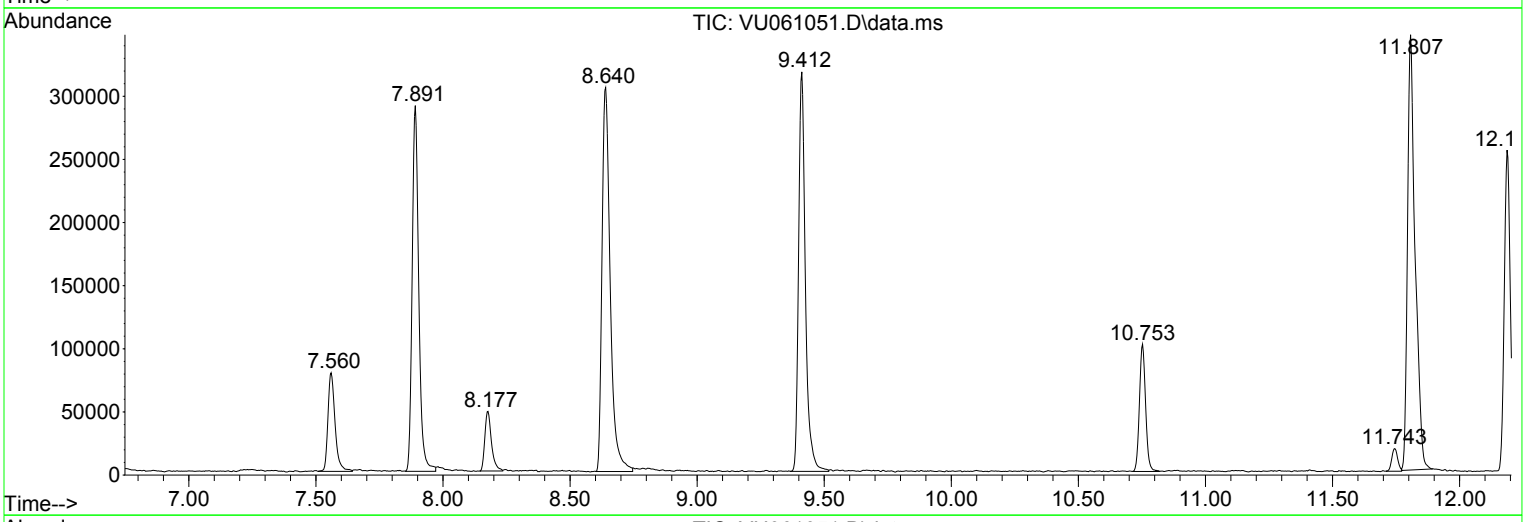

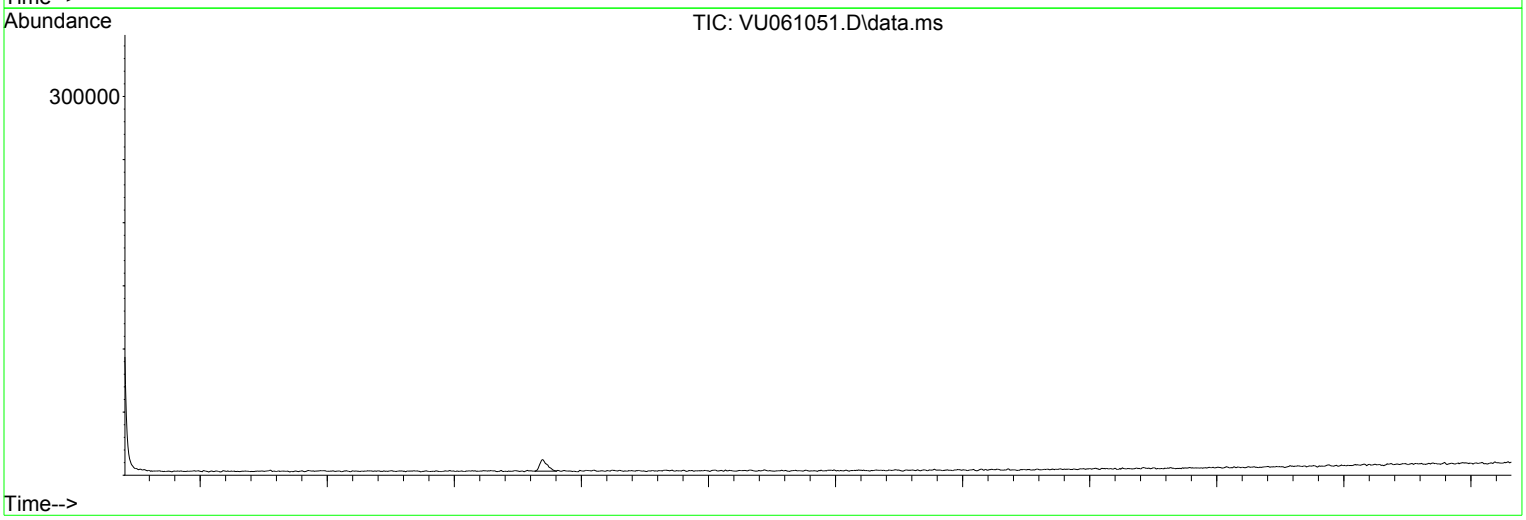

Library Search Compound Report

Data Path : Z:\voasrv\HPCHEM1\MSVOA_U\Data\VU100124\
Data File : VU061051.D
Acq On : 01 Oct 2024 18:14
Operator : MD/SY
Sample : P4227-06DL 10X
Misc : 25.0mL/MSVOA_U/WATER
ALS Vial : 23 Sample Multiplier: 1

Instrument :
MSVOA_U
ClientSampleId :
PMW-8D(20240926)DL

Quant Method : Z:\voasrv\HPCHEM1\MSVOA_U\Method\SFAMUTR100124WMA.M
Quant Title : TRACE VOA SFAM1.0

TIC Library : C:\Database\NIST20.L
TIC Integration Parameters: LSCINT.P

No Library Search Compounds Detected
****

Tentatively Identified Compound (LSC) summary

Data Path : Z:\voasrv\HPCHEM1\MSVOA_U\Data\VU100124\
Data File : VU061051.D
Acq On : 01 Oct 2024 18:14
Operator : MD/SY
Sample : P4227-06DL 10X
Misc : 25.0mL/MSVOA_U/WATER
ALS Vial : 23 Sample Multiplier: 1

Instrument :
MSVOA_U
ClientSampleId :
PMW-8D(20240926)DL

Quant Method : Z:\voasrv\HPCHEM1\MSVOA_U\Method\SFAMUTR100124WMA.M
Quant Title : TRACE VOA SFAM1.0

TIC Library : C:\Database\NIST20.L
TIC Integration Parameters: LSCINT.P

TIC Top Hit name	RT	EstConc	Units	Response	Internal Standard #	RT	Resp	Conc

FORM 1A-OR
ORGANIC ANALYSIS DATA SHEET
TARGET ANALYTE LIST

EPA SAMPLE NO.

PMW-8S(20240926)

Lab Name : Alliance Technical Group, LLC
Contract : 68HERH20D0011
Lab Code: ACE Case No.: ARC Sayrevil
MA No. : SDG No.: P4227
Analytical Method : VOA_Trace
Level : Trace
Matrix : Water
Lab Sample ID : P4227-05
Sample wt/vol : 25.0 (g/mL) mL
Lab File ID : VU061069.D
% Solids :
Date Received : 09/27/2024
GC Column : DB-624UI ID : 0.18 (mm)
Date Extracted :
GC Column : ID : (mm)
Date Analyzed : 10/02/2024
Extract Concentrated :(Y/N)
Extract Volume : (µL)
Soil Aliquot (VOA) : (µL)
Extraction Type : PT
Heated Purge : (Y/N) N
Injection Volume : (µL)
Purge Volume : 25 (mL)
pH : 1.0 Dilution Factor : 20.0
Cleanup Types :
Cleanup Factor :
Concentration Units (µg/L, µg/kg, µg, or µg/cm²): µg/L

CAS NO.	ANALYTE	CONCENTRATION	Q
75-01-4	Vinyl chloride	8.9	JD
75-35-4	1,1-Dichloroethene	10	U
75-09-2	Methylene chloride	10	U
75-34-3	1,1-Dichloroethane	18	D
156-59-2	cis-1,2-Dichloroethene	130	D
67-66-3	Chloroform	10	U
71-55-6	1,1,1-Trichloroethane	10	U
71-43-2	Benzene	2.9	JD
107-06-2	1,2-Dichloroethane	10	U
79-01-6	Trichloroethene	10	U
108-88-3	Toluene	10	U
127-18-4	Tetrachloroethene	10	U
108-90-7	Chlorobenzene	24	D
95-47-6	o-Xylene	10	U
179601-23-1	m,p-Xylene	10	U
79-34-5	1,1,2,2-Tetrachloroethane	10	U
106-46-7	1,4-Dichlorobenzene	210	D
120-82-1	1,2,4-trichlorobenzene	10	U

FORM 1B-OR
ORGANIC ANALYSIS DATA SHEET
TENTATIVELY IDENTIFIED COMPOUNDS

EPA SAMPLE NO.

PMW-8S(20240926)

Lab Name : Alliance Technical Group, LLC
Contract : 68HERH20D0011
Lab Code: ACE Case No.: ARC Sayrevi
MA No. : SDG No.: P4227
Analytical Method : VOA_Trace
Level : Trace
Matrix : Water
Lab Sample ID : P4227-05
Sample wt/vol : 25.0 (g/mL) mL
Lab File ID : VU061069.D
% Solids :
Date Received : 09/27/2024
GC Column : DB-624UI ID : 0.18 (mm)
Date Extracted :
Extract Concentrated : (Y/N)
Date Analyzed : 10/02/2024
Soil Aliquot (VOA) : (µL)
Extract Volume : (µL)
Heated Purge : (Y/N) N
Extraction Type : PT
Purge Volume : 25 (mL)
Injection Volume : (µL)
Cleanup Types :
pH : 1.0 Dilution Factor : 20.0
Concentration Units (µg/L,µg/kg): µg/L
Cleanup Factor :

	CAS NO.	ANALYTE	RT	EST. CONC.	Q
1	156-60-5	trans-1,2-Dichloroethene	3.348	6.3	JN
2	541-73-1	1,3-Dichlorobenzene	11.74	37	JN
3	95-50-1	1,2-Dichlorobenzene	12.206	3.7	JN
4	E966796	Total Alkanes	N/A	19	D

EPA-designated Registry Number.

Quantitation Report (QT/LSC Reviewed)

Data Path : Z:\voasrv\HPCHEM1\MSVOA_U\Data\VU100224\
Data File : VU061069.D
Acq On : 02 Oct 2024 12:25
Operator : MD/SY
Sample : P4227-05 20X
Misc : 25.0mL/MSVOA_U/WATER
ALS Vial : 8 Sample Multiplier: 1

Instrument :
MSVOA_U
ClientSampleId :
PMW-8S(20240926)

Quant Time: Oct 03 06:28:44 2024
Quant Method : Z:\voasrv\HPCHEM1\MSVOA_U\Method\SFAMUTR100124WMA.M
Quant Title : TRACE VOA SFAM1.0
QLast Update : Thu Oct 03 06:26:52 2024
Response via : Initial Calibration

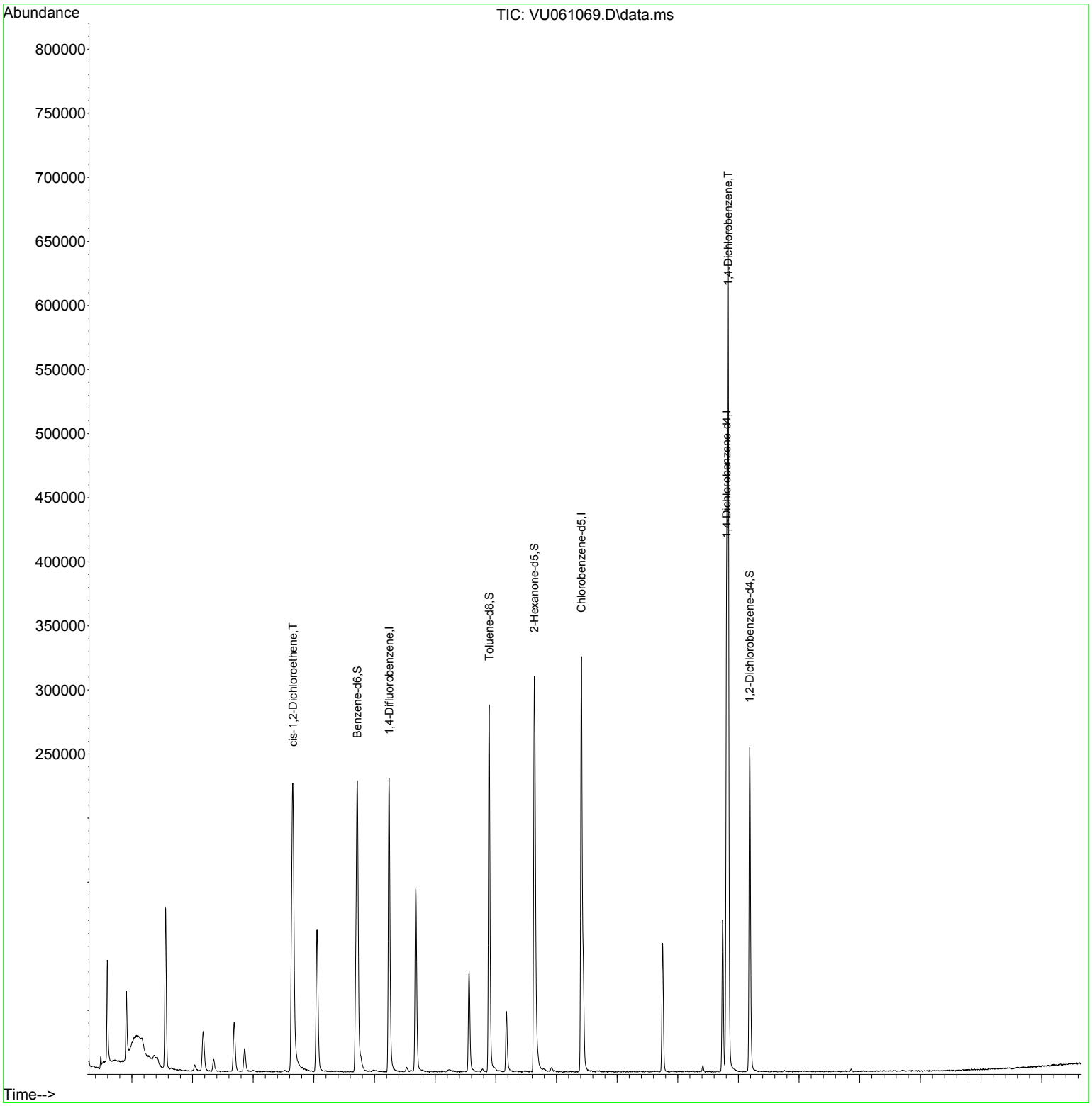

Instrument :
MSVOA_U
ClientSampleId :
PMW-8S(20240926)

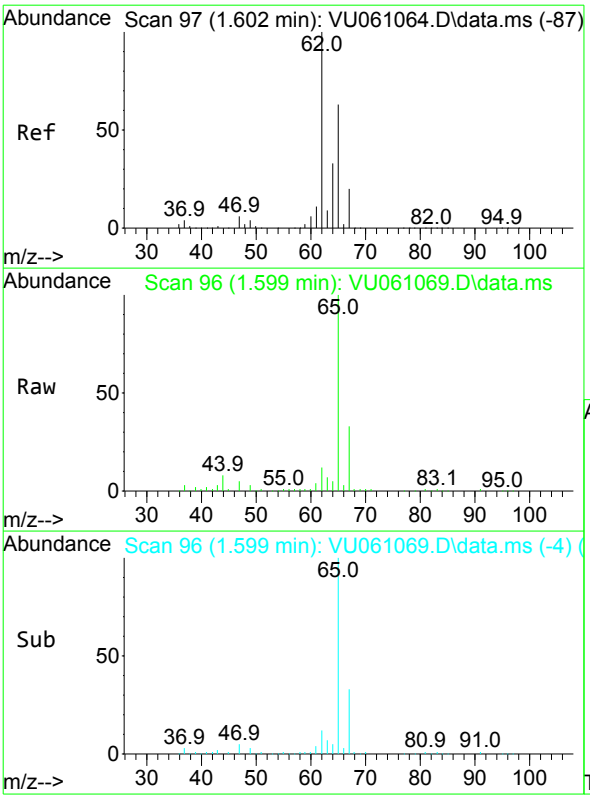

#5
Vinyl chloride
Concen: 0.446 ug/L
RT: 1.599 min Scan# 96
Delta R.T. -0.003 min
Lab File: VU061069.D
Acq: 02 Oct 2024 12:25

Tgt Ion: 62 Resp: 5886

Ion	Ratio	Lower	Upper
62	100		
64	45.2	24.0	44.6#

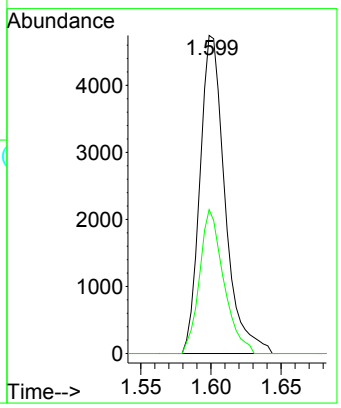

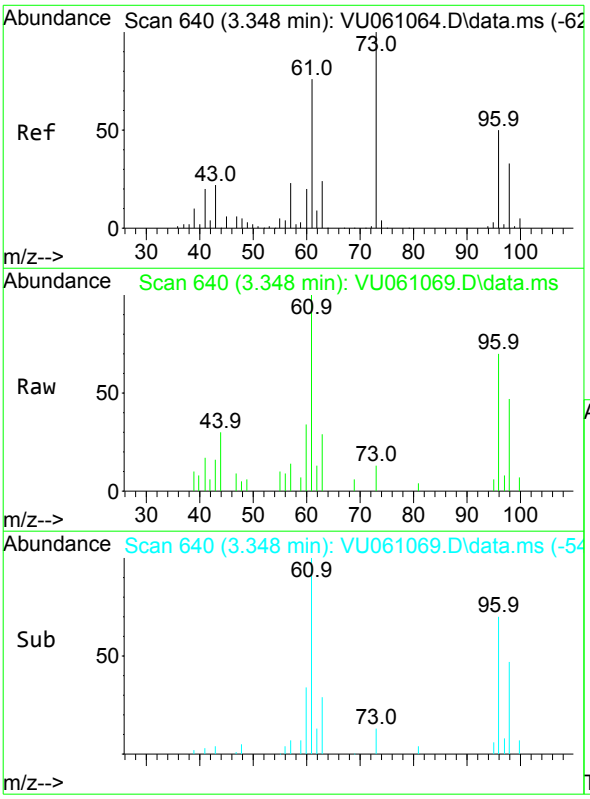

#18
trans-1,2-Dichloroethene
Concen: 0.317 ug/L
RT: 3.348 min Scan# 640
Delta R.T. -0.000 min
Lab File: VU061069.D
Acq: 02 Oct 2024 12:25

Tgt Ion: 96 Resp: 3747

Ion	Ratio	Lower	Upper
96	100		
61	142.3	97.2	180.6
98	66.5	43.3	80.5

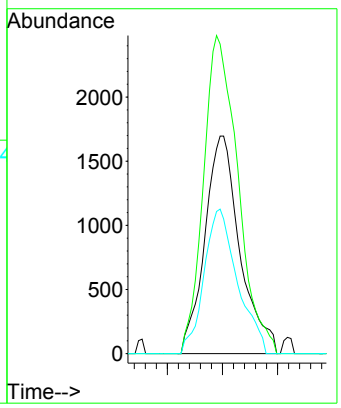

Instrument :
MSVOA_U
ClientSampleId :
PMW-8S(20240926)

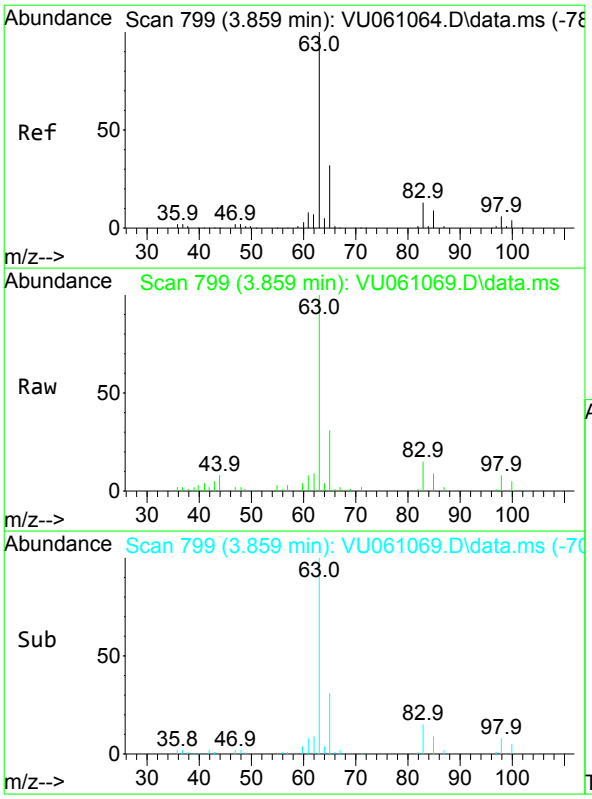

#19
1,1-Dichloroethane
Concen: 0.884 ug/L
RT: 3.859 min Scan# 799
Delta R.T. -0.000 min
Lab File: VU061069.D
Acq: 02 Oct 2024 12:25

Tgt Ion: 63 Resp: 20348

Ion	Ratio	Lower	Upper
63	100		
65	30.7	23.0	42.8
83	14.7	9.0	16.6

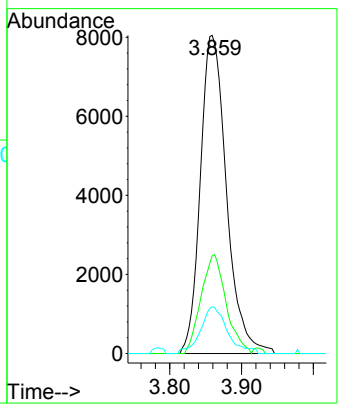

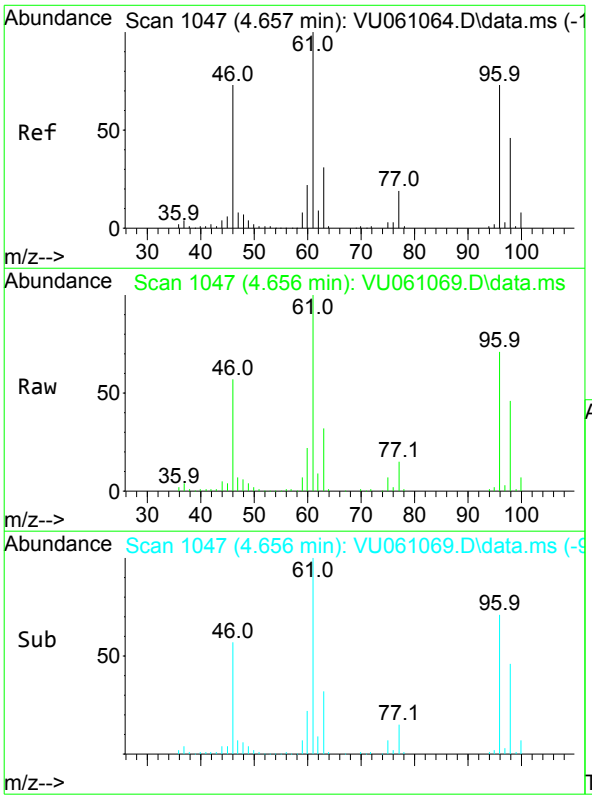

#22
cis-1,2-Dichloroethene
Concen: 6.666 ug/L
RT: 4.656 min Scan# 1047
Delta R.T. -0.000 min
Lab File: VU061069.D
Acq: 02 Oct 2024 12:25

Tgt Ion: 96 Resp: 87823

Ion	Ratio	Lower	Upper
96	100		
61	140.3	89.7	166.5
98	64.9	45.1	83.9

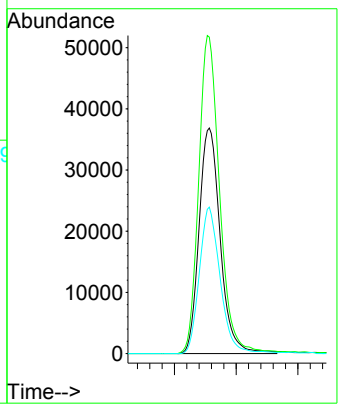

Instrument :
MSVOA_U
ClientSampleId :
PMW-8S(20240926)

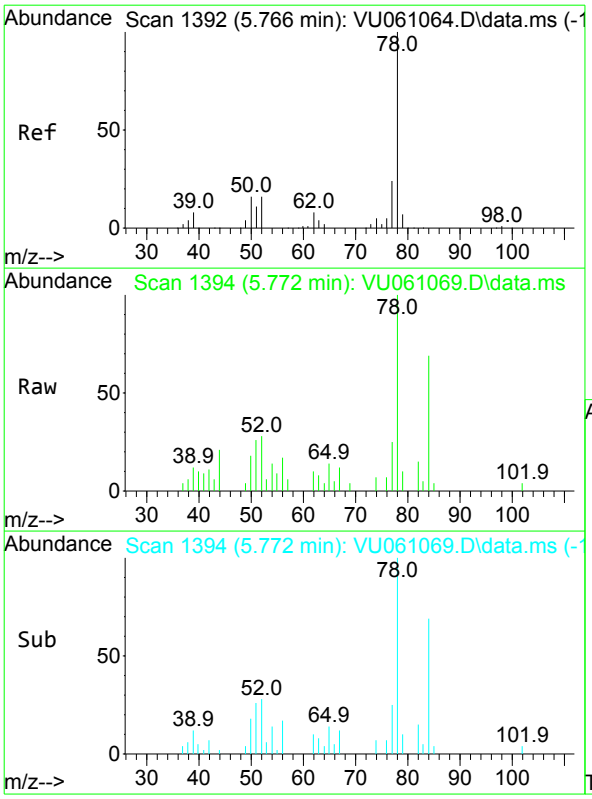

#33
Benzene
Concen: 0.145 ug/L
RT: 5.772 min Scan# 1394
Delta R.T. 0.006 min
Lab File: VU061069.D
Acq: 02 Oct 2024 12:25

Tgt Ion: 78 Resp: 7494

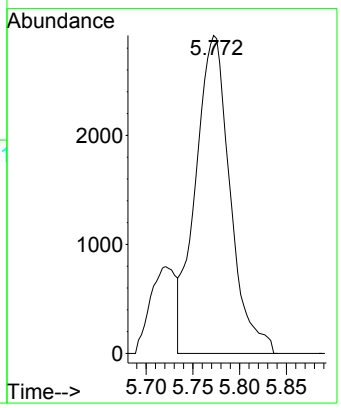

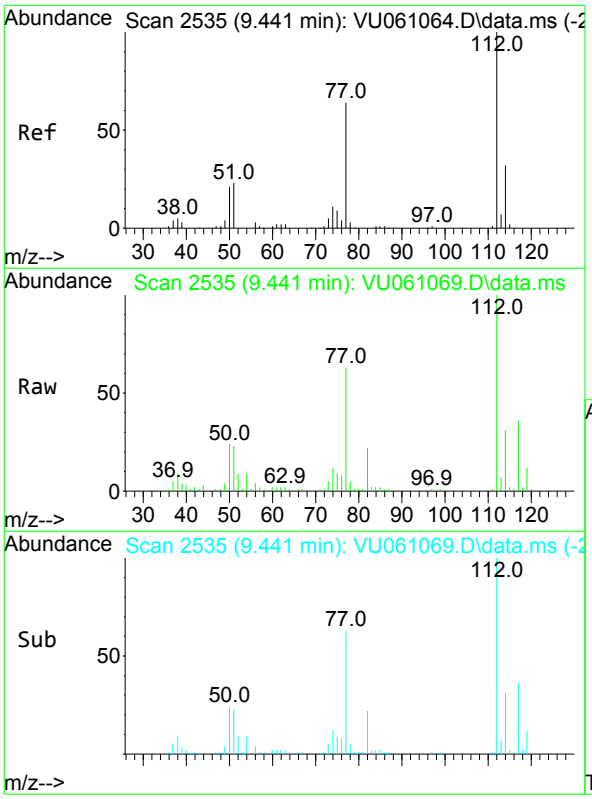

#51
Chlorobenzene
Concen: 1.192 ug/L
RT: 9.441 min Scan# 2535
Delta R.T. -0.000 min
Lab File: VU061069.D
Acq: 02 Oct 2024 12:25

Tgt Ion:112 Resp: 39865

Ion	Ratio	Lower	Upper
112	100		
114	31.1	22.2	41.2
77	62.8	46.1	69.1

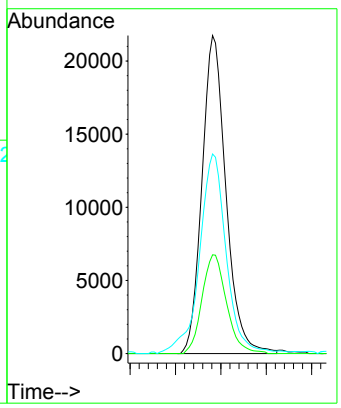

Instrument :
MSVOA_U
ClientSampleId :
PMW-8S(20240926)

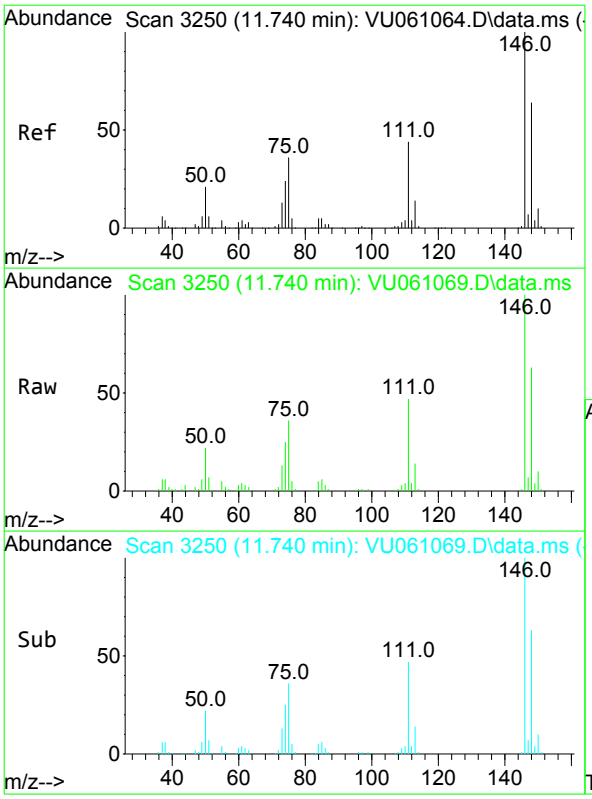

#64
1,3-Dichlorobenzene
Concen: 1.851 ug/L
RT: 11.740 min Scan# 3250
Delta R.T. -0.000 min
Lab File: VU061069.D
Acq: 02 Oct 2024 12:25

Tgt Ion:146 Resp: 45220

Ion	Ratio	Lower	Upper
146	100		
111	46.7	27.5	51.1
148	63.2	43.7	81.1

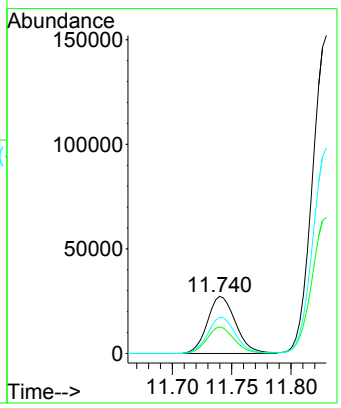

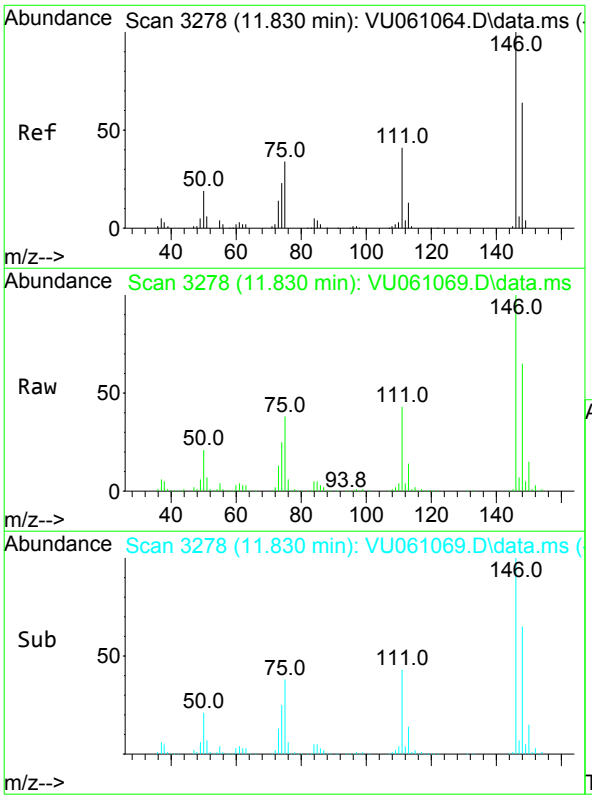

#65
1,4-Dichlorobenzene
Concen: 10.276 ug/L
RT: 11.830 min Scan# 3278
Delta R.T. -0.000 min
Lab File: VU061069.D
Acq: 02 Oct 2024 12:25

Tgt Ion:146 Resp: 248128

Ion	Ratio	Lower	Upper
146	100		
111	42.7	26.3	48.9
148	64.6	45.3	84.1

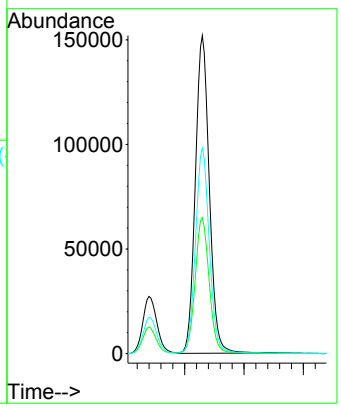

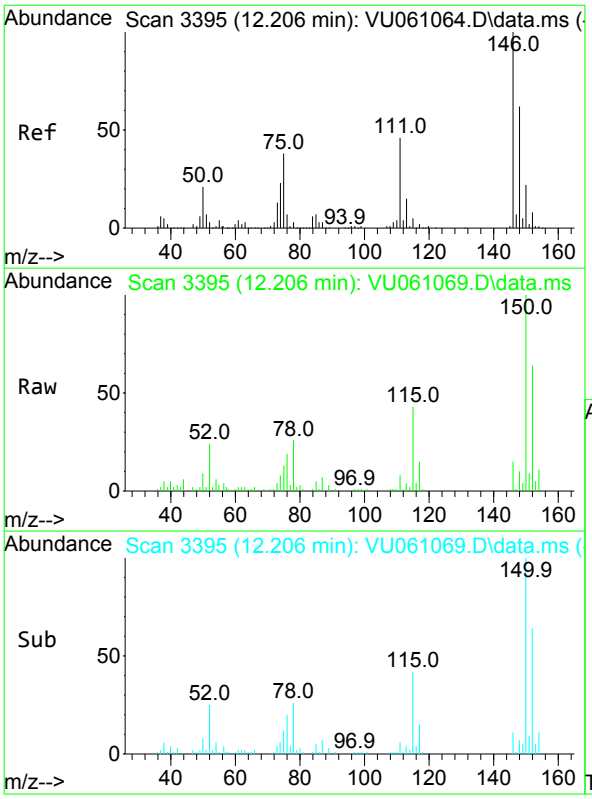

#67
1,2-Dichlorobenzene
Concen: 0.185 ug/L
RT: 12.206 min Scan# 3395
Delta R.T. -0.000 min
Lab File: VU061069.D
Acq: 02 Oct 2024 12:25

Tgt Ion:146 Resp: 4169

Ion	Ratio	Lower	Upper
146	100		
111	54.8	33.4	50.0#
148	64.8	50.9	76.3

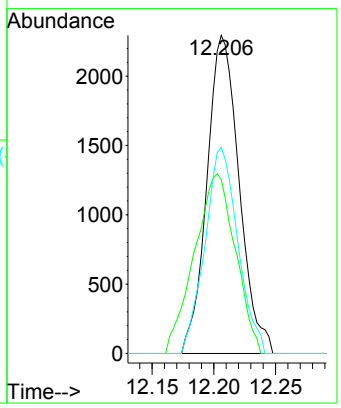

Instrument :
MSVOA_U
ClientSampleId :
PMW-8S(20240926)

Quantitation Report (QT/LSC Reviewed)

Data Path : Z:\voasrv\HPCHEM1\MSVOA_U\Data\VU100224\
Data File : VU061069.D
Acq On : 02 Oct 2024 12:25
Operator : MD/SY
Sample : P4227-05 20X
Misc : 25.0mL/MSVOA_U/WATER
ALS Vial : 8 Sample Multiplier: 1

Instrument :
MSVOA_U
ClientSampleId :
PMW-8S(20240926)

Quant Time: Oct 03 06:28:44 2024
Quant Method : Z:\voasrv\HPCHEM1\MSVOA_U\Method\SFAMUTR100124WMA.M
Quant Title : TRACE VOA SFAM1.0
QLast Update : Thu Oct 03 06:26:52 2024
Response via : Initial Calibration

Compound	R.T.	QIon	Response	Conc	Units	Dev(Min)
Internal Standards						
1) 1,4-Difluorobenzene	6.242	114	186873	5.000	ug/L	0.00
28) Chlorobenzene-d5	9.412	117	174825	5.000	ug/L	0.00
58) 1,4-Dichlorobenzene-d4	11.804	152	85205	5.000	ug/L	0.00
System Monitoring Compounds						
4) Vinyl Chloride-d3	1.595	65	55646	4.165	ug/L	0.00
Spiked Amount 5.000	Range 40 - 130		Recovery = 83.400%			
7) Chloroethane-d5	1.911	69	42389	4.239	ug/L	0.00
Spiked Amount 5.000	Range 65 - 130		Recovery = 84.800%			
11) 1,1-Dichloroethene-d2	2.557	65	24821	4.211	ug/L	0.00
Spiked Amount 5.000	Range 60 - 125		Recovery = 84.200%			
20) 2-Butanone-d5	4.634	46	158031	49.380	ug/L	0.00
Spiked Amount 50.000	Range 40 - 130		Recovery = 98.760%			
24) Chloroform-d	5.052	84	104642	4.444	ug/L	0.00
Spiked Amount 5.000	Range 70 - 125		Recovery = 88.800%			
26) 1,2-Dichloroethane-d4	5.692	65	57596	4.615	ug/L	0.00
Spiked Amount 5.000	Range 70 - 130		Recovery = 92.200%			
32) Benzene-d6	5.718	84	209296	4.540	ug/L	0.00
Spiked Amount 5.000	Range 70 - 125		Recovery = 90.800%			
36) 1,2-Dichloropropane-d6	6.682	67	71747	4.739	ug/L	0.00
Spiked Amount 5.000	Range 60 - 140		Recovery = 94.800%			
41) Toluene-d8	7.891	98	192902	4.477	ug/L	0.00
Spiked Amount 5.000	Range 70 - 130		Recovery = 89.600%			
43) trans-1,3-Dichloroprop...	8.174	79	28702	4.434	ug/L	0.00
Spiked Amount 5.000	Range 55 - 130		Recovery = 88.600%			
46) 2-Hexanone-d5	8.637	63	133355	49.775	ug/L	0.00
Spiked Amount 50.000	Range 45 - 130		Recovery = 99.540%			
56) 1,1,2,2-Tetrachloroeth...	10.749	84	52644	4.742	ug/L	0.00
Spiked Amount 5.000	Range 65 - 120		Recovery = 94.800%			
66) 1,2-Dichlorobenzene-d4	12.187	152	63799	4.683	ug/L	0.00
Spiked Amount 5.000	Range 80 - 120		Recovery = 93.600%			
Target Compounds						Qvalue
5) Vinyl chloride	1.599	62	5886	0.446	ug/L #	81
18) trans-1,2-Dichloroethene	3.348	96	3747	0.317	ug/L	96
19) 1,1-Dichloroethane	3.859	63	20348	0.884	ug/L	96
22) cis-1,2-Dichloroethene	4.656	96	87823	6.666	ug/L	93
33) Benzene	5.772	78	7494	0.145	ug/L	100
51) Chlorobenzene	9.441	112	39865	1.192	ug/L	95
64) 1,3-Dichlorobenzene	11.740	146	45220	1.851	ug/L	95
65) 1,4-Dichlorobenzene	11.830	146	248128	10.276	ug/L	97
67) 1,2-Dichlorobenzene	12.206	146	4169	0.185	ug/L #	91

(#) = qualifier out of range (m) = manual integration (+) = signals summed

LSC Area Percent Report

Data Path : Z:\voasrv\HPCHEM1\MSVOA_U\Data\VU100224\
Data File : VU061069.D
Acq On : 02 Oct 2024 12:25
Operator : MD/SY
Sample : P4227-05 20X
Misc : 25.0mL/MSVOA_U/WATER
ALS Vial : 8 Sample Multiplier: 1

Instrument :
MSVOA_U
ClientSampleId :
PMW-8S(20240926)

Integration Parameters: rteint.p
Integrator: RTE
Smoothing : ON Filtering: 5
Sampling : 1 Min Area: 3 % of largest Peak
Start Thrs: 0.1 Max Peaks: 100
Stop Thrs : 0 Peak Location: TOP

If leading or trailing edge < 100 prefer < Baseline drop else tangent >
Peak separation: 5

Method : Z:\voasrv\HPCHEM1\MSVOA_U\Method\SFAMUTR100124WMA.M
Title : TRACE VOA SFAM1.0

Signal : TIC: VU061069.D\data.ms

peak #	R.T. min	first scan	max scan	last scan	PK TY	peak height	corr. area	corr. % max.	% of total
1	1.595	88	95	114	rVB	79016	99635	6.16%	1.333%
2	1.911	185	193	206	rBV	53305	84666	5.24%	1.133%
3	2.554	382	393	411	rVB	124940	209551	12.96%	2.804%
4	3.174	573	586	607	rBV	30643	75618	4.68%	1.012%
5	3.348	627	640	657	rBV4	9542	22124	1.37%	0.296%
6	3.685	731	745	768	rBV2	38149	86441	5.34%	1.156%
7	3.859	787	799	816	rVB2	16947	37860	2.34%	0.507%
8	4.653	1023	1046	1076	rBV2	225337	667175	41.25%	8.926%
9	5.052	1151	1170	1192	rBV	110826	253546	15.68%	3.392%
10	5.714	1355	1376	1415	rBV2	227447	627355	38.79%	8.393%
11	6.242	1527	1540	1563	rBV	228930	454450	28.10%	6.080%
12	6.682	1662	1677	1696	rBV	143169	287107	17.75%	3.841%
13	7.560	1938	1950	1967	rBV	78172	146685	9.07%	1.962%
14	7.891	2040	2053	2072	rBV	286655	510822	31.59%	6.834%
15	8.177	2128	2142	2159	rBV	46984	86174	5.33%	1.153%
16	8.637	2272	2285	2324	rBV	308698	703901	43.52%	9.417%
17	9.412	2513	2526	2557	rBV2	324201	694795	42.96%	9.295%
18	10.749	2927	2942	2959	rBV	100632	173073	10.70%	2.315%
19	11.740	3239	3250	3260	rBV	117975	189902	11.74%	2.541%
20	11.827	3260	3277	3314	rVB2	680619	1617250	100.00%	21.637%
21	12.187	3375	3389	3412	rBV	253643	446442	27.61%	5.973%

Sum of corrected areas: 7474572

Data Path : Z:\voasrv\HPCHEM1\MSVOA_U\Data\VU100224\
Data File : VU061069.D
Acq On : 02 Oct 2024 12:25
Operator : MD/SY
Sample : P4227-05 20X
Misc : 25.0mL/MSVOA_U/WATER
ALS Vial : 8 Sample Multiplier: 1

Instrument :
MSVOA_U
ClientSampleId :
PMW-8S(20240926)

Quant Method : Z:\voasrv\HPCHEM1\MSVOA_U\Method\SFAMUTR100124WMA.M
Quant Title : TRACE VOA SFAM1.0

TIC Library : C:\Database\NIST20.L
TIC Integration Parameters: LSCINT.P

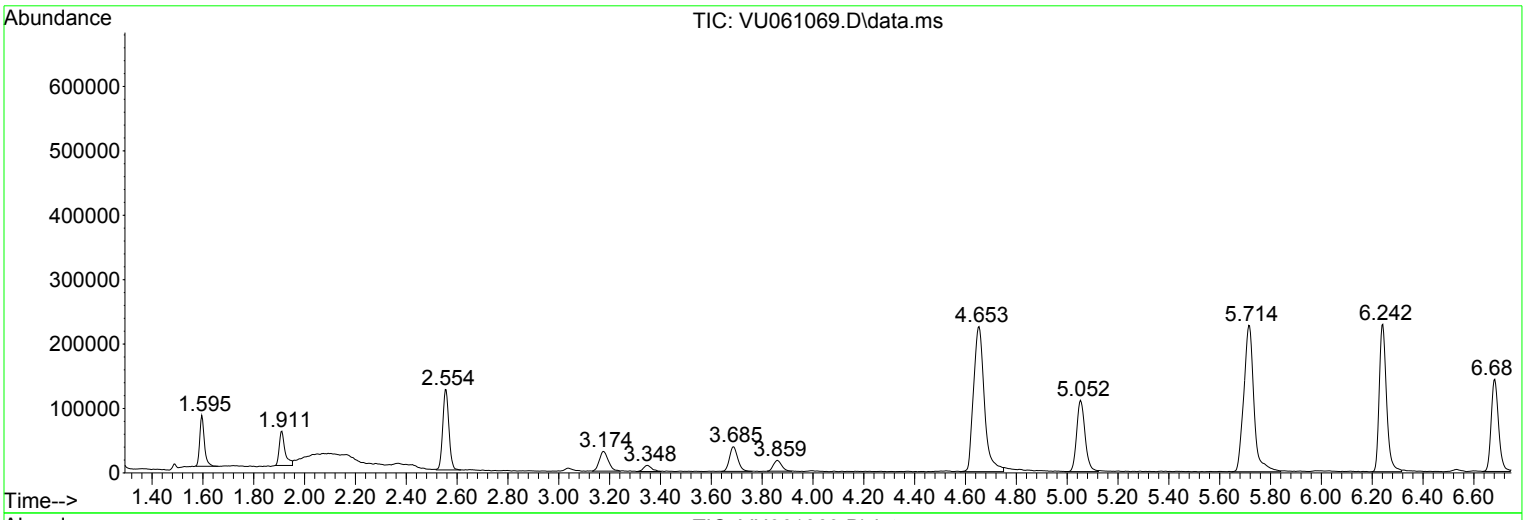

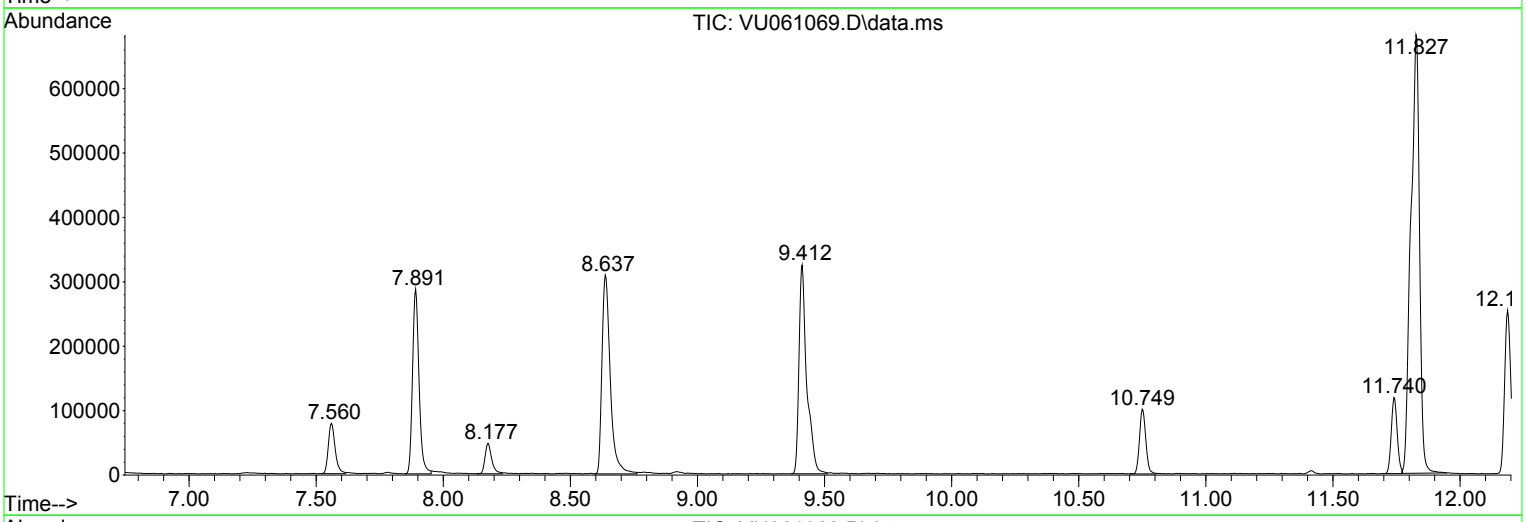

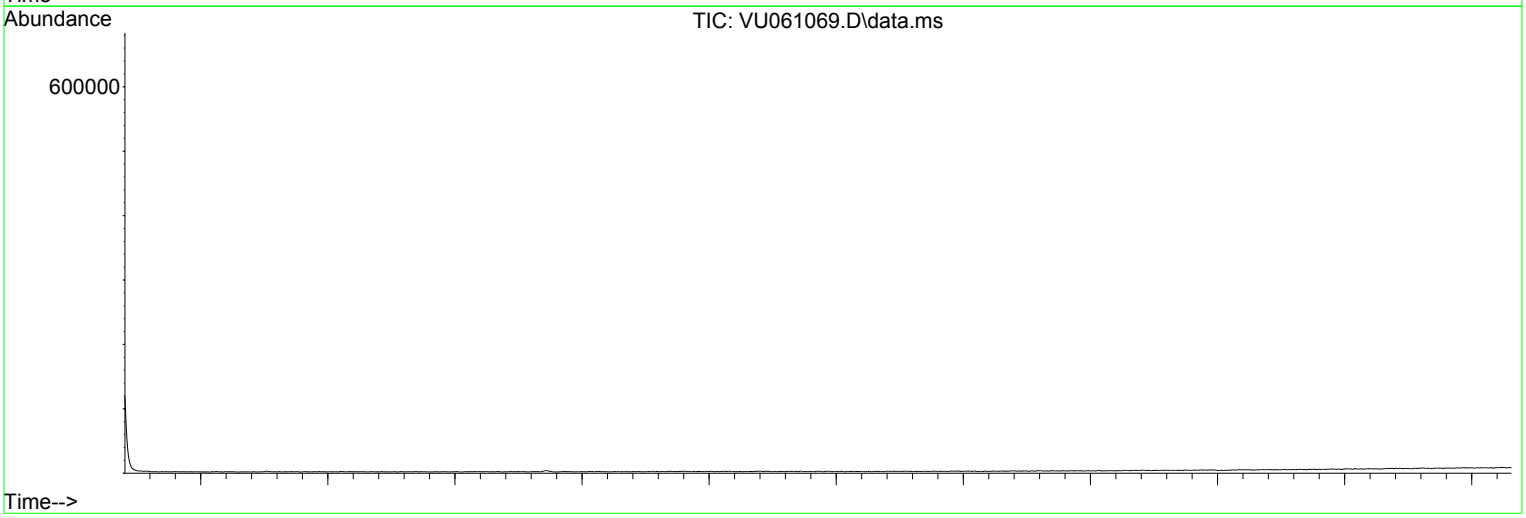

Data Path : Z:\voasrv\HPCHEM1\MSVOA_U\Data\VU100224\
Data File : VU061069.D
Acq On : 02 Oct 2024 12:25
Operator : MD/SY
Sample : P4227-05 20X
Misc : 25.0mL/MSVOA_U/WATER
ALS Vial : 8 Sample Multiplier: 1

Instrument :
MSVOA_U
ClientSampleId :
PMW-8S(20240926)

Quant Method : Z:\voasrv\HPCHEM1\MSVOA_U\Method\SFAMUTR100124WMA.M
Quant Title : TRACE VOA SFAM1.0

TIC Library : C:\Database\NIST20.L
TIC Integration Parameters: LSCINT.P

****
Peak Number 2 (DEL) Alkane: Straight-Chai... Concentration Rank 2

R.T.	EstConc	Area	Relative to ISTD	R.T.
3.685	0.95 ug/L	86441	1,4-Difluorobenzene	6.242

Hit# of 5	Tentative ID	MW	MolForm	CAS#	Qual
1	n-Hexane	86	C6H14	000110-54-3	91
2	n-Hexane	86	C6H14	000110-54-3	91
3	n-Hexane	86	C6H14	000110-54-3	83
4	2-Ethyl-oxetane	86	C5H10O	1010386-40-2	72
5	n-Hexane	86	C6H14	000110-54-3	64

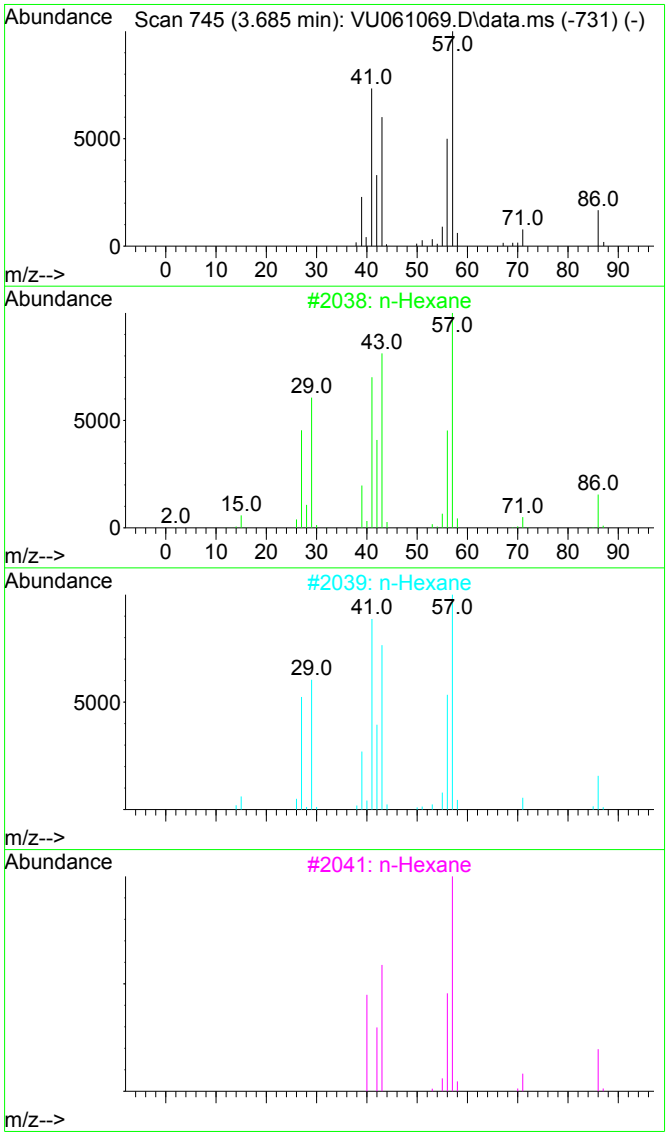

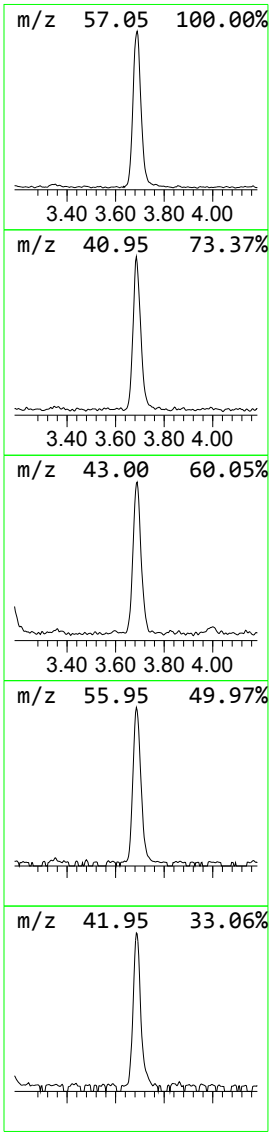

Tentatively Identified Compound (LSC) summary

Data Path : Z:\voasrv\HPCHEM1\MSVOA_U\Data\VU100224\
Data File : VU061069.D
Acq On : 02 Oct 2024 12:25
Operator : MD/SY
Sample : P4227-05 20X
Misc : 25.0mL/MSVOA_U/WATER
ALS Vial : 8 Sample Multiplier: 1

Instrument :
MSVOA_U
ClientSampleId :
PMW-8S(20240926)

Quant Method : Z:\voasrv\HPCHEM1\MSVOA_U\Method\SFAMUTR100124WMA.M
Quant Title : TRACE VOA SFAM1.0

TIC Library : C:\Database\NIST20.L
TIC Integration Parameters: LSCINT.P

TIC Top Hit name	RT	EstConc	Units	Response	Internal Standard #	Internal Standard RT	Internal Standard Resp	Internal Standard Conc
(DEL) Alkane: S...	3.685	0.9	ug/L	86441	1	6.242	454450	5.0

FORM 1A-OR
ORGANIC ANALYSIS DATA SHEET
TARGET ANALYTE LIST

EPA SAMPLE NO.

PMW-9D(20240926)

Lab Name : Alliance Technical Group, LLC
Contract : 68HERH20D0011
Lab Code: ACE Case No.: ARC Sayrevil
MA No. : SDG No.: P4227
Analytical Method : VOA_Trace
Level : Trace
Matrix : Water
Lab Sample ID : P4227-04
Sample wt/vol : 25.0 (g/mL) mL
Lab File ID : VU061070.D
% Solids :
Date Received : 09/27/2024
GC Column : DB-624UI ID : 0.18 (mm)
Date Extracted :
GC Column : ID : (mm)
Date Analyzed : 10/02/2024
Extract Concentrated :(Y/N)
Extract Volume : (µL)
Soil Aliquot (VOA) : (µL)
Extraction Type : PT
Heated Purge : (Y/N) N
Injection Volume : (µL)
Purge Volume : 25 (mL)
pH : 1.0 Dilution Factor : 100.0
Cleanup Types :
Cleanup Factor :
Concentration Units (µg/L, µg/kg, µg, or µg/cm²): µg/L

CAS NO.	ANALYTE	CONCENTRATION	Q
75-01-4	Vinyl chloride	50	U
75-35-4	1,1-Dichloroethene	50	U
75-09-2	Methylene chloride	50	U
75-34-3	1,1-Dichloroethane	50	U
156-59-2	cis-1,2-Dichloroethene	50	U
67-66-3	Chloroform	50	U
71-55-6	1,1,1-Trichloroethane	50	U
71-43-2	Benzene	50	U
107-06-2	1,2-Dichloroethane	50	U
79-01-6	Trichloroethene	50	U
108-88-3	Toluene	50	U
127-18-4	Tetrachloroethene	50	U
108-90-7	Chlorobenzene	60	D
95-47-6	o-Xylene	50	U
179601-23-1	m,p-Xylene	50	U
79-34-5	1,1,2,2-Tetrachloroethane	50	U
106-46-7	1,4-Dichlorobenzene	370	D
120-82-1	1,2,4-trichlorobenzene	1900	D

FORM 1B-OR
ORGANIC ANALYSIS DATA SHEET
TENTATIVELY IDENTIFIED COMPOUNDS

EPA SAMPLE NO.

PMW-9D(20240926)

Lab Name : Alliance Technical Group, LLC
Contract : 68HERH20D0011
Lab Code: ACE Case No.: ARC Sayrevi
MA No. : SDG No.: P4227
Analytical Method : VOA_Trace
Level : Trace
Matrix : Water
Lab Sample ID : P4227-04
Sample wt/vol : 25.0 (g/mL) mL
Lab File ID : VU061070.D
% Solids :
Date Received : 09/27/2024
GC Column : DB-624UI ID : 0.18 (mm)
Date Extracted :
Extract Concentrated : (Y/N)
Date Analyzed : 10/02/2024
Soil Aliquot (VOA) : (µL)
Extract Volume : (µL)
Heated Purge : (Y/N) N
Extraction Type : PT
Purge Volume : 25 (mL)
Injection Volume : (µL)
Cleanup Types :
pH : 1.0 Dilution Factor : 100.0
Concentration Units (µg/L,µg/kg): µg/L
Cleanup Factor :

	CAS NO.	ANALYTE	RT	EST. CONC.	Q
1	541-73-1	1,3-Dichlorobenzene	11.74	110	JN
2	95-50-1	1,2-Dichlorobenzene	12.206	29	JN
3	87-61-6	1,2,3-Trichlorobenzene	14.325	98	JN
4	E966796	Total Alkanes	N/A	0.0	

EPA-designated Registry Number.

Quantitation Report (QT/LSC Reviewed)

Data Path : Z:\voasrv\HPCHEM1\MSVOA_U\Data\VU100224\
Data File : VU061070.D
Acq On : 02 Oct 2024 12:47
Operator : MD/SY
Sample : P4227-04 100X
Misc : 25.0mL/MSVOA_U/WATER
ALS Vial : 9 Sample Multiplier: 1

Instrument :
MSVOA_U
ClientSampleId :
PMW-9D(20240926)

Quant Time: Oct 03 06:29:03 2024
Quant Method : Z:\voasrv\HPCHEM1\MSVOA_U\Method\SFAMUTR100124WMA.M
Quant Title : TRACE VOA SFAM1.0
QLast Update : Thu Oct 03 06:26:52 2024
Response via : Initial Calibration

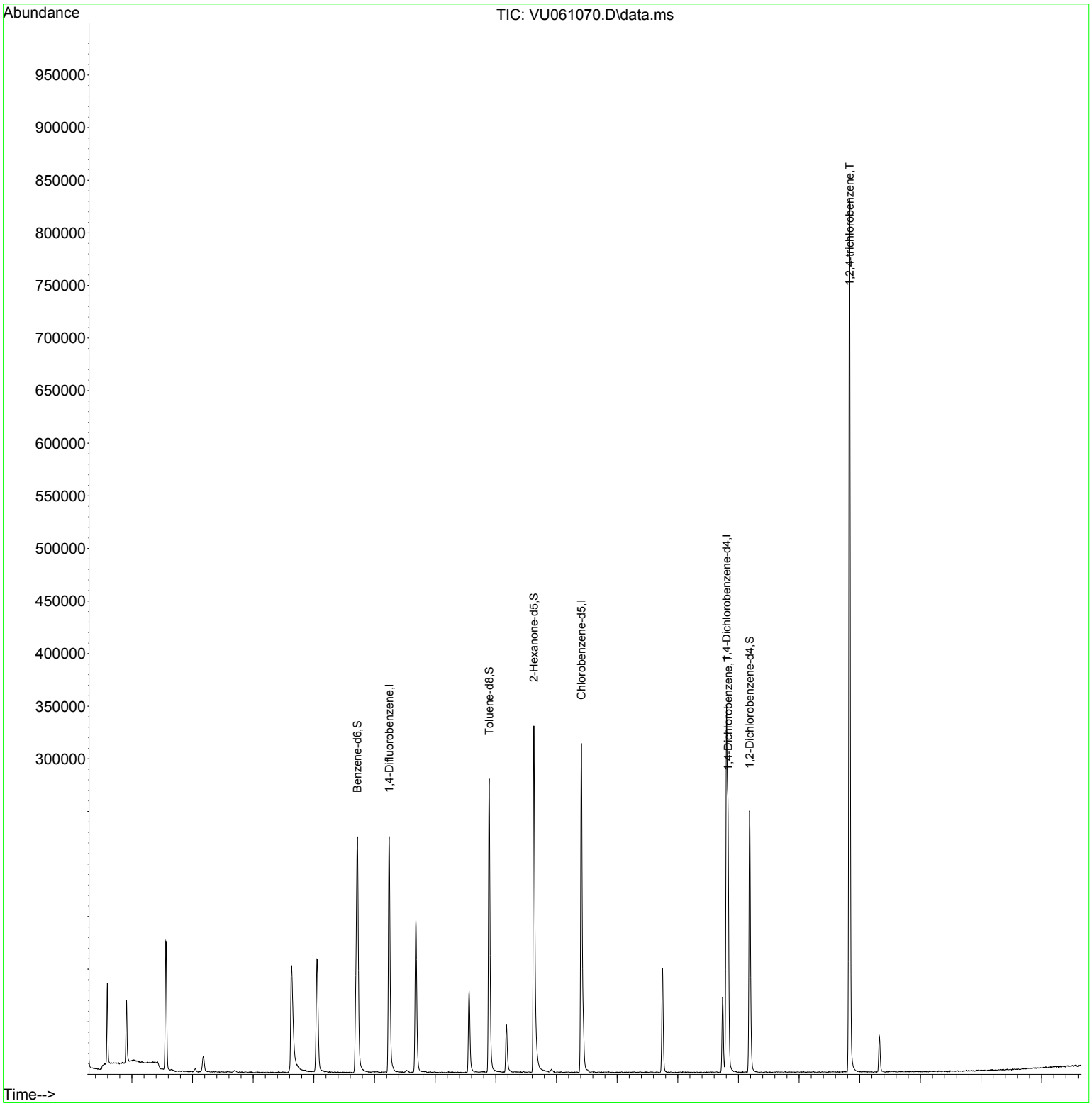

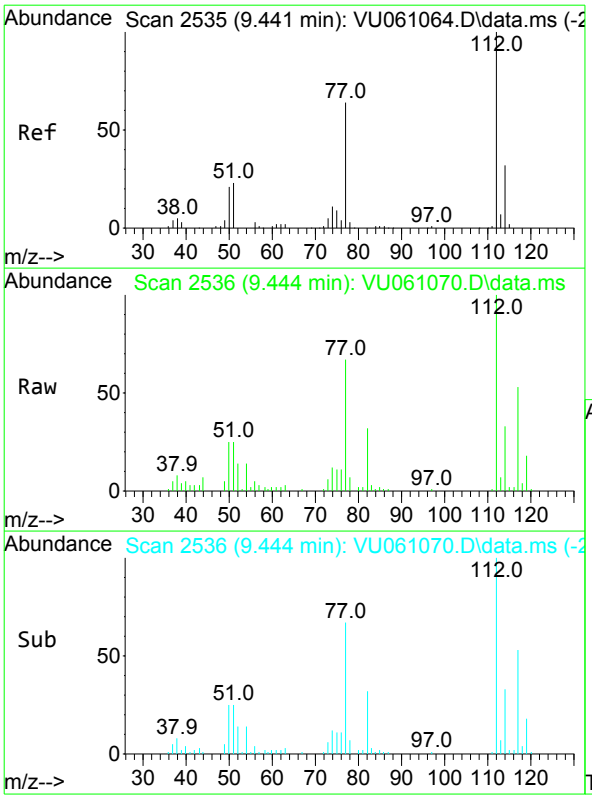

#51
Chlorobenzene
Concen: 0.596 ug/L
RT: 9.444 min Scan# 2536
Delta R.T. 0.003 min
Lab File: VU061070.D
Acq: 02 Oct 2024 12:47

Tgt Ion:112 Resp: 19827

Ion	Ratio	Lower	Upper
112	100		
114	33.1	22.2	41.2
77	67.3	46.1	69.1

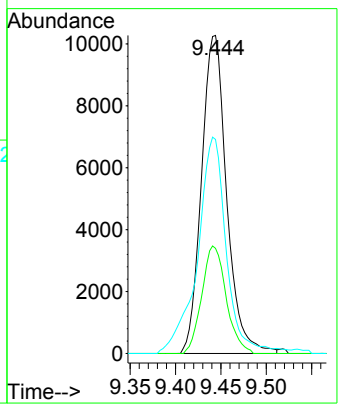

Instrument :
MSVOA_U
ClientSampleId :
PMW-9D(20240926)

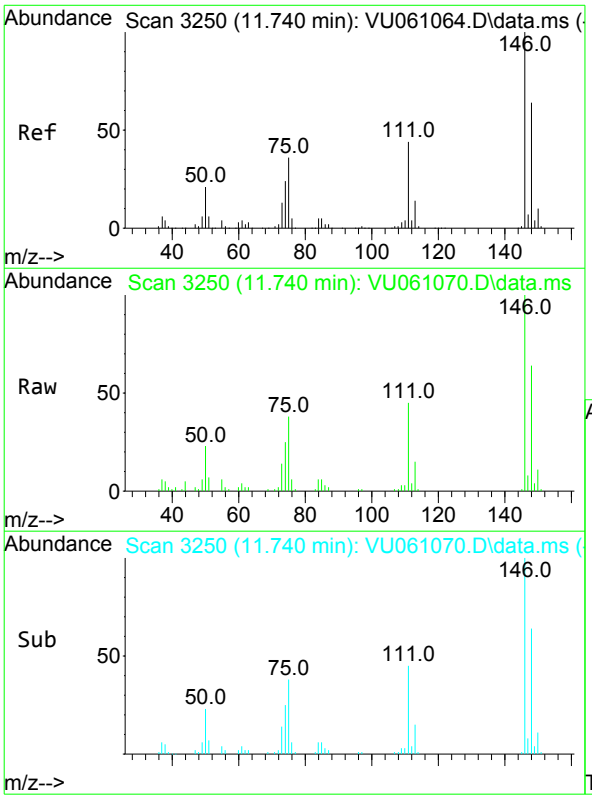

#64
1,3-Dichlorobenzene
Concen: 1.141 ug/L
RT: 11.740 min Scan# 3250
Delta R.T. -0.000 min
Lab File: VU061070.D
Acq: 02 Oct 2024 12:47

Tgt Ion:146 Resp: 26998

Ion	Ratio	Lower	Upper
146	100		
111	45.3	27.5	51.1
148	63.8	43.7	81.1

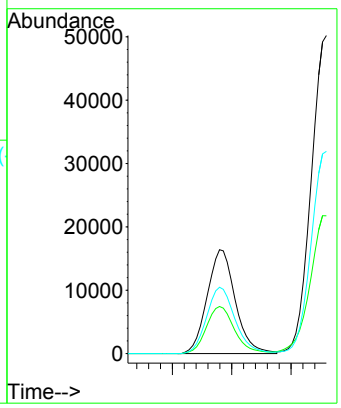

Instrument :
MSVOA_U
ClientSampleId :
PMW-9D(20240926)

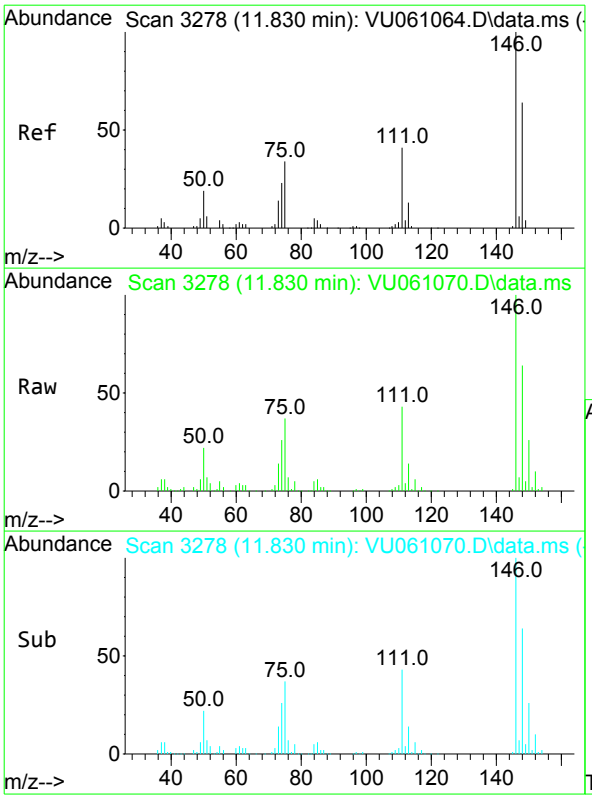

#65
1,4-Dichlorobenzene
Concen: 3.682 ug/L
RT: 11.830 min Scan# 3278
Delta R.T. -0.000 min
Lab File: VU061070.D
Acq: 02 Oct 2024 12:47

Tgt Ion:146 Resp: 86081

Ion	Ratio	Lower	Upper
146	100		
111	43.3	26.3	48.9
148	63.6	45.3	84.1

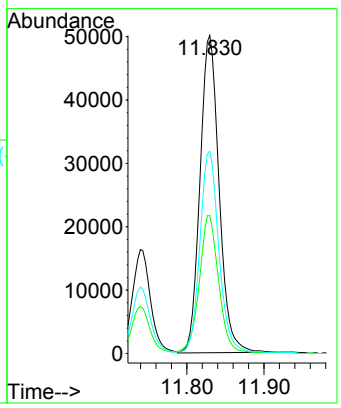

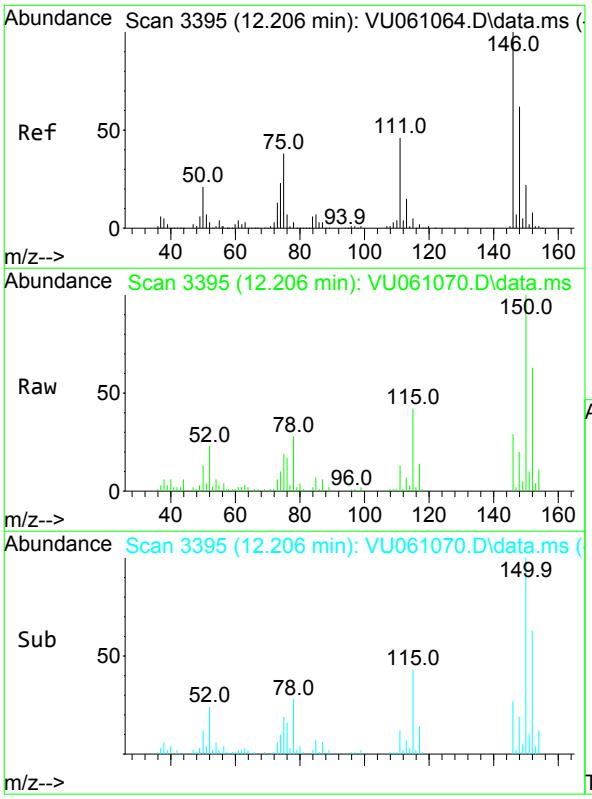

#67
1,2-Dichlorobenzene
Concen: 0.293 ug/L
RT: 12.206 min Scan# 3395
Delta R.T. -0.000 min
Lab File: VU061070.D
Acq: 02 Oct 2024 12:47

Tgt Ion:146 Resp: 6400

Ion	Ratio	Lower	Upper
146	100		
111	45.9	33.4	50.0
148	70.7	50.9	76.3

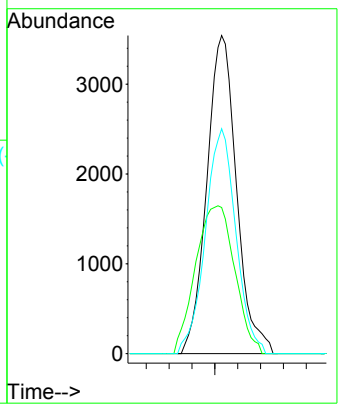

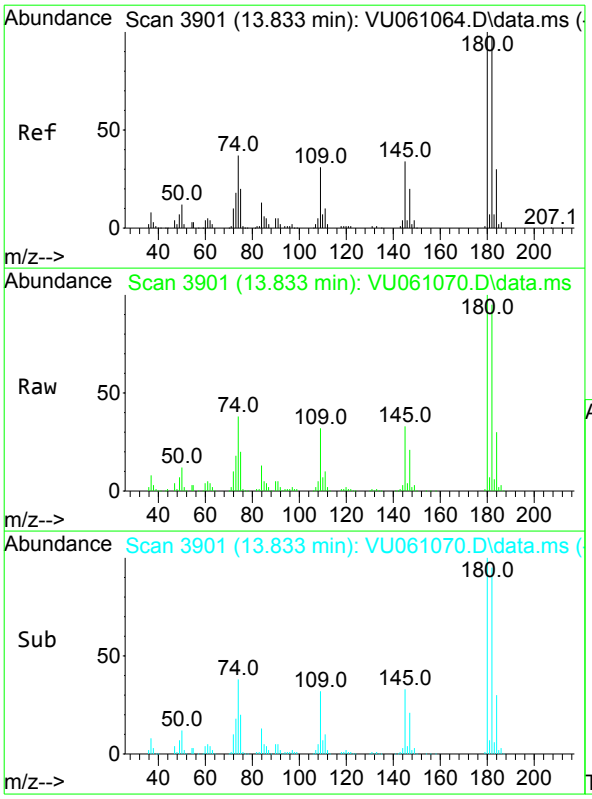

#70
1,2,4-trichlorobenzene
Concen: 18.659 ug/L
RT: 13.833 min Scan# 3901
Delta R.T. -0.000 min
Lab File: VU061070.D
Acq: 02 Oct 2024 12:47

Tgt Ion:180 Resp: 238114

Ion	Ratio	Lower	Upper
180	100		
182	94.8	77.4	116.2
145	33.5	22.9	34.3

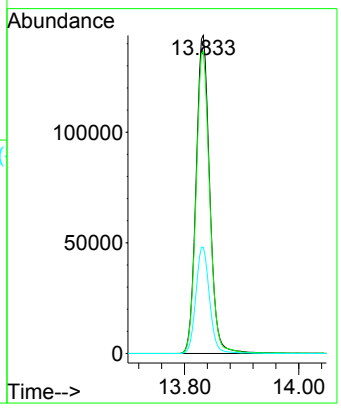

Instrument :
MSVOA_U
ClientSampleId :
PMW-9D(20240926)

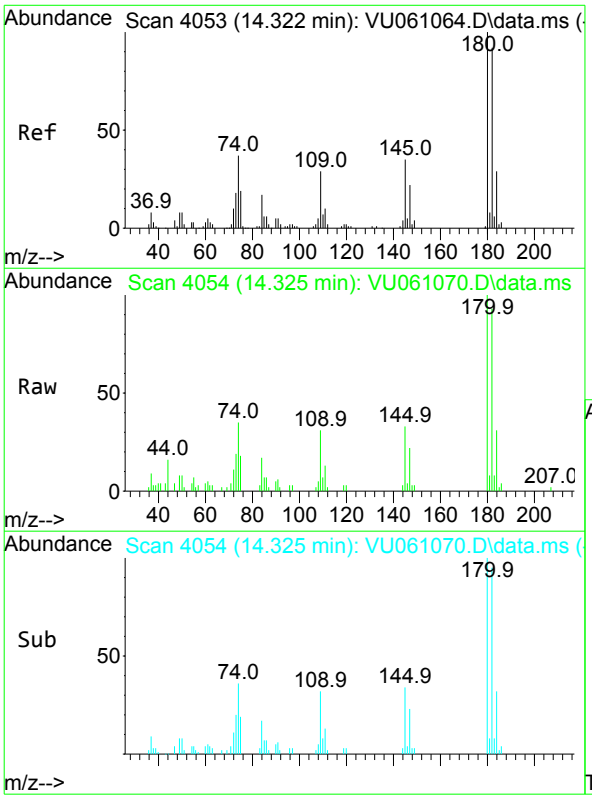

#72
1,2,3-Trichlorobenzene
Concen: 0.976 ug/L
RT: 14.325 min Scan# 4054
Delta R.T. 0.003 min
Lab File: VU061070.D
Acq: 02 Oct 2024 12:47

Tgt Ion:180 Resp: 10366

Ion	Ratio	Lower	Upper
180	100		
182	91.1	75.7	113.5
145	33.2	23.5	35.3

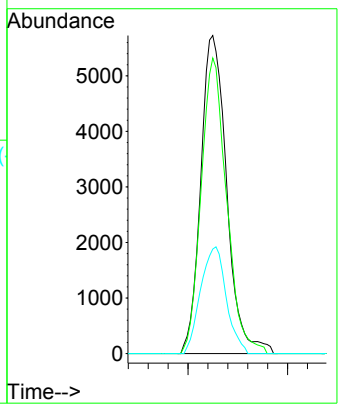

Quantitation Report (QT/LSC Reviewed)

Data Path : Z:\voasrv\HPCHEM1\MSVOA_U\Data\VU100224\
Data File : VU061070.D
Acq On : 02 Oct 2024 12:47
Operator : MD/SY
Sample : P4227-04 100X
Misc : 25.0mL/MSVOA_U/WATER
ALS Vial : 9 Sample Multiplier: 1

Instrument :
MSVOA_U
ClientSampleId :
PMW-9D(20240926)

Quant Time: Oct 03 06:29:03 2024
Quant Method : Z:\voasrv\HPCHEM1\MSVOA_U\Method\SFAMUTR100124WMA.M
Quant Title : TRACE VOA SFAM1.0
QLast Update : Thu Oct 03 06:26:52 2024
Response via : Initial Calibration

Compound	R.T.	QIon	Response	Conc	Units	Dev(Min)
Internal Standards						
1) 1,4-Difluorobenzene	6.242	114	184814	5.000	ug/L	0.00
28) Chlorobenzene-d5	9.412	117	174045	5.000	ug/L	0.00
58) 1,4-Dichlorobenzene-d4	11.804	152	82502	5.000	ug/L	0.00
System Monitoring Compounds						
4) Vinyl Chloride-d3	1.595	65	53538	4.052	ug/L	0.00
Spiked Amount 5.000	Range 40 - 130		Recovery = 81.000%			
7) Chloroethane-d5	1.911	69	42673	4.315	ug/L	0.00
Spiked Amount 5.000	Range 65 - 130		Recovery = 86.200%			
11) 1,1-Dichloroethene-d2	2.563	65	24112	4.137	ug/L	0.00
Spiked Amount 5.000	Range 60 - 125		Recovery = 82.800%			
20) 2-Butanone-d5	4.631	46	147472	46.594	ug/L	0.00
Spiked Amount 50.000	Range 40 - 130		Recovery = 93.180%			
24) Chloroform-d	5.055	84	101590	4.362	ug/L	0.00
Spiked Amount 5.000	Range 70 - 125		Recovery = 87.200%			
26) 1,2-Dichloroethane-d4	5.695	65	56804	4.602	ug/L	0.00
Spiked Amount 5.000	Range 70 - 130		Recovery = 92.000%			
32) Benzene-d6	5.717	84	208440	4.542	ug/L	0.00
Spiked Amount 5.000	Range 70 - 125		Recovery = 90.800%			
36) 1,2-Dichloropropane-d6	6.682	67	70047	4.648	ug/L	0.00
Spiked Amount 5.000	Range 60 - 140		Recovery = 93.000%			
41) Toluene-d8	7.891	98	189772	4.424	ug/L	0.00
Spiked Amount 5.000	Range 70 - 130		Recovery = 88.400%			
43) trans-1,3-Dichloroprop...	8.174	79	28180	4.373	ug/L	0.00
Spiked Amount 5.000	Range 55 - 130		Recovery = 87.400%			
46) 2-Hexanone-d5	8.627	63	123777	46.407	ug/L	0.00
Spiked Amount 50.000	Range 45 - 130		Recovery = 92.820%			
56) 1,1,2,2-Tetrachloroeth...	10.746	84	50604	4.579	ug/L	0.00
Spiked Amount 5.000	Range 65 - 120		Recovery = 91.600%			
66) 1,2-Dichlorobenzene-d4	12.187	152	62524	4.740	ug/L	0.00
Spiked Amount 5.000	Range 80 - 120		Recovery = 94.800%			
Target Compounds						Qvalue
51) Chlorobenzene	9.444	112	19827	0.596	ug/L	91
64) 1,3-Dichlorobenzene	11.740	146	26998	1.141	ug/L	95
65) 1,4-Dichlorobenzene	11.830	146	86081	3.682	ug/L	96
67) 1,2-Dichlorobenzene	12.206	146	6400	0.293	ug/L	92
70) 1,2,4-trichlorobenzene	13.833	180	238114	18.659	ug/L	96
72) 1,2,3-Trichlorobenzene	14.325	180	10366	0.976	ug/L	96

(#) = qualifier out of range (m) = manual integration (+) = signals summed

LSC Area Percent Report

Data Path : Z:\voasrv\HPCHEM1\MSVOA_U\Data\VU100224\
Data File : VU061070.D
Acq On : 02 Oct 2024 12:47
Operator : MD/SY
Sample : P4227-04 100X
Misc : 25.0mL/MSVOA_U/WATER
ALS Vial : 9 Sample Multiplier: 1

Instrument :
MSVOA_U
ClientSampleId :
PMW-9D(20240926)

Integration Parameters: rteint.p
Integrator: RTE
Smoothing : ON Filtering: 5
Sampling : 1 Min Area: 3 % of largest Peak
Start Thrs: 0.1 Max Peaks: 100
Stop Thrs : 0 Peak Location: TOP

If leading or trailing edge < 100 prefer < Baseline drop else tangent >
Peak separation: 5

Method : Z:\voasrv\HPCHEM1\MSVOA_U\Method\SFAMUTR100124WMA.M
Title : TRACE VOA SFAM1.0

Signal : TIC: VU061070.D\data.ms

peak #	R.T. min	first scan	max scan	last scan	PK TY	peak height	corr. area	corr. % max.	% of total
1	1.595	88	95	110	rVB	76905	87212	6.32%	1.182%
2	1.911	185	193	206	rBV	59549	79082	5.73%	1.072%
3	2.560	384	395	417	rVB	122701	203597	14.74%	2.759%
4	3.177	573	587	605	rBV2	14279	32697	2.37%	0.443%
5	4.631	1020	1039	1066	rBV3	101367	296208	21.45%	4.014%
6	5.052	1155	1170	1193	rBV	107067	243788	17.65%	3.304%
7	5.717	1356	1377	1405	rBV2	224436	595382	43.11%	8.068%
8	6.242	1526	1540	1573	rBV	224488	452365	32.76%	6.130%
9	6.682	1662	1677	1704	rBV	144916	290229	21.02%	3.933%
10	7.560	1939	1950	1970	rBV	77546	147141	10.65%	1.994%
11	7.891	2041	2053	2082	rBV	278935	505077	36.57%	6.845%
12	8.174	2131	2141	2164	rBV	44969	85449	6.19%	1.158%
13	8.627	2269	2282	2313	rBV	329591	665035	48.16%	9.012%
14	9.412	2513	2526	2556	rBV	312915	623127	45.12%	8.444%
15	10.746	2928	2941	2959	rBV	99024	164842	11.94%	2.234%
16	11.740	3239	3250	3260	rBV	71954	117145	8.48%	1.588%
17	11.804	3260	3270	3298	rVB2	347108	903413	65.42%	12.243%
18	12.183	3376	3388	3414	rBV	248598	449143	32.52%	6.087%
19	13.830	3888	3900	3934	rBV	831037	1380962	100.00%	18.714%
20	14.325	4044	4054	4070	rBV3	33324	57244	4.15%	0.776%

Sum of corrected areas: 7379138

Data Path : Z:\voasrv\HPCHEM1\MSVOA_U\Data\VU100224\
Data File : VU061070.D
Acq On : 02 Oct 2024 12:47
Operator : MD/SY
Sample : P4227-04 100X
Misc : 25.0mL/MSVOA_U/WATER
ALS Vial : 9 Sample Multiplier: 1

Instrument :
MSVOA_U
ClientSampleId :
PMW-9D(20240926)

Quant Method : Z:\voasrv\HPCHEM1\MSVOA_U\Method\SFAMUTR100124WMA.M
Quant Title : TRACE VOA SFAM1.0

TIC Library : C:\Database\NIST20.L
TIC Integration Parameters: LSCINT.P

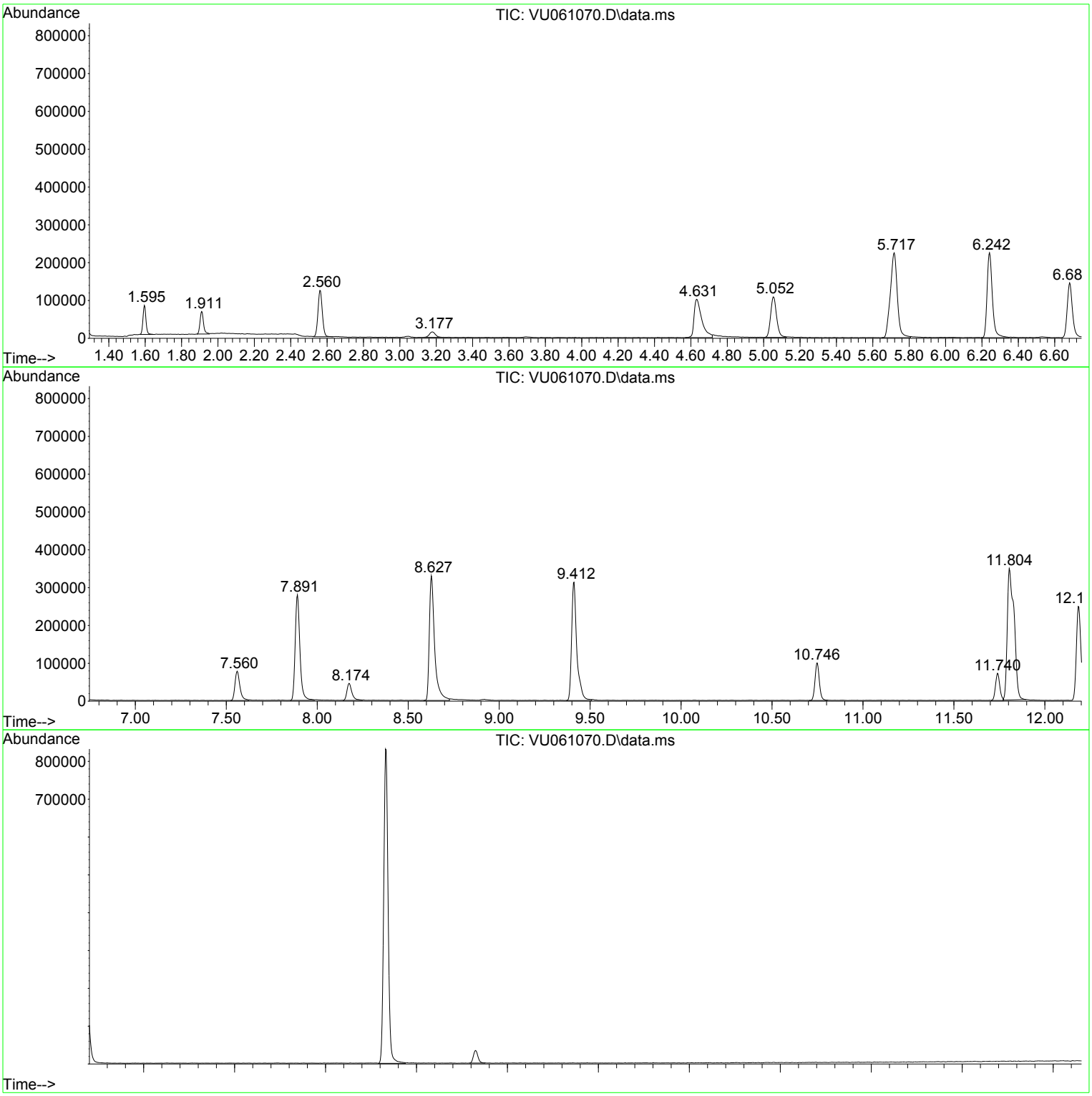

Library Search Compound Report

Data Path : Z:\voasrv\HPCHEM1\MSVOA_U\Data\VU100224\
Data File : VU061070.D
Acq On : 02 Oct 2024 12:47
Operator : MD/SY
Sample : P4227-04 100X
Misc : 25.0mL/MSVOA_U/WATER
ALS Vial : 9 Sample Multiplier: 1

Instrument :
MSVOA_U
ClientSampleId :
PMW-9D(20240926)

Quant Method : Z:\voasrv\HPCHEM1\MSVOA_U\Method\SFAMUTR100124WMA.M
Quant Title : TRACE VOA SFAM1.0

TIC Library : C:\Database\NIST20.L
TIC Integration Parameters: LSCINT.P

No Library Search Compounds Detected
****

Tentatively Identified Compound (LSC) summary

Data Path : Z:\voasrv\HPCHEM1\MSVOA_U\Data\VU100224\
Data File : VU061070.D
Acq On : 02 Oct 2024 12:47
Operator : MD/SY
Sample : P4227-04 100X
Misc : 25.0mL/MSVOA_U/WATER
ALS Vial : 9 Sample Multiplier: 1

Instrument :
MSVOA_U
ClientSampleId :
PMW-9D(20240926)

Quant Method : Z:\voasrv\HPCHEM1\MSVOA_U\Method\SFAMUTR100124WMA.M
Quant Title : TRACE VOA SFAM1.0

TIC Library : C:\Database\NIST20.L
TIC Integration Parameters: LSCINT.P

TIC Top Hit name	RT	EstConc	Units	Response	Internal Standard #	RT	Resp	Conc

FORM 1A-OR
ORGANIC ANALYSIS DATA SHEET
TARGET ANALYTE LIST

EPA SAMPLE NO.

PMW-9S(20240926)

Lab Name : Alliance Technical Group, LLC
Contract : 68HERH20D0011
Lab Code: ACE Case No.: ARC Sayrevil
MA No. : SDG No.: P4227
Analytical Method : VOA_Trace
Level : Trace
Matrix : Water
Lab Sample ID : P4227-03
Sample wt/vol : 25.0 (g/mL) mL
Lab File ID : VU061048.D
% Solids :
Date Received : 09/27/2024
GC Column : DB-624UI ID : 0.18 (mm)
Date Extracted :
GC Column : ID : (mm)
Date Analyzed : 10/01/2024
Extract Concentrated :(Y/N)
Extract Volume : (µL)
Soil Aliquot (VOA) : (µL)
Extraction Type : PT
Heated Purge : (Y/N) N
Injection Volume : (µL)
Purge Volume : 25 (mL)
pH : 1.0 Dilution Factor : 100.0
Cleanup Types :
Cleanup Factor :
Concentration Units (µg/L, µg/kg, µg, or µg/cm²): µg/L

CAS NO.	ANALYTE	CONCENTRATION	Q
75-01-4	Vinyl chloride	50	U
75-35-4	1,1-Dichloroethene	50	U
75-09-2	Methylene chloride	50	U
75-34-3	1,1-Dichloroethane	41	JD
156-59-2	cis-1,2-Dichloroethene	14	JD
67-66-3	Chloroform	50	U
71-55-6	1,1,1-Trichloroethane	50	U
71-43-2	Benzene	50	U
107-06-2	1,2-Dichloroethane	50	U
79-01-6	Trichloroethene	50	U
108-88-3	Toluene	50	U
127-18-4	Tetrachloroethene	50	U
108-90-7	Chlorobenzene	930	D
95-47-6	o-Xylene	50	U
179601-23-1	m,p-Xylene	50	U
79-34-5	1,1,2,2-Tetrachloroethane	50	U
106-46-7	1,4-Dichlorobenzene	2200	ED
120-82-1	1,2,4-trichlorobenzene	50	U

FORM 1B-OR
ORGANIC ANALYSIS DATA SHEET
TENTATIVELY IDENTIFIED COMPOUNDS

EPA SAMPLE NO.

PMW-9S(20240926)

Lab Name : Alliance Technical Group, LLC
Contract : 68HERH20D0011
Lab Code: ACE Case No.: ARC Sayrevi
MA No. : SDG No.: P4227
Analytical Method : VOA_Trace
Level : Trace
Matrix : Water
Lab Sample ID : P4227-03
Sample wt/vol : 25.0 (g/mL) mL
Lab File ID : VU061048.D
% Solids :
Date Received : 09/27/2024
GC Column : DB-624UI ID : 0.18 (mm)
Date Extracted :
Extract Concentrated : (Y/N)
Date Analyzed : 10/01/2024
Soil Aliquot (VOA) : (µL)
Extract Volume : (µL)
Heated Purge : (Y/N) N
Extraction Type : PT
Purge Volume : 25 (mL)
Injection Volume : (µL)
Cleanup Types :
pH : 1.0 Dilution Factor : 100.0
Concentration Units (µg/L,µg/kg): µg/L
Cleanup Factor :

	CAS NO.	ANALYTE	RT	EST. CONC.	Q
1	541-73-1	1,3-Dichlorobenzene	11.74	700	JN
2	95-50-1	1,2-Dichlorobenzene	12.206	82	JN
3	E966796	Total Alkanes	N/A	0.0	

EPA-designated Registry Number.

Quantitation Report (QT/LSC Reviewed)

Data Path : Z:\voasrv\HPCHEM1\MSVOA_U\Data\VU100124\
Data File : VU061048.D
Acq On : 01 Oct 2024 17:01
Operator : MD/SY
Sample : P4227-03 100X
Misc : 25.0mL/MSVOA_U/WATER
ALS Vial : 20 Sample Multiplier: 1

Instrument :
MSVOA_U
ClientSampleId :
PMW-9S(20240926)

Quant Time: Oct 02 02:36:55 2024
Quant Method : Z:\voasrv\HPCHEM1\MSVOA_U\Method\SFAMUTR100124WMA.M
Quant Title : TRACE VOA SFAM1.0
QLast Update : Wed Oct 02 02:09:38 2024
Response via : Initial Calibration

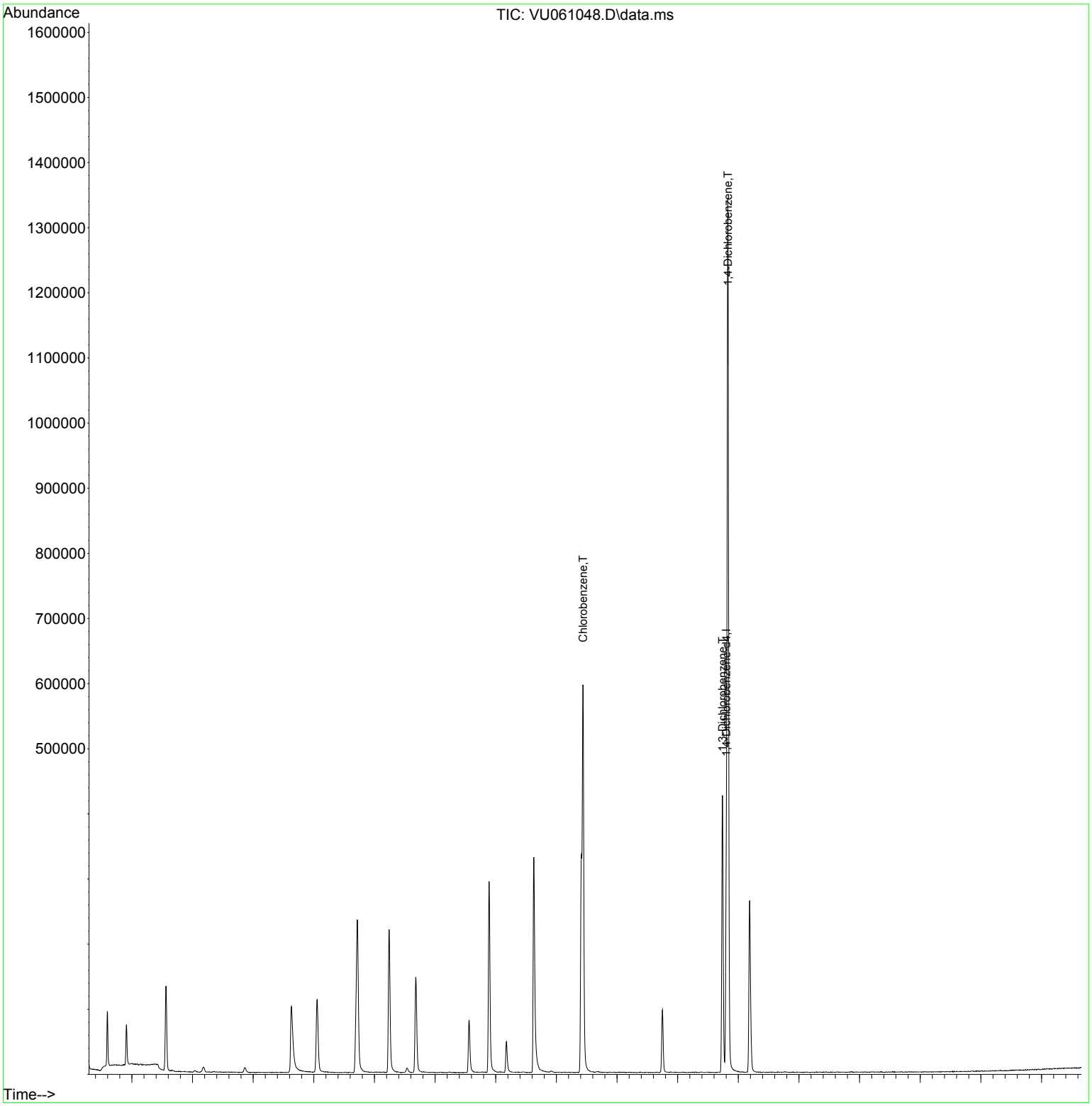

Instrument :
MSVOA_U
ClientSampleId :
PMW-9S(20240926)

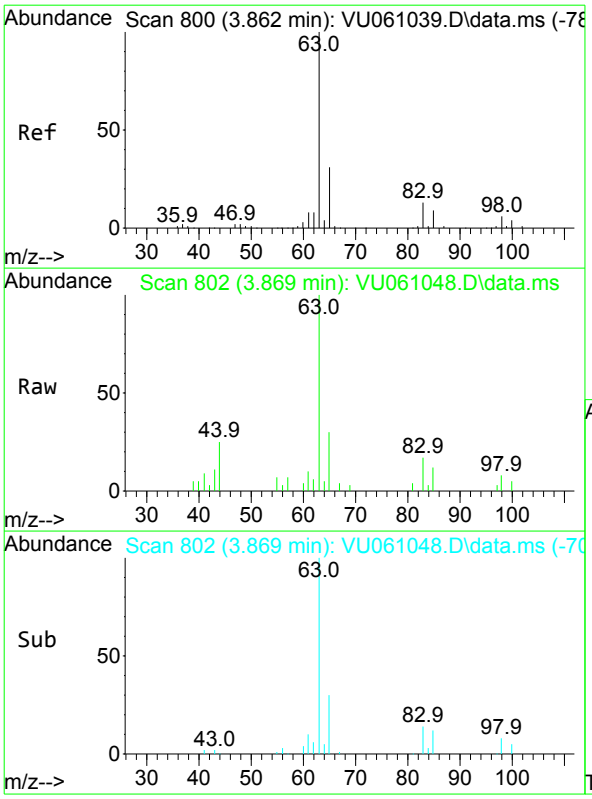

#19
1,1-Dichloroethane
Concen: 0.406 ug/L
RT: 3.869 min Scan# 802
Delta R.T. 0.009 min
Lab File: VU061048.D
Acq: 01 Oct 2024 17:01

Tgt Ion: 63 Resp: 9099

Ion	Ratio	Lower	Upper
63	100		
65	30.0	23.0	42.8
83	17.3	9.0	16.6#

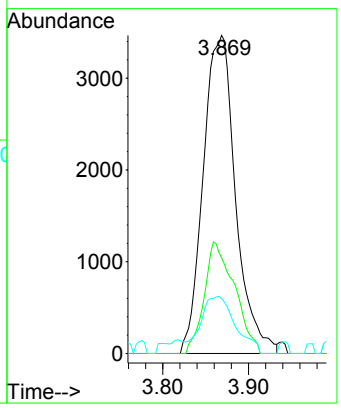

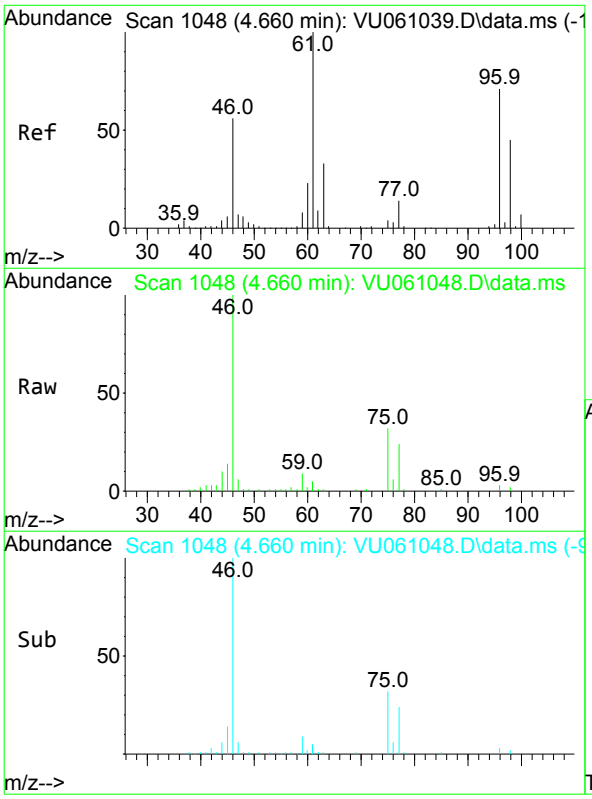

#22
cis-1,2-Dichloroethene
Concen: 0.144 ug/L
RT: 4.660 min Scan# 1048
Delta R.T. 0.003 min
Lab File: VU061048.D
Acq: 01 Oct 2024 17:01

Tgt Ion: 96 Resp: 1846

Ion	Ratio	Lower	Upper
96	100		
61	141.9	89.7	166.5
98	67.1	45.1	83.9

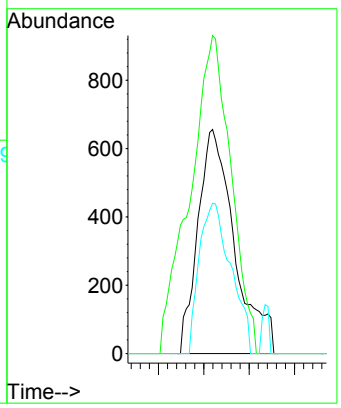

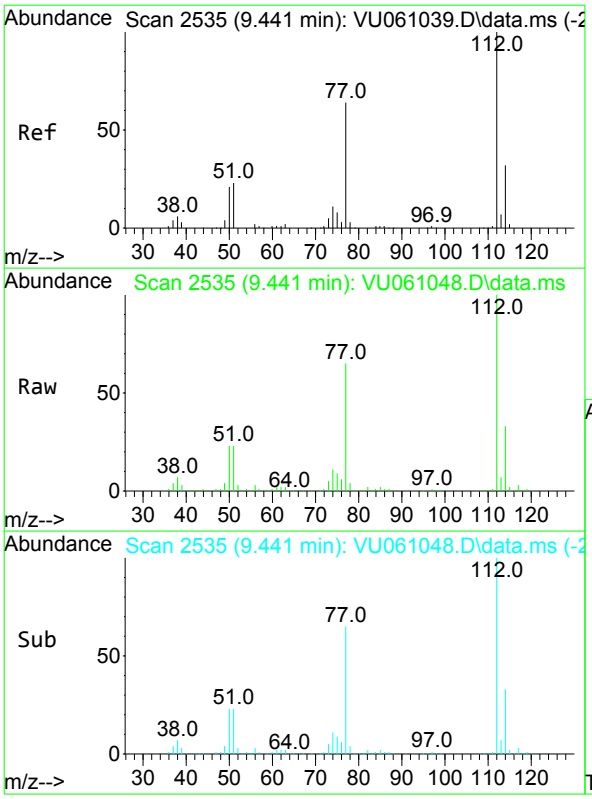

#51
Chlorobenzene
Concen: 9.330 ug/L
RT: 9.441 min Scan# 2535
Delta R.T. 0.003 min
Lab File: VU061048.D
Acq: 01 Oct 2024 17:01

Tgt Ion:112 Resp: 304817

Ion	Ratio	Lower	Upper
112	100		
114	32.7	22.2	41.2
77	64.8	46.1	69.1

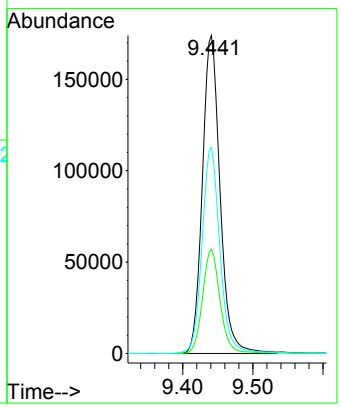

Instrument :
MSVOA_U
ClientSampleId :
PMW-9S(20240926)

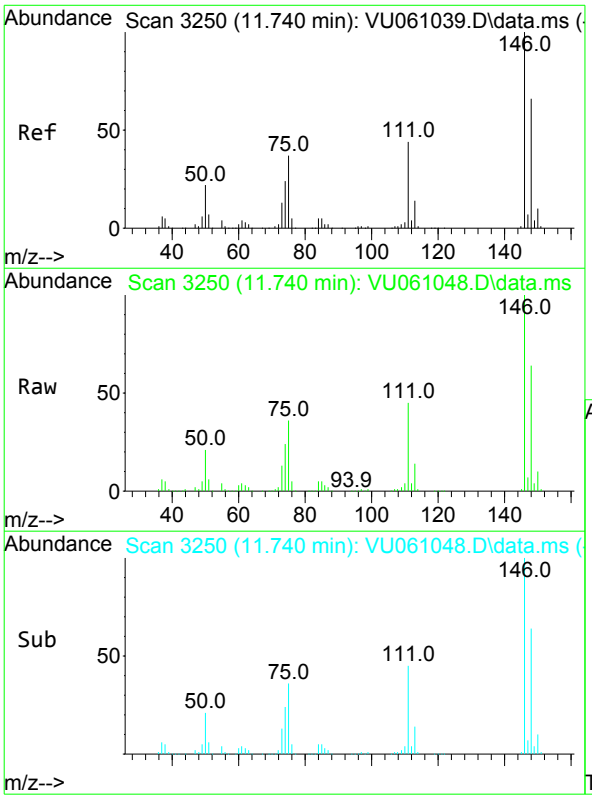

#64
1,3-Dichlorobenzene
Concen: 7.035 ug/L
RT: 11.740 min Scan# 3250
Delta R.T. 0.003 min
Lab File: VU061048.D
Acq: 01 Oct 2024 17:01

Tgt Ion:146 Resp: 163427

Ion	Ratio	Lower	Upper
146	100		
111	44.6	27.5	51.1
148	64.1	43.7	81.1

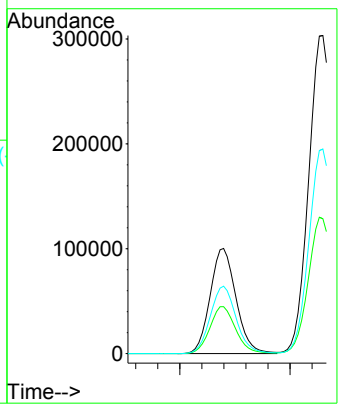

Instrument :
MSVOA_U
ClientSampleId :
PMW-9S(20240926)

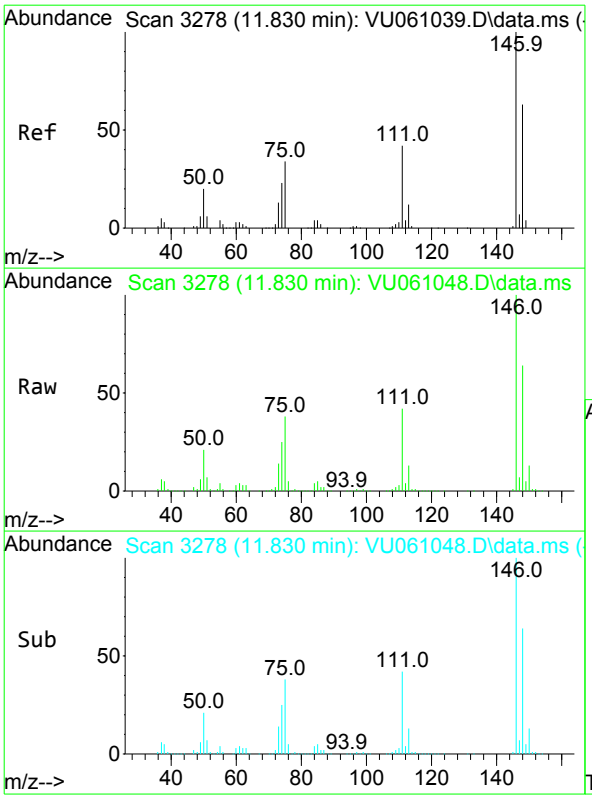

#65
1,4-Dichlorobenzene
Concen: 22.045 ug/L
RT: 11.830 min Scan# 3278
Delta R.T. 0.003 min
Lab File: VU061048.D
Acq: 01 Oct 2024 17:01

Tgt Ion:146 Resp: 506243

Ion	Ratio	Lower	Upper
146	100		
111	42.4	26.3	48.9
148	64.3	45.3	84.1

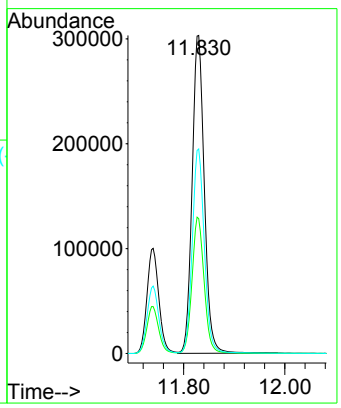

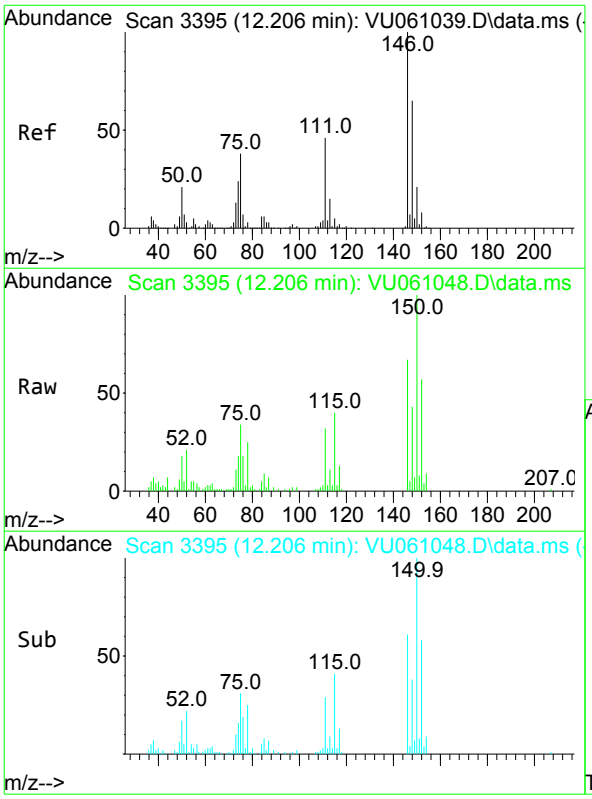

#67
1,2-Dichlorobenzene
Concen: 0.824 ug/L
RT: 12.206 min Scan# 3395
Delta R.T. 0.003 min
Lab File: VU061048.D
Acq: 01 Oct 2024 17:01

Tgt Ion:146 Resp: 17690

Ion	Ratio	Lower	Upper
146	100		
111	47.7	33.4	50.0
148	64.0	50.9	76.3

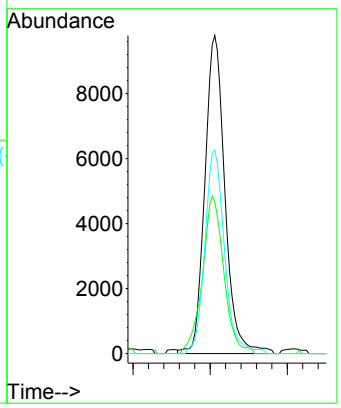

Quantitation Report (QT/LSC Reviewed)

Data Path : Z:\voasrv\HPCHEM1\MSVOA_U\Data\VU100124\
Data File : VU061048.D
Acq On : 01 Oct 2024 17:01
Operator : MD/SY
Sample : P4227-03 100X
Misc : 25.0mL/MSVOA_U/WATER
ALS Vial : 20 Sample Multiplier: 1

Instrument :
MSVOA_U
ClientSampleId :
PMW-9S(20240926)

Quant Time: Oct 02 02:36:55 2024
Quant Method : Z:\voasrv\HPCHEM1\MSVOA_U\Method\SFAMUTR100124WMA.M
Quant Title : TRACE VOA SFAM1.0
QLast Update : Wed Oct 02 02:09:38 2024
Response via : Initial Calibration

Compound	R.T.	QIon	Response	Conc	Units	Dev(Min)
Internal Standards						
1) 1,4-Difluorobenzene	6.242	114	181731	5.000	ug/L	0.00
28) Chlorobenzene-d5	9.412	117	170791	5.000	ug/L	0.00
58) 1,4-Dichlorobenzene-d4	11.804	152	81034	5.000	ug/L	0.00
System Monitoring Compounds						
4) Vinyl Chloride-d3	1.595	65	57225	4.404	ug/L	0.00
Spiked Amount 5.000	Range 40 - 130		Recovery = 88.000%			
7) Chloroethane-d5	1.911	69	44196	4.544	ug/L	0.00
Spiked Amount 5.000	Range 65 - 130		Recovery = 90.800%			
11) 1,1-Dichloroethene-d2	2.563	65	25733	4.490	ug/L	0.00
Spiked Amount 5.000	Range 60 - 125		Recovery = 89.800%			
20) 2-Butanone-d5	4.631	46	149379	47.997	ug/L	0.00
Spiked Amount 50.000	Range 40 - 130		Recovery = 96.000%			
24) Chloroform-d	5.055	84	105848	4.622	ug/L	0.00
Spiked Amount 5.000	Range 70 - 125		Recovery = 92.400%			
26) 1,2-Dichloroethane-d4	5.695	65	59235	4.880	ug/L	0.00
Spiked Amount 5.000	Range 70 - 130		Recovery = 97.600%			
32) Benzene-d6	5.721	84	213907	4.750	ug/L	0.00
Spiked Amount 5.000	Range 70 - 125		Recovery = 95.000%			
36) 1,2-Dichloropropane-d6	6.682	67	72354	4.892	ug/L	0.00
Spiked Amount 5.000	Range 60 - 140		Recovery = 97.800%			
41) Toluene-d8	7.891	98	197734	4.698	ug/L	0.00
Spiked Amount 5.000	Range 70 - 130		Recovery = 94.000%			
43) trans-1,3-Dichloroprop...	8.177	79	29058	4.595	ug/L	0.00
Spiked Amount 5.000	Range 55 - 130		Recovery = 92.000%			
46) 2-Hexanone-d5	8.627	63	123968	47.364	ug/L	0.00
Spiked Amount 50.000	Range 45 - 130		Recovery = 94.720%			
56) 1,1,2,2-Tetrachloroeth...	10.749	84	50809	4.685	ug/L	0.00
Spiked Amount 5.000	Range 65 - 120		Recovery = 93.600%			
66) 1,2-Dichlorobenzene-d4	12.187	152	64345	4.966	ug/L	0.00
Spiked Amount 5.000	Range 80 - 120		Recovery = 99.400%			
Target Compounds						Qvalue
19) 1,1-Dichloroethane	3.869	63	9099	0.406	ug/L #	93
22) cis-1,2-Dichloroethene	4.660	96	1846	0.144	ug/L	91
51) Chlorobenzene	9.441	112	304817	9.330	ug/L	93
64) 1,3-Dichlorobenzene	11.740	146	163427	7.035	ug/L	95
65) 1,4-Dichlorobenzene	11.830	146	506243	22.045	ug/L	97
67) 1,2-Dichlorobenzene	12.206	146	17690	0.824	ug/L	96

(#) = qualifier out of range (m) = manual integration (+) = signals summed

LSC Area Percent Report

Data Path : Z:\voasrv\HPCHEM1\MSVOA_U\Data\VU100124\
Data File : VU061048.D
Acq On : 01 Oct 2024 17:01
Operator : MD/SY
Sample : P4227-03 100X
Misc : 25.0mL/MSVOA_U/WATER
ALS Vial : 20 Sample Multiplier: 1

Instrument :
MSVOA_U
ClientSampleId :
PMW-9S(20240926)

Integration Parameters: rteint.p
Integrator: RTE
Smoothing : ON Filtering: 5
Sampling : 1 Min Area: 3 % of largest Peak
Start Thrs: 0.1 Max Peaks: 100
Stop Thrs : 0 Peak Location: TOP

If leading or trailing edge < 100 prefer < Baseline drop else tangent >
Peak separation: 5

Method : Z:\voasrv\HPCHEM1\MSVOA_U\Method\SFAMUTR100124WMA.M
Title : TRACE VOA SFAM1.0

Signal : TIC: VU061048.D\data.ms

peak #	R.T. min	first scan	max scan	last scan	PK TY	peak height	corr. area	corr. % max.	% of total
1	1.595	88	95	108	rVB	84093	101296	3.80%	1.096%
2	1.911	185	193	207	rBV	61771	83896	3.14%	0.908%
3	2.563	385	396	411	rVB	129441	215711	8.08%	2.334%
4	4.631	1020	1039	1064	rBV	101192	288476	10.81%	3.121%
5	5.055	1157	1171	1191	rBV	110945	249800	9.36%	2.703%
6	5.717	1356	1377	1410	rBV2	234863	623050	23.35%	6.741%
7	6.242	1529	1540	1571	rBV	219000	435983	16.34%	4.717%
8	6.682	1661	1677	1708	rBV	146279	298228	11.18%	3.227%
9	7.560	1938	1950	1970	rBV	80638	151678	5.68%	1.641%
10	7.891	2040	2053	2084	rBV	293278	535108	20.06%	5.790%
11	8.177	2131	2142	2165	rBV	47608	90724	3.40%	0.982%
12	8.627	2271	2282	2319	rBV	330637	661670	24.80%	7.159%
13	9.412	2511	2526	2528	rBV	334349	441536	16.55%	4.777%
14	9.438	2529	2534	2564	rVB	593337	1032362	38.69%	11.170%
15	10.749	2927	2942	2960	rBV	96155	166262	6.23%	1.799%
16	11.740	3238	3250	3261	rBV	425197	695044	26.05%	7.520%
17	11.827	3261	3277	3303	rVB2	1338732	2668055	100.00%	28.867%
18	12.187	3377	3389	3414	rBV2	263521	503584	18.87%	5.449%

Sum of corrected areas: 9242463

Data Path : Z:\voasrv\HPCHEM1\MSVOA_U\Data\VU100124\
Data File : VU061048.D
Acq On : 01 Oct 2024 17:01
Operator : MD/SY
Sample : P4227-03 100X
Misc : 25.0mL/MSVOA_U/WATER
ALS Vial : 20 Sample Multiplier: 1

Instrument :
MSVOA_U
ClientSampleId :
PMW-9S(20240926)

Quant Method : Z:\voasrv\HPCHEM1\MSVOA_U\Method\SFAMUTR100124WMA.M
Quant Title : TRACE VOA SFAM1.0

TIC Library : C:\Database\NIST20.L
TIC Integration Parameters: LSCINT.P

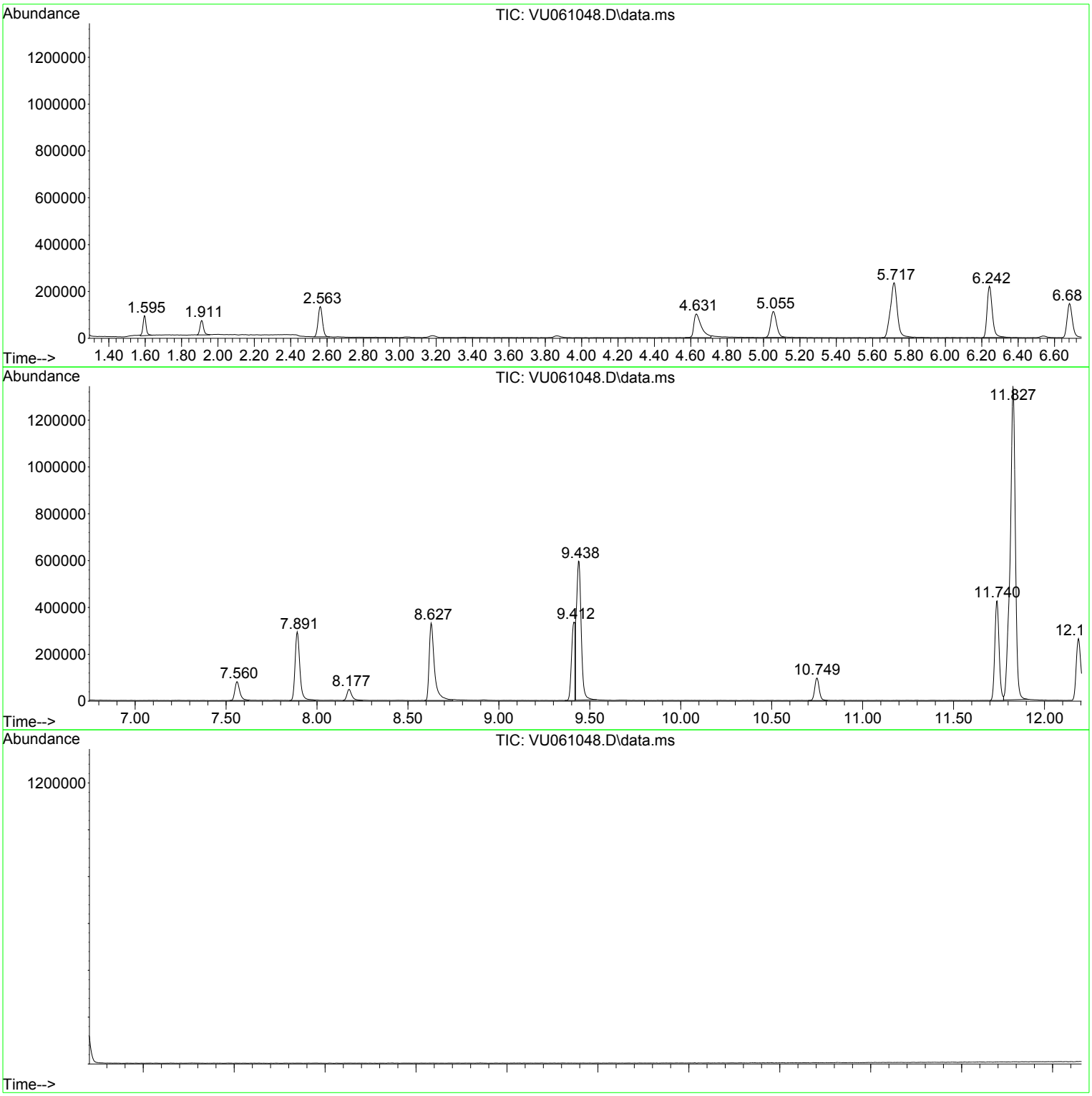

Library Search Compound Report

Data Path : Z:\voasrv\HPCHEM1\MSVOA_U\Data\VU100124\
Data File : VU061048.D
Acq On : 01 Oct 2024 17:01
Operator : MD/SY
Sample : P4227-03 100X
Misc : 25.0mL/MSVOA_U/WATER
ALS Vial : 20 Sample Multiplier: 1

Instrument :
MSVOA_U
ClientSampleId :
PMW-9S(20240926)

Quant Method : Z:\voasrv\HPCHEM1\MSVOA_U\Method\SFAMUTR100124WMA.M
Quant Title : TRACE VOA SFAM1.0

TIC Library : C:\Database\NIST20.L
TIC Integration Parameters: LSCINT.P

No Library Search Compounds Detected
****

Tentatively Identified Compound (LSC) summary

Data Path : Z:\voasrv\HPCHEM1\MSVOA_U\Data\VU100124\
Data File : VU061048.D
Acq On : 01 Oct 2024 17:01
Operator : MD/SY
Sample : P4227-03 100X
Misc : 25.0mL/MSVOA_U/WATER
ALS Vial : 20 Sample Multiplier: 1

Instrument :
MSVOA_U
ClientSampleId :
PMW-9S(20240926)

Quant Method : Z:\voasrv\HPCHEM1\MSVOA_U\Method\SFAMUTR100124WMA.M
Quant Title : TRACE VOA SFAM1.0

TIC Library : C:\Database\NIST20.L
TIC Integration Parameters: LSCINT.P

TIC Top Hit name	RT	EstConc	Units	Response	Internal Standard #	RT	Resp	Conc

FORM 1A-OR
ORGANIC ANALYSIS DATA SHEET
TARGET ANALYTE LIST

EPA SAMPLE NO.

PMW-9S(20240926)DL

Lab Name : Alliance Technical Group, LLC
Contract : 68HERH20D0011
Lab Code: ACE Case No.: ARC Sayrevil
MA No. : SDG No.: P4227
Analytical Method : VOA_Trace
Level : Trace
Matrix : Water
Lab Sample ID : P4227-03DL
Sample wt/vol : 25.0 (g/mL) mL
Lab File ID : VU061068.D
% Solids :
Date Received : 09/27/2024
GC Column : DB-624UI ID : 0.18 (mm)
Date Extracted :
GC Column : ID : (mm)
Date Analyzed : 10/02/2024
Extract Concentrated :(Y/N)
Extract Volume : (µL)
Soil Aliquot (VOA) : (µL)
Extraction Type : PT
Heated Purge : (Y/N) N
Injection Volume : (µL)
Purge Volume : 25 (mL)
pH : 1.0 Dilution Factor : 400.0
Cleanup Types :
Cleanup Factor :
Concentration Units (µg/L, µg/kg, µg, or µg/cm²): µg/L

CAS NO.	ANALYTE	CONCENTRATION	Q
75-01-4	Vinyl chloride	200	U
75-35-4	1,1-Dichloroethene	200	U
75-09-2	Methylene chloride	200	U
75-34-3	1,1-Dichloroethane	200	U
156-59-2	cis-1,2-Dichloroethene	200	U
67-66-3	Chloroform	200	U
71-55-6	1,1,1-Trichloroethane	200	U
71-43-2	Benzene	200	U
107-06-2	1,2-Dichloroethane	200	U
79-01-6	Trichloroethene	200	U
108-88-3	Toluene	200	U
127-18-4	Tetrachloroethene	200	U
108-90-7	Chlorobenzene	1200	D
95-47-6	o-Xylene	200	U
179601-23-1	m,p-Xylene	200	U
79-34-5	1,1,2,2-Tetrachloroethane	200	U
106-46-7	1,4-Dichlorobenzene	2700	D
120-82-1	1,2,4-trichlorobenzene	200	U

FORM 1B-OR
ORGANIC ANALYSIS DATA SHEET
TENTATIVELY IDENTIFIED COMPOUNDS

EPA SAMPLE NO.

PMW-9S(20240926)DL

Lab Name : Alliance Technical Group, LLC
Contract : 68HERH20D0011
Lab Code: ACE
Case No.: ARC Sayrevi
MA No. :
SDG No.: P4227
Analytical Method : VOA_Trace
Level : Trace
Matrix : Water
Lab Sample ID : P4227-03DL
Sample wt/vol : 25.0 (g/mL) mL
Lab File ID : VU061068.D
% Solids :
Date Received : 09/27/2024
GC Column : DB-624UI ID : 0.18 (mm)
Date Extracted :
Extract Concentrated : (Y/N)
Date Analyzed : 10/02/2024
Soil Aliquot (VOA) : (µL)
Extract Volume : (µL)
Heated Purge : (Y/N) N
Extraction Type : PT
Purge Volume : 25 (mL)
Injection Volume : (µL)
Cleanup Types :
pH : 1.0
Dilution Factor : 400.0
Concentration Units (µg/L,µg/kg): µg/L
Cleanup Factor :

	CAS NO.	ANALYTE	RT	EST. CONC.	Q
1	E966796	Total Alkanes	N/A	0.0	

EPA-designated Registry Number.

Quantitation Report (QT/LSC Reviewed)

Data Path : Z:\voasrv\HPCHEM1\MSVOA_U\Data\VU100224\
Data File : VU061068.D
Acq On : 02 Oct 2024 12:00
Operator : MD/SY
Sample : P4227-03DL 400X
Misc : 25.0mL/MSVOA_U/WATER
ALS Vial : 7 Sample Multiplier: 1

Instrument :
MSVOA_U
ClientSampleId :
PMW-9S(20240926)DL

Quant Time: Oct 03 06:28:29 2024
Quant Method : Z:\voasrv\HPCHEM1\MSVOA_U\Method\SFAMUTR100124WMA.M
Quant Title : TRACE VOA SFAM1.0
QLast Update : Thu Oct 03 06:26:52 2024
Response via : Initial Calibration

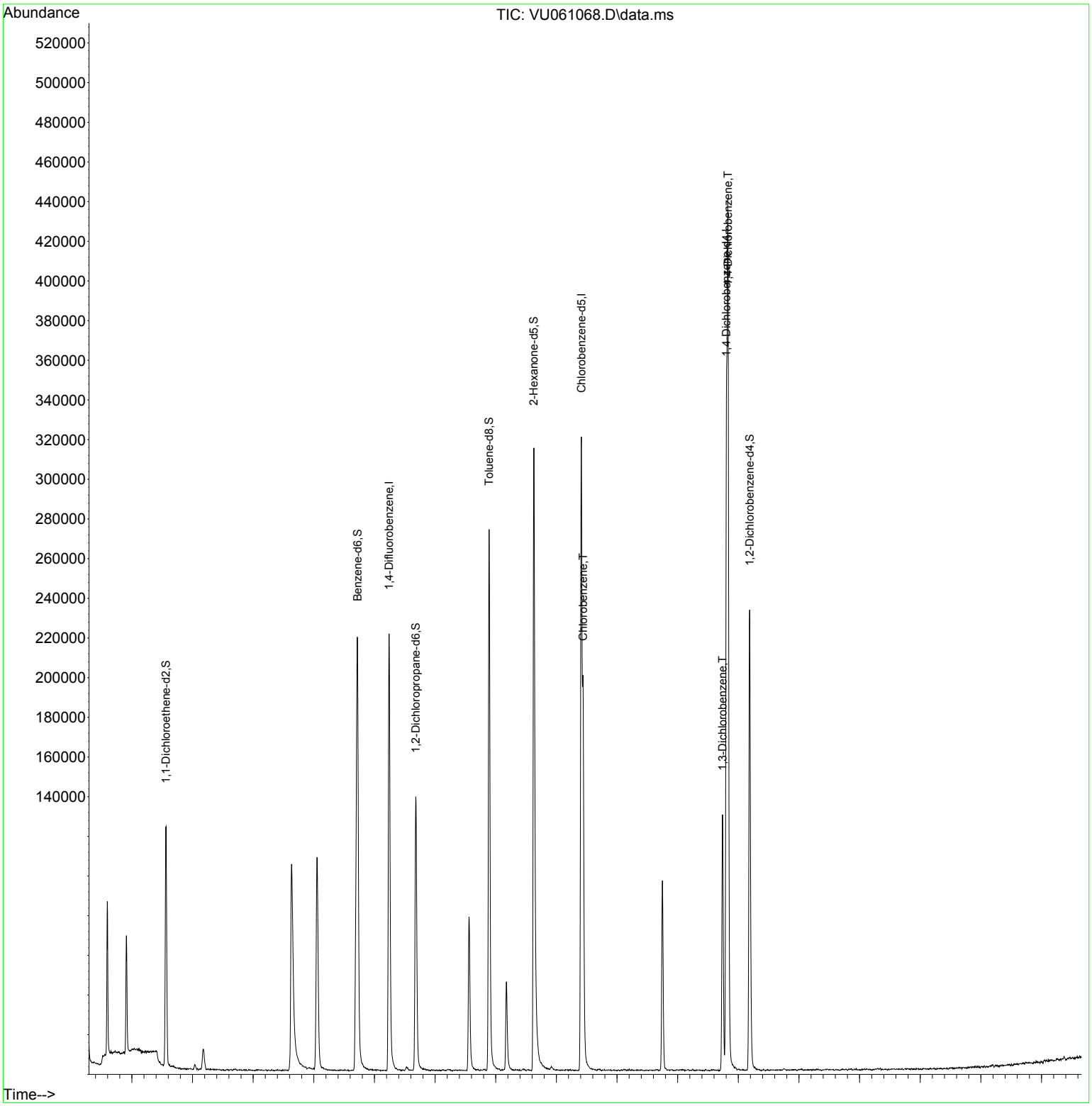

Instrument :
MSVOA_U
ClientSampleId :
PMW-9S(20240926)DL

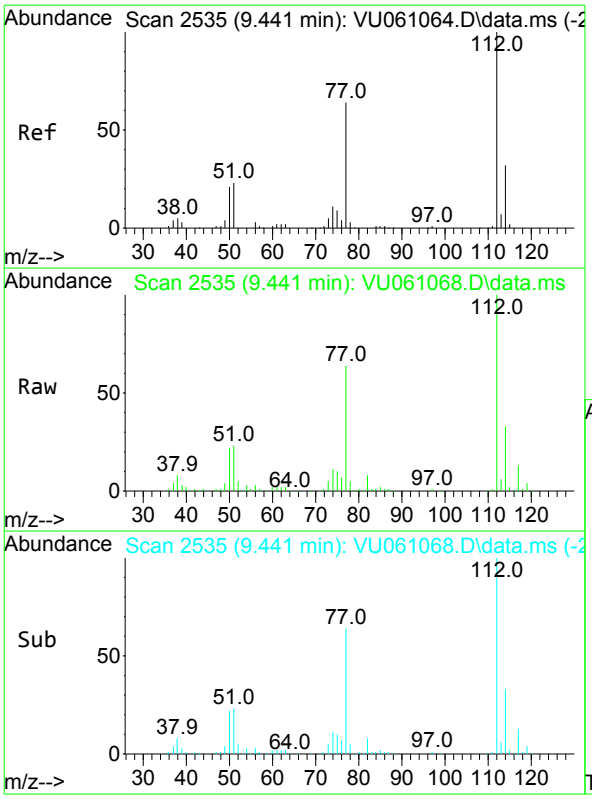

#51
Chlorobenzene
Concen: 2.933 ug/L
RT: 9.441 min Scan# 2535
Delta R.T. -0.000 min
Lab File: VU061068.D
Acq: 02 Oct 2024 12:00

Tgt Ion:112 Resp: 95307

Ion	Ratio	Lower	Upper
112	100		
114	32.5	22.2	41.2
77	64.5	46.1	69.1

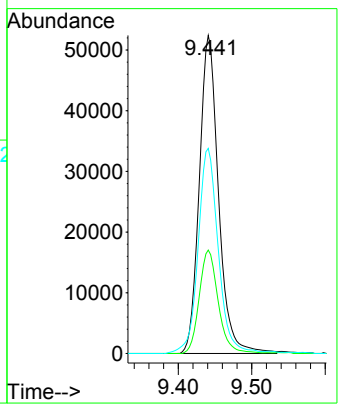

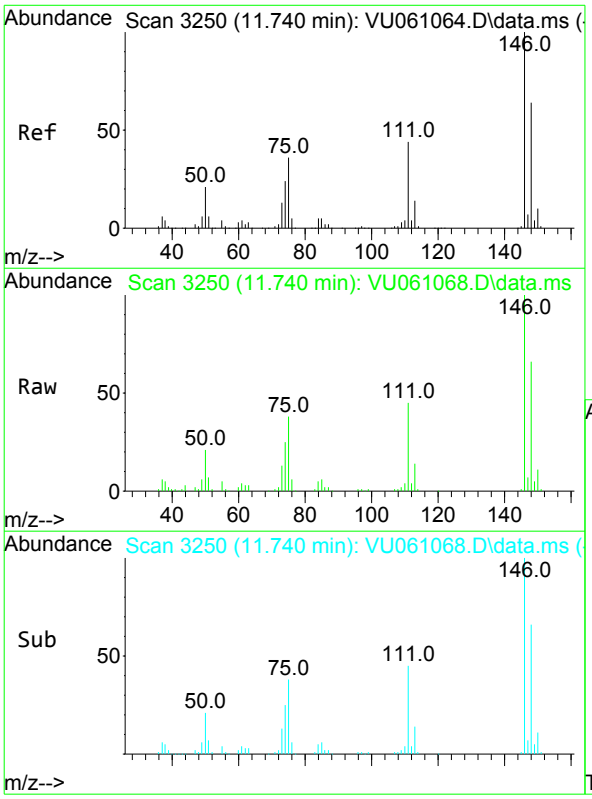

#64
1,3-Dichlorobenzene
Concen: 2.159 ug/L
RT: 11.740 min Scan# 3250
Delta R.T. -0.000 min
Lab File: VU061068.D
Acq: 02 Oct 2024 12:00

Tgt Ion:146 Resp: 49737

Ion	Ratio	Lower	Upper
146	100		
111	44.6	27.5	51.1
148	65.9	43.7	81.1

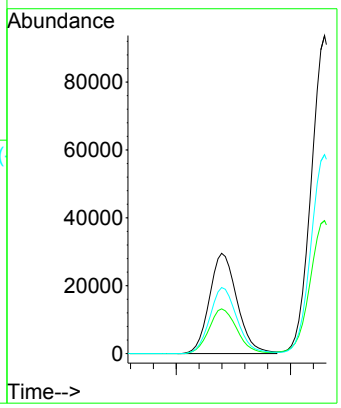

Instrument :
MSVOA_U
ClientSampleId :
PMW-9S(20240926)DL

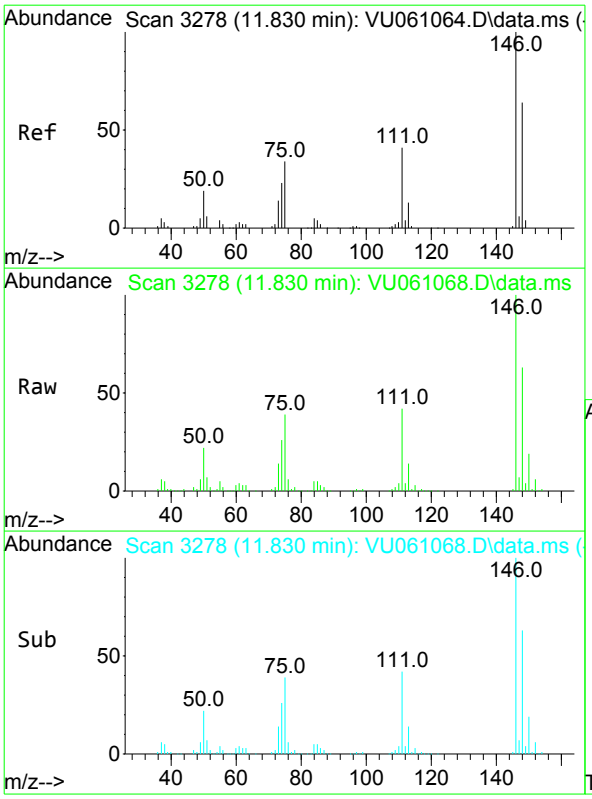

#65
1,4-Dichlorobenzene
Concen: 6.758 ug/L
RT: 11.830 min Scan# 3278
Delta R.T. -0.000 min
Lab File: VU061068.D
Acq: 02 Oct 2024 12:00

Tgt Ion:146 Resp: 153869

Ion	Ratio	Lower	Upper
146	100		
111	41.8	26.3	48.9
148	62.6	45.3	84.1

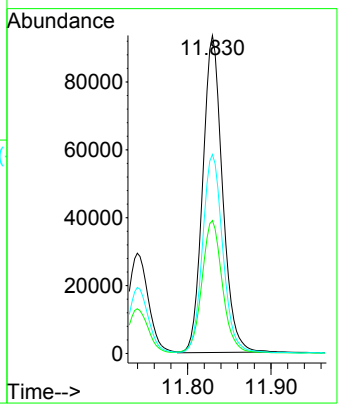

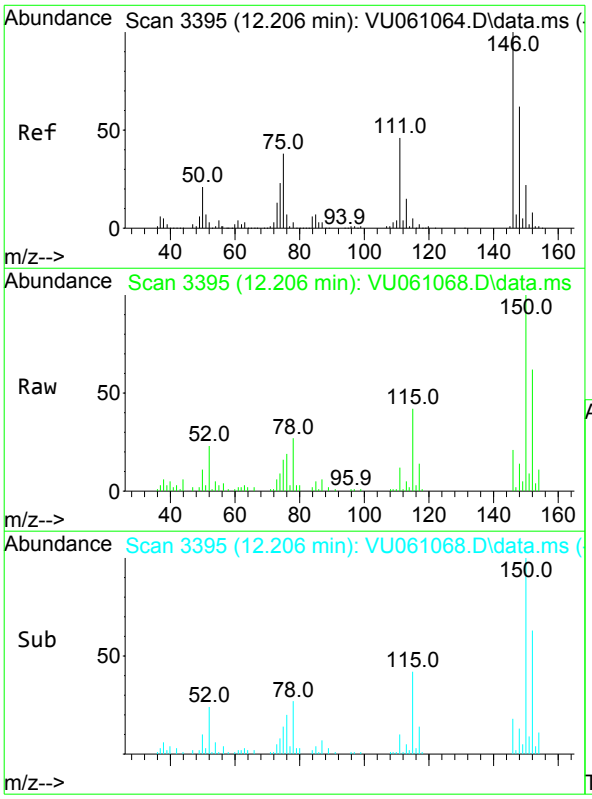

#67
1,2-Dichlorobenzene
Concen: 0.249 ug/L
RT: 12.206 min Scan# 3395
Delta R.T. -0.000 min
Lab File: VU061068.D
Acq: 02 Oct 2024 12:00

Tgt Ion:146 Resp: 5299

Ion	Ratio	Lower	Upper
146	100		
111	55.2	33.4	50.0#
148	68.1	50.9	76.3

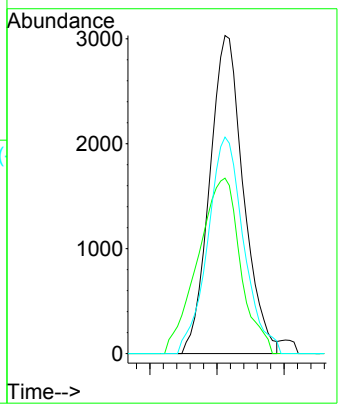

Quantitation Report (QT/LSC Reviewed)

Data Path : Z:\voasrv\HPCHEM1\MSVOA_U\Data\VU100224\
Data File : VU061068.D
Acq On : 02 Oct 2024 12:00
Operator : MD/SY
Sample : P4227-03DL 400X
Misc : 25.0mL/MSVOA_U/WATER
ALS Vial : 7 Sample Multiplier: 1

Instrument :
MSVOA_U
ClientSampleId :
PMW-9S(20240926)DL

Quant Time: Oct 03 06:28:29 2024
Quant Method : Z:\voasrv\HPCHEM1\MSVOA_U\Method\SFAMUTR100124WMA.M
Quant Title : TRACE VOA SFAM1.0
QLast Update : Thu Oct 03 06:26:52 2024
Response via : Initial Calibration

Compound	R.T.	QIon	Response	Conc	Units	Dev(Min)
Internal Standards						
1) 1,4-Difluorobenzene	6.242	114	182734	5.000	ug/L	0.00
28) Chlorobenzene-d5	9.412	117	169860	5.000	ug/L	0.00
58) 1,4-Dichlorobenzene-d4	11.804	152	80343	5.000	ug/L	0.00
System Monitoring Compounds						
4) Vinyl Chloride-d3	1.595	65	53038	4.060	ug/L	0.00
Spiked Amount 5.000	Range 40 - 130		Recovery = 81.200%			
7) Chloroethane-d5	1.911	69	42344	4.330	ug/L	0.00
Spiked Amount 5.000	Range 65 - 130		Recovery = 86.600%			
11) 1,1-Dichloroethene-d2	2.560	65	24067	4.176	ug/L	0.00
Spiked Amount 5.000	Range 60 - 125		Recovery = 83.600%			
20) 2-Butanone-d5	4.634	46	149898	47.899	ug/L	0.00
Spiked Amount 50.000	Range 40 - 130		Recovery = 95.800%			
24) Chloroform-d	5.052	84	101380	4.403	ug/L	0.00
Spiked Amount 5.000	Range 70 - 125		Recovery = 88.000%			
26) 1,2-Dichloroethane-d4	5.695	65	55654	4.560	ug/L	0.00
Spiked Amount 5.000	Range 70 - 130		Recovery = 91.200%			
32) Benzene-d6	5.721	84	203654	4.547	ug/L	0.00
Spiked Amount 5.000	Range 70 - 125		Recovery = 91.000%			
36) 1,2-Dichloropropane-d6	6.682	67	69536	4.728	ug/L	0.00
Spiked Amount 5.000	Range 60 - 140		Recovery = 94.600%			
41) Toluene-d8	7.891	98	187142	4.470	ug/L	0.00
Spiked Amount 5.000	Range 70 - 130		Recovery = 89.400%			
43) trans-1,3-Dichloroprop...	8.177	79	27357	4.350	ug/L	0.00
Spiked Amount 5.000	Range 55 - 130		Recovery = 87.000%			
46) 2-Hexanone-d5	8.627	63	122705	47.138	ug/L	0.00
Spiked Amount 50.000	Range 45 - 130		Recovery = 94.280%			
56) 1,1,2,2-Tetrachloroeth...	10.749	84	50238	4.657	ug/L	0.00
Spiked Amount 5.000	Range 65 - 120		Recovery = 93.200%			
66) 1,2-Dichlorobenzene-d4	12.187	152	58474	4.552	ug/L	0.00
Spiked Amount 5.000	Range 80 - 120		Recovery = 91.000%			
Target Compounds						Qvalue
51) Chlorobenzene	9.441	112	95307	2.933	ug/L	93
64) 1,3-Dichlorobenzene	11.740	146	49737	2.159	ug/L	94
65) 1,4-Dichlorobenzene	11.830	146	153869	6.758	ug/L	96
67) 1,2-Dichlorobenzene	12.206	146	5299	0.249	ug/L #	88

(#) = qualifier out of range (m) = manual integration (+) = signals summed

LSC Area Percent Report

Data Path : Z:\voasrv\HPCHEM1\MSVOA_U\Data\VU100224\
Data File : VU061068.D
Acq On : 02 Oct 2024 12:00
Operator : MD/SY
Sample : P4227-03DL 400X
Misc : 25.0mL/MSVOA_U/WATER
ALS Vial : 7 Sample Multiplier: 1

Instrument :
MSVOA_U
ClientSampleId :
PMW-9S(20240926)DL

Integration Parameters: rteint.p
Integrator: RTE
Smoothing : ON Filtering: 5
Sampling : 1 Min Area: 3 % of largest Peak
Start Thrs: 0.1 Max Peaks: 100
Stop Thrs : 0 Peak Location: TOP

If leading or trailing edge < 100 prefer < Baseline drop else tangent >
Peak separation: 5

Method : Z:\voasrv\HPCHEM1\MSVOA_U\Method\SFAMUTR100124WMA.M
Title : TRACE VOA SFAM1.0

Signal : TIC: VU061068.D\data.ms

peak #	R.T. min	first scan	max scan	last scan	PK TY	peak height	corr. area	corr. % max.	% of total
1	1.595	87	95	108	rBV	77355	89598	7.58%	1.443%
2	1.911	185	193	206	rBV	58875	78130	6.61%	1.259%
3	2.563	382	396	412	rBV	120721	200892	16.98%	3.236%
4	3.181	574	588	602	rVB2	10214	24409	2.06%	0.393%
5	4.634	1022	1040	1086	rBV2	104218	325389	27.51%	5.242%
6	5.055	1156	1171	1193	rBV	106809	243310	20.57%	3.920%
7	5.717	1356	1377	1410	rBV2	218576	585704	49.52%	9.436%
8	6.242	1528	1540	1572	rBV	220303	443336	37.48%	7.142%
9	6.682	1663	1677	1697	rBV	138120	280564	23.72%	4.520%
10	7.560	1939	1950	1973	rBV	77530	147122	12.44%	2.370%
11	7.891	2040	2053	2079	rBV	272820	496743	42.00%	8.002%
12	8.177	2132	2142	2164	rBV	44191	81002	6.85%	1.305%
13	8.631	2270	2283	2317	rBV	314040	657516	55.59%	10.592%
14	9.412	2514	2526	2532	rBV	319302	575947	48.69%	9.278%
15	10.749	2929	2942	2957	rBV	95778	160824	13.60%	2.591%
16	11.740	3237	3250	3260	rBV	129009	213438	18.05%	3.438%
17	11.827	3260	3277	3301	rVB2	437539	1182805	100.00%	19.055%
18	12.187	3376	3389	3408	rBV	232101	420709	35.57%	6.777%

Sum of corrected areas: 6207438

Data Path : Z:\voasrv\HPCHEM1\MSVOA_U\Data\VU100224\
Data File : VU061068.D
Acq On : 02 Oct 2024 12:00
Operator : MD/SY
Sample : P4227-03DL 400X
Misc : 25.0mL/MSVOA_U/WATER
ALS Vial : 7 Sample Multiplier: 1

Instrument :
MSVOA_U
ClientSampleId :
PMW-9S(20240926)DL

Quant Method : Z:\voasrv\HPCHEM1\MSVOA_U\Method\SFAMUTR100124WMA.M
Quant Title : TRACE VOA SFAM1.0

TIC Library : C:\Database\NIST20.L
TIC Integration Parameters: LSCINT.P

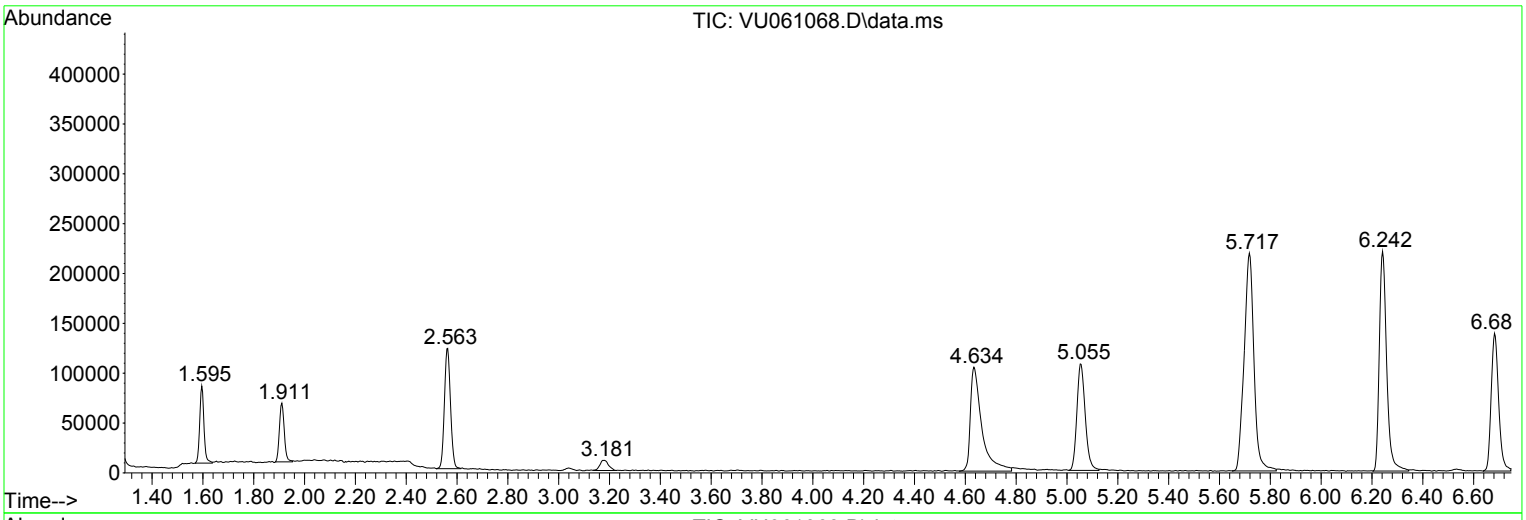

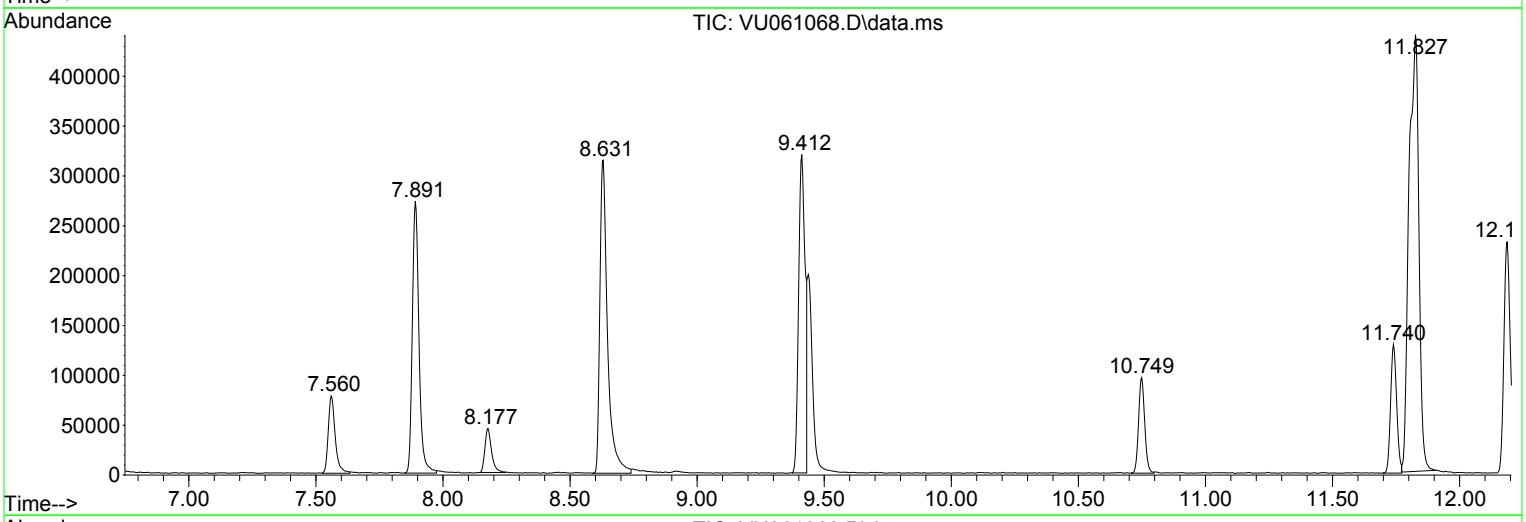

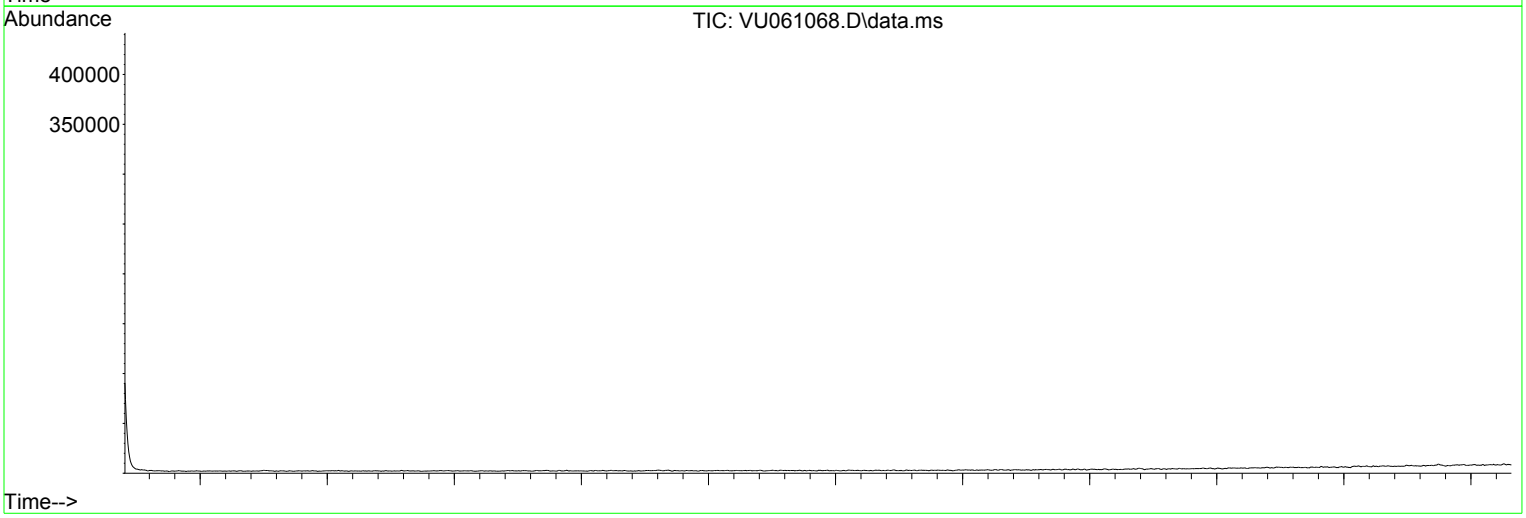

Library Search Compound Report

Data Path : Z:\voasrv\HPCHEM1\MSVOA_U\Data\VU100224\
Data File : VU061068.D
Acq On : 02 Oct 2024 12:00
Operator : MD/SY
Sample : P4227-03DL 400X
Misc : 25.0mL/MSVOA_U/WATER
ALS Vial : 7 Sample Multiplier: 1

Instrument :
MSVOA_U
ClientSampleId :
PMW-9S(20240926)DL

Quant Method : Z:\voasrv\HPCHEM1\MSVOA_U\Method\SFAMUTR100124WMA.M
Quant Title : TRACE VOA SFAM1.0

TIC Library : C:\Database\NIST20.L
TIC Integration Parameters: LSCINT.P

No Library Search Compounds Detected
****

Tentatively Identified Compound (LSC) summary

Data Path : Z:\voasrv\HPCHEM1\MSVOA_U\Data\VU100224\
Data File : VU061068.D
Acq On : 02 Oct 2024 12:00
Operator : MD/SY
Sample : P4227-03DL 400X
Misc : 25.0mL/MSVOA_U/WATER
ALS Vial : 7 Sample Multiplier: 1

Instrument :
MSVOA_U
ClientSampleId :
PMW-9S(20240926)DL

Quant Method : Z:\voasrv\HPCHEM1\MSVOA_U\Method\SFAMUTR100124WMA.M
Quant Title : TRACE VOA SFAM1.0

TIC Library : C:\Database\NIST20.L
TIC Integration Parameters: LSCINT.P

TIC Top Hit name	RT	EstConc	Units	Response	Internal Standard #	RT	Resp	Conc

FORM 1A-OR
ORGANIC ANALYSIS DATA SHEET
TARGET ANALYTE LIST

EPA SAMPLE NO.

TB(20240924)

Lab Name : Alliance Technical Group, LLC
Contract : 68HERH20D0011
Lab Code: ACE Case No.: ARC Sayrevil
MA No. : SDG No.: P4227
Analytical Method : VOA_Trace
Level : Trace
Matrix : Water
Lab Sample ID : P4227-23
Sample wt/vol : 25.0 (g/mL) mL
Lab File ID : VU061045.D
% Solids :
Date Received : 09/27/2024
GC Column : DB-624UI ID : 0.18 (mm)
Date Extracted :
GC Column : ID : (mm)
Date Analyzed : 10/01/2024
Extract Concentrated :(Y/N)
Extract Volume : (µL)
Soil Aliquot (VOA) : (µL)
Extraction Type : PT
Heated Purge : (Y/N) N
Injection Volume : (µL)
Purge Volume : 25 (mL)
pH : 1.0 Dilution Factor : 1.0
Cleanup Types :
Cleanup Factor :
Concentration Units (µg/L, µg/kg, µg, or µg/cm²): µg/L

CAS NO.	ANALYTE	CONCENTRATION	Q
75-01-4	Vinyl chloride	0.50	U
75-35-4	1,1-Dichloroethene	0.50	U
75-09-2	Methylene chloride	0.34	J
75-34-3	1,1-Dichloroethane	0.50	U
156-59-2	cis-1,2-Dichloroethene	0.50	U
67-66-3	Chloroform	0.50	U
71-55-6	1,1,1-Trichloroethane	0.50	U
71-43-2	Benzene	0.50	U
107-06-2	1,2-Dichloroethane	0.50	U
79-01-6	Trichloroethene	0.50	U
108-88-3	Toluene	0.50	U
127-18-4	Tetrachloroethene	0.50	U
108-90-7	Chlorobenzene	0.50	U
95-47-6	o-Xylene	0.50	U
179601-23-1	m,p-Xylene	0.50	U
79-34-5	1,1,2,2-Tetrachloroethane	0.50	U
106-46-7	1,4-Dichlorobenzene	0.50	U
120-82-1	1,2,4-trichlorobenzene	0.50	U

FORM 1B-OR
ORGANIC ANALYSIS DATA SHEET
TENTATIVELY IDENTIFIED COMPOUNDS

EPA SAMPLE NO.

TB(20240924)

Lab Name : Alliance Technical Group, LLC
Contract : 68HERH20D0011
Lab Code: ACE
Case No.: ARC Sayrevi
MA No. :
SDG No.: P4227
Analytical Method : VOA_Trace
Level : Trace
Matrix : Water
Lab Sample ID : P4227-23
Sample wt/vol : 25.0 (g/mL) mL
Lab File ID : VU061045.D
% Solids :
Date Received : 09/27/2024
GC Column : DB-624UI ID : 0.18 (mm)
Date Extracted :
Extract Concentrated : (Y/N)
Date Analyzed : 10/01/2024
Soil Aliquot (VOA) : (µL)
Extract Volume : (µL)
Heated Purge : (Y/N) N
Extraction Type : PT
Purge Volume : 25 (mL)
Injection Volume : (µL)
Cleanup Types :
pH : 1.0
Dilution Factor : 1.0
Concentration Units (µg/L,µg/kg): µg/L
Cleanup Factor :

	CAS NO.	ANALYTE	RT	EST. CONC.	Q
1	74-87-3	Chloromethane	1.518	0.18	JN
2	E966796	Total Alkanes	N/A	0.0	

EPA-designated Registry Number.

Quantitation Report (QT/LSC Reviewed)

Data Path : Z:\voasrv\HPCHEM1\MSVOA_U\Data\VU100124\
Data File : VU061045.D
Acq On : 01 Oct 2024 15:48
Operator : MD/SY
Sample : P4227-23
Misc : 25.0mL/MSVOA_U/WATER
ALS Vial : 17 Sample Multiplier: 1

Instrument :
MSVOA_U
ClientSampleId :
TB(20240924)

Quant Time: Oct 02 02:36:40 2024
Quant Method : Z:\voasrv\HPCHEM1\MSVOA_U\Method\SFAMUTR100124WMA.M
Quant Title : TRACE VOA SFAM1.0
QLast Update : Wed Oct 02 02:09:38 2024
Response via : Initial Calibration

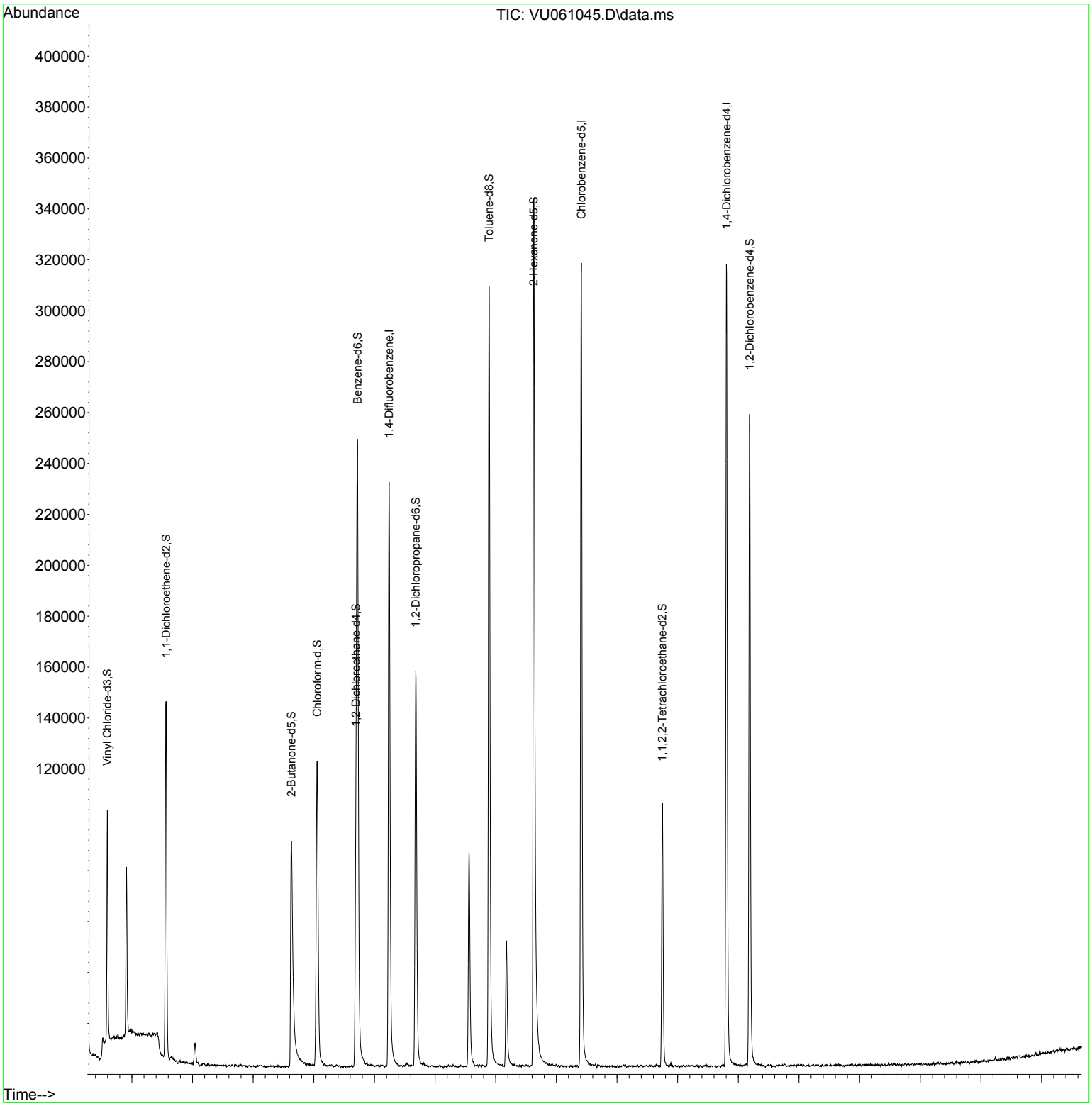

Instrument :
MSVOA_U
ClientSampleId :
TB(20240924)



#3
Chloromethane
Concen: 0.184 ug/L
RT: 1.518 min Scan# 71
Delta R.T. -0.001 min
Lab File: VU061045.D
Acq: 01 Oct 2024 15:48

Tgt Ion: 50 Resp: 2454

Ion	Ratio	Lower	Upper
50	100		
52	36.7	24.4	45.4

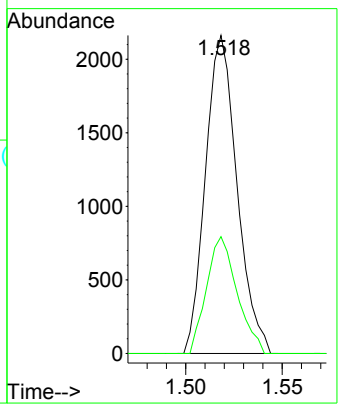

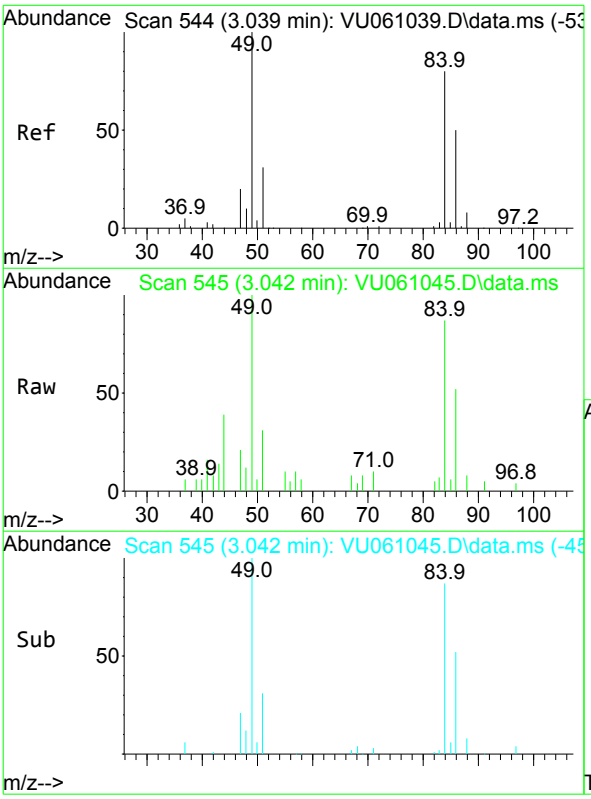

#16
Methylene chloride
Concen: 0.344 ug/L
RT: 3.042 min Scan# 545
Delta R.T. 0.003 min
Lab File: VU061045.D
Acq: 01 Oct 2024 15:48

Tgt Ion: 84 Resp: 4329

Ion	Ratio	Lower	Upper
84	100		
86	59.6	47.3	87.8
49	114.7	78.7	146.1

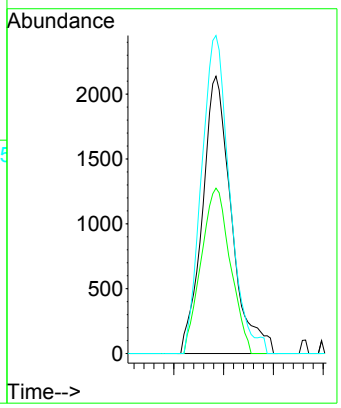

Quantitation Report (QT/LSC Reviewed)

Data Path : Z:\voasrv\HPCHEM1\MSVOA_U\Data\VU100124\
Data File : VU061045.D
Acq On : 01 Oct 2024 15:48
Operator : MD/SY
Sample : P4227-23
Misc : 25.0mL/MSVOA_U/WATER
ALS Vial : 17 Sample Multiplier: 1

Instrument :
MSVOA_U
ClientSampleId :
TB(20240924)

Quant Time: Oct 02 02:36:40 2024
Quant Method : Z:\voasrv\HPCHEM1\MSVOA_U\Method\SFAMUTR100124WMA.M
Quant Title : TRACE VOA SFAM1.0
QLast Update : Wed Oct 02 02:09:38 2024
Response via : Initial Calibration

Compound	R.T.	QIon	Response	Conc	Units	Dev(Min)
Internal Standards						
1) 1,4-Difluorobenzene	6.242	114	189784	5.000	ug/L	0.00
28) Chlorobenzene-d5	9.412	117	176765	5.000	ug/L	0.00
58) 1,4-Dichlorobenzene-d4	11.807	152	81892	5.000	ug/L	0.00
System Monitoring Compounds						
4) Vinyl Chloride-d3	1.595	65	63350	4.669	ug/L	0.00
Spiked Amount 5.000	Range 40 - 130		Recovery = 93.400%			
7) Chloroethane-d5	1.911	69	47828	4.709	ug/L	0.00
Spiked Amount 5.000	Range 65 - 130		Recovery = 94.200%			
11) 1,1-Dichloroethene-d2	2.563	65	27753	4.637	ug/L	0.00
Spiked Amount 5.000	Range 60 - 125		Recovery = 92.800%			
20) 2-Butanone-d5	4.631	46	154823	47.635	ug/L	0.00
Spiked Amount 50.000	Range 40 - 130		Recovery = 95.280%			
24) Chloroform-d	5.055	84	112924	4.722	ug/L	0.00
Spiked Amount 5.000	Range 70 - 125		Recovery = 94.400%			
26) 1,2-Dichloroethane-d4	5.695	65	62275	4.913	ug/L	0.00
Spiked Amount 5.000	Range 70 - 130		Recovery = 98.200%			
32) Benzene-d6	5.721	84	229258	4.919	ug/L	0.00
Spiked Amount 5.000	Range 70 - 125		Recovery = 98.400%			
36) 1,2-Dichloropropane-d6	6.682	67	75958	4.962	ug/L	0.00
Spiked Amount 5.000	Range 60 - 140		Recovery = 99.200%			
41) Toluene-d8	7.891	98	210551	4.833	ug/L	0.00
Spiked Amount 5.000	Range 70 - 130		Recovery = 96.600%			
43) trans-1,3-Dichloroprop...	8.177	79	31207	4.768	ug/L	0.00
Spiked Amount 5.000	Range 55 - 130		Recovery = 95.400%			
46) 2-Hexanone-d5	8.627	63	129771	47.906	ug/L	0.00
Spiked Amount 50.000	Range 45 - 130		Recovery = 95.820%			
56) 1,1,2,2-Tetrachloroeth...	10.746	84	54165	4.825	ug/L	0.00
Spiked Amount 5.000	Range 65 - 120		Recovery = 96.600%			
66) 1,2-Dichlorobenzene-d4	12.187	152	67556	5.159	ug/L	0.00
Spiked Amount 5.000	Range 80 - 120		Recovery = 103.200%			
Target Compounds						Qvalue
3) Chloromethane	1.518	50	2454	0.184	ug/L	97
16) Methylene chloride	3.042	84	4329	0.344	ug/L	95

(#) = qualifier out of range (m) = manual integration (+) = signals summed

LSC Area Percent Report

Data Path : Z:\voasrv\HPCHEM1\MSVOA_U\Data\VU100124\
Data File : VU061045.D
Acq On : 01 Oct 2024 15:48
Operator : MD/SY
Sample : P4227-23
Misc : 25.0mL/MSVOA_U/WATER
ALS Vial : 17 Sample Multiplier: 1

Instrument :
MSVOA_U
ClientSampleId :
TB(20240924)

Integration Parameters: rteint.p
Integrator: RTE
Smoothing : ON Filtering: 5
Sampling : 1 Min Area: 3 % of largest Peak
Start Thrs: 0.1 Max Peaks: 100
Stop Thrs : 0 Peak Location: TOP

If leading or trailing edge < 100 prefer < Baseline drop else tangent >
Peak separation: 5

Method : Z:\voasrv\HPCHEM1\MSVOA_U\Method\SFAMUTR100124WMA.M
Title : TRACE VOA SFAM1.0

Signal : TIC: VU061045.D\data.ms

peak #	R.T. min	first scan	max scan	last scan	PK TY	peak height	corr. area	corr. % max.	% of total
1	1.521	65	72	75	rBV	7126	9437	1.33%	0.167%
2	1.595	88	95	108	rVB	89915	102334	14.44%	1.811%
3	1.911	186	193	204	rBV	64883	83889	11.83%	1.484%
4	2.563	385	396	415	rVB	140728	234981	33.15%	4.158%
5	3.042	534	545	557	rBV2	8521	17143	2.42%	0.303%
6	4.631	1029	1039	1069	rBV	88502	245508	34.63%	4.344%
7	5.055	1155	1171	1196	rBV	119724	271412	38.28%	4.802%
8	5.717	1358	1377	1413	rBV2	246600	657678	92.77%	11.636%
9	6.242	1527	1540	1575	rBV	229661	461430	65.09%	8.164%
10	6.682	1664	1677	1705	rBV	155216	313727	44.25%	5.551%
11	7.560	1937	1950	1975	rBV	84197	162103	22.87%	2.868%
12	7.891	2041	2053	2076	rBV	306373	561468	79.20%	9.934%
13	8.177	2131	2142	2165	rBV	49534	95032	13.41%	1.681%
14	8.627	2271	2282	2334	rBV	340722	708926	100.00%	12.543%
15	9.412	2513	2526	2553	rBV	315854	564913	79.69%	9.995%
16	10.749	2930	2942	2963	rBV	103699	176581	24.91%	3.124%
17	11.804	3259	3270	3297	rBV	314972	536347	75.66%	9.490%
18	12.187	3377	3389	3410	rBV	256141	448976	63.33%	7.944%

Sum of corrected areas: 5651885

Data Path : Z:\voasrv\HPCHEM1\MSVOA_U\Data\VU100124\
Data File : VU061045.D
Acq On : 01 Oct 2024 15:48
Operator : MD/SY
Sample : P4227-23
Misc : 25.0mL/MSVOA_U/WATER
ALS Vial : 17 Sample Multiplier: 1

Instrument :
MSVOA_U
ClientSampleId :
TB(20240924)

Quant Method : Z:\voasrv\HPCHEM1\MSVOA_U\Method\SFAMUTR100124WMA.M
Quant Title : TRACE VOA SFAM1.0

TIC Library : C:\Database\NIST20.L
TIC Integration Parameters: LSCINT.P

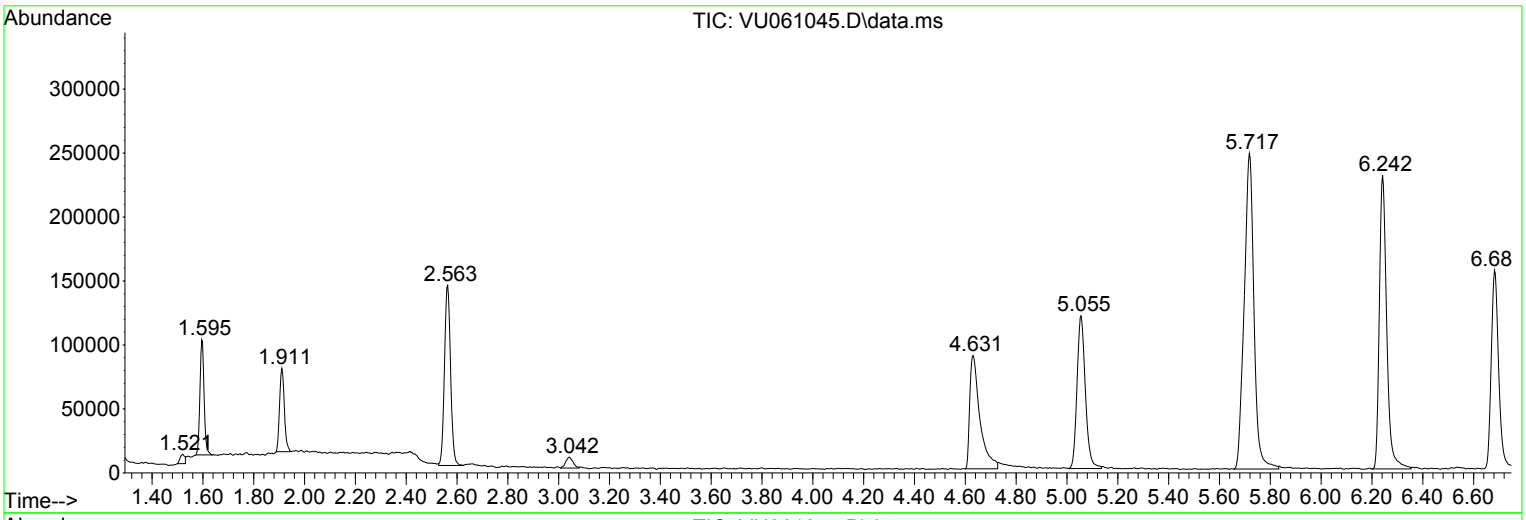

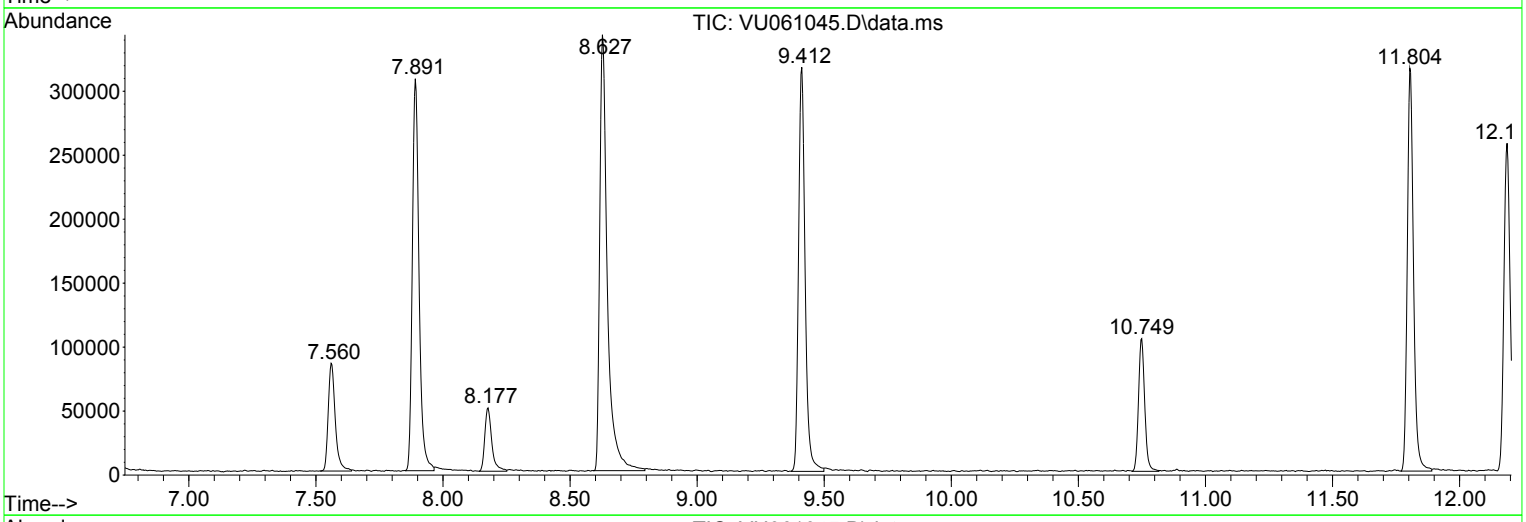

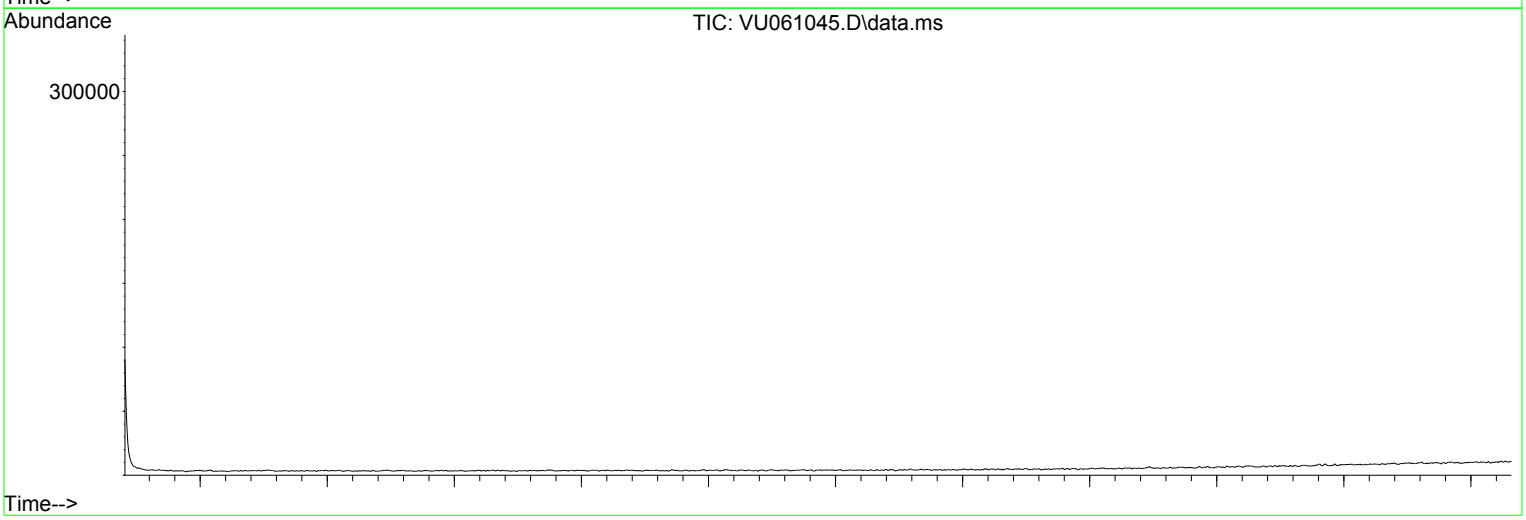

Library Search Compound Report

Data Path : Z:\voasrv\HPCHEM1\MSVOA_U\Data\VU100124\
Data File : VU061045.D
Acq On : 01 Oct 2024 15:48
Operator : MD/SY
Sample : P4227-23
Misc : 25.0mL/MSVOA_U/WATER
ALS Vial : 17 Sample Multiplier: 1

Instrument :
MSVOA_U
ClientSampleId :
TB(20240924)

Quant Method : Z:\voasrv\HPCHEM1\MSVOA_U\Method\SFAMUTR100124WMA.M
Quant Title : TRACE VOA SFAM1.0

TIC Library : C:\Database\NIST20.L
TIC Integration Parameters: LSCINT.P

No Library Search Compounds Detected
****

Tentatively Identified Compound (LSC) summary

Data Path : Z:\voasrv\HPCHEM1\MSVOA_U\Data\VU100124\
Data File : VU061045.D
Acq On : 01 Oct 2024 15:48
Operator : MD/SY
Sample : P4227-23
Misc : 25.0mL/MSVOA_U/WATER
ALS Vial : 17 Sample Multiplier: 1

Instrument :
MSVOA_U
ClientSampleId :
TB(20240924)

Quant Method : Z:\voasrv\HPCHEM1\MSVOA_U\Method\SFAMUTR100124WMA.M
Quant Title : TRACE VOA SFAM1.0

TIC Library : C:\Database\NIST20.L
TIC Integration Parameters: LSCINT.P

						Internal Standard		
TIC Top Hit name	RT	EstConc	Units	Response	#	RT	Resp	Conc

FORM 6A-OR
GC/MS INITIAL CALIBRATION DATA

Lab Name: Alliance Technical Group, LLC
Contract: 68HERH20D0011
Lab Code: ACE Case No.: ARC Sayrev
MA No.: SDG No.: P4227
Analytical Method : Trace VOA
Level :
Instrument ID: MSVOA_U
Calibration Date(s): 10/01/2024 10/01/2024
GC Column: DB-624UI ID: 0.18 (mm)
Calibration Time(s): 09:24 11:23
Length : 20 (m)
Heated Purge: (Y/N): N
Purge Volume : 25 (mL)

LAB FILE ID: RRF0.5 = VU061033.D RRF1.0 = VU061034.D
RRF5.0 = VU061035.D RRF10 = VU061036.D RRF20 = VU061037.D

ANALYTE	RRF0.5	RRF1.0	RRF5.0	RRF10	RRF20	$\overline{RRF}$	% RSD
Vinyl chloride	0.302	0.327	0.384	0.367	0.386	0.353	10.6
1,1-Dichloroethene	0.269	0.264	0.305	0.297	0.308	0.289	7.2
Methylene chloride	0.304	0.311	0.355	0.335	0.352	0.331	7
1,1-Dichloroethane	0.523	0.569	0.668	0.646	0.674	0.616	10.8
cis-1,2-Dichloroethene	0.318	0.323	0.380	0.362	0.380	0.352	8.6
Chloroform	0.552	0.569	0.664	0.631	0.669	0.617	8.8
1,1,1-Trichloroethane	0.537	0.531	0.612	0.596	0.617	0.579	7.2
Benzene	1.284	1.370	1.593	1.536	1.587	1.474	9.4
1,2-Dichloroethane	0.347	0.377	0.443	0.428	0.437	0.406	10.4
Trichloroethene	0.376	0.379	0.417	0.408	0.418	0.400	5.1
Toluene	1.421	1.458	1.673	1.629	1.670	1.570	7.7
Tetrachloroethene	0.231	0.236	0.277	0.274	0.282	0.260	9.4
Chlorobenzene	0.867	0.873	1.018	0.993	1.031	0.956	8.4
o-Xylene	0.549	0.587	0.693	0.669	0.695	0.639	10.4
m,p-Xylene	0.565	0.596	0.695	0.686	0.704	0.649	9.9
1,1,2,2-Tetrachloroethane	0.264	0.308	0.348	0.343	0.355	0.323	11.7
1,4-Dichlorobenzene	1.288	1.328	1.487	1.467	1.514	1.417	7.2
1,2,4-trichlorobenzene	0.553	0.604	0.839	0.896	0.975	0.773	23.9
Vinyl Chloride-d3	0.301	0.338	0.363	0.385	0.400	0.357	10.9
Chloroethane-d5	0.251	0.241	0.272	0.283	0.290	0.268	7.8
1,1-Dichloroethene-d2	0.133	0.149	0.160	0.170	0.176	0.158	10.6
2-Butanone-d5	0.067	0.073	0.090	0.097	0.101	0.086	17.7
Chloroform-d	0.527	0.571	0.652	0.691	0.710	0.630	12.4
1,2-Dichloroethane-d4	0.278	0.309	0.345	0.363	0.376	0.334	12.1
Benzene-d6	1.058	1.200	1.360	1.478	1.497	1.318	14.2
1,2-Dichloropropane-d6	0.350	0.413	0.439	0.479	0.485	0.433	12.7
Toluene-d8	1.036	1.139	1.258	1.356	1.373	1.232	11.7
trans-1,3-Dichloropropene-d4	0.163	0.162	0.184	0.205	0.211	0.185	12.4
2-Hexanone-d5	0.059	0.065	0.079	0.088	0.092	0.077	18.4
1,1,2,2-Tetrachloroethane-d2	0.259	0.291	0.324	0.352	0.363	0.318	13.5
1,2-Dichlorobenzene-d4	0.662	0.748	0.804	0.885	0.898	0.799	12.3

Quantitation Report (QT Reviewed)

Data Path : Z:\voasrv\HPCHEM1\MSVOA_U\Data\VU100124\
Data File : VU061033.D
Acq On : 01 Oct 2024 09:24
Operator : MD/SY
Sample : VSTD0.524
Misc : 25.0mL/MSVOA_U/WATER
ALS Vial : 2 Sample Multiplier: 1

Quant Time: Oct 02 01:55:14 2024
Quant Method : Z:\voasrv\HPCHEM1\MSVOA_U\Method\SFAMUTR100124WMA.M
Quant Title : TRACE VOA SFAM1.0
QLast Update : Wed Oct 02 01:31:30 2024
Response via : Initial Calibration

Instrument :
MSVOA_U
ClientSampleId :
VSTD0.5024

Manual Integrations APPROVED
MMDadoda
10/2/2024 2:13:41 PM

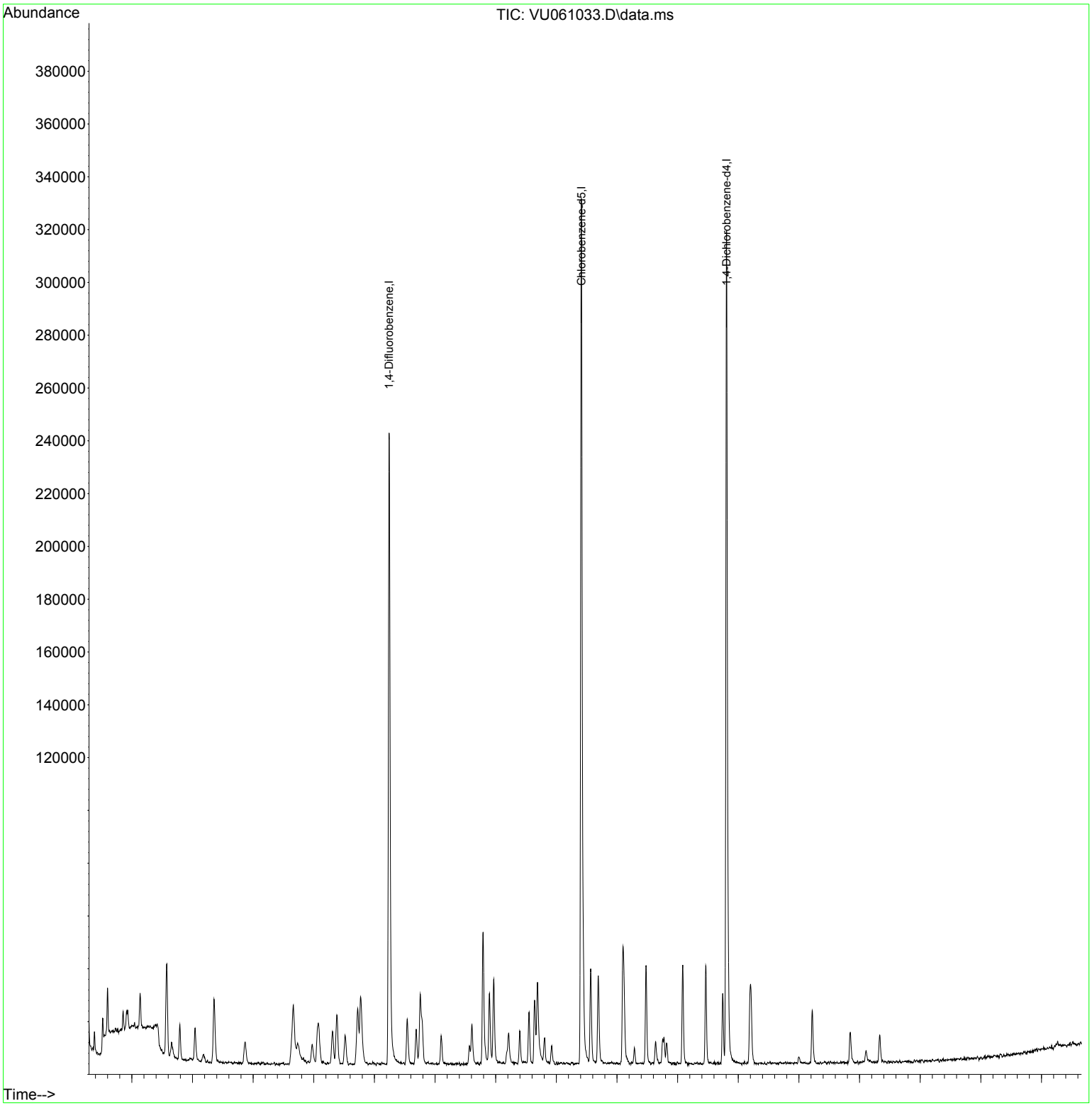

Quantitation Report (QT Reviewed)

Data Path : Z:\voasrv\HPCHEM1\MSVOA_U\Data\VU100124\
Data File : VU061033.D
Acq On : 01 Oct 2024 09:24
Operator : MD/SY
Sample : VSTD0.524
Misc : 25.0mL/MSVOA_U/WATER
ALS Vial : 2 Sample Multiplier: 1

Quant Time: Oct 02 01:55:14 2024
Quant Method : Z:\voasrv\HPCHEM1\MSVOA_U\Method\SFAMUTR100124WMA.M
Quant Title : TRACE VOA SFAM1.0
QLast Update : Wed Oct 02 01:31:30 2024
Response via : Initial Calibration

Instrument :
MSVOA_U
ClientSampleId :
VSTD0.5024

Manual Integrations APPROVED
MMDadoda
10/2/2024 2:13:41 PM

Compound	R.T.	QIon	Response	Conc Units	Dev(Min)
Internal Standards					
1) 1,4-Difluorobenzene	6.242	114	194460	5.000 ug/L	0.00
28) Chlorobenzene-d5	9.412	117	181799	5.000 ug/L	0.00
58) 1,4-Dichlorobenzene-d4	11.807	152	81618	5.000 ug/L	0.00
System Monitoring Compounds					
4) Vinyl Chloride-d3	1.596	65	5858	0.421 ug/L	0.00
7) Chloroethane-d5	1.911	69	4886	0.470 ug/L	0.00
11) 1,1-Dichloroethene-d2	2.563	65	2596	0.423 ug/L	0.00
20) 2-Butanone-d5	4.663	46	12933m	3.937 ug/L	0.04
24) Chloroform-d	5.062	84	10252	0.418 ug/L	0.00
26) 1,2-Dichloroethane-d4	5.705	65	5400	0.416 ug/L	0.00
32) Benzene-d6	5.724	84	19228	0.401 ug/L	0.00
36) 1,2-Dichloropropane-d6	6.689	67	6356	0.404 ug/L	0.00
41) Toluene-d8	7.898	98	18839	0.420 ug/L	0.00
43) trans-1,3-Dichloroprop...	8.184	79	2955	0.439 ug/L	0.00
46) 2-Hexanone-d5	8.640	63	10817	3.883 ug/L	0.02
56) 1,1,2,2-Tetrachloroeth...	10.753	84	4710	0.408 ug/L	0.00
66) 1,2-Dichlorobenzene-d4	12.193	152	5405	0.414 ug/L	0.00
Target Compounds					Qvalue
2) Dichlorodifluoromethane	1.383	85	4045	0.427 ug/L	93
3) Chloromethane	1.518	50	6279	0.459 ug/L	96
5) Vinyl chloride	1.602	62	5865	0.427 ug/L	98
6) Bromomethane	1.856	94	3349	0.457 ug/L	97
8) Chloroethane	1.933	64	3798	0.456 ug/L	96
9) Trichlorofluoromethane	2.136	101	7717	0.437 ug/L	92
10) 1,1,2-Trichloro-1,2,2-...	2.579	101	5159	0.442 ug/L #	87
12) 1,1-Dichloroethene	2.576	96	5233	0.466 ug/L	95
13) Acetone	2.657	43	9308	4.346 ug/L	86
14) Carbon disulfide	2.792	76	16301	0.427 ug/L	98
15) Methyl Acetate	2.972	43	2288m	0.448 ug/L	
16) Methylene chloride	3.042	84	5914	0.459 ug/L	84
17) Methyl tert-butyl Ether	3.358	73	14276	0.444 ug/L #	93
18) trans-1,2-Dichloroethene	3.354	96	5550	0.451 ug/L	90
19) 1,1-Dichloroethane	3.869	63	10169	0.425 ug/L	97
21) 2-Butanone	4.737	43	14217m	3.986 ug/L	
22) cis-1,2-Dichloroethene	4.663	96	6184	0.451 ug/L	91
23) Bromochloromethane	4.972	128	2303	0.417 ug/L	91
25) Chloroform	5.081	83	10725	0.447 ug/L	99
27) 1,2-Dichloroethane	5.798	62	6741	0.427 ug/L	97
29) 1,1,1-Trichloroethane	5.309	97	9761	0.464 ug/L	96
30) Cyclohexane	5.380	56	11090	0.473 ug/L	89
31) Carbon tetrachloride	5.518	117	7533	0.422 ug/L	99
33) Benzene	5.769	78	23346	0.436 ug/L	100
34) Trichloroethene	6.541	95	6828	0.470 ug/L	90
35) Methylcyclohexane	6.753	83	10529	0.449 ug/L	98
37) 1,2-Dichloropropane	6.788	63	5855	0.415 ug/L #	96
38) Bromodichloromethane	7.100	83	8033	0.455 ug/L	97
39) cis-1,3-Dichloropropene	7.608	75	9407	0.425 ug/L	93
40) 4-Methyl-2-pentanone	7.791	43	36840	4.072 ug/L	93
42) Toluene	7.968	91	25842	0.453 ug/L	95
44) trans-1,3-Dichloropropene	8.213	75	7368	0.402 ug/L	99

Quantitation Report (QT Reviewed)

Data Path : Z:\voasrv\HPCHEM1\MSVOA_U\Data\VU100124\
Data File : VU061033.D
Acq On : 01 Oct 2024 09:24
Operator : MD/SY
Sample : VSTD0.524
Misc : 25.0mL/MSVOA_U/WATER
ALS Vial : 2 Sample Multiplier: 1

Quant Time: Oct 02 01:55:14 2024
Quant Method : Z:\voasrv\HPCHEM1\MSVOA_U\Method\SFAMUTR100124WMA.M
Quant Title : TRACE VOA SFAM1.0
QLast Update : Wed Oct 02 01:31:30 2024
Response via : Initial Calibration

Instrument :
MSVOA_U
ClientSampleId :
VSTD0.5024

Manual Integrations APPROVED
MMDadoda
10/2/2024 2:13:41 PM

	Compound	R.T.	QIon	Response	Conc Units	Dev(Min)
45)	1,1,2-Trichloroethane	8.396	97	4289	0.458 ug/L	96
47)	Tetrachloroethene	8.550	164	4197	0.444 ug/L	97
49)	Dibromochloromethane	8.804	129	4575	0.420 ug/L	99
50)	1,2-Dibromoethane	8.920	107	3825	0.432 ug/L #	87
51)	Chlorobenzene	9.444	112	15762	0.453 ug/L	93
52)	Ethylbenzene	9.566	91	28663	0.443 ug/L	95
53)	m,p-Xylene	9.692	106	10264	0.435 ug/L	86
54)	o-Xylene	10.097	106	9985	0.430 ug/L	89
55)	Styrene	10.113	104	15757	0.420 ug/L	95
57)	1,1,2,2-Tetrachloroethane	10.775	83	4800	0.408 ug/L	92
59)	Bromoform	10.290	173	2530	0.452 ug/L #	88
60)	Isopropylbenzene	10.479	105	24951	0.457 ug/L #	95
61)	1,2,3-Trichloropropane	10.820	75	3663	0.457 ug/L #	93
62)	1,3,5-Trimethylbenzene	11.084	105	21261	0.442 ug/L	97
63)	1,2,4-Trimethylbenzene	11.463	105	21942	0.452 ug/L	93
64)	1,3-Dichlorobenzene	11.743	146	10172	0.435 ug/L	94
65)	1,4-Dichlorobenzene	11.830	146	10511	0.454 ug/L	93
67)	1,2-Dichlorobenzene	12.209	146	9367	0.433 ug/L	98
68)	1,2-Dibromo-3-chloropr...	13.000	75	591	0.338 ug/L	92
69)	1,3,5-Trichlorobenzene	13.222	180	6745	0.409 ug/L	98
70)	1,2,4-trichlorobenzene	13.846	180	4513	0.357 ug/L	98
71)	Naphthalene	14.106	128	6266m	0.310 ug/L	
72)	1,2,3-Trichlorobenzene	14.331	180	3849	0.366 ug/L	95

(#) = qualifier out of range (m) = manual integration (+) = signals summed

Quantitation Report (QT Reviewed)

Data Path : Z:\voasrv\HPCHEM1\MSVOA_U\Data\VU100124\
Data File : VU061033.D
Acq On : 01 Oct 2024 09:24
Operator : MD/SY
Sample : VSTD0.524
Misc : 25.0mL/MSVOA_U/WATER
ALS Vial : 2 Sample Multiplier: 1

Quant Time: Oct 02 01:55:14 2024
Quant Method : Z:\voasrv\HPCHEM1\MSVOA_U\Method\SFAMUTR100124WMA.M
Quant Title : TRACE VOA SFAM1.0
QLast Update : Wed Oct 02 01:31:30 2024
Response via : Initial Calibration

Instrument :
MSVOA_U
ClientSampleId :
VSTD0.5024

Manual Integrations APPROVED
MMDadoda
10/2/2024 2:13:41 PM

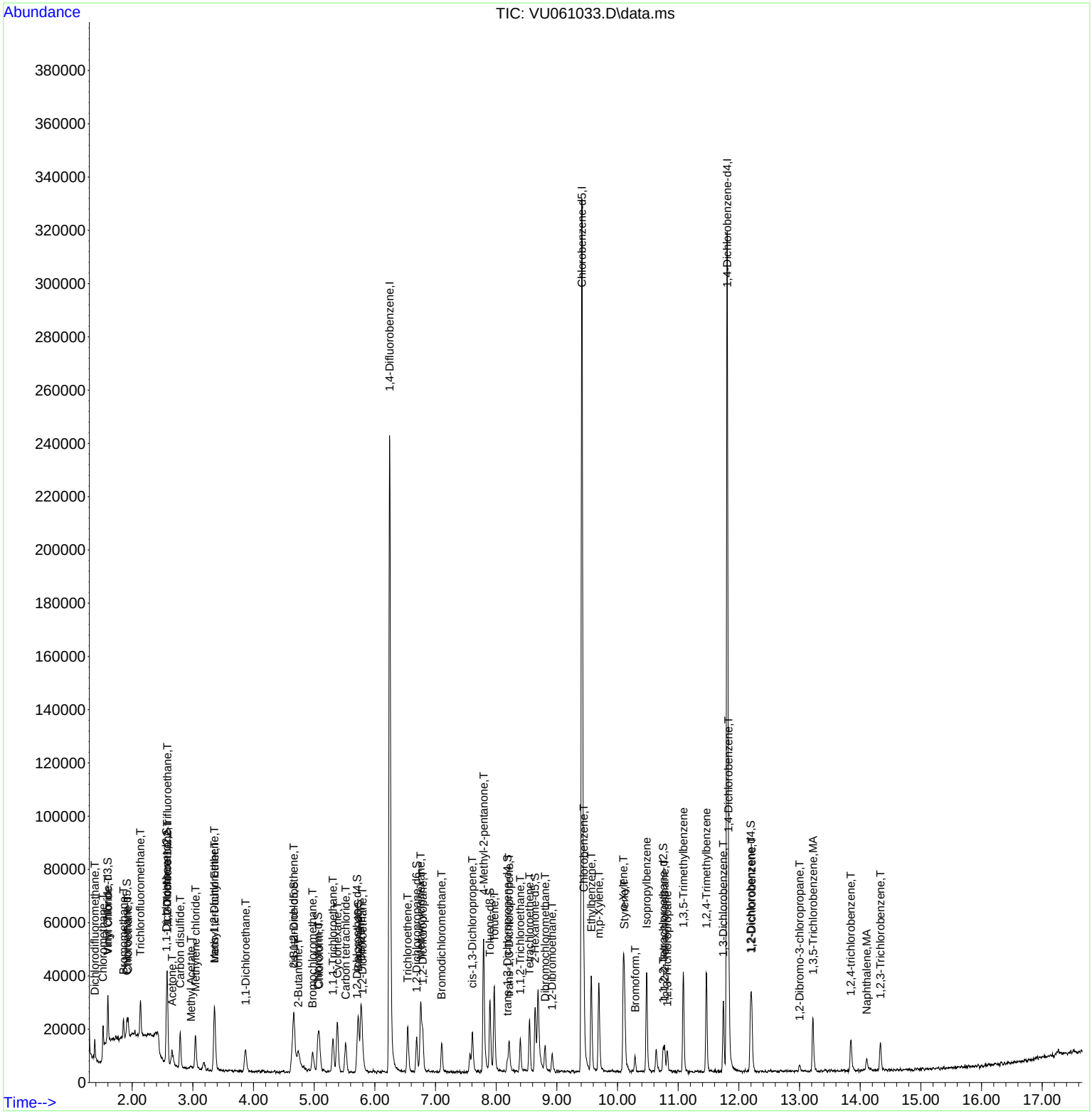

Quantitation Report (Qedit)

Data Path : Z:\voasrv\HPCHEM1\MSVOA_U\Data\VU100124\
Data File : VU061033.D
Acq On : 01 Oct 2024 09:24
Operator : MD/SY
Sample : VSTD0.524
Misc : 25.0mL/MSVOA_U/WATER
ALS Vial : 2 Sample Multiplier: 1

Quant Time: Oct 02 01:55:14 2024
Quant Method : Z:\voasrv\HPCHEM1\MSVOA_U\Method\SFAMUTR100124WMA.M
Quant Title : TRACE VOA SFAM1.0
QLast Update : Wed Oct 02 01:31:30 2024
Response via : Initial Calibration

Instrument :
MSVOA_U
ClientSampleId :
VSTD0.5024

Manual Integrations APPROVED
MMDadoda
10/2/2024 2:13:41 PM

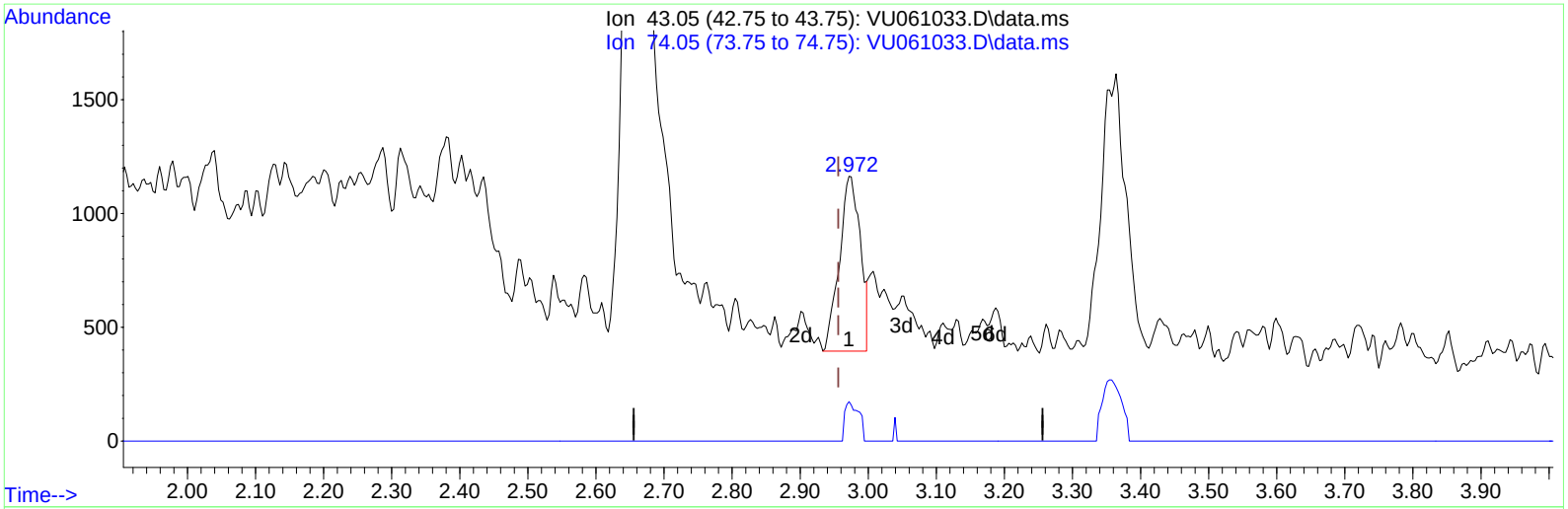

TIC: VU061033.D\data.ms

(15) Methyl Acetate (T)

2.972min (+ 0.016) 0.32 ug/L

response 1645

Ion	Exp%	Act%
43.05	100.00	100.00
74.05	23.60	14.77#
0.00	0.00	0.00
0.00	0.00	0.00

Quantitation Report (Qedit)

Data Path : Z:\voasrv\HPCHEM1\MSVOA_U\Data\VU100124\
Data File : VU061033.D
Acq On : 01 Oct 2024 09:24
Operator : MD/SY
Sample : VSTD0.524
Misc : 25.0mL/MSVOA_U/WATER
ALS Vial : 2 Sample Multiplier: 1

Quant Time: Oct 02 01:55:14 2024
Quant Method : Z:\voasrv\HPCHEM1\MSVOA_U\Method\SFAMUTR100124WMA.M
Quant Title : TRACE VOA SFAM1.0
QLast Update : Wed Oct 02 01:31:30 2024
Response via : Initial Calibration

Instrument :
MSVOA_U
ClientSampleId :
VSTD0.5024

Manual Integrations APPROVED
MMDadoda
10/2/2024 2:13:41 PM

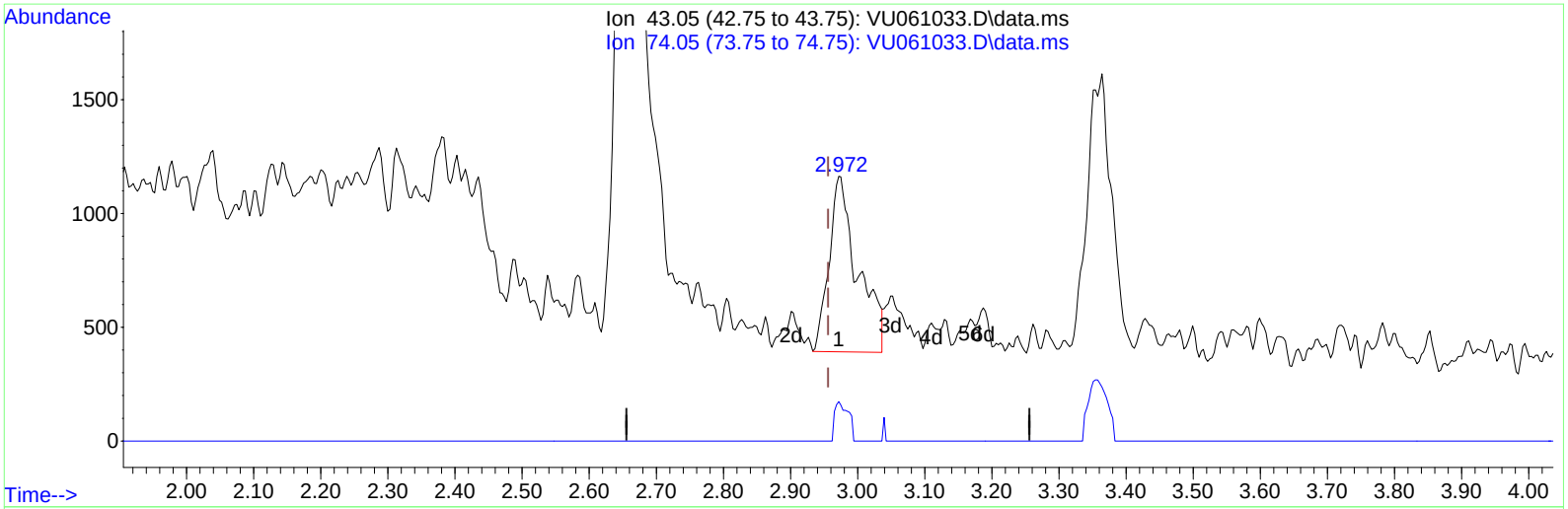

TIC: VU061033.D\data.ms

(15) Methyl Acetate (T)

2.972min (+ 0.016) 0.45 ug/L m

response 2288

Ion	Exp%	Act%
43.05	100.00	100.00
74.05	23.60	10.62#
0.00	0.00	0.00
0.00	0.00	0.00

Quantitation Report (Qedit)

Data Path : Z:\voasrv\HPCHEM1\MSVOA_U\Data\VU100124\
Data File : VU061033.D
Acq On : 01 Oct 2024 09:24
Operator : MD/SY
Sample : VSTD0.524
Misc : 25.0mL/MSVOA_U/WATER
ALS Vial : 2 Sample Multiplier: 1

Quant Time: Oct 02 01:55:14 2024
Quant Method : Z:\voasrv\HPCHEM1\MSVOA_U\Method\SFAMUTR100124WMA.M
Quant Title : TRACE VOA SFAM1.0
QLast Update : Wed Oct 02 01:31:30 2024
Response via : Initial Calibration

Instrument :
MSVOA_U
ClientSampleId :
VSTD0.5024

Manual Integrations APPROVED
MMDadoda
10/2/2024 2:13:41 PM

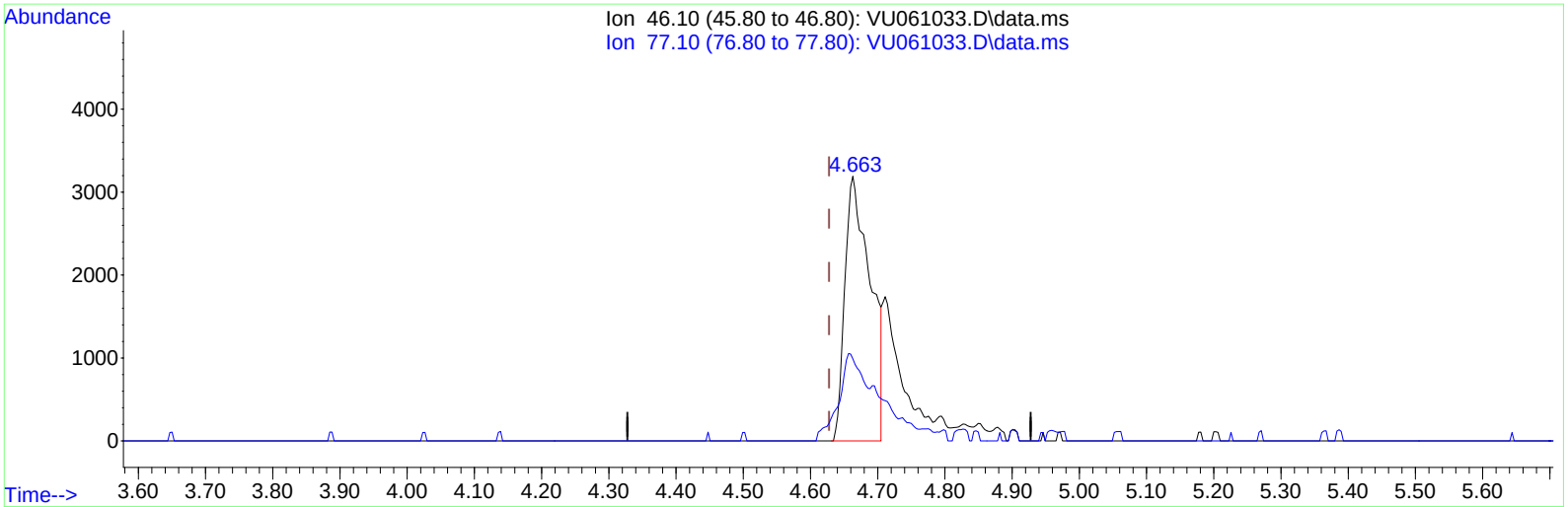

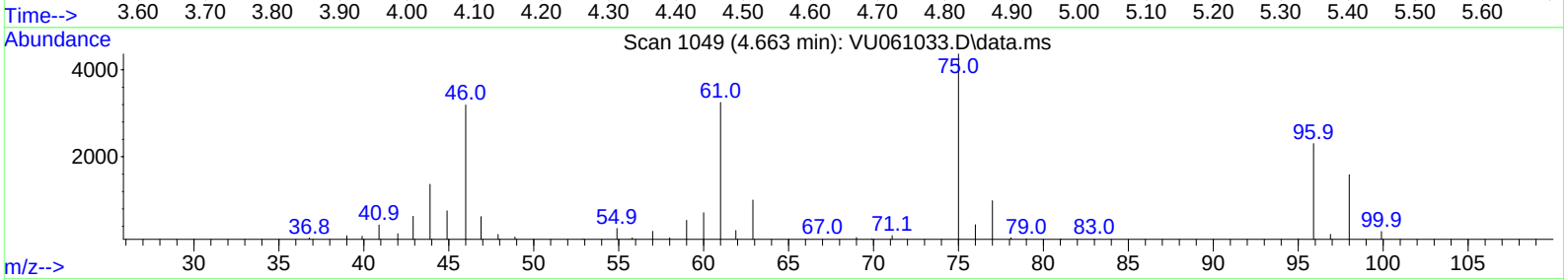

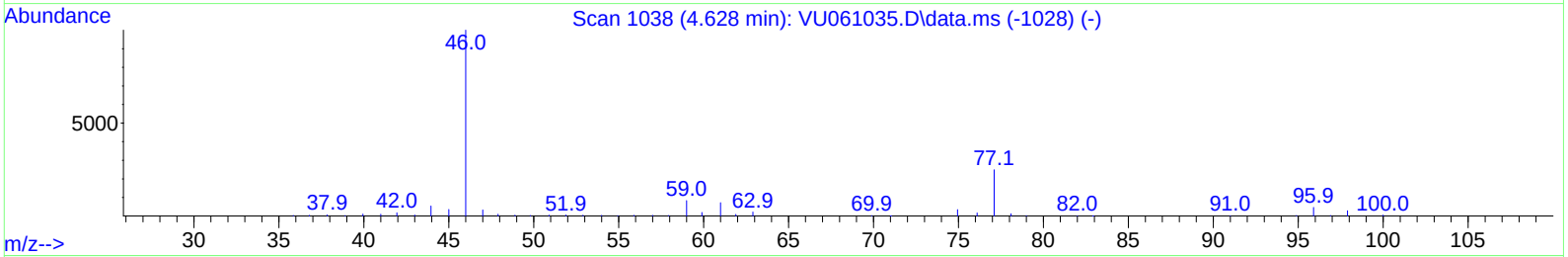

TIC: VU061033.D\data.ms

(20) 2-Butanone-d5 (S)

4.663min (+ 0.035) 2.55 ug/L

response 8371

Ion	Exp%	Act%
46.10	100.00	100.00
77.10	26.30	33.17
0.00	0.00	0.00
0.00	0.00	0.00

Quantitation Report (Qedit)

Data Path : Z:\voasrv\HPCHEM1\MSVOA_U\Data\VU100124\
Data File : VU061033.D
Acq On : 01 Oct 2024 09:24
Operator : MD/SY
Sample : VSTD0.524
Misc : 25.0mL/MSVOA_U/WATER
ALS Vial : 2 Sample Multiplier: 1

Quant Time: Oct 02 01:55:14 2024
Quant Method : Z:\voasrv\HPCHEM1\MSVOA_U\Method\SFAMUTR100124WMA.M
Quant Title : TRACE VOA SFAM1.0
QLast Update : Wed Oct 02 01:31:30 2024
Response via : Initial Calibration

Instrument :
MSVOA_U
ClientSampleId :
VSTD0.5024

Manual Integrations APPROVED
MMDadoda
10/2/2024 2:13:41 PM

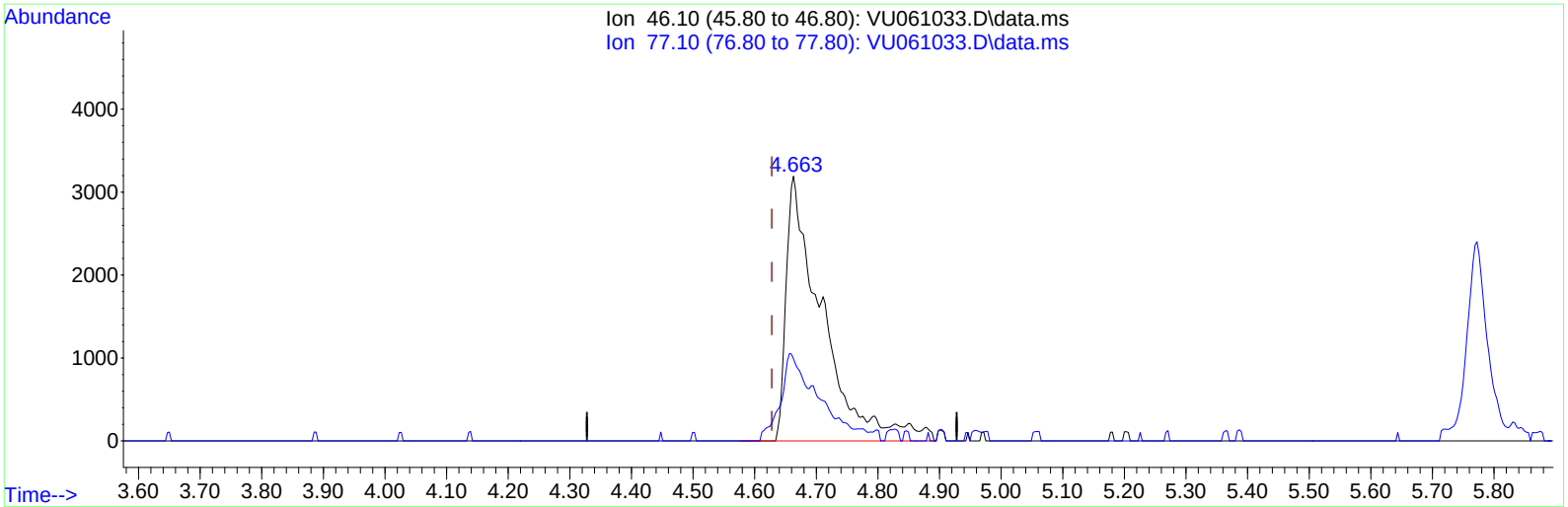

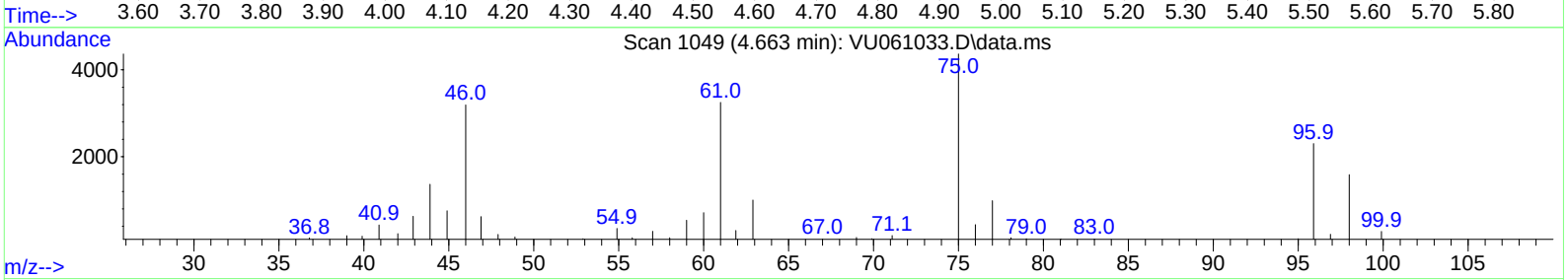

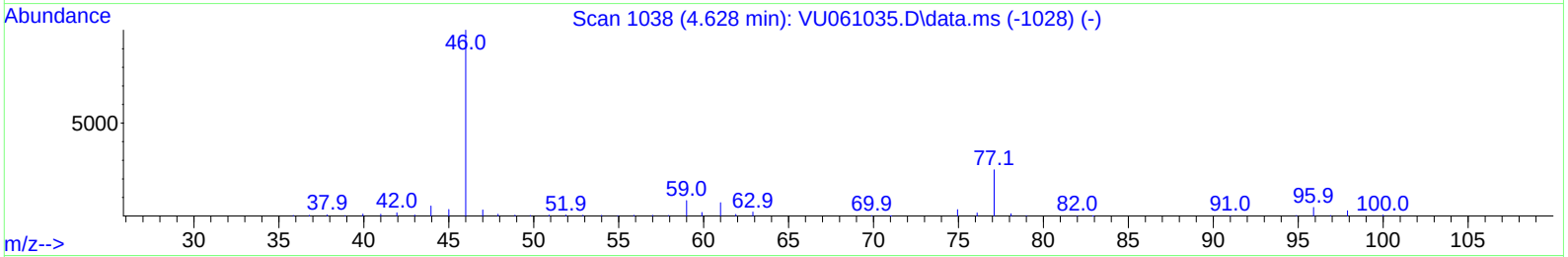

TIC: VU061033.D\data.ms

(20) 2-Butanone-d5 (S)

4.663min (+ 0.035) 3.94 ug/L m

response 12933

Ion	Exp%	Act%
46.10	100.00	100.00
77.10	26.30	21.47
0.00	0.00	0.00
0.00	0.00	0.00

Quantitation Report (Qedit)

Data Path : Z:\voasrv\HPCHEM1\MSVOA_U\Data\VU100124\
Data File : VU061033.D
Acq On : 01 Oct 2024 09:24
Operator : MD/SY
Sample : VSTD0.524
Misc : 25.0mL/MSVOA_U/WATER
ALS Vial : 2 Sample Multiplier: 1

Quant Time: Oct 02 01:55:14 2024
Quant Method : Z:\voasrv\HPCHEM1\MSVOA_U\Method\SFAMUTR100124WMA.M
Quant Title : TRACE VOA SFAM1.0
QLast Update : Wed Oct 02 01:31:30 2024
Response via : Initial Calibration

Instrument :
MSVOA_U
ClientSampleId :
VSTD0.5024

Manual Integrations APPROVED
MMDadoda
10/2/2024 2:13:41 PM

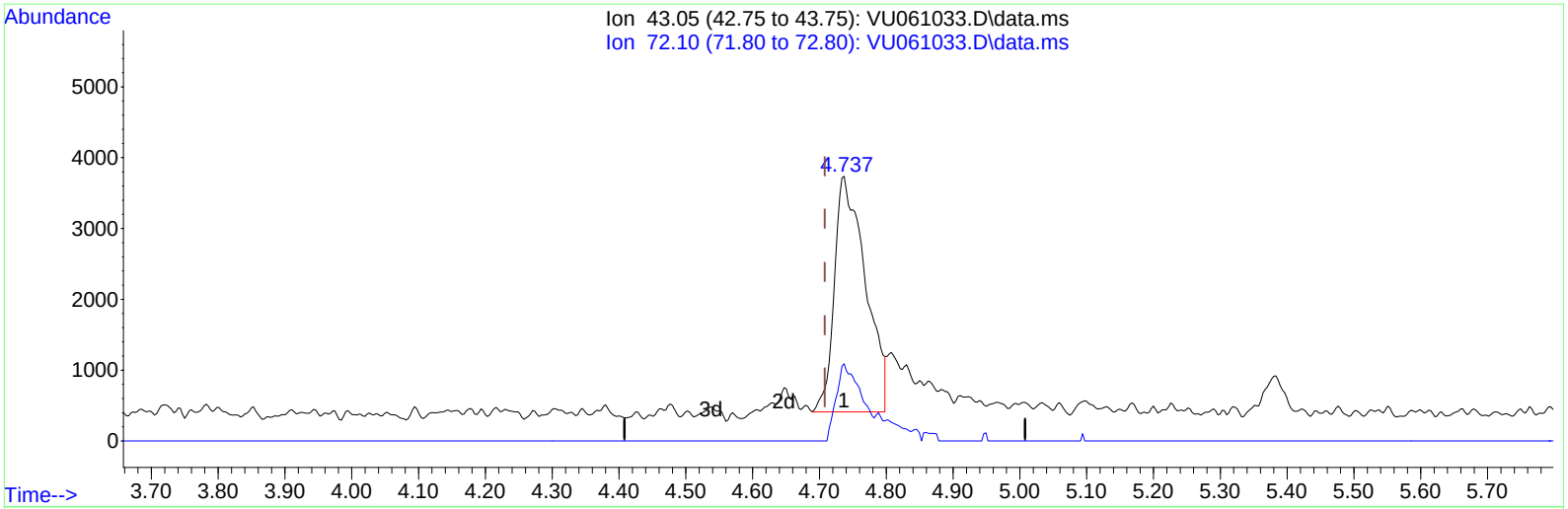

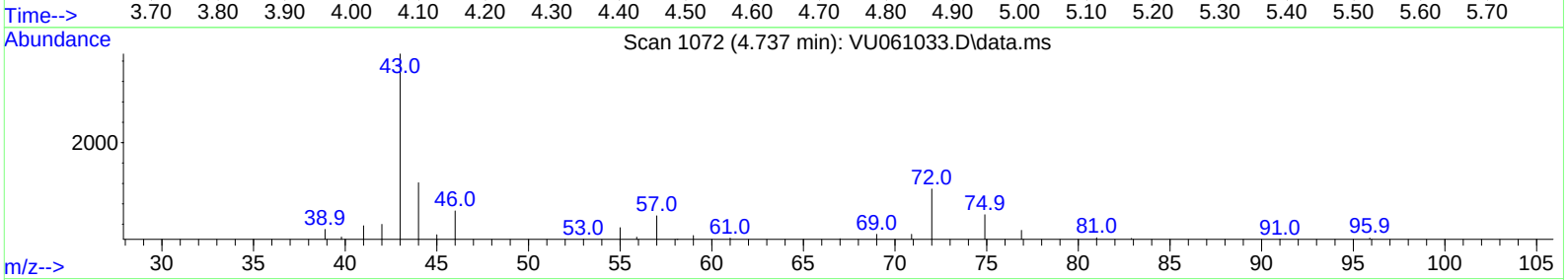

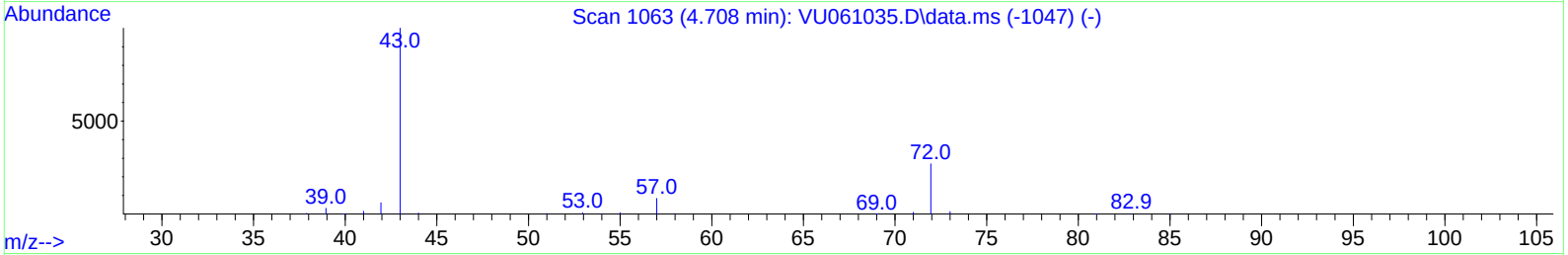

TIC: VU061033.D\data.ms

(21) 2-Butanone (T)

4.737min (+ 0.029) 3.02 ug/L

response 10758

Ion	Exp%	Act%
43.05	100.00	100.00
72.10	29.50	26.41
0.00	0.00	0.00
0.00	0.00	0.00

Quantitation Report (Qedit)

Data Path : Z:\voasrv\HPCHEM1\MSVOA_U\Data\VU100124\
Data File : VU061033.D
Acq On : 01 Oct 2024 09:24
Operator : MD/SY
Sample : VSTD0.524
Misc : 25.0mL/MSVOA_U/WATER
ALS Vial : 2 Sample Multiplier: 1

Quant Time: Oct 02 01:55:14 2024
Quant Method : Z:\voasrv\HPCHEM1\MSVOA_U\Method\SFAMUTR100124WMA.M
Quant Title : TRACE VOA SFAM1.0
QLast Update : Wed Oct 02 01:31:30 2024
Response via : Initial Calibration

Instrument :
MSVOA_U
ClientSampleId :
VSTD0.5024

Manual Integrations APPROVED
MMDadoda
10/2/2024 2:13:41 PM

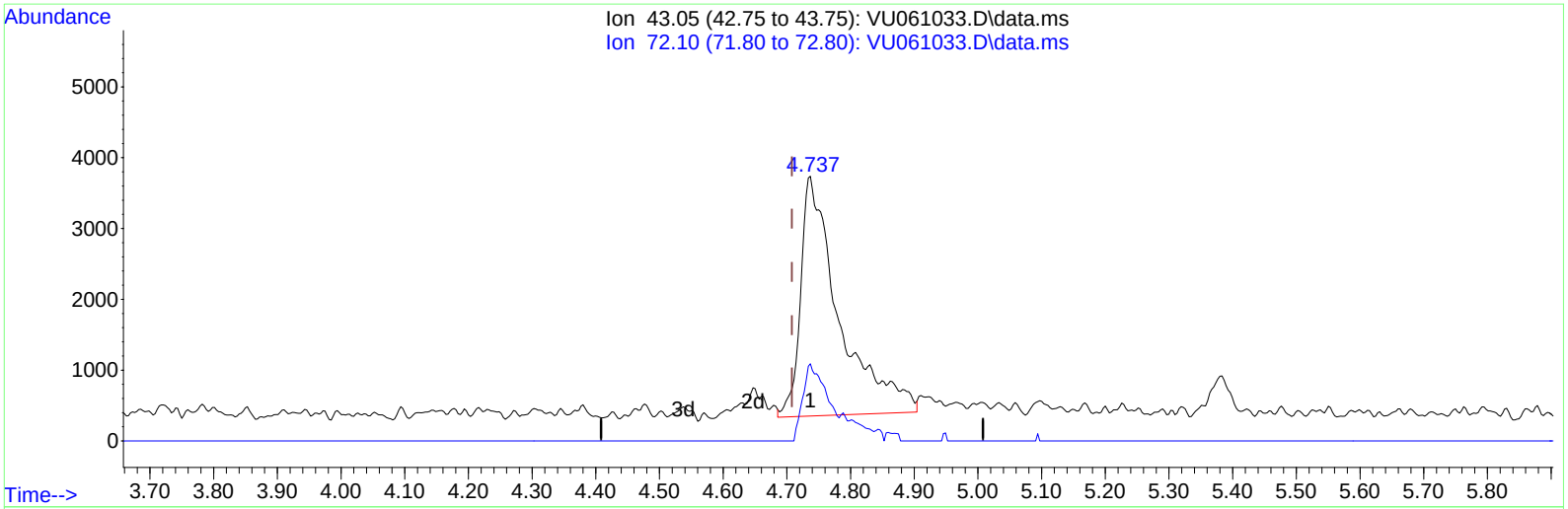

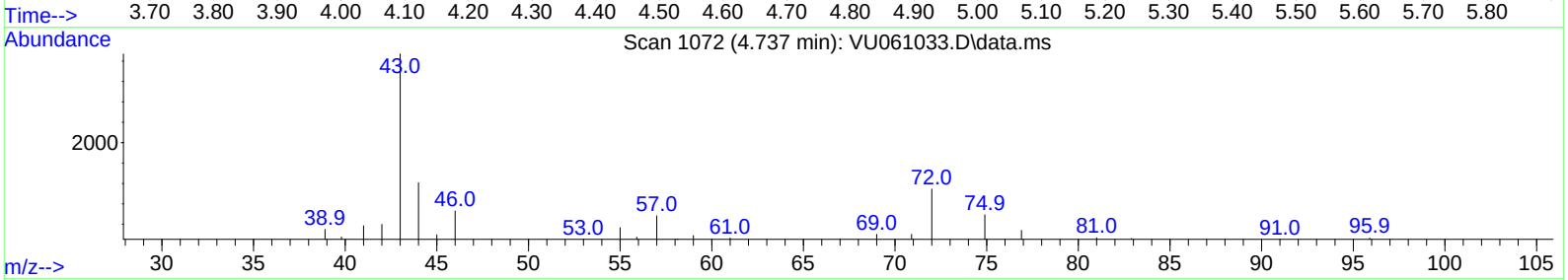

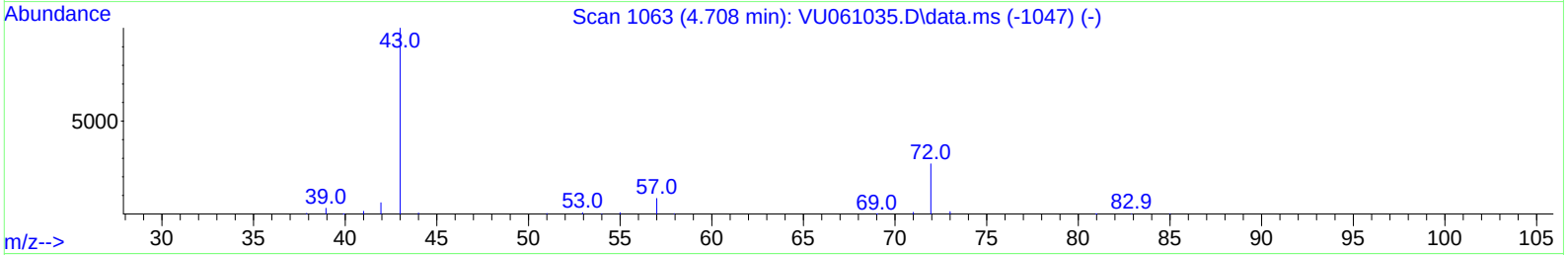

TIC: VU061033.D\data.ms

(21) 2-Butanone (T)

4.737min (+ 0.029) 3.99 ug/L m

response 14217

Ion	Exp%	Act%
43.05	100.00	100.00
72.10	29.50	19.98
0.00	0.00	0.00
0.00	0.00	0.00

Quantitation Report (Qedit)

Data Path : Z:\voasrv\HPCHEM1\MSVOA_U\Data\VU100124\
Data File : VU061033.D
Acq On : 01 Oct 2024 09:24
Operator : MD/SY
Sample : VSTD0.524
Misc : 25.0mL/MSVOA_U/WATER
ALS Vial : 2 Sample Multiplier: 1

Quant Time: Oct 02 01:55:14 2024
Quant Method : Z:\voasrv\HPCHEM1\MSVOA_U\Method\SFAMUTR100124WMA.M
Quant Title : TRACE VOA SFAM1.0
QLast Update : Wed Oct 02 01:31:30 2024
Response via : Initial Calibration

Instrument :
MSVOA_U
ClientSampleId :
VSTD0.5024

Manual Integrations APPROVED
MMDadoda
10/2/2024 2:13:41 PM

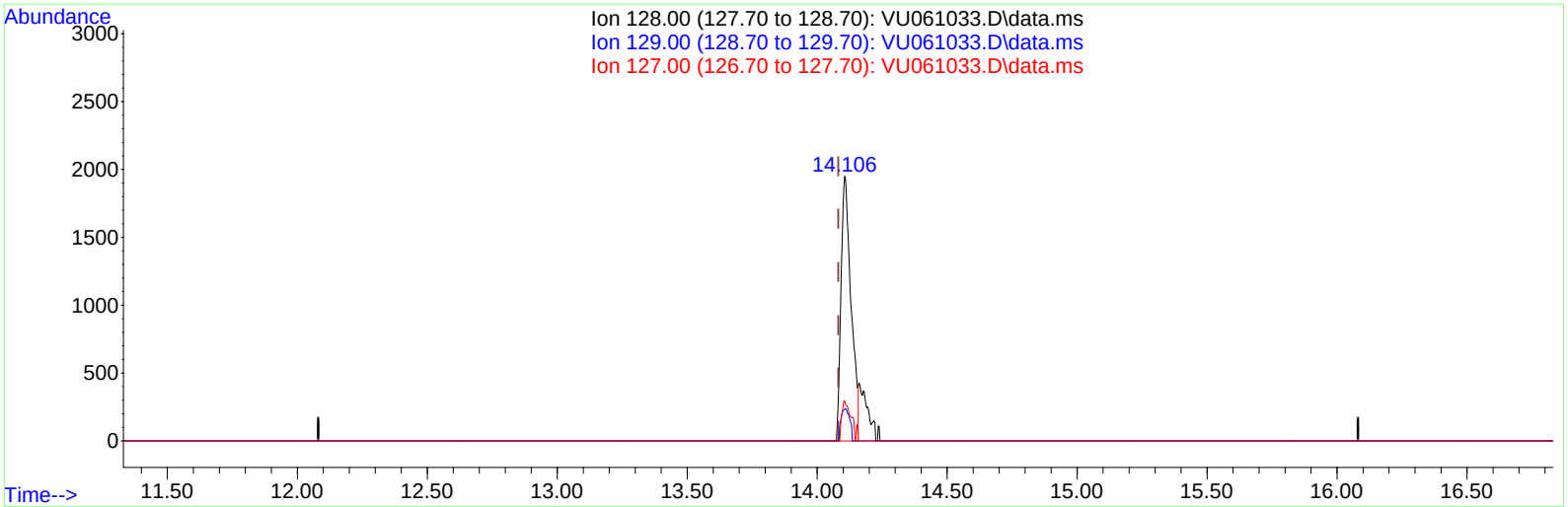

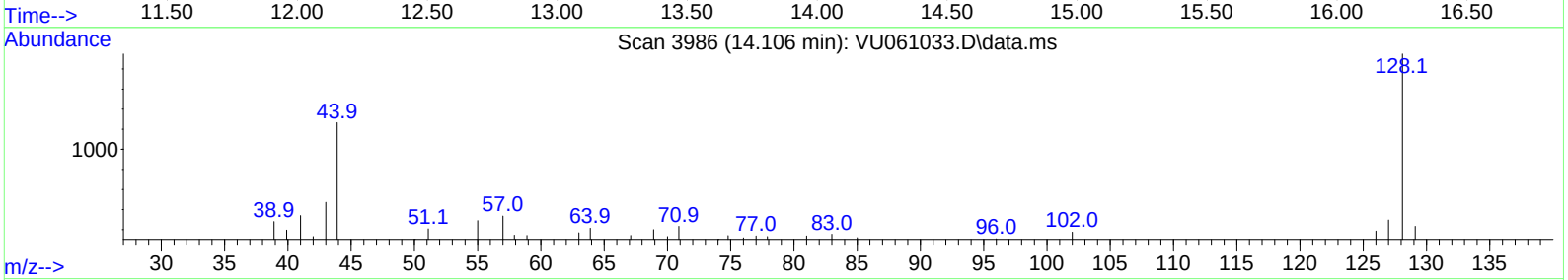

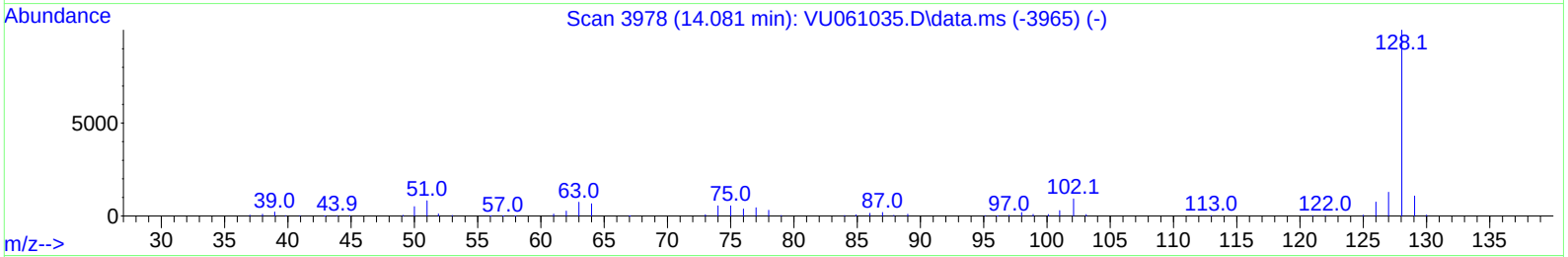

TIC: VU061033.D\data.ms

(71) Naphthalene (MA)

14.106min (+ 0.026) 0.26 ug/L

response 5238

Ion	Exp%	Act%
128.00	100.00	100.00
129.00	10.40	10.39
127.00	13.40	13.27
0.00	0.00	0.00

Quantitation Report (Qedit)

Data Path : Z:\voasrv\HPCHEM1\MSVOA_U\Data\VU100124\
Data File : VU061033.D
Acq On : 01 Oct 2024 09:24
Operator : MD/SY
Sample : VSTD0.524
Misc : 25.0mL/MSVOA_U/WATER
ALS Vial : 2 Sample Multiplier: 1

Quant Time: Oct 02 01:55:14 2024
Quant Method : Z:\voasrv\HPCHEM1\MSVOA_U\Method\SFAMUTR100124WMA.M
Quant Title : TRACE VOA SFAM1.0
QLast Update : Wed Oct 02 01:31:30 2024
Response via : Initial Calibration

Instrument :
MSVOA_U
ClientSampleId :
VSTD0.5024

Manual Integrations APPROVED
MMDadoda
10/2/2024 2:13:41 PM

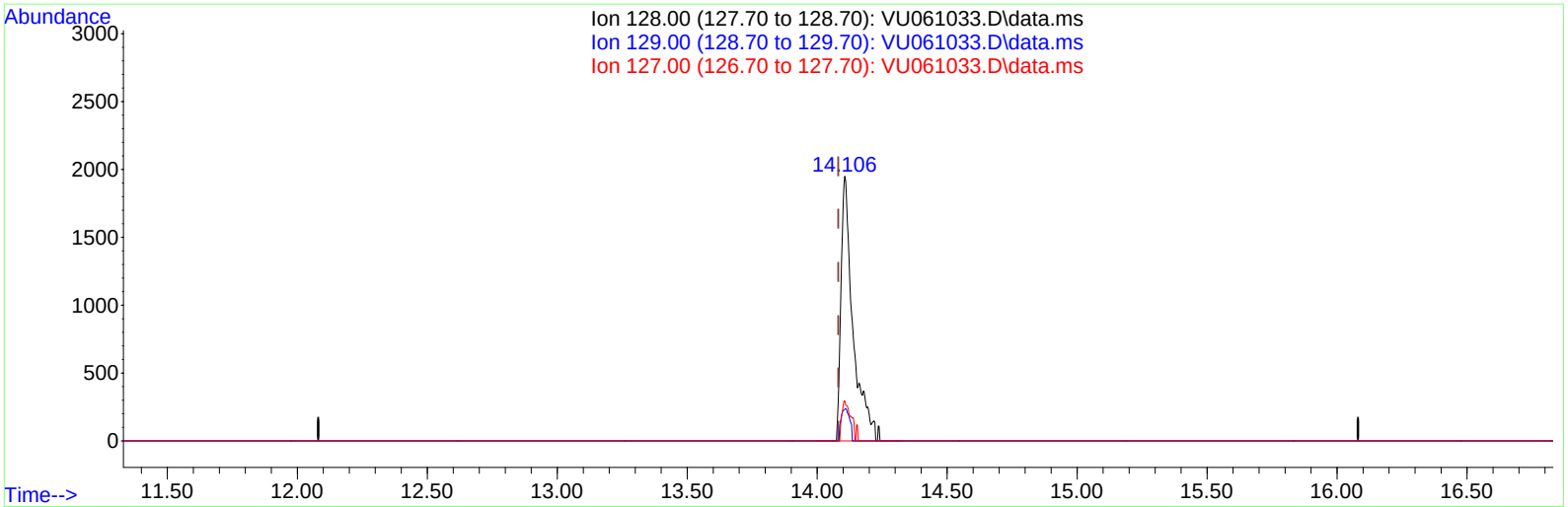

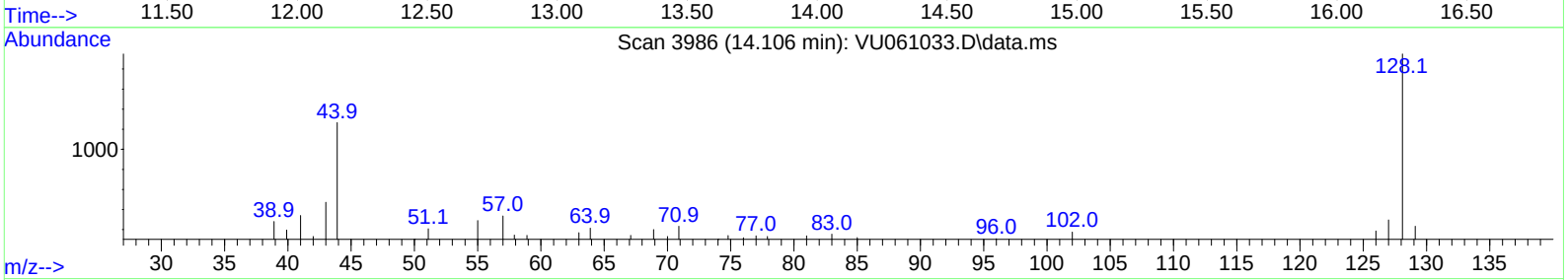

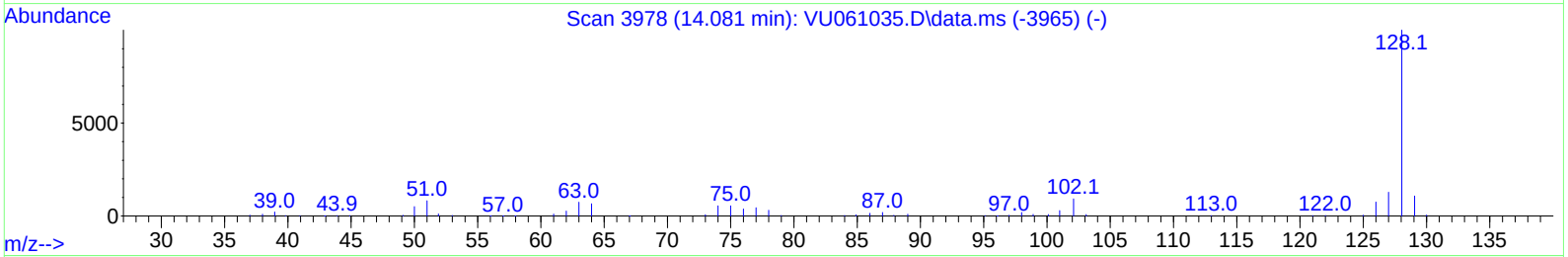

TIC: VU061033.D\data.ms

(71) Naphthalene (MA)

14.106min (+ 0.026) 0.31 ug/L m

response 6266

Ion	Exp%	Act%
128.00	100.00	100.00
129.00	10.40	8.68
127.00	13.40	11.09
0.00	0.00	0.00

Quantitation Report (QT Reviewed)

Data Path : Z:\voasrv\HPCHEM1\MSVOA_U\Data\VU100124\
Data File : VU061033.D
Acq On : 01 Oct 2024 09:24
Operator : MD/SY
Sample : VSTD0.524
Misc : 25.0mL/MSVOA_U/WATER
ALS Vial : 2 Sample Multiplier: 1

Quant Time: Oct 02 01:55:14 2024
Quant Method : Z:\voasrv\HPCHEM1\MSVOA_U\Method\SFAMUTR100124WMA.M
Quant Title : TRACE VOA SFAM1.0
QLast Update : Wed Oct 02 01:31:30 2024
Response via : Initial Calibration

Instrument :
MSVOA_U
ClientSampleId :
VSTD0.5024

Manual Integrations APPROVED
MMDadoda
10/2/2024 2:13:41 PM

Compound	R.T.	QIon	Response	Conc Units	Dev(Min)
Internal Standards					
1) 1,4-Difluorobenzene	6.242	114	194460	5.000 ug/L	0.00
28) Chlorobenzene-d5	9.412	117	181799	5.000 ug/L	0.00
58) 1,4-Dichlorobenzene-d4	11.807	152	81618	5.000 ug/L	0.00
System Monitoring Compounds					
4) Vinyl Chloride-d3	1.596	65	5858	0.421 ug/L	0.00
7) Chloroethane-d5	1.911	69	4886	0.470 ug/L	0.00
11) 1,1-Dichloroethene-d2	2.563	65	2596	0.423 ug/L	0.00
20) 2-Butanone-d5	4.663	46	12933m	3.937 ug/L	0.04
24) Chloroform-d	5.062	84	10252	0.418 ug/L	0.00
26) 1,2-Dichloroethane-d4	5.705	65	5400	0.416 ug/L	0.00
32) Benzene-d6	5.724	84	19228	0.401 ug/L	0.00
36) 1,2-Dichloropropane-d6	6.689	67	6356	0.404 ug/L	0.00
41) Toluene-d8	7.898	98	18839	0.420 ug/L	0.00
43) trans-1,3-Dichloroprop...	8.184	79	2955	0.439 ug/L	0.00
46) 2-Hexanone-d5	8.640	63	10817	3.883 ug/L	0.02
56) 1,1,2,2-Tetrachloroeth...	10.753	84	4710	0.408 ug/L	0.00
66) 1,2-Dichlorobenzene-d4	12.193	152	5405	0.414 ug/L	0.00
Target Compounds					Qvalue
2) Dichlorodifluoromethane	1.383	85	4045	0.427 ug/L	93
3) Chloromethane	1.518	50	6279	0.459 ug/L	96
5) Vinyl chloride	1.602	62	5865	0.427 ug/L	98
6) Bromomethane	1.856	94	3349	0.457 ug/L	97
8) Chloroethane	1.933	64	3798	0.456 ug/L	96
9) Trichlorofluoromethane	2.136	101	7717	0.437 ug/L	92
10) 1,1,2-Trichloro-1,2,2-...	2.579	101	5159	0.442 ug/L #	87
12) 1,1-Dichloroethene	2.576	96	5233	0.466 ug/L	95
13) Acetone	2.657	43	9308	4.346 ug/L	86
14) Carbon disulfide	2.792	76	16301	0.427 ug/L	98
15) Methyl Acetate	2.972	43	2288m	0.448 ug/L	
16) Methylene chloride	3.042	84	5914	0.459 ug/L	84
17) Methyl tert-butyl Ether	3.358	73	14276	0.444 ug/L #	93
18) trans-1,2-Dichloroethene	3.354	96	5550	0.451 ug/L	90
19) 1,1-Dichloroethane	3.869	63	10169	0.425 ug/L	97
21) 2-Butanone	4.737	43	14217m	3.986 ug/L	
22) cis-1,2-Dichloroethene	4.663	96	6184	0.451 ug/L	91
23) Bromochloromethane	4.972	128	2303	0.417 ug/L	91
25) Chloroform	5.081	83	10725	0.447 ug/L	99
27) 1,2-Dichloroethane	5.798	62	6741	0.427 ug/L	97
29) 1,1,1-Trichloroethane	5.309	97	9761	0.464 ug/L	96
30) Cyclohexane	5.380	56	11090	0.473 ug/L	89
31) Carbon tetrachloride	5.518	117	7533	0.422 ug/L	99
33) Benzene	5.769	78	23346	0.436 ug/L	100
34) Trichloroethene	6.541	95	6828	0.470 ug/L	90
35) Methylcyclohexane	6.753	83	10529	0.449 ug/L	98
37) 1,2-Dichloropropane	6.788	63	5855	0.415 ug/L #	96
38) Bromodichloromethane	7.100	83	8033	0.455 ug/L	97
39) cis-1,3-Dichloropropene	7.608	75	9407	0.425 ug/L	93
40) 4-Methyl-2-pentanone	7.791	43	36840	4.072 ug/L	93
42) Toluene	7.968	91	25842	0.453 ug/L	95
44) trans-1,3-Dichloropropene	8.213	75	7368	0.402 ug/L	99

Quantitation Report (QT Reviewed)

Data Path : Z:\voasrv\HPCHEM1\MSVOA_U\Data\VU100124\
Data File : VU061033.D
Acq On : 01 Oct 2024 09:24
Operator : MD/SY
Sample : VSTD0.524
Misc : 25.0mL/MSVOA_U/WATER
ALS Vial : 2 Sample Multiplier: 1

Instrument :
MSVOA_U
ClientSampleId :
VSTD0.5024

Manual Integrations APPROVED
MMDadoda
10/2/2024 2:13:41 PM

Quant Time: Oct 02 01:55:14 2024
Quant Method : Z:\voasrv\HPCHEM1\MSVOA_U\Method\SFAMUTR100124WMA.M
Quant Title : TRACE VOA SFAM1.0
QLast Update : Wed Oct 02 01:31:30 2024
Response via : Initial Calibration

Compound	R.T.	QIon	Response	Conc Units	Dev(Min)
45) 1,1,2-Trichloroethane	8.396	97	4289	0.458 ug/L	96
47) Tetrachloroethene	8.550	164	4197	0.444 ug/L	97
49) Dibromochloromethane	8.804	129	4575	0.420 ug/L	99
50) 1,2-Dibromoethane	8.920	107	3825	0.432 ug/L #	87
51) Chlorobenzene	9.444	112	15762	0.453 ug/L	93
52) Ethylbenzene	9.566	91	28663	0.443 ug/L	95
53) m,p-Xylene	9.692	106	10264	0.435 ug/L	86
54) o-Xylene	10.097	106	9985	0.430 ug/L	89
55) Styrene	10.113	104	15757	0.420 ug/L	95
57) 1,1,2,2-Tetrachloroethane	10.775	83	4800	0.408 ug/L	92
59) Bromoform	10.290	173	2530	0.452 ug/L #	88
60) Isopropylbenzene	10.479	105	24951	0.457 ug/L #	95
61) 1,2,3-Trichloropropane	10.820	75	3663	0.457 ug/L #	93
62) 1,3,5-Trimethylbenzene	11.084	105	21261	0.442 ug/L	97
63) 1,2,4-Trimethylbenzene	11.463	105	21942	0.452 ug/L	93
64) 1,3-Dichlorobenzene	11.743	146	10172	0.435 ug/L	94
65) 1,4-Dichlorobenzene	11.830	146	10511	0.454 ug/L	93
67) 1,2-Dichlorobenzene	12.209	146	9367	0.433 ug/L	98
68) 1,2-Dibromo-3-chloropr...	13.000	75	591	0.338 ug/L	92
69) 1,3,5-Trichlorobenzene	13.222	180	6745	0.409 ug/L	98
70) 1,2,4-trichlorobenzene	13.846	180	4513	0.357 ug/L	98
71) Naphthalene	14.106	128	6266m	0.310 ug/L	
72) 1,2,3-Trichlorobenzene	14.331	180	3849	0.366 ug/L	95

(#) = qualifier out of range (m) = manual integration (+) = signals summed

Quantitation Report (QT Reviewed)

Data Path : Z:\voasrv\HPCHEM1\MSVOA_U\Data\VU100124\
Data File : VU061034.D
Acq On : 01 Oct 2024 10:12
Operator : MD/SY
Sample : VSTD00125
Misc : 25.0mL/MSVOA_U/WATER
ALS Vial : 4 Sample Multiplier: 1

Instrument :
MSVOA_U
ClientSampleId :
VSTD001025

Quant Time: Oct 02 01:55:22 2024
Quant Method : Z:\voasrv\HPCHEM1\MSVOA_U\Method\SFAMUTR100124WMA.M
Quant Title : TRACE VOA SFAM1.0
QLast Update : Wed Oct 02 01:31:30 2024
Response via : Initial Calibration

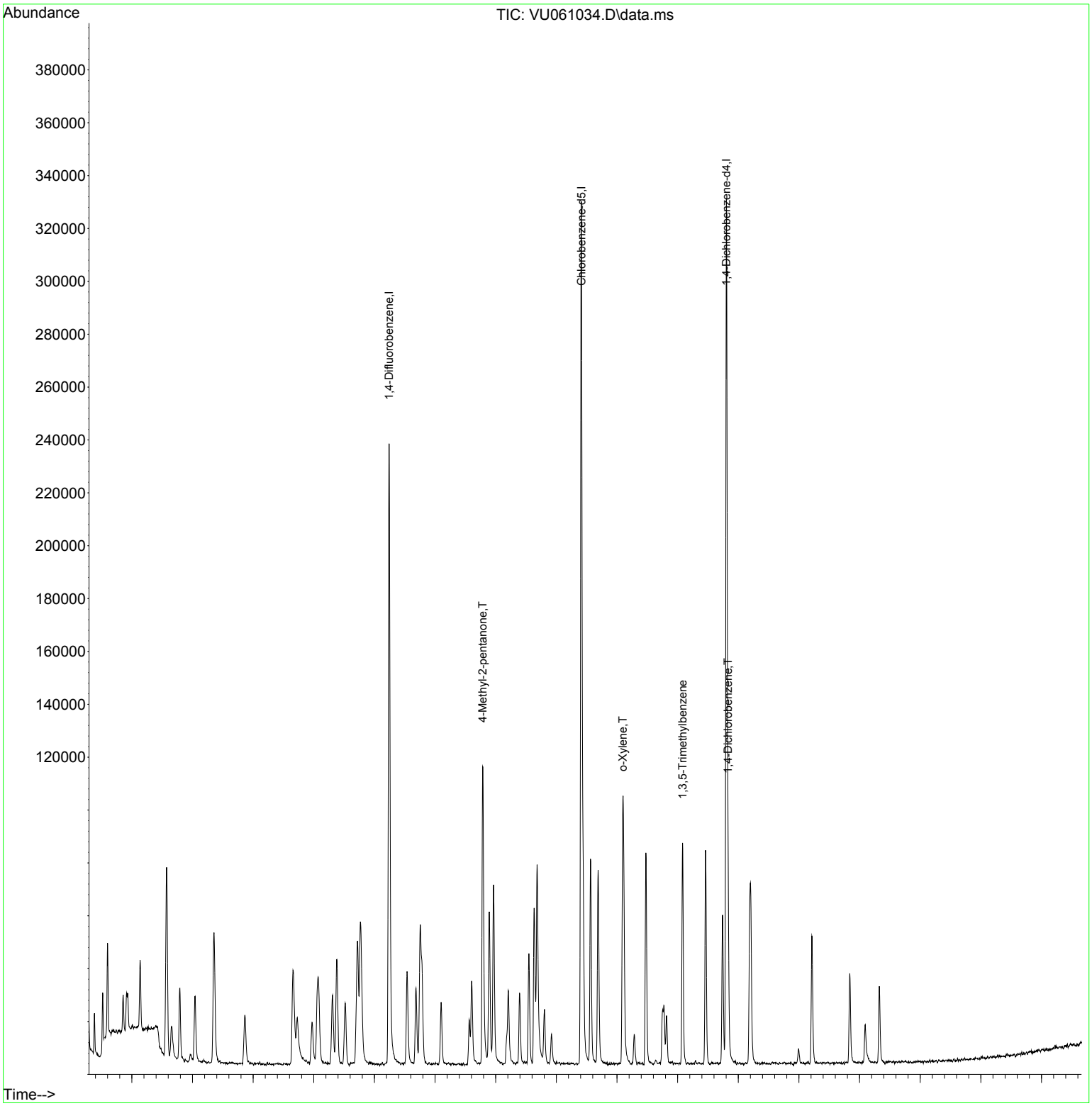

Quantitation Report (QT Reviewed)

Data Path : Z:\voasrv\HPCHEM1\MSVOA_U\Data\VU100124\
Data File : VU061034.D
Acq On : 01 Oct 2024 10:12
Operator : MD/SY
Sample : VSTD00125
Misc : 25.0mL/MSVOA_U/WATER
ALS Vial : 4 Sample Multiplier: 1

Instrument :
MSVOA_U
ClientSampleId :
VSTD001025

Quant Time: Oct 02 01:55:22 2024
Quant Method : Z:\voasrv\HPCHEM1\MSVOA_U\Method\SFAMUTR100124WMA.M
Quant Title : TRACE VOA SFAM1.0
QLast Update : Wed Oct 02 01:31:30 2024
Response via : Initial Calibration

Compound	R.T.	QIon	Response	Conc Units	Dev(Min)
Internal Standards					
1) 1,4-Difluorobenzene	6.242	114	192663	5.000 ug/L	0.00
28) Chlorobenzene-d5	9.412	117	179718	5.000 ug/L	0.00
58) 1,4-Dichlorobenzene-d4	11.804	152	83994	5.000 ug/L	0.00
System Monitoring Compounds					
4) Vinyl Chloride-d3	1.596	65	13034	0.946 ug/L	0.00
7) Chloroethane-d5	1.911	69	9295	0.902 ug/L	0.00
11) 1,1-Dichloroethene-d2	2.563	65	5756	0.947 ug/L	0.00
20) 2-Butanone-d5	4.650	46	28113	8.639 ug/L	0.02
24) Chloroform-d	5.058	84	21996	0.906 ug/L	0.00
26) 1,2-Dichloroethane-d4	5.698	65	11890	0.924 ug/L	0.00
32) Benzene-d6	5.724	84	43119	0.910 ug/L	0.00
36) 1,2-Dichloropropane-d6	6.685	67	14844	0.954 ug/L	0.00
41) Toluene-d8	7.894	98	40924	0.924 ug/L	0.00
43) trans-1,3-Dichloroprop...	8.181	79	5840	0.878 ug/L	0.00
46) 2-Hexanone-d5	8.634	63	23369	8.485 ug/L	0.00
56) 1,1,2,2-Tetrachloroeth...	10.750	84	10450	0.916 ug/L	0.00
66) 1,2-Dichlorobenzene-d4	12.187	152	12573	0.936 ug/L	0.00
Target Compounds					Qvalue
2) Dichlorodifluoromethane	1.383	85	9066	0.965 ug/L	94
3) Chloromethane	1.518	50	12993	0.958 ug/L	96
5) Vinyl chloride	1.602	62	12619	0.927 ug/L	99
6) Bromomethane	1.856	94	6809	0.938 ug/L	96
8) Chloroethane	1.933	64	7966	0.965 ug/L	94
9) Trichlorofluoromethane	2.136	101	16075	0.919 ug/L	99
10) 1,1,2-Trichloro-1,2,2-...	2.576	101	10689	0.925 ug/L	92
12) 1,1-Dichloroethene	2.576	96	10156	0.913 ug/L	94
13) Acetone	2.657	43	18906	8.910 ug/L	92
14) Carbon disulfide	2.788	76	35182	0.931 ug/L	99
15) Methyl Acetate	2.965	43	4675	0.923 ug/L	94
16) Methylene chloride	3.039	84	11992	0.939 ug/L	85
17) Methyl tert-butyl Ether	3.358	73	28554	0.897 ug/L #	93
18) trans-1,2-Dichloroethene	3.351	96	11438	0.938 ug/L	96
19) 1,1-Dichloroethane	3.862	63	21921	0.924 ug/L	98
21) 2-Butanone	4.727	43	28568	8.085 ug/L	97
22) cis-1,2-Dichloroethene	4.660	96	12441	0.916 ug/L	93
23) Bromochloromethane	4.972	128	5230	0.957 ug/L #	89
25) Chloroform	5.081	83	21919	0.922 ug/L	92
27) 1,2-Dichloroethane	5.792	62	14541	0.929 ug/L #	93
29) 1,1,1-Trichloroethane	5.309	97	19071	0.917 ug/L	96
30) Cyclohexane	5.380	56	21383	0.923 ug/L	95
31) Carbon tetrachloride	5.518	117	16188	0.917 ug/L	97
33) Benzene	5.769	78	49241	0.929 ug/L	100
34) Trichloroethene	6.538	95	13636	0.949 ug/L	93
35) Methylcyclohexane	6.756	83	20714	0.893 ug/L	95
37) 1,2-Dichloropropane	6.785	63	13017	0.932 ug/L	99
38) Bromodichloromethane	7.100	83	15745	0.902 ug/L #	98
39) cis-1,3-Dichloropropene	7.602	75	20057	0.916 ug/L	96
40) 4-Methyl-2-pentanone	7.785	43	81512	9.115 ug/L	94
42) Toluene	7.965	91	52408	0.929 ug/L	98
44) trans-1,3-Dichloropropene	8.206	75	16635	0.919 ug/L	99

Quantitation Report (QT Reviewed)

Data Path : Z:\voasrv\HPCHEM1\MSVOA_U\Data\VU100124\
Data File : VU061034.D
Acq On : 01 Oct 2024 10:12
Operator : MD/SY
Sample : VSTD00125
Misc : 25.0mL/MSVOA_U/WATER
ALS Vial : 4 Sample Multiplier: 1

Instrument :
MSVOA_U
ClientSampleId :
VSTD001025

Quant Time: Oct 02 01:55:22 2024
Quant Method : Z:\voasrv\HPCHEM1\MSVOA_U\Method\SFAMUTR100124WMA.M
Quant Title : TRACE VOA SFAM1.0
QLast Update : Wed Oct 02 01:31:30 2024
Response via : Initial Calibration

	Compound	R.T.	QIon	Response	Conc	Units		Dev(Min)
45)	1,1,2-Trichloroethane	8.393	97	8916	0.964	ug/L		96
47)	Tetrachloroethene	8.547	164	8489	0.908	ug/L		94
48)	2-Hexanone	8.682	43	53782	8.675	ug/L		98
49)	Dibromochloromethane	8.804	129	9627	0.894	ug/L		100
50)	1,2-Dibromoethane	8.917	107	7944	0.907	ug/L	#	92
51)	Chlorobenzene	9.441	112	31364	0.912	ug/L		91
52)	Ethylbenzene	9.563	91	59072	0.924	ug/L		99
53)	m,p-Xylene	9.689	106	21415	0.918	ug/L		90
54)	o-Xylene	10.094	106	21101	0.919	ug/L		90
55)	Styrene	10.113	104	32946	0.889	ug/L		93
57)	1,1,2,2-Tetrachloroethane	10.775	83	11074	0.952	ug/L		92
59)	Bromoform	10.283	173	5253	0.911	ug/L	#	94
60)	Isopropylbenzene	10.476	105	53195	0.947	ug/L		95
61)	1,2,3-Trichloropropane	10.817	75	7915	0.959	ug/L		98
62)	1,3,5-Trimethylbenzene	11.081	105	46953	0.948	ug/L		96
63)	1,2,4-Trimethylbenzene	11.460	105	46236	0.925	ug/L		96
64)	1,3-Dichlorobenzene	11.740	146	22346	0.928	ug/L		94
65)	1,4-Dichlorobenzene	11.830	146	22317	0.938	ug/L		96
67)	1,2-Dichlorobenzene	12.206	146	20961	0.942	ug/L		99
68)	1,2-Dibromo-3-chloropr...	12.997	75	1737	0.965	ug/L	#	73
69)	1,3,5-Trichlorobenzene	13.213	180	15052	0.888	ug/L		98
70)	1,2,4-trichlorobenzene	13.839	180	10153	0.781	ug/L		93
71)	Naphthalene	14.094	128	15513	0.746	ug/L		98
72)	1,2,3-Trichlorobenzene	14.328	180	8683	0.803	ug/L		98

(#) = qualifier out of range (m) = manual integration (+) = signals summed

Quantitation Report (QT Reviewed)

Data Path : Z:\voasrv\HPCHEM1\MSVOA_U\Data\VU100124\
Data File : VU061035.D
Acq On : 01 Oct 2024 10:35
Operator : MD/SY
Sample : VSTD00526
Misc : 25.0mL/MSVOA_U/WATER
ALS Vial : 5 Sample Multiplier: 1

Instrument :
MSVOA_U
ClientSampleId :
VSTD005026

Quant Time: Oct 02 01:55:28 2024
Quant Method : Z:\voasrv\HPCHEM1\MSVOA_U\Method\SFAMUTR100124WMA.M
Quant Title : TRACE VOA SFAM1.0
QLast Update : Wed Oct 02 01:31:30 2024
Response via : Initial Calibration

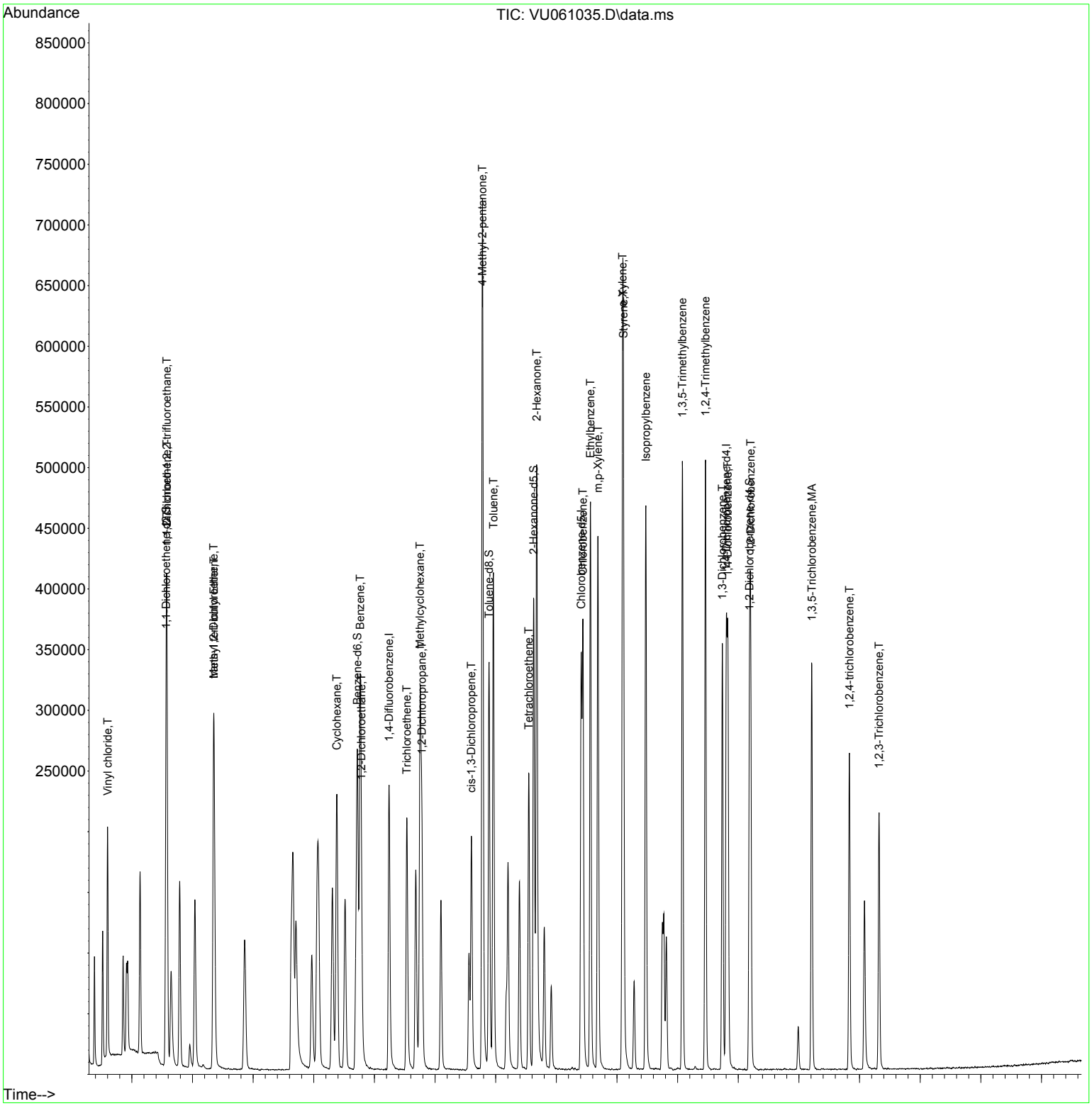

Quantitation Report (QT Reviewed)

Data Path : Z:\voasrv\HPCHEM1\MSVOA_U\Data\VU100124\
Data File : VU061035.D
Acq On : 01 Oct 2024 10:35
Operator : MD/SY
Sample : VSTD00526
Misc : 25.0mL/MSVOA_U/WATER
ALS Vial : 5 Sample Multiplier: 1

Instrument :
MSVOA_U
ClientSampleId :
VSTD005026

Quant Time: Oct 02 01:55:28 2024
Quant Method : Z:\voasrv\HPCHEM1\MSVOA_U\Method\SFAMUTR100124WMA.M
Quant Title : TRACE VOA SFAM1.0
QLast Update : Wed Oct 02 01:31:30 2024
Response via : Initial Calibration

Compound	R.T.	QIon	Response	Conc Units	Dev(Min)
Internal Standards					
1) 1,4-Difluorobenzene	6.242	114	189292	5.000 ug/L	# 0.00
28) Chlorobenzene-d5	9.409	117	178061	5.000 ug/L	0.00
58) 1,4-Dichlorobenzene-d4	11.804	152	86788	5.000 ug/L	0.00
System Monitoring Compounds					
4) Vinyl Chloride-d3	1.596	65	68689	5.076 ug/L	0.00
7) Chloroethane-d5	1.911	69	51527	5.087 ug/L	0.00
11) 1,1-Dichloroethene-d2	2.564	65	30331	5.080 ug/L	0.00
20) 2-Butanone-d5	4.628	46	171024	53.488 ug/L	0.00
24) Chloroform-d	5.055	84	123378	5.173 ug/L	0.00
26) 1,2-Dichloroethane-d4	5.695	65	65278	5.163 ug/L	0.00
32) Benzene-d6	5.718	84	242090	5.156 ug/L	0.00
36) 1,2-Dichloropropane-d6	6.682	67	78084	5.064 ug/L	0.00
41) Toluene-d8	7.891	98	224078	5.106 ug/L	0.00
43) trans-1,3-Dichloroprop...	8.174	79	32759	4.969 ug/L	0.00
46) 2-Hexanone-d5	8.624	63	140031	51.317 ug/L	0.00
56) 1,1,2,2-Tetrachloroeth...	10.747	84	57615	5.095 ug/L	0.00
66) 1,2-Dichlorobenzene-d4	12.184	152	69740	5.026 ug/L	0.00
Target Compounds					Qvalue
2) Dichlorodifluoromethane	1.384	85	49886	5.407 ug/L	100
3) Chloromethane	1.519	50	71108	5.337 ug/L	95
5) Vinyl chloride	1.602	62	72742	5.438 ug/L	98
6) Bromomethane	1.856	94	37518	5.258 ug/L	97
8) Chloroethane	1.933	64	43164	5.320 ug/L	97
9) Trichlorofluoromethane	2.136	101	94347	5.489 ug/L	99
10) 1,1,2-Trichloro-1,2,2-...	2.576	101	60754	5.352 ug/L	97
12) 1,1-Dichloroethene	2.576	96	57751	5.283 ug/L	91
13) Acetone	2.647	43	113284	54.336 ug/L	94
14) Carbon disulfide	2.789	76	200297	5.392 ug/L	99
15) Methyl Acetate	2.956	43	27230	5.473 ug/L	98
16) Methylene chloride	3.039	84	67202	5.355 ug/L	89
17) Methyl tert-butyl Ether	3.355	73	170019	5.436 ug/L #	95
18) trans-1,2-Dichloroethene	3.348	96	63257	5.279 ug/L	91
19) 1,1-Dichloroethane	3.859	63	126509	5.426 ug/L	99
21) 2-Butanone	4.708	43	193140	55.631 ug/L	96
22) cis-1,2-Dichloroethene	4.657	96	71915	5.389 ug/L	93
23) Bromochloromethane	4.969	128	28736	5.350 ug/L #	86
25) Chloroform	5.078	83	125671	5.380 ug/L	98
27) 1,2-Dichloroethane	5.785	62	83776	5.445 ug/L	95
29) 1,1,1-Trichloroethane	5.306	97	108969	5.289 ug/L	97
30) Cyclohexane	5.380	56	120737	5.260 ug/L	93
31) Carbon tetrachloride	5.515	117	94511	5.405 ug/L	100
33) Benzene	5.766	78	283569	5.402 ug/L	100
34) Trichloroethene	6.534	95	74192	5.214 ug/L	96
35) Methylcyclohexane	6.753	83	123981	5.395 ug/L	97
37) 1,2-Dichloropropane	6.782	63	74353	5.375 ug/L #	97
38) Bromodichloromethane	7.097	83	92204	5.332 ug/L	99
39) cis-1,3-Dichloropropene	7.599	75	116885	5.389 ug/L	100
40) 4-Methyl-2-pentanone	7.782	43	488322	55.114 ug/L	94
42) Toluene	7.962	91	297852	5.326 ug/L	98
44) trans-1,3-Dichloropropene	8.203	75	97894	5.458 ug/L	99

Quantitation Report (QT Reviewed)

Data Path : Z:\voasrv\HPCHEM1\MSVOA_U\Data\VU100124\
Data File : VU061035.D
Acq On : 01 Oct 2024 10:35
Operator : MD/SY
Sample : VSTD00526
Misc : 25.0mL/MSVOA_U/WATER
ALS Vial : 5 Sample Multiplier: 1

Instrument :
MSVOA_U
ClientSampleId :
VSTD005026

Quant Time: Oct 02 01:55:28 2024
Quant Method : Z:\voasrv\HPCHEM1\MSVOA_U\Method\SFAMUTR100124WMA.M
Quant Title : TRACE VOA SFAM1.0
QLast Update : Wed Oct 02 01:31:30 2024
Response via : Initial Calibration

	Compound	R.T.	QIon	Response	Conc Units	Dev(Min)
45)	1,1,2-Trichloroethane	8.393	97	47944	5.230 ug/L	96
47)	Tetrachloroethene	8.544	164	49275	5.321 ug/L	95
48)	2-Hexanone	8.676	43	346035	56.332 ug/L	94
49)	Dibromochloromethane	8.801	129	57685	5.408 ug/L	98
50)	1,2-Dibromoethane	8.917	107	47488	5.472 ug/L #	96
51)	Chlorobenzene	9.438	112	181282	5.322 ug/L	94
52)	Ethylbenzene	9.563	91	338016	5.334 ug/L	99
53)	m,p-Xylene	9.685	106	123806	5.356 ug/L	93
54)	o-Xylene	10.091	106	123356	5.424 ug/L	93
55)	Styrene	10.107	104	199346	5.431 ug/L	92
57)	1,1,2,2-Tetrachloroethane	10.772	83	61954	5.378 ug/L	95
59)	Bromoform	10.284	173	31389	5.269 ug/L	98
60)	Isopropylbenzene	10.476	105	306816	5.286 ug/L	97
61)	1,2,3-Trichloropropane	10.814	75	44741	5.248 ug/L	97
62)	1,3,5-Trimethylbenzene	11.078	105	270633	5.291 ug/L	98
63)	1,2,4-Trimethylbenzene	11.460	105	274502	5.316 ug/L	97
64)	1,3-Dichlorobenzene	11.737	146	132441	5.323 ug/L	96
65)	1,4-Dichlorobenzene	11.827	146	129083	5.249 ug/L	97
67)	1,2-Dichlorobenzene	12.203	146	122188	5.314 ug/L	97
68)	1,2-Dibromo-3-chloropr...	12.988	75	10051	5.405 ug/L #	76
69)	1,3,5-Trichlorobenzene	13.213	180	94342	5.385 ug/L #	96
70)	1,2,4-trichlorobenzene	13.833	180	72838	5.426 ug/L	98
71)	Naphthalene	14.081	128	119205	5.546 ug/L	99
72)	1,2,3-Trichlorobenzene	14.322	180	59584	5.334 ug/L #	96

(#) = qualifier out of range (m) = manual integration (+) = signals summed

Quantitation Report (QT Reviewed)

Data Path : Z:\voasrv\HPCHEM1\MSVOA_U\Data\VU100124\
Data File : VU061036.D
Acq On : 01 Oct 2024 10:59
Operator : MD/SY
Sample : VSTD01027
Misc : 25.0mL/MSVOA_U/WATER
ALS Vial : 6 Sample Multiplier: 1

Instrument :
MSVOA_U
ClientSampleId :
VSTD010027

Quant Time: Oct 02 01:55:34 2024
Quant Method : Z:\voasrv\HPCHEM1\MSVOA_U\Method\SFAMUTR100124WMA.M
Quant Title : TRACE VOA SFAM1.0
QLast Update : Wed Oct 02 01:31:30 2024
Response via : Initial Calibration

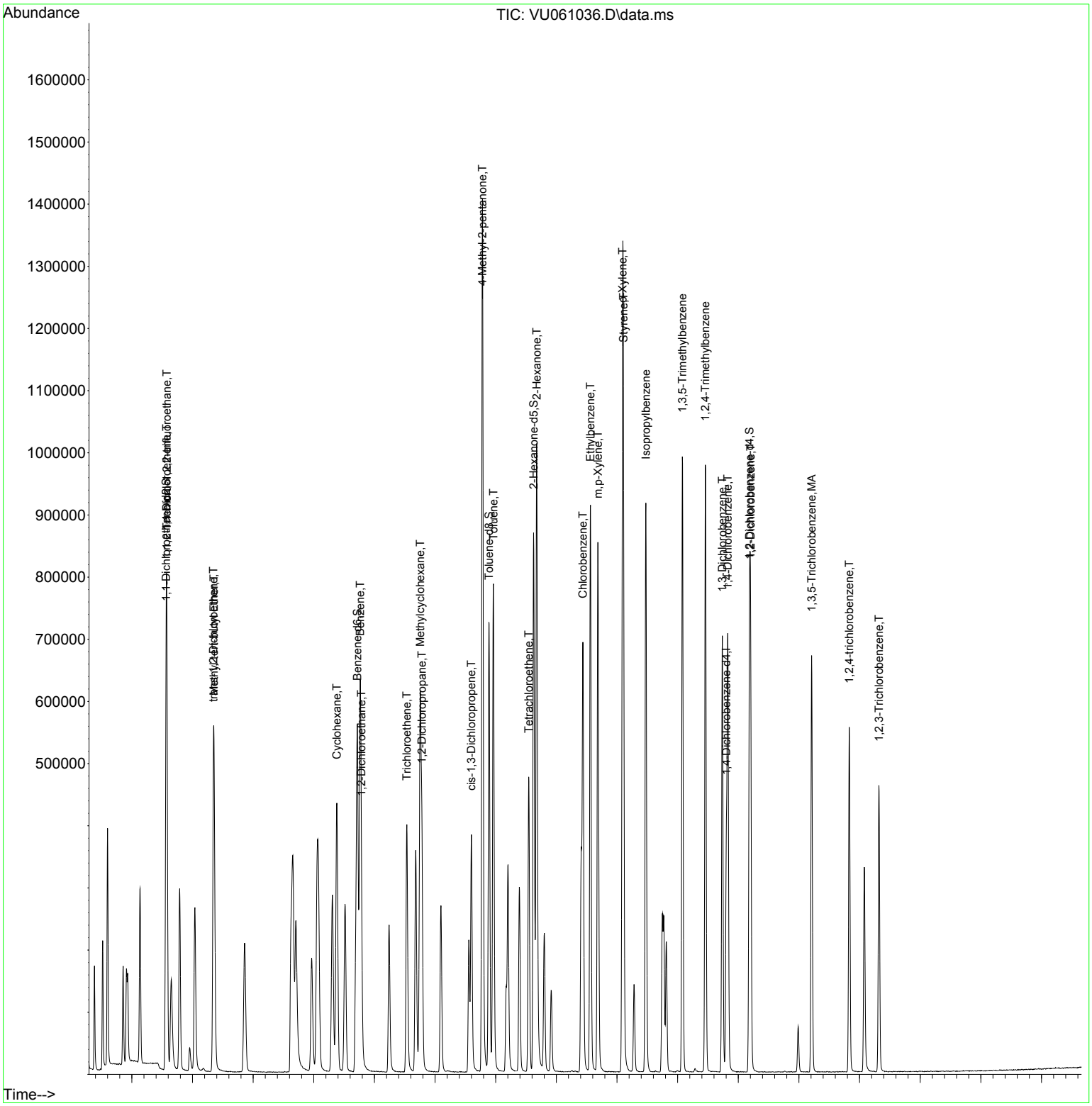

Quantitation Report (QT Reviewed)

Data Path : Z:\voasrv\HPCHEM1\MSVOA_U\Data\VU100124\
Data File : VU061036.D
Acq On : 01 Oct 2024 10:59
Operator : MD/SY
Sample : VSTD01027
Misc : 25.0mL/MSVOA_U/WATER
ALS Vial : 6 Sample Multiplier: 1

Instrument :
MSVOA_U
ClientSampleId :
VSTD010027

Quant Time: Oct 02 01:55:34 2024
Quant Method : Z:\voasrv\HPCHEM1\MSVOA_U\Method\SFAMUTR100124WMA.M
Quant Title : TRACE VOA SFAM1.0
QLast Update : Wed Oct 02 01:31:30 2024
Response via : Initial Calibration

Compound	R.T.	QIon	Response	Conc Units	Dev(Min)
Internal Standards					
1) 1,4-Difluorobenzene	6.242	114	189249	5.000 ug/L	0.00
28) Chlorobenzene-d5	9.409	117	174601	5.000 ug/L	0.00
58) 1,4-Dichlorobenzene-d4	11.804	152	85885	5.000 ug/L	0.00
System Monitoring Compounds					
4) Vinyl Chloride-d3	1.596	65	145779	10.774 ug/L	0.00
7) Chloroethane-d5	1.911	69	107276	10.592 ug/L	0.00
11) 1,1-Dichloroethene-d2	2.563	65	64269	10.768 ug/L	0.00
20) 2-Butanone-d5	4.624	46	368896	115.400 ug/L	0.00
24) Chloroform-d	5.052	84	261400	10.962 ug/L	0.00
26) 1,2-Dichloroethane-d4	5.692	65	137409	10.871 ug/L	0.00
32) Benzene-d6	5.718	84	516182	11.212 ug/L	0.00
36) 1,2-Dichloropropane-d6	6.682	67	167282	11.064 ug/L	0.00
41) Toluene-d8	7.891	98	473362	11.000 ug/L	0.00
43) trans-1,3-Dichloroprop...	8.171	79	71721	11.095 ug/L	0.00
46) 2-Hexanone-d5	8.624	63	307419	114.892 ug/L	0.00
56) 1,1,2,2-Tetrachloroeth...	10.746	84	122769	11.073 ug/L	0.00
66) 1,2-Dichlorobenzene-d4	12.184	152	152029	11.071 ug/L	0.00
Target Compounds					Qvalue
2) Dichlorodifluoromethane	1.383	85	94978	10.297 ug/L	99
3) Chloromethane	1.518	50	134088	10.066 ug/L	98
5) Vinyl chloride	1.602	62	138899	10.386 ug/L	97
6) Bromomethane	1.856	94	72913	10.221 ug/L	97
8) Chloroethane	1.930	64	82529	10.174 ug/L	98
9) Trichlorofluoromethane	2.136	101	177527	10.331 ug/L	99
10) 1,1,2-Trichloro-1,2,2-...	2.576	101	116696	10.282 ug/L	95
12) 1,1-Dichloroethene	2.573	96	112598	10.303 ug/L	81
13) Acetone	2.650	43	220851	105.955 ug/L	95
14) Carbon disulfide	2.789	76	385995	10.394 ug/L	99
15) Methyl Acetate	2.956	43	53185	10.692 ug/L	99
16) Methylene chloride	3.039	84	126871	10.113 ug/L	89
17) Methyl tert-butyl Ether	3.354	73	325756	10.418 ug/L #	95
18) trans-1,2-Dichloroethene	3.345	96	123860	10.340 ug/L	90
19) 1,1-Dichloroethane	3.859	63	244353	10.482 ug/L	98
21) 2-Butanone	4.705	43	379598	109.362 ug/L	91
22) cis-1,2-Dichloroethene	4.657	96	137013	10.269 ug/L	93
23) Bromochloromethane	4.965	128	56004	10.428 ug/L #	88
25) Chloroform	5.078	83	238997	10.234 ug/L	98
27) 1,2-Dichloroethane	5.785	62	161984	10.531 ug/L	95
29) 1,1,1-Trichloroethane	5.306	97	208171	10.303 ug/L	97
30) Cyclohexane	5.380	56	230636	10.247 ug/L	94
31) Carbon tetrachloride	5.515	117	181404	10.579 ug/L	100
33) Benzene	5.766	78	536386	10.421 ug/L	100
34) Trichloroethene	6.534	95	142643	10.223 ug/L	94
35) Methylcyclohexane	6.756	83	237863	10.556 ug/L	97
37) 1,2-Dichloropropane	6.782	63	145425	10.721 ug/L #	97
38) Bromodichloromethane	7.097	83	176498	10.408 ug/L	99
39) cis-1,3-Dichloropropene	7.599	75	225088	10.583 ug/L	100
40) 4-Methyl-2-pentanone	7.782	43	928756	106.900 ug/L	94
42) Toluene	7.962	91	568760	10.372 ug/L	99
44) trans-1,3-Dichloropropene	8.203	75	187532	10.663 ug/L	98

Quantitation Report (QT Reviewed)

Data Path : Z:\voasrv\HPCHEM1\MSVOA_U\Data\VU100124\
Data File : VU061036.D
Acq On : 01 Oct 2024 10:59
Operator : MD/SY
Sample : VSTD01027
Misc : 25.0mL/MSVOA_U/WATER
ALS Vial : 6 Sample Multiplier: 1

Instrument :
MSVOA_U
ClientSampleId :
VSTD010027

Quant Time: Oct 02 01:55:34 2024
Quant Method : Z:\voasrv\HPCHEM1\MSVOA_U\Method\SFAMUTR100124WMA.M
Quant Title : TRACE VOA SFAM1.0
QLast Update : Wed Oct 02 01:31:30 2024
Response via : Initial Calibration

Compound	R.T.	QIon	Response	Conc Units	Dev(Min)
45) 1,1,2-Trichloroethane	8.390	97	92330	10.271 ug/L	97
47) Tetrachloroethene	8.544	164	95668	10.535 ug/L	94
48) 2-Hexanone	8.676	43	670003	111.232 ug/L	94
49) Dibromochloromethane	8.801	129	111076	10.620 ug/L	96
50) 1,2-Dibromoethane	8.917	107	88962	10.454 ug/L #	99
51) Chlorobenzene	9.438	112	346928	10.387 ug/L	94
52) Ethylbenzene	9.563	91	651705	10.487 ug/L	98
53) m,p-Xylene	9.685	106	239646	10.572 ug/L	90
54) o-Xylene	10.090	106	233633	10.476 ug/L	90
55) Styrene	10.107	104	384865	10.693 ug/L	92
57) 1,1,2,2-Tetrachloroethane	10.772	83	119642	10.591 ug/L	96
59) Bromoform	10.280	173	61382	10.412 ug/L	98
60) Isopropylbenzene	10.476	105	591143	10.291 ug/L	97
61) 1,2,3-Trichloropropane	10.814	75	86051	10.199 ug/L	99
62) 1,3,5-Trimethylbenzene	11.078	105	525935	10.390 ug/L	97
63) 1,2,4-Trimethylbenzene	11.457	105	530399	10.380 ug/L	97
64) 1,3-Dichlorobenzene	11.737	146	257953	10.477 ug/L	95
65) 1,4-Dichlorobenzene	11.827	146	251995	10.354 ug/L	95
67) 1,2-Dichlorobenzene	12.203	146	238358	10.475 ug/L	96
68) 1,2-Dibromo-3-chloropr...	12.987	75	20170	10.962 ug/L #	76
69) 1,3,5-Trichlorobenzene	13.209	180	187350	10.807 ug/L #	96
70) 1,2,4-trichlorobenzene	13.830	180	153891	11.584 ug/L	97
71) Naphthalene	14.077	128	264946	12.457 ug/L	99
72) 1,2,3-Trichlorobenzene	14.319	180	126443	11.437 ug/L #	96

(#) = qualifier out of range (m) = manual integration (+) = signals summed

Quantitation Report (QT Reviewed)

Data Path : Z:\voasrv\HPCHEM1\MSVOA_U\Data\VU100124\
Data File : VU061037.D
Acq On : 01 Oct 2024 11:23
Operator : MD/SY
Sample : VSTD02028
Misc : 25.0mL/MSVOA_U/WATER
ALS Vial : 7 Sample Multiplier: 1

Instrument :
MSVOA_U
ClientSampleId :
VSTD020028

Quant Time: Oct 02 01:55:40 2024
Quant Method : Z:\voasrv\HPCHEM1\MSVOA_U\Method\SFAMUTR100124WMA.M
Quant Title : TRACE VOA SFAM1.0
QLast Update : Wed Oct 02 01:31:30 2024
Response via : Initial Calibration

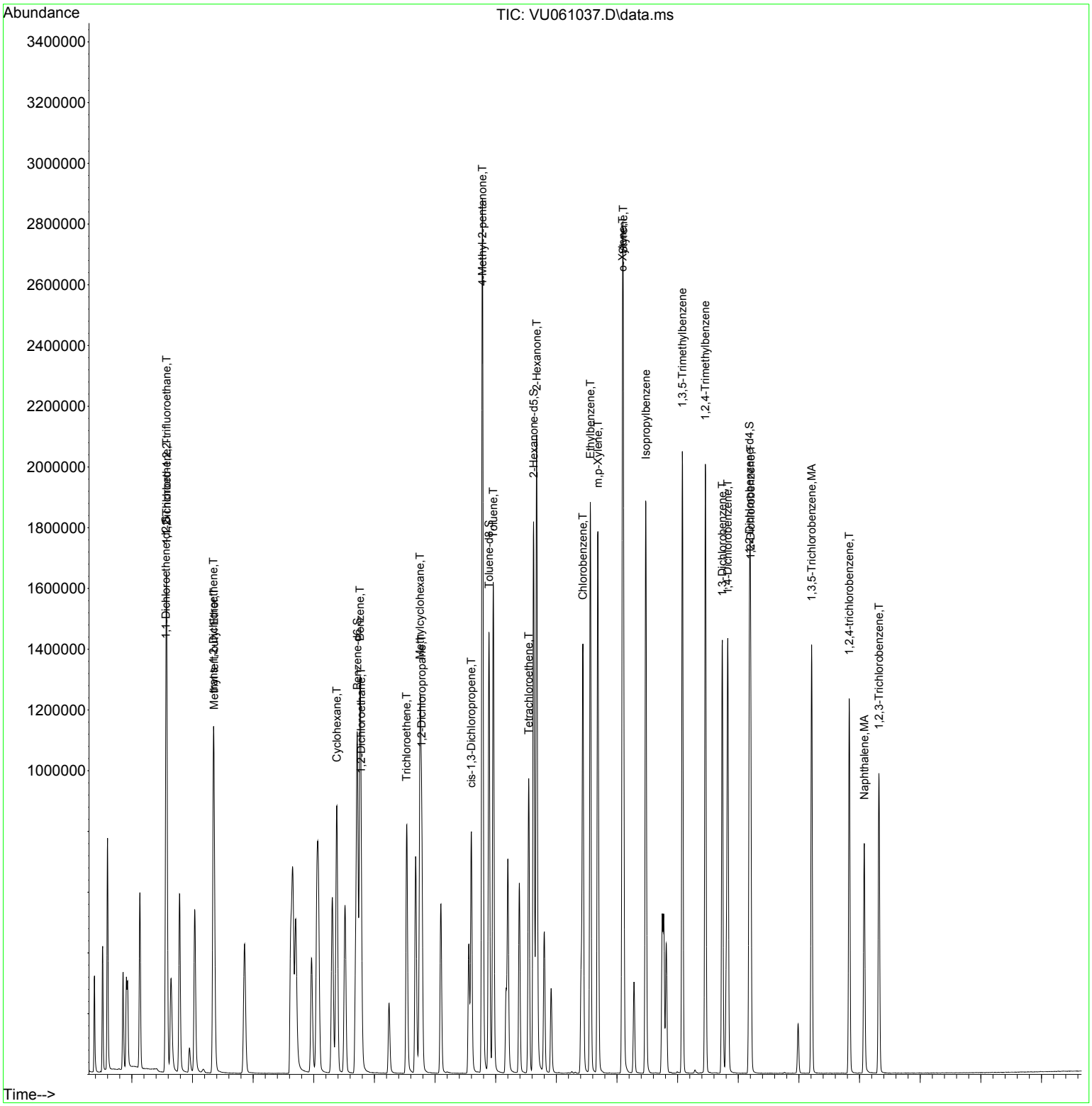

Quantitation Report (QT Reviewed)

Data Path : Z:\voasrv\HPCHEM1\MSVOA_U\Data\VU100124\
Data File : VU061037.D
Acq On : 01 Oct 2024 11:23
Operator : MD/SY
Sample : VSTD02028
Misc : 25.0mL/MSVOA_U/WATER
ALS Vial : 7 Sample Multiplier: 1

Instrument :
MSVOA_U
ClientSampleId :
VSTD020028

Quant Time: Oct 02 01:55:40 2024
Quant Method : Z:\voasrv\HPCHEM1\MSVOA_U\Method\SFAMUTR100124WMA.M
Quant Title : TRACE VOA SFAM1.0
QLast Update : Wed Oct 02 01:31:30 2024
Response via : Initial Calibration

Compound	R.T.	QIon	Response	Conc Units	Dev(Min)
Internal Standards					
1) 1,4-Difluorobenzene	6.242	114	185075	5.000 ug/L	0.00
28) Chlorobenzene-d5	9.409	117	172745	5.000 ug/L	0.00
58) 1,4-Dichlorobenzene-d4	11.804	152	85674	5.000 ug/L	0.00
System Monitoring Compounds					
4) Vinyl Chloride-d3	1.596	65	295988	22.370 ug/L	0.00
7) Chloroethane-d5	1.911	69	214513	21.658 ug/L	0.00
11) 1,1-Dichloroethene-d2	2.560	65	129971	22.266 ug/L	0.00
20) 2-Butanone-d5	4.621	46	746686	238.850 ug/L	0.00
24) Chloroform-d	5.052	84	525372	22.528 ug/L	0.00
26) 1,2-Dichloroethane-d4	5.692	65	278011	22.491 ug/L	0.00
32) Benzene-d6	5.718	84	1034269	22.707 ug/L	0.00
36) 1,2-Dichloropropane-d6	6.679	67	334889	22.388 ug/L	0.00
41) Toluene-d8	7.888	98	948408	22.277 ug/L	0.00
43) trans-1,3-Dichloroprop...	8.171	79	145956	22.821 ug/L	0.00
46) 2-Hexanone-d5	8.624	63	635205	239.946 ug/L	0.00
56) 1,1,2,2-Tetrachloroeth...	10.747	84	250562	22.841 ug/L	0.00
66) 1,2-Dichlorobenzene-d4	12.184	152	307776	22.467 ug/L	0.00
Target Compounds					Qvalue
2) Dichlorodifluoromethane	1.384	85	193031	21.399 ug/L	99
3) Chloromethane	1.519	50	273690	21.009 ug/L	97
5) Vinyl chloride	1.602	62	285993	21.867 ug/L	98
6) Bromomethane	1.856	94	149975	21.498 ug/L	97
8) Chloroethane	1.930	64	165416	20.852 ug/L	99
9) Trichlorofluoromethane	2.133	101	361588	21.518 ug/L	99
10) 1,1,2-Trichloro-1,2,2-...	2.573	101	242300	21.831 ug/L	95
12) 1,1-Dichloroethene	2.573	96	228305	21.362 ug/L	87
13) Acetone	2.647	43	445837	218.717 ug/L	96
14) Carbon disulfide	2.789	76	797008	21.945 ug/L	100
15) Methyl Acetate	2.949	43	108872	22.381 ug/L	99
16) Methylene chloride	3.036	84	260386	21.223 ug/L	89
17) Methyl tert-butyl Ether	3.355	73	663902	21.710 ug/L #	95
18) trans-1,2-Dichloroethene	3.345	96	250811	21.409 ug/L	90
19) 1,1-Dichloroethane	3.859	63	498757	21.878 ug/L	98
21) 2-Butanone	4.702	43	767811	226.195 ug/L	96
22) cis-1,2-Dichloroethene	4.654	96	281098	21.544 ug/L	93
23) Bromochloromethane	4.965	128	115119	21.919 ug/L #	88
25) Chloroform	5.078	83	495362	21.691 ug/L	97
27) 1,2-Dichloroethane	5.782	62	323769	21.524 ug/L	95
29) 1,1,1-Trichloroethane	5.306	97	426547	21.339 ug/L	97
30) Cyclohexane	5.380	56	469421	21.080 ug/L	94
31) Carbon tetrachloride	5.515	117	373242	22.001 ug/L	100
33) Benzene	5.763	78	1096602	21.534 ug/L	100
34) Trichloroethene	6.531	95	288627	20.908 ug/L	96
35) Methylcyclohexane	6.753	83	479152	21.493 ug/L	96
37) 1,2-Dichloropropane	6.779	63	292908	21.827 ug/L #	97
38) Bromodichloromethane	7.097	83	362678	21.617 ug/L	100
39) cis-1,3-Dichloropropene	7.599	75	462092	21.961 ug/L	97
40) 4-Methyl-2-pentanone	7.782	43	1895764	220.548 ug/L	94
42) Toluene	7.959	91	1154212	21.275 ug/L	100
44) trans-1,3-Dichloropropene	8.200	75	389177	22.367 ug/L	98

Quantitation Report (QT Reviewed)

Data Path : Z:\voasrv\HPCHEM1\MSVOA_U\Data\VU100124\
Data File : VU061037.D
Acq On : 01 Oct 2024 11:23
Operator : MD/SY
Sample : VSTD02028
Misc : 25.0mL/MSVOA_U/WATER
ALS Vial : 7 Sample Multiplier: 1

Instrument :
MSVOA_U
ClientSampleId :
VSTD020028

Quant Time: Oct 02 01:55:40 2024
Quant Method : Z:\voasrv\HPCHEM1\MSVOA_U\Method\SFAMUTR100124WMA.M
Quant Title : TRACE VOA SFAM1.0
QLast Update : Wed Oct 02 01:31:30 2024
Response via : Initial Calibration

	Compound	R.T.	QIon	Response	Conc Units	Dev(Min)
45)	1,1,2-Trichloroethane	8.390	97	186237	20.940 ug/L	96
47)	Tetrachloroethene	8.544	164	195191	21.726 ug/L	95
48)	2-Hexanone	8.676	43	1363151	228.739 ug/L	95
49)	Dibromochloromethane	8.801	129	232210	22.440 ug/L	96
50)	1,2-Dibromoethane	8.914	107	183534	21.799 ug/L #	98
51)	Chlorobenzene	9.438	112	712599	21.564 ug/L	94
52)	Ethylbenzene	9.560	91	1321901	21.501 ug/L	98
53)	m,p-Xylene	9.686	106	486180	21.679 ug/L	92
54)	o-Xylene	10.091	106	480301	21.768 ug/L	91
55)	Styrene	10.104	104	793670	22.288 ug/L	90
57)	1,1,2,2-Tetrachloroethane	10.772	83	245120	21.933 ug/L	96
59)	Bromoform	10.280	173	128265	21.811 ug/L	98
60)	Isopropylbenzene	10.476	105	1206193	21.051 ug/L	97
61)	1,2,3-Trichloropropane	10.811	75	178015	21.151 ug/L	97
62)	1,3,5-Trimethylbenzene	11.078	105	1081159	21.411 ug/L	97
63)	1,2,4-Trimethylbenzene	11.457	105	1090415	21.393 ug/L	97
64)	1,3-Dichlorobenzene	11.737	146	535544	21.805 ug/L	96
65)	1,4-Dichlorobenzene	11.827	146	518791	21.368 ug/L	95
67)	1,2-Dichlorobenzene	12.203	146	490938	21.629 ug/L	97
68)	1,2-Dibromo-3-chloropr...	12.984	75	43376	23.631 ug/L #	76
69)	1,3,5-Trichlorobenzene	13.209	180	392750	22.711 ug/L #	96
70)	1,2,4-trichlorobenzene	13.830	180	333984	25.202 ug/L	96
71)	Naphthalene	14.078	128	586036	27.621 ug/L	99
72)	1,2,3-Trichlorobenzene	14.319	180	276528	25.075 ug/L #	97

(#) = qualifier out of range (m) = manual integration (+) = signals summed

FORM 7A-OR

INITIAL CALIBRATION VERIFICATION AND CONTINUING CALIBRATION VERIFICATION FOR GC/MS

Lab Name: Alliance Technical Group, LLC Contract: 68HERH20D0011

Lab Code: ACE Case No.: ARC Sayr MA No.: SDG No.: P4227

Analytical Method: Trace VOA Level:

Instrument ID: MSVOA_U Date Analyzed: 10/01/2024 Time: 12:15

Lab File ID: VU061038.D Init. Calib Date(s): 10/01/2024 10/01/2024

EPA Sample No.: VICV029 Init. Calib Time(s): 09:24 11:23

GC Column: DB-624UI ID: 0.18 (mm) Length: 20 (m)

Heated Purge: (Y/N) N Purge Volume: 25 (mL)

ANALYTE	$\overline{RRF}$	RRF5.0	MIN RRF	%D	MAX %D
Vinyl chloride	0.353	0.372	0.01	5.3	± 30.0
1,1-Dichloroethene	0.289	0.305	0.02	5.7	± 25.0
Methylene chloride	0.331	0.350	0.01	5.6	± 30.0
1,1-Dichloroethane	0.616	0.649	0.1	5.3	± 20.0
cis-1,2-Dichloroethene	0.352	0.369	0.1	4.6	± 25.0
Chloroform	0.617	0.640	0.04	3.7	± 20.0
1,1,1-Trichloroethane	0.579	0.598	0.05	3.4	± 20.0
Benzene	1.474	1.552	0.3	5.3	± 20.0
1,2-Dichloroethane	0.406	0.421	0.01	3.6	± 25.0
Trichloroethene	0.400	0.413	0.1	3.4	± 20.0
Toluene	1.570	1.642	0.4	4.6	± 20.0
Tetrachloroethene	0.260	0.276	0.1	6.0	± 20.0
Chlorobenzene	0.956	1.010	0.4	5.6	± 20.0
o-Xylene	0.639	0.683	0.3	6.9	± 25.0
m,p-Xylene	0.649	0.692	0.2	6.6	± 25.0
1,1,2,2-Tetrachloroethane	0.323	0.349	0.01	7.8	± 25.0
1,4-Dichlorobenzene	1.417	1.548	0.7	9.2	± 20.0
1,2,4-trichlorobenzene	0.773	0.906	0.2	17.1	± 30.0
Vinyl Chloride-d3	0.357	0.361	0.01	1.0	± 30.0
Chloroethane-d5	0.268	0.266	0.01	-0.6	± 30.0
1,1-Dichloroethene-d2	0.158	0.158	0.01	0.2	± 25.0
2-Butanone-d5	0.086	0.087	0.01	1.9	± 40.0
Chloroform-d	0.630	0.639	0.01	1.4	± 20.0
1,2-Dichloroethane-d4	0.334	0.333	0.01	-0.3	± 25.0
Benzene-d6	1.318	1.372	0.03	4.1	± 20.0
1,2-Dichloropropane-d6	0.433	0.436	0.1	0.8	± 20.0
Toluene-d8	1.232	1.259	0.2	2.2	± 20.0

FORM 7A-OR

INITIAL CALIBRATION VERIFICATION AND CONTINUING CALIBRATION VERIFICATION FOR GC/MS

Lab Name: Alliance Technical Group, LLC Contract: 68HERH20D0011

Lab Code: ACE Case No.: ARC Sayr MA No.: SDG No.: P4227

Analytical Method: Trace VOA Level:

Instrument ID: MSVOA_U Date Analyzed: 10/01/2024 Time: 12:15

Lab File ID: VU061038.D Init. Calib Date(s): 10/01/2024 10/01/2024

EPA Sample No.: VICV029 Init. Calib Time(s): 09:24 11:23

GC Column: DB-624UI ID: 0.18 (mm) Length: 20 (m)

Heated Purge: (Y/N) N Purge Volume: 25 (mL)

ANALYTE	$\overline{RRF}$	RRF5.0	MIN RRF	%D	MAX %D
trans-1,3-Dichloropropene-d4	0.185	0.190	0.01	2.8	± 25.0
2-Hexanone-d5	0.077	0.079	0.01	3.0	± 40.0
1,1,2,2-Tetrachloroethane-d2	0.318	0.324	0.01	2.0	± 25.0
1,2-Dichlorobenzene-d4	0.799	0.836	0.06	4.6	± 20.0

FORM 7A-OR

INITIAL CALIBRATION VERIFICATION AND CONTINUING CALIBRATION VERIFICATION FOR GC/MS

Lab Name: Alliance Technical Group, LLC Contract: 68HERH20D0011

Lab Code: ACE Case No.: ARC Sayr MA No.: SDG No.: P4227

Analytical Method: Trace VOA Level:

Instrument ID: MSVOA_U Date Analyzed: 10/01/2024 Time: 12:42

Lab File ID: VU061039.D Init. Calib Date(s): 10/01/2024 10/01/2024

EPA Sample No.: VSTD005097 Init. Calib Time(s): 09:24 11:23

GC Column: DB-624UI ID: 0.18 (mm) Length: 20 (m)

Heated Purge: (Y/N) N Purge Volume: 25 (mL)

ANALYTE	$\overline{RRF}$	RRF5.0	MIN RRF	%D	MAX %D
Vinyl chloride	0.353	0.384	0.01	8.7	± 30.0
1,1-Dichloroethene	0.289	0.306	0.02	5.9	± 25.0
Methylene chloride	0.331	0.365	0.01	10	± 30.0
1,1-Dichloroethane	0.616	0.671	0.1	9.0	± 20.0
cis-1,2-Dichloroethene	0.352	0.380	0.1	7.7	± 25.0
Chloroform	0.617	0.666	0.04	8.0	± 20.0
1,1,1-Trichloroethane	0.579	0.601	0.05	3.8	± 20.0
Benzene	1.474	1.576	0.3	7.0	± 20.0
1,2-Dichloroethane	0.406	0.427	0.01	5.0	± 25.0
Trichloroethene	0.400	0.415	0.1	3.8	± 20.0
Toluene	1.570	1.690	0.4	7.6	± 20.0
Tetrachloroethene	0.260	0.281	0.1	7.9	± 20.0
Chlorobenzene	0.956	1.039	0.4	8.6	± 20.0
o-Xylene	0.639	0.693	0.3	8.4	± 25.0
m,p-Xylene	0.649	0.695	0.2	7.1	± 25.0
1,1,2,2-Tetrachloroethane	0.323	0.353	0.01	9.0	± 25.0
1,4-Dichlorobenzene	1.417	1.572	0.7	11	± 20.0
1,2,4-trichlorobenzene	0.773	0.952	0.2	23.1	± 30.0
Vinyl Chloride-d3	0.357	0.365	0.01	2.0	± 30.0
Chloroethane-d5	0.268	0.269	0.01	0.6	± 30.0
1,1-Dichloroethene-d2	0.158	0.160	0.01	1.4	± 25.0
2-Butanone-d5	0.086	0.093	0.01	8.4	± 40.0
Chloroform-d	0.630	0.657	0.01	4.3	± 20.0
1,2-Dichloroethane-d4	0.334	0.345	0.01	3.4	± 25.0
Benzene-d6	1.318	1.377	0.03	4.5	± 20.0
1,2-Dichloropropane-d6	0.433	0.456	0.1	5.3	± 20.0
Toluene-d8	1.232	1.291	0.2	4.7	± 20.0

FORM 7A-OR

INITIAL CALIBRATION VERIFICATION AND CONTINUING CALIBRATION VERIFICATION FOR GC/MS

Lab Name: Alliance Technical Group, LLC Contract: 68HERH20D0011

Lab Code: ACE Case No.: ARC Sayr MA No.: SDG No.: P4227

Analytical Method: Trace VOA Level:

Instrument ID: MSVOA_U Date Analyzed: 10/01/2024 Time: 12:42

Lab File ID: VU061039.D Init. Calib Date(s): 10/01/2024 10/01/2024

EPA Sample No.: VSTD005097 Init. Calib Time(s): 09:24 11:23

GC Column: DB-624UI ID: 0.18 (mm) Length: 20 (m)

Heated Purge: (Y/N) N Purge Volume: 25 (mL)

ANALYTE	$\overline{RRF}$	RRF5.0	MIN RRF	%D	MAX %D
trans-1,3-Dichloropropene-d4	0.185	0.197	0.01	6.4	± 25.0
2-Hexanone-d5	0.077	0.081	0.01	6.2	± 40.0
1,1,2,2-Tetrachloroethane-d2	0.318	0.334	0.01	5.3	± 25.0
1,2-Dichlorobenzene-d4	0.799	0.859	0.06	7.4	± 20.0

FORM 7A-OR

INITIAL CALIBRATION VERIFICATION AND CONTINUING CALIBRATION VERIFICATION FOR GC/MS

Lab Name: Alliance Technical Group, LLC Contract: 68HERH20D0011

Lab Code: ACE Case No.: ARC Sayr MA No.: SDG No.: P4227

Analytical Method: Trace VOA Level:

Instrument ID: MSVOA_U Date Analyzed: 10/01/2024 Time: 22:42

Lab File ID: VU061062.D Init. Calib Date(s): 10/01/2024 10/01/2024

EPA Sample No.: VSTD005098 Init. Calib Time(s): 09:24 11:23

GC Column: DB-624UI ID: 0.18 (mm) Length: 20 (m)

Heated Purge: (Y/N) N Purge Volume: 25 (mL)

ANALYTE	$\overline{RRF}$	RRF5.0	MIN RRF	%D	MAX %D
Vinyl chloride	0.353	0.354	0.01	0.2	± 50.0
1,1-Dichloroethene	0.289	0.291	0.02	0.7	± 50.0
Methylene chloride	0.331	0.337	0.01	1.8	± 50.0
1,1-Dichloroethane	0.616	0.644	0.1	4.6	± 50.0
cis-1,2-Dichloroethene	0.352	0.362	0.1	2.8	± 50.0
Chloroform	0.617	0.633	0.04	2.6	± 50.0
1,1,1-Trichloroethane	0.579	0.578	0.05	0.0	± 50.0
Benzene	1.474	1.494	0.3	1.4	± 50.0
1,2-Dichloroethane	0.406	0.426	0.01	4.8	± 50.0
Trichloroethene	0.400	0.387	0.1	-3.2	± 50.0
Toluene	1.570	1.597	0.4	1.7	± 50.0
Tetrachloroethene	0.260	0.261	0.1	0.3	± 50.0
Chlorobenzene	0.956	0.976	0.4	2.1	± 50.0
o-Xylene	0.639	0.650	0.3	1.8	± 50.0
m,p-Xylene	0.649	0.652	0.2	0.5	± 50.0
1,1,2,2-Tetrachloroethane	0.323	0.340	0.01	5.2	± 50.0
1,4-Dichlorobenzene	1.417	1.492	0.7	5.3	± 50.0
1,2,4-trichlorobenzene	0.773	1.108	0.2	43.3	± 50.0
Vinyl Chloride-d3	0.357	0.321	0.01	-10.1	± 50.0
Chloroethane-d5	0.268	0.243	0.01	-9.1	± 50.0
1,1-Dichloroethene-d2	0.158	0.139	0.01	-11.8	± 50.0
2-Butanone-d5	0.086	0.085	0.01	-1.1	± 50.0
Chloroform-d	0.630	0.590	0.01	-6.4	± 50.0
1,2-Dichloroethane-d4	0.334	0.314	0.01	-5.9	± 50.0
Benzene-d6	1.318	1.220	0.03	-7.5	± 50.0
1,2-Dichloropropane-d6	0.433	0.403	0.1	-7	± 50.0
Toluene-d8	1.232	1.122	0.2	-8.9	± 50.0

FORM 7A-OR

INITIAL CALIBRATION VERIFICATION AND CONTINUING CALIBRATION VERIFICATION FOR GC/MS

Lab Name: Alliance Technical Group, LLC Contract: 68HERH20D0011

Lab Code: ACE Case No.: ARC Sayr MA No.: SDG No.: P4227

Analytical Method: Trace VOA Level:

Instrument ID: MSVOA_U Date Analyzed: 10/01/2024 Time: 22:42

Lab File ID: VU061062.D Init. Calib Date(s): 10/01/2024 10/01/2024

EPA Sample No.: VSTD005098 Init. Calib Time(s): 09:24 11:23

GC Column: DB-624UI ID: 0.18 (mm) Length: 20 (m)

Heated Purge: (Y/N) N Purge Volume: 25 (mL)

ANALYTE	$\overline{RRF}$	RRF5.0	MIN RRF	%D	MAX %D
trans-1,3-Dichloropropene-d4	0.185	0.162	0.01	-12.6	± 50.0
2-Hexanone-d5	0.077	0.074	0.01	-3	± 50.0
1,1,2,2-Tetrachloroethane-d2	0.318	0.305	0.01	-3.8	± 50.0
1,2-Dichlorobenzene-d4	0.799	0.752	0.06	-6	± 50.0

FORM 7A-OR

INITIAL CALIBRATION VERIFICATION AND CONTINUING CALIBRATION VERIFICATION FOR GC/MS

Lab Name: Alliance Technical Group, LLC Contract: 68HERH20D0011

Lab Code: ACE Case No.: ARC Sayr MA No.: SDG No.: P4227

Analytical Method: Trace VOA Level:

Instrument ID: MSVOA_U Date Analyzed: 10/02/2024 Time: 09:41

Lab File ID: VU061064.D Init. Calib Date(s): 10/01/2024 10/01/2024

EPA Sample No.: VSTD005099 Init. Calib Time(s): 09:24 11:23

GC Column: DB-624UI ID: 0.18 (mm) Length: 20 (m)

Heated Purge: (Y/N) N Purge Volume: 25 (mL)

ANALYTE	$\overline{RRF}$	RRF5.0	MIN RRF	%D	MAX %D
Vinyl chloride	0.353	0.386	0.01	9.2	± 30.0
1,1-Dichloroethene	0.289	0.319	0.02	10.5	± 25.0
Methylene chloride	0.331	0.366	0.01	10.6	± 30.0
1,1-Dichloroethane	0.616	0.680	0.1	10.4	± 20.0
cis-1,2-Dichloroethene	0.352	0.389	0.1	10.4	± 25.0
Chloroform	0.617	0.692	0.04	12.1	± 20.0
1,1,1-Trichloroethane	0.579	0.630	0.05	8.9	± 20.0
Benzene	1.474	1.617	0.3	9.7	± 20.0
1,2-Dichloroethane	0.406	0.448	0.01	10.1	± 25.0
Trichloroethene	0.400	0.430	0.1	7.6	± 20.0
Toluene	1.570	1.717	0.4	9.3	± 20.0
Tetrachloroethene	0.260	0.288	0.1	10.9	± 20.0
Chlorobenzene	0.956	1.059	0.4	10.7	± 20.0
o-Xylene	0.639	0.700	0.3	9.6	± 25.0
m,p-Xylene	0.649	0.710	0.2	9.4	± 25.0
1,1,2,2-Tetrachloroethane	0.323	0.356	0.01	9.9	± 25.0
1,4-Dichlorobenzene	1.417	1.587	0.7	12	± 20.0
1,2,4-trichlorobenzene	0.773	0.867	0.2	12.1	± 30.0
Vinyl Chloride-d3	0.357	0.367	0.01	2.7	± 30.0
Chloroethane-d5	0.268	0.277	0.01	3.4	± 30.0
1,1-Dichloroethene-d2	0.158	0.157	0.01	-0.3	± 25.0
2-Butanone-d5	0.086	0.090	0.01	4.8	± 40.0
Chloroform-d	0.630	0.679	0.01	7.8	± 20.0
1,2-Dichloroethane-d4	0.334	0.348	0.01	4.2	± 25.0
Benzene-d6	1.318	1.407	0.03	6.7	± 20.0
1,2-Dichloropropane-d6	0.433	0.455	0.1	5.2	± 20.0
Toluene-d8	1.232	1.305	0.2	5.9	± 20.0

FORM 7A-OR

INITIAL CALIBRATION VERIFICATION AND CONTINUING CALIBRATION VERIFICATION FOR GC/MS

Lab Name: Alliance Technical Group, LLC Contract: 68HERH20D0011

Lab Code: ACE Case No.: ARC Sayr MA No.: SDG No.: P4227

Analytical Method: Trace VOA Level:

Instrument ID: MSVOA_U Date Analyzed: 10/02/2024 Time: 09:41

Lab File ID: VU061064.D Init. Calib Date(s): 10/01/2024 10/01/2024

EPA Sample No.: VSTD005099 Init. Calib Time(s): 09:24 11:23

GC Column: DB-624UI ID: 0.18 (mm) Length: 20 (m)

Heated Purge: (Y/N) N Purge Volume: 25 (mL)

ANALYTE	$\overline{RRF}$	RRF5.0	MIN RRF	%D	MAX %D
trans-1,3-Dichloropropene-d4	0.185	0.178	0.01	-3.6	± 25.0
2-Hexanone-d5	0.077	0.080	0.01	4.1	± 40.0
1,1,2,2-Tetrachloroethane-d2	0.318	0.339	0.01	6.7	± 25.0
1,2-Dichlorobenzene-d4	0.799	0.871	0.06	8.9	± 20.0

FORM 7A-OR

INITIAL CALIBRATION VERIFICATION AND CONTINUING CALIBRATION VERIFICATION FOR GC/MS

Lab Name: Alliance Technical Group, LLC Contract: 68HERH20D0011

Lab Code: ACE Case No.: ARC Sayr MA No.: SDG No.: P4227

Analytical Method: Trace VOA Level:

Instrument ID: MSVOA_U Date Analyzed: 10/02/2024 Time: 16:47

Lab File ID: VU061080.D Init. Calib Date(s): 10/01/2024 10/01/2024

EPA Sample No.: VSTD005100 Init. Calib Time(s): 09:24 11:23

GC Column: DB-624UI ID: 0.18 (mm) Length: 20 (m)

Heated Purge: (Y/N) N Purge Volume: 25 (mL)

ANALYTE	$\overline{RRF}$	RRF5.0	MIN RRF	%D	MAX %D
Vinyl chloride	0.353	0.423	0.01	19.6	± 50.0
1,1-Dichloroethene	0.289	0.351	0.02	21.7	± 50.0
Methylene chloride	0.331	0.417	0.01	25.9	± 50.0
1,1-Dichloroethane	0.616	0.755	0.1	22.5	± 50.0
cis-1,2-Dichloroethene	0.352	0.425	0.1	20.5	± 50.0
Chloroform	0.617	0.753	0.04	22.1	± 50.0
1,1,1-Trichloroethane	0.579	0.684	0.05	18.3	± 50.0
Benzene	1.474	1.799	0.3	22	± 50.0
1,2-Dichloroethane	0.406	0.490	0.01	20.7	± 50.0
Trichloroethene	0.400	0.471	0.1	17.8	± 50.0
Toluene	1.570	1.897	0.4	20.8	± 50.0
Tetrachloroethene	0.260	0.320	0.1	23	± 50.0
Chlorobenzene	0.956	1.174	0.4	22.7	± 50.0
o-Xylene	0.639	0.780	0.3	22.2	± 50.0
m,p-Xylene	0.649	0.781	0.2	20.3	± 50.0
1,1,2,2-Tetrachloroethane	0.323	0.400	0.01	23.6	± 50.0
1,4-Dichlorobenzene	1.417	1.755	0.7	23.9	± 50.0
1,2,4-trichlorobenzene	0.773	0.975	0.2	26	± 50.0
Vinyl Chloride-d3	0.357	0.291	0.01	-18.6	± 50.0
Chloroethane-d5	0.268	0.230	0.01	-14	± 50.0
1,1-Dichloroethene-d2	0.158	0.132	0.01	-16.2	± 50.0
2-Butanone-d5	0.086	0.087	0.01	1.7	± 50.0
Chloroform-d	0.630	0.601	0.01	-4.6	± 50.0
1,2-Dichloroethane-d4	0.334	0.313	0.01	-6.3	± 50.0
Benzene-d6	1.318	1.211	0.03	-8.1	± 50.0
1,2-Dichloropropane-d6	0.433	0.411	0.1	-5.2	± 50.0
Toluene-d8	1.232	1.106	0.2	-10.2	± 50.0

FORM 7A-OR

INITIAL CALIBRATION VERIFICATION AND CONTINUING CALIBRATION VERIFICATION FOR GC/MS

Lab Name: Alliance Technical Group, LLC Contract: 68HERH20D0011

Lab Code: ACE Case No.: ARC Sayr MA No.: SDG No.: P4227

Analytical Method: Trace VOA Level:

Instrument ID: MSVOA_U Date Analyzed: 10/02/2024 Time: 16:47

Lab File ID: VU061080.D Init. Calib Date(s): 10/01/2024 10/01/2024

EPA Sample No.: VSTD005100 Init. Calib Time(s): 09:24 11:23

GC Column: DB-624UI ID: 0.18 (mm) Length: 20 (m)

Heated Purge: (Y/N) N Purge Volume: 25 (mL)

ANALYTE	$\overline{RRF}$	RRF5.0	MIN RRF	%D	MAX %D
trans-1,3-Dichloropropene-d4	0.185	0.172	0.01	-7.2	± 50.0
2-Hexanone-d5	0.077	0.077	0.01	0.8	± 50.0
1,1,2,2-Tetrachloroethane-d2	0.318	0.318	0.01	0.1	± 50.0
1,2-Dichlorobenzene-d4	0.799	0.777	0.06	-2.8	± 50.0

Quantitation Report (QT Reviewed)

Data Path : Z:\voasrv\HPCHEM1\MSVOA_U\Data\VU100124\
Data File : VU061038.D
Acq On : 01 Oct 2024 12:15
Operator : MD/SY
Sample : VSTDICV005
Misc : 25.0mL/MSVOA_U/WATER
ALS Vial : 9 Sample Multiplier: 1

Instrument :
MSVOA_U
ClientSampleId :
VICV029

Quant Time: Oct 02 02:34:12 2024
Quant Method : Z:\voasrv\HPCHEM1\MSVOA_U\Method\SFAMUTR100124WMA.M
Quant Title : TRACE VOA SFAM1.0
QLast Update : Wed Oct 02 02:09:38 2024
Response via : Initial Calibration

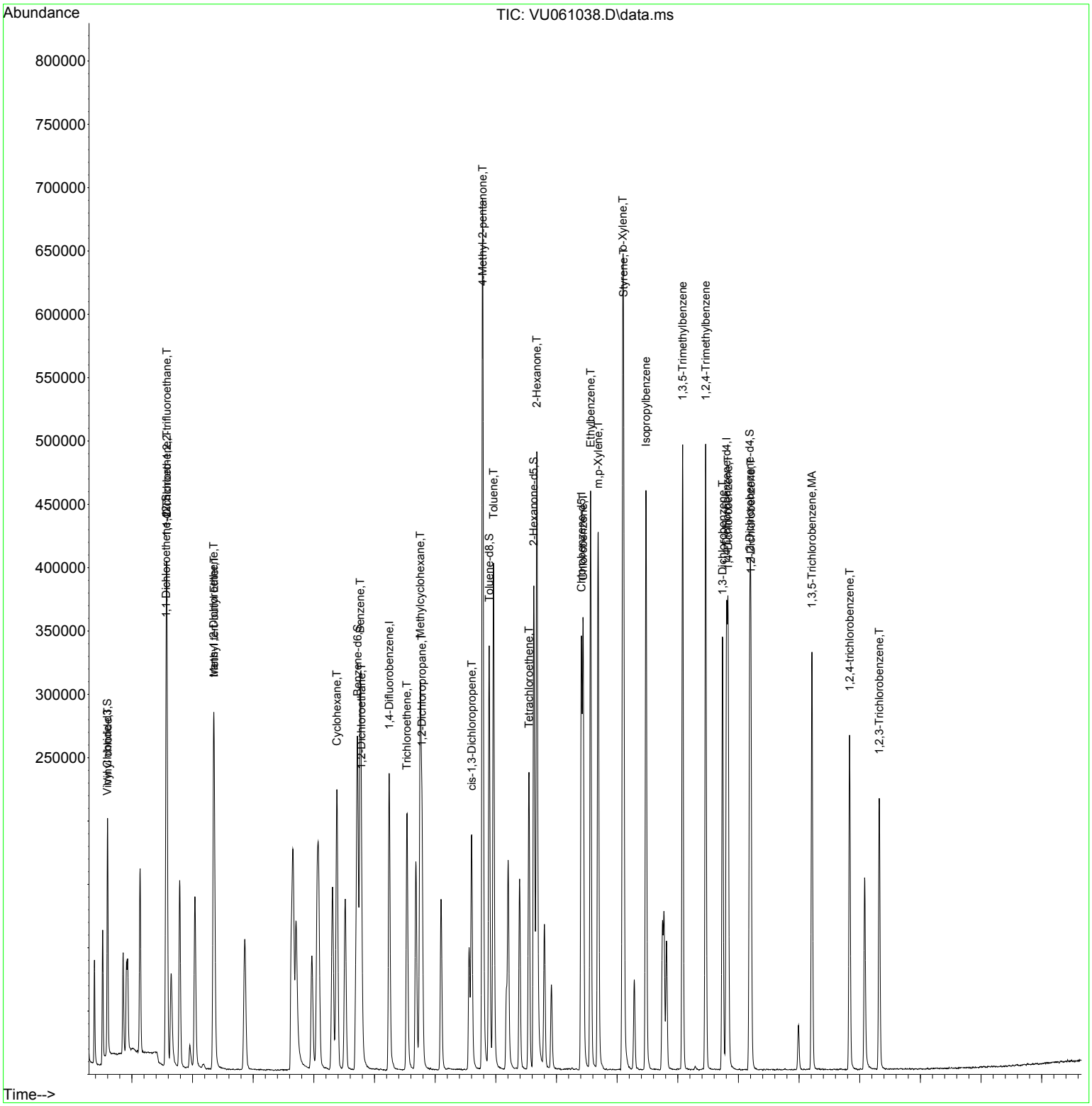

Quantitation Report (QT Reviewed)

Data Path : Z:\voasrv\HPCHEM1\MSVOA_U\Data\VU100124\
Data File : VU061038.D
Acq On : 01 Oct 2024 12:15
Operator : MD/SY
Sample : VSTDICV005
Misc : 25.0mL/MSVOA_U/WATER
ALS Vial : 9 Sample Multiplier: 1

Instrument :
MSVOA_U
ClientSampleId :
VICV029

Quant Time: Oct 02 02:34:12 2024
Quant Method : Z:\voasrv\HPCHEM1\MSVOA_U\Method\SFAMUTR100124WMA.M
Quant Title : TRACE VOA SFAM1.0
QLast Update : Wed Oct 02 02:09:38 2024
Response via : Initial Calibration

Compound	R.T.	QIon	Response	Conc Units	Dev(Min)
Internal Standards					
1) 1,4-Difluorobenzene	6.242	114	189415	5.000 ug/L	0.00
28) Chlorobenzene-d5	9.412	117	175725	5.000 ug/L	0.00
58) 1,4-Dichlorobenzene-d4	11.804	152	83066	5.000 ug/L	0.00
System Monitoring Compounds					
4) Vinyl Chloride-d3	1.596	65	68373	5.049 ug/L	0.00
Spiked Amount 5.000	Range 40 - 130		Recovery = 101.000%		
7) Chloroethane-d5	1.911	69	50367	4.969 ug/L	0.00
Spiked Amount 5.000	Range 65 - 130		Recovery = 99.400%		
11) 1,1-Dichloroethene-d2	2.563	65	29934	5.011 ug/L	0.00
Spiked Amount 5.000	Range 60 - 125		Recovery = 100.200%		
20) 2-Butanone-d5	4.628	46	165322	50.965 ug/L	0.00
Spiked Amount 50.000	Range 40 - 130		Recovery = 101.920%		
24) Chloroform-d	5.055	84	121022	5.071 ug/L	0.00
Spiked Amount 5.000	Range 70 - 125		Recovery = 101.400%		
26) 1,2-Dichloroethane-d4	5.695	65	63037	4.983 ug/L	0.00
Spiked Amount 5.000	Range 70 - 130		Recovery = 99.600%		
32) Benzene-d6	5.721	84	241130	5.204 ug/L	0.00
Spiked Amount 5.000	Range 70 - 125		Recovery = 104.000%		
36) 1,2-Dichloropropane-d6	6.682	67	76663	5.038 ug/L	0.00
Spiked Amount 5.000	Range 60 - 140		Recovery = 100.800%		
41) Toluene-d8	7.891	98	221324	5.110 ug/L	0.00
Spiked Amount 5.000	Range 70 - 130		Recovery = 102.200%		
43) trans-1,3-Dichloroprop...	8.174	79	33433	5.139 ug/L	0.00
Spiked Amount 5.000	Range 55 - 130		Recovery = 102.800%		
46) 2-Hexanone-d5	8.624	63	138650	51.486 ug/L	0.00
Spiked Amount 50.000	Range 45 - 130		Recovery = 102.980%		
56) 1,1,2,2-Tetrachloroeth...	10.746	84	56893	5.098 ug/L	0.00
Spiked Amount 5.000	Range 65 - 120		Recovery = 102.000%		
66) 1,2-Dichlorobenzene-d4	12.187	152	69458	5.229 ug/L	0.00
Spiked Amount 5.000	Range 80 - 120		Recovery = 104.600%		
Target Compounds					Qvalue
2) Dichlorodifluoromethane	1.383	85	48174	5.218 ug/L	98
3) Chloromethane	1.518	50	67119	5.034 ug/L	97
5) Vinyl chloride	1.602	62	70459	5.264 ug/L	97
6) Bromomethane	1.856	94	36854	5.162 ug/L	97
8) Chloroethane	1.930	64	42060	5.181 ug/L	99
9) Trichlorofluoromethane	2.136	101	91668	5.330 ug/L	100
10) 1,1,2-Trichloro-1,2,2-...	2.576	101	59971	5.279 ug/L	95
12) 1,1-Dichloroethene	2.576	96	57815	5.286 ug/L	95
13) Acetone	2.647	43	108199	51.864 ug/L	95
14) Carbon disulfide	2.788	76	194104	5.222 ug/L	99
15) Methyl Acetate	2.956	43	25502	5.021 ug/L	98
16) Methylene chloride	3.039	84	66327	5.282 ug/L	90
17) Methyl tert-butyl Ether	3.354	73	162435	5.190 ug/L #	95
18) trans-1,2-Dichloroethene	3.348	96	61734	5.149 ug/L	90
19) 1,1-Dichloroethane	3.862	63	122874	5.266 ug/L	100
21) 2-Butanone	4.708	43	183682	53.483 ug/L	96
22) cis-1,2-Dichloroethene	4.660	96	69857	5.231 ug/L	93
23) Bromochloromethane	4.968	128	28894	5.376 ug/L #	90
25) Chloroform	5.081	83	121152	5.184 ug/L	99

Quantitation Report (QT Reviewed)

Data Path : Z:\voasrv\HPCHEM1\MSVOA_U\Data\VU100124\
Data File : VU061038.D
Acq On : 01 Oct 2024 12:15
Operator : MD/SY
Sample : VSTDICV005
Misc : 25.0mL/MSVOA_U/WATER
ALS Vial : 9 Sample Multiplier: 1

Instrument :
MSVOA_U
ClientSampleId :
VICV029

Quant Time: Oct 02 02:34:12 2024
Quant Method : Z:\voasrv\HPCHEM1\MSVOA_U\Method\SFAMUTR100124WMA.M
Quant Title : TRACE VOA SFAM1.0
QLast Update : Wed Oct 02 02:09:38 2024
Response via : Initial Calibration

Compound	R.T.	QIon	Response	Conc Units	Dev(Min)
27) 1,2-Dichloroethane	5.785	62	79739	5.180 ug/L	95
29) 1,1,1-Trichloroethane	5.309	97	105151	5.171 ug/L	96
30) Cyclohexane	5.380	56	118654	5.238 ug/L	93
31) Carbon tetrachloride	5.518	117	91618	5.309 ug/L	98
33) Benzene	5.766	78	272747	5.265 ug/L	100
34) Trichloroethene	6.534	95	72610	5.171 ug/L	93
35) Methylcyclohexane	6.756	83	120472	5.312 ug/L	97
37) 1,2-Dichloropropane	6.782	63	72496	5.311 ug/L #	97
38) Bromodichloromethane	7.097	83	90146	5.282 ug/L	100
39) cis-1,3-Dichloropropene	7.602	75	112885	5.274 ug/L	96
40) 4-Methyl-2-pentanone	7.782	43	466049	53.299 ug/L	94
42) Toluene	7.962	91	288623	5.230 ug/L	99
44) trans-1,3-Dichloropropene	8.203	75	94275	5.326 ug/L	98
45) 1,1,2-Trichloroethane	8.393	97	46827	5.176 ug/L	99
47) Tetrachloroethene	8.547	164	48430	5.299 ug/L	95
48) 2-Hexanone	8.676	43	335804	55.393 ug/L	94
49) Dibromochloromethane	8.801	129	56034	5.323 ug/L	98
50) 1,2-Dibromoethane	8.917	107	45132	5.270 ug/L #	98
51) Chlorobenzene	9.441	112	177553	5.282 ug/L	94
52) Ethylbenzene	9.563	91	329322	5.266 ug/L	98
53) m,p-Xylene	9.688	106	121621	5.331 ug/L	90
54) o-Xylene	10.094	106	119943	5.344 ug/L	93
55) Styrene	10.106	104	193621	5.345 ug/L	88
57) 1,1,2,2-Tetrachloroethane	10.772	83	61294	5.391 ug/L	96
59) Bromoform	10.283	173	30510	5.351 ug/L	98
60) Isopropylbenzene	10.476	105	298325	5.370 ug/L	97
61) 1,2,3-Trichloropropane	10.814	75	42986	5.268 ug/L	98
62) 1,3,5-Trimethylbenzene	11.081	105	265417	5.421 ug/L	98
63) 1,2,4-Trimethylbenzene	11.460	105	266542	5.394 ug/L	98
64) 1,3-Dichlorobenzene	11.740	146	129877	5.454 ug/L	94
65) 1,4-Dichlorobenzene	11.830	146	128571	5.462 ug/L	95
67) 1,2-Dichlorobenzene	12.206	146	118685	5.393 ug/L	96
68) 1,2-Dibromo-3-chloropr...	12.987	75	9955	5.594 ug/L #	73
69) 1,3,5-Trichlorobenzene	13.212	180	93465	5.574 ug/L #	96
70) 1,2,4-trichlorobenzene	13.833	180	75242	5.856 ug/L	96
71) Naphthalene	14.081	128	126790	6.041 ug/L	99
72) 1,2,3-Trichlorobenzene	14.322	180	62186	5.816 ug/L	98

(#) = qualifier out of range (m) = manual integration (+) = signals summed

Quantitation Report (QT Reviewed)

Data Path : Z:\voasrv\HPCHEM1\MSVOA_U\Data\VU100124\
Data File : VU061039.D
Acq On : 01 Oct 2024 12:42
Operator : MD/SY
Sample : VSTDCCC005
Misc : 25.0mL/MSVOA_U/WATER
ALS Vial : 10 Sample Multiplier: 1

Instrument :
MSVOA_U
ClientSampleId :
VSTD005097

Quant Time: Oct 02 02:35:17 2024
Quant Method : Z:\voasrv\HPCHEM1\MSVOA_U\Method\SFAMUTR100124WMA.M
Quant Title : TRACE VOA SFAM1.0
QLast Update : Wed Oct 02 02:09:38 2024
Response via : Initial Calibration

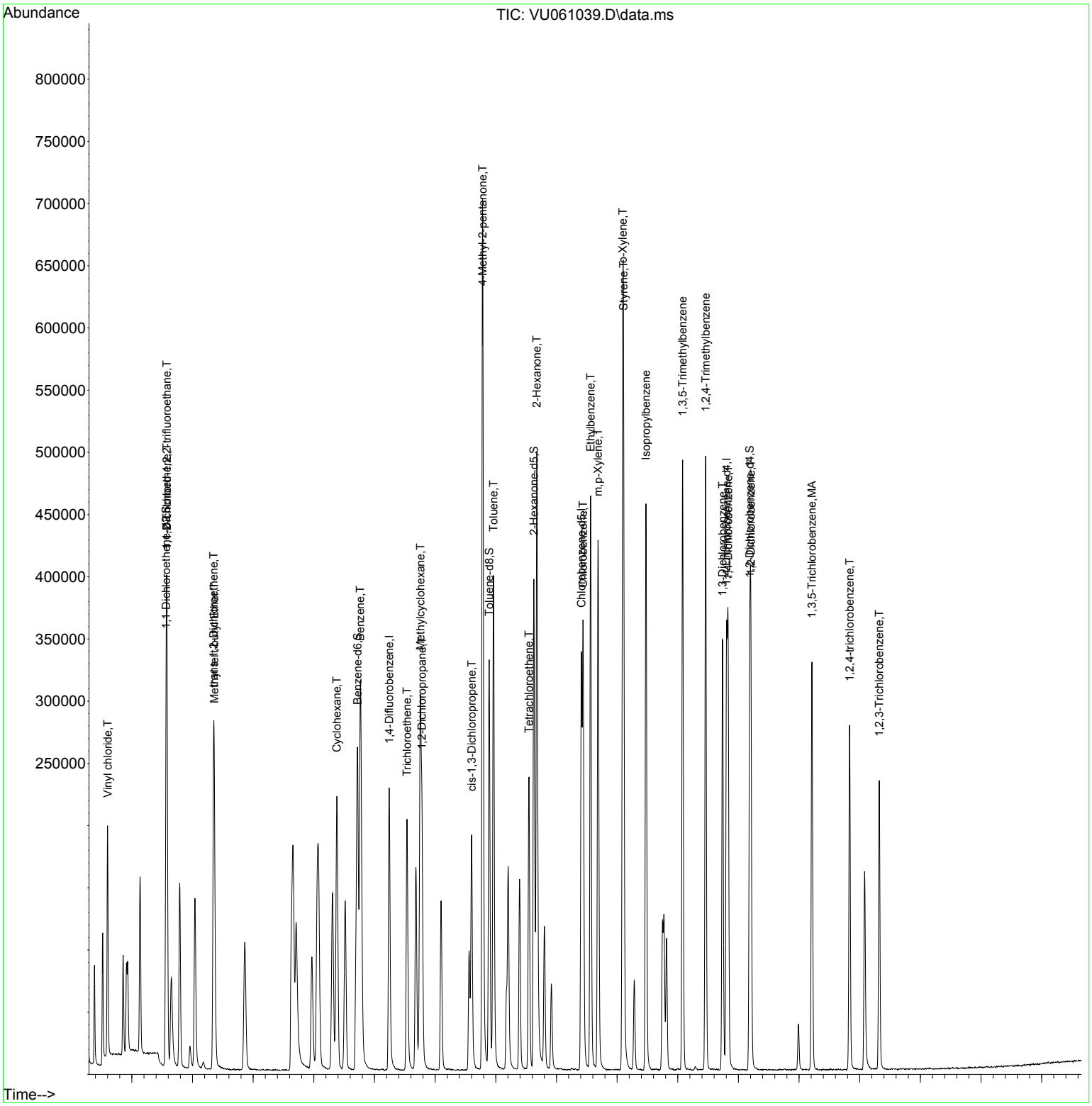

Quantitation Report (QT Reviewed)

Data Path : Z:\voasrv\HPCHEM1\MSVOA_U\Data\VU100124\
Data File : VU061039.D
Acq On : 01 Oct 2024 12:42
Operator : MD/SY
Sample : VSTDCCC005
Misc : 25.0mL/MSVOA_U/WATER
ALS Vial : 10 Sample Multiplier: 1

Instrument :
MSVOA_U
ClientSampleId :
VSTD005097

Quant Time: Oct 02 02:35:17 2024
Quant Method : Z:\voasrv\HPCHEM1\MSVOA_U\Method\SFAMUTR100124WMA.M
Quant Title : TRACE VOA SFAM1.0
QLast Update : Wed Oct 02 02:09:38 2024
Response via : Initial Calibration

Compound	R.T.	QIon	Response	Conc Units	Dev(Min)
Internal Standards					
1) 1,4-Difluorobenzene	6.242	114	184005	5.000 ug/L	0.00
28) Chlorobenzene-d5	9.412	117	172871	5.000 ug/L	0.00
58) 1,4-Dichlorobenzene-d4	11.804	152	82504	5.000 ug/L	0.00
System Monitoring Compounds					
4) Vinyl Chloride-d3	1.596	65	67110	5.101 ug/L	0.00
Spiked Amount 5.000	Range 40 - 130		Recovery = 102.000%		
7) Chloroethane-d5	1.911	69	49549	5.032 ug/L	0.00
Spiked Amount 5.000	Range 65 - 130		Recovery = 100.600%		
11) 1,1-Dichloroethene-d2	2.563	65	29409	5.068 ug/L	0.00
Spiked Amount 5.000	Range 60 - 125		Recovery = 101.400%		
20) 2-Butanone-d5	4.631	46	170832	54.212 ug/L	0.00
Spiked Amount 50.000	Range 40 - 130		Recovery = 108.420%		
24) Chloroform-d	5.055	84	120869	5.213 ug/L	0.00
Spiked Amount 5.000	Range 70 - 125		Recovery = 104.200%		
26) 1,2-Dichloroethane-d4	5.695	65	63521	5.169 ug/L	0.00
Spiked Amount 5.000	Range 70 - 130		Recovery = 103.400%		
32) Benzene-d6	5.721	84	238076	5.223 ug/L	0.00
Spiked Amount 5.000	Range 70 - 125		Recovery = 104.400%		
36) 1,2-Dichloropropane-d6	6.682	67	78840	5.267 ug/L	0.00
Spiked Amount 5.000	Range 60 - 140		Recovery = 105.400%		
41) Toluene-d8	7.891	98	223125	5.237 ug/L	0.00
Spiked Amount 5.000	Range 70 - 130		Recovery = 104.800%		
43) trans-1,3-Dichloroprop...	8.174	79	34065	5.322 ug/L	0.00
Spiked Amount 5.000	Range 55 - 130		Recovery = 106.400%		
46) 2-Hexanone-d5	8.628	63	140675	53.101 ug/L	0.00
Spiked Amount 50.000	Range 45 - 130		Recovery = 106.200%		
56) 1,1,2,2-Tetrachloroeth...	10.746	84	57781	5.263 ug/L	0.00
Spiked Amount 5.000	Range 65 - 120		Recovery = 105.200%		
66) 1,2-Dichlorobenzene-d4	12.187	152	70830	5.369 ug/L	0.00
Spiked Amount 5.000	Range 80 - 120		Recovery = 107.400%		
Target Compounds					Qvalue
2) Dichlorodifluoromethane	1.383	85	47192	5.262 ug/L	99
3) Chloromethane	1.518	50	67864	5.240 ug/L	95
5) Vinyl chloride	1.602	62	70661	5.434 ug/L	96
6) Bromomethane	1.856	94	37048	5.341 ug/L	100
8) Chloroethane	1.933	64	42190	5.349 ug/L	99
9) Trichlorofluoromethane	2.136	101	89784	5.374 ug/L	100
10) 1,1,2-Trichloro-1,2,2-...	2.576	101	58452	5.297 ug/L	95
12) 1,1-Dichloroethene	2.576	96	56253	5.294 ug/L	94
13) Acetone	2.650	43	110992	54.767 ug/L	94
14) Carbon disulfide	2.789	76	194895	5.398 ug/L	99
15) Methyl Acetate	2.959	43	25301	5.127 ug/L	99
16) Methylene chloride	3.039	84	67107	5.501 ug/L	91
17) Methyl tert-butyl Ether	3.358	73	162817	5.355 ug/L #	95
18) trans-1,2-Dichloroethene	3.348	96	62780	5.390 ug/L	91
19) 1,1-Dichloroethane	3.862	63	123488	5.448 ug/L	97
21) 2-Butanone	4.708	43	185227	55.519 ug/L	95
22) cis-1,2-Dichloroethene	4.660	96	69859	5.385 ug/L	93
23) Bromochloromethane	4.968	128	27771	5.319 ug/L #	84
25) Chloroform	5.081	83	122562	5.398 ug/L	97

Quantitation Report (QT Reviewed)

Data Path : Z:\voasrv\HPCHEM1\MSVOA_U\Data\VU100124\
Data File : VU061039.D
Acq On : 01 Oct 2024 12:42
Operator : MD/SY
Sample : VSTDCCC005
Misc : 25.0mL/MSVOA_U/WATER
ALS Vial : 10 Sample Multiplier: 1

Instrument :
MSVOA_U
ClientSampleId :
VSTD005097

Quant Time: Oct 02 02:35:17 2024
Quant Method : Z:\voasrv\HPCHEM1\MSVOA_U\Method\SFAMUTR100124WMA.M
Quant Title : TRACE VOA SFAM1.0
QLast Update : Wed Oct 02 02:09:38 2024
Response via : Initial Calibration

Compound	R.T.	QIon	Response	Conc Units	Dev(Min)
27) 1,2-Dichloroethane	5.788	62	78538	5.252 ug/L	95
29) 1,1,1-Trichloroethane	5.309	97	103852	5.192 ug/L	96
30) Cyclohexane	5.380	56	118200	5.304 ug/L	94
31) Carbon tetrachloride	5.518	117	90649	5.340 ug/L	100
33) Benzene	5.766	78	272530	5.348 ug/L	100
34) Trichloroethene	6.534	95	71693	5.190 ug/L	95
35) Methylcyclohexane	6.756	83	119734	5.367 ug/L	97
37) 1,2-Dichloropropane	6.782	63	72433	5.394 ug/L #	97
38) Bromodichloromethane	7.097	83	90735	5.404 ug/L	97
39) cis-1,3-Dichloropropene	7.602	75	112247	5.331 ug/L	97
40) 4-Methyl-2-pentanone	7.782	43	473626	55.060 ug/L	94
42) Toluene	7.962	91	292148	5.381 ug/L	98
44) trans-1,3-Dichloropropene	8.203	75	93277	5.357 ug/L	98
45) 1,1,2-Trichloroethane	8.393	97	46914	5.271 ug/L	94
47) Tetrachloroethene	8.547	164	48520	5.397 ug/L	95
48) 2-Hexanone	8.676	43	336418	56.410 ug/L	95
49) Dibromochloromethane	8.801	129	56527	5.459 ug/L	96
50) 1,2-Dibromoethane	8.917	107	45605	5.413 ug/L #	97
51) Chlorobenzene	9.441	112	179613	5.431 ug/L	94
52) Ethylbenzene	9.563	91	330131	5.366 ug/L	97
53) m,p-Xylene	9.685	106	120154	5.354 ug/L	86
54) o-Xylene	10.094	106	119731	5.422 ug/L	93
55) Styrene	10.107	104	194914	5.470 ug/L	92
57) 1,1,2,2-Tetrachloroethane	10.772	83	60938	5.449 ug/L	98
59) Bromoform	10.283	173	31193	5.508 ug/L #	97
60) Isopropylbenzene	10.476	105	298711	5.413 ug/L	97
61) 1,2,3-Trichloropropane	10.814	75	43532	5.371 ug/L	98
62) 1,3,5-Trimethylbenzene	11.081	105	265851	5.467 ug/L	98
63) 1,2,4-Trimethylbenzene	11.460	105	265779	5.415 ug/L	98
64) 1,3-Dichlorobenzene	11.740	146	131680	5.567 ug/L	94
65) 1,4-Dichlorobenzene	11.830	146	129729	5.549 ug/L	95
67) 1,2-Dichlorobenzene	12.206	146	121521	5.559 ug/L	97
68) 1,2-Dibromo-3-chloropr...	12.987	75	10191	5.765 ug/L #	77
69) 1,3,5-Trichlorobenzene	13.213	180	94244	5.659 ug/L #	96
70) 1,2,4-trichlorobenzene	13.833	180	78519	6.153 ug/L	95
71) Naphthalene	14.081	128	134387	6.446 ug/L	99
72) 1,2,3-Trichlorobenzene	14.322	180	64332	6.058 ug/L #	96

(#) = qualifier out of range (m) = manual integration (+) = signals summed

Quantitation Report (QT Reviewed)

Data Path : Z:\voasrv\HPCHEM1\MSVOA_U\Data\VU100124\
Data File : VU061062.D
Acq On : 01 Oct 2024 22:42
Operator : MD/SY
Sample : VSTDCCC005EC
Misc : 25.0mL/MSVOA_U/WATER
ALS Vial : 34 Sample Multiplier: 1

Instrument :
MSVOA_U
ClientSampleId :
VSTD005098

Quant Time: Oct 02 02:38:20 2024
Quant Method : Z:\voasrv\HPCHEM1\MSVOA_U\Method\SFAMUTR100124WMA.M
Quant Title : TRACE VOA SFAM1.0
QLast Update : Wed Oct 02 02:09:38 2024
Response via : Initial Calibration

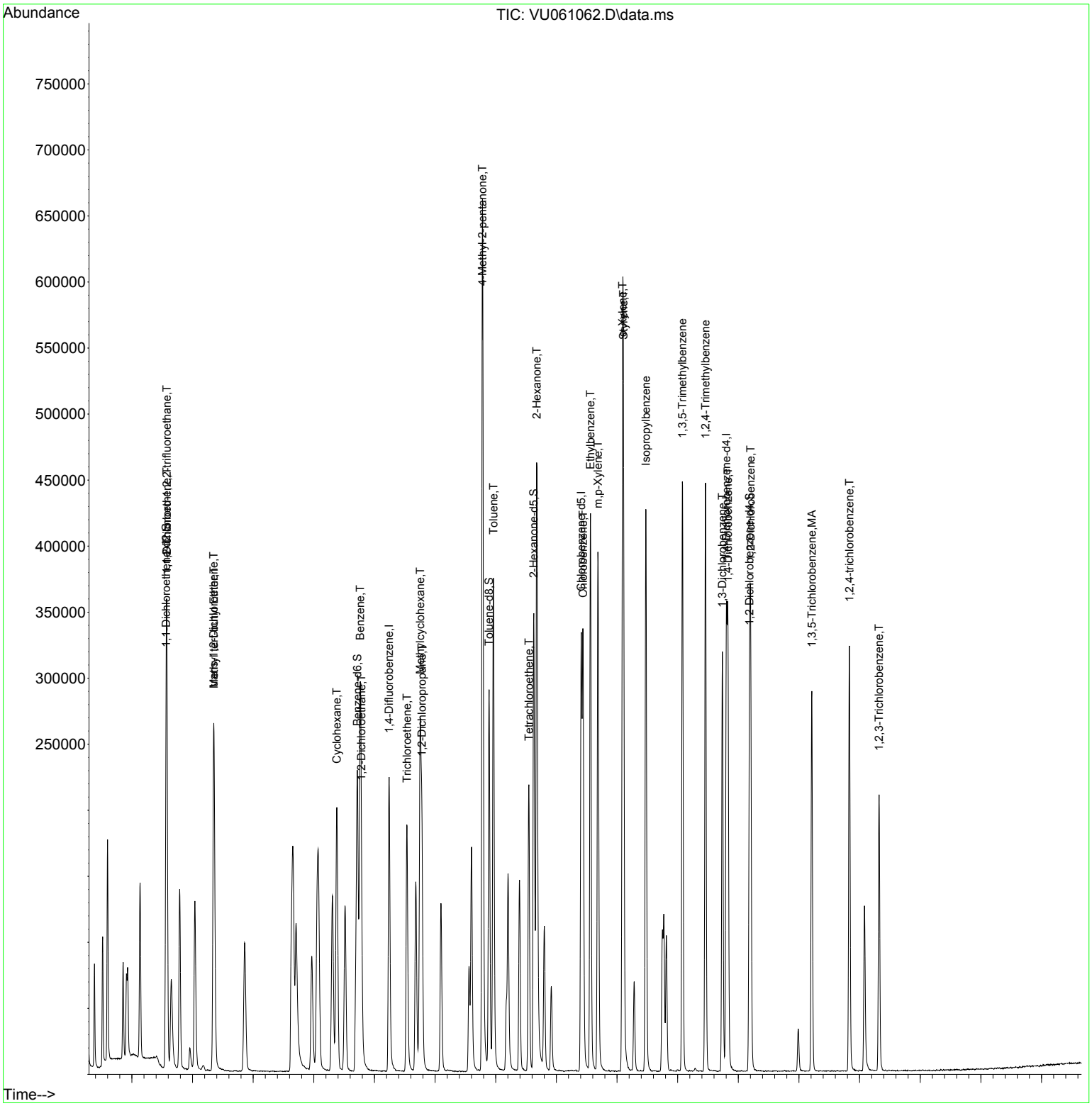

Quantitation Report (QT Reviewed)

Data Path : Z:\voasrv\HPCHEM1\MSVOA_U\Data\VU100124\
Data File : VU061062.D
Acq On : 01 Oct 2024 22:42
Operator : MD/SY
Sample : VSTDCCC005EC
Misc : 25.0mL/MSVOA_U/WATER
ALS Vial : 34 Sample Multiplier: 1

Instrument :
MSVOA_U
ClientSampleId :
VSTD005098

Quant Time: Oct 02 02:38:20 2024
Quant Method : Z:\voasrv\HPCHEM1\MSVOA_U\Method\SFAMUTR100124WMA.M
Quant Title : TRACE VOA SFAM1.0
QLast Update : Wed Oct 02 02:09:38 2024
Response via : Initial Calibration

Compound	R.T.	QIon	Response	Conc	Units	Dev(Min)
Internal Standards						
1) 1,4-Difluorobenzene	6.242	114	180977	5.000	ug/L	0.00
28) Chlorobenzene-d5	9.409	117	171506	5.000	ug/L	0.00
58) 1,4-Dichlorobenzene-d4	11.804	152	82726	5.000	ug/L	0.00
System Monitoring Compounds						
4) Vinyl Chloride-d3	1.595	65	58132	4.493	ug/L	0.00
Spiked Amount 5.000	Range 40 - 130		Recovery = 89.800%			
7) Chloroethane-d5	1.911	69	44037	4.547	ug/L	0.00
Spiked Amount 5.000	Range 65 - 130		Recovery = 91.000%			
11) 1,1-Dichloroethene-d2	2.563	65	25165	4.409	ug/L	0.00
Spiked Amount 5.000	Range 60 - 125		Recovery = 88.200%			
20) 2-Butanone-d5	4.631	46	153208	49.432	ug/L	0.00
Spiked Amount 50.000	Range 40 - 130		Recovery = 98.860%			
24) Chloroform-d	5.055	84	106704	4.679	ug/L	0.00
Spiked Amount 5.000	Range 70 - 125		Recovery = 93.600%			
26) 1,2-Dichloroethane-d4	5.695	65	56886	4.706	ug/L	0.00
Spiked Amount 5.000	Range 70 - 130		Recovery = 94.200%			
32) Benzene-d6	5.718	84	209185	4.626	ug/L	0.00
Spiked Amount 5.000	Range 70 - 125		Recovery = 92.600%			
36) 1,2-Dichloropropane-d6	6.682	67	69063	4.650	ug/L	0.00
Spiked Amount 5.000	Range 60 - 140		Recovery = 93.000%			
41) Toluene-d8	7.891	98	192468	4.553	ug/L	0.00
Spiked Amount 5.000	Range 70 - 130		Recovery = 91.000%			
43) trans-1,3-Dichloroprop...	8.174	79	27756	4.371	ug/L	0.00
Spiked Amount 5.000	Range 55 - 130		Recovery = 87.400%			
46) 2-Hexanone-d5	8.624	63	127511	48.515	ug/L	0.00
Spiked Amount 50.000	Range 45 - 130		Recovery = 97.020%			
56) 1,1,2,2-Tetrachloroeth...	10.746	84	52378	4.809	ug/L	0.00
Spiked Amount 5.000	Range 65 - 120		Recovery = 96.200%			
66) 1,2-Dichlorobenzene-d4	12.183	152	62181	4.701	ug/L	0.00
Spiked Amount 5.000	Range 80 - 120		Recovery = 94.000%			
Target Compounds						Qvalue
2) Dichlorodifluoromethane	1.383	85	44207	5.012	ug/L	99
3) Chloromethane	1.518	50	62277	4.889	ug/L	95
5) Vinyl chloride	1.602	62	64062	5.009	ug/L	99
6) Bromomethane	1.856	94	33305	4.882	ug/L	99
8) Chloroethane	1.930	64	40152	5.176	ug/L	98
9) Trichlorofluoromethane	2.136	101	83784	5.099	ug/L	99
10) 1,1,2-Trichloro-1,2,2-...	2.576	101	53333	4.914	ug/L	95
12) 1,1-Dichloroethene	2.576	96	52634	5.036	ug/L	92
13) Acetone	2.650	43	102469	51.407	ug/L	95
14) Carbon disulfide	2.788	76	178455	5.025	ug/L	99
15) Methyl Acetate	2.956	43	24462	5.040	ug/L	100
16) Methylene chloride	3.039	84	61069	5.090	ug/L	88
17) Methyl tert-butyl Ether	3.354	73	154362	5.162	ug/L #	96
18) trans-1,2-Dichloroethene	3.348	96	57943	5.058	ug/L	94
19) 1,1-Dichloroethane	3.859	63	116560	5.229	ug/L	97
21) 2-Butanone	4.708	43	177298	54.031	ug/L	92
22) cis-1,2-Dichloroethene	4.656	96	65560	5.138	ug/L	94
23) Bromochloromethane	4.965	128	27258	5.308	ug/L #	88
25) Chloroform	5.078	83	114594	5.132	ug/L	97

Quantitation Report (QT Reviewed)

Data Path : Z:\voasrv\HPCHEM1\MSVOA_U\Data\VU100124\
Data File : VU061062.D
Acq On : 01 Oct 2024 22:42
Operator : MD/SY
Sample : VSTDCCC005EC
Misc : 25.0mL/MSVOA_U/WATER
ALS Vial : 34 Sample Multiplier: 1

Instrument :
MSVOA_U
ClientSampleId :
VSTD005098

Quant Time: Oct 02 02:38:20 2024
Quant Method : Z:\voasrv\HPCHEM1\MSVOA_U\Method\SFAMUTR100124WMA.M
Quant Title : TRACE VOA SFAM1.0
QLast Update : Wed Oct 02 02:09:38 2024
Response via : Initial Calibration

Compound	R.T.	QIon	Response	Conc Units	Dev(Min)
27) 1,2-Dichloroethane	5.785	62	77099	5.242 ug/L #	94
29) 1,1,1-Trichloroethane	5.309	97	99213	4.999 ug/L	97
30) Cyclohexane	5.380	56	107553	4.865 ug/L	95
31) Carbon tetrachloride	5.515	117	83678	4.968 ug/L	99
33) Benzene	5.766	78	256296	5.069 ug/L	100
34) Trichloroethene	6.537	95	66334	4.840 ug/L	97
35) Methylcyclohexane	6.756	83	106231	4.800 ug/L	98
37) 1,2-Dichloropropane	6.782	63	67447	5.062 ug/L #	97
38) Bromodichloromethane	7.097	83	83941	5.039 ug/L	99
39) cis-1,3-Dichloropropene	7.602	75	103905	4.974 ug/L	98
40) 4-Methyl-2-pentanone	7.782	43	458437	53.719 ug/L	93
42) Toluene	7.962	91	273962	5.086 ug/L	100
44) trans-1,3-Dichloropropene	8.203	75	84782	4.908 ug/L	98
45) 1,1,2-Trichloroethane	8.393	97	43944	4.977 ug/L	97
47) Tetrachloroethene	8.547	164	44751	5.017 ug/L	96
48) 2-Hexanone	8.676	43	320947	54.244 ug/L	95
49) Dibromochloromethane	8.801	129	53302	5.188 ug/L	97
50) 1,2-Dibromoethane	8.917	107	43792	5.239 ug/L #	97
51) Chlorobenzene	9.441	112	167422	5.103 ug/L	94
52) Ethylbenzene	9.563	91	303735	4.976 ug/L	98
53) m,p-Xylene	9.685	106	111832	5.023 ug/L	88
54) o-Xylene	10.090	106	111488	5.089 ug/L	91
55) Styrene	10.106	104	181985	5.147 ug/L	93
57) 1,1,2,2-Tetrachloroethane	10.772	83	58374	5.261 ug/L	95
59) Bromoform	10.283	173	29077	5.121 ug/L #	95
60) Isopropylbenzene	10.476	105	275249	4.975 ug/L	97
61) 1,2,3-Trichloropropane	10.814	75	41134	5.062 ug/L	98
62) 1,3,5-Trimethylbenzene	11.077	105	243416	4.992 ug/L	98
63) 1,2,4-Trimethylbenzene	11.460	105	246094	5.000 ug/L	97
64) 1,3-Dichlorobenzene	11.737	146	121590	5.127 ug/L	95
65) 1,4-Dichlorobenzene	11.830	146	123445	5.266 ug/L	97
67) 1,2-Dichlorobenzene	12.203	146	113443	5.176 ug/L	97
68) 1,2-Dibromo-3-chloropr...	12.991	75	9305	5.250 ug/L #	81
69) 1,3,5-Trichlorobenzene	13.212	180	81337	4.871 ug/L #	95
70) 1,2,4-trichlorobenzene	13.833	180	91674	7.164 ug/L	96
71) Naphthalene	14.081	128	105861	5.064 ug/L	99
72) 1,2,3-Trichlorobenzene	14.322	180	59805	5.616 ug/L	97

(#) = qualifier out of range (m) = manual integration (+) = signals summed

Quantitation Report (QT Reviewed)

Data Path : Z:\voasrv\HPCHEM1\MSVOA_U\Data\VU100224\
Data File : VU061064.D
Acq On : 02 Oct 2024 09:41
Operator : MD/SY
Sample : VSTDCCC005
Misc : 25.0mL/MSVOA_U/WATER
ALS Vial : 2 Sample Multiplier: 1

Instrument :
MSVOA_U
ClientSampleId :
VSTD005099

Quant Time: Oct 03 06:25:06 2024
Quant Method : Z:\voasrv\HPCHEM1\MSVOA_U\Method\SFAMUTR100124WMA.M
Quant Title : TRACE VOA SFAM1.0
QLast Update : Wed Oct 02 02:09:38 2024
Response via : Initial Calibration

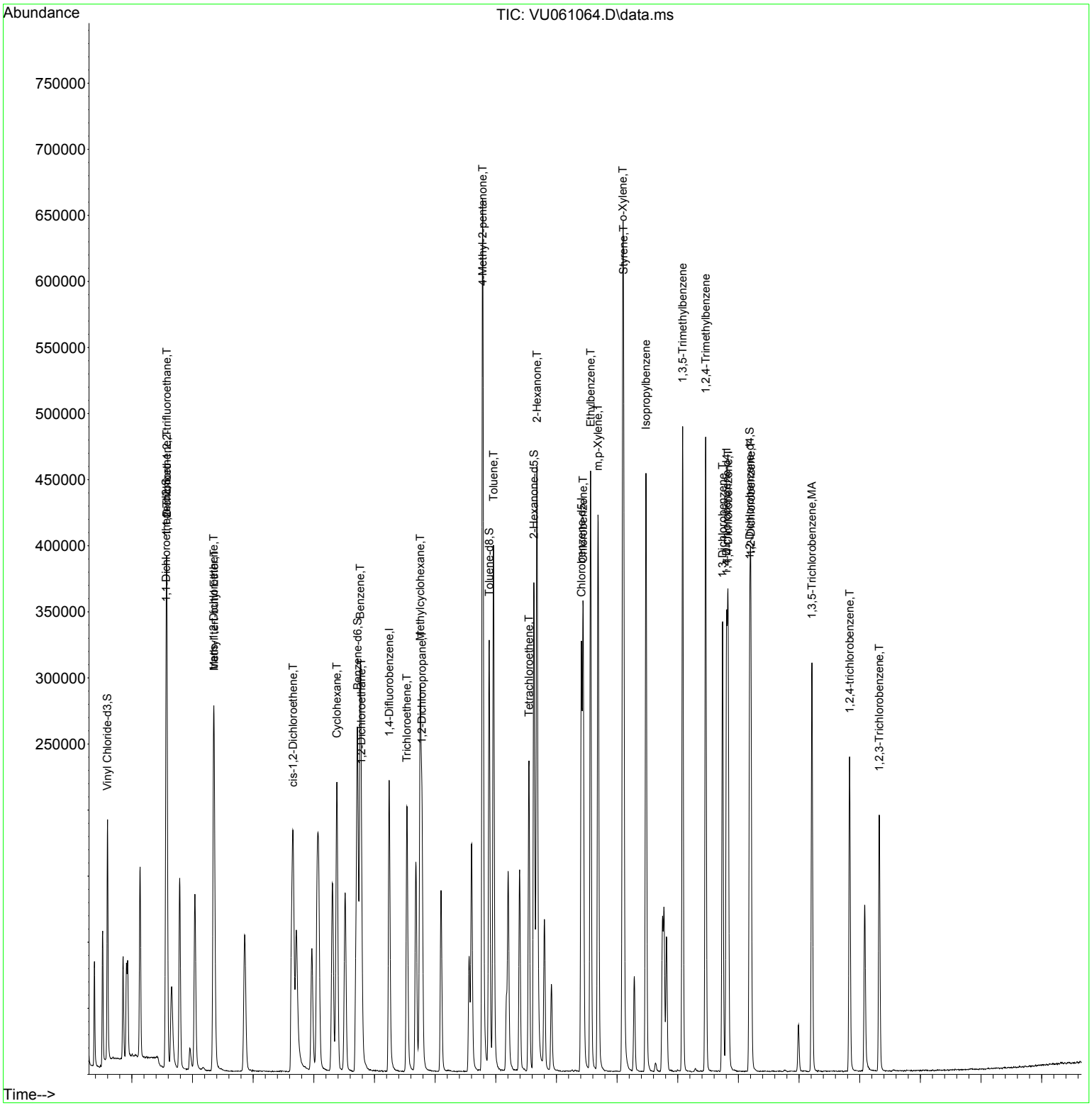

Quantitation Report (QT Reviewed)

Data Path : Z:\voasrv\HPCHEM1\MSVOA_U\Data\VU100224\
Data File : VU061064.D
Acq On : 02 Oct 2024 09:41
Operator : MD/SY
Sample : VSTDCCC005
Misc : 25.0mL/MSVOA_U/WATER
ALS Vial : 2 Sample Multiplier: 1

Instrument :
MSVOA_U
ClientSampleId :
VSTD005099

Quant Time: Oct 03 06:25:06 2024
Quant Method : Z:\voasrv\HPCHEM1\MSVOA_U\Method\SFAMUTR100124WMA.M
Quant Title : TRACE VOA SFAM1.0
QLast Update : Wed Oct 02 02:09:38 2024
Response via : Initial Calibration

Compound	R.T.	QIon	Response	Conc Units	Dev(Min)
Internal Standards					
1) 1,4-Difluorobenzene	6.242	114	178902	5.000 ug/L	0.00
28) Chlorobenzene-d5	9.412	117	168182	5.000 ug/L	0.00
58) 1,4-Dichlorobenzene-d4	11.804	152	79595	5.000 ug/L	0.00
System Monitoring Compounds					
4) Vinyl Chloride-d3	1.596	65	65666	5.134 ug/L	0.00
Spiked Amount 5.000	Range 40 - 130		Recovery = 102.600%		
7) Chloroethane-d5	1.911	69	49501	5.170 ug/L	0.00
Spiked Amount 5.000	Range 65 - 130		Recovery = 103.400%		
11) 1,1-Dichloroethene-d2	2.563	65	28125	4.985 ug/L	0.00
Spiked Amount 5.000	Range 60 - 125		Recovery = 99.600%		
20) 2-Butanone-d5	4.634	46	160475	52.378 ug/L	0.00
Spiked Amount 50.000	Range 40 - 130		Recovery = 104.760%		
24) Chloroform-d	5.055	84	121473	5.389 ug/L	0.00
Spiked Amount 5.000	Range 70 - 125		Recovery = 107.800%		
26) 1,2-Dichloroethane-d4	5.695	65	62248	5.210 ug/L	0.00
Spiked Amount 5.000	Range 70 - 130		Recovery = 104.200%		
32) Benzene-d6	5.721	84	236606	5.336 ug/L	0.00
Spiked Amount 5.000	Range 70 - 125		Recovery = 106.800%		
36) 1,2-Dichloropropane-d6	6.682	67	76568	5.258 ug/L	0.00
Spiked Amount 5.000	Range 60 - 140		Recovery = 105.200%		
41) Toluene-d8	7.891	98	219429	5.294 ug/L	0.00
Spiked Amount 5.000	Range 70 - 130		Recovery = 105.800%		
43) trans-1,3-Dichloroprop...	8.174	79	30008	4.819 ug/L	0.00
Spiked Amount 5.000	Range 55 - 130		Recovery = 96.400%		
46) 2-Hexanone-d5	8.628	63	134112	52.035 ug/L	0.00
Spiked Amount 50.000	Range 45 - 130		Recovery = 104.060%		
56) 1,1,2,2-Tetrachloroeth...	10.746	84	57002	5.337 ug/L	0.00
Spiked Amount 5.000	Range 65 - 120		Recovery = 106.800%		
66) 1,2-Dichlorobenzene-d4	12.187	152	69313	5.446 ug/L	0.00
Spiked Amount 5.000	Range 80 - 120		Recovery = 109.000%		
Target Compounds					Qvalue
2) Dichlorodifluoromethane	1.383	85	46520	5.335 ug/L	98
3) Chloromethane	1.518	50	66128	5.251 ug/L	97
5) Vinyl chloride	1.602	62	69018	5.459 ug/L	97
6) Bromomethane	1.856	94	34779	5.157 ug/L	99
8) Chloroethane	1.930	64	42892	5.594 ug/L	98
9) Trichlorofluoromethane	2.136	101	90031	5.543 ug/L	99
10) 1,1,2-Trichloro-1,2,2-...	2.576	101	58122	5.417 ug/L	95
12) 1,1-Dichloroethene	2.576	96	57063	5.524 ug/L	93
13) Acetone	2.653	43	100897	51.206 ug/L	99
14) Carbon disulfide	2.789	76	188148	5.359 ug/L	99
15) Methyl Acetate	2.959	43	24298	5.065 ug/L	98
16) Methylene chloride	3.039	84	65557	5.528 ug/L	91
17) Methyl tert-butyl Ether	3.354	73	161353	5.458 ug/L #	95
18) trans-1,2-Dichloroethene	3.348	96	61886	5.465 ug/L	91
19) 1,1-Dichloroethane	3.859	63	121676	5.521 ug/L	98
21) 2-Butanone	4.711	43	172022	53.031 ug/L	95
22) cis-1,2-Dichloroethene	4.657	96	69649	5.522 ug/L	94
23) Bromochloromethane	4.969	128	28420	5.598 ug/L #	86
25) Chloroform	5.078	83	123751	5.606 ug/L	98

Quantitation Report (QT Reviewed)

Data Path : Z:\voasrv\HPCHEM1\MSVOA_U\Data\VU100224\
Data File : VU061064.D
Acq On : 02 Oct 2024 09:41
Operator : MD/SY
Sample : VSTDCCC005
Misc : 25.0mL/MSVOA_U/WATER
ALS Vial : 2 Sample Multiplier: 1

Instrument :
MSVOA_U
ClientSampleId :
VSTD005099

Quant Time: Oct 03 06:25:06 2024
Quant Method : Z:\voasrv\HPCHEM1\MSVOA_U\Method\SFAMUTR100124WMA.M
Quant Title : TRACE VOA SFAM1.0
QLast Update : Wed Oct 02 02:09:38 2024
Response via : Initial Calibration

Compound	R.T.	QIon	Response	Conc Units	Dev(Min)
27) 1,2-Dichloroethane	5.785	62	80079	5.507 ug/L	95
29) 1,1,1-Trichloroethane	5.309	97	105934	5.443 ug/L	97
30) Cyclohexane	5.380	56	117246	5.408 ug/L	94
31) Carbon tetrachloride	5.515	117	90785	5.497 ug/L	100
33) Benzene	5.766	78	272002	5.486 ug/L	100
34) Trichloroethene	6.534	95	72297	5.379 ug/L	94
35) Methylcyclohexane	6.756	83	112862	5.200 ug/L	97
37) 1,2-Dichloropropane	6.782	63	72742	5.568 ug/L #	98
38) Bromodichloromethane	7.097	83	88896	5.442 ug/L	99
39) cis-1,3-Dichloropropene	7.602	75	103764	5.065 ug/L	96
40) 4-Methyl-2-pentanone	7.782	43	455050	54.376 ug/L	94
42) Toluene	7.962	91	288687	5.466 ug/L	99
44) trans-1,3-Dichloropropene	8.203	75	85460	5.045 ug/L	99
45) 1,1,2-Trichloroethane	8.393	97	47112	5.441 ug/L	96
47) Tetrachloroethene	8.547	164	48487	5.543 ug/L	95
48) 2-Hexanone	8.679	43	315487	54.375 ug/L	94
49) Dibromochloromethane	8.801	129	57418	5.699 ug/L	96
50) 1,2-Dibromoethane	8.917	107	44913	5.479 ug/L #	99
51) Chlorobenzene	9.441	112	178085	5.535 ug/L	93
52) Ethylbenzene	9.563	91	328483	5.488 ug/L	99
53) m,p-Xylene	9.685	106	119397	5.468 ug/L	91
54) o-Xylene	10.094	106	117704	5.479 ug/L	91
55) Styrene	10.107	104	191579	5.526 ug/L	90
57) 1,1,2,2-Tetrachloroethane	10.775	83	59808	5.497 ug/L	98
59) Bromoform	10.283	173	30922	5.660 ug/L	98
60) Isopropylbenzene	10.476	105	294674	5.536 ug/L	97
61) 1,2,3-Trichloropropane	10.814	75	42344	5.415 ug/L	99
62) 1,3,5-Trimethylbenzene	11.081	105	258012	5.500 ug/L	98
63) 1,2,4-Trimethylbenzene	11.460	105	262459	5.543 ug/L	96
64) 1,3-Dichlorobenzene	11.740	146	129884	5.692 ug/L	95
65) 1,4-Dichlorobenzene	11.830	146	126284	5.599 ug/L	97
67) 1,2-Dichlorobenzene	12.206	146	119635	5.673 ug/L	96
68) 1,2-Dibromo-3-chloropr...	12.991	75	9557	5.604 ug/L #	80
69) 1,3,5-Trichlorobenzene	13.213	180	88010	5.478 ug/L	97
70) 1,2,4-trichlorobenzene	13.833	180	68984	5.603 ug/L	97
71) Naphthalene	14.084	128	108544	5.397 ug/L	99
72) 1,2,3-Trichlorobenzene	14.322	180	56233	5.488 ug/L	95

(#) = qualifier out of range (m) = manual integration (+) = signals summed

Quantitation Report (QT Reviewed)

Data Path : Z:\voasrv\HPCHEM1\MSVOA_U\Data\VU100224\
Data File : VU061080.D
Acq On : 02 Oct 2024 16:47
Operator : MD/SY
Sample : VSTDCCC005EC
Misc : 25.0mL/MSVOA_U/WATER
ALS Vial : 19 Sample Multiplier: 1

Instrument :
MSVOA_U
ClientSampleId :
VSTD005100

Quant Time: Oct 03 06:32:14 2024
Quant Method : Z:\voasrv\HPCHEM1\MSVOA_U\Method\SFAMUTR100124WMA.M
Quant Title : TRACE VOA SFAM1.0
QLast Update : Thu Oct 03 06:26:52 2024
Response via : Initial Calibration

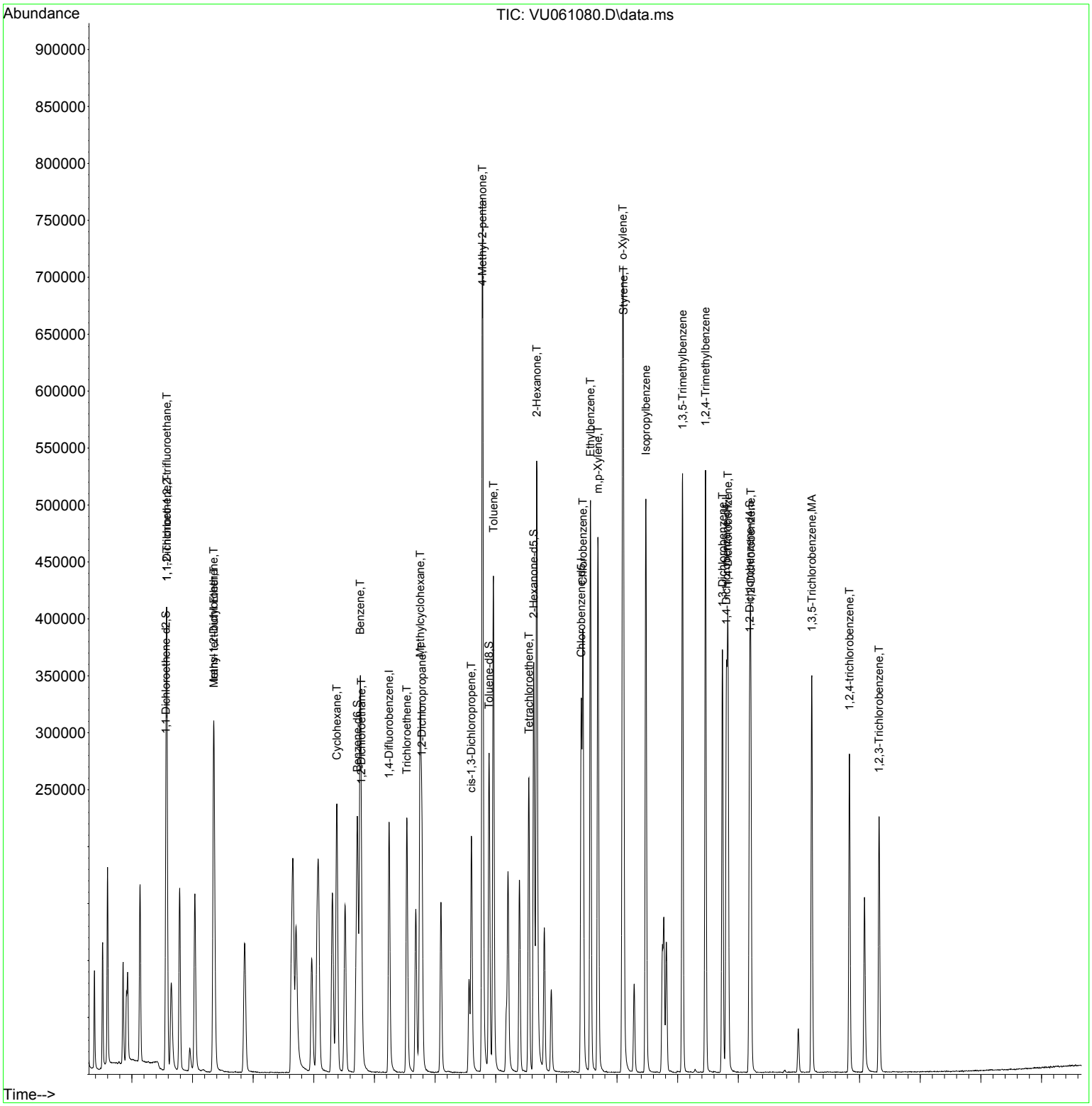

Quantitation Report (QT Reviewed)

Data Path : Z:\voasrv\HPCHEM1\MSVOA_U\Data\VU100224\
Data File : VU061080.D
Acq On : 02 Oct 2024 16:47
Operator : MD/SY
Sample : VSTDCCC005EC
Misc : 25.0mL/MSVOA_U/WATER
ALS Vial : 19 Sample Multiplier: 1

Instrument :
MSVOA_U
ClientSampleId :
VSTD005100

Quant Time: Oct 03 06:32:14 2024
Quant Method : Z:\voasrv\HPCHEM1\MSVOA_U\Method\SFAMUTR100124WMA.M
Quant Title : TRACE VOA SFAM1.0
QLast Update : Thu Oct 03 06:26:52 2024
Response via : Initial Calibration

Compound	R.T.	QIon	Response	Conc	Units	Dev(Min)
Internal Standards						
1) 1,4-Difluorobenzene	6.241	114	178685	5.000	ug/L	0.00
28) Chlorobenzene-d5	9.409	117	167708	5.000	ug/L	0.00
58) 1,4-Dichlorobenzene-d4	11.804	152	81150	5.000	ug/L	0.00
System Monitoring Compounds						
4) Vinyl Chloride-d3	1.595	65	51982	4.069	ug/L	0.00
Spiked Amount 5.000	Range 40 - 130		Recovery = 81.400%			
7) Chloroethane-d5	1.910	69	41116	4.300	ug/L	0.00
Spiked Amount 5.000	Range 65 - 130		Recovery = 86.000%			
11) 1,1-Dichloroethene-d2	2.560	65	23604	4.188	ug/L	0.00
Spiked Amount 5.000	Range 60 - 125		Recovery = 83.800%			
20) 2-Butanone-d5	4.631	46	155626	50.857	ug/L	0.00
Spiked Amount 50.000	Range 40 - 130		Recovery = 101.720%			
24) Chloroform-d	5.055	84	107373	4.769	ug/L	0.00
Spiked Amount 5.000	Range 70 - 125		Recovery = 95.400%			
26) 1,2-Dichloroethane-d4	5.695	65	55888	4.683	ug/L	0.00
Spiked Amount 5.000	Range 70 - 130		Recovery = 93.600%			
32) Benzene-d6	5.717	84	203154	4.594	ug/L	0.00
Spiked Amount 5.000	Range 70 - 125		Recovery = 91.800%			
36) 1,2-Dichloropropane-d6	6.682	67	68868	4.742	ug/L	0.00
Spiked Amount 5.000	Range 60 - 140		Recovery = 94.800%			
41) Toluene-d8	7.891	98	185538	4.489	ug/L	0.00
Spiked Amount 5.000	Range 70 - 130		Recovery = 89.800%			
43) trans-1,3-Dichloroprop...	8.174	79	28824	4.642	ug/L	0.00
Spiked Amount 5.000	Range 55 - 130		Recovery = 92.800%			
46) 2-Hexanone-d5	8.627	63	129524	50.397	ug/L	0.00
Spiked Amount 50.000	Range 45 - 130		Recovery = 100.800%			
56) 1,1,2,2-Tetrachloroeth...	10.746	84	53299	5.005	ug/L	0.00
Spiked Amount 5.000	Range 65 - 120		Recovery = 100.000%			
66) 1,2-Dichlorobenzene-d4	12.187	152	63083	4.862	ug/L	0.00
Spiked Amount 5.000	Range 80 - 120		Recovery = 97.200%			
Target Compounds						Qvalue
2) Dichlorodifluoromethane	1.383	85	51291	5.889	ug/L	99
3) Chloromethane	1.518	50	72671	5.778	ug/L	98
5) Vinyl chloride	1.602	62	75506	5.980	ug/L	97
6) Bromomethane	1.856	94	40571	6.024	ug/L	97
8) Chloroethane	1.930	64	46677	6.094	ug/L	98
9) Trichlorofluoromethane	2.136	101	99566	6.137	ug/L	100
10) 1,1,2-Trichloro-1,2,2-...	2.576	101	64847	6.051	ug/L	95
12) 1,1-Dichloroethene	2.576	96	62795	6.086	ug/L	88
13) Acetone	2.650	43	116374	59.132	ug/L	96
14) Carbon disulfide	2.788	76	208611	5.949	ug/L	99
15) Methyl Acetate	2.955	43	28871	6.025	ug/L	99
16) Methylene chloride	3.039	84	74575	6.296	ug/L	91
17) Methyl tert-butyl Ether	3.354	73	180399	6.110	ug/L #	96
18) trans-1,2-Dichloroethene	3.348	96	68477	6.054	ug/L	93
19) 1,1-Dichloroethane	3.859	63	134832	6.126	ug/L	98
21) 2-Butanone	4.708	43	201246	62.116	ug/L	92
22) cis-1,2-Dichloroethene	4.660	96	75902	6.025	ug/L	94
23) Bromochloromethane	4.965	128	31650	6.242	ug/L #	88
25) Chloroform	5.078	83	134592	6.104	ug/L	98

Quantitation Report (QT Reviewed)

Data Path : Z:\voasrv\HPCHEM1\MSVOA_U\Data\VU100224\
Data File : VU061080.D
Acq On : 02 Oct 2024 16:47
Operator : MD/SY
Sample : VSTDCCC005EC
Misc : 25.0mL/MSVOA_U/WATER
ALS Vial : 19 Sample Multiplier: 1

Instrument :
MSVOA_U
ClientSampleId :
VSTD005100

Quant Time: Oct 03 06:32:14 2024
Quant Method : Z:\voasrv\HPCHEM1\MSVOA_U\Method\SFAMUTR100124WMA.M
Quant Title : TRACE VOA SFAM1.0
QLast Update : Thu Oct 03 06:26:52 2024
Response via : Initial Calibration

Compound	R.T.	QIon	Response	Conc Units	Dev(Min)
27) 1,2-Dichloroethane	5.785	62	87643	6.035 ug/L	95
29) 1,1,1-Trichloroethane	5.306	97	114786	5.915 ug/L	96
30) Cyclohexane	5.380	56	127431	5.894 ug/L	94
31) Carbon tetrachloride	5.515	117	98621	5.988 ug/L	100
33) Benzene	5.766	78	301689	6.102 ug/L	100
34) Trichloroethene	6.534	95	78957	5.891 ug/L	96
35) Methylcyclohexane	6.756	83	128291	5.928 ug/L	98
37) 1,2-Dichloropropane	6.782	63	79175	6.077 ug/L #	97
38) Bromodichloromethane	7.097	83	98801	6.066 ug/L	98
39) cis-1,3-Dichloropropene	7.598	75	123676	6.054 ug/L	99
40) 4-Methyl-2-pentanone	7.782	43	516715	61.919 ug/L	94
42) Toluene	7.962	91	318155	6.041 ug/L	98
44) trans-1,3-Dichloropropene	8.203	75	100395	5.943 ug/L	97
45) 1,1,2-Trichloroethane	8.389	97	51876	6.008 ug/L	99
47) Tetrachloroethene	8.547	164	53648	6.151 ug/L	96
48) 2-Hexanone	8.675	43	366346	63.320 ug/L	95
49) Dibromochloromethane	8.801	129	62741	6.245 ug/L	96
50) 1,2-Dibromoethane	8.917	107	50315	6.156 ug/L #	99
51) Chlorobenzene	9.438	112	196810	6.135 ug/L	94
52) Ethylbenzene	9.563	91	361306	6.053 ug/L	97
53) m,p-Xylene	9.685	106	130924	6.013 ug/L	92
54) o-Xylene	10.093	106	130874	6.110 ug/L	92
55) Styrene	10.106	104	213366	6.172 ug/L	92
57) 1,1,2,2-Tetrachloroethane	10.772	83	67081	6.182 ug/L	95
59) Bromoform	10.283	173	33379	5.993 ug/L #	99
60) Isopropylbenzene	10.476	105	325503	5.997 ug/L	97
61) 1,2,3-Trichloropropane	10.814	75	47532	5.962 ug/L	98
62) 1,3,5-Trimethylbenzene	11.081	105	285046	5.960 ug/L	98
63) 1,2,4-Trimethylbenzene	11.460	105	288044	5.966 ug/L	97
64) 1,3-Dichlorobenzene	11.740	146	145705	6.263 ug/L	96
65) 1,4-Dichlorobenzene	11.830	146	142422	6.193 ug/L	95
67) 1,2-Dichlorobenzene	12.206	146	130993	6.093 ug/L	97
68) 1,2-Dibromo-3-chloropr...	12.987	75	10575	6.082 ug/L #	77
69) 1,3,5-Trichlorobenzene	13.212	180	98736	6.028 ug/L #	96
70) 1,2,4-trichlorobenzene	13.833	180	79105	6.302 ug/L	96
71) Naphthalene	14.080	128	128200	6.252 ug/L	99
72) 1,2,3-Trichlorobenzene	14.322	180	63360	6.066 ug/L	97

(#) = qualifier out of range (m) = manual integration (+) = signals summed

BFB

Data Path : Z:\voasrv\HPCHEM1\MSVOA_U\Data\VU100124\
Data File : VU061032.D
Acq On : 01 Oct 2024 08:55
Operator : MD/SY
Sample : BFB008
Misc : 25.0mL/MSVOA_U/WATER
ALS Vial : 1 Sample Multiplier: 1

Instrument :
MSVOA_U
ClientSampleId :
BFB008

Integration File: rteint.p

Method : Z:\voasrv\HPCHEM1\MSVOA_U\Method\SFAMUTR100124WMA.M
Title : TRACE VOA SFAM1.0
Last Update : Wed Oct 02 02:09:38 2024

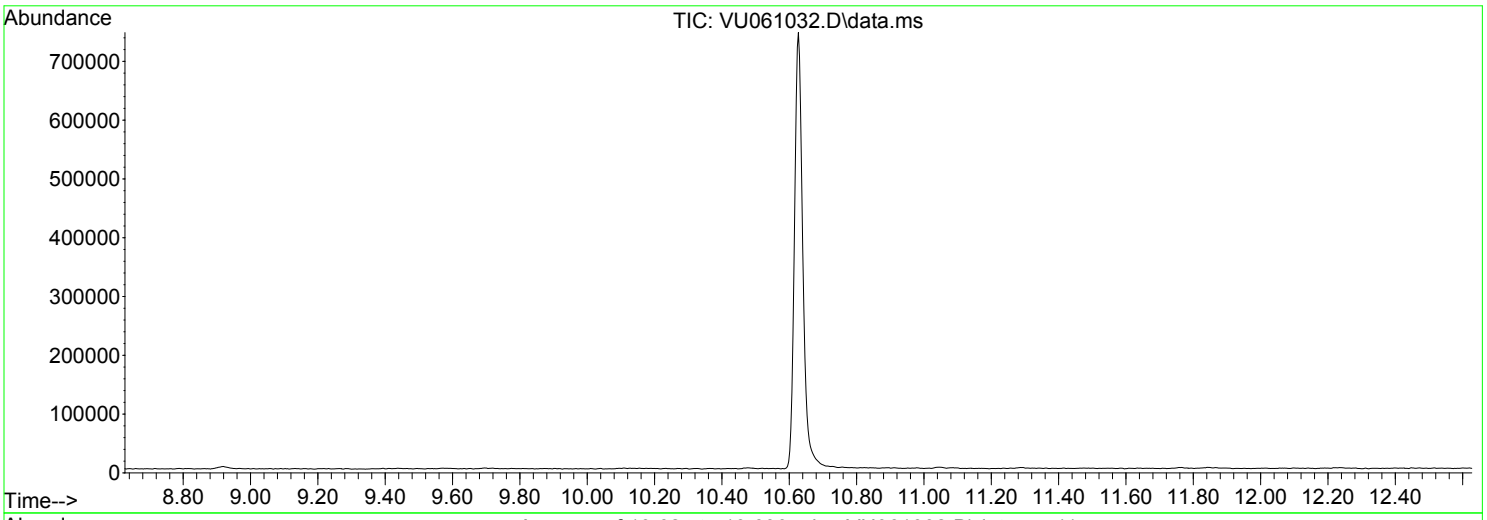

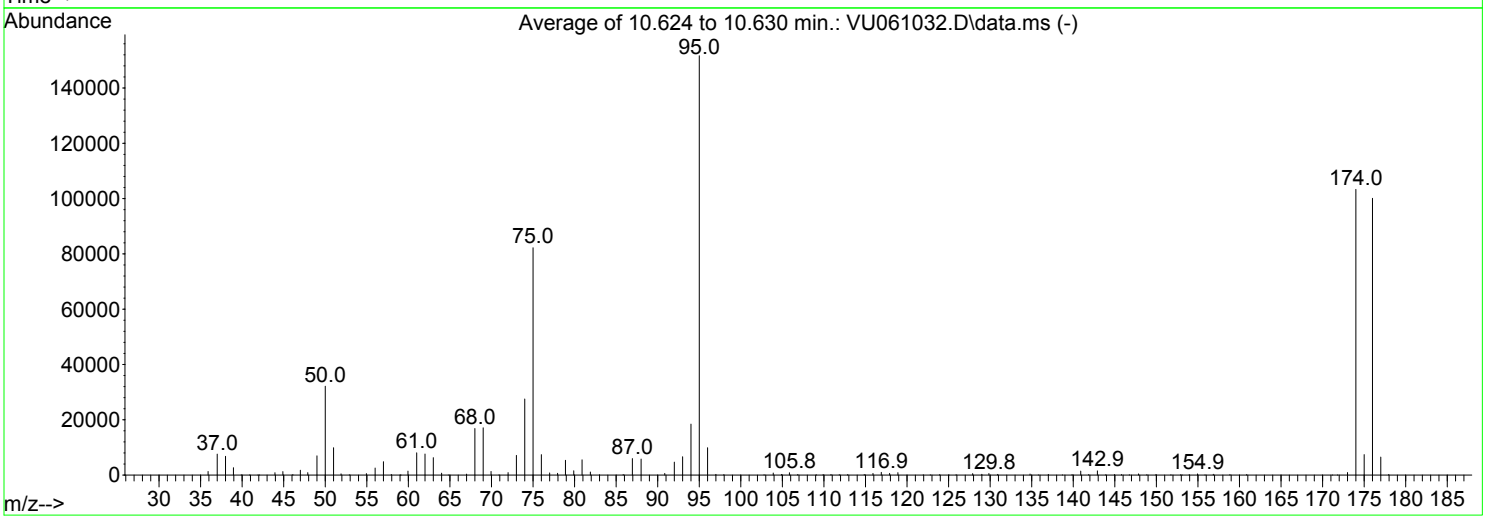

AutoFind: Scans 2903, 2904, 2905; Background Corrected with Scan 2887

Target Mass	Rel. to Mass	Lower Limit%	Upper Limit%	Rel. Abn%	Raw Abn	Result Pass/Fail
50	95	15	40	21.2	32131	PASS
75	95	30	80	54.2	82235	PASS
95	95	100	100	100.0	151676	PASS
96	95	5	9	6.5	9908	PASS
173	174	0.00	2	0.9	930	PASS
174	95	50	120	68.1	103331	PASS
175	174	5	9	7.2	7423	PASS
176	174	95	101	96.9	100112	PASS
177	176	5	9	6.5	6516	PASS

Scan 2887 (10.573 min): VU061032.D\data.ms
BFB008

m/z	Abundance
36.00	158.0
38.00	129.0
39.00	269.0
39.90	193.0
41.00	398.0
42.00	138.0
42.90	477.0
44.00	1298.0
44.90	102.0
53.90	148.0
54.90	302.0
56.00	247.0
57.00	294.0
58.00	203.0
59.00	159.0
67.00	183.0
68.00	107.0
69.00	247.0
69.90	135.0
70.90	214.0
77.00	106.0
79.00	153.0
81.10	125.0
81.90	146.0
83.00	198.0
83.90	125.0
85.00	113.0
90.80	127.0
95.00	132.0
96.00	175.0
97.00	149.0
239.20	107.0

Instrument :
MSVOA_U
ClientSampleId :
BFB008

Scan 2903 (10.624 min): VU061032.D\data.ms
BFB008

Instrument :
MSVOA_U
ClientSampleId :
BFB008

m/z	Abundance
35.90	1406.0
37.00	7653.0
38.00	7077.0
39.00	2956.0
39.90	294.0
40.90	446.0
41.90	154.0
42.10	153.0
43.00	453.0
43.90	2159.0
45.00	1397.0
46.10	176.0
47.00	1772.0
47.90	899.0
49.00	6812.0
50.00	32528.0
51.00	10074.0
51.90	425.0
52.90	116.0
54.10	122.0
55.00	834.0
56.00	2837.0
57.00	5152.0
58.00	402.0
59.00	181.0
59.90	1409.0
61.00	8227.0
62.00	7588.0
63.00	6282.0
64.00	715.0
67.00	549.0
68.00	17016.0
69.00	17576.0
70.00	1475.0
70.90	278.0
72.00	823.0
73.00	7134.0
74.00	27304.0
75.00	82928.0
76.00	7760.0
77.00	878.0
77.90	620.0
78.90	5560.0
79.90	1582.0
80.90	5722.0
81.90	1241.0
83.00	314.0
84.00	103.0
85.90	218.0
87.00	5923.0
88.00	5527.0
90.90	777.0
92.00	4686.0
93.00	6665.0
94.00	18512.0
95.00	152128.0
96.00	10238.0
97.00	395.0
98.00	122.0
102.80	122.0
103.90	703.0
104.90	249.0
105.80	843.0
106.90	241.0
109.10	151.0
109.90	162.0
110.80	221.0
112.00	155.0
112.80	172.0
114.90	221.0
115.90	592.0
116.90	1078.0
117.90	624.0
118.90	866.0
122.80	103.0
123.90	153.0
125.00	105.0
125.90	136.0
127.90	529.0
129.00	297.0
129.90	586.0
130.90	265.0
134.80	368.0
135.80	115.0
137.00	259.0
139.90	149.0
140.90	1465.0
141.90	180.0
142.90	1493.0
143.90	115.0
144.90	188.0
145.80	186.0

146.70	138.0
147.80	438.0
148.80	138.0
150.00	224.0
151.70	111.0
152.90	158.0
153.90	137.0
155.00	376.0
156.80	259.0
158.90	201.0
160.90	182.0
171.20	116.0
171.80	151.0
173.00	904.0
174.00	100496.0
175.00	7317.0
176.00	98008.0
177.00	6388.0
178.00	185.0

Instrument :
MSVOA_U
ClientSampleId :
BFB008

Scan 2904 (10.627 min): VU061032.D\data.ms
BFB008

Instrument :
MSVOA_U
ClientSampleId :
BFB008

m/z	Abundance
35.90	1507.0
37.00	7848.0
38.00	7136.0
39.00	3031.0
39.90	289.0
40.90	466.0
41.90	173.0
43.00	428.0
44.00	2195.0
45.00	1415.0
46.10	193.0
47.00	1813.0
47.90	908.0
49.00	7153.0
50.00	33128.0
51.00	10169.0
51.90	468.0
52.90	117.0
54.10	109.0
55.00	860.0
56.00	2864.0
57.00	5344.0
58.00	434.0
59.10	159.0
60.00	1513.0
61.00	8339.0
62.00	7883.0
63.00	6525.0
64.00	720.0
67.00	544.0
68.00	17480.0
69.00	17864.0
70.00	1485.0
70.90	279.0
72.00	932.0
73.00	7342.0
74.00	28352.0
75.00	84704.0
76.00	7623.0
77.00	912.0
78.00	661.0
78.90	5663.0
79.90	1583.0
80.90	5841.0
81.90	1295.0
83.00	277.0
84.00	114.0
85.10	116.0
85.80	224.0
86.90	6114.0
88.00	5987.0
90.90	750.0
92.00	4815.0
93.00	6822.0
94.00	19048.0
95.00	156352.0
96.00	10336.0
97.00	429.0
97.90	141.0
102.80	141.0
103.90	768.0
104.90	244.0
105.90	869.0
106.80	231.0
109.10	127.0
109.90	178.0
110.90	220.0
111.80	151.0
112.80	177.0
114.80	215.0
115.90	611.0
116.90	1010.0
117.90	620.0
118.90	930.0
121.90	109.0
122.80	108.0
123.90	139.0
125.10	105.0
125.90	133.0
127.90	575.0
129.00	313.0
129.90	567.0
130.90	271.0
134.80	400.0
135.80	113.0
137.00	239.0
138.70	107.0
139.80	162.0
140.90	1492.0
141.80	181.0
142.90	1581.0
143.90	117.0

144.90	173.0
145.80	212.0
146.70	133.0
147.90	468.0
148.80	144.0
150.00	219.0
151.80	125.0
152.90	158.0
154.00	160.0
154.90	455.0
155.80	102.0
156.90	303.0
158.80	190.0
160.80	179.0
173.00	956.0
174.00	106696.0
175.00	7644.0
176.00	103128.0
177.00	6698.0
178.00	190.0

Instrument :
MSVOA_U
ClientSampleId :
BFB008

Scan 2905 (10.630 min): VU061032.D\data.ms
BFB008

Instrument :
MSVOA_U
ClientSampleId :
BFB008

m/z	Abundance
35.90	1467.0
37.00	7294.0
38.00	6538.0
38.90	2867.0
39.90	294.0
40.90	469.0
41.90	182.0
43.00	450.0
44.00	2161.0
44.90	1310.0
46.10	196.0
47.00	1695.0
47.90	858.0
49.00	6957.0
50.00	30736.0
51.00	9451.0
51.90	462.0
52.90	112.0
55.00	821.0
56.00	2682.0
57.00	4937.0
57.90	416.0
59.10	150.0
60.00	1418.0
61.00	7620.0
62.00	7378.0
63.00	6086.0
64.00	643.0
64.80	111.0
67.00	513.0
68.00	16347.0
69.00	16632.0
70.00	1442.0
70.90	254.0
72.00	945.0
73.00	6864.0
74.00	26880.0
75.00	79072.0
76.00	6830.0
77.00	884.0
78.00	652.0
78.90	5295.0
79.90	1516.0
80.90	5413.0
81.90	1242.0
83.00	253.0
84.00	126.0
85.00	149.0
85.80	192.0
86.90	5893.0
88.00	5877.0
90.90	673.0
92.00	4546.0
93.00	6436.0
94.00	17768.0
95.00	146944.0
96.00	9675.0
97.00	434.0
98.00	148.0
102.80	136.0
103.90	769.0
104.90	242.0
105.90	838.0
106.80	213.0
109.90	185.0
110.90	233.0
111.80	152.0
112.90	181.0
114.80	212.0
115.90	626.0
116.90	889.0
117.90	597.0
118.90	889.0
122.00	113.0
122.80	100.0
123.90	127.0
125.90	116.0
127.90	534.0
129.00	311.0
129.80	559.0
130.90	269.0
134.80	372.0
137.00	243.0
138.70	104.0
139.80	155.0
140.90	1362.0
141.80	180.0
142.90	1506.0
143.90	118.0
145.00	161.0
145.80	218.0
146.80	129.0

147.90	429.0
148.90	140.0
149.90	190.0
151.80	131.0
153.10	147.0
154.00	172.0
154.90	485.0
155.90	113.0
156.90	314.0
158.80	188.0
160.80	189.0
173.00	930.0
174.00	102800.0
175.00	7309.0
176.00	99200.0
177.00	6462.0
177.90	181.0

Instrument :
MSVOA_U
ClientSampleId :
BFB008

BFB

Data Path : Z:\voasrv\HPCHEM1\MSVOA_U\Data\VU100224\
Data File : VU061063.D
Acq On : 02 Oct 2024 09:13
Operator : MD/SY
Sample : BFB009
Misc : 25.0mL/MSVOA_U/WATER
ALS Vial : 1 Sample Multiplier: 1

Instrument :
MSVOA_U
ClientSampleId :
BFB009

Integration File: rteint.p

Method : Z:\voasrv\HPCHEM1\MSVOA_U\Method\SFAMUTR100124WMA.M
Title : TRACE VOA SFAM1.0
Last Update : Thu Oct 03 06:26:52 2024

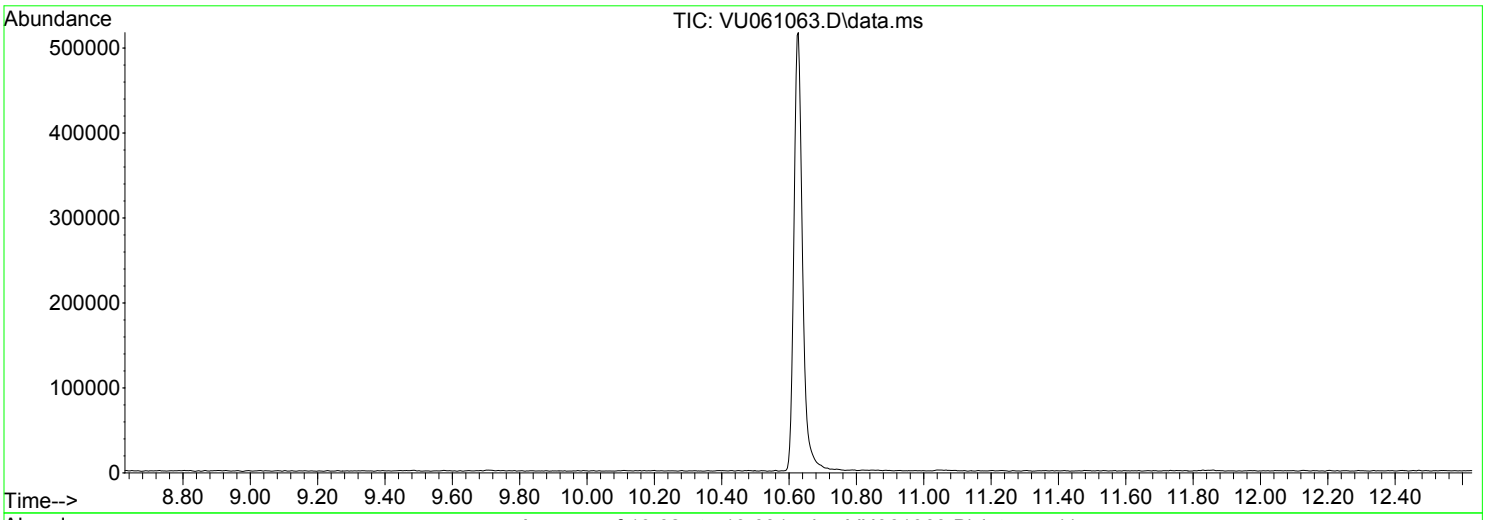

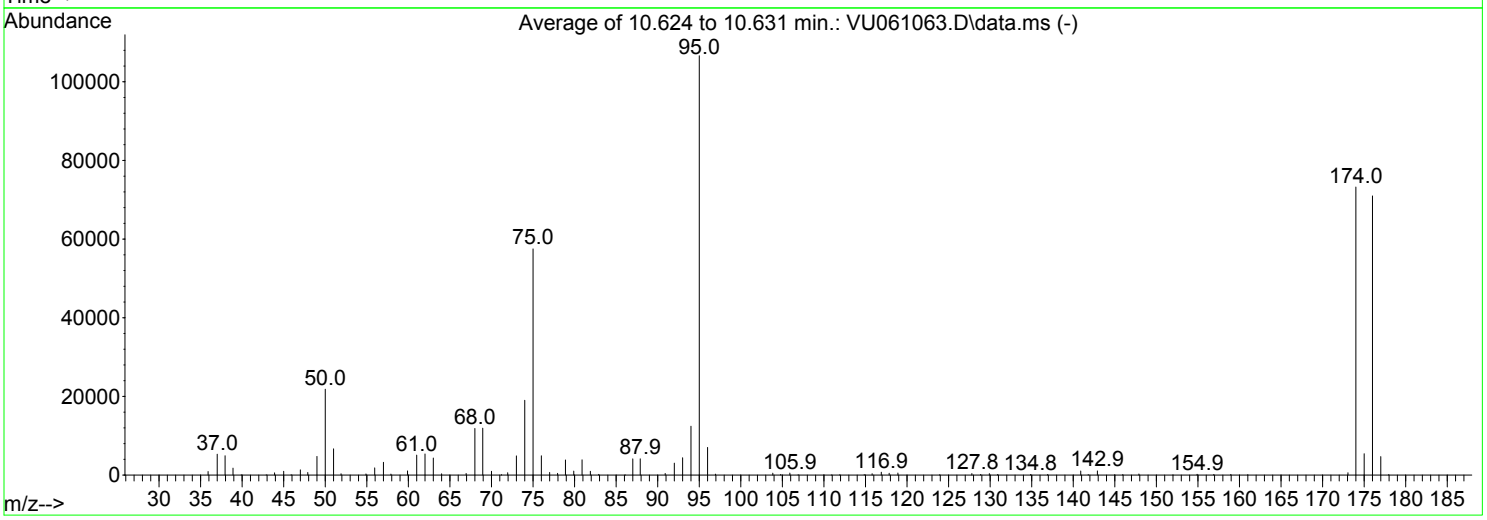

AutoFind: Scans 2903, 2904, 2905; Background Corrected with Scan 2889

Target Mass	Rel. to Mass	Lower Limit%	Upper Limit%	Rel. Abn%	Raw Abn	Result Pass/Fail
50	95	15	40	20.5	21840	PASS
75	95	30	80	53.9	57515	PASS
95	95	100	100	100.0	106624	PASS
96	95	5	9	6.6	7033	PASS
173	174	0.00	2	0.8	601	PASS
174	95	50	120	68.7	73237	PASS
175	174	5	9	7.4	5434	PASS
176	174	95	101	96.9	70984	PASS
177	176	5	9	6.6	4700	PASS

Scan 2889 (10.579 min): VU061063.D\data.ms
BFB009

m/z	Abundance
38.90	130.0
39.90	191.0
40.90	244.0
42.00	117.0
42.90	314.0
43.90	767.0
54.90	189.0
56.00	143.0
57.00	156.0
68.90	101.0
70.90	109.0
85.00	100.0

Instrument :
MSVOA_U
ClientSampleId :
BFB009

Scan 2903 (10.624 min): VU061063.D\data.ms
BFB009

Instrument :
MSVOA_U
ClientSampleId :
BFB009

m/z	Abundance
35.90	870.0
37.00	5408.0
37.90	5257.0
39.00	1986.0
39.90	270.0
41.00	216.0
41.90	102.0
42.90	346.0
43.90	1318.0
45.00	980.0
47.00	1361.0
47.90	639.0
49.00	5021.0
50.00	22728.0
51.00	6972.0
51.90	402.0
54.90	519.0
55.90	2026.0
57.00	3555.0
57.90	258.0
59.90	1026.0
61.00	5211.0
62.00	5512.0
63.00	4430.0
64.00	338.0
67.00	452.0
68.00	12497.0
69.00	12452.0
70.00	981.0
71.20	176.0
71.90	638.0
73.00	5165.0
74.00	19808.0
75.00	59160.0
76.00	5151.0
77.00	780.0
78.00	436.0
78.90	4002.0
79.90	1032.0
80.90	4083.0
81.90	950.0
82.90	196.0
87.00	4317.0
87.90	4080.0
90.90	449.0
92.00	3171.0
93.00	4531.0
94.00	12772.0
95.00	109384.0
96.00	7212.0
97.00	267.0
103.90	496.0
104.80	152.0
105.90	512.0
106.90	152.0
111.90	107.0
114.80	117.0
115.80	353.0
116.90	712.0
117.90	439.0
118.90	513.0
123.90	109.0
127.80	420.0
128.90	191.0
129.90	386.0
131.00	187.0
134.90	187.0
136.80	141.0
140.90	1007.0
141.80	137.0
142.90	1111.0
145.00	128.0
145.90	128.0
147.90	291.0
154.90	227.0
156.90	166.0
159.00	154.0
161.00	127.0
173.00	640.0
174.00	73688.0
175.00	5479.0
176.00	70472.0
177.00	4960.0
177.90	120.0

Scan 2904 (10.627 min): VU061063.D\data.ms
BFB009

Instrument :
MSVOA_U
ClientSampleId :
BFB009

m/z	Abundance
35.90	940.0
37.00	5462.0
38.00	5037.0
38.90	1930.0
39.90	266.0
41.00	228.0
41.90	108.0
42.90	389.0
44.00	1385.0
45.00	977.0
45.90	116.0
47.00	1378.0
47.90	686.0
49.00	4932.0
50.00	22400.0
51.00	6795.0
51.90	359.0
54.90	503.0
55.90	2029.0
57.00	3499.0
57.90	275.0
59.90	1097.0
61.00	5206.0
62.00	5512.0
63.00	4492.0
64.00	356.0
67.00	411.0
68.00	12216.0
69.00	12342.0
70.00	988.0
70.90	145.0
71.20	155.0
72.00	628.0
73.00	4979.0
74.00	19616.0
75.00	59032.0
76.00	5029.0
77.00	677.0
77.90	453.0
78.90	3949.0
79.90	1040.0
80.90	3991.0
81.90	998.0
82.90	198.0
86.10	128.0
87.00	4269.0
87.90	4282.0
90.90	416.0
92.00	3133.0
93.00	4532.0
94.00	12790.0
95.00	109416.0
96.00	7208.0
97.00	232.0
103.80	487.0
104.80	183.0
105.90	540.0
106.90	122.0
110.00	108.0
111.90	112.0
114.90	116.0
115.80	366.0
116.90	750.0
117.90	481.0
118.90	542.0
123.90	113.0
127.80	401.0
128.80	157.0
129.90	395.0
130.90	167.0
134.80	145.0
136.90	145.0
140.90	1065.0
141.80	146.0
142.90	1096.0
145.00	104.0
146.00	132.0
147.90	300.0
152.00	113.0
154.90	221.0
156.90	158.0
159.00	173.0
161.00	119.0
173.10	617.0
174.00	75320.0
175.00	5596.0
176.00	73080.0
177.00	4842.0
177.90	119.0

Scan 2905 (10.631 min): VU061063.D\data.ms
BFB009

Instrument :
MSVOA_U
ClientSampleId :
BFB009

m/z	Abundance
35.90	909.0
37.00	5046.0
38.00	4474.0
38.90	1790.0
39.90	225.0
41.00	222.0
42.00	103.0
42.90	390.0
44.00	1322.0
45.00	935.0
45.90	135.0
47.00	1252.0
47.90	654.0
49.00	4279.0
50.00	20392.0
51.00	6280.0
51.90	288.0
54.90	432.0
56.00	1884.0
57.00	3173.0
57.90	249.0
59.90	1070.0
61.00	4798.0
62.00	5097.0
63.00	4061.0
64.00	299.0
66.90	375.0
68.00	10848.0
69.00	11277.0
70.00	923.0
70.90	140.0
71.90	547.0
73.00	4521.0
74.00	17624.0
75.00	54352.0
76.00	4552.0
77.00	561.0
77.90	423.0
78.90	3575.0
79.90	968.0
80.90	3570.0
81.90	963.0
82.90	173.0
87.00	3793.0
87.90	4048.0
90.90	377.0
92.00	2819.0
93.00	4176.0
94.00	11725.0
95.00	101072.0
96.00	6680.0
96.90	225.0
103.90	494.0
104.80	179.0
105.90	490.0
110.90	103.0
114.90	127.0
115.80	343.0
116.90	733.0
117.80	484.0
118.90	527.0
127.80	364.0
128.80	144.0
129.90	359.0
130.80	144.0
134.80	125.0
137.00	135.0
140.90	1026.0
141.80	128.0
142.90	997.0
146.00	121.0
147.90	269.0
154.90	183.0
156.90	127.0
158.90	157.0
173.00	547.0
174.00	70704.0
175.00	5226.0
176.00	69400.0
177.00	4298.0
178.00	109.0

FORM 1A-OR
ORGANIC ANALYSIS DATA SHEET
TARGET ANALYTE LIST

EPA SAMPLE NO.

VBLK059

Lab Name : Alliance Technical Group, LLC
Contract : 68HERH20D0011
Lab Code: ACE Case No.: ARC Sayrevil
MA No. : SDG No.: P4227
Analytical Method : VOA_Trace
Level : Trace
Matrix : Water
Lab Sample ID : VU1001WBL01
Sample wt/vol : 25.0 (g/mL) mL
Lab File ID : VU061040.D
% Solids :
Date Received :
GC Column : DB-624UI ID : 0.18 (mm)
Date Extracted :
GC Column : ID : (mm)
Date Analyzed : 10/01/2024
Extract Concentrated :(Y/N)
Extract Volume : (µL)
Soil Aliquot (VOA) : (µL)
Extraction Type : PT
Heated Purge : (Y/N) N
Injection Volume : (µL)
Purge Volume : 25 (mL)
pH : Dilution Factor : 1.0
Cleanup Types :
Cleanup Factor :
Concentration Units (µg/L, µg/kg, µg, or µg/cm²): µg/L

CAS NO.	ANALYTE	CONCENTRATION	Q
75-01-4	Vinyl chloride	0.50	U
75-35-4	1,1-Dichloroethene	0.50	U
75-09-2	Methylene chloride	0.50	U
75-34-3	1,1-Dichloroethane	0.50	U
156-59-2	cis-1,2-Dichloroethene	0.50	U
67-66-3	Chloroform	0.50	U
71-55-6	1,1,1-Trichloroethane	0.50	U
71-43-2	Benzene	0.50	U
107-06-2	1,2-Dichloroethane	0.50	U
79-01-6	Trichloroethene	0.50	U
108-88-3	Toluene	0.50	U
127-18-4	Tetrachloroethene	0.50	U
108-90-7	Chlorobenzene	0.50	U
95-47-6	o-Xylene	0.50	U
179601-23-1	m,p-Xylene	0.50	U
79-34-5	1,1,2,2-Tetrachloroethane	0.50	U
106-46-7	1,4-Dichlorobenzene	0.50	U
120-82-1	1,2,4-trichlorobenzene	0.50	U

FORM 1B-OR
ORGANIC ANALYSIS DATA SHEET
TENTATIVELY IDENTIFIED COMPOUNDS

EPA SAMPLE NO.

VBLK059

Lab Name : Alliance Technical Group, LLC
Contract : 68HERH20D0011
Lab Code: ACE
Case No.: ARC Sayrevi
MA No. :
SDG No.: P4227
Analytical Method : VOA_Trace
Level : Trace
Matrix : Water
Lab Sample ID : VU1001WBL01
Sample wt/vol : 25.0 (g/mL) mL
Lab File ID : VU061040.D
% Solids :
Date Received :
GC Column : DB-624UI ID : 0.18 (mm)
Date Extracted :
Extract Concentrated : (Y/N)
Date Analyzed : 10/01/2024
Soil Aliquot (VOA) : (µL)
Extract Volume : (µL)
Heated Purge : (Y/N) N
Extraction Type : PT
Purge Volume : 25 (mL)
Injection Volume : (µL)
Cleanup Types :
pH :
Dilution Factor : 1.0
Concentration Units (µg/L,µg/kg): µg/L
Cleanup Factor :

	CAS NO.	ANALYTE	RT	EST. CONC.	Q
1	E966796	Total Alkanes	N/A	0.0	

EPA-designated Registry Number.

Quantitation Report (QT/LSC Reviewed)

Data Path : Z:\voasrv\HPCHEM1\MSVOA_U\Data\VU100124\
Data File : VU061040.D
Acq On : 01 Oct 2024 13:38
Operator : MD/SY
Sample : VU1001WBL01
Misc : 25.0mL/MSVOA_U/WATER
ALS Vial : 12 Sample Multiplier: 1

Instrument :
MSVOA_U
ClientSampleId :
VBLK059

Quant Time: Oct 02 02:36:15 2024
Quant Method : Z:\voasrv\HPCHEM1\MSVOA_U\Method\SFAMUTR100124WMA.M
Quant Title : TRACE VOA SFAM1.0
QLast Update : Wed Oct 02 02:09:38 2024
Response via : Initial Calibration

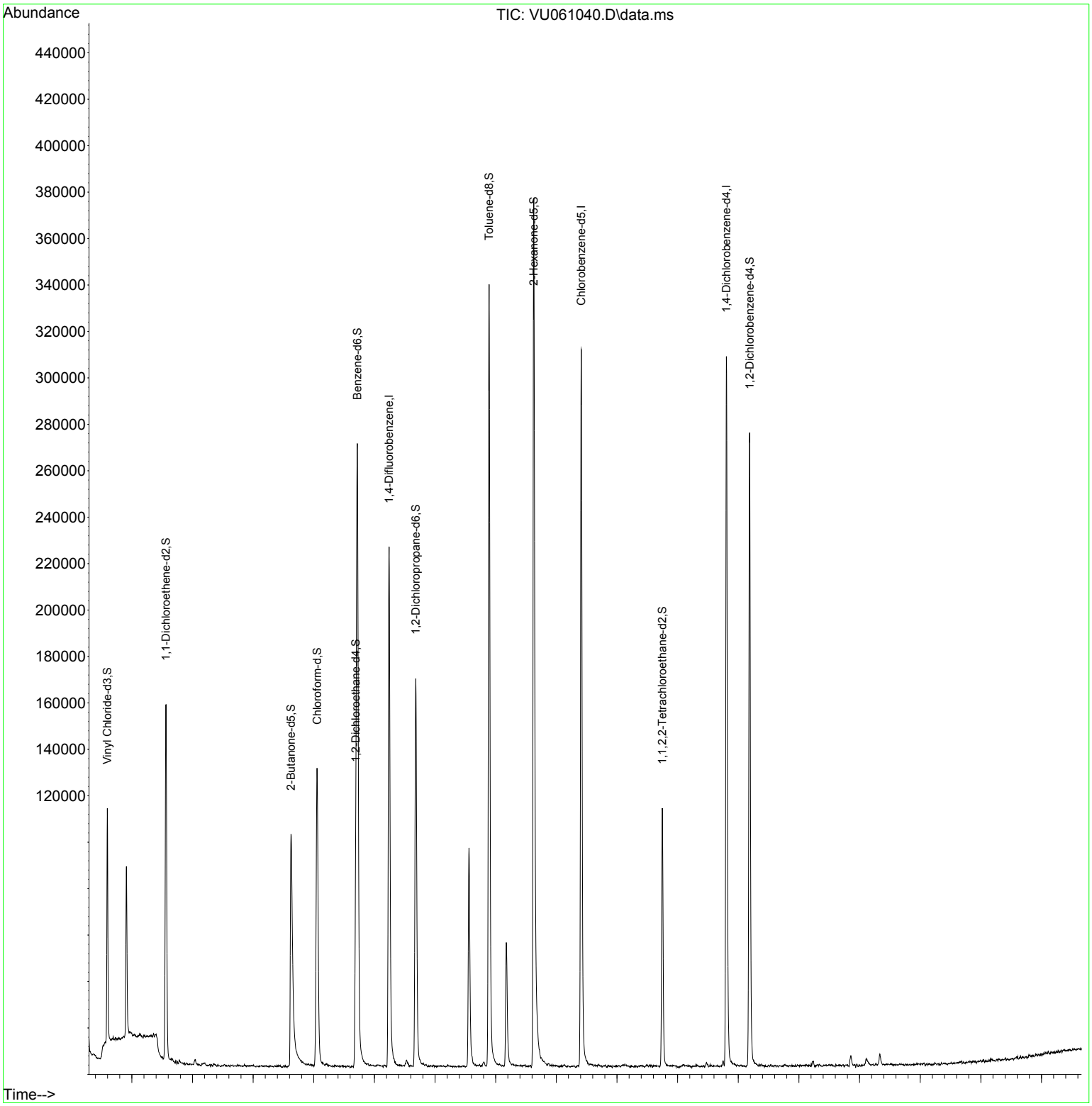

Quantitation Report (QT/LSC Reviewed)

Data Path : Z:\voasrv\HPCHEM1\MSVOA_U\Data\VU100124\
Data File : VU061040.D
Acq On : 01 Oct 2024 13:38
Operator : MD/SY
Sample : VU1001WBL01
Misc : 25.0mL/MSVOA_U/WATER
ALS Vial : 12 Sample Multiplier: 1

Instrument :
MSVOA_U
ClientSampleId :
VBLK059

Quant Time: Oct 02 02:36:15 2024
Quant Method : Z:\voasrv\HPCHEM1\MSVOA_U\Method\SFAMUTR100124WMA.M
Quant Title : TRACE VOA SFAM1.0
QLast Update : Wed Oct 02 02:09:38 2024
Response via : Initial Calibration

Compound	R.T.	QIon	Response	Conc Units	Dev(Min)
Internal Standards					
1) 1,4-Difluorobenzene	6.242	114	186555	5.000 ug/L	0.00
28) Chlorobenzene-d5	9.409	117	172965	5.000 ug/L	0.00
58) 1,4-Dichlorobenzene-d4	11.804	152	79860	5.000 ug/L	0.00
System Monitoring Compounds					
4) Vinyl Chloride-d3	1.596	65	70251	5.267 ug/L	0.00
Spiked Amount 5.000	Range 40 - 130		Recovery = 105.400%		
7) Chloroethane-d5	1.911	69	52913	5.300 ug/L	0.00
Spiked Amount 5.000	Range 65 - 130		Recovery = 106.000%		
11) 1,1-Dichloroethene-d2	2.560	65	30895	5.251 ug/L	0.00
Spiked Amount 5.000	Range 60 - 125		Recovery = 105.000%		
20) 2-Butanone-d5	4.625	46	172930	54.127 ug/L	0.00
Spiked Amount 50.000	Range 40 - 130		Recovery = 108.260%		
24) Chloroform-d	5.055	84	121329	5.161 ug/L	0.00
Spiked Amount 5.000	Range 70 - 125		Recovery = 103.200%		
26) 1,2-Dichloroethane-d4	5.692	65	66204	5.314 ug/L	0.00
Spiked Amount 5.000	Range 70 - 130		Recovery = 106.200%		
32) Benzene-d6	5.718	84	248889	5.457 ug/L	0.00
Spiked Amount 5.000	Range 70 - 125		Recovery = 109.200%		
36) 1,2-Dichloropropane-d6	6.682	67	81518	5.443 ug/L	0.00
Spiked Amount 5.000	Range 60 - 140		Recovery = 108.800%		
41) Toluene-d8	7.891	98	229469	5.383 ug/L	0.00
Spiked Amount 5.000	Range 70 - 130		Recovery = 107.600%		
43) trans-1,3-Dichloroprop...	8.174	79	34060	5.319 ug/L	0.00
Spiked Amount 5.000	Range 55 - 130		Recovery = 106.400%		
46) 2-Hexanone-d5	8.628	63	141470	53.372 ug/L	0.00
Spiked Amount 50.000	Range 45 - 130		Recovery = 106.740%		
56) 1,1,2,2-Tetrachloroeth...	10.746	84	58568	5.332 ug/L	0.00
Spiked Amount 5.000	Range 65 - 120		Recovery = 106.600%		
66) 1,2-Dichlorobenzene-d4	12.187	152	70417	5.515 ug/L	0.00
Spiked Amount 5.000	Range 80 - 120		Recovery = 110.200%		

Target Compounds Qvalue

(#) = qualifier out of range (m) = manual integration (+) = signals summed

LSC Area Percent Report

Data Path : Z:\voasrv\HPCHEM1\MSVOA_U\Data\VU100124\
Data File : VU061040.D
Acq On : 01 Oct 2024 13:38
Operator : MD/SY
Sample : VU1001WBL01
Misc : 25.0mL/MSVOA_U/WATER
ALS Vial : 12 Sample Multiplier: 1

Instrument :
MSVOA_U
ClientSampleId :
VBLK059

Integration Parameters: rteint.p
Integrator: RTE
Smoothing : ON Filtering: 5
Sampling : 1 Min Area: 3 % of largest Peak
Start Thrs: 0.1 Max Peaks: 100
Stop Thrs : 0 Peak Location: TOP

If leading or trailing edge < 100 prefer < Baseline drop else tangent >
Peak separation: 5

Method : Z:\voasrv\HPCHEM1\MSVOA_U\Method\SFAMUTR100124WMA.M
Title : TRACE VOA SFAM1.0

Signal : TIC: VU061040.D\data.ms

peak #	R.T. min	first scan	max scan	last scan	PK TY	peak height	corr. area	corr. % max.	% of total
1	1.531	64	75	76	rBV5	5084	7958	1.03%	0.133%
2	1.596	88	95	108	rBV	99966	111886	14.55%	1.869%
3	1.911	185	193	206	rBV	72701	95863	12.46%	1.601%
4	2.564	383	396	416	rVB	152884	256143	33.30%	4.278%
5	4.625	1021	1037	1088	rBV	100082	286997	37.32%	4.793%
6	5.055	1154	1171	1195	rBV	128519	296191	38.51%	4.947%
7	5.718	1357	1377	1409	rBV2	268654	714703	92.93%	11.936%
8	6.242	1527	1540	1564	rBV	224118	451975	58.77%	7.548%
9	6.682	1663	1677	1697	rBV	167221	336984	43.81%	5.628%
10	7.560	1933	1950	1974	rBV	94356	178754	23.24%	2.985%
11	7.891	2040	2053	2093	rVV	336517	617166	80.24%	10.307%
12	8.174	2128	2141	2168	rBV	53469	106654	13.87%	1.781%
13	8.628	2269	2282	2317	rBV	374345	769113	100.00%	12.845%
14	9.409	2513	2525	2554	rBV	308849	558366	72.60%	9.325%
15	10.746	2929	2941	2958	rBV	111304	188155	24.46%	3.142%
16	11.804	3259	3270	3295	rBV	305502	520340	67.65%	8.690%
17	12.187	3376	3389	3407	rBV	272598	471775	61.34%	7.879%
18	13.856	3899	3908	3918	rBV9	4709	9315	1.21%	0.156%
19	14.335	4045	4057	4071	rBV9	4753	9431	1.23%	0.158%

Sum of corrected areas: 5987769

Data Path : Z:\voasrv\HPCHEM1\MSVOA_U\Data\VU100124\
Data File : VU061040.D
Acq On : 01 Oct 2024 13:38
Operator : MD/SY
Sample : VU1001WBL01
Misc : 25.0mL/MSVOA_U/WATER
ALS Vial : 12 Sample Multiplier: 1

Instrument :
MSVOA_U
ClientSampleId :
VBLK059

Quant Method : Z:\voasrv\HPCHEM1\MSVOA_U\Method\SFAMUTR100124WMA.M
Quant Title : TRACE VOA SFAM1.0

TIC Library : C:\Database\NIST20.L
TIC Integration Parameters: LSCINT.P

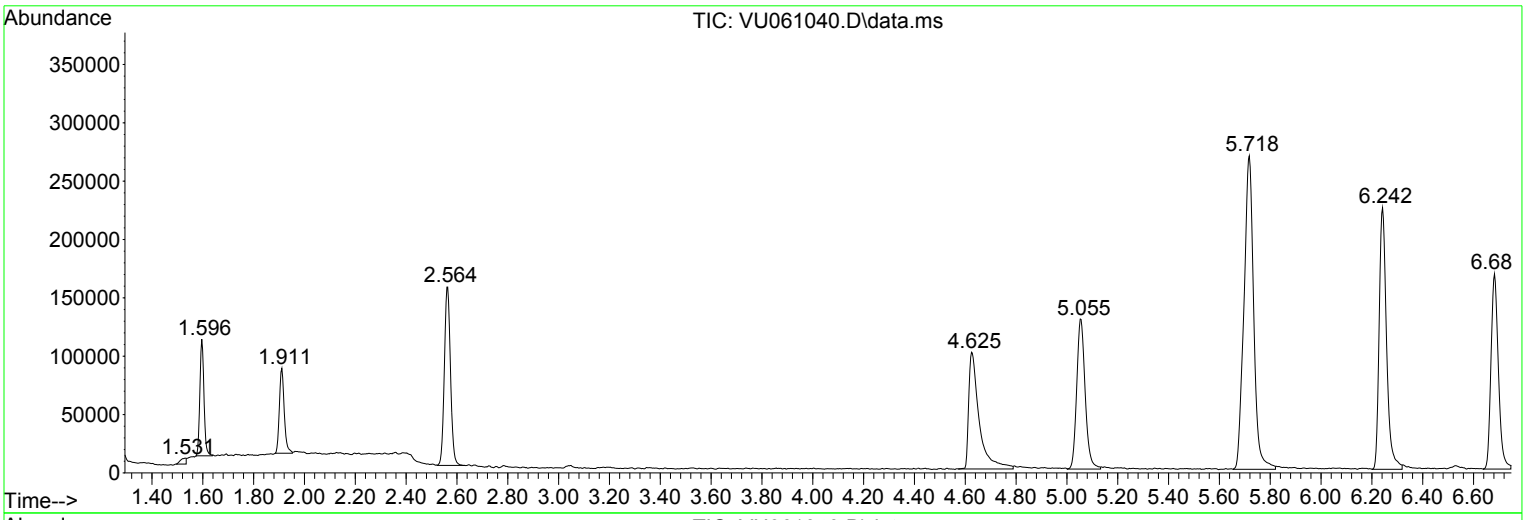

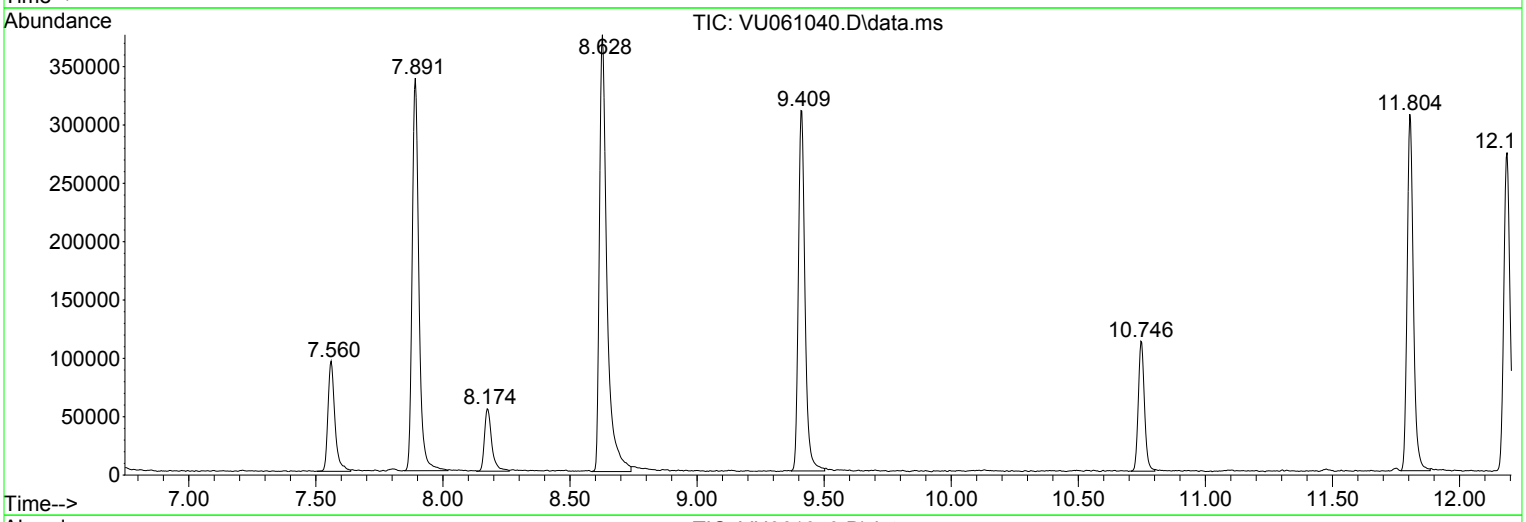

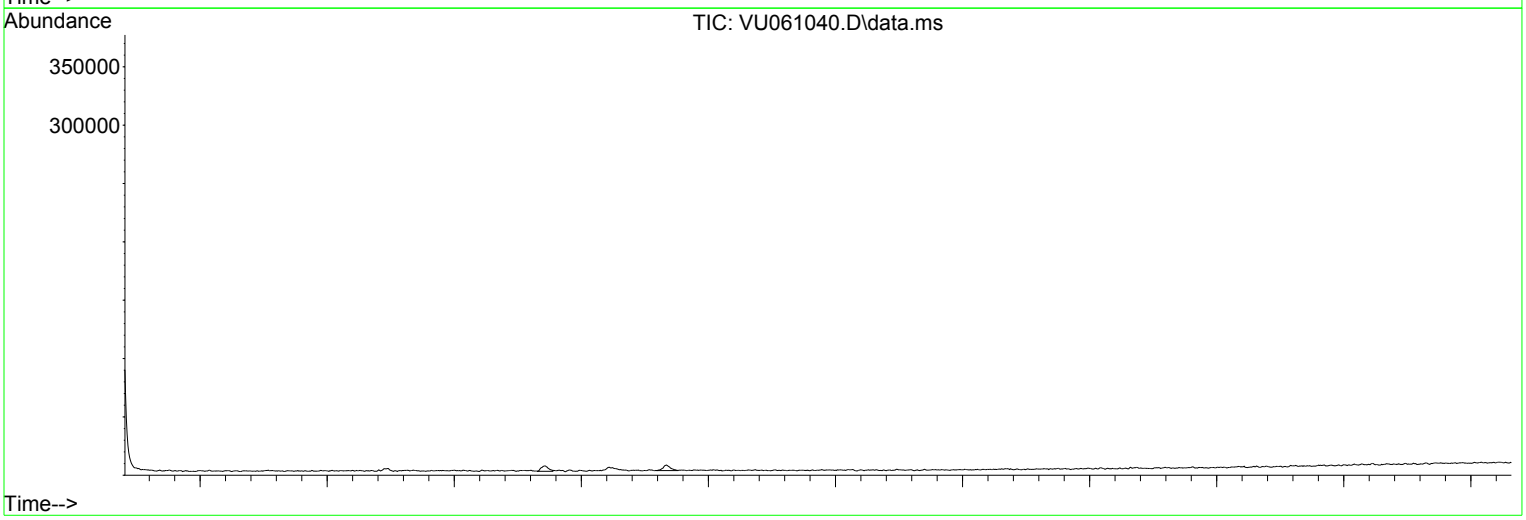

Library Search Compound Report

Data Path : Z:\voasrv\HPCHEM1\MSVOA_U\Data\VU100124\
Data File : VU061040.D
Acq On : 01 Oct 2024 13:38
Operator : MD/SY
Sample : VU1001WBL01
Misc : 25.0mL/MSVOA_U/WATER
ALS Vial : 12 Sample Multiplier: 1

Instrument :
MSVOA_U
ClientSampleId :
VBLK059

Quant Method : Z:\voasrv\HPCHEM1\MSVOA_U\Method\SFAMUTR100124WMA.M
Quant Title : TRACE VOA SFAM1.0

TIC Library : C:\Database\NIST20.L
TIC Integration Parameters: LSCINT.P

No Library Search Compounds Detected
****

Tentatively Identified Compound (LSC) summary

Data Path : Z:\voasrv\HPCHEM1\MSVOA_U\Data\VU100124\
Data File : VU061040.D
Acq On : 01 Oct 2024 13:38
Operator : MD/SY
Sample : VU1001WBL01
Misc : 25.0mL/MSVOA_U/WATER
ALS Vial : 12 Sample Multiplier: 1

Instrument :
MSVOA_U
ClientSampleId :
VBLK059

Quant Method : Z:\voasrv\HPCHEM1\MSVOA_U\Method\SFAMUTR100124WMA.M
Quant Title : TRACE VOA SFAM1.0

TIC Library : C:\Database\NIST20.L
TIC Integration Parameters: LSCINT.P

TIC Top Hit name	RT	EstConc Units Response	Internal Standard #	RT	Resp	Conc

FORM 1A-OR
ORGANIC ANALYSIS DATA SHEET
TARGET ANALYTE LIST

EPA SAMPLE NO.

VBLK060

Lab Name : Alliance Technical Group, LLC
Contract : 68HERH20D0011
Lab Code: ACE Case No.: ARC Sayrevil
MA No. : SDG No.: P4227
Analytical Method : VOA_Trace
Level : Trace
Matrix : Water
Lab Sample ID : VU1002WBL01
Sample wt/vol : 25.0 (g/mL) mL
Lab File ID : VU061065.D
% Solids :
Date Received :
GC Column : DB-624UI ID : 0.18 (mm)
Date Extracted :
GC Column : ID : (mm)
Date Analyzed : 10/02/2024
Extract Concentrated :(Y/N)
Extract Volume : (µL)
Soil Aliquot (VOA) : (µL)
Extraction Type : PT
Heated Purge : (Y/N) N
Injection Volume : (µL)
Purge Volume : 25 (mL)
pH : Dilution Factor : 1.0
Cleanup Types :
Cleanup Factor :
Concentration Units (µg/L, µg/kg, µg, or µg/cm²): µg/L

CAS NO.	ANALYTE	CONCENTRATION	Q
75-01-4	Vinyl chloride	0.50	U
75-35-4	1,1-Dichloroethene	0.50	U
75-09-2	Methylene chloride	0.50	U
75-34-3	1,1-Dichloroethane	0.50	U
156-59-2	cis-1,2-Dichloroethene	0.50	U
67-66-3	Chloroform	0.50	U
71-55-6	1,1,1-Trichloroethane	0.50	U
71-43-2	Benzene	0.50	U
107-06-2	1,2-Dichloroethane	0.50	U
79-01-6	Trichloroethene	0.50	U
108-88-3	Toluene	0.50	U
127-18-4	Tetrachloroethene	0.50	U
108-90-7	Chlorobenzene	0.50	U
95-47-6	o-Xylene	0.50	U
179601-23-1	m,p-Xylene	0.50	U
79-34-5	1,1,2,2-Tetrachloroethane	0.50	U
106-46-7	1,4-Dichlorobenzene	0.50	U
120-82-1	1,2,4-trichlorobenzene	0.50	U

FORM 1B-OR
ORGANIC ANALYSIS DATA SHEET
TENTATIVELY IDENTIFIED COMPOUNDS

EPA SAMPLE NO.

VBLK060

Lab Name : Alliance Technical Group, LLC
Contract : 68HERH20D0011
Lab Code: ACE
Case No.: ARC Sayrevi
MA No. :
SDG No.: P4227
Analytical Method : VOA_Trace
Level : Trace
Matrix : Water
Lab Sample ID : VU1002WBL01
Sample wt/vol : 25.0 (g/mL) mL
Lab File ID : VU061065.D
% Solids :
Date Received :
GC Column : DB-624UI ID : 0.18 (mm)
Date Extracted :
Extract Concentrated : (Y/N)
Date Analyzed : 10/02/2024
Soil Aliquot (VOA) : (µL)
Extract Volume : (µL)
Heated Purge : (Y/N) N
Extraction Type : PT
Purge Volume : 25 (mL)
Injection Volume : (µL)
Cleanup Types :
pH :
Dilution Factor : 1.0
Concentration Units (µg/L,µg/kg): µg/L
Cleanup Factor :

	CAS NO.	ANALYTE	RT	EST. CONC.	Q
1	E966796	Total Alkanes	N/A	0.0	

EPA-designated Registry Number.

Quantitation Report (LSC Reviewed)

Data Path : Z:\voasrv\HPCHEM1\MSVOA_U\Data\VU100224\
Data File : VU061065.D
Acq On : 02 Oct 2024 10:36
Operator : MD/SY
Sample : VU1002WBL01
Misc : 25.0mL/MSVOA_U/WATER
ALS Vial : 4 Sample Multiplier: 1

Instrument :
MSVOA_U
ClientSampleId :
VBLK060

Quant Time: Oct 03 06:27:35 2024
Quant Method : Z:\voasrv\HPCHEM1\MSVOA_U\Method\SFAMUTR100124WMA.M
Quant Title : TRACE VOA SFAM1.0
QLast Update : Thu Oct 03 06:26:52 2024
Response via : Initial Calibration

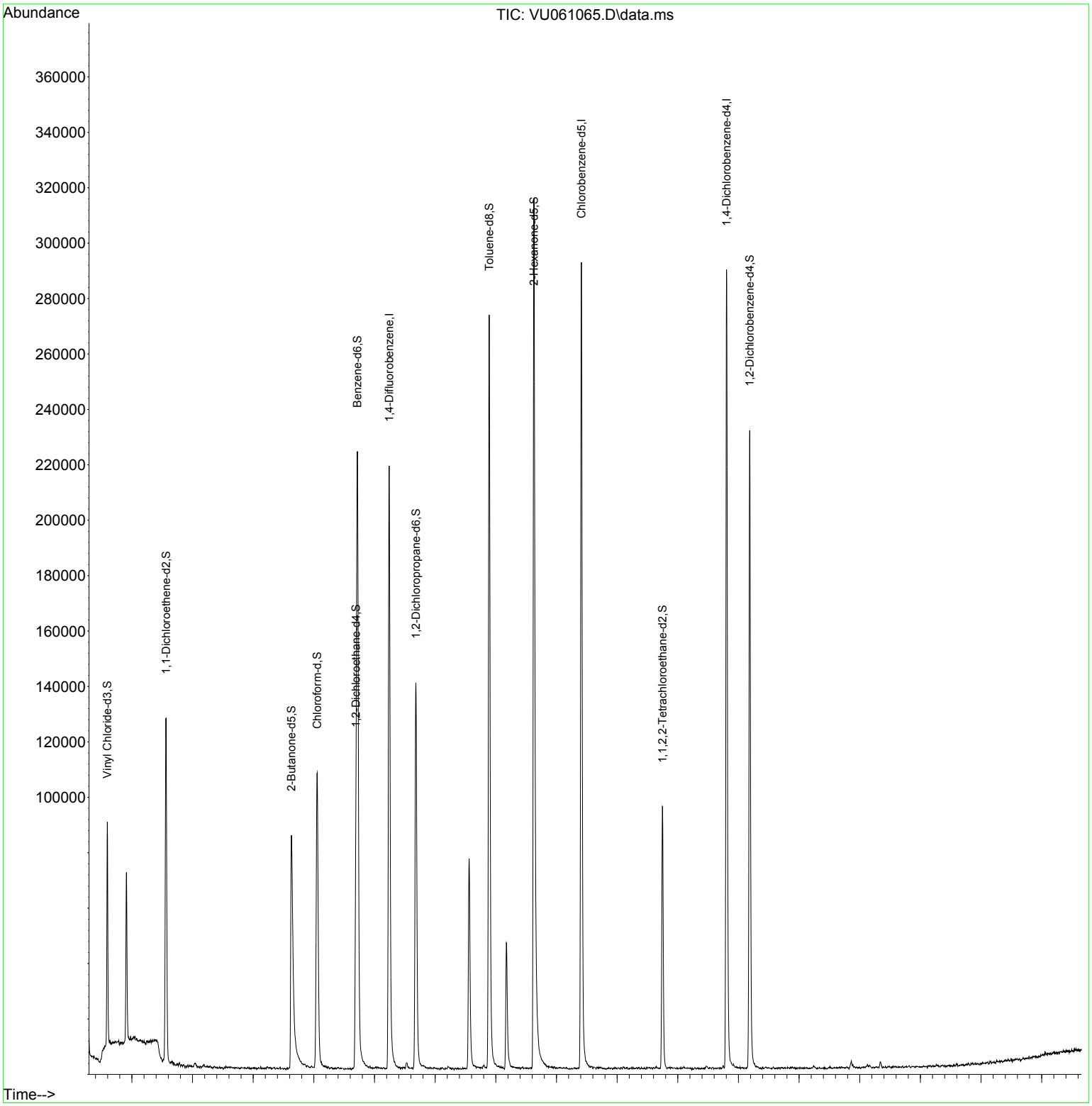

Quantitation Report (LSC Reviewed)

Data Path : Z:\voasrv\HPCHEM1\MSVOA_U\Data\VU100224\
Data File : VU061065.D
Acq On : 02 Oct 2024 10:36
Operator : MD/SY
Sample : VU1002WBL01
Misc : 25.0mL/MSVOA_U/WATER
ALS Vial : 4 Sample Multiplier: 1

Instrument :
MSVOA_U
ClientSampleId :
VBLK060

Quant Time: Oct 03 06:27:35 2024
Quant Method : Z:\voasrv\HPCHEM1\MSVOA_U\Method\SFAMUTR100124WMA.M
Quant Title : TRACE VOA SFAM1.0
QLast Update : Thu Oct 03 06:26:52 2024
Response via : Initial Calibration

Compound	R.T.	QIon	Response	Conc	Units	Dev(Min)
Internal Standards						
1) 1,4-Difluorobenzene	6.242	114	178495	5.000	ug/L	0.00
28) Chlorobenzene-d5	9.412	117	167227	5.000	ug/L	0.00
58) 1,4-Dichlorobenzene-d4	11.804	152	75526	5.000	ug/L	0.00
System Monitoring Compounds						
4) Vinyl Chloride-d3	1.596	65	55567	4.354	ug/L	0.00
Spiked Amount 5.000	Range 40 - 130		Recovery = 87.000%			
7) Chloroethane-d5	1.911	69	43938	4.600	ug/L	0.00
Spiked Amount 5.000	Range 65 - 130		Recovery = 92.000%			
11) 1,1-Dichloroethene-d2	2.563	65	25234	4.482	ug/L	0.00
Spiked Amount 5.000	Range 60 - 125		Recovery = 89.600%			
20) 2-Butanone-d5	4.631	46	148425	48.555	ug/L	0.00
Spiked Amount 50.000	Range 40 - 130		Recovery = 97.100%			
24) Chloroform-d	5.055	84	101429	4.510	ug/L	0.00
Spiked Amount 5.000	Range 70 - 125		Recovery = 90.200%			
26) 1,2-Dichloroethane-d4	5.695	65	56646	4.752	ug/L	0.00
Spiked Amount 5.000	Range 70 - 130		Recovery = 95.000%			
32) Benzene-d6	5.718	84	207839	4.714	ug/L	0.00
Spiked Amount 5.000	Range 70 - 125		Recovery = 94.200%			
36) 1,2-Dichloropropane-d6	6.682	67	69616	4.808	ug/L	0.00
Spiked Amount 5.000	Range 60 - 140		Recovery = 96.200%			
41) Toluene-d8	7.891	98	188715	4.579	ug/L	0.00
Spiked Amount 5.000	Range 70 - 130		Recovery = 91.600%			
43) trans-1,3-Dichloroprop...	8.174	79	27780	4.487	ug/L	0.00
Spiked Amount 5.000	Range 55 - 130		Recovery = 89.800%			
46) 2-Hexanone-d5	8.627	63	124463	48.567	ug/L	0.00
Spiked Amount 50.000	Range 45 - 130		Recovery = 97.140%			
56) 1,1,2,2-Tetrachloroeth...	10.750	84	50379	4.744	ug/L	0.00
Spiked Amount 5.000	Range 65 - 120		Recovery = 94.800%			
66) 1,2-Dichlorobenzene-d4	12.187	152	59463	4.924	ug/L	0.00
Spiked Amount 5.000	Range 80 - 120		Recovery = 98.400%			

Target Compounds Qvalue

(#) = qualifier out of range (m) = manual integration (+) = signals summed

Data Path : Z:\voasrv\HPCHEM1\MSVOA_U\Data\VU100224\
Data File : VU061065.D
Acq On : 02 Oct 2024 10:36
Operator : MD/SY
Sample : VU1002WBL01
Misc : 25.0mL/MSVOA_U/WATER
ALS Vial : 4 Sample Multiplier: 1

Instrument :
MSVOA_U
ClientSampleId :
VBLK060

Integration Parameters: rteint.p
Integrator: RTE
Smoothing : ON Filtering: 5
Sampling : 1 Min Area: 3 % of largest Peak
Start Thrs: 0.1 Max Peaks: 100
Stop Thrs : 0 Peak Location: TOP

If leading or trailing edge < 100 prefer < Baseline drop else tangent >
Peak separation: 5

Method : Z:\voasrv\HPCHEM1\MSVOA_U\Method\SFAMUTR100124WMA.M
Title : TRACE VOA SFAM1.0

Signal : TIC: VU061065.D\data.ms

peak #	R.T. min	first scan	max scan	last scan	PK TY	peak height	corr. area	corr. % max.	% of total
1	1.596	88	95	105	rBV	79854	88783	13.43%	1.720%
2	1.911	185	193	203	rBV	60614	78014	11.80%	1.511%
3	2.563	384	396	415	rVB	124564	209341	31.67%	4.056%
4	4.631	1030	1039	1087	rBV	83877	244650	37.01%	4.740%
5	5.055	1155	1171	1190	rBV	106407	242441	36.68%	4.697%
6	5.718	1355	1377	1415	rBV2	222801	594491	89.94%	11.517%
7	6.242	1528	1540	1567	rBV	217436	433399	65.57%	8.396%
8	6.682	1662	1677	1699	rBV	139473	285278	43.16%	5.527%
9	7.560	1938	1950	1972	rBV	75840	145645	22.04%	2.822%
10	7.891	2039	2053	2083	rBV	271863	505137	76.43%	9.786%
11	8.174	2131	2141	2164	rBV	45711	87783	13.28%	1.701%
12	8.627	2271	2282	2326	rBV	314008	660955	100.00%	12.805%
13	9.412	2513	2526	2548	rBV	290925	529525	80.12%	10.259%
14	10.746	2930	2941	2965	rVB	94747	162135	24.53%	3.141%
15	11.804	3258	3270	3303	rBV	288242	498462	75.42%	9.657%
16	12.187	3375	3389	3419	rBV	230063	395626	59.86%	7.665%

Sum of corrected areas: 5161665

Data Path : Z:\voasrv\HPCHEM1\MSVOA_U\Data\VU100224\
Data File : VU061065.D
Acq On : 02 Oct 2024 10:36
Operator : MD/SY
Sample : VU1002WBL01
Misc : 25.0mL/MSVOA_U/WATER
ALS Vial : 4 Sample Multiplier: 1

Instrument :
MSVOA_U
ClientSampleId :
VBLK060

Quant Method : Z:\voasrv\HPCHEM1\MSVOA_U\Method\SFAMUTR100124WMA.M
Quant Title : TRACE VOA SFAM1.0

TIC Library : C:\Database\NIST20.L
TIC Integration Parameters: LSCINT.P

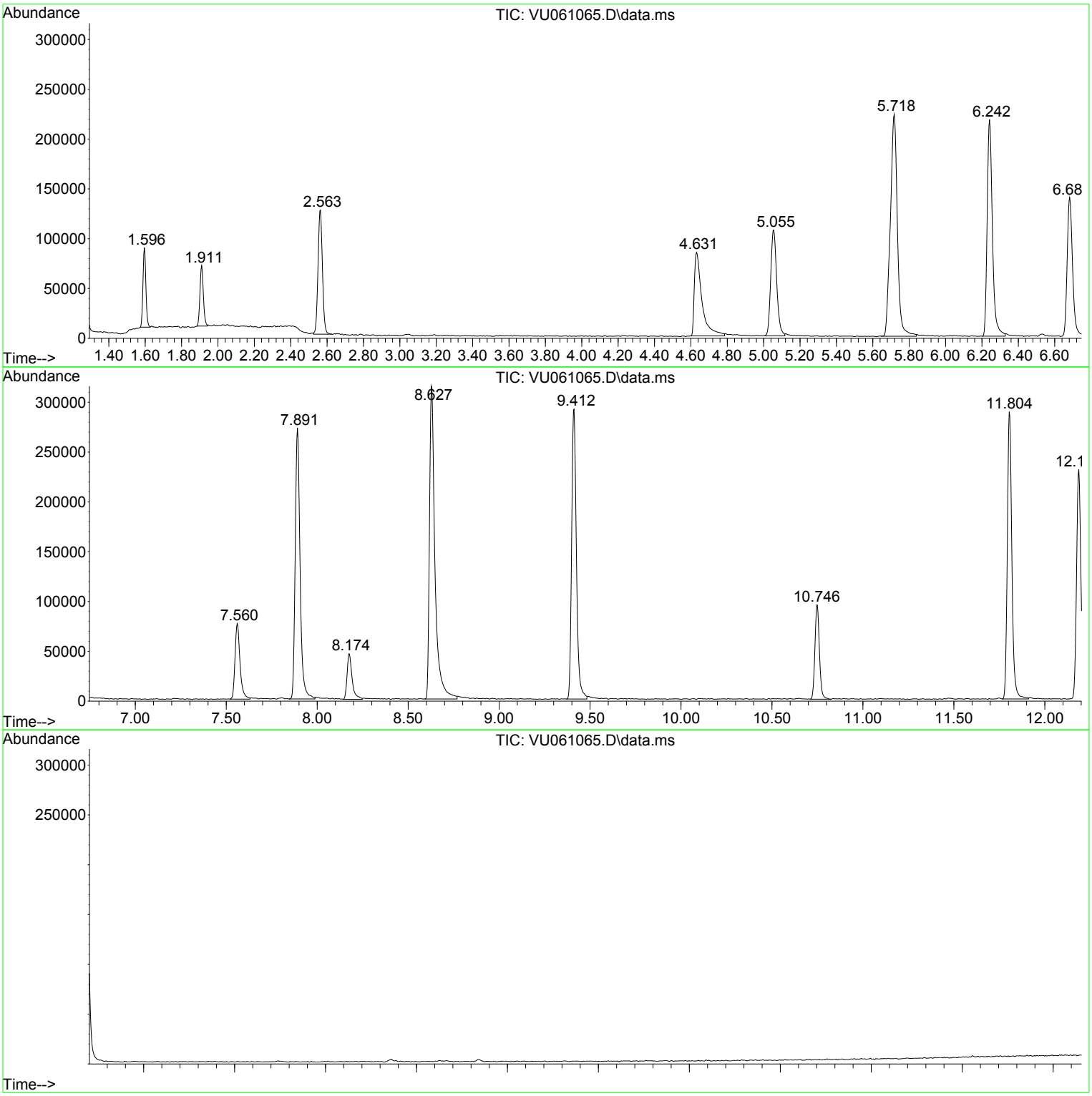

Library Search Compound Report

Data Path : Z:\voasrv\HPCHEM1\MSVOA_U\Data\VU100224\
Data File : VU061065.D
Acq On : 02 Oct 2024 10:36
Operator : MD/SY
Sample : VU1002WBL01
Misc : 25.0mL/MSVOA_U/WATER
ALS Vial : 4 Sample Multiplier: 1

Instrument :
MSVOA_U
ClientSampleId :
VBLK060

Quant Method : Z:\voasrv\HPCHEM1\MSVOA_U\Method\SFAMUTR100124WMA.M
Quant Title : TRACE VOA SFAM1.0

TIC Library : C:\Database\NIST20.L
TIC Integration Parameters: LSCINT.P

No Library Search Compounds Detected
****

Tentatively Identified Compound (LSC) summary

Data Path : Z:\voasrv\HPCHEM1\MSVOA_U\Data\VU100224\
Data File : VU061065.D
Acq On : 02 Oct 2024 10:36
Operator : MD/SY
Sample : VU1002WBL01
Misc : 25.0mL/MSVOA_U/WATER
ALS Vial : 4 Sample Multiplier: 1

Instrument :
MSVOA_U
ClientSampleId :
VBLK060

Quant Method : Z:\voasrv\HPCHEM1\MSVOA_U\Method\SFAMUTR100124WMA.M
Quant Title : TRACE VOA SFAM1.0

TIC Library : C:\Database\NIST20.L
TIC Integration Parameters: LSCINT.P

TIC Top Hit name	RT	EstConc	Units	Response	Internal Standard #	RT	Resp	Conc

FORM 1A-OR
ORGANIC ANALYSIS DATA SHEET
TARGET ANALYTE LIST

EPA SAMPLE NO.

PMW-7D(20240927)MS

Lab Name : Alliance Technical Group, LLC
Contract : 68HERH20D0011
Lab Code: ACE Case No.: ARC Sayrevil
MA No. : SDG No.: P4227
Analytical Method : VOA_Trace
Level : Trace
Matrix : Water
Lab Sample ID : P4227-16MS
Sample wt/vol : 25.0 (g/mL) mL
Lab File ID : VU061076.D
% Solids :
Date Received : 09/27/2024
GC Column : DB-624UI ID : 0.18 (mm)
Date Extracted :
GC Column : ID : (mm)
Date Analyzed : 10/02/2024
Extract Concentrated :(Y/N)
Extract Volume : (µL)
Soil Aliquot (VOA) : (µL)
Extraction Type : PT
Heated Purge : (Y/N) N
Injection Volume : (µL)
Purge Volume : 25 (mL)
pH : 1.0 Dilution Factor : 20.0
Cleanup Types :
Cleanup Factor :
Concentration Units (µg/L, µg/kg, µg, or µg/cm²): µg/L

CAS NO.	ANALYTE	CONCENTRATION	Q
75-01-4	Vinyl chloride	100	D
75-35-4	1,1-Dichloroethene	100	D
75-09-2	Methylene chloride	110	D
75-34-3	1,1-Dichloroethane	120	D
156-59-2	cis-1,2-Dichloroethene	170	D
67-66-3	Chloroform	100	D
71-55-6	1,1,1-Trichloroethane	100	D
71-43-2	Benzene	100	D
107-06-2	1,2-Dichloroethane	100	D
79-01-6	Trichloroethene	98	D
108-88-3	Toluene	100	D
127-18-4	Tetrachloroethene	100	D
108-90-7	Chlorobenzene	130	D
95-47-6	o-Xylene	100	D
179601-23-1	m,p-Xylene	100	D
79-34-5	1,1,2,2-Tetrachloroethane	110	D
106-46-7	1,4-Dichlorobenzene	380	D
120-82-1	1,2,4-trichlorobenzene	110	D

Quantitation Report (QT Reviewed)

Data Path : Z:\voasrv\HPCHEM1\MSVOA_U\Data\VU100224\
Data File : VU061076.D
Acq On : 02 Oct 2024 15:10
Operator : MD/SY
Sample : P4227-16MS 20X
Misc : 25.0mL/MSVOA_U/WATER
ALS Vial : 15 Sample Multiplier: 1

Instrument :
MSVOA_U
ClientSampleId :
PMW-7D(20240927)MS

Quant Time: Oct 03 06:30:40 2024
Quant Method : Z:\voasrv\HPCHEM1\MSVOA_U\Method\SFAMUTR100124WMA.M
Quant Title : TRACE VOA SFAM1.0
QLast Update : Thu Oct 03 06:26:52 2024
Response via : Initial Calibration

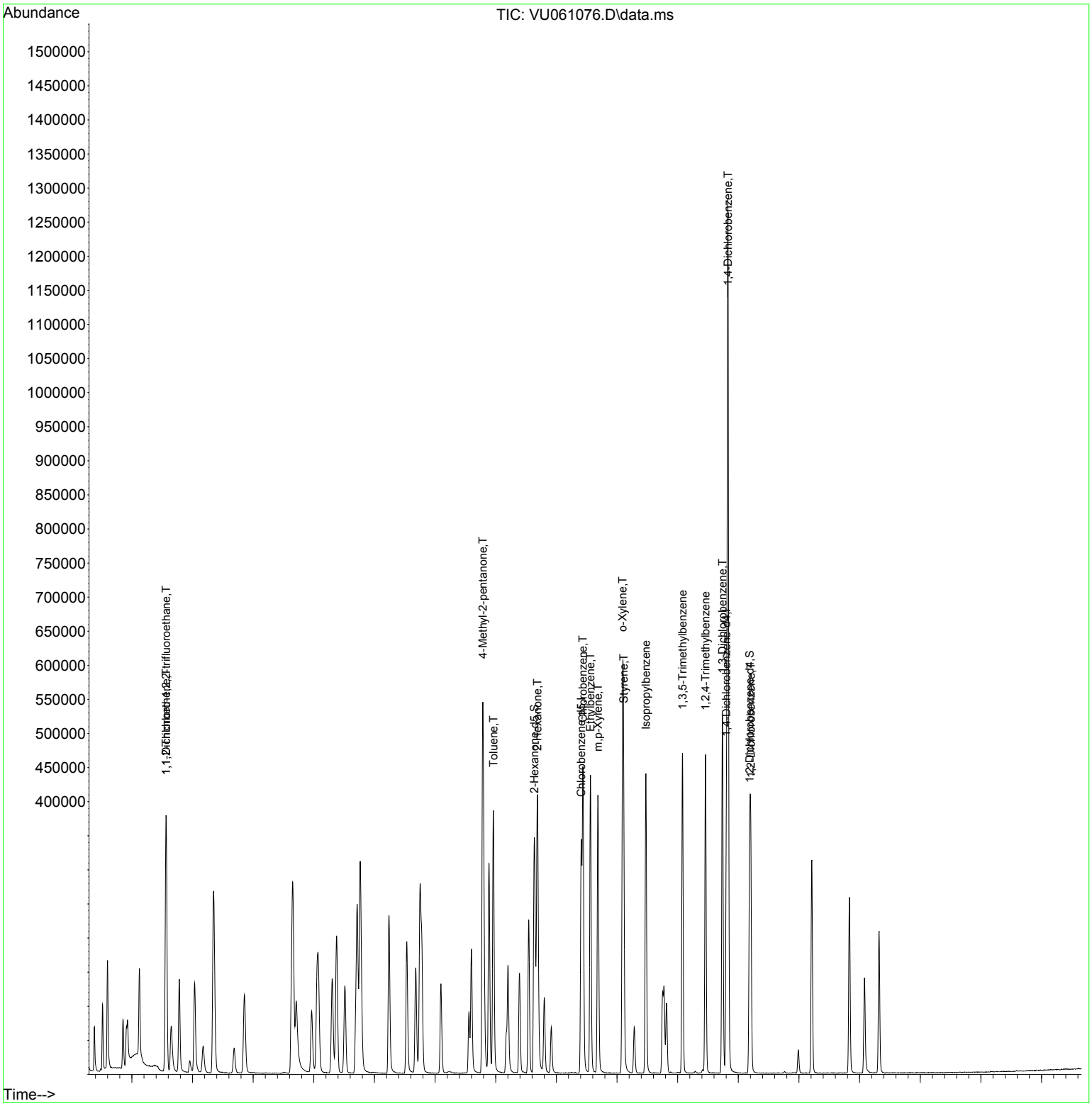

Instrument :
MSVOA_U
ClientSampleId :
PMW-7D(20240927)MS



#2
Dichlorodifluoromethane
Concen: 4.808 ug/L
RT: 1.383 min Scan# 29
Delta R.T. -0.000 min
Lab File: VU061076.D
Acq: 02 Oct 2024 15:10

Tgt Ion: 85 Resp: 44160

Ion	Ratio	Lower	Upper
85	100		
87	30.9	26.2	39.2

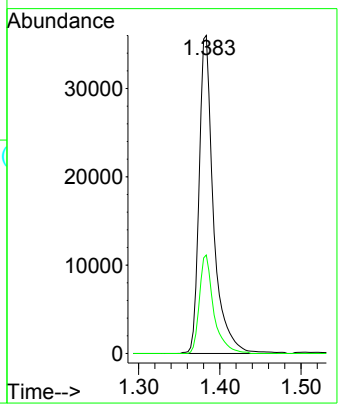

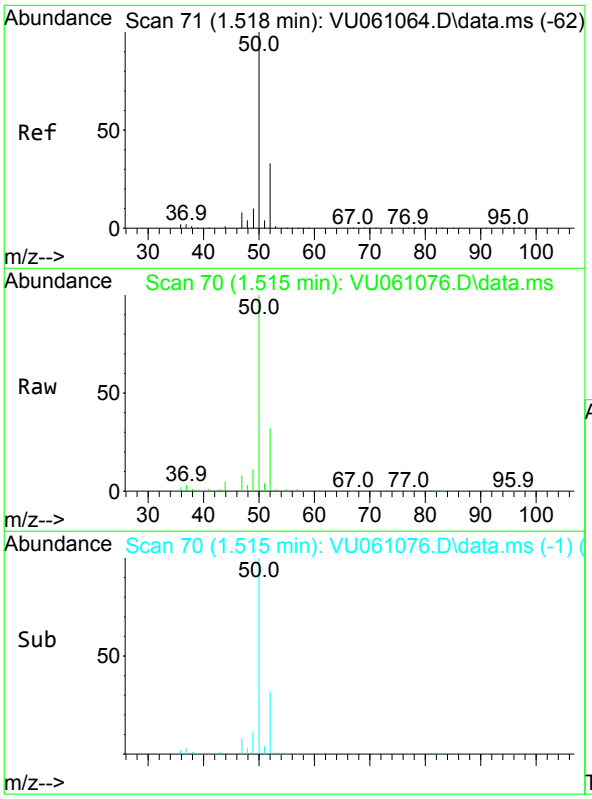

#3
Chloromethane
Concen: 4.908 ug/L
RT: 1.515 min Scan# 70
Delta R.T. -0.003 min
Lab File: VU061076.D
Acq: 02 Oct 2024 15:10

Tgt Ion: 50 Resp: 65096

Ion	Ratio	Lower	Upper
50	100		
52	32.4	24.4	45.4

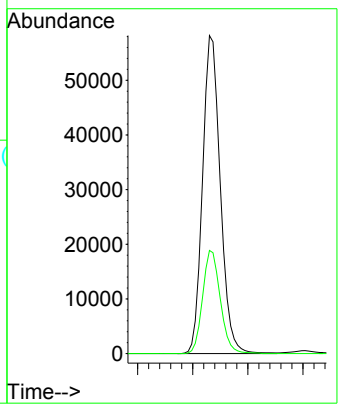

Instrument :
MSVOA_U
ClientSampleId :
PMW-7D(20240927)MS

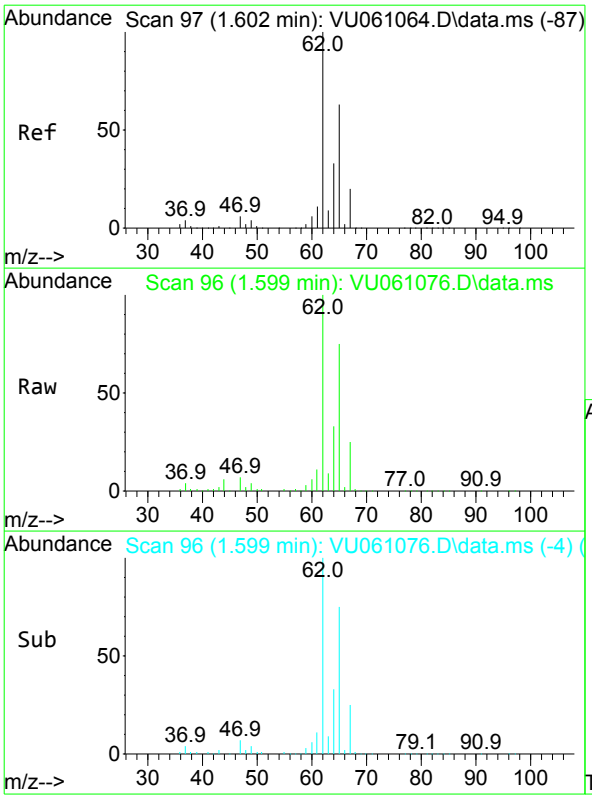

#5
Vinyl chloride
Concen: 5.210 ug/L
RT: 1.599 min Scan# 96
Delta R.T. -0.003 min
Lab File: VU061076.D
Acq: 02 Oct 2024 15:10

Tgt Ion: 62 Resp: 69378

Ion	Ratio	Lower	Upper
62	100		
64	32.8	24.0	44.6

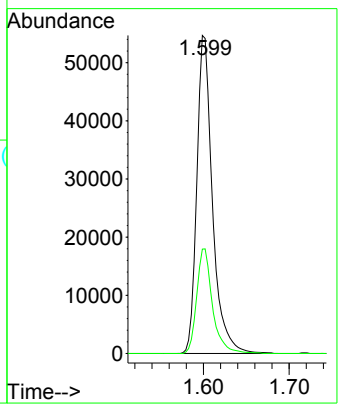

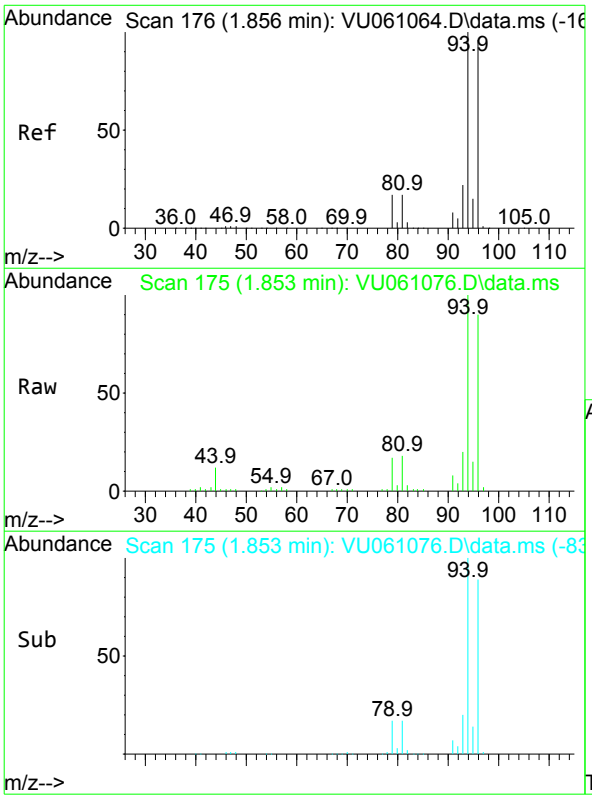

#6
Bromomethane
Concen: 4.773 ug/L
RT: 1.853 min Scan# 175
Delta R.T. -0.003 min
Lab File: VU061076.D
Acq: 02 Oct 2024 15:10

Tgt Ion: 94 Resp: 33903

Ion	Ratio	Lower	Upper
94	100		
96	90.0	67.3	124.9

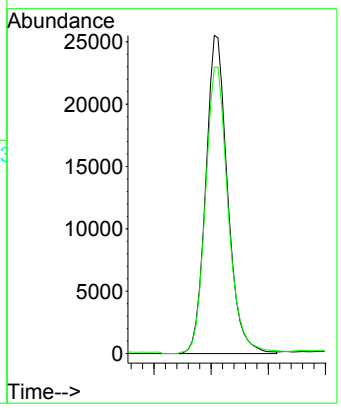

Instrument :
MSVOA_U
ClientSampleId :
PMW-7D(20240927)MS

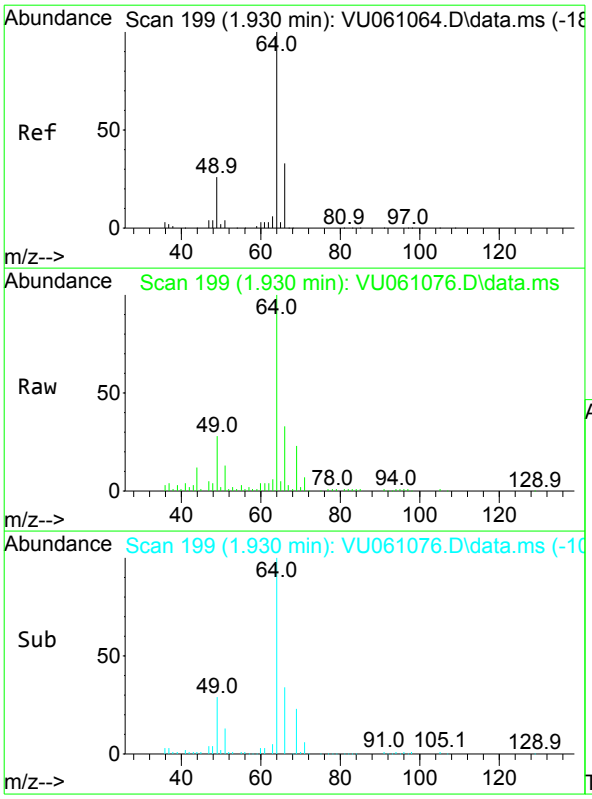

#8
Chloroethane
Concen: 4.875 ug/L
RT: 1.930 min Scan# 199
Delta R.T. -0.000 min
Lab File: VU061076.D
Acq: 02 Oct 2024 15:10

Tgt Ion: 64 Resp: 39376

Ion	Ratio	Lower	Upper
64	100		
66	33.1	22.3	41.3

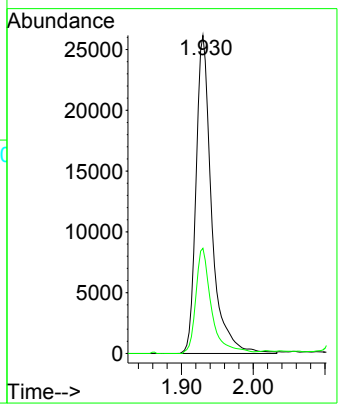

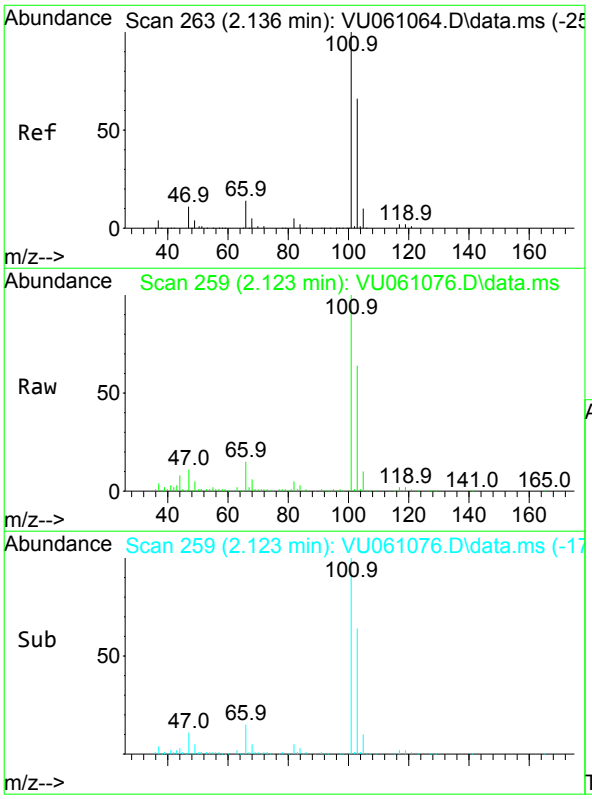

#9
Trichlorofluoromethane
Concen: 4.484 ug/L
RT: 2.123 min Scan# 259
Delta R.T. -0.013 min
Lab File: VU061076.D
Acq: 02 Oct 2024 15:10

Tgt Ion:101 Resp: 76715

Ion	Ratio	Lower	Upper
101	100		
103	63.8	51.4	77.2

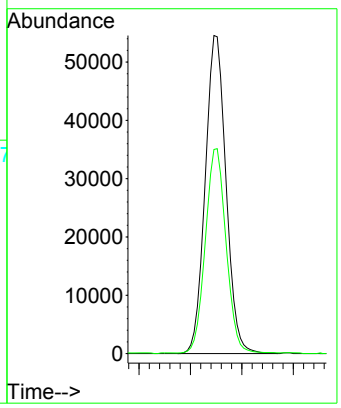

Instrument :
MSVOA_U
ClientSampleId :
PMW-7D(20240927)MS

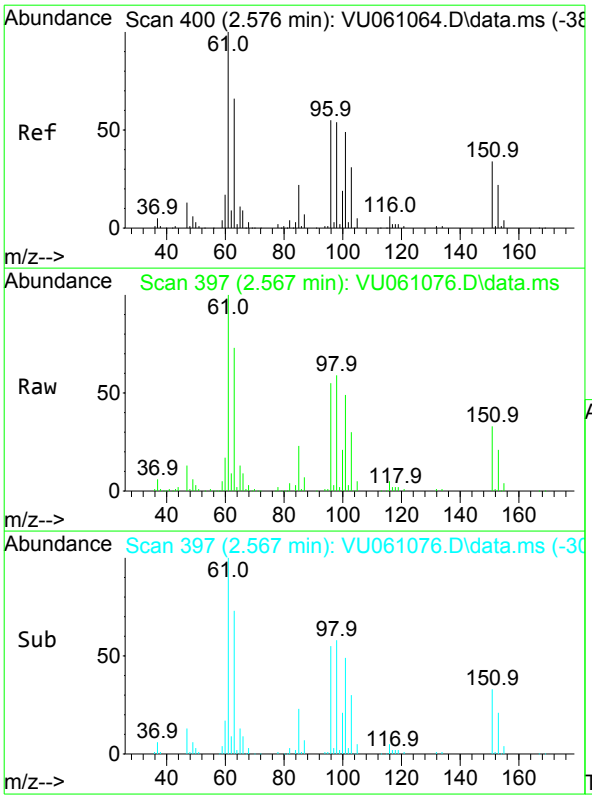

#10
1,1,2-Trichloro-1,2,2-trifluoroethane
Concen: 4.956 ug/L
RT: 2.567 min Scan# 397
Delta R.T. -0.010 min
Lab File: VU061076.D
Acq: 02 Oct 2024 15:10

Tgt Ion:101 Resp: 56004

Ion	Ratio	Lower	Upper
101	100		
85	46.6	34.2	51.4
151	69.1	58.6	88.0

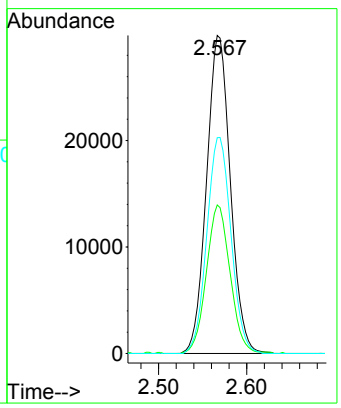

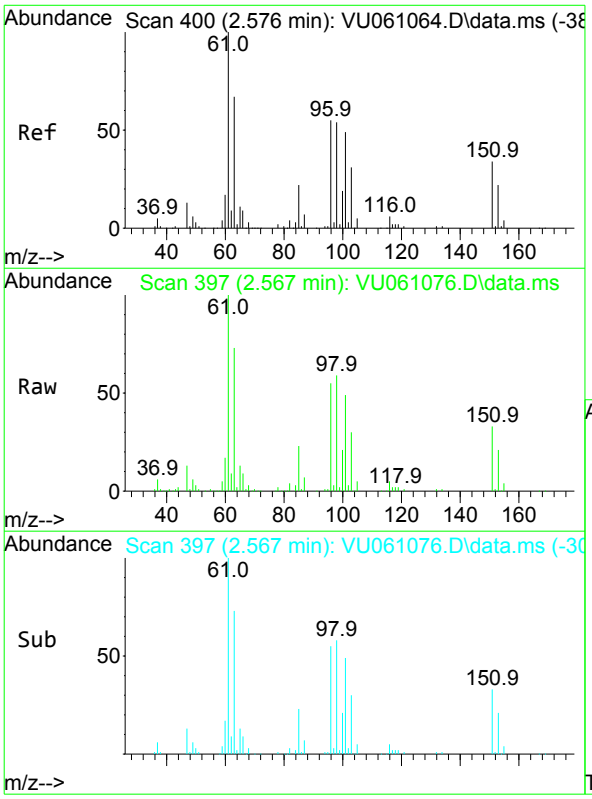

#12
1,1-Dichloroethene
Concen: 5.175 ug/L
RT: 2.567 min Scan# 397
Delta R.T. -0.010 min
Lab File: VU061076.D
Acq: 02 Oct 2024 15:10

Tgt Ion: 96 Resp: 56307

Ion	Ratio	Lower	Upper
96	100		
61	180.4	120.7	224.1
63	131.1	90.0	167.2

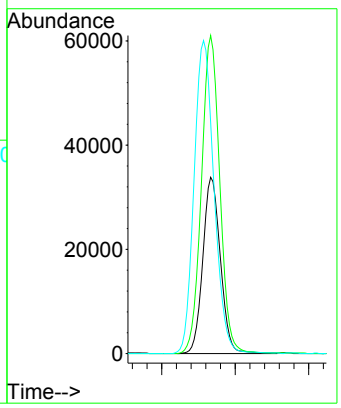

Instrument :
MSVOA_U
ClientSampleId :
PMW-7D(20240927)MS

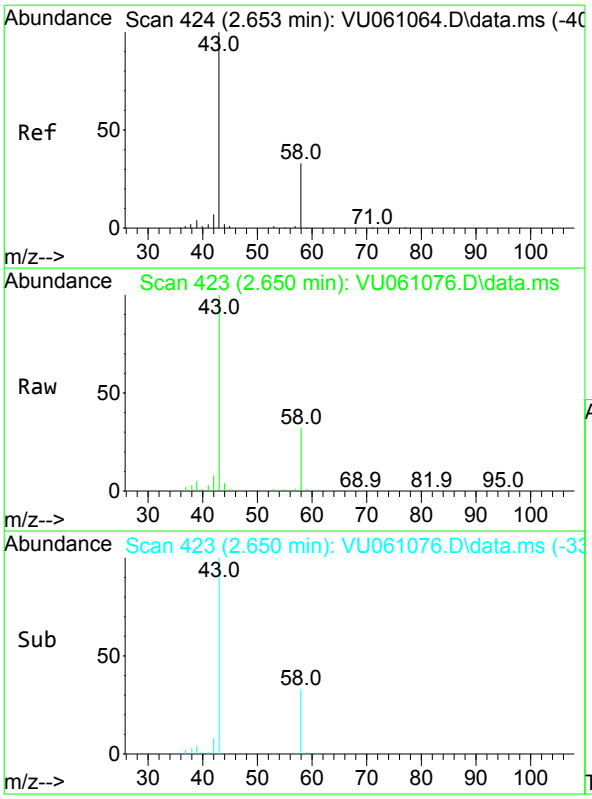

#13
Acetone
Concen: 49.524 ug/L
RT: 2.650 min Scan# 423
Delta R.T. -0.003 min
Lab File: VU061076.D
Acq: 02 Oct 2024 15:10

Tgt Ion: 43 Resp: 102784

Ion	Ratio	Lower	Upper
43	100		
58	33.6	0.0	69.6

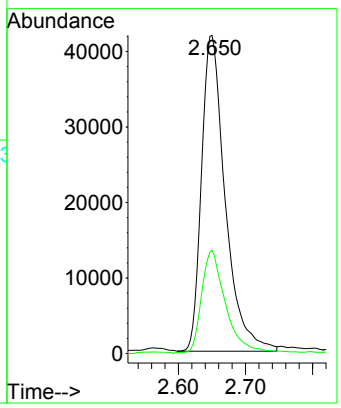

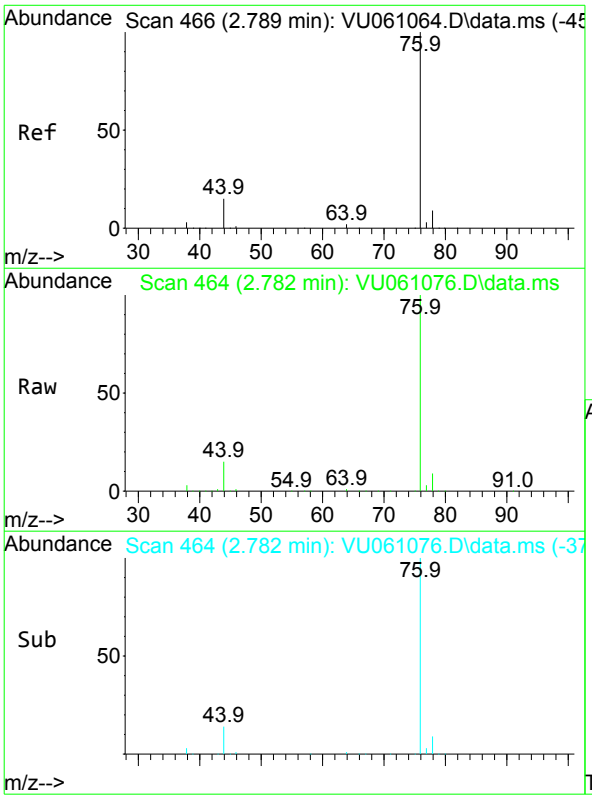

#14
Carbon disulfide
Concen: 4.970 ug/L
RT: 2.782 min Scan# 464
Delta R.T. -0.007 min
Lab File: VU061076.D
Acq: 02 Oct 2024 15:10

Tgt Ion: 76 Resp: 183794

Ion	Ratio	Lower	Upper
76	100		
78	9.1	7.1	10.7

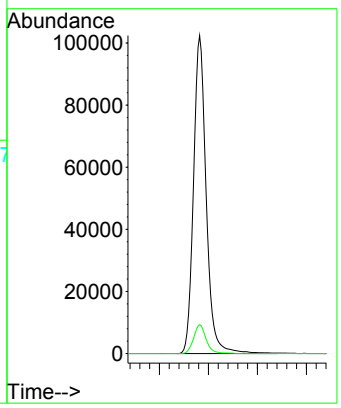

Instrument :
MSVOA_U
ClientSampleId :
PMW-7D(20240927)MS

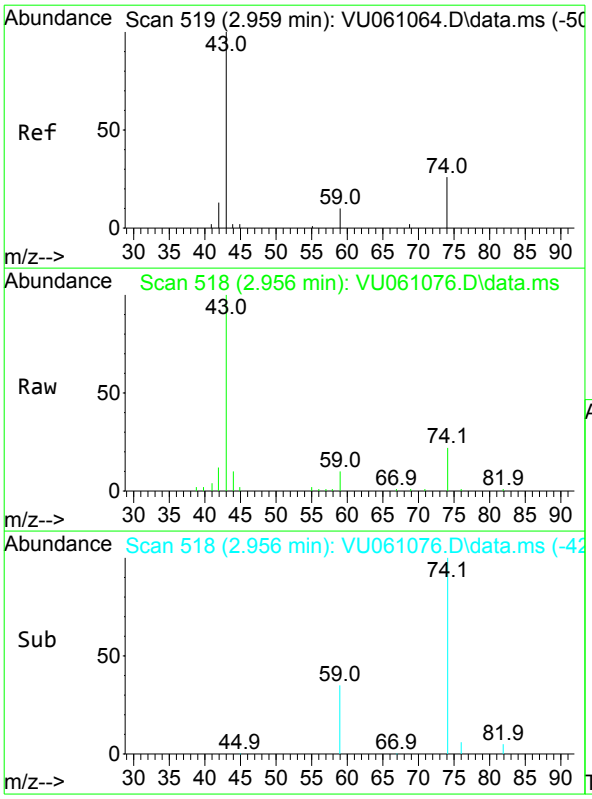

#15
Methyl Acetate
Concen: 5.060 ug/L
RT: 2.956 min Scan# 518
Delta R.T. -0.003 min
Lab File: VU061076.D
Acq: 02 Oct 2024 15:10

Tgt Ion: 43 Resp: 25570

Ion	Ratio	Lower	Upper
43	100		
74	22.5	18.9	28.3

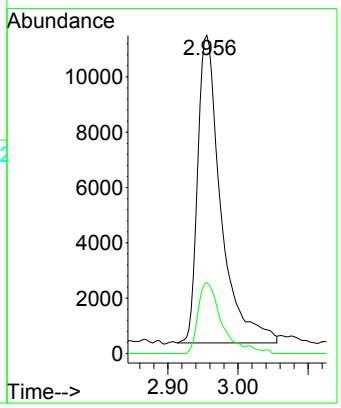

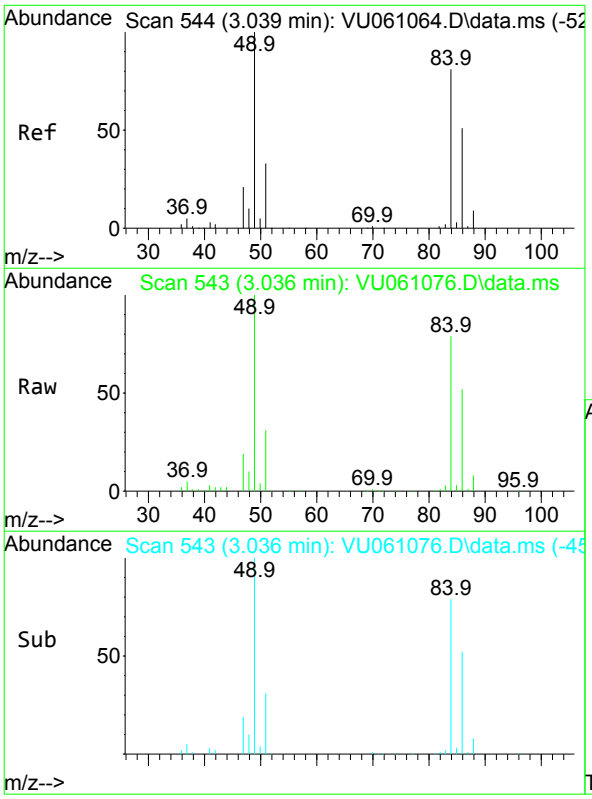

#16
Methylene chloride
Concen: 5.264 ug/L
RT: 3.036 min Scan# 543
Delta R.T. -0.003 min
Lab File: VU061076.D
Acq: 02 Oct 2024 15:10

Tgt Ion: 84 Resp: 65761

Ion	Ratio	Lower	Upper
84	100		
86	66.4	47.3	87.8
49	127.1	78.7	146.1

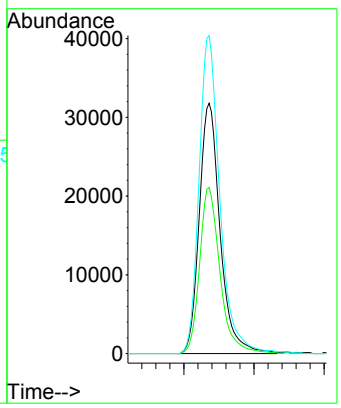

Instrument :
MSVOA_U
ClientSampleId :
PMW-7D(20240927)MS

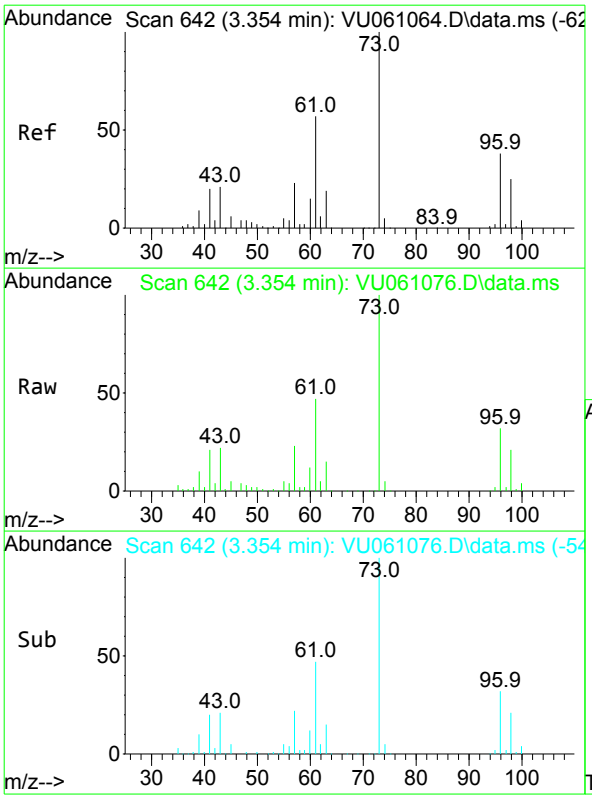

#17
Methyl tert-butyl Ether
Concen: 5.145 ug/L
RT: 3.354 min Scan# 642
Delta R.T. -0.000 min
Lab File: VU061076.D
Acq: 02 Oct 2024 15:10

Tgt Ion: 73 Resp: 160208

Ion	Ratio	Lower	Upper
73	100		
43	21.6	13.8	20.8#
57	23.1	18.0	27.0

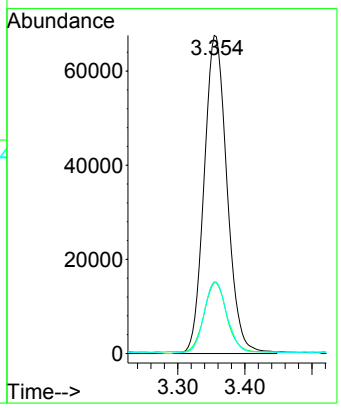

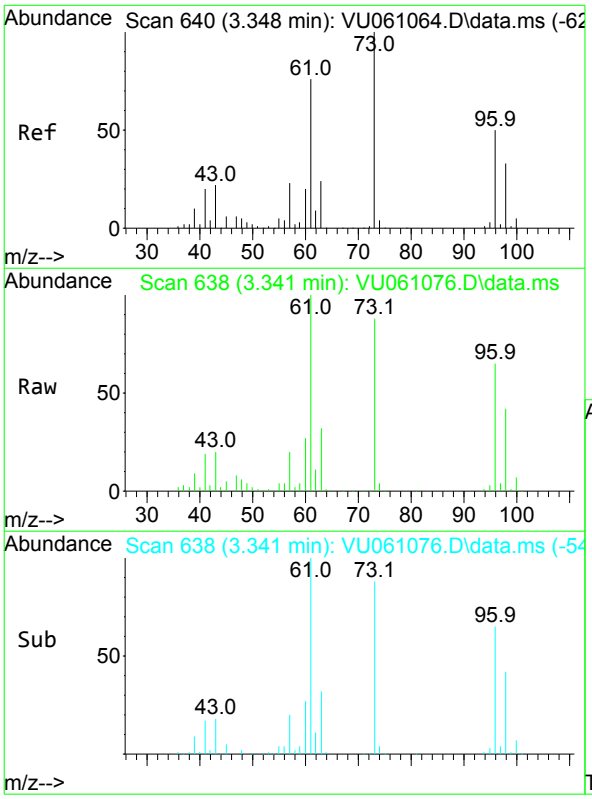

#18
trans-1,2-Dichloroethene
Concen: 5.499 ug/L
RT: 3.341 min Scan# 638
Delta R.T. -0.007 min
Lab File: VU061076.D
Acq: 02 Oct 2024 15:10

Tgt Ion: 96 Resp: 65595

Ion	Ratio	Lower	Upper
96	100		
61	153.1	97.2	180.6
98	64.2	43.3	80.5

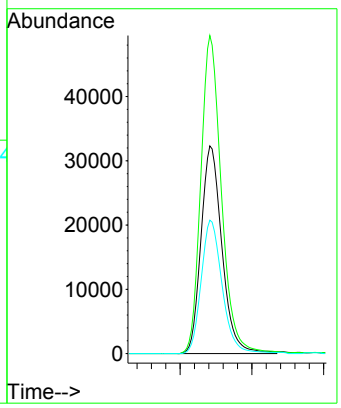

Instrument :
MSVOA_U
ClientSampleId :
PMW-7D(20240927)MS

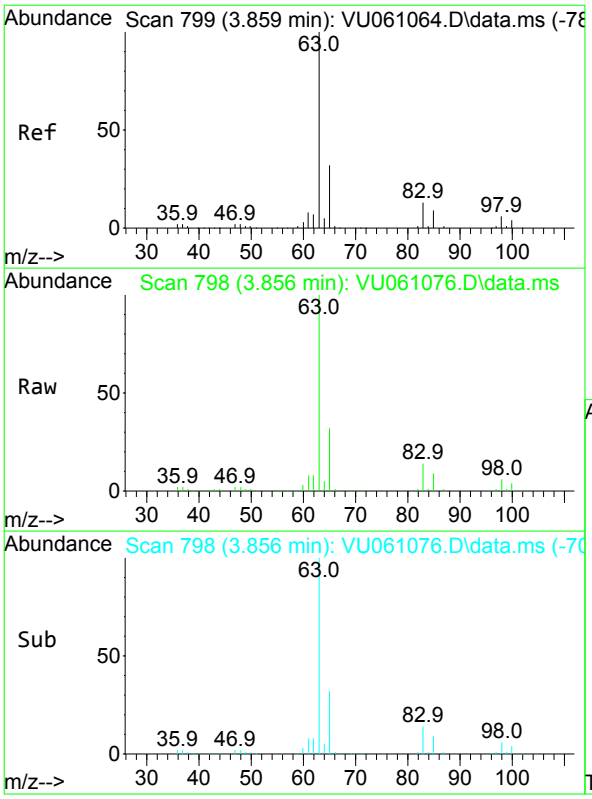

#19
1,1-Dichloroethane
Concen: 5.817 ug/L
RT: 3.856 min Scan# 798
Delta R.T. -0.003 min
Lab File: VU061076.D
Acq: 02 Oct 2024 15:10

Tgt Ion: 63 Resp: 135029

Ion	Ratio	Lower	Upper
63	100		
65	32.4	23.0	42.8
83	14.0	9.0	16.6

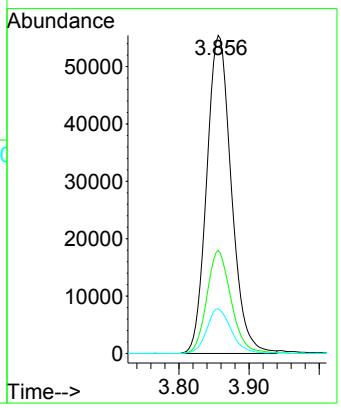

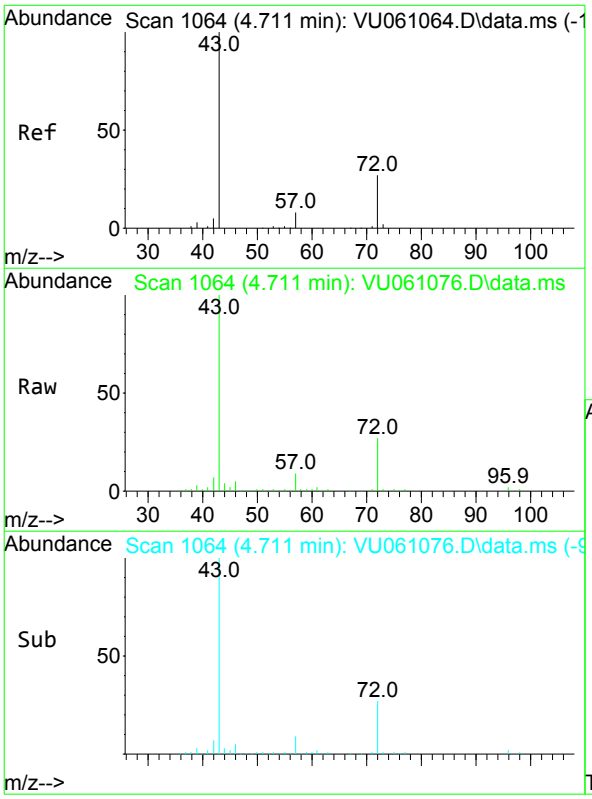

#21
2-Butanone
Concen: 51.474 ug/L
RT: 4.711 min Scan# 1064
Delta R.T. -0.000 min
Lab File: VU061076.D
Acq: 02 Oct 2024 15:10

Tgt Ion: 43 Resp: 175871

Ion	Ratio	Lower	Upper
43	100		
72	26.8	14.8	44.3

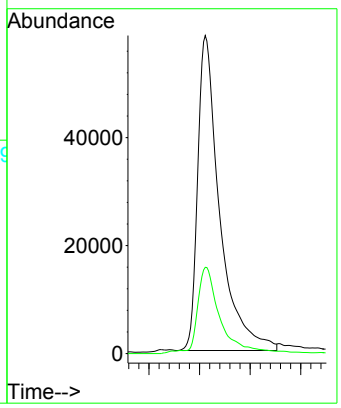

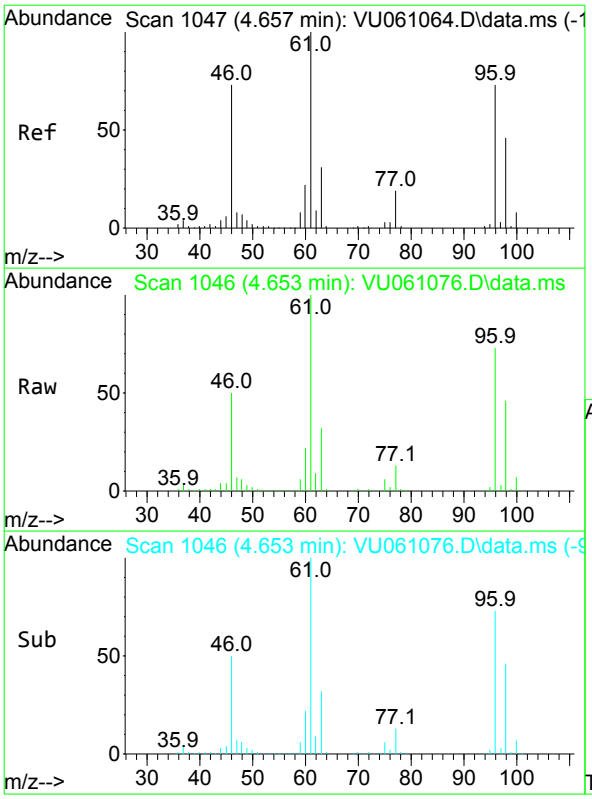

#22
cis-1,2-Dichloroethene
Concen: 8.721 ug/L
RT: 4.653 min Scan# 1046
Delta R.T. -0.003 min
Lab File: VU061076.D
Acq: 02 Oct 2024 15:10

Tgt Ion: 96 Resp: 115854

Ion	Ratio	Lower	Upper
96	100		
61	137.0	89.7	166.5
98	62.4	45.1	83.9

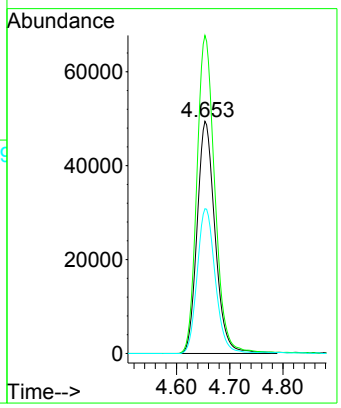

Instrument :
MSVOA_U
ClientSampleId :
PMW-7D(20240927)MS

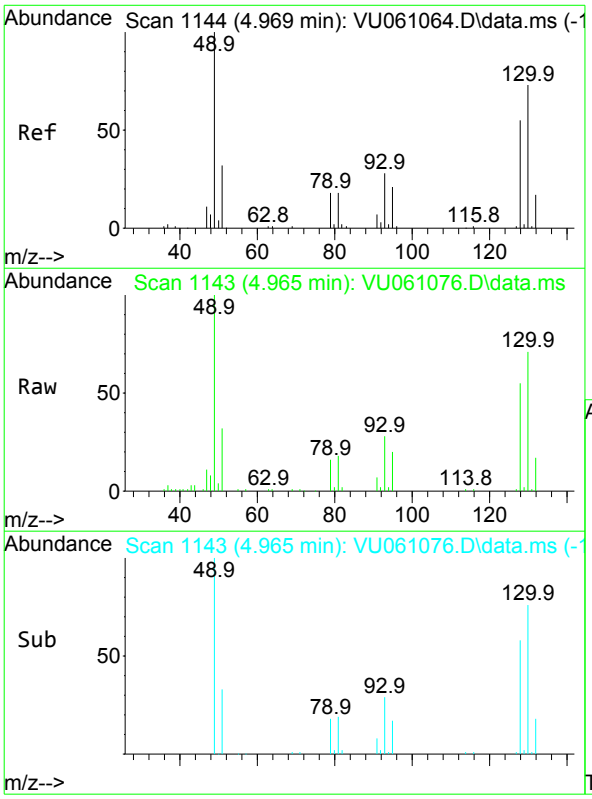

#23
Bromochloromethane
Concen: 5.119 ug/L
RT: 4.965 min Scan# 1143
Delta R.T. -0.003 min
Lab File: VU061076.D
Acq: 02 Oct 2024 15:10

Tgt Ion:128 Resp: 27373

Ion	Ratio	Lower	Upper
128	100		
49	183.4	109.6	203.6
130	130.5	87.8	163.0
51	58.0	37.3	55.9#

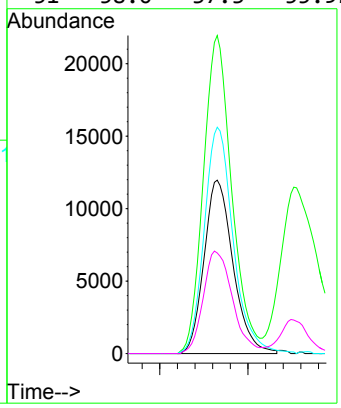

Instrument :
MSVOA_U
ClientSampleId :
PMW-7D(20240927)MS

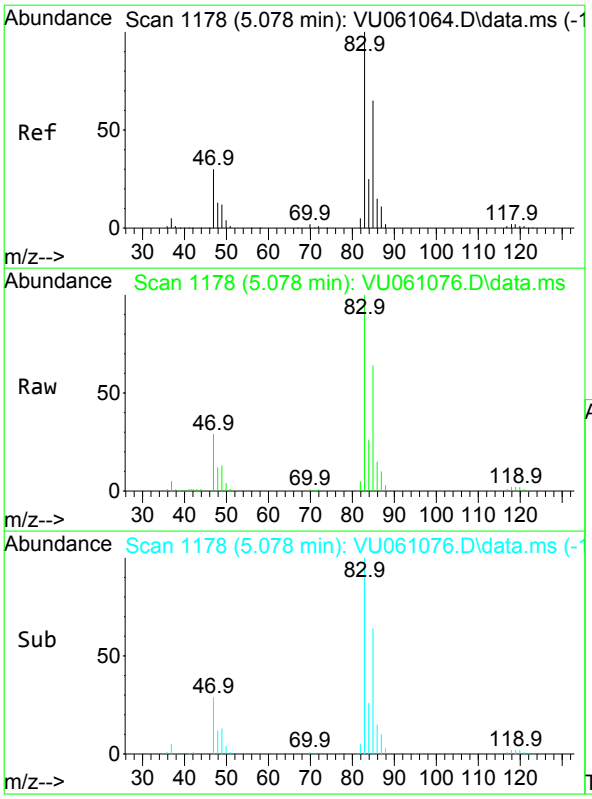

#25
Chloroform
Concen: 5.182 ug/L
RT: 5.078 min Scan# 1178
Delta R.T. -0.000 min
Lab File: VU061076.D
Acq: 02 Oct 2024 15:10

Tgt Ion: 83 Resp: 120488

Ion	Ratio	Lower	Upper
83	100		
85	63.9	46.8	86.8

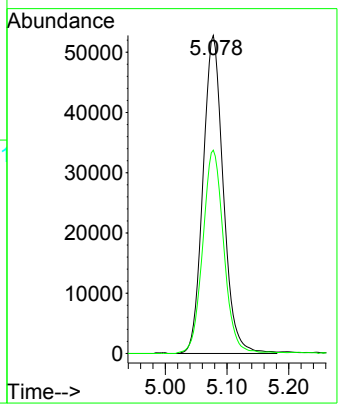

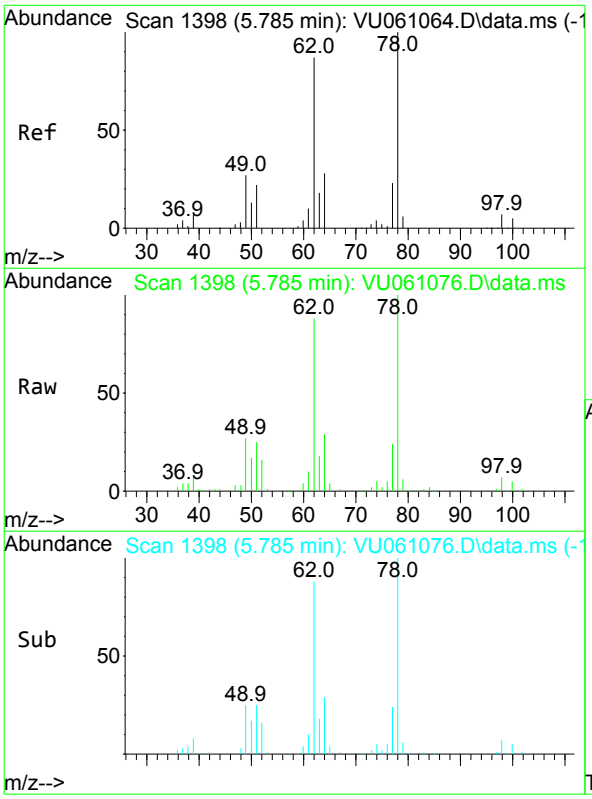

#27
1,2-Dichloroethane
Concen: 5.139 ug/L
RT: 5.785 min Scan# 1398
Delta R.T. -0.000 min
Lab File: VU061076.D
Acq: 02 Oct 2024 15:10

Tgt Ion: 62 Resp: 78713

Ion	Ratio	Lower	Upper
62	100		
98	7.9	8.2	12.4#

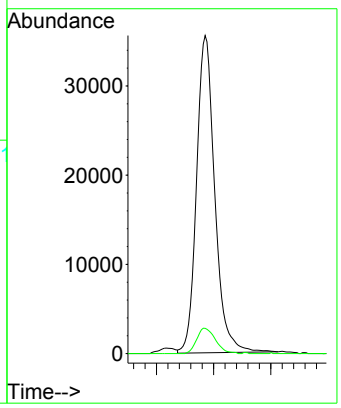

Instrument :
MSVOA_U
ClientSampleId :
PMW-7D(20240927)MS

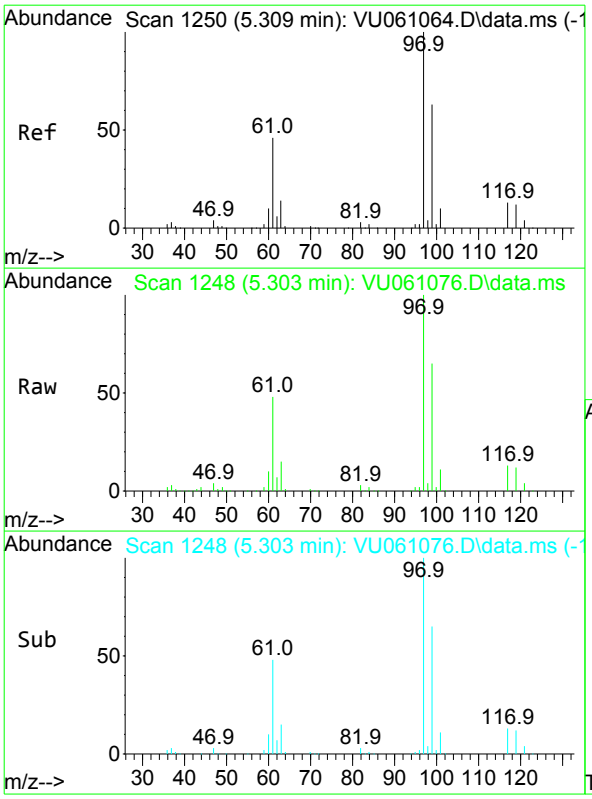

#29
1,1,1-Trichloroethane
Concen: 4.977 ug/L
RT: 5.303 min Scan# 1248
Delta R.T. -0.007 min
Lab File: VU061076.D
Acq: 02 Oct 2024 15:10

Tgt Ion: 97 Resp: 100959

Ion	Ratio	Lower	Upper
97	100		
99	63.9	50.5	75.7
61	47.2	34.4	51.6

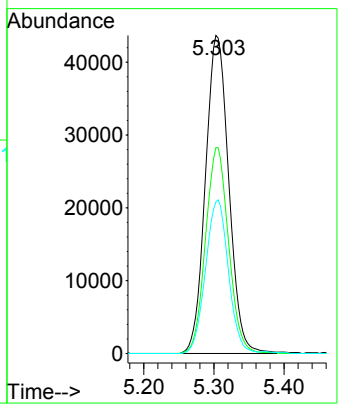

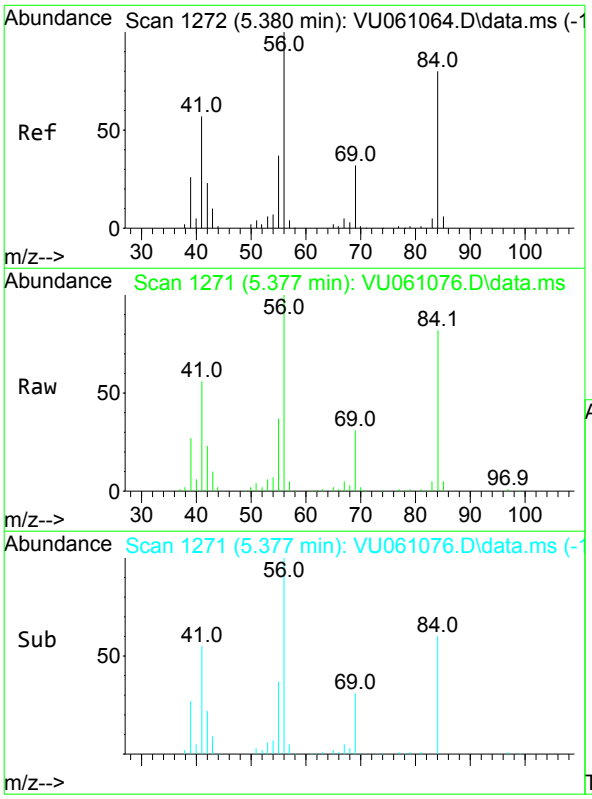

#30
Cyclohexane
Concen: 4.803 ug/L
RT: 5.377 min Scan# 1271
Delta R.T. -0.003 min
Lab File: VU061076.D
Acq: 02 Oct 2024 15:10

Tgt Ion: 56 Resp: 108525

Ion	Ratio	Lower	Upper
56	100		
69	31.2	25.4	38.0
84	81.8	71.0	106.6

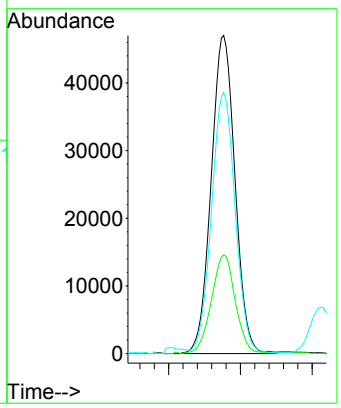

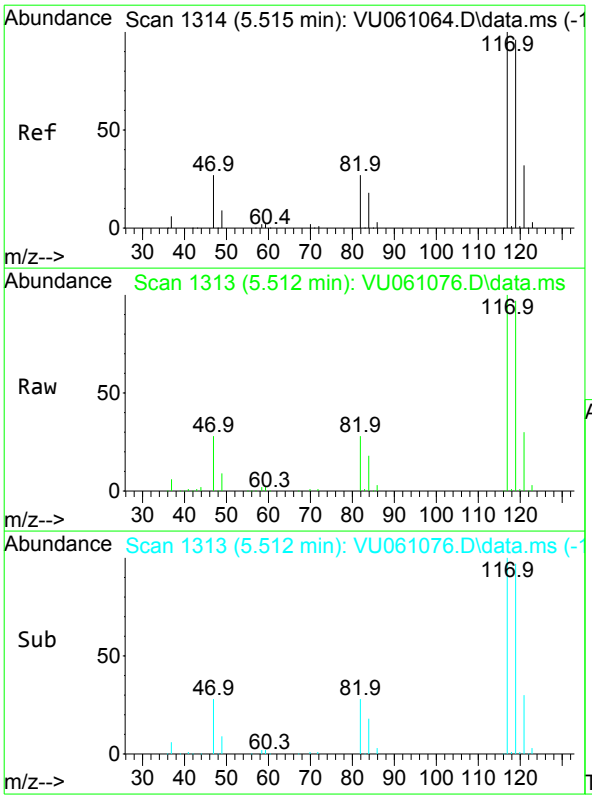

#31
Carbon tetrachloride
Concen: 4.957 ug/L
RT: 5.512 min Scan# 1313
Delta R.T. -0.003 min
Lab File: VU061076.D
Acq: 02 Oct 2024 15:10

Instrument :
MSVOA_U
ClientSampleId :
PMW-7D(20240927)MS

Tgt Ion:117 Resp: 85327

Ion	Ratio	Lower	Upper
117	100		
119	96.6	76.3	114.5

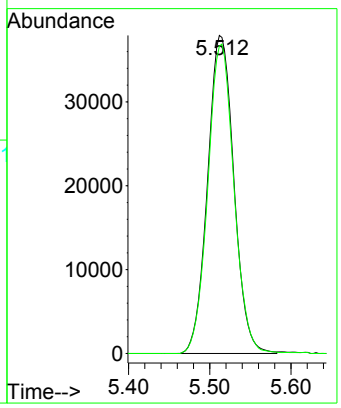

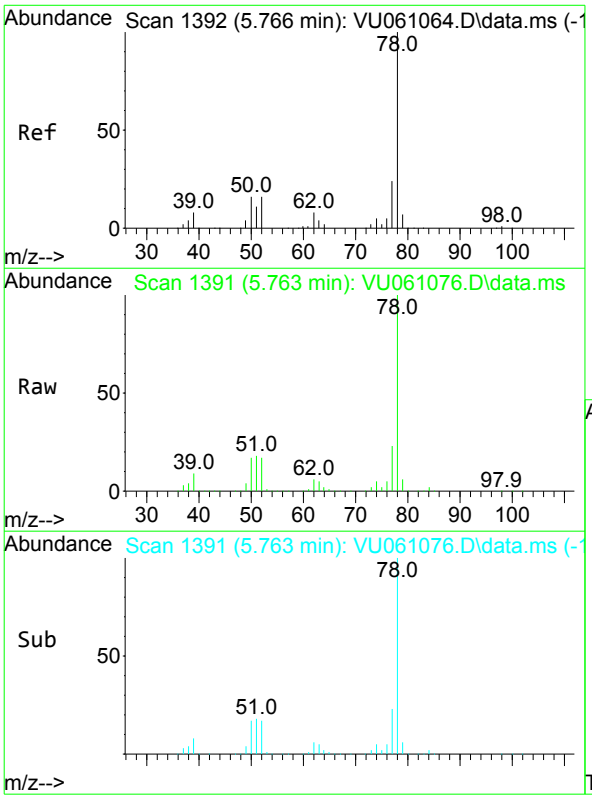

#33
Benzene
Concen: 5.237 ug/L
RT: 5.763 min Scan# 1391
Delta R.T. -0.003 min
Lab File: VU061076.D
Acq: 02 Oct 2024 15:10

Tgt Ion: 78 Resp: 270588

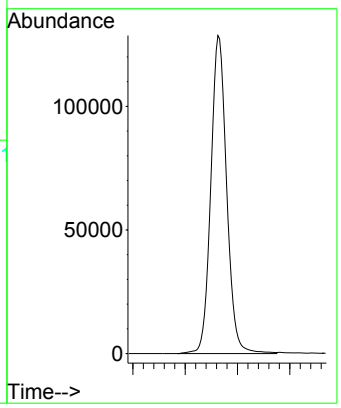

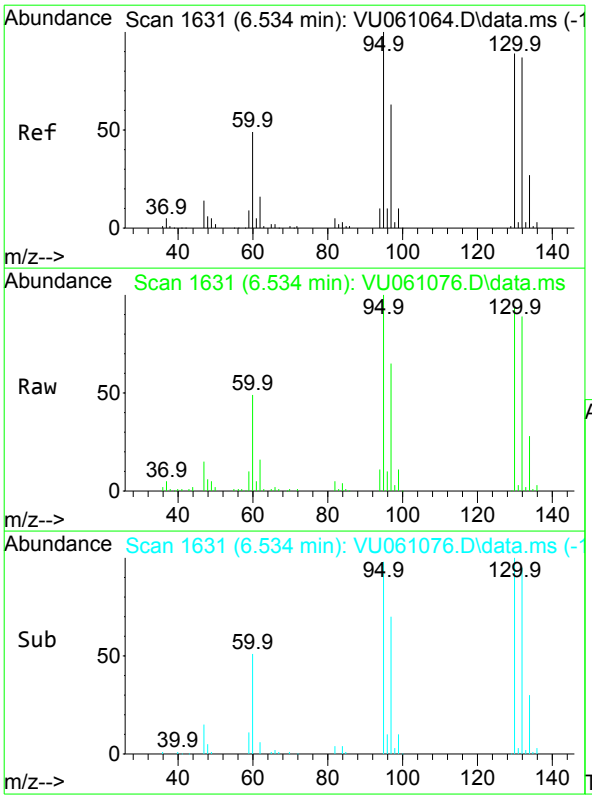

#34
Trichloroethene
Concen: 4.890 ug/L
RT: 6.534 min Scan# 1631
Delta R.T. -0.000 min
Lab File: VU061076.D
Acq: 02 Oct 2024 15:10

Tgt Ion: 95 Resp: 68499

Ion	Ratio	Lower	Upper
95	100		
97	65.2	44.9	83.5
132	88.8	63.5	117.9
130	93.7	70.2	130.4

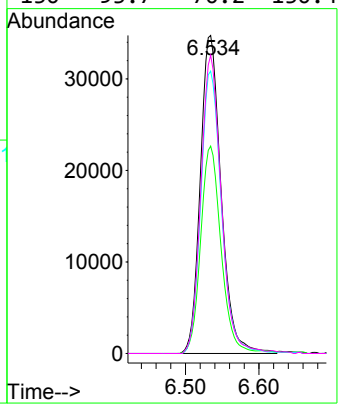

Instrument :
MSVOA_U
ClientSampleId :
PMW-7D(20240927)MS

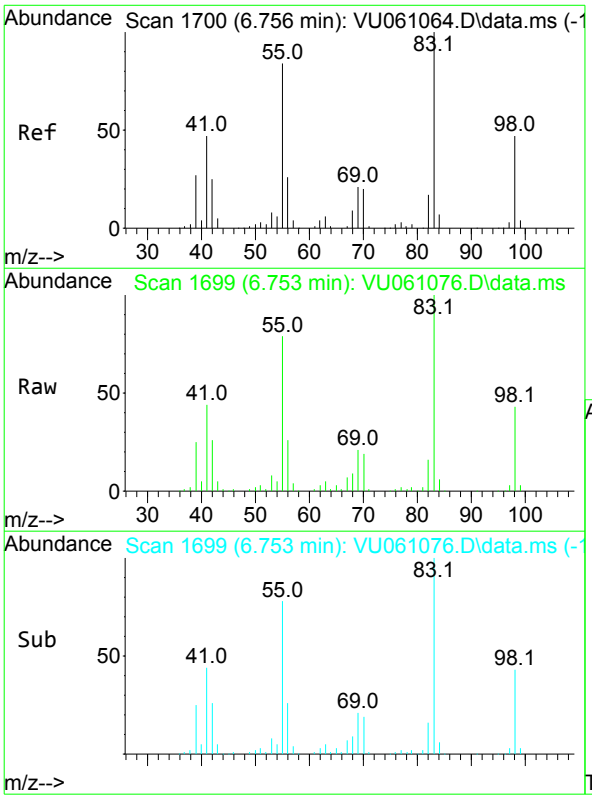

#35
Methylcyclohexane
Concen: 4.821 ug/L
RT: 6.753 min Scan# 1699
Delta R.T. -0.003 min
Lab File: VU061076.D
Acq: 02 Oct 2024 15:10

Tgt Ion: 83 Resp: 109059

Ion	Ratio	Lower	Upper
83	100		
55	81.0	62.6	94.0
98	44.9	37.6	56.4

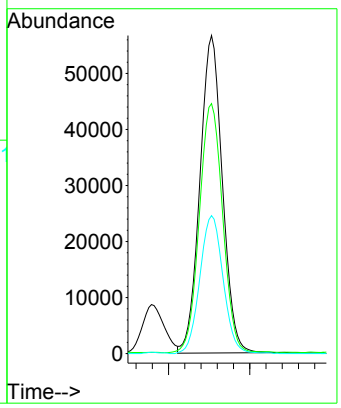

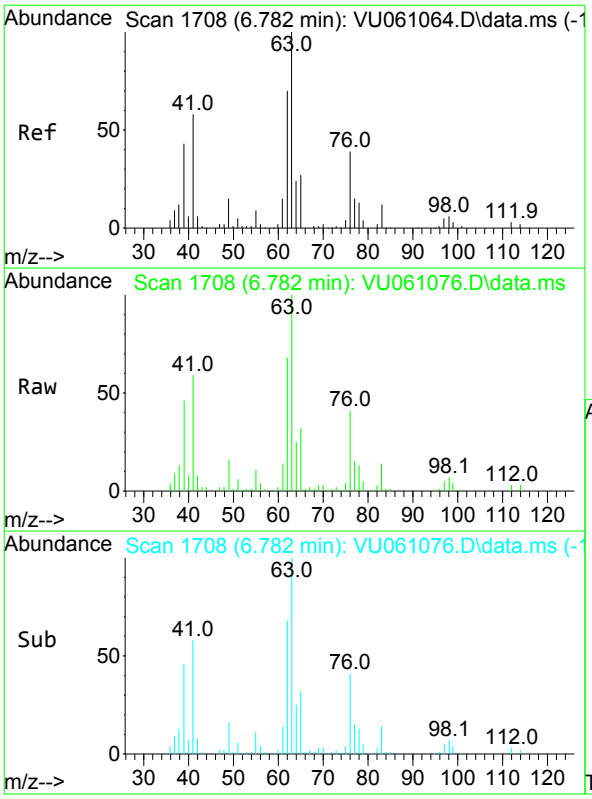

#37
1,2-Dichloropropane
Concen: 5.144 ug/L
RT: 6.782 min Scan# 1708
Delta R.T. -0.000 min
Lab File: VU061076.D
Acq: 02 Oct 2024 15:10

Tgt Ion: 63 Resp: 70040

Ion	Ratio	Lower	Upper
63	100		
112	3.5	2.0	3.0#

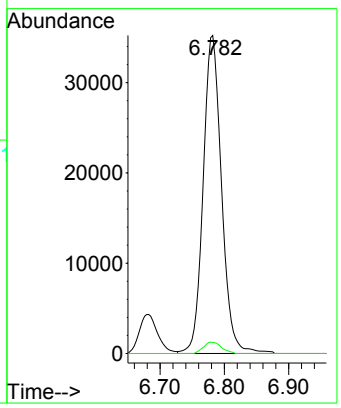

Instrument :
MSVOA_U
ClientSampleId :
PMW-7D(20240927)MS

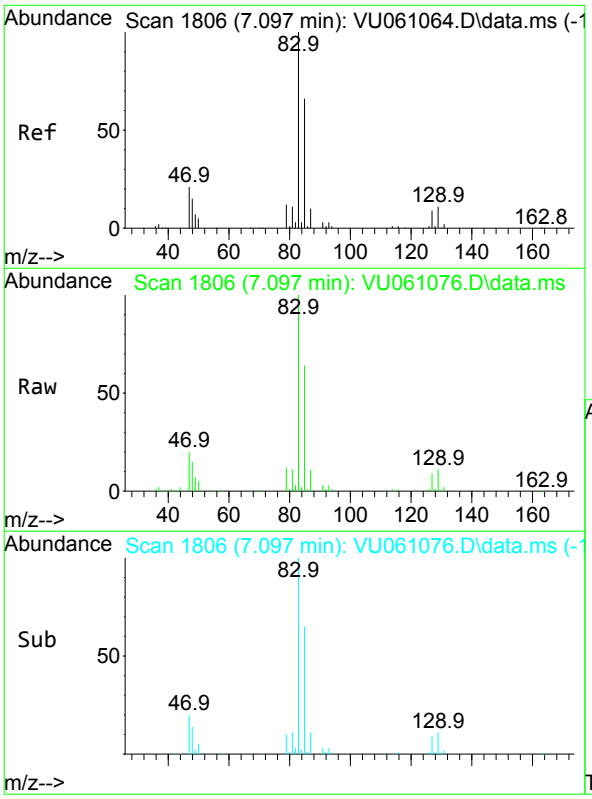

#38
Bromodichloromethane
Concen: 5.072 ug/L
RT: 7.097 min Scan# 1806
Delta R.T. -0.000 min
Lab File: VU061076.D
Acq: 02 Oct 2024 15:10

Tgt Ion: 83 Resp: 86348

Ion	Ratio	Lower	Upper
83	100		
85	64.5	45.6	84.8
127	8.7	7.0	10.6

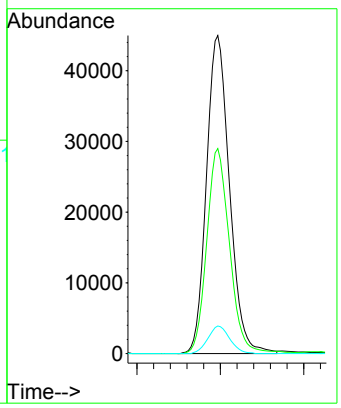

Instrument :
MSVOA_U
ClientSampleId :
PMW-7D(20240927)MS

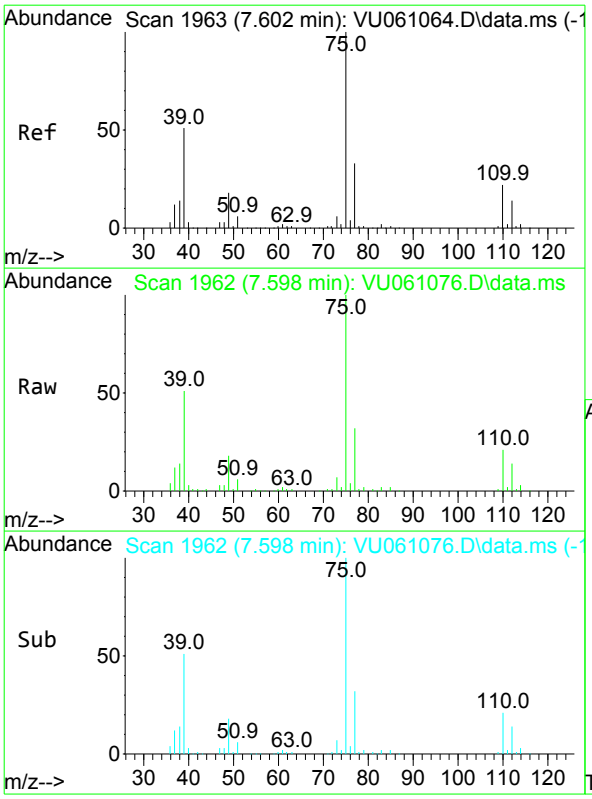

#39
cis-1,3-Dichloropropene
Concen: 5.039 ug/L
RT: 7.598 min Scan# 1962
Delta R.T. -0.003 min
Lab File: VU061076.D
Acq: 02 Oct 2024 15:10

Tgt Ion: 75 Resp: 107595

Ion	Ratio	Lower	Upper
75	100		
77	31.6	21.3	39.5

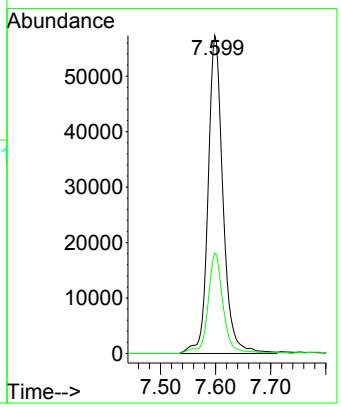

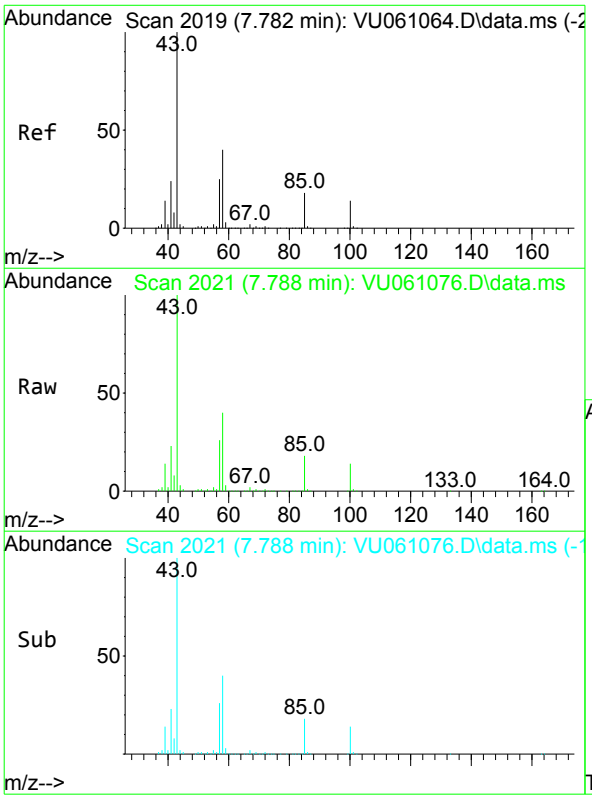

#40
4-Methyl-2-pentanone
Concen: 53.123 ug/L
RT: 7.788 min Scan# 2021
Delta R.T. 0.006 min
Lab File: VU061076.D
Acq: 02 Oct 2024 15:10

Tgt Ion: 43 Resp: 463350

Ion	Ratio	Lower	Upper
43	100		
58	40.2	34.9	52.3
100	14.2	13.4	20.0

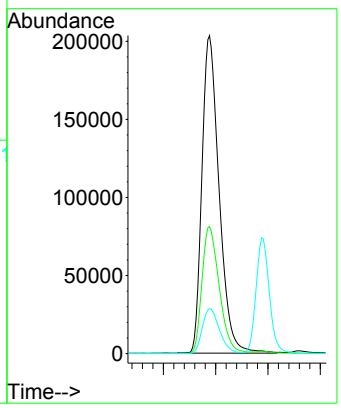

Instrument :
MSVOA_U
ClientSampleId :
PMW-7D(20240927)MS

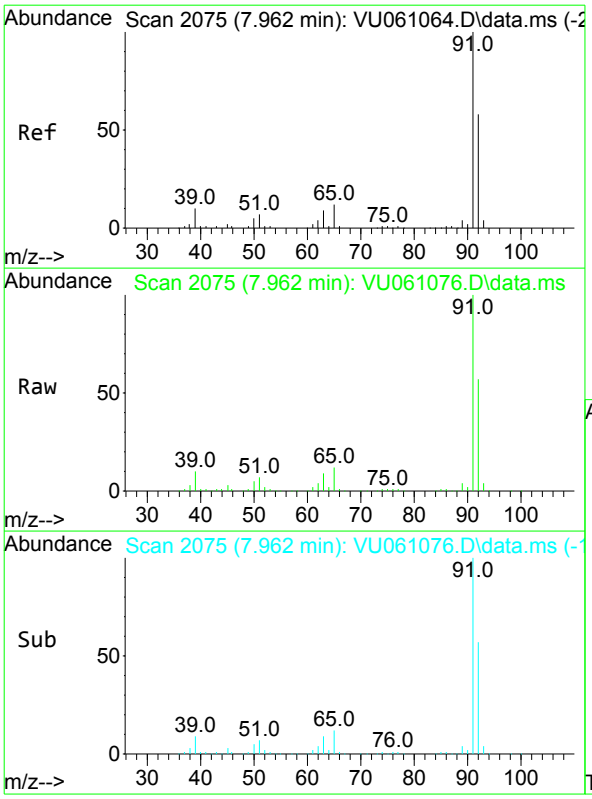

#42
Toluene
Concen: 5.073 ug/L
RT: 7.962 min Scan# 2075
Delta R.T. -0.000 min
Lab File: VU061076.D
Acq: 02 Oct 2024 15:10

Tgt Ion: 91 Resp: 279276

Ion	Ratio	Lower	Upper
91	100		
92	57.3	40.5	75.3

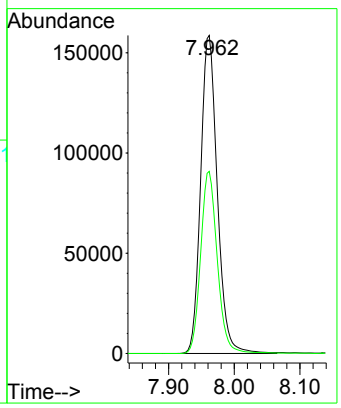

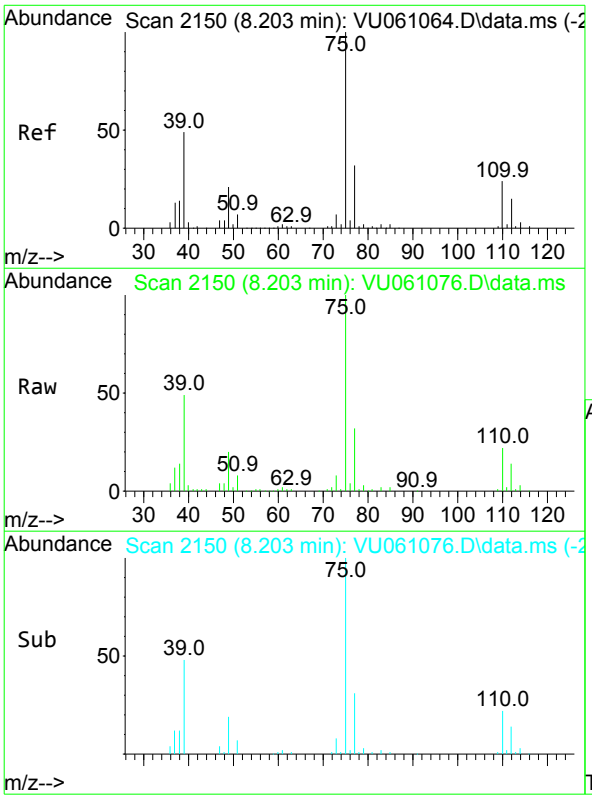

#44
trans-1,3-Dichloropropene
Concen: 5.094 ug/L
RT: 8.203 min Scan# 2150
Delta R.T. -0.000 min
Lab File: VU061076.D
Acq: 02 Oct 2024 15:10

Tgt Ion: 75 Resp: 89932

Ion	Ratio	Lower	Upper
75	100		
77	31.6	23.1	42.9

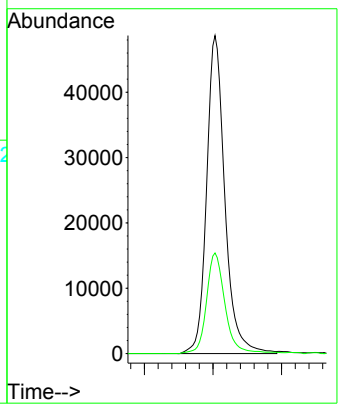

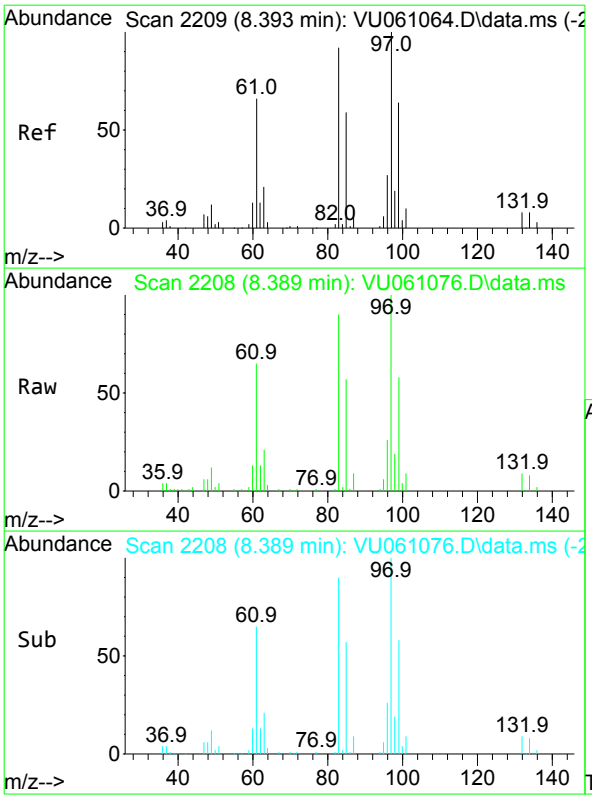

#45
1,1,2-Trichloroethane
Concen: 5.156 ug/L
RT: 8.389 min Scan# 2208
Delta R.T. -0.003 min
Lab File: VU061076.D
Acq: 02 Oct 2024 15:10

Tgt Ion: 97 Resp: 46534

Ion	Ratio	Lower	Upper
97	100		
99	57.7	42.3	78.5
83	90.3	61.7	114.5
85	57.1	39.5	73.3

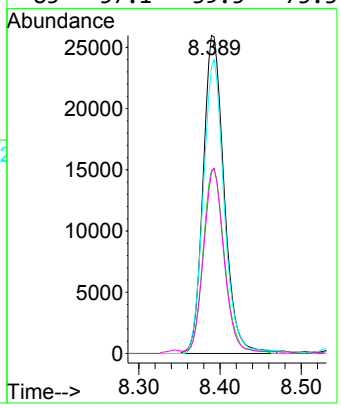

Instrument :
MSVOA_U
ClientSampleId :
PMW-7D(20240927)MS

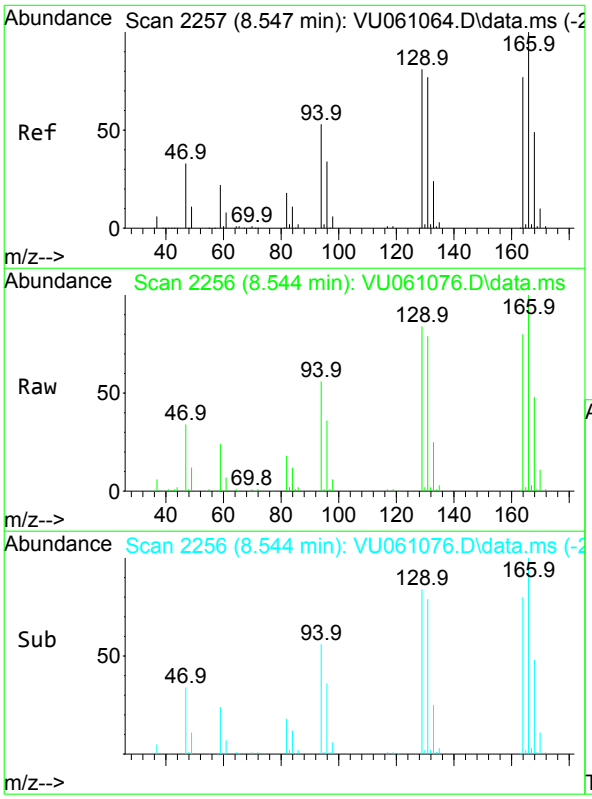

#47
Tetrachloroethene
Concen: 5.061 ug/L
RT: 8.544 min Scan# 2256
Delta R.T. -0.003 min
Lab File: VU061076.D
Acq: 02 Oct 2024 15:10

Tgt Ion:164 Resp: 46142

Ion	Ratio	Lower	Upper
164	100		
129	104.6	67.3	124.9
131	98.9	65.4	121.4
166	125.1	89.5	166.1

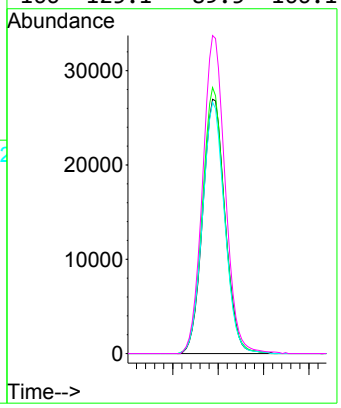

Instrument :
MSVOA_U
ClientSampleId :
PMW-7D(20240927)MS

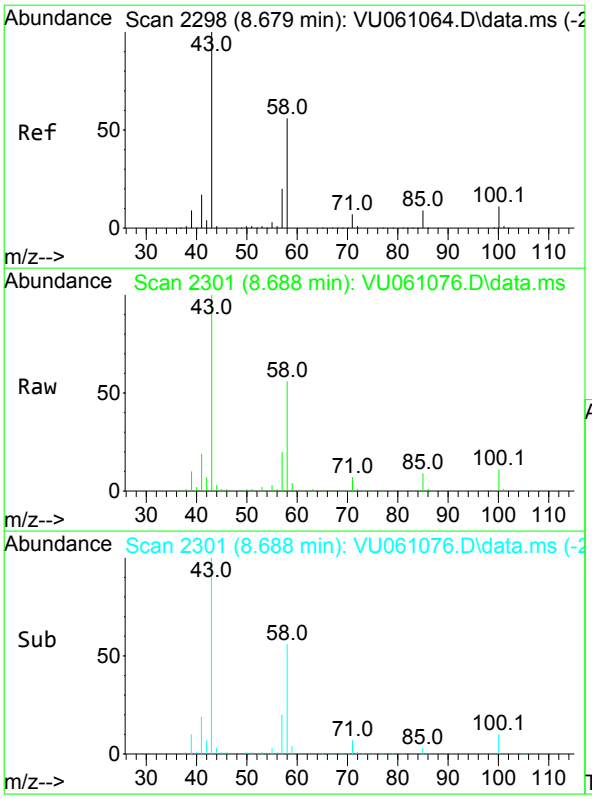

#48
2-Hexanone
Concen: 53.917 ug/L
RT: 8.688 min Scan# 2301
Delta R.T. 0.010 min
Lab File: VU061076.D
Acq: 02 Oct 2024 15:10

Tgt Ion: 43 Resp: 326039

Ion	Ratio	Lower	Upper
43	100		
58	57.9	48.3	72.5
57	19.7	15.9	23.9
100	10.9	9.9	14.9

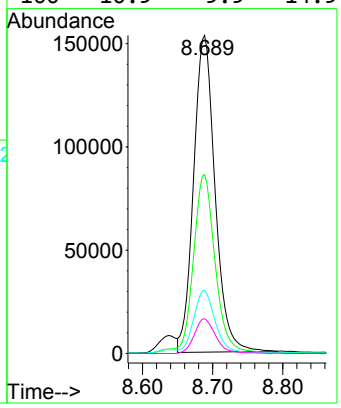

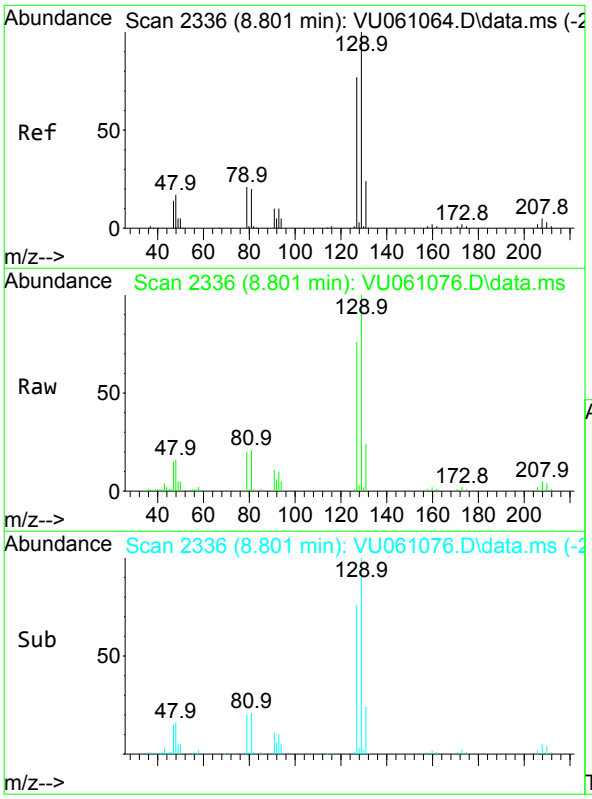

#49
Dibromochloromethane
Concen: 5.174 ug/L
RT: 8.801 min Scan# 2336
Delta R.T. -0.000 min
Lab File: VU061076.D
Acq: 02 Oct 2024 15:10

Tgt Ion:129 Resp: 54324

Ion	Ratio	Lower	Upper
129	100		
127	76.0	56.1	104.1

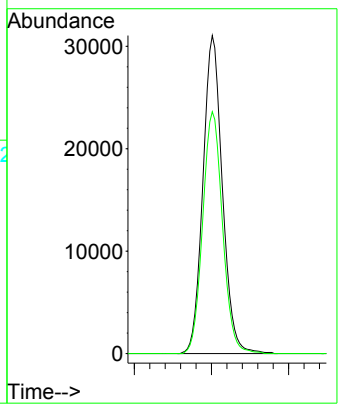

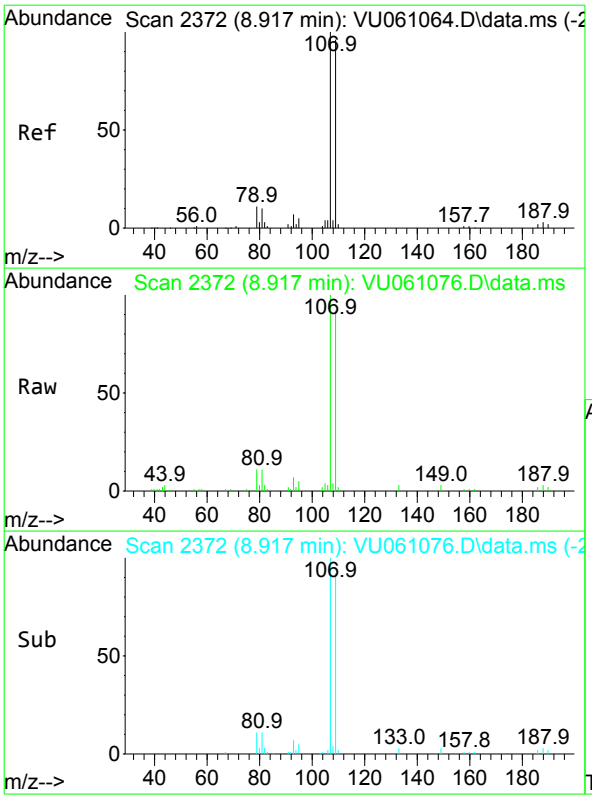

#50
1,2-Dibromoethane
Concen: 5.159 ug/L
RT: 8.917 min Scan# 2372
Delta R.T. -0.000 min
Lab File: VU061076.D
Acq: 02 Oct 2024 15:10

Tgt Ion:107 Resp: 44075

Ion	Ratio	Lower	Upper
107	100		
109	92.1	66.8	124.0
188	2.8	3.4	5.0#

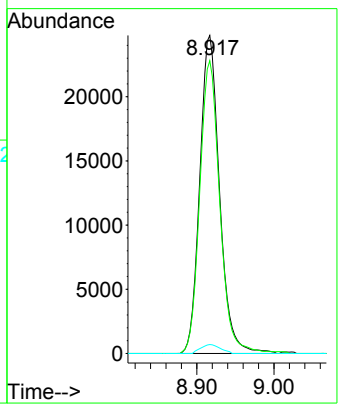

Instrument :
MSVOA_U
ClientSampleId :
PMW-7D(20240927)MS

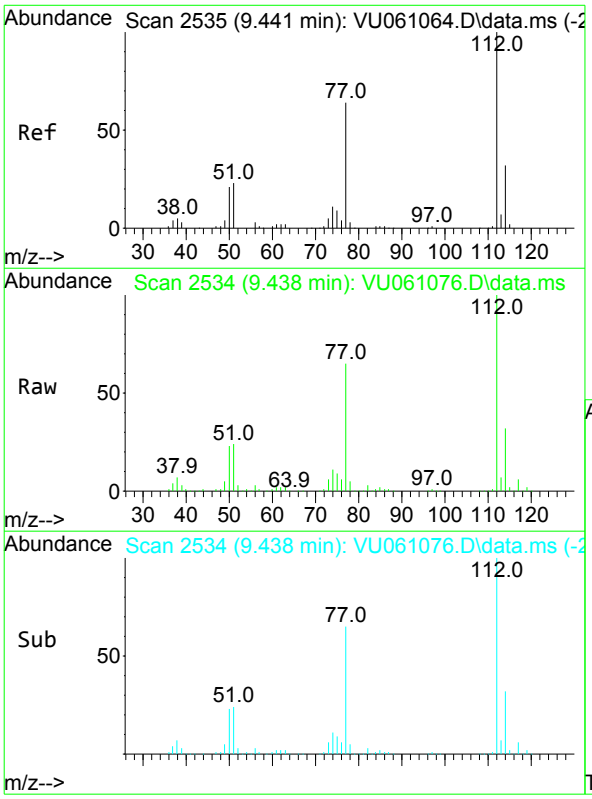

#51
Chlorobenzene
Concen: 6.656 ug/L
RT: 9.438 min Scan# 2534
Delta R.T. -0.003 min
Lab File: VU061076.D
Acq: 02 Oct 2024 15:10

Tgt Ion:112 Resp: 223192

Ion	Ratio	Lower	Upper
112	100		
114	31.8	22.2	41.2
77	65.1	46.1	69.1

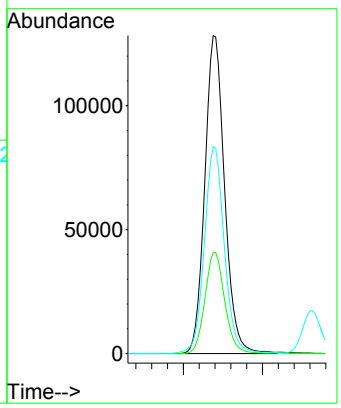

Instrument :
MSVOA_U
ClientSampleId :
PMW-7D(20240927)MS

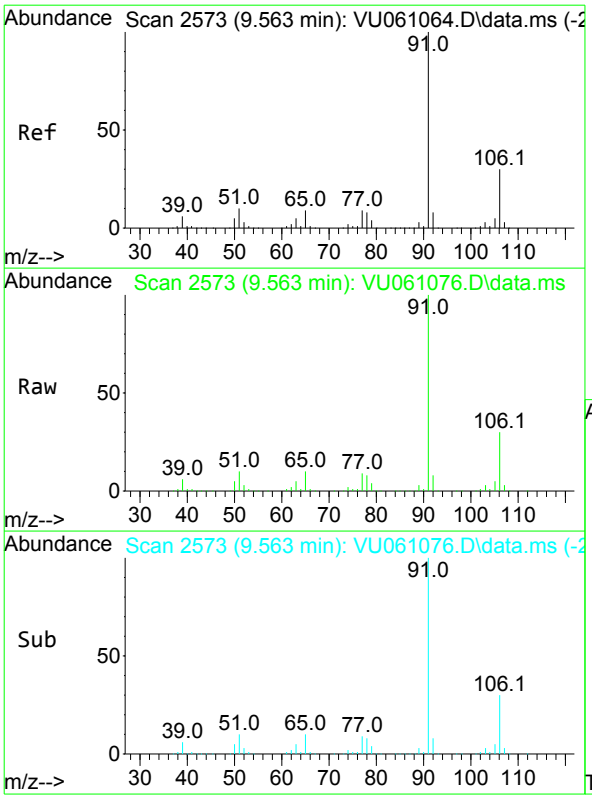

#52
Ethylbenzene
Concen: 5.027 ug/L
RT: 9.563 min Scan# 2573
Delta R.T. -0.000 min
Lab File: VU061076.D
Acq: 02 Oct 2024 15:10

Tgt Ion: 91 Resp: 313611

Ion	Ratio	Lower	Upper
91	100		
106	30.3	21.8	40.6

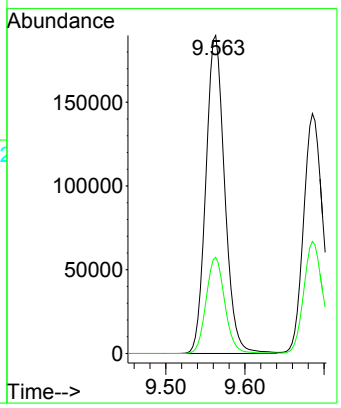

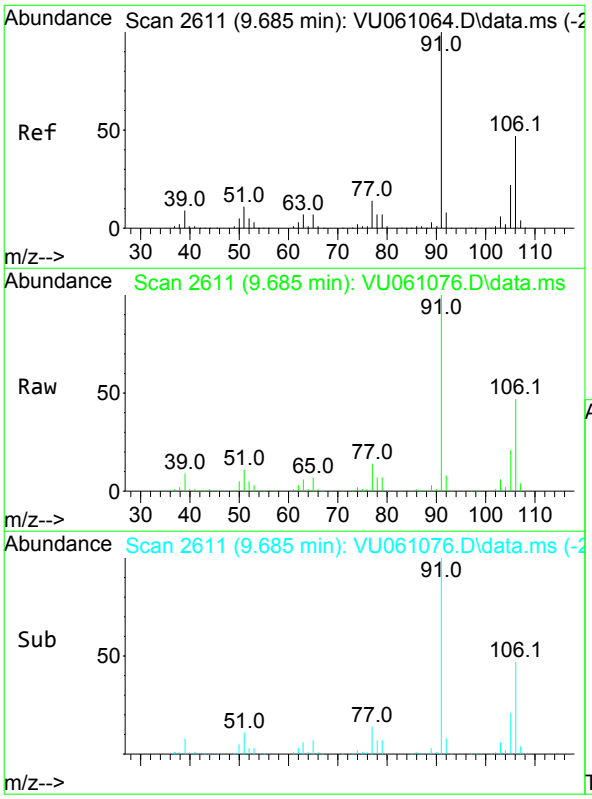

#53
m,p-Xylene
Concen: 5.062 ug/L
RT: 9.685 min Scan# 2611
Delta R.T. -0.000 min
Lab File: VU061076.D
Acq: 02 Oct 2024 15:10

Tgt Ion:106 Resp: 115190

Ion	Ratio	Lower	Upper
106	100		
91	214.1	139.7	259.4

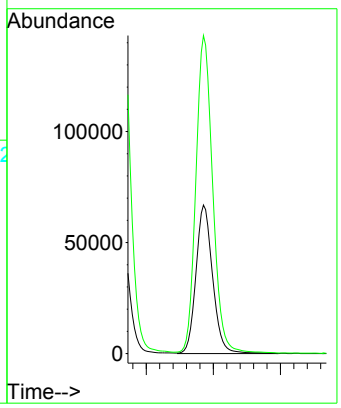

Instrument :
MSVOA_U
ClientSampleId :
PMW-7D(20240927)MS

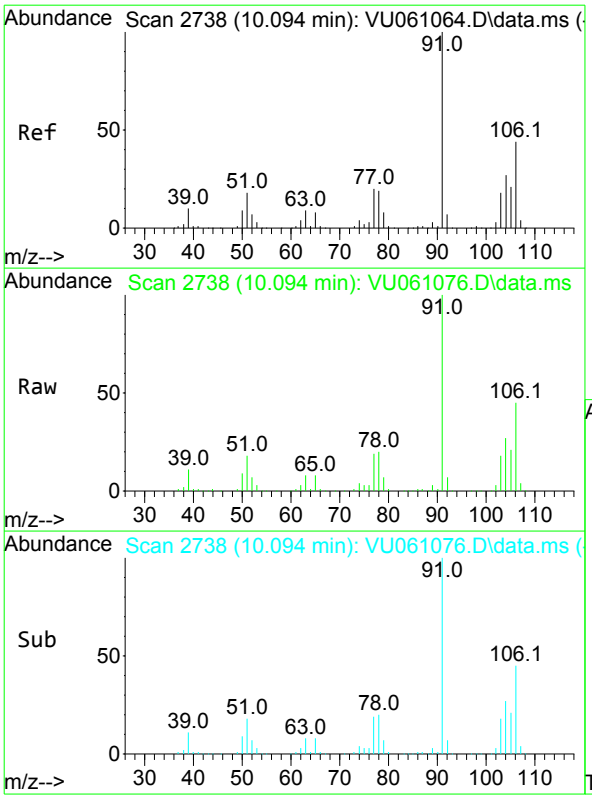

#54
o-Xylene
Concen: 5.172 ug/L
RT: 10.094 min Scan# 2738
Delta R.T. -0.000 min
Lab File: VU061076.D
Acq: 02 Oct 2024 15:10

Tgt Ion:106 Resp: 115806

Ion	Ratio	Lower	Upper
106	100		
91	221.8	148.6	276.0

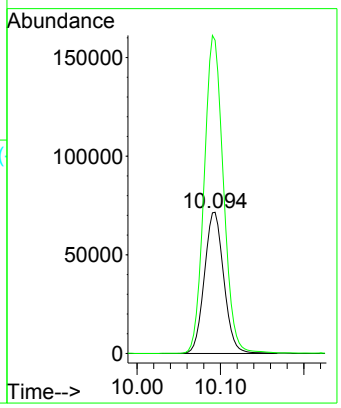

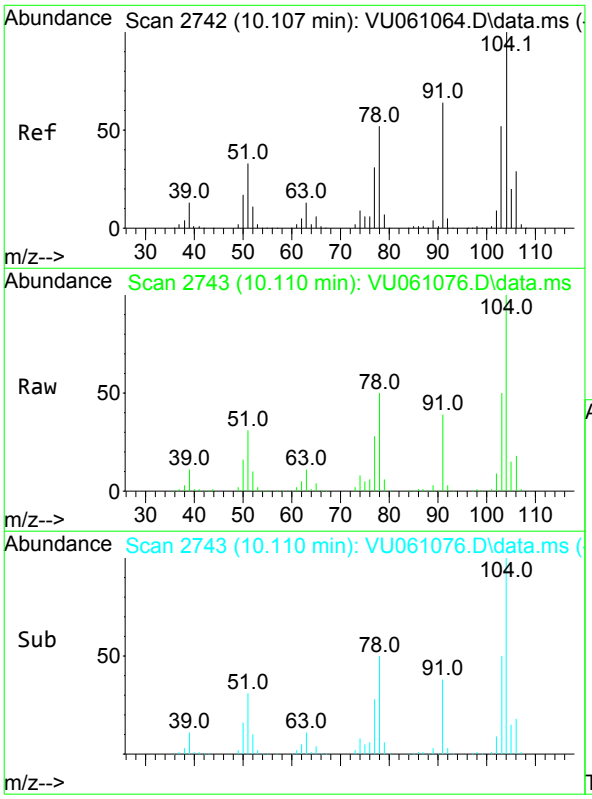

#55
Styrene
Concen: 5.200 ug/L
RT: 10.110 min Scan# 2743
Delta R.T. 0.003 min
Lab File: VU061076.D
Acq: 02 Oct 2024 15:10

Tgt Ion:104 Resp: 187899

Ion	Ratio	Lower	Upper
104	100		
78	50.1	31.7	58.9

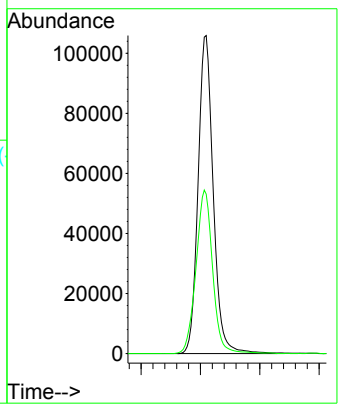

Instrument :
MSVOA_U
ClientSampleId :
PMW-7D(20240927)MS

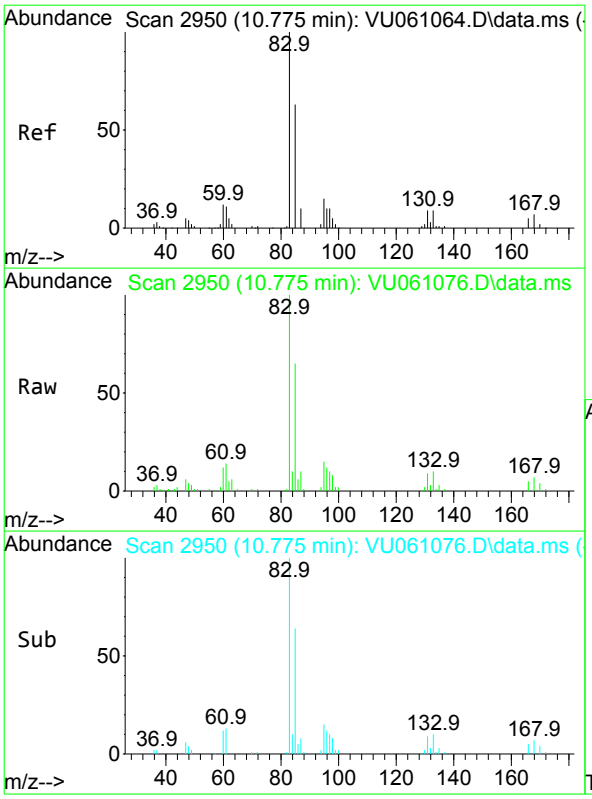

#57
1,1,2,2-Tetrachloroethane
Concen: 5.411 ug/L
RT: 10.775 min Scan# 2950
Delta R.T. -0.000 min
Lab File: VU061076.D
Acq: 02 Oct 2024 15:10

Tgt Ion: 83 Resp: 61358

Ion	Ratio	Lower	Upper
83	100		
85	64.9	42.9	79.7
131	8.7	8.4	12.6

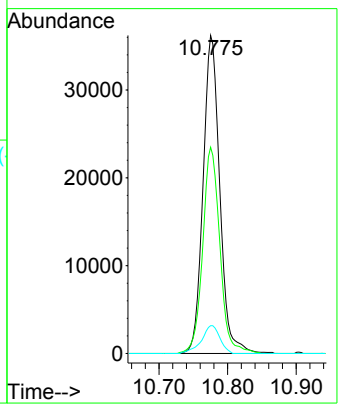

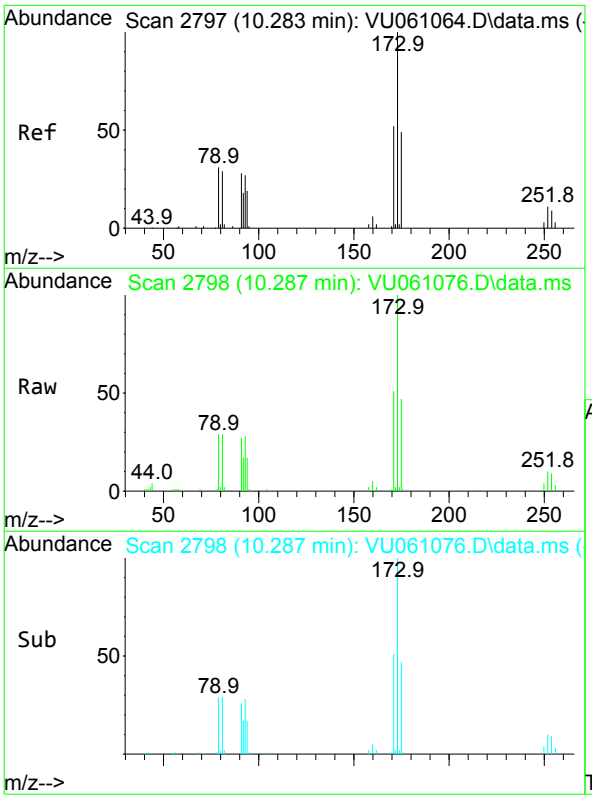

#59
Bromoform
Concen: 5.096 ug/L
RT: 10.287 min Scan# 2798
Delta R.T. 0.003 min
Lab File: VU061076.D
Acq: 02 Oct 2024 15:10

Tgt Ion:173 Resp: 30308

Ion	Ratio	Lower	Upper
173	100		
175	48.8	39.1	58.7
254	8.2	8.7	13.1#

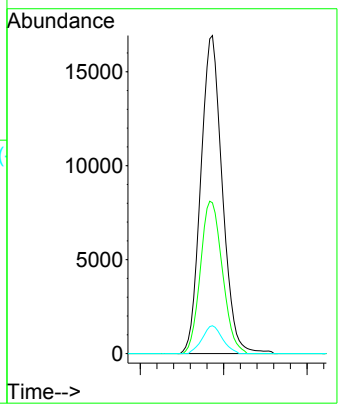

Instrument :
MSVOA_U
ClientSampleId :
PMW-7D(20240927)MS

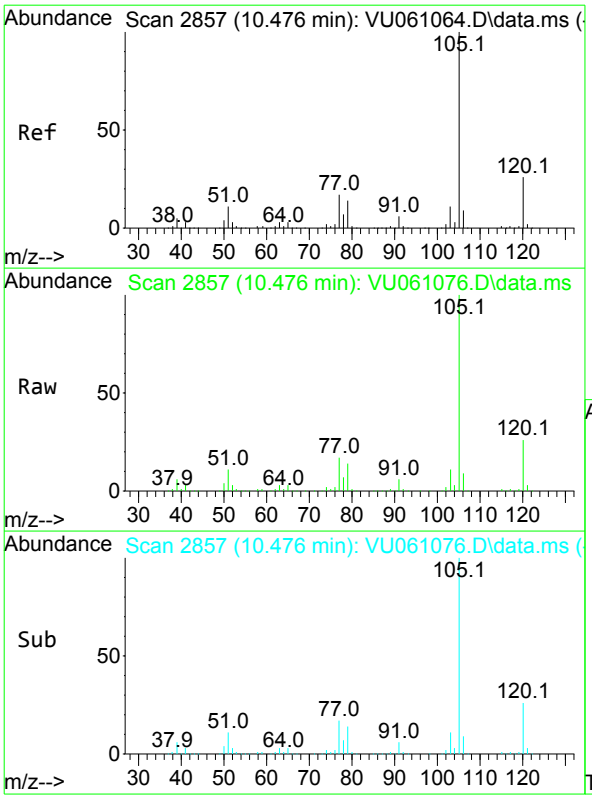

#60
Isopropylbenzene
Concen: 4.852 ug/L
RT: 10.476 min Scan# 2857
Delta R.T. -0.000 min
Lab File: VU061076.D
Acq: 02 Oct 2024 15:10

Tgt Ion:105 Resp: 281188

Ion	Ratio	Lower	Upper
105	100		
120	25.9	21.5	32.3
77	17.6	12.6	18.8

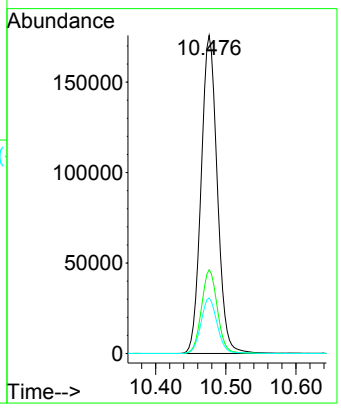

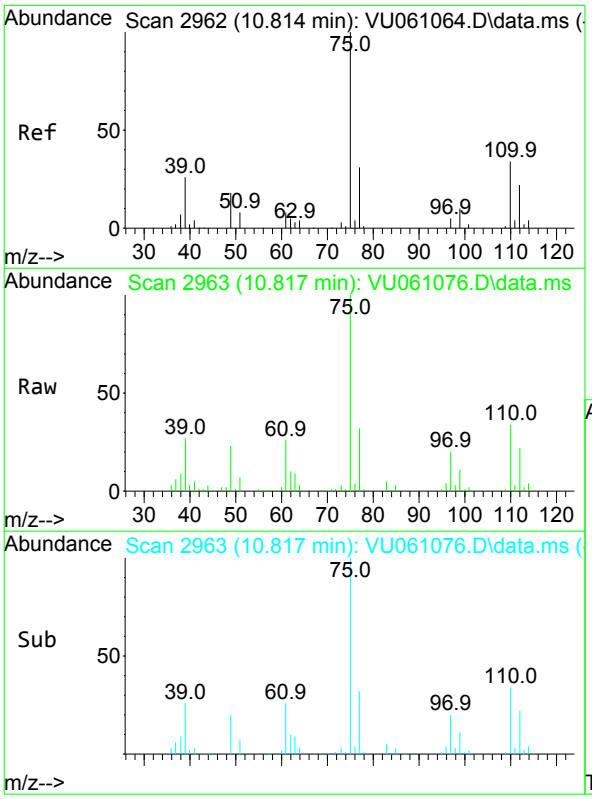

#61
1,2,3-Trichloropropane
Concen: 5.146 ug/L
RT: 10.817 min Scan# 2963
Delta R.T. 0.003 min
Lab File: VU061076.D
Acq: 02 Oct 2024 15:10

Tgt Ion: 75 Resp: 43805

Ion	Ratio	Lower	Upper
75	100		
110	34.0	28.6	43.0
77	31.9	26.3	39.5

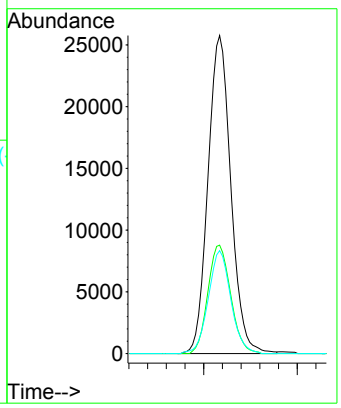

Instrument :
MSVOA_U
ClientSampleId :
PMW-7D(20240927)MS

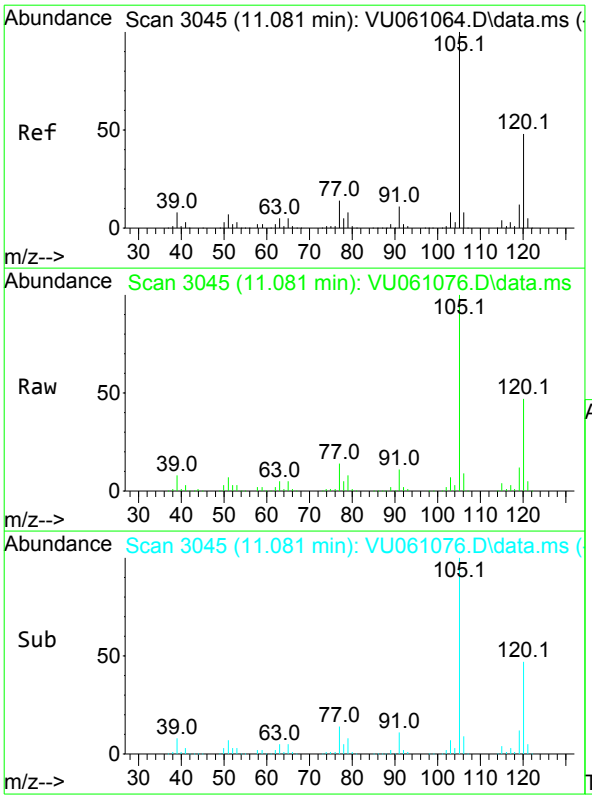

#62
1,3,5-Trimethylbenzene
Concen: 4.886 ug/L
RT: 11.081 min Scan# 3045
Delta R.T. -0.000 min
Lab File: VU061076.D
Acq: 02 Oct 2024 15:10

Tgt Ion:105 Resp: 249530

Ion	Ratio	Lower	Upper
105	100		
120	46.9	38.5	57.7

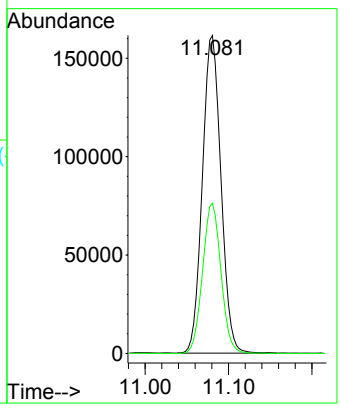

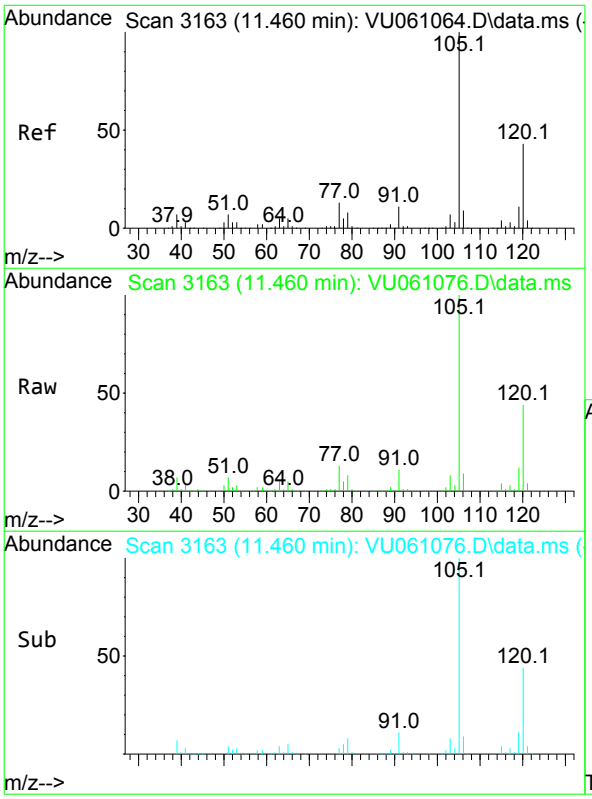

#63
1,2,4-Trimethylbenzene
Concen: 4.938 ug/L
RT: 11.460 min Scan# 3163
Delta R.T. -0.000 min
Lab File: VU061076.D
Acq: 02 Oct 2024 15:10

Tgt Ion:105 Resp: 254559

Ion	Ratio	Lower	Upper
105	100		
120	43.5	36.1	54.1

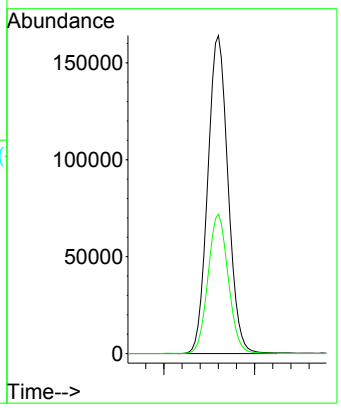

Instrument :
MSVOA_U
ClientSampleId :
PMW-7D(20240927)MS

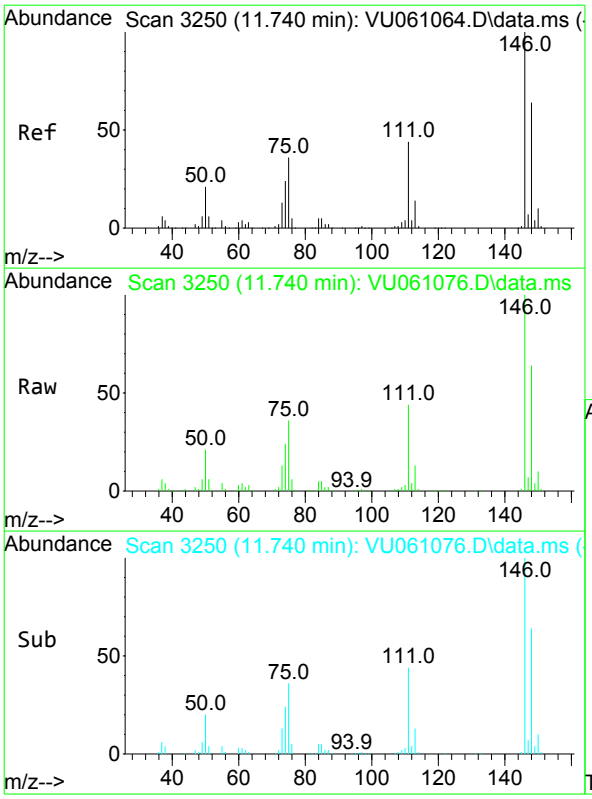

#64
1,3-Dichlorobenzene
Concen: 8.015 ug/L
RT: 11.740 min Scan# 3250
Delta R.T. -0.000 min
Lab File: VU061076.D
Acq: 02 Oct 2024 15:10

Tgt Ion:146 Resp: 199082

Ion	Ratio	Lower	Upper
146	100		
111	44.4	27.5	51.1
148	64.4	43.7	81.1

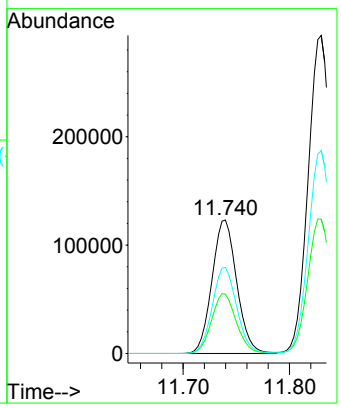

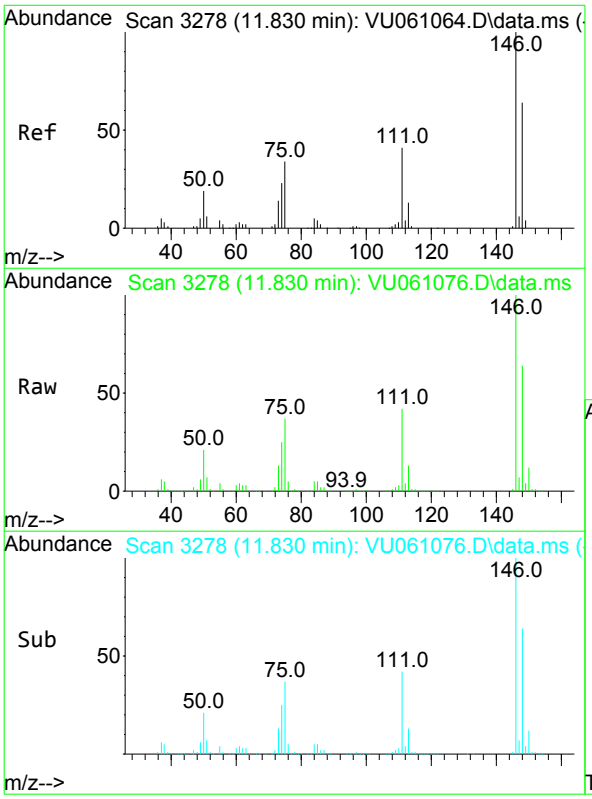

#65
1,4-Dichlorobenzene
Concen: 18.926 ug/L
RT: 11.830 min Scan# 3278
Delta R.T. -0.000 min
Lab File: VU061076.D
Acq: 02 Oct 2024 15:10

Tgt Ion:146 Resp: 464700

Ion	Ratio	Lower	Upper
146	100		
111	42.2	26.3	48.9
148	63.8	45.3	84.1

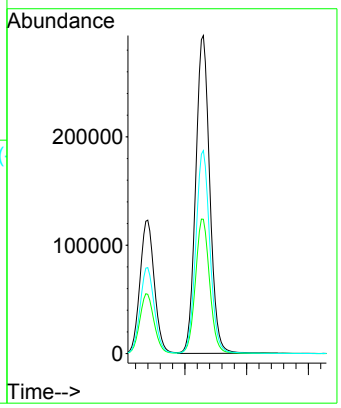

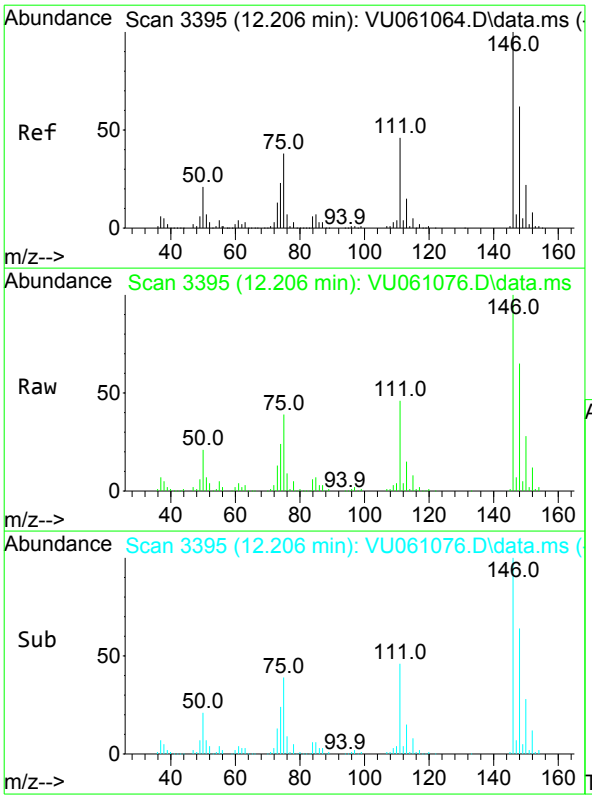

#67
1,2-Dichlorobenzene
Concen: 5.335 ug/L
RT: 12.206 min Scan# 3395
Delta R.T. -0.000 min
Lab File: VU061076.D
Acq: 02 Oct 2024 15:10

Tgt Ion:146 Resp: 122477

Ion	Ratio	Lower	Upper
146	100		
111	45.5	33.4	50.0
148	64.5	50.9	76.3

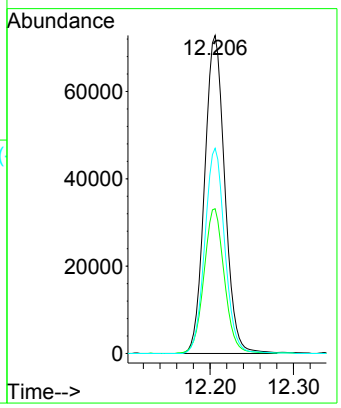

Instrument :
MSVOA_U
ClientSampleId :
PMW-7D(20240927)MS

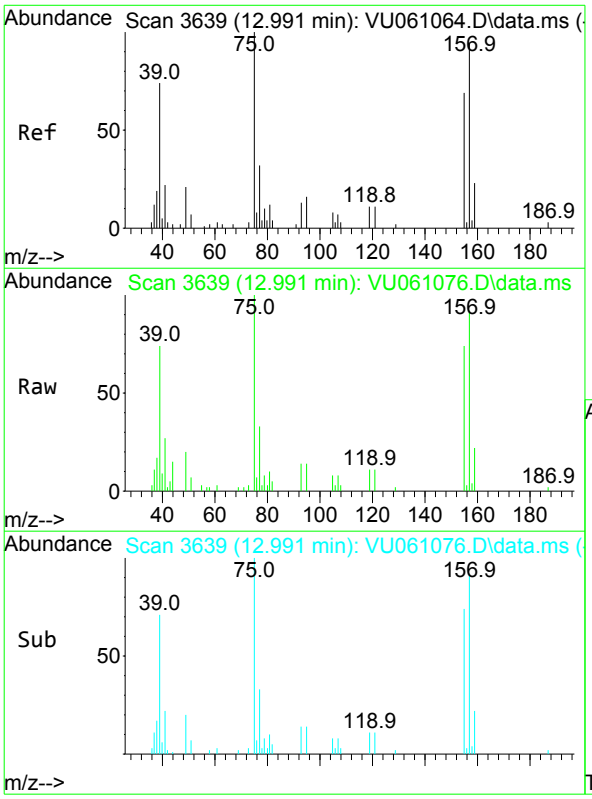

#68
1,2-Dibromo-3-chloropropane
Concen: 5.142 ug/L
RT: 12.991 min Scan# 3639
Delta R.T. -0.000 min
Lab File: VU061076.D
Acq: 02 Oct 2024 15:10

Tgt Ion: 75 Resp: 9545

Ion	Ratio	Lower	Upper
75	100		
155	73.7	73.1	109.7
157	92.2	91.0	136.4

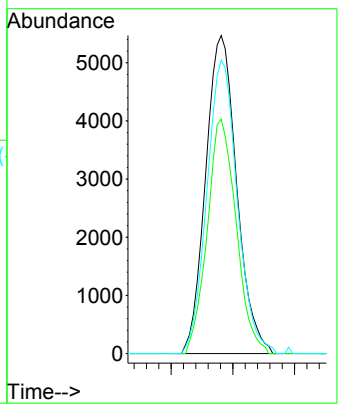

Instrument :
MSVOA_U
ClientSampleId :
PMW-7D(20240927)MS

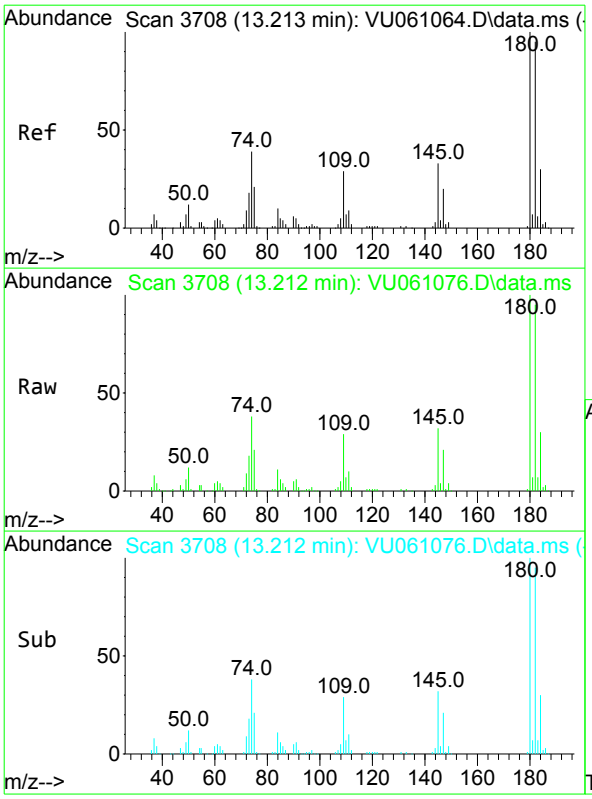

#69
1,3,5-Trichlorobenzene
Concen: 5.138 ug/L
RT: 13.212 min Scan# 3708
Delta R.T. -0.000 min
Lab File: VU061076.D
Acq: 02 Oct 2024 15:10

Tgt Ion:180 Resp: 89853

Ion	Ratio	Lower	Upper
180	100		
182	94.7	74.5	111.7
184	30.3	23.2	34.8
145	32.3	21.6	32.4

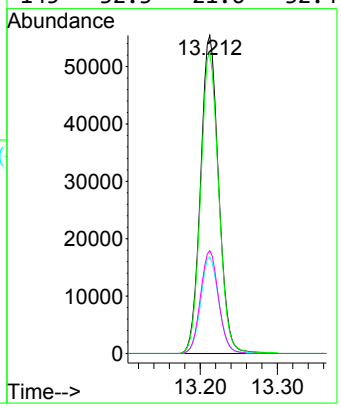

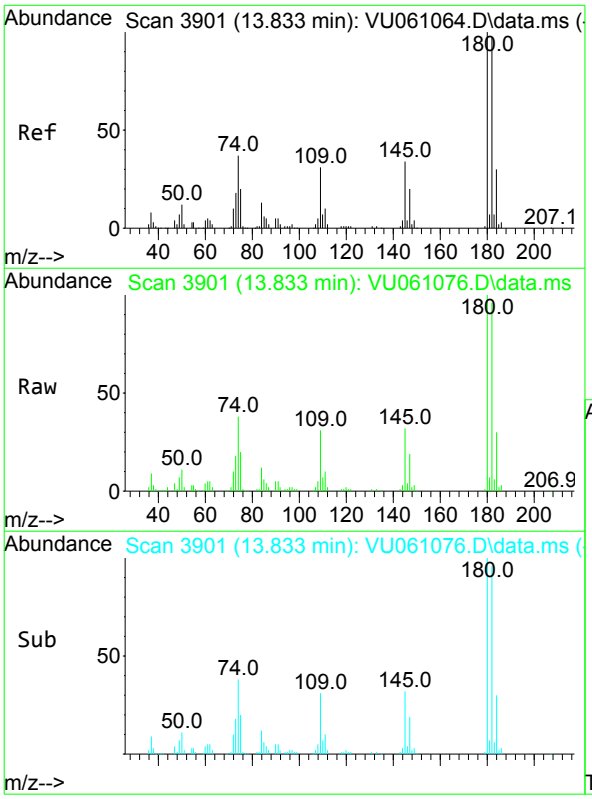

#70
1,2,4-trichlorobenzene
Concen: 5.579 ug/L
RT: 13.833 min Scan# 3901
Delta R.T. -0.000 min
Lab File: VU061076.D
Acq: 02 Oct 2024 15:10

Tgt Ion:180 Resp: 74768

Ion	Ratio	Lower	Upper
180	100		
182	94.5	77.4	116.2
145	33.1	22.9	34.3

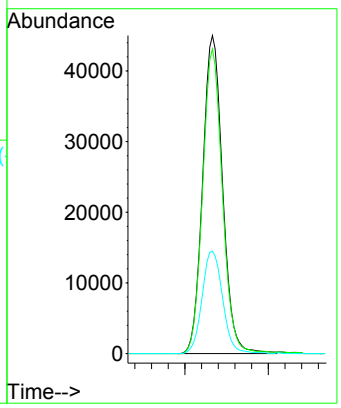

Instrument :
MSVOA_U
ClientSampleId :
PMW-7D(20240927)MS

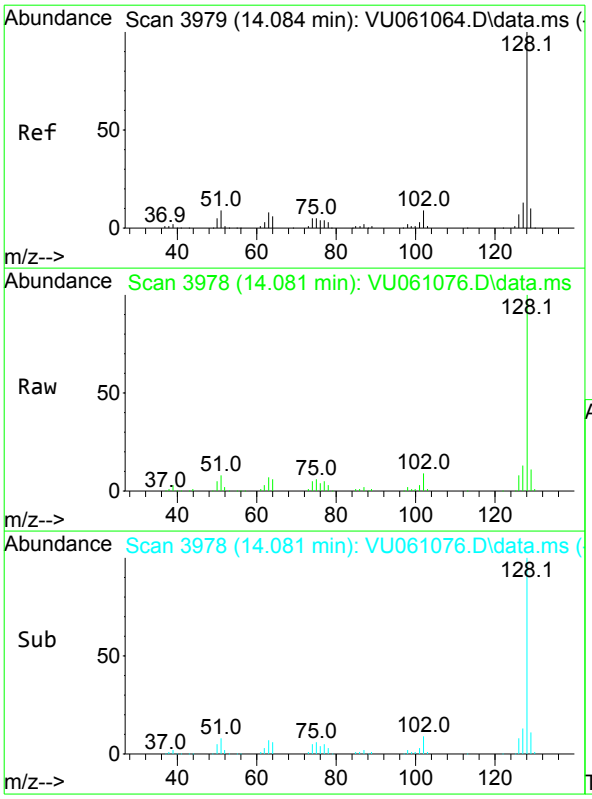

#71
Naphthalene
Concen: 5.236 ug/L
RT: 14.081 min Scan# 3978
Delta R.T. -0.003 min
Lab File: VU061076.D
Acq: 02 Oct 2024 15:10

Tgt Ion:128 Resp: 114646

Ion	Ratio	Lower	Upper
128	100		
129	10.9	8.3	12.5
127	13.0	10.7	16.1

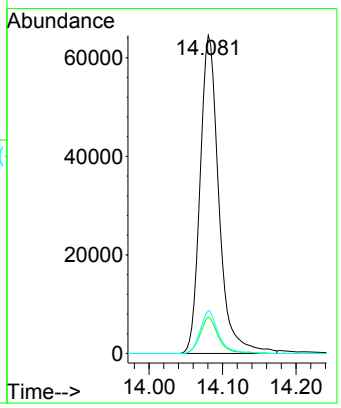

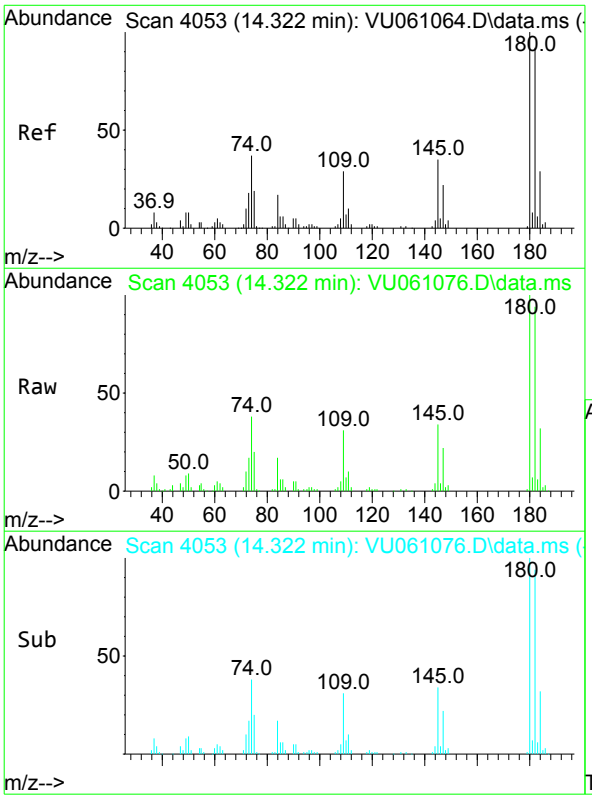

#72
1,2,3-Trichlorobenzene
Concen: 5.283 ug/L
RT: 14.322 min Scan# 4053
Delta R.T. -0.000 min
Lab File: VU061076.D
Acq: 02 Oct 2024 15:10

Tgt Ion:180 Resp: 58927

Ion	Ratio	Lower	Upper
180	100		
182	92.9	75.7	113.5
145	34.4	23.5	35.3

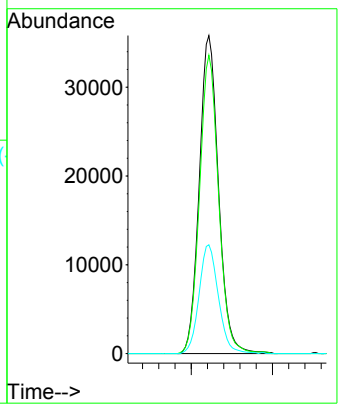

Quantitation Report (QT Reviewed)

Data Path : Z:\voasrv\HPCHEM1\MSVOA_U\Data\VU100224\
Data File : VU061076.D
Acq On : 02 Oct 2024 15:10
Operator : MD/SY
Sample : P4227-16MS 20X
Misc : 25.0mL/MSVOA_U/WATER
ALS Vial : 15 Sample Multiplier: 1

Instrument :
MSVOA_U
ClientSampleId :
PMW-7D(20240927)MS

Quant Time: Oct 03 06:30:40 2024
Quant Method : Z:\voasrv\HPCHEM1\MSVOA_U\Method\SFAMUTR100124WMA.M
Quant Title : TRACE VOA SFAM1.0
QLast Update : Thu Oct 03 06:26:52 2024
Response via : Initial Calibration

Compound	R.T.	QIon	Response	Conc	Units	Dev(Min)
Internal Standards						
1) 1,4-Difluorobenzene	6.238	114	188438	5.000	ug/L	0.00
28) Chlorobenzene-d5	9.409	117	175286	5.000	ug/L	0.00
58) 1,4-Dichlorobenzene-d4	11.804	152	86645	5.000	ug/L	0.00
System Monitoring Compounds						
4) Vinyl Chloride-d3	1.596	65	58326	4.329	ug/L	0.00
Spiked Amount 5.000	Range 40 - 130		Recovery = 86.600%			
7) Chloroethane-d5	1.907	69	44540	4.417	ug/L	0.00
Spiked Amount 5.000	Range 65 - 130		Recovery = 88.400%			
11) 1,1-Dichloroethene-d2	2.554	65	26174	4.404	ug/L	0.00
Spiked Amount 5.000	Range 60 - 125		Recovery = 88.000%			
20) 2-Butanone-d5	4.631	46	167369	51.863	ug/L	0.00
Spiked Amount 50.000	Range 40 - 130		Recovery = 103.720%			
24) Chloroform-d	5.052	84	116397	4.902	ug/L	0.00
Spiked Amount 5.000	Range 70 - 125		Recovery = 98.000%			
26) 1,2-Dichloroethane-d4	5.692	65	60956	4.843	ug/L	0.00
Spiked Amount 5.000	Range 70 - 130		Recovery = 96.800%			
32) Benzene-d6	5.718	84	223159	4.828	ug/L	0.00
Spiked Amount 5.000	Range 70 - 125		Recovery = 96.600%			
36) 1,2-Dichloropropane-d6	6.679	67	74027	4.877	ug/L	0.00
Spiked Amount 5.000	Range 60 - 140		Recovery = 97.600%			
41) Toluene-d8	7.888	98	203796	4.718	ug/L	0.00
Spiked Amount 5.000	Range 70 - 130		Recovery = 94.400%			
43) trans-1,3-Dichloroprop...	8.174	79	30473	4.695	ug/L	0.00
Spiked Amount 5.000	Range 55 - 130		Recovery = 94.000%			
46) 2-Hexanone-d5	8.637	63	147261	54.821	ug/L	0.00
Spiked Amount 50.000	Range 45 - 130		Recovery = 109.640%			
56) 1,1,2,2-Tetrachloroeth...	10.749	84	58445	5.251	ug/L	0.00
Spiked Amount 5.000	Range 65 - 120		Recovery = 105.000%			
66) 1,2-Dichlorobenzene-d4	12.187	152	70290	5.074	ug/L	0.00
Spiked Amount 5.000	Range 80 - 120		Recovery = 101.400%			
Target Compounds						Qvalue
2) Dichlorodifluoromethane	1.383	85	44160	4.808	ug/L	97
3) Chloromethane	1.515	50	65096	4.908	ug/L	96
5) Vinyl chloride	1.599	62	69378	5.210	ug/L	97
6) Bromomethane	1.853	94	33903	4.773	ug/L	94
8) Chloroethane	1.930	64	39376	4.875	ug/L	98
9) Trichlorofluoromethane	2.123	101	76715	4.484	ug/L	99
10) 1,1,2-Trichloro-1,2,2-...	2.567	101	56004	4.956	ug/L	95
12) 1,1-Dichloroethene	2.567	96	56307	5.175	ug/L	96
13) Acetone	2.650	43	102784	49.524	ug/L	98
14) Carbon disulfide	2.782	76	183794	4.970	ug/L	99
15) Methyl Acetate	2.956	43	25570	5.060	ug/L	98
16) Methylene chloride	3.036	84	65761	5.264	ug/L	91
17) Methyl tert-butyl Ether	3.354	73	160208	5.145	ug/L #	95
18) trans-1,2-Dichloroethene	3.341	96	65595	5.499	ug/L	91
19) 1,1-Dichloroethane	3.856	63	135029	5.817	ug/L	99
21) 2-Butanone	4.711	43	175871	51.474	ug/L	95
22) cis-1,2-Dichloroethene	4.653	96	115854	8.721	ug/L	94
23) Bromochloromethane	4.965	128	27373	5.119	ug/L #	86
25) Chloroform	5.078	83	120488	5.182	ug/L	96

Quantitation Report (QT Reviewed)

Data Path : Z:\voasrv\HPCHEM1\MSVOA_U\Data\VU100224\
Data File : VU061076.D
Acq On : 02 Oct 2024 15:10
Operator : MD/SY
Sample : P4227-16MS 20X
Misc : 25.0mL/MSVOA_U/WATER
ALS Vial : 15 Sample Multiplier: 1

Instrument :
MSVOA_U
ClientSampleId :
PMW-7D(20240927)MS

Quant Time: Oct 03 06:30:40 2024
Quant Method : Z:\voasrv\HPCHEM1\MSVOA_U\Method\SFAMUTR100124WMA.M
Quant Title : TRACE VOA SFAM1.0
QLast Update : Thu Oct 03 06:26:52 2024
Response via : Initial Calibration

Compound	R.T.	QIon	Response	Conc Units	Dev(Min)
27) 1,2-Dichloroethane	5.785	62	78713	5.139 ug/L #	94
29) 1,1,1-Trichloroethane	5.303	97	100959	4.977 ug/L	97
30) Cyclohexane	5.377	56	108525	4.803 ug/L	94
31) Carbon tetrachloride	5.512	117	85327	4.957 ug/L	99
33) Benzene	5.763	78	270588	5.237 ug/L	100
34) Trichloroethene	6.534	95	68499	4.890 ug/L	96
35) Methylcyclohexane	6.753	83	109059	4.821 ug/L	97
37) 1,2-Dichloropropane	6.782	63	70040	5.144 ug/L #	97
38) Bromodichloromethane	7.097	83	86348	5.072 ug/L	99
39) cis-1,3-Dichloropropene	7.598	75	107595	5.039 ug/L	98
40) 4-Methyl-2-pentanone	7.788	43	463350	53.123 ug/L	95
42) Toluene	7.962	91	279276	5.073 ug/L	99
44) trans-1,3-Dichloropropene	8.203	75	89932	5.094 ug/L	98
45) 1,1,2-Trichloroethane	8.389	97	46534	5.156 ug/L	98
47) Tetrachloroethene	8.544	164	46142	5.061 ug/L	95
48) 2-Hexanone	8.688	43	326039	53.917 ug/L	97
49) Dibromochloromethane	8.801	129	54324	5.174 ug/L	95
50) 1,2-Dibromoethane	8.917	107	44075	5.159 ug/L #	97
51) Chlorobenzene	9.438	112	223192	6.656 ug/L	93
52) Ethylbenzene	9.563	91	313611	5.027 ug/L	98
53) m,p-Xylene	9.685	106	115190	5.062 ug/L	90
54) o-Xylene	10.094	106	115806	5.172 ug/L	94
55) Styrene	10.110	104	187899	5.200 ug/L	93
57) 1,1,2,2-Tetrachloroethane	10.775	83	61358	5.411 ug/L	95
59) Bromoform	10.287	173	30308	5.096 ug/L #	99
60) Isopropylbenzene	10.476	105	281188	4.852 ug/L	97
61) 1,2,3-Trichloropropane	10.817	75	43805	5.146 ug/L	98
62) 1,3,5-Trimethylbenzene	11.081	105	249530	4.886 ug/L	98
63) 1,2,4-Trimethylbenzene	11.460	105	254559	4.938 ug/L	98
64) 1,3-Dichlorobenzene	11.740	146	199082	8.015 ug/L	95
65) 1,4-Dichlorobenzene	11.830	146	464700	18.926 ug/L	96
67) 1,2-Dichlorobenzene	12.206	146	122477	5.335 ug/L	97
68) 1,2-Dibromo-3-chloropr...	12.991	75	9545	5.142 ug/L	81
69) 1,3,5-Trichlorobenzene	13.212	180	89853	5.138 ug/L	97
70) 1,2,4-trichlorobenzene	13.833	180	74768	5.579 ug/L	96
71) Naphthalene	14.081	128	114646	5.236 ug/L	99
72) 1,2,3-Trichlorobenzene	14.322	180	58927	5.283 ug/L	97

(#) = qualifier out of range (m) = manual integration (+) = signals summed

FORM 1A-OR
ORGANIC ANALYSIS DATA SHEET
TARGET ANALYTE LIST

EPA SAMPLE NO.

PMW-7D(20240927)MS

Lab Name : Alliance Technical Group, LLC
Contract : 68HERH20D0011
Lab Code: ACE Case No.: ARC Sayrevil
MA No. : SDG No.: P4227
Analytical Method : VOA_Trace
Level : Trace
Matrix : Water
Lab Sample ID : P4227-17MSD
Sample wt/vol : 25.0 (g/mL) mL
Lab File ID : VU061077.D
% Solids :
Date Received : 09/27/2024
GC Column : DB-624UI ID : 0.18 (mm)
Date Extracted :
GC Column : ID : (mm)
Date Analyzed : 10/02/2024
Extract Concentrated :(Y/N)
Extract Volume : (µL)
Soil Aliquot (VOA) : (µL)
Extraction Type : PT
Heated Purge : (Y/N) N
Injection Volume : (µL)
Purge Volume : 25 (mL)
pH : 1.0 Dilution Factor : 20.0
Cleanup Types :
Cleanup Factor :
Concentration Units (µg/L, µg/kg, µg, or µg/cm²): µg/L

CAS NO.	ANALYTE	CONCENTRATION	Q
75-01-4	Vinyl chloride	120	D
75-35-4	1,1-Dichloroethene	110	D
75-09-2	Methylene chloride	110	D
75-34-3	1,1-Dichloroethane	130	D
156-59-2	cis-1,2-Dichloroethene	190	D
67-66-3	Chloroform	110	D
71-55-6	1,1,1-Trichloroethane	110	D
71-43-2	Benzene	110	D
107-06-2	1,2-Dichloroethane	110	D
79-01-6	Trichloroethene	110	D
108-88-3	Toluene	110	D
127-18-4	Tetrachloroethene	110	D
108-90-7	Chlorobenzene	150	D
95-47-6	o-Xylene	110	D
179601-23-1	m,p-Xylene	110	D
79-34-5	1,1,2,2-Tetrachloroethane	120	D
106-46-7	1,4-Dichlorobenzene	420	ED
120-82-1	1,2,4-trichlorobenzene	120	D

Quantitation Report (QT Reviewed)

Data Path : Z:\voasrv\HPCHEM1\MSVOA_U\Data\VU100224\
Data File : VU061077.D
Acq On : 02 Oct 2024 15:34
Operator : MD/SY
Sample : P4227-17MSD 20X
Misc : 25.0mL/MSVOA_U/WATER
ALS Vial : 16 Sample Multiplier: 1

Instrument :
MSVOA_U
ClientSampleId :
PMW-7D(20240927)MSD

Quant Time: Oct 03 06:31:13 2024
Quant Method : Z:\voasrv\HPCHEM1\MSVOA_U\Method\SFAMUTR100124WMA.M
Quant Title : TRACE VOA SFAM1.0
QLast Update : Thu Oct 03 06:26:52 2024
Response via : Initial Calibration

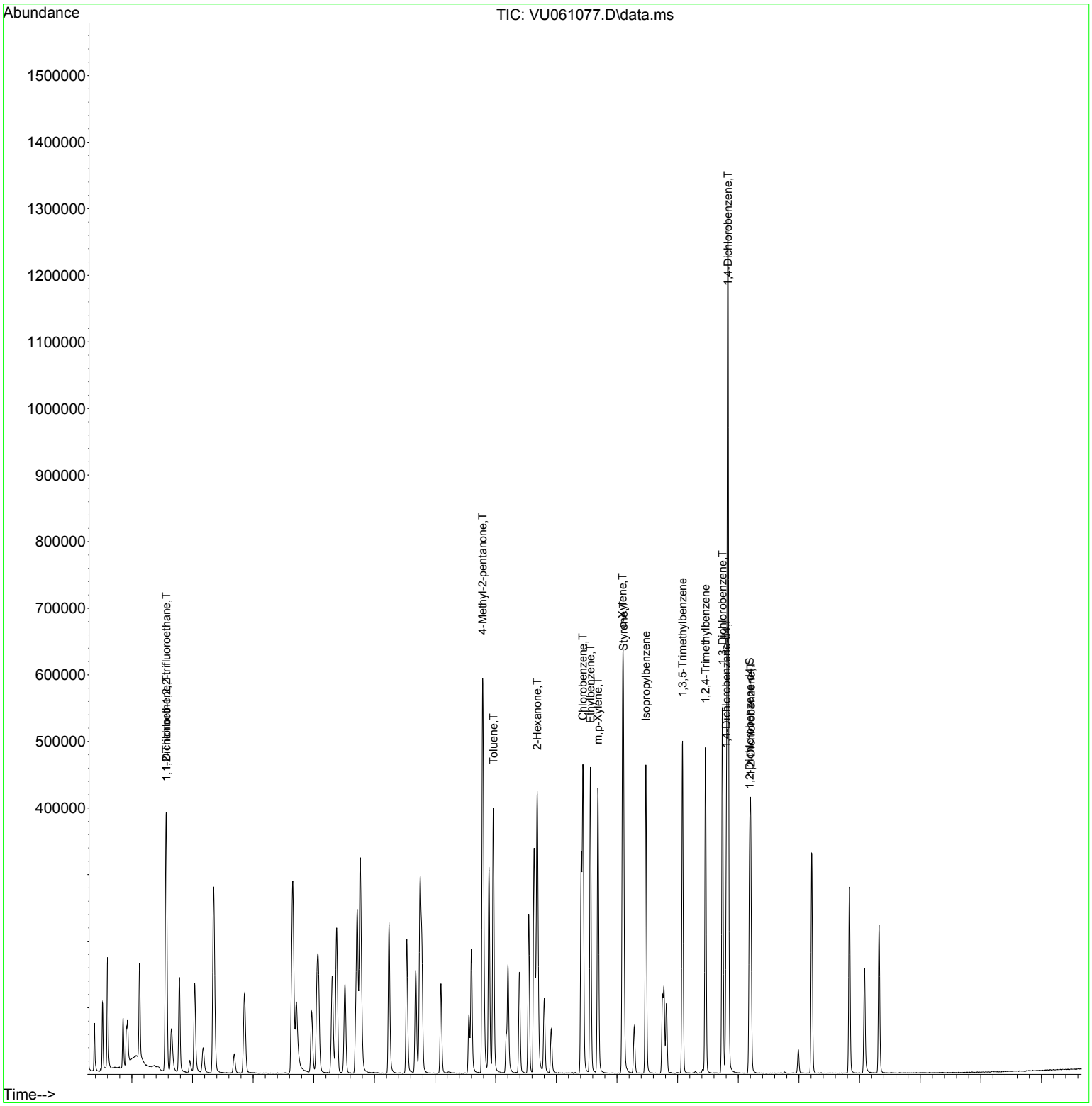

Instrument :
MSVOA_U
ClientSampleId :
PMW-7D(20240927)MSD



#2
Dichlorodifluoromethane
Concen: 5.477 ug/L
RT: 1.383 min Scan# 29
Delta R.T. -0.000 min
Lab File: VU061077.D
Acq: 02 Oct 2024 15:34

Tgt Ion: 85 Resp: 47487

Ion	Ratio	Lower	Upper
85	100		
87	32.0	26.2	39.2

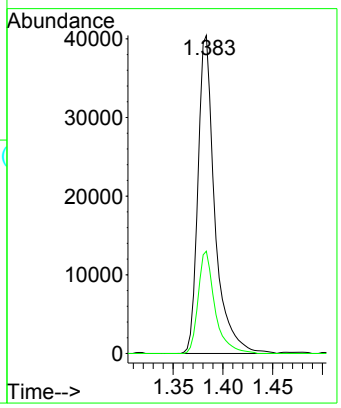

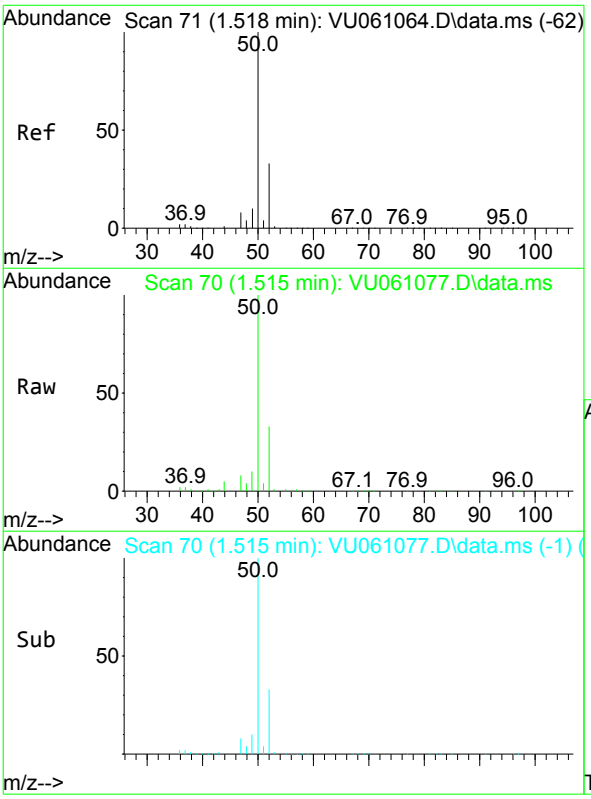

#3
Chloromethane
Concen: 5.373 ug/L
RT: 1.515 min Scan# 70
Delta R.T. -0.003 min
Lab File: VU061077.D
Acq: 02 Oct 2024 15:34

Tgt Ion: 50 Resp: 67280

Ion	Ratio	Lower	Upper
50	100		
52	33.2	24.4	45.4

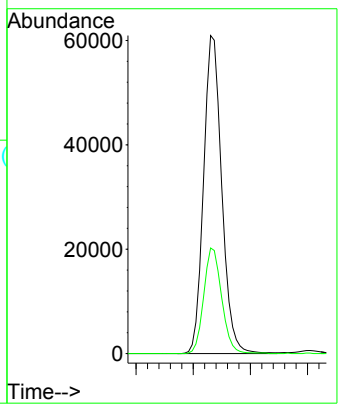

Instrument :
MSVOA_U
ClientSampleId :
PMW-7D(20240927)MSD

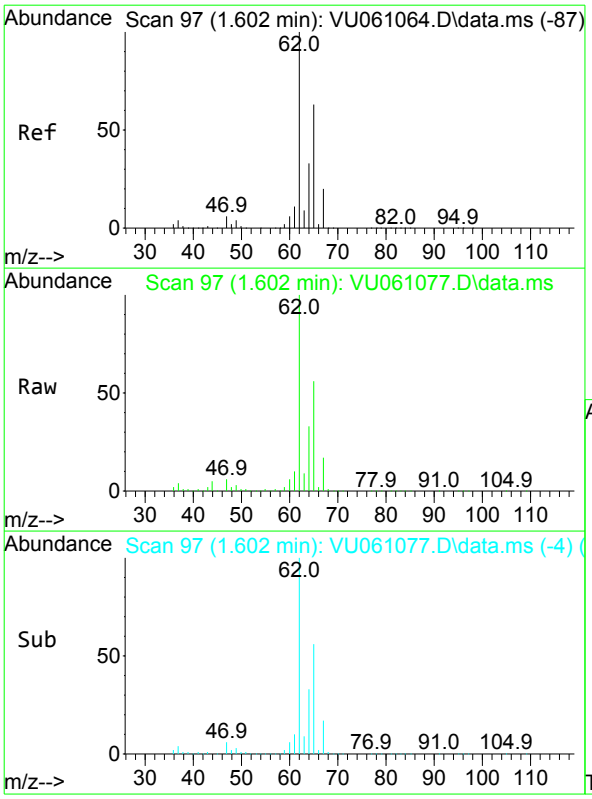

#5
Vinyl chloride
Concen: 5.759 ug/L
RT: 1.602 min Scan# 97
Delta R.T. -0.000 min
Lab File: VU061077.D
Acq: 02 Oct 2024 15:34

Tgt Ion: 62 Resp: 72398

Ion	Ratio	Lower	Upper
62	100		
64	33.2	24.0	44.6

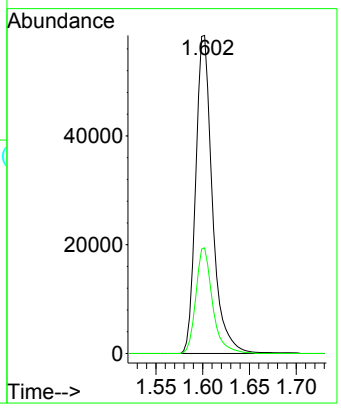

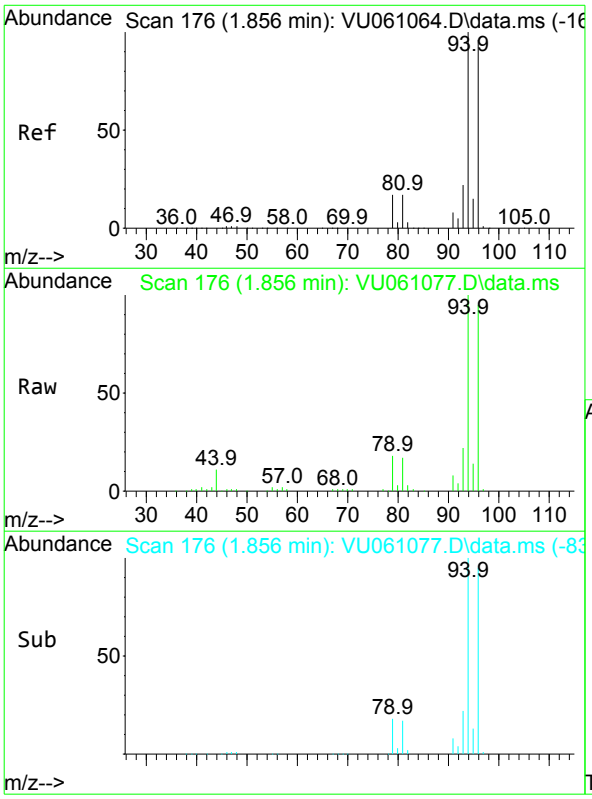

#6
Bromomethane
Concen: 5.346 ug/L
RT: 1.856 min Scan# 176
Delta R.T. -0.000 min
Lab File: VU061077.D
Acq: 02 Oct 2024 15:34

Tgt Ion: 94 Resp: 35848

Ion	Ratio	Lower	Upper
94	100		
96	95.4	67.3	124.9

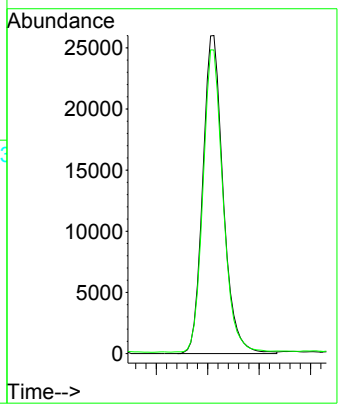

Instrument :
MSVOA_U
ClientSampleId :
PMW-7D(20240927)MSD

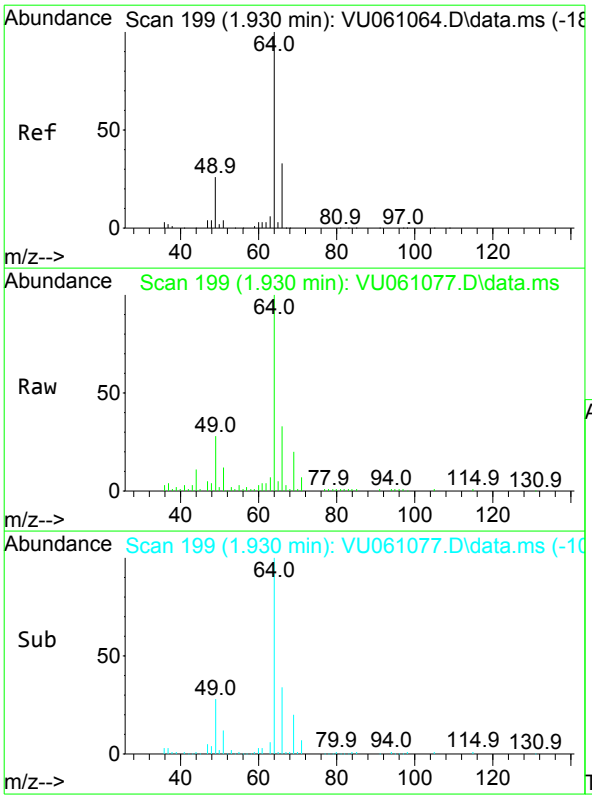

#8
Chloroethane
Concen: 5.395 ug/L
RT: 1.930 min Scan# 199
Delta R.T. -0.000 min
Lab File: VU061077.D
Acq: 02 Oct 2024 15:34

Tgt Ion: 64 Resp: 41136

Ion	Ratio	Lower	Upper
64	100		
66	32.9	22.3	41.3

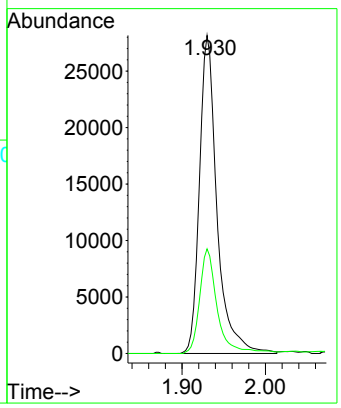

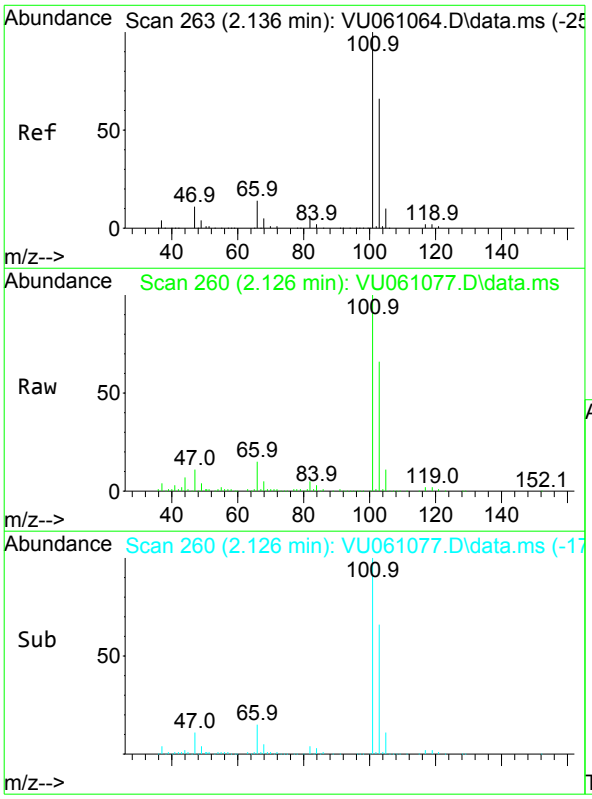

#9
Trichlorofluoromethane
Concen: 5.299 ug/L
RT: 2.126 min Scan# 260
Delta R.T. -0.010 min
Lab File: VU061077.D
Acq: 02 Oct 2024 15:34

Tgt Ion:101 Resp: 85588

Ion	Ratio	Lower	Upper
101	100		
103	65.7	51.4	77.2

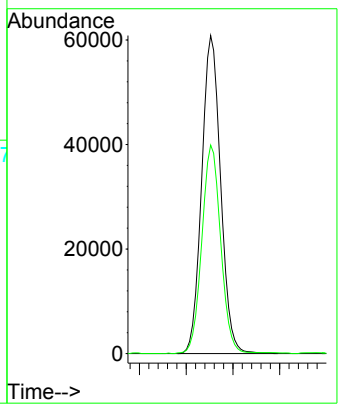

Instrument :
MSVOA_U
ClientSampleId :
PMW-7D(20240927)MSD

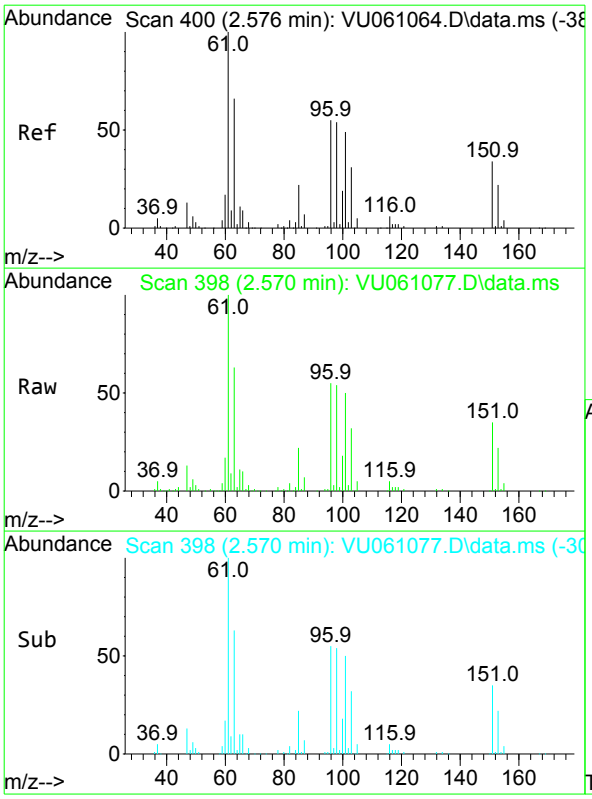

#10
1,1,2-Trichloro-1,2,2-trifluoroethane
Concen: 5.519 ug/L
RT: 2.570 min Scan# 398
Delta R.T. -0.006 min
Lab File: VU061077.D
Acq: 02 Oct 2024 15:34

Tgt Ion:101 Resp: 58877

Ion	Ratio	Lower	Upper
101	100		
85	45.9	34.2	51.4
151	69.4	58.6	88.0

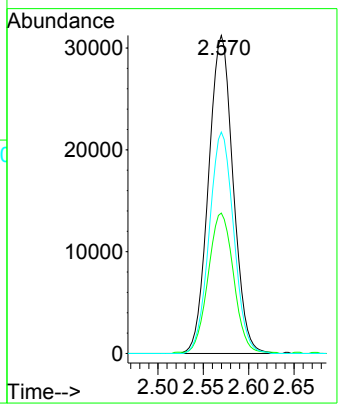

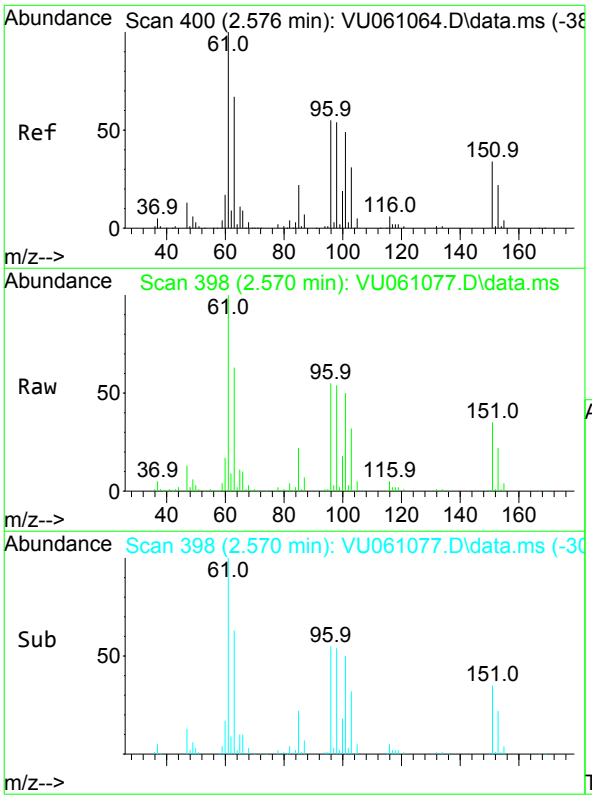

#12
1,1-Dichloroethene
Concen: 5.644 ug/L
RT: 2.570 min Scan# 398
Delta R.T. -0.006 min
Lab File: VU061077.D
Acq: 02 Oct 2024 15:34

Tgt Ion: 96 Resp: 57981

Ion	Ratio	Lower	Upper
96	100		
61	181.1	120.7	224.1
63	113.9	90.0	167.2

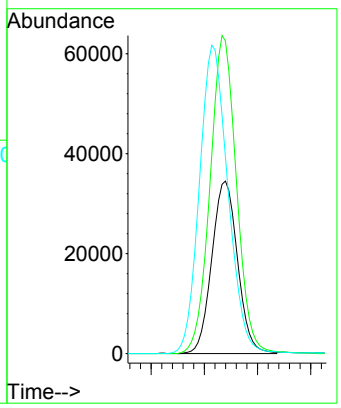

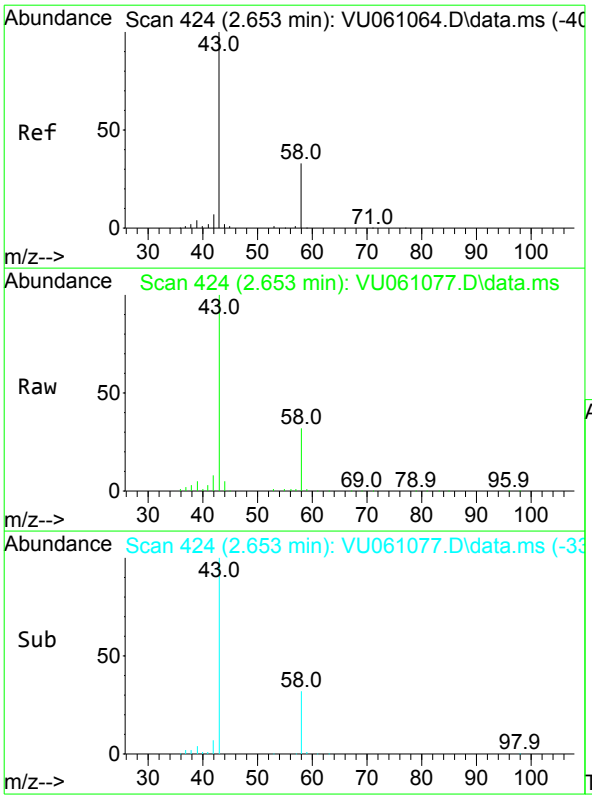

#13
Acetone
Concen: 53.050 ug/L
RT: 2.653 min Scan# 424
Delta R.T. -0.000 min
Lab File: VU061077.D
Acq: 02 Oct 2024 15:34

Tgt Ion: 43 Resp: 103943

Ion	Ratio	Lower	Upper
43	100		
58	33.7	0.0	69.6

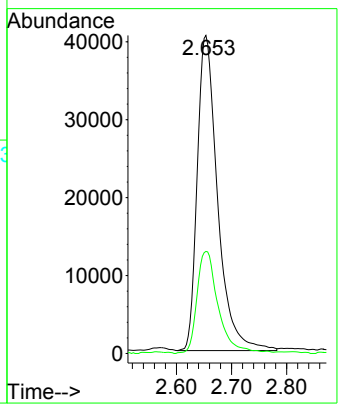

Instrument :
MSVOA_U
ClientSampleId :
PMW-7D(20240927)MSD

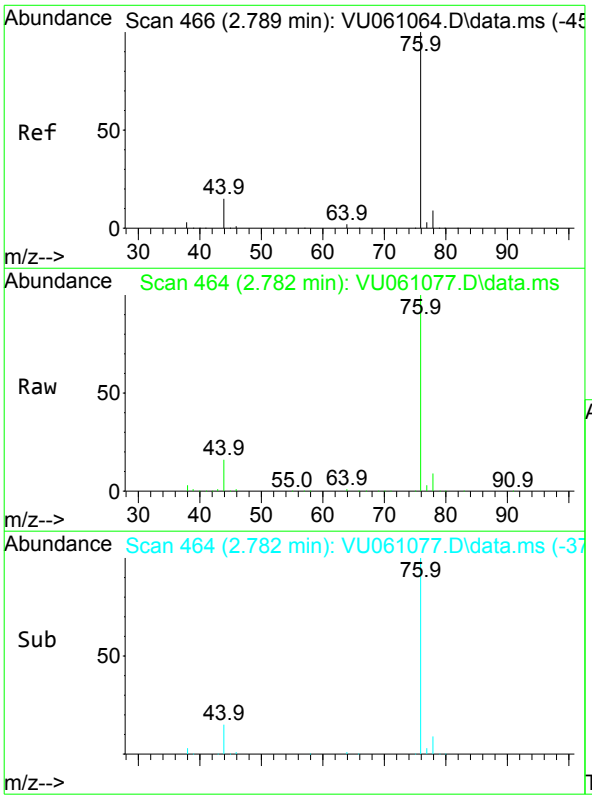

#14
Carbon disulfide
Concen: 5.487 ug/L
RT: 2.782 min Scan# 464
Delta R.T. -0.006 min
Lab File: VU061077.D
Acq: 02 Oct 2024 15:34

Tgt Ion: 76 Resp: 191540

Ion	Ratio	Lower	Upper
76	100		
78	9.0	7.1	10.7

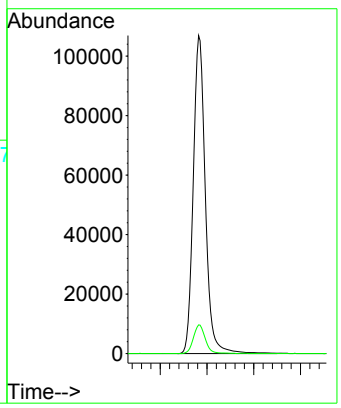

Instrument :
MSVOA_U
ClientSampleId :
PMW-7D(20240927)MSD

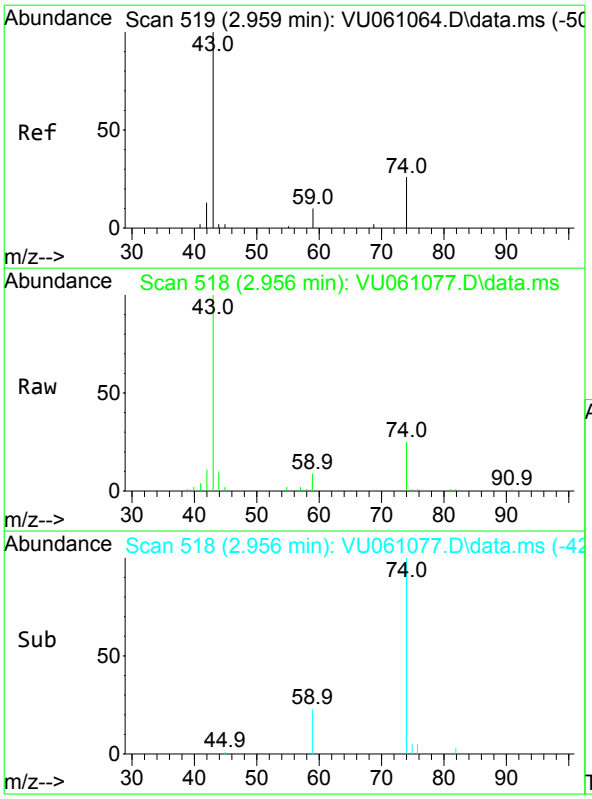

#15
Methyl Acetate
Concen: 5.532 ug/L
RT: 2.956 min Scan# 518
Delta R.T. -0.003 min
Lab File: VU061077.D
Acq: 02 Oct 2024 15:34

Tgt Ion: 43 Resp: 26390

Ion	Ratio	Lower	Upper
43	100		
74	23.7	18.9	28.3

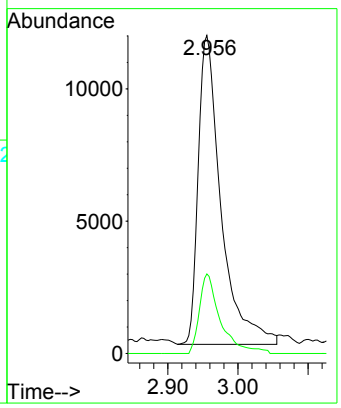

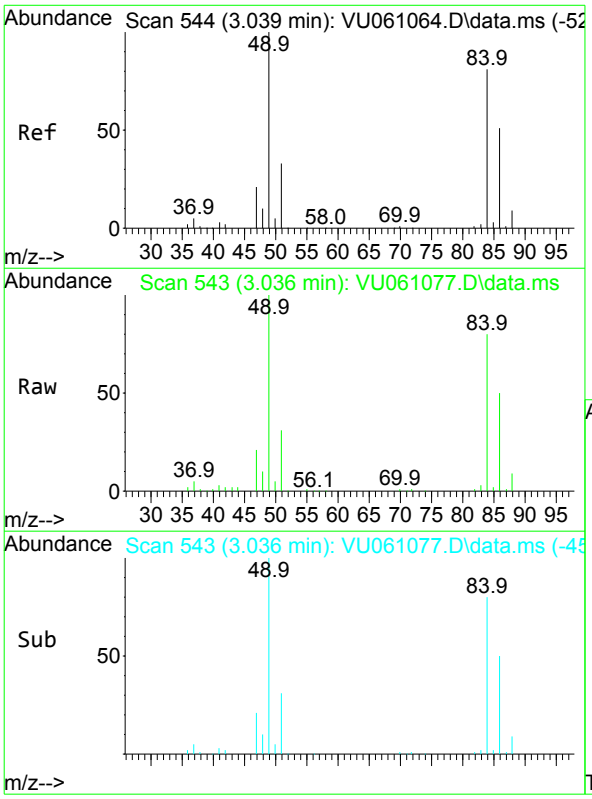

#16
Methylene chloride
Concen: 5.696 ug/L
RT: 3.036 min Scan# 543
Delta R.T. -0.003 min
Lab File: VU061077.D
Acq: 02 Oct 2024 15:34

Tgt Ion: 84 Resp: 67172

Ion	Ratio	Lower	Upper
84	100		
86	62.0	47.3	87.8
49	125.3	78.7	146.1

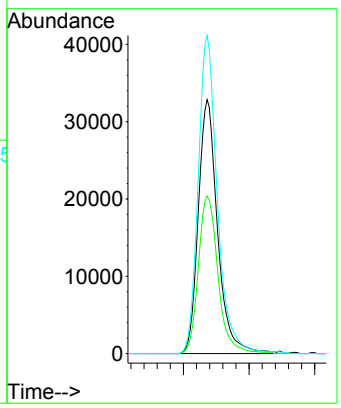

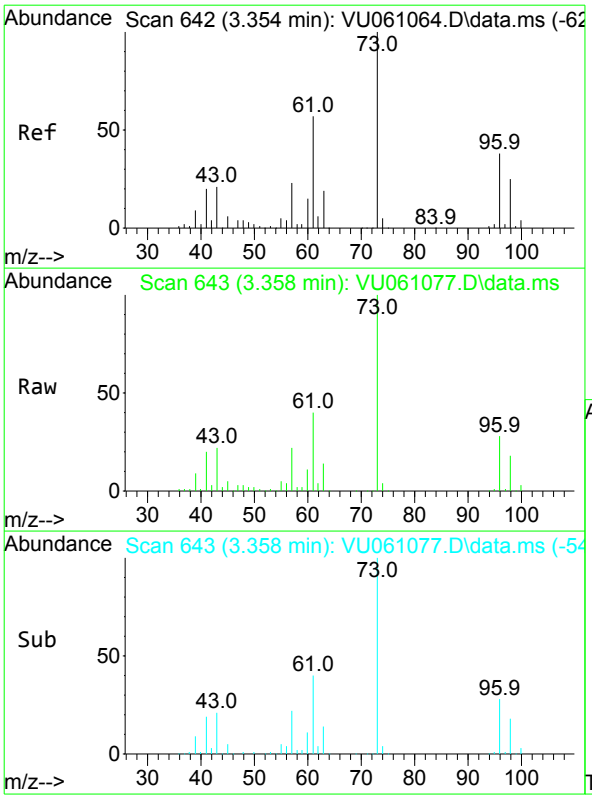

#17
Methyl tert-butyl Ether
Concen: 5.560 ug/L
RT: 3.358 min Scan# 643
Delta R.T. 0.003 min
Lab File: VU061077.D
Acq: 02 Oct 2024 15:34

Tgt Ion: 73 Resp: 163430

Ion	Ratio	Lower	Upper
73	100		
43	21.7	13.8	20.8#
57	22.5	18.0	27.0

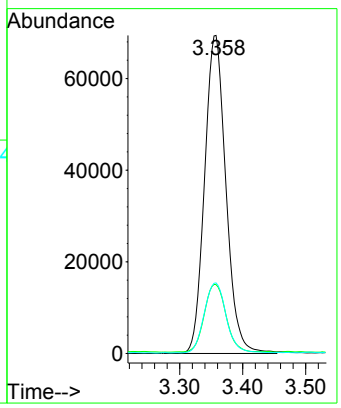

Instrument :
MSVOA_U
ClientSampleId :
PMW-7D(20240927)MSD

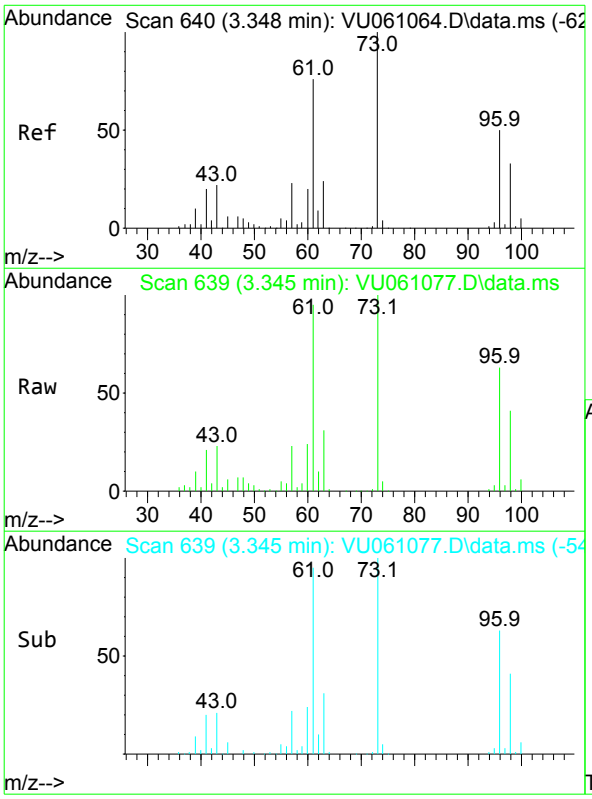

#18
trans-1,2-Dichloroethene
Concen: 6.091 ug/L
RT: 3.345 min Scan# 639
Delta R.T. -0.003 min
Lab File: VU061077.D
Acq: 02 Oct 2024 15:34

Tgt Ion: 96 Resp: 68590

Ion	Ratio	Lower	Upper
96	100		
61	149.3	97.2	180.6
98	64.9	43.3	80.5

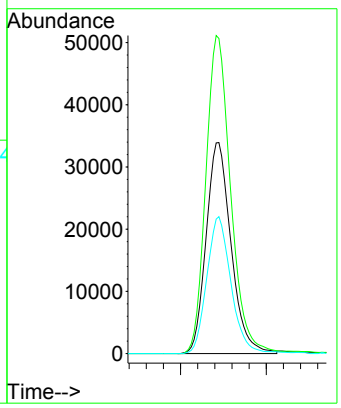

Instrument :
MSVOA_U
ClientSampleId :
PMW-7D(20240927)MSD

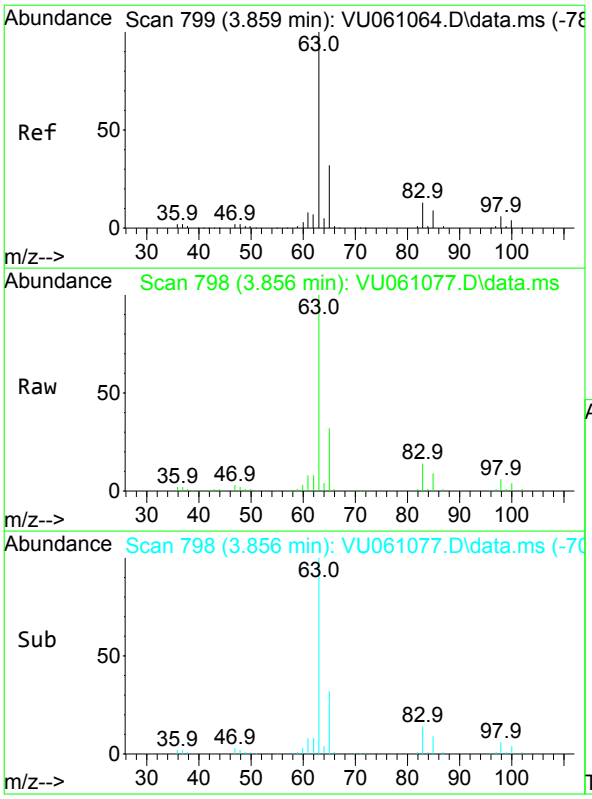

#19
1,1-Dichloroethane
Concen: 6.373 ug/L
RT: 3.856 min Scan# 798
Delta R.T. -0.003 min
Lab File: VU061077.D
Acq: 02 Oct 2024 15:34

Tgt Ion: 63 Resp: 139650

Ion	Ratio	Lower	Upper
63	100		
65	31.6	23.0	42.8
83	14.0	9.0	16.6

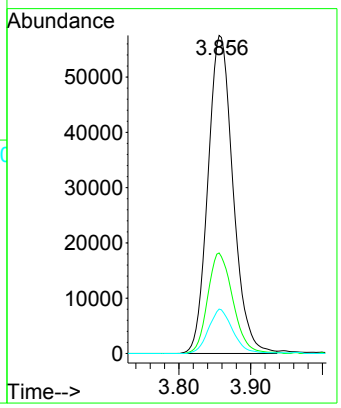

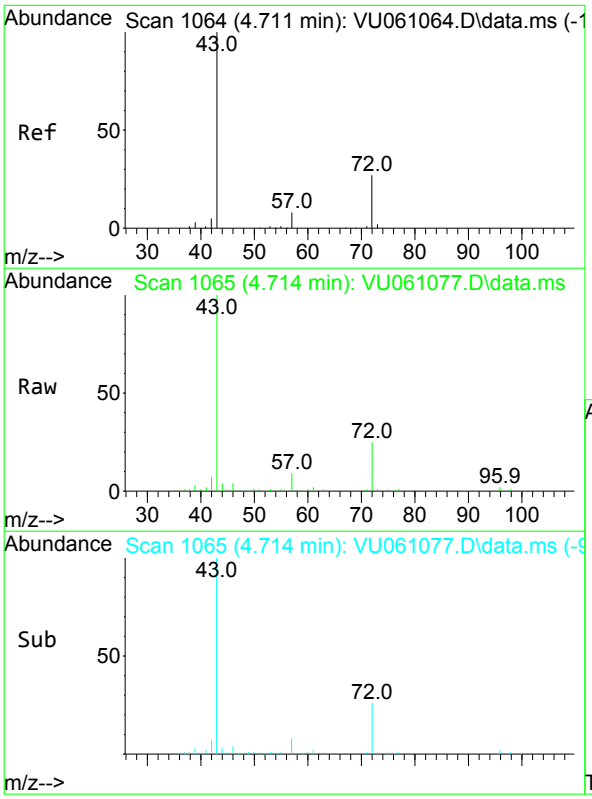

#21
2-Butanone
Concen: 54.446 ug/L
RT: 4.714 min Scan# 1065
Delta R.T. 0.003 min
Lab File: VU061077.D
Acq: 02 Oct 2024 15:34

Tgt Ion: 43 Resp: 175616

Ion	Ratio	Lower	Upper
43	100		
72	25.4	14.8	44.3

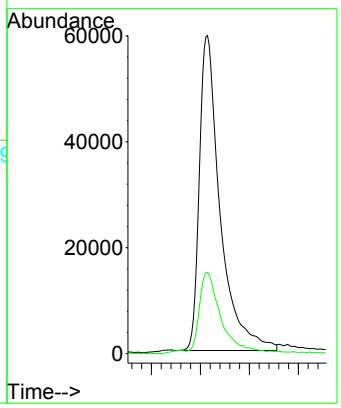

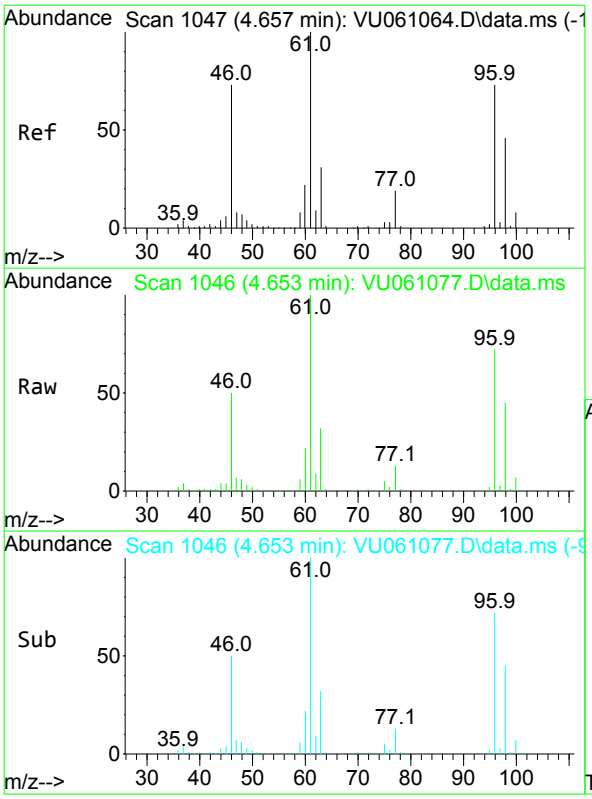

#22
cis-1,2-Dichloroethene
Concen: 9.332 ug/L
RT: 4.653 min Scan# 1046
Delta R.T. -0.003 min
Lab File: VU061077.D
Acq: 02 Oct 2024 15:34

Tgt Ion: 96 Resp: 117038

Ion	Ratio	Lower	Upper
96	100		
61	139.2	89.7	166.5
98	63.2	45.1	83.9

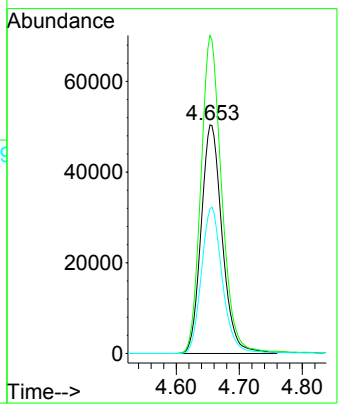

Instrument :
MSVOA_U
ClientSampleId :
PMW-7D(20240927)MSD

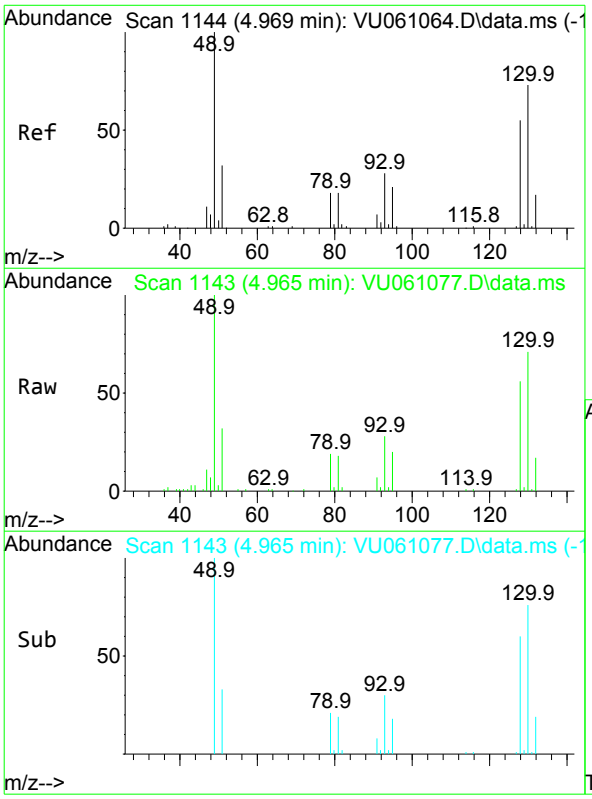

#23
Bromochloromethane
Concen: 5.609 ug/L
RT: 4.965 min Scan# 1143
Delta R.T. -0.003 min
Lab File: VU061077.D
Acq: 02 Oct 2024 15:34

Tgt Ion:128 Resp: 28316

Ion	Ratio	Lower	Upper
128	100		
49	178.7	109.6	203.6
130	126.9	87.8	163.0
51	56.3	37.3	55.9#

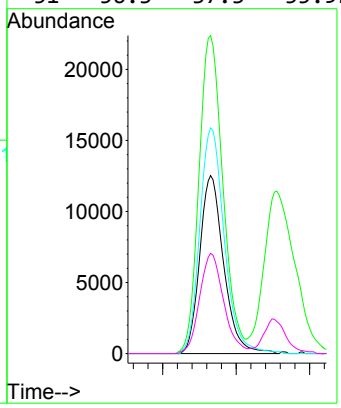

Instrument :
MSVOA_U
ClientSampleId :
PMW-7D(20240927)MSD

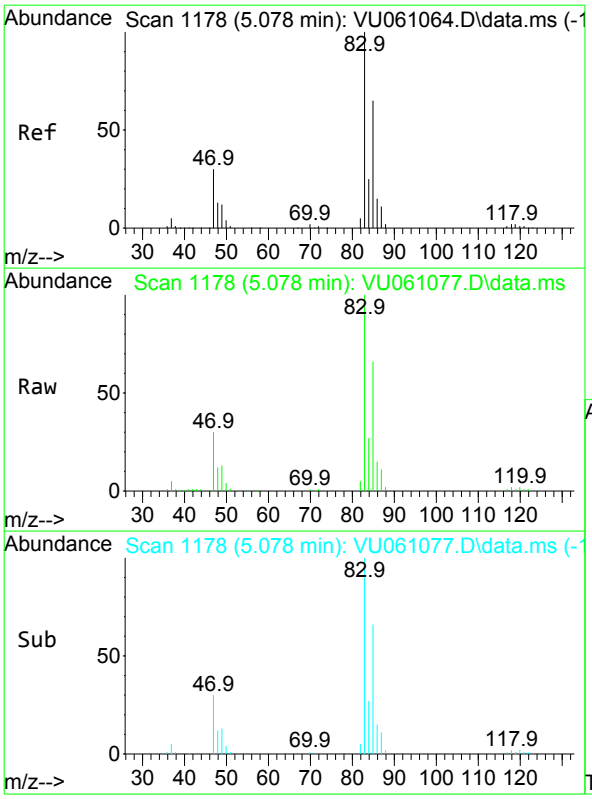

#25
Chloroform
Concen: 5.566 ug/L
RT: 5.078 min Scan# 1178
Delta R.T. -0.000 min
Lab File: VU061077.D
Acq: 02 Oct 2024 15:34

Tgt Ion: 83 Resp: 122184

Ion	Ratio	Lower	Upper
83	100		
85	65.5	46.8	86.8

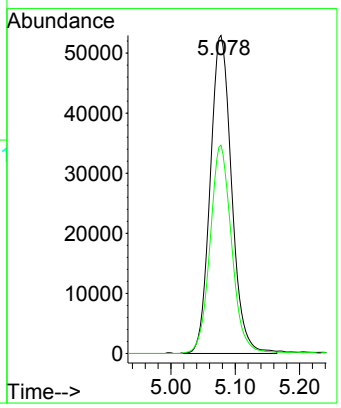

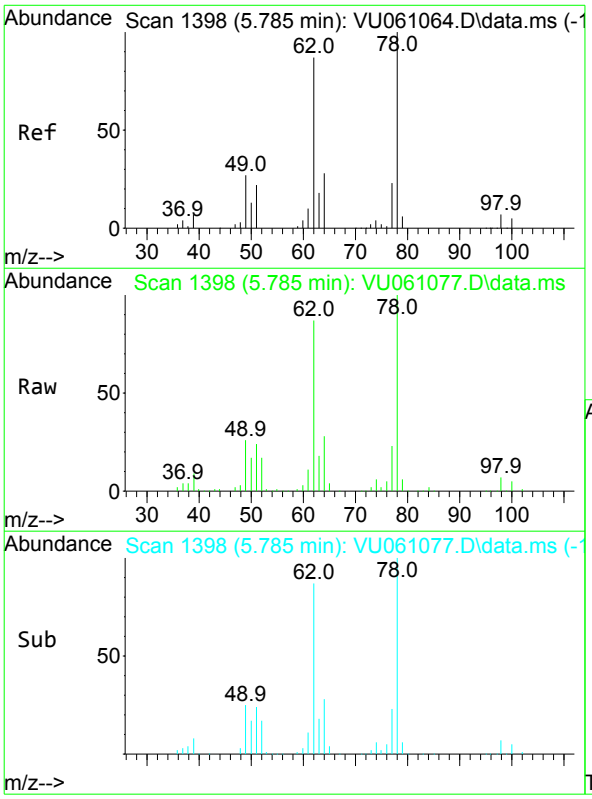

#27
1,2-Dichloroethane
Concen: 5.508 ug/L
RT: 5.785 min Scan# 1398
Delta R.T. -0.000 min
Lab File: VU061077.D
Acq: 02 Oct 2024 15:34

Tgt Ion: 62 Resp: 79633

Ion	Ratio	Lower	Upper
62	100		
98	8.3	8.2	12.4

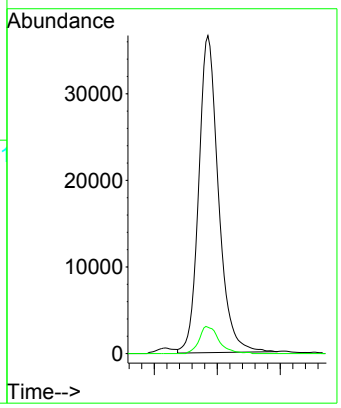

Instrument :
MSVOA_U
ClientSampleId :
PMW-7D(20240927)MSD

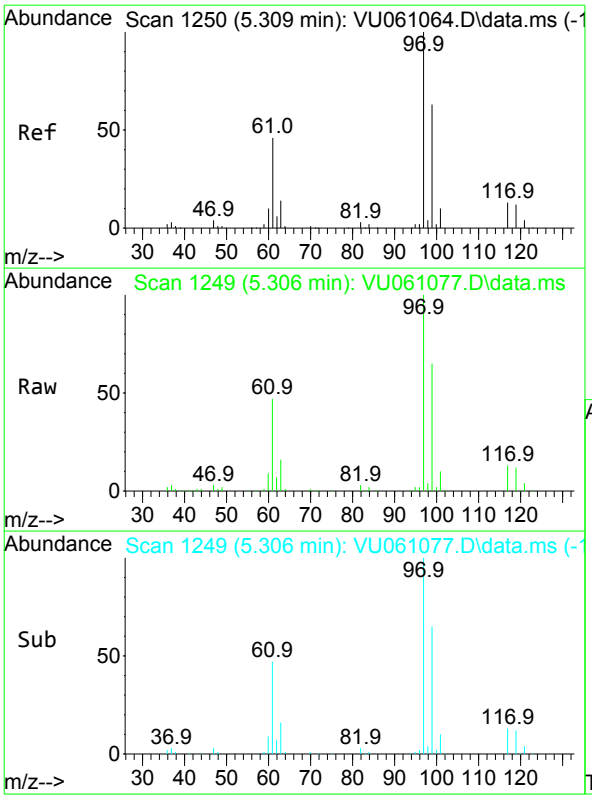

#29
1,1,1-Trichloroethane
Concen: 5.506 ug/L
RT: 5.306 min Scan# 1249
Delta R.T. -0.003 min
Lab File: VU061077.D
Acq: 02 Oct 2024 15:34

Tgt Ion: 97 Resp: 106460

Ion	Ratio	Lower	Upper
97	100		
99	63.6	50.5	75.7
61	46.3	34.4	51.6

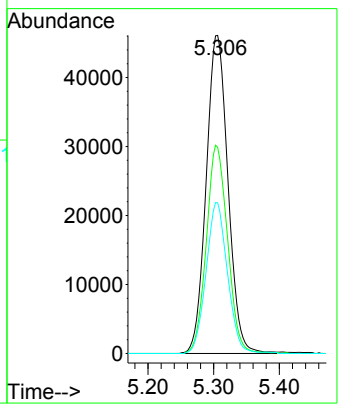

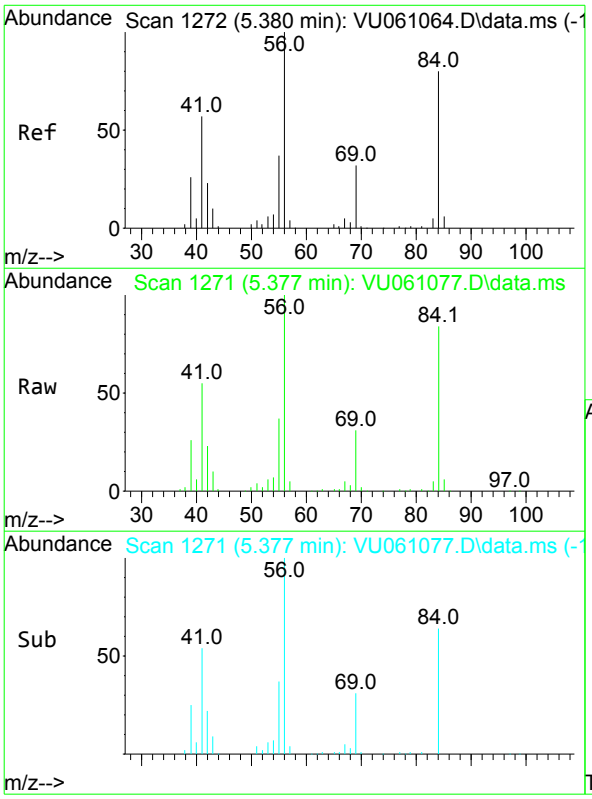

#30
Cyclohexane
Concen: 5.426 ug/L
RT: 5.377 min Scan# 1271
Delta R.T. -0.003 min
Lab File: VU061077.D
Acq: 02 Oct 2024 15:34

Tgt Ion: 56 Resp: 116871

Ion	Ratio	Lower	Upper
56	100		
69	31.2	25.4	38.0
84	83.1	71.0	106.6

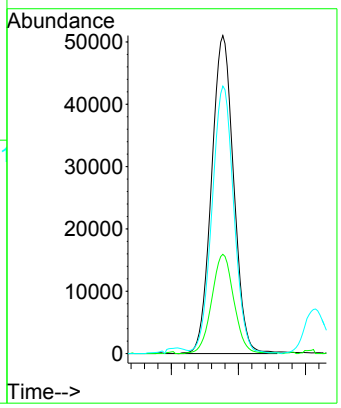

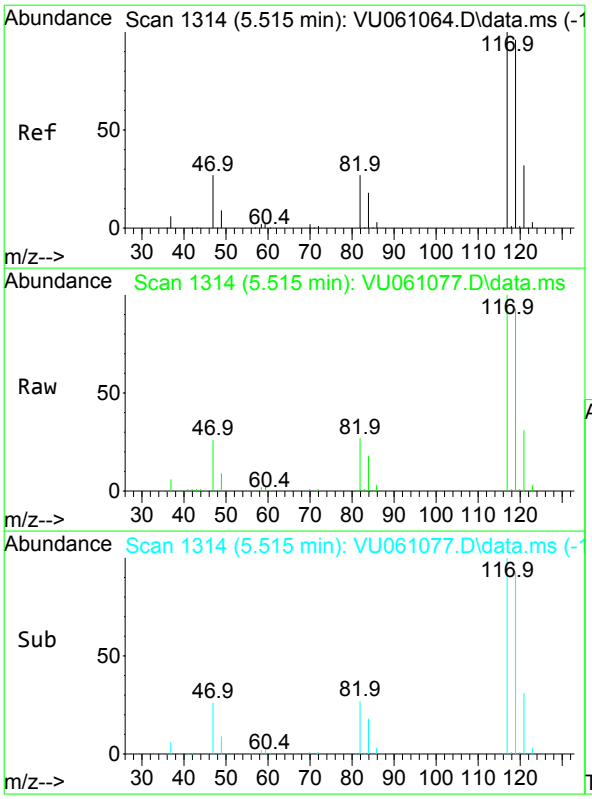

#31
Carbon tetrachloride
Concen: 5.526 ug/L
RT: 5.515 min Scan# 1314
Delta R.T. -0.000 min
Lab File: VU061077.D
Acq: 02 Oct 2024 15:34

Tgt Ion:117 Resp: 90670

Ion	Ratio	Lower	Upper
117	100		
119	95.4	76.3	114.5

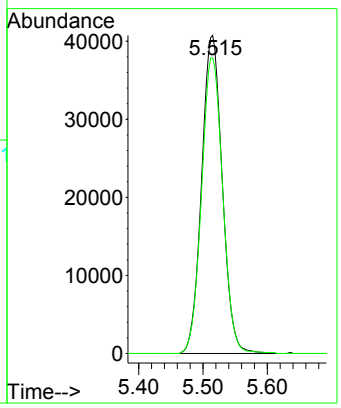

Instrument :
MSVOA_U
ClientSampleId :
PMW-7D(20240927)MSD

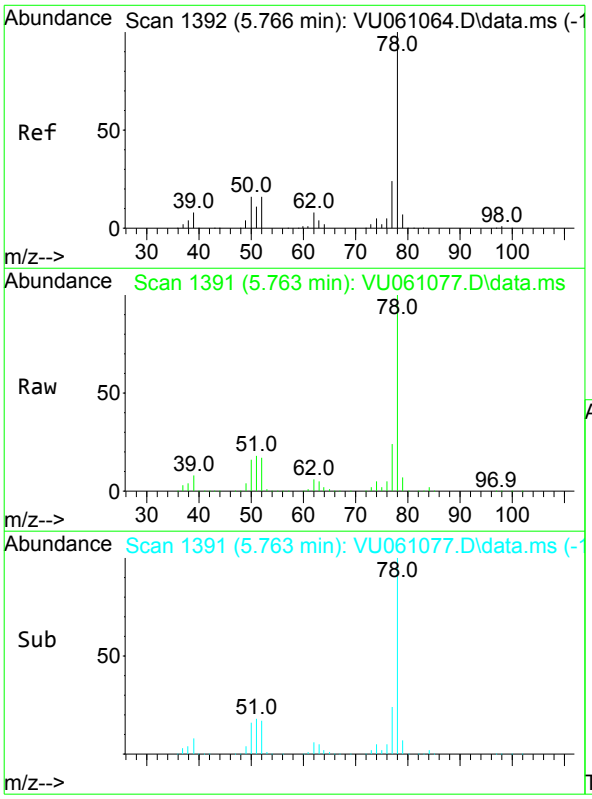

#33
Benzene
Concen: 5.651 ug/L
RT: 5.763 min Scan# 1391
Delta R.T. -0.003 min
Lab File: VU061077.D
Acq: 02 Oct 2024 15:34

Tgt Ion: 78 Resp: 278357

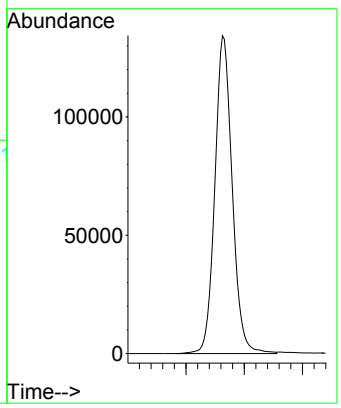

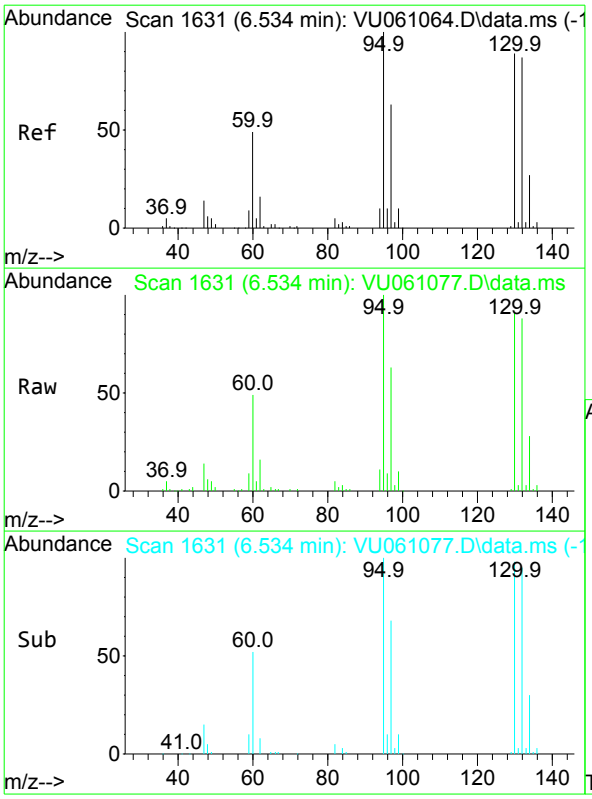

#34
Trichloroethene
Concen: 5.289 ug/L
RT: 6.534 min Scan# 1631
Delta R.T. -0.000 min
Lab File: VU061077.D
Acq: 02 Oct 2024 15:34

Tgt Ion: 95 Resp: 70624

Ion	Ratio	Lower	Upper
95	100		
97	62.6	44.9	83.5
132	87.9	63.5	117.9
130	90.9	70.2	130.4

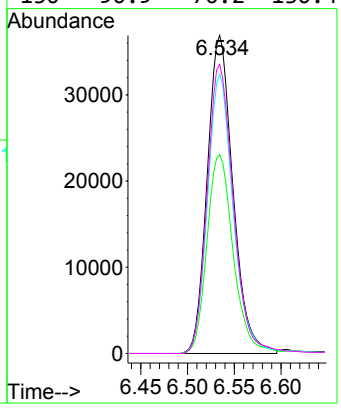

Instrument :
MSVOA_U
ClientSampleId :
PMW-7D(20240927)MSD

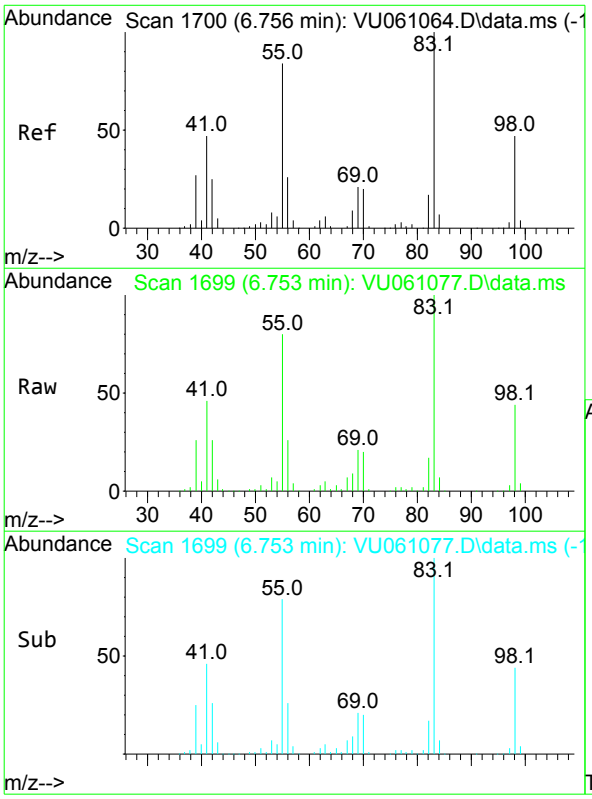

#35
Methylcyclohexane
Concen: 5.471 ug/L
RT: 6.753 min Scan# 1699
Delta R.T. -0.003 min
Lab File: VU061077.D
Acq: 02 Oct 2024 15:34

Tgt Ion: 83 Resp: 117970

Ion	Ratio	Lower	Upper
83	100		
55	78.5	62.6	94.0
98	43.5	37.6	56.4

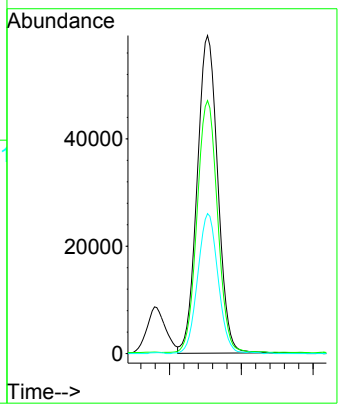

Instrument :
MSVOA_U
ClientSampleId :
PMW-7D(20240927)MSD

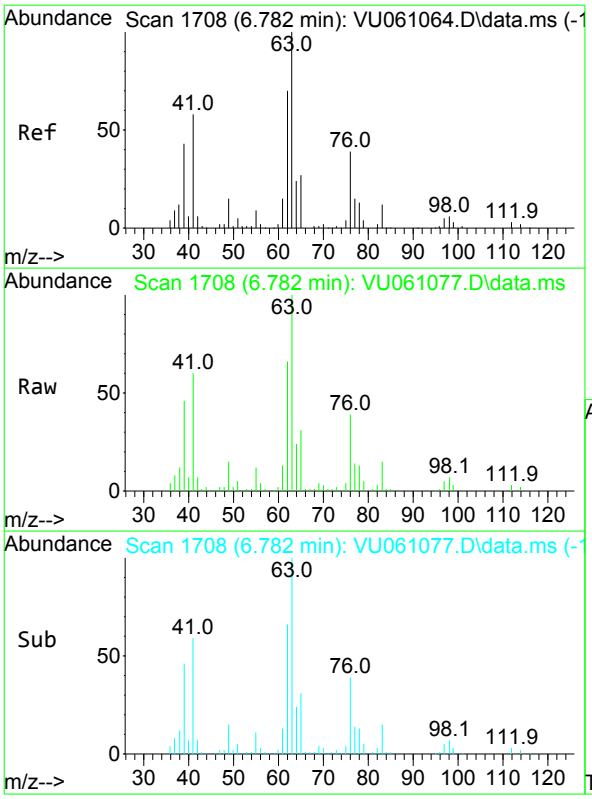

#37
1,2-Dichloropropane
Concen: 5.545 ug/L
RT: 6.782 min Scan# 1708
Delta R.T. -0.000 min
Lab File: VU061077.D
Acq: 02 Oct 2024 15:34

Tgt Ion: 63 Resp: 71979

Ion	Ratio	Lower	Upper
63	100		
112	3.5	2.0	3.0#

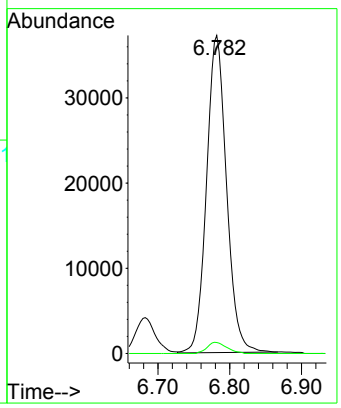

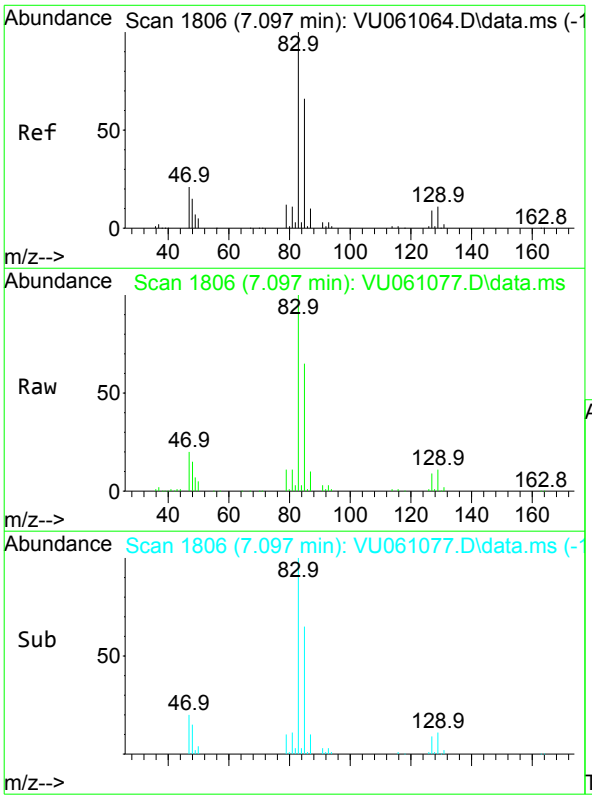

#38
Bromodichloromethane
Concen: 5.481 ug/L
RT: 7.097 min Scan# 1806
Delta R.T. -0.000 min
Lab File: VU061077.D
Acq: 02 Oct 2024 15:34

Tgt Ion: 83 Resp: 88949

Ion	Ratio	Lower	Upper
83	100		
85	64.6	45.6	84.8
127	8.8	7.0	10.6

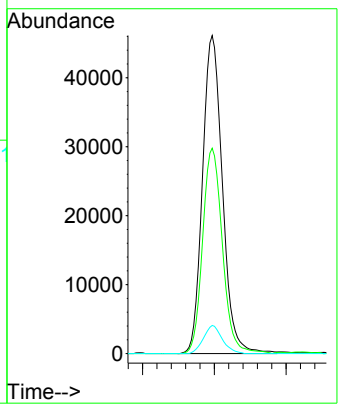

Instrument :
MSVOA_U
ClientSampleId :
PMW-7D(20240927)MSD

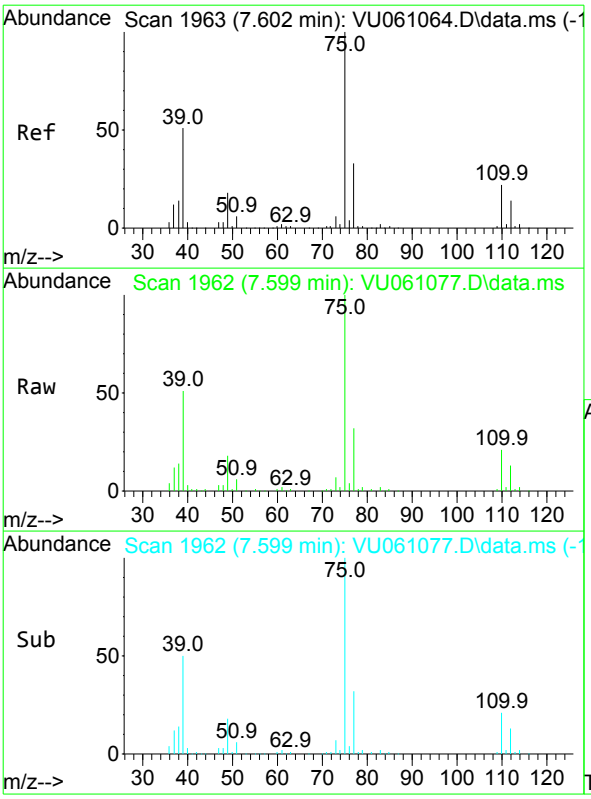

#39
cis-1,3-Dichloropropene
Concen: 5.461 ug/L
RT: 7.599 min Scan# 1962
Delta R.T. -0.003 min
Lab File: VU061077.D
Acq: 02 Oct 2024 15:34

Tgt Ion: 75 Resp: 111151

Ion	Ratio	Lower	Upper
75	100		
77	31.6	21.3	39.5

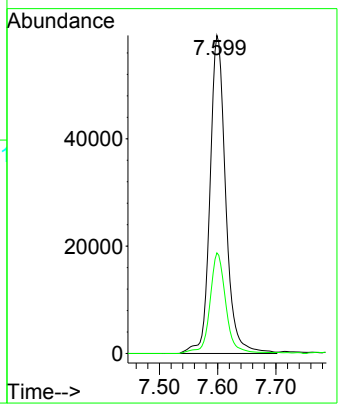

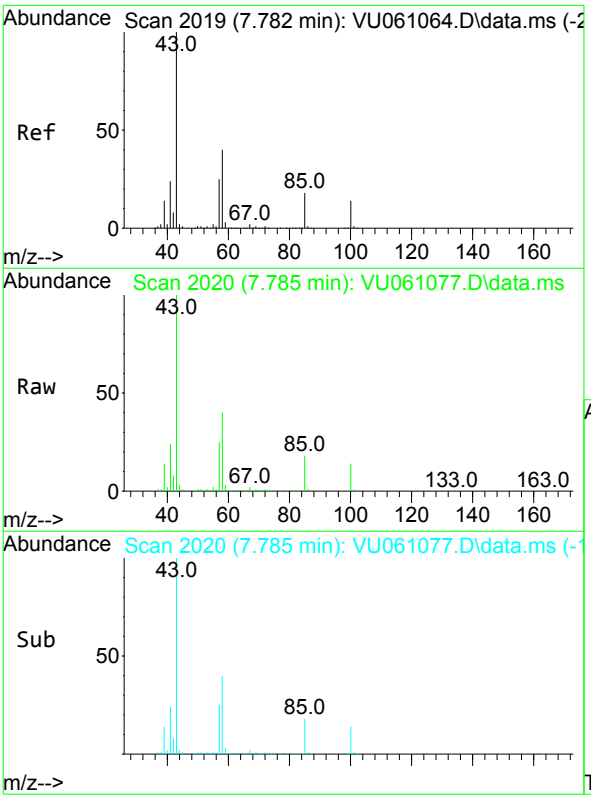

#40
4-Methyl-2-pentanone
Concen: 55.831 ug/L
RT: 7.785 min Scan# 2020
Delta R.T. 0.003 min
Lab File: VU061077.D
Acq: 02 Oct 2024 15:34

Tgt Ion: 43 Resp: 464188

Ion	Ratio	Lower	Upper
43	100		
58	40.3	34.9	52.3
100	14.1	13.4	20.0

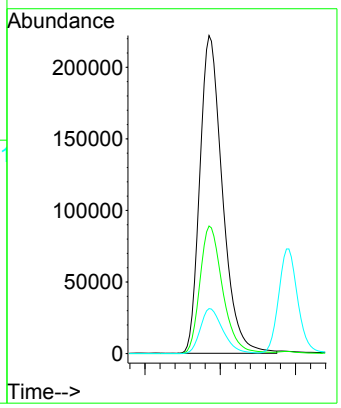

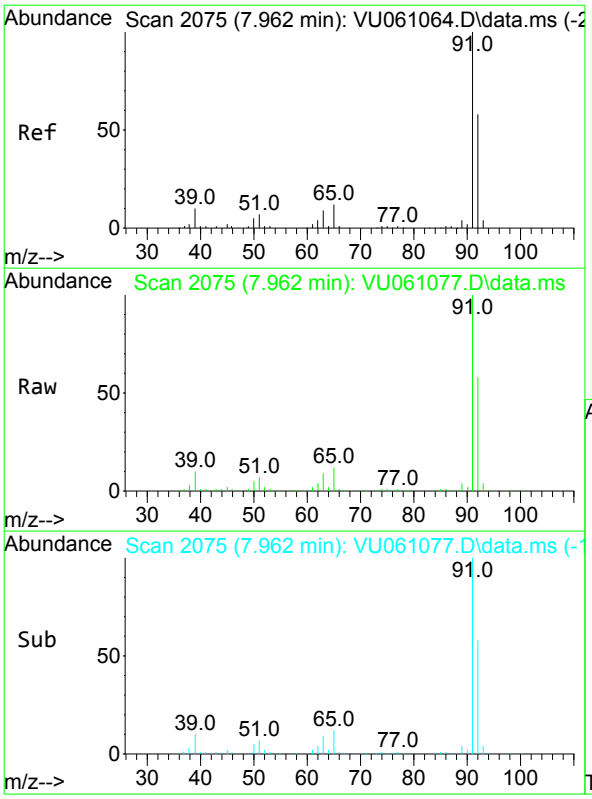

#42
Toluene
Concen: 5.543 ug/L
RT: 7.962 min Scan# 2075
Delta R.T. -0.000 min
Lab File: VU061077.D
Acq: 02 Oct 2024 15:34

Tgt Ion: 91 Resp: 290871

Ion	Ratio	Lower	Upper
91	100		
92	57.9	40.5	75.3

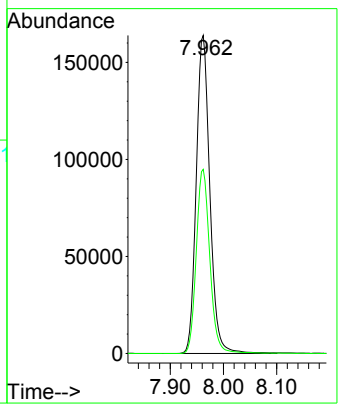

Instrument :
MSVOA_U
ClientSampleId :
PMW-7D(20240927)MSD

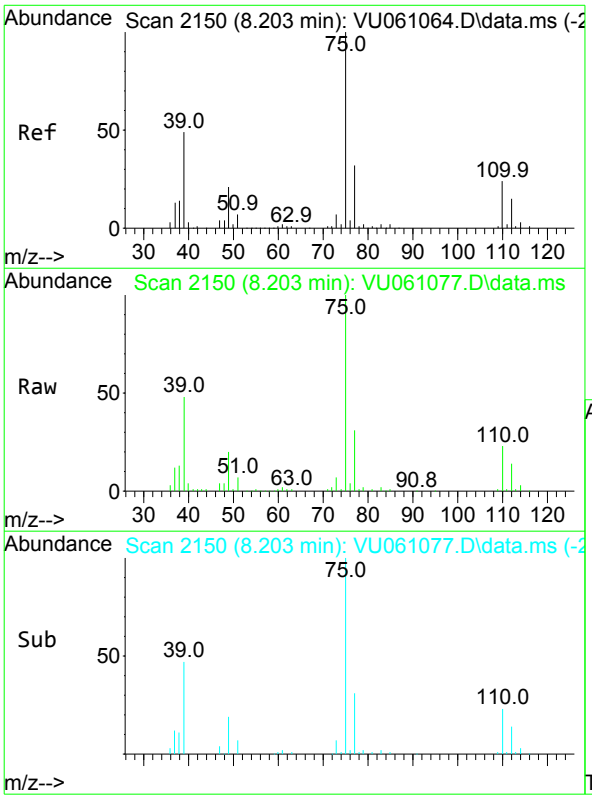

#44
trans-1,3-Dichloropropene
Concen: 5.520 ug/L
RT: 8.203 min Scan# 2150
Delta R.T. -0.000 min
Lab File: VU061077.D
Acq: 02 Oct 2024 15:34

Tgt Ion: 75 Resp: 92899

Ion	Ratio	Lower	Upper
75	100		
77	31.3	23.1	42.9

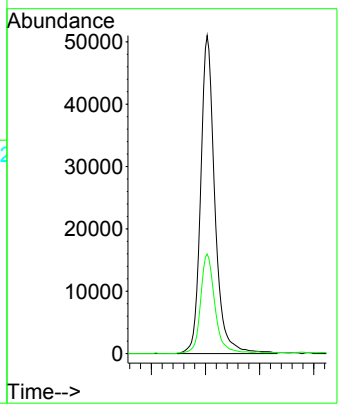

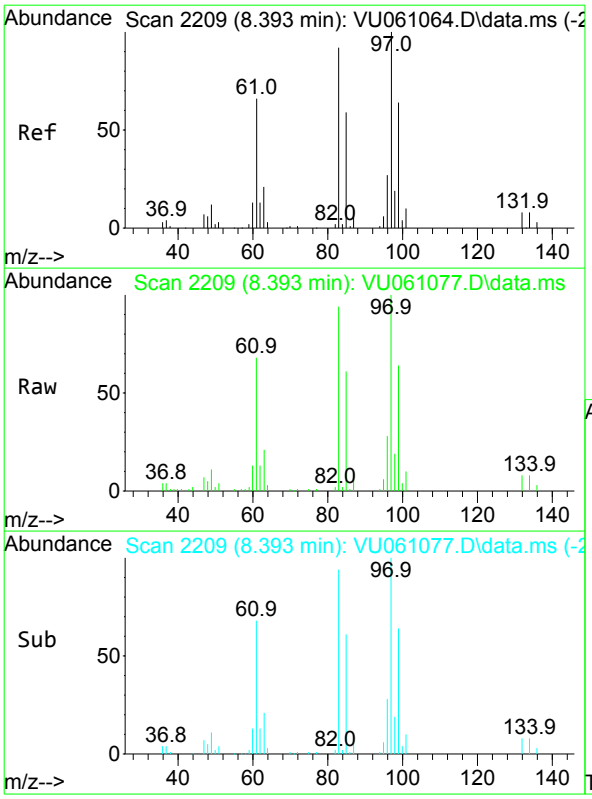

#45
1,1,2-Trichloroethane
Concen: 5.358 ug/L
RT: 8.393 min Scan# 2209
Delta R.T. -0.000 min
Lab File: VU061077.D
Acq: 02 Oct 2024 15:34

Tgt Ion: 97 Resp: 46097

Ion	Ratio	Lower	Upper
97	100		
99	63.9	42.3	78.5
83	94.3	61.7	114.5
85	61.3	39.5	73.3

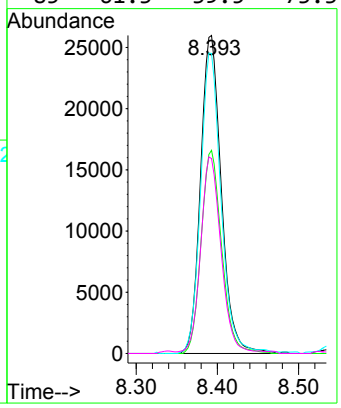

Instrument :
MSVOA_U
ClientSampleId :
PMW-7D(20240927)MSD

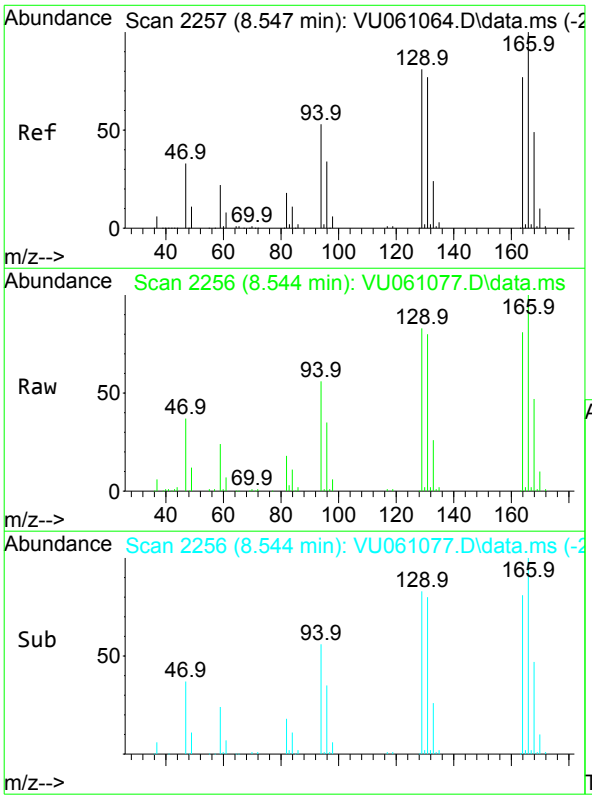

#47
Tetrachloroethene
Concen: 5.554 ug/L
RT: 8.544 min Scan# 2256
Delta R.T. -0.003 min
Lab File: VU061077.D
Acq: 02 Oct 2024 15:34

Tgt Ion:164 Resp: 48264

Ion	Ratio	Lower	Upper
164	100		
129	102.3	67.3	124.9
131	98.4	65.4	121.4
166	123.4	89.5	166.1

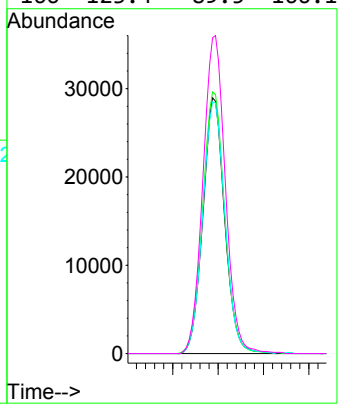

Instrument :
MSVOA_U
ClientSampleId :
PMW-7D(20240927)MSD

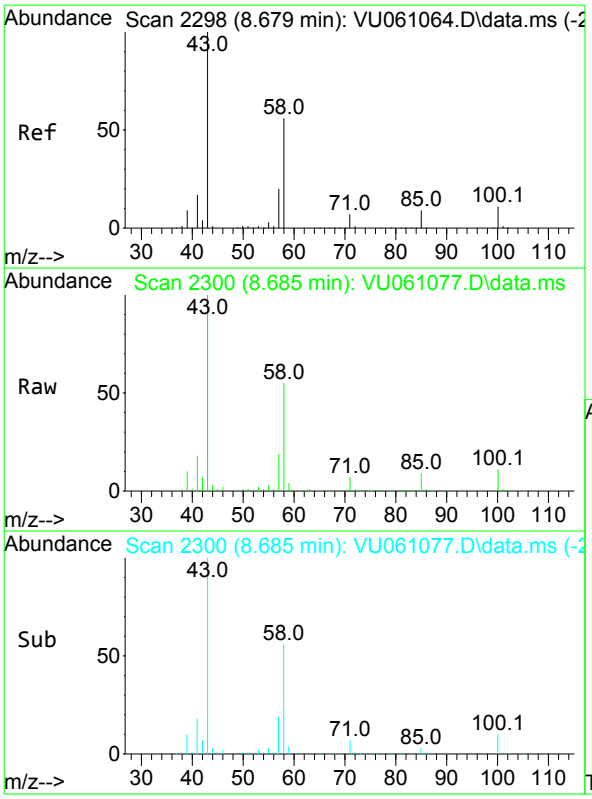

#48
2-Hexanone
Concen: 58.290 ug/L
RT: 8.685 min Scan# 2300
Delta R.T. 0.006 min
Lab File: VU061077.D
Acq: 02 Oct 2024 15:34

Tgt Ion: 43 Resp: 335997

Ion	Ratio	Lower	Upper
43	100		
58	54.7	48.3	72.5
57	19.0	15.9	23.9
100	10.6	9.9	14.9

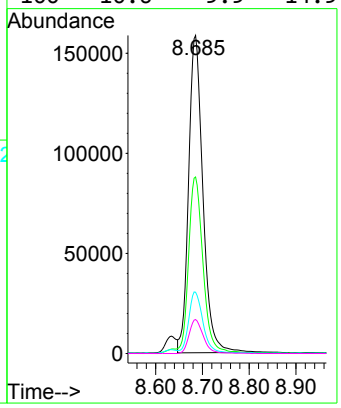

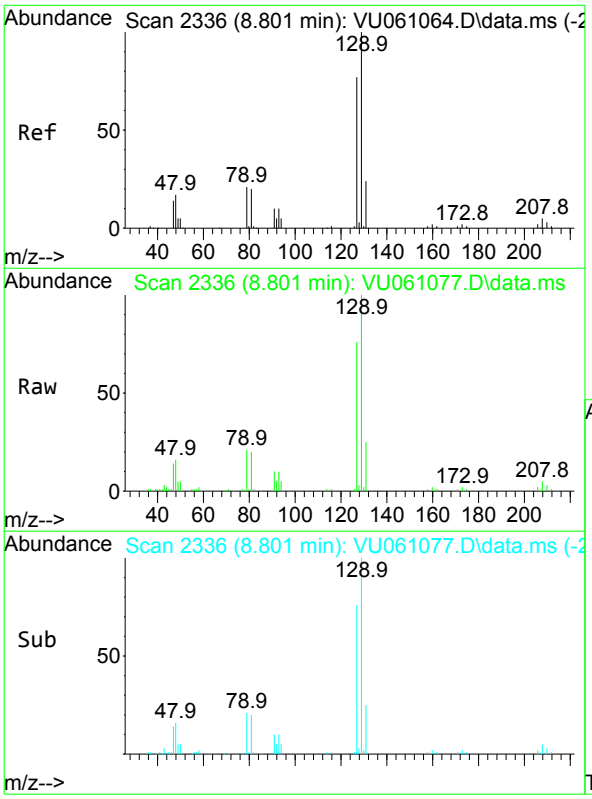

#49
Dibromochloromethane
Concen: 5.647 ug/L
RT: 8.801 min Scan# 2336
Delta R.T. -0.000 min
Lab File: VU061077.D
Acq: 02 Oct 2024 15:34

Tgt Ion:129 Resp: 56524

Ion	Ratio	Lower	Upper
129	100		
127	76.4	56.1	104.1

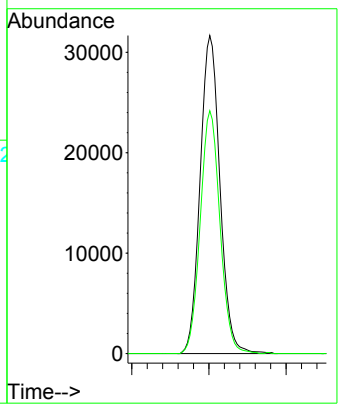

Instrument :
MSVOA_U
ClientSampleId :
PMW-7D(20240927)MSD

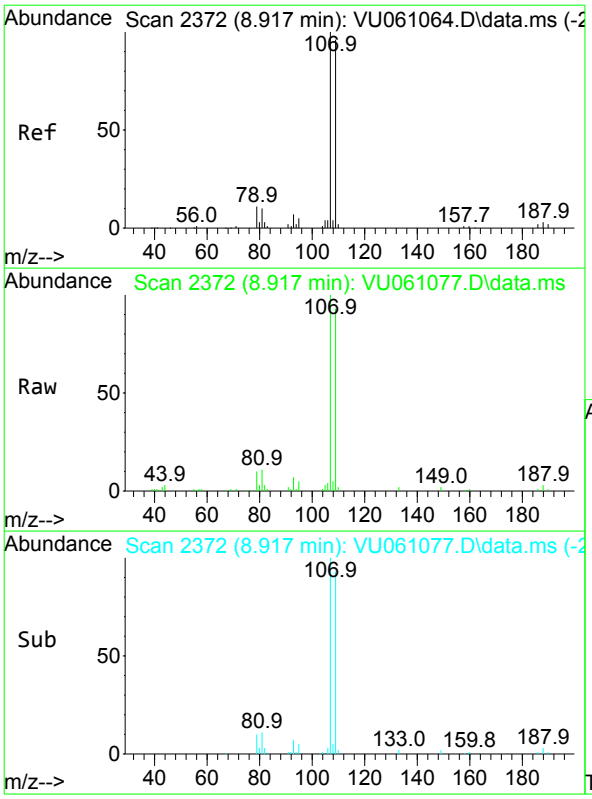

#50
1,2-Dibromoethane
Concen: 5.583 ug/L
RT: 8.917 min Scan# 2372
Delta R.T. -0.000 min
Lab File: VU061077.D
Acq: 02 Oct 2024 15:34

Tgt Ion:107 Resp: 45466

Ion	Ratio	Lower	Upper
107	100		
109	93.0	66.8	124.0
188	2.7	3.4	5.0#

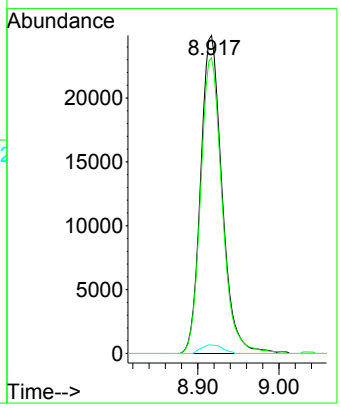

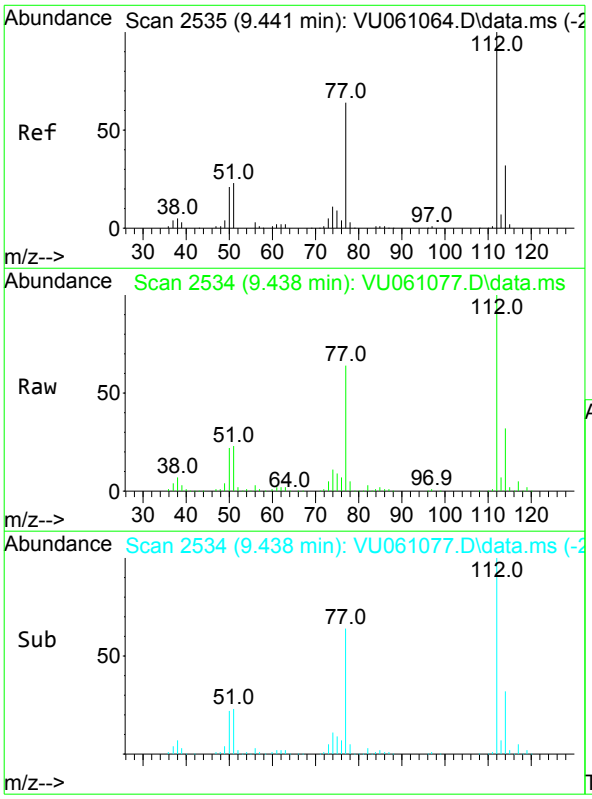

#51
Chlorobenzene
Concen: 7.353 ug/L
RT: 9.438 min Scan# 2534
Delta R.T. -0.003 min
Lab File: VU061077.D
Acq: 02 Oct 2024 15:34

Tgt Ion:112 Resp: 235033

Ion	Ratio	Lower	Upper
112	100		
114	31.6	22.2	41.2
77	64.5	46.1	69.1

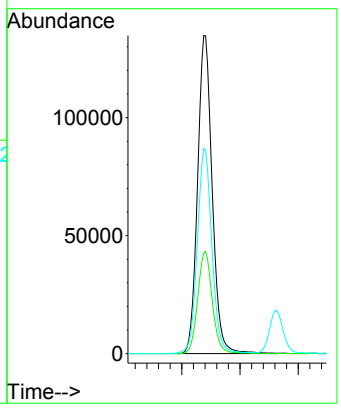

Instrument :
MSVOA_U
ClientSampleId :
PMW-7D(20240927)MSD

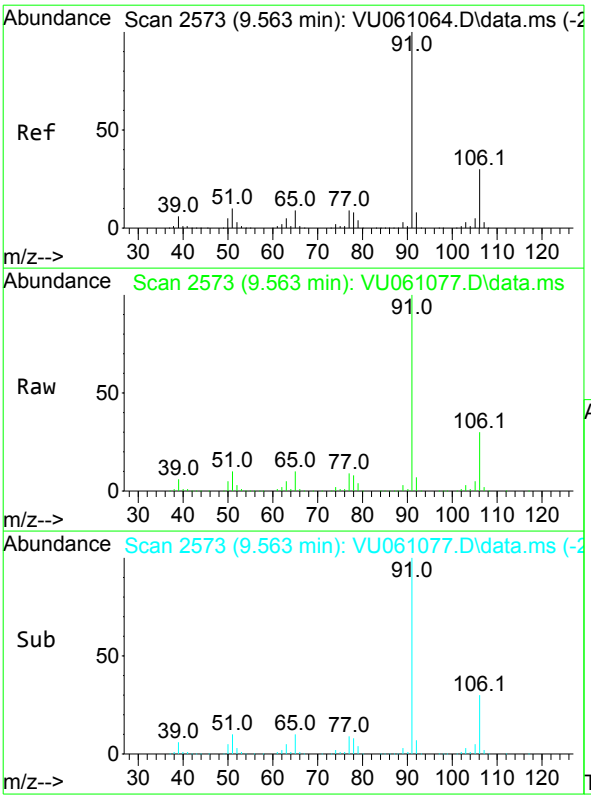

#52
Ethylbenzene
Concen: 5.519 ug/L
RT: 9.563 min Scan# 2573
Delta R.T. -0.000 min
Lab File: VU061077.D
Acq: 02 Oct 2024 15:34

Tgt Ion: 91 Resp: 328207

Ion	Ratio	Lower	Upper
91	100		
106	29.7	21.8	40.6

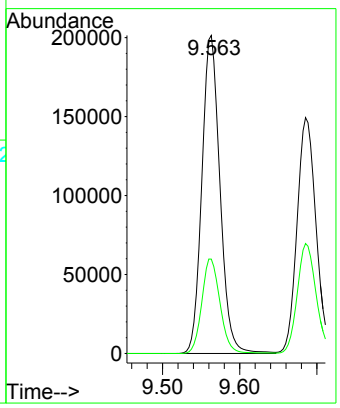

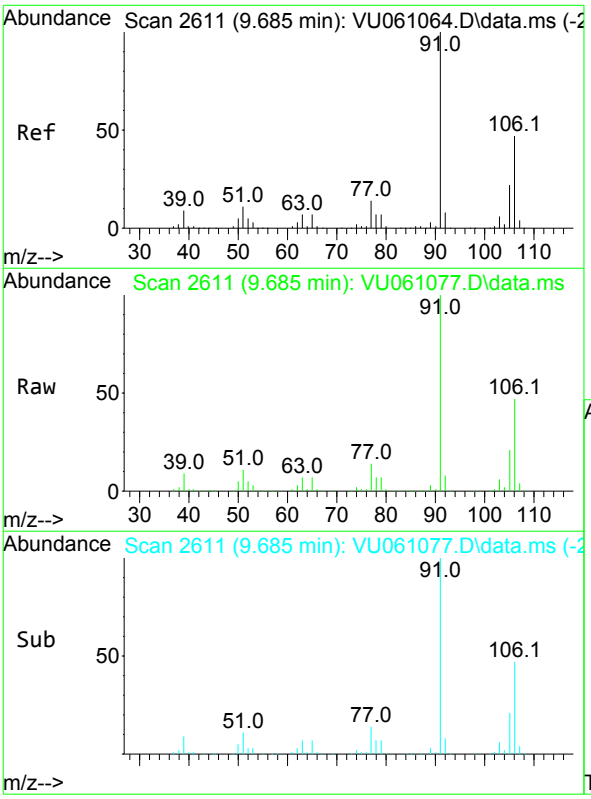

#53
m,p-Xylene
Concen: 5.442 ug/L
RT: 9.685 min Scan# 2611
Delta R.T. -0.000 min
Lab File: VU061077.D
Acq: 02 Oct 2024 15:34

Tgt Ion:106 Resp: 118044

Ion	Ratio	Lower	Upper
106	100		
91	214.5	139.7	259.4

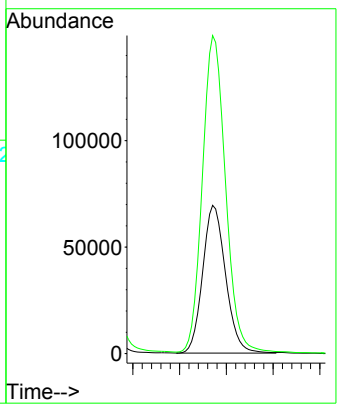

Instrument :
MSVOA_U
ClientSampleId :
PMW-7D(20240927)MSD

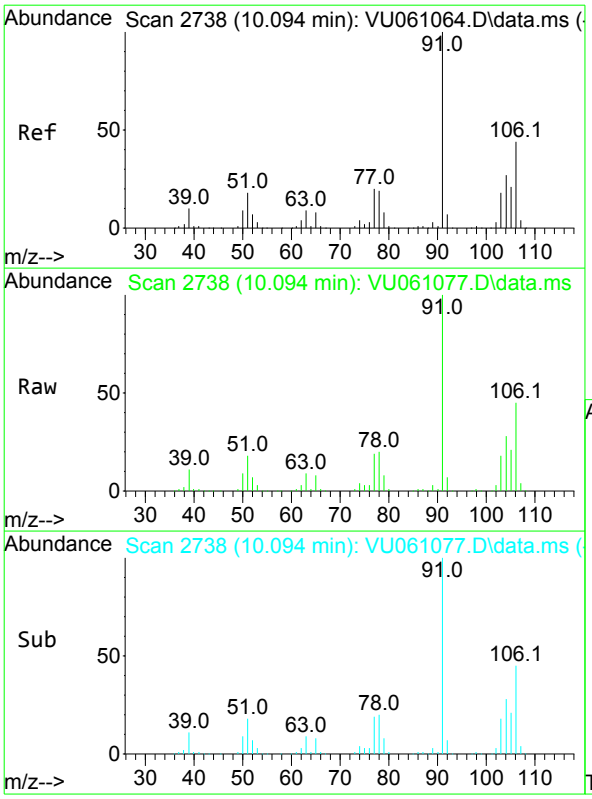

#54
o-Xylene
Concen: 5.593 ug/L
RT: 10.094 min Scan# 2738
Delta R.T. -0.000 min
Lab File: VU061077.D
Acq: 02 Oct 2024 15:34

Tgt Ion:106 Resp: 119360

Ion	Ratio	Lower	Upper
106	100		
91	223.6	148.6	276.0

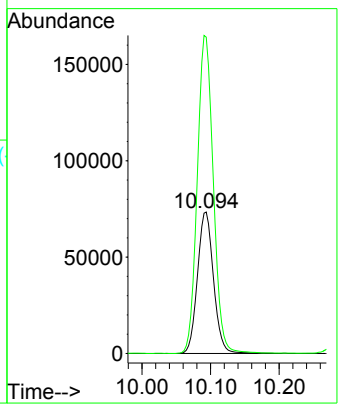

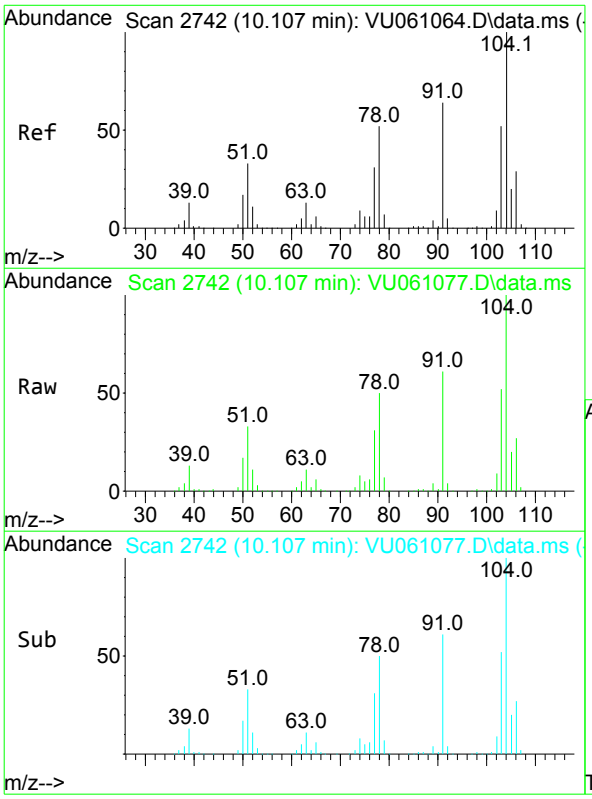

#55
Styrene
Concen: 5.689 ug/L
RT: 10.107 min Scan# 2742
Delta R.T. -0.000 min
Lab File: VU061077.D
Acq: 02 Oct 2024 15:34

Tgt Ion:104 Resp: 195937

Ion	Ratio	Lower	Upper
104	100		
78	50.0	31.7	58.9

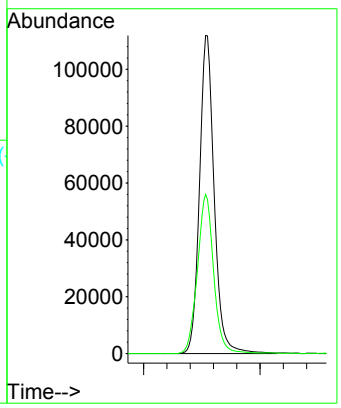

Instrument :
MSVOA_U
ClientSampleId :
PMW-7D(20240927)MSD

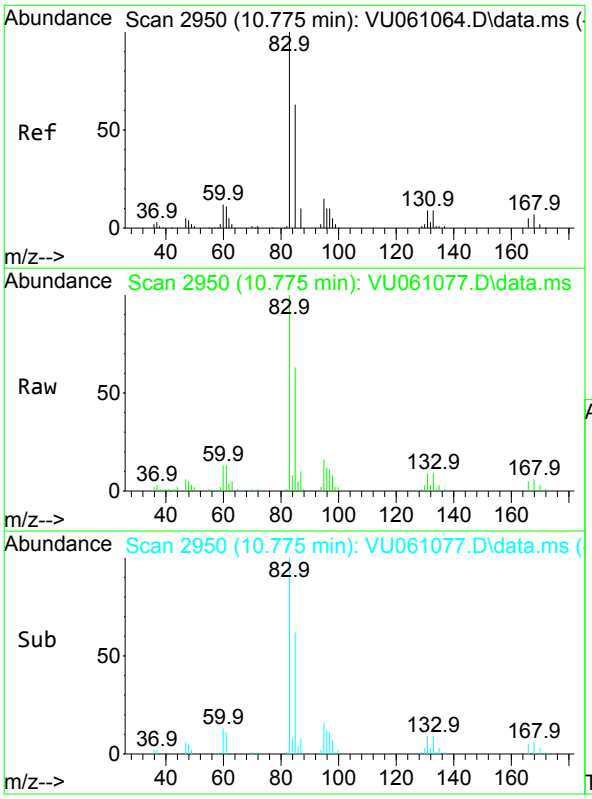

#57
1,1,2,2-Tetrachloroethane
Concen: 5.785 ug/L
RT: 10.775 min Scan# 2950
Delta R.T. -0.000 min
Lab File: VU061077.D
Acq: 02 Oct 2024 15:34

Tgt Ion: 83 Resp: 62537

Ion	Ratio	Lower	Upper
83	100		
85	62.9	42.9	79.7
131	8.5	8.4	12.6

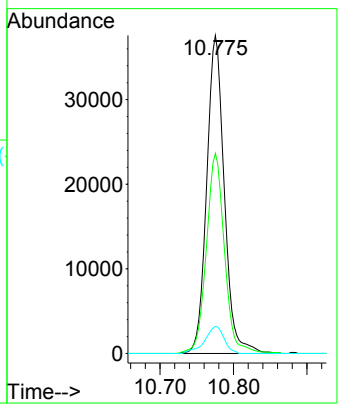

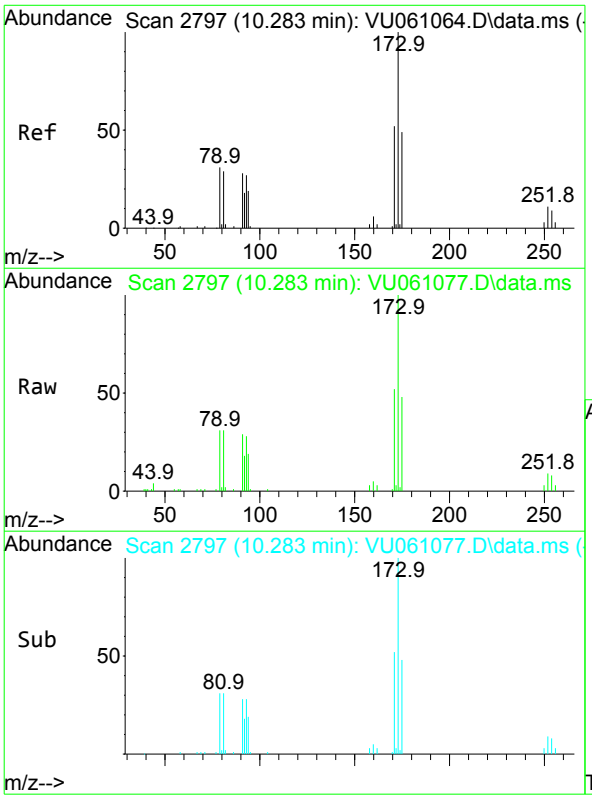

#59
Bromoform
Concen: 5.378 ug/L
RT: 10.283 min Scan# 2797
Delta R.T. -0.000 min
Lab File: VU061077.D
Acq: 02 Oct 2024 15:34

Tgt Ion:173 Resp: 30459

Ion	Ratio	Lower	Upper
173	100		
175	48.4	39.1	58.7
254	8.7	8.7	13.1#

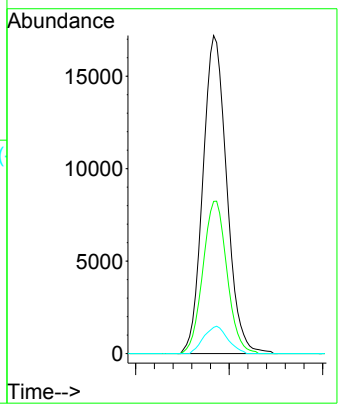

Instrument :
MSVOA_U
ClientSampleId :
PMW-7D(20240927)MSD

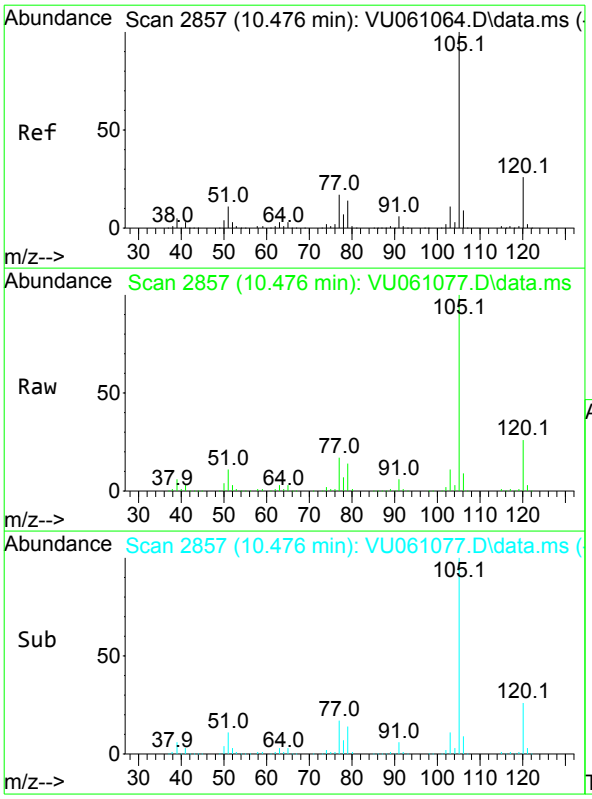

#60
Isopropylbenzene
Concen: 5.374 ug/L
RT: 10.476 min Scan# 2857
Delta R.T. -0.000 min
Lab File: VU061077.D
Acq: 02 Oct 2024 15:34

Tgt Ion:105 Resp: 296557

Ion	Ratio	Lower	Upper
105	100		
120	26.0	21.5	32.3
77	17.0	12.6	18.8

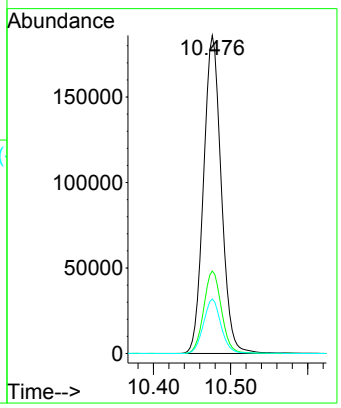

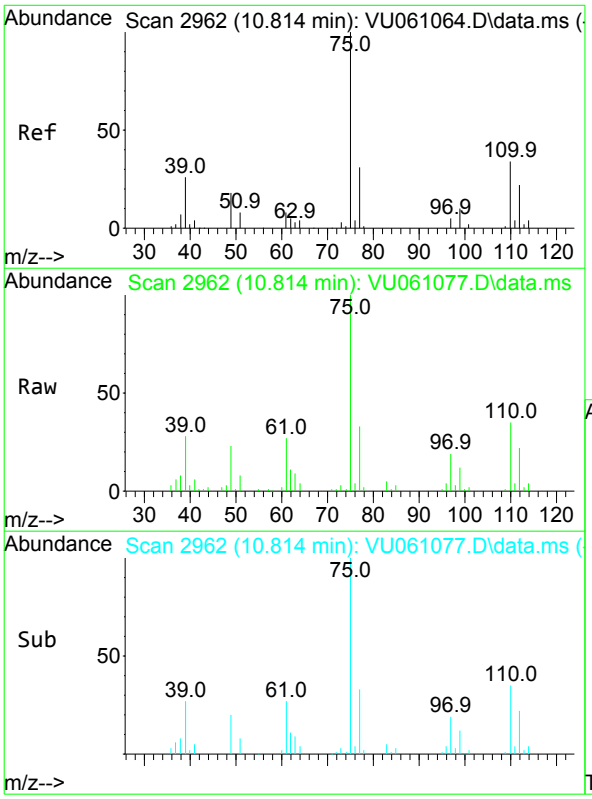

#61
1,2,3-Trichloropropane
Concen: 5.410 ug/L
RT: 10.814 min Scan# 2962
Delta R.T. -0.000 min
Lab File: VU061077.D
Acq: 02 Oct 2024 15:34

Tgt Ion: 75 Resp: 43853

Ion	Ratio	Lower	Upper
75	100		
110	34.6	28.6	43.0
77	32.6	26.3	39.5

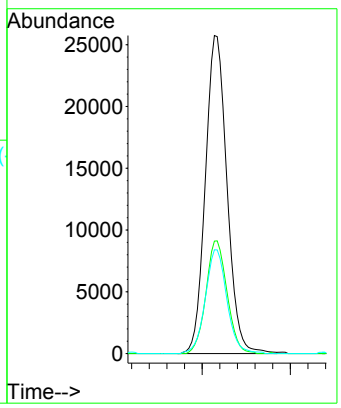

Instrument :
MSVOA_U
ClientSampleId :
PMW-7D(20240927)MSD

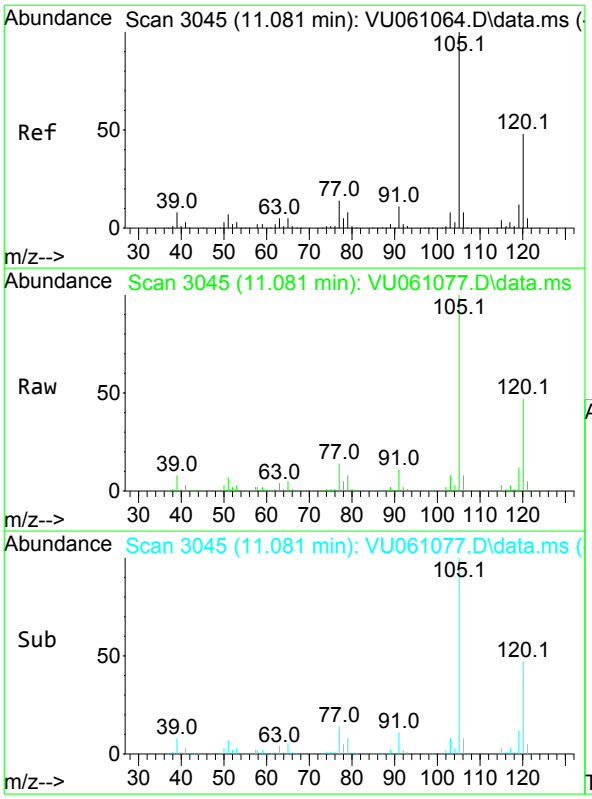

#62
1,3,5-Trimethylbenzene
Concen: 5.420 ug/L
RT: 11.081 min Scan# 3045
Delta R.T. -0.000 min
Lab File: VU061077.D
Acq: 02 Oct 2024 15:34

Tgt Ion:105 Resp: 263593

Ion	Ratio	Lower	Upper
105	100		
120	46.8	38.5	57.7

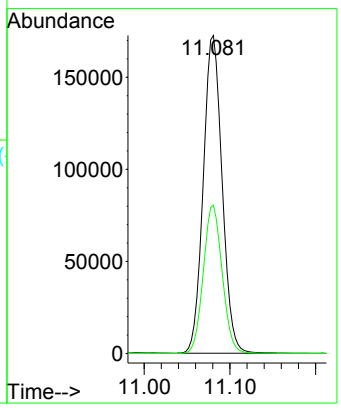

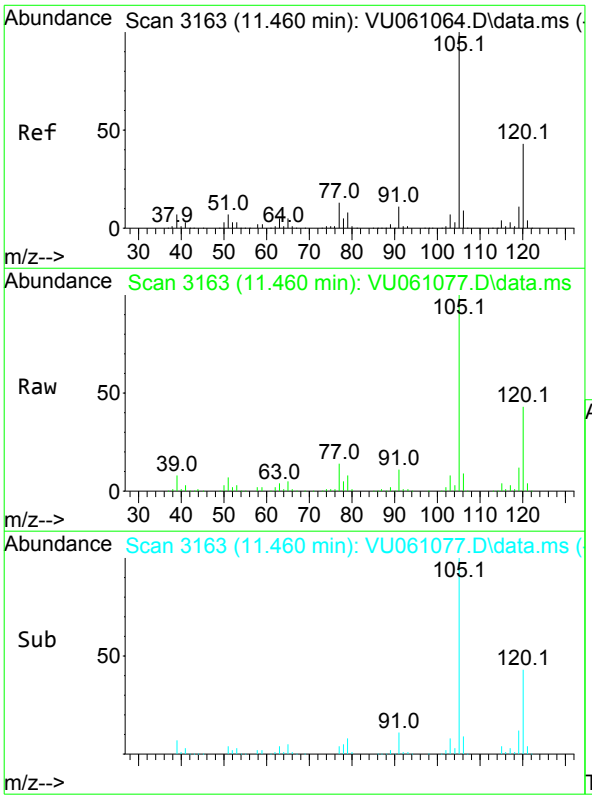

#63
1,2,4-Trimethylbenzene
Concen: 5.412 ug/L
RT: 11.460 min Scan# 3163
Delta R.T. -0.000 min
Lab File: VU061077.D
Acq: 02 Oct 2024 15:34

Tgt Ion:105 Resp: 265662

Ion	Ratio	Lower	Upper
105	100		
120	43.6	36.1	54.1

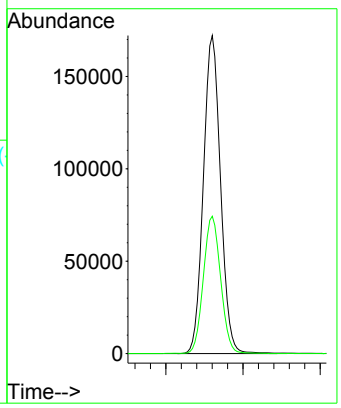

Instrument :
MSVOA_U
ClientSampleId :
PMW-7D(20240927)MSD

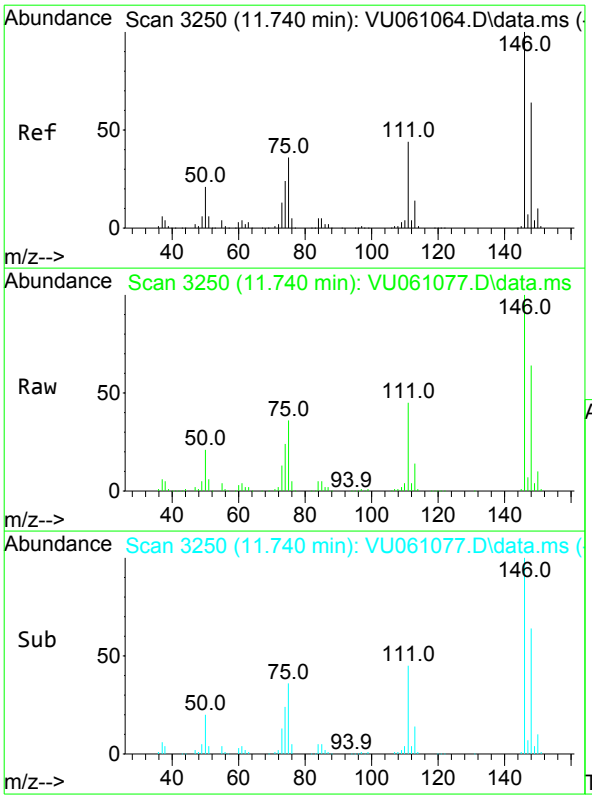

#64
1,3-Dichlorobenzene
Concen: 8.856 ug/L
RT: 11.740 min Scan# 3250
Delta R.T. -0.000 min
Lab File: VU061077.D
Acq: 02 Oct 2024 15:34

Tgt Ion:146 Resp: 209474

Ion	Ratio	Lower	Upper
146	100		
111	44.7	27.5	51.1
148	64.0	43.7	81.1

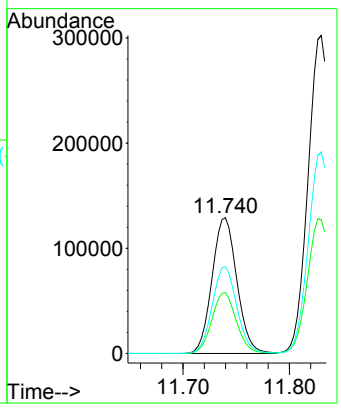

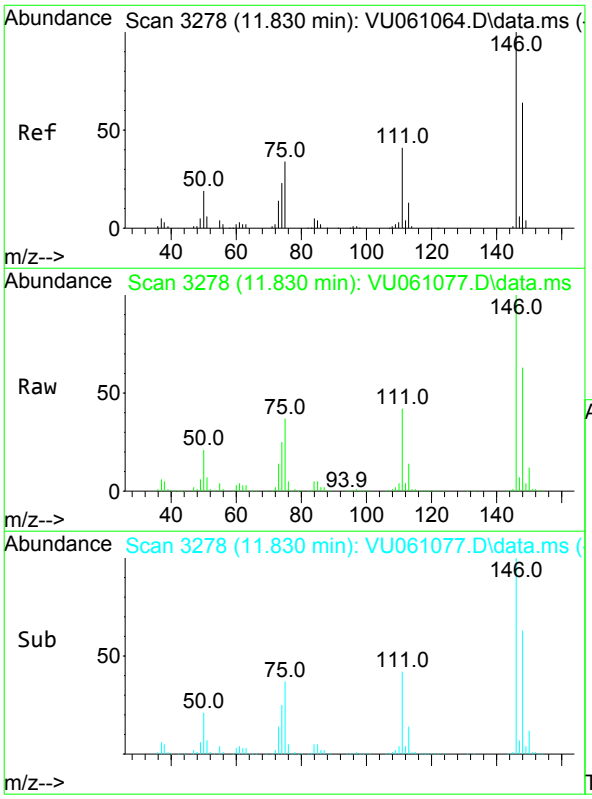

#65
1,4-Dichlorobenzene
Concen: 20.856 ug/L
RT: 11.830 min Scan# 3278
Delta R.T. -0.000 min
Lab File: VU061077.D
Acq: 02 Oct 2024 15:34

Tgt Ion:146 Resp: 487655

Ion	Ratio	Lower	Upper
146	100		
111	42.1	26.3	48.9
148	63.4	45.3	84.1

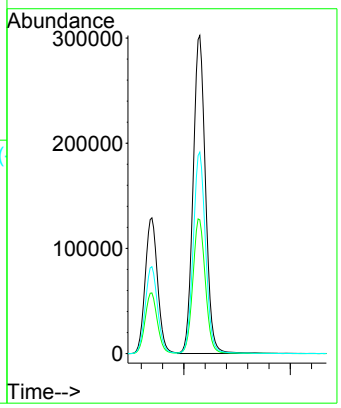

Instrument :
MSVOA_U
ClientSampleId :
PMW-7D(20240927)MSD

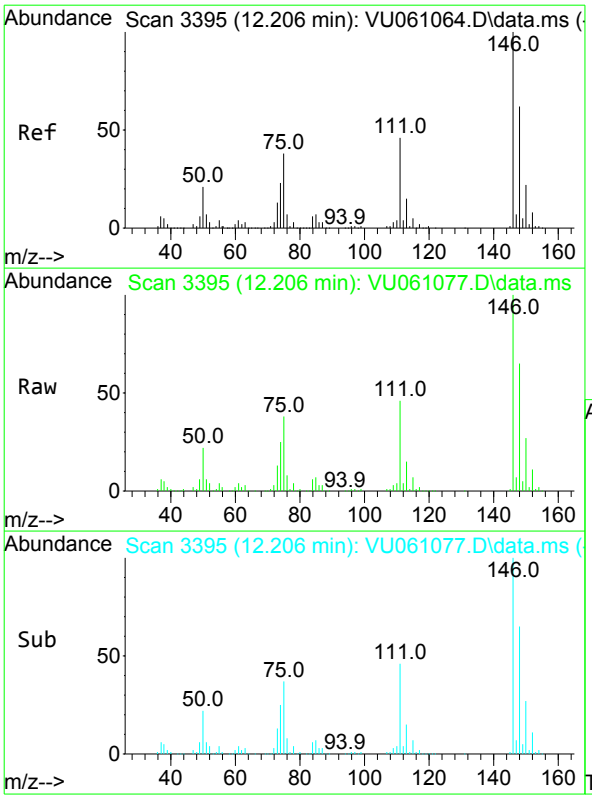

#67
1,2-Dichlorobenzene
Concen: 5.853 ug/L
RT: 12.206 min Scan# 3395
Delta R.T. -0.000 min
Lab File: VU061077.D
Acq: 02 Oct 2024 15:34

Tgt Ion:146 Resp: 127954

Ion	Ratio	Lower	Upper
146	100		
111	46.0	33.4	50.0
148	64.6	50.9	76.3

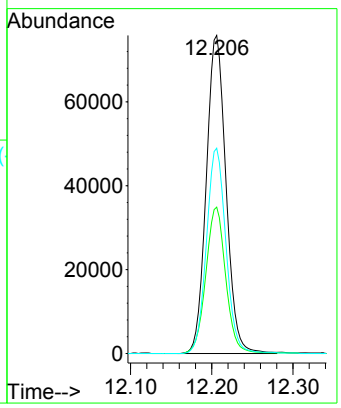

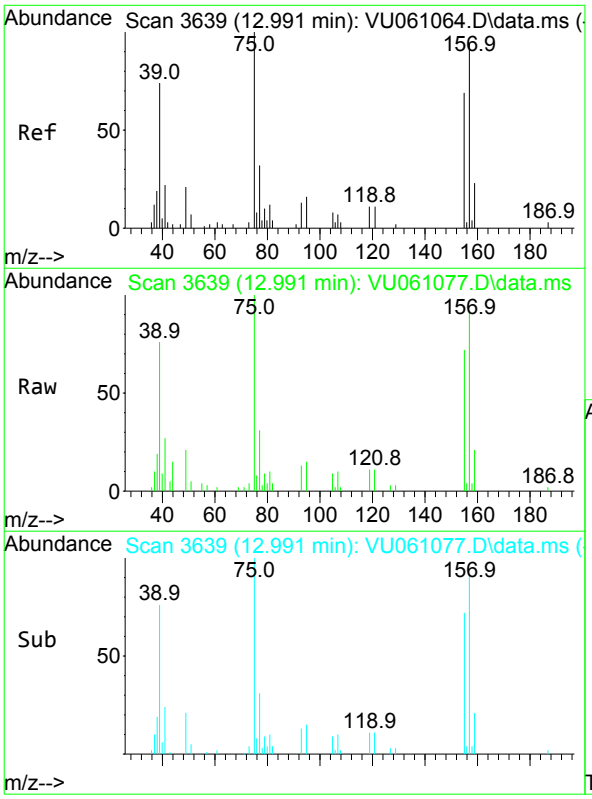

#68
1,2-Dibromo-3-chloropropane
Concen: 5.483 ug/L
RT: 12.991 min Scan# 3639
Delta R.T. -0.000 min
Lab File: VU061077.D
Acq: 02 Oct 2024 15:34

Tgt Ion: 75 Resp: 9692

Ion	Ratio	Lower	Upper
75	100		
155	72.3	73.1	109.7#
157	91.5	91.0	136.4

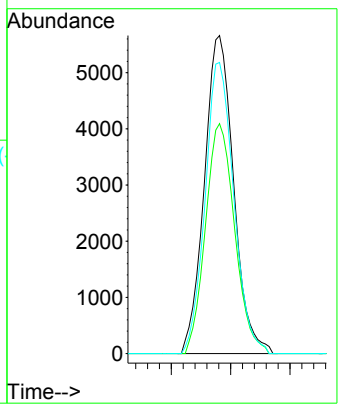

Instrument :
MSVOA_U
ClientSampleId :
PMW-7D(20240927)MSD

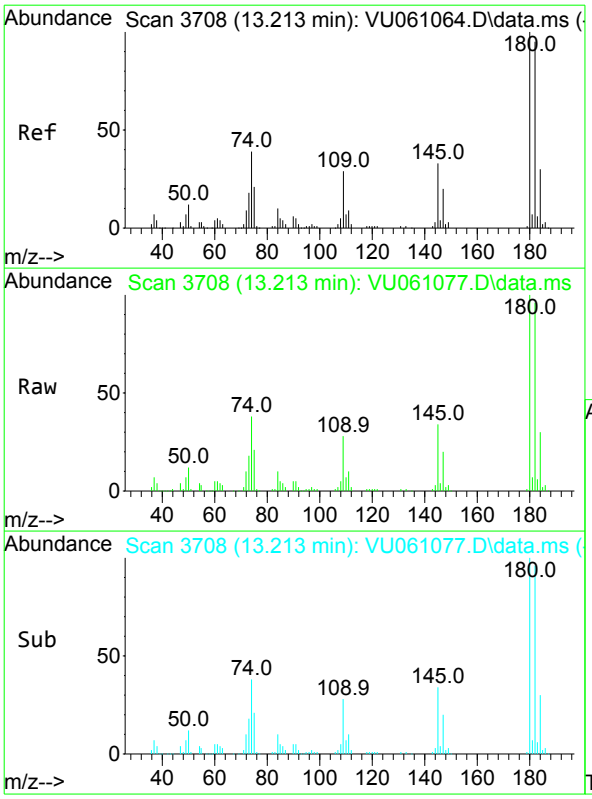

#69
1,3,5-Trichlorobenzene
Concen: 5.655 ug/L
RT: 13.213 min Scan# 3708
Delta R.T. -0.000 min
Lab File: VU061077.D
Acq: 02 Oct 2024 15:34

Tgt Ion:180 Resp: 94189

Ion	Ratio	Lower	Upper
180	100		
182	95.2	74.5	111.7
184	30.0	23.2	34.8
145	33.5	21.6	32.4#

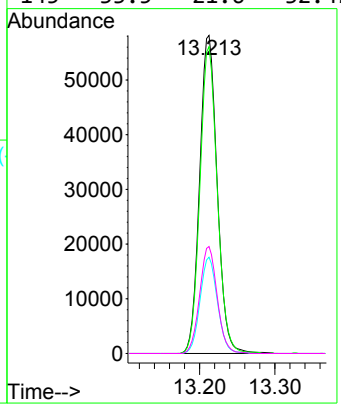

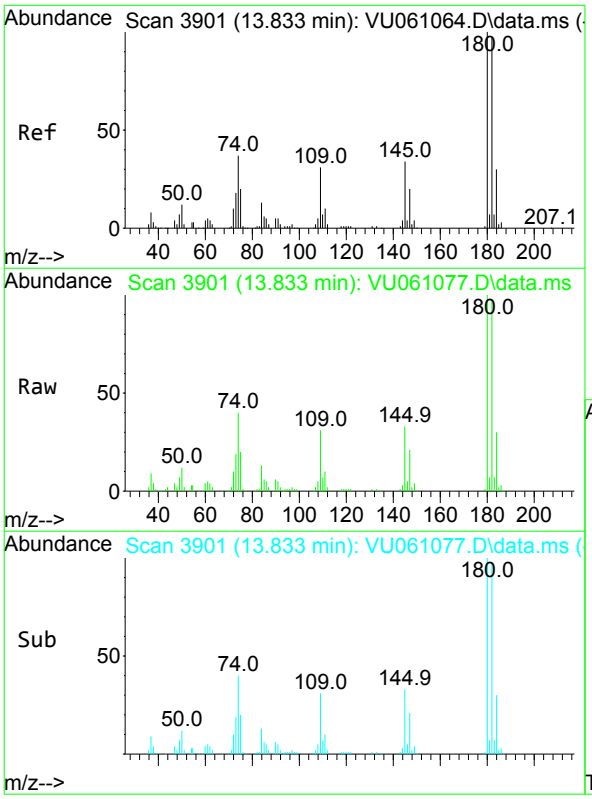

#70
1,2,4-trichlorobenzene
Concen: 6.145 ug/L
RT: 13.833 min Scan# 3901
Delta R.T. -0.000 min
Lab File: VU061077.D
Acq: 02 Oct 2024 15:34

Tgt Ion:180 Resp: 78428

Ion	Ratio	Lower	Upper
180	100		
182	97.1	77.4	116.2
145	33.7	22.9	34.3

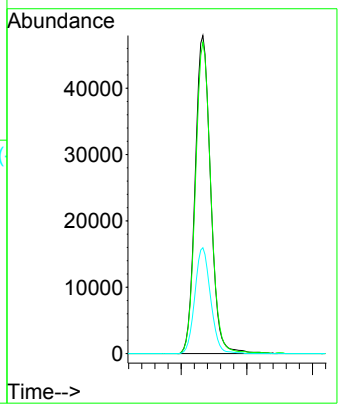

Instrument :
MSVOA_U
ClientSampleId :
PMW-7D(20240927)MSD

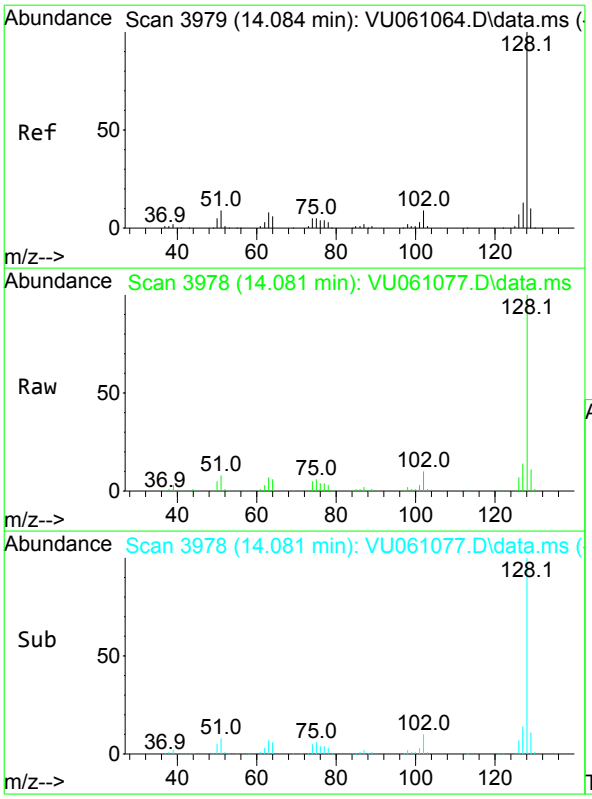

#71
Naphthalene
Concen: 6.152 ug/L
RT: 14.081 min Scan# 3978
Delta R.T. -0.003 min
Lab File: VU061077.D
Acq: 02 Oct 2024 15:34

Tgt Ion:128 Resp: 128266

Ion	Ratio	Lower	Upper
128	100		
129	11.3	8.3	12.5
127	12.7	10.7	16.1

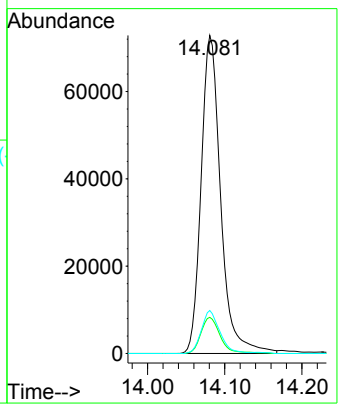

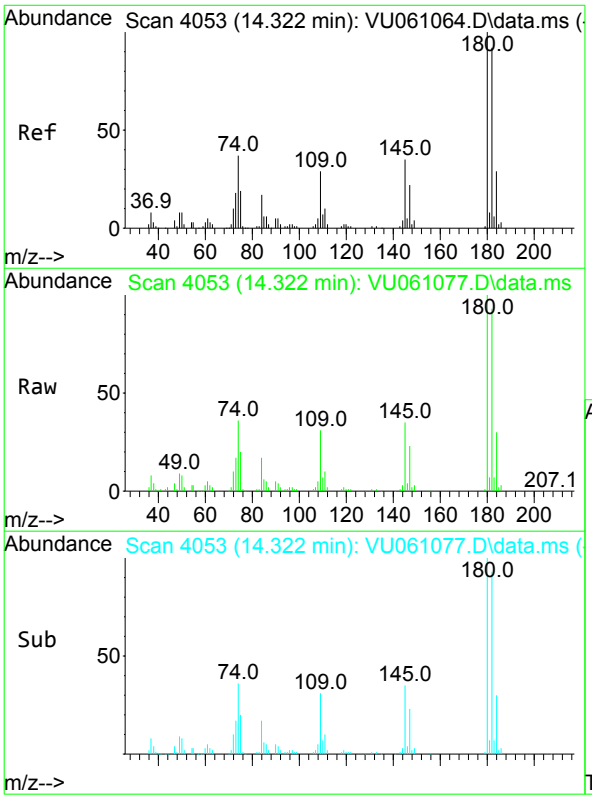

#72
1,2,3-Trichlorobenzene
Concen: 5.971 ug/L
RT: 14.322 min Scan# 4053
Delta R.T. -0.000 min
Lab File: VU061077.D
Acq: 02 Oct 2024 15:34

Tgt Ion:180 Resp: 63416

Ion	Ratio	Lower	Upper
180	100		
182	95.7	75.7	113.5
145	34.6	23.5	35.3

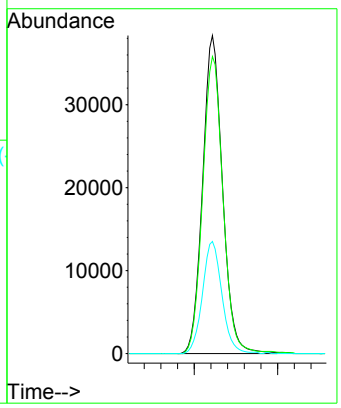

Quantitation Report (QT Reviewed)

Data Path : Z:\voasrv\HPCHEM1\MSVOA_U\Data\VU100224\
Data File : VU061077.D
Acq On : 02 Oct 2024 15:34
Operator : MD/SY
Sample : P4227-17MSD 20X
Misc : 25.0mL/MSVOA_U/WATER
ALS Vial : 16 Sample Multiplier: 1

Instrument :
MSVOA_U
ClientSampleId :
PMW-7D(20240927)MSD

Quant Time: Oct 03 06:31:13 2024
Quant Method : Z:\voasrv\HPCHEM1\MSVOA_U\Method\SFAMUTR100124WMA.M
Quant Title : TRACE VOA SFAM1.0
QLast Update : Thu Oct 03 06:26:52 2024
Response via : Initial Calibration

Compound	R.T.	QIon	Response	Conc Units	Dev(Min)
Internal Standards					
1) 1,4-Difluorobenzene	6.242	114	177894	5.000 ug/L	0.00
28) Chlorobenzene-d5	9.409	117	167088	5.000 ug/L	0.00
58) 1,4-Dichlorobenzene-d4	11.804	152	82510	5.000 ug/L	0.00
System Monitoring Compounds					
4) Vinyl Chloride-d3	1.596	65	59526	4.680 ug/L	0.00
Spiked Amount 5.000	Range 40 - 130		Recovery = 93.600%		
7) Chloroethane-d5	1.911	69	44844	4.710 ug/L	0.00
Spiked Amount 5.000	Range 65 - 130		Recovery = 94.200%		
11) 1,1-Dichloroethene-d2	2.557	65	26183	4.667 ug/L	0.00
Spiked Amount 5.000	Range 60 - 125		Recovery = 93.400%		
20) 2-Butanone-d5	4.631	46	163039	53.516 ug/L	0.00
Spiked Amount 50.000	Range 40 - 130		Recovery = 107.040%		
24) Chloroform-d	5.052	84	115677	5.161 ug/L	0.00
Spiked Amount 5.000	Range 70 - 125		Recovery = 103.200%		
26) 1,2-Dichloroethane-d4	5.692	65	59896	5.041 ug/L	0.00
Spiked Amount 5.000	Range 70 - 130		Recovery = 100.800%		
32) Benzene-d6	5.718	84	221812	5.035 ug/L	0.00
Spiked Amount 5.000	Range 70 - 125		Recovery = 100.600%		
36) 1,2-Dichloropropane-d6	6.679	67	74030	5.117 ug/L	0.00
Spiked Amount 5.000	Range 60 - 140		Recovery = 102.400%		
41) Toluene-d8	7.891	98	202246	4.911 ug/L	0.00
Spiked Amount 5.000	Range 70 - 130		Recovery = 98.200%		
43) trans-1,3-Dichloroprop...	8.174	79	30395	4.913 ug/L	0.00
Spiked Amount 5.000	Range 55 - 130		Recovery = 98.200%		
46) 2-Hexanone-d5	8.634	63	142837	55.783 ug/L	0.00
Spiked Amount 50.000	Range 45 - 130		Recovery = 111.560%		
56) 1,1,2,2-Tetrachloroeth...	10.750	84	57001	5.372 ug/L	0.00
Spiked Amount 5.000	Range 65 - 120		Recovery = 107.400%		
66) 1,2-Dichlorobenzene-d4	12.187	152	69488	5.267 ug/L	0.00
Spiked Amount 5.000	Range 80 - 120		Recovery = 105.400%		
Target Compounds					Qvalue
2) Dichlorodifluoromethane	1.383	85	47487	5.477 ug/L	99
3) Chloromethane	1.515	50	67280	5.373 ug/L	97
5) Vinyl chloride	1.602	62	72398	5.759 ug/L	98
6) Bromomethane	1.856	94	35848	5.346 ug/L	99
8) Chloroethane	1.930	64	41136	5.395 ug/L	98
9) Trichlorofluoromethane	2.126	101	85588	5.299 ug/L	98
10) 1,1,2-Trichloro-1,2,2-...	2.570	101	58877	5.519 ug/L	95
12) 1,1-Dichloroethene	2.570	96	57981	5.644 ug/L	91
13) Acetone	2.653	43	103943	53.050 ug/L	98
14) Carbon disulfide	2.782	76	191540	5.487 ug/L	100
15) Methyl Acetate	2.956	43	26390	5.532 ug/L	100
16) Methylene chloride	3.036	84	67172	5.696 ug/L	90
17) Methyl tert-butyl Ether	3.358	73	163430	5.560 ug/L #	96
18) trans-1,2-Dichloroethene	3.345	96	68590	6.091 ug/L	93
19) 1,1-Dichloroethane	3.856	63	139650	6.373 ug/L	98
21) 2-Butanone	4.714	43	175616	54.446 ug/L	92
22) cis-1,2-Dichloroethene	4.653	96	117038	9.332 ug/L	93
23) Bromochloromethane	4.965	128	28316	5.609 ug/L #	89
25) Chloroform	5.078	83	122184	5.566 ug/L	98

Quantitation Report (QT Reviewed)

Data Path : Z:\voasrv\HPCHEM1\MSVOA_U\Data\VU100224\
Data File : VU061077.D
Acq On : 02 Oct 2024 15:34
Operator : MD/SY
Sample : P4227-17MSD 20X
Misc : 25.0mL/MSVOA_U/WATER
ALS Vial : 16 Sample Multiplier: 1

Instrument :
MSVOA_U
ClientSampleId :
PMW-7D(20240927)MSD

Quant Time: Oct 03 06:31:13 2024
Quant Method : Z:\voasrv\HPCHEM1\MSVOA_U\Method\SFAMUTR100124WMA.M
Quant Title : TRACE VOA SFAM1.0
QLast Update : Thu Oct 03 06:26:52 2024
Response via : Initial Calibration

Compound	R.T.	QIon	Response	Conc Units	Dev(Min)
27) 1,2-Dichloroethane	5.785	62	79633	5.508 ug/L	95
29) 1,1,1-Trichloroethane	5.306	97	106460	5.506 ug/L	97
30) Cyclohexane	5.377	56	116871	5.426 ug/L	95
31) Carbon tetrachloride	5.515	117	90670	5.526 ug/L	100
33) Benzene	5.763	78	278357	5.651 ug/L	100
34) Trichloroethene	6.534	95	70624	5.289 ug/L	95
35) Methylcyclohexane	6.753	83	117970	5.471 ug/L	98
37) 1,2-Dichloropropane	6.782	63	71979	5.545 ug/L #	97
38) Bromodichloromethane	7.097	83	88949	5.481 ug/L	99
39) cis-1,3-Dichloropropene	7.599	75	111151	5.461 ug/L	98
40) 4-Methyl-2-pentanone	7.785	43	464188	55.831 ug/L	95
42) Toluene	7.962	91	290871	5.543 ug/L	100
44) trans-1,3-Dichloropropene	8.203	75	92899	5.520 ug/L	97
45) 1,1,2-Trichloroethane	8.393	97	46097	5.358 ug/L	94
47) Tetrachloroethene	8.544	164	48264	5.554 ug/L	95
48) 2-Hexanone	8.685	43	335997	58.290 ug/L	94
49) Dibromochloromethane	8.801	129	56524	5.647 ug/L	96
50) 1,2-Dibromoethane	8.917	107	45466	5.583 ug/L #	97
51) Chlorobenzene	9.438	112	235033	7.353 ug/L	94
52) Ethylbenzene	9.563	91	328207	5.519 ug/L	97
53) m,p-Xylene	9.685	106	118044	5.442 ug/L	90
54) o-Xylene	10.094	106	119360	5.593 ug/L	93
55) Styrene	10.107	104	195937	5.689 ug/L	93
57) 1,1,2,2-Tetrachloroethane	10.775	83	62537	5.785 ug/L	97
59) Bromoform	10.283	173	30459	5.378 ug/L #	98
60) Isopropylbenzene	10.476	105	296557	5.374 ug/L	98
61) 1,2,3-Trichloropropane	10.814	75	43853	5.410 ug/L	99
62) 1,3,5-Trimethylbenzene	11.081	105	263593	5.420 ug/L	98
63) 1,2,4-Trimethylbenzene	11.460	105	265662	5.412 ug/L	98
64) 1,3-Dichlorobenzene	11.740	146	209474	8.856 ug/L	95
65) 1,4-Dichlorobenzene	11.830	146	487655	20.856 ug/L	96
67) 1,2-Dichlorobenzene	12.206	146	127954	5.853 ug/L	97
68) 1,2-Dibromo-3-chloropr...	12.991	75	9692	5.483 ug/L #	80
69) 1,3,5-Trichlorobenzene	13.213	180	94189	5.655 ug/L #	96
70) 1,2,4-trichlorobenzene	13.833	180	78428	6.145 ug/L	98
71) Naphthalene	14.081	128	128266	6.152 ug/L	98
72) 1,2,3-Trichlorobenzene	14.322	180	63416	5.971 ug/L	97

(#) = qualifier out of range (m) = manual integration (+) = signals summed

284 Sheffield Street, Mountainside, New Jersey 07092, Phone : 908 789 8900, Fax : 908 789 8922

Prep Standard - Chemical Standard Summary

Order ID : P4227

Test : VOCMS Group1

Prepbatch ID :

Sequence ID/Qc Batch ID: VU100124,VU100224

Standard ID :
VP128290,VP130089,VP130186,VP130194,VP130204,VP130635,VP130636,VP130637,VP130638,VP130639,VP130640,VP130641,VP130642,VP130643,VP130645,VP130646,VP130647,

Chemical ID :
V13177,V13238,V13327,V13390,V13435,V13540,V13588,V13602,V13803,V13819,V13841,V13851,V13855,V13916,V14078,V14145,V14148,V14223,V14248,V14305,V14340,V14351,V14378,V14477,V14482,W3112,

284 Sheffield Street, Mountainside, New Jersey 07092, Phone : 908 789 8900,
Fax : 908 789 8922

VOC STANDARD PREPARATION LOG

Recipe ID	NAME	NO.	Prep Date	Expiration Date	Prepared By	ScaleID	PipetteID	Supervised By
218	BFB, 25PPM	VP128290	06/10/2024	11/23/2024	Semsettin Yesilyurt	None	None	Mahesh Dadoda 06/12/2024

FROM 0.25000ml of V13390 + 24.75000ml of V14148 = Final Quantity: 25.000 ml

Recipe ID	NAME	NO.	Prep Date	Expiration Date	Prepared By	ScaleID	PipetteID	Supervised By
3421	SOMO2.4 TRACE ICV 25 PPM	VP130089	09/03/2024	10/13/2024	Semsettin Yesilyurt	None	None	Mahesh Dadoda 09/11/2024

FROM 0.06250ml of V13177 + 0.06250ml of V13238 + 0.06250ml of V13588 + 0.06250ml of V13602 + 0.06250ml of V13819 + 0.06250ml of V13851 + 0.06250ml of V14223 + 0.25000ml of V13916 + 4.30000ml of V14145 = Final Quantity: 5.000 ml

284 Sheffield Street, Mountainside, New Jersey 07092, Phone : 908 789 8900,
Fax : 908 789 8922

VOC STANDARD PREPARATION LOG

Recipe ID	NAME	NO.	Prep Date	Expiration Date	Prepared By	ScaleID	PipetteID	Supervised By
1721	SOM01.2 TRACE-Calibration Mix,25 PPM	VP130186	09/09/2024	10/16/2024	Semsettin Yesilyurt	None	None	Mahesh Dadoda 09/11/2024

FROM 0.12500ml of V13327 + 0.12500ml of V13435 + 0.12500ml of V13803 + 0.12500ml of V13841 + 0.12500ml of V13855 + 0.12500ml of V14078 + 0.12500ml of V14305 + 0.50000ml of V13540 + 8.62500ml of V14145 = Final Quantity: 10.000 ml

Recipe ID	NAME	NO.	Prep Date	Expiration Date	Prepared By	ScaleID	PipetteID	Supervised By
1896	Trace internal standard 50 ppm	VP130194	09/10/2024	10/12/2024	Semsettin Yesilyurt	None	None	Mahesh Dadoda 09/11/2024

FROM 0.20000ml of V14351 + 9.80000ml of V14145 = Final Quantity: 10.000 ml

284 Sheffield Street, Mountainside, New Jersey 07092, Phone : 908 789 8900,
Fax : 908 789 8922

VOC STANDARD PREPARATION LOG

Recipe ID	NAME	NO.	Prep Date	Expiration Date	Prepared By	ScaleID	PipetteID	Supervised By
1897	Trace surrogate mix 25 ppm	VP130204	09/10/2024	10/12/2024	Semsettin Yesilyurt	None	None	Mahesh Dadoda 09/11/2024

FROM 0.50000ml of V14378 + 1.00000ml of V14340 + 1.00000ml of V14477 + 1.50000ml of V14248 + 1.50000ml of V14482 + 4.50000ml of V14145 = Final Quantity: 10.000 ml

Recipe ID	NAME	NO.	Prep Date	Expiration Date	Prepared By	ScaleID	PipetteID	Supervised By
1722	0.5 PPB ICC SOM01.2 Trace	VP130635	10/01/2024	10/02/2024	Amit Patel	None	None	Mahesh Dadoda 10/03/2024

FROM 39.99000ml of W3112 + 0.00080ml of VP130186 + 0.00080ml of VP130204 + 0.00400ml of VP130194 = Final Quantity: 40.000 ml

284 Sheffield Street, Mountainside, New Jersey 07092, Phone : 908 789 8900,
Fax : 908 789 8922

VOC STANDARD PREPARATION LOG

Recipe ID	NAME	NO.	Prep Date	Expiration Date	Prepared By	ScaleID	PipetteID	Supervised By
1723	1 PPB ICC SOM01.2 Trace	VP130636	10/01/2024	10/02/2024	Amit Patel	None	None	Mahesh Dadoda 10/03/2024

FROM 39.99000ml of W3112 + 0.00160ml of VP130186 + 0.00160ml of VP130204 + 0.00400ml of VP130194 = Final Quantity: 40.000 ml

Recipe ID	NAME	NO.	Prep Date	Expiration Date	Prepared By	ScaleID	PipetteID	Supervised By
1724	5 PPB ICC SOM01.2 Trace	VP130637	10/01/2024	10/02/2024	Amit Patel	None	None	Mahesh Dadoda 10/03/2024

FROM 39.98000ml of W3112 + 0.00400ml of VP130194 + 0.00800ml of VP130186 + 0.00800ml of VP130204 = Final Quantity: 40.000 ml

284 Sheffield Street, Mountainside, New Jersey 07092, Phone : 908 789 8900,
Fax : 908 789 8922

VOC STANDARD PREPARATION LOG

Recipe ID	NAME	NO.	Prep Date	Expiration Date	Prepared By	ScaleID	PipetteID	Supervised By
1725	10 PPB ICC SOM01.2 Trace	VP130638	10/01/2024	10/02/2024	Amit Patel	None	None	Mahesh Dadoda 10/03/2024

FROM 39.96000ml of W3112 + 0.00400ml of VP130194 + 0.01600ml of VP130186 + 0.01600ml of VP130204 = Final Quantity: 40.000 ml

Recipe ID	NAME	NO.	Prep Date	Expiration Date	Prepared By	ScaleID	PipetteID	Supervised By
1726	20 PPB ICC SOM01.2 Trace	VP130639	10/01/2024	10/02/2024	Amit Patel	None	None	Mahesh Dadoda 10/03/2024

FROM 39.93000ml of W3112 + 0.00400ml of VP130194 + 0.03200ml of VP130186 + 0.03200ml of VP130204 = Final Quantity: 40.000 ml

284 Sheffield Street, Mountainside, New Jersey 07092, Phone : 908 789 8900,
Fax : 908 789 8922

VOC STANDARD PREPARATION LOG

Recipe ID	NAME	NO.	Prep Date	Expiration Date	Prepared By	ScaleID	PipetteID	Supervised By
3422	5 PPB ICV SOMO2.4 TRACE	VP130640	10/01/2024	10/02/2024	Amit Patel	None	None	Mahesh Dadoda 10/03/2024

FROM 39.98000ml of W3112 + 0.00400ml of VP130194 + 0.00800ml of VP130089 + 0.00800ml of VP130204 = Final Quantity: 40.000 ml

Recipe ID	NAME	NO.	Prep Date	Expiration Date	Prepared By	ScaleID	PipetteID	Supervised By
1727	5 PPB CCC-CCV SOM01.2 Trace	VP130641	10/01/2024	10/02/2024	Amit Patel	None	None	Mahesh Dadoda 10/03/2024

FROM 39.98000ml of W3112 + 0.00400ml of VP130194 + 0.00800ml of VP130186 + 0.00800ml of VP130204 = Final Quantity: 40.000 ml

284 Sheffield Street, Mountainside, New Jersey 07092, Phone : 908 789 8900,
Fax : 908 789 8922

VOC STANDARD PREPARATION LOG

Recipe ID	NAME	NO.	Prep Date	Expiration Date	Prepared By	ScaleID	PipetteID	Supervised By
1727	5 PPB CCC-CCV SOM01.2 Trace	VP130642	10/01/2024	10/02/2024	Amit Patel	None	None	Mahesh Dadoda 10/03/2024

FROM 39.98000ml of W3112 + 0.00400ml of VP130194 + 0.00800ml of VP130186 + 0.00800ml of VP130204 = Final Quantity: 40.000 ml

Recipe ID	NAME	NO.	Prep Date	Expiration Date	Prepared By	ScaleID	PipetteID	Supervised By
1734	BFB TUNE SOM01.2 TRACE	VP130643	10/01/2024	10/02/2024	Amit Patel	None	None	Mahesh Dadoda 10/03/2024

FROM 39.99990ml of W3112 + 0.00320ml of VP128290 = Final Quantity: 40.000 ml

284 Sheffield Street, Mountainside, New Jersey 07092, Phone : 908 789 8900,
Fax : 908 789 8922

VOC STANDARD PREPARATION LOG

Recipe ID	NAME	NO.	Prep Date	Expiration Date	Prepared By	ScaleID	PipetteID	Supervised By
1734	BFB TUNE SOM01.2 TRACE	VP130645	10/02/2024	10/03/2024	Mahesh Dadoda	None	None	John Carlone 10/02/2024

FROM 39.99990ml of W3112 + 0.00320ml of VP128290 = Final Quantity: 40.000 ml

Recipe ID	NAME	NO.	Prep Date	Expiration Date	Prepared By	ScaleID	PipetteID	Supervised By
1727	5 PPB CCC-CCV SOM01.2 Trace	VP130646	10/02/2024	10/03/2024	Mahesh Dadoda	None	None	John Carlone 10/02/2024

FROM 39.98000ml of W3112 + 0.00400ml of VP130194 + 0.00800ml of VP130186 + 0.00800ml of VP130204 = Final Quantity: 40.000 ml

284 Sheffield Street, Mountainside, New Jersey 07092, Phone : 908 789 8900,
Fax : 908 789 8922

VOC STANDARD PREPARATION LOG

Recipe ID	NAME	NO.	Prep Date	Expiration Date	Prepared By	ScaleID	PipetteID	Supervised By
1727	5 PPB CCC-CCV SOM01.2 Trace	VP130647	10/02/2024	10/03/2024	Mahesh Dadoda	None	None	John Carlone 10/02/2024

FROM 39.98000ml of W3112 + 0.00400ml of VP130194 + 0.00800ml of VP130186 + 0.00800ml of VP130204 = Final Quantity: 40.000 ml

284 Sheffield Street, Mountainside, New Jersey 07092, Phone : 908 789 8900,
Fax : 908 789 8922

CHEMICAL RECEIPT LOG BOOK

Supplier	ItemCode / ItemName	Lot #	Expiration Date	Date Opened / Opened By	Received Date / Received By	Chemtech Lot #
Absolute Standards, Inc.	90319 / 1,3,5-Trimethylbenzene-2000 ug/mL	063022	11/29/2024	05/29/2024 / SAM	07/06/2022 / SAM	V13177

Supplier	ItemCode / ItemName	Lot #	Expiration Date	Date Opened / Opened By	Received Date / Received By	Chemtech Lot #
Restek	30492 / VOA Mix, OLC 03.2 VOA Mega Mix, 1mL, 2000ug/mL, P&TM	A0189417	03/03/2025	09/03/2024 / SAM	09/21/2022 / SAM	V13238

Supplier	ItemCode / ItemName	Lot #	Expiration Date	Date Opened / Opened By	Received Date / Received By	Chemtech Lot #
Absolute Standards, Inc.	94559 / 1,3,5-Trichlorobenzene, 2000 ug/mL, in methanol	051421	03/09/2025	09/09/2024 / SAM	11/16/2022 / SAM	V13327

Supplier	ItemCode / ItemName	Lot #	Expiration Date	Date Opened / Opened By	Received Date / Received By	Chemtech Lot #
Restek	30067 / BFB tuneing solution	A0191805	12/08/2024	12/08/2023 / SAM	01/13/2023 / SAM	V13390

Supplier	ItemCode / ItemName	Lot #	Expiration Date	Date Opened / Opened By	Received Date / Received By	Chemtech Lot #
Restek	30429 / 1,2,3-Trichloropropane Standard, 2,000 ug/ml	A0188973	03/09/2025	09/09/2024 / SAM	01/23/2023 / SAM	V13435

Supplier	ItemCode / ItemName	Lot #	Expiration Date	Date Opened / Opened By	Received Date / Received By	Chemtech Lot #
Restek	30006 / VOA Mix, CLP method Calibration Std #1 ketones 5000uq/ml, PTM, 1ml	A0186767	03/09/2025	09/09/2024 / SAM	01/27/2023 / SAM	V13540

284 Sheffield Street, Mountainside, New Jersey 07092, Phone : 908 789 8900,
Fax : 908 789 8922

CHEMICAL RECEIPT LOG BOOK

Supplier	ItemCode / ItemName	Lot #	Expiration Date	Date Opened / Opened By	Received Date / Received By	Chemtech Lot #
Restek	30429 / 1,2,3-Trichloropropane Standard, 2,000 ug/ml	A0194117	11/29/2024	05/29/2024 / SAM	02/06/2023 / SAM	V13588

Supplier	ItemCode / ItemName	Lot #	Expiration Date	Date Opened / Opened By	Received Date / Received By	Chemtech Lot #
Absolute Standards, Inc.	90298 / Naphthalene, 2000 ug/ml	020223	11/29/2024	05/29/2024 / SAM	02/16/2023 / SAM	V13602

Supplier	ItemCode / ItemName	Lot #	Expiration Date	Date Opened / Opened By	Received Date / Received By	Chemtech Lot #
Restek	30042 / VOA Mix,500 series method 502.2 Calibration Std #1 gases, 2000uq/ml, PTM, 1ml	A0194279	03/09/2025	09/09/2024 / SAM	05/31/2023 / SAM	V13803

Supplier	ItemCode / ItemName	Lot #	Expiration Date	Date Opened / Opened By	Received Date / Received By	Chemtech Lot #
Restek	30042 / VOA Mix,500 series method 502.2 Calibration Std #1 gases, 2000uq/ml, PTM, 1ml	A0197644	03/03/2025	09/03/2024 / SAM	05/31/2023 / SAM	V13819

Supplier	ItemCode / ItemName	Lot #	Expiration Date	Date Opened / Opened By	Received Date / Received By	Chemtech Lot #
Absolute Standards, Inc.	31491 / 1,2,4-Trimethylbenzene 2000ppm	040821	03/09/2025	09/09/2024 / SAM	06/22/2023 / SAM	V13841

Supplier	ItemCode / ItemName	Lot #	Expiration Date	Date Opened / Opened By	Received Date / Received By	Chemtech Lot #
Absolute Standards, Inc.	31491 / 1,2,4-Trimethylbenzene 2000ppm	121219	11/29/2024	05/29/2024 / SAM	06/22/2023 / SAM	V13851

284 Sheffield Street, Mountainside, New Jersey 07092, Phone : 908 789 8900,
Fax : 908 789 8922

CHEMICAL RECEIPT LOG BOOK

Supplier	ItemCode / ItemName	Lot #	Expiration Date	Date Opened / Opened By	Received Date / Received By	Chemtech Lot #
Absolute Standards, Inc.	90319 / 1,3,5-Trimethylbenzene-2000 ug/mL	061923	03/09/2025	09/09/2024 / SAM	06/22/2023 / SAM	V13855

Supplier	ItemCode / ItemName	Lot #	Expiration Date	Date Opened / Opened By	Received Date / Received By	Chemtech Lot #
Restek	30006 / VOA Mix, CLP method Calibration Std #1 ketones 5000uq/ml, PTM, 1ml	A0193887	03/03/2025	09/03/2024 / SAM	07/24/2023 / SAM	V13916

Supplier	ItemCode / ItemName	Lot #	Expiration Date	Date Opened / Opened By	Received Date / Received By	Chemtech Lot #
Absolute Standards, Inc.	94159 / CLP SOM01.1 Volatiles	012323	03/09/2025	09/09/2024 / SAM	12/21/2023 / SAM	V14078

Supplier	ItemCode / ItemName	Lot #	Expiration Date	Date Opened / Opened By	Received Date / Received By	Chemtech Lot #
Seidler Chemical	BA9077-02 / Methanol, Purge/Trap (cs=6x1L)	22L0562016	02/28/2025	08/29/2024 / SAM	02/06/2024 / SAM	V14145

Supplier	ItemCode / ItemName	Lot #	Expiration Date	Date Opened / Opened By	Received Date / Received By	Chemtech Lot #
Seidler Chemical	BA9077-02 / Methanol, Purge/Trap (cs=6x1L)	22L0562016	11/23/2024	05/23/2024 / pedro	02/06/2024 / SAM	V14148

Supplier	ItemCode / ItemName	Lot #	Expiration Date	Date Opened / Opened By	Received Date / Received By	Chemtech Lot #
Absolute Standards, Inc.	94559 / 1,3,5-Trichlorobenzene, 2000 ug/mL, in methanol	121923	01/19/2025	07/19/2024 / SAM	02/29/2024 / SAM	V14223

284 Sheffield Street, Mountainside, New Jersey 07092, Phone : 908 789 8900,
Fax : 908 789 8922

CHEMICAL RECEIPT LOG BOOK

Supplier	ItemCode / ItemName	Lot #	Expiration Date	Date Opened / Opened By	Received Date / Received By	Chemtech Lot #
Restek	30625 / VOA Stock Std, OLC 3.2 VOA Ketone Deuterated Monitoring Compounds, 1mL, 500ug/mL, d2O	A0203977	03/10/2025	09/10/2024 / SAM	03/26/2024 / SAM	V14248

Supplier	ItemCode / ItemName	Lot #	Expiration Date	Date Opened / Opened By	Received Date / Received By	Chemtech Lot #
Absolute Standards, Inc.	90298 / Naphthalene, 2000 ug/ml	020123	03/09/2025	09/09/2024 / SAM	04/17/2024 / SAM	V14305

Supplier	ItemCode / ItemName	Lot #	Expiration Date	Date Opened / Opened By	Received Date / Received By	Chemtech Lot #
Restek	30625 / VOA Stock Std, OLC 3.2 VOA Ketone Deuterated Monitoring Compounds, 1mL, 500ug/mL, d2O	A0210755	03/10/2025	09/10/2024 / SAM	04/30/2024 / SAM	V14340

Supplier	ItemCode / ItemName	Lot #	Expiration Date	Date Opened / Opened By	Received Date / Received By	Chemtech Lot #
Restek	30091 / VOA Mix, CLP method L/C Internal Std 2500uq/ml, PT&M, 1ml/ampul	A0209905	02/16/2025	08/16/2024 / SAM	05/03/2024 / SAM	V14351

Supplier	ItemCode / ItemName	Lot #	Expiration Date	Date Opened / Opened By	Received Date / Received By	Chemtech Lot #
Restek	30624 / VOA Stock Standard, OLC 3.2 VOA non-ketone, deuterated monitoring compounds, 1mL, 500ug/mL, Methanol-d	A0211457	03/10/2025	09/10/2024 / SAM	05/20/2024 / SAM	V14378

Supplier	ItemCode / ItemName	Lot #	Expiration Date	Date Opened / Opened By	Received Date / Received By	Chemtech Lot #
Restek	30625 / VOA Stock Std, OLC 3.2 VOA Ketone Deuterated Monitoring Compounds, 1mL, 500ug/mL, d2O	A0210755	03/10/2025	09/10/2024 / SAM	08/16/2024 / SAM	V14477

284 Sheffield Street, Mountainside, New Jersey 07092, Phone : 908 789 8900,
Fax : 908 789 8922

CHEMICAL RECEIPT LOG BOOK

Supplier	ItemCode / ItemName	Lot #	Expiration Date	Date Opened / Opened By	Received Date / Received By	Chemtech Lot #
Restek	30625 / VOA Stock Std, OLC 3.2 VOA Ketone Deuterated Monitoring Compounds, 1mL, 500ug/mL, d2O	A0210755	03/10/2025	09/10/2024 / SAM	08/16/2024 / SAM	V14482

Supplier	ItemCode / ItemName	Lot #	Expiration Date	Date Opened / Opened By	Received Date / Received By	Chemtech Lot #
Seidler Chemical	DIW / DI Water	Daily Lab-Certified	07/03/2029	07/03/2024 / Iwona	07/03/2024 / Iwona	W3112

Absolute Standards, Inc.
800-368-1131
www.absolutestandards.com

Certified Reference Material CRM

10 ml vial

ANAB ISO 17034 Accredited
AR-1539 Certificate Number
https://Absolutestandards.com

CERTIFIED WEIGHT REPORT

Part Number: 94159
Lot Number: 012323
Description: CLP SOM 01.1 Volatiles
42 components
Expiration Date: 012326
Recommended Storage: Freezer (0 °C)
Nominal Concentration (µg/mL): Varied
NIST Test ID#: 6UTB

Solvent: Methanol **Lot#** EF282-USQ1

Formulated By:	Prashant Chauhan	012323 DATE
Reviewed By:	Pedro L. Rentas	012323 DATE

5E-05 Balance Uncertainty
Volume(s) shown below were combined and diluted to (mL): 100.0 0.012 Flask Uncertainty

Compound	Part Number	Lot Number	Dil. Factor	Initial Vol. (mL)	Uncertainty Pipette (mL)	Initial Conc.(ug/mL)	Final Conc.(ug/mL)	Expanded Uncertainty (+/-) (µg/mL)	SDS Information (Solvent Safety Info. On Attached pg.) CAS#	OSHA PEL (TWA)	LD50
1. Benzene	93831	060616	0.10	10.00	0.042	20006.6	2000.6	18.7	71-43-2	1 ppm	orl-rat 4894mg/kg
2. Toluene	93831	060616	0.10	10.00	0.042	20002.8	2000.2	18.7	108-88-3	200 ppm	orl-rat 5000mg/kg
3. Ethyl benzene	93831	060616	0.10	10.00	0.042	20002.5	2000.2	18.7	100-41-4	100 ppm (435mg/m3/8H)	orl-rat >2000mg/kg
4. o-Xylene	93831	060616	0.10	10.00	0.042	20003.8	2000.3	18.7	95-47-6	100 ppm (435mg/m3/8H)	ipr-mus 1364mg/kg
5. m-Xylene	93831	060616	0.10	10.00	0.042	10003.3	1000.3	9.4	108-38-3	100 ppm (435mg/m3/8H)	orl-rat 5g/kg
6. p-Xylene	93831	060616	0.10	10.00	0.042	10005.2	1000.5	9.4	106-42-3	100 ppm (435mg/m3/8H)	orl-rat 5g/kg
7. Bromodichloromethane	35171	100220	0.05	5.00	0.017	40018.8	2000.8	15.9	75-27-4	N/A	orl-rat 916mg/kg
8. Dibromochloromethane	35171	100220	0.05	5.00	0.017	40007.7	2000.3	15.9	124-48-1	N/A	orl-rat 848mg/kg
9. cis-1,2-Dichloroethene	35171	100220	0.05	5.00	0.017	40012.4	2000.5	15.8	156-59-2	N/A	N/A
10. trans-1,2-Dichloroethene	35171	100220	0.05	5.00	0.017	40005.6	2000.2	15.9	156-60-5	N/A	orl-rat 1235mg/kg
11. Methylene chloride	35171	100220	0.05	5.00	0.017	40013.9	2000.6	15.8	75-09-2	500 ppm	orl-rat 820mg/kg
12. 1,1-Dichloroethene	32251	031821	0.10	10.00	0.042	20009.1	2000.8	18.7	75-35-4	1 ppm (4mg/m3/8H)	orl-rat 200mg/kg
13. Bromochloromethane	94170	010616	0.10	10.00	0.042	20017.5	2001.7	18.7	74-97-5	200 ppm (1050mg/m3/8H)	orl-rat 5000mg/kg
14. Bromoform	94170	010616	0.10	10.00	0.042	20010.4	2000.9	18.7	75-25-2	0.5 ppm (5mg/m3) (skin)	orl-rat 933mg/kg
15. Carbon tetrachloride	94170	010616	0.10	10.00	0.042	20006.0	2000.5	18.7	56-23-5	2 ppm (12.6mg/m3/8H)	orl-rat 2350mg/kg
16. Chloroform	94170	010616	0.10	10.00	0.042	20019.5	2001.8	18.7	67-66-3	50 ppm (240mg/m3) (CL)	orl-rat 908mg/kg
17. 1,1-Dichloroethane	94170	010616	0.10	10.00	0.042	20007.6	2000.7	18.7	75-34-3	100 ppm	orl-rat 725mg/kg
18. Tetrachloroethene	94170	010616	0.10	10.00	0.042	20015.7	2001.5	18.7	127-18-4	25 ppm (170mg/m3/8H)(final)	orl-rat 2629mg/kg
19. 1,1,1-Trichloroethane	94170	010616	0.10	10.00	0.042	20007.4	2000.6	18.7	71-55-6	350 ppm (1900mg/m3/8H)	orl-rat 10300mg/kg
20. 1,2-Dibromo-3-chloropropane	94171	010616	0.10	10.00	0.042	20015.3	2001.4	18.7	96-12-8	0.001 ppm	orl-rat 170mg/kg
21. 1,2-Dibromoethane	94171	010616	0.10	10.00	0.042	20017.3	2001.6	18.7	106-93-4	20 ppm (8H)	orl-rat 108mg/kg
22. 1,2-Dichloroethane	94171	010616	0.10	10.00	0.042	20005.4	2000.4	18.7	107-06-2	50 ppm (8H)	orl-rat 670mg/kg
23. 1,2-Dichloropropane	94171	010616	0.10	10.00	0.042	20006.4	2000.5	18.7	78-87-5	75 ppm (350mg/m3/8H)	orl-rat 1947mg/kg
24. cis-1,3-Dichloropropene	94171	010616	0.10	10.00	0.042	20016.0	2001.5	18.7	10061-01-5	N/A	N/A
25. trans-1,3-Dichloropropene	94171	010616	0.10	10.00	0.042	20011.4	2001.0	18.7	10061-02-6	N/A	N/A
26. 1,1,2,2-Tetrachloroethane	94171	010616	0.10	10.00	0.042	20014.3	2001.3	18.7	79-34-5	5 ppm (35mg/m3/8H)(skin)	orl-rat 800mg/kg
27. 1,1,2-Trichloroethane	94171	010616	0.10	10.00	0.042	20024.9	2002.4	18.8	79-00-5	10 ppm (45mg/m3/8H)(skin)	orl-rat 836mg/kg
28. Trichloroethene	94171	010616	0.10	10.00	0.042	20012.9	2001.2	18.7	79-01-6	50 ppm (270mg/m3/8H)	orl-mus 2402mg/kg
29. Chlorobenzene	99783	091118	0.10	10.00	0.042	20001.9	2000.1	18.7	108-90-7	75 ppm (350mg/m3/8H)	orl-rat 2290mg/kg
30. 1,2-Dichlorobenzene	99783	091118	0.10	10.00	0.042	20002.9	2000.2	18.7	95-50-1	50 ppm (300mg/m3) (CL)	orl-rat 500mg/kg
31. 1,3-Dichlorobenzene	99783	091118	0.10	10.00	0.042	20003.7	2000.3	18.7	541-73-1	N/A	ipr-mus 1062mg/kg
32. 1,4-Dichlorobenzene	99783	091118	0.10	10.00	0.042	20005.9	2000.5	18.7	106-46-7	75 ppm (450mg/m3/8H)	orl-rat 500mg/kg
33. Isopropylbenzene	99783	091118	0.10	10.00	0.042	20391.8	2039.1	19.0	98-82-8	50 ppm (245mg/m3/8H)	orl-rat 1400mg/kg
34. 1,2,3-Trichlorobenzene	99783	091118	0.10	10.00	0.042	20003.7	2000.3	18.7	87-61-6	N/A	ipr-mus 1390mg/kg
35. 1,2,4-Trichlorobenzene	99783	091118	0.10	10.00	0.042	20084.7	2008.4	18.8	120-82-1	5 ppm (CL) (40mg/m3)	orl-rat 756mg/kg
36. Styrene	32381	052120	0.10	10.00	0.042	20041.4	2004.0	18.7	100-42-5	100 ppm	orl-rat 5000mg/kg
37. Carbon disulphide	94173	010716	0.10	10.00	0.042	20001.9	2000.1	18.7	75-15-0	4 ppm (12mg/m3) (skin)	orl-rat 1200mg/kg
38. Cyclohexane	94173	010716	0.10	10.00	0.042	20002.0	2000.1	18.7	110-82-7	300 ppm (1050mg/m3/8H)	orl-rat 12705mg/kg
39. Methyl acetate	94173	010716	0.10	10.00	0.042	20002.4	2000.1	18.7	79-20-9	200 ppm (610mg/m3/8H)	orl-rbt 3705mg/kg
40. Methylcyclohexane	94173	010716	0.10	10.00	0.042	20001.7	2000.1	18.7	108-87-2	N/A	orl-mus 2250mg/kg
41. Methyl tert-butyl ether (MTBE)	94173	010716	0.10	10.00	0.042	20001.2	2000.0	18.7	1634-04-4	N/A	orl-rat 4g/kg
42. 1,1,2-Trichloro-1,2,2-trifluoroethane	94173	010716	0.10	10.00	0.042	20001.9	2000.1	18.7	76-13-1	1000 ppm (7600mg/m3/8H)	orl-rat 43g/kg

- The certified value is the concentration calculated from gravimetric and volumetric measurements unless otherwise stated.
- Standards are prepared gravimetrically using balances that are calibrated with weights traceable to NIST (see above).
- Standards are certified (+/-) 0.5% of the stated value, unless otherwise stated.
- All Standards, after opening ampule, should be stored with caps tight and under appropriate laboratory conditions.
- Uncertainty Reference: Taylor, B.N. and Kuyat, C.E., "Guidelines for Evaluating and Expressing the Uncertainty of NIST Measurement Result," NIST Technical Note 1297, U.S. Government Printing Office, Washington, DC, (1994).

Method: GC6MSD1. **Detector:** Mass Selective Detector. **Column:** Vocol (60m X 0.25mm ID X 1.5µm film thickness). **Oven Profile:** Temp. 1 = 35°C (Time 1=10min.), Temp. 2 = 200°C (Time 2=8.75 min.), Rate = 4°C/min., Injector Temp.= 200°C, Detector Temp. = 220°C. **Analyst:** Gina McLane.

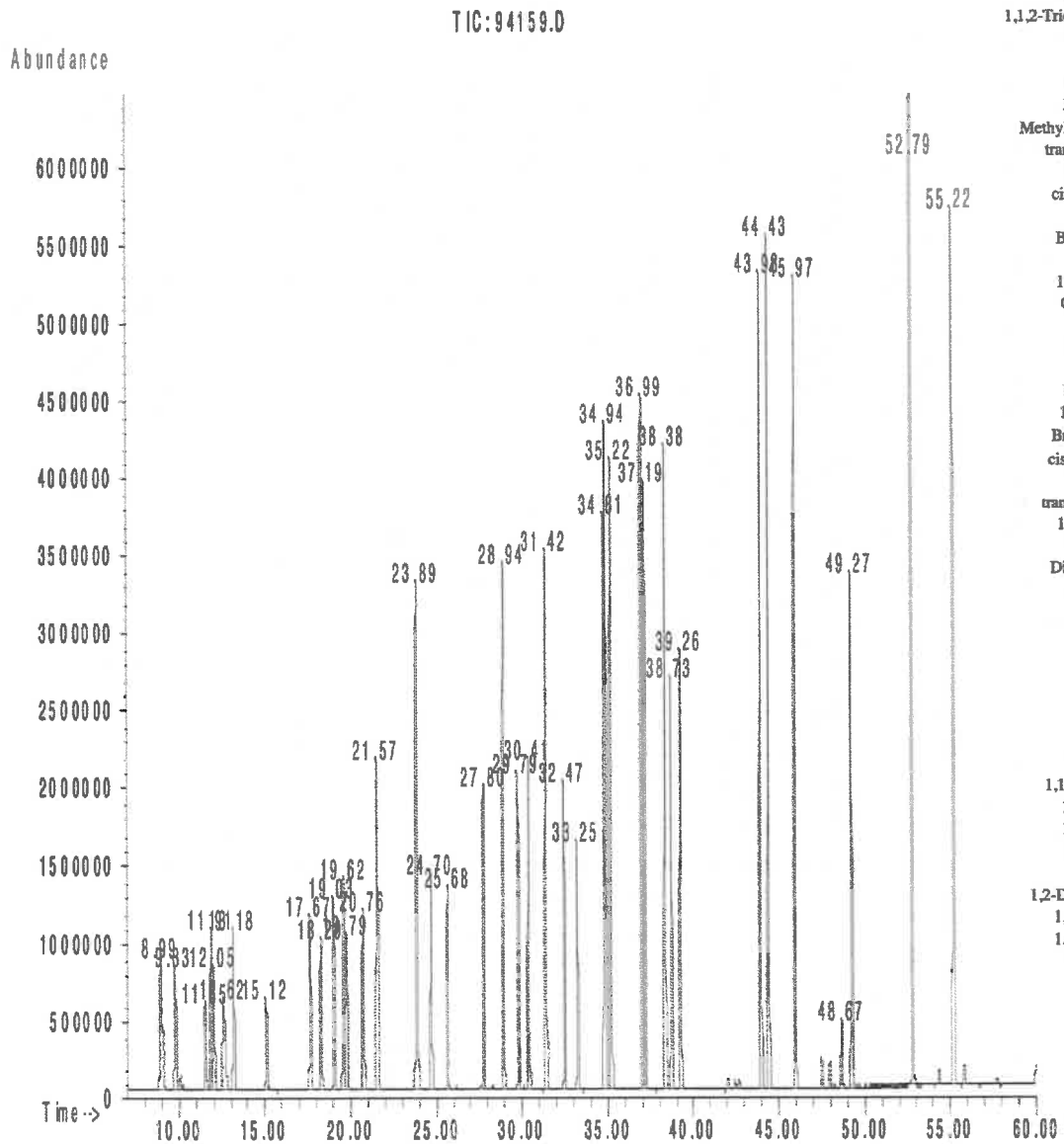

Retention Time (min.)	
1,1,2-Trichloro-1,2,2-trifluoroethane	8.99
1,1-Dichloroethene	9.83
Methyl acetate	11.55
Carbon disulphide	11.91
Methylene chloride	12.05
Methyl tert-butyl ether (MTBE)	12.62
trans-1,2-Dichloroethene	13.18
1,1-Dichloroethane	15.12
cis-1,2-Dichloroethene	17.67
Chloroform	18.29
Bromochloromethane	19.03
Cyclohexane	19.62
1,1,1-Trichloroethane	19.79
Carbon tetrachloride	20.76
Benzene	21.57
1,2-Dichloroethane	21.57
Trichloroethene	23.89
Methylcyclohexane	23.89
1,2-Dichloropropane	24.7
Bromodichloromethane	25.68
cis-1,3-Dichloropropene	27.8
Toluene	28.94
trans-1,3-Dichloropropene	29.79
1,1,2-Trichloroethane	30.41
Tetrachloroethene	31.42
Dibromochloromethane	32.47
1,2-Dibromoethane	33.25
Chlorobenzene	34.81
Ethylbenzene	34.94
m-Xylene	35.22
p-Xylene	35.22
o-Xylene	36.99
Styrene	37.19
Isopropylbenzene	38.38
Bromoform	38.73
1,1,2,2-Tetrachloroethane	39.26
1,3-Dichlorobenzene	43.98
1,4-Dichlorobenzene	44.43
1,2-Dichlorobenzene	45.97
impurity	48.67
1,2-Dibromo-3-chloropropane	49.27
1,2,4-Trichlorobenzene	52.79
1,2,3-Trichlorobenzene	55.22

Absolute Standards, Inc.
800-368-1131
www.absolutestandards.com

Certified Reference Material CRM

ANAB ISO 17034 Accredited
AR-1539 Certificate Number
https://Absolutestandards.com

10

CERTIFIED WEIGHT REPORT

Part Number: 90298
Lot Number: 020123
Description: Naphthalene

Solvent(s): Methanol **Lot#** EF282-US

Expiration Date: 020128
Recommended Storage: Refrigerate (4 °C)
Nominal Concentration (µg/mL): 2000
NIST Test ID#: 6UTB 5E-05 Balance Uncertainty
Volume(s) shown below were combined and diluted to (mL): 100.0 0.012 Flask Uncertainty

Formulated By:	Justin Dippold	020123 DATE
Reviewed By:	Pedro L. Rentas	020123 DATE

Compound	Part Number	Lot Number	Dilution Factor	Initial Vol. (mL)	Uncertainty Pipette (mL)	Initial Conc.(ug/mL)	Final Conc.(ug/mL)	Expanded Uncertainty (+/-) (µg/mL)	SDS Information (Solvent Safety Info. On Attached pg.) CAS#	OSHA PEL (TWA)	LD50
1. Naphthalene	32361	011623	0.10	10.00	0.042	20000.3	1999.9	18.7	91-20-3	10 ppm (50mg/m3/8H)	orl-rat 490mg/kg

Method: GC6MSD-1. **Detector:** MSD (Scan mode). **Column:** Vocol (60m X 0.25mm ID X 1.5µm film thickness). **Oven Profile:** Temp. 1=35°C (Time 1=10min.), Temp. 2=200°C (Time 2=8.75 min.), Rate=4°C/min., Injector Temp.=200°C, Detector Temp.=220°C. **Analyst:** Candice Warren.

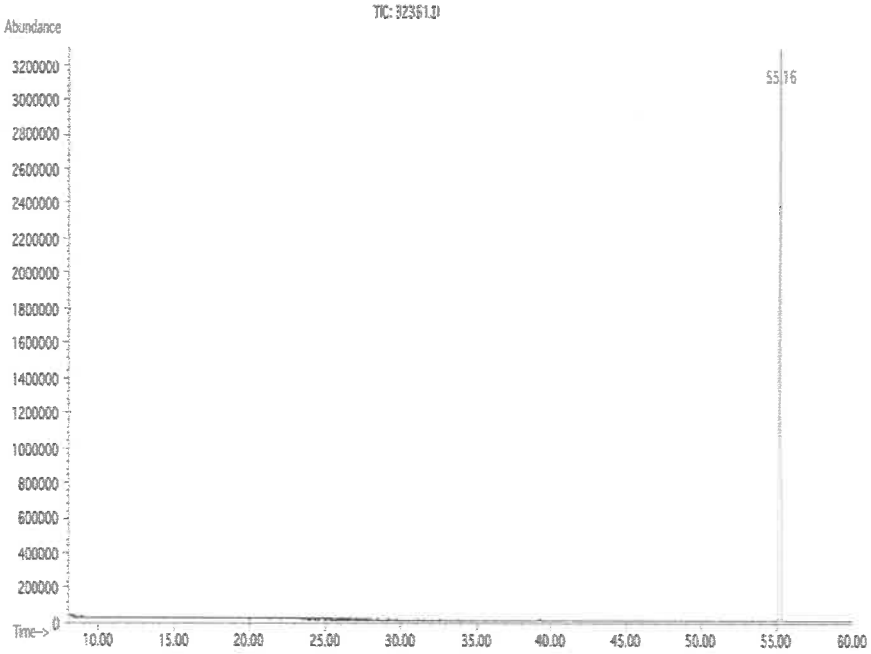

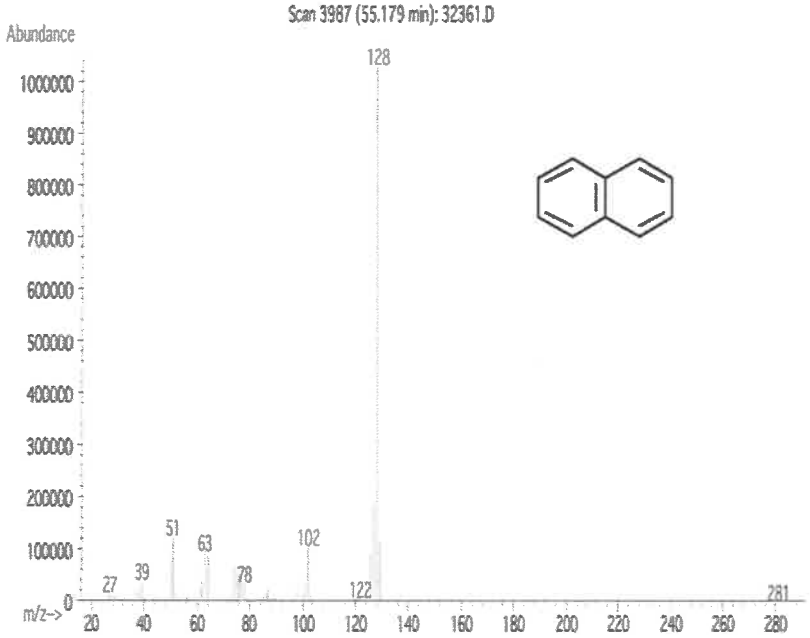

- The certified value is the concentration calculated from gravimetric and volumetric measurements unless otherwise stated.
- Standards are prepared gravimetrically using balances that are calibrated with weights traceable to NIST (see above).
- Standards are certifed (+/-) 0.5% of the stated value, unless otherwise stated.
- All Standards, after opening ampule, should be stored with caps tight and under appropriate laboratory conditions.
- Uncertainty Reference: Taylor, B.N. and Kuyat, C.E., "Guidelines for Evaluating and Expressing the Uncertainty of NIST Measurement Result," NIST Technical Note 1297, U.S. Government Printing Office, Washington, DC, (1994).

Absolute Standards, Inc.
800-368-1131
www.absolutestandards.com

Certified Reference Material CRM

ANAB ISO 17034 Accredited
AR-1539 Certificate Number
https://Absolutestandards.com

CERTIFIED WEIGHT REPORT

Part Number: 90298
Lot Number: 020223
Description: Naphthalene

Solvent(s): Methanol **Lot#** EF282-US

Expiration Date: 020228
Recommended Storage: Refrigerate (4 °C)
Nominal Concentration (µg/mL): 2000
NIST Test ID#: 6UTB

5E-05 Balance Uncertainty
Volume(s) shown below were combined and diluted to (mL): 100.0 0.012 Flask Uncertainty

Formulated By:	Prashant Chauhan	020223 DATE
Reviewed By:	Pedro L. Rentas	020223 DATE

Compound	Part Number	Lot Number	Dilution Factor	Initial Vol. (mL)	Uncertainty Pipette (mL)	Initial Conc.(ug/mL)	Final Conc.(ug/mL)	Expanded Uncertainty (+/-) (µg/mL)	SDS Information (Solvent Safety Info. On Attached pg.) CAS#	OSHA PEL (TWA)	LD50
1. Naphthalene	32361	011623	0.10	10.00	0.042	20000.3	1999.9	18.7	91-20-3	10 ppm (50mg/m3/8H)	orl-rat 490mg/kg

Method: GC6MSD-1. **Detector:** MSD (Scan mode). **Column:** Vocol (60m X 0.25mm ID X 1.5µm film thickness). **Oven Profile:** Temp. 1=35°C (Time 1=10min.), Temp. 2=200°C (Time 2=8.75 min.), Rate=4°C/min., Injector Temp.=200°C, Detector Temp.=220°C. **Analyst:** Candice Warren.

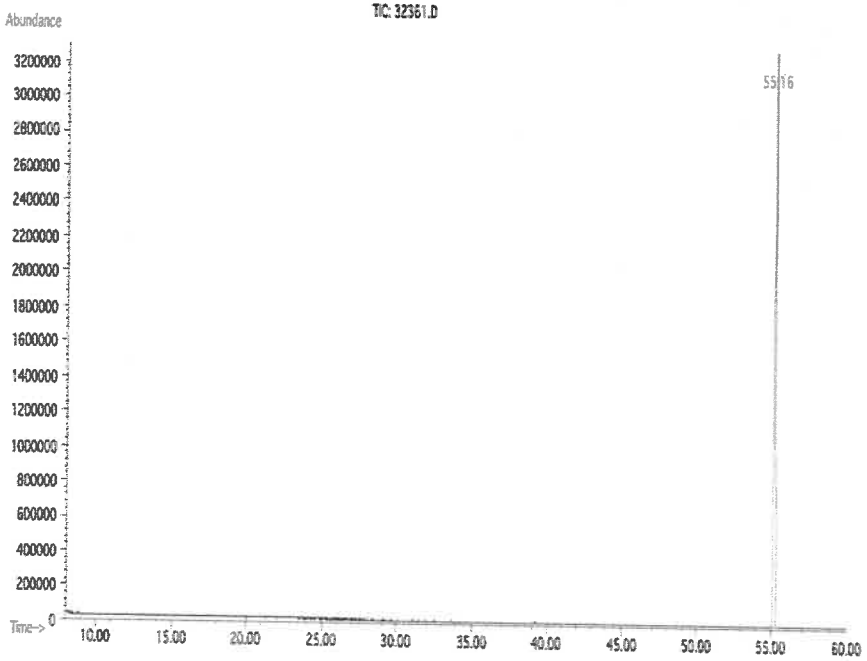

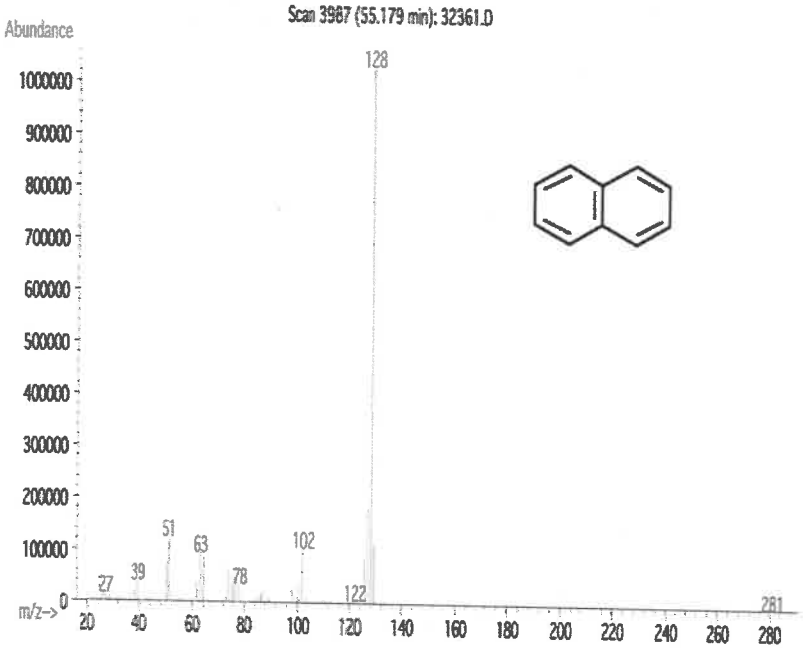

- The certified value is the concentration calculated from gravimetric and volumetric measurements unless otherwise stated.
- Standards are prepared gravimetrically using balances that are calibrated with weights traceable to NIST (see above).
- Standards are certifed (+/-) 0.5% of the stated value, unless otherwise stated.
- All Standards, after opening ampule, should be stored with caps tight and under appropriate laboratory conditions.
- Uncertainty Reference: Taylor, B.N. and Kuyat, C.E., "Guidelines for Evaluating and Expressing the Uncertainty of NIST Measurement Result," NIST Technical Note 1297, U.S. Government Printing Office, Washington, DC, (1994).

Absolute Standards, Inc.
800-368-1131
www.absolutestandards.com

Certified Reference Material CRM

ANAB ISO 17034 Accredited
AR-1539 Certificate Number
https://Absolutestandards.com

CERTIFIED WEIGHT REPORT

Part Number: 31491
Lot Number: 040821
Description: 1,2,4-Trimethylbenzene

Solvent(s): Methanol **Lot#** DY186-US

Expiration Date: 040826
Recommended Storage: Refrigerate (4 °C)
Nominal Concentration (µg/mL): 2000
NIST Test ID#: 6UTB 5E-05 Balance Uncertainty
Weight(s) shown below were combined and diluted to (mL): 50.0 0.057 Flask Uncertainty

Formulated By: Prashant Chauhan 040821 DATE
Reviewed By: Pedro L. Rentas 040821 DATE

Compound	RM#	Lot Number	Nominal Conc (µg/mL)	Purity (%)	Uncertainty Purity	Target Weight(g)	Actual Weight(g)	Actual Conc (µg/mL)	Expanded Uncertainty (+/-) (µg/mL)	SDS Information (Solvent Safety Info. On Attached pg.) CAS#	OSHA PEL (TWA)	LD50
1. 1,2,4-Trimethylbenzene	475	WXBC9778V	2000	98.8	0.2	0.10127	0.10140	2002.5	9.5	95-63-6	N/A	orl-rat 5g/kg

Method GC6MSD-1: Column: Vocol (60m X 0.25mm ID X 1.5µm film thickness). Temp. 1 = 35°C (10min.), Temp. 2 = 200°C (8.75 min.), Rate = 4°C/min., Injector Temp.= 200°C, Detector Temp. = 220°C. Analysis performed by Candice Warren.

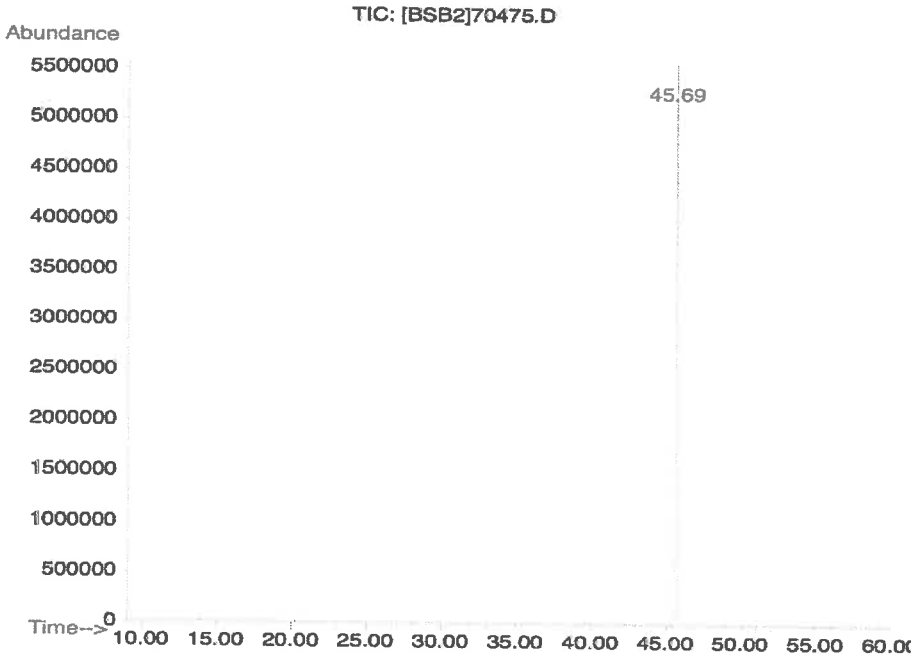

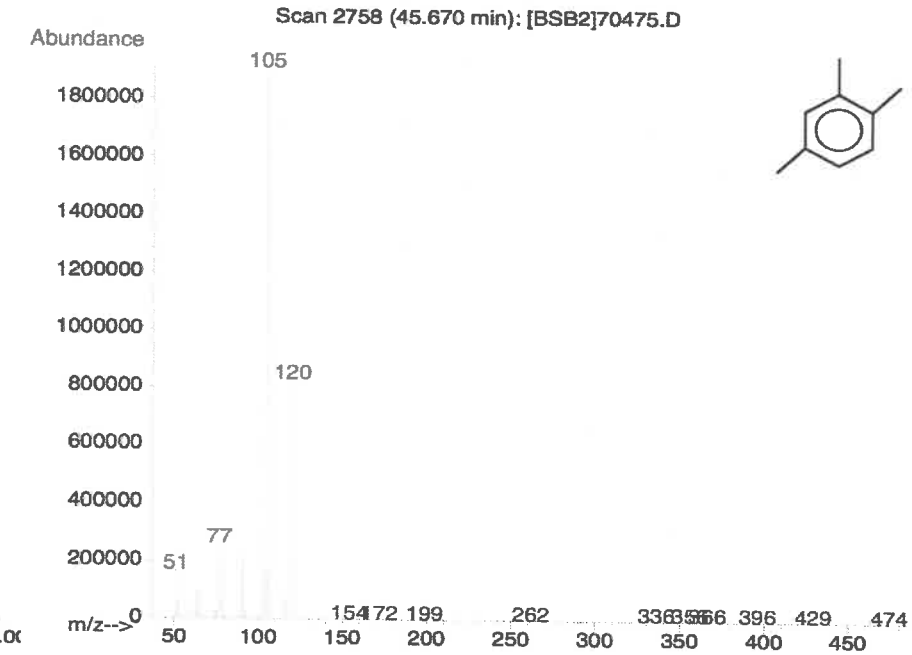

- The certified value is the concentration calculated from gravimetric and volumetric measurements unless otherwise stated.
- Standards are prepared gravimetrically using balances that are calibrated with weights traceable to NIST (see above).
- Standards are certifed (+/-) 0.5% of the stated value, unless otherwise stated.
- All Standards, after opening ampule, should be stored with caps tight and under appropriate laboratory conditions.
- Uncertainty Reference: Taylor, B.N. and Kuyat, C.E., "Guidelines for Evaluating and Expressing the Uncertainty of NIST Measurement Result," NIST Technical Note 1297, U.S. Government Printing Office, Washington, DC, (1994).

Absolute Standards, Inc.
800-368-1131
www.absolutestandards.com

Certified Reference Material CRM

ANAB ISO 17034 Accredited
AR-1539 Certificate Number
https://Absolutestandards.com

CERTIFIED WEIGHT REPORT

Part Number: 90319
Lot Number: 061923
Description: 1,3,5-Trimethylbenzene [Mesitylene]
Expiration Date: 061928
Recommended Storage: Refrigerate (4 °C)
Nominal Concentration (µg/mL): 2000
NIST Test ID#: 6UTB

Solvent:	Lot#
Methanol	EF282-US

Gabriel Helland 061923
Formulated By: Gabriel Helland DATE

Pedro Rentas 061923
Reviewed By: Pedro L. Rentas DATE

Weight(s) shown below were combined and diluted to (mL): 50.0 — 5E-05 Balance Uncertainty; 0.001 Flask Uncertainty

	Compound	RM#	Lot Number	Nominal Conc (µg/mL)	Purity (%)	Uncertainty Purity (%)	Target Weight(g)	Actual Weight(g)	Actual Conc (µg/mL)	Expanded Uncertainty (+/-) (µg/mL)	SDS Information (Solvent Safety Info. On Attached pg.) CAS#	OSHA PEL (TWA)	LD50
1.	1,3,5-Trimethylbenzene	301	TOOOF-IC	2000	97	0.2	0.10315	0.10341	2004.9	8.5	108-67-8	N/A	orl-rat 5000mg/kg

Method GC6MSD-1: Column: Vocol 60m X 0.25mm ID X 1.5µm film thickness). Temp. 1 = 35°C (10min.), Temp. 2 = 200°C (8.75 min.), Rate = 4°C/min., Injector Temp.= 200°C, Detector Temp. = 220°C. Analysis performed by Candice Warren.

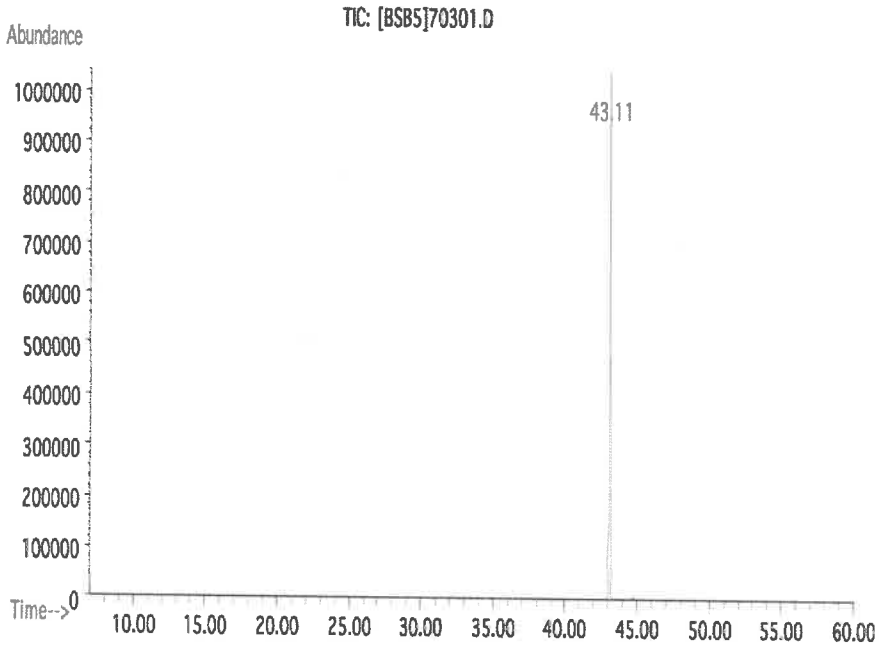

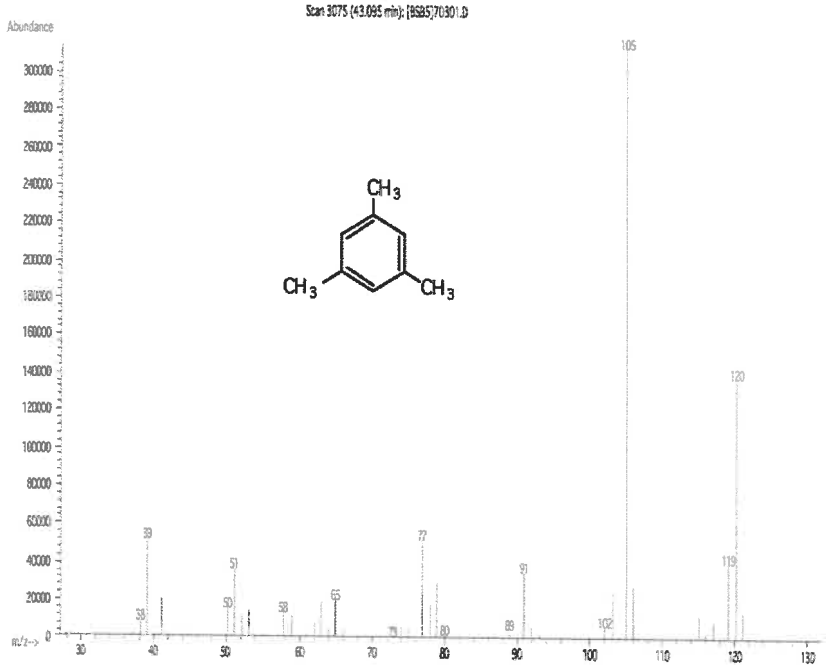

- The certified value is the concentration calculated from gravimetric and volumetric measurements unless otherwise stated.
- Standards are prepared gravimetrically using balances that are calibrated with weights traceable to NIST (see above).
- Standards are certifed (+/-) 0.5% of the stated value, unless otherwise stated.
- All Standards, after opening ampule, should be stored with caps tight and under appropriate laboratory conditions.
- Uncertainty Reference: Taylor, B.N. and Kuyat, C.E., "Guidelines for Evaluating and Expressing the Uncertainty of NIST Measurement Result," NIST Technical Note 1297, U.S. Government Printing Office, Washington, DC, (1994).

Absolute Standards, Inc.
800-368-1131
www.absolutestandards.com

Certified Reference Material CRM

6 vial 7-6

ANAB ISO 17034 Accredited
AR-1539 Certificate Number
https://Absolutestandards.com

CERTIFIED WEIGHT REPORT

Part Number: 90319
Lot Number: 063022
Description: 1,3,5-Trimethylbenzene [Mesitylene]
Expiration Date: 063027
Recommended Storage: Refrigerate (4 °C)
Nominal Concentration (µg/mL): 2000
NIST Test ID#: 6UTB

Solvent: Methanol **Lot#** EC592-US

V12978-983

5E-05 Balance Uncertainty
Weight(s) shown below were combined and diluted to (mL): 30.0 0.0003 Flask Uncertainty

Gabriel Helland 063022
Formulated By: Gabriel Helland DATE

Pedro Rentas 063022
Reviewed By: Pedro L. Rentas DATE

	Compound	RM#	Lot Number	Nominal Conc (µg/mL)	Purity (%)	Uncertainty Purity (%)	Target Weight(g)	Actual Weight(g)	Actual Conc (µg/mL)	Expanded Uncertainty (+/-) (µg/mL)	SDS Information (Solvent Safety Info. On Attached pg.) CAS#	OSHA PEL (TWA)	LD50
1.	1,3,5-Trimethylbenzene	301	8780.01-13	2000	99.5	0.2	0.06033	0.06070	2012.1	8.7	108-67-8	N/A	orl-rat 5000mg/kg

Method GC6MSD-1: Column: Vocol 60m X 0.25mm ID X 1.5µm film thickness). Temp. 1 = 35°C (10min.), Temp. 2 = 200°C (8.75 min.), Rate = 4°C/min., Injector Temp.= 200°C, Detector Temp. = 220°C. Analysis performed by Candice Warren.

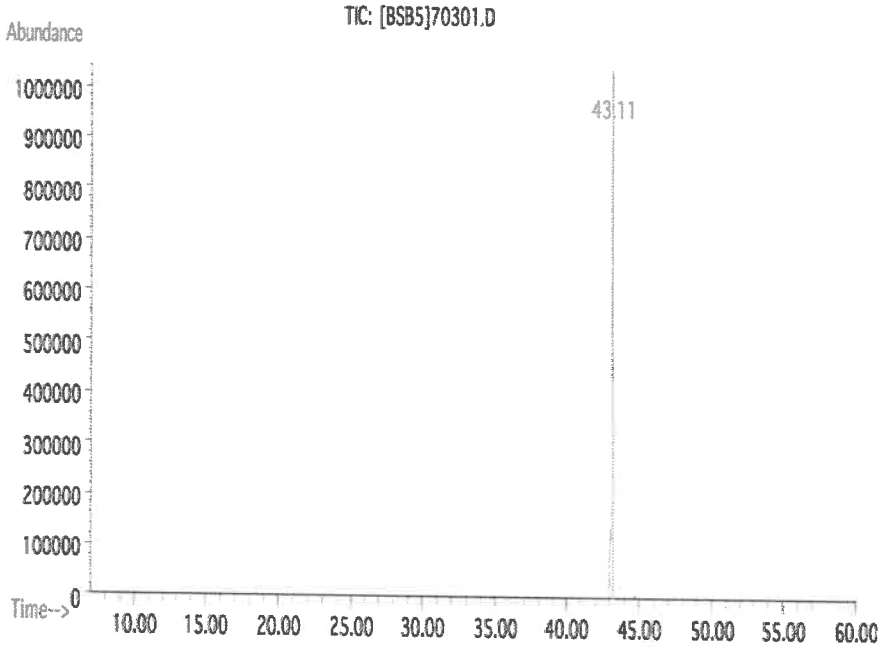

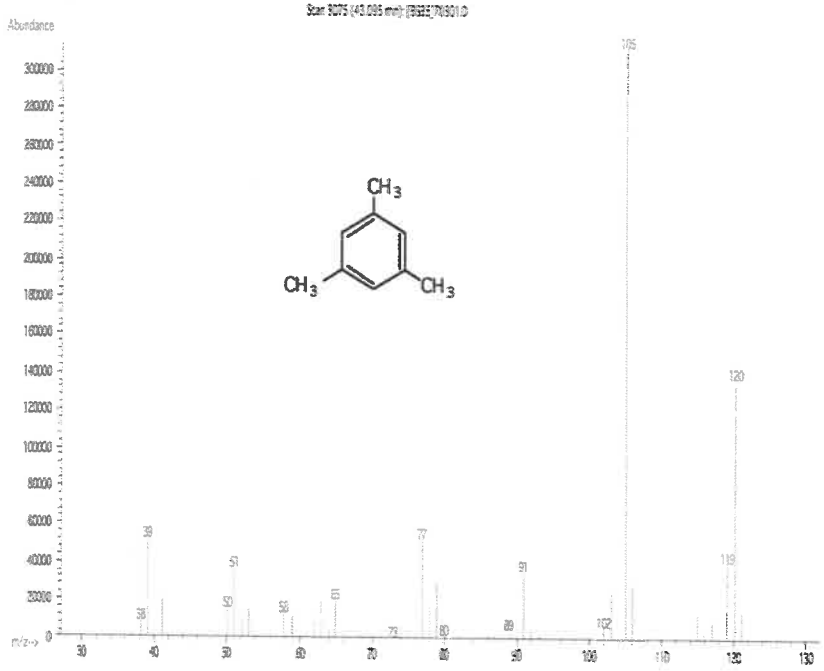

- The certified value is the concentration calculated from gravimetric and volumetric measurements unless otherwise stated.
- Standards are prepared gravimetrically using balances that are calibrated with weights traceable to NIST (see above).
- Standards are certifed (+/-) 0.5% of the stated value, unless otherwise stated.
- All Standards, after opening ampule, should be stored with caps tight and under appropriate laboratory conditions.
- Uncertainty Reference: Taylor, B.N. and Kuyat, C.E., "Guidelines for Evaluating and Expressing the Uncertainty of NIST Measurement Result," NIST Technical Note 1297, U.S. Government Printing Office, Washington, DC, (1994).

Absolute Standards, Inc.
800-368-1131
www.absolutestandards.com

Certified Reference Material CRM

ANAB ISO 17034 Accredited
AR-1539 Certificate Number
https://Absolutestandards.com

CERTIFIED WEIGHT REPORT

Part Number: 31491
Lot Number: 121219
Description: 1,2,4-Trimethylbenzene

Solvent(s): Methanol **Lot#** DV182-US

Expiration Date: 121224
Recommended Storage: Refrigerate (4 °C)
Nominal Concentration (µg/mL): 2000
NIST Test ID#: 6UTB
Weight(s) shown below were combined and diluted to (mL): 30.0

5E-05 Balance Uncertainty
0.002 Flask Uncertainty

Formulated By: Prashant Chauhan — DATE 121219

Reviewed By: Pedro L. Rentas — DATE 121219

Compound	RM#	Lot Number	Nominal Conc (µg/mL)	Purity (%)	Uncertainty Purity	Target Weight(g)	Actual Weight(g)	Actual Conc (µg/mL)	Expanded Uncertainty (+/-) (µg/mL)	SDS Information (Solvent Safety Info. On Attached pg.) CAS#	OSHA PEL (TWA)	LD50
1. 1,2,4-Trimethylbenzene	475	WXBC9428V	2000	98.8	0.2	0.06069	0.06080	2003.6	8.8	95-63-6	N/A	orl-rat 5g/kg

Method GC6MSD-1: Column: Vocol (60m X 0.25mm ID X 1.5µm film thickness). Temp. 1 = 35°C (10min.), Temp. 2 = 200°C (8.75 min.), Rate = 4°C/min., Injector Temp.= 200°C, Detector Temp. = 220°C. Analysis performed by Candice Warren.

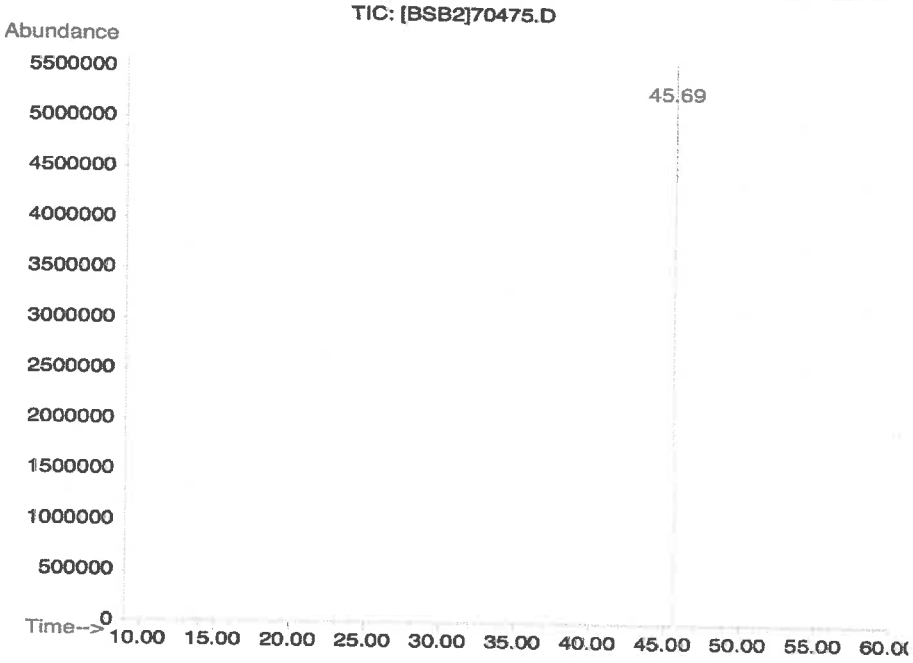

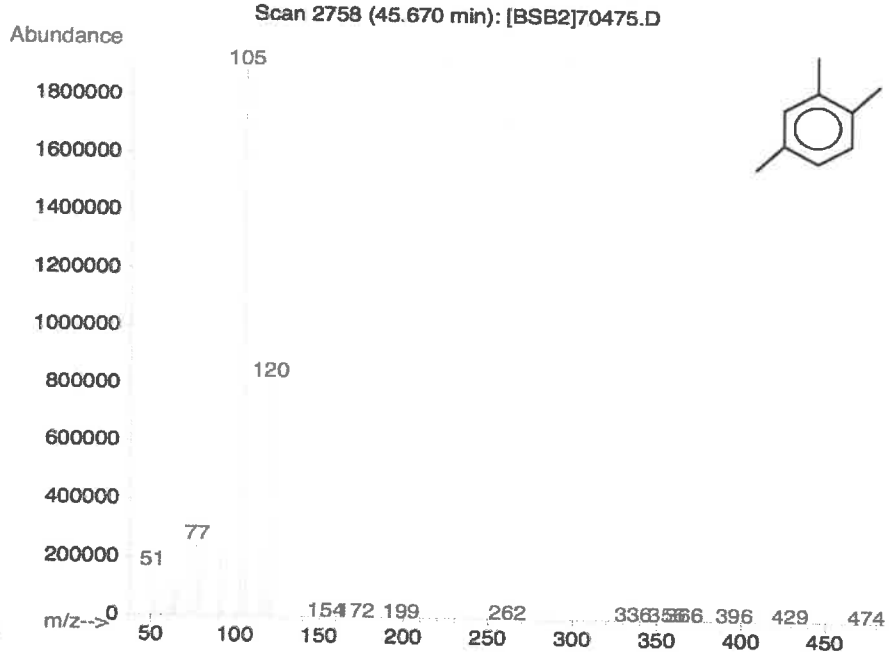

- The certified value is the concentration calculated from gravimetric and volumetric measurements unless otherwise stated.
- Standards are prepared gravimetrically using balances that are calibrated with weights traceable to NIST (see above).
- Standards are certified (+/-) 0.5% of the stated value, unless otherwise stated.
- All Standards, after opening ampule, should be stored with caps tight and under appropriate laboratory conditions.
- Uncertainty Reference: Taylor, B.N. and Kuyat, C.E., "Guidelines for Evaluating and Expressing the Uncertainty of NIST Measurement Result," NIST Technical Note 1297, U.S. Government Printing Office, Washington, DC, (1994).

Run 14, "P31491 L121219 [2000µg/mL in methanol]"

Run Length: 60.00 min, 36001 points at 10 points/second.
Created: Sat, Dec 14, 2019 at 4:20:03 AM.
Sampled: Sequence "121319-GC13M1", Method "GC13-M1".
Analyzed using Method "GC13-M1".

Comments

GC13-M1 Analysis by Melissa Stonier
Column ID SPB-Vocol 105 meter X 0.53mm X 3.0µm film thickness
Flow rates: Total flow=290mL/min., Helium (carrier)=10mL/min.,
Helium(make-up)=10mL/min., Hydogen(make-up)=40mL/min., Air(make-up)=230mL/min.
Oven Profile: Temp. 1=35°C (Time 1=10 min.), Temp 2=200°C (Time 2=8.75 min.),
Rate = 4°C/min., Total run time=60 min. Injector temp.=200°C, FID Temp.=200°C.
FID Signal = Edaq Channel 1
Standard injection = 0.5µL, Range=4

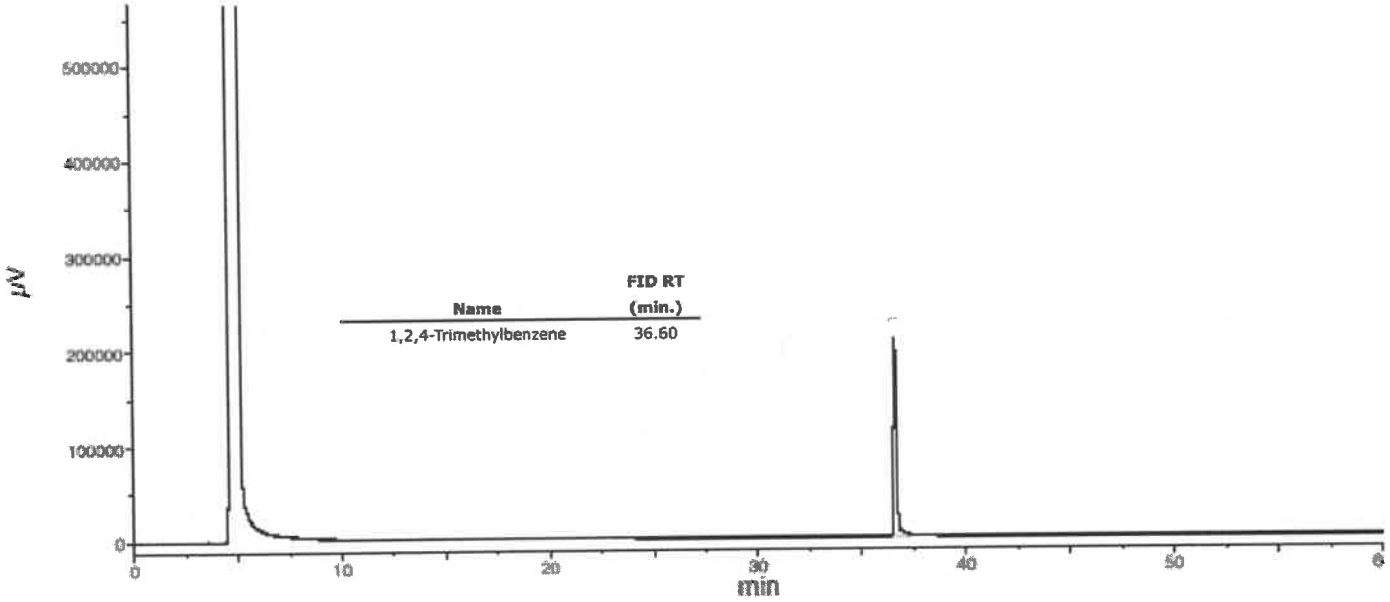

Absolute Standards, Inc.
800-368-1131
www.absolutestandards.com

Certified Reference Material CRM

ANAB ISO 17034 Accredited
AR-1539 Certificate Number
https://Absolutestandards.com

CERTIFIED WEIGHT REPORT

Part Number: 94559
Lot Number: 121923
Description: 1,3,5-Trichlorobenzene

Solvent(s): Methanol **Lot#** EH485-US

Expiration Date: 121928
Recommended Storage: Refrigerate (4 °C)
Nominal Concentration (µg/mL): 2000
NIST Test ID#: 6UTB

5E-05 Balance Uncertainty
Weight(s) shown below were combined and diluted to (mL): 100.0 0.021 Flask Uncertainty

Formulated By:	Anthony Mahoney	121923 DATE
Reviewed By:	Pedro L. Rentas	121923 DATE

Compound	RM#	Lot Number	Nominal Conc (µg/mL)	Purity (%)	Uncertainty Purity	Target Weight(g)	Actual Weight(g)	Actual Conc (µg/mL)	Expanded Uncertainty (+/-) (µg/mL)	SDS Information (Solvent Safety Info. On Attached pg.) CAS#	OSHA PEL (TWA)	LD50
1. 1,3,5-Trichlorobenzene	409	STBH8643	2000	99.9	0.2	0.20025	0.20059	2003.4	8.1	108-70-3	N/A	orl-rat 800mg/kg

Method GC6MSD-1: Column: Vocol (60m X 0.25mm ID X 1.5µm film thickness). Temp. 1=35°C (10min.), Temp. 2=200°C (8.75 min.), Rate=4°C/min., Injector Temp.=200°C, Detector Temp.=220°C. Analysis performed by Candice Warren.

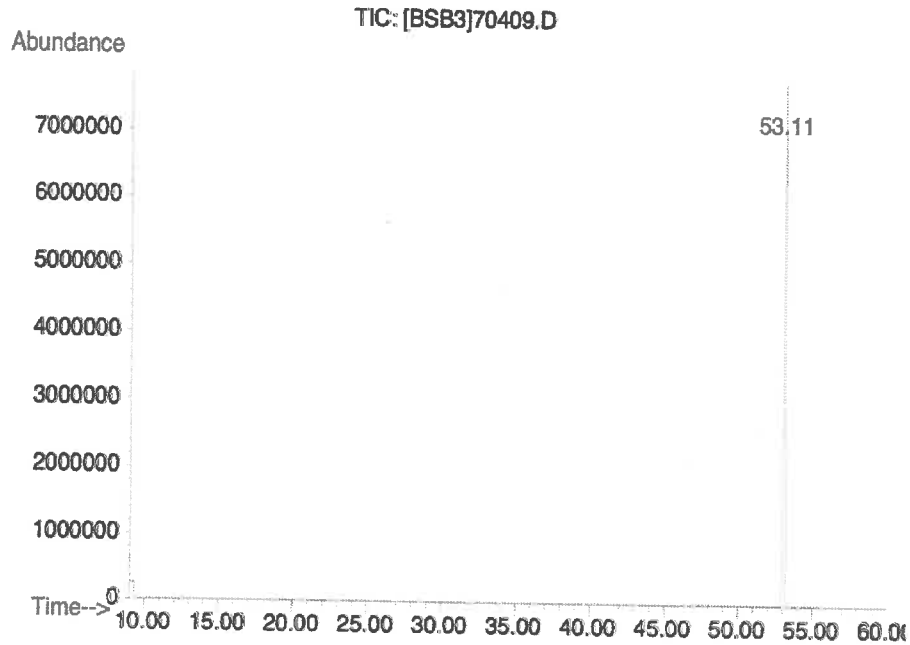

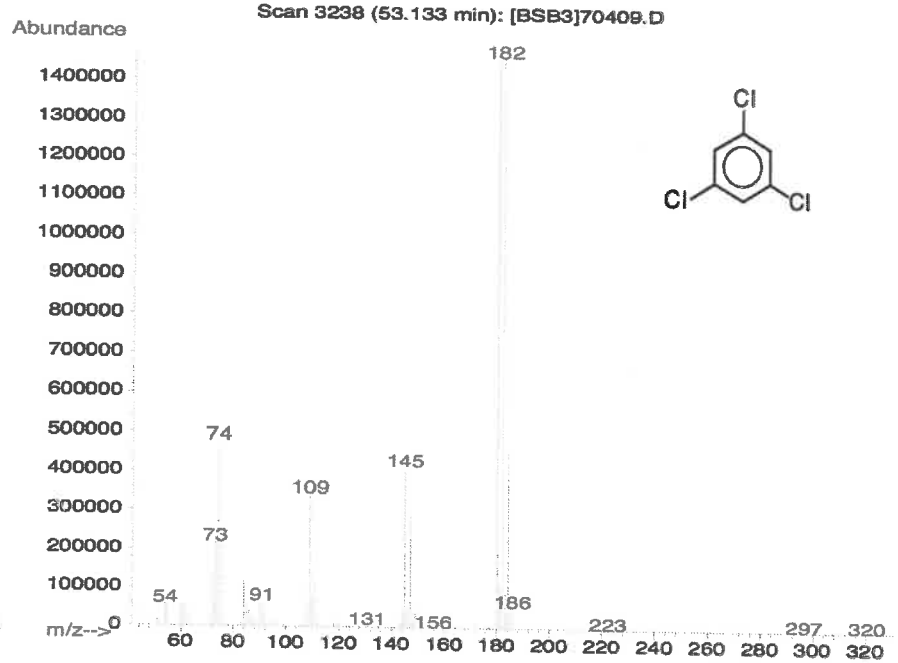

- The certified value is the concentration calculated from gravimetric and volumetric measurements unless otherwise stated.
- Standards are prepared gravimetrically using balances that are calibrated with weights traceable to NIST (see above).
- Standards are certified (+/-) 0.5% of the stated value, unless otherwise stated.
- All Standards, after opening ampule, should be stored with caps tight and under appropriate laboratory conditions.
- Uncertainty Reference: Taylor, B.N. and Kuyat, C.E., "Guidelines for Evaluating and Expressing the Uncertainty of NIST Measurement Result," NIST Technical Note 1297, U.S. Government Printing Office, Washington, DC, (1994).

Absolute Standards Inc.
PO Box 5585
Hamden, CT 06518-0585
Phone: 203-281-2917
FAX: 203-281-2922

Safety Data Sheet (SDS) GHS/OSHA Compliant

Section I Product and Company Identification

IDENTITY **ANALYTICAL STANDARD DISSOLVED IN METHANOL**

Manufacturer's Name	ABSOLUTE STANDARDS INC	Emergency Telephone USA & CANADA	**1-800-535-5053**
Address	44 Rossotto Dr. Hamden CT, 06514	Emergency Telephone International Date Prepared/Revised	**1-352-323-3500** January 1, 2023

Section II - Hazards Identification

GHS Classification in accordance with 29 CFR 1910 (OSHA HCS)

H225	**Highly Flammable Liquid and Vapor**	**H301, 311, 331**	**Toxic if swallowed, skin contact, inhaled**
H370	**Cause damage to organs**	**H351**	**Suspected of causing cancer**
P271	**Use in ventilated area**	**P280**	**Use gloves, eye protection/face sheild**
P302,332	**If on skin, wash with soap and water**	**P305,351,338**	**If in eyes, remove contacts, rinse with water**

Signal Word: DANGER

Section III - Composition

Components:	CAS#:	LD50 Oral - Rat	OSHA PEL	% (optional)
Methanol	67-56-1	2,769 mg/kg	200 ppm	> 99

See Certified Weight Report For Other Analytes Present At Trace Quantities.

INTENDED USE: REFERENCE MATERIAL

Section IV. FIRST AID MEASURES

General advice	Consult a physician. Show this safety data sheet to the doctor in attendance.Move to safe area.
If inhaled	If inhaled, move person into fresh air. If not breathing, give artificial respiration. Consult a physician.
In case of skin contact	Wash with soap and water. Consult a physician.
In case of eye contact	Rinse thoroughly with plenty of water for at least 15 minutes and consult a physician.
If swallowed	Do NOT induce vomiting. Rinse mouth with water. Consult a physician.

Section V. FIREFIGHTING MEASURES

Flammability	Flammable in the presence of a source of ignition when the temperature is above the flash point. Keep away from heat/sparks/open flame/hot surface. No smoking.
Suitable extinguishing media	Use water spray, alcohol-resistant foam, dry chemical or carbon dioxide.
Protective equipment for fire	Wear self contained breathing apparatus for fire fighting if necessary.

Section VI. ACCIDENTAL RELEASE MEASURES

Personal precautions	Wear respiratory protection. Avoid breathing vapors, mist or gas. Ensure adequate ventilation. Remove all sources of ignition. Vapours accumulate to form explosive concentrations.
Environmental precautions	Prevent further leakage or spillage if safe to do so. Do not let product enter drains.
Clean up	Contain spillage, and then collect and place in container for disposal according to local regulations (see section 13).

Section VII. HANDLING AND STORAGE

Precautions for safe handling	Avoid contact with skin and eyes. Avoid inhalation of vapour or mist. Use ventilation Keep away from sources of ignition. No smoking. Prevent the build up of electrostatic charge.
Storage Conditions	Keep container tightly closed in a dry and well-ventilated place. Containers which are opened must be carefully resealed and kept upright to prevent leakage.

Section VIII. EXPOSURE CONTROLS/PERSONAL PROTECTION

Methanol 67-56-1 TWA 200 ppm
Skin notation TWA 200 ppm
Potential for skin absorption , ingestion and inhalation.
Personal protective equipment Respiratory protection Handle with gloves. Gloves must be inspected prior to use. Eye protection.
Avoid contact with skin, eyes and clothing. Wash hands thoroughly after handling the product.

Section IX - Physical/Chemical Characteristics

Boiling Point	65°C	Specific Gravity (H2O = 1)	0.79
Vapor Pressure (mm Hg)	96	Melting Point	-98°C
Vapor Density (AIR = 1)	1.11	Evaporation rate (Butyl Acetate = 1)	4.6

Solubility in Water COMPLETE

Appearance and Odor CLEAR, COLORLESS LIQUID WITH CHARACTERISTIC PUNGENT ODOR.

Section X. STABILITY AND REACTIVITY

Chemical stability Stable under recommended storage conditions.
Possibility of hazardous reactions Vapours may form explosive mixture with air.
Conditions to avoid Heat, flames, sparks, extreme temperature and sunlight.
Materials to avoid Acid chlorides, Acid anhydrides, Oxidizing agents, Alkali metals, Reducing agents, Acids
Hazardous decomposition products formed under fire conditions. - Carbon oxides

Section XI. TOXICOLOGICAL INFORMATION

LD50 Oral - rat - 5,628 mg/kg
LC50 Inhalation - rat - 4 h - 64000 ppm
LD50 Dermal - rabbit - 15,800 mg/kg
Toxic if absorbed through skin. Causes skin irritation.
Eye damage/eye irritation
Toxic if inhaled. Causes respiratory tract irritation.
Toxic if swallowed.

Section XII. ECOLOGICAL INFORMATION FOR REPORTABLE QUANTITY OF 5000 lbs.

LC50	15,400 mg/l - 96 h
EC50	24,500.00 mg/l - 48 h
EC100	10,000.00 mg/l - 24 h

Section XIII. DISPOSAL CONSIDERATIONS

Dispose with normal Laboratory Solvent Waste.

Section XIV. TRANSPORT INFORMATION

DOT (US)
UN number: 1230 Class: 3 Packing group: II
Proper shipping name: Methanol

IATA
UN number: 1230 Class: 3 Packing group: II
Proper shipping name: Methanol

Section XV. REGULATORY INFORMATION

OSHA Hazards Flammable liquid, Target Organ Effect, Toxic by inhalation., Toxic by ingestion, Toxic by skin absorption, Irritant
SARA 302: No chemicals in this material are subject to the reporting requirements of SARA Title III, Section 302.

Section XVI. Misc. INFORMATION

The information in this Material Safety Data Sheet meets the requirements of the United States Occupational Safety and Health Act and regulations promulgated thereunder (29 CFR 1910.1200 et. seq.) and Global Harmonized System (GHS). This document is intended only as a guide to the appropriate precautionary handling of the material by trained personnel, or supervised by a person trained in chemical handling. The user is responsible for determining the precautions and dangers of this chemical for his or her particular application. Depending on usage, protective clothing including eye and face guards and respirators must be used to avoid contact with material or breathing chemical vapors/fumes. Exposure to this product may have serious adverse health effects. This chemical may interact with other substances. Since the potential uses are so varied, ABSOLUTE STANDARDS INC. cannot warn of all the potential dangers of use or interaction with other chemicals or substances. ABSOLUTE STANDARDS INC. warrants that the chemical meets the specifications set forth on the label. ABSOLUTE STANDARDS INC DISCLAIMS ANY OTHER WARRANTIES, EXPRESSED OR IMPLIED WITH REGARD TO THE PRODUCT SUPPLIED HEREUNDER, ITS MERCHANTABILITY OR ITS FITNESS FOR A PARTICULAR APPLICATION. The user should recognize that this product can cause severe injury or death, especially if improperly handled or the known dangers of use are not heeded. READ ALL PRECAUTIONARY INFORMATION. As new documented general safety information becomes available, Absolute Standards Inc. will periodically revise this Safety Data Sheet. If you have any questions, please call Technical Service at 1-203-281-2917 for assistance.

RESTEK® CERTIFIED REFERENCE MATERIAL

110 Benner Circle
Bellefonte, PA 16823-8812
Tel: (800)356-1688
Fax: (814)353-1309

www.restek.com

Certificate of Analysis

ACCREDITED
ISO 17034 Accredited
Reference Material Producer
Certificate #3222.01

ilac-MRA

ACCREDITED
ISO/IEC 17025 Accredited
Testing Laboratory
Certificate #3222.02

FOR LABORATORY USE ONLY-READ SDS PRIOR TO USE.

This Reference Material is intended for Laboratory Use Only as a standard for the qualitative and/or quantitative determination of the analyte(s) listed.

Catalog No. : 30006 **Lot No.:** A0186767

Description : VOA Calibration Mix #1

VOA Calibration Mix #1 5,000µg/mL, P&T Methanol/Water(90:10), 1mL/ampul

Container Size : 2 mL **Pkg Amt:** > 1 mL

Expiration Date : September 30, 2025 **Storage:** 0°C or colder

Ship: Ambient

CERTIFIED VALUES

Elution Order	Compound	Grav. Conc. (weight/volume)	Expanded Uncertainty (95% C.L.; K=2)	
1	Acetone **CAS #** 67-64-1 (Lot MKCQ7914) **Purity** 99%	5,046.8 µg/mL	+/- 29.3427 µg/mL +/- 304.4978 µg/mL +/- 305.2207 µg/mL	Gravimetric Unstressed Stressed
2	2-Butanone (MEK) **CAS #** 78-93-3 (Lot SHBN2844) **Purity** 99%	5,048.8 µg/mL	+/- 29.3544 µg/mL +/- 304.6185 µg/mL +/- 305.3417 µg/mL	Gravimetric Unstressed Stressed
3	4-Methyl-2-pentanone (MIBK) **CAS #** 108-10-1 (Lot SHBN3601) **Purity** 99%	5,045.0 µg/mL	+/- 29.3321 µg/mL +/- 304.3872 µg/mL +/- 305.1099 µg/mL	Gravimetric Unstressed Stressed
4	2-Hexanone **CAS #** 591-78-6 (Lot MKCQ6663) **Purity** 99%	5,045.3 µg/mL	+/- 29.3340 µg/mL +/- 304.4073 µg/mL +/- 305.1300 µg/mL	Gravimetric Unstressed Stressed

Solvent: P&T Methanol/Water (90:10)
CAS # 67-56-1/7732-18-5
Purity 99%

Column:
105m x 0.53mm x 3.0µm
Rtx-502.2 (cat.#10910)

Carrier Gas:
hydrogen-constant pressure 11.0 psi.

Temp. Program:
40°C (hold 2 min.) to 240°C
@ 8°C/min. (hold 5 min.)

Inj. Temp:
200°C

Det. Temp:
250°C

Det. Type:
FID

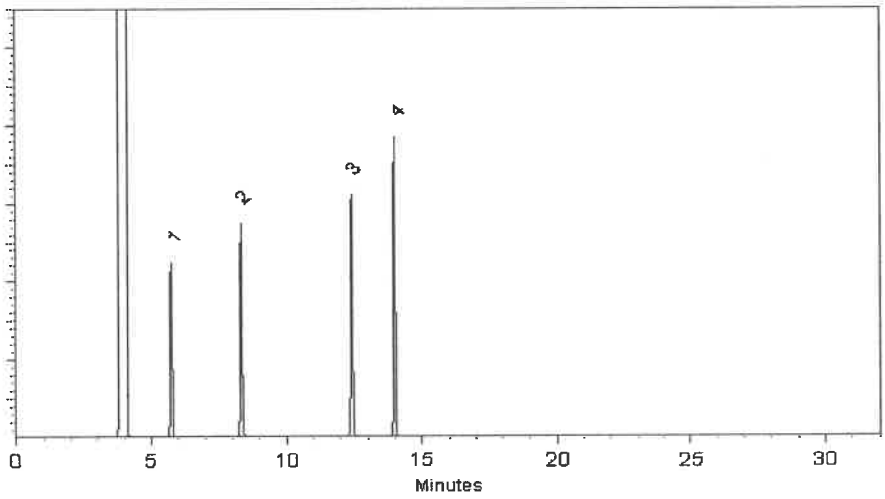

This chromatogram represents a general set of testing conditions chosen for product acceptance. For optimal results in your lab, conditions should be adjusted for your specific instrument, method, and application.

Bethany Lowery - Operations Tech I

Date Mixed: 28-Jun-2022 **Balance:** B251644995

Christie Mills - Operations Tech II - ARM QC

Date Passed: 30-Jun-2022

Manufactured under Restek's ISO 9001:2015 Registered Quality System Certificate #FM 80397

General Certified Reference Material Notes

Expiration Notes:

- Expiration date valid for unopened ampul stored in compliance with the recommended conditions.
- Uncertainty, concentration, and expiration of the CRM are based on the unopened product being stored according to the recommended condition found in the storage field.

Purity Notes:

- Purity and/or chemical identity are determined by one or more of the following techniques: GC/FID, HPLC, GC/µECD, GC/MS, LC/MS, RI, and/or melting point.
- Compounds with a listed purity of less than 99% have been weight corrected to compensate for impurities and/or salts. A correction factor is used to calculate the amount of compound necessary to achieve the desired concentration of the parent compound in solution.
- Purity of isomeric compounds is reported as the sum of the isomers.
- Purity values are rounded to the nearest whole number.

Certified Uncertainty Value Notes:

- The uncertainties are determined in accordance with ISO 17034 and Guide 35. The certified combined stressed uncertainty value (includes gravimetric uncertainty, homogeneity between-ampul uncertainty, storage stability uncertainty and shipping stability uncertainty and were combined using the following formula:

$$U_{combined\ stressed} = k\sqrt{U^2_{gravimetric} + U^2_{homogeneity} + U^2_{storage\ stability} + U^2_{shipping\ stability}}$$

  k is a coverage factor of 2, which gives a level of confidence of approximately 95%.
- It is important to note that the shipping stability uncertainty was obtained under temperature extremes for specific time intervals; therefore, the certified combined stressed uncertainty value should only be applied to the product if it was stored at non-standard temperature conditions up to and including 7 days. Contact Restek Technical Service at www.restek.com/Contact-Us for use recommendations if your shipment was in-transit for more than 7 days at non-standard temperature conditions.
- Apply the certified combined unstressed uncertainty value if the product was received under standard shipping conditions. Apply the certified combined stressed uncertainty value if the product was received under non-standard conditions as specified below.

Label Conditions	Standard Conditions	Non-Standard Conditions
25°C Nominal (Room Temperature)	< 60°C	≥ 60°C up to 7 days
10°C or colder (Refrigerate)	< 40°C	≥ 40°C up to 7 days
0°C or colder (Freezer) -20°C or colder (Deep Freezer)	< 25°C	≥ 25°C up to 7 days

- Separate (not combined) uncertainty values for gravimetric uncertainty are also displayed on the certificate, if needed, separate homogeneity between-ampul uncertainty, storage stability uncertainty and shipping stability uncertainty values are available by contacting Restek Technical Service at www.restek.com/Contact-Us.
- The packaged amount is the minimum sample size for which uncertainty is valid. The ampules are over-filled to ensure that the minimum packaged amount can be sufficiently transferred.

Manufacturing Notes:

- Concentration is based upon gravimetric preparation using either a balance whose calibration has been verified daily using NIST traceable weights, and/or dilutions with Class A glassware.

Handling Notes:

- Stability of the unopened product, when stored in compliance with the recommended conditions, is guaranteed through the expiration displayed on the product label and certificate. Contact Restek for additional opened product stability information, with the knowledge/understanding that open product stability is subject to the specific handling and environmental conditions to which the product is exposed. For your convenience Restek supplies deactivated vials with most standards packed in 2mL ampules. Larger volume deactivated vials are available through Restek as a custom ordered item. Additionally, Restek sells DMDCS for the purpose of glassware deactivation as catalog number 31861, which includes complete instructions.

110 Benner Circle
Bellefonte, PA 16823-8812
Tel: (800)356-1688
Fax: (814)353-1309

www.restek.com

CERTIFIED REFERENCE MATERIAL

Certificate of Analysis

ACCREDITED
ISO 17034 Accredited
Reference Material Producer
Certificate #3222.01

ACCREDITED
ISO/IEC 17025 Accredited
Testing Laboratory
Certificate #3222.02

FOR LABORATORY USE ONLY-READ SDS PRIOR TO USE.

This Reference Material is intended for Laboratory Use Only as a standard for the qualitative and/or quantitative determination of the analyte(s) listed.

Catalog No. : 30429 **Lot No.:** A0188973

Description : 1,2,3-Trichloropropane Standard

1,2,3-Trichloropropane 2000µg/mL, P&T Methanol, 1mL/ampul

Container Size : 2 mL **Pkg Amt:** > 1 mL

Expiration Date : August 31, 2027 **Storage:** 0°C or colder

Ship: Ambient

CERTIFIED VALUES

Elution Order	Compound	Grav. Conc. (weight/volume)	Expanded Uncertainty (95% C.L.; K=2)	
1	1,2,3-Trichloropropane **CAS #** 96-18-4 (Lot 332900) **Purity** 99%	2,000.0 µg/mL	+/- 11.7371 µg/mL +/- 112.1494 µg/mL +/- 114.7730 µg/mL	Gravimetric Unstressed Stressed

Solvent: P&T Methanol
CAS # 67-56-1
Purity 99%

Column:
105m x 0.53mm x 3.0µm
Rtx-502.2 (cat.#10910)

Carrier Gas:
hydrogen-constant pressure 11.0 psi.

Temp. Program:
40°C (hold 2 min.) to 240°C
@ 8°C/min. (hold 5 min.)

Inj. Temp:
200°C

Det. Temp:
250°C

Det. Type:
FID

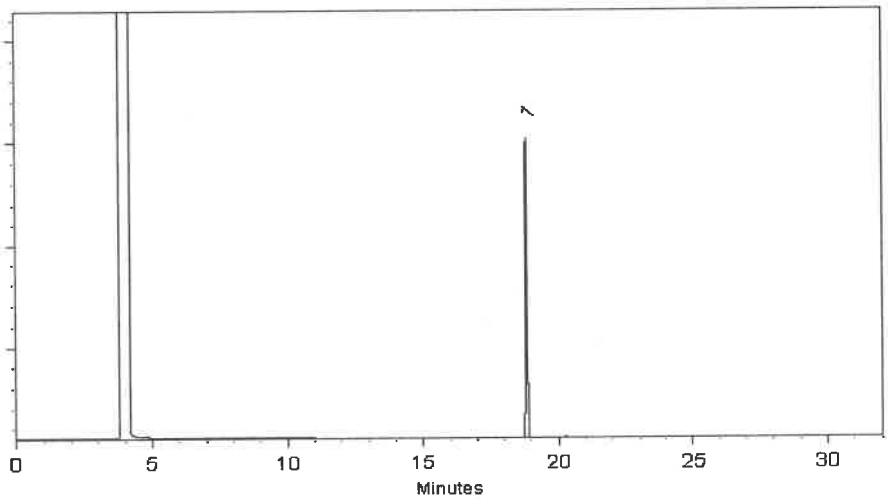

This chromatogram represents a general set of testing conditions chosen for product acceptance. For optimal results in your lab, conditions should be adjusted for your specific instrument, method, and application.

Daniel Wasson - Operations Tech I

Date Mixed: 24-Aug-2022 **Balance:** 1127510105

Christie Mills - Operations Tech II - ARM QC

Date Passed: 29-Aug-2022

Manufactured under Restek's ISO 9001:2015 Registered Quality System Certificate #FM 80397

General Certified Reference Material Notes

Expiration Notes:

- Expiration date valid for unopened ampul stored in compliance with the recommended conditions.
- Uncertainty, concentration, and expiration of the CRM are based on the unopened product being stored according to the recommended condition found in the storage field.

Purity Notes:

- Purity and/or chemical identity are determined by one or more of the following techniques: GC/FID, HPLC, GC/µECD, GC/MS, LC/MS, RI, and/or melting point.
- Compounds with a listed purity of less than 99% have been weight corrected to compensate for impurities and/or salts. A correction factor is used to calculate the amount of compound necessary to achieve the desired concentration of the parent compound in solution.
- Purity of isomeric compounds is reported as the sum of the isomers.
- Purity values are rounded to the nearest whole number.

Certified Uncertainty Value Notes:

- The uncertainties are determined in accordance with ISO 17034 and Guide 35. The certified combined stressed uncertainty value (includes gravimetric uncertainty, homogeneity between-ampul uncertainty, storage stability uncertainty and shipping stability uncertainty and were combined using the following formula:

$$U_{combined\ stressed} = k\sqrt{U^2_{gravimetric} + U^2_{homogeneity} + U^2_{storage\ stability} + U^2_{shipping\ stability}}$$

k is a coverage factor of 2, which gives a level of confidence of approximately 95%.

- It is important to note that the shipping stability uncertainty was obtained under temperature extremes for specific time intervals; therefore, the certified combined stressed uncertainty value should only be applied to the product if it was stored at non-standard temperature conditions up to and including 7 days. Contact Restek Technical Service at www.restek.com/Contact-Us for use recommendations if your shipment was in-transit for more than 7 days at non-standard temperature conditions.
- Apply the certified combined unstressed uncertainty value if the product was received under standard shipping conditions. Apply the certified combined stressed uncertainty value if the product was received under non-standard conditions as specified below.

Label Conditions	Standard Conditions	Non-Standard Conditions
25°C Nominal (Room Temperature)	< 60°C	≥ 60°C up to 7 days
10°C or colder (Refrigerate)	< 40°C	≥ 40°C up to 7 days
0°C or colder (Freezer) -20°C or colder (Deep Freezer)	< 25°C	≥ 25°C up to 7 days

- Separate (not combined) uncertainty values for gravimetric uncertainty are also displayed on the certificate, if needed, separate homogeneity between-ampul uncertainty, storage stability uncertainty and shipping stability uncertainty values are available by contacting Restek Technical Service at www.restek.com/Contact-Us.
- The packaged amount is the minimum sample size for which uncertainty is valid. The ampules are over-filled to ensure that the minimum packaged amount can be sufficiently transferred.

Manufacturing Notes:

- Concentration is based upon gravimetric preparation using either a balance whose calibration has been verified daily using NIST traceable weights, and/or dilutions with Class A glassware.

Handling Notes:

- Stability of the unopened product, when stored in compliance with the recommended conditions, is guaranteed through the expiration displayed on the product label and certificate. Contact Restek for additional opened product stability information, with the knowledge/understanding that open product stability is subject to the specific handling and environmental conditions to which the product is exposed. For your convenience Restek supplies deactivated vials with most standards packed in 2mL ampules. Larger volume deactivated vials are available through Restek as a custom ordered item. Additionally, Restek sells DMDCS for the purpose of glassware deactivation as catalog number 31861, which includes complete instructions.

110 Benner Circle
Bellefonte, PA 16823-8812
Tel: (800)356-1688
Fax: (814)353-1309

www.restek.com

CERTIFIED REFERENCE MATERIAL

Certificate of Analysis

ACCREDITED
ISO 17034 Accredited
Reference Material Producer
Certificate #3222.01

ACCREDITED
ISO/IEC 17025 Accredited
Testing Laboratory
Certificate #3222.02

FOR LABORATORY USE ONLY-READ SDS PRIOR TO USE.

This Reference Material is intended for Laboratory Use Only as a standard for the qualitative and/or quantitative determination of the analyte(s) listed.

Catalog No. : 30492 **Lot No.:** A0189417

Description : OLC 03.2 VOA Mega Mix

OLC 03.2 VOA Mega Mix 1,000-2,000µg/mL, P&T Methanol, 1mL/ampul

Container Size : 2 mL **Pkg Amt:** > 1 mL

Expiration Date : September 30, 2025 **Storage:** 0°C or colder

Ship: Ambient

CERTIFIED VALUES

Elution Order	Compound	Grav. Conc. (weight/volume)	Expanded Uncertainty (95% C.L.; K=2)		
1	1,1,2-Trichlorotrifluoroethane (CFC-113) **CAS #** 76-13-1 (Lot 00016133) **Purity** 99%	2,007.0 µg/mL	+/- 11.7782 +/- 121.1018 +/- 121.3893	µg/mL µg/mL µg/mL	Gravimetric Unstressed Stressed
2	1,1-dichloroethene **CAS #** 75-35-4 (Lot SHBG8609V) **Purity** 99%	2,010.7 µg/mL	+/- 15.5022 +/- 121.7394 +/- 122.0264	µg/mL µg/mL µg/mL	Gravimetric Unstressed Stressed
3	Methyl acetate **CAS #** 79-20-9 (Lot SHBM1320) **Purity** 99%	2,012.5 µg/mL	+/- 11.8105 +/- 121.4337 +/- 121.7219	µg/mL µg/mL µg/mL	Gravimetric Unstressed Stressed
4	Methylene chloride (dichloromethane) **CAS #** 75-09-2 (Lot SHBP1417) **Purity** 99%	2,010.6 µg/mL	+/- 15.5019 +/- 121.7364 +/- 122.0234	µg/mL µg/mL µg/mL	Gravimetric Unstressed Stressed
5	Carbon disulfide **CAS #** 75-15-0 (Lot N28F701) **Purity** 99%	2,016.0 µg/mL	+/- 11.8310 +/- 121.6448 +/- 121.9336	µg/mL µg/mL µg/mL	Gravimetric Unstressed Stressed
6	Methyl-tert-butyl ether (MTBE) **CAS #** 1634-04-4 (Lot SHBN6497) **Purity** 99%	2,012.0 µg/mL	+/- 11.8075 +/- 121.4035 +/- 121.6917	µg/mL µg/mL µg/mL	Gravimetric Unstressed Stressed
7	trans-1,2-Dichloroethene **CAS #** 156-60-5 (Lot MKBH9850V) **Purity** 99%	2,013.3 µg/mL	+/- 15.5227 +/- 121.8999 +/- 122.1873	µg/mL µg/mL µg/mL	Gravimetric Unstressed Stressed

8	1,1-Dichloroethane **CAS #** 75-34-3 **Purity** 99%	(Lot 760200)	2,013.4	µg/mL	+/- +/- +/-	15.5229 121.9014 122.1888	µg/mL µg/mL µg/mL	Gravimetric Unstressed Stressed
9	cis-1,2-Dichloroethene **CAS #** 156-59-2 **Purity** 99%	(Lot MKCP7830)	2,009.0	µg/mL	+/- +/- +/-	11.7899 121.2225 121.5102	µg/mL µg/mL µg/mL	Gravimetric Unstressed Stressed
10	chloroform **CAS #** 67-66-3 **Purity** 99%	(Lot SHBN8469)	2,012.3	µg/mL	+/- +/- +/-	15.5146 121.8363 122.1235	µg/mL µg/mL µg/mL	Gravimetric Unstressed Stressed
11	Bromochloromethane **CAS #** 74-97-5 **Purity** 99%	(Lot 00008541)	2,019.0	µg/mL	+/- +/- +/-	11.8486 121.8259 122.1150	µg/mL µg/mL µg/mL	Gravimetric Unstressed Stressed
12	1,1,1-trichloroethane **CAS #** 71-55-6 **Purity** 99%	(Lot RD220215)	2,012.5	µg/mL	+/- +/- +/-	15.5163 121.8499 122.1372	µg/mL µg/mL µg/mL	Gravimetric Unstressed Stressed
13	Cyclohexane **CAS #** 110-82-7 **Purity** 99%	(Lot EA003-US)	2,009.5	µg/mL	+/- +/- +/-	11.7929 121.2526 121.5405	µg/mL µg/mL µg/mL	Gravimetric Unstressed Stressed
14	carbon tetrachloride **CAS #** 56-23-5 **Purity** 99%	(Lot SHBL8097)	2,012.3	µg/mL	+/- +/- +/-	15.5146 121.8363 122.1235	µg/mL µg/mL µg/mL	Gravimetric Unstressed Stressed
15	1,2-Dichloroethane **CAS #** 107-06-2 **Purity** 99%	(Lot MKCN9758)	2,016.3	µg/mL	+/- +/- +/-	15.5454 122.0785 122.3663	µg/mL µg/mL µg/mL	Gravimetric Unstressed Stressed
16	Benzene **CAS #** 71-43-2 **Purity** 99%	(Lot MKCM9242)	2,018.0	µg/mL	+/- +/- +/-	11.8428 121.7655 122.0546	µg/mL µg/mL µg/mL	Gravimetric Unstressed Stressed
17	Trichloroethene **CAS #** 79-01-6 **Purity** 99%	(Lot SHBL5816)	2,009.0	µg/mL	+/- +/- +/-	15.4891 121.6365 121.9233	µg/mL µg/mL µg/mL	Gravimetric Unstressed Stressed
18	Methylcyclohexane **CAS #** 108-87-2 **Purity** 99%	(Lot SHBN1699)	2,009.5	µg/mL	+/- +/- +/-	11.7929 121.2526 121.5405	µg/mL µg/mL µg/mL	Gravimetric Unstressed Stressed
19	1,2-Dichloropropane **CAS #** 78-87-5 **Purity** 99%	(Lot BCBR0882V)	2,016.1	µg/mL	+/- +/- +/-	15.5439 122.0664 122.3541	µg/mL µg/mL µg/mL	Gravimetric Unstressed Stressed
20	bromodichloromethane **CAS #** 75-27-4 **Purity** 99%	(Lot MKCM7156)	2,011.4	µg/mL	+/- +/- +/-	15.5074 121.7803 122.0674	µg/mL µg/mL µg/mL	Gravimetric Unstressed Stressed
21	cis-1,3-Dichloropropene **CAS #** 10061-01-5 **Purity** 99%	(Lot RD220311)	2,011.3	µg/mL	+/- +/- +/-	15.5073 121.7788 122.0659	µg/mL µg/mL µg/mL	Gravimetric Unstressed Stressed
22	Toluene **CAS #** 108-88-3 **Purity** 99%	(Lot MKCQ2779)	2,014.0	µg/mL	+/- +/- +/-	11.8193 121.5242 121.8126	µg/mL µg/mL µg/mL	Gravimetric Unstressed Stressed
23	trans-1,3-Dichloropropene **CAS #** 10061-02-6 **Purity** 98%	(Lot RD220228A)	2,014.7	µg/mL	+/- +/- +/-	15.5331 121.9821 122.2697	µg/mL µg/mL µg/mL	Gravimetric Unstressed Stressed

24	1,1,2-Trichloroethane **CAS #** 79-00-5 **Purity** 99%	(Lot FGB01)	2,013.0	µg/mL	+/-	15.5200	µg/mL	Gravimetric
					+/-	121.8787	µg/mL	Unstressed
					+/-	122.1660	µg/mL	Stressed
25	Tetrachloroethene **CAS #** 127-18-4 **Purity** 99%	(Lot SHBJ7422)	2,012.0	µg/mL	+/-	15.5126	µg/mL	Gravimetric
					+/-	121.8212	µg/mL	Unstressed
					+/-	122.1084	µg/mL	Stressed
26	dibromochloromethane **CAS #** 124-48-1 **Purity** 99%	(Lot MKCM8659)	2,015.6	µg/mL	+/-	15.5404	µg/mL	Gravimetric
					+/-	122.0391	µg/mL	Unstressed
					+/-	122.3268	µg/mL	Stressed
27	1,2-Dibromoethane (EDB) **CAS #** 106-93-4 **Purity** 99%	(Lot BCCF5058)	2,007.5	µg/mL	+/-	11.7811	µg/mL	Gravimetric
					+/-	121.1320	µg/mL	Unstressed
					+/-	121.4195	µg/mL	Stressed
28	Chlorobenzene **CAS #** 108-90-7 **Purity** 99%	(Lot SHBL8110)	2,016.5	µg/mL	+/-	15.5468	µg/mL	Gravimetric
					+/-	122.0891	µg/mL	Unstressed
					+/-	122.3769	µg/mL	Stressed
29	Ethylbenzene **CAS #** 100-41-4 **Purity** 99%	(Lot SHBM4308)	2,012.0	µg/mL	+/-	11.8075	µg/mL	Gravimetric
					+/-	121.4035	µg/mL	Unstressed
					+/-	121.6917	µg/mL	Stressed
30	m-Xylene **CAS #** 108-38-3 **Purity** 99%	(Lot Q13G020)	1,008.5	µg/mL	+/-	5.9184	µg/mL	Gravimetric
					+/-	60.8526	µg/mL	Unstressed
					+/-	60.9970	µg/mL	Stressed
31	p-Xylene **CAS #** 106-42-3 **Purity** 99%	(Lot 10234437)	1,004.0	µg/mL	+/-	5.8920	µg/mL	Gravimetric
					+/-	60.5811	µg/mL	Unstressed
					+/-	60.7249	µg/mL	Stressed
32	o-Xylene **CAS #** 95-47-6 **Purity** 98%	(Lot SHBN5105)	2,006.6	µg/mL	+/-	11.7756	µg/mL	Gravimetric
					+/-	121.0746	µg/mL	Unstressed
					+/-	121.3620	µg/mL	Stressed
33	Styrene **CAS #** 100-42-5 **Purity** 99%	(Lot MKCQ3390)	2,008.0	µg/mL	+/-	11.7841	µg/mL	Gravimetric
					+/-	121.1621	µg/mL	Unstressed
					+/-	121.4497	µg/mL	Stressed
34	Isopropylbenzene (cumene) **CAS #** 98-82-8 **Purity** 99%	(Lot Z20D022)	2,015.0	µg/mL	+/-	11.8251	µg/mL	Gravimetric
					+/-	121.5845	µg/mL	Unstressed
					+/-	121.8731	µg/mL	Stressed
35	bromoform **CAS #** 75-25-2 **Purity** 98%	(Lot SHBK4455)	2,015.3	µg/mL	+/-	15.5377	µg/mL	Gravimetric
					+/-	122.0177	µg/mL	Unstressed
					+/-	122.3054	µg/mL	Stressed
36	1,1,2,2-Tetrachloroethane **CAS #** 79-34-5 **Purity** 99%	(Lot CFA4D)	2,011.9	µg/mL	+/-	15.5119	µg/mL	Gravimetric
					+/-	121.8151	µg/mL	Unstressed
					+/-	122.1023	µg/mL	Stressed
37	1,3-Dichlorobenzene **CAS #** 541-73-1 **Purity** 99%	(Lot BCCD5315)	2,016.2	µg/mL	+/-	15.5445	µg/mL	Gravimetric
					+/-	122.0709	µg/mL	Unstressed
					+/-	122.3587	µg/mL	Stressed
38	1,4-Dichlorobenzene **CAS #** 106-46-7 **Purity** 99%	(Lot MKBS4401V)	2,019.0	µg/mL	+/-	15.5660	µg/mL	Gravimetric
					+/-	122.2404	µg/mL	Unstressed
					+/-	122.5286	µg/mL	Stressed
39	1,2-Dichlorobenzene **CAS #** 95-50-1 **Purity** 99%	(Lot SHBN3835)	2,011.9	µg/mL	+/-	15.5113	µg/mL	Gravimetric
					+/-	121.8106	µg/mL	Unstressed
					+/-	122.0977	µg/mL	Stressed

40	1,2-Dibromo-3-chloropropane **CAS #** 96-12-8 **Purity** 97%	(Lot HBMVB)	2,016.6	µg/mL	+/- +/- +/-	11.8347 121.6829 121.9717	µg/mL µg/mL µg/mL	Gravimetric Unstressed Stressed
41	1,2,4-Trichlorobenzene **CAS #** 120-82-1 **Purity** 99%	(Lot SHBM0526)	2,012.5	µg/mL	+/- +/- +/-	11.8105 121.4337 121.7219	µg/mL µg/mL µg/mL	Gravimetric Unstressed Stressed
42	1,2,3-Trichlorobenzene **CAS #** 87-61-6 **Purity** 99%	(Lot MKBX7627V)	2,012.0	µg/mL	+/- +/- +/-	11.8075 121.4035 121.6917	µg/mL µg/mL µg/mL	Gravimetric Unstressed Stressed

Solvent: P&T Methanol
CAS # 67-56-1
Purity 99%

Column:
60m x 0.25mm x 1.4µm
Rtx-502.2 (cat.#10916)

Carrier Gas:
helium-constant pressure 30 psi

Temp. Program:
40°C (hold 6 min.) to 240°C
@ 6°C/min. (hold 10 min.)

Inj. Temp:
200°C

Det. Temp:
250°C

Det. Type:
MSD

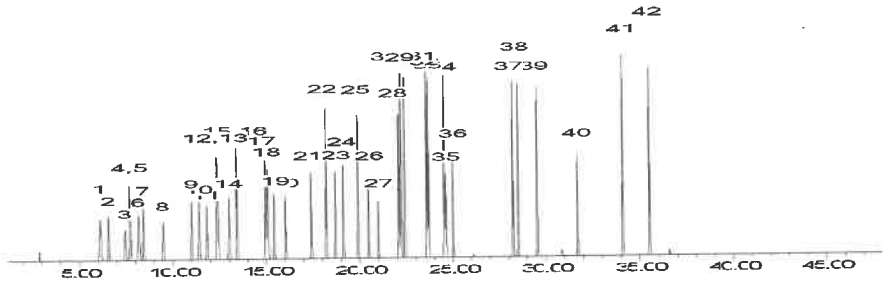

This chromatogram represents a general set of testing conditions chosen for product acceptance. For optimal results in your lab, conditions should be adjusted for your specific instrument, method, and application.

Tom Suckar - Mix Technician

Date Mixed: 09-Sep-2022 **Balance:** B707717271

Jennifer Pollino - Operations Tech III - ARM QC

Date Passed: 14-Sep-2022

Manufactured under Restek's ISO 9001:2015 Registered Quality System Certificate #FM 80397

General Certified Reference Material Notes

Expiration Notes:

- Expiration date valid for unopened ampul stored in compliance with the recommended conditions.
- Uncertainty, concentration, and expiration of the CRM are based on the unopened product being stored according to the recommended condition found in the storage field.

Purity Notes:

- Purity and/or chemical identity are determined by one or more of the following techniques: GC/FID, HPLC, GC/μECD, GC/MS, LC/MS, RI, and/or melting point.
- Compounds with a listed purity of less than 99% have been weight corrected to compensate for impurities and/or salts. A correction factor is used to calculate the amount of compound necessary to achieve the desired concentration of the parent compound in solution.
- Purity of isomeric compounds is reported as the sum of the isomers.
- Purity values are rounded to the nearest whole number.

Certified Uncertainty Value Notes:

- The uncertainties are determined in accordance with ISO 17034 and Guide 35. The certified combined stressed uncertainty value (includes gravimetric uncertainty, homogeneity between-ampul uncertainty, storage stability uncertainty and shipping stability uncertainty and were combined using the following formula:

$$U_{combined\ stressed} = k\sqrt{U^2_{gravimetric} + U^2_{homogeneity} + U^2_{storage\ stability} + U^2_{shipping\ stability}}$$

  k is a coverage factor of 2, which gives a level of confidence of approximately 95%.
- It is important to note that the shipping stability uncertainty was obtained under temperature extremes for specific time intervals; therefore, the certified combined stressed uncertainty value should only be applied to the product if it was stored at non-standard temperature conditions up to and including 7 days. Contact Restek Technical Service at www.restek.com/Contact-Us for use recommendations if your shipment was in-transit for more than 7 days at non-standard temperature conditions.
- Apply the certified combined unstressed uncertainty value if the product was received under standard shipping conditions. Apply the certified combined stressed uncertainty value if the product was received under non-standard conditions as specified below.

Label Conditions	Standard Conditions	Non-Standard Conditions
25°C Nominal (Room Temperature)	< 60°C	≥ 60°C up to 7 days
10°C or colder (Refrigerate)	< 40°C	≥ 40°C up to 7 days
0°C or colder (Freezer) -20°C or colder (Deep Freezer)	< 25°C	≥ 25°C up to 7 days

- Separate (not combined) uncertainty values for gravimetric uncertainty are also displayed on the certificate, if needed, separate homogeneity between-ampul uncertainty, storage stability uncertainty and shipping stability uncertainty values are available by contacting Restek Technical Service at www.restek.com/Contact-Us.
- The packaged amount is the minimum sample size for which uncertainty is valid. The ampules are over-filled to ensure that the minimum packaged amount can be sufficiently transferred.

Manufacturing Notes:

- Concentration is based upon gravimetric preparation using either a balance whose calibration has been verified daily using NIST traceable weights, and/or dilutions with Class A glassware.

Handling Notes:

- Stability of the unopened product, when stored in compliance with the recommended conditions, is guaranteed through the expiration displayed on the product label and certificate. Contact Restek for additional opened product stability information, with the knowledge/understanding that open product stability is subject to the specific handling and environmental conditions to which the product is exposed. For your convenience Restek supplies deactivated vials with most standards packed in 2mL ampules. Larger volume deactivated vials are available through Restek as a custom ordered item. Additionally, Restek sells DMDCS for the purpose of glassware deactivation as catalog number 31861, which includes complete instructions.

110 Benner Circle
Bellefonte, PA 16823-8812
Tel: 1-814-353-1300
Fax: 1-814-353-1309

www.restek.com

CERTIFIED REFERENCE MATERIAL

Certificate of Analysis

chromatographic plus

ACCREDITED ISO 17034 Accredited Reference Material Producer Certificate #3222.01

ACCREDITED ISO/IEC 17025 Accredited Testing Laboratory Certificate #3222.02

FOR LABORATORY USE ONLY-READ SDS PRIOR TO USE.

This Reference Material is intended for Laboratory Use Only as a standard for the qualitative and/or quantitative determination of the analyte(s) listed.

Catalog No. : 30067 **Lot No.:** A0191805

Description : 4-Bromofluorobenzene Standard

4-Bromofluorobenzene Standard 2,500µg/mL, P&T Methanol, 1mL/ampul

Container Size : 2 mL **Pkg Amt:** > 1 mL

Expiration Date : November 30, 2027 **Storage:** 0°C or colder

Ship: Ambient

CERTIFIED VALUES

Elution Order	Compound	CAS #	Lot #	Purity	Grav. Conc. (weight/volume)	Expanded Uncertainty * (95% C.L.; K=2)
1	1-Bromo-4-fluorobenzene (BFB)	460-00-4	184975	99%	2,483.9 µg/mL	+/- 139.5488

* Expanded Uncertainty displayed in same units as Grav. Conc.

Solvent: P&T Methanol

CAS # 67-56-1

Purity 99%

Quality Confirmation Test

Column:
105m x 0.53mm x 3.0µm
Rtx-502.2 (cat.#10910)

Carrier Gas:
hydrogen-constant pressure 11.0 psi.

Temp. Program:
40°C (hold 2 min.) to 240°C
@ 8°C/min. (hold 5 min.)

Inj. Temp:
200°C

Det. Temp:
250°C

Det. Type:
FID

Split Vent:
40 ml/min

Inj. Vol
1µl

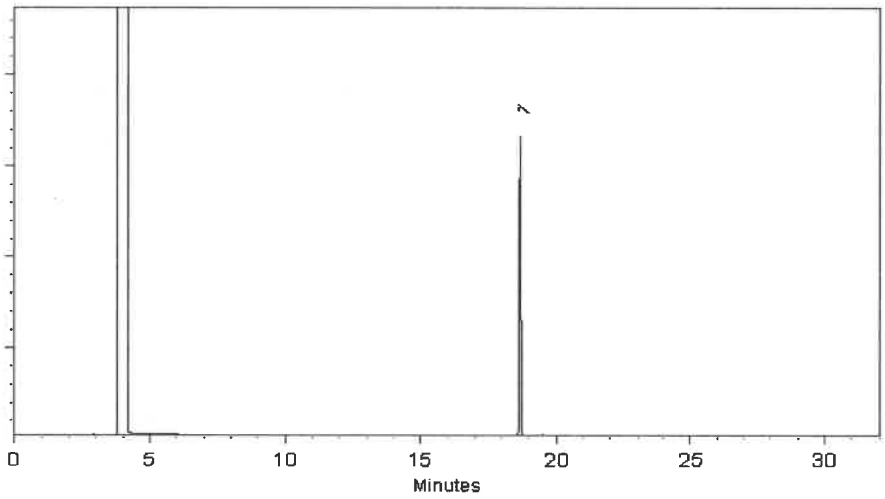

This chromatogram represents a general set of testing conditions chosen for product acceptance. For optimal results in your lab, conditions should be adjusted for your specific instrument, method, and application.

Alicia Leathers - Operation Technician I

Date Mixed: 17-Nov-2022 **Balance Serial #** B251644995

Jennifer Pollino - Operations Tech III - ARM QC

Date Passed: 21-Nov-2022

Manufactured under Restek's ISO 9001:2015 Registered Quality System Certificate #FM 80397

General Certified Reference Material Notes

Expiration Notes:

- Expiration date valid for unopened ampul stored in compliance with the recommended conditions.
- Uncertainty, concentration, and expiration of the CRM are based on the unopened product being stored according to the recommended condition found in the storage field.

Purity Notes:

- Purity and/or chemical identity are determined by one or more of the following techniques: GC/FID, HPLC, GC/μECD, GC/MS, LC/MS, RI, and/or melting point.
- Compounds with a listed purity of less than 99% have been weight corrected to compensate for impurities and/or salts. A correction factor is used to calculate the amount of compound necessary to achieve the desired concentration of the parent compound in solution.
- Purity of isomeric compounds is reported as the sum of the isomers.
- Purity values are rounded to the nearest whole number.

Certified Uncertainty Value Notes:

- The uncertainties are determined in accordance with ISO 17034 and Guide 35. The certified expanded uncertainty value includes gravimetric uncertainty, homogeneity between-ampul uncertainty, storage stability uncertainty and shipping stability uncertainty and were combined using the following formula:

$$U_{combined\ uncertainty} = k\sqrt{u^2_{gravimetric} + u^2_{homogeneity} + u^2_{storage\ stability} + u^2_{shipping\ stability}}$$

  k is a coverage factor of 2, which gives a level of confidence of approximately 95%.
- The packaged amount is the minimum sample size for which uncertainty is valid. The ampuls are over-filled to ensure that the minimum packaged amount can be sufficiently transferred.

Manufacturing Notes:

- Concentration is based upon gravimetric preparation using either a balance whose calibration has been verified daily using NIST traceable weights, and/or dilutions with Class A glassware.

Handling Notes:

- Stability of the unopened product, when stored in compliance with the recommended conditions, is guaranteed through the expiration displayed on the product label and certificate. Contact Restek for additional opened product stability information, with the knowledge/understanding that open product stability is subject to the specific handling and environmental conditions to which the product is exposed. For your convenience Restek supplies deactivated vials with most standards packed in 2mL ampuls. Larger volume deactivated vials are available through Restek as a custom ordered item. Additionally, Restek sells DMDCS for the purpose of glassware deactivation as catalog number 31861, which includes complete instructions.
- If any undissolved material is visible inside the ampul, sonicate the unopened ampul until the material is completely dissolved.

7

RESTEK
110 Benner Circle
Bellefonte, PA 16823-8812
Tel: 1-814-353-1300
Fax: 1-814-353-1309

www.restek.com

CERTIFIED REFERENCE MATERIAL

Certificate of Analysis

chromatographic plus

ilac-MRA ACCREDITED ISO 17034 Accredited Reference Material Producer Certificate #3222.01

ilac-MRA ACCREDITED ISO/IEC 17025 Accredited Testing Laboratory Certificate #3222.02

FOR LABORATORY USE ONLY-READ SDS PRIOR TO USE.

This Reference Material is intended for Laboratory Use Only as a standard for the qualitative and/or quantitative determination of the analyte(s) listed.

Catalog No. : 30006 **Lot No.:** A0193887

Description : VOA Calibration Mix #1

VOA Calibration Mix #1 5,000µg/mL, P&T Methanol/Water(90:10), 1mL/ampul

Container Size : 2 mL **Pkg Amt:** > 1 mL

Expiration Date : April 30, 2026 **Storage:** 0°C or colder

Ship: Ambient

CERTIFIED VALUES

Elution Order	Compound	CAS #	Lot #	Purity	Grav. Conc. (weight/volume)	Expanded Uncertainty * (95% C.L.; K=2)
1	Acetone	67-64-1	SHBP8774	99%	5,006.5 µg/mL	+/- 173.0015
2	2-Butanone (MEK)	78-93-3	SHBN9536	99%	5,008.5 µg/mL	+/- 173.0706
3	4-Methyl-2-pentanone (MIBK)	108-10-1	SHBP4724	99%	5,000.3 µg/mL	+/- 172.7884
4	2-Hexanone	591-78-6	MKCQ6663	99%	5,001.7 µg/mL	+/- 172.8345

* Expanded Uncertainty displayed in same units as Grav. Conc.

Solvent: P&T Methanol/Water (90:10)
CAS # 67-56-1/7732-18-5
Purity 99%

Quality Confirmation Test

Column:
105m x 0.53mm x 3.0µm
Rtx-502.2 (cat.#10910)

Carrier Gas:
hydrogen-constant pressure 11.0 psi.

Temp. Program:
40°C (hold 2 min.) to 240°C
@ 8°C/min. (hold 5 min.)

Inj. Temp:
200°C

Det. Temp:
250°C

Det. Type:
FID

Split Vent:
40 ml/min

Inj. Vol
1µl

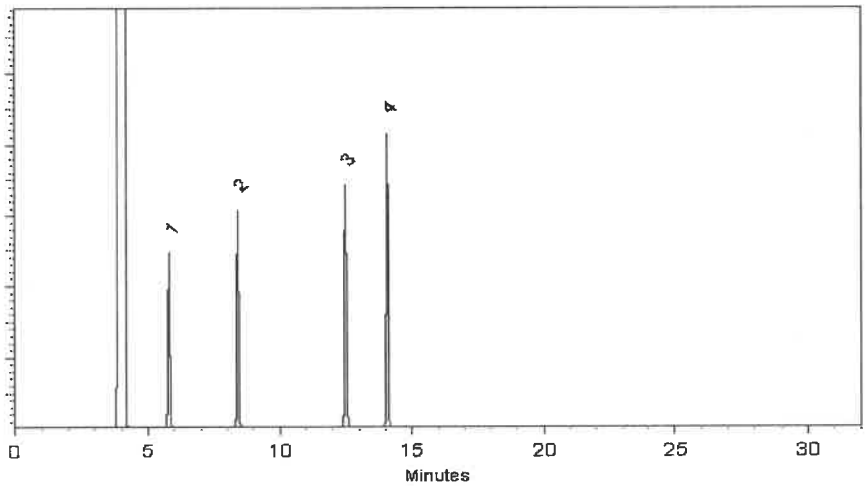

This chromatogram represents a general set of testing conditions chosen for product acceptance. For optimal results in your lab, conditions should be adjusted for your specific instrument, method, and application.

Josh McCloskey - Operations Technician I

Date Mixed: 24-Jan-2023 **Balance Serial #** B707717271

Christie Mills - Operations Tech II - ARM QC

Date Passed: 27-Jan-2023

Manufactured under Restek's ISO 9001:2015 Registered Quality System Certificate #FM 80397

General Certified Reference Material Notes

Expiration Notes:

- Expiration date valid for unopened ampul stored in compliance with the recommended conditions.
- Uncertainty, concentration, and expiration of the CRM are based on the unopened product being stored according to the recommended condition found in the storage field.

Purity Notes:

- Purity and/or chemical identity are determined by one or more of the following techniques: GC/FID, HPLC, GC/µECD, GC/MS, LC/MS, RI, and/or melting point.
- Compounds with a listed purity of less than 99% have been weight corrected to compensate for impurities and/or salts. A correction factor is used to calculate the amount of compound necessary to achieve the desired concentration of the parent compound in solution.
- Purity of isomeric compounds is reported as the sum of the isomers.
- Purity values are rounded to the nearest whole number.

Certified Uncertainty Value Notes:

- The uncertainties are determined in accordance with ISO 17034 and Guide 35. The certified expanded uncertainty value includes gravimetric uncertainty, homogeneity between-ampul uncertainty, storage stability uncertainty and shipping stability uncertainty and were combined using the following formula:

$$U_{combined\ uncertainty} = k\sqrt{u^2_{gravimetric} + u^2_{homogeneity} + u^2_{storage\ stability} + u^2_{shipping\ stability}}$$

  k is a coverage factor of 2, which gives a level of confidence of approximately 95%.
- The packaged amount is the minimum sample size for which uncertainty is valid. The ampuls are over-filled to ensure that the minimum packaged amount can be sufficiently transferred.

Manufacturing Notes:

- Concentration is based upon gravimetric preparation using either a balance whose calibration has been verified daily using NIST traceable weights, and/or dilutions with Class A glassware.

Handling Notes:

- Stability of the unopened product, when stored in compliance with the recommended conditions, is guaranteed through the expiration displayed on the product label and certificate. Contact Restek for additional opened product stability information, with the knowledge/understanding that open product stability is subject to the specific handling and environmental conditions to which the product is exposed. For your convenience Restek supplies deactivated vials with most standards packed in 2mL ampuls. Larger volume deactivated vials are available through Restek as a custom ordered item. Additionally, Restek sells DMDCS for the purpose of glassware deactivation as catalog number 31861, which includes complete instructions.
- If any undissolved material is visible inside the ampul, sonicate the unopened ampul until the material is completely dissolved.

RESTEK
110 Benner Circle
Bellefonte, PA 16823-8812
Tel: 1-814-353-1300
Fax: 1-814-353-1309

www.restek.com

CERTIFIED REFERENCE MATERIAL

Certificate of Analysis

chromatographic plus

ilac-MRA ACCREDITED ISO 17034 Accredited Reference Material Producer Certificate #3222.01

ilac-MRA ACCREDITED ISO/IEC 17025 Accredited Testing Laboratory Certificate #3222.02

FOR LABORATORY USE ONLY-READ SDS PRIOR TO USE.

This Reference Material is intended for Laboratory Use Only as a standard for the qualitative and/or quantitative determination of the analyte(s) listed.

Catalog No. : 30429 **Lot No.:** A0194117

Description : 1,2,3-Trichloropropane Standard

1,2,3-Trichloropropane 2000µg/mL, P&T Methanol, 1mL/ampul

Container Size : 2 mL **Pkg Amt:** > 1 mL

Expiration Date : January 31, 2028 **Storage:** 0°C or colder

Ship: Ambient

CERTIFIED VALUES

Elution Order	Compound	CAS #	Lot #	Purity	Grav. Conc. (weight/volume)	Expanded Uncertainty * (95% C.L.; K=2)
1	1,2,3-Trichloropropane	96-18-4	BCBH8722V	99%	2,013.8 µg/mL	+/- 113.1502

* Expanded Uncertainty displayed in same units as Grav. Conc.

Solvent: P&T Methanol
CAS # 67-56-1
Purity 99%

Quality Confirmation Test

Column:
105m x 0.53mm x 3.0µm
Rtx-502.2 (cat.#10910)

Carrier Gas:
hydrogen-constant pressure 11.0 psi.

Temp. Program:
40°C (hold 2 min.) to 240°C
@ 8°C/min. (hold 5 min.)

Inj. Temp:
200°C

Det. Temp:
250°C

Det. Type:
FID

Split Vent:
40 ml/min

Inj. Vol
1µl

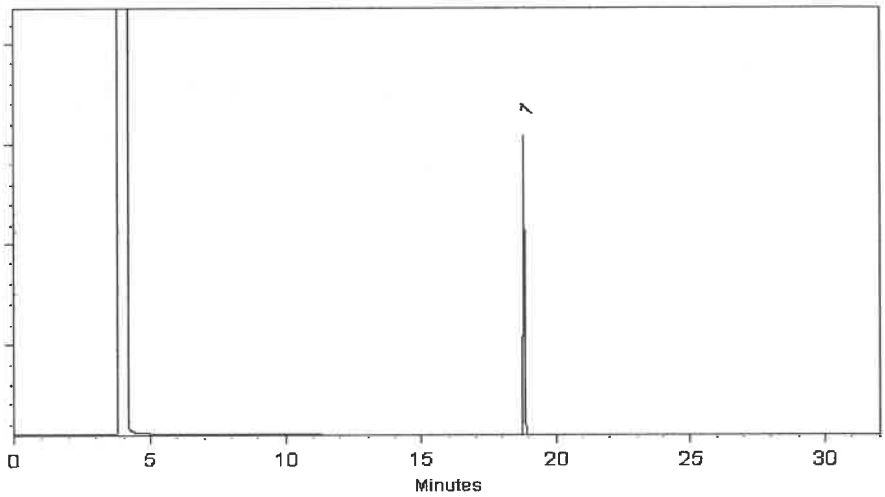

This chromatogram represents a general set of testing conditions chosen for product acceptance. For optimal results in your lab, conditions should be adjusted for your specific instrument, method, and application.

Daniel Wasson - Operations Tech I

Date Mixed: 30-Jan-2023 **Balance Serial #** B707717271

Christie Mills - Operations Tech II - ARM QC

Date Passed: 02-Feb-2023

Manufactured under Restek's ISO 9001:2015 Registered Quality System Certificate #FM 80397

General Certified Reference Material Notes

Expiration Notes:

- Expiration date valid for unopened ampul stored in compliance with the recommended conditions.
- Uncertainty, concentration, and expiration of the CRM are based on the unopened product being stored according to the recommended condition found in the storage field.

Purity Notes:

- Purity and/or chemical identity are determined by one or more of the following techniques: GC/FID, HPLC, GC/µECD, GC/MS, LC/MS, RI, and/or melting point.
- Compounds with a listed purity of less than 99% have been weight corrected to compensate for impurities and/or salts. A correction factor is used to calculate the amount of compound necessary to achieve the desired concentration of the parent compound in solution.
- Purity of isomeric compounds is reported as the sum of the isomers.
- Purity values are rounded to the nearest whole number.

Certified Uncertainty Value Notes:

- The uncertainties are determined in accordance with ISO 17034 and Guide 35. The certified expanded uncertainty value includes gravimetric uncertainty, homogeneity between-ampul uncertainty, storage stability uncertainty and shipping stability uncertainty and were combined using the following formula:

$$U_{combined\ uncertainty} = k\sqrt{u^2_{gravimetric} + u^2_{homogeneity} + u^2_{storage\ stability} + u^2_{shipping\ stability}}$$

  k is a coverage factor of 2, which gives a level of confidence of approximately 95%.
- The packaged amount is the minimum sample size for which uncertainty is valid. The ampuls are over-filled to ensure that the minimum packaged amount can be sufficiently transferred.

Manufacturing Notes:

- Concentration is based upon gravimetric preparation using either a balance whose calibration has been verified daily using NIST traceable weights, and/or dilutions with Class A glassware.

Handling Notes:

- Stability of the unopened product, when stored in compliance with the recommended conditions, is guaranteed through the expiration displayed on the product label and certificate. Contact Restek for additional opened product stability information, with the knowledge/understanding that open product stability is subject to the specific handling and environmental conditions to which the product is exposed. For your convenience Restek supplies deactivated vials with most standards packed in 2mL ampuls. Larger volume deactivated vials are available through Restek as a custom ordered item. Additionally, Restek sells DMDCS for the purpose of glassware deactivation as catalog number 31861, which includes complete instructions.
- If any undissolved material is visible inside the ampul, sonicate the unopened ampul until the material is completely dissolved.

110 Benner Circle
Bellefonte, PA 16823-8812
Tel: 1-814-353-1300
Fax: 1-814-353-1309

www.restek.com

CERTIFIED REFERENCE MATERIAL

Certificate of Analysis

chromatographic plus

ACCREDITED ISO 17034 Accredited Reference Material Producer Certificate #3222.01

ACCREDITED ISO/IEC 17025 Accredited Testing Laboratory Certificate #3222.02

FOR LABORATORY USE ONLY-READ SDS PRIOR TO USE.

This Reference Material is intended for Laboratory Use Only as a standard for the qualitative and/or quantitative determination of the analyte(s) listed.

Catalog No. : 30042 **Lot No.:** A0194279

Description : 502.2 Calibration Mix #1

502.2 Calibration Mix #1 2,000µg/mL, P&T Methanol, 1mL/ampul

Container Size : 2 mL **Pkg Amt:** > 1 mL

Expiration Date : October 31, 2029 **Storage:** 0°C or colder

Ship: Ambient

CERTIFIED VALUES

Elution Order	Compound	CAS #	Lot #	Purity	Grav. Conc. (weight/volume)	Expanded Uncertainty * (95% C.L.; K=2)
1	Dichlorodifluoromethane (CFC-12)	75-71-8	00012554	99%	2,001.5 µg/mL	+/- 112.7231
2	Chloromethane (methyl chloride)	74-87-3	SHBK6571	99%	2,001.2 µg/mL	+/- 112.5863
3	Vinyl chloride	75-01-4	00015559	99%	2,001.4 µg/mL	+/- 112.6561
4	Bromomethane (methyl bromide)	74-83-9	101604	99%	2,006.4 µg/mL	+/- 112.8262
5	Chloroethane (ethyl chloride)	75-00-3	107-401039114-1	99%	2,001.9 µg/mL	+/- 112.5897
6	Trichlorofluoromethane (CFC-11)	75-69-4	MKCL8411	99%	2,000.8 µg/mL	+/- 112.6473

* Expanded Uncertainty displayed in same units as Grav. Conc.

Solvent: P&T Methanol
CAS # 67-56-1
Purity 99%

Quality Confirmation Test

Column:
60m x 0.25mm x 1.4µm
Rtx-502.2 (cat.#10916)

Carrier Gas:
helium-constant flow 2.0 mL/min.

Temp. Program:
40°C (hold 6 min.) to 100°C
@ 6°C/min.

Inj. Temp:
200°C

Det. Temp:
250°C

Det. Type:
MSD

Split Vent:
Split ratio 10:1

Inj. Vol
1µl

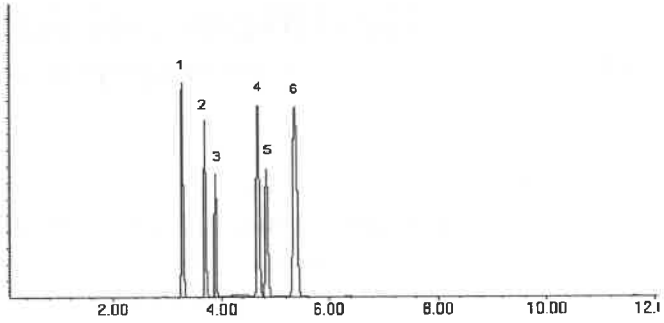

This chromatogram represents a general set of testing conditions chosen for product acceptance. For optimal results in your lab, conditions should be adjusted for your specific instrument, method, and application.

Tom Suckar - Mix Technician

Date Mixed: 03-Feb-2023 **Balance Serial #** B707717271

Christie Mills - Operations Tech II - ARM QC

Date Passed: 07-Feb-2023

Manufactured under Restek's ISO 9001:2015 Registered Quality System Certificate #FM 80397

General Certified Reference Material Notes

Expiration Notes:

- Expiration date valid for unopened ampul stored in compliance with the recommended conditions.
- Uncertainty, concentration, and expiration of the CRM are based on the unopened product being stored according to the recommended condition found in the storage field.

Purity Notes:

- Purity and/or chemical identity are determined by one or more of the following techniques: GC/FID, HPLC, GC/µECD, GC/MS, LC/MS, RI, and/or melting point.
- Compounds with a listed purity of less than 99% have been weight corrected to compensate for impurities and/or salts. A correction factor is used to calculate the amount of compound necessary to achieve the desired concentration of the parent compound in solution.
- Purity of isomeric compounds is reported as the sum of the isomers.
- Purity values are rounded to the nearest whole number.

Certified Uncertainty Value Notes:

- The uncertainties are determined in accordance with ISO 17034 and Guide 35. The certified expanded uncertainty value includes gravimetric uncertainty, homogeneity between-ampul uncertainty, storage stability uncertainty and shipping stability uncertainty and were combined using the following formula:

$$U_{combined\ uncertainty} = k\sqrt{u^2_{gravimetric} + u^2_{homogeneity} + u^2_{storage\ stability} + u^2_{shipping\ stability}}$$

  k is a coverage factor of 2, which gives a level of confidence of approximately 95%.
- The packaged amount is the minimum sample size for which uncertainty is valid. The ampuls are over-filled to ensure that the minimum packaged amount can be sufficiently transferred.

Manufacturing Notes:

- Concentration is based upon gravimetric preparation using either a balance whose calibration has been verified daily using NIST traceable weights, and/or dilutions with Class A glassware.

Handling Notes:

- Stability of the unopened product, when stored in compliance with the recommended conditions, is guaranteed through the expiration displayed on the product label and certificate. Contact Restek for additional opened product stability information, with the knowledge/understanding that open product stability is subject to the specific handling and environmental conditions to which the product is exposed. For your convenience Restek supplies deactivated vials with most standards packed in 2mL ampuls. Larger volume deactivated vials are available through Restek as a custom ordered item. Additionally, Restek sells DMDCS for the purpose of glassware deactivation as catalog number 31861, which includes complete instructions.
- If any undissolved material is visible inside the ampul, sonicate the unopened ampul until the material is completely dissolved.

RESTEK
110 Benner Circle
Bellefonte, PA 16823-8812
Tel: 1-814-353-1300
Fax: 1-814-353-1309

www.restek.com

CERTIFIED REFERENCE MATERIAL

Certificate of Analysis

chromatographic plus

ilac-MRA ACCREDITED ISO 17034 Accredited Reference Material Producer Certificate #3222.01

ilac-MRA ACCREDITED ISO/IEC 17025 Accredited Testing Laboratory Certificate #3222.02

FOR LABORATORY USE ONLY-READ SDS PRIOR TO USE.

This Reference Material is intended for Laboratory Use Only as a standard for the qualitative and/or quantitative determination of the analyte(s) listed.

Catalog No. : 30042 **Lot No.:** A0197644

Description : 502.2 Calibration Mix #1

502.2 Calibration Mix #1 2,000µg/mL, P&T Methanol, 1mL/ampul

Container Size : 2 mL **Pkg Amt:** > 1 mL

Expiration Date : January 31, 2030 **Storage:** 0°C or colder

Ship: Ambient

CERTIFIED VALUES

Elution Order	Compound	CAS #	Lot #	Purity	Grav. Conc. (weight/volume)	Expanded Uncertainty * (95% C.L.; K=2)
1	Dichlorodifluoromethane (CFC-12)	75-71-8	00012554	99%	2,001.6 µg/mL	+/- 112.7159
2	Chloromethane (methyl chloride)	74-87-3	SHBM9611	99%	2,002.0 µg/mL	+/- 112.7840
3	Vinyl chloride	75-01-4	00015559	99%	2,002.2 µg/mL	+/- 112.6713
4	Bromomethane (methyl bromide)	74-83-9	101604	99%	2,006.4 µg/mL	+/- 112.8861
5	Chloroethane (ethyl chloride)	75-00-3	107-401039114-1	99%	2,000.9 µg/mL	+/- 112.5990
6	Trichlorofluoromethane (CFC-11)	75-69-4	MKCL8411	99%	1,999.2 µg/mL	+/- 112.4861

* Expanded Uncertainty displayed in same units as Grav. Conc.

Solvent: P&T Methanol
CAS # 67-56-1
Purity 99%

Quality Confirmation Test

Column:
60m x 0.25mm x 1.4µm
Rtx-502.2 (cat.#10916)

Carrier Gas:
helium-constant flow 2.0 mL/min.

Temp. Program:
40°C (hold 6 min.) to 100°C
@ 6°C/min.

Inj. Temp:
200°C

Det. Temp:
250°C

Det. Type:
MSD

Split Vent:
Split ratio 10:1

Inj. Vol
1µl

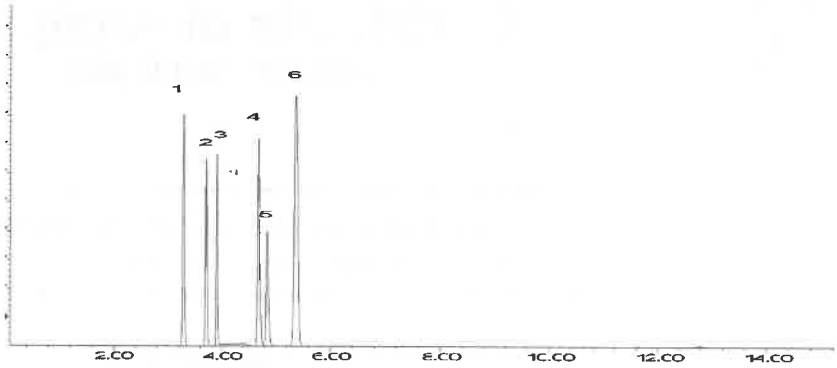

This chromatogram represents a general set of testing conditions chosen for product acceptance. For optimal results in your lab, conditions should be adjusted for your specific instrument, method, and application.

Brittany Federinko - Operations Tech I

Date Mixed: 02-May-2023 **Balance Serial #** B707717271

Jennifer Pollino - Operations Tech III - ARM QC

Date Passed: 08-May-2023

Manufactured under Restek's ISO 9001:2015 Registered Quality System Certificate #FM 80397

General Certified Reference Material Notes

Expiration Notes:

- Expiration date valid for unopened ampul stored in compliance with the recommended conditions.
- Uncertainty, concentration, and expiration of the CRM are based on the unopened product being stored according to the recommended condition found in the storage field.

Purity Notes:

- Purity and/or chemical identity are determined by one or more of the following techniques: GC/FID, HPLC, GC/μECD, GC/MS, LC/MS, RI, and/or melting point.
- Compounds with a listed purity of less than 99% have been weight corrected to compensate for impurities and/or salts. A correction factor is used to calculate the amount of compound necessary to achieve the desired concentration of the parent compound in solution.
- Purity of isomeric compounds is reported as the sum of the isomers.
- Purity values are rounded to the nearest whole number.

Certified Uncertainty Value Notes:

- The uncertainties are determined in accordance with ISO 17034 and Guide 35. The certified expanded uncertainty value includes gravimetric uncertainty, homogeneity between-ampul uncertainty, storage stability uncertainty and shipping stability uncertainty and were combined using the following formula:

$$U_{combined\ uncertainty} = k\sqrt{u^2_{gravimetric} + u^2_{homogeneity} + u^2_{storage\ stability} + u^2_{shipping\ stability}}$$

  k is a coverage factor of 2, which gives a level of confidence of approximately 95%.
- The packaged amount is the minimum sample size for which uncertainty is valid. The ampuls are over-filled to ensure that the minimum packaged amount can be sufficiently transferred.

Manufacturing Notes:

- Concentration is based upon gravimetric preparation using either a balance whose calibration has been verified daily using NIST traceable weights, and/or dilutions with Class A glassware.

Handling Notes:

- Stability of the unopened product, when stored in compliance with the recommended conditions, is guaranteed through the expiration displayed on the product label and certificate. Contact Restek for additional opened product stability information, with the knowledge/understanding that open product stability is subject to the specific handling and environmental conditions to which the product is exposed. For your convenience Restek supplies deactivated vials with most standards packed in 2mL ampuls. Larger volume deactivated vials are available through Restek as a custom ordered item. Additionally, Restek sells DMDCS for the purpose of glassware deactivation as catalog number 31861, which includes complete instructions.
- If any undissolved material is visible inside the ampul, sonicate the unopened ampul until the material is completely dissolved.

110 Benner Circle
Bellefonte, PA 16823-8812
Tel: 1-814-353-1300
Fax: 1-814-353-1309

www.restek.com

CERTIFIED REFERENCE MATERIAL

Certificate of Analysis

chromatographic plus

ACCREDITED
ISO 17034 Accredited
Reference Material Producer
Certificate #3222.01

ACCREDITED
ISO/IEC 17025 Accredited
Testing Laboratory
Certificate #3222.02

FOR LABORATORY USE ONLY-READ SDS PRIOR TO USE.

This Reference Material is intended for Laboratory Use Only as a standard for the qualitative and/or quantitative determination of the analyte(s) listed.

Catalog No. : 30625 **Lot No.:** A0203977

Description : OLC 3.2 VOA Deuterated Monitoring Compounds

OLC 3.2 VOA Ketone Deuterated Monitoring Compounds 500µg/mL, Deuterium Oxide, 1mL/ampul

Container Size : 2 mL **Pkg Amt:** > 1 mL

Expiration Date : May 31, 2025 **Storage:** 10°C or colder

Ship: Ambient

CERTIFIED VALUES

Elution Order	Compound	CAS #	Lot #	Purity	Grav. Conc. (weight/volume)	Expanded Uncertainty * (95% C.L.; K=2)
1	2-Butanone-d5	24313-50-6	M-276	99%	503.0 µg/mL	+/- 17.3921
2	2-Hexanone-d5	4840-82-8	I-500	99%	504.0 µg/mL	+/- 17.4267

* Expanded Uncertainty displayed in same units as Grav. Conc.

Solvent: Deuterium oxide
CAS # 7789-20-0
Purity 99%

Quality Confirmation Test

Column:
105m x 0.53mm x 3.0µm
Rtx-502.2 (cat.#10910)

Carrier Gas:
hydrogen-constant pressure 11.0 psi.

Temp. Program:
40°C (hold 2 min.) to 240°C
@ 8°C/min. (hold 5 min.)

Inj. Temp:
200°C

Det. Temp:
250°C

Det. Type:
FID

Split Vent:
40 ml/min

Inj. Vol
1µl

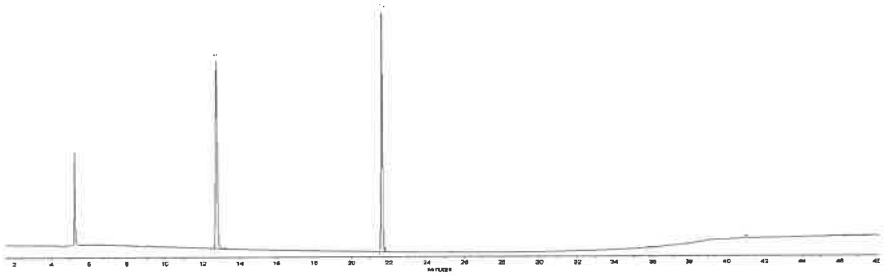

This chromatogram represents a general set of testing conditions chosen for product acceptance. For optimal results in your lab, conditions should be adjusted for your specific instrument, method, and application.

Anyssa Coverston - ARM R&D Scientist

Date Mixed: 01-Nov-2023 **Balance Serial #** B251644995

John Lidgett - AD Chemist

Date Passed: 10-Nov-2023

Manufactured under Restek's ISO 9001:2015 Registered Quality System Certificate #FM 80397

General Certified Reference Material Notes

Expiration Notes:

- Expiration date valid for unopened ampul stored in compliance with the recommended conditions.
- Uncertainty, concentration, and expiration of the CRM are based on the unopened product being stored according to the recommended condition found in the storage field.

Purity Notes:

- Purity and/or chemical identity are determined by one or more of the following techniques: GC/FID, HPLC, GC/µECD, GC/MS, LC/MS, RI, and/or melting point.
- Compounds with a listed purity of less than 99% have been weight corrected to compensate for impurities and/or salts. A correction factor is used to calculate the amount of compound necessary to achieve the desired concentration of the parent compound in solution.
- Purity of isomeric compounds is reported as the sum of the isomers.
- Purity values are rounded to the nearest whole number.

Certified Uncertainty Value Notes:

- The uncertainties are determined in accordance with ISO 17034 and Guide 35. The certified expanded uncertainty value includes gravimetric uncertainty, homogeneity between-ampul uncertainty, storage stability uncertainty and shipping stability uncertainty and were combined using the following formula:

$$U_{combined\ uncertainty} = k\sqrt{u^2_{gravimetric} + u^2_{homogeneity} + u^2_{storage\ stability} + u^2_{shipping\ stability}}$$

  k is a coverage factor of 2, which gives a level of confidence of approximately 95%.
- The packaged amount is the minimum sample size for which uncertainty is valid. The ampuls are over-filled to ensure that the minimum packaged amount can be sufficiently transferred.

Manufacturing Notes:

- Concentration is based upon gravimetric preparation using either a balance whose calibration has been verified daily using NIST traceable weights, and/or dilutions with Class A glassware.

Handling Notes:

- Stability of the unopened product, when stored in compliance with the recommended conditions, is guaranteed through the expiration displayed on the product label and certificate. Contact Restek for additional opened product stability information, with the knowledge/understanding that open product stability is subject to the specific handling and environmental conditions to which the product is exposed. For your convenience Restek supplies deactivated vials with most standards packed in 2mL ampuls. Larger volume deactivated vials are available through Restek as a custom ordered item. Additionally, Restek sells DMDCS for the purpose of glassware deactivation as catalog number 31861, which includes complete instructions.
- If any undissolved material is visible inside the ampul, sonicate the unopened ampul until the material is completely dissolved.

RESTEK
110 Benner Circle
Bellefonte, PA 16823-8812
Tel: 1-814-353-1300
Fax: 1-814-353-1309

www.restek.com

CERTIFIED REFERENCE MATERIAL

Certificate of Analysis

chromatographic plus

ilac-MRA
ACCREDITED
ISO 17034 Accredited Reference Material Producer Certificate #3222.01

ilac-MRA
ACCREDITED
ISO/IEC 17025 Accredited Testing Laboratory Certificate #3222.02

FOR LABORATORY USE ONLY-READ SDS PRIOR TO USE.

This Reference Material is intended for Laboratory Use Only as a standard for the qualitative and/or quantitative determination of the analyte(s) listed.

Catalog No. : 30091 **Lot No.:** A0209905

Description : L/C VOA Internal Standard Mix

L/C Internal Std 2500µg/mL, P&T Methanol, 1mL/ampul

Container Size : 2 mL **Pkg Amt:** > 1 mL

Expiration Date : March 31, 2029 **Storage:** 0°C or colder

Ship: Ambient

CERTIFIED VALUES

Elution Order	Compound	CAS #	Lot #	Purity	Grav. Conc. (weight/volume)	Expanded Uncertainty * (95% C.L.; K=2)
1	1,4-Difluorobenzene	540-36-3	MKCS8657	99%	2,508.0 µg/mL	+/- 142.0596
2	Chlorobenzene-d5	3114-55-4	PR-31132	99%	2,512.0 µg/mL	+/- 142.2862
3	1,4-Dichlorobenzene-d4	3855-82-1	PR-30447	99%	2,512.0 µg/mL	+/- 142.2862

* Expanded Uncertainty displayed in same units as Grav. Conc.

Solvent: P&T Methanol
CAS # 67-56-1
Purity 99%

Quality Confirmation Test

Column:
105m x 0.53mm x 3.0µm
Rtx-502.2 (cat.#10910)

Carrier Gas:
hydrogen-constant pressure 11.0 psi.

Temp. Program:
40°C (hold 2 min.) to 240°C
@ 8°C/min. (hold 5 min.)

Inj. Temp:
200°C

Det. Temp:
250°C

Det. Type:
FID

Split Vent:
40 ml/min

Inj. Vol
1µl

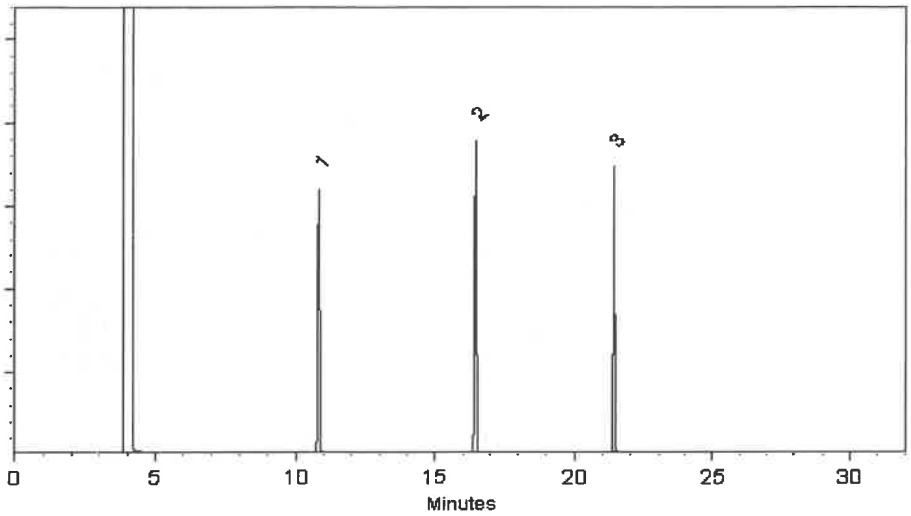

This chromatogram represents a general set of testing conditions chosen for product acceptance. For optimal results in your lab, conditions should be adjusted for your specific instrument, method, and application.

Ethan Winiarski - Operations Tech I

Date Mixed: 05-Apr-2024 **Balance Serial #** 1127510105

Dillan Murphy - Operations Technician I

Date Passed: 08-Apr-2024

Manufactured under Restek's ISO 9001:2015 Registered Quality System Certificate #FM 80397

General Certified Reference Material Notes

Expiration Notes:

- Expiration date valid for unopened ampul stored in compliance with the recommended conditions.
- Uncertainty, concentration, and expiration of the CRM are based on the unopened product being stored according to the recommended condition found in the storage field.

Purity Notes:

- Purity and/or chemical identity are determined by one or more of the following techniques: GC/FID, HPLC, GC/μECD, GC/MS, LC/MS, RI, and/or melting point.
- Compounds with a listed purity of less than 99% have been weight corrected to compensate for impurities and/or salts. A correction factor is used to calculate the amount of compound necessary to achieve the desired concentration of the parent compound in solution.
- Purity of isomeric compounds is reported as the sum of the isomers.
- Purity values are rounded to the nearest whole number.

Certified Uncertainty Value Notes:

- The uncertainties are determined in accordance with ISO 17034 and Guide 35. The certified expanded uncertainty value includes gravimetric uncertainty, homogeneity between-ampul uncertainty, storage stability uncertainty and shipping stability uncertainty and were combined using the following formula:

$$U_{combined\ uncertainty} = k\sqrt{u^2_{gravimetric} + u^2_{homogeneity} + u^2_{storage\ stability} + u^2_{shipping\ stability}}$$

  k is a coverage factor of 2, which gives a level of confidence of approximately 95%.
- The packaged amount is the minimum sample size for which uncertainty is valid. The ampuls are over-filled to ensure that the minimum packaged amount can be sufficiently transferred.

Manufacturing Notes:

- Concentration is based upon gravimetric preparation using either a balance whose calibration has been verified daily using NIST traceable weights, and/or dilutions with Class A glassware.

Handling Notes:

- Stability of the unopened product, when stored in compliance with the recommended conditions, is guaranteed through the expiration displayed on the product label and certificate. Contact Restek for additional opened product stability information, with the knowledge/understanding that open product stability is subject to the specific handling and environmental conditions to which the product is exposed. For your convenience Restek supplies deactivated vials with most standards packed in 2mL ampuls. Larger volume deactivated vials are available through Restek as a custom ordered item. Additionally, Restek sells DMDCS for the purpose of glassware deactivation as catalog number 31861, which includes complete instructions.
- If any undissolved material is visible inside the ampul, sonicate the unopened ampul until the material is completely dissolved.

RESTEK
110 Benner Circle
Bellefonte, PA 16823-8812
Tel: 1-814-353-1300
Fax: 1-814-353-1309

www.restek.com

CERTIFIED REFERENCE MATERIAL

Certificate of Analysis

chromatographic plus

ACCREDITED
ISO 17034 Accredited
Reference Material Producer
Certificate #3222.01

ACCREDITED
ISO/IEC 17025 Accredited
Testing Laboratory
Certificate #3222.02

FOR LABORATORY USE ONLY-READ SDS PRIOR TO USE.

This Reference Material is intended for Laboratory Use Only as a standard for the qualitative and/or quantitative determination of the analyte(s) listed.

Catalog No. : 30625 **Lot No.:** A0210755

Description : OLC 3.2 VOA Deuterated Monitoring Compounds

OLC 3.2 VOA Ketone Deuterated Monitoring Compounds 500µg/mL, Deuterium Oxide, 1mL/ampul

Container Size : 2 mL **Pkg Amt:** > 1 mL

Expiration Date : October 31, 2025 **Storage:** 10°C or colder

Ship: Ambient

CERTIFIED VALUES

Elution Order	Compound	CAS #	Lot #	Purity	Grav. Conc. (weight/volume)	Expanded Uncertainty * (95% C.L.; K=2)
1	2-Butanone-d5	24313-50-6	M-276	99%	504.0 µg/mL	+/- 17.5357
2	2-Hexanone-d5	4840-82-8	GH-242	99%	502.0 µg/mL	+/- 17.4661

* Expanded Uncertainty displayed in same units as Grav. Conc.

Solvent: Deuterium oxide
CAS # 7789-20-0
Purity 99%

Quality Confirmation Test

Column:
105m x 0.53mm x 3.0µm
Rtx-502.2 (cat.#10910)

Carrier Gas:
hydrogen-constant pressure 11.0 psi.

Temp. Program:
40°C (hold 2 min.) to 240°C
@ 8°C/min. (hold 5 min.)

Inj. Temp:
200°C

Det. Temp:
250°C

Det. Type:
FID

Split Vent:
40 ml/min

Inj. Vol
1µl

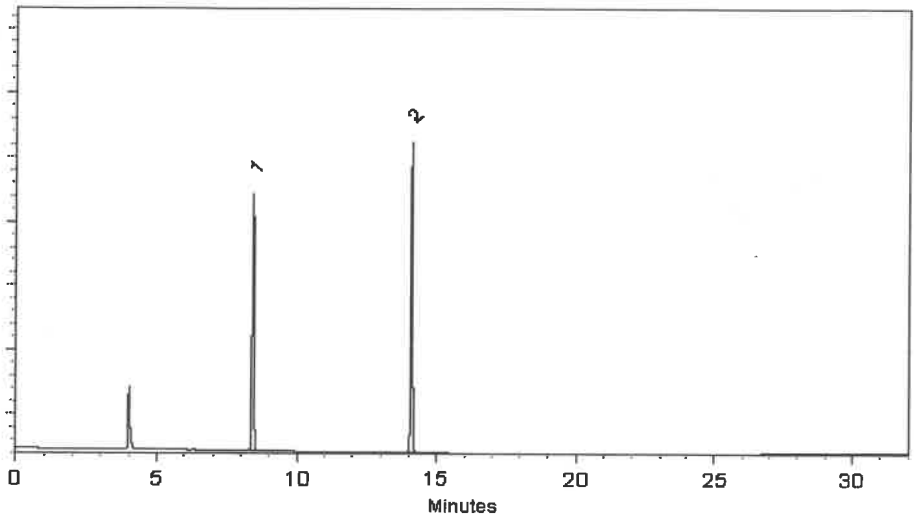

This chromatogram represents a general set of testing conditions chosen for product acceptance. For optimal results in your lab, conditions should be adjusted for your specific instrument, method, and application.

Tom Suckar - Mix Technician

Date Mixed: 25-Apr-2024 **Balance Serial #** B707717271

Dillan Murphy - Operations Technician I

Date Passed: 26-Apr-2024

Manufactured under Restek's ISO 9001:2015
Registered Quality System
Certificate #FM 80397

General Certified Reference Material Notes

Expiration Notes:

- Expiration date valid for unopened ampul stored in compliance with the recommended conditions.
- Uncertainty, concentration, and expiration of the CRM are based on the unopened product being stored according to the recommended condition found in the storage field.

Purity Notes:

- Purity and/or chemical identity are determined by one or more of the following techniques: GC/FID, HPLC, GC/µECD, GC/MS, LC/MS, RI, and/or melting point.
- Compounds with a listed purity of less than 99% have been weight corrected to compensate for impurities and/or salts. A correction factor is used to calculate the amount of compound necessary to achieve the desired concentration of the parent compound in solution.
- Purity of isomeric compounds is reported as the sum of the isomers.
- Purity values are rounded to the nearest whole number.

Certified Uncertainty Value Notes:

- The uncertainties are determined in accordance with ISO 17034 and Guide 35. The certified expanded uncertainty value includes gravimetric uncertainty, homogeneity between-ampul uncertainty, storage stability uncertainty and shipping stability uncertainty and were combined using the following formula:

$$U_{combined\ uncertainty} = k\sqrt{u^2_{gravimetric} + u^2_{homogeneity} + u^2_{storage\ stability} + u^2_{shipping\ stability}}$$

  k is a coverage factor of 2, which gives a level of confidence of approximately 95%.
- The packaged amount is the minimum sample size for which uncertainty is valid. The ampuls are over-filled to ensure that the minimum packaged amount can be sufficiently transferred.

Manufacturing Notes:

- Concentration is based upon gravimetric preparation using either a balance whose calibration has been verified daily using NIST traceable weights, and/or dilutions with Class A glassware.

Handling Notes:

- Stability of the unopened product, when stored in compliance with the recommended conditions, is guaranteed through the expiration displayed on the product label and certificate. Contact Restek for additional opened product stability information, with the knowledge/understanding that open product stability is subject to the specific handling and environmental conditions to which the product is exposed. For your convenience Restek supplies deactivated vials with most standards packed in 2mL ampuls. Larger volume deactivated vials are available through Restek as a custom ordered item. Additionally, Restek sells DMDCS for the purpose of glassware deactivation as catalog number 31861, which includes complete instructions.
- If any undissolved material is visible inside the ampul, sonicate the unopened ampul until the material is completely dissolved.

RESTEK
110 Benner Circle
Bellefonte, PA 16823-8812
Tel: 1-814-353-1300
Fax: 1-814-353-1309

www.restek.com

CERTIFIED REFERENCE MATERIAL

Certificate of Analysis

chromatographic plus

ilac-MRA ACCREDITED ISO 17034 Accredited Reference Material Producer Certificate #3222.01

ilac-MRA ACCREDITED ISO/IEC 17025 Accredited Testing Laboratory Certificate #3222.02

FOR LABORATORY USE ONLY-READ SDS PRIOR TO USE.

This Reference Material is intended for Laboratory Use Only as a standard for the qualitative and/or quantitative determination of the analyte(s) listed.

Catalog No. : 30624 **Lot No.:** A0211457

Description : SOM 01.1 VOA DMC Non-Ketones Standard

SOM 01.1 VOA DMC Non-Ketones Standard 500µg/mL, Methanol-OD, 1mL/ampul

Container Size : 2 mL **Pkg Amt:** > 1 mL

Expiration Date : May 31, 2027 **Storage:** 0°C or colder

Ship: Ambient

CERTIFIED VALUES

Elution Order	Compound	CAS #	Lot #	Purity	Grav. Conc. (weight/volume)	Expanded Uncertainty * (95% C.L.; K=2)
1	Vinyl Chloride-d3	6745-35-3	PR-26294	99%	515.3 µg/mL	+/- 42.5161
2	Chloroethane-d5	19199-91-8	PR-19060	99%	498.2 µg/mL	+/- 40.0866
3	1,1-Dichloroethylene-d2	22280-73-5	PR-21050	99%	503.0 µg/mL	+/- 28.2630
4	Chloroform-d	865-49-6	A0219685001	99%	503.0 µg/mL	+/- 28.2630
5	1,2-Dichloroethane-d4	17060-07-0	PR-33313	99%	503.0 µg/mL	+/- 28.2630
6	Benzene-d6	1076-43-3	PR-33510	99%	501.0 µg/mL	+/- 28.1506
7	1,2-Dichloropropane-d6	93952-08-0	Z-322	99%	503.0 µg/mL	+/- 28.2630
8	1,3-Dichloropropene-d4 (cis/ trans mixture) 58% cis Isomer; 42% trans Isomer	202656-23-3	Z-181	99%	504.0 µg/mL	+/- 28.3192
9	Toluene-d8	2037-26-5	PR-34141	99%	503.0 µg/mL	+/- 28.2630
10	1,1,2,2-Tetrachloroethane-d2	33685-54-0	F465P1	99%	502.0 µg/mL	+/- 28.2068
11	1,2-Dichlorobenzene-d4	2199-69-1	PR-32597	99%	503.0 µg/mL	+/- 28.2630

* Expanded Uncertainty displayed in same units as Grav. Conc.

Solvent: Methanol-OD
CAS # 1455-13-6
Purity 99%

Quality Confirmation Test

Column:
60m x 0.25mm x 1.4µm
Rtx-502.2 (cat.#10916)

Carrier Gas:
helium-constant pressure 30 psi

Temp. Program:
40°C (hold 2 min.) to 240°C
@ 8°C/min. (hold 5 min.)

Inj. Temp:
200°C

Det. Temp:
250°C

Det. Type:
MSD

Split Vent:
25.0 ml/min.

Inj. Vol
1µl

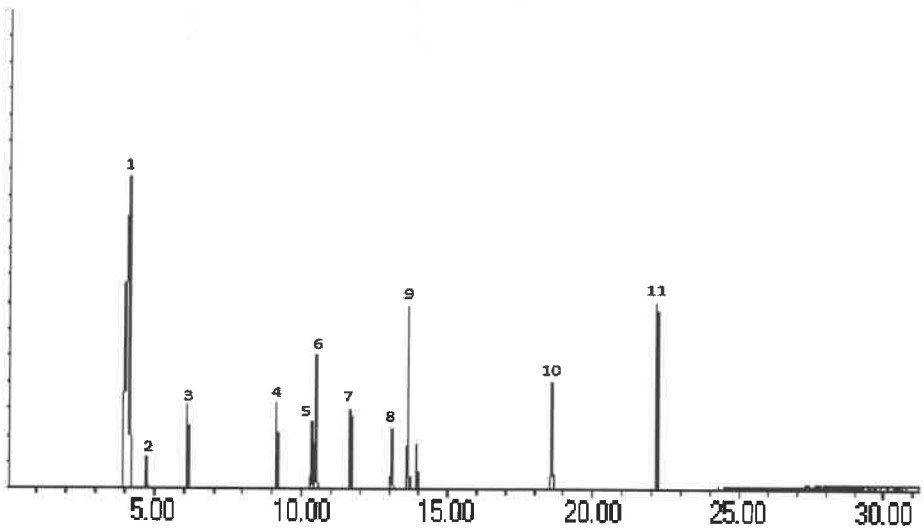

This chromatogram represents a general set of testing conditions chosen for product acceptance. For optimal results in your lab, conditions should be adjusted for your specific instrument, method, and application.

Tom Suckar - Mix Technician

Date Mixed: 15-May-2024 **Balance Serial #** 1128342314

Dillan Murphy - Operations Technician I

Date Passed: 17-May-2024

Manufactured under Restek's ISO 9001:2015 Registered Quality System Certificate #FM 80397

General Certified Reference Material Notes

Expiration Notes:

- Expiration date valid for unopened ampul stored in compliance with the recommended conditions.
- Uncertainty, concentration, and expiration of the CRM are based on the unopened product being stored according to the recommended condition found in the storage field.

Purity Notes:

- Purity and/or chemical identity are determined by one or more of the following techniques: GC/FID, HPLC, GC/µECD, GC/MS, LC/MS, RI, and/or melting point.
- Compounds with a listed purity of less than 99% have been weight corrected to compensate for impurities and/or salts. A correction factor is used to calculate the amount of compound necessary to achieve the desired concentration of the parent compound in solution.
- Purity of isomeric compounds is reported as the sum of the isomers.
- Purity values are rounded to the nearest whole number.

Certified Uncertainty Value Notes:

- The uncertainties are determined in accordance with ISO 17034 and Guide 35. The certified expanded uncertainty value includes gravimetric uncertainty, homogeneity between-ampul uncertainty, storage stability uncertainty and shipping stability uncertainty and were combined using the following formula:

$$U_{combined\ uncertainty} = k\sqrt{u^2_{gravimetric} + u^2_{homogeneity} + u^2_{storage\ stability} + u^2_{shipping\ stability}}$$

  k is a coverage factor of 2, which gives a level of confidence of approximately 95%.
- The packaged amount is the minimum sample size for which uncertainty is valid. The ampuls are over-filled to ensure that the minimum packaged amount can be sufficiently transferred.

Manufacturing Notes:

- Concentration is based upon gravimetric preparation using either a balance whose calibration has been verified daily using NIST traceable weights, and/or dilutions with Class A glassware.

Handling Notes:

- Stability of the unopened product, when stored in compliance with the recommended conditions, is guaranteed through the expiration displayed on the product label and certificate. Contact Restek for additional opened product stability information, with the knowledge/understanding that open product stability is subject to the specific handling and environmental conditions to which the product is exposed. For your convenience Restek supplies deactivated vials with most standards packed in 2mL ampuls. Larger volume deactivated vials are available through Restek as a custom ordered item. Additionally, Restek sells DMDCS for the purpose of glassware deactivation as catalog number 31861, which includes complete instructions.
- If any undissolved material is visible inside the ampul, sonicate the unopened ampul until the material is completely dissolved.

Absolute Standards, Inc.
800-368-1131
www.absolutestandards.com

Certified Reference Material CRM

ANAB ISO 17034 Accredited
AR-1539 Certificate Number
https://Absolutestandards.com

CERTIFIED WEIGHT REPORT

Part Number: 94559
Lot Number: 051421
Description: 1,3,5-Trichlorobenzene

Solvent(s): **Lot#**
Methanol DY186-US

Expiration Date: 051426
Recommended Storage: Refrigerate (4 °C)
Nominal Concentration (µg/mL): 2000
NIST Test ID#: 6UTB 5E-05 Balance Uncertainty
Weight(s) shown below were combined and diluted to (mL): 100.0 0.012 Flask Uncertainty

Formulated By:	Benson Chan	051421 DATE
Reviewed By:	Pedro L. Rentas	051421 DATE

	Compound	RM#	Lot Number	Nominal Conc (µg/mL)	Purity (%)	Uncertainty Purity	Target Weight(g)	Actual Weight(g)	Actual Conc (µg/mL)	Expanded Uncertainty (+/-) (µg/mL)	SDS Information (Solvent Safety Info. On Attached pg.) CAS#	OSHA PEL (TWA)	LD50
1.	1,3,5-Trichlorobenzene	409	STBH8643	2000	99.9	0.2	0.20021	0.20084	2006.3	8.1	108-70-3	N/A	orl-rat 800mg/kg

Method GC6MSD-1: Column: Vocol (60m X 0.25mm ID X 1.5µm film thickness). Temp. 1=35°C (10min.), Temp. 2=200°C (8.75 min.), Rate=4°C/min., Injector Temp.=200°C, Detector Temp.=220°C. Analysis performed by Candice Warren.

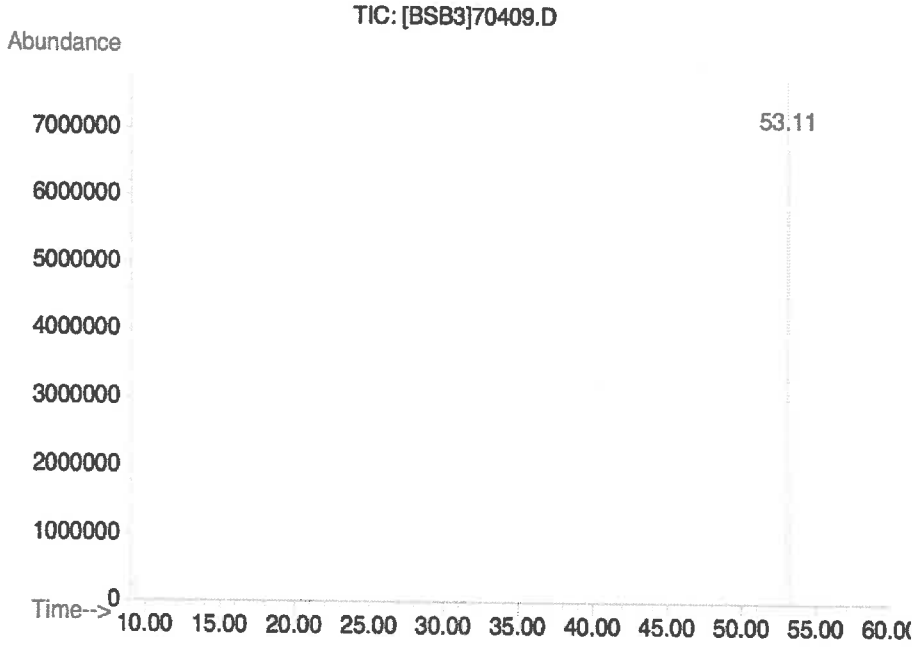

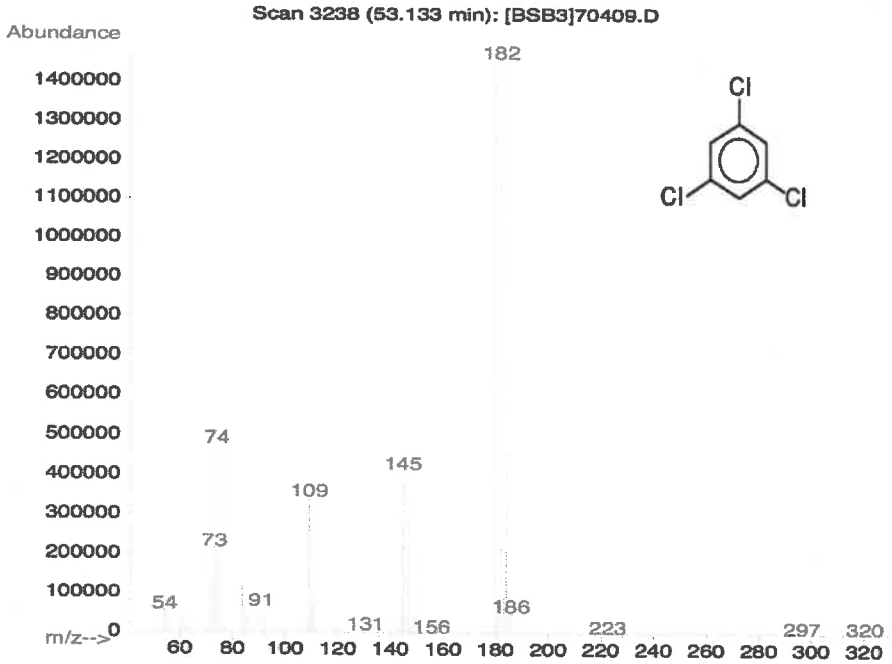

- The certified value is the concentration calculated from gravimetric and volumetric measurements unless otherwise stated.
- Standards are prepared gravimetrically using balances that are calibrated with weights traceable to NIST (see above).
- Standards are certifed (+/-) 0.5% of the stated value, unless otherwise stated.
- All Standards, after opening ampule, should be stored with caps tight and under appropriate laboratory conditions.
- Uncertainty Reference: Taylor, B.N. and Kuyat, C.E., "Guidelines for Evaluating and Expressing the Uncertainty of NIST Measurement Result," NIST Technical Note 1297, U.S. Government Printing Office, Washington, DC, (1994).

Methanol
ULTRA RESI-ANALYZED
For Purge and Trap Analysis

avantor™ | J.T.Baker®

Material No.: 9077-02
Batch No.: 22L0562016
Manufactured Date: 2022-10-26
Expiration Date: 2025-10-25
Revision No.: 0

Certificate of Analysis

Test	Specification	Result
Assay (CH_3OH) (by GC, corrected for water)	≥ 99.9 %	100.0 %
Residue after Evaporation	≤ 1.0 ppm	0.2 ppm
Titrable Acid (µeq/g)	≤ 0.3	0.2
Titrable Base (µeq/g)	≤ 0.10	0.03
Water (by KF, coulometric)	≤ 0.08 %	< 0.01 %
Volatile Organic Trace Analysis - Below EPA 8260B CRQL	Conforms	Conforms

For Laboratory,Research,or Manufacturing Use
Performance Tested for Use in EPA Methods
500 Series for Drinking Water
600 Series for Wastewater
846 for Solid Waste

Country of Origin: USA
Packaging Site: Phillipsburg Mfg Ctr & DC

James T Ethier

Jamie Ethier
Vice President Global Quality

284 Sheffield Street, Mountainside, New Jersey 07092, Phone : 908 789 8900,
Fax : 908 789 8922

Instrument ID: MSVOA_U

Daily Analysis Runlog For Sequence/QCBatch ID # VU100124

Review By	Semsettin Yesilyurt	Review On	10/2/2024 2:09:35 PM		
Supervise By	Mahesh Dadoda	Supervise On	10/2/2024 2:13:50 PM		
SubDirectory	VU100124	HP Acquire Method	MSVOA_U	HP Processing Method	sfamutr100124wma.m

STD. NAME	STD REF.#
Tune/Reschk	VP130643
Initial Calibration Stds	VP130635,VP130636,VP130637,VP130638,VP130639
CCC	VP130641,VP130642
Internal Standard/PEM	VP130194
ICV/I.BLK	VP130640
Surrogate Standard	VP130204
MS/MSD Standard	
LCS Standard	

Sr #	SampleId	Data File Name	Date-Time	Operator	Status
1	BFB008	VU061032.D	01 Oct 2024 08:55	MD/SY	Ok
2	VSTD0.524	VU061033.D	01 Oct 2024 09:24	MD/SY	Ok,M
3	VSTD00125	VU061034.D	01 Oct 2024 10:12	MD/SY	Ok
4	VSTD00526	VU061035.D	01 Oct 2024 10:35	MD/SY	Ok
5	VSTD01027	VU061036.D	01 Oct 2024 10:59	MD/SY	Ok
6	VSTD02028	VU061037.D	01 Oct 2024 11:23	MD/SY	Ok
7	VSTDICV005	VU061038.D	01 Oct 2024 12:15	MD/SY	Ok
8	VSTDCCC005	VU061039.D	01 Oct 2024 12:42	MD/SY	Ok
9	VU1001WBL01	VU061040.D	01 Oct 2024 13:38	MD/SY	Ok
10	P4227-19	VU061041.D	01 Oct 2024 14:10	MD/SY	Ok
11	P4227-20	VU061042.D	01 Oct 2024 14:35	MD/SY	Ok
12	P4227-21	VU061043.D	01 Oct 2024 14:59	MD/SY	Ok
13	P4227-22	VU061044.D	01 Oct 2024 15:23	MD/SY	Ok
14	P4227-23	VU061045.D	01 Oct 2024 15:48	MD/SY	Ok
15	P4227-15	VU061046.D	01 Oct 2024 16:12	MD/SY	Ok
16	P4227-02	VU061047.D	01 Oct 2024 16:37	MD/SY	Ok
17	P4227-03	VU061048.D	01 Oct 2024 17:01	MD/SY	Dilution
18	P4227-04	VU061049.D	01 Oct 2024 17:25	MD/SY	ReRun
19	P4227-05	VU061050.D	01 Oct 2024 17:50	MD/SY	Not Ok
20	P4227-06DL	VU061051.D	01 Oct 2024 18:14	MD/SY	Ok
21	P4227-01	VU061052.D	01 Oct 2024 18:38	MD/SY	Ok,M

284 Sheffield Street, Mountainside, New Jersey 07092, Phone : 908 789 8900,
Fax : 908 789 8922

Instrument ID: MSVOA_U

Daily Analysis Runlog For Sequence/QCBatch ID # VU100124

Review By	Semsettin Yesilyurt	Review On	10/2/2024 2:09:35 PM		
Supervise By	Mahesh Dadoda	Supervise On	10/2/2024 2:13:50 PM		
SubDirectory	VU100124	HP Acquire Method	MSVOA_U	HP Processing Method	sfamutr100124wma.m

STD. NAME	STD REF.#
Tune/Reschk	VP130643
Initial Calibration Stds	VP130635,VP130636,VP130637,VP130638,VP130639
CCC	VP130641,VP130642
Internal Standard/PEM	VP130194
ICV/I.BLK	VP130640
Surrogate Standard	VP130204
MS/MSD Standard	
LCS Standard	

22	P4227-08	VU061053.D	01 Oct 2024 19:03	MD/SY	Dilution
23	P4227-10	VU061054.D	01 Oct 2024 19:27	MD/SY	Ok
24	P4227-11	VU061055.D	01 Oct 2024 19:51	MD/SY	Dilution
25	P4227-12	VU061056.D	01 Oct 2024 20:16	MD/SY	Ok
26	P4227-13	VU061057.D	01 Oct 2024 20:40	MD/SY	Ok
27	P4227-14	VU061058.D	01 Oct 2024 21:04	MD/SY	Dilution
28	P4227-18	VU061059.D	01 Oct 2024 21:29	MD/SY	Ok
29	P4227-07	VU061060.D	01 Oct 2024 21:53	MD/SY	Not Ok
30	P4227-09	VU061061.D	01 Oct 2024 22:17	MD/SY	Dilution
31	VSTDCCC005EC	VU061062.D	01 Oct 2024 22:42	MD/SY	Ok

M : Manual Integration

284 Sheffield Street, Mountainside, New Jersey 07092, Phone : 908 789 8900,
Fax : 908 789 8922

Instrument ID: MSVOA_U

Daily Analysis Runlog For Sequence/QCBatch ID # VU100224

Review By	Semsettin Yesilyurt	Review On	10/3/2024 4:56:47 PM		
Supervise By	Mahesh Dadoda	Supervise On	10/3/2024 4:59:00 PM		
SubDirectory	VU100224	HP Acquire Method	MSVOA_U	HP Processing Method	sfamutr100124wma.m

STD. NAME	STD REF.#
Tune/Reschk	VP130645
Initial Calibration Stds	
CCC	VP130646,VP130647
Internal Standard/PEM	VP130194
ICV/I.BLK	
Surrogate Standard	VP130204
MS/MSD Standard	
LCS Standard	

Sr #	SampleId	Data File Name	Date-Time	Operator	Status
1	BFB009	VU061063.D	02 Oct 2024 09:13	MD/SY	Ok
2	VSTDCCC005	VU061064.D	02 Oct 2024 09:41	MD/SY	Ok
3	VU1002WBL01	VU061065.D	02 Oct 2024 10:36	MD/SY	Ok
4	P4227-08DL	VU061066.D	02 Oct 2024 11:11	MD/SY	Ok
5	P4227-11DL	VU061067.D	02 Oct 2024 11:36	MD/SY	Ok
6	P4227-03DL	VU061068.D	02 Oct 2024 12:00	MD/SY	Ok
7	P4227-05	VU061069.D	02 Oct 2024 12:25	MD/SY	Ok
8	P4227-04	VU061070.D	02 Oct 2024 12:47	MD/SY	Ok
9	P4227-14DL	VU061071.D	02 Oct 2024 13:12	MD/SY	Ok
10	P4227-07DL	VU061072.D	02 Oct 2024 13:36	MD/SY	Ok
11	P4227-09DL	VU061073.D	02 Oct 2024 14:00	MD/SY	Ok
12	P4227-07	VU061074.D	02 Oct 2024 14:25	MD/SY	Dilution
13	P4227-06	VU061075.D	02 Oct 2024 14:47	MD/SY	Dilution
14	P4227-16MS	VU061076.D	02 Oct 2024 15:10	MD/SY	Ok
15	P4227-17MSD	VU061077.D	02 Oct 2024 15:34	MD/SY	Ok
16	VIBLK145	VU061078.D	02 Oct 2024 15:59	MD/SY	Ok
17	P4227-24	VU061079.D	02 Oct 2024 16:23	MD/SY	Ok
18	VSTDCCC005EC	VU061080.D	02 Oct 2024 16:47	MD/SY	Ok

M : Manual Integration

284 Sheffield Street, Mountainside, New Jersey 07092, Phone : 908 789 8900,
Fax : 908 789 8922

Instrument ID: MSVOA_U

Daily Analysis Runlog For Sequence/QCBatch ID # VU100124

Review By	Semsettin Yesilyurt	Review On	10/2/2024 2:09:35 PM		
Supervise By	Mahesh Dadoda	Supervise On	10/2/2024 2:13:50 PM		
SubDirectory	VU100124	HP Acquire Method	MSVOA_U	HP Processing Method	sfamutr100124wma.m

STD. NAME	STD REF.#
Tune/Reschk	VP130643
Initial Calibration Stds	VP130635,VP130636,VP130637,VP130638,VP130639
CCC	VP130641,VP130642
Internal Standard/PEM	VP130194
ICV/I.BLK	VP130640
Surrogate Standard	VP130204
MS/MSD Standard	
LCS Standard	

Sr #	SampleId	ClientID	Data File Name	Date-Time	Comment	Operator	Status
1	BFB008	BFB008	VU061032.D	01 Oct 2024 08:55		MD/SY	Ok
2	VSTD0.524	VSTD0.5024	VU061033.D	01 Oct 2024 09:24	pH#lot#v14222	MD/SY	Ok,M
3	VSTD00125	VSTD001025	VU061034.D	01 Oct 2024 10:12		MD/SY	Ok
4	VSTD00526	VSTD005026	VU061035.D	01 Oct 2024 10:35		MD/SY	Ok
5	VSTD01027	VSTD010027	VU061036.D	01 Oct 2024 10:59		MD/SY	Ok
6	VSTD02028	VSTD020028	VU061037.D	01 Oct 2024 11:23		MD/SY	Ok
7	VSTDICV005	VICV029	VU061038.D	01 Oct 2024 12:15		MD/SY	Ok
8	VSTDCCC005	VSTD005097	VU061039.D	01 Oct 2024 12:42		MD/SY	Ok
9	VU1001WBL01	VBLK059	VU061040.D	01 Oct 2024 13:38		MD/SY	Ok
10	P4227-19	FB(20240925)	VU061041.D	01 Oct 2024 14:10	pH#1.0 A,FB	MD/SY	Ok
11	P4227-20	FB(20240926)	VU061042.D	01 Oct 2024 14:35	pH#1.0 A ,FB	MD/SY	Ok
12	P4227-21	FB(20240927)	VU061043.D	01 Oct 2024 14:59	pH#1.0 A ,FB	MD/SY	Ok
13	P4227-22	EB(20240927)	VU061044.D	01 Oct 2024 15:23	pH#1.0 A ,EB	MD/SY	Ok
14	P4227-23	TB(20240924)	VU061045.D	01 Oct 2024 15:48	pH#1.0 A ,TB	MD/SY	Ok
15	P4227-15	PMW-7D(20240927)	VU061046.D	01 Oct 2024 16:12	pH#1.0 A	MD/SY	Ok
16	P4227-02	PMW-2(20240925)	VU061047.D	01 Oct 2024 16:37	pH#1.0 A	MD/SY	Ok
17	P4227-03	PMW-9S(20240926)	VU061048.D	01 Oct 2024 17:01	pH#1.0 A ,need 400x	MD/SY	Dilution
18	P4227-04	PMW-9D(20240926)	VU061049.D	01 Oct 2024 17:25	E flag in previous sample	MD/SY	ReRun

284 Sheffield Street, Mountainside, New Jersey 07092, Phone : 908 789 8900,
Fax : 908 789 8922

Instrument ID: MSVOA_U

Daily Analysis Runlog For Sequence/QCBatch ID # VU100124

Review By	Semsettin Yesilyurt	Review On	10/2/2024 2:09:35 PM		
Supervise By	Mahesh Dadoda	Supervise On	10/2/2024 2:13:50 PM		
SubDirectory	VU100124	HP Acquire Method	MSVOA_U	HP Processing Method	sfamutr100124wma.m

STD. NAME	STD REF.#
Tune/Reschk	VP130643
Initial Calibration Stds	VP130635,VP130636,VP130637,VP130638,VP130639
CCC	VP130641,VP130642
Internal Standard/PEM	VP130194
ICV/I.BLK	VP130640
Surrogate Standard	VP130204
MS/MSD Standard	
LCS Standard	

19	P4227-05	PMW-8S(20240926)	VU061050.D	01 Oct 2024 17:50	Confirm concentration	MD/SY	Not Ok
20	P4227-06DL	PMW-8D(20240926)DL	VU061051.D	01 Oct 2024 18:14	pH#1.0 A	MD/SY	Ok
21	P4227-01	PMW-1(20240925)	VU061052.D	01 Oct 2024 18:38	pH#1.0 A	MD/SY	Ok,M
22	P4227-08	MW-2(MCUA)(2024092	VU061053.D	01 Oct 2024 19:03	pH#1.0 A ,Need 4X	MD/SY	Dilution
23	P4227-10	MW-1(MCUA)(2024092	VU061054.D	01 Oct 2024 19:27	pH#1.0 A	MD/SY	Ok
24	P4227-11	PMW-3(20240927)	VU061055.D	01 Oct 2024 19:51	pH#1.0 A ,need 4X	MD/SY	Dilution
25	P4227-12	PMW-4(20240927)	VU061056.D	01 Oct 2024 20:16	pH#1.0 A	MD/SY	Ok
26	P4227-13	PMW-6(20240927)	VU061057.D	01 Oct 2024 20:40	pH#1.0 A	MD/SY	Ok
27	P4227-14	PMW-7S(20240927)	VU061058.D	01 Oct 2024 21:04	pH#1.0 A ,need 40X	MD/SY	Dilution
28	P4227-18	PMW-10(20240927)	VU061059.D	01 Oct 2024 21:29	pH#1.0 A	MD/SY	Ok
29	P4227-07	DUP(20240926)	VU061060.D	01 Oct 2024 21:53	run with lower dilution	MD/SY	Not Ok
30	P4227-09	PMW-5(20240926)	VU061061.D	01 Oct 2024 22:17	pH#1.0 A ,Need 2000X	MD/SY	Dilution
31	VSTDCCC005EC	VSTD005098	VU061062.D	01 Oct 2024 22:42		MD/SY	Ok

M : Manual Integration

284 Sheffield Street, Mountainside, New Jersey 07092, Phone : 908 789 8900,
Fax : 908 789 8922

Instrument ID: MSVOA_U

Daily Analysis Runlog For Sequence/QCBatch ID # VU100224

Review By	Semsettin Yesilyurt	Review On	10/3/2024 4:56:47 PM		
Supervise By	Mahesh Dadoda	Supervise On	10/3/2024 4:59:00 PM		
SubDirectory	VU100224	HP Acquire Method	MSVOA_U	HP Processing Method	sfamutr100124wma.m

STD. NAME	STD REF.#
Tune/Reschk	VP130645
Initial Calibration Stds	
CCC	VP130646,VP130647
Internal Standard/PEM	VP130194
ICV/I.BLK	
Surrogate Standard	VP130204
MS/MSD Standard	
LCS Standard	

Sr #	SampleId	ClientID	Data File Name	Date-Time	Comment	Operator	Status
1	BFB009	BFB009	VU061063.D	02 Oct 2024 09:13		MD/SY	Ok
2	VSTDCCC005	VSTD005099	VU061064.D	02 Oct 2024 09:41	pH#lot#v14222	MD/SY	Ok
3	VU1002WBL01	VBLK060	VU061065.D	02 Oct 2024 10:36		MD/SY	Ok
4	P4227-08DL	MW-2(MCUA)(2024092	VU061066.D	02 Oct 2024 11:11	pH#1.0 B	MD/SY	Ok
5	P4227-11DL	PMW-3(20240927)DL	VU061067.D	02 Oct 2024 11:36	pH#1.0 B	MD/SY	Ok
6	P4227-03DL	PMW-9S(20240926)DL	VU061068.D	02 Oct 2024 12:00	pH#1.0 B	MD/SY	Ok
7	P4227-05	PMW-8S(20240926)	VU061069.D	02 Oct 2024 12:25	pH#1.0 B	MD/SY	Ok
8	P4227-04	PMW-9D(20240926)	VU061070.D	02 Oct 2024 12:47	pH#1.0 B	MD/SY	Ok
9	P4227-14DL	PMW-7S(20240927)DL	VU061071.D	02 Oct 2024 13:12	pH#1.0 B,	MD/SY	Ok
10	P4227-07DL	DUP(20240926)DL	VU061072.D	02 Oct 2024 13:36	pH#1.0 B	MD/SY	Ok
11	P4227-09DL	PMW-5(20240926)DL	VU061073.D	02 Oct 2024 14:00	pH#1.0 B	MD/SY	Ok
12	P4227-07	DUP(20240926)	VU061074.D	02 Oct 2024 14:25	pH#1.0 A, Need 200X	MD/SY	Dilution
13	P4227-06	PMW-8D(20240926)	VU061075.D	02 Oct 2024 14:47	pH#1.0 B, Need 10X	MD/SY	Dilution
14	P4227-16MS	PMW-7D(20240927)MS	VU061076.D	02 Oct 2024 15:10	pH#1.0 A	MD/SY	Ok
15	P4227-17MSD	PMW-7D(20240927)MS	VU061077.D	02 Oct 2024 15:34	pH#1.0 A	MD/SY	Ok
16	VIBLK145	VIBLK145	VU061078.D	02 Oct 2024 15:59	pH#1.0 A	MD/SY	Ok
17	P4227-24		VU061079.D	02 Oct 2024 16:23	pH#1.0 A	MD/SY	Ok
18	VSTDCCC005EC	VSTD005100	VU061080.D	02 Oct 2024 16:47		MD/SY	Ok

284 Sheffield Street, Mountainside, New Jersey 07092, Phone : 908 789 8900,
Fax : 908 789 8922

Instrument ID: MSVOA_U

Daily Analysis Runlog For Sequence/QCBatch ID # VU100224

Review By	Semsettin Yesilyurt	Review On	10/3/2024 4:56:47 PM		
Supervise By	Mahesh Dadoda	Supervise On	10/3/2024 4:59:00 PM		
SubDirectory	VU100224	HP Acquire Method	MSVOA_U	HP Processing Method	sfamutr100124wma.m

STD. NAME	STD REF.#
Tune/Reschk	VP130645
Initial Calibration Stds	
CCC	VP130646,VP130647
Internal Standard/PEM	VP130194
ICV/I.BLK	
Surrogate Standard	VP130204
MS/MSD Standard	
LCS Standard	

M : Manual Integration

FORM 2A-OR
DEUTERATED MONITORING COMPOUND RECOVERY

Lab Name : Alliance Technical Group, LLC Contract: 68HERH20D0011

Lab Code : ACE Case No.: ARC Sayrev MA No.: SDG No.: P4227

Analytical Method : SVOA Level :

Matrix : Water

EPA Sample No .	DMC1 (DXE)	DMC2 (PHL)	DMC3 (BCE)	DMC4 (2CP)	DMC5 (4MP)	DMC6 (4CA)	DMC7 (NBZ)	DMC8 (2NP)	DMC9 (DCP)
DUP(20240926)	59	31	64	71	57	69	70	78	76
EB(20240927)	58	27	65	72	50	29	81	86	79
FB(20240925)	54	24	64	66	47	27	77	82	72
FB(20240926)	60	20	58	61	43	27	71	73	67
FB(20240927)	57	18	63	65	41	48	79	84	75
MW-1(MCUA)(2024	49	21	64	68	45	6	77	82	74
MW-2(MCUA)(2024	52	28	61	69	47	3	75	81	73
PMW-1(20240925)	58	28	64	71	52	23	74	81	74
PMW-10(20240927	54	28	65	70	51	61	74	78	73
PMW-2(20240925)	68	30	67	75	54	41	81	87	80
PMW-3(20240927)	58	31	62	71	53	39	74	81	74
PMW-4(20240927)	58	27	61	66	51	47	73	79	75
PMW-5(20240926)	65	31	72	77	60	38	86	91	84
PMW-6(20240927)	49	26	57	65	50	29	69	75	70
PMW-7D(20240927	50	28	59	66	50	46	71	77	73
PMW-7D(20240927	50	29	65	73	55	53	80	86	83
PMW-7D(20240927	56	29	67	73	55	54	82	91	85
PMW-7S(20240927	57	24	59	63	48	49	70	73	68
PMW-8D(20240926	53	31	63	72	55	64	75	83	76
PMW-8S(20240926	59	32	66	74	55	23	78	85	80
PMW-9D(20240926	61	34	63	75	59	62	76	84	79
PMW-9S(20240926	63	32	62	70	56	64	67	74	71
SBLK786	72	57	59	68	57	63	70	73	66
SBLK787	61	50	50	58	49	54	59	61	57
SBLK807	64	52	52	60	51	57	63	65	59
SBLK808	58	49	48	57	49	55	58	63	57
SLCS786	64	54	54	62	53	59	65	66	65
SLCS787	74	63	62	73	60	68	79	83	75
SLCS807	65	58	57	66	58	63	68	71	68
SLCS808	68	56	55	64	55	59	68	72	67

	QC LIMITS
DMC1 (DXE) = 1,4-Dioxane-d8	40 - 110
DMC2 (PHL) = Phenol-d5	10 - 130
DMC3 (BCE) = Bis(2-Chloroethyl)ether-d8	25 - 120
DMC4 (2CP) = 2-Chlorophenol-d4	20 - 130
DMC5 (4MP) = 4-Methylphenol-d8	25 - 125
DMC6 (4CA) = 4-Chloroaniline-d4	1 - 146
DMC7 (NBZ) = Nitrobenzene-d5	20 - 125
DMC8 (2NP) = 2-Nitrophenol-d4	20 - 130
DMC9 (DCP) = 2,4-Dichlorophenol-d3	20 - 120

FORM 2A-OR
DEUTERATED MONITORING COMPOUND RECOVERY

Lab Name : Alliance Technical Group, LLC Contract: 68HERH20D0011

Lab Code: ACE Case No.: ARC Sayrev MA No.: ——— SDG No.: P4227

Analytical Method : SVOA Level :

Matrix : Water

EPA Sample No .	DMC1 (DXE)	DMC2 (PHL)	DMC3 (BCE)	DMC4 (2CP)	DMC5 (4MP)	DMC6 (4CA)	DMC7 (NBZ)	DMC8 (2NP)	DMC9 (DCP)

	QC LIMITS
DMC1 (DXE) = 1,4-Dioxane-d8	40 - 110
DMC2 (PHL) = Phenol-d5	10 - 130
DMC3 (BCE) = Bis(2-Chloroethyl)ether-d8	25 - 120
DMC4 (2CP) = 2-Chlorophenol-d4	20 - 130
DMC5 (4MP) = 4-Methylphenol-d8	25 - 125
DMC6 (4CA) = 4-Chloroaniline-d4	1 - 146
DMC7 (NBZ) = Nitrobenzene-d5	20 - 125
DMC8 (2NP) = 2-Nitrophenol-d4	20 - 130
DMC9 (DCP) = 2,4-Dichlorophenol-d3	20 - 120

FORM 2B-OR
DEUTERATED MONITORING COMPOUND RECOVERY

Lab Name : Alliance Technical Group, LLC Contract : 68HERH20D0011
Lab Code : ACE Case No.:ARC Sayrev MA No.: SDG No.: P4227
Analytical Method : SVOA Level :
Matrix : Water

EPA Sample No .	DMC10 (DMP)	DMC11 ACY	DMC12 (4NP)	DMC13 (FLR)	DMC14 (NMP)	DMC15 (ANC)	DMC16 (PYR)	DMC17 (BAP)	Tot Out
DUP(20240926)	80	73	18	75	72	78	79	82	0
EB(20240927)	79	78	18	78	67	84	83	87	0
FB(20240925)	75	74	8 *	74	58	81	93	86	1
FB(20240926)	70	69	9 *	69	53	74	72	74	1
FB(20240927)	76	79	9 *	75	64	82	84	86	1
MW-1(MCUA)(202409	75	71	10	72	65	79	84	81	0
MW-2(MCUA)(202409	74	71	19	73	64	80	87	84	0
PMW-1(20240925)	74	72	16	72	68	78	85	85	0
PMW-10(20240927)	73	74	11	72	57	78	88	82	0
PMW-2(20240925)	81	80	19	79	76	87	88	91	0
PMW-3(20240927)	77	77	16	76	71	78	81	84	0
PMW-4(20240927)	78	76	16	76	72	79	77	80	0
PMW-5(20240926)	81	83	14	81	78	87	90	91	0
PMW-6(20240927)	72	68	12	69	51	76	91	77	0
PMW-7D(20240927)	75	72	14	74	67	77	75	78	0
PMW-7D(20240927)M	81	78	26	80	88	81	85	84	0
PMW-7D(20240927)M	82	79	25	81	90	82	89	89	0
PMW-7S(20240927)	70	70	11	70	57	75	83	78	0
PMW-8D(20240926)	75	74	14	74	68	77	81	82	0
PMW-8S(20240926)	81	80	20	79	74	87	88	91	0
PMW-9D(20240926)	79	74	21	75	75	80	82	85	0
PMW-9S(20240926)	77	71	17	73	69	77	82	82	0
SBLK786	68	69	41	67	54	71	74	75	0
SBLK787	59	59	38	60	45	62	61	65	0
SBLK807	58	62	32	59	40	62	70	67	0
SBLK808	60	59	36	58	23	60	70	63	0
SLCS786	63	63	52	61	57	63	64	67	0

	QC LIMITS
DMC10 (DMP) = Dimethylphthalate-d6	25 - 130
DMC11 (ACY) = Acenaphthylene-d8	10 - 130
DMC12 (4NP) = 4-Nitrophenol-d4	10 - 150
DMC13 (FLR) = Fluorene-d10	25 - 125
DMC14 (NMP) = 4,6-Dinitro-2-methylphenol-d2	10 - 130
DMC15 (ANC) = Anthracene-d10	25 - 130
DMC16 (PYR) = Pyrene-d10	15 - 130
DMC17 (BAP) = Benzo(a)pyrene-d12	20 - 130

FORM 2B-OR
DEUTERATED MONITORING COMPOUND RECOVERY

Lab Name : Alliance Technical Group, LLC Contract : 68HERH20D0011

Lab Code : ACE Case No.:ARC Sayrev MA No.: SDG No.: P4227

Analytical Method : SVOA Level :

Matrix : Water

EPA Sample No .	DMC10 (DMP)	DMC11 ACY	DMC12 (4NP)	DMC13 (FLR)	DMC14 (NMP)	DMC15 (ANC)	DMC16 (PYR)	DMC17 (BAP)	Tot Out
SLCS787	73	75	59	73	73	75	79	79	0
SLCS807	67	68	56	66	61	66	66	70	0
SLCS808	62	67	47	62	49	66	71	68	0

	QC LIMITS
DMC10 (DMP) = Dimethylphthalate-d6	25 - 130
DMC11 (ACY) = Acenaphthylene-d8	10 - 130
DMC12 (4NP) = 4-Nitrophenol-d4	10 - 150
DMC13 (FLR) = Fluorene-d10	25 - 125
DMC14 (NMP) = 4,6-Dinitro-2-methylphenol-d2	10 - 130
DMC15 (ANC) = Anthracene-d10	25 - 130
DMC16 (PYR) = Pyrene-d10	15 - 130
DMC17 (BAP) = Benzo(a)pyrene-d12	20 - 130

FORM 3A-OR
MATRIX SPIKE/MATRIX SPIKE DUPLICATE RECOVERY

Lab Name : Alliance Technical Group, LLC Contract : 68HERH20D0011

Lab Code : ACE Case No. : ARC Sayrev MA No .: SDG No. : P4227

Analytical Method : SVOA Level : LOW

Matrix Water

EPA Sample No.(Matrix Spike/Matrix Spike Duplicate): PMW-7D(20240927)

Instrument ID : BNA_N GC Column ZB-GR ID : 0.25 (mm)

Concentration Units (ug/L,mg/L ug/kg): ug/L

ANALYTE	SPIKE ADDED	SAMPLE CONCENTRATION	MS CONCENTRATION	MS %R #	QC Limits %R
Bis(2-chloroethyl)ether	40	0	27	68	0 - 0
Nitrobenzene	40	0	27	68	0 - 0
Isophorone	40	0	28	70	0 - 0

ANALYTE	SPIKE AADDED	MSD CONCENTRATION	MSD %R #	RPD	QC Limits	
					RPD	%R
Bis(2-chloroethyl)ether	40	28	70	3	0	0 - 0
Nitrobenzene	40	28	70	3	0	0 - 0
Isophorone	40	28	70	0	0	0 - 0

FORM 3B-OR
LABORATORY CONTROL
SAMPLE RECOVERY

EPA SAMPLE NO.

SLCS808

Lab Name : Alliance Technical Group, LLC Contract : 68HERH20D0011

Lab Code : ACE Case No. : ARC Sayrev MA No.: SDG No.: P4227

Analytical Method: SVOA

Matrix : Water Lab Sample ID : PB163808BS

LCS Lot No. : Date Extracted :

Concentration Units (ug/L, ug/kg) : ug/L

Instrument ID ( ): BNA_N GC Column ( ): 0.25 ID : ZB-GR (mm)

Date Analyzed ( ): 10/04/2024

ANALYTE	AMOUNT ADDED	AMOUNT RECOVERED	% R	QC LIMITS
Bis(2-chloroethyl)ethe	40	12	30	0-0
Nitrobenzene	40	12	30	0-0
Isophorone	40	11	28	0-0

FORM 3B-OR
LABORATORY CONTROL
SAMPLE RECOVERY

EPA SAMPLE NO.

SLCS787

Lab Name : Alliance Technical Group, LLC Contract : 68HERH20D0011

Lab Code : ACE Case No. : ARC Sayrev MA No.: SDG No.: P4227

Analytical Method: SVOA

Matrix : Water Lab Sample ID : PB163787BS

LCS Lot No. : Date Extracted :

Concentration Units (ug/L, ug/kg) : ug/L

Instrument ID ( ): BNA_N GC Column ( ): 0.25 ID : ZB-GR (mm)

Date Analyzed ( ): 10/05/2024

ANALYTE	AMOUNT ADDED	AMOUNT RECOVERED	% R	QC LIMITS
Bis(2-chloroethyl)ethe	40	14	35	0-0
Nitrobenzene	40	14	35	0-0
Isophorone	40	13	33	0-0

FORM 3B-OR
LABORATORY CONTROL
SAMPLE RECOVERY

EPA SAMPLE NO.

SLCS807

Lab Name : Alliance Technical Group, LLC Contract : 68HERH20D0011

Lab Code : ACE Case No. : ARC Sayrev MA No.: SDG No.: P4227

Analytical Method: SVOA

Matrix : Water Lab Sample ID : PB163807BS

LCS Lot No. : Date Extracted :

Concentration Units (ug/L, ug/kg) : ug/L

Instrument ID ( ): BNA_N GC Column ( ): 0.25 ID : ZB-GR (mm)

Date Analyzed ( ): 10/05/2024

ANALYTE	AMOUNT ADDED	AMOUNT RECOVERED	% R	QC LIMITS
Bis(2-chloroethyl)ethe	40	12	30	0-0
Nitrobenzene	40	12	30	0-0
Isophorone	40	12	30	0-0

FORM 3B-OR
LABORATORY CONTROL
SAMPLE RECOVERY

EPA SAMPLE NO.

SLCS786

Lab Name : Alliance Technical Group, LLC Contract : 68HERH20D0011

Lab Code : ACE Case No. : ARC Sayrev MA No.: SDG No.: P4227

Analytical Method: SVOA

Matrix : Water Lab Sample ID : PB163786BS

LCS Lot No. : Date Extracted :

Concentration Units (ug/L, ug/kg) : ug/L

Instrument ID ( ): BNA_N GC Column ( ): 0.25 ID : ZB-GR (mm)

Date Analyzed ( ): 10/05/2024

ANALYTE	AMOUNT ADDED	AMOUNT RECOVERED	% R	QC LIMITS
Bis(2-chloroethyl)ethe	40	12	30	0-0
Nitrobenzene	40	12	30	0-0
Isophorone	40	11	28	0-0

EPA SAMPLE NO.

SBLK786

FORM 4-OR
METHOD BLANK SUMMARY

Lab Name : Alliance Technical Group, LLC
Contract : 68HERH20D0011
Lab Code: ACE
Case No.: ARC Sayrev
MA No. :
sdg no.: P4227
Analytical Method: SVOA
Level :
Matrix : Water
Lab Sample ID: PB163786BL
Instrument ID: BNA_N
Lab File ID : BN034415.D
Extraction Type : CONH
Date Extracted : 09/30/2024
GC Column ( ) : ZB-GR ID : 0.25 (mm)
Date Analyzed : 10/05/2024
GC Column ( ) : ID : (mm)
Time Analyzed : 08:27
Heated Purge: (Y/N)
Cleanup(Y/N): N
Cleanup Types :

EPA SAMPLE NO.	LAB SAMPLE ID	LAB FILE ID	DATE / TIME ANALYZED
PMW-8S(2024092	P4227-05	BN034417.D	10/05/2024 09:45
PMW-1(20240925)	P4227-01	BN034420.D	10/05/2024 12:22
PMW-2(20240925)	P4227-02	BN034421.D	10/05/2024 13:02
PMW-9S(2024092	P4227-03	BN034424.D	10/05/2024 15:00
PMW-9D(2024092	P4227-04	BN034425.D	10/05/2024 15:39
PMW-8D(2024092	P4227-06	BN034426.D	10/05/2024 16:18
SLCS786	PB163786BS	BN034430.D	10/05/2024 19:34

EPA SAMPLE NO.

SBLK787

FORM 4-OR
METHOD BLANK SUMMARY

Lab Name : Alliance Technical Group, LLC
Contract : 68HERH20D0011
Lab Code: ACE Case No.: ARC Sayrev
MA No. : sdg no.: P4227
Analytical Method: SVOA
Level :
Matrix : Water
Lab Sample ID: PB163787BL
Instrument ID: BNA_N
Lab File ID : BN034402.D
Extraction Type : CONH
Date Extracted : 09/30/2024
GC Column ( ) : ZB-GR ID : 0.25 (mm)
Date Analyzed : 10/04/2024
GC Column ( ) : ID : (mm)
Time Analyzed : 23:17
Heated Purge: (Y/N) Cleanup(Y/N): N
Cleanup Types :

EPA SAMPLE NO.	LAB SAMPLE ID	LAB FILE ID	DATE / TIME ANALYZED
DUP(20240926)	P4227-07	BN034408.D	10/05/2024 03:12
MW-2(MCUA)(202	P4227-08	BN034409.D	10/05/2024 03:51
PMW-5(20240926)	P4227-09	BN034410.D	10/05/2024 04:31
MW-1(MCUA)(202	P4227-10	BN034411.D	10/05/2024 05:10
PMW-3(20240927)	P4227-11	BN034412.D	10/05/2024 05:49
PMW-4(20240927)	P4227-12	BN034413.D	10/05/2024 06:29
SLCS787	PB163787BS	BN034422.D	10/05/2024 13:41

EPA SAMPLE NO.

SBLK807

FORM 4-OR
METHOD BLANK SUMMARY

Lab Name : Alliance Technical Group, LLC Contract : 68HERH20D0011

Lab Code: ACE Case No.: ARC Sayrev MA No. : _____ sdg no P4227

Analytical Method: SVOA Level : _____

Matrix : Water Lab Sample ID: PB163807BL

Instrument ID: BNA_N Lab File ID : BN034401.D

Extraction Type : CONH Date Extracted : 09/30/2024

GC Column ( ) : ZB-GR ID : 0.25 (mm) Date Analyzed : 10/04/2024

GC Column ( ) : _____ ID : _____ (mm) Time Analyzed : 22:38

Heated Purge: (Y/N) _____ Cleanup(Y/N): N Cleanup Types : _____

EPA SAMPLE NO.	LAB SAMPLE ID	LAB FILE ID	DATE / TIME ANALYZED
PMW-6(20240927)	P4227-13	BN034396.D	10/04/2024 18:42
PMW-7S(2024092	P4227-14	BN034397.D	10/04/2024 19:21
PMW-10(2024092	P4227-18	BN034398.D	10/04/2024 20:01
PMW-7D(2024092	P4227-15	BN034404.D	10/05/2024 00:35
PMW-7D(2024092	P4227-16MS	BN034405.D	10/05/2024 01:14
PMW-7D(2024092	P4227-17MSD	BN034406.D	10/05/2024 01:54
SLCS807	PB163807BS	BN034423.D	10/05/2024 14:20

EPA SAMPLE NO.

SBLK808

FORM 4-OR
METHOD BLANK SUMMARY

Lab Name : Alliance Technical Group, LLC
Contract : 68HERH20D0011
Lab Code: ACE
Case No.: ARC Sayrev
MA No. :
sdg no.: 4227
Analytical Method: SVOA
Level :
Matrix : Water
Lab Sample ID: PB163808BL
Instrument ID: BNA_N
Lab File ID : BN034392.D
Extraction Type : CONH
Date Extracted : 09/30/2024
GC Column ( ) : ZB-GR ID : 0.25 (mm)
Date Analyzed : 10/04/2024
GC Column ( ) : ID : (mm)
Time Analyzed : 15:59
Heated Purge: (Y/N)
Cleanup(Y/N): N
Cleanup Types :

EPA SAMPLE NO.	LAB SAMPLE ID	LAB FILE ID	DATE / TIME ANALYZED
SLCS808	PB163808BS	BN034393.D	10/04/2024 16:38
FB(20240925)	P4227-19	BN034399.D	10/04/2024 20:40
FB(20240926)	P4227-20	BN034403.D	10/04/2024 23:56
FB(20240927)	P4227-21	BN034407.D	10/05/2024 02:33
EB(20240927)	P4227-22	BN034416.D	10/05/2024 09:06

FORM 5-OR
GC/MS INSTRUMENT PERFORMANCE CHECK

EPA SAMPLE NO.

DFTPP353

Lab Name : Alliance Technical Group, LLC
Contract : 68HERH20D0011
Lab Code: ACE Case No.: ARC Sayrev
MA No. : SDG No.: P4227
Analytical Method : SVOA
Lab File ID : BN033844.D
Instrument ID: BNA_N
BFB / DFTPP : DFTPP
GC Column : ZB-GR ID : 0.25 (mm)
Injection Date : 09/10/2024
Injection Time : 16:43

m/e	ION ABUNDANCE CRITERIA	% RELATIVE ABUNDANCE	
51	10.0 - 80.0% of mass 198	36.3	
68	Less than 2.0% of mass 69	0.7(1.8)	1
69	Present	38.6	
70	Less than 2.0% of mass 69	0.2(0.4)	1
127	10.0 - 80.0% of mass 198	49.1	
197	Less than 2.0% of mass 198	0.3	
198	Base Peak, 100% relative abundance	100	
199	5.0 to 9.0% of mass 198	6.8	
275	10.0 - 60.0% of mass 198	27.7	
365	Greater than 1% of mass 198	4.3	
441	Present, but less than mass 443	12.3	
442	Greater than 50.0% of mass 198	82.8	
443	15.0 - 24.0% of mass 442	16.4(19.9)	2

EPA SAMPLE NO.	LAB SAMPLE ID	LAB FILE ID	DATE ANALYZED	TIME ANALYZED
SSTD005217	SSTD00580	BN033845.D	09/10/2024	17:22
SSTD010218	SSTD01081	BN033846.D	09/10/2024	18:01
SSTD020219	SSTD02082	BN033847.D	09/10/2024	18:41
SSTD040220	SSTD04083	BN033848.D	09/10/2024	19:20
SSTD080221	SSTD08084	BN033849.D	09/10/2024	19:59
SSTD160222	SSTD16085	BN033850.D	09/10/2024	20:39
SICV223	SSTDICV020	BN033851.D	09/10/2024	21:18

FORM 5-OR
GC/MS INSTRUMENT PERFORMANCE CHECK

EPA SAMPLE NO.

DFTPP360

Lab Name : Alliance Technical Group, LLC
Contract : 68HERH20D0011
Lab Code: ACE Case No.: ARC Sayrev
MA No. : SDG No.: P4227
Analytical Method : SVOA
Lab File ID : BN034389.D
Instrument ID: BNA_N
BFB / DFTPP : DFTPP
GC Column : ZB-GR ID : 0.25 (mm)
Injection Date : 10/04/2024
Injection Time : 12:53

m/e	ION ABUNDANCE CRITERIA	% RELATIVE ABUNDANCE	
51	10.0 - 80.0% of mass 198	31.6	
68	Less than 2.0% of mass 69	0.7(1.9)	1
69	Present	33.9	
70	Less than 2.0% of mass 69	0.2(0.5)	1
127	10.0 - 80.0% of mass 198	44.3	
197	Less than 2.0% of mass 198	0.0	
198	Base Peak, 100% relative abundance	100	
199	5.0 to 9.0% of mass 198	6.7	
275	10.0 - 60.0% of mass 198	27.4	
365	Greater than 1% of mass 198	3.4	
441	Present, but less than mass 443	11.5	
442	Greater than 50.0% of mass 198	72.1	
443	15.0 - 24.0% of mass 442	14.8(20.6)	2

EPA SAMPLE NO.	LAB SAMPLE ID	LAB FILE ID	DATE ANALYZED	TIME ANALYZED
SSTD020332	SSTDCCC020	BN034390.D	10/04/2024	14:37
SBLK808	PB163808BL	BN034392.D	10/04/2024	15:59
SLCS808	PB163808BS	BN034393.D	10/04/2024	16:38
PMW-6(20240927)	P4227-13	BN034396.D	10/04/2024	18:42
PMW-7S(20240927)	P4227-14	BN034397.D	10/04/2024	19:21
PMW-10(20240927)	P4227-18	BN034398.D	10/04/2024	20:01
FB(20240925)	P4227-19	BN034399.D	10/04/2024	20:40
SSTD020333	SSTDCCC020	BN034400.D	10/04/2024	21:58
SBLK807	PB163807BL	BN034401.D	10/04/2024	22:38
SBLK787	PB163787BL	BN034402.D	10/04/2024	23:17
FB(20240926)	P4227-20	BN034403.D	10/04/2024	23:56
PMW-7D(20240927)	P4227-15	BN034404.D	10/05/2024	00:35
PMW-7D(20240927)MS	P4227-16MS	BN034405.D	10/05/2024	01:14
PMW-7D(20240927)MSD	P4227-17MSD	BN034406.D	10/05/2024	01:54
FB(20240927)	P4227-21	BN034407.D	10/05/2024	02:33
DUP(20240926)	P4227-07	BN034408.D	10/05/2024	03:12
MW-2(MCUA)(20240926	P4227-08	BN034409.D	10/05/2024	03:51
PMW-5(20240926)	P4227-09	BN034410.D	10/05/2024	04:31
MW-1(MCUA)(20240926	P4227-10	BN034411.D	10/05/2024	05:10
PMW-3(20240927)	P4227-11	BN034412.D	10/05/2024	05:49
PMW-4(20240927)	P4227-12	BN034413.D	10/05/2024	06:29
SSTD020334	SSTDCCC020	BN034414.D	10/05/2024	07:47
SBLK786	PB163786BL	BN034415.D	10/05/2024	08:27
EB(20240927)	P4227-22	BN034416.D	10/05/2024	09:06

FORM 5-OR
GC/MS INSTRUMENT PERFORMANCE CHECK

EPA SAMPLE NO.

DFTPP360

Lab Name : Alliance Technical Group, LLC
Contract : 68HERH20D0011
Lab Code: ACE Case No.: ARC Sayrev:
MA No. : SDG No.: P4227
Analytical Method : SVOA
Lab File ID : BN034389.D
Instrument ID: BNA_N
BFB / DFTPP : DFTPP
GC Column : ZB-GR ID : 0.25 (mm)
Injection Date : 10/04/2024
Injection Time : 12:53

m/e	ION ABUNDANCE CRITERIA	% RELATIVE ABUNDANCE	
51	10.0 - 80.0% of mass 198	31.6	
68	Less than 2.0% of mass 69	0.7(1.9)	1
69	Present	33.9	
70	Less than 2.0% of mass 69	0.2(0.5)	1
127	10.0 - 80.0% of mass 198	44.3	
197	Less than 2.0% of mass 198	0.0	
198	Base Peak, 100% relative abundance	100	
199	5.0 to 9.0% of mass 198	6.7	
275	10.0 - 60.0% of mass 198	27.4	
365	Greater than 1% of mass 198	3.4	
441	Present, but less than mass 443	11.5	
442	Greater than 50.0% of mass 198	72.1	
443	15.0 - 24.0% of mass 442	14.8(20.6)	2

EPA SAMPLE NO.	LAB SAMPLE ID	LAB FILE ID	DATE ANALYZED	TIME ANALYZED
PMW-8S(20240926)	P4227-05	BN034417.D	10/05/2024	09:45
PMW-1(20240925)	P4227-01	BN034420.D	10/05/2024	12:22
PMW-2(20240925)	P4227-02	BN034421.D	10/05/2024	13:02
SLCS787	PB163787BS	BN034422.D	10/05/2024	13:41
SLCS807	PB163807BS	BN034423.D	10/05/2024	14:20
PMW-9S(20240926)	P4227-03	BN034424.D	10/05/2024	15:00
PMW-9D(20240926)	P4227-04	BN034425.D	10/05/2024	15:39
PMW-8D(20240926)	P4227-06	BN034426.D	10/05/2024	16:18
SSTD020335	SSTDCCC020	BN034427.D	10/05/2024	17:37
SLCS786	PB163786BS	BN034430.D	10/05/2024	19:34
SSTD020336	SSTDCCC020EC	BN034432.D	10/05/2024	21:32

FORM 8A-OR
INTERNAL STANDARD AREA AND RETENTION TIME SUMMARY

Lab Name: Alliance Technical Group, LLC Contract: 68HERH20D0011
Lab Code: ACE Case No.: ARC Sayre MA No.: SDG No.: P4227
Analytical Method: SVOA Level : LOW
EPA Sample No. : SSTD020332 Lab File ID (Standard) : BN034390.D
Instrument ID : BNA_N Init.Calib.Date(s): 09/10/2024
GC Column : ZB-GR ID: 0.25 (mm) Date Analyzed : 10/04/2024
Heated Purge: Time Analyzed : 14:37

	IS1 (DCB) AREA	RT	IS2 (NPT) AREA	RT	IS3 (ANT) AREA	RT
12 HOUR STD	203993	7.381	815680	10.13	486598	14.03
UPPER LIMIT	407986	7.88	1631360	10.63	973196	14.53
LOWER LIMIT	101997	6.88	407840	9.634	243299	13.53
EPA SAMPLE NO.						
SBLK808	239001	7.38	948823	10.13	591227	14.03
SLCS808	227578	7.38	879569	10.13	506877	14.03
PMW-6(20240927)	245866	7.38	980719	10.13	618534	14.03
PMW-7S(20240927)	238056	7.38	946425	10.13	556894	14.03
PMW-10(20240927)	238554	7.38	941704	10.13	547781	14.03
FB(20240925)	243449	7.38	943406	10.13	553235	14.03

IS1 (DCB) = 1,4-Dichlorobenzene-d4
IS2 (NPT) = Naphthalene-d8
IS3 (ANT) = Acenaphthene-d10

AREA UPPER LIMIT = 200% of internal standard area
AREA LOWER LIMIT = 50% of internal standard area
RT UPPER LIMIT = +0.50 minutes of internal standard RT
RT LOWER LIMIT = -0.50 minutes of internal standard RT

FORM 8A-OR
INTERNAL STANDARD AREA AND RETENTION TIME SUMMARY

Lab Name: Alliance Technical Group, LLC Contract: 68HERH20D0011
Lab Code: ACE Case No.: ARC Sayrev MA No.: SDG No.: P4227
Analytical Method: SVOA Level : LOW
EPA Sample No. : SSTD020332 Lab File ID (Standard) : BN034390.D
Instrument ID : BNA_N Init.Calib.Date(s): 09/10/2024
GC Column : ZB-GR ID: 0.25 (mm) Date Analyzed : 10/04/2024
Heated Purge: Time Analyzed : 14:37

	IS4 (PHN) AREA	RT	IS5 (CRY) AREA	RT	IS6 (PRY) AREA	RT
12 HOUR STD	924076	16.79	780737	21.03	930699	23.739
UPPER LIMIT	1848150	17.29	1561470	21.53	1861400	24.239
LOWER LIMIT	462038	16.29	390369	20.53	465350	23.239
EPA SAMPLE NO.						
SBLK808	1181220	16.79	905709	21.03	988789	23.73
SLCS808	898370	16.79	742078	21.03	882075	23.73
PMW-6(20240927)	1201730	16.79	872932	21.02	953882	23.73
PMW-7S(20240927)	1016110	16.79	804684	21.02	934115	23.73
PMW-10(20240927)	982336	16.79	785991	21.02	949455	23.73
FB(20240925)	1013190	16.79	784242	21.02	931087	23.73

IS4 (PHN) = Phenanthrene-d10
IS5 (CRY) = Chrysene-d12
IS6 (PRY) = Perylene-d12

AREA UPPER LIMIT = 200% of internal standard area
AREA LOWER LIMIT = 50% of internal standard area
RT UPPER LIMIT = +0.50 minutes of internal standard RT
RT LOWER LIMIT = -0.50 minutes of internal standard RT

FORM 8A-OR
INTERNAL STANDARD AREA AND RETENTION TIME SUMMARY

Lab Name: Alliance Technical Group, LLC Contract: 68HERH20D0011
Lab Code: ACE Case No.: ARC Sayrv MA No.: SDG No.:P4227
Analytical Method: SVOA Level : LOW
EPA Sample No. : SSTD020333 Lab File ID (Standard) :BN034400.D
Instrument ID : BNA_N Init.Calib.Date(s): 09/10/2024
GC Column : ZB-GR ID: 0.25 (mm) Date Analyzed : 10/04/2024
Heated Purge: Time Analyzed : 21:58

	IS1 (DCB) AREA	RT	IS2 (NPT) AREA	RT	IS3 (ANT) AREA	RT
12 HOUR STD	215030	7.381	821094	10.13	472230	14.03
UPPER LIMIT	430060	7.88	1642190	10.63	944460	14.53
LOWER LIMIT	107515	6.88	410547	9.634	236115	13.53
EPA SAMPLE NO.						
SBLK787	217237	7.38	831100	10.13	485276	14.03
SBLK807	240630	7.38	922301	10.13	542264	14.03
DUP(20240926)	186016	7.39	796498	10.13	516669	14.03
MW-2(MCUA)(20240926)	242049	7.38	934070	10.13	556833	14.03
PMW-5(20240926)	197053	7.39	794943	10.19	467080	14.03
MW-1(MCUA)(20240926)	230598	7.38	898340	10.13	541264	14.03
PMW-3(20240927)	240050	7.38	915344	10.13	529496	14.03
PMW-4(20240927)	230550	7.38	874476	10.13	521264	14.03
PMW-7D(20240927)	219181	7.38	839419	10.13	525443	14.03
PMW-7D(20240927)MS	225344	7.38	886129	10.13	548942	14.03
PMW-7D(20240927)MSD	231751	7.38	891751	10.13	534785	14.03
FB(20240926)	215855	7.38	801728	10.13	453584	14.03
FB(20240927)	239613	7.38	890009	10.13	503239	14.03

IS1 (DCB) = 1,4-Dichlorobenzene-d4
IS2 (NPT) = Naphthalene-d8
IS3 (ANT) = Acenaphthene-d10

AREA UPPER LIMIT = 200% of internal standard area
AREA LOWER LIMIT = 50% of internal standard area
RT UPPER LIMIT = +0.50 minutes of internal standard RT
RT LOWER LIMIT = -0.50 minutes of internal standard RT

FORM 8A-OR
INTERNAL STANDARD AREA AND RETENTION TIME SUMMARY

Lab Name: Alliance Technical Group, LLC Contract: 68HERH20D0011
Lab Code: ACE Case No.: ARC Sayrev MA No.: SDG No.: P4227
Analytical Method: SVOA Level : LOW
EPA Sample No. : SSTD020333 Lab File ID (Standard) : BN034400.D
Instrument ID : BNA_N Init.Calib.Date(s): 09/10/2024
GC Column : ZB-GR ID: 0.25 (mm) Date Analyzed : 10/04/2024
Heated Purge: Time Analyzed : 21:58

	IS4 (PHN) AREA	RT	IS5 (CRY) AREA	RT	IS6 (PRY) AREA	RT
12 HOUR STD	871316	16.79	832882	21.02	1039980	23.727
UPPER LIMIT	1742630	17.29	1665760	21.52	2079960	24.227
LOWER LIMIT	435658	16.29	416441	20.52	519990	23.227
EPA SAMPLE NO.						
SBLK787	966667	16.79	964832	21.02	1167530	23.72
SBLK807	969205	16.79	750780	21.02	890999	23.73
DUP(20240926)	1136080	16.79	1188640	21.02	1286100	23.73
MW-2(MCUA)(20240926)	1048020	16.79	867835	21.02	1050040	23.73
PMW-5(20240926)	870600	16.79	805489	21.02	976318	23.73
MW-1(MCUA)(20240926)	1006060	16.79	870683	21.02	1057870	23.73
PMW-3(20240927)	1040560	16.79	979056	21.02	1163720	23.73
PMW-4(20240927)	1065980	16.79	1115790	21.02	1342830	23.73
PMW-7D(20240927)	1083250	16.79	1091820	21.02	1341380	23.73
PMW-7D(20240927)MS	1130060	16.79	1093010	21.03	1359620	23.73
PMW-7D(20240927)MSD	1080520	16.79	1017920	21.03	1282970	23.73
FB(20240926)	888300	16.79	864676	21.02	1089330	23.73
FB(20240927)	928514	16.79	845086	21.02	1027330	23.72

IS4 (PHN) = Phenanthrene-d10
IS5 (CRY) = Chrysene-d12
IS6 (PRY) = Perylene-d12

AREA UPPER LIMIT = 200% of internal standard area
AREA LOWER LIMIT = 50% of internal standard area
RT UPPER LIMIT = +0.50 minutes of internal standard RT
RT LOWER LIMIT = -0.50 minutes of internal standard RT

FORM 8A-OR
INTERNAL STANDARD AREA AND RETENTION TIME SUMMARY

Lab Name: Alliance Technical Group, LLC Contract: 68HERH20D0011
Lab Code: ACE Case No.: ARC Sayre MA No SDG No.: P4227
Analytical Method: SVOA Level : LOW
EPA Sample No. : SSTD020334 Lab File ID (Standard) : BN034414.D
Instrument ID : BNA_N Init.Calib.Date(s): 09/10/2024
GC Column : ZB-GR ID: 0.25 (mm) Date Analyzed : 10/05/2024
Heated Purge: Time Analyzed : 07:47

	IS1 (DCB) AREA	RT	IS2 (NPT) AREA	RT	IS3 (ANT) AREA	RT
12 HOUR STD	268107	7.381	1076880	10.13	656664	14.03
UPPER LIMIT	536214	7.88	2153760	10.63	1313330	14.53
LOWER LIMIT	134054	6.88	538440	9.634	328332	13.53
EPA SAMPLE NO.						
EB(20240927)	270294	7.38	1008000	10.13	597252	14.03
SBLK786	238115	7.38	921838	10.13	540093	14.03
PMW-9S(20240926)	218414	7.39	917385	10.13	553345	14.03
PMW-9D(20240926)	221362	7.38	877449	10.14	568934	14.03
PMW-8D(20240926)	242626	7.38	955459	10.13	600376	14.03
SLCS787	201897	7.38	756859	10.13	443675	14.03
SLCS807	156582	7.38	632873	10.13	407160	14.03
PMW-1(20240925)	227073	7.38	877111	10.13	529463	14.03
PMW-2(20240925)	236716	7.38	903333	10.13	516314	14.03
PMW-8S(20240926)	227902	7.38	852883	10.13	493199	14.03

IS1 (DCB) = 1,4-Dichlorobenzene-d4
IS2 (NPT) = Naphthalene-d8
IS3 (ANT) = Acenaphthene-d10

AREA UPPER LIMIT = 200% of internal standard area
AREA LOWER LIMIT = 50% of internal standard area
RT UPPER LIMIT = +0.50 minutes of internal standard RT
RT LOWER LIMIT = -0.50 minutes of internal standard RT

FORM 8A-OR
INTERNAL STANDARD AREA AND RETENTION TIME SUMMARY

Lab Name: Alliance Technical Group, LLC Contract: 68HERH20D0011
Lab Code: ACE Case No.: ARC Sayrev MA No.: SDG No.: P4227
Analytical Method: SVOA Level : LOW
EPA Sample No. : SSTD020334 Lab File ID (Standard) : BN034414.D
Instrument ID : BNA_N Init.Calib.Date(s): 09/10/2024
GC Column : ZB-GR ID: 0.25 (mm) Date Analyzed : 10/05/2024
Heated Purge: Time Analyzed : 07:47

	IS4 (PHN) AREA	RT	IS5 (CRY) AREA	RT	IS6 (PRY) AREA	RT
12 HOUR STD	1274170	16.79	1050960	21.02	1222900	23.727
UPPER LIMIT	2548340	17.29	2101920	21.52	2445800	24.227
LOWER LIMIT	637085	16.29	525480	20.52	611450	23.227
EPA SAMPLE NO.						
EB(20240927)	1154670	16.79	1135310	21.02	1384170	23.73
SBLK786	1014880	16.79	910557	21.02	1088450	23.73
PMW-9S(20240926)	1147070	16.79	1064220	21.02	1264750	23.73
PMW-9D(20240926)	1159200	16.79	1200280	21.02	1314520	23.73
PMW-8D(20240926)	1246730	16.79	1171740	21.02	1246950	23.73
SLCS787	839350	16.79	766225	21.02	876207	23.73
SLCS807	847552	16.79	891818	21.02	974392	23.73
PMW-1(20240925)	1005820	16.79	914502	21.02	1090620	23.73
PMW-2(20240925)	964476	16.79	917059	21.02	1135200	23.73
PMW-8S(20240926)	946773	16.79	923933	21.02	1121260	23.73

IS4 (PHN) = Phenanthrene-d10
IS5 (CRY) = Chrysene-d12
IS6 (PRY) = Perylene-d12

AREA UPPER LIMIT = 200% of internal standard area
AREA LOWER LIMIT = 50% of internal standard area
RT UPPER LIMIT = +0.50 minutes of internal standard RT
RT LOWER LIMIT = -0.50 minutes of internal standard RT

FORM 8A-OR
INTERNAL STANDARD AREA AND RETENTION TIME SUMMARY

Lab Name: Alliance Technical Group, LLC Contract: 68HERH20D0011
Lab Code: ACE Case No.: ARC Sayre MA No.: SDG No.: P4227
Analytical Method: SVOA Level : LOW
EPA Sample No. : SSTD020335 Lab File ID (Standard) : BN034427.D
Instrument ID : BNA_N Init.Calib.Date(s): 09/10/2024
GC Column : ZB-GR ID: 0.25 (mm) Date Analyzed : 10/05/2024
Heated Purge: Time Analyzed : 17:37

	IS1 (DCB) AREA	RT	IS2 (NPT) AREA	RT	IS3 (ANT) AREA	RT
12 HOUR STD	196007	7.375	772996	10.13	491444	14.03
UPPER LIMIT	392014	7.87	1545990	10.63	982888	14.53
LOWER LIMIT	98003.5	6.87	386498	9.634	245722	13.53
EPA SAMPLE NO.						
SLCS786	192198	7.38	759111	10.13	484097	14.03

IS1 (DCB) = 1,4-Dichlorobenzene-d4
IS2 (NPT) = Naphthalene-d8
IS3 (ANT) = Acenaphthene-d10

AREA UPPER LIMIT = 200% of internal standard area
AREA LOWER LIMIT = 50% of internal standard area
RT UPPER LIMIT = +0.50 minutes of internal standard RT
RT LOWER LIMIT = -0.50 minutes of internal standard RT

FORM 8A-OR
INTERNAL STANDARD AREA AND RETENTION TIME SUMMARY

Lab Name: Alliance Technical Group, LLC Contract: 68HERH20D0011
Lab Code: ACE Case No.: ARC Sayrev MA No.: SDG No.: P4227
Analytical Method: SVOA Level : LOW
EPA Sample No. : SSTD020335 Lab File ID (Standard) : BN034427.D
Instrument ID : BNA_N Init.Calib.Date(s): 09/10/2024
GC Column : ZB-GR ID: 0.25 (mm) Date Analyzed : 10/05/2024
Heated Purge: Time Analyzed : 17:37

	IS4 (PHN) AREA	RT	IS5 (CRY) AREA	RT	IS6 (PRY) AREA	RT
12 HOUR STD	1026520	16.79	1026780	21.02	1152930	23.727
UPPER LIMIT	2053040	17.29	2053560	21.52	2305860	24.227
LOWER LIMIT	513260	16.29	513390	20.52	576465	23.227
EPA SAMPLE NO.						
SLCS786	986961	16.79	999561	21.02	1105420	23.72

IS4 (PHN) = Phenanthrene-d10
IS5 (CRY) = Chrysene-d12
IS6 (PRY) = Perylene-d12

AREA UPPER LIMIT = 200% of internal standard area
AREA LOWER LIMIT = 50% of internal standard area
RT UPPER LIMIT = +0.50 minutes of internal standard RT
RT LOWER LIMIT = -0.50 minutes of internal standard RT

FORM 1A-OR
ORGANIC ANALYSIS DATA SHEET
TARGET ANALYTE LIST

EPA SAMPLE NO.

DUP(20240926)

Lab Name : Alliance Technical Group, LLC
Contract : 68HERH20D0011
Lab Code: ACE Case No.: ARC Sayrevil
MA No. : SDG No.: P4227
Analytical Method : SVOA
Level :
Matrix : Water
Lab Sample ID : P4227-07
Sample wt/vol : 990 (g/mL) mL
Lab File ID : BN034408.D
% Solids :
Date Received : 09/27/2024
GC Column : ZB-GR ID : 0.25 (mm)
Date Extracted : 09/30/2024
GC Column : ID : (mm)
Date Analyzed : 10/05/2024
Extract Concentrated :(Y/N) N
Extract Volume : 1000 (µL)
Soil Aliquot (VOA) : (µL)
Extraction Type : CONH
Heated Purge : (Y/N)
Injection Volume : 1.0 (µL)
Purge Volume : (mL)
pH : 6 Dilution Factor : 1.0
Cleanup Types :
Cleanup Factor : 1.0
Concentration Units (µg/L, µg/kg, µg, or µg/cm²): µg/L

CAS NO.	ANALYTE	CONCENTRATION	Q
111-44-4	Bis(2-Chloroethyl)ether	10	U
98-95-3	Nitrobenzene	5.1	U
78-59-1	Isophorone	5.1	U

FORM 1B-OR
ORGANIC ANALYSIS DATA SHEET
TENTATIVELY IDENTIFIED COMPOUNDS

EPA SAMPLE NO.

DUP(20240926)

Lab Name : Alliance Technical Group, LLC
Contract : 68HERH20D0011
Lab Code: ACE
Case No.: ARC Sayrevi
MA No. :
SDG No.: P4227
Analytical Method : SVOA
Level :
Matrix : Water
Lab Sample ID : P4227-07
Sample wt/vol : 990 (g/mL) mL
Lab File ID : BN034408.D
% Solids :
Date Received : 09/27/2024
GC Column : ZB-GR ID : 0.25 (mm)
Date Extracted : 09/30/2024
Extract Concentrated : (Y/N) N
Date Analyzed : 10/05/2024
Soil Aliquot (VOA) : (µL)
Extract Volume : 1000 (µL)
Heated Purge : (Y/N)
Extraction Type : CONH
Purge Volume : (mL)
Injection Volume : 1.0 (µL)
Cleanup Types :
pH : 6
Dilution Factor : 1.0
Concentration Units (µg/L,µg/kg): µg/L
Cleanup Factor : 1.0

	CAS NO.	ANALYTE	RT	EST. CONC.	Q
1	000541-73-1	Benzene, 1,3-dichloro-	7.275	8.6	JN
2	000095-51-2	o-Chloroaniline	9.181	3.4	JN
3	000583-78-8	Phenol, 2,5-dichloro-	9.834	3.6	JN
4	000091-59-8	2-Naphthalenamine	14.604	210	JN
5	000134-32-7	1-Naphthalenamine	14.74	4.7	JN
6	000057-10-3	n-Hexadecanoic acid	17.722	2.2	JN
7	E966796	Total Alkanes	N/A	0.0	

EPA-designated Registry Number.

Quantitation Report (LSC Reviewed)

Data Path : Z:\svoasrv\HPCHEM1\BNA_N\Data\BN100424\
Data File : BN034408.D
Acq On : 05 Oct 2024 03:12
Operator : RC/JU
Sample : P4227-07
Misc :
ALS Vial : 23 Sample Multiplier: 1

Instrument :
BNA_N
ClientSampleId :
DUP(20240926)

Quant Time: Oct 05 04:51:22 2024
Quant Method : Z:\svoasrv\HPCHEM1\BNA_N\Methods\SFAM-EPA-BN091124.MA.M
Quant Title : SVOA CALIBRATION
QLast Update : Mon Sep 30 14:14:38 2024
Response via : Initial Calibration

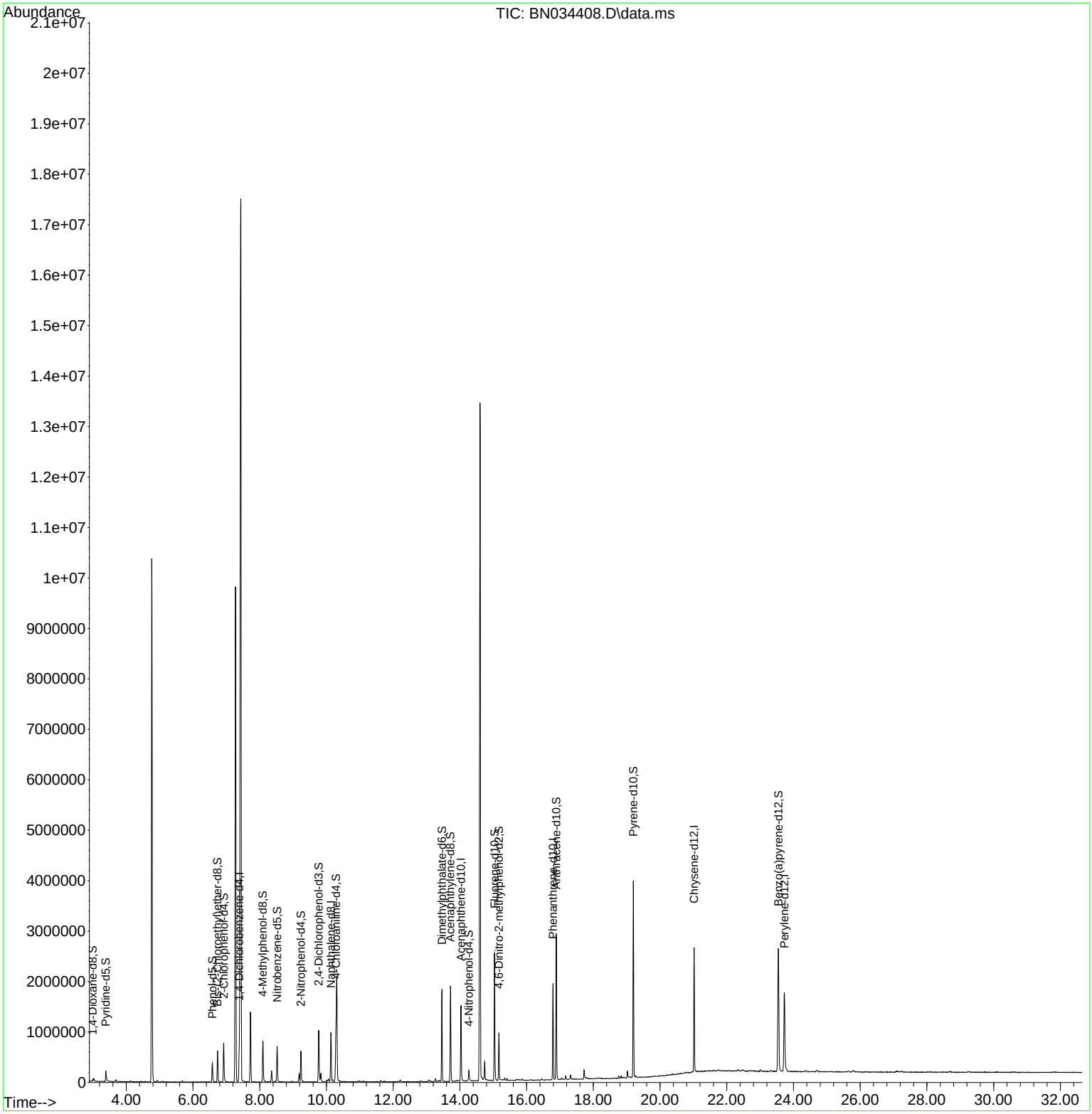

Quantitation Report (LSC Reviewed)

Data Path : Z:\svoasrv\HPCHEM1\BNA_N\Data\BN100424\
Data File : BN034408.D
Acq On : 05 Oct 2024 03:12
Operator : RC/JU
Sample : P4227-07
Misc :
ALS Vial : 23 Sample Multiplier: 1

Instrument :
BNA_N
ClientSampleId :
DUP(20240926)

Quant Time: Oct 05 04:51:22 2024
Quant Method : Z:\svoasrv\HPCHEM1\BNA_N\Methods\SFAM-EPA-BN091124.MA.M
Quant Title : SVOA CALIBRATION
QLast Update : Mon Sep 30 14:14:38 2024
Response via : Initial Calibration

Compound	R.T.	QIon	Response	Conc	Units	Dev(Min)
Internal Standards						
1) 1,4-Dichlorobenzene-d4	7.387	152	186016	20.000	ng/ul	0.00
20) Naphthalene-d8	10.134	136	796498	20.000	ng/ul	0.00
38) Acenaphthene-d10	14.034	164	516669	20.000	ng/ul	0.00
64) Phenanthrene-d10	16.792	188	1136078	20.000	ng/ul	0.00
79) Chrysene-d12	21.022	240	1188642	20.000	ng/ul	-0.01
88) Perylene-d12	23.727	264	1286098	20.000	ng/ul	-0.01
System Monitoring Compounds						
3) 1,4-Dioxane-d8	2.993	96	21590	4.736	ng/uL	0.00
4) Pyridine-d5	3.387	84	134330	9.914	ng/ul	0.00
7) Phenol-d5	6.581	99	206230	12.492	ng/ul	0.00
9) Bis-(2-Chloroethyl)eth...	6.734	67	262517	25.629	ng/ul	0.00
11) 2-Chlorophenol-d4	6.922	132	368448	28.353	ng/ul	0.00
15) 4-Methylphenol-d8	8.093	113	310279	22.842	ng/ul	-0.01
21) Nitrobenzene-d5	8.522	128	178477	28.113	ng/ul	0.00
24) 2-Nitrophenol-d4	9.234	143	204381	31.307	ng/ul	0.00
28) 2,4-Dichlorophenol-d3	9.769	165	373149	30.351	ng/ul	0.00
31) 4-Chloroaniline-d4	10.287	131	516316	27.739	ng/ul	0.00
46) Dimethylphthalate-d6	13.463	166	1230034	31.856	ng/ul	0.00
49) Acenaphthylene-d8	13.716	160	1260961	29.029	ng/ul	-0.01
54) 4-Nitrophenol-d4	14.269	143	56091	7.078	ng/ul	0.00
60) Fluorene-d10	15.039	176	986487	30.146	ng/ul	0.00
65) 4,6-Dinitro-2-methylph...	15.169	200	195444	28.853	ng/ul	0.00
73) Anthracene-d10	16.886	188	1675254	31.365	ng/ul	-0.01
81) Pyrene-d10	19.198	212	2089700	31.553	ng/ul	-0.01
92) Benzo(a)pyrene-d12	23.551	264	2177996	32.968	ng/ul	0.00

Target Compounds Qvalue

(#) = qualifier out of range (m) = manual integration (+) = signals summed

Data Path : Z:\svoasrv\HPCHEM1\BNA_N\Data\BN100424\
Data File : BN034408.D
Acq On : 05 Oct 2024 03:12
Operator : RC/JU
Sample : P4227-07
Misc :
ALS Vial : 23 Sample Multiplier: 1

Instrument :
BNA_N
ClientSampleId :
DUP(20240926)

Integration Parameters: LSCINT.P
Integrator: RTE
Smoothing : OFF Filtering: 5
Sampling : 1 Min Area: 0.1 % of largest Peak
Start Thrs: 0.2 Max Peaks: 100
Stop Thrs : 0 Peak Location: TOP

If leading or trailing edge < 100 prefer < Baseline drop else tangent >
Peak separation: 5

Method : Z:\svoasrv\HPCHEM1\BNA_N\Methods\SFAM-EPA-BN091124.MA.M
Title : SVOA CALIBRATION

Signal : TIC: BN034408.D\data.ms

peak #	R.T. min	first scan	max scan	last scan	PK TY	peak height	corr. area	corr. % max.	% of total
1	2.999	15	19	21	rBV	36934	49122	0.13%	0.032%
2	3.028	21	24	36	rVB	55111	87514	0.23%	0.057%
3	3.387	81	85	98	rBV	209714	367246	0.97%	0.240%
4	3.687	132	136	142	rVB	33919	47402	0.13%	0.031%
5	4.764	312	319	338	rVV	10372235	16419407	43.49%	10.751%
6	4.928	342	347	354	rVB2	31188	57280	0.15%	0.038%
7	6.581	618	628	640	rBV	368800	607571	1.61%	0.398%
8	6.734	647	654	666	rBV	614591	964706	2.56%	0.632%
9	6.922	679	686	698	rBV	769746	1281525	3.39%	0.839%
10	7.275	738	746	757	rBV	9812836	16085032	42.61%	10.532%
11	7.434	758	773	778	rBV	17496158	37750422	100.00%	24.717%
12	7.722	815	822	834	rVB	1385641	2128472	5.64%	1.394%
13	8.093	878	885	896	rBV	813712	1327046	3.52%	0.869%
14	8.357	924	930	942	rVB	220118	341409	0.90%	0.224%
15	8.522	952	958	968	rVB	701217	1121293	2.97%	0.734%
16	9.181	1064	1070	1074	rBV	165938	266557	0.71%	0.175%
17	9.234	1074	1079	1087	rVV	613887	995177	2.64%	0.652%
18	9.769	1160	1170	1177	rBV	1024155	1768142	4.68%	1.158%
19	9.834	1177	1181	1191	rVB	164100	281638	0.75%	0.184%
20	10.004	1205	1210	1213	rBV	31976	53471	0.14%	0.035%
21	10.063	1213	1220	1225	rVV	55423	121972	0.32%	0.080%
22	10.134	1225	1232	1238	rVV	974233	1596127	4.23%	1.045%
23	10.187	1238	1241	1247	rVB	41863	61283	0.16%	0.040%
24	10.310	1247	1262	1277	rBV2	2096310	5021971	13.30%	3.288%
25	11.628	1480	1486	1488	rBV2	23154	38759	0.10%	0.025%
26	12.210	1581	1585	1592	rVB2	34493	58434	0.15%	0.038%
27	13.063	1722	1730	1735	rBV4	36971	77780	0.21%	0.051%
28	13.269	1759	1765	1771	rBV	59858	102224	0.27%	0.067%
29	13.375	1774	1783	1791	rVV4	22688	57393	0.15%	0.038%
30	13.463	1791	1798	1807	rVB	1827571	2508408	6.64%	1.642%
31	13.716	1834	1841	1855	rBV2	1892274	2900990	7.68%	1.899%
32	14.034	1888	1895	1911	rBV	1500633	2287722	6.06%	1.498%
33	14.269	1931	1935	1944	rVB	198843	321556	0.85%	0.211%
34	14.604	1983	1992	1997	rBV	13434423	24304567	64.38%	15.914%
35	14.739	2007	2015	2022	rVB	354670	529063	1.40%	0.346%
36	15.039	2059	2066	2077	rBV	2540409	3768283	9.98%	2.467%

LSC Area Percent Report

Data Path : Z:\svoasrv\HPCHEM1\BNA_N\Data\BN100424\
Data File : BN034408.D
Acq On : 05 Oct 2024 03:12
Operator : RC/JU
Sample : P4227-07
Misc :
ALS Vial : 23 Sample Multiplier: 1

Instrument :
BNA_N
ClientSampleId :
DUP(20240926)

Integration Parameters: LSCINT.P
Integrator: RTE
Smoothing : OFF Filtering: 5
Sampling : 1 Min Area: 0.1 % of largest Peak
Start Thrs: 0.2 Max Peaks: 100
Stop Thrs : 0 Peak Location: TOP

If leading or trailing edge < 100 prefer < Baseline drop else tangent >
Peak separation: 5

Method : Z:\svoasrv\HPCHEM1\BNA_N\Methods\SFAM-EPA-BN091124.MA.M
Title : SVOA CALIBRATION

37	15.169	2082	2088	2100	rBV	941136	1292543	3.42%	0.846%
38	15.345	2114	2118	2122	rVB2	48709	71989	0.19%	0.047%
39	15.416	2126	2130	2136	rVB	40981	59480	0.16%	0.039%
40	15.698	2174	2178	2181	rBV	24830	38057	0.10%	0.025%
41	15.863	2203	2206	2214	rVB	24281	40760	0.11%	0.027%
42	16.451	2302	2306	2316	rVB2	25957	54937	0.15%	0.036%
43	16.792	2358	2364	2371	rBV	1906251	2682676	7.11%	1.757%
44	16.886	2374	2380	2395	rVB	2897785	4243524	11.24%	2.778%
45	17.175	2425	2429	2439	rVB	75432	127026	0.34%	0.083%
46	17.316	2449	2453	2459	rVB	78343	109743	0.29%	0.072%
47	17.722	2518	2522	2529	rBV2	180303	294722	0.78%	0.193%
48	18.757	2695	2698	2703	rVB	46149	57213	0.15%	0.037%
49	18.827	2707	2710	2714	rVV	43557	52899	0.14%	0.035%
50	19.022	2739	2743	2752	rBV2	131191	215043	0.57%	0.141%
51	19.198	2767	2773	2781	rBV2	3893986	5335558	14.13%	3.493%
52	21.022	3078	3083	3093	rBV	2457032	3275058	8.68%	2.144%
53	23.545	3503	3512	3525	rBV	2435469	5492914	14.55%	3.597%
54	23.727	3535	3543	3560	rVB	1558262	3527238	9.34%	2.309%

Sum of corrected areas: 152728344

LSC Report - Integrated Chromatogram

Data Path : Z:\svoasrv\HPCHEM1\BNA_N\Data\BN100424\
Data File : BN034408.D
Acq On : 05 Oct 2024 03:12
Operator : RC/JU
Sample : P4227-07
Misc :
ALS Vial : 23 Sample Multiplier: 1

Instrument :
BNA_N
ClientSampleId :
DUP(20240926)

Quant Method : Z:\svoasrv\HPCHEM1\BNA_N\Methods\SFAM-EPA-BN091124.MA.M
Quant Title : SVOA CALIBRATION

TIC Library : C:\Database\NIST20.L
TIC Integration Parameters: LSCINT.P

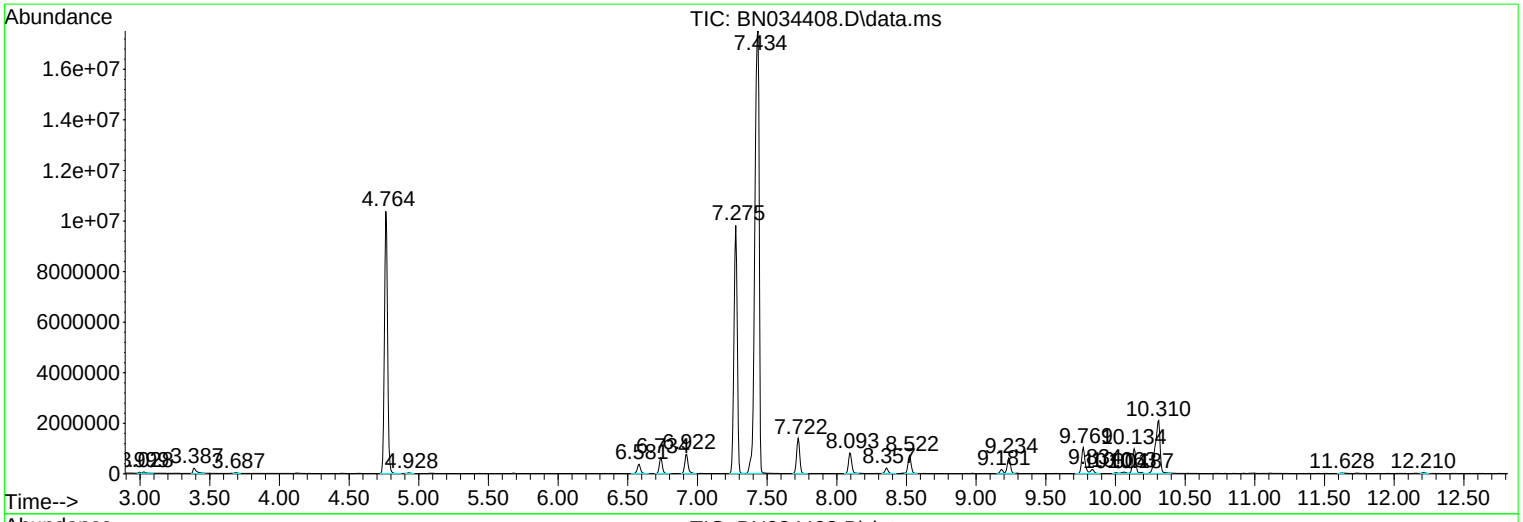

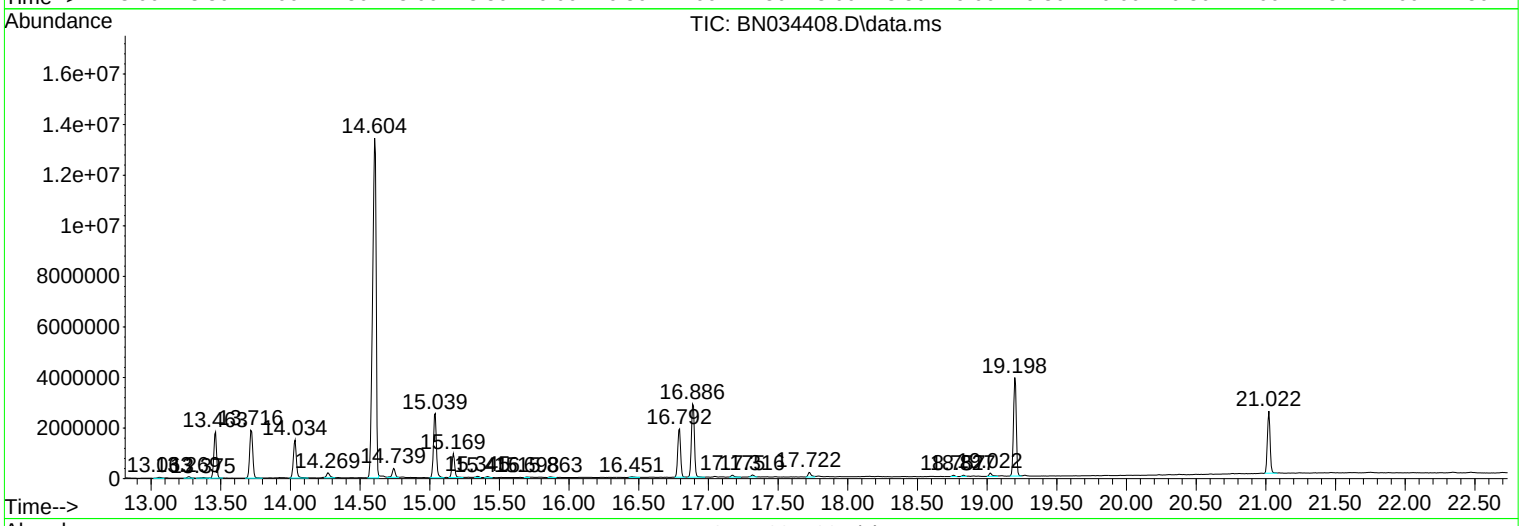

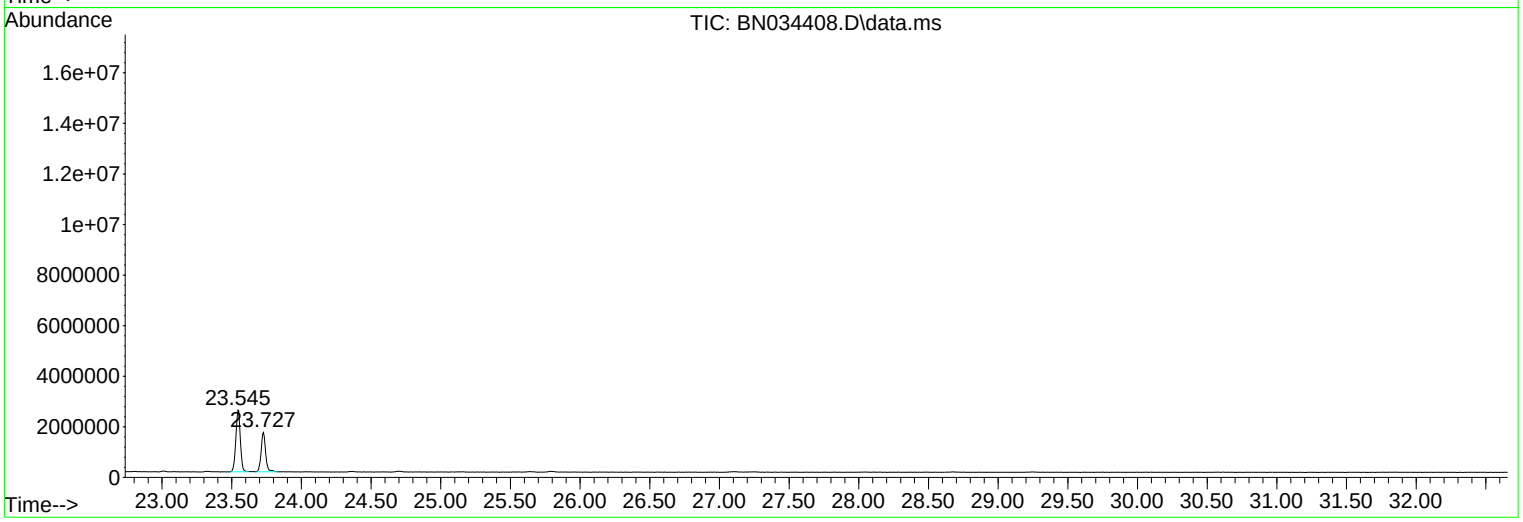

Data Path : Z:\svoasrv\HPCHEM1\BNA_N\Data\BN100424\
Data File : BN034408.D
Acq On : 05 Oct 2024 03:12
Operator : RC/JU
Sample : P4227-07
Misc :
ALS Vial : 23 Sample Multiplier: 1

Instrument :
BNA_N
ClientSampleId :
DUP(20240926)

Quant Method : Z:\svoasrv\HPCHEM1\BNA_N\Methods\SFAM-EPA-BN091124.MA.M
Quant Title : SVOA CALIBRATION

TIC Library : C:\Database\NIST20.L
TIC Integration Parameters: LSCINT.P

****
Peak Number 2 Benzene, 1,3-dichloro- Concentration Rank 3

R.T.	EstConc	Area	Relative to ISTD	R.T.
7.275	8.52 ng/ul	16085000	1,4-Dichlorobenzene-d4	7.387

Hit# of 5	Tentative ID	MW	MolForm	CAS#	Qual
1	Benzene, 1,3-dichloro-	146	C6H4Cl2	000541-73-1	98
2	Benzene, 1,4-dichloro-	146	C6H4Cl2	000106-46-7	98
3	Benzene, 1,2-dichloro-	146	C6H4Cl2	000095-50-1	98
4	Benzene, 1,3-dichloro-	146	C6H4Cl2	000541-73-1	97
5	Benzene, 1,3-dichloro-	146	C6H4Cl2	000541-73-1	96

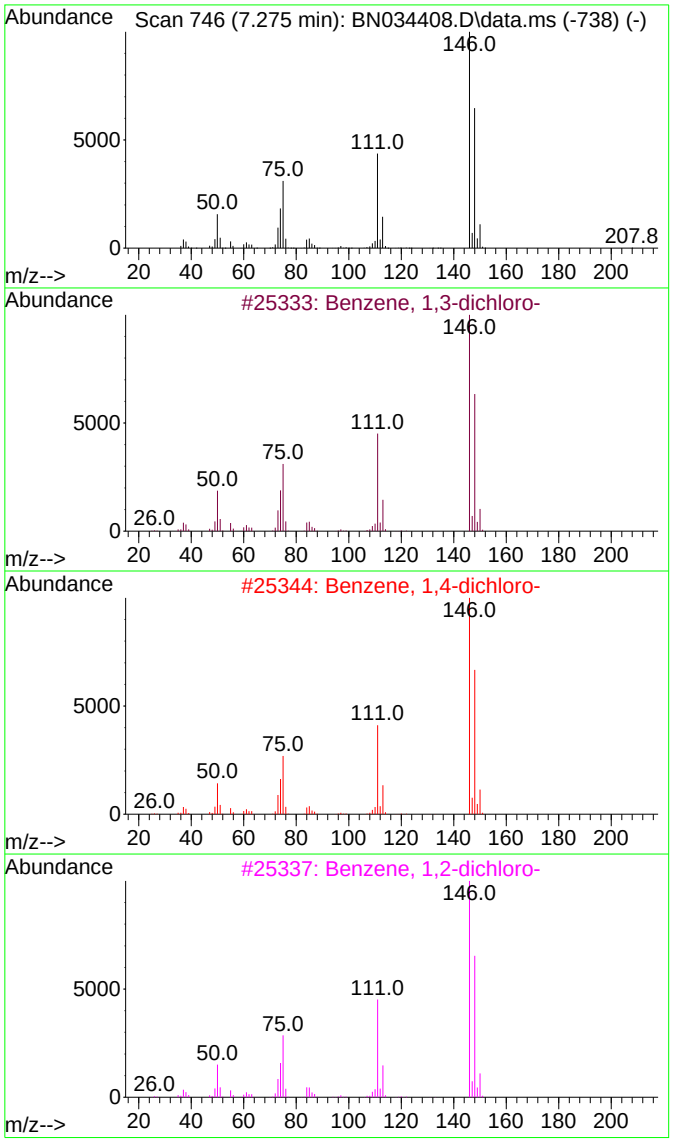

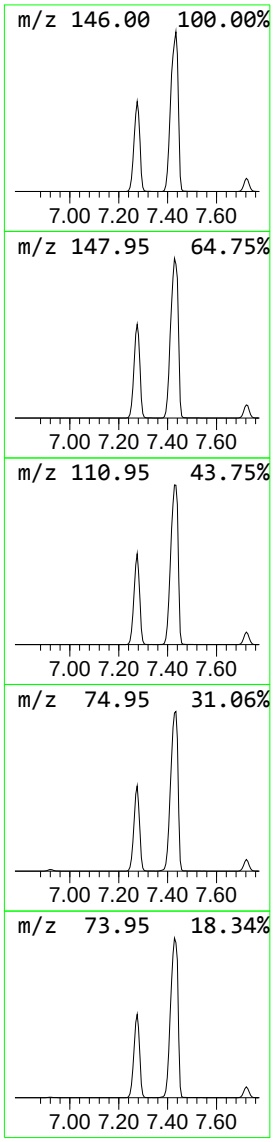

Library Search Compound Report

Data Path : Z:\svoasrv\HPCHEM1\BNA_N\Data\BN100424\
Data File : BN034408.D
Acq On : 05 Oct 2024 03:12
Operator : RC/JU
Sample : P4227-07
Misc :
ALS Vial : 23 Sample Multiplier: 1

Instrument :
BNA_N
ClientSampleId :
DUP(20240926)

Quant Method : Z:\svoasrv\HPCHEM1\BNA_N\Methods\SFAM-EPA-BN091124.MA.M
Quant Title : SVOA CALIBRATION

TIC Library : C:\Database\NIST20.L
TIC Integration Parameters: LSCINT.P

****

Peak Number 3 o-Chloroaniline Concentration Rank 6

R.T.	EstConc	Area	Relative to ISTD	R.T.
9.181	3.34 ng/ul	266557	Naphthalene-d8	10.134

Hit# of 5	Tentative ID	MW	MolForm	CAS#	Qual
1	o-Chloroaniline	127	C6H6ClN	000095-51-2	97
2	p-Chloroaniline	127	C6H6ClN	000106-47-8	97
3	p-Chloroaniline	127	C6H6ClN	000106-47-8	97
4	o-Chloroaniline	127	C6H6ClN	000095-51-2	96
5	o-Chloroaniline	127	C6H6ClN	000095-51-2	96

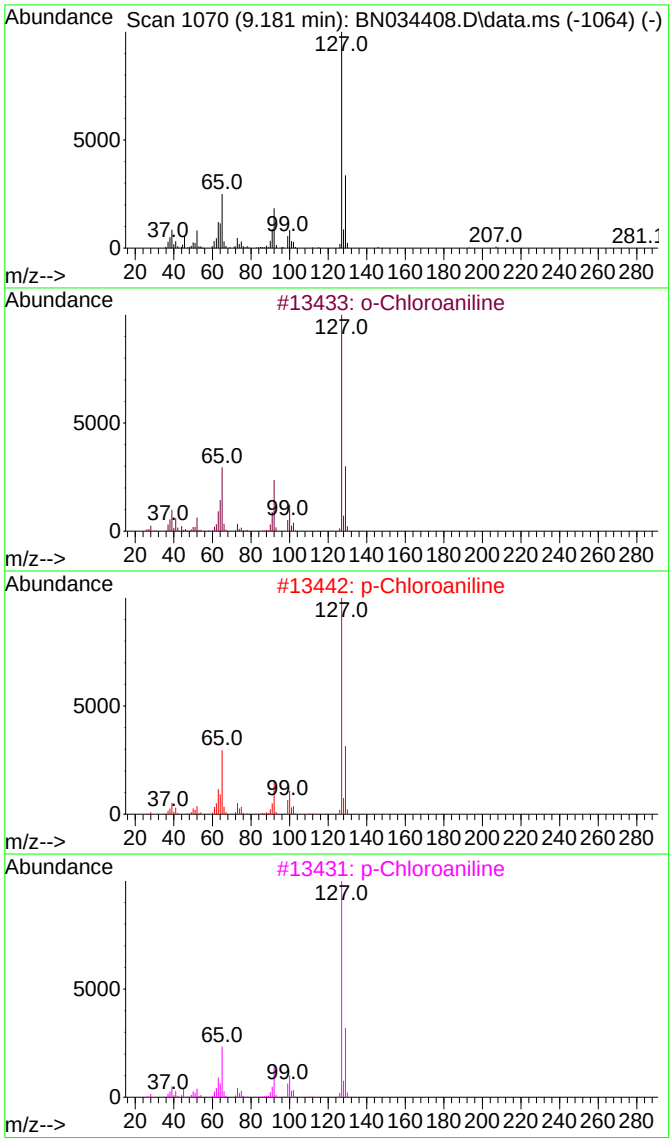

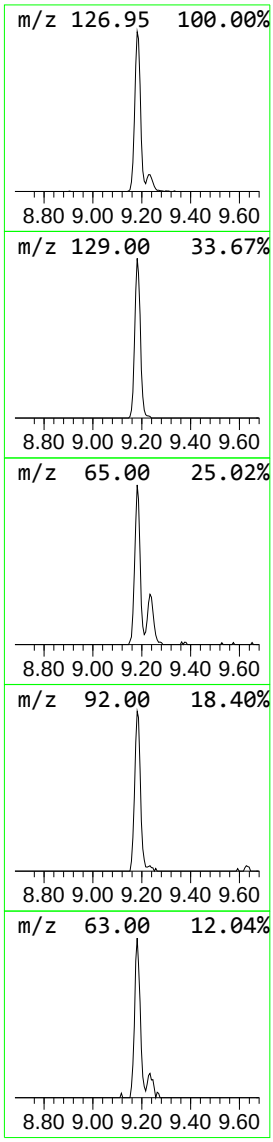

Data Path : Z:\svoasrv\HPCHEM1\BNA_N\Data\BN100424\
Data File : BN034408.D
Acq On : 05 Oct 2024 03:12
Operator : RC/JU
Sample : P4227-07
Misc :
ALS Vial : 23 Sample Multiplier: 1

Instrument :
BNA_N
ClientSampleId :
DUP(20240926)

Quant Method : Z:\svoasrv\HPCHEM1\BNA_N\Methods\SFAM-EPA-BN091124.MA.M
Quant Title : SVOA CALIBRATION

TIC Library : C:\Database\NIST20.L
TIC Integration Parameters: LSCINT.P

****
Peak Number 4 Phenol, 2,5-dichloro- Concentration Rank 5

R.T.	EstConc	Area	Relative to ISTD	R.T.
9.834	3.53 ng/ul	281638	Naphthalene-d8	10.134

Hit# of 5	Tentative ID	MW	MolForm	CAS#	Qual
1	Phenol, 2,5-dichloro-	162	C6H4Cl2O	000583-78-8	98
2	Phenol, 2,6-dichloro-	162	C6H4Cl2O	000087-65-0	94
3	Phenol, 2,6-dichloro-	162	C6H4Cl2O	000087-65-0	94
4	Phenol, 2,6-dichloro-	162	C6H4Cl2O	000087-65-0	94
5	Phenol, 2,4-dichloro-	162	C6H4Cl2O	000120-83-2	94

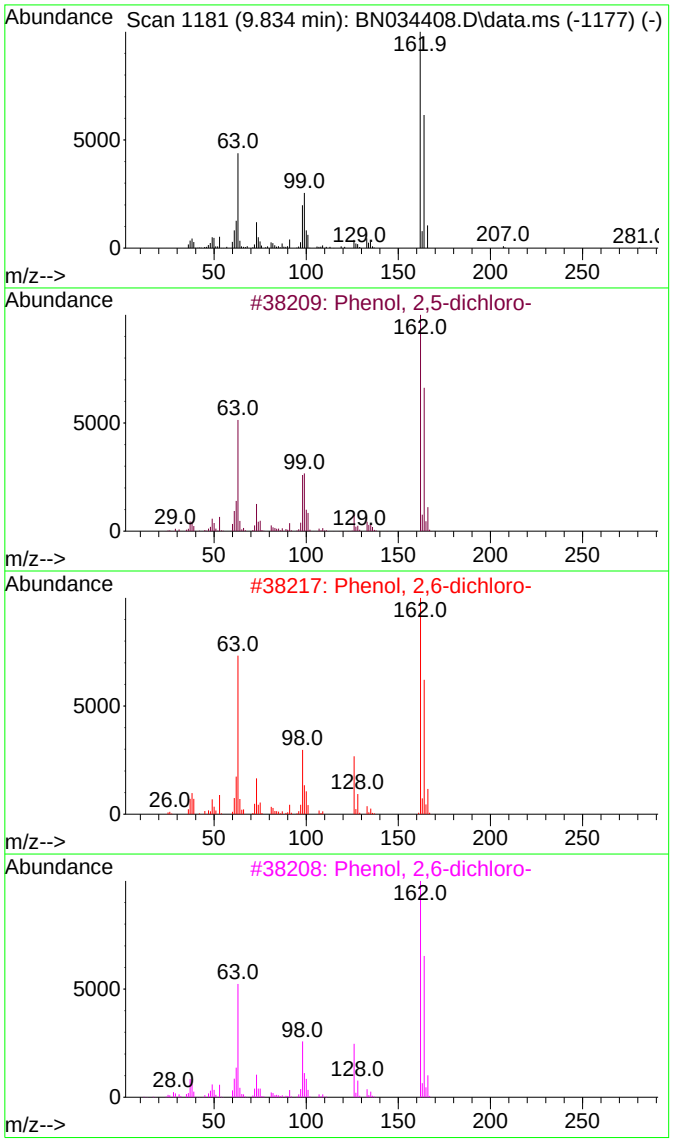

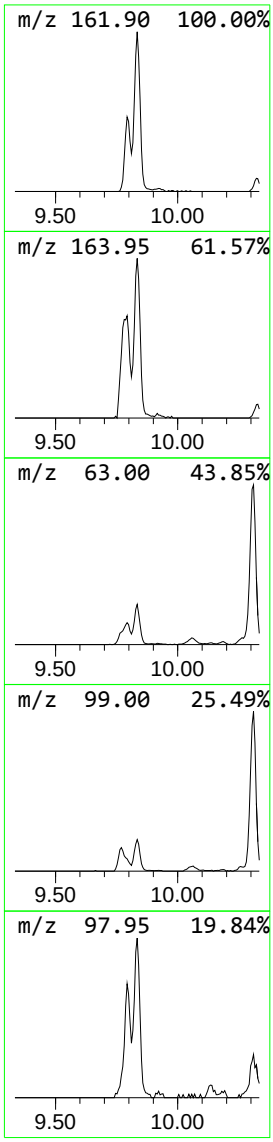

Data Path : Z:\svoasrv\HPCHEM1\BNA_N\Data\BN100424\
Data File : BN034408.D
Acq On : 05 Oct 2024 03:12
Operator : RC/JU
Sample : P4227-07
Misc :
ALS Vial : 23 Sample Multiplier: 1

Instrument :
BNA_N
ClientSampleId :
DUP(20240926)

Quant Method : Z:\svoasrv\HPCHEM1\BNA_N\Methods\SFAM-EPA-BN091124.MA.M
Quant Title : SVOA CALIBRATION

TIC Library : C:\Database\NIST20.L
TIC Integration Parameters: LSCINT.P

****
Peak Number 5 2-Naphthalenamine Concentration Rank 1

R.T.	EstConc	Area	Relative to ISTD	R.T.
14.604	212.48 ng/ul	24304600	Acenaphthene-d10	14.034

Hit# of 5	Tentative ID	MW	MolForm	CAS#	Qual
1	2-Naphthalenamine	143	C10H9N	000091-59-8	97
2	1-Naphthalenamine	143	C10H9N	000134-32-7	97
3	1-Naphthalenamine	143	C10H9N	000134-32-7	97
4	2-Naphthalenamine	143	C10H9N	000091-59-8	95
5	1-Naphthalenamine	143	C10H9N	000134-32-7	94

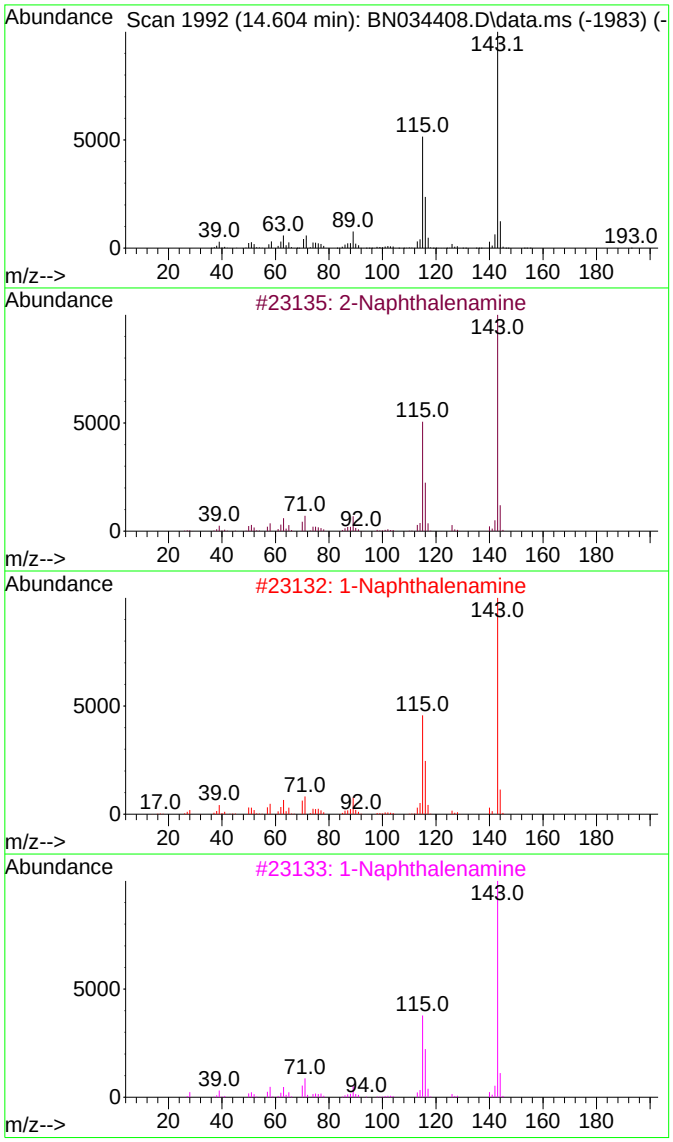

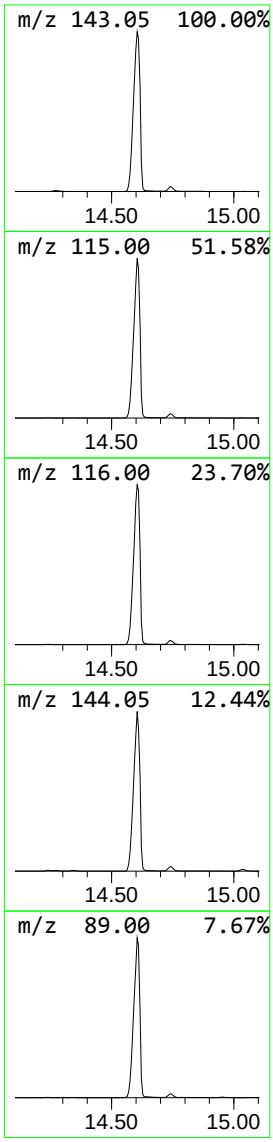

Data Path : Z:\svoasrv\HPCHEM1\BNA_N\Data\BN100424\
Data File : BN034408.D
Acq On : 05 Oct 2024 03:12
Operator : RC/JU
Sample : P4227-07
Misc :
ALS Vial : 23 Sample Multiplier: 1

Instrument :
BNA_N
ClientSampleId :
DUP(20240926)

Quant Method : Z:\svoasrv\HPCHEM1\BNA_N\Methods\SFAM-EPA-BN091124.MA.M
Quant Title : SVOA CALIBRATION

TIC Library : C:\Database\NIST20.L
TIC Integration Parameters: LSCINT.P

****
Peak Number 6 1-Naphthalenamine Concentration Rank 4

R.T.	EstConc	Area	Relative to ISTD	R.T.
14.740	4.63 ng/ul	529063	Acenaphthene-d10	14.034

Hit# of 5	Tentative ID	MW	MolForm	CAS#	Qual
1	2-Naphthalenamine	143	C10H9N	000091-59-8	97
2	2-Naphthalenamine	143	C10H9N	000091-59-8	96
3	2-Naphthalenamine	143	C10H9N	000091-59-8	95
4	1-Naphthalenamine	143	C10H9N	000134-32-7	95
5	1-Naphthalenamine	143	C10H9N	000134-32-7	91

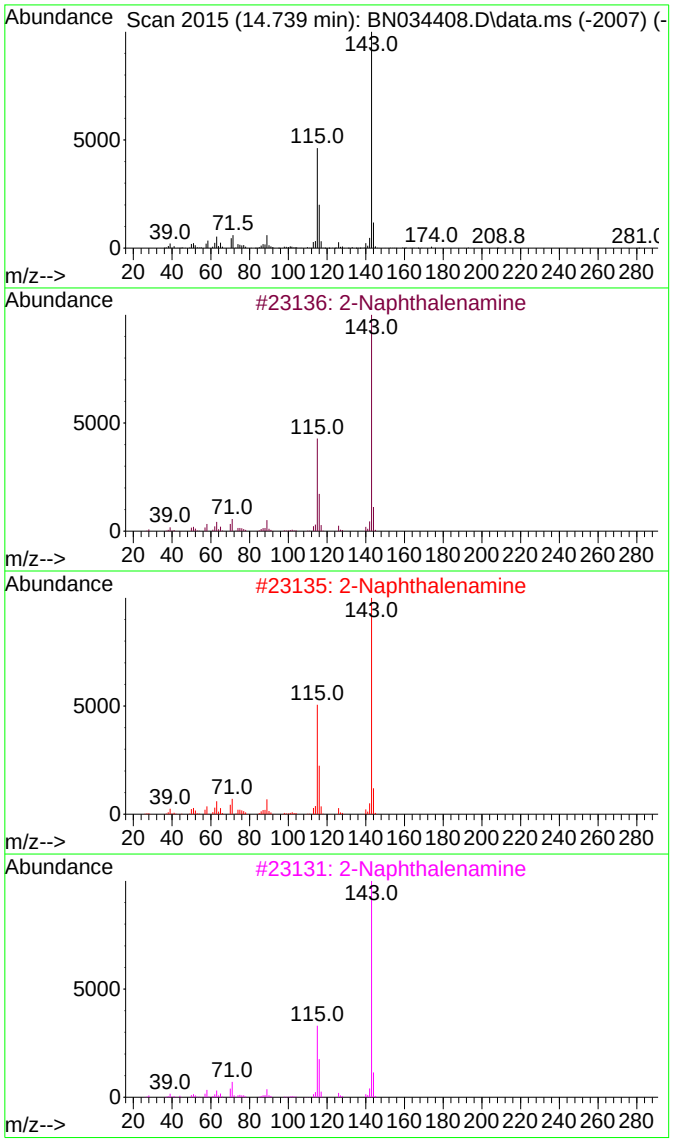

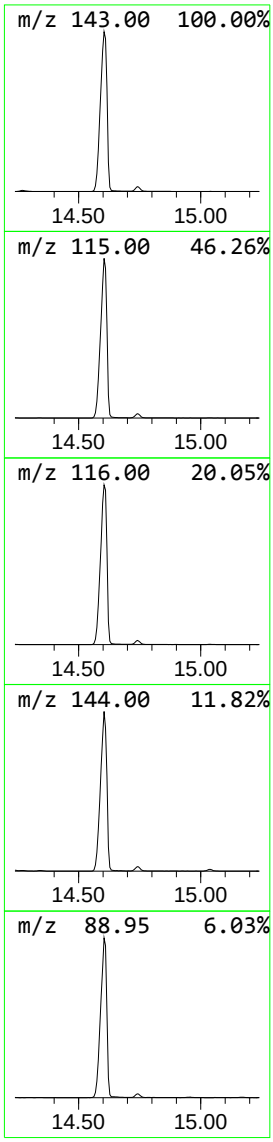

Library Search Compound Report

Data Path : Z:\svoasrv\HPCHEM1\BNA_N\Data\BN100424\
Data File : BN034408.D
Acq On : 05 Oct 2024 03:12
Operator : RC/JU
Sample : P4227-07
Misc :
ALS Vial : 23 Sample Multiplier: 1

Instrument :
BNA_N
ClientSampleId :
DUP(20240926)

Quant Method : Z:\svoasrv\HPCHEM1\BNA_N\Methods\SFAM-EPA-BN091124.MA.M
Quant Title : SVOA CALIBRATION

TIC Library : C:\Database\NIST20.L
TIC Integration Parameters: LSCINT.P

****
Peak Number 7 n-Hexadecanoic acid Concentration Rank 7

R.T.	EstConc	Area	Relative to ISTD	R.T.
17.722	2.20 ng/ul	294722	Phenanthrene-d10	16.792

Hit# of 5	Tentative ID	MW	MolForm	CAS#	Qual
1	n-Hexadecanoic acid	256	C16H32O2	000057-10-3	99
2	n-Hexadecanoic acid	256	C16H32O2	000057-10-3	98
3	n-Hexadecanoic acid	256	C16H32O2	000057-10-3	98
4	n-Hexadecanoic acid	256	C16H32O2	000057-10-3	96
5	Tridecanoic acid	214	C13H26O2	000638-53-9	93

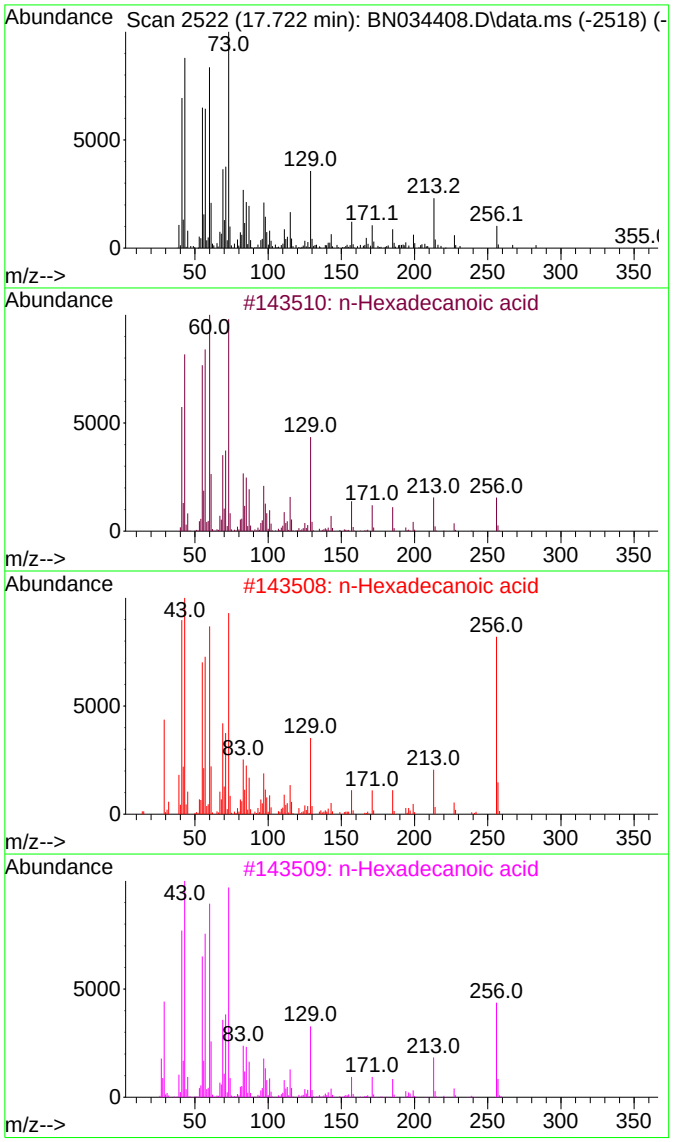

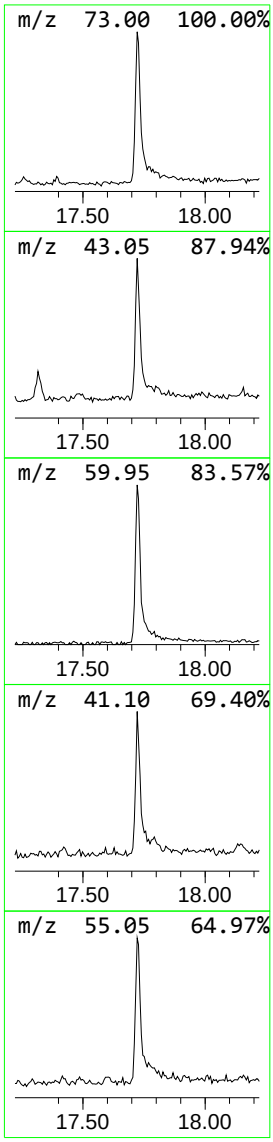

Tentatively Identified Compound (LSC) summary

Data Path : Z:\svoasrv\HPCHEM1\BNA_N\Data\BN100424\
Data File : BN034408.D
Acq On : 05 Oct 2024 03:12
Operator : RC/JU
Sample : P4227-07
Misc :
ALS Vial : 23 Sample Multiplier: 1

Instrument :
BNA_N
ClientSampleId :
DUP(20240926)

Quant Method : Z:\svoasrv\HPCHEM1\BNA_N\Methods\SFAM-EPA-BN091124.MA.M
Quant Title : SVOA CALIBRATION

TIC Library : C:\Database\NIST20.L
TIC Integration Parameters: LSCINT.P

TIC Top Hit name	RT	EstConc	Units	Response	Internal Standard #	RT	Resp	Conc
Benzene, 1,3-di...	7.275	8.5	ng/ul	16085000	1	7.387	37750400	20.0
o-Chloroaniline	9.181	3.3	ng/ul	266557	2	10.134	1596130	20.0
Phenol, 2,5-dic...	9.834	3.5	ng/ul	281638	2	10.134	1596130	20.0
2-Naphthalenamine	14.604	212.5	ng/ul	24304600	3	14.034	2287720	20.0
1-Naphthalenamine	14.740	4.6	ng/ul	529063	3	14.034	2287720	20.0
n-Hexadecanoic ...	17.722	2.2	ng/ul	294722	4	16.792	2682680	20.0

FORM 1A-OR
ORGANIC ANALYSIS DATA SHEET
TARGET ANALYTE LIST

EPA SAMPLE NO.

EB(20240927)

Lab Name : Alliance Technical Group, LLC
Contract : 68HERH20D0011
Lab Code: ACE Case No.: ARC Sayrevil
MA No. : SDG No.: P4227
Analytical Method : SVOA
Level :
Matrix : Water
Lab Sample ID : P4227-22
Sample wt/vol : 990 (g/mL) mL
Lab File ID : BN034416.D
% Solids :
Date Received : 09/27/2024
GC Column : ZB-GR ID : 0.25 (mm)
Date Extracted : 09/30/2024
GC Column : ID : (mm)
Date Analyzed : 10/05/2024
Extract Concentrated :(Y/N) N
Extract Volume : 1000 (µL)
Soil Aliquot (VOA) : (µL)
Extraction Type : CONH
Heated Purge : (Y/N)
Injection Volume : 1.0 (µL)
Purge Volume : (mL)
pH : 6 Dilution Factor : 1.0
Cleanup Types :
Cleanup Factor : 1.0
Concentration Units (µg/L, µg/kg, µg, or µg/cm²): µg/L

CAS NO.	ANALYTE	CONCENTRATION	Q
111-44-4	Bis(2-Chloroethyl)ether	10	U
98-95-3	Nitrobenzene	5.1	U
78-59-1	Isophorone	5.1	U

FORM 1B-OR
ORGANIC ANALYSIS DATA SHEET
TENTATIVELY IDENTIFIED COMPOUNDS

EPA SAMPLE NO.

EB(20240927)

Lab Name : Alliance Technical Group, LLC
Contract : 68HERH20D0011
Lab Code: ACE
Case No.: ARC Sayrevi
MA No. :
SDG No.: P4227
Analytical Method : SVOA
Level :
Matrix : Water
Lab Sample ID : P4227-22
Sample wt/vol : 990 (g/mL) mL
Lab File ID : BN034416.D
% Solids :
Date Received : 09/27/2024
GC Column : ZB-GR ID : 0.25 (mm)
Date Extracted : 09/30/2024
Extract Concentrated : (Y/N) N
Date Analyzed : 10/05/2024
Soil Aliquot (VOA) : (µL)
Extract Volume : 1000 (µL)
Heated Purge : (Y/N)
Extraction Type : CONH
Purge Volume : (mL)
Injection Volume : 1.0 (µL)
Cleanup Types :
pH : 6
Dilution Factor : 1.0
Concentration Units (µg/L,µg/kg): µg/L
Cleanup Factor : 1.0

	CAS NO.	ANALYTE	RT	EST. CONC.	Q
1	029911-28-2	2-Propanol, 1-(2-butoxy-1-methylet	10.757	2.1	JN
2	E966796	Total Alkanes	N/A	0.0	

EPA-designated Registry Number.

Quantitation Report (LSC Reviewed)

Data Path : Z:\svoasrv\HPCHEM1\BNA_N\Data\BN100424\
Data File : BN034416.D
Acq On : 05 Oct 2024 09:06
Operator : RC/JU
Sample : P4227-22
Misc :
ALS Vial : 32 Sample Multiplier: 1

Instrument :
BNA_N
ClientSampleId :
EB(20240927)

Quant Time: Oct 06 04:45:06 2024
Quant Method : Z:\svoasrv\HPCHEM1\BNA_N\Methods\SFAM-EPA-BN091124.MA.M
Quant Title : SVOA CALIBRATION
QLast Update : Mon Sep 30 14:14:38 2024
Response via : Initial Calibration

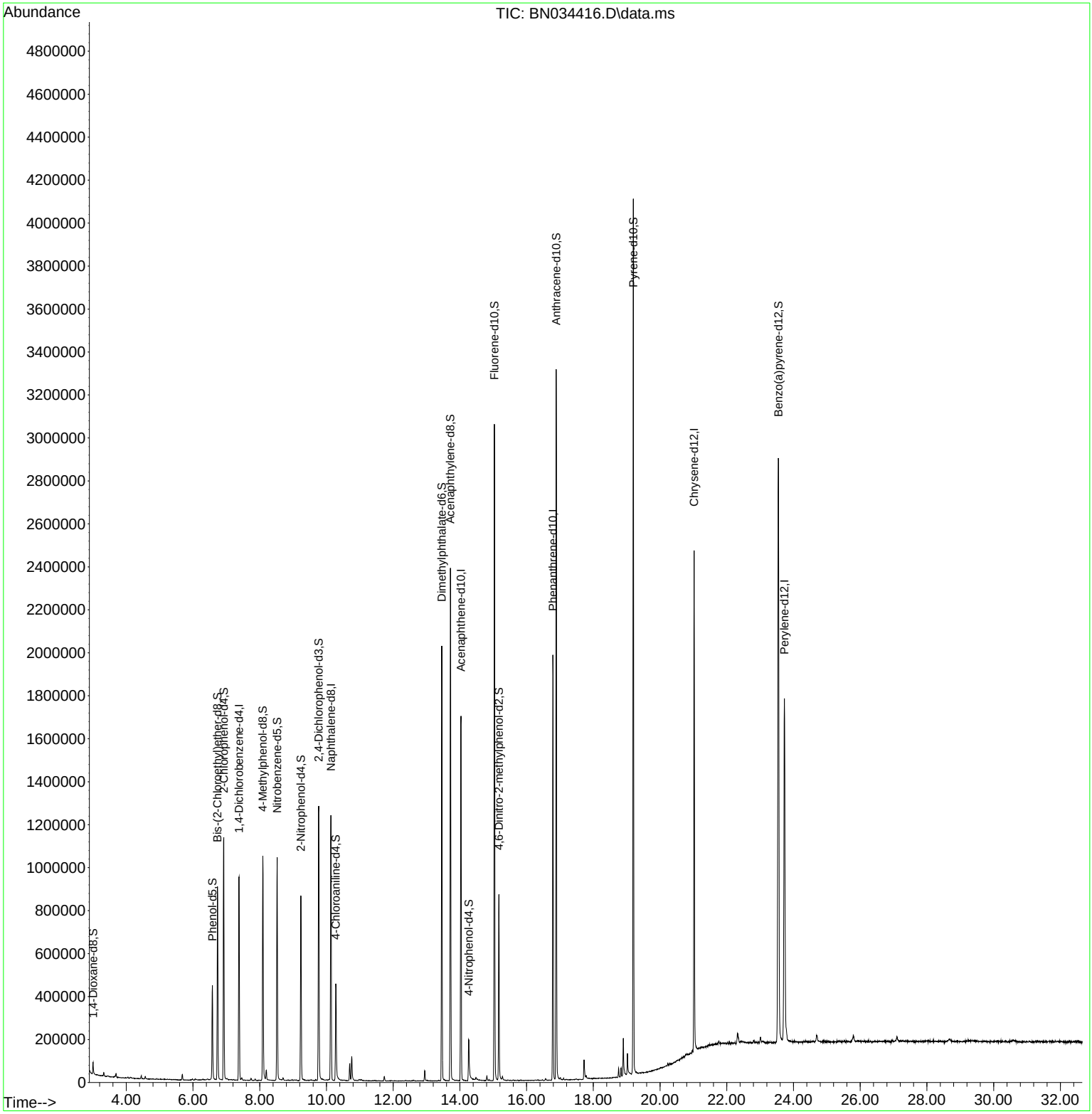

Quantitation Report (LSC Reviewed)

Data Path : Z:\svoasrv\HPCHEM1\BNA_N\Data\BN100424\
Data File : BN034416.D
Acq On : 05 Oct 2024 09:06
Operator : RC/JU
Sample : P4227-22
Misc :
ALS Vial : 32 Sample Multiplier: 1

Instrument :
BNA_N
ClientSampleId :
EB(20240927)

Quant Time: Oct 06 04:45:06 2024
Quant Method : Z:\svoasrv\HPCHEM1\BNA_N\Methods\SFAM-EPA-BN091124.MA.M
Quant Title : SVOA CALIBRATION
QLast Update : Mon Sep 30 14:14:38 2024
Response via : Initial Calibration

Compound	R.T.	QIon	Response	Conc	Units	Dev(Min)
Internal Standards						
1) 1,4-Dichlorobenzene-d4	7.381	152	270294	20.000	ng/ul	0.00
20) Naphthalene-d8	10.134	136	1008001	20.000	ng/ul	0.00
38) Acenaphthene-d10	14.034	164	597252	20.000	ng/ul	0.00
64) Phenanthrene-d10	16.787	188	1154674	20.000	ng/ul	-0.01
79) Chrysene-d12	21.022	240	1135310	20.000	ng/ul	-0.01
88) Perylene-d12	23.727	264	1384166	20.000	ng/ul	-0.01
System Monitoring Compounds						
3) 1,4-Dioxane-d8	3.005	96	30876	4.661	ng/uL	0.00
4) Pyridine-d5	0.000	84	0d	0.000	ng/ul	
7) Phenol-d5	6.581	99	254959	10.628	ng/ul	0.00
9) Bis-(2-Chloroethyl)eth...	6.734	67	384163	25.811	ng/ul	0.00
11) 2-Chlorophenol-d4	6.922	132	546010	28.916	ng/ul	0.00
15) 4-Methylphenol-d8	8.093	113	398046	20.166	ng/ul	-0.01
21) Nitrobenzene-d5	8.522	128	259752	32.330	ng/ul	0.00
24) 2-Nitrophenol-d4	9.234	143	284650	34.454	ng/ul	0.00
28) 2,4-Dichlorophenol-d3	9.769	165	489349	31.451	ng/ul	0.00
31) 4-Chloroaniline-d4	10.281	131	269871	11.457	ng/ul	-0.01
46) Dimethylphthalate-d6	13.457	166	1401715	31.404	ng/ul	-0.01
49) Acenaphthylene-d8	13.716	160	1561579	31.099	ng/ul	-0.01
54) 4-Nitrophenol-d4	14.269	143	64226	7.011	ng/ul	0.00
60) Fluorene-d10	15.034	176	1177046	31.116	ng/ul	-0.01
65) 4,6-Dinitro-2-methylph...	15.169	200	185712	26.975	ng/ul	0.00
73) Anthracene-d10	16.887	188	1828722	33.687	ng/ul	-0.01
81) Pyrene-d10	19.198	212	2098595	33.176	ng/ul	-0.01
92) Benzo(a)pyrene-d12	23.551	264	2471833	34.765	ng/ul	0.00

Target Compounds Qvalue

(#) = qualifier out of range (m) = manual integration (+) = signals summed

LSC Area Percent Report

Data Path : Z:\svoasrv\HPCHEM1\BNA_N\Data\BN100424\
Data File : BN034416.D
Acq On : 05 Oct 2024 09:06
Operator : RC/JU
Sample : P4227-22
Misc :
ALS Vial : 32 Sample Multiplier: 1

Instrument :
BNA_N
ClientSampleId :
EB(20240927)

Integration Parameters: LSCINT.P
Integrator: RTE
Smoothing : OFF Filtering: 5
Sampling : 1 Min Area: 0.1 % of largest Peak
Start Thrs: 0.2 Max Peaks: 100
Stop Thrs : 0 Peak Location: TOP

If leading or trailing edge < 100 prefer < Baseline drop else tangent >
Peak separation: 5

Method : Z:\svoasrv\HPCHEM1\BNA_N\Methods\SFAM-EPA-BN091124.MA.M
Title : SVOA CALIBRATION

Signal : TIC: BN034416.D\data.ms

peak #	R.T. min	first scan	max scan	last scan	PK TY	peak height	corr. area	corr. % max.	% of total
1	3.005	16	20	27	rVB	54567	79522	1.26%	0.138%
2	3.323	71	74	80	rVB2	17624	23237	0.37%	0.040%
3	3.652	128	130	133	rBV4	4850	7173	0.11%	0.012%
4	3.693	133	137	143	rVB	18649	30609	0.49%	0.053%
5	4.052	194	198	200	rVB5	4933	6864	0.11%	0.012%
6	4.128	207	211	215	rBV4	4295	8395	0.13%	0.015%
7	4.452	261	266	270	rVB2	14944	20302	0.32%	0.035%
8	4.570	282	286	291	rVB	11373	16771	0.27%	0.029%
9	5.681	470	475	482	rVB	26387	40580	0.65%	0.070%
10	5.981	522	526	532	rVB7	6154	10646	0.17%	0.018%
11	6.075	538	542	545	rBV3	5650	9700	0.15%	0.017%
12	6.581	621	628	641	rVB	437084	688687	10.95%	1.192%
13	6.734	648	654	668	rBV	899549	1399115	22.24%	2.421%
14	6.922	679	686	698	rBV	1128583	1805968	28.71%	3.125%
15	7.016	699	702	711	rVB6	7083	15305	0.24%	0.026%
16	7.381	757	764	771	rBV	946655	1519155	24.15%	2.629%
17	7.463	774	778	783	rVV5	11881	22947	0.36%	0.040%
18	7.740	821	825	830	rVB4	9460	13898	0.22%	0.024%
19	7.863	840	846	852	rVB8	7043	11487	0.18%	0.020%
20	8.093	878	885	898	rBV	1045381	1677978	26.67%	2.904%
21	8.199	898	903	909	rVB	44771	74856	1.19%	0.130%
22	8.522	949	958	970	rBV	1036963	1646682	26.18%	2.850%
23	8.699	981	988	997	rVB7	11611	22838	0.36%	0.040%
24	8.975	1030	1035	1039	rVB4	4399	7311	0.12%	0.013%
25	9.028	1039	1044	1049	rVV8	3653	7943	0.13%	0.014%
26	9.093	1053	1055	1063	rVB7	4387	7349	0.12%	0.013%
27	9.234	1072	1079	1091	rBV	859958	1393863	22.16%	2.412%
28	9.769	1162	1170	1182	rBV	1277142	2154511	34.25%	3.728%
29	10.075	1216	1222	1224	rBV5	4234	7242	0.12%	0.013%
30	10.134	1224	1232	1240	rVB	1231973	2013948	32.01%	3.485%
31	10.281	1250	1257	1272	rBV	450317	846535	13.46%	1.465%
32	10.699	1322	1328	1333	rBV	79986	128246	2.04%	0.222%
33	10.757	1333	1338	1352	rVB	112902	205149	3.26%	0.355%
34	10.987	1370	1377	1380	rBV8	5014	10837	0.17%	0.019%
35	11.446	1451	1455	1462	rVB4	3270	8280	0.13%	0.014%
36	11.734	1498	1504	1514	rBV2	20571	37226	0.59%	0.064%

LSC Area Percent Report

Data Path : Z:\svoasrv\HPCHEM1\BNA_N\Data\BN100424\
Data File : BN034416.D
Acq On : 05 Oct 2024 09:06
Operator : RC/JU
Sample : P4227-22
Misc :
ALS Vial : 32 Sample Multiplier: 1

Instrument :
BNA_N
ClientSampleId :
EB(20240927)

Integration Parameters: LSCINT.P
Integrator: RTE
Smoothing : OFF Filtering: 5
Sampling : 1 Min Area: 0.1 % of largest Peak
Start Thrs: 0.2 Max Peaks: 100
Stop Thrs : 0 Peak Location: TOP

If leading or trailing edge < 100 prefer < Baseline drop else tangent >
Peak separation: 5

Method : Z:\svoasrv\HPCHEM1\BNA_N\Methods\SFAM-EPA-BN091124.MA.M
Title : SVOA CALIBRATION

37	12.946	1704	1710	1716	rBV	47941	78318	1.24%	0.136%
38	13.457	1789	1797	1807	rBV	2024735	2880572	45.79%	4.985%
39	13.716	1834	1841	1851	rBV	2386174	3513804	55.86%	6.081%
40	14.034	1888	1895	1903	rBV	1697857	2499847	39.74%	4.326%
41	14.263	1928	1934	1946	rBV	192168	399640	6.35%	0.692%
42	14.481	1968	1971	1977	rVV6	9881	15200	0.24%	0.026%
43	14.810	2022	2027	2032	rBV	21428	29338	0.47%	0.051%
44	15.034	2058	2065	2080	rBV	3055114	4305085	68.43%	7.450%
45	15.169	2082	2088	2100	rVV	864660	1229547	19.55%	2.128%
46	15.275	2102	2106	2114	rVB	16928	29923	0.48%	0.052%
47	16.475	2305	2310	2318	rVB7	4408	8916	0.14%	0.015%
48	16.569	2322	2326	2331	rVV6	7785	12132	0.19%	0.021%
49	16.787	2355	2363	2374	rBV	1980377	2776615	44.14%	4.805%
50	16.887	2374	2380	2397	rVV	3307223	4634736	73.67%	8.020%
51	17.010	2397	2401	2405	rVB7	9794	14582	0.23%	0.025%
52	17.110	2412	2418	2423	rVB4	7934	10954	0.17%	0.019%
53	17.481	2479	2481	2490	rVB10	3884	7795	0.12%	0.013%
54	17.722	2517	2522	2530	rBV2	91995	170174	2.71%	0.294%
55	17.786	2530	2533	2538	rVB	13152	19612	0.31%	0.034%
56	18.757	2693	2698	2704	rBV	44136	63194	1.00%	0.109%
57	18.833	2706	2711	2715	rBV	42280	56621	0.90%	0.098%
58	18.898	2717	2722	2735	rVV	174118	277134	4.41%	0.480%
59	19.022	2739	2743	2757	rVV2	97042	164547	2.62%	0.285%
60	19.198	2766	2773	2786	rBV	4068047	5396760	85.79%	9.339%
61	21.022	3078	3083	3093	rBV	2324200	3137257	49.87%	5.429%
62	23.545	3503	3512	3528	rBV	2716164	6290809	100.00%	10.886%
63	23.727	3535	3543	3561	rVB2	1590832	3782631	60.13%	6.546%

Sum of corrected areas: 57786898

LSC Report - Integrated Chromatogram

Data Path : Z:\svoasrv\HPCHEM1\BNA_N\Data\BN100424\
Data File : BN034416.D
Acq On : 05 Oct 2024 09:06
Operator : RC/JU
Sample : P4227-22
Misc :
ALS Vial : 32 Sample Multiplier: 1

Instrument :
BNA_N
ClientSampleId :
EB(20240927)

Quant Method : Z:\svoasrv\HPCHEM1\BNA_N\Methods\SFAM-EPA-BN091124.MA.M
Quant Title : SVOA CALIBRATION

TIC Library : C:\Database\NIST20.L
TIC Integration Parameters: LSCINT.P

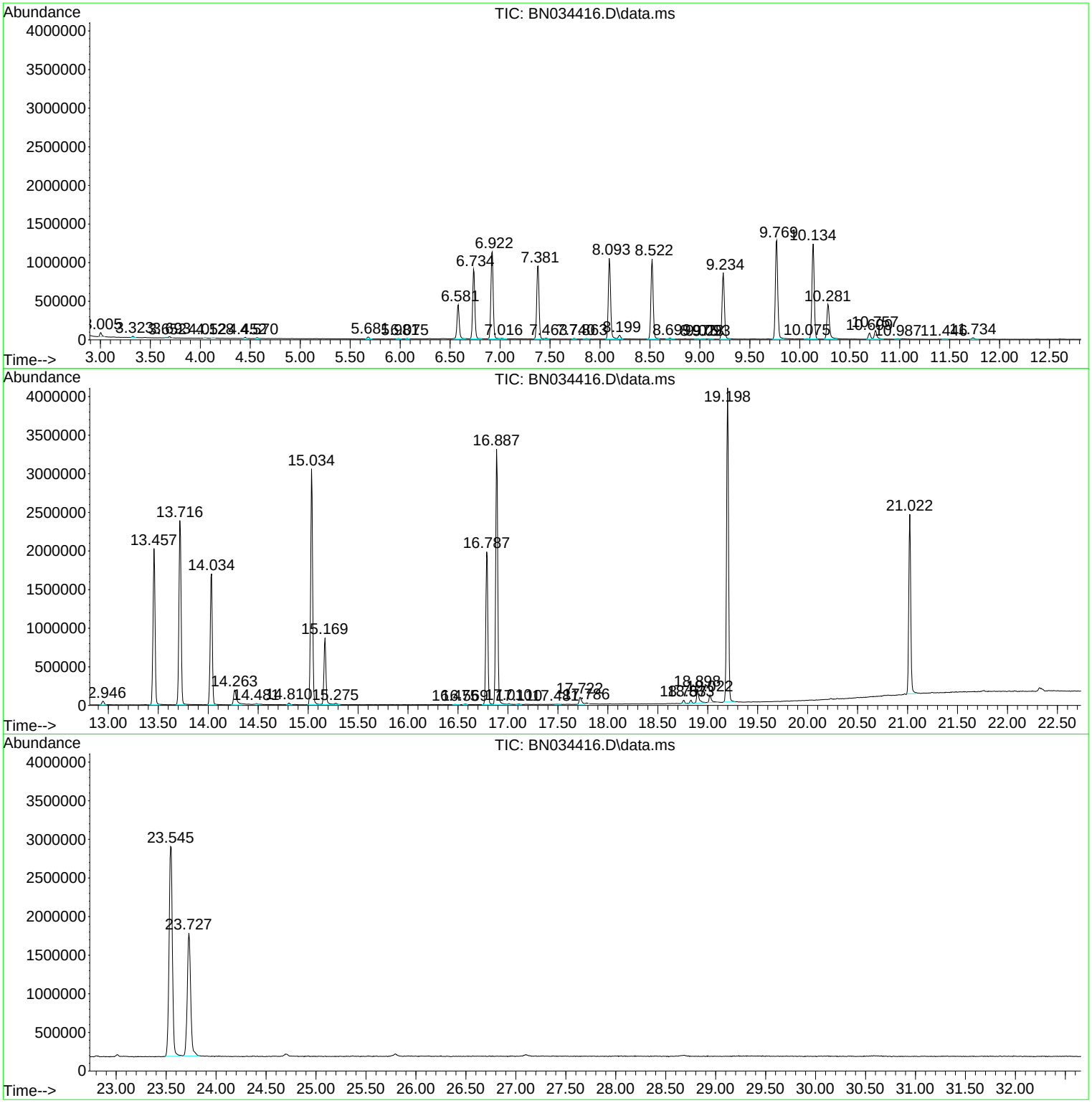

Library Search Compound Report

Data Path : Z:\svoasrv\HPCHEM1\BNA_N\Data\BN100424\
Data File : BN034416.D
Acq On : 05 Oct 2024 09:06
Operator : RC/JU
Sample : P4227-22
Misc :
ALS Vial : 32 Sample Multiplier: 1

Instrument :
BNA_N
ClientSampleId :
EB(20240927)

Quant Method : Z:\svoasrv\HPCHEM1\BNA_N\Methods\SFAM-EPA-BN091124.MA.M
Quant Title : SVOA CALIBRATION

TIC Library : C:\Database\NIST20.L
TIC Integration Parameters: LSCINT.P

****
Peak Number 1 2-Propanol, 1-(2-butoxy-1-m... Concentration Rank 1

R.T.	EstConc	Area	Relative to ISTD	R.T.
10.757	2.04 ng/ul	205149	Naphthalene-d8	10.134

Hit# of 5	Tentative ID	MW	MolForm	CAS#	Qual
1	2-Propanol, 1-(2-butoxy-1-methyl...	190	C10H22O3	029911-28-2	90
2	2,4-Diethyl-6-methyl-1,3,5-trioxane	160	C8H16O3	117888-04-7	78
3	Dipropylene glycol (isomer 2)	134	C6H14O3	1000506-25-4	72
4	1-Propanol, 2-(2-hydroxypropoxy)-	134	C6H14O3	000106-62-7	72
5	1-Propanol, 2-(2-hydroxypropoxy)-	134	C6H14O3	000106-62-7	72

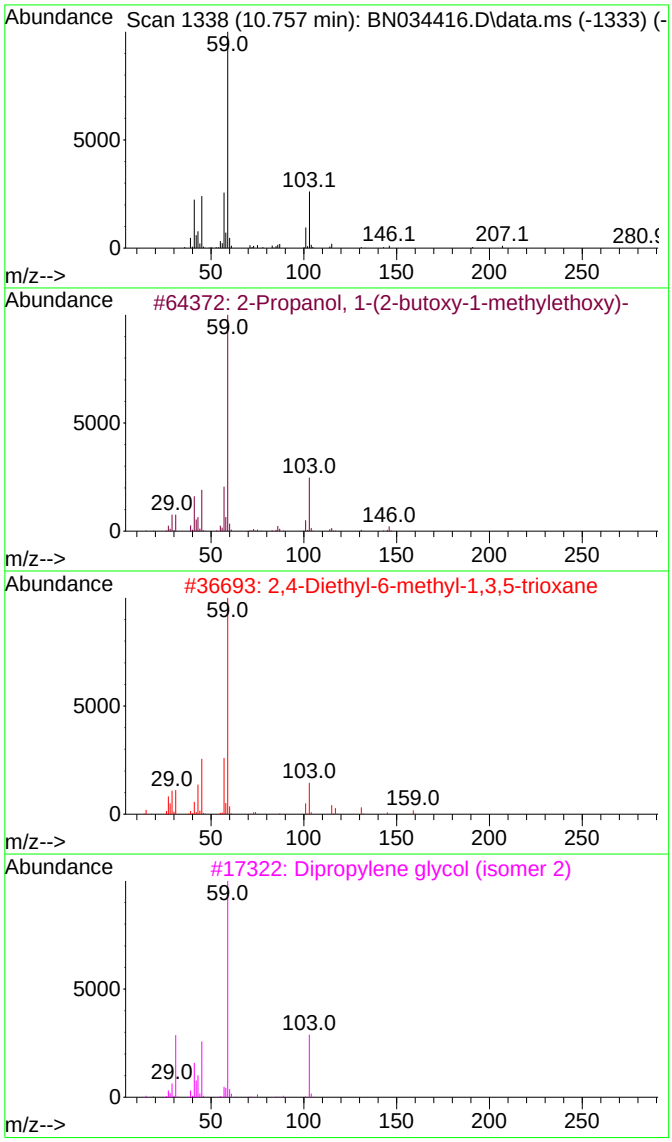

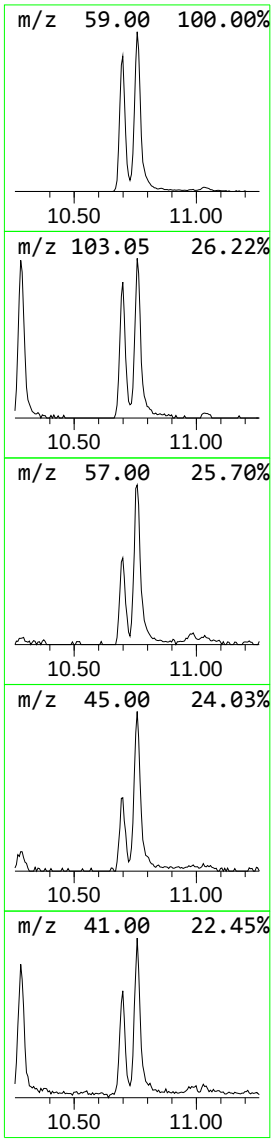

Tentatively Identified Compound (LSC) summary

Data Path : Z:\svoasrv\HPCHEM1\BNA_N\Data\BN100424\
Data File : BN034416.D
Acq On : 05 Oct 2024 09:06
Operator : RC/JU
Sample : P4227-22
Misc :
ALS Vial : 32 Sample Multiplier: 1

Instrument :
BNA_N
ClientSampleId :
EB(20240927)

Quant Method : Z:\svoasrv\HPCHEM1\BNA_N\Methods\SFAM-EPA-BN091124.MA.M
Quant Title : SVOA CALIBRATION

TIC Library : C:\Database\NIST20.L
TIC Integration Parameters: LSCINT.P

TIC Top Hit name	RT	EstConc	Units	Response	Internal Standard #	RT	Resp	Conc
2-Propanol, 1-(...	10.757	2.0	ng/ul	205149	2	10.134	2013950	20.0

FORM 1A-OR
ORGANIC ANALYSIS DATA SHEET
TARGET ANALYTE LIST

EPA SAMPLE NO.

FB(20240925)

Lab Name : Alliance Technical Group, LLC
Contract : 68HERH20D0011
Lab Code: ACE Case No.: ARC Sayrevil
MA No. : SDG No.: P4227
Analytical Method : SVOA
Level :
Matrix : Water
Lab Sample ID : P4227-19
Sample wt/vol : 1000 (g/mL) mL
Lab File ID : BN034399.D
% Solids :
Date Received : 09/27/2024
GC Column : ZB-GR ID : 0.25 (mm)
Date Extracted : 09/30/2024
GC Column : ID : (mm)
Date Analyzed : 10/04/2024
Extract Concentrated :(Y/N) N
Extract Volume : 1000 (µL)
Soil Aliquot (VOA) : (µL)
Extraction Type : CONH
Heated Purge : (Y/N)
Injection Volume : 1.0 (µL)
Purge Volume : (mL)
pH : 6 Dilution Factor : 1.0
Cleanup Types :
Cleanup Factor : 1.0
Concentration Units (µg/L, µg/kg, µg, or µg/cm²): µg/L

CAS NO.	ANALYTE	CONCENTRATION	Q
111-44-4	Bis(2-Chloroethyl)ether	10	U
98-95-3	Nitrobenzene	5.0	U
78-59-1	Isophorone	5.0	U

FORM 1B-OR
ORGANIC ANALYSIS DATA SHEET
TENTATIVELY IDENTIFIED COMPOUNDS

EPA SAMPLE NO.

FB(20240925)

Lab Name : Alliance Technical Group, LLC
Contract : 68HERH20D0011
Lab Code: ACE
Case No.: ARC Sayrevi
MA No. :
SDG No.: P4227
Analytical Method : SVOA
Level :
Matrix : Water
Lab Sample ID : P4227-19
Sample wt/vol : 1000 (g/mL) mL
Lab File ID : BN034399.D
% Solids :
Date Received : 09/27/2024
GC Column : ZB-GR ID : 0.25 (mm)
Date Extracted : 09/30/2024
Extract Concentrated : (Y/N) N
Date Analyzed : 10/04/2024
Soil Aliquot (VOA) : (µL)
Extract Volume : 1000 (µL)
Heated Purge : (Y/N)
Extraction Type : CONH
Purge Volume : (mL)
Injection Volume : 1.0 (µL)
Cleanup Types :
pH : 6
Dilution Factor : 1.0
Concentration Units (µg/L,µg/kg): µg/L
Cleanup Factor : 1.0

	CAS NO.	ANALYTE	RT	EST. CONC.	Q
1	000593-39-5	6-Octadecenoic acid, (Z)-	18.898	2.8	JN
2	E966796	Total Alkanes	N/A	0.0	

EPA-designated Registry Number.

Quantitation Report (LSC Reviewed)

Data Path : Z:\svoasrv\HPCHEM1\BNA_N\Data\BN100424\
Data File : BN034399.D
Acq On : 04 Oct 2024 20:40
Operator : RC/JU
Sample : P4227-19
Misc :
ALS Vial : 11 Sample Multiplier: 1

Instrument :
BNA_N
ClientSampleId :
FB(20240925)

Quant Time: Oct 04 23:25:04 2024
Quant Method : Z:\svoasrv\HPCHEM1\BNA_N\Methods\SFAM-EPA-BN091124.MA.M
Quant Title : SVOA CALIBRATION
QLast Update : Mon Sep 30 14:14:38 2024
Response via : Initial Calibration

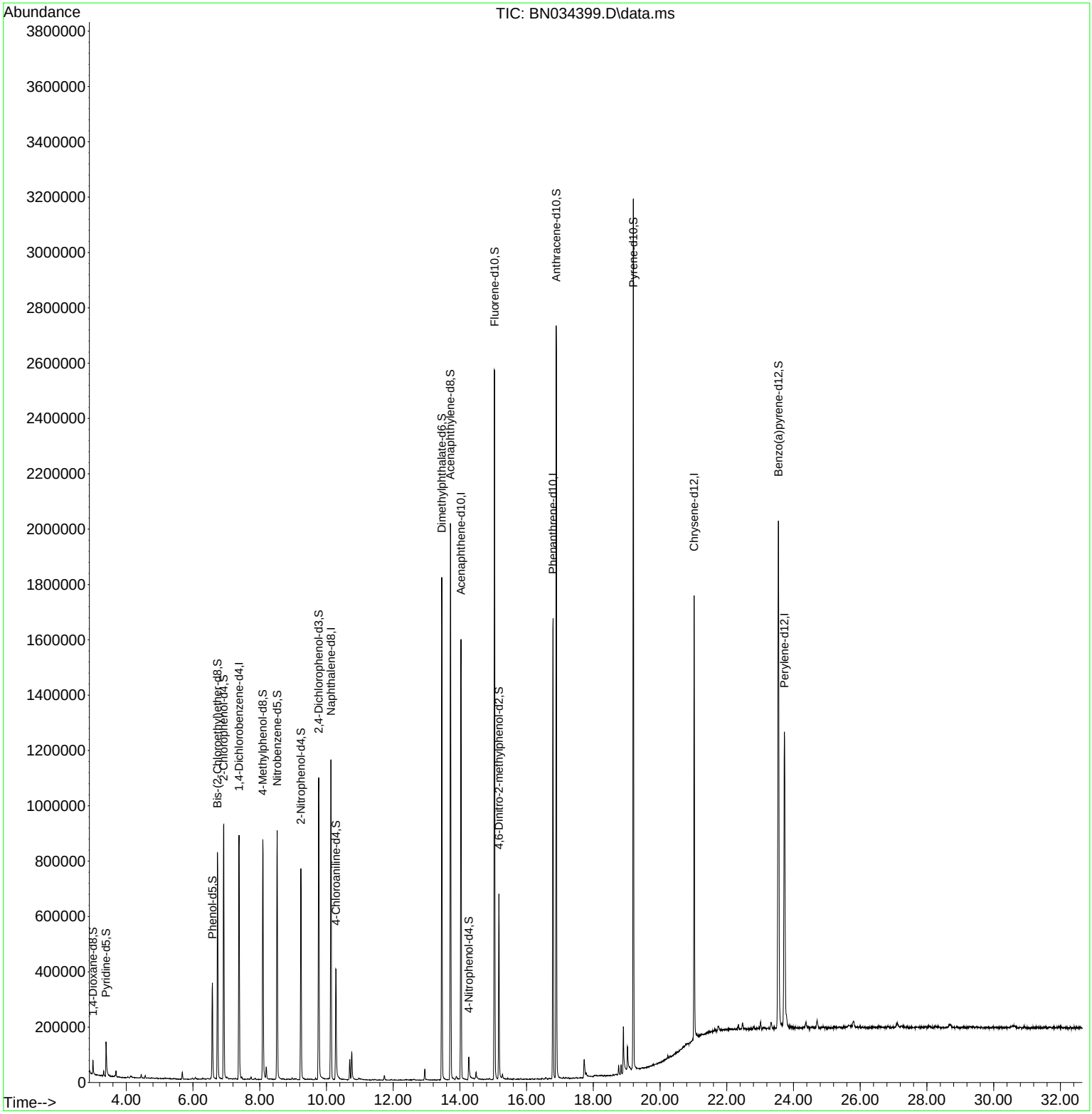

Quantitation Report (LSC Reviewed)

Data Path : Z:\svoasrv\HPCHEM1\BNA_N\Data\BN100424\
Data File : BN034399.D
Acq On : 04 Oct 2024 20:40
Operator : RC/JU
Sample : P4227-19
Misc :
ALS Vial : 11 Sample Multiplier: 1

Instrument :
BNA_N
ClientSampleId :
FB(20240925)

Quant Time: Oct 04 23:25:04 2024
Quant Method : Z:\svoasrv\HPCHEM1\BNA_N\Methods\SFAM-EPA-BN091124.MA.M
Quant Title : SVOA CALIBRATION
QLast Update : Mon Sep 30 14:14:38 2024
Response via : Initial Calibration

Compound	R.T.	QIon	Response	Conc	Units	Dev(Min)
Internal Standards						
1) 1,4-Dichlorobenzene-d4	7.381	152	243449	20.000	ng/ul	0.00
20) Naphthalene-d8	10.134	136	943406	20.000	ng/ul	0.00
38) Acenaphthene-d10	14.034	164	553235	20.000	ng/ul	0.00
64) Phenanthrene-d10	16.792	188	1013185	20.000	ng/ul	0.00
79) Chrysene-d12	21.022	240	784242	20.000	ng/ul	-0.01
88) Perylene-d12	23.727	264	931087	20.000	ng/ul	-0.01
System Monitoring Compounds						
3) 1,4-Dioxane-d8	2.999	96	25943	4.349	ng/uL	0.00
4) Pyridine-d5	3.393	84	74117	4.180	ng/ul	0.00
7) Phenol-d5	6.581	99	203867	9.436	ng/ul	0.00
9) Bis-(2-Chloroethyl)eth...	6.734	67	342211	25.528	ng/ul	0.00
11) 2-Chlorophenol-d4	6.916	132	449614	26.437	ng/ul	-0.01
15) 4-Methylphenol-d8	8.093	113	337056	18.959	ng/ul	-0.01
21) Nitrobenzene-d5	8.522	128	231883	30.838	ng/ul	0.00
24) 2-Nitrophenol-d4	9.234	143	253329	32.762	ng/ul	0.00
28) 2,4-Dichlorophenol-d3	9.769	165	420643	28.886	ng/ul	0.00
31) 4-Chloroaniline-d4	10.287	131	239445	10.861	ng/ul	0.00
46) Dimethylphthalate-d6	13.457	166	1241406	30.025	ng/ul	-0.01
49) Acenaphthylene-d8	13.716	160	1373198	29.523	ng/ul	-0.01
54) 4-Nitrophenol-d4	14.269	143	27831	3.280	ng/ul	0.00
60) Fluorene-d10	15.040	176	1037805	29.618	ng/ul	0.00
65) 4,6-Dinitro-2-methylph...	15.169	200	140982	23.338	ng/ul	0.00
73) Anthracene-d10	16.887	188	1538504	32.298	ng/ul	-0.01
81) Pyrene-d10	19.198	212	1622198	37.125	ng/ul	-0.01
92) Benzo(a)pyrene-d12	23.551	264	1647301	34.442	ng/ul	0.00

Target Compounds Qvalue

(#) = qualifier out of range (m) = manual integration (+) = signals summed

Data Path : Z:\svoasrv\HPCHEM1\BNA_N\Data\BN100424\
Data File : BN034399.D
Acq On : 04 Oct 2024 20:40
Operator : RC/JU
Sample : P4227-19
Misc :
ALS Vial : 11 Sample Multiplier: 1

Instrument :
BNA_N
ClientSampleId :
FB(20240925)

Integration Parameters: LSCINT.P
Integrator: RTE
Smoothing : OFF Filtering: 5
Sampling : 1 Min Area: 0.1 % of largest Peak
Start Thrs: 0.2 Max Peaks: 100
Stop Thrs : 0 Peak Location: TOP

If leading or trailing edge < 100 prefer < Baseline drop else tangent >
Peak separation: 5

Method : Z:\svoasrv\HPCHEM1\BNA_N\Methods\SFAM-EPA-BN091124.MA.M
Title : SVOA CALIBRATION

Signal : TIC: BN034399.D\data.ms

peak #	R.T. min	first scan	max scan	last scan	PK TY	peak height	corr. area	corr. % max.	% of total
1	2.999	15	19	30	rVB	51785	80032	1.94%	0.168%
2	3.323	70	74	79	rVB	18327	23104	0.56%	0.049%
3	3.393	83	86	103	rBV	124599	215749	5.23%	0.453%
4	3.652	128	130	133	rBV4	5042	6528	0.16%	0.014%
5	3.693	133	137	144	rVB	23044	33284	0.81%	0.070%
6	4.046	195	197	201	rVB5	4290	4837	0.12%	0.010%
7	4.123	206	210	211	rBV3	6874	7739	0.19%	0.016%
8	4.446	261	265	269	rBV	12065	16229	0.39%	0.034%
9	4.570	281	286	292	rBV	10456	18035	0.44%	0.038%
10	4.764	315	319	321	rBV4	3089	4600	0.11%	0.010%
11	5.681	470	475	483	rVB	26433	40444	0.98%	0.085%
12	5.981	522	526	530	rVB7	4331	6141	0.15%	0.013%
13	6.069	536	541	545	rBV5	6834	10395	0.25%	0.022%
14	6.581	616	628	640	rBV	348035	585775	14.19%	1.231%
15	6.734	648	654	667	rBV	818590	1243701	30.14%	2.613%
16	6.922	679	686	699	rBV	920029	1488442	36.07%	3.127%
17	7.016	699	702	711	rVB8	7816	15747	0.38%	0.033%
18	7.211	730	735	740	rBV8	2984	4722	0.11%	0.010%
19	7.264	740	744	749	rVV7	3667	6602	0.16%	0.014%
20	7.381	757	764	775	rBV	881645	1398275	33.88%	2.938%
21	7.464	775	778	782	rVB3	8102	11630	0.28%	0.024%
22	7.740	820	825	832	rVB9	9463	14952	0.36%	0.031%
23	7.858	842	845	853	rVB7	5515	9868	0.24%	0.021%
24	8.093	877	885	898	rBV	868134	1432536	34.71%	3.010%
25	8.193	898	902	911	rVB	41710	73228	1.77%	0.154%
26	8.522	949	958	975	rBV	898717	1477327	35.80%	3.104%
27	8.852	1010	1014	1020	rVB7	2748	4941	0.12%	0.010%
28	8.969	1029	1034	1040	rBV5	6519	11311	0.27%	0.024%
29	9.034	1040	1045	1047	rBV4	3609	4802	0.12%	0.010%
30	9.234	1072	1079	1089	rBV	763391	1230351	29.81%	2.585%
31	9.769	1163	1170	1183	rBV	1091400	1872660	45.38%	3.934%
32	10.075	1218	1222	1225	rBV5	4801	8891	0.22%	0.019%
33	10.134	1225	1232	1244	rVB	1156281	1876079	45.46%	3.941%
34	10.281	1249	1257	1272	rBV	400090	748512	18.14%	1.573%
35	10.699	1321	1328	1333	rBV	73472	117426	2.85%	0.247%
36	10.757	1333	1338	1354	rVB	100510	181989	4.41%	0.382%

Data Path : Z:\svoasrv\HPCHEM1\BNA_N\Data\BN100424\
Data File : BN034399.D
Acq On : 04 Oct 2024 20:40
Operator : RC/JU
Sample : P4227-19
Misc :
ALS Vial : 11 Sample Multiplier: 1

Instrument :
BNA_N
ClientSampleId :
FB(20240925)

Integration Parameters: LSCINT.P
Integrator: RTE
Smoothing : OFF Filtering: 5
Sampling : 1 Min Area: 0.1 % of largest Peak
Start Thrs: 0.2 Max Peaks: 100
Stop Thrs : 0 Peak Location: TOP

If leading or trailing edge < 100 prefer < Baseline drop else tangent >
Peak separation: 5

Method : Z:\svoasrv\HPCHEM1\BNA_N\Methods\SFAM-EPA-BN091124.MA.M
Title : SVOA CALIBRATION

37	10.969	1369	1374	1375	rBV3	4105	4935	0.12%	0.010%
38	11.387	1441	1445	1449	rBV6	3153	4757	0.12%	0.010%
39	11.457	1452	1457	1459	rBV6	2859	4932	0.12%	0.010%
40	11.734	1499	1504	1513	rVB	16673	31413	0.76%	0.066%
41	12.610	1648	1653	1655	rBV5	3271	5174	0.13%	0.011%
42	12.640	1655	1658	1663	rVB5	3298	6093	0.15%	0.013%
43	12.946	1705	1710	1715	rBV	39997	68273	1.65%	0.143%
44	13.457	1790	1797	1812	rBV	1817279	2574279	62.38%	5.408%
45	13.716	1834	1841	1852	rBV2	2010628	3089960	74.88%	6.492%
46	13.898	1864	1872	1876	rBV4	11776	28437	0.69%	0.060%
47	14.034	1888	1895	1907	rBV	1589355	2315973	56.12%	4.866%
48	14.269	1929	1935	1947	rBV	82232	188920	4.58%	0.397%
49	14.487	1963	1972	1983	rBV5	25965	56888	1.38%	0.120%
50	14.893	2038	2041	2046	rVB6	3992	5607	0.14%	0.012%
51	15.034	2059	2065	2082	rBV	2564317	3827537	92.75%	8.041%
52	15.169	2082	2088	2100	rVV	668666	939316	22.76%	1.973%
53	15.275	2102	2106	2113	rVB6	16282	26926	0.65%	0.057%
54	15.604	2160	2162	2165	rBV4	3237	4839	0.12%	0.010%
55	15.828	2197	2200	2206	rVB6	4270	5120	0.12%	0.011%
56	16.163	2251	2257	2260	rBV7	3580	6650	0.16%	0.014%
57	16.463	2306	2308	2313	rVB5	3069	4398	0.11%	0.009%
58	16.575	2323	2327	2332	rBV5	6079	10714	0.26%	0.023%
59	16.687	2341	2346	2348	rBV5	2886	4689	0.11%	0.010%
60	16.792	2357	2364	2374	rBV	1663752	2425438	58.77%	5.096%
61	16.887	2374	2380	2394	rVV	2718735	3892841	94.33%	8.178%
62	17.104	2414	2417	2422	rVB2	5389	7888	0.19%	0.017%
63	17.257	2440	2443	2447	rBV5	3475	4402	0.11%	0.009%
64	17.398	2461	2467	2470	rBV8	2891	6123	0.15%	0.013%
65	17.487	2478	2482	2486	rBV6	3408	5358	0.13%	0.011%
66	17.728	2517	2523	2530	rBV	66406	146462	3.55%	0.308%
67	17.787	2531	2533	2540	rVB	12837	20479	0.50%	0.043%
68	18.598	2667	2671	2675	rVB7	4498	6630	0.16%	0.014%
69	18.757	2694	2698	2706	rBV3	32946	50982	1.24%	0.107%
70	18.834	2706	2711	2716	rBV	35877	47984	1.16%	0.101%
71	18.898	2718	2722	2739	rBV	169015	344170	8.34%	0.723%
72	19.022	2739	2743	2751	rBV2	82582	143287	3.47%	0.301%
73	19.198	2767	2773	2784	rBV	3139824	4126752	100.00%	8.670%
74	21.022	3078	3083	3094	rBV	1603597	2190358	53.08%	4.602%
75	23.551	3504	3513	3525	rBV	1824336	4117278	99.77%	8.650%
76	23.727	3535	3543	3560	rVB	1062213	2559873	62.03%	5.378%

LSC Area Percent Report

Data Path : Z:\svoasrv\HPCHEM1\BNA_N\Data\BN100424\
Data File : BN034399.D
Acq On : 04 Oct 2024 20:40
Operator : RC/JU
Sample : P4227-19
Misc :
ALS Vial : 11 Sample Multiplier: 1

Instrument :
BNA_N
ClientSampleId :
FB(20240925)

Integration Parameters: LSCINT.P
Integrator: RTE
Smoothing : OFF Filtering: 5
Sampling : 1 Min Area: 0.1 % of largest Peak
Start Thrs: 0.2 Max Peaks: 100
Stop Thrs : 0 Peak Location: TOP

If leading or trailing edge < 100 prefer < Baseline drop else tangent >
Peak separation: 5

Method : Z:\svoasrv\HPCHEM1\BNA_N\Methods\SFAM-EPA-BN091124.MA.M
Title : SVOA CALIBRATION

Sum of corrected areas: 47599019

LSC Report - Integrated Chromatogram

Data Path : Z:\svoasrv\HPCHEM1\BNA_N\Data\BN100424\
Data File : BN034399.D
Acq On : 04 Oct 2024 20:40
Operator : RC/JU
Sample : P4227-19
Misc :
ALS Vial : 11 Sample Multiplier: 1

Instrument :
BNA_N
ClientSampleId :
FB(20240925)

Quant Method : Z:\svoasrv\HPCHEM1\BNA_N\Methods\SFAM-EPA-BN091124.MA.M
Quant Title : SVOA CALIBRATION

TIC Library : C:\Database\NIST20.L
TIC Integration Parameters: LSCINT.P

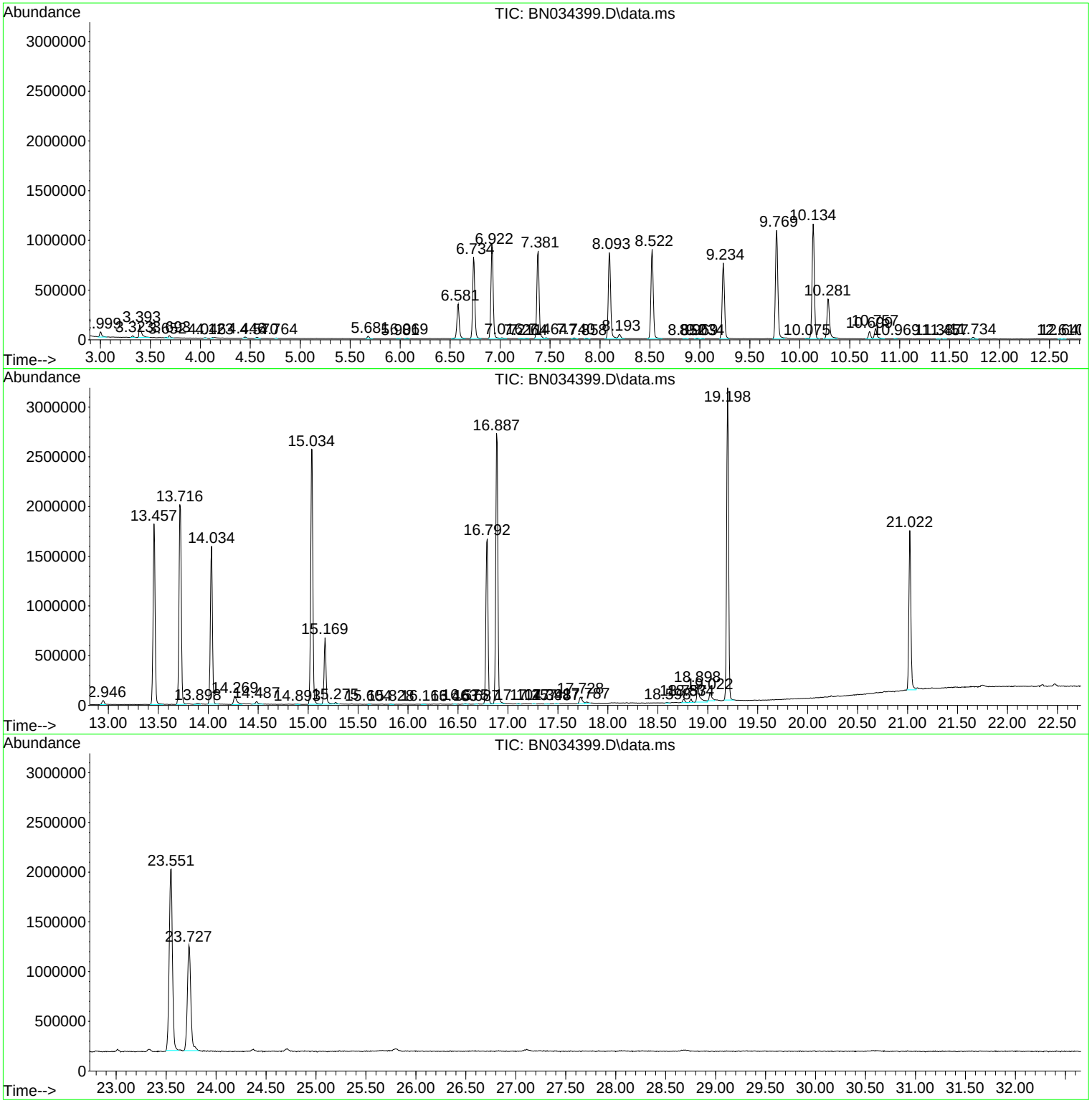

Library Search Compound Report

Data Path : Z:\svoasrv\HPCHEM1\BNA_N\Data\BN100424\
Data File : BN034399.D
Acq On : 04 Oct 2024 20:40
Operator : RC/JU
Sample : P4227-19
Misc :
ALS Vial : 11 Sample Multiplier: 1

Instrument :
BNA_N
ClientSampleId :
FB(20240925)

Quant Method : Z:\svoasrv\HPCHEM1\BNA_N\Methods\SFAM-EPA-BN091124.MA.M
Quant Title : SVOA CALIBRATION

TIC Library : C:\Database\NIST20.L
TIC Integration Parameters: LSCINT.P

****
Peak Number 1 6-Octadecenoic acid, (Z)- Concentration Rank 1

R.T.	EstConc	Area	Relative to ISTD	R.T.
18.898	2.84 ng/ul	344170	Phenanthrene-d10	16.792

Hit# of 5	Tentative ID	MW	MolForm	CAS#	Qual
1	6-Octadecenoic acid, (Z)-	282	C18H34O2	000593-39-5	98
2	9-Octadecenoic acid, (E)-	282	C18H34O2	000112-79-8	98
3	trans-13-Octadecenoic acid	282	C18H34O2	000693-71-0	97
4	cis-Vaccenic acid	282	C18H34O2	000506-17-2	97
5	cis-13-Octadecenoic acid	282	C18H34O2	013126-39-1	94

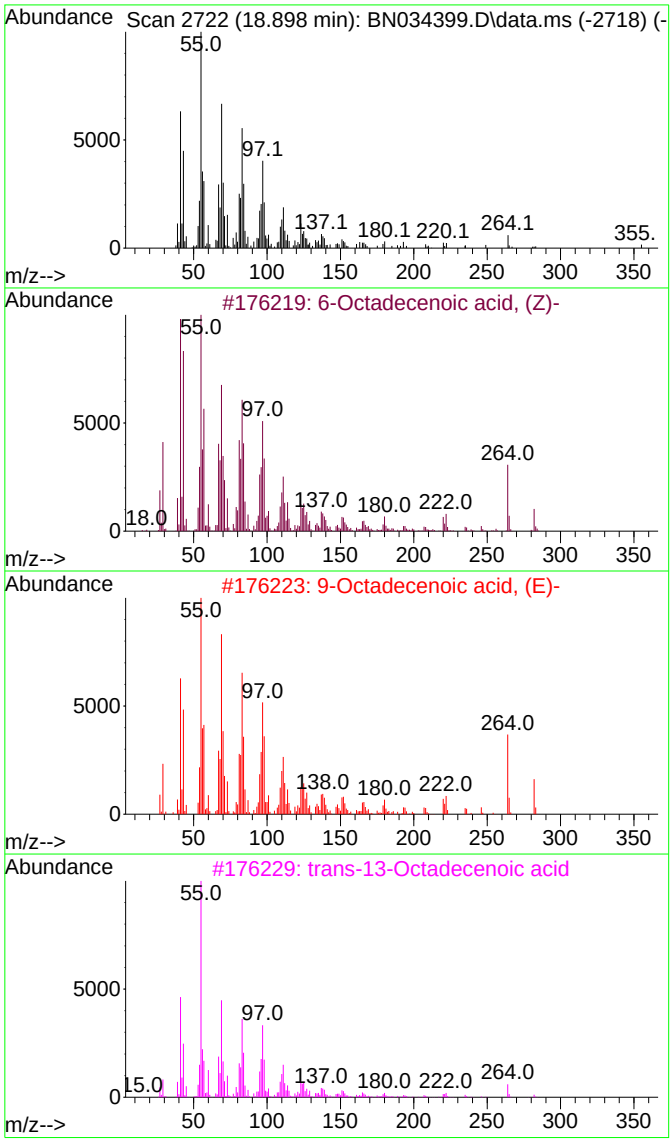

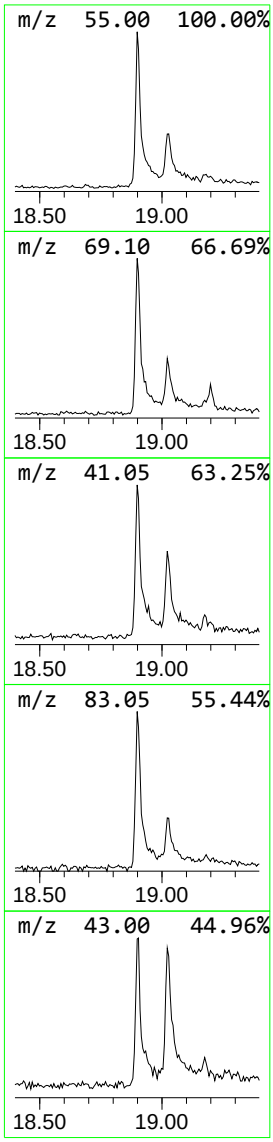

Tentatively Identified Compound (LSC) summary

Data Path : Z:\svoasrv\HPCHEM1\BNA_N\Data\BN100424\
Data File : BN034399.D
Acq On : 04 Oct 2024 20:40
Operator : RC/JU
Sample : P4227-19
Misc :
ALS Vial : 11 Sample Multiplier: 1

Instrument :
BNA_N
ClientSampleId :
FB(20240925)

Quant Method : Z:\svoasrv\HPCHEM1\BNA_N\Methods\SFAM-EPA-BN091124.MA.M
Quant Title : SVOA CALIBRATION

TIC Library : C:\Database\NIST20.L
TIC Integration Parameters: LSCINT.P

TIC Top Hit name	RT	EstConc	Units	Response	Internal Standard #	Internal Standard RT	Internal Standard Resp	Internal Standard Conc
6-Octadecenoic ...	18.898	2.8	ng/ul	344170	4	16.792	2425440	20.0

FORM 1A-OR
ORGANIC ANALYSIS DATA SHEET
TARGET ANALYTE LIST

EPA SAMPLE NO.

FB(20240926)

Lab Name : Alliance Technical Group, LLC

Contract : 68HERH20D0011

Lab Code: ACE Case No.: ARC Sayrevil

MA No. : SDG No.: P4227

Analytical Method : SVOA

Level :

Matrix : Water

Lab Sample ID : P4227-20

Sample wt/vol : 1000 (g/mL) mL

Lab File ID : BN034403.D

% Solids :

Date Received : 09/27/2024

GC Column : ZB-GR ID : 0.25 (mm)

Date Extracted : 09/30/2024

GC Column : ID : (mm)

Date Analyzed : 10/04/2024

Extract Concentrated :(Y/N) N

Extract Volume : 1000 (µL)

Soil Aliquot (VOA) : (µL)

Extraction Type : CONH

Heated Purge : (Y/N)

Injection Volume : 1.0 (µL)

Purge Volume : (mL)

pH : 6 Dilution Factor : 1.0

Cleanup Types :

Cleanup Factor : 1.0

Concentration Units (µg/L, µg/kg, µg, or µg/cm²): µg/L

CAS NO.	ANALYTE	CONCENTRATION	Q
111-44-4	Bis(2-Chloroethyl)ether	10	U
98-95-3	Nitrobenzene	5.0	U
78-59-1	Isophorone	5.0	U

FORM 1B-OR
ORGANIC ANALYSIS DATA SHEET
TENTATIVELY IDENTIFIED COMPOUNDS

EPA SAMPLE NO.

FB(20240926)

Lab Name : Alliance Technical Group, LLC
Contract : 68HERH20D0011
Lab Code: ACE
Case No.: ARC Sayrevi
MA No. :
SDG No.: P4227
Analytical Method : SVOA
Level :
Matrix : Water
Lab Sample ID : P4227-20
Sample wt/vol : 1000 (g/mL) mL
Lab File ID : BN034403.D
% Solids :
Date Received : 09/27/2024
GC Column : ZB-GR ID : 0.25 (mm)
Date Extracted : 09/30/2024
Extract Concentrated : (Y/N) N
Date Analyzed : 10/04/2024
Soil Aliquot (VOA) : (µL)
Extract Volume : 1000 (µL)
Heated Purge : (Y/N)
Extraction Type : CONH
Purge Volume : (mL)
Injection Volume : 1.0 (µL)
Cleanup Types :
pH : 6
Dilution Factor : 1.0
Concentration Units (µg/L,µg/kg): µg/L
Cleanup Factor : 1.0

	CAS NO.	ANALYTE	RT	EST. CONC.	Q
1	000112-79-8	9-Octadecenoic acid, (E)-	18.898	2.2	JN
2	E966796	Total Alkanes	N/A	0.0	

EPA-designated Registry Number.

Quantitation Report (LSC Reviewed)

Data Path : Z:\svoasrv\HPCHEM1\BNA_N\Data\BN100424\
Data File : BN034403.D
Acq On : 04 Oct 2024 23:56
Operator : RC/JU
Sample : P4227-20
Misc :
ALS Vial : 18 Sample Multiplier: 1

Instrument :
BNA_N
ClientSampleId :
FB(20240926)

Quant Time: Oct 05 01:07:59 2024
Quant Method : Z:\svoasrv\HPCHEM1\BNA_N\Methods\SFAM-EPA-BN091124.MA.M
Quant Title : SVOA CALIBRATION
QLast Update : Mon Sep 30 14:14:38 2024
Response via : Initial Calibration

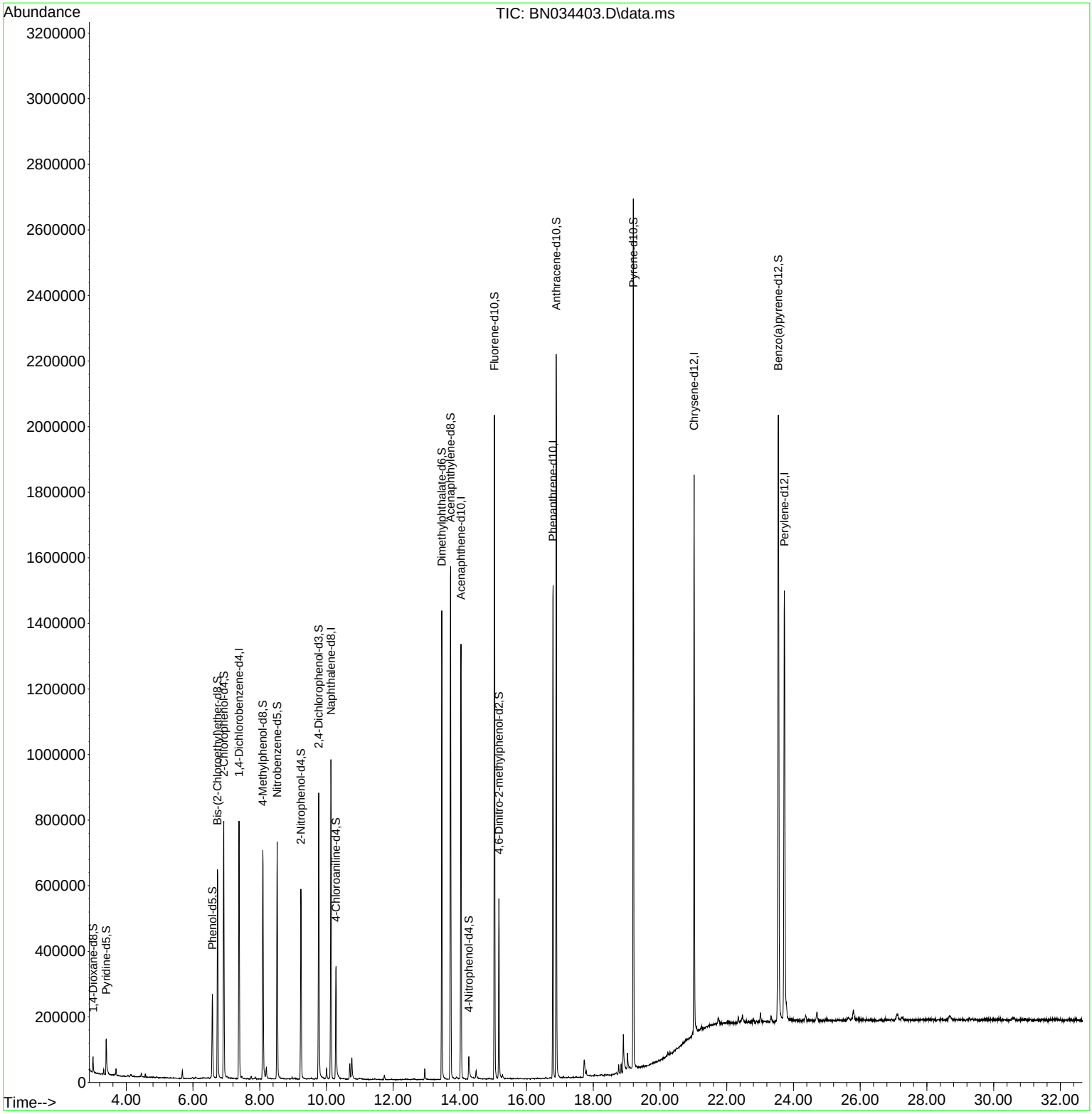

Quantitation Report (LSC Reviewed)

Data Path : Z:\svoasrv\HPCHEM1\BNA_N\Data\BN100424\
Data File : BN034403.D
Acq On : 04 Oct 2024 23:56
Operator : RC/JU
Sample : P4227-20
Misc :
ALS Vial : 18 Sample Multiplier: 1

Instrument :
BNA_N
ClientSampleId :
FB(20240926)

Quant Time: Oct 05 01:07:59 2024
Quant Method : Z:\svoasrv\HPCHEM1\BNA_N\Methods\SFAM-EPA-BN091124.MA.M
Quant Title : SVOA CALIBRATION
QLast Update : Mon Sep 30 14:14:38 2024
Response via : Initial Calibration

Compound	R.T.	QIon	Response	Conc	Units	Dev(Min)
Internal Standards						
1) 1,4-Dichlorobenzene-d4	7.381	152	215855	20.000	ng/ul	0.00
20) Naphthalene-d8	10.134	136	801728	20.000	ng/ul	0.00
38) Acenaphthene-d10	14.034	164	453584	20.000	ng/ul	0.00
64) Phenanthrene-d10	16.792	188	888300	20.000	ng/ul	0.00
79) Chrysene-d12	21.021	240	864676	20.000	ng/ul	-0.01
88) Perylene-d12	23.727	264	1089325	20.000	ng/ul	-0.01
System Monitoring Compounds						
3) 1,4-Dioxane-d8	3.005	96	25313	4.785	ng/uL	0.00
4) Pyridine-d5	3.399	84	65959	4.195	ng/ul	0.01
7) Phenol-d5	6.581	99	149930	7.826	ng/ul	0.00
9) Bis-(2-Chloroethyl)eth...	6.734	67	274891	23.127	ng/ul	0.00
11) 2-Chlorophenol-d4	6.922	132	369773	24.522	ng/ul	0.00
15) 4-Methylphenol-d8	8.093	113	271649	17.233	ng/ul	-0.01
21) Nitrobenzene-d5	8.522	128	181090	28.339	ng/ul	0.00
24) 2-Nitrophenol-d4	9.234	143	190700	29.021	ng/ul	0.00
28) 2,4-Dichlorophenol-d3	9.769	165	332565	26.873	ng/ul	0.00
31) 4-Chloroaniline-d4	10.287	131	204149	10.896	ng/ul	0.00
46) Dimethylphthalate-d6	13.457	166	948893	27.993	ng/ul	-0.01
49) Acenaphthylene-d8	13.722	160	1057022	27.718	ng/ul	0.00
54) 4-Nitrophenol-d4	14.269	143	24917	3.582	ng/ul	0.00
60) Fluorene-d10	15.034	176	794417	27.653	ng/ul	-0.01
65) 4,6-Dinitro-2-methylph...	15.169	200	113025	21.340	ng/ul	0.00
73) Anthracene-d10	16.886	188	1231839	29.496	ng/ul	-0.01
81) Pyrene-d10	19.198	212	1393756	28.930	ng/ul	-0.01
92) Benzo(a)pyrene-d12	23.545	264	1649826	29.484	ng/ul	-0.01

Target Compounds Qvalue

(#) = qualifier out of range (m) = manual integration (+) = signals summed

Data Path : Z:\svoasrv\HPCHEM1\BNA_N\Data\BN100424\
Data File : BN034403.D
Acq On : 04 Oct 2024 23:56
Operator : RC/JU
Sample : P4227-20
Misc :
ALS Vial : 18 Sample Multiplier: 1

Instrument :
BNA_N
ClientSampleId :
FB(20240926)

Integration Parameters: LSCINT.P
Integrator: RTE
Smoothing : OFF Filtering: 5
Sampling : 1 Min Area: 0.1 % of largest Peak
Start Thrs: 0.2 Max Peaks: 100
Stop Thrs : 0 Peak Location: TOP

If leading or trailing edge < 100 prefer < Baseline drop else tangent >
Peak separation: 5

Method : Z:\svoasrv\HPCHEM1\BNA_N\Methods\SFAM-EPA-BN091124.MA.M
Title : SVOA CALIBRATION

Signal : TIC: BN034403.D\data.ms

peak #	R.T. min	first scan	max scan	last scan	PK TY	peak height	corr. area	corr. % max.	% of total
1	3.005	16	20	29	rVB	48456	69722	1.68%	0.171%
2	3.322	71	74	79	rVB	15448	16770	0.40%	0.041%
3	3.399	83	87	102	rBV	109063	199656	4.82%	0.488%
4	3.693	133	137	143	rVB	21746	28725	0.69%	0.070%
5	4.052	193	198	201	rBV7	4431	6798	0.16%	0.017%
6	4.128	207	211	212	rBV3	5657	7017	0.17%	0.017%
7	4.452	262	266	269	rVB2	11264	14759	0.36%	0.036%
8	4.569	282	286	291	rBV	10270	15031	0.36%	0.037%
9	5.681	470	475	482	rVB2	25246	35723	0.86%	0.087%
10	5.987	522	527	532	rVB6	4692	9592	0.23%	0.023%
11	6.069	538	541	544	rBV5	3963	5912	0.14%	0.014%
12	6.093	544	545	553	rVB8	2354	4323	0.10%	0.011%
13	6.581	617	628	640	rBV	255580	429189	10.36%	1.050%
14	6.734	648	654	671	rVB	635561	1003213	24.21%	2.454%
15	6.922	679	686	698	rBV	784954	1237372	29.86%	3.026%
16	7.022	700	703	707	rVB5	5709	9287	0.22%	0.023%
17	7.381	757	764	775	rVV	786439	1227165	29.62%	3.001%
18	7.463	775	778	787	rVB7	7675	14977	0.36%	0.037%
19	7.746	822	826	831	rVB5	8766	12889	0.31%	0.032%
20	7.863	844	846	852	rVB5	6343	7478	0.18%	0.018%
21	8.093	879	885	896	rBV	697068	1147470	27.69%	2.806%
22	8.199	898	903	909	rVB	32028	53191	1.28%	0.130%
23	8.522	949	958	972	rBV	722434	1165128	28.12%	2.850%
24	8.969	1031	1034	1039	rVB4	6972	9929	0.24%	0.024%
25	9.028	1039	1044	1051	rVV9	3984	7517	0.18%	0.018%
26	9.234	1071	1079	1091	rBV	580102	937976	22.64%	2.294%
27	9.516	1122	1127	1130	rBV6	2619	4869	0.12%	0.012%
28	9.681	1150	1155	1160	rVB7	3909	6876	0.17%	0.017%
29	9.769	1162	1170	1182	rBV	872949	1468635	35.45%	3.592%
30	10.004	1205	1210	1216	rBV	29874	46425	1.12%	0.114%
31	10.069	1218	1221	1225	rBV5	3023	5725	0.14%	0.014%
32	10.134	1225	1232	1246	rVB	974360	1605965	38.76%	3.928%
33	10.287	1251	1258	1270	rBV	342751	626994	15.13%	1.534%
34	10.699	1322	1328	1333	rBV	48270	78618	1.90%	0.192%
35	10.757	1333	1338	1351	rVB	63772	126773	3.06%	0.310%
36	11.734	1500	1504	1510	rBV3	13528	23953	0.58%	0.059%

Data Path : Z:\svoasrv\HPCHEM1\BNA_N\Data\BN100424\
Data File : BN034403.D
Acq On : 04 Oct 2024 23:56
Operator : RC/JU
Sample : P4227-20
Misc :
ALS Vial : 18 Sample Multiplier: 1

Instrument :
BNA_N
ClientSampleId :
FB(20240926)

Integration Parameters: LSCINT.P
Integrator: RTE
Smoothing : OFF Filtering: 5
Sampling : 1 Min Area: 0.1 % of largest Peak
Start Thrs: 0.2 Max Peaks: 100
Stop Thrs : 0 Peak Location: TOP

If leading or trailing edge < 100 prefer < Baseline drop else tangent >
Peak separation: 5

Method : Z:\svoasrv\HPCHEM1\BNA_N\Methods\SFAM-EPA-BN091124.MA.M
Title : SVOA CALIBRATION

37	12.945	1704	1710	1716	rBV	32858	54818	1.32%	0.134%
38	13.457	1791	1797	1807	rBV	1429318	1965886	47.45%	4.808%
39	13.722	1834	1842	1853	rBV	1563929	2380547	57.46%	5.822%
40	13.892	1865	1871	1876	rBV7	5747	13207	0.32%	0.032%
41	14.034	1888	1895	1906	rBV	1324889	1924778	46.46%	4.708%
42	14.269	1929	1935	1955	rBV	69512	180203	4.35%	0.441%
43	14.487	1967	1972	1977	rBV2	22191	33272	0.80%	0.081%
44	14.875	2034	2038	2039	rVV4	2864	4182	0.10%	0.010%
45	15.034	2059	2065	2081	rBV	2025386	2955540	71.33%	7.229%
46	15.169	2081	2088	2102	rVV	549715	780292	18.83%	1.908%
47	15.275	2103	2106	2116	rVB2	12379	23628	0.57%	0.058%
48	15.728	2179	2183	2188	rVB8	3118	5277	0.13%	0.013%
49	15.828	2197	2200	2206	rVB7	2777	4620	0.11%	0.011%
50	16.157	2252	2256	2261	rBV6	2667	5949	0.14%	0.015%
51	16.575	2322	2327	2330	rBV6	4890	8932	0.22%	0.022%
52	16.792	2357	2364	2374	rBV	1503072	2121469	51.20%	5.189%
53	16.886	2374	2380	2397	rVV	2205142	3104011	74.92%	7.592%
54	17.728	2518	2523	2530	rBV	52977	123829	2.99%	0.303%
55	17.792	2531	2534	2538	rVB	13730	17768	0.43%	0.043%
56	18.028	2570	2574	2576	rBV4	5083	6813	0.16%	0.017%
57	18.345	2625	2628	2631	rBV4	5213	7553	0.18%	0.018%
58	18.763	2694	2699	2706	rBV2	27230	39569	0.96%	0.097%
59	18.833	2707	2711	2715	rVB	27100	33642	0.81%	0.082%
60	18.898	2718	2722	2734	rBV	114639	236252	5.70%	0.578%
61	19.022	2739	2743	2751	rVV3	47509	85379	2.06%	0.209%
62	19.198	2767	2773	2785	rVB	2645254	3600377	86.90%	8.806%
63	21.021	3078	3083	3094	rBV	1701730	2408647	58.13%	5.891%
64	23.545	3504	3512	3531	rVB	1839135	4143267	100.00%	10.134%
65	23.727	3535	3543	3560	rVB	1303017	2945055	71.08%	7.203%

Sum of corrected areas: 40886404

LSC Report - Integrated Chromatogram

Data Path : Z:\svoasrv\HPCHEM1\BNA_N\Data\BN100424\
Data File : BN034403.D
Acq On : 04 Oct 2024 23:56
Operator : RC/JU
Sample : P4227-20
Misc :
ALS Vial : 18 Sample Multiplier: 1

Instrument :
BNA_N
ClientSampleId :
FB(20240926)

Quant Method : Z:\svoasrv\HPCHEM1\BNA_N\Methods\SFAM-EPA-BN091124.MA.M
Quant Title : SVOA CALIBRATION

TIC Library : C:\Database\NIST20.L
TIC Integration Parameters: LSCINT.P

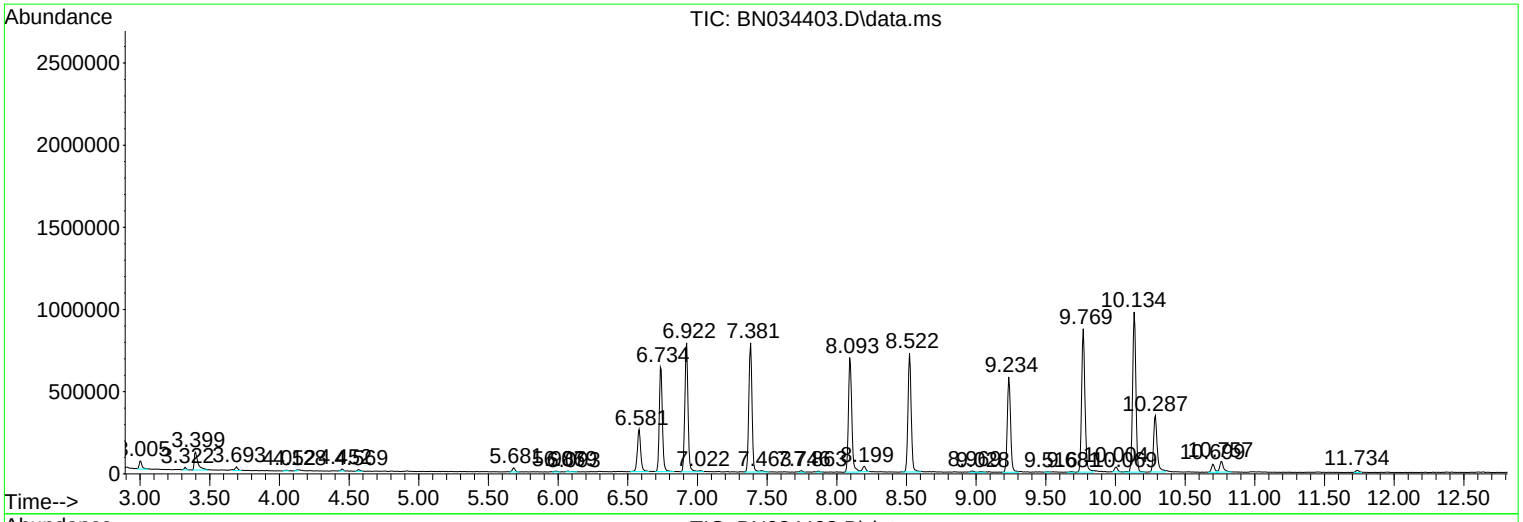

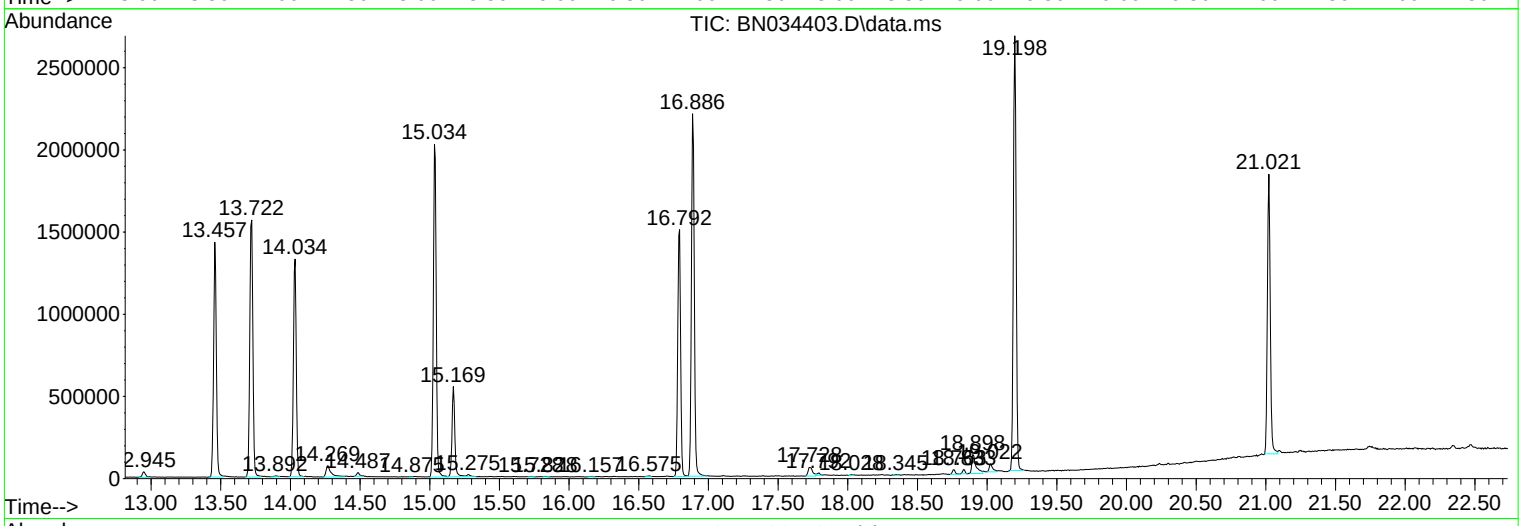

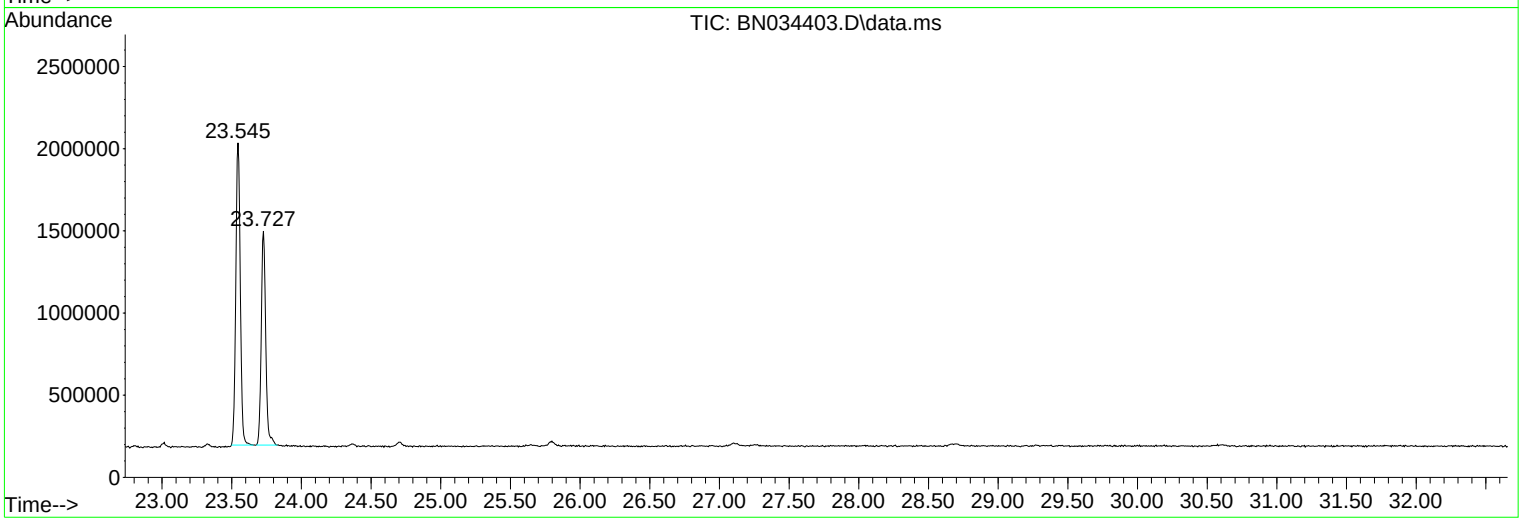

Library Search Compound Report

Data Path : Z:\svoasrv\HPCHEM1\BNA_N\Data\BN100424\
Data File : BN034403.D
Acq On : 04 Oct 2024 23:56
Operator : RC/JU
Sample : P4227-20
Misc :
ALS Vial : 18 Sample Multiplier: 1

Instrument :
BNA_N
ClientSampleId :
FB(20240926)

Quant Method : Z:\svoasrv\HPCHEM1\BNA_N\Methods\SFAM-EPA-BN091124.MA.M
Quant Title : SVOA CALIBRATION

TIC Library : C:\Database\NIST20.L
TIC Integration Parameters: LSCINT.P

****
Peak Number 1 9-Octadecenoic acid, (E)- Concentration Rank 1

R.T.	EstConc	Area	Relative to ISTD	R.T.
18.898	2.23 ng/ul	236252	Phenanthrene-d10	16.792

Hit# of 5	Tentative ID	MW	MolForm	CAS#	Qual
1	9-Octadecenoic acid, (E)-	282	C18H34O2	000112-79-8	99
2	9-Octadecenoic acid, (E)-	282	C18H34O2	000112-79-8	94
3	Oleic Acid	282	C18H34O2	000112-80-1	92
4	cis-Vaccenic acid	282	C18H34O2	000506-17-2	91
5	9-Octadecenoic acid	282	C18H34O2	002027-47-6	91

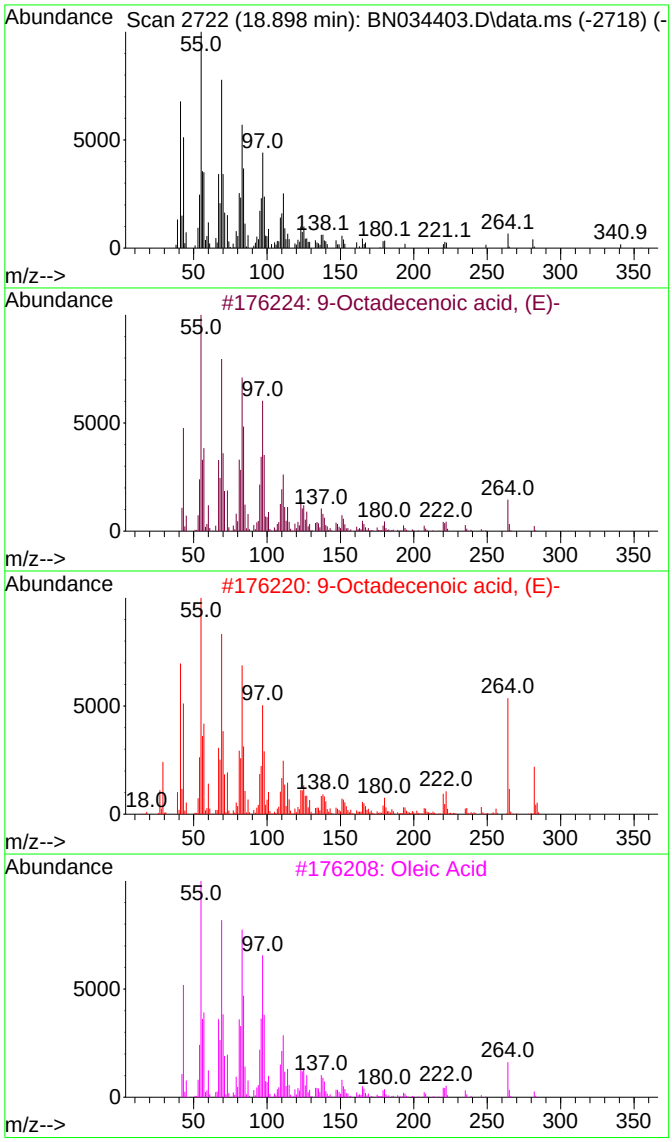

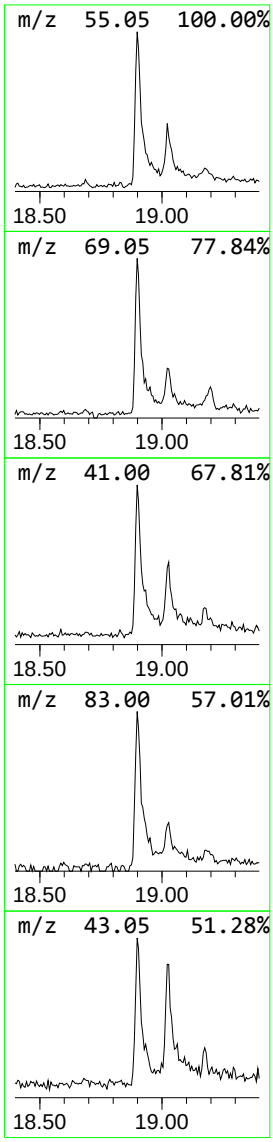

Tentatively Identified Compound (LSC) summary

Data Path : Z:\svoasrv\HPCHEM1\BNA_N\Data\BN100424\
Data File : BN034403.D
Acq On : 04 Oct 2024 23:56
Operator : RC/JU
Sample : P4227-20
Misc :
ALS Vial : 18 Sample Multiplier: 1

Instrument :
BNA_N
ClientSampleId :
FB(20240926)

Quant Method : Z:\svoasrv\HPCHEM1\BNA_N\Methods\SFAM-EPA-BN091124.MA.M
Quant Title : SVOA CALIBRATION

TIC Library : C:\Database\NIST20.L
TIC Integration Parameters: LSCINT.P

TIC Top Hit name	RT	EstConc	Units	Response	Internal Standard #	RT	Resp	Conc
9-Octadecenoic ...	18.898	2.2	ng/ul	236252	4	16.792	2121470	20.0

FORM 1A-OR
ORGANIC ANALYSIS DATA SHEET
TARGET ANALYTE LIST

EPA SAMPLE NO.

FB(20240927)

Lab Name : Alliance Technical Group, LLC
Contract : 68HERH20D0011
Lab Code: ACE Case No.: ARC Sayrevil
MA No. : SDG No.: P4227
Analytical Method : SVOA
Level :
Matrix : Water
Lab Sample ID : P4227-21
Sample wt/vol : 990 (g/mL) mL
Lab File ID : BN034407.D
% Solids :
Date Received : 09/27/2024
GC Column : ZB-GR ID : 0.25 (mm)
Date Extracted : 09/30/2024
GC Column : ID : (mm)
Date Analyzed : 10/05/2024
Extract Concentrated :(Y/N) N
Extract Volume : 1000 (µL)
Soil Aliquot (VOA) : (µL)
Extraction Type : CONH
Heated Purge : (Y/N)
Injection Volume : 1.0 (µL)
Purge Volume : (mL)
pH : 6 Dilution Factor : 1.0
Cleanup Types :
Cleanup Factor : 1.0
Concentration Units (µg/L, µg/kg, µg, or µg/cm²): µg/L

CAS NO.	ANALYTE	CONCENTRATION	Q
111-44-4	Bis(2-Chloroethyl)ether	10	U
98-95-3	Nitrobenzene	5.1	U
78-59-1	Isophorone	5.1	U

FORM 1B-OR
ORGANIC ANALYSIS DATA SHEET
TENTATIVELY IDENTIFIED COMPOUNDS

EPA SAMPLE NO.

FB(20240927)

Lab Name : Alliance Technical Group, LLC
Contract : 68HERH20D0011
Lab Code: ACE Case No.: ARC Sayrevi
MA No. : SDG No.: P4227
Analytical Method : SVOA
Level :
Matrix : Water
Lab Sample ID : P4227-21
Sample wt/vol : 990 (g/mL) mL
Lab File ID : BN034407.D
% Solids :
Date Received : 09/27/2024
GC Column : ZB-GR ID : 0.25 (mm)
Date Extracted : 09/30/2024
Extract Concentrated : (Y/N) N
Date Analyzed : 10/05/2024
Soil Aliquot (VOA) : (µL)
Extract Volume : 1000 (µL)
Heated Purge : (Y/N)
Extraction Type : CONH
Purge Volume : (mL)
Injection Volume : 1.0 (µL)
Cleanup Types :
pH : 6 Dilution Factor : 1.0
Concentration Units (µg/L,µg/kg): µg/L
Cleanup Factor : 1.0

	CAS NO.	ANALYTE	RT	EST. CONC.	Q
1	002027-47-6	9-Octadecenoic acid	18.904	8.3	JN
2	E966796	Total Alkanes	N/A	0.0	

EPA-designated Registry Number.

Quantitation Report (LSC Reviewed)

Data Path : Z:\svoasrv\HPCHEM1\BNA_N\Data\BN100424\
Data File : BN034407.D
Acq On : 05 Oct 2024 02:33
Operator : RC/JU
Sample : P4227-21
Misc :
ALS Vial : 22 Sample Multiplier: 1

Quant Time: Oct 05 05:49:52 2024
Quant Method : Z:\svoasrv\HPCHEM1\BNA_N\Methods\SFAM-EPA-BN091124.MA.M
Quant Title : SVOA CALIBRATION
QLast Update : Mon Sep 30 14:14:38 2024
Response via : Initial Calibration

Instrument :
BNA_N
ClientSampleId :
FB(20240927)

Manual Integrations APPROVED
mohammad
10/7/2024 7:11:29 AM

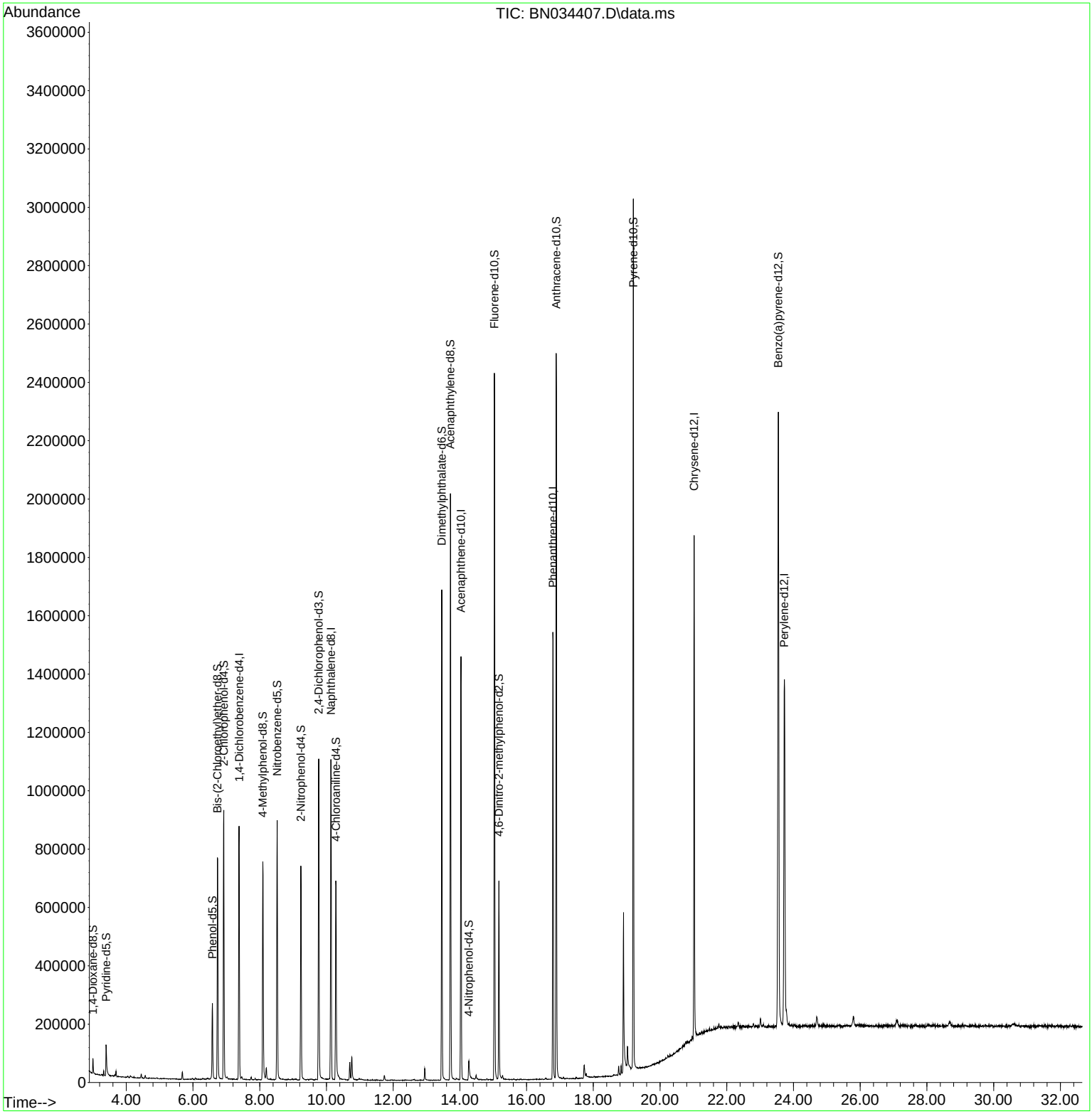

Quantitation Report (LSC Reviewed)

Data Path : Z:\svoasrv\HPCHEM1\BNA_N\Data\BN100424\
Data File : BN034407.D
Acq On : 05 Oct 2024 02:33
Operator : RC/JU
Sample : P4227-21
Misc :
ALS Vial : 22 Sample Multiplier: 1

Instrument :
BNA_N
ClientSampleId :
FB(20240927)

Manual Integrations APPROVED
mohammad
10/7/2024 7:11:29 AM

Quant Time: Oct 05 05:49:52 2024
Quant Method : Z:\svoasrv\HPCHEM1\BNA_N\Methods\SFAM-EPA-BN091124.MA.M
Quant Title : SVOA CALIBRATION
QLast Update : Mon Sep 30 14:14:38 2024
Response via : Initial Calibration

Compound	R.T.	QIon	Response	Conc	Units	Dev(Min)
Internal Standards						
1) 1,4-Dichlorobenzene-d4	7.381	152	239613	20.000	ng/ul	0.00
20) Naphthalene-d8	10.134	136	890009	20.000	ng/ul	0.00
38) Acenaphthene-d10	14.034	164	503239	20.000	ng/ul	0.00
64) Phenanthrene-d10	16.786	188	928514	20.000	ng/ul	-0.01
79) Chrysene-d12	21.022	240	845086	20.000	ng/ul	-0.01
88) Perylene-d12	23.721	264	1027331	20.000	ng/ul	-0.02
System Monitoring Compounds						
3) 1,4-Dioxane-d8	2.999	96	26833	4.570	ng/uL	0.00
4) Pyridine-d5	3.399	84	66225	3.794	ng/ul	0.01
7) Phenol-d5	6.581	99	153009	7.195	ng/ul	0.00
9) Bis-(2-Chloroethyl)eth...	6.734	67	334910	25.383	ng/ul	0.00
11) 2-Chlorophenol-d4	6.922	132	434270	25.943	ng/ul	0.00
15) 4-Methylphenol-d8	8.093	113	285907	16.339	ng/ul	-0.01
21) Nitrobenzene-d5	8.522	128	224364	31.628	ng/ul	0.00
24) 2-Nitrophenol-d4	9.234	143	246087	33.735	ng/ul	0.00
28) 2,4-Dichlorophenol-d3	9.769	165	412336	30.014	ng/ul	0.00
31) 4-Chloroaniline-d4	10.287	131	401362	19.298	ng/ul	0.00
46) Dimethylphthalate-d6	13.457	166	1148584	30.540	ng/ul	-0.01
49) Acenaphthylene-d8	13.716	160	1333694	31.523	ng/ul	-0.01
54) 4-Nitrophenol-d4	14.269	143	26800m	3.472	ng/ul	0.00
60) Fluorene-d10	15.034	176	950264	29.814	ng/ul	-0.01
65) 4,6-Dinitro-2-methylph...	15.169	200	141879	25.628	ng/ul	0.00
73) Anthracene-d10	16.886	188	1428362	32.720	ng/ul	-0.01
81) Pyrene-d10	19.198	212	1584194	33.645	ng/ul	-0.01
92) Benzo(a)pyrene-d12	23.545	264	1822787	34.541	ng/ul	-0.01

Target Compounds Qvalue

(#) = qualifier out of range (m) = manual integration (+) = signals summed

LSC Area Percent Report

Data Path : Z:\svoasrv\HPCHEM1\BNA_N\Data\BN100424\
Data File : BN034407.D
Acq On : 05 Oct 2024 02:33
Operator : RC/JU
Sample : P4227-21
Misc :
ALS Vial : 22 Sample Multiplier: 1

Instrument :
BNA_N
ClientSampleId :
FB(20240927)

Integration Parameters: LSCINT.P
Integrator: RTE
Smoothing : OFF Filtering: 5
Sampling : 1 Min Area: 0.1 % of largest Peak
Start Thrs: 0.2 Max Peaks: 100
Stop Thrs : 0 Peak Location: TOP

If leading or trailing edge < 100 prefer < Baseline drop else tangent >
Peak separation: 5

Method : Z:\svoasrv\HPCHEM1\BNA_N\Methods\SFAM-EPA-BN091124.MA.M
Title : SVOA CALIBRATION

Signal : TIC: BN034407.D\data.ms

peak #	R.T. min	first scan	max scan	last scan	PK TY	peak height	corr. area	corr. % max.	% of total
1	2.999	16	19	24	rBV	50946	60661	1.33%	0.129%
2	3.322	71	74	79	rBV	16837	19123	0.42%	0.041%
3	3.393	83	86	99	rBV	105863	188075	4.13%	0.401%
4	3.658	127	131	133	rBV5	5882	7425	0.16%	0.016%
5	3.693	133	137	142	rVB	19638	26144	0.57%	0.056%
6	4.046	194	197	202	rVB7	4706	6738	0.15%	0.014%
7	4.122	207	210	218	rBV3	5925	10752	0.24%	0.023%
8	4.446	261	265	270	rBV2	13409	19267	0.42%	0.041%
9	4.569	281	286	291	rVB	9913	14682	0.32%	0.031%
10	5.681	469	475	480	rVB2	26277	40222	0.88%	0.086%
11	5.981	522	526	531	rVB6	4604	8334	0.18%	0.018%
12	6.069	538	541	546	rBV5	6160	11592	0.25%	0.025%
13	6.581	618	628	637	rBV	258730	421741	9.26%	0.899%
14	6.734	648	654	668	rBV	758629	1209197	26.56%	2.577%
15	6.922	679	686	699	rBV	921446	1438354	31.59%	3.066%
16	7.022	700	703	708	rVB6	7130	11094	0.24%	0.024%
17	7.381	755	764	773	rBV	869543	1356629	29.80%	2.891%
18	7.463	773	778	784	rVB6	9177	19095	0.42%	0.041%
19	7.746	821	826	830	rBV4	9539	12908	0.28%	0.028%
20	7.863	840	846	850	rBV6	5227	6786	0.15%	0.014%
21	8.093	877	885	897	rBV	747534	1218262	26.76%	2.597%
22	8.199	897	903	910	rVB	38616	67458	1.48%	0.144%
23	8.522	951	958	971	rBV	887919	1414698	31.07%	3.015%
24	9.028	1041	1044	1048	rBV4	3148	4771	0.10%	0.010%
25	9.087	1051	1054	1061	rVB6	4332	7316	0.16%	0.016%
26	9.234	1071	1079	1090	rBV	734248	1198107	26.31%	2.554%
27	9.681	1151	1155	1159	rBV6	3096	4666	0.10%	0.010%
28	9.769	1163	1170	1182	rBV	1100202	1791164	39.34%	3.818%
29	10.075	1219	1222	1225	rBV5	3469	5327	0.12%	0.011%
30	10.134	1225	1232	1240	rVV	1097607	1772280	38.92%	3.777%
31	10.281	1251	1257	1277	rBV	680968	1248154	27.41%	2.660%
32	10.699	1321	1328	1334	rBV	61704	102813	2.26%	0.219%
33	10.757	1334	1338	1348	rVB	76631	140250	3.08%	0.299%
34	11.734	1498	1504	1511	rBV2	16401	29080	0.64%	0.062%
35	12.946	1703	1710	1716	rBV	40933	63957	1.40%	0.136%
36	13.457	1790	1797	1816	rBV	1681687	2363158	51.90%	5.037%

LSC Area Percent Report

Data Path : Z:\svoasrv\HPCHEM1\BNA_N\Data\BN100424\
Data File : BN034407.D
Acq On : 05 Oct 2024 02:33
Operator : RC/JU
Sample : P4227-21
Misc :
ALS Vial : 22 Sample Multiplier: 1

Instrument :
BNA_N
ClientSampleId :
FB(20240927)

Integration Parameters: LSCINT.P
Integrator: RTE
Smoothing : OFF Filtering: 5
Sampling : 1 Min Area: 0.1 % of largest Peak
Start Thrs: 0.2 Max Peaks: 100
Stop Thrs : 0 Peak Location: TOP

If leading or trailing edge < 100 prefer < Baseline drop else tangent >
Peak separation: 5

Method : Z:\svoasrv\HPCHEM1\BNA_N\Methods\SFAM-EPA-BN091124.MA.M
Title : SVOA CALIBRATION

37	13.716	1834	1841	1853	rBV	2009850	2942594	64.63%	6.272%
38	14.034	1888	1895	1903	rBV	1450349	2116891	46.49%	4.512%
39	14.269	1930	1935	1948	rBV2	65121	159957	3.51%	0.341%
40	14.487	1967	1972	1976	rBV5	13002	18197	0.40%	0.039%
41	14.804	2021	2026	2032	rBV8	4682	9263	0.20%	0.020%
42	15.034	2059	2065	2079	rBV	2422962	3532176	77.58%	7.528%
43	15.169	2082	2088	2102	rVV	680339	931679	20.46%	1.986%
44	15.281	2102	2107	2111	rVB4	11876	20848	0.46%	0.044%
45	16.569	2323	2326	2334	rVB6	5527	11361	0.25%	0.024%
46	16.786	2357	2363	2373	rBV	1532426	2228702	48.95%	4.750%
47	16.886	2374	2380	2397	rVB	2484726	3614348	79.38%	7.703%
48	17.104	2415	2417	2422	rVB4	6198	7340	0.16%	0.016%
49	17.486	2479	2482	2486	rBV6	5658	8299	0.18%	0.018%
50	17.728	2517	2523	2530	rBV4	45509	98875	2.17%	0.211%
51	17.786	2530	2533	2538	rVB	11772	18378	0.40%	0.039%
52	18.763	2694	2699	2704	rBV	32042	50009	1.10%	0.107%
53	18.833	2707	2711	2715	rBV	31509	42227	0.93%	0.090%
54	18.904	2718	2723	2739	rBV	547986	920588	20.22%	1.962%
55	19.022	2740	2743	2757	rVB	72727	147112	3.23%	0.314%
56	19.198	2767	2773	2788	rVB	2976806	4041768	88.77%	8.614%
57	21.022	3077	3083	3092	rBV2	1727332	2379249	52.26%	5.071%
58	23.545	3504	3512	3528	rVB	2094821	4553077	100.00%	9.704%
59	23.727	3535	3543	3552	rBV2	1172176	2745206	60.29%	5.851%

Sum of corrected areas: 46918424

LSC Report - Integrated Chromatogram

Data Path : Z:\svoasrv\HPCHEM1\BNA_N\Data\BN100424\
Data File : BN034407.D
Acq On : 05 Oct 2024 02:33
Operator : RC/JU
Sample : P4227-21
Misc :
ALS Vial : 22 Sample Multiplier: 1

Instrument :
BNA_N
ClientSampleId :
FB(20240927)

Quant Method : Z:\svoasrv\HPCHEM1\BNA_N\Methods\SFAM-EPA-BN091124.MA.M
Quant Title : SVOA CALIBRATION

TIC Library : C:\Database\NIST20.L
TIC Integration Parameters: LSCINT.P

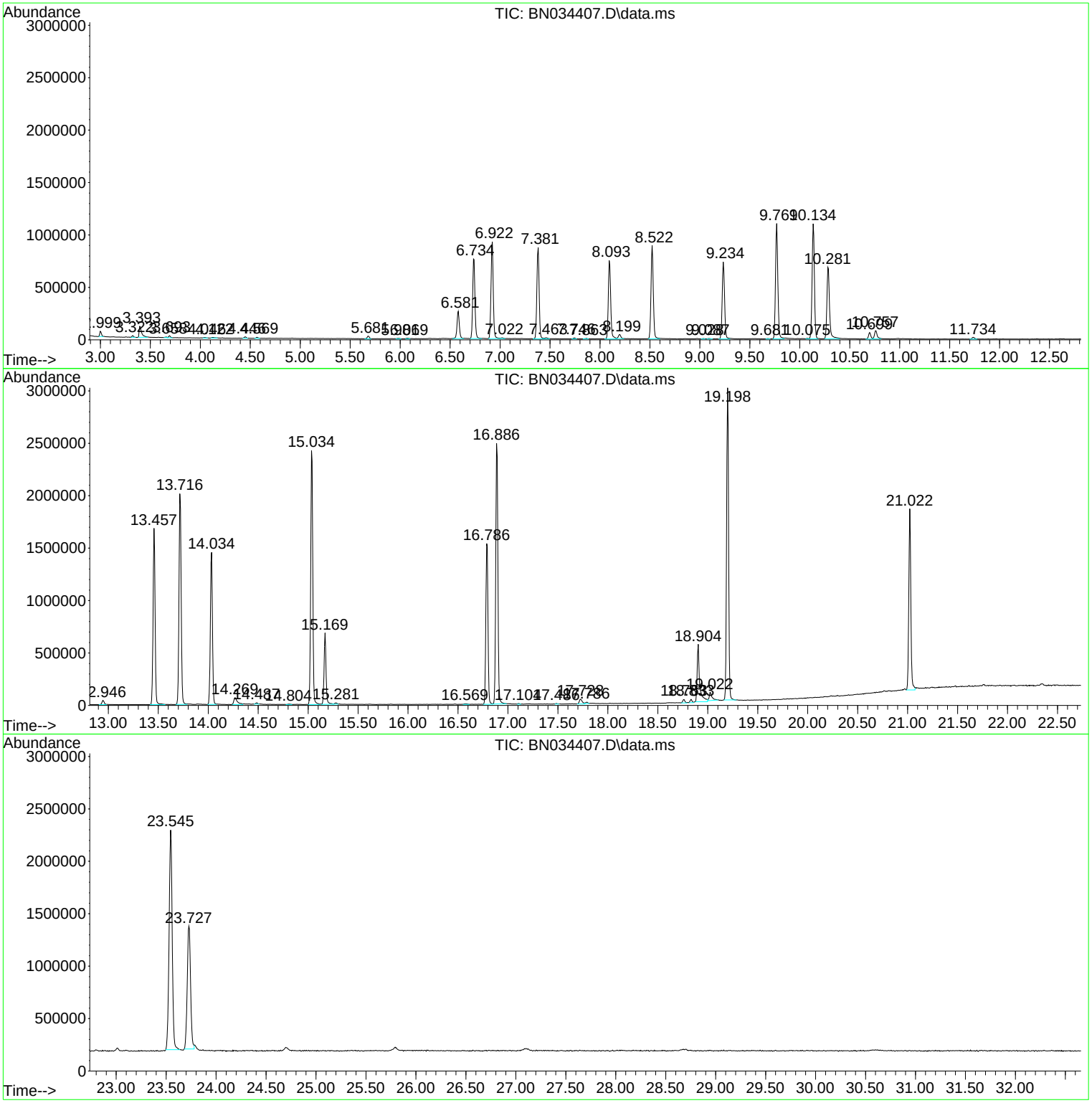

Data Path : Z:\svoasrv\HPCHEM1\BNA_N\Data\BN100424\
Data File : BN034407.D
Acq On : 05 Oct 2024 02:33
Operator : RC/JU
Sample : P4227-21
Misc :
ALS Vial : 22 Sample Multiplier: 1

Instrument :
BNA_N
ClientSampleId :
FB(20240927)

Quant Method : Z:\svoasrv\HPCHEM1\BNA_N\Methods\SFAM-EPA-BN091124.MA.M
Quant Title : SVOA CALIBRATION

TIC Library : C:\Database\NIST20.L
TIC Integration Parameters: LSCINT.P

****
Peak Number 1 9-Octadecenoic acid Concentration Rank 1

R.T.	EstConc	Area	Relative to ISTD	R.T.
18.904	8.26 ng/ul	920588	Phenanthrene-d10	16.787

Hit# of 5	Tentative ID	MW	MolForm	CAS#	Qual
1	9-Octadecenoic acid	282	C18H34O2	002027-47-6	99
2	cis-Vaccenic acid	282	C18H34O2	000506-17-2	99
3	trans-13-Octadecenoic acid	282	C18H34O2	000693-71-0	98
4	9-Octadecenoic acid, (E)-	282	C18H34O2	000112-79-8	97
5	cis-13-Octadecenoic acid	282	C18H34O2	013126-39-1	97

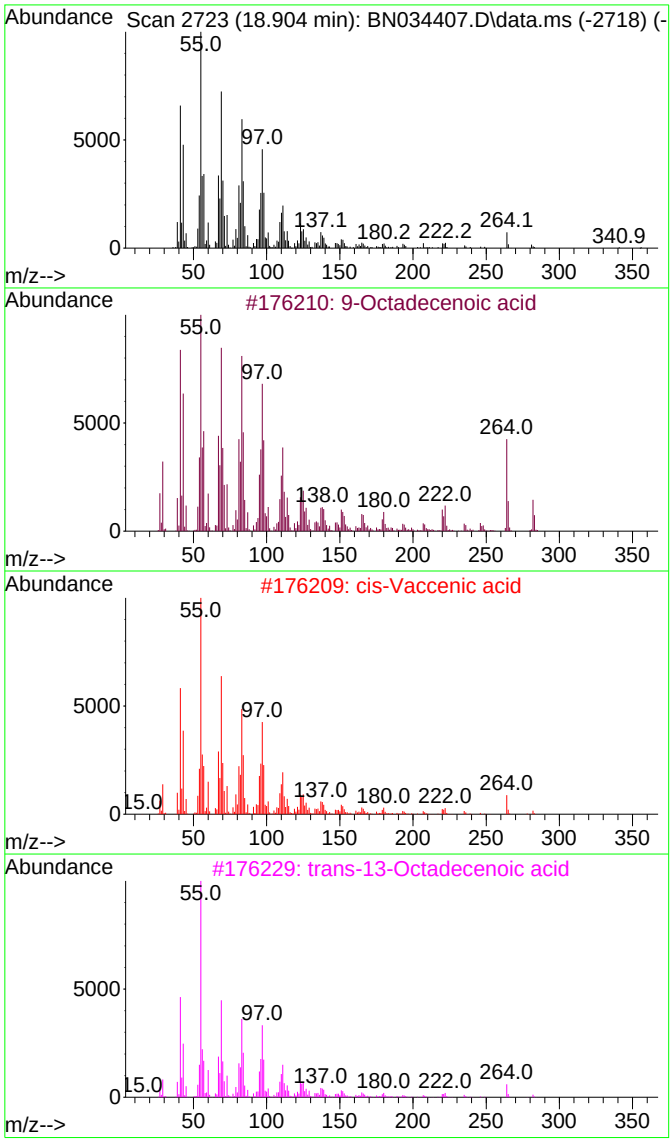

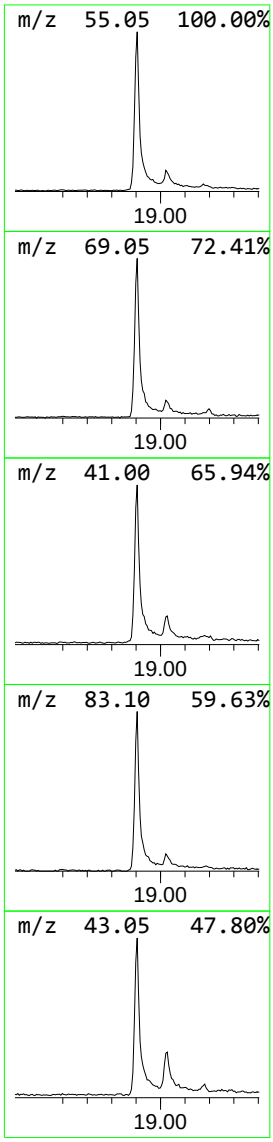

Tentatively Identified Compound (LSC) summary

Data Path : Z:\svoasrv\HPCHEM1\BNA_N\Data\BN100424\
Data File : BN034407.D
Acq On : 05 Oct 2024 02:33
Operator : RC/JU
Sample : P4227-21
Misc :
ALS Vial : 22 Sample Multiplier: 1

Instrument :
BNA_N
ClientSampleId :
FB(20240927)

Quant Method : Z:\svoasrv\HPCHEM1\BNA_N\Methods\SFAM-EPA-BN091124.MA.M
Quant Title : SVOA CALIBRATION

TIC Library : C:\Database\NIST20.L
TIC Integration Parameters: LSCINT.P

TIC Top Hit name	RT	EstConc	Units	Response	Internal Standard #	RT	Resp	Conc
9-Octadecenoic ...	18.904	8.3	ng/ul	920588	4	16.787	2228700	20.0

Quantitation Report (QT/LSC Reviewed)

Data Path : Z:\svoasrv\HPCHEM1\BNA_N\Data\BN100424\
Data File : BN034407.D
Acq On : 05 Oct 2024 02:33
Operator : RC/JU
Sample : P4227-21
Misc :
ALS Vial : 22 Sample Multiplier: 1

Quant Time: Oct 05 05:49:52 2024
Quant Method : Z:\svoasrv\HPCHEM1\BNA_N\Methods\SFAM-EPA-BN091124.MA.M
Quant Title : SVOA CALIBRATION
QLast Update : Mon Sep 30 14:14:38 2024
Response via : Initial Calibration

Instrument :
BNA_N
ClientSampleId :
FB(20240927)

Manual Integrations APPROVED
mohammad
10/7/2024 7:11:29 AM

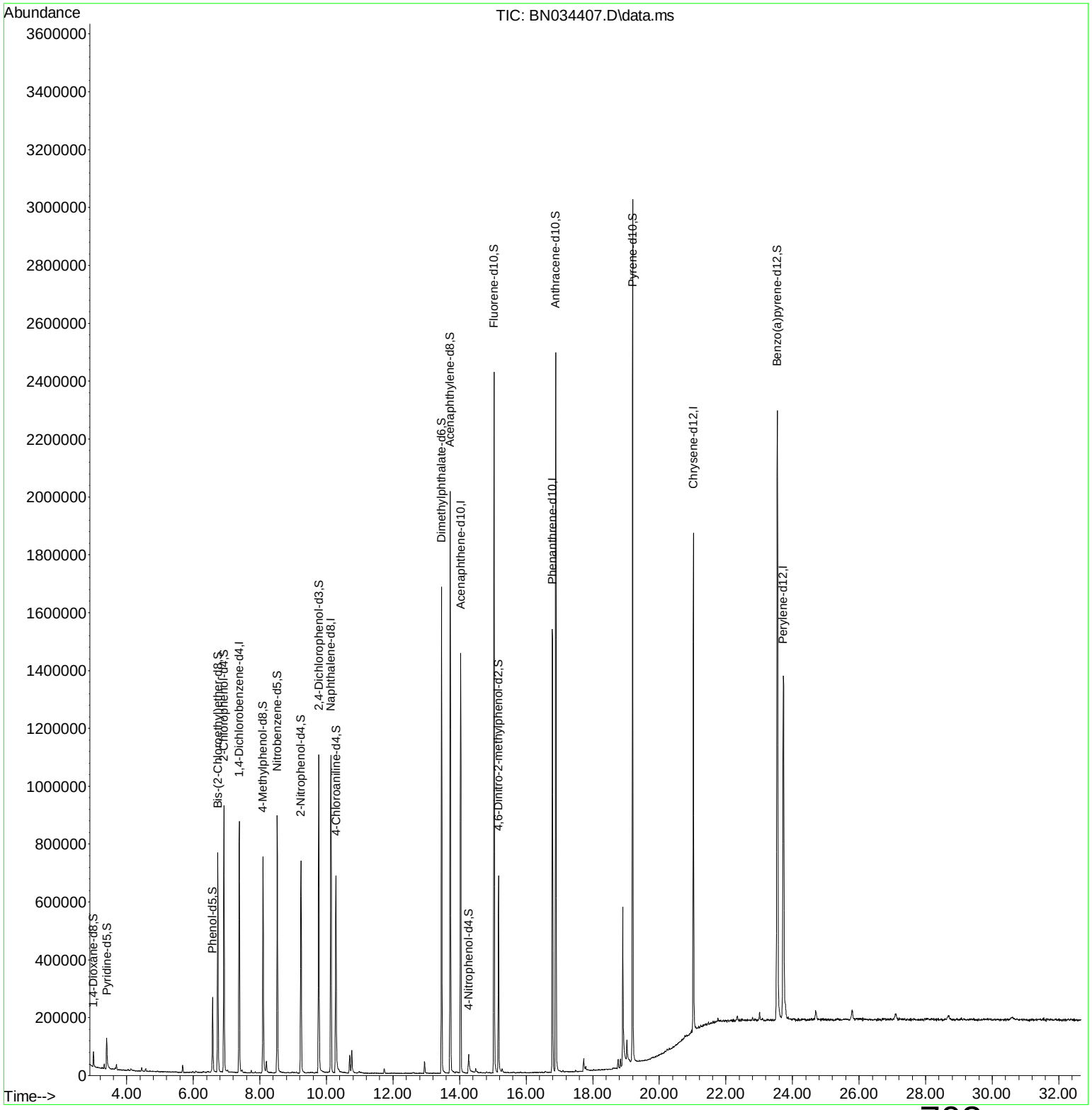

Quantitation Report (Qedit)

Data Path : Z:\svoasrv\HPCHEM1\BNA_N\Data\BN100424\
Data File : BN034407.D
Acq On : 05 Oct 2024 02:33
Operator : RC/JU
Sample : P4227-21
Misc :
ALS Vial : 22 Sample Multiplier: 1

Quant Time: Oct 05 04:47:19 2024
Quant Method : Z:\svoasrv\HPCHEM1\BNA_N\Methods\SFAM-EPA-BN091124.MA.M
Quant Title : SVOA CALIBRATION
QLast Update : Mon Sep 30 14:14:38 2024
Response via : Initial Calibration

Instrument :
BNA_N
ClientSampleId :
FB(20240927)

Manual Integrations APPROVED
mohammad
10/7/2024 7:11:29 AM

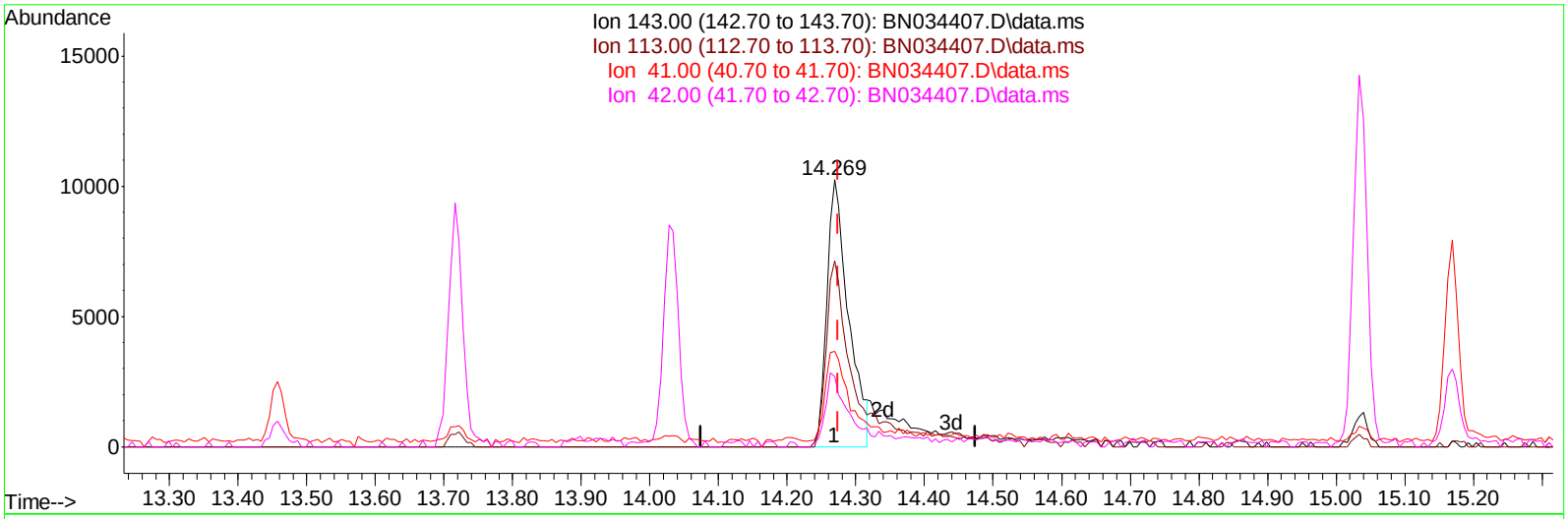

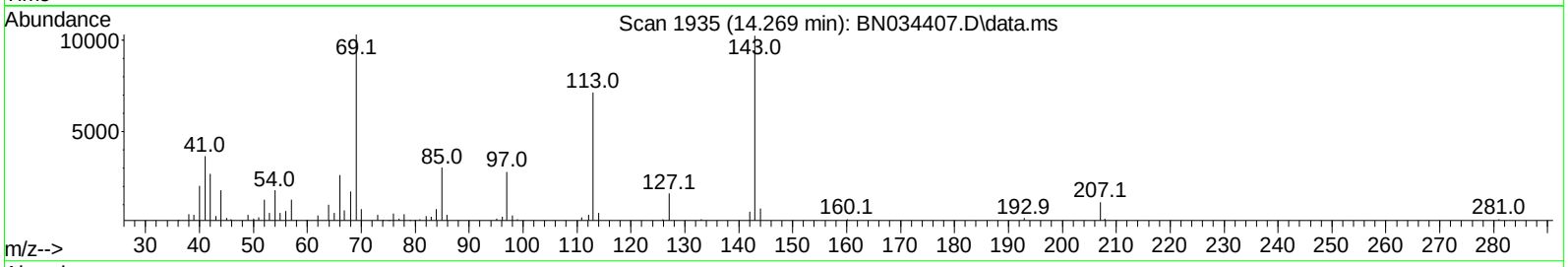

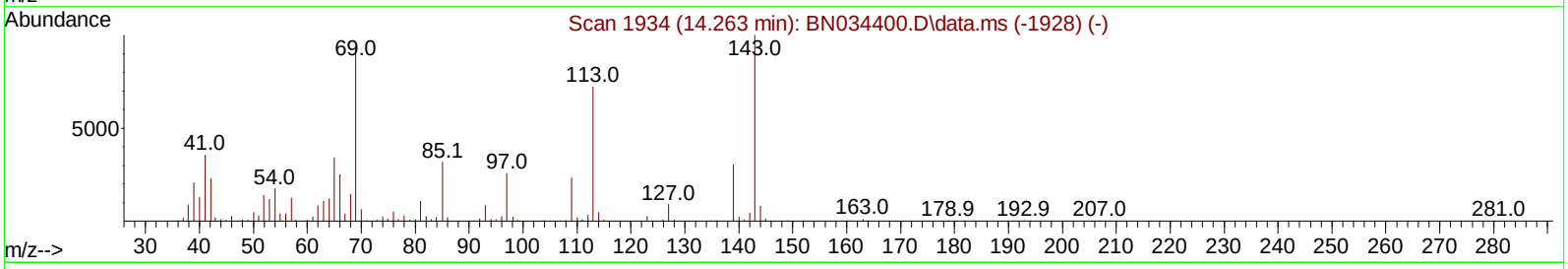

TIC: BN034407.D\data.ms

(54) 4-Nitrophenol-d4 (S)

14.269min (-0.006) 2.89 ng/ul

response 22336

Ion	Exp%	Act%
143.00	100.00	100.00
113.00	76.90	69.60
41.00	41.70	35.69
42.00	28.50	26.33

Quantitation Report (Qedit)

Data Path : Z:\svoasrv\HPCHEM1\BNA_N\Data\BN100424\
Data File : BN034407.D
Acq On : 05 Oct 2024 02:33
Operator : RC/JU
Sample : P4227-21
Misc :
ALS Vial : 22 Sample Multiplier: 1

Quant Time: Oct 05 04:47:19 2024
Quant Method : Z:\svoasrv\HPCHEM1\BNA_N\Methods\SFAM-EPA-BN091124.MA.M
Quant Title : SVOA CALIBRATION
QLast Update : Mon Sep 30 14:14:38 2024
Response via : Initial Calibration

Instrument :
BNA_N
ClientSampleId :
FB(20240927)

Manual Integrations APPROVED
mohammad
10/7/2024 7:11:29 AM

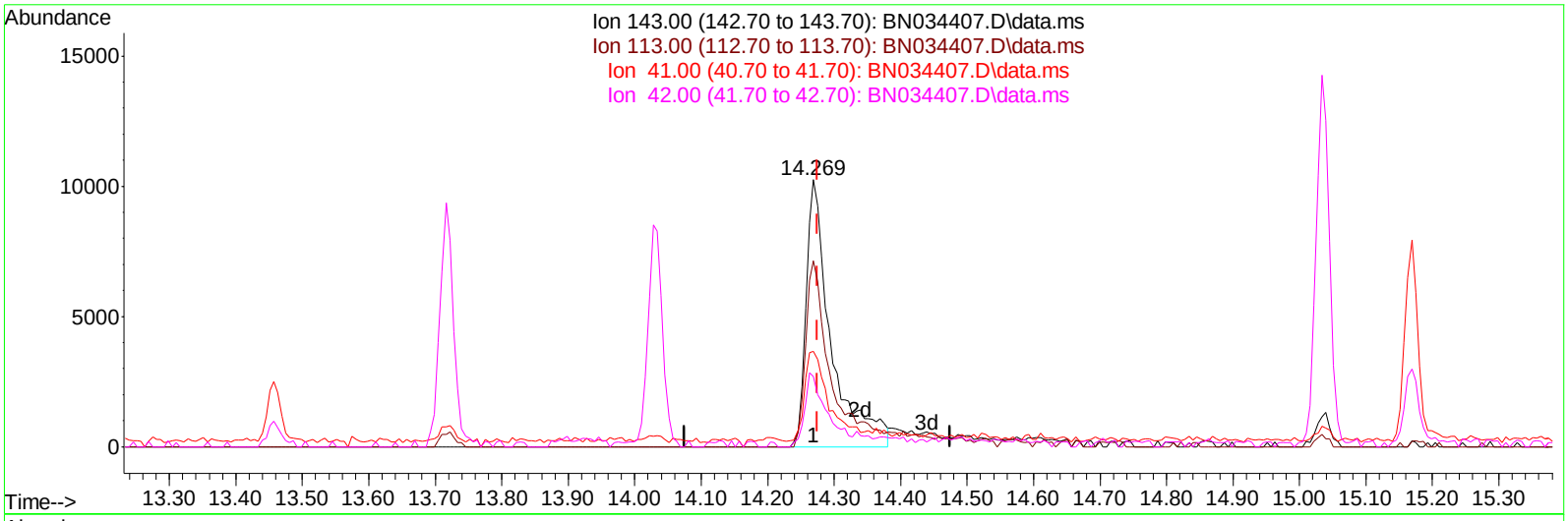

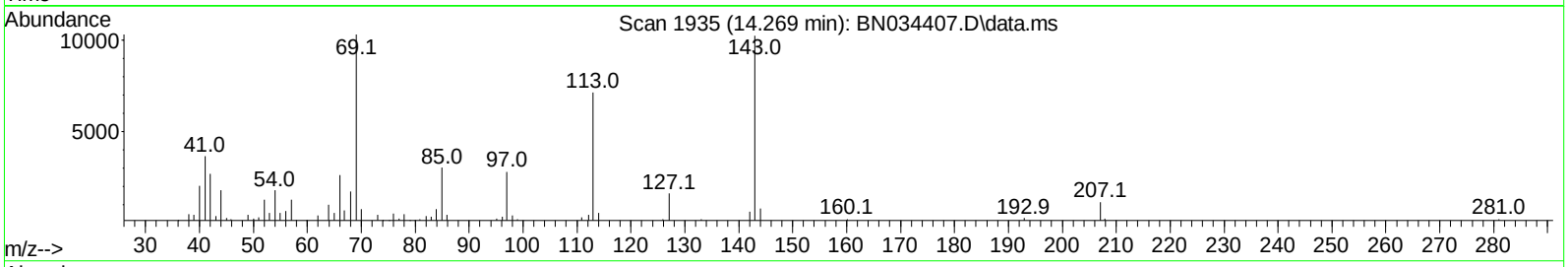

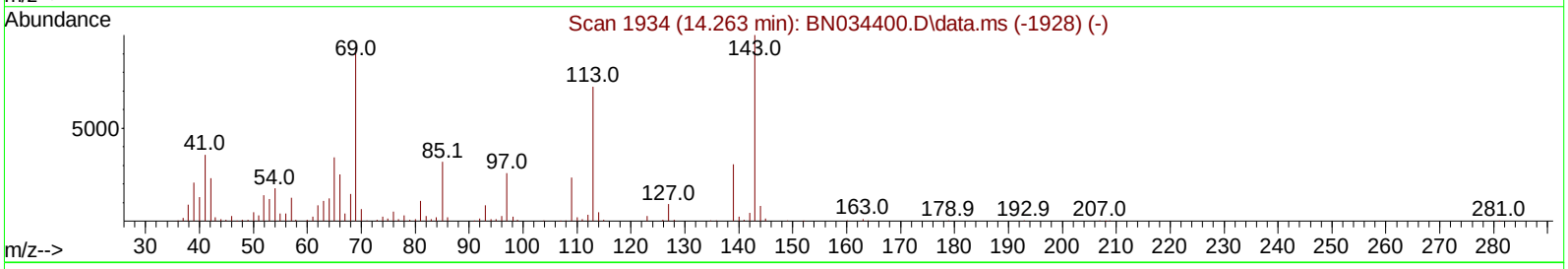

TIC: BN034407.D\data.ms

(54) 4-Nitrophenol-d4 (S)

14.269min (-0.006) 3.47 ng/ul m

response 26800

Ion	Exp%	Act%
143.00	100.00	100.00
113.00	76.90	69.60
41.00	41.70	35.69
42.00	28.50	26.33

Quantitation Report (QT/LSC Reviewed)

Data Path : Z:\svoasrv\HPCHEM1\BNA_N\Data\BN100424\
Data File : BN034407.D
Acq On : 05 Oct 2024 02:33
Operator : RC/JU
Sample : P4227-21
Misc :
ALS Vial : 22 Sample Multiplier: 1

Instrument :
BNA_N
ClientSampleId :
FB(20240927)

Manual Integrations APPROVED
mohammad
10/7/2024 7:11:29 AM

Quant Time: Oct 05 05:49:52 2024
Quant Method : Z:\svoasrv\HPCHEM1\BNA_N\Methods\SFAM-EPA-BN091124.MA.M
Quant Title : SVOA CALIBRATION
QLast Update : Mon Sep 30 14:14:38 2024
Response via : Initial Calibration

Compound	R.T.	QIon	Response	Conc	Units	Dev(Min)
Internal Standards						
1) 1,4-Dichlorobenzene-d4	7.381	152	239613	20.000	ng/ul	0.00
20) Naphthalene-d8	10.134	136	890009	20.000	ng/ul	0.00
38) Acenaphthene-d10	14.034	164	503239	20.000	ng/ul	0.00
64) Phenanthrene-d10	16.786	188	928514	20.000	ng/ul	-0.01
79) Chrysene-d12	21.022	240	845086	20.000	ng/ul	-0.01
88) Perylene-d12	23.721	264	1027331	20.000	ng/ul	-0.02
System Monitoring Compounds						
3) 1,4-Dioxane-d8	2.999	96	26833	4.570	ng/uL	0.00
4) Pyridine-d5	3.399	84	66225	3.794	ng/ul	0.01
7) Phenol-d5	6.581	99	153009	7.195	ng/ul	0.00
9) Bis-(2-Chloroethyl)eth...	6.734	67	334910	25.383	ng/ul	0.00
11) 2-Chlorophenol-d4	6.922	132	434270	25.943	ng/ul	0.00
15) 4-Methylphenol-d8	8.093	113	285907	16.339	ng/ul	-0.01
21) Nitrobenzene-d5	8.522	128	224364	31.628	ng/ul	0.00
24) 2-Nitrophenol-d4	9.234	143	246087	33.735	ng/ul	0.00
28) 2,4-Dichlorophenol-d3	9.769	165	412336	30.014	ng/ul	0.00
31) 4-Chloroaniline-d4	10.287	131	401362	19.298	ng/ul	0.00
46) Dimethylphthalate-d6	13.457	166	1148584	30.540	ng/ul	-0.01
49) Acenaphthylene-d8	13.716	160	1333694	31.523	ng/ul	-0.01
54) 4-Nitrophenol-d4	14.269	143	26800m	3.472	ng/ul	0.00
60) Fluorene-d10	15.034	176	950264	29.814	ng/ul	-0.01
65) 4,6-Dinitro-2-methylph...	15.169	200	141879	25.628	ng/ul	0.00
73) Anthracene-d10	16.886	188	1428362	32.720	ng/ul	-0.01
81) Pyrene-d10	19.198	212	1584194	33.645	ng/ul	-0.01
92) Benzo(a)pyrene-d12	23.545	264	1822787	34.541	ng/ul	-0.01

Target Compounds Qvalue

(#) = qualifier out of range (m) = manual integration (+) = signals summed

FORM 1A-OR
ORGANIC ANALYSIS DATA SHEET
TARGET ANALYTE LIST

EPA SAMPLE NO.

MW-1(MCUA)(2024092

Lab Name : Alliance Technical Group, LLC
Contract : 68HERH20D0011
Lab Code: ACE Case No.: ARC Sayrevil
MA No. : SDG No.: P4227
Analytical Method : SVOA
Level :
Matrix : Water
Lab Sample ID : P4227-10
Sample wt/vol : 1000 (g/mL) mL
Lab File ID : BN034411.D
% Solids :
Date Received : 09/27/2024
GC Column : ZB-GR ID : 0.25 (mm)
Date Extracted : 09/30/2024
GC Column : ID : (mm)
Date Analyzed : 10/05/2024
Extract Concentrated :(Y/N) N
Extract Volume : 1000 (µL)
Soil Aliquot (VOA) : (µL)
Extraction Type : CONH
Heated Purge : (Y/N)
Injection Volume : 1.0 (µL)
Purge Volume : (mL)
pH : 6 Dilution Factor : 1.0
Cleanup Types :
Cleanup Factor : 1.0
Concentration Units (µg/L, µg/kg, µg, or µg/cm²): µg/L

CAS NO.	ANALYTE	CONCENTRATION	Q
111-44-4	Bis(2-Chloroethyl)ether	10	U
98-95-3	Nitrobenzene	5.0	U
78-59-1	Isophorone	5.0	U

FORM 1B-OR
ORGANIC ANALYSIS DATA SHEET
TENTATIVELY IDENTIFIED COMPOUNDS

EPA SAMPLE NO.

MW-1(MCUA)(2024092

Lab Name : Alliance Technical Group, LLC
Contract : 68HERH20D0011
Lab Code: ACE Case No.: ARC Sayrevi
MA No. : SDG No.: P4227
Analytical Method : SVOA
Level :
Matrix : Water
Lab Sample ID : P4227-10
Sample wt/vol : 1000 (g/mL) mL
Lab File ID : BN034411.D
% Solids :
Date Received : 09/27/2024
GC Column : ZB-GR ID : 0.25 (mm)
Date Extracted : 09/30/2024
Extract Concentrated : (Y/N) N
Date Analyzed : 10/05/2024
Soil Aliquot (VOA) : (µL)
Extract Volume : 1000 (µL)
Heated Purge : (Y/N)
Extraction Type : CONH
Purge Volume : (mL)
Injection Volume : 1.0 (µL)
Cleanup Types :
pH : 6 Dilution Factor : 1.0
Concentration Units (µg/L,µg/kg): µg/L
Cleanup Factor : 1.0

	CAS NO.	ANALYTE	RT	EST. CONC.	Q
1	E966796	Total Alkanes	N/A	0.0	

EPA-designated Registry Number.

Quantitation Report (QT Reviewed)

Data Path : Z:\svoasrv\HPCHEM1\BNA_N\Data\BN100424\
Data File : BN034411.D
Acq On : 05 Oct 2024 05:10
Operator : RC/JU
Sample : P4227-10
Misc :
ALS Vial : 26 Sample Multiplier: 1

Instrument :
BNA_N
ClientSampleId :
MW-1(MCUA)(20240926)

Quant Time: Oct 05 06:14:47 2024
Quant Method : Z:\svoasrv\HPCHEM1\BNA_N\Methods\SFAM-EPA-BN091124.MA.M
Quant Title : SVOA CALIBRATION
QLast Update : Mon Sep 30 14:14:38 2024
Response via : Initial Calibration

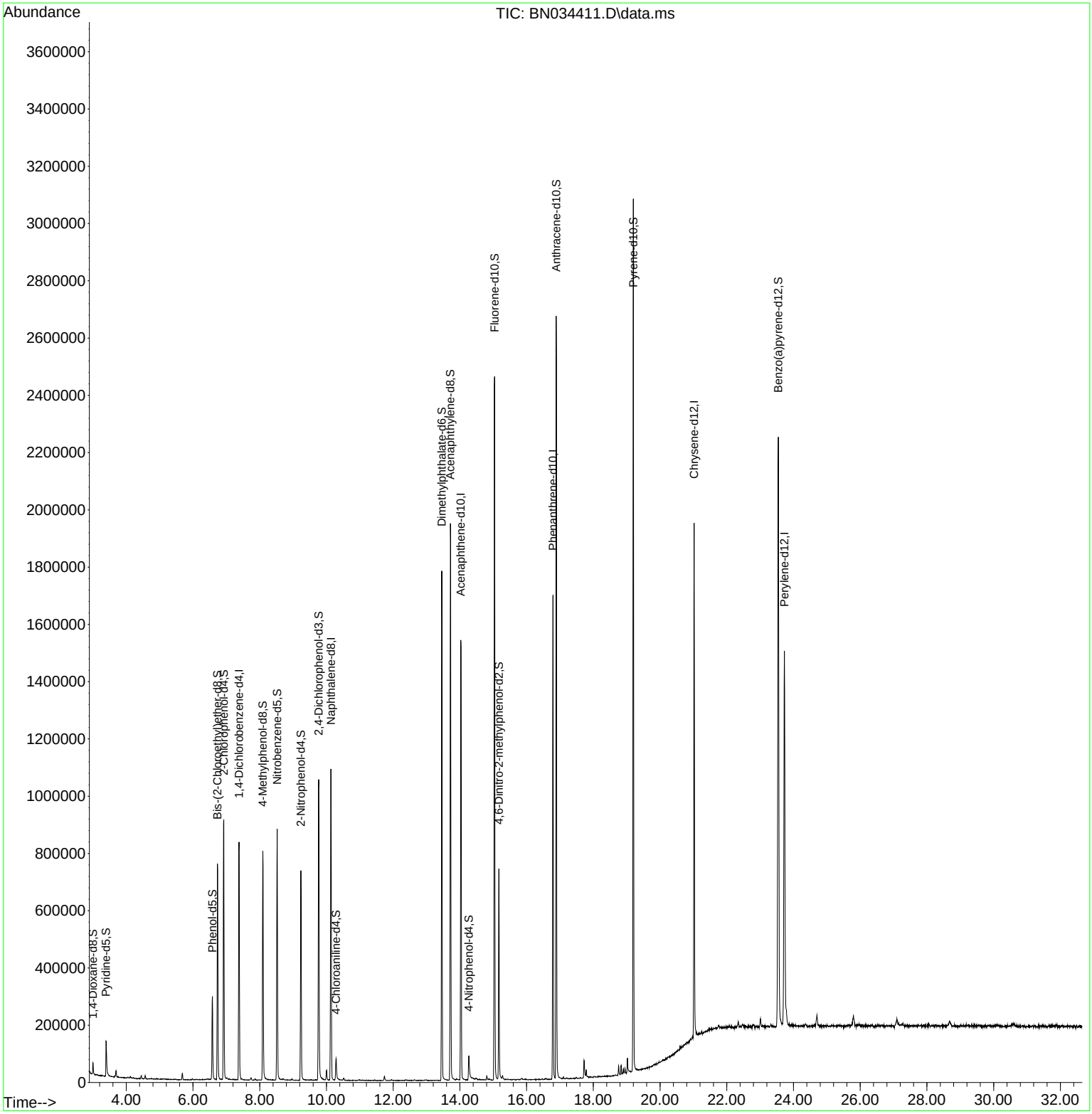

Quantitation Report (QT Reviewed)

Data Path : Z:\svoasrv\HPCHEM1\BNA_N\Data\BN100424\
Data File : BN034411.D
Acq On : 05 Oct 2024 05:10
Operator : RC/JU
Sample : P4227-10
Misc :
ALS Vial : 26 Sample Multiplier: 1

Instrument :
BNA_N
ClientSampleId :
MW-1(MCUA)(20240926)

Quant Time: Oct 05 06:14:47 2024
Quant Method : Z:\svoasrv\HPCHEM1\BNA_N\Methods\SFAM-EPA-BN091124.MA.M
Quant Title : SVOA CALIBRATION
QLast Update : Mon Sep 30 14:14:38 2024
Response via : Initial Calibration

Compound	R.T.	QIon	Response	Conc	Units	Dev(Min)
Internal Standards						
1) 1,4-Dichlorobenzene-d4	7.381	152	230598	20.000	ng/ul	0.00
20) Naphthalene-d8	10.134	136	898340	20.000	ng/ul	0.00
38) Acenaphthene-d10	14.028	164	541264	20.000	ng/ul	-0.01
64) Phenanthrene-d10	16.792	188	1006056	20.000	ng/ul	0.00
79) Chrysene-d12	21.022	240	870683	20.000	ng/ul	-0.01
88) Perylene-d12	23.727	264	1057865	20.000	ng/ul	-0.01
System Monitoring Compounds						
3) 1,4-Dioxane-d8	2.999	96	22171	3.923	ng/uL	0.00
4) Pyridine-d5	3.393	84	75840	4.515	ng/ul	0.00
7) Phenol-d5	6.581	99	171776	8.393	ng/ul	0.00
9) Bis-(2-Chloroethyl)eth...	6.734	67	322681	25.412	ng/ul	0.00
11) 2-Chlorophenol-d4	6.922	132	436307	27.084	ng/ul	0.00
15) 4-Methylphenol-d8	8.093	113	302566	17.967	ng/ul	-0.01
21) Nitrobenzene-d5	8.522	128	221534	30.939	ng/ul	0.00
24) 2-Nitrophenol-d4	9.234	143	242559	32.943	ng/ul	0.00
28) 2,4-Dichlorophenol-d3	9.769	165	409084	29.501	ng/ul	0.00
31) 4-Chloroaniline-d4	10.287	131	52500	2.501	ng/ul	0.00
46) Dimethylphthalate-d6	13.457	166	1207426	29.849	ng/ul	-0.01
49) Acenaphthylene-d8	13.716	160	1299491	28.556	ng/ul	-0.01
54) 4-Nitrophenol-d4	14.269	143	34454	4.150	ng/ul	0.00
60) Fluorene-d10	15.040	176	991442	28.920	ng/ul	0.00
65) 4,6-Dinitro-2-methylph...	15.169	200	156275	26.052	ng/ul	0.00
73) Anthracene-d10	16.887	188	1493497	31.575	ng/ul	-0.01
81) Pyrene-d10	19.198	212	1625163	33.500	ng/ul	-0.01
92) Benzo(a)pyrene-d12	23.545	264	1768673	32.548	ng/ul	-0.01

Target Compounds Qvalue

(#) = qualifier out of range (m) = manual integration (+) = signals summed

LSC Area Percent Report

Data Path : Z:\svoasrv\HPCHEM1\BNA_N\Data\BN100424\
Data File : BN034411.D
Acq On : 05 Oct 2024 05:10
Operator : RC/JU
Sample : P4227-10
Misc :
ALS Vial : 26 Sample Multiplier: 1

Instrument :
BNA_N
ClientSampleId :
MW-1(MCUA)(20240926)

Integration Parameters: LSCINT.P
Integrator: RTE
Smoothing : OFF Filtering: 5
Sampling : 1 Min Area: 0.1 % of largest Peak
Start Thrs: 0.2 Max Peaks: 100
Stop Thrs : 0 Peak Location: TOP

If leading or trailing edge < 100 prefer < Baseline drop else tangent >
Peak separation: 5

Method : Z:\svoasrv\HPCHEM1\BNA_N\Methods\SFAM-EPA-BN091124.MA.M
Title : SVOA CALIBRATION

Signal : TIC: BN034411.D\data.ms

peak #	R.T. min	first scan	max scan	last scan	PK TY	peak height	corr. area	corr. % max.	% of total
1	2.999	16	19	27	rVB	40508	57324	1.26%	0.124%
2	3.393	83	86	101	rBV	121983	214942	4.73%	0.466%
3	3.658	129	131	133	rBV3	3897	4555	0.10%	0.010%
4	3.693	133	137	141	rVB	20802	28963	0.64%	0.063%
5	4.046	194	197	202	rVB7	3535	5518	0.12%	0.012%
6	4.452	260	266	272	rBV2	12034	19187	0.42%	0.042%
7	4.564	277	285	290	rBV	11343	18140	0.40%	0.039%
8	4.911	340	344	347	rVB3	3584	4915	0.11%	0.011%
9	5.681	469	475	481	rVB2	22837	36354	0.80%	0.079%
10	5.981	522	526	531	rVB5	4218	6467	0.14%	0.014%
11	6.581	619	628	640	rBV	290179	477356	10.50%	1.035%
12	6.734	648	654	665	rBV	754466	1179191	25.94%	2.557%
13	6.922	678	686	698	rBV	907640	1445269	31.79%	3.134%
14	7.017	700	702	709	rVB7	6090	10583	0.23%	0.023%
15	7.211	732	735	739	rVB4	3282	4702	0.10%	0.010%
16	7.381	757	764	774	rBV	831035	1314192	28.91%	2.850%
17	7.458	776	777	784	rVB6	4208	6621	0.15%	0.014%
18	7.740	818	825	834	rVB8	9028	18194	0.40%	0.039%
19	7.864	839	846	850	rBV8	5210	8064	0.18%	0.017%
20	8.093	878	885	900	rBV	800365	1289544	28.37%	2.796%
21	8.522	950	958	976	rBV	876695	1407135	30.95%	3.051%
22	8.699	985	988	992	rBV6	3521	5610	0.12%	0.012%
23	8.969	1028	1034	1037	rBV4	4454	6350	0.14%	0.014%
24	9.234	1070	1079	1091	rBV	733010	1177160	25.89%	2.553%
25	9.769	1162	1170	1183	rBV	1050179	1811852	39.85%	3.929%
26	10.005	1203	1210	1216	rBV	33104	54529	1.20%	0.118%
27	10.134	1225	1232	1245	rBV	1085916	1784176	39.25%	3.869%
28	10.287	1250	1258	1269	rBV2	75437	161416	3.55%	0.350%
29	10.510	1291	1296	1297	rBV4	6965	8138	0.18%	0.018%
30	11.740	1497	1505	1510	rBV3	14855	26597	0.59%	0.058%
31	12.375	1609	1613	1618	rBV7	2509	4566	0.10%	0.010%
32	13.457	1790	1797	1811	rBV	1779945	2486549	54.69%	5.392%
33	13.716	1834	1841	1856	rBV	1944689	2912151	64.06%	6.315%
34	13.816	1856	1858	1866	rVB7	4517	7529	0.17%	0.016%
35	13.893	1868	1871	1875	rBV4	3654	5593	0.12%	0.012%
36	14.028	1888	1894	1907	rBV	1536109	2291187	50.40%	4.968%

LSC Area Percent Report

Data Path : Z:\svoasrv\HPCHEM1\BNA_N\Data\BN100424\
Data File : BN034411.D
Acq On : 05 Oct 2024 05:10
Operator : RC/JU
Sample : P4227-10
Misc :
ALS Vial : 26 Sample Multiplier: 1

Instrument :
BNA_N
ClientSampleId :
MW-1(MCUA)(20240926)

Integration Parameters: LSCINT.P
Integrator: RTE
Smoothing : OFF Filtering: 5
Sampling : 1 Min Area: 0.1 % of largest Peak
Start Thrs: 0.2 Max Peaks: 100
Stop Thrs : 0 Peak Location: TOP

If leading or trailing edge < 100 prefer < Baseline drop else tangent >
Peak separation: 5

Method : Z:\svoasrv\HPCHEM1\BNA_N\Methods\SFAM-EPA-BN091124.MA.M
Title : SVOA CALIBRATION

37	14.269	1929	1935	1949	rBV2	85833	206033	4.53%	0.447%
38	14.457	1962	1967	1970	rBV7	3315	5040	0.11%	0.011%
39	14.493	1970	1973	1979	rVB7	4607	7456	0.16%	0.016%
40	14.804	2022	2026	2034	rBV	14190	22120	0.49%	0.048%
41	15.040	2057	2066	2082	rBV	2457470	3714613	81.71%	8.055%
42	15.169	2082	2088	2102	rVV	737850	1025085	22.55%	2.223%
43	15.281	2102	2107	2119	rVB5	14224	33925	0.75%	0.074%
44	15.434	2128	2133	2137	rBV8	3003	4912	0.11%	0.011%
45	15.857	2202	2205	2209	rVB2	3757	5168	0.11%	0.011%
46	16.475	2306	2310	2313	rVB6	3146	4929	0.11%	0.011%
47	16.575	2325	2327	2332	rVB4	3851	4713	0.10%	0.010%
48	16.792	2357	2364	2374	rBV	1690834	2430516	53.46%	5.270%
49	16.887	2374	2380	2395	rVV	2661499	3801492	83.62%	8.243%
50	17.104	2414	2417	2421	rVB	6882	7748	0.17%	0.017%
51	17.487	2478	2482	2488	rVB9	4761	7999	0.18%	0.017%
52	17.616	2500	2504	2508	rVB5	3474	4795	0.11%	0.010%
53	17.722	2517	2522	2530	rBV	61493	115739	2.55%	0.251%
54	17.787	2530	2533	2537	rVB	22340	29057	0.64%	0.063%
55	18.757	2694	2698	2705	rBV2	33886	52381	1.15%	0.114%
56	18.834	2707	2711	2714	rVV	31934	41947	0.92%	0.091%
57	18.898	2718	2722	2725	rBV5	17262	22139	0.49%	0.048%
58	18.951	2728	2731	2736	rVB	17584	21038	0.46%	0.046%
59	19.022	2739	2743	2752	rBV4	51964	85354	1.88%	0.185%
60	19.198	2767	2773	2790	rBV	3045958	4199741	92.38%	9.107%
61	21.022	3077	3083	3093	rBV	1799845	2468008	54.29%	5.352%
62	23.545	3503	3512	3528	rBV	2054962	4546230	100.00%	9.858%
63	23.727	3535	3543	3561	rVB	1305575	2948216	64.85%	6.393%

Sum of corrected areas: 46117013

LSC Report - Integrated Chromatogram

Data Path : Z:\svoasrv\HPCHEM1\BNA_N\Data\BN100424\
Data File : BN034411.D
Acq On : 05 Oct 2024 05:10
Operator : RC/JU
Sample : P4227-10
Misc :
ALS Vial : 26 Sample Multiplier: 1

Instrument :
BNA_N
ClientSampleId :
MW-1(MCUA)(20240926)

Quant Method : Z:\svoasrv\HPCHEM1\BNA_N\Methods\SFAM-EPA-BN091124.MA.M
Quant Title : SVOA CALIBRATION

TIC Library : C:\Database\NIST20.L
TIC Integration Parameters: LSCINT.P

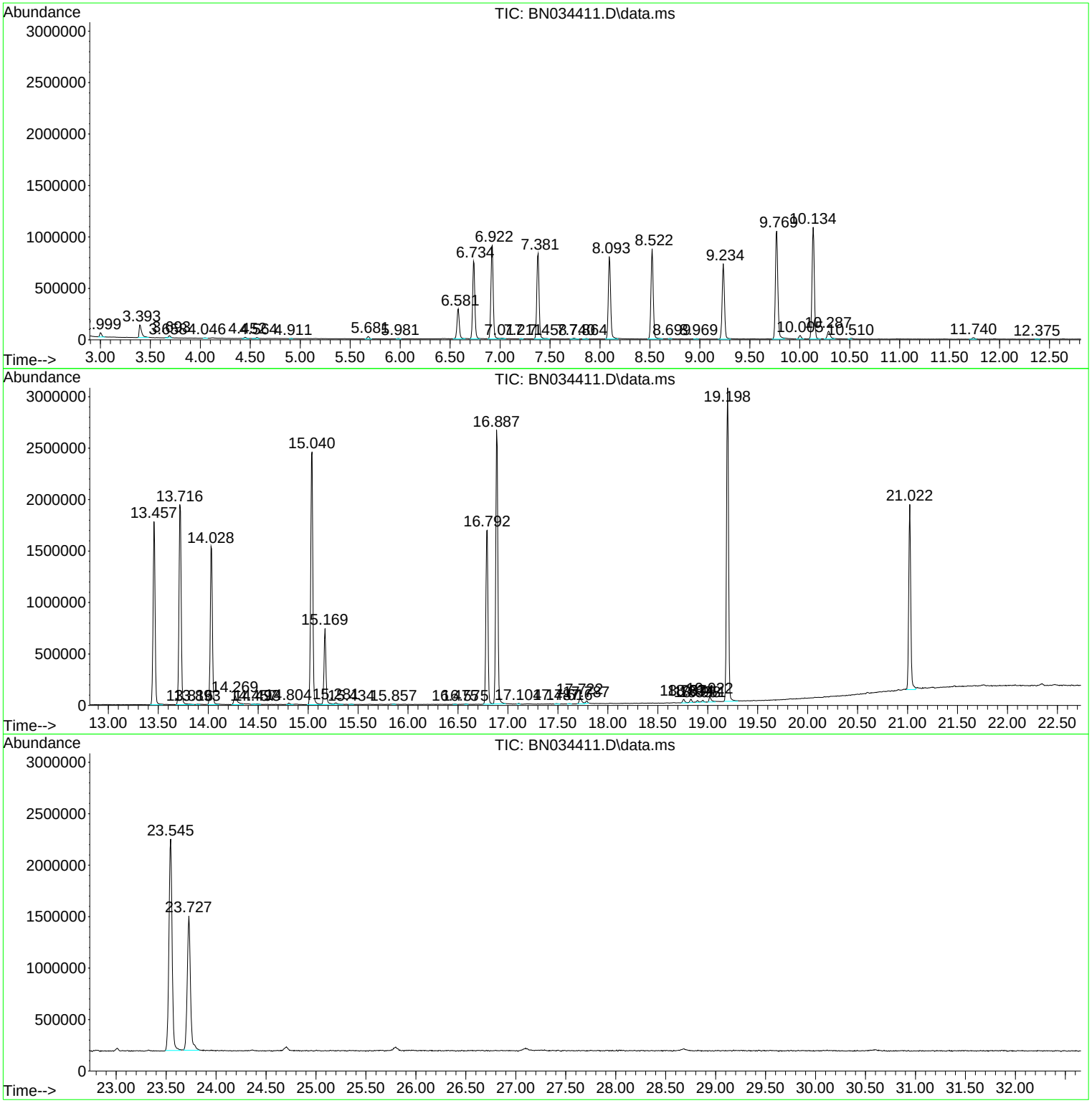

Library Search Compound Report

Data Path : Z:\svoasrv\HPCHEM1\BNA_N\Data\BN100424\
Data File : BN034411.D
Acq On : 05 Oct 2024 05:10
Operator : RC/JU
Sample : P4227-10
Misc :
ALS Vial : 26 Sample Multiplier: 1

Instrument :
BNA_N
ClientSampleId :
MW-1(MCUA)(20240926)

Quant Method : Z:\svoasrv\HPCHEM1\BNA_N\Methods\SFAM-EPA-BN091124.MA.M
Quant Title : SVOA CALIBRATION

TIC Library : C:\Database\NIST20.L
TIC Integration Parameters: LSCINT.P

No Library Search Compounds Detected
****

Tentatively Identified Compound (LSC) summary

Data Path : Z:\svoasrv\HPCHEM1\BNA_N\Data\BN100424\
Data File : BN034411.D
Acq On : 05 Oct 2024 05:10
Operator : RC/JU
Sample : P4227-10
Misc :
ALS Vial : 26 Sample Multiplier: 1

Instrument :
BNA_N
ClientSampleId :
MW-1(MCUA)(20240926)

Quant Method : Z:\svoasrv\HPCHEM1\BNA_N\Methods\SFAM-EPA-BN091124.MA.M
Quant Title : SVOA CALIBRATION

TIC Library : C:\Database\NIST20.L
TIC Integration Parameters: LSCINT.P

TIC Top Hit name	RT	EstConc	Units	Response	Internal Standard #	RT	Resp	Conc

FORM 1A-OR
ORGANIC ANALYSIS DATA SHEET
TARGET ANALYTE LIST

EPA SAMPLE NO.

MW-2(MCUA)(2024092

Lab Name : Alliance Technical Group, LLC
Contract : 68HERH20D0011
Lab Code: ACE Case No.: ARC Sayrevil
MA No. : SDG No.: P4227
Analytical Method : SVOA
Level :
Matrix : Water
Lab Sample ID : P4227-08
Sample wt/vol : 1000 (g/mL) mL
Lab File ID : BN034409.D
% Solids :
Date Received : 09/27/2024
GC Column : ZB-GR ID : 0.25 (mm)
Date Extracted : 09/30/2024
GC Column : ID : (mm)
Date Analyzed : 10/05/2024
Extract Concentrated :(Y/N) N
Extract Volume : 1000 (µL)
Soil Aliquot (VOA) : (µL)
Extraction Type : CONH
Heated Purge : (Y/N)
Injection Volume : 1.0 (µL)
Purge Volume : (mL)
pH : 6 Dilution Factor : 1.0
Cleanup Types :
Cleanup Factor : 1.0
Concentration Units (µg/L, µg/kg, µg, or µg/cm²): µg/L

CAS NO.	ANALYTE	CONCENTRATION	Q
111-44-4	Bis(2-Chloroethyl)ether	10	U
98-95-3	Nitrobenzene	5.0	U
78-59-1	Isophorone	5.0	U

FORM 1B-OR
ORGANIC ANALYSIS DATA SHEET
TENTATIVELY IDENTIFIED COMPOUNDS

EPA SAMPLE NO.

MW-2(MCUA)(2024092

Lab Name : Alliance Technical Group, LLC
Contract : 68HERH20D0011
Lab Code: ACE Case No.: ARC Sayrevi
MA No. : SDG No.: P4227
Analytical Method : SVOA
Level :
Matrix : Water
Lab Sample ID : P4227-08
Sample wt/vol : 1000 (g/mL) mL
Lab File ID : BN034409.D
% Solids :
Date Received : 09/27/2024
GC Column : ZB-GR ID : 0.25 (mm)
Date Extracted : 09/30/2024
Extract Concentrated : (Y/N) N
Date Analyzed : 10/05/2024
Soil Aliquot (VOA) : (µL)
Extract Volume : 1000 (µL)
Heated Purge : (Y/N)
Extraction Type : CONH
Purge Volume : (mL)
Injection Volume : 1.0 (µL)
Cleanup Types :
pH : 6 Dilution Factor : 1.0
Concentration Units (µg/L,µg/kg): µg/L
Cleanup Factor : 1.0

	CAS NO.	ANALYTE	RT	EST. CONC.	Q
1	000134-62-3	Diethyltoluamide	14.81	2.4	JN
2	E966796	Total Alkanes	N/A	0.0	

EPA-designated Registry Number.

Quantitation Report (LSC Reviewed)

Data Path : Z:\svoasrv\HPCHEM1\BNA_N\Data\BN100424\
Data File : BN034409.D
Acq On : 05 Oct 2024 03:51
Operator : RC/JU
Sample : P4227-08
Misc :
ALS Vial : 24 Sample Multiplier: 1

Instrument :
BNA_N
ClientSampleId :
MW-2(MCUA)(20240926)

Quant Time: Oct 05 04:55:01 2024
Quant Method : Z:\svoasrv\HPCHEM1\BNA_N\Methods\SFAM-EPA-BN091124.MA.M
Quant Title : SVOA CALIBRATION
QLast Update : Mon Sep 30 14:14:38 2024
Response via : Initial Calibration

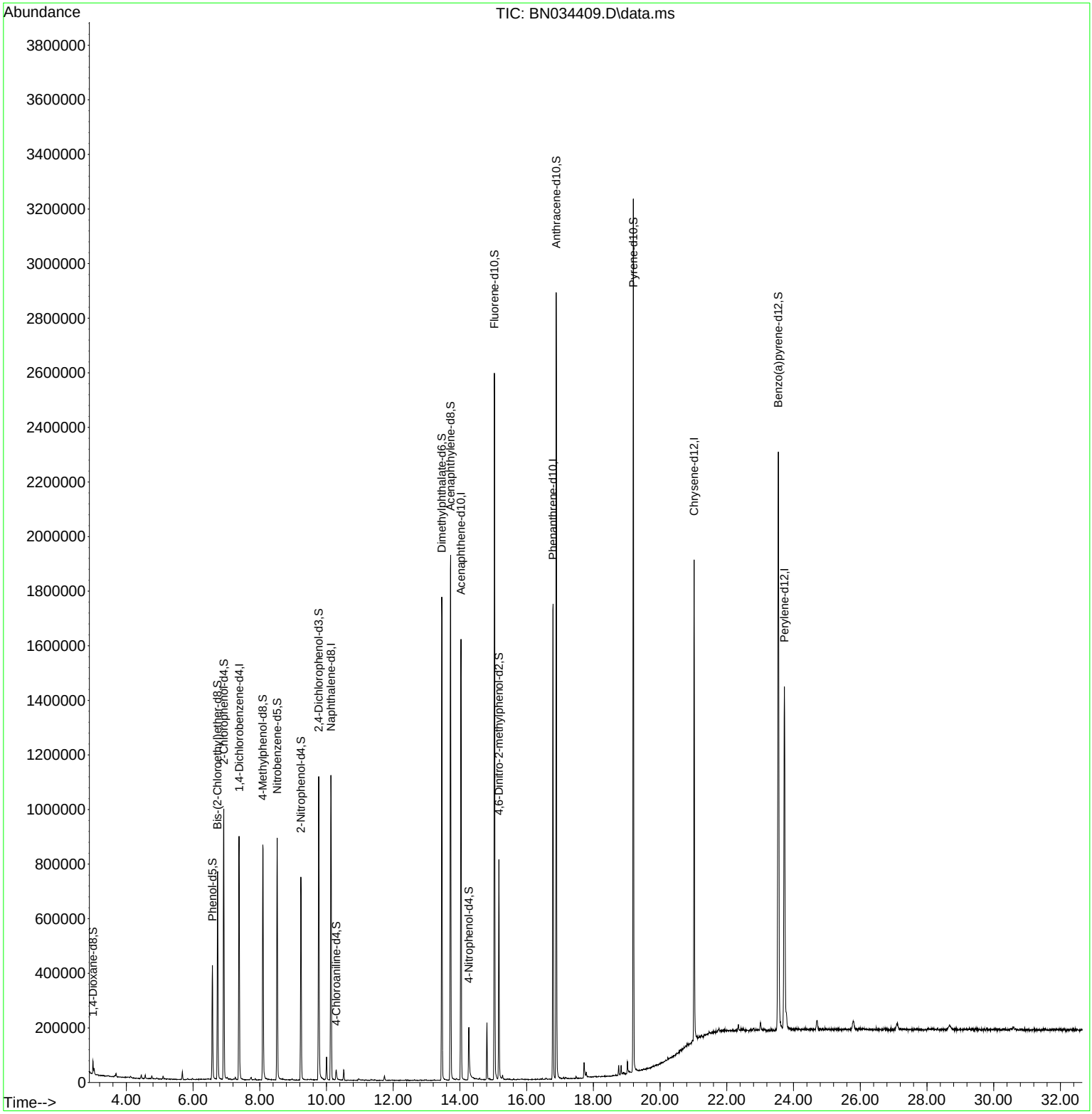

Quantitation Report (LSC Reviewed)

Data Path : Z:\svoasrv\HPCHEM1\BNA_N\Data\BN100424\
Data File : BN034409.D
Acq On : 05 Oct 2024 03:51
Operator : RC/JU
Sample : P4227-08
Misc :
ALS Vial : 24 Sample Multiplier: 1

Instrument :
BNA_N
ClientSampleId :
MW-2(MCUA)(20240926)

Quant Time: Oct 05 04:55:01 2024
Quant Method : Z:\svoasrv\HPCHEM1\BNA_N\Methods\SFAM-EPA-BN091124.MA.M
Quant Title : SVOA CALIBRATION
QLast Update : Mon Sep 30 14:14:38 2024
Response via : Initial Calibration

Compound	R.T.	QIon	Response	Conc	Units	Dev(Min)
Internal Standards						
1) 1,4-Dichlorobenzene-d4	7.381	152	242049	20.000	ng/ul	0.00
20) Naphthalene-d8	10.133	136	934070	20.000	ng/ul	0.00
38) Acenaphthene-d10	14.033	164	556833	20.000	ng/ul	0.00
64) Phenanthrene-d10	16.792	188	1048023	20.000	ng/ul	0.00
79) Chrysene-d12	21.021	240	867835	20.000	ng/ul	-0.01
88) Perylene-d12	23.727	264	1050039	20.000	ng/ul	-0.01
System Monitoring Compounds						
3) 1,4-Dioxane-d8	2.999	96	24761	4.174	ng/uL	0.00
4) Pyridine-d5	0.000	84	0d	0.000	ng/ul	
7) Phenol-d5	6.581	99	243071	11.315	ng/ul	0.00
9) Bis-(2-Chloroethyl)eth...	6.734	67	327765	24.592	ng/ul	0.00
11) 2-Chlorophenol-d4	6.922	132	469177	27.746	ng/ul	0.00
15) 4-Methylphenol-d8	8.092	113	331133	18.734	ng/ul	-0.01
21) Nitrobenzene-d5	8.522	128	223112	29.968	ng/ul	0.00
24) 2-Nitrophenol-d4	9.233	143	247585	32.339	ng/ul	0.00
28) 2,4-Dichlorophenol-d3	9.769	165	419108	29.068	ng/ul	0.00
31) 4-Chloroaniline-d4	10.292	131	23830	1.092	ng/ul	0.00
46) Dimethylphthalate-d6	13.457	166	1228543	29.522	ng/ul	-0.01
49) Acenaphthylene-d8	13.722	160	1328052	28.368	ng/ul	0.00
54) 4-Nitrophenol-d4	14.269	143	63825	7.473	ng/ul	0.00
60) Fluorene-d10	15.033	176	1029431	29.189	ng/ul	-0.01
65) 4,6-Dinitro-2-methylph...	15.168	200	161084	25.779	ng/ul	0.00
73) Anthracene-d10	16.886	188	1568005	31.823	ng/ul	-0.01
81) Pyrene-d10	19.198	212	1689579	34.942	ng/ul	-0.01
92) Benzo(a)pyrene-d12	23.545	264	1807117	33.504	ng/ul	-0.01

Target Compounds Qvalue

(#) = qualifier out of range (m) = manual integration (+) = signals summed

LSC Area Percent Report

Data Path : Z:\svoasrv\HPCHEM1\BNA_N\Data\BN100424\
Data File : BN034409.D
Acq On : 05 Oct 2024 03:51
Operator : RC/JU
Sample : P4227-08
Misc :
ALS Vial : 24 Sample Multiplier: 1

Instrument :
BNA_N
ClientSampleId :
MW-2(MCUA)(20240926)

Integration Parameters: LSCINT.P
Integrator: RTE
Smoothing : OFF Filtering: 5
Sampling : 1 Min Area: 0.1 % of largest Peak
Start Thrs: 0.2 Max Peaks: 100
Stop Thrs : 0 Peak Location: TOP

If leading or trailing edge < 100 prefer < Baseline drop else tangent >
Peak separation: 5

Method : Z:\svoasrv\HPCHEM1\BNA_N\Methods\SFAM-EPA-BN091124.MA.M
Title : SVOA CALIBRATION

Signal : TIC: BN034409.D\data.ms

peak #	R.T. min	first scan	max scan	last scan	PK TY	peak height	corr. area	corr. % max.	% of total
1	2.999	16	19	23	rBV	47569	62775	1.38%	0.131%
2	3.034	23	25	33	rVB	23001	32997	0.73%	0.069%
3	3.657	128	131	133	rBV3	4157	5154	0.11%	0.011%
4	3.693	134	137	141	rVB	11871	14678	0.32%	0.031%
5	4.122	207	210	216	rBV3	5524	10256	0.23%	0.021%
6	4.451	262	266	271	rVB	12920	17837	0.39%	0.037%
7	4.569	280	286	292	rBV	13249	19001	0.42%	0.040%
8	4.763	315	319	326	rVB2	10788	17315	0.38%	0.036%
9	5.104	373	377	382	rVB2	11020	14611	0.32%	0.031%
10	5.351	413	419	424	rBV7	2206	4827	0.11%	0.010%
11	5.681	470	475	481	rVB2	29108	39632	0.87%	0.083%
12	5.840	498	502	506	rVB4	3534	5173	0.11%	0.011%
13	5.981	522	526	528	rBV4	4984	6866	0.15%	0.014%
14	6.581	621	628	641	rBV	418286	674513	14.83%	1.412%
15	6.740	648	655	669	rBV	761098	1206172	26.52%	2.525%
16	6.922	678	686	698	rBV	991391	1550780	34.10%	3.247%
17	7.022	700	703	708	rVB7	6864	11057	0.24%	0.023%
18	7.122	717	720	724	rVB5	3488	4991	0.11%	0.010%
19	7.263	741	744	750	rVB2	9235	14553	0.32%	0.030%
20	7.381	757	764	778	rBV	891876	1405347	30.90%	2.942%
21	7.745	817	826	830	rBV5	9121	17812	0.39%	0.037%
22	7.863	842	846	852	rVB6	5875	9173	0.20%	0.019%
23	8.092	879	885	899	rBV	861730	1417191	31.16%	2.967%
24	8.522	951	958	972	rBV	886966	1416811	31.15%	2.966%
25	8.969	1030	1034	1041	rVB7	4930	8570	0.19%	0.018%
26	9.234	1072	1079	1092	rBV	744455	1200029	26.39%	2.512%
27	9.769	1162	1170	1185	rBV	1112287	1851654	40.72%	3.877%
28	10.004	1204	1210	1219	rVB	84270	139177	3.06%	0.291%
29	10.133	1225	1232	1242	rBV	1116389	1866469	41.04%	3.908%
30	10.292	1253	1259	1268	rBV	34873	74635	1.64%	0.156%
31	10.516	1292	1297	1302	rVB	38128	60803	1.34%	0.127%
32	10.963	1367	1373	1383	rBV8	6222	18308	0.40%	0.038%
33	11.333	1431	1436	1439	rBV6	3595	5456	0.12%	0.011%
34	11.739	1499	1505	1514	rVB2	17703	32568	0.72%	0.068%
35	12.639	1654	1658	1663	rVB7	3081	5143	0.11%	0.011%
36	12.810	1682	1687	1691	rBV6	3090	6216	0.14%	0.013%

LSC Area Percent Report

Data Path : Z:\svoasrv\HPCHEM1\BNA_N\Data\BN100424\
Data File : BN034409.D
Acq On : 05 Oct 2024 03:51
Operator : RC/JU
Sample : P4227-08
Misc :
ALS Vial : 24 Sample Multiplier: 1

Instrument :
BNA_N
ClientSampleId :
MW-2(MCUA)(20240926)

Integration Parameters: LSCINT.P
Integrator: RTE
Smoothing : OFF Filtering: 5
Sampling : 1 Min Area: 0.1 % of largest Peak
Start Thrs: 0.2 Max Peaks: 100
Stop Thrs : 0 Peak Location: TOP

If leading or trailing edge < 100 prefer < Baseline drop else tangent >
Peak separation: 5

Method : Z:\svoasrv\HPCHEM1\BNA_N\Methods\SFAM-EPA-BN091124.MA.M
Title : SVOA CALIBRATION

37	13.457	1790	1797	1812	rBV	1770678	2535414	55.75%	5.308%
38	13.722	1834	1842	1859	rBV	1922658	2971233	65.34%	6.221%
39	13.892	1868	1871	1874	rBV5	4235	6344	0.14%	0.013%
40	14.033	1888	1895	1910	rBV	1614050	2347582	51.62%	4.915%
41	14.269	1928	1935	1951	rBV	192704	411762	9.05%	0.862%
42	14.592	1987	1990	1996	rVB5	5289	7311	0.16%	0.015%
43	14.810	2021	2027	2034	rBV	208698	283237	6.23%	0.593%
44	15.033	2059	2065	2082	rBV	2588353	3790847	83.36%	7.937%
45	15.168	2082	2088	2098	rBV	803689	1046390	23.01%	2.191%
46	15.280	2103	2107	2114	rVB2	15016	26123	0.57%	0.055%
47	15.610	2158	2163	2167	rBV7	3858	6518	0.14%	0.014%
48	16.474	2305	2310	2314	rVB6	3996	5871	0.13%	0.012%
49	16.580	2325	2328	2334	rVB5	4822	7550	0.17%	0.016%
50	16.792	2357	2364	2374	rBV	1740743	2502902	55.04%	5.240%
51	16.886	2374	2380	2398	rVV	2881015	3987512	87.68%	8.348%
52	17.004	2398	2400	2407	rVB7	4224	7018	0.15%	0.015%
53	17.110	2415	2418	2422	rVB	6558	7214	0.16%	0.015%
54	17.163	2424	2427	2433	rBV6	5919	11705	0.26%	0.025%
55	17.480	2479	2481	2488	rVB7	8187	11784	0.26%	0.025%
56	17.721	2517	2522	2530	rBV2	57202	110408	2.43%	0.231%
57	17.786	2530	2533	2538	rVB	17138	25419	0.56%	0.053%
58	18.762	2694	2699	2704	rBV2	36215	53636	1.18%	0.112%
59	18.833	2707	2711	2715	rVV	33431	42350	0.93%	0.089%
60	18.898	2719	2722	2725	rVV5	5930	9819	0.22%	0.021%
61	19.021	2739	2743	2752	rBV3	45907	85462	1.88%	0.179%
62	19.198	2767	2773	2787	rBV2	3194479	4321479	95.03%	9.048%
63	21.021	3078	3083	3094	rBV	1762066	2429239	53.42%	5.086%
64	23.545	3504	3512	3525	rBV	2104239	4547660	100.00%	9.521%
65	23.727	3535	3543	3561	rVB	1250355	2915789	64.12%	6.105%

Sum of corrected areas: 47764128

LSC Report - Integrated Chromatogram

Data Path : Z:\svoasrv\HPCHEM1\BNA_N\Data\BN100424\
Data File : BN034409.D
Acq On : 05 Oct 2024 03:51
Operator : RC/JU
Sample : P4227-08
Misc :
ALS Vial : 24 Sample Multiplier: 1

Instrument :
BNA_N
ClientSampleId :
MW-2(MCUA)(20240926)

Quant Method : Z:\svoasrv\HPCHEM1\BNA_N\Methods\SFAM-EPA-BN091124.MA.M
Quant Title : SVOA CALIBRATION

TIC Library : C:\Database\NIST20.L
TIC Integration Parameters: LSCINT.P

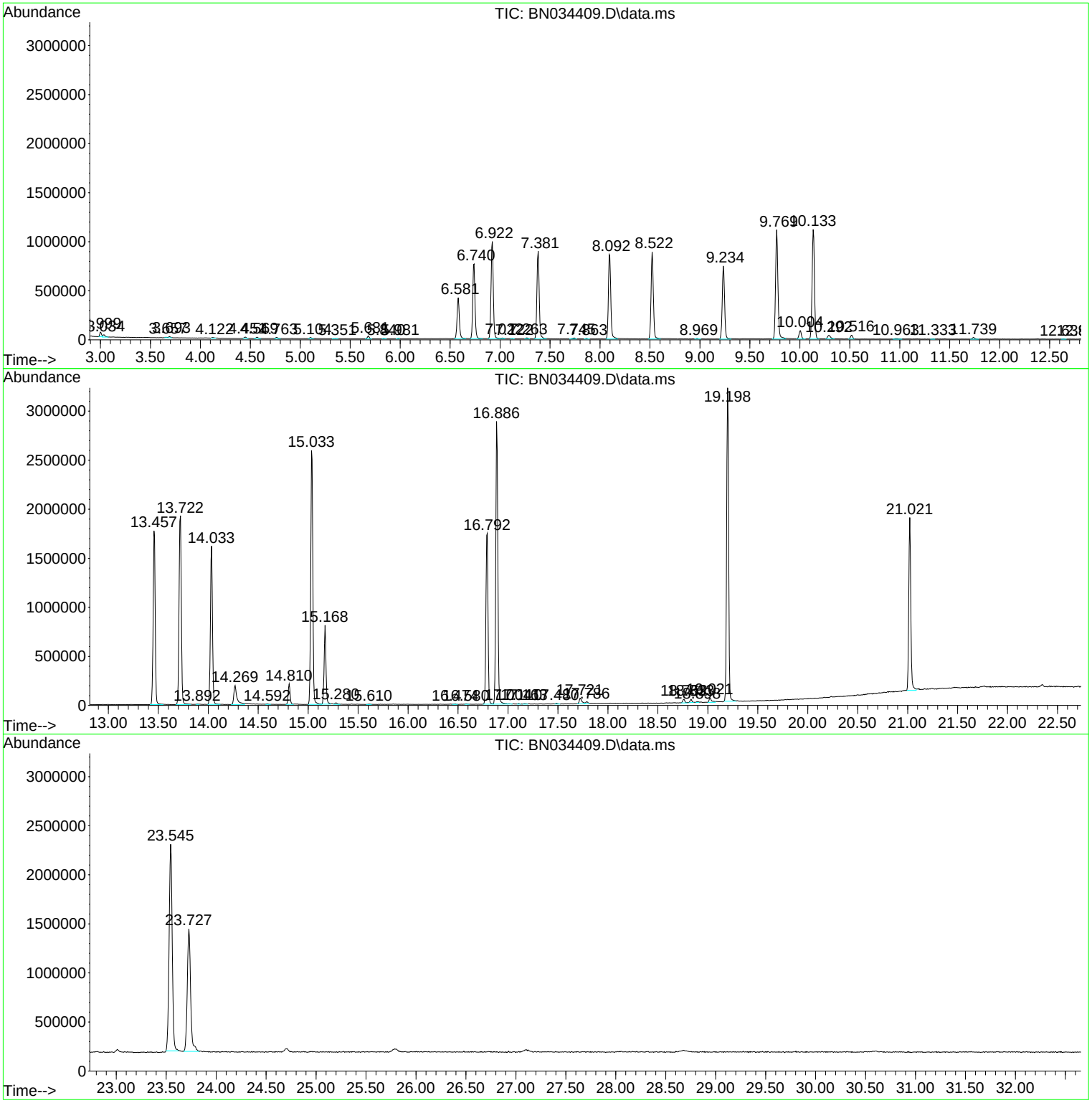

Data Path : Z:\svoasrv\HPCHEM1\BNA_N\Data\BN100424\
Data File : BN034409.D
Acq On : 05 Oct 2024 03:51
Operator : RC/JU
Sample : P4227-08
Misc :
ALS Vial : 24 Sample Multiplier: 1

Instrument :
BNA_N
ClientSampleId :
MW-2(MCUA)(20240926)

Quant Method : Z:\svoasrv\HPCHEM1\BNA_N\Methods\SFAM-EPA-BN091124.MA.M
Quant Title : SVOA CALIBRATION

TIC Library : C:\Database\NIST20.L
TIC Integration Parameters: LSCINT.P

****
Peak Number 1 Diethyltoluamide Concentration Rank 1

R.T.	EstConc	Area	Relative to ISTD	R.T.
14.810	2.41 ng/ul	283237	Acenaphthene-d10	14.033

Hit# of 5	Tentative ID	MW	MolForm	CAS#	Qual
1	Diethyltoluamide	191	C12H17NO	000134-62-3	97
2	Diethyltoluamide	191	C12H17NO	000134-62-3	97
3	Diethyltoluamide	191	C12H17NO	000134-62-3	97
4	Benzamide, 3-methyl-N-methyl-N-p...	191	C12H17NO	1000421-46-2	90
5	Benzamide, 4-methyl-N-butyl-	191	C12H17NO	1000407-46-6	87

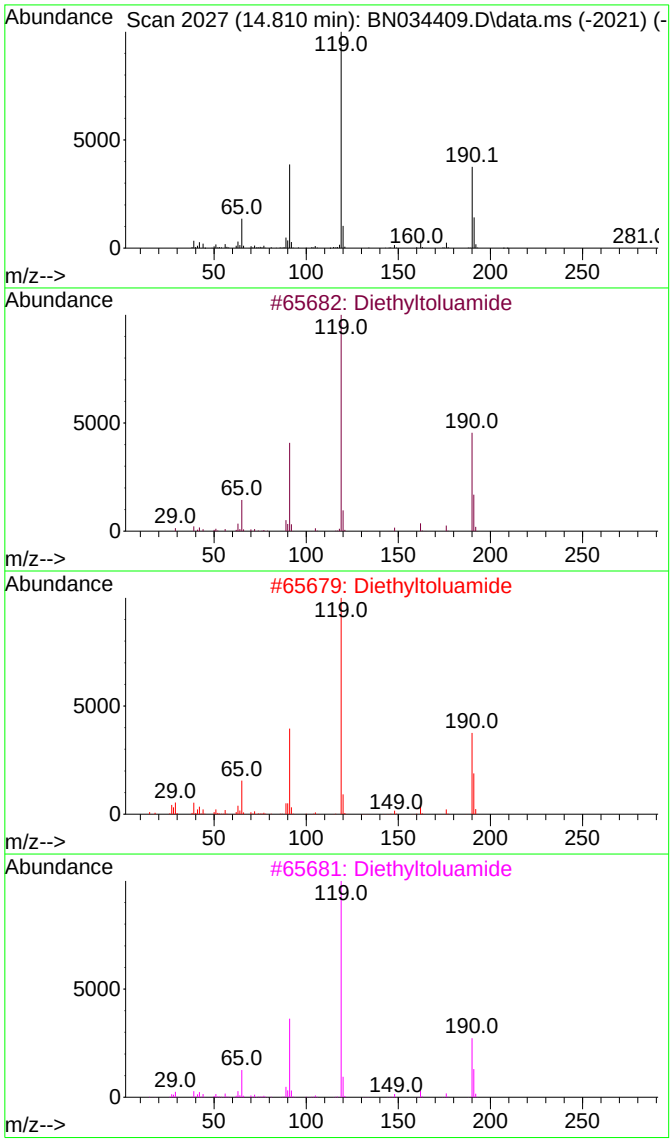

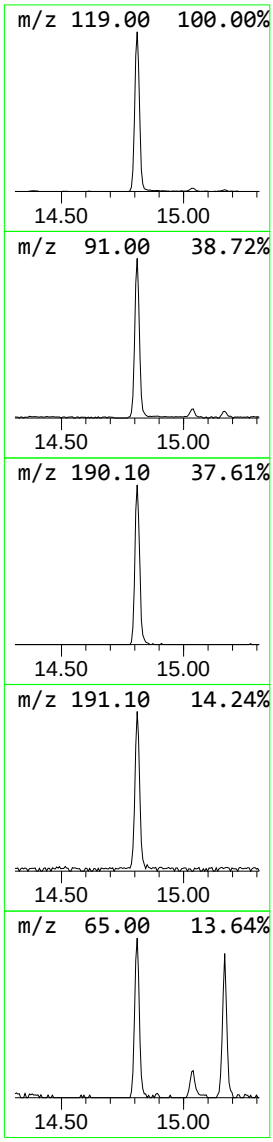

Tentatively Identified Compound (LSC) summary

Data Path : Z:\svoasrv\HPCHEM1\BNA_N\Data\BN100424\
Data File : BN034409.D
Acq On : 05 Oct 2024 03:51
Operator : RC/JU
Sample : P4227-08
Misc :
ALS Vial : 24 Sample Multiplier: 1

Instrument :
BNA_N
ClientSampleId :
MW-2(MCUA)(20240926)

Quant Method : Z:\svoasrv\HPCHEM1\BNA_N\Methods\SFAM-EPA-BN091124.MA.M
Quant Title : SVOA CALIBRATION

TIC Library : C:\Database\NIST20.L
TIC Integration Parameters: LSCINT.P

TIC Top Hit name	RT	EstConc	Units	Response	Internal Standard #	Internal Standard RT	Internal Standard Resp	Internal Standard Conc
Diethyltoluamide	14.810	2.4	ng/ul	283237	3	14.033	2347580	20.0

FORM 1A-OR
ORGANIC ANALYSIS DATA SHEET
TARGET ANALYTE LIST

EPA SAMPLE NO.

PMW-1(20240925)

Lab Name : Alliance Technical Group, LLC
Contract : 68HERH20D0011
Lab Code: ACE Case No.: ARC Sayrevil
MA No. : SDG No.: P4227
Analytical Method : SVOA
Level :
Matrix : Water
Lab Sample ID : P4227-01
Sample wt/vol : 1000 (g/mL) mL
Lab File ID : BN034420.D
% Solids :
Date Received : 09/27/2024
GC Column : ZB-GR ID : 0.25 (mm)
Date Extracted : 09/30/2024
GC Column : ID : (mm)
Date Analyzed : 10/05/2024
Extract Concentrated :(Y/N) N
Extract Volume : 1000 (µL)
Soil Aliquot (VOA) : (µL)
Extraction Type : CONH
Heated Purge : (Y/N)
Injection Volume : 1.0 (µL)
Purge Volume : (mL)
pH : 6 Dilution Factor : 1.0
Cleanup Types :
Cleanup Factor : 1.0
Concentration Units (µg/L, µg/kg, µg, or µg/cm²): µg/L

CAS NO.	ANALYTE	CONCENTRATION	Q
111-44-4	Bis(2-Chloroethyl)ether	10	U
98-95-3	Nitrobenzene	5.0	U
78-59-1	Isophorone	5.0	U

FORM 1B-OR
ORGANIC ANALYSIS DATA SHEET
TENTATIVELY IDENTIFIED COMPOUNDS

EPA SAMPLE NO.

PMW-1(20240925)

Lab Name : Alliance Technical Group, LLC
Contract : 68HERH20D0011
Lab Code: ACE Case No.: ARC Sayrevi
MA No. : SDG No.: P4227
Analytical Method : SVOA
Level :
Matrix : Water
Lab Sample ID : P4227-01
Sample wt/vol : 1000 (g/mL) mL
Lab File ID : BN034420.D
% Solids :
Date Received : 09/27/2024
GC Column : ZB-GR ID : 0.25 (mm)
Date Extracted : 09/30/2024
Extract Concentrated : (Y/N) N
Date Analyzed : 10/05/2024
Soil Aliquot (VOA) : (µL)
Extract Volume : 1000 (µL)
Heated Purge : (Y/N)
Extraction Type : CONH
Purge Volume : (mL)
Injection Volume : 1.0 (µL)
Cleanup Types :
pH : 6 Dilution Factor : 1.0
Concentration Units (µg/L,µg/kg): µg/L
Cleanup Factor : 1.0

	CAS NO.	ANALYTE	RT	EST. CONC.	Q
1	000105-60-2	Capro lactam	11.075	15	JN
2	081561-77-5	1-(4-tert-Butylphenyl)propan-2-one	13.528	2.3	JN
3	032857-63-9	Benzeneacetic acid, 4-(1,1-dimethy	14.557	2.0	JN
4		unknown-01	15.287	2.8	J
5	1000131-87-0	Propanoic acid, 2-methyl-3-[4-t-bu	15.722	100	JN
6	000107-58-4	2-Propenamide, N-(1,1-dimethylethy	15.851	4.5	JN
7	000057-10-3	n-Hexadecanoic acid	17.722	3.1	JN
8	E966796	Total Alkanes	N/A	0.0	

EPA-designated Registry Number.

Quantitation Report (LSC Reviewed)

Data Path : Z:\svoasrv\HPCHEM1\BNA_N\Data\BN100424\
Data File : BN034420.D
Acq On : 05 Oct 2024 12:22
Operator : RC/JU
Sample : P4227-01
Misc :
ALS Vial : 37 Sample Multiplier: 1

Quant Time: Oct 07 00:50:22 2024
Quant Method : Z:\svoasrv\HPCHEM1\BNA_N\Methods\SFAM-EPA-BN091124.MA.M
Quant Title : SVOA CALIBRATION
QLast Update : Mon Sep 30 14:14:38 2024
Response via : Initial Calibration

Instrument :
BNA_N
ClientSampleId :
PMW-1(20240925)

Manual Integrations APPROVED
mohammad
10/7/2024 7:11:29 AM

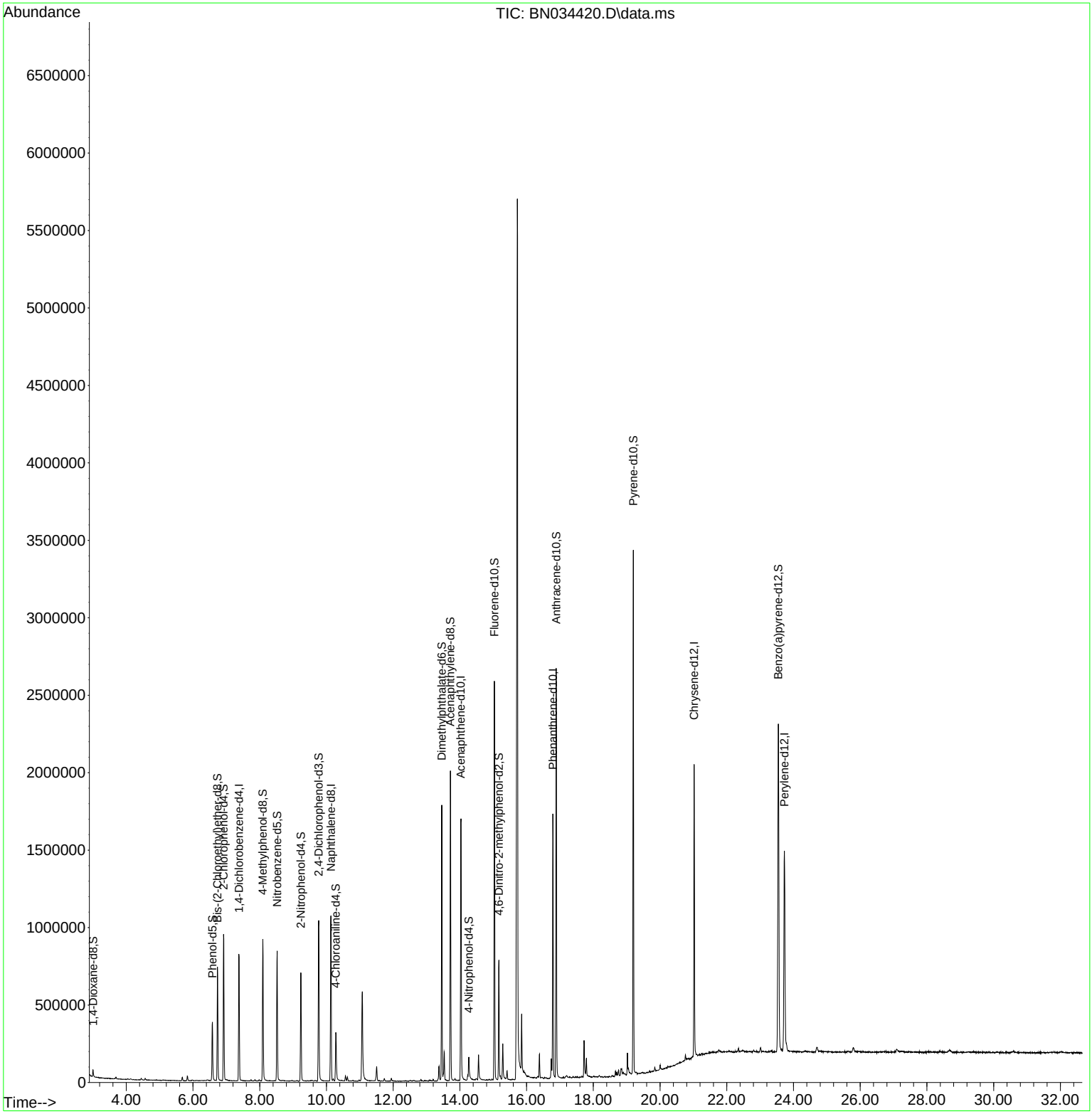

Quantitation Report (LSC Reviewed)

Data Path : Z:\svoasrv\HPCHEM1\BNA_N\Data\BN100424\
Data File : BN034420.D
Acq On : 05 Oct 2024 12:22
Operator : RC/JU
Sample : P4227-01
Misc :
ALS Vial : 37 Sample Multiplier: 1

Instrument :
BNA_N
ClientSampleId :
PMW-1(20240925)

Manual Integrations APPROVED
mohammad
10/7/2024 7:11:29 AM

Quant Time: Oct 07 00:50:22 2024
Quant Method : Z:\svoasrv\HPCHEM1\BNA_N\Methods\SFAM-EPA-BN091124.MA.M
Quant Title : SVOA CALIBRATION
QLast Update : Mon Sep 30 14:14:38 2024
Response via : Initial Calibration

Compound	R.T.	QIon	Response	Conc	Units	Dev(Min)
Internal Standards						
1) 1,4-Dichlorobenzene-d4	7.381	152	227073	20.000	ng/ul	0.00
20) Naphthalene-d8	10.134	136	877111	20.000	ng/ul	0.00
38) Acenaphthene-d10	14.028	164	529463	20.000	ng/ul	-0.01
64) Phenanthrene-d10	16.786	188	1005822	20.000	ng/ul	-0.01
79) Chrysene-d12	21.021	240	914502	20.000	ng/ul	-0.01
88) Perylene-d12	23.727	264	1090624	20.000	ng/ul	-0.01
System Monitoring Compounds						
3) 1,4-Dioxane-d8	3.005	96	25826	4.641	ng/uL	0.00
4) Pyridine-d5	0.000	84	0d	0.000	ng/ul	
7) Phenol-d5	6.581	99	228265	11.327	ng/ul	0.00
9) Bis-(2-Chloroethyl)eth...	6.734	67	317631	25.403	ng/ul	0.00
11) 2-Chlorophenol-d4	6.916	132	452335	28.515	ng/ul	-0.01
15) 4-Methylphenol-d8	8.093	113	344246	20.760	ng/ul	-0.01
21) Nitrobenzene-d5	8.522	128	207966	29.747	ng/ul	0.00
24) 2-Nitrophenol-d4	9.234	143	231816	32.246	ng/ul	0.00
28) 2,4-Dichlorophenol-d3	9.769	165	399096	29.478	ng/ul	0.00
31) 4-Chloroaniline-d4	10.281	131	192578	9.395	ng/ul	-0.01
46) Dimethylphthalate-d6	13.457	166	1170178	29.573	ng/ul	-0.01
49) Acenaphthylene-d8	13.716	160	1273346	28.606	ng/ul	-0.01
54) 4-Nitrophenol-d4	14.269	143	52114m	6.418	ng/ul	0.00
60) Fluorene-d10	15.034	176	970813	28.950	ng/ul	-0.01
65) 4,6-Dinitro-2-methylph...	15.169	200	162599	27.113	ng/ul	0.00
73) Anthracene-d10	16.886	188	1484249	31.387	ng/ul	-0.01
81) Pyrene-d10	19.198	212	1728141	33.916	ng/ul	-0.01
92) Benzo(a)pyrene-d12	23.545	264	1897764	33.875	ng/ul	-0.01

Target Compounds Qvalue

(#) = qualifier out of range (m) = manual integration (+) = signals summed

Data Path : Z:\svoasrv\HPCHEM1\BNA_N\Data\BN100424\
Data File : BN034420.D
Acq On : 05 Oct 2024 12:22
Operator : RC/JU
Sample : P4227-01
Misc :
ALS Vial : 37 Sample Multiplier: 1

Instrument :
BNA_N
ClientSampleId :
PMW-1(20240925)

Integration Parameters: LSCINT.P
Integrator: RTE
Smoothing : OFF Filtering: 5
Sampling : 1 Min Area: 0.1 % of largest Peak
Start Thrs: 0.2 Max Peaks: 100
Stop Thrs : 0 Peak Location: TOP

If leading or trailing edge < 100 prefer < Baseline drop else tangent >
Peak separation: 5

Method : Z:\svoasrv\HPCHEM1\BNA_N\Methods\SFAM-EPA-BN091124.MA.M
Title : SVOA CALIBRATION

Signal : TIC: BN034420.D\data.ms

peak #	R.T. min	first scan	max scan	last scan	PK TY	peak height	corr. area	corr. % max.	% of total
1	2.999	16	19	30	rVB	47962	82119	0.67%	0.128%
2	3.693	133	137	143	rVB2	12821	20369	0.17%	0.032%
3	4.446	261	265	272	rBV5	10557	16651	0.14%	0.026%
4	4.564	281	285	290	rBV	10501	15329	0.13%	0.024%
5	5.681	468	475	481	rVB2	23488	35586	0.29%	0.055%
6	5.828	495	500	508	rBV	29860	47531	0.39%	0.074%
7	6.581	618	628	642	rBV	377767	625254	5.11%	0.974%
8	6.734	648	654	664	rBV	732750	1137517	9.29%	1.772%
9	6.916	679	685	695	rBV	944562	1493427	12.19%	2.327%
10	7.375	757	763	771	rBV	817081	1294676	10.57%	2.017%
11	7.740	818	825	831	rBV7	8091	12992	0.11%	0.020%
12	7.857	839	845	851	rVB7	8571	15063	0.12%	0.023%
13	8.093	879	885	902	rBV	914286	1446519	11.81%	2.254%
14	8.522	950	958	973	rBV	838863	1349734	11.02%	2.103%
15	9.234	1071	1079	1093	rBV	700542	1131849	9.24%	1.763%
16	9.769	1161	1170	1188	rBV	1037498	1797624	14.68%	2.801%
17	10.134	1225	1232	1240	rBV	1066818	1756569	14.34%	2.737%
18	10.204	1240	1244	1250	rVB2	13588	21516	0.18%	0.034%
19	10.281	1250	1257	1273	rBV	313463	611714	4.99%	0.953%
20	10.569	1301	1306	1312	rBV	33040	54989	0.45%	0.086%
21	10.628	1312	1316	1322	rVB2	26375	42760	0.35%	0.067%
22	10.981	1370	1376	1380	rBV5	8645	14352	0.12%	0.022%
23	11.075	1382	1392	1415	rVV	576385	1292171	10.55%	2.013%
24	11.504	1457	1465	1473	rVB	92416	169316	1.38%	0.264%
25	11.734	1499	1504	1510	rBV	15609	26111	0.21%	0.041%
26	11.945	1534	1540	1544	rBV	18512	31136	0.25%	0.049%
27	12.828	1686	1690	1695	rBV2	10921	15364	0.13%	0.024%
28	13.081	1729	1733	1736	rBV3	8586	13229	0.11%	0.021%
29	13.198	1750	1753	1759	rVB	11252	15088	0.12%	0.024%
30	13.375	1773	1783	1789	rBV	94766	170173	1.39%	0.265%
31	13.457	1789	1797	1803	rVV	1780659	2444908	19.96%	3.809%
32	13.528	1803	1809	1816	rVV2	185915	319450	2.61%	0.498%
33	13.716	1834	1841	1853	rBV2	2000740	2907270	23.74%	4.530%
34	13.851	1859	1864	1869	rVB2	10945	18249	0.15%	0.028%
35	14.034	1887	1895	1912	rBV2	1691337	2726499	22.26%	4.248%
36	14.234	1924	1929	1931	rBV	31039	44750	0.37%	0.070%

LSC Area Percent Report

Data Path : Z:\svoasrv\HPCHEM1\BNA_N\Data\BN100424\
Data File : BN034420.D
Acq On : 05 Oct 2024 12:22
Operator : RC/JU
Sample : P4227-01
Misc :
ALS Vial : 37 Sample Multiplier: 1

Instrument :
BNA_N
ClientSampleId :
PMW-1(20240925)

Integration Parameters: LSCINT.P
Integrator: RTE
Smoothing : OFF Filtering: 5
Sampling : 1 Min Area: 0.1 % of largest Peak
Start Thrs: 0.2 Max Peaks: 100
Stop Thrs : 0 Peak Location: TOP

If leading or trailing edge < 100 prefer < Baseline drop else tangent >
Peak separation: 5

Method : Z:\svoasrv\HPCHEM1\BNA_N\Methods\SFAM-EPA-BN091124.MA.M
Title : SVOA CALIBRATION

37	14.269	1931	1935	1950	rVB	145781	284368	2.32%	0.443%
38	14.492	1969	1973	1979	rVB9	9120	20271	0.17%	0.032%
39	14.557	1979	1984	1999	rBV	162814	276505	2.26%	0.431%
40	15.034	2058	2065	2082	rBV	2576126	3582607	29.25%	5.582%
41	15.169	2082	2088	2094	rBV	773496	1064947	8.70%	1.659%
42	15.286	2102	2108	2120	rBV	228119	375777	3.07%	0.585%
43	15.416	2125	2130	2134	rVB	54824	79660	0.65%	0.124%
44	15.722	2168	2182	2199	rBV	5687535	12247178	100.00%	19.081%
45	15.851	2200	2204	2214	rVB	381231	555467	4.54%	0.865%
46	16.057	2237	2239	2249	rVB10	10023	19054	0.16%	0.030%
47	16.339	2281	2287	2290	rBV5	11776	22923	0.19%	0.036%
48	16.386	2290	2295	2300	rVB	154602	212081	1.73%	0.330%
49	16.575	2325	2327	2335	rVB8	7506	13615	0.11%	0.021%
50	16.739	2350	2355	2358	rVV	127307	199737	1.63%	0.311%
51	16.786	2358	2363	2374	rVV	1705503	2454768	20.04%	3.825%
52	16.886	2374	2380	2393	rVV2	2640022	3796015	31.00%	5.914%
53	17.722	2518	2522	2530	rBV	236365	374248	3.06%	0.583%
54	17.792	2530	2534	2540	rVB2	114887	162326	1.33%	0.253%
55	18.663	2678	2682	2686	rBV	34163	48313	0.39%	0.075%
56	18.704	2686	2689	2691	rVB2	19500	19554	0.16%	0.030%
57	18.757	2695	2698	2703	rVB2	37922	52384	0.43%	0.082%
58	18.833	2706	2711	2713	rBV	44651	77225	0.63%	0.120%
59	19.022	2739	2743	2747	rBV2	140929	196040	1.60%	0.305%
60	19.198	2766	2773	2786	rBV	3377715	4402019	35.94%	6.858%
61	19.839	2880	2882	2887	rVB2	23527	29816	0.24%	0.046%
62	20.004	2907	2910	2913	rBV	26346	28013	0.23%	0.044%
63	20.763	3036	3039	3042	rBV5	34876	44692	0.36%	0.070%
64	21.021	3078	3083	3093	rBV	1884282	2544336	20.77%	3.964%
65	23.545	3504	3512	3526	rVB	2104489	4746290	38.75%	7.395%
66	23.727	3535	3543	3561	rVB	1291332	3036318	24.79%	4.731%

Sum of corrected areas: 64184401

Data Path : Z:\svoasrv\HPCHEM1\BNA_N\Data\BN100424\
Data File : BN034420.D
Acq On : 05 Oct 2024 12:22
Operator : RC/JU
Sample : P4227-01
Misc :
ALS Vial : 37 Sample Multiplier: 1

Instrument :
BNA_N
ClientSampleId :
PMW-1(20240925)

Quant Method : Z:\svoasrv\HPCHEM1\BNA_N\Methods\SFAM-EPA-BN091124.MA.M
Quant Title : SVOA CALIBRATION

TIC Library : C:\Database\NIST20.L
TIC Integration Parameters: LSCINT.P

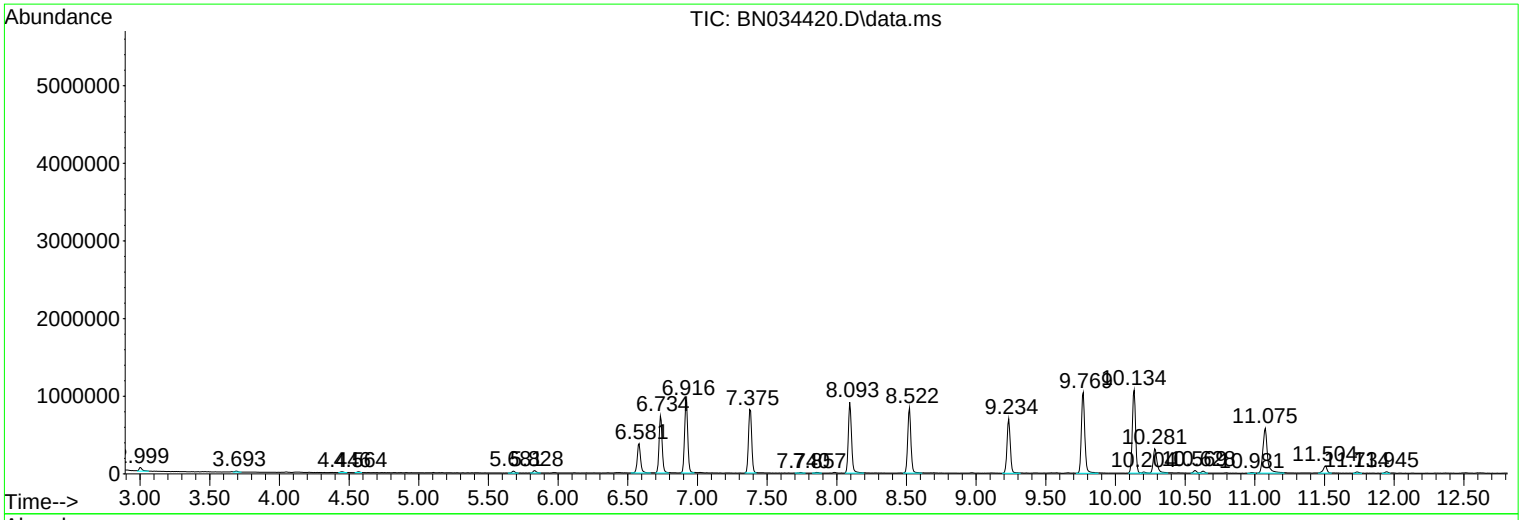

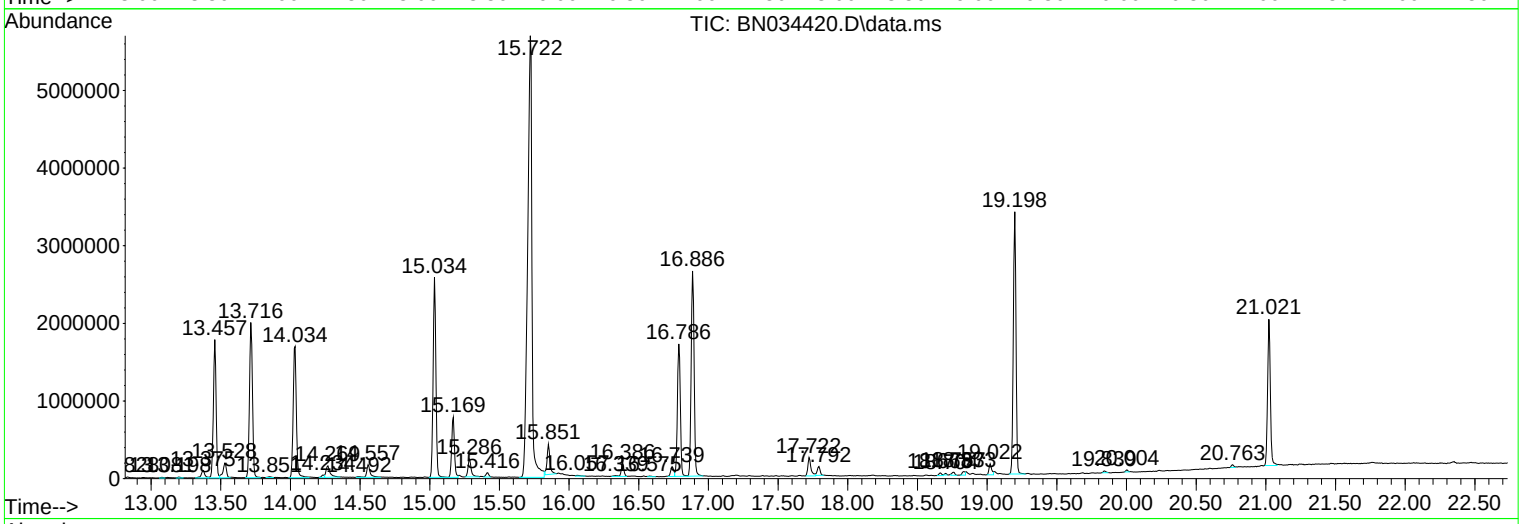

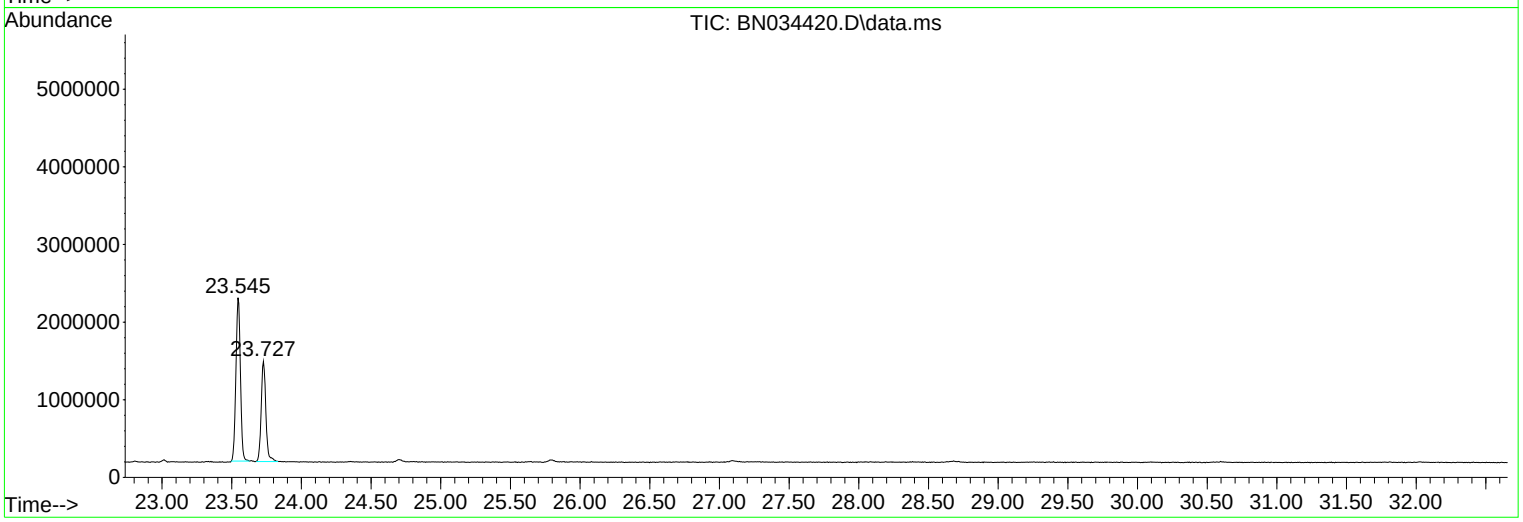

Library Search Compound Report

Data Path : Z:\svoasrv\HPCHEM1\BNA_N\Data\BN100424\
Data File : BN034420.D
Acq On : 05 Oct 2024 12:22
Operator : RC/JU
Sample : P4227-01
Misc :
ALS Vial : 37 Sample Multiplier: 1

Instrument :
BNA_N
ClientSampleId :
PMW-1(20240925)

Quant Method : Z:\svoasrv\HPCHEM1\BNA_N\Methods\SFAM-EPA-BN091124.MA.M
Quant Title : SVOA CALIBRATION

TIC Library : C:\Database\NIST20.L
TIC Integration Parameters: LSCINT.P

****
Peak Number 1 Caprolactam Concentration Rank 2

R.T.	EstConc	Area	Relative to ISTD	R.T.
11.075	14.71 ng/ul	1292170	Naphthalene-d8	10.134

Hit# of 5	Tentative ID	MW	MolForm	CAS#	Qual
1	Caprolactam	113	C6H11NO	000105-60-2	96
2	Caprolactam	113	C6H11NO	000105-60-2	95
3	Caprolactam	113	C6H11NO	000105-60-2	81
4	Caprolactam	113	C6H11NO	000105-60-2	74
5	1-Hexene	84	C6H12	000592-41-6	47

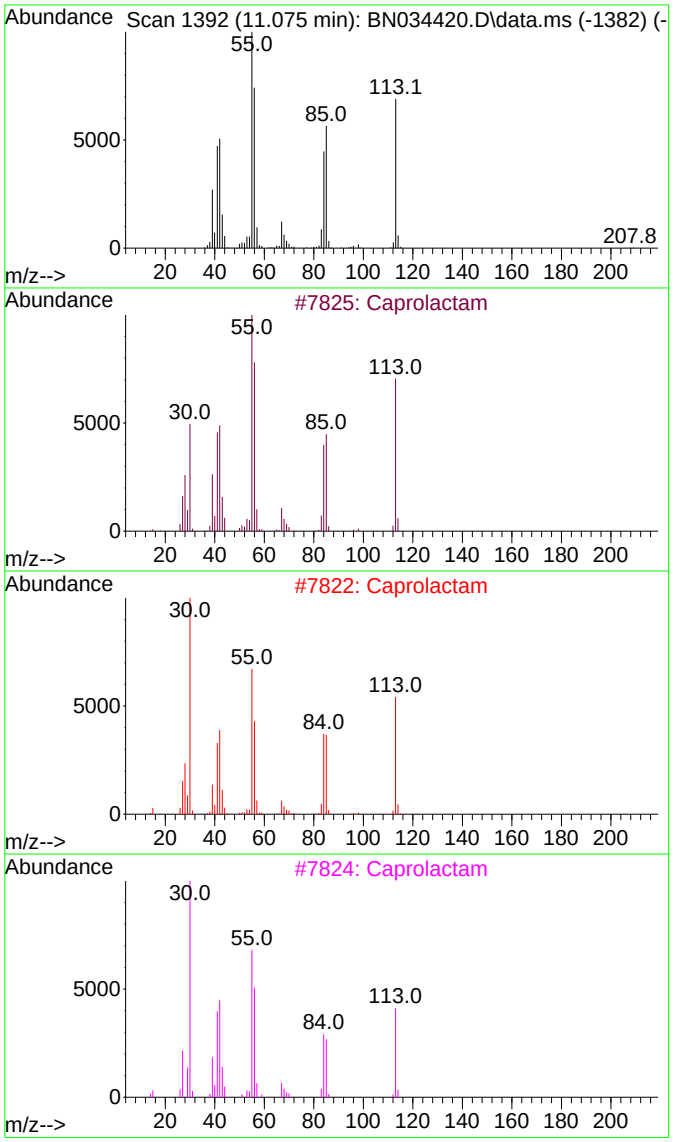

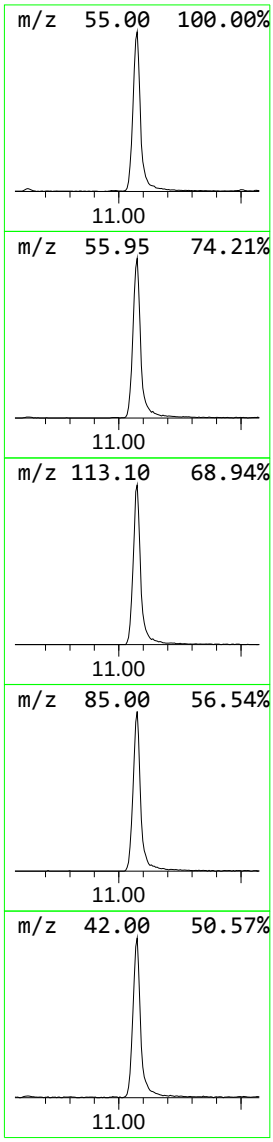

Data Path : Z:\svoasrv\HPCHEM1\BNA_N\Data\BN100424\
Data File : BN034420.D
Acq On : 05 Oct 2024 12:22
Operator : RC/JU
Sample : P4227-01
Misc :
ALS Vial : 37 Sample Multiplier: 1

Instrument :
BNA_N
ClientSampleId :
PMW-1(20240925)

Quant Method : Z:\svoasrv\HPCHEM1\BNA_N\Methods\SFAM-EPA-BN091124.MA.M
Quant Title : SVOA CALIBRATION

TIC Library : C:\Database\NIST20.L
TIC Integration Parameters: LSCINT.P

****
Peak Number 2 1-(4-tert-Butylphenyl)propa... Concentration Rank 6

R.T.	EstConc	Area	Relative to ISTD	R.T.
13.528	2.34 ng/ul	319450	Acenaphthene-d10	14.028

Hit# of 5	Tentative ID	MW	MolForm	CAS#	Qual
1	1-(4-tert-Butylphenyl)propan-2-one	190	C13H18O	081561-77-5	99
2	1-(4-tert-Butylphenyl)propan-2-one	190	C13H18O	081561-77-5	98
3	1-(4-tert-Butylphenyl)propan-2-one	190	C13H18O	081561-77-5	97
4	4,5-Dimethylindoline-2,3-dione	175	C10H9NO2	1010443-10-6	52
5	5,6-Dimethylindoline-2,3-dione	175	C10H9NO2	1000443-04-4	47

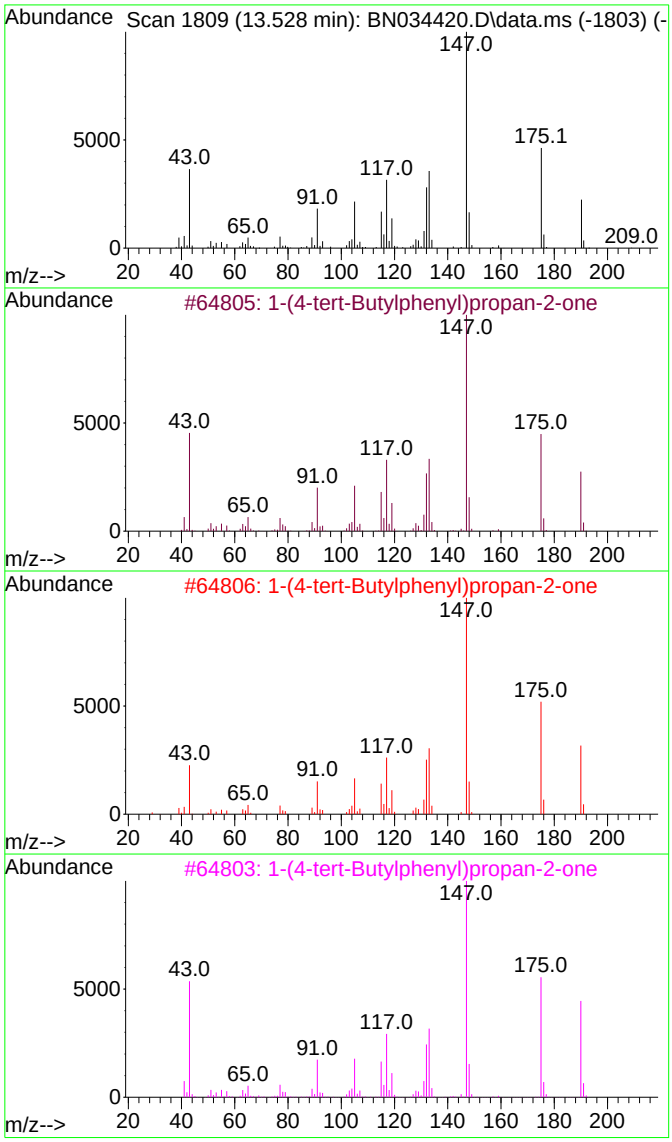

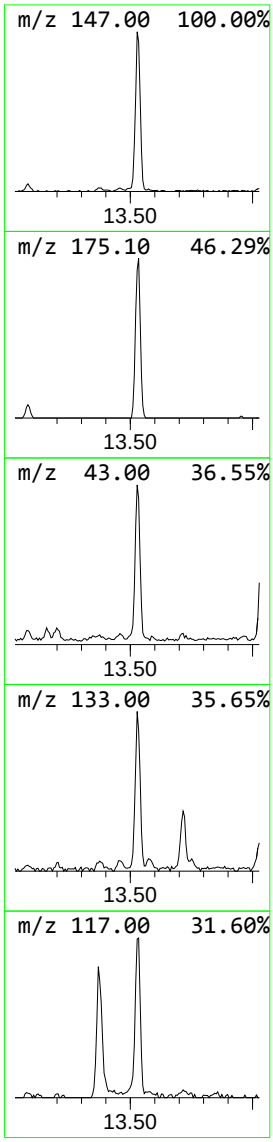

Data Path : Z:\svoasrv\HPCHEM1\BNA_N\Data\BN100424\
Data File : BN034420.D
Acq On : 05 Oct 2024 12:22
Operator : RC/JU
Sample : P4227-01
Misc :
ALS Vial : 37 Sample Multiplier: 1

Instrument :
BNA_N
ClientSampleId :
PMW-1(20240925)

Quant Method : Z:\svoasrv\HPCHEM1\BNA_N\Methods\SFAM-EPA-BN091124.MA.M
Quant Title : SVOA CALIBRATION

TIC Library : C:\Database\NIST20.L
TIC Integration Parameters: LSCINT.P

****
Peak Number 3 Benzeneacetic acid, 4-(1,1-... Concentration Rank 7

R.T.	EstConc	Area	Relative to ISTD	R.T.
14.557	2.03 ng/ul	276505	Acenaphthene-d10	14.028

Hit# of 5	Tentative ID	MW	MolForm	CAS#	Qual
1	Benzeneacetic acid, 4-(1,1-dimet...	192	C12H16O2	032857-63-9	90
2	Methyl 4-tert-butylbenzoate	192	C12H16O2	026537-19-9	52
3	5-Methyl-2,4-diisopropylphenol	192	C13H20O	040625-96-5	50
4	2,4a-Epidioxy-5,6,7,8-tetrahydro...	224	C13H20O3	1000212-29-9	47
5	trans-.beta.-Ionone	192	C13H20O	000079-77-6	47

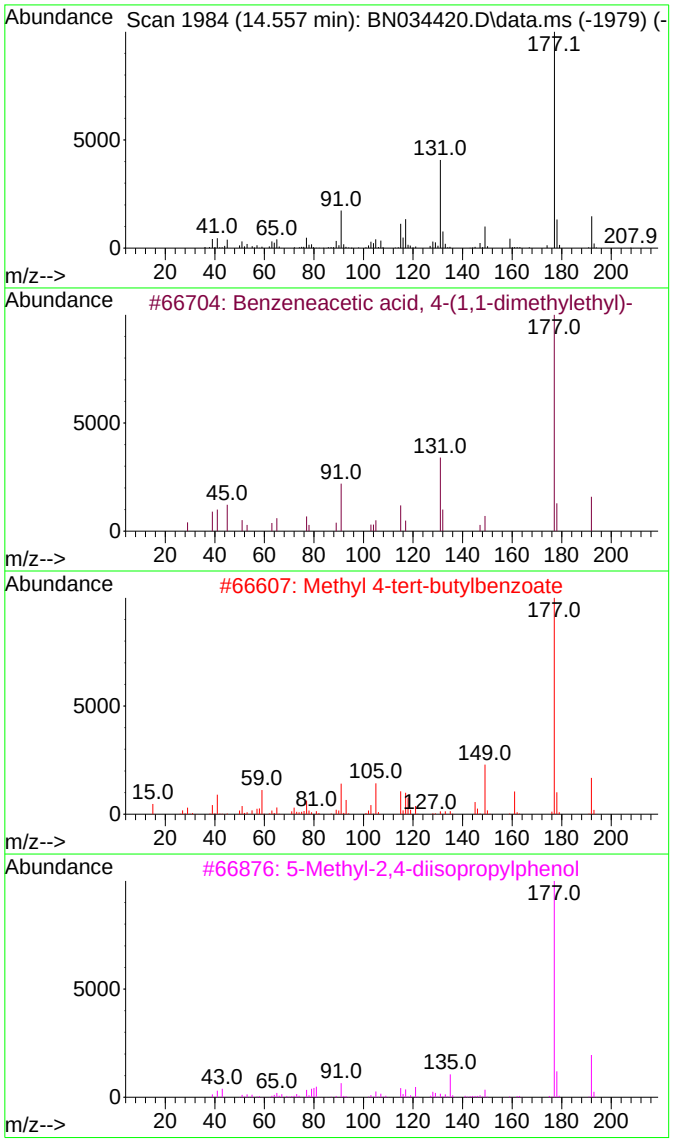

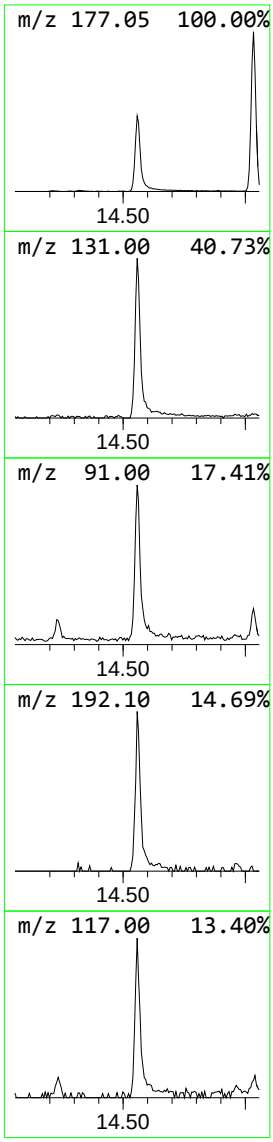

Data Path : Z:\svoasrv\HPCHEM1\BNA_N\Data\BN100424\
Data File : BN034420.D
Acq On : 05 Oct 2024 12:22
Operator : RC/JU
Sample : P4227-01
Misc :
ALS Vial : 37 Sample Multiplier: 1

Instrument :
BNA_N
ClientSampleId :
PMW-1(20240925)

Quant Method : Z:\svoasrv\HPCHEM1\BNA_N\Methods\SFAM-EPA-BN091124.MA.M
Quant Title : SVOA CALIBRATION

TIC Library : C:\Database\NIST20.L
TIC Integration Parameters: LSCINT.P

****
Peak Number 4 unknown-01 Concentration Rank 5

R.T.	EstConc	Area	Relative to ISTD	R.T.
15.287	2.76 ng/ul	375777	Acenaphthene-d10	14.028

Hit# of 5	Tentative ID	MW	MolForm	CAS#	Qual
1	Propanoic acid, 2-methyl-3-[4-t-...	220	C14H20O2	1000131-87-0	43
2	Quinoline, 4-methyl-, 1-oxide	159	C10H9NO	004053-40-1	43
3	Quinoline, 6-methyl-, 1-oxide	159	C10H9NO	004053-42-3	43
4	1H-Indene, 2,3-dihydro-4-propyl-	160	C12H16	092013-16-6	42
5	Benzene, 1-(chloromethyl)-4-(2-p...	166	C10H11Cl	036875-10-2	42

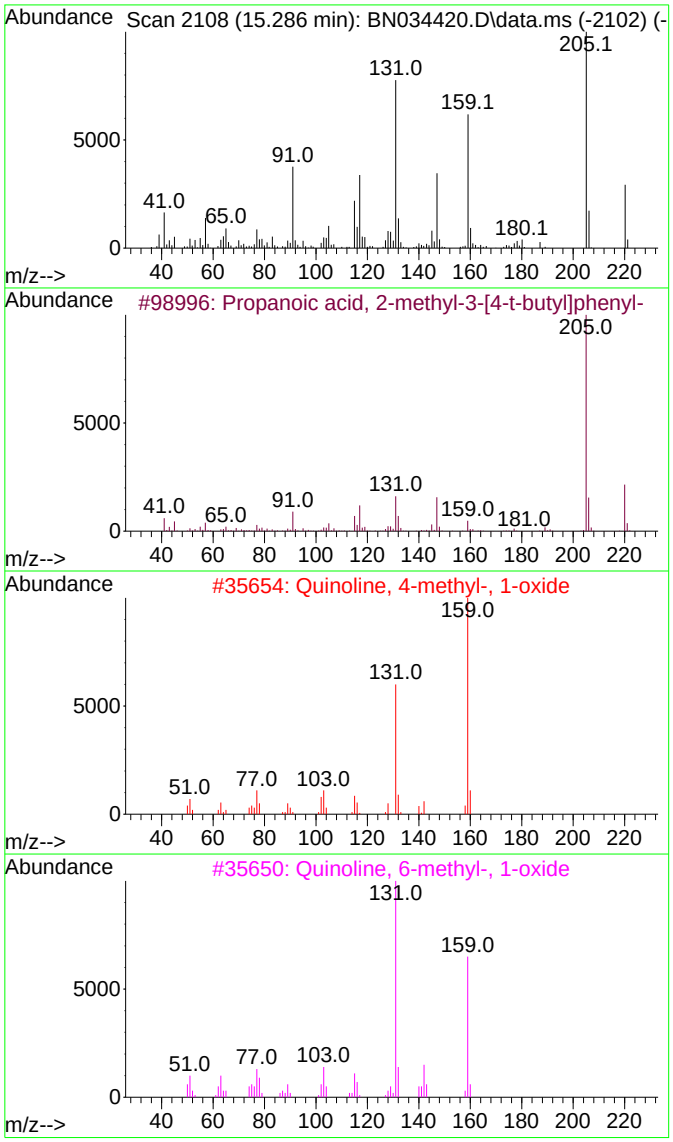

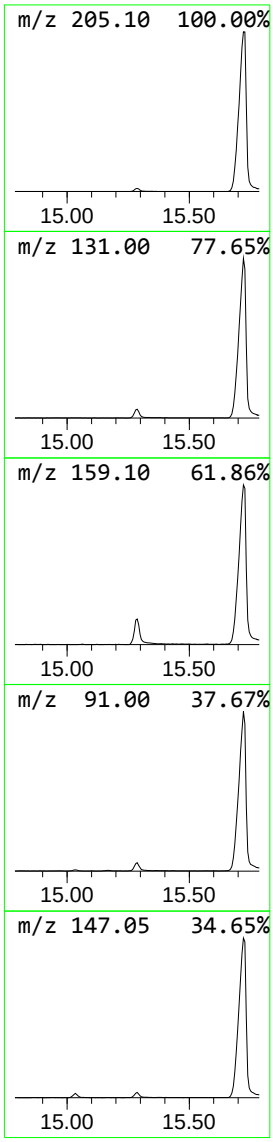

Data Path : Z:\svoasrv\HPCHEM1\BNA_N\Data\BN100424\
Data File : BN034420.D
Acq On : 05 Oct 2024 12:22
Operator : RC/JU
Sample : P4227-01
Misc :
ALS Vial : 37 Sample Multiplier: 1

Instrument :
BNA_N
ClientSampleId :
PMW-1(20240925)

Quant Method : Z:\svoasrv\HPCHEM1\BNA_N\Methods\SFAM-EPA-BN091124.MA.M
Quant Title : SVOA CALIBRATION

TIC Library : C:\Database\NIST20.L
TIC Integration Parameters: LSCINT.P

****
Peak Number 5 Propanoic acid, 2-methyl-3-... Concentration Rank 1

R.T.	EstConc	Area	Relative to ISTD	R.T.
15.722	99.78 ng/ul	12247200	Phenanthrene-d10	16.786

Hit# of 5	Tentative ID	MW	MolForm	CAS#	Qual
1	Propanoic acid, 2-methyl-3-[4-t-...	220	C14H20O2	1000131-87-0	93
2	5H,6H,7H-pyrrolo[3,4-b]pyridine-...	220	C10H12N2O2Si	1000485-20-1	47
3	3-Phenyl-1-buten-1-ol, TMS deriv...	220	C13H20OSi	055543-95-8	43
4	(4S)-Perhydro-3-benzyl-4-methyl-...	205	C12H15NO2	1000434-17-0	43
5	Phenol, 4,6-di(1,1-dimethylethyl...	220	C15H24O	000616-55-7	43

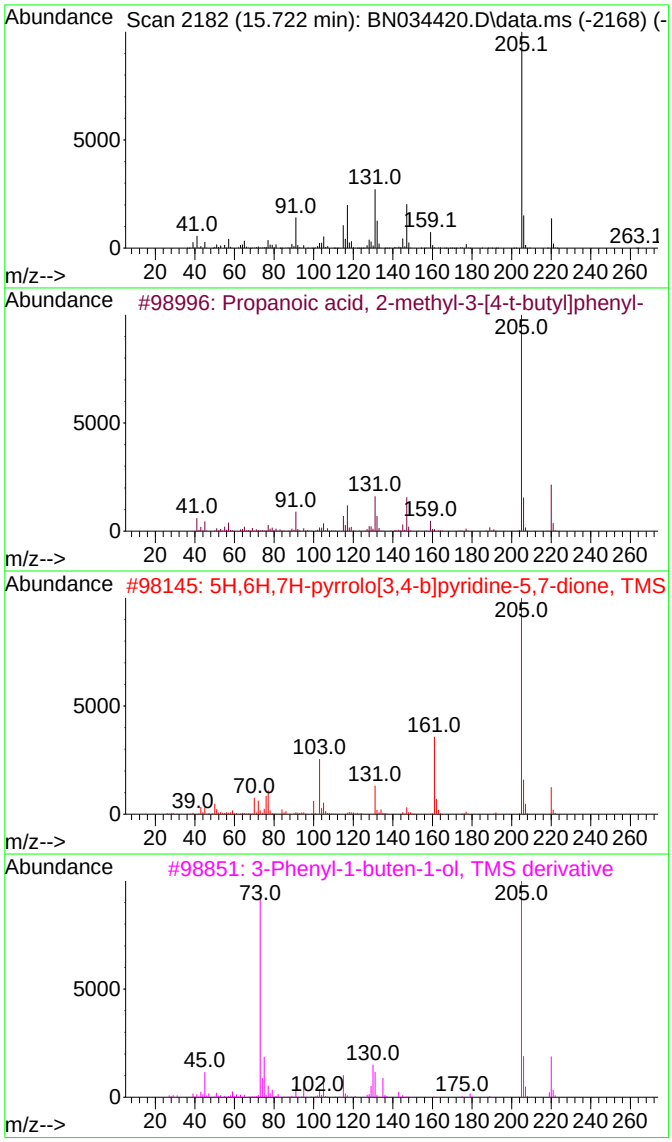

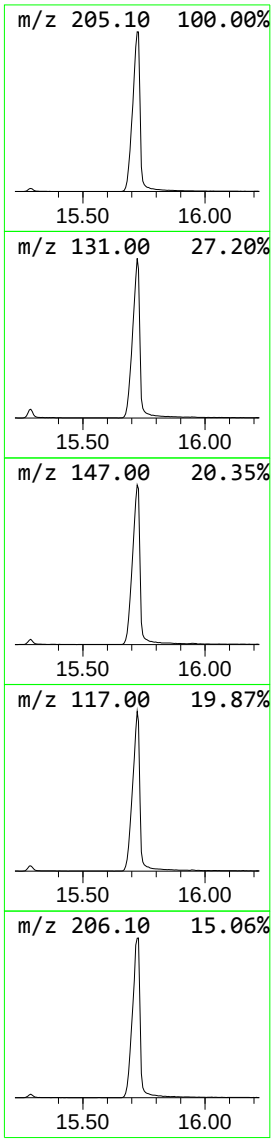

Library Search Compound Report

Data Path : Z:\svoasrv\HPCHEM1\BNA_N\Data\BN100424\
Data File : BN034420.D
Acq On : 05 Oct 2024 12:22
Operator : RC/JU
Sample : P4227-01
Misc :
ALS Vial : 37 Sample Multiplier: 1

Instrument :
BNA_N
ClientSampleId :
PMW-1(20240925)

Quant Method : Z:\svoasrv\HPCHEM1\BNA_N\Methods\SFAM-EPA-BN091124.MA.M
Quant Title : SVOA CALIBRATION

TIC Library : C:\Database\NIST20.L
TIC Integration Parameters: LSCINT.P

****
Peak Number 6 2-Propenamide, N-(1,1-dimet... Concentration Rank 3

R.T.	EstConc	Area	Relative to ISTD	R.T.
15.851	4.53 ng/ul	555467	Phenanthrene-d10	16.786

Hit# of 5	Tentative ID	MW	MolForm	CAS#	Qual
1	2-Propenamide, N-(1,1-dimethylet...	127	C7H13NO	000107-58-4	64
2	1-Tetradecanamine, N,N-dimethyl-	241	C16H35N	000112-75-4	64
3	Nepsilon-Dimethyl-L-lysine	174	C8H18N2O2	002259-86-1	53
4	1-Tetradecanamine, N,N-dimethyl-	241	C16H35N	000112-75-4	52
5	3(N,N-Dimethylmyristylammonio)pr...	363	C19H41NO3S	014933-09-6	50

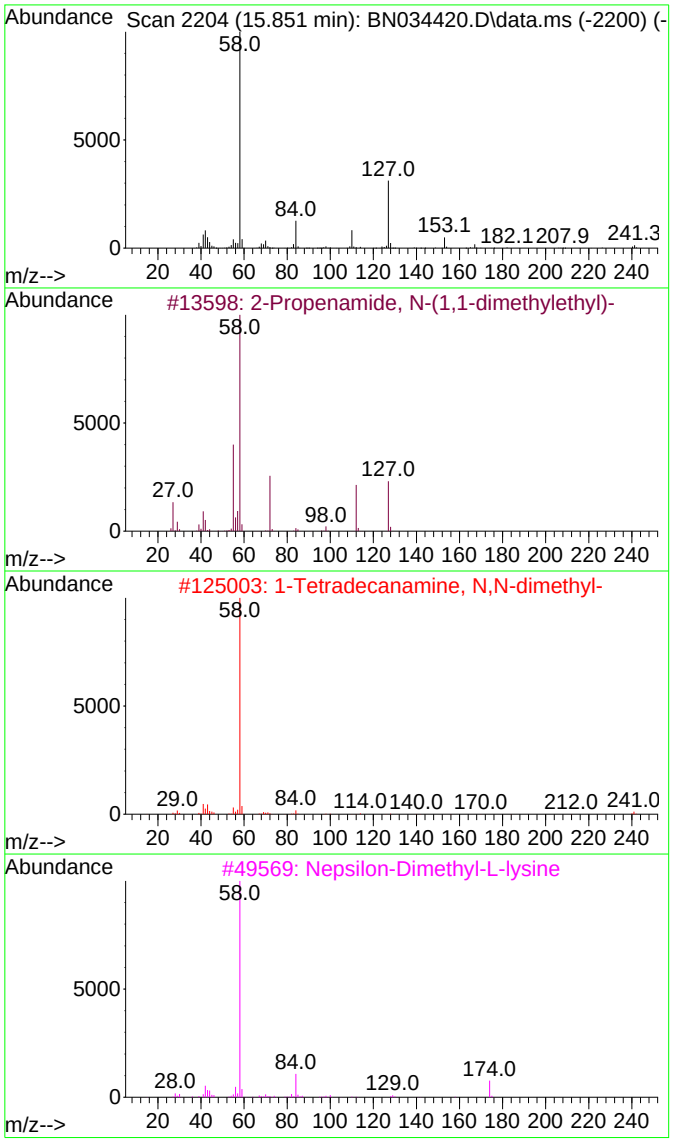

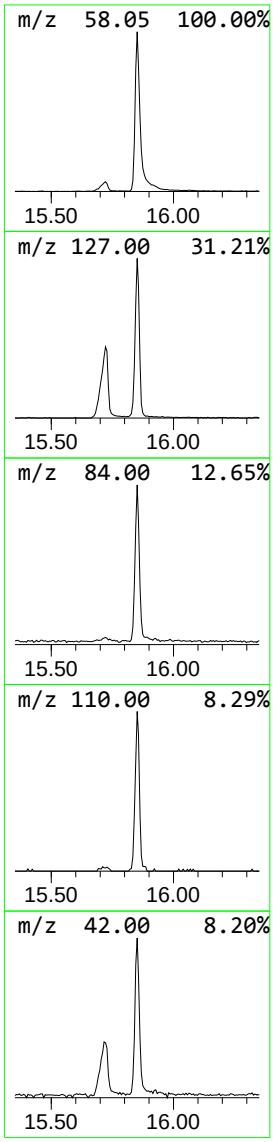

Data Path : Z:\svoasrv\HPCHEM1\BNA_N\Data\BN100424\
Data File : BN034420.D
Acq On : 05 Oct 2024 12:22
Operator : RC/JU
Sample : P4227-01
Misc :
ALS Vial : 37 Sample Multiplier: 1

Instrument :
BNA_N
ClientSampleId :
PMW-1(20240925)

Quant Method : Z:\svoasrv\HPCHEM1\BNA_N\Methods\SFAM-EPA-BN091124.MA.M
Quant Title : SVOA CALIBRATION

TIC Library : C:\Database\NIST20.L
TIC Integration Parameters: LSCINT.P

****
Peak Number 7 n-Hexadecanoic acid Concentration Rank 4

R.T.	EstConc	Area	Relative to ISTD	R.T.
17.722	3.05 ng/ul	374248	Phenanthrene-d10	16.786

Hit# of 5	Tentative ID	MW	MolForm	CAS#	Qual
1	n-Hexadecanoic acid	256	C16H32O2	000057-10-3	99
2	n-Hexadecanoic acid	256	C16H32O2	000057-10-3	99
3	n-Hexadecanoic acid	256	C16H32O2	000057-10-3	98
4	n-Hexadecanoic acid	256	C16H32O2	000057-10-3	97
5	Pentadecanoic acid	242	C15H30O2	001002-84-2	87

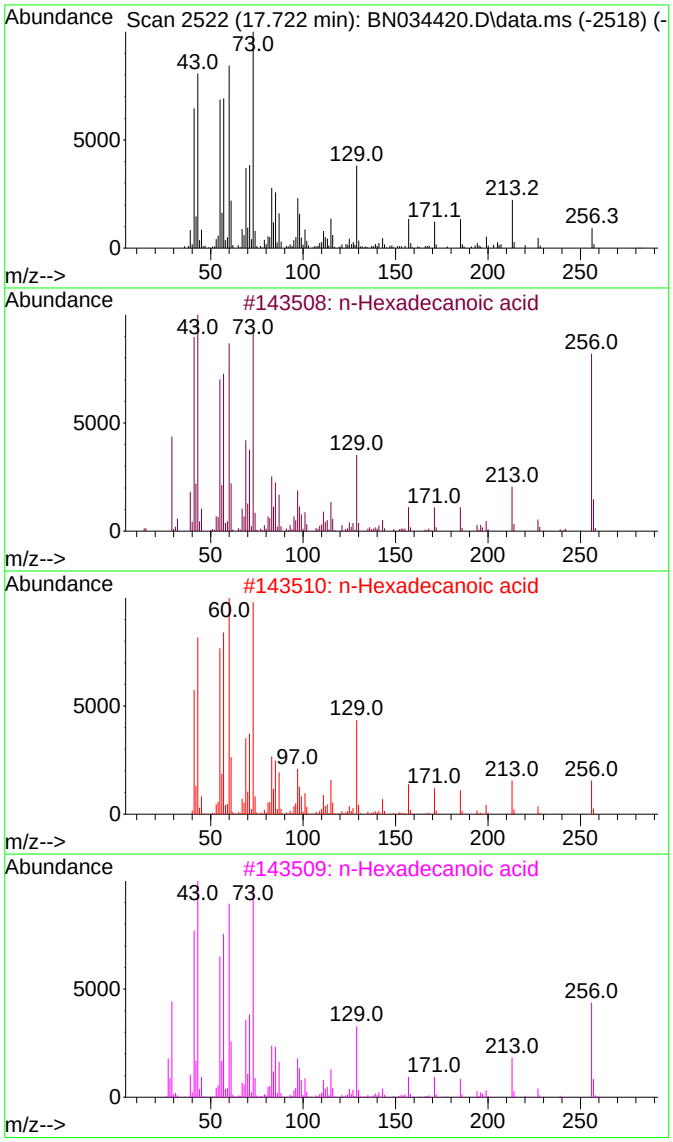

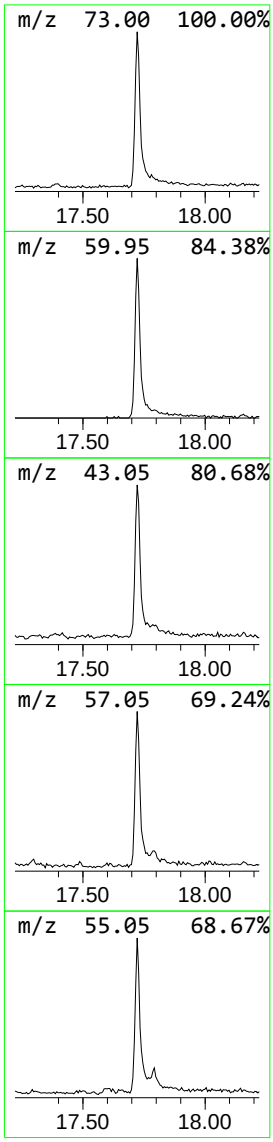

Tentatively Identified Compound (LSC) summary

Data Path : Z:\svoasrv\HPCHEM1\BNA_N\Data\BN100424\
Data File : BN034420.D
Acq On : 05 Oct 2024 12:22
Operator : RC/JU
Sample : P4227-01
Misc :
ALS Vial : 37 Sample Multiplier: 1

Instrument :
BNA_N
ClientSampleId :
PMW-1(20240925)

Quant Method : Z:\svoasrv\HPCHEM1\BNA_N\Methods\SFAM-EPA-BN091124.MA.M
Quant Title : SVOA CALIBRATION

TIC Library : C:\Database\NIST20.L
TIC Integration Parameters: LSCINT.P

TIC Top Hit name	RT	EstConc	Units	Response	Internal Standard #	RT	Resp	Conc
Caprolactam	11.075	14.7	ng/ul	1292170	2	10.134	1756570	20.0
1-(4-tert-Butyl...	13.528	2.3	ng/ul	319450	3	14.028	2726500	20.0
Benzeneacetic a...	14.557	2.0	ng/ul	276505	3	14.028	2726500	20.0
unknown-01	15.287	2.8	ng/ul	375777	3	14.028	2726500	20.0
Propanoic acid,...	15.722	99.8	ng/ul	12247200	4	16.786	2454770	20.0
2-Propenamide, ...	15.851	4.5	ng/ul	555467	4	16.786	2454770	20.0
n-Hexadecanoic ...	17.722	3.0	ng/ul	374248	4	16.786	2454770	20.0

Quantitation Report (QT Reviewed)

Data Path : Z:\svoasrv\HPCHEM1\BNA_N\Data\BN100424\
Data File : BN034420.D
Acq On : 05 Oct 2024 12:22
Operator : RC/JU
Sample : P4227-01
Misc :
ALS Vial : 37 Sample Multiplier: 1

Quant Time: Oct 07 00:50:22 2024
Quant Method : Z:\svoasrv\HPCHEM1\BNA_N\Methods\SFAM-EPA-BN091124.MA.M
Quant Title : SVOA CALIBRATION
QLast Update : Mon Sep 30 14:14:38 2024
Response via : Initial Calibration

Instrument :
BNA_N
ClientSampleId :
PMW-1(20240925)

Manual Integrations APPROVED
mohammad
10/7/2024 7:11:29 AM

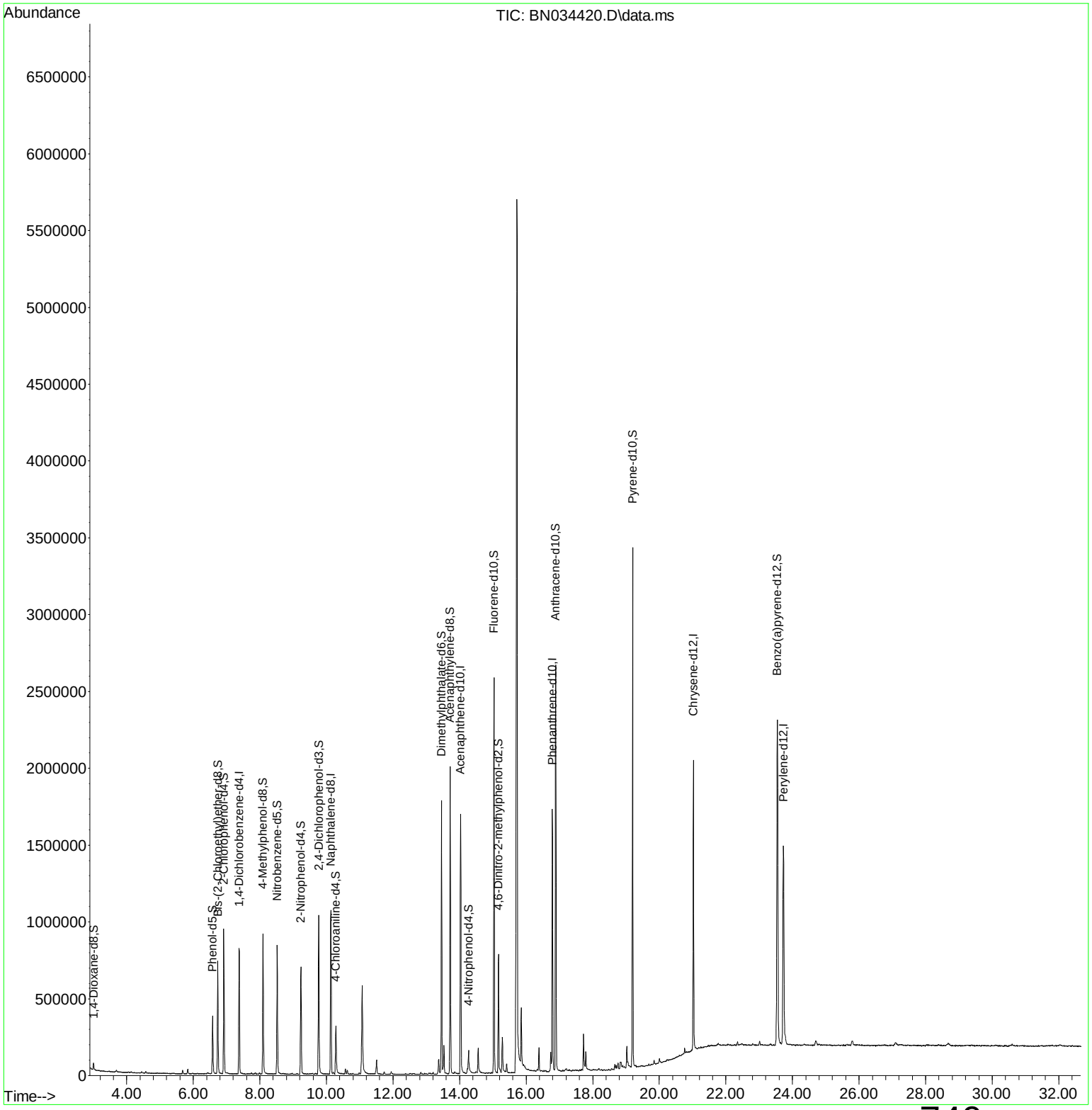

Quantitation Report (Qedit)

Data Path : Z:\svoasrv\HPCHEM1\BNA_N\Data\BN100424\
Data File : BN034420.D
Acq On : 05 Oct 2024 12:22
Operator : RC/JU
Sample : P4227-01
Misc :
ALS Vial : 37 Sample Multiplier: 1

Quant Time: Oct 07 00:49:32 2024
Quant Method : Z:\svoasrv\HPCHEM1\BNA_N\Methods\SFAM-EPA-BN091124.MA.M
Quant Title : SVOA CALIBRATION
QLast Update : Mon Sep 30 14:14:38 2024
Response via : Initial Calibration

Instrument :
BNA_N
ClientSampleId :
PMW-1(20240925)

Manual Integrations APPROVED
mohammad
10/7/2024 7:11:29 AM

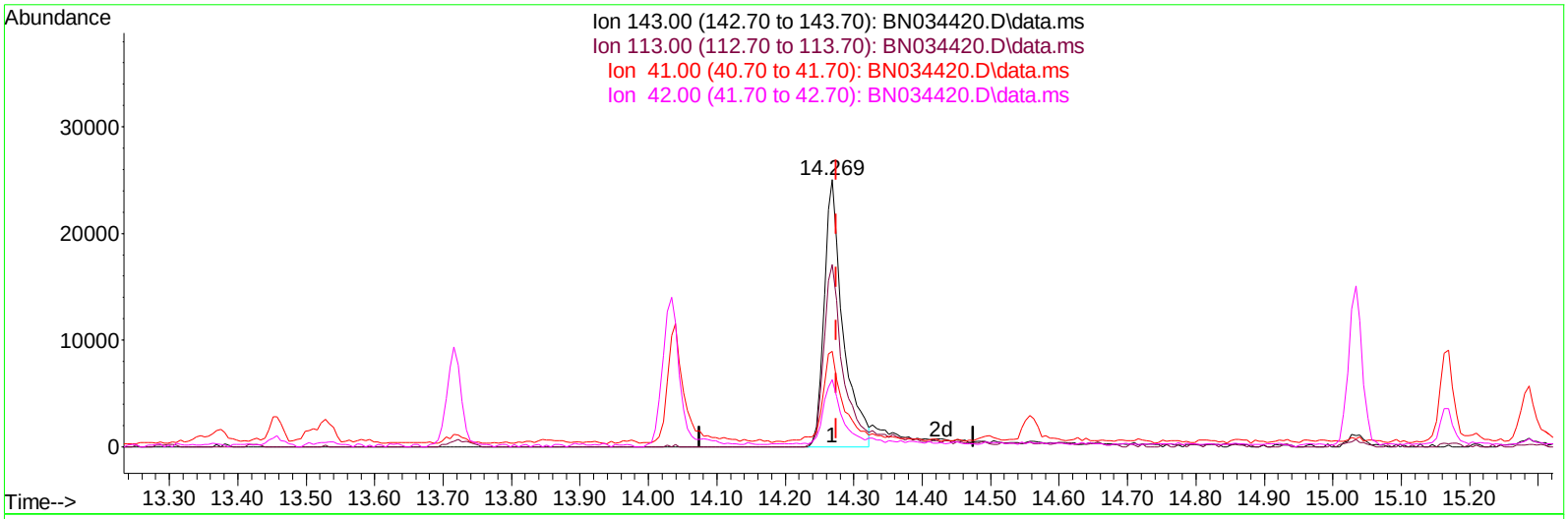

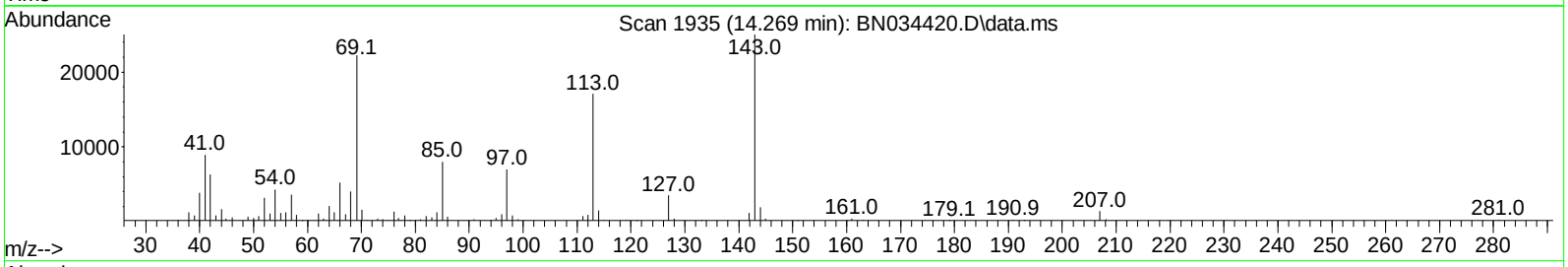

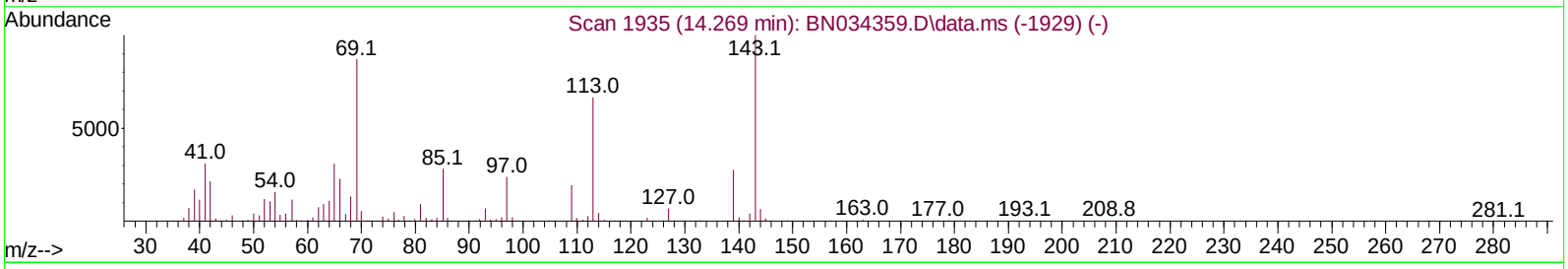

TIC: BN034420.D\data.ms

(54) 4-Nitrophenol-d4 (S)

14.269min (-0.006) 5.88 ng/ul

response 47743

Ion	Exp%	Act%
143.00	100.00	100.00
113.00	76.90	68.20
41.00	41.70	35.76
42.00	28.50	25.08

Quantitation Report (Qedit)

Data Path : Z:\svoasrv\HPCHEM1\BNA_N\Data\BN100424\
Data File : BN034420.D
Acq On : 05 Oct 2024 12:22
Operator : RC/JU
Sample : P4227-01
Misc :
ALS Vial : 37 Sample Multiplier: 1

Quant Time: Oct 07 00:49:32 2024
Quant Method : Z:\svoasrv\HPCHEM1\BNA_N\Methods\SFAM-EPA-BN091124.MA.M
Quant Title : SVOA CALIBRATION
QLast Update : Mon Sep 30 14:14:38 2024
Response via : Initial Calibration

Instrument :
BNA_N
ClientSampleId :
PMW-1(20240925)

Manual Integrations APPROVED
mohammad
10/7/2024 7:11:29 AM

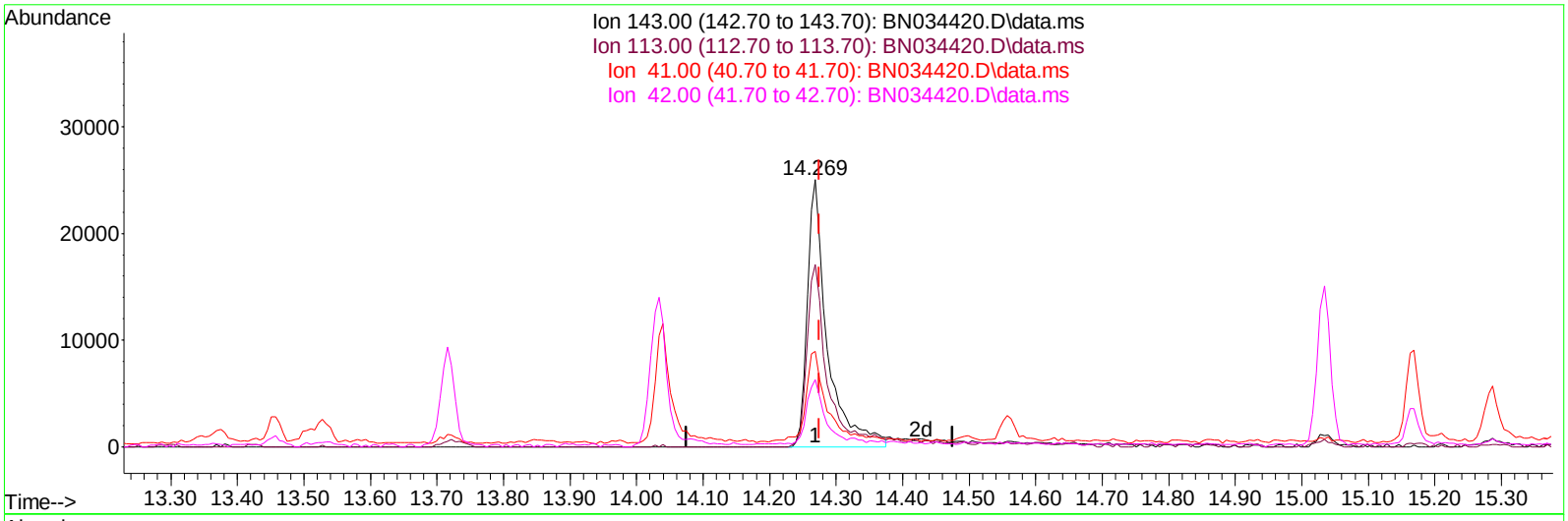

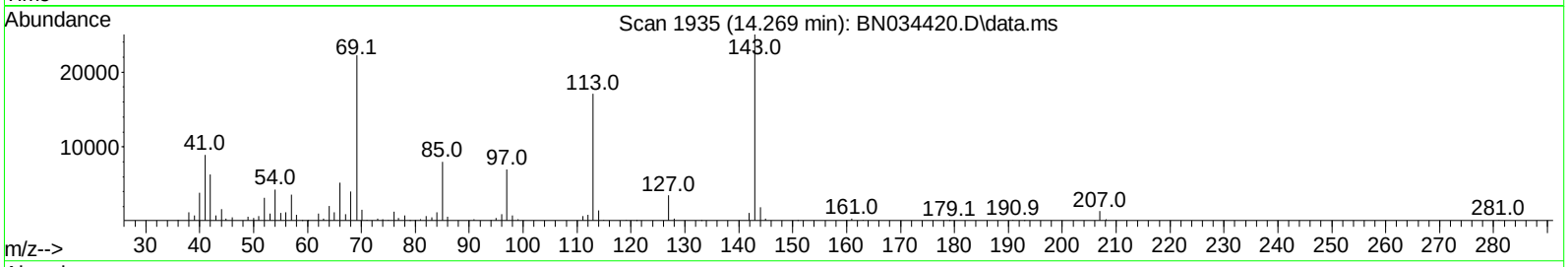

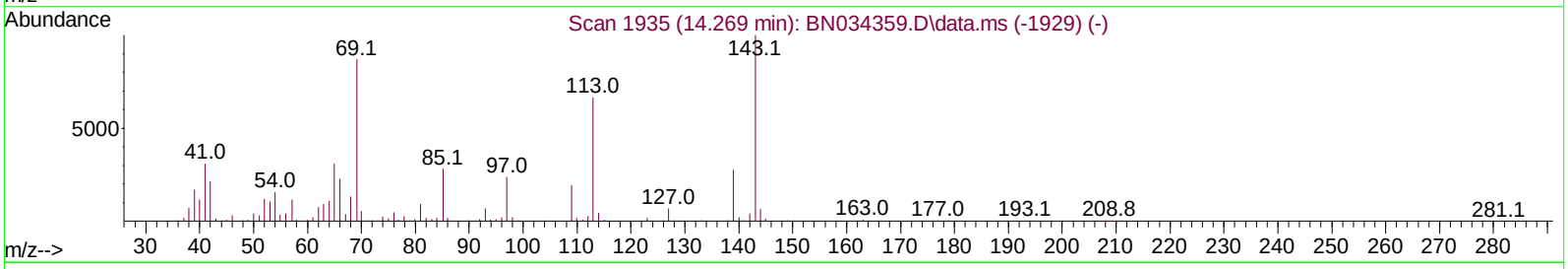

TIC: BN034420.D\data.ms

(54) 4-Nitrophenol-d4 (S)

14.269min (-0.006) 6.42 ng/ul m

response 52114

Ion	Exp%	Act%
143.00	100.00	100.00
113.00	76.90	68.20
41.00	41.70	35.76
42.00	28.50	25.08

Quantitation Report (QT Reviewed)

Data Path : Z:\svoasrv\HPCHEM1\BNA_N\Data\BN100424\
Data File : BN034420.D
Acq On : 05 Oct 2024 12:22
Operator : RC/JU
Sample : P4227-01
Misc :
ALS Vial : 37 Sample Multiplier: 1

Instrument :
BNA_N
ClientSampleId :
PMW-1(20240925)

Manual Integrations APPROVED
mohammad
10/7/2024 7:11:29 AM

Quant Time: Oct 07 00:50:22 2024
Quant Method : Z:\svoasrv\HPCHEM1\BNA_N\Methods\SFAM-EPA-BN091124.MA.M
Quant Title : SVOA CALIBRATION
QLast Update : Mon Sep 30 14:14:38 2024
Response via : Initial Calibration

Compound	R.T.	QIon	Response	Conc	Units	Dev(Min)
Internal Standards						
1) 1,4-Dichlorobenzene-d4	7.381	152	227073	20.000	ng/ul	0.00
20) Naphthalene-d8	10.134	136	877111	20.000	ng/ul	0.00
38) Acenaphthene-d10	14.028	164	529463	20.000	ng/ul	-0.01
64) Phenanthrene-d10	16.786	188	1005822	20.000	ng/ul	-0.01
79) Chrysene-d12	21.021	240	914502	20.000	ng/ul	-0.01
88) Perylene-d12	23.727	264	1090624	20.000	ng/ul	-0.01
System Monitoring Compounds						
3) 1,4-Dioxane-d8	3.005	96	25826	4.641	ng/uL	0.00
4) Pyridine-d5	0.000	84	0d	0.000	ng/ul	
7) Phenol-d5	6.581	99	228265	11.327	ng/ul	0.00
9) Bis-(2-Chloroethyl)eth...	6.734	67	317631	25.403	ng/ul	0.00
11) 2-Chlorophenol-d4	6.916	132	452335	28.515	ng/ul	-0.01
15) 4-Methylphenol-d8	8.093	113	344246	20.760	ng/ul	-0.01
21) Nitrobenzene-d5	8.522	128	207966	29.747	ng/ul	0.00
24) 2-Nitrophenol-d4	9.234	143	231816	32.246	ng/ul	0.00
28) 2,4-Dichlorophenol-d3	9.769	165	399096	29.478	ng/ul	0.00
31) 4-Chloroaniline-d4	10.281	131	192578	9.395	ng/ul	-0.01
46) Dimethylphthalate-d6	13.457	166	1170178	29.573	ng/ul	-0.01
49) Acenaphthylene-d8	13.716	160	1273346	28.606	ng/ul	-0.01
54) 4-Nitrophenol-d4	14.269	143	52114m	6.418	ng/ul	0.00
60) Fluorene-d10	15.034	176	970813	28.950	ng/ul	-0.01
65) 4,6-Dinitro-2-methylph...	15.169	200	162599	27.113	ng/ul	0.00
73) Anthracene-d10	16.886	188	1484249	31.387	ng/ul	-0.01
81) Pyrene-d10	19.198	212	1728141	33.916	ng/ul	-0.01
92) Benzo(a)pyrene-d12	23.545	264	1897764	33.875	ng/ul	-0.01

Target Compounds Qvalue

(#) = qualifier out of range (m) = manual integration (+) = signals summed

FORM 1A-OR
ORGANIC ANALYSIS DATA SHEET
TARGET ANALYTE LIST

EPA SAMPLE NO.

PMW-10(20240927)

Lab Name : Alliance Technical Group, LLC
Contract : 68HERH20D0011
Lab Code: ACE Case No.: ARC Sayrevil
MA No. : SDG No.: P4227
Analytical Method : SVOA
Level :
Matrix : Water
Lab Sample ID : P4227-18
Sample wt/vol : 990 (g/mL) mL
Lab File ID : BN034398.D
% Solids :
Date Received : 09/27/2024
GC Column : ZB-GR ID : 0.25 (mm)
Date Extracted : 09/30/2024
GC Column : ID : (mm)
Date Analyzed : 10/04/2024
Extract Concentrated :(Y/N) N
Extract Volume : 1000 (µL)
Soil Aliquot (VOA) : (µL)
Extraction Type : CONH
Heated Purge : (Y/N)
Injection Volume : 1.0 (µL)
Purge Volume : (mL)
pH : 6 Dilution Factor : 1.0
Cleanup Types :
Cleanup Factor : 1.0
Concentration Units (µg/L, µg/kg, µg, or µg/cm²): µg/L

CAS NO.	ANALYTE	CONCENTRATION	Q
111-44-4	Bis(2-Chloroethyl)ether	10	U
98-95-3	Nitrobenzene	5.1	U
78-59-1	Isophorone	5.1	U

FORM 1B-OR
ORGANIC ANALYSIS DATA SHEET
TENTATIVELY IDENTIFIED COMPOUNDS

EPA SAMPLE NO.

PMW-10(20240927)

Lab Name : Alliance Technical Group, LLC
Contract : 68HERH20D0011
Lab Code: ACE
Case No.: ARC Sayrevi
MA No. :
SDG No.: P4227
Analytical Method : SVOA
Level :
Matrix : Water
Lab Sample ID : P4227-18
Sample wt/vol : 990 (g/mL) mL
Lab File ID : BN034398.D
% Solids :
Date Received : 09/27/2024
GC Column : ZB-GR ID : 0.25 (mm)
Date Extracted : 09/30/2024
Extract Concentrated : (Y/N) N
Date Analyzed : 10/04/2024
Soil Aliquot (VOA) : (µL)
Extract Volume : 1000 (µL)
Heated Purge : (Y/N)
Extraction Type : CONH
Purge Volume : (mL)
Injection Volume : 1.0 (µL)
Cleanup Types :
pH : 6
Dilution Factor : 1.0
Concentration Units (µg/L,µg/kg): µg/L
Cleanup Factor : 1.0

	CAS NO.	ANALYTE	RT	EST. CONC.	Q
1	000591-27-5	Phenol, 3-amino-	11.357	20	JN
2		unknown-01	14.74	2.3	J
3	E966796	Total Alkanes	N/A	0.0	

EPA-designated Registry Number.

Quantitation Report (LSC Reviewed)

Data Path : Z:\svoasrv\HPCHEM1\BNA_N\Data\BN100424\
Data File : BN034398.D
Acq On : 04 Oct 2024 20:01
Operator : RC/JU
Sample : P4227-18
Misc :
ALS Vial : 10 Sample Multiplier: 1

Instrument :
BNA_N
ClientSampleId :
PMW-10(20240927)

Quant Time: Oct 05 00:44:01 2024
Quant Method : Z:\svoasrv\HPCHEM1\BNA_N\Methods\SFAM-EPA-BN091124.MA.M
Quant Title : SVOA CALIBRATION
QLast Update : Mon Sep 30 14:14:38 2024
Response via : Initial Calibration

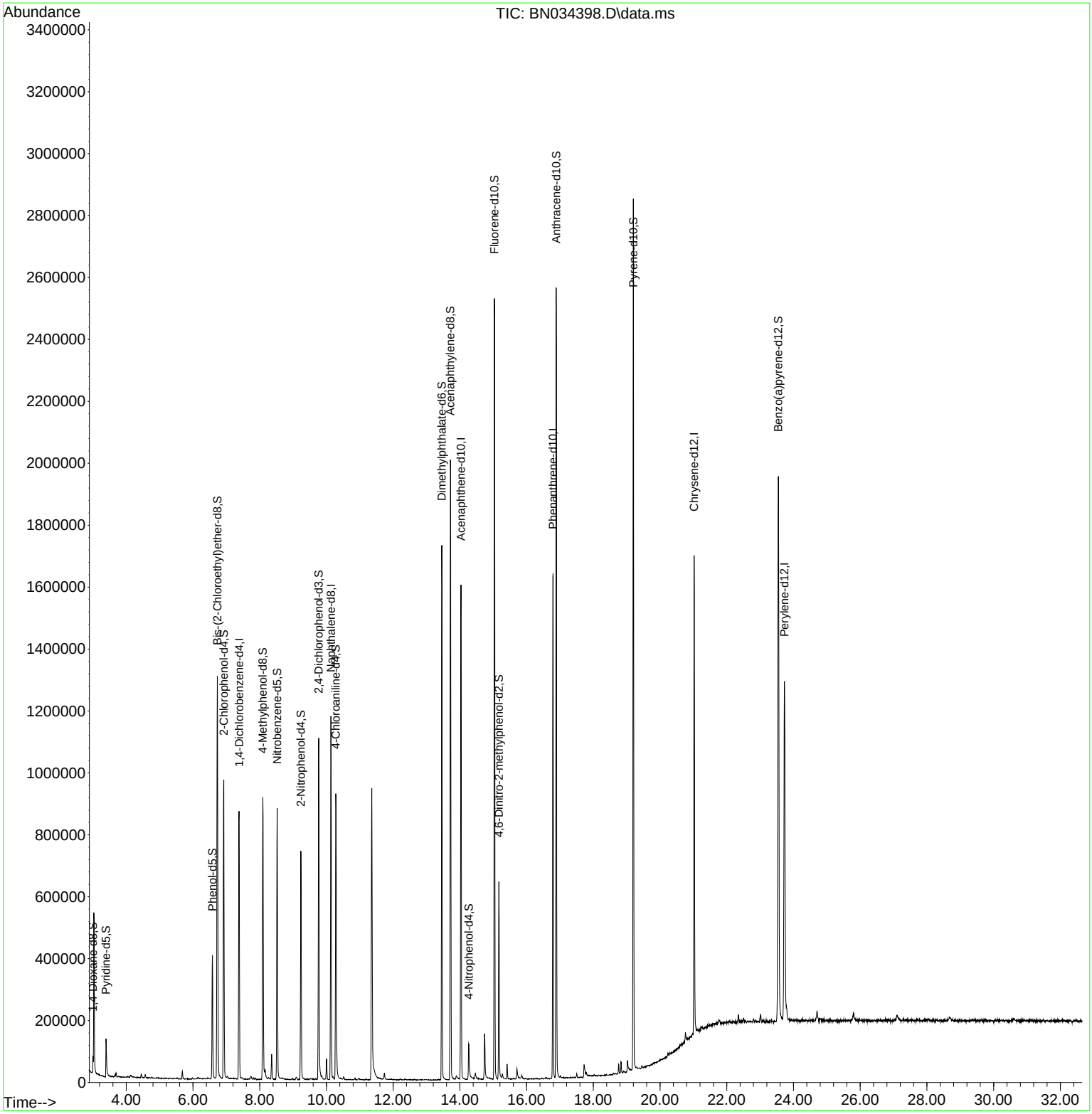

Quantitation Report (LSC Reviewed)

Data Path : Z:\svoasrv\HPCHEM1\BNA_N\Data\BN100424\
Data File : BN034398.D
Acq On : 04 Oct 2024 20:01
Operator : RC/JU
Sample : P4227-18
Misc :
ALS Vial : 10 Sample Multiplier: 1

Instrument :
BNA_N
ClientSampleId :
PMW-10(20240927)

Quant Time: Oct 05 00:44:01 2024
Quant Method : Z:\svoasrv\HPCHEM1\BNA_N\Methods\SFAM-EPA-BN091124.MA.M
Quant Title : SVOA CALIBRATION
QLast Update : Mon Sep 30 14:14:38 2024
Response via : Initial Calibration

Compound	R.T.	QIon	Response	Conc	Units	Dev(Min)
Internal Standards						
1) 1,4-Dichlorobenzene-d4	7.381	152	238554	20.000	ng/ul	0.00
20) Naphthalene-d8	10.134	136	941704	20.000	ng/ul	0.00
38) Acenaphthene-d10	14.034	164	547781	20.000	ng/ul	0.00
64) Phenanthrene-d10	16.792	188	982336	20.000	ng/ul	0.00
79) Chrysene-d12	21.022	240	785991	20.000	ng/ul	-0.01
88) Perylene-d12	23.727	264	949455	20.000	ng/ul	-0.01
System Monitoring Compounds						
3) 1,4-Dioxane-d8	2.999	96	25062	4.287	ng/uL	0.00
4) Pyridine-d5	3.393	84	73622	4.237	ng/ul	0.00
7) Phenol-d5	6.581	99	232986	11.005	ng/ul	0.00
9) Bis-(2-Chloroethyl)eth...	6.734	67	341886	26.027	ng/ul	0.00
11) 2-Chlorophenol-d4	6.922	132	464817	27.891	ng/ul	0.00
15) 4-Methylphenol-d8	8.093	113	354292	20.337	ng/ul	-0.01
21) Nitrobenzene-d5	8.522	128	220869	29.426	ng/ul	0.00
24) 2-Nitrophenol-d4	9.234	143	240925	31.214	ng/ul	0.00
28) 2,4-Dichlorophenol-d3	9.769	165	425061	29.242	ng/ul	0.00
31) 4-Chloroaniline-d4	10.281	131	535785	24.347	ng/ul	-0.01
46) Dimethylphthalate-d6	13.457	166	1198604	29.279	ng/ul	-0.01
49) Acenaphthylene-d8	13.716	160	1366575	29.673	ng/ul	-0.01
54) 4-Nitrophenol-d4	14.263	143	37160	4.423	ng/ul	-0.01
60) Fluorene-d10	15.034	176	999354	28.804	ng/ul	-0.01
65) 4,6-Dinitro-2-methylph...	15.169	200	133665	22.821	ng/ul	0.00
73) Anthracene-d10	16.887	188	1446027	31.310	ng/ul	-0.01
81) Pyrene-d10	19.198	212	1537224	35.102	ng/ul	-0.01
92) Benzo(a)pyrene-d12	23.545	264	1590821	32.618	ng/ul	-0.01

Target Compounds Qvalue

(#) = qualifier out of range (m) = manual integration (+) = signals summed

LSC Area Percent Report

Data Path : Z:\svoasrv\HPCHEM1\BNA_N\Data\BN100424\
Data File : BN034398.D
Acq On : 04 Oct 2024 20:01
Operator : RC/JU
Sample : P4227-18
Misc :
ALS Vial : 10 Sample Multiplier: 1

Instrument :
BNA_N
ClientSampleId :
PMW-10(20240927)

Integration Parameters: LSCINT.P
Integrator: RTE
Smoothing : OFF Filtering: 5
Sampling : 1 Min Area: 0.1 % of largest Peak
Start Thrs: 0.2 Max Peaks: 100
Stop Thrs : 0 Peak Location: TOP

If leading or trailing edge < 100 prefer < Baseline drop else tangent >
Peak separation: 5

Method : Z:\svoasrv\HPCHEM1\BNA_N\Methods\SFAM-EPA-BN091124.MA.M
Title : SVOA CALIBRATION

Signal : TIC: BN034398.D\data.ms

peak #	R.T. min	first scan	max scan	last scan	PK TY	peak height	corr. area	corr. % max.	% of total
1	2.999	16	19	21	rBV	53159	60934	1.52%	0.119%
2	3.028	21	24	36	rVB	519793	703756	17.59%	1.370%
3	3.393	83	86	97	rBV	123638	207055	5.18%	0.403%
4	3.658	128	131	133	rBV4	5674	5346	0.13%	0.010%
5	3.693	133	137	142	rVB	14118	20817	0.52%	0.041%
6	4.040	194	196	201	rBV6	3372	4788	0.12%	0.009%
7	4.128	206	211	212	rBV2	7082	9978	0.25%	0.019%
8	4.452	262	266	269	rBV3	12083	16686	0.42%	0.032%
9	4.570	281	286	292	rVB2	10761	18060	0.45%	0.035%
10	4.769	315	320	323	rVB4	4499	7115	0.18%	0.014%
11	5.158	382	386	389	rBV5	3259	5612	0.14%	0.011%
12	5.517	445	447	453	rBV4	2967	4086	0.10%	0.008%
13	5.681	471	475	479	rBV	24674	34515	0.86%	0.067%
14	5.981	523	526	529	rBV5	4745	6108	0.15%	0.012%
15	6.146	551	554	561	rBV3	4844	9836	0.25%	0.019%
16	6.581	621	628	642	rBV	398637	642764	16.07%	1.251%
17	6.728	645	653	673	rVB2	1298430	2538576	63.46%	4.942%
18	6.922	679	686	699	rBV	962790	1531672	38.29%	2.982%
19	7.028	701	704	708	rVB5	5317	7091	0.18%	0.014%
20	7.263	740	744	750	rVB6	3618	5677	0.14%	0.011%
21	7.381	757	764	773	rBV	865264	1370833	34.27%	2.668%
22	7.740	818	825	831	rVV7	9350	21327	0.53%	0.042%
23	7.811	833	837	842	rVV5	6374	10481	0.26%	0.020%
24	7.863	842	846	852	rVB7	6153	11187	0.28%	0.022%
25	8.093	879	885	893	rBV	910973	1472643	36.81%	2.867%
26	8.163	894	897	908	rVV2	32062	70047	1.75%	0.136%
27	8.263	911	914	921	rVV7	5932	12994	0.32%	0.025%
28	8.358	924	930	940	rVB	81106	129984	3.25%	0.253%
29	8.522	950	958	970	rBV	875961	1418410	35.46%	2.761%
30	8.669	978	983	988	rVB7	3780	7286	0.18%	0.014%
31	8.969	1030	1034	1039	rVB6	4900	7379	0.18%	0.014%
32	9.093	1049	1055	1056	rBV	8181	12379	0.31%	0.024%
33	9.234	1072	1079	1089	rBV	738257	1169504	29.24%	2.277%
34	9.516	1122	1127	1132	rBV7	3599	7955	0.20%	0.015%
35	9.675	1149	1154	1157	rBV5	3487	5555	0.14%	0.011%
36	9.769	1162	1170	1182	rBV	1102677	1857406	46.43%	3.616%

Data Path : Z:\svoasrv\HPCHEM1\BNA_N\Data\BN100424\
Data File : BN034398.D
Acq On : 04 Oct 2024 20:01
Operator : RC/JU
Sample : P4227-18
Misc :
ALS Vial : 10 Sample Multiplier: 1

Instrument :
BNA_N
ClientSampleId :
PMW-10(20240927)

Integration Parameters: LSCINT.P
Integrator: RTE
Smoothing : OFF Filtering: 5
Sampling : 1 Min Area: 0.1 % of largest Peak
Start Thrs: 0.2 Max Peaks: 100
Stop Thrs : 0 Peak Location: TOP

If leading or trailing edge < 100 prefer < Baseline drop else tangent >
Peak separation: 5

Method : Z:\svoasrv\HPCHEM1\BNA_N\Methods\SFAM-EPA-BN091124.MA.M
Title : SVOA CALIBRATION

37	9.863	1184	1186	1193	rVB5	10552	12694	0.32%	0.025%
38	10.005	1204	1210	1218	rVB2	66575	106211	2.66%	0.207%
39	10.134	1224	1232	1240	rBV	1173859	1872946	46.82%	3.646%
40	10.193	1240	1242	1250	rVB5	8864	13396	0.33%	0.026%
41	10.281	1250	1257	1277	rBV	922316	1650425	41.26%	3.213%
42	10.516	1291	1297	1301	rVB4	8714	15012	0.38%	0.029%
43	10.857	1350	1355	1359	rVB7	6257	8341	0.21%	0.016%
44	10.969	1366	1374	1380	rBV10	5337	13926	0.35%	0.027%
45	11.357	1432	1440	1470	rBV	941649	1886703	47.17%	3.673%
46	11.734	1498	1504	1512	rVB2	19869	34313	0.86%	0.067%
47	12.222	1583	1587	1590	rVB5	2772	4550	0.11%	0.009%
48	12.369	1608	1612	1619	rVB7	3589	7697	0.19%	0.015%
49	12.646	1655	1659	1665	rVB8	3263	6471	0.16%	0.013%
50	12.869	1695	1697	1704	rBV7	2639	4449	0.11%	0.009%
51	13.363	1777	1781	1785	rBV7	2864	4035	0.10%	0.008%
52	13.457	1791	1797	1808	rBV	1725638	2447151	61.18%	4.764%
53	13.716	1833	1841	1852	rBV	2003362	3055463	76.38%	5.948%
54	13.893	1865	1871	1880	rBV5	10702	29134	0.73%	0.057%
55	14.034	1888	1895	1906	rBV	1596564	2325712	58.14%	4.527%
56	14.263	1928	1934	1949	rBV	114593	244340	6.11%	0.476%
57	14.463	1963	1968	1976	rBV2	16673	30793	0.77%	0.060%
58	14.740	2009	2015	2028	rBV	146868	266412	6.66%	0.519%
59	15.034	2059	2065	2077	rBV	2519736	3659492	91.48%	7.124%
60	15.169	2081	2088	2102	rBV	637578	894073	22.35%	1.740%
61	15.275	2102	2106	2119	rVB4	15924	32512	0.81%	0.063%
62	15.416	2125	2130	2135	rBV	48411	69355	1.73%	0.135%
63	15.710	2175	2180	2187	rBV	33460	64836	1.62%	0.126%
64	15.851	2201	2204	2209	rVB	10697	15658	0.39%	0.030%
65	16.475	2306	2310	2314	rVB6	3626	6019	0.15%	0.012%
66	16.575	2322	2327	2328	rBV4	3584	4121	0.10%	0.008%
67	16.792	2357	2364	2370	rBV	1630239	2353283	58.83%	4.581%
68	16.887	2374	2380	2395	rVV	2552372	3686384	92.16%	7.176%
69	17.016	2399	2402	2405	rVB5	6313	7219	0.18%	0.014%
70	17.110	2414	2418	2420	rVB5	4157	6064	0.15%	0.012%
71	17.504	2482	2485	2489	rVB3	11948	14029	0.35%	0.027%
72	17.722	2516	2522	2530	rBV2	42270	102538	2.56%	0.200%
73	17.786	2530	2533	2538	rVB	11562	20394	0.51%	0.040%
74	18.157	2591	2596	2599	rBV7	4439	8975	0.22%	0.017%
75	18.757	2694	2698	2703	rBV2	31245	45081	1.13%	0.088%
76	18.828	2706	2710	2717	rVB	36719	52585	1.31%	0.102%

LSC Area Percent Report

Data Path : Z:\svoasrv\HPCHEM1\BNA_N\Data\BN100424\
Data File : BN034398.D
Acq On : 04 Oct 2024 20:01
Operator : RC/JU
Sample : P4227-18
Misc :
ALS Vial : 10 Sample Multiplier: 1

Instrument :
BNA_N
ClientSampleId :
PMW-10(20240927)

Integration Parameters: LSCINT.P
Integrator: RTE
Smoothing : OFF Filtering: 5
Sampling : 1 Min Area: 0.1 % of largest Peak
Start Thrs: 0.2 Max Peaks: 100
Stop Thrs : 0 Peak Location: TOP

If leading or trailing edge < 100 prefer < Baseline drop else tangent >
Peak separation: 5

Method : Z:\svoasrv\HPCHEM1\BNA_N\Methods\SFAM-EPA-BN091124.MA.M
Title : SVOA CALIBRATION

77	19.028	2739	2744	2752	rBV3	36057	78162	1.95%	0.152%
78	19.198	2766	2773	2786	rBV	2812597	3950493	98.76%	7.690%
79	21.022	3078	3083	3093	rBV2	1545160	2213701	55.34%	4.309%
80	23.545	3504	3512	3531	rVB	1751812	4000166	100.00%	7.787%
81	23.727	3536	3543	3562	rVB	1092614	2620835	65.52%	5.102%

Sum of corrected areas: 51371991

LSC Report - Integrated Chromatogram

Data Path : Z:\svoasrv\HPCHEM1\BNA_N\Data\BN100424\
Data File : BN034398.D
Acq On : 04 Oct 2024 20:01
Operator : RC/JU
Sample : P4227-18
Misc :
ALS Vial : 10 Sample Multiplier: 1

Instrument :
BNA_N
ClientSampleId :
PMW-10(20240927)

Quant Method : Z:\svoasrv\HPCHEM1\BNA_N\Methods\SFAM-EPA-BN091124.MA.M
Quant Title : SVOA CALIBRATION

TIC Library : C:\Database\NIST20.L
TIC Integration Parameters: LSCINT.P

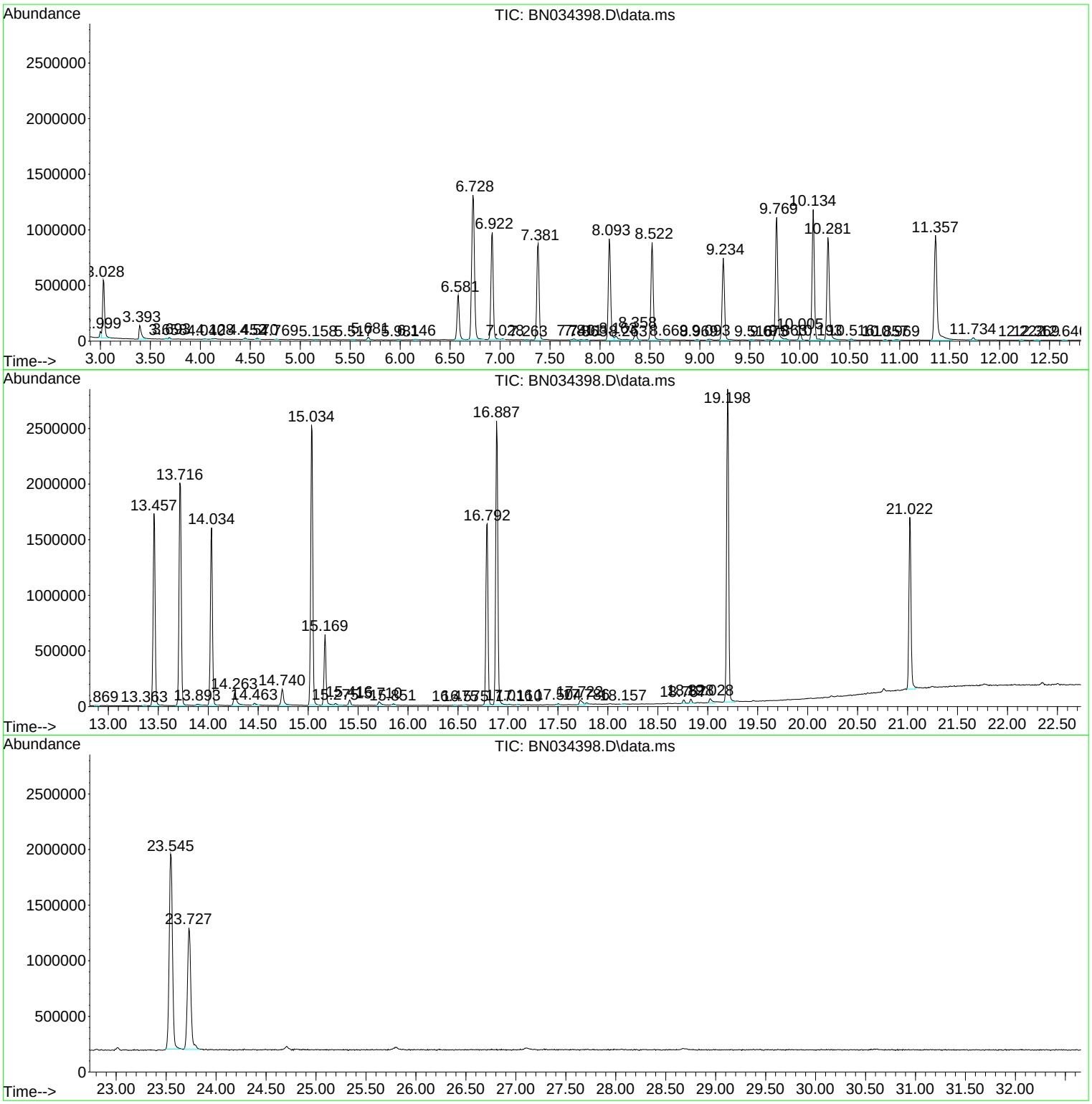

Data Path : Z:\svoasrv\HPCHEM1\BNA_N\Data\BN100424\
Data File : BN034398.D
Acq On : 04 Oct 2024 20:01
Operator : RC/JU
Sample : P4227-18
Misc :
ALS Vial : 10 Sample Multiplier: 1

Instrument :
BNA_N
ClientSampleId :
PMW-10(20240927)

Quant Method : Z:\svoasrv\HPCHEM1\BNA_N\Methods\SFAM-EPA-BN091124.MA.M
Quant Title : SVOA CALIBRATION

TIC Library : C:\Database\NIST20.L
TIC Integration Parameters: LSCINT.P

****
Peak Number 1 Phenol, 3-amino- Concentration Rank 1

R.T.	EstConc	Area	Relative to ISTD	R.T.
11.357	20.15 ng/ul	1886700	Naphthalene-d8	10.134

Hit# of 5	Tentative ID	MW	MolForm	CAS#	Qual
1	Phenol, 3-amino-	109	C6H7NO	000591-27-5	97
2	Phenol, 3-amino-	109	C6H7NO	000591-27-5	94
3	Phenol, 3-amino-	109	C6H7NO	000591-27-5	90
4	Phenol, 3-amino-	109	C6H7NO	000591-27-5	87
5	Phenol, 4-amino-	109	C6H7NO	000123-30-8	87

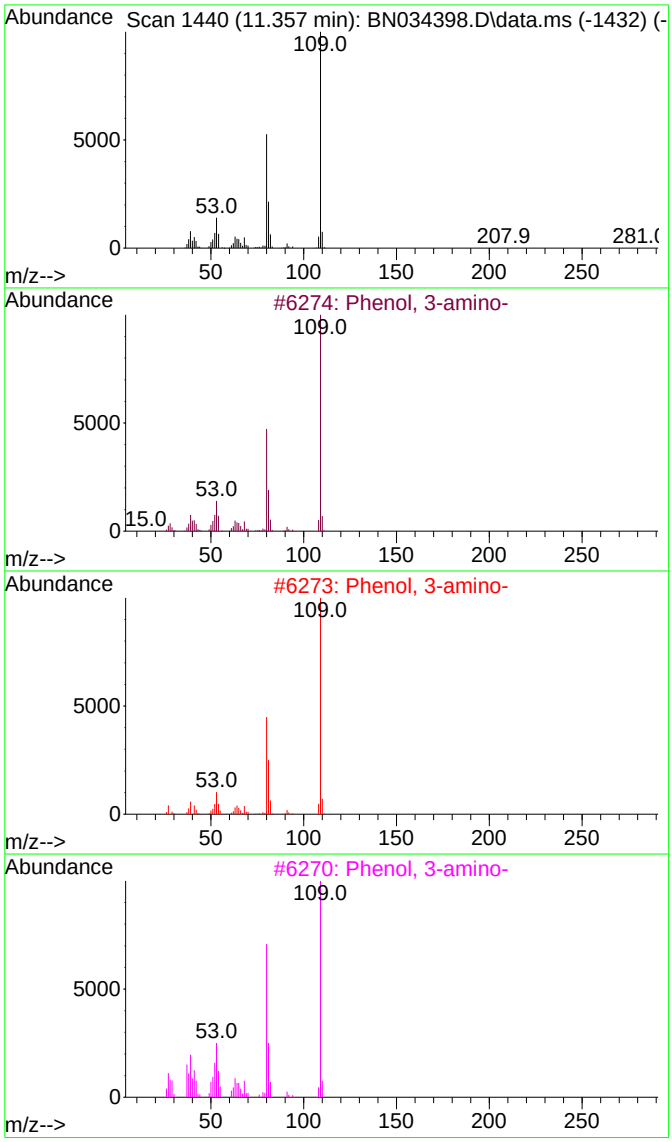

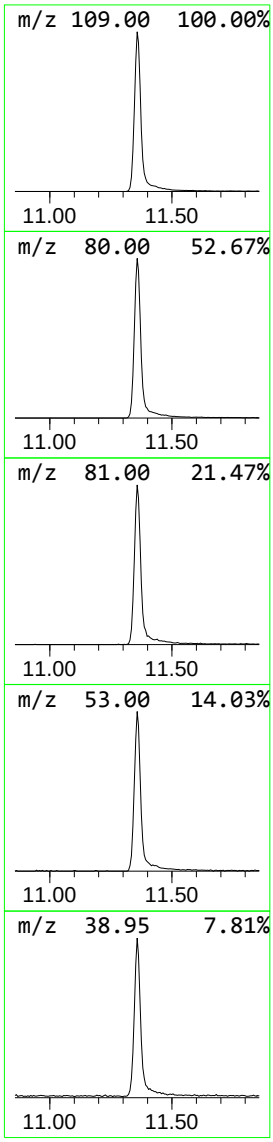

Data Path : Z:\svoasrv\HPCHEM1\BNA_N\Data\BN100424\
Data File : BN034398.D
Acq On : 04 Oct 2024 20:01
Operator : RC/JU
Sample : P4227-18
Misc :
ALS Vial : 10 Sample Multiplier: 1

Instrument :
BNA_N
ClientSampleId :
PMW-10(20240927)

Quant Method : Z:\svoasrv\HPCHEM1\BNA_N\Methods\SFAM-EPA-BN091124.MA.M
Quant Title : SVOA CALIBRATION

TIC Library : C:\Database\NIST20.L
TIC Integration Parameters: LSCINT.P

****
Peak Number 2 unknown-01 Concentration Rank 2

R.T.	EstConc	Area	Relative to ISTD	R.T.
14.740	2.29 ng/ul	266412	Acenaphthene-d10	14.034

Hit# of 5	Tentative ID	MW	MolForm	CAS#	Qual
1	6-Iodo-2-picolin-5-ol	235	C6H6INO	023003-30-7	40
2	4-Pyrimidinamine, 5-iodo-6-methyl-	235	C5H6IN3	083410-18-8	37
3	Ethanedione, 1-cyano-2-ethoxy-, ...	235	C11H10FN3O2	263256-02-6	32
4	Quinoline, 4,8-dinitro-, 1-oxide	235	C9H5N3O5	014753-19-6	28
5	Ethanedione, 1-cyano-2-ethoxy-, ...	235	C11H10FN3O2	326909-09-5	9

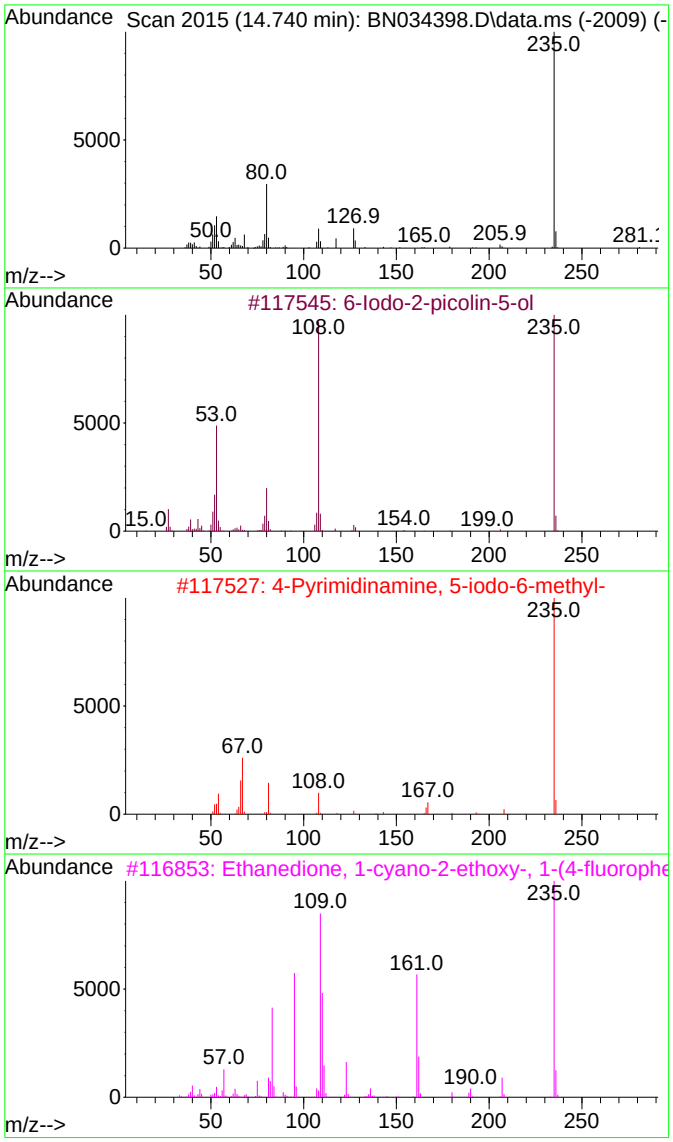

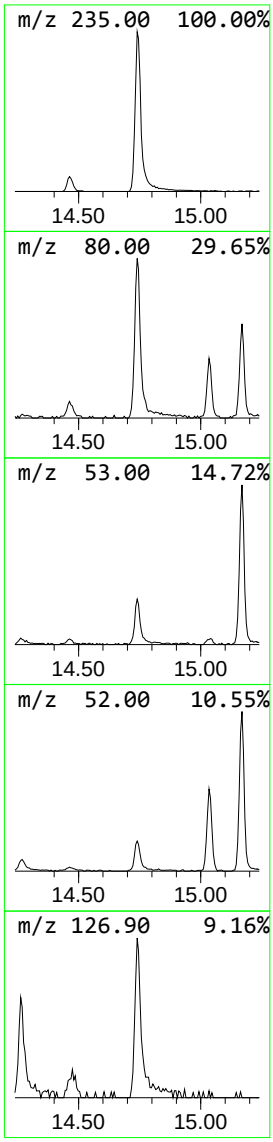

Tentatively Identified Compound (LSC) summary

Data Path : Z:\svoasrv\HPCHEM1\BNA_N\Data\BN100424\
Data File : BN034398.D
Acq On : 04 Oct 2024 20:01
Operator : RC/JU
Sample : P4227-18
Misc :
ALS Vial : 10 Sample Multiplier: 1

Instrument :
BNA_N
ClientSampleId :
PMW-10(20240927)

Quant Method : Z:\svoasrv\HPCHEM1\BNA_N\Methods\SFAM-EPA-BN091124.MA.M
Quant Title : SVOA CALIBRATION

TIC Library : C:\Database\NIST20.L
TIC Integration Parameters: LSCINT.P

TIC Top Hit name	RT	EstConc	Units	Response	Internal Standard #	RT	Resp	Conc
Phenol, 3-amino-	11.357	20.1	ng/ul	1886700	2	10.134	1872950	20.0
unknown-01	14.740	2.3	ng/ul	266412	3	14.034	2325710	20.0

FORM 1A-OR
ORGANIC ANALYSIS DATA SHEET
TARGET ANALYTE LIST

EPA SAMPLE NO.

PMW-2(20240925)

Lab Name : Alliance Technical Group, LLC
Contract : 68HERH20D0011
Lab Code: ACE Case No.: ARC Sayrevil
MA No. : SDG No.: P4227
Analytical Method : SVOA
Level :
Matrix : Water
Lab Sample ID : P4227-02
Sample wt/vol : 1000 (g/mL) mL
Lab File ID : BN034421.D
% Solids :
Date Received : 09/27/2024
GC Column : ZB-GR ID : 0.25 (mm)
Date Extracted : 09/30/2024
GC Column : ID : (mm)
Date Analyzed : 10/05/2024
Extract Concentrated :(Y/N) N
Extract Volume : 1000 (µL)
Soil Aliquot (VOA) : (µL)
Extraction Type : CONH
Heated Purge : (Y/N)
Injection Volume : 1.0 (µL)
Purge Volume : (mL)
pH : 6 Dilution Factor : 1.0
Cleanup Types :
Cleanup Factor : 1.0
Concentration Units (µg/L, µg/kg, µg, or µg/cm²): µg/L

CAS NO.	ANALYTE	CONCENTRATION	Q
111-44-4	Bis(2-Chloroethyl)ether	10	U
98-95-3	Nitrobenzene	5.0	U
78-59-1	Isophorone	5.0	U

FORM 1B-OR
ORGANIC ANALYSIS DATA SHEET
TENTATIVELY IDENTIFIED COMPOUNDS

EPA SAMPLE NO.

PMW-2(20240925)

Lab Name : Alliance Technical Group, LLC
Contract : 68HERH20D0011
Lab Code: ACE Case No.: ARC Sayrevi
MA No. : SDG No.: P4227
Analytical Method : SVOA
Level :
Matrix : Water
Lab Sample ID : P4227-02
Sample wt/vol : 1000 (g/mL) mL
Lab File ID : BN034421.D
% Solids :
Date Received : 09/27/2024
GC Column : ZB-GR ID : 0.25 (mm)
Date Extracted : 09/30/2024
Extract Concentrated : (Y/N) N
Date Analyzed : 10/05/2024
Soil Aliquot (VOA) : (µL)
Extract Volume : 1000 (µL)
Heated Purge : (Y/N)
Extraction Type : CONH
Purge Volume : (mL)
Injection Volume : 1.0 (µL)
Cleanup Types :
pH : 6 Dilution Factor : 1.0
Concentration Units (µg/L,µg/kg): µg/L
Cleanup Factor : 1.0

	CAS NO.	ANALYTE	RT	EST. CONC.	Q
1	000098-06-6	Benzene, tert-butyl-	6.987	2.8	JN
2	000541-73-1	Benzene, 1,3-dichloro-	7.263	2.1	JN
3	027129-86-8	.alpha.-Bromomesitylene	13.122	2.3	JN
4	000134-32-7	1-Naphthalenamine	14.586	20	JN
5	000112-75-4	1-Tetradecanamine, N,N-dimethyl-	15.851	9.1	JN
6	092636-36-7	1-(4-Iodophenyl)pyrrole	17.769	11	JN
7		unknown-01	18.057	2.2	J
8		unknown-02	18.527	14	J
9	E966796	Total Alkanes	N/A	0.0	

EPA-designated Registry Number.

Quantitation Report (QT/LSC Reviewed)

Data Path : Z:\svoasrv\HPCHEM1\BNA_N\Data\BN100424\
Data File : BN034421.D
Acq On : 05 Oct 2024 13:02
Operator : RC/JU
Sample : P4227-02
Misc :
ALS Vial : 38 Sample Multiplier: 1

Instrument :
BNA_N
ClientSampleId :
PMW-2(20240925)

Quant Time: Oct 06 23:47:57 2024
Quant Method : Z:\svoasrv\HPCHEM1\BNA_N\Methods\SFAM-EPA-BN091124.MA.M
Quant Title : SVOA CALIBRATION
QLast Update : Mon Sep 30 14:14:38 2024
Response via : Initial Calibration

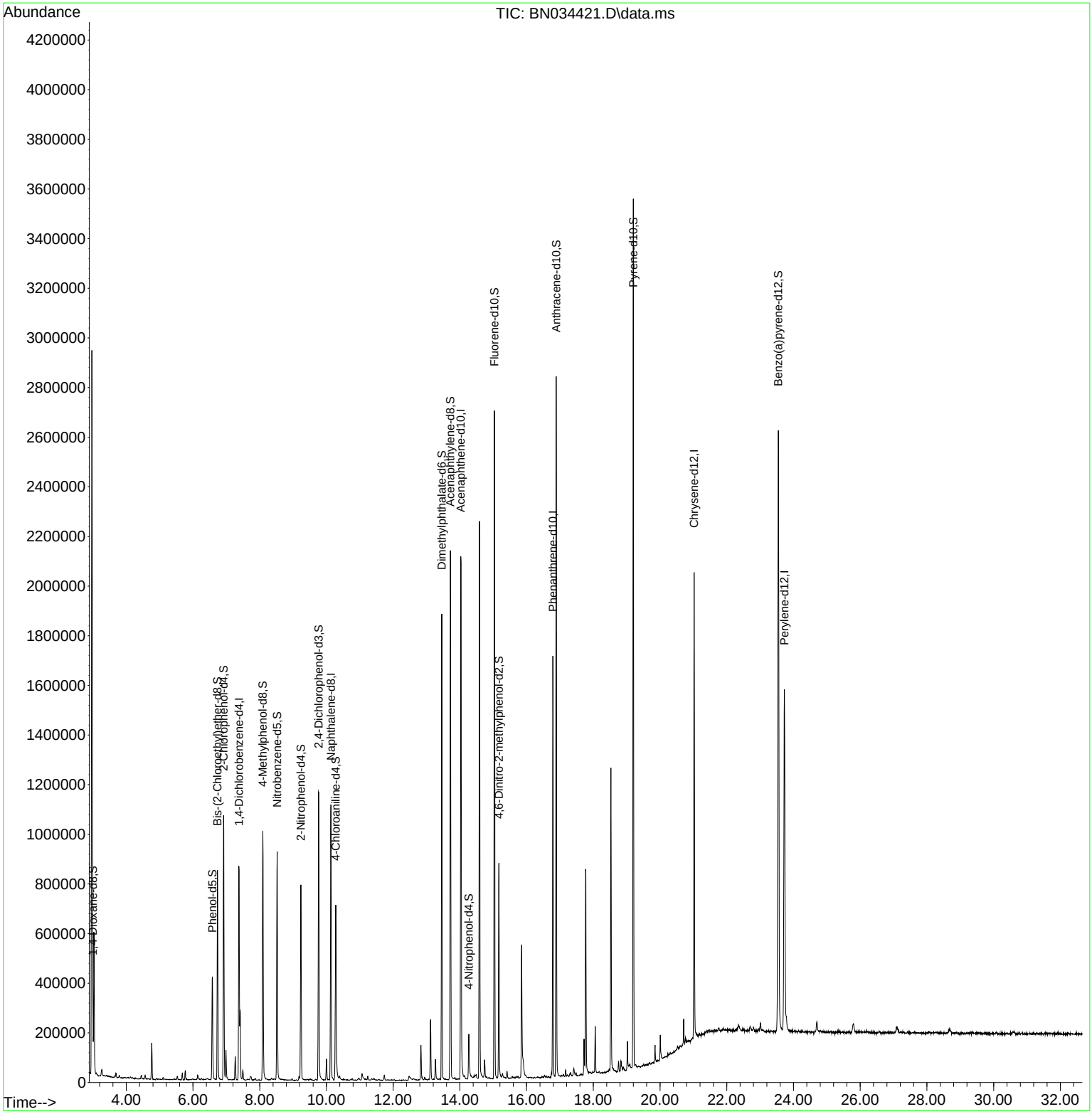

Quantitation Report (QT/LSC Reviewed)

Data Path : Z:\svoasrv\HPCHEM1\BNA_N\Data\BN100424\
Data File : BN034421.D
Acq On : 05 Oct 2024 13:02
Operator : RC/JU
Sample : P4227-02
Misc :
ALS Vial : 38 Sample Multiplier: 1

Instrument :
BNA_N
ClientSampleId :
PMW-2(20240925)

Quant Time: Oct 06 23:47:57 2024
Quant Method : Z:\svoasrv\HPCHEM1\BNA_N\Methods\SFAM-EPA-BN091124.MA.M
Quant Title : SVOA CALIBRATION
QLast Update : Mon Sep 30 14:14:38 2024
Response via : Initial Calibration

Compound	R.T.	QIon	Response	Conc	Units	Dev(Min)
Internal Standards						
1) 1,4-Dichlorobenzene-d4	7.381	152	236716	20.000	ng/ul	0.00
20) Naphthalene-d8	10.134	136	903333	20.000	ng/ul	0.00
38) Acenaphthene-d10	14.028	164	516314	20.000	ng/ul	-0.01
64) Phenanthrene-d10	16.786	188	964476	20.000	ng/ul	-0.01
79) Chrysene-d12	21.021	240	917059	20.000	ng/ul	-0.01
88) Perylene-d12	23.727	264	1135197	20.000	ng/ul	-0.01
System Monitoring Compounds						
3) 1,4-Dioxane-d8	2.999	96	31424	5.417	ng/uL	0.00
4) Pyridine-d5	0.000	84	0d	0.000	ng/ul	
7) Phenol-d5	6.581	99	249949	11.897	ng/ul	0.00
9) Bis-(2-Chloroethyl)eth...	6.734	67	346876	26.612	ng/ul	0.00
11) 2-Chlorophenol-d4	6.916	132	498171	30.125	ng/ul	-0.01
15) 4-Methylphenol-d8	8.093	113	375444	21.719	ng/ul	-0.01
21) Nitrobenzene-d5	8.522	128	232829	32.337	ng/ul	0.00
24) 2-Nitrophenol-d4	9.234	143	257979	34.844	ng/ul	0.00
28) 2,4-Dichlorophenol-d3	9.769	165	447336	32.082	ng/ul	0.00
31) 4-Chloroaniline-d4	10.281	131	346562	16.417	ng/ul	-0.01
46) Dimethylphthalate-d6	13.457	166	1248226	32.349	ng/ul	-0.01
49) Acenaphthylene-d8	13.716	160	1391479	32.056	ng/ul	-0.01
54) 4-Nitrophenol-d4	14.269	143	60944	7.696	ng/ul	0.00
60) Fluorene-d10	15.033	176	1034064	31.621	ng/ul	-0.01
65) 4,6-Dinitro-2-methylph...	15.169	200	174559	30.355	ng/ul	0.00
73) Anthracene-d10	16.886	188	1574791	34.730	ng/ul	-0.01
81) Pyrene-d10	19.198	212	1790161	35.035	ng/ul	-0.01
92) Benzo(a)pyrene-d12	23.545	264	2123182	36.410	ng/ul	-0.01

Target Compounds Qvalue

(#) = qualifier out of range (m) = manual integration (+) = signals summed

LSC Area Percent Report

Data Path : Z:\svoasrv\HPCHEM1\BNA_N\Data\BN100424\
Data File : BN034421.D
Acq On : 05 Oct 2024 13:02
Operator : RC/JU
Sample : P4227-02
Misc :
ALS Vial : 38 Sample Multiplier: 1

Instrument :
BNA_N
ClientSampleId :
PMW-2(20240925)

Integration Parameters: LSCINT.P
Integrator: RTE
Smoothing : OFF Filtering: 5
Sampling : 1 Min Area: 0.1 % of largest Peak
Start Thrs: 0.2 Max Peaks: 100
Stop Thrs : 0 Peak Location: TOP

If leading or trailing edge < 100 prefer < Baseline drop else tangent >
Peak separation: 5

Method : Z:\svoasrv\HPCHEM1\BNA_N\Methods\SFAM-EPA-BN091124.MA.M
Title : SVOA CALIBRATION

Signal : TIC: BN034421.D\data.ms

peak #	R.T. min	first scan	max scan	last scan	PK TY	peak height	corr. area	corr. % max.	% of total
1	2.969	8	14	21	rBV	2914429	5291083	99.04%	7.721%
2	3.028	21	24	34	rVB	571717	821013	15.37%	1.198%
3	3.264	59	64	71	rVB2	23634	44938	0.84%	0.066%
4	3.687	133	136	143	rVB	19407	29592	0.55%	0.043%
5	3.787	150	153	159	rVB4	10045	15472	0.29%	0.023%
6	4.122	206	210	215	rVB3	5328	8602	0.16%	0.013%
7	4.281	234	237	245	rVB8	4094	7419	0.14%	0.011%
8	4.452	261	266	271	rBV2	14898	22100	0.41%	0.032%
9	4.563	280	285	292	rBV3	15053	23723	0.44%	0.035%
10	4.763	313	319	325	rVB	147236	217664	4.07%	0.318%
11	4.905	338	343	344	rBV5	5503	7913	0.15%	0.012%
12	5.105	372	377	380	rVB2	8483	12518	0.23%	0.018%
13	5.528	444	449	455	rVB6	14317	22343	0.42%	0.033%
14	5.681	469	475	480	rVB	27184	40399	0.76%	0.059%
15	5.769	484	490	494	rBV	36770	55237	1.03%	0.081%
16	6.140	549	553	565	rVB	18435	36127	0.68%	0.053%
17	6.581	621	628	642	rBV	413994	684573	12.81%	0.999%
18	6.734	648	654	663	rBV	843769	1271392	23.80%	1.855%
19	6.916	678	685	693	rBV	1065139	1662589	31.12%	2.426%
20	6.987	693	697	711	rVB	119244	193202	3.62%	0.282%
21	7.263	738	744	751	rBV	93778	144075	2.70%	0.210%
22	7.375	756	763	767	rBV	862030	1389390	26.01%	2.027%
23	7.410	767	769	778	rVV	282590	389003	7.28%	0.568%
24	7.493	778	783	789	rVB	36748	56843	1.06%	0.083%
25	7.728	817	823	830	rVB4	14705	38770	0.73%	0.057%
26	7.857	842	845	852	rVB7	7704	12938	0.24%	0.019%
27	8.093	878	885	901	rBV	1003573	1623150	30.38%	2.368%
28	8.357	924	930	935	rBV7	7051	14917	0.28%	0.022%
29	8.522	950	958	974	rBV	918645	1481613	27.73%	2.162%
30	8.969	1029	1034	1040	rVB5	6561	10965	0.21%	0.016%
31	9.104	1050	1057	1063	rVB9	3080	7448	0.14%	0.011%
32	9.181	1063	1070	1072	rBV	16905	27445	0.51%	0.040%
33	9.234	1072	1079	1092	rVB	785100	1250321	23.40%	1.824%
34	9.504	1121	1125	1128	rBV5	5331	9760	0.18%	0.014%
35	9.669	1150	1153	1158	rBV5	3990	7384	0.14%	0.011%
36	9.763	1161	1169	1192	rBV	1163226	2001080	37.46%	2.920%

Data Path : Z:\svoasrv\HPCHEM1\BNA_N\Data\BN100424\
Data File : BN034421.D
Acq On : 05 Oct 2024 13:02
Operator : RC/JU
Sample : P4227-02
Misc :
ALS Vial : 38 Sample Multiplier: 1

Instrument :
BNA_N
ClientSampleId :
PMW-2(20240925)

Integration Parameters: LSCINT.P
Integrator: RTE
Smoothing : OFF Filtering: 5
Sampling : 1 Min Area: 0.1 % of largest Peak
Start Thrs: 0.2 Max Peaks: 100
Stop Thrs : 0 Peak Location: TOP

If leading or trailing edge < 100 prefer < Baseline drop else tangent >
Peak separation: 5

Method : Z:\svoasrv\HPCHEM1\BNA_N\Methods\SFAM-EPA-BN091124.MA.M
Title : SVOA CALIBRATION

37	10.004	1204	1210	1215	rBV	82007	131741	2.47%	0.192%
38	10.134	1225	1232	1239	rBV	1109430	1802745	33.74%	2.631%
39	10.281	1248	1257	1272	rBV2	705622	1441207	26.98%	2.103%
40	10.393	1274	1276	1286	rVB7	14796	26696	0.50%	0.039%
41	10.769	1336	1340	1344	rVB6	6492	9860	0.18%	0.014%
42	11.069	1384	1391	1403	rBV	25663	74622	1.40%	0.109%
43	11.240	1415	1420	1427	rVB	15658	24624	0.46%	0.036%
44	11.357	1433	1440	1445	rBV10	6340	13511	0.25%	0.020%
45	11.416	1446	1450	1454	rVV6	6858	11787	0.22%	0.017%
46	11.734	1495	1504	1510	rBV3	21616	44281	0.83%	0.065%
47	12.034	1549	1555	1559	rVB7	4766	10874	0.20%	0.016%
48	12.304	1594	1601	1603	rBV5	3374	6530	0.12%	0.010%
49	12.481	1625	1631	1632	rBV3	16729	28276	0.53%	0.041%
50	12.834	1685	1691	1696	rBV	137158	205624	3.85%	0.300%
51	12.939	1705	1709	1715	rBV4	9855	14611	0.27%	0.021%
52	13.063	1725	1730	1734	rBV6	4065	6693	0.13%	0.010%
53	13.122	1734	1740	1751	rVV	242921	372909	6.98%	0.544%
54	13.269	1759	1765	1770	rBV	81857	128889	2.41%	0.188%
55	13.457	1791	1797	1808	rBV	1876566	2585256	48.39%	3.772%
56	13.716	1831	1841	1859	rBV	2132638	3188549	59.68%	4.653%
57	13.845	1860	1863	1868	rVB2	7506	10809	0.20%	0.016%
58	14.028	1888	1894	1909	rBV	2105820	3305219	61.87%	4.823%
59	14.269	1927	1935	1946	rBV	181813	367176	6.87%	0.536%
60	14.428	1959	1962	1965	rBV2	9552	11846	0.22%	0.017%
61	14.463	1965	1968	1970	rVV3	8066	12359	0.23%	0.018%
62	14.486	1970	1972	1980	rVB7	15887	21682	0.41%	0.032%
63	14.586	1982	1989	2008	rBV	2244503	3311040	61.98%	4.831%
64	14.739	2010	2015	2023	rVV	74227	118700	2.22%	0.173%
65	14.798	2023	2025	2030	rVB6	6445	10522	0.20%	0.015%
66	15.033	2058	2065	2078	rBV	2691905	3827193	71.64%	5.585%
67	15.169	2081	2088	2099	rVV	866290	1170508	21.91%	1.708%
68	15.275	2103	2106	2114	rVB6	16955	31020	0.58%	0.045%
69	15.410	2125	2129	2135	rBV	27053	38375	0.72%	0.056%
70	15.569	2151	2156	2159	rBV6	8434	12007	0.22%	0.018%
71	15.680	2172	2175	2178	rBV4	4535	7191	0.13%	0.010%
72	15.716	2178	2181	2185	rVB6	5032	6891	0.13%	0.010%
73	15.851	2193	2204	2225	rBV	537579	1056789	19.78%	1.542%
74	16.457	2302	2307	2308	rBV5	6781	9324	0.17%	0.014%
75	16.533	2316	2320	2325	rBV7	9848	15265	0.29%	0.022%
76	16.586	2325	2329	2333	rVB6	7978	12577	0.24%	0.018%

LSC Area Percent Report

Data Path : Z:\svoasrv\HPCHEM1\BNA_N\Data\BN100424\
Data File : BN034421.D
Acq On : 05 Oct 2024 13:02
Operator : RC/JU
Sample : P4227-02
Misc :
ALS Vial : 38 Sample Multiplier: 1

Instrument :
BNA_N
ClientSampleId :
PMW-2(20240925)

Integration Parameters: LSCINT.P
Integrator: RTE
Smoothing : OFF Filtering: 5
Sampling : 1 Min Area: 0.1 % of largest Peak
Start Thrs: 0.2 Max Peaks: 100
Stop Thrs : 0 Peak Location: TOP

If leading or trailing edge < 100 prefer < Baseline drop else tangent >
Peak separation: 5

Method : Z:\svoasrv\HPCHEM1\BNA_N\Methods\SFAM-EPA-BN091124.MA.M
Title : SVOA CALIBRATION

77	16.745	2352	2356	2358	rBV3	21386	29210	0.55%	0.043%
78	16.786	2358	2363	2374	rVV	1696826	2314485	43.32%	3.377%
79	16.886	2374	2380	2393	rVV2	2819189	3984174	74.58%	5.814%
80	17.169	2424	2428	2434	rBV2	27182	41553	0.78%	0.061%
81	17.222	2434	2437	2441	rVV6	6629	9815	0.18%	0.014%
82	17.298	2445	2450	2451	rBV5	11956	16192	0.30%	0.024%
83	17.316	2451	2453	2458	rVB2	13508	21701	0.41%	0.032%
84	17.416	2463	2470	2477	rVV	31454	73807	1.38%	0.108%
85	17.480	2479	2481	2489	rVB8	13907	20020	0.37%	0.029%
86	17.722	2517	2522	2526	rBV	145459	217882	4.08%	0.318%
87	17.769	2526	2530	2546	rVB	824512	1226507	22.96%	1.790%
88	18.057	2574	2579	2586	rVB	186271	254857	4.77%	0.372%
89	18.527	2653	2659	2668	rBV	1220307	1627902	30.47%	2.375%
90	18.757	2694	2698	2703	rVB3	42041	59713	1.12%	0.087%
91	18.827	2706	2710	2713	rBV	41227	61516	1.15%	0.090%
92	18.898	2719	2722	2726	rVB5	12176	16415	0.31%	0.024%
93	19.021	2738	2743	2748	rBV	115065	160381	3.00%	0.234%
94	19.198	2767	2773	2780	rBV	3497176	4602181	86.15%	6.715%
95	19.851	2880	2884	2891	rBV	67441	81963	1.53%	0.120%
96	20.010	2907	2911	2918	rBV	99175	142085	2.66%	0.207%
97	20.710	3027	3030	3035	rVB2	100869	111148	2.08%	0.162%
98	21.021	3078	3083	3094	rBV2	1871395	2539235	47.53%	3.705%
99	23.545	3504	3512	3528	rVB	2411285	5342339	100.00%	7.795%
100	23.727	3535	3543	3564	rVB	1373569	3157889	59.11%	4.608%

Sum of corrected areas: 68531749

LSC Report - Integrated Chromatogram

Data Path : Z:\svoasrv\HPCHEM1\BNA_N\Data\BN100424\
Data File : BN034421.D
Acq On : 05 Oct 2024 13:02
Operator : RC/JU
Sample : P4227-02
Misc :
ALS Vial : 38 Sample Multiplier: 1

Instrument :
BNA_N
ClientSampleId :
PMW-2(20240925)

Quant Method : Z:\svoasrv\HPCHEM1\BNA_N\Methods\SFAM-EPA-BN091124.MA.M
Quant Title : SVOA CALIBRATION

TIC Library : C:\Database\NIST20.L
TIC Integration Parameters: LSCINT.P

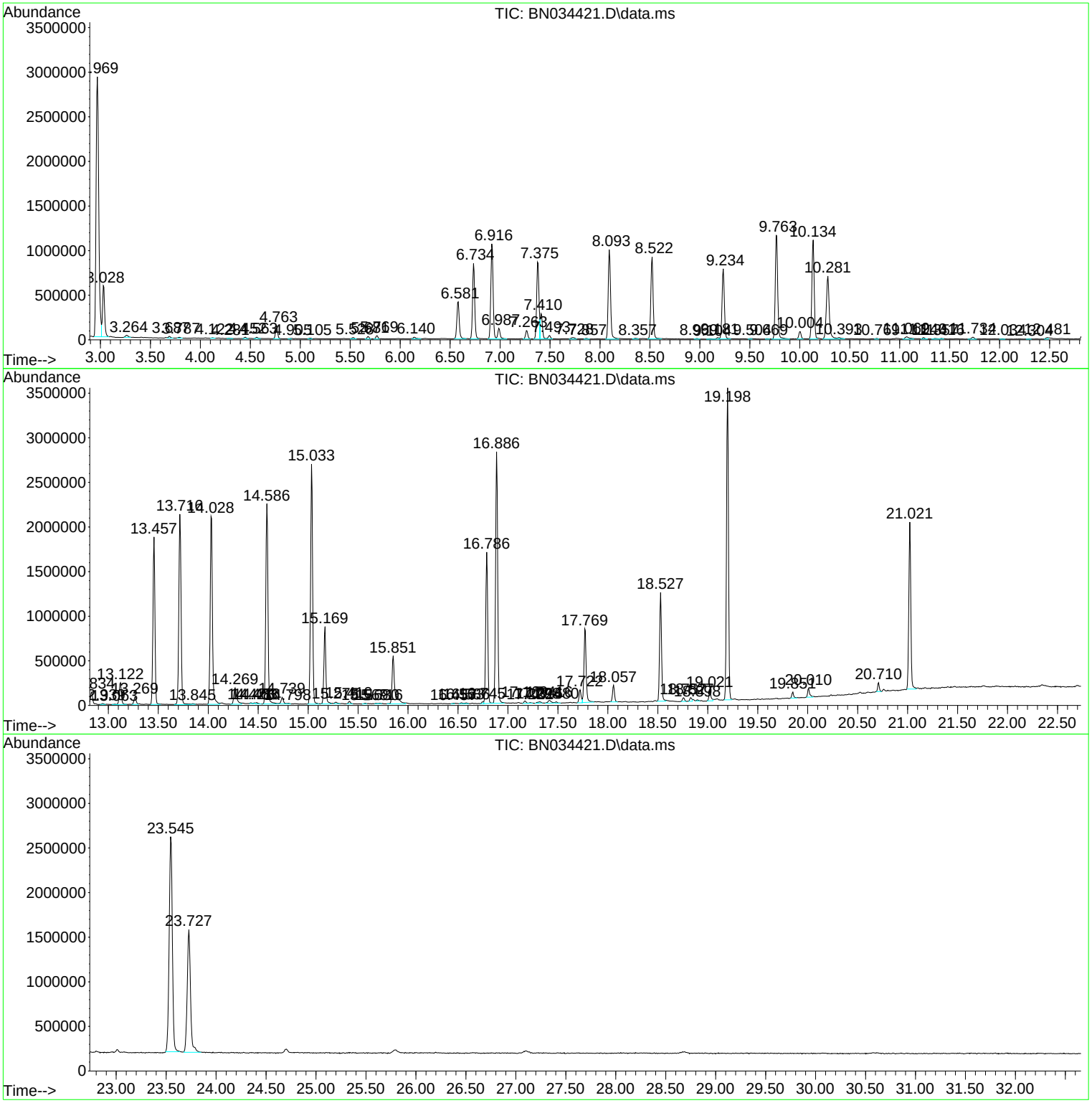

Data Path : Z:\svoasrv\HPCHEM1\BNA_N\Data\BN100424\
Data File : BN034421.D
Acq On : 05 Oct 2024 13:02
Operator : RC/JU
Sample : P4227-02
Misc :
ALS Vial : 38 Sample Multiplier: 1

Instrument :
BNA_N
ClientSampleId :
PMW-2(20240925)

Quant Method : Z:\svoasrv\HPCHEM1\BNA_N\Methods\SFAM-EPA-BN091124.MA.M
Quant Title : SVOA CALIBRATION

TIC Library : C:\Database\NIST20.L
TIC Integration Parameters: LSCINT.P

****
Peak Number 2 Benzene, tert-butyl- Concentration Rank 6

R.T.	EstConc	Area	Relative to ISTD	R.T.
6.987	2.78 ng/ul	193202	1,4-Dichlorobenzene-d4	7.381

Hit# of 5	Tentative ID	MW	MolForm	CAS#	Qual
1	Benzene, tert-butyl-	134	C10H14	000098-06-6	94
2	o-Cymene	134	C10H14	000527-84-4	91
3	p-Cymene	134	C10H14	000099-87-6	91
4	Benzene, tert-butyl-	134	C10H14	000098-06-6	90
5	Benzene, tert-butyl-	134	C10H14	000098-06-6	90

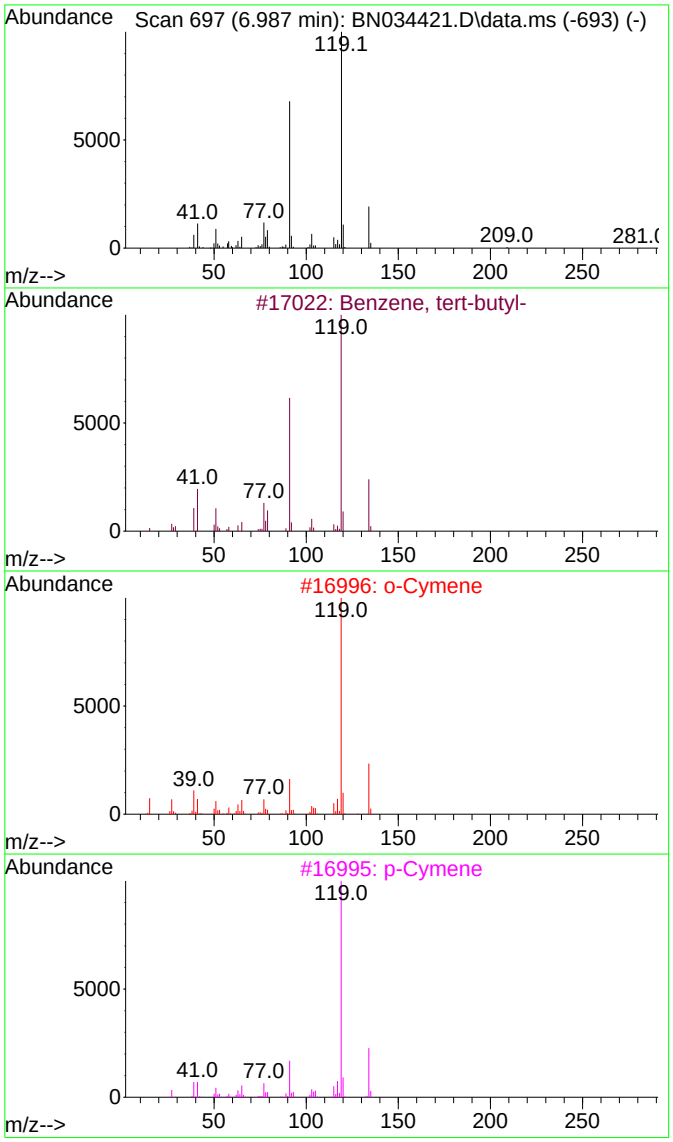

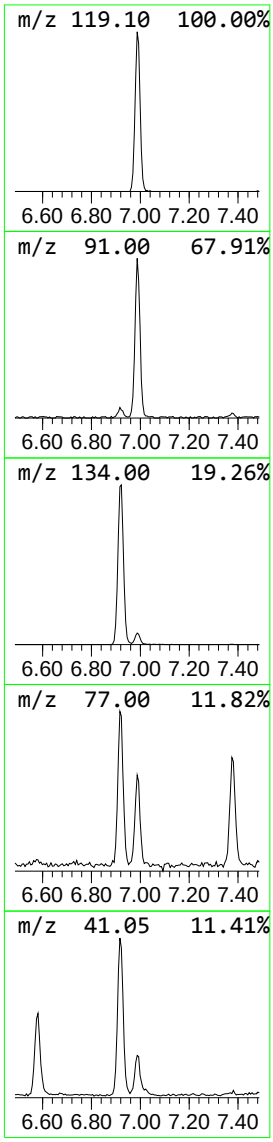

Data Path : Z:\svoasrv\HPCHEM1\BNA_N\Data\BN100424\
Data File : BN034421.D
Acq On : 05 Oct 2024 13:02
Operator : RC/JU
Sample : P4227-02
Misc :
ALS Vial : 38 Sample Multiplier: 1

Instrument :
BNA_N
ClientSampleId :
PMW-2(20240925)

Quant Method : Z:\svoasrv\HPCHEM1\BNA_N\Methods\SFAM-EPA-BN091124.MA.M
Quant Title : SVOA CALIBRATION

TIC Library : C:\Database\NIST20.L
TIC Integration Parameters: LSCINT.P

****
Peak Number 3 Benzene, 1,3-dichloro- Concentration Rank 9

R.T.	EstConc	Area	Relative to ISTD	R.T.
7.263	2.07 ng/ul	144075	1,4-Dichlorobenzene-d4	7.381

Hit# of 5	Tentative ID	MW	MolForm	CAS#	Qual
1	Benzene, 1,3-dichloro-	146	C6H4Cl2	000541-73-1	97
2	Benzene, 1,2-dichloro-	146	C6H4Cl2	000095-50-1	97
3	Benzene, 1,3-dichloro-	146	C6H4Cl2	000541-73-1	97
4	Benzene, 1,2-dichloro-	146	C6H4Cl2	000095-50-1	96
5	Benzene, 1,4-dichloro-	146	C6H4Cl2	000106-46-7	95

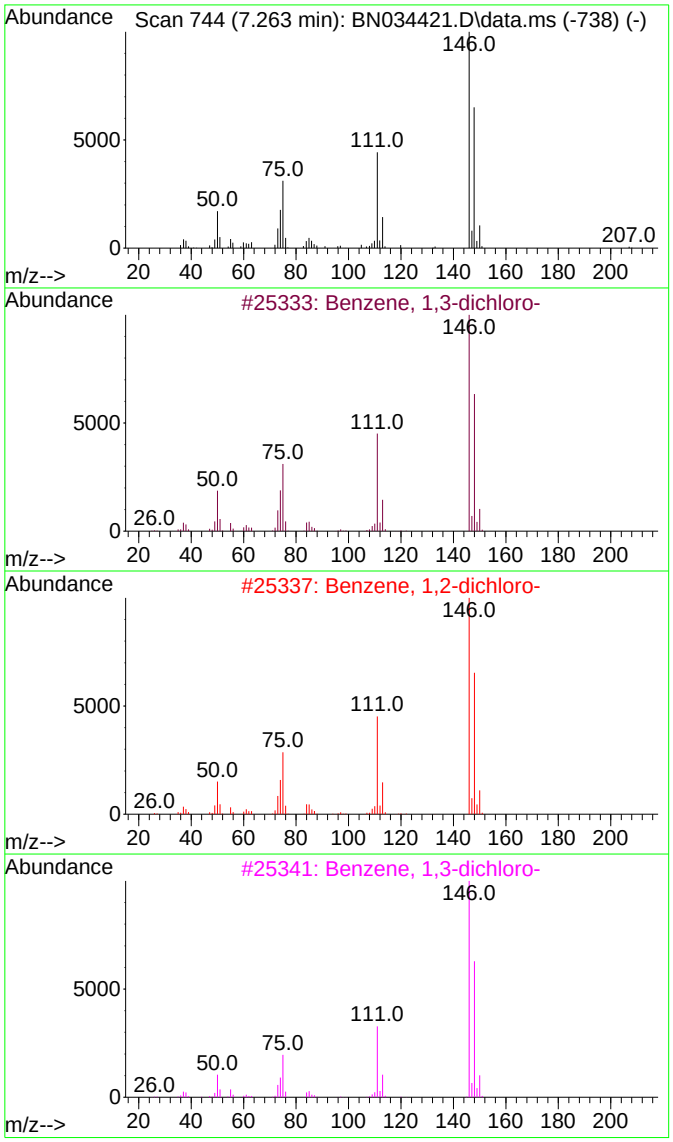

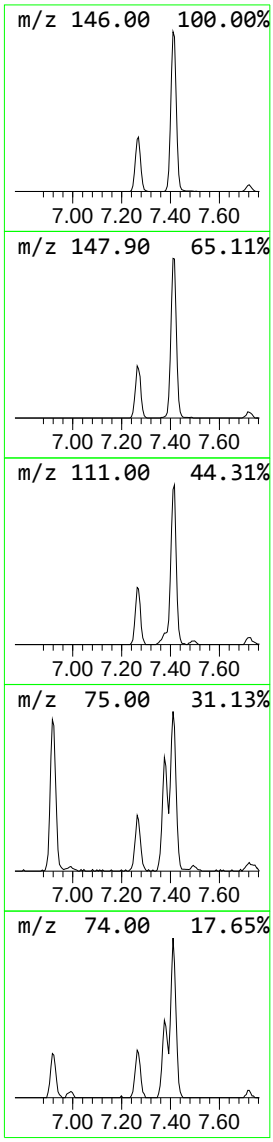

Data Path : Z:\svoasrv\HPCHEM1\BNA_N\Data\BN100424\
Data File : BN034421.D
Acq On : 05 Oct 2024 13:02
Operator : RC/JU
Sample : P4227-02
Misc :
ALS Vial : 38 Sample Multiplier: 1

Instrument :
BNA_N
ClientSampleId :
PMW-2(20240925)

Quant Method : Z:\svoasrv\HPCHEM1\BNA_N\Methods\SFAM-EPA-BN091124.MA.M
Quant Title : SVOA CALIBRATION

TIC Library : C:\Database\NIST20.L
TIC Integration Parameters: LSCINT.P

****
Peak Number 4 .alpha.-Bromomesitylene Concentration Rank 7

R.T.	EstConc	Area	Relative to ISTD	R.T.
13.122	2.26 ng/ul	372909	Acenaphthene-d10	14.028

Hit# of 5	Tentative ID	MW	MolForm	CAS#	Qual
1	.alpha.-Bromomesitylene	198	C9H11Br	027129-86-8	64
2	Butyric acid, 2-phenyl-, 2,3-dic...	308	C16H14Cl2O2	1000406-86-5	59
3	o-Cymene	134	C10H14	000527-84-4	59
4	1,3,5-Cycloheptatriene, 3,7,7-tr...	134	C10H14	003479-89-8	59
5	Benzene, 2-ethyl-1,4-dimethyl-	134	C10H14	001758-88-9	59

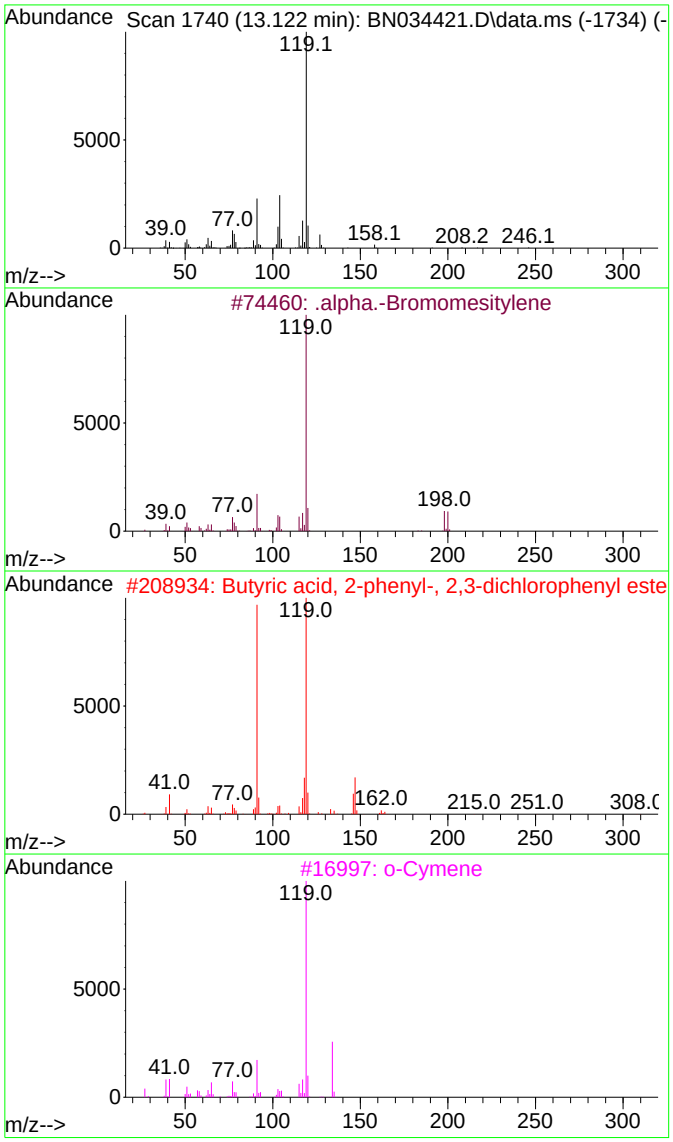

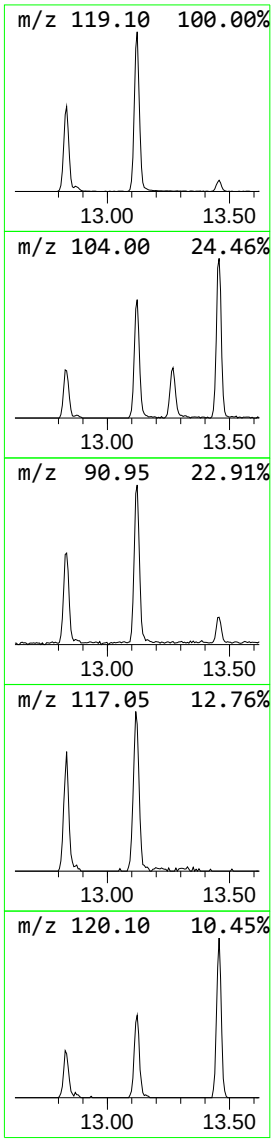

Data Path : Z:\svoasrv\HPCHEM1\BNA_N\Data\BN100424\
Data File : BN034421.D
Acq On : 05 Oct 2024 13:02
Operator : RC/JU
Sample : P4227-02
Misc :
ALS Vial : 38 Sample Multiplier: 1

Instrument :
BNA_N
ClientSampleId :
PMW-2(20240925)

Quant Method : Z:\svoasrv\HPCHEM1\BNA_N\Methods\SFAM-EPA-BN091124.MA.M
Quant Title : SVOA CALIBRATION

TIC Library : C:\Database\NIST20.L
TIC Integration Parameters: LSCINT.P

****
Peak Number 5 1-Naphthalenamine Concentration Rank 1

R.T.	EstConc	Area	Relative to ISTD	R.T.
14.586	20.04 ng/ul	3311040	Acenaphthene-d10	14.028

Hit# of 5	Tentative ID	MW	MolForm	CAS#	Qual
1	1-Naphthalenamine	143	C10H9N	000134-32-7	97
2	1-Naphthalenamine	143	C10H9N	000134-32-7	97
3	2-Naphthalenamine	143	C10H9N	000091-59-8	95
4	1-Naphthalenamine	143	C10H9N	000134-32-7	94
5	2-Naphthalenamine	143	C10H9N	000091-59-8	94

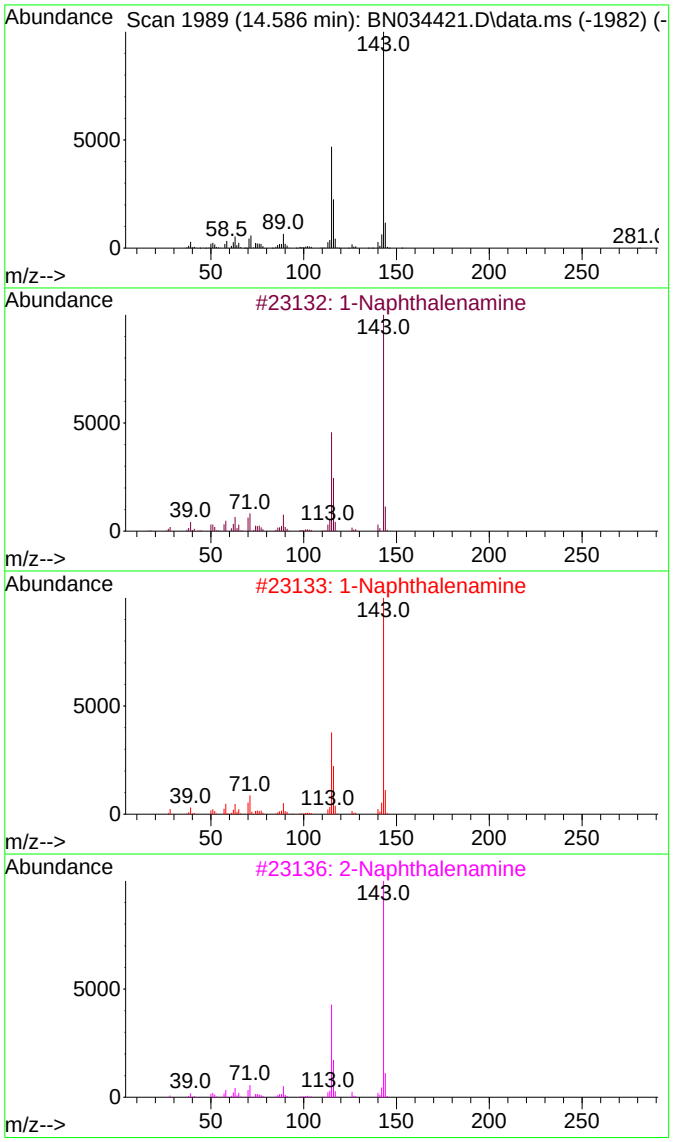

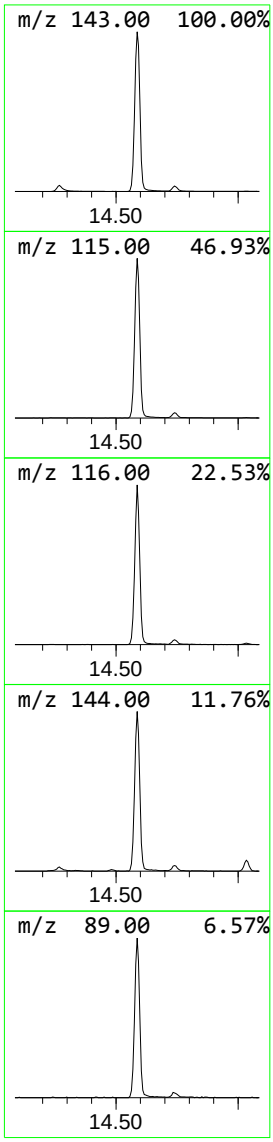

Data Path : Z:\svoasrv\HPCHEM1\BNA_N\Data\BN100424\
Data File : BN034421.D
Acq On : 05 Oct 2024 13:02
Operator : RC/JU
Sample : P4227-02
Misc :
ALS Vial : 38 Sample Multiplier: 1

Instrument :
BNA_N
ClientSampleId :
PMW-2(20240925)

Quant Method : Z:\svoasrv\HPCHEM1\BNA_N\Methods\SFAM-EPA-BN091124.MA.M
Quant Title : SVOA CALIBRATION

TIC Library : C:\Database\NIST20.L
TIC Integration Parameters: LSCINT.P

****
Peak Number 6 1-Tetradecanamine, N,N-dime... Concentration Rank 4

R.T.	EstConc	Area	Relative to ISTD	R.T.
15.851	9.13 ng/ul	1056790	Phenanthrene-d10	16.786

Hit# of 5	Tentative ID	MW	MolForm	CAS#	Qual
1	1-Tetradecanamine, N,N-dimethyl-	241	C16H35N	000112-75-4	91
2	1-Tetradecanamine, N,N-dimethyl-	241	C16H35N	000112-75-4	90
3	Dimethyl palmitamine	269	C18H39N	000112-69-6	78
4	3(N,N-Dimethylmyristylammonio)pr...	363	C19H41NO3S	014933-09-6	78
5	1-Dodecanamine, N,N-dimethyl-	213	C14H31N	000112-18-5	78



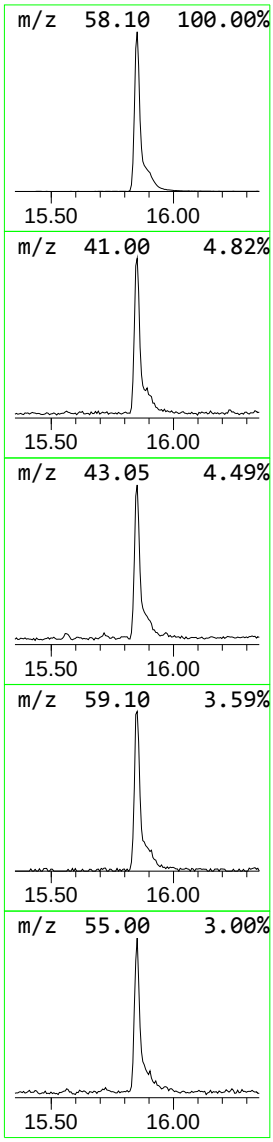

Data Path : Z:\svoasrv\HPCHEM1\BNA_N\Data\BN100424\
Data File : BN034421.D
Acq On : 05 Oct 2024 13:02
Operator : RC/JU
Sample : P4227-02
Misc :
ALS Vial : 38 Sample Multiplier: 1

Instrument :
BNA_N
ClientSampleId :
PMW-2(20240925)

Quant Method : Z:\svoasrv\HPCHEM1\BNA_N\Methods\SFAM-EPA-BN091124.MA.M
Quant Title : SVOA CALIBRATION

TIC Library : C:\Database\NIST20.L
TIC Integration Parameters: LSCINT.P

****

Peak Number 7 1-(4-Iodophenyl)pyrrole Concentration Rank 3

R.T.	EstConc	Area	Relative to ISTD	R.T.
17.769	10.60 ng/ul	1226510	Phenanthrene-d10	16.786

Hit# of 5	Tentative ID	MW	MolForm	CAS#	Qual
1	1-(4-Iodophenyl)pyrrole	269	C10H8IN	092636-36-7	74
2	carbamic acid, N-1-naphthalenyl-...	269	C17H19NO2	1010396-97-3	38
3	Anthraquinone, 1-hydroxy-4-nitro-	269	C14H7NO5	000081-65-2	32
4	1H-Indene-3-carboxylic acid, 7-(...	268	C12H12O5S	139120-17-5	22
5	Methyl 4-(5-nitro-1H-benzimidazo...	269	C14H11N3O3	096954-35-7	17

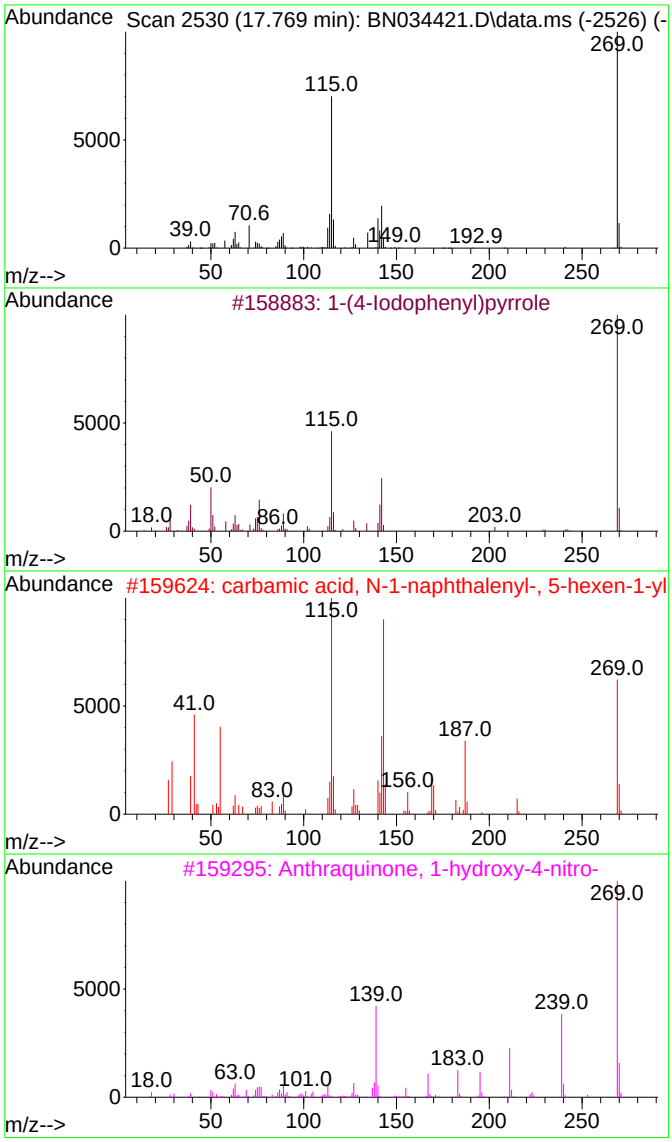

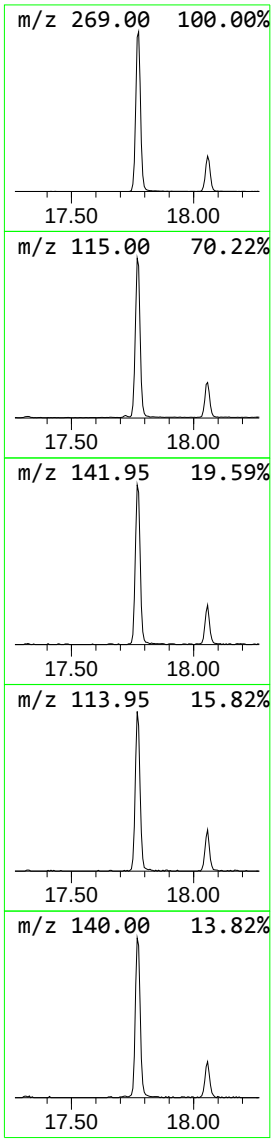

Data Path : Z:\svoasrv\HPCHEM1\BNA_N\Data\BN100424\
Data File : BN034421.D
Acq On : 05 Oct 2024 13:02
Operator : RC/JU
Sample : P4227-02
Misc :
ALS Vial : 38 Sample Multiplier: 1

Instrument :
BNA_N
ClientSampleId :
PMW-2(20240925)

Quant Method : Z:\svoasrv\HPCHEM1\BNA_N\Methods\SFAM-EPA-BN091124.MA.M
Quant Title : SVOA CALIBRATION

TIC Library : C:\Database\NIST20.L
TIC Integration Parameters: LSCINT.P

****

Peak Number 8 unknown-01 Concentration Rank 8

R.T.	EstConc	Area	Relative to ISTD	R.T.
18.057	2.20 ng/ul	254857	Phenanthrene-d10	16.786

Hit# of 5	Tentative ID	MW	MolForm	CAS#	Qual
1	1-(4-Iodophenyl)pyrrole	269	C10H8IN	092636-36-7	64
2	carbamic acid, N-1-naphthalenyl-...	269	C17H19NO2	1010396-97-3	38
3	Glutaric acid, 3-methylbut-2-yl ...	356	C21H40O4	1010359-72-7	33
4	Vitamin K5, N- trifluoroacetyl-	269	C13H10F3NO2	1000453-05-6	28
5	Anthraquinone, 1-hydroxy-4-nitro-	269	C14H7NO5	000081-65-2	25

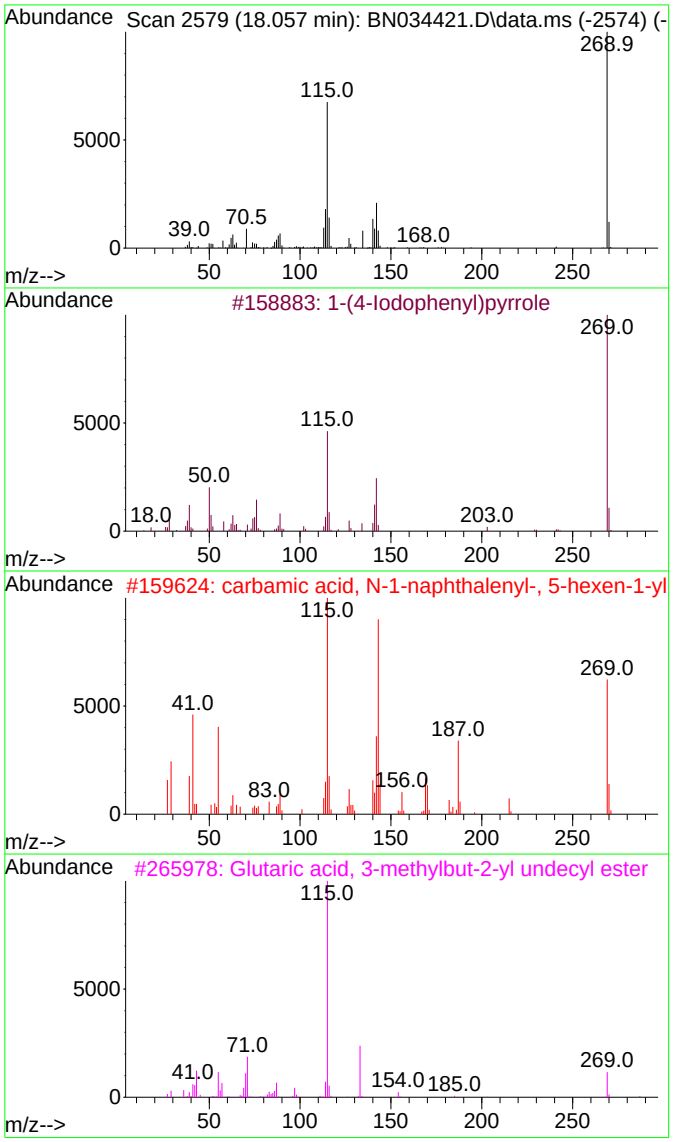

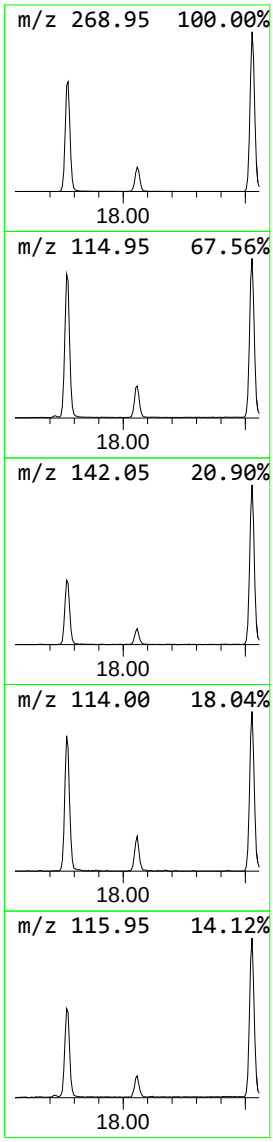

Data Path : Z:\svoasrv\HPCHEM1\BNA_N\Data\BN100424\
Data File : BN034421.D
Acq On : 05 Oct 2024 13:02
Operator : RC/JU
Sample : P4227-02
Misc :
ALS Vial : 38 Sample Multiplier: 1

Instrument :
BNA_N
ClientSampleId :
PMW-2(20240925)

Quant Method : Z:\svoasrv\HPCHEM1\BNA_N\Methods\SFAM-EPA-BN091124.MA.M
Quant Title : SVOA CALIBRATION

TIC Library : C:\Database\NIST20.L
TIC Integration Parameters: LSCINT.P

****

Peak Number 9 unknown-02 Concentration Rank 2

R.T.	EstConc	Area	Relative to ISTD	R.T.
18.527	14.07 ng/ul	1627900	Phenanthrene-d10	16.786

Hit# of 5	Tentative ID	MW	MolForm	CAS#	Qual
1	1-(4-Iodophenyl)pyrrole	269	C10H8IN	092636-36-7	90
2	carbamic acid, N-1-naphthalenyl-...	269	C17H19NO2	1010396-97-3	43
3	Malononitrile, phenyl-	142	C9H6N2	003041-40-5	41
4	Anthraquinone, 1-hydroxy-4-nitro-	269	C14H7NO5	000081-65-2	38
5	Methyl 4-(5-nitro-1H-benzimidazo...	269	C14H11N3O3	096954-35-7	35

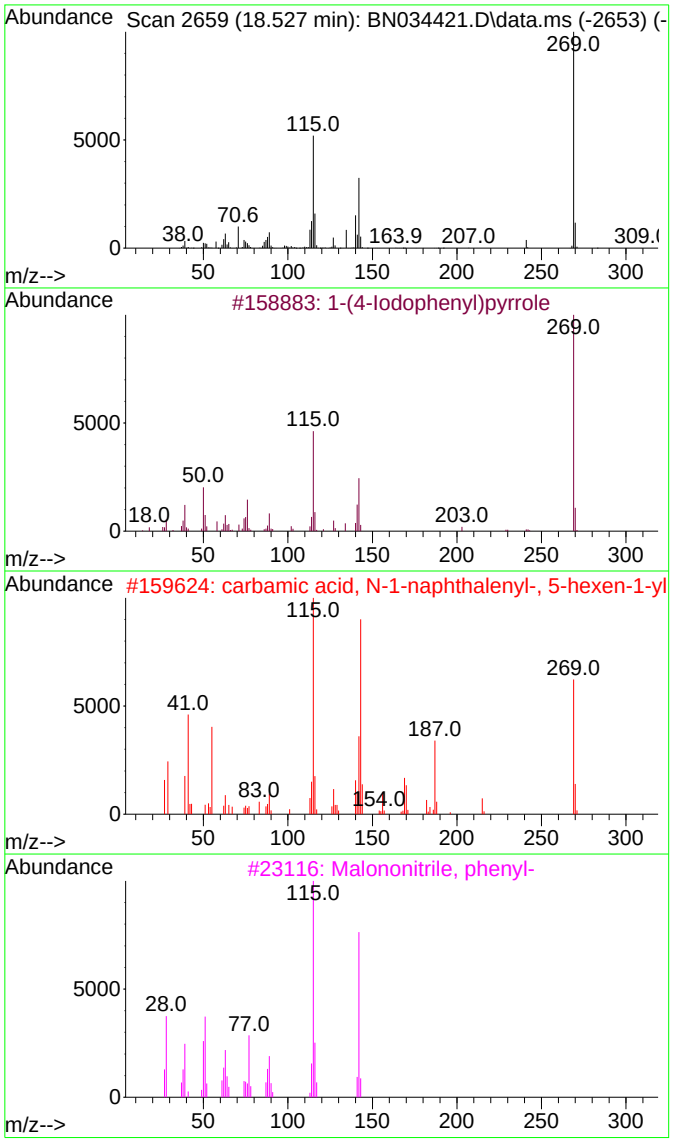

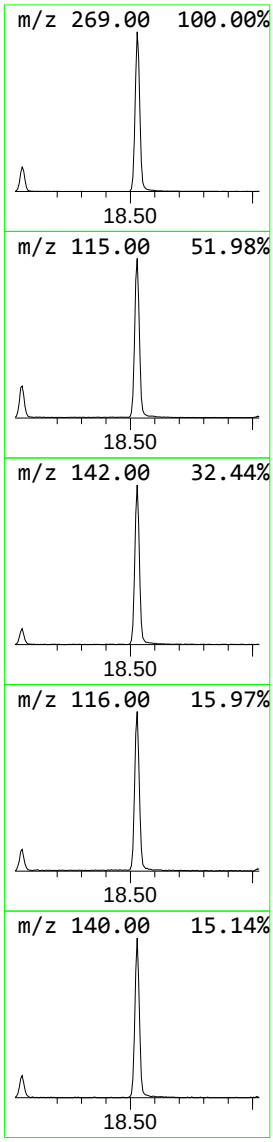

Tentatively Identified Compound (LSC) summary

Data Path : Z:\svoasrv\HPCHEM1\BNA_N\Data\BN100424\
Data File : BN034421.D
Acq On : 05 Oct 2024 13:02
Operator : RC/JU
Sample : P4227-02
Misc :
ALS Vial : 38 Sample Multiplier: 1

Instrument :
BNA_N
ClientSampleId :
PMW-2(20240925)

Quant Method : Z:\svoasrv\HPCHEM1\BNA_N\Methods\SFAM-EPA-BN091124.MA.M
Quant Title : SVOA CALIBRATION

TIC Library : C:\Database\NIST20.L
TIC Integration Parameters: LSCINT.P

TIC Top Hit name	RT	EstConc	Units	Response	Internal Standard #	RT	Resp	Conc
Benzene, tert-b...	6.987	2.8	ng/ul	193202	1	7.381	1389390	20.0
Benzene, 1,3-di...	7.263	2.1	ng/ul	144075	1	7.381	1389390	20.0
.alpha.-Bromome...	13.122	2.3	ng/ul	372909	3	14.028	3305220	20.0
1-Naphthalenamine	14.586	20.0	ng/ul	3311040	3	14.028	3305220	20.0
1-Tetradecanami...	15.851	9.1	ng/ul	1056790	4	16.786	2314490	20.0
1-(4-Iodophenyl...	17.769	10.6	ng/ul	1226510	4	16.786	2314490	20.0
unknown-01	18.057	2.2	ng/ul	254857	4	16.786	2314490	20.0
unknown-02	18.527	14.1	ng/ul	1627900	4	16.786	2314490	20.0

FORM 1A-OR
ORGANIC ANALYSIS DATA SHEET
TARGET ANALYTE LIST

EPA SAMPLE NO.

PMW-3(20240927)

Lab Name : Alliance Technical Group, LLC
Contract : 68HERH20D0011
Lab Code: ACE Case No.: ARC Sayrevil
MA No. : SDG No.: P4227
Analytical Method : SVOA
Level :
Matrix : Water
Lab Sample ID : P4227-11
Sample wt/vol : 1000 (g/mL) mL
Lab File ID : BN034412.D
% Solids :
Date Received : 09/27/2024
GC Column : ZB-GR ID : 0.25 (mm)
Date Extracted : 09/30/2024
GC Column : ID : (mm)
Date Analyzed : 10/05/2024
Extract Concentrated :(Y/N) N
Extract Volume : 1000 (µL)
Soil Aliquot (VOA) : (µL)
Extraction Type : CONH
Heated Purge : (Y/N)
Injection Volume : 1.0 (µL)
Purge Volume : (mL)
pH : 6 Dilution Factor : 1.0
Cleanup Types :
Cleanup Factor : 1.0
Concentration Units (µg/L, µg/kg, µg, or µg/cm²): µg/L

CAS NO.	ANALYTE	CONCENTRATION	Q
111-44-4	Bis(2-Chloroethyl)ether	10	U
98-95-3	Nitrobenzene	5.0	U
78-59-1	Isophorone	5.0	U

FORM 1B-OR
ORGANIC ANALYSIS DATA SHEET
TENTATIVELY IDENTIFIED COMPOUNDS

EPA SAMPLE NO.

PMW-3(20240927)

Lab Name : Alliance Technical Group, LLC
Contract : 68HERH20D0011
Lab Code: ACE Case No.: ARC Sayrevi
MA No. : SDG No.: P4227
Analytical Method : SVOA
Level :
Matrix : Water
Lab Sample ID : P4227-11
Sample wt/vol : 1000 (g/mL) mL
Lab File ID : BN034412.D
% Solids :
Date Received : 09/27/2024
GC Column : ZB-GR ID : 0.25 (mm)
Date Extracted : 09/30/2024
Extract Concentrated : (Y/N) N
Date Analyzed : 10/05/2024
Soil Aliquot (VOA) : (µL)
Extract Volume : 1000 (µL)
Heated Purge : (Y/N)
Extraction Type : CONH
Purge Volume : (mL)
Injection Volume : 1.0 (µL)
Cleanup Types :
pH : 6 Dilution Factor : 1.0
Concentration Units (µg/L,µg/kg): µg/L
Cleanup Factor : 1.0

	CAS NO.	ANALYTE	RT	EST. CONC.	Q
1	000119-61-9	Benzophenone	15.41	2.0	JN
2	000057-10-3	n-Hexadecanoic acid	17.722	3.1	JN
3	E966796	Total Alkanes	N/A	0.0	

EPA-designated Registry Number.

Quantitation Report (LSC Reviewed)

Data Path : Z:\svoasrv\HPCHEM1\BNA_N\Data\BN100424\
Data File : BN034412.D
Acq On : 05 Oct 2024 05:49
Operator : RC/JU
Sample : P4227-11
Misc :
ALS Vial : 27 Sample Multiplier: 1

Instrument :
BNA_N
ClientSampleId :
PMW-3(20240927)

Quant Time: Oct 05 07:26:55 2024
Quant Method : Z:\svoasrv\HPCHEM1\BNA_N\Methods\SFAM-EPA-BN091124.MA.M
Quant Title : SVOA CALIBRATION
QLast Update : Mon Sep 30 14:14:38 2024
Response via : Initial Calibration

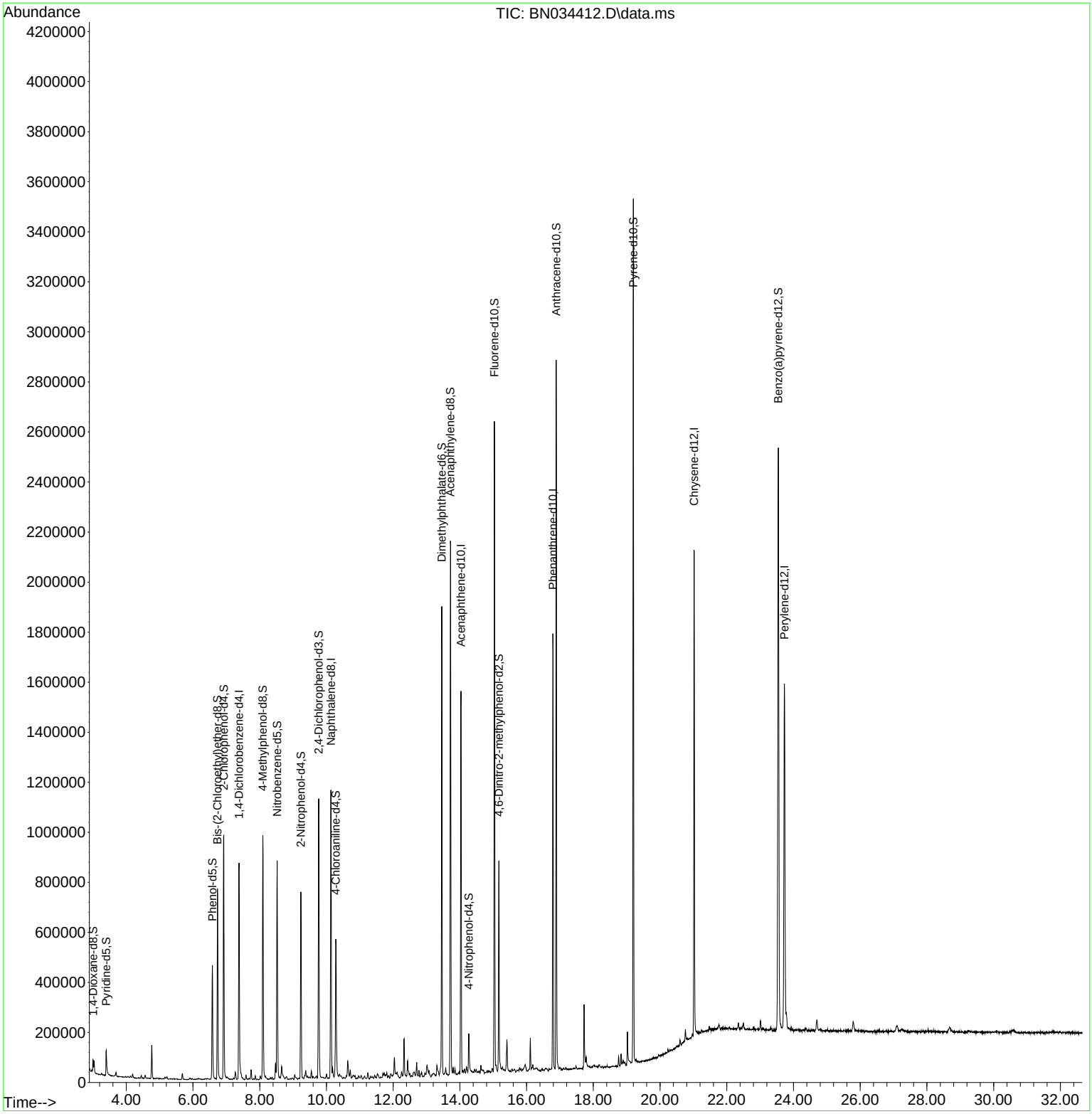

Quantitation Report (LSC Reviewed)

Data Path : Z:\svoasrv\HPCHEM1\BNA_N\Data\BN100424\
Data File : BN034412.D
Acq On : 05 Oct 2024 05:49
Operator : RC/JU
Sample : P4227-11
Misc :
ALS Vial : 27 Sample Multiplier: 1

Instrument :
BNA_N
ClientSampleId :
PMW-3(20240927)

Quant Time: Oct 05 07:26:55 2024
Quant Method : Z:\svoasrv\HPCHEM1\BNA_N\Methods\SFAM-EPA-BN091124.MA.M
Quant Title : SVOA CALIBRATION
QLast Update : Mon Sep 30 14:14:38 2024
Response via : Initial Calibration

Compound	R.T.	QIon	Response	Conc	Units	Dev(Min)
Internal Standards						
1) 1,4-Dichlorobenzene-d4	7.381	152	240050	20.000	ng/ul	0.00
20) Naphthalene-d8	10.134	136	915344	20.000	ng/ul	0.00
38) Acenaphthene-d10	14.034	164	529496	20.000	ng/ul	0.00
64) Phenanthrene-d10	16.787	188	1040562	20.000	ng/ul	-0.01
79) Chrysene-d12	21.022	240	979056	20.000	ng/ul	-0.01
88) Perylene-d12	23.727	264	1163720	20.000	ng/ul	-0.01
System Monitoring Compounds						
3) 1,4-Dioxane-d8	3.005	96	27309	4.642	ng/uL	0.00
4) Pyridine-d5	3.399	84	65318	3.736	ng/ul	0.01
7) Phenol-d5	6.581	99	262329	12.313	ng/ul	0.00
9) Bis-(2-Chloroethyl)eth...	6.734	67	326076	24.669	ng/ul	0.00
11) 2-Chlorophenol-d4	6.922	132	473344	28.226	ng/ul	0.00
15) 4-Methylphenol-d8	8.093	113	370199	21.118	ng/ul	-0.01
21) Nitrobenzene-d5	8.522	128	217236	29.775	ng/ul	0.00
24) 2-Nitrophenol-d4	9.234	143	244551	32.597	ng/ul	0.00
28) 2,4-Dichlorophenol-d3	9.769	165	419634	29.700	ng/ul	0.00
31) 4-Chloroaniline-d4	10.281	131	337750	15.790	ng/ul	-0.01
46) Dimethylphthalate-d6	13.457	166	1222682	30.898	ng/ul	-0.01
49) Acenaphthylene-d8	13.716	160	1372128	30.823	ng/ul	-0.01
54) 4-Nitrophenol-d4	14.269	143	51107	6.293	ng/ul	0.00
60) Fluorene-d10	15.034	176	1012996	30.206	ng/ul	-0.01
65) 4,6-Dinitro-2-methylph...	15.169	200	175667	28.314	ng/ul	0.00
73) Anthracene-d10	16.887	188	1526937	31.212	ng/ul	-0.01
81) Pyrene-d10	19.198	212	1775009	32.539	ng/ul	-0.01
92) Benzo(a)pyrene-d12	23.545	264	2005264	33.545	ng/ul	-0.01

Target Compounds Qvalue

(#) = qualifier out of range (m) = manual integration (+) = signals summed

Data Path : Z:\svoasrv\HPCHEM1\BNA_N\Data\BN100424\
Data File : BN034412.D
Acq On : 05 Oct 2024 05:49
Operator : RC/JU
Sample : P4227-11
Misc :
ALS Vial : 27 Sample Multiplier: 1

Instrument :
BNA_N
ClientSampleId :
PMW-3(20240927)

Integration Parameters: LSCINT.P
Integrator: RTE
Smoothing : OFF Filtering: 5
Sampling : 1 Min Area: 0.1 % of largest Peak
Start Thrs: 0.2 Max Peaks: 100
Stop Thrs : 0 Peak Location: TOP

If leading or trailing edge < 100 prefer < Baseline drop else tangent >
Peak separation: 5

Method : Z:\svoasrv\HPCHEM1\BNA_N\Methods\SFAM-EPA-BN091124.MA.M
Title : SVOA CALIBRATION

Signal : TIC: BN034412.D\data.ms

peak #	R.T. min	first scan	max scan	last scan	PK TY	peak height	corr. area	corr. % max.	% of total
1	2.999	16	19	22	rBV	46700	60415	1.21%	0.113%
2	3.034	22	25	34	rVB	52063	78491	1.57%	0.147%
3	3.399	83	87	102	rBV	99970	181806	3.64%	0.339%
4	3.693	134	137	142	rVB	16227	22082	0.44%	0.041%
5	4.187	217	221	231	rVB3	16991	33459	0.67%	0.062%
6	4.452	260	266	270	rVB3	11835	16615	0.33%	0.031%
7	4.564	279	285	289	rBV	13132	22398	0.45%	0.042%
8	4.764	313	319	327	rVB	133741	203373	4.07%	0.380%
9	5.217	391	396	402	rVB6	9984	18872	0.38%	0.035%
10	5.681	469	475	483	rBV3	23690	42634	0.85%	0.080%
11	6.581	620	628	642	rBV	454686	727872	14.58%	1.359%
12	6.734	648	654	667	rBV	762133	1214766	24.34%	2.268%
13	6.922	675	686	700	rBV	976538	1596788	31.99%	2.981%
14	7.269	739	745	753	rVV2	29413	59002	1.18%	0.110%
15	7.381	756	764	780	rVV	865101	1468355	29.42%	2.742%
16	7.587	794	799	804	rBV	17025	26688	0.53%	0.050%
17	7.746	820	826	831	rVB	38590	61334	1.23%	0.115%
18	7.869	842	847	852	rVB2	15416	22890	0.46%	0.043%
19	8.016	865	872	877	rBV6	14613	25808	0.52%	0.048%
20	8.093	877	885	897	rBV	973738	1558487	31.22%	2.910%
21	8.475	944	950	953	rBV	63378	105335	2.11%	0.197%
22	8.522	953	958	968	rVB	866853	1409148	28.23%	2.631%
23	8.658	974	981	997	rVB4	49324	137372	2.75%	0.256%
24	8.793	997	1004	1006	rBV7	9106	18077	0.36%	0.034%
25	9.052	1043	1048	1053	rBV4	19388	37998	0.76%	0.071%
26	9.234	1073	1079	1087	rVV	746653	1173870	23.52%	2.192%
27	9.352	1093	1099	1100	rBV3	13215	18647	0.37%	0.035%
28	9.381	1100	1104	1110	rVV3	29480	55609	1.11%	0.104%
29	9.546	1127	1132	1138	rVB3	29860	51778	1.04%	0.097%
30	9.699	1149	1158	1162	rVB3	10110	22501	0.45%	0.042%
31	9.769	1162	1170	1181	rBV	1118133	1859430	37.25%	3.472%
32	10.005	1205	1210	1217	rVB7	18011	31828	0.64%	0.059%
33	10.134	1222	1232	1238	rBV	1152918	1851955	37.10%	3.458%
34	10.187	1238	1241	1248	rVV3	37640	61315	1.23%	0.114%
35	10.281	1248	1257	1270	rVV	551824	1057320	21.18%	1.974%
36	10.599	1306	1311	1313	rVV4	12513	20949	0.42%	0.039%

Data Path : Z:\svoasrv\HPCHEM1\BNA_N\Data\BN100424\
Data File : BN034412.D
Acq On : 05 Oct 2024 05:49
Operator : RC/JU
Sample : P4227-11
Misc :
ALS Vial : 27 Sample Multiplier: 1

Instrument :
BNA_N
ClientSampleId :
PMW-3(20240927)

Integration Parameters: LSCINT.P
Integrator: RTE
Smoothing : OFF Filtering: 5
Sampling : 1 Min Area: 0.1 % of largest Peak
Start Thrs: 0.2 Max Peaks: 100
Stop Thrs : 0 Peak Location: TOP

If leading or trailing edge < 100 prefer < Baseline drop else tangent >
Peak separation: 5

Method : Z:\svoasrv\HPCHEM1\BNA_N\Methods\SFAM-EPA-BN091124.MA.M
Title : SVOA CALIBRATION

37	10.640	1313	1318	1326	rVV2	69573	155935	3.12%	0.291%
38	10.716	1326	1331	1336	rVV	33044	61281	1.23%	0.114%
39	10.804	1336	1346	1348	rVV7	12180	30786	0.62%	0.057%
40	10.857	1352	1355	1358	rVB5	13139	17689	0.35%	0.033%
41	10.963	1369	1373	1381	rBV8	10961	23079	0.46%	0.043%
42	11.040	1381	1386	1393	rVB5	14160	32485	0.65%	0.061%
43	11.146	1395	1404	1408	rBV8	11827	31796	0.64%	0.059%
44	11.240	1415	1420	1428	rVB4	24978	51089	1.02%	0.095%
45	11.446	1449	1455	1459	rBV7	12766	24875	0.50%	0.046%
46	11.528	1464	1469	1472	rBV3	16959	29134	0.58%	0.054%
47	11.693	1493	1497	1501	rVV4	17672	29189	0.58%	0.054%
48	11.734	1501	1504	1508	rVV	16248	23917	0.48%	0.045%
49	11.810	1513	1517	1521	rVB2	19232	29282	0.59%	0.055%
50	11.869	1521	1527	1532	rVB7	11353	24851	0.50%	0.046%
51	11.928	1532	1537	1544	rBV8	18395	50641	1.01%	0.095%
52	12.034	1550	1555	1561	rBV3	68236	117326	2.35%	0.219%
53	12.116	1566	1569	1575	rVB5	17551	30628	0.61%	0.057%
54	12.257	1587	1593	1597	rBV3	22435	39219	0.79%	0.073%
55	12.328	1599	1605	1610	rVV	147383	225021	4.51%	0.420%
56	12.434	1618	1623	1631	rBV3	62002	121613	2.44%	0.227%
57	12.498	1631	1634	1638	rVB5	13791	19368	0.39%	0.036%
58	12.610	1648	1653	1656	rBV7	17704	38654	0.77%	0.072%
59	12.704	1663	1669	1675	rVV	53700	79154	1.59%	0.148%
60	12.775	1677	1681	1686	rVB4	25612	37306	0.75%	0.070%
61	12.851	1691	1694	1700	rVB	19711	29163	0.58%	0.054%
62	12.951	1706	1711	1716	rBV6	14744	29848	0.60%	0.056%
63	13.016	1716	1722	1729	rVV2	42106	112290	2.25%	0.210%
64	13.075	1729	1732	1736	rVB2	17811	24929	0.50%	0.047%
65	13.310	1768	1772	1784	rBV3	41886	110752	2.22%	0.207%
66	13.457	1791	1797	1806	rVB	1871645	2512304	50.33%	4.691%
67	13.575	1813	1817	1822	rVV4	26532	40402	0.81%	0.075%
68	13.716	1835	1841	1851	rVV	2133308	3346614	67.05%	6.248%
69	13.798	1851	1855	1860	rVV4	29060	50343	1.01%	0.094%
70	13.851	1860	1864	1870	rVV3	25061	41054	0.82%	0.077%
71	14.034	1888	1895	1901	rBV	1530877	2257802	45.23%	4.215%
72	14.093	1902	1905	1908	rVV5	11792	15223	0.30%	0.028%
73	14.140	1908	1913	1918	rVB8	17016	29414	0.59%	0.055%
74	14.198	1919	1923	1930	rBV2	24748	47685	0.96%	0.089%
75	14.269	1930	1935	1945	rBV	155053	290437	5.82%	0.542%
76	14.440	1961	1964	1969	rBV5	12733	19573	0.39%	0.037%

LSC Area Percent Report

Data Path : Z:\svoasrv\HPCHEM1\BNA_N\Data\BN100424\
Data File : BN034412.D
Acq On : 05 Oct 2024 05:49
Operator : RC/JU
Sample : P4227-11
Misc :
ALS Vial : 27 Sample Multiplier: 1

Instrument :
BNA_N
ClientSampleId :
PMW-3(20240927)

Integration Parameters: LSCINT.P
Integrator: RTE
Smoothing : OFF Filtering: 5
Sampling : 1 Min Area: 0.1 % of largest Peak
Start Thrs: 0.2 Max Peaks: 100
Stop Thrs : 0 Peak Location: TOP

If leading or trailing edge < 100 prefer < Baseline drop else tangent >
Peak separation: 5

Method : Z:\svoasrv\HPCHEM1\BNA_N\Methods\SFAM-EPA-BN091124.MA.M
Title : SVOA CALIBRATION

77	14.487	1970	1972	1977	rVB5	13726	18184	0.36%	0.034%
78	14.628	1992	1996	2000	rBV2	30810	47973	0.96%	0.090%
79	14.969	2049	2054	2059	rBV4	13587	25377	0.51%	0.047%
80	15.034	2059	2065	2072	rBV	2599944	3711225	74.35%	6.929%
81	15.169	2082	2088	2100	rBV	839539	1176312	23.57%	2.196%
82	15.275	2104	2106	2111	rVB4	12416	16330	0.33%	0.030%
83	15.410	2122	2129	2139	rVB2	124274	226378	4.54%	0.423%
84	15.563	2151	2155	2158	rBV5	11847	20236	0.41%	0.038%
85	15.792	2190	2194	2197	rBV5	13198	19207	0.38%	0.036%
86	16.110	2244	2248	2253	rVB	124969	159186	3.19%	0.297%
87	16.187	2259	2261	2267	rVB3	18841	23927	0.48%	0.045%
88	16.787	2358	2363	2374	rVB	1739743	2456842	49.22%	4.587%
89	16.887	2374	2380	2394	rBV2	2833739	3883853	77.81%	7.251%
90	17.481	2479	2481	2487	rVB7	12776	18221	0.37%	0.034%
91	17.722	2517	2522	2529	rBV	257023	378818	7.59%	0.707%
92	17.786	2531	2533	2543	rVB	40375	67374	1.35%	0.126%
93	18.757	2695	2698	2704	rVB2	40051	55781	1.12%	0.104%
94	18.833	2707	2711	2714	rBV2	45163	60409	1.21%	0.113%
95	19.022	2739	2743	2750	rBV2	132376	208176	4.17%	0.389%
96	19.198	2767	2773	2782	rBV	3445912	4508121	90.32%	8.417%
97	20.757	3035	3038	3044	rBV3	46025	77236	1.55%	0.144%
98	21.022	3078	3083	3094	rBV2	1938167	2690565	53.90%	5.023%
99	23.545	3504	3512	3524	rBV	2308775	4991319	100.00%	9.319%
100	23.727	3535	3543	3551	rBV2	1367098	3081574	61.74%	5.753%

Sum of corrected areas: 53560042

LSC Report - Integrated Chromatogram

Data Path : Z:\svoasrv\HPCHEM1\BNA_N\Data\BN100424\
Data File : BN034412.D
Acq On : 05 Oct 2024 05:49
Operator : RC/JU
Sample : P4227-11
Misc :
ALS Vial : 27 Sample Multiplier: 1

Instrument :
BNA_N
ClientSampleId :
PMW-3(20240927)

Quant Method : Z:\svoasrv\HPCHEM1\BNA_N\Methods\SFAM-EPA-BN091124.MA.M
Quant Title : SVOA CALIBRATION

TIC Library : C:\Database\NIST20.L
TIC Integration Parameters: LSCINT.P

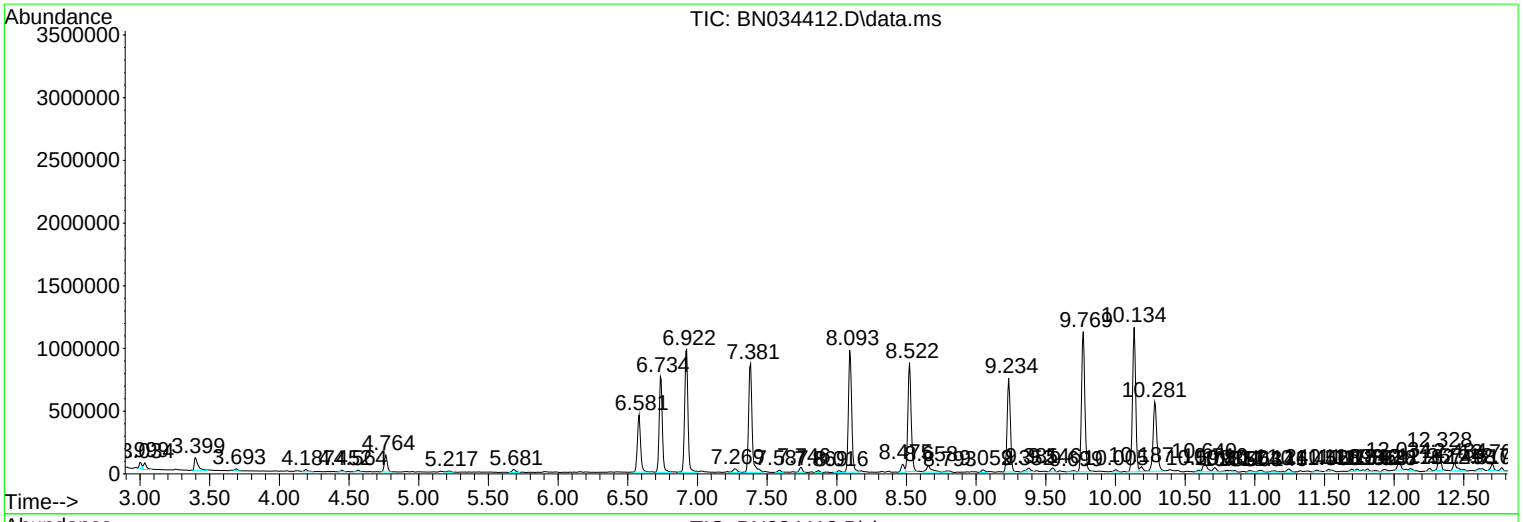

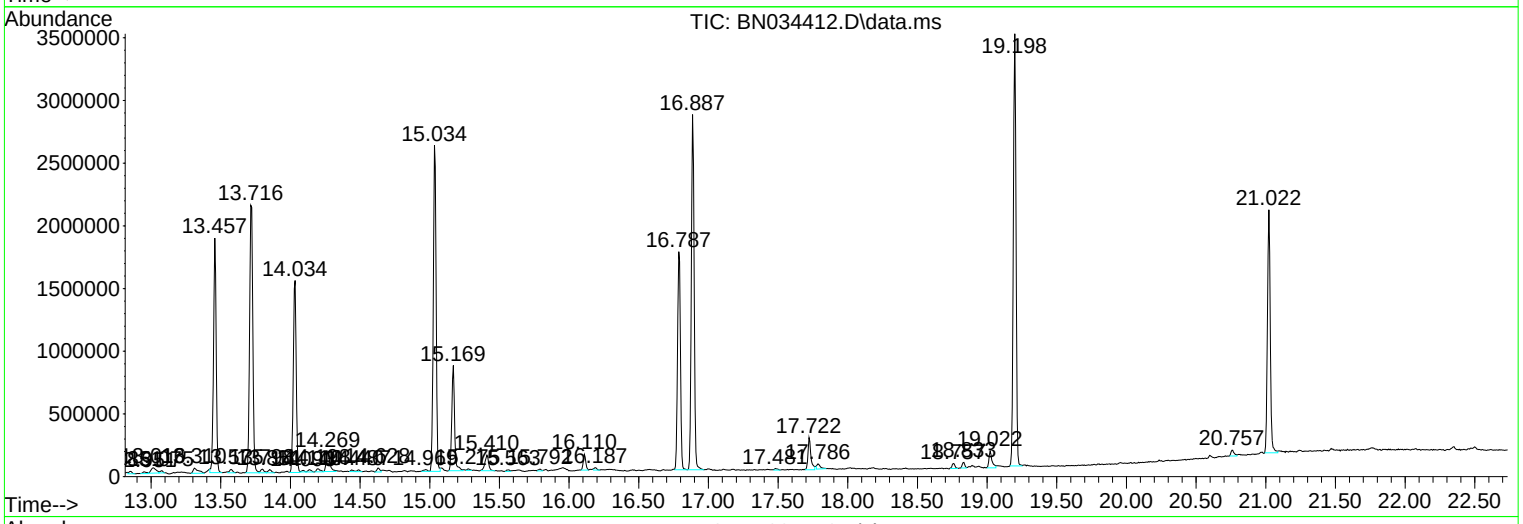

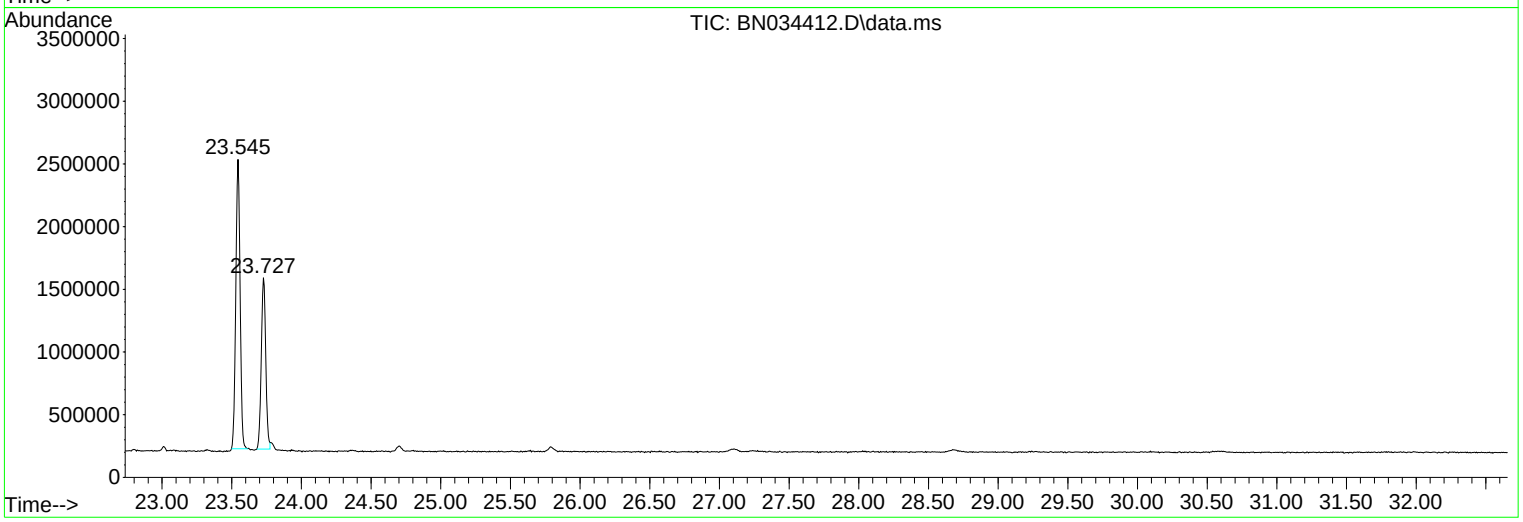

Data Path : Z:\svoasrv\HPCHEM1\BNA_N\Data\BN100424\
Data File : BN034412.D
Acq On : 05 Oct 2024 05:49
Operator : RC/JU
Sample : P4227-11
Misc :
ALS Vial : 27 Sample Multiplier: 1

Instrument :
BNA_N
ClientSampleId :
PMW-3(20240927)

Quant Method : Z:\svoasrv\HPCHEM1\BNA_N\Methods\SFAM-EPA-BN091124.MA.M
Quant Title : SVOA CALIBRATION

TIC Library : C:\Database\NIST20.L
TIC Integration Parameters: LSCINT.P

****

Peak Number 2 Benzophenone Concentration Rank 3

R.T.	EstConc	Area	Relative to ISTD	R.T.
15.410	2.01 ng/ul	226378	Acenaphthene-d10	14.034

Hit# of 5	Tentative ID	MW	MolForm	CAS#	Qual
1	Benzophenone	182	C13H10O	000119-61-9	95
2	Benzophenone	182	C13H10O	000119-61-9	93
3	Benzophenone	182	C13H10O	000119-61-9	93
4	Benzophenone	182	C13H10O	000119-61-9	89
5	Benzophenone	182	C13H10O	000119-61-9	68

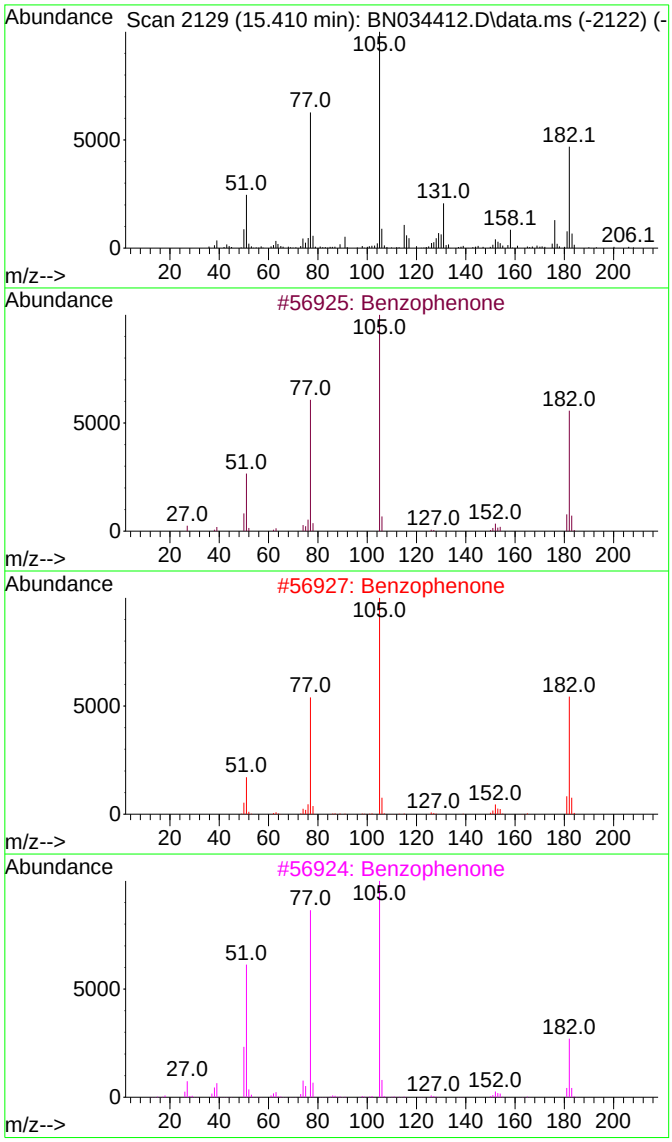

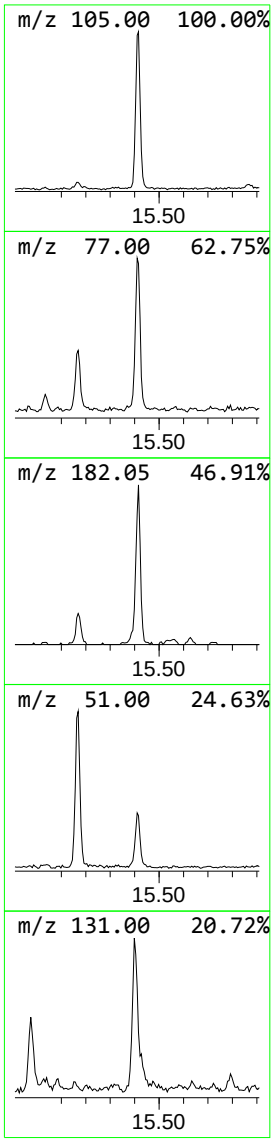

Data Path : Z:\svoasrv\HPCHEM1\BNA_N\Data\BN100424\
Data File : BN034412.D
Acq On : 05 Oct 2024 05:49
Operator : RC/JU
Sample : P4227-11
Misc :
ALS Vial : 27 Sample Multiplier: 1

Instrument :
BNA_N
ClientSampleId :
PMW-3(20240927)

Quant Method : Z:\svoasrv\HPCHEM1\BNA_N\Methods\SFAM-EPA-BN091124.MA.M
Quant Title : SVOA CALIBRATION

TIC Library : C:\Database\NIST20.L
TIC Integration Parameters: LSCINT.P

****
Peak Number 3 n-Hexadecanoic acid Concentration Rank 1

R.T.	EstConc	Area	Relative to ISTD	R.T.
17.722	3.08 ng/ul	378818	Phenanthrene-d10	16.787

Hit# of 5	Tentative ID	MW	MolForm	CAS#	Qual
1	n-Hexadecanoic acid	256	C16H32O2	000057-10-3	99
2	n-Hexadecanoic acid	256	C16H32O2	000057-10-3	98
3	n-Hexadecanoic acid	256	C16H32O2	000057-10-3	98
4	n-Hexadecanoic acid	256	C16H32O2	000057-10-3	98
5	Tridecanoic acid	214	C13H26O2	000638-53-9	95

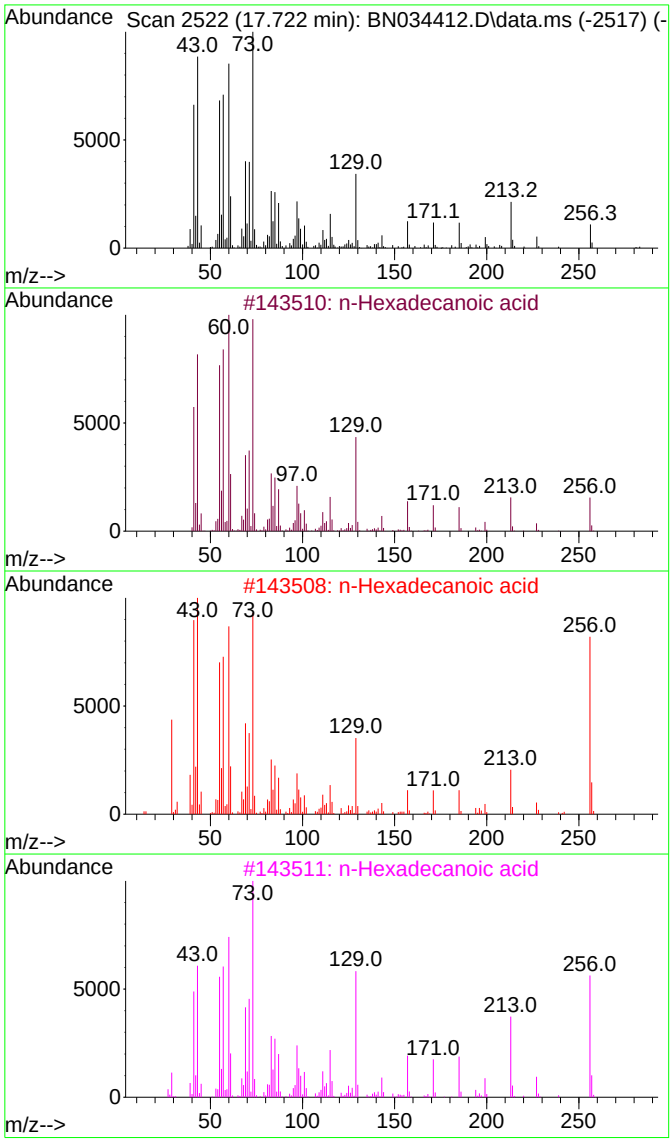

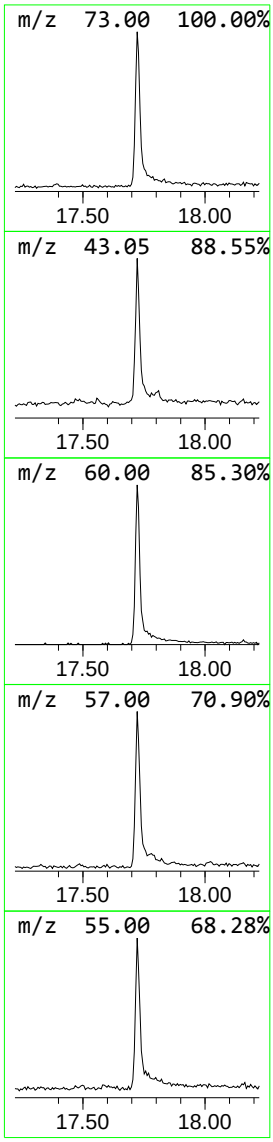

Tentatively Identified Compound (LSC) summary

Data Path : Z:\svoasrv\HPCHEM1\BNA_N\Data\BN100424\
Data File : BN034412.D
Acq On : 05 Oct 2024 05:49
Operator : RC/JU
Sample : P4227-11
Misc :
ALS Vial : 27 Sample Multiplier: 1

Instrument :
BNA_N
ClientSampleId :
PMW-3(20240927)

Quant Method : Z:\svoasrv\HPCHEM1\BNA_N\Methods\SFAM-EPA-BN091124.MA.M
Quant Title : SVOA CALIBRATION

TIC Library : C:\Database\NIST20.L
TIC Integration Parameters: LSCINT.P

TIC Top Hit name	RT	EstConc	Units	Response	Internal Standard #	Internal Standard RT	Internal Standard Resp	Internal Standard Conc
Benzophenone	15.410	2.0	ng/ul	226378	3	14.034	2257800	20.0
n-Hexadecanoic ...	17.722	3.1	ng/ul	378818	4	16.787	2456840	20.0

FORM 1A-OR
ORGANIC ANALYSIS DATA SHEET
TARGET ANALYTE LIST

EPA SAMPLE NO.

PMW-4(20240927)

Lab Name : Alliance Technical Group, LLC
Contract : 68HERH20D0011
Lab Code: ACE Case No.: ARC Sayrevil
MA No. : SDG No.: P4227
Analytical Method : SVOA
Level :
Matrix : Water
Lab Sample ID : P4227-12
Sample wt/vol : 990 (g/mL) mL
Lab File ID : BN034413.D
% Solids :
Date Received : 09/27/2024
GC Column : ZB-GR ID : 0.25 (mm)
Date Extracted : 09/30/2024
GC Column : ID : (mm)
Date Analyzed : 10/05/2024
Extract Concentrated :(Y/N) N
Extract Volume : 1000 (µL)
Soil Aliquot (VOA) : (µL)
Extraction Type : CONH
Heated Purge : (Y/N)
Injection Volume : 1.0 (µL)
Purge Volume : (mL)
pH : 6 Dilution Factor : 1.0
Cleanup Types :
Cleanup Factor : 1.0
Concentration Units (µg/L, µg/kg, µg, or µg/cm²): µg/L

CAS NO.	ANALYTE	CONCENTRATION	Q
111-44-4	Bis(2-Chloroethyl)ether	10	U
98-95-3	Nitrobenzene	5.1	U
78-59-1	Isophorone	5.1	U

FORM 1B-OR
ORGANIC ANALYSIS DATA SHEET
TENTATIVELY IDENTIFIED COMPOUNDS

EPA SAMPLE NO.

PMW-4(20240927)

Lab Name : Alliance Technical Group, LLC
Contract : 68HERH20D0011
Lab Code: ACE
Case No.: ARC Sayrevi
MA No. :
SDG No.: P4227
Analytical Method : SVOA
Level :
Matrix : Water
Lab Sample ID : P4227-12
Sample wt/vol : 990 (g/mL) mL
Lab File ID : BN034413.D
% Solids :
Date Received : 09/27/2024
GC Column : ZB-GR ID : 0.25 (mm)
Date Extracted : 09/30/2024
Extract Concentrated : (Y/N) N
Date Analyzed : 10/05/2024
Soil Aliquot (VOA) : (µL)
Extract Volume : 1000 (µL)
Heated Purge : (Y/N)
Extraction Type : CONH
Purge Volume : (mL)
Injection Volume : 1.0 (µL)
Cleanup Types :
pH : 6
Dilution Factor : 1.0
Concentration Units (µg/L,µg/kg): µg/L
Cleanup Factor : 1.0

	CAS NO.	ANALYTE	RT	EST. CONC.	Q
1	000057-10-3	n-Hexadecanoic acid	17.722	3.9	JN
2	000057-11-4	Octadecanoic acid	19.022	2.0	JN
3	E966796	Total Alkanes	N/A	0.0	

EPA-designated Registry Number.

Quantitation Report (LSC Reviewed)

Data Path : Z:\svoasrv\HPCHEM1\BNA_N\Data\BN100424\
Data File : BN034413.D
Acq On : 05 Oct 2024 06:29
Operator : RC/JU
Sample : P4227-12
Misc :
ALS Vial : 28 Sample Multiplier: 1

Instrument :
BNA_N
ClientSampleId :
PMW-4(20240927)

Quant Time: Oct 05 07:28:40 2024
Quant Method : Z:\svoasrv\HPCHEM1\BNA_N\Methods\SFAM-EPA-BN091124.MA.M
Quant Title : SVOA CALIBRATION
QLast Update : Mon Sep 30 14:14:38 2024
Response via : Initial Calibration

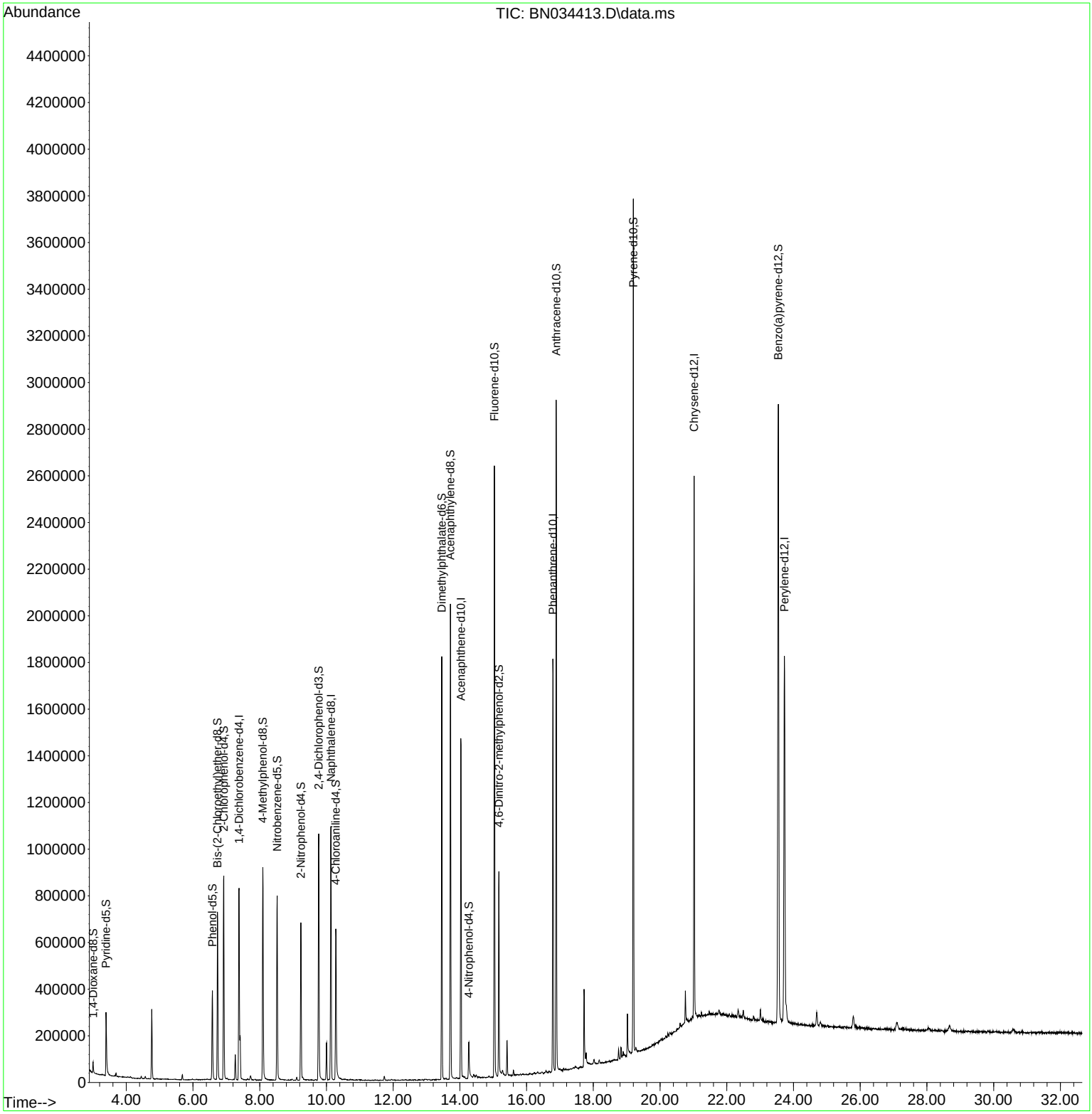

Quantitation Report (LSC Reviewed)

Data Path : Z:\svoasrv\HPCHEM1\BNA_N\Data\BN100424\
Data File : BN034413.D
Acq On : 05 Oct 2024 06:29
Operator : RC/JU
Sample : P4227-12
Misc :
ALS Vial : 28 Sample Multiplier: 1

Instrument :
BNA_N
ClientSampleId :
PMW-4(20240927)

Quant Time: Oct 05 07:28:40 2024
Quant Method : Z:\svoasrv\HPCHEM1\BNA_N\Methods\SFAM-EPA-BN091124.MA.M
Quant Title : SVOA CALIBRATION
QLast Update : Mon Sep 30 14:14:38 2024
Response via : Initial Calibration

Compound	R.T.	QIon	Response	Conc	Units	Dev(Min)
Internal Standards						
1) 1,4-Dichlorobenzene-d4	7.381	152	230550	20.000	ng/ul	0.00
20) Naphthalene-d8	10.134	136	874476	20.000	ng/ul	0.00
38) Acenaphthene-d10	14.034	164	521264	20.000	ng/ul	0.00
64) Phenanthrene-d10	16.787	188	1065982	20.000	ng/ul	-0.01
79) Chrysene-d12	21.022	240	1115790	20.000	ng/ul	-0.01
88) Perylene-d12	23.727	264	1342830	20.000	ng/ul	-0.01
System Monitoring Compounds						
3) 1,4-Dioxane-d8	3.005	96	26250	4.646	ng/uL	0.00
4) Pyridine-d5	3.393	84	163112	9.713	ng/ul	0.00
7) Phenol-d5	6.581	99	221814	10.841	ng/ul	0.00
9) Bis-(2-Chloroethyl)eth...	6.734	67	308501	24.301	ng/ul	0.00
11) 2-Chlorophenol-d4	6.922	132	426271	26.466	ng/ul	0.00
15) 4-Methylphenol-d8	8.093	113	346743	20.595	ng/ul	-0.01
21) Nitrobenzene-d5	8.522	128	203176	29.150	ng/ul	0.00
24) 2-Nitrophenol-d4	9.234	143	226412	31.589	ng/ul	0.00
28) 2,4-Dichlorophenol-d3	9.769	165	404156	29.941	ng/ul	0.00
31) 4-Chloroaniline-d4	10.281	131	385292	18.854	ng/ul	-0.01
46) Dimethylphthalate-d6	13.457	166	1212997	31.138	ng/ul	-0.01
49) Acenaphthylene-d8	13.716	160	1332619	30.408	ng/ul	-0.01
54) 4-Nitrophenol-d4	14.269	143	50243	6.284	ng/ul	0.00
60) Fluorene-d10	15.034	176	1004768	30.434	ng/ul	-0.01
65) 4,6-Dinitro-2-methylph...	15.169	200	182415	28.701	ng/ul	0.00
73) Anthracene-d10	16.887	188	1574997	31.427	ng/ul	-0.01
81) Pyrene-d10	19.198	212	1917156	30.838	ng/ul	-0.01
92) Benzo(a)pyrene-d12	23.545	264	2216062	32.127	ng/ul	-0.01

Target Compounds Qvalue

(#) = qualifier out of range (m) = manual integration (+) = signals summed

Data Path : Z:\svoasrv\HPCHEM1\BNA_N\Data\BN100424\
Data File : BN034413.D
Acq On : 05 Oct 2024 06:29
Operator : RC/JU
Sample : P4227-12
Misc :
ALS Vial : 28 Sample Multiplier: 1

Instrument :
BNA_N
ClientSampleId :
PMW-4(20240927)

Integration Parameters: LSCINT.P
Integrator: RTE
Smoothing : OFF Filtering: 5
Sampling : 1 Min Area: 0.1 % of largest Peak
Start Thrs: 0.2 Max Peaks: 100
Stop Thrs : 0 Peak Location: TOP

If leading or trailing edge < 100 prefer < Baseline drop else tangent >
Peak separation: 5

Method : Z:\svoasrv\HPCHEM1\BNA_N\Methods\SFAM-EPA-BN091124.MA.M
Title : SVOA CALIBRATION

Signal : TIC: BN034413.D\data.ms

peak #	R.T. min	first scan	max scan	last scan	PK TY	peak height	corr. area	corr. % max.	% of total
1	3.005	16	20	33	rVB	50979	86153	1.55%	0.162%
2	3.393	83	86	104	rBV	270134	452310	8.15%	0.852%
3	3.693	133	137	142	rVB	14696	21622	0.39%	0.041%
4	4.452	262	266	273	rVB3	10402	15943	0.29%	0.030%
5	4.570	281	286	293	rVB	10376	18228	0.33%	0.034%
6	4.764	313	319	328	rBV	298732	449683	8.10%	0.847%
7	5.681	469	475	481	rVB2	22467	35456	0.64%	0.067%
8	5.981	522	526	533	rBV7	3749	5684	0.10%	0.011%
9	6.581	621	628	642	rVB	380275	609446	10.98%	1.148%
10	6.734	648	654	667	rBV	718200	1114172	20.07%	2.099%
11	6.922	678	686	697	rBV	873709	1411737	25.43%	2.659%
12	7.022	700	703	709	rVB8	6023	10354	0.19%	0.020%
13	7.269	739	745	751	rBV	107517	168006	3.03%	0.316%
14	7.381	757	764	768	rBV	822156	1367310	24.63%	2.575%
15	7.640	804	808	813	rVB4	5566	8691	0.16%	0.016%
16	7.728	817	823	829	rVB3	17153	36993	0.67%	0.070%
17	7.858	837	845	850	rBV9	4678	11471	0.21%	0.022%
18	8.093	878	885	898	rBV	913234	1472975	26.53%	2.775%
19	8.181	898	900	909	rVB8	6753	15000	0.27%	0.028%
20	8.522	950	958	971	rBV	790274	1306676	23.54%	2.461%
21	8.969	1029	1034	1042	rVB8	5783	13898	0.25%	0.026%
22	9.111	1051	1058	1064	rBV3	13063	22112	0.40%	0.042%
23	9.234	1071	1079	1086	rBV	676538	1108622	19.97%	2.088%
24	9.663	1149	1152	1162	rVB8	3921	11067	0.20%	0.021%
25	9.769	1162	1170	1189	rBV	1057413	1797518	32.38%	3.386%
26	10.005	1200	1210	1216	rVB	160581	259988	4.68%	0.490%
27	10.134	1224	1232	1242	rBV	1085593	1733160	31.22%	3.265%
28	10.281	1249	1257	1274	rBV	646658	1202389	21.66%	2.265%
29	10.558	1302	1304	1313	rVB9	3847	6562	0.12%	0.012%
30	11.734	1499	1504	1511	rBV2	17302	32431	0.58%	0.061%
31	12.640	1653	1658	1660	rBV4	4124	7323	0.13%	0.014%
32	12.946	1706	1710	1714	rBV6	5722	11535	0.21%	0.022%
33	13.457	1791	1797	1808	rBV	1813777	2495187	44.94%	4.700%
34	13.587	1814	1819	1822	rVB7	5382	8672	0.16%	0.016%
35	13.716	1834	1841	1854	rBV2	2037433	3017066	54.34%	5.683%
36	14.028	1888	1894	1902	rBV	1458732	2188478	39.42%	4.122%

LSC Area Percent Report

Data Path : Z:\svoasrv\HPCHEM1\BNA_N\Data\BN100424\
Data File : BN034413.D
Acq On : 05 Oct 2024 06:29
Operator : RC/JU
Sample : P4227-12
Misc :
ALS Vial : 28 Sample Multiplier: 1

Instrument :
BNA_N
ClientSampleId :
PMW-4(20240927)

Integration Parameters: LSCINT.P
Integrator: RTE
Smoothing : OFF Filtering: 5
Sampling : 1 Min Area: 0.1 % of largest Peak
Start Thrs: 0.2 Max Peaks: 100
Stop Thrs : 0 Peak Location: TOP

If leading or trailing edge < 100 prefer < Baseline drop else tangent >
Peak separation: 5

Method : Z:\svoasrv\HPCHEM1\BNA_N\Methods\SFAM-EPA-BN091124.MA.M
Title : SVOA CALIBRATION

37	14.140	1910	1913	1919	rVB6	8768	14234	0.26%	0.027%
38	14.269	1928	1935	1951	rBV	156980	342307	6.17%	0.645%
39	14.416	1954	1960	1965	rVV7	14137	31847	0.57%	0.060%
40	14.487	1969	1972	1977	rVB6	8845	14553	0.26%	0.027%
41	15.034	2059	2065	2079	rBV	2621208	3758847	67.70%	7.080%
42	15.169	2082	2088	2102	rBV	877533	1233760	22.22%	2.324%
43	15.275	2103	2106	2114	rVB6	17607	38509	0.69%	0.073%
44	15.416	2124	2130	2136	rBV	147949	211300	3.81%	0.398%
45	15.604	2158	2162	2166	rBV	22234	30929	0.56%	0.058%
46	16.228	2266	2268	2271	rBV4	5534	6876	0.12%	0.013%
47	16.681	2341	2345	2348	rBV6	6698	11756	0.21%	0.022%
48	16.787	2357	2363	2373	rBV	1768208	2559291	46.10%	4.821%
49	16.887	2374	2380	2394	rVV	2872955	3984293	71.77%	7.505%
50	17.110	2414	2418	2421	rBV	10432	15884	0.29%	0.030%
51	17.722	2518	2522	2529	rBV	332002	496441	8.94%	0.935%
52	17.787	2531	2533	2539	rVB	45982	57333	1.03%	0.108%
53	18.757	2695	2698	2704	rVB2	43229	58239	1.05%	0.110%
54	18.828	2707	2710	2715	rVV	45491	61454	1.11%	0.116%
55	19.022	2739	2743	2753	rBV2	181937	302261	5.44%	0.569%
56	19.198	2767	2773	2781	rVB	3649997	4850479	87.37%	9.136%
57	20.757	3035	3038	3043	rBV3	135813	176736	3.18%	0.333%
58	21.022	3078	3083	3096	rBV	2316684	3017551	54.35%	5.684%
59	23.545	3504	3512	3524	rVB	2636860	5551803	100.00%	10.457%
60	23.727	3535	3543	3565	rVB	1569873	3728733	67.16%	7.024%

Sum of corrected areas: 53089334

LSC Report - Integrated Chromatogram

Data Path : Z:\svoasrv\HPCHEM1\BNA_N\Data\BN100424\
Data File : BN034413.D
Acq On : 05 Oct 2024 06:29
Operator : RC/JU
Sample : P4227-12
Misc :
ALS Vial : 28 Sample Multiplier: 1

Instrument :
BNA_N
ClientSampleId :
PMW-4(20240927)

Quant Method : Z:\svoasrv\HPCHEM1\BNA_N\Methods\SFAM-EPA-BN091124.MA.M
Quant Title : SVOA CALIBRATION

TIC Library : C:\Database\NIST20.L
TIC Integration Parameters: LSCINT.P

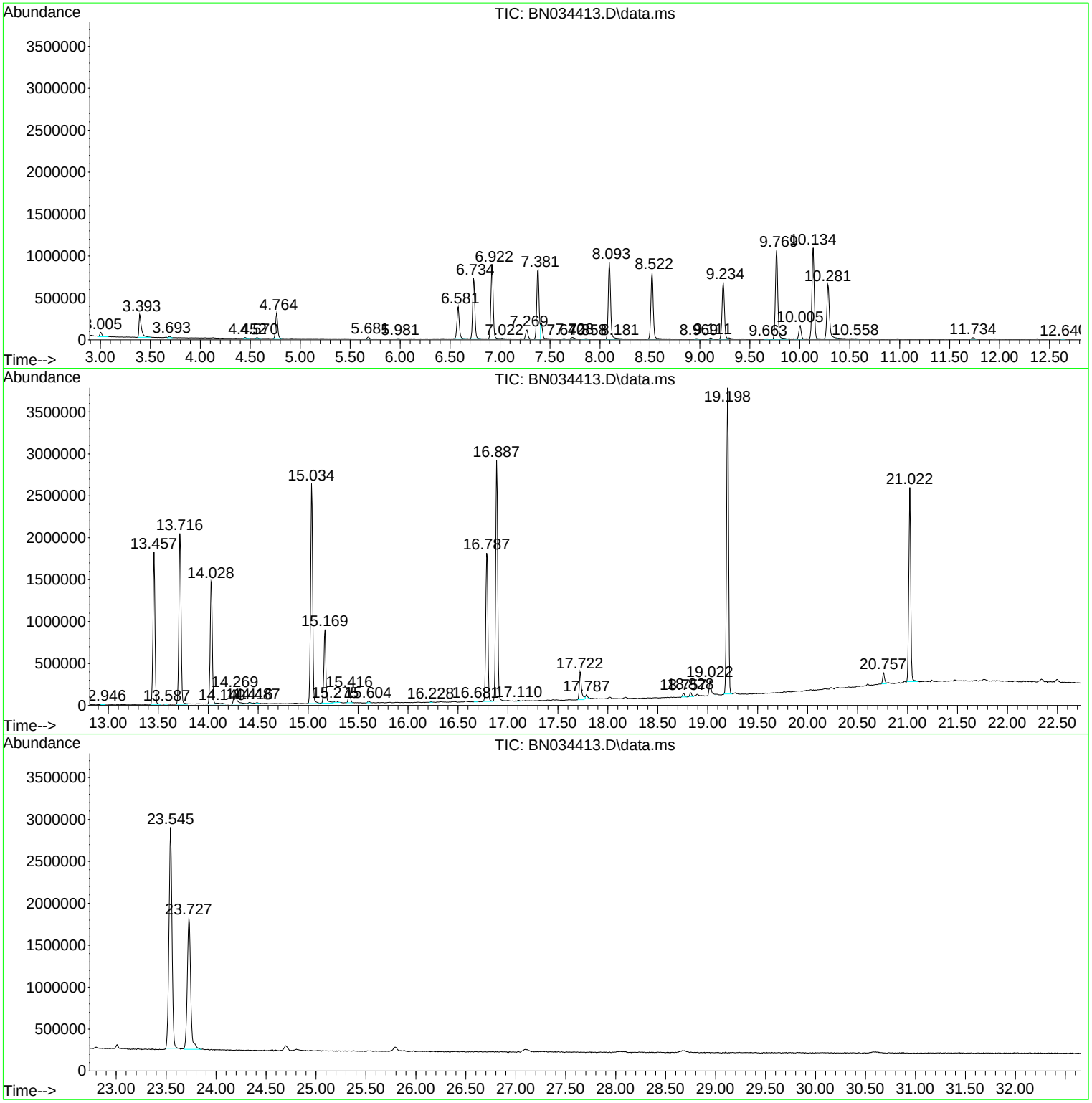

Library Search Compound Report

Data Path : Z:\svoasrv\HPCHEM1\BNA_N\Data\BN100424\
Data File : BN034413.D
Acq On : 05 Oct 2024 06:29
Operator : RC/JU
Sample : P4227-12
Misc :
ALS Vial : 28 Sample Multiplier: 1

Instrument :
BNA_N
ClientSampleId :
PMW-4(20240927)

Quant Method : Z:\svoasrv\HPCHEM1\BNA_N\Methods\SFAM-EPA-BN091124.MA.M
Quant Title : SVOA CALIBRATION

TIC Library : C:\Database\NIST20.L
TIC Integration Parameters: LSCINT.P

****
Peak Number 4 n-Hexadecanoic acid Concentration Rank 2

R.T.	EstConc	Area	Relative to ISTD	R.T.
17.722	3.88 ng/ul	496441	Phenanthrene-d10	16.787

Hit# of 5	Tentative ID	MW	MolForm	CAS#	Qual
1	n-Hexadecanoic acid	256	C16H32O2	000057-10-3	99
2	n-Hexadecanoic acid	256	C16H32O2	000057-10-3	99
3	n-Hexadecanoic acid	256	C16H32O2	000057-10-3	99
4	n-Hexadecanoic acid	256	C16H32O2	000057-10-3	99
5	Tetradecanoic acid	228	C14H28O2	000544-63-8	94

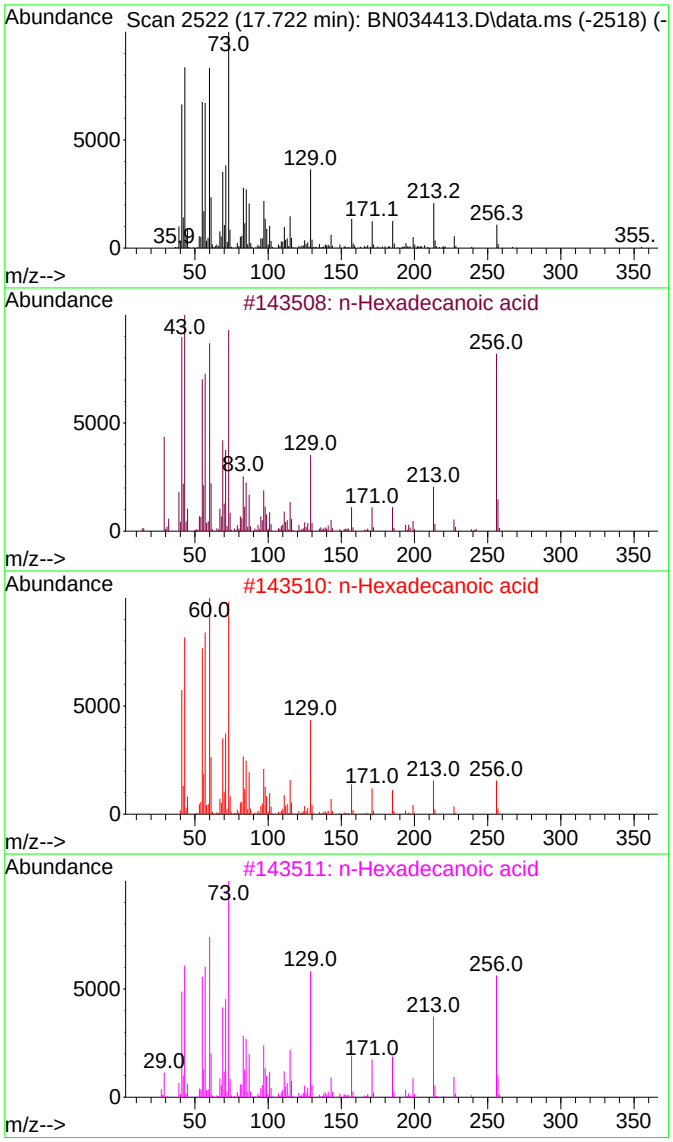

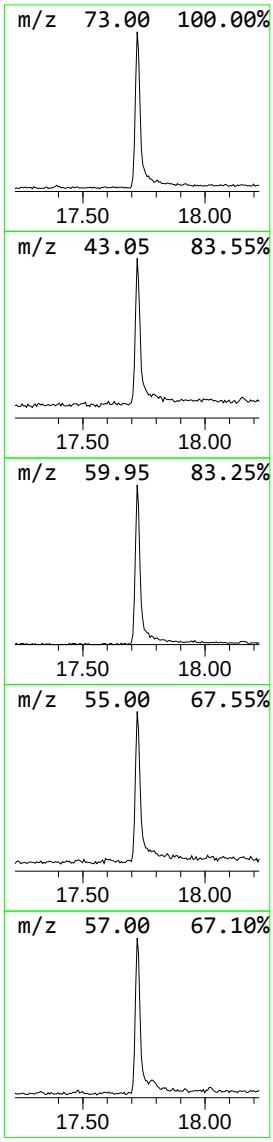

Data Path : Z:\svoasrv\HPCHEM1\BNA_N\Data\BN100424\
Data File : BN034413.D
Acq On : 05 Oct 2024 06:29
Operator : RC/JU
Sample : P4227-12
Misc :
ALS Vial : 28 Sample Multiplier: 1

Instrument :
BNA_N
ClientSampleId :
PMW-4(20240927)

Quant Method : Z:\svoasrv\HPCHEM1\BNA_N\Methods\SFAM-EPA-BN091124.MA.M
Quant Title : SVOA CALIBRATION

TIC Library : C:\Database\NIST20.L
TIC Integration Parameters: LSCINT.P

****

Peak Number 5 Octadecanoic acid Concentration Rank 5

R.T.	EstConc	Area	Relative to ISTD	R.T.
19.022	2.00 ng/ul	302261	Chrysene-d12	21.022

Hit# of 5	Tentative ID	MW	MolForm	CAS#	Qual
1	Octadecanoic acid	284	C18H36O2	000057-11-4	99
2	Octadecanoic acid	284	C18H36O2	000057-11-4	99
3	Octadecanoic acid	284	C18H36O2	000057-11-4	99
4	Octadecanoic acid	284	C18H36O2	000057-11-4	98
5	Octadecanoic acid	284	C18H36O2	000057-11-4	98

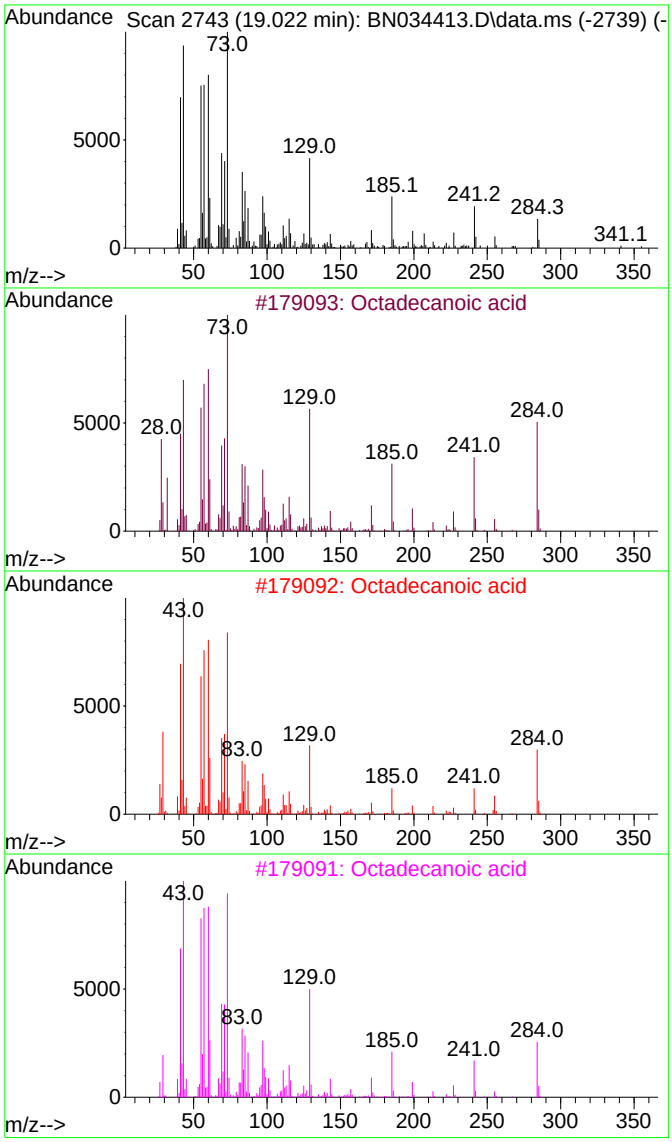

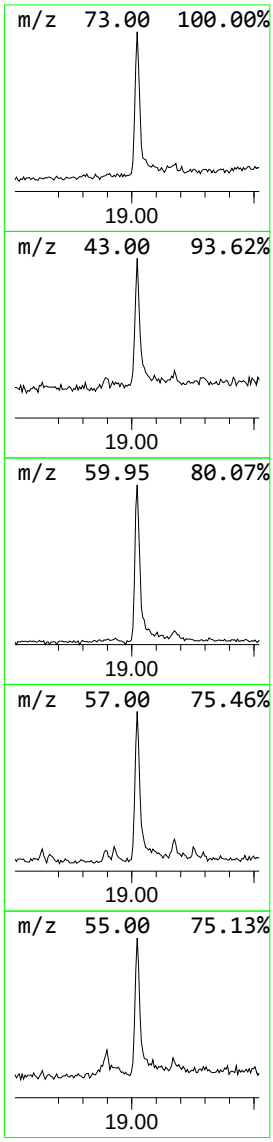

Tentatively Identified Compound (LSC) summary

Data Path : Z:\svoasrv\HPCHEM1\BNA_N\Data\BN100424\
Data File : BN034413.D
Acq On : 05 Oct 2024 06:29
Operator : RC/JU
Sample : P4227-12
Misc :
ALS Vial : 28 Sample Multiplier: 1

Instrument :
BNA_N
ClientSampleId :
PMW-4(20240927)

Quant Method : Z:\svoasrv\HPCHEM1\BNA_N\Methods\SFAM-EPA-BN091124.MA.M
Quant Title : SVOA CALIBRATION

TIC Library : C:\Database\NIST20.L
TIC Integration Parameters: LSCINT.P

TIC Top Hit name	RT	EstConc	Units	Response	Internal Standard #	RT	Resp	Conc
n-Hexadecanoic ...	17.722	3.9	ng/ul	496441	4	16.787	2559290	20.0
Octadecanoic acid	19.022	2.0	ng/ul	302261	5	21.022	3017550	20.0

FORM 1A-OR
ORGANIC ANALYSIS DATA SHEET
TARGET ANALYTE LIST

EPA SAMPLE NO.

PMW-5(20240926)

Lab Name : Alliance Technical Group, LLC
Contract : 68HERH20D0011
Lab Code: ACE Case No.: ARC Sayrevil
MA No. : SDG No.: P4227
Analytical Method : SVOA
Level :
Matrix : Water
Lab Sample ID : P4227-09
Sample wt/vol : 1000 (g/mL) mL
Lab File ID : BN034410.D
% Solids :
Date Received : 09/27/2024
GC Column : ZB-GR ID : 0.25 (mm)
Date Extracted : 09/30/2024
GC Column : ID : (mm)
Date Analyzed : 10/05/2024
Extract Concentrated :(Y/N) N
Extract Volume : 1000 (µL)
Soil Aliquot (VOA) : (µL)
Extraction Type : CONH
Heated Purge : (Y/N)
Injection Volume : 1.0 (µL)
Purge Volume : (mL)
pH : 6 Dilution Factor : 1.0
Cleanup Types :
Cleanup Factor : 1.0
Concentration Units (µg/L, µg/kg, µg, or µg/cm²): µg/L

CAS NO.	ANALYTE	CONCENTRATION	Q
111-44-4	Bis(2-Chloroethyl)ether	10	U
98-95-3	Nitrobenzene	5.0	U
78-59-1	Isophorone	5.0	U

FORM 1B-OR
ORGANIC ANALYSIS DATA SHEET
TENTATIVELY IDENTIFIED COMPOUNDS

EPA SAMPLE NO.

PMW-5(20240926)

Lab Name : Alliance Technical Group, LLC
Contract : 68HERH20D0011
Lab Code: ACE Case No.: ARC Sayrevi
MA No. : SDG No.: P4227
Analytical Method : SVOA
Level :
Matrix : Water
Lab Sample ID : P4227-09
Sample wt/vol : 1000 (g/mL) mL
Lab File ID : BN034410.D
% Solids :
Date Received : 09/27/2024
GC Column : ZB-GR ID : 0.25 (mm)
Date Extracted : 09/30/2024
Extract Concentrated : (Y/N) N
Date Analyzed : 10/05/2024
Soil Aliquot (VOA) : (µL)
Extract Volume : 1000 (µL)
Heated Purge : (Y/N)
Extraction Type : CONH
Purge Volume : (mL)
Injection Volume : 1.0 (µL)
Cleanup Types :
pH : 6 Dilution Factor : 1.0
Concentration Units (µg/L,µg/kg): µg/L
Cleanup Factor : 1.0

	CAS NO.	ANALYTE	RT	EST. CONC.	Q
1	000108-38-3	Benzene, 1,3-dimethyl-	5.087	10	JN
2	000611-14-3	Benzene, 1-ethyl-2-methyl-	6.493	2.2	JN
3	000526-73-8	Benzene, 1,2,3-trimethyl-	7.046	3.4	JN
4	000095-50-1	Benzene, 1,2-dichloro-	7.281	7.0	JN
5	000541-73-1	Benzene, 1,3-dichloro-	7.746	9.6	JN
6	001758-88-9	Benzene, 2-ethyl-1,4-dimethyl-	8.804	15	JN
7	000095-93-2	Benzene, 1,2,4,5-tetramethyl-	8.999	26	JN
8	000488-23-3	Benzene, 1,2,3,4-tetramethyl-	9.057	41	JN
9	000108-70-3	Benzene, 1,3,5-trichloro-	9.299	17	JN
10	000767-58-8	Indan, 1-methyl-	9.404	21	JN
11	002039-89-6	Benzene, 2-ethenyl-1,4-dimethyl-	9.557	50	JN
12	000087-61-6	Benzene, 1,2,3-trichloro-	10.057	880	JN
13	004706-89-2	Benzene, 2,4-dimethyl-1-(1-methyle	10.404	2.1	JN
14		unknown-01	10.575	850	J
15	000091-57-6	Naphthalene, 2-methyl-	11.81	3.5	JN
16	000085-44-9	Phthalic anhydride	11.934	2.6	JN
17	000095-94-3	Benzene, 1,2,4,5-tetrachloro-	12.193	8.6	JN
18	002409-55-4	Phenol, 2-(1,1-dimethylethyl)-4-me	12.275	16	JN
19	000095-95-4	Phenol, 2,4,5-trichloro-	12.516	6.5	JN
20	000933-78-8	Phenol, 2,3,5-trichloro-	12.651	3.5	JN
21	000634-90-2	Benzene, 1,2,3,5-tetrachloro-	12.81	3.4	JN
22	000933-75-5	Phenol, 2,3,6-trichloro-	12.851	5.3	JN
23	054845-35-1	Thiophene, 2-butyl-5-(2-methylprop	14.592	3.3	JN

EPA-designated Registry Number.

FORM 1B-OR
ORGANIC ANALYSIS DATA SHEET
TENTATIVELY IDENTIFIED COMPOUNDS

EPA SAMPLE NO.

PMW-5(20240926)

Lab Name : Alliance Technical Group, LLC
Contract : 68HERH20D0011
Lab Code: ACE Case No.: ARC Sayrevi
MA No. : SDG No.: P4227
Analytical Method : SVOA
Level :
Matrix : Water
Lab Sample ID : P4227-09
Sample wt/vol : 1000 (g/mL) mL
Lab File ID : BN034410.D
% Solids :
Date Received : 09/27/2024
GC Column : ZB-GR ID : 0.25 (mm)
Date Extracted : 09/30/2024
Extract Concentrated : (Y/N) N
Date Analyzed : 10/05/2024
Soil Aliquot (VOA) : (µL)
Extract Volume : 1000 (µL)
Heated Purge : (Y/N)
Extraction Type : CONH
Purge Volume : (mL)
Injection Volume : 1.0 (µL)
Cleanup Types :
pH : 6 Dilution Factor : 1.0
Concentration Units (µg/L,µg/kg): µg/L
Cleanup Factor : 1.0

	CAS NO.	ANALYTE	RT	EST. CONC.	Q
24	206879-68-7	(6-tert-Butyl-2,2-dimethyl-4H-1,3-	15.598	2.4	JN
25	000057-10-3	n-Hexadecanoic acid	17.722	3.1	JN
26	000091-76-9	1,3,5-Triazine-2,4-diamine, 6-phen	18.38	3.8	JN
27	000082-45-1	9,10-Anthracenedione, 1-amino-	20.374	3.3	JN
28	001740-19-8	Dehydroabietic acid	20.71	5.7	JN
29	E966796	Total Alkanes	N/A	0.0	

EPA-designated Registry Number.

Quantitation Report (LSC Reviewed)

Data Path : Z:\svoasrv\HPCHEM1\BNA_N\Data\BN100424\
Data File : BN034410.D
Acq On : 05 Oct 2024 04:31
Operator : RC/JU
Sample : P4227-09
Misc :
ALS Vial : 25 Sample Multiplier: 1

Quant Time: Oct 05 05:04:51 2024
Quant Method : Z:\svoasrv\HPCHEM1\BNA_N\Methods\SFAM-EPA-BN091124.MA.M
Quant Title : SVOA CALIBRATION
QLast Update : Mon Sep 30 14:14:38 2024
Response via : Initial Calibration

Instrument :
BNA_N
ClientSampleId :
PMW-5(20240926)

Manual Integrations APPROVED
mohammad
10/7/2024 7:11:29 AM

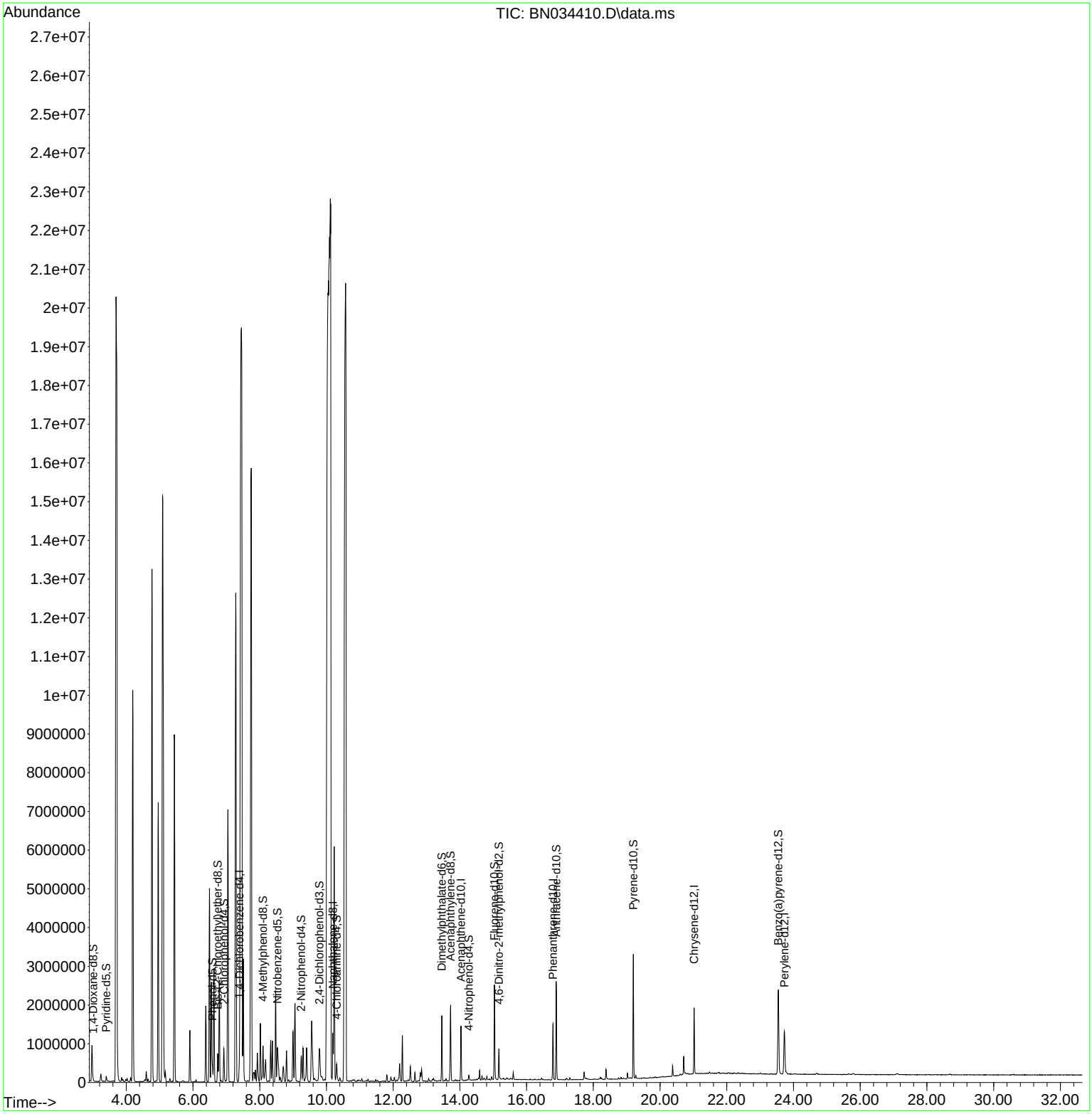

Quantitation Report (LSC Reviewed)

Data Path : Z:\svoasrv\HPCHEM1\BNA_N\Data\BN100424\
Data File : BN034410.D
Acq On : 05 Oct 2024 04:31
Operator : RC/JU
Sample : P4227-09
Misc :
ALS Vial : 25 Sample Multiplier: 1

Instrument :
BNA_N
ClientSampleId :
PMW-5(20240926)

Manual Integrations APPROVED
mohammad
10/7/2024 7:11:29 AM

Quant Time: Oct 05 05:04:51 2024
Quant Method : Z:\svoasrv\HPCHEM1\BNA_N\Methods\SFAM-EPA-BN091124.MA.M
Quant Title : SVOA CALIBRATION
QLast Update : Mon Sep 30 14:14:38 2024
Response via : Initial Calibration

Compound	R.T.	QIon	Response	Conc	Units	Dev(Min)
Internal Standards						
1) 1,4-Dichlorobenzene-d4	7.393	152	197053	20.000	ng/ul	0.00
20) Naphthalene-d8	10.193	136	794943	20.000	ng/ul	0.05
38) Acenaphthene-d10	14.034	164	467080m	20.000	ng/ul	0.00
64) Phenanthrene-d10	16.792	188	870600	20.000	ng/ul	0.00
79) Chrysene-d12	21.021	240	805489	20.000	ng/ul	-0.01
88) Perylene-d12	23.727	264	976318	20.000	ng/ul	-0.01
System Monitoring Compounds						
3) 1,4-Dioxane-d8	3.005	96	25103	5.198	ng/uL	0.00
4) Pyridine-d5	3.399	84	77696	5.413	ng/ul	0.01
7) Phenol-d5	6.581	99	216957	12.406	ng/ul	0.00
9) Bis-(2-Chloroethyl)eth...	6.740	67	311500	28.708	ng/ul	0.00
11) 2-Chlorophenol-d4	6.928	132	426264	30.965	ng/ul	0.00
15) 4-Methylphenol-d8	8.099	113	345713	24.025	ng/ul	0.00
21) Nitrobenzene-d5	8.528	128	219162	34.589	ng/ul	0.00
24) 2-Nitrophenol-d4	9.246	143	237665m	36.477	ng/ul	0.00
28) 2,4-Dichlorophenol-d3	9.787	165	411610	33.544	ng/ul	0.01
31) 4-Chloroaniline-d4	10.304	131	285168	15.351	ng/ul	0.01
46) Dimethylphthalate-d6	13.457	166	1136780	32.566	ng/ul	-0.01
49) Acenaphthylene-d8	13.722	160	1308787	33.329	ng/ul	0.00
54) 4-Nitrophenol-d4	14.269	143	41344	5.771	ng/ul	0.00
60) Fluorene-d10	15.034	176	962363	32.531	ng/ul	-0.01
65) 4,6-Dinitro-2-methylph...	15.169	200	162871	31.377	ng/ul	0.00
73) Anthracene-d10	16.886	188	1429683	34.929	ng/ul	-0.01
81) Pyrene-d10	19.198	212	1617952	36.051	ng/ul	-0.01
92) Benzo(a)pyrene-d12	23.545	264	1815827	36.207	ng/ul	-0.01

Target Compounds Qvalue

(#) = qualifier out of range (m) = manual integration (+) = signals summed

Data Path : Z:\svoasrv\HPCHEM1\BNA_N\Data\BN100424\
Data File : BN034410.D
Acq On : 05 Oct 2024 04:31
Operator : RC/JU
Sample : P4227-09
Misc :
ALS Vial : 25 Sample Multiplier: 1

Instrument :
BNA_N
ClientSampleId :
PMW-5(20240926)

Integration Parameters: LSCINT.P
Integrator: RTE
Smoothing : OFF Filtering: 5
Sampling : 1 Min Area: 0.1 % of largest Peak
Start Thrs: 0.2 Max Peaks: 100
Stop Thrs : 0 Peak Location: TOP

If leading or trailing edge < 100 prefer < Baseline drop else tangent >
Peak separation: 5

Method : Z:\svoasrv\HPCHEM1\BNA_N\Methods\SFAM-EPA-BN091124.MA.M
Title : SVOA CALIBRATION

Signal : TIC: BN034410.D\data.ms

peak #	R.T. min	first scan	max scan	last scan	PK TY	peak height	corr. area	corr. % max.	% of total
1	2.969	8	14	29	rVB	926992	1765161	2.43%	0.314%
2	3.240	51	60	71	rVB	188435	369898	0.51%	0.066%
3	3.399	83	87	96	rBV	123096	202053	0.28%	0.036%
4	3.693	130	137	159	rVV	20264813	56740015	78.00%	10.106%
5	3.864	160	166	169	rVV	101565	165372	0.23%	0.029%
6	3.981	178	186	190	rBV2	56701	103237	0.14%	0.018%
7	4.022	190	193	204	rVB	86056	144354	0.20%	0.026%
8	4.128	204	211	215	rBV	107040	172113	0.24%	0.031%
9	4.193	215	222	239	rVB	10108398	16778289	23.07%	2.988%
10	4.558	277	284	287	rVV5	60120	121461	0.17%	0.022%
11	4.599	287	291	296	rVV	270306	402281	0.55%	0.072%
12	4.652	296	300	306	rVB	68320	100642	0.14%	0.018%
13	4.769	313	320	332	rVB	13239337	21942158	30.16%	3.908%
14	4.958	344	352	361	rVB	7213103	10903898	14.99%	1.942%
15	5.087	367	374	385	rBV	15111024	36135045	49.68%	6.436%
16	5.169	385	388	395	rVB	262770	349520	0.48%	0.062%
17	5.311	406	412	419	rBV	86229	148684	0.20%	0.026%
18	5.440	427	434	443	rVV	8969669	13935100	19.16%	2.482%
19	5.905	505	513	522	rBV	1335834	1983841	2.73%	0.353%
20	6.093	540	545	554	rVB	60031	93443	0.13%	0.017%
21	6.381	587	594	605	rBV	1966499	3048937	4.19%	0.543%
22	6.493	605	613	618	rVV	5000007	7569281	10.41%	1.348%
23	6.552	618	623	631	rVV	2581016	4545944	6.25%	0.810%
24	6.628	631	636	647	rVV	2926089	4441466	6.11%	0.791%
25	6.740	647	655	658	rVV	734376	1126807	1.55%	0.201%
26	6.787	658	663	669	rVV	2633436	4058474	5.58%	0.723%
27	6.840	669	672	680	rVV2	48064	83807	0.12%	0.015%
28	6.922	680	686	695	rVV	870804	1460987	2.01%	0.260%
29	7.046	700	707	725	rVB	7037286	11623667	15.98%	2.070%
30	7.281	734	747	759	rBV	12635359	23991304	32.98%	4.273%
31	7.452	759	776	782	rBV3	19469043	68903233	94.72%	12.272%
32	7.505	782	785	794	rVB	3158121	4380939	6.02%	0.780%
33	7.746	813	826	833	rBV2	15837286	33072816	45.47%	5.890%
34	7.816	833	838	839	rBV	205517	290262	0.40%	0.052%
35	7.875	844	848	852	rVV	290624	428578	0.59%	0.076%
36	7.928	852	857	866	rVB2	732523	1278973	1.76%	0.228%

Data Path : Z:\svoasrv\HPCHEM1\BNA_N\Data\BN100424\
Data File : BN034410.D
Acq On : 05 Oct 2024 04:31
Operator : RC/JU
Sample : P4227-09
Misc :
ALS Vial : 25 Sample Multiplier: 1

Instrument :
BNA_N
ClientSampleId :
PMW-5(20240926)

Integration Parameters: LSCINT.P
Integrator: RTE
Smoothing : OFF Filtering: 5
Sampling : 1 Min Area: 0.1 % of largest Peak
Start Thrs: 0.2 Max Peaks: 100
Stop Thrs : 0 Peak Location: TOP

If leading or trailing edge < 100 prefer < Baseline drop else tangent >
Peak separation: 5

Method : Z:\svoasrv\HPCHEM1\BNA_N\Methods\SFAM-EPA-BN091124.MA.M
Title : SVOA CALIBRATION

37	8.016	866	872	878	rBV	1498366	2310431	3.18%	0.411%
38	8.099	878	886	891	rVV	912161	1541592	2.12%	0.275%
39	8.175	891	899	909	rVB2	570730	1247382	1.71%	0.222%
40	8.328	919	925	929	rBV	1060958	1591907	2.19%	0.284%
41	8.381	929	934	940	rVB	1059415	1609163	2.21%	0.287%
42	8.475	942	950	955	rBV	2331071	3561677	4.90%	0.634%
43	8.534	955	960	970	rVV3	865680	2299710	3.16%	0.410%
44	8.610	970	973	980	rVB2	113354	188769	0.26%	0.034%
45	8.704	980	989	998	rBV5	380838	925471	1.27%	0.165%
46	8.804	998	1006	1012	rBV	796759	1261786	1.73%	0.225%
47	8.869	1012	1017	1023	rVB2	44233	84896	0.12%	0.015%
48	8.999	1032	1039	1043	rVV	1276544	2154643	2.96%	0.384%
49	9.057	1043	1049	1056	rVB	2005411	3430241	4.72%	0.611%
50	9.246	1071	1081	1086	rBV	680227	1282750	1.76%	0.228%
51	9.299	1086	1090	1097	rVB	852440	1430552	1.97%	0.255%
52	9.404	1097	1108	1122	rVB	884692	1762430	2.42%	0.314%
53	9.557	1122	1134	1145	rBV3	1571178	4151712	5.71%	0.739%
54	9.640	1145	1148	1160	rVB6	64383	158574	0.22%	0.028%
55	9.787	1165	1173	1182	rBV	821299	2152445	2.96%	0.383%
56	10.057	1203	1219	1220	rBV3	20649247	72740607	100.00%	12.955%
57	10.193	1238	1242	1245	rBV	1175719	1661115	2.28%	0.296%
58	10.234	1245	1249	1255	rVB	6021722	8369041	11.51%	1.491%
59	10.304	1255	1261	1272	rVB	441075	891898	1.23%	0.159%
60	10.404	1272	1278	1292	rVB	88855	171491	0.24%	0.031%
61	10.575	1292	1307	1312	rBV4	20616306	70944058	97.53%	12.635%
62	10.975	1371	1375	1384	rVV8	36056	91133	0.13%	0.016%
63	11.057	1384	1389	1395	rVB2	70447	114595	0.16%	0.020%
64	11.246	1417	1421	1427	rVB2	62129	103043	0.14%	0.018%
65	11.810	1510	1517	1523	rBV	174439	292515	0.40%	0.052%
66	11.934	1532	1538	1544	rBV2	114554	213183	0.29%	0.038%
67	12.034	1551	1555	1561	rVB	101561	164082	0.23%	0.029%
68	12.193	1571	1582	1590	rVB2	453918	871002	1.20%	0.155%
69	12.275	1590	1596	1603	rBV	1179201	1637385	2.25%	0.292%
70	12.516	1631	1637	1649	rVB	391514	658815	0.91%	0.117%
71	12.651	1654	1660	1667	rVB	235057	360014	0.49%	0.064%
72	12.810	1683	1687	1690	rVV	215347	340691	0.47%	0.061%
73	12.851	1690	1694	1703	rVV	320667	534719	0.74%	0.095%
74	13.063	1725	1730	1735	rBV	77391	127561	0.18%	0.023%
75	13.181	1743	1750	1752	rBV2	59579	100317	0.14%	0.018%
76	13.457	1791	1797	1805	rVB	1691610	2308436	3.17%	0.411%

LSC Area Percent Report

Data Path : Z:\svoasrv\HPCHEM1\BNA_N\Data\BN100424\
Data File : BN034410.D
Acq On : 05 Oct 2024 04:31
Operator : RC/JU
Sample : P4227-09
Misc :
ALS Vial : 25 Sample Multiplier: 1

Instrument :
BNA_N
ClientSampleId :
PMW-5(20240926)

Integration Parameters: LSCINT.P
Integrator: RTE
Smoothing : OFF Filtering: 5
Sampling : 1 Min Area: 0.1 % of largest Peak
Start Thrs: 0.2 Max Peaks: 100
Stop Thrs : 0 Peak Location: TOP

If leading or trailing edge < 100 prefer < Baseline drop else tangent >
Peak separation: 5

Method : Z:\svoasrv\HPCHEM1\BNA_N\Methods\SFAM-EPA-BN091124.MA.M
Title : SVOA CALIBRATION

77	13.722	1830	1842	1856	rBV	1966262	3124395	4.30%	0.556%
78	14.034	1888	1895	1902	rBV	1423428	2035890	2.80%	0.363%
79	14.269	1931	1935	1942	rVB	124523	199954	0.27%	0.036%
80	14.592	1986	1990	1995	rVB	252118	335368	0.46%	0.060%
81	14.663	1997	2002	2007	rBV	104198	158166	0.22%	0.028%
82	14.728	2008	2013	2020	rVB2	46443	96802	0.13%	0.017%
83	14.810	2022	2027	2032	rVV	95947	127696	0.18%	0.023%
84	14.951	2046	2051	2059	rBV	84859	160712	0.22%	0.029%
85	15.034	2059	2065	2080	rVB	2455350	3635528	5.00%	0.647%
86	15.169	2082	2088	2098	rBV	794563	1111921	1.53%	0.198%
87	15.598	2157	2161	2169	rVB2	186569	249676	0.34%	0.044%
88	16.792	2357	2364	2374	rBV	1448876	2102156	2.89%	0.374%
89	16.886	2374	2380	2390	rBV	2539167	3571963	4.91%	0.636%
90	17.298	2446	2450	2459	rVB	54517	87067	0.12%	0.016%
91	17.722	2518	2522	2530	rBV2	194323	326326	0.45%	0.058%
92	18.380	2629	2634	2643	rBV	253872	396196	0.54%	0.071%
93	19.022	2739	2743	2750	rBV	145109	217844	0.30%	0.039%
94	19.198	2767	2773	2781	rBV	3203195	4137570	5.69%	0.737%
95	19.269	2782	2785	2795	rVB	82044	117763	0.16%	0.021%
96	20.374	2969	2973	2979	rBV	277405	368169	0.51%	0.066%
97	20.710	3026	3030	3036	rBV	467094	634000	0.87%	0.113%
98	21.021	3078	3083	3093	rBV	1701838	2233585	3.07%	0.398%
99	23.545	3504	3512	3527	rVB	2169969	4621909	6.35%	0.823%
100	23.727	3535	3543	3560	rVB	1099901	2721450	3.74%	0.485%

Sum of corrected areas: 561475978

Data Path : Z:\svoasrv\HPCHEM1\BNA_N\Data\BN100424\
Data File : BN034410.D
Acq On : 05 Oct 2024 04:31
Operator : RC/JU
Sample : P4227-09
Misc :
ALS Vial : 25 Sample Multiplier: 1

Instrument :
BNA_N
ClientSampleId :
PMW-5(20240926)

Quant Method : Z:\svoasrv\HPCHEM1\BNA_N\Methods\SFAM-EPA-BN091124.MA.M
Quant Title : SVOA CALIBRATION

TIC Library : C:\Database\NIST20.L
TIC Integration Parameters: LSCINT.P

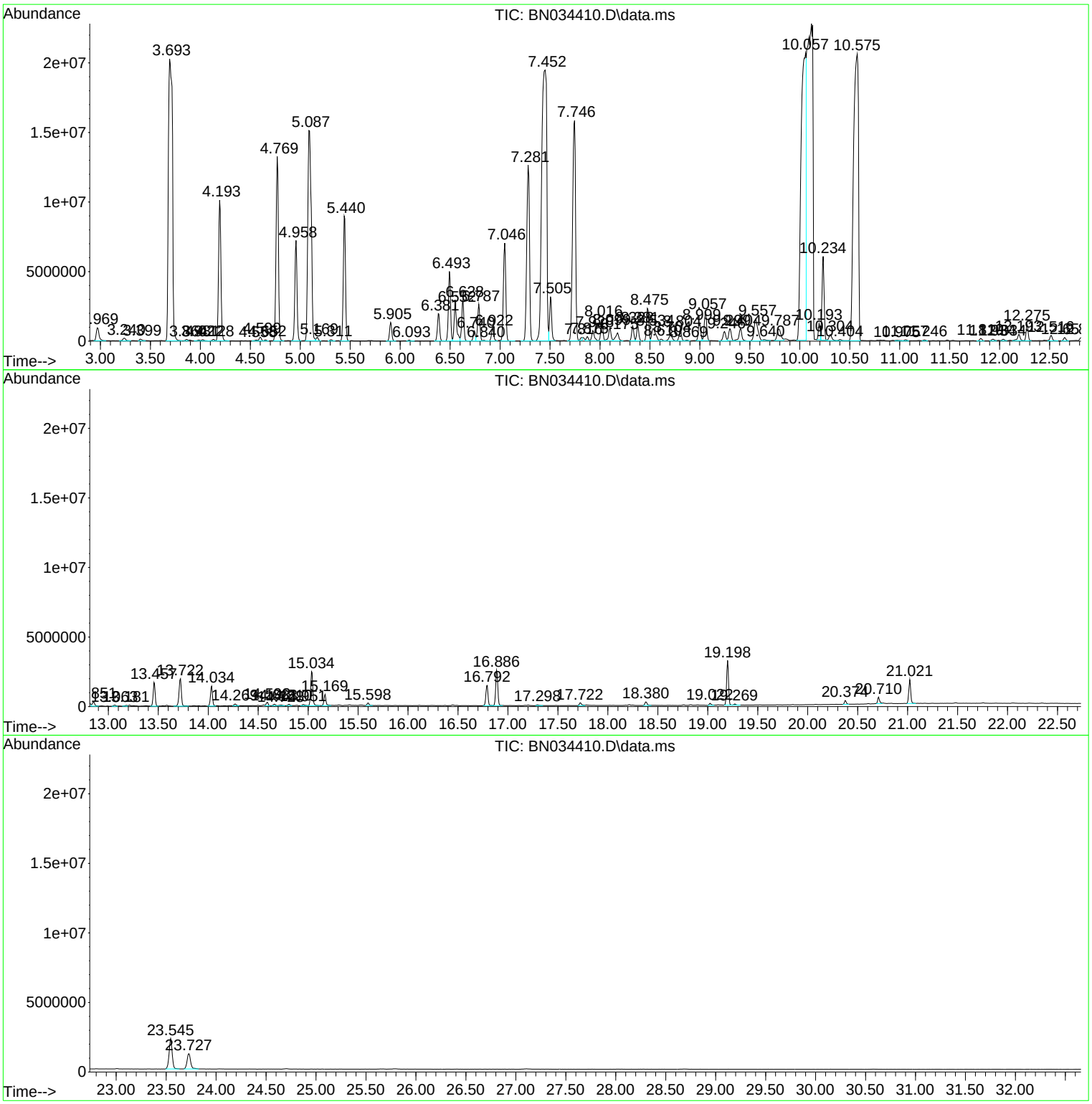

Data Path : Z:\svoasrv\HPCHEM1\BNA_N\Data\BN100424\
Data File : BN034410.D
Acq On : 05 Oct 2024 04:31
Operator : RC/JU
Sample : P4227-09
Misc :
ALS Vial : 25 Sample Multiplier: 1

Instrument :
BNA_N
ClientSampleId :
PMW-5(20240926)

Quant Method : Z:\svoasrv\HPCHEM1\BNA_N\Methods\SFAM-EPA-BN091124.MA.M
Quant Title : SVOA CALIBRATION

TIC Library : C:\Database\NIST20.L
TIC Integration Parameters: LSCINT.P

****
Peak Number 5 Benzene, 1,3-dimethyl- Concentration Rank 12

R.T.	EstConc	Area	Relative to ISTD	R.T.
5.087	10.49 ng/ul	36135000	1,4-Dichlorobenzene-d4	7.393

Hit# of 5	Tentative ID	MW	MolForm	CAS#	Qual
1	Benzene, 1,3-dimethyl-	106	C8H10	000108-38-3	97
2	Benzene, 1,3-dimethyl-	106	C8H10	000108-38-3	97
3	o-Xylene	106	C8H10	000095-47-6	97
4	p-Xylene	106	C8H10	000106-42-3	97
5	p-Xylene	106	C8H10	000106-42-3	95

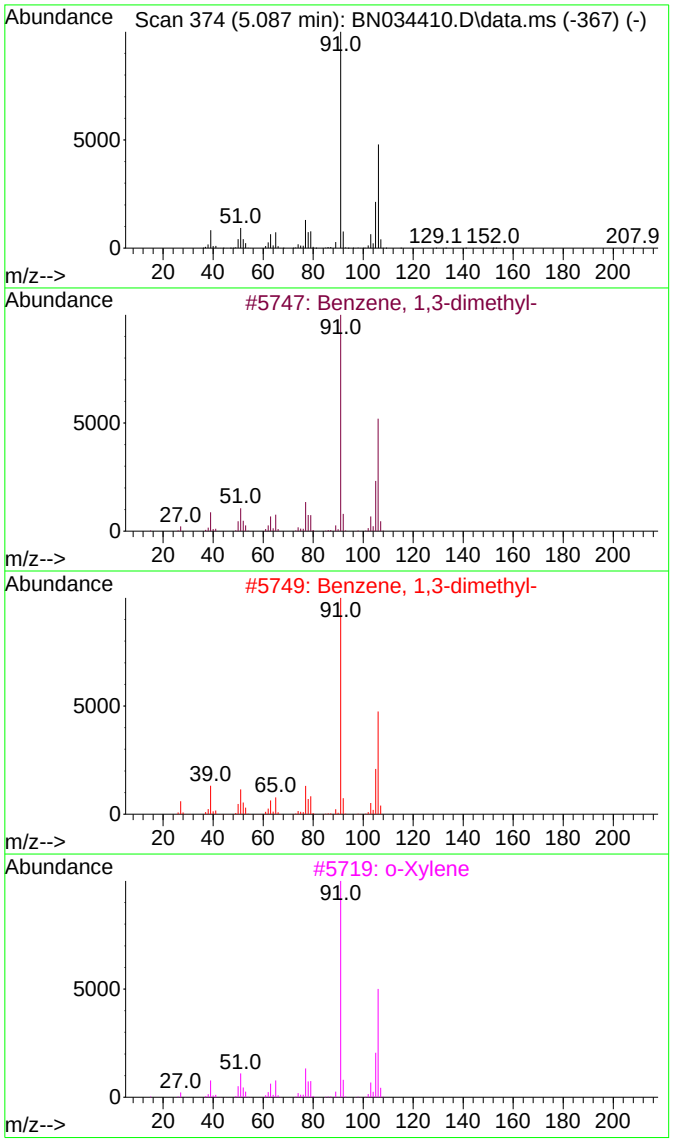

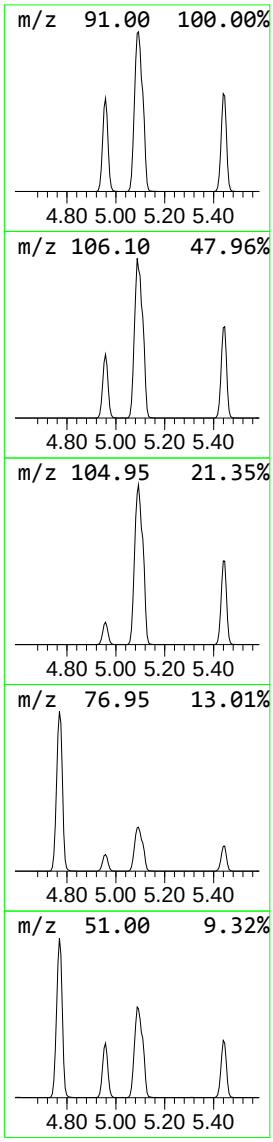

Data Path : Z:\svoasrv\HPCHEM1\BNA_N\Data\BN100424\
Data File : BN034410.D
Acq On : 05 Oct 2024 04:31
Operator : RC/JU
Sample : P4227-09
Misc :
ALS Vial : 25 Sample Multiplier: 1

Instrument :
BNA_N
ClientSampleId :
PMW-5(20240926)

Quant Method : Z:\svoasrv\HPCHEM1\BNA_N\Methods\SFAM-EPA-BN091124.MA.M
Quant Title : SVOA CALIBRATION

TIC Library : C:\Database\NIST20.L
TIC Integration Parameters: LSCINT.P

****
Peak Number 7 Benzene, 1-ethyl-2-methyl- Concentration Rank 33

R.T.	EstConc	Area	Relative to ISTD	R.T.
6.493	2.20 ng/ul	7569280	1,4-Dichlorobenzene-d4	7.393

Hit# of 5	Tentative ID	MW	MolForm	CAS#	Qual
1	Benzene, 1-ethyl-2-methyl-	120	C9H12	000611-14-3	95
2	Benzene, 1-ethyl-2-methyl-	120	C9H12	000611-14-3	95
3	Benzene, 1-ethyl-3-methyl-	120	C9H12	000620-14-4	95
4	Benzene, 1-ethyl-3-methyl-	120	C9H12	000620-14-4	94
5	Mesitylene	120	C9H12	000108-67-8	91

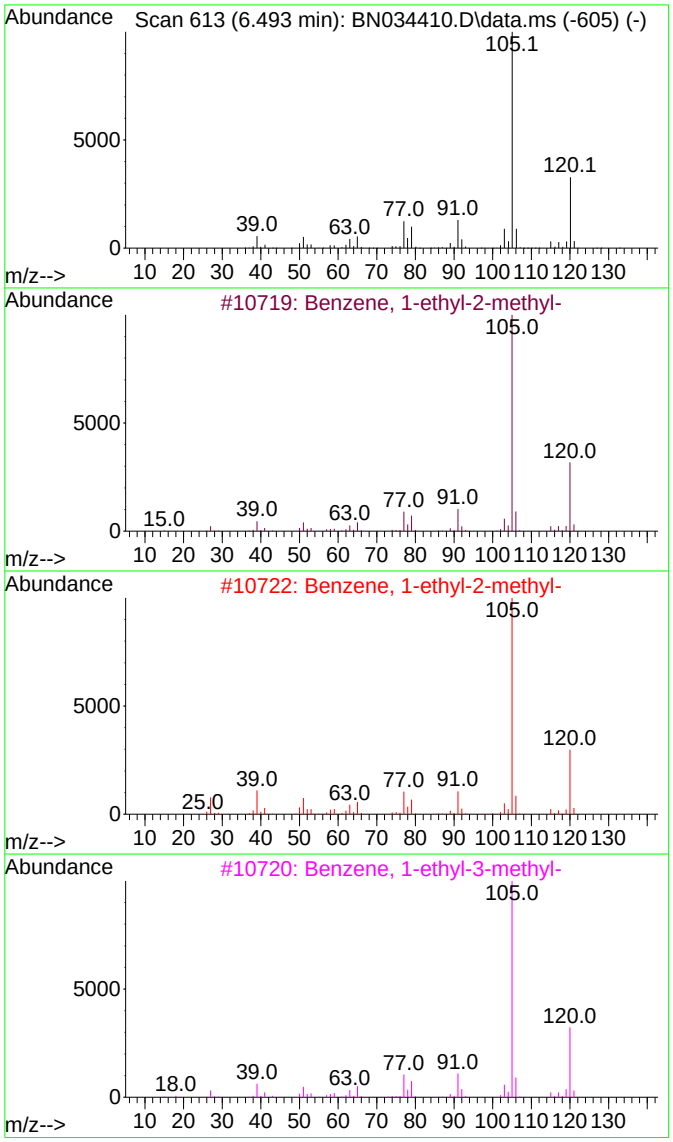

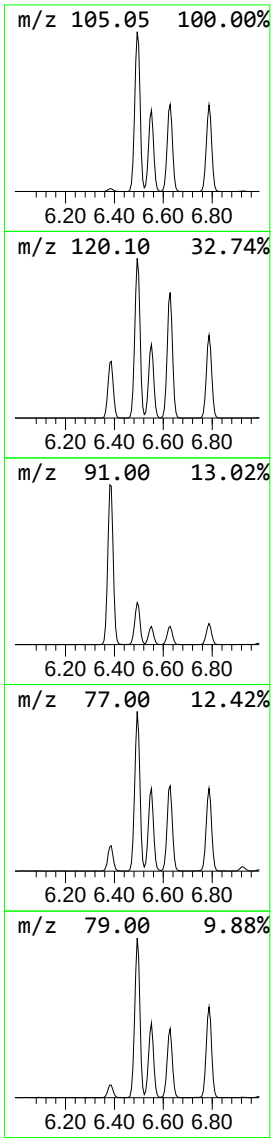

Library Search Compound Report

Data Path : Z:\svoasrv\HPCHEM1\BNA_N\Data\BN100424\
Data File : BN034410.D
Acq On : 05 Oct 2024 04:31
Operator : RC/JU
Sample : P4227-09
Misc :
ALS Vial : 25 Sample Multiplier: 1

Instrument :
BNA_N
ClientSampleId :
PMW-5(20240926)

Quant Method : Z:\svoasrv\HPCHEM1\BNA_N\Methods\SFAM-EPA-BN091124.MA.M
Quant Title : SVOA CALIBRATION

TIC Library : C:\Database\NIST20.L
TIC Integration Parameters: LSCINT.P

****
Peak Number 8 Benzene, 1,2,3-trimethyl- Concentration Rank 25

R.T.	EstConc	Area	Relative to ISTD	R.T.
7.046	3.37 ng/ul	11623700	1,4-Dichlorobenzene-d4	7.393

Hit# of 5	Tentative ID	MW	MolForm	CAS#	Qual
1	Benzene, 1,2,3-trimethyl-	120	C9H12	000526-73-8	97
2	Mesitylene	120	C9H12	000108-67-8	97
3	Benzene, 1,2,4-trimethyl-	120	C9H12	000095-63-6	94
4	Mesitylene	120	C9H12	000108-67-8	91
5	Benzene, 1,2,4-trimethyl-	120	C9H12	000095-63-6	91

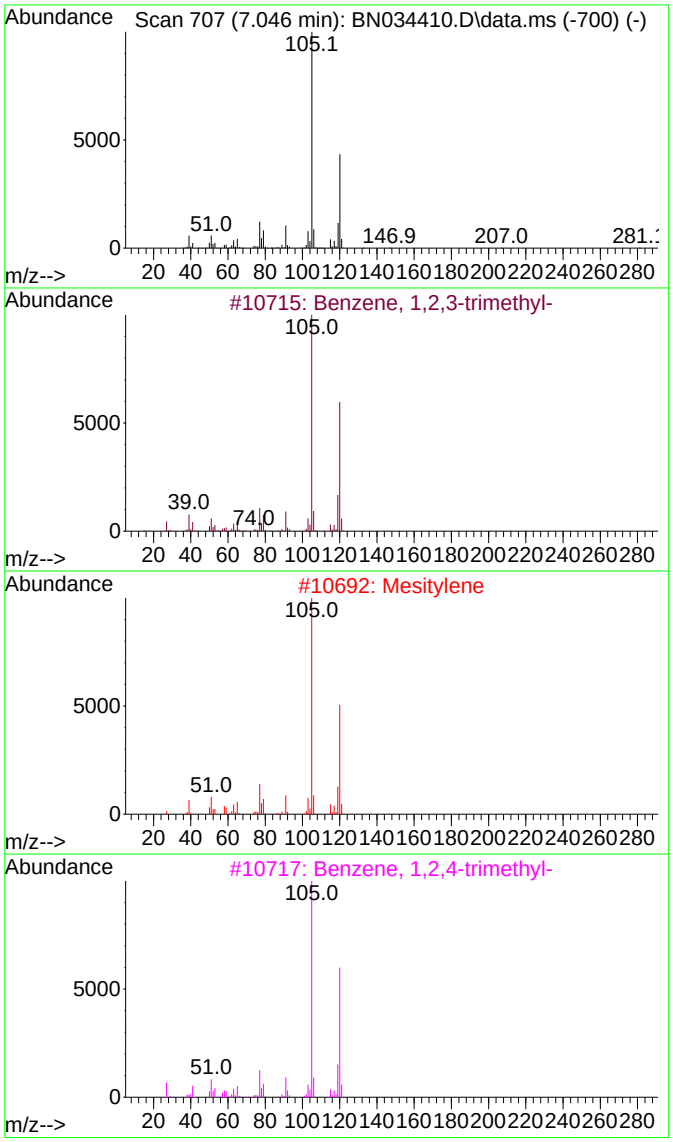

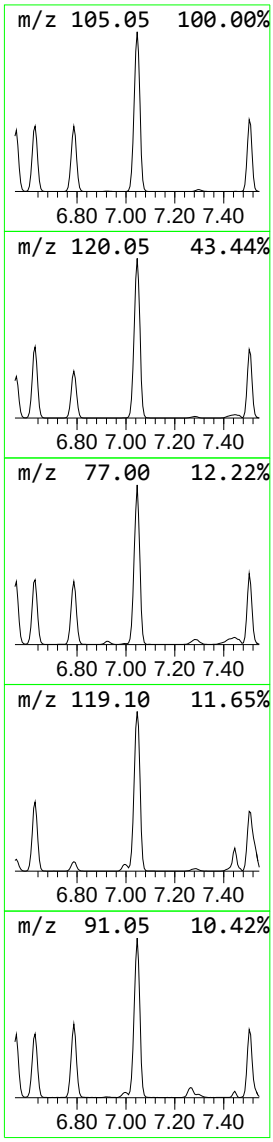

Library Search Compound Report

Data Path : Z:\svoasrv\HPCHEM1\BNA_N\Data\BN100424\
Data File : BN034410.D
Acq On : 05 Oct 2024 04:31
Operator : RC/JU
Sample : P4227-09
Misc :
ALS Vial : 25 Sample Multiplier: 1

Instrument :
BNA_N
ClientSampleId :
PMW-5(20240926)

Quant Method : Z:\svoasrv\HPCHEM1\BNA_N\Methods\SFAM-EPA-BN091124.MA.M
Quant Title : SVOA CALIBRATION

TIC Library : C:\Database\NIST20.L
TIC Integration Parameters: LSCINT.P

****
Peak Number 9 Benzene, 1,2-dichloro- Concentration Rank 15

R.T.	EstConc	Area	Relative to ISTD	R.T.
7.281	6.96 ng/ul	23991300	1,4-Dichlorobenzene-d4	7.393

Hit# of 5	Tentative ID	MW	MolForm	CAS#	Qual
1	Benzene, 1,2-dichloro-	146	C6H4Cl2	000095-50-1	98
2	Benzene, 1,4-dichloro-	146	C6H4Cl2	000106-46-7	98
3	Benzene, 1,3-dichloro-	146	C6H4Cl2	000541-73-1	98
4	Benzene, 1,3-dichloro-	146	C6H4Cl2	000541-73-1	97
5	Benzene, 1,4-dichloro-	146	C6H4Cl2	000106-46-7	96

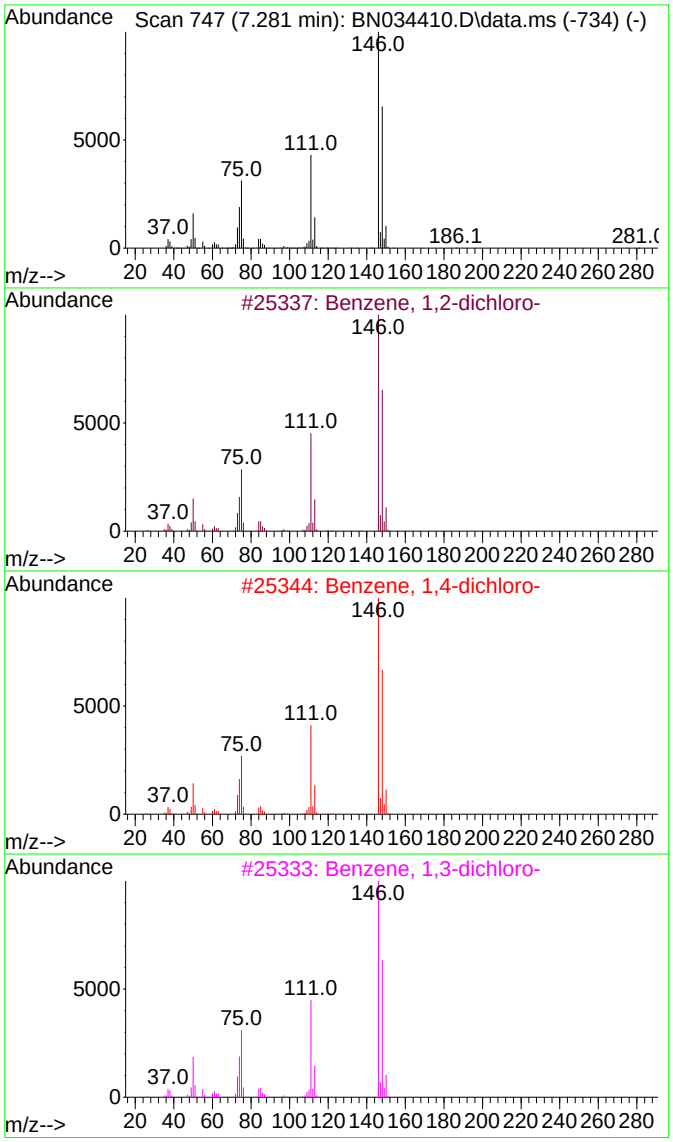

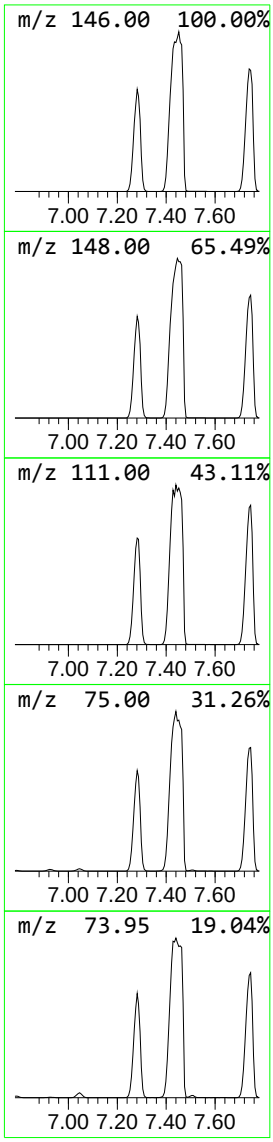

Library Search Compound Report

Data Path : Z:\svoasrv\HPCHEM1\BNA_N\Data\BN100424\
Data File : BN034410.D
Acq On : 05 Oct 2024 04:31
Operator : RC/JU
Sample : P4227-09
Misc :
ALS Vial : 25 Sample Multiplier: 1

Instrument :
BNA_N
ClientSampleId :
PMW-5(20240926)

Quant Method : Z:\svoasrv\HPCHEM1\BNA_N\Methods\SFAM-EPA-BN091124.MA.M
Quant Title : SVOA CALIBRATION

TIC Library : C:\Database\NIST20.L
TIC Integration Parameters: LSCINT.P

****
Peak Number 11 Benzene, 1,3-dichloro- Concentration Rank 13

R.T.	EstConc	Area	Relative to ISTD	R.T.
7.746	9.60 ng/ul	33072800	1,4-Dichlorobenzene-d4	7.393

Hit# of 5	Tentative ID	MW	MolForm	CAS#	Qual
1	Benzene, 1,3-dichloro-	146	C6H4Cl2	000541-73-1	98
2	Benzene, 1,4-dichloro-	146	C6H4Cl2	000106-46-7	98
3	Benzene, 1,2-dichloro-	146	C6H4Cl2	000095-50-1	98
4	Benzene, 1,2-dichloro-	146	C6H4Cl2	000095-50-1	97
5	Benzene, 1,4-dichloro-	146	C6H4Cl2	000106-46-7	96

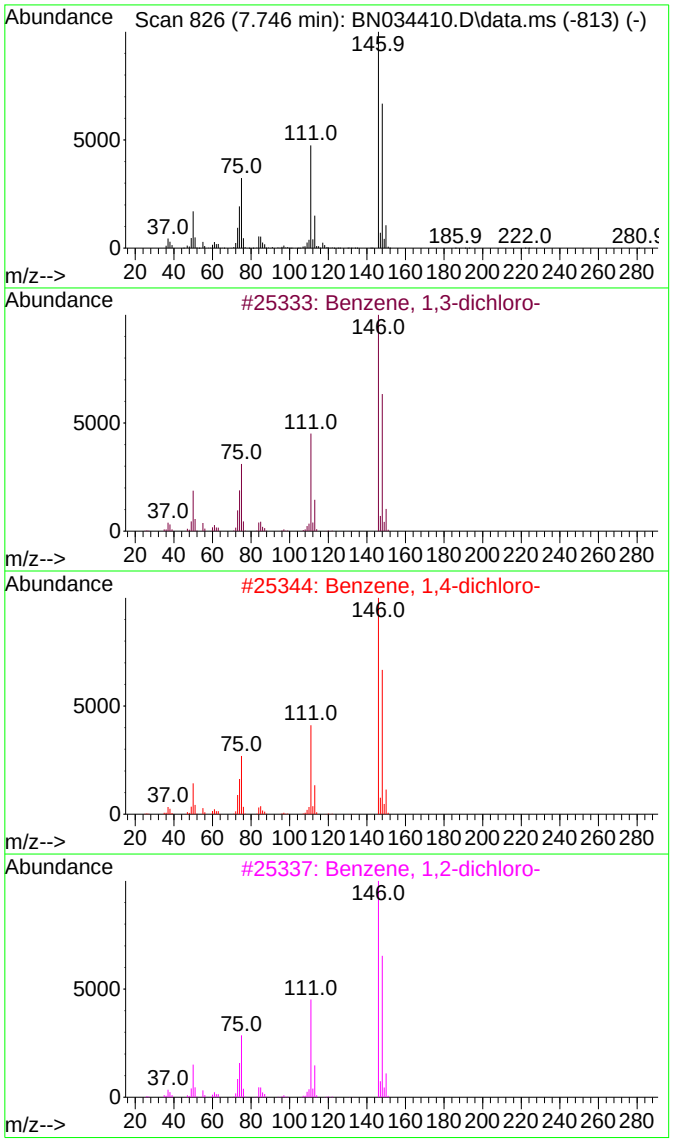

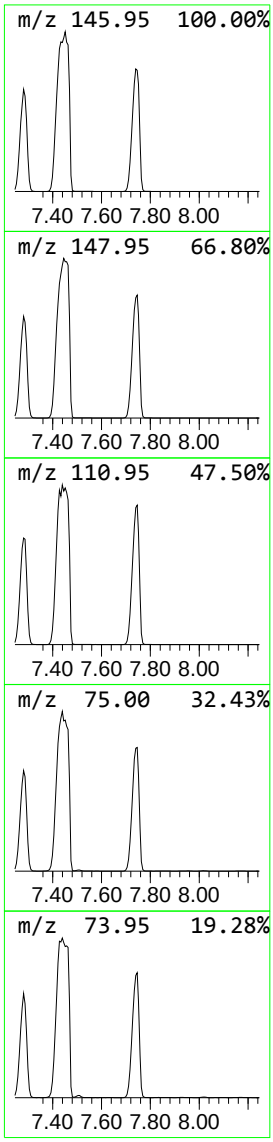

Data Path : Z:\svoasrv\HPCHEM1\BNA_N\Data\BN100424\
Data File : BN034410.D
Acq On : 05 Oct 2024 04:31
Operator : RC/JU
Sample : P4227-09
Misc :
ALS Vial : 25 Sample Multiplier: 1

Instrument :
BNA_N
ClientSampleId :
PMW-5(20240926)

Quant Method : Z:\svoasrv\HPCHEM1\BNA_N\Methods\SFAM-EPA-BN091124.MA.M
Quant Title : SVOA CALIBRATION

TIC Library : C:\Database\NIST20.L
TIC Integration Parameters: LSCINT.P

****
Peak Number 12 Benzene, 2-ethyl-1,4-dimethyl- Concentration Rank 11

R.T.	EstConc	Area	Relative to ISTD	R.T.
8.804	15.19 ng/ul	1261790	Naphthalene-d8	10.193

Hit# of 5	Tentative ID	MW	MolForm	CAS#	Qual
1	Benzene, 2-ethyl-1,4-dimethyl-	134	C10H14	001758-88-9	96
2	o-Cymene	134	C10H14	000527-84-4	95
3	o-Cymene	134	C10H14	000527-84-4	95
4	o-Cymene	134	C10H14	000527-84-4	95
5	Benzene, 4-ethyl-1,2-dimethyl-	134	C10H14	000934-80-5	95

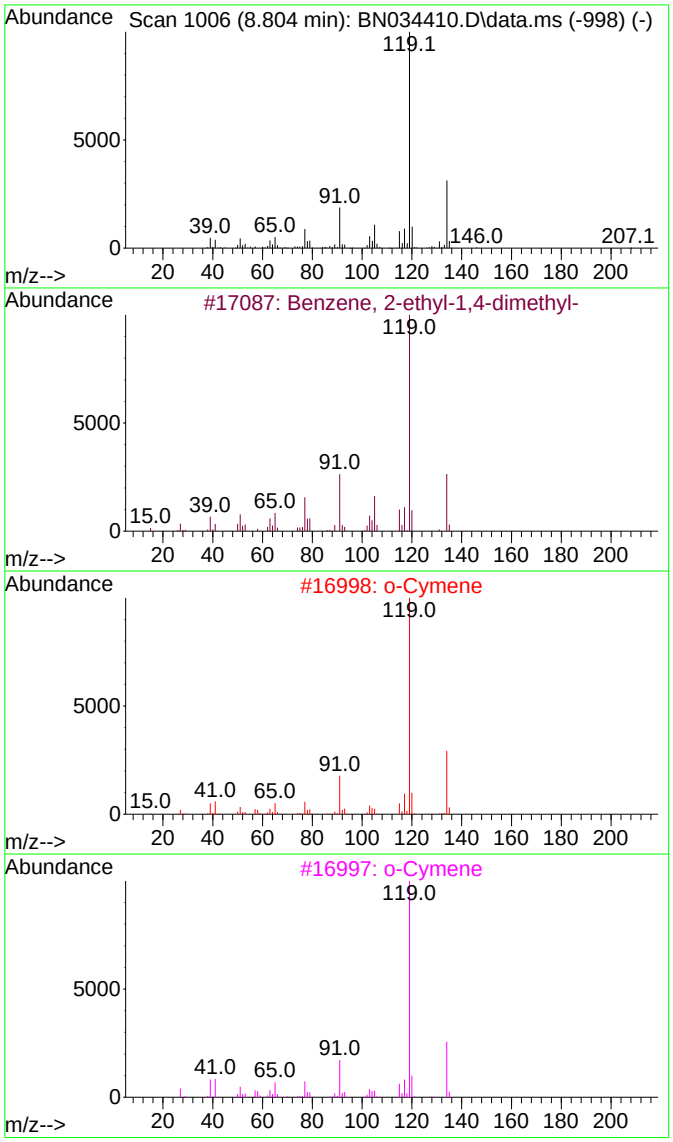

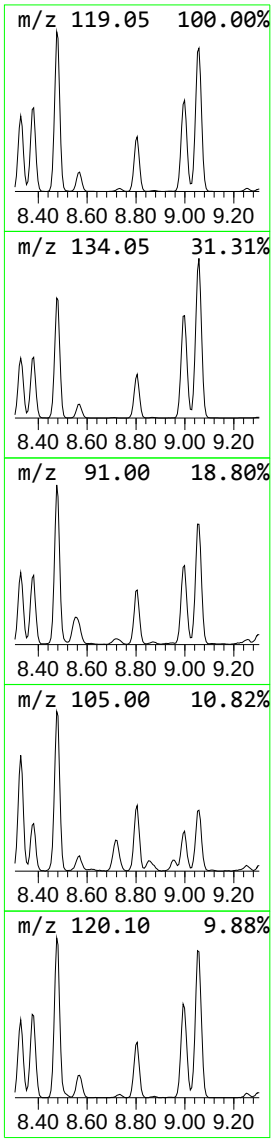

Data Path : Z:\svoasrv\HPCHEM1\BNA_N\Data\BN100424\
Data File : BN034410.D
Acq On : 05 Oct 2024 04:31
Operator : RC/JU
Sample : P4227-09
Misc :
ALS Vial : 25 Sample Multiplier: 1

Instrument :
BNA_N
ClientSampleId :
PMW-5(20240926)

Quant Method : Z:\svoasrv\HPCHEM1\BNA_N\Methods\SFAM-EPA-BN091124.MA.M
Quant Title : SVOA CALIBRATION

TIC Library : C:\Database\NIST20.L
TIC Integration Parameters: LSCINT.P

****
Peak Number 13 Benzene, 1,2,4,5-tetramethyl- Concentration Rank 5

R.T.	EstConc	Area	Relative to ISTD	R.T.
8.999	25.94 ng/ul	2154640	Naphthalene-d8	10.193

Hit# of 5	Tentative ID	MW	MolForm	CAS#	Qual
1	Benzene, 1,2,4,5-tetramethyl-	134	C10H14	000095-93-2	97
2	Benzene, 1,2,3,4-tetramethyl-	134	C10H14	000488-23-3	95
3	Benzene, 1,2,3,5-tetramethyl-	134	C10H14	000527-53-7	95
4	Benzene, 1,2,3,5-tetramethyl-	134	C10H14	000527-53-7	95
5	Benzene, 1,2,3,5-tetramethyl-	134	C10H14	000527-53-7	95

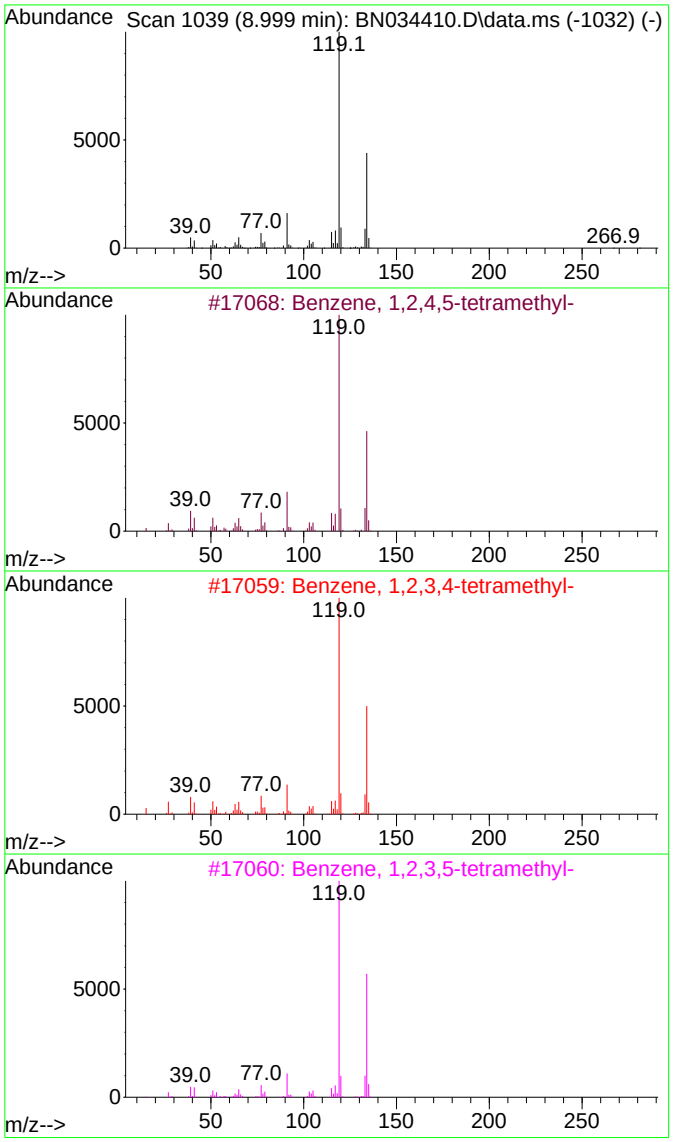

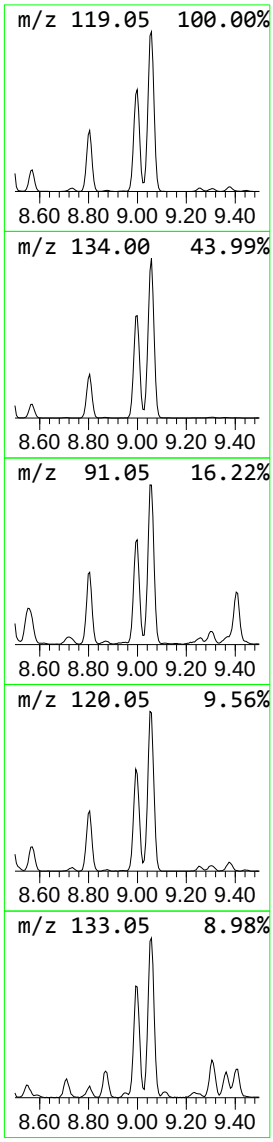

Data Path : Z:\svoasrv\HPCHEM1\BNA_N\Data\BN100424\
Data File : BN034410.D
Acq On : 05 Oct 2024 04:31
Operator : RC/JU
Sample : P4227-09
Misc :
ALS Vial : 25 Sample Multiplier: 1

Instrument :
BNA_N
ClientSampleId :
PMW-5(20240926)

Quant Method : Z:\svoasrv\HPCHEM1\BNA_N\Methods\SFAM-EPA-BN091124.MA.M
Quant Title : SVOA CALIBRATION

TIC Library : C:\Database\NIST20.L
TIC Integration Parameters: LSCINT.P

****
Peak Number 14 Benzene, 1,2,3,4-tetramethyl- Concentration Rank 4

R.T.	EstConc	Area	Relative to ISTD	R.T.
9.057	41.30 ng/ul	3430240	Naphthalene-d8	10.193

Hit# of 5	Tentative ID	MW	MolForm	CAS#	Qual
1	Benzene, 1,2,3,4-tetramethyl-	134	C10H14	000488-23-3	97
2	Benzene, 1,2,4,5-tetramethyl-	134	C10H14	000095-93-2	97
3	Benzene, 1,2,3,5-tetramethyl-	134	C10H14	000527-53-7	96
4	Benzene, 1,2,3,5-tetramethyl-	134	C10H14	000527-53-7	95
5	Benzene, 1,2,3,4-tetramethyl-	134	C10H14	000488-23-3	95

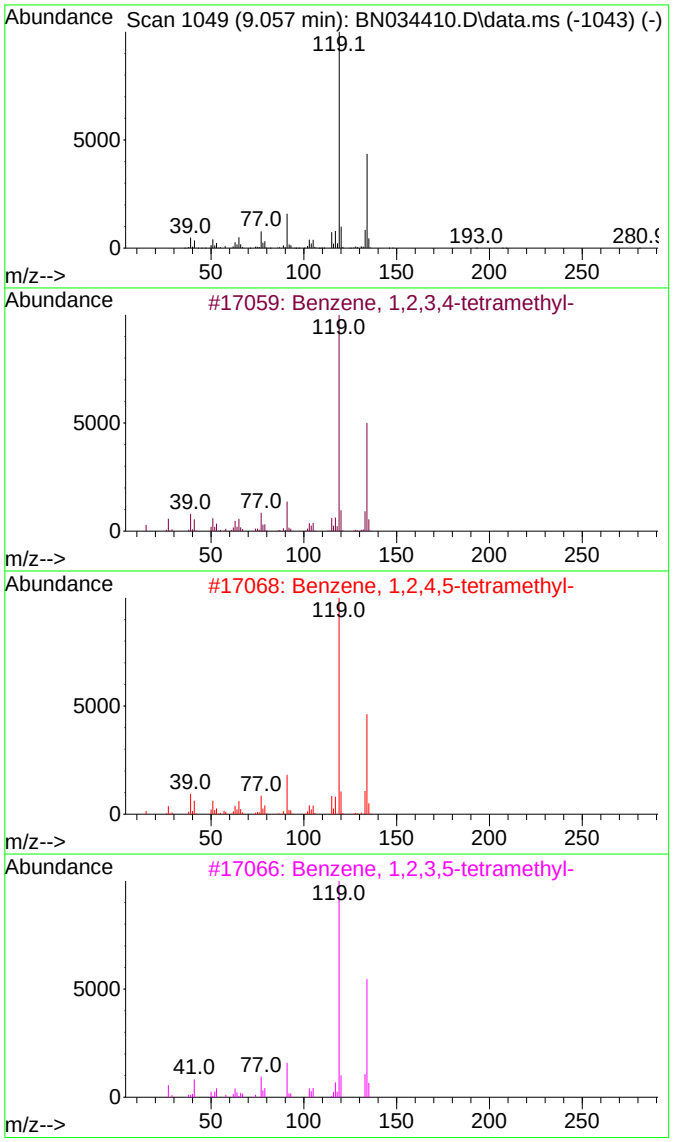

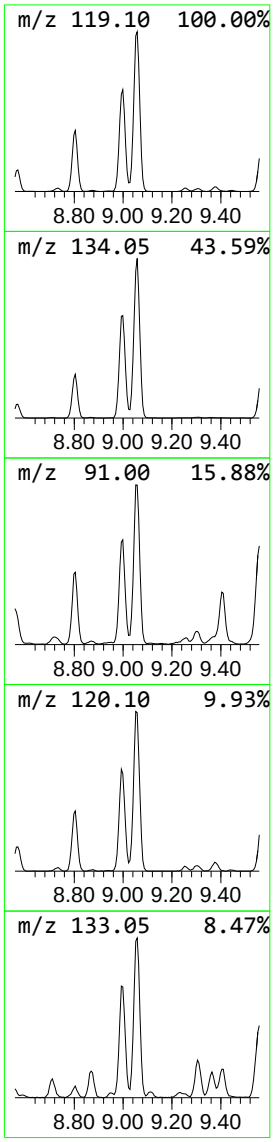

Library Search Compound Report

Data Path : Z:\svoasrv\HPCHEM1\BNA_N\Data\BN100424\
Data File : BN034410.D
Acq On : 05 Oct 2024 04:31
Operator : RC/JU
Sample : P4227-09
Misc :
ALS Vial : 25 Sample Multiplier: 1

Instrument :
BNA_N
ClientSampleId :
PMW-5(20240926)

Quant Method : Z:\svoasrv\HPCHEM1\BNA_N\Methods\SFAM-EPA-BN091124.MA.M
Quant Title : SVOA CALIBRATION

TIC Library : C:\Database\NIST20.L
TIC Integration Parameters: LSCINT.P

****
Peak Number 15 Benzene, 1,3,5-trichloro- Concentration Rank 8

R.T.	EstConc	Area	Relative to ISTD	R.T.
9.299	17.22 ng/ul	1430550	Naphthalene-d8	10.193

Hit# of 5	Tentative ID	MW	MolForm	CAS#	Qual
1	Benzene, 1,3,5-trichloro-	180	C6H3Cl3	000108-70-3	98
2	Benzene, 1,2,3-trichloro-	180	C6H3Cl3	000087-61-6	98
3	Benzene, 1,2,4-trichloro-	180	C6H3Cl3	000120-82-1	97
4	Benzene, 1,3,5-trichloro-	180	C6H3Cl3	000108-70-3	97
5	Benzene, 1,3,5-trichloro-	180	C6H3Cl3	000108-70-3	96

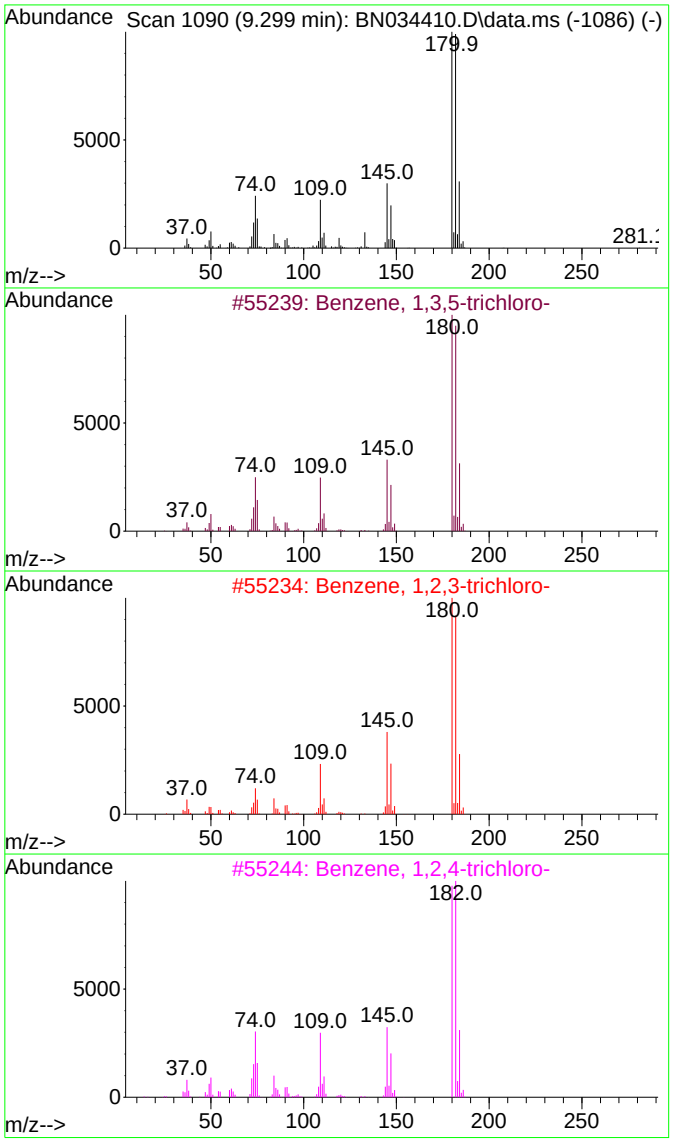

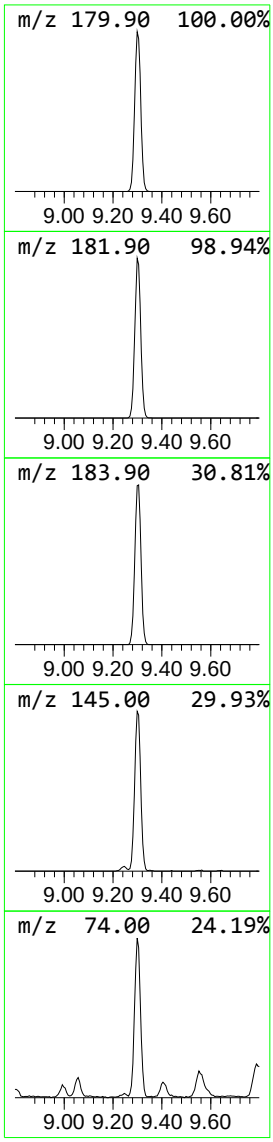

Data Path : Z:\svoasrv\HPCHEM1\BNA_N\Data\BN100424\
Data File : BN034410.D
Acq On : 05 Oct 2024 04:31
Operator : RC/JU
Sample : P4227-09
Misc :
ALS Vial : 25 Sample Multiplier: 1

Instrument :
BNA_N
ClientSampleId :
PMW-5(20240926)

Quant Method : Z:\svoasrv\HPCHEM1\BNA_N\Methods\SFAM-EPA-BN091124.MA.M
Quant Title : SVOA CALIBRATION

TIC Library : C:\Database\NIST20.L
TIC Integration Parameters: LSCINT.P

****
Peak Number 16 Indan, 1-methyl- Concentration Rank 6

R.T.	EstConc	Area	Relative to ISTD	R.T.
9.404	21.22 ng/ul	1762430	Naphthalene-d8	10.193

Hit# of 5	Tentative ID	MW	MolForm	CAS#	Qual
1	Indan, 1-methyl-	132	C10H12	000767-58-8	93
2	1H-Indene, 2,3-dihydro-5-methyl-	132	C10H12	000874-35-1	93
3	1H-Indene, 2,3-dihydro-4-methyl-	132	C10H12	000824-22-6	93
4	1-Phenyl-1-butene	132	C10H12	000824-90-8	87
5	3-Phenylbut-1-ene	132	C10H12	000934-10-1	87

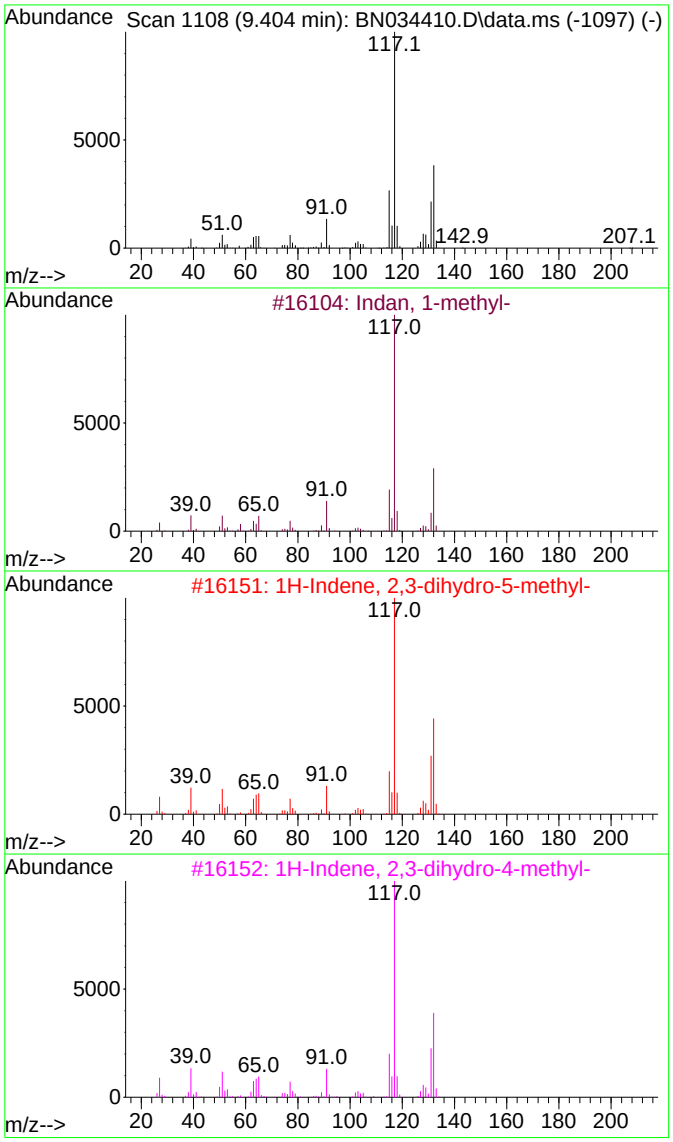

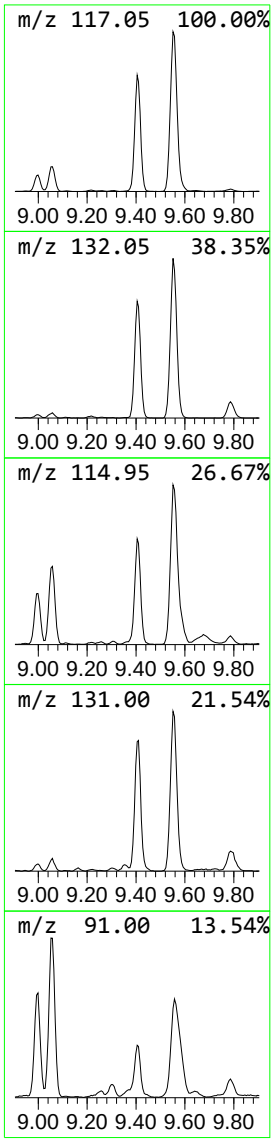

Data Path : Z:\svoasrv\HPCHEM1\BNA_N\Data\BN100424\
Data File : BN034410.D
Acq On : 05 Oct 2024 04:31
Operator : RC/JU
Sample : P4227-09
Misc :
ALS Vial : 25 Sample Multiplier: 1

Instrument :
BNA_N
ClientSampleId :
PMW-5(20240926)

Quant Method : Z:\svoasrv\HPCHEM1\BNA_N\Methods\SFAM-EPA-BN091124.MA.M
Quant Title : SVOA CALIBRATION

TIC Library : C:\Database\NIST20.L
TIC Integration Parameters: LSCINT.P

****
Peak Number 17 Benzene, 2-ethenyl-1,4-dime... Concentration Rank 3

R.T.	EstConc	Area	Relative to ISTD	R.T.
9.557	49.99 ng/ul	4151710	Naphthalene-d8	10.193

Hit# of 5	Tentative ID	MW	MolForm	CAS#	Qual
1	Benzene, 2-ethenyl-1,4-dimethyl-	132	C10H12	002039-89-6	95
2	1-Methyl-2-phenylcyclopropane	132	C10H12	003145-76-4	90
3	1H-Indene, 2,3-dihydro-4-methyl-	132	C10H12	000824-22-6	76
4	1-Phenyl-1-butene	132	C10H12	000824-90-8	70
5	Benzene, 2-butenyl-	132	C10H12	001560-06-1	70

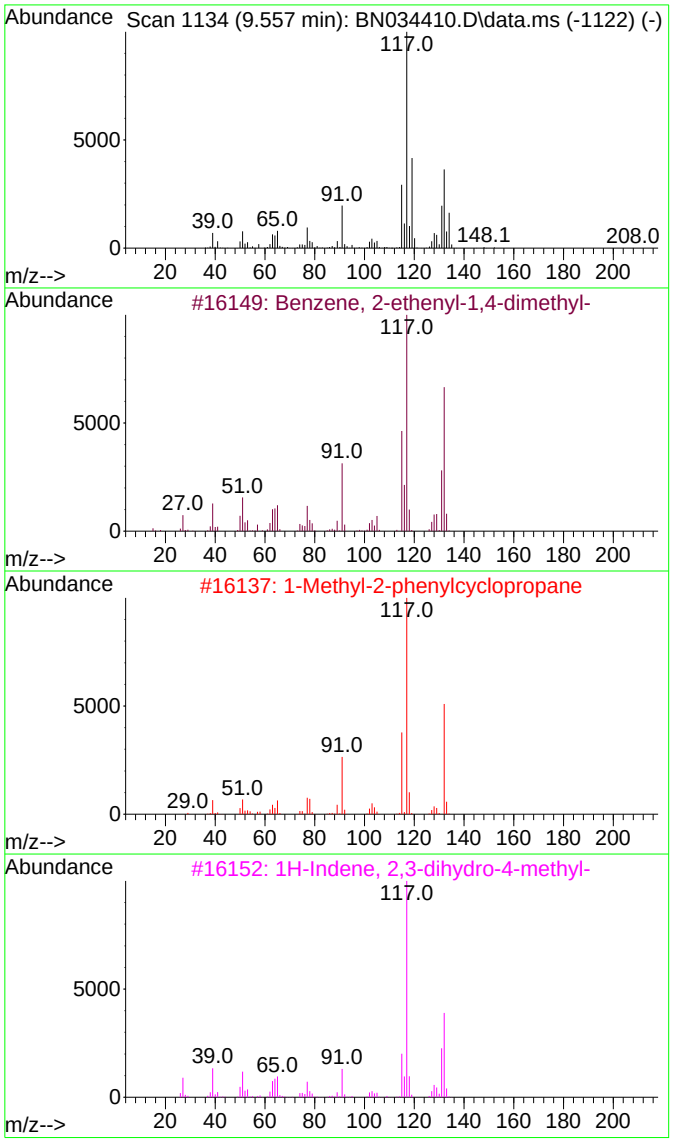

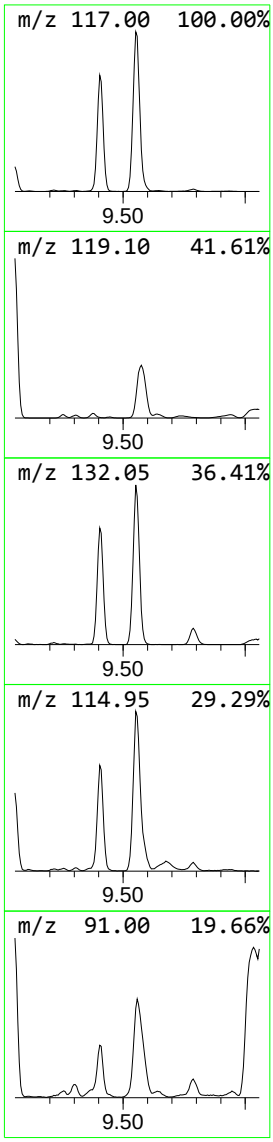

Data Path : Z:\svoasrv\HPCHEM1\BNA_N\Data\BN100424\
Data File : BN034410.D
Acq On : 05 Oct 2024 04:31
Operator : RC/JU
Sample : P4227-09
Misc :
ALS Vial : 25 Sample Multiplier: 1

Instrument :
BNA_N
ClientSampleId :
PMW-5(20240926)

Quant Method : Z:\svoasrv\HPCHEM1\BNA_N\Methods\SFAM-EPA-BN091124.MA.M
Quant Title : SVOA CALIBRATION

TIC Library : C:\Database\NIST20.L
TIC Integration Parameters: LSCINT.P

****
Peak Number 18 Benzene, 1,2,3-trichloro- Concentration Rank 1

R.T.	EstConc	Area	Relative to ISTD	R.T.
10.057	875.80 ng/ul	72740600	Naphthalene-d8	10.193

Hit# of 5	Tentative ID	MW	MolForm	CAS#	Qual
1	Benzene, 1,3,5-trichloro-	180	C6H3Cl3	000108-70-3	98
2	Benzene, 1,2,3-trichloro-	180	C6H3Cl3	000087-61-6	98
3	Benzene, 1,3,5-trichloro-	180	C6H3Cl3	000108-70-3	98
4	Benzene, 1,2,3-trichloro-	180	C6H3Cl3	000087-61-6	97
5	Benzene, 1,2,4-trichloro-	180	C6H3Cl3	000120-82-1	97

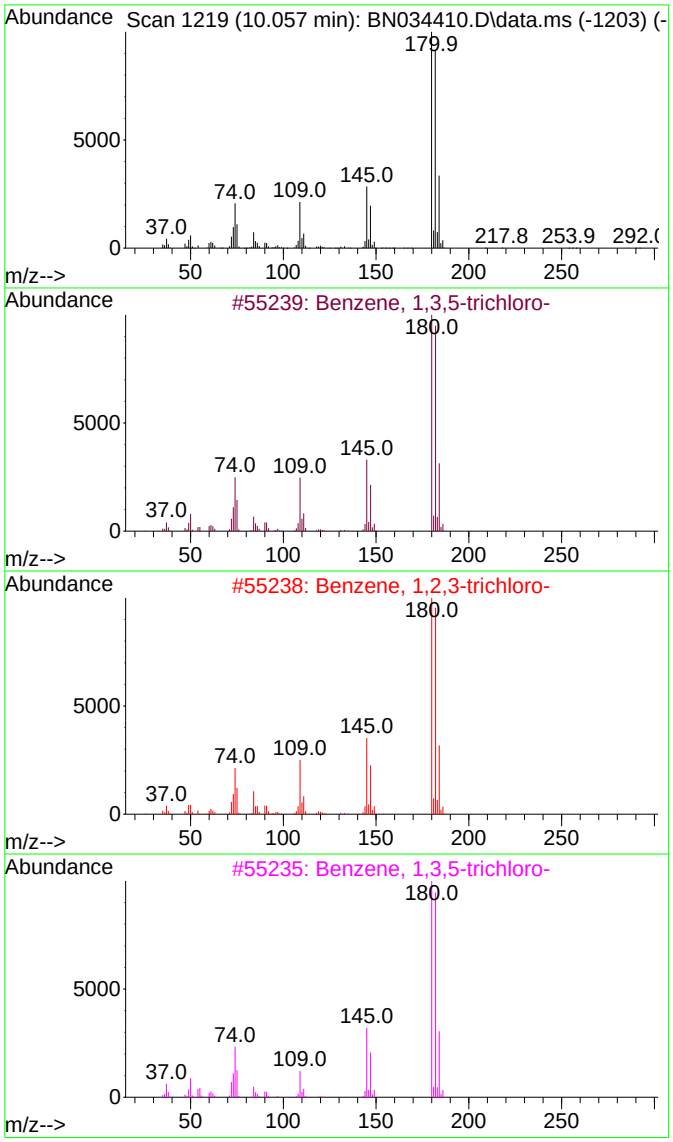

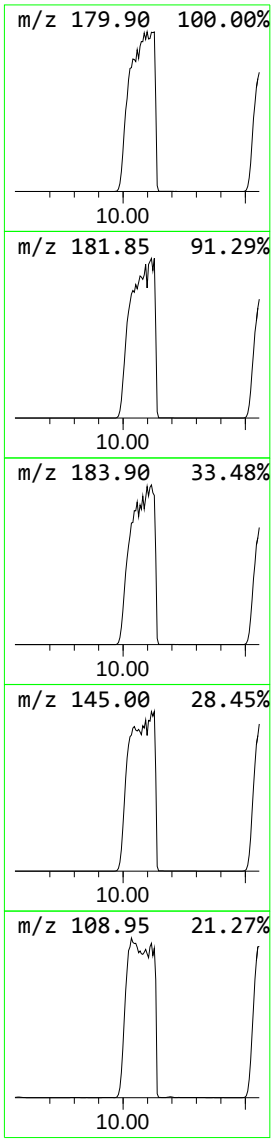

Data Path : Z:\svoasrv\HPCHEM1\BNA_N\Data\BN100424\
Data File : BN034410.D
Acq On : 05 Oct 2024 04:31
Operator : RC/JU
Sample : P4227-09
Misc :
ALS Vial : 25 Sample Multiplier: 1

Instrument :
BNA_N
ClientSampleId :
PMW-5(20240926)

Quant Method : Z:\svoasrv\HPCHEM1\BNA_N\Methods\SFAM-EPA-BN091124.MA.M
Quant Title : SVOA CALIBRATION

TIC Library : C:\Database\NIST20.L
TIC Integration Parameters: LSCINT.P

****
Peak Number 19 Benzene, 2,4-dimethyl-1-(1-... Concentration Rank 34

R.T.	EstConc	Area	Relative to ISTD	R.T.
10.404	2.06 ng/ul	171491	Naphthalene-d8	10.193

Hit# of 5	Tentative ID	MW	MolForm	CAS#	Qual
1	Benzene, 2,4-dimethyl-1-(1-methy...	148	C11H16	004706-89-2	94
2	Benzene, pentamethyl-	148	C11H16	000700-12-9	91
3	Benzene, 1,4-dimethyl-2-(1-methy...	148	C11H16	004132-72-3	90
4	Benzene, 1-ethyl-4-(1-methylethyl)-	148	C11H16	004218-48-8	90
5	Benzene, pentamethyl-	148	C11H16	000700-12-9	90

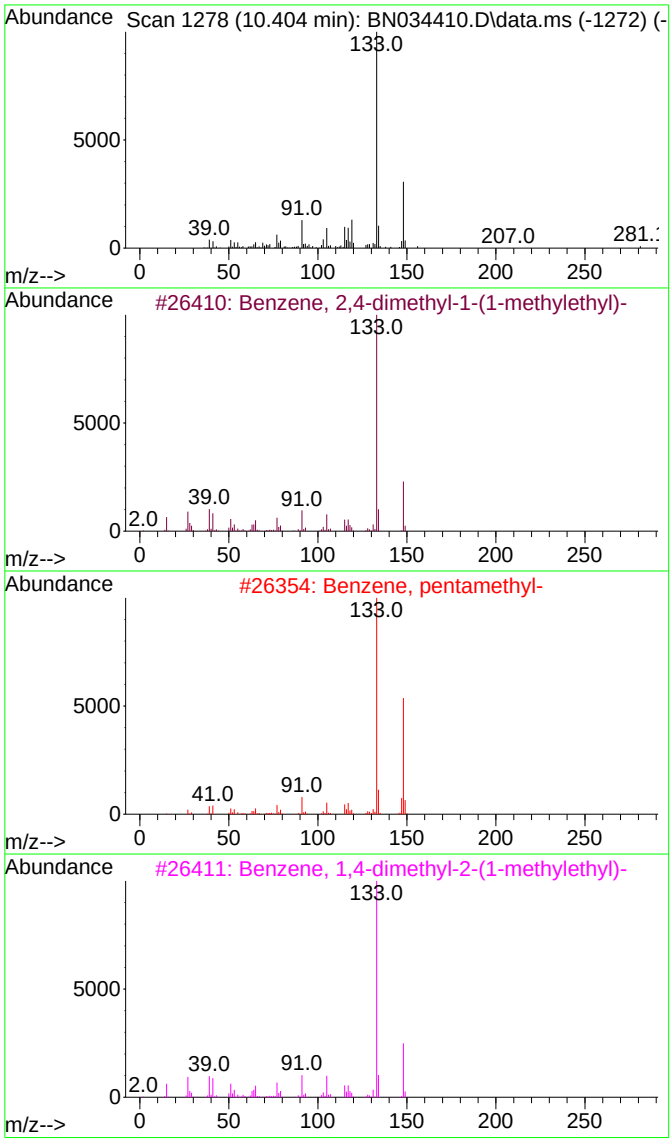

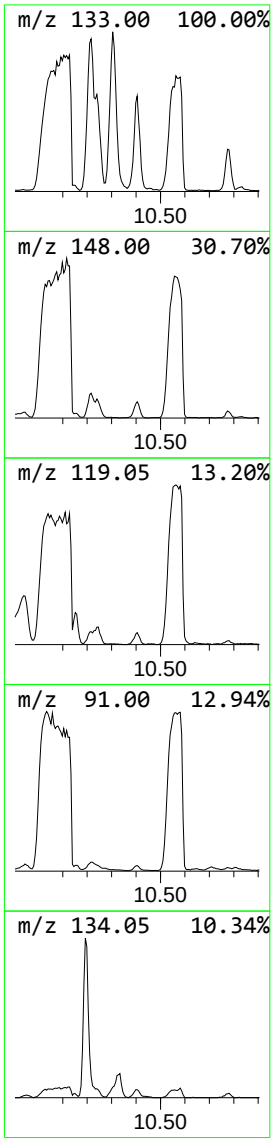

Data Path : Z:\svoasrv\HPCHEM1\BNA_N\Data\BN100424\
Data File : BN034410.D
Acq On : 05 Oct 2024 04:31
Operator : RC/JU
Sample : P4227-09
Misc :
ALS Vial : 25 Sample Multiplier: 1

Instrument :
BNA_N
ClientSampleId :
PMW-5(20240926)

Quant Method : Z:\svoasrv\HPCHEM1\BNA_N\Methods\SFAM-EPA-BN091124.MA.M
Quant Title : SVOA CALIBRATION

TIC Library : C:\Database\NIST20.L
TIC Integration Parameters: LSCINT.P

****
Peak Number 20 unknown-01 Concentration Rank 2

R.T.	EstConc	Area	Relative to ISTD	R.T.
10.575	854.17 ng/ul	70944100	Naphthalene-d8	10.193

Hit# of 5	Tentative ID	MW	MolForm	CAS#	Qual
1	Benzene, 1,2,3-trichloro-	180	C6H3Cl3	000087-61-6	99
2	Benzene, 1,3,5-trichloro-	180	C6H3Cl3	000108-70-3	98
3	Benzene, 1,2,3-trichloro-	180	C6H3Cl3	000087-61-6	97
4	Benzene, 1,2,3-trichloro-	180	C6H3Cl3	000087-61-6	97
5	Benzene, 1,3,5-trichloro-	180	C6H3Cl3	000108-70-3	97

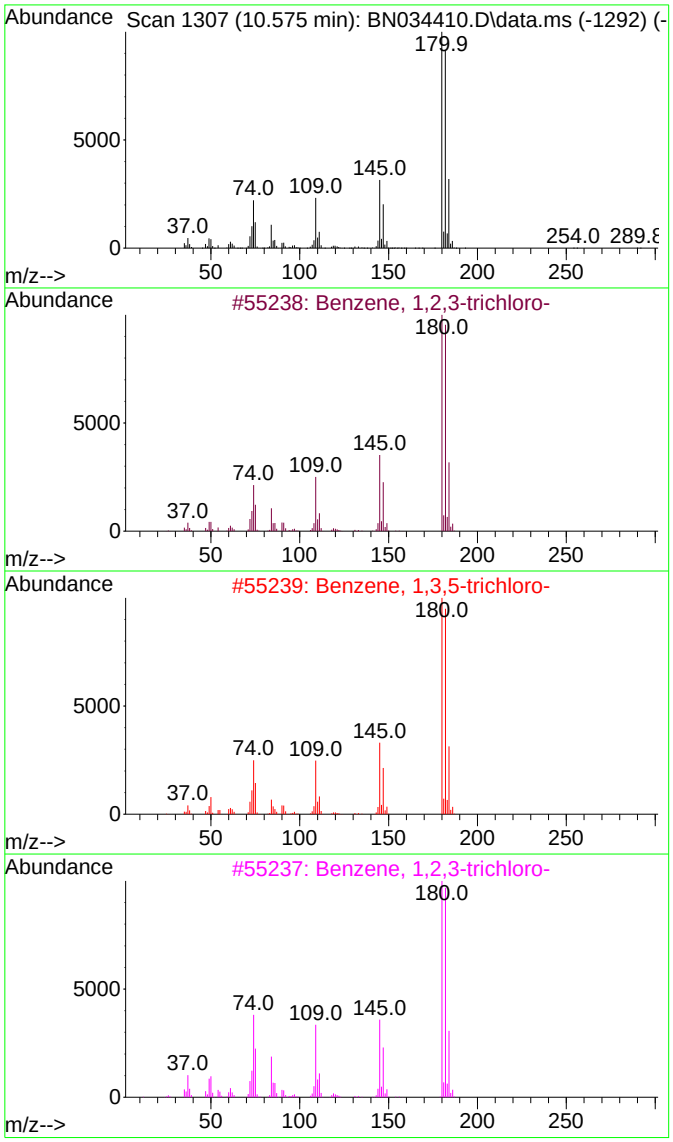

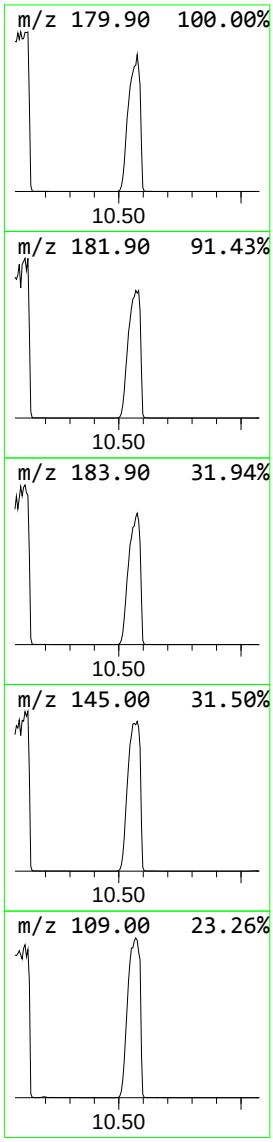

Data Path : Z:\svoasrv\HPCHEM1\BNA_N\Data\BN100424\
Data File : BN034410.D
Acq On : 05 Oct 2024 04:31
Operator : RC/JU
Sample : P4227-09
Misc :
ALS Vial : 25 Sample Multiplier: 1

Instrument :
BNA_N
ClientSampleId :
PMW-5(20240926)

Quant Method : Z:\svoasrv\HPCHEM1\BNA_N\Methods\SFAM-EPA-BN091124.MA.M
Quant Title : SVOA CALIBRATION

TIC Library : C:\Database\NIST20.L
TIC Integration Parameters: LSCINT.P

****
Peak Number 21 Naphthalene, 2-methyl- Concentration Rank 24

R.T.	EstConc	Area	Relative to ISTD	R.T.
11.810	3.52 ng/ul	292515	Naphthalene-d8	10.193

Hit# of 5	Tentative ID	MW	MolForm	CAS#	Qual
1	Naphthalene, 2-methyl-	142	C11H10	000091-57-6	96
2	Naphthalene, 2-methyl-	142	C11H10	000091-57-6	96
3	Naphthalene, 1-methyl-	142	C11H10	000090-12-0	96
4	Naphthalene, 1-methyl-	142	C11H10	000090-12-0	94
5	Naphthalene, 1-methyl-	142	C11H10	000090-12-0	94

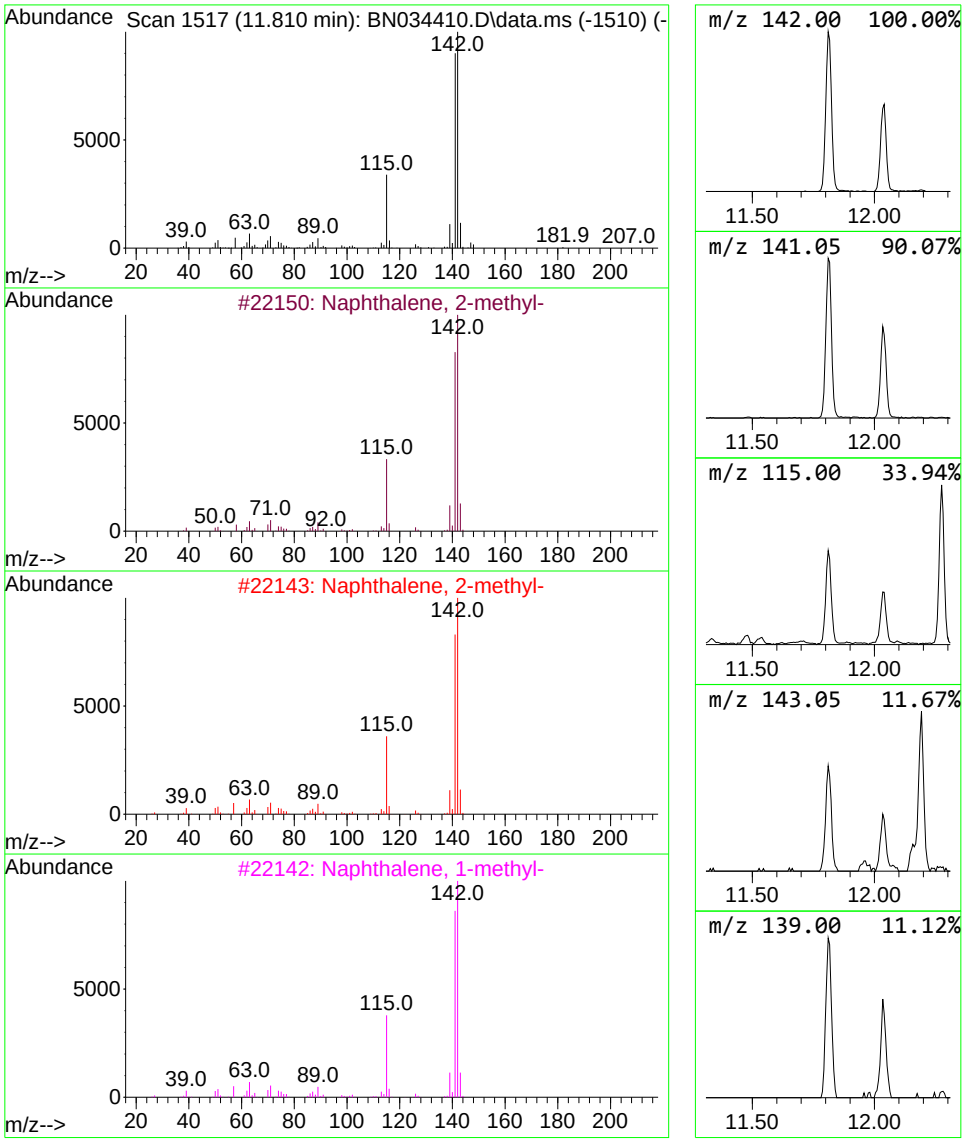

Data Path : Z:\svoasrv\HPCHEM1\BNA_N\Data\BN100424\
Data File : BN034410.D
Acq On : 05 Oct 2024 04:31
Operator : RC/JU
Sample : P4227-09
Misc :
ALS Vial : 25 Sample Multiplier: 1

Instrument :
BNA_N
ClientSampleId :
PMW-5(20240926)

Quant Method : Z:\svoasrv\HPCHEM1\BNA_N\Methods\SFAM-EPA-BN091124.MA.M
Quant Title : SVOA CALIBRATION

TIC Library : C:\Database\NIST20.L
TIC Integration Parameters: LSCINT.P

****
Peak Number 22 Phthalic anhydride Concentration Rank 31

R.T.	EstConc	Area	Relative to ISTD	R.T.
11.934	2.57 ng/ul	213183	Naphthalene-d8	10.193

Hit# of 5	Tentative ID	MW	MolForm	CAS#	Qual
1	Phthalic anhydride	148	C8H4O3	000085-44-9	96
2	Phthalic anhydride	148	C8H4O3	000085-44-9	96
3	Phthalic anhydride	148	C8H4O3	000085-44-9	94
4	Phthalic anhydride	148	C8H4O3	000085-44-9	94
5	1,2-Benzenedicarboxylic acid	166	C8H6O4	000088-99-3	91

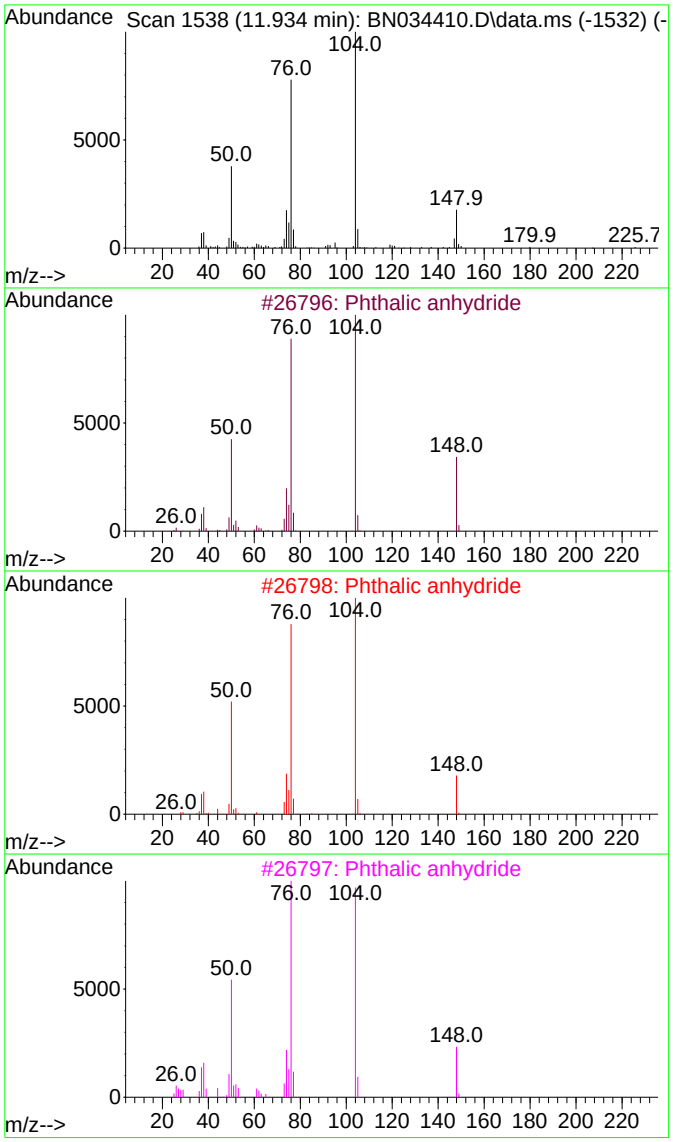

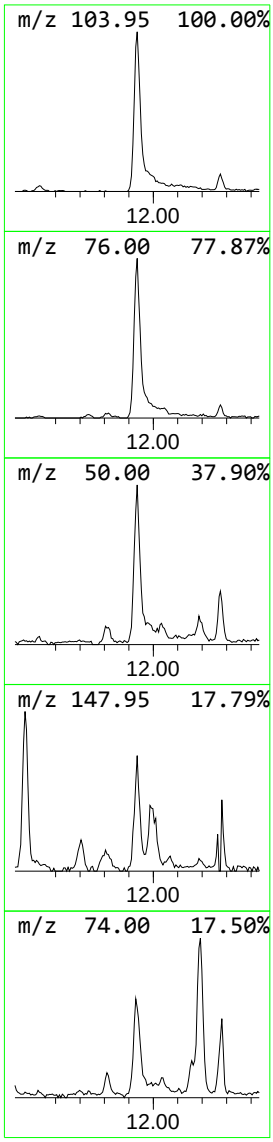

Library Search Compound Report

Data Path : Z:\svoasrv\HPCHEM1\BNA_N\Data\BN100424\
Data File : BN034410.D
Acq On : 05 Oct 2024 04:31
Operator : RC/JU
Sample : P4227-09
Misc :
ALS Vial : 25 Sample Multiplier: 1

Instrument :
BNA_N
ClientSampleId :
PMW-5(20240926)

Quant Method : Z:\svoasrv\HPCHEM1\BNA_N\Methods\SFAM-EPA-BN091124.MA.M
Quant Title : SVOA CALIBRATION

TIC Library : C:\Database\NIST20.L
TIC Integration Parameters: LSCINT.P

****
Peak Number 23 Benzene, 1,2,4,5-tetrachloro- Concentration Rank 14

R.T.	EstConc	Area	Relative to ISTD	R.T.
12.193	8.56 ng/ul	871002	Acenaphthene-d10	14.034

Hit# of 5	Tentative ID	MW	MolForm	CAS#	Qual
1	Benzene, 1,2,4,5-tetrachloro-	214	C6H2Cl4	000095-94-3	99
2	Benzene, 1,2,3,5-tetrachloro-	214	C6H2Cl4	000634-90-2	99
3	Benzene, 1,2,3,5-tetrachloro-	214	C6H2Cl4	000634-90-2	99
4	Benzene, 1,2,4,5-tetrachloro-	214	C6H2Cl4	000095-94-3	99
5	Benzene, 1,2,4,5-tetrachloro-	214	C6H2Cl4	000095-94-3	99

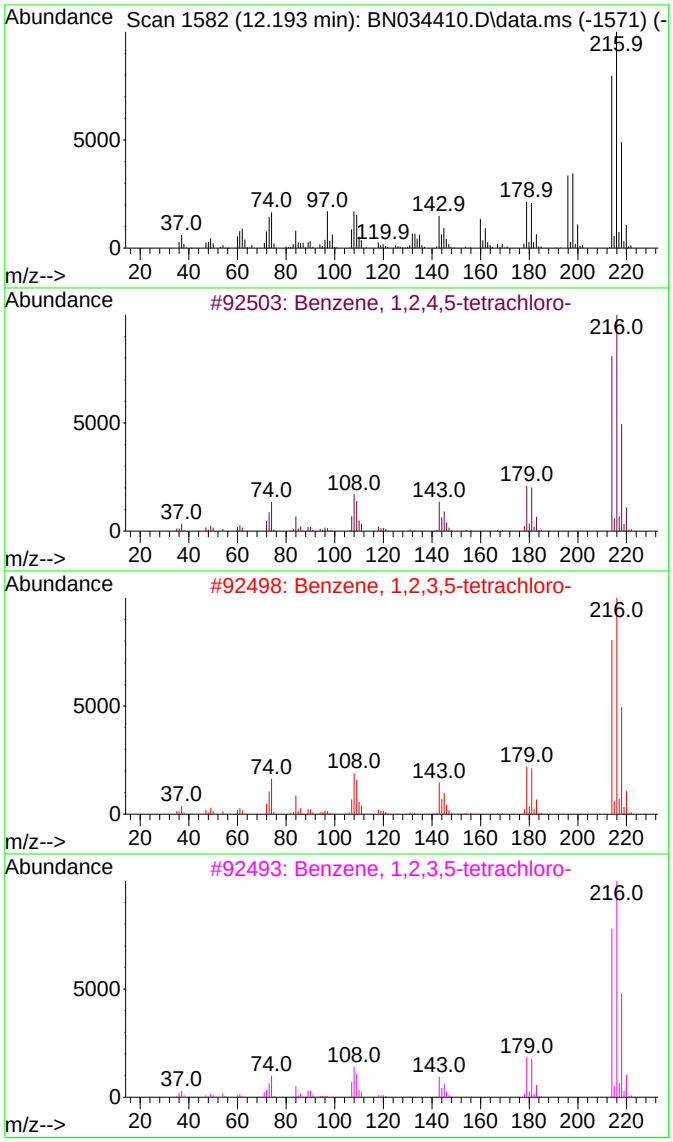

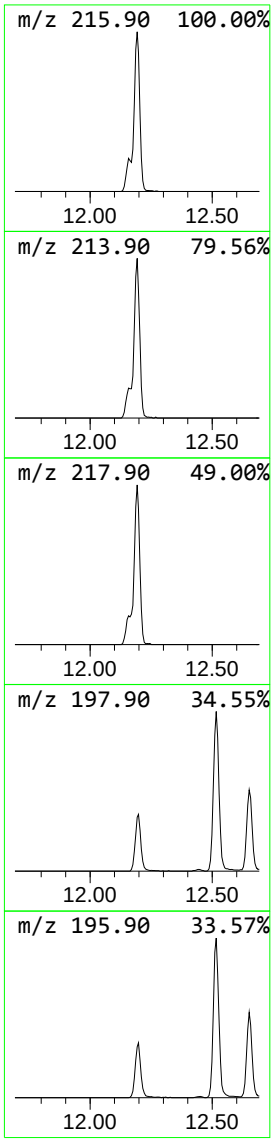

Data Path : Z:\svoasrv\HPCHEM1\BNA_N\Data\BN100424\
Data File : BN034410.D
Acq On : 05 Oct 2024 04:31
Operator : RC/JU
Sample : P4227-09
Misc :
ALS Vial : 25 Sample Multiplier: 1

Instrument :
BNA_N
ClientSampleId :
PMW-5(20240926)

Quant Method : Z:\svoasrv\HPCHEM1\BNA_N\Methods\SFAM-EPA-BN091124.MA.M
Quant Title : SVOA CALIBRATION

TIC Library : C:\Database\NIST20.L
TIC Integration Parameters: LSCINT.P

****
Peak Number 24 Phenol, 2-(1,1-dimethylethy... Concentration Rank 10

R.T.	EstConc	Area	Relative to ISTD	R.T.
12.275	16.09 ng/ul	1637390	Acenaphthene-d10	14.034

Hit# of 5	Tentative ID	MW	MolForm	CAS#	Qual
1	Phenol, 2-(1,1-dimethylethyl)-4-...	164	C11H16O	002409-55-4	97
2	Phenol, 2-(1,1-dimethylethyl)-6-...	164	C11H16O	002219-82-1	97
3	Phenol, 2-(1,1-dimethylethyl)-4-...	164	C11H16O	002409-55-4	96
4	Phenol, 2-(1,1-dimethylethyl)-5-...	164	C11H16O	000088-60-8	93
5	Phenol, 2-(1,1-dimethylethyl)-5-...	164	C11H16O	000088-60-8	93

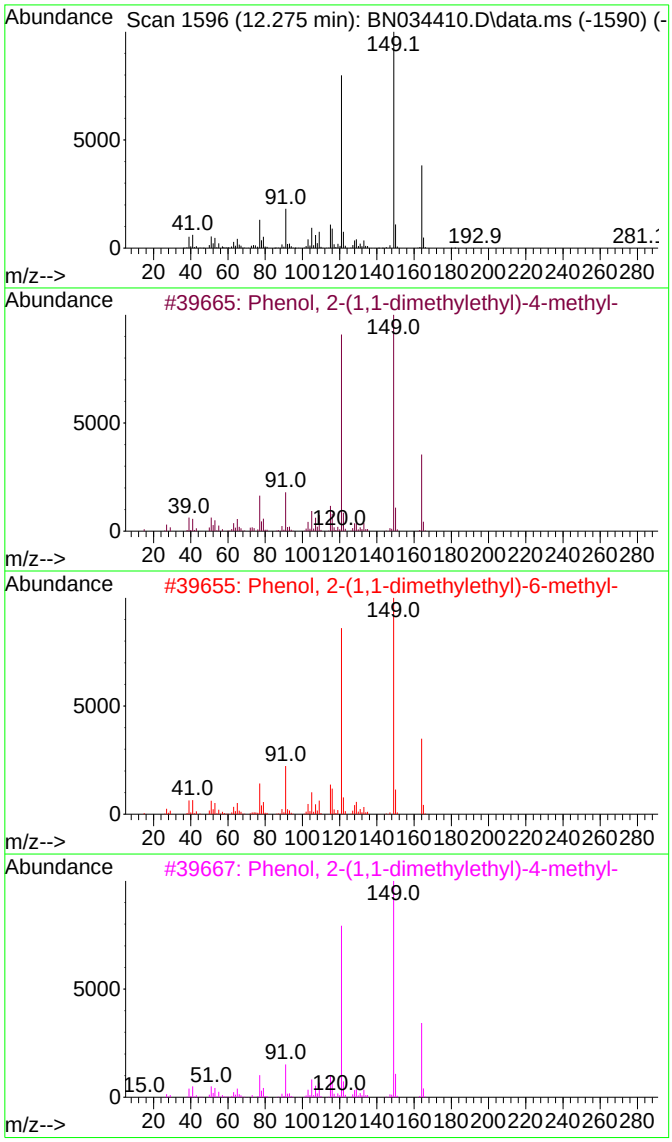

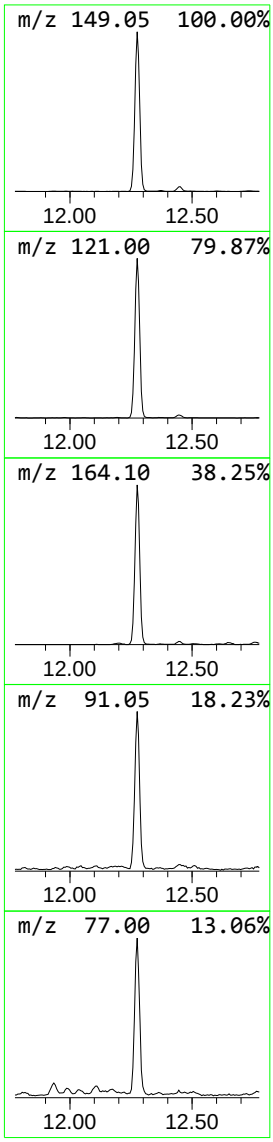

Library Search Compound Report

Data Path : Z:\svoasrv\HPCHEM1\BNA_N\Data\BN100424\
Data File : BN034410.D
Acq On : 05 Oct 2024 04:31
Operator : RC/JU
Sample : P4227-09
Misc :
ALS Vial : 25 Sample Multiplier: 1

Instrument :
BNA_N
ClientSampleId :
PMW-5(20240926)

Quant Method : Z:\svoasrv\HPCHEM1\BNA_N\Methods\SFAM-EPA-BN091124.MA.M
Quant Title : SVOA CALIBRATION

TIC Library : C:\Database\NIST20.L
TIC Integration Parameters: LSCINT.P

****
Peak Number 25 Phenol, 2,4,5-trichloro- Concentration Rank 16

R.T.	EstConc	Area	Relative to ISTD	R.T.
12.516	6.47 ng/ul	658815	Acenaphthene-d10	14.034

Hit# of 5	Tentative ID	MW	MolForm	CAS#	Qual
1	Phenol, 2,4,5-trichloro-	196	C6H3Cl3O	000095-95-4	98
2	Phenol, 2,4,5-trichloro-	196	C6H3Cl3O	000095-95-4	96
3	Phenol, 2,4,5-trichloro-	196	C6H3Cl3O	000095-95-4	96
4	Phenol, 2,3,4-trichloro-	196	C6H3Cl3O	015950-66-0	95
5	Phenol, 2,3,6-trichloro-	196	C6H3Cl3O	000933-75-5	94

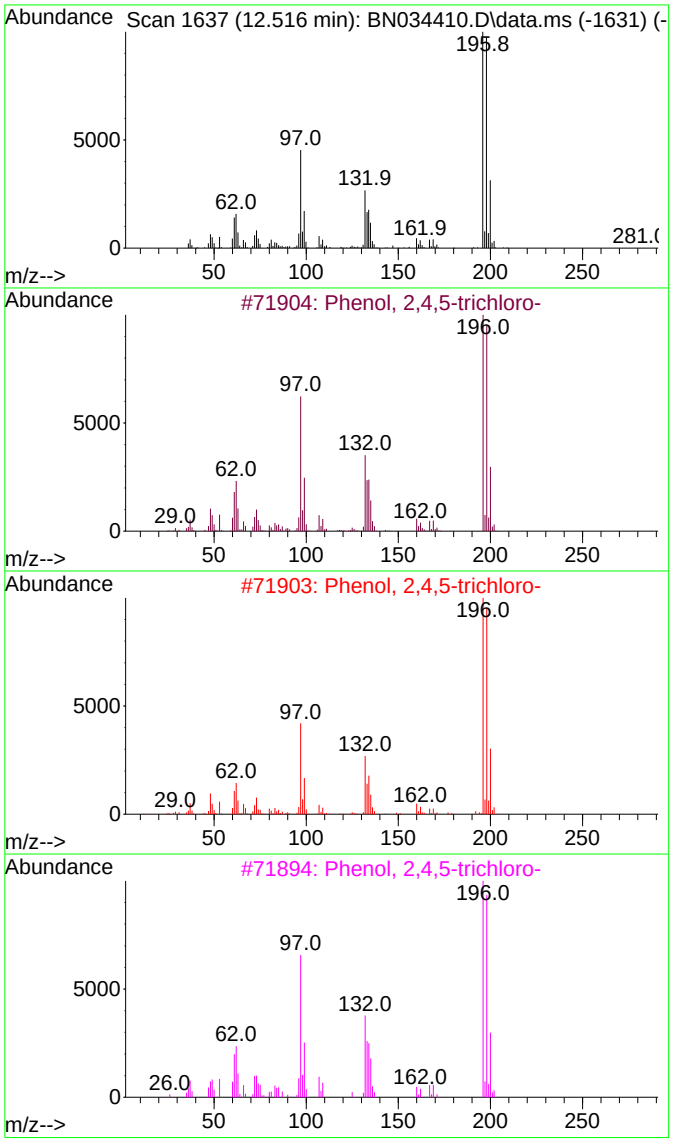

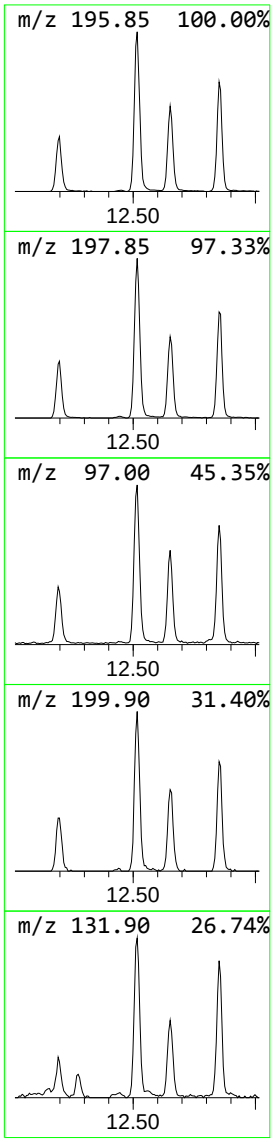

Data Path : Z:\svoasrv\HPCHEM1\BNA_N\Data\BN100424\
Data File : BN034410.D
Acq On : 05 Oct 2024 04:31
Operator : RC/JU
Sample : P4227-09
Misc :
ALS Vial : 25 Sample Multiplier: 1

Instrument :
BNA_N
ClientSampleId :
PMW-5(20240926)

Quant Method : Z:\svoasrv\HPCHEM1\BNA_N\Methods\SFAM-EPA-BN091124.MA.M
Quant Title : SVOA CALIBRATION

TIC Library : C:\Database\NIST20.L
TIC Integration Parameters: LSCINT.P

****
Peak Number 26 Phenol, 2,3,5-trichloro- Concentration Rank 23

R.T.	EstConc	Area	Relative to ISTD	R.T.
12.651	3.54 ng/ul	360014	Acenaphthene-d10	14.034

Hit# of 5	Tentative ID	MW	MolForm	CAS#	Qual
1	Phenol, 2,3,5-trichloro-	196	C6H3Cl3O	000933-78-8	99
2	Phenol, 2,3,4-trichloro-	196	C6H3Cl3O	015950-66-0	99
3	Phenol, 2,4,5-trichloro-	196	C6H3Cl3O	000095-95-4	99
4	Phenol, 2,4,5-trichloro-	196	C6H3Cl3O	000095-95-4	99
5	Phenol, 2,3,6-trichloro-	196	C6H3Cl3O	000933-75-5	98

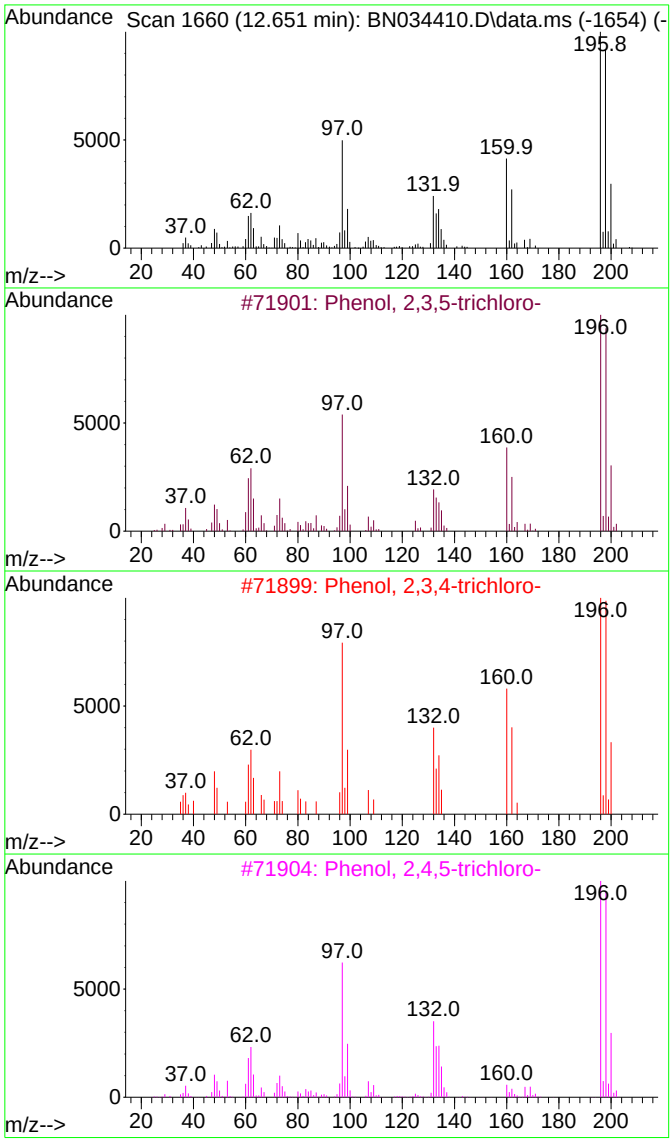

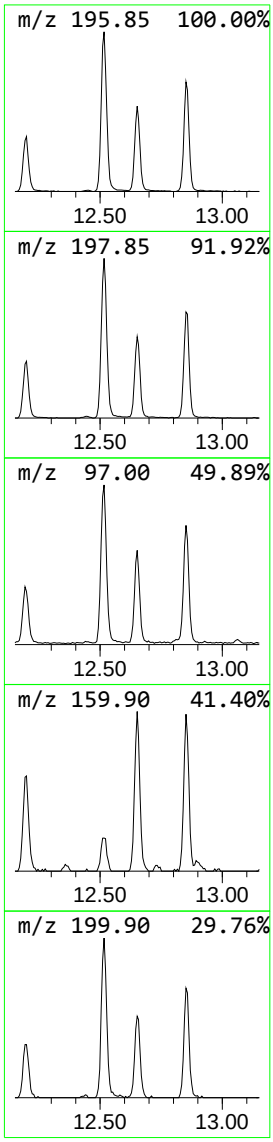

Library Search Compound Report

Data Path : Z:\svoasrv\HPCHEM1\BNA_N\Data\BN100424\
Data File : BN034410.D
Acq On : 05 Oct 2024 04:31
Operator : RC/JU
Sample : P4227-09
Misc :
ALS Vial : 25 Sample Multiplier: 1

Instrument :
BNA_N
ClientSampleId :
PMW-5(20240926)

Quant Method : Z:\svoasrv\HPCHEM1\BNA_N\Methods\SFAM-EPA-BN091124.MA.M
Quant Title : SVOA CALIBRATION

TIC Library : C:\Database\NIST20.L
TIC Integration Parameters: LSCINT.P

****
Peak Number 27 Benzene, 1,2,3,5-tetrachloro- Concentration Rank 26

R.T.	EstConc	Area	Relative to ISTD	R.T.
12.810	3.35 ng/ul	340691	Acenaphthene-d10	14.034

Hit# of 5	Tentative ID	MW	MolForm	CAS#	Qual
1	Benzene, 1,2,3,5-tetrachloro-	214	C6H2Cl4	000634-90-2	99
2	Benzene, 1,2,3,4-tetrachloro-	214	C6H2Cl4	000634-66-2	99
3	Benzene, 1,2,4,5-tetrachloro-	214	C6H2Cl4	000095-94-3	99
4	Benzene, 1,2,4,5-tetrachloro-	214	C6H2Cl4	000095-94-3	99
5	Benzene, 1,2,4,5-tetrachloro-	214	C6H2Cl4	000095-94-3	99

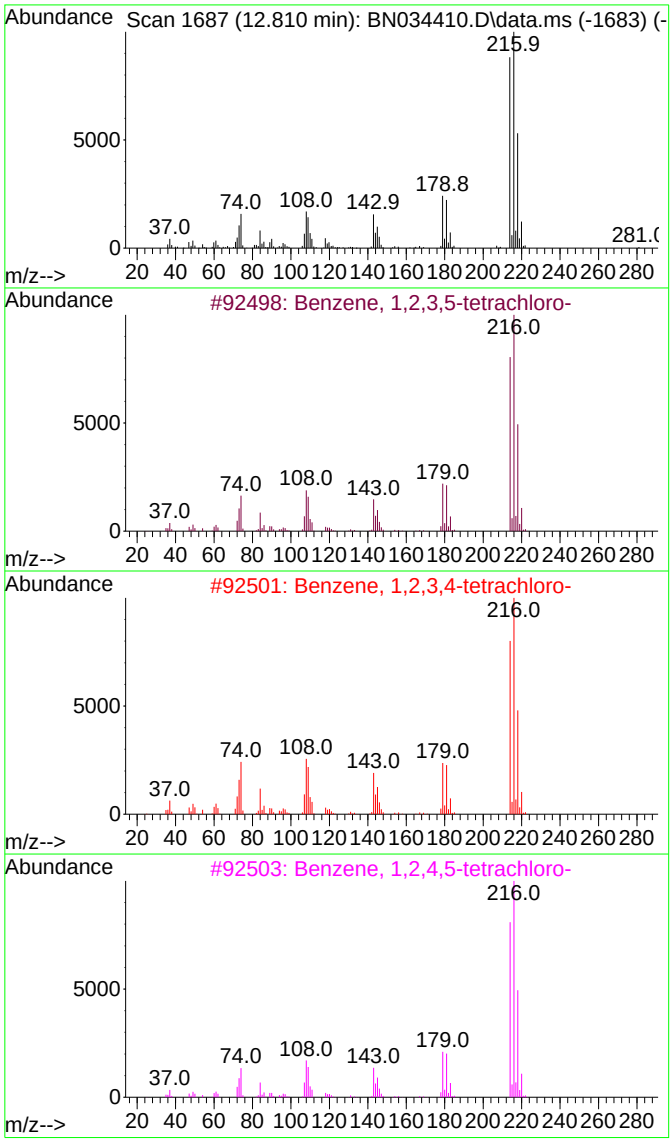

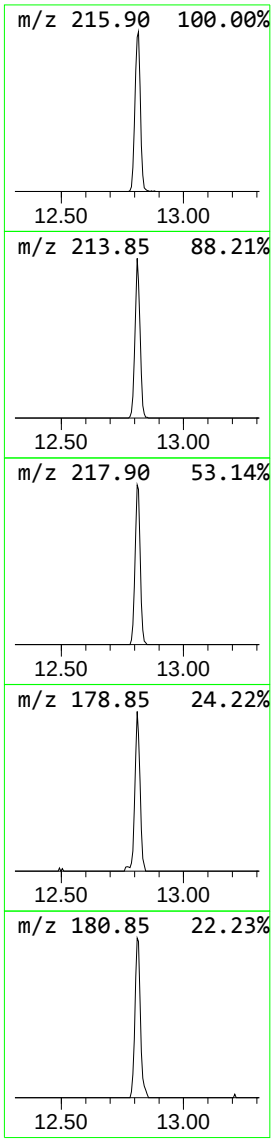

Data Path : Z:\svoasrv\HPCHEM1\BNA_N\Data\BN100424\
Data File : BN034410.D
Acq On : 05 Oct 2024 04:31
Operator : RC/JU
Sample : P4227-09
Misc :
ALS Vial : 25 Sample Multiplier: 1

Instrument :
BNA_N
ClientSampleId :
PMW-5(20240926)

Quant Method : Z:\svoasrv\HPCHEM1\BNA_N\Methods\SFAM-EPA-BN091124.MA.M
Quant Title : SVOA CALIBRATION

TIC Library : C:\Database\NIST20.L
TIC Integration Parameters: LSCINT.P

****
Peak Number 28 Phenol, 2,3,6-trichloro- Concentration Rank 19

R.T.	EstConc	Area	Relative to ISTD	R.T.
12.851	5.25 ng/ul	534719	Acenaphthene-d10	14.034

Hit# of 5	Tentative ID	MW	MolForm	CAS#	Qual
1	Phenol, 2,3,6-trichloro-	196	C6H3Cl3O	000933-75-5	98
2	Phenol, 2,4,6-trichloro-	196	C6H3Cl3O	000088-06-2	98
3	Phenol, 2,4,6-trichloro-	196	C6H3Cl3O	000088-06-2	98
4	Phenol, 2,4,6-trichloro-	196	C6H3Cl3O	000088-06-2	98
5	Phenol, 2,4,6-trichloro-	196	C6H3Cl3O	000088-06-2	98

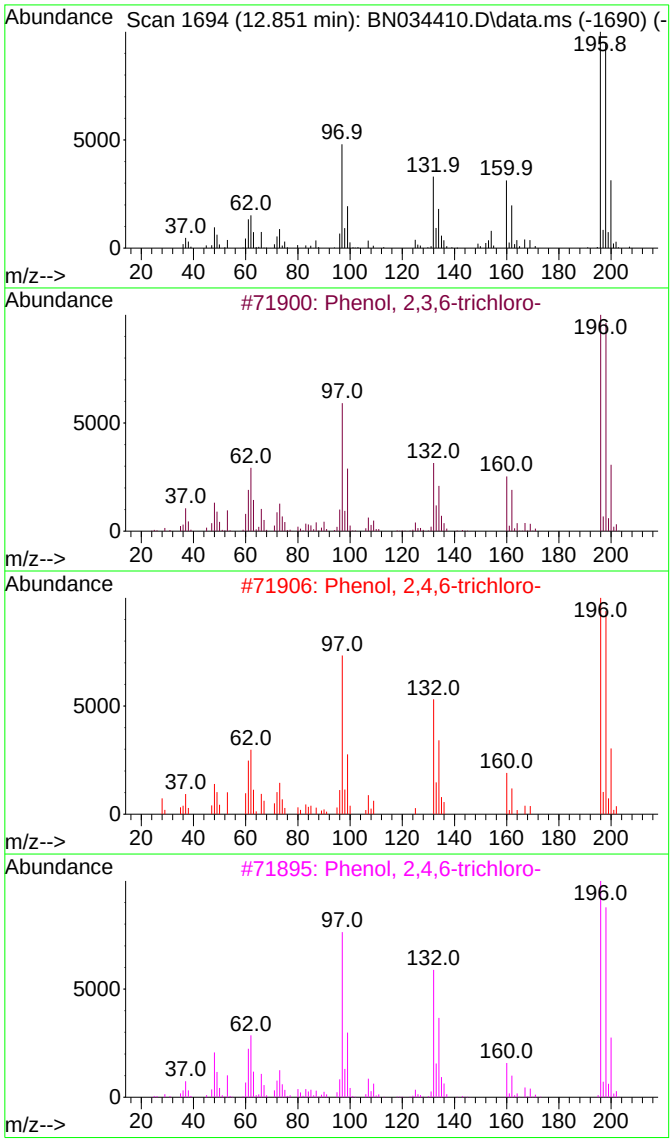

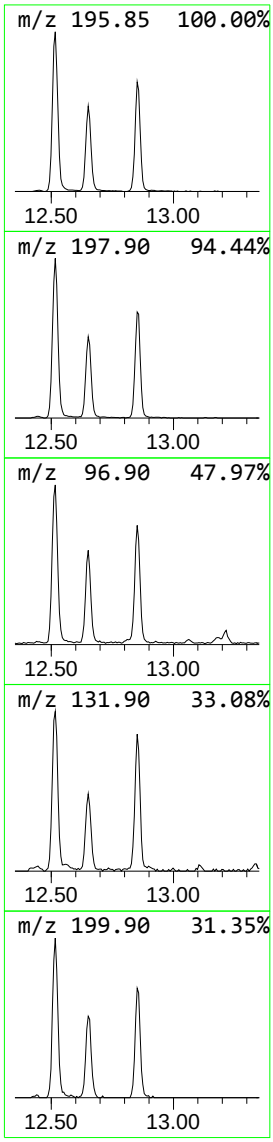

Library Search Compound Report

Data Path : Z:\svoasrv\HPCHEM1\BNA_N\Data\BN100424\
Data File : BN034410.D
Acq On : 05 Oct 2024 04:31
Operator : RC/JU
Sample : P4227-09
Misc :
ALS Vial : 25 Sample Multiplier: 1

Instrument :
BNA_N
ClientSampleId :
PMW-5(20240926)

Quant Method : Z:\svoasrv\HPCHEM1\BNA_N\Methods\SFAM-EPA-BN091124.MA.M
Quant Title : SVOA CALIBRATION

TIC Library : C:\Database\NIST20.L
TIC Integration Parameters: LSCINT.P

****
Peak Number 29 Thiophene, 2-butyl-5-(2-met... Concentration Rank 28

R.T.	EstConc	Area	Relative to ISTD	R.T.
14.592	3.29 ng/ul	335368	Acenaphthene-d10	14.034

Hit# of 5	Tentative ID	MW	MolForm	CAS#	Qual
1	Thiophene, 2-butyl-5-(2-methylpr...	196	C12H20S	054845-35-1	64
2	1-Butanone, 1-(2,4,5-trihydroxyp...	196	C10H12O4	001421-63-2	59
3	Thiophene, 2,5-bis(2-methylpropyl)-	196	C12H20S	054845-33-9	56
4	1-Butanone, 1-(2,4,5-trihydroxyp...	196	C10H12O4	001421-63-2	45
5	4-Methyl-1-(2-thienyl)-1,3-penta...	196	C10H12O2S	030984-27-1	45

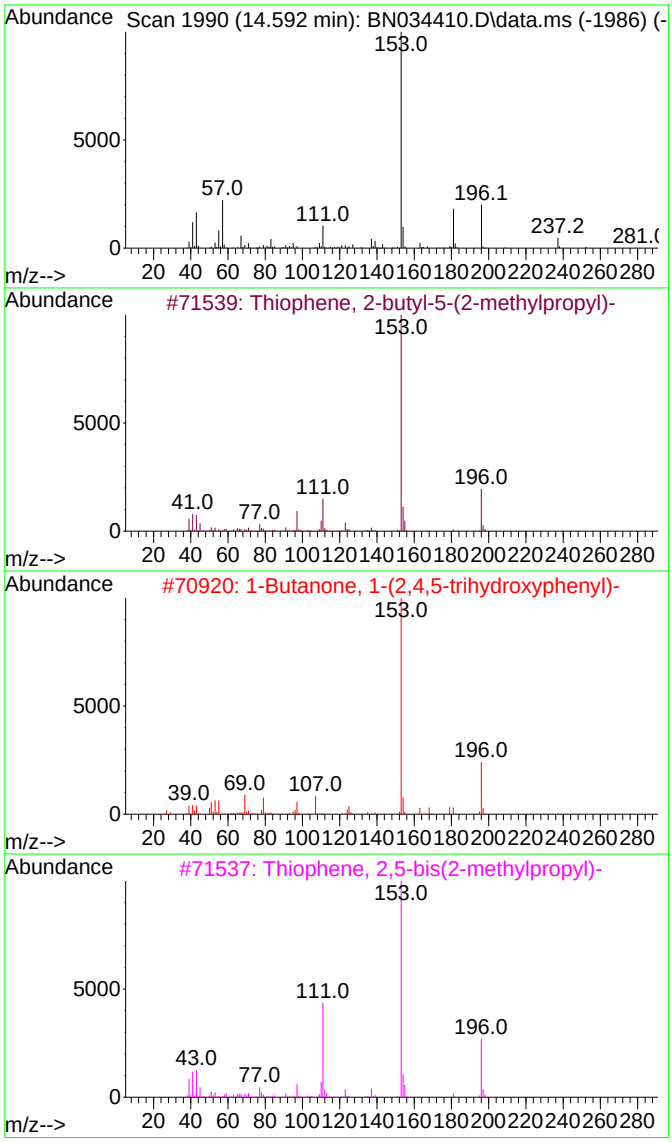

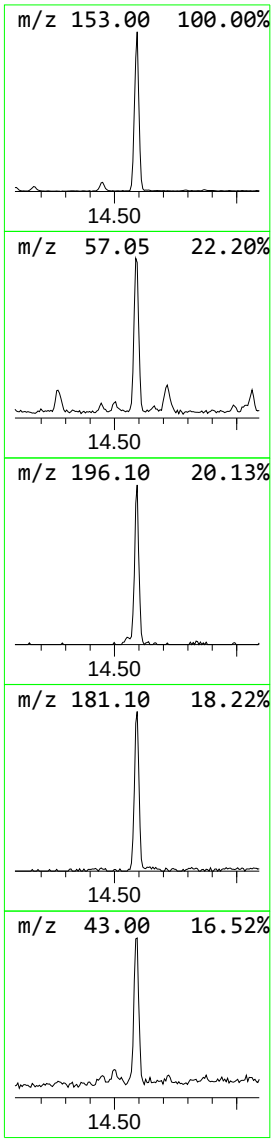

Data Path : Z:\svoasrv\HPCHEM1\BNA_N\Data\BN100424\
Data File : BN034410.D
Acq On : 05 Oct 2024 04:31
Operator : RC/JU
Sample : P4227-09
Misc :
ALS Vial : 25 Sample Multiplier: 1

Instrument :
BNA_N
ClientSampleId :
PMW-5(20240926)

Quant Method : Z:\svoasrv\HPCHEM1\BNA_N\Methods\SFAM-EPA-BN091124.MA.M
Quant Title : SVOA CALIBRATION

TIC Library : C:\Database\NIST20.L
TIC Integration Parameters: LSCINT.P

****
Peak Number 30 (6-tert-Butyl-2,2-dimethyl-... Concentration Rank 32

R.T.	EstConc	Area	Relative to ISTD	R.T.
15.598	2.38 ng/ul	249676	Phenanthrene-d10	16.792

Hit# of 5	Tentative ID	MW	MolForm	CAS#	Qual
1	(6-tert-Butyl-2,2-dimethyl-4H-1,...	250	C15H22O3	206879-68-7	70
2	5-Methyl-2,4-diisopropylphenol	192	C13H20O	040625-96-5	20
3	2,6-Diisopropylanisole	192	C13H20O	002944-52-7	20
4	Benzamide, 3-fluoro-5-trifluorom...	221	C9H7F4NO	1000407-84-7	18
5	2,6-Diisopropylanisole	192	C13H20O	002944-52-7	18

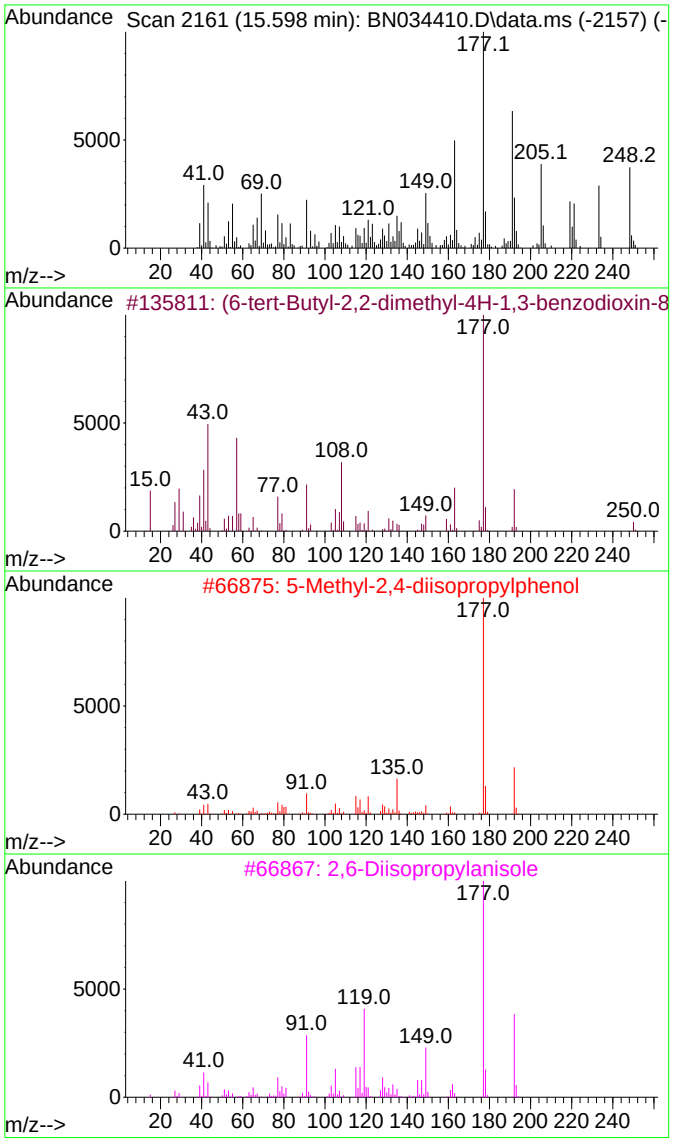

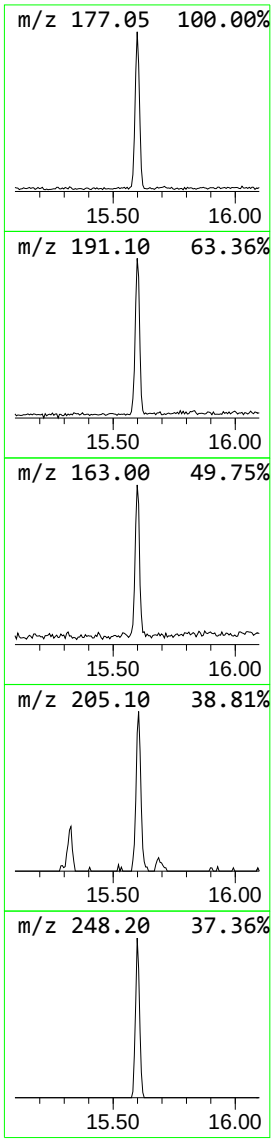

Data Path : Z:\svoasrv\HPCHEM1\BNA_N\Data\BN100424\
Data File : BN034410.D
Acq On : 05 Oct 2024 04:31
Operator : RC/JU
Sample : P4227-09
Misc :
ALS Vial : 25 Sample Multiplier: 1

Instrument :
BNA_N
ClientSampleId :
PMW-5(20240926)

Quant Method : Z:\svoasrv\HPCHEM1\BNA_N\Methods\SFAM-EPA-BN091124.MA.M
Quant Title : SVOA CALIBRATION

TIC Library : C:\Database\NIST20.L
TIC Integration Parameters: LSCINT.P

****
Peak Number 31 n-Hexadecanoic acid Concentration Rank 30

R.T.	EstConc	Area	Relative to ISTD	R.T.
17.722	3.10 ng/ul	326326	Phenanthrene-d10	16.792

Hit# of 5	Tentative ID	MW	MolForm	CAS#	Qual
1	n-Hexadecanoic acid	256	C16H32O2	000057-10-3	99
2	n-Hexadecanoic acid	256	C16H32O2	000057-10-3	99
3	n-Hexadecanoic acid	256	C16H32O2	000057-10-3	99
4	n-Hexadecanoic acid	256	C16H32O2	000057-10-3	98
5	Tridecanoic acid	214	C13H26O2	000638-53-9	89

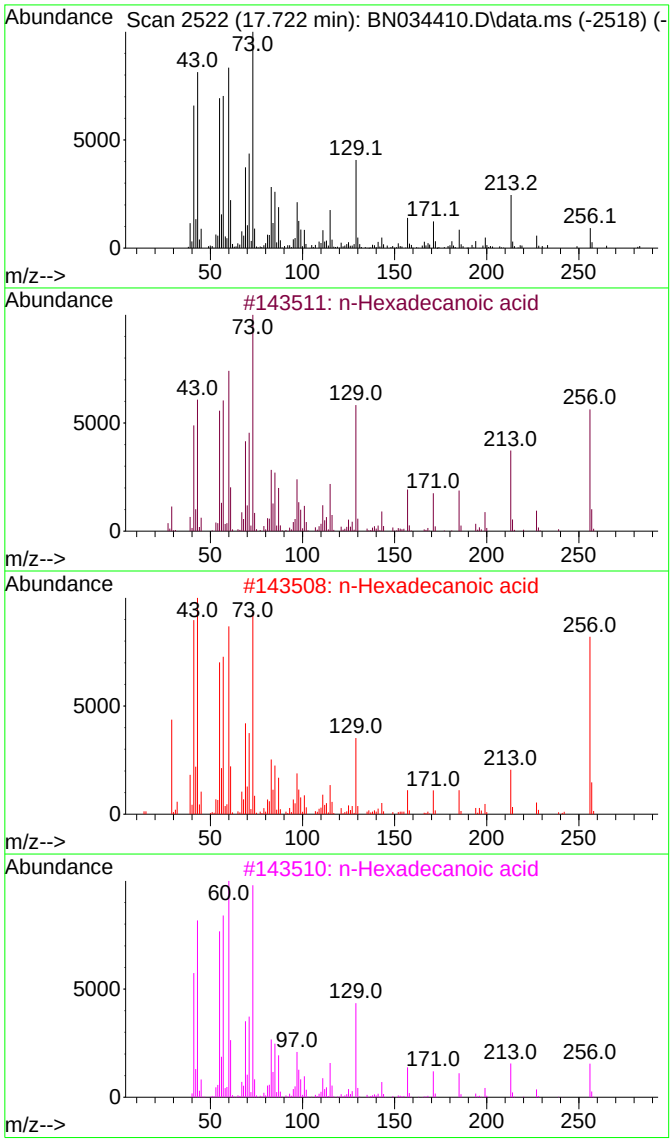

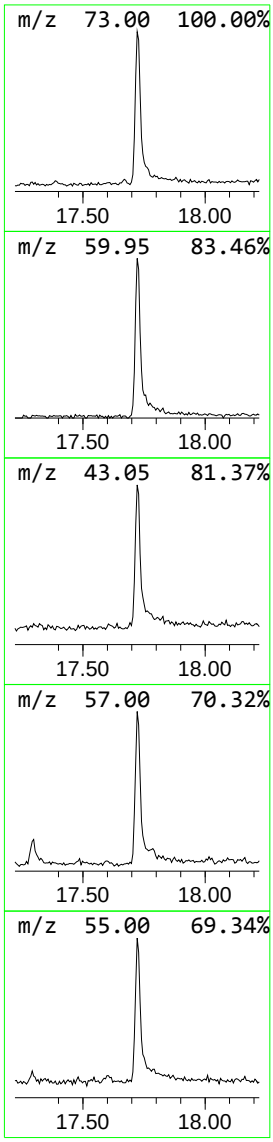

Data Path : Z:\svoasrv\HPCHEM1\BNA_N\Data\BN100424\
Data File : BN034410.D
Acq On : 05 Oct 2024 04:31
Operator : RC/JU
Sample : P4227-09
Misc :
ALS Vial : 25 Sample Multiplier: 1

Instrument :
BNA_N
ClientSampleId :
PMW-5(20240926)

Quant Method : Z:\svoasrv\HPCHEM1\BNA_N\Methods\SFAM-EPA-BN091124.MA.M
Quant Title : SVOA CALIBRATION

TIC Library : C:\Database\NIST20.L
TIC Integration Parameters: LSCINT.P

****
Peak Number 32 1,3,5-Triazine-2,4-diamine,... Concentration Rank 22

R.T.	EstConc	Area	Relative to ISTD	R.T.
18.380	3.77 ng/ul	396196	Phenanthrene-d10	16.792

Hit# of 5	Tentative ID	MW	MolForm	CAS#	Qual
1	1,3,5-Triazine-2,4-diamine, 6-ph...	187	C9H9N5	000091-76-9	97
2	1,3,5-Triazine-2,4-diamine, 6-ph...	187	C9H9N5	000091-76-9	96
3	1,3,5-Triazine-2,4-diamine, 6-ph...	187	C9H9N5	000091-76-9	96
4	Imidazo[2,1-b]quinazolin-5-1H-on...	187	C10H9N3O	032725-30-7	59
5	Pyridazin-3(2H)-one, 5-amino-6-p...	187	C10H9N3O	087769-63-9	53

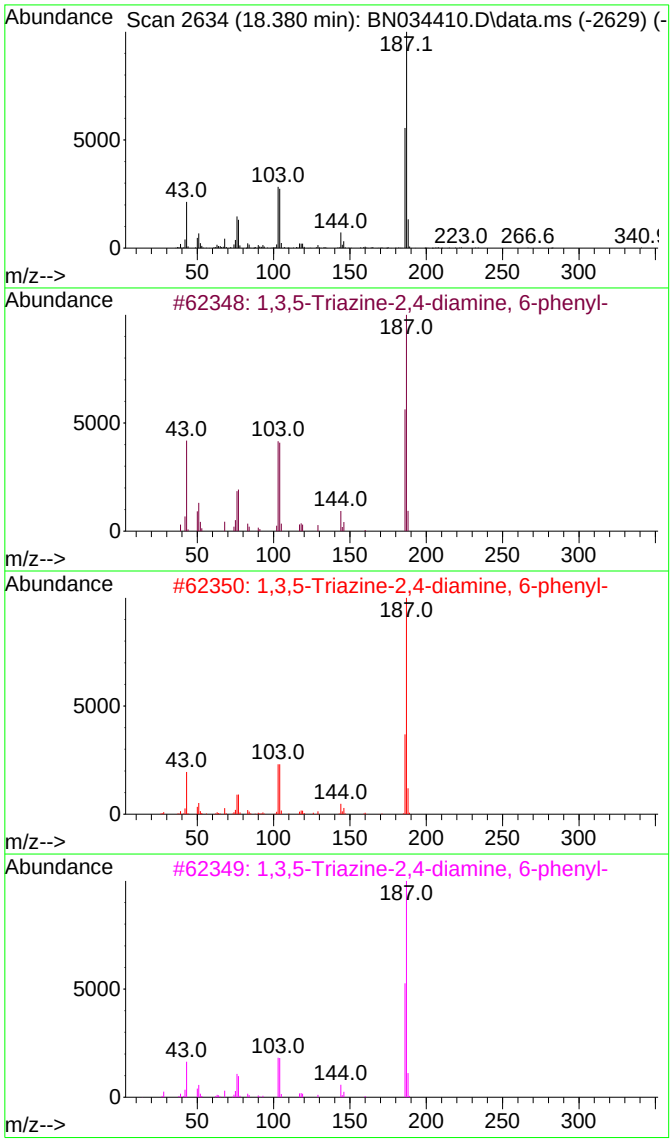

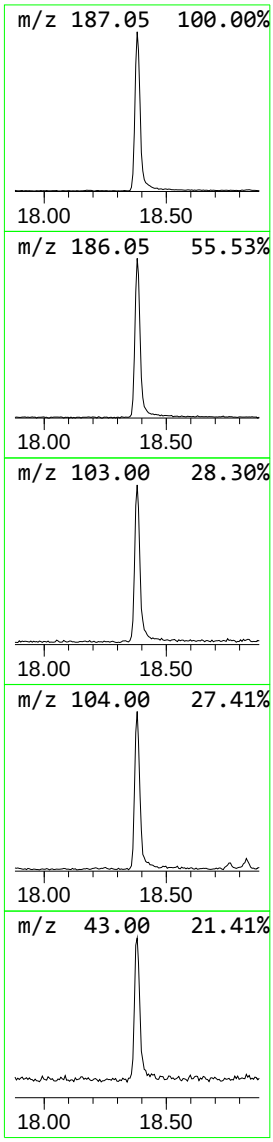

Data Path : Z:\svoasrv\HPCHEM1\BNA_N\Data\BN100424\
Data File : BN034410.D
Acq On : 05 Oct 2024 04:31
Operator : RC/JU
Sample : P4227-09
Misc :
ALS Vial : 25 Sample Multiplier: 1

Instrument :
BNA_N
ClientSampleId :
PMW-5(20240926)

Quant Method : Z:\svoasrv\HPCHEM1\BNA_N\Methods\SFAM-EPA-BN091124.MA.M
Quant Title : SVOA CALIBRATION

TIC Library : C:\Database\NIST20.L
TIC Integration Parameters: LSCINT.P

****
Peak Number 33 9,10-Anthracenedione, 1-amino- Concentration Rank 27

R.T.	EstConc	Area	Relative to ISTD	R.T.
20.374	3.30 ng/ul	368169	Chrysene-d12	21.022

Hit# of 5	Tentative ID	MW	MolForm	CAS#	Qual
1	9,10-Anthracenedione, 1-amino-	223	C14H9NO2	000082-45-1	98
2	9,10-Anthracenedione, 1-amino-	223	C14H9NO2	000082-45-1	98
3	9,10-Anthracenedione, 1-amino-	223	C14H9NO2	000082-45-1	97
4	9,10-Anthracenedione, 1-amino-	223	C14H9NO2	000082-45-1	97
5	Anthraquinone, 2-amino-	223	C14H9NO2	000117-79-3	94

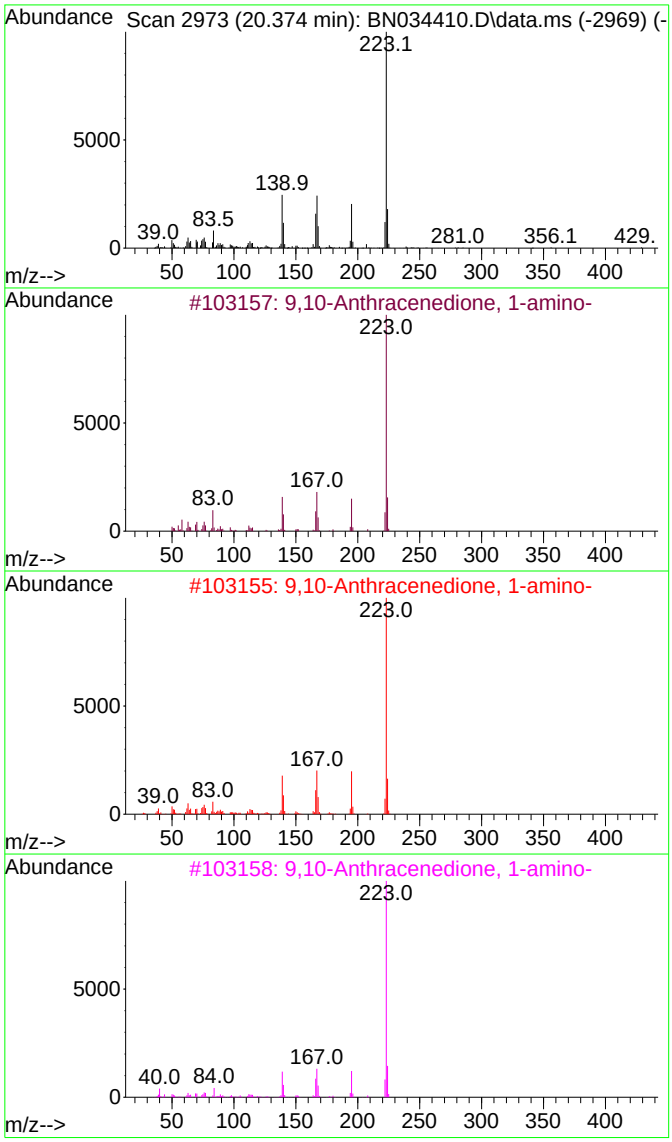

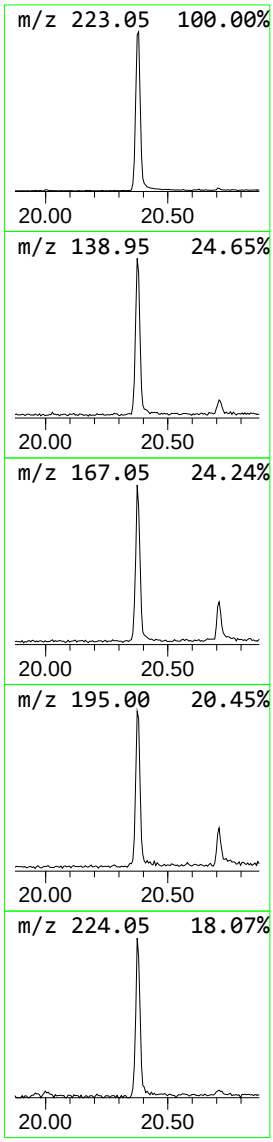

Data Path : Z:\svoasrv\HPCHEM1\BNA_N\Data\BN100424\
Data File : BN034410.D
Acq On : 05 Oct 2024 04:31
Operator : RC/JU
Sample : P4227-09
Misc :
ALS Vial : 25 Sample Multiplier: 1

Instrument :
BNA_N
ClientSampleId :
PMW-5(20240926)

Quant Method : Z:\svoasrv\HPCHEM1\BNA_N\Methods\SFAM-EPA-BN091124.MA.M
Quant Title : SVOA CALIBRATION

TIC Library : C:\Database\NIST20.L
TIC Integration Parameters: LSCINT.P

****
Peak Number 34 Dehydroabietic acid Concentration Rank 18

R.T.	EstConc	Area	Relative to ISTD	R.T.
20.710	5.68 ng/ul	634000	Chrysene-d12	21.022

Hit# of 5	Tentative ID	MW	MolForm	CAS#	Qual
1	Dehydroabietic acid	300	C20H28O2	001740-19-8	99
2	Dehydroabietic acid	300	C20H28O2	001740-19-8	96
3	Dehydroabietic acid	300	C20H28O2	001740-19-8	94
4	1-Phenanthrenecarboxylic acid, 1...	300	C20H28O2	005155-70-4	94
5	Dehydroabietic acid	300	C20H28O2	001740-19-8	94

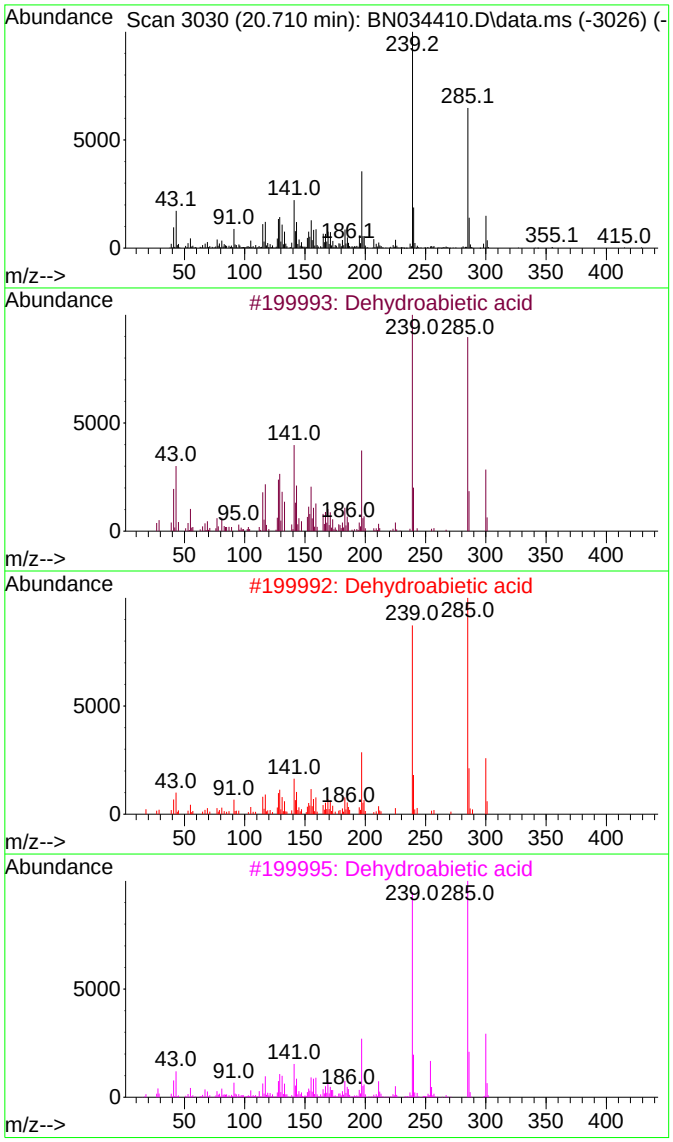

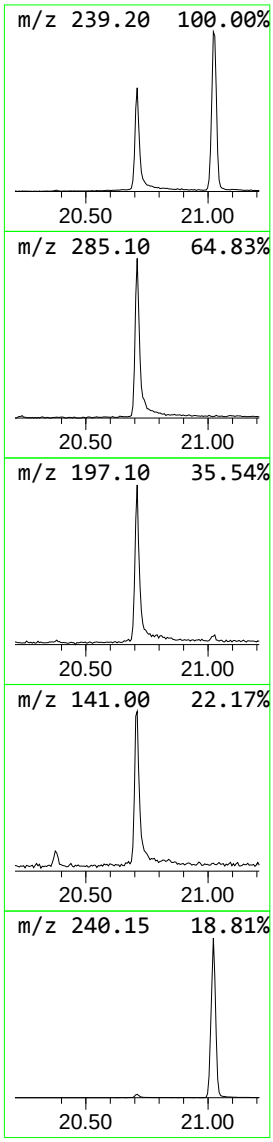

Tentatively Identified Compound (LSC) summary

Data Path : Z:\svoasrv\HPCHEM1\BNA_N\Data\BN100424\
Data File : BN034410.D
Acq On : 05 Oct 2024 04:31
Operator : RC/JU
Sample : P4227-09
Misc :
ALS Vial : 25 Sample Multiplier: 1

Instrument :
BNA_N
ClientSampleId :
PMW-5(20240926)

Quant Method : Z:\svoasrv\HPCHEM1\BNA_N\Methods\SFAM-EPA-BN091124.MA.M
Quant Title : SVOA CALIBRATION

TIC Library : C:\Database\NIST20.L
TIC Integration Parameters: LSCINT.P

TIC Top Hit name	RT	EstConc	Units	Response	Internal Standard #	RT	Resp	Conc
Benzene, 1,3-di...	5.087	10.5	ng/ul	36135000	1	7.393	68903200	20.0
Benzene, 1-ethy...	6.493	2.2	ng/ul	7569280	1	7.393	68903200	20.0
Benzene, 1,2,3-...	7.046	3.4	ng/ul	11623700	1	7.393	68903200	20.0
Benzene, 1,2-di...	7.281	7.0	ng/ul	23991300	1	7.393	68903200	20.0
Benzene, 1,3-di...	7.746	9.6	ng/ul	33072800	1	7.393	68903200	20.0
Benzene, 2-ethy...	8.804	15.2	ng/ul	1261790	2	10.193	1661120	20.0
Benzene, 1,2,4,...	8.999	25.9	ng/ul	2154640	2	10.193	1661120	20.0
Benzene, 1,2,3,...	9.057	41.3	ng/ul	3430240	2	10.193	1661120	20.0
Benzene, 1,3,5-...	9.299	17.2	ng/ul	1430550	2	10.193	1661120	20.0
Indan, 1-methyl-	9.404	21.2	ng/ul	1762430	2	10.193	1661120	20.0
Benzene, 2-ethe...	9.557	50.0	ng/ul	4151710	2	10.193	1661120	20.0
Benzene, 1,2,3-...	10.057	875.8	ng/ul	72740600	2	10.193	1661120	20.0
Benzene, 2,4-di...	10.404	2.1	ng/ul	171491	2	10.193	1661120	20.0
unknown-01	10.575	854.2	ng/ul	70944100	2	10.193	1661120	20.0
Naphthalene, 2-...	11.810	3.5	ng/ul	292515	2	10.193	1661120	20.0
Phthalic anhydride	11.934	2.6	ng/ul	213183	2	10.193	1661120	20.0
Benzene, 1,2,4,...	12.193	8.6	ng/ul	871002	3	14.034	2035890	20.0
Phenol, 2-(1,1-...	12.275	16.1	ng/ul	1637390	3	14.034	2035890	20.0
Phenol, 2,4,5-t...	12.516	6.5	ng/ul	658815	3	14.034	2035890	20.0
Phenol, 2,3,5-t...	12.651	3.5	ng/ul	360014	3	14.034	2035890	20.0
Benzene, 1,2,3,...	12.810	3.4	ng/ul	340691	3	14.034	2035890	20.0
Phenol, 2,3,6-t...	12.851	5.3	ng/ul	534719	3	14.034	2035890	20.0
Thiophene, 2-bu...	14.592	3.3	ng/ul	335368	3	14.034	2035890	20.0
(6-tert-Butyl-2...	15.598	2.4	ng/ul	249676	4	16.792	2102160	20.0
n-Hexadecanoic ...	17.722	3.1	ng/ul	326326	4	16.792	2102160	20.0
1,3,5-Triazine-...	18.380	3.8	ng/ul	396196	4	16.792	2102160	20.0
9,10-Anthracene...	20.374	3.3	ng/ul	368169	5	21.022	2233590	20.0
Dehydroabietic ...	20.710	5.7	ng/ul	634000	5	21.022	2233590	20.0

Quantitation Report (QT Reviewed)

Data Path : Z:\svoasrv\HPCHEM1\BNA_N\Data\BN100424\
Data File : BN034410.D
Acq On : 05 Oct 2024 04:31
Operator : RC/JU
Sample : P4227-09
Misc :
ALS Vial : 25 Sample Multiplier: 1

Quant Time: Oct 05 05:04:51 2024
Quant Method : Z:\svoasrv\HPCHEM1\BNA_N\Methods\SFAM-EPA-BN091124.MA.M
Quant Title : SVOA CALIBRATION
QLast Update : Mon Sep 30 14:14:38 2024
Response via : Initial Calibration

Instrument :
BNA_N
ClientSampleId :
PMW-5(20240926)

Manual Integrations APPROVED
mohammad
10/7/2024 7:11:29 AM

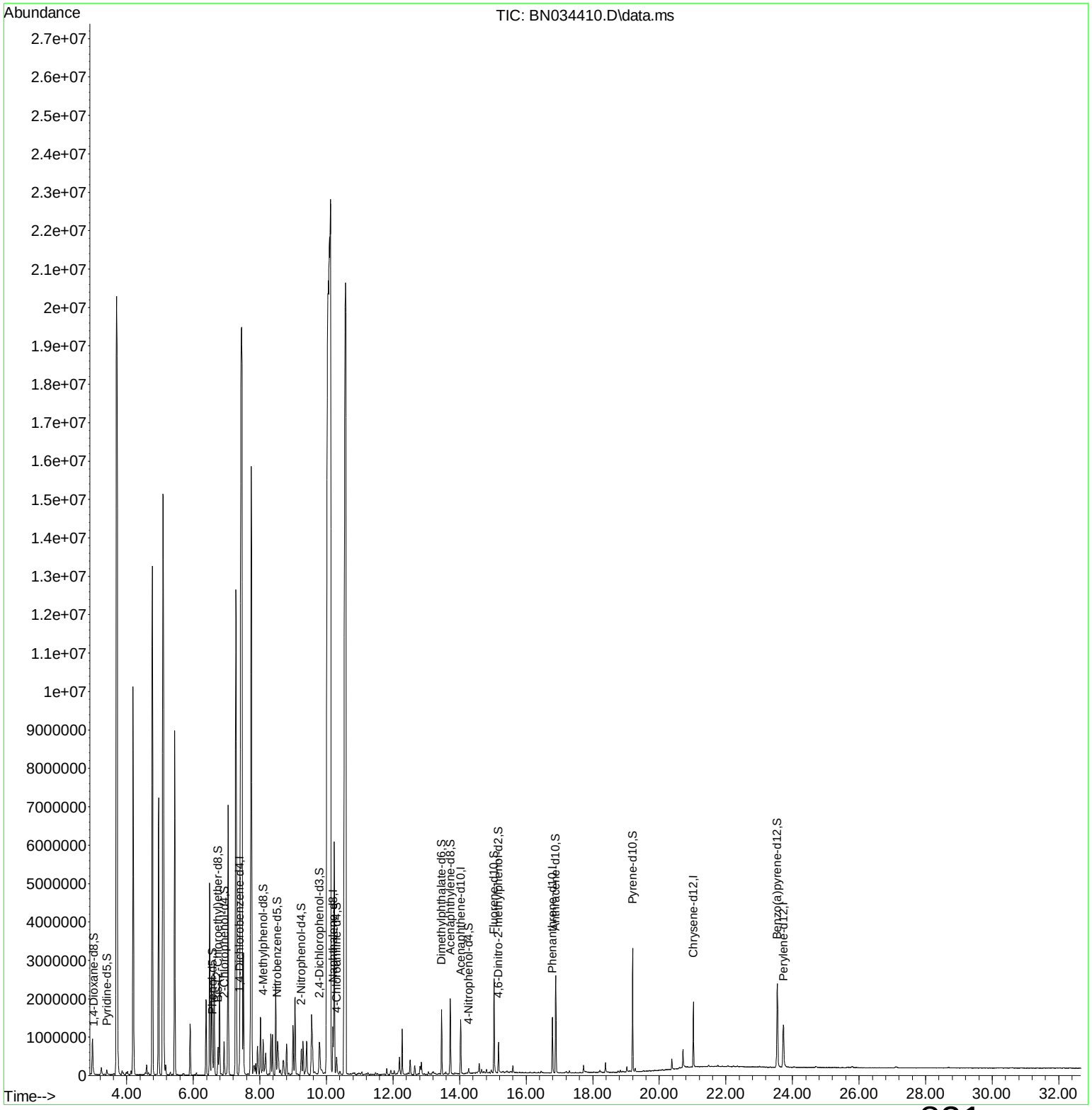

Quantitation Report (Qedit)

Data Path : Z:\svoasrv\HPCHEM1\BNA_N\Data\BN100424\
Data File : BN034410.D
Acq On : 05 Oct 2024 04:31
Operator : RC/JU
Sample : P4227-09
Misc :
ALS Vial : 25 Sample Multiplier: 1

Quant Time: Oct 05 05:03:57 2024
Quant Method : Z:\svoasrv\HPCHEM1\BNA_N\Methods\SFAM-EPA-BN091124.MA.M
Quant Title : SVOA CALIBRATION
QLast Update : Mon Sep 30 14:14:38 2024
Response via : Initial Calibration

Instrument :
BNA_N
ClientSampleId :
PMW-5(20240926)

Manual Integrations APPROVED
mohammad
10/7/2024 7:11:29 AM

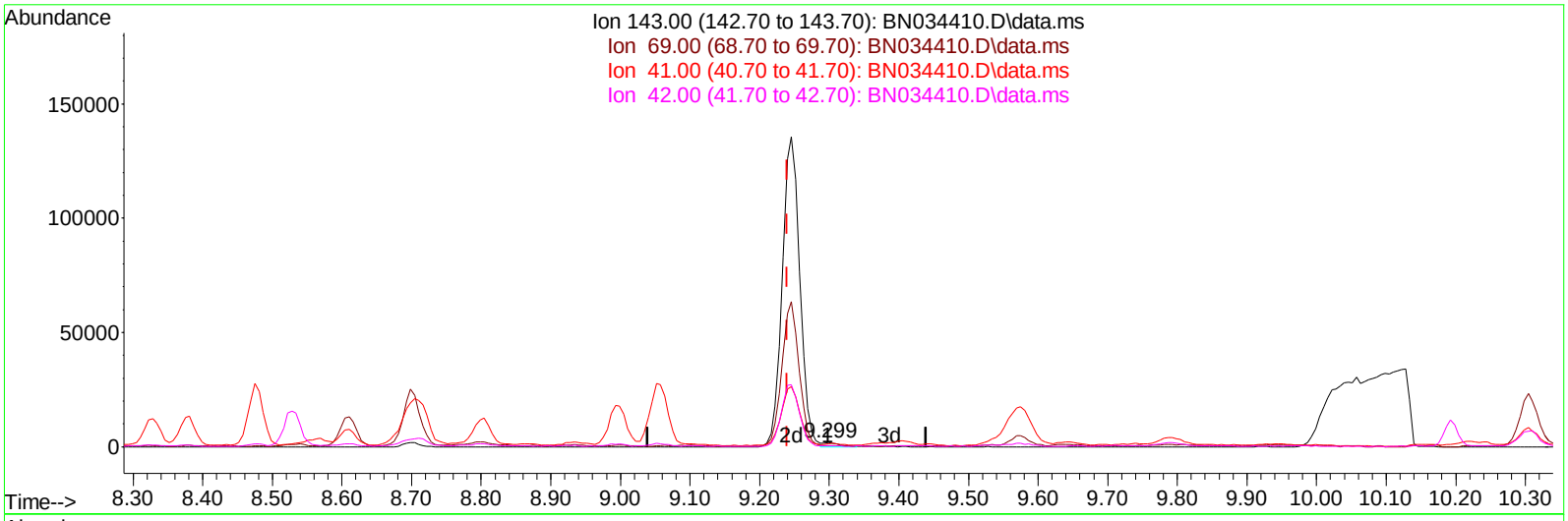

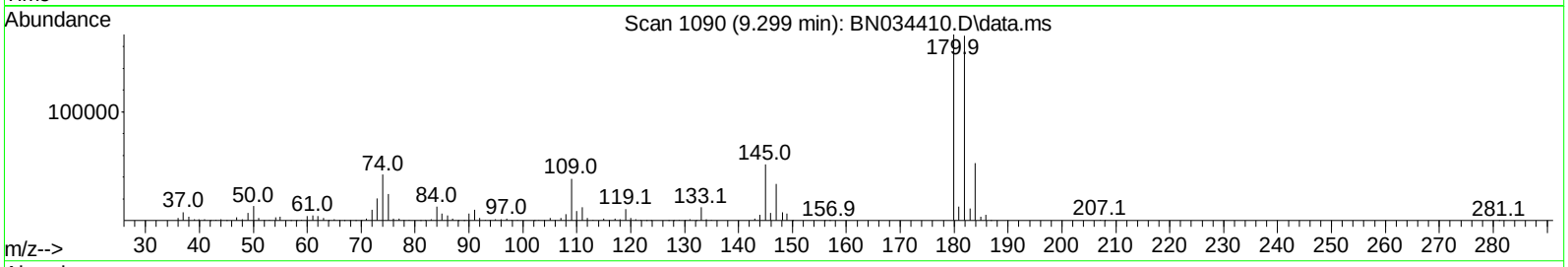

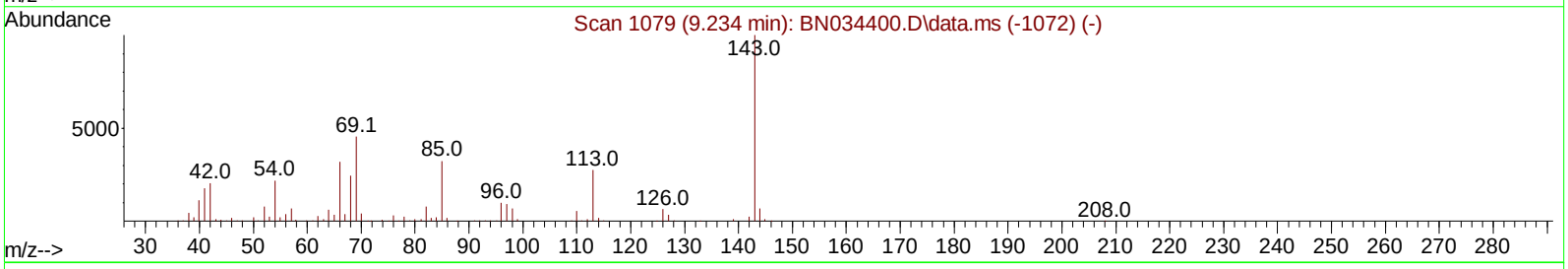

TIC: BN034410.D\data.ms

(24) 2-Nitrophenol-d4 (S)

9.299min (+ 0.059) 0.45 ng/ul

response 2952

Ion	Exp%	Act%
143.00	100.00	100.00
69.00	55.80	25.18#
41.00	25.80	66.95#
42.00	26.40	24.37

Quantitation Report (Qedit)

Data Path : Z:\svoasrv\HPCHEM1\BNA_N\Data\BN100424\
Data File : BN034410.D
Acq On : 05 Oct 2024 04:31
Operator : RC/JU
Sample : P4227-09
Misc :
ALS Vial : 25 Sample Multiplier: 1

Quant Time: Oct 05 05:03:57 2024
Quant Method : Z:\svoasrv\HPCHEM1\BNA_N\Methods\SFAM-EPA-BN091124.MA.M
Quant Title : SVOA CALIBRATION
QLast Update : Mon Sep 30 14:14:38 2024
Response via : Initial Calibration

Instrument :
BNA_N
ClientSampleId :
PMW-5(20240926)

Manual Integrations APPROVED
mohammad
10/7/2024 7:11:29 AM

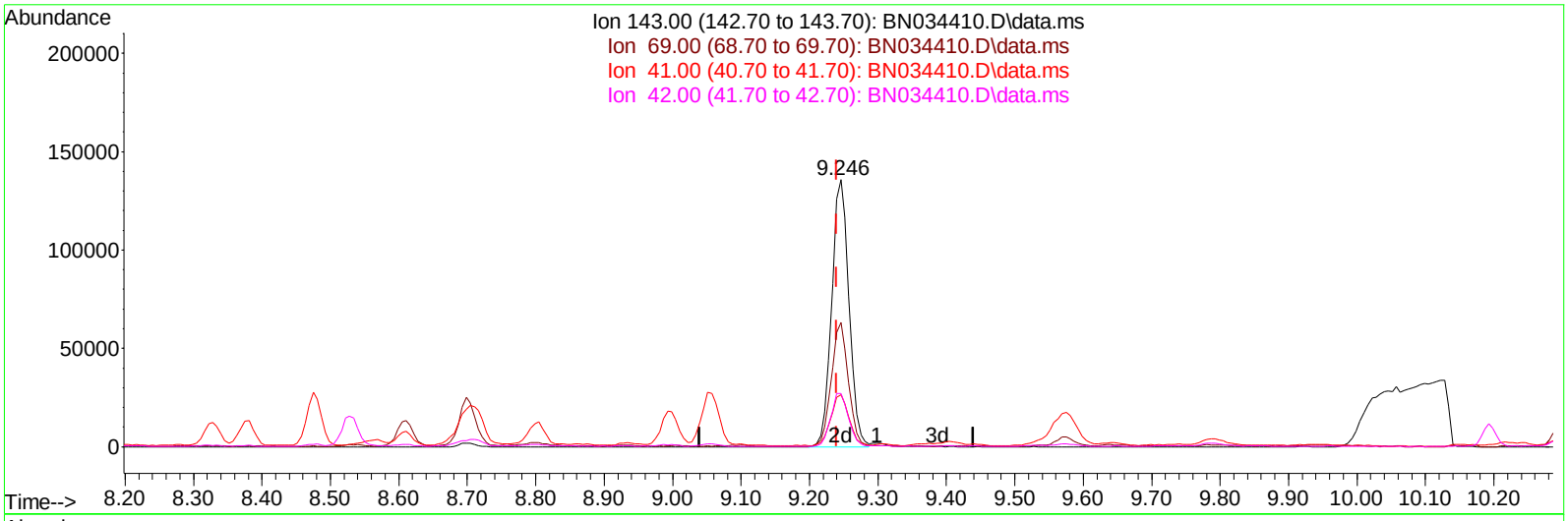

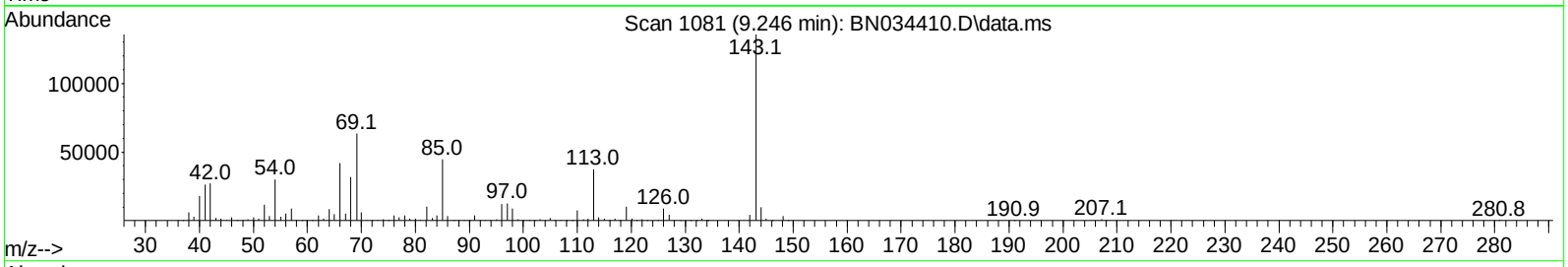

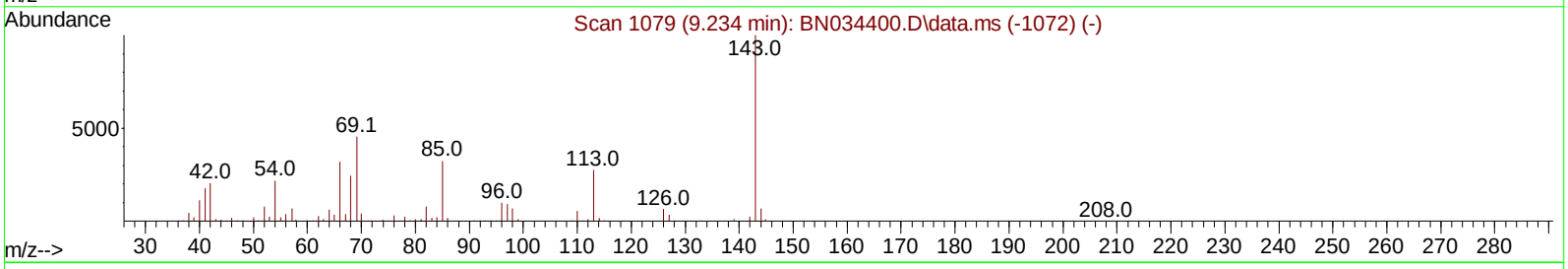

TIC: BN034410.D\data.ms

(24) 2-Nitrophenol-d4 (S)

9.246min (+ 0.006) 36.48 ng/ul m

response 237665

Ion	Exp%	Act%
143.00	100.00	100.00
69.00	55.80	46.69
41.00	25.80	19.42#
42.00	26.40	20.06#

Quantitation Report (Qedit)

Data Path : Z:\svoasrv\HPCHEM1\BNA_N\Data\BN100424\
Data File : BN034410.D
Acq On : 05 Oct 2024 04:31
Operator : RC/JU
Sample : P4227-09
Misc :
ALS Vial : 25 Sample Multiplier: 1

Quant Time: Oct 05 04:59:37 2024
Quant Method : Z:\svoasrv\HPCHEM1\BNA_N\Methods\SFAM-EPA-BN091124.MA.M
Quant Title : SVOA CALIBRATION
QLast Update : Mon Sep 30 14:14:38 2024
Response via : Initial Calibration

Instrument :
BNA_N
ClientSampleId :
PMW-5(20240926)

Manual Integrations APPROVED
mohammad
10/7/2024 7:11:29 AM

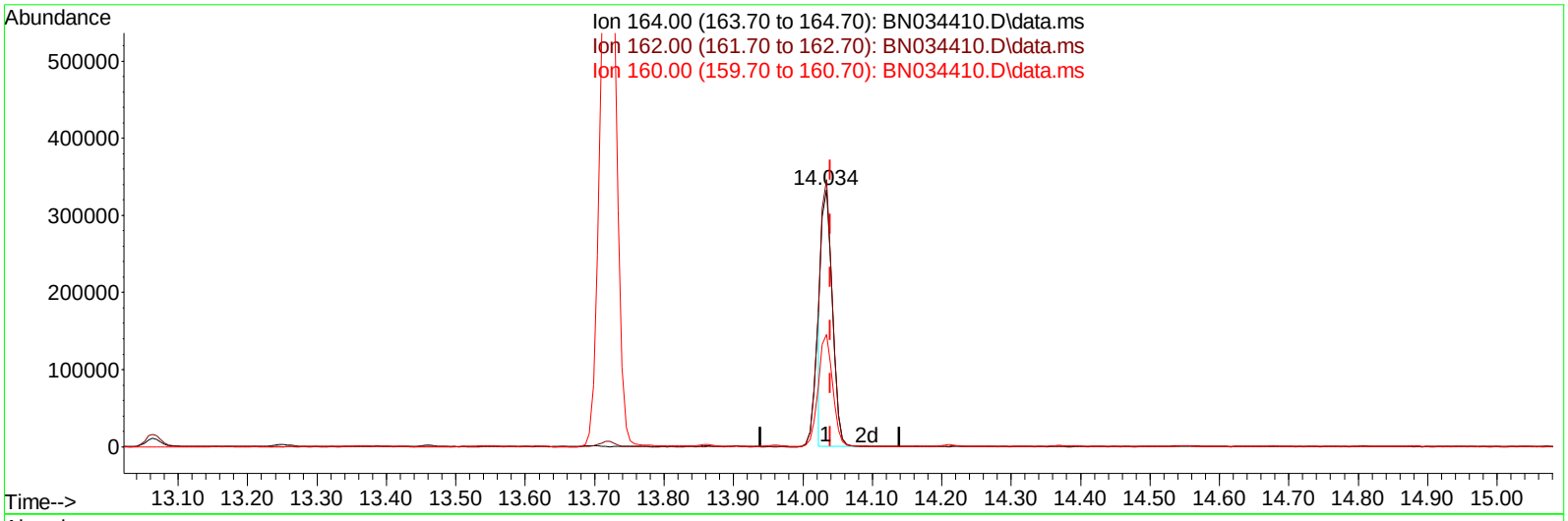

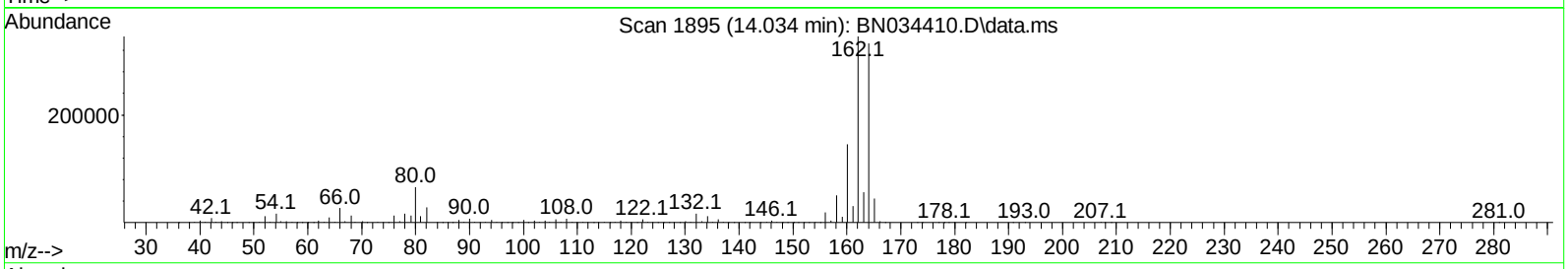

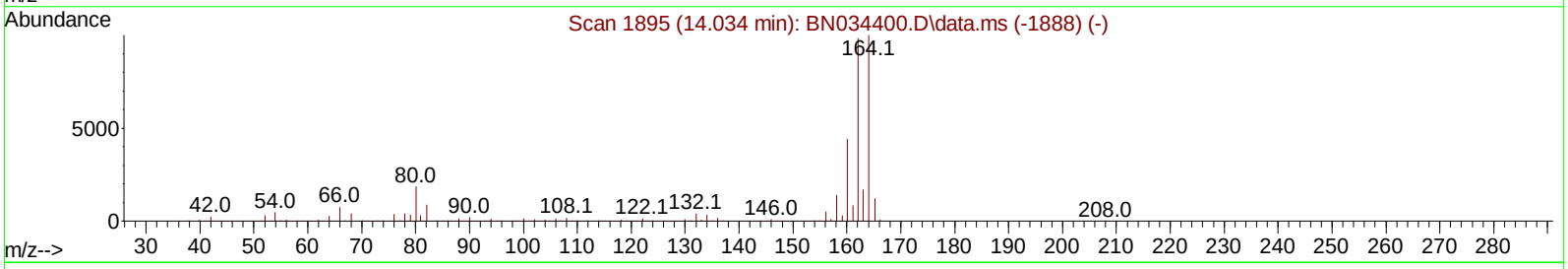

TIC: BN034410.D\data.ms

(38) Acenaphthene-d10 (I)

14.034min (-0.006) 20.00 ng/ul

response 369586

Ion	Exp%	Act%
164.00	100.00	100.00
162.00	103.00	103.88
160.00	46.70	43.71
0.00	0.00	0.00

Quantitation Report (Qedit)

Data Path : Z:\svoasrv\HPCHEM1\BNA_N\Data\BN100424\
Data File : BN034410.D
Acq On : 05 Oct 2024 04:31
Operator : RC/JU
Sample : P4227-09
Misc :
ALS Vial : 25 Sample Multiplier: 1

Quant Time: Oct 05 04:59:37 2024
Quant Method : Z:\svoasrv\HPCHEM1\BNA_N\Methods\SFAM-EPA-BN091124.MA.M
Quant Title : SVOA CALIBRATION
QLast Update : Mon Sep 30 14:14:38 2024
Response via : Initial Calibration

Instrument :
BNA_N
ClientSampleId :
PMW-5(20240926)

Manual Integrations APPROVED
mohammad
10/7/2024 7:11:29 AM

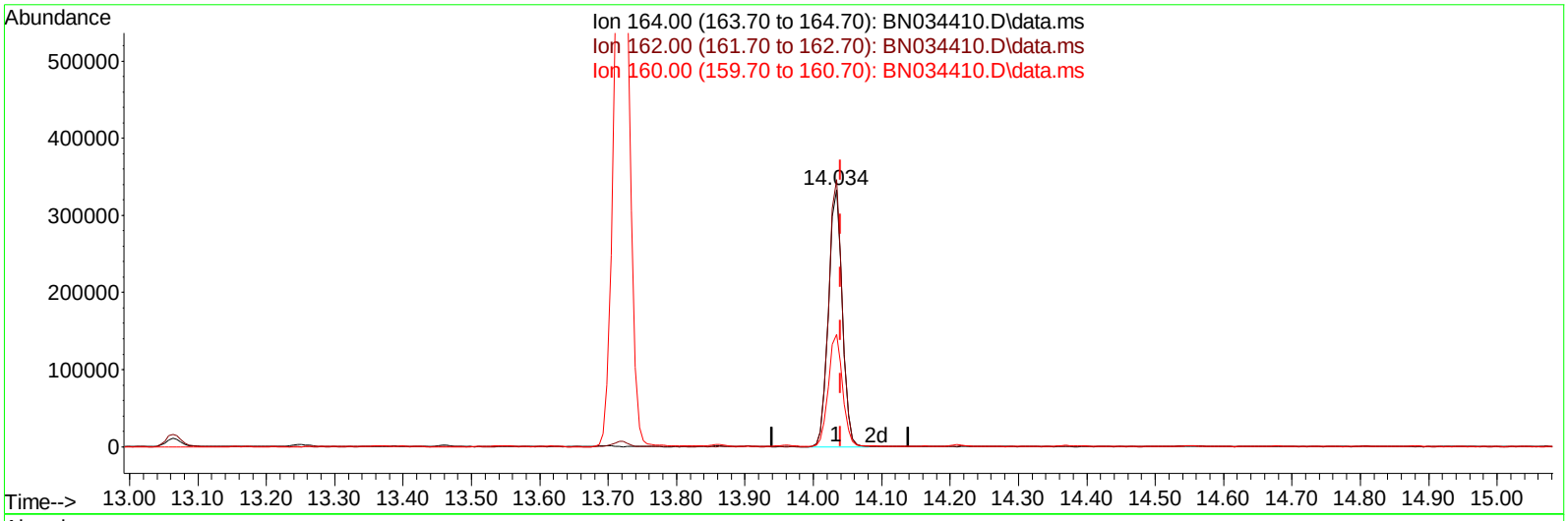

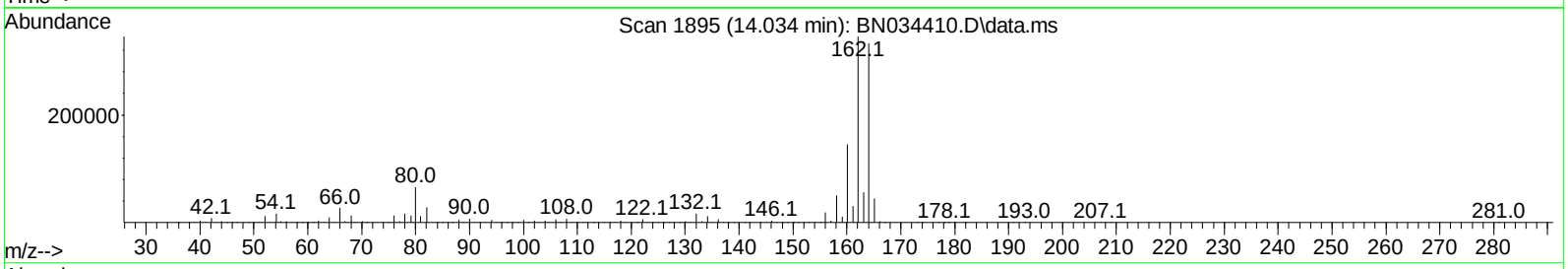

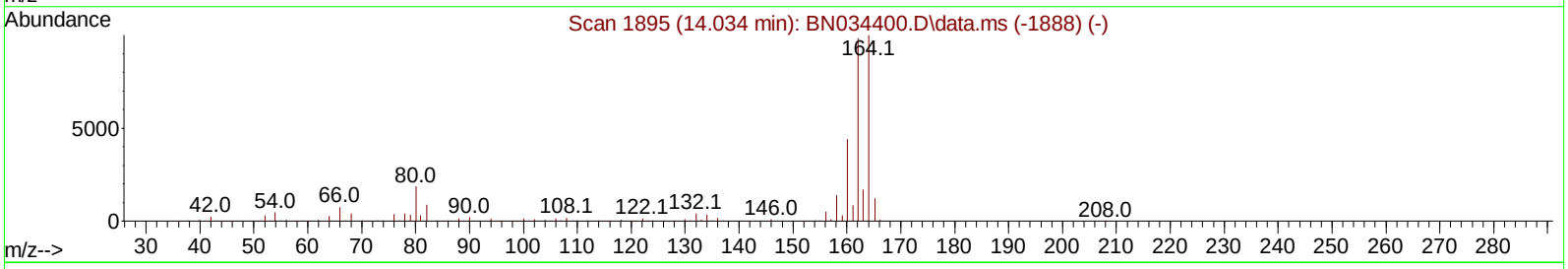

TIC: BN034410.D\data.ms

(38) Acenaphthene-d10 (I)

14.034min (-0.006) 20.00 ng/ul m

response 467080

Ion	Exp%	Act%
164.00	100.00	100.00
162.00	103.00	103.88
160.00	46.70	43.71
0.00	0.00	0.00

Quantitation Report (QT Reviewed)

Data Path : Z:\svoasrv\HPCHEM1\BNA_N\Data\BN100424\
Data File : BN034410.D
Acq On : 05 Oct 2024 04:31
Operator : RC/JU
Sample : P4227-09
Misc :
ALS Vial : 25 Sample Multiplier: 1

Instrument :
BNA_N
ClientSampleId :
PMW-5(20240926)

Manual Integrations APPROVED
mohammad
10/7/2024 7:11:29 AM

Quant Time: Oct 05 05:04:51 2024
Quant Method : Z:\svoasrv\HPCHEM1\BNA_N\Methods\SFAM-EPA-BN091124.MA.M
Quant Title : SVOA CALIBRATION
QLast Update : Mon Sep 30 14:14:38 2024
Response via : Initial Calibration

Compound	R.T.	QIon	Response	Conc	Units	Dev(Min)
Internal Standards						
1) 1,4-Dichlorobenzene-d4	7.393	152	197053	20.000	ng/ul	0.00
20) Naphthalene-d8	10.193	136	794943	20.000	ng/ul	0.05
38) Acenaphthene-d10	14.034	164	467080m	20.000	ng/ul	0.00
64) Phenanthrene-d10	16.792	188	870600	20.000	ng/ul	0.00
79) Chrysene-d12	21.021	240	805489	20.000	ng/ul	-0.01
88) Perylene-d12	23.727	264	976318	20.000	ng/ul	-0.01
System Monitoring Compounds						
3) 1,4-Dioxane-d8	3.005	96	25103	5.198	ng/uL	0.00
4) Pyridine-d5	3.399	84	77696	5.413	ng/ul	0.01
7) Phenol-d5	6.581	99	216957	12.406	ng/ul	0.00
9) Bis-(2-Chloroethyl)eth...	6.740	67	311500	28.708	ng/ul	0.00
11) 2-Chlorophenol-d4	6.928	132	426264	30.965	ng/ul	0.00
15) 4-Methylphenol-d8	8.099	113	345713	24.025	ng/ul	0.00
21) Nitrobenzene-d5	8.528	128	219162	34.589	ng/ul	0.00
24) 2-Nitrophenol-d4	9.246	143	237665m	36.477	ng/ul	0.00
28) 2,4-Dichlorophenol-d3	9.787	165	411610	33.544	ng/ul	0.01
31) 4-Chloroaniline-d4	10.304	131	285168	15.351	ng/ul	0.01
46) Dimethylphthalate-d6	13.457	166	1136780	32.566	ng/ul	-0.01
49) Acenaphthylene-d8	13.722	160	1308787	33.329	ng/ul	0.00
54) 4-Nitrophenol-d4	14.269	143	41344	5.771	ng/ul	0.00
60) Fluorene-d10	15.034	176	962363	32.531	ng/ul	-0.01
65) 4,6-Dinitro-2-methylph...	15.169	200	162871	31.377	ng/ul	0.00
73) Anthracene-d10	16.886	188	1429683	34.929	ng/ul	-0.01
81) Pyrene-d10	19.198	212	1617952	36.051	ng/ul	-0.01
92) Benzo(a)pyrene-d12	23.545	264	1815827	36.207	ng/ul	-0.01

Target Compounds Qvalue

(#) = qualifier out of range (m) = manual integration (+) = signals summed

FORM 1A-OR
ORGANIC ANALYSIS DATA SHEET
TARGET ANALYTE LIST

EPA SAMPLE NO.

PMW-6(20240927)

Lab Name : Alliance Technical Group, LLC
Contract : 68HERH20D0011
Lab Code: ACE Case No.: ARC Sayrevil
MA No. : SDG No.: P4227
Analytical Method : SVOA
Level :
Matrix : Water
Lab Sample ID : P4227-13
Sample wt/vol : 1000 (g/mL) mL
Lab File ID : BN034396.D
% Solids :
Date Received : 09/27/2024
GC Column : ZB-GR ID : 0.25 (mm)
Date Extracted : 09/30/2024
GC Column : ID : (mm)
Date Analyzed : 10/04/2024
Extract Concentrated :(Y/N) N
Extract Volume : 1000 (µL)
Soil Aliquot (VOA) : (µL)
Extraction Type : CONH
Heated Purge : (Y/N)
Injection Volume : 1.0 (µL)
Purge Volume : (mL)
pH : 6 Dilution Factor : 1.0
Cleanup Types :
Cleanup Factor : 1.0
Concentration Units (µg/L, µg/kg, µg, or µg/cm²): µg/L

CAS NO.	ANALYTE	CONCENTRATION	Q
111-44-4	Bis(2-Chloroethyl)ether	10	U
98-95-3	Nitrobenzene	5.0	U
78-59-1	Isophorone	5.0	U

FORM 1B-OR
ORGANIC ANALYSIS DATA SHEET
TENTATIVELY IDENTIFIED COMPOUNDS

EPA SAMPLE NO.

PMW-6(20240927)

Lab Name : Alliance Technical Group, LLC
Contract : 68HERH20D0011
Lab Code: ACE Case No.: ARC Sayrevi
MA No. : SDG No.: P4227
Analytical Method : SVOA
Level :
Matrix : Water
Lab Sample ID : P4227-13
Sample wt/vol : 1000 (g/mL) mL
Lab File ID : BN034396.D
% Solids :
Date Received : 09/27/2024
GC Column : ZB-GR ID : 0.25 (mm)
Date Extracted : 09/30/2024
Extract Concentrated : (Y/N) N
Date Analyzed : 10/04/2024
Soil Aliquot (VOA) : (µL)
Extract Volume : 1000 (µL)
Heated Purge : (Y/N)
Extraction Type : CONH
Purge Volume : (mL)
Injection Volume : 1.0 (µL)
Cleanup Types :
pH : 6 Dilution Factor : 1.0
Concentration Units (µg/L,µg/kg): µg/L
Cleanup Factor : 1.0

	CAS NO.	ANALYTE	RT	EST. CONC.	Q
1	000541-73-1	Benzene, 1,3-dichloro-	7.269	21	JN
2	000095-50-1	Benzene, 1,2-dichloro-	7.722	6.1	JN
3	000087-61-6	Benzene, 1,2,3-trichloro-	10.004	59	JN
4	000108-70-3	Benzene, 1,3,5-trichloro-	10.516	3.5	JN
5	000057-11-4	Octadecanoic acid	19.022	2.3	JN
6	E966796	Total Alkanes	N/A	0.0	

EPA-designated Registry Number.

Quantitation Report (LSC Reviewed)

Data Path : Z:\svoasrv\HPCHEM1\BNA_N\Data\BN100424\
Data File : BN034396.D
Acq On : 04 Oct 2024 18:42
Operator : RC/JU
Sample : P4227-13
Misc :
ALS Vial : 8 Sample Multiplier: 1

Instrument :
BNA_N
ClientSampleId :
PMW-6(20240927)

Quant Time: Oct 04 23:29:33 2024
Quant Method : Z:\svoasrv\HPCHEM1\BNA_N\Methods\SFAM-EPA-BN091124.MA.M
Quant Title : SVOA CALIBRATION
QLast Update : Mon Sep 30 14:14:38 2024
Response via : Initial Calibration

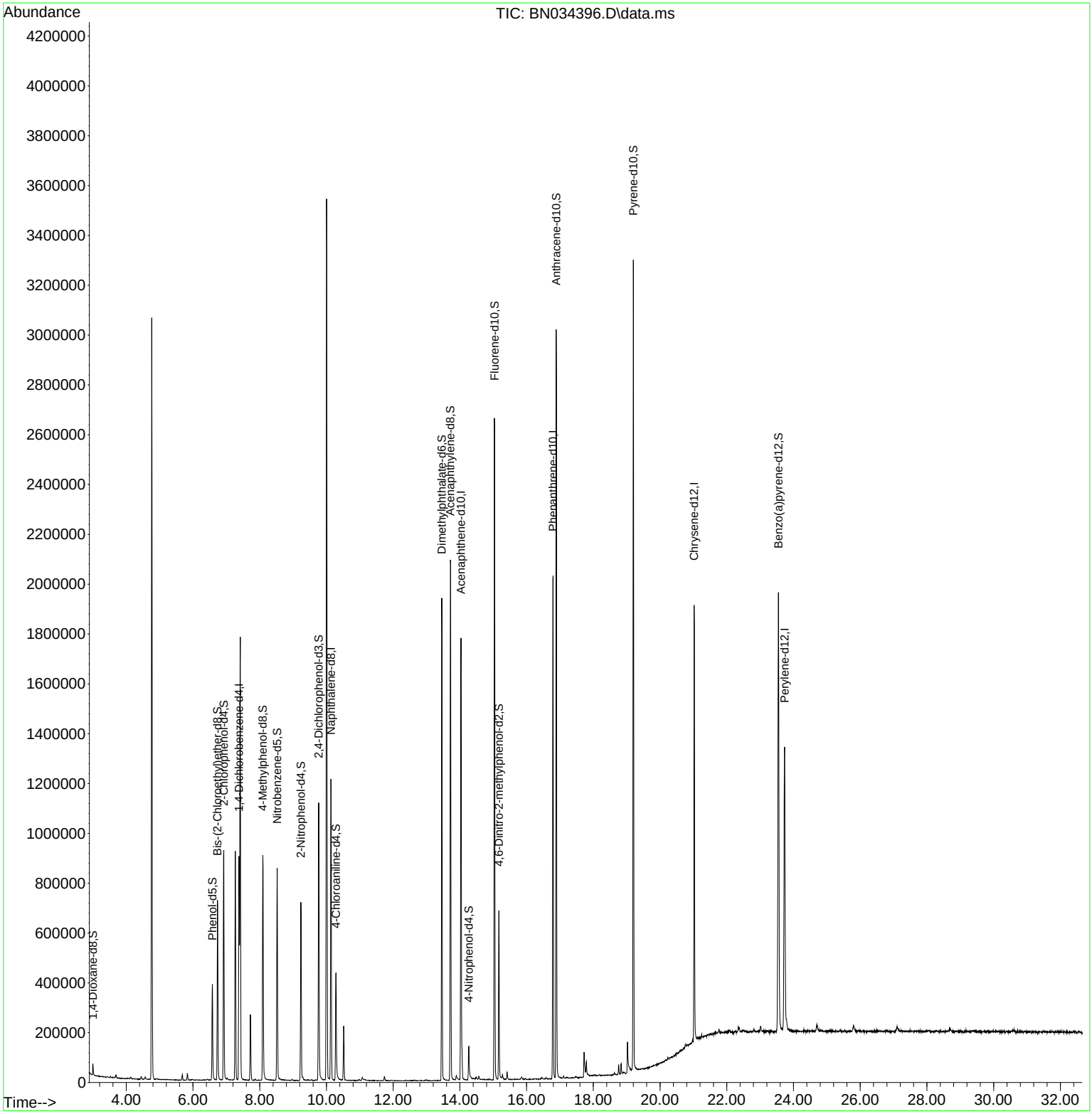

Quantitation Report (LSC Reviewed)

Data Path : Z:\svoasrv\HPCHEM1\BNA_N\Data\BN100424\
Data File : BN034396.D
Acq On : 04 Oct 2024 18:42
Operator : RC/JU
Sample : P4227-13
Misc :
ALS Vial : 8 Sample Multiplier: 1

Instrument :
BNA_N
ClientSampleId :
PMW-6(20240927)

Quant Time: Oct 04 23:29:33 2024
Quant Method : Z:\svoasrv\HPCHEM1\BNA_N\Methods\SFAM-EPA-BN091124.MA.M
Quant Title : SVOA CALIBRATION
QLast Update : Mon Sep 30 14:14:38 2024
Response via : Initial Calibration

Compound	R.T.	QIon	Response	Conc	Units	Dev(Min)
Internal Standards						
1) 1,4-Dichlorobenzene-d4	7.381	152	245866	20.000	ng/ul	0.00
20) Naphthalene-d8	10.134	136	980719	20.000	ng/ul	0.00
38) Acenaphthene-d10	14.034	164	618534	20.000	ng/ul	0.00
64) Phenanthrene-d10	16.792	188	1201727	20.000	ng/ul	0.00
79) Chrysene-d12	21.022	240	872932	20.000	ng/ul	-0.01
88) Perylene-d12	23.733	264	953882	20.000	ng/ul	0.00
System Monitoring Compounds						
3) 1,4-Dioxane-d8	2.999	96	23636	3.923	ng/uL	0.00
4) Pyridine-d5	0.000	84	0d	0.000	ng/ul	
7) Phenol-d5	6.581	99	223370	10.237	ng/ul	0.00
9) Bis-(2-Chloroethyl)eth...	6.734	67	311223	22.988	ng/ul	0.00
11) 2-Chlorophenol-d4	6.922	132	446589	26.001	ng/ul	0.00
15) 4-Methylphenol-d8	8.093	113	355727	19.813	ng/ul	-0.01
21) Nitrobenzene-d5	8.522	128	214691	27.465	ng/ul	0.00
24) 2-Nitrophenol-d4	9.234	143	240887	29.968	ng/ul	0.00
28) 2,4-Dichlorophenol-d3	9.769	165	423979	28.007	ng/ul	0.00
31) 4-Chloroaniline-d4	10.287	131	263957	11.517	ng/ul	0.00
46) Dimethylphthalate-d6	13.457	166	1334831	28.877	ng/ul	-0.01
49) Acenaphthylene-d8	13.716	160	1417619	27.261	ng/ul	-0.01
54) 4-Nitrophenol-d4	14.269	143	44986	4.742	ng/ul	0.00
60) Fluorene-d10	15.039	176	1085930	27.719	ng/ul	0.00
65) 4,6-Dinitro-2-methylph...	15.169	200	145001	20.237	ng/ul	0.00
73) Anthracene-d10	16.886	188	1720085	30.445	ng/ul	-0.01
81) Pyrene-d10	19.198	212	1775826	36.511	ng/ul	-0.01
92) Benzo(a)pyrene-d12	23.551	264	1517849	30.977	ng/ul	0.00

Target Compounds Qvalue

(#) = qualifier out of range (m) = manual integration (+) = signals summed

LSC Area Percent Report

Data Path : Z:\svoasrv\HPCHEM1\BNA_N\Data\BN100424\
Data File : BN034396.D
Acq On : 04 Oct 2024 18:42
Operator : RC/JU
Sample : P4227-13
Misc :
ALS Vial : 8 Sample Multiplier: 1

Instrument :
BNA_N
ClientSampleId :
PMW-6(20240927)

Integration Parameters: LSCINT.P
Integrator: RTE
Smoothing : OFF Filtering: 5
Sampling : 1 Min Area: 0.1 % of largest Peak
Start Thrs: 0.2 Max Peaks: 100
Stop Thrs : 0 Peak Location: TOP

If leading or trailing edge < 100 prefer < Baseline drop else tangent >
Peak separation: 5

Method : Z:\svoasrv\HPCHEM1\BNA_N\Methods\SFAM-EPA-BN091124.MA.M
Title : SVOA CALIBRATION

Signal : TIC: BN034396.D\data.ms

peak #	R.T. min	first scan	max scan	last scan	PK TY	peak height	corr. area	corr. % max.	% of total
1	2.999	16	19	27	rVB	46242	62095	1.08%	0.097%
2	3.658	127	131	133	rBV3	3819	5850	0.10%	0.009%
3	3.693	133	137	143	rVB2	13145	19564	0.34%	0.031%
4	4.122	206	210	216	rBV4	6326	13546	0.23%	0.021%
5	4.452	260	266	270	rBV	10191	16006	0.28%	0.025%
6	4.569	280	286	292	rBV2	10118	17161	0.30%	0.027%
7	4.764	312	319	333	rVB	3056952	4505584	78.05%	7.039%
8	5.681	467	475	481	rVB2	23426	34930	0.61%	0.055%
9	5.828	494	500	507	rBV	26227	42305	0.73%	0.066%
10	6.581	620	628	642	rBV	384564	622694	10.79%	0.973%
11	6.734	648	654	663	rBV	721193	1126986	19.52%	1.761%
12	6.922	679	686	700	rBV	922298	1479507	25.63%	2.312%
13	7.022	700	703	708	rVB6	6630	10012	0.17%	0.016%
14	7.269	738	745	757	rVV	918976	1413157	24.48%	2.208%
15	7.381	757	764	766	rVV	897718	1366832	23.68%	2.135%
16	7.416	766	770	784	rVB	1776651	2700789	46.79%	4.220%
17	7.722	813	822	832	rBV	263882	417100	7.23%	0.652%
18	7.863	842	846	851	rBV4	5810	8789	0.15%	0.014%
19	8.093	878	885	901	rBV	903573	1489825	25.81%	2.328%
20	8.522	951	958	970	rBV	851133	1358954	23.54%	2.123%
21	8.975	1028	1035	1040	rVB6	4870	8481	0.15%	0.013%
22	9.234	1071	1079	1086	rBV	716331	1152585	19.97%	1.801%
23	9.557	1130	1134	1140	rVB7	4450	8397	0.15%	0.013%
24	9.769	1163	1170	1186	rBV	1114043	1854829	32.13%	2.898%
25	10.004	1203	1210	1221	rBV	3536182	5772325	100.00%	9.018%
26	10.134	1225	1232	1247	rVB	1208722	1956458	33.89%	3.057%
27	10.287	1251	1258	1274	rBV	432246	829148	14.36%	1.295%
28	10.516	1291	1297	1304	rBV	216643	342736	5.94%	0.535%
29	11.075	1386	1392	1398	rBV	12538	26899	0.47%	0.042%
30	11.734	1499	1504	1513	rBV2	16781	31336	0.54%	0.049%
31	13.457	1791	1797	1809	rBV	1936502	2727211	47.25%	4.261%
32	13.716	1835	1841	1854	rBV	2088971	3194414	55.34%	4.991%
33	13.892	1865	1871	1879	rBV4	17932	42218	0.73%	0.066%
34	14.034	1888	1895	1907	rBV	1773270	2741166	47.49%	4.283%
35	14.269	1928	1935	1950	rBV	135479	295461	5.12%	0.462%
36	14.487	1970	1972	1981	rVB7	9148	15378	0.27%	0.024%

LSC Area Percent Report

Data Path : Z:\svoasrv\HPCHEM1\BNA_N\Data\BN100424\
Data File : BN034396.D
Acq On : 04 Oct 2024 18:42
Operator : RC/JU
Sample : P4227-13
Misc :
ALS Vial : 8 Sample Multiplier: 1

Instrument :
BNA_N
ClientSampleId :
PMW-6(20240927)

Integration Parameters: LSCINT.P
Integrator: RTE
Smoothing : OFF Filtering: 5
Sampling : 1 Min Area: 0.1 % of largest Peak
Start Thrs: 0.2 Max Peaks: 100
Stop Thrs : 0 Peak Location: TOP

If leading or trailing edge < 100 prefer < Baseline drop else tangent >
Peak separation: 5

Method : Z:\svoasrv\HPCHEM1\BNA_N\Methods\SFAM-EPA-BN091124.MA.M
Title : SVOA CALIBRATION

37	14.569	1981	1986	1992	rVB	12773	24007	0.42%	0.038%
38	14.863	2034	2036	2039	rBV4	4161	6110	0.11%	0.010%
39	15.034	2059	2065	2082	rBV	2656273	4023221	69.70%	6.286%
40	15.169	2082	2088	2099	rVV	678794	960228	16.64%	1.500%
41	15.275	2103	2106	2115	rVB3	19584	34168	0.59%	0.053%
42	15.416	2125	2130	2139	rVB	28042	42201	0.73%	0.066%
43	15.857	2197	2205	2208	rBV3	9245	20128	0.35%	0.031%
44	16.439	2301	2304	2307	rBV3	7223	11279	0.20%	0.018%
45	16.581	2324	2328	2334	rBV3	6756	10004	0.17%	0.016%
46	16.792	2356	2364	2374	rBV	2019290	2889011	50.05%	4.514%
47	16.886	2374	2380	2394	rVV2	3003293	4330863	75.03%	6.766%
48	17.110	2414	2418	2422	rVB	8791	10934	0.19%	0.017%
49	17.722	2518	2522	2530	rBV	101001	198330	3.44%	0.310%
50	17.792	2530	2534	2540	rVB	53107	82604	1.43%	0.129%
51	18.633	2675	2677	2680	rVB3	7635	6268	0.11%	0.010%
52	18.757	2694	2698	2703	rBV2	38344	55123	0.95%	0.086%
53	18.833	2707	2711	2716	rBV	42035	59613	1.03%	0.093%
54	19.022	2739	2743	2757	rBV	124649	286025	4.96%	0.447%
55	19.198	2767	2773	2784	rBV	3246308	4530632	78.49%	7.078%
56	21.022	3078	3083	3095	rBV	1753255	2447875	42.41%	3.824%
57	23.551	3504	3513	3522	rBV	1758360	3826665	66.29%	5.979%
58	23.733	3536	3544	3552	rBV	1120217	2440253	42.28%	3.813%

Sum of corrected areas: 64006270

LSC Report - Integrated Chromatogram

Data Path : Z:\svoasrv\HPCHEM1\BNA_N\Data\BN100424\
Data File : BN034396.D
Acq On : 04 Oct 2024 18:42
Operator : RC/JU
Sample : P4227-13
Misc :
ALS Vial : 8 Sample Multiplier: 1

Instrument :
BNA_N
ClientSampleId :
PMW-6(20240927)

Quant Method : Z:\svoasrv\HPCHEM1\BNA_N\Methods\SFAM-EPA-BN091124.MA.M
Quant Title : SVOA CALIBRATION

TIC Library : C:\Database\NIST20.L
TIC Integration Parameters: LSCINT.P

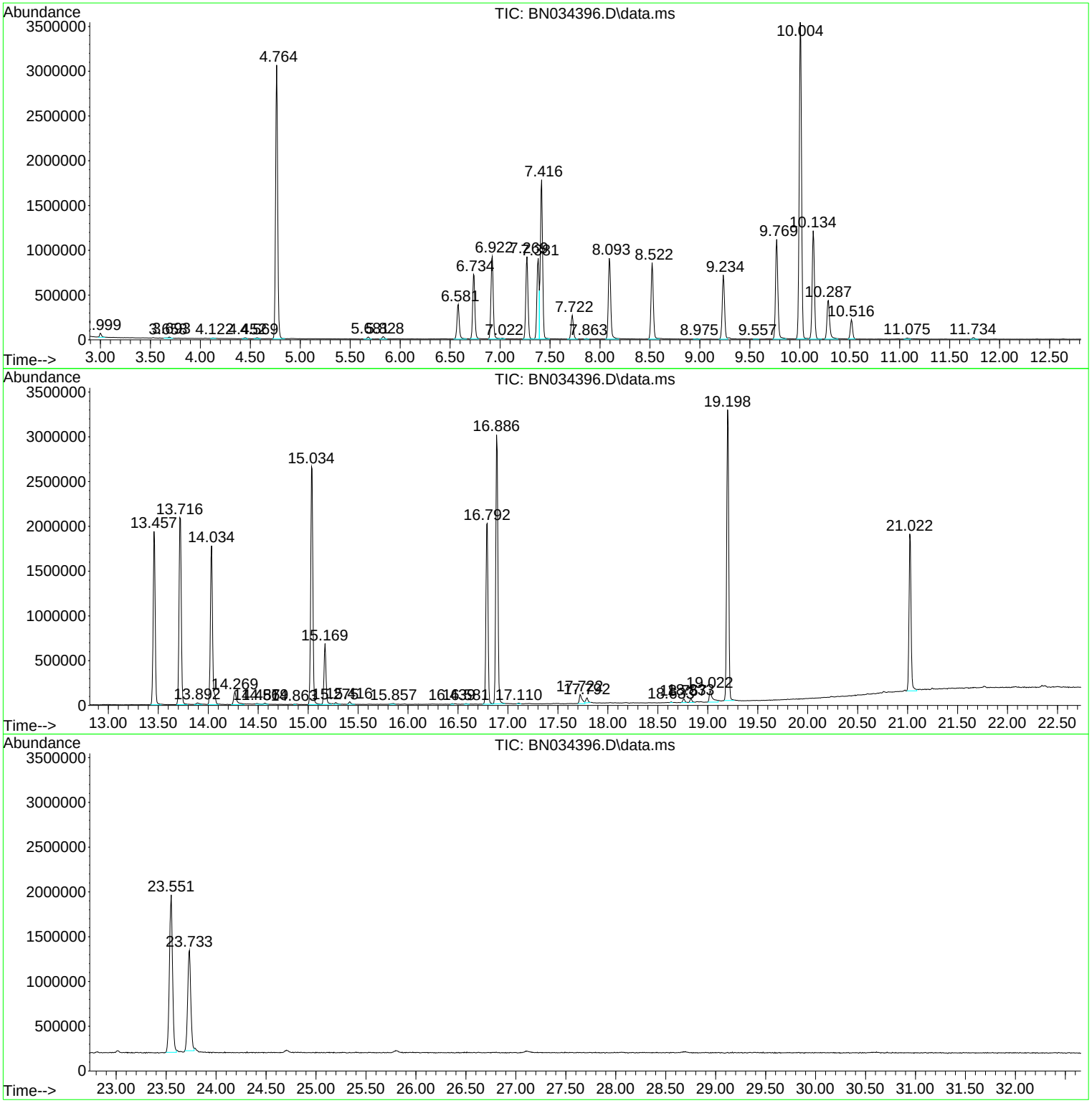

Library Search Compound Report

Data Path : Z:\svoasrv\HPCHEM1\BNA_N\Data\BN100424\
Data File : BN034396.D
Acq On : 04 Oct 2024 18:42
Operator : RC/JU
Sample : P4227-13
Misc :
ALS Vial : 8 Sample Multiplier: 1

Instrument :
BNA_N
ClientSampleId :
PMW-6(20240927)

Quant Method : Z:\svoasrv\HPCHEM1\BNA_N\Methods\SFAM-EPA-BN091124.MA.M
Quant Title : SVOA CALIBRATION

TIC Library : C:\Database\NIST20.L
TIC Integration Parameters: LSCINT.P

****
Peak Number 2 Benzene, 1,3-dichloro- Concentration Rank 3

R.T.	EstConc	Area	Relative to ISTD	R.T.
7.269	20.68 ng/ul	1413160	1,4-Dichlorobenzene-d4	7.381

Hit# of 5	Tentative ID	MW	MolForm	CAS#	Qual
1	Benzene, 1,3-dichloro-	146	C6H4Cl2	000541-73-1	98
2	Benzene, 1,4-dichloro-	146	C6H4Cl2	000106-46-7	98
3	Benzene, 1,2-dichloro-	146	C6H4Cl2	000095-50-1	97
4	Benzene, 1,2-dichloro-	146	C6H4Cl2	000095-50-1	97
5	Benzene, 1,4-dichloro-	146	C6H4Cl2	000106-46-7	96

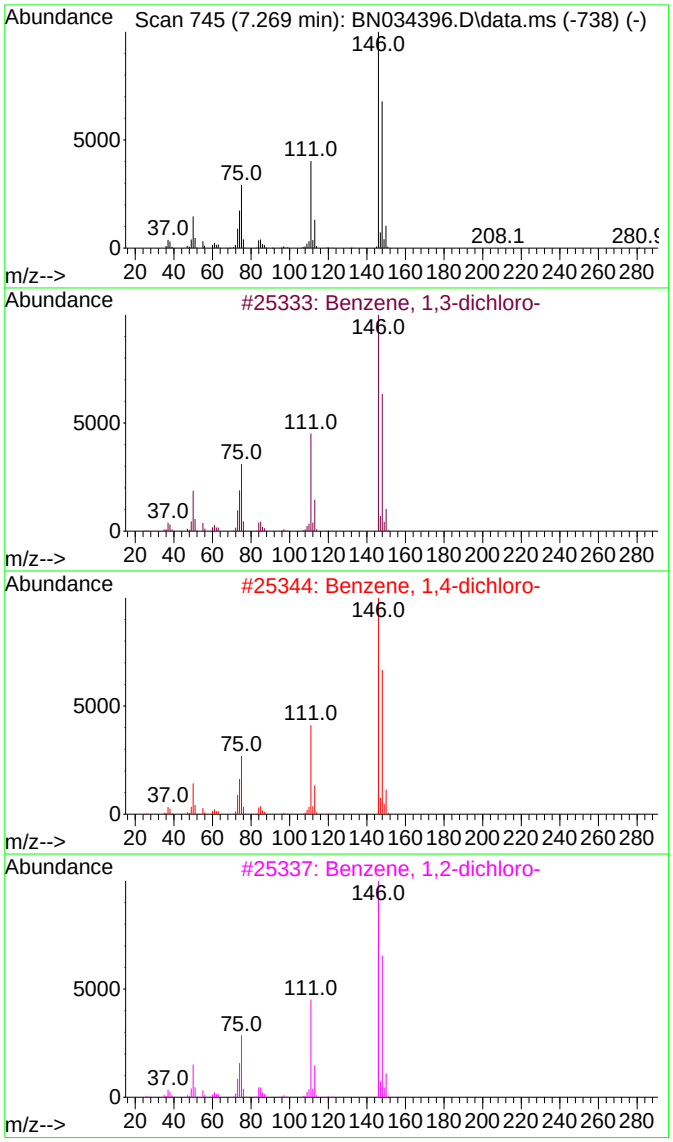

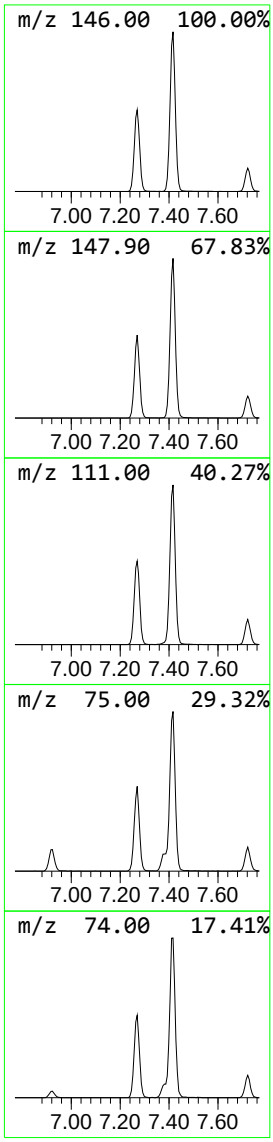

Library Search Compound Report

Data Path : Z:\svoasrv\HPCHEM1\BNA_N\Data\BN100424\
Data File : BN034396.D
Acq On : 04 Oct 2024 18:42
Operator : RC/JU
Sample : P4227-13
Misc :
ALS Vial : 8 Sample Multiplier: 1

Instrument :
BNA_N
ClientSampleId :
PMW-6(20240927)

Quant Method : Z:\svoasrv\HPCHEM1\BNA_N\Methods\SFAM-EPA-BN091124.MA.M
Quant Title : SVOA CALIBRATION

TIC Library : C:\Database\NIST20.L
TIC Integration Parameters: LSCINT.P

****
Peak Number 3 Benzene, 1,2-dichloro- Concentration Rank 4

R.T.	EstConc	Area	Relative to ISTD	R.T.
7.722	6.10 ng/ul	417100	1,4-Dichlorobenzene-d4	7.381

Hit# of 5	Tentative ID	MW	MolForm	CAS#	Qual
1	Benzene, 1,2-dichloro-	146	C6H4Cl2	000095-50-1	98
2	Benzene, 1,3-dichloro-	146	C6H4Cl2	000541-73-1	98
3	Benzene, 1,4-dichloro-	146	C6H4Cl2	000106-46-7	98
4	Benzene, 1,2-dichloro-	146	C6H4Cl2	000095-50-1	97
5	Benzene, 1,4-dichloro-	146	C6H4Cl2	000106-46-7	97

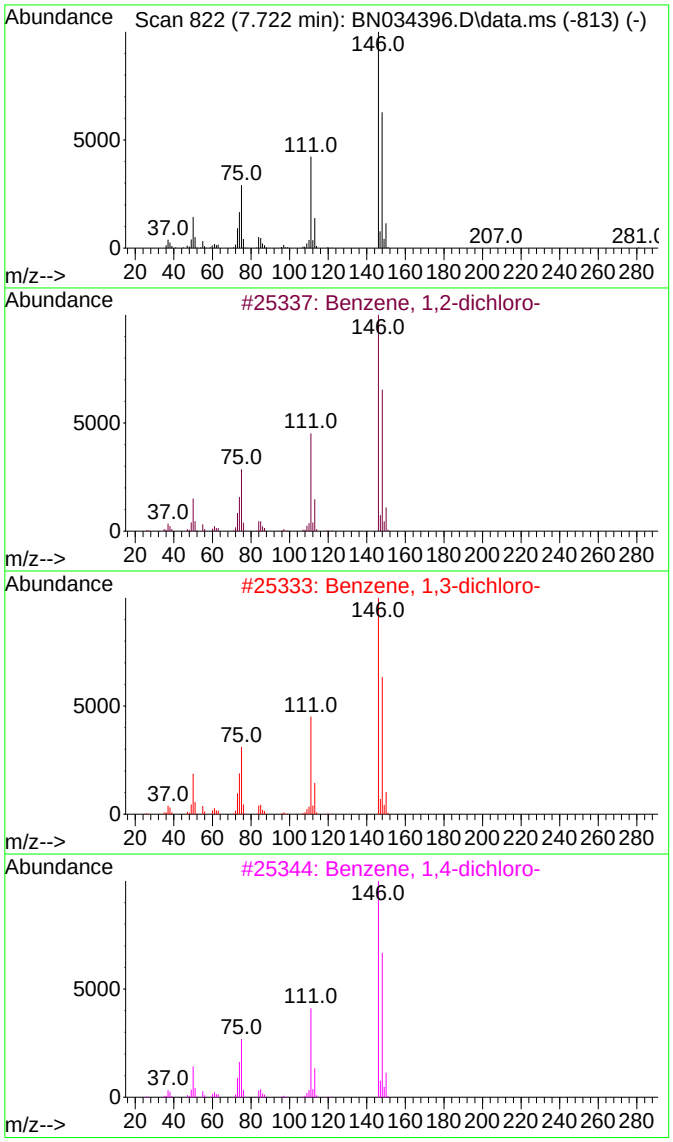

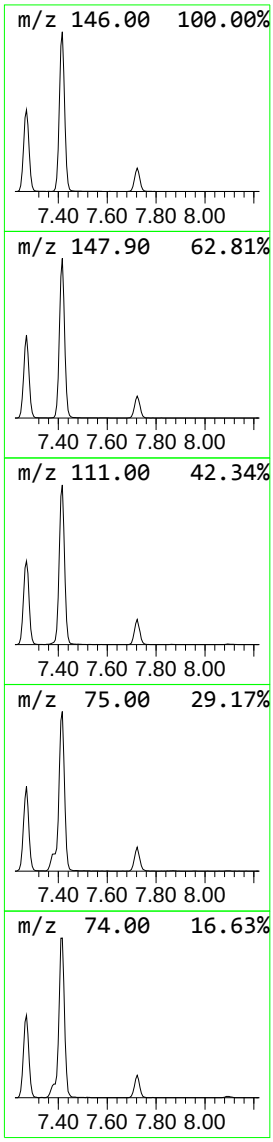

Data Path : Z:\svoasrv\HPCHEM1\BNA_N\Data\BN100424\
Data File : BN034396.D
Acq On : 04 Oct 2024 18:42
Operator : RC/JU
Sample : P4227-13
Misc :
ALS Vial : 8 Sample Multiplier: 1

Instrument :
BNA_N
ClientSampleId :
PMW-6(20240927)

Quant Method : Z:\svoasrv\HPCHEM1\BNA_N\Methods\SFAM-EPA-BN091124.MA.M
Quant Title : SVOA CALIBRATION

TIC Library : C:\Database\NIST20.L
TIC Integration Parameters: LSCINT.P

****
Peak Number 4 Benzene, 1,2,3-trichloro- Concentration Rank 2

R.T.	EstConc	Area	Relative to ISTD	R.T.
10.004	59.01 ng/ul	5772330	Naphthalene-d8	10.134

Hit# of 5	Tentative ID	MW	MolForm	CAS#	Qual
1	Benzene, 1,2,3-trichloro-	180	C6H3Cl3	000087-61-6	98
2	Benzene, 1,3,5-trichloro-	180	C6H3Cl3	000108-70-3	98
3	Benzene, 1,3,5-trichloro-	180	C6H3Cl3	000108-70-3	98
4	Benzene, 1,2,3-trichloro-	180	C6H3Cl3	000087-61-6	98
5	Benzene, 1,2,3-trichloro-	180	C6H3Cl3	000087-61-6	96

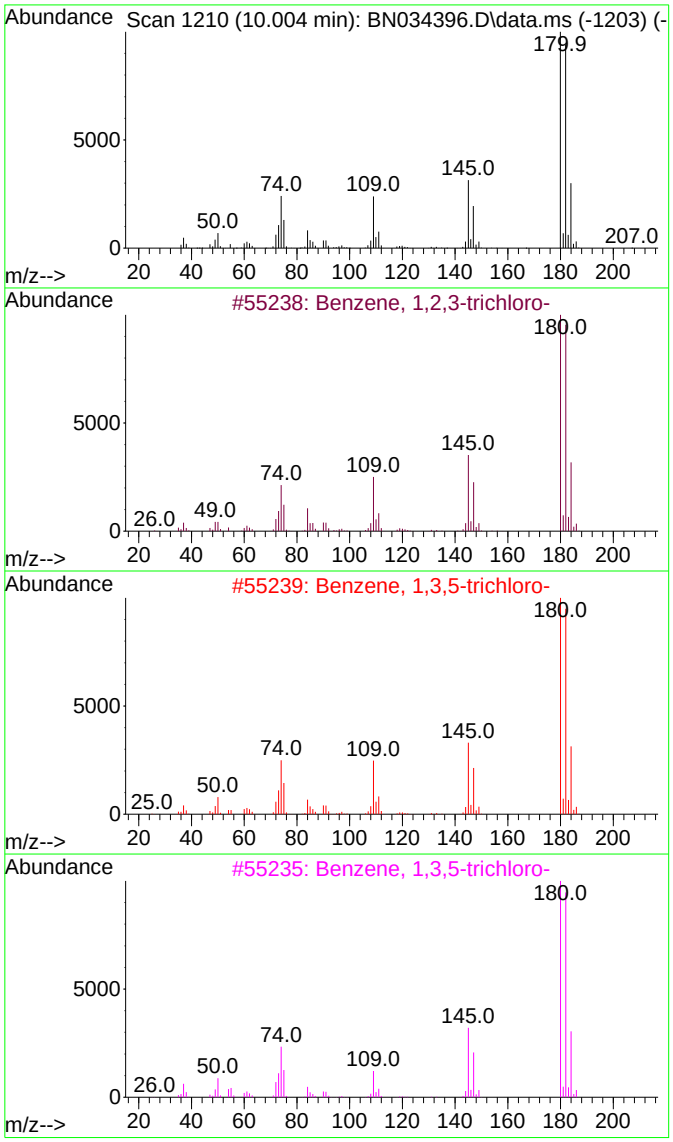

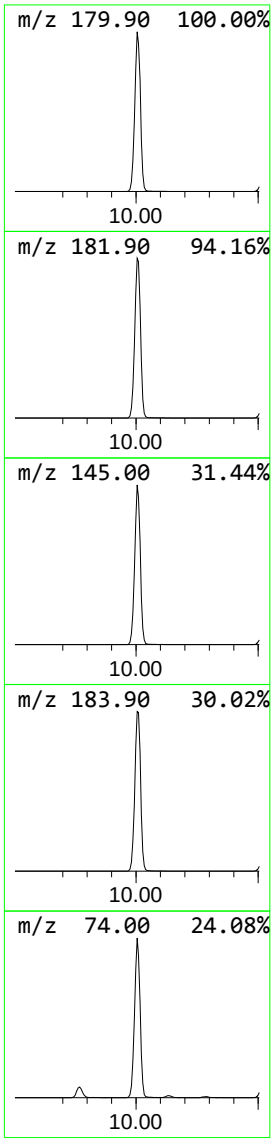

Data Path : Z:\svoasrv\HPCHEM1\BNA_N\Data\BN100424\
Data File : BN034396.D
Acq On : 04 Oct 2024 18:42
Operator : RC/JU
Sample : P4227-13
Misc :
ALS Vial : 8 Sample Multiplier: 1

Instrument :
BNA_N
ClientSampleId :
PMW-6(20240927)

Quant Method : Z:\svoasrv\HPCHEM1\BNA_N\Methods\SFAM-EPA-BN091124.MA.M
Quant Title : SVOA CALIBRATION

TIC Library : C:\Database\NIST20.L
TIC Integration Parameters: LSCINT.P

****
Peak Number 5 Benzene, 1,3,5-trichloro- Concentration Rank 5

R.T.	EstConc	Area	Relative to ISTD	R.T.
10.516	3.50 ng/ul	342736	Naphthalene-d8	10.134

Hit# of 5	Tentative ID	MW	MolForm	CAS#	Qual
1	Benzene, 1,3,5-trichloro-	180	C6H3Cl3	000108-70-3	98
2	Benzene, 1,2,3-trichloro-	180	C6H3Cl3	000087-61-6	98
3	Benzene, 1,2,3-trichloro-	180	C6H3Cl3	000087-61-6	98
4	Benzene, 1,2,3-trichloro-	180	C6H3Cl3	000087-61-6	97
5	Benzene, 1,3,5-trichloro-	180	C6H3Cl3	000108-70-3	97

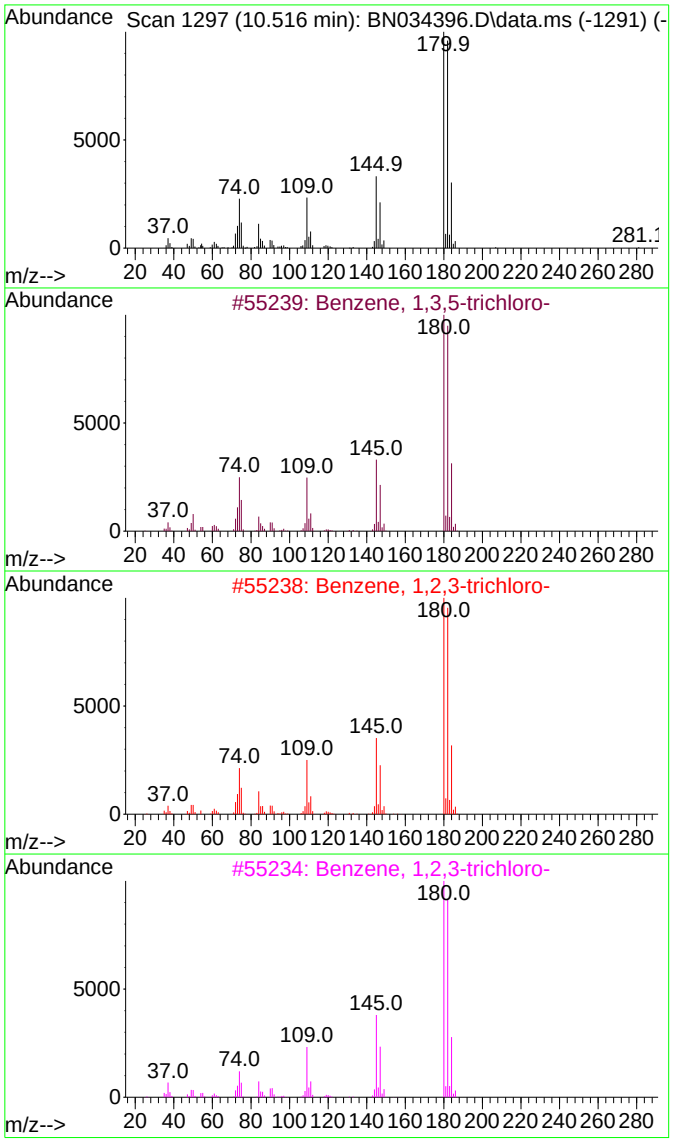

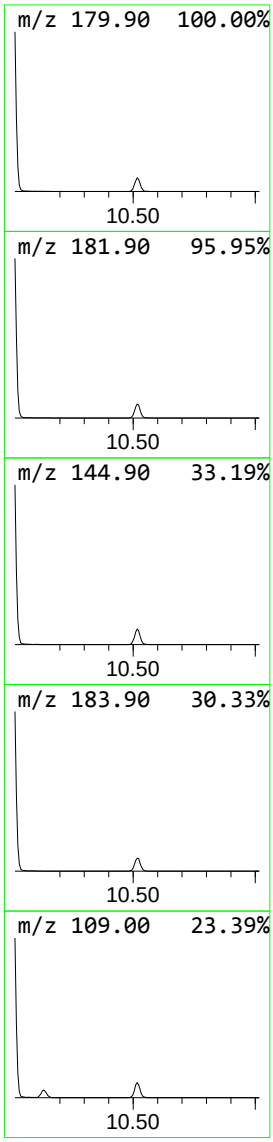

Data Path : Z:\svoasrv\HPCHEM1\BNA_N\Data\BN100424\
Data File : BN034396.D
Acq On : 04 Oct 2024 18:42
Operator : RC/JU
Sample : P4227-13
Misc :
ALS Vial : 8 Sample Multiplier: 1

Instrument :
BNA_N
ClientSampleId :
PMW-6(20240927)

Quant Method : Z:\svoasrv\HPCHEM1\BNA_N\Methods\SFAM-EPA-BN091124.MA.M
Quant Title : SVOA CALIBRATION

TIC Library : C:\Database\NIST20.L
TIC Integration Parameters: LSCINT.P

****
Peak Number 6 Octadecanoic acid Concentration Rank 6

R.T.	EstConc	Area	Relative to ISTD	R.T.
19.022	2.34 ng/ul	286025	Chrysene-d12	21.022

Hit# of 5	Tentative ID	MW	MolForm	CAS#	Qual
1	Octadecanoic acid	284	C18H36O2	000057-11-4	99
2	Octadecanoic acid	284	C18H36O2	000057-11-4	99
3	Octadecanoic acid	284	C18H36O2	000057-11-4	99
4	Octadecanoic acid	284	C18H36O2	000057-11-4	98
5	Octadecanoic acid	284	C18H36O2	000057-11-4	95

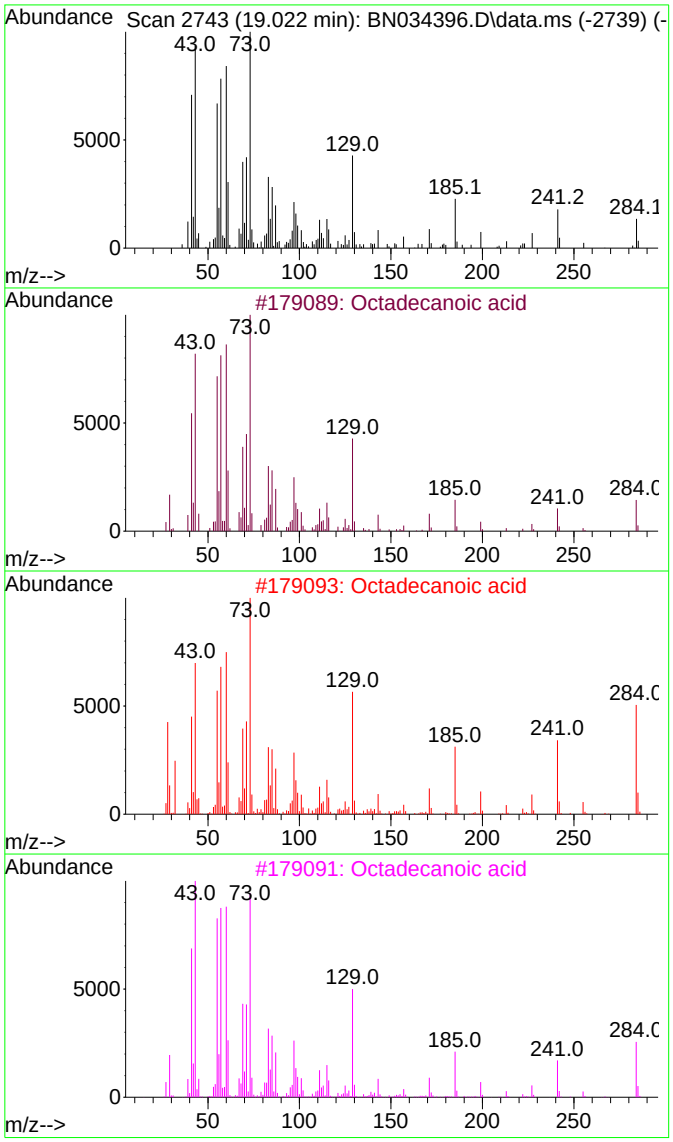

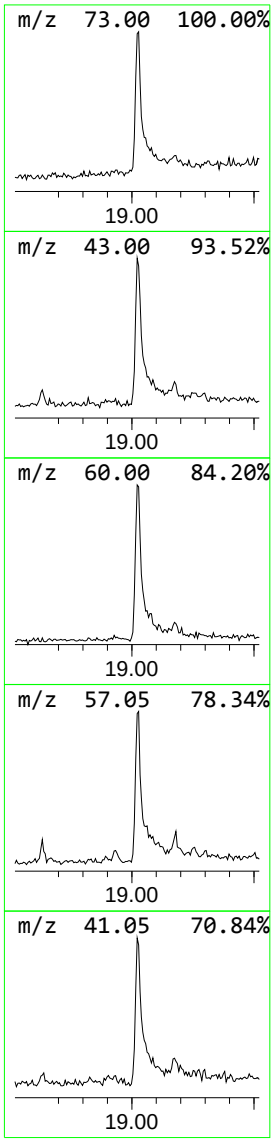

Tentatively Identified Compound (LSC) summary

Data Path : Z:\svoasrv\HPCHEM1\BNA_N\Data\BN100424\
Data File : BN034396.D
Acq On : 04 Oct 2024 18:42
Operator : RC/JU
Sample : P4227-13
Misc :
ALS Vial : 8 Sample Multiplier: 1

Instrument :
BNA_N
ClientSampleId :
PMW-6(20240927)

Quant Method : Z:\svoasrv\HPCHEM1\BNA_N\Methods\SFAM-EPA-BN091124.MA.M
Quant Title : SVOA CALIBRATION

TIC Library : C:\Database\NIST20.L
TIC Integration Parameters: LSCINT.P

TIC Top Hit name	RT	EstConc	Units	Response	Internal Standard #	RT	Resp	Conc
Benzene, 1,3-di...	7.269	20.7	ng/ul	1413160	1	7.381	1366830	20.0
Benzene, 1,2-di...	7.722	6.1	ng/ul	417100	1	7.381	1366830	20.0
Benzene, 1,2,3-...	10.004	59.0	ng/ul	5772330	2	10.134	1956460	20.0
Benzene, 1,3,5-...	10.516	3.5	ng/ul	342736	2	10.134	1956460	20.0
Octadecanoic acid	19.022	2.3	ng/ul	286025	5	21.022	2447880	20.0

FORM 1A-OR
ORGANIC ANALYSIS DATA SHEET
TARGET ANALYTE LIST

EPA SAMPLE NO.

PMW-7D(20240927)

Lab Name : Alliance Technical Group, LLC
Contract : 68HERH20D0011
Lab Code: ACE Case No.: ARC Sayrevil
MA No. : SDG No.: P4227
Analytical Method : SVOA
Level :
Matrix : Water
Lab Sample ID : P4227-15
Sample wt/vol : 990 (g/mL) mL
Lab File ID : BN034404.D
% Solids :
Date Received : 09/27/2024
GC Column : ZB-GR ID : 0.25 (mm)
Date Extracted : 09/30/2024
GC Column : ID : (mm)
Date Analyzed : 10/05/2024
Extract Concentrated :(Y/N) N
Extract Volume : 1000 (µL)
Soil Aliquot (VOA) : (µL)
Extraction Type : CONH
Heated Purge : (Y/N)
Injection Volume : 1.0 (µL)
Purge Volume : (mL)
pH : 6 Dilution Factor : 1.0
Cleanup Types :
Cleanup Factor : 1.0
Concentration Units (µg/L, µg/kg, µg, or µg/cm²): µg/L

CAS NO.	ANALYTE	CONCENTRATION	Q
111-44-4	Bis(2-Chloroethyl)ether	10	U
98-95-3	Nitrobenzene	5.1	U
78-59-1	Isophorone	5.1	U

FORM 1B-OR
ORGANIC ANALYSIS DATA SHEET
TENTATIVELY IDENTIFIED COMPOUNDS

EPA SAMPLE NO.

PMW-7D(20240927)

Lab Name : Alliance Technical Group, LLC
Contract : 68HERH20D0011
Lab Code: ACE
Case No.: ARC Sayrevi
MA No. :
SDG No.: P4227
Analytical Method : SVOA
Level :
Matrix : Water
Lab Sample ID : P4227-15
Sample wt/vol : 990 (g/mL) mL
Lab File ID : BN034404.D
% Solids :
Date Received : 09/27/2024
GC Column : ZB-GR ID : 0.25 (mm)
Date Extracted : 09/30/2024
Extract Concentrated : (Y/N) N
Date Analyzed : 10/05/2024
Soil Aliquot (VOA) : (µL)
Extract Volume : 1000 (µL)
Heated Purge : (Y/N)
Extraction Type : CONH
Purge Volume : (mL)
Injection Volume : 1.0 (µL)
Cleanup Types :
pH : 6
Dilution Factor : 1.0
Concentration Units (µg/L,µg/kg): µg/L
Cleanup Factor : 1.0

	CAS NO.	ANALYTE	RT	EST. CONC.	Q
1	000095-50-1	Benzene, 1,2-dichloro-	7.722	2.8	JN
2	000057-10-3	n-Hexadecanoic acid	17.722	3.3	JN
3	000112-79-8	9-Octadecenoic acid, (E)-	18.898	2.1	JN
4	000057-11-4	Octadecanoic acid	19.022	2.9	JN
5	E966796	Total Alkanes	N/A	0.0	

EPA-designated Registry Number.

Quantitation Report (LSC Reviewed)

Data Path : Z:\svoasrv\HPCHEM1\BNA_N\Data\BN100424\
Data File : BN034404.D
Acq On : 05 Oct 2024 00:35
Operator : RC/JU
Sample : P4227-15
Misc :
ALS Vial : 19 Sample Multiplier: 1

Instrument :
BNA_N
ClientSampleId :
PMW-7D(20240927)

Quant Time: Oct 05 01:12:27 2024
Quant Method : Z:\svoasrv\HPCHEM1\BNA_N\Methods\SFAM-EPA-BN091124.MA.M
Quant Title : SVOA CALIBRATION
QLast Update : Mon Sep 30 14:14:38 2024
Response via : Initial Calibration

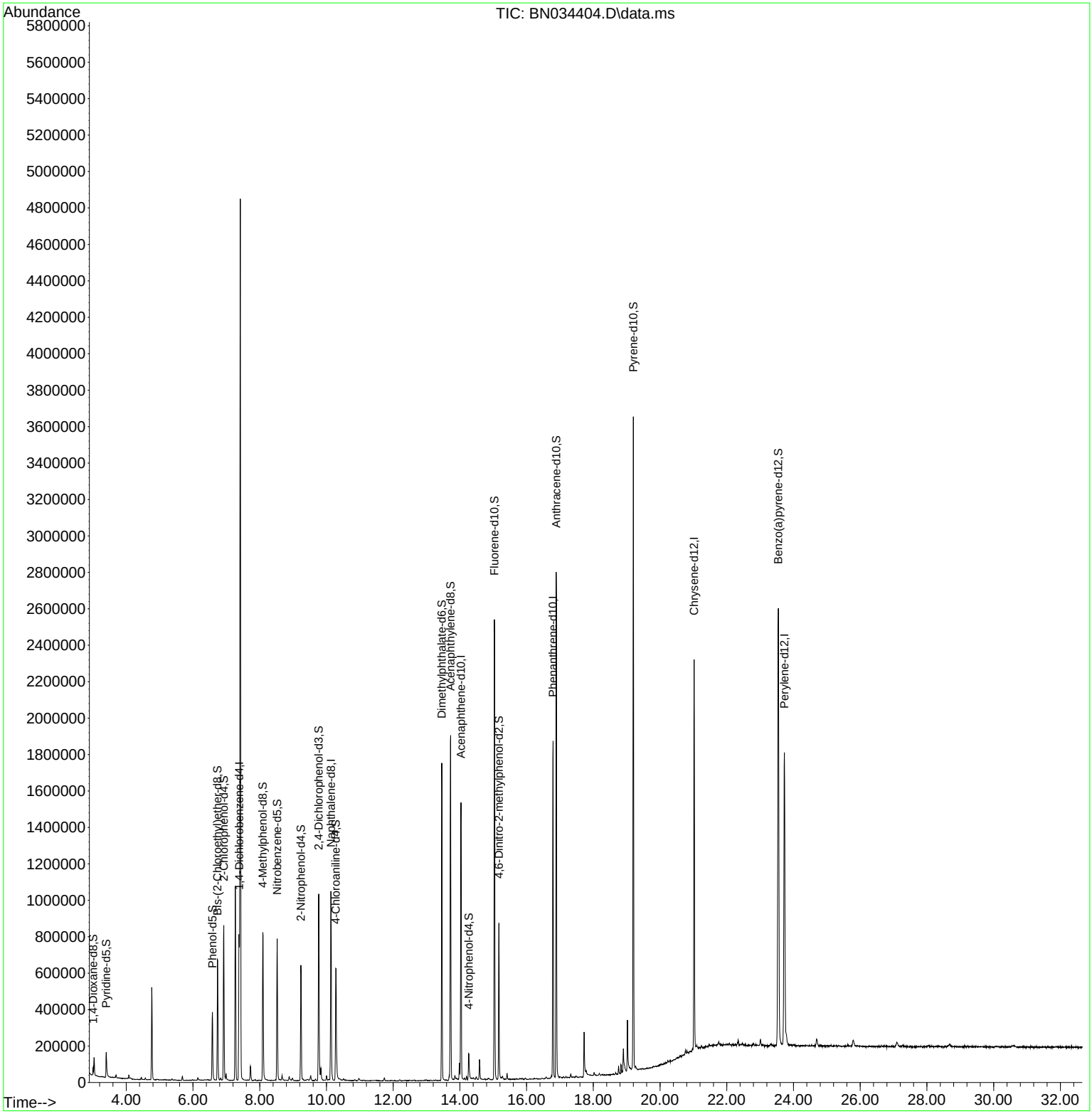

Quantitation Report (LSC Reviewed)

Data Path : Z:\svoasrv\HPCHEM1\BNA_N\Data\BN100424\
Data File : BN034404.D
Acq On : 05 Oct 2024 00:35
Operator : RC/JU
Sample : P4227-15
Misc :
ALS Vial : 19 Sample Multiplier: 1

Instrument :
BNA_N
ClientSampleId :
PMW-7D(20240927)

Quant Time: Oct 05 01:12:27 2024
Quant Method : Z:\svoasrv\HPCHEM1\BNA_N\Methods\SFAM-EPA-BN091124.MA.M
Quant Title : SVOA CALIBRATION
QLast Update : Mon Sep 30 14:14:38 2024
Response via : Initial Calibration

Compound	R.T.	QIon	Response	Conc	Units	Dev(Min)
Internal Standards						
1) 1,4-Dichlorobenzene-d4	7.381	152	219181	20.000	ng/ul	0.00
20) Naphthalene-d8	10.134	136	839419	20.000	ng/ul	0.00
38) Acenaphthene-d10	14.034	164	525443	20.000	ng/ul	0.00
64) Phenanthrene-d10	16.792	188	1083249	20.000	ng/ul	0.00
79) Chrysene-d12	21.021	240	1091815	20.000	ng/ul	-0.01
88) Perylene-d12	23.727	264	1341384	20.000	ng/ul	-0.01
System Monitoring Compounds						
3) 1,4-Dioxane-d8	3.005	96	21615	4.024	ng/uL	0.00
4) Pyridine-d5	3.399	84	83940	5.258	ng/ul	0.01
7) Phenol-d5	6.581	99	216479	11.129	ng/ul	0.00
9) Bis-(2-Chloroethyl)eth...	6.734	67	285705	23.672	ng/ul	0.00
11) 2-Chlorophenol-d4	6.922	132	403395	26.345	ng/ul	0.00
15) 4-Methylphenol-d8	8.093	113	318138	19.876	ng/ul	-0.01
21) Nitrobenzene-d5	8.522	128	190418	28.460	ng/ul	0.00
24) 2-Nitrophenol-d4	9.234	143	210904	30.654	ng/ul	0.00
28) 2,4-Dichlorophenol-d3	9.769	165	380539	29.369	ng/ul	0.00
31) 4-Chloroaniline-d4	10.281	131	358608	18.281	ng/ul	-0.01
46) Dimethylphthalate-d6	13.457	166	1182171	30.105	ng/ul	-0.01
49) Acenaphthylene-d8	13.722	160	1275433	28.872	ng/ul	0.00
54) 4-Nitrophenol-d4	14.263	143	44627	5.538	ng/ul	-0.01
60) Fluorene-d10	15.034	176	985883	29.624	ng/ul	-0.01
65) 4,6-Dinitro-2-methylph...	15.169	200	173890	26.923	ng/ul	0.00
73) Anthracene-d10	16.886	188	1574792	30.922	ng/ul	-0.01
81) Pyrene-d10	19.198	212	1831569	30.108	ng/ul	-0.01
92) Benzo(a)pyrene-d12	23.545	264	2150796	31.215	ng/ul	-0.01

Target Compounds Qvalue

(#) = qualifier out of range (m) = manual integration (+) = signals summed

Data Path : Z:\svoasrv\HPCHEM1\BNA_N\Data\BN100424\
Data File : BN034404.D
Acq On : 05 Oct 2024 00:35
Operator : RC/JU
Sample : P4227-15
Misc :
ALS Vial : 19 Sample Multiplier: 1

Instrument :
BNA_N
ClientSampleId :
PMW-7D(20240927)

Integration Parameters: LSCINT.P
Integrator: RTE
Smoothing : OFF Filtering: 5
Sampling : 1 Min Area: 0.1 % of largest Peak
Start Thrs: 0.2 Max Peaks: 100
Stop Thrs : 0 Peak Location: TOP

If leading or trailing edge < 100 prefer < Baseline drop else tangent >
Peak separation: 5

Method : Z:\svoasrv\HPCHEM1\BNA_N\Methods\SFAM-EPA-BN091124.MA.M
Title : SVOA CALIBRATION

Signal : TIC: BN034404.D\data.ms

peak #	R.T. min	first scan	max scan	last scan	PK TY	peak height	corr. area	corr. % max.	% of total
1	3.005	16	20	22	rBV	40484	49143	0.64%	0.080%
2	3.034	22	25	32	rVB	99538	137704	1.79%	0.224%
3	3.399	83	87	96	rBV	137010	225823	2.94%	0.367%
4	3.693	134	137	146	rVB	16981	24364	0.32%	0.040%
5	4.075	199	202	206	rVB	18004	22169	0.29%	0.036%
6	4.452	263	266	270	rVB3	10595	13166	0.17%	0.021%
7	4.569	282	286	291	rBV	9626	13454	0.18%	0.022%
8	4.763	313	319	330	rBV	506867	747517	9.74%	1.215%
9	5.369	416	422	428	rBV5	7456	13664	0.18%	0.022%
10	5.681	469	475	482	rVB3	23247	36312	0.47%	0.059%
11	6.146	550	554	567	rBV	13148	23702	0.31%	0.039%
12	6.581	620	628	639	rBV	372505	595465	7.76%	0.968%
13	6.734	648	654	665	rBV	662180	1039523	13.54%	1.689%
14	6.828	665	670	676	rVB	11117	17063	0.22%	0.028%
15	6.922	679	686	694	rVV	848742	1337637	17.42%	2.173%
16	6.993	694	698	708	rVB	32855	55859	0.73%	0.091%
17	7.269	737	745	755	rBV	1066001	1650094	21.49%	2.681%
18	7.381	757	764	765	rVV	800267	1024584	13.35%	1.665%
19	7.416	765	770	790	rVB	4836602	7676860	100.00%	12.473%
20	7.722	816	822	832	rVB	79376	140742	1.83%	0.229%
21	7.869	840	847	850	rVB8	5686	9696	0.13%	0.016%
22	8.093	878	885	898	rBV	814114	1363525	17.76%	2.215%
23	8.522	952	958	967	rVV	774696	1216112	15.84%	1.976%
24	8.669	979	983	990	rVB2	25659	38764	0.50%	0.063%
25	8.881	1014	1019	1030	rBV	20927	45548	0.59%	0.074%
26	8.981	1030	1036	1044	rVB5	12960	25919	0.34%	0.042%
27	9.234	1072	1079	1087	rBV	633353	1025015	13.35%	1.665%
28	9.422	1103	1111	1112	rBV5	5824	10817	0.14%	0.018%
29	9.528	1121	1129	1137	rVB3	26529	53609	0.70%	0.087%
30	9.669	1149	1153	1161	rVB7	9294	15921	0.21%	0.026%
31	9.769	1162	1170	1178	rBV	1025228	1705377	22.21%	2.771%
32	9.834	1178	1181	1190	rVB	66202	111355	1.45%	0.181%
33	10.004	1205	1210	1216	rVB	24532	37882	0.49%	0.062%
34	10.069	1216	1221	1225	rBV6	4519	9383	0.12%	0.015%
35	10.134	1225	1232	1246	rVB	1036822	1711627	22.30%	2.781%
36	10.281	1250	1257	1274	rBV	614139	1194794	15.56%	1.941%

Data Path : Z:\svoasrv\HPCHEM1\BNA_N\Data\BN100424\
Data File : BN034404.D
Acq On : 05 Oct 2024 00:35
Operator : RC/JU
Sample : P4227-15
Misc :
ALS Vial : 19 Sample Multiplier: 1

Instrument :
BNA_N
ClientSampleId :
PMW-7D(20240927)

Integration Parameters: LSCINT.P
Integrator: RTE
Smoothing : OFF Filtering: 5
Sampling : 1 Min Area: 0.1 % of largest Peak
Start Thrs: 0.2 Max Peaks: 100
Stop Thrs : 0 Peak Location: TOP

If leading or trailing edge < 100 prefer < Baseline drop else tangent >
Peak separation: 5

Method : Z:\svoasrv\HPCHEM1\BNA_N\Methods\SFAM-EPA-BN091124.MA.M
Title : SVOA CALIBRATION

37	10.516	1292	1297	1302	rVB6	8030	13224	0.17%	0.021%
38	10.846	1348	1353	1358	rBV3	6197	12205	0.16%	0.020%
39	10.969	1368	1374	1386	rBV6	12492	32121	0.42%	0.052%
40	11.734	1499	1504	1509	rVB	16009	26572	0.35%	0.043%
41	12.193	1577	1582	1587	rBV8	4821	10164	0.13%	0.017%
42	12.369	1609	1612	1618	rVB7	4500	7908	0.10%	0.013%
43	13.004	1715	1720	1724	rVB8	5330	10697	0.14%	0.017%
44	13.128	1735	1741	1745	rBV7	4792	9182	0.12%	0.015%
45	13.457	1790	1797	1809	rBV	1743192	2437538	31.75%	3.960%
46	13.681	1830	1835	1836	rBV	26367	32031	0.42%	0.052%
47	13.722	1836	1842	1852	rVB	1890703	2865272	37.32%	4.655%
48	13.851	1860	1864	1869	rBV2	19996	32646	0.43%	0.053%
49	13.987	1882	1887	1890	rBV	90179	125514	1.63%	0.204%
50	14.034	1890	1895	1909	rVB	1520025	2225242	28.99%	3.616%
51	14.139	1909	1913	1919	rVB7	9876	16285	0.21%	0.026%
52	14.198	1919	1923	1928	rVB	20981	31644	0.41%	0.051%
53	14.263	1928	1934	1946	rBV	146241	298689	3.89%	0.485%
54	14.398	1953	1957	1965	rVB4	8482	13926	0.18%	0.023%
55	14.487	1969	1972	1982	rVB8	15463	29556	0.39%	0.048%
56	14.587	1982	1989	1997	rBV	110218	176801	2.30%	0.287%
57	14.798	2021	2025	2029	rBV6	4965	8375	0.11%	0.014%
58	14.845	2029	2033	2035	rBV2	8899	11052	0.14%	0.018%
59	15.034	2059	2065	2078	rVB	2522859	3619267	47.15%	5.881%
60	15.169	2081	2088	2099	rBV	857590	1153935	15.03%	1.875%
61	15.281	2103	2107	2114	rVB4	17150	32545	0.42%	0.053%
62	15.416	2125	2130	2137	rVB	31732	45543	0.59%	0.074%
63	15.963	2219	2223	2228	rVB6	6900	11202	0.15%	0.018%
64	16.469	2302	2309	2314	rBV10	5775	14287	0.19%	0.023%
65	16.586	2324	2329	2337	rVB6	10265	20973	0.27%	0.034%
66	16.745	2353	2356	2358	rBV3	12388	14539	0.19%	0.024%
67	16.792	2358	2364	2374	rVV	1846730	2591251	33.75%	4.210%
68	16.886	2374	2380	2395	rVB	2774435	3972230	51.74%	6.454%
69	17.322	2450	2454	2459	rVB4	17914	25315	0.33%	0.041%
70	17.480	2478	2481	2487	rVB8	7523	11685	0.15%	0.019%
71	17.722	2517	2522	2531	rBV	247130	416702	5.43%	0.677%
72	17.786	2531	2533	2538	rVB	21257	29983	0.39%	0.049%
73	18.022	2570	2573	2580	rVB8	14776	21339	0.28%	0.035%
74	18.669	2681	2683	2687	rVB3	9591	9424	0.12%	0.015%
75	18.757	2694	2698	2704	rBV2	44635	62715	0.82%	0.102%
76	18.827	2707	2710	2714	rBV	49700	65574	0.85%	0.107%

LSC Area Percent Report

Data Path : Z:\svoasrv\HPCHEM1\BNA_N\Data\BN100424\
Data File : BN034404.D
Acq On : 05 Oct 2024 00:35
Operator : RC/JU
Sample : P4227-15
Misc :
ALS Vial : 19 Sample Multiplier: 1

Instrument :
BNA_N
ClientSampleId :
PMW-7D(20240927)

Integration Parameters: LSCINT.P
Integrator: RTE
Smoothing : OFF Filtering: 5
Sampling : 1 Min Area: 0.1 % of largest Peak
Start Thrs: 0.2 Max Peaks: 100
Stop Thrs : 0 Peak Location: TOP

If leading or trailing edge < 100 prefer < Baseline drop else tangent >
Peak separation: 5

Method : Z:\svoasrv\HPCHEM1\BNA_N\Methods\SFAM-EPA-BN091124.MA.M
Title : SVOA CALIBRATION

77	18.898	2718	2722	2738	rBV2	125618	263231	3.43%	0.428%
78	19.022	2739	2743	2752	rBV	278381	431555	5.62%	0.701%
79	19.198	2767	2773	2781	rBV	3573787	4695954	61.17%	7.630%
80	21.021	3078	3083	3091	rBV	2135501	2998667	39.06%	4.872%
81	23.545	3504	3512	3528	rVB	2391881	5444026	70.91%	8.845%
82	23.727	3535	3543	3563	rVB	1606935	3747513	48.82%	6.089%

Sum of corrected areas: 61546288

LSC Report - Integrated Chromatogram

Data Path : Z:\svoasrv\HPCHEM1\BNA_N\Data\BN100424\
Data File : BN034404.D
Acq On : 05 Oct 2024 00:35
Operator : RC/JU
Sample : P4227-15
Misc :
ALS Vial : 19 Sample Multiplier: 1

Instrument :
BNA_N
ClientSampleId :
PMW-7D(20240927)

Quant Method : Z:\svoasrv\HPCHEM1\BNA_N\Methods\SFAM-EPA-BN091124.MA.M
Quant Title : SVOA CALIBRATION

TIC Library : C:\Database\NIST20.L
TIC Integration Parameters: LSCINT.P

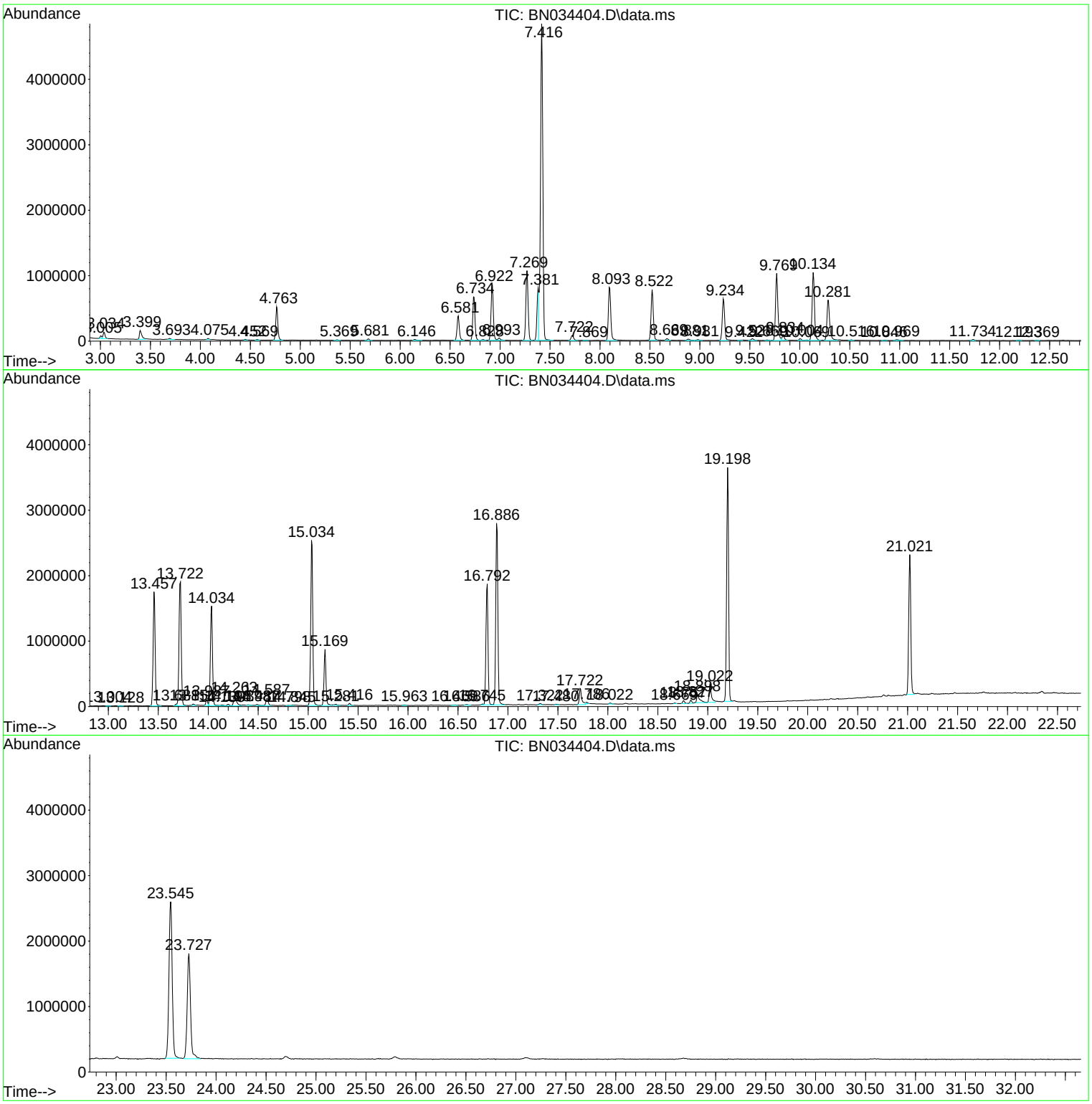

Data Path : Z:\svoasrv\HPCHEM1\BNA_N\Data\BN100424\
Data File : BN034404.D
Acq On : 05 Oct 2024 00:35
Operator : RC/JU
Sample : P4227-15
Misc :
ALS Vial : 19 Sample Multiplier: 1

Instrument :
BNA_N
ClientSampleId :
PMW-7D(20240927)

Quant Method : Z:\svoasrv\HPCHEM1\BNA_N\Methods\SFAM-EPA-BN091124.MA.M
Quant Title : SVOA CALIBRATION

TIC Library : C:\Database\NIST20.L
TIC Integration Parameters: LSCINT.P

****
Peak Number 3 Benzene, 1,2-dichloro- Concentration Rank 5

R.T.	EstConc	Area	Relative to ISTD	R.T.
7.722	2.75 ng/ul	140742	1,4-Dichlorobenzene-d4	7.381

Hit# of 5	Tentative ID	MW	MolForm	CAS#	Qual
1	Benzene, 1,2-dichloro-	146	C6H4Cl2	000095-50-1	97
2	Benzene, 1,3-dichloro-	146	C6H4Cl2	000541-73-1	97
3	Benzene, 1,4-dichloro-	146	C6H4Cl2	000106-46-7	97
4	Benzene, 1,2-dichloro-	146	C6H4Cl2	000095-50-1	96
5	Benzene, 1,3-dichloro-	146	C6H4Cl2	000541-73-1	96

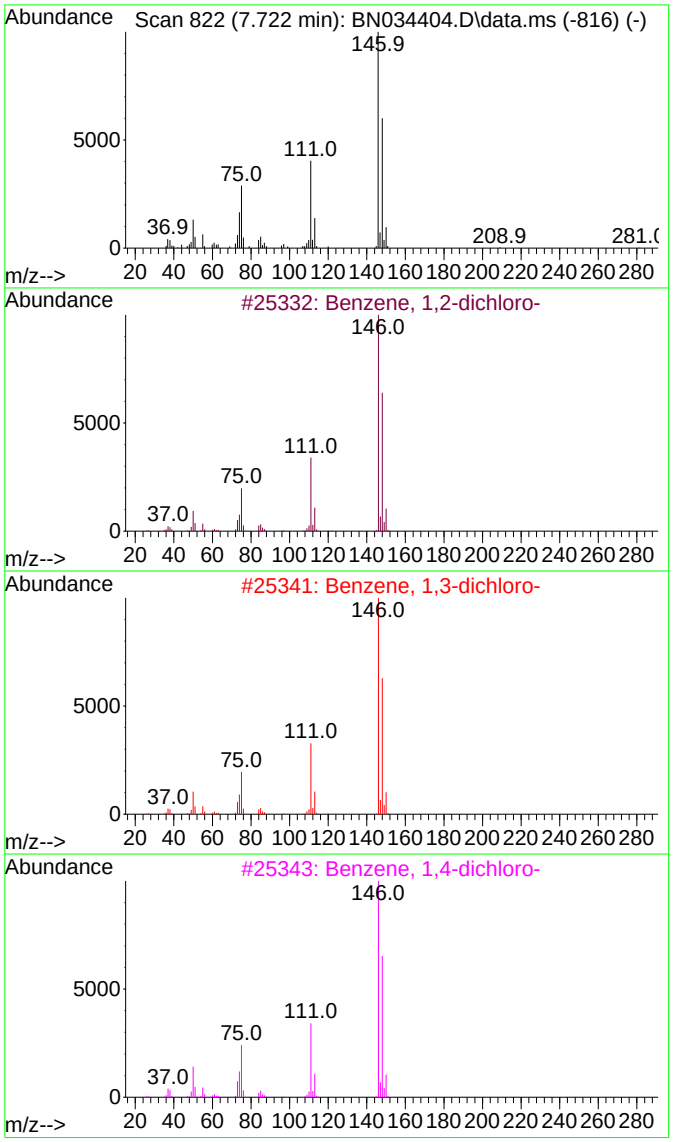

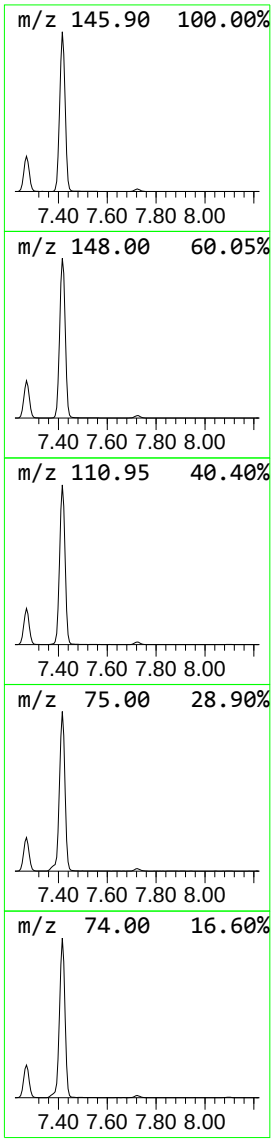

Data Path : Z:\svoasrv\HPCHEM1\BNA_N\Data\BN100424\
Data File : BN034404.D
Acq On : 05 Oct 2024 00:35
Operator : RC/JU
Sample : P4227-15
Misc :
ALS Vial : 19 Sample Multiplier: 1

Instrument :
BNA_N
ClientSampleId :
PMW-7D(20240927)

Quant Method : Z:\svoasrv\HPCHEM1\BNA_N\Methods\SFAM-EPA-BN091124.MA.M
Quant Title : SVOA CALIBRATION

TIC Library : C:\Database\NIST20.L
TIC Integration Parameters: LSCINT.P

****
Peak Number 4 n-Hexadecanoic acid Concentration Rank 3

R.T.	EstConc	Area	Relative to ISTD	R.T.
17.722	3.22 ng/ul	416702	Phenanthrene-d10	16.792

Hit# of 5	Tentative ID	MW	MolForm	CAS#	Qual
1	n-Hexadecanoic acid	256	C16H32O2	000057-10-3	99
2	n-Hexadecanoic acid	256	C16H32O2	000057-10-3	99
3	n-Hexadecanoic acid	256	C16H32O2	000057-10-3	99
4	n-Hexadecanoic acid	256	C16H32O2	000057-10-3	98
5	Tridecanoic acid	214	C13H26O2	000638-53-9	91

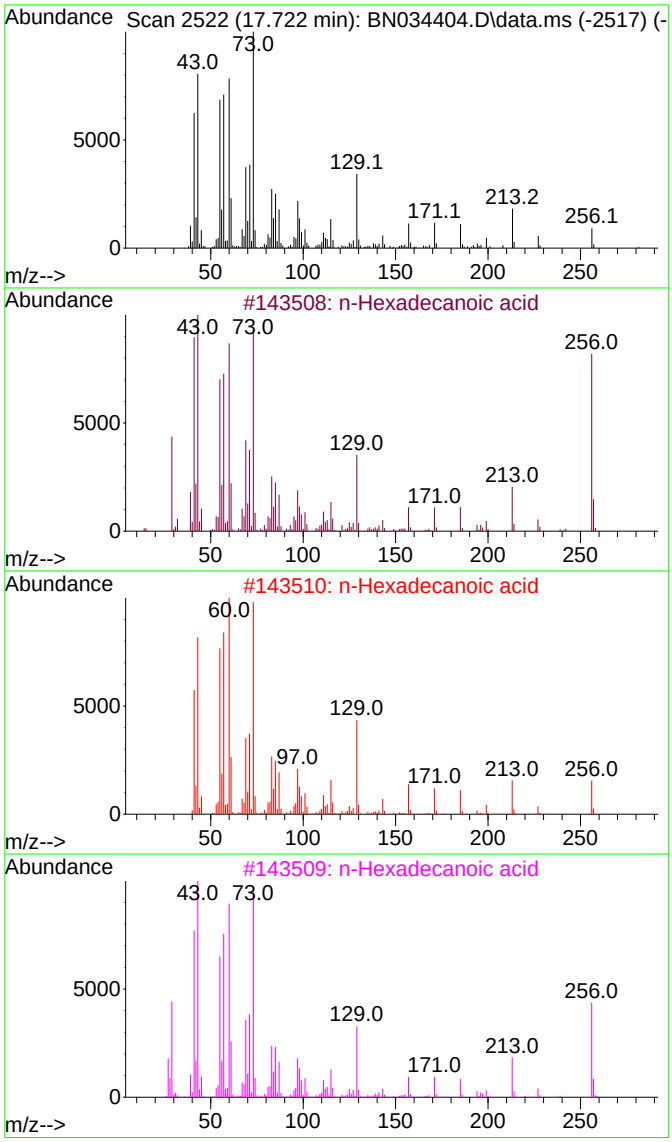

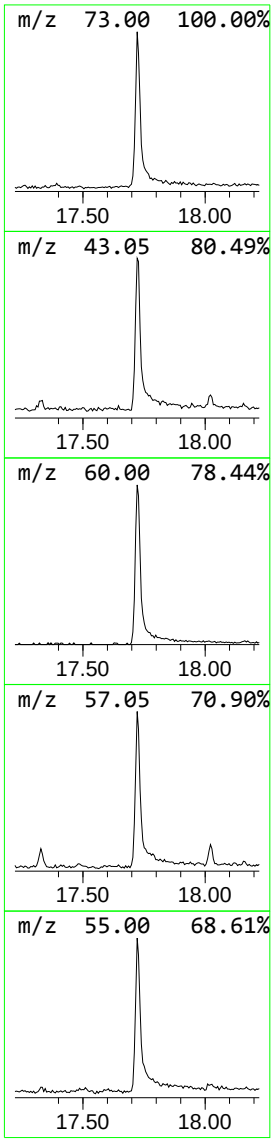

Library Search Compound Report

Data Path : Z:\svoasrv\HPCHEM1\BNA_N\Data\BN100424\
Data File : BN034404.D
Acq On : 05 Oct 2024 00:35
Operator : RC/JU
Sample : P4227-15
Misc :
ALS Vial : 19 Sample Multiplier: 1

Instrument :
BNA_N
ClientSampleId :
PMW-7D(20240927)

Quant Method : Z:\svoasrv\HPCHEM1\BNA_N\Methods\SFAM-EPA-BN091124.MA.M
Quant Title : SVOA CALIBRATION

TIC Library : C:\Database\NIST20.L
TIC Integration Parameters: LSCINT.P

****
Peak Number 5 9-Octadecenoic acid, (E)- Concentration Rank 6

R.T.	EstConc	Area	Relative to ISTD	R.T.
18.898	2.03 ng/ul	263231	Phenanthrene-d10	16.792

Hit# of 5	Tentative ID	MW	MolForm	CAS#	Qual
1	9-Octadecenoic acid, (E)-	282	C18H34O2	000112-79-8	95
2	9-Octadecenoic acid, (E)-	282	C18H34O2	000112-79-8	91
3	cis-Vaccenic acid	282	C18H34O2	000506-17-2	90
4	(E)-Hexadec-9-enoic acid	254	C16H30O2	010030-73-6	90
5	Palmitoleic acid	254	C16H30O2	000373-49-9	90

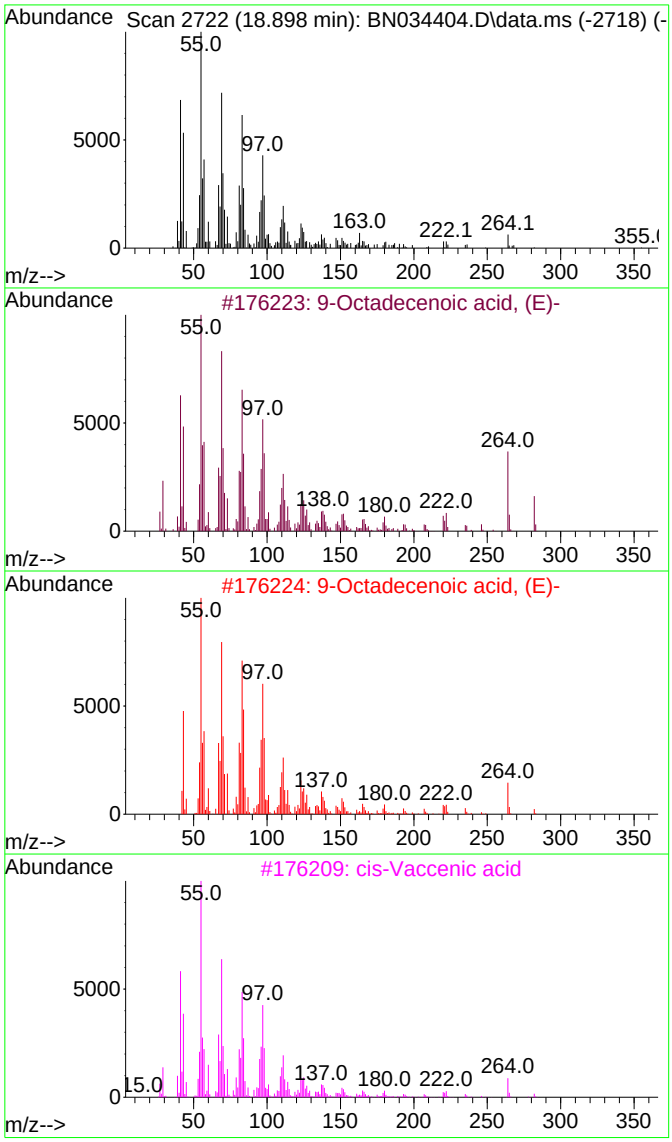

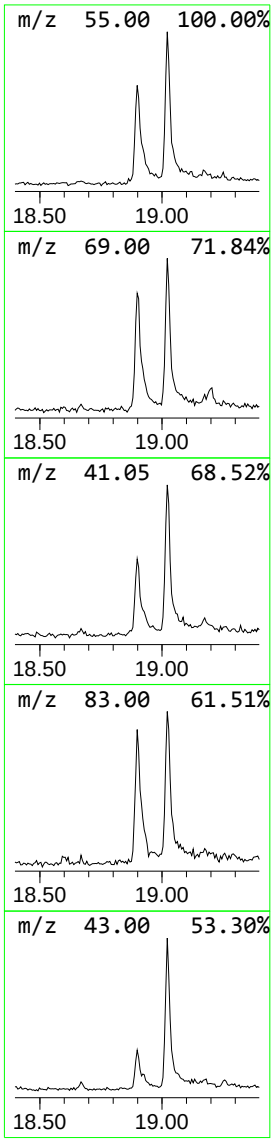

Data Path : Z:\svoasrv\HPCHEM1\BNA_N\Data\BN100424\
Data File : BN034404.D
Acq On : 05 Oct 2024 00:35
Operator : RC/JU
Sample : P4227-15
Misc :
ALS Vial : 19 Sample Multiplier: 1

Instrument :
BNA_N
ClientSampleId :
PMW-7D(20240927)

Quant Method : Z:\svoasrv\HPCHEM1\BNA_N\Methods\SFAM-EPA-BN091124.MA.M
Quant Title : SVOA CALIBRATION

TIC Library : C:\Database\NIST20.L
TIC Integration Parameters: LSCINT.P

****

Peak Number 6 Octadecanoic acid Concentration Rank 4

R.T.	EstConc	Area	Relative to ISTD	R.T.
19.022	2.88 ng/ul	431555	Chrysene-d12	21.022

Hit# of 5	Tentative ID	MW	MolForm	CAS#	Qual
1	Octadecanoic acid	284	C18H36O2	000057-11-4	99
2	Octadecanoic acid	284	C18H36O2	000057-11-4	99
3	Octadecanoic acid	284	C18H36O2	000057-11-4	99
4	Octadecanoic acid	284	C18H36O2	000057-11-4	99
5	Octadecanoic acid	284	C18H36O2	000057-11-4	94

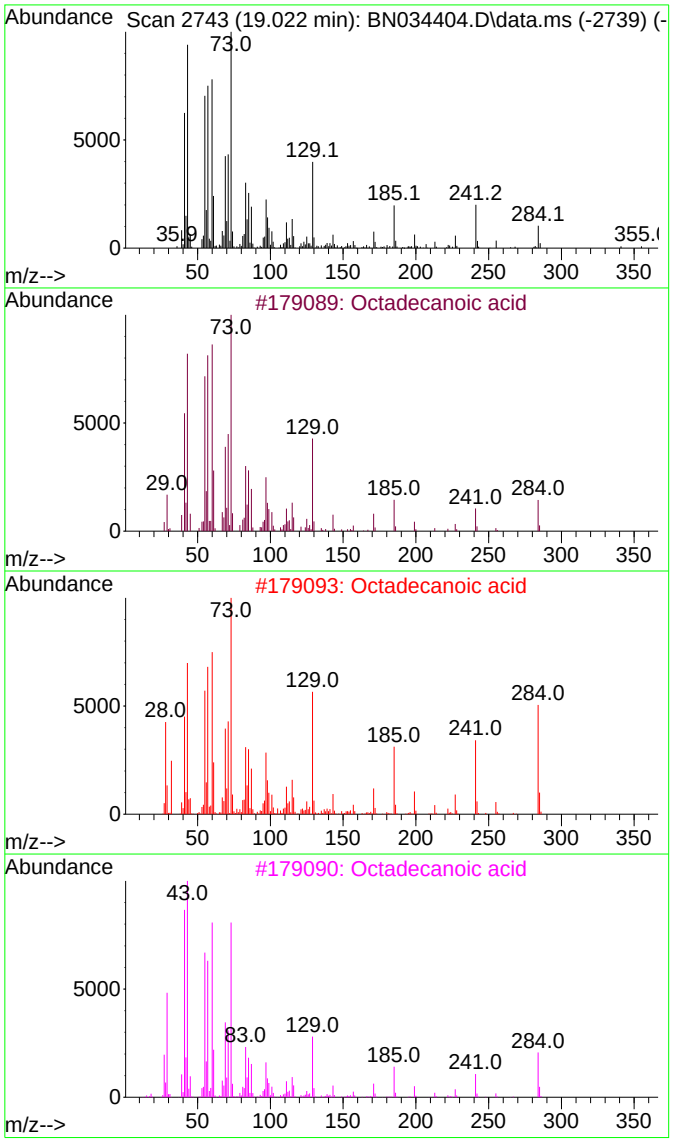

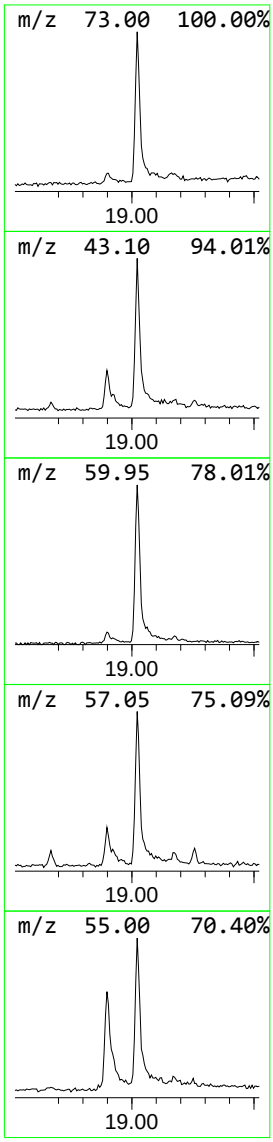

Tentatively Identified Compound (LSC) summary

Data Path : Z:\svoasrv\HPCHEM1\BNA_N\Data\BN100424\
Data File : BN034404.D
Acq On : 05 Oct 2024 00:35
Operator : RC/JU
Sample : P4227-15
Misc :
ALS Vial : 19 Sample Multiplier: 1

Instrument :
BNA_N
ClientSampleId :
PMW-7D(20240927)

Quant Method : Z:\svoasrv\HPCHEM1\BNA_N\Methods\SFAM-EPA-BN091124.MA.M
Quant Title : SVOA CALIBRATION

TIC Library : C:\Database\NIST20.L
TIC Integration Parameters: LSCINT.P

TIC Top Hit name	RT	EstConc	Units	Response	Internal Standard #	RT	Resp	Conc
Benzene, 1,2-di...	7.722	2.8	ng/ul	140742	1	7.381	1024580	20.0
n-Hexadecanoic ...	17.722	3.2	ng/ul	416702	4	16.792	2591250	20.0
9-Octadecenoic ...	18.898	2.0	ng/ul	263231	4	16.792	2591250	20.0
Octadecanoic acid	19.022	2.9	ng/ul	431555	5	21.022	2998670	20.0

FORM 1A-OR
ORGANIC ANALYSIS DATA SHEET
TARGET ANALYTE LIST

EPA SAMPLE NO.

PMW-7S(20240927)

Lab Name : Alliance Technical Group, LLC
Contract : 68HERH20D0011
Lab Code: ACE Case No.: ARC Sayrevil
MA No. : SDG No.: P4227
Analytical Method : SVOA
Level :
Matrix : Water
Lab Sample ID : P4227-14
Sample wt/vol : 1000 (g/mL) mL
Lab File ID : BN034397.D
% Solids :
Date Received : 09/27/2024
GC Column : ZB-GR ID : 0.25 (mm)
Date Extracted : 09/30/2024
GC Column : ID : (mm)
Date Analyzed : 10/04/2024
Extract Concentrated :(Y/N) N
Extract Volume : 1000 (µL)
Soil Aliquot (VOA) : (µL)
Extraction Type : CONH
Heated Purge : (Y/N)
Injection Volume : 1.0 (µL)
Purge Volume : (mL)
pH : 6 Dilution Factor : 1.0
Cleanup Types :
Cleanup Factor : 1.0
Concentration Units (µg/L, µg/kg, µg, or µg/cm²): µg/L

CAS NO.	ANALYTE	CONCENTRATION	Q
111-44-4	Bis(2-Chloroethyl)ether	10	U
98-95-3	Nitrobenzene	5.0	U
78-59-1	Isophorone	5.0	U

FORM 1B-OR
ORGANIC ANALYSIS DATA SHEET
TENTATIVELY IDENTIFIED COMPOUNDS

EPA SAMPLE NO.

PMW-7S(20240927)

Lab Name : Alliance Technical Group, LLC
Contract : 68HERH20D0011
Lab Code: ACE Case No.: ARC Sayrevi
MA No. : SDG No.: P4227
Analytical Method : SVOA
Level :
Matrix : Water
Lab Sample ID : P4227-14
Sample wt/vol : 1000 (g/mL) mL
Lab File ID : BN034397.D
% Solids :
Date Received : 09/27/2024
GC Column : ZB-GR ID : 0.25 (mm)
Date Extracted : 09/30/2024
Extract Concentrated : (Y/N) N
Date Analyzed : 10/04/2024
Soil Aliquot (VOA) : (µL)
Extract Volume : 1000 (µL)
Heated Purge : (Y/N)
Extraction Type : CONH
Purge Volume : (mL)
Injection Volume : 1.0 (µL)
Cleanup Types :
pH : 6 Dilution Factor : 1.0
Concentration Units (µg/L,µg/kg): µg/L
Cleanup Factor : 1.0

	CAS NO.	ANALYTE	RT	EST. CONC.	Q
1	000057-10-3	n-Hexadecanoic acid	17.728	6.1	JN
2	000057-11-4	Octadecanoic acid	19.028	10	JN
3	E966796	Total Alkanes	N/A	0.0	

EPA-designated Registry Number.

Quantitation Report (LSC Reviewed)

Data Path : Z:\svoasrv\HPCHEM1\BNA_N\Data\BN100424\
Data File : BN034397.D
Acq On : 04 Oct 2024 19:21
Operator : RC/JU
Sample : P4227-14
Misc :
ALS Vial : 9 Sample Multiplier: 1

Instrument :
BNA_N
ClientSampleId :
PMW-7S(20240927)

Quant Time: Oct 05 00:39:03 2024
Quant Method : Z:\svoasrv\HPCHEM1\BNA_N\Methods\SFAM-EPA-BN091124.MA.M
Quant Title : SVOA CALIBRATION
QLast Update : Mon Sep 30 14:14:38 2024
Response via : Initial Calibration

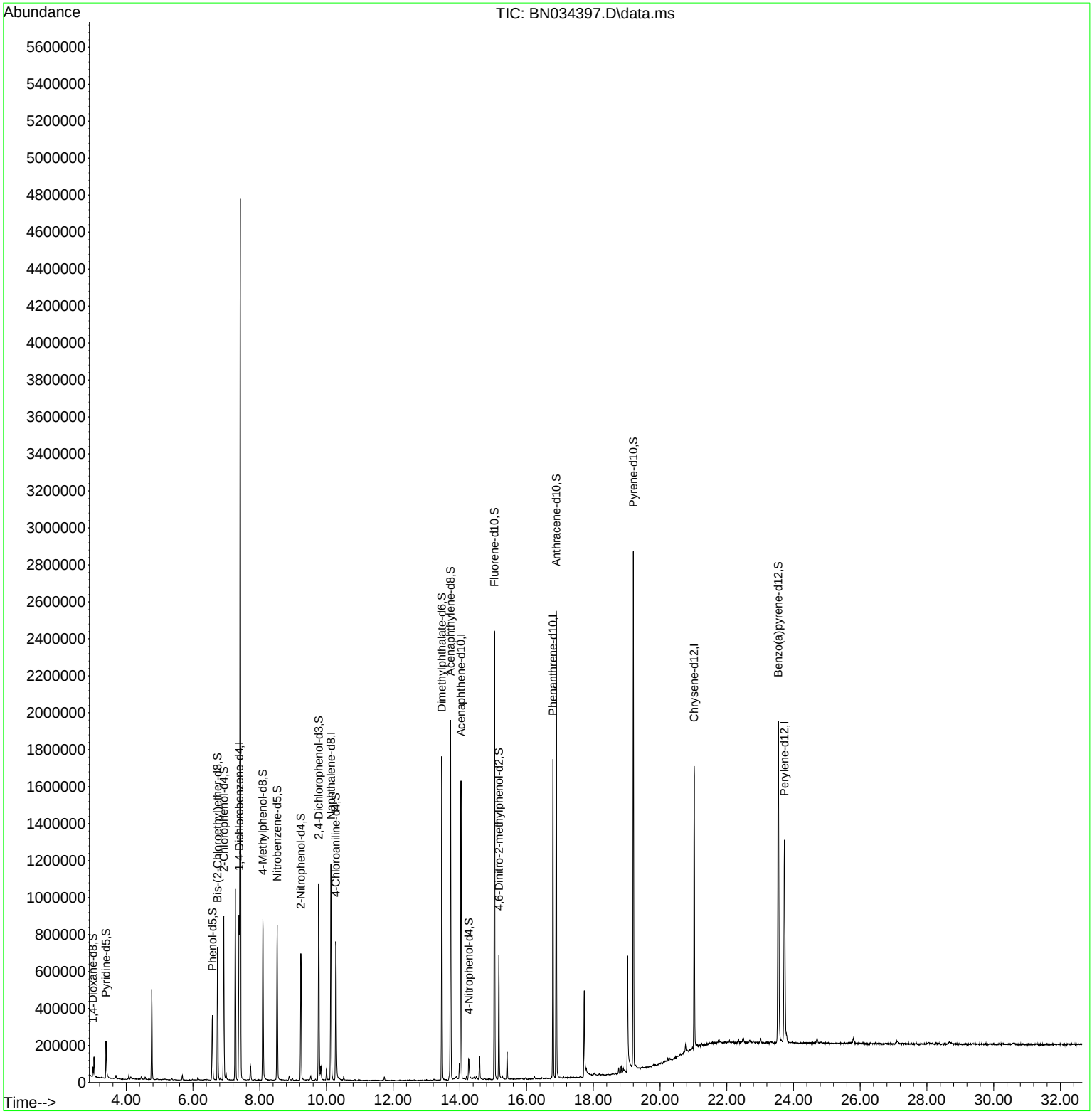

Quantitation Report (LSC Reviewed)

Data Path : Z:\svoasrv\HPCHEM1\BNA_N\Data\BN100424\
Data File : BN034397.D
Acq On : 04 Oct 2024 19:21
Operator : RC/JU
Sample : P4227-14
Misc :
ALS Vial : 9 Sample Multiplier: 1

Instrument :
BNA_N
ClientSampleId :
PMW-7S(20240927)

Quant Time: Oct 05 00:39:03 2024
Quant Method : Z:\svoasrv\HPCHEM1\BNA_N\Methods\SFAM-EPA-BN091124.MA.M
Quant Title : SVOA CALIBRATION
QLast Update : Mon Sep 30 14:14:38 2024
Response via : Initial Calibration

Compound	R.T.	QIon	Response	Conc	Units	Dev(Min)
Internal Standards						
1) 1,4-Dichlorobenzene-d4	7.381	152	238056	20.000	ng/ul	0.00
20) Naphthalene-d8	10.134	136	946425	20.000	ng/ul	0.00
38) Acenaphthene-d10	14.034	164	556894	20.000	ng/ul	0.00
64) Phenanthrene-d10	16.792	188	1016114	20.000	ng/ul	0.00
79) Chrysene-d12	21.022	240	804684	20.000	ng/ul	-0.01
88) Perylene-d12	23.727	264	934115	20.000	ng/ul	-0.01
System Monitoring Compounds						
3) 1,4-Dioxane-d8	2.999	96	26579	4.556	ng/uL	0.00
4) Pyridine-d5	3.393	84	113490	6.545	ng/ul	0.00
7) Phenol-d5	6.581	99	202202	9.571	ng/ul	0.00
9) Bis-(2-Chloroethyl)eth...	6.734	67	309240	23.591	ng/ul	0.00
11) 2-Chlorophenol-d4	6.922	132	421919	25.370	ng/ul	0.00
15) 4-Methylphenol-d8	8.093	113	336704	19.368	ng/ul	-0.01
21) Nitrobenzene-d5	8.522	128	210430	27.895	ng/ul	0.00
24) 2-Nitrophenol-d4	9.234	143	227380	29.312	ng/ul	0.00
28) 2,4-Dichlorophenol-d3	9.769	165	395998	27.107	ng/ul	0.00
31) 4-Chloroaniline-d4	10.281	131	433633	19.607	ng/ul	-0.01
46) Dimethylphthalate-d6	13.457	166	1170062	28.114	ng/ul	-0.01
49) Acenaphthylene-d8	13.722	160	1312260	28.028	ng/ul	0.00
54) 4-Nitrophenol-d4	14.263	143	37933	4.441	ng/ul	-0.01
60) Fluorene-d10	15.034	176	983992	27.897	ng/ul	-0.01
65) 4,6-Dinitro-2-methylph...	15.169	200	138463	22.855	ng/ul	0.00
73) Anthracene-d10	16.887	188	1425783	29.845	ng/ul	-0.01
81) Pyrene-d10	19.198	212	1495680	33.360	ng/ul	-0.01
92) Benzo(a)pyrene-d12	23.545	264	1505010	31.365	ng/ul	-0.01

Target Compounds Qvalue

(#) = qualifier out of range (m) = manual integration (+) = signals summed

Data Path : Z:\svoasrv\HPCHEM1\BNA_N\Data\BN100424\
Data File : BN034397.D
Acq On : 04 Oct 2024 19:21
Operator : RC/JU
Sample : P4227-14
Misc :
ALS Vial : 9 Sample Multiplier: 1

Instrument :
BNA_N
ClientSampleId :
PMW-7S(20240927)

Integration Parameters: LSCINT.P
Integrator: RTE
Smoothing : OFF Filtering: 5
Sampling : 1 Min Area: 0.1 % of largest Peak
Start Thrs: 0.2 Max Peaks: 100
Stop Thrs : 0 Peak Location: TOP

If leading or trailing edge < 100 prefer < Baseline drop else tangent >
Peak separation: 5

Method : Z:\svoasrv\HPCHEM1\BNA_N\Methods\SFAM-EPA-BN091124.MA.M
Title : SVOA CALIBRATION

Signal : TIC: BN034397.D\data.ms

peak #	R.T. min	first scan	max scan	last scan	PK TY	peak height	corr. area	corr. % max.	% of total
1	2.999	16	19	22	rBV	49635	65498	0.88%	0.113%
2	3.034	22	25	32	rVB	109095	144783	1.93%	0.250%
3	3.393	82	86	101	rBV	199735	325183	4.34%	0.561%
4	3.687	133	136	143	rVB	19594	28994	0.39%	0.050%
5	4.075	198	202	207	rVB2	20309	26210	0.35%	0.045%
6	4.134	207	212	220	rBV2	12413	31499	0.42%	0.054%
7	4.446	261	265	269	rBV2	13298	18813	0.25%	0.032%
8	4.564	282	285	292	rVB	13280	18101	0.24%	0.031%
9	4.764	312	319	330	rBV	488368	719721	9.62%	1.242%
10	5.370	418	422	427	rVB5	8108	11779	0.16%	0.020%
11	5.681	468	475	481	rBV3	26409	38371	0.51%	0.066%
12	5.981	521	526	530	rBV6	5550	8568	0.11%	0.015%
13	6.146	550	554	560	rBV	13968	23007	0.31%	0.040%
14	6.581	617	628	639	rBV	351714	580494	7.76%	1.001%
15	6.734	648	654	665	rBV	719732	1129070	15.08%	1.948%
16	6.828	665	670	675	rVV	11106	17422	0.23%	0.030%
17	6.922	678	686	694	rBV	886724	1400824	18.71%	2.417%
18	6.993	694	698	710	rVB	38276	67405	0.90%	0.116%
19	7.269	738	745	754	rBV	1033050	1577491	21.07%	2.721%
20	7.381	757	764	765	rBV	892863	1171876	15.66%	2.022%
21	7.416	765	770	790	rVB	4765036	7485134	100.00%	12.913%
22	7.722	814	822	830	rVB	77974	133333	1.78%	0.230%
23	7.863	843	846	854	rVB9	6669	10286	0.14%	0.018%
24	8.093	878	885	899	rBV	872394	1432182	19.13%	2.471%
25	8.522	951	958	971	rVV	835139	1338240	17.88%	2.309%
26	8.787	997	1003	1010	rVB	3049	8625	0.12%	0.015%
27	8.881	1013	1019	1028	rVV3	22577	47026	0.63%	0.081%
28	8.975	1030	1035	1043	rVB4	12876	26491	0.35%	0.046%
29	9.110	1055	1058	1064	rVB6	5917	8149	0.11%	0.014%
30	9.234	1072	1079	1087	rBV	685416	1108862	14.81%	1.913%
31	9.528	1122	1129	1138	rVB3	24843	47842	0.64%	0.083%
32	9.669	1148	1153	1159	rBV8	8568	16847	0.23%	0.029%
33	9.769	1162	1170	1177	rBV	1065975	1790174	23.92%	3.088%
34	9.834	1177	1181	1190	rVB	73126	132280	1.77%	0.228%
35	10.005	1204	1210	1216	rBV	61023	96561	1.29%	0.167%
36	10.134	1224	1232	1246	rVB	1170311	1919217	25.64%	3.311%

Data Path : Z:\svoasrv\HPCHEM1\BNA_N\Data\BN100424\
Data File : BN034397.D
Acq On : 04 Oct 2024 19:21
Operator : RC/JU
Sample : P4227-14
Misc :
ALS Vial : 9 Sample Multiplier: 1

Instrument :
BNA_N
ClientSampleId :
PMW-7S(20240927)

Integration Parameters: LSCINT.P
Integrator: RTE
Smoothing : OFF Filtering: 5
Sampling : 1 Min Area: 0.1 % of largest Peak
Start Thrs: 0.2 Max Peaks: 100
Stop Thrs : 0 Peak Location: TOP

If leading or trailing edge < 100 prefer < Baseline drop else tangent >
Peak separation: 5

Method : Z:\svoasrv\HPCHEM1\BNA_N\Methods\SFAM-EPA-BN091124.MA.M
Title : SVOA CALIBRATION

37	10.281	1248	1257	1275	rBV	750630	1378809	18.42%	2.379%
38	10.516	1291	1297	1303	rBV2	19682	33471	0.45%	0.058%
39	10.963	1367	1373	1379	rBV10	5694	11953	0.16%	0.021%
40	11.734	1496	1504	1509	rBV3	18909	31797	0.42%	0.055%
41	13.222	1752	1757	1763	rBV3	7852	14828	0.20%	0.026%
42	13.457	1791	1797	1809	rBV	1750908	2408551	32.18%	4.155%
43	13.722	1835	1842	1854	rVB	1941317	2937288	39.24%	5.067%
44	13.857	1861	1865	1866	rBV4	7120	8293	0.11%	0.014%
45	13.893	1868	1871	1879	rVB2	13666	25689	0.34%	0.044%
46	13.987	1882	1887	1889	rBV	80238	99655	1.33%	0.172%
47	14.034	1889	1895	1909	rVB	1612029	2358726	31.51%	4.069%
48	14.134	1910	1912	1919	rVB6	6902	10509	0.14%	0.018%
49	14.198	1919	1923	1929	rVB	18400	27009	0.36%	0.047%
50	14.263	1929	1934	1944	rBV	114737	234121	3.13%	0.404%
51	14.404	1954	1958	1960	rBV2	5565	8434	0.11%	0.015%
52	14.434	1960	1963	1969	rVB3	10419	13757	0.18%	0.024%
53	14.493	1969	1973	1980	rVB7	15009	26976	0.36%	0.047%
54	14.587	1983	1989	1999	rBV	126598	201046	2.69%	0.347%
55	14.740	2013	2015	2022	rVB4	6890	11749	0.16%	0.020%
56	15.034	2059	2065	2081	rVB	2425768	3610827	48.24%	6.229%
57	15.169	2082	2088	2098	rBV	672417	915361	12.23%	1.579%
58	15.275	2102	2106	2116	rVB3	14601	26725	0.36%	0.046%
59	15.416	2123	2130	2138	rBV	147227	197696	2.64%	0.341%
60	15.857	2202	2205	2211	rVB	6370	11364	0.15%	0.020%
61	15.963	2219	2223	2227	rBV5	7283	10691	0.14%	0.018%
62	16.234	2265	2269	2275	rBV6	13041	21034	0.28%	0.036%
63	16.581	2324	2328	2333	rBV5	5795	10038	0.13%	0.017%
64	16.745	2353	2356	2358	rBV3	9594	11815	0.16%	0.020%
65	16.787	2358	2363	2374	rVV	1722422	2432332	32.50%	4.196%
66	16.887	2374	2380	2396	rVV2	2525748	3634866	48.56%	6.271%
67	17.110	2413	2418	2424	rVB7	7231	13006	0.17%	0.022%
68	17.322	2450	2454	2459	rBV6	8735	16243	0.22%	0.028%
69	17.728	2518	2523	2531	rBV	466495	738946	9.87%	1.275%
70	18.763	2694	2699	2705	rBV2	31170	45848	0.61%	0.079%
71	18.834	2707	2711	2715	rBV	36746	48588	0.65%	0.084%
72	18.898	2719	2722	2725	rBV4	21566	27736	0.37%	0.048%
73	19.028	2739	2744	2763	rBV	623351	1129443	15.09%	1.949%
74	19.198	2767	2773	2781	rVV2	2784237	3799518	50.76%	6.555%
75	21.022	3078	3083	3093	rBV	1529826	2242158	29.95%	3.868%
76	23.545	3504	3512	3523	rBV	1729225	3759117	50.22%	6.485%

Data Path : Z:\svoasrv\HPCHEM1\BNA_N\Data\BN100424\
Data File : BN034397.D
Acq On : 04 Oct 2024 19:21
Operator : RC/JU
Sample : P4227-14
Misc :
ALS Vial : 9 Sample Multiplier: 1

Instrument :
BNA_N
ClientSampleId :
PMW-7S(20240927)

Integration Parameters: LSCINT.P
Integrator: RTE
Smoothing : OFF Filtering: 5
Sampling : 1 Min Area: 0.1 % of largest Peak
Start Thrs: 0.2 Max Peaks: 100
Stop Thrs : 0 Peak Location: TOP

If leading or trailing edge < 100 prefer < Baseline drop else tangent >
Peak separation: 5

Method : Z:\svoasrv\HPCHEM1\BNA_N\Methods\SFAM-EPA-BN091124.MA.M
Title : SVOA CALIBRATION

77	23.727	3536	3543	3552	rBV	1078162	2412059	32.22%	4.161%

Sum of corrected areas: 57964430

Data Path : Z:\svoasrv\HPCHEM1\BNA_N\Data\BN100424\
Data File : BN034397.D
Acq On : 04 Oct 2024 19:21
Operator : RC/JU
Sample : P4227-14
Misc :
ALS Vial : 9 Sample Multiplier: 1

Instrument :
BNA_N
ClientSampleId :
PMW-7S(20240927)

Quant Method : Z:\svoasrv\HPCHEM1\BNA_N\Methods\SFAM-EPA-BN091124.MA.M
Quant Title : SVOA CALIBRATION

TIC Library : C:\Database\NIST20.L
TIC Integration Parameters: LSCINT.P

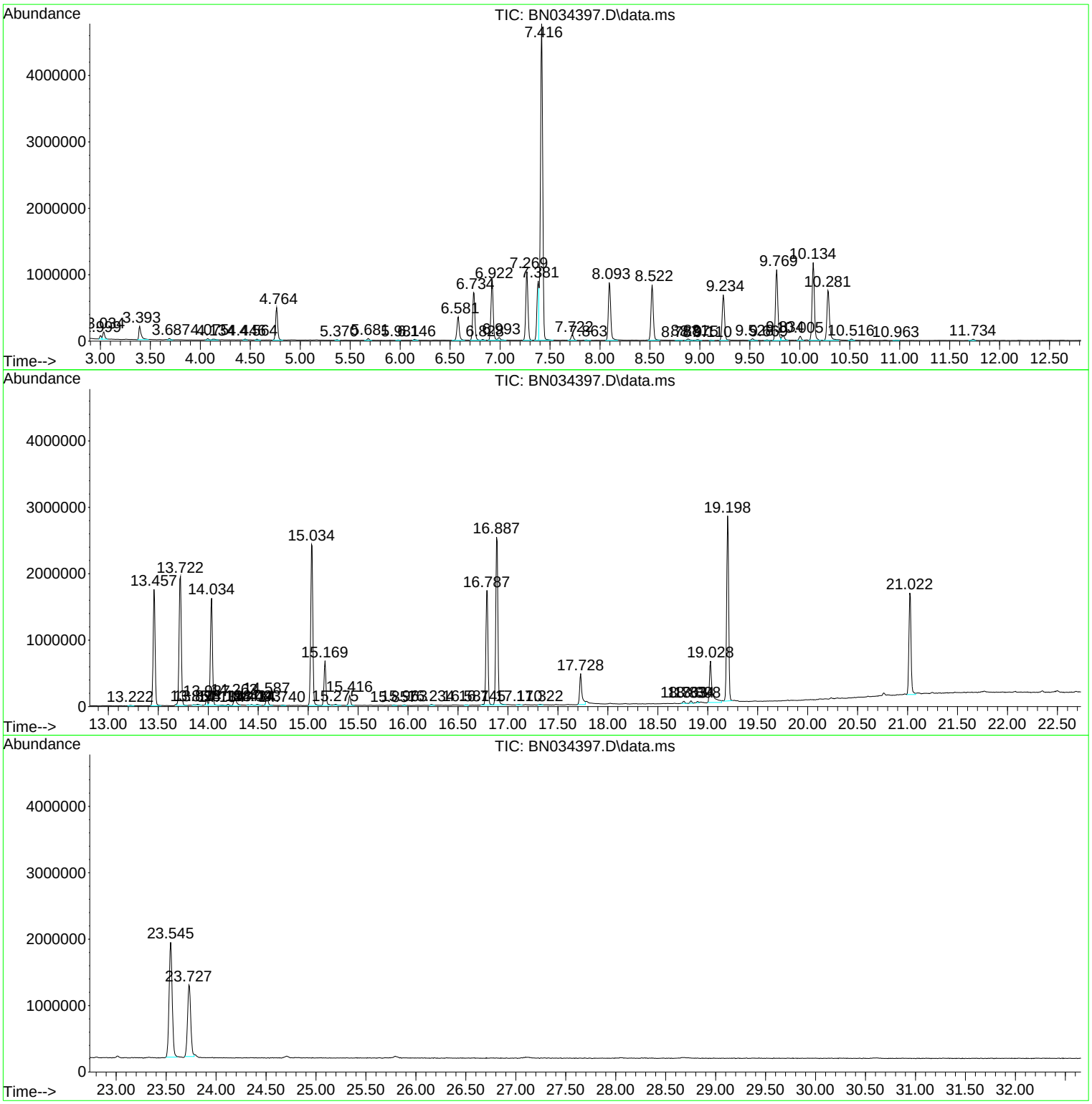

Data Path : Z:\svoasrv\HPCHEM1\BNA_N\Data\BN100424\
Data File : BN034397.D
Acq On : 04 Oct 2024 19:21
Operator : RC/JU
Sample : P4227-14
Misc :
ALS Vial : 9 Sample Multiplier: 1

Instrument :
BNA_N
ClientSampleId :
PMW-7S(20240927)

Quant Method : Z:\svoasrv\HPCHEM1\BNA_N\Methods\SFAM-EPA-BN091124.MA.M
Quant Title : SVOA CALIBRATION

TIC Library : C:\Database\NIST20.L
TIC Integration Parameters: LSCINT.P

****
Peak Number 4 n-Hexadecanoic acid Concentration Rank 4

R.T.	EstConc	Area	Relative to ISTD	R.T.
17.728	6.08 ng/ul	738946	Phenanthrene-d10	16.792

Hit# of 5	Tentative ID	MW	MolForm	CAS#	Qual
1	n-Hexadecanoic acid	256	C16H32O2	000057-10-3	99
2	n-Hexadecanoic acid	256	C16H32O2	000057-10-3	99
3	n-Hexadecanoic acid	256	C16H32O2	000057-10-3	99
4	n-Hexadecanoic acid	256	C16H32O2	000057-10-3	99
5	Pentadecanoic acid	242	C15H30O2	001002-84-2	91

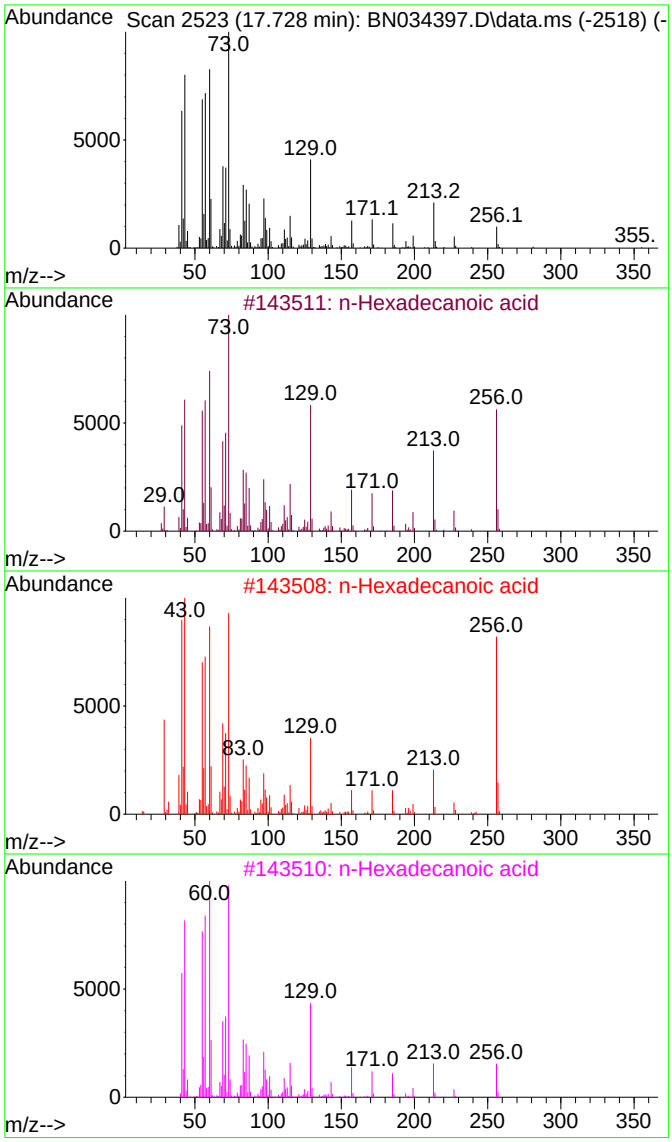

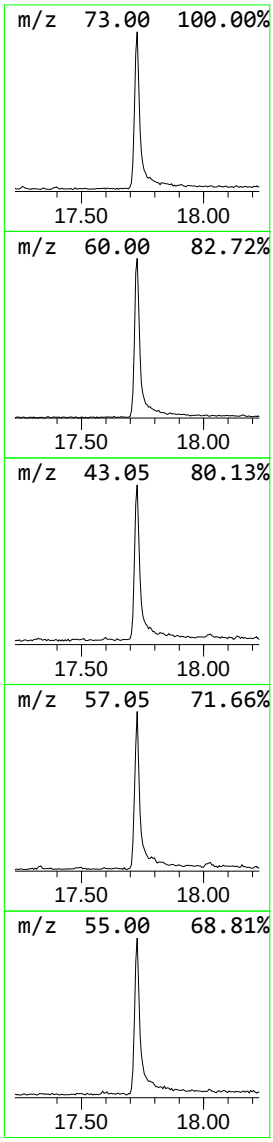

Data Path : Z:\svoasrv\HPCHEM1\BNA_N\Data\BN100424\
Data File : BN034397.D
Acq On : 04 Oct 2024 19:21
Operator : RC/JU
Sample : P4227-14
Misc :
ALS Vial : 9 Sample Multiplier: 1

Instrument :
BNA_N
ClientSampleId :
PMW-7S(20240927)

Quant Method : Z:\svoasrv\HPCHEM1\BNA_N\Methods\SFAM-EPA-BN091124.MA.M
Quant Title : SVOA CALIBRATION

TIC Library : C:\Database\NIST20.L
TIC Integration Parameters: LSCINT.P

****
Peak Number 5 Octadecanoic acid Concentration Rank 3

R.T.	EstConc	Area	Relative to ISTD	R.T.
19.028	10.07 ng/ul	1129440	Chrysene-d12	21.022

Hit# of 5	Tentative ID	MW	MolForm	CAS#	Qual
1	Octadecanoic acid	284	C18H36O2	000057-11-4	99
2	Octadecanoic acid	284	C18H36O2	000057-11-4	99
3	Octadecanoic acid	284	C18H36O2	000057-11-4	99
4	Octadecanoic acid	284	C18H36O2	000057-11-4	95
5	Octadecanoic acid	284	C18H36O2	000057-11-4	94

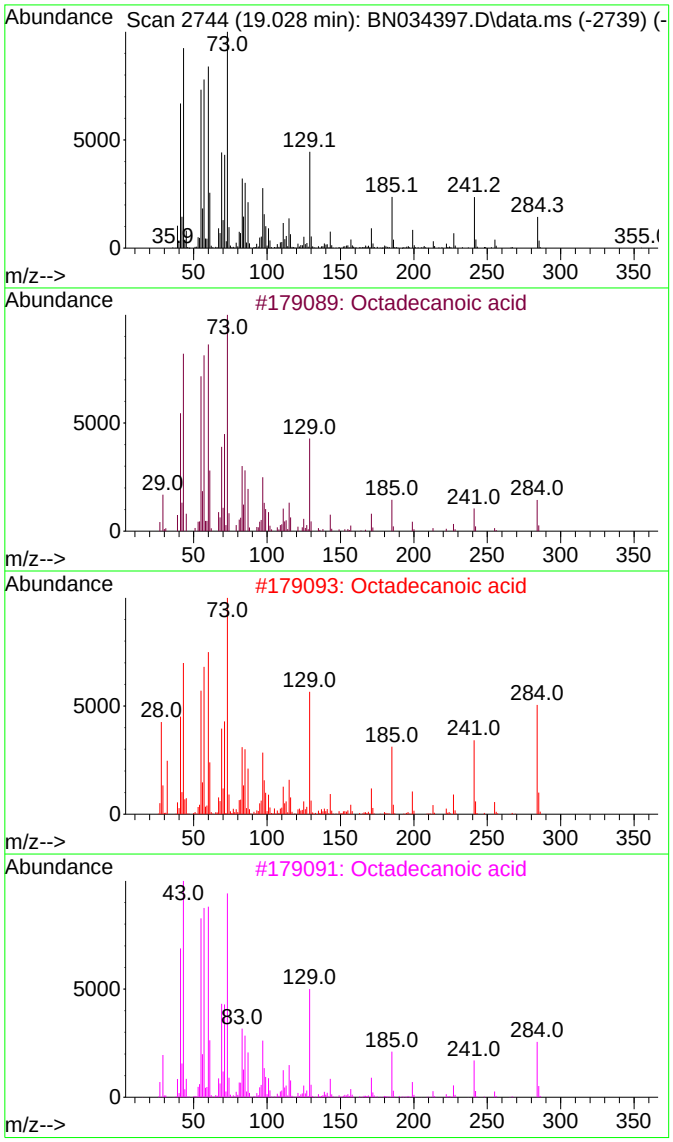

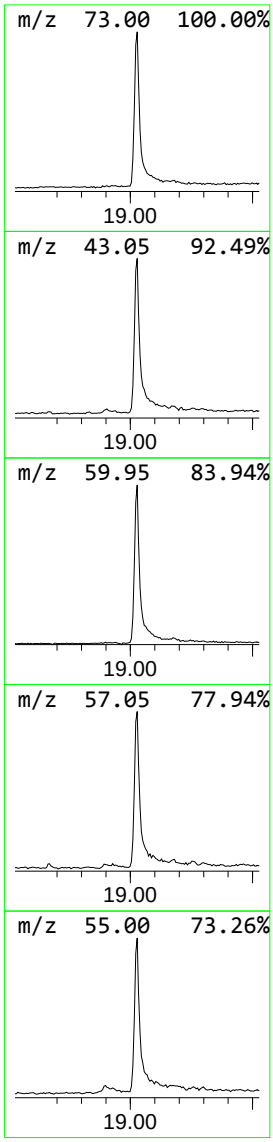

Tentatively Identified Compound (LSC) summary

Data Path : Z:\svoasrv\HPCHEM1\BNA_N\Data\BN100424\
Data File : BN034397.D
Acq On : 04 Oct 2024 19:21
Operator : RC/JU
Sample : P4227-14
Misc :
ALS Vial : 9 Sample Multiplier: 1

Instrument :
BNA_N
ClientSampleId :
PMW-7S(20240927)

Quant Method : Z:\svoasrv\HPCHEM1\BNA_N\Methods\SFAM-EPA-BN091124.MA.M
Quant Title : SVOA CALIBRATION

TIC Library : C:\Database\NIST20.L
TIC Integration Parameters: LSCINT.P

TIC Top Hit name	RT	EstConc	Units	Response	Internal Standard #	RT	Resp	Conc
n-Hexadecanoic ...	17.728	6.1	ng/ul	738946	4	16.792	2432330	20.0
Octadecanoic acid	19.028	10.1	ng/ul	1129440	5	21.022	2242160	20.0

FORM 1A-OR
ORGANIC ANALYSIS DATA SHEET
TARGET ANALYTE LIST

EPA SAMPLE NO.

PMW-8D(20240926)

Lab Name : Alliance Technical Group, LLC
Contract : 68HERH20D0011
Lab Code: ACE Case No.: ARC Sayrevil
MA No. : SDG No.: P4227
Analytical Method : SVOA
Level :
Matrix : Water
Lab Sample ID : P4227-06
Sample wt/vol : 1000 (g/mL) mL
Lab File ID : BN034426.D
% Solids :
Date Received : 09/27/2024
GC Column : ZB-GR ID : 0.25 (mm)
Date Extracted : 09/30/2024
GC Column : ID : (mm)
Date Analyzed : 10/05/2024
Extract Concentrated :(Y/N) N
Extract Volume : 1000 (µL)
Soil Aliquot (VOA) : (µL)
Extraction Type : CONH
Heated Purge : (Y/N)
Injection Volume : 1.0 (µL)
Purge Volume : (mL)
pH : 6 Dilution Factor : 1.0
Cleanup Types :
Cleanup Factor : 1.0
Concentration Units (µg/L, µg/kg, µg, or µg/cm²): µg/L

CAS NO.	ANALYTE	CONCENTRATION	Q
111-44-4	Bis(2-Chloroethyl)ether	10	U
98-95-3	Nitrobenzene	5.0	U
78-59-1	Isophorone	5.0	U

FORM 1B-OR
ORGANIC ANALYSIS DATA SHEET
TENTATIVELY IDENTIFIED COMPOUNDS

EPA SAMPLE NO.

PMW-8D(20240926)

Lab Name : Alliance Technical Group, LLC
Contract : 68HERH20D0011
Lab Code: ACE Case No.: ARC Sayrevi
MA No. : SDG No.: P4227
Analytical Method : SVOA
Level :
Matrix : Water
Lab Sample ID : P4227-06
Sample wt/vol : 1000 (g/mL) mL
Lab File ID : BN034426.D
% Solids :
Date Received : 09/27/2024
GC Column : ZB-GR ID : 0.25 (mm)
Date Extracted : 09/30/2024
Extract Concentrated : (Y/N) N
Date Analyzed : 10/05/2024
Soil Aliquot (VOA) : (µL)
Extract Volume : 1000 (µL)
Heated Purge : (Y/N)
Extraction Type : CONH
Purge Volume : (mL)
Injection Volume : 1.0 (µL)
Cleanup Types :
pH : 6 Dilution Factor : 1.0
Concentration Units (µg/L,µg/kg): µg/L
Cleanup Factor : 1.0

	CAS NO.	ANALYTE	RT	EST. CONC.	Q
1	E966796	Total Alkanes	N/A	0.0	

EPA-designated Registry Number.

Quantitation Report (QT Reviewed)

Data Path : Z:\svoasrv\HPCHEM1\BNA_N\Data\BN100424\
Data File : BN034426.D
Acq On : 05 Oct 2024 16:18
Operator : RC/JU
Sample : P4227-06
Misc :
ALS Vial : 43 Sample Multiplier: 1

Quant Time: Oct 07 00:36:20 2024
Quant Method : Z:\svoasrv\HPCHEM1\BNA_N\Methods\SFAM-EPA-BN091124.MA.M
Quant Title : SVOA CALIBRATION
QLast Update : Mon Sep 30 14:14:38 2024
Response via : Initial Calibration

Instrument :
BNA_N
ClientSampleId :
PMW-8D(20240926)

Manual Integrations APPROVED
mohammad
10/7/2024 7:11:29 AM

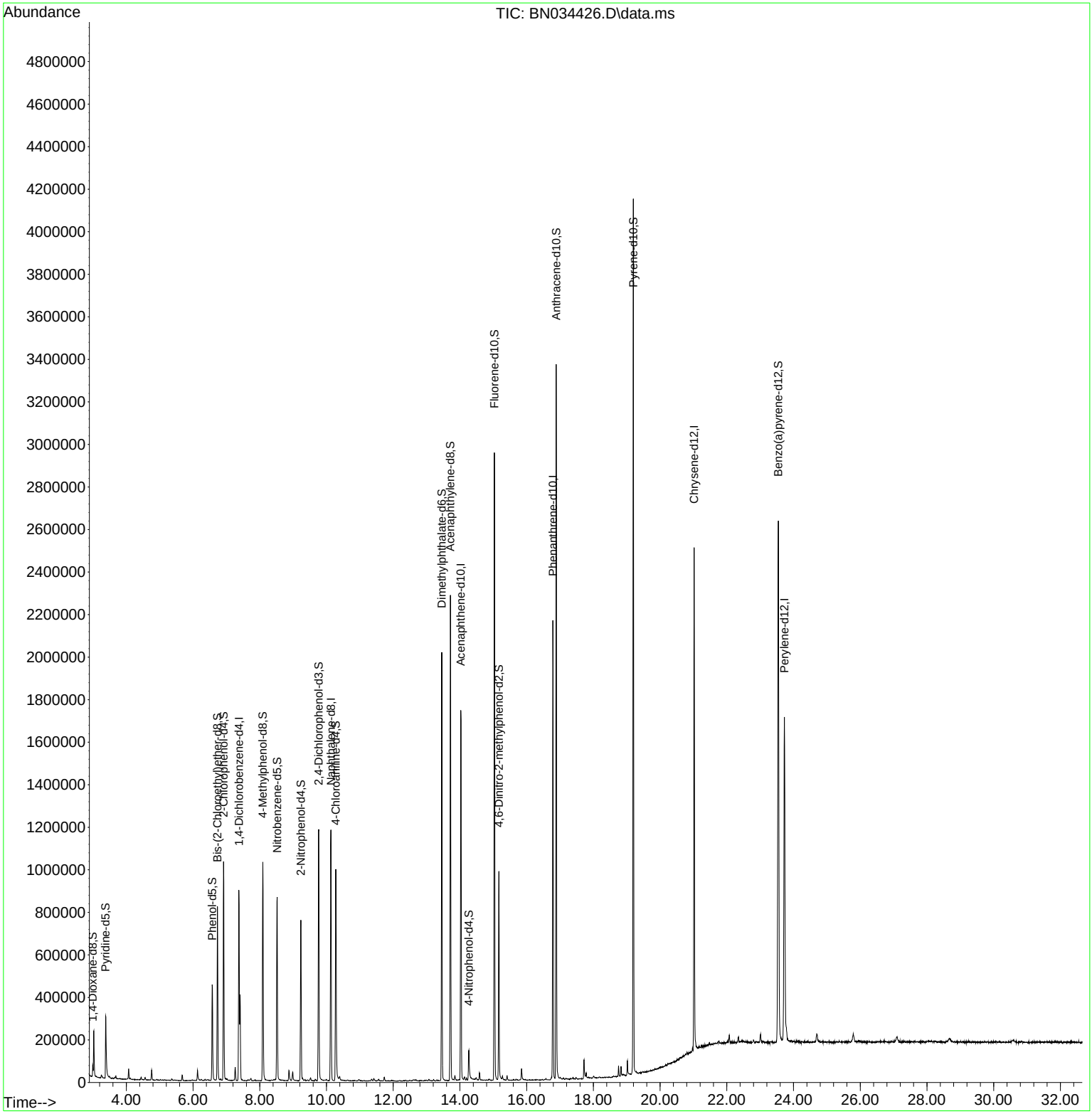

Quantitation Report (QT Reviewed)

Data Path : Z:\svoasrv\HPCHEM1\BNA_N\Data\BN100424\
Data File : BN034426.D
Acq On : 05 Oct 2024 16:18
Operator : RC/JU
Sample : P4227-06
Misc :
ALS Vial : 43 Sample Multiplier: 1

Instrument :
BNA_N
ClientSampleId :
PMW-8D(20240926)

Manual Integrations APPROVED
mohammad
10/7/2024 7:11:29 AM

Quant Time: Oct 07 00:36:20 2024
Quant Method : Z:\svoasrv\HPCHEM1\BNA_N\Methods\SFAM-EPA-BN091124.MA.M
Quant Title : SVOA CALIBRATION
QLast Update : Mon Sep 30 14:14:38 2024
Response via : Initial Calibration

Compound	R.T.	QIon	Response	Conc	Units	Dev(Min)
Internal Standards						
1) 1,4-Dichlorobenzene-d4	7.375	152	242626	20.000	ng/ul	-0.01
20) Naphthalene-d8	10.134	136	955459	20.000	ng/ul	0.00
38) Acenaphthene-d10	14.027	164	600376	20.000	ng/ul	-0.01
64) Phenanthrene-d10	16.786	188	1246732	20.000	ng/ul	-0.01
79) Chrysene-d12	21.021	240	1171742	20.000	ng/ul	-0.01
88) Perylene-d12	23.727	264	1246946	20.000	ng/ul	-0.01
System Monitoring Compounds						
3) 1,4-Dioxane-d8	2.993	96	25430	4.277	ng/uL	0.00
4) Pyridine-d5	3.381	84	180902	10.236	ng/ul	0.00
7) Phenol-d5	6.575	99	268076	12.449	ng/ul	0.00
9) Bis-(2-Chloroethyl)eth...	6.734	67	334814	25.061	ng/ul	0.00
11) 2-Chlorophenol-d4	6.916	132	487207	28.744	ng/ul	-0.01
15) 4-Methylphenol-d8	8.092	113	388231	21.912	ng/ul	-0.01
21) Nitrobenzene-d5	8.522	128	227850	29.919	ng/ul	0.00
24) 2-Nitrophenol-d4	9.234	143	259436	33.129	ng/ul	0.00
28) 2,4-Dichlorophenol-d3	9.769	165	446285	30.260	ng/ul	0.00
31) 4-Chloroaniline-d4	10.281	131	568172	25.447	ng/ul	-0.01
46) Dimethylphthalate-d6	13.457	166	1347033	30.022	ng/ul	-0.01
49) Acenaphthylene-d8	13.716	160	1487804	29.476	ng/ul	-0.01
54) 4-Nitrophenol-d4	14.269	143	52279m	5.677	ng/ul	0.00
60) Fluorene-d10	15.033	176	1123595	29.548	ng/ul	-0.01
65) 4,6-Dinitro-2-methylph...	15.169	200	201569	27.116	ng/ul	0.00
73) Anthracene-d10	16.886	188	1815796	30.979	ng/ul	-0.01
81) Pyrene-d10	19.198	212	2119650	32.467	ng/ul	-0.01
92) Benzo(a)pyrene-d12	23.545	264	2091845	32.658	ng/ul	-0.01

Target Compounds Qvalue

(#) = qualifier out of range (m) = manual integration (+) = signals summed

LSC Area Percent Report

Data Path : Z:\svoasrv\HPCHEM1\BNA_N\Data\BN100424\
Data File : BN034426.D
Acq On : 05 Oct 2024 16:18
Operator : RC/JU
Sample : P4227-06
Misc :
ALS Vial : 43 Sample Multiplier: 1

Instrument :
BNA_N
ClientSampleId :
PMW-8D(20240926)

Integration Parameters: LSCINT.P
Integrator: RTE
Smoothing : OFF Filtering: 5
Sampling : 1 Min Area: 0.1 % of largest Peak
Start Thrs: 0.2 Max Peaks: 100
Stop Thrs : 0 Peak Location: TOP

If leading or trailing edge < 100 prefer < Baseline drop else tangent >
Peak separation: 5

Method : Z:\svoasrv\HPCHEM1\BNA_N\Methods\SFAM-EPA-BN091124.MA.M
Title : SVOA CALIBRATION

Signal : TIC: BN034426.D\data.ms

peak #	R.T. min	first scan	max scan	last scan	PK TY	peak height	corr. area	corr. % max.	% of total
1	2.993	15	18	20	rBV	50956	55007	1.00%	0.095%
2	3.028	20	24	34	rVB	215738	303945	5.52%	0.525%
3	3.252	58	62	76	rVB4	15004	35126	0.64%	0.061%
4	3.381	81	84	100	rBV	292548	505581	9.19%	0.873%
5	3.687	132	136	142	rVB	13485	20159	0.37%	0.035%
6	4.069	195	201	206	rBV	47929	65188	1.18%	0.113%
7	4.116	206	209	215	rVB3	5671	7961	0.14%	0.014%
8	4.446	262	265	271	rVB2	12629	16768	0.30%	0.029%
9	4.563	282	285	291	rVB	12020	17955	0.33%	0.031%
10	4.757	313	318	327	rVB	47638	73001	1.33%	0.126%
11	5.022	360	363	369	rBV7	4166	6650	0.12%	0.011%
12	5.151	380	385	392	rVB8	3698	7018	0.13%	0.012%
13	5.357	417	420	429	rBV4	7547	12956	0.24%	0.022%
14	5.675	468	474	480	rBV3	27258	43464	0.79%	0.075%
15	6.134	545	552	562	rBV	47114	79524	1.44%	0.137%
16	6.245	567	571	579	rVB9	5098	9045	0.16%	0.016%
17	6.363	586	591	596	rBV7	5589	9101	0.17%	0.016%
18	6.575	619	627	640	rBV	450533	745238	13.54%	1.287%
19	6.734	648	654	663	rBV	814780	1207603	21.94%	2.085%
20	6.828	667	670	673	rVB3	6097	7398	0.13%	0.013%
21	6.916	678	685	694	rBV	1028704	1596082	29.00%	2.756%
22	6.981	694	696	699	rVV3	8267	9807	0.18%	0.017%
23	7.022	699	703	708	rVB4	6025	10365	0.19%	0.018%
24	7.210	731	735	739	rBV6	2972	6369	0.12%	0.011%
25	7.263	739	744	751	rVB	63112	98829	1.80%	0.171%
26	7.375	756	763	767	rBV	895256	1454615	26.43%	2.512%
27	7.410	767	769	776	rVB	397756	502362	9.13%	0.867%
28	7.740	818	825	830	rVB6	10717	23387	0.42%	0.040%
29	7.863	840	846	849	rVB6	5456	9349	0.17%	0.016%
30	8.092	878	885	901	rBV	1028556	1642275	29.84%	2.836%
31	8.475	946	950	951	rVV	5281	6448	0.12%	0.011%
32	8.522	951	958	974	rVB	860954	1435188	26.08%	2.478%
33	8.875	1012	1018	1026	rBV2	48508	90113	1.64%	0.156%
34	8.987	1031	1037	1047	rVV	39905	72386	1.32%	0.125%
35	9.234	1072	1079	1087	rBV	753734	1230108	22.35%	2.124%
36	9.292	1087	1089	1092	rVV3	9571	9465	0.17%	0.016%

Data Path : Z:\svoasrv\HPCHEM1\BNA_N\Data\BN100424\
Data File : BN034426.D
Acq On : 05 Oct 2024 16:18
Operator : RC/JU
Sample : P4227-06
Misc :
ALS Vial : 43 Sample Multiplier: 1

Instrument :
BNA_N
ClientSampleId :
PMW-8D(20240926)

Integration Parameters: LSCINT.P
Integrator: RTE
Smoothing : OFF Filtering: 5
Sampling : 1 Min Area: 0.1 % of largest Peak
Start Thrs: 0.2 Max Peaks: 100
Stop Thrs : 0 Peak Location: TOP

If leading or trailing edge < 100 prefer < Baseline drop else tangent >
Peak separation: 5

Method : Z:\svoasrv\HPCHEM1\BNA_N\Methods\SFAM-EPA-BN091124.MA.M
Title : SVOA CALIBRATION

37	9.357	1096	1100	1104	rVB6	5843	8317	0.15%	0.014%
38	9.439	1106	1114	1120	rVB10	4003	8759	0.16%	0.015%
39	9.522	1120	1128	1134	rBV2	13342	26743	0.49%	0.046%
40	9.663	1148	1152	1158	rBV3	7573	14476	0.26%	0.025%
41	9.769	1162	1170	1184	rBV	1182650	1974843	35.88%	3.410%
42	9.998	1205	1209	1214	rVB7	5413	9609	0.17%	0.017%
43	10.134	1224	1232	1244	rBV	1179708	1921102	34.91%	3.317%
44	10.281	1249	1257	1271	rBV	993503	1765760	32.08%	3.049%
45	10.392	1272	1276	1285	rVB6	16945	35164	0.64%	0.061%
46	10.628	1310	1316	1322	rBV8	3232	7135	0.13%	0.012%
47	10.975	1368	1375	1384	rBV8	6259	16886	0.31%	0.029%
48	11.357	1433	1440	1446	rVV8	7644	15263	0.28%	0.026%
49	11.422	1446	1451	1461	rVB7	11723	26002	0.47%	0.045%
50	11.563	1470	1475	1477	rBV4	5981	6511	0.12%	0.011%
51	11.733	1497	1504	1510	rVB	17869	29189	0.53%	0.050%
52	12.375	1608	1613	1617	rVB8	3708	5602	0.10%	0.010%
53	12.492	1629	1633	1638	rBV8	3500	6809	0.12%	0.012%
54	12.604	1648	1652	1656	rBV7	4299	9505	0.17%	0.016%
55	12.680	1662	1665	1672	rVB6	5777	9519	0.17%	0.016%
56	12.951	1707	1711	1714	rBV5	4208	7139	0.13%	0.012%
57	13.069	1726	1731	1736	rVV7	7586	14328	0.26%	0.025%
58	13.210	1750	1755	1760	rBV7	6016	9283	0.17%	0.016%
59	13.457	1788	1797	1814	rBV	2014332	2800204	50.88%	4.835%
60	13.716	1834	1841	1852	rBV2	2282417	3323425	60.39%	5.739%
61	13.851	1860	1864	1871	rVB	20312	34331	0.62%	0.059%
62	14.027	1888	1894	1908	rBV	1738011	2608660	47.40%	4.505%
63	14.133	1908	1912	1920	rVB6	15674	29823	0.54%	0.051%
64	14.198	1920	1923	1928	rVB	10682	13904	0.25%	0.024%
65	14.269	1928	1935	1947	rBV	141117	308154	5.60%	0.532%
66	14.486	1968	1972	1981	rVB10	11556	23499	0.43%	0.041%
67	14.586	1984	1989	1995	rVV	33673	49962	0.91%	0.086%
68	14.869	2034	2037	2038	rBV3	4961	5577	0.10%	0.010%
69	15.033	2058	2065	2081	rBV	2951015	4156875	75.53%	7.178%
70	15.169	2081	2088	2101	rVV	981430	1342722	24.40%	2.319%
71	15.274	2103	2106	2115	rVB2	17944	29078	0.53%	0.050%
72	15.416	2125	2130	2136	rBV2	19747	30144	0.55%	0.052%
73	15.680	2172	2175	2177	rBV4	5629	6063	0.11%	0.010%
74	15.792	2190	2194	2197	rBV6	3236	5708	0.10%	0.010%
75	15.851	2197	2204	2213	rVV	52311	94516	1.72%	0.163%
76	16.580	2324	2328	2332	rVB3	6201	8142	0.15%	0.014%

LSC Area Percent Report

Data Path : Z:\svoasrv\HPCHEM1\BNA_N\Data\BN100424\
Data File : BN034426.D
Acq On : 05 Oct 2024 16:18
Operator : RC/JU
Sample : P4227-06
Misc :
ALS Vial : 43 Sample Multiplier: 1

Instrument :
BNA_N
ClientSampleId :
PMW-8D(20240926)

Integration Parameters: LSCINT.P
Integrator: RTE
Smoothing : OFF Filtering: 5
Sampling : 1 Min Area: 0.1 % of largest Peak
Start Thrs: 0.2 Max Peaks: 100
Stop Thrs : 0 Peak Location: TOP

If leading or trailing edge < 100 prefer < Baseline drop else tangent >
Peak separation: 5

Method : Z:\svoasrv\HPCHEM1\BNA_N\Methods\SFAM-EPA-BN091124.MA.M
Title : SVOA CALIBRATION

77	16.745	2349	2356	2357	rBV6	12667	15861	0.29%	0.027%
78	16.786	2357	2363	2374	rVV	2156672	2976237	54.08%	5.139%
79	16.886	2374	2380	2393	rVV2	3357839	4595599	83.50%	7.936%
80	17.004	2398	2400	2409	rVB10	7012	13446	0.24%	0.023%
81	17.104	2414	2417	2422	rVB	7699	11032	0.20%	0.019%
82	17.174	2425	2429	2434	rBV5	5805	10697	0.19%	0.018%
83	17.386	2462	2465	2468	rVB2	6783	7592	0.14%	0.013%
84	17.480	2478	2481	2487	rVB7	7747	11713	0.21%	0.020%
85	17.598	2499	2501	2508	rVB8	3404	6956	0.13%	0.012%
86	17.721	2517	2522	2529	rBV	90441	154462	2.81%	0.267%
87	17.786	2530	2533	2537	rVB	21776	28556	0.52%	0.049%
88	18.004	2567	2570	2578	rVB9	8371	17883	0.32%	0.031%
89	18.757	2694	2698	2704	rBV	50231	61417	1.12%	0.106%
90	18.827	2706	2710	2715	rBV	45093	65076	1.18%	0.112%
91	19.021	2739	2743	2751	rBV	67180	100185	1.82%	0.173%
92	19.198	2764	2773	2787	rBV	4114710	5503421	100.00%	9.503%
93	21.021	3077	3083	3094	rBV	2364293	3301016	59.98%	5.700%
94	23.545	3503	3512	3525	rBV2	2448065	5315023	96.58%	9.178%
95	23.727	3535	3543	3565	rVB	1523317	3491121	63.44%	6.028%

Sum of corrected areas: 57911860

LSC Report - Integrated Chromatogram

Data Path : Z:\svoasrv\HPCHEM1\BNA_N\Data\BN100424\
Data File : BN034426.D
Acq On : 05 Oct 2024 16:18
Operator : RC/JU
Sample : P4227-06
Misc :
ALS Vial : 43 Sample Multiplier: 1

Instrument :
BNA_N
ClientSampleId :
PMW-8D(20240926)

Quant Method : Z:\svoasrv\HPCHEM1\BNA_N\Methods\SFAM-EPA-BN091124.MA.M
Quant Title : SVOA CALIBRATION

TIC Library : C:\Database\NIST20.L
TIC Integration Parameters: LSCINT.P

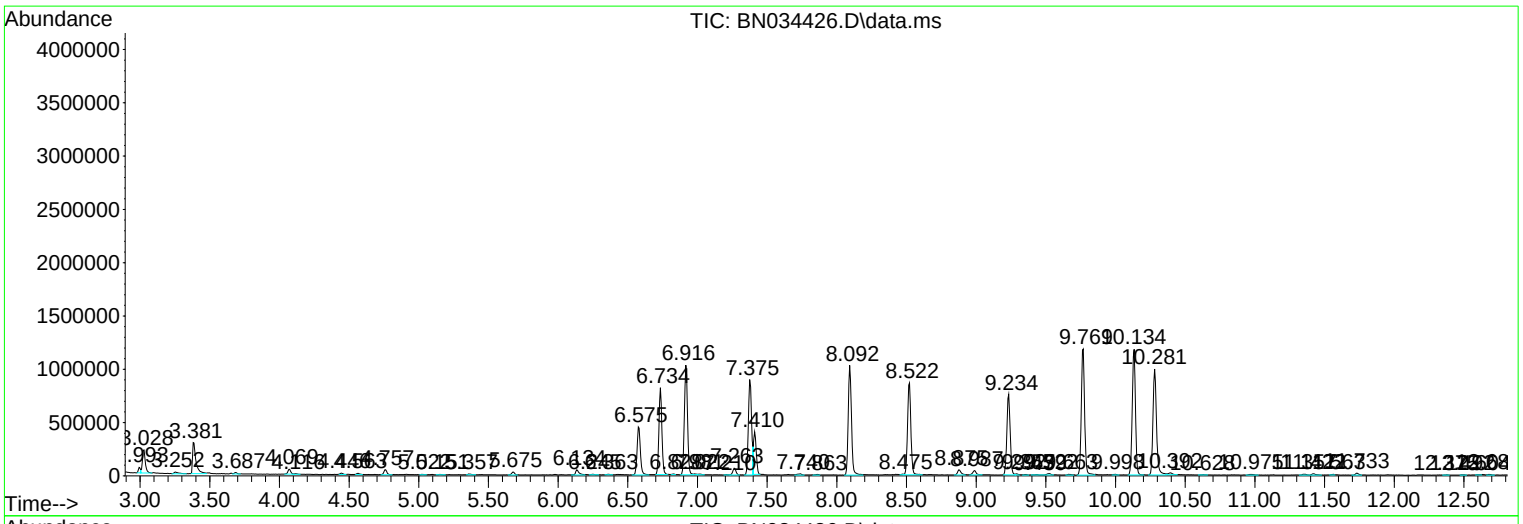

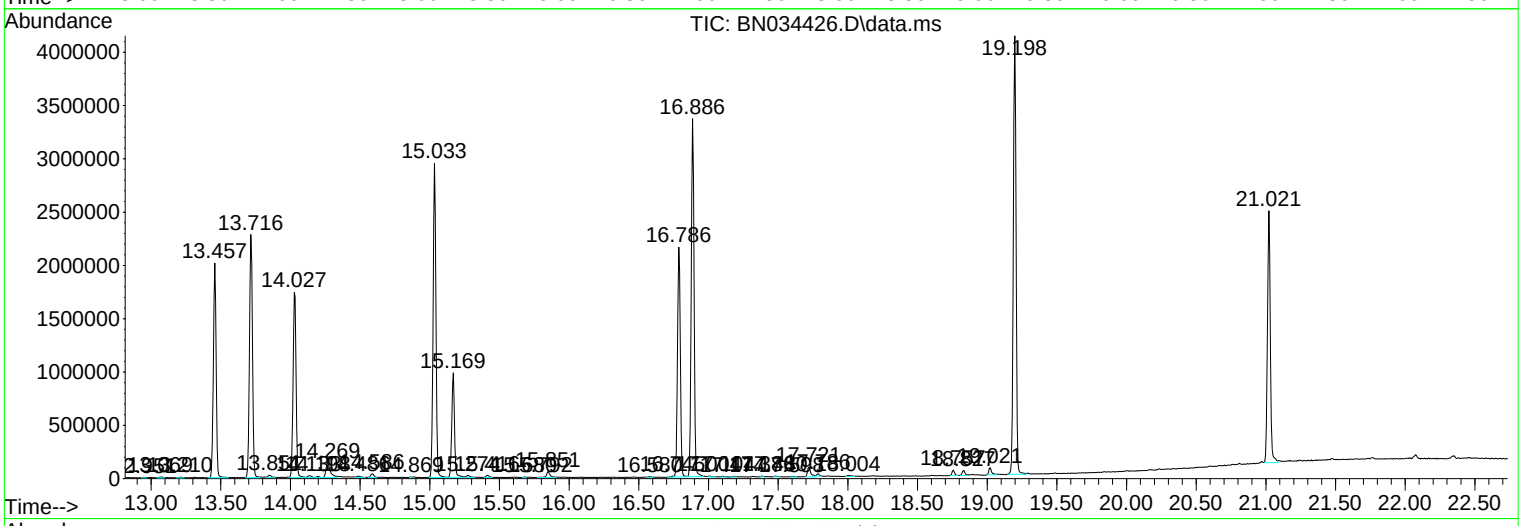

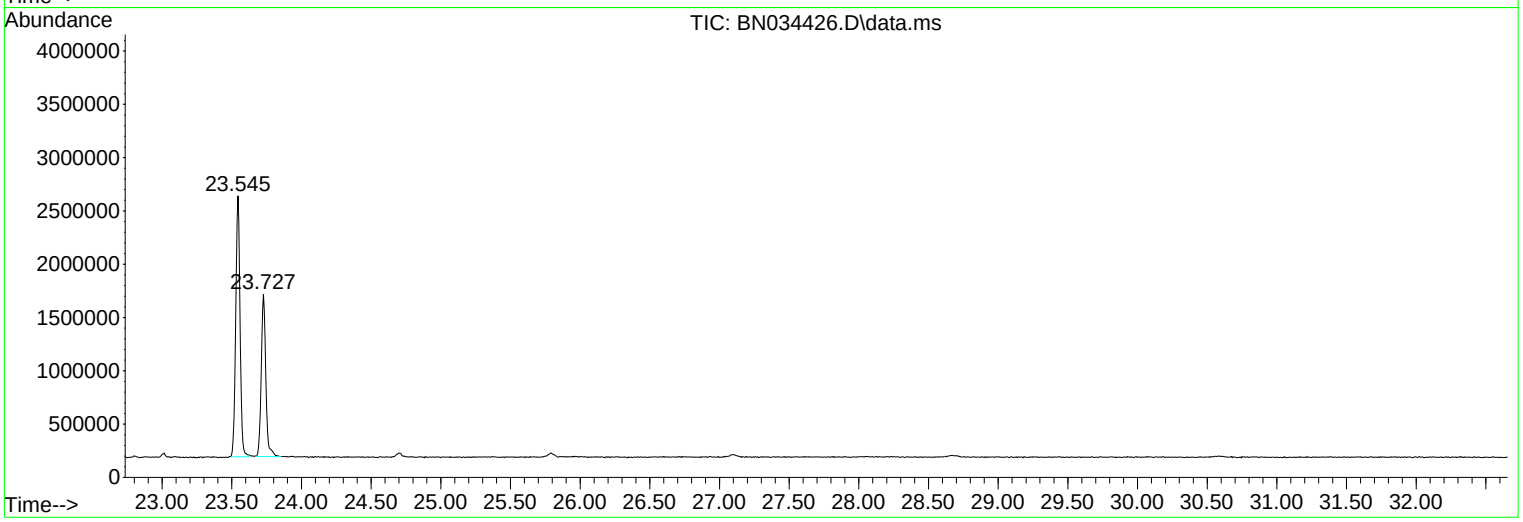

Library Search Compound Report

Data Path : Z:\svoasrv\HPCHEM1\BNA_N\Data\BN100424\
Data File : BN034426.D
Acq On : 05 Oct 2024 16:18
Operator : RC/JU
Sample : P4227-06
Misc :
ALS Vial : 43 Sample Multiplier: 1

Instrument :
BNA_N
ClientSampleId :
PMW-8D(20240926)

Quant Method : Z:\svoasrv\HPCHEM1\BNA_N\Methods\SFAM-EPA-BN091124.MA.M
Quant Title : SVOA CALIBRATION

TIC Library : C:\Database\NIST20.L
TIC Integration Parameters: LSCINT.P

No Library Search Compounds Detected
****

Tentatively Identified Compound (LSC) summary

Data Path : Z:\svoasrv\HPCHEM1\BNA_N\Data\BN100424\
Data File : BN034426.D
Acq On : 05 Oct 2024 16:18
Operator : RC/JU
Sample : P4227-06
Misc :
ALS Vial : 43 Sample Multiplier: 1

Instrument :
BNA_N
ClientSampleId :
PMW-8D(20240926)

Quant Method : Z:\svoasrv\HPCHEM1\BNA_N\Methods\SFAM-EPA-BN091124.MA.M
Quant Title : SVOA CALIBRATION

TIC Library : C:\Database\NIST20.L
TIC Integration Parameters: LSCINT.P

					Internal Standard			
TIC Top Hit name	RT	EstConc	Units	Response	#	RT	Resp	Conc

Quantitation Report (QT Reviewed)

Data Path : Z:\svoasrv\HPCHEM1\BNA_N\Data\BN100424\
Data File : BN034426.D
Acq On : 05 Oct 2024 16:18
Operator : RC/JU
Sample : P4227-06
Misc :
ALS Vial : 43 Sample Multiplier: 1

Quant Time: Oct 07 00:36:20 2024
Quant Method : Z:\svoasrv\HPCHEM1\BNA_N\Methods\SFAM-EPA-BN091124.MA.M
Quant Title : SVOA CALIBRATION
QLast Update : Mon Sep 30 14:14:38 2024
Response via : Initial Calibration

Instrument :
BNA_N
ClientSampleId :
PMW-8D(20240926)

Manual Integrations APPROVED
mohammad
10/7/2024 7:11:29 AM

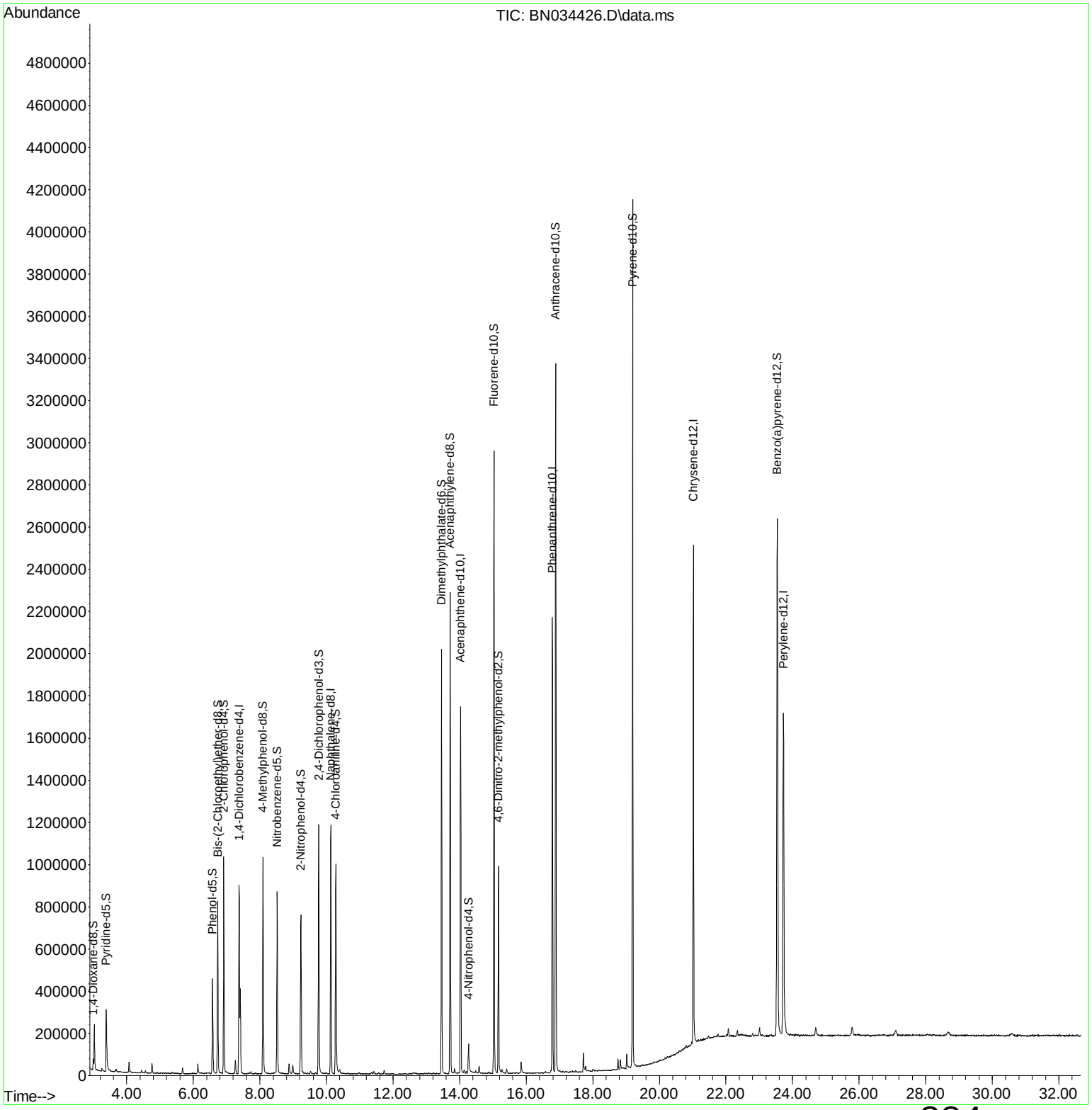

Quantitation Report (Qedit)

Data Path : Z:\svoasrv\HPCHEM1\BNA_N\Data\BN100424\
Data File : BN034426.D
Acq On : 05 Oct 2024 16:18
Operator : RC/JU
Sample : P4227-06
Misc :
ALS Vial : 43 Sample Multiplier: 1

Quant Time: Oct 07 00:35:43 2024
Quant Method : Z:\svoasrv\HPCHEM1\BNA_N\Methods\SFAM-EPA-BN091124.MA.M
Quant Title : SVOA CALIBRATION
QLast Update : Mon Sep 30 14:14:38 2024
Response via : Initial Calibration

Instrument :
BNA_N
ClientSampleId :
PMW-8D(20240926)

Manual Integrations APPROVED
mohammad
10/7/2024 7:11:29 AM

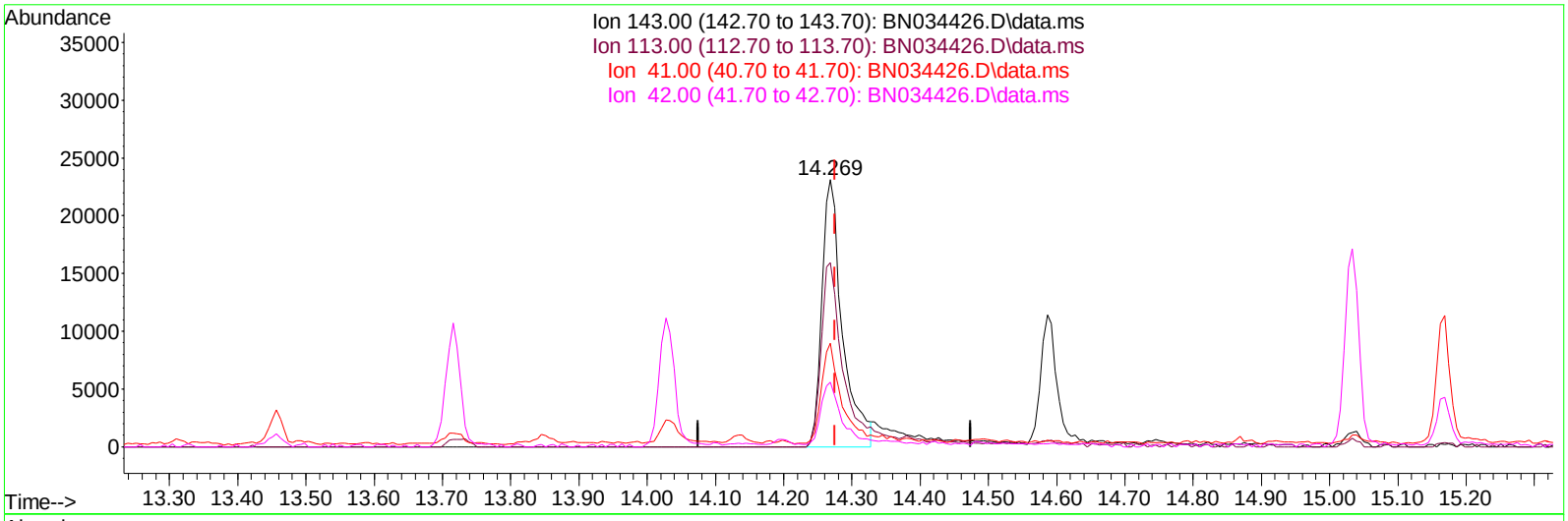

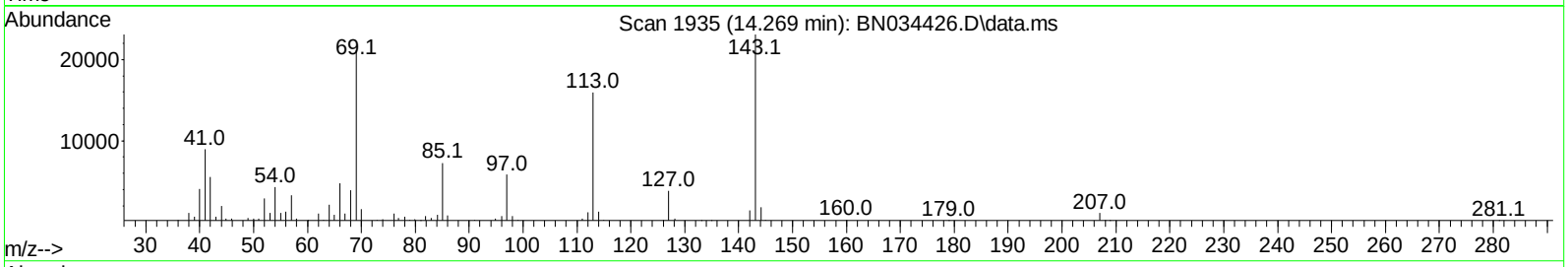

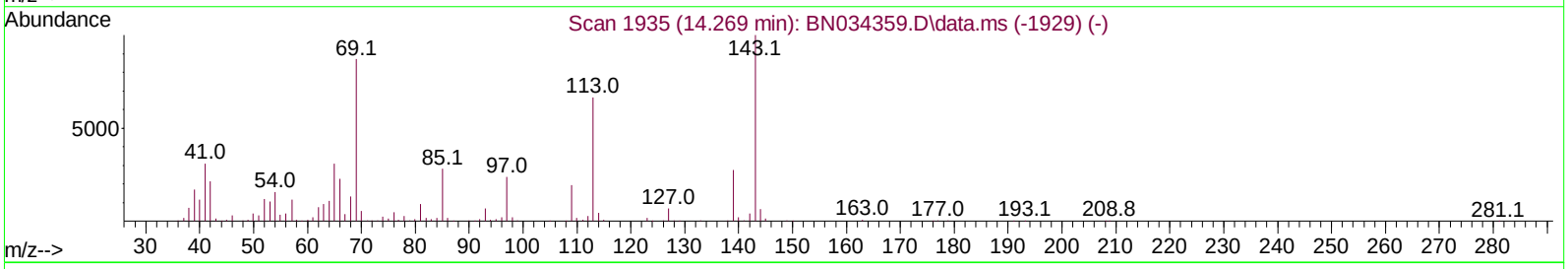

TIC: BN034426.D\data.ms

(54) 4-Nitrophenol-d4 (S)

14.269min (-0.006) 5.21 ng/ul

response 47983

Ion	Exp%	Act%
143.00	100.00	100.00
113.00	76.90	69.03
41.00	41.70	38.69
42.00	28.50	24.08

Quantitation Report (Qedit)

Data Path : Z:\svoasrv\HPCHEM1\BNA_N\Data\BN100424\
Data File : BN034426.D
Acq On : 05 Oct 2024 16:18
Operator : RC/JU
Sample : P4227-06
Misc :
ALS Vial : 43 Sample Multiplier: 1

Quant Time: Oct 07 00:35:43 2024
Quant Method : Z:\svoasrv\HPCHEM1\BNA_N\Methods\SFAM-EPA-BN091124.MA.M
Quant Title : SVOA CALIBRATION
QLast Update : Mon Sep 30 14:14:38 2024
Response via : Initial Calibration

Instrument :
BNA_N
ClientSampleId :
PMW-8D(20240926)

Manual Integrations APPROVED
mohammad
10/7/2024 7:11:29 AM

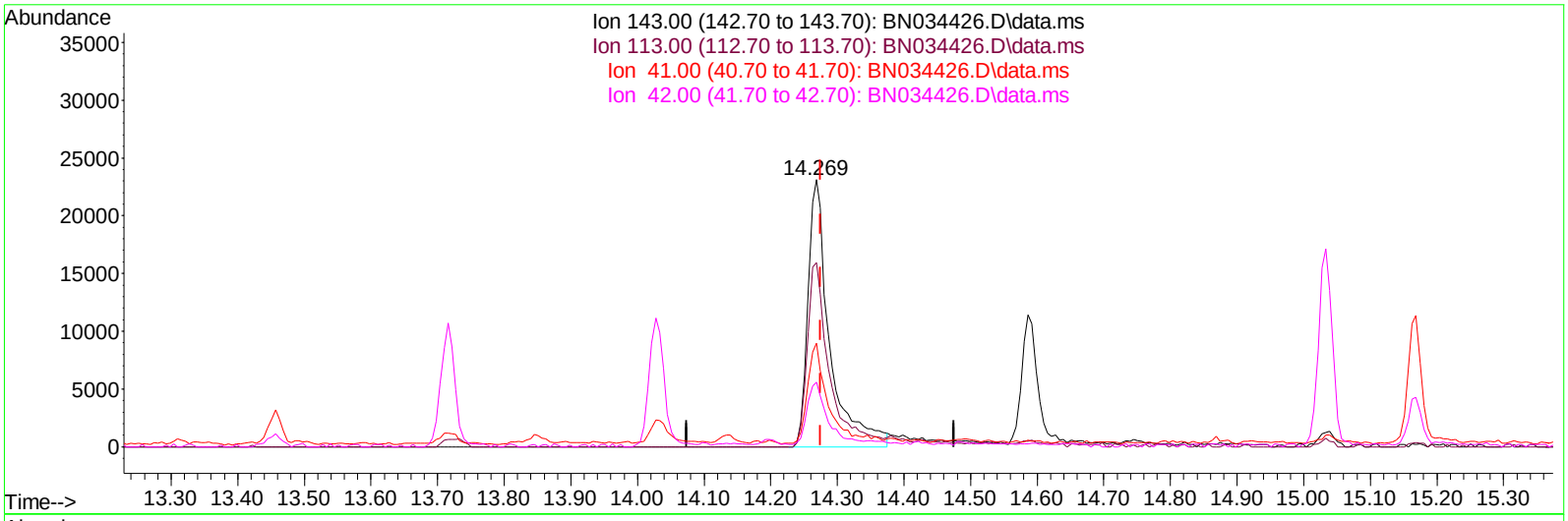

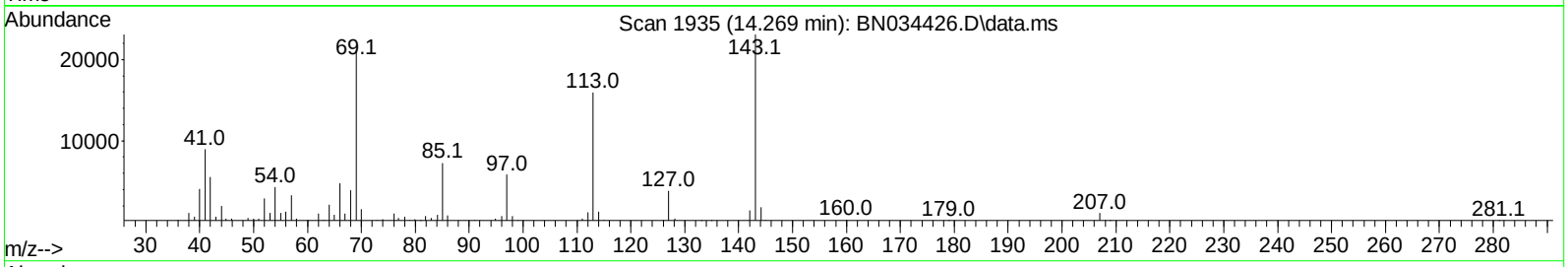

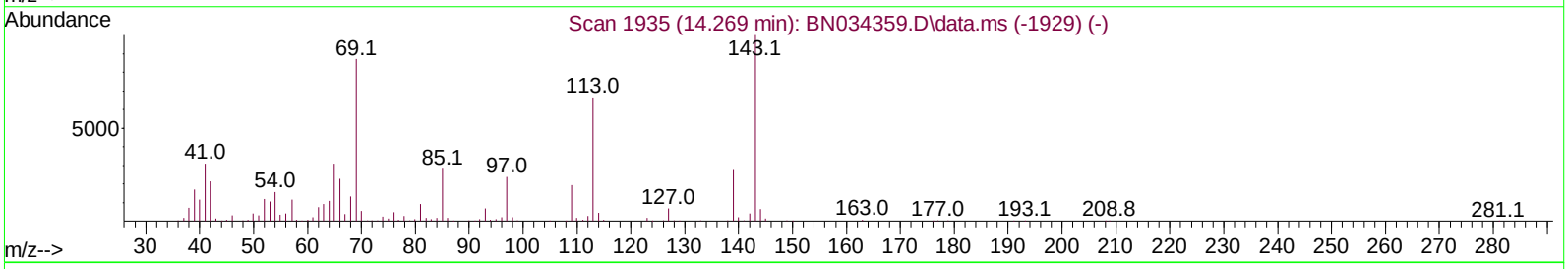

TIC: BN034426.D\data.ms

(54) 4-Nitrophenol-d4 (S)

14.269min (-0.006) 5.68 ng/ul m

response 52279

Ion	Exp%	Act%
143.00	100.00	100.00
113.00	76.90	69.03
41.00	41.70	38.69
42.00	28.50	24.08

Quantitation Report (QT Reviewed)

Data Path : Z:\svoasrv\HPCHEM1\BNA_N\Data\BN100424\
Data File : BN034426.D
Acq On : 05 Oct 2024 16:18
Operator : RC/JU
Sample : P4227-06
Misc :
ALS Vial : 43 Sample Multiplier: 1

Instrument :
BNA_N
ClientSampleId :
PMW-8D(20240926)

Manual Integrations APPROVED
mohammad
10/7/2024 7:11:29 AM

Quant Time: Oct 07 00:36:20 2024
Quant Method : Z:\svoasrv\HPCHEM1\BNA_N\Methods\SFAM-EPA-BN091124.MA.M
Quant Title : SVOA CALIBRATION
QLast Update : Mon Sep 30 14:14:38 2024
Response via : Initial Calibration

Compound	R.T.	QIon	Response	Conc	Units	Dev(Min)
Internal Standards						
1) 1,4-Dichlorobenzene-d4	7.375	152	242626	20.000	ng/ul	-0.01
20) Naphthalene-d8	10.134	136	955459	20.000	ng/ul	0.00
38) Acenaphthene-d10	14.027	164	600376	20.000	ng/ul	-0.01
64) Phenanthrene-d10	16.786	188	1246732	20.000	ng/ul	-0.01
79) Chrysene-d12	21.021	240	1171742	20.000	ng/ul	-0.01
88) Perylene-d12	23.727	264	1246946	20.000	ng/ul	-0.01
System Monitoring Compounds						
3) 1,4-Dioxane-d8	2.993	96	25430	4.277	ng/uL	0.00
4) Pyridine-d5	3.381	84	180902	10.236	ng/ul	0.00
7) Phenol-d5	6.575	99	268076	12.449	ng/ul	0.00
9) Bis-(2-Chloroethyl)eth...	6.734	67	334814	25.061	ng/ul	0.00
11) 2-Chlorophenol-d4	6.916	132	487207	28.744	ng/ul	-0.01
15) 4-Methylphenol-d8	8.092	113	388231	21.912	ng/ul	-0.01
21) Nitrobenzene-d5	8.522	128	227850	29.919	ng/ul	0.00
24) 2-Nitrophenol-d4	9.234	143	259436	33.129	ng/ul	0.00
28) 2,4-Dichlorophenol-d3	9.769	165	446285	30.260	ng/ul	0.00
31) 4-Chloroaniline-d4	10.281	131	568172	25.447	ng/ul	-0.01
46) Dimethylphthalate-d6	13.457	166	1347033	30.022	ng/ul	-0.01
49) Acenaphthylene-d8	13.716	160	1487804	29.476	ng/ul	-0.01
54) 4-Nitrophenol-d4	14.269	143	52279m	5.677	ng/ul	0.00
60) Fluorene-d10	15.033	176	1123595	29.548	ng/ul	-0.01
65) 4,6-Dinitro-2-methylph...	15.169	200	201569	27.116	ng/ul	0.00
73) Anthracene-d10	16.886	188	1815796	30.979	ng/ul	-0.01
81) Pyrene-d10	19.198	212	2119650	32.467	ng/ul	-0.01
92) Benzo(a)pyrene-d12	23.545	264	2091845	32.658	ng/ul	-0.01

Target Compounds Qvalue

(#) = qualifier out of range (m) = manual integration (+) = signals summed

FORM 1A-OR
ORGANIC ANALYSIS DATA SHEET
TARGET ANALYTE LIST

EPA SAMPLE NO.

PMW-8S(20240926)

Lab Name : Alliance Technical Group, LLC
Contract : 68HERH20D0011
Lab Code: ACE Case No.: ARC Sayrevil
MA No. : SDG No.: P4227
Analytical Method : SVOA
Level :
Matrix : Water
Lab Sample ID : P4227-05
Sample wt/vol : 1000 (g/mL) mL
Lab File ID : BN034417.D
% Solids :
Date Received : 09/27/2024
GC Column : ZB-GR ID : 0.25 (mm)
Date Extracted : 09/30/2024
GC Column : ID : (mm)
Date Analyzed : 10/05/2024
Extract Concentrated :(Y/N) N
Extract Volume : 1000 (µL)
Soil Aliquot (VOA) : (µL)
Extraction Type : CONH
Heated Purge : (Y/N)
Injection Volume : 1.0 (µL)
Purge Volume : (mL)
pH : 6 Dilution Factor : 1.0
Cleanup Types :
Cleanup Factor : 1.0
Concentration Units (µg/L, µg/kg, µg, or µg/cm²): µg/L

CAS NO.	ANALYTE	CONCENTRATION	Q
111-44-4	Bis(2-Chloroethyl)ether	10	U
98-95-3	Nitrobenzene	5.0	U
78-59-1	Isophorone	5.0	U

FORM 1B-OR
ORGANIC ANALYSIS DATA SHEET
TENTATIVELY IDENTIFIED COMPOUNDS

EPA SAMPLE NO.

PMW-8S(20240926)

Lab Name : Alliance Technical Group, LLC
Contract : 68HERH20D0011
Lab Code: ACE Case No.: ARC Sayrevi
MA No. : SDG No.: P4227
Analytical Method : SVOA
Level :
Matrix : Water
Lab Sample ID : P4227-05
Sample wt/vol : 1000 (g/mL) mL
Lab File ID : BN034417.D
% Solids :
Date Received : 09/27/2024
GC Column : ZB-GR ID : 0.25 (mm)
Date Extracted : 09/30/2024
Extract Concentrated : (Y/N) N
Date Analyzed : 10/05/2024
Soil Aliquot (VOA) : (µL)
Extract Volume : 1000 (µL)
Heated Purge : (Y/N)
Extraction Type : CONH
Purge Volume : (mL)
Injection Volume : 1.0 (µL)
Cleanup Types :
pH : 6 Dilution Factor : 1.0
Concentration Units (µg/L,µg/kg): µg/L
Cleanup Factor : 1.0

	CAS NO.	ANALYTE	RT	EST. CONC.	Q
1	123-91-1	1,4-Dioxane	3.034	17	JN
2	000095-50-1	Benzene, 1,2-dichloro-	7.722	2.7	JN
3	000134-32-7	1-Naphthalenamine	14.586	2.2	JN
4	000057-10-3	n-Hexadecanoic acid	17.722	3.3	JN
5	E966796	Total Alkanes	N/A	0.0	

EPA-designated Registry Number.

Quantitation Report (QT/LSC Reviewed)

Data Path : Z:\svoasrv\HPCHEM1\BNA_N\Data\BN100424\
Data File : BN034417.D
Acq On : 05 Oct 2024 09:45
Operator : RC/JU
Sample : P4227-05
Misc :
ALS Vial : 33 Sample Multiplier: 1

Quant Time: Oct 06 04:48:04 2024
Quant Method : Z:\svoasrv\HPCHEM1\BNA_N\Methods\SFAM-EPA-BN091124.MA.M
Quant Title : SVOA CALIBRATION
QLast Update : Mon Sep 30 14:14:38 2024
Response via : Initial Calibration

Instrument :
BNA_N
ClientSampleId :
PMW-8S(20240926)

Manual Integrations APPROVED
mohammad
10/7/2024 7:11:29 AM

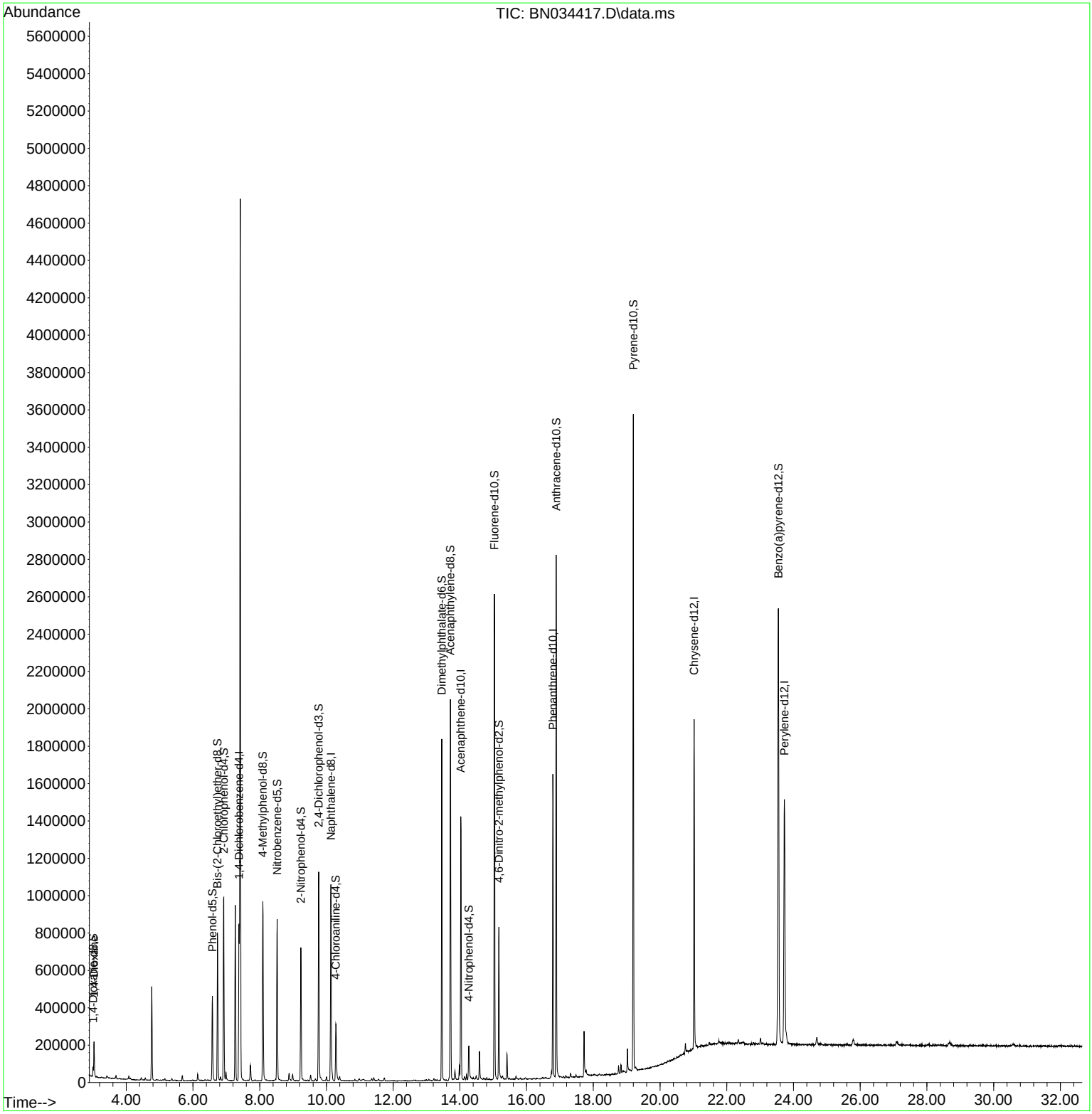

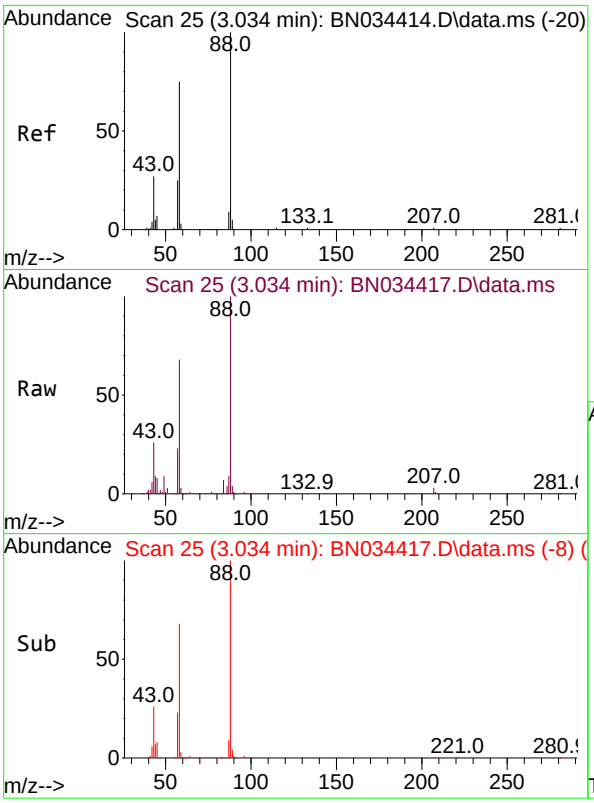

#2
1,4-Dioxane
Concen: 16.823 ng/uL
RT: 3.034 min Scan# 25
Delta R.T. -0.000 min
Lab File: BN034417.D
Acq: 05 Oct 2024 09:45

Tgt Ion: 88 Resp: 99108

Ion	Ratio	Lower	Upper
88	100		
43	25.9	24.7	37.1
58	67.9	64.6	96.8

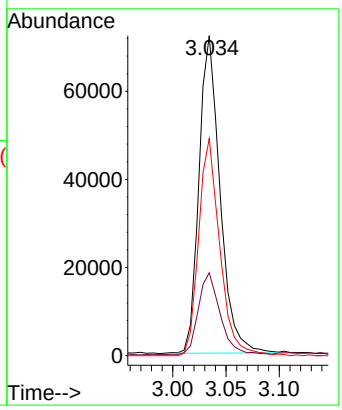

Instrument :
BNA_N
ClientSampleId :
PMW-8S(20240926)

Manual Integrations APPROVED
mohammad
10/7/2024 7:11:29 AM

Quantitation Report (QT/LSC Reviewed)

Data Path : Z:\svoasrv\HPCHEM1\BNA_N\Data\BN100424\
Data File : BN034417.D
Acq On : 05 Oct 2024 09:45
Operator : RC/JU
Sample : P4227-05
Misc :
ALS Vial : 33 Sample Multiplier: 1

Instrument :
BNA_N
ClientSampleId :
PMW-8S(20240926)

Manual Integrations APPROVED
mohammad
10/7/2024 7:11:29 AM

Quant Time: Oct 06 04:48:04 2024
Quant Method : Z:\svoasrv\HPCHEM1\BNA_N\Methods\SFAM-EPA-BN091124.MA.M
Quant Title : SVOA CALIBRATION
QLast Update : Mon Sep 30 14:14:38 2024
Response via : Initial Calibration

Compound	R.T.	QIon	Response	Conc	Units	Dev(Min)
Internal Standards						
1) 1,4-Dichlorobenzene-d4	7.381	152	227902	20.000	ng/ul	0.00
20) Naphthalene-d8	10.134	136	852883	20.000	ng/ul	0.00
38) Acenaphthene-d10	14.028	164	493199	20.000	ng/ul	-0.01
64) Phenanthrene-d10	16.786	188	946773	20.000	ng/ul	-0.01
79) Chrysene-d12	21.022	240	923933	20.000	ng/ul	-0.01
88) Perylene-d12	23.727	264	1121264	20.000	ng/ul	-0.01
System Monitoring Compounds						
3) 1,4-Dioxane-d8	3.005	96	26453	4.736	ng/uL	0.00
4) Pyridine-d5	3.417	84	8899m	0.536	ng/ul	0.03
7) Phenol-d5	6.581	99	259920	12.851	ng/ul	0.00
9) Bis-(2-Chloroethyl)eth...	6.734	67	329282	26.239	ng/ul	0.00
11) 2-Chlorophenol-d4	6.922	132	472965	29.707	ng/ul	0.00
15) 4-Methylphenol-d8	8.093	113	363970	21.870	ng/ul	-0.01
21) Nitrobenzene-d5	8.522	128	213439	31.398	ng/ul	0.00
24) 2-Nitrophenol-d4	9.234	143	237367	33.956	ng/ul	0.00
28) 2,4-Dichlorophenol-d3	9.769	165	420898	31.971	ng/ul	0.00
31) 4-Chloroaniline-d4	10.281	131	181510	9.107	ng/ul	-0.01
46) Dimethylphthalate-d6	13.457	166	1193022	32.368	ng/ul	-0.01
49) Acenaphthylene-d8	13.716	160	1331843	32.120	ng/ul	-0.01
54) 4-Nitrophenol-d4	14.269	143	59235	7.831	ng/ul	0.00
60) Fluorene-d10	15.034	176	992721	31.780	ng/ul	-0.01
65) 4,6-Dinitro-2-methylph...	15.169	200	166980	29.580	ng/ul	0.00
73) Anthracene-d10	16.886	188	1540864	34.617	ng/ul	-0.01
81) Pyrene-d10	19.198	212	1807309	35.108	ng/ul	-0.01
92) Benzo(a)pyrene-d12	23.551	264	2099033	36.444	ng/ul	0.00
Target Compounds						Qvalue
2) 1,4-Dioxane	3.034	88	99108	16.823	ng/uL	87

(#) = qualifier out of range (m) = manual integration (+) = signals summed

LSC Area Percent Report

Data Path : Z:\svoasrv\HPCHEM1\BNA_N\Data\BN100424\
Data File : BN034417.D
Acq On : 05 Oct 2024 09:45
Operator : RC/JU
Sample : P4227-05
Misc :
ALS Vial : 33 Sample Multiplier: 1

Instrument :
BNA_N
ClientSampleId :
PMW-8S(20240926)

Integration Parameters: LSCINT.P
Integrator: RTE
Smoothing : OFF Filtering: 5
Sampling : 1 Min Area: 0.1 % of largest Peak
Start Thrs: 0.2 Max Peaks: 100
Stop Thrs : 0 Peak Location: TOP

If leading or trailing edge < 100 prefer < Baseline drop else tangent >
Peak separation: 5

Method : Z:\svoasrv\HPCHEM1\BNA_N\Methods\SFAM-EPA-BN091124.MA.M
Title : SVOA CALIBRATION

Signal : TIC: BN034417.D\data.ms

peak #	R.T. min	first scan	max scan	last scan	PK TY	peak height	corr. area	corr. % max.	% of total
1	3.005	16	20	22	rBV	49246	69166	0.93%	0.115%
2	3.034	22	25	33	rVB	188537	252860	3.41%	0.421%
3	3.417	87	90	101	rBV	11593	25492	0.34%	0.042%
4	3.693	133	137	142	rVB	17786	28188	0.38%	0.047%
5	4.075	199	202	206	rVV	15775	21564	0.29%	0.036%
6	4.128	207	211	216	rVB4	8048	13859	0.19%	0.023%
7	4.452	260	266	270	rBV3	12554	20965	0.28%	0.035%
8	4.564	282	285	291	rVB	12135	18185	0.25%	0.030%
9	4.764	311	319	329	rBV	501820	754181	10.18%	1.256%
10	5.099	372	376	380	rVV5	5152	9512	0.13%	0.016%
11	5.158	380	386	391	rVB6	9842	16319	0.22%	0.027%
12	5.364	416	421	427	rVB2	11110	17981	0.24%	0.030%
13	5.458	431	437	442	rVB7	3837	9188	0.12%	0.015%
14	5.681	470	475	480	rBV	27551	42019	0.57%	0.070%
15	6.140	549	553	561	rBV	32791	49745	0.67%	0.083%
16	6.358	587	590	596	rVB6	4767	7454	0.10%	0.012%
17	6.581	620	628	639	rBV	452972	722861	9.75%	1.204%
18	6.734	647	654	665	rBV	791797	1199842	16.19%	1.998%
19	6.828	665	670	674	rVV	16710	23633	0.32%	0.039%
20	6.922	678	686	693	rBV	977584	1552763	20.95%	2.586%
21	6.987	693	697	701	rVB	36784	49984	0.67%	0.083%
22	7.269	738	745	756	rVB	939513	1418341	19.14%	2.362%
23	7.381	756	764	765	rBV	839559	1149386	15.51%	1.914%
24	7.416	765	770	788	rVB	4718048	7411518	100.00%	12.342%
25	7.722	814	822	831	rVB	83957	153161	2.07%	0.255%
26	7.857	839	845	850	rVB7	5600	12010	0.16%	0.020%
27	8.093	878	885	902	rBV	960403	1547296	20.88%	2.577%
28	8.475	945	950	952	rVV5	7690	10162	0.14%	0.017%
29	8.522	952	958	970	rVB	860210	1359644	18.35%	2.264%
30	8.881	1010	1019	1026	rBV	40280	79242	1.07%	0.132%
31	8.987	1030	1037	1049	rVB2	33435	66562	0.90%	0.111%
32	9.104	1055	1057	1063	rVB5	4493	7805	0.11%	0.013%
33	9.234	1072	1079	1087	rVV	712369	1147795	15.49%	1.911%
34	9.287	1087	1088	1096	rVB4	9251	11748	0.16%	0.020%
35	9.440	1108	1114	1119	rVB8	5096	12127	0.16%	0.020%
36	9.522	1122	1128	1135	rBV2	30607	54083	0.73%	0.090%

Data Path : Z:\svoasrv\HPCHEM1\BNA_N\Data\BN100424\
Data File : BN034417.D
Acq On : 05 Oct 2024 09:45
Operator : RC/JU
Sample : P4227-05
Misc :
ALS Vial : 33 Sample Multiplier: 1

Instrument :
BNA_N
ClientSampleId :
PMW-8S(20240926)

Integration Parameters: LSCINT.P
Integrator: RTE
Smoothing : OFF Filtering: 5
Sampling : 1 Min Area: 0.1 % of largest Peak
Start Thrs: 0.2 Max Peaks: 100
Stop Thrs : 0 Peak Location: TOP

If leading or trailing edge < 100 prefer < Baseline drop else tangent >
Peak separation: 5

Method : Z:\svoasrv\HPCHEM1\BNA_N\Methods\SFAM-EPA-BN091124.MA.M
Title : SVOA CALIBRATION

37	9.669	1148	1153	1159	rBV4	10889	18565	0.25%	0.031%
38	9.769	1162	1170	1178	rBV	1117992	1853009	25.00%	3.086%
39	9.999	1205	1209	1215	rVB	20939	34509	0.47%	0.057%
40	10.134	1224	1232	1247	rBV	1050360	1782391	24.05%	2.968%
41	10.281	1249	1257	1272	rBV	306288	628158	8.48%	1.046%
42	10.393	1272	1276	1283	rVB6	19980	35344	0.48%	0.059%
43	10.851	1349	1354	1360	rVB6	7699	11314	0.15%	0.019%
44	10.975	1369	1375	1376	rBV4	11375	17276	0.23%	0.029%
45	11.069	1386	1391	1394	rBV5	5446	11437	0.15%	0.019%
46	11.363	1433	1441	1445	rBV4	11347	21247	0.29%	0.035%
47	11.416	1445	1450	1455	rBV6	15736	28182	0.38%	0.047%
48	11.557	1471	1474	1477	rBV4	6109	7485	0.10%	0.012%
49	11.734	1498	1504	1512	rVB	15893	30704	0.41%	0.051%
50	12.610	1648	1653	1655	rBV4	5086	8310	0.11%	0.014%
51	12.951	1706	1711	1713	rBV5	5408	7542	0.10%	0.013%
52	12.998	1718	1719	1725	rVB6	5882	7661	0.10%	0.013%
53	13.069	1725	1731	1736	rBV8	7982	13232	0.18%	0.022%
54	13.222	1748	1757	1761	rBV4	11617	21670	0.29%	0.036%
55	13.457	1790	1797	1808	rBV	1827014	2478576	33.44%	4.127%
56	13.716	1835	1841	1851	rVB	2034511	2967765	40.04%	4.942%
57	13.851	1859	1864	1871	rBV	45796	72202	0.97%	0.120%
58	13.981	1882	1886	1889	rBV	74544	95995	1.30%	0.160%
59	14.028	1889	1894	1909	rVB	1408704	2084297	28.12%	3.471%
60	14.140	1909	1913	1918	rVB4	18379	35647	0.48%	0.059%
61	14.198	1918	1923	1928	rBV	28373	38685	0.52%	0.064%
62	14.269	1929	1935	1944	rBV	181049	354505	4.78%	0.590%
63	14.398	1954	1957	1963	rVB7	9432	11171	0.15%	0.019%
64	14.487	1968	1972	1981	rVB9	18317	31708	0.43%	0.053%
65	14.587	1983	1989	2001	rBV	150253	230518	3.11%	0.384%
66	14.716	2007	2011	2014	rBV4	8218	10931	0.15%	0.018%
67	14.804	2022	2026	2030	rBV	11688	16870	0.23%	0.028%
68	15.034	2059	2065	2081	rVB	2599295	3687729	49.76%	6.141%
69	15.169	2081	2088	2099	rBV	815425	1128178	15.22%	1.879%
70	15.281	2104	2107	2112	rVB4	15938	26158	0.35%	0.044%
71	15.410	2124	2129	2138	rBV	137319	190668	2.57%	0.318%
72	15.681	2171	2175	2179	rBV2	16036	23912	0.32%	0.040%
73	15.822	2197	2199	2205	rVB7	8564	11775	0.16%	0.020%
74	15.957	2218	2222	2224	rBV4	7621	9929	0.13%	0.017%
75	16.081	2239	2243	2248	rBV8	3332	7738	0.10%	0.013%
76	16.228	2264	2268	2274	rVB9	4141	9370	0.13%	0.016%

LSC Area Percent Report

Data Path : Z:\svoasrv\HPCHEM1\BNA_N\Data\BN100424\
Data File : BN034417.D
Acq On : 05 Oct 2024 09:45
Operator : RC/JU
Sample : P4227-05
Misc :
ALS Vial : 33 Sample Multiplier: 1

Instrument :
BNA_N
ClientSampleId :
PMW-8S(20240926)

Integration Parameters: LSCINT.P
Integrator: RTE
Smoothing : OFF Filtering: 5
Sampling : 1 Min Area: 0.1 % of largest Peak
Start Thrs: 0.2 Max Peaks: 100
Stop Thrs : 0 Peak Location: TOP

If leading or trailing edge < 100 prefer < Baseline drop else tangent >
Peak separation: 5

Method : Z:\svoasrv\HPCHEM1\BNA_N\Methods\SFAM-EPA-BN091124.MA.M
Title : SVOA CALIBRATION

77	16.486	2311	2312	2317	rVB2	7915	8635	0.12%	0.014%
78	16.581	2324	2328	2336	rVB8	8015	17230	0.23%	0.029%
79	16.745	2352	2356	2358	rBV2	27987	32930	0.44%	0.055%
80	16.786	2358	2363	2374	rVB	1620100	2256053	30.44%	3.757%
81	16.886	2374	2380	2395	rBV	2794719	3916250	52.84%	6.521%
82	17.110	2415	2418	2425	rVB3	9109	14684	0.20%	0.024%
83	17.175	2425	2429	2434	rBV7	13026	24366	0.33%	0.041%
84	17.316	2449	2453	2459	rBV3	18859	27810	0.38%	0.046%
85	17.480	2478	2481	2488	rVB8	13668	18400	0.25%	0.031%
86	17.722	2517	2522	2529	rBV	245475	370813	5.00%	0.617%
87	18.757	2694	2698	2704	rVB2	43461	56239	0.76%	0.094%
88	18.828	2706	2710	2714	rBV2	45268	61454	0.83%	0.102%
89	19.022	2739	2743	2751	rBV	123200	186379	2.51%	0.310%
90	19.198	2767	2773	2782	rBV	3505178	4595823	62.01%	7.653%
91	20.757	3036	3038	3044	rVB5	42913	50691	0.68%	0.084%
92	21.022	3078	3083	3092	rBV2	1762715	2580446	34.82%	4.297%
93	23.545	3503	3512	3530	rVB	2324258	5299305	71.50%	8.824%
94	23.727	3535	3543	3562	rVB	1307333	3126261	42.18%	5.206%

Sum of corrected areas: 60052773

LSC Report - Integrated Chromatogram

Data Path : Z:\svoasrv\HPCHEM1\BNA_N\Data\BN100424\
Data File : BN034417.D
Acq On : 05 Oct 2024 09:45
Operator : RC/JU
Sample : P4227-05
Misc :
ALS Vial : 33 Sample Multiplier: 1

Instrument :
BNA_N
ClientSampleId :
PMW-8S(20240926)

Quant Method : Z:\svoasrv\HPCHEM1\BNA_N\Methods\SFAM-EPA-BN091124.MA.M
Quant Title : SVOA CALIBRATION

TIC Library : C:\Database\NIST20.L
TIC Integration Parameters: LSCINT.P

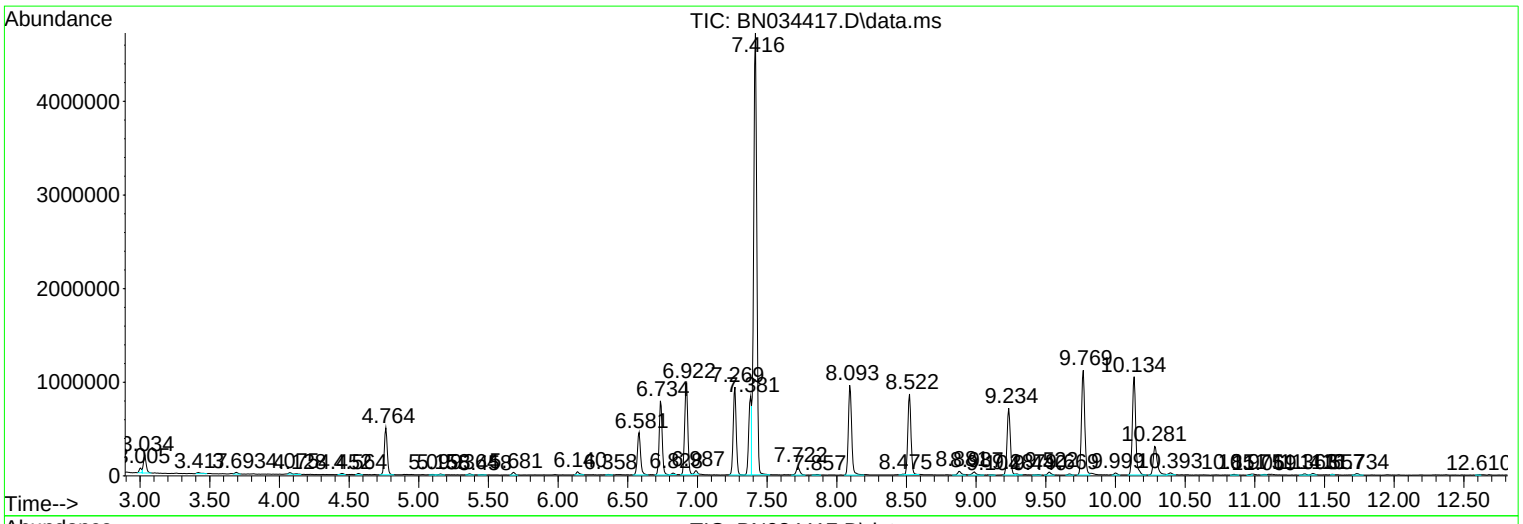

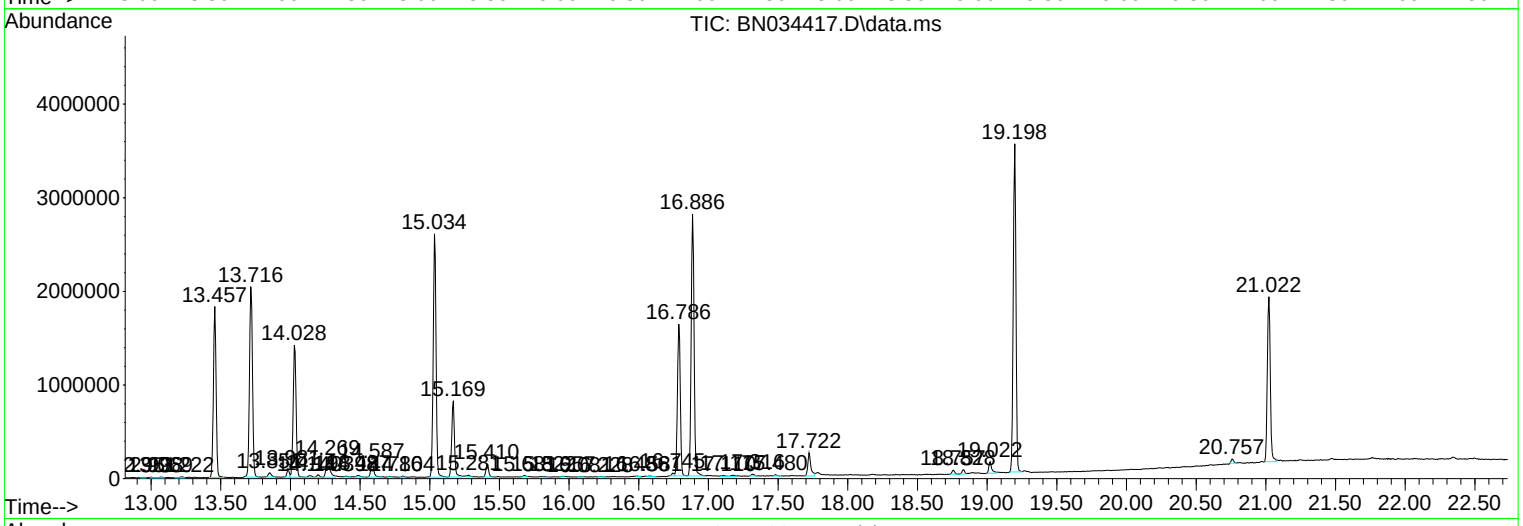

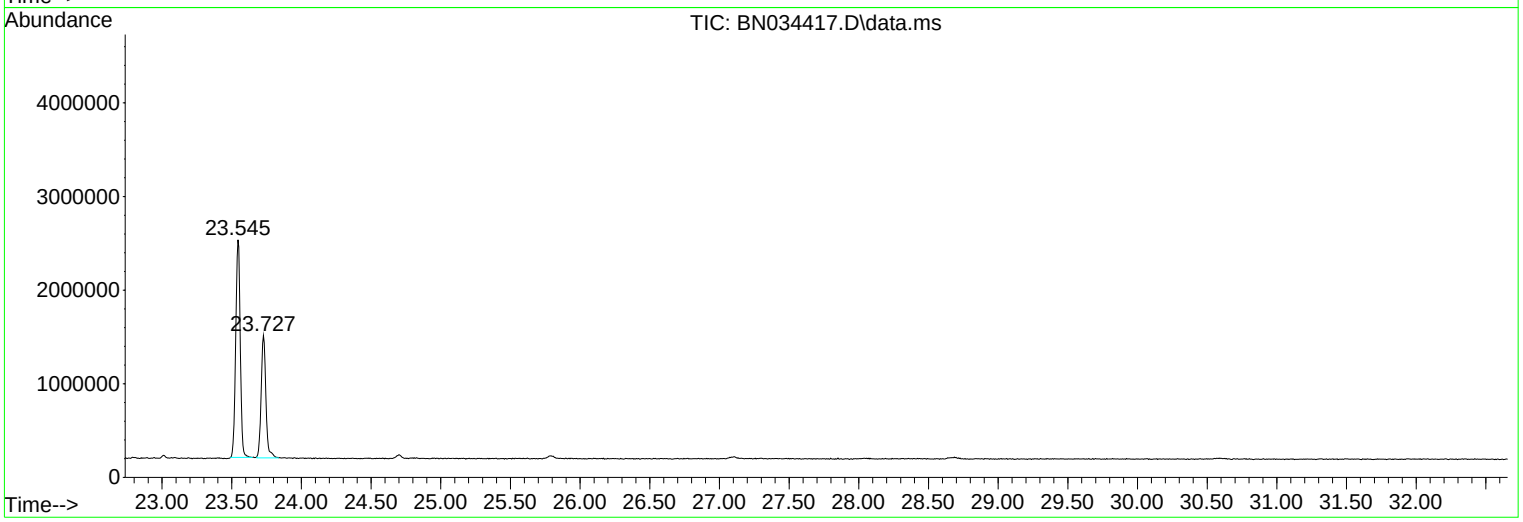

Data Path : Z:\svoasrv\HPCHEM1\BNA_N\Data\BN100424\
Data File : BN034417.D
Acq On : 05 Oct 2024 09:45
Operator : RC/JU
Sample : P4227-05
Misc :
ALS Vial : 33 Sample Multiplier: 1

Instrument :
BNA_N
ClientSampleId :
PMW-8S(20240926)

Quant Method : Z:\svoasrv\HPCHEM1\BNA_N\Methods\SFAM-EPA-BN091124.MA.M
Quant Title : SVOA CALIBRATION

TIC Library : C:\Database\NIST20.L
TIC Integration Parameters: LSCINT.P

****
Peak Number 3 Benzene, 1,2-dichloro- Concentration Rank 4

R.T.	EstConc	Area	Relative to ISTD	R.T.
7.722	2.67 ng/ul	153161	1,4-Dichlorobenzene-d4	7.381

Hit# of 5	Tentative ID	MW	MolForm	CAS#	Qual
1	Benzene, 1,2-dichloro-	146	C6H4Cl2	000095-50-1	98
2	Benzene, 1,3-dichloro-	146	C6H4Cl2	000541-73-1	97
3	Benzene, 1,4-dichloro-	146	C6H4Cl2	000106-46-7	97
4	Benzene, 1,2-dichloro-	146	C6H4Cl2	000095-50-1	97
5	Benzene, 1,3-dichloro-	146	C6H4Cl2	000541-73-1	96

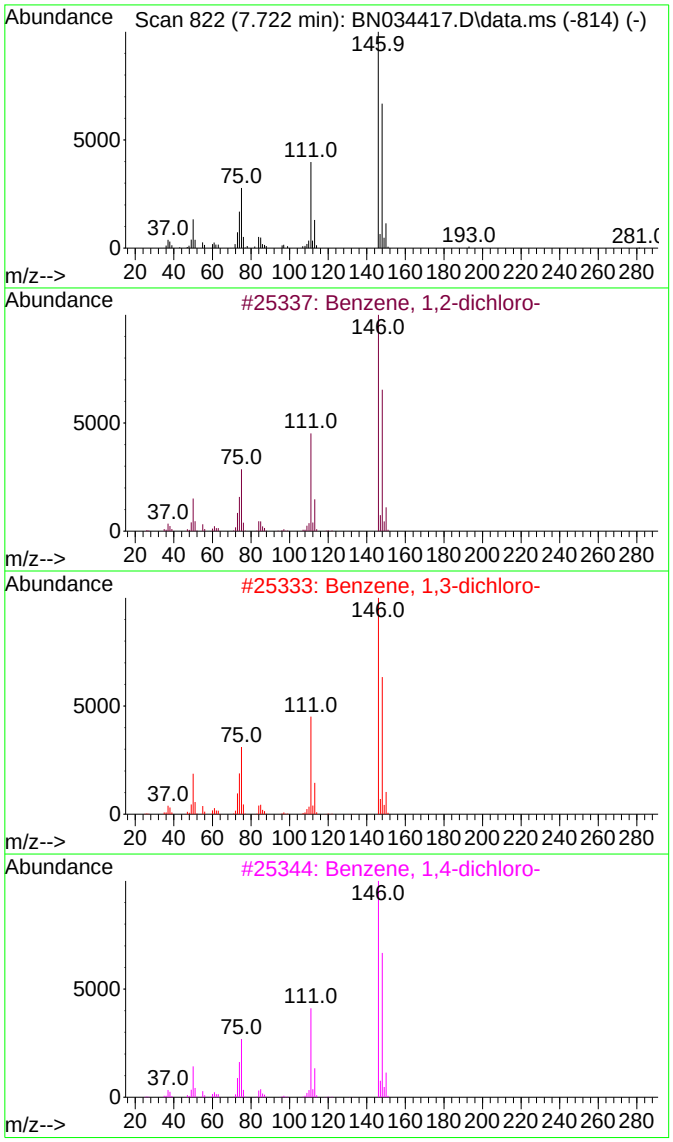

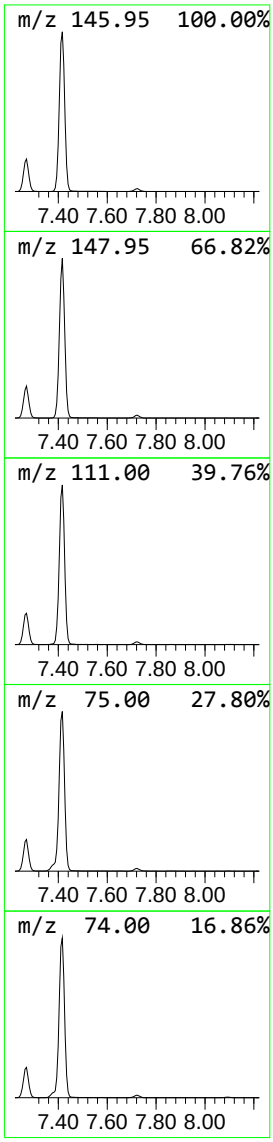

Data Path : Z:\svoasrv\HPCHEM1\BNA_N\Data\BN100424\
Data File : BN034417.D
Acq On : 05 Oct 2024 09:45
Operator : RC/JU
Sample : P4227-05
Misc :
ALS Vial : 33 Sample Multiplier: 1

Instrument :
BNA_N
ClientSampleId :
PMW-8S(20240926)

Quant Method : Z:\svoasrv\HPCHEM1\BNA_N\Methods\SFAM-EPA-BN091124.MA.M
Quant Title : SVOA CALIBRATION

TIC Library : C:\Database\NIST20.L
TIC Integration Parameters: LSCINT.P

****
Peak Number 4 1-Naphthalenamine Concentration Rank 5

R.T.	EstConc	Area	Relative to ISTD	R.T.
14.586	2.21 ng/ul	230518	Acenaphthene-d10	14.028

Hit# of 5	Tentative ID	MW	MolForm	CAS#	Qual
1	1-Naphthalenamine	143	C10H9N	000134-32-7	97
2	1-Naphthalenamine	143	C10H9N	000134-32-7	97
3	2-Naphthalenamine	143	C10H9N	000091-59-8	96
4	2-Naphthalenamine	143	C10H9N	000091-59-8	95
5	2-Naphthalenamine	143	C10H9N	000091-59-8	94

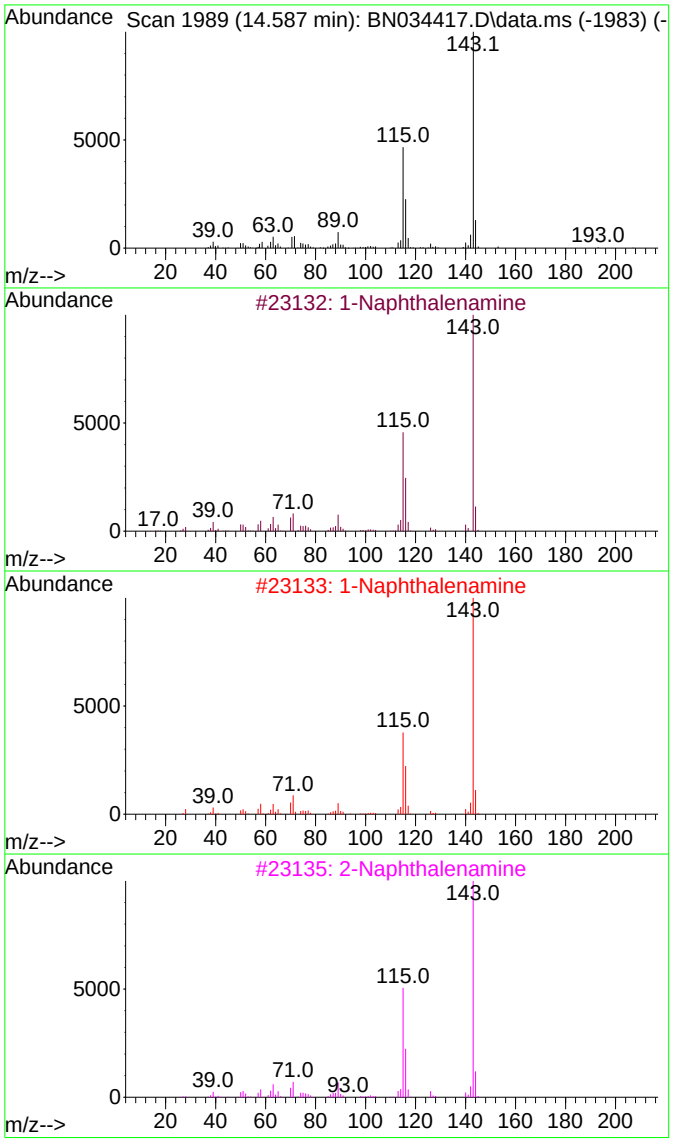

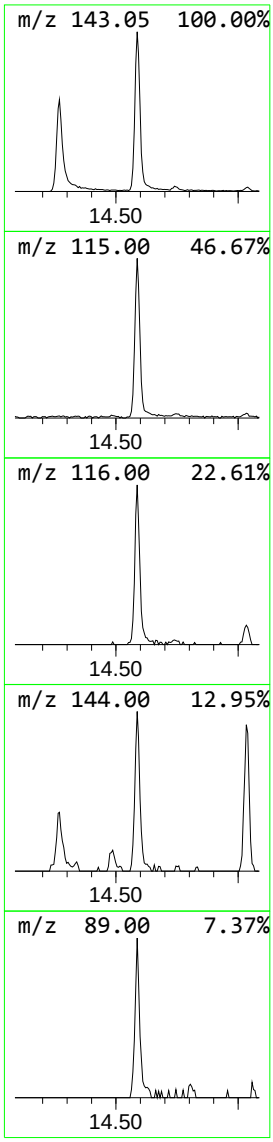

Data Path : Z:\svoasrv\HPCHEM1\BNA_N\Data\BN100424\
Data File : BN034417.D
Acq On : 05 Oct 2024 09:45
Operator : RC/JU
Sample : P4227-05
Misc :
ALS Vial : 33 Sample Multiplier: 1

Instrument :
BNA_N
ClientSampleId :
PMW-8S(20240926)

Quant Method : Z:\svoasrv\HPCHEM1\BNA_N\Methods\SFAM-EPA-BN091124.MA.M
Quant Title : SVOA CALIBRATION

TIC Library : C:\Database\NIST20.L
TIC Integration Parameters: LSCINT.P

****
Peak Number 5 n-Hexadecanoic acid Concentration Rank 3

R.T.	EstConc	Area	Relative to ISTD	R.T.
17.722	3.29 ng/ul	370813	Phenanthrene-d10	16.786

Hit# of 5	Tentative ID	MW	MolForm	CAS#	Qual
1	n-Hexadecanoic acid	256	C16H32O2	000057-10-3	99
2	n-Hexadecanoic acid	256	C16H32O2	000057-10-3	99
3	n-Hexadecanoic acid	256	C16H32O2	000057-10-3	99
4	n-Hexadecanoic acid	256	C16H32O2	000057-10-3	98
5	Tetradecanoic acid	228	C14H28O2	000544-63-8	91

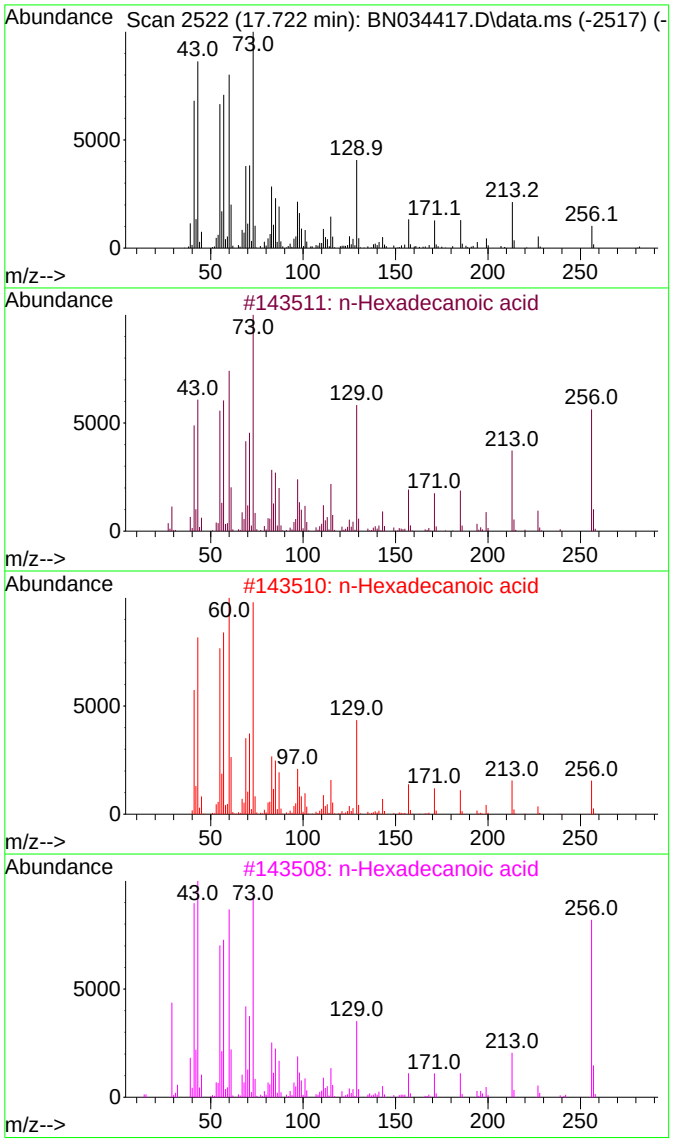

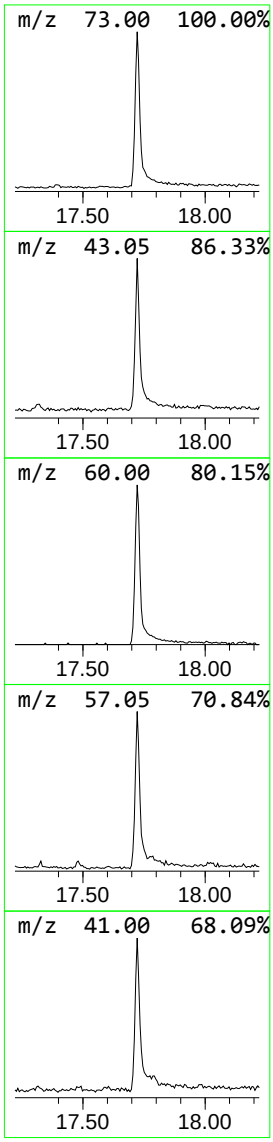

Tentatively Identified Compound (LSC) summary

Data Path : Z:\svoasrv\HPCHEM1\BNA_N\Data\BN100424\
Data File : BN034417.D
Acq On : 05 Oct 2024 09:45
Operator : RC/JU
Sample : P4227-05
Misc :
ALS Vial : 33 Sample Multiplier: 1

Instrument :
BNA_N
ClientSampleId :
PMW-8S(20240926)

Quant Method : Z:\svoasrv\HPCHEM1\BNA_N\Methods\SFAM-EPA-BN091124.MA.M
Quant Title : SVOA CALIBRATION

TIC Library : C:\Database\NIST20.L
TIC Integration Parameters: LSCINT.P

TIC Top Hit name	RT	EstConc	Units	Response	Internal Standard #	RT	Resp	Conc
Benzene, 1,2-di...	7.722	2.7	ng/ul	153161	1	7.381	1149390	20.0
1-Naphthalenamine	14.586	2.2	ng/ul	230518	3	14.028	2084300	20.0
n-Hexadecanoic ...	17.722	3.3	ng/ul	370813	4	16.786	2256050	20.0

Quantitation Report (QT Reviewed)

Data Path : Z:\svoasrv\HPCHEM1\BNA_N\Data\BN100424\
Data File : BN034417.D
Acq On : 05 Oct 2024 09:45
Operator : RC/JU
Sample : P4227-05
Misc :
ALS Vial : 33 Sample Multiplier: 1

Quant Time: Oct 06 04:48:04 2024
Quant Method : Z:\svoasrv\HPCHEM1\BNA_N\Methods\SFAM-EPA-BN091124.MA.M
Quant Title : SVOA CALIBRATION
QLast Update : Mon Sep 30 14:14:38 2024
Response via : Initial Calibration

Instrument :
BNA_N
ClientSampleId :
PMW-8S(20240926)

Manual Integrations APPROVED
mohammad
10/7/2024 7:11:29 AM

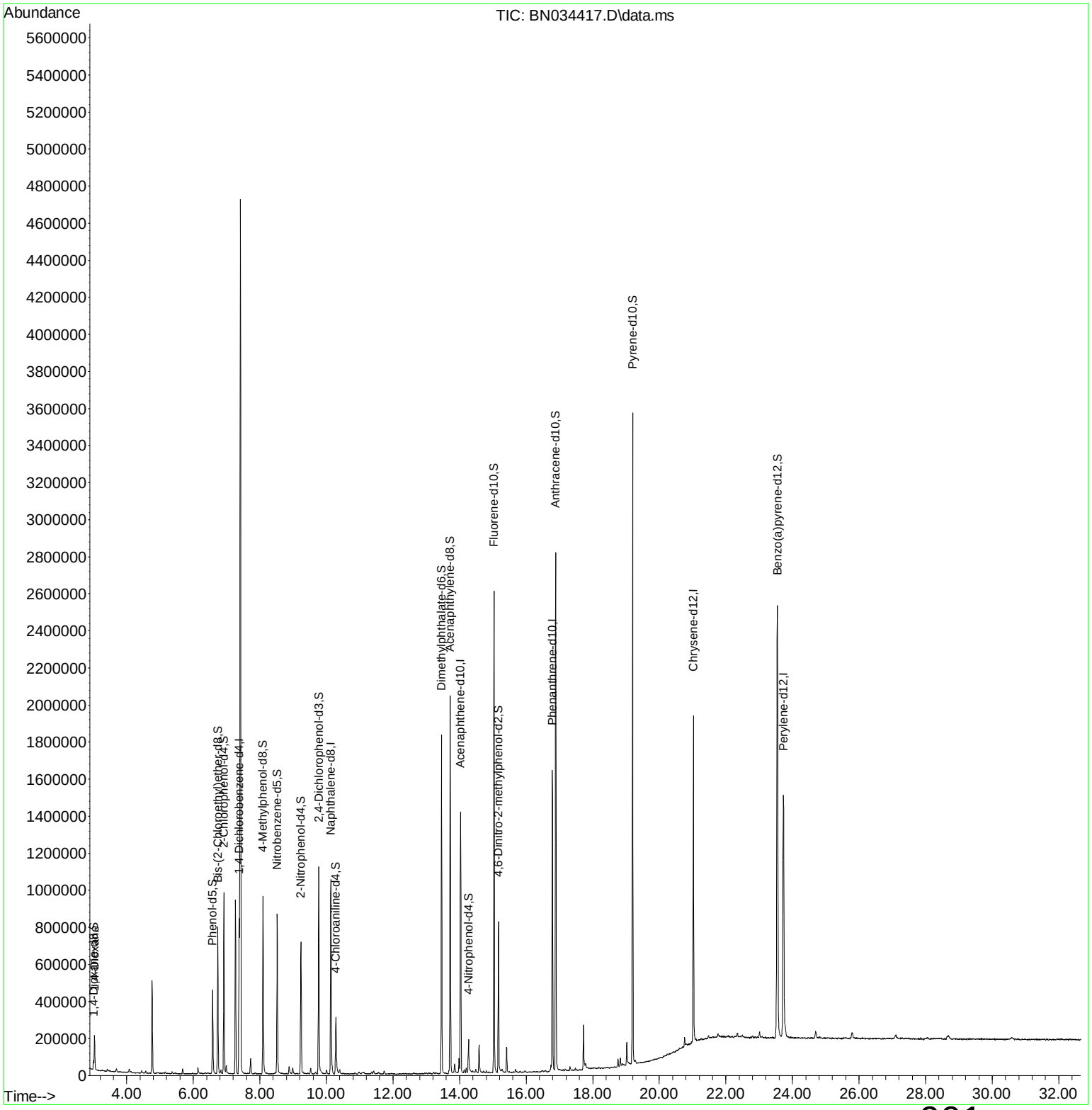

Quantitation Report (Qedit)

Data Path : Z:\svoasrv\HPCHEM1\BNA_N\Data\BN100424\
Data File : BN034417.D
Acq On : 05 Oct 2024 09:45
Operator : RC/JU
Sample : P4227-05
Misc :
ALS Vial : 33 Sample Multiplier: 1

Quant Time: Oct 06 04:46:55 2024
Quant Method : Z:\svoasrv\HPCHEM1\BNA_N\Methods\SFAM-EPA-BN091124.MA.M
Quant Title : SVOA CALIBRATION
QLast Update : Mon Sep 30 14:14:38 2024
Response via : Initial Calibration

Instrument :
BNA_N
ClientSampleId :
PMW-8S(20240926)

Manual Integrations APPROVED
mohammad
10/7/2024 7:11:29 AM

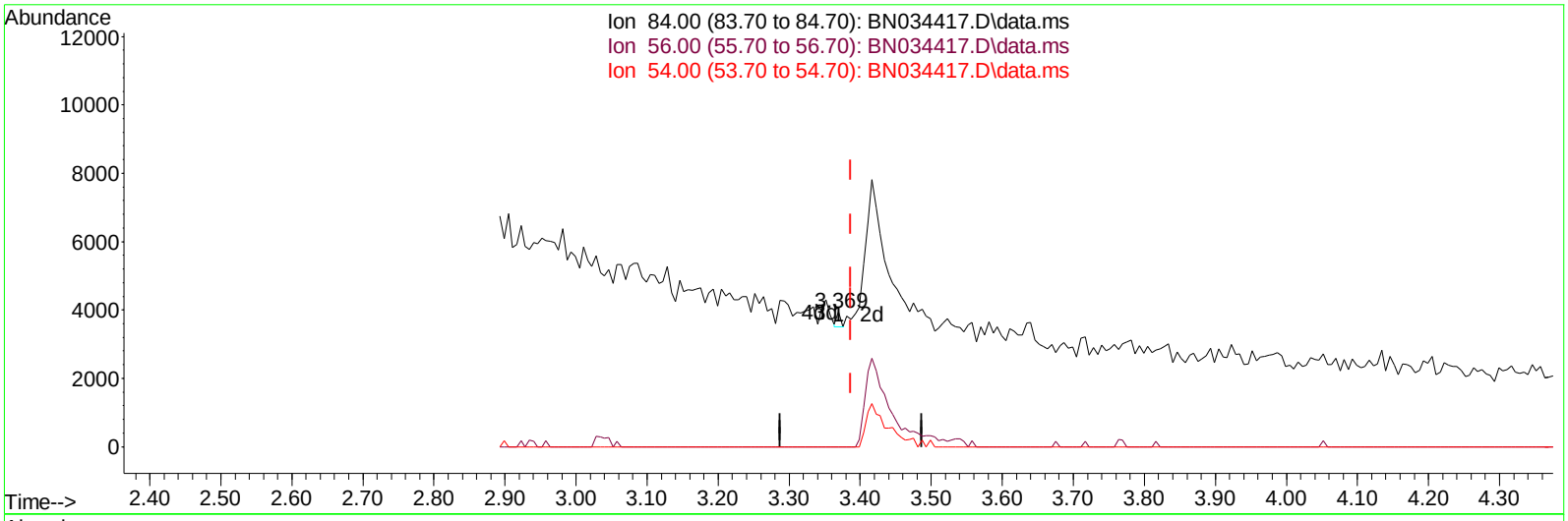

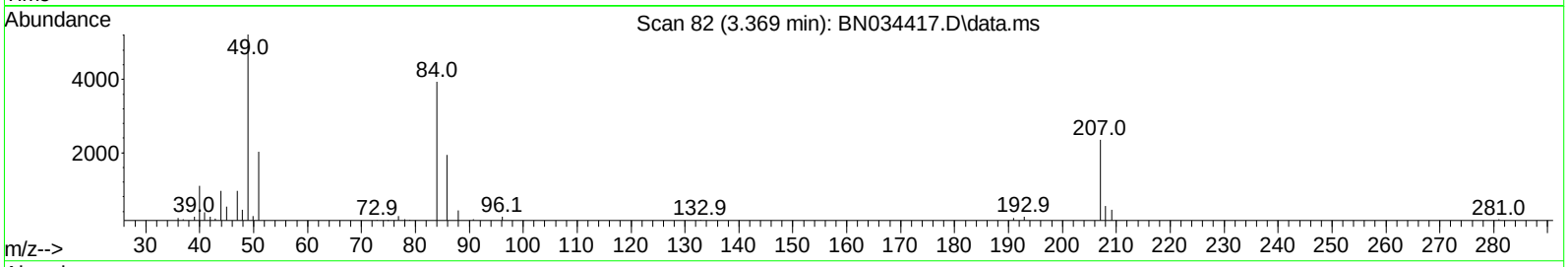

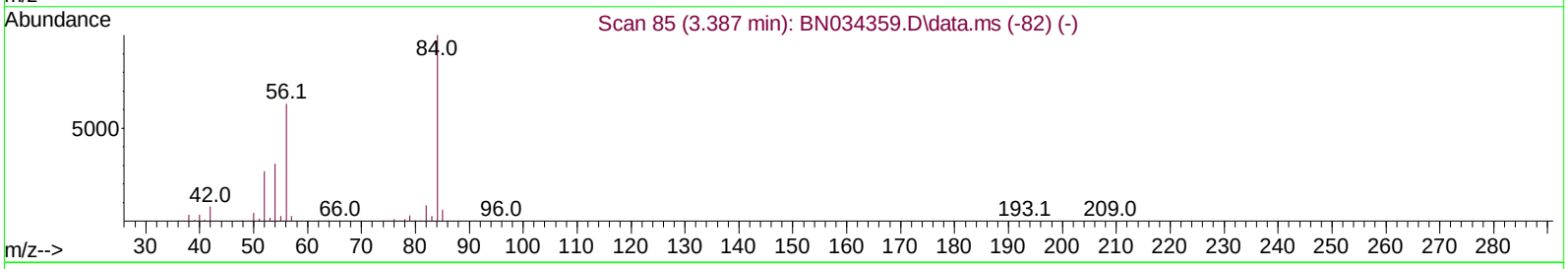

TIC: BN034417.D\data.ms

(4) Pyridine-d5 (S)

3.369min (-0.018) 0.01 ng/ul

response 153

Ion	Exp%	Act%
84.00	100.00	100.00
56.00	67.90	0.00#
54.00	32.80	0.00#
0.00	0.00	0.00

Quantitation Report (Qedit)

Data Path : Z:\svoasrv\HPCHEM1\BNA_N\Data\BN100424\
Data File : BN034417.D
Acq On : 05 Oct 2024 09:45
Operator : RC/JU
Sample : P4227-05
Misc :
ALS Vial : 33 Sample Multiplier: 1

Quant Time: Oct 06 04:46:55 2024
Quant Method : Z:\svoasrv\HPCHEM1\BNA_N\Methods\SFAM-EPA-BN091124.MA.M
Quant Title : SVOA CALIBRATION
QLast Update : Mon Sep 30 14:14:38 2024
Response via : Initial Calibration

Instrument :
BNA_N
ClientSampleId :
PMW-8S(20240926)

Manual Integrations APPROVED
mohammad
10/7/2024 7:11:29 AM

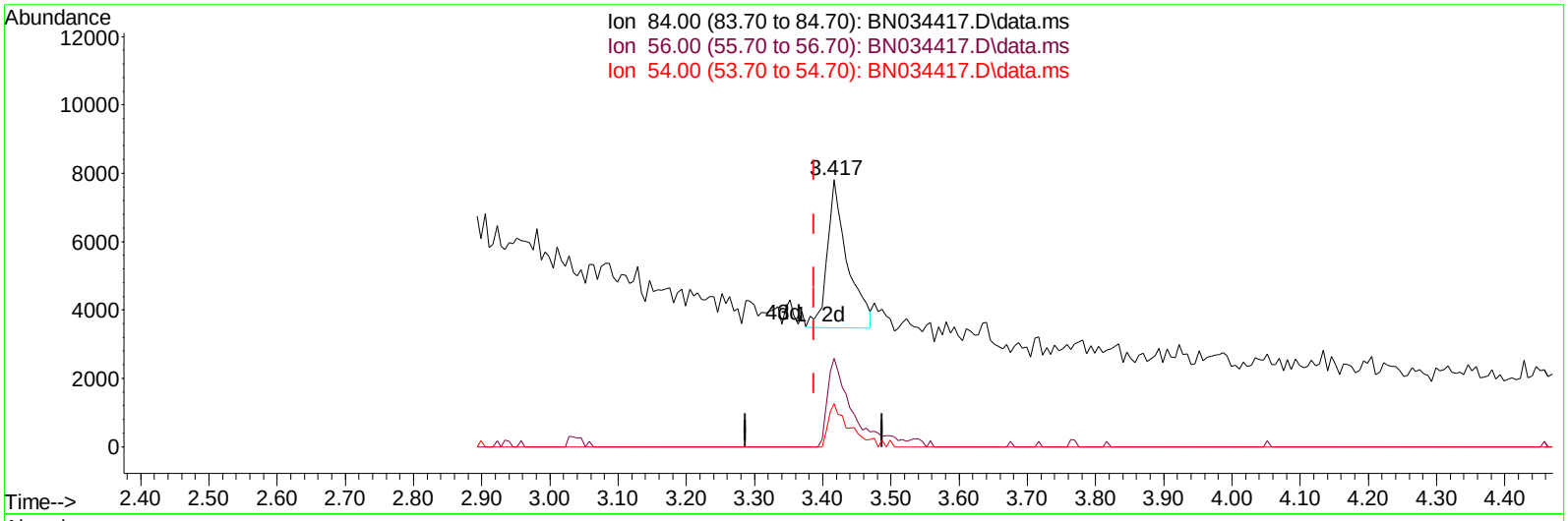

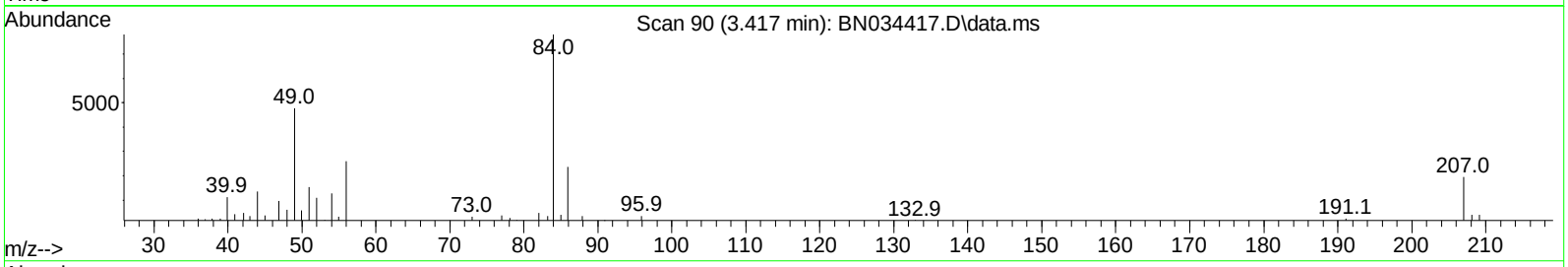

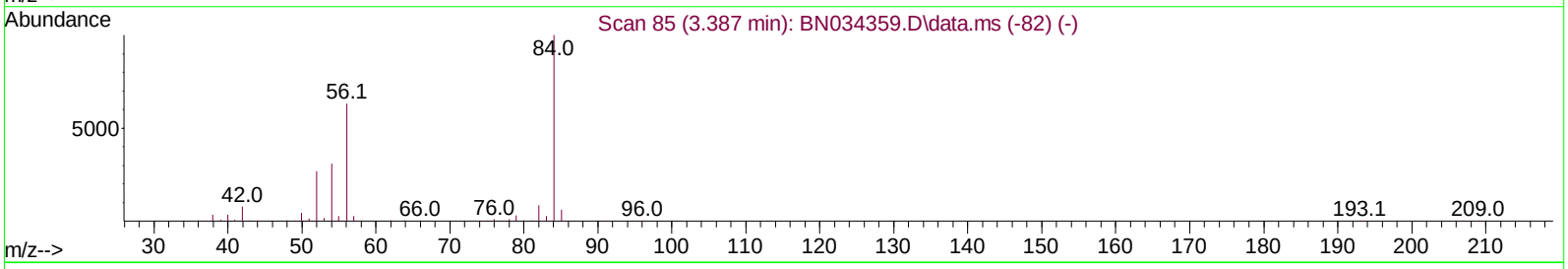

TIC: BN034417.D\data.ms

(4) Pyridine-d5 (S)

3.417min (+ 0.029) 0.54 ng/ul m

response 8899

Ion	Exp%	Act%
84.00	100.00	100.00
56.00	67.90	33.16#
54.00	32.80	16.24#
0.00	0.00	0.00

Quantitation Report (QT Reviewed)

Data Path : Z:\svoasrv\HPCHEM1\BNA_N\Data\BN100424\
Data File : BN034417.D
Acq On : 05 Oct 2024 09:45
Operator : RC/JU
Sample : P4227-05
Misc :
ALS Vial : 33 Sample Multiplier: 1

Quant Time: Oct 06 04:48:04 2024
Quant Method : Z:\svoasrv\HPCHEM1\BNA_N\Methods\SFAM-EPA-BN091124.MA.M
Quant Title : SVOA CALIBRATION
QLast Update : Mon Sep 30 14:14:38 2024
Response via : Initial Calibration

Instrument :
BNA_N
ClientSampleId :
PMW-8S(20240926)

Manual Integrations APPROVED
mohammad
10/7/2024 7:11:29 AM

Compound	R.T.	QIon	Response	Conc	Units	Dev(Min)
Internal Standards						
1) 1,4-Dichlorobenzene-d4	7.381	152	227902	20.000	ng/ul	0.00
20) Naphthalene-d8	10.134	136	852883	20.000	ng/ul	0.00
38) Acenaphthene-d10	14.028	164	493199	20.000	ng/ul	-0.01
64) Phenanthrene-d10	16.786	188	946773	20.000	ng/ul	-0.01
79) Chrysene-d12	21.022	240	923933	20.000	ng/ul	-0.01
88) Perylene-d12	23.727	264	1121264	20.000	ng/ul	-0.01
System Monitoring Compounds						
3) 1,4-Dioxane-d8	3.005	96	26453	4.736	ng/uL	0.00
4) Pyridine-d5	3.417	84	8899m	0.536	ng/ul	0.03
7) Phenol-d5	6.581	99	259920	12.851	ng/ul	0.00
9) Bis-(2-Chloroethyl)eth...	6.734	67	329282	26.239	ng/ul	0.00
11) 2-Chlorophenol-d4	6.922	132	472965	29.707	ng/ul	0.00
15) 4-Methylphenol-d8	8.093	113	363970	21.870	ng/ul	-0.01
21) Nitrobenzene-d5	8.522	128	213439	31.398	ng/ul	0.00
24) 2-Nitrophenol-d4	9.234	143	237367	33.956	ng/ul	0.00
28) 2,4-Dichlorophenol-d3	9.769	165	420898	31.971	ng/ul	0.00
31) 4-Chloroaniline-d4	10.281	131	181510	9.107	ng/ul	-0.01
46) Dimethylphthalate-d6	13.457	166	1193022	32.368	ng/ul	-0.01
49) Acenaphthylene-d8	13.716	160	1331843	32.120	ng/ul	-0.01
54) 4-Nitrophenol-d4	14.269	143	59235	7.831	ng/ul	0.00
60) Fluorene-d10	15.034	176	992721	31.780	ng/ul	-0.01
65) 4,6-Dinitro-2-methylph...	15.169	200	166980	29.580	ng/ul	0.00
73) Anthracene-d10	16.886	188	1540864	34.617	ng/ul	-0.01
81) Pyrene-d10	19.198	212	1807309	35.108	ng/ul	-0.01
92) Benzo(a)pyrene-d12	23.551	264	2099033	36.444	ng/ul	0.00
Target Compounds						Qvalue
2) 1,4-Dioxane	3.034	88	99108	16.823	ng/uL	87

(#) = qualifier out of range (m) = manual integration (+) = signals summed

FORM 1A-OR
ORGANIC ANALYSIS DATA SHEET
TARGET ANALYTE LIST

EPA SAMPLE NO.

PMW-9D(20240926)

Lab Name : Alliance Technical Group, LLC
Contract : 68HERH20D0011
Lab Code: ACE Case No.: ARC Sayrevil
MA No. : SDG No.: P4227
Analytical Method : SVOA
Level :
Matrix : Water
Lab Sample ID : P4227-04
Sample wt/vol : 990 (g/mL) mL
Lab File ID : BN034425.D
% Solids :
Date Received : 09/27/2024
GC Column : ZB-GR ID : 0.25 (mm)
Date Extracted : 09/30/2024
GC Column : ID : (mm)
Date Analyzed : 10/05/2024
Extract Concentrated :(Y/N) N
Extract Volume : 1000 (µL)
Soil Aliquot (VOA) : (µL)
Extraction Type : CONH
Heated Purge : (Y/N)
Injection Volume : 1.0 (µL)
Purge Volume : (mL)
pH : 6 Dilution Factor : 1.0
Cleanup Types :
Cleanup Factor : 1.0
Concentration Units (µg/L, µg/kg, µg, or µg/cm²): µg/L

CAS NO.	ANALYTE	CONCENTRATION	Q
111-44-4	Bis(2-Chloroethyl)ether	10	U
98-95-3	Nitrobenzene	5.1	U
78-59-1	Isophorone	5.1	U

FORM 1B-OR
ORGANIC ANALYSIS DATA SHEET
TENTATIVELY IDENTIFIED COMPOUNDS

EPA SAMPLE NO.

PMW-9D(20240926)

Lab Name : Alliance Technical Group, LLC
Contract : 68HERH20D0011
Lab Code: ACE Case No.: ARC Sayrevi
MA No. : SDG No.: P4227
Analytical Method : SVOA
Level :
Matrix : Water
Lab Sample ID : P4227-04
Sample wt/vol : 990 (g/mL) mL
Lab File ID : BN034425.D
% Solids :
Date Received : 09/27/2024
GC Column : ZB-GR ID : 0.25 (mm)
Date Extracted : 09/30/2024
Extract Concentrated : (Y/N) N
Date Analyzed : 10/05/2024
Soil Aliquot (VOA) : (µL)
Extract Volume : 1000 (µL)
Heated Purge : (Y/N)
Extraction Type : CONH
Purge Volume : (mL)
Injection Volume : 1.0 (µL)
Cleanup Types :
pH : 6 Dilution Factor : 1.0
Concentration Units (µg/L,µg/kg): µg/L
Cleanup Factor : 1.0

	CAS NO.	ANALYTE	RT	EST. CONC.	Q
1	000095-50-1	Benzene, 1,2-dichloro-	7.722	16	JN
2	000108-70-3	Benzene, 1,3,5-trichloro-	10.516	45	JN
3	000634-90-2	Benzene, 1,2,3,5-tetrachloro-	12.187	3.7	JN
4	000095-95-4	Phenol, 2,4,5-trichloro-	12.51	3.9	JN
5	000634-66-2	Benzene, 1,2,3,4-tetrachloro-	12.81	5.2	JN
6	000088-06-2	Phenol, 2,4,6-trichloro-	12.851	4.4	JN
7	000119-61-9	Benzophenone	15.41	2.3	JN
8	E966796	Total Alkanes	N/A	0.0	

EPA-designated Registry Number.

Quantitation Report (LSC Reviewed)

Data Path : Z:\svoasrv\HPCHEM1\BNA_N\Data\BN100424\
Data File : BN034425.D
Acq On : 05 Oct 2024 15:39
Operator : RC/JU
Sample : P4227-04
Misc :
ALS Vial : 42 Sample Multiplier: 1

Quant Time: Oct 07 00:31:50 2024
Quant Method : Z:\svoasrv\HPCHEM1\BNA_N\Methods\SFAM-EPA-BN091124.MA.M
Quant Title : SVOA CALIBRATION
QLast Update : Mon Sep 30 14:14:38 2024
Response via : Initial Calibration

Instrument :
BNA_N
ClientSampleId :
PMW-9D(20240926)

Manual Integrations APPROVED
mohammad
10/7/2024 7:11:29 AM

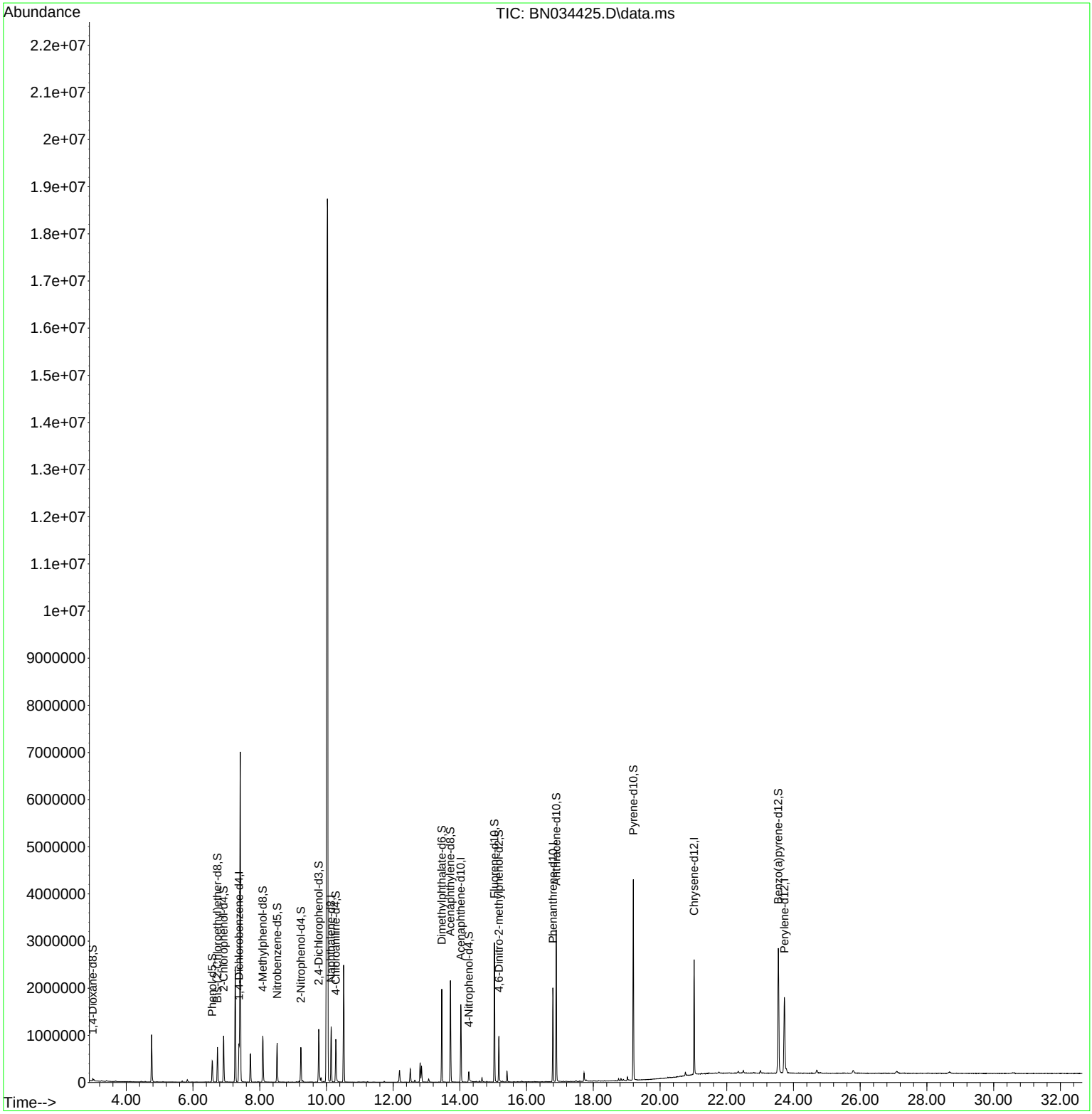

Quantitation Report (LSC Reviewed)

Data Path : Z:\svoasrv\HPCHEM1\BNA_N\Data\BN100424\
Data File : BN034425.D
Acq On : 05 Oct 2024 15:39
Operator : RC/JU
Sample : P4227-04
Misc :
ALS Vial : 42 Sample Multiplier: 1

Instrument :
BNA_N
ClientSampleId :
PMW-9D(20240926)

Manual Integrations APPROVED
mohammad
10/7/2024 7:11:29 AM

Quant Time: Oct 07 00:31:50 2024
Quant Method : Z:\svoasrv\HPCHEM1\BNA_N\Methods\SFAM-EPA-BN091124.MA.M
Quant Title : SVOA CALIBRATION
QLast Update : Mon Sep 30 14:14:38 2024
Response via : Initial Calibration

Compound	R.T.	QIon	Response	Conc	Units	Dev(Min)
Internal Standards						
1) 1,4-Dichlorobenzene-d4	7.375	152	221362	20.000	ng/ul	-0.01
20) Naphthalene-d8	10.140	136	877449	20.000	ng/ul	0.00
38) Acenaphthene-d10	14.028	164	568934	20.000	ng/ul	-0.01
64) Phenanthrene-d10	16.786	188	1159203	20.000	ng/ul	-0.01
79) Chrysene-d12	21.021	240	1200283	20.000	ng/ul	-0.01
88) Perylene-d12	23.727	264	1314523	20.000	ng/ul	-0.01
System Monitoring Compounds						
3) 1,4-Dioxane-d8	2.993	96	26474	4.880	ng/uL	0.00
4) Pyridine-d5	3.399	84	10613m	0.658	ng/ul	0.01
7) Phenol-d5	6.575	99	264995	13.489	ng/ul	0.00
9) Bis-(2-Chloroethyl)eth...	6.734	67	307189	25.202	ng/ul	0.00
11) 2-Chlorophenol-d4	6.916	132	461202	29.824	ng/ul	-0.01
15) 4-Methylphenol-d8	8.093	113	378472	23.413	ng/ul	-0.01
21) Nitrobenzene-d5	8.522	128	211770	30.280	ng/ul	0.00
24) 2-Nitrophenol-d4	9.234	143	242511	33.721	ng/ul	0.00
28) 2,4-Dichlorophenol-d3	9.769	165	425934	31.448	ng/ul	0.00
31) 4-Chloroaniline-d4	10.281	131	508539	24.801	ng/ul	-0.01
46) Dimethylphthalate-d6	13.457	166	1335142	31.402	ng/ul	-0.01
49) Acenaphthylene-d8	13.716	160	1420697	29.702	ng/ul	-0.01
54) 4-Nitrophenol-d4	14.269	143	73790	8.456	ng/ul	0.00
60) Fluorene-d10	15.034	176	1083678	30.073	ng/ul	-0.01
65) 4,6-Dinitro-2-methylph...	15.169	200	207654	30.044	ng/ul	0.00
73) Anthracene-d10	16.886	188	1753562	32.176	ng/ul	-0.01
81) Pyrene-d10	19.198	212	2182235	32.631	ng/ul	-0.01
92) Benzo(a)pyrene-d12	23.545	264	2282805	33.807	ng/ul	-0.01

Target Compounds Qvalue

(#) = qualifier out of range (m) = manual integration (+) = signals summed

LSC Area Percent Report

Data Path : Z:\svoasrv\HPCHEM1\BNA_N\Data\BN100424\
Data File : BN034425.D
Acq On : 05 Oct 2024 15:39
Operator : RC/JU
Sample : P4227-04
Misc :
ALS Vial : 42 Sample Multiplier: 1

Instrument :
BNA_N
ClientSampleId :
PMW-9D(20240926)

Integration Parameters: LSCINT.P
Integrator: RTE
Smoothing : OFF Filtering: 5
Sampling : 1 Min Area: 0.1 % of largest Peak
Start Thrs: 0.2 Max Peaks: 100
Stop Thrs : 0 Peak Location: TOP

If leading or trailing edge < 100 prefer < Baseline drop else tangent >
Peak separation: 5

Method : Z:\svoasrv\HPCHEM1\BNA_N\Methods\SFAM-EPA-BN091124.MA.M
Title : SVOA CALIBRATION

Signal : TIC: BN034425.D\data.ms

peak #	R.T. min	first scan	max scan	last scan	PK TY	peak height	corr. area	corr. % max.	% of total
1	2.993	15	18	22	rBV	47802	66499	0.14%	0.053%
2	4.758	310	318	332	rBV	1002662	1528625	3.27%	1.217%
3	5.828	494	500	510	rBV	52591	95635	0.20%	0.076%
4	6.575	618	627	641	rBV	448548	729098	1.56%	0.581%
5	6.734	648	654	663	rBV	739527	1120208	2.39%	0.892%
6	6.916	677	685	700	rBV	978370	1535121	3.28%	1.222%
7	7.269	737	745	757	rBV	2450155	3862024	8.26%	3.075%
8	7.381	757	764	765	rBV	807281	1192411	2.55%	0.949%
9	7.416	765	770	786	rVB	7000039	11048099	23.62%	8.797%
10	7.722	815	822	831	rBV	594185	965876	2.06%	0.769%
11	8.093	875	885	901	rBV	980607	1609584	3.44%	1.282%
12	8.522	950	958	970	rBV	828893	1342334	2.87%	1.069%
13	9.234	1073	1079	1085	rVV	737312	1146762	2.45%	0.913%
14	9.293	1085	1089	1095	rVB2	32596	52484	0.11%	0.042%
15	9.769	1163	1170	1178	rBV	1122342	1996533	4.27%	1.590%
16	9.840	1178	1182	1189	rVB	90933	155544	0.33%	0.124%
17	10.028	1202	1214	1220	rBV	18731842	46775105	100.00%	37.244%
18	10.140	1227	1233	1242	rVB	1172911	1770695	3.79%	1.410%
19	10.281	1250	1257	1275	rBV	906550	1582645	3.38%	1.260%
20	10.516	1289	1297	1308	rVB	2481473	3963205	8.47%	3.156%
21	12.187	1576	1581	1593	rVB2	247578	436008	0.93%	0.347%
22	12.510	1630	1636	1648	rBV	281213	471003	1.01%	0.375%
23	12.645	1654	1659	1673	rVB	43047	75973	0.16%	0.060%
24	12.810	1680	1687	1690	rBV	402767	620205	1.33%	0.494%
25	12.851	1690	1694	1705	rVB	346083	520927	1.11%	0.415%
26	13.063	1723	1730	1740	rBV	68631	125262	0.27%	0.100%
27	13.457	1790	1797	1808	rBV	1974348	2737434	5.85%	2.180%
28	13.716	1834	1841	1852	rBV2	2154985	3199864	6.84%	2.548%
29	14.028	1888	1894	1909	rBV	1648021	2406940	5.15%	1.917%
30	14.269	1925	1935	1946	rBV	218663	453813	0.97%	0.361%
31	14.663	1995	2002	2008	rBV	92138	142726	0.31%	0.114%
32	15.034	2058	2065	2081	rBV	2959553	4034823	8.63%	3.213%
33	15.169	2081	2088	2101	rVV	968709	1347215	2.88%	1.073%
34	15.410	2124	2129	2135	rBV	228809	318847	0.68%	0.254%
35	16.786	2357	2363	2373	rBV	1990337	2795521	5.98%	2.226%
36	16.886	2374	2380	2394	rVV	3220012	4462064	9.54%	3.553%

LSC Area Percent Report

Data Path : Z:\svoasrv\HPCHEM1\BNA_N\Data\BN100424\
Data File : BN034425.D
Acq On : 05 Oct 2024 15:39
Operator : RC/JU
Sample : P4227-04
Misc :
ALS Vial : 42 Sample Multiplier: 1

Instrument :
BNA_N
ClientSampleId :
PMW-9D(20240926)

Integration Parameters: LSCINT.P
Integrator: RTE
Smoothing : OFF Filtering: 5
Sampling : 1 Min Area: 0.1 % of largest Peak
Start Thrs: 0.2 Max Peaks: 100
Stop Thrs : 0 Peak Location: TOP

If leading or trailing edge < 100 prefer < Baseline drop else tangent >
Peak separation: 5

Method : Z:\svoasrv\HPCHEM1\BNA_N\Methods\SFAM-EPA-BN091124.MA.M
Title : SVOA CALIBRATION

37	17.722	2517	2522	2530	rBV	179085	273539	0.58%	0.218%
38	17.786	2530	2533	2542	rVB	25284	50861	0.11%	0.040%
39	18.757	2694	2698	2703	rBV2	48946	68234	0.15%	0.054%
40	18.827	2706	2710	2714	rBV	45330	63690	0.14%	0.051%
41	19.022	2739	2743	2752	rBV2	76892	125729	0.27%	0.100%
42	19.198	2766	2773	2788	rBV	4251314	5590104	11.95%	4.451%
43	20.757	3035	3038	3043	rBV4	71486	102376	0.22%	0.082%
44	21.021	3077	3083	3092	rBV2	2438615	3325624	7.11%	2.648%
45	23.545	3503	3512	3528	rBV	2644630	5790285	12.38%	4.610%
46	23.727	3535	3543	3551	rBV	1592197	3512112	7.51%	2.796%

Sum of corrected areas: 125589666

LSC Report - Integrated Chromatogram

Data Path : Z:\svoasrv\HPCHEM1\BNA_N\Data\BN100424\
Data File : BN034425.D
Acq On : 05 Oct 2024 15:39
Operator : RC/JU
Sample : P4227-04
Misc :
ALS Vial : 42 Sample Multiplier: 1

Instrument :
BNA_N
ClientSampleId :
PMW-9D(20240926)

Quant Method : Z:\svoasrv\HPCHEM1\BNA_N\Methods\SFAM-EPA-BN091124.MA.M
Quant Title : SVOA CALIBRATION

TIC Library : C:\Database\NIST20.L
TIC Integration Parameters: LSCINT.P

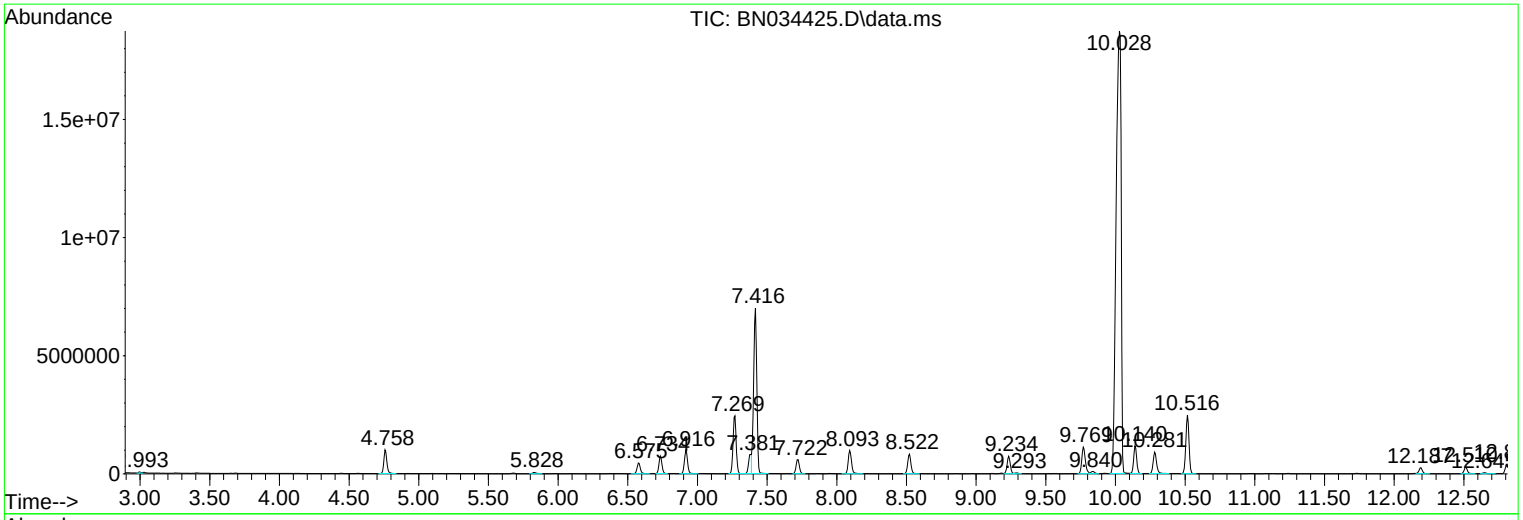

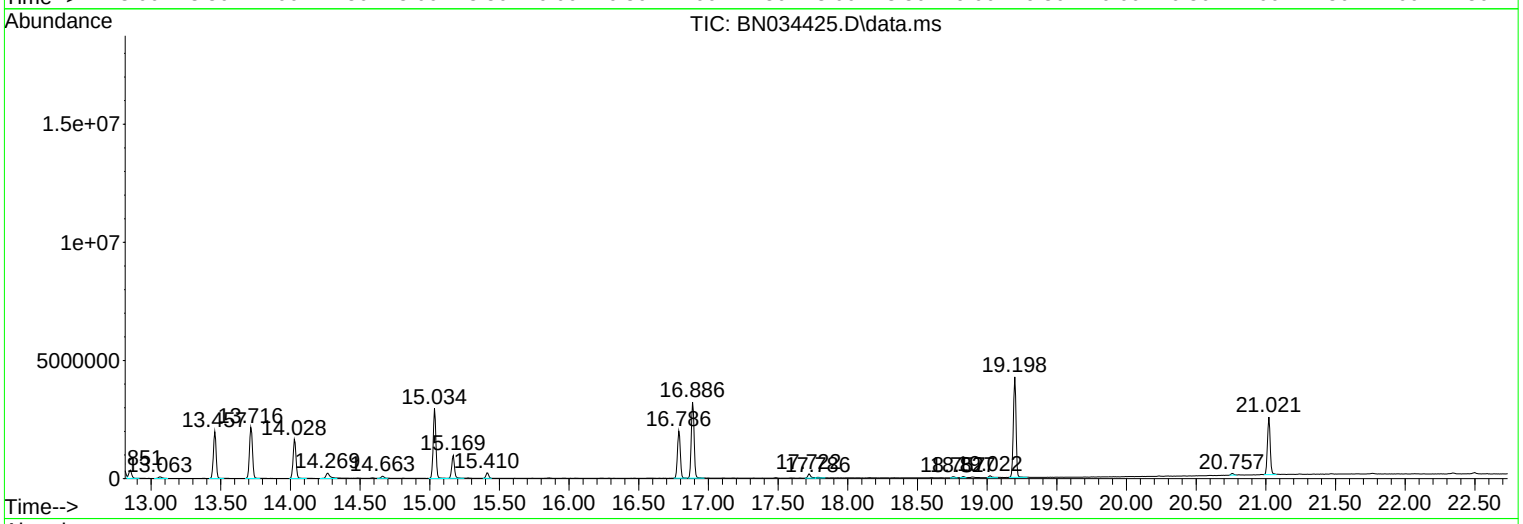

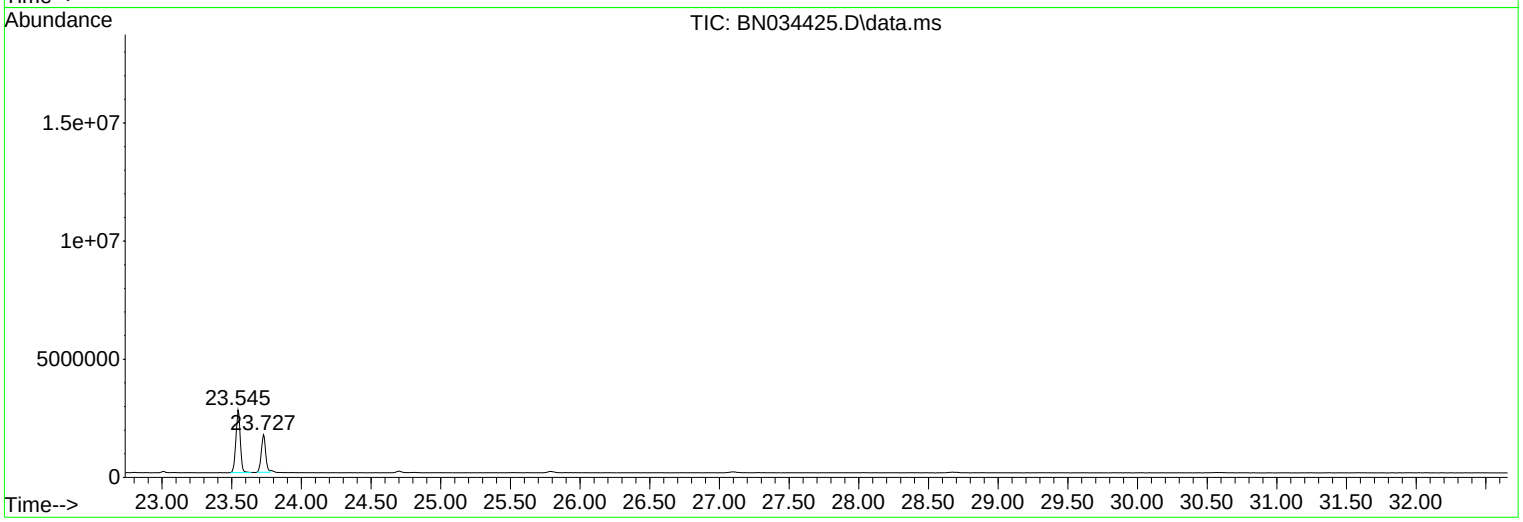

Data Path : Z:\svoasrv\HPCHEM1\BNA_N\Data\BN100424\
Data File : BN034425.D
Acq On : 05 Oct 2024 15:39
Operator : RC/JU
Sample : P4227-04
Misc :
ALS Vial : 42 Sample Multiplier: 1

Instrument :
BNA_N
ClientSampleId :
PMW-9D(20240926)

Quant Method : Z:\svoasrv\HPCHEM1\BNA_N\Methods\SFAM-EPA-BN091124.MA.M
Quant Title : SVOA CALIBRATION

TIC Library : C:\Database\NIST20.L
TIC Integration Parameters: LSCINT.P

****
Peak Number 3 Benzene, 1,2-dichloro- Concentration Rank 5

R.T.	EstConc	Area	Relative to ISTD	R.T.
7.722	16.20 ng/ul	965876	1,4-Dichlorobenzene-d4	7.375

Hit# of 5	Tentative ID	MW	MolForm	CAS#	Qual
1	Benzene, 1,2-dichloro-	146	C6H4Cl2	000095-50-1	98
2	Benzene, 1,4-dichloro-	146	C6H4Cl2	000106-46-7	98
3	Benzene, 1,3-dichloro-	146	C6H4Cl2	000541-73-1	98
4	Benzene, 1,4-dichloro-	146	C6H4Cl2	000106-46-7	97
5	Benzene, 1,3-dichloro-	146	C6H4Cl2	000541-73-1	97

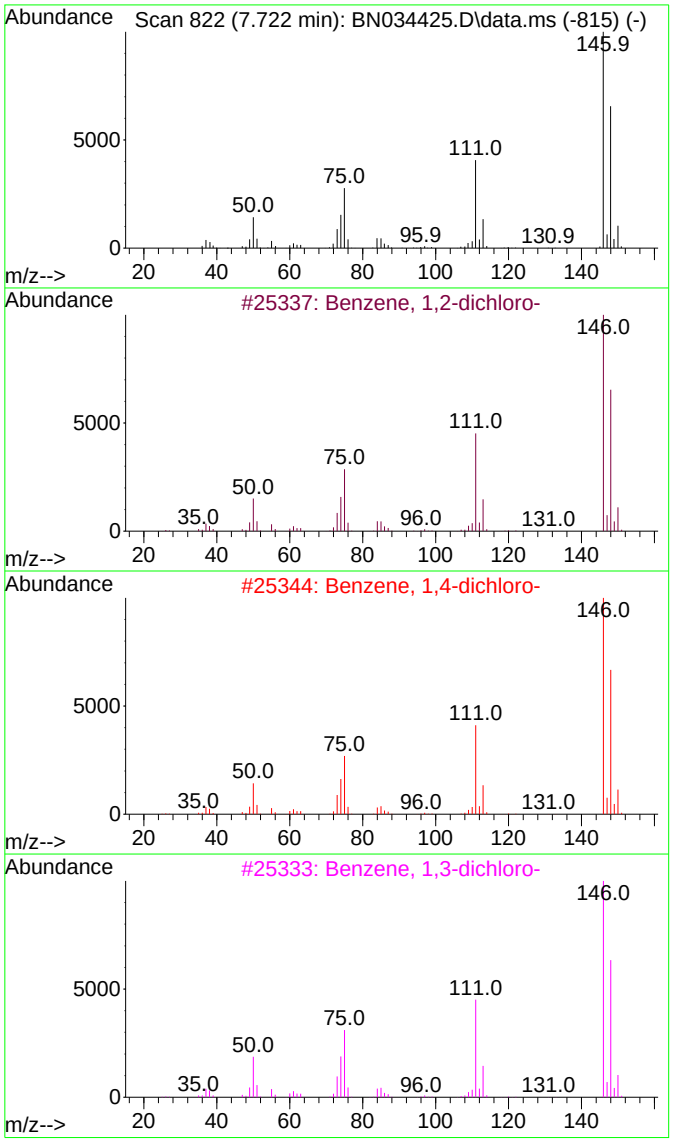

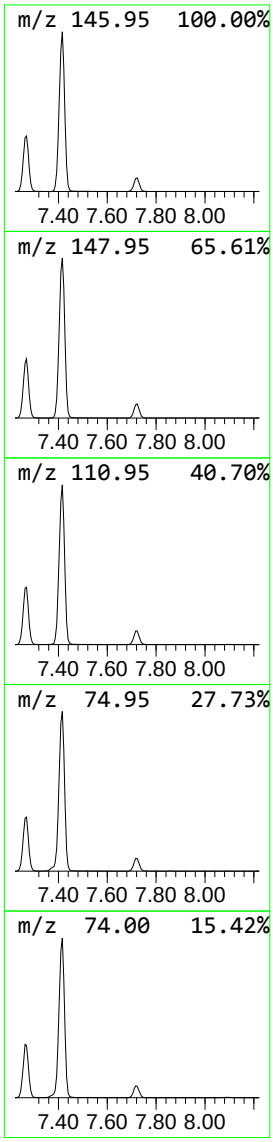

Library Search Compound Report

Data Path : Z:\svoasrv\HPCHEM1\BNA_N\Data\BN100424\
Data File : BN034425.D
Acq On : 05 Oct 2024 15:39
Operator : RC/JU
Sample : P4227-04
Misc :
ALS Vial : 42 Sample Multiplier: 1

Instrument :
BNA_N
ClientSampleId :
PMW-9D(20240926)

Quant Method : Z:\svoasrv\HPCHEM1\BNA_N\Methods\SFAM-EPA-BN091124.MA.M
Quant Title : SVOA CALIBRATION

TIC Library : C:\Database\NIST20.L
TIC Integration Parameters: LSCINT.P

****
Peak Number 5 Benzene, 1,3,5-trichloro- Concentration Rank 3

R.T.	EstConc	Area	Relative to ISTD	R.T.
10.516	44.76 ng/ul	3963210	Naphthalene-d8	10.140

Hit# of 5	Tentative ID	MW	MolForm	CAS#	Qual
1	Benzene, 1,3,5-trichloro-	180	C6H3Cl3	000108-70-3	98
2	Benzene, 1,2,3-trichloro-	180	C6H3Cl3	000087-61-6	98
3	Benzene, 1,2,3-trichloro-	180	C6H3Cl3	000087-61-6	98
4	Benzene, 1,3,5-trichloro-	180	C6H3Cl3	000108-70-3	97
5	Benzene, 1,2,3-trichloro-	180	C6H3Cl3	000087-61-6	97

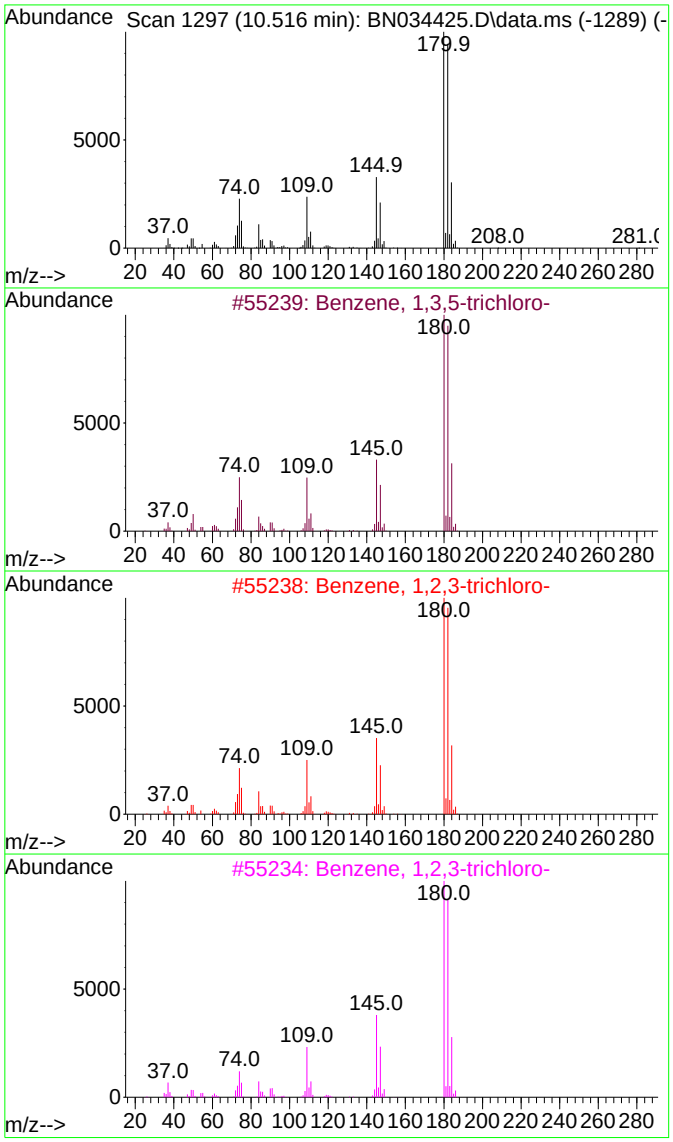

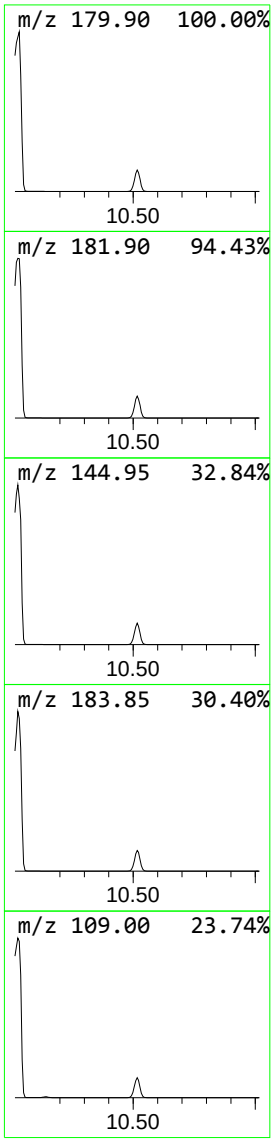

Library Search Compound Report

Data Path : Z:\svoasrv\HPCHEM1\BNA_N\Data\BN100424\
Data File : BN034425.D
Acq On : 05 Oct 2024 15:39
Operator : RC/JU
Sample : P4227-04
Misc :
ALS Vial : 42 Sample Multiplier: 1

Instrument :
BNA_N
ClientSampleId :
PMW-9D(20240926)

Quant Method : Z:\svoasrv\HPCHEM1\BNA_N\Methods\SFAM-EPA-BN091124.MA.M
Quant Title : SVOA CALIBRATION

TIC Library : C:\Database\NIST20.L
TIC Integration Parameters: LSCINT.P

****
Peak Number 6 Benzene, 1,2,3,5-tetrachloro- Concentration Rank 9

R.T.	EstConc	Area	Relative to ISTD	R.T.
12.187	3.62 ng/ul	436008	Acenaphthene-d10	14.028

Hit# of 5	Tentative ID	MW	MolForm	CAS#	Qual
1	Benzene, 1,2,3,5-tetrachloro-	214	C6H2Cl4	000634-90-2	99
2	Benzene, 1,2,3,5-tetrachloro-	214	C6H2Cl4	000634-90-2	99
3	Benzene, 1,2,4,5-tetrachloro-	214	C6H2Cl4	000095-94-3	98
4	Benzene, 1,2,3,5-tetrachloro-	214	C6H2Cl4	000634-90-2	98
5	Benzene, 1,2,4,5-tetrachloro-	214	C6H2Cl4	000095-94-3	98

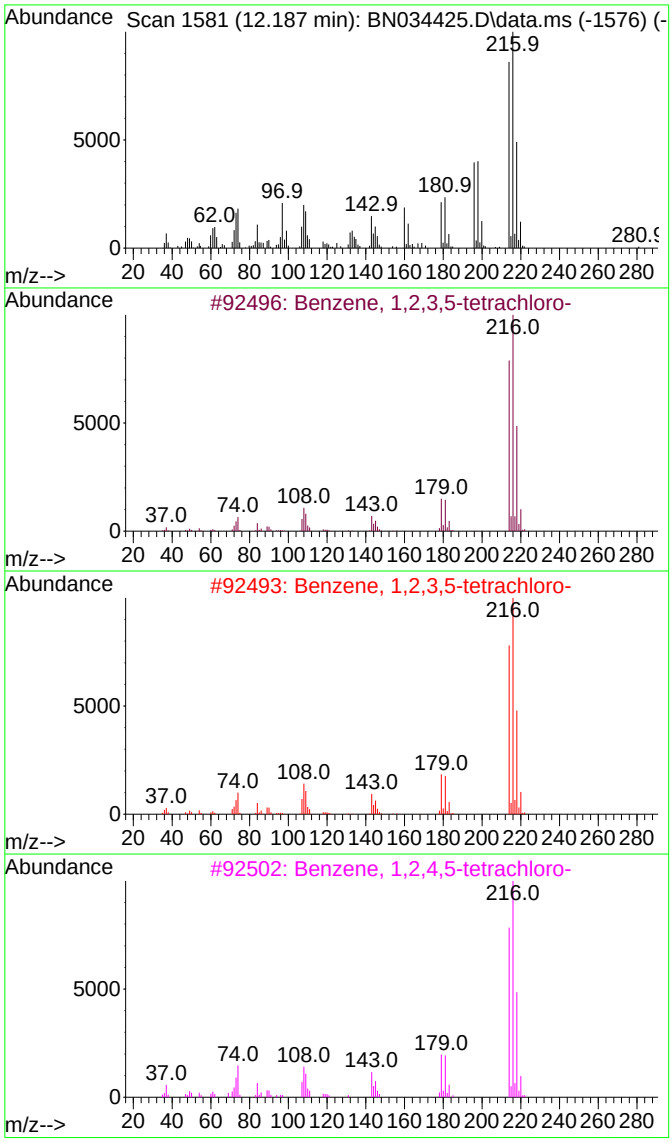

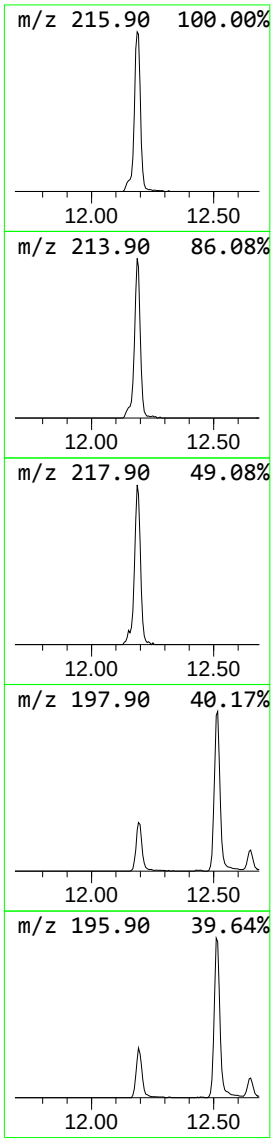

Data Path : Z:\svoasrv\HPCHEM1\BNA_N\Data\BN100424\
Data File : BN034425.D
Acq On : 05 Oct 2024 15:39
Operator : RC/JU
Sample : P4227-04
Misc :
ALS Vial : 42 Sample Multiplier: 1

Instrument :
BNA_N
ClientSampleId :
PMW-9D(20240926)

Quant Method : Z:\svoasrv\HPCHEM1\BNA_N\Methods\SFAM-EPA-BN091124.MA.M
Quant Title : SVOA CALIBRATION

TIC Library : C:\Database\NIST20.L
TIC Integration Parameters: LSCINT.P

****
Peak Number 7 Phenol, 2,4,5-trichloro- Concentration Rank 8

R.T.	EstConc	Area	Relative to ISTD	R.T.
12.510	3.91 ng/ul	471003	Acenaphthene-d10	14.028

Hit# of 5	Tentative ID	MW	MolForm	CAS#	Qual
1	Phenol, 2,4,5-trichloro-	196	C6H3Cl3O	000095-95-4	98
2	Phenol, 2,4,5-trichloro-	196	C6H3Cl3O	000095-95-4	96
3	Phenol, 2,4,5-trichloro-	196	C6H3Cl3O	000095-95-4	96
4	Phenol, 2,3,4-trichloro-	196	C6H3Cl3O	015950-66-0	95
5	Phenol, 2,3,6-trichloro-	196	C6H3Cl3O	000933-75-5	94

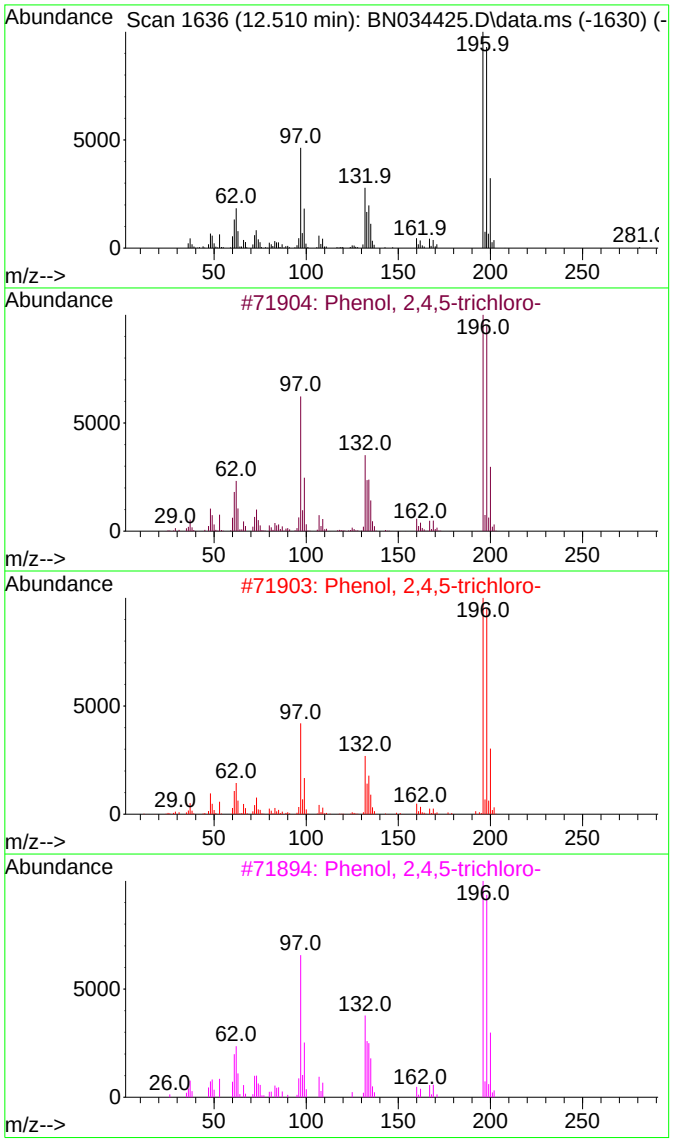

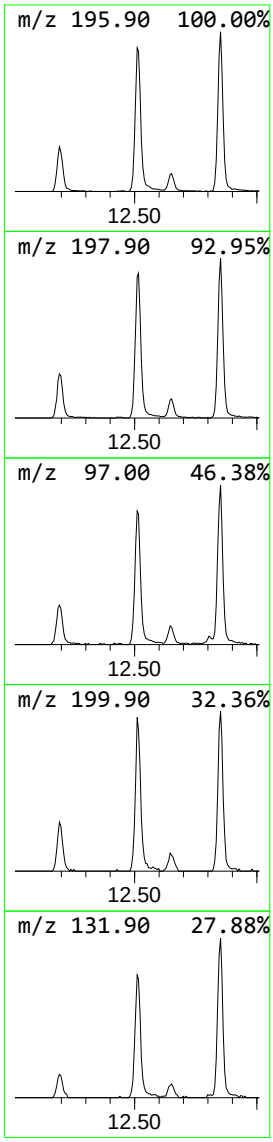

Data Path : Z:\svoasrv\HPCHEM1\BNA_N\Data\BN100424\
Data File : BN034425.D
Acq On : 05 Oct 2024 15:39
Operator : RC/JU
Sample : P4227-04
Misc :
ALS Vial : 42 Sample Multiplier: 1

Instrument :
BNA_N
ClientSampleId :
PMW-9D(20240926)

Quant Method : Z:\svoasrv\HPCHEM1\BNA_N\Methods\SFAM-EPA-BN091124.MA.M
Quant Title : SVOA CALIBRATION

TIC Library : C:\Database\NIST20.L
TIC Integration Parameters: LSCINT.P

****
Peak Number 8 Benzene, 1,2,3,4-tetrachloro- Concentration Rank 6

R.T.	EstConc	Area	Relative to ISTD	R.T.
12.810	5.15 ng/ul	620205	Acenaphthene-d10	14.028

Hit# of 5	Tentative ID	MW	MolForm	CAS#	Qual
1	Benzene, 1,2,3,5-tetrachloro-	214	C6H2Cl4	000634-90-2	99
2	Benzene, 1,2,3,4-tetrachloro-	214	C6H2Cl4	000634-66-2	99
3	Benzene, 1,2,4,5-tetrachloro-	214	C6H2Cl4	000095-94-3	99
4	Benzene, 1,2,4,5-tetrachloro-	214	C6H2Cl4	000095-94-3	99
5	Benzene, 1,2,3,4-tetrachloro-	214	C6H2Cl4	000634-66-2	99

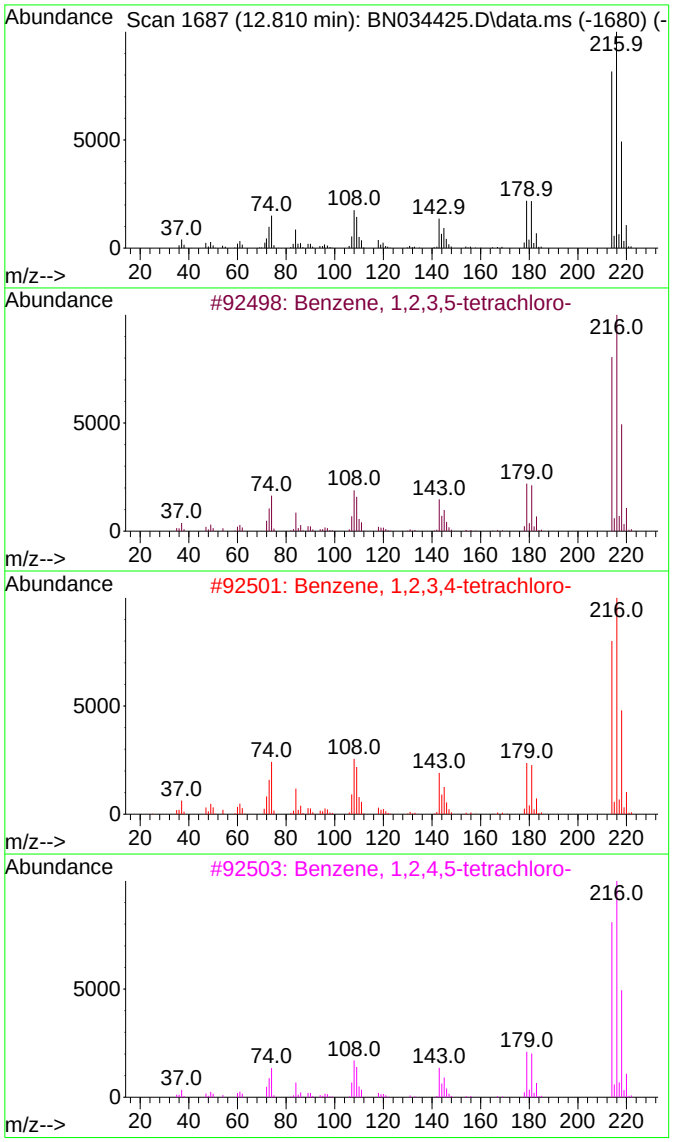

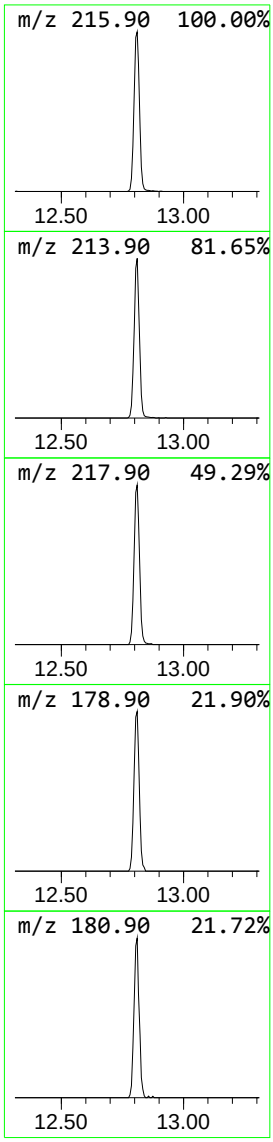

Data Path : Z:\svoasrv\HPCHEM1\BNA_N\Data\BN100424\
Data File : BN034425.D
Acq On : 05 Oct 2024 15:39
Operator : RC/JU
Sample : P4227-04
Misc :
ALS Vial : 42 Sample Multiplier: 1

Instrument :
BNA_N
ClientSampleId :
PMW-9D(20240926)

Quant Method : Z:\svoasrv\HPCHEM1\BNA_N\Methods\SFAM-EPA-BN091124.MA.M
Quant Title : SVOA CALIBRATION

TIC Library : C:\Database\NIST20.L
TIC Integration Parameters: LSCINT.P

****
Peak Number 9 Phenol, 2,4,6-trichloro- Concentration Rank 7

R.T.	EstConc	Area	Relative to ISTD	R.T.
12.851	4.33 ng/ul	520927	Acenaphthene-d10	14.028

Hit# of 5	Tentative ID	MW	MolForm	CAS#	Qual
1	Phenol, 2,4,6-trichloro-	196	C6H3Cl3O	000088-06-2	99
2	Phenol, 2,4,6-trichloro-	196	C6H3Cl3O	000088-06-2	98
3	Phenol, 2,4,6-trichloro-	196	C6H3Cl3O	000088-06-2	98
4	Phenol, 2,3,6-trichloro-	196	C6H3Cl3O	000933-75-5	98
5	Phenol, 2,3,4-trichloro-	196	C6H3Cl3O	015950-66-0	97

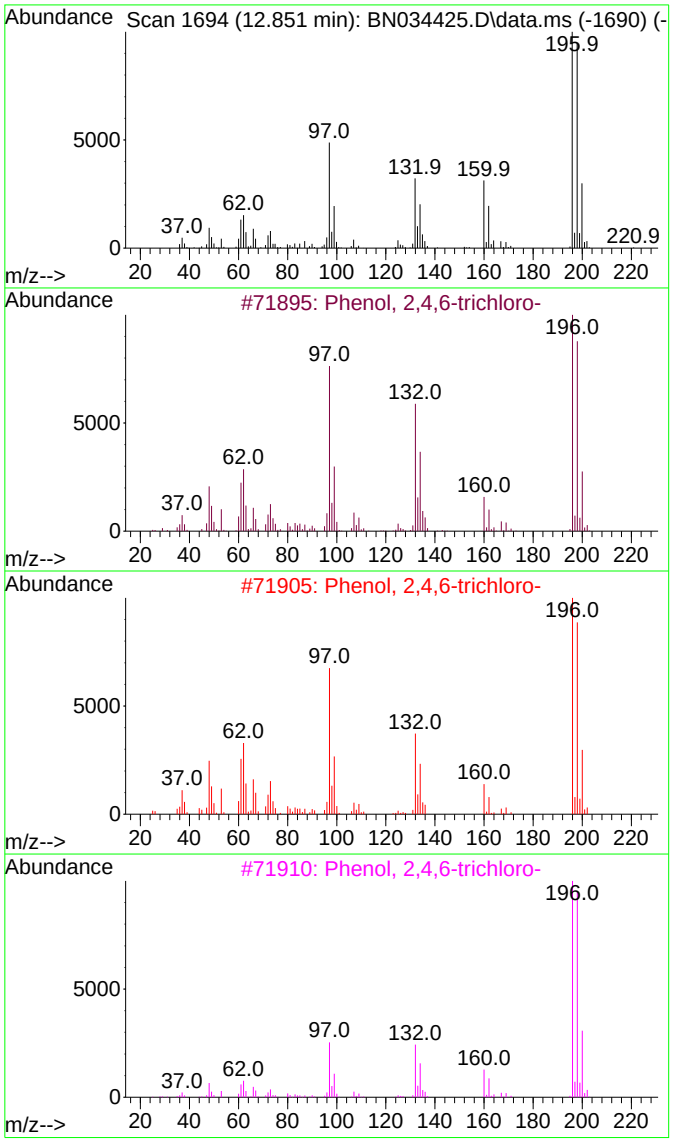

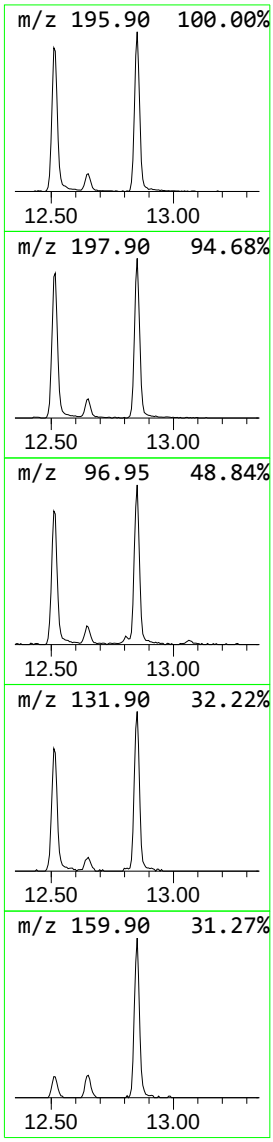

Data Path : Z:\svoasrv\HPCHEM1\BNA_N\Data\BN100424\
Data File : BN034425.D
Acq On : 05 Oct 2024 15:39
Operator : RC/JU
Sample : P4227-04
Misc :
ALS Vial : 42 Sample Multiplier: 1

Instrument :
BNA_N
ClientSampleId :
PMW-9D(20240926)

Quant Method : Z:\svoasrv\HPCHEM1\BNA_N\Methods\SFAM-EPA-BN091124.MA.M
Quant Title : SVOA CALIBRATION

TIC Library : C:\Database\NIST20.L
TIC Integration Parameters: LSCINT.P

****
Peak Number 10 Benzophenone Concentration Rank 10

R.T.	EstConc	Area	Relative to ISTD	R.T.
15.410	2.28 ng/ul	318847	Phenanthrene-d10	16.786

Hit# of 5	Tentative ID	MW	MolForm	CAS#	Qual
1	Benzophenone	182	C13H10O	000119-61-9	96
2	Benzophenone	182	C13H10O	000119-61-9	95
3	Benzophenone	182	C13H10O	000119-61-9	95
4	Benzophenone	182	C13H10O	000119-61-9	91
5	Benzophenone	182	C13H10O	000119-61-9	90

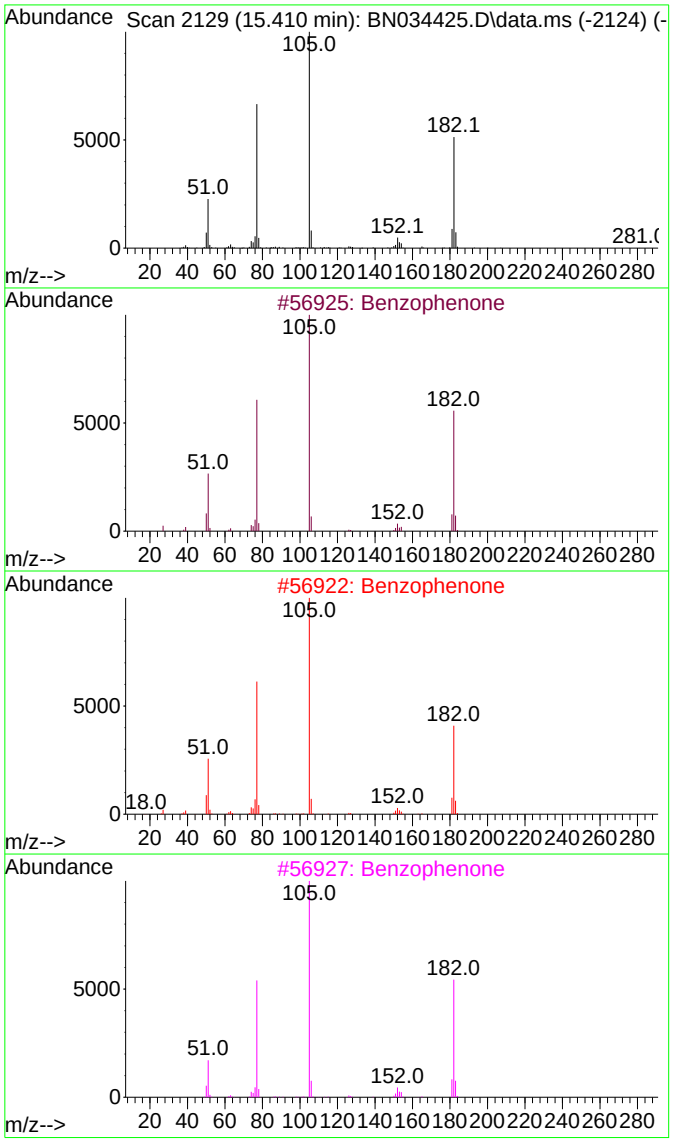

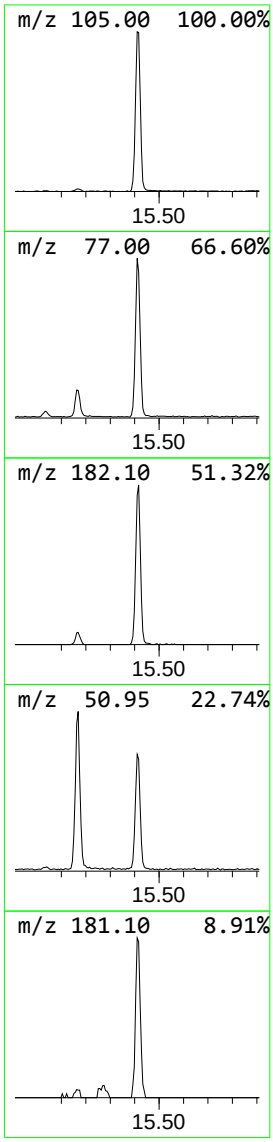

Tentatively Identified Compound (LSC) summary

Data Path : Z:\svoasrv\HPCHEM1\BNA_N\Data\BN100424\
Data File : BN034425.D
Acq On : 05 Oct 2024 15:39
Operator : RC/JU
Sample : P4227-04
Misc :
ALS Vial : 42 Sample Multiplier: 1

Instrument :
BNA_N
ClientSampleId :
PMW-9D(20240926)

Quant Method : Z:\svoasrv\HPCHEM1\BNA_N\Methods\SFAM-EPA-BN091124.MA.M
Quant Title : SVOA CALIBRATION

TIC Library : C:\Database\NIST20.L
TIC Integration Parameters: LSCINT.P

TIC Top Hit name	RT	EstConc	Units	Response	Internal Standard #	RT	Resp	Conc
Benzene, 1,2-di...	7.722	16.2	ng/ul	965876	1	7.375	1192410	20.0
Benzene, 1,3,5-...	10.516	44.8	ng/ul	3963210	2	10.140	1770700	20.0
Benzene, 1,2,3,...	12.187	3.6	ng/ul	436008	3	14.028	2406940	20.0
Phenol, 2,4,5-t...	12.510	3.9	ng/ul	471003	3	14.028	2406940	20.0
Benzene, 1,2,3,...	12.810	5.2	ng/ul	620205	3	14.028	2406940	20.0
Phenol, 2,4,6-t...	12.851	4.3	ng/ul	520927	3	14.028	2406940	20.0
Benzophenone	15.410	2.3	ng/ul	318847	4	16.786	2795520	20.0

Quantitation Report (QT Reviewed)

Data Path : Z:\svoasrv\HPCHEM1\BNA_N\Data\BN100424\
Data File : BN034425.D
Acq On : 05 Oct 2024 15:39
Operator : RC/JU
Sample : P4227-04
Misc :
ALS Vial : 42 Sample Multiplier: 1

Quant Time: Oct 07 00:31:50 2024
Quant Method : Z:\svoasrv\HPCHEM1\BNA_N\Methods\SFAM-EPA-BN091124.MA.M
Quant Title : SVOA CALIBRATION
QLast Update : Mon Sep 30 14:14:38 2024
Response via : Initial Calibration

Instrument :
BNA_N
ClientSampleId :
PMW-9D(20240926)

Manual Integrations APPROVED
mohammad
10/7/2024 7:11:29 AM

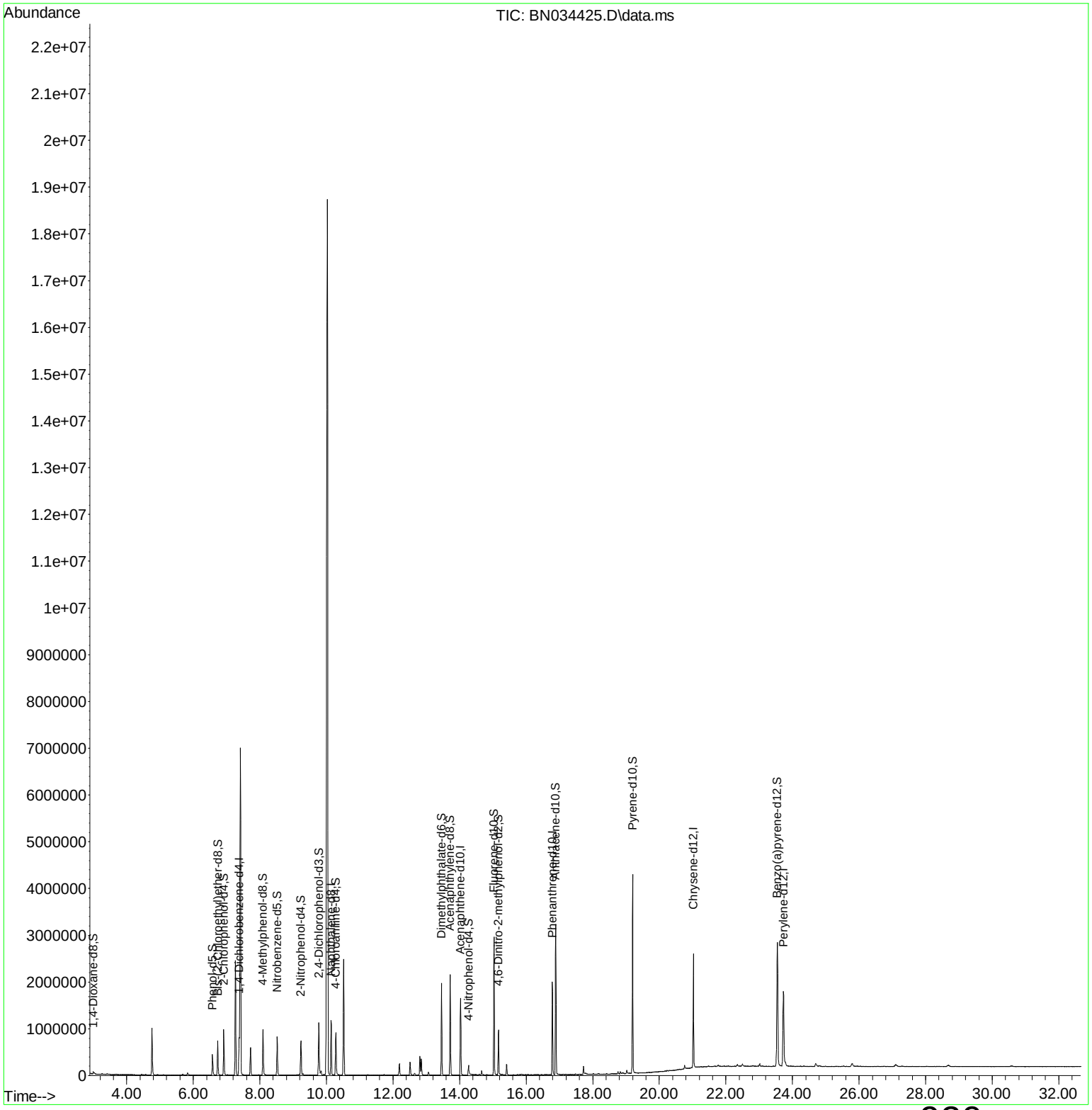

Quantitation Report (Qedit)

Data Path : Z:\svoasrv\HPCHEM1\BNA_N\Data\BN100424\
Data File : BN034425.D
Acq On : 05 Oct 2024 15:39
Operator : RC/JU
Sample : P4227-04
Misc :
ALS Vial : 42 Sample Multiplier: 1

Quant Time: Oct 07 00:24:27 2024
Quant Method : Z:\svoasrv\HPCHEM1\BNA_N\Methods\SFAM-EPA-BN091124.MA.M
Quant Title : SVOA CALIBRATION
QLast Update : Mon Sep 30 14:14:38 2024
Response via : Initial Calibration

Instrument :
BNA_N
ClientSampleId :
PMW-9D(20240926)

Manual Integrations APPROVED
mohammad
10/7/2024 7:11:29 AM

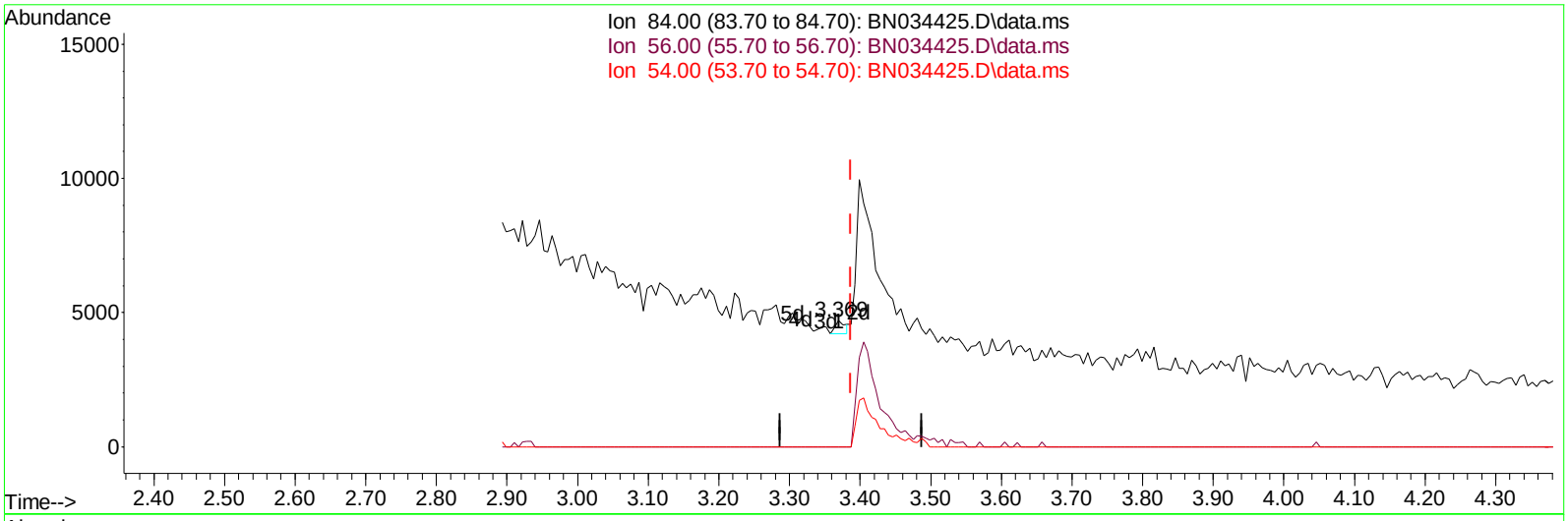

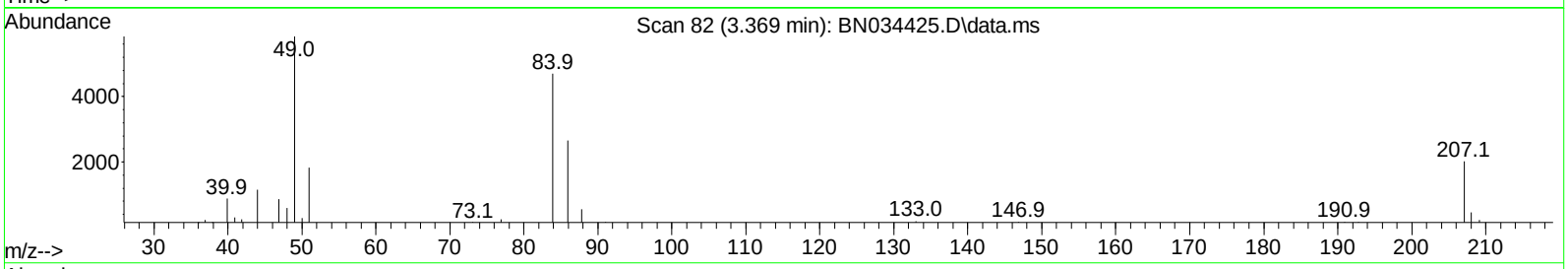

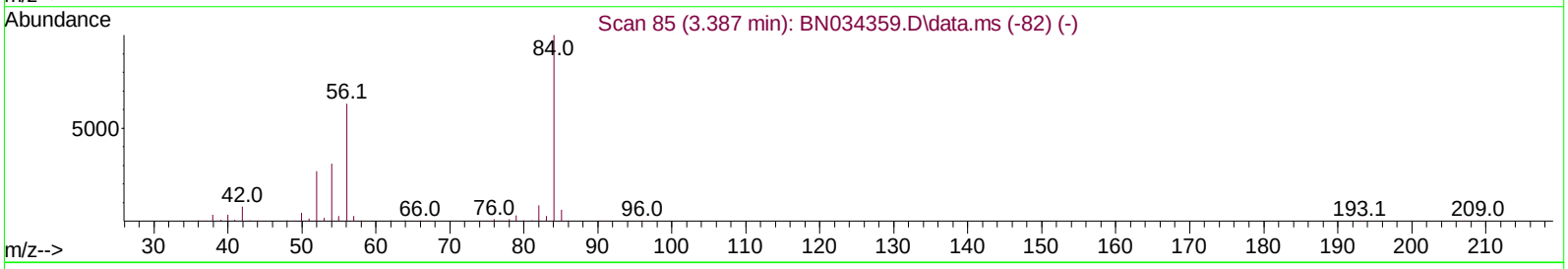

TIC: BN034425.D\data.ms

(4) Pyridine-d5 (S)

3.369min (-0.018) 0.03 ng/ul

response 475

Ion	Exp%	Act%
84.00	100.00	100.00
56.00	67.90	0.00#
54.00	32.80	0.00#
0.00	0.00	0.00

Quantitation Report (Qedit)

Data Path : Z:\svoasrv\HPCHEM1\BNA_N\Data\BN100424\
Data File : BN034425.D
Acq On : 05 Oct 2024 15:39
Operator : RC/JU
Sample : P4227-04
Misc :
ALS Vial : 42 Sample Multiplier: 1

Quant Time: Oct 07 00:24:27 2024
Quant Method : Z:\svoasrv\HPCHEM1\BNA_N\Methods\SFAM-EPA-BN091124.MA.M
Quant Title : SVOA CALIBRATION
QLast Update : Mon Sep 30 14:14:38 2024
Response via : Initial Calibration

Instrument :
BNA_N
ClientSampleId :
PMW-9D(20240926)

Manual Integrations APPROVED
mohammad
10/7/2024 7:11:29 AM

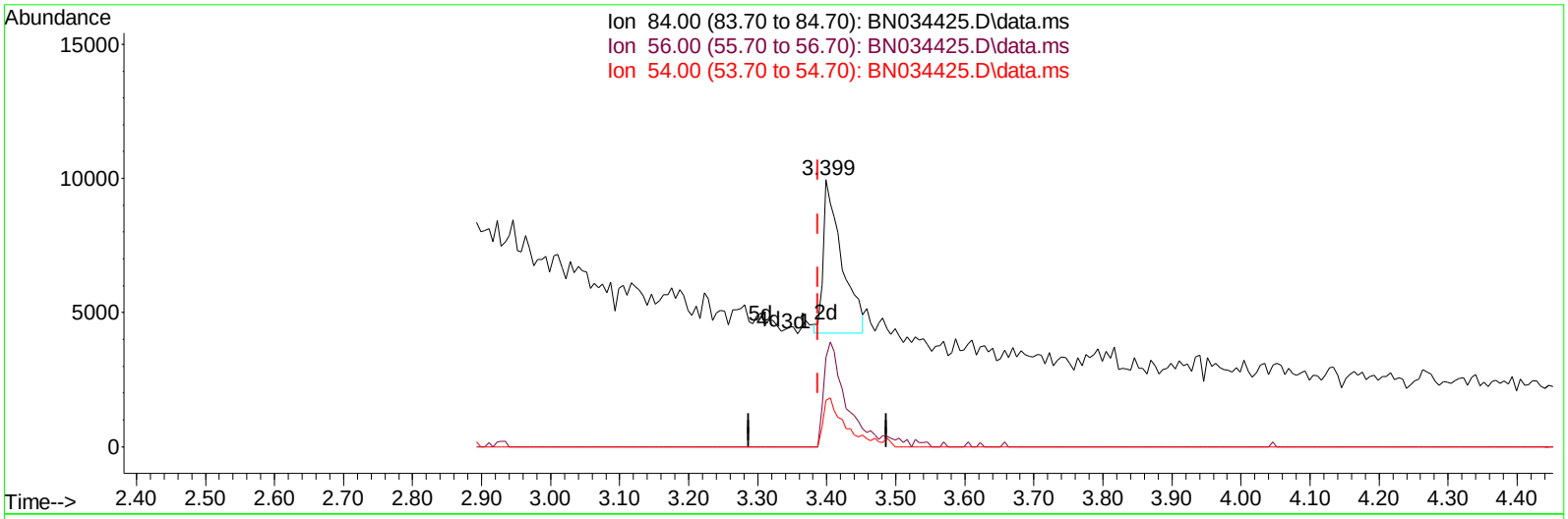

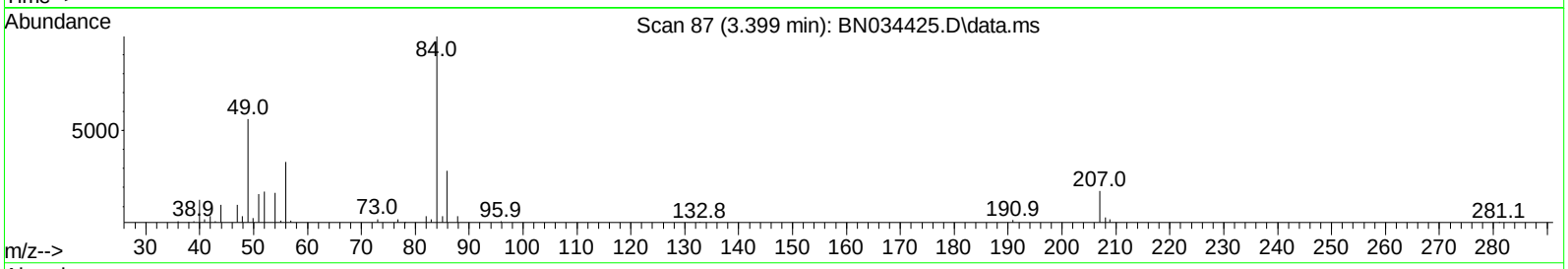

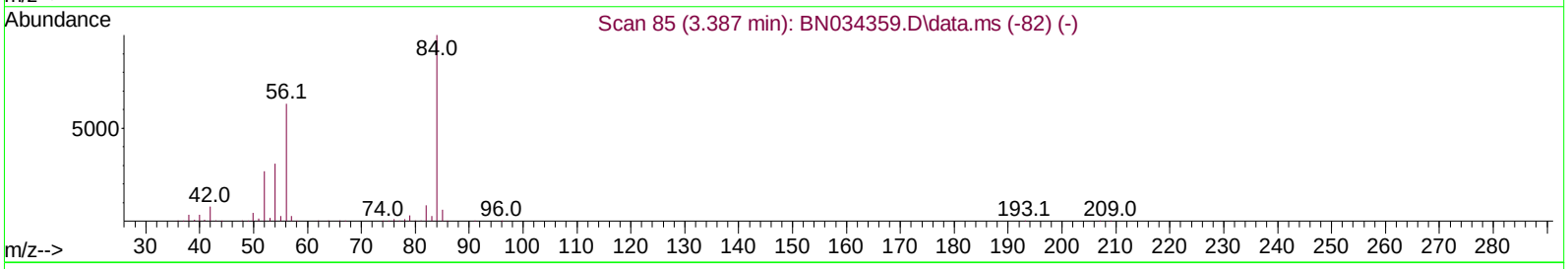

TIC: BN034425.D\data.ms

(4) Pyridine-d5 (S)

3.399min (+ 0.012) 0.66 ng/ul m

response 10613

Ion	Exp%	Act%
84.00	100.00	100.00
56.00	67.90	33.48#
54.00	32.80	17.40#
0.00	0.00	0.00

Quantitation Report (QT Reviewed)

Data Path : Z:\svoasrv\HPCHEM1\BNA_N\Data\BN100424\
Data File : BN034425.D
Acq On : 05 Oct 2024 15:39
Operator : RC/JU
Sample : P4227-04
Misc :
ALS Vial : 42 Sample Multiplier: 1

Instrument :
BNA_N
ClientSampleId :
PMW-9D(20240926)

Manual Integrations APPROVED
mohammad
10/7/2024 7:11:29 AM

Quant Time: Oct 07 00:31:50 2024
Quant Method : Z:\svoasrv\HPCHEM1\BNA_N\Methods\SFAM-EPA-BN091124.MA.M
Quant Title : SVOA CALIBRATION
QLast Update : Mon Sep 30 14:14:38 2024
Response via : Initial Calibration

Compound	R.T.	QIon	Response	Conc	Units	Dev(Min)
Internal Standards						
1) 1,4-Dichlorobenzene-d4	7.375	152	221362	20.000	ng/ul	-0.01
20) Naphthalene-d8	10.140	136	877449	20.000	ng/ul	0.00
38) Acenaphthene-d10	14.028	164	568934	20.000	ng/ul	-0.01
64) Phenanthrene-d10	16.786	188	1159203	20.000	ng/ul	-0.01
79) Chrysene-d12	21.021	240	1200283	20.000	ng/ul	-0.01
88) Perylene-d12	23.727	264	1314523	20.000	ng/ul	-0.01
System Monitoring Compounds						
3) 1,4-Dioxane-d8	2.993	96	26474	4.880	ng/uL	0.00
4) Pyridine-d5	3.399	84	10613m	0.658	ng/ul	0.01
7) Phenol-d5	6.575	99	264995	13.489	ng/ul	0.00
9) Bis-(2-Chloroethyl)eth...	6.734	67	307189	25.202	ng/ul	0.00
11) 2-Chlorophenol-d4	6.916	132	461202	29.824	ng/ul	-0.01
15) 4-Methylphenol-d8	8.093	113	378472	23.413	ng/ul	-0.01
21) Nitrobenzene-d5	8.522	128	211770	30.280	ng/ul	0.00
24) 2-Nitrophenol-d4	9.234	143	242511	33.721	ng/ul	0.00
28) 2,4-Dichlorophenol-d3	9.769	165	425934	31.448	ng/ul	0.00
31) 4-Chloroaniline-d4	10.281	131	508539	24.801	ng/ul	-0.01
46) Dimethylphthalate-d6	13.457	166	1335142	31.402	ng/ul	-0.01
49) Acenaphthylene-d8	13.716	160	1420697	29.702	ng/ul	-0.01
54) 4-Nitrophenol-d4	14.269	143	73790	8.456	ng/ul	0.00
60) Fluorene-d10	15.034	176	1083678	30.073	ng/ul	-0.01
65) 4,6-Dinitro-2-methylph...	15.169	200	207654	30.044	ng/ul	0.00
73) Anthracene-d10	16.886	188	1753562	32.176	ng/ul	-0.01
81) Pyrene-d10	19.198	212	2182235	32.631	ng/ul	-0.01
92) Benzo(a)pyrene-d12	23.545	264	2282805	33.807	ng/ul	-0.01

Target Compounds Qvalue

(#) = qualifier out of range (m) = manual integration (+) = signals summed

FORM 1A-OR
ORGANIC ANALYSIS DATA SHEET
TARGET ANALYTE LIST

EPA SAMPLE NO.

PMW-9S(20240926)

Lab Name : Alliance Technical Group, LLC
Contract : 68HERH20D0011
Lab Code: ACE Case No.: ARC Sayrevil
MA No. : SDG No.: P4227
Analytical Method : SVOA
Level :
Matrix : Water
Lab Sample ID : P4227-03
Sample wt/vol : 990 (g/mL) mL
Lab File ID : BN034424.D
% Solids :
Date Received : 09/27/2024
GC Column : ZB-GR ID : 0.25 (mm)
Date Extracted : 09/30/2024
GC Column : ID : (mm)
Date Analyzed : 10/05/2024
Extract Concentrated :(Y/N) N
Extract Volume : 1000 (µL)
Soil Aliquot (VOA) : (µL)
Extraction Type : CONH
Heated Purge : (Y/N)
Injection Volume : 1.0 (µL)
Purge Volume : (mL)
pH : 6 Dilution Factor : 1.0
Cleanup Types :
Cleanup Factor : 1.0
Concentration Units (µg/L, µg/kg, µg, or µg/cm²): µg/L

CAS NO.	ANALYTE	CONCENTRATION	Q
111-44-4	Bis(2-Chloroethyl)ether	10	U
98-95-3	Nitrobenzene	5.1	U
78-59-1	Isophorone	5.1	U

FORM 1B-OR
ORGANIC ANALYSIS DATA SHEET
TENTATIVELY IDENTIFIED COMPOUNDS

EPA SAMPLE NO.

PMW-9S(20240926)

Lab Name : Alliance Technical Group, LLC
Contract : 68HERH20D0011
Lab Code: ACE Case No.: ARC Sayrevi
MA No. : SDG No.: P4227
Analytical Method : SVOA
Level :
Matrix : Water
Lab Sample ID : P4227-03
Sample wt/vol : 990 (g/mL) mL
Lab File ID : BN034424.D
% Solids :
Date Received : 09/27/2024
GC Column : ZB-GR ID : 0.25 (mm)
Date Extracted : 09/30/2024
Extract Concentrated : (Y/N) N
Date Analyzed : 10/05/2024
Soil Aliquot (VOA) : (µL)
Extract Volume : 1000 (µL)
Heated Purge : (Y/N)
Extraction Type : CONH
Purge Volume : (mL)
Injection Volume : 1.0 (µL)
Cleanup Types :
pH : 6 Dilution Factor : 1.0
Concentration Units (µg/L,µg/kg): µg/L
Cleanup Factor : 1.0

	CAS NO.	ANALYTE	RT	EST. CONC.	Q
1	000541-73-1	Benzene, 1,3-dichloro-	7.275	8.7	JN
2	000095-51-2	o-Chloroaniline	9.181	3.0	JN
3	000583-78-8	Phenol, 2,5-dichloro-	9.834	5.3	JN
4	000108-43-0	Phenol, 3-chloro-	10.057	2.8	JN
5	000134-32-7	1-Naphthalenamine	14.604	170	JN
6	000091-59-8	2-Naphthalenamine	14.74	3.9	JN
7	000057-10-3	n-Hexadecanoic acid	17.722	2.3	JN
8	E966796	Total Alkanes	N/A	0.0	

EPA-designated Registry Number.

Quantitation Report (QT/LSC Reviewed)

Data Path : Z:\svoasrv\HPCHEM1\BNA_N\Data\BN100424\
Data File : BN034424.D
Acq On : 05 Oct 2024 15:00
Operator : RC/JU
Sample : P4227-03
Misc :
ALS Vial : 41 Sample Multiplier: 1

Instrument :
BNA_N
ClientSampleId :
PMW-9S(20240926)

Quant Time: Oct 06 23:52:05 2024
Quant Method : Z:\svoasrv\HPCHEM1\BNA_N\Methods\SFAM-EPA-BN091124.MA.M
Quant Title : SVOA CALIBRATION
QLast Update : Mon Sep 30 14:14:38 2024
Response via : Initial Calibration

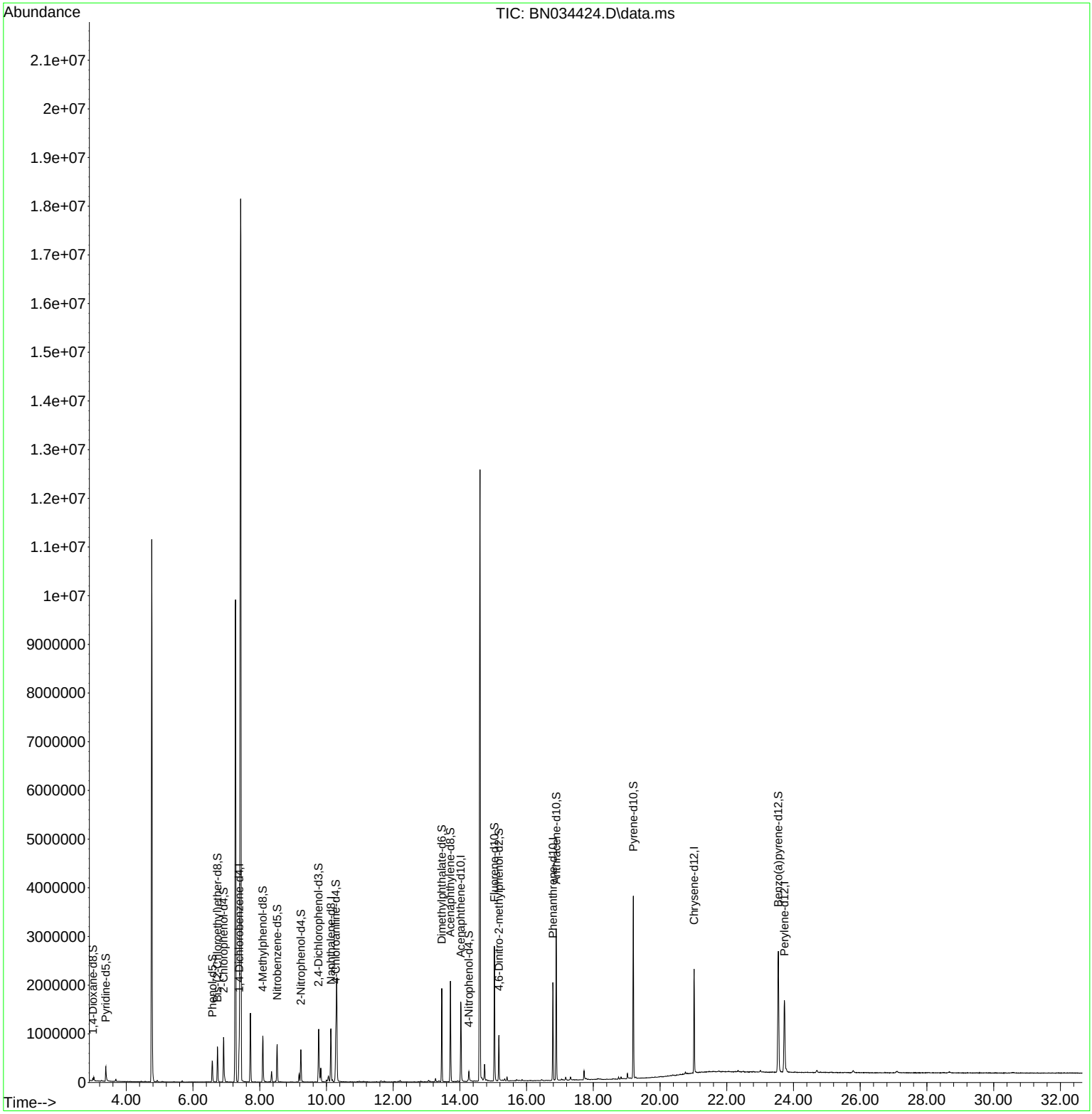

Quantitation Report (QT/LSC Reviewed)

Data Path : Z:\svoasrv\HPCHEM1\BNA_N\Data\BN100424\
Data File : BN034424.D
Acq On : 05 Oct 2024 15:00
Operator : RC/JU
Sample : P4227-03
Misc :
ALS Vial : 41 Sample Multiplier: 1

Instrument :
BNA_N
ClientSampleId :
PMW-9S(20240926)

Quant Time: Oct 06 23:52:05 2024
Quant Method : Z:\svoasrv\HPCHEM1\BNA_N\Methods\SFAM-EPA-BN091124.MA.M
Quant Title : SVOA CALIBRATION
QLast Update : Mon Sep 30 14:14:38 2024
Response via : Initial Calibration

Compound	R.T.	QIon	Response	Conc	Units	Dev(Min)
Internal Standards						
1) 1,4-Dichlorobenzene-d4	7.387	152	218414	20.000	ng/ul	0.00
20) Naphthalene-d8	10.134	136	917385	20.000	ng/ul	0.00
38) Acenaphthene-d10	14.028	164	553345	20.000	ng/ul	-0.01
64) Phenanthrene-d10	16.787	188	1147068	20.000	ng/ul	-0.01
79) Chrysene-d12	21.022	240	1064217	20.000	ng/ul	-0.01
88) Perylene-d12	23.727	264	1264747	20.000	ng/ul	-0.01
System Monitoring Compounds						
3) 1,4-Dioxane-d8	2.999	96	26777	5.003	ng/uL	0.00
4) Pyridine-d5	3.387	84	177166	11.136	ng/ul	0.00
7) Phenol-d5	6.581	99	250783	12.937	ng/ul	0.00
9) Bis-(2-Chloroethyl)eth...	6.734	67	298184	24.793	ng/ul	0.00
11) 2-Chlorophenol-d4	6.916	132	425913	27.914	ng/ul	-0.01
15) 4-Methylphenol-d8	8.093	113	359998	22.571	ng/ul	-0.01
21) Nitrobenzene-d5	8.522	128	196301	26.846	ng/ul	0.00
24) 2-Nitrophenol-d4	9.234	143	221124	29.408	ng/ul	0.00
28) 2,4-Dichlorophenol-d3	9.763	165	404664	28.577	ng/ul	-0.01
31) 4-Chloroaniline-d4	10.281	131	545414	25.441	ng/ul	-0.01
46) Dimethylphthalate-d6	13.457	166	1274686	30.824	ng/ul	-0.01
49) Acenaphthylene-d8	13.716	160	1320367	28.382	ng/ul	-0.01
54) 4-Nitrophenol-d4	14.269	143	57606	6.788	ng/ul	0.00
60) Fluorene-d10	15.034	176	1029712	29.381	ng/ul	-0.01
65) 4,6-Dinitro-2-methylph...	15.169	200	188289	27.531	ng/ul	0.00
73) Anthracene-d10	16.887	188	1662542	30.828	ng/ul	-0.01
81) Pyrene-d10	19.198	212	1952294	32.925	ng/ul	-0.01
92) Benzo(a)pyrene-d12	23.545	264	2128821	32.768	ng/ul	-0.01

Target Compounds Qvalue

(#) = qualifier out of range (m) = manual integration (+) = signals summed

LSC Area Percent Report

Data Path : Z:\svoasrv\HPCHEM1\BNA_N\Data\BN100424\
Data File : BN034424.D
Acq On : 05 Oct 2024 15:00
Operator : RC/JU
Sample : P4227-03
Misc :
ALS Vial : 41 Sample Multiplier: 1

Instrument :
BNA_N
ClientSampleId :
PMW-9S(20240926)

Integration Parameters: LSCINT.P
Integrator: RTE
Smoothing : OFF Filtering: 5
Sampling : 1 Min Area: 0.1 % of largest Peak
Start Thrs: 0.2 Max Peaks: 100
Stop Thrs : 0 Peak Location: TOP

If leading or trailing edge < 100 prefer < Baseline drop else tangent >
Peak separation: 5

Method : Z:\svoasrv\HPCHEM1\BNA_N\Methods\SFAM-EPA-BN091124.MA.M
Title : SVOA CALIBRATION

Signal : TIC: BN034424.D\data.ms

peak #	R.T. min	first scan	max scan	last scan	PK TY	peak height	corr. area	corr. % max.	% of total
1	2.993	15	18	21	rBV	49734	61153	0.16%	0.040%
2	3.028	21	24	31	rVB	75797	94059	0.24%	0.061%
3	3.387	81	85	103	rBV	302147	499879	1.28%	0.324%
4	3.687	132	136	141	rVB	42984	52886	0.14%	0.034%
5	4.764	312	319	337	rVB	11143383	17253024	44.35%	11.190%
6	4.928	342	347	354	rVB3	31667	57336	0.15%	0.037%
7	6.575	621	627	640	rBV	428023	692173	1.78%	0.449%
8	6.734	648	654	667	rBV	723875	1094870	2.81%	0.710%
9	6.916	679	685	700	rBV	920101	1534654	3.94%	0.995%
10	7.275	737	746	757	rBV	9908268	16684037	42.89%	10.821%
11	7.428	757	772	778	rBV	18135286	38902117	100.00%	25.231%
12	7.722	815	822	832	rVB	1413890	2198914	5.65%	1.426%
13	8.093	878	885	896	rBV	951426	1517497	3.90%	0.984%
14	8.358	923	930	939	rBV	212690	346551	0.89%	0.225%
15	8.522	951	958	971	rVB	773903	1243090	3.20%	0.806%
16	9.181	1063	1070	1074	rBV	168663	269940	0.69%	0.175%
17	9.234	1074	1079	1085	rVV	666295	1065609	2.74%	0.691%
18	9.769	1160	1170	1177	rBV	1086889	2035291	5.23%	1.320%
19	9.834	1177	1181	1191	rVB	282731	478761	1.23%	0.311%
20	9.999	1203	1209	1212	rBV	40933	63936	0.16%	0.041%
21	10.057	1212	1219	1225	rVV	116851	249747	0.64%	0.162%
22	10.134	1225	1232	1237	rVV	1092323	1812005	4.66%	1.175%
23	10.181	1237	1240	1246	rVB	43266	66604	0.17%	0.043%
24	10.305	1247	1261	1272	rBV2	2138249	5058042	13.00%	3.281%
25	10.987	1370	1377	1384	rVV5	14161	40226	0.10%	0.026%
26	11.622	1479	1485	1489	rBV2	21046	45367	0.12%	0.029%
27	12.210	1581	1585	1591	rVB2	29850	51601	0.13%	0.033%
28	13.063	1723	1730	1735	rBV3	32547	66146	0.17%	0.043%
29	13.269	1760	1765	1774	rBV	64962	110431	0.28%	0.072%
30	13.375	1774	1783	1789	rVV4	19458	46622	0.12%	0.030%
31	13.457	1791	1797	1809	rVB	1917152	2615062	6.72%	1.696%
32	13.716	1834	1841	1854	rBV	2067036	3026504	7.78%	1.963%
33	14.028	1888	1894	1910	rBV	1635327	2478821	6.37%	1.608%
34	14.240	1924	1930	1931	rBV2	27207	39161	0.10%	0.025%
35	14.269	1931	1935	1945	rVB	195092	328677	0.84%	0.213%
36	14.604	1982	1992	1997	rBV	12558643	21455942	55.15%	13.916%

LSC Area Percent Report

Data Path : Z:\svoasrv\HPCHEM1\BNA_N\Data\BN100424\
Data File : BN034424.D
Acq On : 05 Oct 2024 15:00
Operator : RC/JU
Sample : P4227-03
Misc :
ALS Vial : 41 Sample Multiplier: 1

Instrument :
BNA_N
ClientSampleId :
PMW-9S(20240926)

Integration Parameters: LSCINT.P
Integrator: RTE
Smoothing : OFF Filtering: 5
Sampling : 1 Min Area: 0.1 % of largest Peak
Start Thrs: 0.2 Max Peaks: 100
Stop Thrs : 0 Peak Location: TOP

If leading or trailing edge < 100 prefer < Baseline drop else tangent >
Peak separation: 5

Method : Z:\svoasrv\HPCHEM1\BNA_N\Methods\SFAM-EPA-BN091124.MA.M
Title : SVOA CALIBRATION

37	14.740	2007	2015	2022	rVB	330154	478223	1.23%	0.310%
38	15.034	2059	2065	2077	rBV	2771011	3847306	9.89%	2.495%
39	15.169	2082	2088	2100	rBV	934339	1270374	3.27%	0.824%
40	15.340	2114	2117	2124	rVB2	39031	54786	0.14%	0.036%
41	15.416	2125	2130	2138	rVB	80363	116041	0.30%	0.075%
42	15.698	2174	2178	2181	rBV	27146	47308	0.12%	0.031%
43	16.445	2301	2305	2314	rVB3	19939	45132	0.12%	0.029%
44	16.787	2357	2363	2370	rBV	2008481	2714187	6.98%	1.760%
45	16.887	2374	2380	2392	rVB	3111101	4228493	10.87%	2.743%
46	17.169	2425	2428	2438	rVB	62119	105341	0.27%	0.068%
47	17.316	2449	2453	2463	rVB	58196	94641	0.24%	0.061%
48	17.722	2517	2522	2530	rBV	187181	308859	0.79%	0.200%
49	18.757	2694	2698	2704	rVB2	45678	64439	0.17%	0.042%
50	18.828	2707	2710	2714	rVV	40068	52509	0.13%	0.034%
51	19.022	2739	2743	2753	rBV	111097	184732	0.47%	0.120%
52	19.198	2766	2773	2781	rBV	3744279	4978290	12.80%	3.229%
53	20.763	3036	3039	3043	rBV3	36125	44907	0.12%	0.029%
54	21.022	3077	3083	3093	rBV2	2136938	3010312	7.74%	1.952%
55	23.545	3503	3512	3524	rBV	2483939	5412313	13.91%	3.510%
56	23.727	3535	3543	3562	rVB	1472787	3488456	8.97%	2.263%

Sum of corrected areas: 154183384

LSC Report - Integrated Chromatogram

Data Path : Z:\svoasrv\HPCHEM1\BNA_N\Data\BN100424\
Data File : BN034424.D
Acq On : 05 Oct 2024 15:00
Operator : RC/JU
Sample : P4227-03
Misc :
ALS Vial : 41 Sample Multiplier: 1

Instrument :
BNA_N
ClientSampleId :
PMW-9S(20240926)

Quant Method : Z:\svoasrv\HPCHEM1\BNA_N\Methods\SFAM-EPA-BN091124.MA.M
Quant Title : SVOA CALIBRATION

TIC Library : C:\Database\NIST20.L
TIC Integration Parameters: LSCINT.P

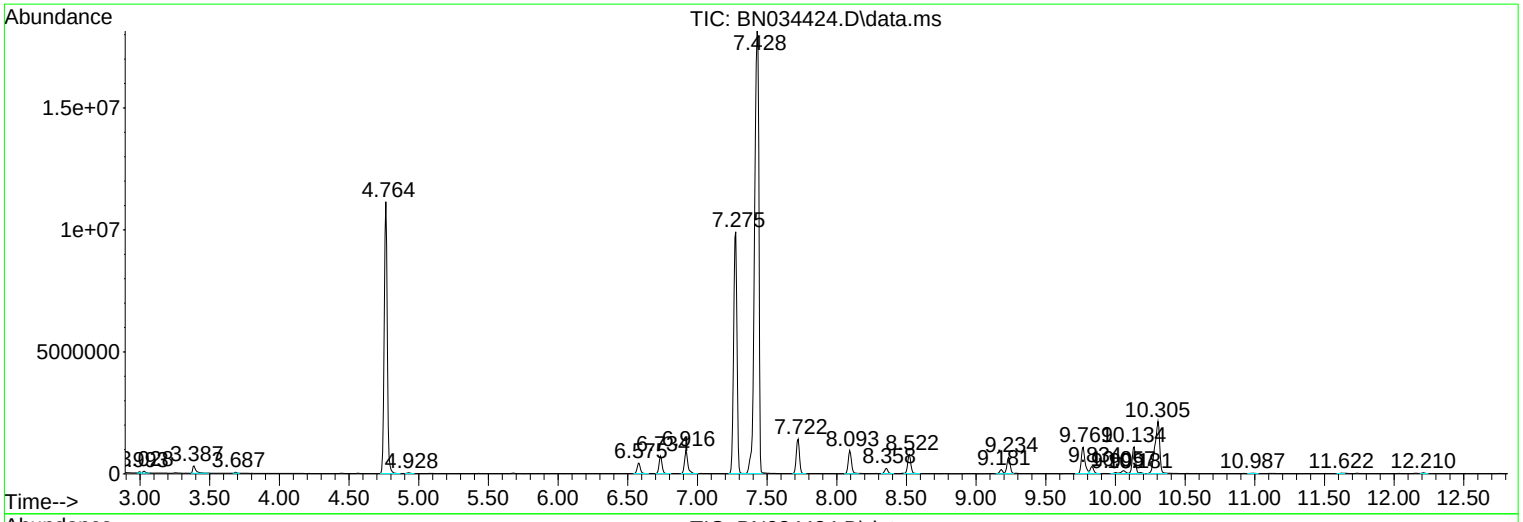

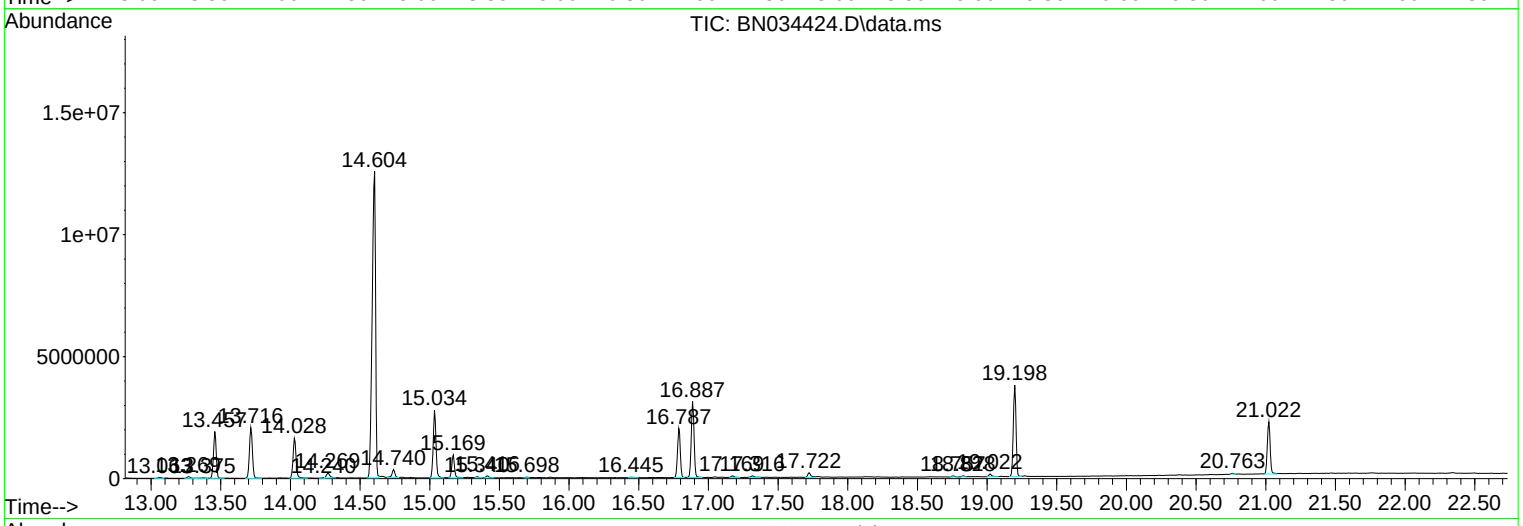

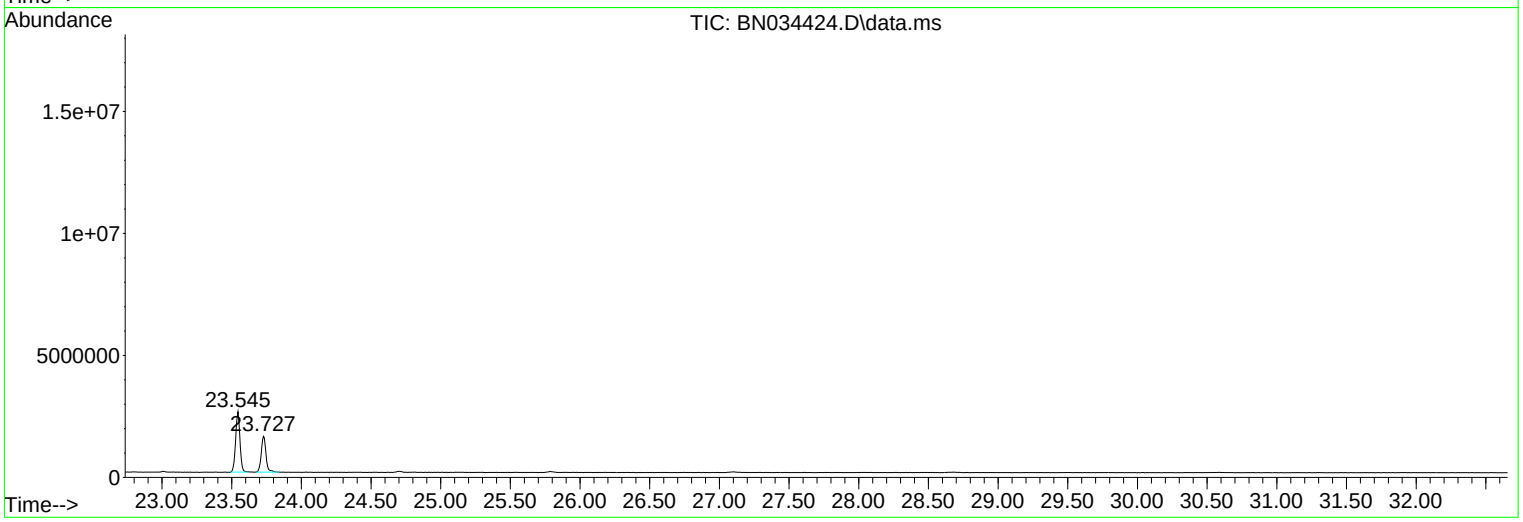

Library Search Compound Report

Data Path : Z:\svoasrv\HPCHEM1\BNA_N\Data\BN100424\
Data File : BN034424.D
Acq On : 05 Oct 2024 15:00
Operator : RC/JU
Sample : P4227-03
Misc :
ALS Vial : 41 Sample Multiplier: 1

Instrument :
BNA_N
ClientSampleId :
PMW-9S(20240926)

Quant Method : Z:\svoasrv\HPCHEM1\BNA_N\Methods\SFAM-EPA-BN091124.MA.M
Quant Title : SVOA CALIBRATION

TIC Library : C:\Database\NIST20.L
TIC Integration Parameters: LSCINT.P

****
Peak Number 2 Benzene, 1,3-dichloro- Concentration Rank 3

R.T.	EstConc	Area	Relative to ISTD	R.T.
7.275	8.58 ng/ul	16684000	1,4-Dichlorobenzene-d4	7.387

Hit# of 5	Tentative ID	MW	MolForm	CAS#	Qual
1	Benzene, 1,3-dichloro-	146	C6H4Cl2	000541-73-1	98
2	Benzene, 1,4-dichloro-	146	C6H4Cl2	000106-46-7	98
3	Benzene, 1,2-dichloro-	146	C6H4Cl2	000095-50-1	98
4	Benzene, 1,3-dichloro-	146	C6H4Cl2	000541-73-1	97
5	Benzene, 1,2-dichloro-	146	C6H4Cl2	000095-50-1	97

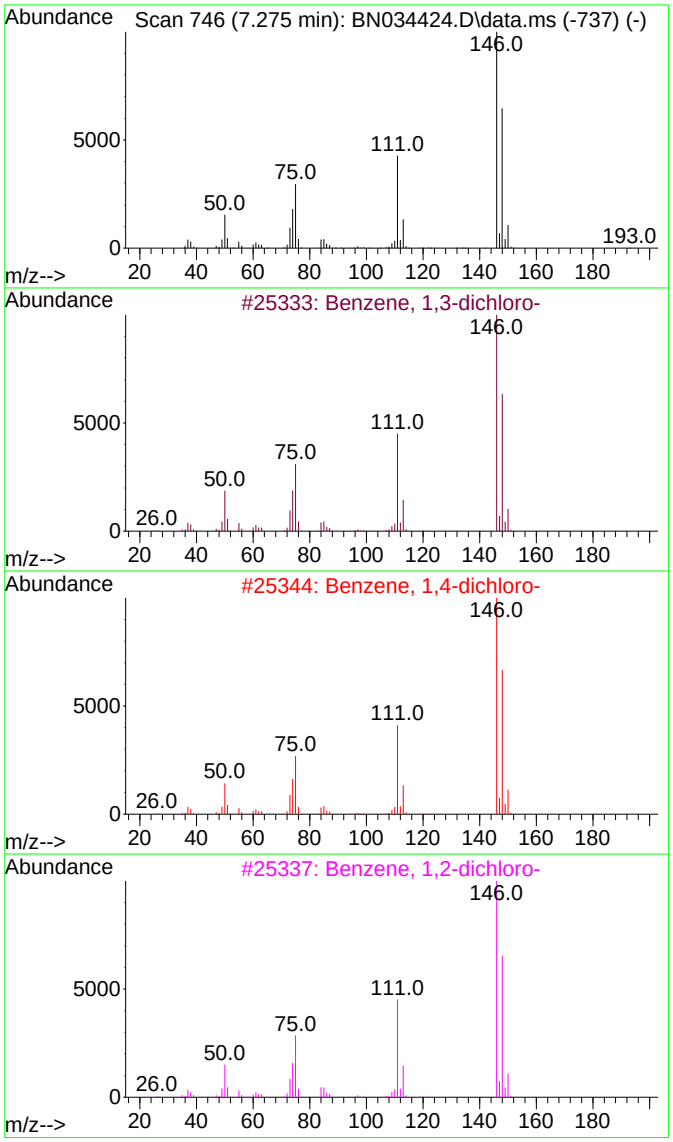

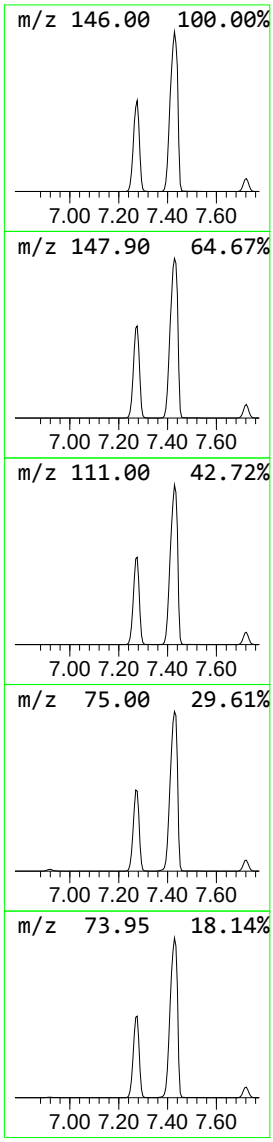

Library Search Compound Report

Data Path : Z:\svoasrv\HPCHEM1\BNA_N\Data\BN100424\
Data File : BN034424.D
Acq On : 05 Oct 2024 15:00
Operator : RC/JU
Sample : P4227-03
Misc :
ALS Vial : 41 Sample Multiplier: 1

Instrument :
BNA_N
ClientSampleId :
PMW-9S(20240926)

Quant Method : Z:\svoasrv\HPCHEM1\BNA_N\Methods\SFAM-EPA-BN091124.MA.M
Quant Title : SVOA CALIBRATION

TIC Library : C:\Database\NIST20.L
TIC Integration Parameters: LSCINT.P

****
Peak Number 3 o-Chloroaniline Concentration Rank 6

R.T.	EstConc	Area	Relative to ISTD	R.T.
9.181	2.98 ng/ul	269940	Naphthalene-d8	10.134

Hit# of 5	Tentative ID	MW	MolForm	CAS#	Qual
1	o-Chloroaniline	127	C6H6ClN	000095-51-2	96
2	o-Chloroaniline	127	C6H6ClN	000095-51-2	96
3	p-Chloroaniline	127	C6H6ClN	000106-47-8	95
4	m-Chloroaniline	127	C6H6ClN	000108-42-9	95
5	o-Chloroaniline	127	C6H6ClN	000095-51-2	95

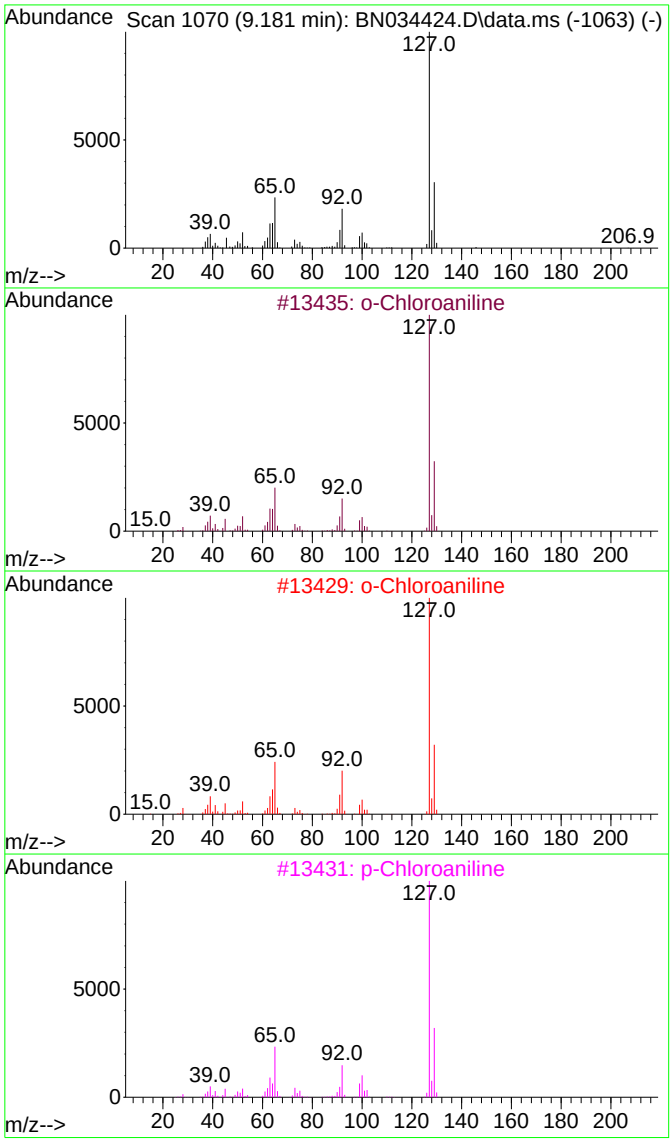

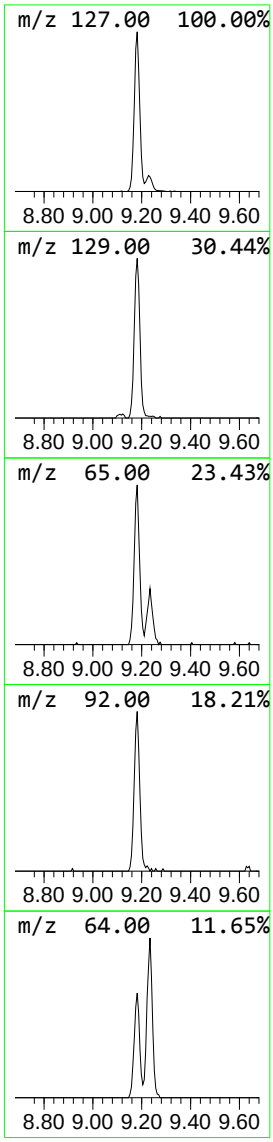

Library Search Compound Report

Data Path : Z:\svoasrv\HPCHEM1\BNA_N\Data\BN100424\
Data File : BN034424.D
Acq On : 05 Oct 2024 15:00
Operator : RC/JU
Sample : P4227-03
Misc :
ALS Vial : 41 Sample Multiplier: 1

Instrument :
BNA_N
ClientSampleId :
PMW-9S(20240926)

Quant Method : Z:\svoasrv\HPCHEM1\BNA_N\Methods\SFAM-EPA-BN091124.MA.M
Quant Title : SVOA CALIBRATION

TIC Library : C:\Database\NIST20.L
TIC Integration Parameters: LSCINT.P

****
Peak Number 4 Phenol, 2,5-dichloro- Concentration Rank 4

R.T.	EstConc	Area	Relative to ISTD	R.T.
9.834	5.28 ng/ul	478761	Naphthalene-d8	10.134

Hit# of 5	Tentative ID	MW	MolForm	CAS#	Qual
1	Phenol, 2,5-dichloro-	162	C6H4Cl2O	000583-78-8	95
2	Phenol, 2,5-dichloro-	162	C6H4Cl2O	000583-78-8	94
3	Phenol, 2,6-dichloro-	162	C6H4Cl2O	000087-65-0	94
4	Phenol, 2,4-dichloro-	162	C6H4Cl2O	000120-83-2	91
5	Phenol, 2,4-dichloro-	162	C6H4Cl2O	000120-83-2	91

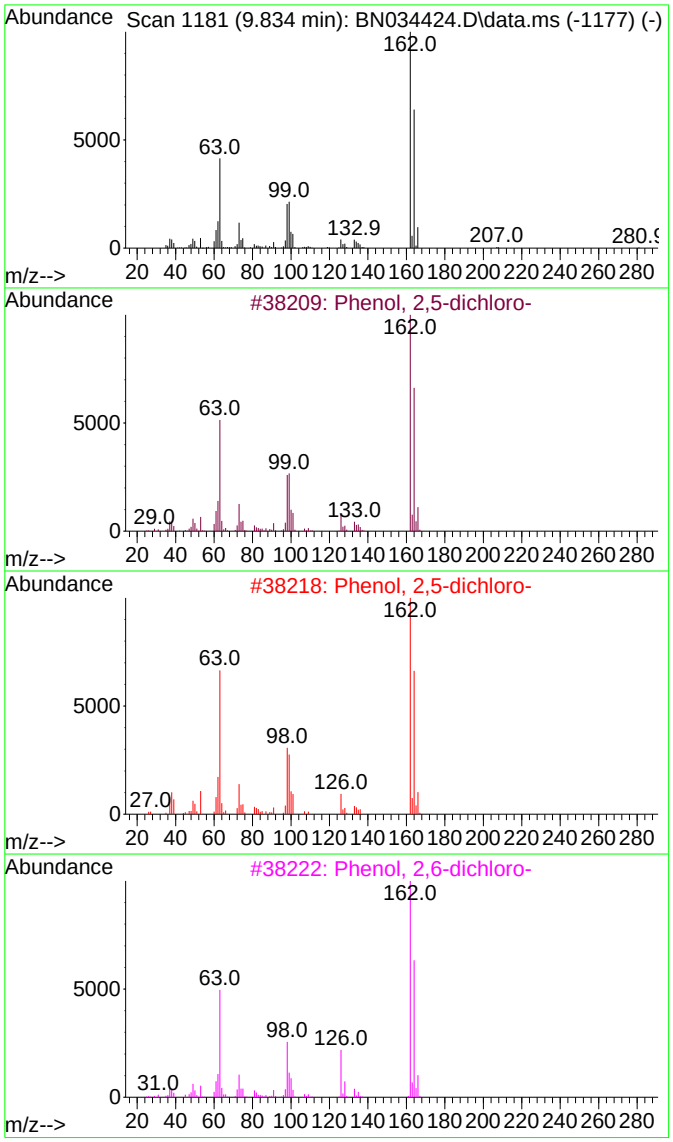

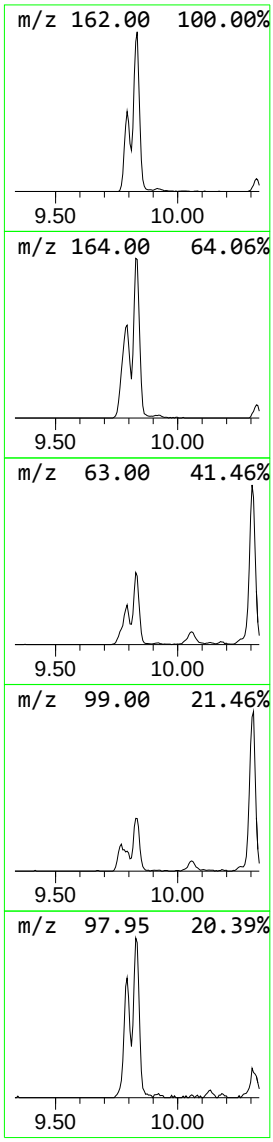

Data Path : Z:\svoasrv\HPCHEM1\BNA_N\Data\BN100424\
Data File : BN034424.D
Acq On : 05 Oct 2024 15:00
Operator : RC/JU
Sample : P4227-03
Misc :
ALS Vial : 41 Sample Multiplier: 1

Instrument :
BNA_N
ClientSampleId :
PMW-9S(20240926)

Quant Method : Z:\svoasrv\HPCHEM1\BNA_N\Methods\SFAM-EPA-BN091124.MA.M
Quant Title : SVOA CALIBRATION

TIC Library : C:\Database\NIST20.L
TIC Integration Parameters: LSCINT.P

****
Peak Number 5 Phenol, 3-chloro- Concentration Rank 7

R.T.	EstConc	Area	Relative to ISTD	R.T.
10.057	2.76 ng/ul	249747	Naphthalene-d8	10.134

Hit# of 5	Tentative ID	MW	MolForm	CAS#	Qual
1	Phenol, 3-chloro-	128	C6H5ClO	000108-43-0	97
2	Phenol, 4-chloro-	128	C6H5ClO	000106-48-9	97
3	Phenol, 3-chloro-	128	C6H5ClO	000108-43-0	96
4	Phenol, 4-chloro-	128	C6H5ClO	000106-48-9	96
5	Phenol, 3-chloro-	128	C6H5ClO	000108-43-0	95

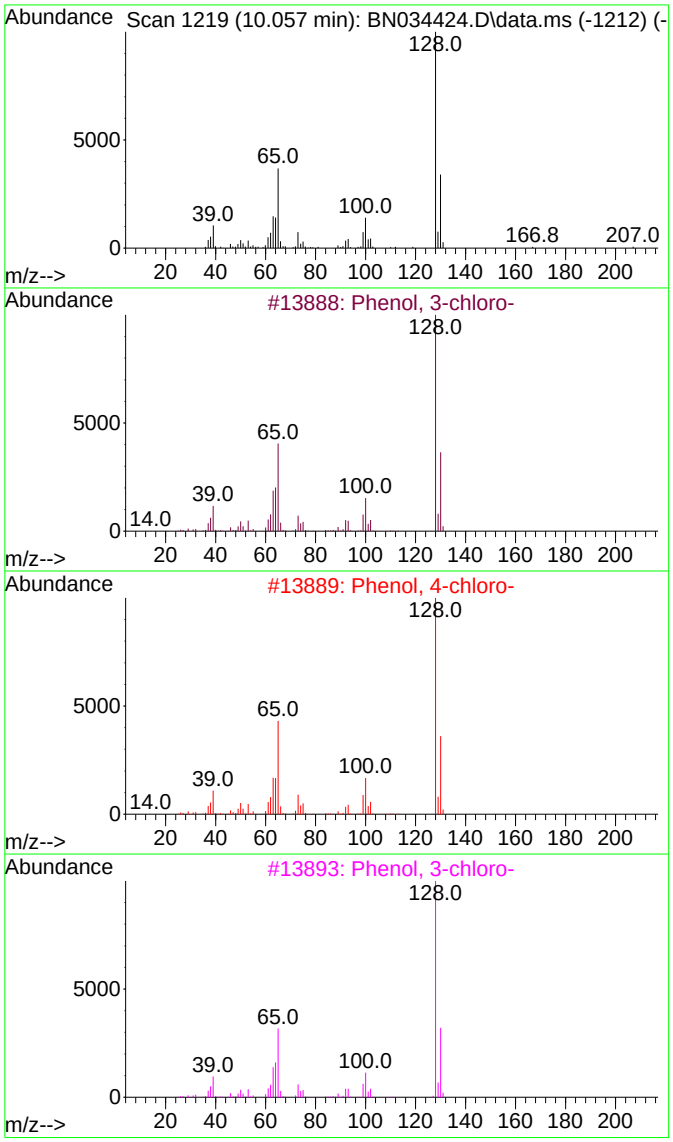

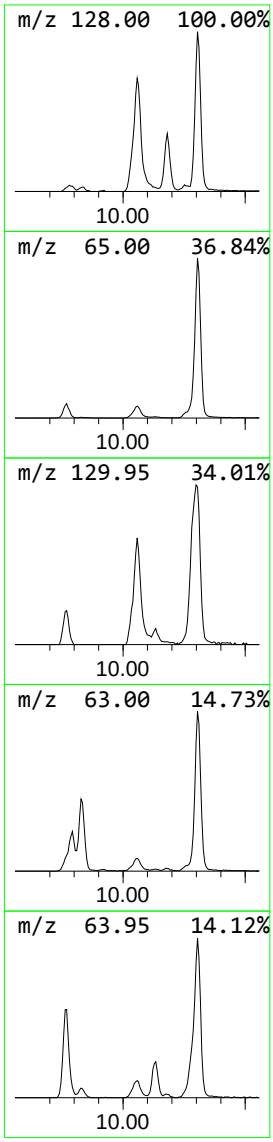

Data Path : Z:\svoasrv\HPCHEM1\BNA_N\Data\BN100424\
Data File : BN034424.D
Acq On : 05 Oct 2024 15:00
Operator : RC/JU
Sample : P4227-03
Misc :
ALS Vial : 41 Sample Multiplier: 1

Instrument :
BNA_N
ClientSampleId :
PMW-9S(20240926)

Quant Method : Z:\svoasrv\HPCHEM1\BNA_N\Methods\SFAM-EPA-BN091124.MA.M
Quant Title : SVOA CALIBRATION

TIC Library : C:\Database\NIST20.L
TIC Integration Parameters: LSCINT.P

****
Peak Number 6 1-Naphthalenamine Concentration Rank 1

R.T.	EstConc	Area	Relative to ISTD	R.T.
14.604	173.11 ng/ul	21455900	Acenaphthene-d10	14.028

Hit# of 5	Tentative ID	MW	MolForm	CAS#	Qual
1	1-Naphthalenamine	143	C10H9N	000134-32-7	97
2	1-Naphthalenamine	143	C10H9N	000134-32-7	97
3	2-Naphthalenamine	143	C10H9N	000091-59-8	97
4	2-Naphthalenamine	143	C10H9N	000091-59-8	95
5	1-Naphthalenamine	143	C10H9N	000134-32-7	94

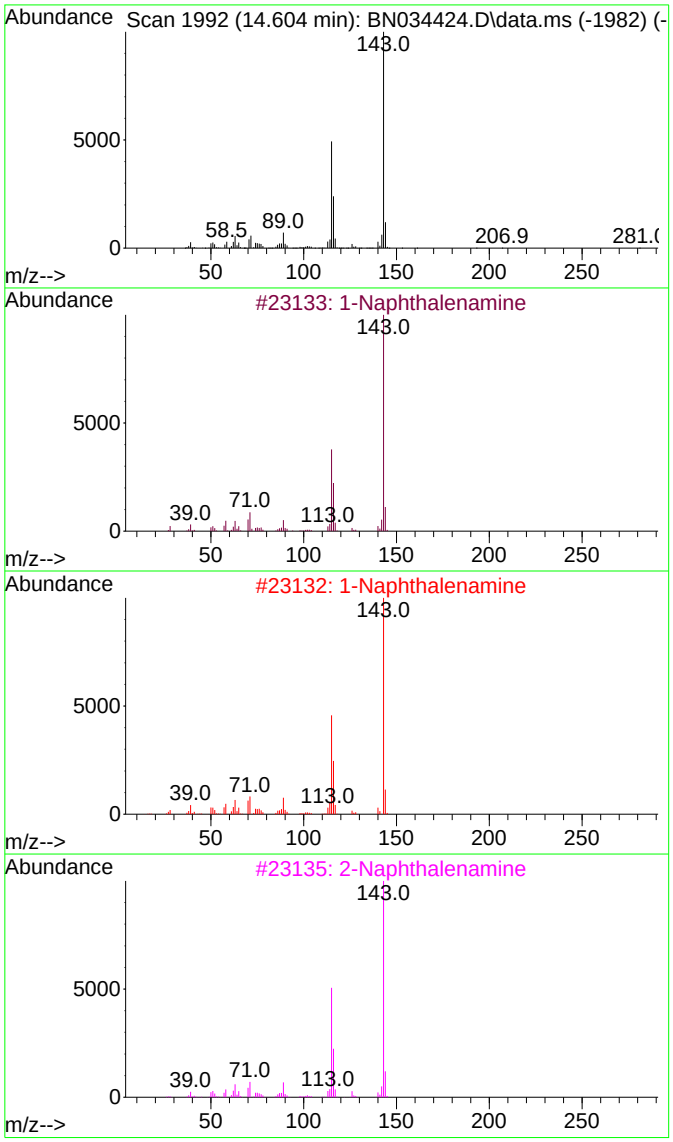

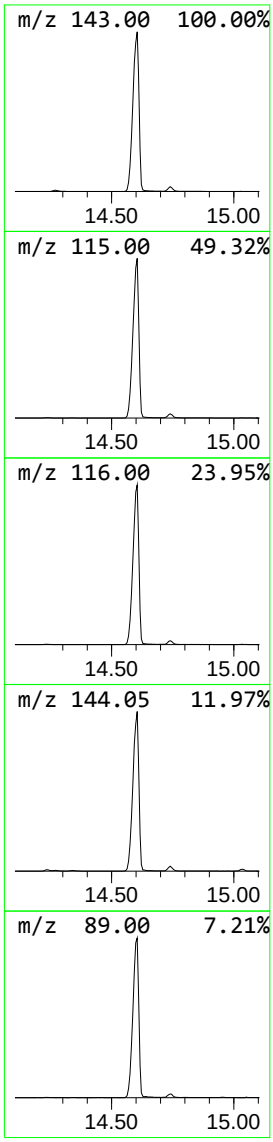

Data Path : Z:\svoasrv\HPCHEM1\BNA_N\Data\BN100424\
Data File : BN034424.D
Acq On : 05 Oct 2024 15:00
Operator : RC/JU
Sample : P4227-03
Misc :
ALS Vial : 41 Sample Multiplier: 1

Instrument :
BNA_N
ClientSampleId :
PMW-9S(20240926)

Quant Method : Z:\svoasrv\HPCHEM1\BNA_N\Methods\SFAM-EPA-BN091124.MA.M
Quant Title : SVOA CALIBRATION

TIC Library : C:\Database\NIST20.L
TIC Integration Parameters: LSCINT.P

****
Peak Number 7 2-Naphthalenamine Concentration Rank 5

R.T.	EstConc	Area	Relative to ISTD	R.T.
14.740	3.86 ng/ul	478223	Acenaphthene-d10	14.028

Hit# of 5	Tentative ID	MW	MolForm	CAS#	Qual
1	2-Naphthalenamine	143	C10H9N	000091-59-8	97
2	2-Naphthalenamine	143	C10H9N	000091-59-8	96
3	1-Naphthalenamine	143	C10H9N	000134-32-7	95
4	2-Naphthalenamine	143	C10H9N	000091-59-8	95
5	1-Naphthalenamine	143	C10H9N	000134-32-7	94

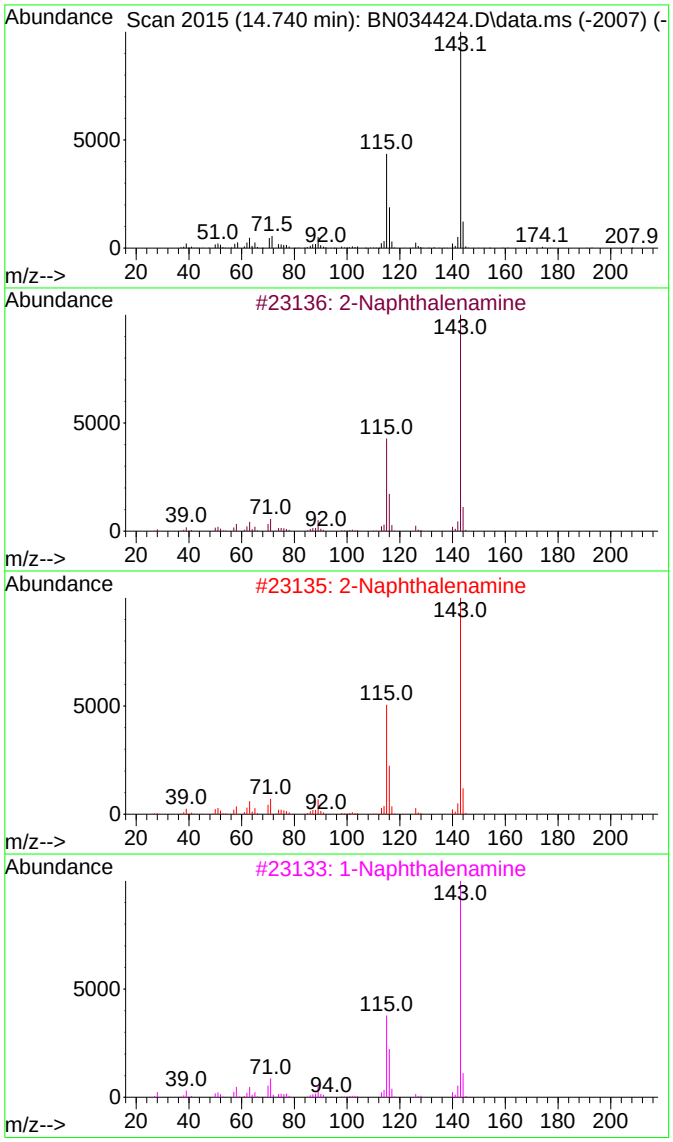

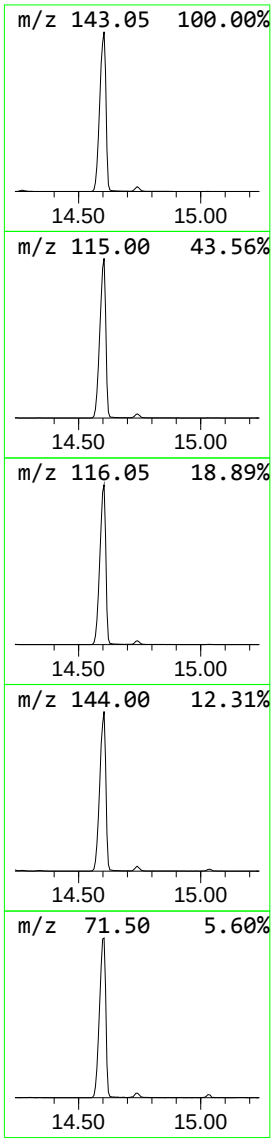

Data Path : Z:\svoasrv\HPCHEM1\BNA_N\Data\BN100424\
Data File : BN034424.D
Acq On : 05 Oct 2024 15:00
Operator : RC/JU
Sample : P4227-03
Misc :
ALS Vial : 41 Sample Multiplier: 1

Instrument :
BNA_N
ClientSampleId :
PMW-9S(20240926)

Quant Method : Z:\svoasrv\HPCHEM1\BNA_N\Methods\SFAM-EPA-BN091124.MA.M
Quant Title : SVOA CALIBRATION

TIC Library : C:\Database\NIST20.L
TIC Integration Parameters: LSCINT.P

****
Peak Number 8 n-Hexadecanoic acid Concentration Rank 8

R.T.	EstConc	Area	Relative to ISTD	R.T.
17.722	2.28 ng/ul	308859	Phenanthrene-d10	16.787

Hit# of 5	Tentative ID	MW	MolForm	CAS#	Qual
1	n-Hexadecanoic acid	256	C16H32O2	000057-10-3	99
2	n-Hexadecanoic acid	256	C16H32O2	000057-10-3	99
3	Tetradecanoic acid	228	C14H28O2	000544-63-8	93
4	Pentadecanoic acid	242	C15H30O2	001002-84-2	93
5	Tetradecanoic acid	228	C14H28O2	000544-63-8	91

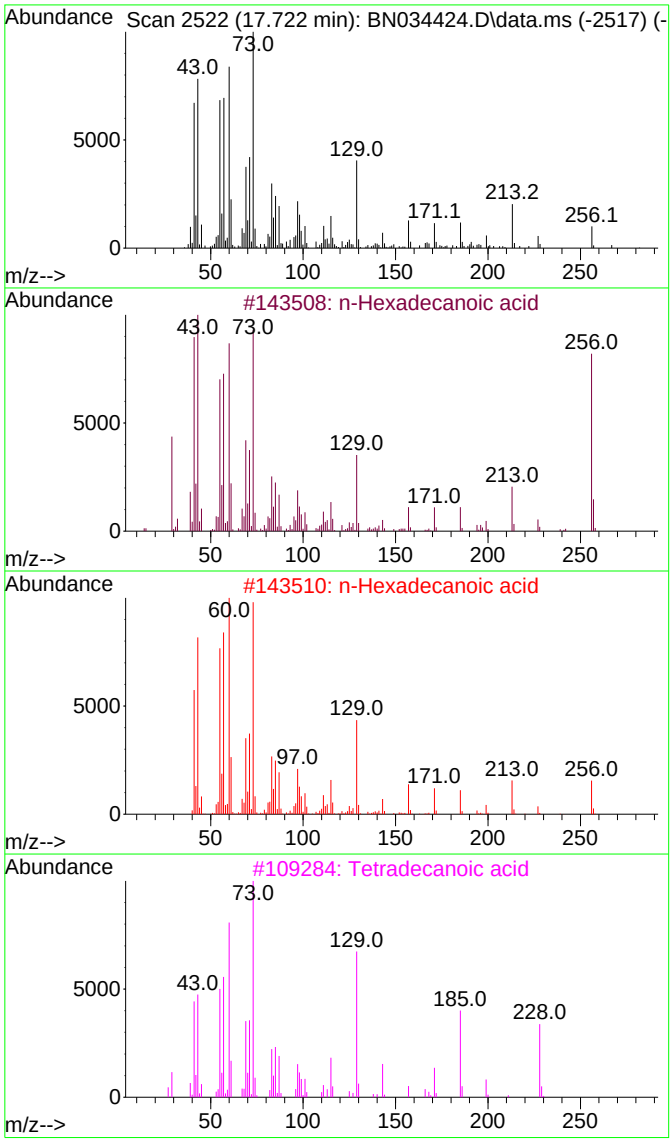

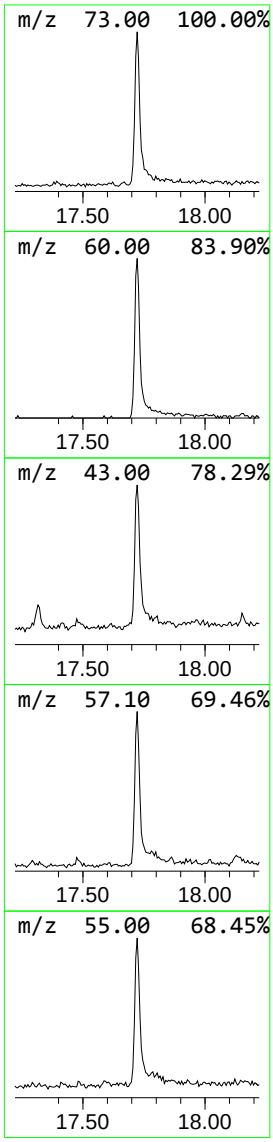

Tentatively Identified Compound (LSC) summary

Data Path : Z:\svoasrv\HPCHEM1\BNA_N\Data\BN100424\
Data File : BN034424.D
Acq On : 05 Oct 2024 15:00
Operator : RC/JU
Sample : P4227-03
Misc :
ALS Vial : 41 Sample Multiplier: 1

Instrument :
BNA_N
ClientSampleId :
PMW-9S(20240926)

Quant Method : Z:\svoasrv\HPCHEM1\BNA_N\Methods\SFAM-EPA-BN091124.MA.M
Quant Title : SVOA CALIBRATION

TIC Library : C:\Database\NIST20.L
TIC Integration Parameters: LSCINT.P

TIC Top Hit name	RT	EstConc	Units	Response	Internal Standard #	RT	Resp	Conc
Benzene, 1,3-di...	7.275	8.6	ng/ul	16684000	1	7.387	38902100	20.0
o-Chloroaniline	9.181	3.0	ng/ul	269940	2	10.134	1812010	20.0
Phenol, 2,5-dic...	9.834	5.3	ng/ul	478761	2	10.134	1812010	20.0
Phenol, 3-chloro-	10.057	2.8	ng/ul	249747	2	10.134	1812010	20.0
1-Naphthalenamine	14.604	173.1	ng/ul	21455900	3	14.028	2478820	20.0
2-Naphthalenamine	14.740	3.9	ng/ul	478223	3	14.028	2478820	20.0
n-Hexadecanoic ...	17.722	2.3	ng/ul	308859	4	16.787	2714190	20.0

FORM 6A-OR
GC/MS INITIAL CALIBRATION DATA

Lab Name: Alliance Technical Group, LLC
Contract: 68HERH20D0011
Lab Code: ACE Case No.: ARC Sayrevi
MA No.: SDG No.: P4227
Analytical Method : SVOA
Level : LOW
Instrument ID: BNA_N
Calibration Date(s): 09/10/2024 09/10/2024
GC Column: ZB-GR ID: 0.25 (mm)
Calibration Time(s): 17:22 20:39
Length : 30 (m)
Heated Purge: (Y/N)
Purge Volume : (mL)

LAB FILE ID: RRF005 =BN033845.D RRF010= BN033846.D RRF020 =BN033847.D
RRF040 =BN033848.D RRF080= BN033849.D RRF160 =BN033850.D

ANALYTE	RRF005	RRF010	RRF020	RRF040	RRF080	RRF160	$\overline{RRF}$	% RSD
Bis(2-Chloroethyl)ether		1.537	1.365	1.468	1.423	1.388	1.436	4.8
Nitrobenzene	0.369	0.439	0.382	0.405	0.400		0.399	6.7
Isophorone	0.675	0.802	0.701	0.753	0.748		0.736	6.7
1,4-Dioxane-d8	0.468	0.540	0.471	0.493	0.479		0.490	6.0
Pyridine-d5		1.532	1.375	1.462	1.463	1.453	1.457	3.8
Phenol-d5		1.825	1.663	1.765	1.810	1.812	1.775	3.8
Bis-(2-Chloroethyl)ether-d8		1.205	1.052	1.119	1.069	1.062	1.101	5.8
2-Chlorophenol-d4	1.269	1.476	1.336	1.443	1.462		1.397	6.5
4-Methylphenol-d8		1.485	1.362	1.474	1.485	1.496	1.461	3.8
Nitrobenzene-d5	0.143	0.167	0.154	0.167	0.168		0.159	6.9
2-Nitrophenol-d4	0.136	0.168	0.155	0.179	0.183		0.164	11.8
2,4-Dichlorophenol-d3	0.275	0.331	0.292	0.322	0.323		0.309	7.7
4-Chloroaniline-d4		0.500	0.438	0.470	0.476	0.453	0.467	5.0
Dimethylphthalate-d6	1.431	1.619	1.426	1.511	1.486		1.495	5.2
Acenaphthylene-d8	1.516	1.827	1.603	1.743	1.718		1.681	7.3
4-Nitrophenol-d4		0.308	0.283	0.317	0.321	0.304	0.307	4.8
Fluorene-d10	1.221	1.390	1.198	1.282	1.241		1.267	6.0
4,6-Dinitro-2-methylphenol-d2		0.101	0.103	0.121	0.133	0.137	0.119	13.9
Anthracene-d10	0.886	1.030	0.902	0.943	0.940		0.940	5.9
Pyrene-d10	1.059	1.201	1.080	1.127	1.104		1.114	4.9
Benzo(a)pyrene-d12	0.933	1.121	0.973	1.054	1.056		1.027	7.3

Quantitation Report (QT Reviewed)

Data Path : Z:\svoasrv\HPCHEM1\BNA_N\Data\BN091124\
Data File : BN033845.D
Acq On : 10 Sep 2024 17:22
Operator : JU/RC
Sample : SSTD00580
Misc :
ALS Vial : 2 Sample Multiplier: 1

Instrument :
BNA_N
ClientSampleId :
SSTD005217

Quant Time: Sep 11 01:45:32 2024
Quant Method : Z:\svoasrv\HPCHEM1\BNA_N\Methods\SFAM-EPA-BN091124.MA.M
Quant Title : SVOA CALIBRATION
QLast Update : Wed Sep 11 01:28:58 2024
Response via : Initial Calibration

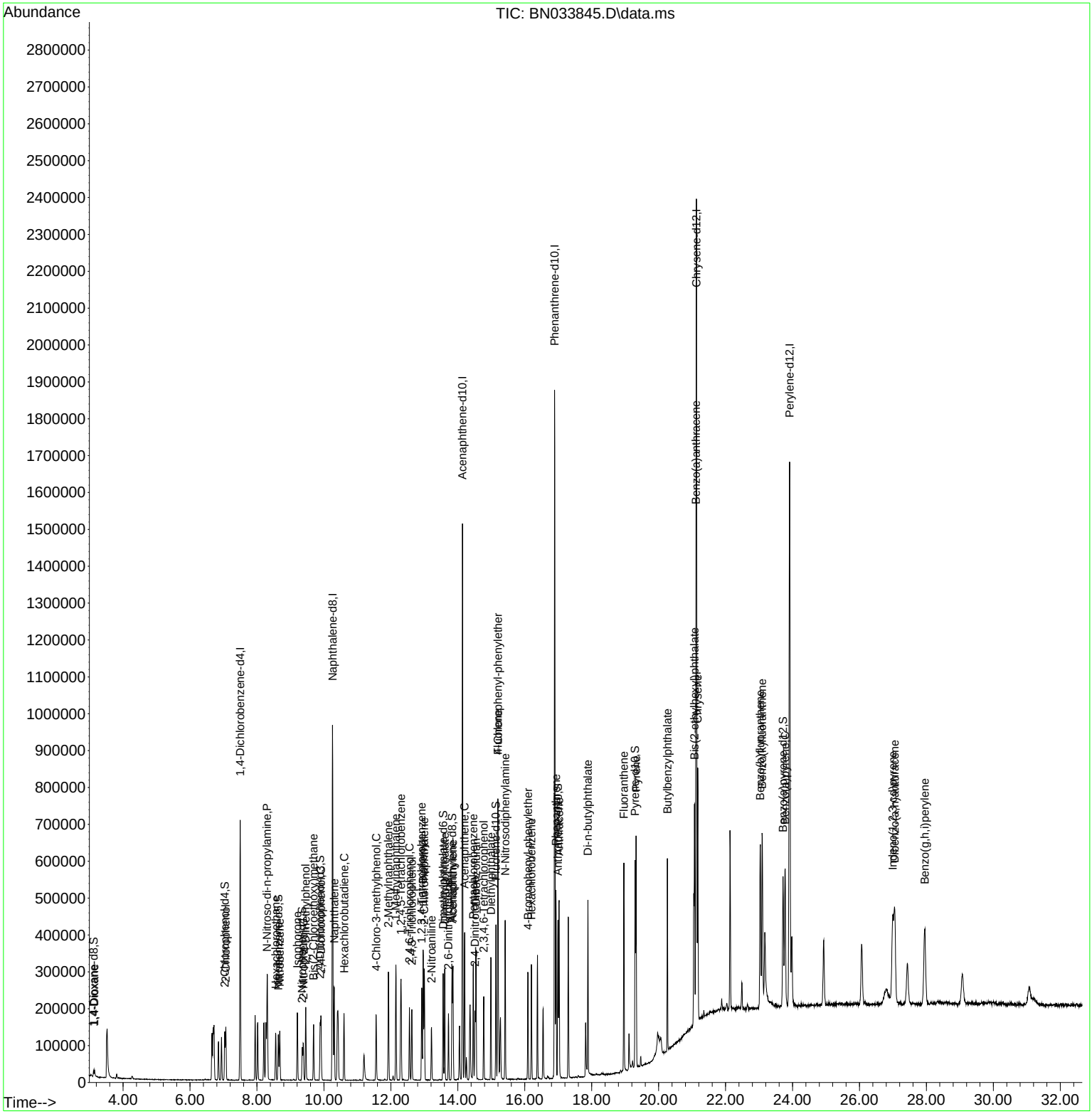

Quantitation Report (QT Reviewed)

Data Path : Z:\svoasrv\HPCHEM1\BNA_N\Data\BN091124\
Data File : BN033845.D
Acq On : 10 Sep 2024 17:22
Operator : JU/RC
Sample : SSTD00580
Misc :
ALS Vial : 2 Sample Multiplier: 1

Instrument :
BNA_N
ClientSampleId :
SSTD005217

Quant Time: Sep 11 01:45:32 2024
Quant Method : Z:\svoasrv\HPCHEM1\BNA_N\Methods\SFAM-EPA-BN091124.MA.M
Quant Title : SVOA CALIBRATION
QLast Update : Wed Sep 11 01:28:58 2024
Response via : Initial Calibration

Compound	R.T.	QIon	Response	Conc	Units	Dev(Min)
Internal Standards						
1) 1,4-Dichlorobenzene-d4	7.499	152	174133	20.000	ng/ul	0.00
20) Naphthalene-d8	10.257	136	729528	20.000	ng/ul	0.00
38) Acenaphthene-d10	14.140	164	477381	20.000	ng/ul	0.00
64) Phenanthrene-d10	16.892	188	1009402	20.000	ng/ul	0.00
79) Chrysene-d12	21.127	240	1020582	20.000	ng/ul	0.00
88) Perylene-d12	23.916	264	1215846	20.000	ng/ul	0.00
System Monitoring Compounds						
3) 1,4-Dioxane-d8	3.117	96	8145	1.908	ng/uL	0.00
4) Pyridine-d5	0.000	84	0d	0.000	ng/ul	
7) Phenol-d5	0.000	99	0d	0.000	ng/ul	
9) Bis-(2-Chloroethyl)eth...	0.000	67	0d	0.000	ng/ul	
11) 2-Chlorophenol-d4	7.040	132	55239	4.588	ng/ul	0.00
15) 4-Methylphenol-d8	0.000	113	0d	0.000	ng/ul	
21) Nitrobenzene-d5	8.640	128	26038	4.690	ng/ul	0.00
24) 2-Nitrophenol-d4	9.352	143	24720	5.056	ng/ul	0.00
28) 2,4-Dichlorophenol-d3	9.887	165	50161	4.609	ng/ul	0.00
31) 4-Chloroaniline-d4	0.000	131	0d	0.000	ng/ul	
46) Dimethylphthalate-d6	13.563	166	170821	4.702	ng/ul	0.00
49) Acenaphthylene-d8	13.828	160	180944	4.448	ng/ul	0.00
54) 4-Nitrophenol-d4	0.000	143	0d	0.000	ng/ul	
60) Fluorene-d10	15.139	176	145751	4.678	ng/ul	0.00
65) 4,6-Dinitro-2-methylph...	0.000	200	0d	0.000	ng/ul	
73) Anthracene-d10	16.992	188	223644	4.673	ng/ul	0.00
81) Pyrene-d10	19.298	212	270223	4.795	ng/ul	0.00
92) Benzo(a)pyrene-d12	23.715	264	283601	4.486	ng/ul	0.00
Target Compounds						Qvalue
2) 1,4-Dioxane	3.146	88	8496	1.897	ng/uL	91
12) 2-Chlorophenol	7.069	128	58660	4.670	ng/ul	99
17) N-Nitroso-di-n-propyla...	8.299	70	45764	4.175	ng/ul	99
19) Hexachloroethane	8.557	117	25136	4.789	ng/ul	95
22) Nitrobenzene	8.681	77	67269	4.818	ng/ul	98
23) Isophorone	9.204	82	123056	4.343	ng/ul	99
25) 2-Nitrophenol	9.387	139	28107	4.926	ng/ul	98
26) 2,4-Dimethylphenol	9.457	107	63195	4.679	ng/ul	98
27) Bis(2-Chloroethoxy)met...	9.693	93	78363	4.466	ng/ul	96
29) 2,4-Dichlorophenol	9.916	162	51602	4.584	ng/ul	99
30) Naphthalene	10.310	128	196966	4.842	ng/ul	98
33) Hexachlorobutadiene	10.604	225	35637	5.064	ng/ul	95
35) 4-Chloro-3-methylphenol	11.563	107	60491	4.671	ng/ul	98
36) 2-Methylnaphthalene	11.928	142	133798	4.674	ng/ul	93
37) 1-Methylnaphthalene	12.151	142	133643	4.619	ng/ul	96
39) 1,2,4,5-Tetrachloroben...	12.304	216	64706	4.734	ng/ul	97
41) 2,4,6-Trichlorophenol	12.557	196	39754	4.740	ng/ul	96
42) 2,4,5-Trichlorophenol	12.628	196	44226	4.683	ng/ul	96
43) 1,1'-Biphenyl	12.963	154	174456	4.845	ng/ul	99
44) 2-Chloronaphthalene	12.998	162	133545	4.785	ng/ul	97
45) 2-Nitroaniline	13.216	65	38068	4.747	ng/ul	97
47) Dimethylphthalate	13.610	163	173751	4.764	ng/ul	100
48) 2,6-Dinitrotoluene	13.722	165	29080	4.387	ng/ul	93
50) Acenaphthylene	13.857	152	204853	4.612	ng/ul	99

Quantitation Report (QT Reviewed)

Data Path : Z:\svoasrv\HPCHEM1\BNA_N\Data\BN091124\
Data File : BN033845.D
Acq On : 10 Sep 2024 17:22
Operator : JU/RC
Sample : SSTD00580
Misc :
ALS Vial : 2 Sample Multiplier: 1

Instrument :
BNA_N
ClientSampleId :
SSTD005217

Quant Time: Sep 11 01:45:32 2024
Quant Method : Z:\svoasrv\HPCHEM1\BNA_N\Methods\SFAM-EPA-BN091124.MA.M
Quant Title : SVOA CALIBRATION
QLast Update : Wed Sep 11 01:28:58 2024
Response via : Initial Calibration

Compound	R.T.	QIon	Response	Conc Units	Dev(Min)
52) Acenaphthene	14.204	153	149066	4.749 ng/ul	94
56) Dibenzofuran	14.545	168	207798	4.742 ng/ul	99
57) 2,4-Dinitrotoluene	14.516	165	44073	4.425 ng/ul	96
58) 2,3,4,6-Tetrachlorophenol	14.775	232	36273	4.726 ng/ul	94
59) Diethylphthalate	14.992	149	178052	4.680 ng/ul	99
61) Fluorene	15.198	166	170471	4.726 ng/ul	99
62) 4-Chlorophenyl-phenyle...	15.198	204	82809	4.785 ng/ul	95
67) N-Nitrosodiphenylamine	15.416	169	145387	4.790 ng/ul	98
68) 4-Bromophenyl-phenylether	16.098	248	47587	4.619 ng/ul	96
69) Hexachlorobenzene	16.198	284	56693	4.806 ng/ul	96
72) Phenanthrene	16.934	178	268908	4.764 ng/ul	100
74) Anthracene	17.028	178	274699	4.777 ng/ul	100
75) 1,2,3,4-Tetrachloroben...	12.922	216	66664	4.898 ng/uL	97
76) Pentachlorobenzene	14.463	250	70153	5.009 ng/uL	97
78) Di-n-butylphthalate	17.886	149	310544	4.690 ng/ul	100
80) Fluoranthene	18.963	202	314136	4.767 ng/ul	99
82) Pyrene	19.328	202	346279	4.848 ng/ul	96
83) Butylbenzylphthalate	20.263	149	143783	5.024 ng/ul	99
85) Benzo(a)anthracene	21.116	228	349321	4.757 ng/ul	98
86) Bis(2-ethylhexyl)phtha...	21.074	149	204817	4.411 ng/ul	98
87) Chrysene	21.169	228	340968	4.937 ng/ul	98
90) Benzo(b)fluoranthene	23.039	252	350930	4.643 ng/ul	99
91) Benzo(k)fluoranthene	23.092	252	343219	4.574 ng/ul	98
93) Benzo(a)pyrene	23.780	252	320289	4.471 ng/ul	97
94) Indeno(1,2,3-cd)pyrene	26.998	276	399206	4.491 ng/ul	99
95) Dibenzo(a,h)anthracene	27.051	278	323805	4.448 ng/ul	96
96) Benzo(g,h,i)perylene	27.956	276	305233	4.468 ng/ul	99

(#) = qualifier out of range (m) = manual integration (+) = signals summed

Quantitation Report (QT Reviewed)

Data Path : Z:\svoasrv\HPCHEM1\BNA_N\Data\BN091124\
Data File : BN033846.D
Acq On : 10 Sep 2024 18:01
Operator : JU/RC
Sample : SSTD01081
Misc :
ALS Vial : 3 Sample Multiplier: 1

Instrument :
BNA_N
ClientSampleId :
SSTD010218

Quant Time: Sep 11 01:34:25 2024
Quant Method : Z:\svoasrv\HPCHEM1\BNA_N\Methods\SFAM-EPA-BN091124.MA.M
Quant Title : SVOA CALIBRATION
QLast Update : Wed Sep 11 01:28:58 2024
Response via : Initial Calibration

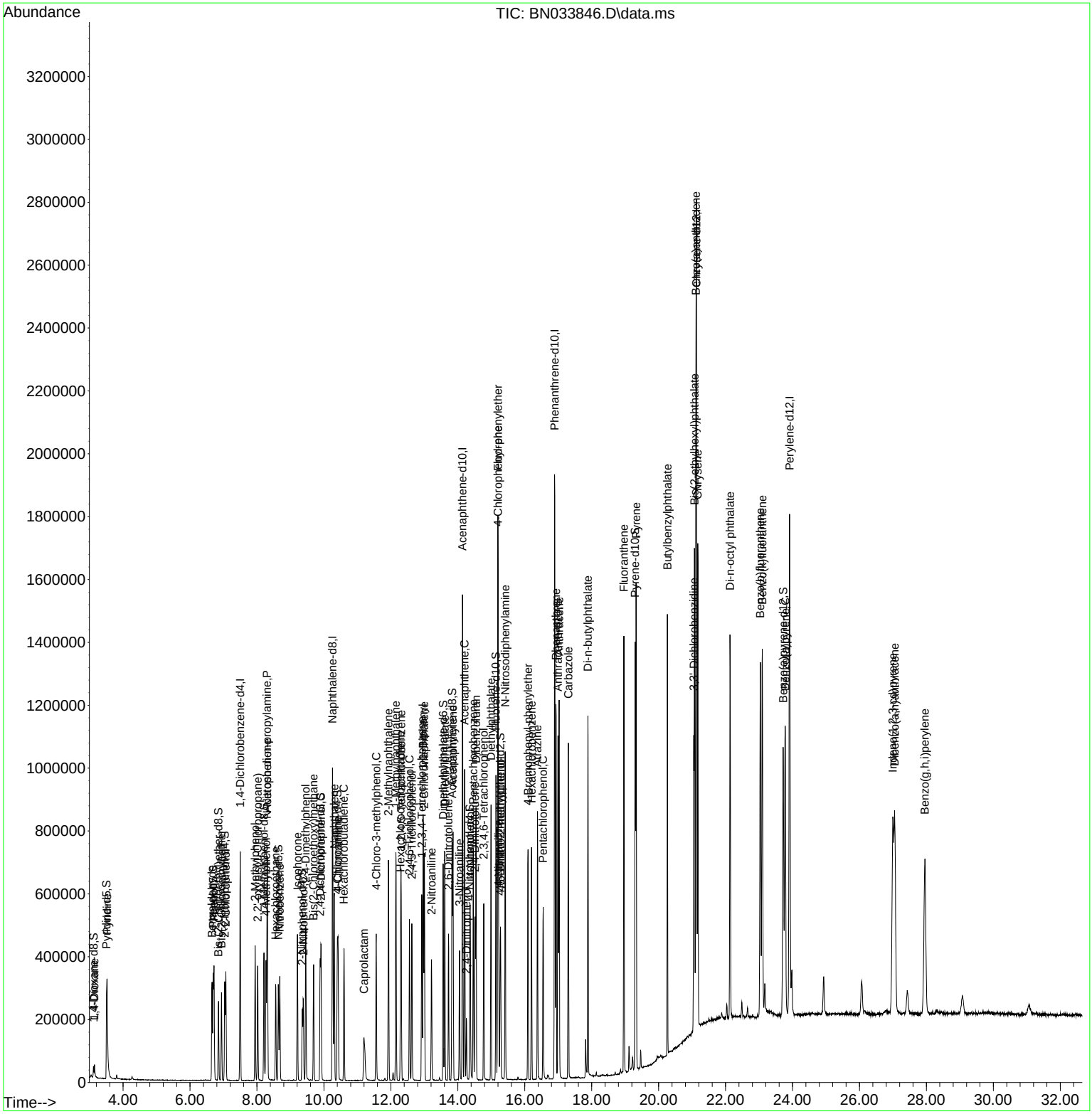

Quantitation Report (QT Reviewed)

Data Path : Z:\svoasrv\HPCHEM1\BNA_N\Data\BN091124\
Data File : BN033846.D
Acq On : 10 Sep 2024 18:01
Operator : JU/RC
Sample : SSTD01081
Misc :
ALS Vial : 3 Sample Multiplier: 1

Instrument :
BNA_N
ClientSampleId :
SSTD010218

Quant Time: Sep 11 01:34:25 2024
Quant Method : Z:\svoasrv\HPCHEM1\BNA_N\Methods\SFAM-EPA-BN091124.MA.M
Quant Title : SVOA CALIBRATION
QLast Update : Wed Sep 11 01:28:58 2024
Response via : Initial Calibration

Compound	R.T.	QIon	Response	Conc	Units	Dev(Min)
Internal Standards						
1) 1,4-Dichlorobenzene-d4	7.499	152	180357	20.000	ng/ul	0.00
20) Naphthalene-d8	10.257	136	771977	20.000	ng/ul	0.00
38) Acenaphthene-d10	14.139	164	509020	20.000	ng/ul	0.00
64) Phenanthrene-d10	16.892	188	1080130	20.000	ng/ul	0.00
79) Chrysene-d12	21.127	240	1090538	20.000	ng/ul	0.00
88) Perylene-d12	23.915	264	1280875	20.000	ng/ul	0.00
System Monitoring Compounds						
3) 1,4-Dioxane-d8	3.116	96	19467	4.404	ng/uL	0.00
4) Pyridine-d5	3.505	84	138178	10.301	ng/ul	0.00
7) Phenol-d5	6.693	99	164607	9.951	ng/ul	0.00
9) Bis-(2-Chloroethyl)eth...	6.852	67	108697	10.247	ng/ul	0.00
11) 2-Chlorophenol-d4	7.040	132	133082	10.671	ng/ul	0.00
15) 4-Methylphenol-d8	8.210	113	133897	9.788	ng/ul	0.00
21) Nitrobenzene-d5	8.640	128	64271	10.939	ng/ul	0.00
24) 2-Nitrophenol-d4	9.351	143	64778	12.521	ng/ul	0.00
28) 2,4-Dichlorophenol-d3	9.887	165	127806	11.096	ng/ul	0.00
31) 4-Chloroaniline-d4	10.404	131	193008	10.052	ng/ul	0.00
46) Dimethylphthalate-d6	13.563	166	411977	10.635	ng/ul	0.00
49) Acenaphthylene-d8	13.828	160	464954	10.720	ng/ul	0.00
54) 4-Nitrophenol-d4	14.357	143	78424	10.477	ng/ul	0.00
60) Fluorene-d10	15.139	176	353833	10.650	ng/ul	0.00
65) 4,6-Dinitro-2-methylph...	15.269	200	54750	10.762	ng/ul	0.00
73) Anthracene-d10	16.992	188	556474	10.866	ng/ul	0.00
81) Pyrene-d10	19.298	212	654612	10.870	ng/ul	0.00
92) Benzo(a)pyrene-d12	23.721	264	718126	10.783	ng/ul	0.00
Target Compounds						Qvalue
2) 1,4-Dioxane	3.146	88	20599	4.441	ng/uL	98
5) Pyridine	3.522	79	142478	10.332	ng/ul	98
6) Benzaldehyde	6.657	77	101359	11.792	ng/ul	95
8) Phenol	6.716	94	173856	10.001	ng/ul	98
10) Bis(2-Chloroethyl)ether	6.940	93	138615	10.014	ng/ul	98
12) 2-Chlorophenol	7.069	128	137267	10.551	ng/ul	100
13) 2-Methylphenol	7.946	108	128385	9.762	ng/ul	100
14) 2,2'-oxybis(1-Chloropr...	8.022	45	211140	9.396	ng/ul	98
16) Acetophenone	8.310	105	224981	10.127	ng/ul	99
17) N-Nitroso-di-n-propyla...	8.304	70	113283	9.979	ng/ul	96
18) 4-Methylphenol	8.269	108	144309	9.803	ng/ul	98
19) Hexachloroethane	8.557	117	57660	10.606	ng/ul	97
22) Nitrobenzene	8.681	77	169489	11.472	ng/ul	100
23) Isophorone	9.210	82	309650	10.329	ng/ul	100
25) 2-Nitrophenol	9.387	139	74410	12.325	ng/ul	99
26) 2,4-Dimethylphenol	9.457	107	159754	11.179	ng/ul	98
27) Bis(2-Chloroethoxy)met...	9.693	93	190950	10.285	ng/ul	97
29) 2,4-Dichlorophenol	9.916	162	130487	10.954	ng/ul	99
30) Naphthalene	10.310	128	464217	10.785	ng/ul	99
32) 4-Chloroaniline	10.422	127	195012	10.385	ng/ul	97
33) Hexachlorobutadiene	10.598	225	85155	11.436	ng/ul	93
34) Caprolactam	11.198	113	44565	9.368	ng/ul	98
35) 4-Chloro-3-methylphenol	11.563	107	152658	11.140	ng/ul	97
36) 2-Methylnaphthalene	11.928	142	320236	10.571	ng/ul	97

Quantitation Report (QT Reviewed)

Data Path : Z:\svoasrv\HPCHEM1\BNA_N\Data\BN091124\
Data File : BN033846.D
Acq On : 10 Sep 2024 18:01
Operator : JU/RC
Sample : SSTD01081
Misc :
ALS Vial : 3 Sample Multiplier: 1

Instrument :
BNA_N
ClientSampleId :
SSTD010218

Quant Time: Sep 11 01:34:25 2024
Quant Method : Z:\svoasrv\HPCHEM1\BNA_N\Methods\SFAM-EPA-BN091124.MA.M
Quant Title : SVOA CALIBRATION
QLast Update : Wed Sep 11 01:28:58 2024
Response via : Initial Calibration

Compound	R.T.	QIon	Response	Conc Units	Dev(Min)
37) 1-Methylnaphthalene	12.151	142	324524	10.599 ng/ul	98
39) 1,2,4,5-Tetrachloroben...	12.310	216	160964	11.044 ng/ul	99
40) Hexachlorocyclopentadiene	12.292	237	83995	10.400 ng/ul	97
41) 2,4,6-Trichlorophenol	12.557	196	102416	11.453 ng/ul	95
42) 2,4,5-Trichlorophenol	12.628	196	113781	11.298 ng/ul	99
43) 1,1'-Biphenyl	12.963	154	425408	11.081 ng/ul	98
44) 2-Chloronaphthalene	12.998	162	329405	11.069 ng/ul	97
45) 2-Nitroaniline	13.216	65	102856	12.030 ng/ul	97
47) Dimethylphthalate	13.610	163	426223	10.961 ng/ul	100
48) 2,6-Dinitrotoluene	13.722	165	79143	11.198 ng/ul	96
50) Acenaphthylene	13.857	152	510274	10.774 ng/ul	99
51) 3-Nitroaniline	14.051	138	86726	10.836 ng/ul	99
52) Acenaphthene	14.204	153	366256	10.944 ng/ul	97
53) 2,4-Dinitrophenol	14.257	184	34573	9.903 ng/ul	95
55) 4-Nitrophenol	14.375	109	71041	12.118 ng/ul	95
56) Dibenzofuran	14.545	168	501299	10.728 ng/ul	99
57) 2,4-Dinitrotoluene	14.516	165	120618	11.356 ng/ul	95
58) 2,3,4,6-Tetrachlorophenol	14.775	232	92607	11.315 ng/ul	93
59) Diethylphthalate	14.992	149	441899	10.893 ng/ul	98
61) Fluorene	15.198	166	411670	10.704 ng/ul	96
62) 4-Chlorophenyl-phenyle...	15.204	204	198234	10.743 ng/ul	96
63) 4-Nitroaniline	15.222	138	92494	11.229 ng/ul	95
66) 4,6-Dinitro-2-methylph...	15.281	198	64832	11.277 ng/ul#	96
67) N-Nitrosodiphenylamine	15.416	169	356638	10.980 ng/ul	99
68) 4-Bromophenyl-phenylether	16.098	248	118720	10.768 ng/ul	95
69) Hexachlorobenzene	16.204	284	139575	11.057 ng/ul	98
70) Atrazine	16.381	200	129453	10.712 ng/ul	99
71) Pentachlorophenol	16.551	266	82220	10.354 ng/ul	94
72) Phenanthrene	16.933	178	651862	10.793 ng/ul	100
74) Anthracene	17.028	178	669465	10.880 ng/ul	99
75) 1,2,3,4-Tetrachloroben...	12.928	216	166587	11.439 ng/uL	96
76) Pentachlorobenzene	14.463	250	168896	11.270 ng/uL	95
77) Carbazole	17.304	167	628428	11.078 ng/ul	99
78) Di-n-butylphthalate	17.886	149	772245	10.900 ng/ul	100
80) Fluoranthene	18.963	202	778234	11.052 ng/ul	99
82) Pyrene	19.327	202	841774	11.030 ng/ul	98
83) Butylbenzylphthalate	20.263	149	361838	11.832 ng/ul	98
84) 3,3'-Dichlorobenzidine	21.051	252	260541	10.480 ng/ul	99
85) Benzo(a)anthracene	21.116	228	853894	10.881 ng/ul	98
86) Bis(2-ethylhexyl)phtha...	21.074	149	547079	11.027 ng/ul	99
87) Chrysene	21.168	228	806370	10.926 ng/ul	98
89) Di-n-octyl phthalate	22.133	149	887704	10.760 ng/ul	100
90) Benzo(b)fluoranthene	23.039	252	858129	10.776 ng/ul	100
91) Benzo(k)fluoranthene	23.098	252	853719	10.799 ng/ul	99
93) Benzo(a)pyrene	23.786	252	804658	10.663 ng/ul	97
94) Indeno(1,2,3-cd)pyrene	26.998	276	972973	10.389 ng/ul	98
95) Dibenzo(a,h)anthracene	27.051	278	798972	10.418 ng/ul	98
96) Benzo(g,h,i)perylene	27.956	276	755839	10.502 ng/ul	98

(#) = qualifier out of range (m) = manual integration (+) = signals summed

Quantitation Report (QT Reviewed)

Data Path : Z:\svoasrv\HPCHEM1\BNA_N\Data\BN091124\
Data File : BN033847.D
Acq On : 10 Sep 2024 18:41
Operator : JU/RC
Sample : SSTD02082
Misc :
ALS Vial : 4 Sample Multiplier: 1

Quant Time: Sep 11 01:42:13 2024
Quant Method : Z:\svoasrv\HPCHEM1\BNA_N\Methods\SFAM-EPA-BN091124.MA.M
Quant Title : SVOA CALIBRATION
QLast Update : Wed Sep 11 01:28:58 2024
Response via : Initial Calibration

Instrument :
BNA_N
ClientSampleId :
SSTD020219

Manual Integrations APPROVED
mohammad
9/13/2024 1:47:16 AM

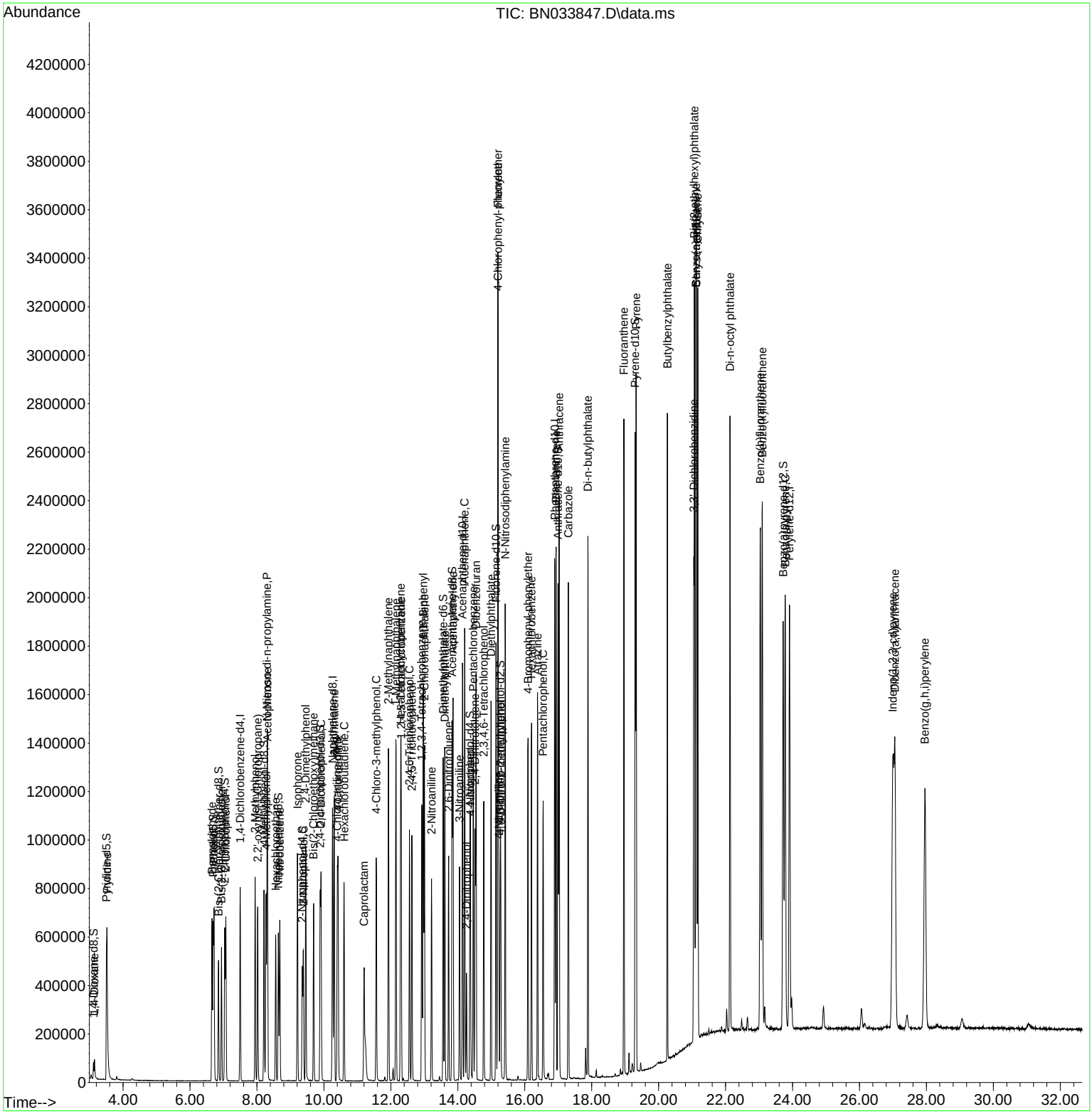

Quantitation Report (QT Reviewed)

Data Path : Z:\svoasrv\HPCHEM1\BNA_N\Data\BN091124\
Data File : BN033847.D
Acq On : 10 Sep 2024 18:41
Operator : JU/RC
Sample : SSTD02082
Misc :
ALS Vial : 4 Sample Multiplier: 1

Instrument :
BNA_N
ClientSampleId :
SSTD020219

Manual Integrations APPROVED
mohammad
9/13/2024 1:47:16 AM

Quant Time: Sep 11 01:42:13 2024
Quant Method : Z:\svoasrv\HPCHEM1\BNA_N\Methods\SFAM-EPA-BN091124.MA.M
Quant Title : SVOA CALIBRATION
QLast Update : Wed Sep 11 01:28:58 2024
Response via : Initial Calibration

Compound	R.T.	QIon	Response	Conc	Units	Dev(Min)
Internal Standards						
1) 1,4-Dichlorobenzene-d4	7.499	152	200340	20.000	ng/ul	0.00
20) Naphthalene-d8	10.257	136	881178	20.000	ng/ul	0.00
38) Acenaphthene-d10	14.139	164	573184	20.000	ng/ul	0.00
64) Phenanthrene-d10	16.898	188	1226782	20.000	ng/ul	0.00
79) Chrysene-d12	21.127	240	1202302	20.000	ng/ul	0.00
88) Perylene-d12	23.910	264	1435684	20.000	ng/ul	0.00
System Monitoring Compounds						
3) 1,4-Dioxane-d8	3.117	96	37772	7.692	ng/uL	0.00
4) Pyridine-d5	3.505	84	275404	18.483	ng/ul	0.00
7) Phenol-d5	6.693	99	333183	18.132	ng/ul	0.00
9) Bis-(2-Chloroethyl)eth...	6.852	67	210776	17.889	ng/ul	0.00
11) 2-Chlorophenol-d4	7.040	132	267688	19.324	ng/ul	0.00
15) 4-Methylphenol-d8	8.210	113	272882	17.959	ng/ul	0.00
21) Nitrobenzene-d5	8.640	128	135319	20.177	ng/ul	0.00
24) 2-Nitrophenol-d4	9.351	143	136172	23.059	ng/ul	0.00
28) 2,4-Dichlorophenol-d3	9.887	165	257724	19.603	ng/ul	0.00
31) 4-Chloroaniline-d4	10.398	131	385671	17.596	ng/ul	0.00
46) Dimethylphthalate-d6	13.563	166	817498	18.741	ng/ul	0.00
49) Acenaphthylene-d8	13.828	160	919060	18.818	ng/ul	0.00
54) 4-Nitrophenol-d4	14.363	143	162380	19.265	ng/ul	0.00
60) Fluorene-d10	15.145	176	686867	18.360	ng/ul	0.00
65) 4,6-Dinitro-2-methylph...	15.269	200	126764	21.940	ng/ul	0.00
73) Anthracene-d10	16.992	188	1106743	19.028	ng/ul	0.00
81) Pyrene-d10	19.298	212	1298843	19.563	ng/ul	0.00
92) Benzo(a)pyrene-d12	23.721	264	1396676	18.710	ng/ul	0.00
Target Compounds						Qvalue
2) 1,4-Dioxane	3.146	88	39643	7.694	ng/uL	100
5) Pyridine	3.522	79	280670	18.323	ng/ul	100
6) Benzaldehyde	6.657	77	222518	23.305	ng/ul	100
8) Phenol	6.716	94	345628	17.900	ng/ul	100
10) Bis(2-Chloroethyl)ether	6.940	93	273563	17.792	ng/ul	100
12) 2-Chlorophenol	7.069	128	274333	18.983	ng/ul	100
13) 2-Methylphenol	7.946	108	258195	17.675	ng/ul	100
14) 2,2'-oxybis(1-Chloropr...	8.022	45	416002	16.667	ng/ul	100
16) Acetophenone	8.316	105	439958	17.829	ng/ul	100
17) N-Nitroso-di-n-propyla...	8.304	70	221062	17.530	ng/ul	100
18) 4-Methylphenol	8.275	108	289441	17.701	ng/ul	100
19) Hexachloroethane	8.557	117	113616	18.814	ng/ul	100
22) Nitrobenzene	8.681	77	336576	19.959	ng/ul	100
23) Isophorone	9.210	82	617569	18.047	ng/ul	100
25) 2-Nitrophenol	9.387	139	157522	22.858	ng/ul	100
26) 2,4-Dimethylphenol	9.457	107	320633	19.656	ng/ul	100
27) Bis(2-Chloroethoxy)met...	9.693	93	378382	17.854	ng/ul	100
29) 2,4-Dichlorophenol	9.916	162	261663	19.244	ng/ul	100
30) Naphthalene	10.310	128	900592	18.331	ng/ul	100
32) 4-Chloroaniline	10.422	127	378099	17.639	ng/ul	100
33) Hexachlorobutadiene	10.604	225	166139	19.547	ng/ul	100
34) Caprolactam	11.198	113	133765m	24.633	ng/ul	
35) 4-Chloro-3-methylphenol	11.563	107	311582	19.919	ng/ul	100
36) 2-Methylnaphthalene	11.928	142	627208	18.139	ng/ul	100

Quantitation Report (QT Reviewed)

Data Path : Z:\svoasrv\HPCHEM1\BNA_N\Data\BN091124\
Data File : BN033847.D
Acq On : 10 Sep 2024 18:41
Operator : JU/RC
Sample : SSTD02082
Misc :
ALS Vial : 4 Sample Multiplier: 1

Instrument :
BNA_N
ClientSampleId :
SSTD020219

Manual Integrations APPROVED
mohammad
9/13/2024 1:47:16 AM

Quant Time: Sep 11 01:42:13 2024
Quant Method : Z:\svoasrv\HPCHEM1\BNA_N\Methods\SFAM-EPA-BN091124.MA.M
Quant Title : SVOA CALIBRATION
QLast Update : Wed Sep 11 01:28:58 2024
Response via : Initial Calibration

Compound	R.T.	QIon	Response	Conc Units	Dev(Min)
37) 1-Methylnaphthalene	12.157	142	636693	18.218 ng/ul	100
39) 1,2,4,5-Tetrachloroben...	12.310	216	317682	19.357 ng/ul	100
40) Hexachlorocyclopentadiene	12.293	237	238105	26.182 ng/ul	100
41) 2,4,6-Trichlorophenol	12.557	196	212229	21.076 ng/ul	100
42) 2,4,5-Trichlorophenol	12.628	196	228630	20.161 ng/ul	100
43) 1,1'-Biphenyl	12.969	154	812678	18.799 ng/ul	100
44) 2-Chloronaphthalene	13.004	162	636713	19.000 ng/ul	100
45) 2-Nitroaniline	13.216	65	209917	21.803 ng/ul	100
47) Dimethylphthalate	13.616	163	834464	19.057 ng/ul	100
48) 2,6-Dinitrotoluene	13.728	165	165780	20.831 ng/ul	100
50) Acenaphthylene	13.857	152	1006096	18.864 ng/ul	100
51) 3-Nitroaniline	14.051	138	189102	20.983 ng/ul	100
52) Acenaphthene	14.204	153	719250	19.085 ng/ul	100
53) 2,4-Dinitrophenol	14.263	184	80613	20.505 ng/ul	100
55) 4-Nitrophenol	14.381	109	141558	21.444 ng/ul	100
56) Dibenzofuran	14.545	168	990495	18.824 ng/ul	100
57) 2,4-Dinitrotoluene	14.516	165	254721	21.298 ng/ul	100
58) 2,3,4,6-Tetrachlorophenol	14.775	232	196632	21.336 ng/ul	100
59) Diethylphthalate	14.992	149	874226	19.137 ng/ul	100
61) Fluorene	15.198	166	799546	18.462 ng/ul	100
62) 4-Chlorophenyl-phenyle...	15.204	204	389473	18.744 ng/ul	100
63) 4-Nitroaniline	15.228	138	199591	21.518 ng/ul	100
66) 4,6-Dinitro-2-methylph...	15.286	198	141420	21.658 ng/ul	100
67) N-Nitrosodiphenylamine	15.416	169	694685	18.830 ng/ul	100
68) 4-Bromophenyl-phenylether	16.098	248	233895	18.679 ng/ul	100
69) Hexachlorobenzene	16.204	284	276719	19.302 ng/ul	100
70) Atrazine	16.386	200	258397	18.826 ng/ul	100
71) Pentachlorophenol	16.551	266	171688	19.036 ng/ul	100
72) Phenanthrene	16.939	178	1293890	18.862 ng/ul	100
74) Anthracene	17.028	178	1314559	18.811 ng/ul	100
75) 1,2,3,4-Tetrachloroben...	12.922	216	324024	19.590 ng/uL	100
76) Pentachlorobenzene	14.463	250	326091	19.157 ng/uL	100
77) Carbazole	17.304	167	1215433	18.865 ng/ul	100
78) Di-n-butylphthalate	17.886	149	1575218	19.576 ng/ul	100
80) Fluoranthene	18.963	202	1507671	19.421 ng/ul	100
82) Pyrene	19.327	202	1603992	19.064 ng/ul	100
83) Butylbenzylphthalate	20.263	149	723803	21.469 ng/ul	100
84) 3,3'-Dichlorobenzidine	21.051	252	524164	19.124 ng/ul	100
85) Benzo(a)anthracene	21.116	228	1633014	18.876 ng/ul	100
86) Bis(2-ethylhexyl)phtha...	21.069	149	1074506	19.645 ng/ul	100
87) Chrysene	21.169	228	1547774	19.023 ng/ul	100
89) Di-n-octyl phthalate	22.133	149	1826047	19.748 ng/ul	100
90) Benzo(b)fluoranthene	23.039	252	1653297	18.523 ng/ul	100
91) Benzo(k)fluoranthene	23.098	252	1633683	18.437 ng/ul	100
93) Benzo(a)pyrene	23.786	252	1572944	18.596 ng/ul	100
94) Indeno(1,2,3-cd)pyrene	26.998	276	1931585	18.401 ng/ul	100
95) Dibenzo(a,h)anthracene	27.056	278	1542374	17.942 ng/ul	100
96) Benzo(g,h,i)perylene	27.956	276	1498306	18.573 ng/ul	100

(#) = qualifier out of range (m) = manual integration (+) = signals summed

Quantitation Report (QT Reviewed)

Data Path : Z:\svoasrv\HPCHEM1\BNA_N\Data\BN091124\
Data File : BN033847.D
Acq On : 10 Sep 2024 18:41
Operator : JU/RC
Sample : SSTD02082
Misc :
ALS Vial : 4 Sample Multiplier: 1

Quant Time: Sep 11 01:42:13 2024
Quant Method : Z:\svoasrv\HPCHEM1\BNA_N\Methods\SFAM-EPA-BN091124.MA.M
Quant Title : SVOA CALIBRATION
QLast Update : Wed Sep 11 01:28:58 2024
Response via : Initial Calibration

Instrument :
BNA_N
ClientSampleId :
SSTD020219

Manual Integrations APPROVED
mohammad
9/13/2024 1:47:16 AM

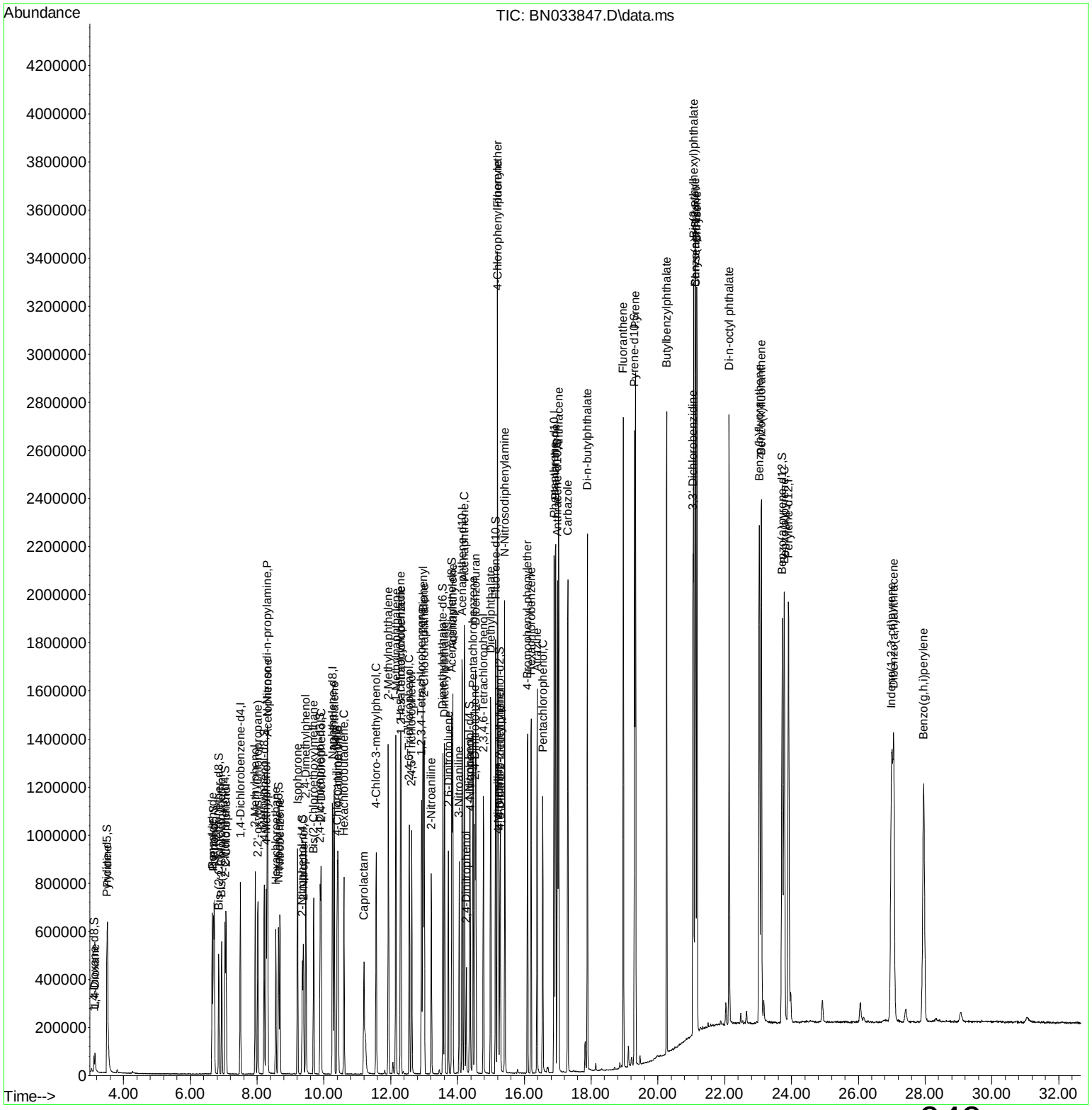

Quantitation Report (Qedit)

Data Path : Z:\svoasrv\HPCHEM1\BNA_N\Data\BN091124\
Data File : BN033847.D
Acq On : 10 Sep 2024 18:41
Operator : JU/RC
Sample : SSTD02082
Misc :
ALS Vial : 4 Sample Multiplier: 1

Quant Time: Sep 11 01:34:59 2024
Quant Method : Z:\svoasrv\HPCHEM1\BNA_N\Methods\SFAM-EPA-BN091124.MA.M
Quant Title : SVOA CALIBRATION
QLast Update : Wed Sep 11 01:28:58 2024
Response via : Initial Calibration

Instrument :
BNA_N
ClientSampleId :
SSTD020219

Manual Integrations APPROVED
mohammad
9/13/2024 1:47:16 AM

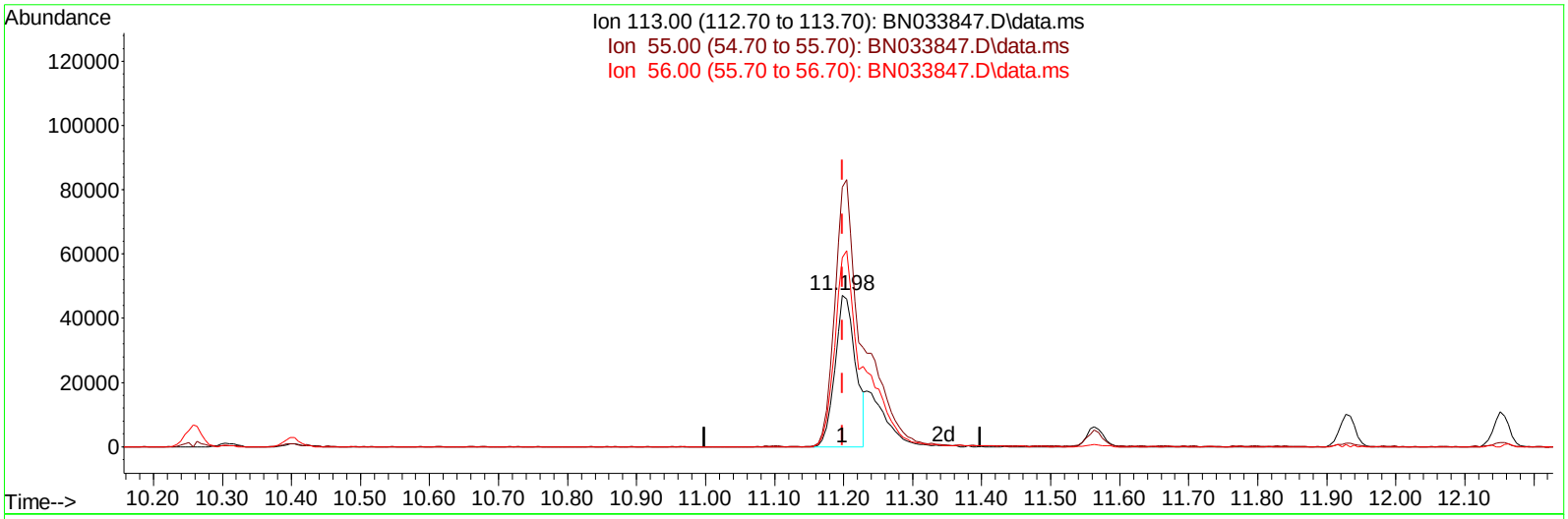

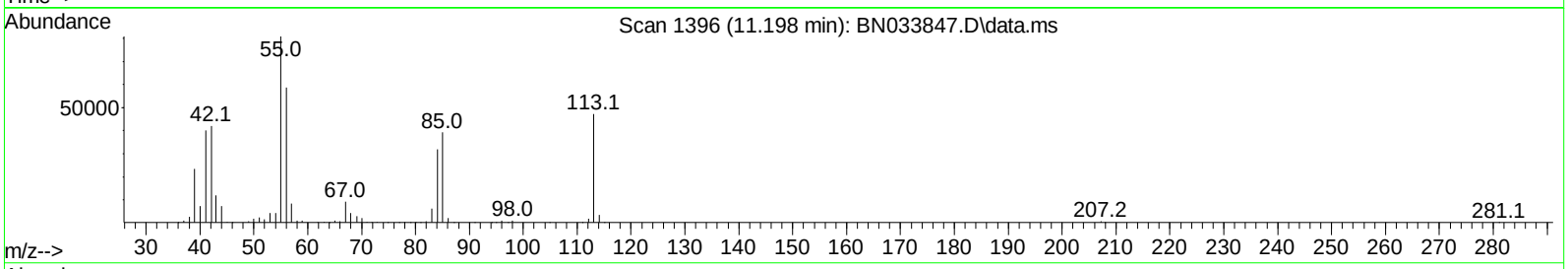

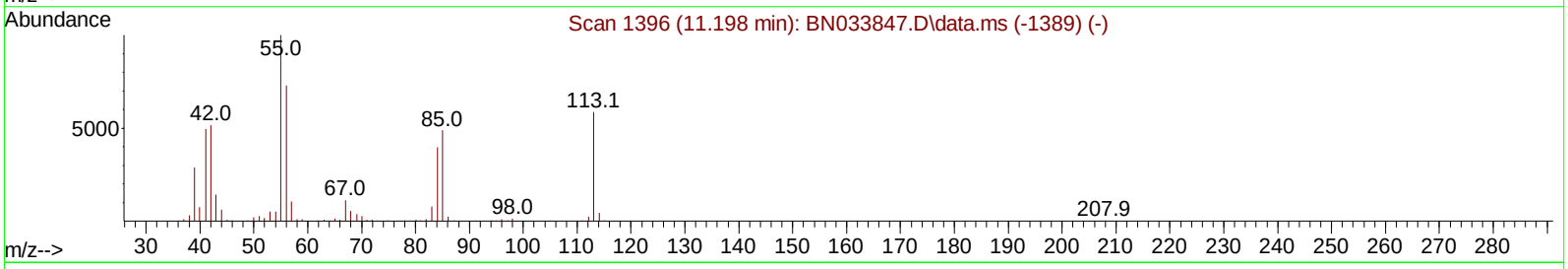

TIC: BN033847.D\data.ms

(34) Caprolactam

11.198min (0.000) 17.97 ng/ul

response 97592

Ion	Exp%	Act%
113.00	100.00	100.00
55.00	171.30	171.27
56.00	124.60	124.61
0.00	0.00	0.00

Quantitation Report (Qedit)

Data Path : Z:\svoasrv\HPCHEM1\BNA_N\Data\BN091124\
Data File : BN033847.D
Acq On : 10 Sep 2024 18:41
Operator : JU/RC
Sample : SSTD02082
Misc :
ALS Vial : 4 Sample Multiplier: 1

Quant Time: Sep 11 01:34:59 2024
Quant Method : Z:\svoasrv\HPCHEM1\BNA_N\Methods\SFAM-EPA-BN091124.MA.M
Quant Title : SVOA CALIBRATION
QLast Update : Wed Sep 11 01:28:58 2024
Response via : Initial Calibration

Instrument :
BNA_N
ClientSampleId :
SSTD020219

Manual Integrations APPROVED
mohammad
9/13/2024 1:47:16 AM

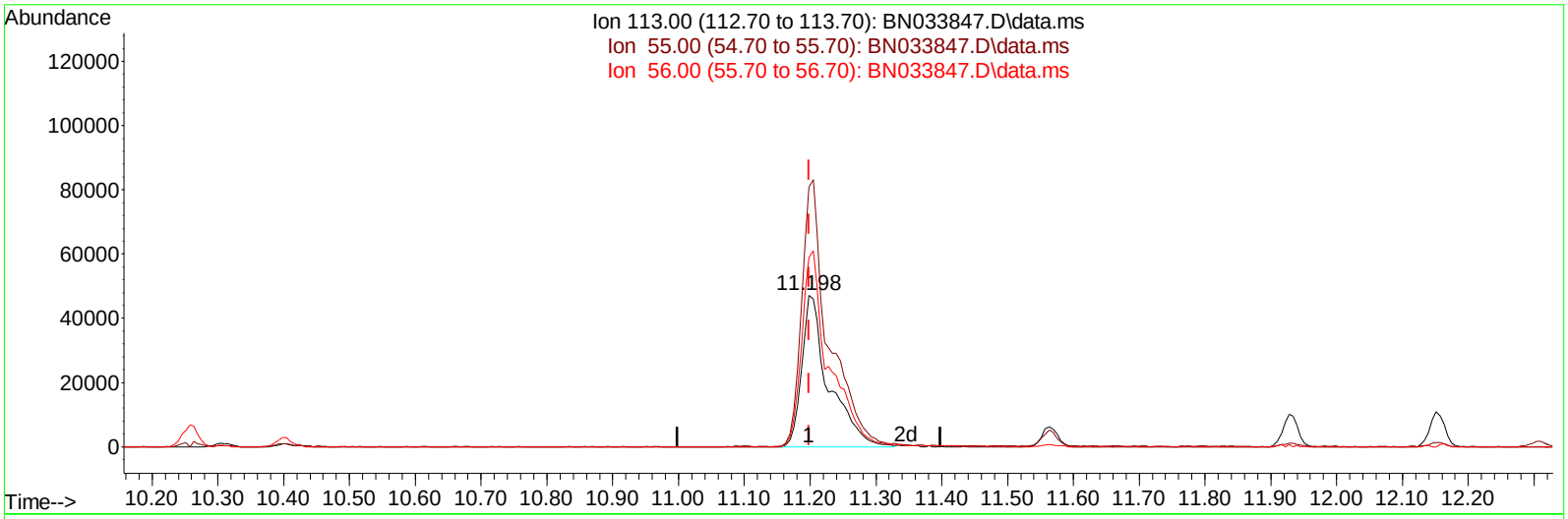

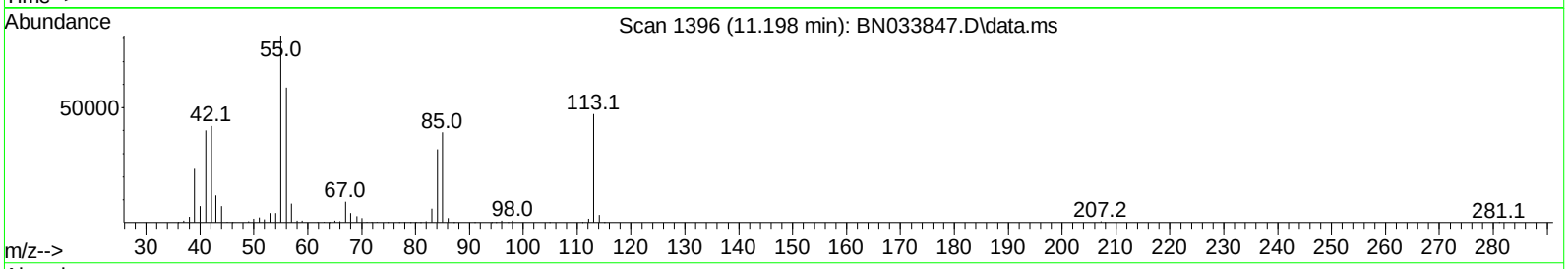

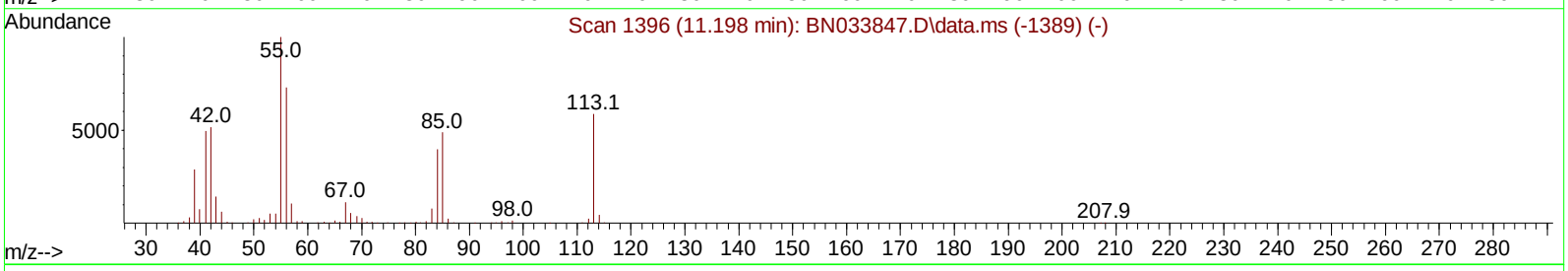

TIC: BN033847.D\data.ms

(34) Caprolactam

11.198min (0.000) 24.63 ng/ul m

response 133765

Ion	Exp%	Act%
113.00	100.00	100.00
55.00	171.30	171.27
56.00	124.60	124.61
0.00	0.00	0.00

Quantitation Report (QT Reviewed)

Data Path : Z:\svoasrv\HPCHEM1\BNA_N\Data\BN091124\
Data File : BN033847.D
Acq On : 10 Sep 2024 18:41
Operator : JU/RC
Sample : SSTD02082
Misc :
ALS Vial : 4 Sample Multiplier: 1

Quant Time: Sep 11 01:42:13 2024
Quant Method : Z:\svoasrv\HPCHEM1\BNA_N\Methods\SFAM-EPA-BN091124.MA.M
Quant Title : SVOA CALIBRATION
QLast Update : Wed Sep 11 01:28:58 2024
Response via : Initial Calibration

Instrument :
BNA_N
ClientSampleId :
SSTD020219

Manual Integrations APPROVED
mohammad
9/13/2024 1:47:16 AM

Compound	R.T.	QIon	Response	Conc Units	Dev(Min)
Internal Standards					
1) 1,4-Dichlorobenzene-d4	7.499	152	200340	20.000 ng/ul	0.00
20) Naphthalene-d8	10.257	136	881178	20.000 ng/ul	0.00
38) Acenaphthene-d10	14.139	164	573184	20.000 ng/ul	0.00
64) Phenanthrene-d10	16.898	188	1226782	20.000 ng/ul	0.00
79) Chrysene-d12	21.127	240	1202302	20.000 ng/ul	0.00
88) Perylene-d12	23.910	264	1435684	20.000 ng/ul	0.00
System Monitoring Compounds					
3) 1,4-Dioxane-d8	3.117	96	37772	7.692 ng/uL	0.00
4) Pyridine-d5	3.505	84	275404	18.483 ng/ul	0.00
7) Phenol-d5	6.693	99	333183	18.132 ng/ul	0.00
9) Bis-(2-Chloroethyl)eth...	6.852	67	210776	17.889 ng/ul	0.00
11) 2-Chlorophenol-d4	7.040	132	267688	19.324 ng/ul	0.00
15) 4-Methylphenol-d8	8.210	113	272882	17.959 ng/ul	0.00
21) Nitrobenzene-d5	8.640	128	135319	20.177 ng/ul	0.00
24) 2-Nitrophenol-d4	9.351	143	136172	23.059 ng/ul	0.00
28) 2,4-Dichlorophenol-d3	9.887	165	257724	19.603 ng/ul	0.00
31) 4-Chloroaniline-d4	10.398	131	385671	17.596 ng/ul	0.00
46) Dimethylphthalate-d6	13.563	166	817498	18.741 ng/ul	0.00
49) Acenaphthylene-d8	13.828	160	919060	18.818 ng/ul	0.00
54) 4-Nitrophenol-d4	14.363	143	162380	19.265 ng/ul	0.00
60) Fluorene-d10	15.145	176	686867	18.360 ng/ul	0.00
65) 4,6-Dinitro-2-methylph...	15.269	200	126764	21.940 ng/ul	0.00
73) Anthracene-d10	16.992	188	1106743	19.028 ng/ul	0.00
81) Pyrene-d10	19.298	212	1298843	19.563 ng/ul	0.00
92) Benzo(a)pyrene-d12	23.721	264	1396676	18.710 ng/ul	0.00
Target Compounds					Qvalue
2) 1,4-Dioxane	3.146	88	39643	7.694 ng/uL	100
5) Pyridine	3.522	79	280670	18.323 ng/ul	100
6) Benzaldehyde	6.657	77	222518	23.305 ng/ul	100
8) Phenol	6.716	94	345628	17.900 ng/ul	100
10) Bis(2-Chloroethyl)ether	6.940	93	273563	17.792 ng/ul	100
12) 2-Chlorophenol	7.069	128	274333	18.983 ng/ul	100
13) 2-Methylphenol	7.946	108	258195	17.675 ng/ul	100
14) 2,2'-oxybis(1-Chloropr...	8.022	45	416002	16.667 ng/ul	100
16) Acetophenone	8.316	105	439958	17.829 ng/ul	100
17) N-Nitroso-di-n-propyla...	8.304	70	221062	17.530 ng/ul	100
18) 4-Methylphenol	8.275	108	289441	17.701 ng/ul	100
19) Hexachloroethane	8.557	117	113616	18.814 ng/ul	100
22) Nitrobenzene	8.681	77	336576	19.959 ng/ul	100
23) Isophorone	9.210	82	617569	18.047 ng/ul	100
25) 2-Nitrophenol	9.387	139	157522	22.858 ng/ul	100
26) 2,4-Dimethylphenol	9.457	107	320633	19.656 ng/ul	100
27) Bis(2-Chloroethoxy)met...	9.693	93	378382	17.854 ng/ul	100
29) 2,4-Dichlorophenol	9.916	162	261663	19.244 ng/ul	100
30) Naphthalene	10.310	128	900592	18.331 ng/ul	100
32) 4-Chloroaniline	10.422	127	378099	17.639 ng/ul	100
33) Hexachlorobutadiene	10.604	225	166139	19.547 ng/ul	100
34) Caprolactam	11.198	113	133765m	24.633 ng/ul	
35) 4-Chloro-3-methylphenol	11.563	107	311582	19.919 ng/ul	100

Quantitation Report (QT Reviewed)

Data Path : Z:\svoasrv\HPCHEM1\BNA_N\Data\BN091124\
Data File : BN033847.D
Acq On : 10 Sep 2024 18:41
Operator : JU/RC
Sample : SSTD02082
Misc :
ALS Vial : 4 Sample Multiplier: 1

Quant Time: Sep 11 01:42:13 2024
Quant Method : Z:\svoasrv\HPCHEM1\BNA_N\Methods\SFAM-EPA-BN091124.MA.M
Quant Title : SVOA CALIBRATION
QLast Update : Wed Sep 11 01:28:58 2024
Response via : Initial Calibration

Instrument :
BNA_N
ClientSampleId :
SSTD020219

Manual Integrations APPROVED
mohammad
9/13/2024 1:47:16 AM

Compound	R.T.	QIon	Response	Conc Units	Dev(Min)
36) 2-Methylnaphthalene	11.928	142	627208	18.139 ng/ul	100
37) 1-Methylnaphthalene	12.157	142	636693	18.218 ng/ul	100
39) 1,2,4,5-Tetrachloroben...	12.310	216	317682	19.357 ng/ul	100
40) Hexachlorocyclopentadiene	12.293	237	238105	26.182 ng/ul	100
41) 2,4,6-Trichlorophenol	12.557	196	212229	21.076 ng/ul	100
42) 2,4,5-Trichlorophenol	12.628	196	228630	20.161 ng/ul	100
43) 1,1'-Biphenyl	12.969	154	812678	18.799 ng/ul	100
44) 2-Chloronaphthalene	13.004	162	636713	19.000 ng/ul	100
45) 2-Nitroaniline	13.216	65	209917	21.803 ng/ul	100
47) Dimethylphthalate	13.616	163	834464	19.057 ng/ul	100
48) 2,6-Dinitrotoluene	13.728	165	165780	20.831 ng/ul	100
50) Acenaphthylene	13.857	152	1006096	18.864 ng/ul	100
51) 3-Nitroaniline	14.051	138	189102	20.983 ng/ul	100
52) Acenaphthene	14.204	153	719250	19.085 ng/ul	100
53) 2,4-Dinitrophenol	14.263	184	80613	20.505 ng/ul	100
55) 4-Nitrophenol	14.381	109	141558	21.444 ng/ul	100
56) Dibenzofuran	14.545	168	990495	18.824 ng/ul	100
57) 2,4-Dinitrotoluene	14.516	165	254721	21.298 ng/ul	100
58) 2,3,4,6-Tetrachlorophenol	14.775	232	196632	21.336 ng/ul	100
59) Diethylphthalate	14.992	149	874226	19.137 ng/ul	100
61) Fluorene	15.198	166	799546	18.462 ng/ul	100
62) 4-Chlorophenyl-phenyle...	15.204	204	389473	18.744 ng/ul	100
63) 4-Nitroaniline	15.228	138	199591	21.518 ng/ul	100
66) 4,6-Dinitro-2-methylph...	15.286	198	141420	21.658 ng/ul	100
67) N-Nitrosodiphenylamine	15.416	169	694685	18.830 ng/ul	100
68) 4-Bromophenyl-phenylether	16.098	248	233895	18.679 ng/ul	100
69) Hexachlorobenzene	16.204	284	276719	19.302 ng/ul	100
70) Atrazine	16.386	200	258397	18.826 ng/ul	100
71) Pentachlorophenol	16.551	266	171688	19.036 ng/ul	100
72) Phenanthrene	16.939	178	1293890	18.862 ng/ul	100
74) Anthracene	17.028	178	1314559	18.811 ng/ul	100
75) 1,2,3,4-Tetrachloroben...	12.922	216	324024	19.590 ng/uL	100
76) Pentachlorobenzene	14.463	250	326091	19.157 ng/uL	100
77) Carbazole	17.304	167	1215433	18.865 ng/ul	100
78) Di-n-butylphthalate	17.886	149	1575218	19.576 ng/ul	100
80) Fluoranthene	18.963	202	1507671	19.421 ng/ul	100
82) Pyrene	19.327	202	1603992	19.064 ng/ul	100
83) Butylbenzylphthalate	20.263	149	723803	21.469 ng/ul	100
84) 3,3'-Dichlorobenzidine	21.051	252	524164	19.124 ng/ul	100
85) Benzo(a)anthracene	21.116	228	1633014	18.876 ng/ul	100
86) Bis(2-ethylhexyl)phtha...	21.069	149	1074506	19.645 ng/ul	100
87) Chrysene	21.169	228	1547774	19.023 ng/ul	100
89) Di-n-octyl phthalate	22.133	149	1826047	19.748 ng/ul	100
90) Benzo(b)fluoranthene	23.039	252	1653297	18.523 ng/ul	100
91) Benzo(k)fluoranthene	23.098	252	1633683	18.437 ng/ul	100
93) Benzo(a)pyrene	23.786	252	1572944	18.596 ng/ul	100
94) Indeno(1,2,3-cd)pyrene	26.998	276	1931585	18.401 ng/ul	100
95) Dibenzo(a,h)anthracene	27.056	278	1542374	17.942 ng/ul	100
96) Benzo(g,h,i)perylene	27.956	276	1498306	18.573 ng/ul	100

(#) = qualifier out of range (m) = manual integration (+) = signals summed

Quantitation Report (QT Reviewed)

Data Path : Z:\svoasrv\HPCHEM1\BNA_N\Data\BN091124\
Data File : BN033848.D
Acq On : 10 Sep 2024 19:20
Operator : JU/RC
Sample : SSTD04083
Misc :
ALS Vial : 5 Sample Multiplier: 1

Quant Time: Sep 11 01:48:13 2024
Quant Method : Z:\svoasrv\HPCHEM1\BNA_N\Methods\SFAM-EPA-BN091124.MA.M
Quant Title : SVOA CALIBRATION
QLast Update : Wed Sep 11 01:28:58 2024
Response via : Initial Calibration

Instrument :
BNA_N
ClientSampleId :
SSTD040220

Manual Integrations APPROVED
mohammad
9/13/2024 1:47:16 AM

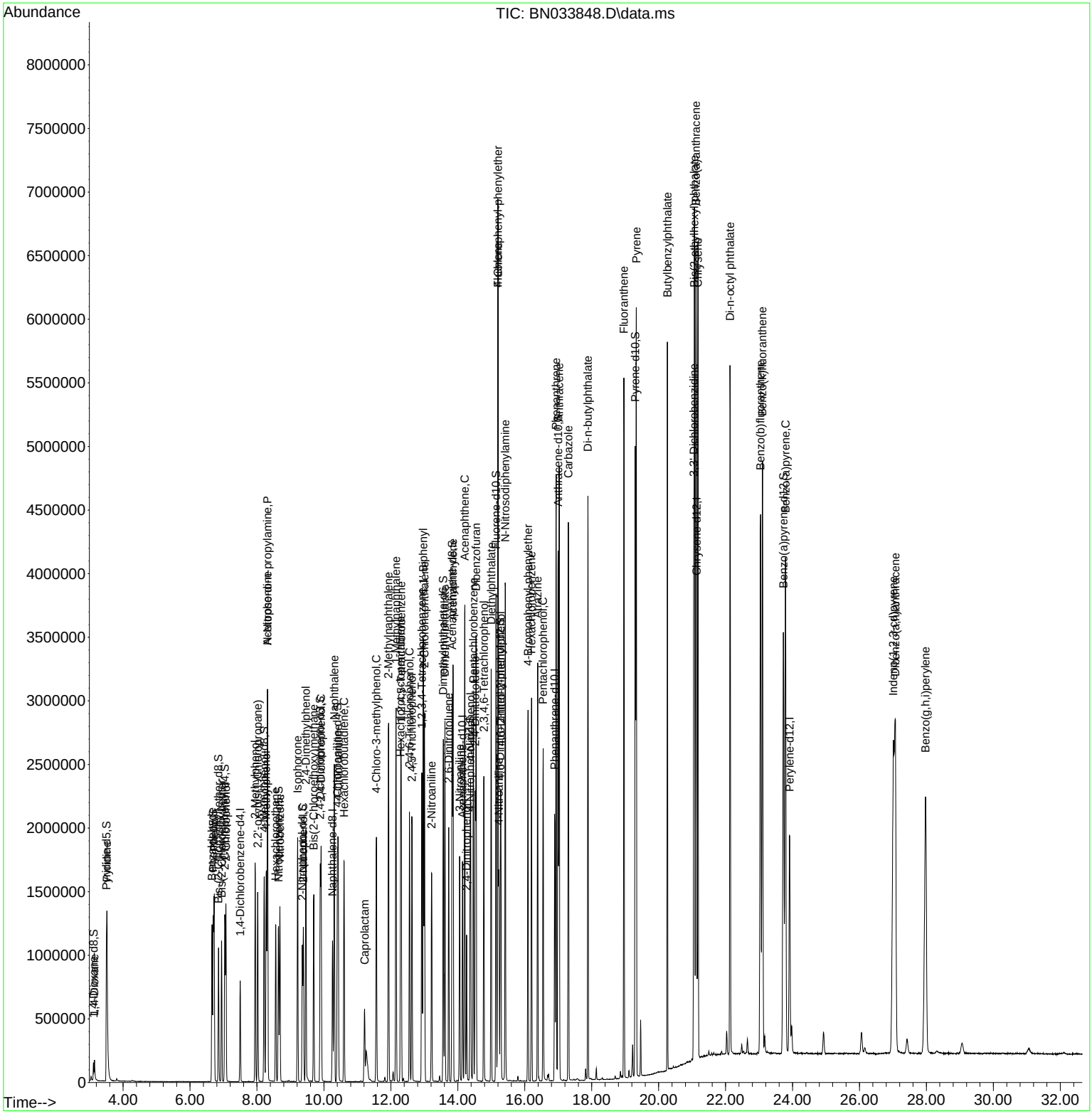

Quantitation Report (QT Reviewed)

Data Path : Z:\svoasrv\HPCHEM1\BNA_N\Data\BN091124\
Data File : BN033848.D
Acq On : 10 Sep 2024 19:20
Operator : JU/RC
Sample : SSTD04083
Misc :
ALS Vial : 5 Sample Multiplier: 1

Instrument :
BNA_N
ClientSampleId :
SSTD040220

Manual Integrations APPROVED
mohammad
9/13/2024 1:47:16 AM

Quant Time: Sep 11 01:48:13 2024
Quant Method : Z:\svoasrv\HPCHEM1\BNA_N\Methods\SFAM-EPA-BN091124.MA.M
Quant Title : SVOA CALIBRATION
QLast Update : Wed Sep 11 01:28:58 2024
Response via : Initial Calibration

Compound	R.T.	QIon	Response	Conc	Units	Dev(Min)
Internal Standards						
1) 1,4-Dichlorobenzene-d4	7.499	152	198044	20.000	ng/ul	0.00
20) Naphthalene-d8	10.257	136	878140	20.000	ng/ul	0.00
38) Acenaphthene-d10	14.139	164	565336	20.000	ng/ul	0.00
64) Phenanthrene-d10	16.892	188	1222647	20.000	ng/ul	0.00
79) Chrysene-d12	21.133	240	1176889	20.000	ng/ul	0.00
88) Perylene-d12	23.915	264	1419070	20.000	ng/ul	0.00
System Monitoring Compounds						
3) 1,4-Dioxane-d8	3.116	96	78039	16.076	ng/uL	0.00
4) Pyridine-d5	3.505	84	578946	39.305	ng/ul	0.00
7) Phenol-d5	6.693	99	699032	38.483	ng/ul	0.00
9) Bis-(2-Chloroethyl)eth...	6.851	67	443137	38.046	ng/ul	0.00
11) 2-Chlorophenol-d4	7.040	132	571643	41.744	ng/ul	0.00
15) 4-Methylphenol-d8	8.216	113	584008	38.880	ng/ul	0.00
21) Nitrobenzene-d5	8.646	128	292447	43.757	ng/ul	0.00
24) 2-Nitrophenol-d4	9.357	143	314536	53.447	ng/ul	0.00
28) 2,4-Dichlorophenol-d3	9.893	165	564769	43.107	ng/ul	0.00
31) 4-Chloroaniline-d4	10.404	131	825186	37.779	ng/ul	0.00
46) Dimethylphthalate-d6	13.569	166	1708318	39.707	ng/ul	0.00
49) Acenaphthylene-d8	13.833	160	1970862	40.915	ng/ul	0.00
54) 4-Nitrophenol-d4	14.369	143	357926	43.053	ng/ul	0.00
60) Fluorene-d10	15.145	176	1449960	39.296	ng/ul	0.00
65) 4,6-Dinitro-2-methylph...	15.275	200	296309	51.457	ng/ul	0.00
73) Anthracene-d10	16.998	188	2305631	39.774	ng/ul	0.00
81) Pyrene-d10	19.304	212	2653665	40.833	ng/ul	0.00
92) Benzo(a)pyrene-d12	23.727	264	2990567	40.531	ng/ul	0.00
Target Compounds						Qvalue
2) 1,4-Dioxane	3.146	88	82906	16.277	ng/uL	96
5) Pyridine	3.522	79	595863	39.351	ng/ul	99
6) Benzaldehyde	6.657	77	411809	43.630	ng/ul	97
8) Phenol	6.722	94	729404	38.213	ng/ul	100
10) Bis(2-Chloroethyl)ether	6.946	93	581292	38.244	ng/ul	98
12) 2-Chlorophenol	7.075	128	576137	40.328	ng/ul	99
13) 2-Methylphenol	7.946	108	549812	38.074	ng/ul	97
14) 2,2'-oxybis(1-Chloropr...	8.022	45	857389	34.749	ng/ul	99
16) Acetophenone	8.316	105	927787	38.033	ng/ul	97
17) N-Nitroso-di-n-propyla...	8.316	70	462827	37.128	ng/ul	99
18) 4-Methylphenol	8.275	108	614958	38.043	ng/ul	98
19) Hexachloroethane	8.557	117	245926	41.195	ng/ul	99
22) Nitrobenzene	8.687	77	711788	42.355	ng/ul	98
23) Isophorone	9.216	82	1323317	38.804	ng/ul	99
25) 2-Nitrophenol	9.387	139	342086	49.811	ng/ul	98
26) 2,4-Dimethylphenol	9.463	107	661285	40.680	ng/ul	95
27) Bis(2-Chloroethoxy)met...	9.698	93	805777	38.153	ng/ul	99
29) 2,4-Dichlorophenol	9.916	162	565245	41.714	ng/ul	98
30) Naphthalene	10.310	128	1919581	39.206	ng/ul	100
32) 4-Chloroaniline	10.428	127	801520	37.522	ng/ul	100
33) Hexachlorobutadiene	10.604	225	356596	42.101	ng/ul	97
34) Caprolactam	11.216	113	202478m	37.416	ng/ul	
35) 4-Chloro-3-methylphenol	11.569	107	663051	42.535	ng/ul	98
36) 2-Methylnaphthalene	11.934	142	1304939	37.869	ng/ul	99

Quantitation Report (QT Reviewed)

Data Path : Z:\svoasrv\HPCHEM1\BNA_N\Data\BN091124\
Data File : BN033848.D
Acq On : 10 Sep 2024 19:20
Operator : JU/RC
Sample : SSTD04083
Misc :
ALS Vial : 5 Sample Multiplier: 1

Instrument :
BNA_N
ClientSampleId :
SSTD040220

Manual Integrations APPROVED
mohammad
9/13/2024 1:47:16 AM

Quant Time: Sep 11 01:48:13 2024
Quant Method : Z:\svoasrv\HPCHEM1\BNA_N\Methods\SFAM-EPA-BN091124.MA.M
Quant Title : SVOA CALIBRATION
QLast Update : Wed Sep 11 01:28:58 2024
Response via : Initial Calibration

Compound	R.T.	QIon	Response	Conc Units	Dev(Min)
37) 1-Methylnaphthalene	12.157	142	1339798	38.468 ng/ul	100
39) 1,2,4,5-Tetrachloroben...	12.310	216	662224	40.911 ng/ul	97
40) Hexachlorocyclopentadiene	12.292	237	400644	44.666 ng/ul	99
41) 2,4,6-Trichlorophenol	12.557	196	457282	46.042 ng/ul	98
42) 2,4,5-Trichlorophenol	12.634	196	505547	45.199 ng/ul	96
43) 1,1'-Biphenyl	12.969	154	1719112	40.319 ng/ul	99
44) 2-Chloronaphthalene	13.004	162	1347748	40.775 ng/ul	99
45) 2-Nitroaniline	13.216	65	460400	48.482 ng/ul	99
47) Dimethylphthalate	13.616	163	1726245	39.969 ng/ul	98
48) 2,6-Dinitrotoluene	13.728	165	365825	46.606 ng/ul	98
50) Acenaphthylene	13.857	152	2139815	40.678 ng/ul	99
51) 3-Nitroaniline	14.057	138	398181	44.797 ng/ul	99
52) Acenaphthene	14.210	153	1500176	40.359 ng/ul	99
53) 2,4-Dinitrophenol	14.263	184	207096	53.409 ng/ul	92
55) 4-Nitrophenol	14.386	109	299308	45.970 ng/ul	98
56) Dibenzofuran	14.545	168	2048088	39.463 ng/ul	97
57) 2,4-Dinitrotoluene	14.522	165	552043	46.798 ng/ul	99
58) 2,3,4,6-Tetrachlorophenol	14.781	232	420659	46.279 ng/ul	98
59) Diethylphthalate	14.998	149	1833472	40.692 ng/ul	99
61) Fluorene	15.198	166	1677086	39.263 ng/ul	93
62) 4-Chlorophenyl-phenyle...	15.204	204	817287	39.878 ng/ul	99
63) 4-Nitroaniline	15.228	138	414427	45.300 ng/ul	97
66) 4,6-Dinitro-2-methylph...	15.286	198	328590	50.492 ng/ul	96
67) N-Nitrosodiphenylamine	15.422	169	1458079	39.656 ng/ul	99
68) 4-Bromophenyl-phenylether	16.098	248	510088	40.874 ng/ul	99
69) Hexachlorobenzene	16.204	284	565508	39.578 ng/ul	96
70) Atrazine	16.386	200	536305	39.205 ng/ul	98
71) Pentachlorophenol	16.551	266	389567	43.340 ng/ul	98
72) Phenanthrene	16.939	178	2708861	39.623 ng/ul	98
74) Anthracene	17.027	178	2730846	39.209 ng/ul	99
75) 1,2,3,4-Tetrachloroben...	12.928	216	676800	41.058 ng/uL	99
76) Pentachlorobenzene	14.469	250	685886	40.431 ng/uL	97
77) Carbazole	17.304	167	2565223	39.950 ng/ul	99
78) Di-n-butylphthalate	17.886	149	3278218	40.878 ng/ul	100
80) Fluoranthene	18.963	202	3128112	41.165 ng/ul	100
82) Pyrene	19.333	202	3327588	40.403 ng/ul	98
83) Butylbenzylphthalate	20.263	149	1549023	46.938 ng/ul	99
84) 3,3'-Dichlorobenzidine	21.051	252	1127014	42.007 ng/ul	99
85) Benzo(a)anthracene	21.115	228	3418241	40.364 ng/ul	96
86) Bis(2-ethylhexyl)phtha...	21.068	149	2285228	42.682 ng/ul	98
87) Chrysene	21.174	228	3223020	40.467 ng/ul	98
89) Di-n-octyl phthalate	22.133	149	4040675	44.210 ng/ul	100
90) Benzo(b)fluoranthene	23.045	252	3523714	39.942 ng/ul	99
91) Benzo(k)fluoranthene	23.104	252	3432999	39.196 ng/ul	99
93) Benzo(a)pyrene	23.792	252	3349494	40.063 ng/ul	95
94) Indeno(1,2,3-cd)pyrene	27.015	276	4080631	39.328 ng/ul	98
95) Dibenzo(a,h)anthracene	27.074	278	3280915	38.613 ng/ul	98
96) Benzo(g,h,i)perylene	27.974	276	3189387	39.999 ng/ul	98

(#) = qualifier out of range (m) = manual integration (+) = signals summed

Quantitation Report (QT Reviewed)

Data Path : Z:\svoasrv\HPCHEM1\BNA_N\Data\BN091124\
Data File : BN033848.D
Acq On : 10 Sep 2024 19:20
Operator : JU/RC
Sample : SSTD04083
Misc :
ALS Vial : 5 Sample Multiplier: 1

Quant Time: Sep 11 01:48:13 2024
Quant Method : Z:\svoasrv\HPCHEM1\BNA_N\Methods\SFAM-EPA-BN091124.MA.M
Quant Title : SVOA CALIBRATION
QLast Update : Wed Sep 11 01:28:58 2024
Response via : Initial Calibration

Instrument :
BNA_N
ClientSampleId :
SSTD040220

Manual Integrations APPROVED
mohammad
9/13/2024 1:47:16 AM

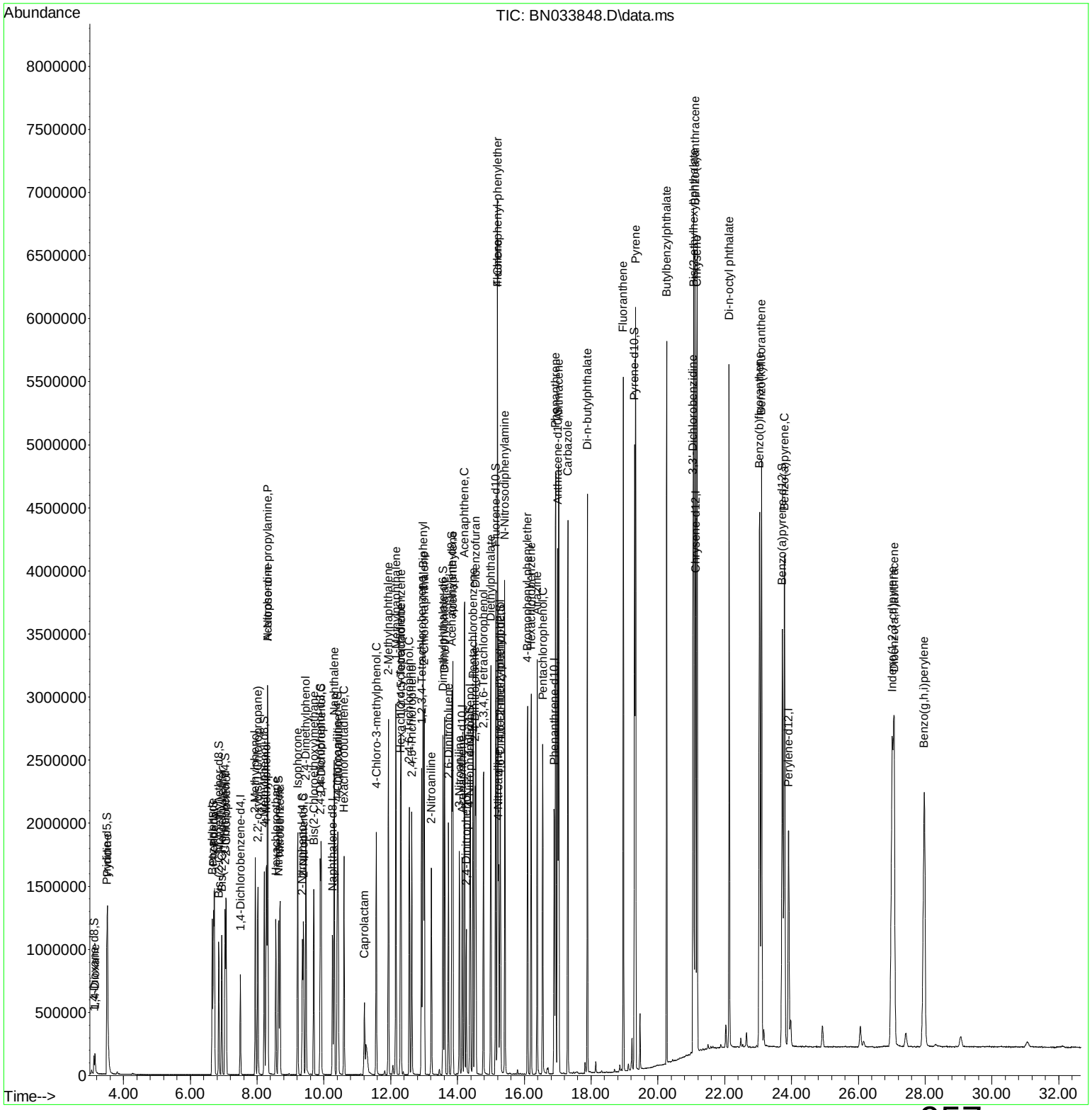

Quantitation Report (Qedit)

Data Path : Z:\svoasrv\HPCHEM1\BNA_N\Data\BN091124\
Data File : BN033848.D
Acq On : 10 Sep 2024 19:20
Operator : JU/RC
Sample : SSTD04083
Misc :
ALS Vial : 5 Sample Multiplier: 1

Quant Time: Sep 11 01:35:34 2024
Quant Method : Z:\svoasrv\HPCHEM1\BNA_N\Methods\SFAM-EPA-BN091124.MA.M
Quant Title : SVOA CALIBRATION
QLast Update : Wed Sep 11 01:28:58 2024
Response via : Initial Calibration

Instrument :
BNA_N
ClientSampleId :
SSTD040220

Manual Integrations APPROVED
mohammad
9/13/2024 1:47:16 AM

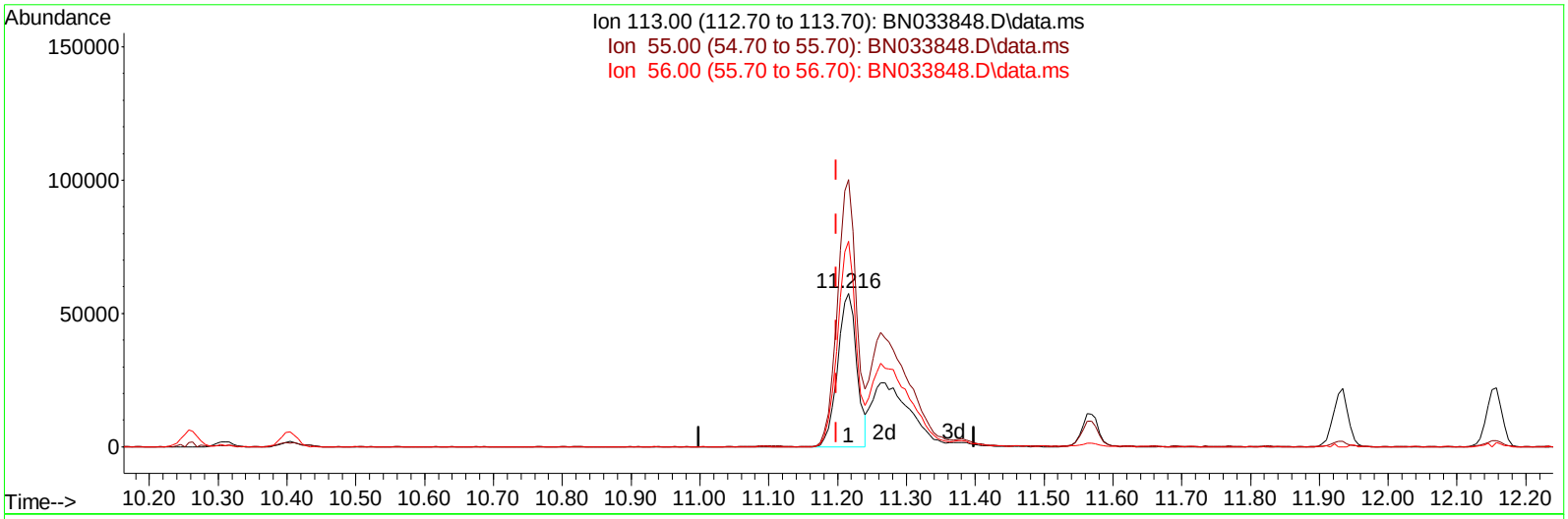

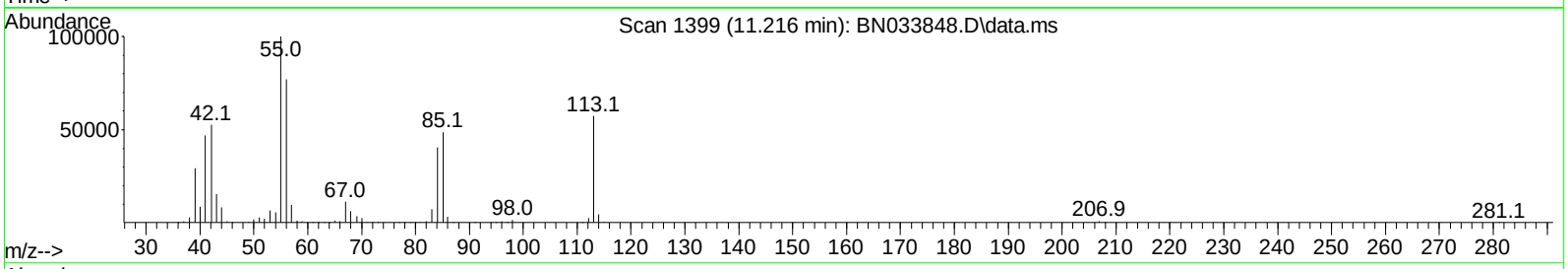

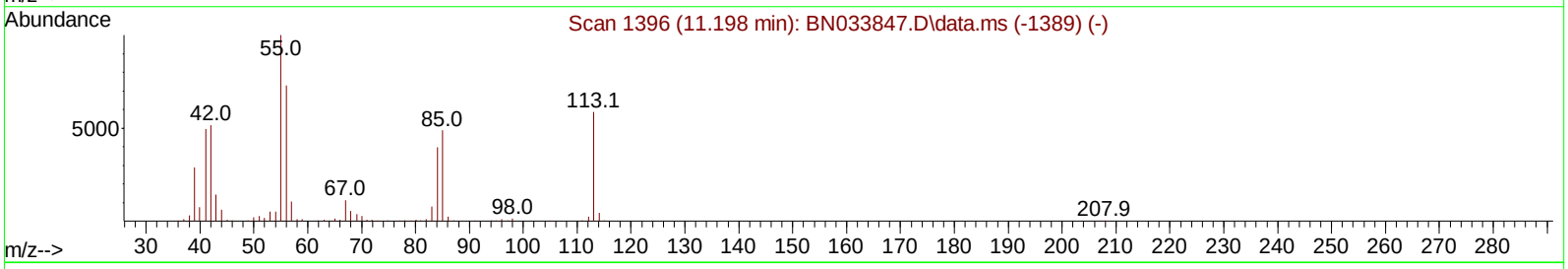

TIC: BN033848.D\data.ms

(34) Caprolactam

11.216min (+ 0.018) 20.41 ng/ul

response 110456

Ion	Exp%	Act%
113.00	100.00	100.00
55.00	171.30	174.06
56.00	124.60	133.92
0.00	0.00	0.00

Quantitation Report (Qedit)

Data Path : Z:\svoasrv\HPCHEM1\BNA_N\Data\BN091124\
Data File : BN033848.D
Acq On : 10 Sep 2024 19:20
Operator : JU/RC
Sample : SSTD04083
Misc :
ALS Vial : 5 Sample Multiplier: 1

Quant Time: Sep 11 01:35:34 2024
Quant Method : Z:\svoasrv\HPCHEM1\BNA_N\Methods\SFAM-EPA-BN091124.MA.M
Quant Title : SVOA CALIBRATION
QLast Update : Wed Sep 11 01:28:58 2024
Response via : Initial Calibration

Instrument :
BNA_N
ClientSampleId :
SSTD040220

Manual Integrations APPROVED
mohammad
9/13/2024 1:47:16 AM

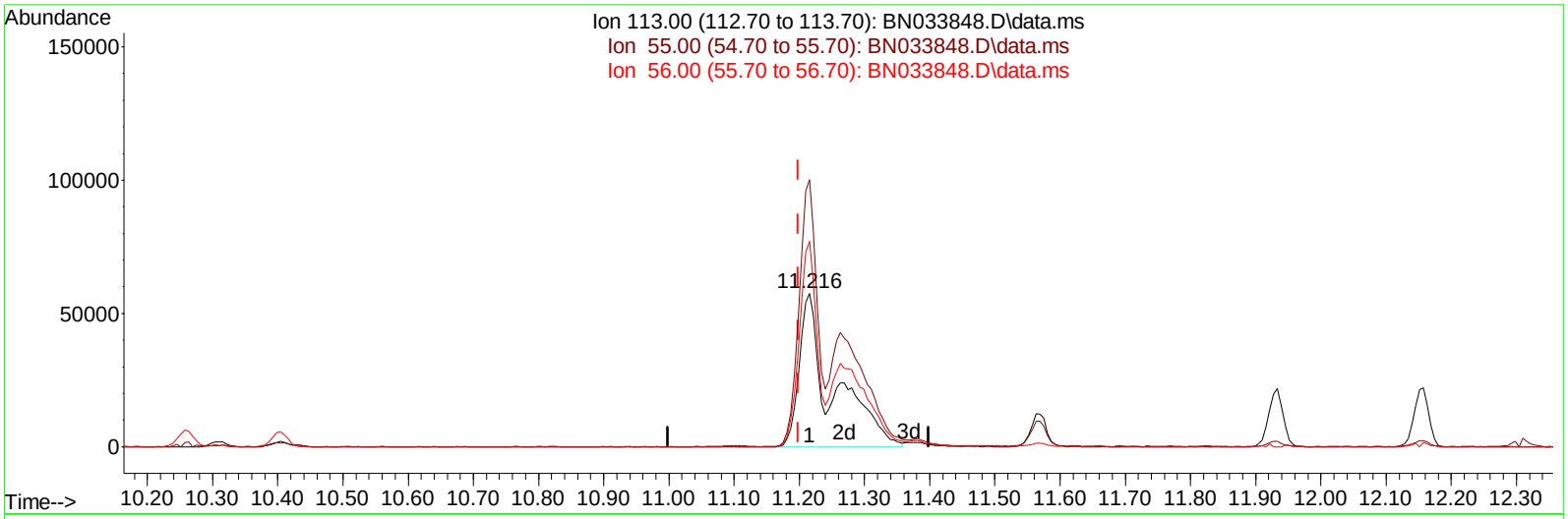

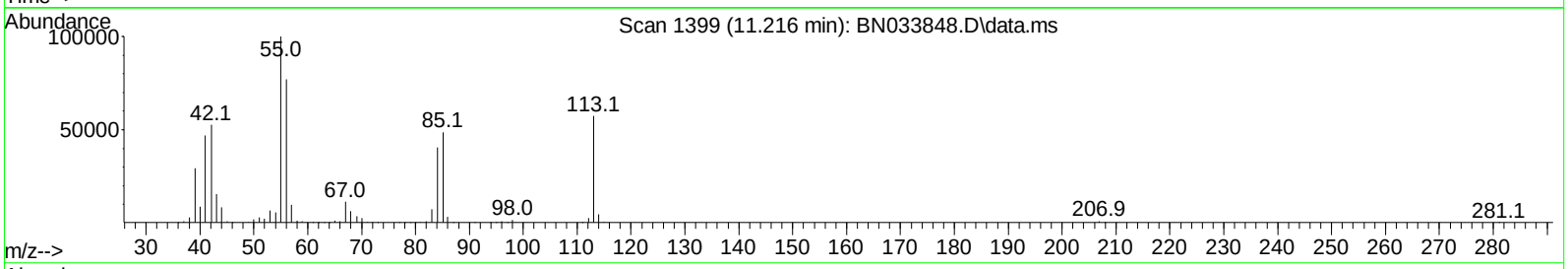

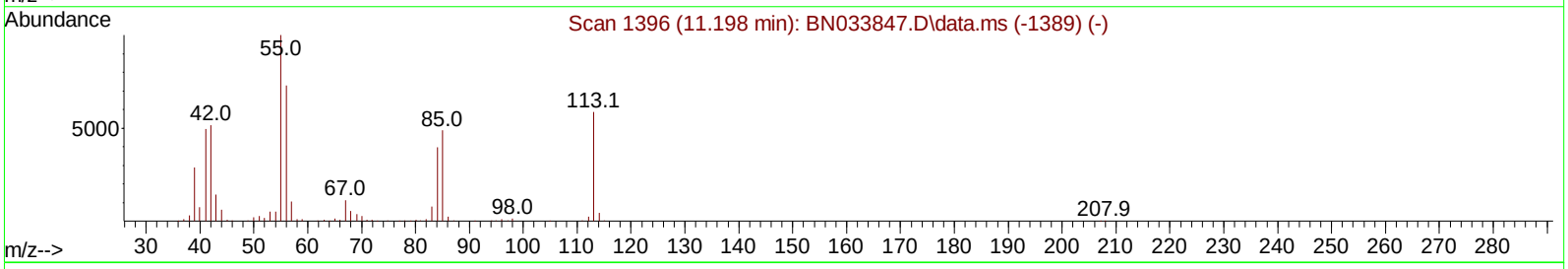

TIC: BN033848.D\data.ms

(34) Caprolactam

11.216min (+ 0.018) 37.42 ng/ul m

response 202478

Ion	Exp%	Act%
113.00	100.00	100.00
55.00	171.30	174.06
56.00	124.60	133.92
0.00	0.00	0.00

Quantitation Report (QT Reviewed)

Data Path : Z:\svoasrv\HPCHEM1\BNA_N\Data\BN091124\
Data File : BN033848.D
Acq On : 10 Sep 2024 19:20
Operator : JU/RC
Sample : SSTD04083
Misc :
ALS Vial : 5 Sample Multiplier: 1

Quant Time: Sep 11 01:48:13 2024
Quant Method : Z:\svoasrv\HPCHEM1\BNA_N\Methods\SFAM-EPA-BN091124.MA.M
Quant Title : SVOA CALIBRATION
QLast Update : Wed Sep 11 01:28:58 2024
Response via : Initial Calibration

Instrument :
BNA_N
ClientSampleId :
SSTD040220

Manual Integrations APPROVED
mohammad
9/13/2024 1:47:16 AM

Compound	R.T.	QIon	Response	Conc Units	Dev(Min)
Internal Standards					
1) 1,4-Dichlorobenzene-d4	7.499	152	198044	20.000 ng/ul	0.00
20) Naphthalene-d8	10.257	136	878140	20.000 ng/ul	0.00
38) Acenaphthene-d10	14.139	164	565336	20.000 ng/ul	0.00
64) Phenanthrene-d10	16.892	188	1222647	20.000 ng/ul	0.00
79) Chrysene-d12	21.133	240	1176889	20.000 ng/ul	0.00
88) Perylene-d12	23.915	264	1419070	20.000 ng/ul	0.00
System Monitoring Compounds					
3) 1,4-Dioxane-d8	3.116	96	78039	16.076 ng/uL	0.00
4) Pyridine-d5	3.505	84	578946	39.305 ng/ul	0.00
7) Phenol-d5	6.693	99	699032	38.483 ng/ul	0.00
9) Bis-(2-Chloroethyl)eth...	6.851	67	443137	38.046 ng/ul	0.00
11) 2-Chlorophenol-d4	7.040	132	571643	41.744 ng/ul	0.00
15) 4-Methylphenol-d8	8.216	113	584008	38.880 ng/ul	0.00
21) Nitrobenzene-d5	8.646	128	292447	43.757 ng/ul	0.00
24) 2-Nitrophenol-d4	9.357	143	314536	53.447 ng/ul	0.00
28) 2,4-Dichlorophenol-d3	9.893	165	564769	43.107 ng/ul	0.00
31) 4-Chloroaniline-d4	10.404	131	825186	37.779 ng/ul	0.00
46) Dimethylphthalate-d6	13.569	166	1708318	39.707 ng/ul	0.00
49) Acenaphthylene-d8	13.833	160	1970862	40.915 ng/ul	0.00
54) 4-Nitrophenol-d4	14.369	143	357926	43.053 ng/ul	0.00
60) Fluorene-d10	15.145	176	1449960	39.296 ng/ul	0.00
65) 4,6-Dinitro-2-methylph...	15.275	200	296309	51.457 ng/ul	0.00
73) Anthracene-d10	16.998	188	2305631	39.774 ng/ul	0.00
81) Pyrene-d10	19.304	212	2653665	40.833 ng/ul	0.00
92) Benzo(a)pyrene-d12	23.727	264	2990567	40.531 ng/ul	0.00
Target Compounds					Qvalue
2) 1,4-Dioxane	3.146	88	82906	16.277 ng/uL	96
5) Pyridine	3.522	79	595863	39.351 ng/ul	99
6) Benzaldehyde	6.657	77	411809	43.630 ng/ul	97
8) Phenol	6.722	94	729404	38.213 ng/ul	100
10) Bis(2-Chloroethyl)ether	6.946	93	581292	38.244 ng/ul	98
12) 2-Chlorophenol	7.075	128	576137	40.328 ng/ul	99
13) 2-Methylphenol	7.946	108	549812	38.074 ng/ul	97
14) 2,2'-oxybis(1-Chloropr...	8.022	45	857389	34.749 ng/ul	99
16) Acetophenone	8.316	105	927787	38.033 ng/ul	97
17) N-Nitroso-di-n-propyla...	8.316	70	462827	37.128 ng/ul	99
18) 4-Methylphenol	8.275	108	614958	38.043 ng/ul	98
19) Hexachloroethane	8.557	117	245926	41.195 ng/ul	99
22) Nitrobenzene	8.687	77	711788	42.355 ng/ul	98
23) Isophorone	9.216	82	1323317	38.804 ng/ul	99
25) 2-Nitrophenol	9.387	139	342086	49.811 ng/ul	98
26) 2,4-Dimethylphenol	9.463	107	661285	40.680 ng/ul	95
27) Bis(2-Chloroethoxy)met...	9.698	93	805777	38.153 ng/ul	99
29) 2,4-Dichlorophenol	9.916	162	565245	41.714 ng/ul	98
30) Naphthalene	10.310	128	1919581	39.206 ng/ul	100
32) 4-Chloroaniline	10.428	127	801520	37.522 ng/ul	100
33) Hexachlorobutadiene	10.604	225	356596	42.101 ng/ul	97
34) Caprolactam	11.216	113	202478m	37.416 ng/ul	
35) 4-Chloro-3-methylphenol	11.569	107	663051	42.535 ng/ul	98

Quantitation Report (QT Reviewed)

Data Path : Z:\svoasrv\HPCHEM1\BNA_N\Data\BN091124\
Data File : BN033848.D
Acq On : 10 Sep 2024 19:20
Operator : JU/RC
Sample : SSTD04083
Misc :
ALS Vial : 5 Sample Multiplier: 1

Quant Time: Sep 11 01:48:13 2024
Quant Method : Z:\svoasrv\HPCHEM1\BNA_N\Methods\SFAM-EPA-BN091124.MA.M
Quant Title : SVOA CALIBRATION
QLast Update : Wed Sep 11 01:28:58 2024
Response via : Initial Calibration

Instrument :
BNA_N
ClientSampleId :
SSTD040220

Manual Integrations APPROVED
mohammad
9/13/2024 1:47:16 AM

Compound	R.T.	QIon	Response	Conc Units	Dev(Min)
36) 2-Methylnaphthalene	11.934	142	1304939	37.869 ng/ul	99
37) 1-Methylnaphthalene	12.157	142	1339798	38.468 ng/ul	100
39) 1,2,4,5-Tetrachloroben...	12.310	216	662224	40.911 ng/ul	97
40) Hexachlorocyclopentadiene	12.292	237	400644	44.666 ng/ul	99
41) 2,4,6-Trichlorophenol	12.557	196	457282	46.042 ng/ul	98
42) 2,4,5-Trichlorophenol	12.634	196	505547	45.199 ng/ul	96
43) 1,1'-Biphenyl	12.969	154	1719112	40.319 ng/ul	99
44) 2-Chloronaphthalene	13.004	162	1347748	40.775 ng/ul	99
45) 2-Nitroaniline	13.216	65	460400	48.482 ng/ul	99
47) Dimethylphthalate	13.616	163	1726245	39.969 ng/ul	98
48) 2,6-Dinitrotoluene	13.728	165	365825	46.606 ng/ul	98
50) Acenaphthylene	13.857	152	2139815	40.678 ng/ul	99
51) 3-Nitroaniline	14.057	138	398181	44.797 ng/ul	99
52) Acenaphthene	14.210	153	1500176	40.359 ng/ul	99
53) 2,4-Dinitrophenol	14.263	184	207096	53.409 ng/ul	92
55) 4-Nitrophenol	14.386	109	299308	45.970 ng/ul	98
56) Dibenzofuran	14.545	168	2048088	39.463 ng/ul	97
57) 2,4-Dinitrotoluene	14.522	165	552043	46.798 ng/ul	99
58) 2,3,4,6-Tetrachlorophenol	14.781	232	420659	46.279 ng/ul	98
59) Diethylphthalate	14.998	149	1833472	40.692 ng/ul	99
61) Fluorene	15.198	166	1677086	39.263 ng/ul	93
62) 4-Chlorophenyl-phenyle...	15.204	204	817287	39.878 ng/ul	99
63) 4-Nitroaniline	15.228	138	414427	45.300 ng/ul	97
66) 4,6-Dinitro-2-methylph...	15.286	198	328590	50.492 ng/ul	96
67) N-Nitrosodiphenylamine	15.422	169	1458079	39.656 ng/ul	99
68) 4-Bromophenyl-phenylether	16.098	248	510088	40.874 ng/ul	99
69) Hexachlorobenzene	16.204	284	565508	39.578 ng/ul	96
70) Atrazine	16.386	200	536305	39.205 ng/ul	98
71) Pentachlorophenol	16.551	266	389567	43.340 ng/ul	98
72) Phenanthrene	16.939	178	2708861	39.623 ng/ul	98
74) Anthracene	17.027	178	2730846	39.209 ng/ul	99
75) 1,2,3,4-Tetrachloroben...	12.928	216	676800	41.058 ng/uL	99
76) Pentachlorobenzene	14.469	250	685886	40.431 ng/uL	97
77) Carbazole	17.304	167	2565223	39.950 ng/ul	99
78) Di-n-butylphthalate	17.886	149	3278218	40.878 ng/ul	100
80) Fluoranthene	18.963	202	3128112	41.165 ng/ul	100
82) Pyrene	19.333	202	3327588	40.403 ng/ul	98
83) Butylbenzylphthalate	20.263	149	1549023	46.938 ng/ul	99
84) 3,3'-Dichlorobenzidine	21.051	252	1127014	42.007 ng/ul	99
85) Benzo(a)anthracene	21.115	228	3418241	40.364 ng/ul	96
86) Bis(2-ethylhexyl)phtha...	21.068	149	2285228	42.682 ng/ul	98
87) Chrysene	21.174	228	3223020	40.467 ng/ul	98
89) Di-n-octyl phthalate	22.133	149	4040675	44.210 ng/ul	100
90) Benzo(b)fluoranthene	23.045	252	3523714	39.942 ng/ul	99
91) Benzo(k)fluoranthene	23.104	252	3432999	39.196 ng/ul	99
93) Benzo(a)pyrene	23.792	252	3349494	40.063 ng/ul	95
94) Indeno(1,2,3-cd)pyrene	27.015	276	4080631	39.328 ng/ul	98
95) Dibenzo(a,h)anthracene	27.074	278	3280915	38.613 ng/ul	98
96) Benzo(g,h,i)perylene	27.974	276	3189387	39.999 ng/ul	98

(#) = qualifier out of range (m) = manual integration (+) = signals summed

Quantitation Report (QT Reviewed)

Data Path : Z:\svoasrv\HPCHEM1\BNA_N\Data\BN091124\
Data File : BN033849.D
Acq On : 10 Sep 2024 19:59
Operator : JU/RC
Sample : SSTD08084
Misc :
ALS Vial : 6 Sample Multiplier: 1

Quant Time: Sep 11 01:49:52 2024
Quant Method : Z:\svoasrv\HPCHEM1\BNA_N\Methods\SFAM-EPA-BN091124.MA.M
Quant Title : SVOA CALIBRATION
QLast Update : Wed Sep 11 01:28:58 2024
Response via : Initial Calibration

Instrument :
BNA_N
ClientSampleId :
SSTD080221

Manual Integrations APPROVED
mohammad
9/13/2024 1:47:16 AM

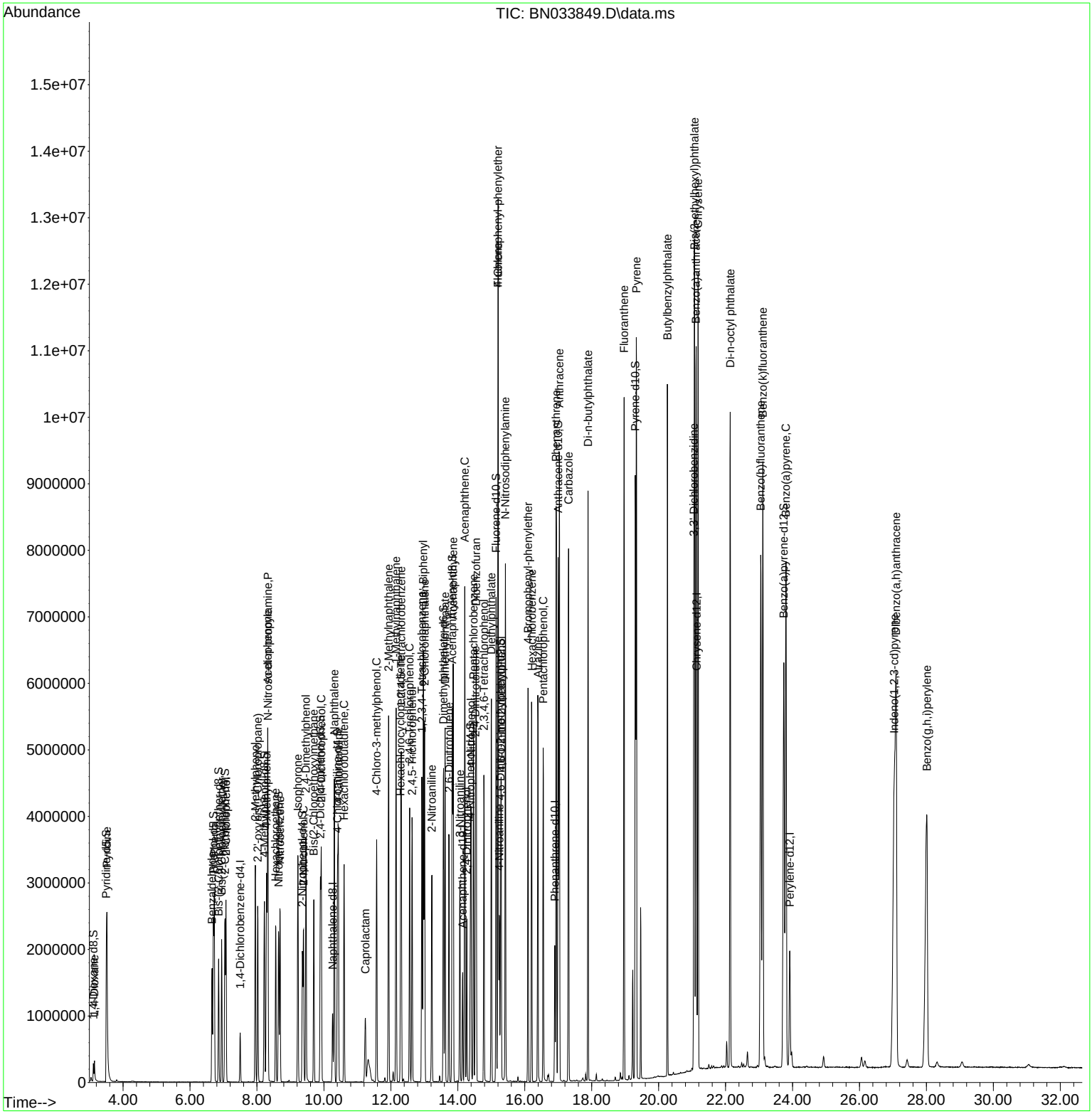

Quantitation Report (QT Reviewed)

Data Path : Z:\svoasrv\HPCHEM1\BNA_N\Data\BN091124\
Data File : BN033849.D
Acq On : 10 Sep 2024 19:59
Operator : JU/RC
Sample : SSTD08084
Misc :
ALS Vial : 6 Sample Multiplier: 1

Instrument :
BNA_N
ClientSampleId :
SSTD080221

Manual Integrations APPROVED
mohammad
9/13/2024 1:47:16 AM

Quant Time: Sep 11 01:49:52 2024
Quant Method : Z:\svoasrv\HPCHEM1\BNA_N\Methods\SFAM-EPA-BN091124.MA.M
Quant Title : SVOA CALIBRATION
QLast Update : Wed Sep 11 01:28:58 2024
Response via : Initial Calibration

Compound	R.T.	QIon	Response	Conc	Units	Dev(Min)
Internal Standards						
1) 1,4-Dichlorobenzene-d4	7.499	152	189536	20.000	ng/ul	0.00
20) Naphthalene-d8	10.263	136	838289	20.000	ng/ul	0.00
38) Acenaphthene-d10	14.145	164	552726	20.000	ng/ul	0.00
64) Phenanthrene-d10	16.898	188	1165804	20.000	ng/ul	0.00
79) Chrysene-d12	21.133	240	1158003	20.000	ng/ul	0.00
88) Perylene-d12	23.921	264	1430852	20.000	ng/ul	0.01
System Monitoring Compounds						
3) 1,4-Dioxane-d8	3.111	96	145339	31.285	ng/uL	0.00
4) Pyridine-d5	3.499	84	1108831	78.659	ng/ul	0.00
7) Phenol-d5	6.699	99	1371911	78.916	ng/ul	0.00
9) Bis-(2-Chloroethyl)eth...	6.852	67	810096	72.673	ng/ul	0.00
11) 2-Chlorophenol-d4	7.046	132	1108341	84.570	ng/ul	0.00
15) 4-Methylphenol-d8	8.222	113	1126061	78.332	ng/ul	0.01
21) Nitrobenzene-d5	8.646	128	562318	88.136	ng/ul	0.00
24) 2-Nitrophenol-d4	9.357	143	612397	109.008	ng/ul	0.00
28) 2,4-Dichlorophenol-d3	9.893	165	1084375	86.701	ng/ul	0.00
31) 4-Chloroaniline-d4	10.404	131	1595907	76.538	ng/ul	0.00
46) Dimethylphthalate-d6	13.575	166	3285821	78.115	ng/ul	0.01
49) Acenaphthylene-d8	13.834	160	3797973	80.644	ng/ul	0.00
54) 4-Nitrophenol-d4	14.381	143	710791	87.448	ng/ul	0.02
60) Fluorene-d10	15.145	176	2744706	76.082	ng/ul	0.00
65) 4,6-Dinitro-2-methylph...	15.281	200	620470	113.005	ng/ul	0.01
73) Anthracene-d10	16.998	188	4382451	79.287	ng/ul	0.00
81) Pyrene-d10	19.304	212	5115656	80.000	ng/ul	0.00
92) Benzo(a)pyrene-d12	23.739	264	6043369	81.230	ng/ul	0.02
Target Compounds						Qvalue
2) 1,4-Dioxane	3.146	88	154080	31.609	ng/uL	96
5) Pyridine	3.516	79	1134069	78.255	ng/ul	97
6) Benzaldehyde	6.657	77	576654	63.837	ng/ul	97
8) Phenol	6.728	94	1421004	77.787	ng/ul	99
10) Bis(2-Chloroethyl)ether	6.946	93	1078835	74.164	ng/ul	99
12) 2-Chlorophenol	7.075	128	1111248	81.276	ng/ul	100
13) 2-Methylphenol	7.952	108	1068529	77.316	ng/ul	99
14) 2,2'-oxybis(1-Chloropr...	8.022	45	1554586	65.834	ng/ul	99
16) Acetophenone	8.322	105	1738881	74.483	ng/ul	99
17) N-Nitroso-di-n-propyla...	8.328	70	871107	73.017	ng/ul	98
18) 4-Methylphenol	8.287	108	1171551	75.729	ng/ul	96
19) Hexachloroethane	8.557	117	466109	81.583	ng/ul	99
22) Nitrobenzene	8.687	77	1340577	83.564	ng/ul	98
23) Isophorone	9.222	82	2507012	77.008	ng/ul	98
25) 2-Nitrophenol	9.393	139	660113	100.689	ng/ul	99
26) 2,4-Dimethylphenol	9.463	107	1295672	83.494	ng/ul	96
27) Bis(2-Chloroethoxy)met...	9.698	93	1512408	75.015	ng/ul	98
29) 2,4-Dichlorophenol	9.922	162	1083570	83.767	ng/ul	98
30) Naphthalene	10.310	128	3595373	76.924	ng/ul	99
32) 4-Chloroaniline	10.434	127	1565629	76.776	ng/ul	99
33) Hexachlorobutadiene	10.604	225	654223	80.911	ng/ul	96
34) Caprolactam	11.240	113	405462m	78.487	ng/ul	
35) 4-Chloro-3-methylphenol	11.575	107	1279890	86.009	ng/ul	99
36) 2-Methylnaphthalene	11.934	142	2513906	76.421	ng/ul	99

Quantitation Report (QT Reviewed)

Data Path : Z:\svoasrv\HPCHEM1\BNA_N\Data\BN091124\
Data File : BN033849.D
Acq On : 10 Sep 2024 19:59
Operator : JU/RC
Sample : SSTD08084
Misc :
ALS Vial : 6 Sample Multiplier: 1

Instrument :
BNA_N
ClientSampleId :
SSTD080221

Manual Integrations APPROVED
mohammad
9/13/2024 1:47:16 AM

Quant Time: Sep 11 01:49:52 2024
Quant Method : Z:\svoasrv\HPCHEM1\BNA_N\Methods\SFAM-EPA-BN091124.MA.M
Quant Title : SVOA CALIBRATION
QLast Update : Wed Sep 11 01:28:58 2024
Response via : Initial Calibration

	Compound	R.T.	QIon	Response	Conc Units	Dev(Min)
37)	1-Methylnaphthalene	12.157	142	2531398	76.137 ng/ul	99
39)	1,2,4,5-Tetrachloroben...	12.310	216	1265478	79.963 ng/ul	96
40)	Hexachlorocyclopentadiene	12.292	237	753817	85.957 ng/ul	99
41)	2,4,6-Trichlorophenol	12.563	196	892431	91.905 ng/ul	99
42)	2,4,5-Trichlorophenol	12.639	196	969715	88.676 ng/ul	98
43)	1,1'-Biphenyl	12.969	154	3244867	77.840 ng/ul	98
44)	2-Chloronaphthalene	13.010	162	2558236	79.164 ng/ul	99
45)	2-Nitroaniline	13.222	65	887344	95.573 ng/ul	98
47)	Dimethylphthalate	13.622	163	3324339	78.727 ng/ul	99
48)	2,6-Dinitrotoluene	13.739	165	734883	95.759 ng/ul	93
50)	Acenaphthylene	13.863	152	4046977	78.689 ng/ul	99
51)	3-Nitroaniline	14.063	138	721253	82.995 ng/ul	98
52)	Acenaphthene	14.210	153	2870107	78.977 ng/ul	99
53)	2,4-Dinitrophenol	14.269	184	440446	116.181 ng/ul	94
55)	4-Nitrophenol	14.398	109	587852	92.347 ng/ul	96
56)	Dibenzofuran	14.551	168	3827851	75.439 ng/ul	98
57)	2,4-Dinitrotoluene	14.528	165	1072753	93.014 ng/ul	100
58)	2,3,4,6-Tetrachlorophenol	14.781	232	799374	89.950 ng/ul	98
59)	Diethylphthalate	15.004	149	3502610	79.510 ng/ul	99
61)	Fluorene	15.204	166	3146500	75.345 ng/ul	94
62)	4-Chlorophenyl-phenyle...	15.204	204	1517001	75.708 ng/ul	97
63)	4-Nitroaniline	15.239	138	725996	81.166 ng/ul	98
66)	4,6-Dinitro-2-methylph...	15.298	198	678641	109.367 ng/ul	96
67)	N-Nitrosodiphenylamine	15.422	169	2786316	79.476 ng/ul	99
68)	4-Bromophenyl-phenylether	16.098	248	969017	81.434 ng/ul	97
69)	Hexachlorobenzene	16.210	284	1113064	81.699 ng/ul	95
70)	Atrazine	16.398	200	1039905	79.726 ng/ul	98
71)	Pentachlorophenol	16.551	266	772153	90.092 ng/ul	98
72)	Phenanthrene	16.939	178	5031045	77.179 ng/ul	98
74)	Anthracene	17.033	178	5194496	78.218 ng/ul	100
75)	1,2,3,4-Tetrachloroben...	12.928	216	1297385	82.543 ng/uL	98
76)	Pentachlorobenzene	14.469	250	1305918	80.733 ng/uL	98
77)	Carbazole	17.310	167	4763807	77.807 ng/ul	98
78)	Di-n-butylphthalate	17.892	149	6073224	79.423 ng/ul	99
80)	Fluoranthene	18.969	202	5893203	78.818 ng/ul	99
82)	Pyrene	19.333	202	6269938	77.370 ng/ul	99
83)	Butylbenzylphthalate	20.263	149	3024643	93.146 ng/ul	97
84)	3,3'-Dichlorobenzidine	21.051	252	2089967	79.169 ng/ul	96
85)	Benzo(a)anthracene	21.116	228	6412241	76.952 ng/ul	96
86)	Bis(2-ethylhexyl)phtha...	21.074	149	4288046	81.395 ng/ul#	96
87)	Chrysene	21.180	228	6166045	78.682 ng/ul	97
89)	Di-n-octyl phthalate	22.139	149	7796880	84.605 ng/ul	100
90)	Benzo(b)fluoranthene	23.051	252	6921714	77.812 ng/ul	97
91)	Benzo(k)fluoranthene	23.115	252	6896388	78.091 ng/ul	99
93)	Benzo(a)pyrene	23.804	252	6717207	79.682 ng/ul	96
94)	Indeno(1,2,3-cd)pyrene	27.039	276	8702413	83.182 ng/ul	99
95)	Dibenzo(a,h)anthracene	27.098	278	7012793	81.854 ng/ul	97
96)	Benzo(g,h,i)perylene	28.015	276	6800351	84.583 ng/ul	99

(#) = qualifier out of range (m) = manual integration (+) = signals summed

Quantitation Report (QT Reviewed)

Data Path : Z:\svoasrv\HPCHEM1\BNA_N\Data\BN091124\
Data File : BN033849.D
Acq On : 10 Sep 2024 19:59
Operator : JU/RC
Sample : SSTD08084
Misc :
ALS Vial : 6 Sample Multiplier: 1

Quant Time: Sep 11 01:49:52 2024
Quant Method : Z:\svoasrv\HPCHEM1\BNA_N\Methods\SFAM-EPA-BN091124.MA.M
Quant Title : SVOA CALIBRATION
QLast Update : Wed Sep 11 01:28:58 2024
Response via : Initial Calibration

Instrument :
BNA_N
ClientSampleId :
SSTD080221

Manual Integrations APPROVED
mohammad
9/13/2024 1:47:16 AM

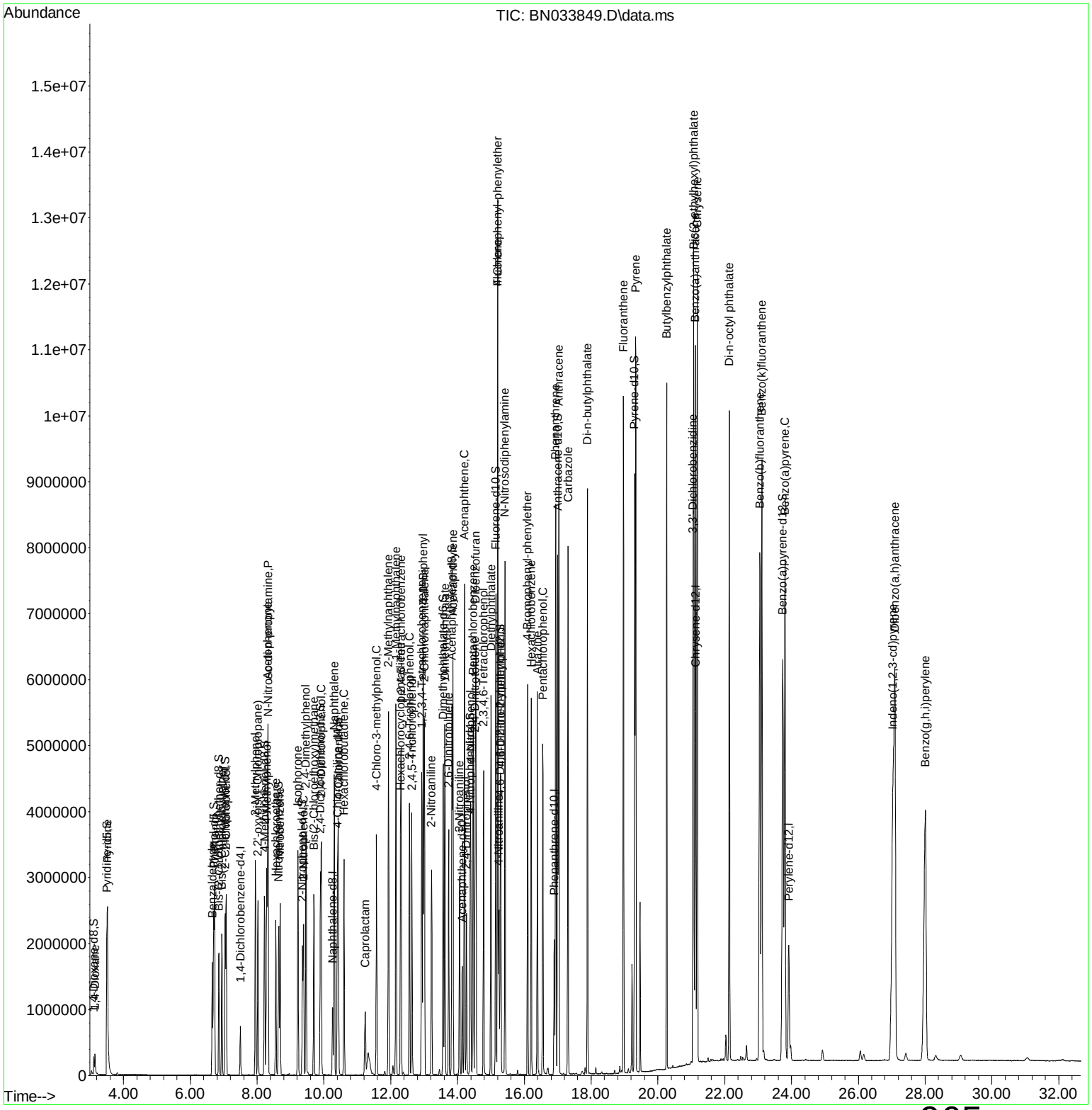

Quantitation Report (Qedit)

Data Path : Z:\svoasrv\HPCHEM1\BNA_N\Data\BN091124\
Data File : BN033849.D
Acq On : 10 Sep 2024 19:59
Operator : JU/RC
Sample : SSTD08084
Misc :
ALS Vial : 6 Sample Multiplier: 1

Quant Time: Sep 11 01:36:10 2024
Quant Method : Z:\svoasrv\HPCHEM1\BNA_N\Methods\SFAM-EPA-BN091124.MA.M
Quant Title : SVOA CALIBRATION
QLast Update : Wed Sep 11 01:28:58 2024
Response via : Initial Calibration

Instrument :
BNA_N
ClientSampleId :
SSTD080221

Manual Integrations APPROVED
mohammad
9/13/2024 1:47:16 AM

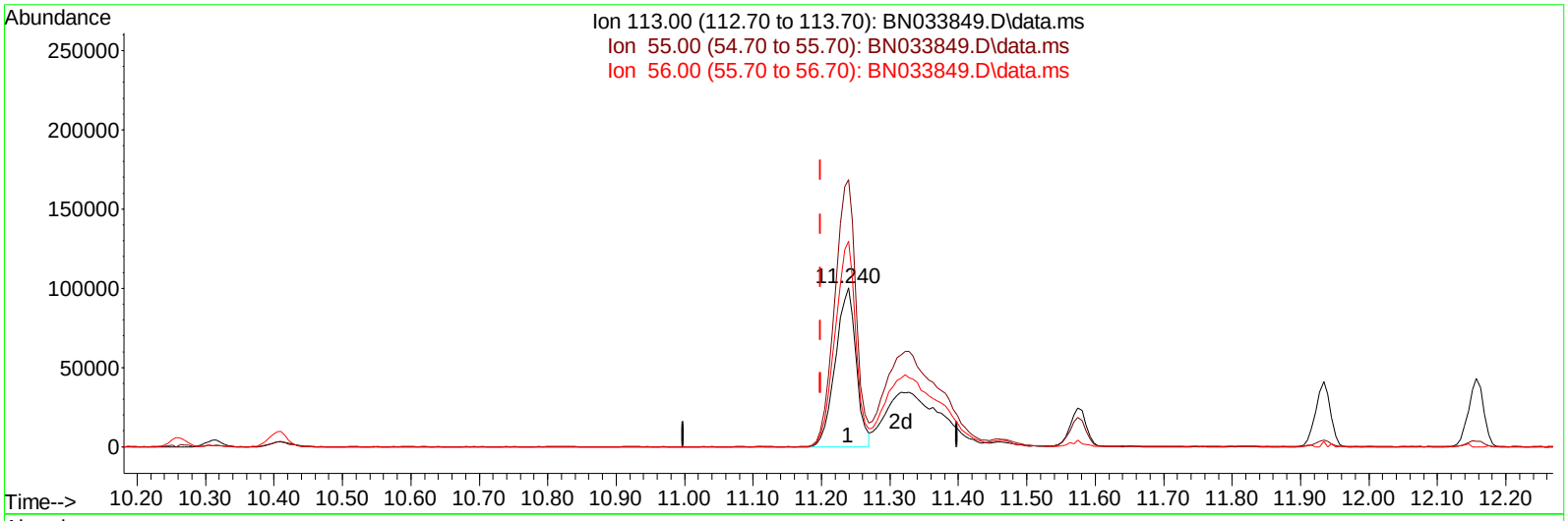

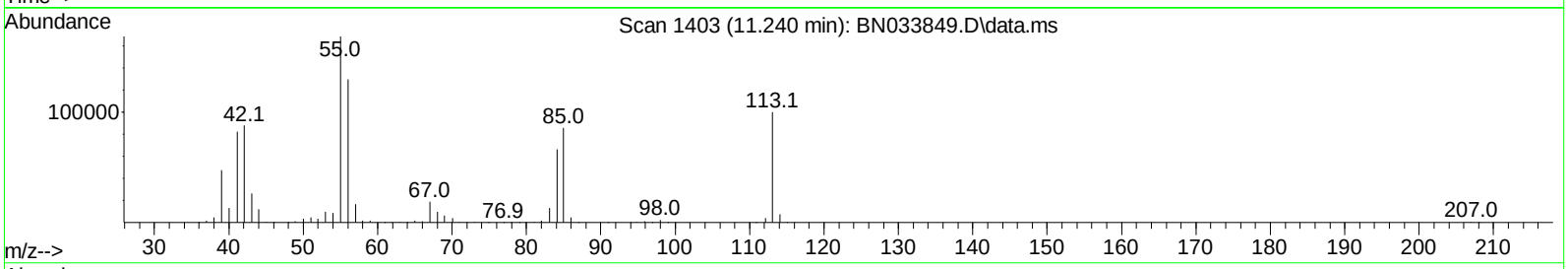

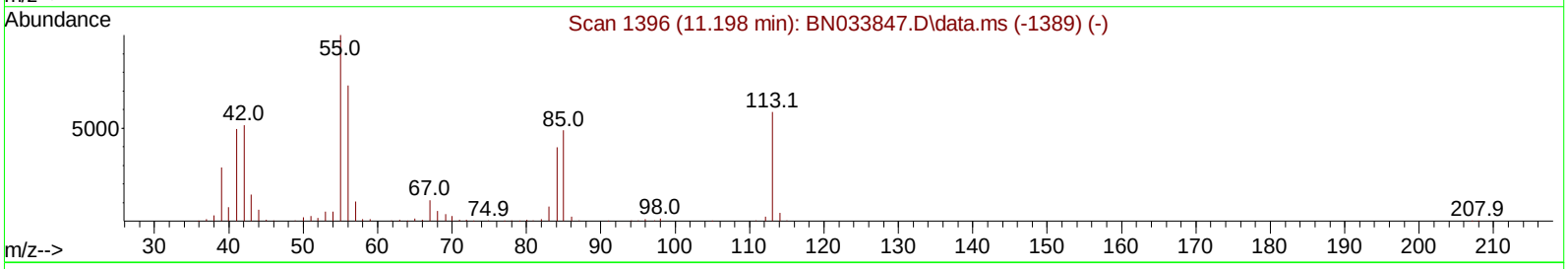

TIC: BN033849.D\data.ms

(34) Caprolactam

11.240min (+ 0.041) 40.73 ng/ul

response 210422

Ion	Exp%	Act%
113.00	100.00	100.00
55.00	171.30	167.98
56.00	124.60	129.34
0.00	0.00	0.00

Quantitation Report (Qedit)

Data Path : Z:\svoasrv\HPCHEM1\BNA_N\Data\BN091124\
Data File : BN033849.D
Acq On : 10 Sep 2024 19:59
Operator : JU/RC
Sample : SSTD08084
Misc :
ALS Vial : 6 Sample Multiplier: 1

Quant Time: Sep 11 01:36:10 2024
Quant Method : Z:\svoasrv\HPCHEM1\BNA_N\Methods\SFAM-EPA-BN091124.MA.M
Quant Title : SVOA CALIBRATION
QLast Update : Wed Sep 11 01:28:58 2024
Response via : Initial Calibration

Instrument :
BNA_N
ClientSampleId :
SSTD080221

Manual Integrations APPROVED
mohammad
9/13/2024 1:47:16 AM

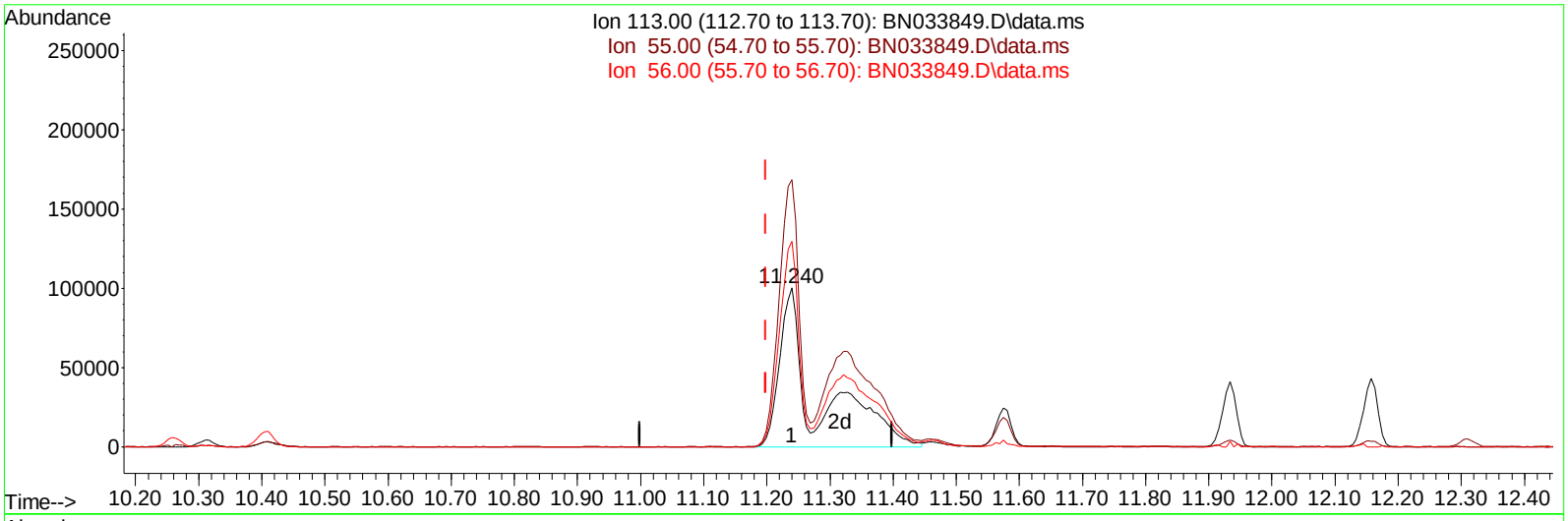

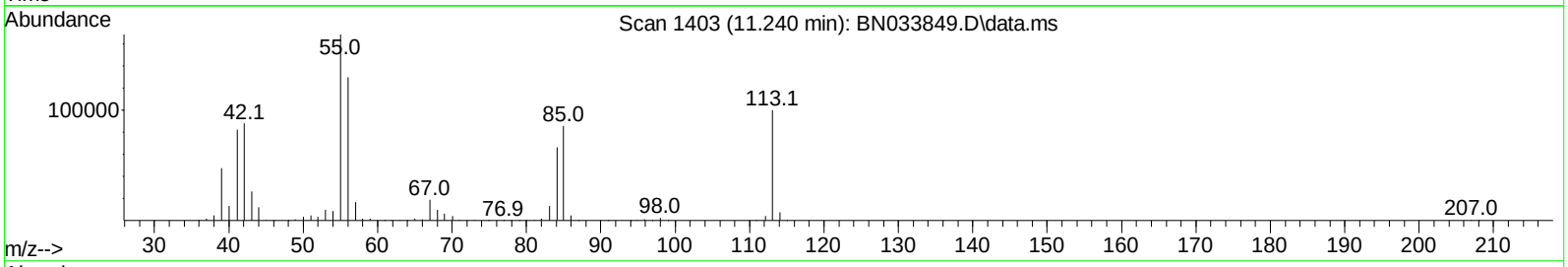

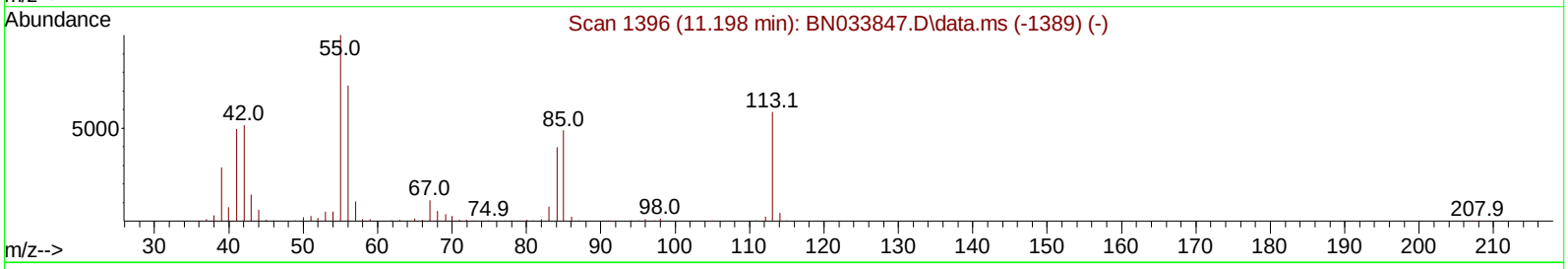

TIC: BN033849.D\data.ms

(34) Caprolactam

11.240min (+ 0.041) 78.49 ng/ul m

response 405462

Ion	Exp%	Act%
113.00	100.00	100.00
55.00	171.30	167.98
56.00	124.60	129.34
0.00	0.00	0.00

Quantitation Report (QT Reviewed)

Data Path : Z:\svoasrv\HPCHEM1\BNA_N\Data\BN091124\
Data File : BN033849.D
Acq On : 10 Sep 2024 19:59
Operator : JU/RC
Sample : SSTD08084
Misc :
ALS Vial : 6 Sample Multiplier: 1

Quant Time: Sep 11 01:49:52 2024
Quant Method : Z:\svoasrv\HPCHEM1\BNA_N\Methods\SFAM-EPA-BN091124.MA.M
Quant Title : SVOA CALIBRATION
QLast Update : Wed Sep 11 01:28:58 2024
Response via : Initial Calibration

Instrument :
BNA_N
ClientSampleId :
SSTD080221

Manual Integrations APPROVED
mohammad
9/13/2024 1:47:16 AM

Compound	R.T.	QIon	Response	Conc	Units	Dev(Min)
Internal Standards						
1) 1,4-Dichlorobenzene-d4	7.499	152	189536	20.000	ng/ul	0.00
20) Naphthalene-d8	10.263	136	838289	20.000	ng/ul	0.00
38) Acenaphthene-d10	14.145	164	552726	20.000	ng/ul	0.00
64) Phenanthrene-d10	16.898	188	1165804	20.000	ng/ul	0.00
79) Chrysene-d12	21.133	240	1158003	20.000	ng/ul	0.00
88) Perylene-d12	23.921	264	1430852	20.000	ng/ul	0.01
System Monitoring Compounds						
3) 1,4-Dioxane-d8	3.111	96	145339	31.285	ng/uL	0.00
4) Pyridine-d5	3.499	84	1108831	78.659	ng/ul	0.00
7) Phenol-d5	6.699	99	1371911	78.916	ng/ul	0.00
9) Bis-(2-Chloroethyl)eth...	6.852	67	810096	72.673	ng/ul	0.00
11) 2-Chlorophenol-d4	7.046	132	1108341	84.570	ng/ul	0.00
15) 4-Methylphenol-d8	8.222	113	1126061	78.332	ng/ul	0.01
21) Nitrobenzene-d5	8.646	128	562318	88.136	ng/ul	0.00
24) 2-Nitrophenol-d4	9.357	143	612397	109.008	ng/ul	0.00
28) 2,4-Dichlorophenol-d3	9.893	165	1084375	86.701	ng/ul	0.00
31) 4-Chloroaniline-d4	10.404	131	1595907	76.538	ng/ul	0.00
46) Dimethylphthalate-d6	13.575	166	3285821	78.115	ng/ul	0.01
49) Acenaphthylene-d8	13.834	160	3797973	80.644	ng/ul	0.00
54) 4-Nitrophenol-d4	14.381	143	710791	87.448	ng/ul	0.02
60) Fluorene-d10	15.145	176	2744706	76.082	ng/ul	0.00
65) 4,6-Dinitro-2-methylph...	15.281	200	620470	113.005	ng/ul	0.01
73) Anthracene-d10	16.998	188	4382451	79.287	ng/ul	0.00
81) Pyrene-d10	19.304	212	5115656	80.000	ng/ul	0.00
92) Benzo(a)pyrene-d12	23.739	264	6043369	81.230	ng/ul	0.02
Target Compounds						Qvalue
2) 1,4-Dioxane	3.146	88	154080	31.609	ng/uL	96
5) Pyridine	3.516	79	1134069	78.255	ng/ul	97
6) Benzaldehyde	6.657	77	576654	63.837	ng/ul	97
8) Phenol	6.728	94	1421004	77.787	ng/ul	99
10) Bis(2-Chloroethyl)ether	6.946	93	1078835	74.164	ng/ul	99
12) 2-Chlorophenol	7.075	128	1111248	81.276	ng/ul	100
13) 2-Methylphenol	7.952	108	1068529	77.316	ng/ul	99
14) 2,2'-oxybis(1-Chloropr...	8.022	45	1554586	65.834	ng/ul	99
16) Acetophenone	8.322	105	1738881	74.483	ng/ul	99
17) N-Nitroso-di-n-propyla...	8.328	70	871107	73.017	ng/ul	98
18) 4-Methylphenol	8.287	108	1171551	75.729	ng/ul	96
19) Hexachloroethane	8.557	117	466109	81.583	ng/ul	99
22) Nitrobenzene	8.687	77	1340577	83.564	ng/ul	98
23) Isophorone	9.222	82	2507012	77.008	ng/ul	98
25) 2-Nitrophenol	9.393	139	660113	100.689	ng/ul	99
26) 2,4-Dimethylphenol	9.463	107	1295672	83.494	ng/ul	96
27) Bis(2-Chloroethoxy)met...	9.698	93	1512408	75.015	ng/ul	98
29) 2,4-Dichlorophenol	9.922	162	1083570	83.767	ng/ul	98
30) Naphthalene	10.310	128	3595373	76.924	ng/ul	99
32) 4-Chloroaniline	10.434	127	1565629	76.776	ng/ul	99
33) Hexachlorobutadiene	10.604	225	654223	80.911	ng/ul	96
34) Caprolactam	11.240	113	405462m	78.487	ng/ul	
35) 4-Chloro-3-methylphenol	11.575	107	1279890	86.009	ng/ul	99

Quantitation Report (QT Reviewed)

Data Path : Z:\svoasrv\HPCHEM1\BNA_N\Data\BN091124\
Data File : BN033849.D
Acq On : 10 Sep 2024 19:59
Operator : JU/RC
Sample : SSTD08084
Misc :
ALS Vial : 6 Sample Multiplier: 1

Quant Time: Sep 11 01:49:52 2024
Quant Method : Z:\svoasrv\HPCHEM1\BNA_N\Methods\SFAM-EPA-BN091124.MA.M
Quant Title : SVOA CALIBRATION
QLast Update : Wed Sep 11 01:28:58 2024
Response via : Initial Calibration

Instrument :
BNA_N
ClientSampleId :
SSTD080221

Manual Integrations APPROVED
mohammad
9/13/2024 1:47:16 AM

Compound	R.T.	QIon	Response	Conc Units	Dev(Min)
36) 2-Methylnaphthalene	11.934	142	2513906	76.421 ng/ul	99
37) 1-Methylnaphthalene	12.157	142	2531398	76.137 ng/ul	99
39) 1,2,4,5-Tetrachloroben...	12.310	216	1265478	79.963 ng/ul	96
40) Hexachlorocyclopentadiene	12.292	237	753817	85.957 ng/ul	99
41) 2,4,6-Trichlorophenol	12.563	196	892431	91.905 ng/ul	99
42) 2,4,5-Trichlorophenol	12.639	196	969715	88.676 ng/ul	98
43) 1,1'-Biphenyl	12.969	154	3244867	77.840 ng/ul	98
44) 2-Chloronaphthalene	13.010	162	2558236	79.164 ng/ul	99
45) 2-Nitroaniline	13.222	65	887344	95.573 ng/ul	98
47) Dimethylphthalate	13.622	163	3324339	78.727 ng/ul	99
48) 2,6-Dinitrotoluene	13.739	165	734883	95.759 ng/ul	93
50) Acenaphthylene	13.863	152	4046977	78.689 ng/ul	99
51) 3-Nitroaniline	14.063	138	721253	82.995 ng/ul	98
52) Acenaphthene	14.210	153	2870107	78.977 ng/ul	99
53) 2,4-Dinitrophenol	14.269	184	440446	116.181 ng/ul	94
55) 4-Nitrophenol	14.398	109	587852	92.347 ng/ul	96
56) Dibenzofuran	14.551	168	3827851	75.439 ng/ul	98
57) 2,4-Dinitrotoluene	14.528	165	1072753	93.014 ng/ul	100
58) 2,3,4,6-Tetrachlorophenol	14.781	232	799374	89.950 ng/ul	98
59) Diethylphthalate	15.004	149	3502610	79.510 ng/ul	99
61) Fluorene	15.204	166	3146500	75.345 ng/ul	94
62) 4-Chlorophenyl-phenyle...	15.204	204	1517001	75.708 ng/ul	97
63) 4-Nitroaniline	15.239	138	725996	81.166 ng/ul	98
66) 4,6-Dinitro-2-methylph...	15.298	198	678641	109.367 ng/ul	96
67) N-Nitrosodiphenylamine	15.422	169	2786316	79.476 ng/ul	99
68) 4-Bromophenyl-phenylether	16.098	248	969017	81.434 ng/ul	97
69) Hexachlorobenzene	16.210	284	1113064	81.699 ng/ul	95
70) Atrazine	16.398	200	1039905	79.726 ng/ul	98
71) Pentachlorophenol	16.551	266	772153	90.092 ng/ul	98
72) Phenanthrene	16.939	178	5031045	77.179 ng/ul	98
74) Anthracene	17.033	178	5194496	78.218 ng/ul	100
75) 1,2,3,4-Tetrachloroben...	12.928	216	1297385	82.543 ng/uL	98
76) Pentachlorobenzene	14.469	250	1305918	80.733 ng/uL	98
77) Carbazole	17.310	167	4763807	77.807 ng/ul	98
78) Di-n-butylphthalate	17.892	149	6073224	79.423 ng/ul	99
80) Fluoranthene	18.969	202	5893203	78.818 ng/ul	99
82) Pyrene	19.333	202	6269938	77.370 ng/ul	99
83) Butylbenzylphthalate	20.263	149	3024643	93.146 ng/ul	97
84) 3,3'-Dichlorobenzidine	21.051	252	2089967	79.169 ng/ul	96
85) Benzo(a)anthracene	21.116	228	6412241	76.952 ng/ul	96
86) Bis(2-ethylhexyl)phtha...	21.074	149	4288046	81.395 ng/ul#	96
87) Chrysene	21.180	228	6166045	78.682 ng/ul	97
89) Di-n-octyl phthalate	22.139	149	7796880	84.605 ng/ul	100
90) Benzo(b)fluoranthene	23.051	252	6921714	77.812 ng/ul	97
91) Benzo(k)fluoranthene	23.115	252	6896388	78.091 ng/ul	99
93) Benzo(a)pyrene	23.804	252	6717207	79.682 ng/ul	96
94) Indeno(1,2,3-cd)pyrene	27.039	276	8702413	83.182 ng/ul	99
95) Dibenzo(a,h)anthracene	27.098	278	7012793	81.854 ng/ul	97
96) Benzo(g,h,i)perylene	28.015	276	6800351	84.583 ng/ul	99

(#) = qualifier out of range (m) = manual integration (+) = signals summed

Quantitation Report (QT Reviewed)

Data Path : Z:\svoasrv\HPCHEM1\BNA_N\Data\BN091124\
Data File : BN033850.D
Acq On : 10 Sep 2024 20:39
Operator : JU/RC
Sample : SSTD16085
Misc :
ALS Vial : 7 Sample Multiplier: 1

Quant Time: Sep 11 01:54:14 2024
Quant Method : Z:\svoasrv\HPCHEM1\BNA_N\Methods\SFAM-EPA-BN091124.MA.M
Quant Title : SVOA CALIBRATION
QLast Update : Wed Sep 11 01:28:58 2024
Response via : Initial Calibration

Instrument :
BNA_N
ClientSampleId :
SSTD160222

Manual Integrations APPROVED
mohammad
9/13/2024 1:47:16 AM

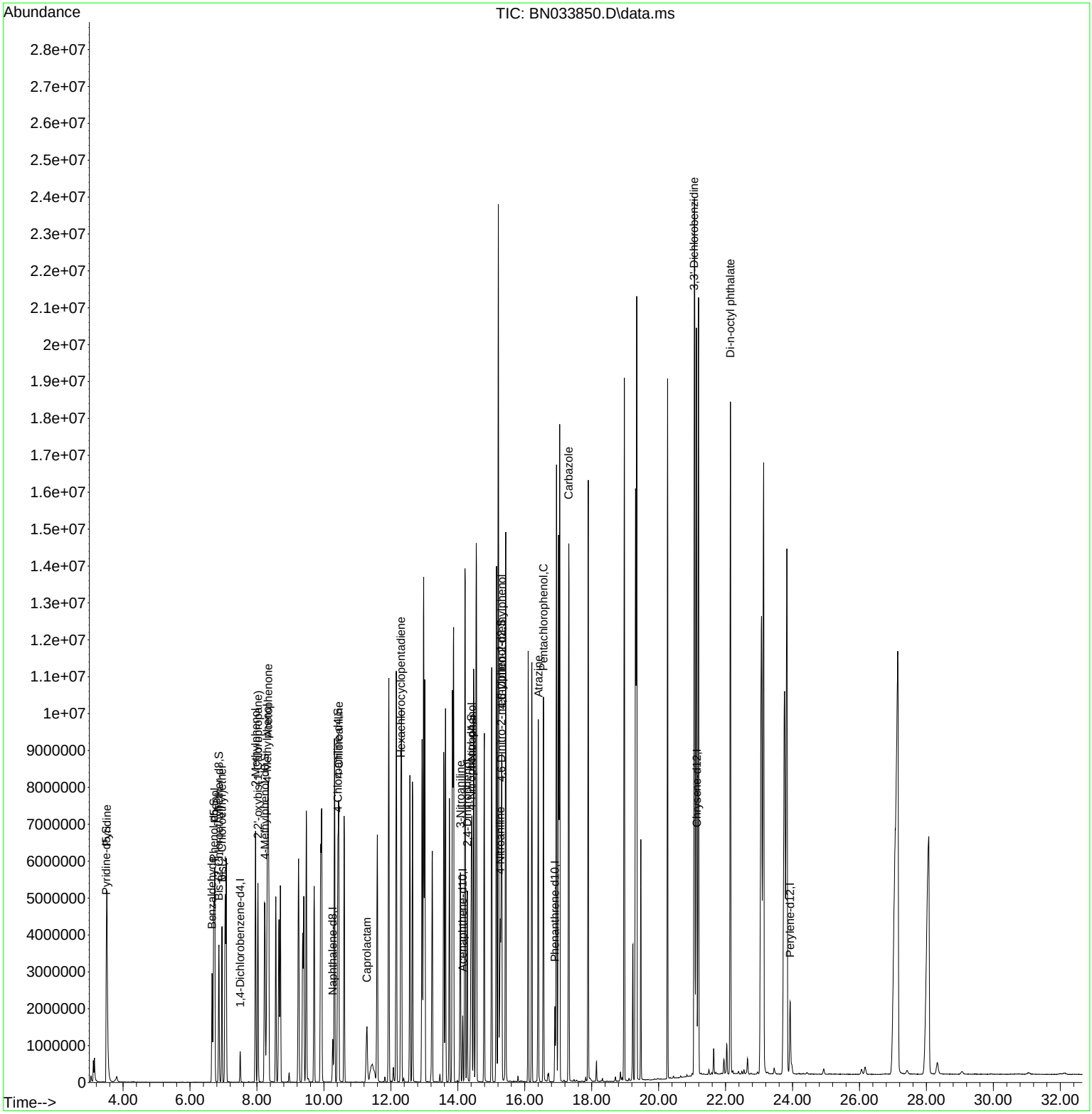

Quantitation Report (QT Reviewed)

Data Path : Z:\svoasrv\HPCHEM1\BNA_N\Data\BN091124\
Data File : BN033850.D
Acq On : 10 Sep 2024 20:39
Operator : JU/RC
Sample : SSTD16085
Misc :
ALS Vial : 7 Sample Multiplier: 1

Quant Time: Sep 11 01:54:14 2024
Quant Method : Z:\svoasrv\HPCHEM1\BNA_N\Methods\SFAM-EPA-BN091124.MA.M
Quant Title : SVOA CALIBRATION
QLast Update : Wed Sep 11 01:28:58 2024
Response via : Initial Calibration

Instrument :
BNA_N
ClientSampleId :
SSTD160222

Manual Integrations APPROVED
mohammad
9/13/2024 1:47:16 AM

Compound	R.T.	QIon	Response	Conc	Units	Dev(Min)
Internal Standards						
1) 1,4-Dichlorobenzene-d4	7.499	152	205438	20.000	ng/ul	0.00
20) Naphthalene-d8	10.263	136	915976	20.000	ng/ul	0.00
38) Acenaphthene-d10	14.145	164	615445	20.000	ng/ul	0.00
64) Phenanthrene-d10	16.904	188	1277823	20.000	ng/ul	0.00
79) Chrysene-d12	21.145	240	1235380	20.000	ng/ul	0.02
88) Perylene-d12	23.927	264	1534346	20.000	ng/ul	0.02
System Monitoring Compounds						
3) 1,4-Dioxane-d8	0.000	96	0d	0.000	ng/uL	
4) Pyridine-d5	3.499	84	2387781	156.274	ng/ul	0.00
7) Phenol-d5	6.710	99	2978351	158.061	ng/ul	0.02
9) Bis-(2-Chloroethyl)eth...	6.863	67	1744931	144.420	ng/ul	0.01
11) 2-Chlorophenol-d4	0.000	132	0d	0.000	ng/ul	
15) 4-Methylphenol-d8	8.234	113	2458638	157.791	ng/ul	0.02
21) Nitrobenzene-d5	0.000	128	0d	0.000	ng/ul	
24) 2-Nitrophenol-d4	0.000	143	0d	0.000	ng/ul	
28) 2,4-Dichlorophenol-d3	0.000	165	0d	0.000	ng/ul	
31) 4-Chloroaniline-d4	10.416	131	3322239	145.817	ng/ul	0.02
46) Dimethylphthalate-d6	0.000	166	0d	0.000	ng/ul	
49) Acenaphthylene-d8	0.000	160	0d	0.000	ng/ul	
54) 4-Nitrophenol-d4	14.404	143	1497963	165.513	ng/ul	0.04
60) Fluorene-d10	0.000	176	0d	0.000	ng/ul	
65) 4,6-Dinitro-2-methylph...	15.298	200	1403546	233.216	ng/ul	0.03
73) Anthracene-d10	0.000	188	0d	0.000	ng/ul	
81) Pyrene-d10	0.000	212	0d	0.000	ng/ul	
92) Benzo(a)pyrene-d12	0.000	264	0d	0.000	ng/ul	
Target Compounds						Qvalue
5) Pyridine	3.517	79	2420098	154.070	ng/ul	94
6) Benzaldehyde	6.658	77	1067919	109.071	ng/ul	97
8) Phenol	6.740	94	3075575	155.327	ng/ul	99
10) Bis(2-Chloroethyl)ether	6.958	93	2281856	144.724	ng/ul	98
13) 2-Methylphenol	7.957	108	2295012	153.206	ng/ul	99
14) 2,2'-oxybis(1-Chloropr...	8.028	45	3218434	125.745	ng/ul	97
16) Acetophenone	8.334	105	3683470	145.564	ng/ul	99
18) 4-Methylphenol	8.310	108	2536634	151.277	ng/ul	98
32) 4-Chloroaniline	10.446	127	3262858	146.435	ng/ul	99
34) Caprolactam	11.287	113	870561m	154.225	ng/ul	
40) Hexachlorocyclopentadiene	12.298	237	1652102	169.188	ng/ul	98
51) 3-Nitroaniline	14.081	138	1518364	156.914	ng/ul	99
53) 2,4-Dinitrophenol	14.287	184	1099422	260.452	ng/ul	87
55) 4-Nitrophenol	14.422	109	1210323	170.756	ng/ul	95
63) 4-Nitroaniline	15.269	138	1472287m	147.828	ng/ul	
66) 4,6-Dinitro-2-methylph...	15.316	198	1501375	220.745	ng/ul#	98
70) Atrazine	16.410	200	1973506	138.038	ng/ul	99
71) Pentachlorophenol	16.563	266	1716372	182.704	ng/ul	97
77) Carbazole	17.316	167	9784361	145.798	ng/ul	98
84) 3,3'-Dichlorobenzidine	21.063	252	3977158	141.220	ng/ul	99
89) Di-n-octyl phthalate	22.145	149	14852552	150.296	ng/ul	100

(#) = qualifier out of range (m) = manual integration (+) = signals summed

Quantitation Report (QT Reviewed)

Data Path : Z:\svoasrv\HPCHEM1\BNA_N\Data\BN091124\
Data File : BN033850.D
Acq On : 10 Sep 2024 20:39
Operator : JU/RC
Sample : SSTD16085
Misc :
ALS Vial : 7 Sample Multiplier: 1

Quant Time: Sep 11 01:54:14 2024
Quant Method : Z:\svoasrv\HPCHEM1\BNA_N\Methods\SFAM-EPA-BN091124.MA.M
Quant Title : SVOA CALIBRATION
QLast Update : Wed Sep 11 01:28:58 2024
Response via : Initial Calibration

Instrument :
BNA_N
ClientSampleId :
SSTD160222

Manual Integrations APPROVED
mohammad
9/13/2024 1:47:16 AM

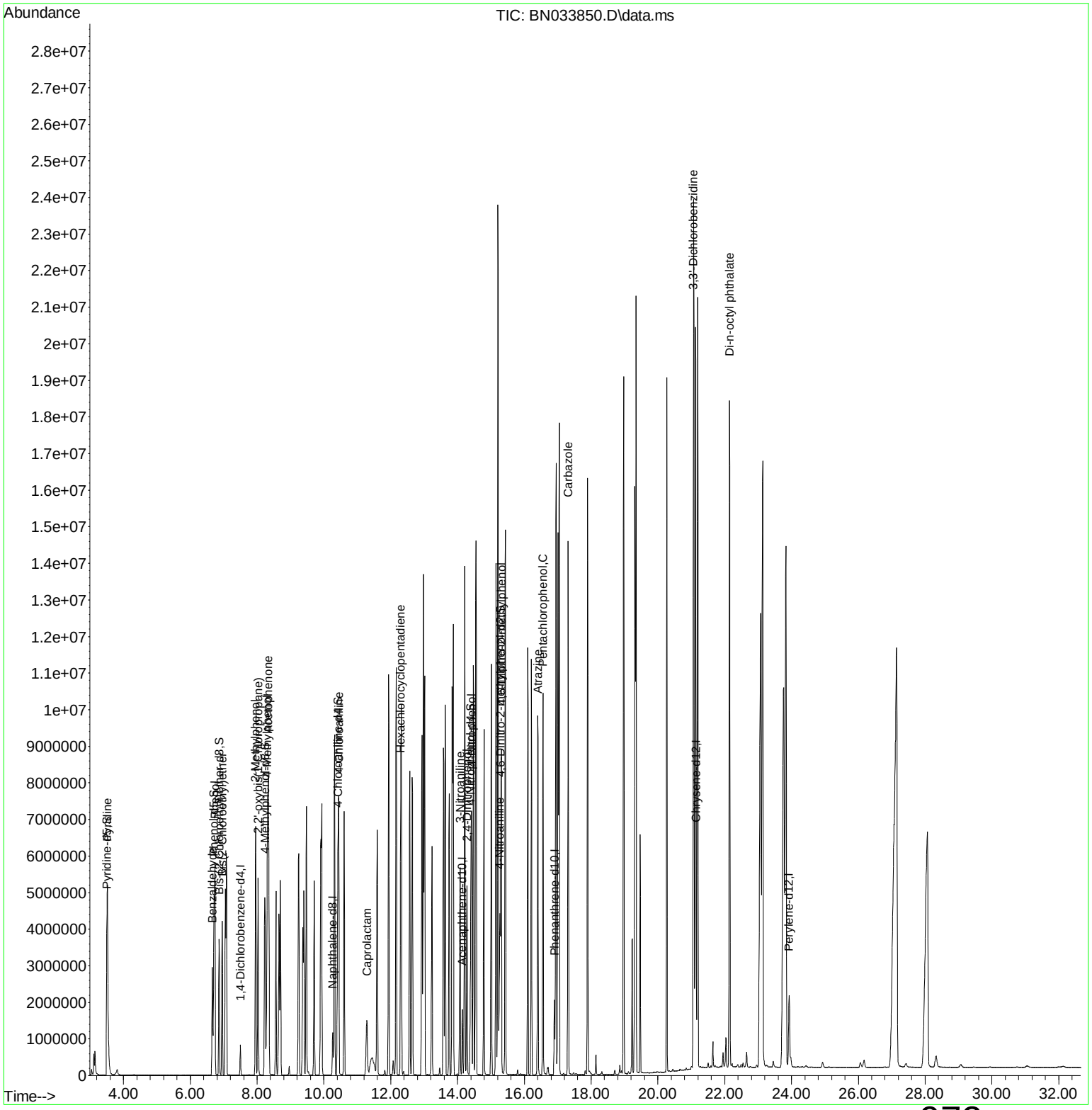

Quantitation Report (Qedit)

Data Path : Z:\svoasrv\HPCHEM1\BNA_N\Data\BN091124\
Data File : BN033850.D
Acq On : 10 Sep 2024 20:39
Operator : JU/RC
Sample : SSTD16085
Misc :
ALS Vial : 7 Sample Multiplier: 1

Quant Time: Sep 11 01:53:10 2024
Quant Method : Z:\svoasrv\HPCHEM1\BNA_N\Methods\SFAM-EPA-BN091124.MA.M
Quant Title : SVOA CALIBRATION
QLast Update : Wed Sep 11 01:28:58 2024
Response via : Initial Calibration

Instrument :
BNA_N
ClientSampleId :
SSTD160222

Manual Integrations APPROVED
mohammad
9/13/2024 1:47:16 AM

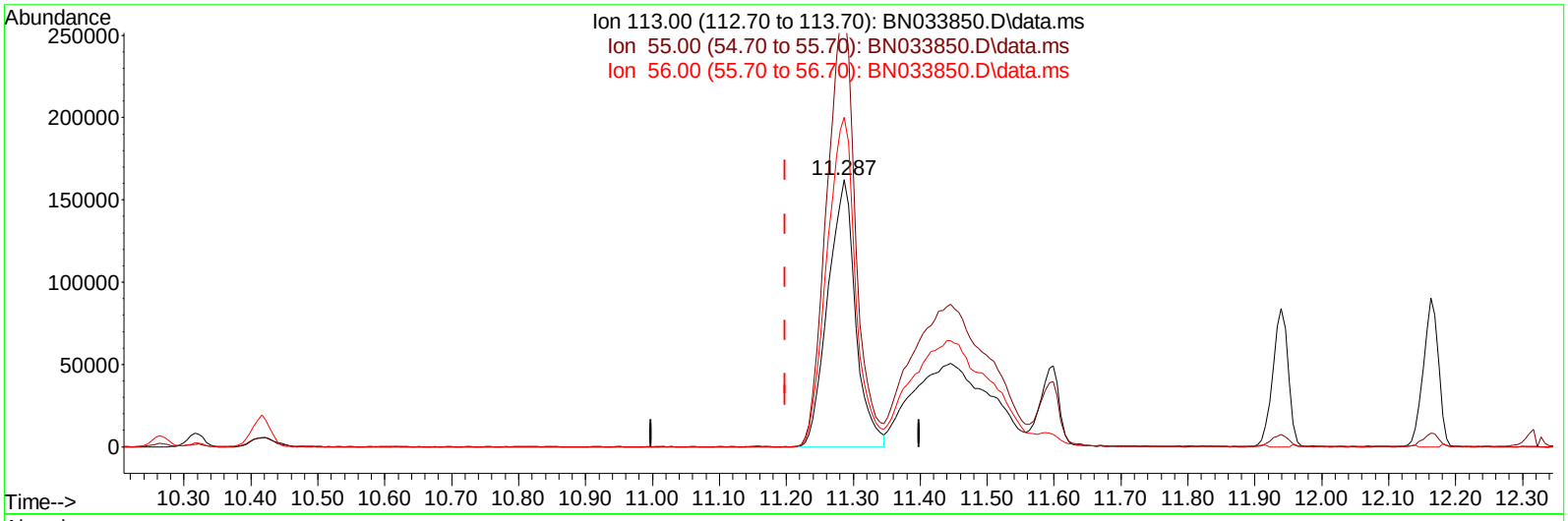

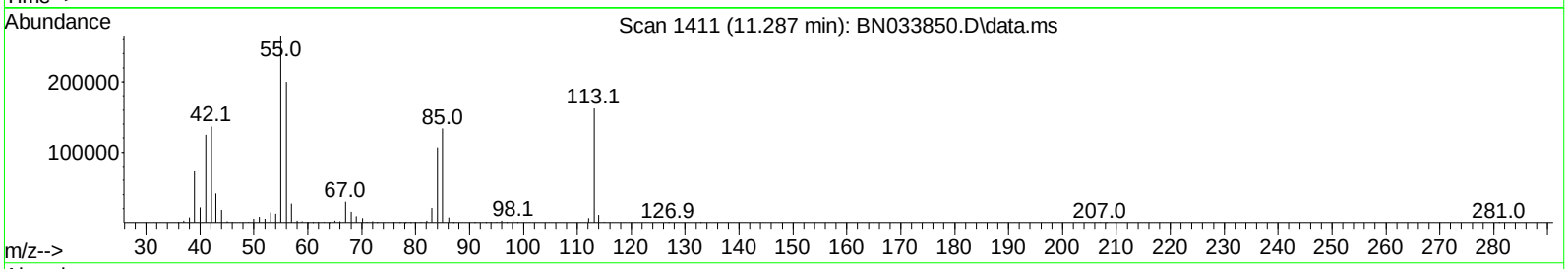

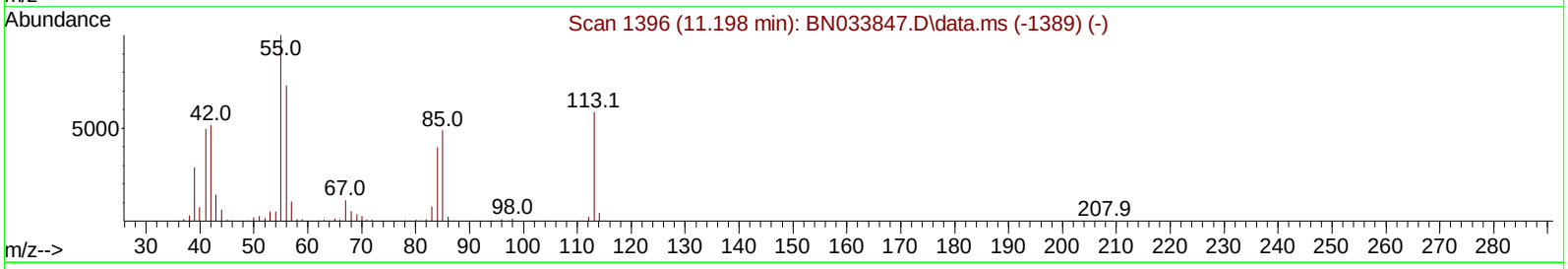

TIC: BN033850.D\data.ms

(34) Caprolactam

11.287min (+ 0.088) 82.45 ng/ul

response 465399

Ion	Exp%	Act%
113.00	100.00	100.00
55.00	171.30	163.14
56.00	124.60	123.36
0.00	0.00	0.00

Quantitation Report (Qedit)

Data Path : Z:\svoasrv\HPCHEM1\BNA_N\Data\BN091124\
Data File : BN033850.D
Acq On : 10 Sep 2024 20:39
Operator : JU/RC
Sample : SSTD16085
Misc :
ALS Vial : 7 Sample Multiplier: 1

Quant Time: Sep 11 01:53:10 2024
Quant Method : Z:\svoasrv\HPCHEM1\BNA_N\Methods\SFAM-EPA-BN091124.MA.M
Quant Title : SVOA CALIBRATION
QLast Update : Wed Sep 11 01:28:58 2024
Response via : Initial Calibration

Instrument :
BNA_N
ClientSampleId :
SSTD160222

Manual Integrations APPROVED
mohammad
9/13/2024 1:47:16 AM

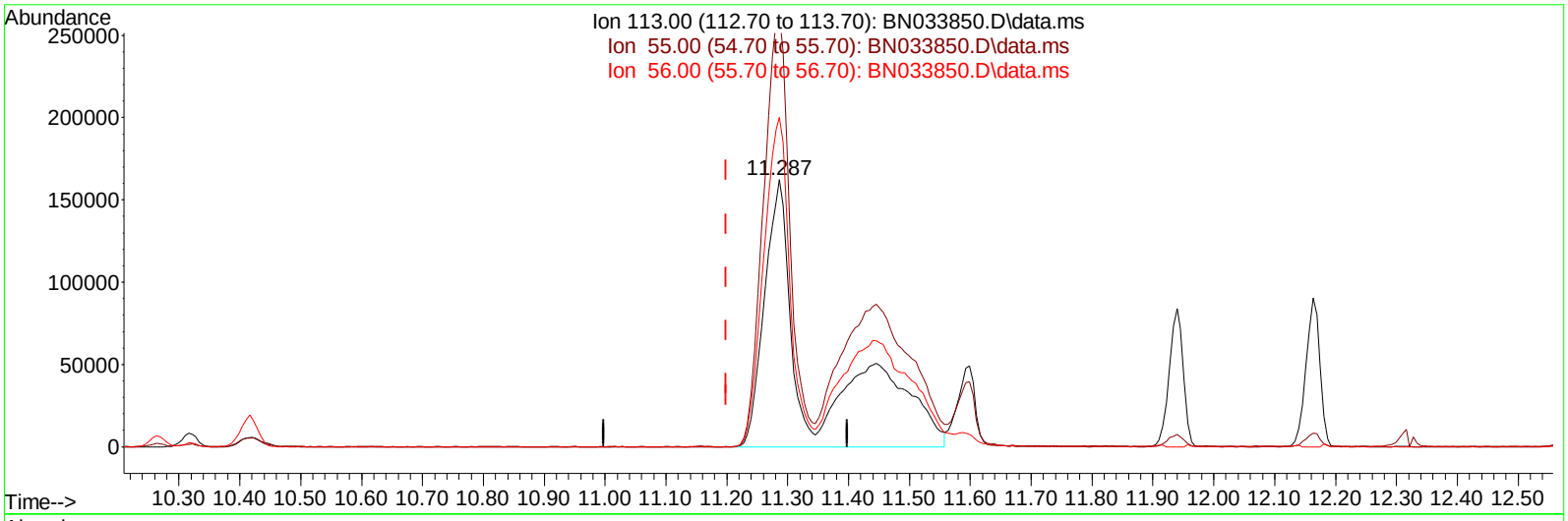

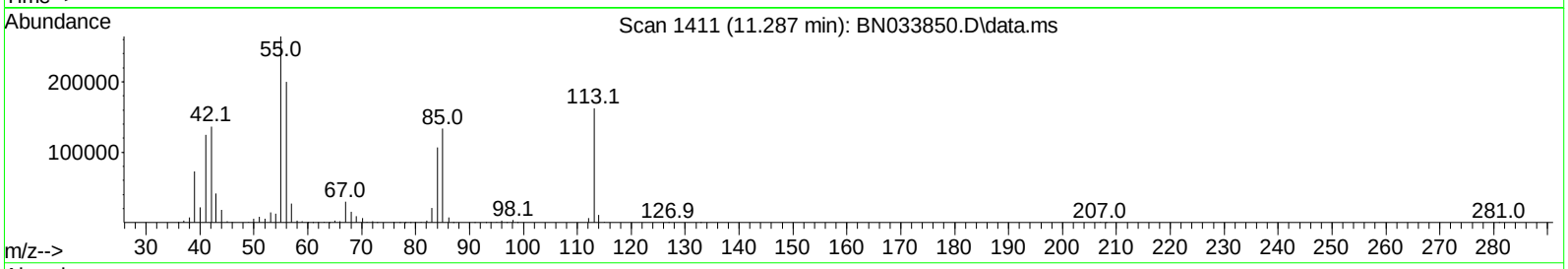

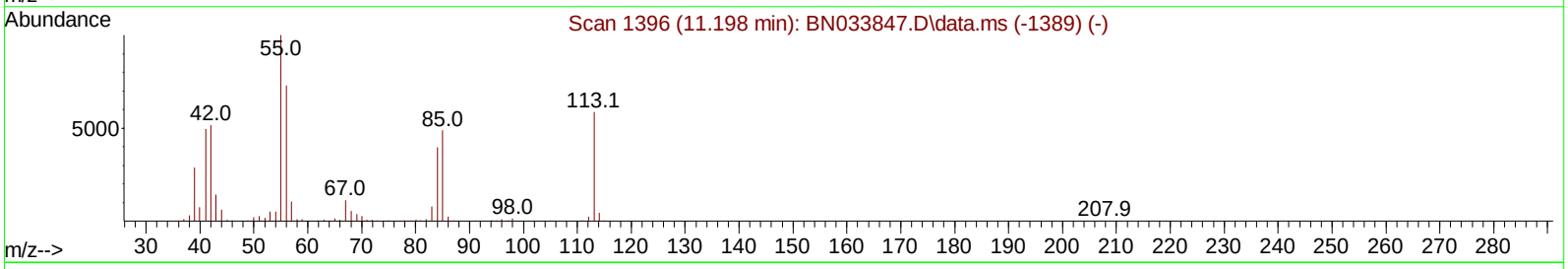

TIC: BN033850.D\data.ms

(34) Caprolactam

11.287min (+ 0.088) 154.22 ng/ul m

response 870561

Ion	Exp%	Act%
113.00	100.00	100.00
55.00	171.30	163.14
56.00	124.60	123.36
0.00	0.00	0.00

Quantitation Report (Qedit)

Data Path : Z:\svoasrv\HPCHEM1\BNA_N\Data\BN091124\
Data File : BN033850.D
Acq On : 10 Sep 2024 20:39
Operator : JU/RC
Sample : SSTD16085
Misc :
ALS Vial : 7 Sample Multiplier: 1

Quant Time: Sep 11 01:53:10 2024
Quant Method : Z:\svoasrv\HPCHEM1\BNA_N\Methods\SFAM-EPA-BN091124.MA.M
Quant Title : SVOA CALIBRATION
QLast Update : Wed Sep 11 01:28:58 2024
Response via : Initial Calibration

Instrument :
BNA_N
ClientSampleId :
SSTD160222

Manual Integrations APPROVED
mohammad
9/13/2024 1:47:16 AM

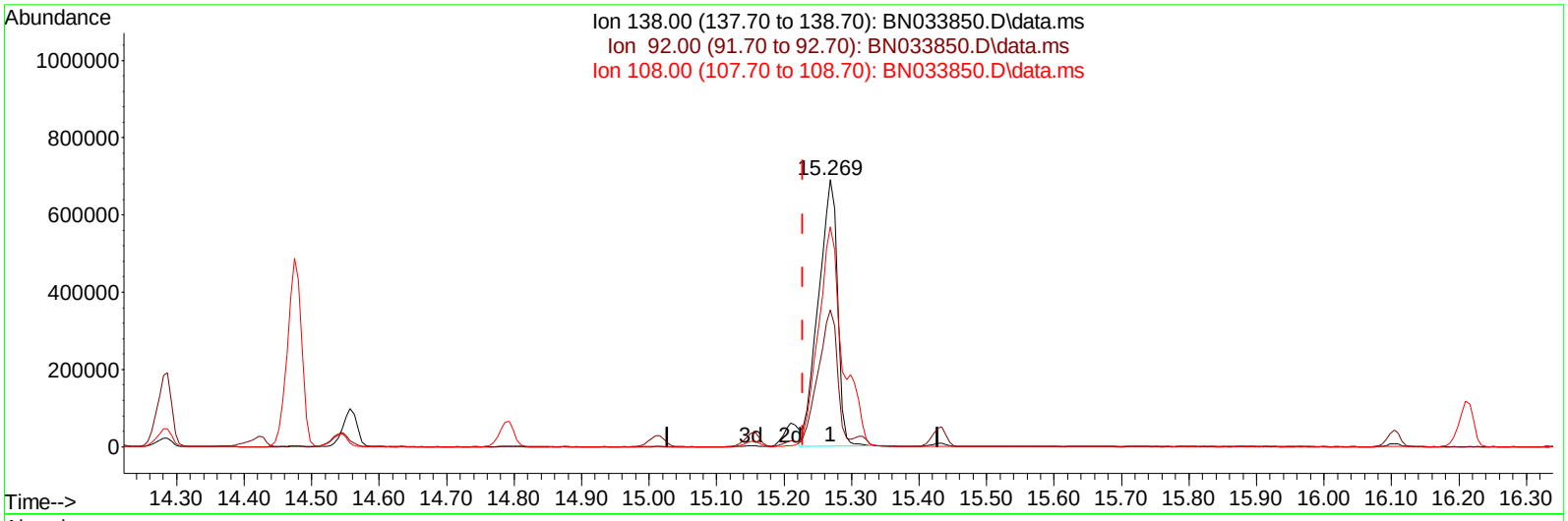

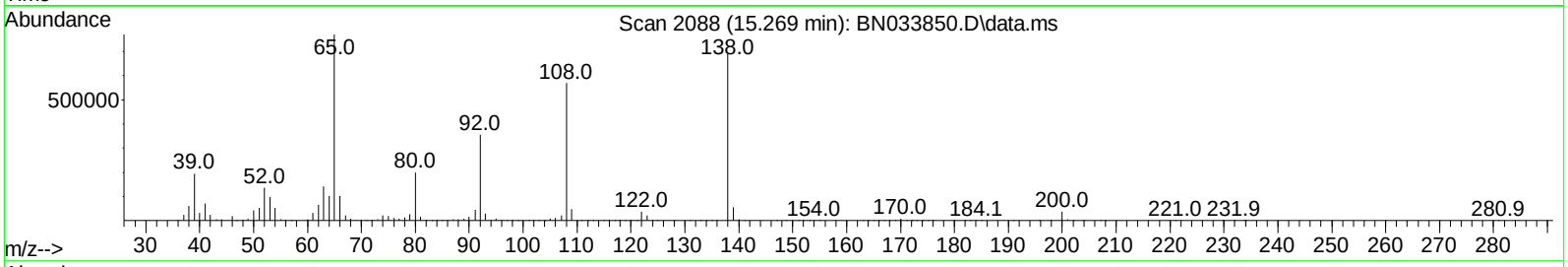

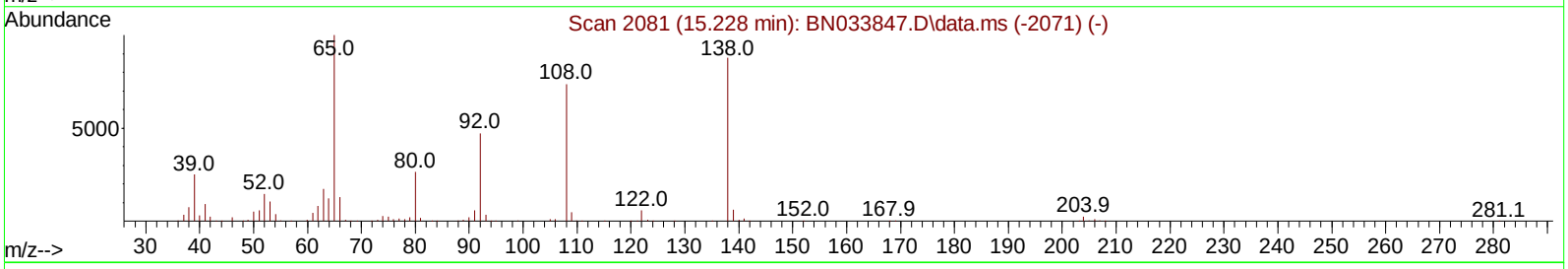

TIC: BN033850.D\data.ms

(63) 4-Nitroaniline

15.269min (+ 0.041) 137.38 ng/ul

response 1368217

Ion	Exp%	Act%
138.00	100.00	100.00
92.00	53.70	51.31
108.00	83.70	82.45
0.00	0.00	0.00

Quantitation Report (Qedit)

Data Path : Z:\svoasrv\HPCHEM1\BNA_N\Data\BN091124\
Data File : BN033850.D
Acq On : 10 Sep 2024 20:39
Operator : JU/RC
Sample : SSTD16085
Misc :
ALS Vial : 7 Sample Multiplier: 1

Quant Time: Sep 11 01:53:10 2024
Quant Method : Z:\svoasrv\HPCHEM1\BNA_N\Methods\SFAM-EPA-BN091124.MA.M
Quant Title : SVOA CALIBRATION
QLast Update : Wed Sep 11 01:28:58 2024
Response via : Initial Calibration

Instrument :
BNA_N
ClientSampleId :
SSTD160222

Manual Integrations APPROVED
mohammad
9/13/2024 1:47:16 AM

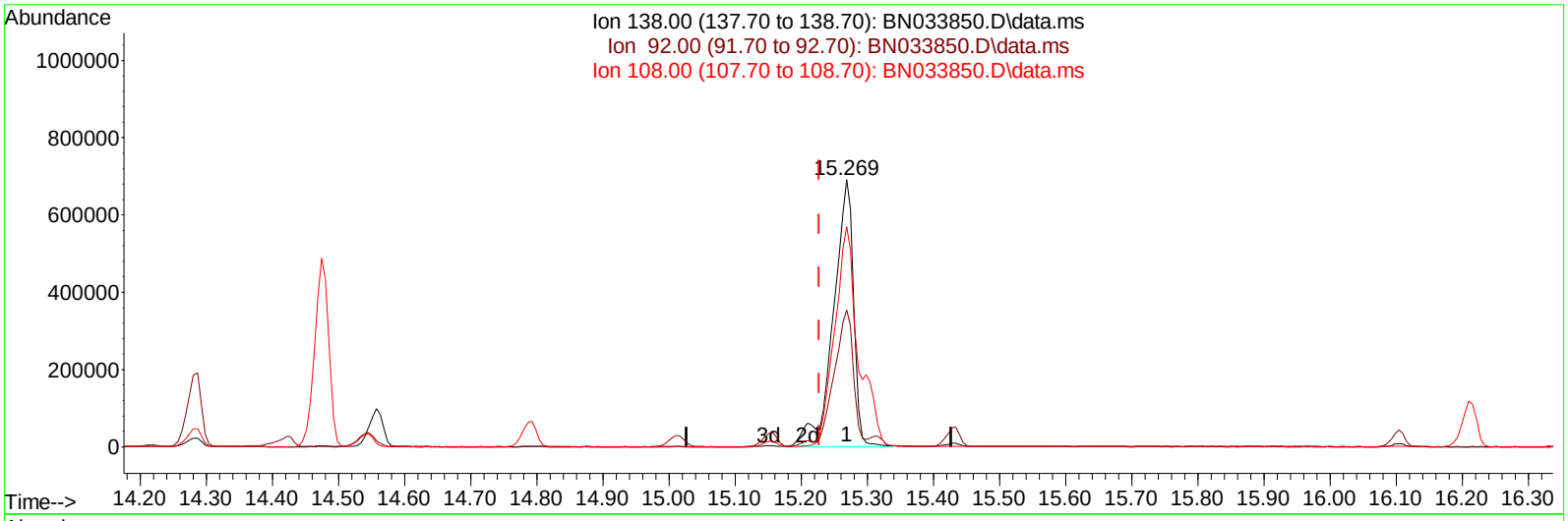

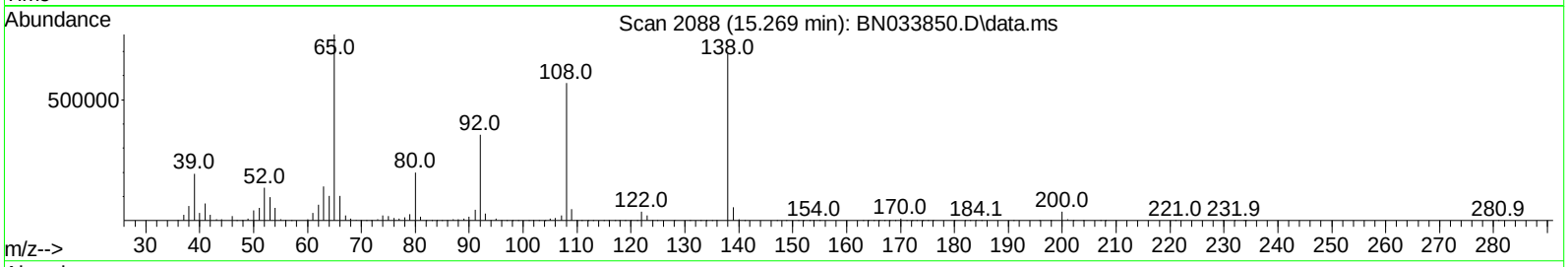

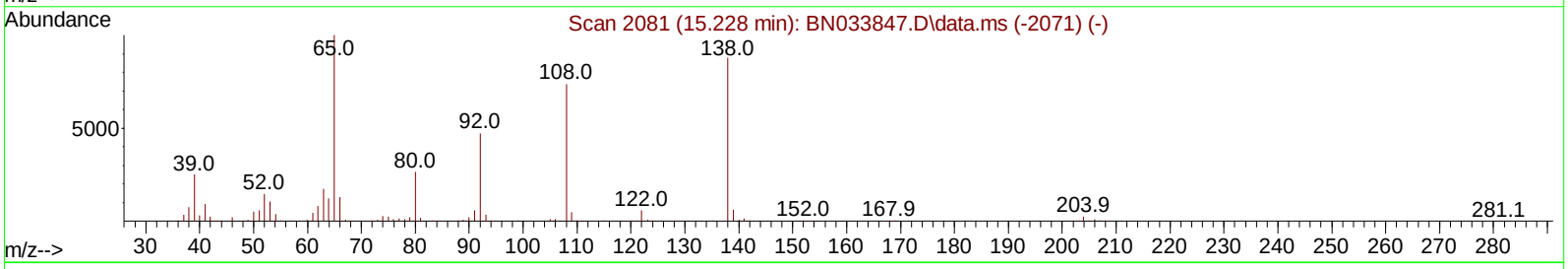

TIC: BN033850.D\data.ms

(63) 4-Nitroaniline

15.269min (+ 0.041) 147.83 ng/ul m

response 1472287

Ion	Exp%	Act%
138.00	100.00	100.00
92.00	53.70	51.31
108.00	83.70	82.45
0.00	0.00	0.00

Quantitation Report (QT Reviewed)

Data Path : Z:\svoasrv\HPCHEM1\BNA_N\Data\BN091124\
Data File : BN033850.D
Acq On : 10 Sep 2024 20:39
Operator : JU/RC
Sample : SSTD16085
Misc :
ALS Vial : 7 Sample Multiplier: 1

Quant Time: Sep 11 01:54:14 2024
Quant Method : Z:\svoasrv\HPCHEM1\BNA_N\Methods\SFAM-EPA-BN091124.MA.M
Quant Title : SVOA CALIBRATION
QLast Update : Wed Sep 11 01:28:58 2024
Response via : Initial Calibration

Instrument :
BNA_N
ClientSampleId :
SSTD160222

Manual Integrations APPROVED
mohammad
9/13/2024 1:47:16 AM

Compound	R.T.	QIon	Response	Conc Units	Dev(Min)
Internal Standards					
1) 1,4-Dichlorobenzene-d4	7.499	152	205438	20.000 ng/ul	0.00
20) Naphthalene-d8	10.263	136	915976	20.000 ng/ul	0.00
38) Acenaphthene-d10	14.145	164	615445	20.000 ng/ul	0.00
64) Phenanthrene-d10	16.904	188	1277823	20.000 ng/ul	0.00
79) Chrysene-d12	21.145	240	1235380	20.000 ng/ul	0.02
88) Perylene-d12	23.927	264	1534346	20.000 ng/ul	0.02
System Monitoring Compounds					
3) 1,4-Dioxane-d8	0.000	96	0d	0.000 ng/uL	
4) Pyridine-d5	3.499	84	2387781	156.274 ng/ul	0.00
7) Phenol-d5	6.710	99	2978351	158.061 ng/ul	0.02
9) Bis-(2-Chloroethyl)eth...	6.863	67	1744931	144.420 ng/ul	0.01
11) 2-Chlorophenol-d4	0.000	132	0d	0.000 ng/ul	
15) 4-Methylphenol-d8	8.234	113	2458638	157.791 ng/ul	0.02
21) Nitrobenzene-d5	0.000	128	0d	0.000 ng/ul	
24) 2-Nitrophenol-d4	0.000	143	0d	0.000 ng/ul	
28) 2,4-Dichlorophenol-d3	0.000	165	0d	0.000 ng/ul	
31) 4-Chloroaniline-d4	10.416	131	3322239	145.817 ng/ul	0.02
46) Dimethylphthalate-d6	0.000	166	0d	0.000 ng/ul	
49) Acenaphthylene-d8	0.000	160	0d	0.000 ng/ul	
54) 4-Nitrophenol-d4	14.404	143	1497963	165.513 ng/ul	0.04
60) Fluorene-d10	0.000	176	0d	0.000 ng/ul	
65) 4,6-Dinitro-2-methylph...	15.298	200	1403546	233.216 ng/ul	0.03
73) Anthracene-d10	0.000	188	0d	0.000 ng/ul	
81) Pyrene-d10	0.000	212	0d	0.000 ng/ul	
92) Benzo(a)pyrene-d12	0.000	264	0d	0.000 ng/ul	
Target Compounds					Qvalue
5) Pyridine	3.517	79	2420098	154.070 ng/ul	94
6) Benzaldehyde	6.658	77	1067919	109.071 ng/ul	97
8) Phenol	6.740	94	3075575	155.327 ng/ul	99
10) Bis(2-Chloroethyl)ether	6.958	93	2281856	144.724 ng/ul	98
13) 2-Methylphenol	7.957	108	2295012	153.206 ng/ul	99
14) 2,2'-oxybis(1-Chloropr...	8.028	45	3218434	125.745 ng/ul	97
16) Acetophenone	8.334	105	3683470	145.564 ng/ul	99
18) 4-Methylphenol	8.310	108	2536634	151.277 ng/ul	98
32) 4-Chloroaniline	10.446	127	3262858	146.435 ng/ul	99
34) Caprolactam	11.287	113	870561m	154.225 ng/ul	
40) Hexachlorocyclopentadiene	12.298	237	1652102	169.188 ng/ul	98
51) 3-Nitroaniline	14.081	138	1518364	156.914 ng/ul	99
53) 2,4-Dinitrophenol	14.287	184	1099422	260.452 ng/ul	87
55) 4-Nitrophenol	14.422	109	1210323	170.756 ng/ul	95
63) 4-Nitroaniline	15.269	138	1472287m	147.828 ng/ul	
66) 4,6-Dinitro-2-methylph...	15.316	198	1501375	220.745 ng/ul#	98
70) Atrazine	16.410	200	1973506	138.038 ng/ul	99
71) Pentachlorophenol	16.563	266	1716372	182.704 ng/ul	97
77) Carbazole	17.316	167	9784361	145.798 ng/ul	98
84) 3,3'-Dichlorobenzidine	21.063	252	3977158	141.220 ng/ul	99
89) Di-n-octyl phthalate	22.145	149	14852552	150.296 ng/ul	100

Quantitation Report (QT Reviewed)

Data Path : Z:\svoasrv\HPCHEM1\BNA_N\Data\BN091124\
Data File : BN033850.D
Acq On : 10 Sep 2024 20:39
Operator : JU/RC
Sample : SSTD16085
Misc :
ALS Vial : 7 Sample Multiplier: 1

Quant Time: Sep 11 01:54:14 2024
Quant Method : Z:\svoasrv\HPCHEM1\BNA_N\Methods\SFAM-EPA-BN091124.MA.M
Quant Title : SVOA CALIBRATION
QLast Update : Wed Sep 11 01:28:58 2024
Response via : Initial Calibration

Instrument :
BNA_N
ClientSampleId :
SSTD160222

Manual Integrations APPROVED
mohammad
9/13/2024 1:47:16 AM

Compound	R.T.	QIon	Response	Conc	Units	Dev(Min)

(#) = qualifier out of range (m) = manual integration (+) = signals summed

FORM 7A-OR

INITIAL CALIBRATION VERIFICATION AND CONTINUING CALIBRATION VERIFICATION FOR GC/MS

Lab Name: Alliance Technical Group, LLC Contract: 68HERH20D0011

Lab Code: ACE Case No.: ARC Sayrev MA No.: SDG No.: P4227

Analytical Method: SVOA Level:

Instrument ID: BNA_N Date Analyzed: 09/10/2024 Time: 21:18

Lab File ID: BN033851.D Init. Calib Date(s): 09/10/2024 09/10/2024

EPA Sample No.: SICV223 Init. Calib Time(s): 17:22 20:39

GC Column: ZB-GR ID: 0.25 (mm) Length: 30 (m)

Heated Purge: (Y/N) Purge Volume: (mL)

ANALYTE	$\overline{RRF}$	RRF020	MIN RRF	%D	MAX %D
Bis(2-Chloroethyl)ether	1.436	1.500	0.10	4.5	± 20.0
Nitrobenzene	0.399	0.403	0.05	1.0	± 25.0
Isophorone	0.736	0.758	0.05	3.0	± 25.0
1,4-Dioxane-d8	0.490	0.497	0.01	1.4	± 25.0
Pyridine-d5	1.457	1.537	0.01	5.5	± 40.0
Phenol-d5	1.775	1.842	0.01	3.8	± 25.0
Bis-(2-Chloroethyl)ether-d8	1.101	1.239	0.05	12.5	± 25.0
2-Chlorophenol-d4	1.397	1.476	0.20	5.6	± 20.0
4-Methylphenol-d8	1.461	1.536	0.01	5.1	± 20.0
Nitrobenzene-d5	0.159	0.167	0.05	4.7	± 20.0
2-Nitrophenol-d4	0.164	0.174	0.05	6.2	± 30.0
2,4-Dichlorophenol-d3	0.309	0.324	0.06	5.0	± 20.0
4-Chloroaniline-d4	0.467	0.489	0.01	4.6	± 40.0
Dimethylphthalate-d6	1.495	1.559	0.30	4.3	± 20.0
Acenaphthylene-d8	1.681	1.774	0.40	5.5	± 20.0
4-Nitrophenol-d4	0.307	0.319	0.01	3.9	± 40.0
Fluorene-d10	1.267	1.289	0.10	1.8	± 20.0
4,6-Dinitro-2-methylphenol-d2	0.119	0.120	0.01	0.3	± 40.0
Anthracene-d10	0.940	0.970	0.30	3.2	± 20.0
Pyrene-d10	1.114	1.149	0.30	3.1	± 25.0
Benzo(a)pyrene-d12	1.027	1.099	0.01	7.0	± 20.0

FORM 7A-OR

INITIAL CALIBRATION VERIFICATION AND CONTINUING CALIBRATION VERIFICATION FOR GC/MS

Lab Name: Alliance Technical Group, LLC Contract: 68HERH20D0011

Lab Code: ACE Case No.: ARC Sayrev MA No.: SDG No.: P4227

Analytical Method: SVOA Level:

Instrument ID: BNA_N Date Analyzed: 10/04/2024 Time: 14:37

Lab File ID: BN034390.D Init. Calib Date(s): 09/10/2024 09/10/2024

EPA Sample No.: SSTD020332 Init. Calib Time(s): 17:22 20:39

GC Column: ZB-GR ID: 0.25 (mm) Length: 30 (m)

Heated Purge: (Y/N) Purge Volume: (mL)

ANALYTE	$\overline{RRF}$	RRF020	MIN RRF	%D	MAX %D
Bis(2-Chloroethyl)ether	1.436	1.299	0.10	-9.6	± 20.0
Nitrobenzene	0.399	0.355	0.05	-11.0	± 25.0
Isophorone	0.736	0.634	0.05	-13.8	± 25.0
1,4-Dioxane-d8	0.490	0.498	0.01	1.6	± 25.0
Pyridine-d5	1.457	1.283	0.01	-11.9	± 40.0
Phenol-d5	1.775	1.548	0.01	-12.8	± 25.0
Bis-(2-Chloroethyl)ether-d8	1.101	0.922	0.05	-16.3	± 25.0
2-Chlorophenol-d4	1.397	1.388	0.20	-0.6	± 20.0
4-Methylphenol-d8	1.461	1.244	0.01	-14.9	± 20.0
Nitrobenzene-d5	0.159	0.161	0.05	1.0	± 20.0
2-Nitrophenol-d4	0.164	0.175	0.05	6.9	± 30.0
2,4-Dichlorophenol-d3	0.309	0.316	0.06	2.4	± 20.0
4-Chloroaniline-d4	0.467	0.418	0.01	-10.6	± 40.0
Dimethylphthalate-d6	1.495	1.389	0.30	-7.0	± 20.0
Acenaphthylene-d8	1.681	1.626	0.40	-3.3	± 20.0
4-Nitrophenol-d4	0.307	0.235	0.01	-23.5	± 40.0
Fluorene-d10	1.267	1.183	0.10	-6.6	± 20.0
4,6-Dinitro-2-methylphenol-d2	0.119	0.087	0.01	-26.9	± 40.0
Anthracene-d10	0.940	0.899	0.30	-4.4	± 20.0
Pyrene-d10	1.114	1.129	0.30	1.3	± 25.0
Benzo(a)pyrene-d12	1.027	0.984	0.01	-4.2	± 20.0

FORM 7A-OR

INITIAL CALIBRATION VERIFICATION AND CONTINUING CALIBRATION VERIFICATION FOR GC/MS

Lab Name: Alliance Technical Group, LLC Contract: 68HERH20D0011

Lab Code: ACE Case No.: ARC Sayrev MA No.: SDG No.: P4227

Analytical Method: SVOA Level:

Instrument ID: BNA_N Date Analyzed: 10/04/2024 Time: 21:58

Lab File ID: BN034400.D Init. Calib Date(s): 09/10/2024 09/10/2024

EPA Sample No.: SSTD020333 Init. Calib Time(s): 17:22 20:39

GC Column: ZB-GR ID: 0.25 (mm) Length: 30 (m)

Heated Purge: (Y/N) Purge Volume: (mL)

ANALYTE	$\overline{RRF}$	RRF020	MIN RRF	%D	MAX %D
Bis(2-Chloroethyl)ether	1.436	1.263	0.10	-12.1	± 20.0
Nitrobenzene	0.399	0.356	0.05	-10.8	± 25.0
Isophorone	0.736	0.609	0.05	-17.2	± 25.0
1,4-Dioxane-d8	0.490	0.502	0.01	2.4	± 25.0
Pyridine-d5	1.457	1.238	0.01	-15.0	± 40.0
Phenol-d5	1.775	1.483	0.01	-16.5	± 25.0
Bis-(2-Chloroethyl)ether-d8	1.101	0.917	0.05	-16.7	± 25.0
2-Chlorophenol-d4	1.397	1.358	0.20	-2.8	± 20.0
4-Methylphenol-d8	1.461	1.174	0.01	-19.6	± 20.0
Nitrobenzene-d5	0.159	0.162	0.05	1.8	± 20.0
2-Nitrophenol-d4	0.164	0.169	0.05	2.9	± 30.0
2,4-Dichlorophenol-d3	0.309	0.311	0.06	0.6	± 20.0
4-Chloroaniline-d4	0.467	0.393	0.01	-15.8	± 40.0
Dimethylphthalate-d6	1.495	1.335	0.30	-10.7	± 20.0
Acenaphthylene-d8	1.681	1.595	0.40	-5.2	± 20.0
4-Nitrophenol-d4	0.307	0.228	0.01	-25.7	± 40.0
Fluorene-d10	1.267	1.138	0.10	-10.2	± 20.0
4,6-Dinitro-2-methylphenol-d2	0.119	0.109	0.01	-8.8	± 40.0
Anthracene-d10	0.940	0.902	0.30	-4.1	± 20.0
Pyrene-d10	1.114	1.076	0.30	-3.4	± 25.0
Benzo(a)pyrene-d12	1.027	0.954	0.01	-7.2	± 20.0

FORM 7A-OR

INITIAL CALIBRATION VERIFICATION AND CONTINUING CALIBRATION VERIFICATION FOR GC/MS

Lab Name: Alliance Technical Group, LLC Contract: 68HERH20D0011

Lab Code: ACE Case No.: ARC Sayrev MA No.: SDG No.: P4227

Analytical Method: SVOA Level:

Instrument ID: BNA_N Date Analyzed: 10/05/2024 Time: 07:47

Lab File ID: BN034414.D Init. Calib Date(s): 09/10/2024 09/10/2024

EPA Sample No.: SSTD020334 Init. Calib Time(s): 17:22 20:39

GC Column: ZB-GR ID: 0.25 (mm) Length: 30 (m)

Heated Purge: (Y/N) Purge Volume: (mL)

ANALYTE	$\overline{RRF}$	RRF020	MIN RRF	%D	MAX %D
Bis(2-Chloroethyl)ether	1.436	1.286	0.10	-10.5	± 20.0
Nitrobenzene	0.399	0.345	0.05	-13.6	± 25.0
Isophorone	0.736	0.648	0.05	-12.0	± 25.0
1,4-Dioxane-d8	0.490	0.470	0.01	-4.1	± 25.0
Pyridine-d5	1.457	1.195	0.01	-18.0	± 40.0
Phenol-d5	1.775	1.514	0.01	-14.7	± 25.0
Bis-(2-Chloroethyl)ether-d8	1.101	0.907	0.05	-17.6	± 25.0
2-Chlorophenol-d4	1.397	1.367	0.20	-2.2	± 20.0
4-Methylphenol-d8	1.461	1.241	0.01	-15.0	± 20.0
Nitrobenzene-d5	0.159	0.160	0.05	0.3	± 20.0
2-Nitrophenol-d4	0.164	0.175	0.05	7.0	± 30.0
2,4-Dichlorophenol-d3	0.309	0.318	0.06	3.0	± 20.0
4-Chloroaniline-d4	0.467	0.420	0.01	-10.1	± 40.0
Dimethylphthalate-d6	1.495	1.445	0.30	-3.4	± 20.0
Acenaphthylene-d8	1.681	1.661	0.40	-1.2	± 20.0
4-Nitrophenol-d4	0.307	0.249	0.01	-18.9	± 40.0
Fluorene-d10	1.267	1.220	0.10	-3.7	± 20.0
4,6-Dinitro-2-methylphenol-d2	0.119	0.115	0.01	-3.7	± 40.0
Anthracene-d10	0.940	0.909	0.30	-3.4	± 20.0
Pyrene-d10	1.114	1.187	0.30	6.5	± 25.0
Benzo(a)pyrene-d12	1.027	0.971	0.01	-5.5	± 20.0

FORM 7A-OR

INITIAL CALIBRATION VERIFICATION AND CONTINUING CALIBRATION VERIFICATION FOR GC/MS

Lab Name: Alliance Technical Group, LLC Contract: 68HERH20D0011

Lab Code: ACE Case No.: ARC Sayrev MA No.: SDG No.: P4227

Analytical Method: SVOA Level:

Instrument ID: BNA_N Date Analyzed: 10/05/2024 Time: 17:37

Lab File ID: BN034427.D Init. Calib Date(s): 09/10/2024 09/10/2024

EPA Sample No.: SSTD020335 Init. Calib Time(s): 17:22 20:39

GC Column: ZB-GR ID: 0.25 (mm) Length: 30 (m)

Heated Purge: (Y/N) Purge Volume: (mL)

ANALYTE	$\overline{RRF}$	RRF020	MIN RRF	%D	MAX %D
Bis(2-Chloroethyl)ether	1.436	1.249	0.10	-13.0	± 20.0
Nitrobenzene	0.399	0.355	0.05	-11.0	± 25.0
Isophorone	0.736	0.640	0.05	-13.1	± 25.0
1,4-Dioxane-d8	0.490	0.456	0.01	-7.0	± 25.0
Pyridine-d5	1.457	1.175	0.01	-19.3	± 40.0
Phenol-d5	1.775	1.466	0.01	-17.4	± 25.0
Bis-(2-Chloroethyl)ether-d8	1.101	0.883	0.05	-19.8	± 25.0
2-Chlorophenol-d4	1.397	1.319	0.20	-5.6	± 20.0
4-Methylphenol-d8	1.461	1.204	0.01	-17.6	± 20.0
Nitrobenzene-d5	0.159	0.157	0.05	-1.5	± 20.0
2-Nitrophenol-d4	0.164	0.166	0.05	1.5	± 30.0
2,4-Dichlorophenol-d3	0.309	0.315	0.06	2.1	± 20.0
4-Chloroaniline-d4	0.467	0.425	0.01	-9.0	± 40.0
Dimethylphthalate-d6	1.495	1.444	0.30	-3.4	± 20.0
Acenaphthylene-d8	1.681	1.613	0.40	-4.1	± 20.0
4-Nitrophenol-d4	0.307	0.252	0.01	-17.7	± 40.0
Fluorene-d10	1.267	1.214	0.10	-4.2	± 20.0
4,6-Dinitro-2-methylphenol-d2	0.119	0.109	0.01	-8.7	± 40.0
Anthracene-d10	0.940	0.909	0.30	-3.3	± 20.0
Pyrene-d10	1.114	1.067	0.30	-4.3	± 25.0
Benzo(a)pyrene-d12	1.027	0.967	0.01	-5.9	± 20.0

FORM 7A-OR

INITIAL CALIBRATION VERIFICATION AND CONTINUING CALIBRATION VERIFICATION FOR GC/MS

Lab Name: Alliance Technical Group, LLC Contract: 68HERH20D0011

Lab Code: ACE Case No.: ARC Sayrev MA No.: SDG No.: P4227

Analytical Method: SVOA Level:

Instrument ID: BNA_N Date Analyzed: 10/05/2024 Time: 21:32

Lab File ID: BN034432.D Init. Calib Date(s): 09/10/2024 09/10/2024

EPA Sample No.: SSTD020336 Init. Calib Time(s): 17:22 20:39

GC Column: ZB-GR ID: 0.25 (mm) Length: 30 (m)

Heated Purge: (Y/N) Purge Volume: (mL)

ANALYTE	$\overline{RRF}$	RRF020	MIN RRF	%D	MAX %D
Bis(2-Chloroethyl)ether	1.436	1.250	0.10	-13.0	± 50.0
Nitrobenzene	0.399	0.350	0.05	-12.3	± 50.0
Isophorone	0.736	0.650	0.05	-11.7	± 50.0
1,4-Dioxane-d8	0.490	0.449	0.01	-8.3	± 50.0
Pyridine-d5	1.457	1.197	0.01	-17.8	± 50.0
Phenol-d5	1.775	1.468	0.01	-17.3	± 50.0
Bis-(2-Chloroethyl)ether-d8	1.101	0.899	0.05	-18.4	± 50.0
2-Chlorophenol-d4	1.397	1.313	0.20	-6.0	± 50.0
4-Methylphenol-d8	1.461	1.233	0.01	-15.6	± 50.0
Nitrobenzene-d5	0.159	0.157	0.05	-1.5	± 50.0
2-Nitrophenol-d4	0.164	0.165	0.05	0.7	± 50.0
2,4-Dichlorophenol-d3	0.309	0.312	0.06	1.2	± 50.0
4-Chloroaniline-d4	0.467	0.431	0.01	-7.8	± 50.0
Dimethylphthalate-d6	1.495	1.437	0.30	-3.9	± 50.0
Acenaphthylene-d8	1.681	1.614	0.40	-4.0	± 50.0
4-Nitrophenol-d4	0.307	0.247	0.01	-19.6	± 50.0
Fluorene-d10	1.267	1.188	0.10	-6.2	± 50.0
4,6-Dinitro-2-methylphenol-d2	0.119	0.106	0.01	-10.8	± 50.0
Anthracene-d10	0.940	0.888	0.30	-5.6	± 50.0
Pyrene-d10	1.114	1.064	0.30	-4.5	± 50.0
Benzo(a)pyrene-d12	1.027	0.956	0.01	-6.9	± 50.0

Quantitation Report (QT Reviewed)

Data Path : Z:\svoasrv\HPCHEM1\BNA_N\Data\BN091124\
Data File : BN033851.D
Acq On : 10 Sep 2024 21:18
Operator : JU/RC
Sample : SSTDICV020
Misc :
ALS Vial : 8 Sample Multiplier: 1

Quant Time: Sep 11 02:03:46 2024
Quant Method : Z:\svoasrv\HPCHEM1\BNA_N\Methods\SFAM-EPA-BN091124.MA.M
Quant Title : SVOA CALIBRATION
QLast Update : Wed Sep 11 01:58:59 2024
Response via : Initial Calibration

Instrument :
BNA_N
ClientSampleId :
SICV223

Manual Integrations APPROVED
mohammad
9/13/2024 1:47:16 AM

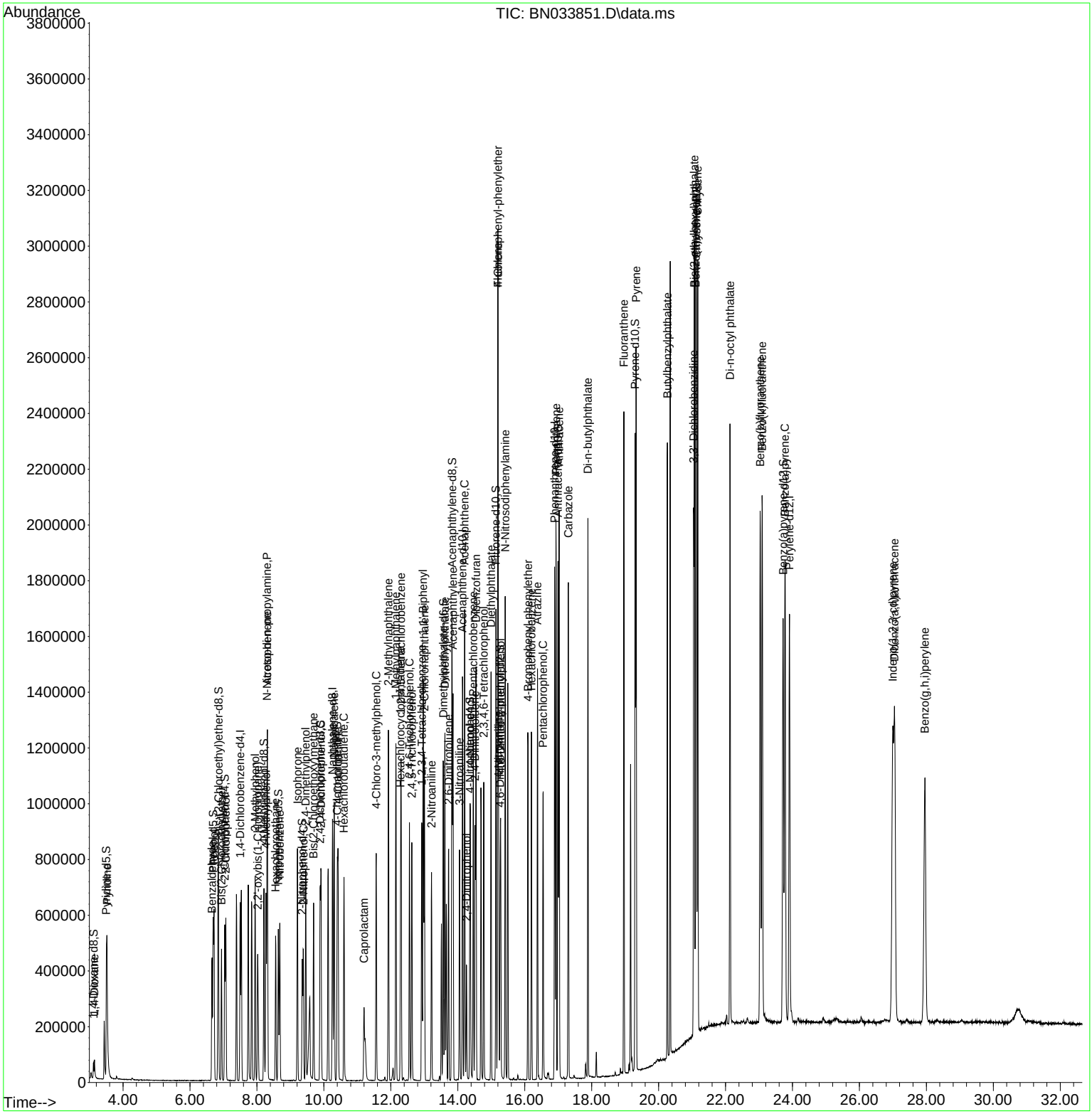

Quantitation Report (QT Reviewed)

Data Path : Z:\svoasrv\HPCHEM1\BNA_N\Data\BN091124\
Data File : BN033851.D
Acq On : 10 Sep 2024 21:18
Operator : JU/RC
Sample : SSTDICV020
Misc :
ALS Vial : 8 Sample Multiplier: 1

Quant Time: Sep 11 02:03:46 2024
Quant Method : Z:\svoasrv\HPCHEM1\BNA_N\Methods\SFAM-EPA-BN091124.MA.M
Quant Title : SVOA CALIBRATION
QLast Update : Wed Sep 11 01:58:59 2024
Response via : Initial Calibration

Instrument :
BNA_N
ClientSampleId :
SICV223

Manual Integrations APPROVED
mohammad
9/13/2024 1:47:16 AM

Compound	R.T.	QIon	Response	Conc	Units	Dev(Min)
Internal Standards						
1) 1,4-Dichlorobenzene-d4	7.499	152	160478	20.000	ng/ul	0.00
20) Naphthalene-d8	10.258	136	727519	20.000	ng/ul	0.00
38) Acenaphthene-d10	14.140	164	480194	20.000	ng/ul	0.00
64) Phenanthrene-d10	16.892	188	1011384	20.000	ng/ul	0.00
79) Chrysene-d12	21.128	240	996554	20.000	ng/ul	0.00
88) Perylene-d12	23.910	264	1174944	20.000	ng/ul	0.00
System Monitoring Compounds						
3) 1,4-Dioxane-d8	3.117	96	31887	8.108	ng/uL	0.00
4) Pyridine-d5	3.499	84	246707	21.105	ng/ul	0.00
7) Phenol-d5	6.693	99	295545	20.751	ng/ul	0.00
9) Bis-(2-Chloroethyl)eth...	6.852	67	198802	22.497	ng/ul	0.00
11) 2-Chlorophenol-d4	7.040	132	236886	21.130	ng/ul	0.00
15) 4-Methylphenol-d8	8.211	113	246442	21.029	ng/ul	0.00
21) Nitrobenzene-d5	8.640	128	121379	20.932	ng/ul	0.00
24) 2-Nitrophenol-d4	9.352	143	126705	21.249	ng/ul	0.00
28) 2,4-Dichlorophenol-d3	9.887	165	235872	21.004	ng/ul	0.00
31) 4-Chloroaniline-d4	10.399	131	355817	20.929	ng/ul	0.00
46) Dimethylphthalate-d6	13.569	166	748472	20.857	ng/ul	0.00
49) Acenaphthylene-d8	13.828	160	851910	21.102	ng/ul	0.00
54) 4-Nitrophenol-d4	14.363	143	153111	20.789	ng/ul	0.00
60) Fluorene-d10	15.140	176	618972	20.352	ng/ul	0.00
65) 4,6-Dinitro-2-methylph...	15.269	200	120951	20.057	ng/ul	0.00
73) Anthracene-d10	16.992	188	981215	20.636	ng/ul	0.00
81) Pyrene-d10	19.298	212	1145437	20.629	ng/ul	0.00
92) Benzo(a)pyrene-d12	23.722	264	1291559	21.400	ng/ul	0.00
Target Compounds						Qvalue
2) 1,4-Dioxane	3.146	88	34056	8.209	ng/uL	95
5) Pyridine	3.523	79	227200	18.994	ng/ul	99
6) Benzaldehyde	6.658	77	146519	19.489	ng/ul	95
8) Phenol	6.717	94	301100	20.305	ng/ul	98
10) Bis(2-Chloroethyl)ether	6.940	93	240793	20.893	ng/ul	99
12) 2-Chlorophenol	7.069	128	238664	20.773	ng/ul	99
13) 2-Methylphenol	7.946	108	225944	20.386	ng/ul	96
14) 2,2'-oxybis(1-Chloropr...	8.022	45	354654	20.866	ng/ul	98
16) Acetophenone	8.311	105	395253	21.291	ng/ul	98
17) N-Nitroso-di-n-propyla...	8.305	70	197891	21.527	ng/ul	98
18) 4-Methylphenol	8.269	108	254387	20.623	ng/ul	99
19) Hexachloroethane	8.558	117	99436	20.520	ng/ul	98
22) Nitrobenzene	8.681	77	293215	20.202	ng/ul	97
23) Isophorone	9.211	82	551350	20.600	ng/ul	99
25) 2-Nitrophenol	9.387	139	138111	20.695	ng/ul	98
26) 2,4-Dimethylphenol	9.458	107	247840	18.052	ng/ul	97
27) Bis(2-Chloroethoxy)met...	9.693	93	334642	20.321	ng/ul	97
29) 2,4-Dichlorophenol	9.916	162	229700	20.201	ng/ul	99
30) Naphthalene	10.305	128	797358	20.037	ng/ul	99
32) 4-Chloroaniline	10.422	127	346437	20.678	ng/ul	97
33) Hexachlorobutadiene	10.599	225	143978	19.737	ng/ul	97
34) Caprolactam	11.199	113	85897m	18.974	ng/ul	
35) 4-Chloro-3-methylphenol	11.563	107	276144	20.629	ng/ul	98
36) 2-Methylnaphthalene	11.928	142	565716	20.638	ng/ul	100

Quantitation Report (QT Reviewed)

Data Path : Z:\svoasrv\HPCHEM1\BNA_N\Data\BN091124\
Data File : BN033851.D
Acq On : 10 Sep 2024 21:18
Operator : JU/RC
Sample : SSTDICV020
Misc :
ALS Vial : 8 Sample Multiplier: 1

Quant Time: Sep 11 02:03:46 2024
Quant Method : Z:\svoasrv\HPCHEM1\BNA_N\Methods\SFAM-EPA-BN091124.MA.M
Quant Title : SVOA CALIBRATION
QLast Update : Wed Sep 11 01:58:59 2024
Response via : Initial Calibration

Instrument :
BNA_N
ClientSampleId :
SICV223

Manual Integrations APPROVED
mohammad
9/13/2024 1:47:16 AM

	Compound	R.T.	QIon	Response	Conc Units	Dev(Min)
37)	1-Methylnaphthalene	12.152	142	536854	19.348 ng/ul	96
39)	1,2,4,5-Tetrachloroben...	12.304	216	276765	19.964 ng/ul	97
40)	Hexachlorocyclopentadiene	12.293	237	148627	17.425 ng/ul	95
41)	2,4,6-Trichlorophenol	12.557	196	186731	20.318 ng/ul	95
42)	2,4,5-Trichlorophenol	12.628	196	203795	20.188 ng/ul	100
43)	1,1'-Biphenyl	12.963	154	724992	20.026 ng/ul	99
44)	2-Chloronaphthalene	13.004	162	558576	19.806 ng/ul	99
45)	2-Nitroaniline	13.216	65	190014	20.850 ng/ul	97
47)	Dimethylphthalate	13.616	163	743612	20.331 ng/ul	99
48)	2,6-Dinitrotoluene	13.728	165	161422	22.414 ng/ul	96
50)	Acenaphthylene	13.857	152	919814	20.821 ng/ul	99
51)	3-Nitroaniline	14.051	138	181329	22.783 ng/ul	100
52)	Acenaphthene	14.204	153	629013	19.944 ng/ul	99
53)	2,4-Dinitrophenol	14.263	184	78385	18.504 ng/ul	92
55)	4-Nitrophenol	14.375	109	123474	19.741 ng/ul	92
56)	Dibenzofuran	14.546	168	874414	20.274 ng/ul	99
57)	2,4-Dinitrotoluene	14.516	165	227614	20.964 ng/ul	100
58)	2,3,4,6-Tetrachlorophenol	14.775	232	184588	22.036 ng/ul	98
59)	Diethylphthalate	14.993	149	779853	20.405 ng/ul	99
61)	Fluorene	15.198	166	712020	20.181 ng/ul	96
62)	4-Chlorophenyl-phenyle...	15.198	204	338801	19.812 ng/ul	98
63)	4-Nitroaniline	15.222	138	189892	23.186 ng/ul	99
66)	4,6-Dinitro-2-methylph...	15.281	198	133033	19.866 ng/ul#	97
67)	N-Nitrosodiphenylamine	15.416	169	626749	20.680 ng/ul	99
68)	4-Bromophenyl-phenylether	16.098	248	206417	20.099 ng/ul	98
69)	Hexachlorobenzene	16.204	284	242709	20.361 ng/ul	98
70)	Atrazine	16.381	200	232180	21.144 ng/ul	98
71)	Pentachlorophenol	16.551	266	158967	20.023 ng/ul	98
72)	Phenanthrene	16.934	178	1141608	20.471 ng/ul	99
74)	Anthracene	17.028	178	1166436	20.483 ng/ul	99
75)	1,2,3,4-Tetrachloroben...	12.928	216	262812	18.671 ng/uL	97
76)	Pentachlorobenzene	14.463	250	279972	19.535 ng/uL	97
77)	Carbazole	17.304	167	1109602	21.171 ng/ul	99
78)	Di-n-butylphthalate	17.887	149	1364235	20.476 ng/ul	99
80)	Fluoranthene	18.963	202	1311606	20.206 ng/ul	99
82)	Pyrene	19.328	202	1454514	20.843 ng/ul	97
83)	Butylbenzylphthalate	20.263	149	630909	20.161 ng/ul	97
84)	3,3'-Dichlorobenzidine	21.045	252	517823	23.133 ng/ul	99
85)	Benzo(a)anthracene	21.110	228	1439783	20.263 ng/ul	96
86)	Bis(2-ethylhexyl)phtha...	21.069	149	941667	20.558 ng/ul	97
87)	Chrysene	21.169	228	1367001	20.163 ng/ul	98
89)	Di-n-octyl phthalate	22.133	149	1581923	20.234 ng/ul	100
90)	Benzo(b)fluoranthene	23.033	252	1449069	20.228 ng/ul	99
91)	Benzo(k)fluoranthene	23.092	252	1471433	20.822 ng/ul	98
93)	Benzo(a)pyrene	23.774	252	1424719	21.053 ng/ul	97
94)	Indeno(1,2,3-cd)pyrene	26.998	276	1711067	20.407 ng/ul	99
95)	Dibenzo(a,h)anthracene	27.045	278	1404335	20.720 ng/ul	98
96)	Benzo(g,h,i)perylene	27.957	276	1281491	19.688 ng/ul	98

(#) = qualifier out of range (m) = manual integration (+) = signals summed

Quantitation Report (QT Reviewed)

Data Path : Z:\svoasrv\HPCHEM1\BNA_N\Data\BN091124\
Data File : BN033851.D
Acq On : 10 Sep 2024 21:18
Operator : JU/RC
Sample : SSTDICV020
Misc :
ALS Vial : 8 Sample Multiplier: 1

Quant Time: Sep 11 02:03:46 2024
Quant Method : Z:\svoasrv\HPCHEM1\BNA_N\Methods\SFAM-EPA-BN091124.MA.M
Quant Title : SVOA CALIBRATION
QLast Update : Wed Sep 11 01:58:59 2024
Response via : Initial Calibration

Instrument :
BNA_N
ClientSampleId :
SICV223

Manual Integrations APPROVED
mohammad
9/13/2024 1:47:16 AM

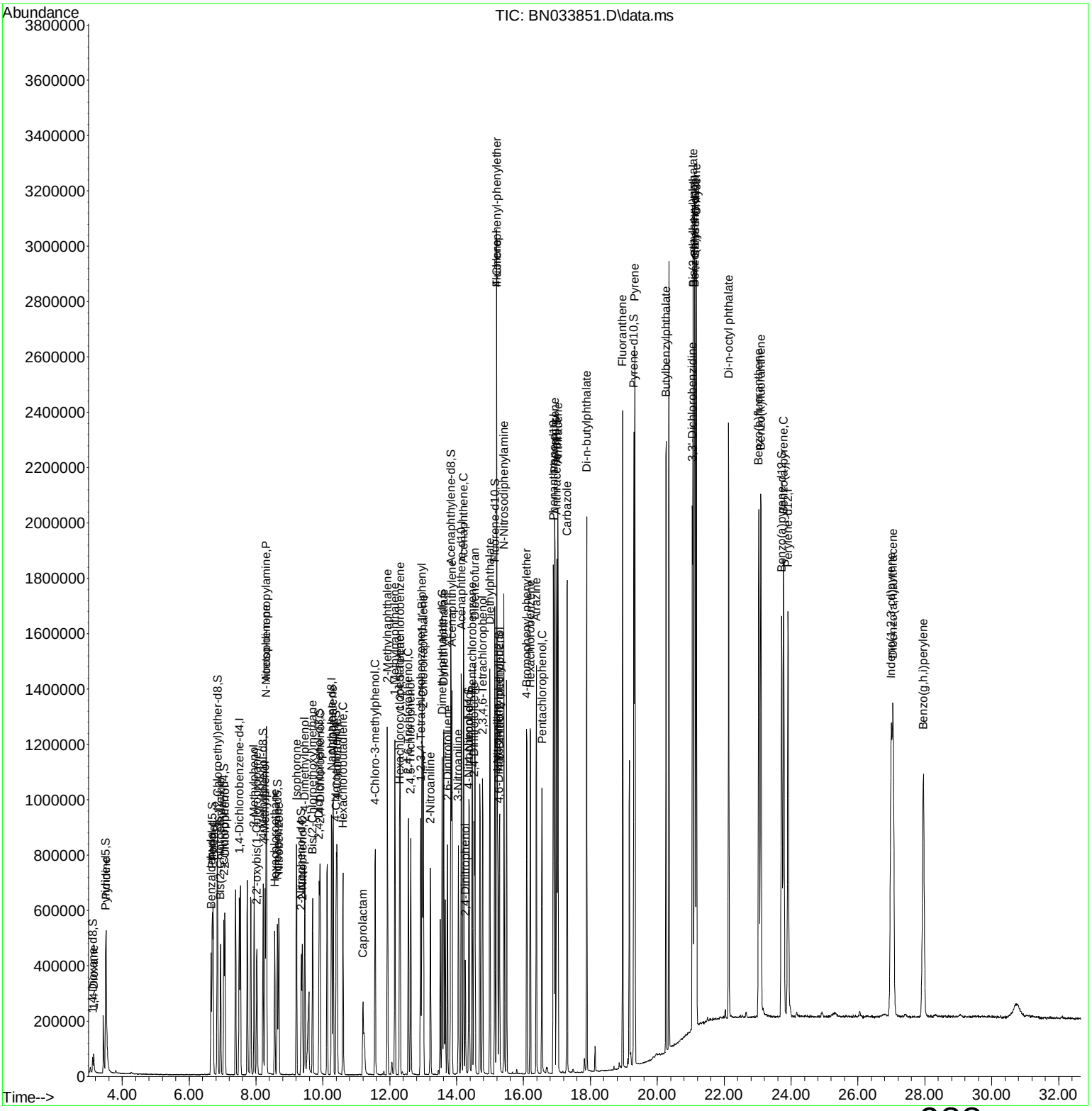

Quantitation Report (Qedit)

Data Path : Z:\svoasrv\HPCHEM1\BNA_N\Data\BN091124\
Data File : BN033851.D
Acq On : 10 Sep 2024 21:18
Operator : JU/RC
Sample : SSTDICV020
Misc :
ALS Vial : 8 Sample Multiplier: 1

Quant Time: Sep 11 02:02:42 2024
Quant Method : Z:\svoasrv\HPCHEM1\BNA_N\Methods\SFAM-EPA-BN091124.MA.M
Quant Title : SVOA CALIBRATION
QLast Update : Wed Sep 11 01:58:59 2024
Response via : Initial Calibration

Instrument :
BNA_N
ClientSampleId :
SICV223

Manual Integrations APPROVED
mohammad
9/13/2024 1:47:16 AM

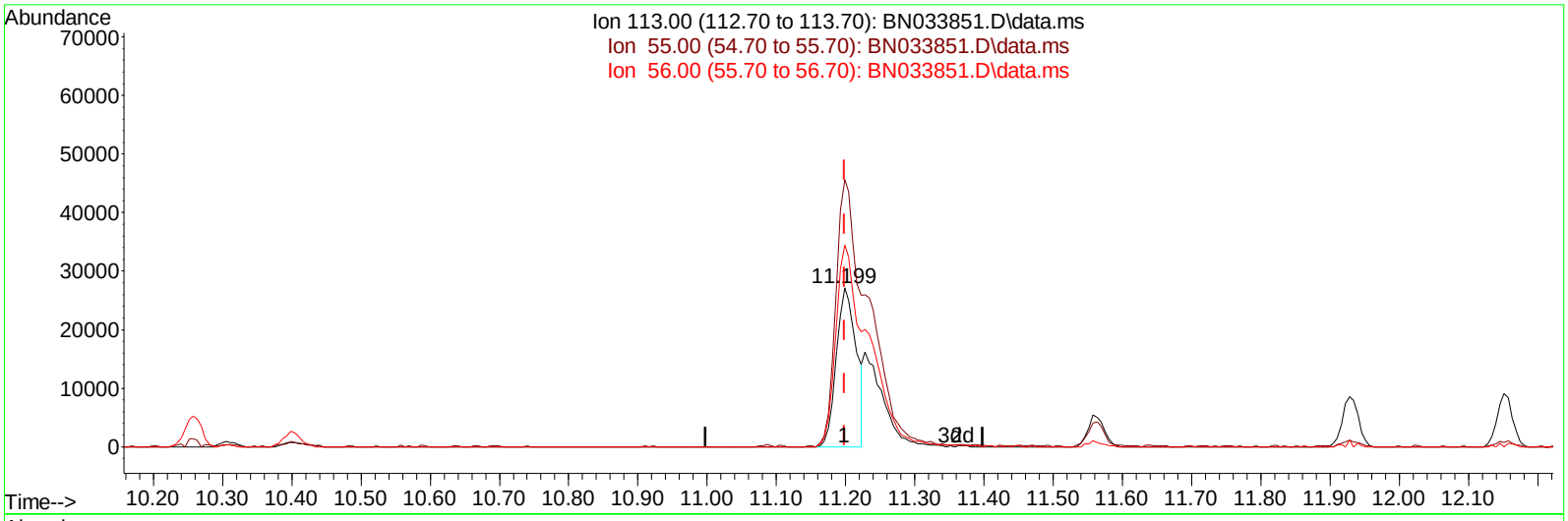

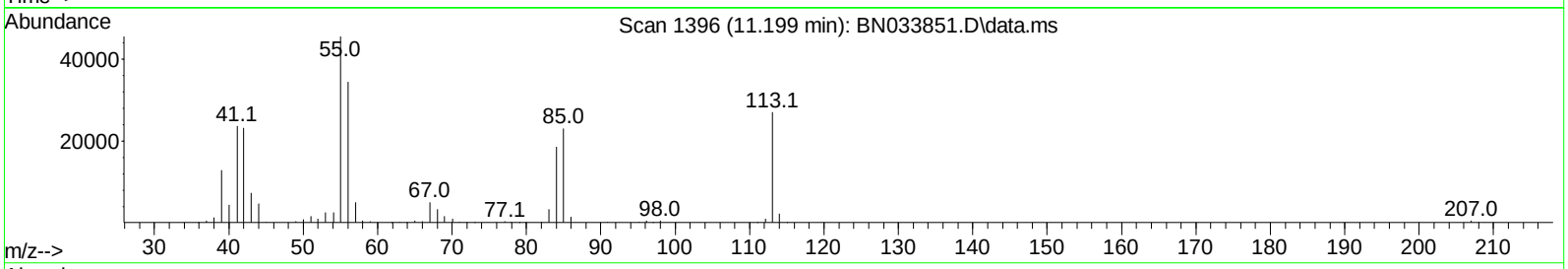

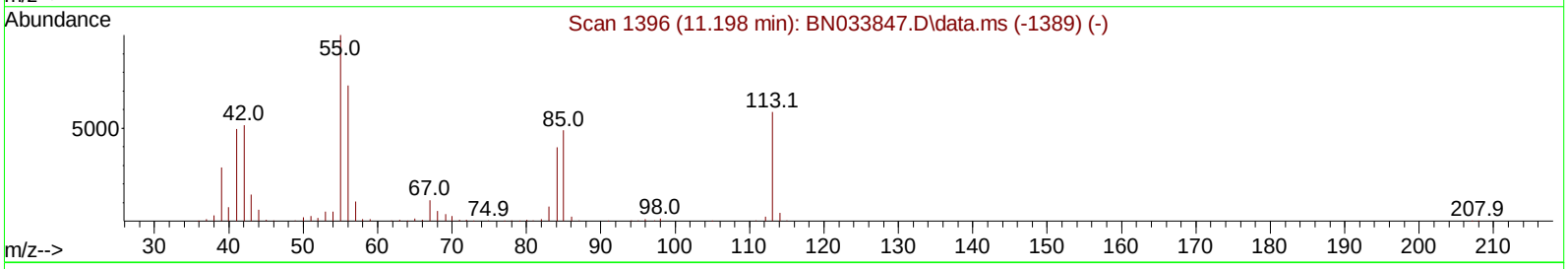

TIC: BN033851.D\data.ms

(34) Caprolactam

11.199min (+ 0.000) 11.92 ng/ul

response 53977

Ion	Exp%	Act%
113.00	100.00	100.00
55.00	171.30	167.82
56.00	124.60	126.83
0.00	0.00	0.00

Quantitation Report (Qedit)

Data Path : Z:\svoasrv\HPCHEM1\BNA_N\Data\BN091124\
Data File : BN033851.D
Acq On : 10 Sep 2024 21:18
Operator : JU/RC
Sample : SSTDICV020
Misc :
ALS Vial : 8 Sample Multiplier: 1

Quant Time: Sep 11 02:02:42 2024
Quant Method : Z:\svoasrv\HPCHEM1\BNA_N\Methods\SFAM-EPA-BN091124.MA.M
Quant Title : SVOA CALIBRATION
QLast Update : Wed Sep 11 01:58:59 2024
Response via : Initial Calibration

Instrument :
BNA_N
ClientSampleId :
SICV223

Manual Integrations APPROVED
mohammad
9/13/2024 1:47:16 AM

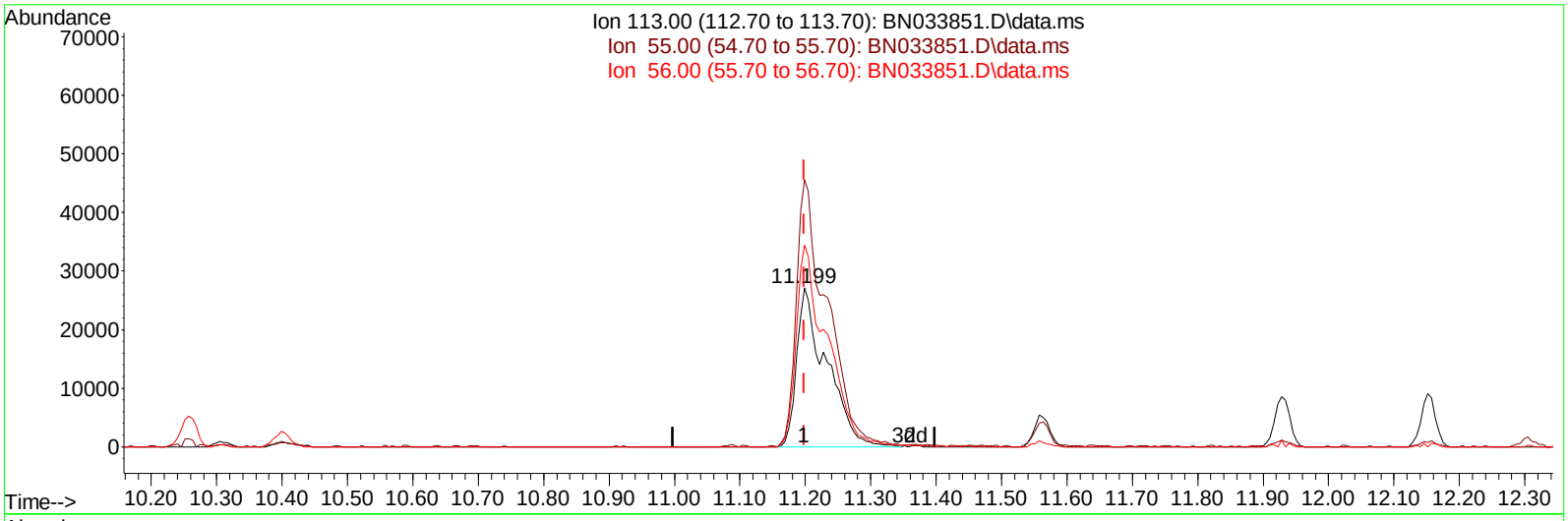

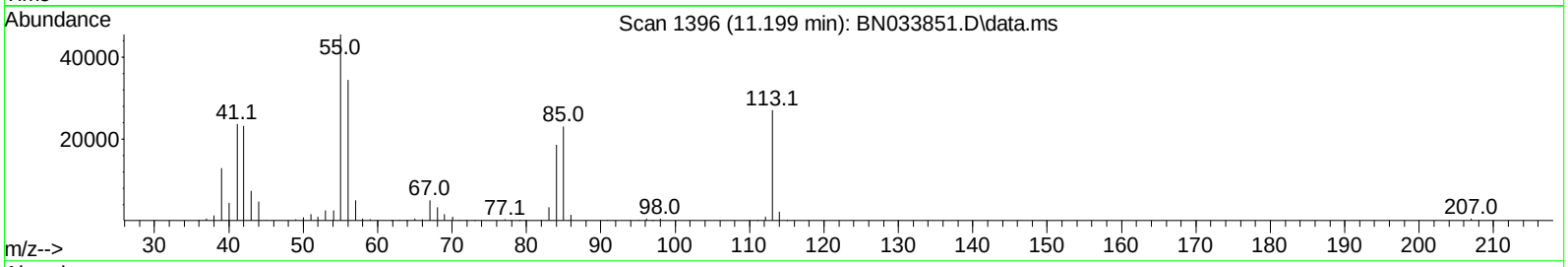

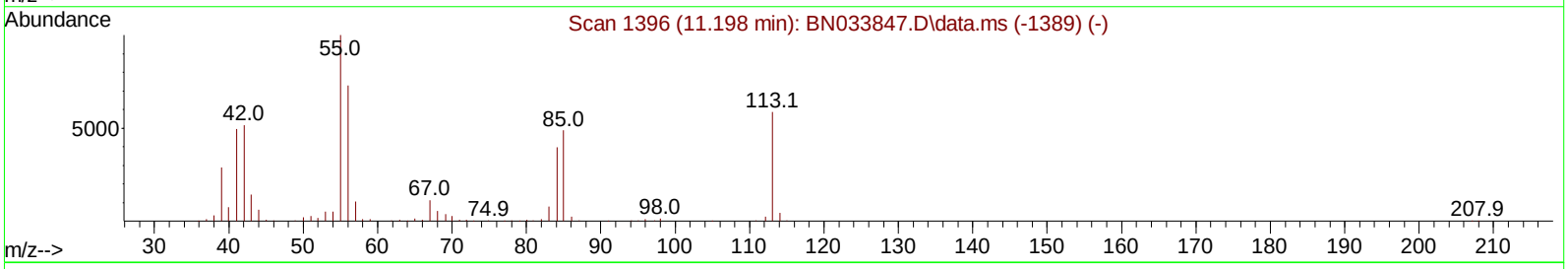

TIC: BN033851.D\data.ms

(34) Caprolactam

11.199min (+ 0.000) 18.97 ng/ul m

response 85897

Ion	Exp%	Act%
113.00	100.00	100.00
55.00	171.30	167.82
56.00	124.60	126.83
0.00	0.00	0.00

Quantitation Report (QT Reviewed)

Data Path : Z:\svoasrv\HPCHEM1\BNA_N\Data\BN091124\
Data File : BN033851.D
Acq On : 10 Sep 2024 21:18
Operator : JU/RC
Sample : SSTDICV020
Misc :
ALS Vial : 8 Sample Multiplier: 1

Quant Time: Sep 11 02:03:46 2024
Quant Method : Z:\svoasrv\HPCHEM1\BNA_N\Methods\SFAM-EPA-BN091124.MA.M
Quant Title : SVOA CALIBRATION
QLast Update : Wed Sep 11 01:58:59 2024
Response via : Initial Calibration

Instrument :
BNA_N
ClientSampleId :
SICV223

Manual Integrations APPROVED
mohammad
9/13/2024 1:47:16 AM

Compound	R.T.	QIon	Response	Conc	Units	Dev(Min)
Internal Standards						
1) 1,4-Dichlorobenzene-d4	7.499	152	160478	20.000	ng/ul	0.00
20) Naphthalene-d8	10.258	136	727519	20.000	ng/ul	0.00
38) Acenaphthene-d10	14.140	164	480194	20.000	ng/ul	0.00
64) Phenanthrene-d10	16.892	188	1011384	20.000	ng/ul	0.00
79) Chrysene-d12	21.128	240	996554	20.000	ng/ul	0.00
88) Perylene-d12	23.910	264	1174944	20.000	ng/ul	0.00
System Monitoring Compounds						
3) 1,4-Dioxane-d8	3.117	96	31887	8.108	ng/uL	0.00
4) Pyridine-d5	3.499	84	246707	21.105	ng/ul	0.00
7) Phenol-d5	6.693	99	295545	20.751	ng/ul	0.00
9) Bis-(2-Chloroethyl)eth...	6.852	67	198802	22.497	ng/ul	0.00
11) 2-Chlorophenol-d4	7.040	132	236886	21.130	ng/ul	0.00
15) 4-Methylphenol-d8	8.211	113	246442	21.029	ng/ul	0.00
21) Nitrobenzene-d5	8.640	128	121379	20.932	ng/ul	0.00
24) 2-Nitrophenol-d4	9.352	143	126705	21.249	ng/ul	0.00
28) 2,4-Dichlorophenol-d3	9.887	165	235872	21.004	ng/ul	0.00
31) 4-Chloroaniline-d4	10.399	131	355817	20.929	ng/ul	0.00
46) Dimethylphthalate-d6	13.569	166	748472	20.857	ng/ul	0.00
49) Acenaphthylene-d8	13.828	160	851910	21.102	ng/ul	0.00
54) 4-Nitrophenol-d4	14.363	143	153111	20.789	ng/ul	0.00
60) Fluorene-d10	15.140	176	618972	20.352	ng/ul	0.00
65) 4,6-Dinitro-2-methylph...	15.269	200	120951	20.057	ng/ul	0.00
73) Anthracene-d10	16.992	188	981215	20.636	ng/ul	0.00
81) Pyrene-d10	19.298	212	1145437	20.629	ng/ul	0.00
92) Benzo(a)pyrene-d12	23.722	264	1291559	21.400	ng/ul	0.00
Target Compounds						Qvalue
2) 1,4-Dioxane	3.146	88	34056	8.209	ng/uL	95
5) Pyridine	3.523	79	227200	18.994	ng/ul	99
6) Benzaldehyde	6.658	77	146519	19.489	ng/ul	95
8) Phenol	6.717	94	301100	20.305	ng/ul	98
10) Bis(2-Chloroethyl)ether	6.940	93	240793	20.893	ng/ul	99
12) 2-Chlorophenol	7.069	128	238664	20.773	ng/ul	99
13) 2-Methylphenol	7.946	108	225944	20.386	ng/ul	96
14) 2,2'-oxybis(1-Chloropr...	8.022	45	354654	20.866	ng/ul	98
16) Acetophenone	8.311	105	395253	21.291	ng/ul	98
17) N-Nitroso-di-n-propyla...	8.305	70	197891	21.527	ng/ul	98
18) 4-Methylphenol	8.269	108	254387	20.623	ng/ul	99
19) Hexachloroethane	8.558	117	99436	20.520	ng/ul	98
22) Nitrobenzene	8.681	77	293215	20.202	ng/ul	97
23) Isophorone	9.211	82	551350	20.600	ng/ul	99
25) 2-Nitrophenol	9.387	139	138111	20.695	ng/ul	98
26) 2,4-Dimethylphenol	9.458	107	247840	18.052	ng/ul	97
27) Bis(2-Chloroethoxy)met...	9.693	93	334642	20.321	ng/ul	97
29) 2,4-Dichlorophenol	9.916	162	229700	20.201	ng/ul	99
30) Naphthalene	10.305	128	797358	20.037	ng/ul	99
32) 4-Chloroaniline	10.422	127	346437	20.678	ng/ul	97
33) Hexachlorobutadiene	10.599	225	143978	19.737	ng/ul	97
34) Caprolactam	11.199	113	85897m	18.974	ng/ul	
35) 4-Chloro-3-methylphenol	11.563	107	276144	20.629	ng/ul	98

Quantitation Report (QT Reviewed)

Data Path : Z:\svoasrv\HPCHEM1\BNA_N\Data\BN091124\
Data File : BN033851.D
Acq On : 10 Sep 2024 21:18
Operator : JU/RC
Sample : SSTDICV020
Misc :
ALS Vial : 8 Sample Multiplier: 1

Quant Time: Sep 11 02:03:46 2024
Quant Method : Z:\svoasrv\HPCHEM1\BNA_N\Methods\SFAM-EPA-BN091124.MA.M
Quant Title : SVOA CALIBRATION
QLast Update : Wed Sep 11 01:58:59 2024
Response via : Initial Calibration

Instrument :
BNA_N
ClientSampleId :
SICV223

Manual Integrations APPROVED
mohammad
9/13/2024 1:47:16 AM

Compound	R.T.	QIon	Response	Conc Units	Dev(Min)
36) 2-Methylnaphthalene	11.928	142	565716	20.638 ng/ul	100
37) 1-Methylnaphthalene	12.152	142	536854	19.348 ng/ul	96
39) 1,2,4,5-Tetrachloroben...	12.304	216	276765	19.964 ng/ul	97
40) Hexachlorocyclopentadiene	12.293	237	148627	17.425 ng/ul	95
41) 2,4,6-Trichlorophenol	12.557	196	186731	20.318 ng/ul	95
42) 2,4,5-Trichlorophenol	12.628	196	203795	20.188 ng/ul	100
43) 1,1'-Biphenyl	12.963	154	724992	20.026 ng/ul	99
44) 2-Chloronaphthalene	13.004	162	558576	19.806 ng/ul	99
45) 2-Nitroaniline	13.216	65	190014	20.850 ng/ul	97
47) Dimethylphthalate	13.616	163	743612	20.331 ng/ul	99
48) 2,6-Dinitrotoluene	13.728	165	161422	22.414 ng/ul	96
50) Acenaphthylene	13.857	152	919814	20.821 ng/ul	99
51) 3-Nitroaniline	14.051	138	181329	22.783 ng/ul	100
52) Acenaphthene	14.204	153	629013	19.944 ng/ul	99
53) 2,4-Dinitrophenol	14.263	184	78385	18.504 ng/ul	92
55) 4-Nitrophenol	14.375	109	123474	19.741 ng/ul	92
56) Dibenzofuran	14.546	168	874414	20.274 ng/ul	99
57) 2,4-Dinitrotoluene	14.516	165	227614	20.964 ng/ul	100
58) 2,3,4,6-Tetrachlorophenol	14.775	232	184588	22.036 ng/ul	98
59) Diethylphthalate	14.993	149	779853	20.405 ng/ul	99
61) Fluorene	15.198	166	712020	20.181 ng/ul	96
62) 4-Chlorophenyl-phenyle...	15.198	204	338801	19.812 ng/ul	98
63) 4-Nitroaniline	15.222	138	189892	23.186 ng/ul	99
66) 4,6-Dinitro-2-methylph...	15.281	198	133033	19.866 ng/ul#	97
67) N-Nitrosodiphenylamine	15.416	169	626749	20.680 ng/ul	99
68) 4-Bromophenyl-phenylether	16.098	248	206417	20.099 ng/ul	98
69) Hexachlorobenzene	16.204	284	242709	20.361 ng/ul	98
70) Atrazine	16.381	200	232180	21.144 ng/ul	98
71) Pentachlorophenol	16.551	266	158967	20.023 ng/ul	98
72) Phenanthrene	16.934	178	1141608	20.471 ng/ul	99
74) Anthracene	17.028	178	1166436	20.483 ng/ul	99
75) 1,2,3,4-Tetrachloroben...	12.928	216	262812	18.671 ng/uL	97
76) Pentachlorobenzene	14.463	250	279972	19.535 ng/uL	97
77) Carbazole	17.304	167	1109602	21.171 ng/ul	99
78) Di-n-butylphthalate	17.887	149	1364235	20.476 ng/ul	99
80) Fluoranthene	18.963	202	1311606	20.206 ng/ul	99
82) Pyrene	19.328	202	1454514	20.843 ng/ul	97
83) Butylbenzylphthalate	20.263	149	630909	20.161 ng/ul	97
84) 3,3'-Dichlorobenzidine	21.045	252	517823	23.133 ng/ul	99
85) Benzo(a)anthracene	21.110	228	1439783	20.263 ng/ul	96
86) Bis(2-ethylhexyl)phtha...	21.069	149	941667	20.558 ng/ul	97
87) Chrysene	21.169	228	1367001	20.163 ng/ul	98
89) Di-n-octyl phthalate	22.133	149	1581923	20.234 ng/ul	100
90) Benzo(b)fluoranthene	23.033	252	1449069	20.228 ng/ul	99
91) Benzo(k)fluoranthene	23.092	252	1471433	20.822 ng/ul	98
93) Benzo(a)pyrene	23.774	252	1424719	21.053 ng/ul	97
94) Indeno(1,2,3-cd)pyrene	26.998	276	1711067	20.407 ng/ul	99
95) Dibenzo(a,h)anthracene	27.045	278	1404335	20.720 ng/ul	98
96) Benzo(g,h,i)perylene	27.957	276	1281491	19.688 ng/ul	98

(#) = qualifier out of range (m) = manual integration (+) = signals summed

Quantitation Report (QT Reviewed)

Data Path : Z:\svoasrv\HPCHEM1\BNA_N\Data\BN100424\
Data File : BN034390.D
Acq On : 04 Oct 2024 14:37
Operator : RC/JU
Sample : SSTDCCC020
Misc :
ALS Vial : 2 Sample Multiplier: 1

Quant Time: Oct 04 16:06:23 2024
Quant Method : Z:\svoasrv\HPCHEM1\BNA_N\Methods\SFAM-EPA-BN091124.MA.M
Quant Title : SVOA CALIBRATION
QLast Update : Mon Sep 30 14:14:38 2024
Response via : Initial Calibration

Instrument :
BNA_N
ClientSampleId :
SSTD020332

Manual Integrations APPROVED
mohammad
10/7/2024 7:11:29 AM

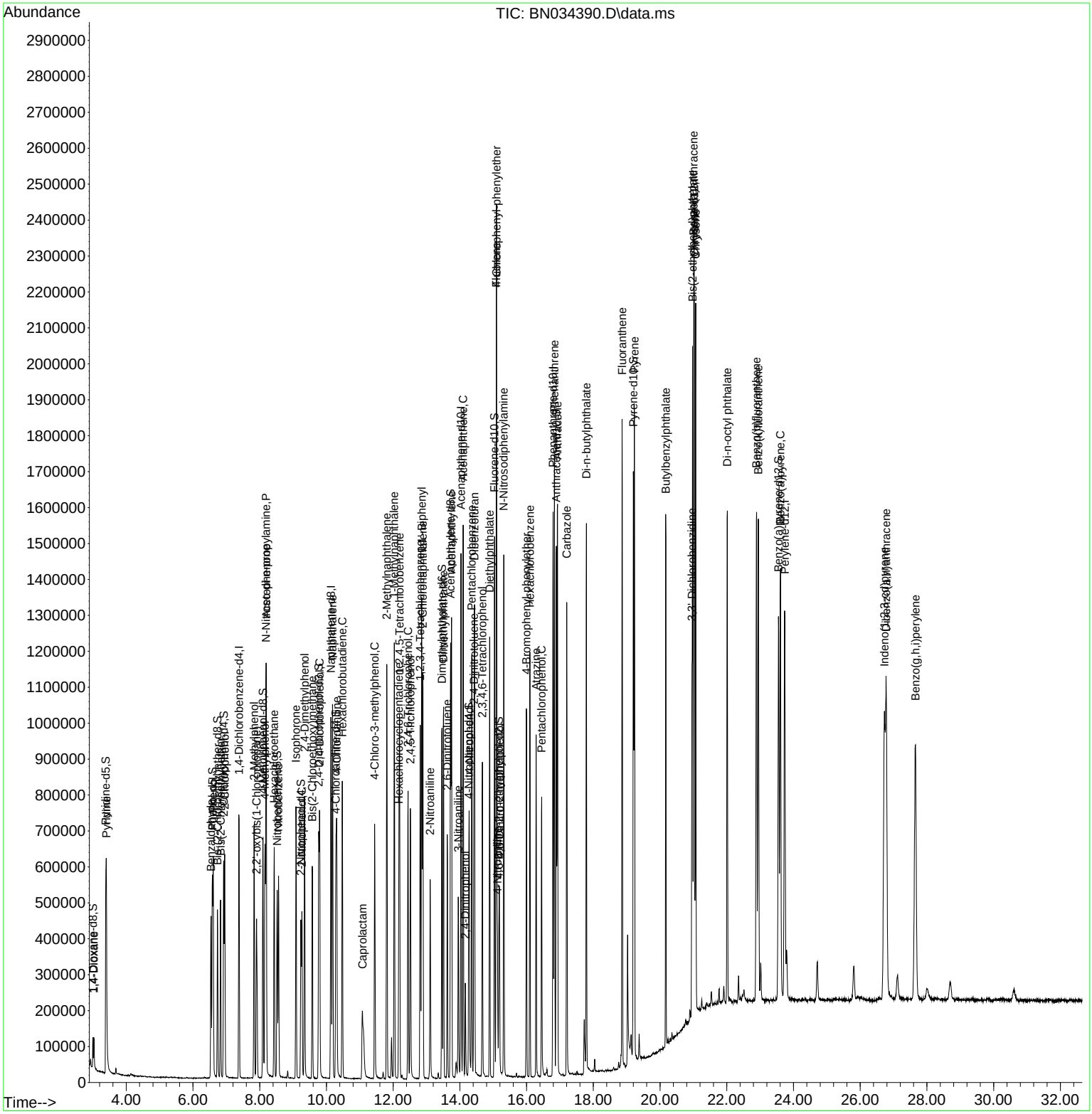

Quantitation Report (QT Reviewed)

Data Path : Z:\svoasrv\HPCHEM1\BNA_N\Data\BN100424\
Data File : BN034390.D
Acq On : 04 Oct 2024 14:37
Operator : RC/JU
Sample : SSTDCCC020
Misc :
ALS Vial : 2 Sample Multiplier: 1

Instrument :
BNA_N
ClientSampleId :
SSTD020332

Manual Integrations APPROVED
mohammad
10/7/2024 7:11:29 AM

Quant Time: Oct 04 16:06:23 2024
Quant Method : Z:\svoasrv\HPCHEM1\BNA_N\Methods\SFAM-EPA-BN091124.MA.M
Quant Title : SVOA CALIBRATION
QLast Update : Mon Sep 30 14:14:38 2024
Response via : Initial Calibration

Compound	R.T.	QIon	Response	Conc	Units	Dev(Min)
Internal Standards						
1) 1,4-Dichlorobenzene-d4	7.381	152	203993	20.000	ng/ul	0.00
20) Naphthalene-d8	10.134	136	815680	20.000	ng/ul	0.00
38) Acenaphthene-d10	14.034	164	486598	20.000	ng/ul	0.00
64) Phenanthrene-d10	16.792	188	924076	20.000	ng/ul	0.00
79) Chrysene-d12	21.027	240	780737	20.000	ng/ul	0.00
88) Perylene-d12	23.739	264	930699	20.000	ng/ul	0.00
System Monitoring Compounds						
3) 1,4-Dioxane-d8	2.999	96	40628	8.127	ng/uL	0.00
4) Pyridine-d5	3.387	84	261801	17.619	ng/ul	0.00
7) Phenol-d5	6.581	99	315745	17.440	ng/ul	0.00
9) Bis-(2-Chloroethyl)eth...	6.734	67	188098	16.745	ng/ul	0.00
11) 2-Chlorophenol-d4	6.922	132	283242	19.875	ng/ul	0.00
15) 4-Methylphenol-d8	8.099	113	253668	17.028	ng/ul	0.00
21) Nitrobenzene-d5	8.522	128	131387	20.209	ng/ul	0.00
24) 2-Nitrophenol-d4	9.234	143	142979	21.386	ng/ul	0.00
28) 2,4-Dichlorophenol-d3	9.769	165	257927	20.486	ng/ul	0.00
31) 4-Chloroaniline-d4	10.281	131	340845	17.881	ng/ul	-0.01
46) Dimethylphthalate-d6	13.463	166	676067	18.591	ng/ul	0.00
49) Acenaphthylene-d8	13.722	160	791101	19.338	ng/ul	0.00
54) 4-Nitrophenol-d4	14.269	143	114219	15.305	ng/ul	0.00
60) Fluorene-d10	15.039	176	575795	18.683	ng/ul	0.00
65) 4,6-Dinitro-2-methylph...	15.169	200	80591	14.627	ng/ul	0.00
73) Anthracene-d10	16.892	188	830921	19.126	ng/ul	0.00
81) Pyrene-d10	19.198	212	881199	20.257	ng/ul	-0.01
92) Benzo(a)pyrene-d12	23.551	264	915606	19.152	ng/ul	0.00
Target Compounds						Qvalue
2) 1,4-Dioxane	3.028	88	42224	8.007	ng/uL	91
5) Pyridine	3.405	79	268966	17.689	ng/ul	90
6) Benzaldehyde	6.540	77	147556	15.440	ng/ul	86
8) Phenol	6.605	94	317555	16.847	ng/ul	94
10) Bis(2-Chloroethyl)ether	6.828	93	264989	18.088	ng/ul	93
12) 2-Chlorophenol	6.952	128	282482	19.342	ng/ul	95
13) 2-Methylphenol	7.834	108	244898	17.383	ng/ul	98
14) 2,2'-oxybis(1-Chloropr...	7.904	45	343421	15.895	ng/ul#	95
16) Acetophenone	8.193	105	383848	16.266	ng/ul	97
17) N-Nitroso-di-n-propyla...	8.187	70	182587	15.625	ng/ul	94
18) 4-Methylphenol	8.157	108	264022	16.839	ng/ul	100
19) Hexachloroethane	8.434	117	118020	19.160	ng/ul#	86
22) Nitrobenzene	8.563	77	289519	17.792	ng/ul	92
23) Isophorone	9.087	82	517330	17.240	ng/ul	97
25) 2-Nitrophenol	9.263	139	152425	20.372	ng/ul	92
26) 2,4-Dimethylphenol	9.346	107	270291	17.559	ng/ul	90
27) Bis(2-Chloroethoxy)met...	9.575	93	338098	18.311	ng/ul	99
29) 2,4-Dichlorophenol	9.793	162	253138	19.856	ng/ul	97
30) Naphthalene	10.181	128	859654	19.268	ng/ul	100
32) 4-Chloroaniline	10.304	127	326468	17.380	ng/ul	98
33) Hexachlorobutadiene	10.475	225	171907	21.019	ng/ul	97
34) Caprolactam	11.081	113	84868m	16.720	ng/ul	
35) 4-Chloro-3-methylphenol	11.445	107	250371	16.682	ng/ul	93
36) 2-Methylnaphthalene	11.810	142	575405	18.723	ng/ul	99

Quantitation Report (QT Reviewed)

Data Path : Z:\svoasrv\HPCHEM1\BNA_N\Data\BN100424\
Data File : BN034390.D
Acq On : 04 Oct 2024 14:37
Operator : RC/JU
Sample : SSTDCCC020
Misc :
ALS Vial : 2 Sample Multiplier: 1

Quant Time: Oct 04 16:06:23 2024
Quant Method : Z:\svoasrv\HPCHEM1\BNA_N\Methods\SFAM-EPA-BN091124.MA.M
Quant Title : SVOA CALIBRATION
QLast Update : Mon Sep 30 14:14:38 2024
Response via : Initial Calibration

Instrument :
BNA_N
ClientSampleId :
SSTD020332

Manual Integrations APPROVED
mohammad
10/7/2024 7:11:29 AM

Compound	R.T.	QIon	Response	Conc Units	Dev(Min)
37) 1-Methylnaphthalene	12.034	142	580639	18.665 ng/ul	97
39) 1,2,4,5-Tetrachloroben...	12.192	216	301806	21.484 ng/ul	98
40) Hexachlorocyclopentadiene	12.169	237	146894	16.995 ng/ul	99
41) 2,4,6-Trichlorophenol	12.445	196	196529	21.103 ng/ul	97
42) 2,4,5-Trichlorophenol	12.516	196	206099	20.148 ng/ul	99
43) 1,1'-Biphenyl	12.857	154	720364	19.636 ng/ul	100
44) 2-Chloronaphthalene	12.887	162	570061	19.947 ng/ul	100
45) 2-Nitroaniline	13.110	65	145478	15.753 ng/ul	86
47) Dimethylphthalate	13.510	163	680427	18.359 ng/ul	99
48) 2,6-Dinitrotoluene	13.622	165	137487	18.839 ng/ul	91
50) Acenaphthylene	13.751	152	883438	19.735 ng/ul	99
51) 3-Nitroaniline	13.951	138	134365	16.660 ng/ul	95
52) Acenaphthene	14.098	153	599212	18.749 ng/ul	96
53) 2,4-Dinitrophenol	14.163	184	55688	12.973 ng/ul	88
55) 4-Nitrophenol	14.281	109	104475	16.484 ng/ul	86
56) Dibenzofuran	14.439	168	823896	18.852 ng/ul	94
57) 2,4-Dinitrotoluene	14.422	165	194268	17.657 ng/ul	90
58) 2,3,4,6-Tetrachlorophenol	14.675	232	171581	20.213 ng/ul#	91
59) Diethylphthalate	14.892	149	659867	17.038 ng/ul	98
61) Fluorene	15.092	166	658753	18.426 ng/ul	94
62) 4-Chlorophenyl-phenyle...	15.098	204	323426	18.664 ng/ul	97
63) 4-Nitroaniline	15.128	138	127367	15.347 ng/ul	88
66) 4,6-Dinitro-2-methylph...	15.186	198	87670	14.329 ng/ul#	95
67) N-Nitrosodiphenylamine	15.316	169	547407	19.769 ng/ul	96
68) 4-Bromophenyl-phenylether	15.998	248	200873	21.407 ng/ul	90
69) Hexachlorobenzene	16.098	284	233045	21.397 ng/ul	94
70) Atrazine	16.286	200	163925	16.339 ng/ul	97
71) Pentachlorophenol	16.451	266	141945	19.568 ng/ul	98
72) Phenanthrene	16.833	178	981153	19.256 ng/ul	98
74) Anthracene	16.928	178	983642	18.906 ng/ul	100
75) 1,2,3,4-Tetrachloroben...	12.810	216	300968	23.402 ng/uL	97
76) Pentachlorobenzene	14.357	250	285344	21.790 ng/uL	95
77) Carbazole	17.204	167	867504	18.116 ng/ul	98
78) Di-n-butylphthalate	17.792	149	1073720	17.638 ng/ul	98
80) Fluoranthene	18.863	202	1075548	21.149 ng/ul	99
82) Pyrene	19.233	202	1114003	20.377 ng/ul	95
83) Butylbenzylphthalate	20.174	149	440859	17.982 ng/ul	91
84) 3,3'-Dichlorobenzidine	20.957	252	299392	17.072 ng/ul	97
85) Benzo(a)anthracene	21.010	228	1068278	19.191 ng/ul	98
86) Bis(2-ethylhexyl)phtha...	20.974	149	657589	18.325 ng/ul	99
87) Chrysene	21.068	228	1007591	18.970 ng/ul	99
89) Di-n-octyl phthalate	22.015	149	1099479	17.754 ng/ul	100
90) Benzo(b)fluoranthene	22.892	252	1064044	18.752 ng/ul	99
91) Benzo(k)fluoranthene	22.945	252	1078486	19.266 ng/ul	98
93) Benzo(a)pyrene	23.610	252	1029037	19.197 ng/ul	100
94) Indeno(1,2,3-cd)pyrene	26.727	276	1338591	20.154 ng/ul	97
95) Dibenzo(a,h)anthracene	26.774	278	1112029	20.713 ng/ul	98
96) Benzo(g,h,i)perylene	27.656	276	1106927	21.469 ng/ul	96

(#) = qualifier out of range (m) = manual integration (+) = signals summed

Quantitation Report (QT Reviewed)

Data Path : Z:\svoasrv\HPCHEM1\BNA_N\Data\BN100424\
Data File : BN034390.D
Acq On : 04 Oct 2024 14:37
Operator : RC/JU
Sample : SSTDCCC020
Misc :
ALS Vial : 2 Sample Multiplier: 1

Quant Time: Oct 04 16:06:23 2024
Quant Method : Z:\svoasrv\HPCHEM1\BNA_N\Methods\SFAM-EPA-BN091124.MA.M
Quant Title : SVOA CALIBRATION
QLast Update : Mon Sep 30 14:14:38 2024
Response via : Initial Calibration

Instrument :
BNA_N
ClientSampleId :
SSTD020332

Manual Integrations APPROVED
mohammad
10/7/2024 7:11:29 AM

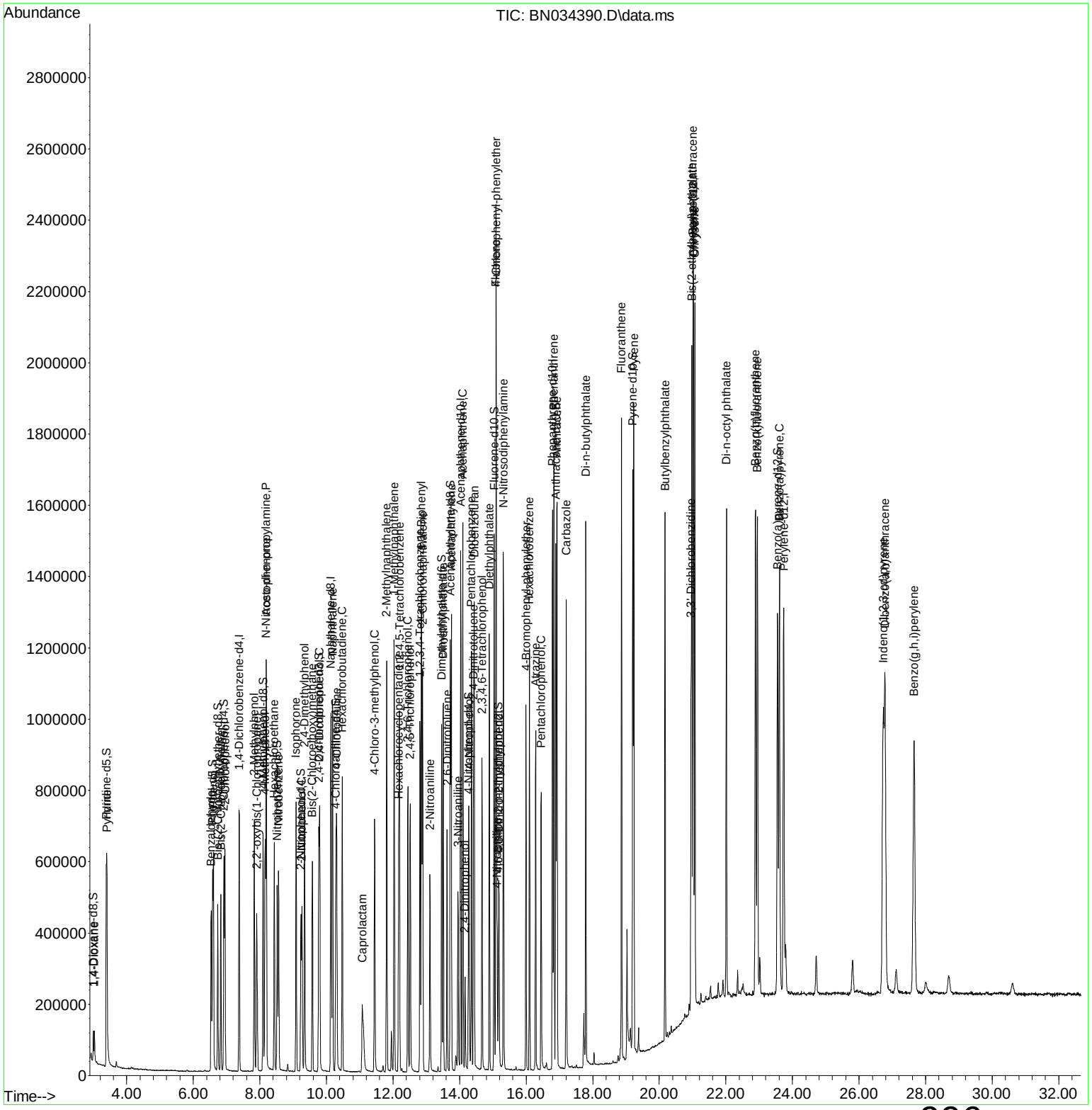

Quantitation Report (Qedit)

Data Path : Z:\svoasrv\HPCHEM1\BNA_N\Data\BN100424\
Data File : BN034390.D
Acq On : 04 Oct 2024 14:37
Operator : RC/JU
Sample : SSTDCCC020
Misc :
ALS Vial : 2 Sample Multiplier: 1

Quant Time: Oct 04 16:06:02 2024
Quant Method : Z:\svoasrv\HPCHEM1\BNA_N\Methods\SFAM-EPA-BN091124.MA.M
Quant Title : SVOA CALIBRATION
QLast Update : Mon Sep 30 14:14:38 2024
Response via : Initial Calibration

Instrument :
BNA_N
ClientSampleId :
SSTD020332

Manual Integrations APPROVED
mohammad
10/7/2024 7:11:29 AM

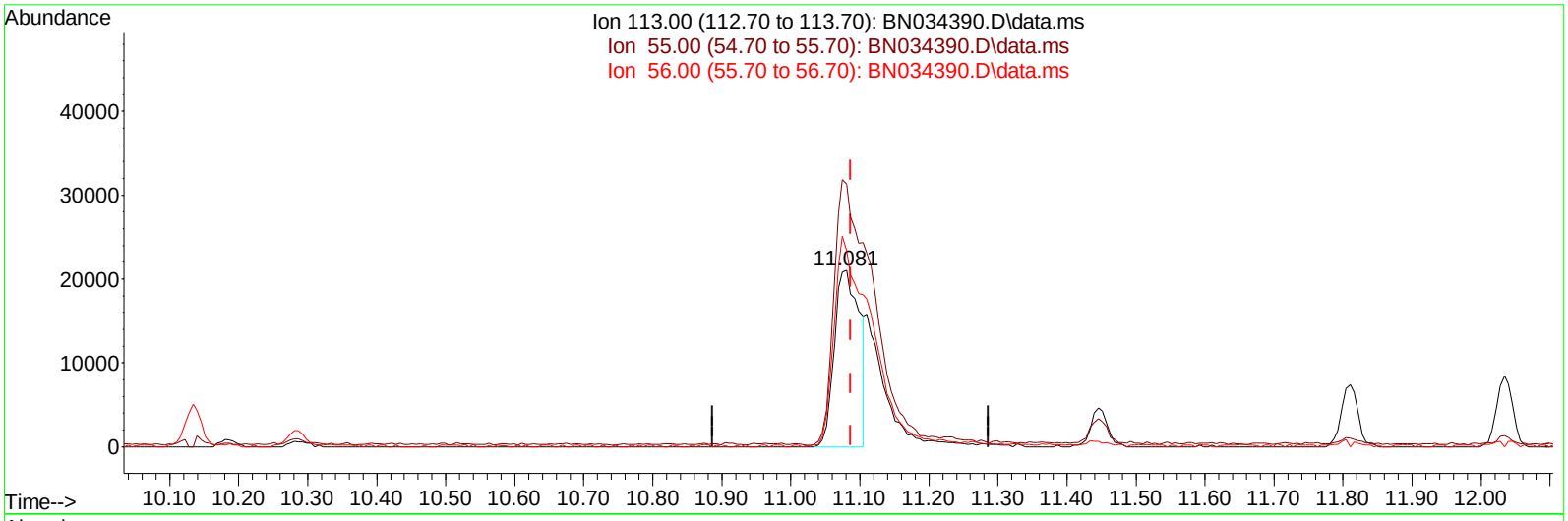

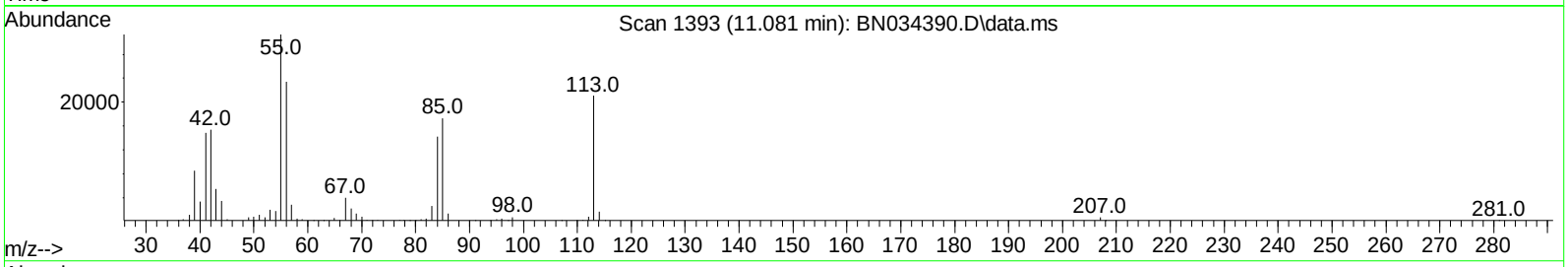

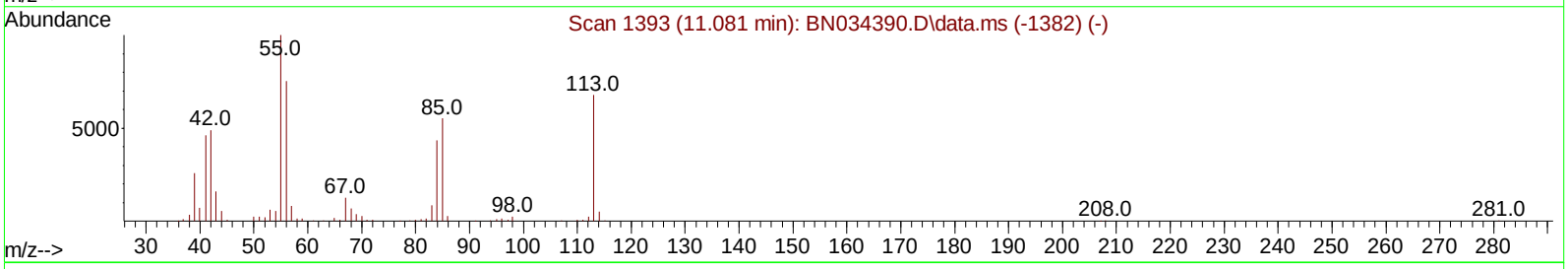

TIC: BN034390.D\data.ms

(34) Caprolactam

11.081min (-0.006) 10.49 ng/ul

response 53257

Ion	Exp%	Act%
113.00	100.00	100.00
55.00	171.30	148.95
56.00	124.60	111.26
0.00	0.00	0.00

Quantitation Report (Qedit)

Data Path : Z:\svoasrv\HPCHEM1\BNA_N\Data\BN100424\
Data File : BN034390.D
Acq On : 04 Oct 2024 14:37
Operator : RC/JU
Sample : SSTDCCC020
Misc :
ALS Vial : 2 Sample Multiplier: 1

Quant Time: Oct 04 16:06:02 2024
Quant Method : Z:\svoasrv\HPCHEM1\BNA_N\Methods\SFAM-EPA-BN091124.MA.M
Quant Title : SVOA CALIBRATION
QLast Update : Mon Sep 30 14:14:38 2024
Response via : Initial Calibration

Instrument :
BNA_N
ClientSampleId :
SSTD020332

Manual Integrations APPROVED
mohammad
10/7/2024 7:11:29 AM

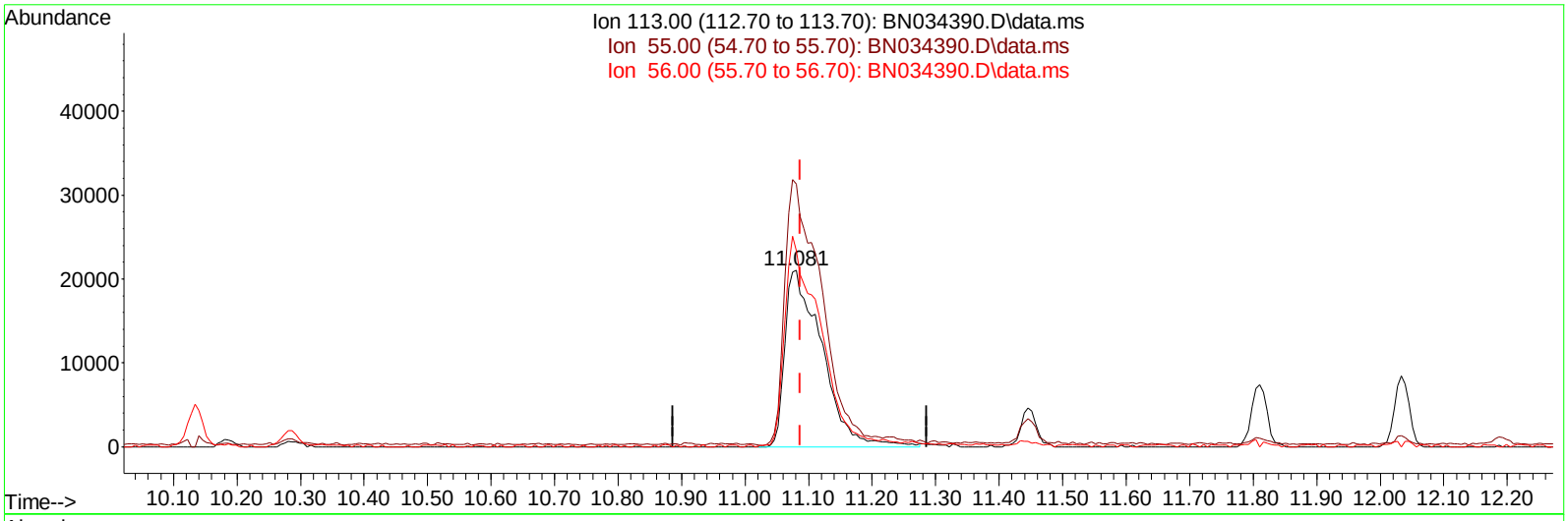

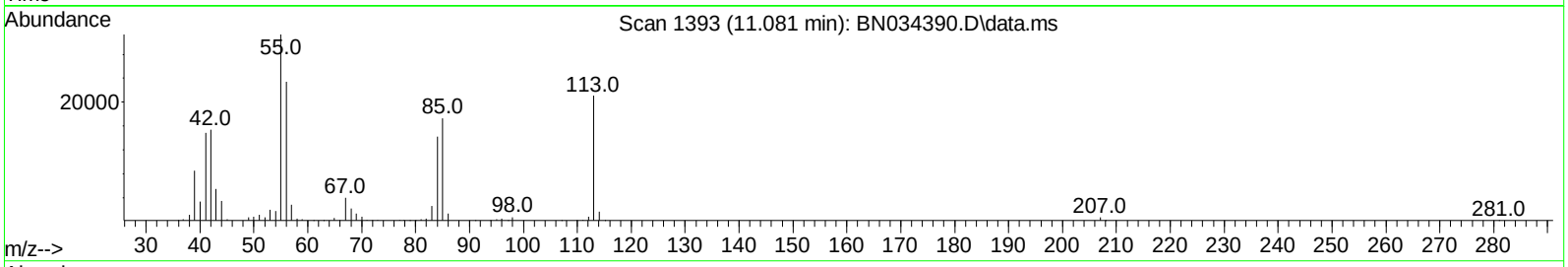

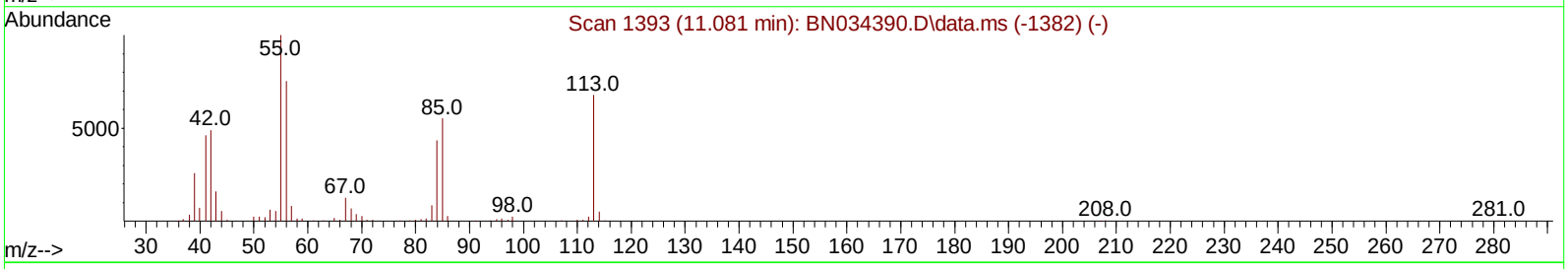

TIC: BN034390.D\data.ms

(34) Caprolactam

11.081min (-0.006) 16.72 ng/ul m

response 84868

Ion	Exp%	Act%
113.00	100.00	100.00
55.00	171.30	148.95
56.00	124.60	111.26
0.00	0.00	0.00

Quantitation Report (QT Reviewed)

Data Path : Z:\svoasrv\HPCHEM1\BNA_N\Data\BN100424\
Data File : BN034390.D
Acq On : 04 Oct 2024 14:37
Operator : RC/JU
Sample : SSTDCCC020
Misc :
ALS Vial : 2 Sample Multiplier: 1

Quant Time: Oct 04 16:06:23 2024
Quant Method : Z:\svoasrv\HPCHEM1\BNA_N\Methods\SFAM-EPA-BN091124.MA.M
Quant Title : SVOA CALIBRATION
QLast Update : Mon Sep 30 14:14:38 2024
Response via : Initial Calibration

Instrument :
BNA_N
ClientSampleId :
SSTD020332

Manual Integrations APPROVED
mohammad
10/7/2024 7:11:29 AM

Compound	R.T.	QIon	Response	Conc	Units	Dev(Min)
Internal Standards						
1) 1,4-Dichlorobenzene-d4	7.381	152	203993	20.000	ng/ul	0.00
20) Naphthalene-d8	10.134	136	815680	20.000	ng/ul	0.00
38) Acenaphthene-d10	14.034	164	486598	20.000	ng/ul	0.00
64) Phenanthrene-d10	16.792	188	924076	20.000	ng/ul	0.00
79) Chrysene-d12	21.027	240	780737	20.000	ng/ul	0.00
88) Perylene-d12	23.739	264	930699	20.000	ng/ul	0.00
System Monitoring Compounds						
3) 1,4-Dioxane-d8	2.999	96	40628	8.127	ng/uL	0.00
4) Pyridine-d5	3.387	84	261801	17.619	ng/ul	0.00
7) Phenol-d5	6.581	99	315745	17.440	ng/ul	0.00
9) Bis-(2-Chloroethyl)eth...	6.734	67	188098	16.745	ng/ul	0.00
11) 2-Chlorophenol-d4	6.922	132	283242	19.875	ng/ul	0.00
15) 4-Methylphenol-d8	8.099	113	253668	17.028	ng/ul	0.00
21) Nitrobenzene-d5	8.522	128	131387	20.209	ng/ul	0.00
24) 2-Nitrophenol-d4	9.234	143	142979	21.386	ng/ul	0.00
28) 2,4-Dichlorophenol-d3	9.769	165	257927	20.486	ng/ul	0.00
31) 4-Chloroaniline-d4	10.281	131	340845	17.881	ng/ul	-0.01
46) Dimethylphthalate-d6	13.463	166	676067	18.591	ng/ul	0.00
49) Acenaphthylene-d8	13.722	160	791101	19.338	ng/ul	0.00
54) 4-Nitrophenol-d4	14.269	143	114219	15.305	ng/ul	0.00
60) Fluorene-d10	15.039	176	575795	18.683	ng/ul	0.00
65) 4,6-Dinitro-2-methylph...	15.169	200	80591	14.627	ng/ul	0.00
73) Anthracene-d10	16.892	188	830921	19.126	ng/ul	0.00
81) Pyrene-d10	19.198	212	881199	20.257	ng/ul	-0.01
92) Benzo(a)pyrene-d12	23.551	264	915606	19.152	ng/ul	0.00
Target Compounds						Qvalue
2) 1,4-Dioxane	3.028	88	42224	8.007	ng/uL	91
5) Pyridine	3.405	79	268966	17.689	ng/ul	90
6) Benzaldehyde	6.540	77	147556	15.440	ng/ul	86
8) Phenol	6.605	94	317555	16.847	ng/ul	94
10) Bis(2-Chloroethyl)ether	6.828	93	264989	18.088	ng/ul	93
12) 2-Chlorophenol	6.952	128	282482	19.342	ng/ul	95
13) 2-Methylphenol	7.834	108	244898	17.383	ng/ul	98
14) 2,2'-oxybis(1-Chloropr...	7.904	45	343421	15.895	ng/ul#	95
16) Acetophenone	8.193	105	383848	16.266	ng/ul	97
17) N-Nitroso-di-n-propyla...	8.187	70	182587	15.625	ng/ul	94
18) 4-Methylphenol	8.157	108	264022	16.839	ng/ul	100
19) Hexachloroethane	8.434	117	118020	19.160	ng/ul#	86
22) Nitrobenzene	8.563	77	289519	17.792	ng/ul	92
23) Isophorone	9.087	82	517330	17.240	ng/ul	97
25) 2-Nitrophenol	9.263	139	152425	20.372	ng/ul	92
26) 2,4-Dimethylphenol	9.346	107	270291	17.559	ng/ul	90
27) Bis(2-Chloroethoxy)met...	9.575	93	338098	18.311	ng/ul	99
29) 2,4-Dichlorophenol	9.793	162	253138	19.856	ng/ul	97
30) Naphthalene	10.181	128	859654	19.268	ng/ul	100
32) 4-Chloroaniline	10.304	127	326468	17.380	ng/ul	98
33) Hexachlorobutadiene	10.475	225	171907	21.019	ng/ul	97
34) Caprolactam	11.081	113	84868m	16.720	ng/ul	
35) 4-Chloro-3-methylphenol	11.445	107	250371	16.682	ng/ul	93

Quantitation Report (QT Reviewed)

Data Path : Z:\svoasrv\HPCHEM1\BNA_N\Data\BN100424\
Data File : BN034390.D
Acq On : 04 Oct 2024 14:37
Operator : RC/JU
Sample : SSTDCCC020
Misc :
ALS Vial : 2 Sample Multiplier: 1

Quant Time: Oct 04 16:06:23 2024
Quant Method : Z:\svoasrv\HPCHEM1\BNA_N\Methods\SFAM-EPA-BN091124.MA.M
Quant Title : SVOA CALIBRATION
QLast Update : Mon Sep 30 14:14:38 2024
Response via : Initial Calibration

Instrument :
BNA_N
ClientSampleId :
SSTD020332

Manual Integrations APPROVED
mohammad
10/7/2024 7:11:29 AM

Compound	R.T.	QIon	Response	Conc Units	Dev(Min)
36) 2-Methylnaphthalene	11.810	142	575405	18.723 ng/ul	99
37) 1-Methylnaphthalene	12.034	142	580639	18.665 ng/ul	97
39) 1,2,4,5-Tetrachloroben...	12.192	216	301806	21.484 ng/ul	98
40) Hexachlorocyclopentadiene	12.169	237	146894	16.995 ng/ul	99
41) 2,4,6-Trichlorophenol	12.445	196	196529	21.103 ng/ul	97
42) 2,4,5-Trichlorophenol	12.516	196	206099	20.148 ng/ul	99
43) 1,1'-Biphenyl	12.857	154	720364	19.636 ng/ul	100
44) 2-Chloronaphthalene	12.887	162	570061	19.947 ng/ul	100
45) 2-Nitroaniline	13.110	65	145478	15.753 ng/ul	86
47) Dimethylphthalate	13.510	163	680427	18.359 ng/ul	99
48) 2,6-Dinitrotoluene	13.622	165	137487	18.839 ng/ul	91
50) Acenaphthylene	13.751	152	883438	19.735 ng/ul	99
51) 3-Nitroaniline	13.951	138	134365	16.660 ng/ul	95
52) Acenaphthene	14.098	153	599212	18.749 ng/ul	96
53) 2,4-Dinitrophenol	14.163	184	55688	12.973 ng/ul	88
55) 4-Nitrophenol	14.281	109	104475	16.484 ng/ul	86
56) Dibenzofuran	14.439	168	823896	18.852 ng/ul	94
57) 2,4-Dinitrotoluene	14.422	165	194268	17.657 ng/ul	90
58) 2,3,4,6-Tetrachlorophenol	14.675	232	171581	20.213 ng/ul#	91
59) Diethylphthalate	14.892	149	659867	17.038 ng/ul	98
61) Fluorene	15.092	166	658753	18.426 ng/ul	94
62) 4-Chlorophenyl-phenyle...	15.098	204	323426	18.664 ng/ul	97
63) 4-Nitroaniline	15.128	138	127367	15.347 ng/ul	88
66) 4,6-Dinitro-2-methylph...	15.186	198	87670	14.329 ng/ul#	95
67) N-Nitrosodiphenylamine	15.316	169	547407	19.769 ng/ul	96
68) 4-Bromophenyl-phenylether	15.998	248	200873	21.407 ng/ul	90
69) Hexachlorobenzene	16.098	284	233045	21.397 ng/ul	94
70) Atrazine	16.286	200	163925	16.339 ng/ul	97
71) Pentachlorophenol	16.451	266	141945	19.568 ng/ul	98
72) Phenanthrene	16.833	178	981153	19.256 ng/ul	98
74) Anthracene	16.928	178	983642	18.906 ng/ul	100
75) 1,2,3,4-Tetrachloroben...	12.810	216	300968	23.402 ng/uL	97
76) Pentachlorobenzene	14.357	250	285344	21.790 ng/uL	95
77) Carbazole	17.204	167	867504	18.116 ng/ul	98
78) Di-n-butylphthalate	17.792	149	1073720	17.638 ng/ul	98
80) Fluoranthene	18.863	202	1075548	21.149 ng/ul	99
82) Pyrene	19.233	202	1114003	20.377 ng/ul	95
83) Butylbenzylphthalate	20.174	149	440859	17.982 ng/ul	91
84) 3,3'-Dichlorobenzidine	20.957	252	299392	17.072 ng/ul	97
85) Benzo(a)anthracene	21.010	228	1068278	19.191 ng/ul	98
86) Bis(2-ethylhexyl)phtha...	20.974	149	657589	18.325 ng/ul	99
87) Chrysene	21.068	228	1007591	18.970 ng/ul	99
89) Di-n-octyl phthalate	22.015	149	1099479	17.754 ng/ul	100
90) Benzo(b)fluoranthene	22.892	252	1064044	18.752 ng/ul	99
91) Benzo(k)fluoranthene	22.945	252	1078486	19.266 ng/ul	98
93) Benzo(a)pyrene	23.610	252	1029037	19.197 ng/ul	100
94) Indeno(1,2,3-cd)pyrene	26.727	276	1338591	20.154 ng/ul	97
95) Dibenzo(a,h)anthracene	26.774	278	1112029	20.713 ng/ul	98
96) Benzo(g,h,i)perylene	27.656	276	1106927	21.469 ng/ul	96

(#) = qualifier out of range (m) = manual integration (+) = signals summed

Quantitation Report (QT Reviewed)

Data Path : Z:\svoasrv\HPCHEM1\BNA_N\Data\BN100424\
Data File : BN034400.D
Acq On : 04 Oct 2024 21:58
Operator : RC/JU
Sample : SSTDCCC020
Misc :
ALS Vial : 15 Sample Multiplier: 1

Quant Time: Oct 05 00:43:12 2024
Quant Method : Z:\svoasrv\HPCHEM1\BNA_N\Methods\SFAM-EPA-BN091124.MA.M
Quant Title : SVOA CALIBRATION
QLast Update : Mon Sep 30 14:14:38 2024
Response via : Initial Calibration

Instrument :
BNA_N
ClientSampleId :
SSTD020333

Manual Integrations APPROVED
mohammad
10/7/2024 7:11:29 AM

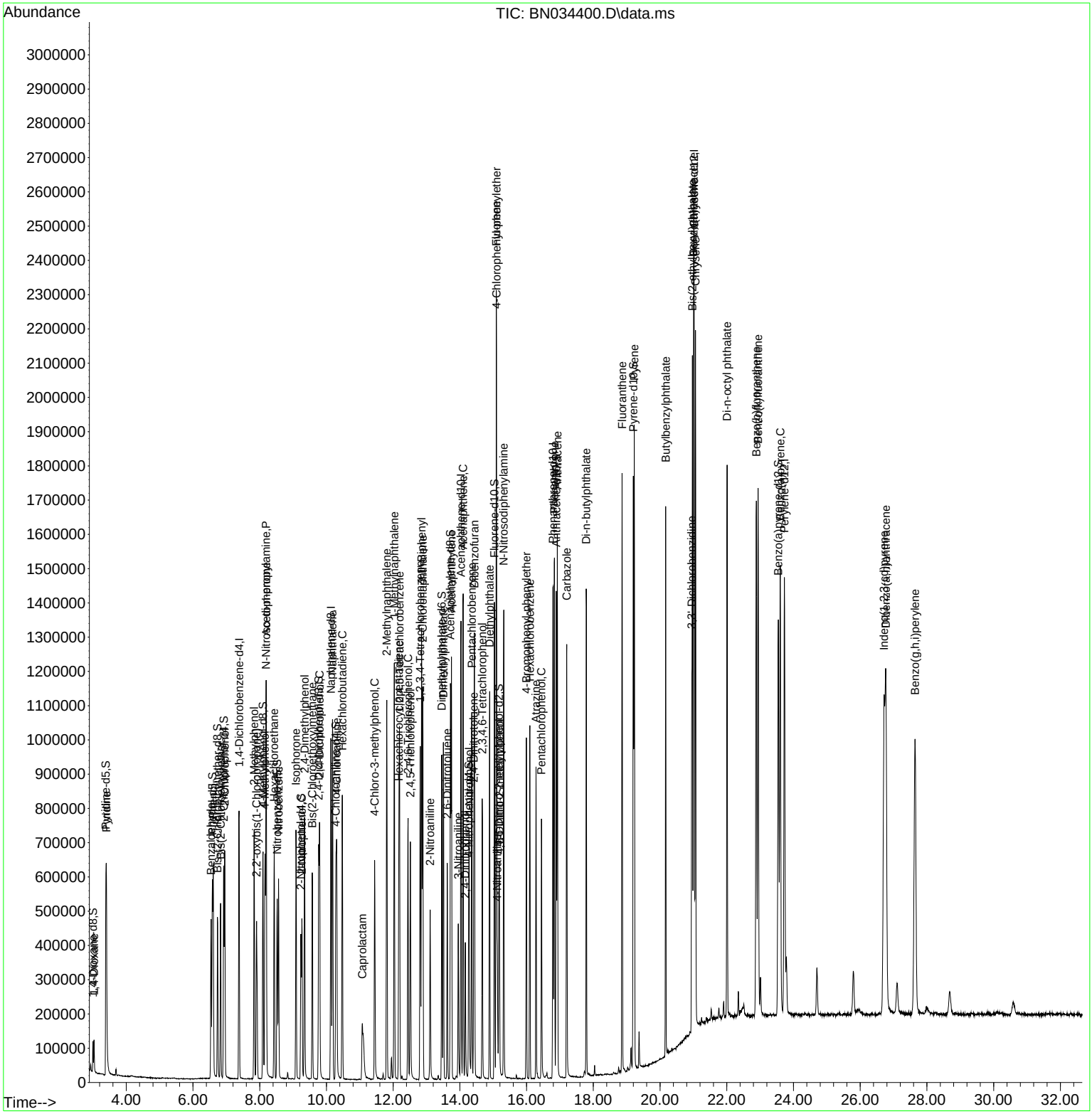

Quantitation Report (QT Reviewed)

Data Path : Z:\svoasrv\HPCHEM1\BNA_N\Data\BN100424\
Data File : BN034400.D
Acq On : 04 Oct 2024 21:58
Operator : RC/JU
Sample : SSTDCCC020
Misc :
ALS Vial : 15 Sample Multiplier: 1

Instrument :
BNA_N
ClientSampleId :
SSTD020333

Manual Integrations APPROVED
mohammad
10/7/2024 7:11:29 AM

Quant Time: Oct 05 00:43:12 2024
Quant Method : Z:\svoasrv\HPCHEM1\BNA_N\Methods\SFAM-EPA-BN091124.MA.M
Quant Title : SVOA CALIBRATION
QLast Update : Mon Sep 30 14:14:38 2024
Response via : Initial Calibration

Compound	R.T.	QIon	Response	Conc	Units	Dev(Min)
Internal Standards						
1) 1,4-Dichlorobenzene-d4	7.381	152	215030	20.000	ng/ul	0.00
20) Naphthalene-d8	10.134	136	821094	20.000	ng/ul	0.00
38) Acenaphthene-d10	14.034	164	472230	20.000	ng/ul	0.00
64) Phenanthrene-d10	16.787	188	871316	20.000	ng/ul	-0.01
79) Chrysene-d12	21.022	240	832882	20.000	ng/ul	-0.01
88) Perylene-d12	23.727	264	1039977	20.000	ng/ul	-0.01
System Monitoring Compounds						
3) 1,4-Dioxane-d8	2.999	96	43183	8.195	ng/uL	0.00
4) Pyridine-d5	3.387	84	266258	16.999	ng/ul	0.00
7) Phenol-d5	6.581	99	318804	16.705	ng/ul	0.00
9) Bis-(2-Chloroethyl)eth...	6.734	67	197167	16.652	ng/ul	0.00
11) 2-Chlorophenol-d4	6.922	132	291924	19.433	ng/ul	0.00
15) 4-Methylphenol-d8	8.099	113	252543	16.083	ng/ul	0.00
21) Nitrobenzene-d5	8.522	128	133301	20.368	ng/ul	0.00
24) 2-Nitrophenol-d4	9.234	143	138517	20.582	ng/ul	0.00
28) 2,4-Dichlorophenol-d3	9.769	165	255013	20.121	ng/ul	0.00
31) 4-Chloroaniline-d4	10.281	131	322959	16.831	ng/ul	-0.01
46) Dimethylphthalate-d6	13.457	166	630612	17.869	ng/ul	-0.01
49) Acenaphthylene-d8	13.716	160	752993	18.966	ng/ul	-0.01
54) 4-Nitrophenol-d4	14.263	143	107659	14.864	ng/ul	-0.01
60) Fluorene-d10	15.034	176	537183	17.960	ng/ul	-0.01
65) 4,6-Dinitro-2-methylph...	15.169	200	94773	18.243	ng/ul	0.00
73) Anthracene-d10	16.887	188	785745	19.181	ng/ul	-0.01
81) Pyrene-d10	19.198	212	896383	19.316	ng/ul	-0.01
92) Benzo(a)pyrene-d12	23.545	264	991686	18.564	ng/ul	-0.01
Target Compounds						Qvalue
2) 1,4-Dioxane	3.034	88	46474	8.361	ng/uL	86
5) Pyridine	3.405	79	278299	17.364	ng/ul	96
6) Benzaldehyde	6.540	77	152424	15.131	ng/ul	92
8) Phenol	6.605	94	323869	16.300	ng/ul	93
10) Bis(2-Chloroethyl)ether	6.828	93	271483	17.580	ng/ul	94
12) 2-Chlorophenol	6.952	128	291334	18.924	ng/ul	94
13) 2-Methylphenol	7.834	108	248864	16.758	ng/ul	99
14) 2,2'-oxybis(1-Chloropr...	7.905	45	354451	15.564	ng/ul	95
16) Acetophenone	8.193	105	383173	15.404	ng/ul	99
17) N-Nitroso-di-n-propyla...	8.187	70	179966	14.610	ng/ul	93
18) 4-Methylphenol	8.158	108	262298	15.870	ng/ul	98
19) Hexachloroethane	8.434	117	123535	19.026	ng/ul	88
22) Nitrobenzene	8.563	77	292214	17.839	ng/ul	92
23) Isophorone	9.087	82	499957	16.551	ng/ul	96
25) 2-Nitrophenol	9.263	139	148117	19.665	ng/ul	96
26) 2,4-Dimethylphenol	9.346	107	268902	17.354	ng/ul	90
27) Bis(2-Chloroethoxy)met...	9.575	93	335939	18.074	ng/ul	98
29) 2,4-Dichlorophenol	9.793	162	251412	19.591	ng/ul	95
30) Naphthalene	10.181	128	862612	19.206	ng/ul	99
32) 4-Chloroaniline	10.305	127	316351	16.730	ng/ul	99
33) Hexachlorobutadiene	10.475	225	173055	21.019	ng/ul	98
34) Caprolactam	11.075	113	76282m	14.930	ng/ul	
35) 4-Chloro-3-methylphenol	11.446	107	236468	15.652	ng/ul	95
36) 2-Methylnaphthalene	11.810	142	566924	18.325	ng/ul	95

Quantitation Report (QT Reviewed)

Data Path : Z:\svoasrv\HPCHEM1\BNA_N\Data\BN100424\
Data File : BN034400.D
Acq On : 04 Oct 2024 21:58
Operator : RC/JU
Sample : SSTDCCC020
Misc :
ALS Vial : 15 Sample Multiplier: 1

Instrument :
BNA_N
ClientSampleId :
SSTD020333

Manual Integrations APPROVED
mohammad
10/7/2024 7:11:29 AM

Quant Time: Oct 05 00:43:12 2024
Quant Method : Z:\svoasrv\HPCHEM1\BNA_N\Methods\SFAM-EPA-BN091124.MA.M
Quant Title : SVOA CALIBRATION
QLast Update : Mon Sep 30 14:14:38 2024
Response via : Initial Calibration

Compound	R.T.	QIon	Response	Conc Units	Dev(Min)
37) 1-Methylnaphthalene	12.034	142	566333	18.085 ng/ul	99
39) 1,2,4,5-Tetrachloroben...	12.193	216	299758	21.988 ng/ul	97
40) Hexachlorocyclopentadiene	12.169	237	162978	19.430 ng/ul	98
41) 2,4,6-Trichlorophenol	12.446	196	182368	20.178 ng/ul	97
42) 2,4,5-Trichlorophenol	12.516	196	194137	19.556 ng/ul	98
43) 1,1'-Biphenyl	12.851	154	694405	19.505 ng/ul	99
44) 2-Chloronaphthalene	12.887	162	559757	20.182 ng/ul	97
45) 2-Nitroaniline	13.110	65	131984	14.727 ng/ul#	83
47) Dimethylphthalate	13.504	163	631572	17.559 ng/ul	98
48) 2,6-Dinitrotoluene	13.622	165	126726	17.893 ng/ul	91
50) Acenaphthylene	13.746	152	841961	19.381 ng/ul	100
51) 3-Nitroaniline	13.951	138	120141	15.350 ng/ul	94
52) Acenaphthene	14.098	153	569638	18.366 ng/ul	98
53) 2,4-Dinitrophenol	14.163	184	85629	20.555 ng/ul#	84
55) 4-Nitrophenol	14.281	109	99582	16.190 ng/ul	91
56) Dibenzofuran	14.434	168	778274	18.350 ng/ul	94
57) 2,4-Dinitrotoluene	14.416	165	180052	16.863 ng/ul	91
58) 2,3,4,6-Tetrachlorophenol	14.669	232	158666	19.261 ng/ul	92
59) Diethylphthalate	14.893	149	617277	16.423 ng/ul	96
61) Fluorene	15.092	166	619414	17.853 ng/ul	97
62) 4-Chlorophenyl-phenyle...	15.098	204	305378	18.159 ng/ul	96
63) 4-Nitroaniline	15.122	138	108408	13.460 ng/ul	91
66) 4,6-Dinitro-2-methylph...	15.187	198	101870	17.658 ng/ul	93
67) N-Nitrosodiphenylamine	15.316	169	513927	19.684 ng/ul	98
68) 4-Bromophenyl-phenylether	15.992	248	183049	20.689 ng/ul	93
69) Hexachlorobenzene	16.098	284	224064	21.818 ng/ul#	90
70) Atrazine	16.281	200	158628	16.768 ng/ul	98
71) Pentachlorophenol	16.445	266	134442	19.656 ng/ul	99
72) Phenanthrene	16.834	178	928799	19.332 ng/ul	99
74) Anthracene	16.922	178	928176	18.920 ng/ul	98
75) 1,2,3,4-Tetrachloroben...	12.810	216	290662	23.969 ng/uL	99
76) Pentachlorobenzene	14.357	250	273816	22.176 ng/uL	99
77) Carbazole	17.204	167	833698	18.464 ng/ul	99
78) Di-n-butylphthalate	17.786	149	1018919	17.752 ng/ul	99
80) Fluoranthene	18.863	202	1054458	19.437 ng/ul	99
82) Pyrene	19.228	202	1076740	18.462 ng/ul	97
83) Butylbenzylphthalate	20.169	149	447066	17.093 ng/ul	96
84) 3,3'-Dichlorobenzidine	20.951	252	327472	17.504 ng/ul	96
85) Benzo(a)anthracene	21.004	228	1108278	18.663 ng/ul	98
86) Bis(2-ethylhexyl)phtha...	20.969	149	696753	18.200 ng/ul	98
87) Chrysene	21.063	228	1059551	18.700 ng/ul	97
89) Di-n-octyl phthalate	22.010	149	1197896	17.311 ng/ul	100
90) Benzo(b)fluoranthene	22.886	252	1171879	18.482 ng/ul	99
91) Benzo(k)fluoranthene	22.939	252	1214531	19.417 ng/ul	98
93) Benzo(a)pyrene	23.604	252	1146396	19.139 ng/ul	97
94) Indeno(1,2,3-cd)pyrene	26.715	276	1529704	20.612 ng/ul	97
95) Dibenzo(a,h)anthracene	26.768	278	1285776	21.433 ng/ul	97
96) Benzo(g,h,i)perylene	27.645	276	1251817	21.728 ng/ul	97

(#) = qualifier out of range (m) = manual integration (+) = signals summed

Quantitation Report (QT Reviewed)

Data Path : Z:\svoasrv\HPCHEM1\BNA_N\Data\BN100424\
Data File : BN034400.D
Acq On : 04 Oct 2024 21:58
Operator : RC/JU
Sample : SSTDCCC020
Misc :
ALS Vial : 15 Sample Multiplier: 1

Quant Time: Oct 05 00:43:12 2024
Quant Method : Z:\svoasrv\HPCHEM1\BNA_N\Methods\SFAM-EPA-BN091124.MA.M
Quant Title : SVOA CALIBRATION
QLast Update : Mon Sep 30 14:14:38 2024
Response via : Initial Calibration

Instrument :
BNA_N
ClientSampleId :
SSTD020333

Manual Integrations APPROVED
mohammad
10/7/2024 7:11:29 AM

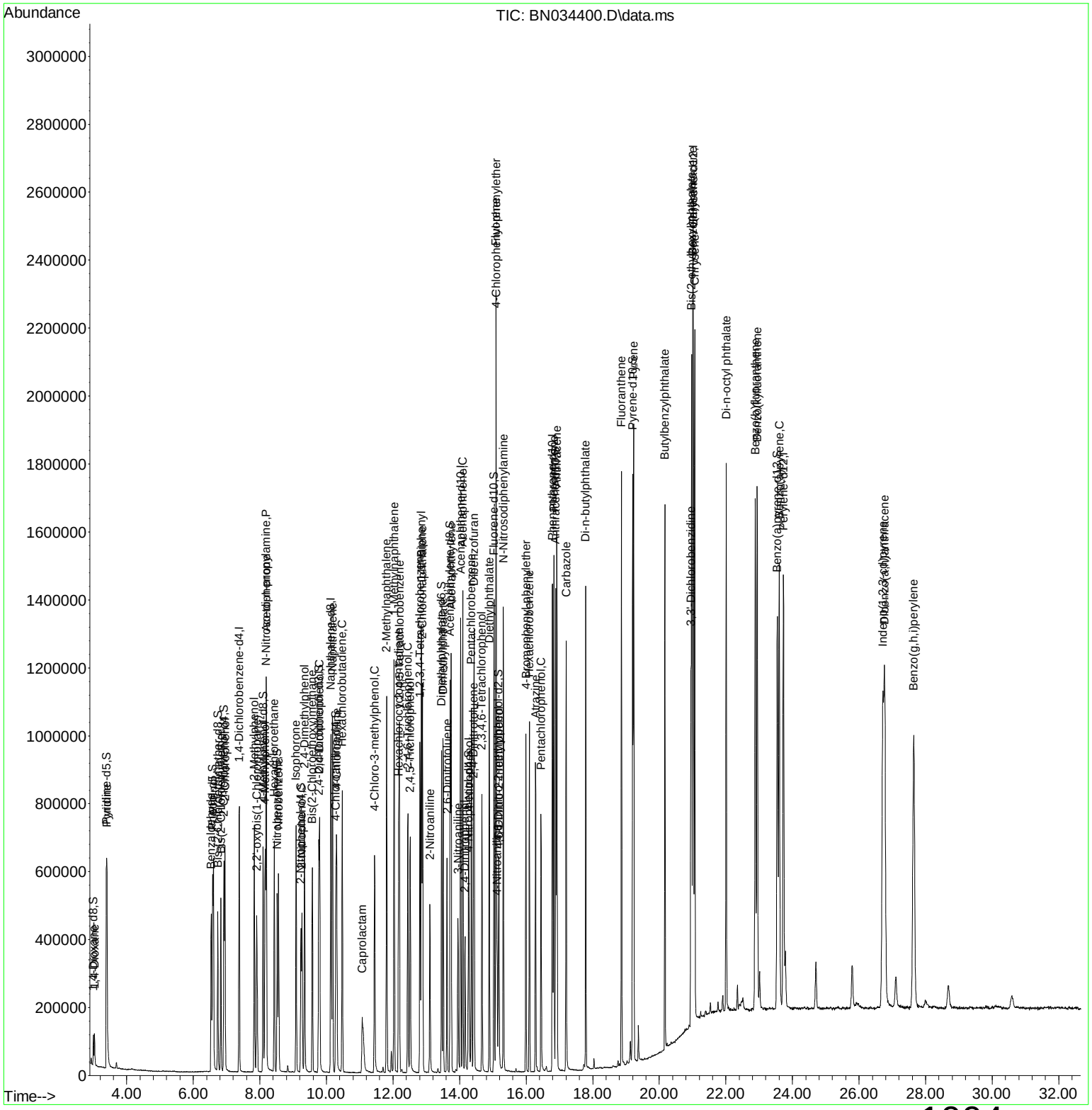

Quantitation Report (Qedit)

Data Path : Z:\svoasrv\HPCHEM1\BNA_N\Data\BN100424\
Data File : BN034400.D
Acq On : 04 Oct 2024 21:58
Operator : RC/JU
Sample : SSTDCCC020
Misc :
ALS Vial : 15 Sample Multiplier: 1

Quant Time: Oct 05 00:41:09 2024
Quant Method : Z:\svoasrv\HPCHEM1\BNA_N\Methods\SFAM-EPA-BN091124.MA.M
Quant Title : SVOA CALIBRATION
QLast Update : Mon Sep 30 14:14:38 2024
Response via : Initial Calibration

Instrument :
BNA_N
ClientSampleId :
SSTD020333

Manual Integrations APPROVED
mohammad
10/7/2024 7:11:29 AM

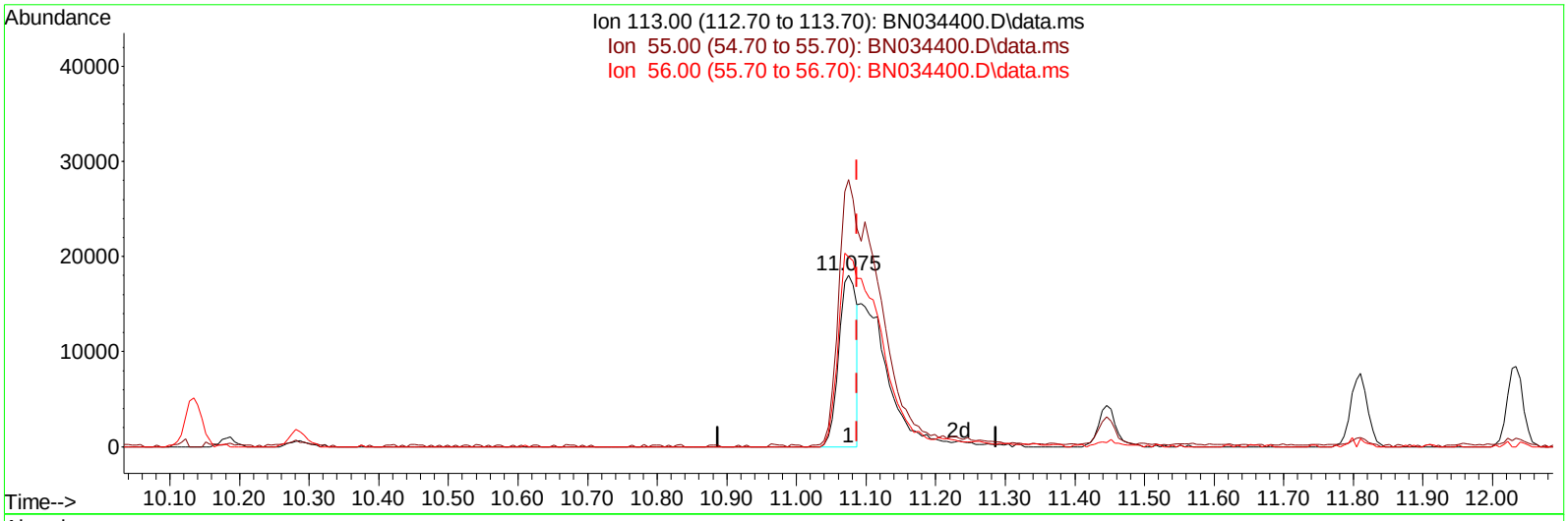

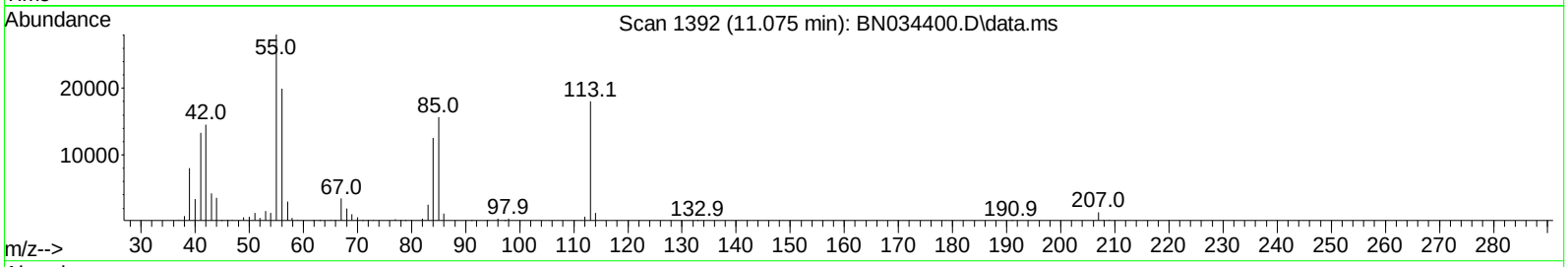

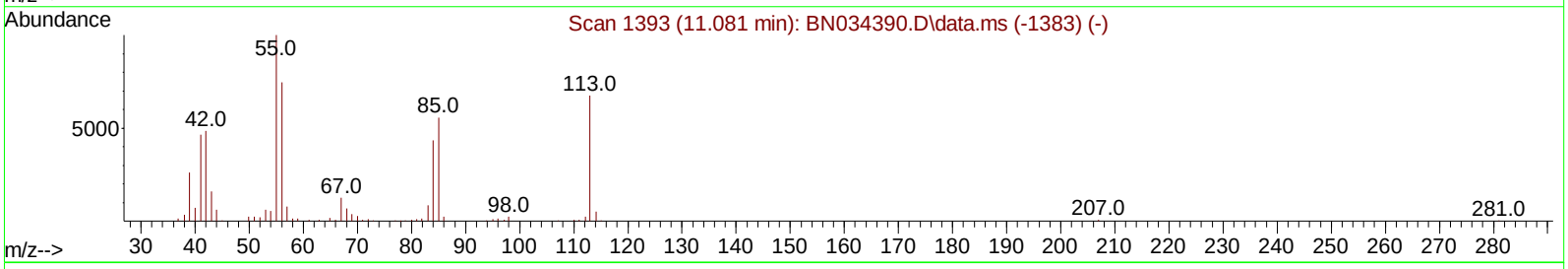

TIC: BN034400.D\data.ms

(34) Caprolactam

11.075min (-0.012) 6.30 ng/ul

response 32205

Ion	Exp%	Act%
113.00	100.00	100.00
55.00	171.30	155.43
56.00	124.60	110.50
0.00	0.00	0.00

Quantitation Report (Qedit)

Data Path : Z:\svoasrv\HPCHEM1\BNA_N\Data\BN100424\
Data File : BN034400.D
Acq On : 04 Oct 2024 21:58
Operator : RC/JU
Sample : SSTDCCC020
Misc :
ALS Vial : 15 Sample Multiplier: 1

Quant Time: Oct 05 00:41:09 2024
Quant Method : Z:\svoasrv\HPCHEM1\BNA_N\Methods\SFAM-EPA-BN091124.MA.M
Quant Title : SVOA CALIBRATION
QLast Update : Mon Sep 30 14:14:38 2024
Response via : Initial Calibration

Instrument :
BNA_N
ClientSampleId :
SSTD020333

Manual Integrations APPROVED
mohammad
10/7/2024 7:11:29 AM

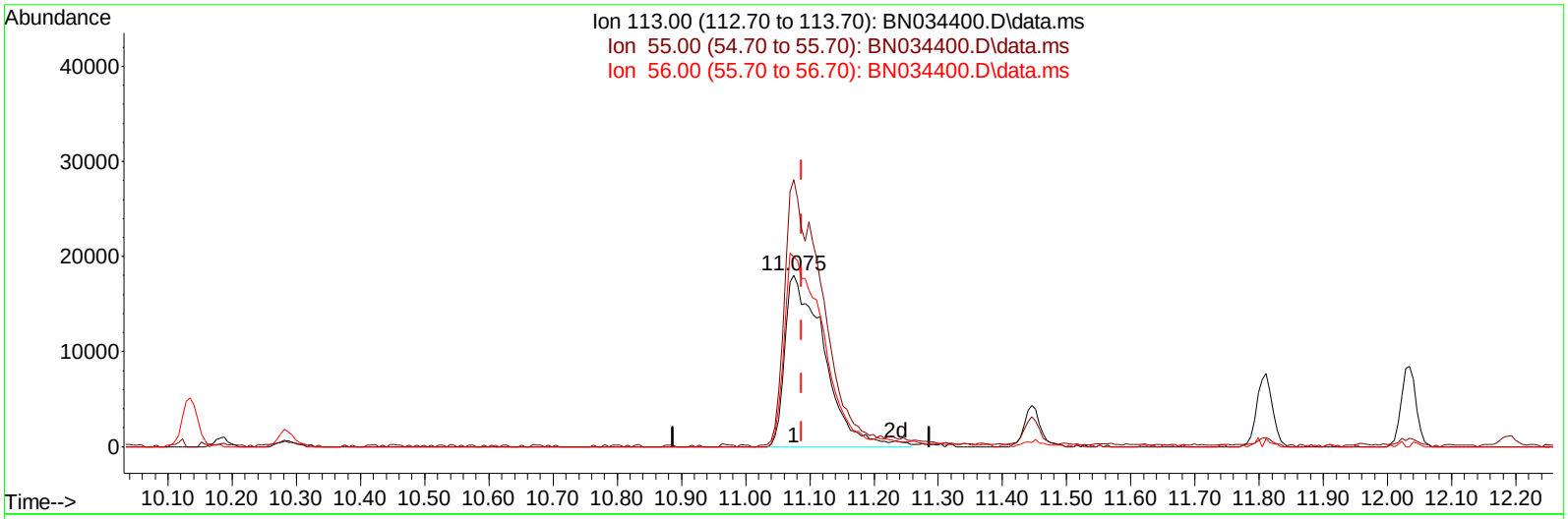

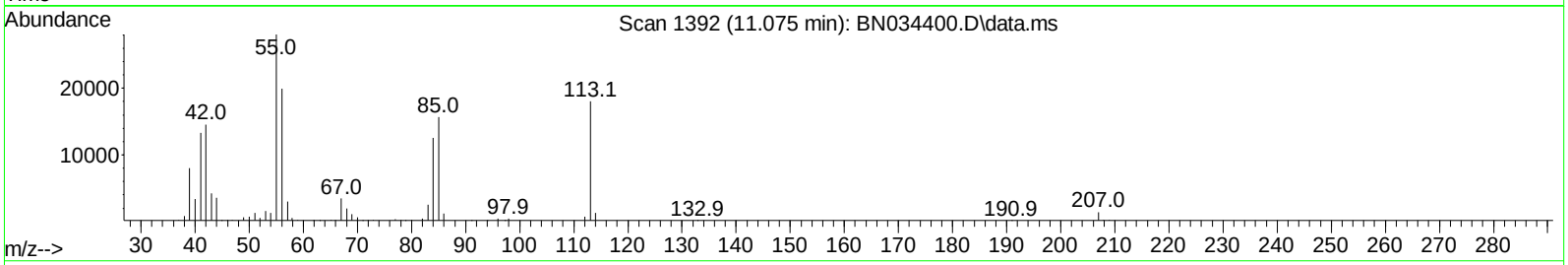

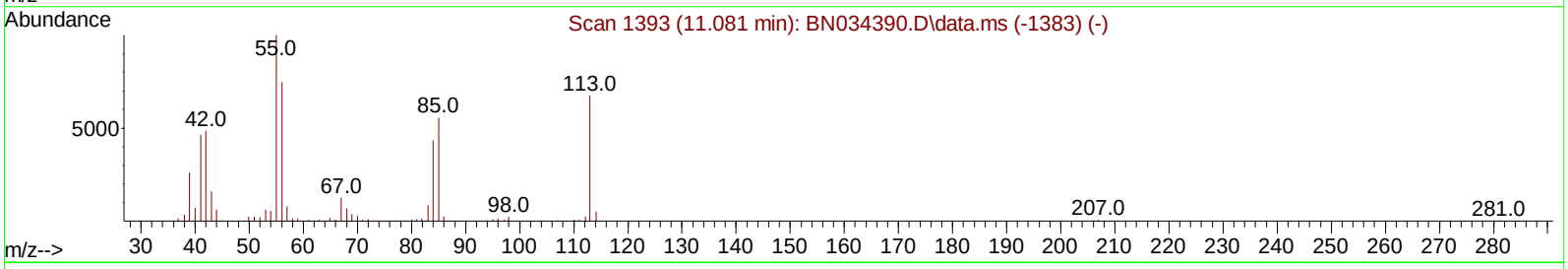

TIC: BN034400.D\data.ms

(34) Caprolactam

11.075min (-0.012) 14.93 ng/ul m

response 76282

Ion	Exp%	Act%
113.00	100.00	100.00
55.00	171.30	155.43
56.00	124.60	110.50
0.00	0.00	0.00

Quantitation Report (QT Reviewed)

Data Path : Z:\svoasrv\HPCHEM1\BNA_N\Data\BN100424\
Data File : BN034400.D
Acq On : 04 Oct 2024 21:58
Operator : RC/JU
Sample : SSTDCCC020
Misc :
ALS Vial : 15 Sample Multiplier: 1

Quant Time: Oct 05 00:43:12 2024
Quant Method : Z:\svoasrv\HPCHEM1\BNA_N\Methods\SFAM-EPA-BN091124.MA.M
Quant Title : SVOA CALIBRATION
QLast Update : Mon Sep 30 14:14:38 2024
Response via : Initial Calibration

Instrument :
BNA_N
ClientSampleId :
SSTD020333

Manual Integrations APPROVED
mohammad
10/7/2024 7:11:29 AM

Compound	R.T.	QIon	Response	Conc Units	Dev(Min)
Internal Standards					
1) 1,4-Dichlorobenzene-d4	7.381	152	215030	20.000 ng/ul	0.00
20) Naphthalene-d8	10.134	136	821094	20.000 ng/ul	0.00
38) Acenaphthene-d10	14.034	164	472230	20.000 ng/ul	0.00
64) Phenanthrene-d10	16.787	188	871316	20.000 ng/ul	-0.01
79) Chrysene-d12	21.022	240	832882	20.000 ng/ul	-0.01
88) Perylene-d12	23.727	264	1039977	20.000 ng/ul	-0.01
System Monitoring Compounds					
3) 1,4-Dioxane-d8	2.999	96	43183	8.195 ng/uL	0.00
4) Pyridine-d5	3.387	84	266258	16.999 ng/ul	0.00
7) Phenol-d5	6.581	99	318804	16.705 ng/ul	0.00
9) Bis-(2-Chloroethyl)eth...	6.734	67	197167	16.652 ng/ul	0.00
11) 2-Chlorophenol-d4	6.922	132	291924	19.433 ng/ul	0.00
15) 4-Methylphenol-d8	8.099	113	252543	16.083 ng/ul	0.00
21) Nitrobenzene-d5	8.522	128	133301	20.368 ng/ul	0.00
24) 2-Nitrophenol-d4	9.234	143	138517	20.582 ng/ul	0.00
28) 2,4-Dichlorophenol-d3	9.769	165	255013	20.121 ng/ul	0.00
31) 4-Chloroaniline-d4	10.281	131	322959	16.831 ng/ul	-0.01
46) Dimethylphthalate-d6	13.457	166	630612	17.869 ng/ul	-0.01
49) Acenaphthylene-d8	13.716	160	752993	18.966 ng/ul	-0.01
54) 4-Nitrophenol-d4	14.263	143	107659	14.864 ng/ul	-0.01
60) Fluorene-d10	15.034	176	537183	17.960 ng/ul	-0.01
65) 4,6-Dinitro-2-methylph...	15.169	200	94773	18.243 ng/ul	0.00
73) Anthracene-d10	16.887	188	785745	19.181 ng/ul	-0.01
81) Pyrene-d10	19.198	212	896383	19.316 ng/ul	-0.01
92) Benzo(a)pyrene-d12	23.545	264	991686	18.564 ng/ul	-0.01
Target Compounds					Qvalue
2) 1,4-Dioxane	3.034	88	46474	8.361 ng/uL	86
5) Pyridine	3.405	79	278299	17.364 ng/ul	96
6) Benzaldehyde	6.540	77	152424	15.131 ng/ul	92
8) Phenol	6.605	94	323869	16.300 ng/ul	93
10) Bis(2-Chloroethyl)ether	6.828	93	271483	17.580 ng/ul	94
12) 2-Chlorophenol	6.952	128	291334	18.924 ng/ul	94
13) 2-Methylphenol	7.834	108	248864	16.758 ng/ul	99
14) 2,2'-oxybis(1-Chloropr...	7.905	45	354451	15.564 ng/ul	95
16) Acetophenone	8.193	105	383173	15.404 ng/ul	99
17) N-Nitroso-di-n-propyla...	8.187	70	179966	14.610 ng/ul	93
18) 4-Methylphenol	8.158	108	262298	15.870 ng/ul	98
19) Hexachloroethane	8.434	117	123535	19.026 ng/ul	88
22) Nitrobenzene	8.563	77	292214	17.839 ng/ul	92
23) Isophorone	9.087	82	499957	16.551 ng/ul	96
25) 2-Nitrophenol	9.263	139	148117	19.665 ng/ul	96
26) 2,4-Dimethylphenol	9.346	107	268902	17.354 ng/ul	90
27) Bis(2-Chloroethoxy)met...	9.575	93	335939	18.074 ng/ul	98
29) 2,4-Dichlorophenol	9.793	162	251412	19.591 ng/ul	95
30) Naphthalene	10.181	128	862612	19.206 ng/ul	99
32) 4-Chloroaniline	10.305	127	316351	16.730 ng/ul	99
33) Hexachlorobutadiene	10.475	225	173055	21.019 ng/ul	98
34) Caprolactam	11.075	113	76282m	14.930 ng/ul	
35) 4-Chloro-3-methylphenol	11.446	107	236468	15.652 ng/ul	95

Quantitation Report (QT Reviewed)

Data Path : Z:\svoasrv\HPCHEM1\BNA_N\Data\BN100424\
Data File : BN034400.D
Acq On : 04 Oct 2024 21:58
Operator : RC/JU
Sample : SSTDCCC020
Misc :
ALS Vial : 15 Sample Multiplier: 1

Quant Time: Oct 05 00:43:12 2024
Quant Method : Z:\svoasrv\HPCHEM1\BNA_N\Methods\SFAM-EPA-BN091124.MA.M
Quant Title : SVOA CALIBRATION
QLast Update : Mon Sep 30 14:14:38 2024
Response via : Initial Calibration

Instrument :
BNA_N
ClientSampleId :
SSTD020333

Manual Integrations APPROVED
mohammad
10/7/2024 7:11:29 AM

Compound	R.T.	QIon	Response	Conc Units	Dev(Min)
36) 2-Methylnaphthalene	11.810	142	566924	18.325 ng/ul	95
37) 1-Methylnaphthalene	12.034	142	566333	18.085 ng/ul	99
39) 1,2,4,5-Tetrachloroben...	12.193	216	299758	21.988 ng/ul	97
40) Hexachlorocyclopentadiene	12.169	237	162978	19.430 ng/ul	98
41) 2,4,6-Trichlorophenol	12.446	196	182368	20.178 ng/ul	97
42) 2,4,5-Trichlorophenol	12.516	196	194137	19.556 ng/ul	98
43) 1,1'-Biphenyl	12.851	154	694405	19.505 ng/ul	99
44) 2-Chloronaphthalene	12.887	162	559757	20.182 ng/ul	97
45) 2-Nitroaniline	13.110	65	131984	14.727 ng/ul#	83
47) Dimethylphthalate	13.504	163	631572	17.559 ng/ul	98
48) 2,6-Dinitrotoluene	13.622	165	126726	17.893 ng/ul	91
50) Acenaphthylene	13.746	152	841961	19.381 ng/ul	100
51) 3-Nitroaniline	13.951	138	120141	15.350 ng/ul	94
52) Acenaphthene	14.098	153	569638	18.366 ng/ul	98
53) 2,4-Dinitrophenol	14.163	184	85629	20.555 ng/ul#	84
55) 4-Nitrophenol	14.281	109	99582	16.190 ng/ul	91
56) Dibenzofuran	14.434	168	778274	18.350 ng/ul	94
57) 2,4-Dinitrotoluene	14.416	165	180052	16.863 ng/ul	91
58) 2,3,4,6-Tetrachlorophenol	14.669	232	158666	19.261 ng/ul	92
59) Diethylphthalate	14.893	149	617277	16.423 ng/ul	96
61) Fluorene	15.092	166	619414	17.853 ng/ul	97
62) 4-Chlorophenyl-phenyle...	15.098	204	305378	18.159 ng/ul	96
63) 4-Nitroaniline	15.122	138	108408	13.460 ng/ul	91
66) 4,6-Dinitro-2-methylph...	15.187	198	101870	17.658 ng/ul	93
67) N-Nitrosodiphenylamine	15.316	169	513927	19.684 ng/ul	98
68) 4-Bromophenyl-phenylether	15.992	248	183049	20.689 ng/ul	93
69) Hexachlorobenzene	16.098	284	224064	21.818 ng/ul#	90
70) Atrazine	16.281	200	158628	16.768 ng/ul	98
71) Pentachlorophenol	16.445	266	134442	19.656 ng/ul	99
72) Phenanthrene	16.834	178	928799	19.332 ng/ul	99
74) Anthracene	16.922	178	928176	18.920 ng/ul	98
75) 1,2,3,4-Tetrachloroben...	12.810	216	290662	23.969 ng/uL	99
76) Pentachlorobenzene	14.357	250	273816	22.176 ng/uL	99
77) Carbazole	17.204	167	833698	18.464 ng/ul	99
78) Di-n-butylphthalate	17.786	149	1018919	17.752 ng/ul	99
80) Fluoranthene	18.863	202	1054458	19.437 ng/ul	99
82) Pyrene	19.228	202	1076740	18.462 ng/ul	97
83) Butylbenzylphthalate	20.169	149	447066	17.093 ng/ul	96
84) 3,3'-Dichlorobenzidine	20.951	252	327472	17.504 ng/ul	96
85) Benzo(a)anthracene	21.004	228	1108278	18.663 ng/ul	98
86) Bis(2-ethylhexyl)phtha...	20.969	149	696753	18.200 ng/ul	98
87) Chrysene	21.063	228	1059551	18.700 ng/ul	97
89) Di-n-octyl phthalate	22.010	149	1197896	17.311 ng/ul	100
90) Benzo(b)fluoranthene	22.886	252	1171879	18.482 ng/ul	99
91) Benzo(k)fluoranthene	22.939	252	1214531	19.417 ng/ul	98
93) Benzo(a)pyrene	23.604	252	1146396	19.139 ng/ul	97
94) Indeno(1,2,3-cd)pyrene	26.715	276	1529704	20.612 ng/ul	97
95) Dibenzo(a,h)anthracene	26.768	278	1285776	21.433 ng/ul	97
96) Benzo(g,h,i)perylene	27.645	276	1251817	21.728 ng/ul	97

(#) = qualifier out of range (m) = manual integration (+) = signals summed

Quantitation Report (QT Reviewed)

Data Path : Z:\svoasrv\HPCHEM1\BNA_N\Data\BN100424\
Data File : BN034414.D
Acq On : 05 Oct 2024 07:47
Operator : RC/JU
Sample : SSTDCCC020
Misc :
ALS Vial : 30 Sample Multiplier: 1

Quant Time: Oct 06 04:37:18 2024
Quant Method : Z:\svoasrv\HPCHEM1\BNA_N\Methods\SFAM-EPA-BN091124.MA.M
Quant Title : SVOA CALIBRATION
QLast Update : Mon Sep 30 14:14:38 2024
Response via : Initial Calibration

Instrument :
BNA_N
ClientSampleId :
SSTD020334

Manual Integrations APPROVED
mohammad
10/7/2024 7:11:29 AM

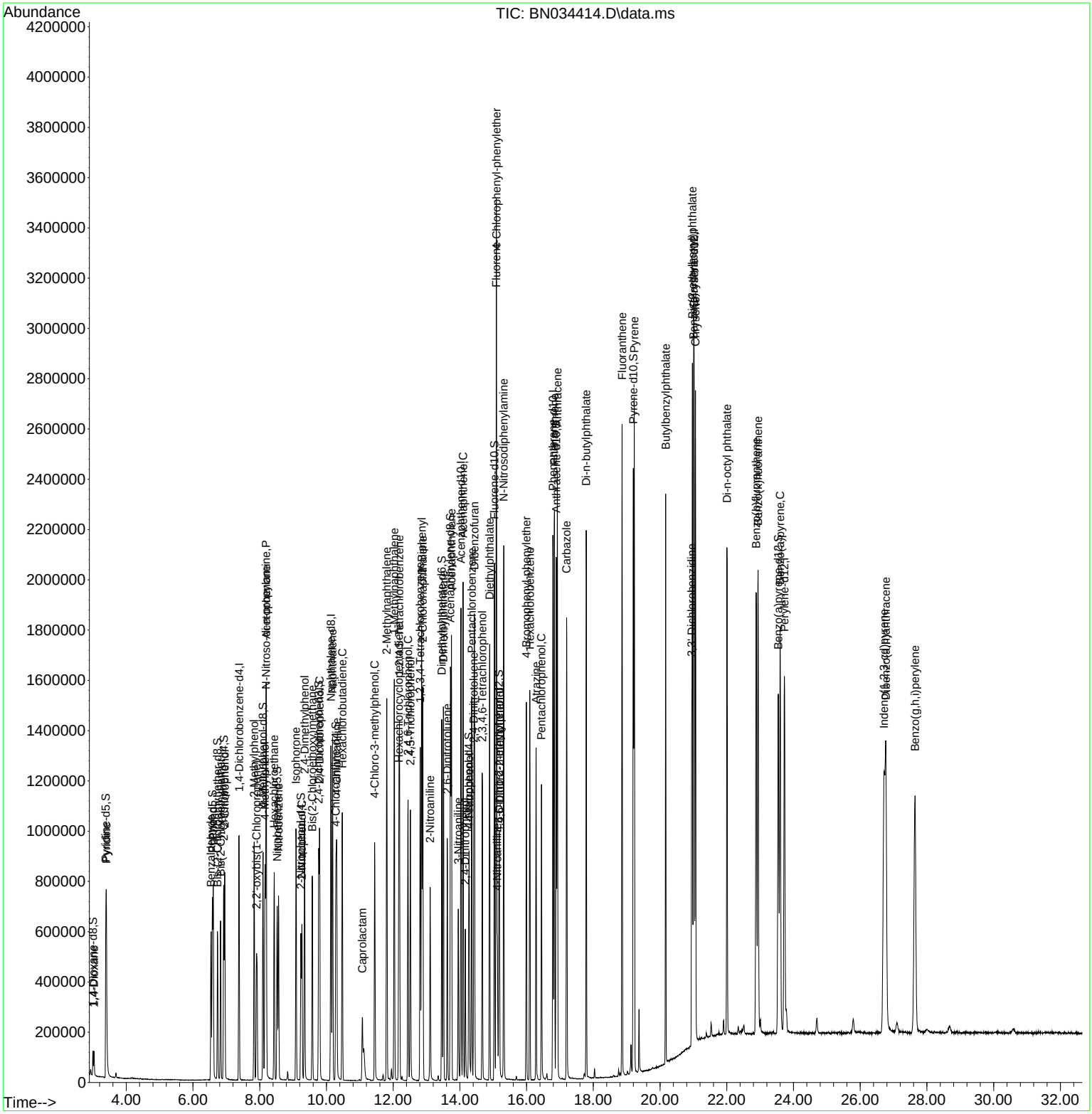

Quantitation Report (QT Reviewed)

Data Path : Z:\svoasrv\HPCHEM1\BNA_N\Data\BN100424\
Data File : BN034414.D
Acq On : 05 Oct 2024 07:47
Operator : RC/JU
Sample : SSTDCCC020
Misc :
ALS Vial : 30 Sample Multiplier: 1

Instrument :
BNA_N
ClientSampleId :
SSTD020334

Manual Integrations APPROVED
mohammad
10/7/2024 7:11:29 AM

Quant Time: Oct 06 04:37:18 2024
Quant Method : Z:\svoasrv\HPCHEM1\BNA_N\Methods\SFAM-EPA-BN091124.MA.M
Quant Title : SVOA CALIBRATION
QLast Update : Mon Sep 30 14:14:38 2024
Response via : Initial Calibration

Compound	R.T.	QIon	Response	Conc	Units	Dev(Min)
Internal Standards						
1) 1,4-Dichlorobenzene-d4	7.381	152	268107	20.000	ng/ul	0.00
20) Naphthalene-d8	10.134	136	1076881	20.000	ng/ul	0.00
38) Acenaphthene-d10	14.034	164	656664	20.000	ng/ul	0.00
64) Phenanthrene-d10	16.786	188	1274174	20.000	ng/ul	-0.01
79) Chrysene-d12	21.021	240	1050962	20.000	ng/ul	-0.01
88) Perylene-d12	23.727	264	1222897	20.000	ng/ul	-0.01
System Monitoring Compounds						
3) 1,4-Dioxane-d8	2.999	96	50428	7.675	ng/uL	0.00
4) Pyridine-d5	3.387	84	320452	16.409	ng/ul	0.00
7) Phenol-d5	6.581	99	405956	17.061	ng/ul	0.00
9) Bis-(2-Chloroethyl)eth...	6.734	67	243237	16.476	ng/ul	0.00
11) 2-Chlorophenol-d4	6.922	132	366505	19.568	ng/ul	0.00
15) 4-Methylphenol-d8	8.099	113	332825	16.999	ng/ul	0.00
21) Nitrobenzene-d5	8.522	128	172241	20.067	ng/ul	0.00
24) 2-Nitrophenol-d4	9.234	143	188885	21.400	ng/ul	0.00
28) 2,4-Dichlorophenol-d3	9.769	165	342261	20.590	ng/ul	0.00
31) 4-Chloroaniline-d4	10.281	131	452408	17.977	ng/ul	-0.01
46) Dimethylphthalate-d6	13.457	166	948576	19.329	ng/ul	-0.01
49) Acenaphthylene-d8	13.716	160	1090542	19.753	ng/ul	-0.01
54) 4-Nitrophenol-d4	14.269	143	163316	16.216	ng/ul	0.00
60) Fluorene-d10	15.033	176	801028	19.260	ng/ul	-0.01
65) 4,6-Dinitro-2-methylph...	15.169	200	146342	19.263	ng/ul	0.00
73) Anthracene-d10	16.886	188	1157923	19.329	ng/ul	-0.01
81) Pyrene-d10	19.198	212	1247389	21.302	ng/ul	-0.01
92) Benzo(a)pyrene-d12	23.545	264	1187593	18.906	ng/ul	-0.01
Target Compounds						Qvalue
2) 1,4-Dioxane	3.034	88	51814	7.476	ng/uL	92
5) Pyridine	3.405	79	334018	16.714	ng/ul	90
6) Benzaldehyde	6.540	77	193749	15.426	ng/ul	90
8) Phenol	6.604	94	403596	16.291	ng/ul	95
10) Bis(2-Chloroethyl)ether	6.828	93	344828	17.909	ng/ul	94
12) 2-Chlorophenol	6.952	128	357344	18.617	ng/ul	93
13) 2-Methylphenol	7.834	108	315059	17.015	ng/ul	98
14) 2,2'-oxybis(1-Chloropr...	7.904	45	449865	15.843	ng/ul#	95
16) Acetophenone	8.193	105	498990	16.089	ng/ul	98
17) N-Nitroso-di-n-propyla...	8.187	70	242316	15.778	ng/ul	92
18) 4-Methylphenol	8.157	108	338137	16.408	ng/ul	99
19) Hexachloroethane	8.434	117	152501	18.837	ng/ul	88
22) Nitrobenzene	8.563	77	371309	17.283	ng/ul	90
23) Isophorone	9.087	82	697450	17.605	ng/ul	98
25) 2-Nitrophenol	9.263	139	202824	20.533	ng/ul	90
26) 2,4-Dimethylphenol	9.346	107	360783	17.753	ng/ul	93
27) Bis(2-Chloroethoxy)met...	9.575	93	454171	18.632	ng/ul	97
29) 2,4-Dichlorophenol	9.793	162	335242	19.918	ng/ul	94
30) Naphthalene	10.181	128	1113592	18.905	ng/ul	99
32) 4-Chloroaniline	10.304	127	427237	17.228	ng/ul	97
33) Hexachlorobutadiene	10.475	225	221199	20.485	ng/ul	96
34) Caprolactam	11.075	113	97487m	14.548	ng/ul	
35) 4-Chloro-3-methylphenol	11.445	107	335257	16.920	ng/ul	93
36) 2-Methylnaphthalene	11.810	142	746205	18.391	ng/ul	99

Quantitation Report (QT Reviewed)

Data Path : Z:\svoasrv\HPCHEM1\BNA_N\Data\BN100424\
Data File : BN034414.D
Acq On : 05 Oct 2024 07:47
Operator : RC/JU
Sample : SSTDCCC020
Misc :
ALS Vial : 30 Sample Multiplier: 1

Instrument :
BNA_N
ClientSampleId :
SSTD020334

Manual Integrations APPROVED
mohammad
10/7/2024 7:11:29 AM

Quant Time: Oct 06 04:37:18 2024
Quant Method : Z:\svoasrv\HPCHEM1\BNA_N\Methods\SFAM-EPA-BN091124.MA.M
Quant Title : SVOA CALIBRATION
QLast Update : Mon Sep 30 14:14:38 2024
Response via : Initial Calibration

Compound	R.T.	QIon	Response	Conc Units	Dev(Min)
37) 1-Methylnaphthalene	12.034	142	764958	18.625 ng/ul	97
39) 1,2,4,5-Tetrachloroben...	12.187	216	401371	21.172 ng/ul	98
40) Hexachlorocyclopentadiene	12.169	237	244180	20.934 ng/ul	95
41) 2,4,6-Trichlorophenol	12.445	196	266434	21.200 ng/ul	96
42) 2,4,5-Trichlorophenol	12.516	196	278455	20.171 ng/ul	99
43) 1,1'-Biphenyl	12.857	154	973616	19.666 ng/ul	99
44) 2-Chloronaphthalene	12.887	162	762828	19.779 ng/ul	96
45) 2-Nitroaniline	13.110	65	201058	16.133 ng/ul	86
47) Dimethylphthalate	13.504	163	950690	19.008 ng/ul	99
48) 2,6-Dinitrotoluene	13.622	165	199055	20.212 ng/ul	88
50) Acenaphthylene	13.745	152	1214271	20.100 ng/ul	100
51) 3-Nitroaniline	13.951	138	186912	17.173 ng/ul	91
52) Acenaphthene	14.098	153	819943	19.011 ng/ul	97
53) 2,4-Dinitrophenol	14.163	184	125822	21.720 ng/ul#	84
55) 4-Nitrophenol	14.281	109	115527	13.507 ng/ul	89
56) Dibenzofuran	14.434	168	1109615	18.814 ng/ul	97
57) 2,4-Dinitrotoluene	14.416	165	283062	19.065 ng/ul	92
58) 2,3,4,6-Tetrachlorophenol	14.675	232	237768	20.756 ng/ul	89
59) Diethylphthalate	14.892	149	956356	18.298 ng/ul	98
61) Fluorene	15.092	166	909090	18.843 ng/ul	93
62) 4-Chlorophenyl-phenyle...	15.098	204	451887	19.324 ng/ul	97
63) 4-Nitroaniline	15.122	138	172744	15.424 ng/ul	89
66) 4,6-Dinitro-2-methylph...	15.186	198	160783	19.059 ng/ul	92
67) N-Nitrosodiphenylamine	15.316	169	776689	20.342 ng/ul	99
68) 4-Bromophenyl-phenylether	15.992	248	286827	22.168 ng/ul	92
69) Hexachlorobenzene	16.098	284	332072	22.112 ng/ul	94
70) Atrazine	16.286	200	242709	17.545 ng/ul	98
71) Pentachlorophenol	16.445	266	198645	19.860 ng/ul	96
72) Phenanthrene	16.833	178	1374698	19.566 ng/ul	100
74) Anthracene	16.922	178	1413894	19.708 ng/ul	98
75) 1,2,3,4-Tetrachloroben...	12.810	216	388003	21.880 ng/uL	98
76) Pentachlorobenzene	14.357	250	397301	22.004 ng/uL	96
77) Carbazole	17.198	167	1222513	18.515 ng/ul	99
78) Di-n-butylphthalate	17.786	149	1579516	18.818 ng/ul	99
80) Fluoranthene	18.863	202	1516513	22.153 ng/ul	97
82) Pyrene	19.227	202	1536118	20.873 ng/ul	96
83) Butylbenzylphthalate	20.168	149	628311	19.038 ng/ul	96
84) 3,3'-Dichlorobenzidine	20.951	252	422726	17.907 ng/ul	100
85) Benzo(a)anthracene	21.004	228	1407645	18.785 ng/ul	99
86) Bis(2-ethylhexyl)phtha...	20.968	149	933236	19.319 ng/ul	95
87) Chrysene	21.063	228	1313176	18.367 ng/ul	97
89) Di-n-octyl phthalate	22.004	149	1521421	18.697 ng/ul	100
90) Benzo(b)fluoranthene	22.880	252	1427746	19.149 ng/ul	98
91) Benzo(k)fluoranthene	22.939	252	1444329	19.637 ng/ul	98
93) Benzo(a)pyrene	23.598	252	1354922	19.237 ng/ul	97
94) Indeno(1,2,3-cd)pyrene	26.709	276	1751656	20.072 ng/ul	99
95) Dibenzo(a,h)anthracene	26.768	278	1469312	20.829 ng/ul	97
96) Benzo(g,h,i)perylene	27.645	276	1433904	21.165 ng/ul	97

(#) = qualifier out of range (m) = manual integration (+) = signals summed

Quantitation Report (QT Reviewed)

Data Path : Z:\svoasrv\HPCHEM1\BNA_N\Data\BN100424\
Data File : BN034414.D
Acq On : 05 Oct 2024 07:47
Operator : RC/JU
Sample : SSTDCCC020
Misc :
ALS Vial : 30 Sample Multiplier: 1

Quant Time: Oct 06 04:37:18 2024
Quant Method : Z:\svoasrv\HPCHEM1\BNA_N\Methods\SFAM-EPA-BN091124.MA.M
Quant Title : SVOA CALIBRATION
QLast Update : Mon Sep 30 14:14:38 2024
Response via : Initial Calibration

Instrument :
BNA_N
ClientSampleId :
SSTD020334

Manual Integrations APPROVED
mohammad
10/7/2024 7:11:29 AM

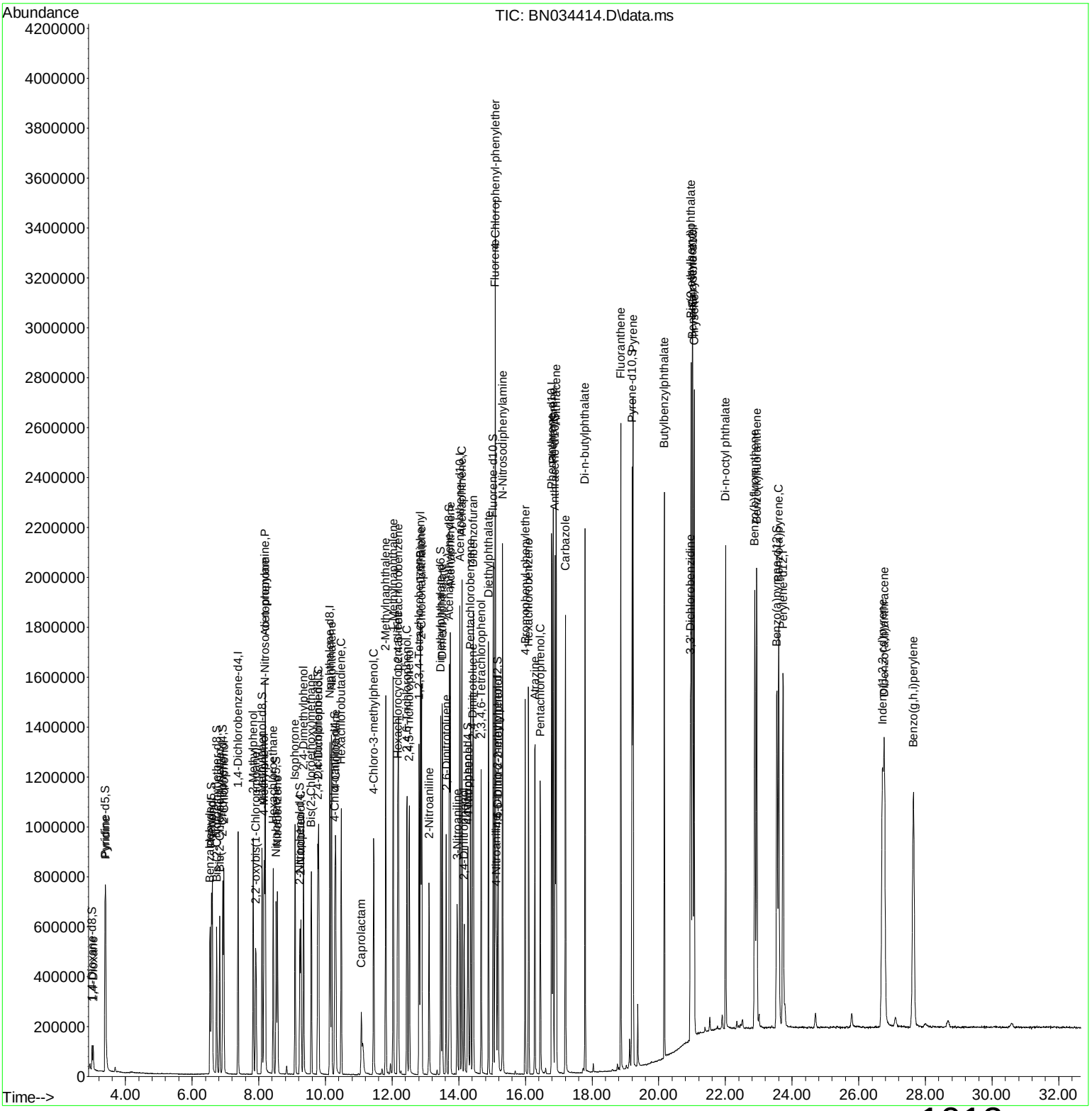

Quantitation Report (Qedit)

Data Path : Z:\svoasrv\HPCHEM1\BNA_N\Data\BN100424\
Data File : BN034414.D
Acq On : 05 Oct 2024 07:47
Operator : RC/JU
Sample : SSTDCCC020
Misc :
ALS Vial : 30 Sample Multiplier: 1

Quant Time: Oct 05 23:00:07 2024
Quant Method : Z:\svoasrv\HPCHEM1\BNA_N\Methods\SFAM-EPA-BN091124.MA.M
Quant Title : SVOA CALIBRATION
QLast Update : Mon Sep 30 14:14:38 2024
Response via : Initial Calibration

Instrument :
BNA_N
ClientSampleId :
SSTD020334

Manual Integrations APPROVED
mohammad
10/7/2024 7:11:29 AM

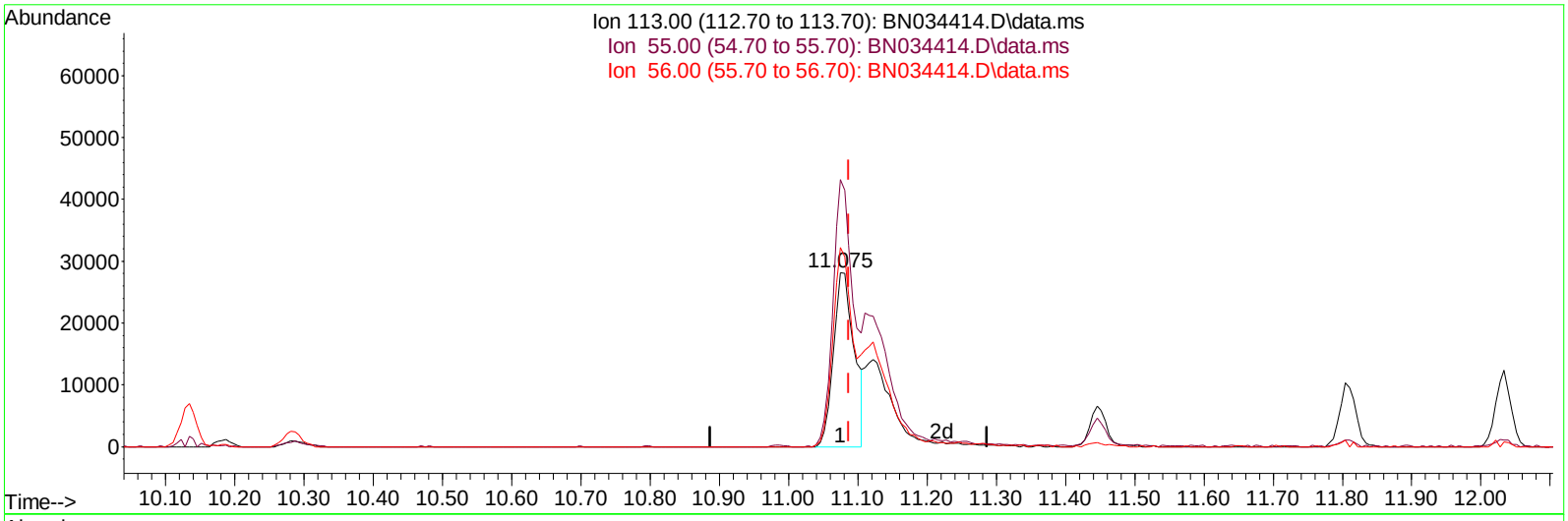

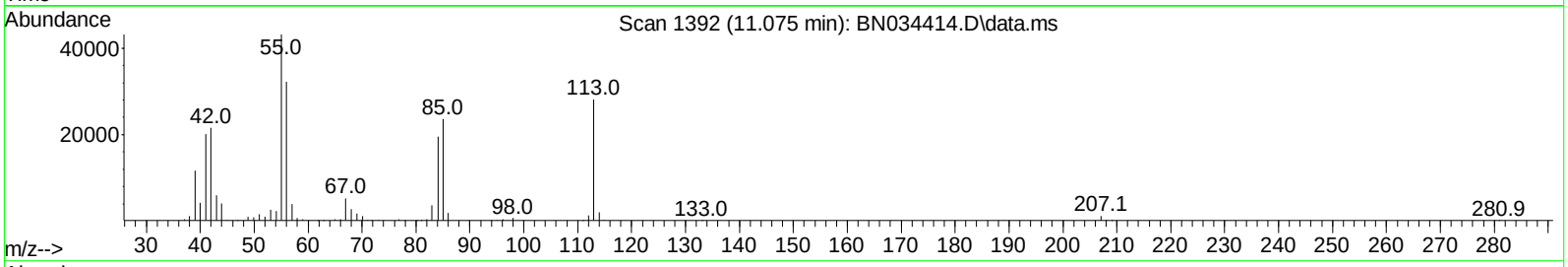

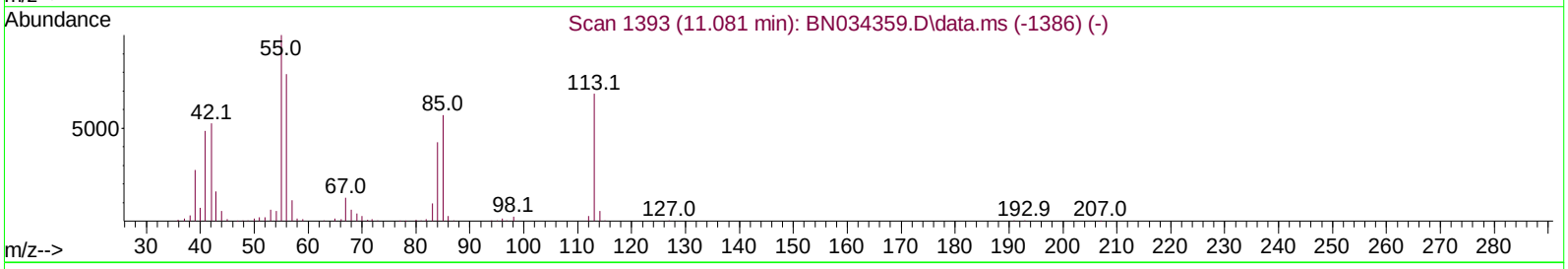

TIC: BN034414.D\data.ms

(34) Caprolactam

11.075min (-0.012) 8.70 ng/ul

response 58311

Ion	Exp%	Act%
113.00	100.00	100.00
55.00	171.30	153.16
56.00	124.60	114.45
0.00	0.00	0.00

Quantitation Report (Qedit)

Data Path : Z:\svoasrv\HPCHEM1\BNA_N\Data\BN100424\
Data File : BN034414.D
Acq On : 05 Oct 2024 07:47
Operator : RC/JU
Sample : SSTDCCC020
Misc :
ALS Vial : 30 Sample Multiplier: 1

Quant Time: Oct 05 23:00:07 2024
Quant Method : Z:\svoasrv\HPCHEM1\BNA_N\Methods\SFAM-EPA-BN091124.MA.M
Quant Title : SVOA CALIBRATION
QLast Update : Mon Sep 30 14:14:38 2024
Response via : Initial Calibration

Instrument :
BNA_N
ClientSampleId :
SSTD020334

Manual Integrations APPROVED
mohammad
10/7/2024 7:11:29 AM

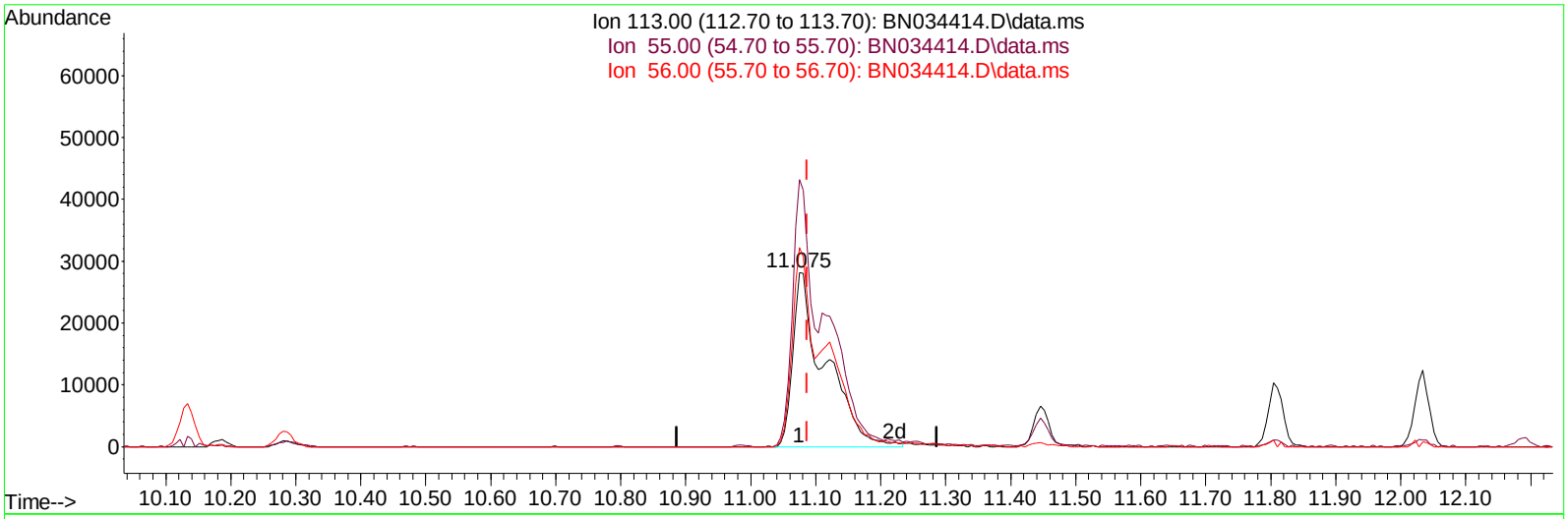

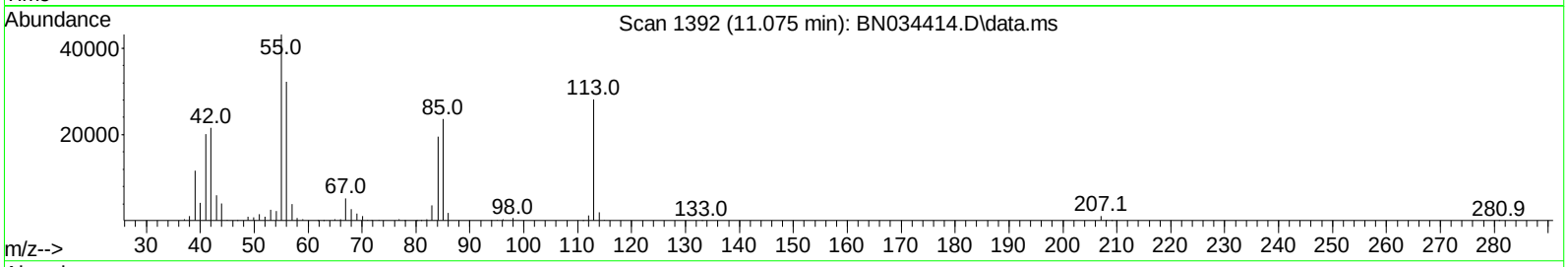

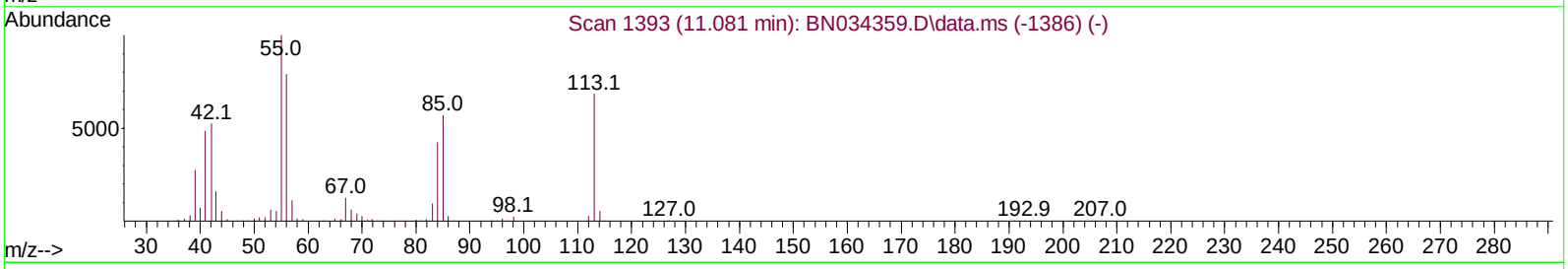

TIC: BN034414.D\data.ms

(34) Caprolactam

11.075min (-0.012) 14.55 ng/ul m

response 97487

Ion	Exp%	Act%
113.00	100.00	100.00
55.00	171.30	153.16
56.00	124.60	114.45
0.00	0.00	0.00

Quantitation Report (QT Reviewed)

Data Path : Z:\svoasrv\HPCHEM1\BNA_N\Data\BN100424\
Data File : BN034414.D
Acq On : 05 Oct 2024 07:47
Operator : RC/JU
Sample : SSTDCCC020
Misc :
ALS Vial : 30 Sample Multiplier: 1

Quant Time: Oct 06 04:37:18 2024
Quant Method : Z:\svoasrv\HPCHEM1\BNA_N\Methods\SFAM-EPA-BN091124.MA.M
Quant Title : SVOA CALIBRATION
QLast Update : Mon Sep 30 14:14:38 2024
Response via : Initial Calibration

Instrument :
BNA_N
ClientSampleId :
SSTD020334

Manual Integrations APPROVED
mohammad
10/7/2024 7:11:29 AM

Compound	R.T.	QIon	Response	Conc Units	Dev(Min)
Internal Standards					
1) 1,4-Dichlorobenzene-d4	7.381	152	268107	20.000 ng/ul	0.00
20) Naphthalene-d8	10.134	136	1076881	20.000 ng/ul	0.00
38) Acenaphthene-d10	14.034	164	656664	20.000 ng/ul	0.00
64) Phenanthrene-d10	16.786	188	1274174	20.000 ng/ul	-0.01
79) Chrysene-d12	21.021	240	1050962	20.000 ng/ul	-0.01
88) Perylene-d12	23.727	264	1222897	20.000 ng/ul	-0.01
System Monitoring Compounds					
3) 1,4-Dioxane-d8	2.999	96	50428	7.675 ng/uL	0.00
4) Pyridine-d5	3.387	84	320452	16.409 ng/ul	0.00
7) Phenol-d5	6.581	99	405956	17.061 ng/ul	0.00
9) Bis-(2-Chloroethyl)eth...	6.734	67	243237	16.476 ng/ul	0.00
11) 2-Chlorophenol-d4	6.922	132	366505	19.568 ng/ul	0.00
15) 4-Methylphenol-d8	8.099	113	332825	16.999 ng/ul	0.00
21) Nitrobenzene-d5	8.522	128	172241	20.067 ng/ul	0.00
24) 2-Nitrophenol-d4	9.234	143	188885	21.400 ng/ul	0.00
28) 2,4-Dichlorophenol-d3	9.769	165	342261	20.590 ng/ul	0.00
31) 4-Chloroaniline-d4	10.281	131	452408	17.977 ng/ul	-0.01
46) Dimethylphthalate-d6	13.457	166	948576	19.329 ng/ul	-0.01
49) Acenaphthylene-d8	13.716	160	1090542	19.753 ng/ul	-0.01
54) 4-Nitrophenol-d4	14.269	143	163316	16.216 ng/ul	0.00
60) Fluorene-d10	15.033	176	801028	19.260 ng/ul	-0.01
65) 4,6-Dinitro-2-methylph...	15.169	200	146342	19.263 ng/ul	0.00
73) Anthracene-d10	16.886	188	1157923	19.329 ng/ul	-0.01
81) Pyrene-d10	19.198	212	1247389	21.302 ng/ul	-0.01
92) Benzo(a)pyrene-d12	23.545	264	1187593	18.906 ng/ul	-0.01
Target Compounds					Qvalue
2) 1,4-Dioxane	3.034	88	51814	7.476 ng/uL	92
5) Pyridine	3.405	79	334018	16.714 ng/ul	90
6) Benzaldehyde	6.540	77	193749	15.426 ng/ul	90
8) Phenol	6.604	94	403596	16.291 ng/ul	95
10) Bis(2-Chloroethyl)ether	6.828	93	344828	17.909 ng/ul	94
12) 2-Chlorophenol	6.952	128	357344	18.617 ng/ul	93
13) 2-Methylphenol	7.834	108	315059	17.015 ng/ul	98
14) 2,2'-oxybis(1-Chloropr...	7.904	45	449865	15.843 ng/ul#	95
16) Acetophenone	8.193	105	498990	16.089 ng/ul	98
17) N-Nitroso-di-n-propyla...	8.187	70	242316	15.778 ng/ul	92
18) 4-Methylphenol	8.157	108	338137	16.408 ng/ul	99
19) Hexachloroethane	8.434	117	152501	18.837 ng/ul	88
22) Nitrobenzene	8.563	77	371309	17.283 ng/ul	90
23) Isophorone	9.087	82	697450	17.605 ng/ul	98
25) 2-Nitrophenol	9.263	139	202824	20.533 ng/ul	90
26) 2,4-Dimethylphenol	9.346	107	360783	17.753 ng/ul	93
27) Bis(2-Chloroethoxy)met...	9.575	93	454171	18.632 ng/ul	97
29) 2,4-Dichlorophenol	9.793	162	335242	19.918 ng/ul	94
30) Naphthalene	10.181	128	1113592	18.905 ng/ul	99
32) 4-Chloroaniline	10.304	127	427237	17.228 ng/ul	97
33) Hexachlorobutadiene	10.475	225	221199	20.485 ng/ul	96
34) Caprolactam	11.075	113	97487m	14.548 ng/ul	
35) 4-Chloro-3-methylphenol	11.445	107	335257	16.920 ng/ul	93

Quantitation Report (QT Reviewed)

Data Path : Z:\svoasrv\HPCHEM1\BNA_N\Data\BN100424\
Data File : BN034414.D
Acq On : 05 Oct 2024 07:47
Operator : RC/JU
Sample : SSTDCCC020
Misc :
ALS Vial : 30 Sample Multiplier: 1

Quant Time: Oct 06 04:37:18 2024
Quant Method : Z:\svoasrv\HPCHEM1\BNA_N\Methods\SFAM-EPA-BN091124.MA.M
Quant Title : SVOA CALIBRATION
QLast Update : Mon Sep 30 14:14:38 2024
Response via : Initial Calibration

Instrument :
BNA_N
ClientSampleId :
SSTD020334

Manual Integrations APPROVED
mohammad
10/7/2024 7:11:29 AM

Compound	R.T.	QIon	Response	Conc Units	Dev(Min)
36) 2-Methylnaphthalene	11.810	142	746205	18.391 ng/ul	99
37) 1-Methylnaphthalene	12.034	142	764958	18.625 ng/ul	97
39) 1,2,4,5-Tetrachloroben...	12.187	216	401371	21.172 ng/ul	98
40) Hexachlorocyclopentadiene	12.169	237	244180	20.934 ng/ul	95
41) 2,4,6-Trichlorophenol	12.445	196	266434	21.200 ng/ul	96
42) 2,4,5-Trichlorophenol	12.516	196	278455	20.171 ng/ul	99
43) 1,1'-Biphenyl	12.857	154	973616	19.666 ng/ul	99
44) 2-Chloronaphthalene	12.887	162	762828	19.779 ng/ul	96
45) 2-Nitroaniline	13.110	65	201058	16.133 ng/ul	86
47) Dimethylphthalate	13.504	163	950690	19.008 ng/ul	99
48) 2,6-Dinitrotoluene	13.622	165	199055	20.212 ng/ul	88
50) Acenaphthylene	13.745	152	1214271	20.100 ng/ul	100
51) 3-Nitroaniline	13.951	138	186912	17.173 ng/ul	91
52) Acenaphthene	14.098	153	819943	19.011 ng/ul	97
53) 2,4-Dinitrophenol	14.163	184	125822	21.720 ng/ul#	84
55) 4-Nitrophenol	14.281	109	115527	13.507 ng/ul	89
56) Dibenzofuran	14.434	168	1109615	18.814 ng/ul	97
57) 2,4-Dinitrotoluene	14.416	165	283062	19.065 ng/ul	92
58) 2,3,4,6-Tetrachlorophenol	14.675	232	237768	20.756 ng/ul	89
59) Diethylphthalate	14.892	149	956356	18.298 ng/ul	98
61) Fluorene	15.092	166	909090	18.843 ng/ul	93
62) 4-Chlorophenyl-phenyle...	15.098	204	451887	19.324 ng/ul	97
63) 4-Nitroaniline	15.122	138	172744	15.424 ng/ul	89
66) 4,6-Dinitro-2-methylph...	15.186	198	160783	19.059 ng/ul	92
67) N-Nitrosodiphenylamine	15.316	169	776689	20.342 ng/ul	99
68) 4-Bromophenyl-phenylether	15.992	248	286827	22.168 ng/ul	92
69) Hexachlorobenzene	16.098	284	332072	22.112 ng/ul	94
70) Atrazine	16.286	200	242709	17.545 ng/ul	98
71) Pentachlorophenol	16.445	266	198645	19.860 ng/ul	96
72) Phenanthrene	16.833	178	1374698	19.566 ng/ul	100
74) Anthracene	16.922	178	1413894	19.708 ng/ul	98
75) 1,2,3,4-Tetrachloroben...	12.810	216	388003	21.880 ng/uL	98
76) Pentachlorobenzene	14.357	250	397301	22.004 ng/uL	96
77) Carbazole	17.198	167	1222513	18.515 ng/ul	99
78) Di-n-butylphthalate	17.786	149	1579516	18.818 ng/ul	99
80) Fluoranthene	18.863	202	1516513	22.153 ng/ul	97
82) Pyrene	19.227	202	1536118	20.873 ng/ul	96
83) Butylbenzylphthalate	20.168	149	628311	19.038 ng/ul	96
84) 3,3'-Dichlorobenzidine	20.951	252	422726	17.907 ng/ul	100
85) Benzo(a)anthracene	21.004	228	1407645	18.785 ng/ul	99
86) Bis(2-ethylhexyl)phtha...	20.968	149	933236	19.319 ng/ul	95
87) Chrysene	21.063	228	1313176	18.367 ng/ul	97
89) Di-n-octyl phthalate	22.004	149	1521421	18.697 ng/ul	100
90) Benzo(b)fluoranthene	22.880	252	1427746	19.149 ng/ul	98
91) Benzo(k)fluoranthene	22.939	252	1444329	19.637 ng/ul	98
93) Benzo(a)pyrene	23.598	252	1354922	19.237 ng/ul	97
94) Indeno(1,2,3-cd)pyrene	26.709	276	1751656	20.072 ng/ul	99
95) Dibenzo(a,h)anthracene	26.768	278	1469312	20.829 ng/ul	97
96) Benzo(g,h,i)perylene	27.645	276	1433904	21.165 ng/ul	97

(#) = qualifier out of range (m) = manual integration (+) = signals summed

Quantitation Report (QT Reviewed)

Data Path : Z:\svoasrv\HPCHEM1\BNA_N\Data\BN100424\
Data File : BN034427.D
Acq On : 05 Oct 2024 17:37
Operator : RC/JU
Sample : SSTDCCC020
Misc :
ALS Vial : 45 Sample Multiplier: 1

Quant Time: Oct 07 00:39:00 2024
Quant Method : Z:\svoasrv\HPCHEM1\BNA_N\Methods\SFAM-EPA-BN091124.MA.M
Quant Title : SVOA CALIBRATION
QLast Update : Mon Sep 30 14:14:38 2024
Response via : Initial Calibration

Instrument :
BNA_N
ClientSampleId :
SSTD020335

Manual Integrations APPROVED
mohammad
10/7/2024 7:11:29 AM

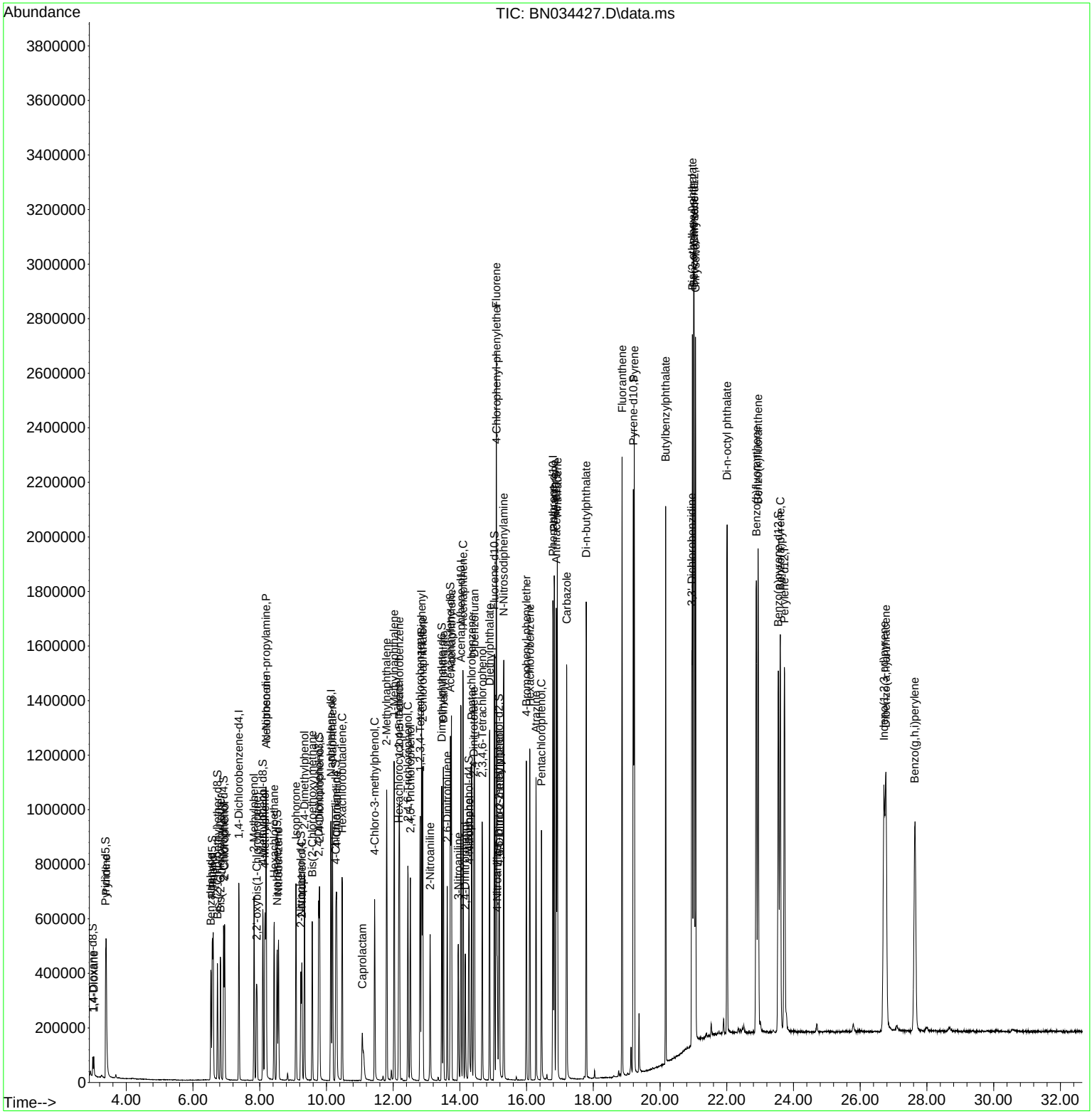

Quantitation Report (QT Reviewed)

Data Path : Z:\svoasrv\HPCHEM1\BNA_N\Data\BN100424\
Data File : BN034427.D
Acq On : 05 Oct 2024 17:37
Operator : RC/JU
Sample : SSTDCCC020
Misc :
ALS Vial : 45 Sample Multiplier: 1

Instrument :
BNA_N
ClientSampleId :
SSTD020335

Manual Integrations APPROVED
mohammad
10/7/2024 7:11:29 AM

Quant Time: Oct 07 00:39:00 2024
Quant Method : Z:\svoasrv\HPCHEM1\BNA_N\Methods\SFAM-EPA-BN091124.MA.M
Quant Title : SVOA CALIBRATION
QLast Update : Mon Sep 30 14:14:38 2024
Response via : Initial Calibration

Compound	R.T.	QIon	Response	Conc	Units	Dev(Min)
Internal Standards						
1) 1,4-Dichlorobenzene-d4	7.375	152	196007	20.000	ng/ul	-0.01
20) Naphthalene-d8	10.134	136	772996	20.000	ng/ul	0.00
38) Acenaphthene-d10	14.034	164	491444	20.000	ng/ul	0.00
64) Phenanthrene-d10	16.786	188	1026523	20.000	ng/ul	-0.01
79) Chrysene-d12	21.021	240	1026782	20.000	ng/ul	-0.01
88) Perylene-d12	23.727	264	1152926	20.000	ng/ul	-0.01
System Monitoring Compounds						
3) 1,4-Dioxane-d8	2.993	96	35729	7.438	ng/uL	0.00
4) Pyridine-d5	3.381	84	230354	16.134	ng/ul	0.00
7) Phenol-d5	6.575	99	287431	16.523	ng/ul	0.00
9) Bis-(2-Chloroethyl)eth...	6.734	67	173022	16.031	ng/ul	0.00
11) 2-Chlorophenol-d4	6.916	132	258441	18.874	ng/ul	-0.01
15) 4-Methylphenol-d8	8.093	113	236029	16.490	ng/ul	-0.01
21) Nitrobenzene-d5	8.522	128	121340	19.694	ng/ul	0.00
24) 2-Nitrophenol-d4	9.234	143	128554	20.291	ng/ul	0.00
28) 2,4-Dichlorophenol-d3	9.769	165	243670	20.422	ng/ul	0.00
31) 4-Chloroaniline-d4	10.281	131	328678	18.195	ng/ul	-0.01
46) Dimethylphthalate-d6	13.457	166	709676	19.323	ng/ul	-0.01
49) Acenaphthylene-d8	13.716	160	792859	19.189	ng/ul	-0.01
54) 4-Nitrophenol-d4	14.269	143	124079	16.462	ng/ul	0.00
60) Fluorene-d10	15.034	176	596555	19.166	ng/ul	-0.01
65) 4,6-Dinitro-2-methylph...	15.169	200	111758	18.260	ng/ul	0.00
73) Anthracene-d10	16.886	188	933083	19.334	ng/ul	-0.01
81) Pyrene-d10	19.198	212	1095062	19.141	ng/ul	-0.01
92) Benzo(a)pyrene-d12	23.545	264	1114628	18.821	ng/ul	-0.01
Target Compounds						Qvalue
2) 1,4-Dioxane	3.028	88	37858	7.472	ng/uL	90
5) Pyridine	3.399	79	239009	16.360	ng/ul	93
6) Benzaldehyde	6.534	77	137320	14.955	ng/ul	92
8) Phenol	6.605	94	289496	15.984	ng/ul	92
10) Bis(2-Chloroethyl)ether	6.822	93	244820	17.392	ng/ul	93
12) 2-Chlorophenol	6.946	128	256348	18.268	ng/ul	95
13) 2-Methylphenol	7.828	108	223798	16.532	ng/ul	99
14) 2,2'-oxybis(1-Chloropr...	7.910	45	317244	15.282	ng/ul#	95
16) Acetophenone	8.193	105	357582	15.770	ng/ul	96
17) N-Nitroso-di-n-propyla...	8.187	70	174109	15.507	ng/ul	94
18) 4-Methylphenol	8.157	108	247617	16.436	ng/ul	99
19) Hexachloroethane	8.434	117	109868	18.563	ng/ul	92
22) Nitrobenzene	8.563	77	274591	17.806	ng/ul	93
23) Isophorone	9.087	82	494381	17.385	ng/ul	96
25) 2-Nitrophenol	9.263	139	138546	19.539	ng/ul	94
26) 2,4-Dimethylphenol	9.340	107	255343	17.504	ng/ul	89
27) Bis(2-Chloroethoxy)met...	9.575	93	323441	18.485	ng/ul	98
29) 2,4-Dichlorophenol	9.793	162	236372	19.565	ng/ul	99
30) Naphthalene	10.181	128	812450	19.215	ng/ul	99
32) 4-Chloroaniline	10.304	127	314204	17.651	ng/ul	99
33) Hexachlorobutadiene	10.469	225	157774	20.356	ng/ul	99
34) Caprolactam	11.075	113	70132m	14.580	ng/ul	
35) 4-Chloro-3-methylphenol	11.445	107	240518	16.910	ng/ul	94
36) 2-Methylnaphthalene	11.804	142	538629	18.494	ng/ul	99

Quantitation Report (QT Reviewed)

Data Path : Z:\svoasrv\HPCHEM1\BNA_N\Data\BN100424\
Data File : BN034427.D
Acq On : 05 Oct 2024 17:37
Operator : RC/JU
Sample : SSTDCCC020
Misc :
ALS Vial : 45 Sample Multiplier: 1

Quant Time: Oct 07 00:39:00 2024
Quant Method : Z:\svoasrv\HPCHEM1\BNA_N\Methods\SFAM-EPA-BN091124.MA.M
Quant Title : SVOA CALIBRATION
QLast Update : Mon Sep 30 14:14:38 2024
Response via : Initial Calibration

Instrument :
BNA_N
ClientSampleId :
SSTD020335

Manual Integrations APPROVED
mohammad
10/7/2024 7:11:29 AM

	Compound	R.T.	QIon	Response	Conc Units	Dev(Min)
37)	1-Methylnaphthalene	12.028	142	556132	18.864 ng/ul	98
39)	1,2,4,5-Tetrachloroben...	12.187	216	287712	20.279 ng/ul	97
40)	Hexachlorocyclopentadiene	12.169	237	165864	19.001 ng/ul	97
41)	2,4,6-Trichlorophenol	12.440	196	189911	20.191 ng/ul	97
42)	2,4,5-Trichlorophenol	12.516	196	202834	19.633 ng/ul	97
43)	1,1'-Biphenyl	12.851	154	712162	19.221 ng/ul	99
44)	2-Chloronaphthalene	12.887	162	560873	19.432 ng/ul	98
45)	2-Nitroaniline	13.110	65	144031	15.442 ng/ul	85
47)	Dimethylphthalate	13.504	163	721967	19.287 ng/ul	100
48)	2,6-Dinitrotoluene	13.622	165	144608	19.620 ng/ul	90
50)	Acenaphthylene	13.745	152	907542	20.073 ng/ul	100
51)	3-Nitroaniline	13.951	138	134660	16.532 ng/ul	88
52)	Acenaphthene	14.092	153	609983	18.898 ng/ul	98
53)	2,4-Dinitrophenol	14.163	184	100908	23.276 ng/ul	86
55)	4-Nitrophenol	14.281	109	91357	14.272 ng/ul	91
56)	Dibenzofuran	14.434	168	839011	19.008 ng/ul	95
57)	2,4-Dinitrotoluene	14.416	165	211505	19.034 ng/ul	91
58)	2,3,4,6-Tetrachlorophenol	14.669	232	174320	20.334 ng/ul	95
59)	Diethylphthalate	14.892	149	710611	18.167 ng/ul	98
61)	Fluorene	15.092	166	680112	18.836 ng/ul	97
62)	4-Chlorophenyl-phenyle...	15.098	204	332802	19.016 ng/ul	97
63)	4-Nitroaniline	15.122	138	128625m	15.346 ng/ul	
66)	4,6-Dinitro-2-methylph...	15.186	198	124300	18.289 ng/ul	94
67)	N-Nitrosodiphenylamine	15.316	169	584433	19.000 ng/ul	96
68)	4-Bromophenyl-phenylether	15.992	248	215067	20.632 ng/ul	93
69)	Hexachlorobenzene	16.098	284	259553	21.453 ng/ul	91
70)	Atrazine	16.281	200	192475	17.270 ng/ul	98
71)	Pentachlorophenol	16.445	266	154679	19.196 ng/ul	95
72)	Phenanthrene	16.828	178	1097438	19.389 ng/ul	100
74)	Anthracene	16.922	178	1117062	19.327 ng/ul	100
75)	1,2,3,4-Tetrachloroben...	12.810	216	288567	20.198 ng/uL	96
76)	Pentachlorobenzene	14.351	250	295181	20.292 ng/uL	99
77)	Carbazole	17.204	167	1032768	19.415 ng/ul	98
78)	Di-n-butylphthalate	17.786	149	1251673	18.510 ng/ul	100
80)	Fluoranthene	18.863	202	1316606	19.686 ng/ul	98
82)	Pyrene	19.227	202	1342558	18.673 ng/ul	97
83)	Butylbenzylphthalate	20.169	149	586889	18.202 ng/ul	95
84)	3,3'-Dichlorobenzidine	20.951	252	432508	18.753 ng/ul	97
85)	Benzo(a)anthracene	21.010	228	1429836	19.531 ng/ul	100
86)	Bis(2-ethylhexyl)phtha...	20.969	149	889939	18.857 ng/ul	97
87)	Chrysene	21.063	228	1325028	18.969 ng/ul	99
89)	Di-n-octyl phthalate	22.010	149	1456358	18.984 ng/ul	100
90)	Benzo(b)fluoranthene	22.886	252	1389686	19.770 ng/ul	98
91)	Benzo(k)fluoranthene	22.939	252	1408124	20.306 ng/ul	98
93)	Benzo(a)pyrene	23.604	252	1303418	19.629 ng/ul	97
94)	Indeno(1,2,3-cd)pyrene	26.709	276	1471888	17.890 ng/ul	98
95)	Dibenzo(a,h)anthracene	26.768	278	1221355	18.365 ng/ul	98
96)	Benzo(g,h,i)perylene	27.633	276	1180740	18.486 ng/ul	97

(#) = qualifier out of range (m) = manual integration (+) = signals summed

Quantitation Report (QT Reviewed)

Data Path : Z:\svoasrv\HPCHEM1\BNA_N\Data\BN100424\
Data File : BN034427.D
Acq On : 05 Oct 2024 17:37
Operator : RC/JU
Sample : SSTDCCC020
Misc :
ALS Vial : 45 Sample Multiplier: 1

Quant Time: Oct 07 00:39:00 2024
Quant Method : Z:\svoasrv\HPCHEM1\BNA_N\Methods\SFAM-EPA-BN091124.MA.M
Quant Title : SVOA CALIBRATION
QLast Update : Mon Sep 30 14:14:38 2024
Response via : Initial Calibration

Instrument :
BNA_N
ClientSampleId :
SSTD020335

Manual Integrations APPROVED
mohammad
10/7/2024 7:11:29 AM

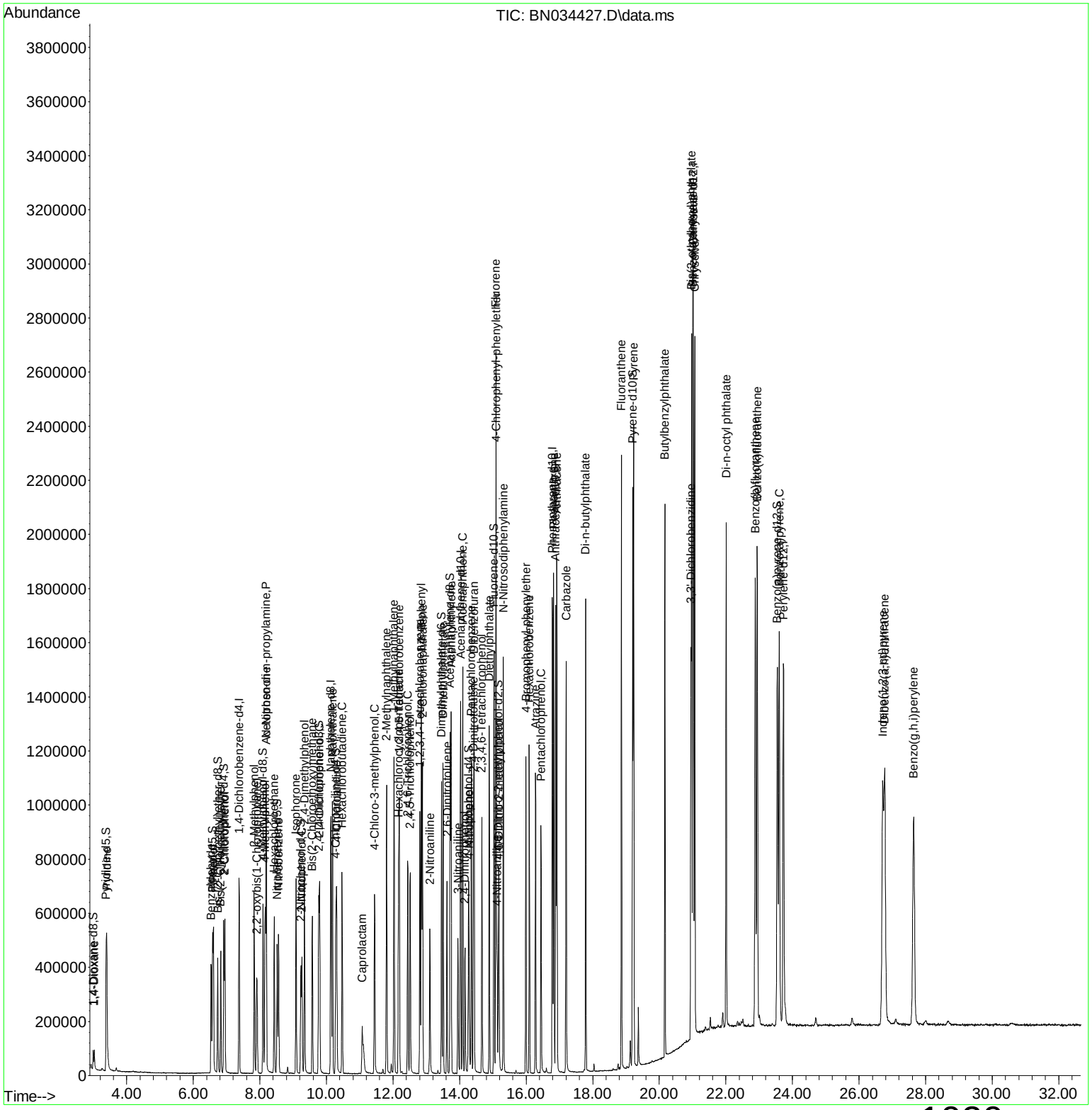

Quantitation Report (Qedit)

Data Path : Z:\svoasrv\HPCHEM1\BNA_N\Data\BN100424\
Data File : BN034427.D
Acq On : 05 Oct 2024 17:37
Operator : RC/JU
Sample : SSTDCCC020
Misc :
ALS Vial : 45 Sample Multiplier: 1

Quant Time: Oct 07 00:37:53 2024
Quant Method : Z:\svoasrv\HPCHEM1\BNA_N\Methods\SFAM-EPA-BN091124.MA.M
Quant Title : SVOA CALIBRATION
QLast Update : Mon Sep 30 14:14:38 2024
Response via : Initial Calibration

Instrument :
BNA_N
ClientSampleId :
SSTD020335

Manual Integrations APPROVED
mohammad
10/7/2024 7:11:29 AM

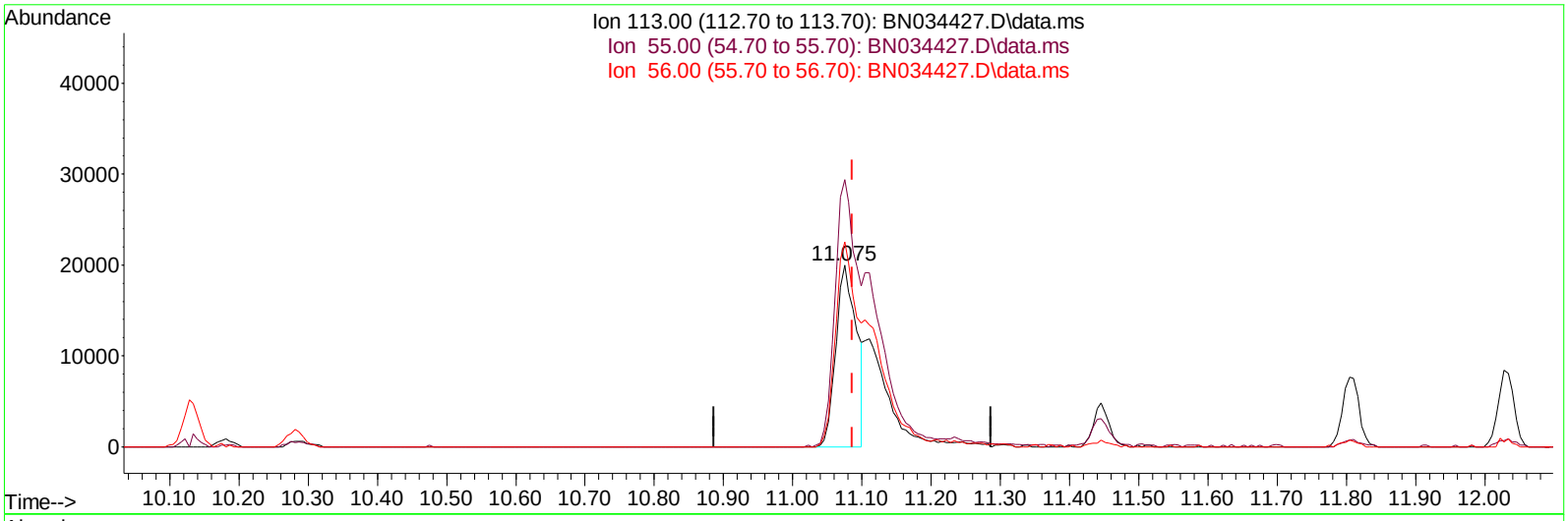

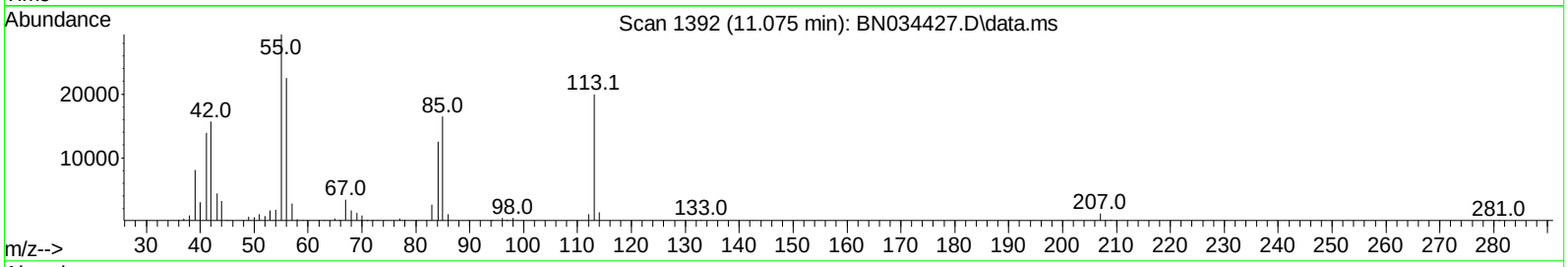

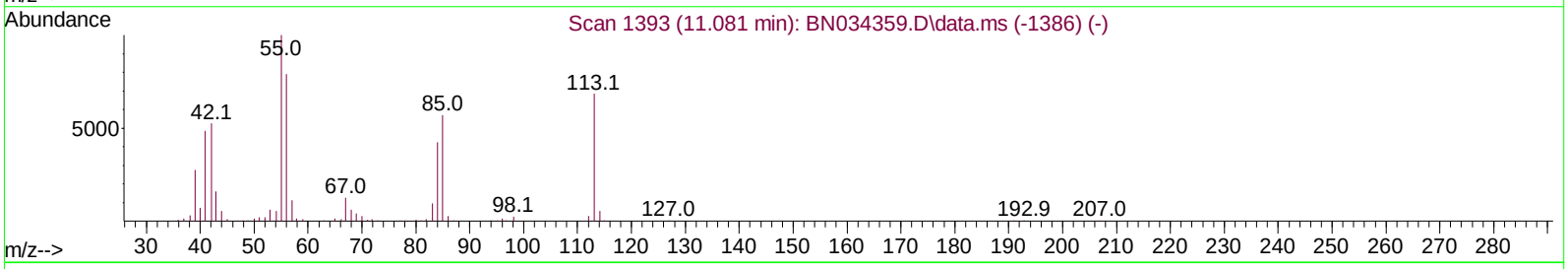

TIC: BN034427.D\data.ms

(34) Caprolactam

11.075min (-0.012) 8.51 ng/ul

response 40940

Ion	Exp%	Act%
113.00	100.00	100.00
55.00	171.30	146.82
56.00	124.60	112.71
0.00	0.00	0.00

Quantitation Report (Qedit)

Data Path : Z:\svoasrv\HPCHEM1\BNA_N\Data\BN100424\
Data File : BN034427.D
Acq On : 05 Oct 2024 17:37
Operator : RC/JU
Sample : SSTDCCC020
Misc :
ALS Vial : 45 Sample Multiplier: 1

Quant Time: Oct 07 00:37:53 2024
Quant Method : Z:\svoasrv\HPCHEM1\BNA_N\Methods\SFAM-EPA-BN091124.MA.M
Quant Title : SVOA CALIBRATION
QLast Update : Mon Sep 30 14:14:38 2024
Response via : Initial Calibration

Instrument :
BNA_N
ClientSampleId :
SSTD020335

Manual Integrations APPROVED
mohammad
10/7/2024 7:11:29 AM

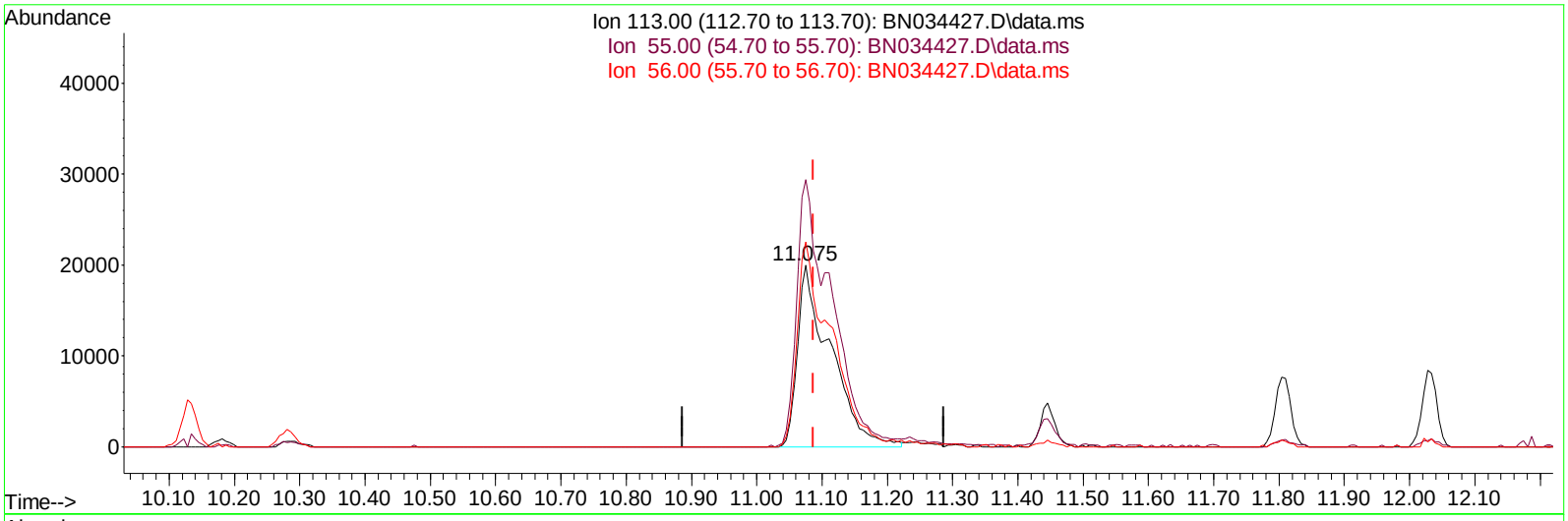

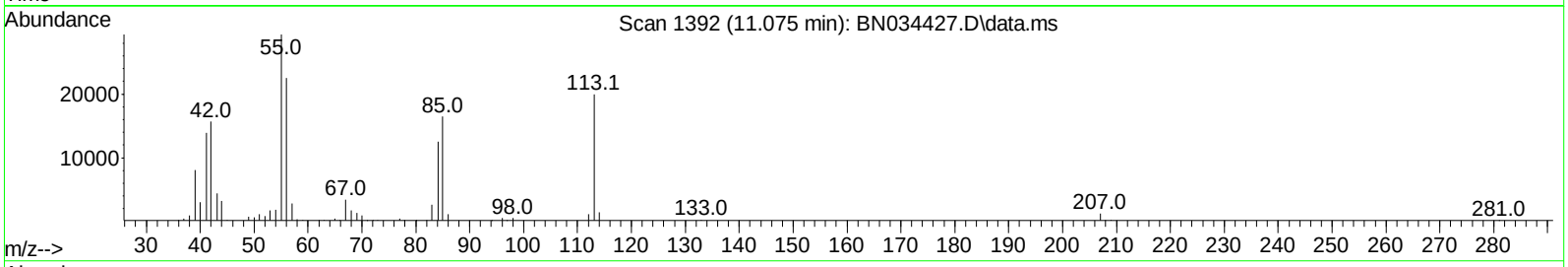

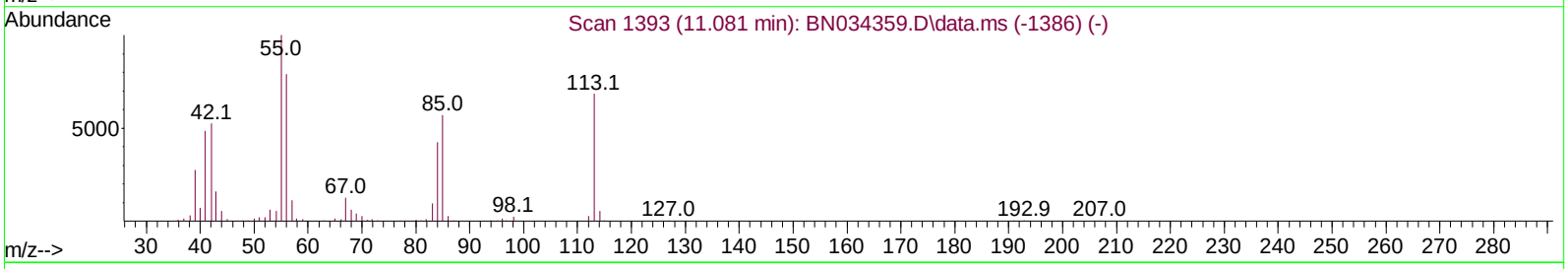

TIC: BN034427.D\data.ms

(34) Caprolactam

11.075min (-0.012) 14.58 ng/ul m

response 70132

Ion	Exp%	Act%
113.00	100.00	100.00
55.00	171.30	146.82
56.00	124.60	112.71
0.00	0.00	0.00

Quantitation Report (Qedit)

Data Path : Z:\svoasrv\HPCHEM1\BNA_N\Data\BN100424\
Data File : BN034427.D
Acq On : 05 Oct 2024 17:37
Operator : RC/JU
Sample : SSTDCCC020
Misc :
ALS Vial : 45 Sample Multiplier: 1

Quant Time: Oct 07 00:37:53 2024
Quant Method : Z:\svoasrv\HPCHEM1\BNA_N\Methods\SFAM-EPA-BN091124.MA.M
Quant Title : SVOA CALIBRATION
QLast Update : Mon Sep 30 14:14:38 2024
Response via : Initial Calibration

Instrument :
BNA_N
ClientSampleId :
SSTD020335

Manual Integrations APPROVED
mohammad
10/7/2024 7:11:29 AM

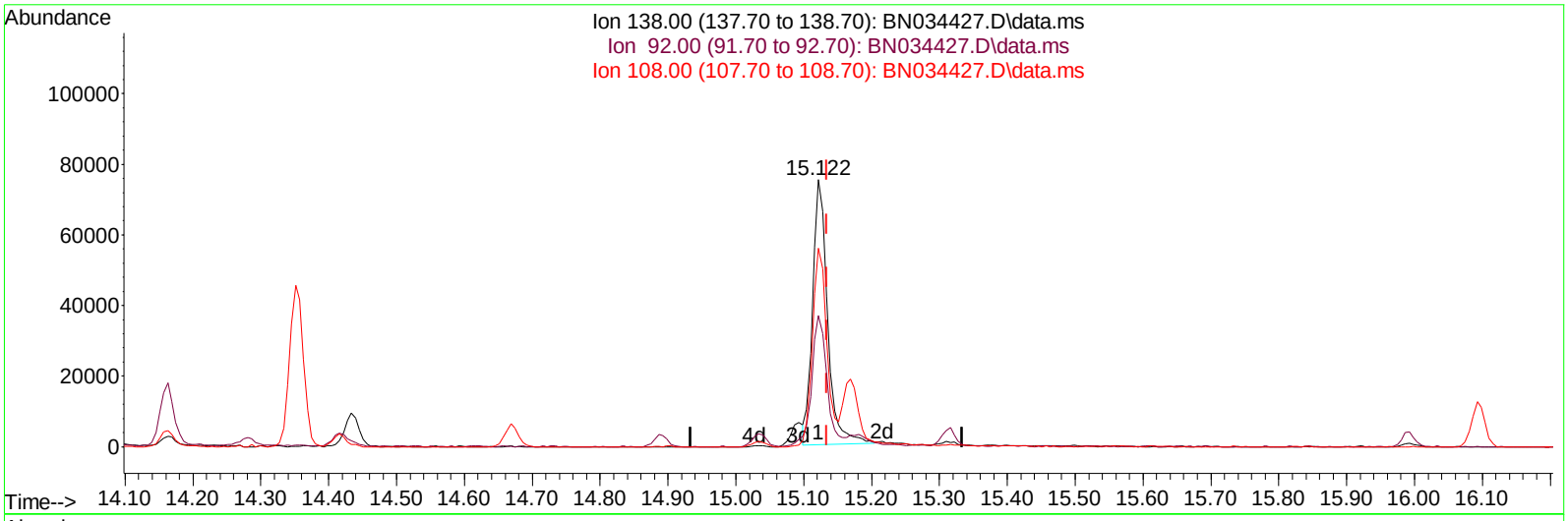

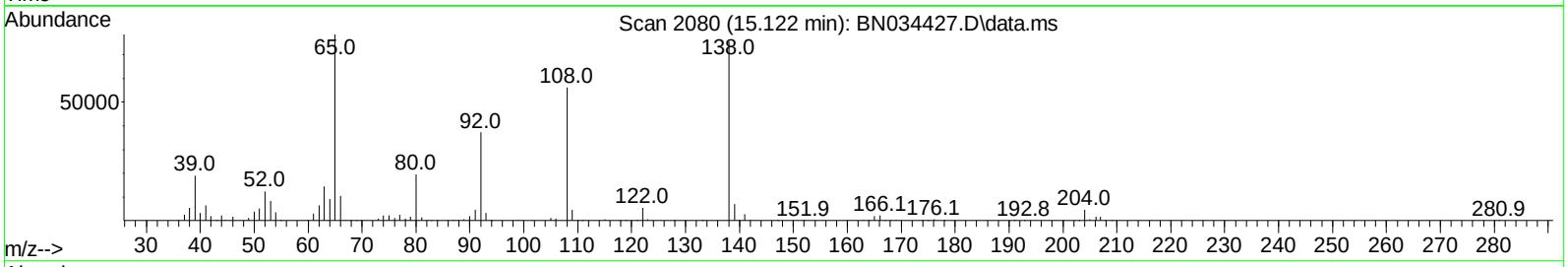

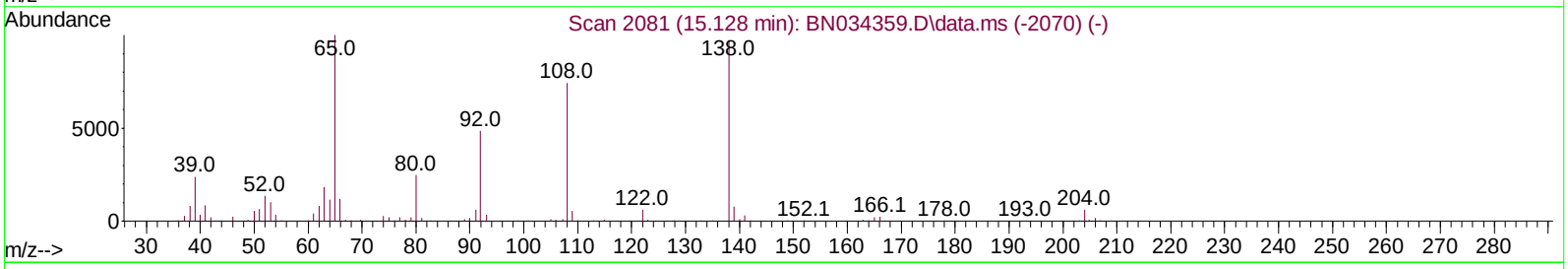

TIC: BN034427.D\data.ms

(63) 4-Nitroaniline

15.122min (-0.012) 13.81 ng/ul

response 115776

Ion	Exp%	Act%
138.00	100.00	100.00
92.00	53.70	49.26
108.00	83.70	74.49
0.00	0.00	0.00

Quantitation Report (Qedit)

Data Path : Z:\svoasrv\HPCHEM1\BNA_N\Data\BN100424\
Data File : BN034427.D
Acq On : 05 Oct 2024 17:37
Operator : RC/JU
Sample : SSTDCCC020
Misc :
ALS Vial : 45 Sample Multiplier: 1

Quant Time: Oct 07 00:37:53 2024
Quant Method : Z:\svoasrv\HPCHEM1\BNA_N\Methods\SFAM-EPA-BN091124.MA.M
Quant Title : SVOA CALIBRATION
QLast Update : Mon Sep 30 14:14:38 2024
Response via : Initial Calibration

Instrument :
BNA_N
ClientSampleId :
SSTD020335

Manual Integrations APPROVED
mohammad
10/7/2024 7:11:29 AM

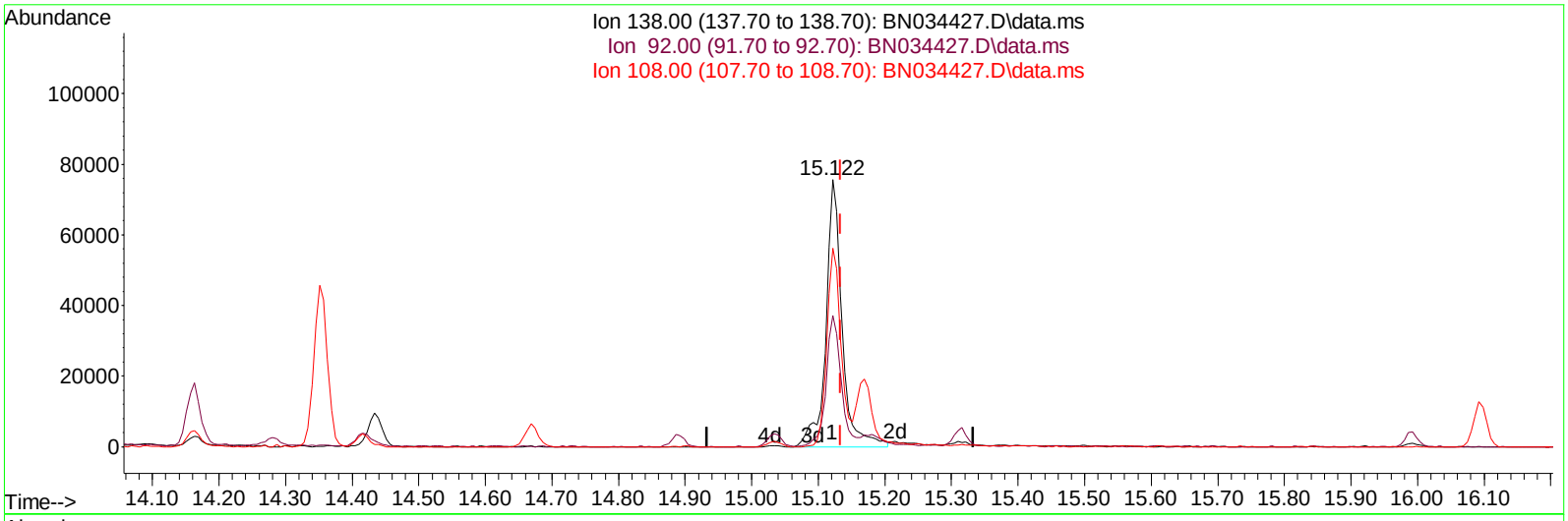

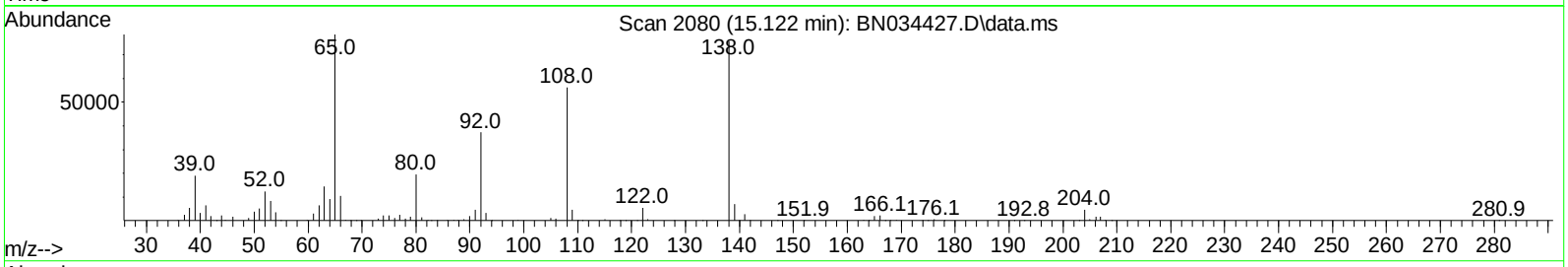

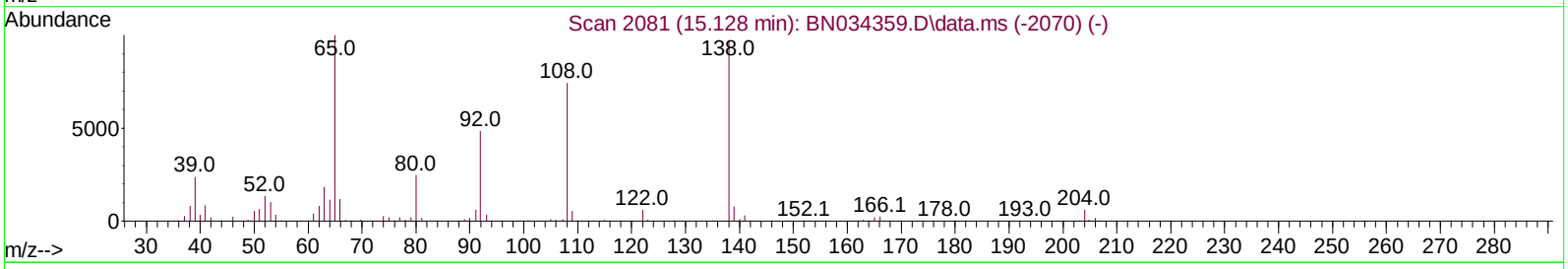

TIC: BN034427.D\data.ms

(63) 4-Nitroaniline

15.122min (-0.012) 15.35 ng/ul m

response 128625

Ion	Exp%	Act%
138.00	100.00	100.00
92.00	53.70	49.26
108.00	83.70	74.49
0.00	0.00	0.00

Quantitation Report (QT Reviewed)

Data Path : Z:\svoasrv\HPCHEM1\BNA_N\Data\BN100424\
Data File : BN034427.D
Acq On : 05 Oct 2024 17:37
Operator : RC/JU
Sample : SSTDCCC020
Misc :
ALS Vial : 45 Sample Multiplier: 1

Quant Time: Oct 07 00:39:00 2024
Quant Method : Z:\svoasrv\HPCHEM1\BNA_N\Methods\SFAM-EPA-BN091124.MA.M
Quant Title : SVOA CALIBRATION
QLast Update : Mon Sep 30 14:14:38 2024
Response via : Initial Calibration

Instrument :
BNA_N
ClientSampleId :
SSTD020335

Manual Integrations APPROVED
mohammad
10/7/2024 7:11:29 AM

Compound	R.T.	QIon	Response	Conc Units	Dev(Min)
Internal Standards					
1) 1,4-Dichlorobenzene-d4	7.375	152	196007	20.000 ng/ul	-0.01
20) Naphthalene-d8	10.134	136	772996	20.000 ng/ul	0.00
38) Acenaphthene-d10	14.034	164	491444	20.000 ng/ul	0.00
64) Phenanthrene-d10	16.786	188	1026523	20.000 ng/ul	-0.01
79) Chrysene-d12	21.021	240	1026782	20.000 ng/ul	-0.01
88) Perylene-d12	23.727	264	1152926	20.000 ng/ul	-0.01
System Monitoring Compounds					
3) 1,4-Dioxane-d8	2.993	96	35729	7.438 ng/uL	0.00
4) Pyridine-d5	3.381	84	230354	16.134 ng/ul	0.00
7) Phenol-d5	6.575	99	287431	16.523 ng/ul	0.00
9) Bis-(2-Chloroethyl)eth...	6.734	67	173022	16.031 ng/ul	0.00
11) 2-Chlorophenol-d4	6.916	132	258441	18.874 ng/ul	-0.01
15) 4-Methylphenol-d8	8.093	113	236029	16.490 ng/ul	-0.01
21) Nitrobenzene-d5	8.522	128	121340	19.694 ng/ul	0.00
24) 2-Nitrophenol-d4	9.234	143	128554	20.291 ng/ul	0.00
28) 2,4-Dichlorophenol-d3	9.769	165	243670	20.422 ng/ul	0.00
31) 4-Chloroaniline-d4	10.281	131	328678	18.195 ng/ul	-0.01
46) Dimethylphthalate-d6	13.457	166	709676	19.323 ng/ul	-0.01
49) Acenaphthylene-d8	13.716	160	792859	19.189 ng/ul	-0.01
54) 4-Nitrophenol-d4	14.269	143	124079	16.462 ng/ul	0.00
60) Fluorene-d10	15.034	176	596555	19.166 ng/ul	-0.01
65) 4,6-Dinitro-2-methylph...	15.169	200	111758	18.260 ng/ul	0.00
73) Anthracene-d10	16.886	188	933083	19.334 ng/ul	-0.01
81) Pyrene-d10	19.198	212	1095062	19.141 ng/ul	-0.01
92) Benzo(a)pyrene-d12	23.545	264	1114628	18.821 ng/ul	-0.01
Target Compounds					Qvalue
2) 1,4-Dioxane	3.028	88	37858	7.472 ng/uL	90
5) Pyridine	3.399	79	239009	16.360 ng/ul	93
6) Benzaldehyde	6.534	77	137320	14.955 ng/ul	92
8) Phenol	6.605	94	289496	15.984 ng/ul	92
10) Bis(2-Chloroethyl)ether	6.822	93	244820	17.392 ng/ul	93
12) 2-Chlorophenol	6.946	128	256348	18.268 ng/ul	95
13) 2-Methylphenol	7.828	108	223798	16.532 ng/ul	99
14) 2,2'-oxybis(1-Chloropr...	7.910	45	317244	15.282 ng/ul#	95
16) Acetophenone	8.193	105	357582	15.770 ng/ul	96
17) N-Nitroso-di-n-propyla...	8.187	70	174109	15.507 ng/ul	94
18) 4-Methylphenol	8.157	108	247617	16.436 ng/ul	99
19) Hexachloroethane	8.434	117	109868	18.563 ng/ul	92
22) Nitrobenzene	8.563	77	274591	17.806 ng/ul	93
23) Isophorone	9.087	82	494381	17.385 ng/ul	96
25) 2-Nitrophenol	9.263	139	138546	19.539 ng/ul	94
26) 2,4-Dimethylphenol	9.340	107	255343	17.504 ng/ul	89
27) Bis(2-Chloroethoxy)met...	9.575	93	323441	18.485 ng/ul	98
29) 2,4-Dichlorophenol	9.793	162	236372	19.565 ng/ul	99
30) Naphthalene	10.181	128	812450	19.215 ng/ul	99
32) 4-Chloroaniline	10.304	127	314204	17.651 ng/ul	99
33) Hexachlorobutadiene	10.469	225	157774	20.356 ng/ul	99
34) Caprolactam	11.075	113	70132m	14.580 ng/ul	
35) 4-Chloro-3-methylphenol	11.445	107	240518	16.910 ng/ul	94

Quantitation Report (QT Reviewed)

Data Path : Z:\svoasrv\HPCHEM1\BNA_N\Data\BN100424\
Data File : BN034427.D
Acq On : 05 Oct 2024 17:37
Operator : RC/JU
Sample : SSTDCCC020
Misc :
ALS Vial : 45 Sample Multiplier: 1

Quant Time: Oct 07 00:39:00 2024
Quant Method : Z:\svoasrv\HPCHEM1\BNA_N\Methods\SFAM-EPA-BN091124.MA.M
Quant Title : SVOA CALIBRATION
QLast Update : Mon Sep 30 14:14:38 2024
Response via : Initial Calibration

Instrument :
BNA_N
ClientSampleId :
SSTD020335

Manual Integrations APPROVED
mohammad
10/7/2024 7:11:29 AM

Compound	R.T.	QIon	Response	Conc Units	Dev(Min)
36) 2-Methylnaphthalene	11.804	142	538629	18.494 ng/ul	99
37) 1-Methylnaphthalene	12.028	142	556132	18.864 ng/ul	98
39) 1,2,4,5-Tetrachloroben...	12.187	216	287712	20.279 ng/ul	97
40) Hexachlorocyclopentadiene	12.169	237	165864	19.001 ng/ul	97
41) 2,4,6-Trichlorophenol	12.440	196	189911	20.191 ng/ul	97
42) 2,4,5-Trichlorophenol	12.516	196	202834	19.633 ng/ul	97
43) 1,1'-Biphenyl	12.851	154	712162	19.221 ng/ul	99
44) 2-Chloronaphthalene	12.887	162	560873	19.432 ng/ul	98
45) 2-Nitroaniline	13.110	65	144031	15.442 ng/ul	85
47) Dimethylphthalate	13.504	163	721967	19.287 ng/ul	100
48) 2,6-Dinitrotoluene	13.622	165	144608	19.620 ng/ul	90
50) Acenaphthylene	13.745	152	907542	20.073 ng/ul	100
51) 3-Nitroaniline	13.951	138	134660	16.532 ng/ul	88
52) Acenaphthene	14.092	153	609983	18.898 ng/ul	98
53) 2,4-Dinitrophenol	14.163	184	100908	23.276 ng/ul	86
55) 4-Nitrophenol	14.281	109	91357	14.272 ng/ul	91
56) Dibenzofuran	14.434	168	839011	19.008 ng/ul	95
57) 2,4-Dinitrotoluene	14.416	165	211505	19.034 ng/ul	91
58) 2,3,4,6-Tetrachlorophenol	14.669	232	174320	20.334 ng/ul	95
59) Diethylphthalate	14.892	149	710611	18.167 ng/ul	98
61) Fluorene	15.092	166	680112	18.836 ng/ul	97
62) 4-Chlorophenyl-phenyle...	15.098	204	332802	19.016 ng/ul	97
63) 4-Nitroaniline	15.122	138	128625m	15.346 ng/ul	
66) 4,6-Dinitro-2-methylph...	15.186	198	124300	18.289 ng/ul	94
67) N-Nitrosodiphenylamine	15.316	169	584433	19.000 ng/ul	96
68) 4-Bromophenyl-phenylether	15.992	248	215067	20.632 ng/ul	93
69) Hexachlorobenzene	16.098	284	259553	21.453 ng/ul	91
70) Atrazine	16.281	200	192475	17.270 ng/ul	98
71) Pentachlorophenol	16.445	266	154679	19.196 ng/ul	95
72) Phenanthrene	16.828	178	1097438	19.389 ng/ul	100
74) Anthracene	16.922	178	1117062	19.327 ng/ul	100
75) 1,2,3,4-Tetrachloroben...	12.810	216	288567	20.198 ng/uL	96
76) Pentachlorobenzene	14.351	250	295181	20.292 ng/uL	99
77) Carbazole	17.204	167	1032768	19.415 ng/ul	98
78) Di-n-butylphthalate	17.786	149	1251673	18.510 ng/ul	100
80) Fluoranthene	18.863	202	1316606	19.686 ng/ul	98
82) Pyrene	19.227	202	1342558	18.673 ng/ul	97
83) Butylbenzylphthalate	20.169	149	586889	18.202 ng/ul	95
84) 3,3'-Dichlorobenzidine	20.951	252	432508	18.753 ng/ul	97
85) Benzo(a)anthracene	21.010	228	1429836	19.531 ng/ul	100
86) Bis(2-ethylhexyl)phtha...	20.969	149	889939	18.857 ng/ul	97
87) Chrysene	21.063	228	1325028	18.969 ng/ul	99
89) Di-n-octyl phthalate	22.010	149	1456358	18.984 ng/ul	100
90) Benzo(b)fluoranthene	22.886	252	1389686	19.770 ng/ul	98
91) Benzo(k)fluoranthene	22.939	252	1408124	20.306 ng/ul	98
93) Benzo(a)pyrene	23.604	252	1303418	19.629 ng/ul	97
94) Indeno(1,2,3-cd)pyrene	26.709	276	1471888	17.890 ng/ul	98
95) Dibenzo(a,h)anthracene	26.768	278	1221355	18.365 ng/ul	98
96) Benzo(g,h,i)perylene	27.633	276	1180740	18.486 ng/ul	97

(#) = qualifier out of range (m) = manual integration (+) = signals summed

Quantitation Report (QT Reviewed)

Data Path : Z:\svoasrv\HPCHEM1\BNA_N\Data\BN100424\
Data File : BN034432.D
Acq On : 05 Oct 2024 21:32
Operator : RC/JU
Sample : SSTDCCC020EC
Misc :
ALS Vial : 50 Sample Multiplier: 1

Quant Time: Oct 07 00:46:42 2024
Quant Method : Z:\svoasrv\HPCHEM1\BNA_N\Methods\SFAM-EPA-BN091124.MA.M
Quant Title : SVOA CALIBRATION
QLast Update : Mon Sep 30 14:14:38 2024
Response via : Initial Calibration

Instrument :
BNA_N
ClientSampleId :
SSTD020336

Manual Integrations APPROVED
mohammad
10/7/2024 7:11:29 AM

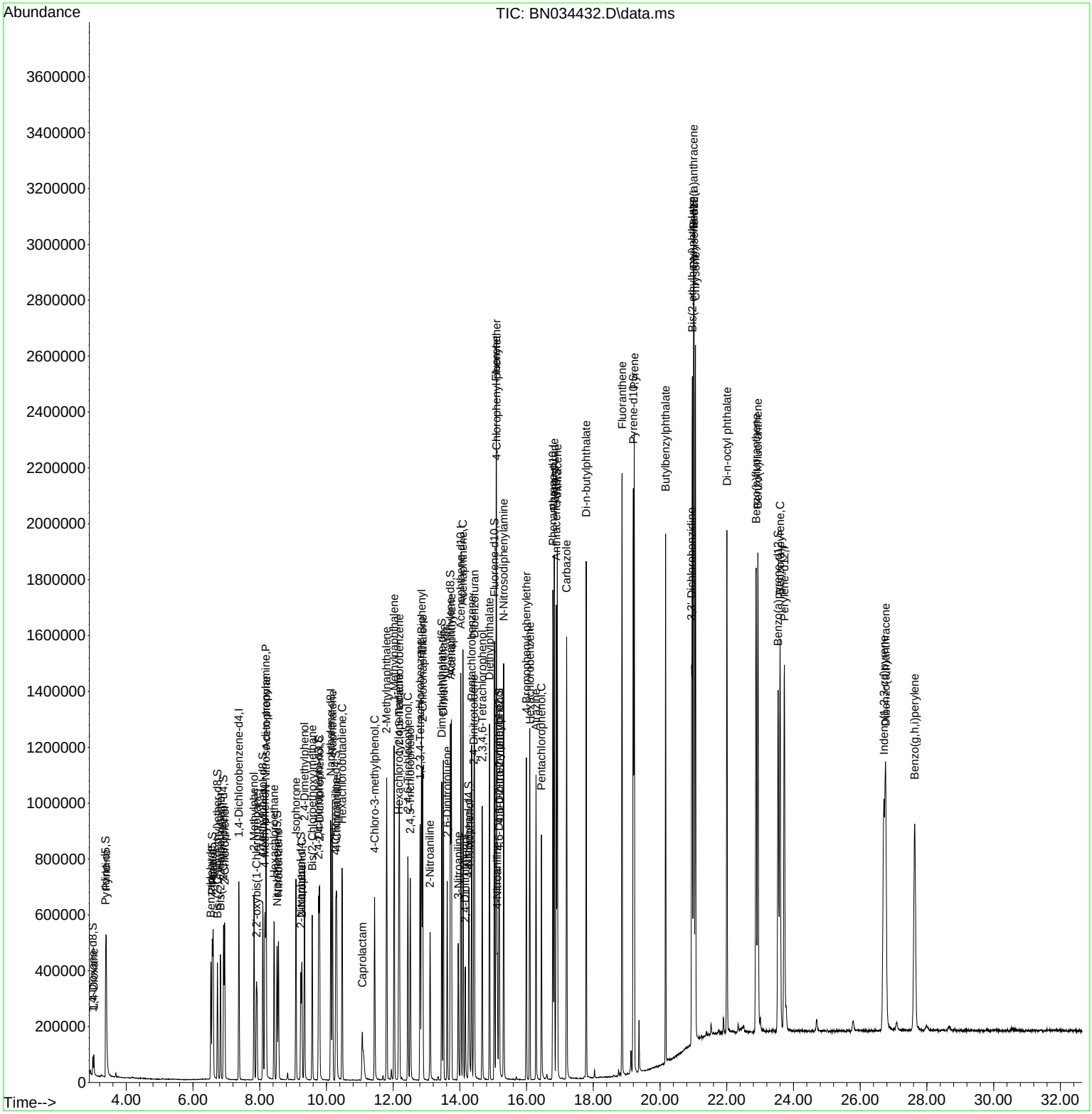

Quantitation Report (QT Reviewed)

Data Path : Z:\svoasrv\HPCHEM1\BNA_N\Data\BN100424\
Data File : BN034432.D
Acq On : 05 Oct 2024 21:32
Operator : RC/JU
Sample : SSTDCCC020EC
Misc :
ALS Vial : 50 Sample Multiplier: 1

Quant Time: Oct 07 00:46:42 2024
Quant Method : Z:\svoasrv\HPCHEM1\BNA_N\Methods\SFAM-EPA-BN091124.MA.M
Quant Title : SVOA CALIBRATION
QLast Update : Mon Sep 30 14:14:38 2024
Response via : Initial Calibration

Instrument :
BNA_N
ClientSampleId :
SSTD020336

Manual Integrations APPROVED
mohammad
10/7/2024 7:11:29 AM

Compound	R.T.	QIon	Response	Conc	Units	Dev(Min)
Internal Standards						
1) 1,4-Dichlorobenzene-d4	7.375	152	191180	20.000	ng/ul	-0.01
20) Naphthalene-d8	10.128	136	761808	20.000	ng/ul	-0.01
38) Acenaphthene-d10	14.028	164	497569	20.000	ng/ul	-0.01
64) Phenanthrene-d10	16.786	188	1045214	20.000	ng/ul	-0.01
79) Chrysene-d12	21.022	240	1018174	20.000	ng/ul	-0.01
88) Perylene-d12	23.727	264	1100401	20.000	ng/ul	-0.01
System Monitoring Compounds						
3) 1,4-Dioxane-d8	2.993	96	34356	7.333	ng/uL	0.00
4) Pyridine-d5	3.381	84	228805	16.431	ng/ul	0.00
7) Phenol-d5	6.575	99	280706	16.544	ng/ul	0.00
9) Bis-(2-Chloroethyl)eth...	6.734	67	171892	16.328	ng/ul	0.00
11) 2-Chlorophenol-d4	6.916	132	250957	18.790	ng/ul	-0.01
15) 4-Methylphenol-d8	8.093	113	235637	16.878	ng/ul	-0.01
21) Nitrobenzene-d5	8.522	128	119666	19.708	ng/ul	0.00
24) 2-Nitrophenol-d4	9.234	143	125765	20.142	ng/ul	0.00
28) 2,4-Dichlorophenol-d3	9.763	165	237909	20.232	ng/ul	-0.01
31) 4-Chloroaniline-d4	10.281	131	328273	18.440	ng/ul	-0.01
46) Dimethylphthalate-d6	13.457	166	714792	19.223	ng/ul	-0.01
49) Acenaphthylene-d8	13.716	160	802956	19.195	ng/ul	-0.01
54) 4-Nitrophenol-d4	14.263	143	122756	16.086	ng/ul	-0.01
60) Fluorene-d10	15.034	176	591354	18.765	ng/ul	-0.01
65) 4,6-Dinitro-2-methylph...	15.169	200	111204	17.844	ng/ul	0.00
73) Anthracene-d10	16.886	188	927701	18.879	ng/ul	-0.01
81) Pyrene-d10	19.198	212	1083601	19.101	ng/ul	-0.01
92) Benzo(a)pyrene-d12	23.539	264	1052154	18.614	ng/ul	-0.02
Target Compounds						Qvalue
2) 1,4-Dioxane	3.028	88	36693	7.425	ng/uL	94
5) Pyridine	3.399	79	238792	16.757	ng/ul	93
6) Benzaldehyde	6.534	77	143404	16.011	ng/ul	96
8) Phenol	6.605	94	283462	16.046	ng/ul	93
10) Bis(2-Chloroethyl)ether	6.822	93	238891	17.399	ng/ul	96
12) 2-Chlorophenol	6.952	128	248955	18.189	ng/ul	94
13) 2-Methylphenol	7.828	108	219159	16.598	ng/ul	99
14) 2,2'-oxybis(1-Chloropr...	7.905	45	314091	15.512	ng/ul	96
16) Acetophenone	8.193	105	356857	16.136	ng/ul	95
17) N-Nitroso-di-n-propyla...	8.181	70	168950	15.427	ng/ul	96
18) 4-Methylphenol	8.158	108	242009	16.469	ng/ul	97
19) Hexachloroethane	8.428	117	107742	18.663	ng/ul	95
22) Nitrobenzene	8.563	77	266532	17.537	ng/ul	93
23) Isophorone	9.087	82	495174	17.668	ng/ul	95
25) 2-Nitrophenol	9.263	139	137553	19.684	ng/ul	93
26) 2,4-Dimethylphenol	9.340	107	255114	17.745	ng/ul	91
27) Bis(2-Chloroethoxy)met...	9.575	93	325178	18.857	ng/ul	99
29) 2,4-Dichlorophenol	9.793	162	234079	19.660	ng/ul	97
30) Naphthalene	10.181	128	805594	19.333	ng/ul	99
32) 4-Chloroaniline	10.304	127	314205	17.910	ng/ul	100
33) Hexachlorobutadiene	10.469	225	155107	20.306	ng/ul	97
34) Caprolactam	11.075	113	70508m	14.874	ng/ul	
35) 4-Chloro-3-methylphenol	11.446	107	236794	16.893	ng/ul	93
36) 2-Methylnaphthalene	11.804	142	535093	18.642	ng/ul	99

Quantitation Report (QT Reviewed)

Data Path : Z:\svoasrv\HPCHEM1\BNA_N\Data\BN100424\
Data File : BN034432.D
Acq On : 05 Oct 2024 21:32
Operator : RC/JU
Sample : SSTDCCC020EC
Misc :
ALS Vial : 50 Sample Multiplier: 1

Instrument :
BNA_N
ClientSampleId :
SSTD020336

Manual Integrations APPROVED
mohammad
10/7/2024 7:11:29 AM

Quant Time: Oct 07 00:46:42 2024
Quant Method : Z:\svoasrv\HPCHEM1\BNA_N\Methods\SFAM-EPA-BN091124.MA.M
Quant Title : SVOA CALIBRATION
QLast Update : Mon Sep 30 14:14:38 2024
Response via : Initial Calibration

Compound	R.T.	QIon	Response	Conc Units	Dev(Min)
37) 1-Methylnaphthalene	12.028	142	562865	19.373 ng/ul	99
39) 1,2,4,5-Tetrachloroben...	12.187	216	294053	20.471 ng/ul	97
40) Hexachlorocyclopentadiene	12.169	237	163827	18.536 ng/ul	98
41) 2,4,6-Trichlorophenol	12.440	196	182690	19.185 ng/ul	98
42) 2,4,5-Trichlorophenol	12.510	196	200984	19.214 ng/ul	97
43) 1,1'-Biphenyl	12.851	154	699476	18.646 ng/ul	99
44) 2-Chloronaphthalene	12.887	162	558117	19.098 ng/ul	97
45) 2-Nitroaniline	13.104	65	147505	15.620 ng/ul	91
47) Dimethylphthalate	13.504	163	717254	18.926 ng/ul	98
48) 2,6-Dinitrotoluene	13.622	165	144103	19.310 ng/ul	89
50) Acenaphthylene	13.745	152	897280	19.602 ng/ul	99
51) 3-Nitroaniline	13.951	138	132762	16.098 ng/ul	98
52) Acenaphthene	14.092	153	602662	18.441 ng/ul	99
53) 2,4-Dinitrophenol	14.163	184	88724	20.214 ng/ul#	84
55) 4-Nitrophenol	14.281	109	90656	13.988 ng/ul	90
56) Dibenzofuran	14.434	168	841184	18.823 ng/ul	96
57) 2,4-Dinitrotoluene	14.416	165	214233	19.042 ng/ul	91
58) 2,3,4,6-Tetrachlorophenol	14.669	232	176445	20.328 ng/ul	92
59) Diethylphthalate	14.887	149	721833	18.227 ng/ul	97
61) Fluorene	15.087	166	697134	19.069 ng/ul	94
62) 4-Chlorophenyl-phenyle...	15.098	204	337915	19.070 ng/ul	95
63) 4-Nitroaniline	15.122	138	128009m	15.084 ng/ul	
66) 4,6-Dinitro-2-methylph...	15.181	198	118092	17.064 ng/ul#	99
67) N-Nitrosodiphenylamine	15.316	169	583271	18.623 ng/ul	95
68) 4-Bromophenyl-phenylether	15.992	248	215351	20.290 ng/ul	95
69) Hexachlorobenzene	16.098	284	255004	20.700 ng/ul#	88
70) Atrazine	16.281	200	190108	16.753 ng/ul	99
71) Pentachlorophenol	16.445	266	151704	18.490 ng/ul	98
72) Phenanthrene	16.828	178	1081304	18.762 ng/ul	98
74) Anthracene	16.922	178	1131684	19.230 ng/ul	99
75) 1,2,3,4-Tetrachloroben...	12.810	216	287166	19.741 ng/uL	98
76) Pentachlorobenzene	14.351	250	294349	19.873 ng/uL	94
77) Carbazole	17.198	167	1013326	18.708 ng/ul	99
78) Di-n-butylphthalate	17.786	149	1268487	18.423 ng/ul	99
80) Fluoranthene	18.863	202	1302576	19.641 ng/ul	98
82) Pyrene	19.228	202	1331061	18.669 ng/ul	97
83) Butylbenzylphthalate	20.169	149	574495	17.968 ng/ul	92
84) 3,3'-Dichlorobenzidine	20.945	252	408914	17.880 ng/ul	97
85) Benzo(a)anthracene	21.004	228	1331604	18.343 ng/ul	97
86) Bis(2-ethylhexyl)phtha...	20.969	149	855574	18.282 ng/ul	95
87) Chrysene	21.063	228	1302265	18.801 ng/ul	100
89) Di-n-octyl phthalate	22.004	149	1387637	18.951 ng/ul	100
90) Benzo(b)fluoranthene	22.880	252	1293398	19.278 ng/ul	99
91) Benzo(k)fluoranthene	22.933	252	1364280	20.613 ng/ul	98
93) Benzo(a)pyrene	23.598	252	1238754	19.545 ng/ul	96
94) Indeno(1,2,3-cd)pyrene	26.709	276	1415688	18.028 ng/ul	98
95) Dibenzo(a,h)anthracene	26.762	278	1172341	18.469 ng/ul	99
96) Benzo(g,h,i)perylene	27.633	276	1134210	18.605 ng/ul	98

(#) = qualifier out of range (m) = manual integration (+) = signals summed

Quantitation Report (QT Reviewed)

Data Path : Z:\svoasrv\HPCHEM1\BNA_N\Data\BN100424\
Data File : BN034432.D
Acq On : 05 Oct 2024 21:32
Operator : RC/JU
Sample : SSTDCCC020EC
Misc :
ALS Vial : 50 Sample Multiplier: 1

Quant Time: Oct 07 00:46:42 2024
Quant Method : Z:\svoasrv\HPCHEM1\BNA_N\Methods\SFAM-EPA-BN091124.MA.M
Quant Title : SVOA CALIBRATION
QLast Update : Mon Sep 30 14:14:38 2024
Response via : Initial Calibration

Instrument :
BNA_N
ClientSampleId :
SSTD020336

Manual Integrations APPROVED
mohammad
10/7/2024 7:11:29 AM

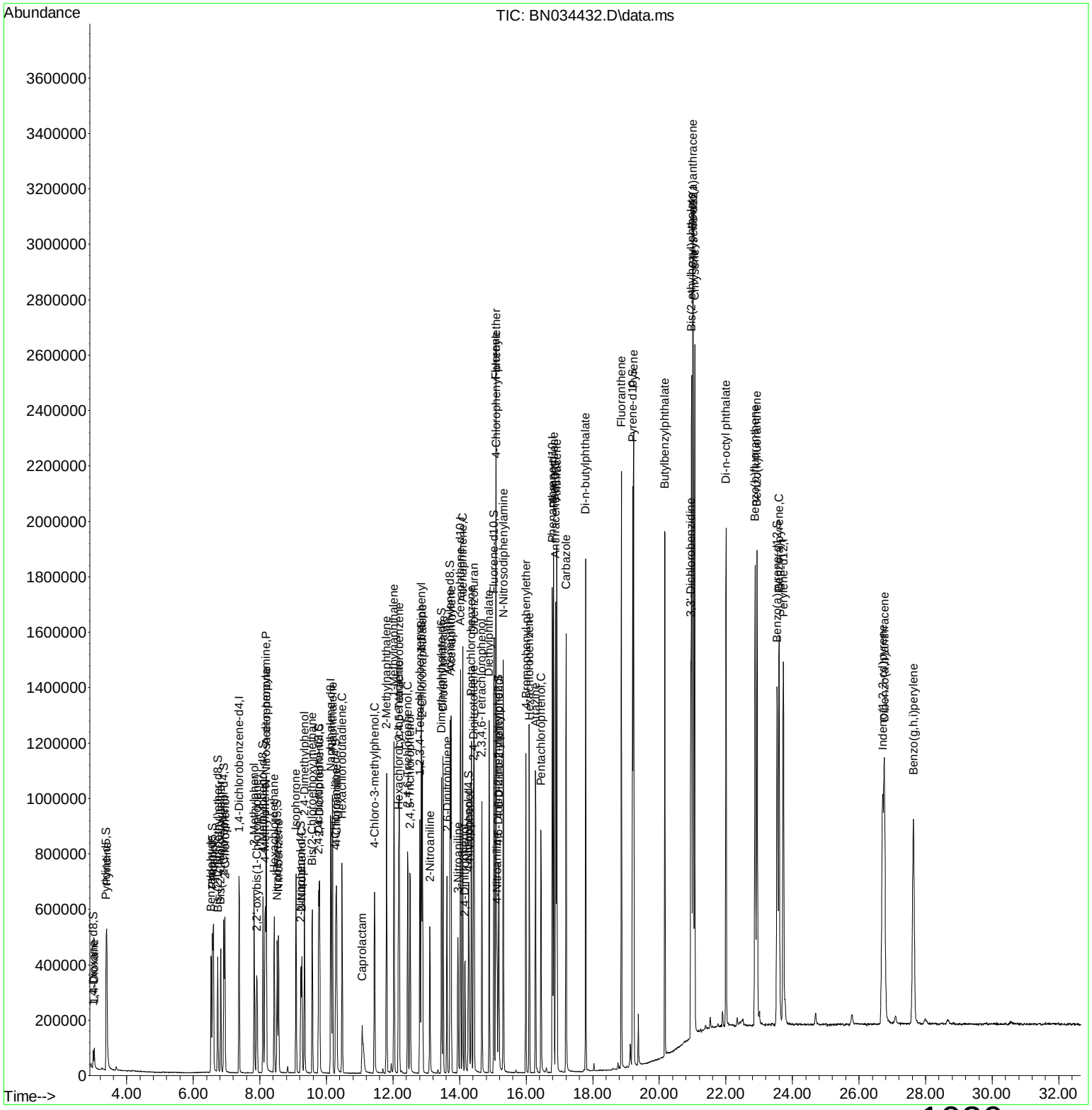

Quantitation Report (Qedit)

Data Path : Z:\svoasrv\HPCHEM1\BNA_N\Data\BN100424\
Data File : BN034432.D
Acq On : 05 Oct 2024 21:32
Operator : RC/JU
Sample : SSTDCCC020EC
Misc :
ALS Vial : 50 Sample Multiplier: 1

Quant Time: Oct 07 00:45:22 2024
Quant Method : Z:\svoasrv\HPCHEM1\BNA_N\Methods\SFAM-EPA-BN091124.MA.M
Quant Title : SVOA CALIBRATION
QLast Update : Mon Sep 30 14:14:38 2024
Response via : Initial Calibration

Instrument :
BNA_N
ClientSampleId :
SSTD020336

Manual Integrations APPROVED
mohammad
10/7/2024 7:11:29 AM

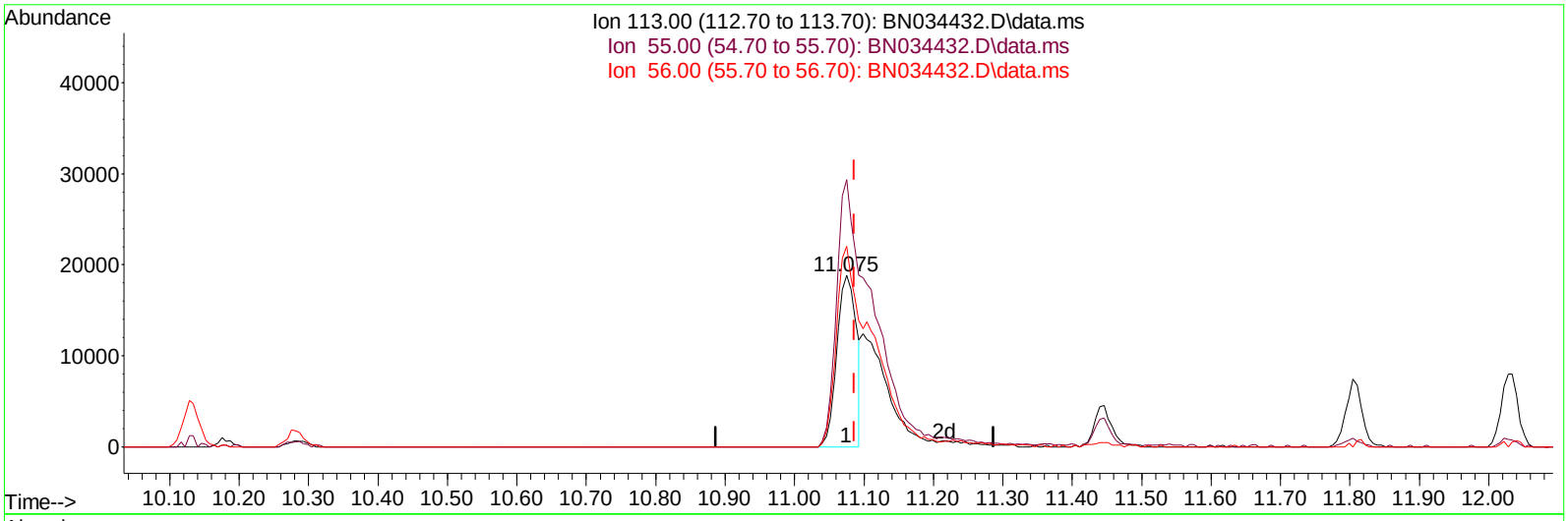

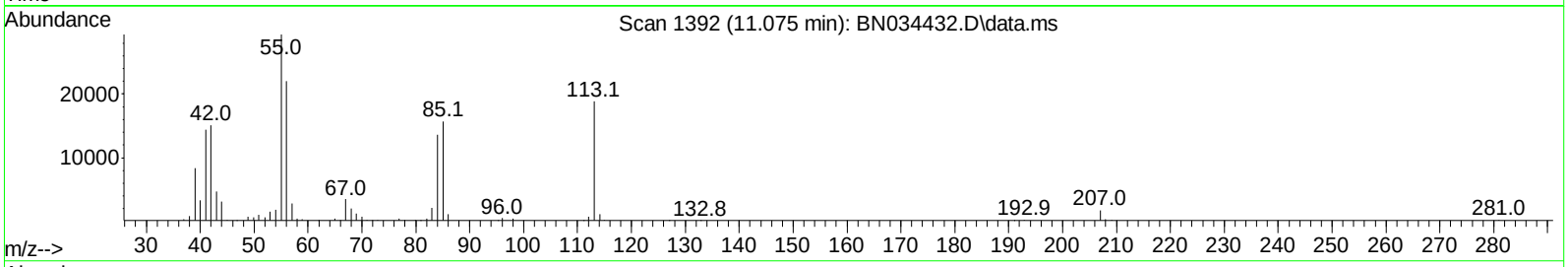

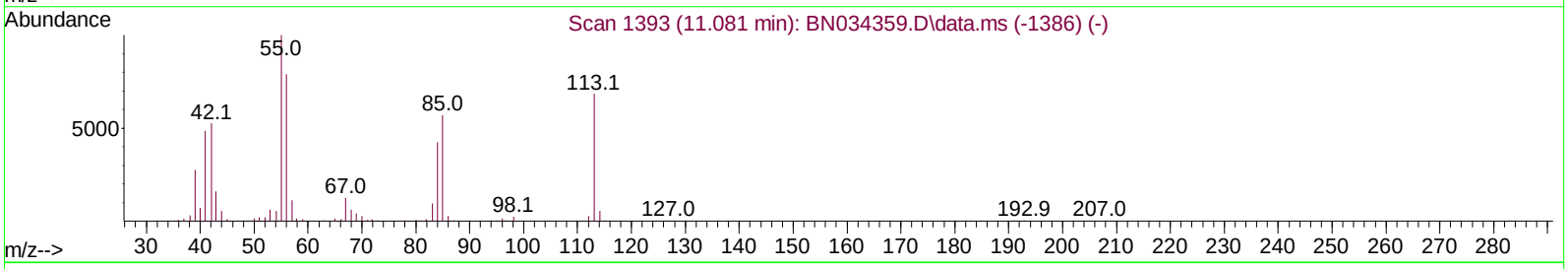

TIC: BN034432.D\data.ms

(34) Caprolactam

11.075min (-0.012) 7.81 ng/ul

response 37018

Ion	Exp%	Act%
113.00	100.00	100.00
55.00	171.30	155.69
56.00	124.60	116.77
0.00	0.00	0.00

Quantitation Report (Qedit)

Data Path : Z:\svoasrv\HPCHEM1\BNA_N\Data\BN100424\
Data File : BN034432.D
Acq On : 05 Oct 2024 21:32
Operator : RC/JU
Sample : SSTDCCC020EC
Misc :
ALS Vial : 50 Sample Multiplier: 1

Quant Time: Oct 07 00:45:22 2024
Quant Method : Z:\svoasrv\HPCHEM1\BNA_N\Methods\SFAM-EPA-BN091124.MA.M
Quant Title : SVOA CALIBRATION
QLast Update : Mon Sep 30 14:14:38 2024
Response via : Initial Calibration

Instrument :
BNA_N
ClientSampleId :
SSTD020336

Manual Integrations APPROVED
mohammad
10/7/2024 7:11:29 AM

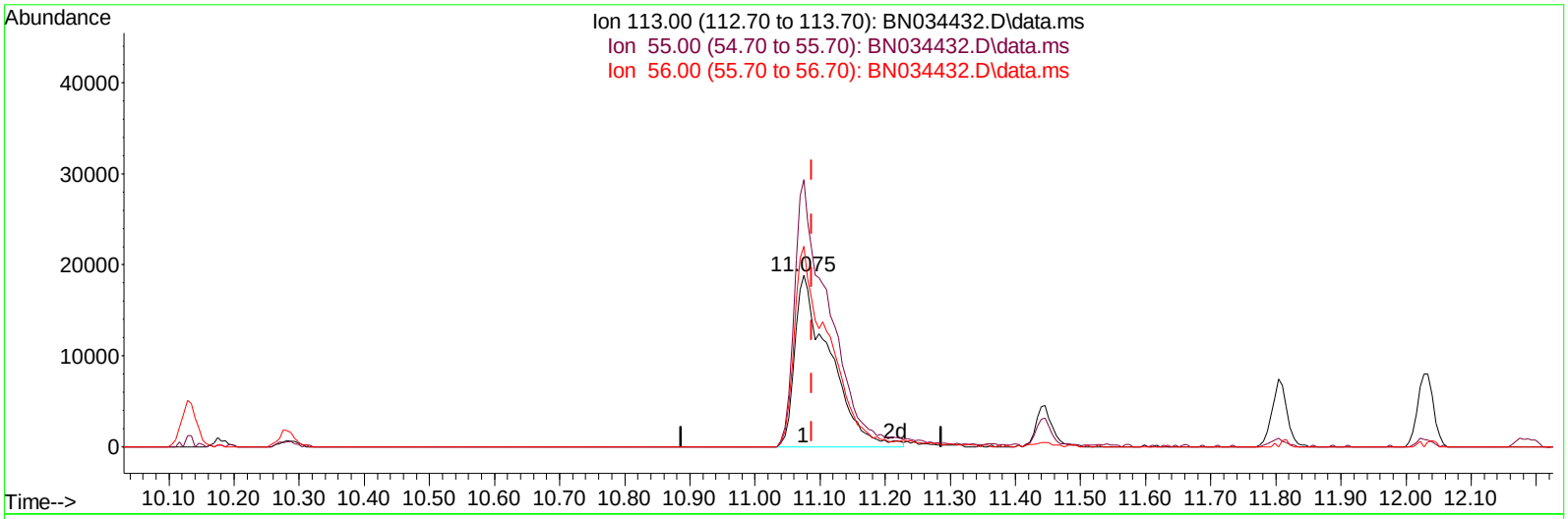

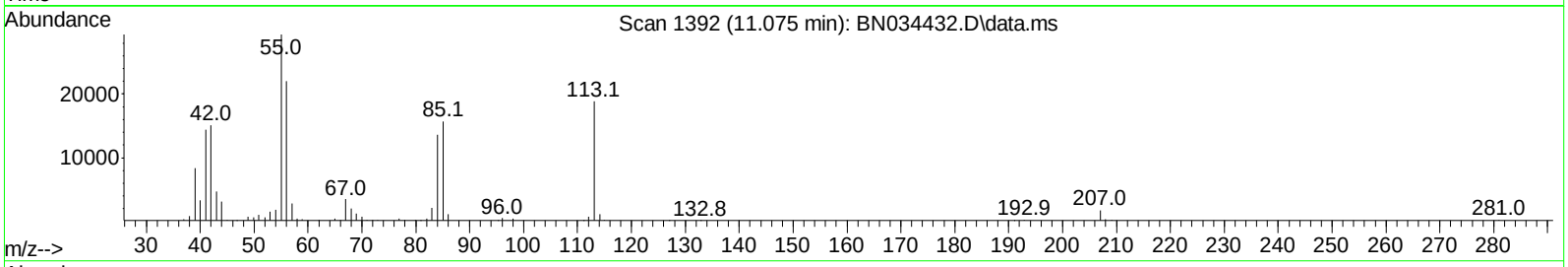

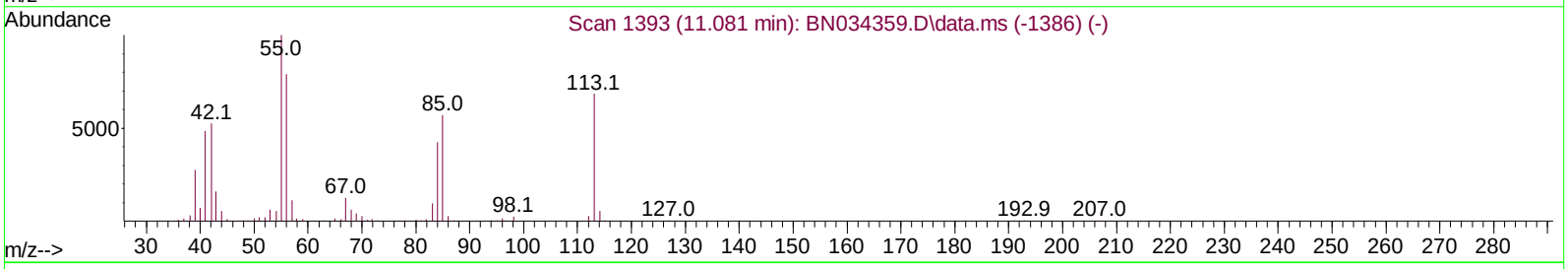

TIC: BN034432.D\data.ms

(34) Caprolactam

11.075min (-0.012) 14.87 ng/ul m

response 70508

Ion	Exp%	Act%
113.00	100.00	100.00
55.00	171.30	155.69
56.00	124.60	116.77
0.00	0.00	0.00

Quantitation Report (Qedit)

Data Path : Z:\svoasrv\HPCHEM1\BNA_N\Data\BN100424\
Data File : BN034432.D
Acq On : 05 Oct 2024 21:32
Operator : RC/JU
Sample : SSTDCCC020EC
Misc :
ALS Vial : 50 Sample Multiplier: 1

Quant Time: Oct 07 00:45:22 2024
Quant Method : Z:\svoasrv\HPCHEM1\BNA_N\Methods\SFAM-EPA-BN091124.MA.M
Quant Title : SVOA CALIBRATION
QLast Update : Mon Sep 30 14:14:38 2024
Response via : Initial Calibration

Instrument :
BNA_N
ClientSampleId :
SSTD020336

Manual Integrations APPROVED
mohammad
10/7/2024 7:11:29 AM

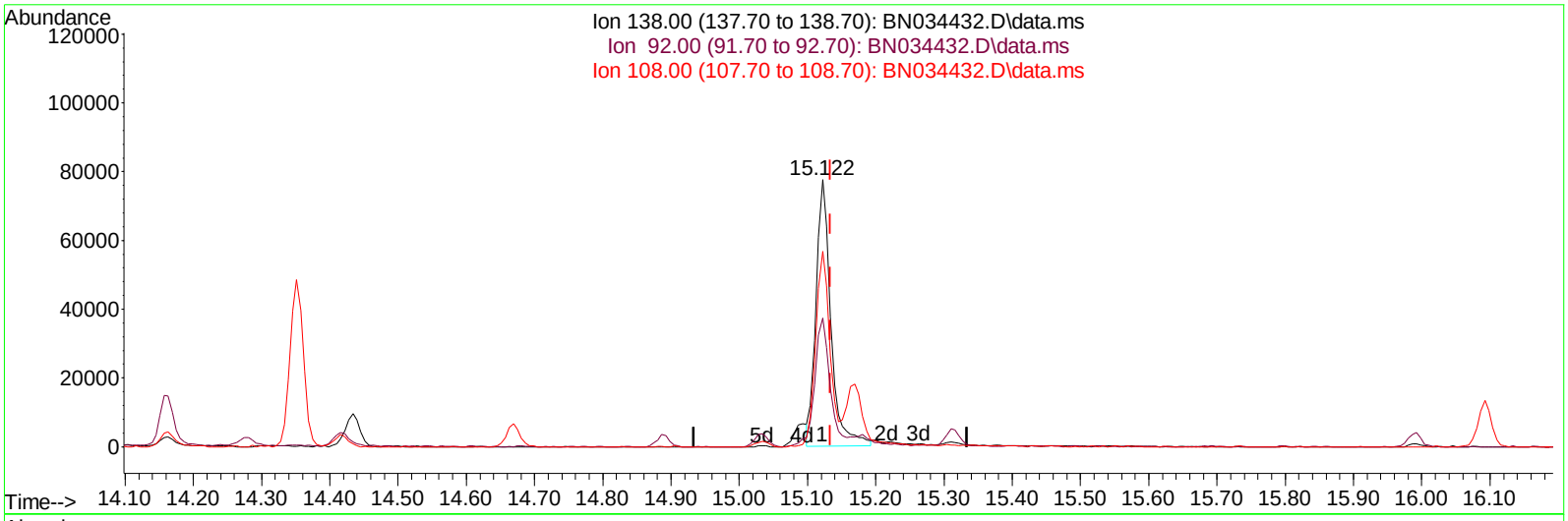

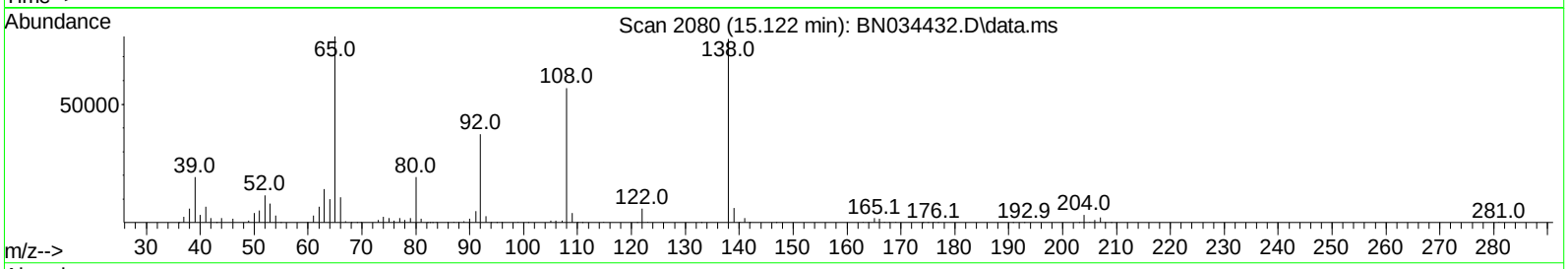

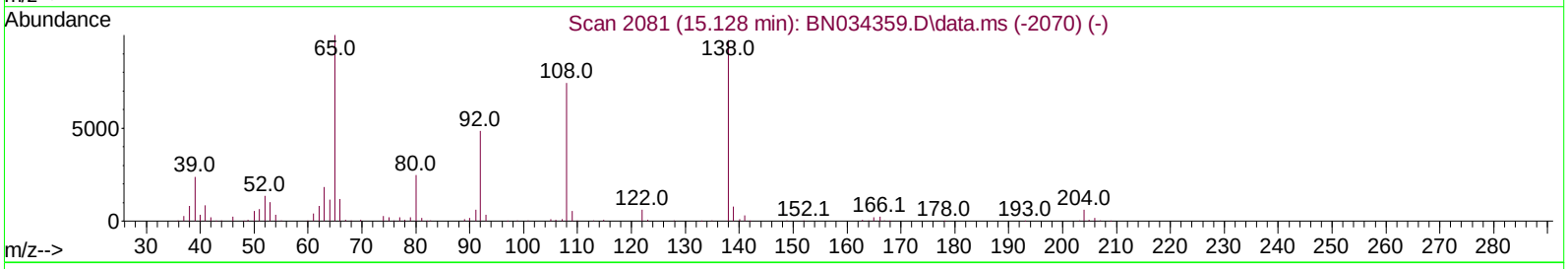

TIC: BN034432.D\data.ms

(63) 4-Nitroaniline

15.122min (-0.012) 13.82 ng/ul

response 117314

Ion	Exp%	Act%
138.00	100.00	100.00
92.00	53.70	48.23
108.00	83.70	73.30
0.00	0.00	0.00

Quantitation Report (Qedit)

Data Path : Z:\svoasrv\HPCHEM1\BNA_N\Data\BN100424\
Data File : BN034432.D
Acq On : 05 Oct 2024 21:32
Operator : RC/JU
Sample : SSTDCCC020EC
Misc :
ALS Vial : 50 Sample Multiplier: 1

Quant Time: Oct 07 00:45:22 2024
Quant Method : Z:\svoasrv\HPCHEM1\BNA_N\Methods\SFAM-EPA-BN091124.MA.M
Quant Title : SVOA CALIBRATION
QLast Update : Mon Sep 30 14:14:38 2024
Response via : Initial Calibration

Instrument :
BNA_N
ClientSampleId :
SSTD020336

Manual Integrations APPROVED
mohammad
10/7/2024 7:11:29 AM

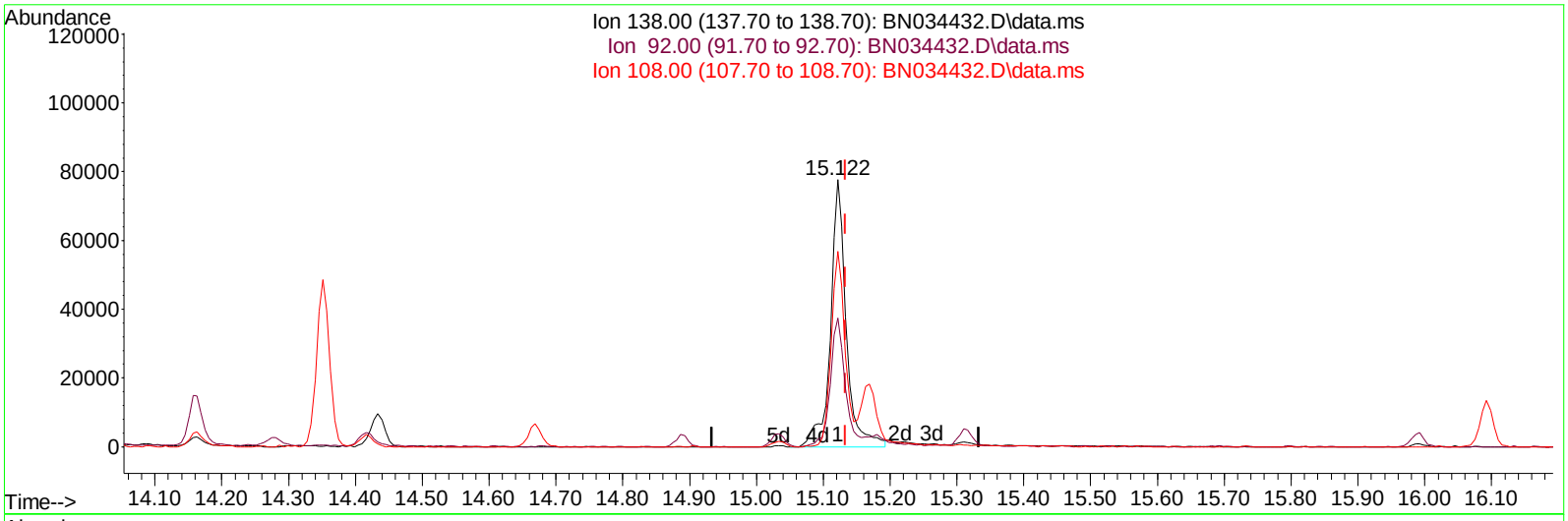

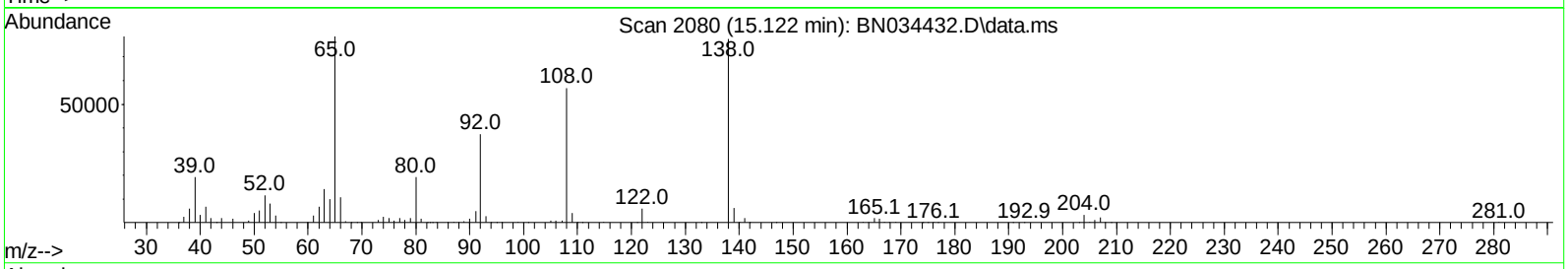

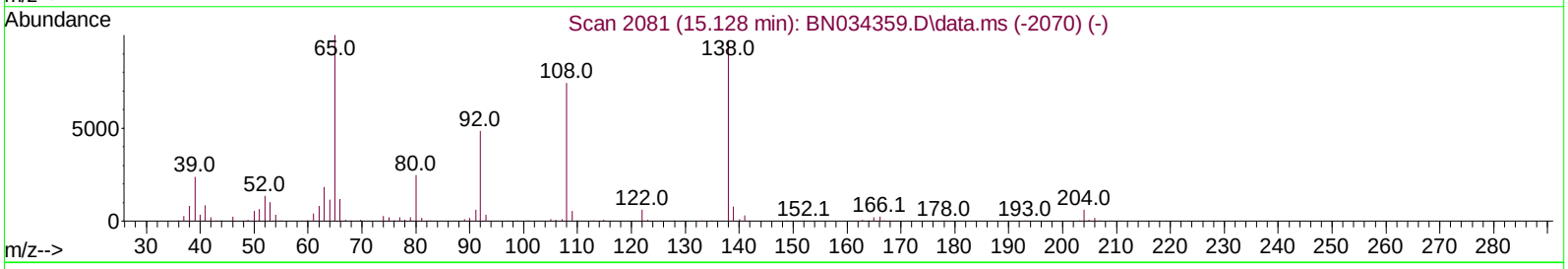

TIC: BN034432.D\data.ms

(63) 4-Nitroaniline

15.122min (-0.012) 15.08 ng/ul m

response 128009

Ion	Exp%	Act%
138.00	100.00	100.00
92.00	53.70	48.23
108.00	83.70	73.30
0.00	0.00	0.00

Quantitation Report (QT Reviewed)

Data Path : Z:\svoasrv\HPCHEM1\BNA_N\Data\BN100424\
Data File : BN034432.D
Acq On : 05 Oct 2024 21:32
Operator : RC/JU
Sample : SSTDCCC020EC
Misc :
ALS Vial : 50 Sample Multiplier: 1

Quant Time: Oct 07 00:46:42 2024
Quant Method : Z:\svoasrv\HPCHEM1\BNA_N\Methods\SFAM-EPA-BN091124.MA.M
Quant Title : SVOA CALIBRATION
QLast Update : Mon Sep 30 14:14:38 2024
Response via : Initial Calibration

Instrument :
BNA_N
ClientSampleId :
SSTD020336

Manual Integrations APPROVED
mohammad
10/7/2024 7:11:29 AM

Compound	R.T.	QIon	Response	Conc	Units	Dev(Min)
Internal Standards						
1) 1,4-Dichlorobenzene-d4	7.375	152	191180	20.000	ng/ul	-0.01
20) Naphthalene-d8	10.128	136	761808	20.000	ng/ul	-0.01
38) Acenaphthene-d10	14.028	164	497569	20.000	ng/ul	-0.01
64) Phenanthrene-d10	16.786	188	1045214	20.000	ng/ul	-0.01
79) Chrysene-d12	21.022	240	1018174	20.000	ng/ul	-0.01
88) Perylene-d12	23.727	264	1100401	20.000	ng/ul	-0.01
System Monitoring Compounds						
3) 1,4-Dioxane-d8	2.993	96	34356	7.333	ng/uL	0.00
4) Pyridine-d5	3.381	84	228805	16.431	ng/ul	0.00
7) Phenol-d5	6.575	99	280706	16.544	ng/ul	0.00
9) Bis-(2-Chloroethyl)eth...	6.734	67	171892	16.328	ng/ul	0.00
11) 2-Chlorophenol-d4	6.916	132	250957	18.790	ng/ul	-0.01
15) 4-Methylphenol-d8	8.093	113	235637	16.878	ng/ul	-0.01
21) Nitrobenzene-d5	8.522	128	119666	19.708	ng/ul	0.00
24) 2-Nitrophenol-d4	9.234	143	125765	20.142	ng/ul	0.00
28) 2,4-Dichlorophenol-d3	9.763	165	237909	20.232	ng/ul	-0.01
31) 4-Chloroaniline-d4	10.281	131	328273	18.440	ng/ul	-0.01
46) Dimethylphthalate-d6	13.457	166	714792	19.223	ng/ul	-0.01
49) Acenaphthylene-d8	13.716	160	802956	19.195	ng/ul	-0.01
54) 4-Nitrophenol-d4	14.263	143	122756	16.086	ng/ul	-0.01
60) Fluorene-d10	15.034	176	591354	18.765	ng/ul	-0.01
65) 4,6-Dinitro-2-methylph...	15.169	200	111204	17.844	ng/ul	0.00
73) Anthracene-d10	16.886	188	927701	18.879	ng/ul	-0.01
81) Pyrene-d10	19.198	212	1083601	19.101	ng/ul	-0.01
92) Benzo(a)pyrene-d12	23.539	264	1052154	18.614	ng/ul	-0.02
Target Compounds						Qvalue
2) 1,4-Dioxane	3.028	88	36693	7.425	ng/uL	94
5) Pyridine	3.399	79	238792	16.757	ng/ul	93
6) Benzaldehyde	6.534	77	143404	16.011	ng/ul	96
8) Phenol	6.605	94	283462	16.046	ng/ul	93
10) Bis(2-Chloroethyl)ether	6.822	93	238891	17.399	ng/ul	96
12) 2-Chlorophenol	6.952	128	248955	18.189	ng/ul	94
13) 2-Methylphenol	7.828	108	219159	16.598	ng/ul	99
14) 2,2'-oxybis(1-Chloropr...	7.905	45	314091	15.512	ng/ul	96
16) Acetophenone	8.193	105	356857	16.136	ng/ul	95
17) N-Nitroso-di-n-propyla...	8.181	70	168950	15.427	ng/ul	96
18) 4-Methylphenol	8.158	108	242009	16.469	ng/ul	97
19) Hexachloroethane	8.428	117	107742	18.663	ng/ul	95
22) Nitrobenzene	8.563	77	266532	17.537	ng/ul	93
23) Isophorone	9.087	82	495174	17.668	ng/ul	95
25) 2-Nitrophenol	9.263	139	137553	19.684	ng/ul	93
26) 2,4-Dimethylphenol	9.340	107	255114	17.745	ng/ul	91
27) Bis(2-Chloroethoxy)met...	9.575	93	325178	18.857	ng/ul	99
29) 2,4-Dichlorophenol	9.793	162	234079	19.660	ng/ul	97
30) Naphthalene	10.181	128	805594	19.333	ng/ul	99
32) 4-Chloroaniline	10.304	127	314205	17.910	ng/ul	100
33) Hexachlorobutadiene	10.469	225	155107	20.306	ng/ul	97
34) Caprolactam	11.075	113	70508m	14.874	ng/ul	
35) 4-Chloro-3-methylphenol	11.446	107	236794	16.893	ng/ul	93

Quantitation Report (QT Reviewed)

Data Path : Z:\svoasrv\HPCHEM1\BNA_N\Data\BN100424\
Data File : BN034432.D
Acq On : 05 Oct 2024 21:32
Operator : RC/JU
Sample : SSTDCCC020EC
Misc :
ALS Vial : 50 Sample Multiplier: 1

Quant Time: Oct 07 00:46:42 2024
Quant Method : Z:\svoasrv\HPCHEM1\BNA_N\Methods\SFAM-EPA-BN091124.MA.M
Quant Title : SVOA CALIBRATION
QLast Update : Mon Sep 30 14:14:38 2024
Response via : Initial Calibration

Instrument :
BNA_N
ClientSampleId :
SSTD020336

Manual Integrations APPROVED
mohammad
10/7/2024 7:11:29 AM

Compound	R.T.	QIon	Response	Conc Units	Dev(Min)
36) 2-Methylnaphthalene	11.804	142	535093	18.642 ng/ul	99
37) 1-Methylnaphthalene	12.028	142	562865	19.373 ng/ul	99
39) 1,2,4,5-Tetrachloroben...	12.187	216	294053	20.471 ng/ul	97
40) Hexachlorocyclopentadiene	12.169	237	163827	18.536 ng/ul	98
41) 2,4,6-Trichlorophenol	12.440	196	182690	19.185 ng/ul	98
42) 2,4,5-Trichlorophenol	12.510	196	200984	19.214 ng/ul	97
43) 1,1'-Biphenyl	12.851	154	699476	18.646 ng/ul	99
44) 2-Chloronaphthalene	12.887	162	558117	19.098 ng/ul	97
45) 2-Nitroaniline	13.104	65	147505	15.620 ng/ul	91
47) Dimethylphthalate	13.504	163	717254	18.926 ng/ul	98
48) 2,6-Dinitrotoluene	13.622	165	144103	19.310 ng/ul	89
50) Acenaphthylene	13.745	152	897280	19.602 ng/ul	99
51) 3-Nitroaniline	13.951	138	132762	16.098 ng/ul	98
52) Acenaphthene	14.092	153	602662	18.441 ng/ul	99
53) 2,4-Dinitrophenol	14.163	184	88724	20.214 ng/ul#	84
55) 4-Nitrophenol	14.281	109	90656	13.988 ng/ul	90
56) Dibenzofuran	14.434	168	841184	18.823 ng/ul	96
57) 2,4-Dinitrotoluene	14.416	165	214233	19.042 ng/ul	91
58) 2,3,4,6-Tetrachlorophenol	14.669	232	176445	20.328 ng/ul	92
59) Diethylphthalate	14.887	149	721833	18.227 ng/ul	97
61) Fluorene	15.087	166	697134	19.069 ng/ul	94
62) 4-Chlorophenyl-phenyle...	15.098	204	337915	19.070 ng/ul	95
63) 4-Nitroaniline	15.122	138	128009m	15.084 ng/ul	
66) 4,6-Dinitro-2-methylph...	15.181	198	118092	17.064 ng/ul#	99
67) N-Nitrosodiphenylamine	15.316	169	583271	18.623 ng/ul	95
68) 4-Bromophenyl-phenylether	15.992	248	215351	20.290 ng/ul	95
69) Hexachlorobenzene	16.098	284	255004	20.700 ng/ul#	88
70) Atrazine	16.281	200	190108	16.753 ng/ul	99
71) Pentachlorophenol	16.445	266	151704	18.490 ng/ul	98
72) Phenanthrene	16.828	178	1081304	18.762 ng/ul	98
74) Anthracene	16.922	178	1131684	19.230 ng/ul	99
75) 1,2,3,4-Tetrachloroben...	12.810	216	287166	19.741 ng/uL	98
76) Pentachlorobenzene	14.351	250	294349	19.873 ng/uL	94
77) Carbazole	17.198	167	1013326	18.708 ng/ul	99
78) Di-n-butylphthalate	17.786	149	1268487	18.423 ng/ul	99
80) Fluoranthene	18.863	202	1302576	19.641 ng/ul	98
82) Pyrene	19.228	202	1331061	18.669 ng/ul	97
83) Butylbenzylphthalate	20.169	149	574495	17.968 ng/ul	92
84) 3,3'-Dichlorobenzidine	20.945	252	408914	17.880 ng/ul	97
85) Benzo(a)anthracene	21.004	228	1331604	18.343 ng/ul	97
86) Bis(2-ethylhexyl)phtha...	20.969	149	855574	18.282 ng/ul	95
87) Chrysene	21.063	228	1302265	18.801 ng/ul	100
89) Di-n-octyl phthalate	22.004	149	1387637	18.951 ng/ul	100
90) Benzo(b)fluoranthene	22.880	252	1293398	19.278 ng/ul	99
91) Benzo(k)fluoranthene	22.933	252	1364280	20.613 ng/ul	98
93) Benzo(a)pyrene	23.598	252	1238754	19.545 ng/ul	96
94) Indeno(1,2,3-cd)pyrene	26.709	276	1415688	18.028 ng/ul	98
95) Dibenzo(a,h)anthracene	26.762	278	1172341	18.469 ng/ul	99
96) Benzo(g,h,i)perylene	27.633	276	1134210	18.605 ng/ul	98

(#) = qualifier out of range (m) = manual integration (+) = signals summed

DFTPP

Data Path : Z:\svoasrv\HPCHEM1\BNA_N\Data\BN091124\
Data File : BN033844.D
Acq On : 10 Sep 2024 16:43
Operator : JU/RC
Sample : DFTPP353
Misc :
ALS Vial : 1 Sample Multiplier: 1

Instrument :
BNA_N
ClientSampleId :
DFTPP353

Integration File: LSCINT.P

Method : Z:\svoasrv\HPCHEM1\BNA_N\Methods\SFAM-EPA-BN091124.MA.M
Title : SVOA CALIBRATION
Last Update : Wed Sep 11 01:58:59 2024

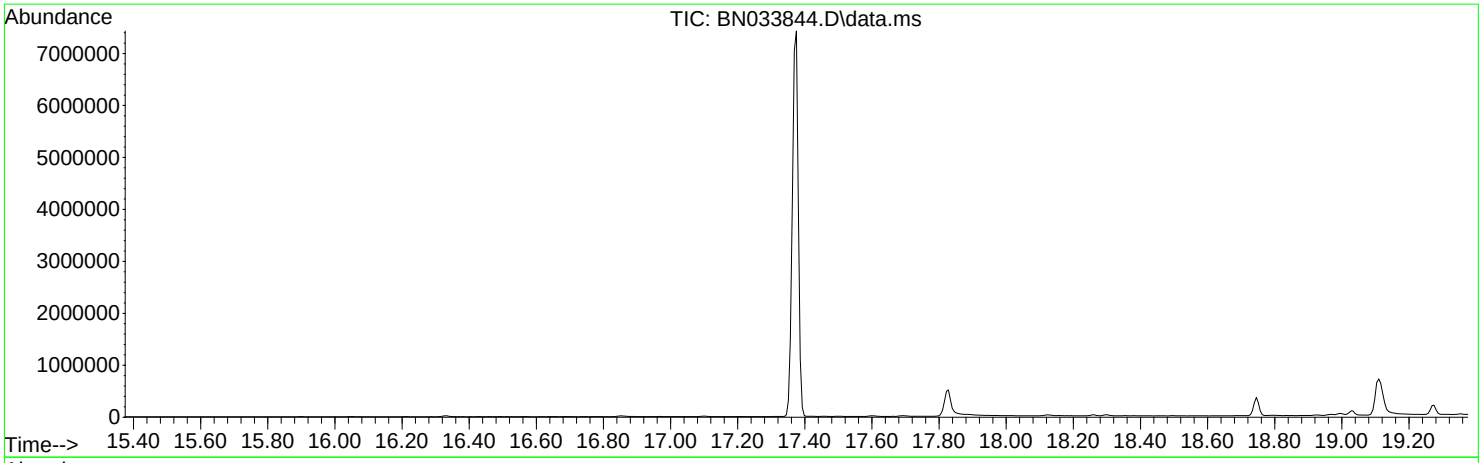

AutoFind: Scans 2445, 2446, 2447; Background Corrected with Scan 2438

Target Mass	Rel. to Mass	Lower Limit%	Upper Limit%	Rel. Abn%	Raw Abn	Result Pass/Fail
51	198	10	80	36.3	247871	PASS
68	69	0.00	2	1.8	4649	PASS
69	198	0.00	100	38.6	263996	PASS
70	69	0.00	2	0.4	1127	PASS
127	198	10	80	49.1	335765	PASS
197	198	0.00	2	0.3	2322	PASS
198	198	100	100	100.0	683477	PASS
199	198	5	9	6.8	46731	PASS
275	198	10	60	27.7	189611	PASS
365	198	1	100	4.3	29589	PASS
441	198	0.01	100	12.3	83987	PASS
442	198	50	100	82.8	566208	PASS
443	442	15	24	19.9	112408	PASS

Scan 2438 (17.328 min): BN033844.D\data.ms
DFTPP353

m/z	Abundance
38.90	307.0
40.00	1161.0
41.10	559.0
42.00	158.0
43.00	478.0
44.00	4064.0
44.90	254.0
48.90	332.0
51.00	214.0
55.00	498.0
56.00	262.0
57.00	293.0
69.00	409.0
69.90	202.0
71.00	199.0
73.00	623.0
77.00	374.0
78.10	185.0
82.10	158.0
82.90	271.0
83.90	279.0
91.10	151.0
95.80	176.0
97.10	260.0
111.00	206.0
133.00	214.0
147.00	203.0
191.00	165.0
193.00	178.0
207.00	1871.0
207.90	470.0
209.00	235.0
281.00	408.0

Instrument :
BNA_N
ClientSampleId :
DFTPP353

Scan 2445 (17.369 min): BN033844.D\data.ms
DFTPP353

Instrument :
BNA_N
ClientSampleId :
DFTPP353

m/z	Abundance
36.00	241.0
37.00	1321.0
38.00	3869.0
39.00	23312.0
40.00	2030.0
41.00	874.0
42.00	224.0
43.00	475.0
44.00	3155.0
45.00	634.0
48.00	201.0
49.00	2500.0
50.00	81904.0
51.00	317376.0
52.00	16456.0
53.00	804.0
55.00	2121.0
56.00	9536.0
57.00	21600.0
58.00	1128.0
58.90	298.0
60.00	368.0
61.00	4368.0
62.00	4856.0
63.00	12897.0
64.00	1885.0
65.00	6577.0
66.00	448.0
67.00	485.0
68.00	5954.0
69.00	338496.0
70.00	1696.0
71.00	326.0
72.00	170.0
73.00	3191.0
74.00	33360.0
75.00	53984.0
76.00	17240.0
77.00	364544.0
78.00	24256.0
79.00	26440.0
80.00	19288.0
81.00	27248.0
82.00	6860.0
83.00	6424.0
84.00	820.0
85.00	4842.0
86.00	7910.0
87.00	3774.0
88.00	1231.0
88.90	751.0
91.00	5653.0
92.00	7729.0
93.00	44624.0
94.00	2590.0
95.00	865.0
96.00	1974.0
97.10	1018.0
98.00	35296.0
99.00	29576.0
100.00	2253.0
101.00	15733.0
102.00	797.0
103.00	4943.0
104.00	10280.0
105.00	8651.0
106.00	3168.0
107.00	119000.0
108.00	17808.0
109.00	3704.0
110.00	205440.0
111.00	33384.0
111.90	3676.0
113.00	1311.0
113.80	252.0
114.30	298.0
114.90	422.0
116.00	6328.0
117.00	102416.0
118.00	7928.0
119.00	952.0
120.00	1373.0
121.20	425.0
122.00	7741.0
123.00	12187.0
124.00	5632.0
125.00	5305.0
127.00	408448.0
128.00	32016.0
129.00	164352.0
130.00	13729.0
131.00	2620.0

Instrument :
BNA_N
ClientSampleId :
DFTPP353

132.10	1379.0
132.90	711.0
134.00	4879.0
135.00	12910.0
136.00	5464.0
137.00	7583.0
138.00	1594.0
139.00	926.0
140.00	1848.0
141.00	22152.0
142.00	7337.0
143.00	4639.0
143.90	1279.0
145.00	1246.0
146.00	3519.0
147.00	11019.0
148.00	24160.0
149.00	5338.0
149.90	1364.0
151.10	2765.0
151.90	1465.0
153.00	6728.0
154.00	4922.0
155.10	11842.0
156.00	16816.0
157.10	3409.0
158.00	3863.0
158.90	3018.0
160.00	6728.0
161.00	9107.0
161.90	2698.0
162.90	952.0
164.00	1114.0
165.00	8442.0
166.00	6189.0
167.00	41312.0
168.00	21824.0
169.00	3494.0
170.00	1513.0
171.00	1750.0
172.00	3860.0
173.00	5108.0
174.00	8454.0
175.00	16896.0
176.00	4581.0
177.00	7470.0
177.90	2852.0
179.00	31104.0
180.00	22400.0
181.00	9742.0
182.00	1525.0
182.90	769.0
183.90	2477.0
185.00	15117.0
186.00	110272.0
187.00	34752.0
188.00	3752.0
189.00	7185.0
190.00	1021.0
191.00	4155.0
192.00	9022.0
193.00	10509.0
194.00	2393.0
195.00	1348.0
196.00	22072.0
198.00	797952.0
198.90	55408.0
200.00	3943.0
201.50	3344.0
203.00	5479.0
204.00	29008.0
205.00	50248.0
206.00	224000.0
207.00	29816.0
208.00	7785.0
209.00	2664.0
210.10	3097.0
211.00	8277.0
211.80	1389.0
212.90	699.0
213.90	221.0
215.00	2545.0
216.00	4723.0
217.00	58040.0
218.00	7027.0
218.90	707.0
221.00	28712.0
221.80	7961.0
223.00	12950.0
224.00	120224.0
225.00	31272.0
226.00	3529.0
227.00	54096.0
228.00	7209.0
229.00	10298.0
229.90	1416.0

Instrument :
BNA_N
ClientSampleId :
DFTPP353

231.00	4084.0
232.10	856.0
233.00	1070.0
234.00	3391.0
235.00	3790.0
236.00	2219.0
237.00	4941.0
238.00	791.0
239.00	2046.0
240.00	1730.0
241.00	2619.0
242.00	6197.0
243.00	6775.0
244.00	90336.0
245.00	12531.0
246.00	18368.0
247.00	4075.0
247.90	1004.0
249.00	3074.0
249.90	648.0
250.90	933.0
252.00	794.0
253.00	2038.0
254.10	4368.0
255.00	471360.0
256.00	70640.0
257.00	6006.0
258.00	28488.0
259.00	4431.0
260.00	690.0
261.00	803.0
262.90	363.0
264.10	655.0
264.90	12008.0
266.00	1846.0
266.90	317.0
269.00	178.0
270.00	771.0
271.00	1146.0
272.00	1175.0
273.00	13257.0
274.00	38720.0
275.00	208128.0
276.00	26960.0
277.00	19800.0
278.00	3727.0
279.00	593.0
281.10	640.0
282.00	536.0
283.00	1875.0
283.90	1248.0
285.00	3028.0
286.00	562.0
287.90	273.0
288.90	667.0
290.00	580.0
291.00	489.0
292.00	1115.0
293.00	4507.0
294.00	1083.0
295.00	1452.0
296.00	62336.0
297.00	8642.0
298.00	511.0
300.90	752.0
302.00	1046.0
303.00	6897.0
304.00	1979.0
305.00	348.0
306.00	158.0
308.00	748.0
308.90	583.0
310.00	872.0
311.00	153.0
311.90	195.0
312.90	463.0
314.00	2725.0
315.00	7364.0
316.00	3842.0
317.10	549.0
319.80	238.0
321.00	1968.0
321.90	925.0
323.00	19064.0
324.10	3262.0
325.00	282.0
326.00	350.0
327.00	3402.0
328.00	2190.0
328.90	418.0
332.00	1402.0
333.00	1642.0
334.00	12727.0
335.00	3273.0
336.00	311.0
339.00	304.0

339.90	271.0
341.00	2361.0
342.00	547.0
346.00	4027.0
346.90	985.0
348.00	199.0
349.90	169.0
351.10	414.0
352.00	5492.0
353.00	3596.0
354.00	5783.0
355.00	1029.0
356.00	157.0
357.00	180.0
359.00	311.0
359.90	163.0
365.00	27792.0
366.00	4130.0
366.90	312.0
369.90	649.0
371.00	1435.0
372.00	10755.0
373.00	2201.0
374.00	224.0
377.00	208.0
383.00	2899.0
383.90	1007.0
384.90	272.0
390.00	1533.0
391.00	816.0
392.00	621.0
392.90	155.0
400.90	616.0
402.00	4648.0
403.00	5632.0
404.00	2347.0
404.90	606.0
409.90	165.0
415.00	302.0
421.00	4744.0
422.00	4461.0
423.00	34496.0
424.00	8817.0
425.00	1167.0
441.00	79040.0
442.00	459008.0
443.00	102016.0
444.00	9280.0
445.00	485.0

Instrument :
BNA_N
ClientSampleId :
DFTPP353

Scan 2446 (17.375 min): BN033844.D\data.ms
DFTPP353

Instrument :
BNA_N
ClientSampleId :
DFTPP353

m/z	Abundance
36.00	206.0
37.00	1135.0
38.00	3177.0
39.00	20416.0
40.00	1805.0
41.00	1070.0
41.90	269.0
43.00	667.0
44.00	3330.0
45.00	697.0
47.00	153.0
47.90	291.0
49.00	2408.0
50.00	75144.0
51.00	289408.0
52.00	13887.0
53.00	838.0
55.00	1829.0
56.00	8492.0
57.00	20928.0
57.90	838.0
58.90	356.0
59.90	313.0
61.00	4378.0
62.00	4612.0
63.00	13042.0
64.00	1872.0
65.00	5540.0
65.90	368.0
67.10	387.0
68.00	5415.0
69.00	310400.0
70.00	1482.0
71.00	229.0
71.90	180.0
73.00	2683.0
74.00	31208.0
75.00	51752.0
76.00	16560.0
77.00	342272.0
78.00	24376.0
79.00	24616.0
80.00	18312.0
81.00	25504.0
82.00	5877.0
83.00	5963.0
83.90	651.0
85.00	4496.0
86.00	7250.0
87.00	3299.0
87.90	1239.0
89.00	748.0
89.90	184.0
91.00	5901.0
92.00	6649.0
93.00	42120.0
94.00	2656.0
95.00	652.0
96.00	1990.0
98.00	34568.0
99.00	25648.0
100.00	1927.0
101.00	14311.0
102.10	759.0
103.00	4789.0
104.00	9661.0
105.00	8223.0
106.00	2801.0
107.00	112352.0
108.00	17760.0
109.10	3362.0
110.00	204160.0
111.00	30552.0
112.00	3801.0
112.90	1215.0
114.10	354.0
114.90	516.0
116.00	6716.0
117.00	95832.0
118.00	7239.0
118.90	963.0
120.00	1467.0
121.10	663.0
122.00	7716.0
123.00	11791.0
124.00	5388.0
124.90	5038.0
127.00	397056.0
128.00	28432.0
129.00	156672.0
130.00	13062.0
131.00	2692.0

Instrument :
BNA_N
ClientSampleId :
DFTPP353

132.00	1433.0
132.90	886.0
133.90	4717.0
135.00	13374.0
136.00	4829.0
137.00	7086.0
137.90	1452.0
138.90	817.0
140.00	1996.0
141.00	21288.0
142.00	7142.0
143.00	4869.0
144.00	1471.0
145.00	1232.0
146.00	3838.0
147.00	10717.0
148.00	24240.0
149.00	5194.0
150.00	1363.0
151.10	2639.0
151.80	1460.0
153.00	6738.0
154.00	5229.0
155.00	11657.0
156.00	17320.0
156.90	2994.0
158.00	4226.0
159.00	3239.0
159.90	6251.0
161.00	9676.0
161.90	2646.0
162.90	704.0
163.90	896.0
165.00	8057.0
166.00	6442.0
167.00	41392.0
168.00	21576.0
169.00	3347.0
170.00	1262.0
170.90	1827.0
172.00	3716.0
173.00	4703.0
174.00	8945.0
175.00	17056.0
176.00	4383.0
176.90	8080.0
177.90	2596.0
179.00	31392.0
180.00	22584.0
181.00	10245.0
182.00	1807.0
182.80	677.0
184.00	2862.0
185.00	16247.0
186.00	120256.0
187.00	34456.0
188.00	3710.0
189.00	7701.0
189.90	1364.0
191.00	3781.0
192.00	9557.0
193.00	11149.0
194.00	2362.0
195.10	1438.0
196.00	23240.0
197.10	4642.0
198.00	817536.0
199.00	55720.0
200.00	4164.0
201.50	3227.0
202.90	6232.0
204.00	30056.0
205.00	52032.0
206.00	226560.0
207.00	31144.0
208.00	7955.0
209.00	3014.0
210.20	3280.0
211.00	9391.0
212.90	687.0
213.90	205.0
215.00	2483.0
216.00	4516.0
216.90	61720.0
218.00	7823.0
218.90	702.0
221.00	32112.0
221.90	8512.0
223.00	13198.0
224.10	127368.0
225.00	33104.0
226.00	3790.0
227.00	56056.0
228.00	7475.0
229.00	11202.0
230.00	1565.0

Instrument :
BNA_N
ClientSampleId :
DFTPP353

231.00	4229.0
232.00	793.0
233.10	1073.0
234.00	3381.0
235.00	4297.0
236.00	2613.0
237.00	4721.0
238.00	793.0
239.10	2077.0
240.00	1972.0
241.00	2919.0
242.00	6430.0
243.00	7191.0
244.00	98984.0
245.00	12655.0
246.00	21256.0
247.00	3620.0
247.90	762.0
249.00	3657.0
249.90	662.0
251.00	829.0
251.90	1099.0
252.90	2091.0
255.00	532224.0
256.00	75224.0
257.00	5961.0
258.00	31168.0
259.00	5092.0
260.00	800.0
260.90	923.0
262.90	314.0
263.90	703.0
265.00	13066.0
266.00	1690.0
267.10	270.0
268.10	199.0
270.00	658.0
271.00	1222.0
272.10	1385.0
273.00	15418.0
274.00	38864.0
275.00	227200.0
276.00	31016.0
277.00	21504.0
278.00	3967.0
278.90	798.0
281.10	636.0
281.90	526.0
283.00	2475.0
284.00	1644.0
285.00	3966.0
286.00	546.0
287.80	232.0
288.90	900.0
290.00	900.0
290.90	698.0
292.00	897.0
293.00	4487.0
294.10	1154.0
295.10	1736.0
296.00	69288.0
297.00	9126.0
298.00	708.0
298.80	294.0
301.00	1106.0
302.00	1514.0
303.00	8115.0
304.00	2033.0
304.90	344.0
308.00	1238.0
309.00	745.0
310.00	907.0
310.80	158.0
311.90	189.0
312.90	730.0
314.00	3208.0
315.00	7719.0
316.00	4826.0
317.00	681.0
319.80	210.0
321.00	2161.0
322.00	1300.0
323.00	21784.0
324.00	3586.0
325.00	458.0
325.90	398.0
327.00	4447.0
328.00	2222.0
328.90	439.0
332.00	1527.0
333.00	2451.0
334.00	13961.0
335.00	3167.0
335.80	330.0
338.90	473.0
340.00	462.0

341.00	2662.0
342.10	678.0
343.00	266.0
346.00	5150.0
347.00	1021.0
348.00	218.0
350.00	255.0
350.90	493.0
352.00	7366.0
353.00	4424.0
354.00	7075.0
355.00	1063.0
356.00	169.0
358.10	187.0
359.00	637.0
361.00	209.0
363.70	204.0
365.00	36072.0
366.00	5287.0
367.00	339.0
370.00	653.0
370.90	2026.0
372.10	11620.0
373.00	3290.0
374.00	502.0
376.90	229.0
383.00	3287.0
384.00	996.0
384.90	321.0
390.00	1595.0
391.00	1202.0
392.00	793.0
394.90	160.0
397.00	186.0
401.00	906.0
401.90	5137.0
403.00	7481.0
404.00	3133.0
404.90	585.0
410.00	231.0
414.80	378.0
421.00	6598.0
422.00	6442.0
423.00	46928.0
424.10	10790.0
425.00	992.0
441.00	93600.0
442.00	713664.0
443.00	130728.0
444.00	13454.0
445.00	656.0

Instrument :
BNA_N
ClientSampleId :
DFTPP353

Scan 2447 (17.381 min): BN033844.D\data.ms
DFTPP353

Instrument :
BNA_N
ClientSampleId :
DFTPP353

m/z	Abundance
35.90	155.0
37.00	706.0
38.00	1522.0
39.10	10358.0
40.00	1298.0
41.00	449.0
41.90	178.0
43.10	529.0
44.00	3676.0
44.90	409.0
46.90	194.0
49.00	1300.0
50.00	34904.0
51.00	137472.0
52.00	6847.0
53.00	409.0
54.90	1092.0
56.00	4379.0
57.00	9390.0
58.00	512.0
60.10	233.0
60.90	1807.0
62.00	1987.0
63.00	5862.0
64.00	772.0
65.00	2547.0
66.00	225.0
66.90	330.0
68.00	2577.0
69.00	144320.0
70.00	810.0
70.90	194.0
73.10	1717.0
74.00	15577.0
75.00	22536.0
76.00	7691.0
77.00	162560.0
78.00	10038.0
79.00	11888.0
80.00	8592.0
81.00	11903.0
81.90	3101.0
83.00	2972.0
83.90	574.0
85.00	2040.0
86.00	3563.0
87.00	1628.0
87.90	461.0
88.90	314.0
91.00	2948.0
91.90	2890.0
93.00	21584.0
94.00	1426.0
94.90	336.0
96.00	1060.0
98.00	15563.0
99.00	12609.0
100.00	992.0
101.00	7057.0
101.90	371.0
103.00	2496.0
103.90	4480.0
105.00	4494.0
106.00	1554.0
107.00	54256.0
108.00	7899.0
109.00	1450.0
110.00	95992.0
111.00	13926.0
112.00	1860.0
112.90	563.0
114.30	244.0
114.90	347.0
116.00	3182.0
117.00	47088.0
118.00	3571.0
118.90	505.0
120.00	756.0
121.00	215.0
121.90	4077.0
123.00	6457.0
124.00	2867.0
125.00	2503.0
127.00	201792.0
128.00	13401.0
129.00	78240.0
130.00	6447.0
130.90	1644.0
132.00	691.0
132.90	516.0
134.00	2565.0
135.00	6281.0

Instrument :
BNA_N
ClientSampleId :
DFTPP353

136.00	2819.0
137.00	3458.0
137.80	491.0
138.90	346.0
140.10	936.0
141.00	10968.0
142.00	3242.0
143.00	2262.0
143.90	692.0
144.90	813.0
146.00	2085.0
147.00	5206.0
148.00	11897.0
149.00	2574.0
150.00	850.0
151.00	1537.0
151.70	879.0
152.90	3454.0
154.00	2345.0
155.00	6532.0
156.00	9043.0
157.00	1752.0
157.90	1995.0
159.00	1601.0
160.00	3435.0
161.00	4770.0
161.90	1272.0
163.00	433.0
164.00	484.0
165.00	3894.0
166.00	2897.0
167.00	21568.0
168.00	11050.0
169.00	1966.0
169.90	712.0
170.90	864.0
171.90	1650.0
173.00	2809.0
174.00	5099.0
175.00	8951.0
176.00	2434.0
177.00	3598.0
178.00	1344.0
178.90	16872.0
180.00	11300.0
181.00	4791.0
182.00	955.0
182.90	351.0
184.00	1381.0
185.00	8635.0
186.00	61016.0
187.00	17760.0
188.00	1949.0
188.90	4154.0
190.00	642.0
191.00	2123.0
192.00	5343.0
193.00	6507.0
194.00	1510.0
195.10	674.0
196.00	12403.0
197.00	2324.0
198.00	434944.0
199.00	29064.0
200.00	1992.0
201.40	2066.0
202.10	536.0
203.00	3259.0
204.00	16400.0
205.00	28928.0
206.00	122064.0
207.00	16872.0
208.00	4544.0
209.00	1698.0
210.00	1882.0
211.10	4535.0
212.90	366.0
214.90	1277.0
216.00	3014.0
217.00	33464.0
218.00	4305.0
218.80	581.0
221.00	15360.0
221.80	4587.0
223.00	8102.0
224.00	71168.0
225.00	16784.0
226.00	1914.0
227.00	31024.0
228.00	3754.0
229.00	6518.0
230.00	913.0
231.00	2264.0
232.10	351.0
232.90	601.0
234.00	1827.0

Instrument :
BNA_N
ClientSampleId :
DFTPP353

235.00	2183.0
236.00	1546.0
237.00	2675.0
237.90	479.0
238.90	1354.0
240.00	1209.0
241.00	1747.0
242.00	3343.0
243.00	4192.0
244.00	54560.0
245.10	6549.0
246.00	11707.0
247.00	2706.0
248.00	607.0
248.90	2091.0
250.00	415.0
251.00	525.0
251.90	581.0
253.00	1281.0
254.10	2669.0
255.00	295232.0
256.00	44360.0
257.00	3158.0
258.00	18112.0
259.00	2620.0
259.90	466.0
260.90	545.0
262.90	229.0
263.90	444.0
265.00	7547.0
265.90	1061.0
267.00	234.0
269.90	455.0
270.90	695.0
272.00	745.0
273.00	8675.0
274.00	24816.0
275.00	133504.0
276.00	18424.0
277.00	13094.0
278.00	1912.0
278.90	486.0
281.00	643.0
281.90	354.0
283.00	1470.0
284.00	866.0
285.00	1914.0
286.10	395.0
288.90	575.0
290.10	438.0
291.00	388.0
291.90	750.0
293.00	2788.0
294.00	781.0
295.00	978.0
296.00	43504.0
297.00	5725.0
298.00	321.0
301.00	603.0
302.20	637.0
303.00	4781.0
304.00	1248.0
305.00	194.0
307.90	735.0
308.90	391.0
310.00	511.0
312.00	249.0
313.00	387.0
314.00	1897.0
314.90	4642.0
316.00	3003.0
316.90	453.0
319.90	171.0
321.00	1309.0
322.10	666.0
323.00	13088.0
324.00	2526.0
324.90	220.0
325.90	424.0
327.00	3143.0
328.00	1751.0
329.10	278.0
331.90	1108.0
333.00	1356.0
334.00	9856.0
335.00	2307.0
336.00	399.0
339.00	233.0
339.90	281.0
341.00	1643.0
342.00	345.0
346.00	3092.0
347.10	537.0
349.90	265.0
351.10	381.0
352.00	4649.0

353.00	2984.0
354.00	4471.0
354.90	756.0
358.90	329.0
365.00	24904.0
366.00	3152.0
366.80	213.0
370.00	528.0
371.00	1146.0
372.10	7716.0
373.00	2301.0
374.10	212.0
377.00	190.0
383.00	2325.0
383.90	682.0
384.70	164.0
390.00	986.0
391.00	801.0
391.90	533.0
396.80	159.0
401.10	744.0
402.00	3395.0
403.00	5253.0
404.00	2008.0
404.90	283.0
410.00	173.0
415.00	303.0
421.00	4325.0
422.00	4594.0
423.00	31824.0
424.00	6713.0
425.00	751.0
441.00	79320.0
442.00	525952.0
443.00	104480.0
444.00	8699.0
445.00	451.0

Instrument :
BNA_N
ClientSampleId :
DFTPP353

DFTPP

Data Path : Z:\svoasrv\HPCHEM1\BNA_N\Data\BN100424\
Data File : BN034389.D
Acq On : 04 Oct 2024 12:53
Operator : RC/JU
Sample : DFTPP360
Misc :
ALS Vial : 1 Sample Multiplier: 1

Instrument :
BNA_N
ClientSampleId :
DFTPP360

Integration File: LSCINT.P

Method : Z:\svoasrv\HPCHEM1\BNA_N\Methods\SFAM-EPA-BN091124.MA.M
Title : SVOA CALIBRATION
Last Update : Mon Sep 30 14:14:38 2024

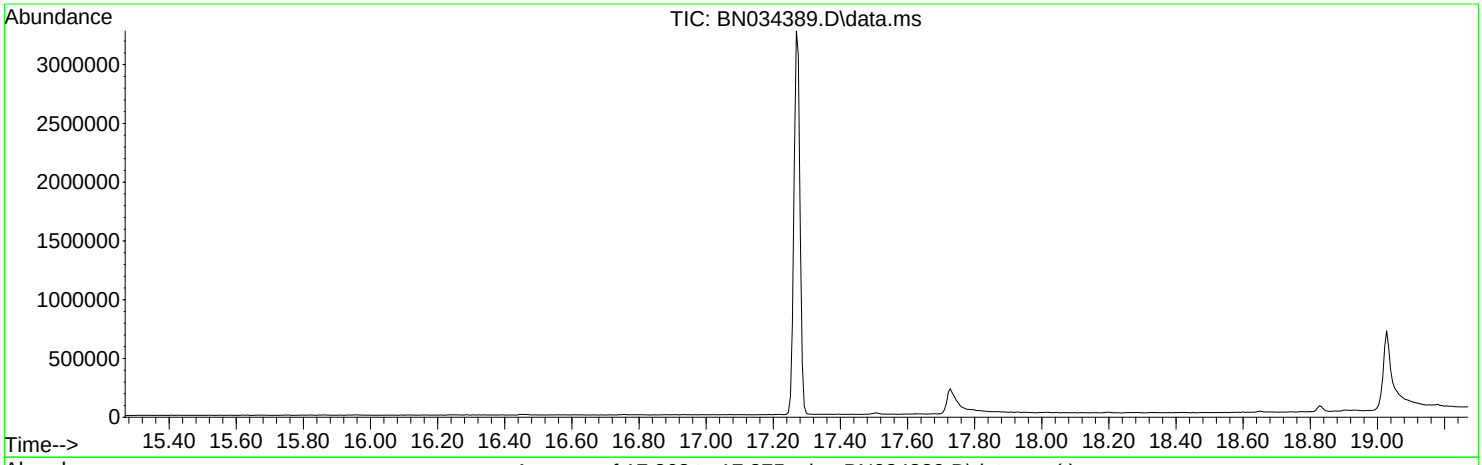

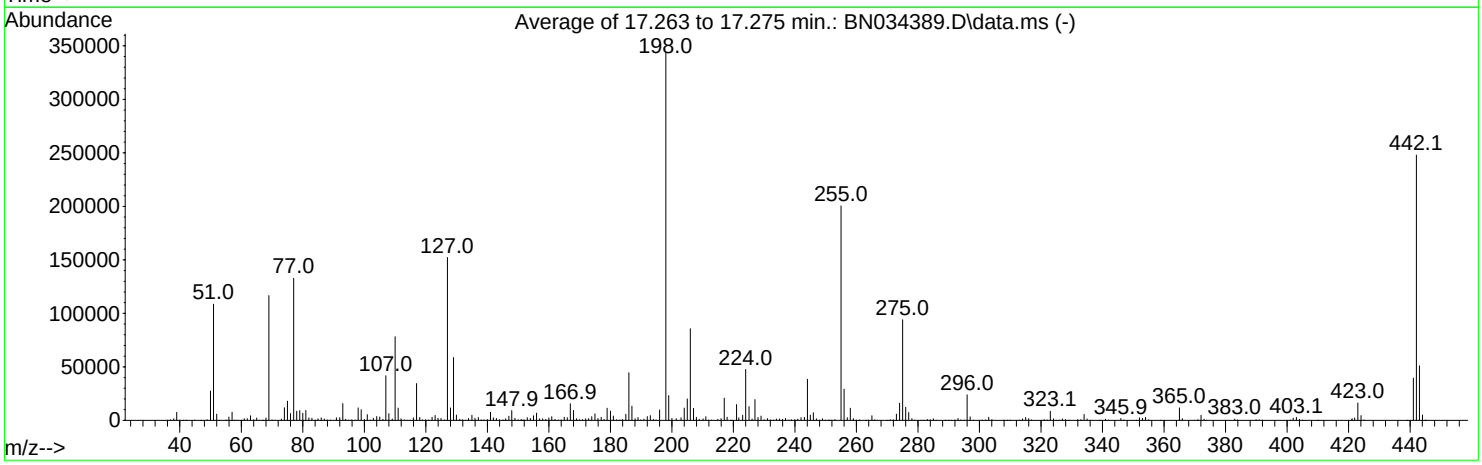

AutoFind: Scans 2444, 2445, 2446; Background Corrected with Scan 2439

Target Mass	Rel. to Mass	Lower Limit%	Upper Limit%	Rel. Abn%	Raw Abn	Result Pass/Fail
51	198	10	80	31.6	108572	PASS
68	69	0.00	2	1.9	2246	PASS
69	198	0.00	100	33.9	116617	PASS
70	69	0.00	2	0.5	540	PASS
127	198	10	80	44.3	152237	PASS
197	198	0.00	2	0.0	0	PASS
198	198	100	100	100.0	343787	PASS
199	198	5	9	6.7	23184	PASS
275	198	10	60	27.4	94037	PASS
365	198	1	100	3.4	11616	PASS
441	198	0.01	100	11.5	39448	PASS
442	198	50	100	72.1	247979	PASS
443	442	15	24	20.6	51035	PASS

Scan 2439 (17.233 min): BN034389.D\data.ms
DFTPP360

Instrument :
BNA_N
ClientSampleId :
DFTPP360

m/z	Abundance
35.90	220.0
39.00	575.0
40.00	1151.0
41.00	931.0
42.00	358.0
43.00	1228.0
44.00	3876.0
44.90	287.0
48.90	533.0
50.00	222.0
50.90	201.0
53.00	232.0
53.90	152.0
55.10	765.0
55.90	261.0
57.00	490.0
59.90	472.0
67.00	279.0
68.90	423.0
70.00	286.0
71.00	245.0
73.00	787.0
74.00	167.0
75.00	279.0
77.00	422.0
78.00	257.0
79.00	197.0
81.00	177.0
82.00	171.0
82.90	328.0
84.00	588.0
85.10	218.0
85.80	284.0
87.00	181.0
90.80	217.0
95.00	204.0
95.90	369.0
97.00	243.0
98.00	270.0
114.90	162.0
129.00	173.0
132.90	261.0
147.00	248.0
149.00	161.0
166.90	191.0
190.90	241.0
193.10	222.0
207.00	1887.0
207.90	400.0
208.90	236.0
281.00	506.0
282.00	174.0

Scan 2444 (17.263 min): BN034389.D\data.ms
DFTPP360

Instrument :
BNA_N
ClientSampleId :
DFTPP360

m/z	Abundance
35.90	244.0
37.00	408.0
38.00	1333.0
39.00	7426.0
40.00	1263.0
41.00	913.0
42.00	294.0
43.00	1121.0
44.00	3137.0
44.90	486.0
48.90	947.0
50.00	25264.0
51.00	96720.0
52.00	5336.0
52.90	391.0
54.00	280.0
55.00	1340.0
56.00	2990.0
57.00	7465.0
57.90	340.0
58.90	268.0
60.00	445.0
60.90	1401.0
62.00	1252.0
63.00	3809.0
64.00	613.0
65.00	1931.0
67.00	329.0
68.00	2086.0
69.00	104728.0
70.00	684.0
71.00	429.0
73.00	1749.0
74.00	10394.0
75.00	15829.0
76.00	5863.0
77.00	114936.0
78.00	8105.0
79.00	8318.0
80.00	5829.0
81.00	8487.0
81.90	2162.0
83.00	1998.0
83.90	741.0
85.00	1591.0
86.00	2454.0
87.00	1307.0
87.90	468.0
89.00	306.0
90.90	2012.0
92.00	2310.0
93.00	13172.0
93.90	1048.0
95.00	439.0
96.00	677.0
97.00	541.0
98.00	10823.0
99.00	9282.0
100.10	642.0
100.90	4531.0
102.00	380.0
103.00	1743.0
104.00	3084.0
105.00	2773.0
106.10	770.0
107.00	35448.0
108.00	5735.0
109.00	1166.0
110.00	64760.0
111.00	9499.0
112.00	1392.0
112.90	417.0
115.00	334.0
116.00	2157.0
117.00	28592.0
118.00	2481.0
118.90	413.0
120.00	552.0
121.00	301.0
122.00	2492.0
123.00	3624.0
123.90	1473.0
124.90	1400.0
127.00	125320.0
128.00	9585.0
129.00	47480.0
130.00	4413.0
131.00	867.0
131.90	553.0
132.90	649.0
133.90	1519.0
134.90	4016.0

Instrument :
BNA_N
ClientSampleId :
DFTPP360

135.90	1664.0
137.00	2285.0
138.00	443.0
138.90	276.0
140.00	669.0
141.00	6009.0
142.00	1804.0
143.00	1369.0
144.00	458.0
145.10	432.0
145.90	1454.0
147.00	3457.0
148.00	7325.0
148.90	1845.0
150.00	477.0
150.90	812.0
151.50	506.0
153.00	2239.0
154.00	1207.0
155.00	3366.0
156.00	5261.0
157.00	1110.0
157.90	1224.0
159.00	725.0
160.00	1750.0
160.90	2724.0
161.90	840.0
163.00	395.0
164.00	464.0
165.00	2175.0
166.00	2258.0
167.00	13074.0
168.00	7539.0
169.00	1148.0
169.90	505.0
170.90	497.0
172.00	1308.0
173.00	1366.0
174.00	2747.0
175.00	4558.0
175.90	1318.0
177.00	2266.0
178.00	880.0
178.90	8801.0
180.00	7215.0
181.00	3201.0
182.00	618.0
183.00	318.0
183.90	855.0
185.00	4185.0
186.00	34360.0
187.00	10557.0
188.00	1349.0
188.90	2428.0
189.90	522.0
190.90	1270.0
192.00	2676.0
193.00	3907.0
193.90	921.0
195.00	397.0
196.00	7649.0
198.00	260160.0
199.00	18872.0
200.00	1443.0
201.30	905.0
203.00	1730.0
204.00	8388.0
205.00	14720.0
206.00	67008.0
207.10	10816.0
208.00	2695.0
209.00	834.0
210.20	1084.0
211.10	2505.0
212.90	279.0
215.00	741.0
216.00	1360.0
217.00	15686.0
218.00	2373.0
219.00	290.0
221.00	11809.0
221.70	3185.0
223.00	3607.0
224.00	35880.0
225.00	9364.0
226.00	1188.0
227.00	14335.0
228.00	2145.0
229.00	3107.0
229.90	412.0
231.00	1150.0
231.90	395.0
232.90	362.0
234.00	858.0
234.90	1138.0
235.90	613.0

Instrument :
BNA_N
ClientSampleId :
DFTPP360

237.00	1500.0
238.10	293.0
238.80	507.0
240.00	520.0
240.90	884.0
242.00	2022.0
243.10	2147.0
244.00	27896.0
245.00	3792.0
246.00	5237.0
246.90	1413.0
247.90	335.0
249.00	994.0
249.80	279.0
250.90	214.0
251.20	226.0
251.90	272.0
253.00	559.0
255.00	142336.0
256.00	22264.0
257.00	1978.0
258.00	8118.0
259.00	1165.0
260.00	274.0
260.80	205.0
264.00	233.0
265.00	2921.0
265.90	509.0
267.00	219.0
270.00	201.0
271.00	517.0
271.90	670.0
273.00	4020.0
274.00	11720.0
275.00	62192.0
276.00	8681.0
277.00	5036.0
278.00	1399.0
281.00	651.0
282.10	283.0
283.00	568.0
283.90	412.0
285.00	1071.0
289.00	190.0
290.10	167.0
291.00	235.0
291.90	343.0
293.00	1339.0
294.00	385.0
295.00	412.0
296.00	15621.0
297.00	2190.0
298.20	163.0
300.90	271.0
302.10	275.0
303.00	1914.0
304.00	415.0
307.90	222.0
309.10	208.0
309.90	342.0
313.00	258.0
314.00	803.0
315.00	1652.0
316.00	1009.0
316.90	288.0
320.80	458.0
322.10	287.0
323.00	5166.0
324.00	1241.0
327.00	876.0
328.00	435.0
331.90	417.0
333.00	462.0
334.00	3857.0
335.00	933.0
336.10	172.0
341.00	707.0
342.00	260.0
346.00	969.0
346.90	331.0
352.00	1725.0
353.00	1316.0
354.00	2016.0
355.00	480.0
365.00	7945.0
366.00	974.0
370.90	376.0
372.10	2715.0
373.00	573.0
374.00	187.0
383.10	774.0
383.80	204.0
389.90	244.0
391.00	308.0
402.00	1029.0
403.10	1725.0

404.00	583.0
405.10	290.0
421.00	1289.0
421.90	1477.0
423.00	9024.0
424.00	3211.0
425.10	363.0
441.10	22848.0
442.00	132544.0
443.10	30192.0
444.00	2840.0
444.90	188.0

Instrument :
BNA_N
ClientSampleId :
DFTPP360

Scan 2445 (17.269 min): BN034389.D\data.ms
DFTPP360

Instrument :
BNA_N
ClientSampleId :
DFTPP360

m/z	Abundance
36.00	210.0
37.00	677.0
38.10	1697.0
39.00	9410.0
40.00	1342.0
41.00	1090.0
42.00	422.0
43.00	1138.0
44.00	3242.0
45.00	606.0
46.90	200.0
49.00	1192.0
50.00	32672.0
51.00	129536.0
52.00	6764.0
53.00	334.0
55.00	1265.0
56.00	3952.0
57.00	9332.0
57.90	403.0
58.90	192.0
60.00	656.0
61.00	2108.0
62.00	2230.0
63.00	5035.0
64.00	835.0
65.00	2919.0
66.00	306.0
67.10	332.0
68.00	2511.0
69.00	137792.0
70.00	934.0
71.00	387.0
73.00	2276.0
74.00	13996.0
75.00	21528.0
76.00	7505.0
77.00	156736.0
78.00	10092.0
79.00	10827.0
80.00	7599.0
81.00	10914.0
82.00	3232.0
83.00	2844.0
84.00	710.0
85.00	2043.0
86.00	3081.0
87.00	1944.0
87.90	574.0
89.00	403.0
91.00	3198.0
92.00	3086.0
93.00	18960.0
94.00	1052.0
94.90	527.0
96.00	996.0
97.00	477.0
98.00	13964.0
99.00	11717.0
99.90	1026.0
101.00	5990.0
102.00	393.0
103.00	2190.0
104.00	3841.0
105.00	3743.0
106.10	1375.0
107.00	49256.0
108.00	7246.0
109.00	1364.0
110.00	93992.0
111.00	13732.0
111.90	1639.0
113.00	614.0
115.00	324.0
116.00	3048.0
117.00	39816.0
118.00	3053.0
118.90	559.0
119.90	734.0
120.80	206.0
121.10	210.0
122.00	3755.0
123.00	5467.0
124.00	2110.0
124.90	2205.0
126.10	1156.0
127.00	177024.0
128.00	13764.0
129.00	69688.0
129.90	5650.0
131.00	1155.0
132.00	697.0

Instrument :
BNA_N
ClientSampleId :
DFTPP360

132.90	384.0
133.90	2111.0
135.00	5361.0
136.00	2128.0
137.10	3147.0
138.00	602.0
138.90	462.0
140.00	941.0
141.00	9379.0
142.00	3158.0
142.90	2114.0
144.00	770.0
145.00	516.0
146.00	1650.0
147.00	4603.0
147.90	10814.0
149.00	2474.0
150.00	624.0
151.10	1087.0
151.90	902.0
153.00	2861.0
154.00	2150.0
155.00	5066.0
156.00	7756.0
157.00	1737.0
158.00	1795.0
159.10	1296.0
160.00	2595.0
161.00	4167.0
162.00	1023.0
163.00	333.0
163.90	679.0
165.00	3626.0
166.00	2997.0
167.00	18312.0
168.00	11303.0
169.00	1887.0
170.00	779.0
170.90	851.0
171.90	1682.0
172.90	1857.0
174.00	4135.0
175.00	7094.0
176.00	2078.0
177.00	3147.0
177.90	1132.0
179.00	12517.0
180.00	10206.0
181.00	5080.0
182.00	772.0
182.80	372.0
183.90	1152.0
185.00	6943.0
186.00	52024.0
187.00	15833.0
188.10	1773.0
189.00	3096.0
189.90	452.0
191.00	1632.0
192.00	3734.0
193.00	4975.0
194.00	1067.0
194.80	599.0
196.00	10689.0
198.00	399168.0
198.90	26432.0
200.00	2089.0
201.40	1676.0
202.90	2788.0
204.00	13295.0
205.00	23472.0
206.00	100104.0
207.00	14839.0
208.00	3408.0
208.90	1236.0
210.10	1719.0
211.00	3967.0
211.90	914.0
213.00	308.0
215.00	1151.0
215.90	1936.0
217.00	24080.0
217.90	3359.0
219.00	278.0
221.00	16744.0
223.00	5635.0
224.00	55104.0
225.10	15057.0
226.00	1571.0
227.00	22304.0
228.00	2986.0
229.00	4696.0
229.90	590.0
231.00	1918.0
232.10	382.0
233.10	326.0

Instrument :
BNA_N
ClientSampleId :
DFTPP360

234.00	1439.0
235.00	1519.0
236.00	1233.0
236.90	2187.0
238.00	331.0
238.90	726.0
240.00	702.0
241.00	1423.0
242.00	2660.0
243.00	3517.0
244.00	45160.0
245.00	5521.0
246.00	8320.0
246.90	1648.0
247.90	391.0
248.90	1660.0
249.90	375.0
250.90	441.0
251.90	384.0
253.00	914.0
255.00	227968.0
256.00	33456.0
257.00	2939.0
258.00	13465.0
259.00	1888.0
260.00	383.0
261.00	491.0
264.00	340.0
265.00	5179.0
266.00	952.0
266.90	154.0
269.90	203.0
270.90	830.0
272.10	544.0
273.00	6676.0
274.00	19640.0
275.00	109952.0
276.00	13374.0
277.00	8976.0
278.00	1618.0
279.00	548.0
281.00	758.0
281.90	347.0
283.00	979.0
284.00	715.0
285.00	1794.0
286.00	278.0
288.80	330.0
290.00	278.0
290.90	223.0
292.00	366.0
293.00	1970.0
293.90	647.0
296.00	27112.0
296.90	3552.0
298.00	211.0
300.90	278.0
301.90	537.0
303.00	3557.0
304.00	899.0
307.90	337.0
309.00	273.0
310.00	489.0
313.00	328.0
314.00	1422.0
315.00	3243.0
316.00	1837.0
317.00	402.0
321.10	871.0
321.90	638.0
323.00	9749.0
324.10	1738.0
324.90	163.0
326.00	180.0
327.00	1721.0
327.90	957.0
331.90	692.0
332.90	881.0
334.00	6119.0
335.00	1357.0
336.10	243.0
339.00	172.0
341.00	1119.0
342.00	291.0
346.00	1941.0
346.90	459.0
351.00	184.0
352.00	2660.0
353.00	1721.0
354.00	3309.0
355.00	772.0
358.90	300.0
365.00	12886.0
366.00	2043.0
370.00	392.0
371.10	739.0

372.00	5158.0
373.00	1233.0
382.90	1138.0
383.90	481.0
389.90	821.0
390.90	511.0
392.00	381.0
401.10	479.0
402.00	2732.0
403.00	3169.0
404.00	1235.0
404.90	243.0
421.20	2307.0
422.00	2685.0
423.00	18896.0
424.10	4706.0
425.00	529.0
441.00	44592.0
442.00	273408.0
443.00	56712.0
444.10	5761.0
445.10	334.0

Instrument :
BNA_N
ClientSampleId :
DFTPP360

Scan 2446 (17.275 min): BN034389.D\data.ms
DFTPP360

Instrument :
BNA_N
ClientSampleId :
DFTPP360

m/z	Abundance
35.90	237.0
37.00	624.0
38.00	1378.0
39.00	7474.0
40.00	1360.0
41.00	964.0
42.00	466.0
43.00	1265.0
44.00	3026.0
44.90	508.0
49.00	1149.0
50.00	25088.0
51.00	100064.0
52.00	5315.0
53.00	328.0
54.90	1093.0
56.00	3157.0
57.00	7531.0
57.90	288.0
58.90	169.0
60.00	405.0
61.00	1316.0
61.90	1367.0
63.00	4074.0
64.10	592.0
65.00	2050.0
65.90	215.0
67.00	377.0
68.00	2141.0
69.00	108600.0
70.00	861.0
71.00	354.0
73.00	1996.0
74.00	11649.0
75.00	17512.0
76.00	5890.0
77.00	128040.0
78.00	7994.0
79.00	8671.0
80.00	6220.0
81.00	9176.0
82.00	2430.0
83.00	2243.0
84.00	535.0
84.90	1671.0
86.00	2443.0
86.90	1209.0
87.90	571.0
88.90	247.0
91.00	2671.0
92.00	2330.0
93.00	14947.0
94.00	1188.0
95.00	460.0
95.90	842.0
97.10	564.0
98.00	11194.0
99.00	9217.0
100.00	801.0
101.00	5514.0
101.90	259.0
102.90	2021.0
104.00	3806.0
105.00	3028.0
106.00	1204.0
107.00	40592.0
108.00	6003.0
109.10	1408.0
110.00	75680.0
111.00	11376.0
111.90	1491.0
113.00	468.0
113.90	261.0
114.90	294.0
115.90	2094.0
117.00	34896.0
118.00	2586.0
118.90	349.0
119.90	437.0
120.90	266.0
122.00	2815.0
123.00	4824.0
124.00	2455.0
125.00	1974.0
127.00	154368.0
128.00	11602.0
129.00	59720.0
130.00	4775.0
131.00	975.0
132.00	411.0
132.90	395.0
133.90	1842.0

Instrument :
BNA_N
ClientSampleId :
DFTPP360

135.00	4827.0
136.00	2080.0
137.00	2599.0
138.00	577.0
138.90	414.0
139.80	615.0
141.00	7472.0
141.90	2384.0
142.90	1942.0
144.00	542.0
145.00	360.0
146.00	1308.0
147.00	4225.0
148.00	9138.0
149.00	1942.0
150.00	668.0
151.00	1073.0
151.90	817.0
153.00	2477.0
153.90	2221.0
155.00	4428.0
156.00	7113.0
157.00	1512.0
157.90	1450.0
158.90	1284.0
160.00	2223.0
161.00	3612.0
162.00	1073.0
163.00	305.0
164.00	402.0
165.00	3065.0
166.00	2478.0
167.00	15929.0
168.00	9157.0
169.00	1293.0
169.90	501.0
170.90	733.0
172.00	1516.0
173.00	1944.0
173.90	3372.0
175.00	6575.0
175.90	1978.0
177.00	3313.0
177.90	935.0
179.00	13041.0
180.00	8744.0
180.90	3894.0
182.00	633.0
182.80	353.0
183.10	354.0
183.90	862.0
185.00	5757.0
186.00	47432.0
187.00	13625.0
188.10	1362.0
189.00	2814.0
189.80	387.0
191.00	1474.0
192.00	4259.0
193.00	5115.0
194.00	965.0
194.80	444.0
196.00	10866.0
198.00	372032.0
199.00	24248.0
200.00	1913.0
201.50	1808.0
203.00	2598.0
204.00	12759.0
205.00	21928.0
206.00	90096.0
207.00	13508.0
208.00	3504.0
209.00	1312.0
210.10	1306.0
211.00	3727.0
212.90	239.0
214.90	977.0
216.00	1859.0
217.00	22752.0
218.00	3205.0
219.20	228.0
221.00	15737.0
221.80	3870.0
223.00	5248.0
224.00	51784.0
225.00	14125.0
226.10	1309.0
227.00	21896.0
228.00	3067.0
229.00	4270.0
230.00	865.0
231.10	1951.0
232.10	422.0
233.00	312.0
233.90	1205.0

Instrument :
BNA_N
ClientSampleId :
DFTPP360

235.00	1445.0
236.00	942.0
237.00	1915.0
238.00	304.0
238.90	817.0
239.90	509.0
241.00	1377.0
242.00	2941.0
243.00	3076.0
244.10	42160.0
245.00	5621.0
246.00	7804.0
247.00	1503.0
248.00	342.0
249.00	1705.0
250.00	306.0
251.00	338.0
252.00	381.0
253.00	701.0
255.00	230720.0
256.00	31720.0
257.00	2771.0
258.00	12509.0
259.00	1800.0
259.90	350.0
261.00	416.0
263.00	163.0
264.00	409.0
265.00	4744.0
266.00	599.0
266.80	235.0
271.00	509.0
272.00	628.0
273.00	6734.0
274.00	16480.0
275.00	109968.0
276.00	14877.0
277.00	8099.0
278.10	1838.0
279.00	302.0
281.00	718.0
281.90	384.0
283.00	1191.0
284.00	644.0
285.00	1482.0
286.00	440.0
289.00	457.0
290.10	349.0
291.00	260.0
292.10	357.0
293.00	2278.0
293.90	514.0
295.10	610.0
296.00	28872.0
297.00	4086.0
298.00	306.0
300.80	337.0
302.00	593.0
303.00	3295.0
304.10	915.0
308.00	569.0
309.10	283.0
309.90	301.0
313.00	403.0
314.00	1776.0
315.00	3159.0
316.00	1972.0
317.00	464.0
321.00	1021.0
322.20	451.0
323.10	10633.0
324.00	1440.0
325.00	213.0
325.90	226.0
326.90	1674.0
328.00	885.0
328.90	235.0
331.80	597.0
332.20	477.0
333.00	963.0
334.00	6827.0
335.00	1840.0
336.00	298.0
341.00	1247.0
341.90	234.0
345.90	2444.0
347.00	586.0
350.90	213.0
352.00	3031.0
353.00	2161.0
354.00	3244.0
355.00	743.0
358.90	222.0
365.00	14018.0
365.90	2115.0
369.80	249.0

371.00	906.0
372.10	6598.0
373.00	1317.0
373.80	189.0
383.00	1770.0
383.90	488.0
390.00	754.0
391.00	625.0
392.00	437.0
401.00	344.0
402.00	2644.0
403.10	3544.0
404.00	1135.0
405.00	263.0
409.80	160.0
421.10	2680.0
422.00	2816.0
423.00	20824.0
424.10	5410.0
425.00	555.0
439.00	151.0
441.10	50904.0
442.10	337984.0
443.00	66200.0
444.10	6367.0
445.10	347.0

Instrument :
BNA_N
ClientSampleId :
DFTPP360

FORM 1A-OR
ORGANIC ANALYSIS DATA SHEET
TARGET ANALYTE LIST

EPA SAMPLE NO.

SBLK808

Lab Name : Alliance Technical Group, LLC
Contract : 68HERH20D0011
Lab Code: ACE Case No.: ARC Sayrevil
MA No. : SDG No.: P4227
Analytical Method : SVOA
Level :
Matrix : Water
Lab Sample ID : PB163808BL
Sample wt/vol : 1000 (g/mL) mL
Lab File ID : BN034392.D
% Solids :
Date Received :
GC Column : ZB-GR ID : 0.25 (mm)
Date Extracted : 09/30/2024
GC Column : ID : (mm)
Date Analyzed : 10/04/2024
Extract Concentrated :(Y/N) N
Extract Volume : 1000 (µL)
Soil Aliquot (VOA) : (µL)
Extraction Type : CONH
Heated Purge : (Y/N)
Injection Volume : 1.0 (µL)
Purge Volume : (mL)
pH : Dilution Factor : 1.0
Cleanup Types :
Cleanup Factor : 1.0
Concentration Units (µg/L, µg/kg, µg, or µg/cm²): µg/L

CAS NO.	ANALYTE	CONCENTRATION	Q
111-44-4	Bis(2-Chloroethyl)ether	10	U
98-95-3	Nitrobenzene	5.0	U
78-59-1	Isophorone	5.0	U

FORM 1B-OR
ORGANIC ANALYSIS DATA SHEET
TENTATIVELY IDENTIFIED COMPOUNDS

EPA SAMPLE NO.

SBLK808

Lab Name : Alliance Technical Group, LLC
Contract : 68HERH20D0011
Lab Code: ACE
Case No.: ARC Sayrevi
MA No. :
SDG No.: P4227
Analytical Method : SVOA
Level :
Matrix : Water
Lab Sample ID : PB163808BL
Sample wt/vol : 1000 (g/mL) mL
Lab File ID : BN034392.D
% Solids :
Date Received :
GC Column : ZB-GR ID : 0.25 (mm)
Date Extracted : 09/30/2024
Extract Concentrated : (Y/N) N
Date Analyzed : 10/04/2024
Soil Aliquot (VOA) : (µL)
Extract Volume : 1000 (µL)
Heated Purge : (Y/N)
Extraction Type : CONH
Purge Volume : (mL)
Injection Volume : 1.0 (µL)
Cleanup Types :
pH :
Dilution Factor : 1.0
Concentration Units (µg/L,µg/kg): µg/L
Cleanup Factor : 1.0

	CAS NO.	ANALYTE	RT	EST. CONC.	Q
1	E966796	Total Alkanes	N/A	0.0	

EPA-designated Registry Number.

Quantitation Report (QT Reviewed)

Data Path : Z:\svoasrv\HPCHEM1\BNA_N\Data\BN100424\
Data File : BN034392.D
Acq On : 04 Oct 2024 15:59
Operator : RC/JU
Sample : PB163808BL
Misc :
ALS Vial : 4 Sample Multiplier: 1

Instrument :
BNA_N
ClientSampleId :
SBLK808

Quant Time: Oct 05 06:02:35 2024
Quant Method : Z:\svoasrv\HPCHEM1\BNA_N\Methods\SFAM-EPA-BN091124.MA.M
Quant Title : SVOA CALIBRATION
QLast Update : Mon Sep 30 14:14:38 2024
Response via : Initial Calibration

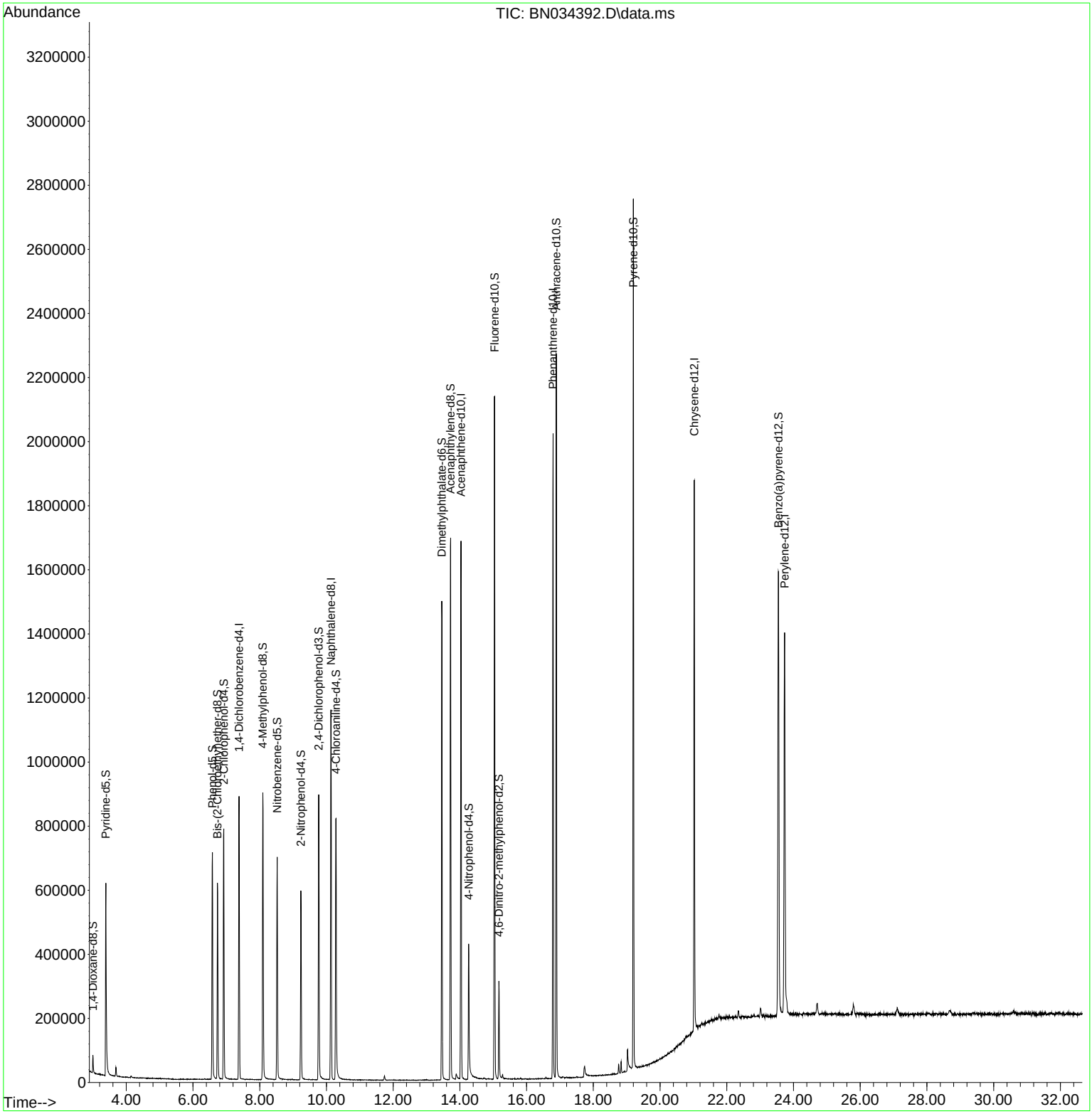

Quantitation Report (QT Reviewed)

Data Path : Z:\svoasrv\HPCHEM1\BNA_N\Data\BN100424\
Data File : BN034392.D
Acq On : 04 Oct 2024 15:59
Operator : RC/JU
Sample : PB163808BL
Misc :
ALS Vial : 4 Sample Multiplier: 1

Instrument :
BNA_N
ClientSampleId :
SBLK808

Quant Time: Oct 05 06:02:35 2024
Quant Method : Z:\svoasrv\HPCHEM1\BNA_N\Methods\SFAM-EPA-BN091124.MA.M
Quant Title : SVOA CALIBRATION
QLast Update : Mon Sep 30 14:14:38 2024
Response via : Initial Calibration

Compound	R.T.	QIon	Response	Conc	Units	Dev(Min)
Internal Standards						
1) 1,4-Dichlorobenzene-d4	7.381	152	239001	20.000	ng/ul	0.00
20) Naphthalene-d8	10.134	136	948823	20.000	ng/ul	0.00
38) Acenaphthene-d10	14.034	164	591227	20.000	ng/ul	0.00
64) Phenanthrene-d10	16.792	188	1181217	20.000	ng/ul	0.00
79) Chrysene-d12	21.028	240	905709	20.000	ng/ul	0.00
88) Perylene-d12	23.733	264	988789	20.000	ng/ul	0.00
System Monitoring Compounds						
3) 1,4-Dioxane-d8	2.999	96	27189	4.642	ng/uL	0.00
4) Pyridine-d5	3.387	84	347902	19.984	ng/ul	0.00
7) Phenol-d5	6.581	99	418783	19.743	ng/ul	0.00
9) Bis-(2-Chloroethyl)eth...	6.734	67	254646	19.349	ng/ul	0.00
11) 2-Chlorophenol-d4	6.922	132	379750	22.744	ng/ul	0.00
15) 4-Methylphenol-d8	8.093	113	345196	19.778	ng/ul	-0.01
21) Nitrobenzene-d5	8.522	128	175939	23.264	ng/ul	0.00
24) 2-Nitrophenol-d4	9.234	143	195579	25.149	ng/ul	0.00
28) 2,4-Dichlorophenol-d3	9.769	165	331645	22.644	ng/ul	0.00
31) 4-Chloroaniline-d4	10.287	131	486640	21.948	ng/ul	0.00
46) Dimethylphthalate-d6	13.457	166	1060483	24.001	ng/ul	-0.01
49) Acenaphthylene-d8	13.722	160	1166132	23.460	ng/ul	0.00
54) 4-Nitrophenol-d4	14.263	143	130459	14.387	ng/ul	-0.01
60) Fluorene-d10	15.040	176	866175	23.131	ng/ul	0.00
65) 4,6-Dinitro-2-methylph...	15.169	200	65881	9.354	ng/ul	0.00
73) Anthracene-d10	16.892	188	1322654	23.817	ng/ul	0.00
81) Pyrene-d10	19.198	212	1415517	28.050	ng/ul	-0.01
92) Benzo(a)pyrene-d12	23.551	264	1272935	25.062	ng/ul	0.00

Target Compounds Qvalue

(#) = qualifier out of range (m) = manual integration (+) = signals summed

LSC Area Percent Report

Data Path : Z:\svoasrv\HPCHEM1\BNA_N\Data\BN100424\
Data File : BN034392.D
Acq On : 04 Oct 2024 15:59
Operator : RC/JU
Sample : PB163808BL
Misc :
ALS Vial : 4 Sample Multiplier: 1

Instrument :
BNA_N
ClientSampleId :
SBLK808

Integration Parameters: LSCINT.P
Integrator: RTE
Smoothing : OFF Filtering: 5
Sampling : 1 Min Area: 0.1 % of largest Peak
Start Thrs: 0.2 Max Peaks: 100
Stop Thrs : 0 Peak Location: TOP

If leading or trailing edge < 100 prefer < Baseline drop else tangent >
Peak separation: 5

Method : Z:\svoasrv\HPCHEM1\BNA_N\Methods\SFAM-EPA-BN091124.MA.M
Title : SVOA CALIBRATION

Signal : TIC: BN034392.D\data.ms

peak #	R.T. min	first scan	max scan	last scan	PK TY	peak height	corr. area	corr. % max.	% of total
1	2.999	16	19	27	rVB	56362	76282	2.11%	0.172%
2	3.387	81	85	106	rBV	601014	964544	26.62%	2.169%
3	3.687	133	136	145	rVB	29043	44212	1.22%	0.099%
4	4.146	210	214	218	rBV4	5339	10004	0.28%	0.022%
5	6.581	621	628	639	rBV	707681	1137604	31.40%	2.558%
6	6.734	648	654	666	rBV	609924	930753	25.69%	2.093%
7	6.922	679	686	698	rBV	781377	1251581	34.55%	2.815%
8	7.381	756	764	772	rBV	883902	1341952	37.04%	3.018%
9	8.093	877	885	902	rBV	895290	1448623	39.99%	3.258%
10	8.522	950	958	976	rBV	694284	1124350	31.04%	2.528%
11	9.234	1072	1079	1092	rBV	590485	946884	26.14%	2.129%
12	9.769	1162	1170	1182	rBV	890812	1464445	40.42%	3.293%
13	10.134	1225	1232	1244	rVB	1154089	1874421	51.74%	4.215%
14	10.287	1250	1258	1275	rBV	813890	1482244	40.91%	3.333%
15	10.916	1358	1365	1368	rVB7	1839	3944	0.11%	0.009%
16	11.740	1499	1505	1512	rBV2	14301	26755	0.74%	0.060%
17	13.457	1791	1797	1807	rBV	1494487	2158970	59.59%	4.855%
18	13.722	1835	1842	1855	rBV	1690946	2592413	71.56%	5.830%
19	13.893	1866	1871	1881	rBV2	16751	45423	1.25%	0.102%
20	14.034	1888	1895	1906	rBV	1678119	2472554	68.25%	5.560%
21	14.134	1911	1912	1920	rVB7	3036	6181	0.17%	0.014%
22	14.263	1928	1934	1954	rBV	422591	807138	22.28%	1.815%
23	15.040	2059	2066	2081	rBV	2131035	3179977	87.78%	7.151%
24	15.169	2081	2088	2102	rBV	305193	457495	12.63%	1.029%
25	15.281	2102	2107	2111	rVB	11163	15677	0.43%	0.035%
26	15.822	2197	2199	2203	rVB5	3533	4098	0.11%	0.009%
27	16.469	2306	2309	2314	rBV5	2435	4375	0.12%	0.010%
28	16.575	2324	2327	2331	rBV3	5608	8119	0.22%	0.018%
29	16.792	2357	2364	2374	rBV	2012998	2836594	78.30%	6.379%
30	16.887	2374	2380	2399	rVB	2259961	3355334	92.62%	7.545%
31	17.092	2412	2415	2419	rVB6	3249	4092	0.11%	0.009%
32	17.198	2428	2433	2435	rBV5	3077	4716	0.13%	0.011%
33	17.492	2481	2483	2486	rBV3	3476	4613	0.13%	0.010%
34	17.739	2518	2525	2534	rBV5	34550	98974	2.73%	0.223%
35	18.634	2675	2677	2681	rBV5	3352	3732	0.10%	0.008%
36	18.757	2695	2698	2704	rBV2	28353	41376	1.14%	0.093%

LSC Area Percent Report

Data Path : Z:\svoasrv\HPCHEM1\BNA_N\Data\BN100424\
Data File : BN034392.D
Acq On : 04 Oct 2024 15:59
Operator : RC/JU
Sample : PB163808BL
Misc :
ALS Vial : 4 Sample Multiplier: 1

Instrument :
BNA_N
ClientSampleId :
SBLK808

Integration Parameters: LSCINT.P
Integrator: RTE
Smoothing : OFF Filtering: 5
Sampling : 1 Min Area: 0.1 % of largest Peak
Start Thrs: 0.2 Max Peaks: 100
Stop Thrs : 0 Peak Location: TOP

If leading or trailing edge < 100 prefer < Baseline drop else tangent >
Peak separation: 5

Method : Z:\svoasrv\HPCHEM1\BNA_N\Methods\SFAM-EPA-BN091124.MA.M
Title : SVOA CALIBRATION

37	18.834	2707	2711	2717	rBV	36483	50143	1.38%	0.113%
38	19.028	2739	2744	2761	rBV	68333	187328	5.17%	0.421%
39	19.198	2767	2773	2784	rBV	2711677	3622778	100.00%	8.147%
40	21.028	3078	3084	3094	rBV	1720194	2529823	69.83%	5.689%
41	23.545	3504	3512	3524	rBV	1379580	3166276	87.40%	7.120%
42	23.733	3536	3544	3560	rVB	1184304	2681622	74.02%	6.030%

Sum of corrected areas: 44468419

LSC Report - Integrated Chromatogram

Data Path : Z:\svoasrv\HPCHEM1\BNA_N\Data\BN100424\
Data File : BN034392.D
Acq On : 04 Oct 2024 15:59
Operator : RC/JU
Sample : PB163808BL
Misc :
ALS Vial : 4 Sample Multiplier: 1

Instrument :
BNA_N
ClientSampleId :
SBLK808

Quant Method : Z:\svoasrv\HPCHEM1\BNA_N\Methods\SFAM-EPA-BN091124.MA.M
Quant Title : SVOA CALIBRATION

TIC Library : C:\Database\NIST20.L
TIC Integration Parameters: LSCINT.P

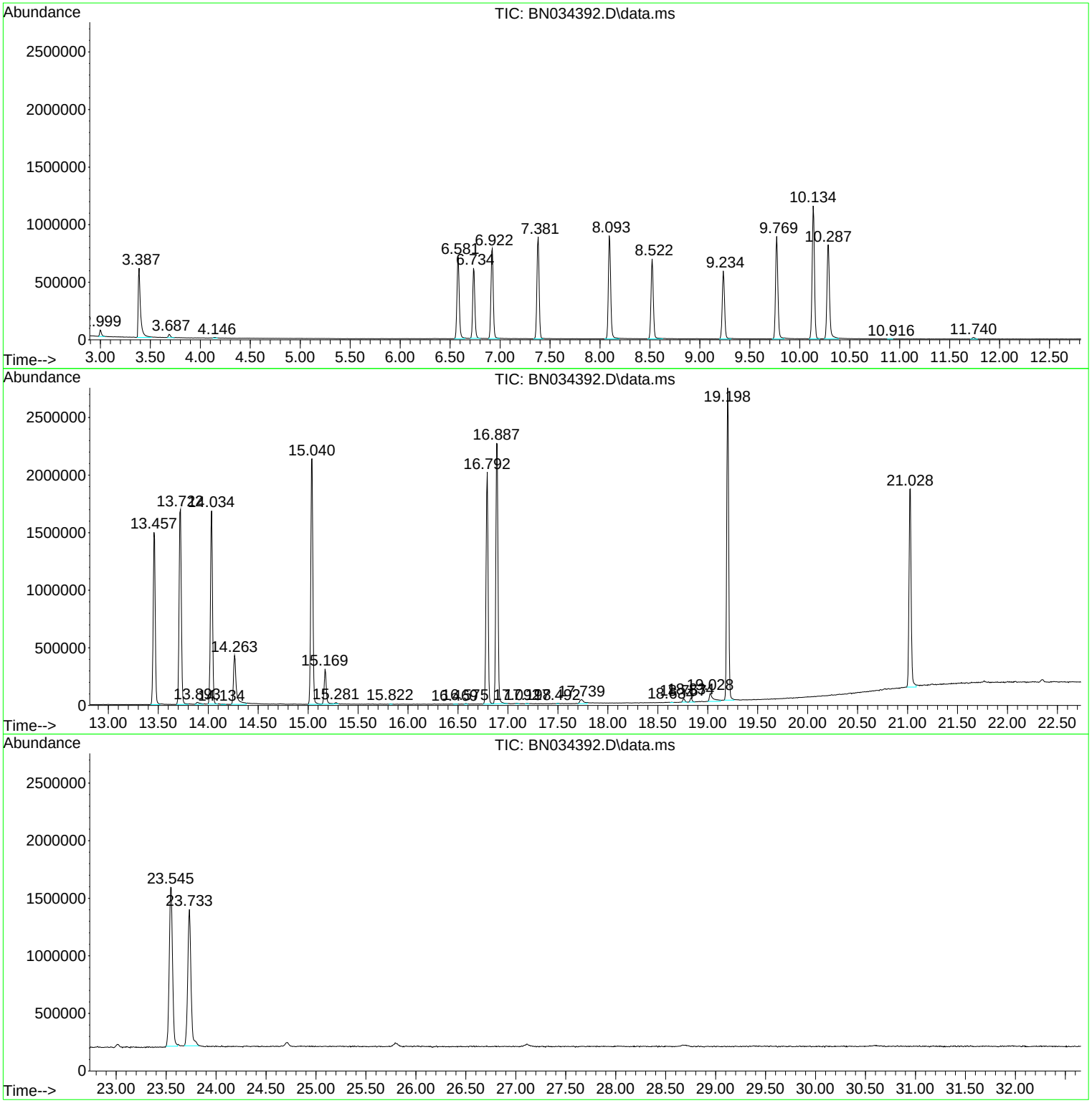

Library Search Compound Report

Data Path : Z:\svoasrv\HPCHEM1\BNA_N\Data\BN100424\
Data File : BN034392.D
Acq On : 04 Oct 2024 15:59
Operator : RC/JU
Sample : PB163808BL
Misc :
ALS Vial : 4 Sample Multiplier: 1

Instrument :
BNA_N
ClientSampleId :
SBLK808

Quant Method : Z:\svoasrv\HPCHEM1\BNA_N\Methods\SFAM-EPA-BN091124.MA.M
Quant Title : SVOA CALIBRATION

TIC Library : C:\Database\NIST20.L
TIC Integration Parameters: LSCINT.P

No Library Search Compounds Detected
****

Tentatively Identified Compound (LSC) summary

Data Path : Z:\svoasrv\HPCHEM1\BNA_N\Data\BN100424\
Data File : BN034392.D
Acq On : 04 Oct 2024 15:59
Operator : RC/JU
Sample : PB163808BL
Misc :
ALS Vial : 4 Sample Multiplier: 1

Instrument :
BNA_N
ClientSampleId :
SBLK808

Quant Method : Z:\svoasrv\HPCHEM1\BNA_N\Methods\SFAM-EPA-BN091124.MA.M
Quant Title : SVOA CALIBRATION

TIC Library : C:\Database\NIST20.L
TIC Integration Parameters: LSCINT.P

TIC Top Hit name	RT	EstConc	Units	Response	Internal Standard #	RT	Resp	Conc

FORM 1A-OR
ORGANIC ANALYSIS DATA SHEET
TARGET ANALYTE LIST

EPA SAMPLE NO.

SBLK807

Lab Name : Alliance Technical Group, LLC
Contract : 68HERH20D0011
Lab Code: ACE Case No.: ARC Sayrevil
MA No. : SDG No.: P4227
Analytical Method : SVOA
Level :
Matrix : Water
Lab Sample ID : PB163807BL
Sample wt/vol : 1000 (g/mL) mL
Lab File ID : BN034401.D
% Solids :
Date Received :
GC Column : ZB-GR ID : 0.25 (mm)
Date Extracted : 09/30/2024
GC Column : ID : (mm)
Date Analyzed : 10/04/2024
Extract Concentrated :(Y/N) N
Extract Volume : 1000 (µL)
Soil Aliquot (VOA) : (µL)
Extraction Type : CONH
Heated Purge : (Y/N)
Injection Volume : 1.0 (µL)
Purge Volume : (mL)
pH : Dilution Factor : 1.0
Cleanup Types :
Cleanup Factor : 1.0
Concentration Units (µg/L, µg/kg, µg, or µg/cm²): µg/L

CAS NO.	ANALYTE	CONCENTRATION	Q
111-44-4	Bis(2-Chloroethyl)ether	10	U
98-95-3	Nitrobenzene	5.0	U
78-59-1	Isophorone	5.0	U

FORM 1B-OR
ORGANIC ANALYSIS DATA SHEET
TENTATIVELY IDENTIFIED COMPOUNDS

EPA SAMPLE NO.

SBLK807

Lab Name : Alliance Technical Group, LLC
Contract : 68HERH20D0011
Lab Code: ACE
Case No.: ARC Sayrevi
MA No. :
SDG No.: P4227
Analytical Method : SVOA
Level :
Matrix : Water
Lab Sample ID : PB163807BL
Sample wt/vol : 1000 (g/mL) mL
Lab File ID : BN034401.D
% Solids :
Date Received :
GC Column : ZB-GR ID : 0.25 (mm)
Date Extracted : 09/30/2024
Extract Concentrated : (Y/N) N
Date Analyzed : 10/04/2024
Soil Aliquot (VOA) : (µL)
Extract Volume : 1000 (µL)
Heated Purge : (Y/N)
Extraction Type : CONH
Purge Volume : (mL)
Injection Volume : 1.0 (µL)
Cleanup Types :
pH :
Dilution Factor : 1.0
Concentration Units (µg/L,µg/kg): µg/L
Cleanup Factor : 1.0

	CAS NO.	ANALYTE	RT	EST. CONC.	Q
1	E966796	Total Alkanes	N/A	0.0	

EPA-designated Registry Number.

Quantitation Report (QT Reviewed)

Data Path : Z:\svoasrv\HPCHEM1\BNA_N\Data\BN100424\
Data File : BN034401.D
Acq On : 04 Oct 2024 22:38
Operator : RC/JU
Sample : PB163807BL
Misc :
ALS Vial : 16 Sample Multiplier: 1

Instrument :
BNA_N
ClientSampleId :
SBLK807

Quant Time: Oct 05 00:53:20 2024
Quant Method : Z:\svoasrv\HPCHEM1\BNA_N\Methods\SFAM-EPA-BN091124.MA.M
Quant Title : SVOA CALIBRATION
QLast Update : Mon Sep 30 14:14:38 2024
Response via : Initial Calibration

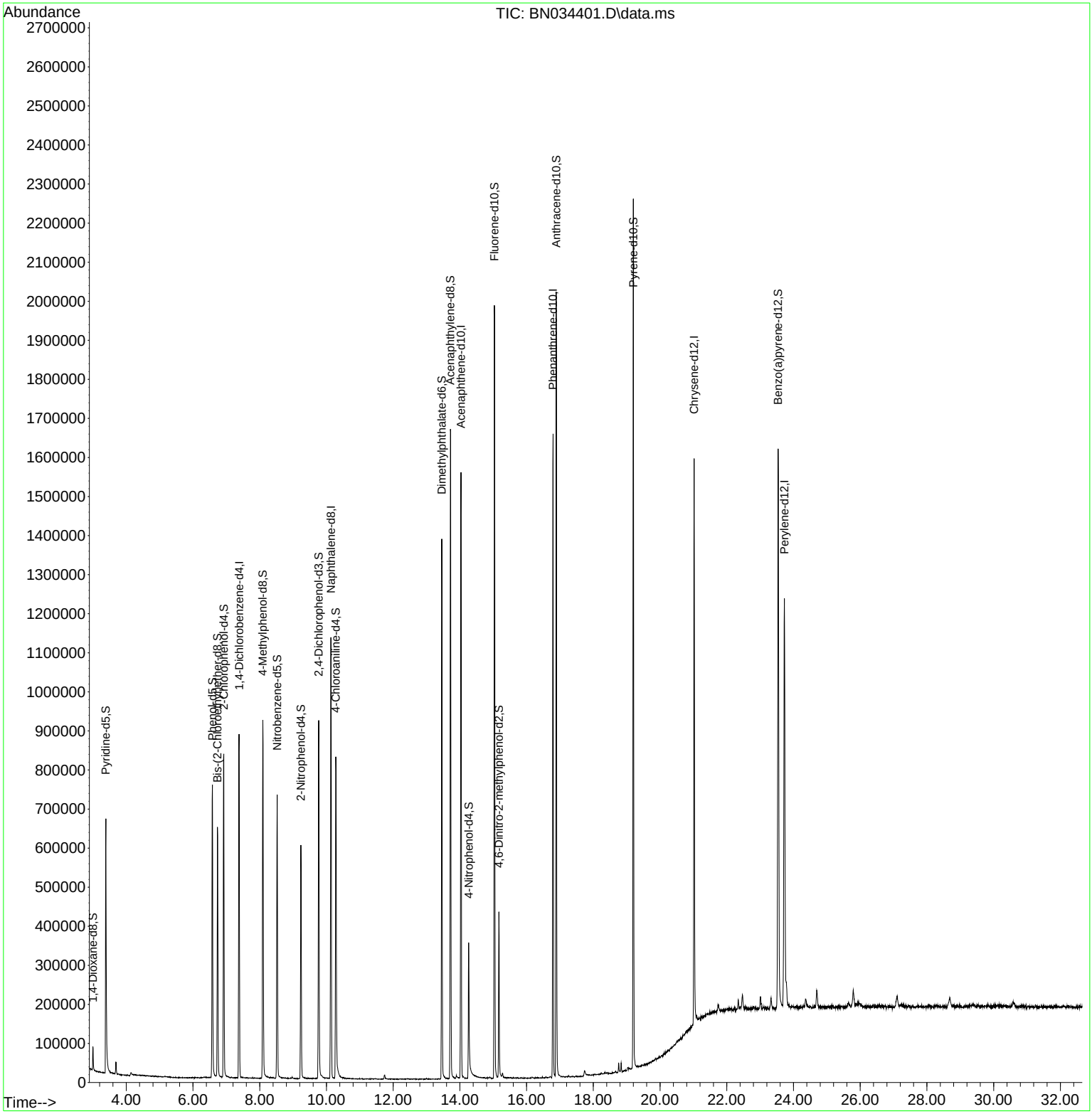

Quantitation Report (QT Reviewed)

Data Path : Z:\svoasrv\HPCHEM1\BNA_N\Data\BN100424\
Data File : BN034401.D
Acq On : 04 Oct 2024 22:38
Operator : RC/JU
Sample : PB163807BL
Misc :
ALS Vial : 16 Sample Multiplier: 1

Instrument :
BNA_N
ClientSampleId :
SBLK807

Quant Time: Oct 05 00:53:20 2024
Quant Method : Z:\svoasrv\HPCHEM1\BNA_N\Methods\SFAM-EPA-BN091124.MA.M
Quant Title : SVOA CALIBRATION
QLast Update : Mon Sep 30 14:14:38 2024
Response via : Initial Calibration

Compound	R.T.	QIon	Response	Conc	Units	Dev(Min)
Internal Standards						
1) 1,4-Dichlorobenzene-d4	7.381	152	240630	20.000	ng/ul	0.00
20) Naphthalene-d8	10.134	136	922301	20.000	ng/ul	0.00
38) Acenaphthene-d10	14.034	164	542264	20.000	ng/ul	0.00
64) Phenanthrene-d10	16.792	188	969205	20.000	ng/ul	0.00
79) Chrysene-d12	21.021	240	750780	20.000	ng/ul	-0.01
88) Perylene-d12	23.727	264	890999	20.000	ng/ul	-0.01
System Monitoring Compounds						
3) 1,4-Dioxane-d8	2.999	96	30123	5.108	ng/uL	0.00
4) Pyridine-d5	3.387	84	362843	20.701	ng/ul	0.00
7) Phenol-d5	6.581	99	440236	20.614	ng/ul	0.00
9) Bis-(2-Chloroethyl)eth...	6.734	67	274188	20.693	ng/ul	0.00
11) 2-Chlorophenol-d4	6.922	132	404501	24.063	ng/ul	0.00
15) 4-Methylphenol-d8	8.093	113	356125	20.266	ng/ul	-0.01
21) Nitrobenzene-d5	8.522	128	184558	25.106	ng/ul	0.00
24) 2-Nitrophenol-d4	9.234	143	197715	26.155	ng/ul	0.00
28) 2,4-Dichlorophenol-d3	9.769	165	338779	23.797	ng/ul	0.00
31) 4-Chloroaniline-d4	10.281	131	487268	22.608	ng/ul	-0.01
46) Dimethylphthalate-d6	13.457	166	943743	23.288	ng/ul	-0.01
49) Acenaphthylene-d8	13.716	160	1124385	24.663	ng/ul	-0.01
54) 4-Nitrophenol-d4	14.263	143	105970	12.742	ng/ul	-0.01
60) Fluorene-d10	15.034	176	814973	23.729	ng/ul	-0.01
65) 4,6-Dinitro-2-methylph...	15.169	200	91445	15.824	ng/ul	0.00
73) Anthracene-d10	16.886	188	1128386	24.763	ng/ul	-0.01
81) Pyrene-d10	19.198	212	1170786	27.988	ng/ul	-0.01
92) Benzo(a)pyrene-d12	23.539	264	1221062	26.679	ng/ul	-0.02

Target Compounds Qvalue

(#) = qualifier out of range (m) = manual integration (+) = signals summed

LSC Area Percent Report

Data Path : Z:\svoasrv\HPCHEM1\BNA_N\Data\BN100424\
Data File : BN034401.D
Acq On : 04 Oct 2024 22:38
Operator : RC/JU
Sample : PB163807BL
Misc :
ALS Vial : 16 Sample Multiplier: 1

Instrument :
BNA_N
ClientSampleId :
SBLK807

Integration Parameters: LSCINT.P
Integrator: RTE
Smoothing : OFF Filtering: 5
Sampling : 1 Min Area: 0.1 % of largest Peak
Start Thrs: 0.2 Max Peaks: 100
Stop Thrs : 0 Peak Location: TOP

If leading or trailing edge < 100 prefer < Baseline drop else tangent >
Peak separation: 5

Method : Z:\svoasrv\HPCHEM1\BNA_N\Methods\SFAM-EPA-BN091124.MA.M
Title : SVOA CALIBRATION

Signal : TIC: BN034401.D\data.ms

peak #	R.T. min	first scan	max scan	last scan	PK TY	peak height	corr. area	corr. % max.	% of total
1	2.999	15	19	27	rVB	61431	83516	2.71%	0.201%
2	3.387	81	85	108	rBV	651196	1013547	32.92%	2.434%
3	3.687	132	136	143	rVB	31204	45515	1.48%	0.109%
4	4.140	207	213	216	rBV5	7973	15850	0.51%	0.038%
5	6.063	537	540	542	rBV4	2425	3141	0.10%	0.008%
6	6.581	621	628	644	rBV	749920	1217320	39.53%	2.924%
7	6.734	648	654	666	rVB	637964	994250	32.29%	2.388%
8	6.922	679	686	698	rBV	825850	1312435	42.62%	3.152%
9	7.381	757	764	772	rBV	880036	1357767	44.09%	3.261%
10	8.093	878	885	905	rBV	917201	1511434	49.08%	3.630%
11	8.522	950	958	968	rBV	725740	1163578	37.79%	2.795%
12	8.640	976	978	983	rVB6	2423	3339	0.11%	0.008%
13	8.975	1029	1035	1042	rBV7	4097	6692	0.22%	0.016%
14	9.234	1072	1079	1092	rBV	597402	952488	30.93%	2.288%
15	9.769	1161	1170	1181	rBV	917437	1493806	48.51%	3.588%
16	10.134	1225	1232	1245	rBV	1128287	1833014	59.53%	4.403%
17	10.281	1250	1257	1279	rBV	823087	1509641	49.03%	3.626%
18	11.740	1499	1505	1514	rBV2	11275	27082	0.88%	0.065%
19	13.457	1791	1797	1806	rBV	1382387	1952068	63.39%	4.689%
20	13.716	1835	1841	1855	rBV	1662404	2532234	82.23%	6.082%
21	13.892	1866	1871	1873	rBV2	8101	10459	0.34%	0.025%
22	14.034	1888	1895	1903	rBV	1550076	2270293	73.73%	5.453%
23	14.098	1905	1906	1911	rVB5	3424	4751	0.15%	0.011%
24	14.263	1928	1934	1956	rBV	347182	677229	21.99%	1.627%
25	15.034	2059	2065	2082	rBV	1978785	2990718	97.12%	7.183%
26	15.169	2082	2088	2101	rVV	424781	610236	19.82%	1.466%
27	15.275	2103	2106	2112	rVB3	10926	19555	0.64%	0.047%
28	15.833	2197	2201	2203	rBV5	3481	3990	0.13%	0.010%
29	16.163	2252	2257	2263	rBV4	3968	8097	0.26%	0.019%
30	16.469	2306	2309	2314	rBV6	3185	3385	0.11%	0.008%
31	16.580	2323	2328	2332	rBV6	4086	7053	0.23%	0.017%
32	16.704	2346	2349	2357	rVB6	3941	8518	0.28%	0.020%
33	16.792	2357	2364	2374	rBV	1648933	2312579	75.10%	5.554%
34	16.886	2374	2380	2399	rVV2	2008298	2894622	94.00%	6.952%
35	17.263	2440	2444	2445	rBV3	3601	4346	0.14%	0.010%
36	17.398	2464	2467	2472	rVB5	2738	4606	0.15%	0.011%

LSC Area Percent Report

Data Path : Z:\svoasrv\HPCHEM1\BNA_N\Data\BN100424\
Data File : BN034401.D
Acq On : 04 Oct 2024 22:38
Operator : RC/JU
Sample : PB163807BL
Misc :
ALS Vial : 16 Sample Multiplier: 1

Instrument :
BNA_N
ClientSampleId :
SBLK807

Integration Parameters: LSCINT.P
Integrator: RTE
Smoothing : OFF Filtering: 5
Sampling : 1 Min Area: 0.1 % of largest Peak
Start Thrs: 0.2 Max Peaks: 100
Stop Thrs : 0 Peak Location: TOP

If leading or trailing edge < 100 prefer < Baseline drop else tangent >
Peak separation: 5

Method : Z:\svoasrv\HPCHEM1\BNA_N\Methods\SFAM-EPA-BN091124.MA.M
Title : SVOA CALIBRATION

37	17.739	2517	2525	2533	rBV7	15028	46407	1.51%	0.111%
38	18.239	2607	2610	2615	rBV7	3482	4323	0.14%	0.010%
39	18.463	2646	2648	2650	rBV3	3313	3151	0.10%	0.008%
40	18.757	2694	2698	2705	rBV4	24097	36368	1.18%	0.087%
41	18.833	2708	2711	2716	rVB	24193	30068	0.98%	0.072%
42	18.880	2716	2719	2721	rBV4	3638	3821	0.12%	0.009%
43	19.198	2767	2773	2788	rBV	2225359	3034494	98.55%	7.288%
44	21.021	3078	3083	3093	rBV	1444253	2058955	66.86%	4.945%
45	23.539	3504	3511	3531	rVB	1425103	3079272	100.00%	7.396%
46	23.727	3535	3543	3560	rVB	1041542	2478829	80.50%	5.954%

Sum of corrected areas: 41634842

LSC Report - Integrated Chromatogram

Data Path : Z:\svoasrv\HPCHEM1\BNA_N\Data\BN100424\
Data File : BN034401.D
Acq On : 04 Oct 2024 22:38
Operator : RC/JU
Sample : PB163807BL
Misc :
ALS Vial : 16 Sample Multiplier: 1

Instrument :
BNA_N
ClientSampleId :
SBLK807

Quant Method : Z:\svoasrv\HPCHEM1\BNA_N\Methods\SFAM-EPA-BN091124.MA.M
Quant Title : SVOA CALIBRATION

TIC Library : C:\Database\NIST20.L
TIC Integration Parameters: LSCINT.P

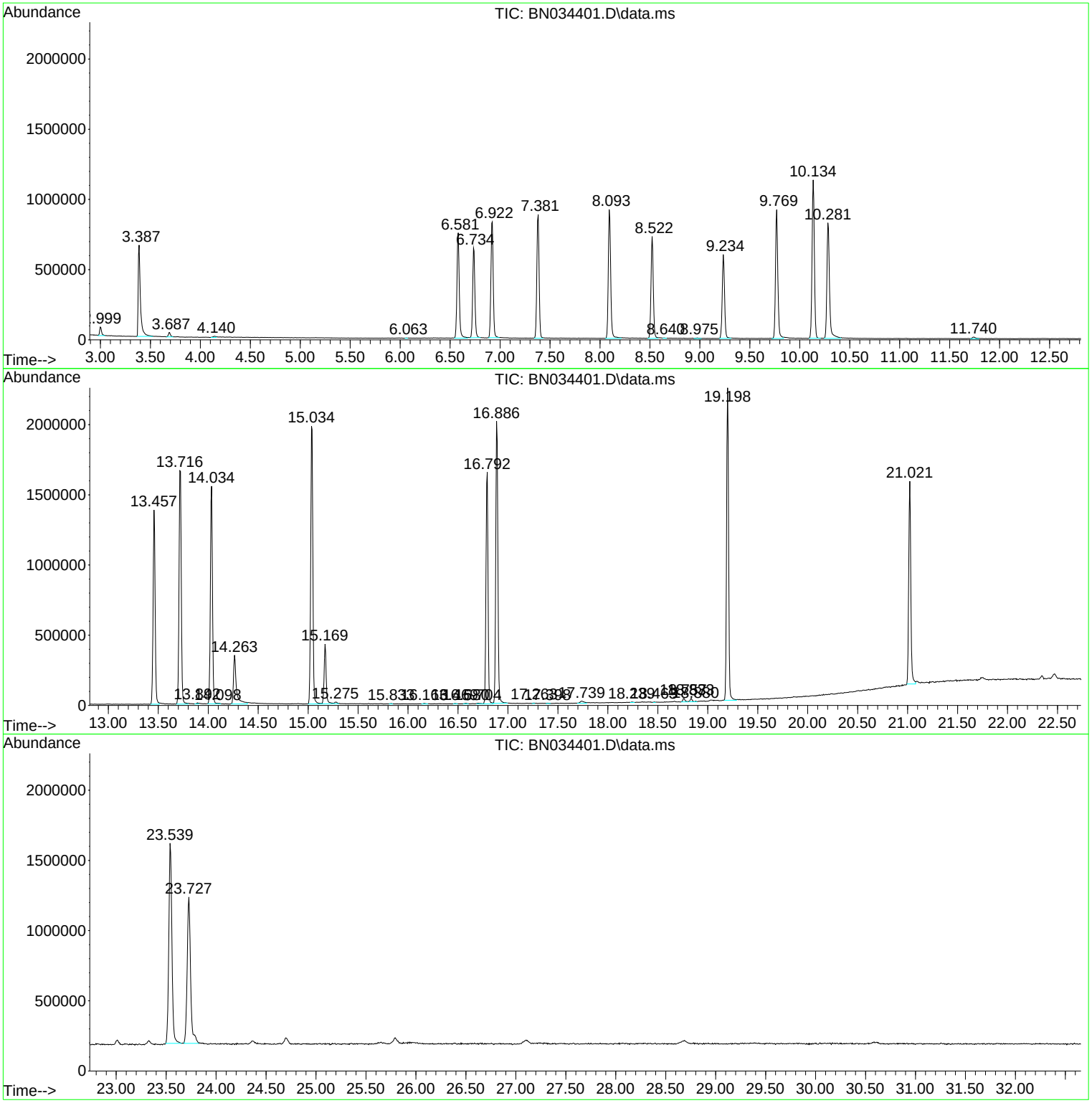

Library Search Compound Report

Data Path : Z:\svoasrv\HPCHEM1\BNA_N\Data\BN100424\
Data File : BN034401.D
Acq On : 04 Oct 2024 22:38
Operator : RC/JU
Sample : PB163807BL
Misc :
ALS Vial : 16 Sample Multiplier: 1

Instrument :
BNA_N
ClientSampleId :
SBLK807

Quant Method : Z:\svoasrv\HPCHEM1\BNA_N\Methods\SFAM-EPA-BN091124.MA.M
Quant Title : SVOA CALIBRATION

TIC Library : C:\Database\NIST20.L
TIC Integration Parameters: LSCINT.P

No Library Search Compounds Detected
****

Tentatively Identified Compound (LSC) summary

Data Path : Z:\svoasrv\HPCHEM1\BNA_N\Data\BN100424\
Data File : BN034401.D
Acq On : 04 Oct 2024 22:38
Operator : RC/JU
Sample : PB163807BL
Misc :
ALS Vial : 16 Sample Multiplier: 1

Instrument :
BNA_N
ClientSampleId :
SBLK807

Quant Method : Z:\svoasrv\HPCHEM1\BNA_N\Methods\SFAM-EPA-BN091124.MA.M
Quant Title : SVOA CALIBRATION

TIC Library : C:\Database\NIST20.L
TIC Integration Parameters: LSCINT.P

TIC Top Hit name	RT	EstConc	Units	Response	Internal Standard #	RT	Resp	Conc

FORM 1A-OR
ORGANIC ANALYSIS DATA SHEET
TARGET ANALYTE LIST

EPA SAMPLE NO.

SBLK787

Lab Name : Alliance Technical Group, LLC
Contract : 68HERH20D0011
Lab Code: ACE Case No.: ARC Sayrevil
MA No. : SDG No.: P4227
Analytical Method : SVOA
Level :
Matrix : Water
Lab Sample ID : PB163787BL
Sample wt/vol : 1000 (g/mL) mL
Lab File ID : BN034402.D
% Solids :
Date Received :
GC Column : ZB-GR ID : 0.25 (mm)
Date Extracted : 09/30/2024
GC Column : ID : (mm)
Date Analyzed : 10/04/2024
Extract Concentrated :(Y/N) N
Extract Volume : 1000 (µL)
Soil Aliquot (VOA) : (µL)
Extraction Type : CONH
Heated Purge : (Y/N)
Injection Volume : 1.0 (µL)
Purge Volume : (mL)
pH : Dilution Factor : 1.0
Cleanup Types :
Cleanup Factor : 1.0
Concentration Units (µg/L, µg/kg, µg, or µg/cm²): µg/L

CAS NO.	ANALYTE	CONCENTRATION	Q
111-44-4	Bis(2-Chloroethyl)ether	10	U
98-95-3	Nitrobenzene	5.0	U
78-59-1	Isophorone	5.0	U

FORM 1B-OR
ORGANIC ANALYSIS DATA SHEET
TENTATIVELY IDENTIFIED COMPOUNDS

EPA SAMPLE NO.

SBLK787

Lab Name : Alliance Technical Group, LLC
Contract : 68HERH20D0011
Lab Code: ACE
Case No.: ARC Sayrevi
MA No. :
SDG No.: P4227
Analytical Method : SVOA
Level :
Matrix : Water
Lab Sample ID : PB163787BL
Sample wt/vol : 1000 (g/mL) mL
Lab File ID : BN034402.D
% Solids :
Date Received :
GC Column : ZB-GR ID : 0.25 (mm)
Date Extracted : 09/30/2024
Extract Concentrated : (Y/N) N
Date Analyzed : 10/04/2024
Soil Aliquot (VOA) : (µL)
Extract Volume : 1000 (µL)
Heated Purge : (Y/N)
Extraction Type : CONH
Purge Volume : (mL)
Injection Volume : 1.0 (µL)
Cleanup Types :
pH :
Dilution Factor : 1.0
Concentration Units (µg/L,µg/kg): µg/L
Cleanup Factor : 1.0

	CAS NO.	ANALYTE	RT	EST. CONC.	Q
1	E966796	Total Alkanes	N/A	0.0	

EPA-designated Registry Number.

Quantitation Report (QT Reviewed)

Data Path : Z:\svoasrv\HPCHEM1\BNA_N\Data\BN100424\
Data File : BN034402.D
Acq On : 04 Oct 2024 23:17
Operator : RC/JU
Sample : PB163787BL
Misc :
ALS Vial : 17 Sample Multiplier: 1

Instrument :
BNA_N
ClientSampleId :
SBLK787

Quant Time: Oct 05 01:04:15 2024
Quant Method : Z:\svoasrv\HPCHEM1\BNA_N\Methods\SFAM-EPA-BN091124.MA.M
Quant Title : SVOA CALIBRATION
QLast Update : Mon Sep 30 14:14:38 2024
Response via : Initial Calibration

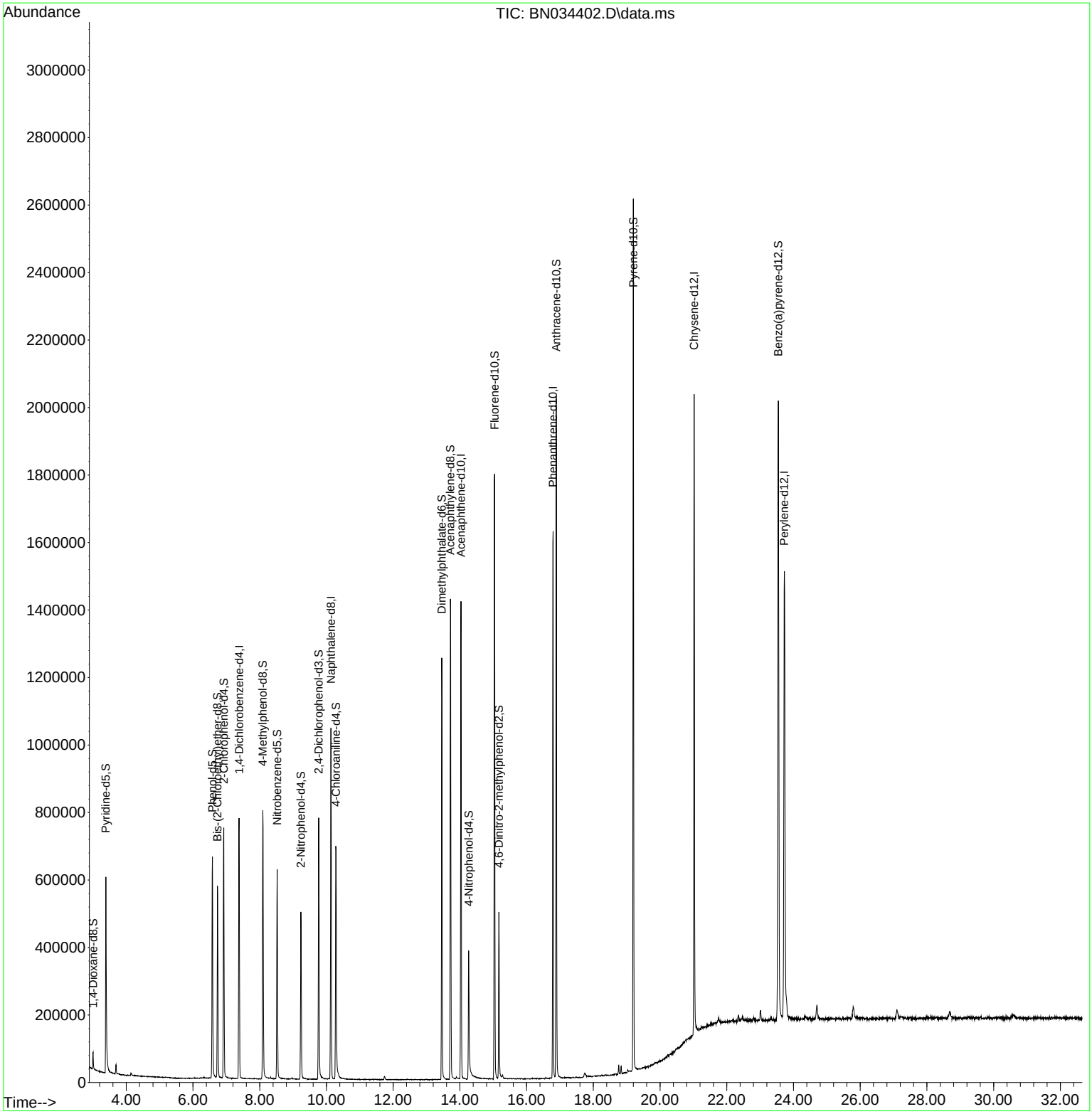

Quantitation Report (QT Reviewed)

Data Path : Z:\svoasrv\HPCHEM1\BNA_N\Data\BN100424\
Data File : BN034402.D
Acq On : 04 Oct 2024 23:17
Operator : RC/JU
Sample : PB163787BL
Misc :
ALS Vial : 17 Sample Multiplier: 1

Instrument :
BNA_N
ClientSampleId :
SBLK787

Quant Time: Oct 05 01:04:15 2024
Quant Method : Z:\svoasrv\HPCHEM1\BNA_N\Methods\SFAM-EPA-BN091124.MA.M
Quant Title : SVOA CALIBRATION
QLast Update : Mon Sep 30 14:14:38 2024
Response via : Initial Calibration

Compound	R.T.	QIon	Response	Conc	Units	Dev(Min)
Internal Standards						
1) 1,4-Dichlorobenzene-d4	7.381	152	217237	20.000	ng/ul	0.00
20) Naphthalene-d8	10.134	136	831100	20.000	ng/ul	0.00
38) Acenaphthene-d10	14.034	164	485276	20.000	ng/ul	0.00
64) Phenanthrene-d10	16.792	188	966667	20.000	ng/ul	0.00
79) Chrysene-d12	21.022	240	964832	20.000	ng/ul	-0.01
88) Perylene-d12	23.721	264	1167527	20.000	ng/ul	-0.02
System Monitoring Compounds						
3) 1,4-Dioxane-d8	3.005	96	25769	4.841	ng/uL	0.00
4) Pyridine-d5	3.387	84	325824	20.591	ng/ul	0.00
7) Phenol-d5	6.581	99	384291	19.932	ng/ul	0.00
9) Bis-(2-Chloroethyl)eth...	6.734	67	239841	20.050	ng/ul	0.00
11) 2-Chlorophenol-d4	6.922	132	349147	23.006	ng/ul	0.00
15) 4-Methylphenol-d8	8.093	113	308066	19.419	ng/ul	-0.01
21) Nitrobenzene-d5	8.522	128	156348	23.602	ng/ul	0.00
24) 2-Nitrophenol-d4	9.234	143	165219	24.255	ng/ul	0.00
28) 2,4-Dichlorophenol-d3	9.769	165	291240	22.702	ng/ul	0.00
31) 4-Chloroaniline-d4	10.287	131	418275	21.536	ng/ul	0.00
46) Dimethylphthalate-d6	13.457	166	853491	23.534	ng/ul	-0.01
49) Acenaphthylene-d8	13.716	160	962484	23.591	ng/ul	-0.01
54) 4-Nitrophenol-d4	14.263	143	112817	15.158	ng/ul	-0.01
60) Fluorene-d10	15.040	176	732980	23.848	ng/ul	0.00
65) 4,6-Dinitro-2-methylph...	15.169	200	103039	17.877	ng/ul	0.00
73) Anthracene-d10	16.887	188	1124687	24.747	ng/ul	-0.01
81) Pyrene-d10	19.198	212	1322098	24.594	ng/ul	-0.01
92) Benzo(a)pyrene-d12	23.545	264	1557019	25.962	ng/ul	-0.01

Target Compounds Qvalue

(#) = qualifier out of range (m) = manual integration (+) = signals summed

LSC Area Percent Report

Data Path : Z:\svoasrv\HPCHEM1\BNA_N\Data\BN100424\
Data File : BN034402.D
Acq On : 04 Oct 2024 23:17
Operator : RC/JU
Sample : PB163787BL
Misc :
ALS Vial : 17 Sample Multiplier: 1

Instrument :
BNA_N
ClientSampleId :
SBLK787

Integration Parameters: LSCINT.P
Integrator: RTE
Smoothing : OFF Filtering: 5
Sampling : 1 Min Area: 0.1 % of largest Peak
Start Thrs: 0.2 Max Peaks: 100
Stop Thrs : 0 Peak Location: TOP

If leading or trailing edge < 100 prefer < Baseline drop else tangent >
Peak separation: 5

Method : Z:\svoasrv\HPCHEM1\BNA_N\Methods\SFAM-EPA-BN091124.MA.M
Title : SVOA CALIBRATION

Signal : TIC: BN034402.D\data.ms

peak #	R.T. min	first scan	max scan	last scan	PK TY	peak height	corr. area	corr. % max.	% of total
1	3.005	16	20	29	rVB	51632	72821	1.84%	0.176%
2	3.387	81	85	106	rBV	580575	903118	22.87%	2.177%
3	3.693	132	137	142	rBV	27677	39232	0.99%	0.095%
4	4.140	209	213	220	rVB	7302	14128	0.36%	0.034%
5	6.581	620	628	641	rBV	655304	1056896	26.76%	2.547%
6	6.734	648	654	667	rVB	568119	875565	22.17%	2.110%
7	6.922	678	686	699	rBV	741207	1164476	29.49%	2.807%
8	7.040	705	706	714	rVB6	3218	4208	0.11%	0.010%
9	7.381	757	764	777	rBV	770711	1235865	31.30%	2.979%
10	8.093	878	885	906	rBV	795193	1319175	33.41%	3.180%
11	8.522	951	958	968	rBV	620055	999851	25.32%	2.410%
12	8.975	1030	1035	1038	rVB6	3161	4734	0.12%	0.011%
13	9.234	1071	1079	1089	rBV	496048	815243	20.64%	1.965%
14	9.769	1163	1170	1184	rBV	774976	1295840	32.81%	3.123%
15	9.863	1184	1186	1190	rVB5	3834	5051	0.13%	0.012%
16	10.134	1225	1232	1243	rVB	1039400	1643745	41.62%	3.962%
17	10.281	1251	1257	1276	rBV	688756	1284446	32.53%	3.096%
18	11.381	1440	1444	1450	rVB7	2760	5948	0.15%	0.014%
19	11.740	1501	1505	1514	rVB3	9796	20488	0.52%	0.049%
20	13.457	1791	1797	1815	rBV	1249753	1780123	45.08%	4.291%
21	13.716	1835	1841	1861	rBV	1423439	2180975	55.23%	5.257%
22	13.893	1867	1871	1881	rBV7	6345	14580	0.37%	0.035%
23	14.034	1888	1895	1903	rBV	1414639	2030304	51.41%	4.894%
24	14.263	1928	1934	1953	rBV	380006	720495	18.25%	1.737%
25	15.040	2059	2066	2082	rBV	1794463	2688364	68.08%	6.480%
26	15.169	2082	2088	2100	rVV	494476	705394	17.86%	1.700%
27	15.281	2103	2107	2113	rVB4	11169	20912	0.53%	0.050%
28	16.575	2322	2327	2330	rBV3	4866	7834	0.20%	0.019%
29	16.704	2345	2349	2356	rBV6	4117	8841	0.22%	0.021%
30	16.792	2357	2364	2374	rVV	1621194	2316761	58.67%	5.584%
31	16.887	2374	2380	2398	rVB	2018743	2847100	72.10%	6.862%
32	17.751	2517	2527	2535	rBV	12850	44289	1.12%	0.107%
33	18.763	2694	2699	2704	rBV2	26399	37848	0.96%	0.091%
34	18.833	2707	2711	2715	rVV	21984	31567	0.80%	0.076%
35	19.028	2741	2744	2749	rBV6	8483	15309	0.39%	0.037%
36	19.198	2767	2773	2787	rBV	2581223	3429913	86.86%	8.267%

LSC Area Percent Report

Data Path : Z:\svoasrv\HPCHEM1\BNA_N\Data\BN100424\
Data File : BN034402.D
Acq On : 04 Oct 2024 23:17
Operator : RC/JU
Sample : PB163787BL
Misc :
ALS Vial : 17 Sample Multiplier: 1

Instrument :
BNA_N
ClientSampleId :
SBLK787

Integration Parameters: LSCINT.P
Integrator: RTE
Smoothing : OFF Filtering: 5
Sampling : 1 Min Area: 0.1 % of largest Peak
Start Thrs: 0.2 Max Peaks: 100
Stop Thrs : 0 Peak Location: TOP

If leading or trailing edge < 100 prefer < Baseline drop else tangent >
Peak separation: 5

Method : Z:\svoasrv\HPCHEM1\BNA_N\Methods\SFAM-EPA-BN091124.MA.M
Title : SVOA CALIBRATION

37	21.022	3078	3083	3093	rBV2	1890721	2653667	67.20%	6.396%
38	23.545	3504	3512	3528	rVB	1823745	3948984	100.00%	9.518%
39	23.727	3535	3543	3561	rVB	1319845	3244850	82.17%	7.821%

Sum of corrected areas: 41488940

LSC Report - Integrated Chromatogram

Data Path : Z:\svoasrv\HPCHEM1\BNA_N\Data\BN100424\
Data File : BN034402.D
Acq On : 04 Oct 2024 23:17
Operator : RC/JU
Sample : PB163787BL
Misc :
ALS Vial : 17 Sample Multiplier: 1

Instrument :
BNA_N
ClientSampleId :
SBLK787

Quant Method : Z:\svoasrv\HPCHEM1\BNA_N\Methods\SFAM-EPA-BN091124.MA.M
Quant Title : SVOA CALIBRATION

TIC Library : C:\Database\NIST20.L
TIC Integration Parameters: LSCINT.P

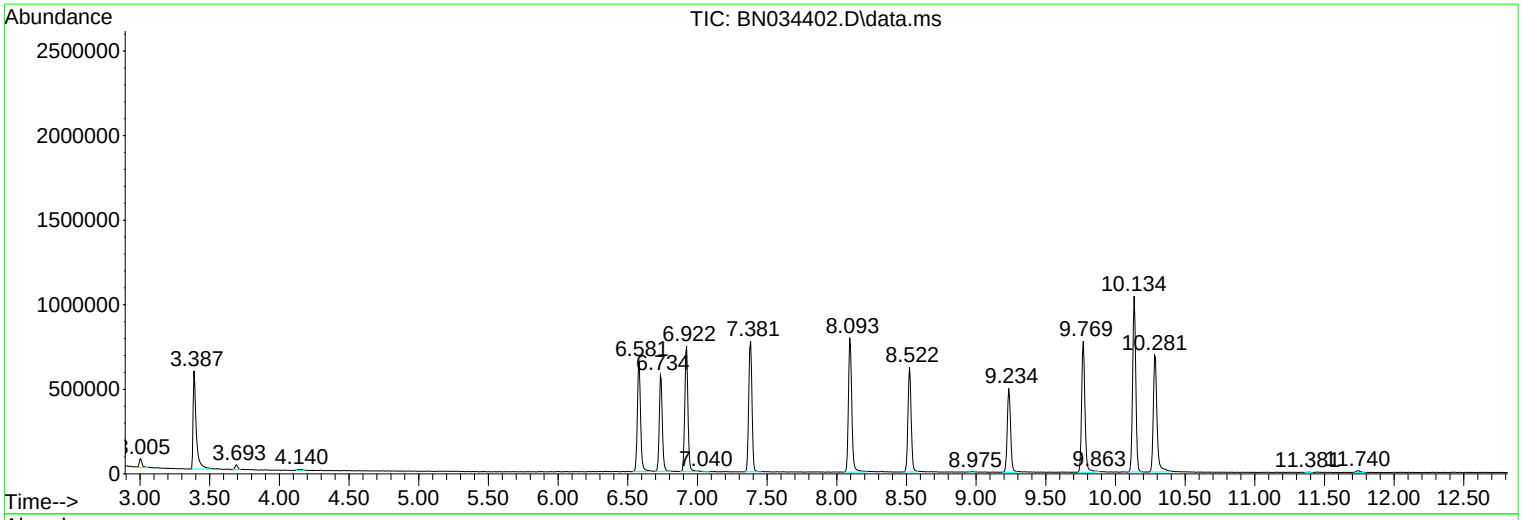

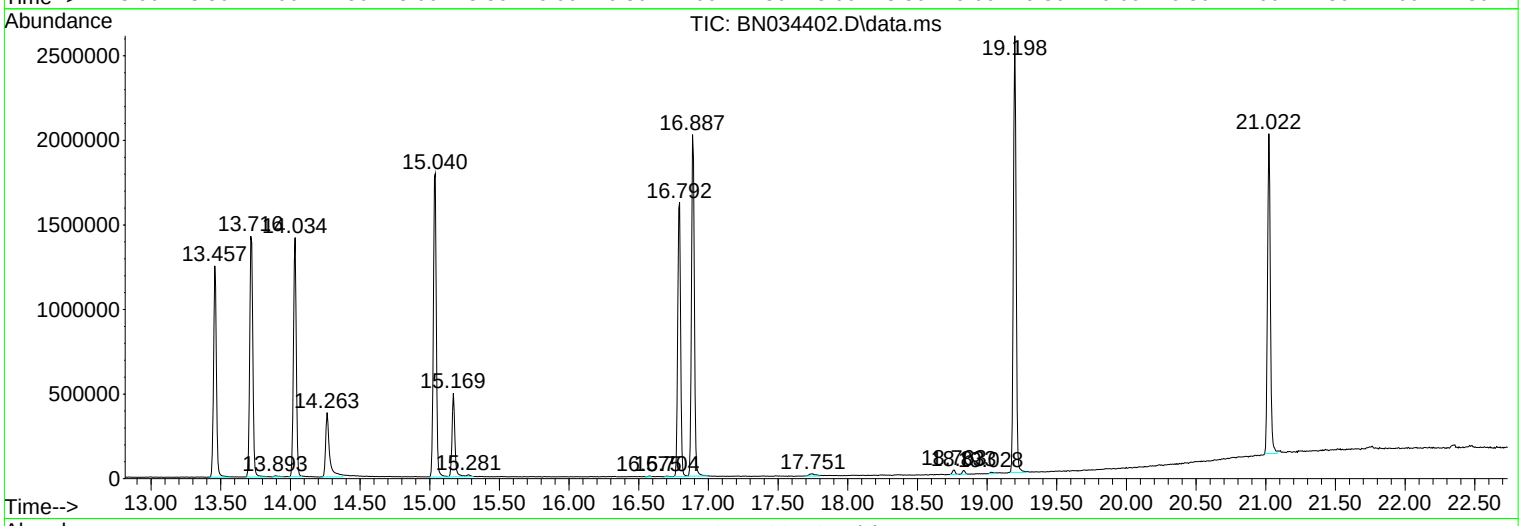

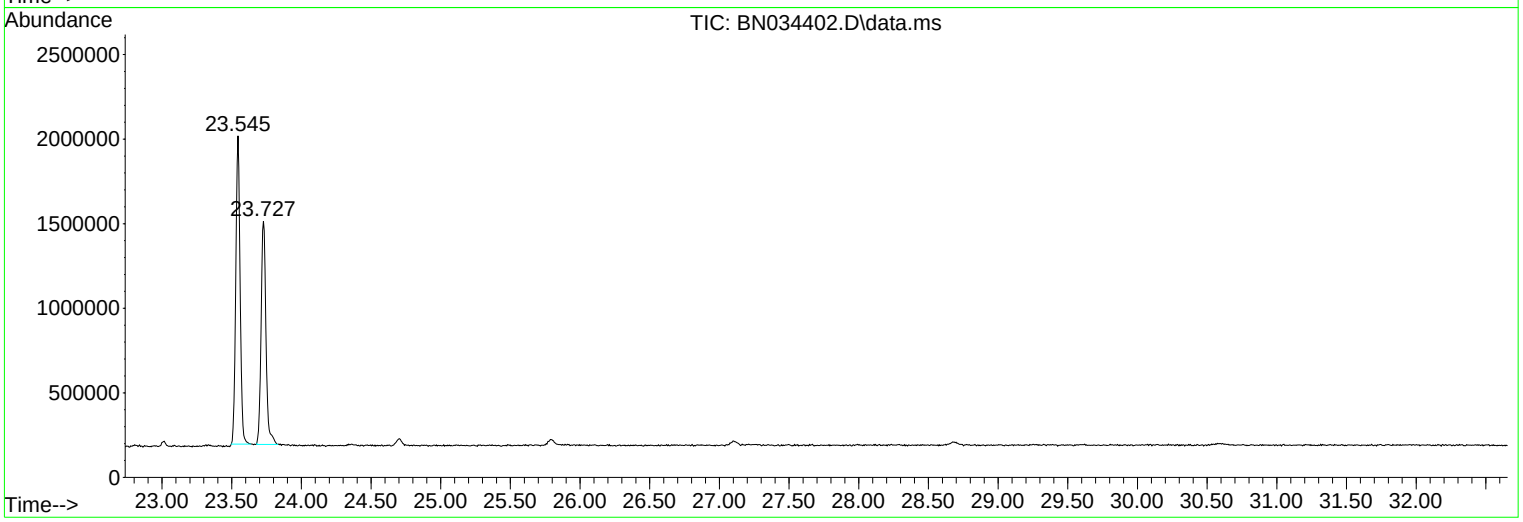

Library Search Compound Report

Data Path : Z:\svoasrv\HPCHEM1\BNA_N\Data\BN100424\
Data File : BN034402.D
Acq On : 04 Oct 2024 23:17
Operator : RC/JU
Sample : PB163787BL
Misc :
ALS Vial : 17 Sample Multiplier: 1

Instrument :
BNA_N
ClientSampleId :
SBLK787

Quant Method : Z:\svoasrv\HPCHEM1\BNA_N\Methods\SFAM-EPA-BN091124.MA.M
Quant Title : SVOA CALIBRATION

TIC Library : C:\Database\NIST20.L
TIC Integration Parameters: LSCINT.P

No Library Search Compounds Detected
****

Tentatively Identified Compound (LSC) summary

Data Path : Z:\svoasrv\HPCHEM1\BNA_N\Data\BN100424\
Data File : BN034402.D
Acq On : 04 Oct 2024 23:17
Operator : RC/JU
Sample : PB163787BL
Misc :
ALS Vial : 17 Sample Multiplier: 1

Instrument :
BNA_N
ClientSampleId :
SBLK787

Quant Method : Z:\svoasrv\HPCHEM1\BNA_N\Methods\SFAM-EPA-BN091124.MA.M
Quant Title : SVOA CALIBRATION

TIC Library : C:\Database\NIST20.L
TIC Integration Parameters: LSCINT.P

TIC Top Hit name	RT	EstConc	Units	Response	Internal Standard #	RT	Resp	Conc

FORM 1A-OR
ORGANIC ANALYSIS DATA SHEET
TARGET ANALYTE LIST

EPA SAMPLE NO.

SBLK786

Lab Name : Alliance Technical Group, LLC
Contract : 68HERH20D0011
Lab Code: ACE Case No.: ARC Sayrevil
MA No. : SDG No.: P4227
Analytical Method : SVOA
Level :
Matrix : Water
Lab Sample ID : PB163786BL
Sample wt/vol : 1000 (g/mL) mL
Lab File ID : BN034415.D
% Solids :
Date Received :
GC Column : ZB-GR ID : 0.25 (mm)
Date Extracted : 09/30/2024
GC Column : ID : (mm)
Date Analyzed : 10/05/2024
Extract Concentrated :(Y/N) N
Extract Volume : 1000 (µL)
Soil Aliquot (VOA) : (µL)
Extraction Type : CONH
Heated Purge : (Y/N)
Injection Volume : 1.0 (µL)
Purge Volume : (mL)
pH : Dilution Factor : 1.0
Cleanup Types :
Cleanup Factor : 1.0
Concentration Units (µg/L, µg/kg, µg, or µg/cm²): µg/L

CAS NO.	ANALYTE	CONCENTRATION	Q
111-44-4	Bis(2-Chloroethyl)ether	10	U
98-95-3	Nitrobenzene	5.0	U
78-59-1	Isophorone	5.0	U

FORM 1B-OR
ORGANIC ANALYSIS DATA SHEET
TENTATIVELY IDENTIFIED COMPOUNDS

EPA SAMPLE NO.

SBLK786

Lab Name : Alliance Technical Group, LLC
Contract : 68HERH20D0011
Lab Code: ACE
Case No.: ARC Sayrevi
MA No. :
SDG No.: P4227
Analytical Method : SVOA
Level :
Matrix : Water
Lab Sample ID : PB163786BL
Sample wt/vol : 1000 (g/mL) mL
Lab File ID : BN034415.D
% Solids :
Date Received :
GC Column : ZB-GR ID : 0.25 (mm)
Date Extracted : 09/30/2024
Extract Concentrated : (Y/N) N
Date Analyzed : 10/05/2024
Soil Aliquot (VOA) : (µL)
Extract Volume : 1000 (µL)
Heated Purge : (Y/N)
Extraction Type : CONH
Purge Volume : (mL)
Injection Volume : 1.0 (µL)
Cleanup Types :
pH :
Dilution Factor : 1.0
Concentration Units (µg/L,µg/kg): µg/L
Cleanup Factor : 1.0

	CAS NO.	ANALYTE	RT	EST. CONC.	Q
1	E966796	Total Alkanes	N/A	0.0	

EPA-designated Registry Number.

Quantitation Report (QT Reviewed)

Data Path : Z:\svoasrv\HPCHEM1\BNA_N\Data\BN100424\
Data File : BN034415.D
Acq On : 05 Oct 2024 08:27
Operator : RC/JU
Sample : PB163786BL
Misc :
ALS Vial : 31 Sample Multiplier: 1

Instrument :
BNA_N
ClientSampleId :
SBLK786

Quant Time: Oct 06 23:44:03 2024
Quant Method : Z:\svoasrv\HPCHEM1\BNA_N\Methods\SFAM-EPA-BN091124.MA.M
Quant Title : SVOA CALIBRATION
QLast Update : Mon Sep 30 14:14:38 2024
Response via : Initial Calibration

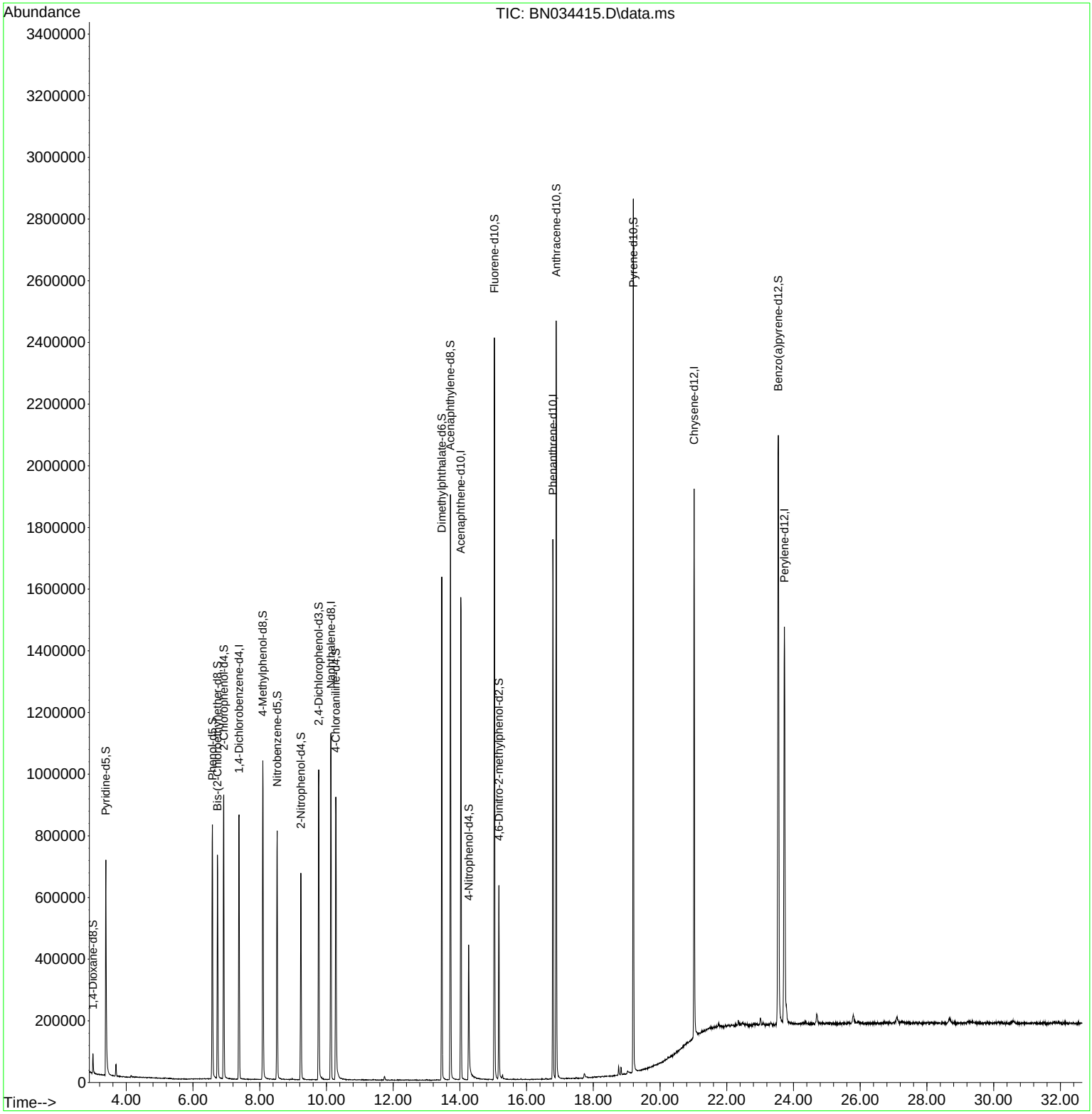

Quantitation Report (QT Reviewed)

Data Path : Z:\svoasrv\HPCHEM1\BNA_N\Data\BN100424\
Data File : BN034415.D
Acq On : 05 Oct 2024 08:27
Operator : RC/JU
Sample : PB163786BL
Misc :
ALS Vial : 31 Sample Multiplier: 1

Instrument :
BNA_N
ClientSampleId :
SBLK786

Quant Time: Oct 06 23:44:03 2024
Quant Method : Z:\svoasrv\HPCHEM1\BNA_N\Methods\SFAM-EPA-BN091124.MA.M
Quant Title : SVOA CALIBRATION
QLast Update : Mon Sep 30 14:14:38 2024
Response via : Initial Calibration

Compound	R.T.	QIon	Response	Conc	Units	Dev(Min)
Internal Standards						
1) 1,4-Dichlorobenzene-d4	7.375	152	238115	20.000	ng/ul	-0.01
20) Naphthalene-d8	10.134	136	921838	20.000	ng/ul	0.00
38) Acenaphthene-d10	14.028	164	540093	20.000	ng/ul	-0.01
64) Phenanthrene-d10	16.786	188	1014883	20.000	ng/ul	-0.01
79) Chrysene-d12	21.021	240	910557	20.000	ng/ul	-0.01
88) Perylene-d12	23.727	264	1088449	20.000	ng/ul	-0.01
System Monitoring Compounds						
3) 1,4-Dioxane-d8	2.999	96	33790	5.791	ng/uL	0.00
4) Pyridine-d5	3.387	84	401369	23.141	ng/ul	0.00
7) Phenol-d5	6.581	99	479712	22.700	ng/ul	0.00
9) Bis-(2-Chloroethyl)eth...	6.734	67	308633	23.539	ng/ul	0.00
11) 2-Chlorophenol-d4	6.922	132	449580	27.027	ng/ul	0.00
15) 4-Methylphenol-d8	8.093	113	395527	22.746	ng/ul	-0.01
21) Nitrobenzene-d5	8.522	128	205097	27.914	ng/ul	0.00
24) 2-Nitrophenol-d4	9.234	143	221208	29.277	ng/ul	0.00
28) 2,4-Dichlorophenol-d3	9.769	165	377936	26.560	ng/ul	0.00
31) 4-Chloroaniline-d4	10.281	131	540139	25.074	ng/ul	-0.01
46) Dimethylphthalate-d6	13.457	166	1096260	27.160	ng/ul	-0.01
49) Acenaphthylene-d8	13.716	160	1259941	27.747	ng/ul	-0.01
54) 4-Nitrophenol-d4	14.263	143	135641	16.375	ng/ul	-0.01
60) Fluorene-d10	15.034	176	914712	26.740	ng/ul	-0.01
65) 4,6-Dinitro-2-methylph...	15.169	200	130447	21.558	ng/ul	0.00
73) Anthracene-d10	16.886	188	1360031	28.504	ng/ul	-0.01
81) Pyrene-d10	19.198	212	1499985	29.566	ng/ul	-0.01
92) Benzo(a)pyrene-d12	23.545	264	1672343	29.911	ng/ul	-0.01

Target Compounds Qvalue

(#) = qualifier out of range (m) = manual integration (+) = signals summed

Data Path : Z:\svoasrv\HPCHEM1\BNA_N\Data\BN100424\
Data File : BN034415.D
Acq On : 05 Oct 2024 08:27
Operator : RC/JU
Sample : PB163786BL
Misc :
ALS Vial : 31 Sample Multiplier: 1

Instrument :
BNA_N
ClientSampleId :
SBLK786

Integration Parameters: LSCINT.P
Integrator: RTE
Smoothing : OFF Filtering: 5
Sampling : 1 Min Area: 0.1 % of largest Peak
Start Thrs: 0.2 Max Peaks: 100
Stop Thrs : 0 Peak Location: TOP

If leading or trailing edge < 100 prefer < Baseline drop else tangent >
Peak separation: 5

Method : Z:\svoasrv\HPCHEM1\BNA_N\Methods\SFAM-EPA-BN091124.MA.M
Title : SVOA CALIBRATION

Signal : TIC: BN034415.D\data.ms

peak #	R.T. min	first scan	max scan	last scan	PK TY	peak height	corr. area	corr. % max.	% of total
1	2.999	16	19	27	rVB	64177	87049	2.08%	0.183%
2	3.387	81	85	108	rBV	698997	1115380	26.62%	2.339%
3	3.693	132	137	142	rVB	39332	57773	1.38%	0.121%
4	4.140	209	213	216	rBV3	6451	10948	0.26%	0.023%
5	6.581	621	628	643	rBV	824792	1336638	31.90%	2.803%
6	6.734	648	654	667	rVB	724288	1116489	26.65%	2.341%
7	6.922	679	686	698	rBV	920993	1475966	35.23%	3.095%
8	7.381	756	764	773	rBV	857914	1361616	32.50%	2.855%
9	8.093	878	885	903	rBV	1033523	1655547	39.51%	3.471%
10	8.522	950	958	971	rBV	806510	1287372	30.72%	2.699%
11	9.234	1072	1079	1090	rBV	670722	1076040	25.68%	2.256%
12	9.769	1163	1170	1183	rBV	1005456	1673917	39.95%	3.510%
13	9.857	1183	1185	1187	rVB3	5492	4588	0.11%	0.010%
14	10.134	1223	1232	1240	rBV	1123774	1834327	43.78%	3.846%
15	10.281	1250	1257	1276	rBV	916338	1657651	39.56%	3.476%
16	11.740	1500	1505	1515	rBV4	12540	27216	0.65%	0.057%
17	13.457	1789	1797	1809	rBV	1632559	2256655	53.86%	4.732%
18	13.716	1835	1841	1857	rBV	1897787	2798160	66.78%	5.867%
19	14.028	1886	1894	1905	rBV	1564265	2280039	54.42%	4.781%
20	14.263	1928	1934	1954	rBV	437360	833363	19.89%	1.747%
21	15.034	2059	2065	2082	rBV	2405825	3353084	80.03%	7.030%
22	15.169	2082	2088	2102	rVV	628351	861167	20.55%	1.806%
23	15.281	2102	2107	2113	rVB	13476	22113	0.53%	0.046%
24	16.575	2323	2327	2330	rBV4	3901	5840	0.14%	0.012%
25	16.786	2357	2363	2374	rBV	1750236	2442725	58.30%	5.122%
26	16.886	2374	2380	2396	rVV	2455705	3432457	81.92%	7.197%
27	17.480	2478	2481	2487	rBV6	4857	9298	0.22%	0.019%
28	17.728	2519	2523	2532	rBV9	13699	35274	0.84%	0.074%
29	18.033	2571	2575	2578	rBV5	3379	4610	0.11%	0.010%
30	18.757	2694	2698	2705	rBV4	29434	44321	1.06%	0.093%
31	18.827	2707	2710	2716	rVV	24279	36624	0.87%	0.077%
32	19.027	2741	2744	2749	rBV6	6661	12247	0.29%	0.026%
33	19.198	2767	2773	2784	rBV	2832052	3852059	91.93%	8.077%
34	21.021	3078	3083	3094	rBV2	1775414	2513376	59.98%	5.270%
35	23.545	3504	3512	3529	rVB	1900531	4190023	100.00%	8.785%
36	23.727	3535	3543	3558	rVB	1272638	2931761	69.97%	6.147%

LSC Area Percent Report

Data Path : Z:\svoasrv\HPCHEM1\BNA_N\Data\BN100424\
Data File : BN034415.D
Acq On : 05 Oct 2024 08:27
Operator : RC/JU
Sample : PB163786BL
Misc :
ALS Vial : 31 Sample Multiplier: 1

Instrument :
BNA_N
ClientSampleId :
SBLK786

Integration Parameters: LSCINT.P
Integrator: RTE
Smoothing : OFF Filtering: 5
Sampling : 1 Min Area: 0.1 % of largest Peak
Start Thrs: 0.2 Max Peaks: 100
Stop Thrs : 0 Peak Location: TOP

If leading or trailing edge < 100 prefer < Baseline drop else tangent >
Peak separation: 5

Method : Z:\svoasrv\HPCHEM1\BNA_N\Methods\SFAM-EPA-BN091124.MA.M
Title : SVOA CALIBRATION

Sum of corrected areas: 47693713

LSC Report - Integrated Chromatogram

Data Path : Z:\svoasrv\HPCHEM1\BNA_N\Data\BN100424\
Data File : BN034415.D
Acq On : 05 Oct 2024 08:27
Operator : RC/JU
Sample : PB163786BL
Misc :
ALS Vial : 31 Sample Multiplier: 1

Instrument :
BNA_N
ClientSampleId :
SBLK786

Quant Method : Z:\svoasrv\HPCHEM1\BNA_N\Methods\SFAM-EPA-BN091124.MA.M
Quant Title : SVOA CALIBRATION

TIC Library : C:\Database\NIST20.L
TIC Integration Parameters: LSCINT.P

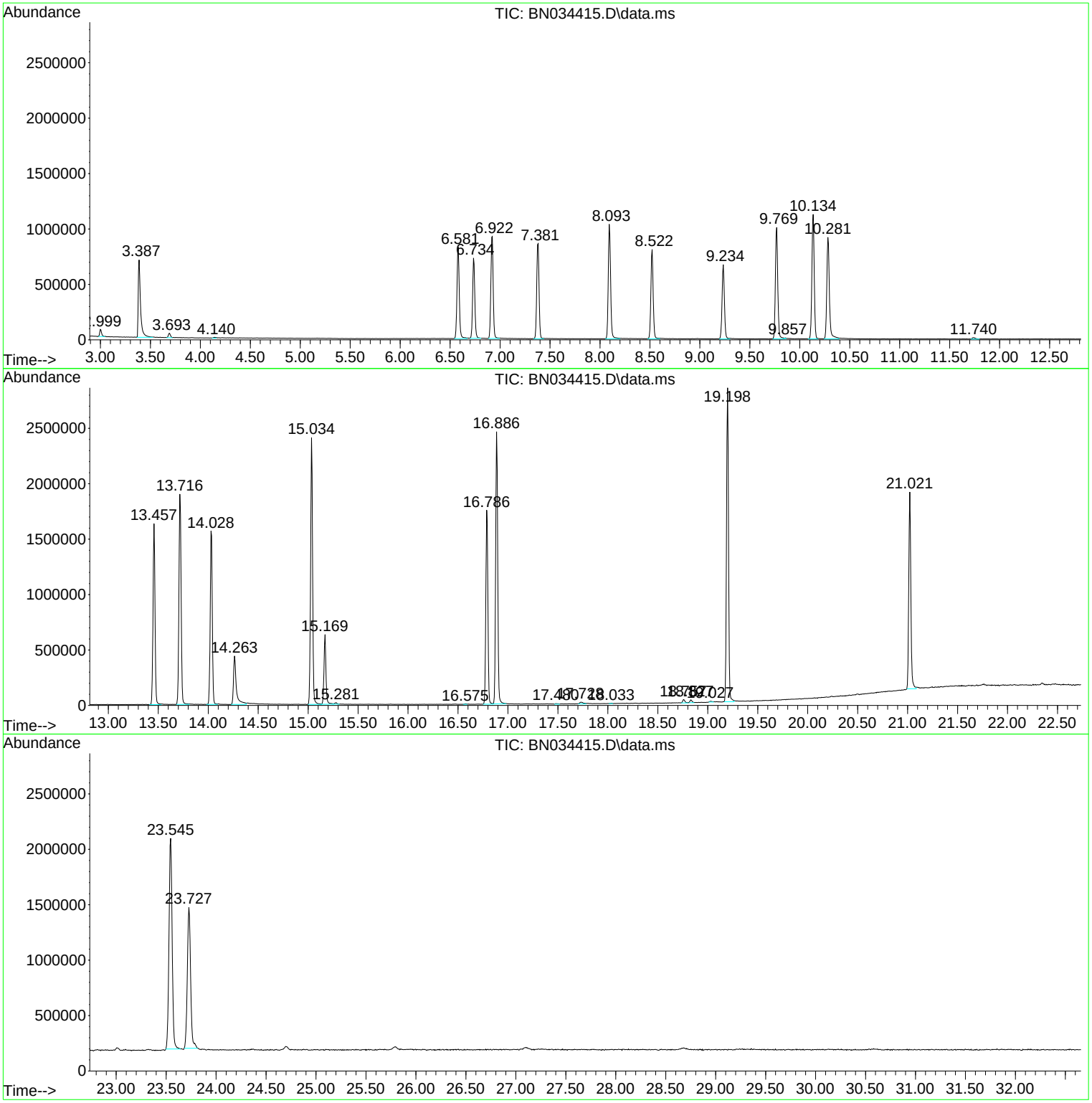

Library Search Compound Report

Data Path : Z:\svoasrv\HPCHEM1\BNA_N\Data\BN100424\
Data File : BN034415.D
Acq On : 05 Oct 2024 08:27
Operator : RC/JU
Sample : PB163786BL
Misc :
ALS Vial : 31 Sample Multiplier: 1

Instrument :
BNA_N
ClientSampleId :
SBLK786

Quant Method : Z:\svoasrv\HPCHEM1\BNA_N\Methods\SFAM-EPA-BN091124.MA.M
Quant Title : SVOA CALIBRATION

TIC Library : C:\Database\NIST20.L
TIC Integration Parameters: LSCINT.P

No Library Search Compounds Detected
****

Tentatively Identified Compound (LSC) summary

Data Path : Z:\svoasrv\HPCHEM1\BNA_N\Data\BN100424\
Data File : BN034415.D
Acq On : 05 Oct 2024 08:27
Operator : RC/JU
Sample : PB163786BL
Misc :
ALS Vial : 31 Sample Multiplier: 1

Instrument :
BNA_N
ClientSampleId :
SBLK786

Quant Method : Z:\svoasrv\HPCHEM1\BNA_N\Methods\SFAM-EPA-BN091124.MA.M
Quant Title : SVOA CALIBRATION

TIC Library : C:\Database\NIST20.L
TIC Integration Parameters: LSCINT.P

TIC Top Hit name	RT	EstConc	Units	Response	Internal Standard #	RT	Resp	Conc

FORM 1A-OR
ORGANIC ANALYSIS DATA SHEET
TARGET ANALYTE LIST

EPA SAMPLE NO.

PMW-7D(20240927)MS

Lab Name : Alliance Technical Group, LLC
Contract : 68HERH20D0011
Lab Code: ACE Case No.: ARC Sayrevil
MA No. : SDG No.: P4227
Analytical Method : SVOA
Level :
Matrix : Water
Lab Sample ID : P4227-16MS
Sample wt/vol : 1000 (g/mL) mL
Lab File ID : BN034405.D
% Solids :
Date Received : 09/27/2024
GC Column : ZB-GR ID : 0.25 (mm)
Date Extracted : 09/30/2024
GC Column : ID : (mm)
Date Analyzed : 10/05/2024
Extract Concentrated :(Y/N) N
Extract Volume : 1000 (µL)
Soil Aliquot (VOA) : (µL)
Extraction Type : CONH
Heated Purge : (Y/N)
Injection Volume : 1.0 (µL)
Purge Volume : (mL)
pH : 6 Dilution Factor : 1.0
Cleanup Types :
Cleanup Factor : 1.0
Concentration Units (µg/L, µg/kg, µg, or µg/cm²): µg/L

CAS NO.	ANALYTE	CONCENTRATION	Q
111-44-4	Bis(2-Chloroethyl)ether	27	
98-95-3	Nitrobenzene	27	
78-59-1	Isophorone	28	

Quantitation Report (QT Reviewed)

Data Path : Z:\svoasrv\HPCHEM1\BNA_N\Data\BN100424\
Data File : BN034405.D
Acq On : 05 Oct 2024 01:14
Operator : RC/JU
Sample : P4227-16MS
Misc :
ALS Vial : 20 Sample Multiplier: 1

Quant Time: Oct 05 05:48:01 2024
Quant Method : Z:\svoasrv\HPCHEM1\BNA_N\Methods\SFAM-EPA-BN091124.MA.M
Quant Title : SVOA CALIBRATION
QLast Update : Mon Sep 30 14:14:38 2024
Response via : Initial Calibration

Instrument :
BNA_N
ClientSampleId :
PMW-7D(20240927)MS

Manual Integrations APPROVED
mohammad
10/7/2024 7:11:29 AM

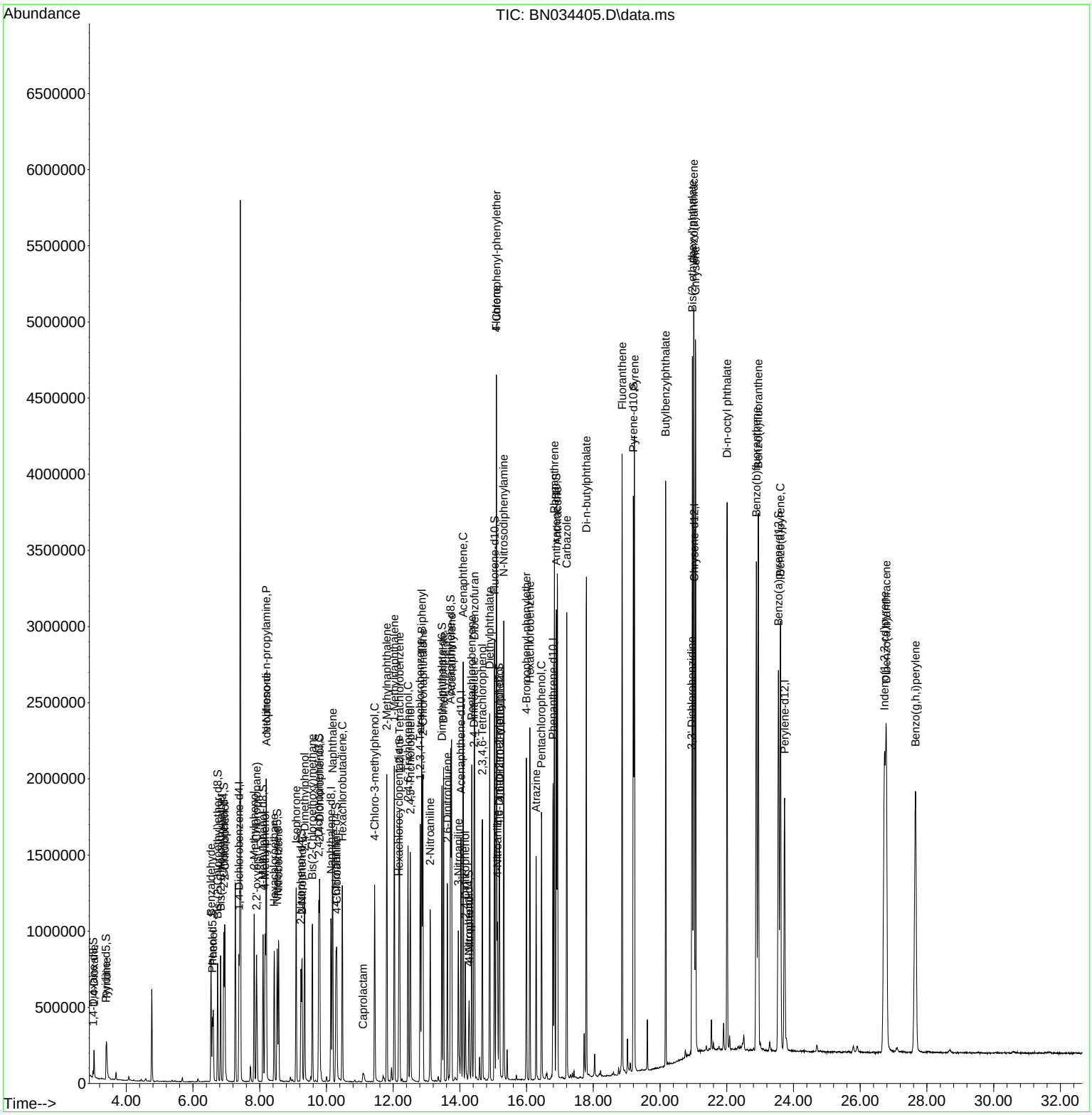

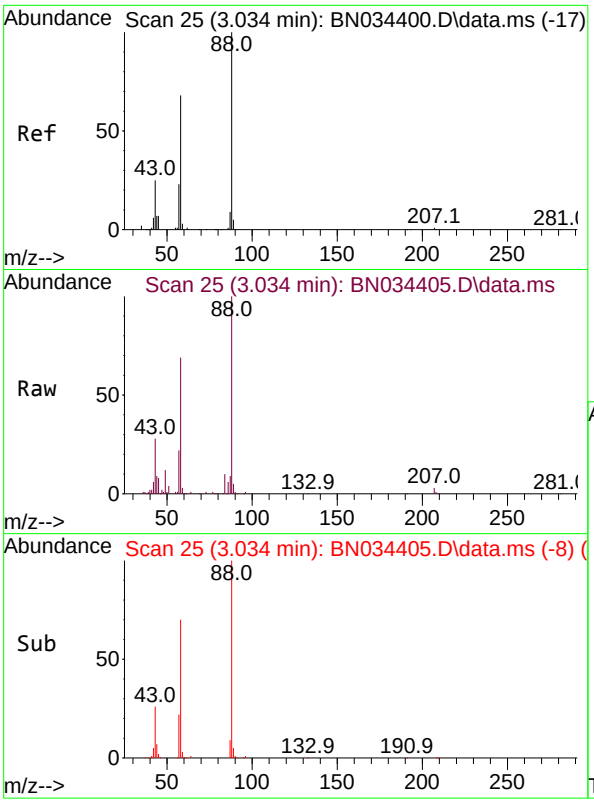

#2
1,4-Dioxane
Concen: 15.495 ng/uL
RT: 3.034 min Scan# 25
Delta R.T. 0.000 min
Lab File: BN034405.D
Acq: 05 Oct 2024 01:14

Tgt Ion: 88 Resp: 90260

Ion	Ratio	Lower	Upper
88	100		
43	28.3	24.7	37.1
58	69.1	64.6	96.8

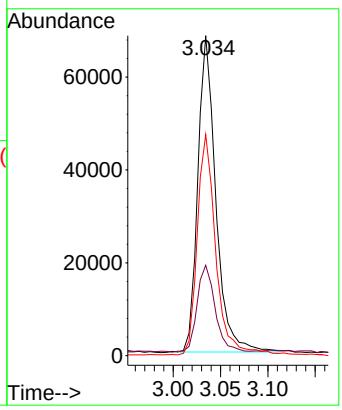

Instrument :
BNA_N
ClientSampleId :
PMW-7D(20240927)MS

Manual Integrations APPROVED
mohammad
10/7/2024 7:11:29 AM

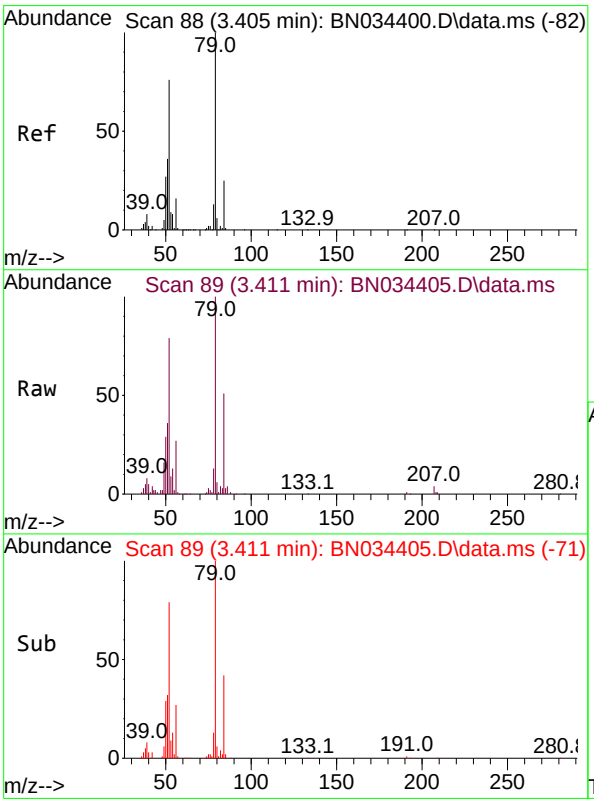

#5
Pyridine
Concen: 7.049 ng/ul
RT: 3.411 min Scan# 89
Delta R.T. 0.006 min
Lab File: BN034405.D
Acq: 05 Oct 2024 01:14

Tgt Ion: 79 Resp: 118398

Ion	Ratio	Lower	Upper
79	100		
52	78.8	65.2	97.8
51	35.6	29.7	44.5

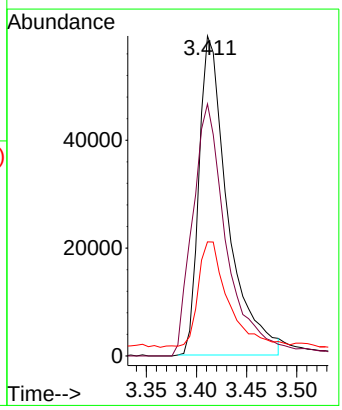

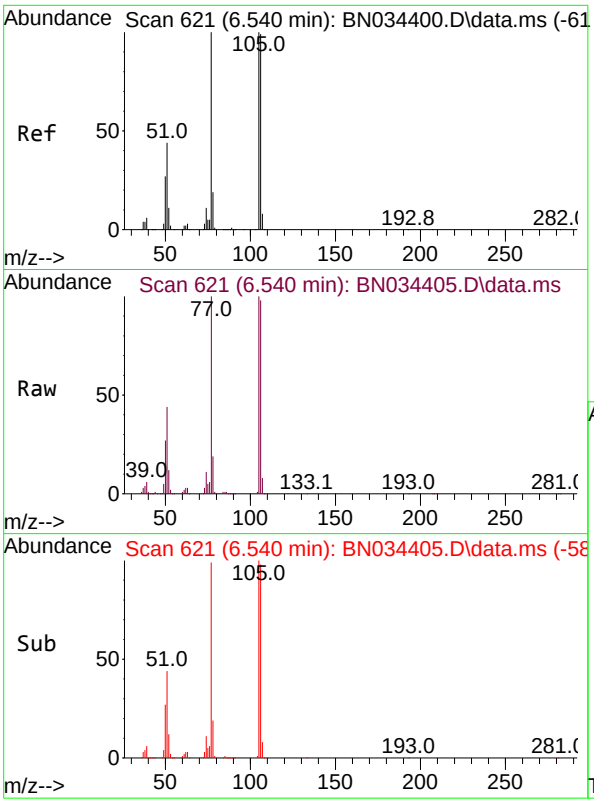

#6
Benzaldehyde
Concen: 25.116 ng/ul
RT: 6.540 min Scan# 621
Delta R.T. -0.006 min
Lab File: BN034405.D
Acq: 05 Oct 2024 01:14

Tgt Ion: 77 Resp: 265147

Ion	Ratio	Lower	Upper
77	100		
105	100.4	76.4	114.6
106	98.8	69.8	104.6

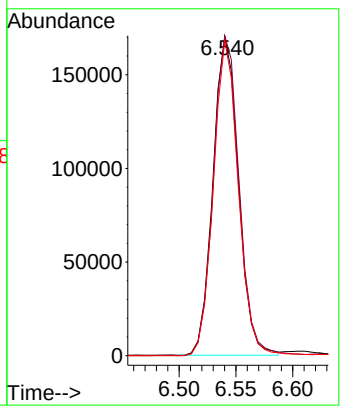

Instrument :
BNA_N
ClientSampleId :
PMW-7D(20240927)MS

Manual Integrations APPROVED
mohammad
10/7/2024 7:11:29 AM

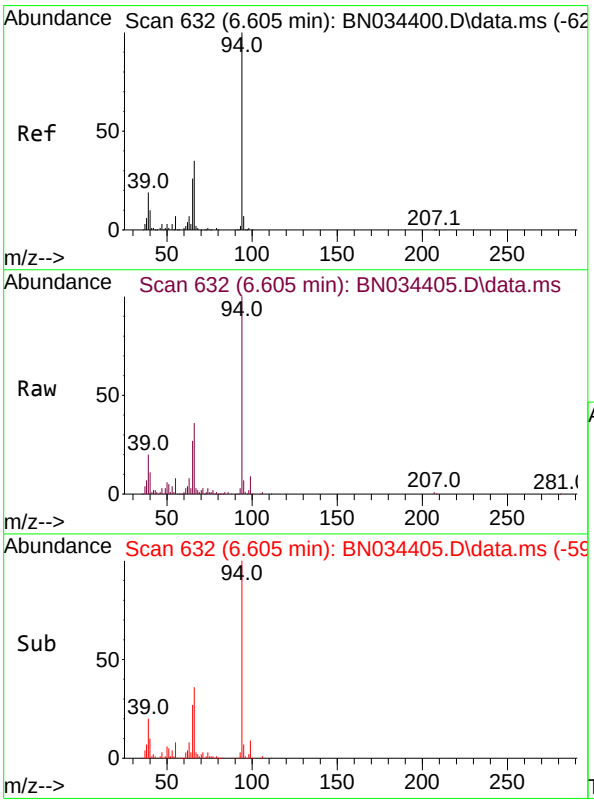

#8
Phenol
Concen: 12.063 ng/ul
RT: 6.605 min Scan# 632
Delta R.T. -0.006 min
Lab File: BN034405.D
Acq: 05 Oct 2024 01:14

Tgt Ion: 94 Resp: 251180

Ion	Ratio	Lower	Upper
94	100		
65	27.4	24.3	36.5
66	36.5	31.8	47.6

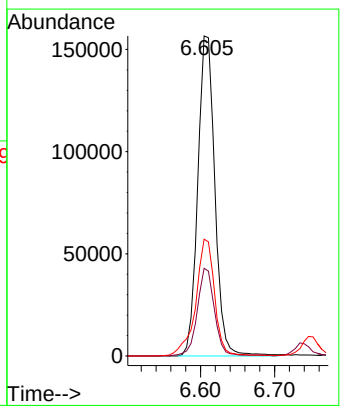

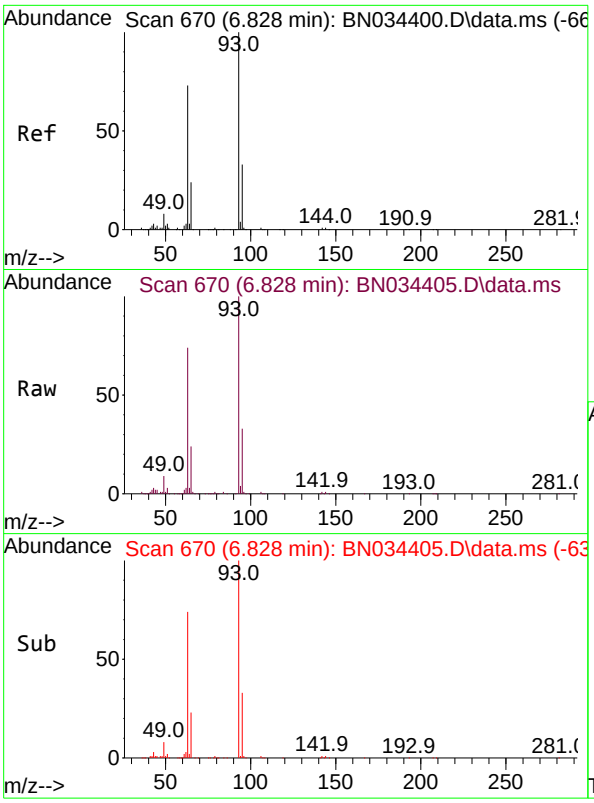

#10
Bis(2-Chloroethyl)ether
Concen: 27.361 ng/ul
RT: 6.828 min Scan# 670
Delta R.T. -0.006 min
Lab File: BN034405.D
Acq: 05 Oct 2024 01:14

Tgt Ion: 93 Resp: 442792

Ion	Ratio	Lower	Upper
93	100		
63	74.1	63.6	95.4
95	32.8	25.7	38.5

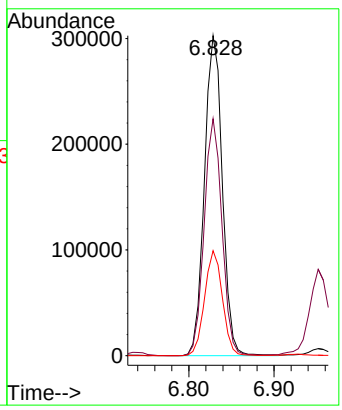

Instrument :
BNA_N
ClientSampleId :
PMW-7D(20240927)MS

Manual Integrations APPROVED
mohammad
10/7/2024 7:11:29 AM

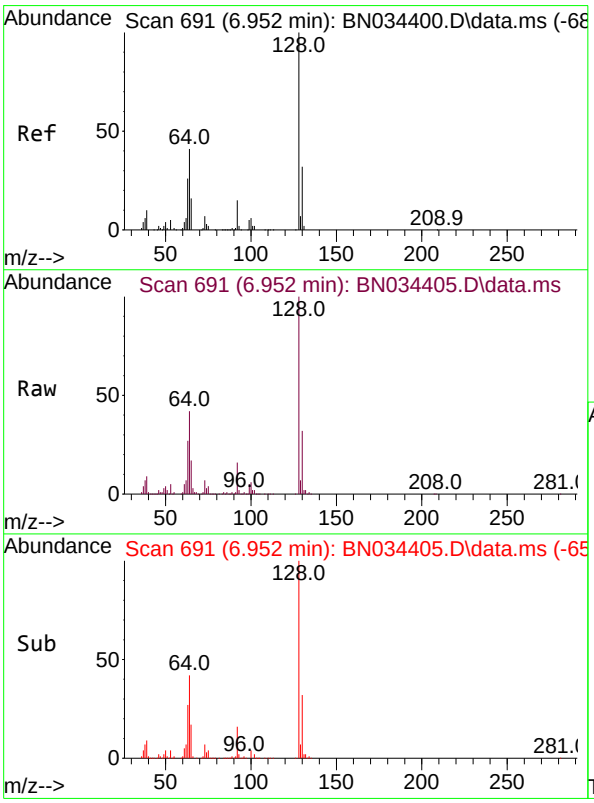

#12
2-Chlorophenol
Concen: 28.112 ng/ul
RT: 6.952 min Scan# 691
Delta R.T. -0.006 min
Lab File: BN034405.D
Acq: 05 Oct 2024 01:14

Tgt Ion:128 Resp: 453535

Ion	Ratio	Lower	Upper
128	100		
64	41.8	39.1	58.7
130	32.2	25.8	38.6

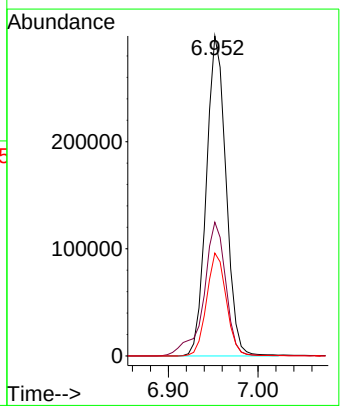

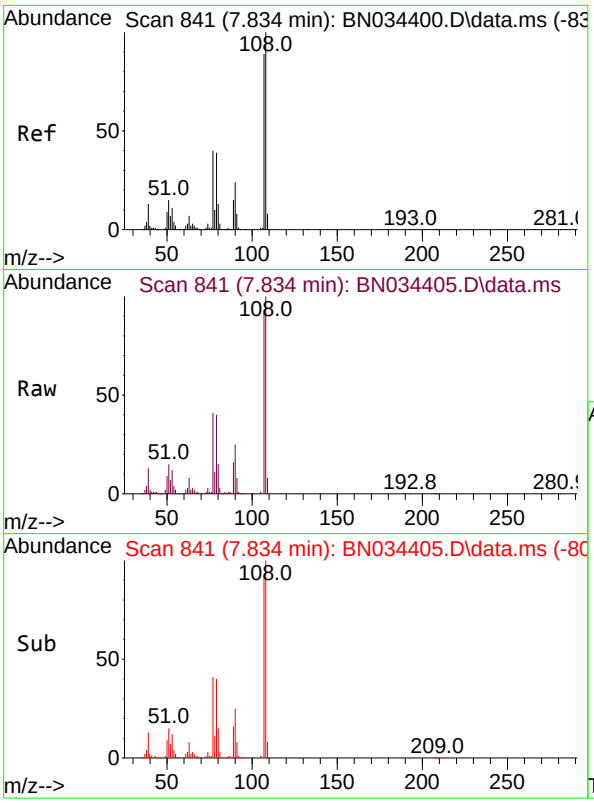

#13
2-Methylphenol
Concen: 23.834 ng/ul
RT: 7.834 min Scan# 841
Delta R.T. -0.006 min
Lab File: BN034405.D
Acq: 05 Oct 2024 01:14

Tgt Ion:108 Resp: 370937

Ion	Ratio	Lower	Upper
108	100		
107	91.5	71.9	107.9

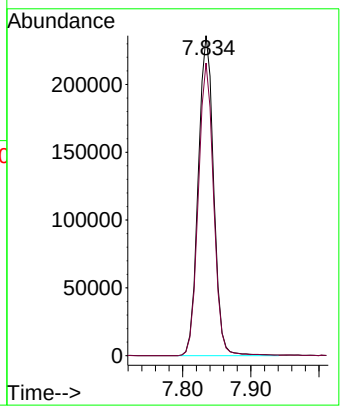

Instrument :
BNA_N
ClientSampleId :
PMW-7D(20240927)MS

Manual Integrations APPROVED
mohammad
10/7/2024 7:11:29 AM

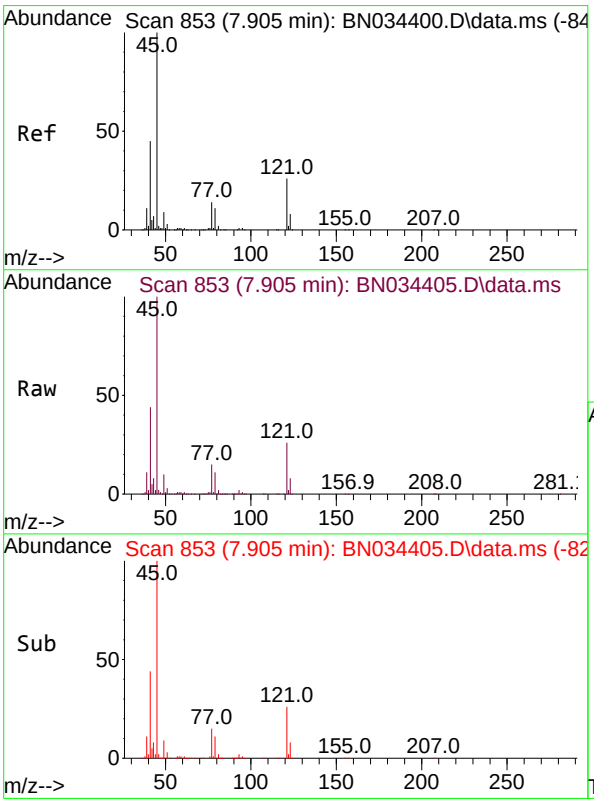

#14
2,2'-oxybis(1-Chloropropane)
Concen: 23.443 ng/ul
RT: 7.905 min Scan# 853
Delta R.T. -0.006 min
Lab File: BN034405.D
Acq: 05 Oct 2024 01:14

Tgt Ion: 45 Resp: 559516

Ion	Ratio	Lower	Upper
45	100		
77	15.2	11.0	16.6
79	11.4	7.8	11.8

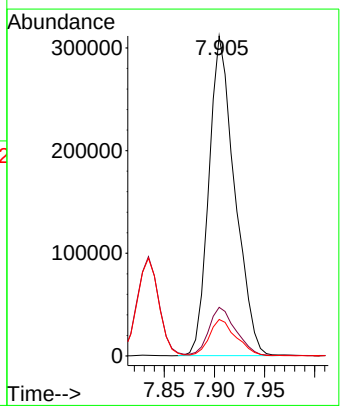

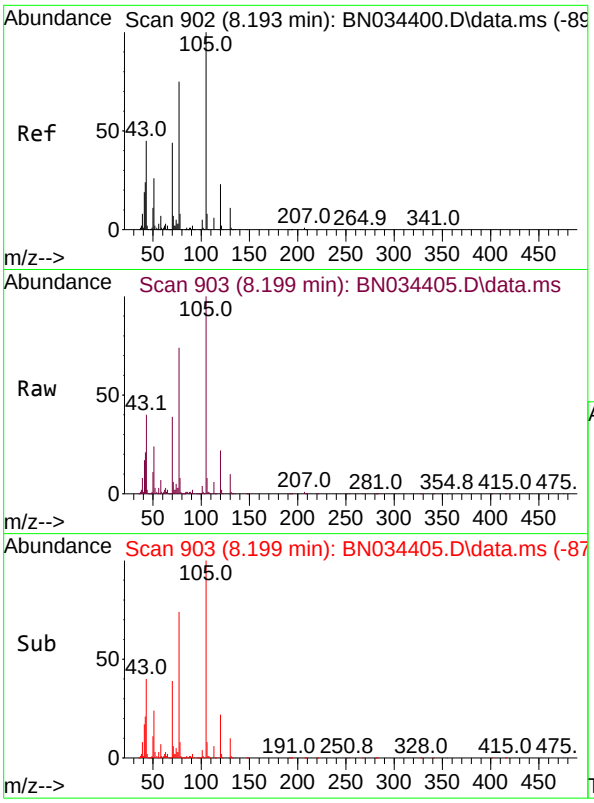

#16
Acetophenone
Concen: 25.090 ng/ul
RT: 8.199 min Scan# 903
Delta R.T. -0.006 min
Lab File: BN034405.D
Acq: 05 Oct 2024 01:14

Tgt Ion:105 Resp: 654039

Ion	Ratio	Lower	Upper
105	100		
77	74.3	61.1	91.7
51	24.3	22.6	33.8

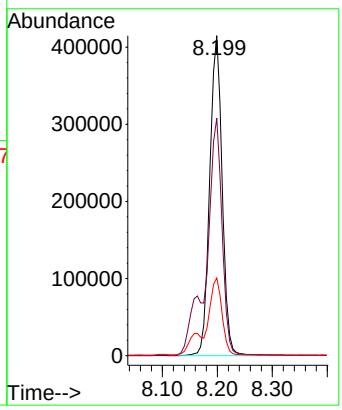

Instrument :
BNA_N
ClientSampleId :
PMW-7D(20240927)MS

Manual Integrations APPROVED
mohammad
10/7/2024 7:11:29 AM

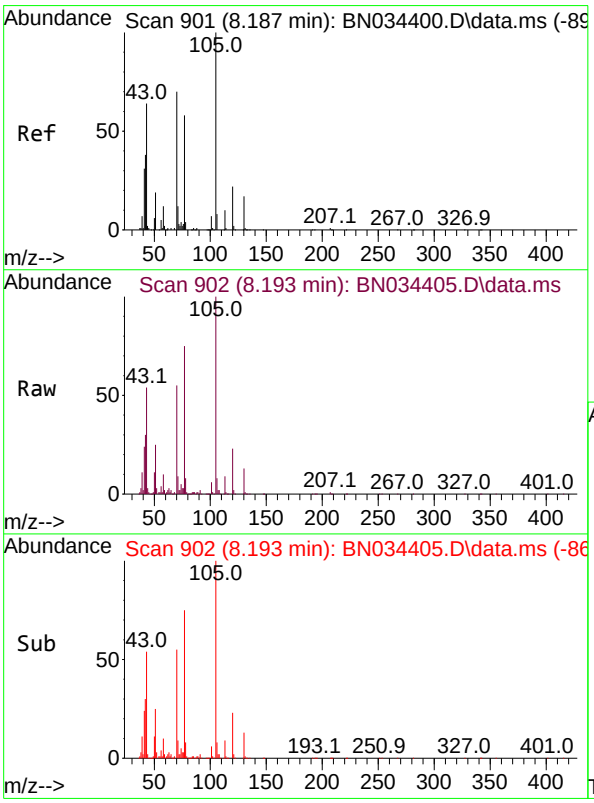

#17
N-Nitroso-di-n-propylamine
Concen: 24.285 ng/ul
RT: 8.193 min Scan# 902
Delta R.T. -0.006 min
Lab File: BN034405.D
Acq: 05 Oct 2024 01:14

Tgt Ion: 70 Resp: 313483

Ion	Ratio	Lower	Upper
70	100		
42	55.0	47.9	71.9
101	10.4	7.5	11.3
130	24.2	16.2	24.2#

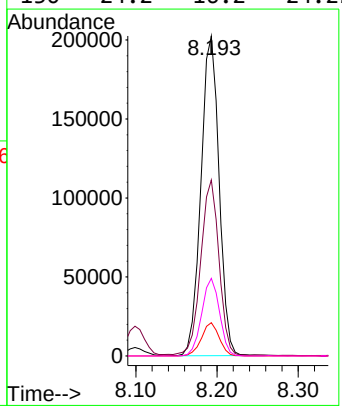

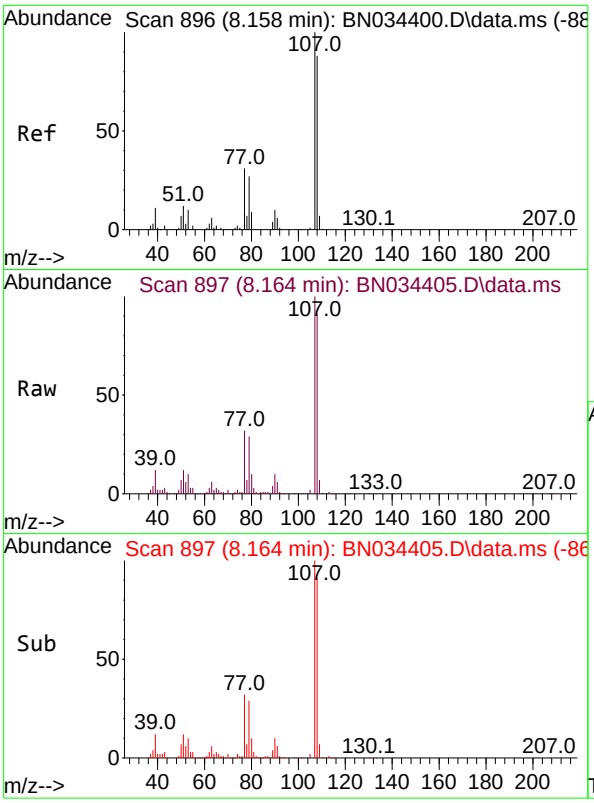

#18
4-Methylphenol
Concen: 21.858 ng/ul
RT: 8.164 min Scan# 897
Delta R.T. 0.000 min
Lab File: BN034405.D
Acq: 05 Oct 2024 01:14

Tgt Ion:108 Resp: 378597

Ion	Ratio	Lower	Upper
108	100		
107	110.0	89.4	134.2

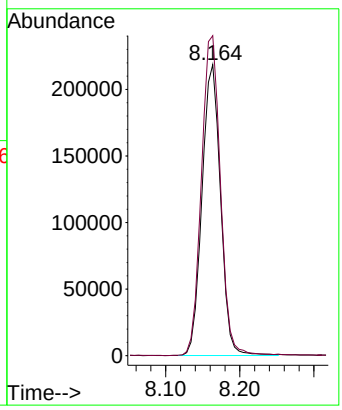

Instrument :
BNA_N
ClientSampleId :
PMW-7D(20240927)MS

Manual Integrations APPROVED
mohammad
10/7/2024 7:11:29 AM

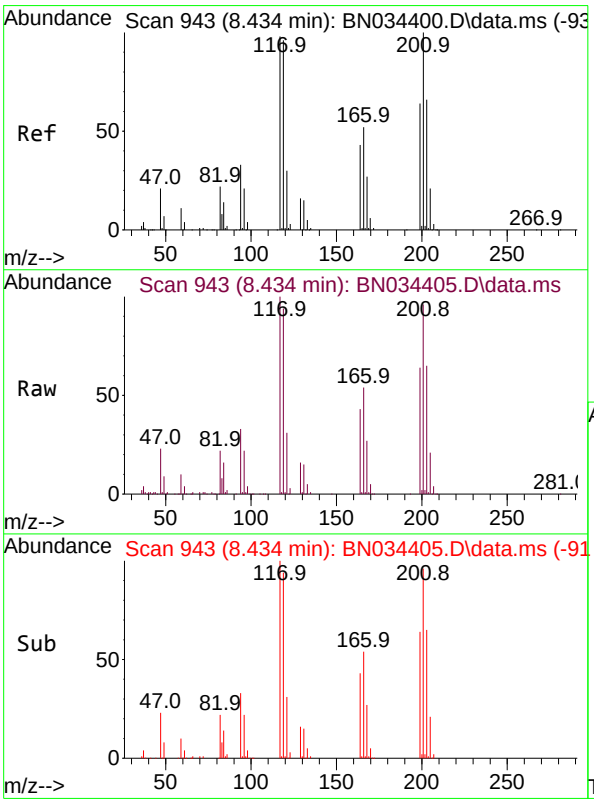

#19
Hexachloroethane
Concen: 23.683 ng/ul
RT: 8.434 min Scan# 943
Delta R.T. -0.006 min
Lab File: BN034405.D
Acq: 05 Oct 2024 01:14

Tgt Ion:117 Resp: 161151

Ion	Ratio	Lower	Upper
117	100		
201	96.2	73.9	110.9
199	63.7	44.0	66.0

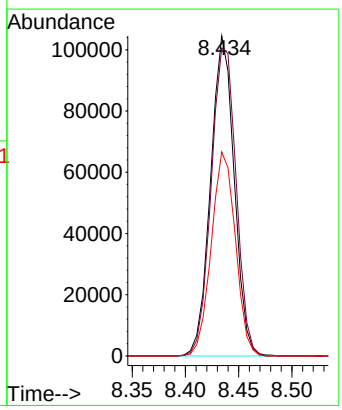

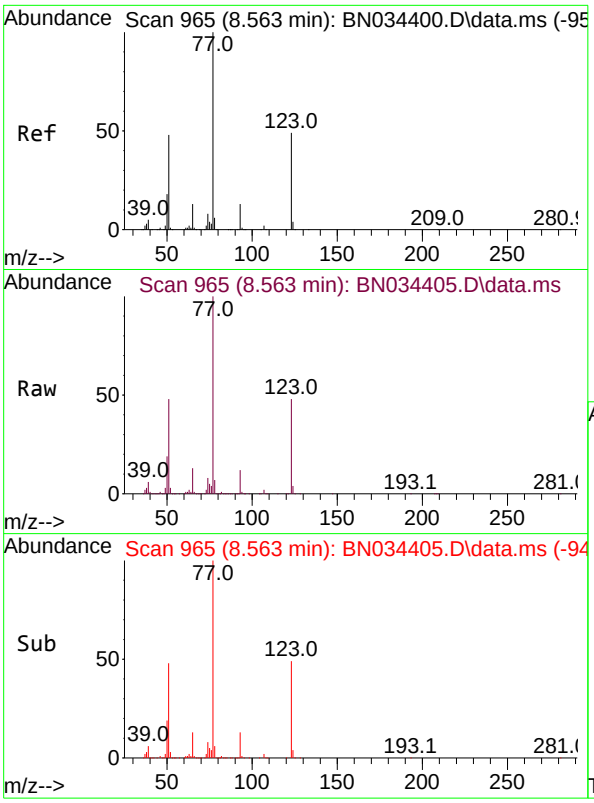

#22
Nitrobenzene
Concen: 27.477 ng/ul
RT: 8.563 min Scan# 965
Delta R.T. -0.006 min
Lab File: BN034405.D
Acq: 05 Oct 2024 01:14

Tgt Ion: 77 Resp: 485741

Ion	Ratio	Lower	Upper
77	100		
123	48.4	34.5	51.7
65	13.4	11.0	16.6

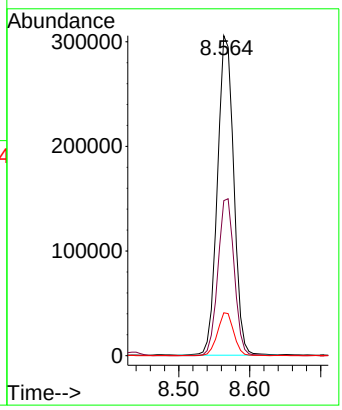

Instrument :
BNA_N
ClientSampleId :
PMW-7D(20240927)MS

Manual Integrations APPROVED
mohammad
10/7/2024 7:11:29 AM

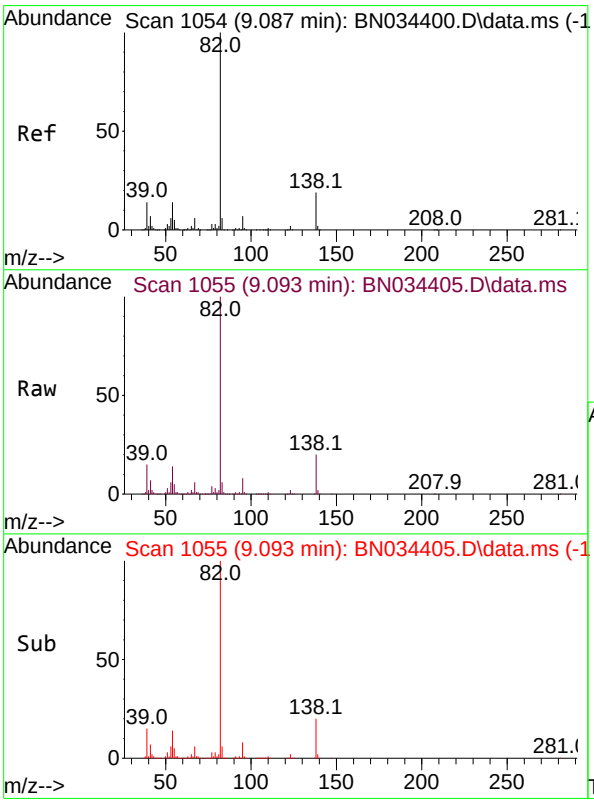

#23
Isophorone
Concen: 27.607 ng/ul
RT: 9.093 min Scan# 1055
Delta R.T. -0.006 min
Lab File: BN034405.D
Acq: 05 Oct 2024 01:14

Tgt Ion: 82 Resp: 900004

Ion	Ratio	Lower	Upper
82	100		
95	7.6	6.1	9.1
138	19.5	13.4	20.0

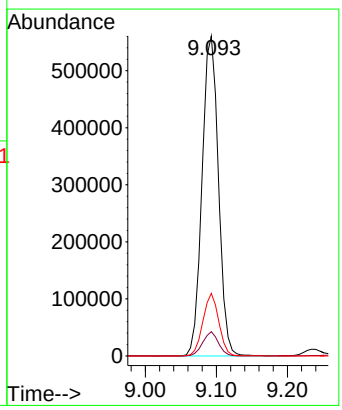

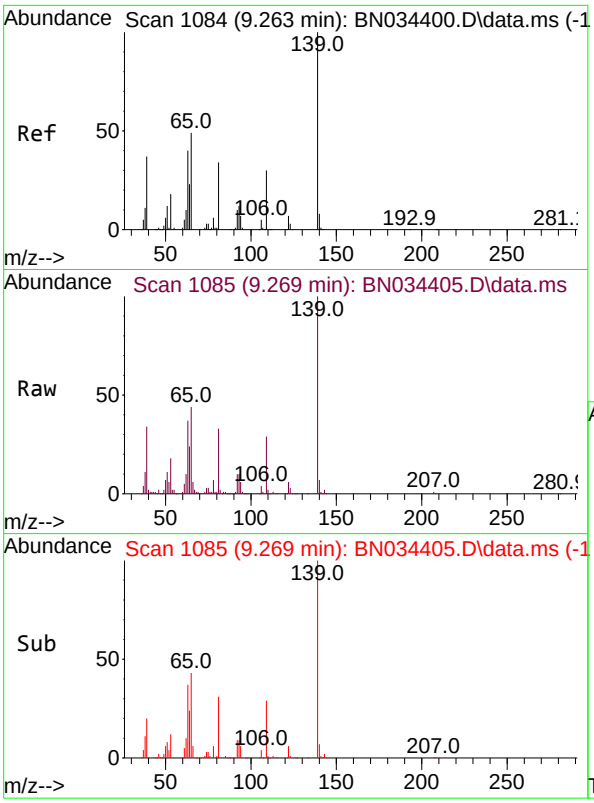

#25
2-Nitrophenol
Concen: 32.630 ng/ul
RT: 9.269 min Scan# 1085
Delta R.T. -0.006 min
Lab File: BN034405.D
Acq: 05 Oct 2024 01:14

Tgt Ion:139 Resp: 265227

Ion	Ratio	Lower	Upper
139	100		
65	44.1	42.0	63.0
109	29.0	26.5	39.7

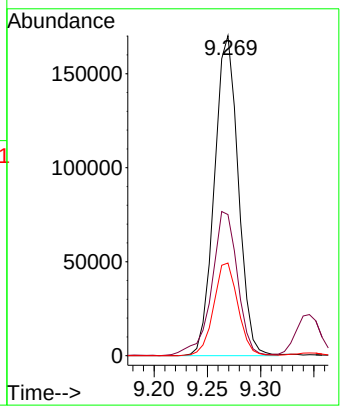

Instrument :
BNA_N
ClientSampleId :
PMW-7D(20240927)MS

Manual Integrations APPROVED
mohammad
10/7/2024 7:11:29 AM

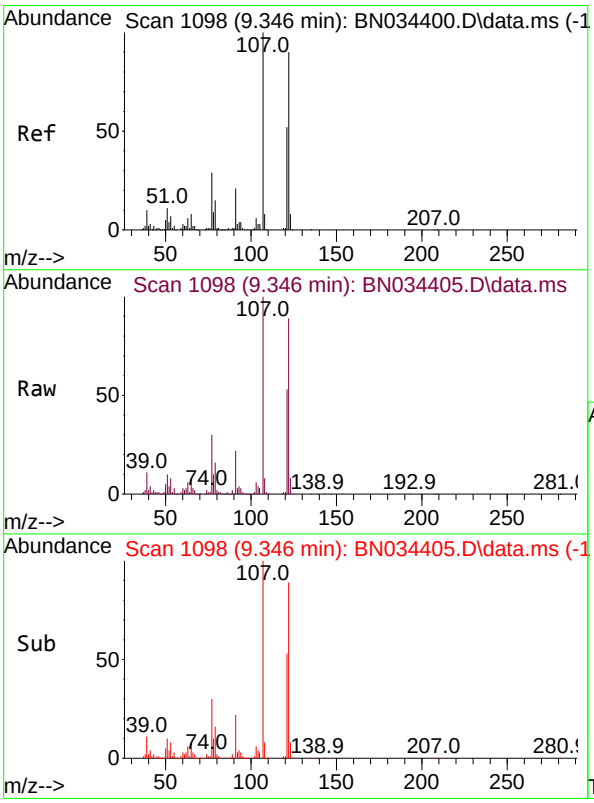

#26
2,4-Dimethylphenol
Concen: 25.083 ng/ul
RT: 9.346 min Scan# 1098
Delta R.T. -0.006 min
Lab File: BN034405.D
Acq: 05 Oct 2024 01:14

Tgt Ion:107 Resp: 419457

Ion	Ratio	Lower	Upper
107	100		
121	52.9	38.4	57.6
122	88.6	62.9	94.3

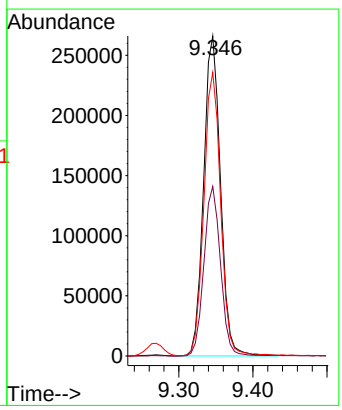

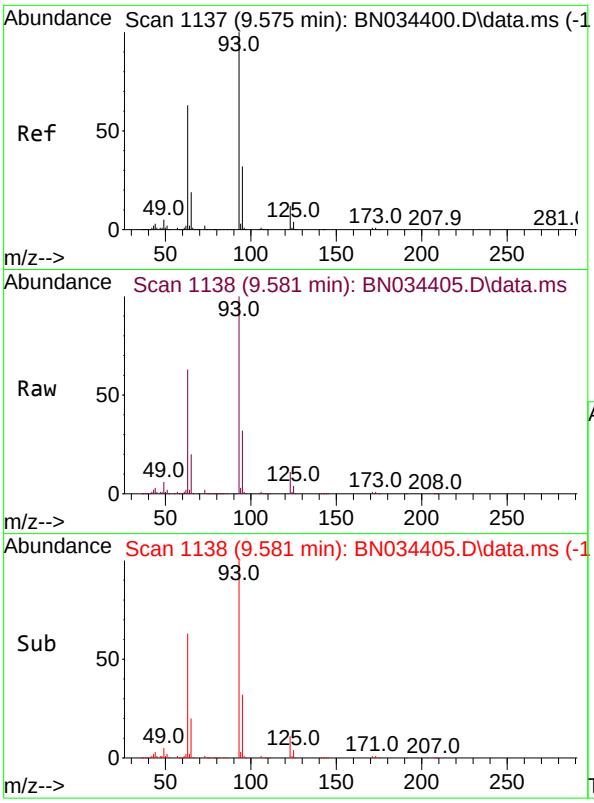

#27
Bis(2-Chloroethoxy)methane
Concen: 29.174 ng/ul
RT: 9.581 min Scan# 1138
Delta R.T. -0.006 min
Lab File: BN034405.D
Acq: 05 Oct 2024 01:14

Tgt Ion: 93 Resp: 585195

Ion	Ratio	Lower	Upper
93	100		
95	31.9	24.9	37.3
123	11.1	8.8	13.2

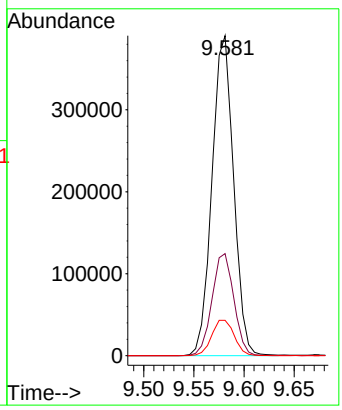

Instrument :
BNA_N
ClientSampleId :
PMW-7D(20240927)MS

Manual Integrations APPROVED
mohammad
10/7/2024 7:11:29 AM

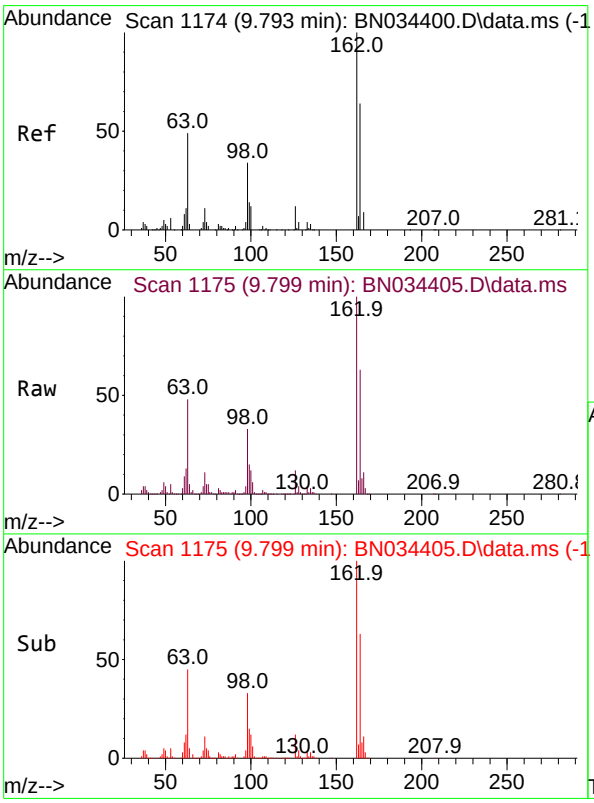

#29
2,4-Dichlorophenol
Concen: 33.951 ng/ul
RT: 9.799 min Scan# 1175
Delta R.T. -0.006 min
Lab File: BN034405.D
Acq: 05 Oct 2024 01:14

Tgt Ion:162 Resp: 470214

Ion	Ratio	Lower	Upper
162	100		
164	63.4	53.0	79.6
98	32.8	30.6	46.0

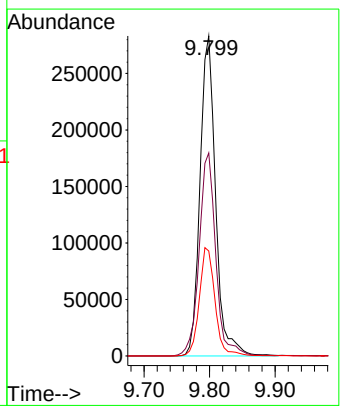

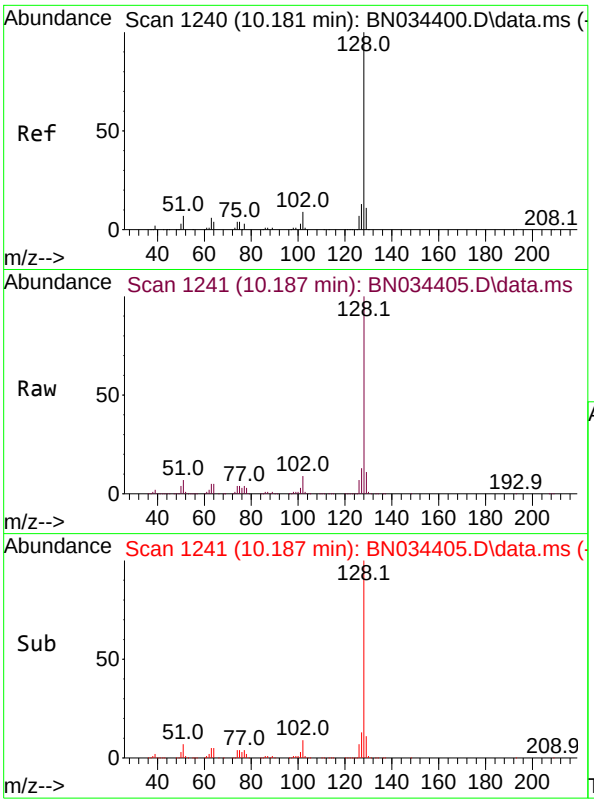

#30
Naphthalene
Concen: 28.800 ng/ul
RT: 10.187 min Scan# 1241
Delta R.T. -0.006 min
Lab File: BN034405.D
Acq: 05 Oct 2024 01:14

Tgt Ion:128 Resp: 1395934

Ion	Ratio	Lower	Upper
128	100		
129	10.8	8.7	13.1
127	13.3	10.6	16.0

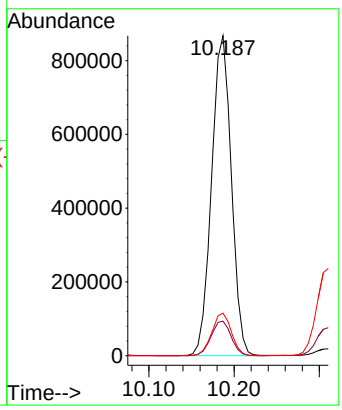

Instrument :
BNA_N
ClientSampleId :
PMW-7D(20240927)MS

Manual Integrations APPROVED
mohammad
10/7/2024 7:11:29 AM

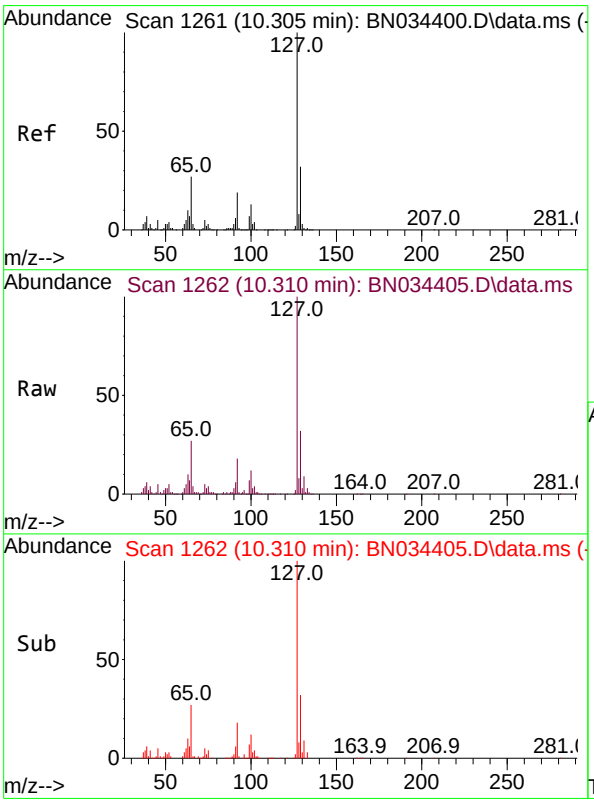

#32
4-Chloroaniline
Concen: 19.717 ng/ul
RT: 10.310 min Scan# 1262
Delta R.T. -0.006 min
Lab File: BN034405.D
Acq: 05 Oct 2024 01:14

Tgt Ion:127 Resp: 402348

Ion	Ratio	Lower	Upper
127	100		
129	32.1	26.2	39.2

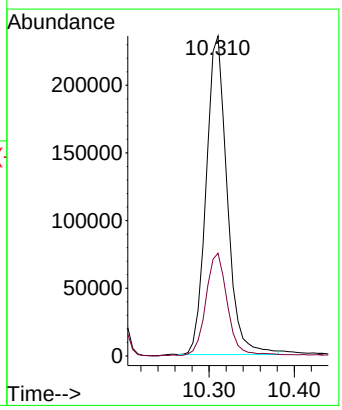

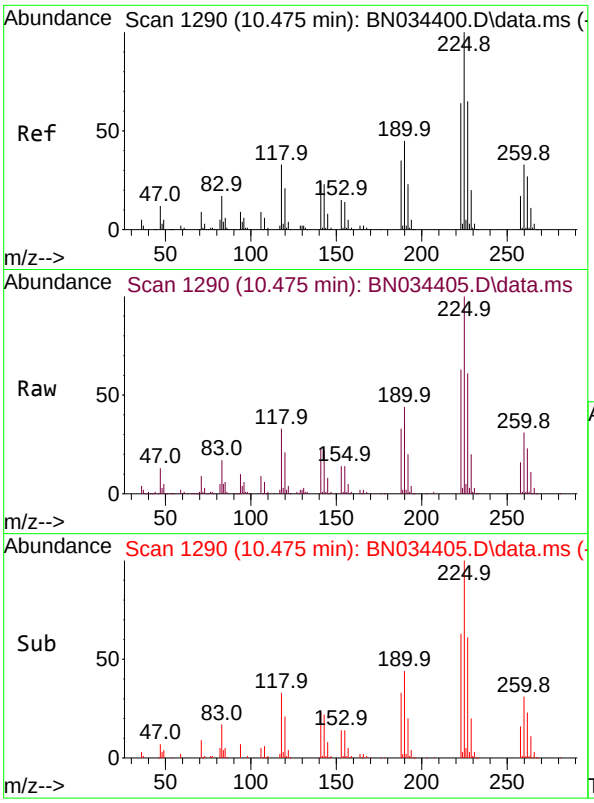

#33
Hexachlorobutadiene
Concen: 30.087 ng/ul
RT: 10.475 min Scan# 1290
Delta R.T. -0.012 min
Lab File: BN034405.D
Acq: 05 Oct 2024 01:14

Tgt Ion:225 Resp: 267332

Ion	Ratio	Lower	Upper
225	100		
223	62.7	52.2	78.2
227	61.4	50.1	75.1

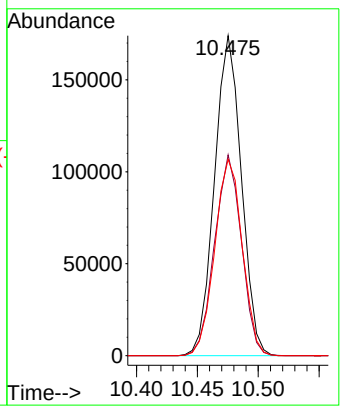

Instrument :
BNA_N
ClientSampleId :
PMW-7D(20240927)MS

Manual Integrations APPROVED
mohammad
10/7/2024 7:11:29 AM

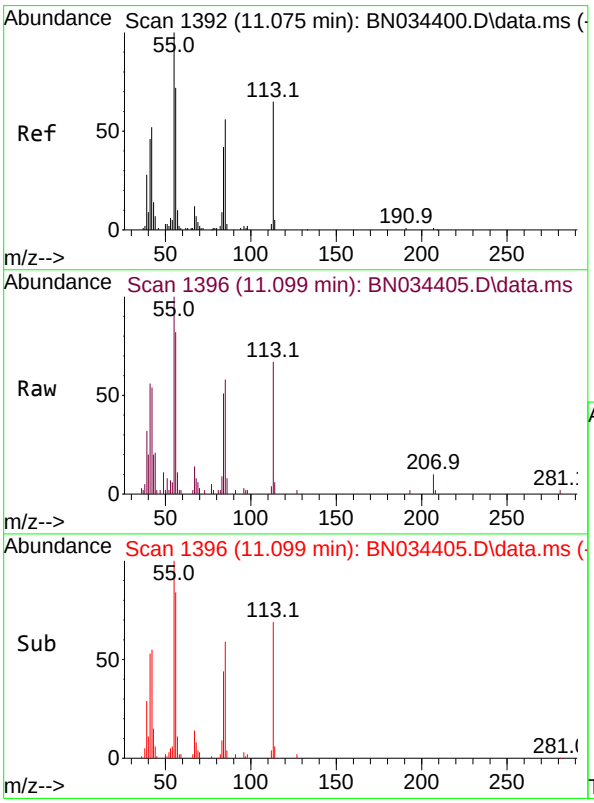

#34
Caprolactam
Concen: 4.506 ng/ul m
RT: 11.099 min Scan# 1396
Delta R.T. 0.012 min
Lab File: BN034405.D
Acq: 05 Oct 2024 01:14

Tgt Ion:113 Resp: 24848

Ion	Ratio	Lower	Upper
113	100		
55	148.5	137.0	205.6
56	122.0	99.7	149.5

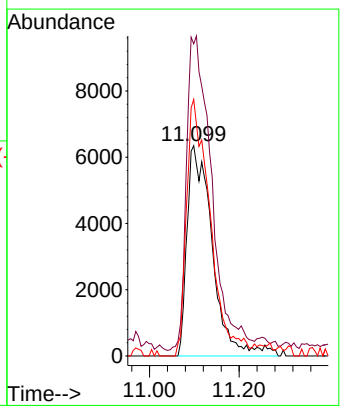

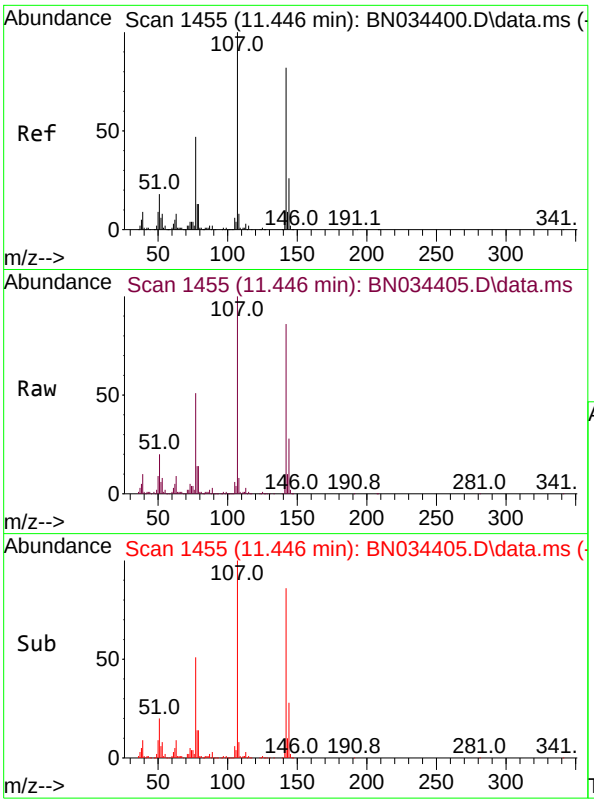

#35
4-Chloro-3-methylphenol
Concen: 28.176 ng/ul
RT: 11.446 min Scan# 1455
Delta R.T. -0.006 min
Lab File: BN034405.D
Acq: 05 Oct 2024 01:14

Tgt Ion:107 Resp: 459399

Ion	Ratio	Lower	Upper
107	100		
144	28.4	19.1	28.7
142	86.5	61.4	92.0

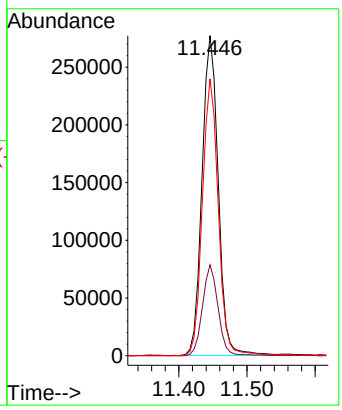

Instrument :
BNA_N
ClientSampleId :
PMW-7D(20240927)MS

Manual Integrations APPROVED
mohammad
10/7/2024 7:11:29 AM

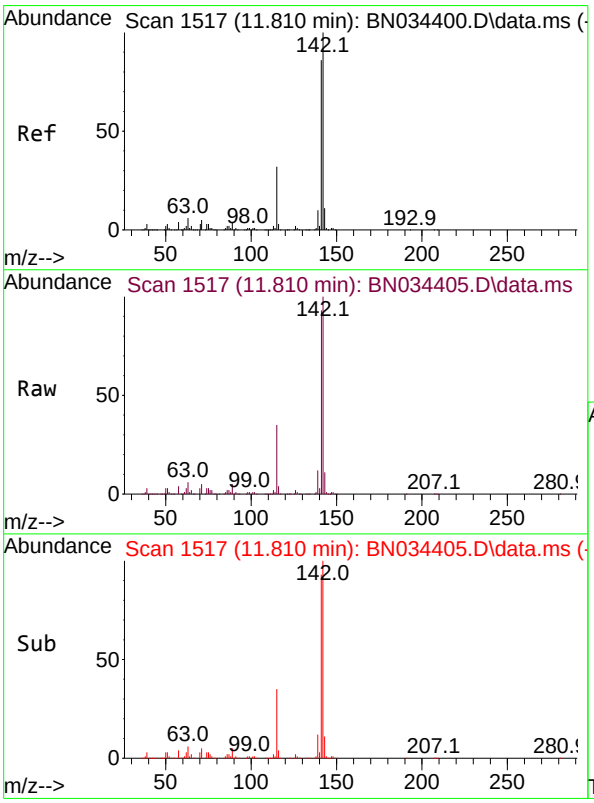

#36
2-Methylnaphthalene
Concen: 29.409 ng/ul
RT: 11.810 min Scan# 1517
Delta R.T. -0.006 min
Lab File: BN034405.D
Acq: 05 Oct 2024 01:14

Tgt Ion:142 Resp: 981876

Ion	Ratio	Lower	Upper
142	100		
141	92.7	72.2	108.2

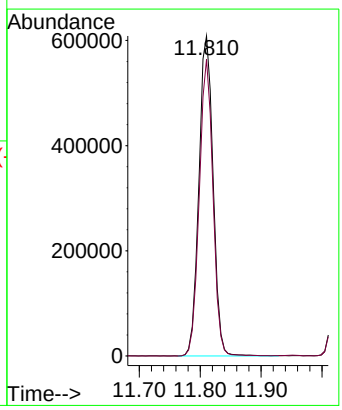

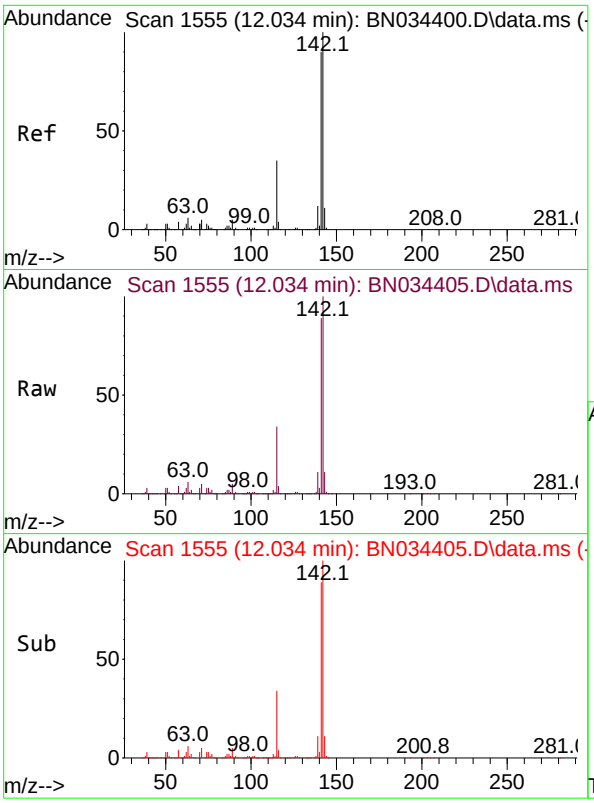

#37
1-Methylnaphthalene
Concen: 29.100 ng/ul
RT: 12.034 min Scan# 1555
Delta R.T. -0.006 min
Lab File: BN034405.D
Acq: 05 Oct 2024 01:14

Tgt Ion:142 Resp: 983473

Ion	Ratio	Lower	Upper
142	100		
141	88.8	72.5	108.7
116	3.5	3.2	4.8

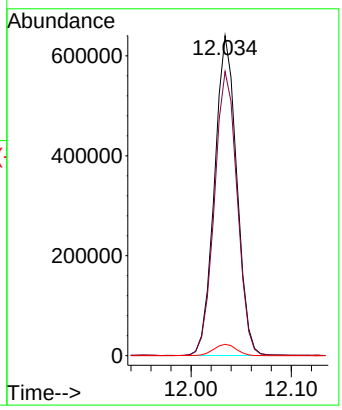

Instrument :
BNA_N
ClientSampleId :
PMW-7D(20240927)MS

Manual Integrations APPROVED
mohammad
10/7/2024 7:11:29 AM

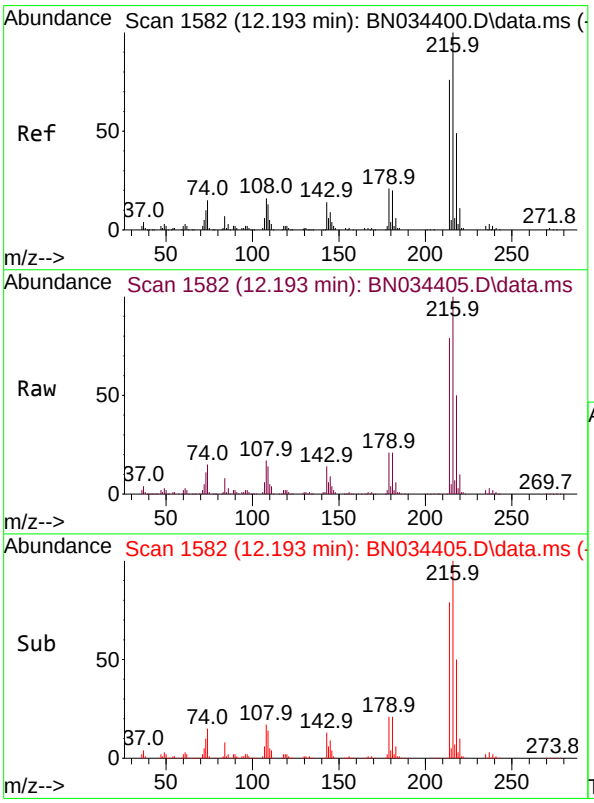

#39
1,2,4,5-Tetrachlorobenzene
Concen: 33.097 ng/ul
RT: 12.193 min Scan# 1582
Delta R.T. -0.006 min
Lab File: BN034405.D
Acq: 05 Oct 2024 01:14

Tgt Ion:216 Resp: 524502

Ion	Ratio	Lower	Upper
216	100		
214	79.2	63.0	94.6
179	21.0	18.2	27.2
108	16.7	15.0	22.4

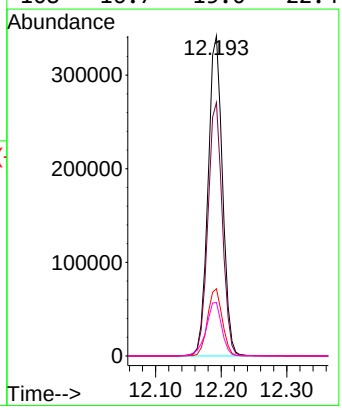

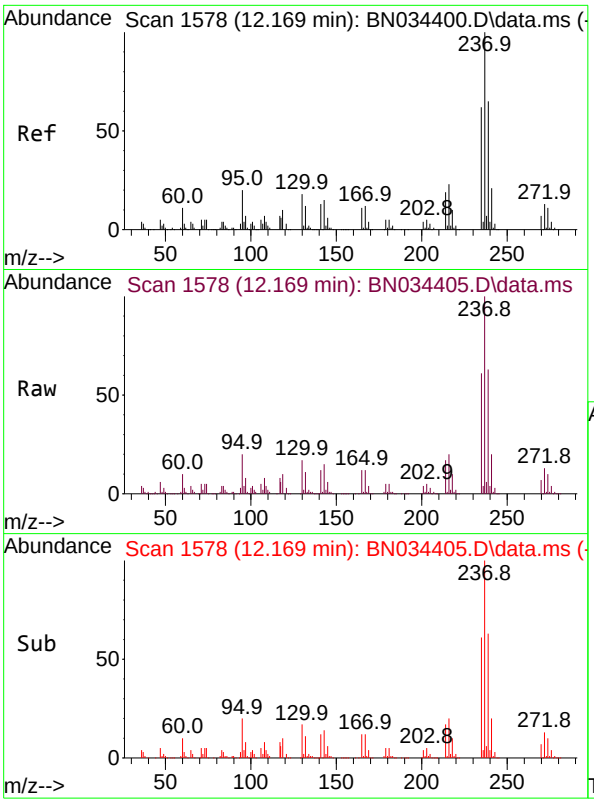

#40
Hexachlorocyclopentadiene
Concen: 24.020 ng/ul
RT: 12.169 min Scan# 1578
Delta R.T. -0.012 min
Lab File: BN034405.D
Acq: 05 Oct 2024 01:14

Tgt Ion:237 Resp: 234214

Ion	Ratio	Lower	Upper
237	100		
235	60.7	50.7	76.1
272	13.4	10.1	15.1

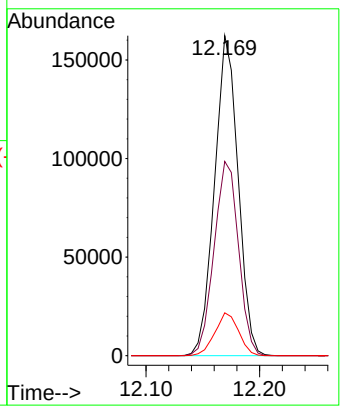

Instrument :
BNA_N
ClientSampleId :
PMW-7D(20240927)MS

Manual Integrations APPROVED
mohammad
10/7/2024 7:11:29 AM

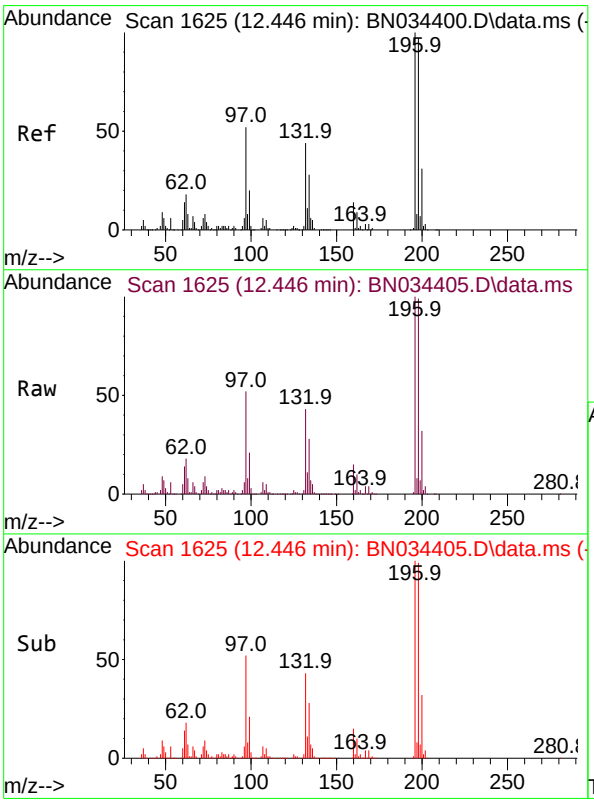

#41
2,4,6-Trichlorophenol
Concen: 34.106 ng/ul
RT: 12.446 min Scan# 1625
Delta R.T. -0.006 min
Lab File: BN034405.D
Acq: 05 Oct 2024 01:14

Tgt Ion:196 Resp: 358320

Ion	Ratio	Lower	Upper
196	100		
198	99.2	75.0	112.4
200	31.8	24.7	37.1

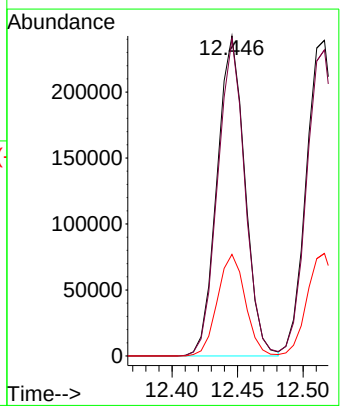

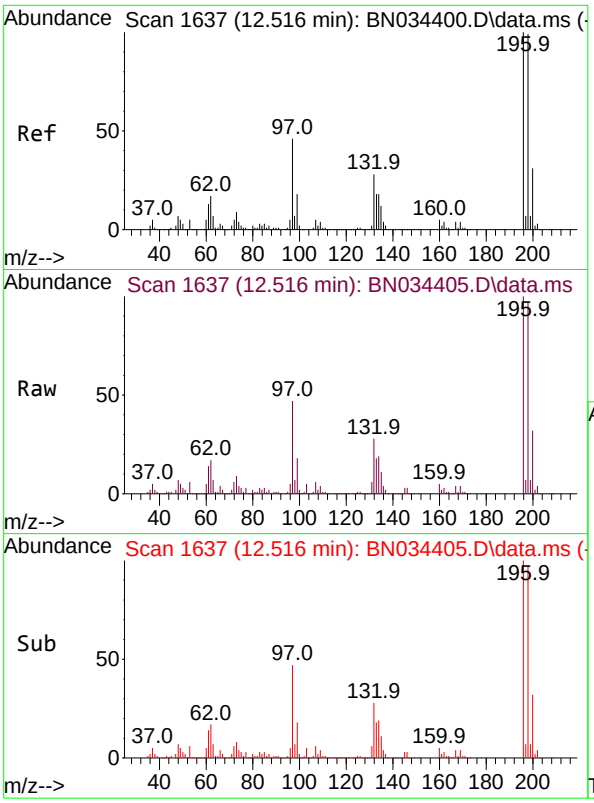

#42
2,4,5-Trichlorophenol
Concen: 34.070 ng/ul
RT: 12.516 min Scan# 1637
Delta R.T. -0.006 min
Lab File: BN034405.D
Acq: 05 Oct 2024 01:14

Tgt Ion:196 Resp: 393173

Ion	Ratio	Lower	Upper
196	100		
198	97.0	77.1	115.7
200	32.5	25.2	37.8

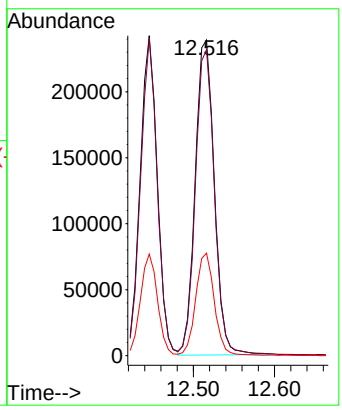

Instrument :
BNA_N
ClientSampleId :
PMW-7D(20240927)MS

Manual Integrations APPROVED
mohammad
10/7/2024 7:11:29 AM

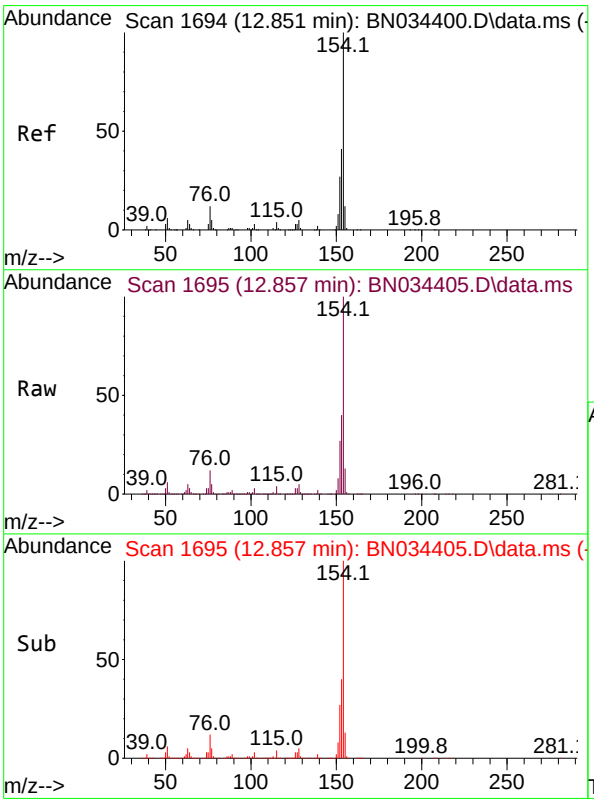

#43
1,1'-Biphenyl
Concen: 31.081 ng/ul
RT: 12.857 min Scan# 1695
Delta R.T. -0.006 min
Lab File: BN034405.D
Acq: 05 Oct 2024 01:14

Tgt Ion:154 Resp: 1286311

Ion	Ratio	Lower	Upper
154	100		
153	40.2	33.3	49.9
76	12.1	10.2	15.4

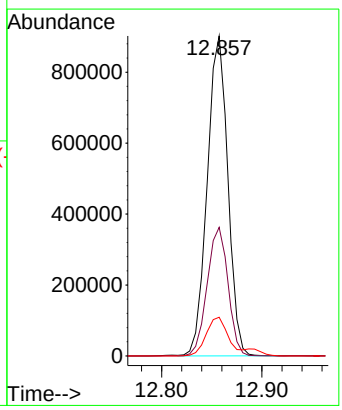

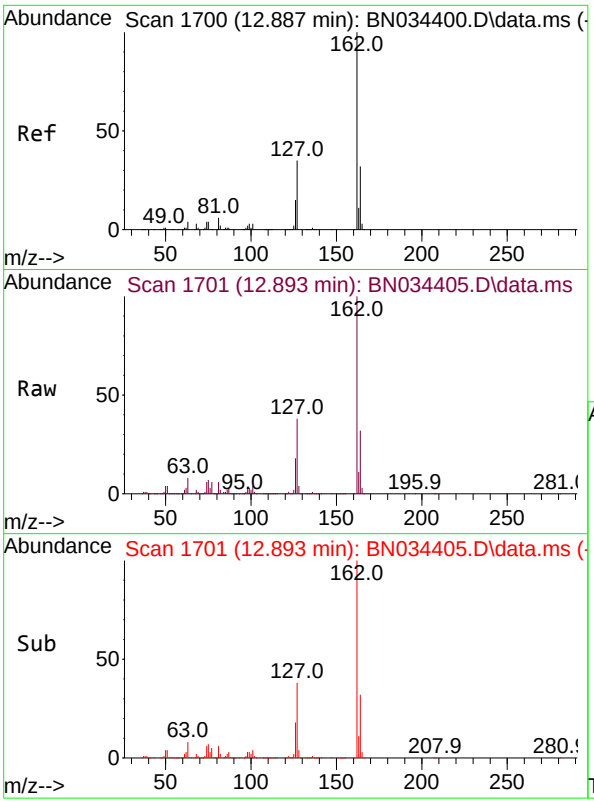

#44
2-Chloronaphthalene
Concen: 31.557 ng/ul
RT: 12.893 min Scan# 1701
Delta R.T. -0.006 min
Lab File: BN034405.D
Acq: 05 Oct 2024 01:14

Tgt Ion:162 Resp: 1017414

Ion	Ratio	Lower	Upper
162	100		
164	32.4	25.1	37.7
127	38.4	32.6	48.8

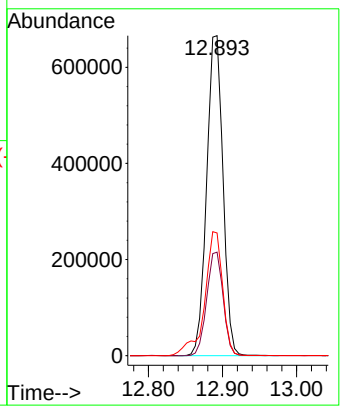

Instrument :
BNA_N
ClientSampleId :
PMW-7D(20240927)MS

Manual Integrations APPROVED
mohammad
10/7/2024 7:11:29 AM

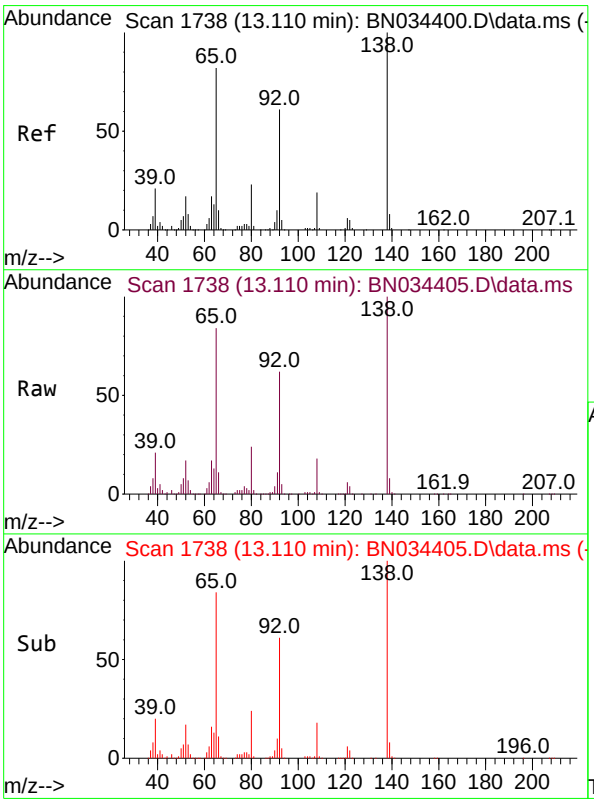

#45
2-Nitroaniline
Concen: 28.142 ng/ul
RT: 13.110 min Scan# 1738
Delta R.T. -0.006 min
Lab File: BN034405.D
Acq: 05 Oct 2024 01:14

Tgt Ion: 65 Resp: 293189

Ion	Ratio	Lower	Upper
65	100		
92	72.8	53.2	79.8
138	118.4	80.9	121.3

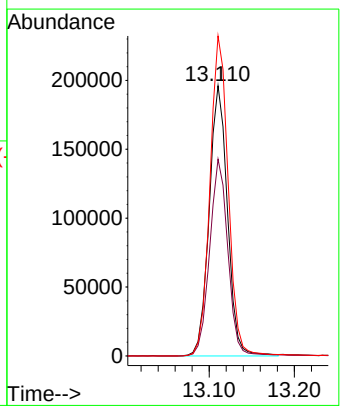

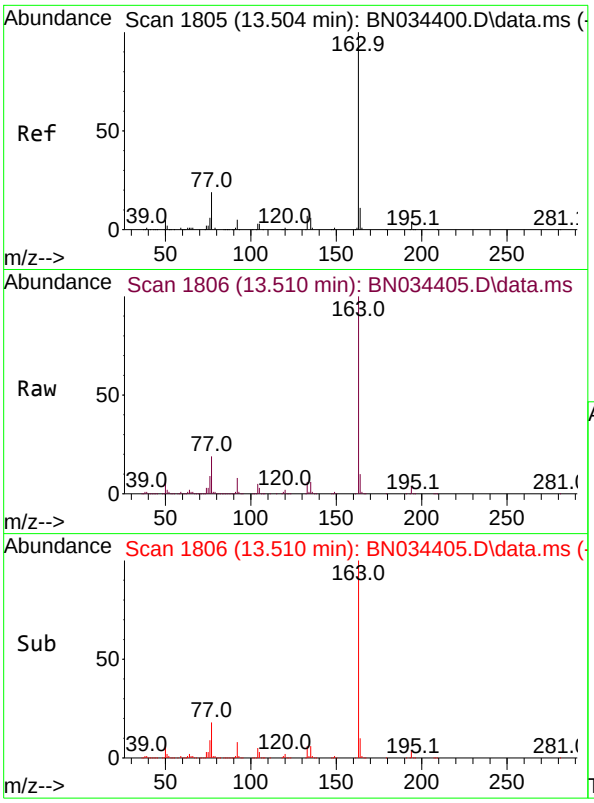

#47
Dimethylphthalate
Concen: 31.466 ng/ul
RT: 13.510 min Scan# 1806
Delta R.T. -0.006 min
Lab File: BN034405.D
Acq: 05 Oct 2024 01:14

Tgt Ion:163 Resp: 1315640

Ion	Ratio	Lower	Upper
163	100		
194	4.2	3.0	4.6
164	10.3	7.7	11.5

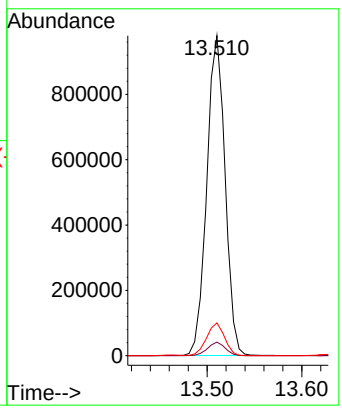

Instrument :
BNA_N
ClientSampleId :
PMW-7D(20240927)MS

Manual Integrations APPROVED
mohammad
10/7/2024 7:11:29 AM

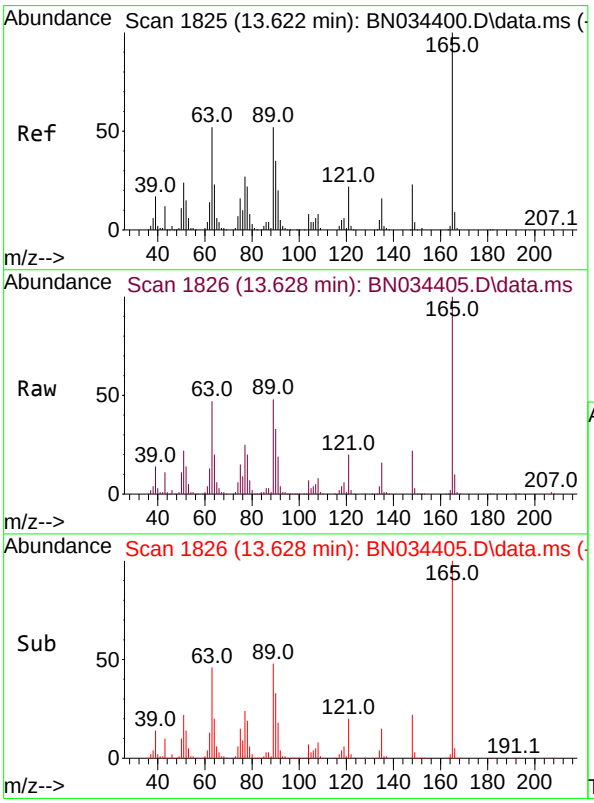

#48
2,6-Dinitrotoluene
Concen: 34.684 ng/ul
RT: 13.628 min Scan# 1826
Delta R.T. -0.006 min
Lab File: BN034405.D
Acq: 05 Oct 2024 01:14

Tgt Ion:165 Resp: 285549

Ion	Ratio	Lower	Upper
165	100		
89	48.2	48.6	72.8#
121	20.0	19.0	28.6

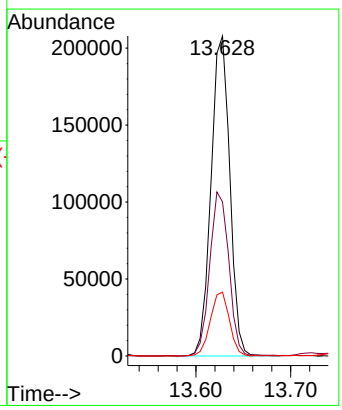



#50
Acenaphthylene
Concen: 31.463 ng/ul
RT: 13.751 min Scan# 1847
Delta R.T. -0.006 min
Lab File: BN034405.D
Acq: 05 Oct 2024 01:14

Tgt Ion:152 Resp: 1588908

Ion	Ratio	Lower	Upper
152	100		
151	19.9	16.2	24.4
153	12.9	10.6	16.0

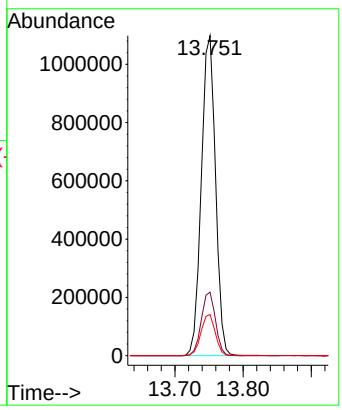

Instrument :
BNA_N
ClientSampleId :
PMW-7D(20240927)MS

Manual Integrations APPROVED
mohammad
10/7/2024 7:11:29 AM

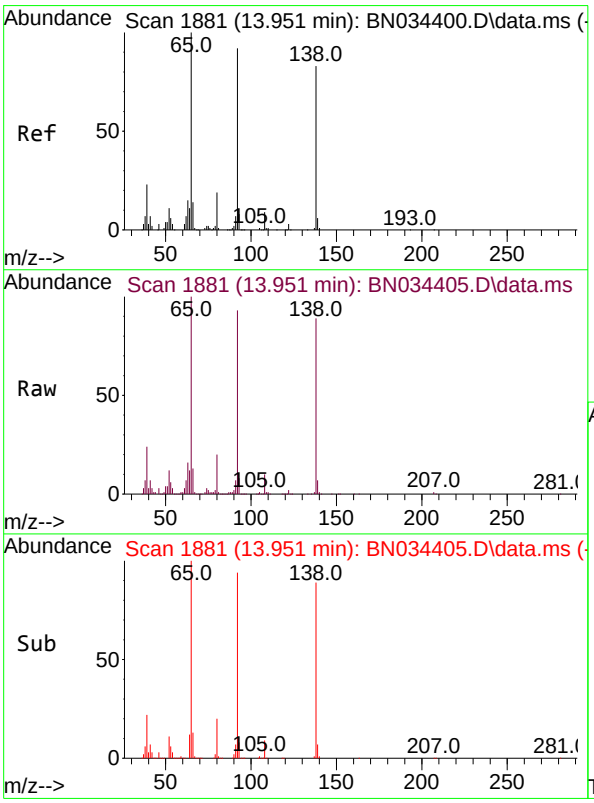

#51
3-Nitroaniline
Concen: 29.096 ng/ul
RT: 13.951 min Scan# 1881
Delta R.T. -0.006 min
Lab File: BN034405.D
Acq: 05 Oct 2024 01:14

Tgt Ion:138 Resp: 264732

Ion	Ratio	Lower	Upper
138	100		
108	10.7	9.0	13.4
92	105.3	94.6	141.8

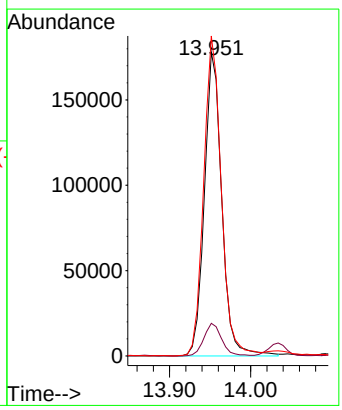

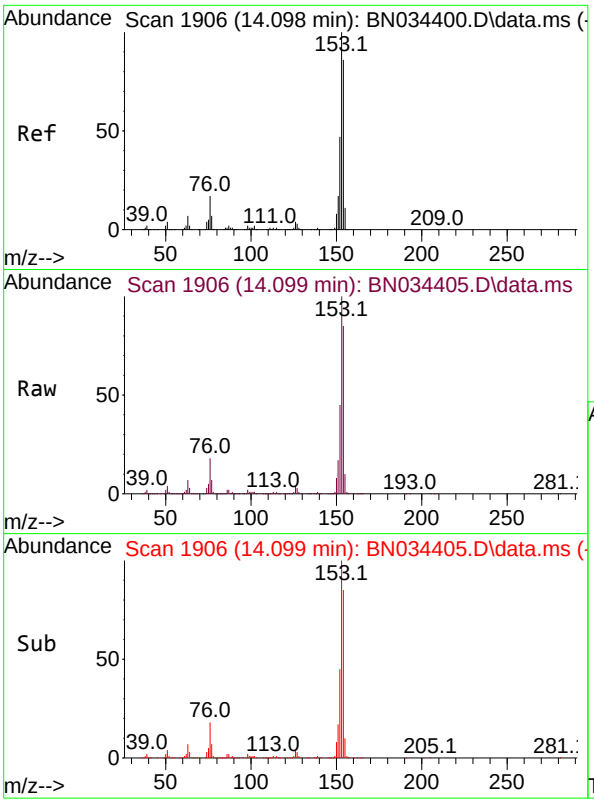

#52
Acenaphthene
Concen: 30.615 ng/ul
RT: 14.099 min Scan# 1906
Delta R.T. -0.006 min
Lab File: BN034405.D
Acq: 05 Oct 2024 01:14

Tgt Ion:153 Resp: 1103787

Ion	Ratio	Lower	Upper
153	100		
152	45.3	37.8	56.8
154	84.7	71.2	106.8

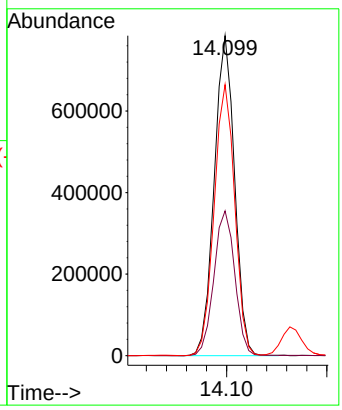

Instrument :
BNA_N
ClientSampleId :
PMW-7D(20240927)MS

Manual Integrations APPROVED
mohammad
10/7/2024 7:11:29 AM

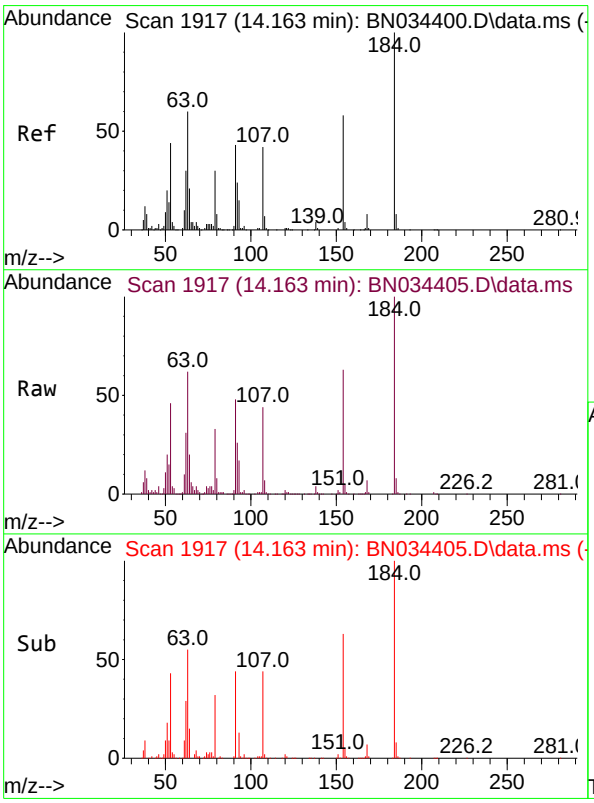

#53
2,4-Dinitrophenol
Concen: 34.071 ng/ul
RT: 14.163 min Scan# 1917
Delta R.T. -0.006 min
Lab File: BN034405.D
Acq: 05 Oct 2024 01:14

Tgt Ion:184 Resp: 164991

Ion	Ratio	Lower	Upper
184	100		
63	62.1	61.1	91.7
154	63.2	58.5	87.7

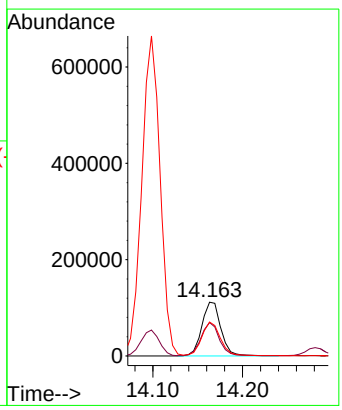

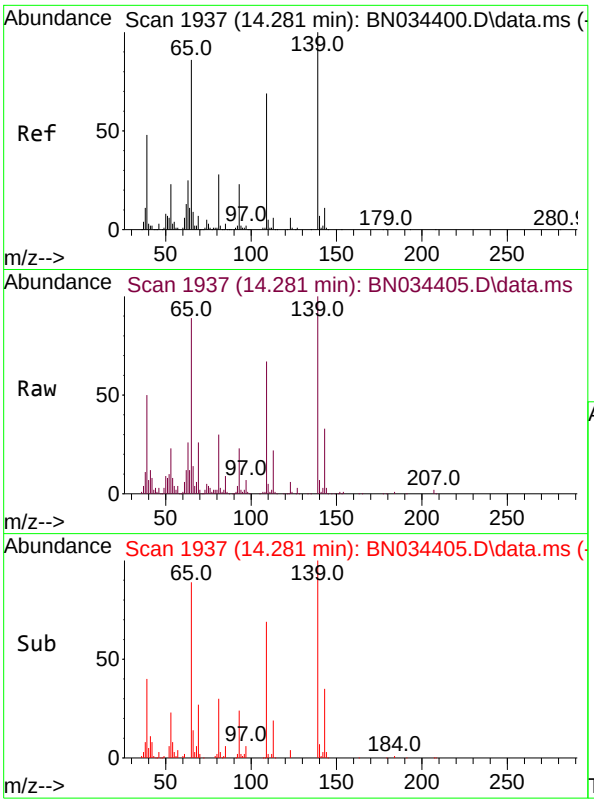

#55
4-Nitrophenol
Concen: 9.361 ng/ul
RT: 14.281 min Scan# 1937
Delta R.T. -0.006 min
Lab File: BN034405.D
Acq: 05 Oct 2024 01:14

Tgt Ion:109 Resp: 66933

Ion	Ratio	Lower	Upper
109	100		
139	148.9	102.8	154.2
65	131.9	97.7	146.5

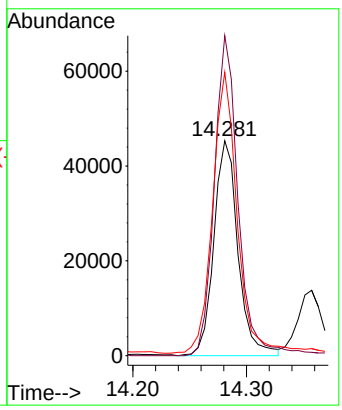

Instrument :
BNA_N
ClientSampleId :
PMW-7D(20240927)MS

Manual Integrations APPROVED
mohammad
10/7/2024 7:11:29 AM

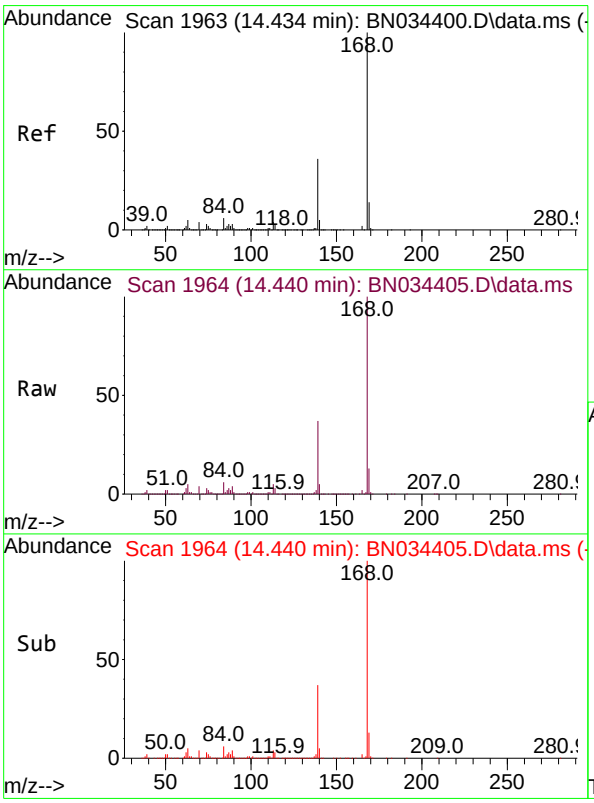

#56
Dibenzofuran
Concen: 31.268 ng/ul
RT: 14.440 min Scan# 1964
Delta R.T. -0.006 min
Lab File: BN034405.D
Acq: 05 Oct 2024 01:14

Tgt Ion:168 Resp: 1541655

Ion	Ratio	Lower	Upper
168	100		
139	36.5	31.7	47.5

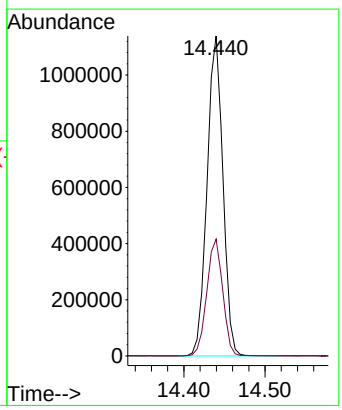

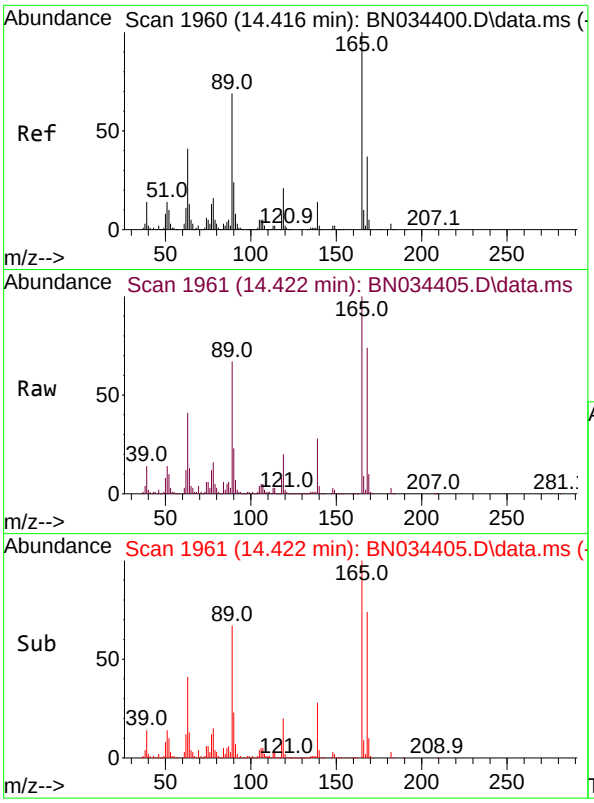

#57
2,4-Dinitrotoluene
Concen: 32.950 ng/ul
RT: 14.422 min Scan# 1961
Delta R.T. -0.006 min
Lab File: BN034405.D
Acq: 05 Oct 2024 01:14

Tgt Ion:165 Resp: 408972

Ion	Ratio	Lower	Upper
165	100		
63	41.2	37.8	56.8
182	3.1	2.3	3.5

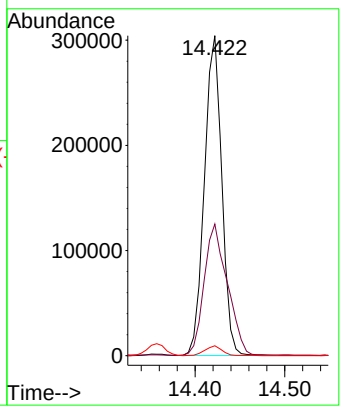

Instrument :
BNA_N
ClientSampleId :
PMW-7D(20240927)MS

Manual Integrations APPROVED
mohammad
10/7/2024 7:11:29 AM

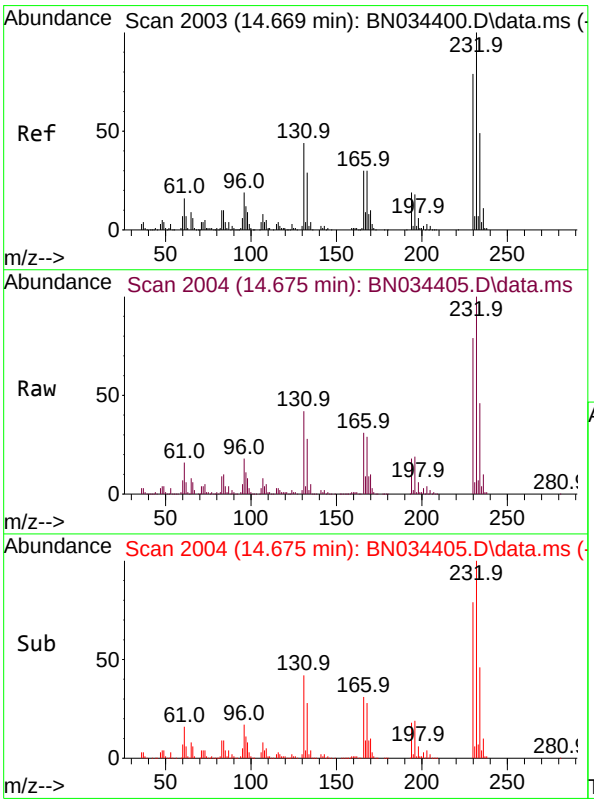

#58
2,3,4,6-Tetrachlorophenol
Concen: 35.924 ng/ul
RT: 14.675 min Scan# 2004
Delta R.T. -0.006 min
Lab File: BN034405.D
Acq: 05 Oct 2024 01:14

Tgt Ion:232 Resp: 344009

Ion	Ratio	Lower	Upper
232	100		
131	42.4	41.0	61.6
130	2.0	2.2	3.2#
166	30.8	27.1	40.7

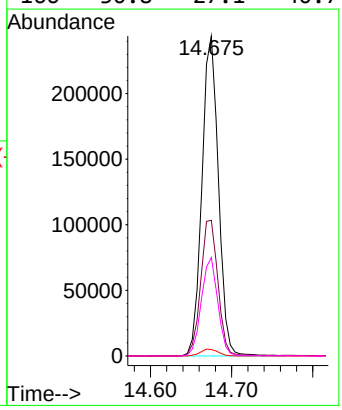

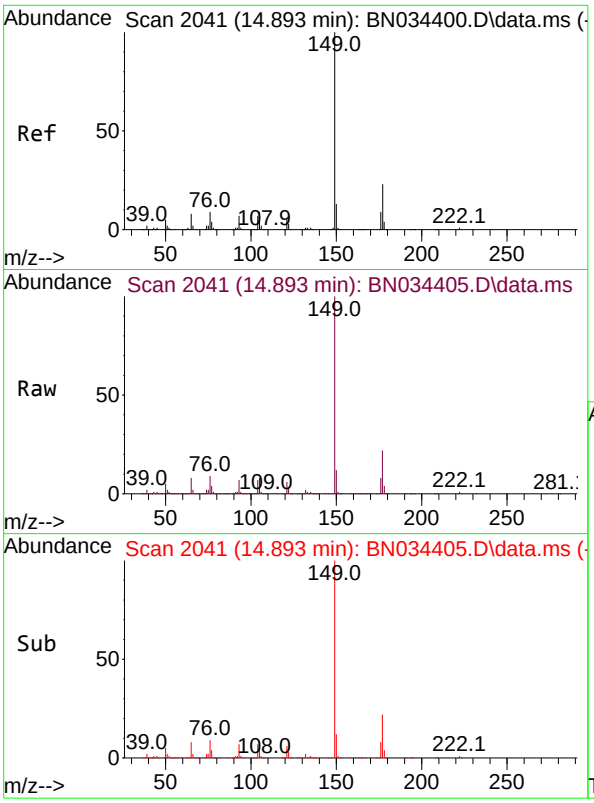

#59
Diethylphthalate
Concen: 30.549 ng/ul
RT: 14.893 min Scan# 2041
Delta R.T. -0.006 min
Lab File: BN034405.D
Acq: 05 Oct 2024 01:14

Tgt Ion:149 Resp: 1334730

Ion	Ratio	Lower	Upper
149	100		
177	22.1	16.9	25.3
150	12.1	9.9	14.9

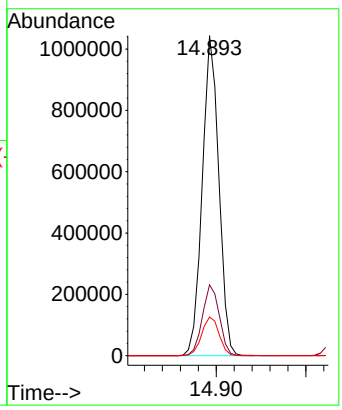

Instrument :
BNA_N
ClientSampleId :
PMW-7D(20240927)MS

Manual Integrations APPROVED
mohammad
10/7/2024 7:11:29 AM

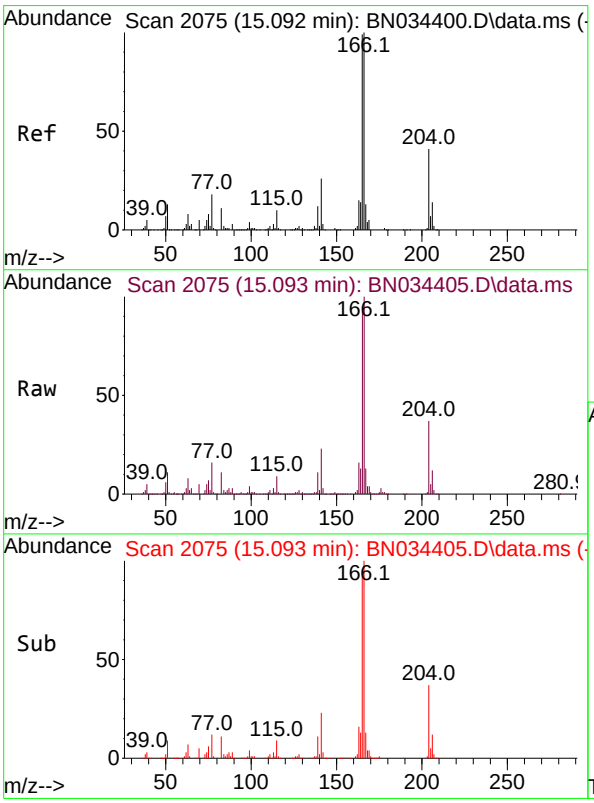

#61
Fluorene
Concen: 31.081 ng/ul
RT: 15.093 min Scan# 2075
Delta R.T. -0.006 min
Lab File: BN034405.D
Acq: 05 Oct 2024 01:14

Tgt Ion:166 Resp: 1253556

Ion	Ratio	Lower	Upper
166	100		
165	94.9	81.9	122.9
167	13.0	10.9	16.3

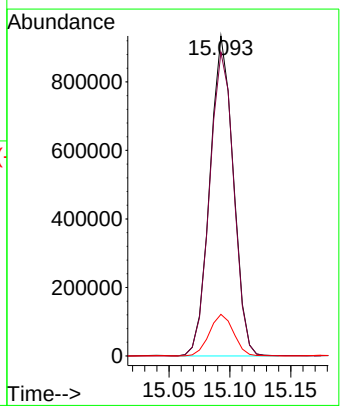

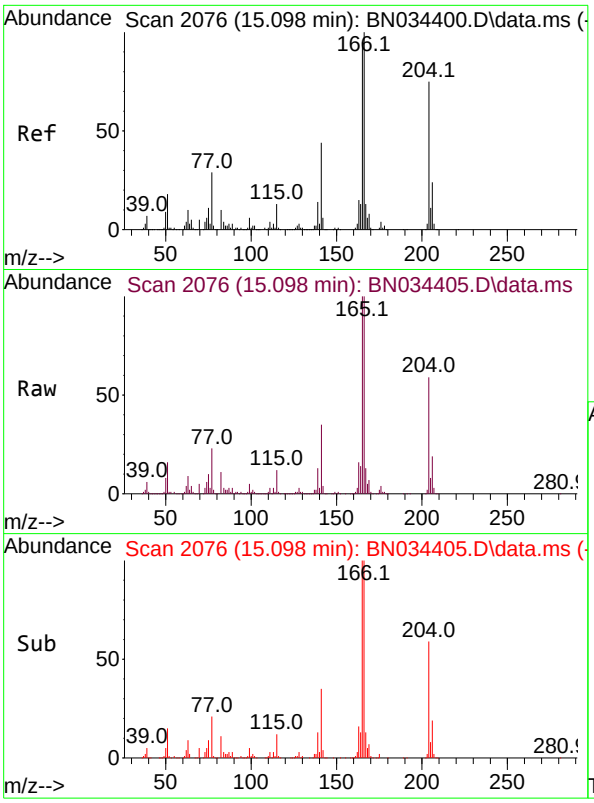

#62
4-Chlorophenyl-phenylether
Concen: 31.074 ng/ul
RT: 15.098 min Scan# 2076
Delta R.T. -0.006 min
Lab File: BN034405.D
Acq: 05 Oct 2024 01:14

Tgt Ion:204 Resp: 607460

Ion	Ratio	Lower	Upper
204	100		
206	32.0	26.2	39.4
141	60.1	50.4	75.6

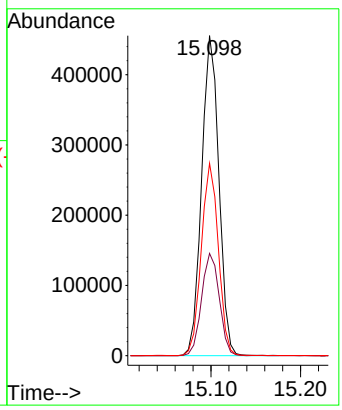

Instrument :
BNA_N
ClientSampleId :
PMW-7D(20240927)MS

Manual Integrations APPROVED
mohammad
10/7/2024 7:11:29 AM

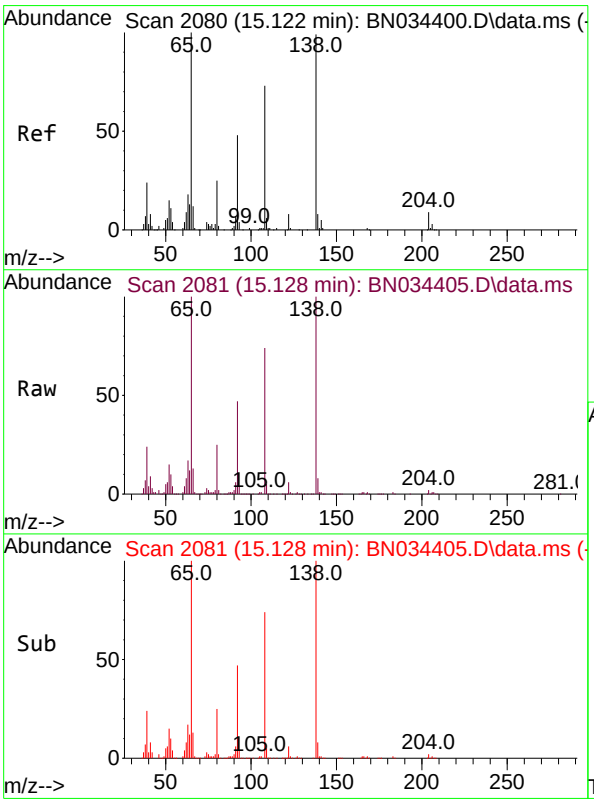

#63
4-Nitroaniline
Concen: 31.536 ng/ul m
RT: 15.128 min Scan# 2081
Delta R.T. -0.006 min
Lab File: BN034405.D
Acq: 05 Oct 2024 01:14

Tgt Ion:138 Resp: 295259

Ion	Ratio	Lower	Upper
138	100		
92	47.1	43.0	64.4
108	73.6	67.0	100.4

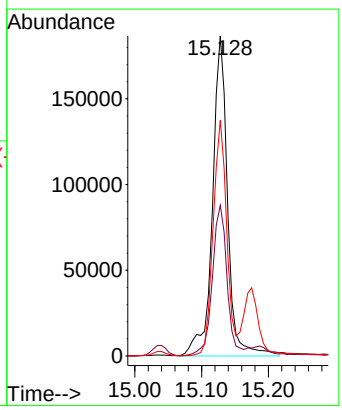

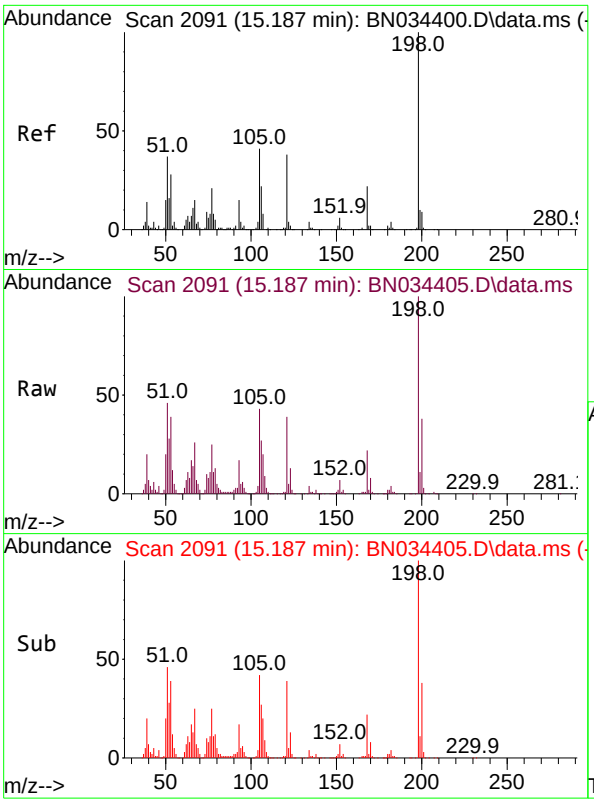

#66
4,6-Dinitro-2-methylphenol
Concen: 34.045 ng/ul
RT: 15.187 min Scan# 2091
Delta R.T. -0.006 min
Lab File: BN034405.D
Acq: 05 Oct 2024 01:14

Tgt Ion:198 Resp: 254732

Ion	Ratio	Lower	Upper
198	100		
182	4.4	3.2	4.8
77	25.0	21.1	31.7

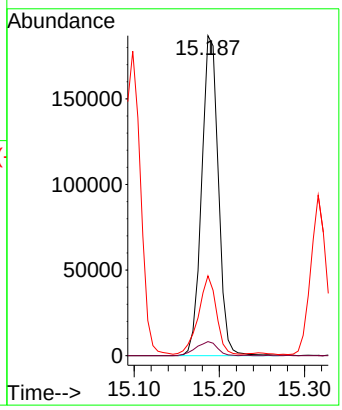

Instrument :
BNA_N
ClientSampleId :
PMW-7D(20240927)MS

Manual Integrations APPROVED
mohammad
10/7/2024 7:11:29 AM

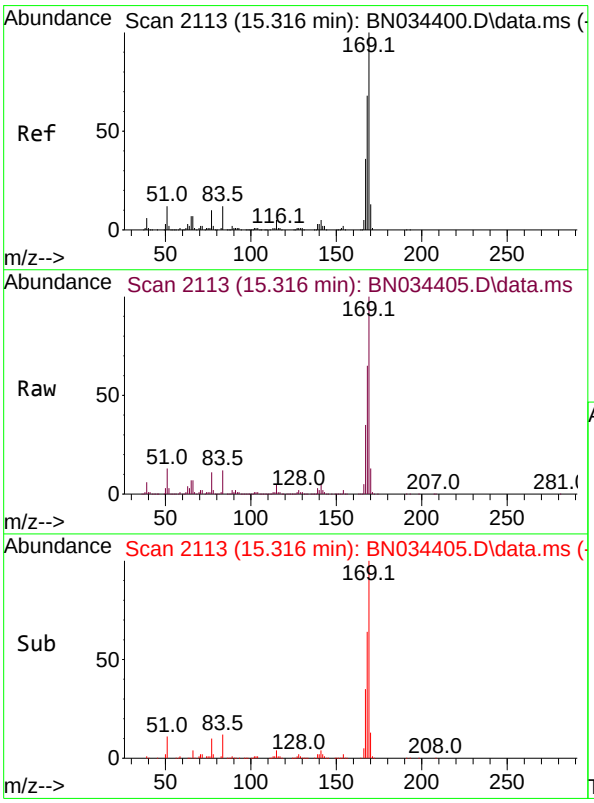

#67
N-Nitrosodiphenylamine
Concen: 32.816 ng/ul
RT: 15.316 min Scan# 2113
Delta R.T. -0.006 min
Lab File: BN034405.D
Acq: 05 Oct 2024 01:14

Tgt Ion:169 Resp: 1111242

Ion	Ratio	Lower	Upper
169	100		
168	64.7	52.8	79.2
167	35.4	28.6	43.0

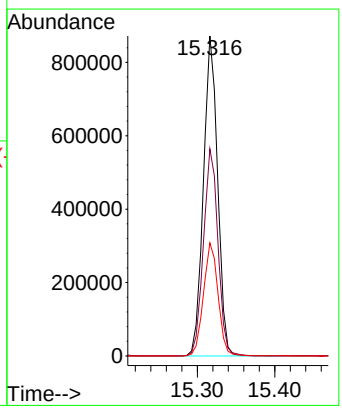

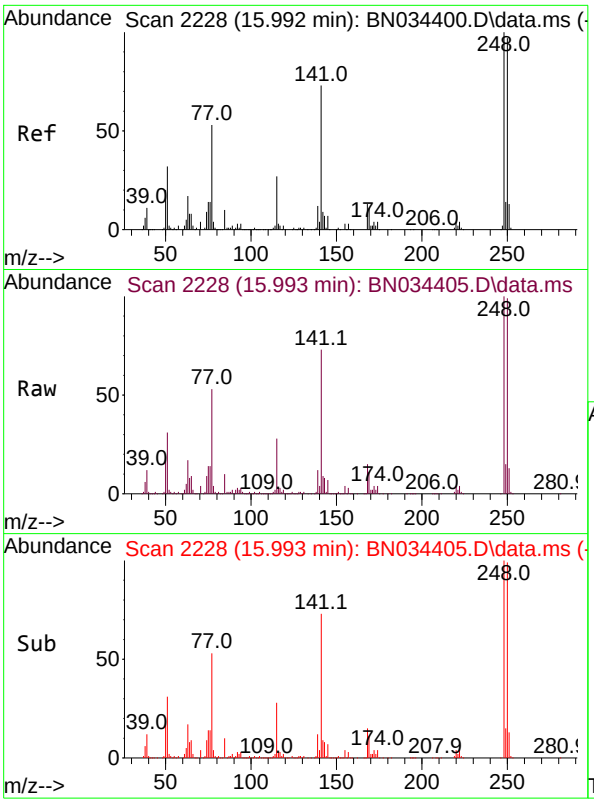

#68
4-Bromophenyl-phenylether
Concen: 35.465 ng/ul
RT: 15.993 min Scan# 2228
Delta R.T. -0.012 min
Lab File: BN034405.D
Acq: 05 Oct 2024 01:14

Tgt Ion:248 Resp: 406968

Ion	Ratio	Lower	Upper
248	100		
250	99.2	79.8	119.6
141	73.1	67.0	100.4

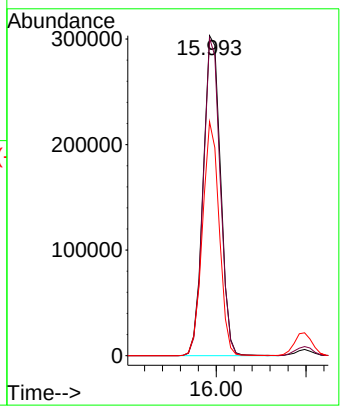

Instrument :
BNA_N
ClientSampleId :
PMW-7D(20240927)MS

Manual Integrations APPROVED
mohammad
10/7/2024 7:11:29 AM

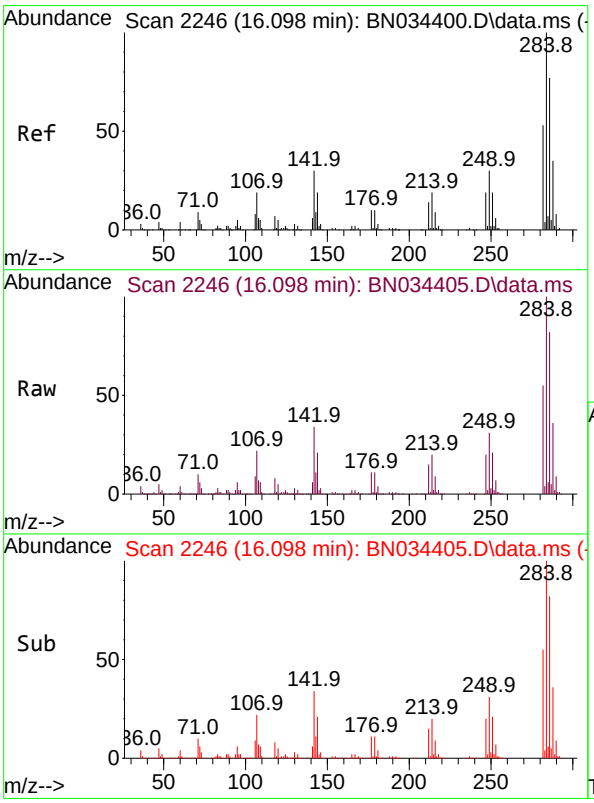

#69
Hexachlorobenzene
Concen: 35.576 ng/ul
RT: 16.098 min Scan# 2246
Delta R.T. -0.006 min
Lab File: BN034405.D
Acq: 05 Oct 2024 01:14

Tgt Ion:284 Resp: 473840

Ion	Ratio	Lower	Upper
284	100		
142	34.4	31.3	46.9
249	31.1	25.1	37.7

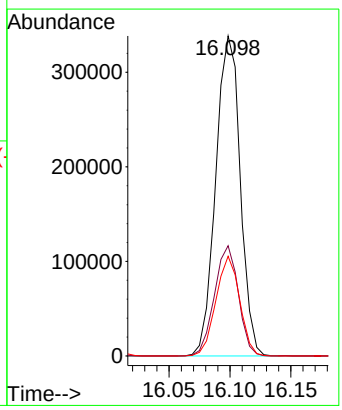

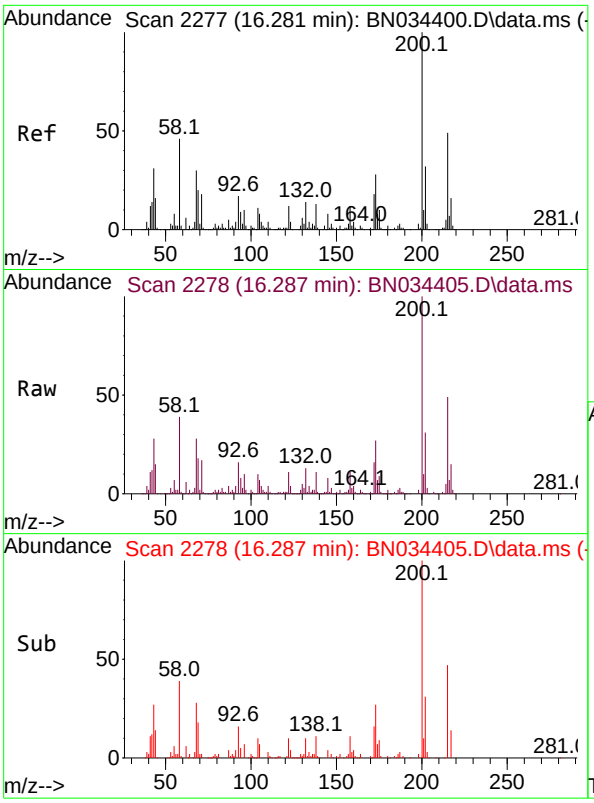

#70
Atrazine
Concen: 20.558 ng/ul
RT: 16.287 min Scan# 2278
Delta R.T. -0.006 min
Lab File: BN034405.D
Acq: 05 Oct 2024 01:14

Tgt Ion:200 Resp: 252235

Ion	Ratio	Lower	Upper
200	100		
173	27.5	21.3	31.9
215	48.9	38.2	57.4

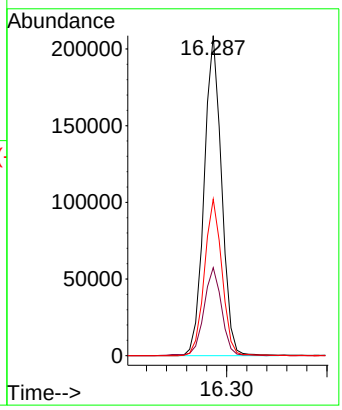

Instrument :
BNA_N
ClientSampleId :
PMW-7D(20240927)MS

Manual Integrations APPROVED
mohammad
10/7/2024 7:11:29 AM

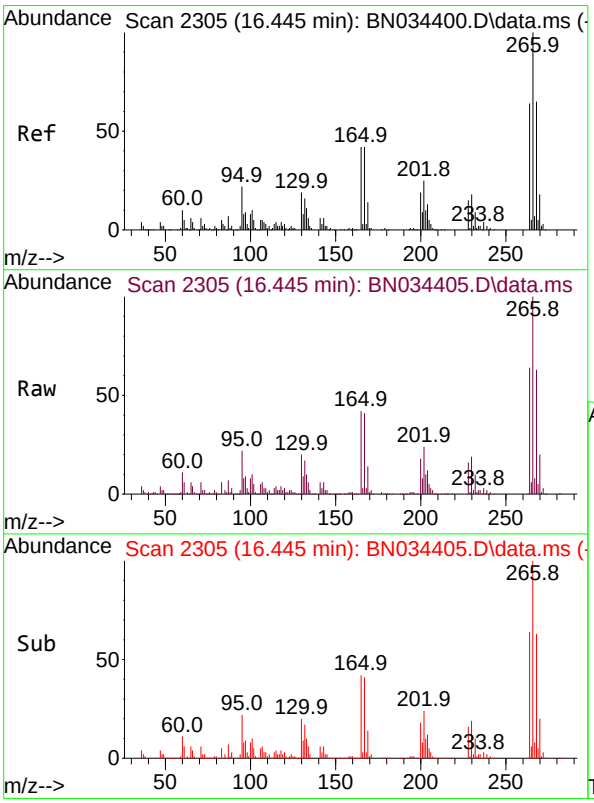

#71
Pentachlorophenol
Concen: 35.980 ng/ul
RT: 16.445 min Scan# 2305
Delta R.T. -0.012 min
Lab File: BN034405.D
Acq: 05 Oct 2024 01:14

Tgt Ion:266 Resp: 319170

Ion	Ratio	Lower	Upper
266	100		
264	64.0	51.1	76.7
268	63.1	52.8	79.2

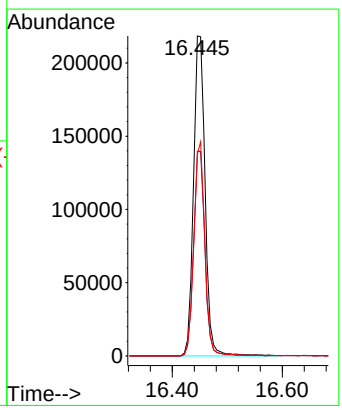

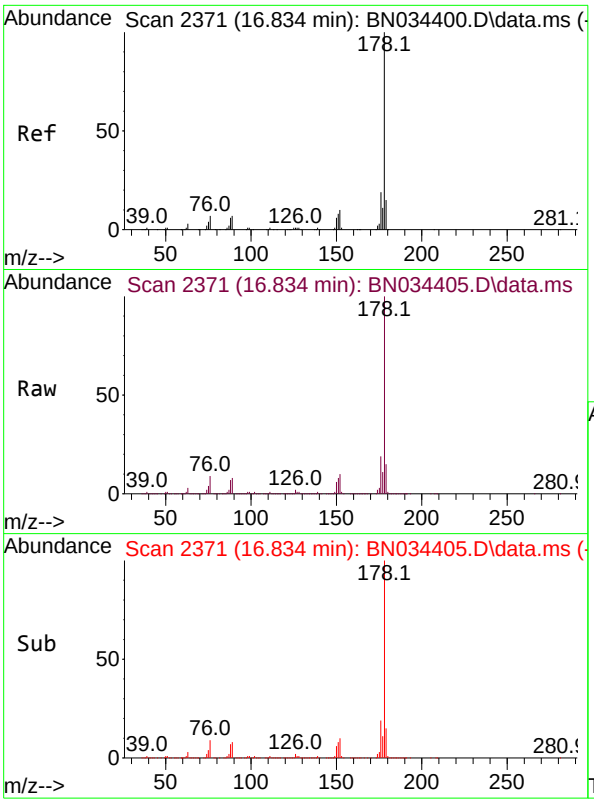

#72
Phenanthrene
Concen: 32.818 ng/ul
RT: 16.834 min Scan# 2371
Delta R.T. -0.006 min
Lab File: BN034405.D
Acq: 05 Oct 2024 01:14

Tgt Ion:178 Resp: 2044932

Ion	Ratio	Lower	Upper
178	100		
179	15.3	11.9	17.9
176	18.9	15.2	22.8

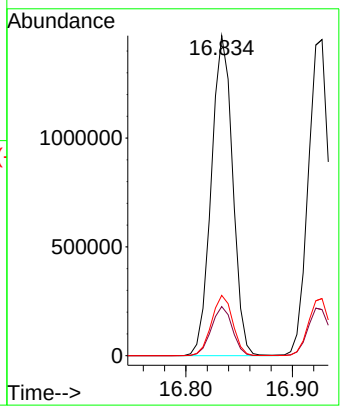

Instrument :
BNA_N
ClientSampleId :
PMW-7D(20240927)MS

Manual Integrations APPROVED
mohammad
10/7/2024 7:11:29 AM

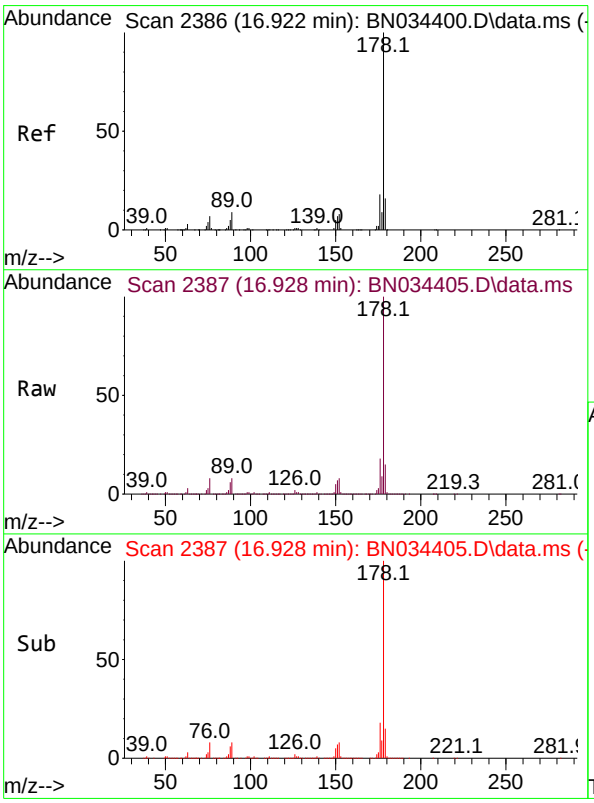

#74
Anthracene
Concen: 31.739 ng/ul
RT: 16.928 min Scan# 2387
Delta R.T. -0.006 min
Lab File: BN034405.D
Acq: 05 Oct 2024 01:14

Tgt Ion:178 Resp: 2019438

Ion	Ratio	Lower	Upper
178	100		
179	14.6	12.2	18.2
176	18.1	15.0	22.6

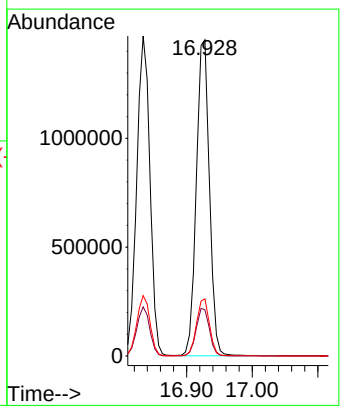

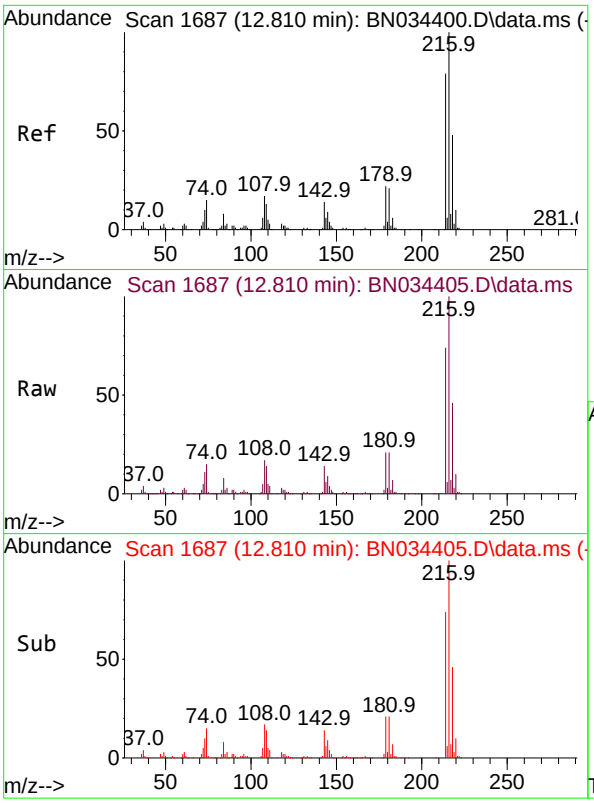

#75
1,2,3,4-Tetrachlorobenzene
Concen: 33.008 ng/uL
RT: 12.810 min Scan# 1687
Delta R.T. -0.012 min
Lab File: BN034405.D
Acq: 05 Oct 2024 01:14

Tgt Ion:216 Resp: 519132

Ion	Ratio	Lower	Upper
216	100		
214	73.7	63.6	95.4
218	46.5	37.6	56.4

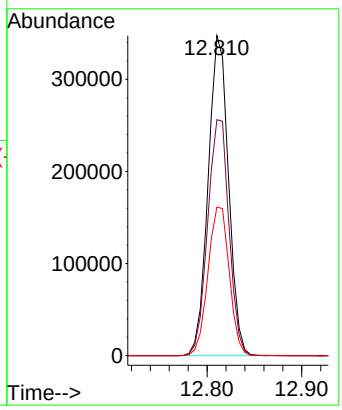

Instrument :
BNA_N
ClientSampleId :
PMW-7D(20240927)MS

Manual Integrations APPROVED
mohammad
10/7/2024 7:11:29 AM

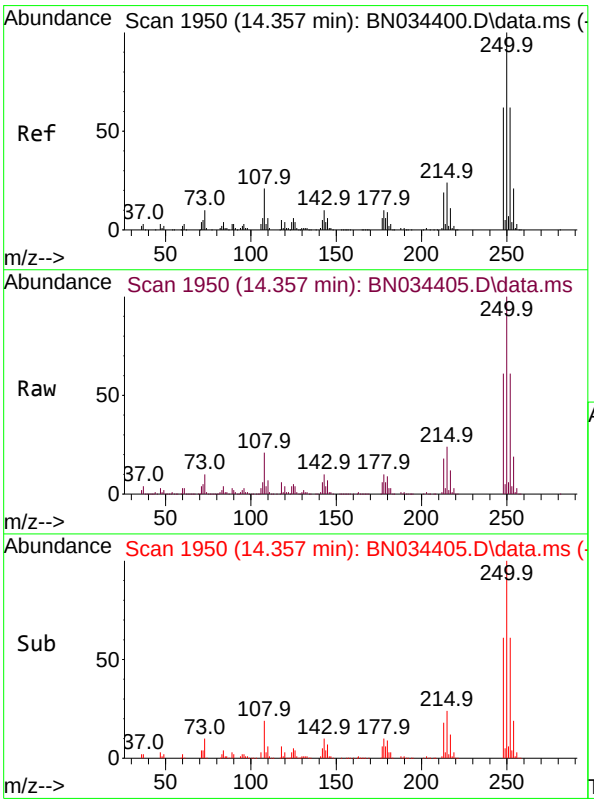

#76
Pentachlorobenzene
Concen: 33.055 ng/uL
RT: 14.357 min Scan# 1950
Delta R.T. -0.006 min
Lab File: BN034405.D
Acq: 05 Oct 2024 01:14

Tgt Ion:250 Resp: 529342

Ion	Ratio	Lower	Upper
250	100		
248	61.2	49.3	73.9
252	60.6	49.1	73.7

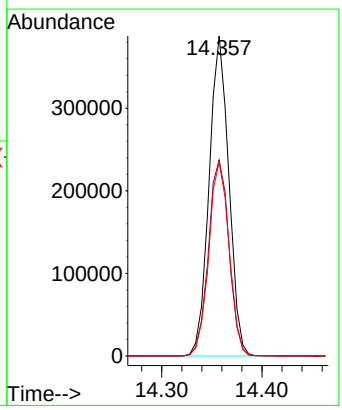

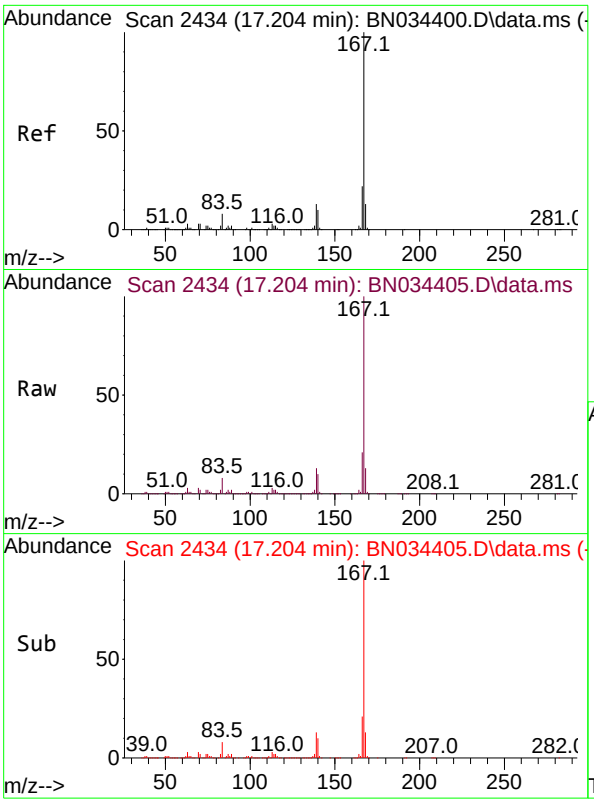

#77
Carbazole
Concen: 32.739 ng/ul
RT: 17.204 min Scan# 2434
Delta R.T. -0.006 min
Lab File: BN034405.D
Acq: 05 Oct 2024 01:14

Tgt Ion:167 Resp: 1917260

Ion	Ratio	Lower	Upper
167	100		
166	21.4	17.4	26.0
139	12.7	10.5	15.7

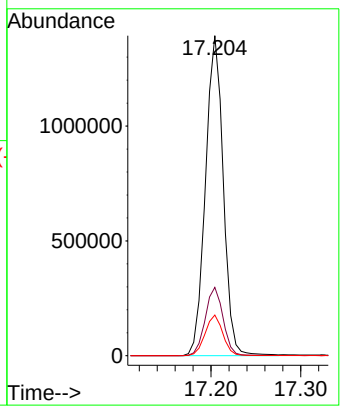

Instrument :
BNA_N
ClientSampleId :
PMW-7D(20240927)MS

Manual Integrations APPROVED
mohammad
10/7/2024 7:11:29 AM



#78
Di-n-butylphthalate
Concen: 32.522 ng/ul
RT: 17.792 min Scan# 2534
Delta R.T. -0.006 min
Lab File: BN034405.D
Acq: 05 Oct 2024 01:14

Tgt Ion:149 Resp: 2421079

Ion	Ratio	Lower	Upper
149	100		
150	9.2	7.4	11.2
104	4.5	4.3	6.5

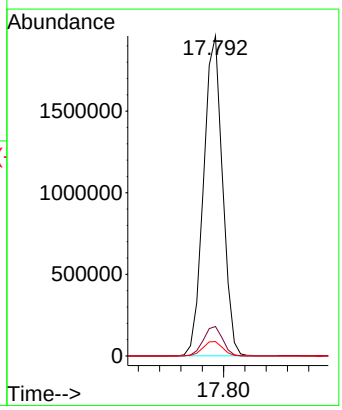

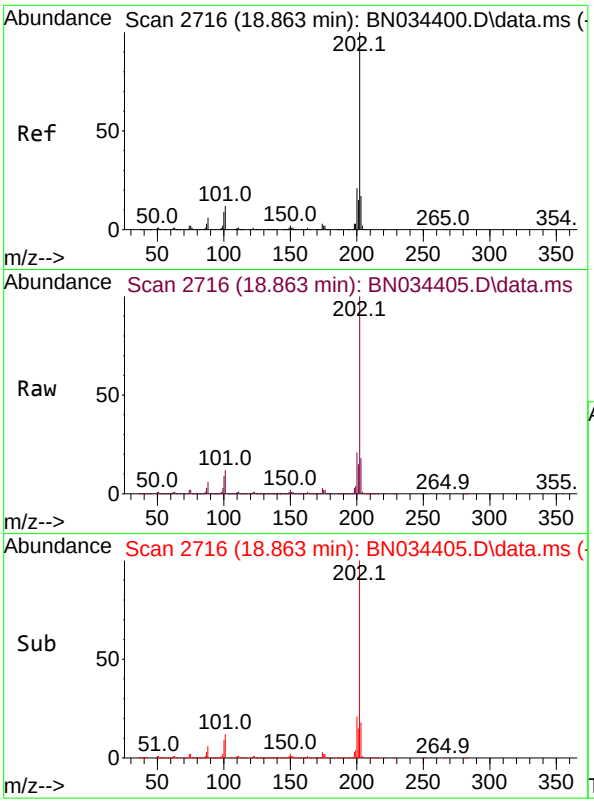

#80
Fluoranthene
Concen: 33.114 ng/ul
RT: 18.863 min Scan# 2716
Delta R.T. -0.006 min
Lab File: BN034405.D
Acq: 05 Oct 2024 01:14

Tgt Ion:202 Resp: 2357560

Ion	Ratio	Lower	Upper
202	100		
101	12.0	9.6	14.4
100	9.4	7.7	11.5

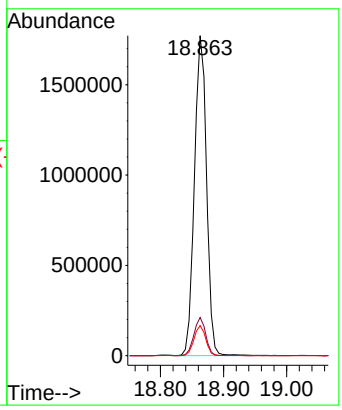

Instrument :
BNA_N
ClientSampleId :
PMW-7D(20240927)MS

Manual Integrations APPROVED
mohammad
10/7/2024 7:11:29 AM

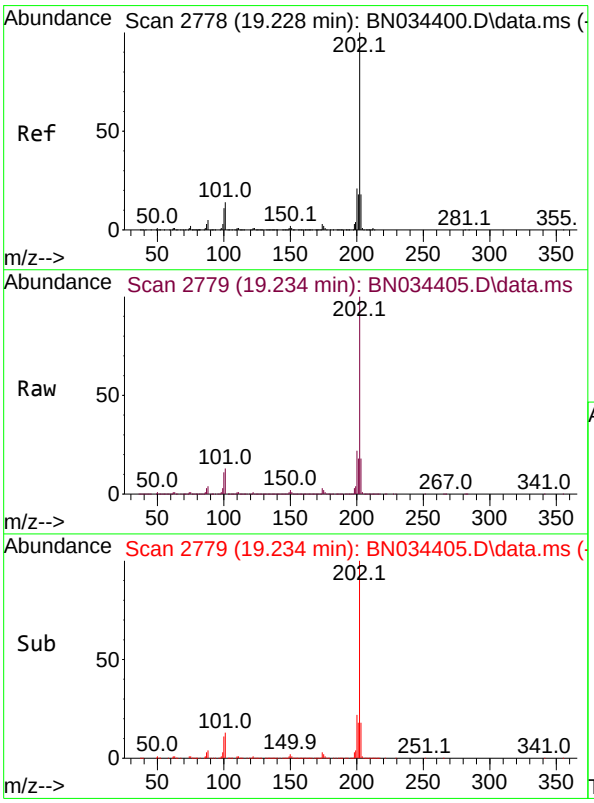

#82
Pyrene
Concen: 32.456 ng/ul
RT: 19.234 min Scan# 2779
Delta R.T. -0.006 min
Lab File: BN034405.D
Acq: 05 Oct 2024 01:14

Tgt Ion:202 Resp: 2484086

Ion	Ratio	Lower	Upper
202	100		
101	13.0	11.8	17.8
100	10.8	10.0	15.0

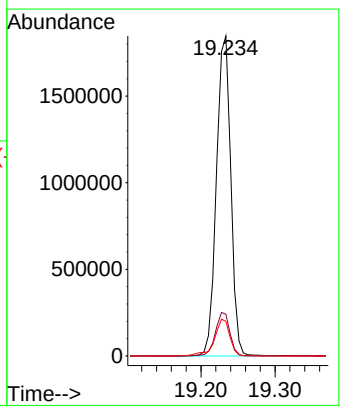

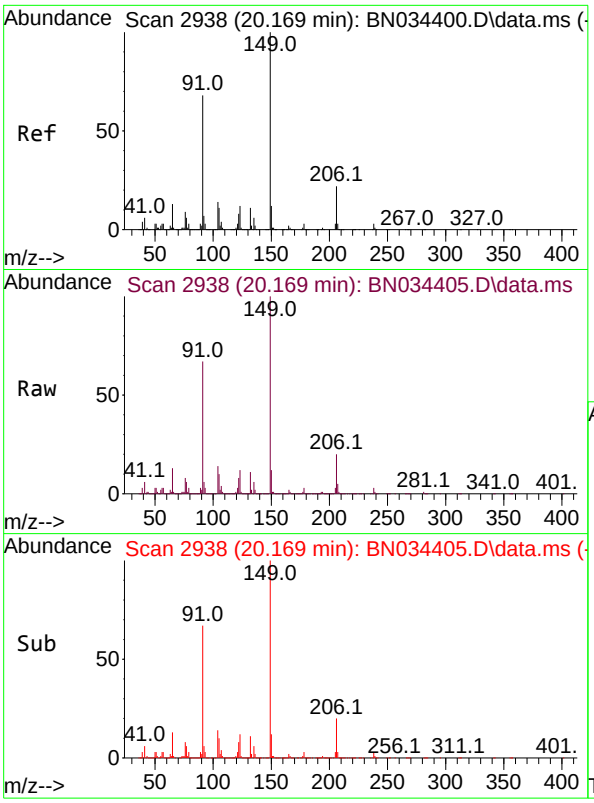

#83
Butylbenzylphthalate
Concen: 33.263 ng/ul
RT: 20.169 min Scan# 2938
Delta R.T. -0.012 min
Lab File: BN034405.D
Acq: 05 Oct 2024 01:14

Tgt Ion:149 Resp: 1141674

Ion	Ratio	Lower	Upper
149	100		
91	67.0	56.3	84.5
206	20.4	15.9	23.9

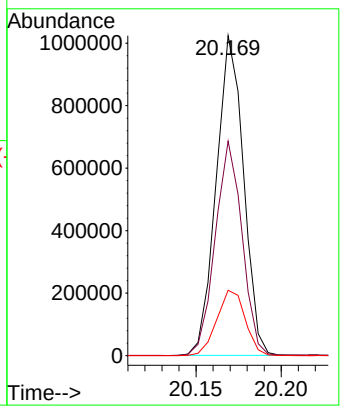

Instrument :
BNA_N
ClientSampleId :
PMW-7D(20240927)MS

Manual Integrations APPROVED
mohammad
10/7/2024 7:11:29 AM

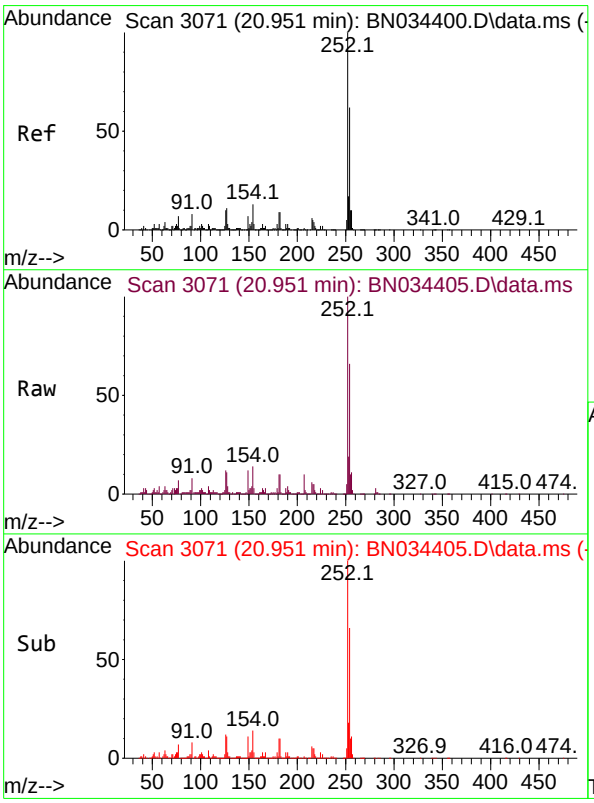

#84
3,3'-Dichlorobenzidine
Concen: 20.504 ng/ul
RT: 20.951 min Scan# 3071
Delta R.T. -0.006 min
Lab File: BN034405.D
Acq: 05 Oct 2024 01:14

Tgt Ion:252 Resp: 503410

Ion	Ratio	Lower	Upper
252	100		
254	66.1	52.0	78.0
126	12.3	9.7	14.5

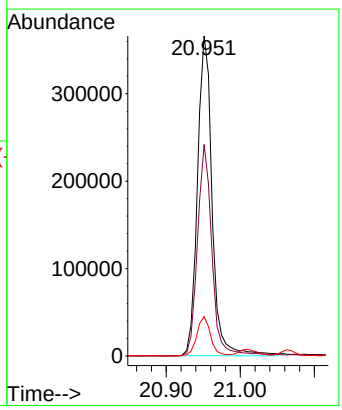



#85
Benzo(a)anthracene
Concen: 32.199 ng/ul
RT: 21.010 min Scan# 3081
Delta R.T. -0.006 min
Lab File: BN034405.D
Acq: 05 Oct 2024 01:14

Tgt Ion:228 Resp: 2509247

Ion	Ratio	Lower	Upper
228	100		
229	19.7	15.0	22.6
226	27.7	20.2	30.4

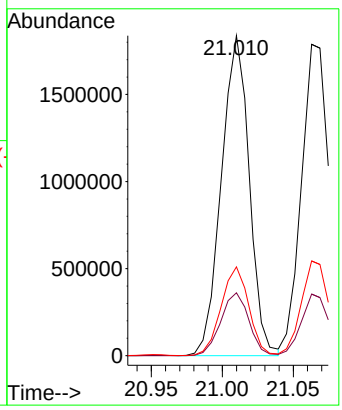

Instrument :
BNA_N
ClientSampleId :
PMW-7D(20240927)MS

Manual Integrations APPROVED
mohammad
10/7/2024 7:11:29 AM

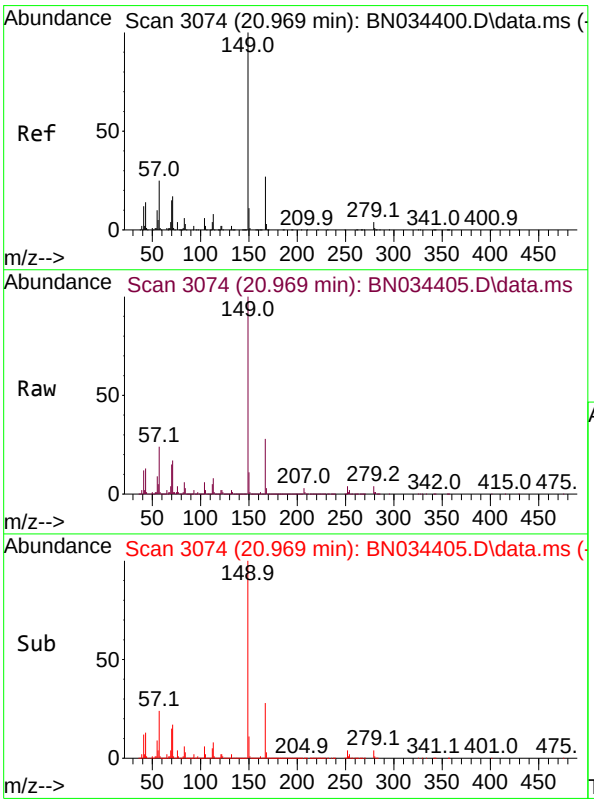

#86
Bis(2-ethylhexyl)phthalate
Concen: 33.405 ng/ul
RT: 20.969 min Scan# 3074
Delta R.T. -0.012 min
Lab File: BN034405.D
Acq: 05 Oct 2024 01:14

Tgt Ion:149 Resp: 1678226

Ion	Ratio	Lower	Upper
149	100		
167	27.6	20.6	31.0
279	4.4	3.0	4.6

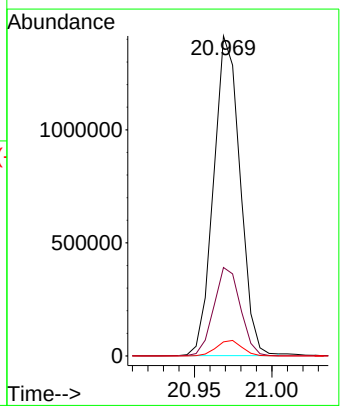



#87
Chrysene
Concen: 32.773 ng/ul
RT: 21.063 min Scan# 3090
Delta R.T. -0.012 min
Lab File: BN034405.D
Acq: 05 Oct 2024 01:14

Tgt Ion:228 Resp: 2436947

Ion	Ratio	Lower	Upper
228	100		
226	30.4	22.5	33.7
229	19.8	15.8	23.6

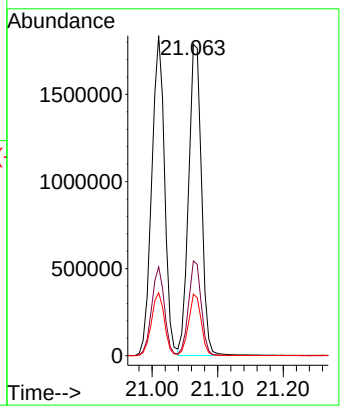

Instrument :
BNA_N
ClientSampleId :
PMW-7D(20240927)MS

Manual Integrations APPROVED
mohammad
10/7/2024 7:11:29 AM

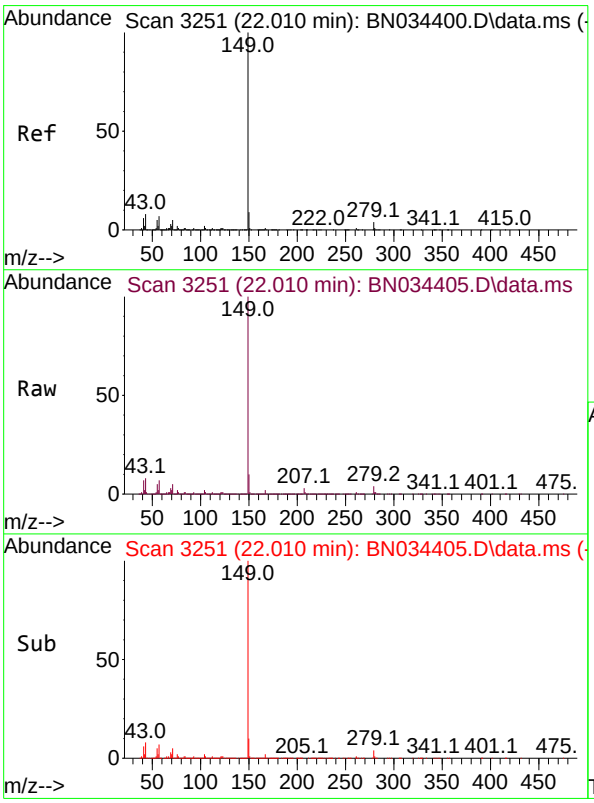

#89
Di-n-octyl phthalate
Concen: 32.605 ng/ul
RT: 22.010 min Scan# 3251
Delta R.T. -0.012 min
Lab File: BN034405.D
Acq: 05 Oct 2024 01:14

Tgt Ion:149 Resp: 2949721

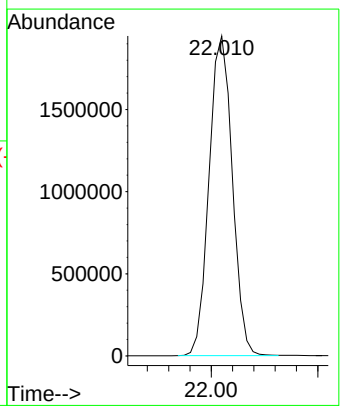



#90
Benzo(b)fluoranthene
Concen: 32.411 ng/ul
RT: 22.886 min Scan# 3400
Delta R.T. -0.006 min
Lab File: BN034405.D
Acq: 05 Oct 2024 01:14

Tgt Ion:252 Resp: 2686672

Ion	Ratio	Lower	Upper
252	100		
253	21.1	17.8	26.6
125	10.2	9.1	13.7

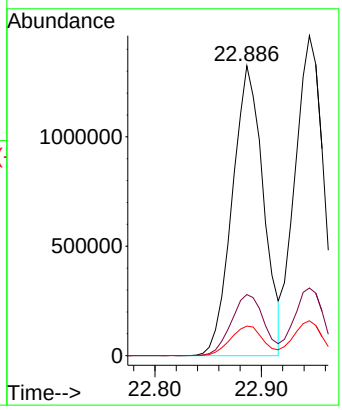

Instrument :
BNA_N
ClientSampleId :
PMW-7D(20240927)MS

Manual Integrations APPROVED
mohammad
10/7/2024 7:11:29 AM

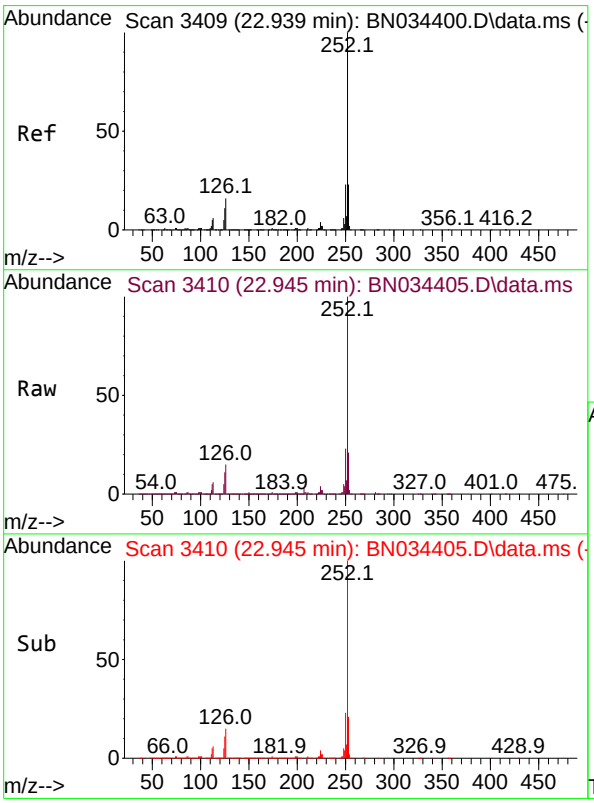

#91
Benzo(k)fluoranthene
Concen: 33.134 ng/ul
RT: 22.945 min Scan# 3410
Delta R.T. 0.000 min
Lab File: BN034405.D
Acq: 05 Oct 2024 01:14

Tgt Ion:252 Resp: 2709538

Ion	Ratio	Lower	Upper
252	100		
253	21.2	17.4	26.0
125	10.9	8.8	13.2

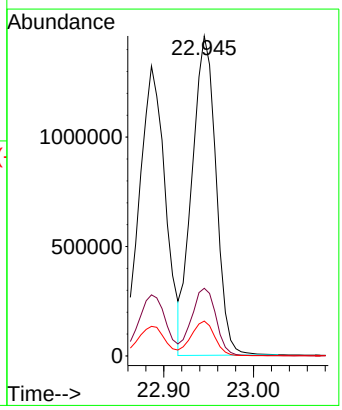



#93
Benzo(a)pyrene
Concen: 31.431 ng/ul
RT: 23.610 min Scan# 3523
Delta R.T. -0.006 min
Lab File: BN034405.D
Acq: 05 Oct 2024 01:14

Tgt Ion:252 Resp: 2461300

Ion	Ratio	Lower	Upper
252	100		
253	21.0	15.8	23.8
125	11.3	9.0	13.6

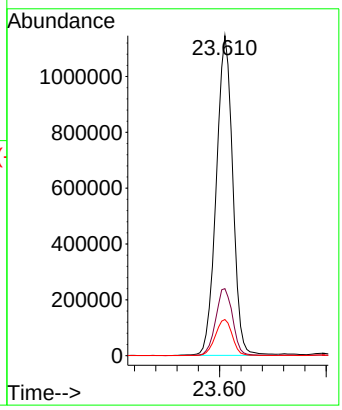

Instrument :
BNA_N
ClientSampleId :
PMW-7D(20240927)MS

Manual Integrations APPROVED
mohammad
10/7/2024 7:11:29 AM

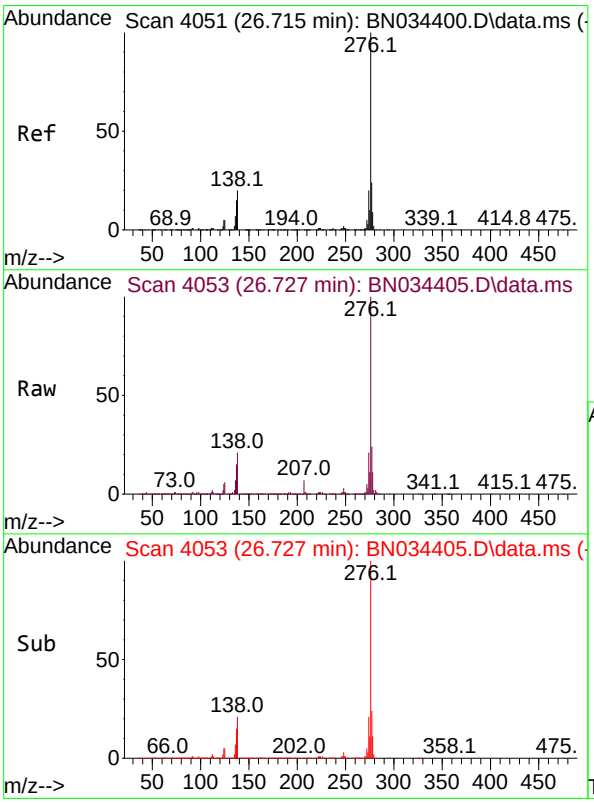

#94
Indeno(1,2,3-cd)pyrene
Concen: 34.733 ng/ul
RT: 26.727 min Scan# 4053
Delta R.T. -0.012 min
Lab File: BN034405.D
Acq: 05 Oct 2024 01:14

Tgt Ion:276 Resp: 3370021

Ion	Ratio	Lower	Upper
276	100		
138	21.0	17.7	26.5
277	24.0	18.4	27.6

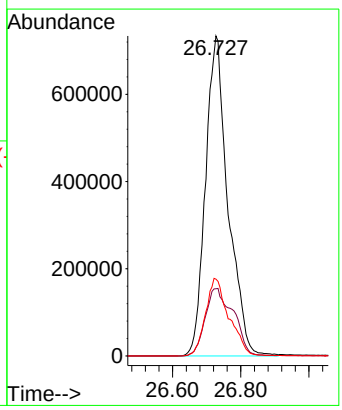

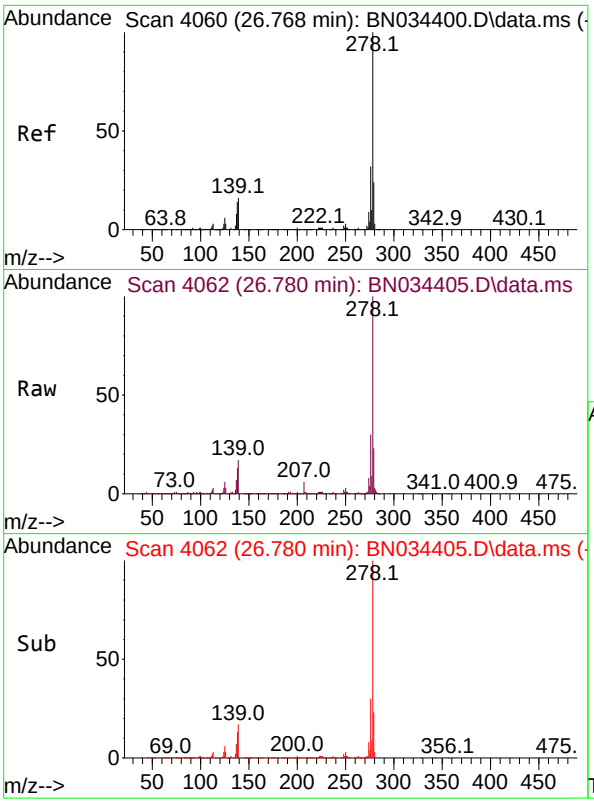

#95
Dibenzo(a,h)anthracene
Concen: 34.688 ng/ul
RT: 26.780 min Scan# 4062
Delta R.T. -0.012 min
Lab File: BN034405.D
Acq: 05 Oct 2024 01:14

Tgt Ion:278 Resp: 2720500

Ion	Ratio	Lower	Upper
278	100		
139	16.6	14.2	21.2
279	22.8	18.1	27.1

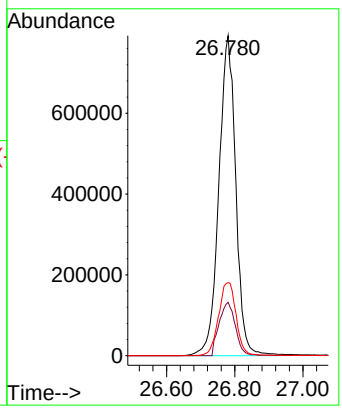

Instrument :
BNA_N
ClientSampleId :
PMW-7D(20240927)MS

Manual Integrations APPROVED
mohammad
10/7/2024 7:11:29 AM

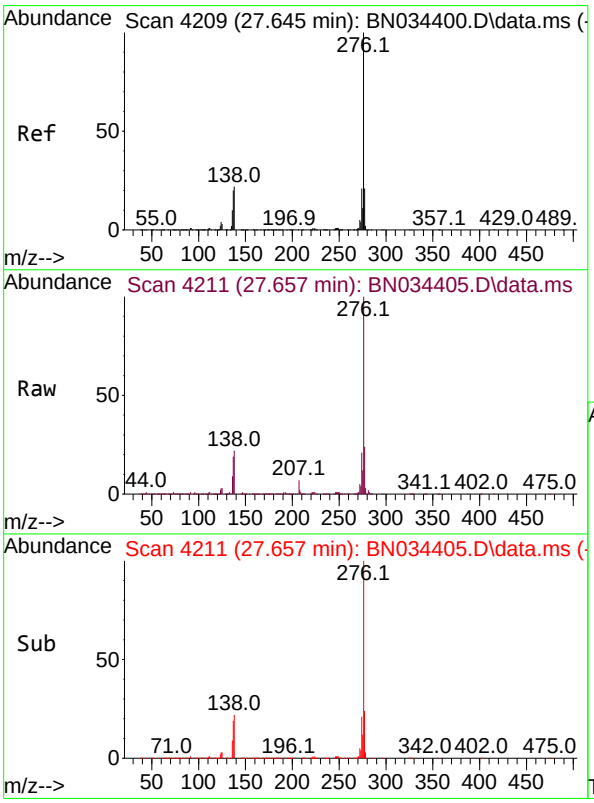

#96
Benzo(g,h,i)perylene
Concen: 35.085 ng/ul
RT: 27.657 min Scan# 4211
Delta R.T. -0.006 min
Lab File: BN034405.D
Acq: 05 Oct 2024 01:14

Tgt Ion:276 Resp: 2642685

Ion	Ratio	Lower	Upper
276	100		
138	22.2	19.0	28.4
277	23.6	18.0	27.0

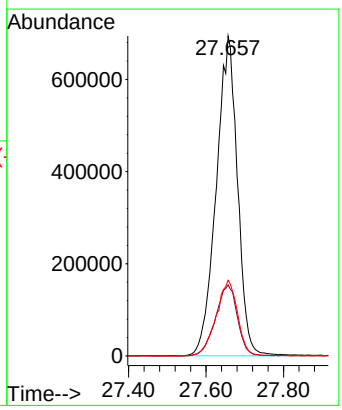

Quantitation Report (QT Reviewed)

Data Path : Z:\svoasrv\HPCHEM1\BNA_N\Data\BN100424\
Data File : BN034405.D
Acq On : 05 Oct 2024 01:14
Operator : RC/JU
Sample : P4227-16MS
Misc :
ALS Vial : 20 Sample Multiplier: 1

Quant Time: Oct 05 05:48:01 2024
Quant Method : Z:\svoasrv\HPCHEM1\BNA_N\Methods\SFAM-EPA-BN091124.MA.M
Quant Title : SVOA CALIBRATION
QLast Update : Mon Sep 30 14:14:38 2024
Response via : Initial Calibration

Instrument :
BNA_N
ClientSampleId :
PMW-7D(20240927)MS

Manual Integrations APPROVED
mohammad
10/7/2024 7:11:29 AM

Compound	R.T.	QIon	Response	Conc	Units	Dev(Min)
Internal Standards						
1) 1,4-Dichlorobenzene-d4	7.381	152	225344	20.000	ng/ul	0.00
20) Naphthalene-d8	10.134	136	886129	20.000	ng/ul	0.00
38) Acenaphthene-d10	14.034	164	548942	20.000	ng/ul	0.00
64) Phenanthrene-d10	16.792	188	1130062	20.000	ng/ul	0.00
79) Chrysene-d12	21.028	240	1093007	20.000	ng/ul	0.00
88) Perylene-d12	23.733	264	1359618	20.000	ng/ul	0.00
System Monitoring Compounds						
3) 1,4-Dioxane-d8	3.005	96	22214	4.023	ng/uL	0.00
4) Pyridine-d5	3.393	84	108041	6.582	ng/ul	0.00
7) Phenol-d5	6.581	99	231008	11.551	ng/ul	0.00
9) Bis-(2-Chloroethyl)eth...	6.740	67	323917	26.104	ng/ul	0.00
11) 2-Chlorophenol-d4	6.922	132	456680	29.009	ng/ul	0.00
15) 4-Methylphenol-d8	8.099	113	359661	21.856	ng/ul	0.00
21) Nitrobenzene-d5	8.522	128	225554	31.935	ng/ul	0.00
24) 2-Nitrophenol-d4	9.234	143	251095	34.572	ng/ul	0.00
28) 2,4-Dichlorophenol-d3	9.769	165	455363	33.291	ng/ul	0.00
31) 4-Chloroaniline-d4	10.287	131	440908	21.292	ng/ul	0.00
46) Dimethylphthalate-d6	13.463	166	1323785	32.268	ng/ul	0.00
49) Acenaphthylene-d8	13.722	160	1436207	31.119	ng/ul	0.00
54) 4-Nitrophenol-d4	14.269	143	88394	10.499	ng/ul	0.00
60) Fluorene-d10	15.040	176	1114499	32.055	ng/ul	0.00
65) 4,6-Dinitro-2-methylph...	15.175	200	237684	35.276	ng/ul	0.00
73) Anthracene-d10	16.892	188	1718419	32.344	ng/ul	0.00
81) Pyrene-d10	19.198	212	2077075	34.107	ng/ul	-0.01
92) Benzo(a)pyrene-d12	23.551	264	2347438	33.611	ng/ul	0.00
Target Compounds						Qvalue
2) 1,4-Dioxane	3.034	88	90260	15.495	ng/uL	89
5) Pyridine	3.411	79	118398	7.049	ng/ul	97
6) Benzaldehyde	6.540	77	265147	25.116	ng/ul	91
8) Phenol	6.605	94	251180	12.063	ng/ul	95
10) Bis(2-Chloroethyl)ether	6.828	93	442792	27.361	ng/ul	95
12) 2-Chlorophenol	6.952	128	453535	28.112	ng/ul	94
13) 2-Methylphenol	7.834	108	370937	23.834	ng/ul	98
14) 2,2'-oxybis(1-Chloropr...	7.905	45	559516	23.443	ng/ul	96
16) Acetophenone	8.199	105	654039	25.090	ng/ul	96
17) N-Nitroso-di-n-propyla...	8.193	70	313483	24.285	ng/ul#	93
18) 4-Methylphenol	8.164	108	378597	21.858	ng/ul	98
19) Hexachloroethane	8.434	117	161151	23.683	ng/ul	93
22) Nitrobenzene	8.563	77	485741	27.477	ng/ul	93
23) Isophorone	9.093	82	900004	27.607	ng/ul	95
25) 2-Nitrophenol	9.269	139	265227	32.630	ng/ul	90
26) 2,4-Dimethylphenol	9.346	107	419457	25.083	ng/ul	90
27) Bis(2-Chloroethoxy)met...	9.581	93	585195	29.174	ng/ul	99
29) 2,4-Dichlorophenol	9.799	162	470214	33.951	ng/ul	94
30) Naphthalene	10.187	128	1395934	28.800	ng/ul	100
32) 4-Chloroaniline	10.310	127	402348	19.717	ng/ul	99
33) Hexachlorobutadiene	10.475	225	267332	30.087	ng/ul	98
34) Caprolactam	11.099	113	24848m	4.506	ng/ul	
35) 4-Chloro-3-methylphenol	11.446	107	459399	28.176	ng/ul	89
36) 2-Methylnaphthalene	11.810	142	981876	29.409	ng/ul	97

Quantitation Report (QT Reviewed)

Data Path : Z:\svoasrv\HPCHEM1\BNA_N\Data\BN100424\
Data File : BN034405.D
Acq On : 05 Oct 2024 01:14
Operator : RC/JU
Sample : P4227-16MS
Misc :
ALS Vial : 20 Sample Multiplier: 1

Instrument :
BNA_N
ClientSampleId :
PMW-7D(20240927)MS

Manual Integrations APPROVED
mohammad
10/7/2024 7:11:29 AM

Quant Time: Oct 05 05:48:01 2024
Quant Method : Z:\svoasrv\HPCHEM1\BNA_N\Methods\SFAM-EPA-BN091124.MA.M
Quant Title : SVOA CALIBRATION
QLast Update : Mon Sep 30 14:14:38 2024
Response via : Initial Calibration

	Compound	R.T.	QIon	Response	Conc Units	Dev(Min)
37)	1-Methylnaphthalene	12.034	142	983473	29.100 ng/ul	98
39)	1,2,4,5-Tetrachloroben...	12.193	216	524502	33.097 ng/ul	98
40)	Hexachlorocyclopentadiene	12.169	237	234214	24.020 ng/ul	97
41)	2,4,6-Trichlorophenol	12.446	196	358320	34.106 ng/ul	95
42)	2,4,5-Trichlorophenol	12.516	196	393173	34.070 ng/ul	99
43)	1,1'-Biphenyl	12.857	154	1286311	31.081 ng/ul	98
44)	2-Chloronaphthalene	12.893	162	1017414	31.557 ng/ul	97
45)	2-Nitroaniline	13.110	65	293189	28.142 ng/ul	86
47)	Dimethylphthalate	13.510	163	1315640	31.466 ng/ul	98
48)	2,6-Dinitrotoluene	13.628	165	285549	34.684 ng/ul#	86
50)	Acenaphthylene	13.751	152	1588908	31.463 ng/ul	99
51)	3-Nitroaniline	13.951	138	264732	29.096 ng/ul	89
52)	Acenaphthene	14.099	153	1103787	30.615 ng/ul	96
53)	2,4-Dinitrophenol	14.163	184	164991	34.071 ng/ul	86
55)	4-Nitrophenol	14.281	109	66933	9.361 ng/ul	87
56)	Dibenzofuran	14.440	168	1541655	31.268 ng/ul	95
57)	2,4-Dinitrotoluene	14.422	165	408972	32.950 ng/ul	91
58)	2,3,4,6-Tetrachlorophenol	14.675	232	344009	35.924 ng/ul#	90
59)	Diethylphthalate	14.893	149	1334730	30.549 ng/ul	98
61)	Fluorene	15.093	166	1253556	31.081 ng/ul	93
62)	4-Chlorophenyl-phenyle...	15.098	204	607460	31.074 ng/ul	97
63)	4-Nitroaniline	15.128	138	295259m	31.536 ng/ul	
66)	4,6-Dinitro-2-methylph...	15.187	198	254732	34.045 ng/ul	97
67)	N-Nitrosodiphenylamine	15.316	169	1111242	32.816 ng/ul	99
68)	4-Bromophenyl-phenylether	15.993	248	406968	35.465 ng/ul	94
69)	Hexachlorobenzene	16.098	284	473840	35.576 ng/ul	96
70)	Atrazine	16.287	200	252235	20.558 ng/ul	98
71)	Pentachlorophenol	16.445	266	319170	35.980 ng/ul	98
72)	Phenanthrene	16.834	178	2044932	32.818 ng/ul	99
74)	Anthracene	16.928	178	2019438	31.739 ng/ul	98
75)	1,2,3,4-Tetrachloroben...	12.810	216	519132	33.008 ng/uL	96
76)	Pentachlorobenzene	14.357	250	529342	33.055 ng/uL	99
77)	Carbazole	17.204	167	1917260	32.739 ng/ul	99
78)	Di-n-butylphthalate	17.792	149	2421079	32.522 ng/ul	99
80)	Fluoranthene	18.863	202	2357560	33.114 ng/ul	100
82)	Pyrene	19.234	202	2484086	32.456 ng/ul	96
83)	Butylbenzylphthalate	20.169	149	1141674	33.263 ng/ul	97
84)	3,3'-Dichlorobenzidine	20.951	252	503410	20.504 ng/ul	99
85)	Benzo(a)anthracene	21.010	228	2509247	32.199 ng/ul	96
86)	Bis(2-ethylhexyl)phtha...	20.969	149	1678226	33.405 ng/ul	97
87)	Chrysene	21.063	228	2436947	32.773 ng/ul	97
89)	Di-n-octyl phthalate	22.010	149	2949721	32.605 ng/ul	100
90)	Benzo(b)fluoranthene	22.886	252	2686672	32.411 ng/ul	97
91)	Benzo(k)fluoranthene	22.945	252	2709538	33.134 ng/ul	99
93)	Benzo(a)pyrene	23.610	252	2461300	31.431 ng/ul	98
94)	Indeno(1,2,3-cd)pyrene	26.727	276	3370021	34.733 ng/ul	98
95)	Dibenzo(a,h)anthracene	26.780	278	2720500	34.688 ng/ul	99
96)	Benzo(g,h,i)perylene	27.657	276	2642685	35.085 ng/ul	97

(#) = qualifier out of range (m) = manual integration (+) = signals summed

Quantitation Report (QT Reviewed)

Data Path : Z:\svoasrv\HPCHEM1\BNA_N\Data\BN100424\
Data File : BN034405.D
Acq On : 05 Oct 2024 01:14
Operator : RC/JU
Sample : P4227-16MS
Misc :
ALS Vial : 20 Sample Multiplier: 1

Quant Time: Oct 05 05:48:01 2024
Quant Method : Z:\svoasrv\HPCHEM1\BNA_N\Methods\SFAM-EPA-BN091124.MA.M
Quant Title : SVOA CALIBRATION
QLast Update : Mon Sep 30 14:14:38 2024
Response via : Initial Calibration

Instrument :
BNA_N
ClientSampleId :
PMW-7D(20240927)MS

Manual Integrations APPROVED
mohammad
10/7/2024 7:11:29 AM

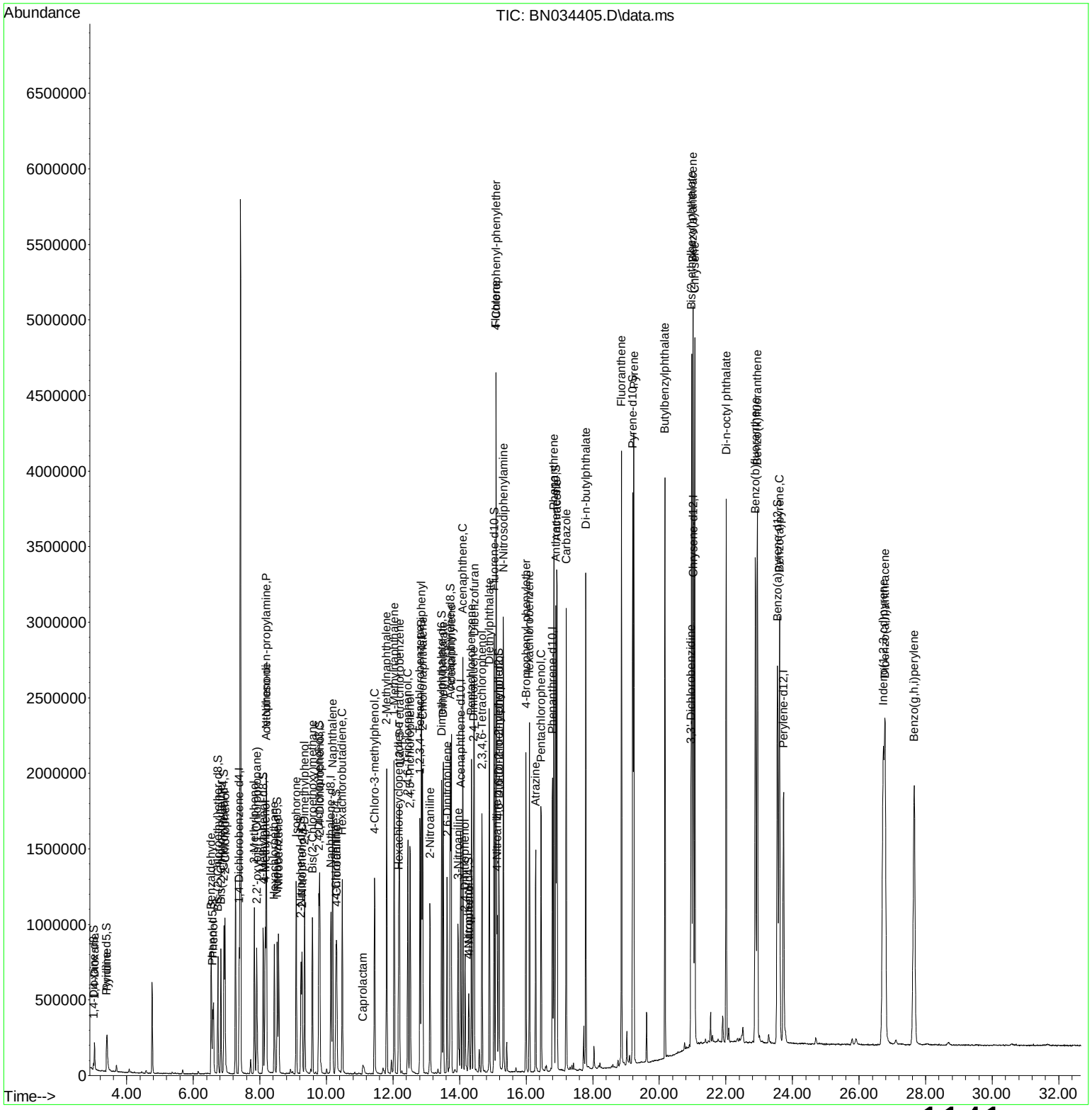

Quantitation Report (Qedit)

Data Path : Z:\svoasrv\HPCHEM1\BNA_N\Data\BN100424\
Data File : BN034405.D
Acq On : 05 Oct 2024 01:14
Operator : RC/JU
Sample : P4227-16MS
Misc :
ALS Vial : 20 Sample Multiplier: 1

Quant Time: Oct 05 03:01:15 2024
Quant Method : Z:\svoasrv\HPCHEM1\BNA_N\Methods\SFAM-EPA-BN091124.MA.M
Quant Title : SVOA CALIBRATION
QLast Update : Mon Sep 30 14:14:38 2024
Response via : Initial Calibration

Instrument :
BNA_N
ClientSampleId :
PMW-7D(20240927)MS

Manual Integrations APPROVED
mohammad
10/7/2024 7:11:29 AM

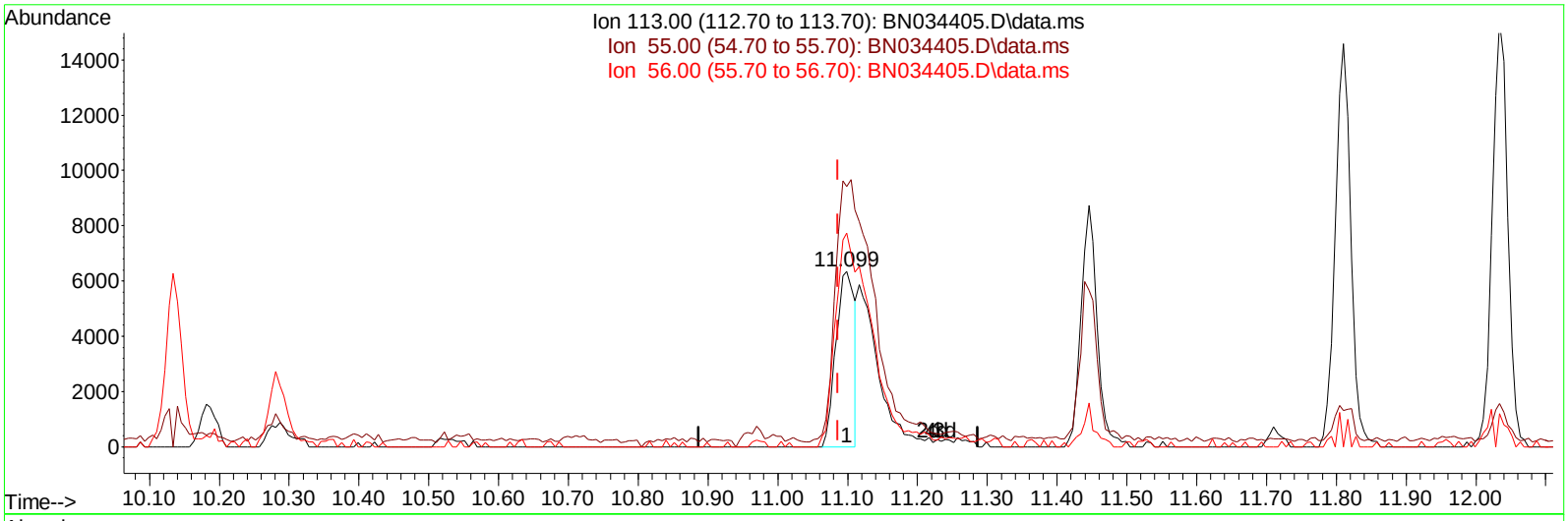

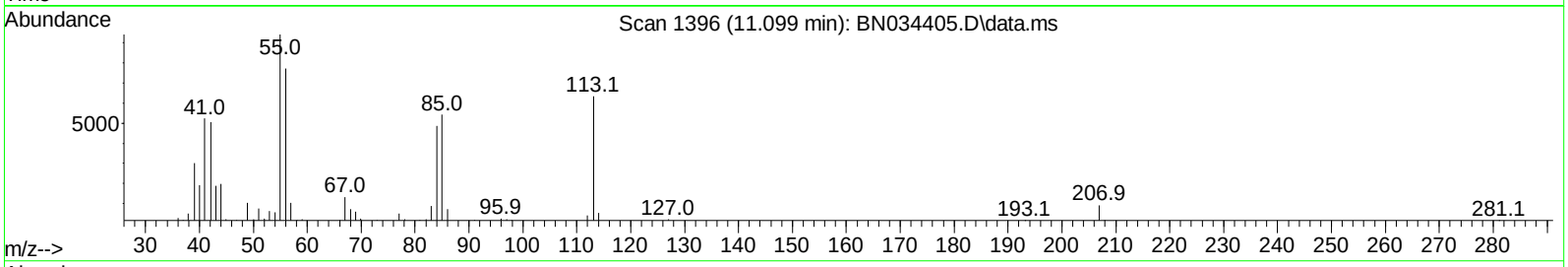

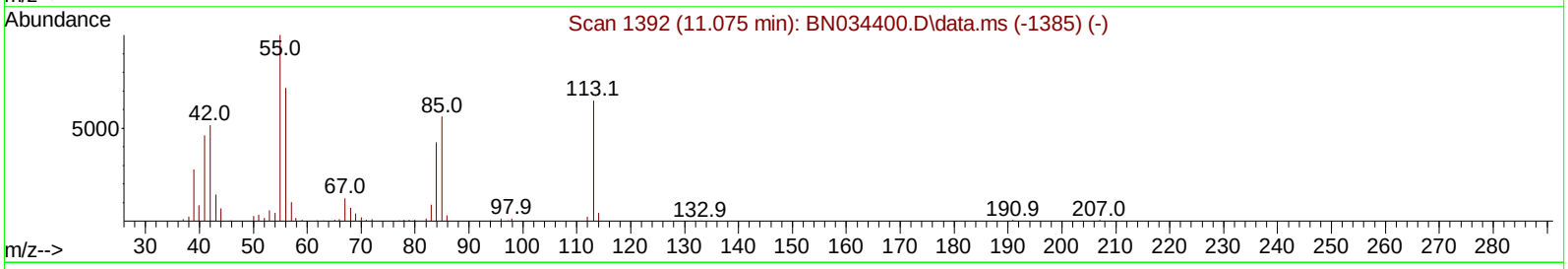

TIC: BN034405.D\data.ms

(34) Caprolactam

11.099min (+ 0.012) 2.13 ng/ul

response 11743

Ion	Exp%	Act%
113.00	100.00	100.00
55.00	171.30	148.48
56.00	124.60	122.00
0.00	0.00	0.00

Quantitation Report (Qedit)

Data Path : Z:\svoasrv\HPCHEM1\BNA_N\Data\BN100424\
Data File : BN034405.D
Acq On : 05 Oct 2024 01:14
Operator : RC/JU
Sample : P4227-16MS
Misc :
ALS Vial : 20 Sample Multiplier: 1

Quant Time: Oct 05 03:01:15 2024
Quant Method : Z:\svoasrv\HPCHEM1\BNA_N\Methods\SFAM-EPA-BN091124.MA.M
Quant Title : SVOA CALIBRATION
QLast Update : Mon Sep 30 14:14:38 2024
Response via : Initial Calibration

Instrument :
BNA_N
ClientSampleId :
PMW-7D(20240927)MS

Manual Integrations APPROVED
mohammad
10/7/2024 7:11:29 AM

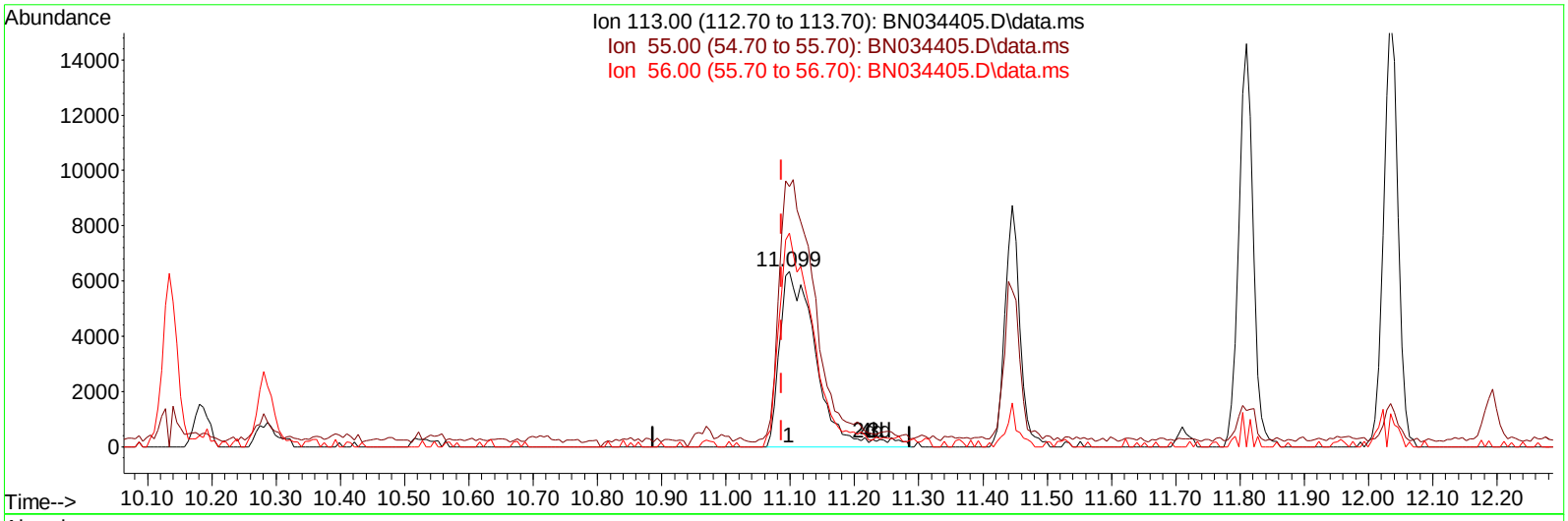

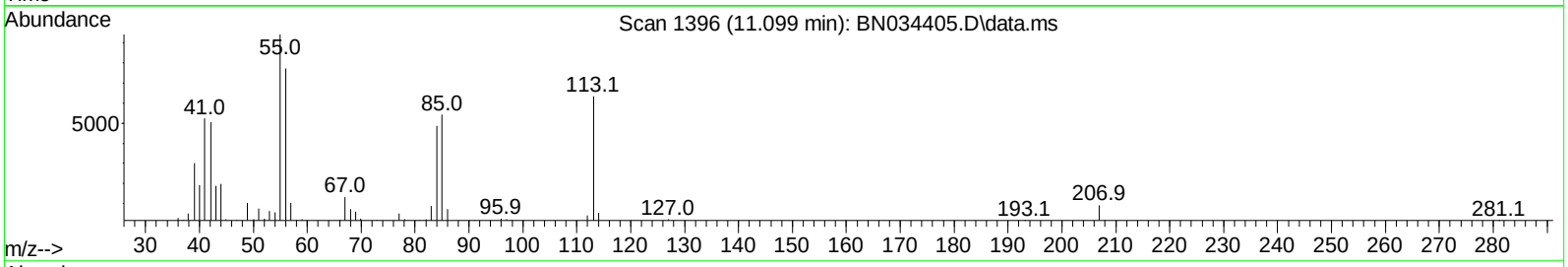

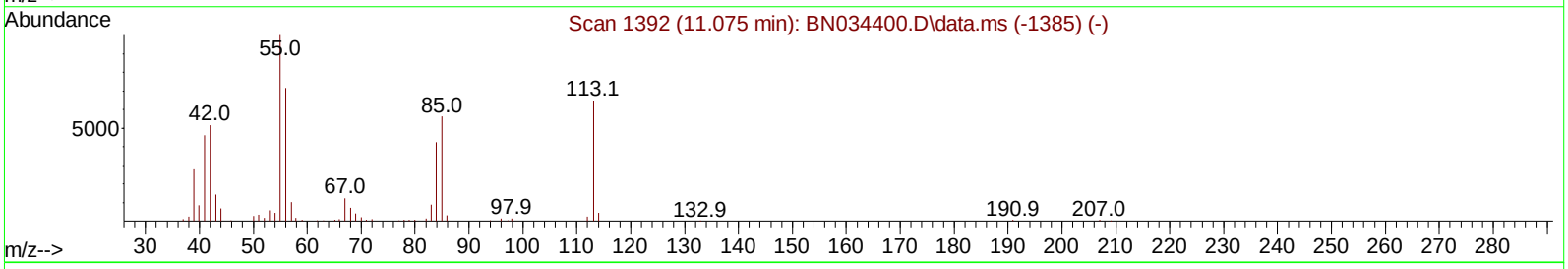

TIC: BN034405.D\data.ms

(34) Caprolactam

11.099min (+ 0.012) 4.51 ng/ul m

response 24848

Ion	Exp%	Act%
113.00	100.00	100.00
55.00	171.30	148.48
56.00	124.60	122.00
0.00	0.00	0.00

Quantitation Report (Qedit)

Data Path : Z:\svoasrv\HPCHEM1\BNA_N\Data\BN100424\
Data File : BN034405.D
Acq On : 05 Oct 2024 01:14
Operator : RC/JU
Sample : P4227-16MS
Misc :
ALS Vial : 20 Sample Multiplier: 1

Quant Time: Oct 05 03:01:59 2024
Quant Method : Z:\svoasrv\HPCHEM1\BNA_N\Methods\SFAM-EPA-BN091124.MA.M
Quant Title : SVOA CALIBRATION
QLast Update : Mon Sep 30 14:14:38 2024
Response via : Initial Calibration

Instrument :
BNA_N
ClientSampleId :
PMW-7D(20240927)MS

Manual Integrations APPROVED
mohammad
10/7/2024 7:11:29 AM

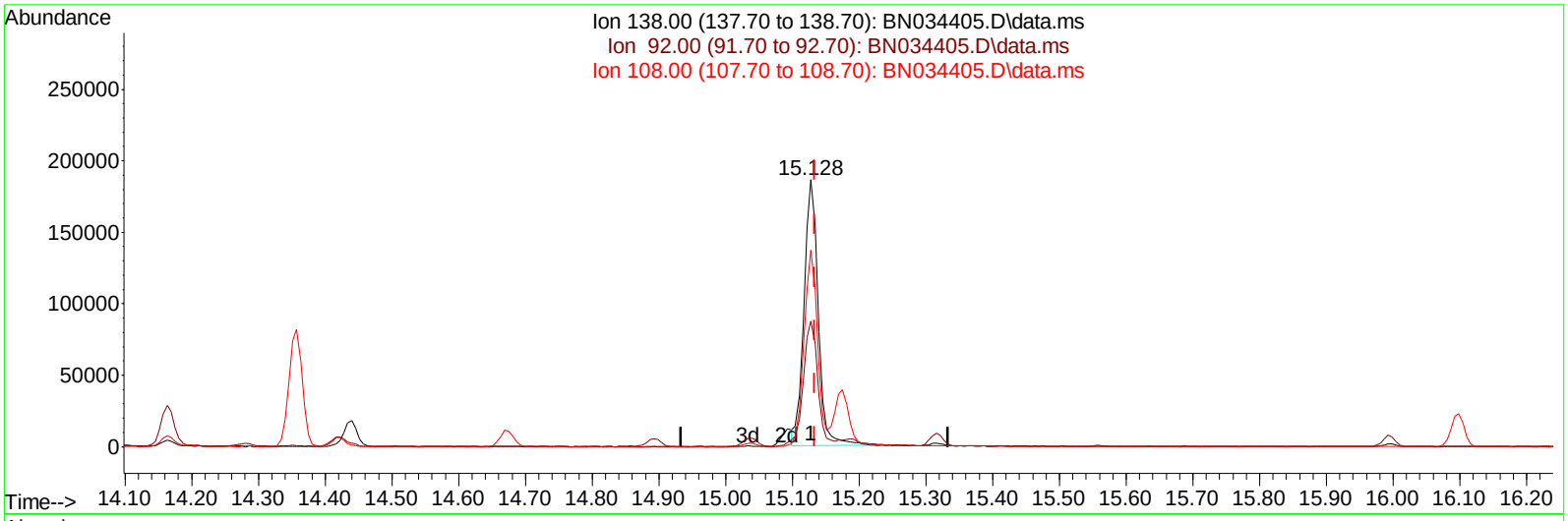

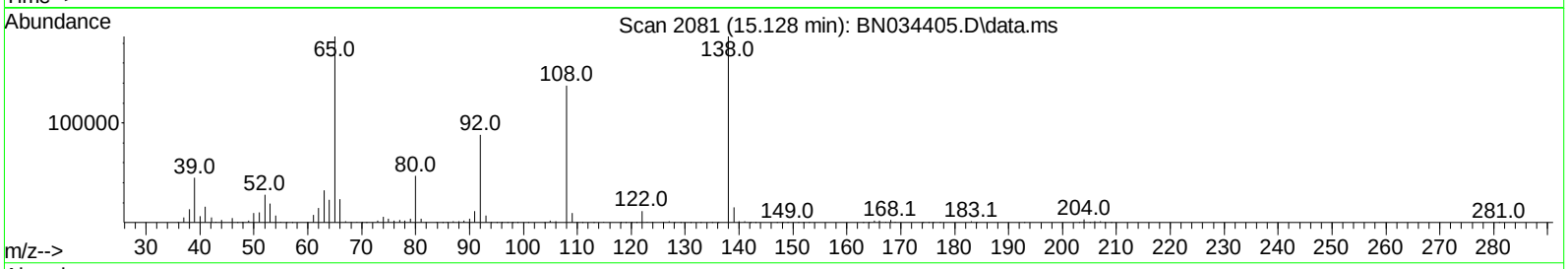

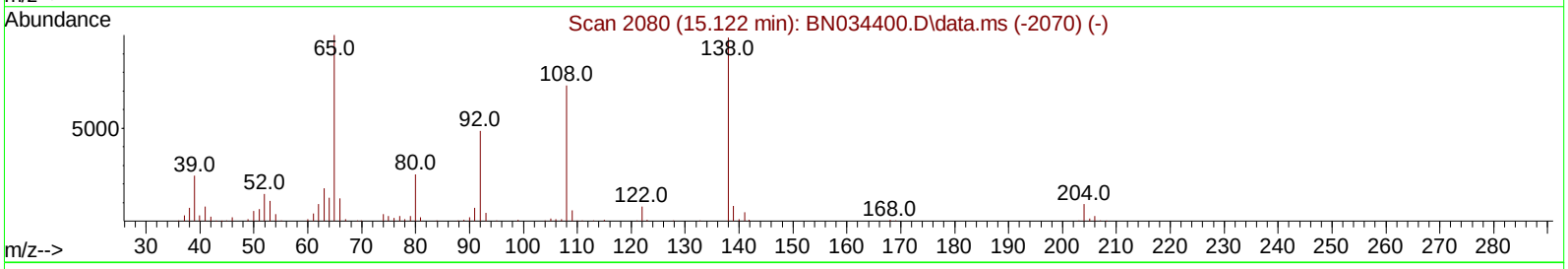

TIC: BN034405.D\data.ms

(63) 4-Nitroaniline

15.128min (-0.006) 29.45 ng/ul

response 275749

Ion	Exp%	Act%
138.00	100.00	100.00
92.00	53.70	47.11
108.00	83.70	73.64
0.00	0.00	0.00

Quantitation Report (Qedit)

Data Path : Z:\svoasrv\HPCHEM1\BNA_N\Data\BN100424\
Data File : BN034405.D
Acq On : 05 Oct 2024 01:14
Operator : RC/JU
Sample : P4227-16MS
Misc :
ALS Vial : 20 Sample Multiplier: 1

Quant Time: Oct 05 03:01:59 2024
Quant Method : Z:\svoasrv\HPCHEM1\BNA_N\Methods\SFAM-EPA-BN091124.MA.M
Quant Title : SVOA CALIBRATION
QLast Update : Mon Sep 30 14:14:38 2024
Response via : Initial Calibration

Instrument :
BNA_N
ClientSampleId :
PMW-7D(20240927)MS

Manual Integrations APPROVED
mohammad
10/7/2024 7:11:29 AM

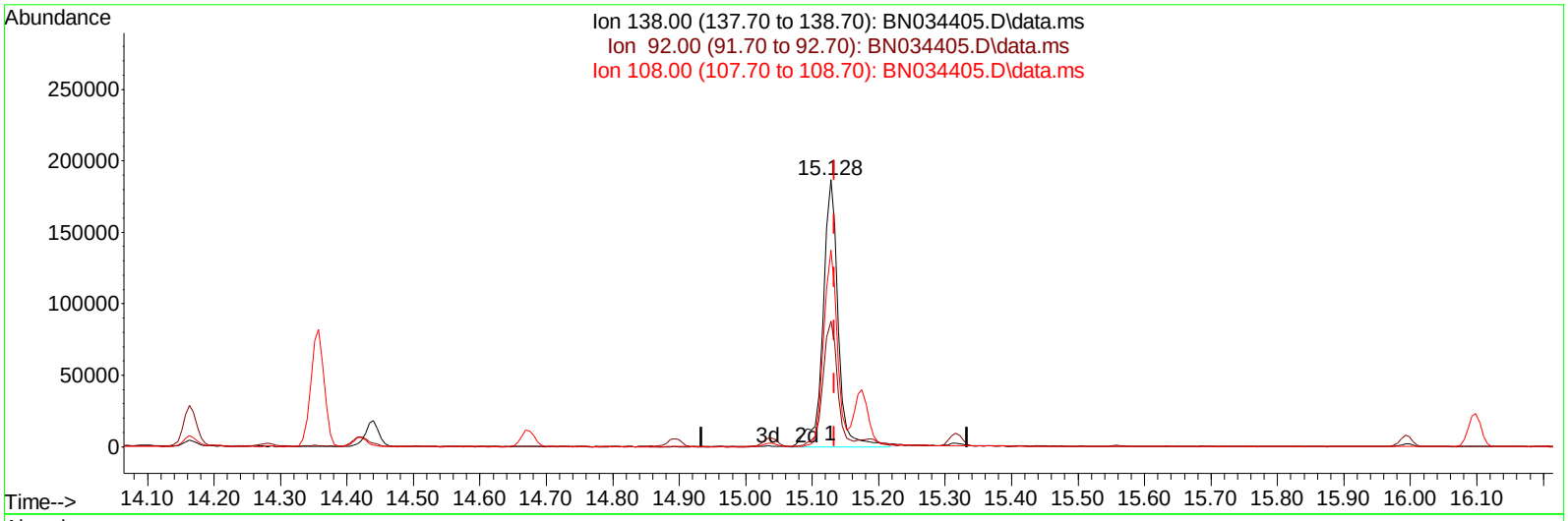

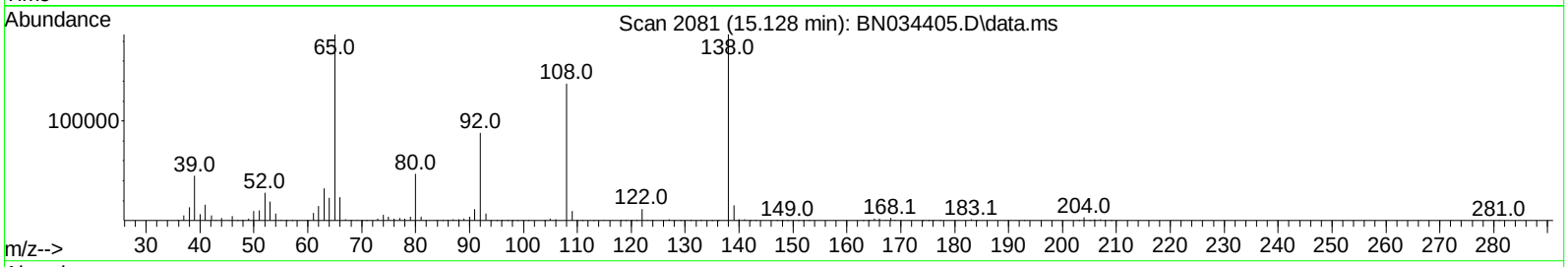

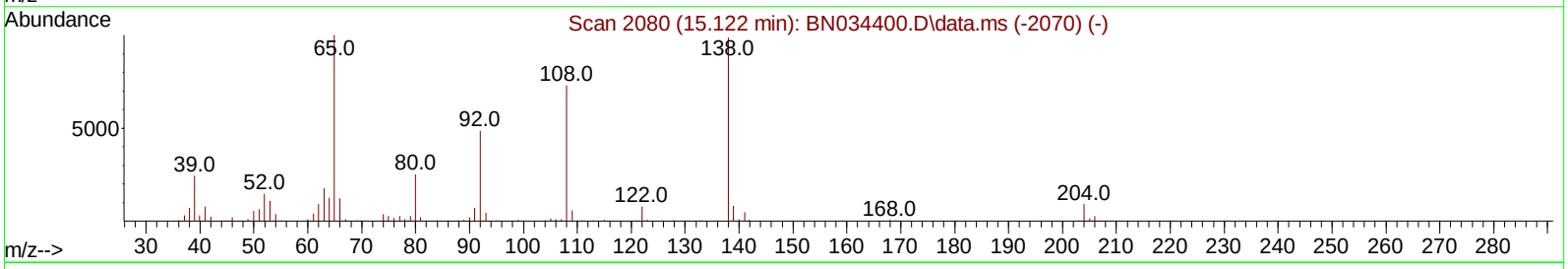

TIC: BN034405.D\data.ms

(63) 4-Nitroaniline

15.128min (-0.006) 31.54 ng/ul m

response 295259

Ion	Exp%	Act%
138.00	100.00	100.00
92.00	53.70	47.11
108.00	83.70	73.64
0.00	0.00	0.00

Quantitation Report (QT Reviewed)

Data Path : Z:\svoasrv\HPCHEM1\BNA_N\Data\BN100424\
Data File : BN034405.D
Acq On : 05 Oct 2024 01:14
Operator : RC/JU
Sample : P4227-16MS
Misc :
ALS Vial : 20 Sample Multiplier: 1

Quant Time: Oct 05 05:48:01 2024
Quant Method : Z:\svoasrv\HPCHEM1\BNA_N\Methods\SFAM-EPA-BN091124.MA.M
Quant Title : SVOA CALIBRATION
QLast Update : Mon Sep 30 14:14:38 2024
Response via : Initial Calibration

Instrument :
BNA_N
ClientSampleId :
PMW-7D(20240927)MS

Manual Integrations APPROVED
mohammad
10/7/2024 7:11:29 AM

Compound	R.T.	QIon	Response	Conc Units	Dev(Min)
Internal Standards					
1) 1,4-Dichlorobenzene-d4	7.381	152	225344	20.000 ng/ul	0.00
20) Naphthalene-d8	10.134	136	886129	20.000 ng/ul	0.00
38) Acenaphthene-d10	14.034	164	548942	20.000 ng/ul	0.00
64) Phenanthrene-d10	16.792	188	1130062	20.000 ng/ul	0.00
79) Chrysene-d12	21.028	240	1093007	20.000 ng/ul	0.00
88) Perylene-d12	23.733	264	1359618	20.000 ng/ul	0.00
System Monitoring Compounds					
3) 1,4-Dioxane-d8	3.005	96	22214	4.023 ng/uL	0.00
4) Pyridine-d5	3.393	84	108041	6.582 ng/ul	0.00
7) Phenol-d5	6.581	99	231008	11.551 ng/ul	0.00
9) Bis-(2-Chloroethyl)eth...	6.740	67	323917	26.104 ng/ul	0.00
11) 2-Chlorophenol-d4	6.922	132	456680	29.009 ng/ul	0.00
15) 4-Methylphenol-d8	8.099	113	359661	21.856 ng/ul	0.00
21) Nitrobenzene-d5	8.522	128	225554	31.935 ng/ul	0.00
24) 2-Nitrophenol-d4	9.234	143	251095	34.572 ng/ul	0.00
28) 2,4-Dichlorophenol-d3	9.769	165	455363	33.291 ng/ul	0.00
31) 4-Chloroaniline-d4	10.287	131	440908	21.292 ng/ul	0.00
46) Dimethylphthalate-d6	13.463	166	1323785	32.268 ng/ul	0.00
49) Acenaphthylene-d8	13.722	160	1436207	31.119 ng/ul	0.00
54) 4-Nitrophenol-d4	14.269	143	88394	10.499 ng/ul	0.00
60) Fluorene-d10	15.040	176	1114499	32.055 ng/ul	0.00
65) 4,6-Dinitro-2-methylph...	15.175	200	237684	35.276 ng/ul	0.00
73) Anthracene-d10	16.892	188	1718419	32.344 ng/ul	0.00
81) Pyrene-d10	19.198	212	2077075	34.107 ng/ul	-0.01
92) Benzo(a)pyrene-d12	23.551	264	2347438	33.611 ng/ul	0.00
Target Compounds					Qvalue
2) 1,4-Dioxane	3.034	88	90260	15.495 ng/uL	89
5) Pyridine	3.411	79	118398	7.049 ng/ul	97
6) Benzaldehyde	6.540	77	265147	25.116 ng/ul	91
8) Phenol	6.605	94	251180	12.063 ng/ul	95
10) Bis(2-Chloroethyl)ether	6.828	93	442792	27.361 ng/ul	95
12) 2-Chlorophenol	6.952	128	453535	28.112 ng/ul	94
13) 2-Methylphenol	7.834	108	370937	23.834 ng/ul	98
14) 2,2'-oxybis(1-Chloropr...	7.905	45	559516	23.443 ng/ul	96
16) Acetophenone	8.199	105	654039	25.090 ng/ul	96
17) N-Nitroso-di-n-propyla...	8.193	70	313483	24.285 ng/ul#	93
18) 4-Methylphenol	8.164	108	378597	21.858 ng/ul	98
19) Hexachloroethane	8.434	117	161151	23.683 ng/ul	93
22) Nitrobenzene	8.563	77	485741	27.477 ng/ul	93
23) Isophorone	9.093	82	900004	27.607 ng/ul	95
25) 2-Nitrophenol	9.269	139	265227	32.630 ng/ul	90
26) 2,4-Dimethylphenol	9.346	107	419457	25.083 ng/ul	90
27) Bis(2-Chloroethoxy)met...	9.581	93	585195	29.174 ng/ul	99
29) 2,4-Dichlorophenol	9.799	162	470214	33.951 ng/ul	94
30) Naphthalene	10.187	128	1395934	28.800 ng/ul	100
32) 4-Chloroaniline	10.310	127	402348	19.717 ng/ul	99
33) Hexachlorobutadiene	10.475	225	267332	30.087 ng/ul	98
34) Caprolactam	11.099	113	24848m	4.506 ng/ul	
35) 4-Chloro-3-methylphenol	11.446	107	459399	28.176 ng/ul	89

Quantitation Report (QT Reviewed)

Data Path : Z:\svoasrv\HPCHEM1\BNA_N\Data\BN100424\
Data File : BN034405.D
Acq On : 05 Oct 2024 01:14
Operator : RC/JU
Sample : P4227-16MS
Misc :
ALS Vial : 20 Sample Multiplier: 1

Quant Time: Oct 05 05:48:01 2024
Quant Method : Z:\svoasrv\HPCHEM1\BNA_N\Methods\SFAM-EPA-BN091124.MA.M
Quant Title : SVOA CALIBRATION
QLast Update : Mon Sep 30 14:14:38 2024
Response via : Initial Calibration

Instrument :
BNA_N
ClientSampleId :
PMW-7D(20240927)MS

Manual Integrations APPROVED
mohammad
10/7/2024 7:11:29 AM

Compound	R.T.	QIon	Response	Conc Units	Dev(Min)
36) 2-Methylnaphthalene	11.810	142	981876	29.409 ng/ul	97
37) 1-Methylnaphthalene	12.034	142	983473	29.100 ng/ul	98
39) 1,2,4,5-Tetrachloroben...	12.193	216	524502	33.097 ng/ul	98
40) Hexachlorocyclopentadiene	12.169	237	234214	24.020 ng/ul	97
41) 2,4,6-Trichlorophenol	12.446	196	358320	34.106 ng/ul	95
42) 2,4,5-Trichlorophenol	12.516	196	393173	34.070 ng/ul	99
43) 1,1'-Biphenyl	12.857	154	1286311	31.081 ng/ul	98
44) 2-Chloronaphthalene	12.893	162	1017414	31.557 ng/ul	97
45) 2-Nitroaniline	13.110	65	293189	28.142 ng/ul	86
47) Dimethylphthalate	13.510	163	1315640	31.466 ng/ul	98
48) 2,6-Dinitrotoluene	13.628	165	285549	34.684 ng/ul#	86
50) Acenaphthylene	13.751	152	1588908	31.463 ng/ul	99
51) 3-Nitroaniline	13.951	138	264732	29.096 ng/ul	89
52) Acenaphthene	14.099	153	1103787	30.615 ng/ul	96
53) 2,4-Dinitrophenol	14.163	184	164991	34.071 ng/ul	86
55) 4-Nitrophenol	14.281	109	66933	9.361 ng/ul	87
56) Dibenzofuran	14.440	168	1541655	31.268 ng/ul	95
57) 2,4-Dinitrotoluene	14.422	165	408972	32.950 ng/ul	91
58) 2,3,4,6-Tetrachlorophenol	14.675	232	344009	35.924 ng/ul#	90
59) Diethylphthalate	14.893	149	1334730	30.549 ng/ul	98
61) Fluorene	15.093	166	1253556	31.081 ng/ul	93
62) 4-Chlorophenyl-phenyle...	15.098	204	607460	31.074 ng/ul	97
63) 4-Nitroaniline	15.128	138	295259m	31.536 ng/ul	
66) 4,6-Dinitro-2-methylph...	15.187	198	254732	34.045 ng/ul	97
67) N-Nitrosodiphenylamine	15.316	169	1111242	32.816 ng/ul	99
68) 4-Bromophenyl-phenylether	15.993	248	406968	35.465 ng/ul	94
69) Hexachlorobenzene	16.098	284	473840	35.576 ng/ul	96
70) Atrazine	16.287	200	252235	20.558 ng/ul	98
71) Pentachlorophenol	16.445	266	319170	35.980 ng/ul	98
72) Phenanthrene	16.834	178	2044932	32.818 ng/ul	99
74) Anthracene	16.928	178	2019438	31.739 ng/ul	98
75) 1,2,3,4-Tetrachloroben...	12.810	216	519132	33.008 ng/uL	96
76) Pentachlorobenzene	14.357	250	529342	33.055 ng/uL	99
77) Carbazole	17.204	167	1917260	32.739 ng/ul	99
78) Di-n-butylphthalate	17.792	149	2421079	32.522 ng/ul	99
80) Fluoranthene	18.863	202	2357560	33.114 ng/ul	100
82) Pyrene	19.234	202	2484086	32.456 ng/ul	96
83) Butylbenzylphthalate	20.169	149	1141674	33.263 ng/ul	97
84) 3,3'-Dichlorobenzidine	20.951	252	503410	20.504 ng/ul	99
85) Benzo(a)anthracene	21.010	228	2509247	32.199 ng/ul	96
86) Bis(2-ethylhexyl)phtha...	20.969	149	1678226	33.405 ng/ul	97
87) Chrysene	21.063	228	2436947	32.773 ng/ul	97
89) Di-n-octyl phthalate	22.010	149	2949721	32.605 ng/ul	100
90) Benzo(b)fluoranthene	22.886	252	2686672	32.411 ng/ul	97
91) Benzo(k)fluoranthene	22.945	252	2709538	33.134 ng/ul	99
93) Benzo(a)pyrene	23.610	252	2461300	31.431 ng/ul	98
94) Indeno(1,2,3-cd)pyrene	26.727	276	3370021	34.733 ng/ul	98
95) Dibenzo(a,h)anthracene	26.780	278	2720500	34.688 ng/ul	99
96) Benzo(g,h,i)perylene	27.657	276	2642685	35.085 ng/ul	97

(#) = qualifier out of range (m) = manual integration (+) = signals summed

FORM 1A-OR
ORGANIC ANALYSIS DATA SHEET
TARGET ANALYTE LIST

EPA SAMPLE NO.

PMW-7D(20240927)MS

Lab Name : Alliance Technical Group, LLC
Contract : 68HERH20D0011
Lab Code: ACE Case No.: ARC Sayrevil
MA No. : SDG No.: P4227
Analytical Method : SVOA
Level :
Matrix : Water
Lab Sample ID : P4227-17MSD
Sample wt/vol : 1000 (g/mL) mL
Lab File ID : BN034406.D
% Solids :
Date Received : 09/27/2024
GC Column : ZB-GR ID : 0.25 (mm)
Date Extracted : 09/30/2024
GC Column : ID : (mm)
Date Analyzed : 10/05/2024
Extract Concentrated :(Y/N) N
Extract Volume : 1000 (µL)
Soil Aliquot (VOA) : (µL)
Extraction Type : CONH
Heated Purge : (Y/N)
Injection Volume : 1.0 (µL)
Purge Volume : (mL)
pH : 6 Dilution Factor : 1.0
Cleanup Types :
Cleanup Factor : 1.0
Concentration Units (µg/L, µg/kg, µg, or µg/cm²): µg/L

CAS NO.	ANALYTE	CONCENTRATION	Q
111-44-4	Bis(2-Chloroethyl)ether	28	
98-95-3	Nitrobenzene	28	
78-59-1	Isophorone	28	

Quantitation Report (QT Reviewed)

Data Path : Z:\svoasrv\HPCHEM1\BNA_N\Data\BN100424\
Data File : BN034406.D
Acq On : 05 Oct 2024 01:54
Operator : RC/JU
Sample : P4227-17MSD
Misc :
ALS Vial : 21 Sample Multiplier: 1

Quant Time: Oct 05 05:48:50 2024
Quant Method : Z:\svoasrv\HPCHEM1\BNA_N\Methods\SFAM-EPA-BN091124.MA.M
Quant Title : SVOA CALIBRATION
QLast Update : Mon Sep 30 14:14:38 2024
Response via : Initial Calibration

Instrument :
BNA_N
ClientSampleId :
PMW-7D(20240927)MSD

Manual Integrations APPROVED
mohammad
10/7/2024 7:11:29 AM

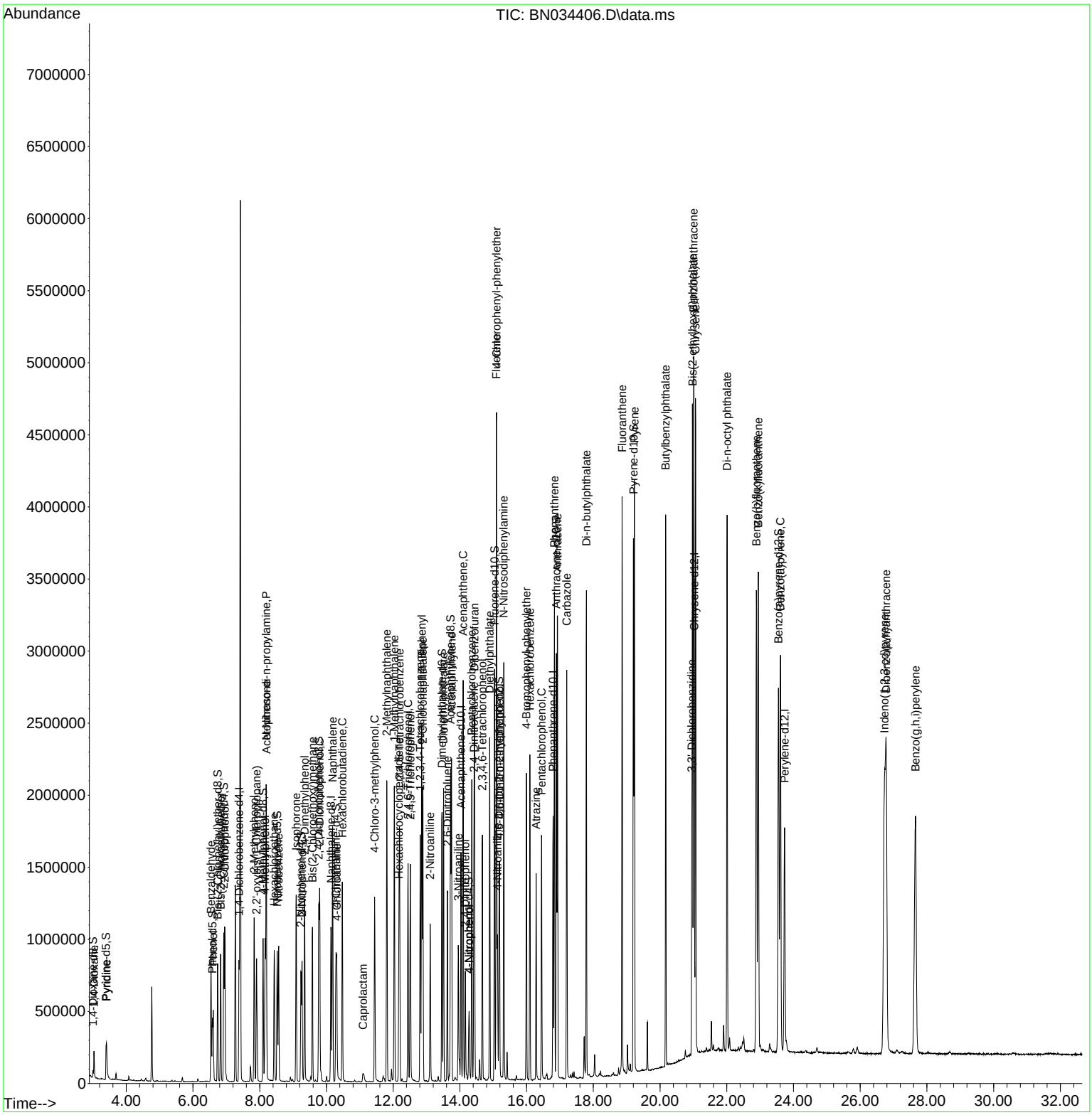

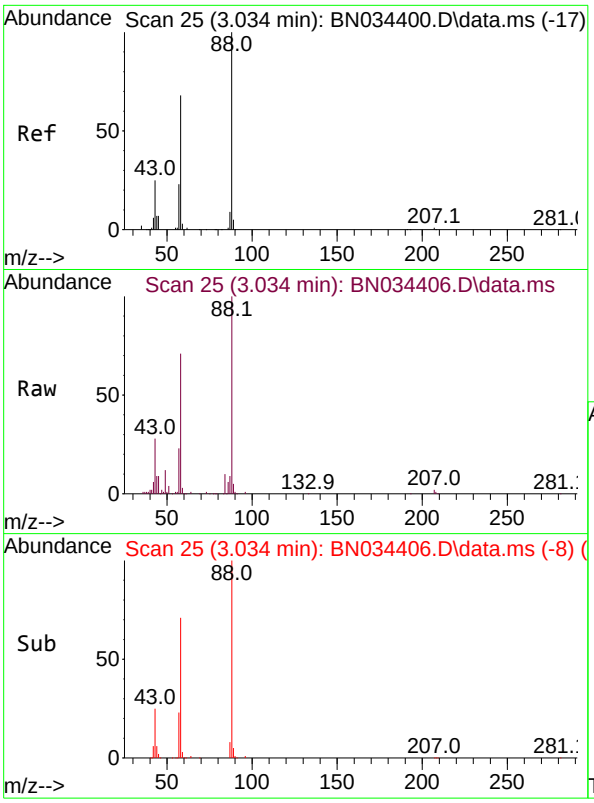

#2
1,4-Dioxane
Concen: 15.970 ng/uL
RT: 3.034 min Scan# 25
Delta R.T. 0.000 min
Lab File: BN034406.D
Acq: 05 Oct 2024 01:54

Tgt Ion: 88 Resp: 95674

Ion	Ratio	Lower	Upper
88	100		
43	28.0	24.7	37.1
58	70.6	64.6	96.8

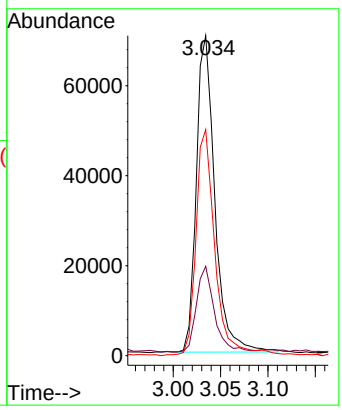

Instrument :
BNA_N
ClientSampleId :
PMW-7D(20240927)MSD

Manual Integrations APPROVED
mohammad
10/7/2024 7:11:29 AM

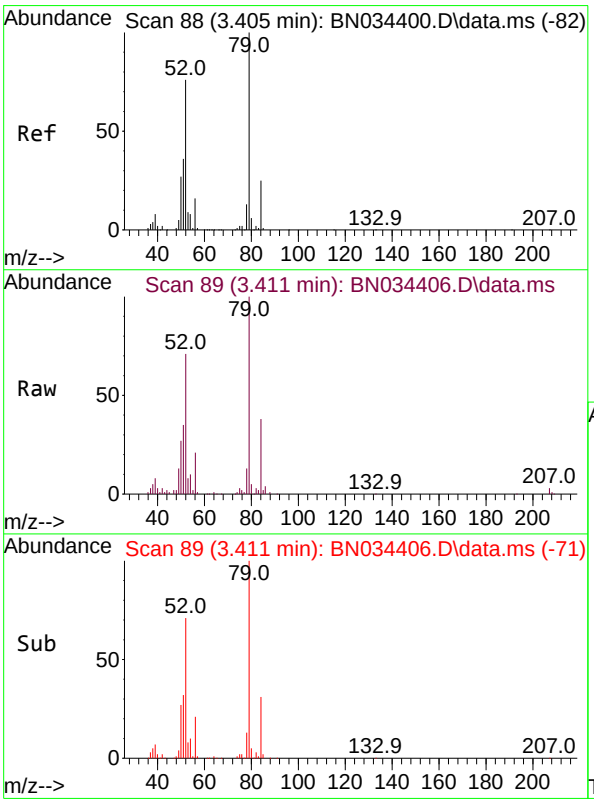

#5
Pyridine
Concen: 7.250 ng/ul
RT: 3.411 min Scan# 89
Delta R.T. 0.006 min
Lab File: BN034406.D
Acq: 05 Oct 2024 01:54

Tgt Ion: 79 Resp: 125241

Ion	Ratio	Lower	Upper
79	100		
52	70.8	65.2	97.8
51	34.7	29.7	44.5

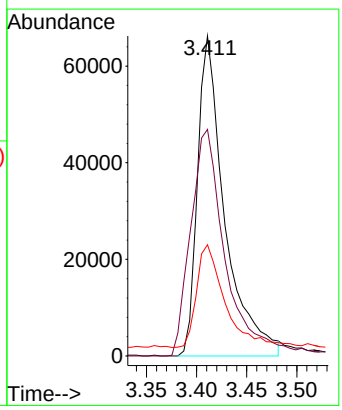

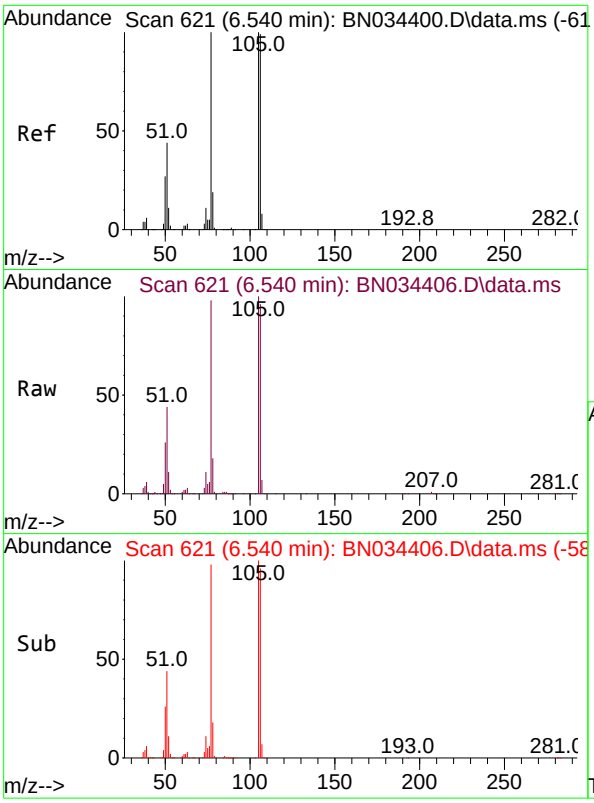

#6
Benzaldehyde
Concen: 25.490 ng/ul
RT: 6.540 min Scan# 621
Delta R.T. -0.006 min
Lab File: BN034406.D
Acq: 05 Oct 2024 01:54

Tgt Ion: 77 Resp: 276748

Ion	Ratio	Lower	Upper
77	100		
105	101.7	76.4	114.6
106	98.0	69.8	104.6

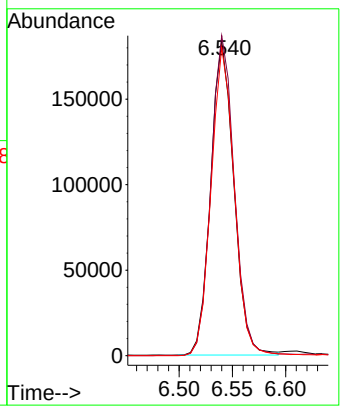

Instrument :
BNA_N
ClientSampleId :
PMW-7D(20240927)MSD

Manual Integrations APPROVED
mohammad
10/7/2024 7:11:29 AM

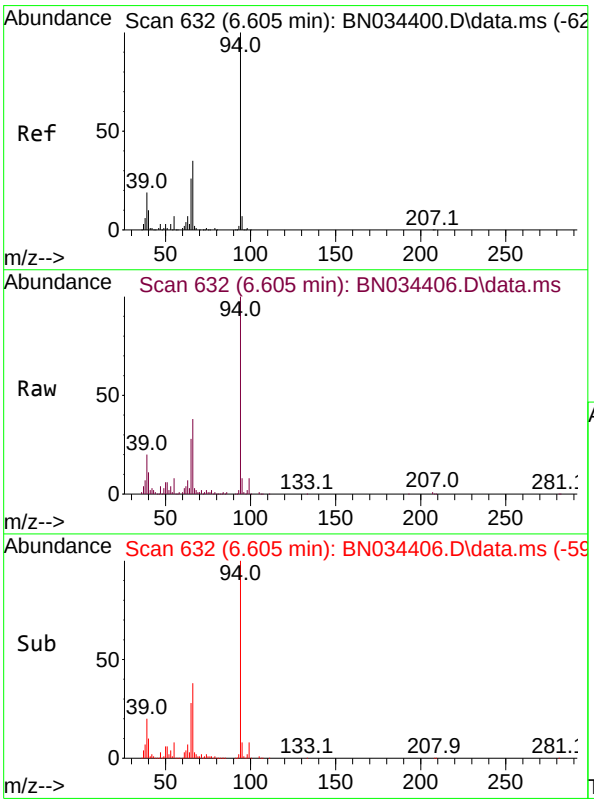

#8
Phenol
Concen: 12.084 ng/ul
RT: 6.605 min Scan# 632
Delta R.T. -0.006 min
Lab File: BN034406.D
Acq: 05 Oct 2024 01:54

Tgt Ion: 94 Resp: 258779

Ion	Ratio	Lower	Upper
94	100		
65	27.6	24.3	36.5
66	37.6	31.8	47.6

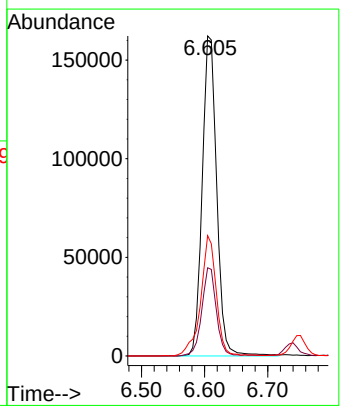

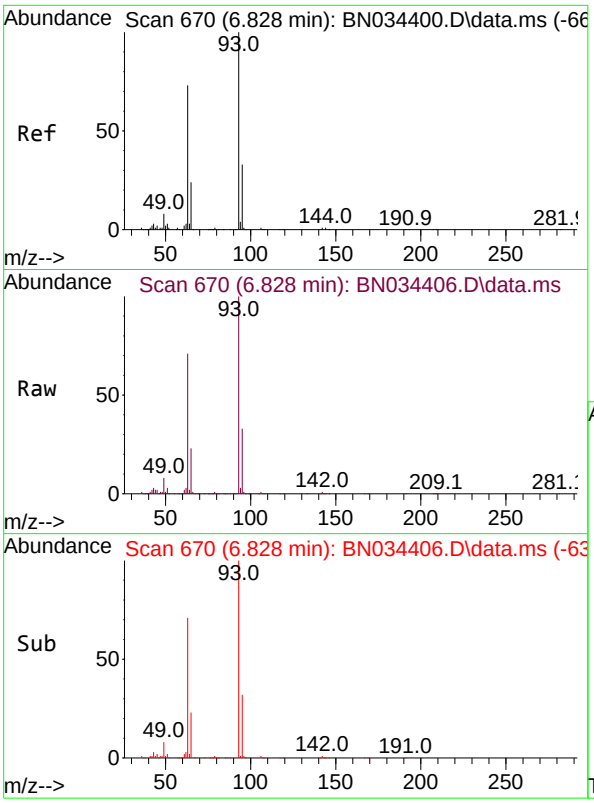

#10
Bis(2-Chloroethyl)ether
Concen: 28.164 ng/ul
RT: 6.828 min Scan# 670
Delta R.T. -0.006 min
Lab File: BN034406.D
Acq: 05 Oct 2024 01:54

Tgt Ion: 93 Resp: 468738

Ion	Ratio	Lower	Upper
93	100		
63	70.7	63.6	95.4
95	32.6	25.7	38.5

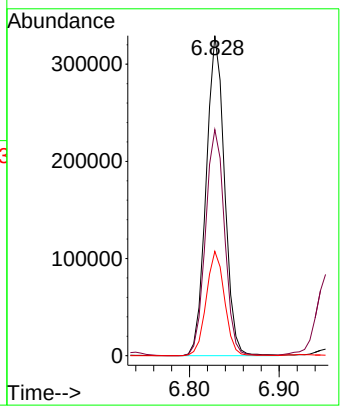

Instrument :
BNA_N
ClientSampleId :
PMW-7D(20240927)MSD

Manual Integrations APPROVED
mohammad
10/7/2024 7:11:29 AM

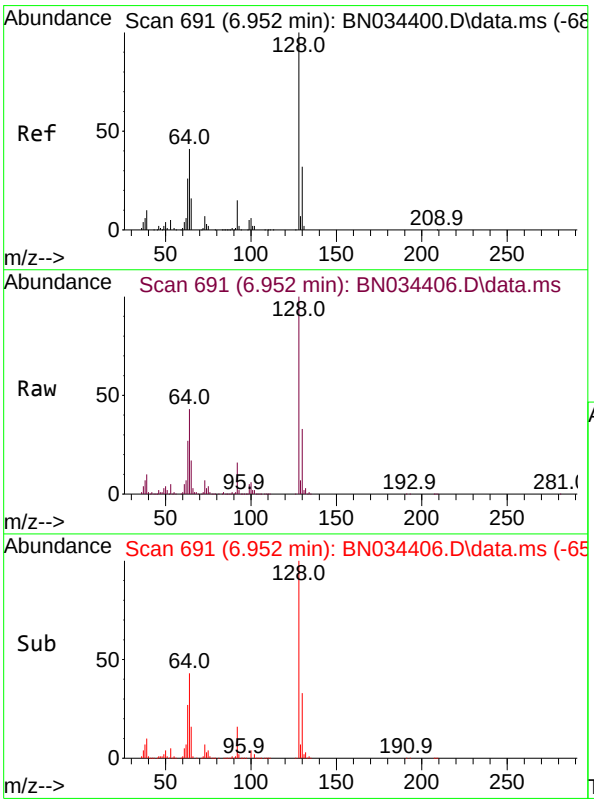

#12
2-Chlorophenol
Concen: 28.528 ng/ul
RT: 6.952 min Scan# 691
Delta R.T. -0.006 min
Lab File: BN034406.D
Acq: 05 Oct 2024 01:54

Tgt Ion:128 Resp: 473329

Ion	Ratio	Lower	Upper
128	100		
64	43.0	39.1	58.7
130	32.9	25.8	38.6

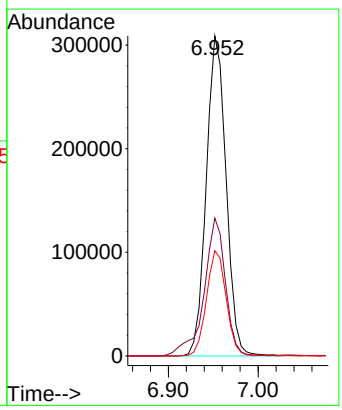

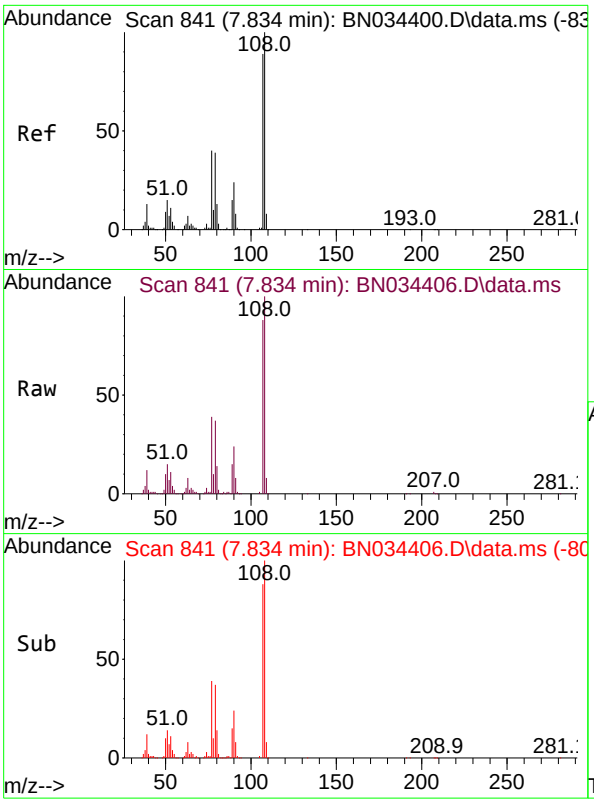

#13
2-Methylphenol
Concen: 24.014 ng/ul
RT: 7.834 min Scan# 841
Delta R.T. -0.006 min
Lab File: BN034406.D
Acq: 05 Oct 2024 01:54

Tgt Ion:108 Resp: 384365

Ion	Ratio	Lower	Upper
108	100		
107	88.1	71.9	107.9

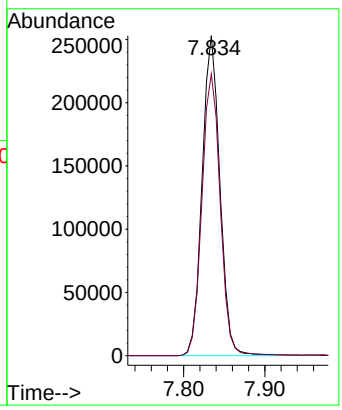

Instrument :
BNA_N
ClientSampleId :
PMW-7D(20240927)MSD

Manual Integrations APPROVED
mohammad
10/7/2024 7:11:29 AM

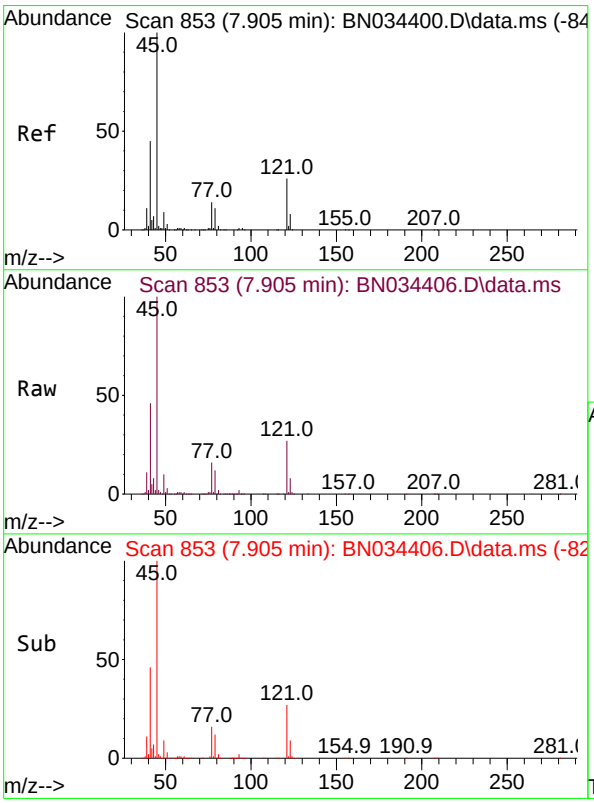

#14
2,2'-oxybis(1-Chloropropane)
Concen: 23.719 ng/ul
RT: 7.905 min Scan# 853
Delta R.T. -0.006 min
Lab File: BN034406.D
Acq: 05 Oct 2024 01:54

Tgt Ion: 45 Resp: 582192

Ion	Ratio	Lower	Upper
45	100		
77	15.7	11.0	16.6
79	11.8	7.8	11.8#

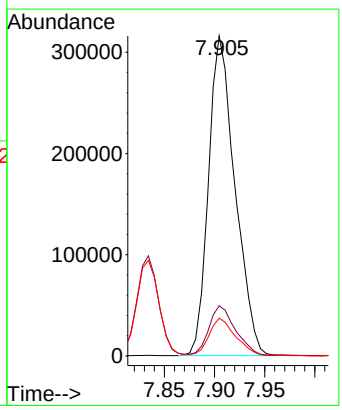

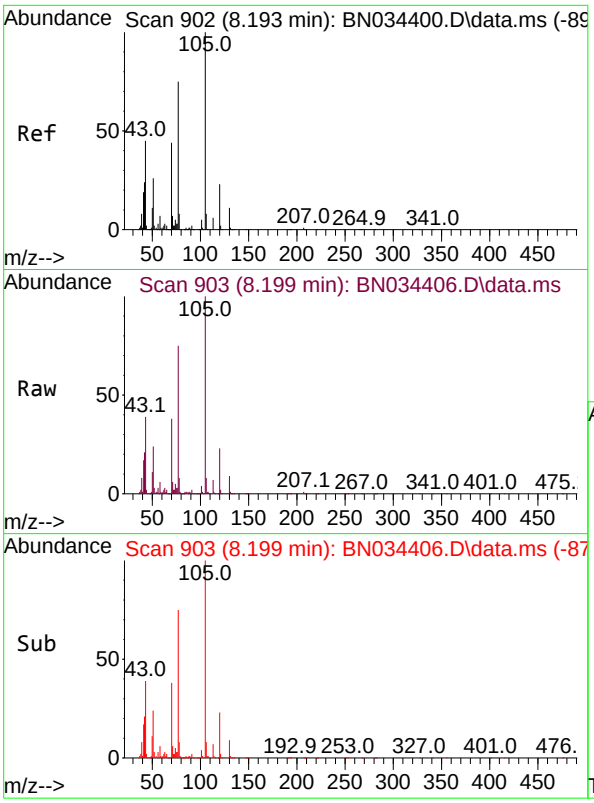

#16
Acetophenone
Concen: 25.232 ng/ul
RT: 8.199 min Scan# 903
Delta R.T. -0.006 min
Lab File: BN034406.D
Acq: 05 Oct 2024 01:54

Tgt Ion:105 Resp: 676440

Ion	Ratio	Lower	Upper
105	100		
77	75.2	61.1	91.7
51	24.1	22.6	33.8

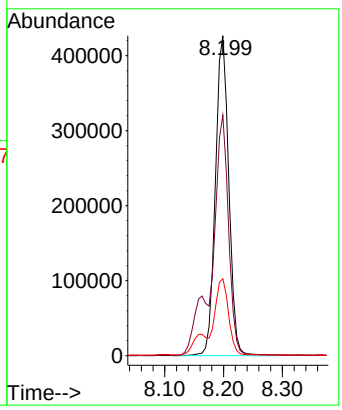

Instrument :
BNA_N
ClientSampleId :
PMW-7D(20240927)MSD

Manual Integrations APPROVED
mohammad
10/7/2024 7:11:29 AM

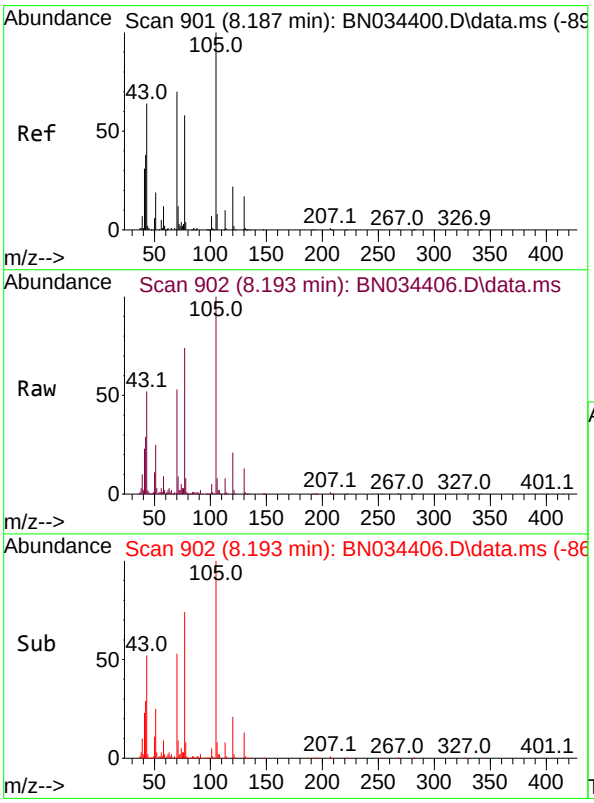

#17
N-Nitroso-di-n-propylamine
Concen: 23.955 ng/ul
RT: 8.193 min Scan# 902
Delta R.T. -0.006 min
Lab File: BN034406.D
Acq: 05 Oct 2024 01:54

Tgt Ion: 70 Resp: 318020

Ion	Ratio	Lower	Upper
70	100		
42	55.3	47.9	71.9
101	10.4	7.5	11.3
130	24.5	16.2	24.2#

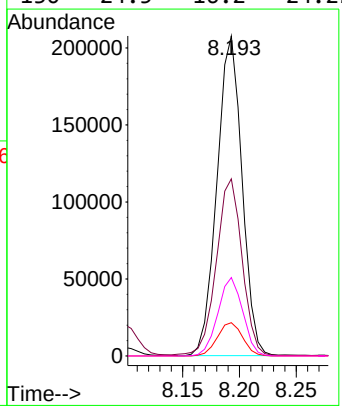

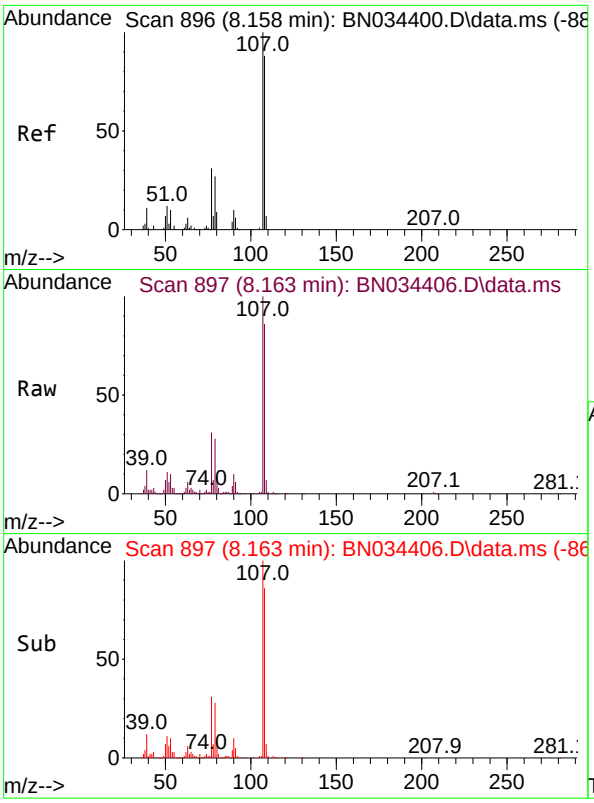

#18
4-Methylphenol
Concen: 21.861 ng/ul
RT: 8.163 min Scan# 897
Delta R.T. 0.000 min
Lab File: BN034406.D
Acq: 05 Oct 2024 01:54

Tgt Ion:108 Resp: 389406

Ion	Ratio	Lower	Upper
108	100		
107	115.7	89.4	134.2

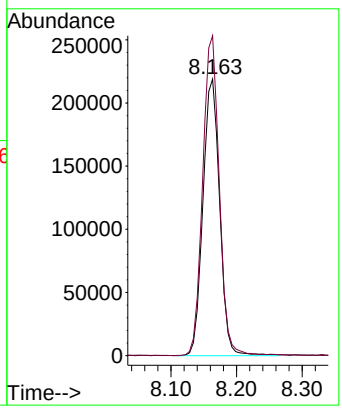

Instrument :
BNA_N
ClientSampleId :
PMW-7D(20240927)MSD

Manual Integrations APPROVED
mohammad
10/7/2024 7:11:29 AM

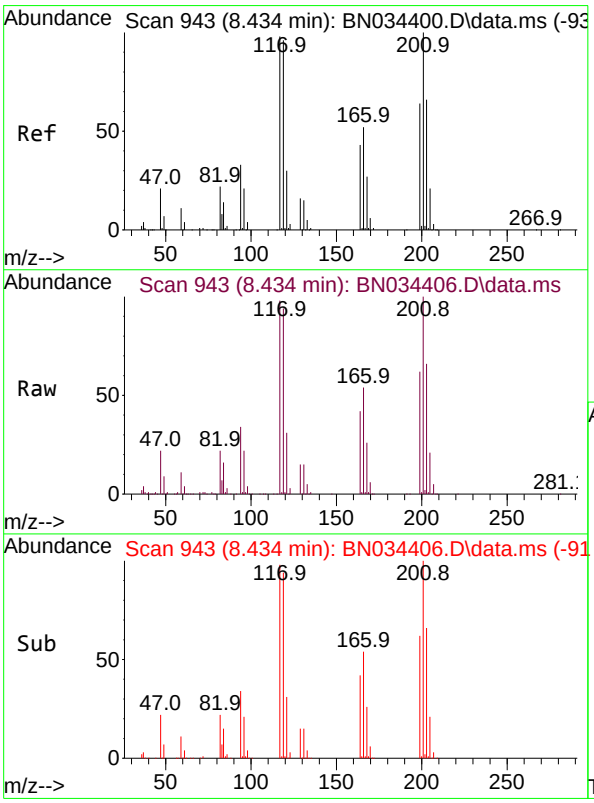

#19
Hexachloroethane
Concen: 24.450 ng/ul
RT: 8.434 min Scan# 943
Delta R.T. -0.006 min
Lab File: BN034406.D
Acq: 05 Oct 2024 01:54

Tgt Ion:117 Resp: 171102

Ion	Ratio	Lower	Upper
117	100		
201	102.6	73.9	110.9
199	63.2	44.0	66.0

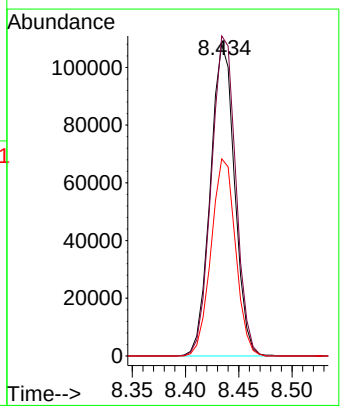

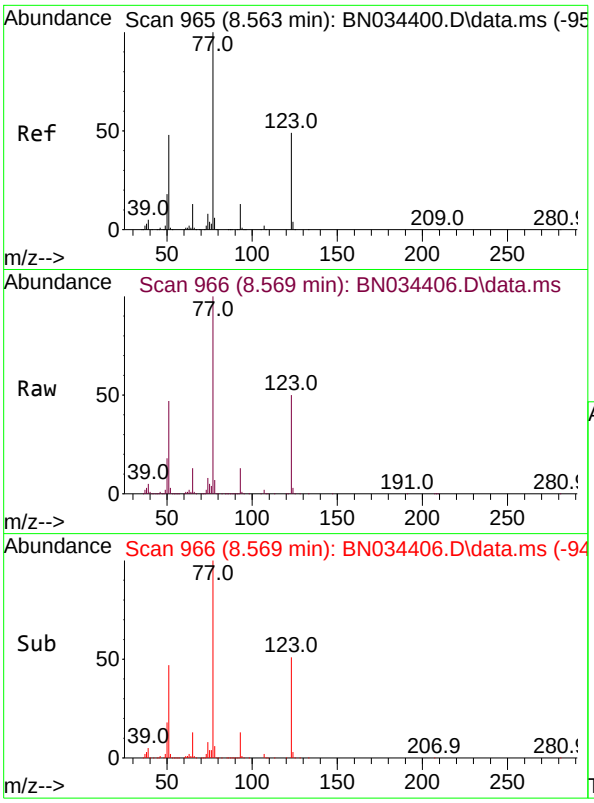

#22
Nitrobenzene
Concen: 28.004 ng/ul
RT: 8.569 min Scan# 966
Delta R.T. 0.000 min
Lab File: BN034406.D
Acq: 05 Oct 2024 01:54

Tgt Ion: 77 Resp: 498205

Ion	Ratio	Lower	Upper
77	100		
123	50.5	34.5	51.7
65	12.8	11.0	16.6

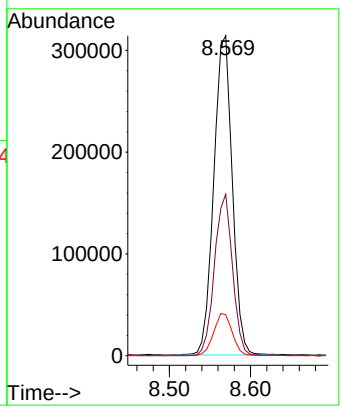

Instrument :
BNA_N
ClientSampleId :
PMW-7D(20240927)MSD

Manual Integrations APPROVED
mohammad
10/7/2024 7:11:29 AM

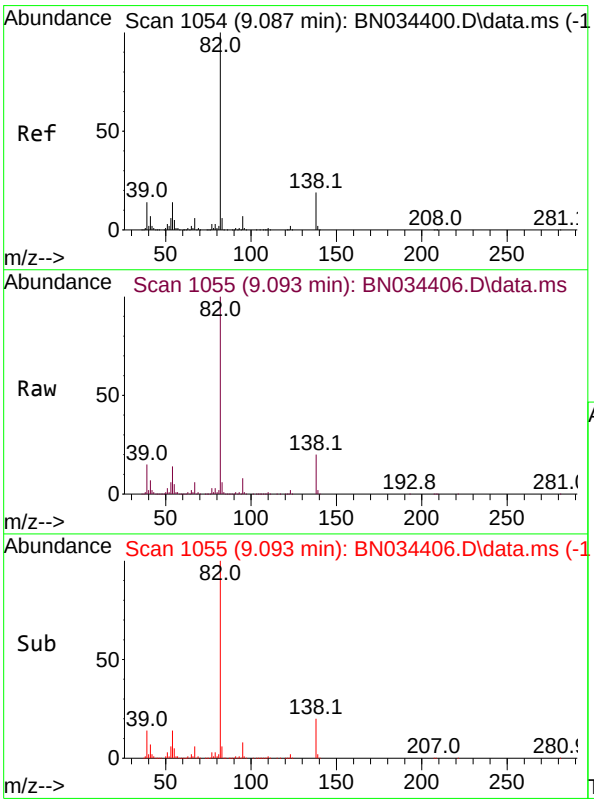

#23
Isophorone
Concen: 28.131 ng/ul
RT: 9.093 min Scan# 1055
Delta R.T. -0.006 min
Lab File: BN034406.D
Acq: 05 Oct 2024 01:54

Tgt Ion: 82 Resp: 922885

Ion	Ratio	Lower	Upper
82	100		
95	7.6	6.1	9.1
138	19.5	13.4	20.0

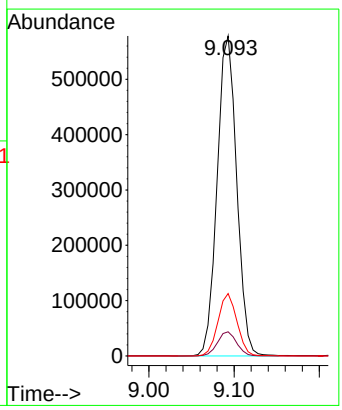

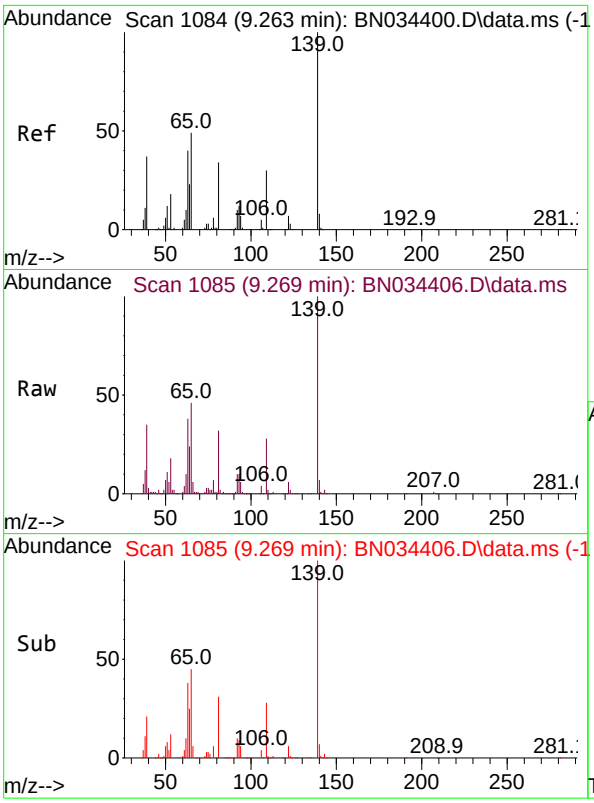

#25
2-Nitrophenol
Concen: 33.565 ng/ul
RT: 9.269 min Scan# 1085
Delta R.T. -0.006 min
Lab File: BN034406.D
Acq: 05 Oct 2024 01:54

Tgt Ion:139 Resp: 274562

Ion	Ratio	Lower	Upper
139	100		
65	46.3	42.0	63.0
109	28.3	26.5	39.7

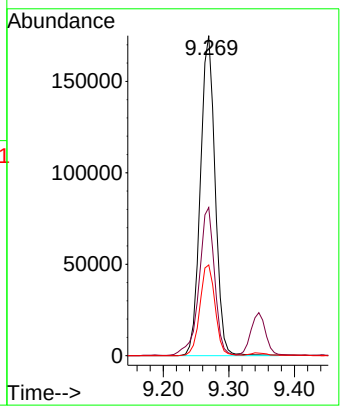

Instrument :
BNA_N
ClientSampleId :
PMW-7D(20240927)MSD

Manual Integrations APPROVED
mohammad
10/7/2024 7:11:29 AM

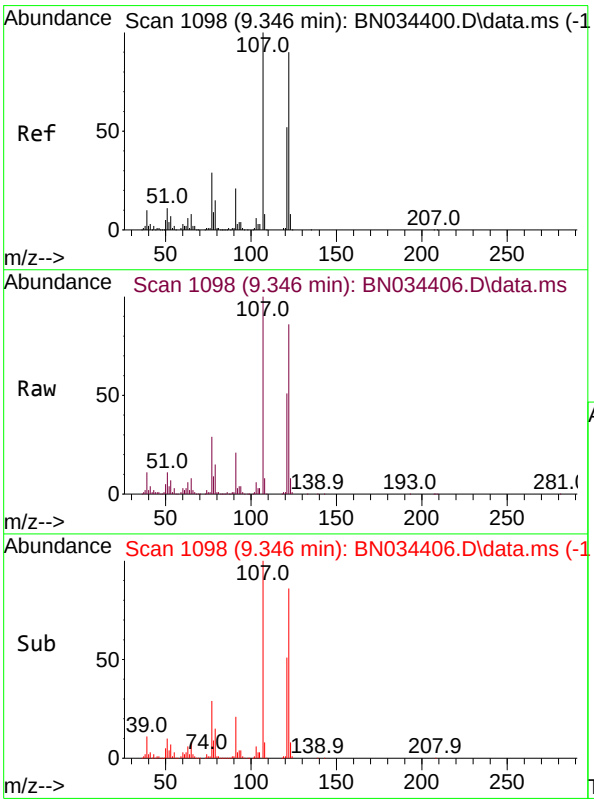

#26
2,4-Dimethylphenol
Concen: 25.791 ng/ul
RT: 9.346 min Scan# 1098
Delta R.T. -0.006 min
Lab File: BN034406.D
Acq: 05 Oct 2024 01:54

Tgt Ion:107 Resp: 434037

Ion	Ratio	Lower	Upper
107	100		
121	51.4	38.4	57.6
122	86.3	62.9	94.3

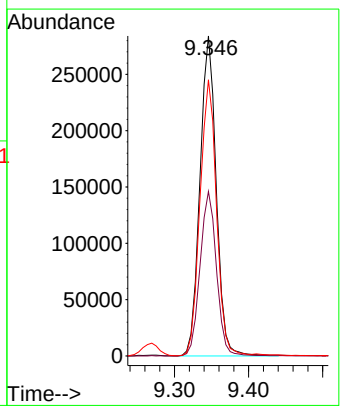

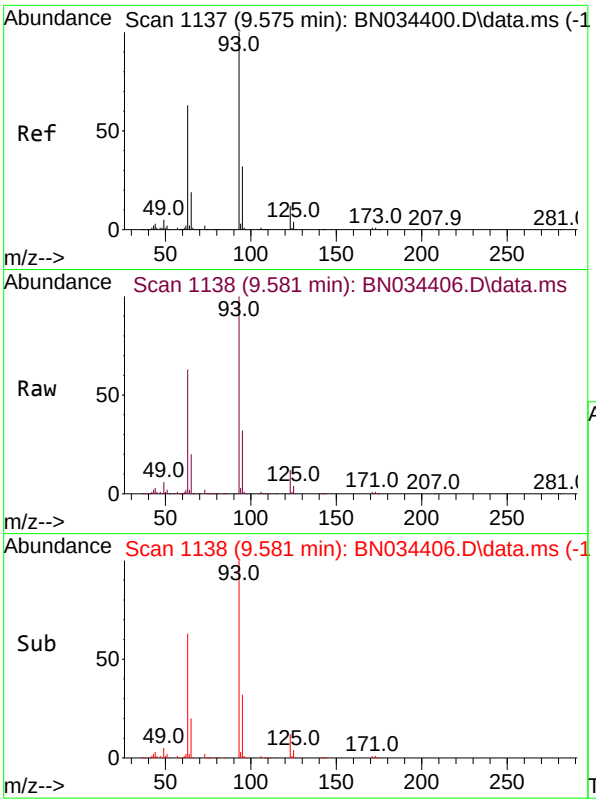

#27
Bis(2-Chloroethoxy)methane
Concen: 29.955 ng/ul
RT: 9.581 min Scan# 1138
Delta R.T. -0.006 min
Lab File: BN034406.D
Acq: 05 Oct 2024 01:54

Tgt Ion: 93 Resp: 604656

Ion	Ratio	Lower	Upper
93	100		
95	32.1	24.9	37.3
123	11.8	8.8	13.2

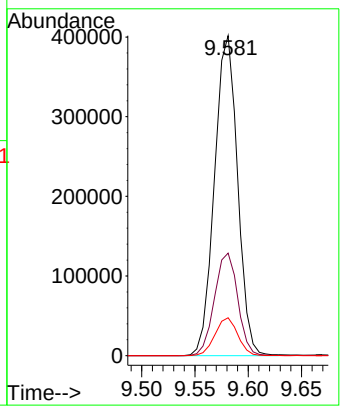

Instrument :
BNA_N
ClientSampleId :
PMW-7D(20240927)MSD

Manual Integrations APPROVED
mohammad
10/7/2024 7:11:29 AM

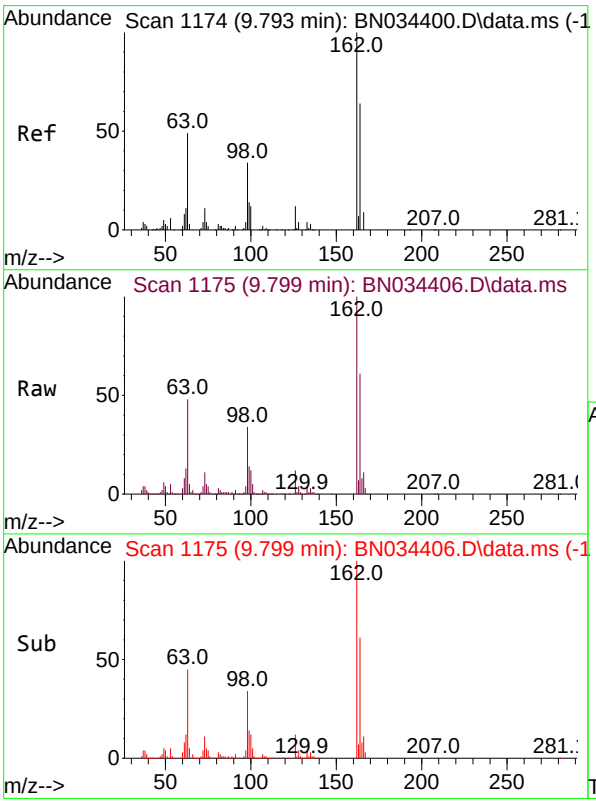

#29
2,4-Dichlorophenol
Concen: 34.570 ng/ul
RT: 9.799 min Scan# 1175
Delta R.T. -0.006 min
Lab File: BN034406.D
Acq: 05 Oct 2024 01:54

Tgt Ion:162 Resp: 481816

Ion	Ratio	Lower	Upper
162	100		
164	61.5	53.0	79.6
98	33.6	30.6	46.0

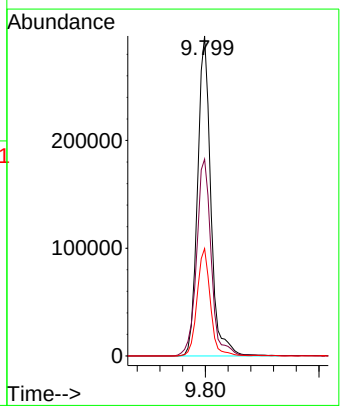

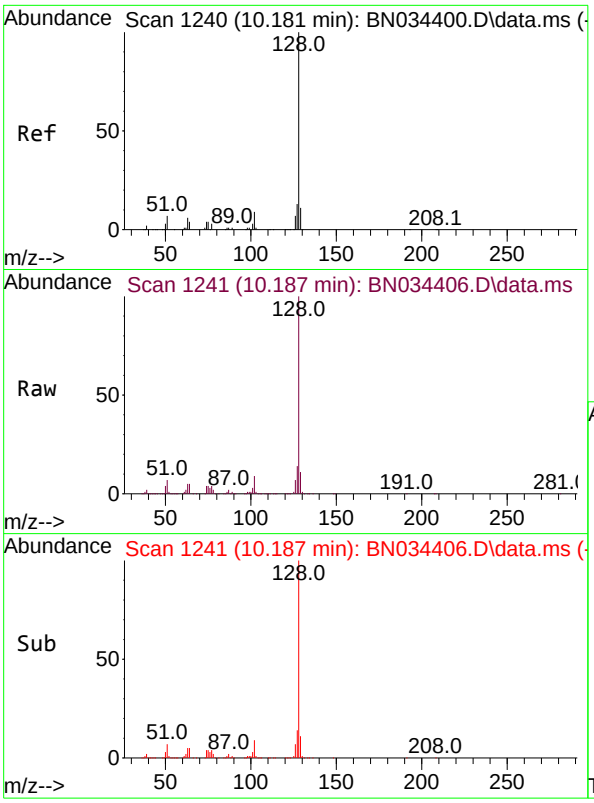

#30
Naphthalene
Concen: 29.356 ng/ul
RT: 10.187 min Scan# 1241
Delta R.T. -0.006 min
Lab File: BN034406.D
Acq: 05 Oct 2024 01:54

Tgt Ion:128 Resp: 1431902

Ion	Ratio	Lower	Upper
128	100		
129	11.2	8.7	13.1
127	13.5	10.6	16.0

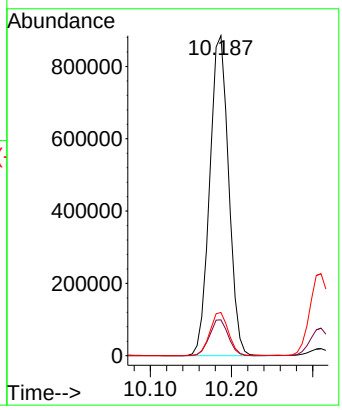

Instrument :
BNA_N
ClientSampleId :
PMW-7D(20240927)MSD

Manual Integrations APPROVED
mohammad
10/7/2024 7:11:29 AM

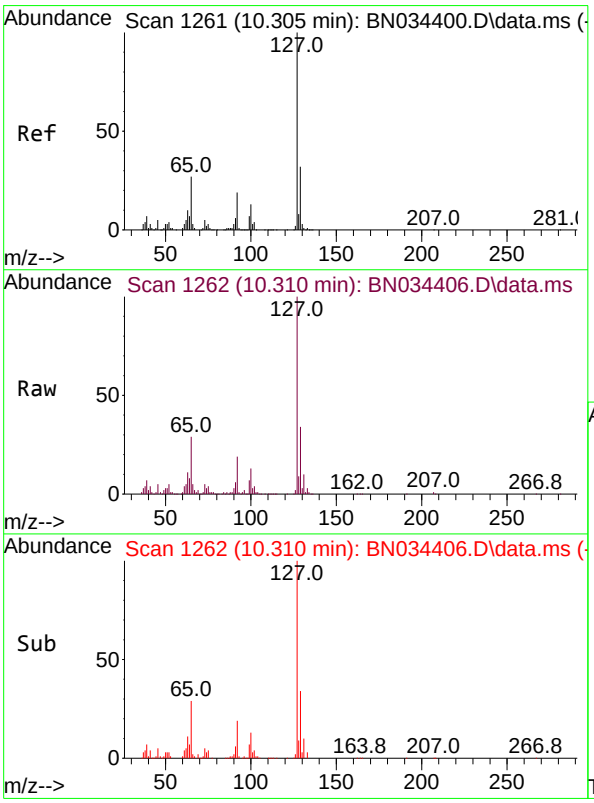

#32
4-Chloroaniline
Concen: 19.702 ng/ul
RT: 10.310 min Scan# 1262
Delta R.T. -0.006 min
Lab File: BN034406.D
Acq: 05 Oct 2024 01:54

Tgt Ion:127 Resp: 404588

Ion	Ratio	Lower	Upper
127	100		
129	33.6	26.2	39.2

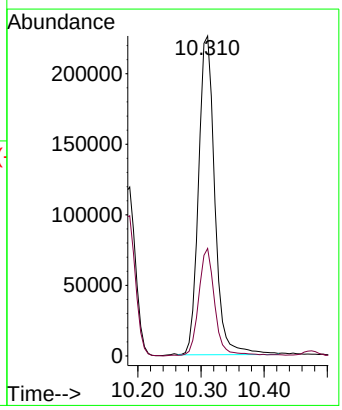

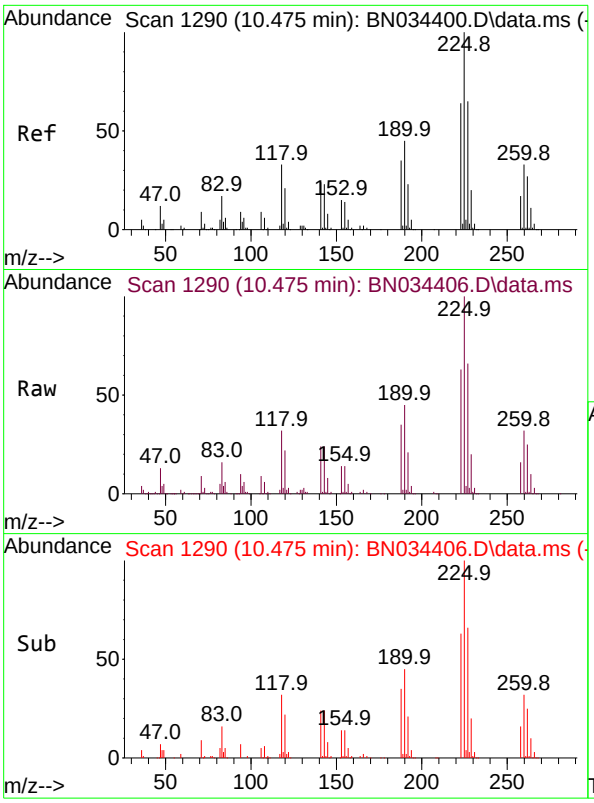

#33
Hexachlorobutadiene
Concen: 31.472 ng/ul
RT: 10.475 min Scan# 1290
Delta R.T. -0.012 min
Lab File: BN034406.D
Acq: 05 Oct 2024 01:54

Tgt Ion:225 Resp: 281410

Ion	Ratio	Lower	Upper
225	100		
223	63.4	52.2	78.2
227	65.8	50.1	75.1

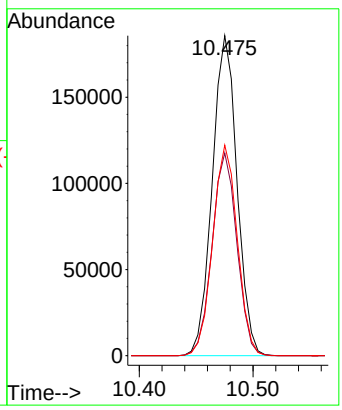

Instrument :
BNA_N
ClientSampleId :
PMW-7D(20240927)MSD

Manual Integrations APPROVED
mohammad
10/7/2024 7:11:29 AM

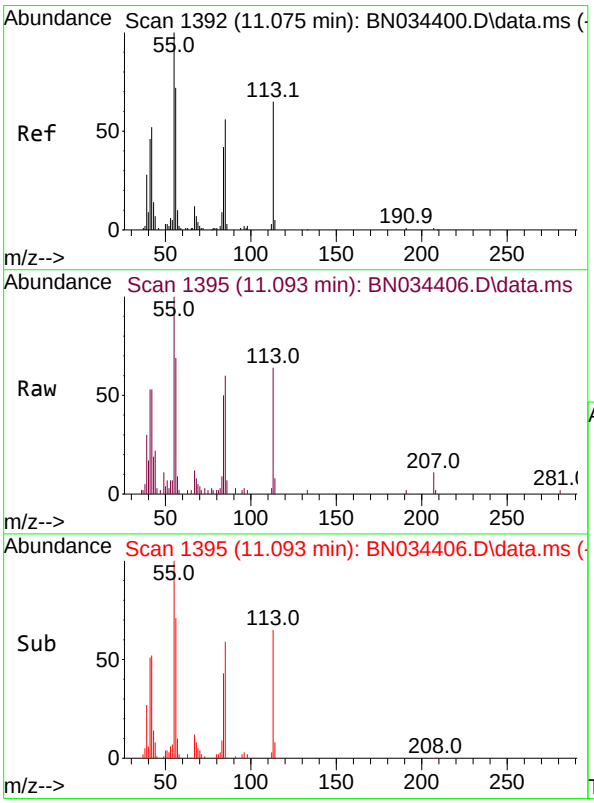

#34
Caprolactam
Concen: 4.410 ng/ul m
RT: 11.093 min Scan# 1395
Delta R.T. 0.006 min
Lab File: BN034406.D
Acq: 05 Oct 2024 01:54

Tgt Ion:113 Resp: 24469

Ion	Ratio	Lower	Upper
113	100		
55	156.4	137.0	205.6
56	108.0	99.7	149.5

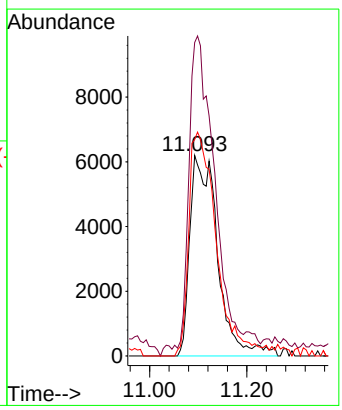

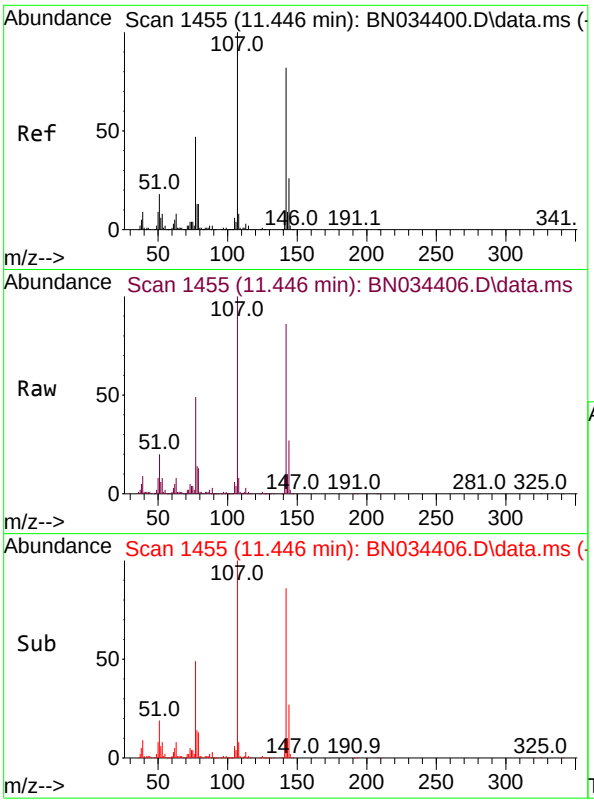

#35
4-Chloro-3-methylphenol
Concen: 28.000 ng/ul
RT: 11.446 min Scan# 1455
Delta R.T. -0.006 min
Lab File: BN034406.D
Acq: 05 Oct 2024 01:54

Tgt Ion:107 Resp: 459429

Ion	Ratio	Lower	Upper
107	100		
144	26.9	19.1	28.7
142	86.0	61.4	92.0

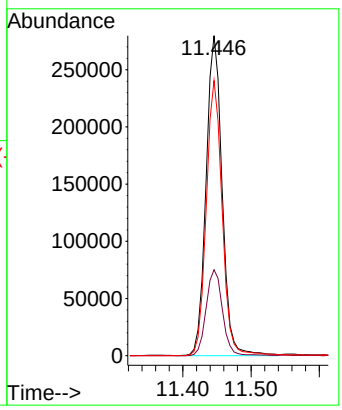

Instrument :
BNA_N
ClientSampleId :
PMW-7D(20240927)MSD

Manual Integrations APPROVED
mohammad
10/7/2024 7:11:29 AM

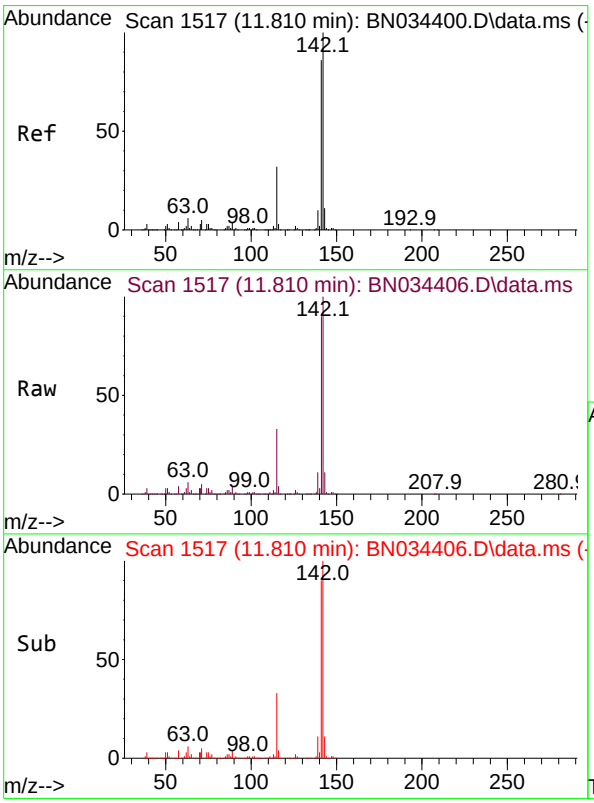

#36
2-Methylnaphthalene
Concen: 29.945 ng/ul
RT: 11.810 min Scan# 1517
Delta R.T. -0.006 min
Lab File: BN034406.D
Acq: 05 Oct 2024 01:54

Tgt Ion:142 Resp: 1006137

Ion	Ratio	Lower	Upper
142	100		
141	89.8	72.2	108.2

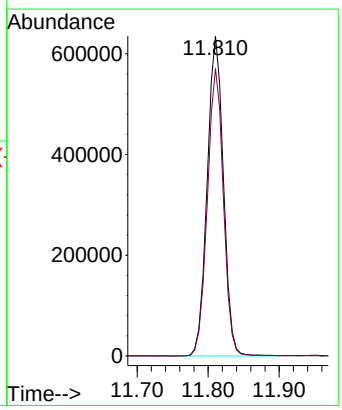

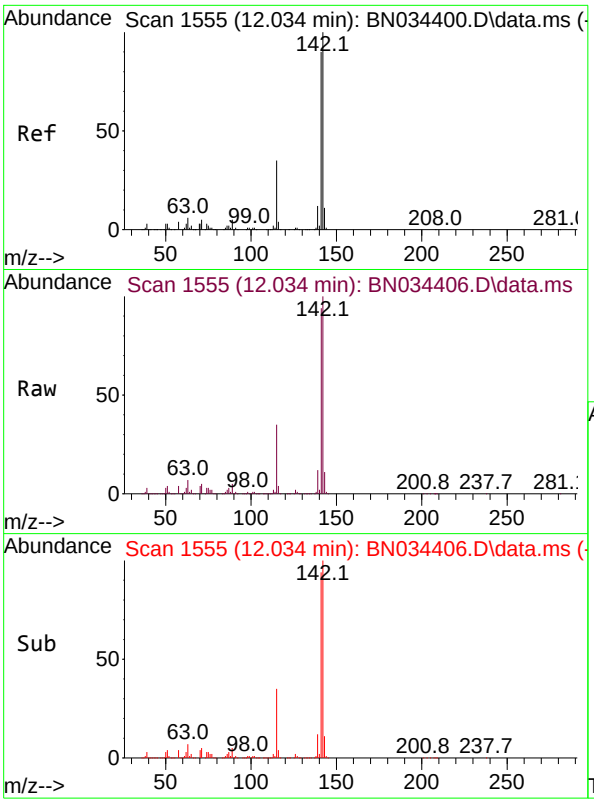

#37
1-Methylnaphthalene
Concen: 29.175 ng/ul
RT: 12.034 min Scan# 1555
Delta R.T. -0.006 min
Lab File: BN034406.D
Acq: 05 Oct 2024 01:54

Tgt Ion:142 Resp: 992257

Ion	Ratio	Lower	Upper
142	100		
141	93.8	72.5	108.7
116	3.7	3.2	4.8

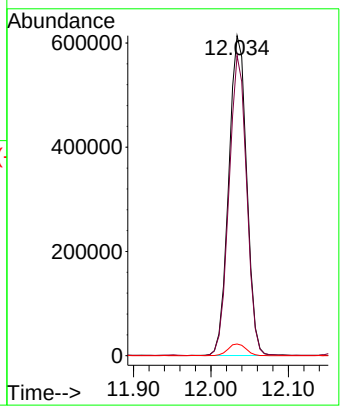

Instrument :
BNA_N
ClientSampleId :
PMW-7D(20240927)MSD

Manual Integrations APPROVED
mohammad
10/7/2024 7:11:29 AM

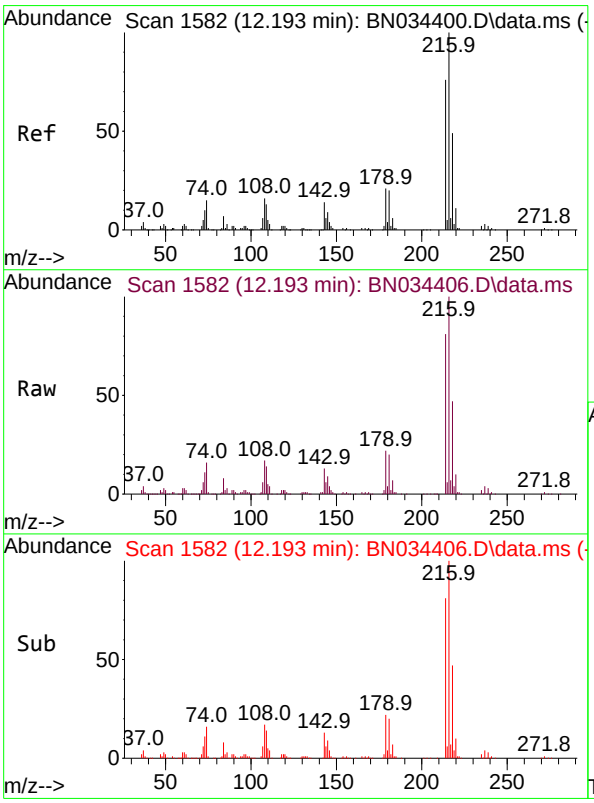

#39
1,2,4,5-Tetrachlorobenzene
Concen: 34.559 ng/ul
RT: 12.193 min Scan# 1582
Delta R.T. -0.006 min
Lab File: BN034406.D
Acq: 05 Oct 2024 01:54

Tgt Ion:216 Resp: 533558

Ion	Ratio	Lower	Upper
216	100		
214	81.2	63.0	94.6
179	21.5	18.2	27.2
108	16.7	15.0	22.4

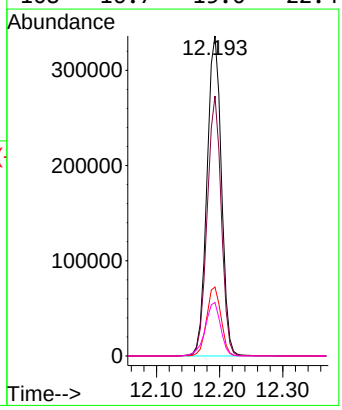

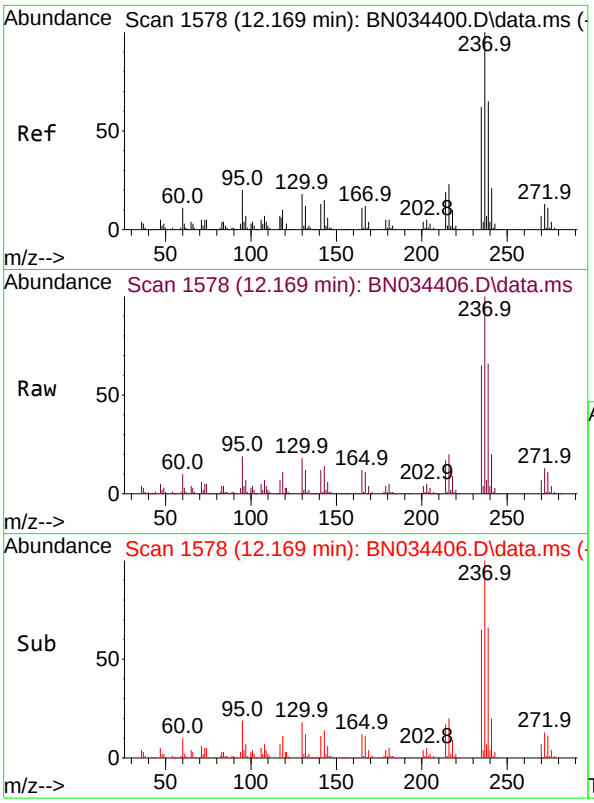

#40
Hexachlorocyclopentadiene
Concen: 26.587 ng/ul
RT: 12.169 min Scan# 1578
Delta R.T. -0.012 min
Lab File: BN034406.D
Acq: 05 Oct 2024 01:54

Tgt Ion:237 Resp: 252559

Ion	Ratio	Lower	Upper
237	100		
235	65.4	50.7	76.1
272	13.0	10.1	15.1

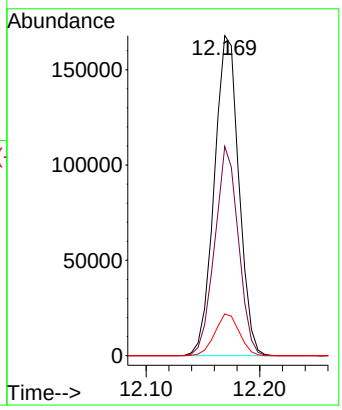

Instrument :
BNA_N
ClientSampleId :
PMW-7D(20240927)MSD

Manual Integrations APPROVED
mohammad
10/7/2024 7:11:29 AM

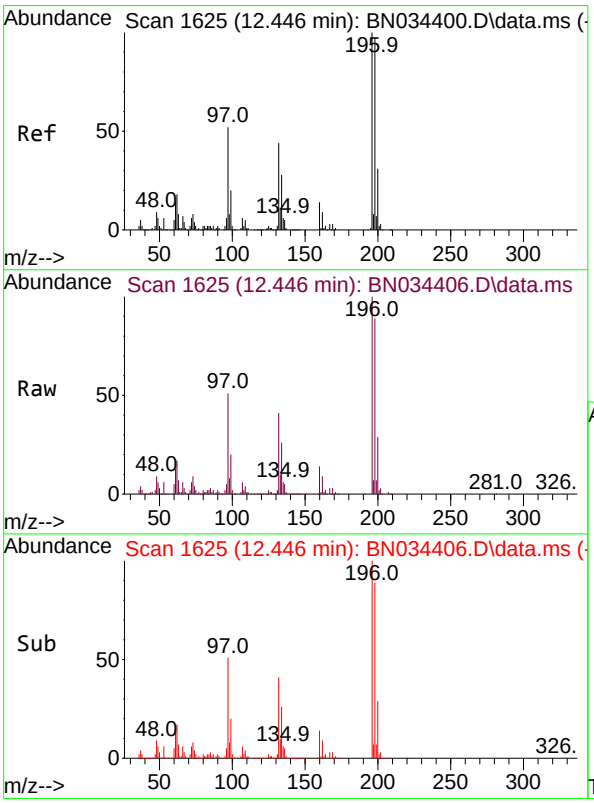

#41
2,4,6-Trichlorophenol
Concen: 35.527 ng/ul
RT: 12.446 min Scan# 1625
Delta R.T. -0.006 min
Lab File: BN034406.D
Acq: 05 Oct 2024 01:54

Tgt Ion:196 Resp: 363618

Ion	Ratio	Lower	Upper
196	100		
198	89.3	75.0	112.4
200	29.4	24.7	37.1

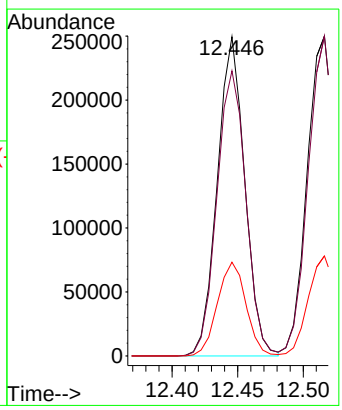

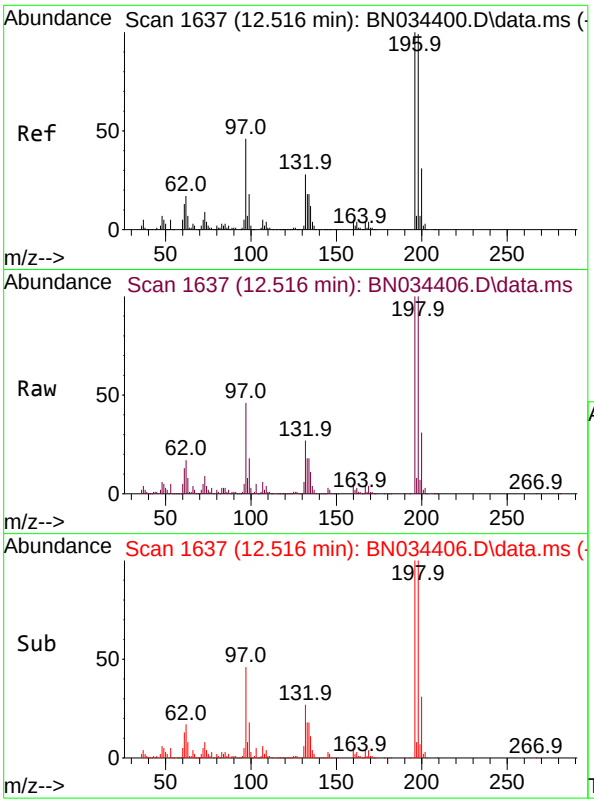

#42
2,4,5-Trichlorophenol
Concen: 35.056 ng/ul
RT: 12.516 min Scan# 1637
Delta R.T. -0.006 min
Lab File: BN034406.D
Acq: 05 Oct 2024 01:54

Tgt Ion:196 Resp: 394120

Ion	Ratio	Lower	Upper
196	100		
198	100.1	77.1	115.7
200	31.3	25.2	37.8

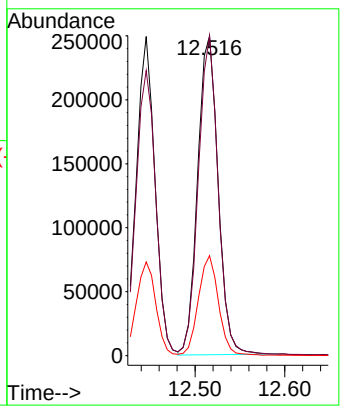

Instrument :
BNA_N
ClientSampleId :
PMW-7D(20240927)MSD

Manual Integrations APPROVED
mohammad
10/7/2024 7:11:29 AM

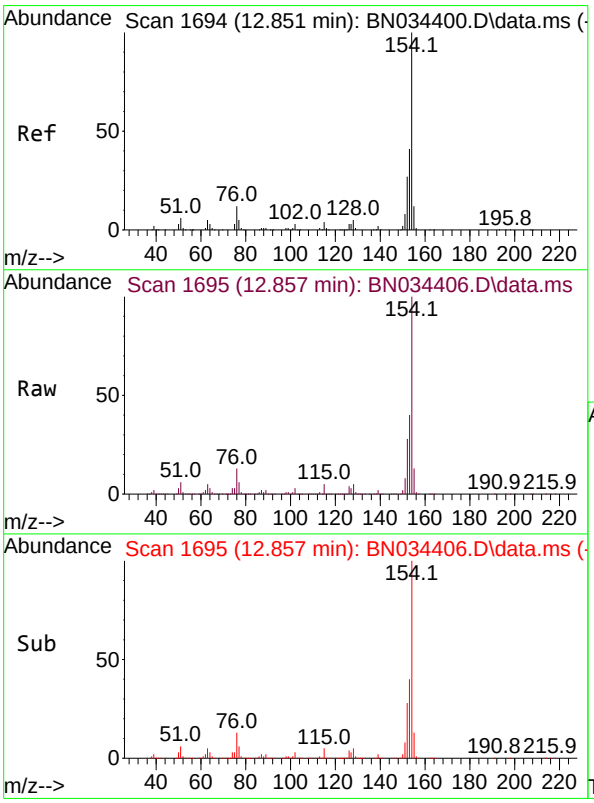

#43
1,1'-Biphenyl
Concen: 31.860 ng/ul
RT: 12.857 min Scan# 1695
Delta R.T. -0.006 min
Lab File: BN034406.D
Acq: 05 Oct 2024 01:54

Tgt Ion:154 Resp: 1284537

Ion	Ratio	Lower	Upper
154	100		
153	40.4	33.3	49.9
76	12.5	10.2	15.4

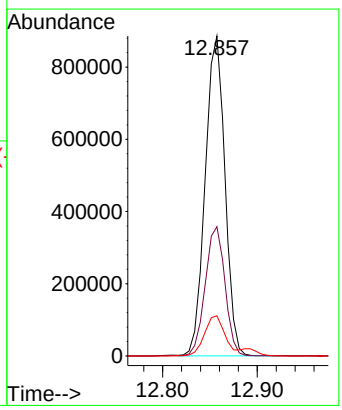

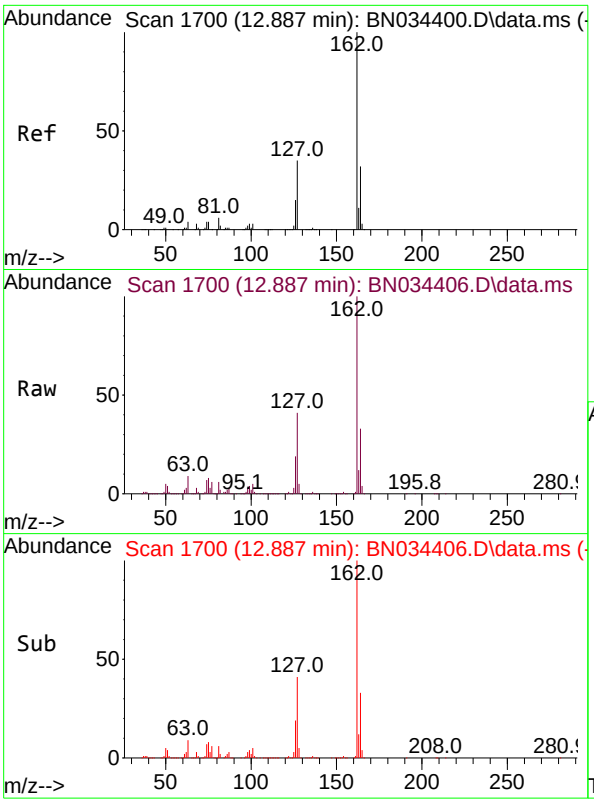

#44
2-Chloronaphthalene
Concen: 31.601 ng/ul
RT: 12.887 min Scan# 1700
Delta R.T. -0.012 min
Lab File: BN034406.D
Acq: 05 Oct 2024 01:54

Tgt Ion:162 Resp: 992555

Ion	Ratio	Lower	Upper
162	100		
164	33.5	25.1	37.7
127	40.8	32.6	48.8

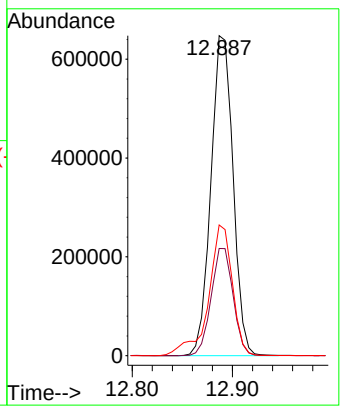

Instrument :
BNA_N
ClientSampleId :
PMW-7D(20240927)MSD

Manual Integrations APPROVED
mohammad
10/7/2024 7:11:29 AM

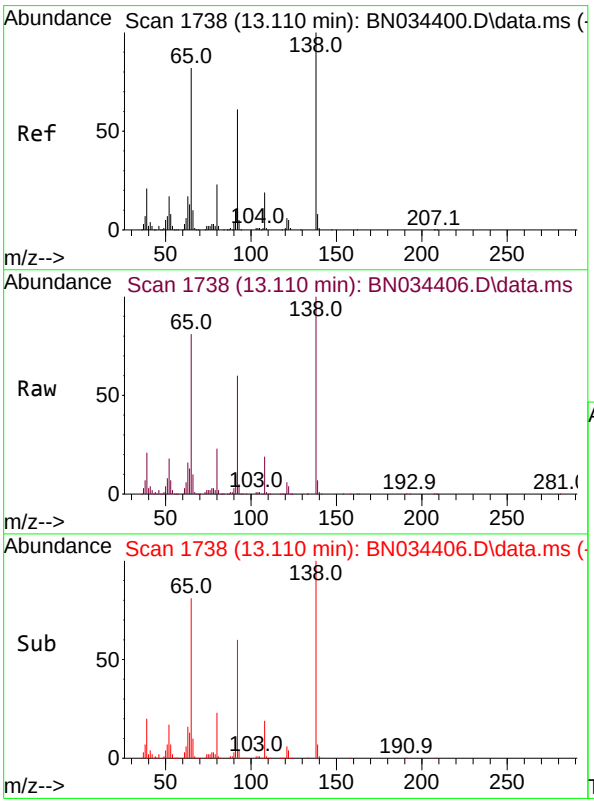

#45
2-Nitroaniline
Concen: 28.024 ng/ul
RT: 13.110 min Scan# 1738
Delta R.T. -0.006 min
Lab File: BN034406.D
Acq: 05 Oct 2024 01:54

Tgt Ion: 65 Resp: 284433

Ion	Ratio	Lower	Upper
65	100		
92	73.5	53.2	79.8
138	122.8	80.9	121.3#

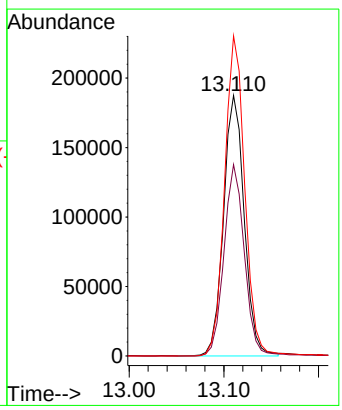

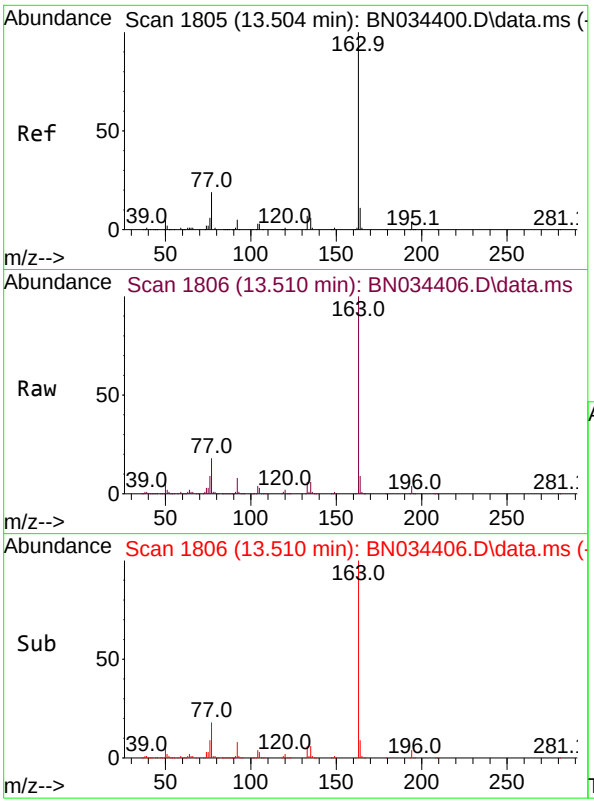

#47
Dimethylphthalate
Concen: 32.115 ng/ul
RT: 13.510 min Scan# 1806
Delta R.T. -0.006 min
Lab File: BN034406.D
Acq: 05 Oct 2024 01:54

Tgt Ion:163 Resp: 1308146

Ion	Ratio	Lower	Upper
163	100		
194	4.2	3.0	4.6
164	9.5	7.7	11.5

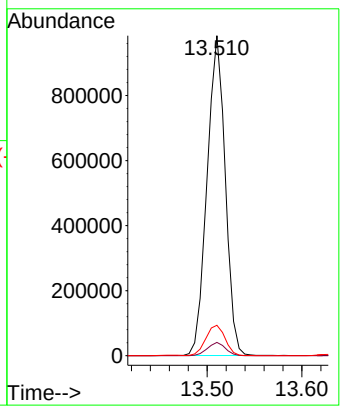

Instrument :
BNA_N
ClientSampleId :
PMW-7D(20240927)MSD

Manual Integrations APPROVED
mohammad
10/7/2024 7:11:29 AM

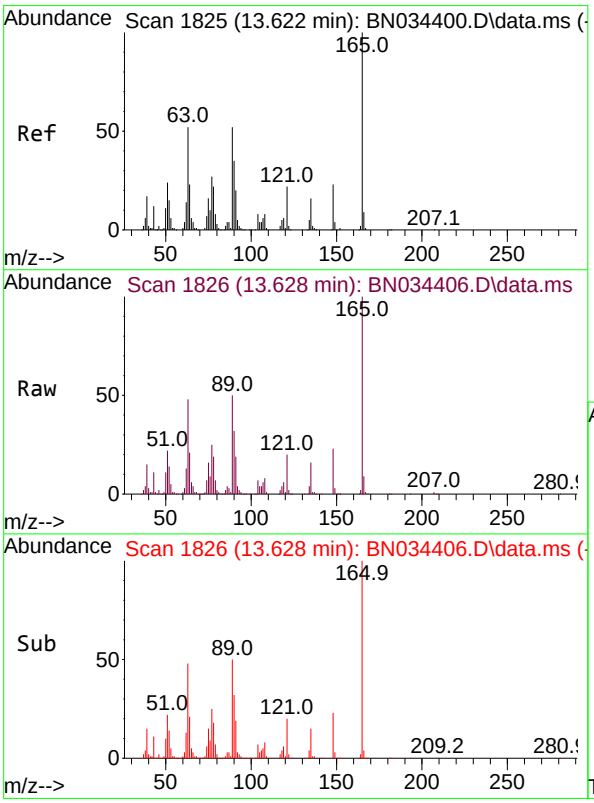

#48
2,6-Dinitrotoluene
Concen: 34.973 ng/ul
RT: 13.628 min Scan# 1826
Delta R.T. -0.006 min
Lab File: BN034406.D
Acq: 05 Oct 2024 01:54

Tgt Ion:165 Resp: 280504

Ion	Ratio	Lower	Upper
165	100		
89	49.7	48.6	72.8
121	19.8	19.0	28.6

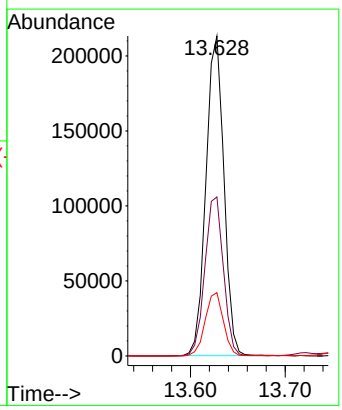

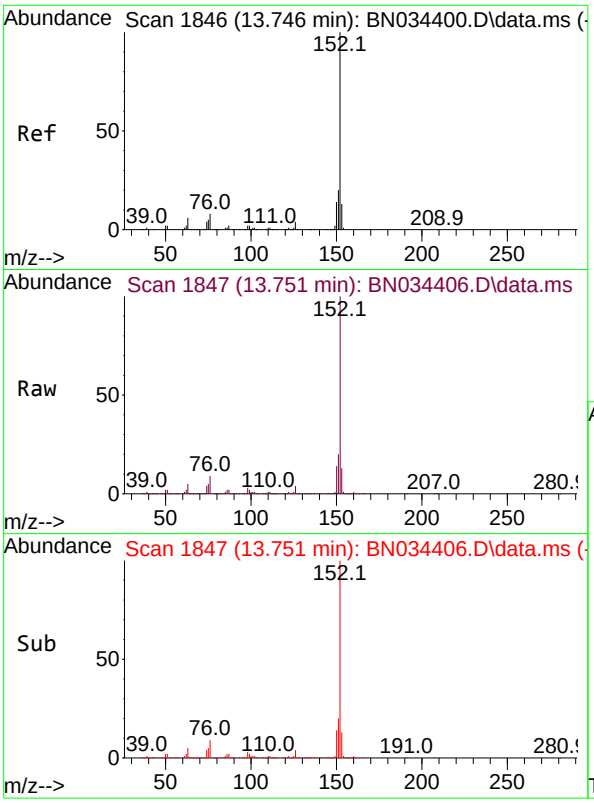

#50
Acenaphthylene
Concen: 31.478 ng/ul
RT: 13.751 min Scan# 1847
Delta R.T. -0.006 min
Lab File: BN034406.D
Acq: 05 Oct 2024 01:54

Tgt Ion:152 Resp: 1548663

Ion	Ratio	Lower	Upper
152	100		
151	20.5	16.2	24.4
153	13.5	10.6	16.0

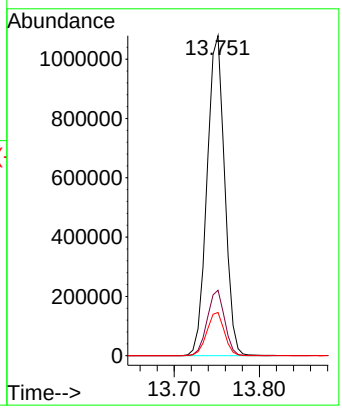

Instrument :
BNA_N
ClientSampleId :
PMW-7D(20240927)MSD

Manual Integrations APPROVED
mohammad
10/7/2024 7:11:29 AM

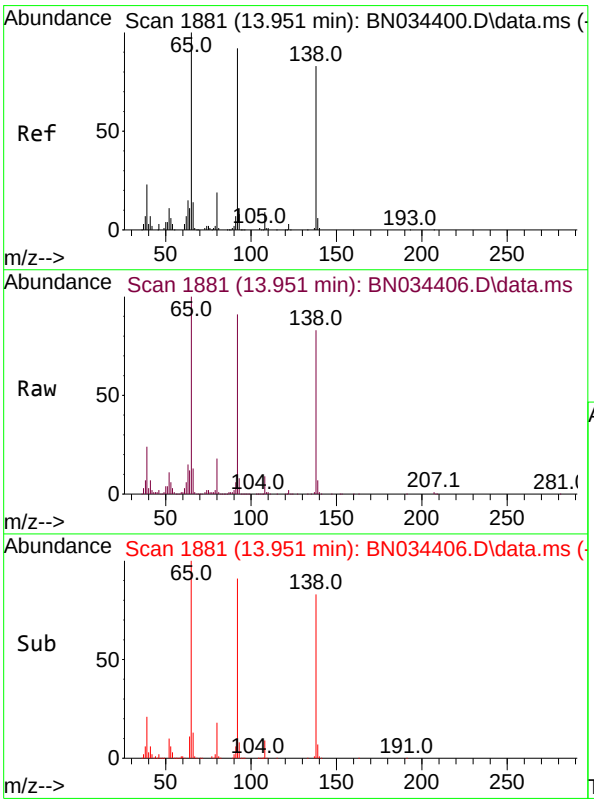

#51
3-Nitroaniline
Concen: 29.085 ng/ul
RT: 13.951 min Scan# 1881
Delta R.T. -0.006 min
Lab File: BN034406.D
Acq: 05 Oct 2024 01:54

Tgt Ion:138 Resp: 257802

Ion	Ratio	Lower	Upper
138	100		
108	10.7	9.0	13.4
92	110.3	94.6	141.8

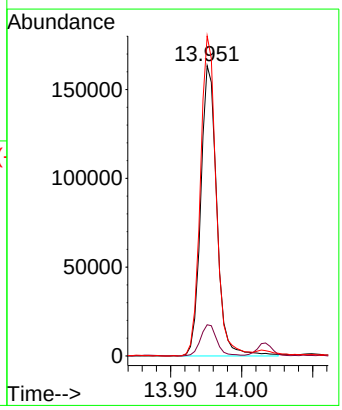

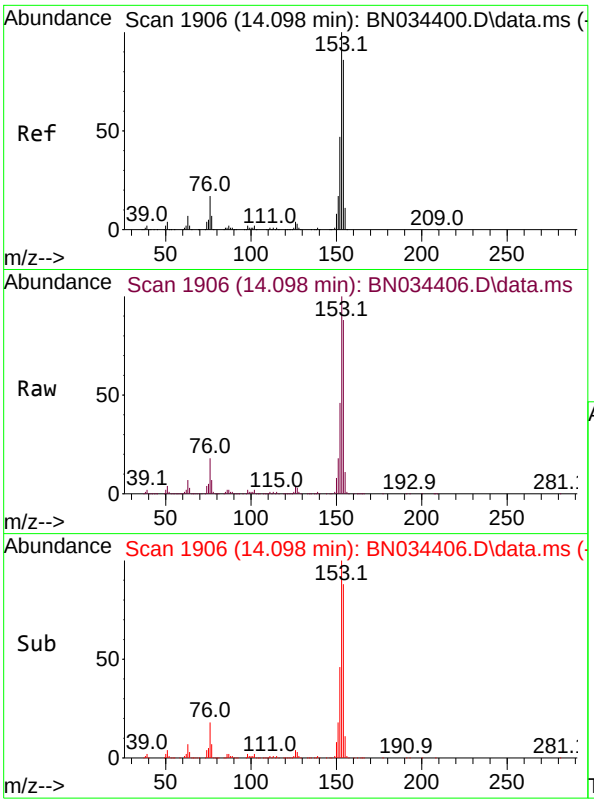

#52
Acenaphthene
Concen: 31.210 ng/ul
RT: 14.098 min Scan# 1906
Delta R.T. -0.006 min
Lab File: BN034406.D
Acq: 05 Oct 2024 01:54

Tgt Ion:153 Resp: 1096208

Ion	Ratio	Lower	Upper
153	100		
152	46.1	37.8	56.8
154	87.8	71.2	106.8

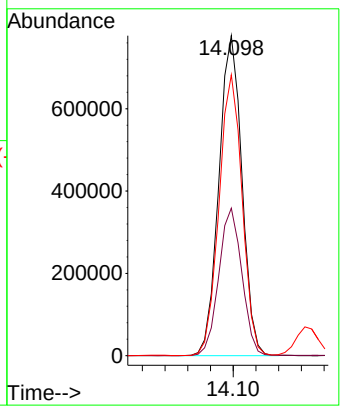

Instrument :
BNA_N
ClientSampleId :
PMW-7D(20240927)MSD

Manual Integrations APPROVED
mohammad
10/7/2024 7:11:29 AM

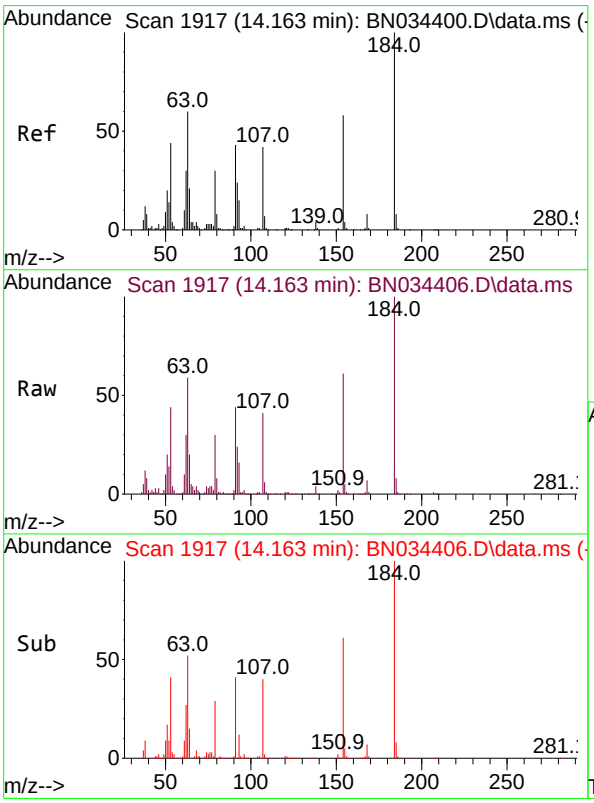

#53
2,4-Dinitrophenol
Concen: 34.299 ng/ul
RT: 14.163 min Scan# 1917
Delta R.T. -0.006 min
Lab File: BN034406.D
Acq: 05 Oct 2024 01:54

Tgt Ion:184 Resp: 161810

Ion	Ratio	Lower	Upper
184	100		
63	59.2	61.1	91.7#
154	61.3	58.5	87.7

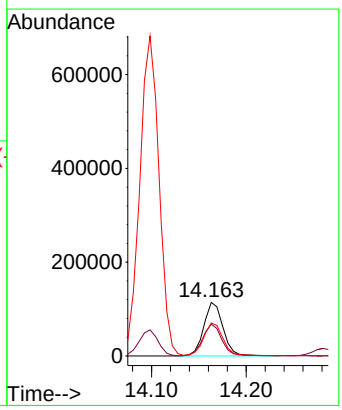

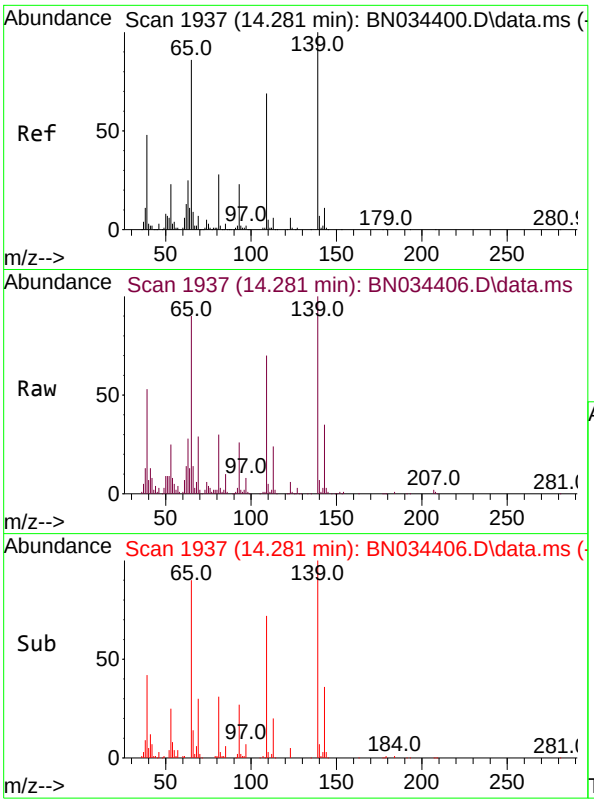

#55
4-Nitrophenol
Concen: 9.007 ng/ul
RT: 14.281 min Scan# 1937
Delta R.T. -0.006 min
Lab File: BN034406.D
Acq: 05 Oct 2024 01:54

Tgt Ion:109 Resp: 62742

Ion	Ratio	Lower	Upper
109	100		
139	142.6	102.8	154.2
65	128.2	97.7	146.5

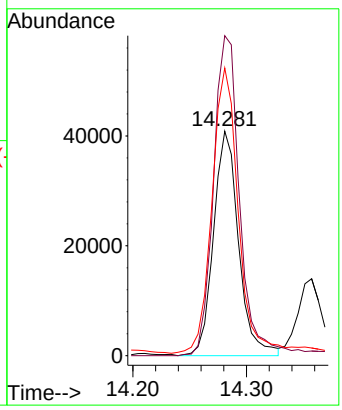

Instrument :
BNA_N
ClientSampleId :
PMW-7D(20240927)MSD

Manual Integrations APPROVED
mohammad
10/7/2024 7:11:29 AM

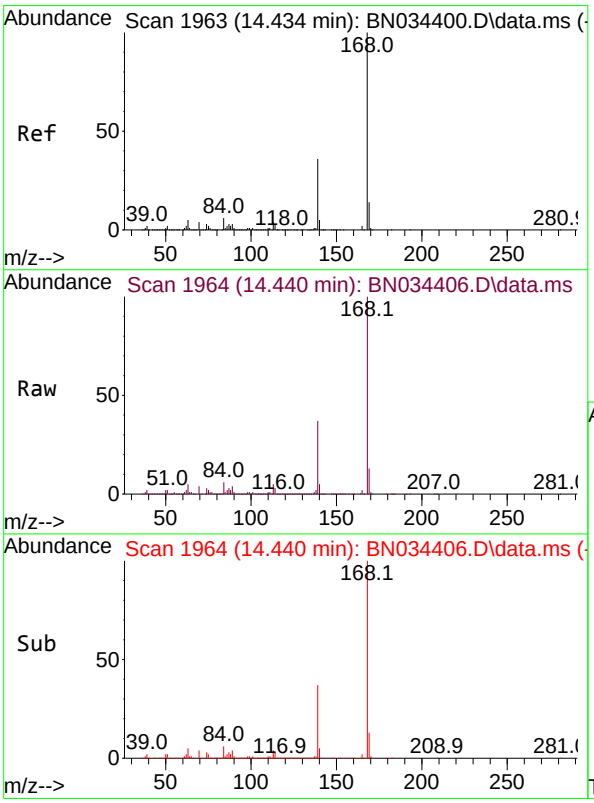

#56
Dibenzofuran
Concen: 31.587 ng/ul
RT: 14.440 min Scan# 1964
Delta R.T. -0.006 min
Lab File: BN034406.D
Acq: 05 Oct 2024 01:54

Tgt Ion:168 Resp: 1517212

Ion	Ratio	Lower	Upper
168	100		
139	37.0	31.7	47.5

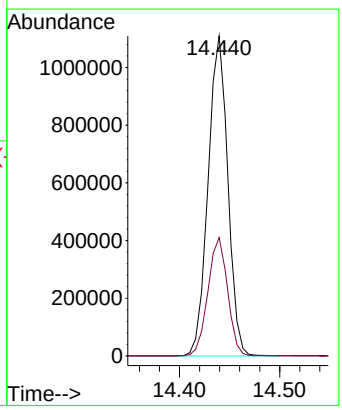

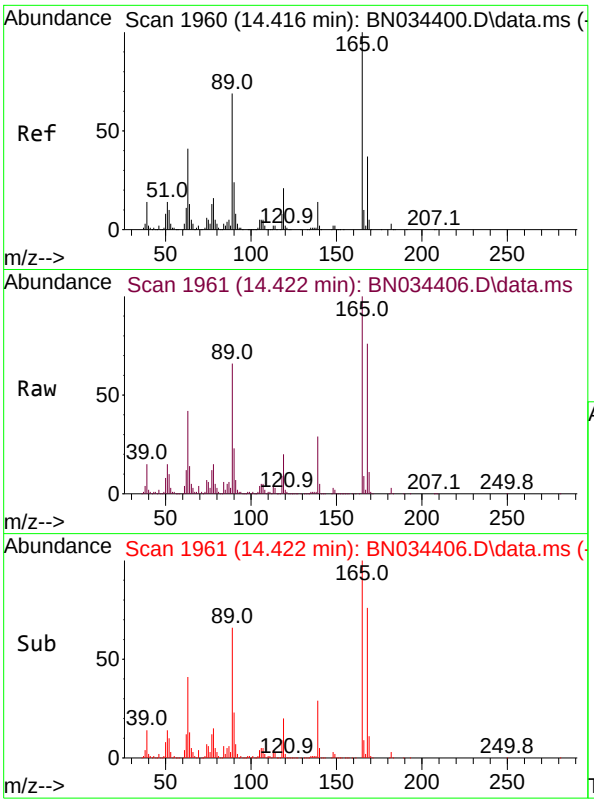

#57
2,4-Dinitrotoluene
Concen: 32.786 ng/ul
RT: 14.422 min Scan# 1961
Delta R.T. -0.006 min
Lab File: BN034406.D
Acq: 05 Oct 2024 01:54

Tgt Ion:165 Resp: 396442

Ion	Ratio	Lower	Upper
165	100		
63	41.5	37.8	56.8
182	3.0	2.3	3.5

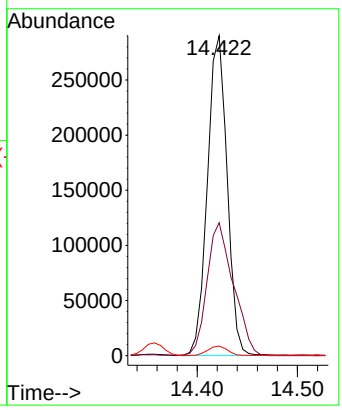

Instrument :
BNA_N
ClientSampleId :
PMW-7D(20240927)MSD

Manual Integrations APPROVED
mohammad
10/7/2024 7:11:29 AM

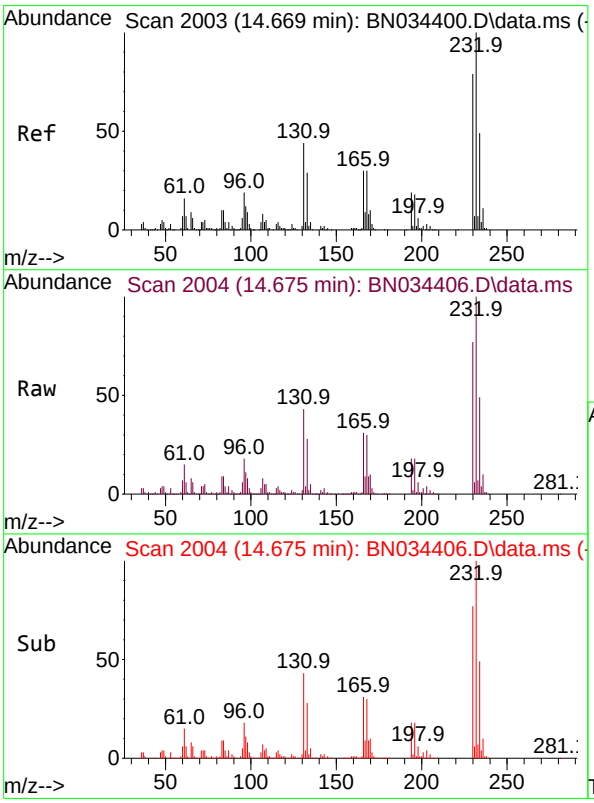

#58
2,3,4,6-Tetrachlorophenol
Concen: 35.650 ng/ul
RT: 14.675 min Scan# 2004
Delta R.T. -0.006 min
Lab File: BN034406.D
Acq: 05 Oct 2024 01:54

Tgt Ion:232 Resp: 332579

Ion	Ratio	Lower	Upper
232	100		
131	42.8	41.0	61.6
130	2.4	2.2	3.2
166	31.1	27.1	40.7

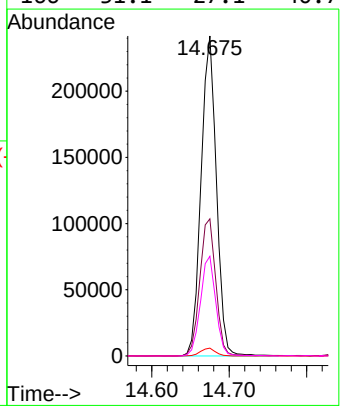

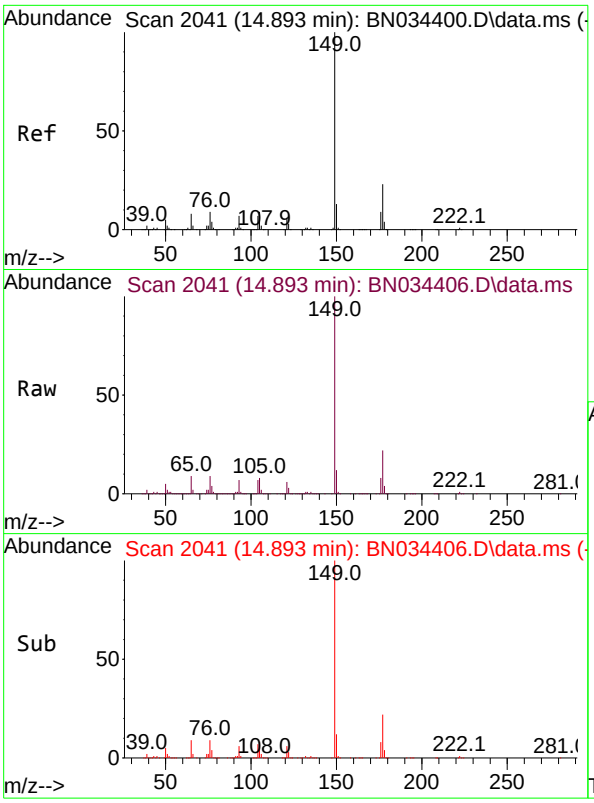

#59
Diethylphthalate
Concen: 31.637 ng/ul
RT: 14.893 min Scan# 2041
Delta R.T. -0.006 min
Lab File: BN034406.D
Acq: 05 Oct 2024 01:54

Tgt Ion:149 Resp: 1346631

Ion	Ratio	Lower	Upper
149	100		
177	22.4	16.9	25.3
150	12.1	9.9	14.9

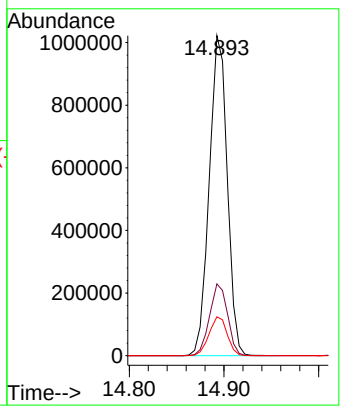

Instrument :
BNA_N
ClientSampleId :
PMW-7D(20240927)MSD

Manual Integrations APPROVED
mohammad
10/7/2024 7:11:29 AM

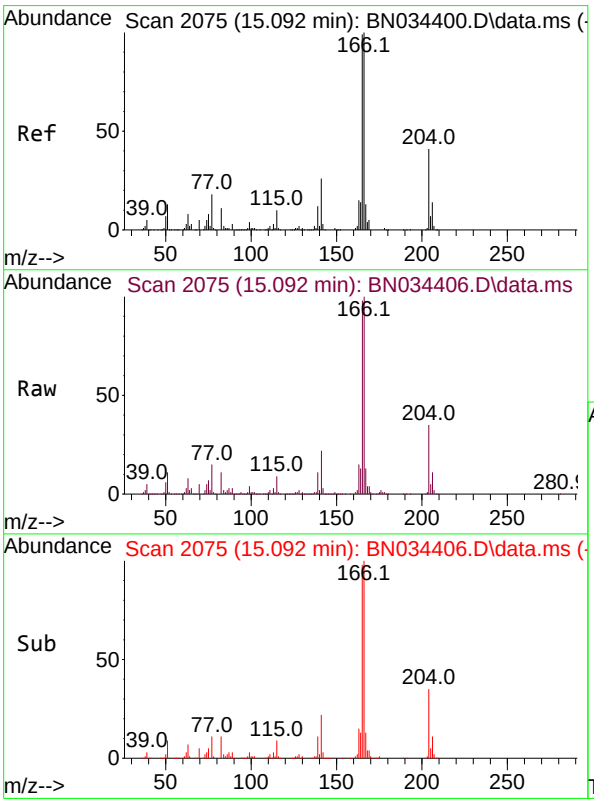

#61
Fluorene
Concen: 31.447 ng/ul
RT: 15.092 min Scan# 2075
Delta R.T. -0.006 min
Lab File: BN034406.D
Acq: 05 Oct 2024 01:54

Tgt Ion:166 Resp: 1235625

Ion	Ratio	Lower	Upper
166	100		
165	97.7	81.9	122.9
167	13.0	10.9	16.3

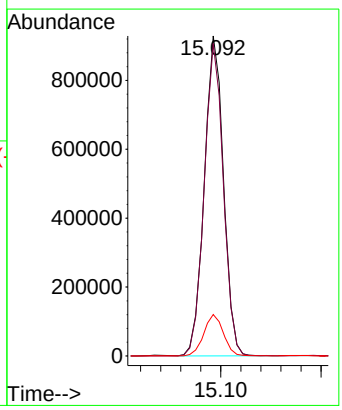

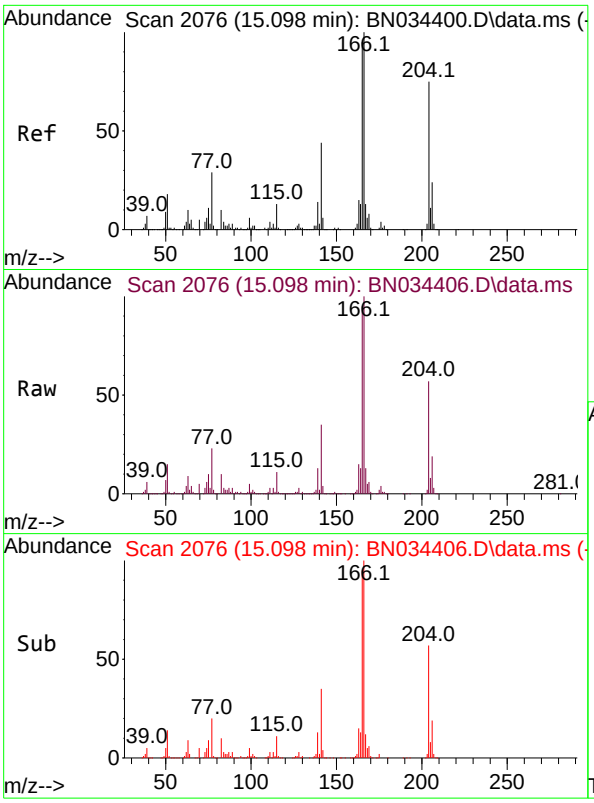

#62
4-Chlorophenyl-phenylether
Concen: 31.781 ng/ul
RT: 15.098 min Scan# 2076
Delta R.T. -0.006 min
Lab File: BN034406.D
Acq: 05 Oct 2024 01:54

Tgt Ion:204 Resp: 605263

Ion	Ratio	Lower	Upper
204	100		
206	33.8	26.2	39.4
141	61.7	50.4	75.6

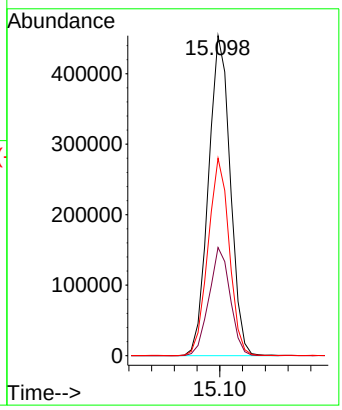

Instrument :
BNA_N
ClientSampleId :
PMW-7D(20240927)MSD

Manual Integrations APPROVED
mohammad
10/7/2024 7:11:29 AM

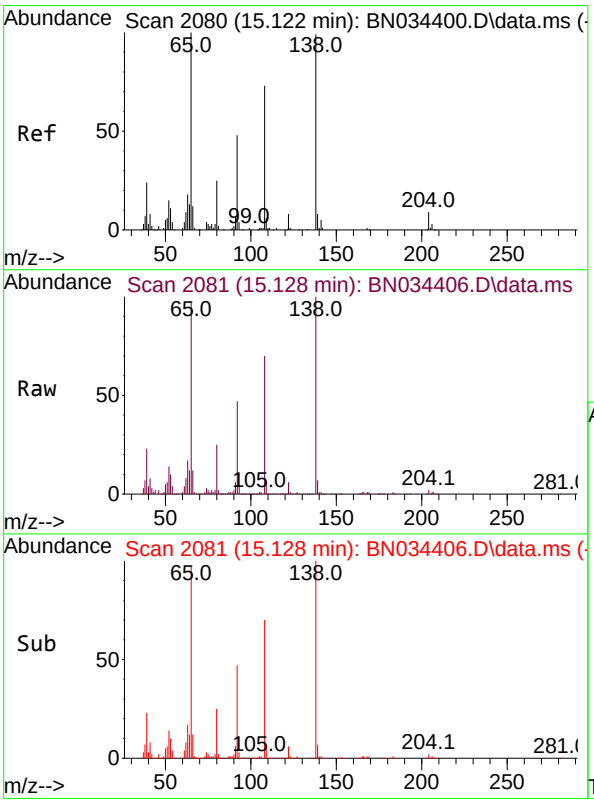

#63
4-Nitroaniline
Concen: 31.039 ng/ul m
RT: 15.128 min Scan# 2081
Delta R.T. -0.006 min
Lab File: BN034406.D
Acq: 05 Oct 2024 01:54

Tgt Ion:138 Resp: 283109

Ion	Ratio	Lower	Upper
138	100		
92	47.4	43.0	64.4
108	69.7	67.0	100.4

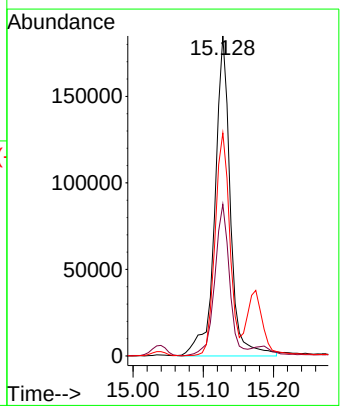

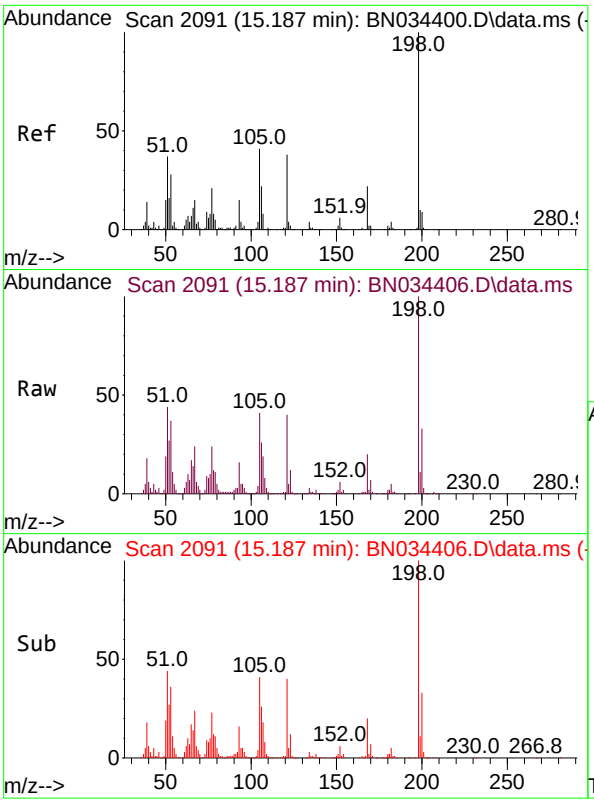

#66
4,6-Dinitro-2-methylphenol
Concen: 34.498 ng/ul
RT: 15.187 min Scan# 2091
Delta R.T. -0.006 min
Lab File: BN034406.D
Acq: 05 Oct 2024 01:54

Tgt Ion:198 Resp: 246804

Ion	Ratio	Lower	Upper
198	100		
182	4.6	3.2	4.8
77	23.5	21.1	31.7

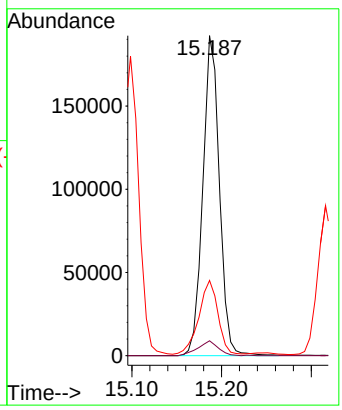

Instrument :
BNA_N
ClientSampleId :
PMW-7D(20240927)MSD

Manual Integrations APPROVED
mohammad
10/7/2024 7:11:29 AM

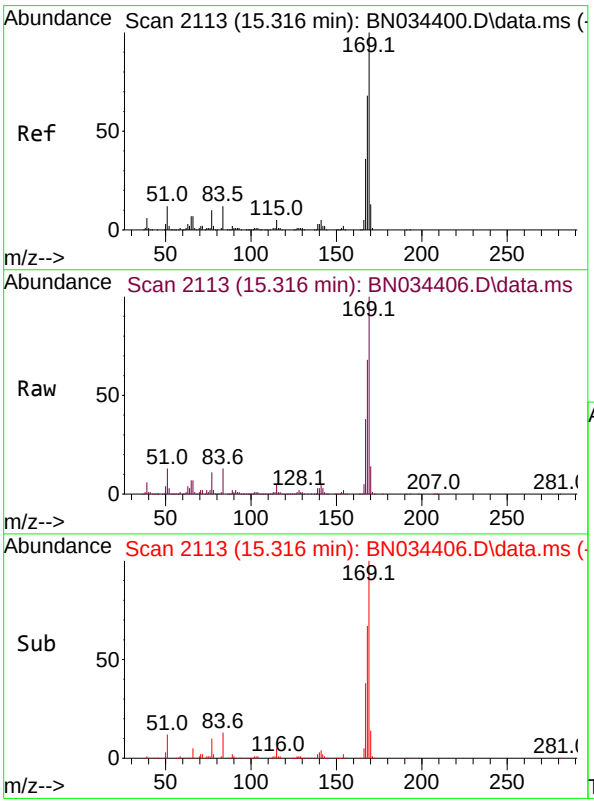

#67
N-Nitrosodiphenylamine
Concen: 33.070 ng/ul
RT: 15.316 min Scan# 2113
Delta R.T. -0.006 min
Lab File: BN034406.D
Acq: 05 Oct 2024 01:54

Tgt Ion:169 Resp: 1070767

Ion	Ratio	Lower	Upper
169	100		
168	67.7	52.8	79.2
167	38.1	28.6	43.0

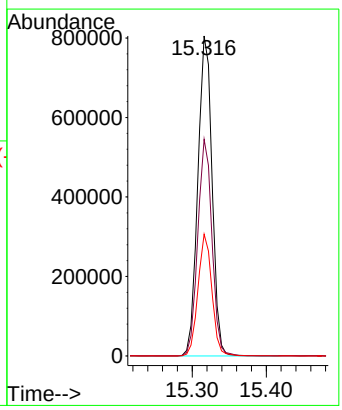

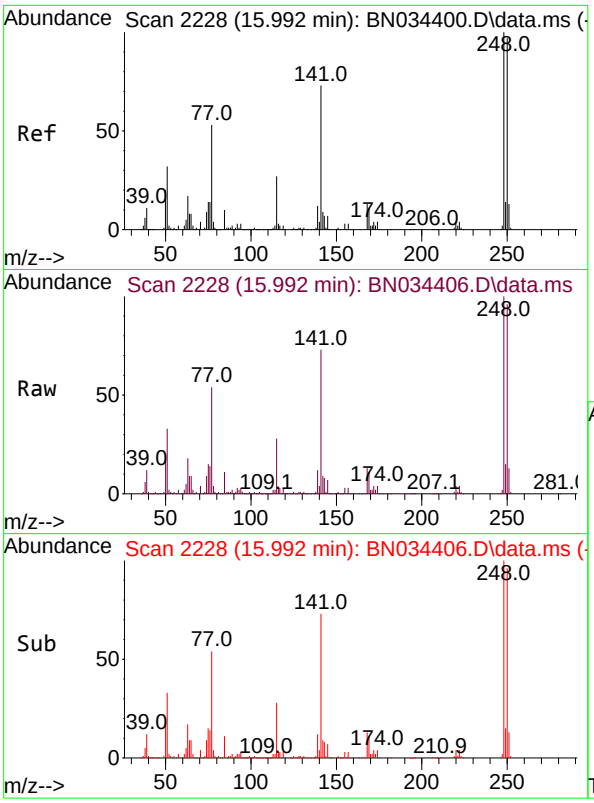

#68
4-Bromophenyl-phenylether
Concen: 35.894 ng/ul
RT: 15.992 min Scan# 2228
Delta R.T. -0.012 min
Lab File: BN034406.D
Acq: 05 Oct 2024 01:54

Tgt Ion:248 Resp: 393843

Ion	Ratio	Lower	Upper
248	100		
250	96.2	79.8	119.6
141	73.1	67.0	100.4

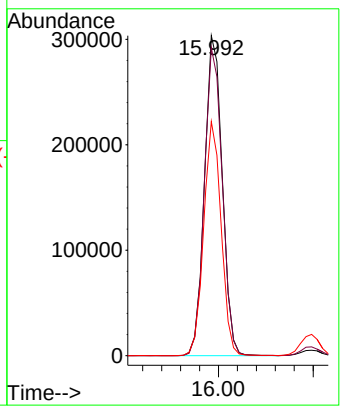

Instrument :
BNA_N
ClientSampleId :
PMW-7D(20240927)MSD

Manual Integrations APPROVED
mohammad
10/7/2024 7:11:29 AM

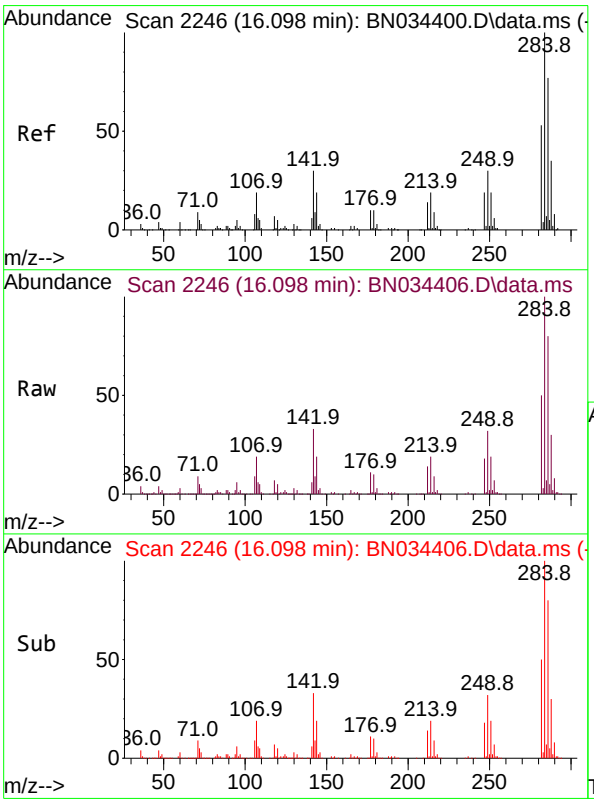

#69
Hexachlorobenzene
Concen: 37.548 ng/ul
RT: 16.098 min Scan# 2246
Delta R.T. -0.006 min
Lab File: BN034406.D
Acq: 05 Oct 2024 01:54

Tgt Ion:284 Resp: 478181

Ion	Ratio	Lower	Upper
284	100		
142	33.3	31.3	46.9
249	31.5	25.1	37.7

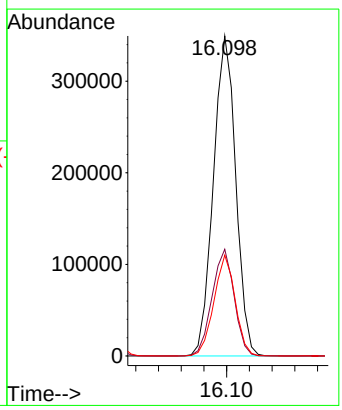

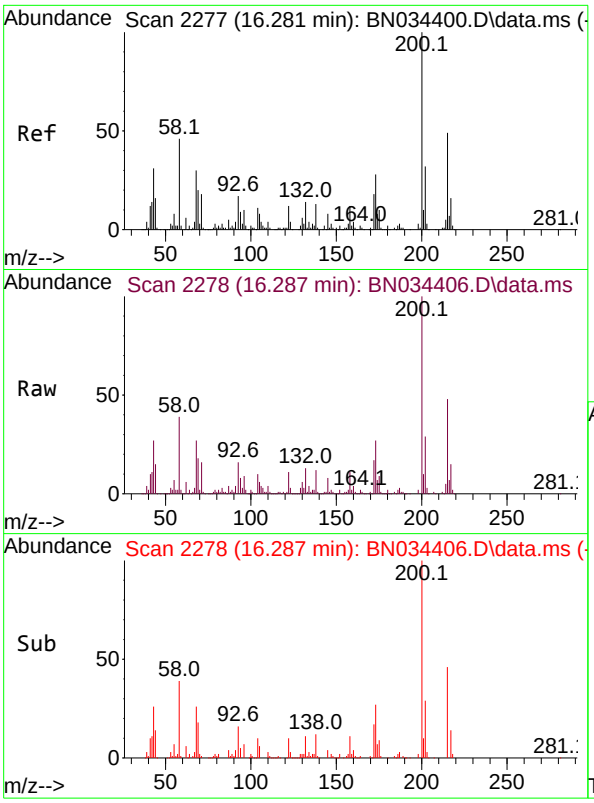

#70
Atrazine
Concen: 21.355 ng/ul
RT: 16.287 min Scan# 2278
Delta R.T. -0.006 min
Lab File: BN034406.D
Acq: 05 Oct 2024 01:54

Tgt Ion:200 Resp: 250520

Ion	Ratio	Lower	Upper
200	100		
173	27.1	21.3	31.9
215	48.0	38.2	57.4

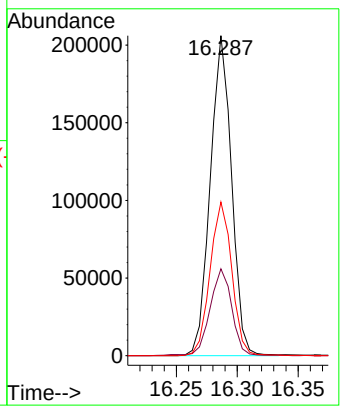

Instrument :
BNA_N
ClientSampleId :
PMW-7D(20240927)MSD

Manual Integrations APPROVED
mohammad
10/7/2024 7:11:29 AM

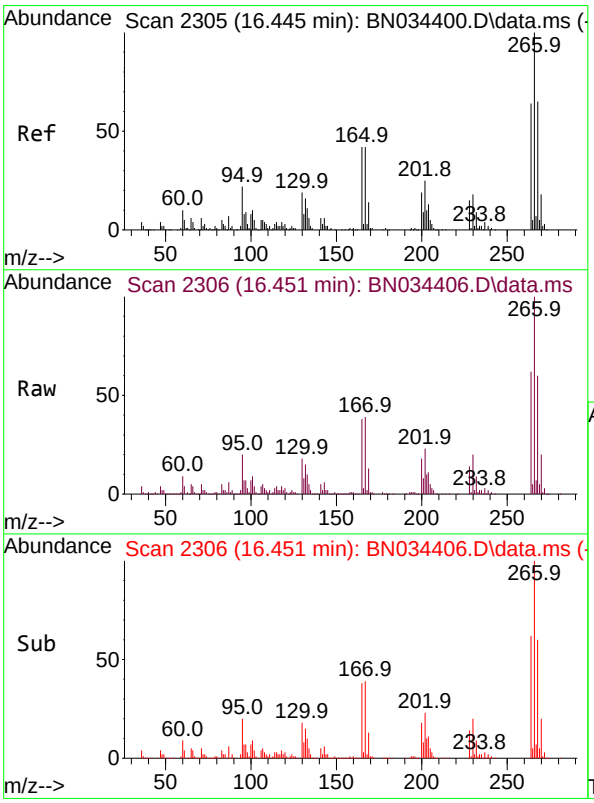

#71
Pentachlorophenol
Concen: 36.235 ng/ul
RT: 16.451 min Scan# 2306
Delta R.T. -0.006 min
Lab File: BN034406.D
Acq: 05 Oct 2024 01:54

Tgt Ion:266 Resp: 307342

Ion	Ratio	Lower	Upper
266	100		
264	62.1	51.1	76.7
268	60.2	52.8	79.2

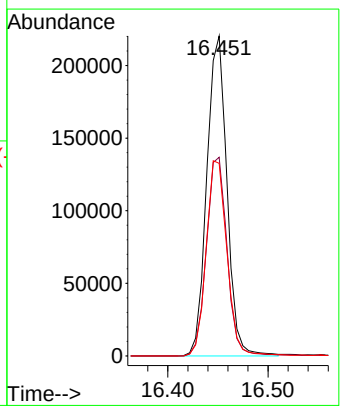

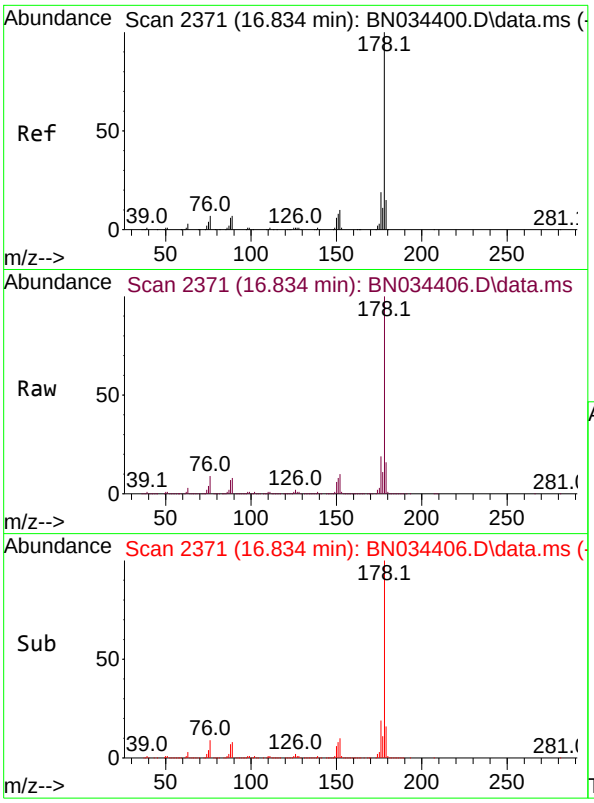

#72
Phenanthrene
Concen: 32.918 ng/ul
RT: 16.834 min Scan# 2371
Delta R.T. -0.006 min
Lab File: BN034406.D
Acq: 05 Oct 2024 01:54

Tgt Ion:178 Resp: 1961231

Ion	Ratio	Lower	Upper
178	100		
179	15.8	11.9	17.9
176	18.6	15.2	22.8

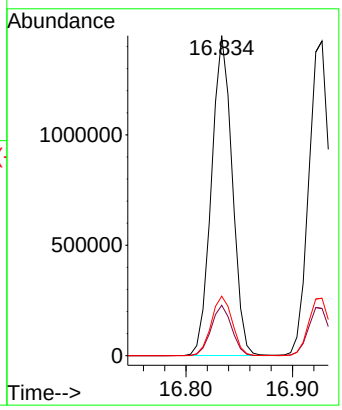

Instrument :
BNA_N
ClientSampleId :
PMW-7D(20240927)MSD

Manual Integrations APPROVED
mohammad
10/7/2024 7:11:29 AM

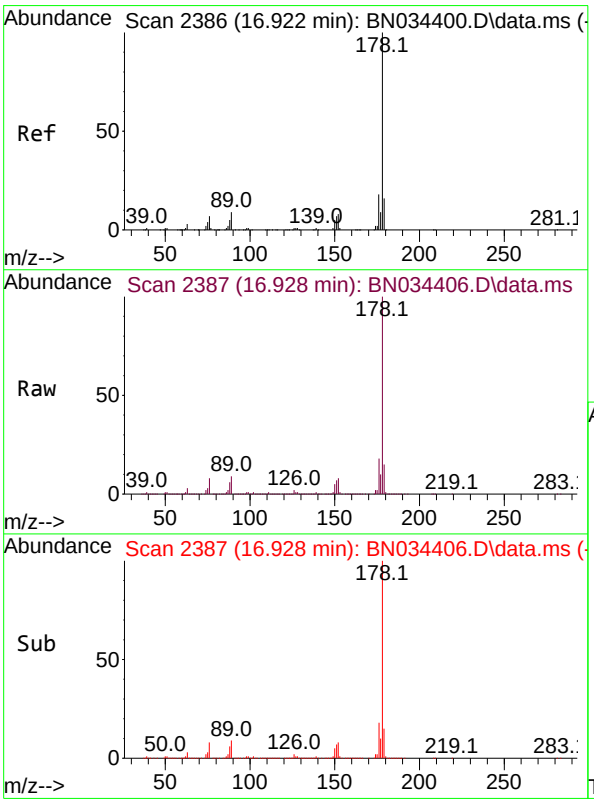

#74
Anthracene
Concen: 32.124 ng/ul
RT: 16.928 min Scan# 2387
Delta R.T. -0.006 min
Lab File: BN034406.D
Acq: 05 Oct 2024 01:54

Tgt Ion:178 Resp: 1954374

Ion	Ratio	Lower	Upper
178	100		
179	15.0	12.2	18.2
176	18.2	15.0	22.6

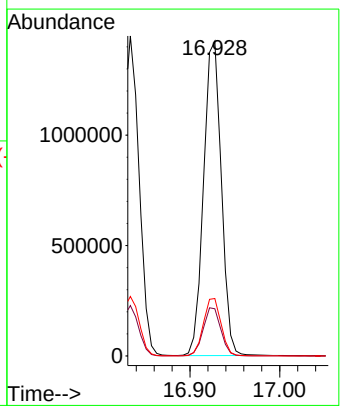

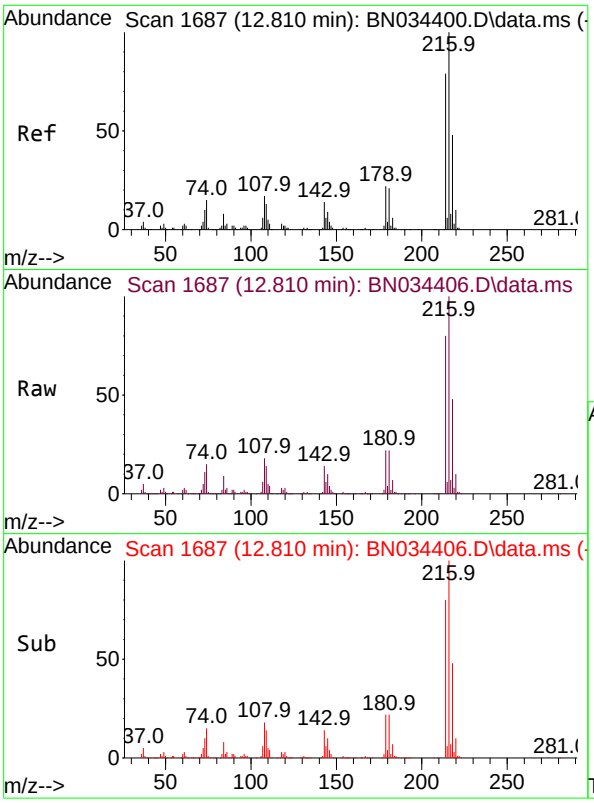

#75
1,2,3,4-Tetrachlorobenzene
Concen: 35.086 ng/uL
RT: 12.810 min Scan# 1687
Delta R.T. -0.012 min
Lab File: BN034406.D
Acq: 05 Oct 2024 01:54

Tgt Ion:216 Resp: 527626

Ion	Ratio	Lower	Upper
216	100		
214	80.1	63.6	95.4
218	48.2	37.6	56.4

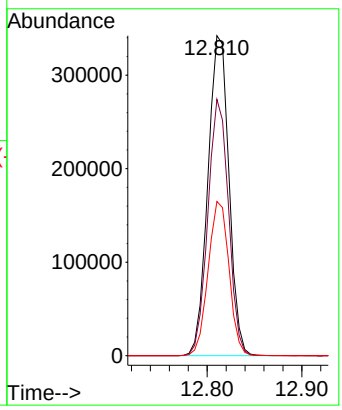

Instrument :
BNA_N
ClientSampleId :
PMW-7D(20240927)MSD

Manual Integrations APPROVED
mohammad
10/7/2024 7:11:29 AM

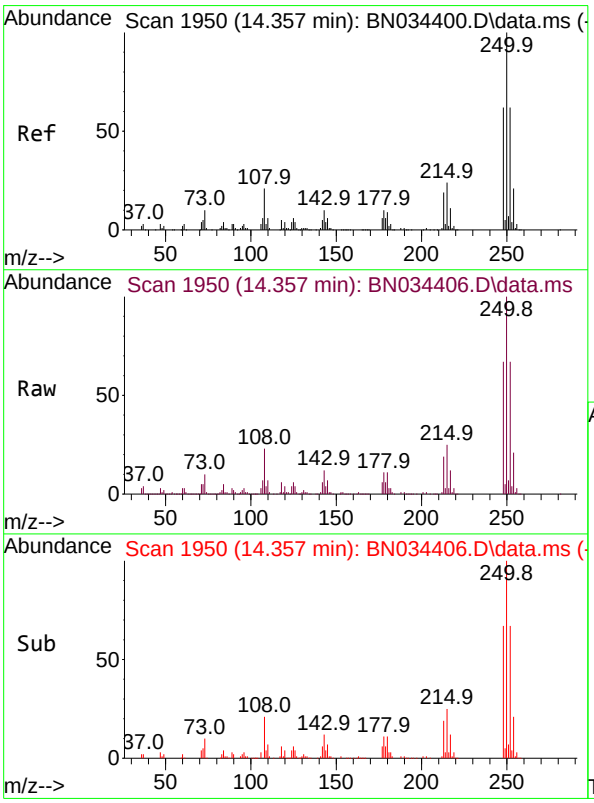

#76
Pentachlorobenzene
Concen: 34.033 ng/uL
RT: 14.357 min Scan# 1950
Delta R.T. -0.006 min
Lab File: BN034406.D
Acq: 05 Oct 2024 01:54

Tgt Ion:250 Resp: 521103

Ion	Ratio	Lower	Upper
250	100		
248	66.7	49.3	73.9
252	67.5	49.1	73.7

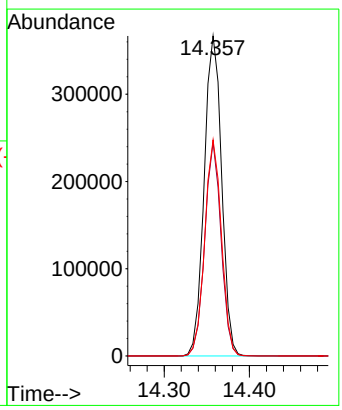

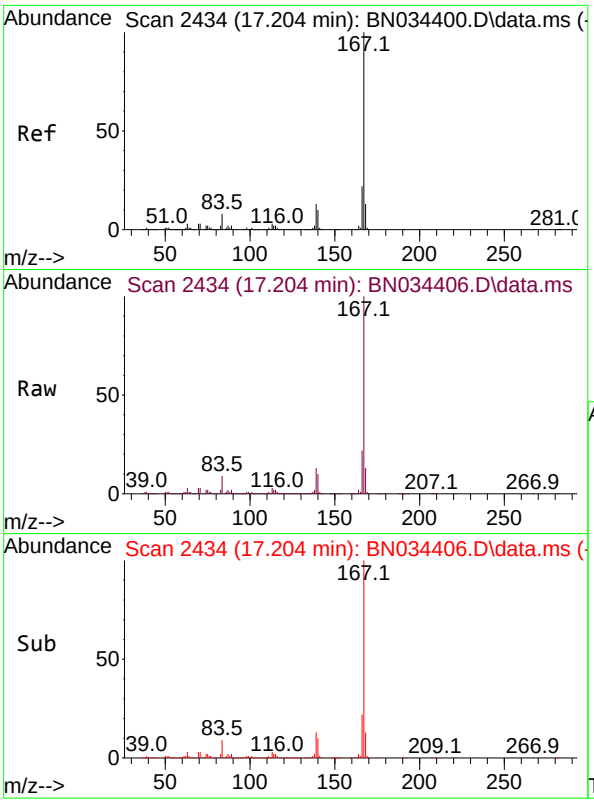

#77
Carbazole
Concen: 32.815 ng/ul
RT: 17.204 min Scan# 2434
Delta R.T. -0.006 min
Lab File: BN034406.D
Acq: 05 Oct 2024 01:54

Tgt Ion:167 Resp: 1837451

Ion	Ratio	Lower	Upper
167	100		
166	21.6	17.4	26.0
139	13.0	10.5	15.7

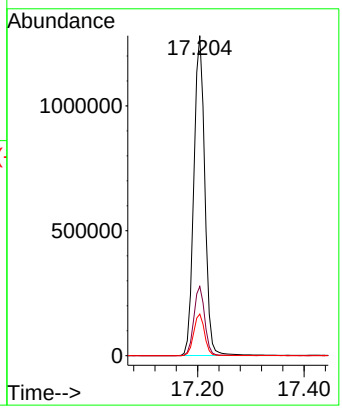

Instrument :
BNA_N
ClientSampleId :
PMW-7D(20240927)MSD

Manual Integrations APPROVED
mohammad
10/7/2024 7:11:29 AM



#78
Di-n-butylphthalate
Concen: 34.258 ng/ul
RT: 17.792 min Scan# 2534
Delta R.T. -0.006 min
Lab File: BN034406.D
Acq: 05 Oct 2024 01:54

Tgt Ion:149 Resp: 2438457

Ion	Ratio	Lower	Upper
149	100		
150	9.0	7.4	11.2
104	4.5	4.3	6.5

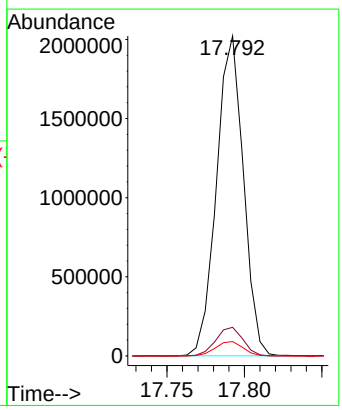

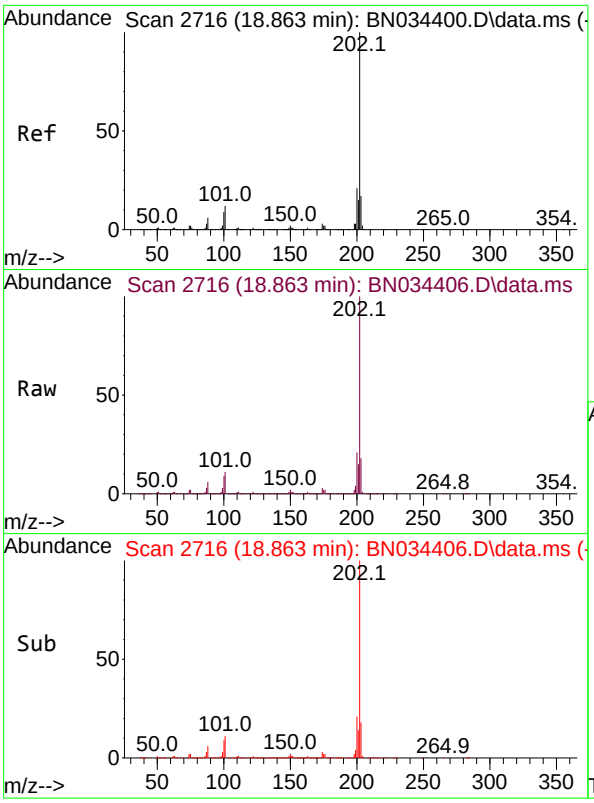

#80
Fluoranthene
Concen: 34.965 ng/ul
RT: 18.863 min Scan# 2716
Delta R.T. -0.006 min
Lab File: BN034406.D
Acq: 05 Oct 2024 01:54

Tgt Ion:202 Resp: 2318337

Ion	Ratio	Lower	Upper
202	100		
101	11.3	9.6	14.4
100	9.1	7.7	11.5

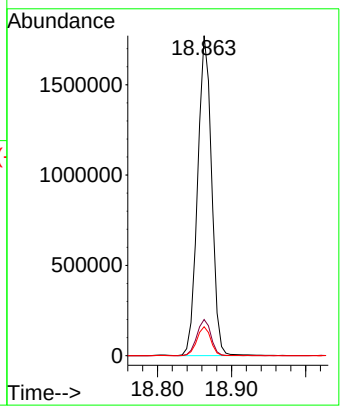

Instrument :
BNA_N
ClientSampleId :
PMW-7D(20240927)MSD

Manual Integrations APPROVED
mohammad
10/7/2024 7:11:29 AM

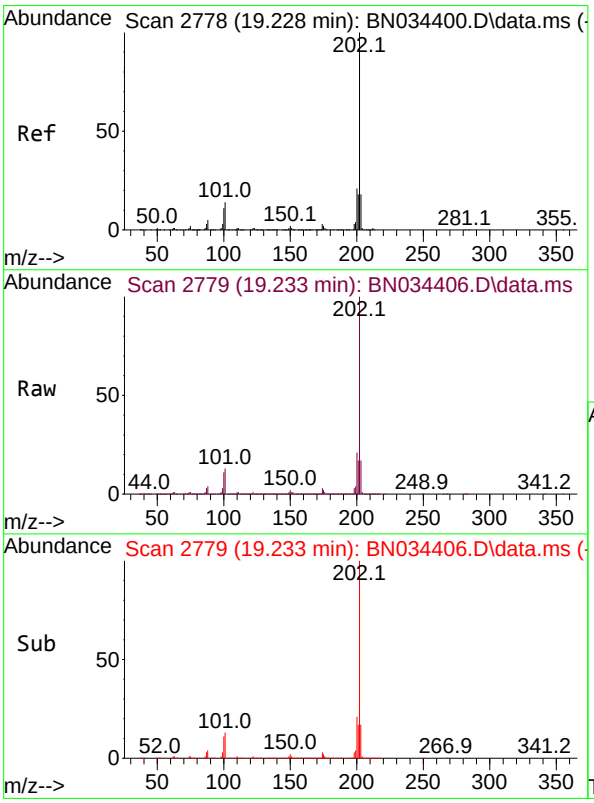

#82
Pyrene
Concen: 34.112 ng/ul
RT: 19.233 min Scan# 2779
Delta R.T. -0.006 min
Lab File: BN034406.D
Acq: 05 Oct 2024 01:54

Tgt Ion:202 Resp: 2431484

Ion	Ratio	Lower	Upper
202	100		
101	13.3	11.8	17.8
100	10.9	10.0	15.0

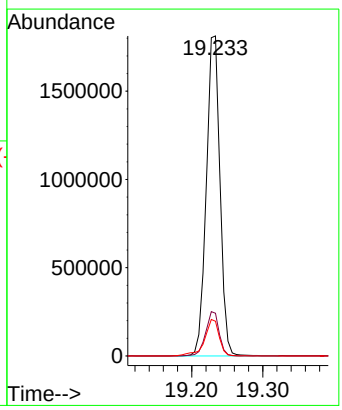

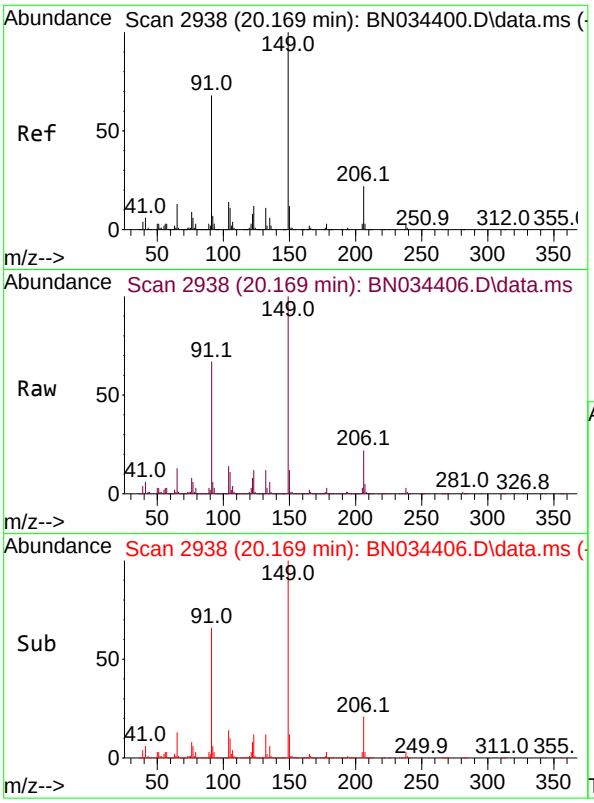

#83
Butylbenzylphthalate
Concen: 35.465 ng/ul
RT: 20.169 min Scan# 2938
Delta R.T. -0.012 min
Lab File: BN034406.D
Acq: 05 Oct 2024 01:54

Tgt Ion:149 Resp: 1133624

Ion	Ratio	Lower	Upper
149	100		
91	66.5	56.3	84.5
206	21.5	15.9	23.9

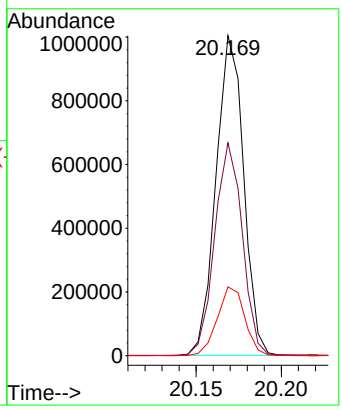

Instrument :
BNA_N
ClientSampleId :
PMW-7D(20240927)MSD

Manual Integrations APPROVED
mohammad
10/7/2024 7:11:29 AM

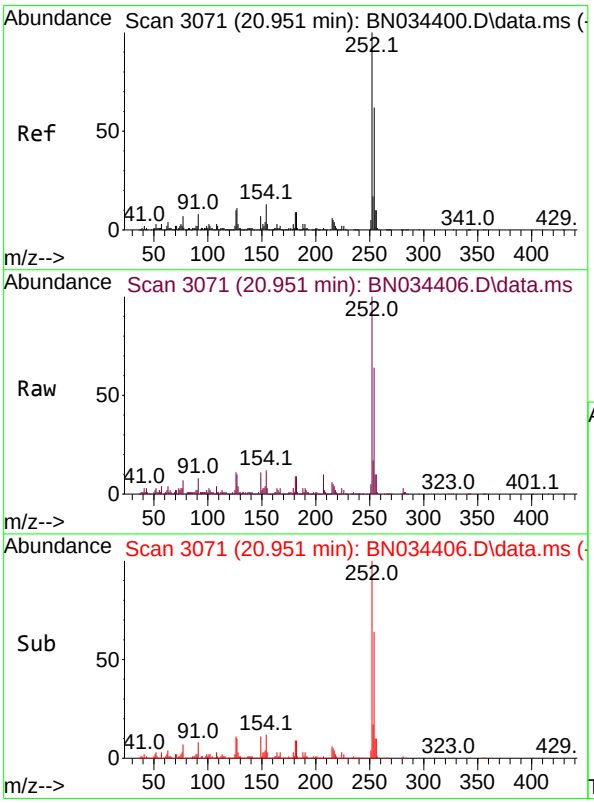

#84
3,3'-Dichlorobenzidine
Concen: 21.498 ng/ul
RT: 20.951 min Scan# 3071
Delta R.T. -0.006 min
Lab File: BN034406.D
Acq: 05 Oct 2024 01:54

Tgt Ion:252 Resp: 491549

Ion	Ratio	Lower	Upper
252	100		
254	64.0	52.0	78.0
126	11.3	9.7	14.5

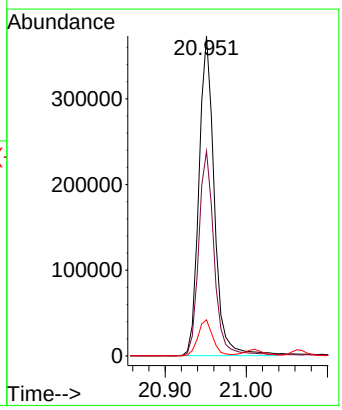



#85
Benzo(a)anthracene
Concen: 34.055 ng/ul
RT: 21.010 min Scan# 3081
Delta R.T. -0.006 min
Lab File: BN034406.D
Acq: 05 Oct 2024 01:54

Tgt Ion:228 Resp: 2471592

Ion	Ratio	Lower	Upper
228	100		
229	18.9	15.0	22.6
226	26.3	20.2	30.4

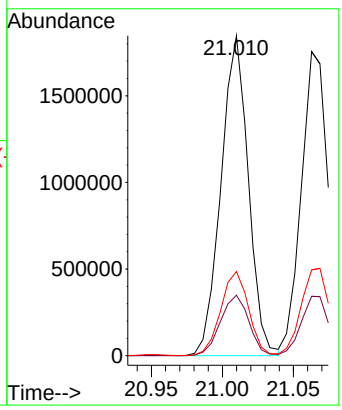

Instrument :
BNA_N
ClientSampleId :
PMW-7D(20240927)MSD

Manual Integrations APPROVED
mohammad
10/7/2024 7:11:29 AM

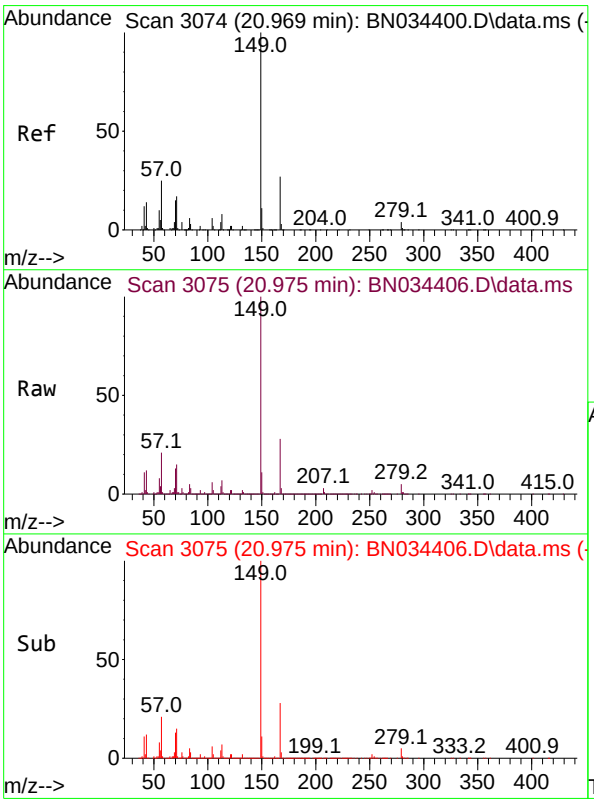

#86
Bis(2-ethylhexyl)phthalate
Concen: 36.448 ng/ul
RT: 20.975 min Scan# 3075
Delta R.T. -0.006 min
Lab File: BN034406.D
Acq: 05 Oct 2024 01:54

Tgt Ion:149 Resp: 1705290

Ion	Ratio	Lower	Upper
149	100		
167	27.8	20.6	31.0
279	4.5	3.0	4.6

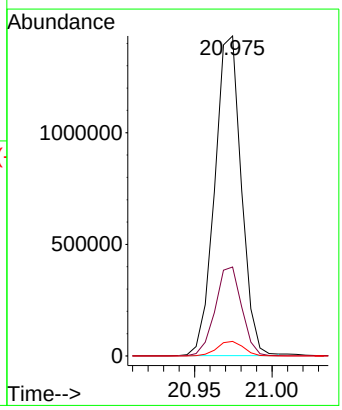



#87
Chrysene
Concen: 33.612 ng/ul
RT: 21.063 min Scan# 3090
Delta R.T. -0.012 min
Lab File: BN034406.D
Acq: 05 Oct 2024 01:54

Tgt Ion:228 Resp: 2327582

Ion	Ratio	Lower	Upper
228	100		
226	28.2	22.5	33.7
229	19.5	15.8	23.6

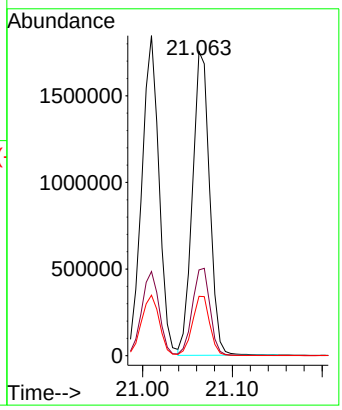

Instrument :
BNA_N
ClientSampleId :
PMW-7D(20240927)MSD

Manual Integrations APPROVED
mohammad
10/7/2024 7:11:29 AM



#89
Di-n-octyl phthalate
Concen: 35.543 ng/ul
RT: 22.010 min Scan# 3251
Delta R.T. -0.012 min
Lab File: BN034406.D
Acq: 05 Oct 2024 01:54

Tgt Ion:149 Resp: 3034216

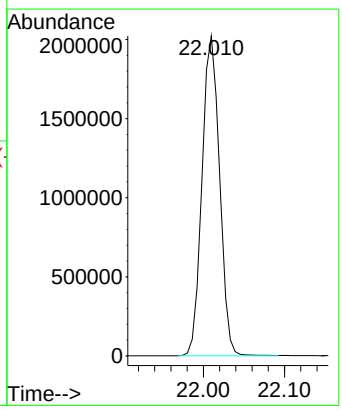

Instrument :
BNA_N
ClientSampleId :
PMW-7D(20240927)MSD

Manual Integrations APPROVED
mohammad
10/7/2024 7:11:29 AM

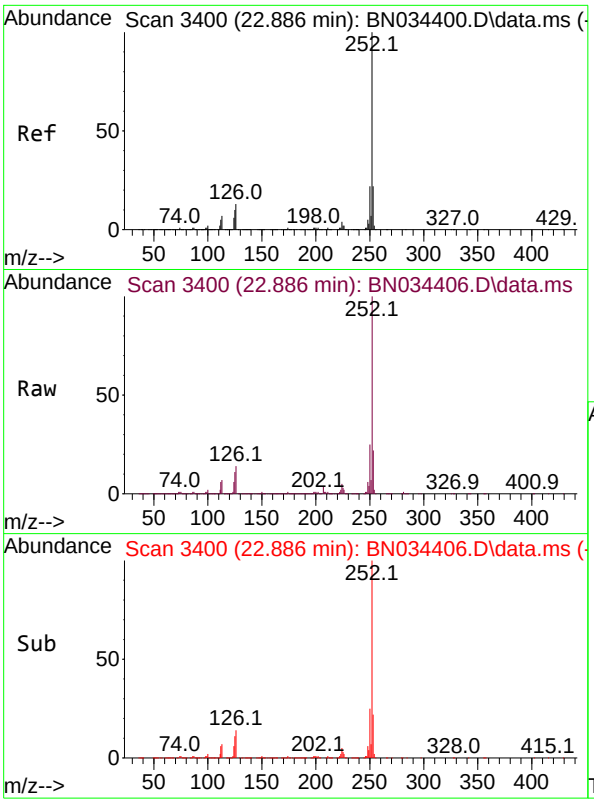

#90
Benzo(b)fluoranthene
Concen: 33.946 ng/ul
RT: 22.886 min Scan# 3400
Delta R.T. -0.006 min
Lab File: BN034406.D
Acq: 05 Oct 2024 01:54

Tgt Ion:252 Resp: 2655307

Ion	Ratio	Lower	Upper
252	100		
253	22.1	17.8	26.6
125	11.2	9.1	13.7

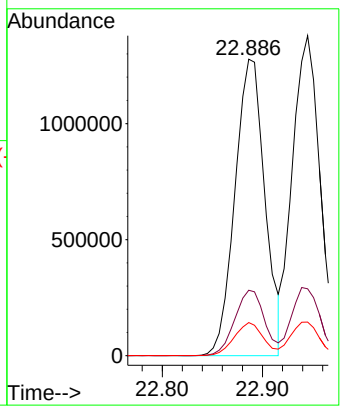

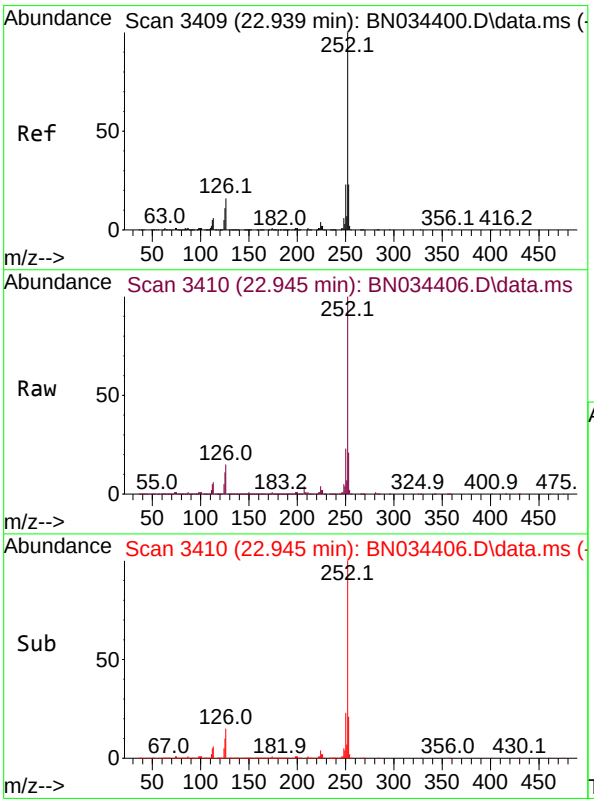

#91
Benzo(k)fluoranthene
Concen: 34.261 ng/ul
RT: 22.945 min Scan# 3410
Delta R.T. 0.000 min
Lab File: BN034406.D
Acq: 05 Oct 2024 01:54

Tgt Ion:252 Resp: 2643753

Ion	Ratio	Lower	Upper
252	100		
253	20.9	17.4	26.0
125	10.5	8.8	13.2

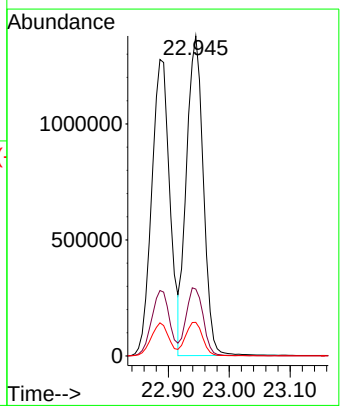



#93
Benzo(a)pyrene
Concen: 32.327 ng/ul
RT: 23.610 min Scan# 3523
Delta R.T. -0.006 min
Lab File: BN034406.D
Acq: 05 Oct 2024 01:54

Tgt Ion:252 Resp: 2388748

Ion	Ratio	Lower	Upper
252	100		
253	22.3	15.8	23.8
125	11.9	9.0	13.6

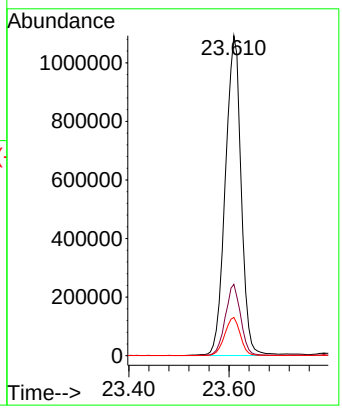

Instrument :
BNA_N
ClientSampleId :
PMW-7D(20240927)MSD

Manual Integrations APPROVED
mohammad
10/7/2024 7:11:29 AM

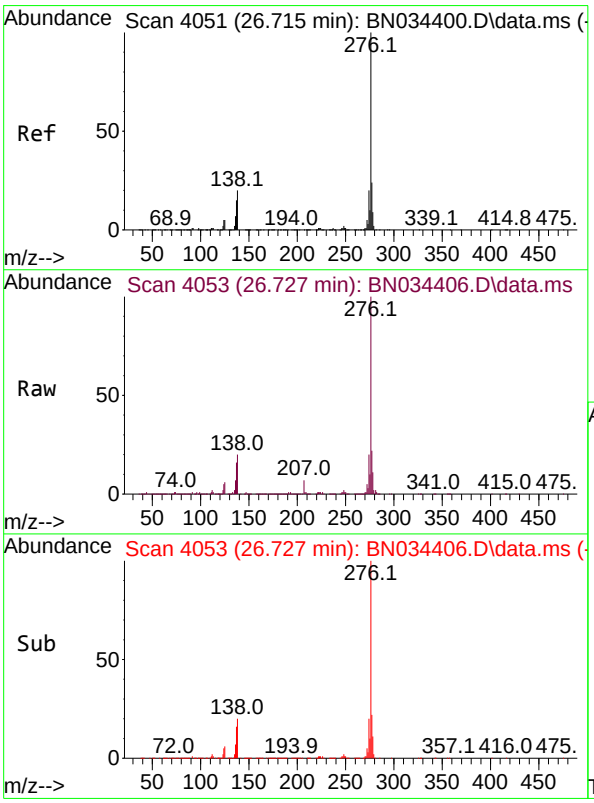

#94
Indeno(1,2,3-cd)pyrene
Concen: 36.463 ng/ul
RT: 26.727 min Scan# 4053
Delta R.T. -0.012 min
Lab File: BN034406.D
Acq: 05 Oct 2024 01:54

Tgt Ion:276 Resp: 3338407

Ion	Ratio	Lower	Upper
276	100		
138	20.5	17.7	26.5
277	22.4	18.4	27.6

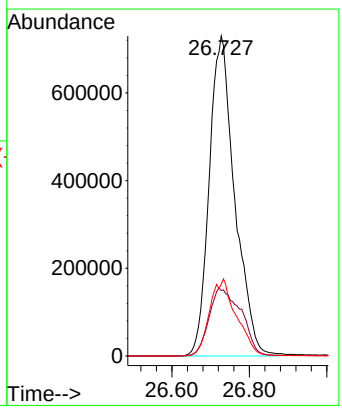

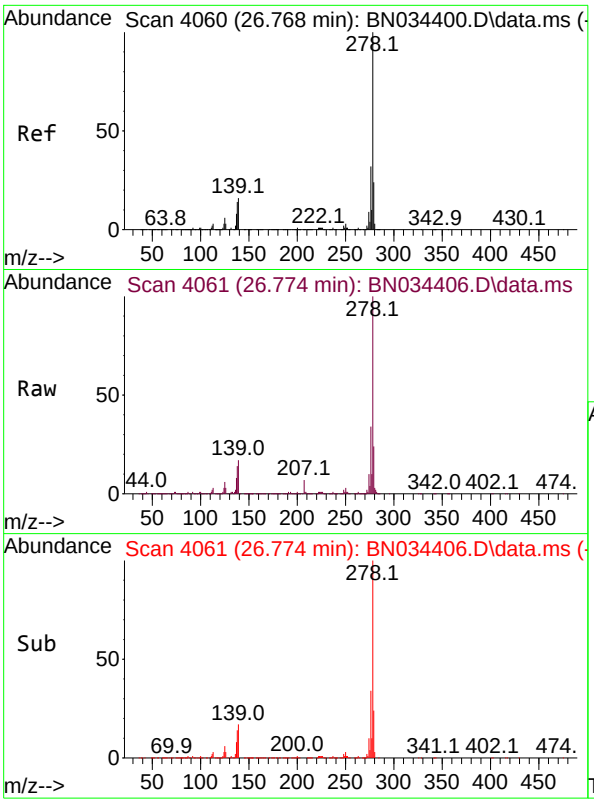

#95
Dibenzo(a,h)anthracene
Concen: 36.183 ng/ul
RT: 26.774 min Scan# 4061
Delta R.T. -0.018 min
Lab File: BN034406.D
Acq: 05 Oct 2024 01:54

Tgt Ion:278 Resp: 2677781

Ion	Ratio	Lower	Upper
278	100		
139	16.8	14.2	21.2
279	23.6	18.1	27.1

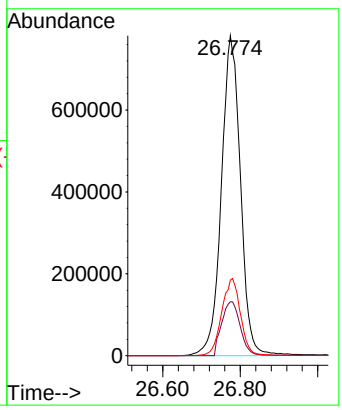

Instrument :
BNA_N
ClientSampleId :
PMW-7D(20240927)MSD

Manual Integrations APPROVED
mohammad
10/7/2024 7:11:29 AM

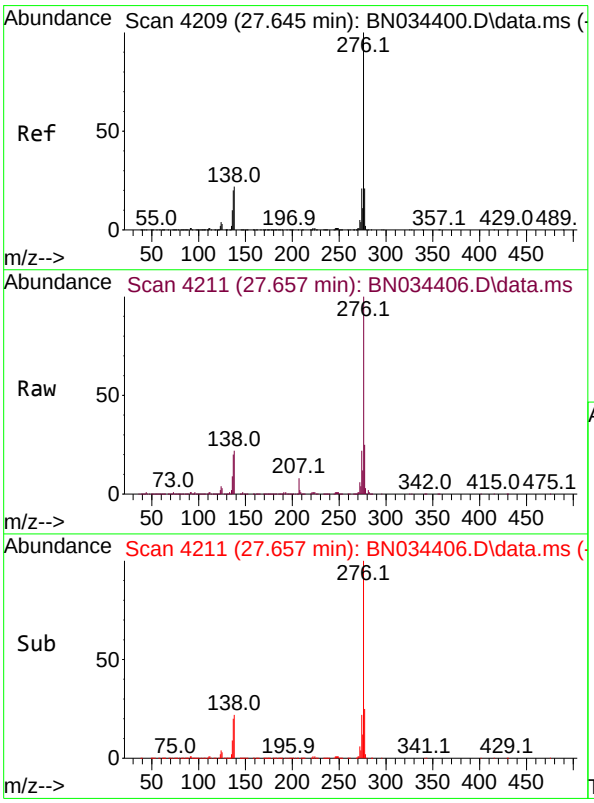

#96
Benzo(g,h,i)perylene
Concen: 36.988 ng/ul
RT: 27.657 min Scan# 4211
Delta R.T. -0.006 min
Lab File: BN034406.D
Acq: 05 Oct 2024 01:54

Tgt Ion:276 Resp: 2628965

Ion	Ratio	Lower	Upper
276	100		
138	22.3	19.0	28.4
277	24.5	18.0	27.0

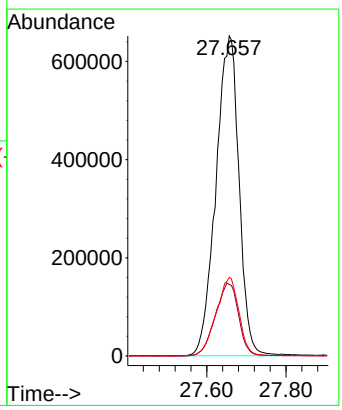

Quantitation Report (QT Reviewed)

Data Path : Z:\svoasrv\HPCHEM1\BNA_N\Data\BN100424\
Data File : BN034406.D
Acq On : 05 Oct 2024 01:54
Operator : RC/JU
Sample : P4227-17MSD
Misc :
ALS Vial : 21 Sample Multiplier: 1

Quant Time: Oct 05 05:48:50 2024
Quant Method : Z:\svoasrv\HPCHEM1\BNA_N\Methods\SFAM-EPA-BN091124.MA.M
Quant Title : SVOA CALIBRATION
QLast Update : Mon Sep 30 14:14:38 2024
Response via : Initial Calibration

Instrument :
BNA_N
ClientSampleId :
PMW-7D(20240927)MSD

Manual Integrations APPROVED
mohammad
10/7/2024 7:11:29 AM

Compound	R.T.	QIon	Response	Conc	Units	Dev(Min)
Internal Standards						
1) 1,4-Dichlorobenzene-d4	7.381	152	231751	20.000	ng/ul	0.00
20) Naphthalene-d8	10.134	136	891751	20.000	ng/ul	0.00
38) Acenaphthene-d10	14.034	164	534785	20.000	ng/ul	0.00
64) Phenanthrene-d10	16.792	188	1080522	20.000	ng/ul	0.00
79) Chrysene-d12	21.027	240	1017918	20.000	ng/ul	0.00
88) Perylene-d12	23.733	264	1282971	20.000	ng/ul	0.00
System Monitoring Compounds						
3) 1,4-Dioxane-d8	2.999	96	25590	4.506	ng/uL	0.00
4) Pyridine-d5	3.393	84	111414	6.600	ng/ul	0.00
7) Phenol-d5	6.581	99	239983	11.668	ng/ul	0.00
9) Bis-(2-Chloroethyl)eth...	6.740	67	339964	26.640	ng/ul	0.00
11) 2-Chlorophenol-d4	6.922	132	475151	29.348	ng/ul	0.00
15) 4-Methylphenol-d8	8.099	113	371502	21.951	ng/ul	0.00
21) Nitrobenzene-d5	8.522	128	232584	32.723	ng/ul	0.00
24) 2-Nitrophenol-d4	9.234	143	267092	36.543	ng/ul	0.00
28) 2,4-Dichlorophenol-d3	9.769	165	469706	34.123	ng/ul	0.00
31) 4-Chloroaniline-d4	10.287	131	448072	21.501	ng/ul	0.00
46) Dimethylphthalate-d6	13.463	166	1304968	32.652	ng/ul	0.00
49) Acenaphthylene-d8	13.722	160	1429738	31.799	ng/ul	0.00
54) 4-Nitrophenol-d4	14.269	143	82418	10.048	ng/ul	0.00
60) Fluorene-d10	15.040	176	1093321	32.278	ng/ul	0.00
65) 4,6-Dinitro-2-methylph...	15.175	200	232672	36.115	ng/ul	0.00
73) Anthracene-d10	16.892	188	1673019	32.933	ng/ul	0.00
81) Pyrene-d10	19.204	212	2013718	35.505	ng/ul	0.00
92) Benzo(a)pyrene-d12	23.551	264	2337195	35.464	ng/ul	0.00
Target Compounds						Qvalue
2) 1,4-Dioxane	3.034	88	95674	15.970	ng/uL	90
5) Pyridine	3.411	79	125241	7.250	ng/ul	91
6) Benzaldehyde	6.540	77	276748	25.490	ng/ul	91
8) Phenol	6.605	94	258779	12.084	ng/ul	96
10) Bis(2-Chloroethyl)ether	6.828	93	468738	28.164	ng/ul	93
12) 2-Chlorophenol	6.952	128	473329	28.528	ng/ul	94
13) 2-Methylphenol	7.834	108	384365	24.014	ng/ul	98
14) 2,2'-oxybis(1-Chloropr...	7.905	45	582192	23.719	ng/ul#	95
16) Acetophenone	8.199	105	676440	25.232	ng/ul	97
17) N-Nitroso-di-n-propyla...	8.193	70	318020	23.955	ng/ul#	94
18) 4-Methylphenol	8.163	108	389406	21.861	ng/ul	96
19) Hexachloroethane	8.434	117	171102	24.450	ng/ul	89
22) Nitrobenzene	8.569	77	498205	28.004	ng/ul	91
23) Isophorone	9.093	82	922885	28.131	ng/ul	95
25) 2-Nitrophenol	9.269	139	274562	33.565	ng/ul	91
26) 2,4-Dimethylphenol	9.346	107	434037	25.791	ng/ul	93
27) Bis(2-Chloroethoxy)met...	9.581	93	604656	29.955	ng/ul	98
29) 2,4-Dichlorophenol	9.799	162	481816	34.570	ng/ul	93
30) Naphthalene	10.187	128	1431902	29.356	ng/ul	99
32) 4-Chloroaniline	10.310	127	404588	19.702	ng/ul	98
33) Hexachlorobutadiene	10.475	225	281410	31.472	ng/ul	97
34) Caprolactam	11.093	113	24469m	4.410	ng/ul	
35) 4-Chloro-3-methylphenol	11.446	107	459429	28.000	ng/ul	90
36) 2-Methylnaphthalene	11.810	142	1006137	29.945	ng/ul	100

Quantitation Report (QT Reviewed)

Data Path : Z:\svoasrv\HPCHEM1\BNA_N\Data\BN100424\
Data File : BN034406.D
Acq On : 05 Oct 2024 01:54
Operator : RC/JU
Sample : P4227-17MSD
Misc :
ALS Vial : 21 Sample Multiplier: 1

Quant Time: Oct 05 05:48:50 2024
Quant Method : Z:\svoasrv\HPCHEM1\BNA_N\Methods\SFAM-EPA-BN091124.MA.M
Quant Title : SVOA CALIBRATION
QLast Update : Mon Sep 30 14:14:38 2024
Response via : Initial Calibration

Instrument :
BNA_N
ClientSampleId :
PMW-7D(20240927)MSD

Manual Integrations APPROVED
mohammad
10/7/2024 7:11:29 AM

Compound	R.T.	QIon	Response	Conc Units	Dev(Min)
37) 1-Methylnaphthalene	12.034	142	992257	29.175 ng/ul	97
39) 1,2,4,5-Tetrachloroben...	12.193	216	533558	34.559 ng/ul	97
40) Hexachlorocyclopentadiene	12.169	237	252559	26.587 ng/ul	98
41) 2,4,6-Trichlorophenol	12.446	196	363618	35.527 ng/ul	96
42) 2,4,5-Trichlorophenol	12.516	196	394120	35.056 ng/ul	97
43) 1,1'-Biphenyl	12.857	154	1284537	31.860 ng/ul	98
44) 2-Chloronaphthalene	12.887	162	992555	31.601 ng/ul	98
45) 2-Nitroaniline	13.110	65	284433	28.024 ng/ul#	84
47) Dimethylphthalate	13.510	163	1308146	32.115 ng/ul	99
48) 2,6-Dinitrotoluene	13.628	165	280504	34.973 ng/ul	87
50) Acenaphthylene	13.751	152	1548663	31.478 ng/ul	100
51) 3-Nitroaniline	13.951	138	257802	29.085 ng/ul	93
52) Acenaphthene	14.098	153	1096208	31.210 ng/ul	99
53) 2,4-Dinitrophenol	14.163	184	161810	34.299 ng/ul#	83
55) 4-Nitrophenol	14.281	109	62742	9.007 ng/ul	91
56) Dibenzofuran	14.440	168	1517212	31.587 ng/ul	96
57) 2,4-Dinitrotoluene	14.422	165	396442	32.786 ng/ul	92
58) 2,3,4,6-Tetrachlorophenol	14.675	232	332579	35.650 ng/ul	91
59) Diethylphthalate	14.893	149	1346631	31.637 ng/ul	98
61) Fluorene	15.092	166	1235625	31.447 ng/ul	96
62) 4-Chlorophenyl-phenyle...	15.098	204	605263	31.781 ng/ul	98
63) 4-Nitroaniline	15.128	138	283109m	31.039 ng/ul	
66) 4,6-Dinitro-2-methylph...	15.187	198	246804	34.498 ng/ul	95
67) N-Nitrosodiphenylamine	15.316	169	1070767	33.070 ng/ul	97
68) 4-Bromophenyl-phenylether	15.992	248	393843	35.894 ng/ul	93
69) Hexachlorobenzene	16.098	284	478181	37.548 ng/ul	95
70) Atrazine	16.287	200	250520	21.355 ng/ul	99
71) Pentachlorophenol	16.451	266	307342	36.235 ng/ul	95
72) Phenanthrene	16.834	178	1961231	32.918 ng/ul	99
74) Anthracene	16.928	178	1954374	32.124 ng/ul	99
75) 1,2,3,4-Tetrachloroben...	12.810	216	527626	35.086 ng/uL	99
76) Pentachlorobenzene	14.357	250	521103	34.033 ng/uL	93
77) Carbazole	17.204	167	1837451	32.815 ng/ul	100
78) Di-n-butylphthalate	17.792	149	2438457	34.258 ng/ul	98
80) Fluoranthene	18.863	202	2318337	34.965 ng/ul	98
82) Pyrene	19.233	202	2431484	34.112 ng/ul	96
83) Butylbenzylphthalate	20.169	149	1133624	35.465 ng/ul	96
84) 3,3'-Dichlorobenzidine	20.951	252	491549	21.498 ng/ul	99
85) Benzo(a)anthracene	21.010	228	2471592	34.055 ng/ul	99
86) Bis(2-ethylhexyl)phtha...	20.975	149	1705290	36.448 ng/ul	96
87) Chrysene	21.063	228	2327582	33.612 ng/ul	100
89) Di-n-octyl phthalate	22.010	149	3034216	35.543 ng/ul	100
90) Benzo(b)fluoranthene	22.886	252	2655307	33.946 ng/ul	100
91) Benzo(k)fluoranthene	22.945	252	2643753	34.261 ng/ul	98
93) Benzo(a)pyrene	23.610	252	2388748	32.327 ng/ul	96
94) Indeno(1,2,3-cd)pyrene	26.727	276	3338407	36.463 ng/ul	98
95) Dibenzo(a,h)anthracene	26.774	278	2677781	36.183 ng/ul	98
96) Benzo(g,h,i)perylene	27.657	276	2628965	36.988 ng/ul	97

(#) = qualifier out of range (m) = manual integration (+) = signals summed

Quantitation Report (QT Reviewed)

Data Path : Z:\svoasrv\HPCHEM1\BNA_N\Data\BN100424\
Data File : BN034406.D
Acq On : 05 Oct 2024 01:54
Operator : RC/JU
Sample : P4227-17MSD
Misc :
ALS Vial : 21 Sample Multiplier: 1

Quant Time: Oct 05 05:48:50 2024
Quant Method : Z:\svoasrv\HPCHEM1\BNA_N\Methods\SFAM-EPA-BN091124.MA.M
Quant Title : SVOA CALIBRATION
QLast Update : Mon Sep 30 14:14:38 2024
Response via : Initial Calibration

Instrument :
BNA_N
ClientSampleId :
PMW-7D(20240927)MSD

Manual Integrations APPROVED
mohammad
10/7/2024 7:11:29 AM

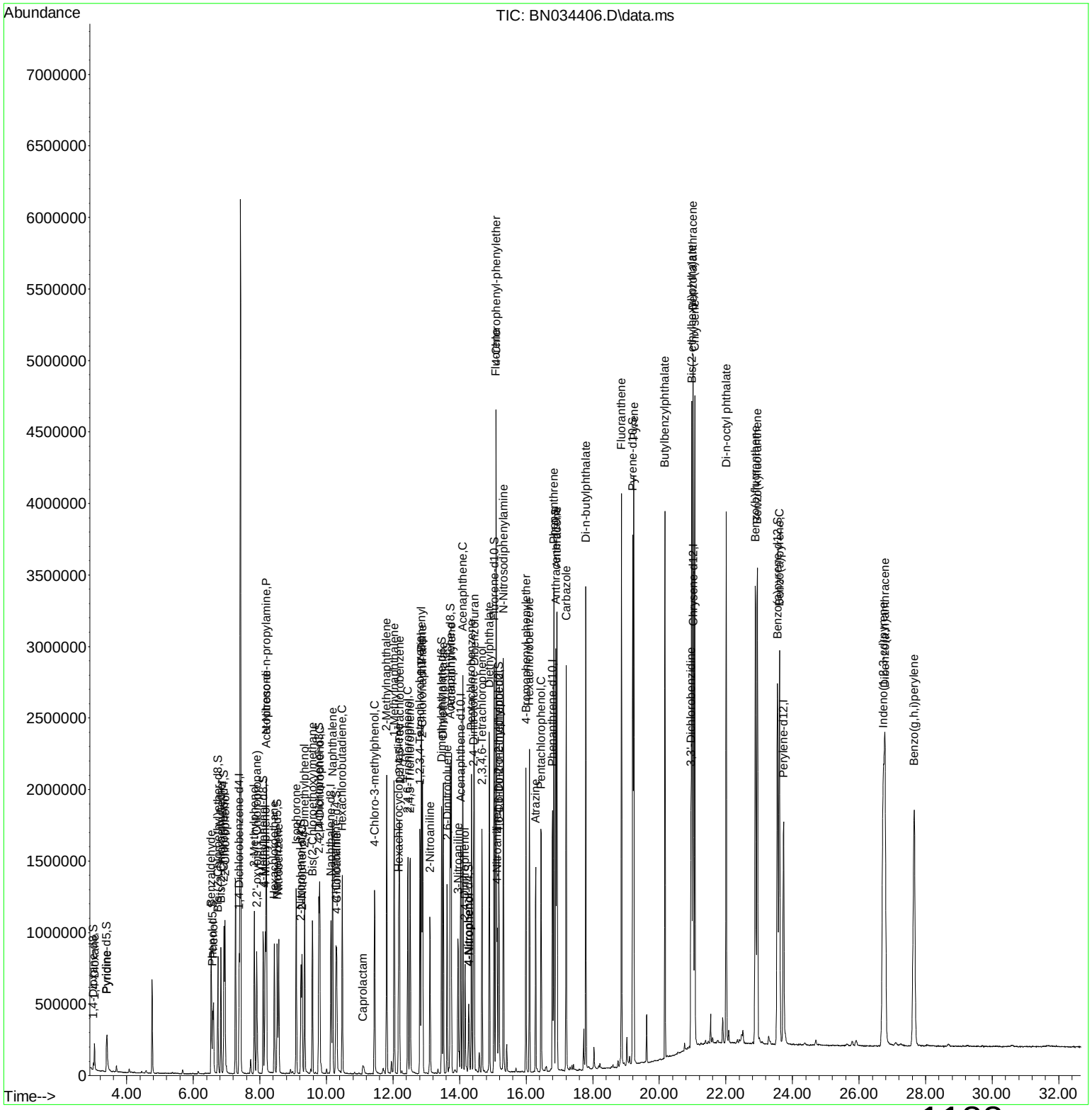

Quantitation Report (Qedit)

Data Path : Z:\svoasrv\HPCHEM1\BNA_N\Data\BN100424\
Data File : BN034406.D
Acq On : 05 Oct 2024 01:54
Operator : RC/JU
Sample : P4227-17MSD
Misc :
ALS Vial : 21 Sample Multiplier: 1

Quant Time: Oct 05 03:03:41 2024
Quant Method : Z:\svoasrv\HPCHEM1\BNA_N\Methods\SFAM-EPA-BN091124.MA.M
Quant Title : SVOA CALIBRATION
QLast Update : Mon Sep 30 14:14:38 2024
Response via : Initial Calibration

Instrument :
BNA_N
ClientSampleId :
PMW-7D(20240927)MSD

Manual Integrations APPROVED
mohammad
10/7/2024 7:11:29 AM

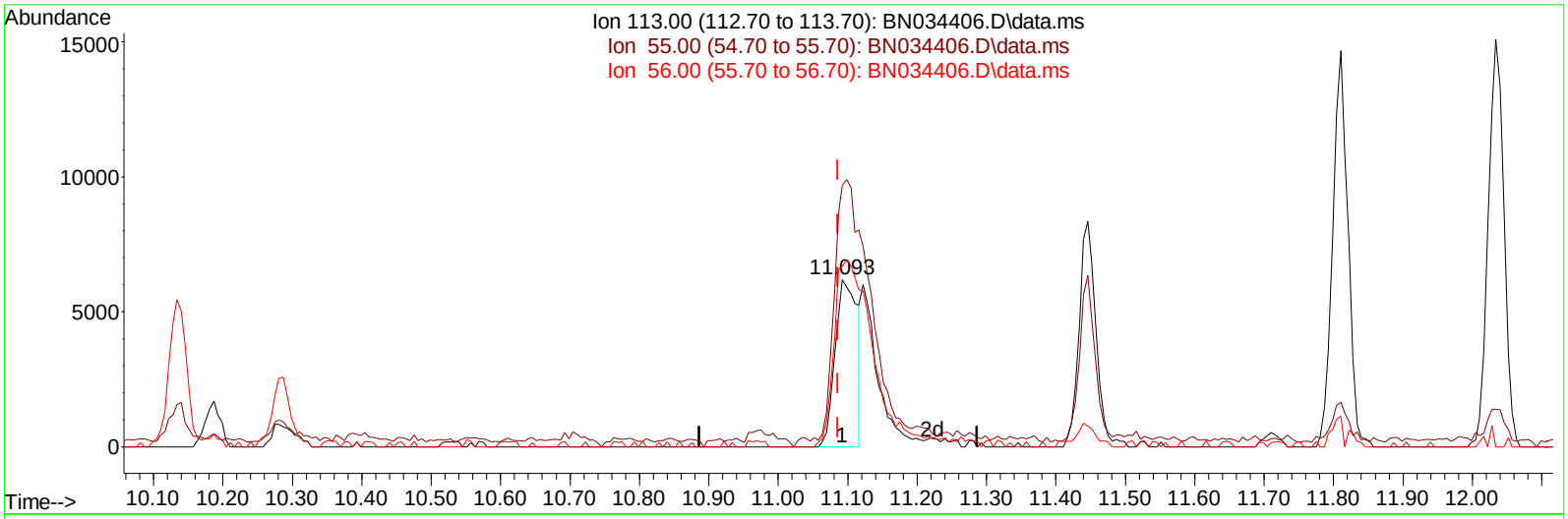

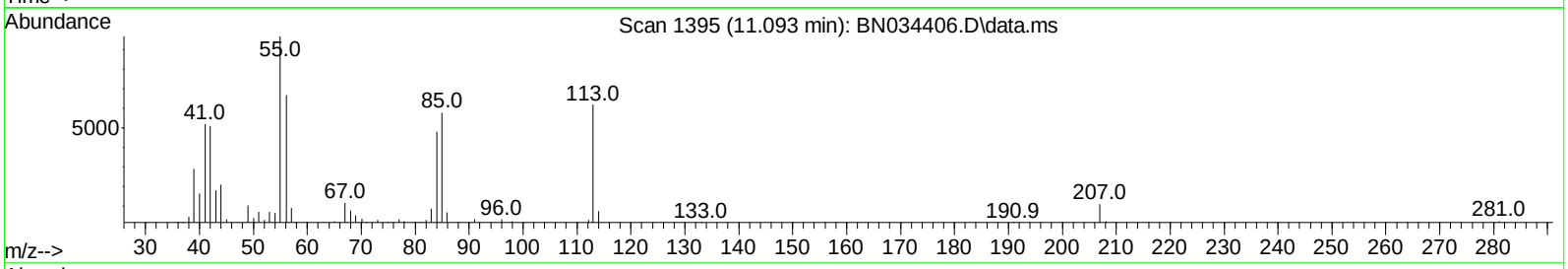

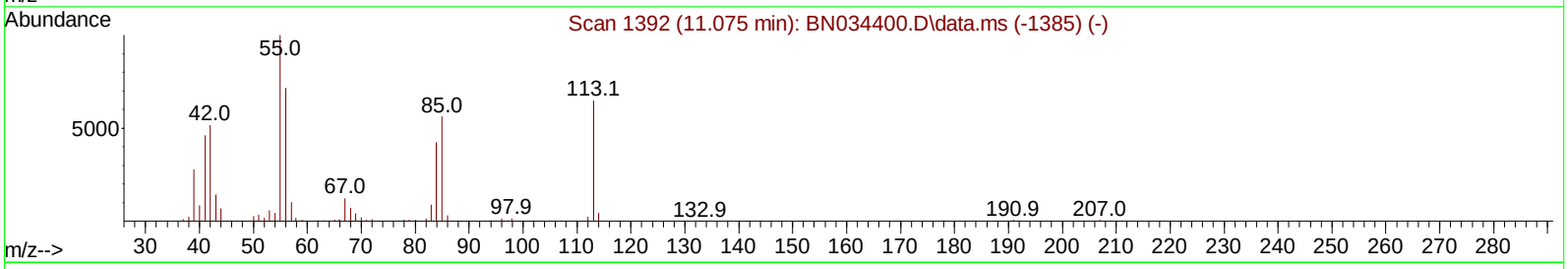

TIC: BN034406.D\data.ms

(34) Caprolactam

11.093min (+ 0.006) 2.48 ng/ul

response 13772

Ion	Exp%	Act%
113.00	100.00	100.00
55.00	171.30	156.38
56.00	124.60	108.01
0.00	0.00	0.00

Quantitation Report (Qedit)

Data Path : Z:\svoasrv\HPCHEM1\BNA_N\Data\BN100424\
Data File : BN034406.D
Acq On : 05 Oct 2024 01:54
Operator : RC/JU
Sample : P4227-17MSD
Misc :
ALS Vial : 21 Sample Multiplier: 1

Quant Time: Oct 05 03:03:41 2024
Quant Method : Z:\svoasrv\HPCHEM1\BNA_N\Methods\SFAM-EPA-BN091124.MA.M
Quant Title : SVOA CALIBRATION
QLast Update : Mon Sep 30 14:14:38 2024
Response via : Initial Calibration

Instrument :
BNA_N
ClientSampleId :
PMW-7D(20240927)MSD

Manual Integrations APPROVED
mohammad
10/7/2024 7:11:29 AM

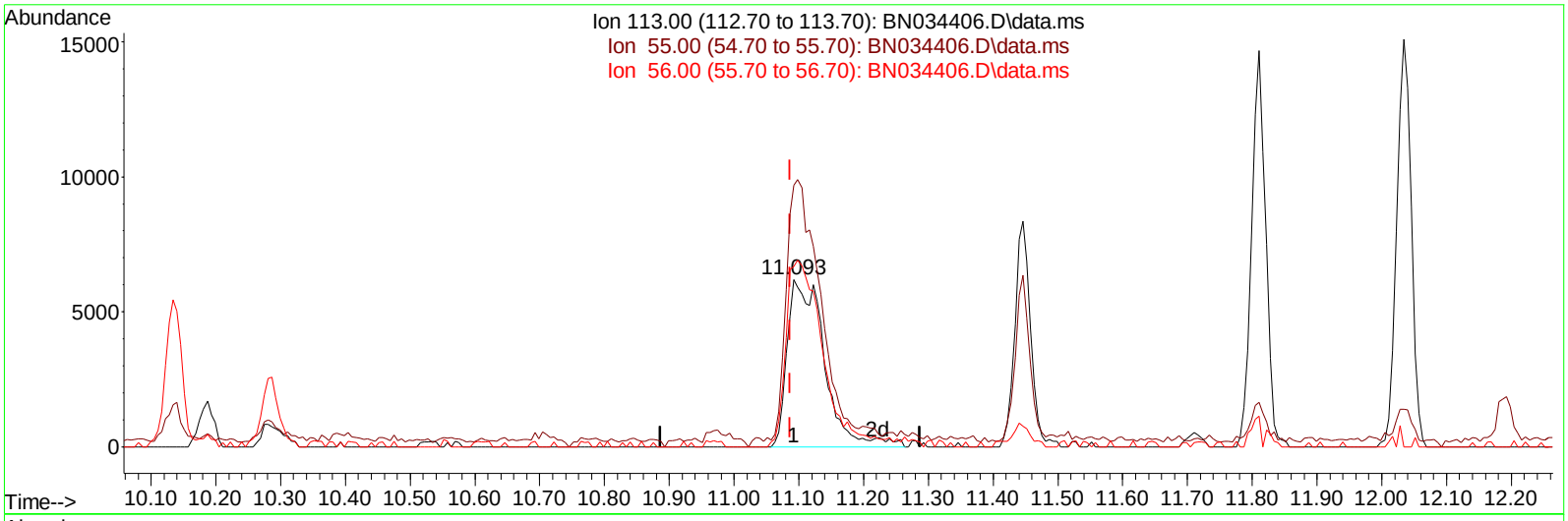

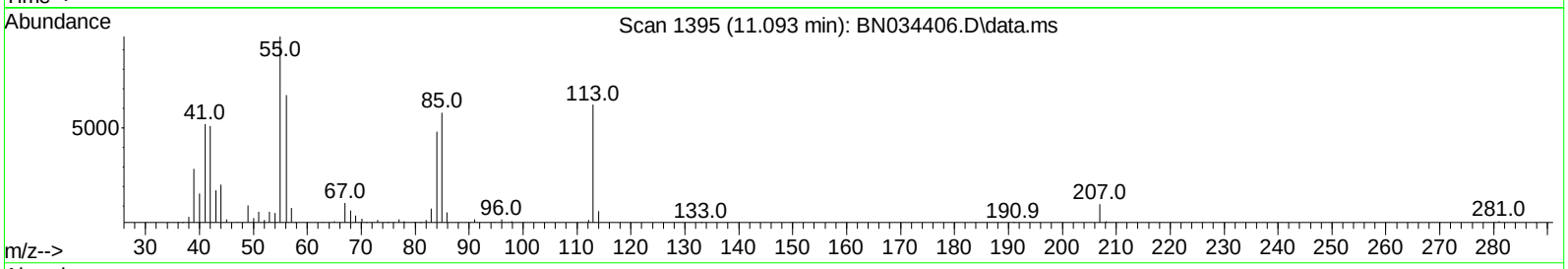

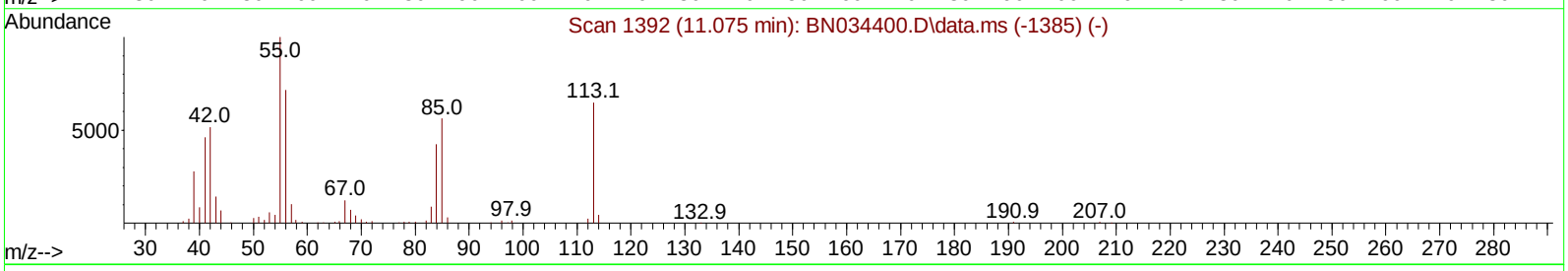

TIC: BN034406.D\data.ms

(34) Caprolactam

11.093min (+ 0.006) 4.41 ng/ul m

response 24469

Ion	Exp%	Act%
113.00	100.00	100.00
55.00	171.30	156.38
56.00	124.60	108.01
0.00	0.00	0.00

Quantitation Report (Qedit)

Data Path : Z:\svoasrv\HPCHEM1\BNA_N\Data\BN100424\
Data File : BN034406.D
Acq On : 05 Oct 2024 01:54
Operator : RC/JU
Sample : P4227-17MSD
Misc :
ALS Vial : 21 Sample Multiplier: 1

Quant Time: Oct 05 03:04:35 2024
Quant Method : Z:\svoasrv\HPCHEM1\BNA_N\Methods\SFAM-EPA-BN091124.MA.M
Quant Title : SVOA CALIBRATION
QLast Update : Mon Sep 30 14:14:38 2024
Response via : Initial Calibration

Instrument :
BNA_N
ClientSampleId :
PMW-7D(20240927)MSD

Manual Integrations APPROVED
mohammad
10/7/2024 7:11:29 AM

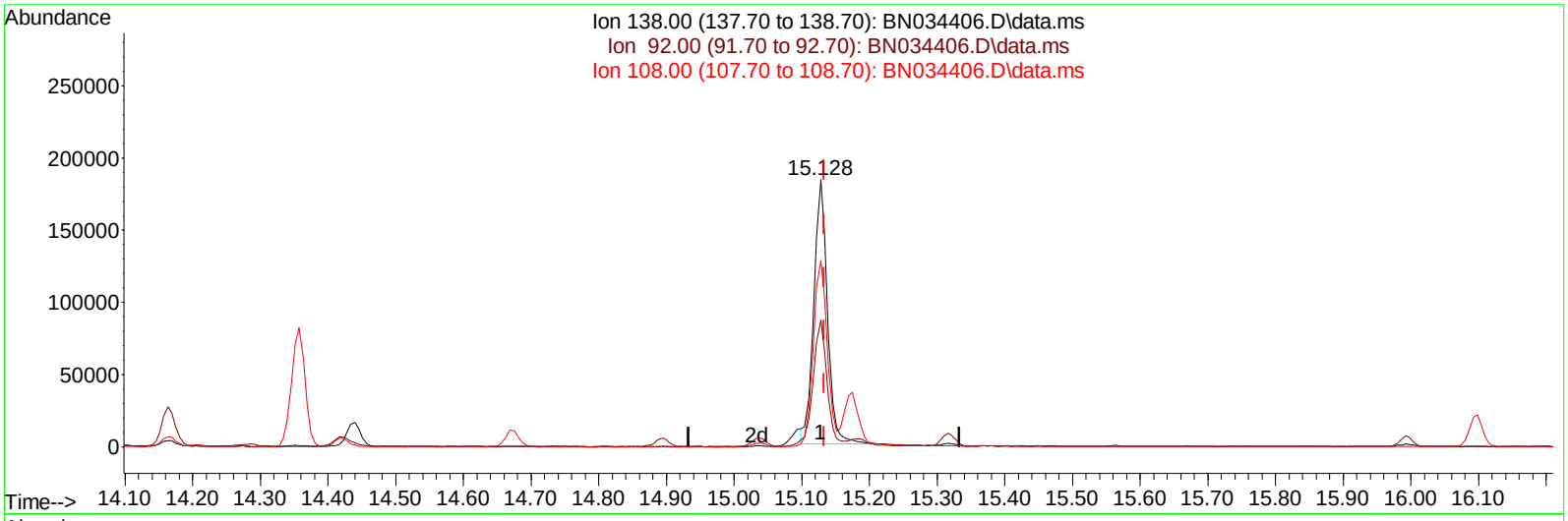

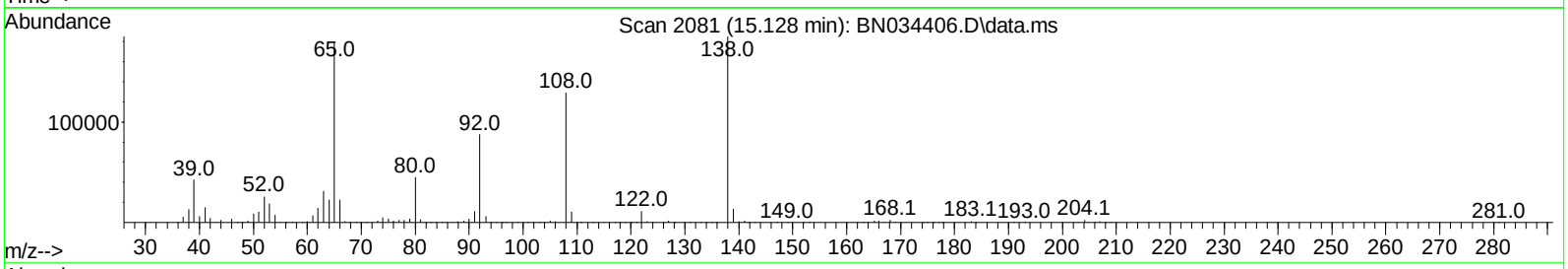

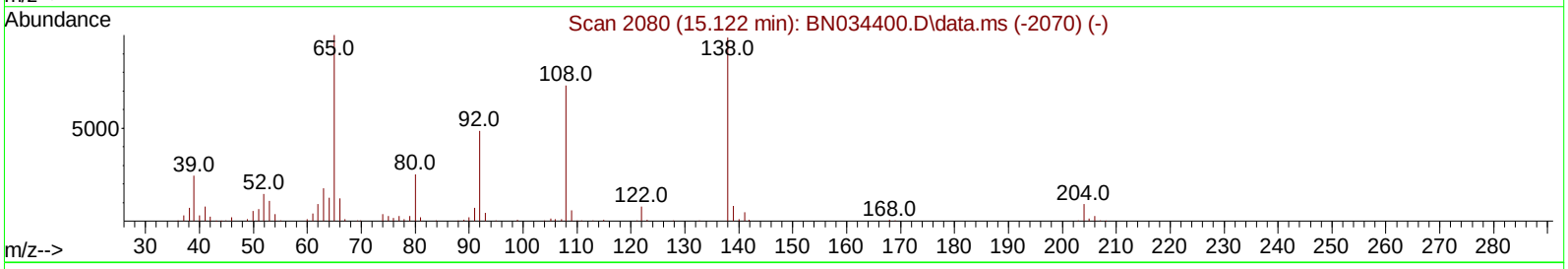

TIC: BN034406.D\data.ms

(63) 4-Nitroaniline

15.128min (-0.006) 28.23 ng/ul

response 257484

Ion	Exp%	Act%
138.00	100.00	100.00
92.00	53.70	47.42
108.00	83.70	69.71
0.00	0.00	0.00

Quantitation Report (Qedit)

Data Path : Z:\svoasrv\HPCHEM1\BNA_N\Data\BN100424\
Data File : BN034406.D
Acq On : 05 Oct 2024 01:54
Operator : RC/JU
Sample : P4227-17MSD
Misc :
ALS Vial : 21 Sample Multiplier: 1

Quant Time: Oct 05 03:04:35 2024
Quant Method : Z:\svoasrv\HPCHEM1\BNA_N\Methods\SFAM-EPA-BN091124.MA.M
Quant Title : SVOA CALIBRATION
QLast Update : Mon Sep 30 14:14:38 2024
Response via : Initial Calibration

Instrument :
BNA_N
ClientSampleId :
PMW-7D(20240927)MSD

Manual Integrations APPROVED
mohammad
10/7/2024 7:11:29 AM

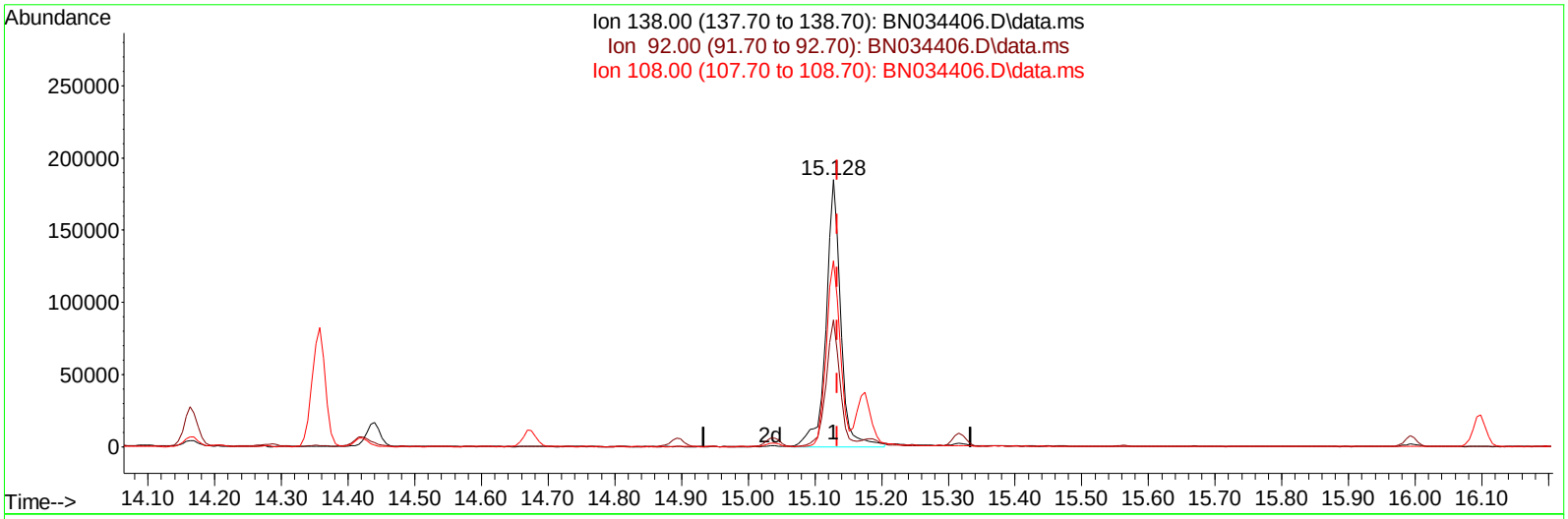

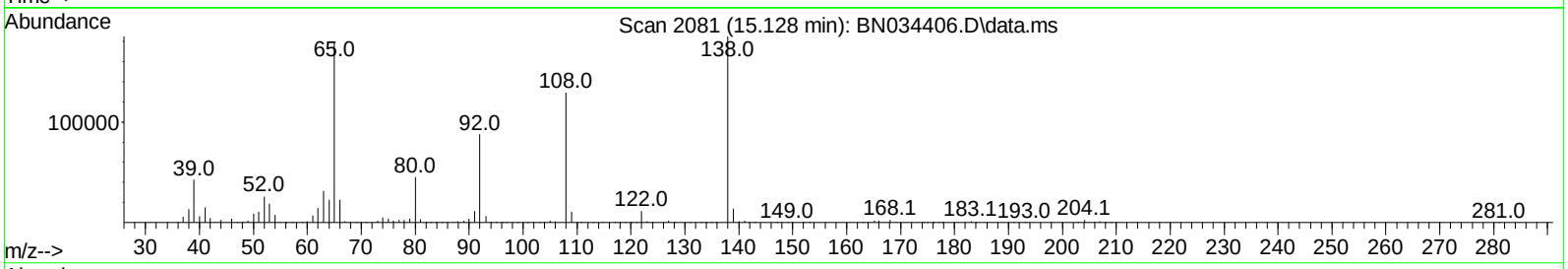

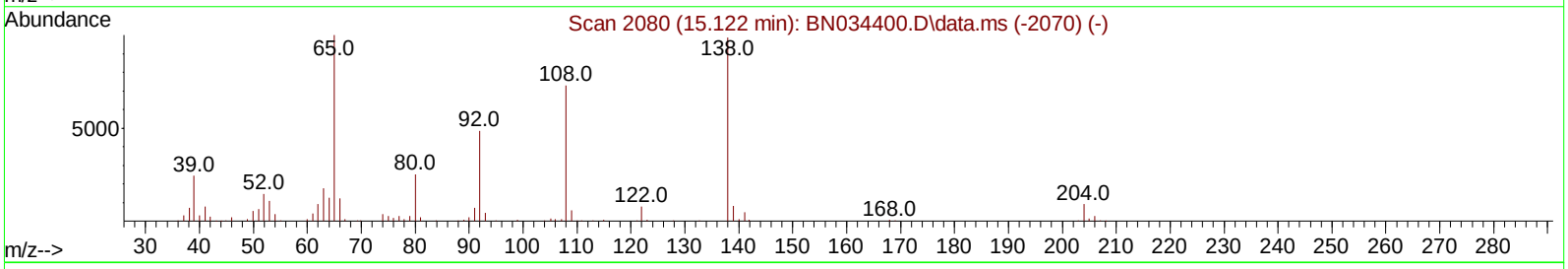

TIC: BN034406.D\data.ms

(63) 4-Nitroaniline

15.128min (-0.006) 31.04 ng/ul m

response 283109

Ion	Exp%	Act%
138.00	100.00	100.00
92.00	53.70	47.42
108.00	83.70	69.71
0.00	0.00	0.00

Quantitation Report (QT Reviewed)

Data Path : Z:\svoasrv\HPCHEM1\BNA_N\Data\BN100424\
Data File : BN034406.D
Acq On : 05 Oct 2024 01:54
Operator : RC/JU
Sample : P4227-17MSD
Misc :
ALS Vial : 21 Sample Multiplier: 1

Quant Time: Oct 05 05:48:50 2024
Quant Method : Z:\svoasrv\HPCHEM1\BNA_N\Methods\SFAM-EPA-BN091124.MA.M
Quant Title : SVOA CALIBRATION
QLast Update : Mon Sep 30 14:14:38 2024
Response via : Initial Calibration

Instrument :
BNA_N
ClientSampleId :
PMW-7D(20240927)MSD

Manual Integrations APPROVED
mohammad
10/7/2024 7:11:29 AM

Compound	R.T.	QIon	Response	Conc Units	Dev(Min)
Internal Standards					
1) 1,4-Dichlorobenzene-d4	7.381	152	231751	20.000 ng/ul	0.00
20) Naphthalene-d8	10.134	136	891751	20.000 ng/ul	0.00
38) Acenaphthene-d10	14.034	164	534785	20.000 ng/ul	0.00
64) Phenanthrene-d10	16.792	188	1080522	20.000 ng/ul	0.00
79) Chrysene-d12	21.027	240	1017918	20.000 ng/ul	0.00
88) Perylene-d12	23.733	264	1282971	20.000 ng/ul	0.00
System Monitoring Compounds					
3) 1,4-Dioxane-d8	2.999	96	25590	4.506 ng/uL	0.00
4) Pyridine-d5	3.393	84	111414	6.600 ng/ul	0.00
7) Phenol-d5	6.581	99	239983	11.668 ng/ul	0.00
9) Bis-(2-Chloroethyl)eth...	6.740	67	339964	26.640 ng/ul	0.00
11) 2-Chlorophenol-d4	6.922	132	475151	29.348 ng/ul	0.00
15) 4-Methylphenol-d8	8.099	113	371502	21.951 ng/ul	0.00
21) Nitrobenzene-d5	8.522	128	232584	32.723 ng/ul	0.00
24) 2-Nitrophenol-d4	9.234	143	267092	36.543 ng/ul	0.00
28) 2,4-Dichlorophenol-d3	9.769	165	469706	34.123 ng/ul	0.00
31) 4-Chloroaniline-d4	10.287	131	448072	21.501 ng/ul	0.00
46) Dimethylphthalate-d6	13.463	166	1304968	32.652 ng/ul	0.00
49) Acenaphthylene-d8	13.722	160	1429738	31.799 ng/ul	0.00
54) 4-Nitrophenol-d4	14.269	143	82418	10.048 ng/ul	0.00
60) Fluorene-d10	15.040	176	1093321	32.278 ng/ul	0.00
65) 4,6-Dinitro-2-methylph...	15.175	200	232672	36.115 ng/ul	0.00
73) Anthracene-d10	16.892	188	1673019	32.933 ng/ul	0.00
81) Pyrene-d10	19.204	212	2013718	35.505 ng/ul	0.00
92) Benzo(a)pyrene-d12	23.551	264	2337195	35.464 ng/ul	0.00
Target Compounds					Qvalue
2) 1,4-Dioxane	3.034	88	95674	15.970 ng/uL	90
5) Pyridine	3.411	79	125241	7.250 ng/ul	91
6) Benzaldehyde	6.540	77	276748	25.490 ng/ul	91
8) Phenol	6.605	94	258779	12.084 ng/ul	96
10) Bis(2-Chloroethyl)ether	6.828	93	468738	28.164 ng/ul	93
12) 2-Chlorophenol	6.952	128	473329	28.528 ng/ul	94
13) 2-Methylphenol	7.834	108	384365	24.014 ng/ul	98
14) 2,2'-oxybis(1-Chloropr...	7.905	45	582192	23.719 ng/ul#	95
16) Acetophenone	8.199	105	676440	25.232 ng/ul	97
17) N-Nitroso-di-n-propyla...	8.193	70	318020	23.955 ng/ul#	94
18) 4-Methylphenol	8.163	108	389406	21.861 ng/ul	96
19) Hexachloroethane	8.434	117	171102	24.450 ng/ul	89
22) Nitrobenzene	8.569	77	498205	28.004 ng/ul	91
23) Isophorone	9.093	82	922885	28.131 ng/ul	95
25) 2-Nitrophenol	9.269	139	274562	33.565 ng/ul	91
26) 2,4-Dimethylphenol	9.346	107	434037	25.791 ng/ul	93
27) Bis(2-Chloroethoxy)met...	9.581	93	604656	29.955 ng/ul	98
29) 2,4-Dichlorophenol	9.799	162	481816	34.570 ng/ul	93
30) Naphthalene	10.187	128	1431902	29.356 ng/ul	99
32) 4-Chloroaniline	10.310	127	404588	19.702 ng/ul	98
33) Hexachlorobutadiene	10.475	225	281410	31.472 ng/ul	97
34) Caprolactam	11.093	113	24469m	4.410 ng/ul	
35) 4-Chloro-3-methylphenol	11.446	107	459429	28.000 ng/ul	90

Quantitation Report (QT Reviewed)

Data Path : Z:\svoasrv\HPCHEM1\BNA_N\Data\BN100424\
Data File : BN034406.D
Acq On : 05 Oct 2024 01:54
Operator : RC/JU
Sample : P4227-17MSD
Misc :
ALS Vial : 21 Sample Multiplier: 1

Quant Time: Oct 05 05:48:50 2024
Quant Method : Z:\svoasrv\HPCHEM1\BNA_N\Methods\SFAM-EPA-BN091124.MA.M
Quant Title : SVOA CALIBRATION
QLast Update : Mon Sep 30 14:14:38 2024
Response via : Initial Calibration

Instrument :
BNA_N
ClientSampleId :
PMW-7D(20240927)MSD

Manual Integrations APPROVED
mohammad
10/7/2024 7:11:29 AM

Compound	R.T.	QIon	Response	Conc Units	Dev(Min)
36) 2-Methylnaphthalene	11.810	142	1006137	29.945 ng/ul	100
37) 1-Methylnaphthalene	12.034	142	992257	29.175 ng/ul	97
39) 1,2,4,5-Tetrachloroben...	12.193	216	533558	34.559 ng/ul	97
40) Hexachlorocyclopentadiene	12.169	237	252559	26.587 ng/ul	98
41) 2,4,6-Trichlorophenol	12.446	196	363618	35.527 ng/ul	96
42) 2,4,5-Trichlorophenol	12.516	196	394120	35.056 ng/ul	97
43) 1,1'-Biphenyl	12.857	154	1284537	31.860 ng/ul	98
44) 2-Chloronaphthalene	12.887	162	992555	31.601 ng/ul	98
45) 2-Nitroaniline	13.110	65	284433	28.024 ng/ul#	84
47) Dimethylphthalate	13.510	163	1308146	32.115 ng/ul	99
48) 2,6-Dinitrotoluene	13.628	165	280504	34.973 ng/ul	87
50) Acenaphthylene	13.751	152	1548663	31.478 ng/ul	100
51) 3-Nitroaniline	13.951	138	257802	29.085 ng/ul	93
52) Acenaphthene	14.098	153	1096208	31.210 ng/ul	99
53) 2,4-Dinitrophenol	14.163	184	161810	34.299 ng/ul#	83
55) 4-Nitrophenol	14.281	109	62742	9.007 ng/ul	91
56) Dibenzofuran	14.440	168	1517212	31.587 ng/ul	96
57) 2,4-Dinitrotoluene	14.422	165	396442	32.786 ng/ul	92
58) 2,3,4,6-Tetrachlorophenol	14.675	232	332579	35.650 ng/ul	91
59) Diethylphthalate	14.893	149	1346631	31.637 ng/ul	98
61) Fluorene	15.092	166	1235625	31.447 ng/ul	96
62) 4-Chlorophenyl-phenyle...	15.098	204	605263	31.781 ng/ul	98
63) 4-Nitroaniline	15.128	138	283109m	31.039 ng/ul	
66) 4,6-Dinitro-2-methylph...	15.187	198	246804	34.498 ng/ul	95
67) N-Nitrosodiphenylamine	15.316	169	1070767	33.070 ng/ul	97
68) 4-Bromophenyl-phenylether	15.992	248	393843	35.894 ng/ul	93
69) Hexachlorobenzene	16.098	284	478181	37.548 ng/ul	95
70) Atrazine	16.287	200	250520	21.355 ng/ul	99
71) Pentachlorophenol	16.451	266	307342	36.235 ng/ul	95
72) Phenanthrene	16.834	178	1961231	32.918 ng/ul	99
74) Anthracene	16.928	178	1954374	32.124 ng/ul	99
75) 1,2,3,4-Tetrachloroben...	12.810	216	527626	35.086 ng/uL	99
76) Pentachlorobenzene	14.357	250	521103	34.033 ng/uL	93
77) Carbazole	17.204	167	1837451	32.815 ng/ul	100
78) Di-n-butylphthalate	17.792	149	2438457	34.258 ng/ul	98
80) Fluoranthene	18.863	202	2318337	34.965 ng/ul	98
82) Pyrene	19.233	202	2431484	34.112 ng/ul	96
83) Butylbenzylphthalate	20.169	149	1133624	35.465 ng/ul	96
84) 3,3'-Dichlorobenzidine	20.951	252	491549	21.498 ng/ul	99
85) Benzo(a)anthracene	21.010	228	2471592	34.055 ng/ul	99
86) Bis(2-ethylhexyl)phtha...	20.975	149	1705290	36.448 ng/ul	96
87) Chrysene	21.063	228	2327582	33.612 ng/ul	100
89) Di-n-octyl phthalate	22.010	149	3034216	35.543 ng/ul	100
90) Benzo(b)fluoranthene	22.886	252	2655307	33.946 ng/ul	100
91) Benzo(k)fluoranthene	22.945	252	2643753	34.261 ng/ul	98
93) Benzo(a)pyrene	23.610	252	2388748	32.327 ng/ul	96
94) Indeno(1,2,3-cd)pyrene	26.727	276	3338407	36.463 ng/ul	98
95) Dibenzo(a,h)anthracene	26.774	278	2677781	36.183 ng/ul	98
96) Benzo(g,h,i)perylene	27.657	276	2628965	36.988 ng/ul	97

(#) = qualifier out of range (m) = manual integration (+) = signals summed

FORM 1A-OR
ORGANIC ANALYSIS DATA SHEET
TARGET ANALYTE LIST

EPA SAMPLE NO.

SLCS808

Lab Name : Alliance Technical Group, LLC
Contract : 68HERH20D0011
Lab Code: ACE Case No.: ARC Sayrevil
MA No. : SDG No.: P4227
Analytical Method : SVOA
Level :
Matrix : Water
Lab Sample ID : PB163808BS
Sample wt/vol : 1000 (g/mL) mL
Lab File ID : BN034393.D
% Solids :
Date Received :
GC Column : ZB-GR ID : 0.25 (mm)
Date Extracted : 09/30/2024
GC Column : ID : (mm)
Date Analyzed : 10/04/2024
Extract Concentrated :(Y/N) N
Extract Volume : 1000 (µL)
Soil Aliquot (VOA) : (µL)
Extraction Type : CONH
Heated Purge : (Y/N)
Injection Volume : 1.0 (µL)
Purge Volume : (mL)
pH : Dilution Factor : 1.0
Cleanup Types :
Cleanup Factor : 1.0
Concentration Units (µg/L, µg/kg, µg, or µg/cm²): µg/L

CAS NO.	ANALYTE	CONCENTRATION	Q
111-44-4	Bis(2-Chloroethyl)ether	12	
98-95-3	Nitrobenzene	12	
78-59-1	Isophorone	11	

Quantitation Report (QT Reviewed)

Data Path : Z:\svoasrv\HPCHEM1\BNA_N\Data\BN100424\
Data File : BN034393.D
Acq On : 04 Oct 2024 16:38
Operator : RC/JU
Sample : PB163808BS
Misc :
ALS Vial : 5 Sample Multiplier: 1

Quant Time: Oct 04 17:19:49 2024
Quant Method : Z:\svoasrv\HPCHEM1\BNA_N\Methods\SFAM-EPA-BN091124.MA.M
Quant Title : SVOA CALIBRATION
QLast Update : Mon Sep 30 14:14:38 2024
Response via : Initial Calibration

Instrument :
BNA_N
ClientSampleId :
SLCS808

Manual Integrations APPROVED
Reviewed By :Yogesh Patel 10/05/2024
Supervised By :mohammad ahmed 10/07/2024

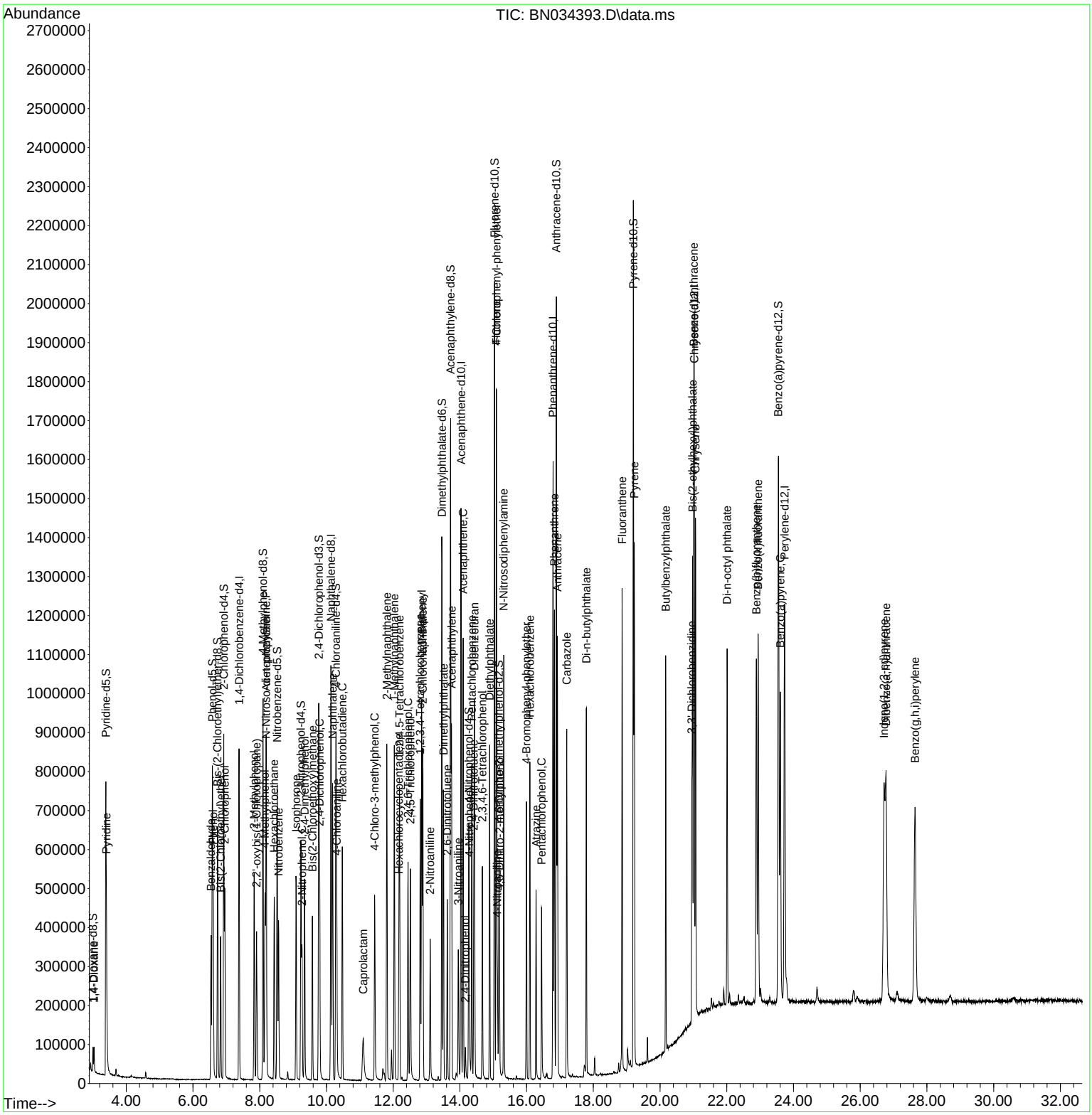

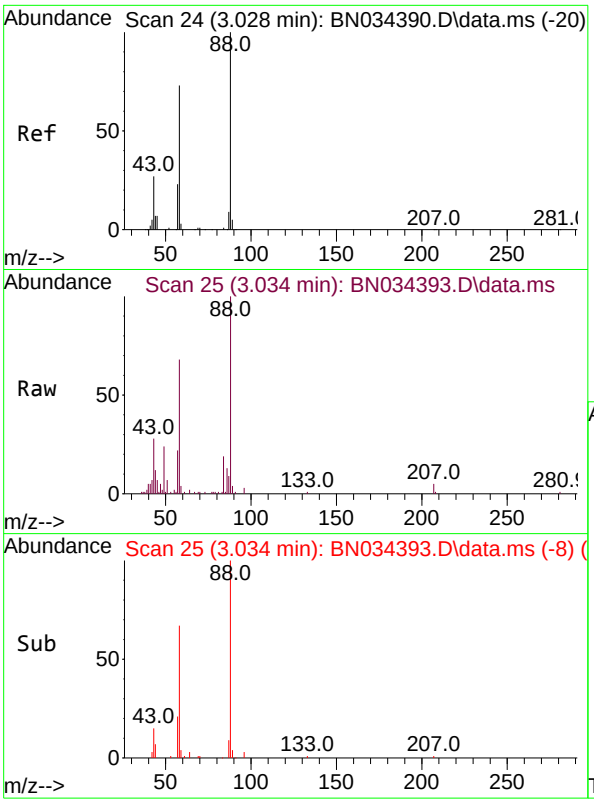

#2
1,4-Dioxane
Concen: 5.290 ng/uL
RT: 3.034 min Scan# 2
Delta R.T. -0.000 min
Lab File: BN034393.D
Acq: 04 Oct 2024 16:38

Tgt Ion: 88 Resp: 3112

Ion	Ratio	Lower	Upper
88	100		
43	27.7	24.7	37.1
58	67.8	64.6	96.8

Instrument :
BNA_N
ClientSampleId :
SLCS808

Manual Integrations
APPROVED

Reviewed By :Yogesh Patel 10/05/2024
Supervised By :mohammad ahmed 10/07/2024

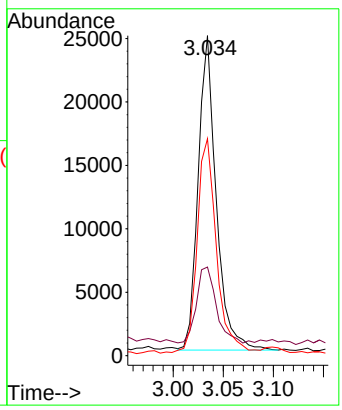

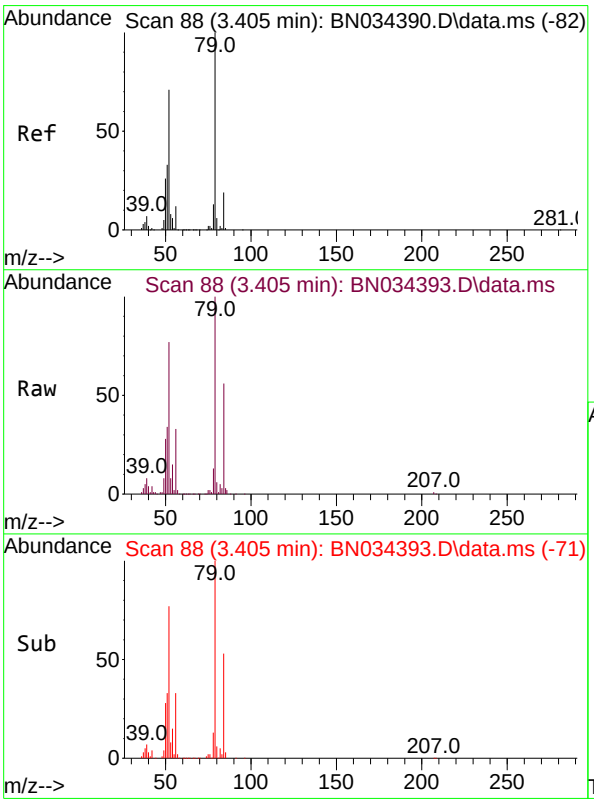

#5
Pyridine
Concen: 11.083 ng/ul
RT: 3.405 min Scan# 88
Delta R.T. -0.000 min
Lab File: BN034393.D
Acq: 04 Oct 2024 16:38

Tgt Ion: 79 Resp: 187992

Ion	Ratio	Lower	Upper
79	100		
52	76.8	65.2	97.8
51	34.2	29.7	44.5

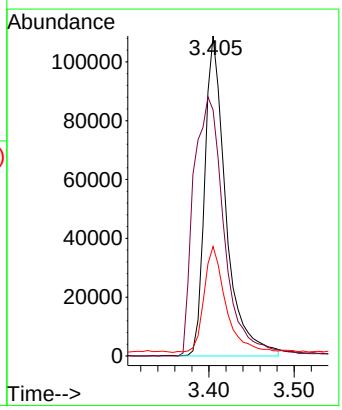

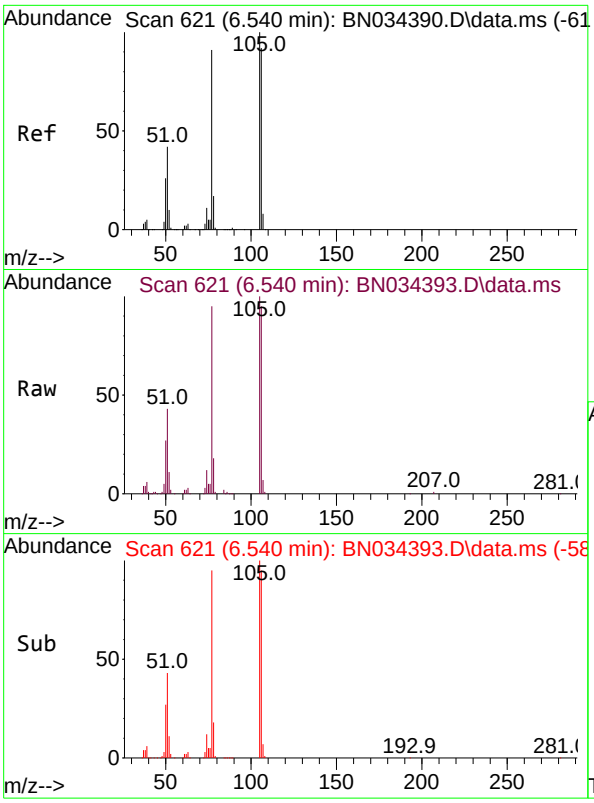

#6
Benzaldehyde
Concen: 11.327 ng/ul
RT: 6.540 min Scan# 6
Delta R.T. -0.006 min
Lab File: BN034393.D
Acq: 04 Oct 2024 16:38

Tgt Ion: 77 Resp: 12076

Ion	Ratio	Lower	Upper
77	100		
105	105.0	76.4	114.6
106	99.5	69.8	104.6

Instrument :
BNA_N
ClientSampleId :
SLCS808

Manual Integrations
APPROVED
Reviewed By :Yogesh Patel 10/05/2024
Supervised By :mohammad ahmed 10/07/2024

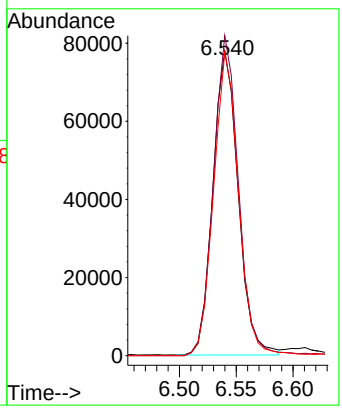

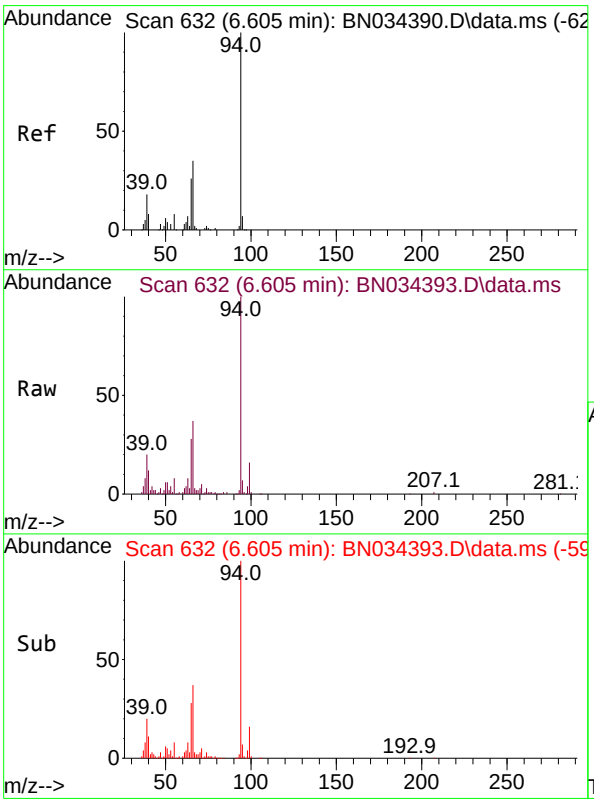

#8
Phenol
Concen: 11.220 ng/ul
RT: 6.605 min Scan# 632
Delta R.T. -0.006 min
Lab File: BN034393.D
Acq: 04 Oct 2024 16:38

Tgt Ion: 94 Resp: 235938

Ion	Ratio	Lower	Upper
94	100		
65	27.9	24.3	36.5
66	37.4	31.8	47.6

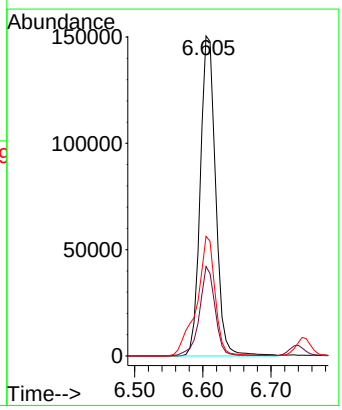

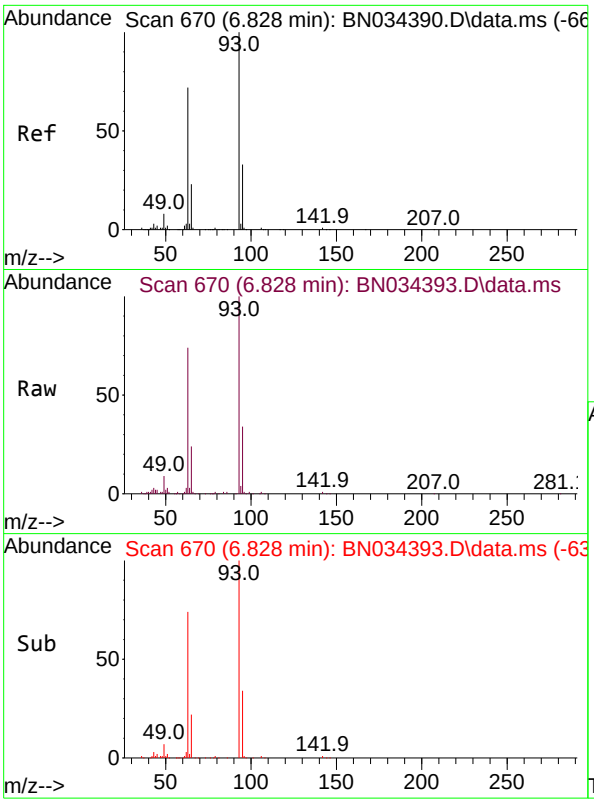

#10
Bis(2-Chloroethyl)ether
Concen: 11.715 ng/ul
RT: 6.828 min Scan# 6
Delta R.T. -0.006 min
Lab File: BN034393.D
Acq: 04 Oct 2024 16:38

Tgt Ion: 93 Resp: 19147

Ion	Ratio	Lower	Upper
93	100		
63	74.5	63.6	95.4
95	34.1	25.7	38.5

Instrument :
BNA_N
ClientSampleId :
SLCS808

Manual Integrations
APPROVED
Reviewed By :Yogesh Patel 10/05/2024
Supervised By :mohammad ahmed 10/07/2024

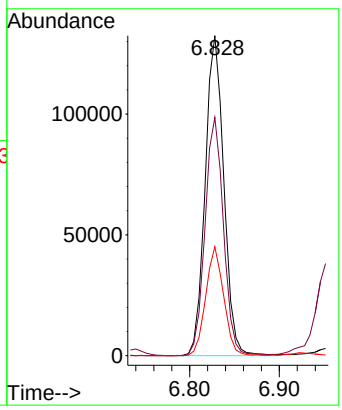

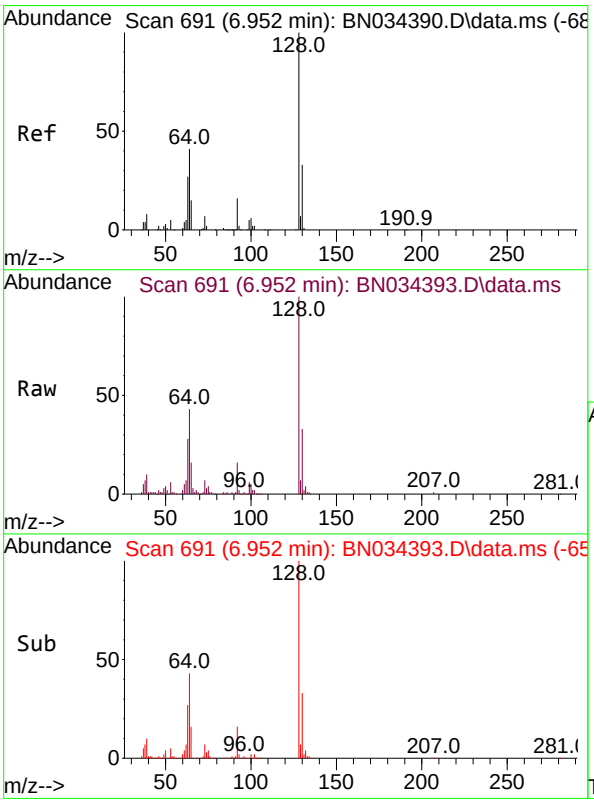

#12
2-Chlorophenol
Concen: 12.875 ng/ul
RT: 6.952 min Scan# 691
Delta R.T. -0.006 min
Lab File: BN034393.D
Acq: 04 Oct 2024 16:38

Tgt Ion:128 Resp: 209766

Ion	Ratio	Lower	Upper
128	100		
64	43.0	39.1	58.7
130	33.4	25.8	38.6

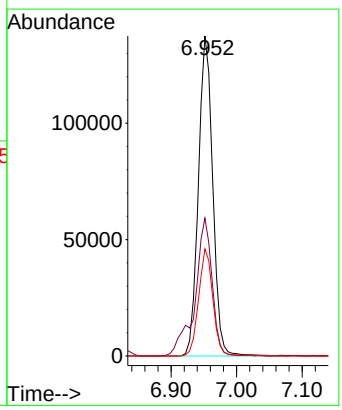

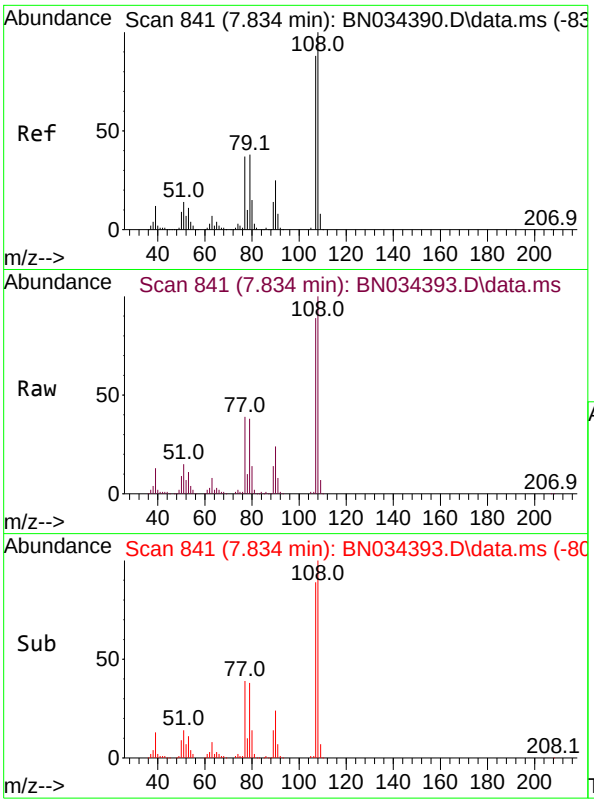

#13
2-Methylphenol
Concen: 11.219 ng/ul
RT: 7.834 min Scan# 8
Delta R.T. -0.006 min
Lab File: BN034393.D
Acq: 04 Oct 2024 16:38

Tgt Ion:108 Resp: 17633

Ion	Ratio	Lower	Upper
108	100		
107	88.8	71.9	107.9

Instrument :
BNA_N
ClientSampleId :
SLCS808

Manual Integrations
APPROVED

Reviewed By :Yogesh Patel 10/05/2024
Supervised By :mohammad ahmed 10/07/2024

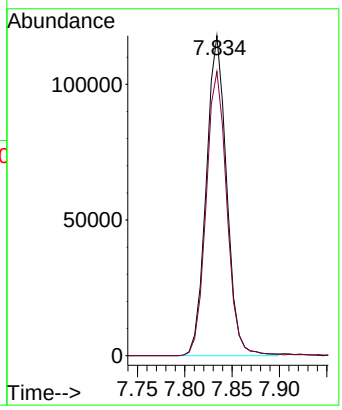

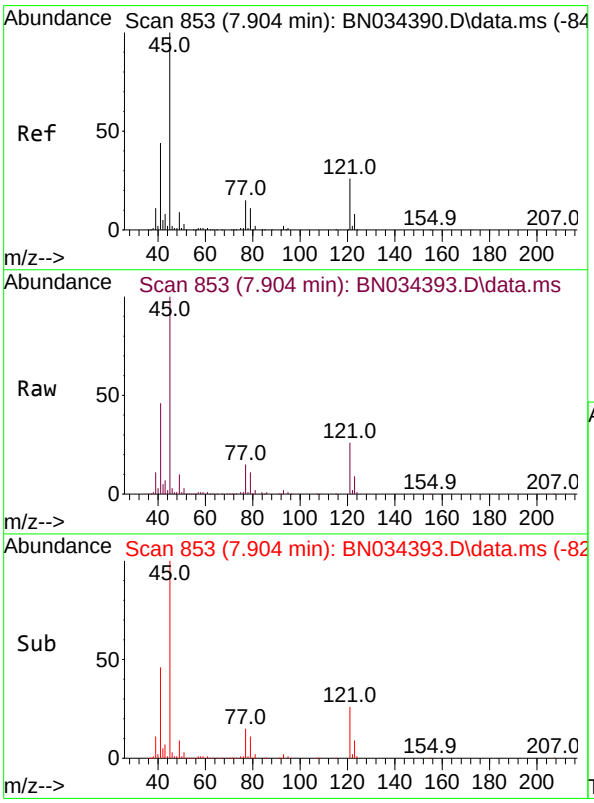

#14
2,2'-oxybis(1-Chloropropane)
Concen: 10.502 ng/ul
RT: 7.904 min Scan# 853
Delta R.T. -0.006 min
Lab File: BN034393.D
Acq: 04 Oct 2024 16:38

Tgt Ion: 45 Resp: 253139

Ion	Ratio	Lower	Upper
45	100		
77	15.3	11.0	16.6
79	11.4	7.8	11.8

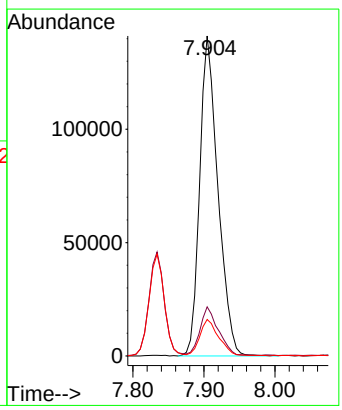

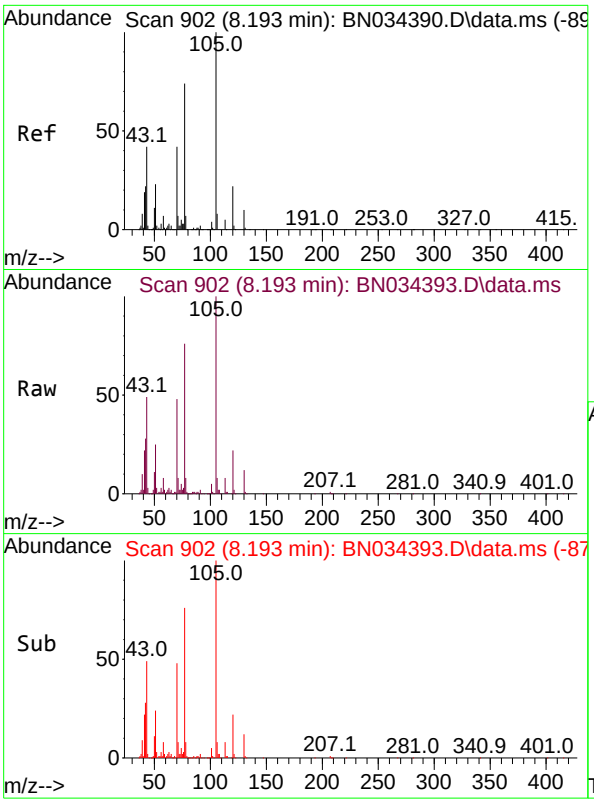

#16
Acetophenone
Concen: 10.747 ng/ul
RT: 8.193 min Scan# 9(
Delta R.T. -0.012 min
Lab File: BN034393.D
Acq: 04 Oct 2024 16:38

Tgt Ion:105 Resp: 28292(

Ion	Ratio	Lower	Upper
105	100		
77	75.9	61.1	91.7
51	24.8	22.6	33.8

Instrument :
BNA_N
ClientSampleId :
SLCS808

Manual Integrations
APPROVED
Reviewed By :Yogesh Patel 10/05/2024
Supervised By :mohammad ahmed 10/07/2024

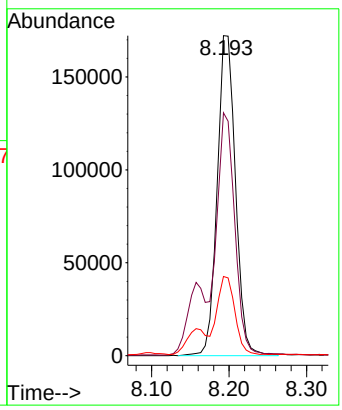

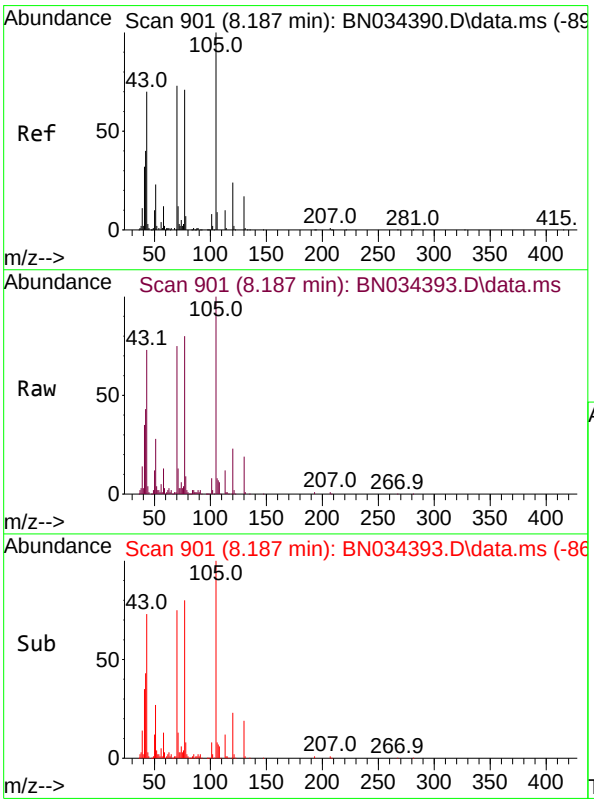

#17
N-Nitroso-di-n-propylamine
Concen: 10.191 ng/ul
RT: 8.187 min Scan# 901
Delta R.T. -0.012 min
Lab File: BN034393.D
Acq: 04 Oct 2024 16:38

Tgt Ion: 70 Resp: 132861

Ion	Ratio	Lower	Upper
70	100		
42	56.5	47.9	71.9
101	10.5	7.5	11.3
130	24.8	16.2	24.2#

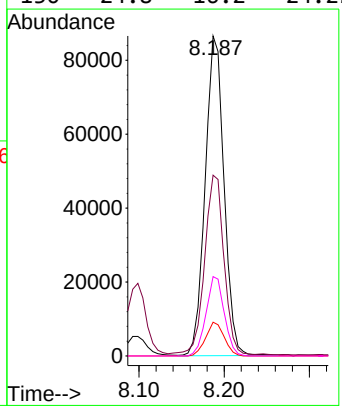

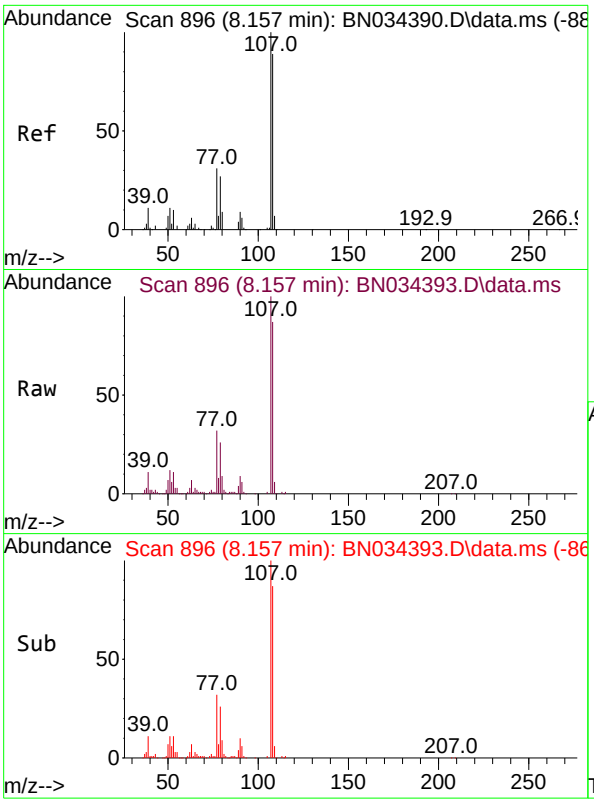

#18
4-Methylphenol
Concen: 11.132 ng/ul
RT: 8.157 min Scan# 8
Delta R.T. -0.006 min
Lab File: BN034393.D
Acq: 04 Oct 2024 16:38

Tgt Ion:108 Resp: 19473

Ion	Ratio	Lower	Upper
108	100		
107	114.4	89.4	134.2

Instrument :
BNA_N
ClientSampleId :
SLCS808

Manual Integrations
APPROVED
Reviewed By :Yogesh Patel 10/05/2024
Supervised By :mohammad ahmed 10/07/2024

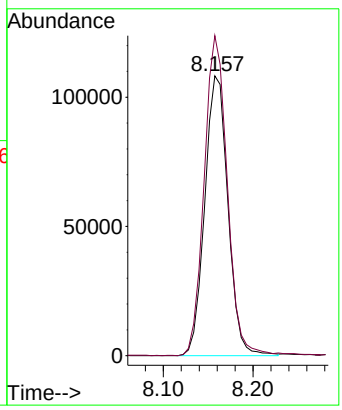

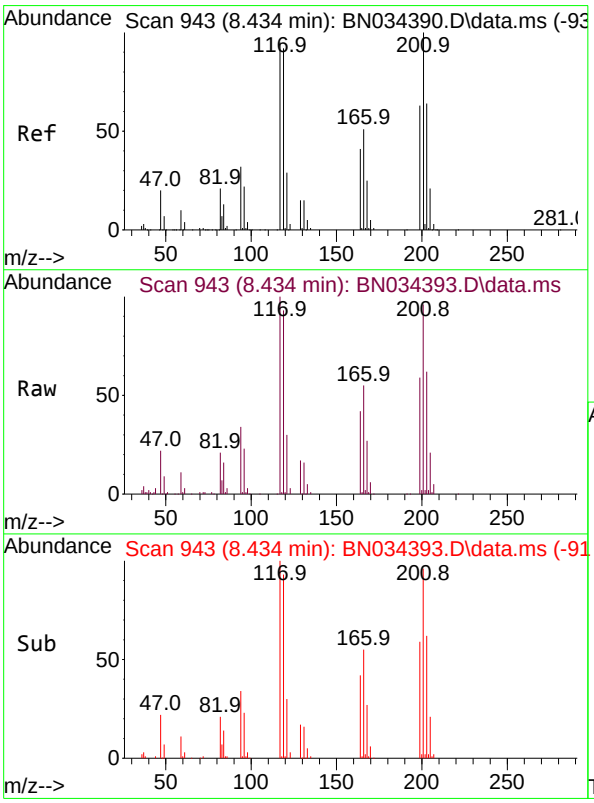

#19
Hexachloroethane
Concen: 12.656 ng/ul
RT: 8.434 min Scan# 943
Delta R.T. -0.006 min
Lab File: BN034393.D
Acq: 04 Oct 2024 16:38

Tgt Ion:117 Resp: 86968

Ion	Ratio	Lower	Upper
117	100		
201	96.1	73.9	110.9
199	59.3	44.0	66.0

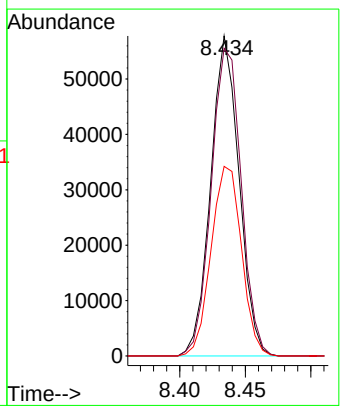

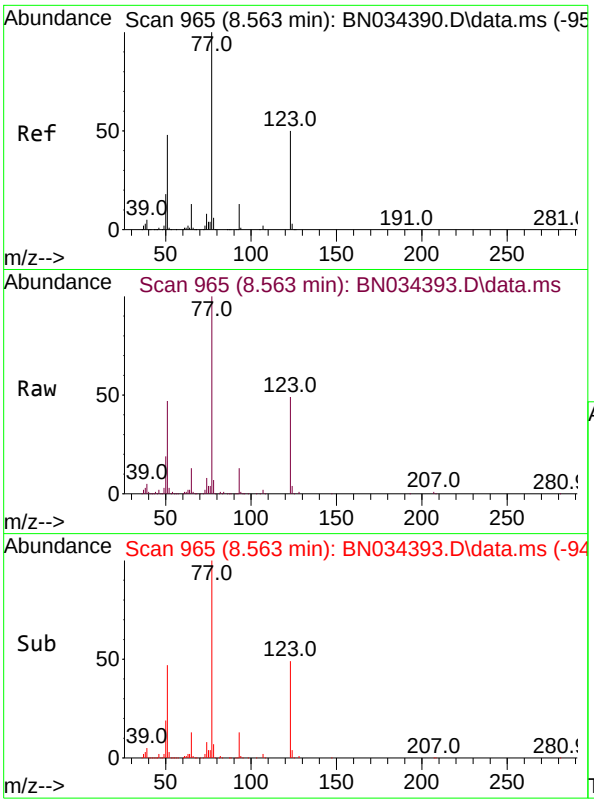

#22
Nitrobenzene
Concen: 11.922 ng/ul
RT: 8.563 min Scan# 9(
Delta R.T. -0.006 min
Lab File: BN034393.D
Acq: 04 Oct 2024 16:38

Tgt Ion: 77 Resp: 209199

Ion	Ratio	Lower	Upper
77	100		
123	49.1	34.5	51.7
65	13.3	11.0	16.6

Instrument :
BNA_N
ClientSampleId :
SLCS808

Manual Integrations
APPROVED

Reviewed By :Yogesh Patel 10/05/2024
Supervised By :mohammad ahmed 10/07/2024

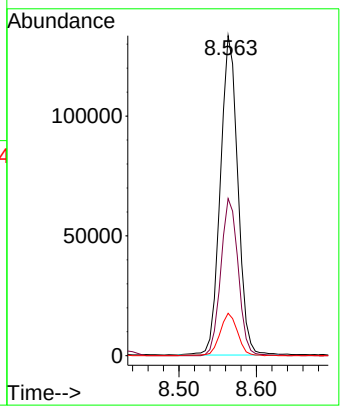

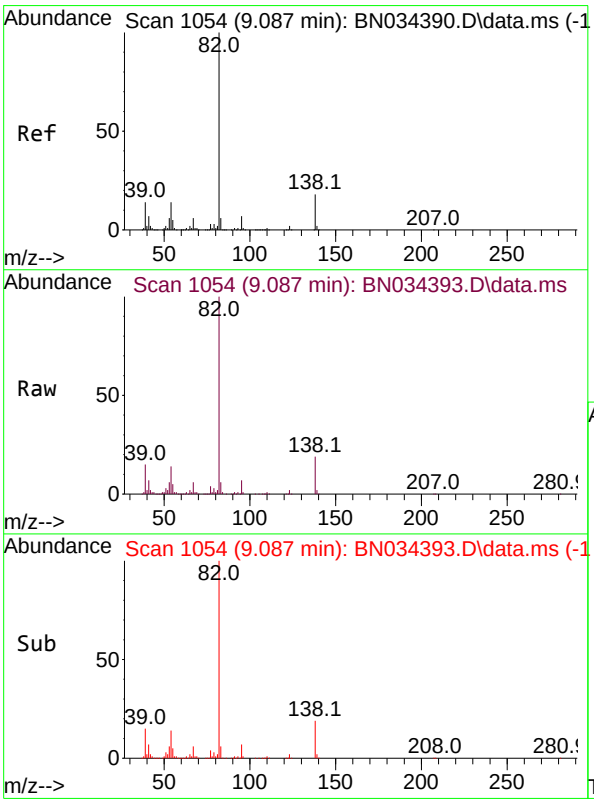

#23
Isophorone
Concen: 11.414 ng/ul
RT: 9.087 min Scan# 1054
Delta R.T. -0.012 min
Lab File: BN034393.D
Acq: 04 Oct 2024 16:38

Tgt Ion: 82 Resp: 369333

Ion	Ratio	Lower	Upper
82	100		
95	7.3	6.1	9.1
138	18.8	13.4	20.0

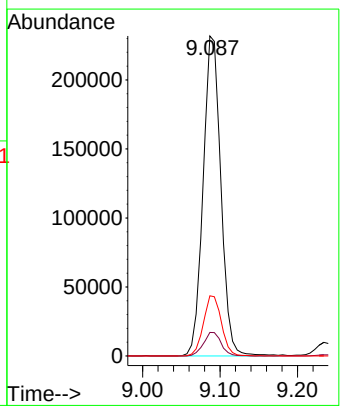

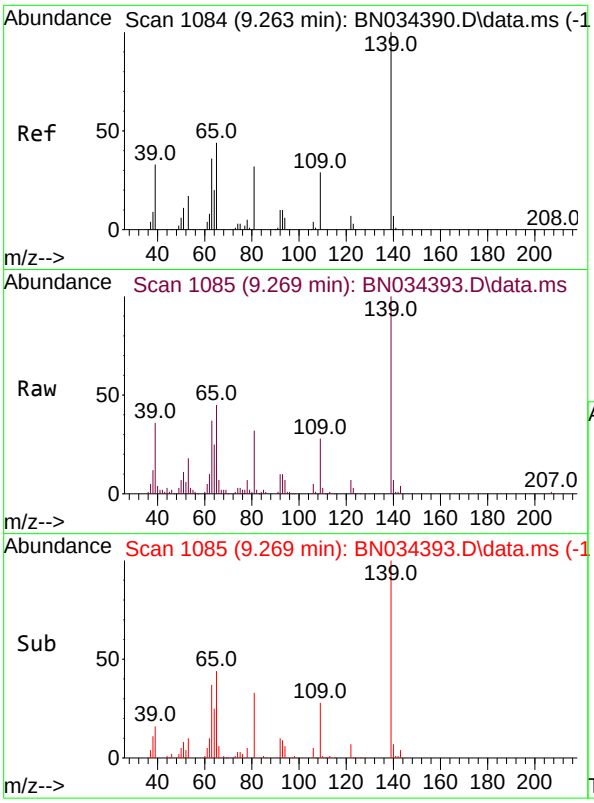

#25
2-Nitrophenol
Concen: 13.426 ng/ul
RT: 9.269 min Scan# 1(
Delta R.T. -0.006 min
Lab File: BN034393.D
Acq: 04 Oct 2024 16:38

Tgt Ion:139 Resp: 10832:

Ion	Ratio	Lower	Upper
139	100		
65	45.5	42.0	63.0
109	27.7	26.5	39.7

Instrument :
BNA_N
ClientSampleId :
SLCS808

Manual Integrations
APPROVED
Reviewed By :Yogesh Patel 10/05/2024
Supervised By :mohammad ahmed 10/07/2024

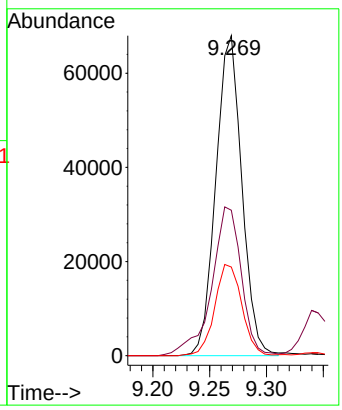

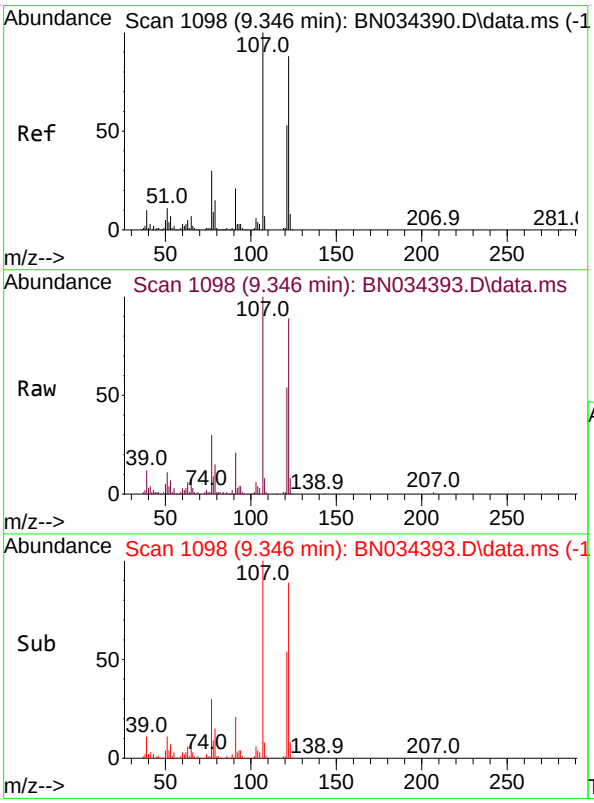

#26
2,4-Dimethylphenol
Concen: 10.485 ng/ul
RT: 9.346 min Scan# 1098
Delta R.T. -0.006 min
Lab File: BN034393.D
Acq: 04 Oct 2024 16:38

Tgt Ion:107 Resp: 174033

Ion	Ratio	Lower	Upper
107	100		
121	53.7	38.4	57.6
122	88.6	62.9	94.3

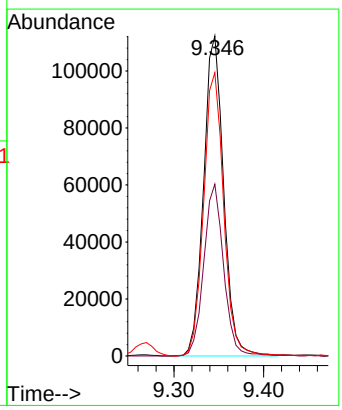

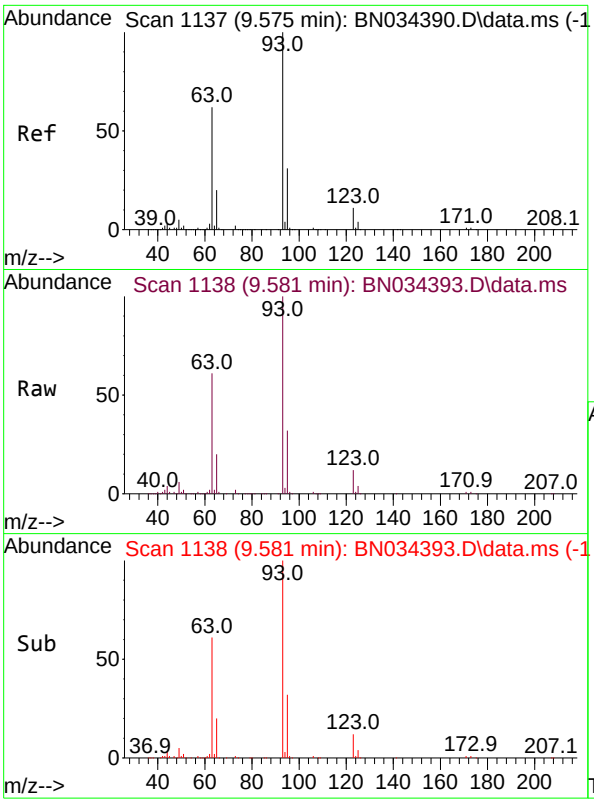

#27
Bis(2-Chloroethoxy)methane
Concen: 12.127 ng/ul
RT: 9.581 min Scan# 1
Delta R.T. -0.006 min
Lab File: BN034393.D
Acq: 04 Oct 2024 16:38

Tgt Ion: 93 Resp: 241449

Ion	Ratio	Lower	Upper
93	100		
95	32.3	24.9	37.3
123	11.7	8.8	13.2

Instrument :
BNA_N
ClientSampleId :
SLCS808

Manual Integrations
APPROVED
Reviewed By :Yogesh Patel 10/05/2024
Supervised By :mohammad ahmed 10/07/2024

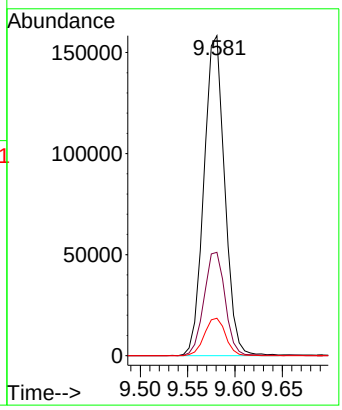

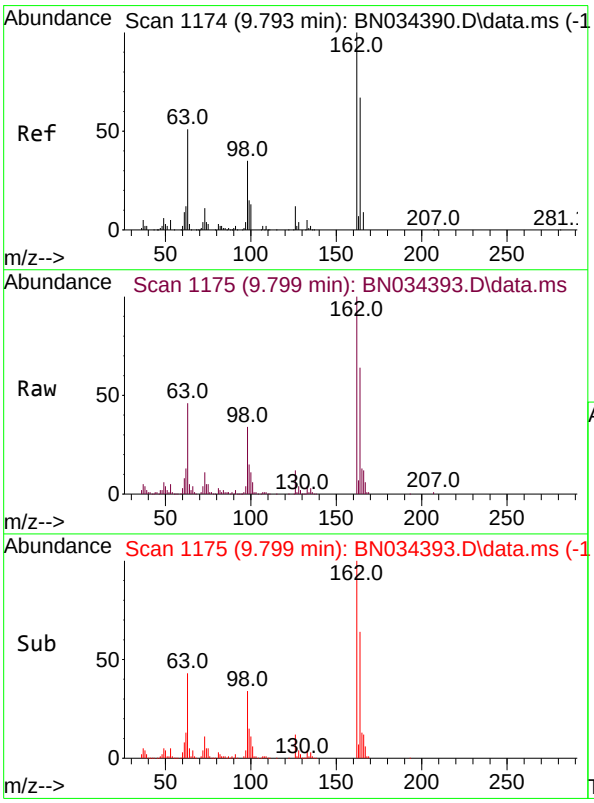

#29
2,4-Dichlorophenol
Concen: 13.608 ng/ul
RT: 9.799 min Scan# 1175
Delta R.T. -0.006 min
Lab File: BN034393.D
Acq: 04 Oct 2024 16:38

Tgt Ion:162 Resp: 187069

Ion	Ratio	Lower	Upper
162	100		
164	64.4	53.0	79.6
98	33.8	30.6	46.0

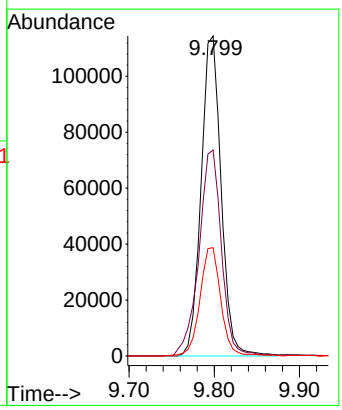

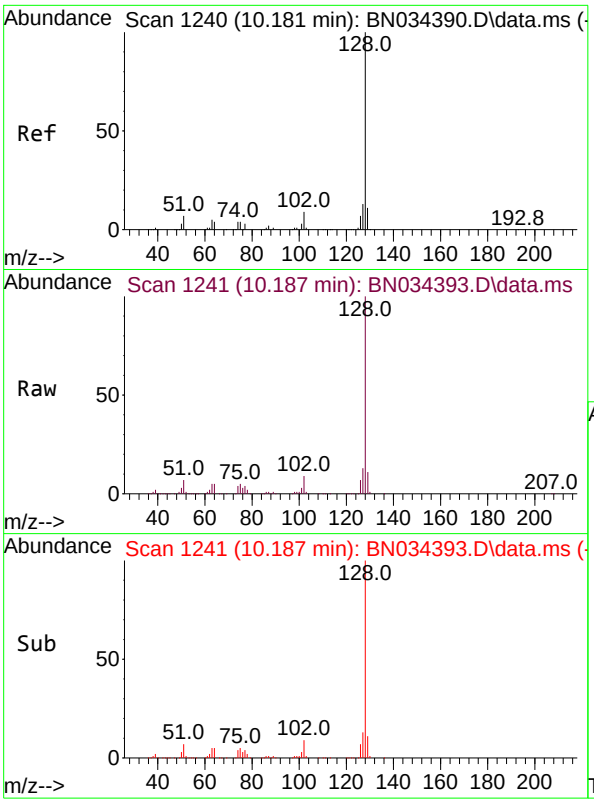

#30
Naphthalene
Concen: 13.040 ng/ul
RT: 10.187 min Scan# 1
Delta R.T. -0.006 min
Lab File: BN034393.D
Acq: 04 Oct 2024 16:38

Tgt Ion:128 Resp: 62738

Ion	Ratio	Lower	Upper
128	100		
129	10.9	8.7	13.1
127	12.7	10.6	16.0

Instrument :
BNA_N
ClientSampleId :
SLCS808

Manual Integrations
APPROVED
Reviewed By :Yogesh Patel 10/05/2024
Supervised By :mohammad ahmed 10/07/2024

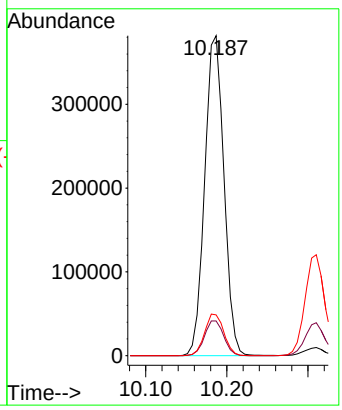

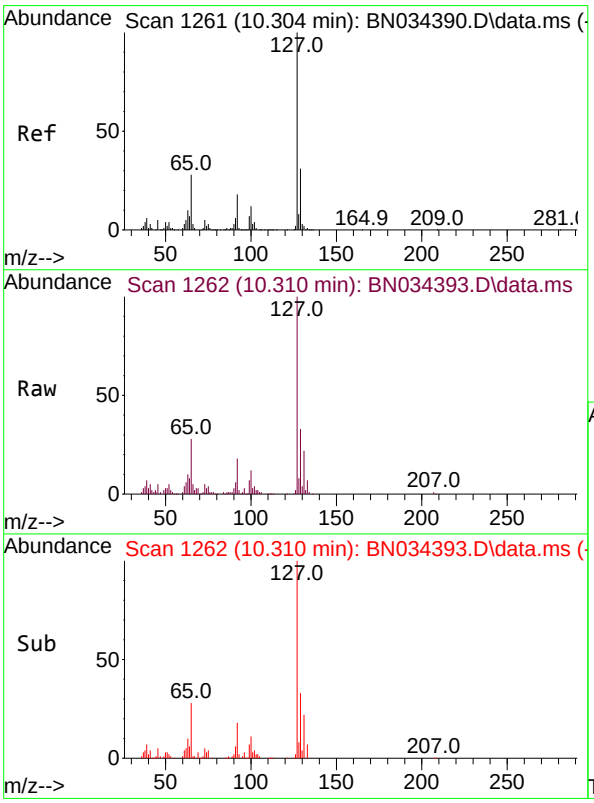

#32
4-Chloroaniline
Concen: 10.461 ng/ul
RT: 10.310 min Scan# 1262
Delta R.T. -0.006 min
Lab File: BN034393.D
Acq: 04 Oct 2024 16:38

Tgt Ion:127 Resp: 211892

Ion	Ratio	Lower	Upper
127	100		
129	32.6	26.2	39.2

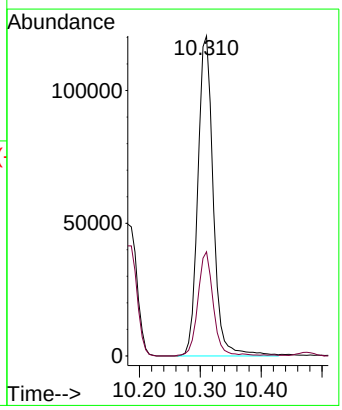

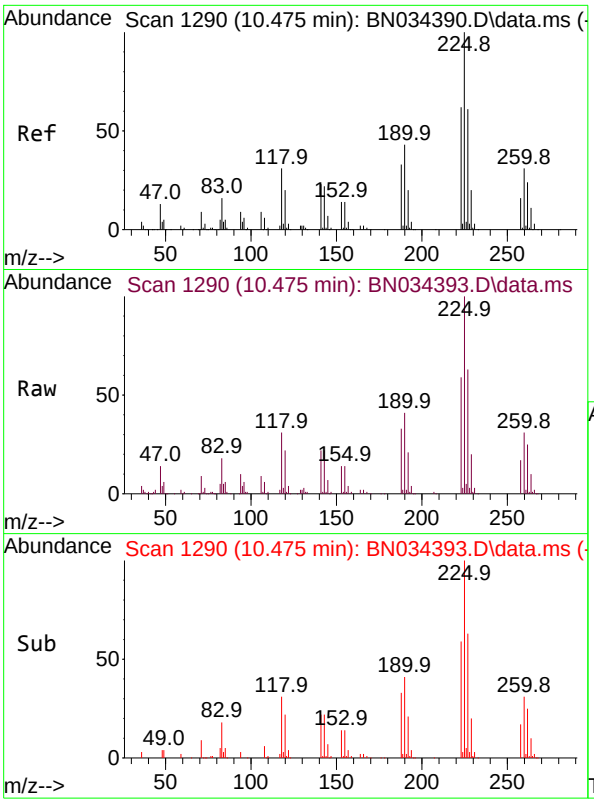

#33
Hexachlorobutadiene
Concen: 14.006 ng/ul
RT: 10.475 min Scan# 1
Delta R.T. -0.012 min
Lab File: BN034393.D
Acq: 04 Oct 2024 16:38

Tgt Ion:225 Resp: 12352

Ion	Ratio	Lower	Upper
225	100		
223	59.5	52.2	78.2
227	62.6	50.1	75.1

Instrument :
BNA_N
ClientSampleId :
SLCS808

Manual Integrations
APPROVED
Reviewed By :Yogesh Patel 10/05/2024
Supervised By :mohammad ahmed 10/07/2024

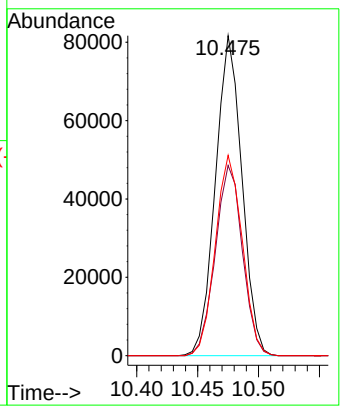

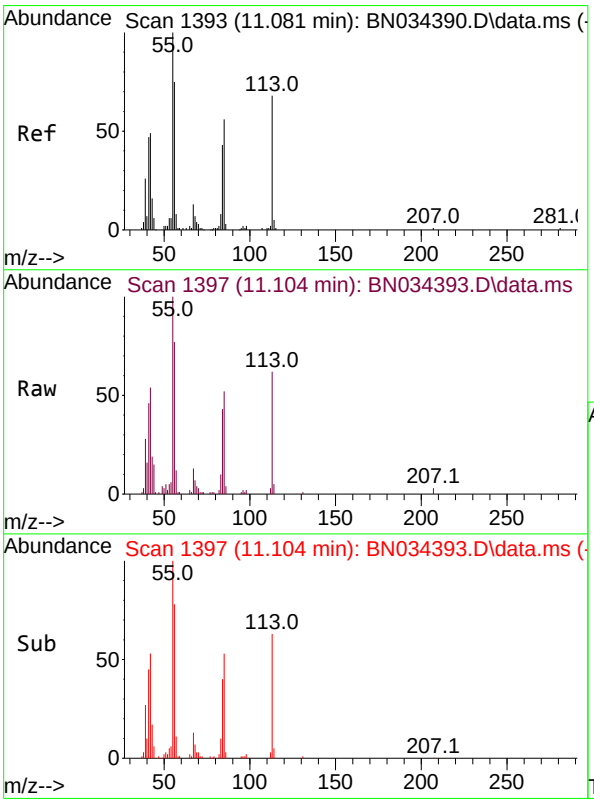

#34
Caprolactam
Concen: 8.122 ng/ul m
RT: 11.104 min Scan# 1397
Delta R.T. 0.018 min
Lab File: BN034393.D
Acq: 04 Oct 2024 16:38

Tgt Ion:113 Resp: 44455

Ion	Ratio	Lower	Upper
113	100		
55	160.9	137.0	205.6
56	124.1	99.7	149.5

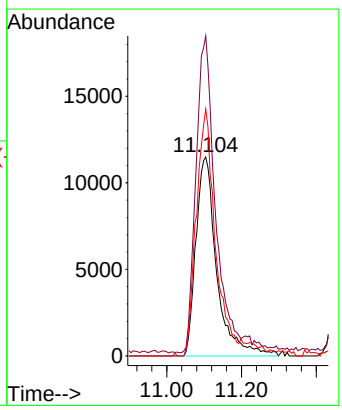

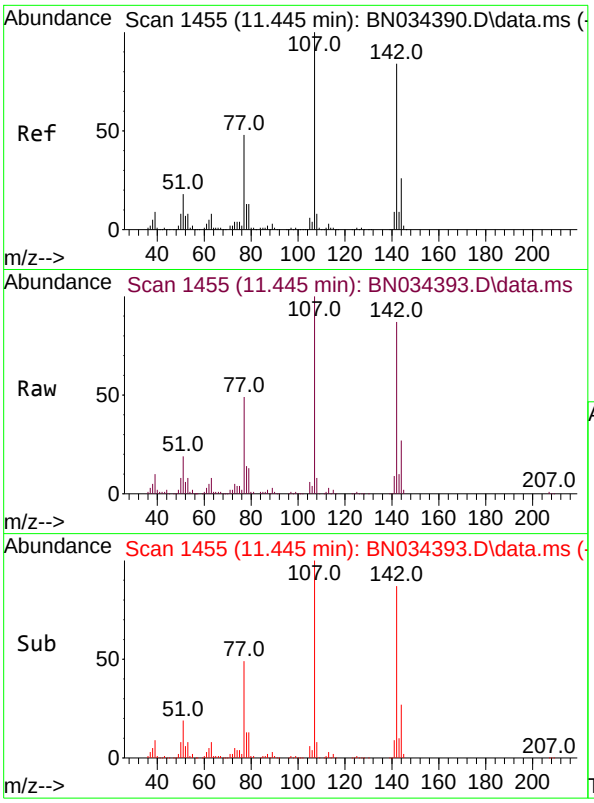

#35
4-Chloro-3-methylphenol
Concen: 10.935 ng/ul
RT: 11.445 min Scan# 1
Delta R.T. -0.006 min
Lab File: BN034393.D
Acq: 04 Oct 2024 16:38

Tgt Ion:107 Resp: 17696

Ion	Ratio	Lower	Upper
107	100		
144	27.2	19.1	28.7
142	87.0	61.4	92.0

Instrument :
BNA_N
ClientSampleId :
SLCS808

Manual Integrations
APPROVED
Reviewed By :Yogesh Patel 10/05/2024
Supervised By :mohammad ahmed 10/07/2024

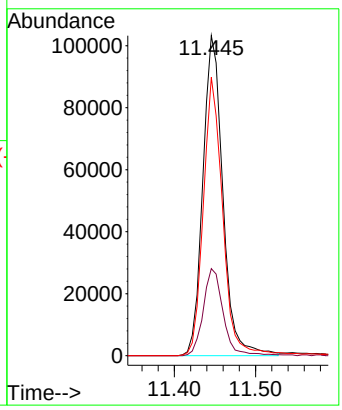

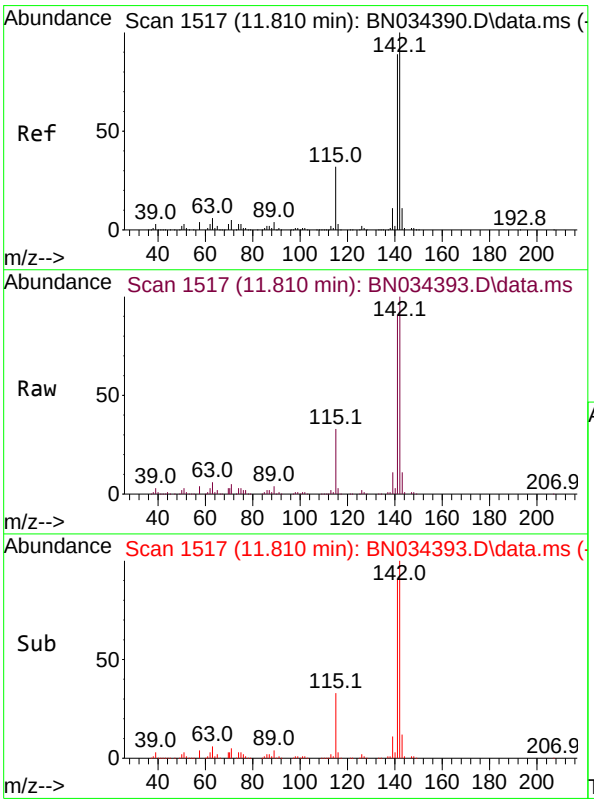

#36
2-Methylnaphthalene
Concen: 12.607 ng/ul
RT: 11.810 min Scan# 1517
Delta R.T. -0.006 min
Lab File: BN034393.D
Acq: 04 Oct 2024 16:38

Tgt Ion:142 Resp: 417802

Ion	Ratio	Lower	Upper
142	100		
141	91.0	72.2	108.2

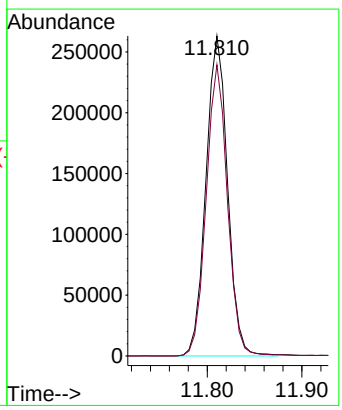

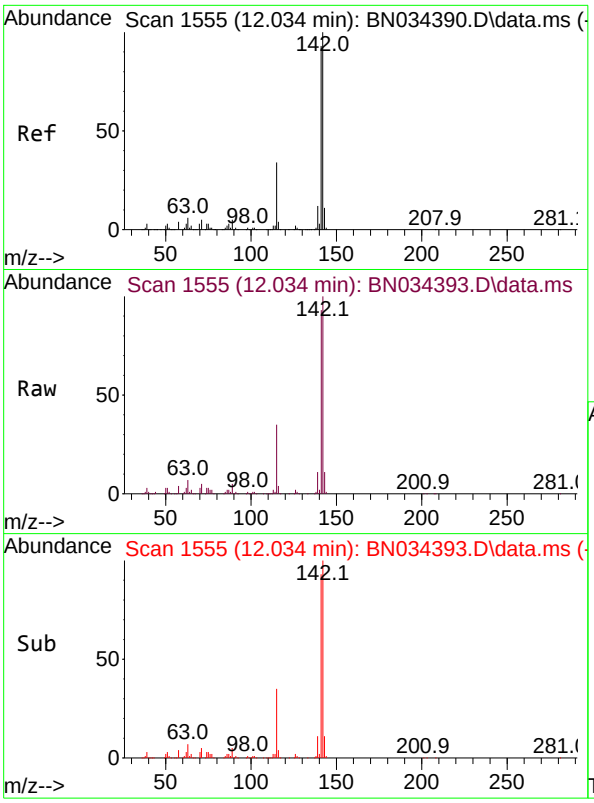

#37
1-Methylnaphthalene
Concen: 12.361 ng/ul
RT: 12.034 min Scan# 1
Delta R.T. -0.006 min
Lab File: BN034393.D
Acq: 04 Oct 2024 16:38

Tgt Ion:142 Resp: 41465

Ion	Ratio	Lower	Upper
142	100		
141	93.1	72.5	108.7
116	3.7	3.2	4.8

Instrument :
BNA_N
ClientSampleId :
SLCS808

Manual Integrations
APPROVED
Reviewed By :Yogesh Patel 10/05/2024
Supervised By :mohammad ahmed 10/07/2024

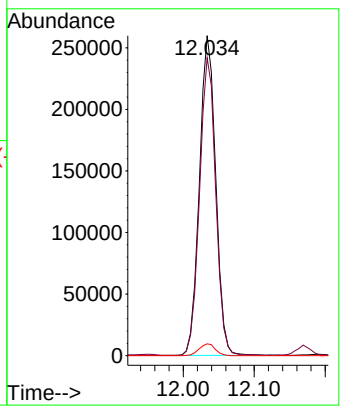

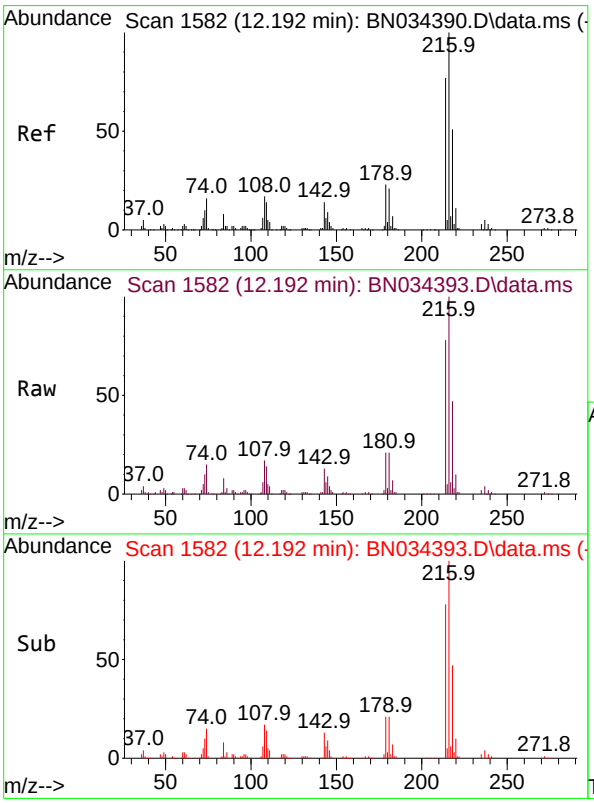

#39
1,2,4,5-Tetrachlorobenzene
Concen: 15.308 ng/ul
RT: 12.192 min Scan# 1582
Delta R.T. -0.006 min
Lab File: BN034393.D
Acq: 04 Oct 2024 16:38

Tgt Ion:216 Resp: 224001

Ion	Ratio	Lower	Upper
216	100		
214	78.4	63.0	94.6
179	21.1	18.2	27.2
108	16.6	15.0	22.4

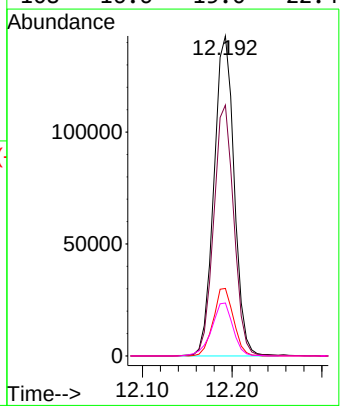

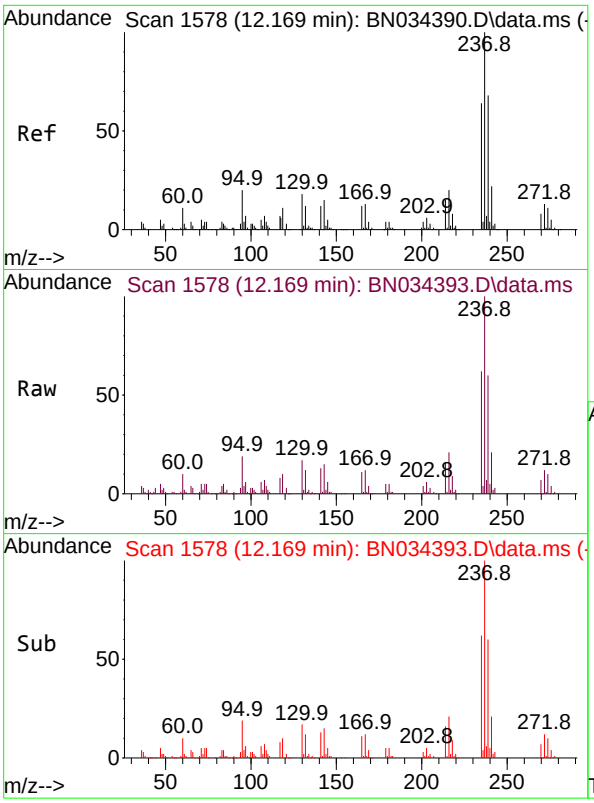

#40
Hexachlorocyclopentadiene
Concen: 10.256 ng/ul
RT: 12.169 min Scan# 1
Delta R.T. -0.012 min
Lab File: BN034393.D
Acq: 04 Oct 2024 16:38

Tgt Ion:237 Resp: 9233

Ion	Ratio	Lower	Upper
237	100		
235	62.3	50.7	76.1
272	12.2	10.1	15.1

Instrument :
BNA_N
ClientSampleId :
SLCS808

Manual Integrations
APPROVED
Reviewed By :Yogesh Patel 10/05/2024
Supervised By :mohammad ahmed 10/07/2024

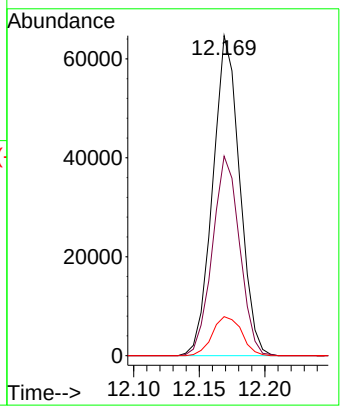

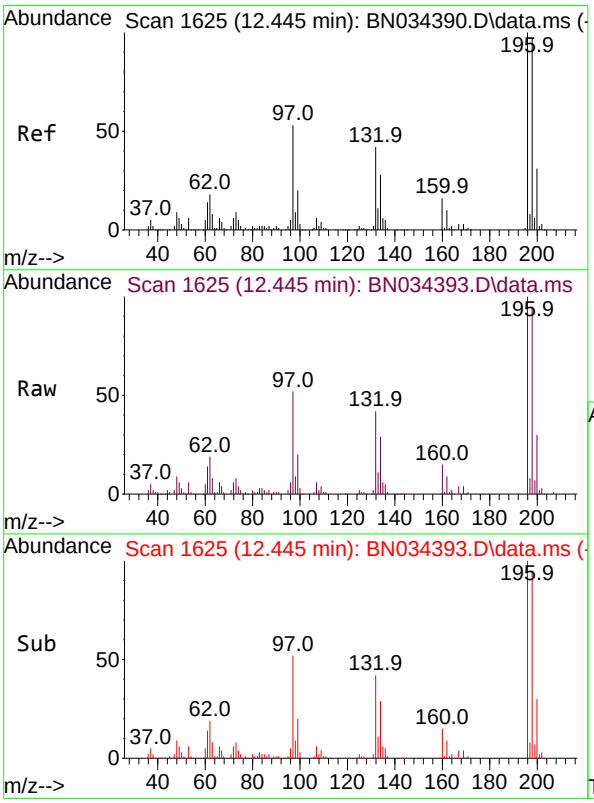

#41
2,4,6-Trichlorophenol
Concen: 13.638 ng/ul
RT: 12.445 min Scan# 1625
Delta R.T. -0.006 min
Lab File: BN034393.D
Acq: 04 Oct 2024 16:38

Tgt Ion:196 Resp: 132300

Ion	Ratio	Lower	Upper
196	100		
198	94.7	75.0	112.4
200	30.5	24.7	37.1

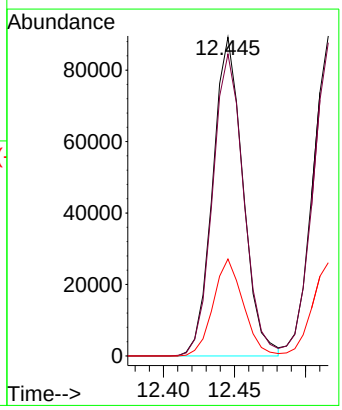

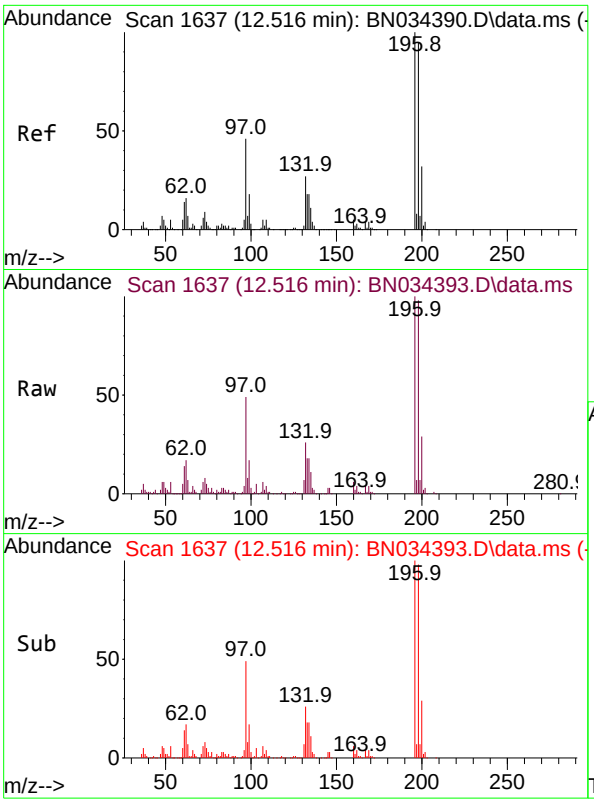

#42
2,4,5-Trichlorophenol
Concen: 13.694 ng/ul
RT: 12.516 min Scan# 1(
Delta R.T. -0.006 min
Lab File: BN034393.D
Acq: 04 Oct 2024 16:38

Tgt Ion:196 Resp: 14592

Ion	Ratio	Lower	Upper
196	100		
198	97.9	77.1	115.7
200	29.1	25.2	37.8

Instrument :
BNA_N
ClientSampleId :
SLCS808

Manual Integrations
APPROVED
Reviewed By :Yogesh Patel 10/05/2024
Supervised By :mohammad ahmed 10/07/2024

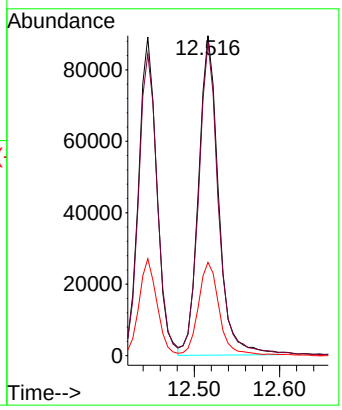

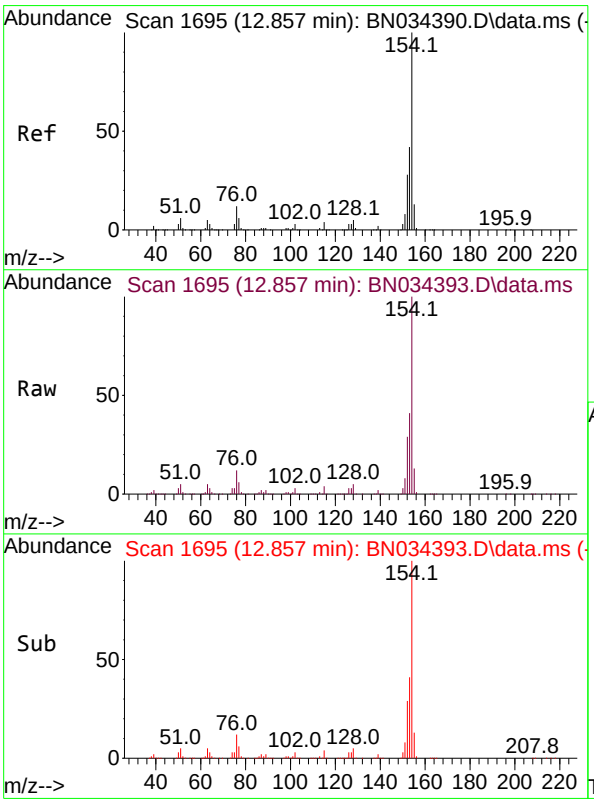

#43
1,1'-Biphenyl
Concen: 13.823 ng/ul
RT: 12.857 min Scan# 1695
Delta R.T. -0.006 min
Lab File: BN034393.D
Acq: 04 Oct 2024 16:38

Tgt Ion:154 Resp: 528232

Ion	Ratio	Lower	Upper
154	100		
153	40.9	33.3	49.9
76	12.2	10.2	15.4

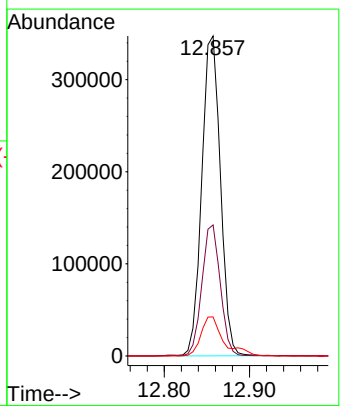

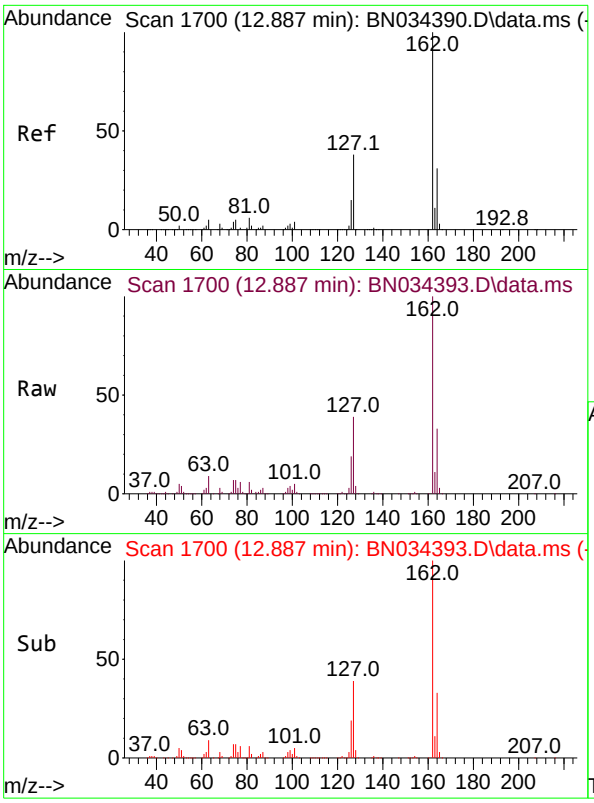

#44
2-Chloronaphthalene
Concen: 13.943 ng/ul
RT: 12.887 min Scan# 1
Delta R.T. -0.012 min
Lab File: BN034393.D
Acq: 04 Oct 2024 16:38

Tgt Ion:162 Resp: 41509

Ion	Ratio	Lower	Upper
162	100		
164	32.7	25.1	37.7
127	39.0	32.6	48.8

Instrument :
BNA_N
ClientSampleId :
SLCS808

Manual Integrations
APPROVED
Reviewed By :Yogesh Patel 10/05/2024
Supervised By :mohammad ahmed 10/07/2024

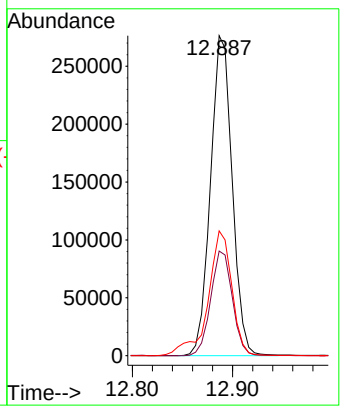

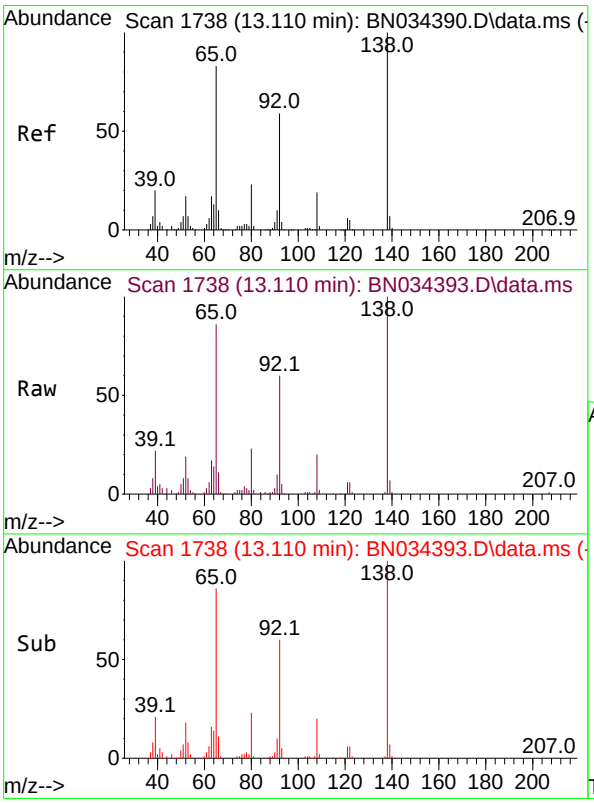

#45
2-Nitroaniline
Concen: 10.454 ng/ul
RT: 13.110 min Scan# 1738
Delta R.T. -0.006 min
Lab File: BN034393.D
Acq: 04 Oct 2024 16:38

Tgt Ion: 65 Resp: 100564

Ion	Ratio	Lower	Upper
65	100		
92	69.6	53.2	79.8
138	116.6	80.9	121.3

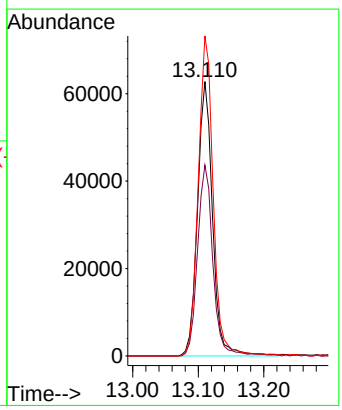

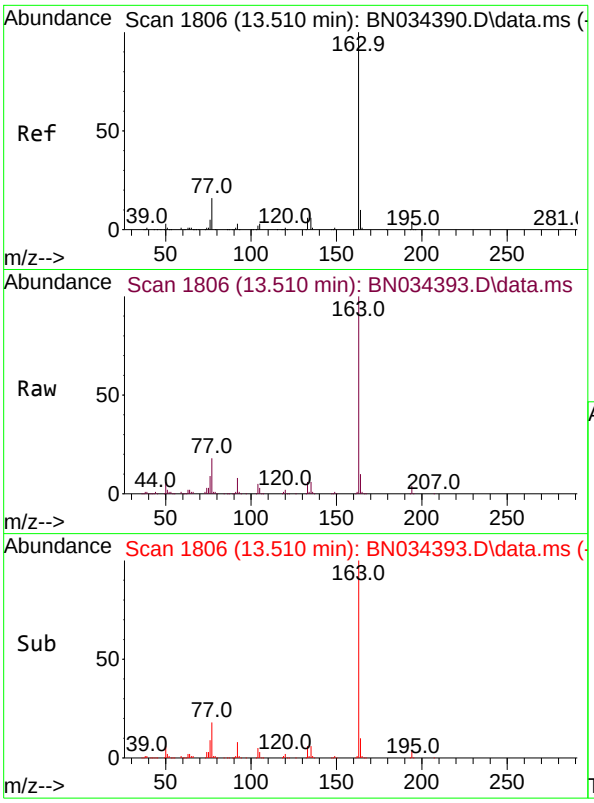

#47
Dimethylphthalate
Concen: 12.498 ng/ul
RT: 13.510 min Scan# 1
Delta R.T. -0.006 min
Lab File: BN034393.D
Acq: 04 Oct 2024 16:38

Tgt Ion:163 Resp: 48250

Ion	Ratio	Lower	Upper
163	100		
194	4.4	3.0	4.6
164	9.6	7.7	11.5

Instrument :
BNA_N
ClientSampleId :
SLCS808

Manual Integrations
APPROVED

Reviewed By :Yogesh Patel 10/05/2024
Supervised By :mohammad ahmed 10/07/2024

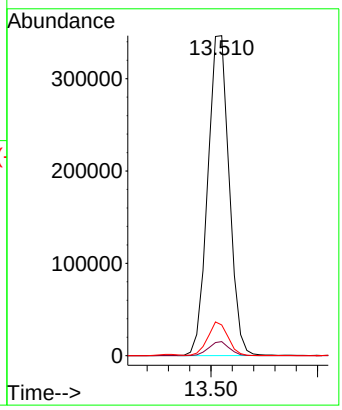

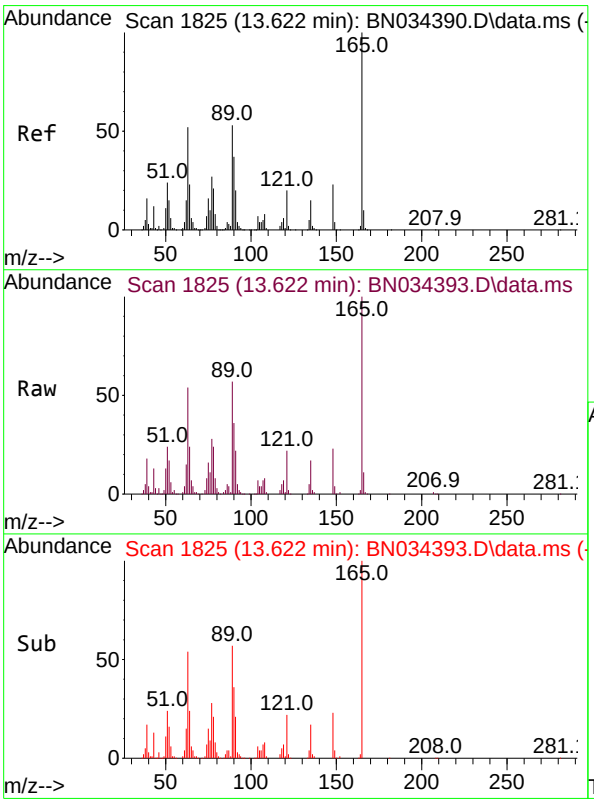

#48
2,6-Dinitrotoluene
Concen: 12.332 ng/ul
RT: 13.622 min Scan# 1825
Delta R.T. -0.012 min
Lab File: BN034393.D
Acq: 04 Oct 2024 16:38

Tgt Ion:165 Resp: 93748

Ion	Ratio	Lower	Upper
165	100		
89	57.2	48.6	72.8
121	22.1	19.0	28.6

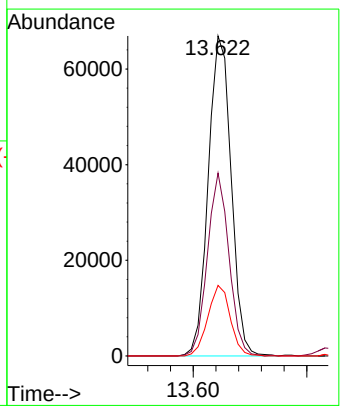



#50
Acenaphthylene
Concen: 13.373 ng/ul
RT: 13.751 min Scan# 1
Delta R.T. -0.006 min
Lab File: BN034393.D
Acq: 04 Oct 2024 16:38

Tgt Ion:152 Resp: 62357

Ion	Ratio	Lower	Upper
152	100		
151	20.4	16.2	24.4
153	13.0	10.6	16.0

Instrument :
BNA_N
ClientSampleId :
SLCS808

Manual Integrations
APPROVED
Reviewed By :Yogesh Patel 10/05/2024
Supervised By :mohammad ahmed 10/07/2024

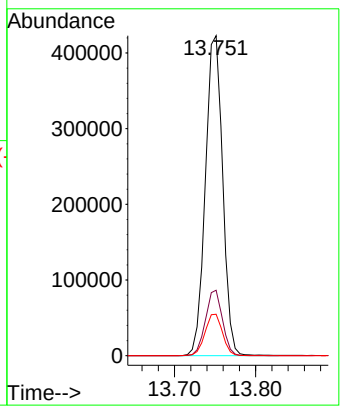

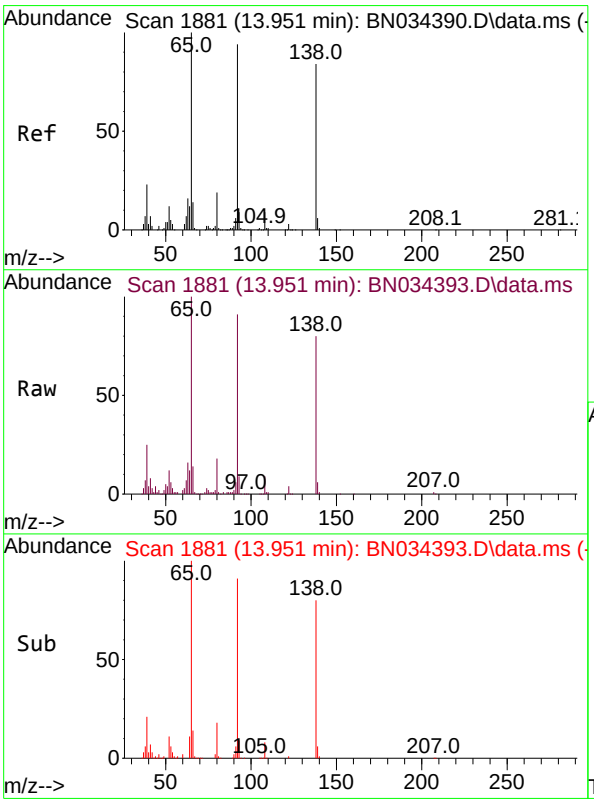

#51
3-Nitroaniline
Concen: 11.146 ng/ul
RT: 13.951 min Scan# 1881
Delta R.T. -0.006 min
Lab File: BN034393.D
Acq: 04 Oct 2024 16:38

Tgt Ion:138 Resp: 93637

Ion	Ratio	Lower	Upper
138	100		
108	10.9	9.0	13.4
92	113.7	94.6	141.8

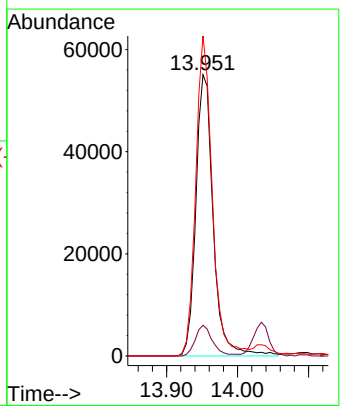

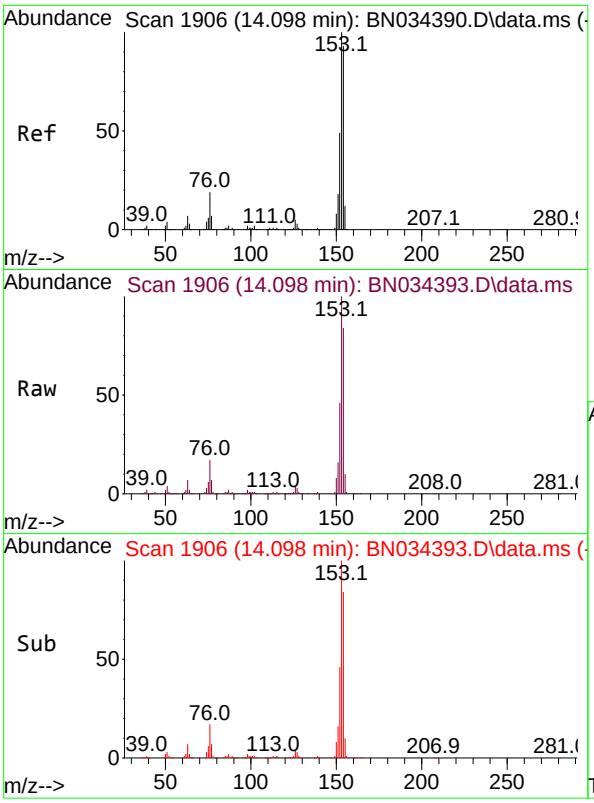

#52
Acenaphthene
Concen: 13.154 ng/ul
RT: 14.098 min Scan# 1
Delta R.T. -0.006 min
Lab File: BN034393.D
Acq: 04 Oct 2024 16:38

Tgt Ion:153 Resp: 43790

Ion	Ratio	Lower	Upper
153	100		
152	46.3	37.8	56.8
154	84.5	71.2	106.8

Instrument :
BNA_N
ClientSampleId :
SLCS808

Manual Integrations
APPROVED

Reviewed By :Yogesh Patel 10/05/2024
Supervised By :mohammad ahmed 10/07/2024

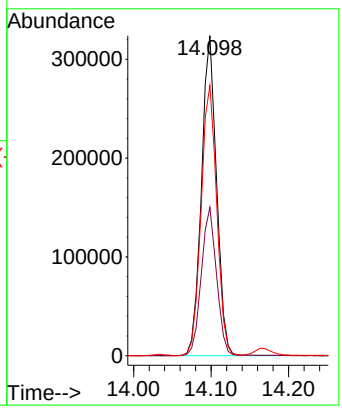

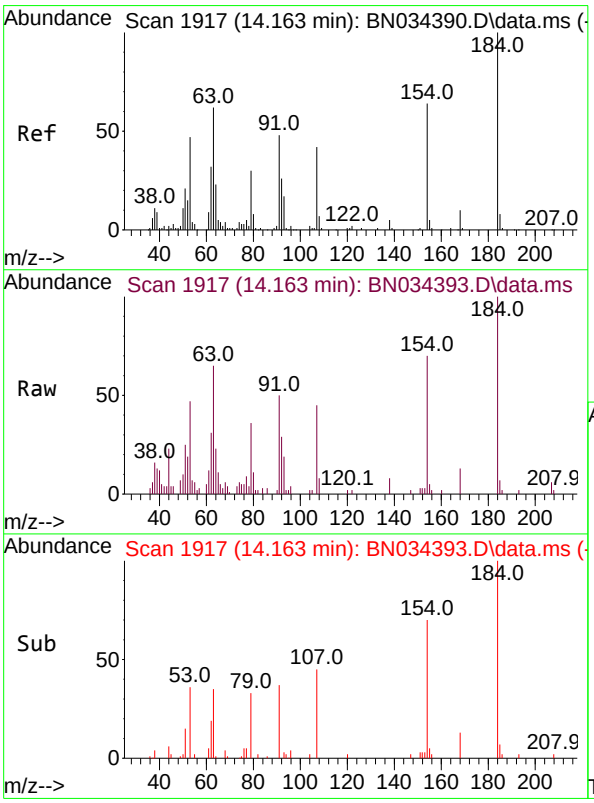

#53
2,4-Dinitrophenol
Concen: 4.128 ng/ul
RT: 14.163 min Scan# 1917
Delta R.T. -0.006 min
Lab File: BN034393.D
Acq: 04 Oct 2024 16:38

Tgt Ion:184 Resp: 18460

Ion	Ratio	Lower	Upper
184	100		
63	64.6	61.1	91.7
154	70.2	58.5	87.7

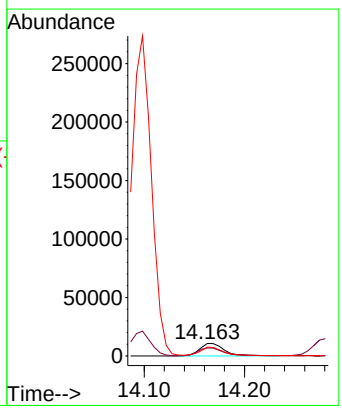

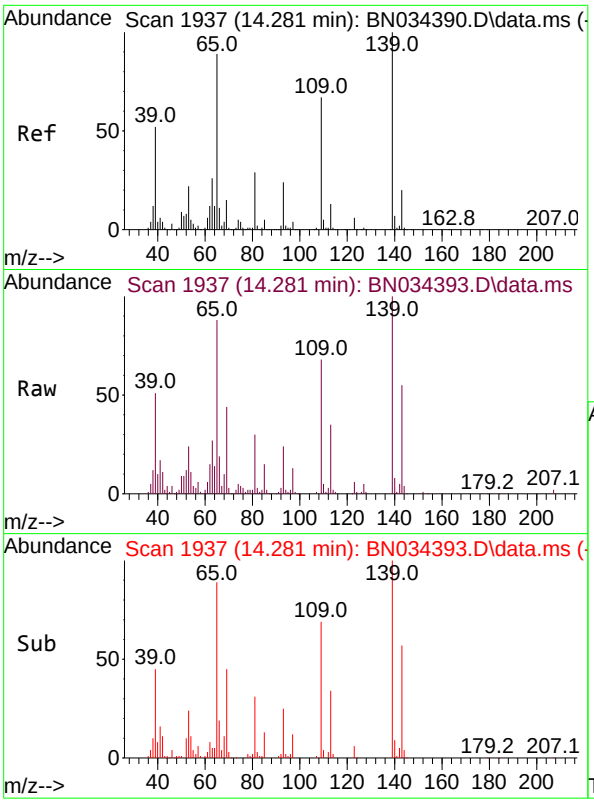

#55
4-Nitrophenol
Concen: 8.222 ng/ul
RT: 14.281 min Scan# 1
Delta R.T. -0.006 min
Lab File: BN034393.D
Acq: 04 Oct 2024 16:38

Tgt Ion:109 Resp: 5428

Ion	Ratio	Lower	Upper
109	100		
139	146.8	102.8	154.2
65	129.4	97.7	146.5

Instrument :
BNA_N
ClientSampleId :
SLCS808

Manual Integrations
APPROVED
Reviewed By :Yogesh Patel 10/05/2024
Supervised By :mohammad ahmed 10/07/2024

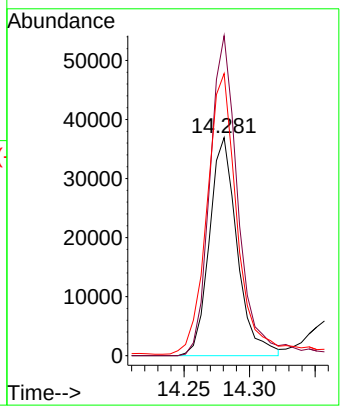

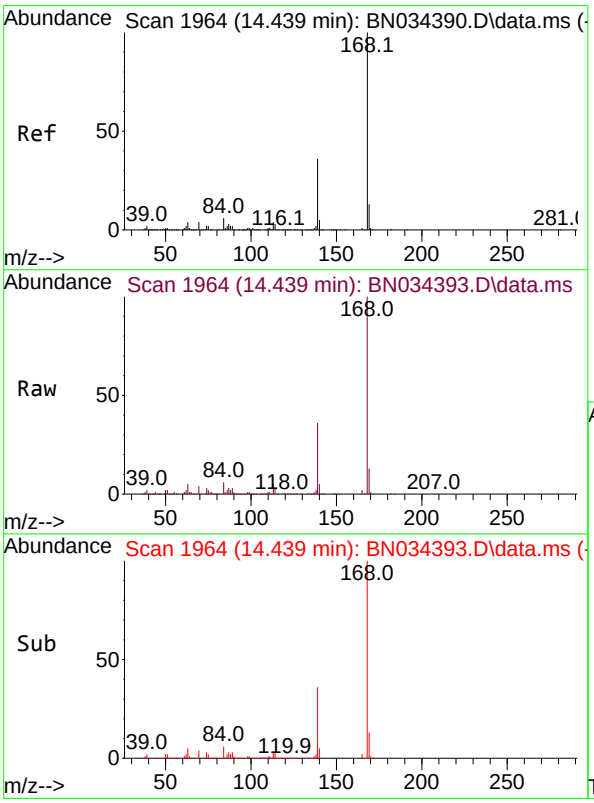

#56
Dibenzofuran
Concen: 13.126 ng/ul
RT: 14.439 min Scan# 1964
Delta R.T. -0.006 min
Lab File: BN034393.D
Acq: 04 Oct 2024 16:38

Tgt Ion:168 Resp: 597548

Ion	Ratio	Lower	Upper
168	100		
139	36.2	31.7	47.5

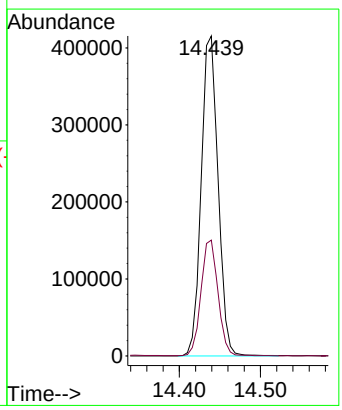

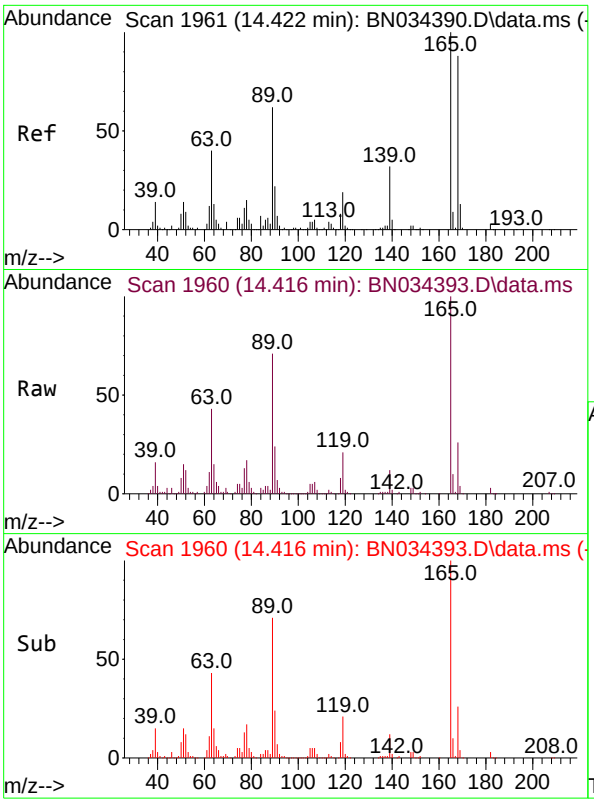

#57
2,4-Dinitrotoluene
Concen: 11.328 ng/ul
RT: 14.416 min Scan# 1
Delta R.T. -0.012 min
Lab File: BN034393.D
Acq: 04 Oct 2024 16:38

Tgt Ion:165 Resp: 12982

Ion	Ratio	Lower	Upper
165	100		
63	43.1	37.8	56.8
182	3.2	2.3	3.5

Instrument :
BNA_N
ClientSampleId :
SLCS808

Manual Integrations
APPROVED

Reviewed By :Yogesh Patel 10/05/2024
Supervised By :mohammad ahmed 10/07/2024

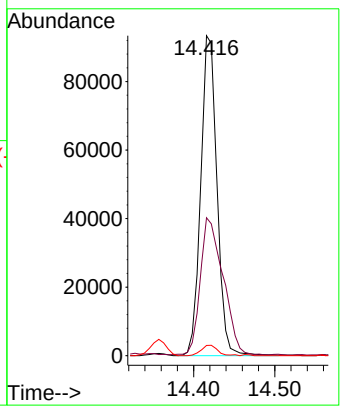

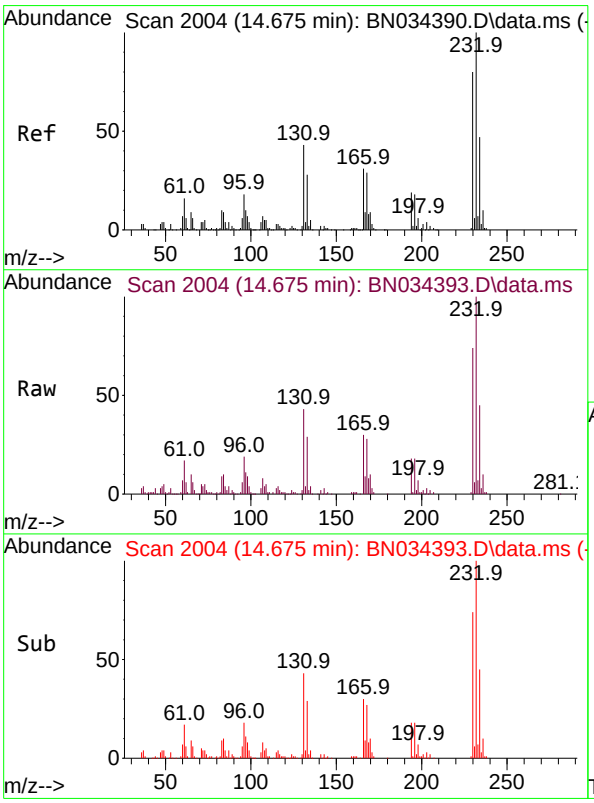

#58
2,3,4,6-Tetrachlorophenol
Concen: 12.599 ng/ul
RT: 14.675 min Scan# 2004
Delta R.T. -0.006 min
Lab File: BN034393.D
Acq: 04 Oct 2024 16:38

Tgt Ion:232 Resp: 111405

Ion	Ratio	Lower	Upper
232	100		
131	43.3	41.0	61.6
130	2.4	2.2	3.2
166	29.7	27.1	40.7

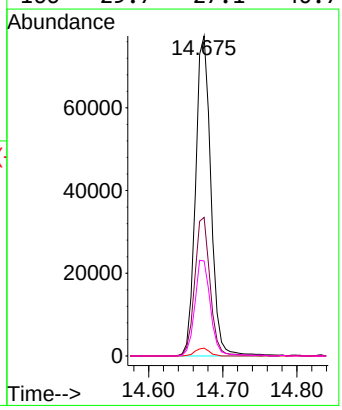

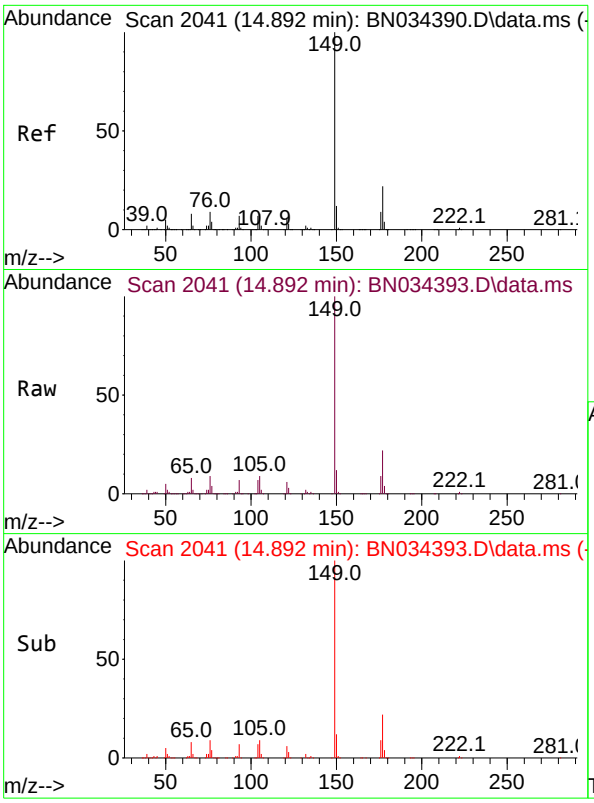

#59
Diethylphthalate
Concen: 11.301 ng/ul
RT: 14.892 min Scan# 2(
Delta R.T. -0.006 min
Lab File: BN034393.D
Acq: 04 Oct 2024 16:38

Tgt Ion:149 Resp: 45590

Ion	Ratio	Lower	Upper
149	100		
177	22.4	16.9	25.3
150	11.9	9.9	14.9

Instrument :
BNA_N
ClientSampleId :
SLCS808

Manual Integrations
APPROVED
Reviewed By :Yogesh Patel 10/05/2024
Supervised By :mohammad ahmed 10/07/2024

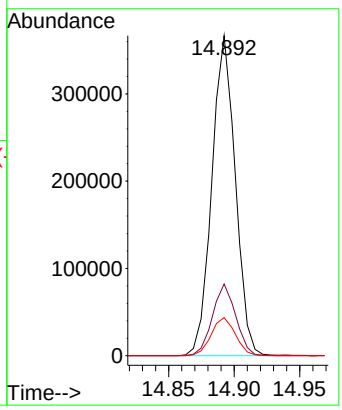

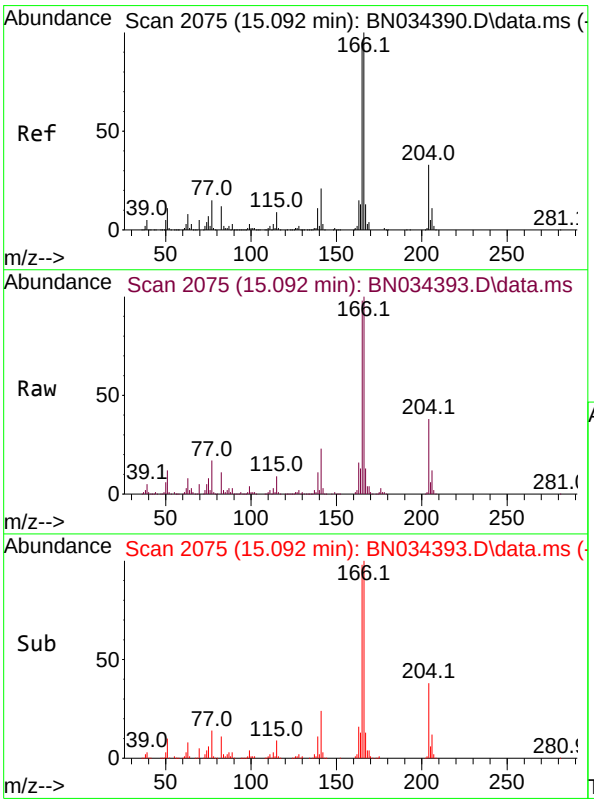

#61
Fluorene
Concen: 12.606 ng/ul
RT: 15.092 min Scan# 2075
Delta R.T. -0.006 min
Lab File: BN034393.D
Acq: 04 Oct 2024 16:38

Tgt Ion:166 Resp: 469477

Ion	Ratio	Lower	Upper
166	100		
165	97.8	81.9	122.9
167	13.2	10.9	16.3

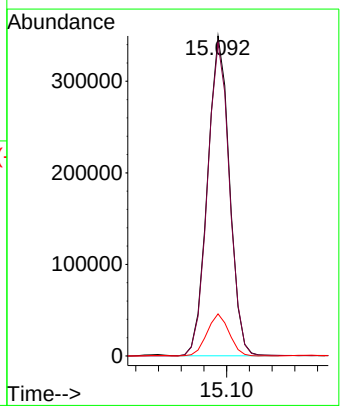

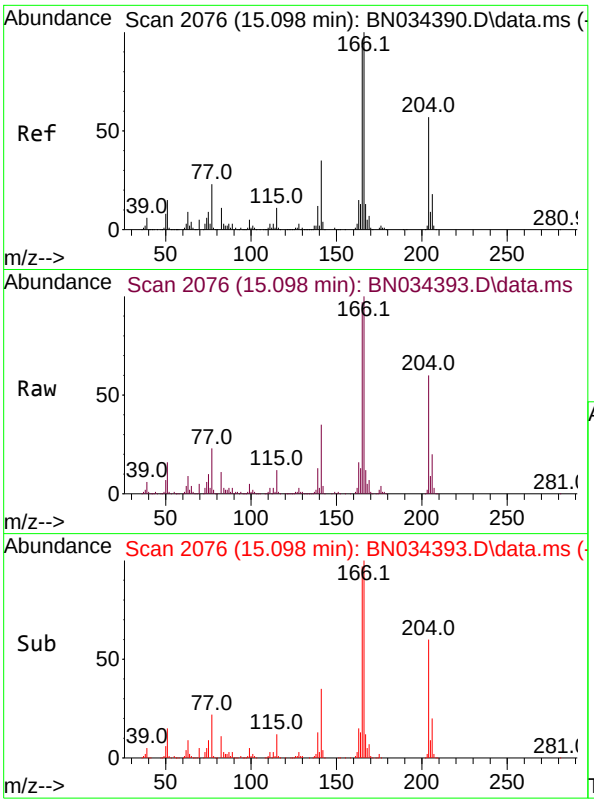

#62
4-Chlorophenyl-phenylether
Concen: 12.841 ng/ul
RT: 15.098 min Scan# 2(
Delta R.T. -0.006 min
Lab File: BN034393.D
Acq: 04 Oct 2024 16:38

Tgt Ion:204 Resp: 23178

Ion	Ratio	Lower	Upper
204	100		
206	33.8	26.2	39.4
141	59.3	50.4	75.6

Instrument :
BNA_N
ClientSampleId :
SLCS808

Manual Integrations
APPROVED
Reviewed By :Yogesh Patel 10/05/2024
Supervised By :mohammad ahmed 10/07/2024

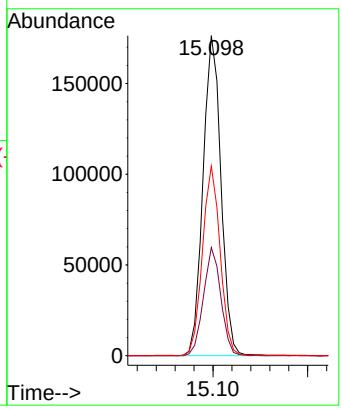

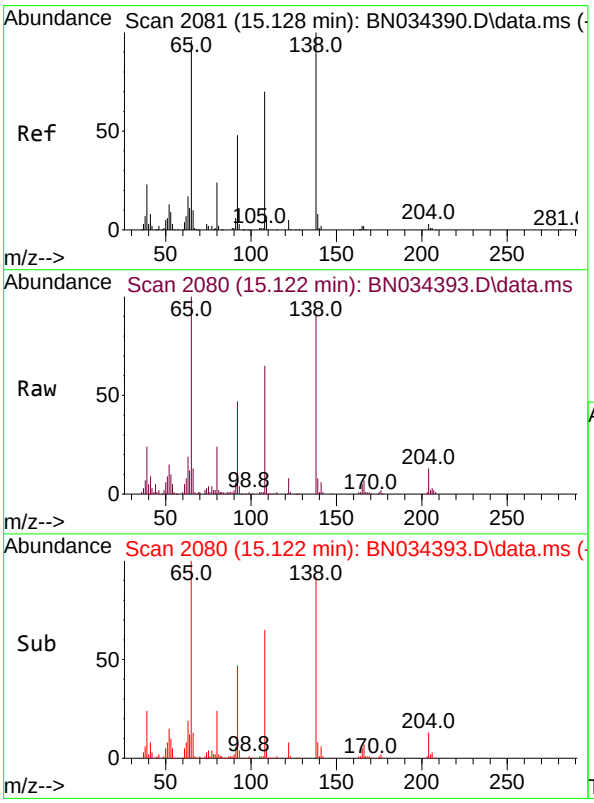

#63
4-Nitroaniline
Concen: 10.001 ng/ul
RT: 15.122 min Scan# 2080
Delta R.T. -0.012 min
Lab File: BN034393.D
Acq: 04 Oct 2024 16:38

Tgt Ion:138 Resp: 86456

Ion	Ratio	Lower	Upper
138	100		
92	51.4	43.0	64.4
108	71.0	67.0	100.4

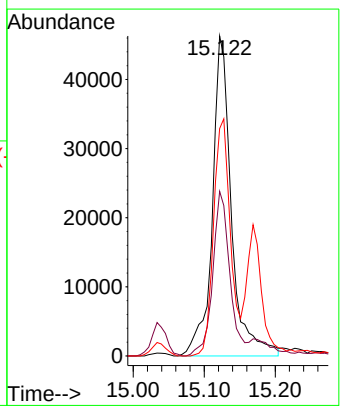

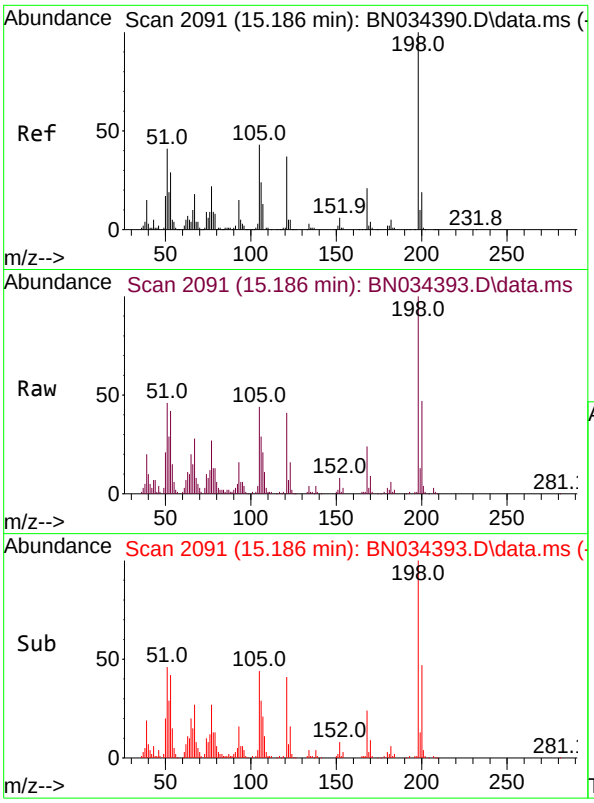

#66
4,6-Dinitro-2-methylphenol
Concen: 9.820 ng/ul
RT: 15.186 min Scan# 2(
Delta R.T. -0.006 min
Lab File: BN034393.D
Acq: 04 Oct 2024 16:38

Tgt Ion:198 Resp: 5840

Ion	Ratio	Lower	Upper
198	100		
182	6.5	3.2	4.8
77	27.5	21.1	31.7

Instrument :
BNA_N
ClientSampleId :
SLCS808

Manual Integrations
APPROVED
Reviewed By :Yogesh Patel 10/05/2024
Supervised By :mohammad ahmed 10/07/2024

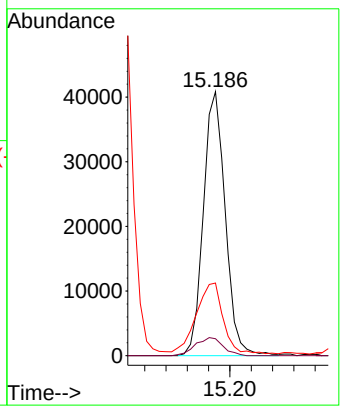

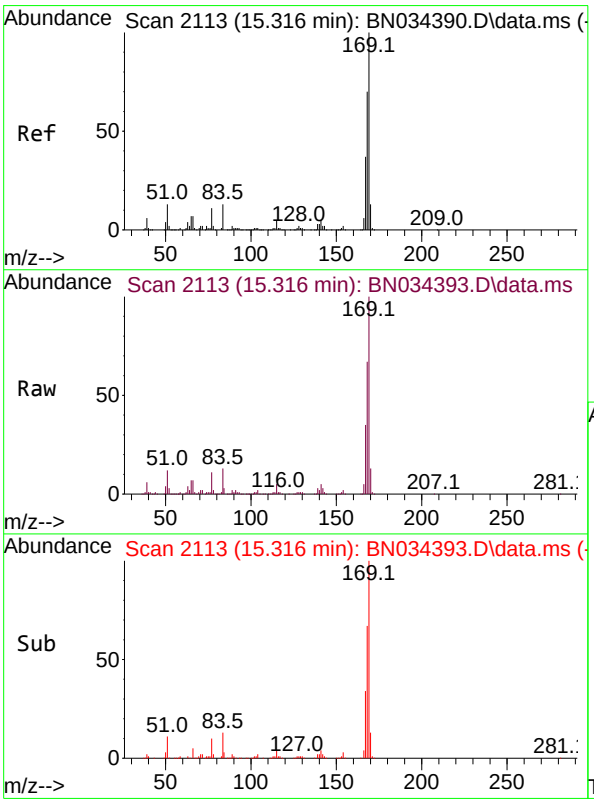

#67
N-Nitrosodiphenylamine
Concen: 14.565 ng/ul
RT: 15.316 min Scan# 2113
Delta R.T. -0.006 min
Lab File: BN034393.D
Acq: 04 Oct 2024 16:38

Tgt Ion:169 Resp: 392084

Ion	Ratio	Lower	Upper
169	100		
168	66.8	52.8	79.2
167	34.6	28.6	43.0

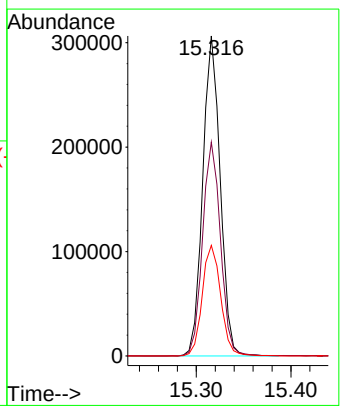

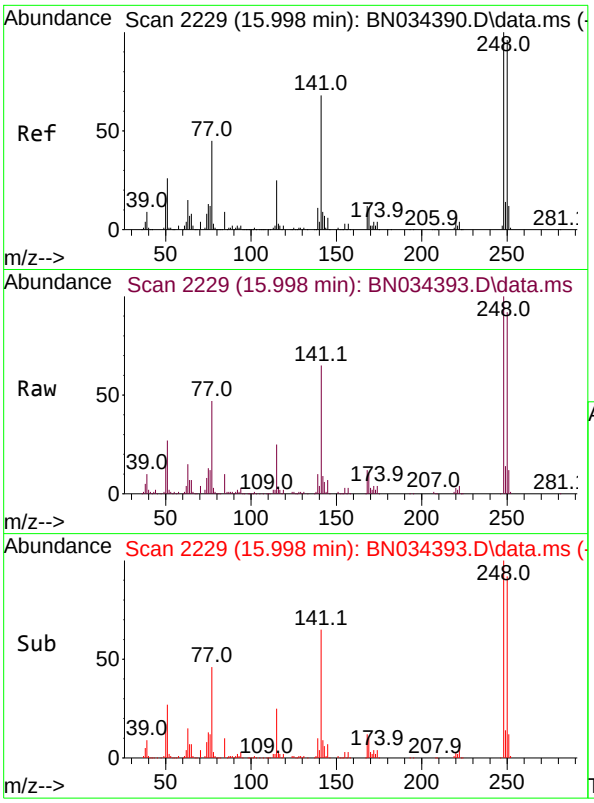

#68
4-Bromophenyl-phenylether
Concen: 15.455 ng/ul
RT: 15.998 min Scan# 2
Delta R.T. -0.006 min
Lab File: BN034393.D
Acq: 04 Oct 2024 16:38

Tgt Ion:248 Resp: 14098

Ion	Ratio	Lower	Upper
248	100		
250	91.7	79.8	119.6
141	65.3	67.0	100.4

Instrument :
BNA_N
ClientSampleId :
SLCS808

Manual Integrations
APPROVED

Reviewed By :Yogesh Patel 10/05/2024
Supervised By :mohammad ahmed 10/07/2024

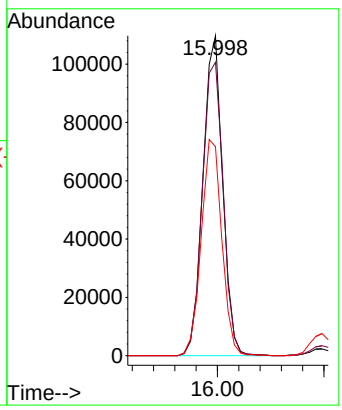

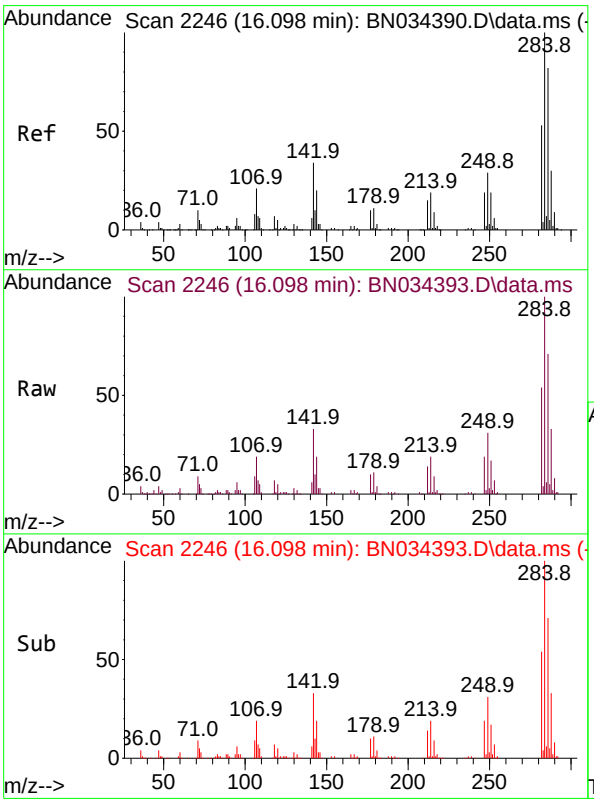

#69
Hexachlorobenzene
Concen: 15.347 ng/ul
RT: 16.098 min Scan# 2246
Delta R.T. -0.006 min
Lab File: BN034393.D
Acq: 04 Oct 2024 16:38

Tgt Ion:284 Resp: 162501

Ion	Ratio	Lower	Upper
284	100		
142	33.1	31.3	46.9
249	30.6	25.1	37.7

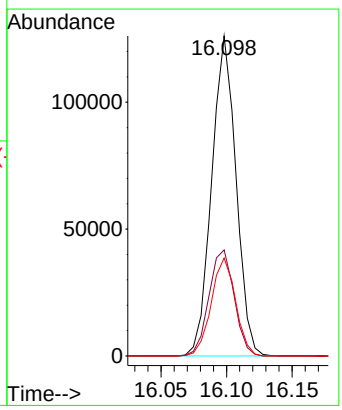

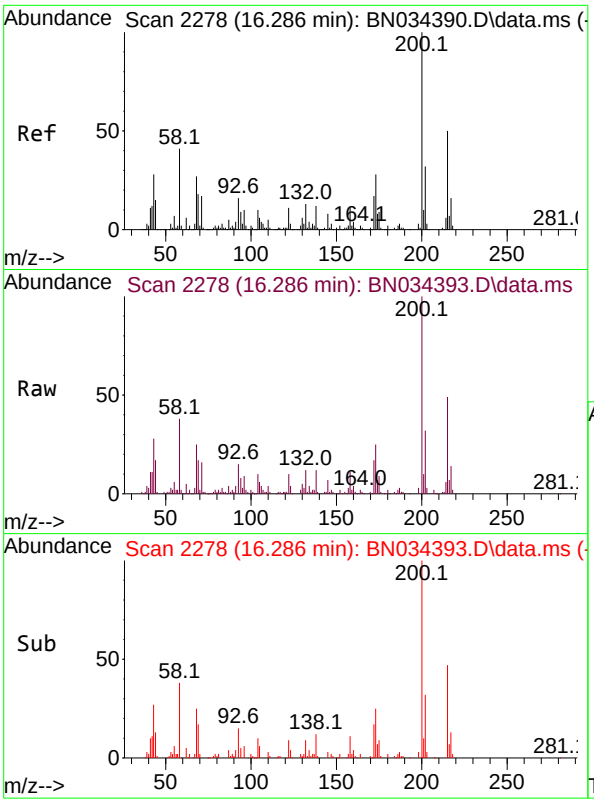

#70
Atrazine
Concen: 9.058 ng/ul
RT: 16.286 min Scan# 2
Delta R.T. -0.006 min
Lab File: BN034393.D
Acq: 04 Oct 2024 16:38

Tgt Ion:200 Resp: 8835

Ion	Ratio	Lower	Upper
200	100		
173	25.4	21.3	31.9
215	49.5	38.2	57.4

Instrument :
BNA_N
ClientSampleId :
SLCS808

Manual Integrations
APPROVED

Reviewed By :Yogesh Patel 10/05/2024
Supervised By :mohammad ahmed 10/07/2024

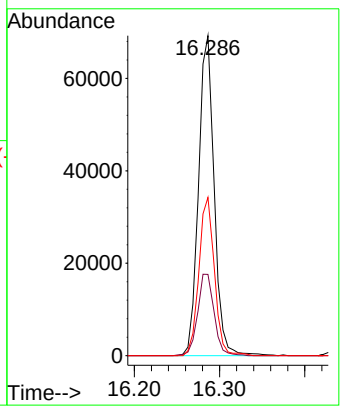

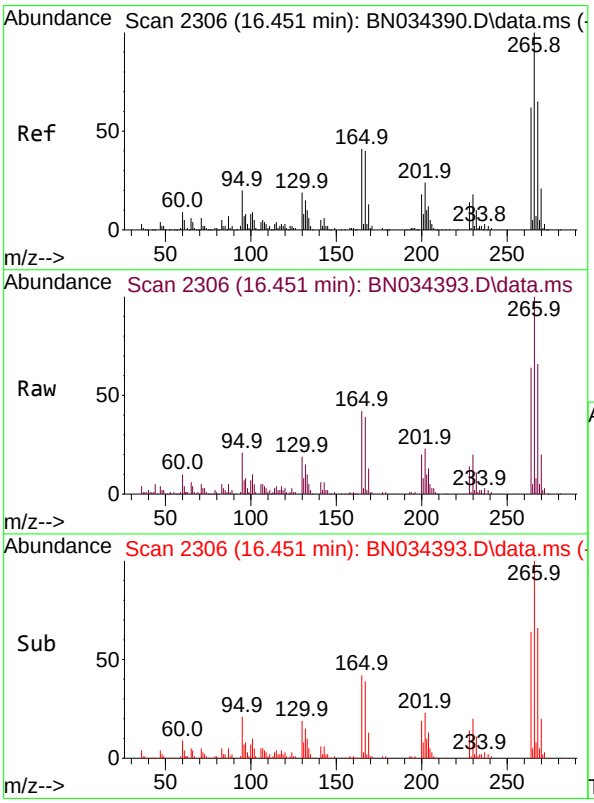

#71
Pentachlorophenol
Concen: 11.812 ng/ul
RT: 16.451 min Scan# 2306
Delta R.T. -0.006 min
Lab File: BN034393.D
Acq: 04 Oct 2024 16:38

Tgt Ion:266 Resp: 83296

Ion	Ratio	Lower	Upper
266	100		
264	64.0	51.1	76.7
268	65.6	52.8	79.2

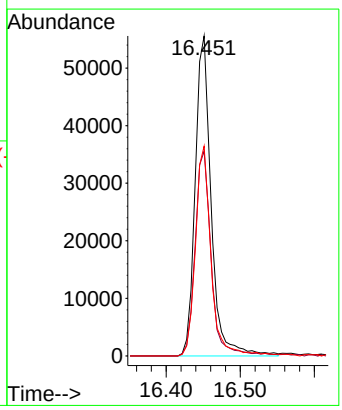

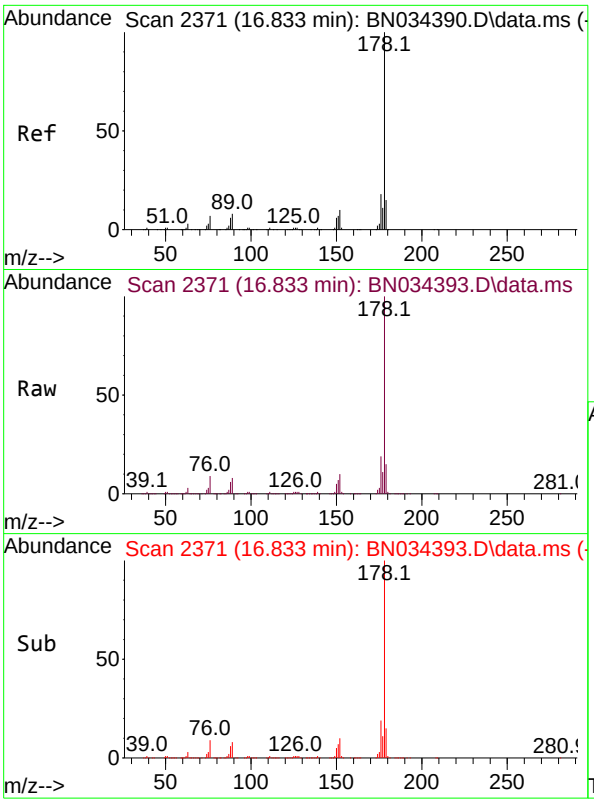

#72
Phenanthrene
Concen: 13.653 ng/ul
RT: 16.833 min Scan# 2
Delta R.T. -0.006 min
Lab File: BN034393.D
Acq: 04 Oct 2024 16:38

Tgt Ion:178 Resp: 67630

Ion	Ratio	Lower	Upper
178	100		
179	14.6	11.9	17.9
176	18.5	15.2	22.8

Instrument :
BNA_N
ClientSampleId :
SLCS808

Manual Integrations
APPROVED

Reviewed By :Yogesh Patel 10/05/2024
Supervised By :mohammad ahmed 10/07/2024

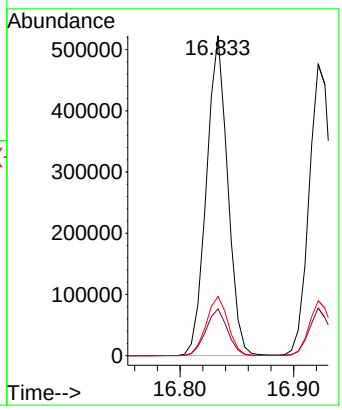

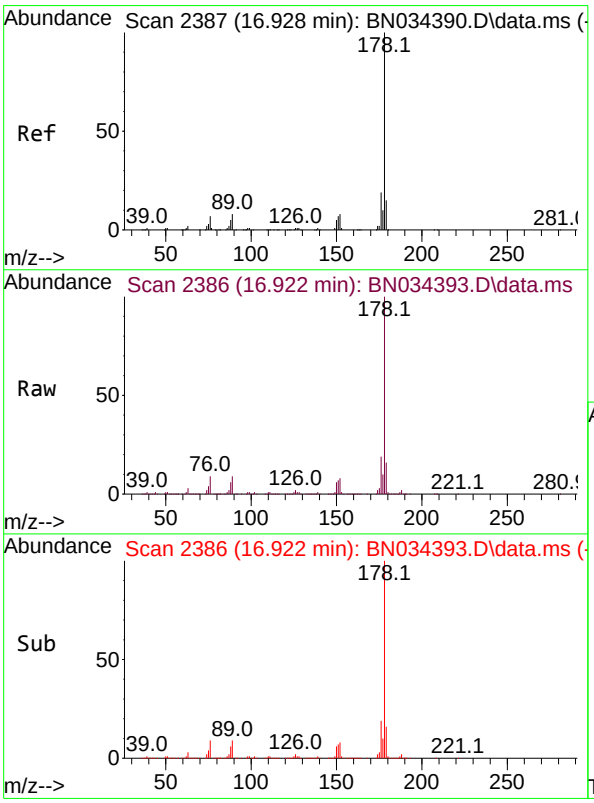

#74
Anthracene
Concen: 13.187 ng/ul
RT: 16.922 min Scan# 2386
Delta R.T. -0.012 min
Lab File: BN034393.D
Acq: 04 Oct 2024 16:38

Tgt Ion:178 Resp: 667009

Ion	Ratio	Lower	Upper
178	100		
179	16.4	12.2	18.2
176	18.8	15.0	22.6

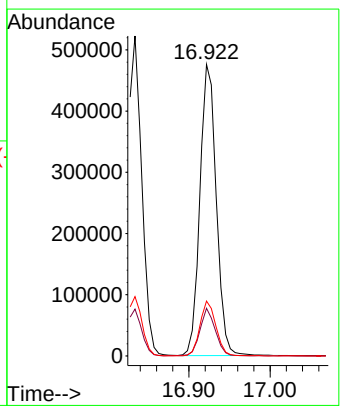

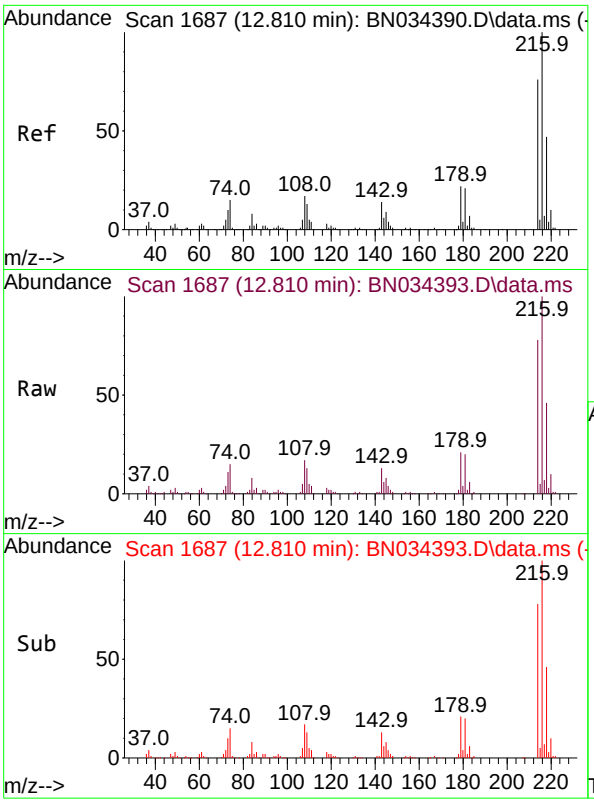

#75
1,2,3,4-Tetrachlorobenzene
Concen: 17.253 ng/uL
RT: 12.810 min Scan# 1(
Delta R.T. -0.012 min
Lab File: BN034393.D
Acq: 04 Oct 2024 16:38

Instrument :
BNA_N
ClientSampleId :
SLCS808

Tgt Ion:216 Resp: 21571!

Ion	Ratio	Lower	Upper
216	100		
214	77.8	63.6	95.4
218	46.3	37.6	56.4

Manual Integrations
APPROVED

Reviewed By :Yogesh Patel 10/05/2024
Supervised By :mohammad ahmed 10/07/2024

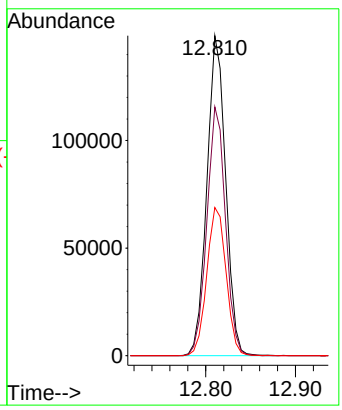

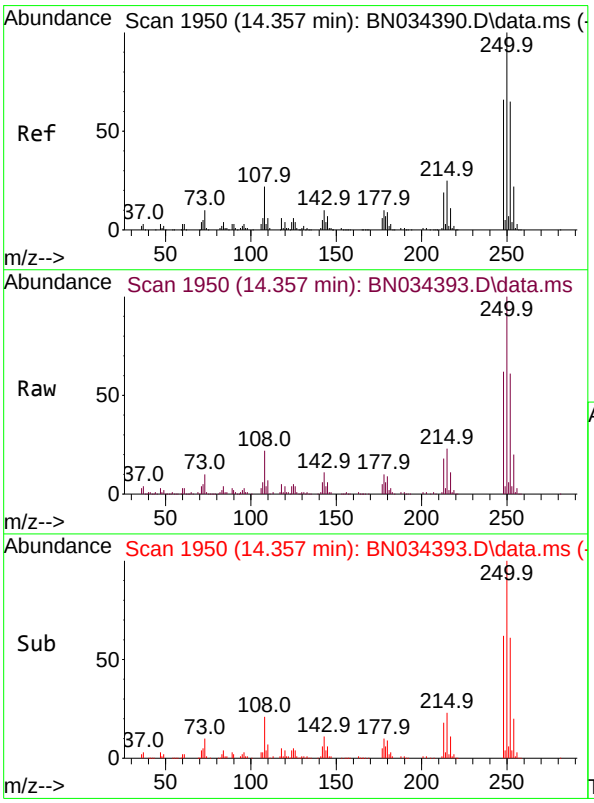

#76
Pentachlorobenzene
Concen: 16.096 ng/uL
RT: 14.357 min Scan# 1950
Delta R.T. -0.006 min
Lab File: BN034393.D
Acq: 04 Oct 2024 16:38

Tgt Ion:250 Resp: 204918

Ion	Ratio	Lower	Upper
250	100		
248	62.0	49.3	73.9
252	61.0	49.1	73.7

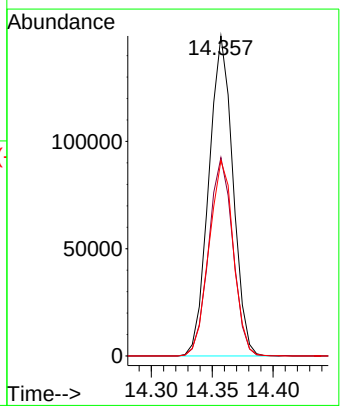

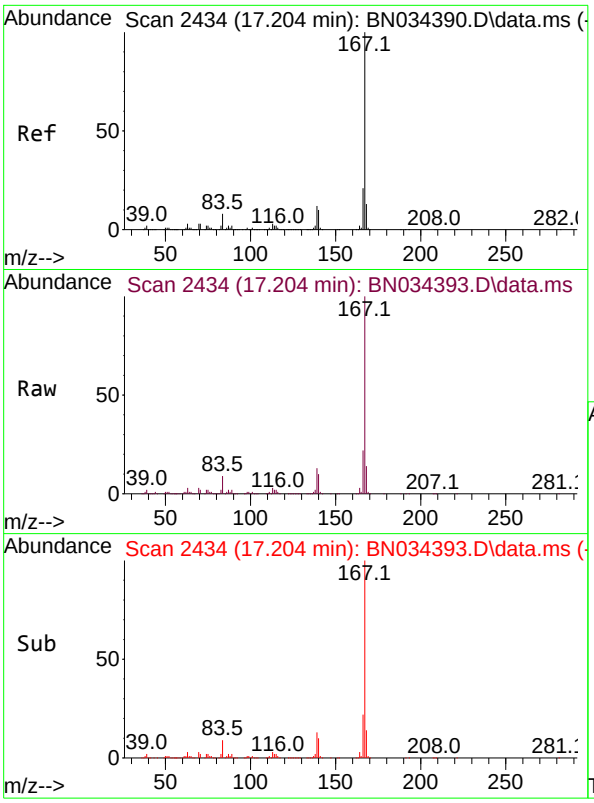

#77
Carbazole
Concen: 12.489 ng/ul
RT: 17.204 min Scan# 2
Delta R.T. -0.006 min
Lab File: BN034393.D
Acq: 04 Oct 2024 16:38

Tgt Ion:167 Resp: 58142

Ion	Ratio	Lower	Upper
167	100		
166	21.9	17.4	26.0
139	12.6	10.5	15.7

Instrument :
BNA_N
ClientSampleId :
SLCS808

Manual Integrations
APPROVED
Reviewed By :Yogesh Patel 10/05/2024
Supervised By :mohammad ahmed 10/07/2024

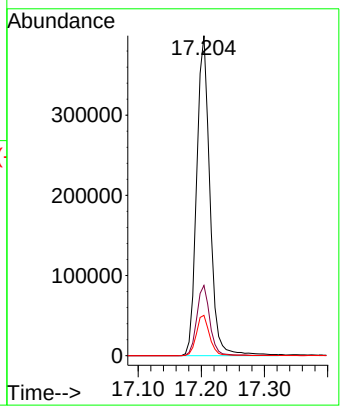



#78
Di-n-butylphthalate
Concen: 11.767 ng/ul
RT: 17.792 min Scan# 2534
Delta R.T. -0.006 min
Lab File: BN034393.D
Acq: 04 Oct 2024 16:38

Tgt Ion:149 Resp: 696354

Ion	Ratio	Lower	Upper
149	100		
150	9.0	7.4	11.2
104	4.6	4.3	6.5

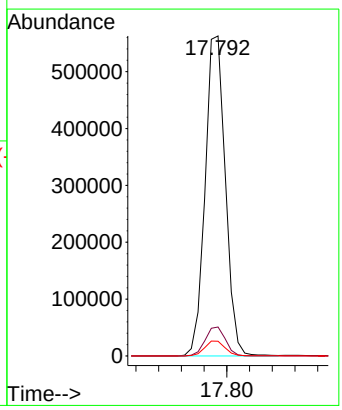

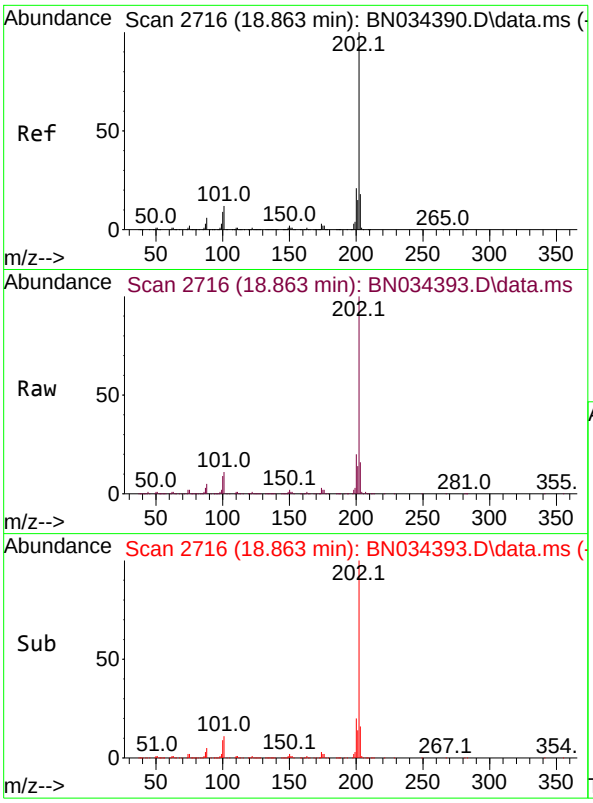

#80
Fluoranthene
Concen: 14.728 ng/ul
RT: 18.863 min Scan# 2
Delta R.T. -0.006 min
Lab File: BN034393.D
Acq: 04 Oct 2024 16:38

Tgt Ion:202 Resp: 71191

Ion	Ratio	Lower	Upper
202	100		
101	11.5	9.6	14.4
100	8.6	7.7	11.5

Instrument :
BNA_N
ClientSampleId :
SLCS808

Manual Integrations
APPROVED
Reviewed By :Yogesh Patel 10/05/2024
Supervised By :mohammad ahmed 10/07/2024

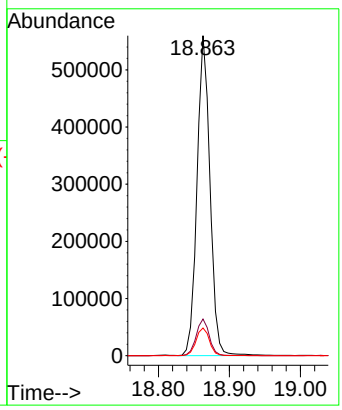

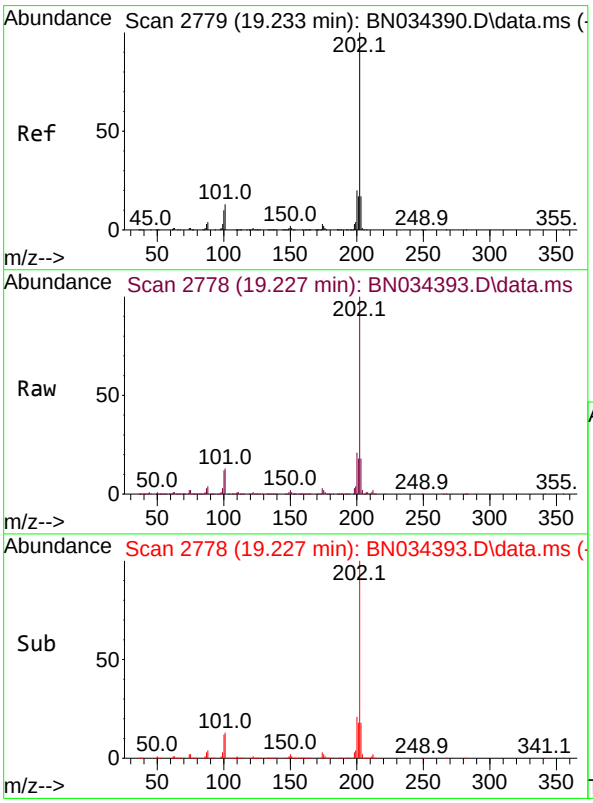

#82
Pyrene
Concen: 14.406 ng/ul
RT: 19.227 min Scan# 2778
Delta R.T. -0.012 min
Lab File: BN034393.D
Acq: 04 Oct 2024 16:38

Tgt Ion:202 Resp: 748570

Ion	Ratio	Lower	Upper
202	100		
101	13.4	11.8	17.8
100	11.7	10.0	15.0

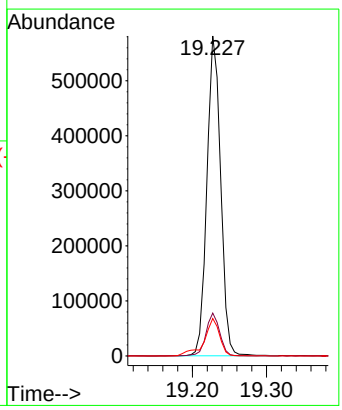

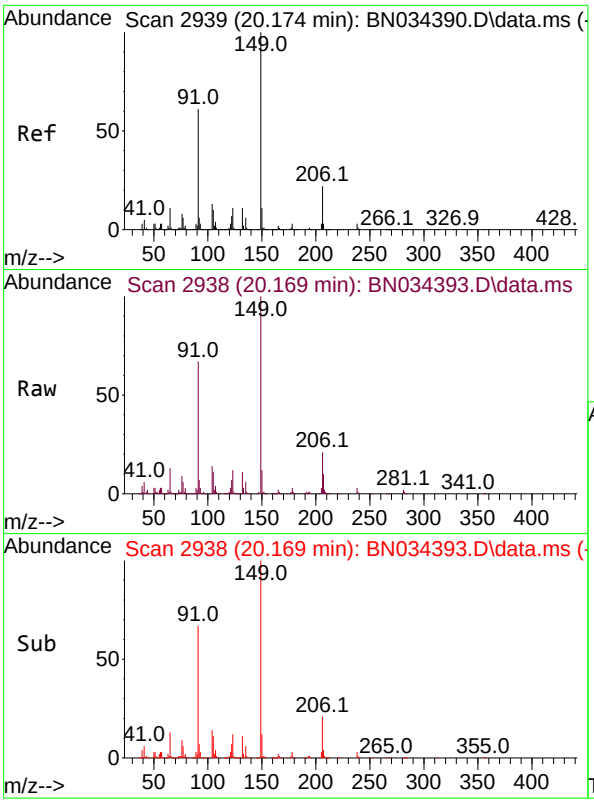

#83
Butylbenzylphthalate
Concen: 11.785 ng/ul
RT: 20.169 min Scan# 2
Delta R.T. -0.012 min
Lab File: BN034393.D
Acq: 04 Oct 2024 16:38

Tgt Ion:149 Resp: 27462

Ion	Ratio	Lower	Upper
149	100		
91	66.9	56.3	84.5
206	20.6	15.9	23.9

Instrument :
BNA_N
ClientSampleId :
SLCS808

Manual Integrations
APPROVED
Reviewed By :Yogesh Patel 10/05/2024
Supervised By :mohammad ahmed 10/07/2024

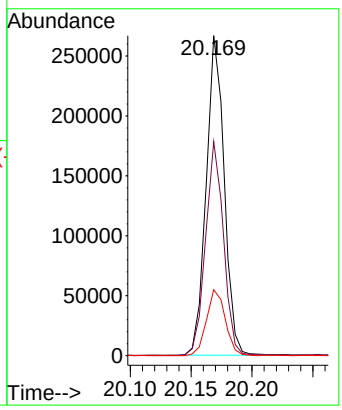

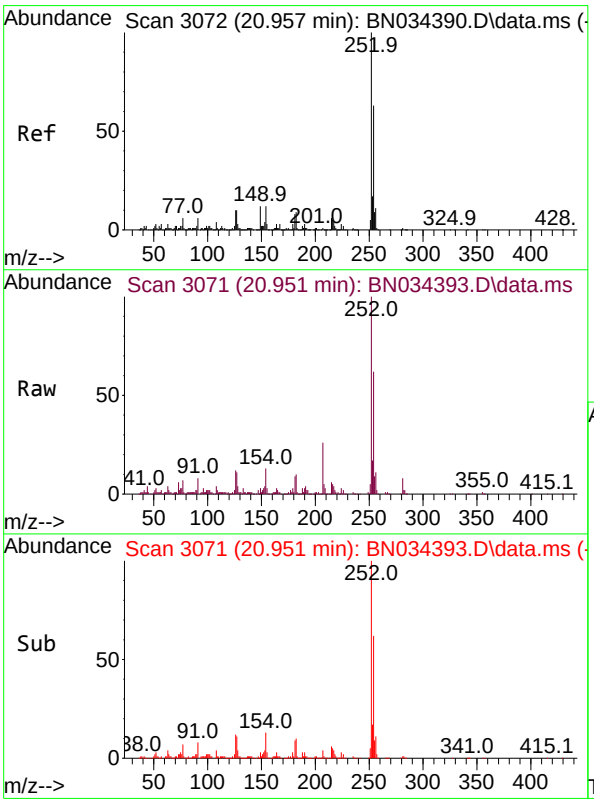

#84
3,3'-Dichlorobenzidine
Concen: 12.258 ng/ul
RT: 20.951 min Scan# 3071
Delta R.T. -0.006 min
Lab File: BN034393.D
Acq: 04 Oct 2024 16:38

Tgt Ion:252 Resp: 204329

Ion	Ratio	Lower	Upper
252	100		
254	61.9	52.0	78.0
126	12.1	9.7	14.5

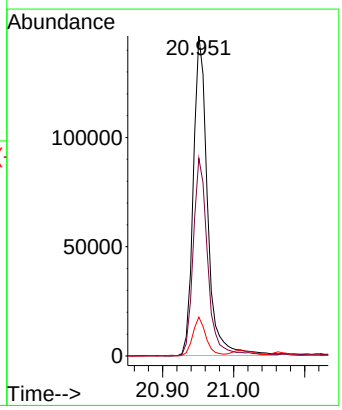



#85
Benzo(a)anthracene
Concen: 13.224 ng/ul
RT: 21.010 min Scan# 3(
Delta R.T. -0.006 min
Lab File: BN034393.D
Acq: 04 Oct 2024 16:38

Instrument :
BNA_N
ClientSampleId :
SLCS808

Tgt Ion:228 Resp: 69969(

Ion	Ratio	Lower	Upper
228	100		
229	19.3	15.0	22.6
226	26.9	20.2	30.4

Manual Integrations
APPROVED

Reviewed By :Yogesh Patel 10/05/2024
Supervised By :mohammad ahmed 10/07/2024

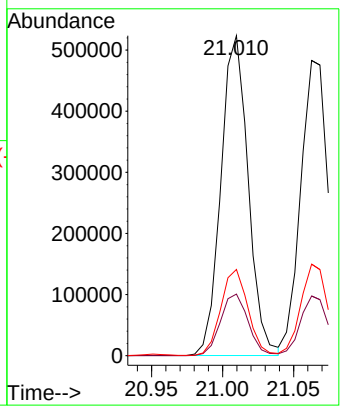

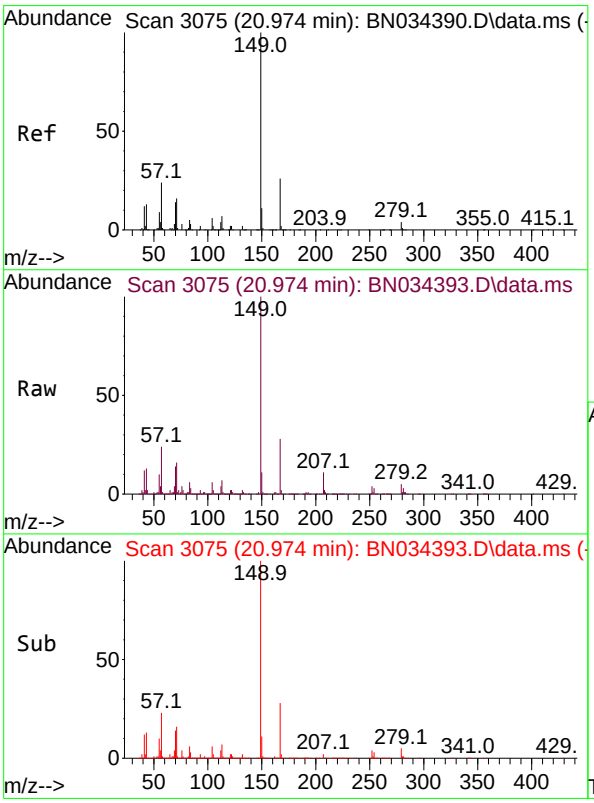

#86
Bis(2-ethylhexyl)phthalate
Concen: 12.353 ng/ul
RT: 20.974 min Scan# 3075
Delta R.T. -0.006 min
Lab File: BN034393.D
Acq: 04 Oct 2024 16:38

Tgt Ion:149 Resp: 421345

Ion	Ratio	Lower	Upper
149	100		
167	27.8	20.6	31.0
279	4.7	3.0	4.6#

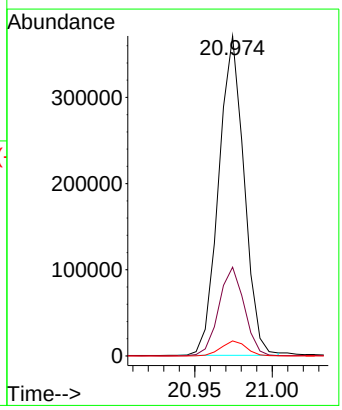



#87
Chrysene
Concen: 13.173 ng/ul
RT: 21.063 min Scan# 3(
Delta R.T. -0.012 min
Lab File: BN034393.D
Acq: 04 Oct 2024 16:38

Tgt Ion:228 Resp: 66504

Ion	Ratio	Lower	Upper
228	100		
226	31.0	22.5	33.7
229	20.2	15.8	23.6

Instrument :
BNA_N
ClientSampleId :
SLCS808

Manual Integrations
APPROVED

Reviewed By :Yogesh Patel 10/05/2024
Supervised By :mohammad ahmed 10/07/2024

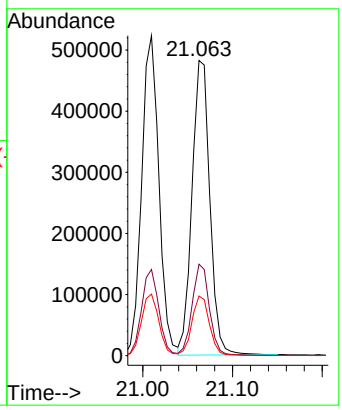

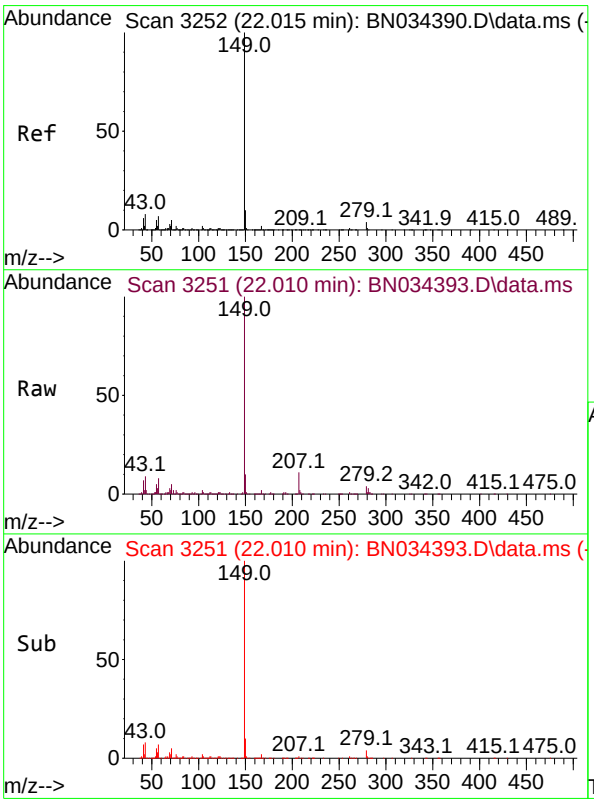

#89
Di-n-octyl phthalate
Concen: 12.048 ng/ul
RT: 22.010 min Scan# 3251
Delta R.T. -0.012 min
Lab File: BN034393.D
Acq: 04 Oct 2024 16:38

Tgt Ion:149 Resp: 707115

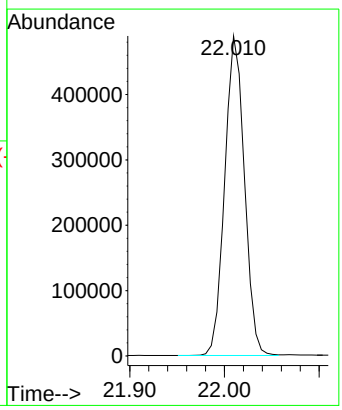

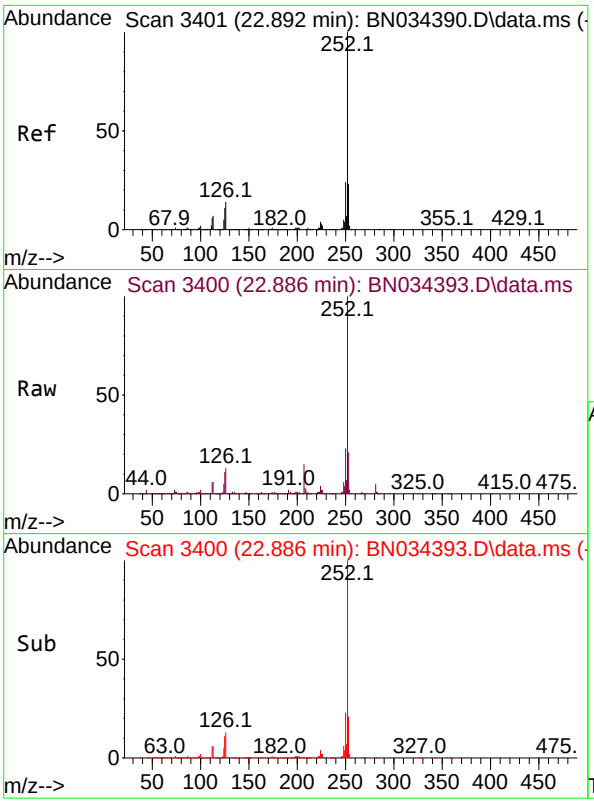

#90
Benzo(b)fluoranthene
Concen: 13.311 ng/ul
RT: 22.886 min Scan# 3
Delta R.T. -0.006 min
Lab File: BN034393.D
Acq: 04 Oct 2024 16:38

Tgt Ion:252 Resp: 71584

Ion	Ratio	Lower	Upper
252	100		
253	20.9	17.8	26.6
125	10.7	9.1	13.7

Instrument :
BNA_N
ClientSampleId :
SLCS808

Manual Integrations
APPROVED
Reviewed By :Yogesh Patel 10/05/2024
Supervised By :mohammad ahmed 10/07/2024

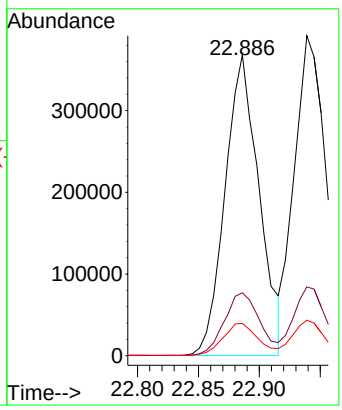

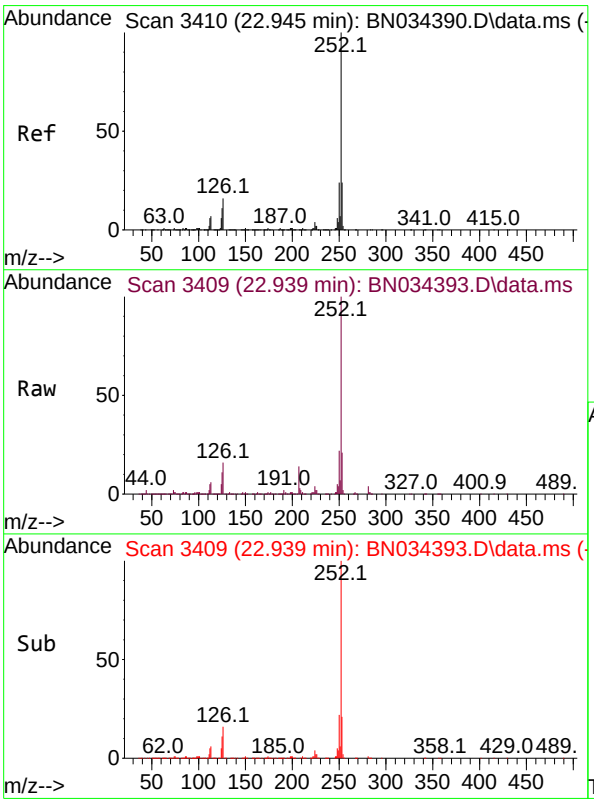

#91
Benzo(k)fluoranthene
Concen: 13.719 ng/ul
RT: 22.939 min Scan# 3409
Delta R.T. -0.006 min
Lab File: BN034393.D
Acq: 04 Oct 2024 16:38

Tgt Ion:252 Resp: 727824

Ion	Ratio	Lower	Upper
252	100		
253	21.5	17.4	26.0
125	11.1	8.8	13.2

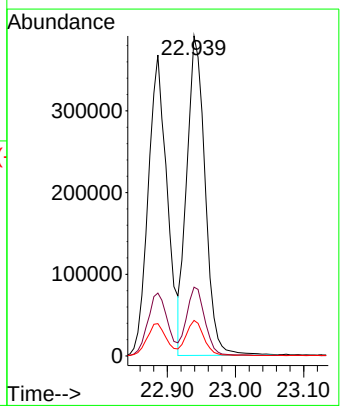

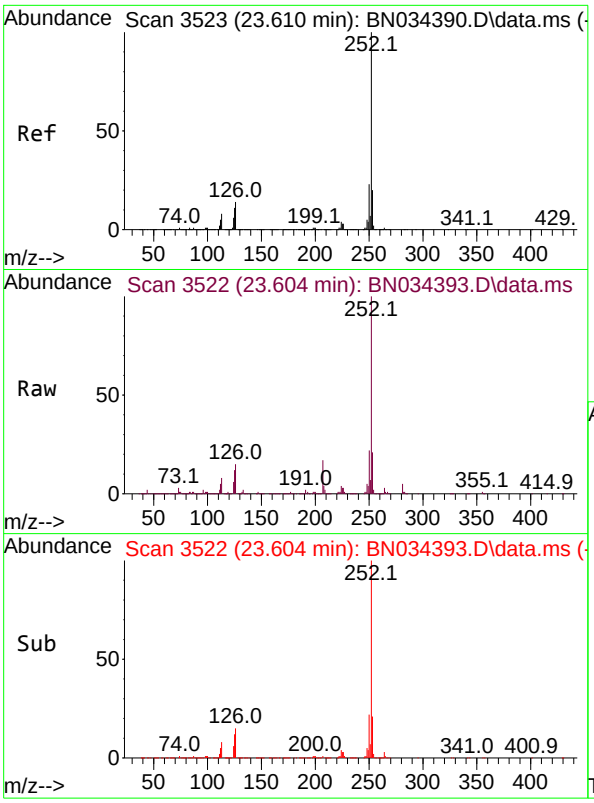

#93
Benzo(a)pyrene
Concen: 13.018 ng/ul
RT: 23.604 min Scan# 3
Delta R.T. -0.012 min
Lab File: BN034393.D
Acq: 04 Oct 2024 16:38

Tgt Ion:252 Resp: 66134

Ion	Ratio	Lower	Upper
252	100		
253	20.7	15.8	23.8
125	11.8	9.0	13.6

Instrument :
BNA_N
ClientSampleId :
SLCS808

Manual Integrations
APPROVED
Reviewed By :Yogesh Patel 10/05/2024
Supervised By :mohammad ahmed 10/07/2024

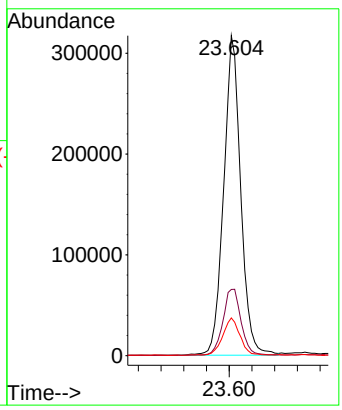

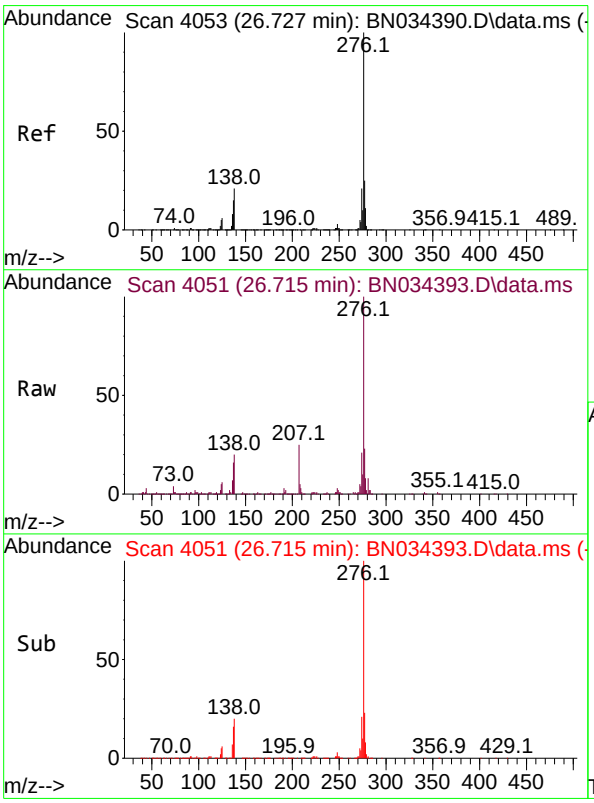

#94
Indeno(1,2,3-cd)pyrene
Concen: 14.963 ng/ul
RT: 26.715 min Scan# 4051
Delta R.T. -0.024 min
Lab File: BN034393.D
Acq: 04 Oct 2024 16:38

Tgt Ion:276 Resp: 941853

Ion	Ratio	Lower	Upper
276	100		
138	20.0	17.7	26.5
277	23.2	18.4	27.6

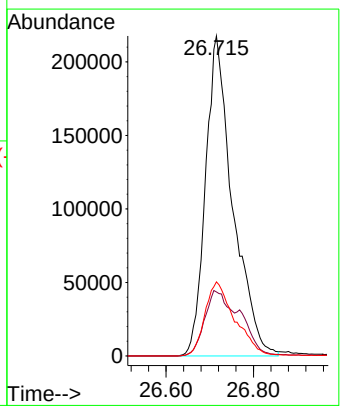

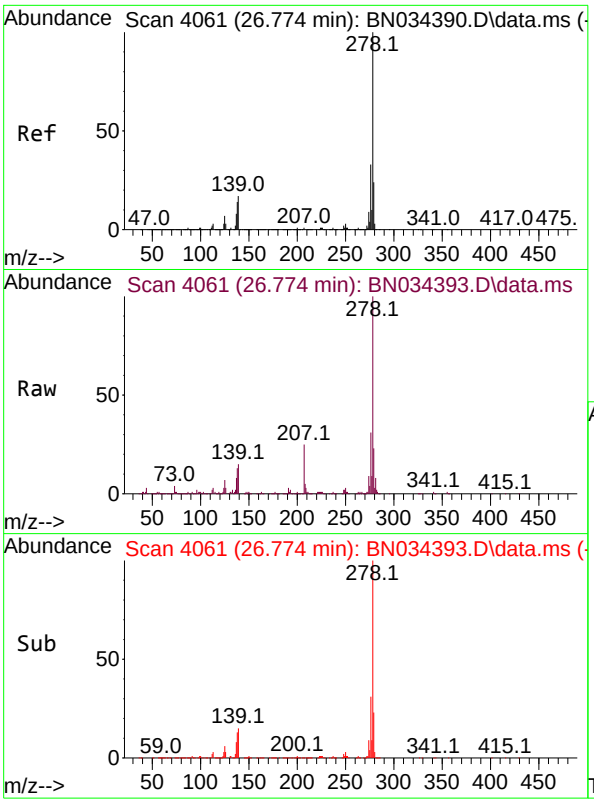

#95
Dibenzo(a,h)anthracene
Concen: 15.062 ng/ul
RT: 26.774 min Scan# 4(
Delta R.T. -0.018 min
Lab File: BN034393.D
Acq: 04 Oct 2024 16:38

Tgt Ion:278 Resp: 76635

Ion	Ratio	Lower	Upper
278	100		
139	15.2	14.2	21.2
279	23.4	18.1	27.1

Instrument :
BNA_N
ClientSampleId :
SLCS808

Manual Integrations
APPROVED
Reviewed By :Yogesh Patel 10/05/2024
Supervised By :mohammad ahmed 10/07/2024

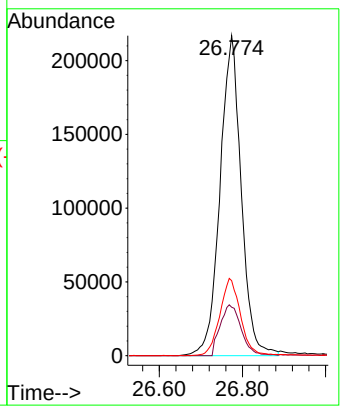

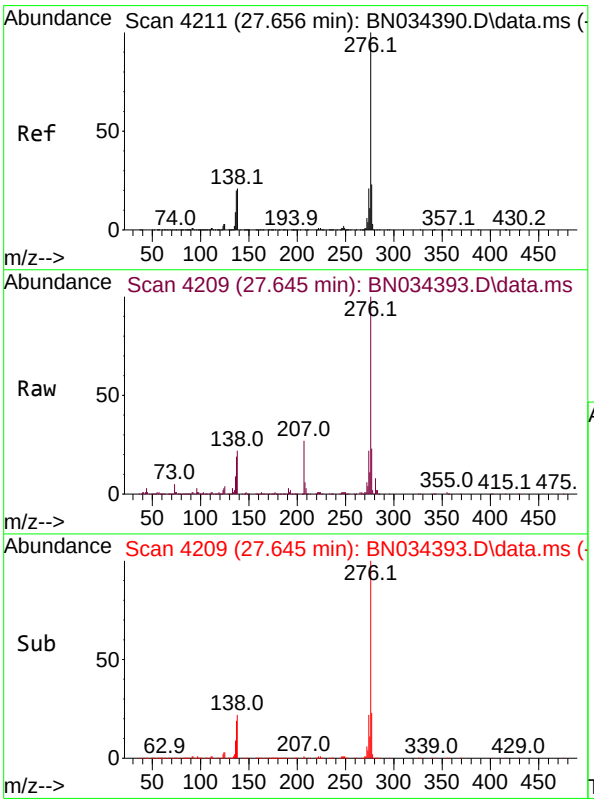

#96
Benzo(g,h,i)perylene
Concen: 15.581 ng/ul
RT: 27.645 min Scan# 4209
Delta R.T. -0.018 min
Lab File: BN034393.D
Acq: 04 Oct 2024 16:38

Tgt Ion:276 Resp: 761377

Ion	Ratio	Lower	Upper
276	100		
138	21.7	19.0	28.4
277	23.1	18.0	27.0

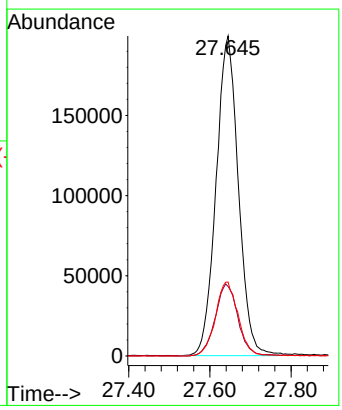

Quantitation Report (QT Reviewed)

Data Path : Z:\svoasrv\HPCHEM1\BNA_N\Data\BN100424\
Data File : BN034393.D
Acq On : 04 Oct 2024 16:38
Operator : RC/JU
Sample : PB163808BS
Misc :
ALS Vial : 5 Sample Multiplier: 1

Quant Time: Oct 04 17:19:49 2024
Quant Method : Z:\svoasrv\HPCHEM1\BNA_N\Methods\SFAM-EPA-BN091124.MA.M
Quant Title : SVOA CALIBRATION
QLast Update : Mon Sep 30 14:14:38 2024
Response via : Initial Calibration

Instrument :
BNA_N
ClientSampleId :
SLCS808

Manual Integrations
APPROVED
Reviewed By :Yogesh Patel 10/05/2024
Supervised By :mohammad ahmed 10/07/2024

Compound	R.T.	QIon	Response	Conc	Units	Dev(Min)
Internal Standards						
1) 1,4-Dichlorobenzene-d4	7.381	152	227578	20.000	ng/ul	0.00
20) Naphthalene-d8	10.134	136	879569	20.000	ng/ul	0.00
38) Acenaphthene-d10	14.034	164	506877	20.000	ng/ul	0.00
64) Phenanthrene-d10	16.792	188	898370	20.000	ng/ul	0.00
79) Chrysene-d12	21.027	240	742078	20.000	ng/ul	0.00
88) Perylene-d12	23.733	264	882075	20.000	ng/ul	0.00
System Monitoring Compounds						
3) 1,4-Dioxane-d8	2.999	96	30488	5.467	ng/uL	0.00
4) Pyridine-d5	3.387	84	379574	22.898	ng/ul	0.00
7) Phenol-d5	6.581	99	456016	22.578	ng/ul	0.00
9) Bis-(2-Chloroethyl)eth...	6.734	67	275818	22.010	ng/ul	0.00
11) 2-Chlorophenol-d4	6.922	132	406891	25.593	ng/ul	0.00
15) 4-Methylphenol-d8	8.099	113	365979	22.022	ng/ul	0.00
21) Nitrobenzene-d5	8.522	128	189915	27.089	ng/ul	0.00
24) 2-Nitrophenol-d4	9.234	143	208845	28.969	ng/ul	0.00
28) 2,4-Dichlorophenol-d3	9.769	165	361621	26.635	ng/ul	0.00
31) 4-Chloroaniline-d4	10.287	131	488889	23.785	ng/ul	0.00
46) Dimethylphthalate-d6	13.463	166	940897	24.838	ng/ul	0.00
49) Acenaphthylene-d8	13.722	160	1143503	26.833	ng/ul	0.00
54) 4-Nitrophenol-d4	14.263	143	147173	18.931	ng/ul	-0.01
60) Fluorene-d10	15.039	176	796456	24.809	ng/ul	0.00
65) 4,6-Dinitro-2-methylph...	15.169	200	105897	19.770	ng/ul	0.00
73) Anthracene-d10	16.892	188	1108814	26.253	ng/ul	0.00
81) Pyrene-d10	19.198	212	1181136	28.567	ng/ul	-0.01
92) Benzo(a)pyrene-d12	23.545	264	1233257	27.218	ng/ul	-0.01
Target Compounds						Qvalue
2) 1,4-Dioxane	3.034	88	31121	5.290	ng/uL	88
5) Pyridine	3.405	79	187992	11.083	ng/ul	95
6) Benzaldehyde	6.540	77	120763	11.327	ng/ul	89
8) Phenol	6.605	94	235938	11.220	ng/ul	96
10) Bis(2-Chloroethyl)ether	6.828	93	191472	11.715	ng/ul	95
12) 2-Chlorophenol	6.952	128	209766	12.875	ng/ul	94
13) 2-Methylphenol	7.834	108	176333	11.219	ng/ul	99
14) 2,2'-oxybis(1-Chloropr...	7.904	45	253139	10.502	ng/ul	96
16) Acetophenone	8.193	105	282926	10.747	ng/ul	98
17) N-Nitroso-di-n-propyla...	8.187	70	132861	10.191	ng/ul#	94
18) 4-Methylphenol	8.157	108	194732	11.132	ng/ul	98
19) Hexachloroethane	8.434	117	86968	12.656	ng/ul	95
22) Nitrobenzene	8.563	77	209199	11.922	ng/ul	93
23) Isophorone	9.087	82	369333	11.414	ng/ul	96
25) 2-Nitrophenol	9.269	139	108321	13.426	ng/ul	90
26) 2,4-Dimethylphenol	9.346	107	174033	10.485	ng/ul	90
27) Bis(2-Chloroethoxy)met...	9.581	93	241449	12.127	ng/ul	98
29) 2,4-Dichlorophenol	9.799	162	187069	13.608	ng/ul	96
30) Naphthalene	10.187	128	627385	13.040	ng/ul	99
32) 4-Chloroaniline	10.310	127	211892	10.461	ng/ul	100
33) Hexachlorobutadiene	10.475	225	123526	14.006	ng/ul	96
34) Caprolactam	11.104	113	44455m	8.122	ng/ul	
35) 4-Chloro-3-methylphenol	11.445	107	176969	10.935	ng/ul	89
36) 2-Methylnaphthalene	11.810	142	417802	12.607	ng/ul	99

Quantitation Report (QT Reviewed)

Data Path : Z:\svoasrv\HPCHEM1\BNA_N\Data\BN100424\
Data File : BN034393.D
Acq On : 04 Oct 2024 16:38
Operator : RC/JU
Sample : PB163808BS
Misc :
ALS Vial : 5 Sample Multiplier: 1

Quant Time: Oct 04 17:19:49 2024
Quant Method : Z:\svoasrv\HPCHEM1\BNA_N\Methods\SFAM-EPA-BN091124.MA.M
Quant Title : SVOA CALIBRATION
QLast Update : Mon Sep 30 14:14:38 2024
Response via : Initial Calibration

Instrument :
BNA_N
ClientSampleId :
SLCS808

Manual Integrations APPROVED
Reviewed By :Yogesh Patel 10/05/2024
Supervised By :mohammad ahmed 10/07/2024

Compound	R.T.	QIon	Response	Conc Units	Dev(Min)
37) 1-Methylnaphthalene	12.034	142	414653	12.361 ng/ul	97
39) 1,2,4,5-Tetrachloroben...	12.192	216	224001	15.308 ng/ul	98
40) Hexachlorocyclopentadiene	12.169	237	92337	10.256 ng/ul	99
41) 2,4,6-Trichlorophenol	12.445	196	132300	13.638 ng/ul	99
42) 2,4,5-Trichlorophenol	12.516	196	145921	13.694 ng/ul	98
43) 1,1'-Biphenyl	12.857	154	528232	13.823 ng/ul	99
44) 2-Chloronaphthalene	12.887	162	415091	13.943 ng/ul	97
45) 2-Nitroaniline	13.110	65	100564	10.454 ng/ul	89
47) Dimethylphthalate	13.510	163	482507	12.498 ng/ul	99
48) 2,6-Dinitrotoluene	13.622	165	93748	12.332 ng/ul	96
50) Acenaphthylene	13.751	152	623575	13.373 ng/ul	99
51) 3-Nitroaniline	13.951	138	93637	11.146 ng/ul	96
52) Acenaphthene	14.098	153	437902	13.154 ng/ul	96
53) 2,4-Dinitrophenol	14.163	184	18460	4.128 ng/ul	91
55) 4-Nitrophenol	14.281	109	54282	8.222 ng/ul	89
56) Dibenzofuran	14.439	168	597548	13.126 ng/ul	94
57) 2,4-Dinitrotoluene	14.416	165	129823	11.328 ng/ul	94
58) 2,3,4,6-Tetrachlorophenol	14.675	232	111405	12.599 ng/ul	90
59) Diethylphthalate	14.892	149	455907	11.301 ng/ul	98
61) Fluorene	15.092	166	469477	12.606 ng/ul	96
62) 4-Chlorophenyl-phenyle...	15.098	204	231789	12.841 ng/ul	96
63) 4-Nitroaniline	15.122	138	86456	10.001 ng/ul	90
66) 4,6-Dinitro-2-methylph...	15.186	198	58408	9.820 ng/ul#	97
67) N-Nitrosodiphenylamine	15.316	169	392084	14.565 ng/ul	99
68) 4-Bromophenyl-phenylether	15.998	248	140988	15.455 ng/ul#	86
69) Hexachlorobenzene	16.098	284	162501	15.347 ng/ul	94
70) Atrazine	16.286	200	88351	9.058 ng/ul	98
71) Pentachlorophenol	16.451	266	83296	11.812 ng/ul	100
72) Phenanthrene	16.833	178	676307	13.653 ng/ul	99
74) Anthracene	16.922	178	667009	13.187 ng/ul	99
75) 1,2,3,4-Tetrachloroben...	12.810	216	215715	17.253 ng/uL	98
76) Pentachlorobenzene	14.357	250	204918	16.096 ng/uL	99
77) Carbazole	17.204	167	581424	12.489 ng/ul	99
78) Di-n-butylphthalate	17.792	149	696354	11.767 ng/ul	99
80) Fluoranthene	18.863	202	711912	14.728 ng/ul	98
82) Pyrene	19.227	202	748570	14.406 ng/ul	97
83) Butylbenzylphthalate	20.169	149	274623	11.785 ng/ul	96
84) 3,3'-Dichlorobenzidine	20.951	252	204329	12.258 ng/ul	97
85) Benzo(a)anthracene	21.010	228	699696	13.224 ng/ul	98
86) Bis(2-ethylhexyl)phtha...	20.974	149	421345	12.353 ng/ul#	96
87) Chrysene	21.063	228	665043	13.173 ng/ul	96
89) Di-n-octyl phthalate	22.010	149	707115	12.048 ng/ul	100
90) Benzo(b)fluoranthene	22.886	252	715840	13.311 ng/ul	98
91) Benzo(k)fluoranthene	22.939	252	727824	13.719 ng/ul	100
93) Benzo(a)pyrene	23.604	252	661347	13.018 ng/ul	98
94) Indeno(1,2,3-cd)pyrene	26.715	276	941853	14.963 ng/ul	98
95) Dibenzo(a,h)anthracene	26.774	278	766358	15.062 ng/ul	96
96) Benzo(g,h,i)perylene	27.645	276	761377	15.581 ng/ul	97

(#) = qualifier out of range (m) = manual integration (+) = signals summed

Quantitation Report (QT Reviewed)

Data Path : Z:\svoasrv\HPCHEM1\BNA_N\Data\BN100424\
Data File : BN034393.D
Acq On : 04 Oct 2024 16:38
Operator : RC/JU
Sample : PB163808BS
Misc :
ALS Vial : 5 Sample Multiplier: 1

Quant Time: Oct 04 17:19:49 2024
Quant Method : Z:\svoasrv\HPCHEM1\BNA_N\Methods\SFAM-EPA-BN091124.MA.M
Quant Title : SVOA CALIBRATION
QLast Update : Mon Sep 30 14:14:38 2024
Response via : Initial Calibration

Instrument :
BNA_N
ClientSampleId :
SLCS808

Manual IntegrationsAPPROVED

Reviewed By :Yogesh Patel 10/05/2024
Supervised By :mohammad ahmed 10/07/2024

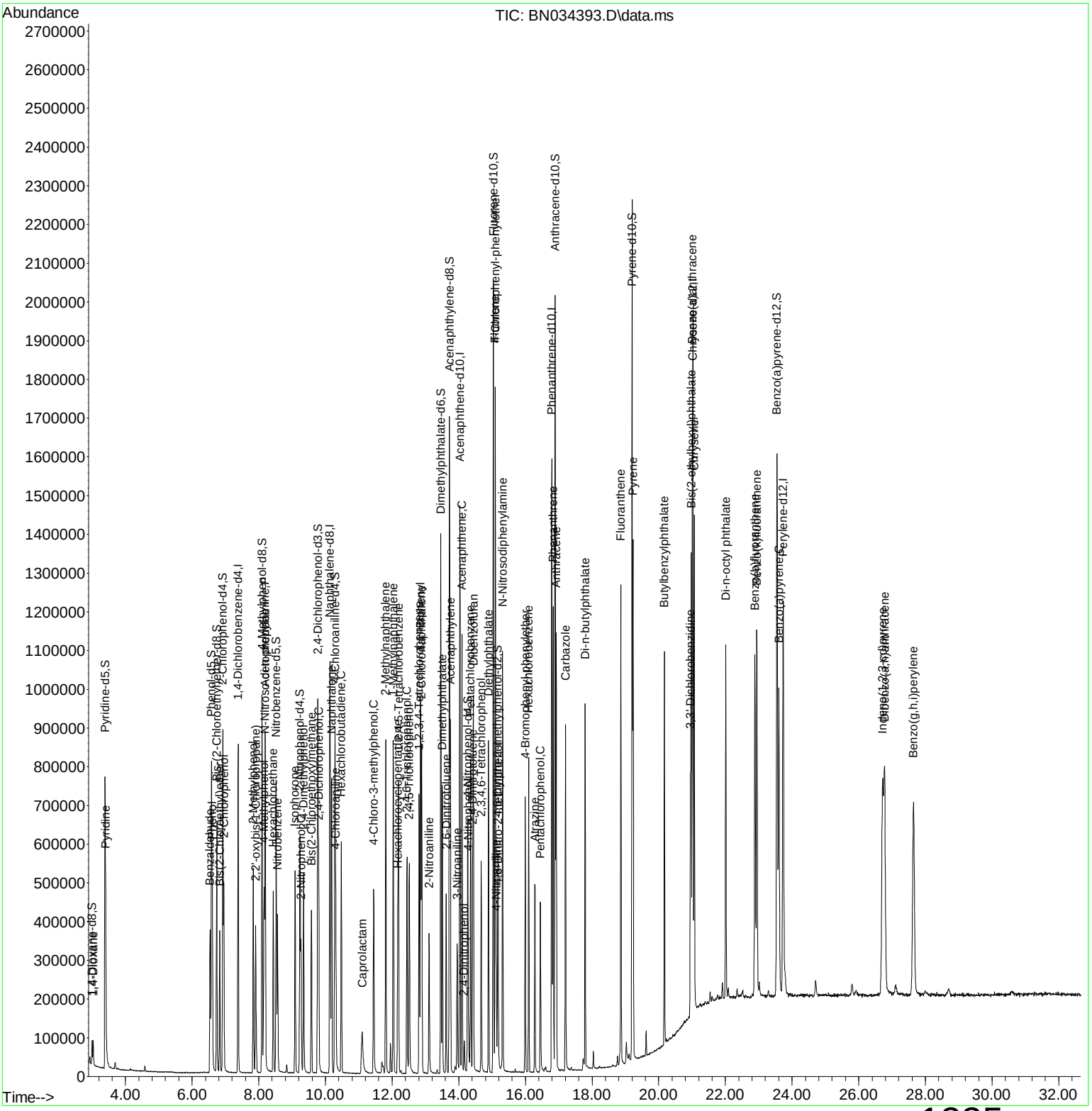

Quantitation Report (Qedit)

Data Path : Z:\svoasrv\HPCHEM1\BNA_N\Data\BN100424\
Data File : BN034393.D
Acq On : 04 Oct 2024 16:38
Operator : RC/JU
Sample : PB163808BS
Misc :
ALS Vial : 5 Sample Multiplier: 1

Quant Time: Oct 04 17:18:28 2024
Quant Method : Z:\svoasrv\HPCHEM1\BNA_N\Methods\SFAM-EPA-BN091124.MA.M
Quant Title : SVOA CALIBRATION
QLast Update : Mon Sep 30 14:14:38 2024
Response via : Initial Calibration

Instrument :
BNA_N
ClientSampleId :
SLCS808

Manual IntegrationsAPPROVED

Reviewed By :Yogesh Patel 10/05/2024
Supervised By :mohammad ahmed 10/07/2024

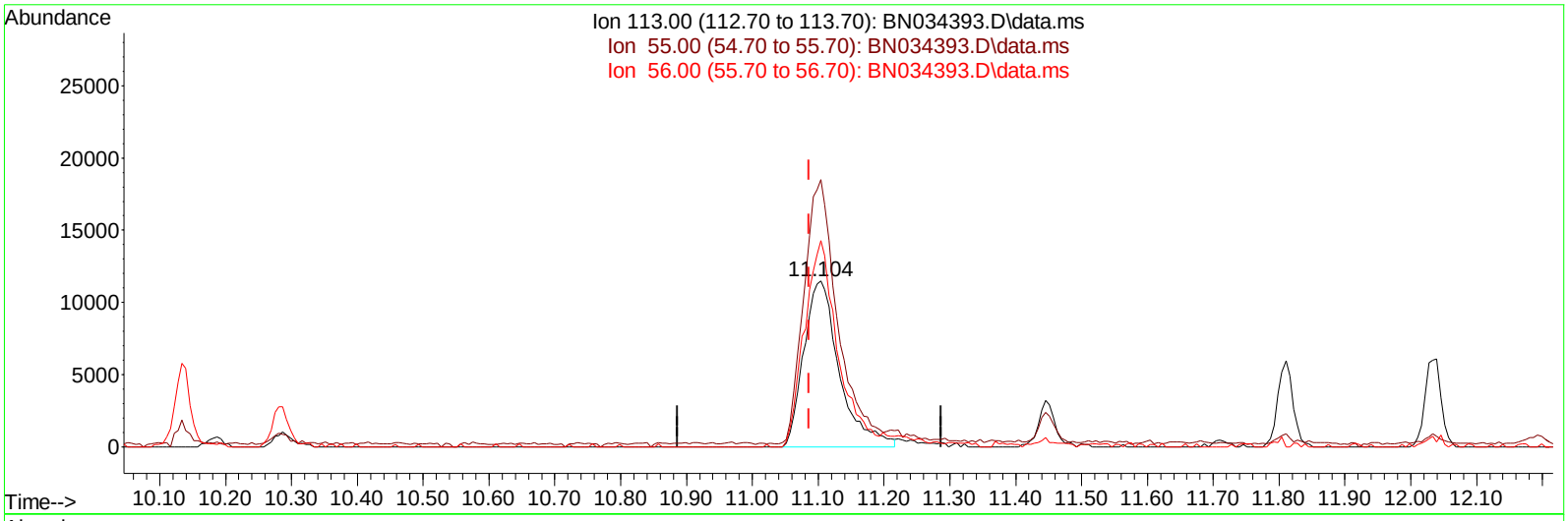

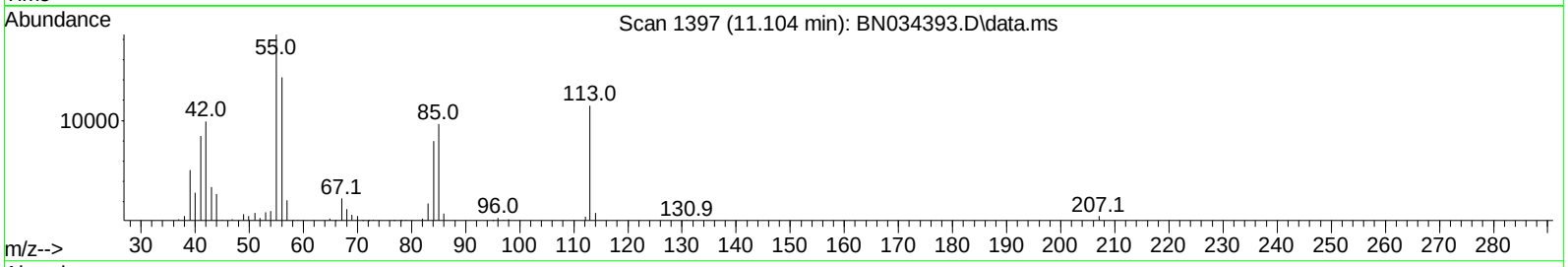

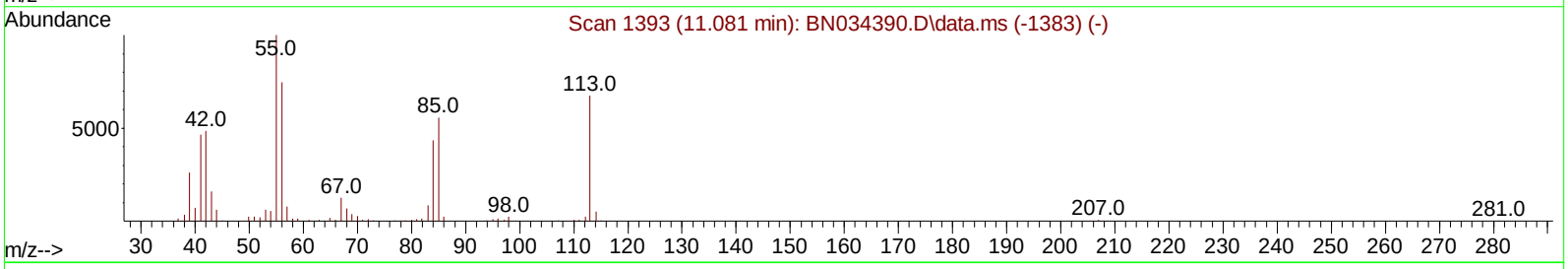

TIC: BN034393.D\data.ms

(34) Caprolactam

11.104min (+ 0.018) 7.85 ng/ul

response 42955

Ion	Exp%	Act%
113.00	100.00	100.00
55.00	171.30	160.92
56.00	124.60	124.14
0.00	0.00	0.00

Quantitation Report (Qedit)

Data Path : Z:\svoasrv\HPCHEM1\BNA_N\Data\BN100424\
Data File : BN034393.D
Acq On : 04 Oct 2024 16:38
Operator : RC/JU
Sample : PB163808BS
Misc :
ALS Vial : 5 Sample Multiplier: 1

Quant Time: Oct 04 17:18:28 2024
Quant Method : Z:\svoasrv\HPCHEM1\BNA_N\Methods\SFAM-EPA-BN091124.MA.M
Quant Title : SVOA CALIBRATION
QLast Update : Mon Sep 30 14:14:38 2024
Response via : Initial Calibration

Instrument :
BNA_N
ClientSampleId :
SLCS808

Manual IntegrationsAPPROVED

Reviewed By :Yogesh Patel 10/05/2024
Supervised By :mohammad ahmed 10/07/2024

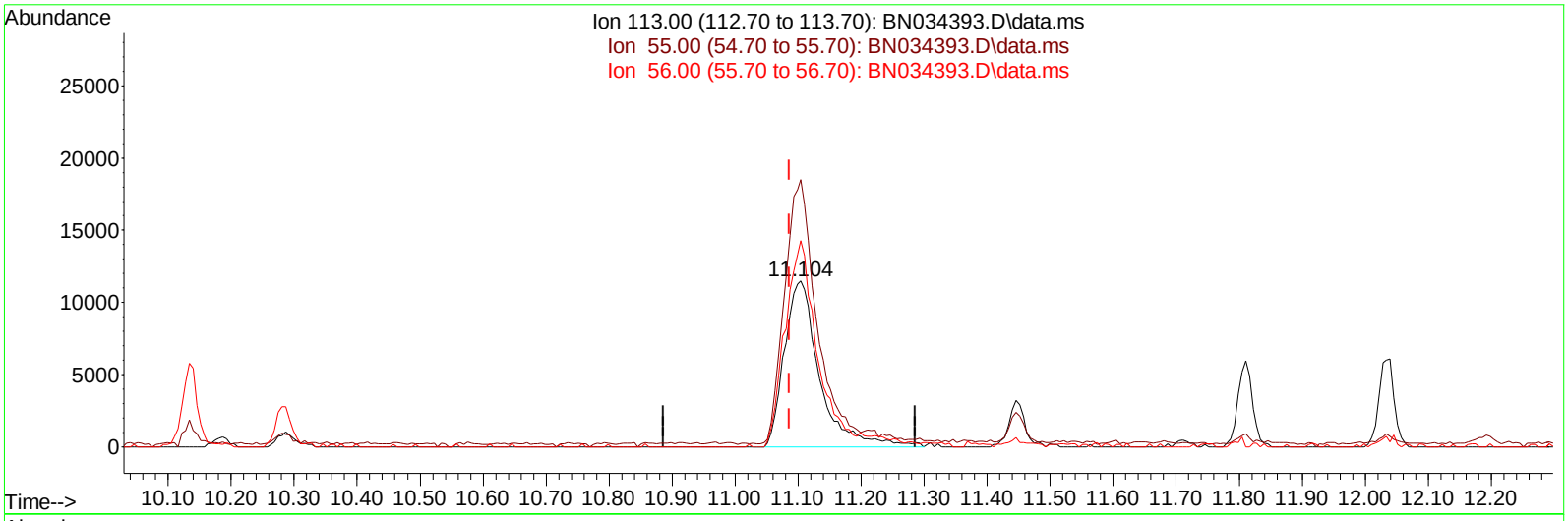

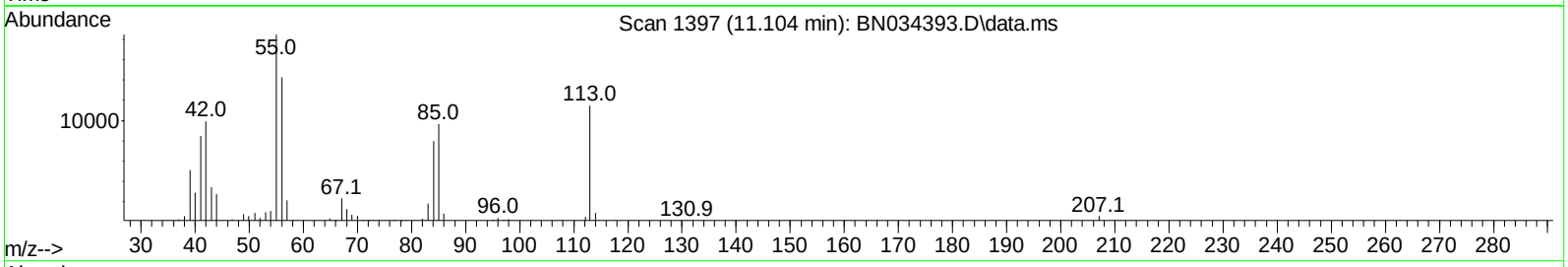

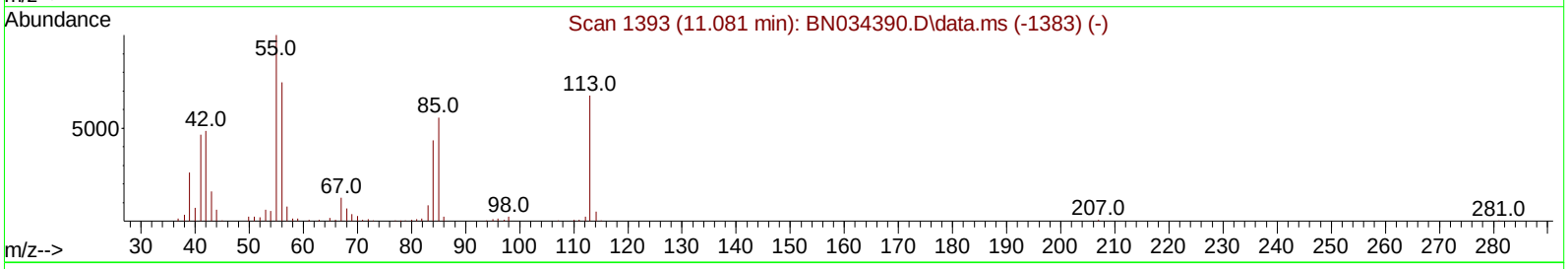

TIC: BN034393.D\data.ms

(34) Caprolactam

11.104min (+ 0.018) 8.12 ng/ul m

response 44455

Ion	Exp%	Act%
113.00	100.00	100.00
55.00	171.30	160.92
56.00	124.60	124.14
0.00	0.00	0.00

Quantitation Report (QT Reviewed)

Data Path : Z:\svoasrv\HPCHEM1\BNA_N\Data\BN100424\
Data File : BN034393.D
Acq On : 04 Oct 2024 16:38
Operator : RC/JU
Sample : PB163808BS
Misc :
ALS Vial : 5 Sample Multiplier: 1

Quant Time: Oct 04 17:19:49 2024
Quant Method : Z:\svoasrv\HPCHEM1\BNA_N\Methods\SFAM-EPA-BN091124.MA.M
Quant Title : SVOA CALIBRATION
QLast Update : Mon Sep 30 14:14:38 2024
Response via : Initial Calibration

Instrument :
BNA_N
ClientSampleId :
SLCS808

Manual IntegrationsAPPROVED

Reviewed By :Yogesh Patel 10/05/2024
Supervised By :mohammad ahmed 10/07/2024

Compound	R.T.	QIon	Response	Conc	Units	Dev(Min)
Internal Standards						
1) 1,4-Dichlorobenzene-d4	7.381	152	227578	20.000	ng/ul	0.00
20) Naphthalene-d8	10.134	136	879569	20.000	ng/ul	0.00
38) Acenaphthene-d10	14.034	164	506877	20.000	ng/ul	0.00
64) Phenanthrene-d10	16.792	188	898370	20.000	ng/ul	0.00
79) Chrysene-d12	21.027	240	742078	20.000	ng/ul	0.00
88) Perylene-d12	23.733	264	882075	20.000	ng/ul	0.00
System Monitoring Compounds						
3) 1,4-Dioxane-d8	2.999	96	30488	5.467	ng/uL	0.00
4) Pyridine-d5	3.387	84	379574	22.898	ng/ul	0.00
7) Phenol-d5	6.581	99	456016	22.578	ng/ul	0.00
9) Bis-(2-Chloroethyl)eth...	6.734	67	275818	22.010	ng/ul	0.00
11) 2-Chlorophenol-d4	6.922	132	406891	25.593	ng/ul	0.00
15) 4-Methylphenol-d8	8.099	113	365979	22.022	ng/ul	0.00
21) Nitrobenzene-d5	8.522	128	189915	27.089	ng/ul	0.00
24) 2-Nitrophenol-d4	9.234	143	208845	28.969	ng/ul	0.00
28) 2,4-Dichlorophenol-d3	9.769	165	361621	26.635	ng/ul	0.00
31) 4-Chloroaniline-d4	10.287	131	488889	23.785	ng/ul	0.00
46) Dimethylphthalate-d6	13.463	166	940897	24.838	ng/ul	0.00
49) Acenaphthylene-d8	13.722	160	1143503	26.833	ng/ul	0.00
54) 4-Nitrophenol-d4	14.263	143	147173	18.931	ng/ul	-0.01
60) Fluorene-d10	15.039	176	796456	24.809	ng/ul	0.00
65) 4,6-Dinitro-2-methylph...	15.169	200	105897	19.770	ng/ul	0.00
73) Anthracene-d10	16.892	188	1108814	26.253	ng/ul	0.00
81) Pyrene-d10	19.198	212	1181136	28.567	ng/ul	-0.01
92) Benzo(a)pyrene-d12	23.545	264	1233257	27.218	ng/ul	-0.01
Target Compounds						Qvalue
2) 1,4-Dioxane	3.034	88	31121	5.290	ng/uL	88
5) Pyridine	3.405	79	187992	11.083	ng/ul	95
6) Benzaldehyde	6.540	77	120763	11.327	ng/ul	89
8) Phenol	6.605	94	235938	11.220	ng/ul	96
10) Bis(2-Chloroethyl)ether	6.828	93	191472	11.715	ng/ul	95
12) 2-Chlorophenol	6.952	128	209766	12.875	ng/ul	94
13) 2-Methylphenol	7.834	108	176333	11.219	ng/ul	99
14) 2,2'-oxybis(1-Chloropr...	7.904	45	253139	10.502	ng/ul	96
16) Acetophenone	8.193	105	282926	10.747	ng/ul	98
17) N-Nitroso-di-n-propyla...	8.187	70	132861	10.191	ng/ul#	94
18) 4-Methylphenol	8.157	108	194732	11.132	ng/ul	98
19) Hexachloroethane	8.434	117	86968	12.656	ng/ul	95
22) Nitrobenzene	8.563	77	209199	11.922	ng/ul	93
23) Isophorone	9.087	82	369333	11.414	ng/ul	96
25) 2-Nitrophenol	9.269	139	108321	13.426	ng/ul	90
26) 2,4-Dimethylphenol	9.346	107	174033	10.485	ng/ul	90
27) Bis(2-Chloroethoxy)met...	9.581	93	241449	12.127	ng/ul	98
29) 2,4-Dichlorophenol	9.799	162	187069	13.608	ng/ul	96
30) Naphthalene	10.187	128	627385	13.040	ng/ul	99
32) 4-Chloroaniline	10.310	127	211892	10.461	ng/ul	100
33) Hexachlorobutadiene	10.475	225	123526	14.006	ng/ul	96
34) Caprolactam	11.104	113	44455m	8.122	ng/ul	
35) 4-Chloro-3-methylphenol	11.445	107	176969	10.935	ng/ul	89

Quantitation Report (QT Reviewed)

Data Path : Z:\svoasrv\HPCHEM1\BNA_N\Data\BN100424\
Data File : BN034393.D
Acq On : 04 Oct 2024 16:38
Operator : RC/JU
Sample : PB163808BS
Misc :
ALS Vial : 5 Sample Multiplier: 1

Quant Time: Oct 04 17:19:49 2024
Quant Method : Z:\svoasrv\HPCHEM1\BNA_N\Methods\SFAM-EPA-BN091124.MA.M
Quant Title : SVOA CALIBRATION
QLast Update : Mon Sep 30 14:14:38 2024
Response via : Initial Calibration

Instrument :
BNA_N
ClientSampleId :
SLCS808

Manual IntegrationsAPPROVED

Reviewed By :Yogesh Patel 10/05/2024
Supervised By :mohammad ahmed 10/07/2024

Compound	R.T.	QIon	Response	Conc Units	Dev(Min)
36) 2-Methylnaphthalene	11.810	142	417802	12.607 ng/ul	99
37) 1-Methylnaphthalene	12.034	142	414653	12.361 ng/ul	97
39) 1,2,4,5-Tetrachloroben...	12.192	216	224001	15.308 ng/ul	98
40) Hexachlorocyclopentadiene	12.169	237	92337	10.256 ng/ul	99
41) 2,4,6-Trichlorophenol	12.445	196	132300	13.638 ng/ul	99
42) 2,4,5-Trichlorophenol	12.516	196	145921	13.694 ng/ul	98
43) 1,1'-Biphenyl	12.857	154	528232	13.823 ng/ul	99
44) 2-Chloronaphthalene	12.887	162	415091	13.943 ng/ul	97
45) 2-Nitroaniline	13.110	65	100564	10.454 ng/ul	89
47) Dimethylphthalate	13.510	163	482507	12.498 ng/ul	99
48) 2,6-Dinitrotoluene	13.622	165	93748	12.332 ng/ul	96
50) Acenaphthylene	13.751	152	623575	13.373 ng/ul	99
51) 3-Nitroaniline	13.951	138	93637	11.146 ng/ul	96
52) Acenaphthene	14.098	153	437902	13.154 ng/ul	96
53) 2,4-Dinitrophenol	14.163	184	18460	4.128 ng/ul	91
55) 4-Nitrophenol	14.281	109	54282	8.222 ng/ul	89
56) Dibenzofuran	14.439	168	597548	13.126 ng/ul	94
57) 2,4-Dinitrotoluene	14.416	165	129823	11.328 ng/ul	94
58) 2,3,4,6-Tetrachlorophenol	14.675	232	111405	12.599 ng/ul	90
59) Diethylphthalate	14.892	149	455907	11.301 ng/ul	98
61) Fluorene	15.092	166	469477	12.606 ng/ul	96
62) 4-Chlorophenyl-phenyle...	15.098	204	231789	12.841 ng/ul	96
63) 4-Nitroaniline	15.122	138	86456	10.001 ng/ul	90
66) 4,6-Dinitro-2-methylph...	15.186	198	58408	9.820 ng/ul#	97
67) N-Nitrosodiphenylamine	15.316	169	392084	14.565 ng/ul	99
68) 4-Bromophenyl-phenylether	15.998	248	140988	15.455 ng/ul#	86
69) Hexachlorobenzene	16.098	284	162501	15.347 ng/ul	94
70) Atrazine	16.286	200	88351	9.058 ng/ul	98
71) Pentachlorophenol	16.451	266	83296	11.812 ng/ul	100
72) Phenanthrene	16.833	178	676307	13.653 ng/ul	99
74) Anthracene	16.922	178	667009	13.187 ng/ul	99
75) 1,2,3,4-Tetrachloroben...	12.810	216	215715	17.253 ng/uL	98
76) Pentachlorobenzene	14.357	250	204918	16.096 ng/uL	99
77) Carbazole	17.204	167	581424	12.489 ng/ul	99
78) Di-n-butylphthalate	17.792	149	696354	11.767 ng/ul	99
80) Fluoranthene	18.863	202	711912	14.728 ng/ul	98
82) Pyrene	19.227	202	748570	14.406 ng/ul	97
83) Butylbenzylphthalate	20.169	149	274623	11.785 ng/ul	96
84) 3,3'-Dichlorobenzidine	20.951	252	204329	12.258 ng/ul	97
85) Benzo(a)anthracene	21.010	228	699696	13.224 ng/ul	98
86) Bis(2-ethylhexyl)phtha...	20.974	149	421345	12.353 ng/ul#	96
87) Chrysene	21.063	228	665043	13.173 ng/ul	96
89) Di-n-octyl phthalate	22.010	149	707115	12.048 ng/ul	100
90) Benzo(b)fluoranthene	22.886	252	715840	13.311 ng/ul	98
91) Benzo(k)fluoranthene	22.939	252	727824	13.719 ng/ul	100
93) Benzo(a)pyrene	23.604	252	661347	13.018 ng/ul	98
94) Indeno(1,2,3-cd)pyrene	26.715	276	941853	14.963 ng/ul	98
95) Dibenzo(a,h)anthracene	26.774	278	766358	15.062 ng/ul	96
96) Benzo(g,h,i)perylene	27.645	276	761377	15.581 ng/ul	97

(#) = qualifier out of range (m) = manual integration (+) = signals summed

FORM 1A-OR
ORGANIC ANALYSIS DATA SHEET
TARGET ANALYTE LIST

EPA SAMPLE NO.

SLCS787

Lab Name : Alliance Technical Group, LLC
Contract : 68HERH20D0011
Lab Code: ACE Case No.: ARC Sayrevil
MA No. : SDG No.: P4227
Analytical Method : SVOA
Level :
Matrix : Water
Lab Sample ID : PB163787BS
Sample wt/vol : 1000 (g/mL) mL
Lab File ID : BN034422.D
% Solids :
Date Received :
GC Column : ZB-GR ID : 0.25 (mm)
Date Extracted : 09/30/2024
GC Column : ID : (mm)
Date Analyzed : 10/05/2024
Extract Concentrated :(Y/N) N
Extract Volume : 1000 (µL)
Soil Aliquot (VOA) : (µL)
Extraction Type : CONH
Heated Purge : (Y/N)
Injection Volume : 1.0 (µL)
Purge Volume : (mL)
pH : Dilution Factor : 1.0
Cleanup Types :
Cleanup Factor : 1.0
Concentration Units (µg/L, µg/kg, µg, or µg/cm²): µg/L

CAS NO.	ANALYTE	CONCENTRATION	Q
111-44-4	Bis(2-Chloroethyl)ether	14	
98-95-3	Nitrobenzene	14	
78-59-1	Isophorone	13	

Quantitation Report (QT Reviewed)

Data Path : Z:\svoasrv\HPCHEM1\BNA_N\Data\BN100424\
Data File : BN034422.D
Acq On : 05 Oct 2024 13:41
Operator : RC/JU
Sample : PB163787BS
Misc :
ALS Vial : 39 Sample Multiplier: 1

Quant Time: Oct 07 00:58:25 2024
Quant Method : Z:\svoasrv\HPCHEM1\BNA_N\Methods\SFAM-EPA-BN091124.MA.M
Quant Title : SVOA CALIBRATION
QLast Update : Mon Sep 30 14:14:38 2024
Response via : Initial Calibration

Instrument :
BNA_N
ClientSampleId :
SLCS787

Manual Integrations
APPROVED
Reviewed By :Yogesh Patel 10/07/2024
Supervised By :mohammad ahmed 10/07/2024

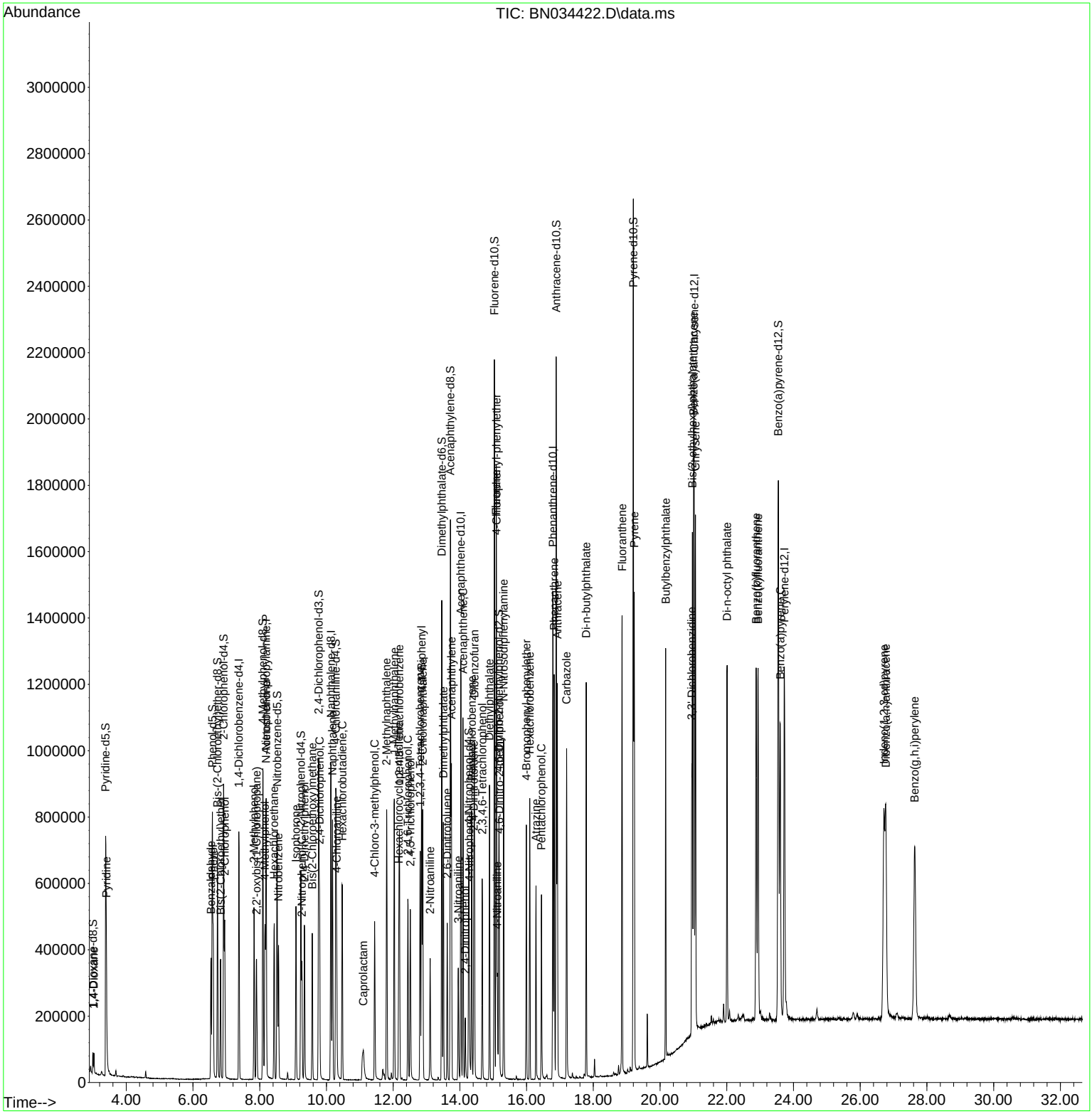

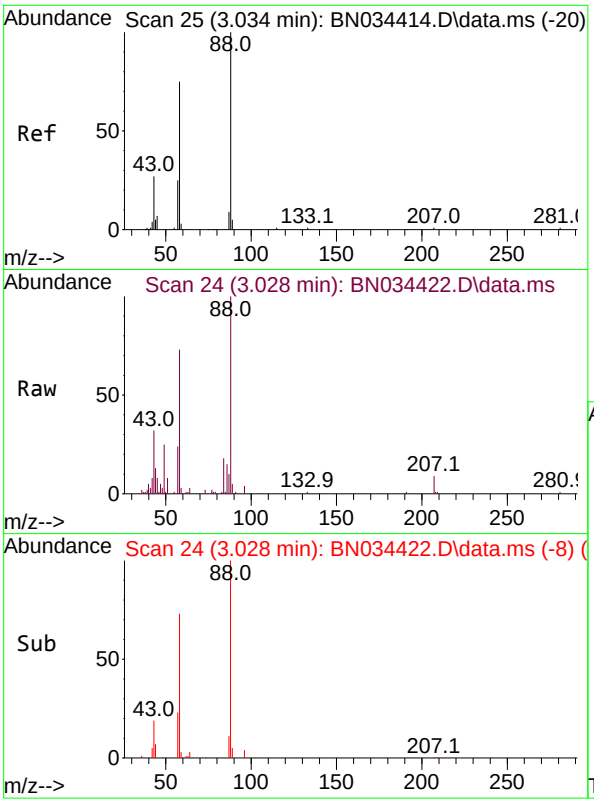

#2
1,4-Dioxane
Concen: 6.015 ng/uL
RT: 3.028 min Scan# 2
Delta R.T. -0.006 min
Lab File: BN034422.D
Acq: 05 Oct 2024 13:41

Tgt Ion: 88 Resp: 3139

Ion	Ratio	Lower	Upper
88	100		
43	32.0	24.7	37.1
58	72.5	64.6	96.8

Instrument :
BNA_N
ClientSampleId :
SLCS787

Manual Integrations
APPROVED

Reviewed By :Yogesh Patel 10/07/2024
Supervised By :mohammad ahmed 10/07/2024

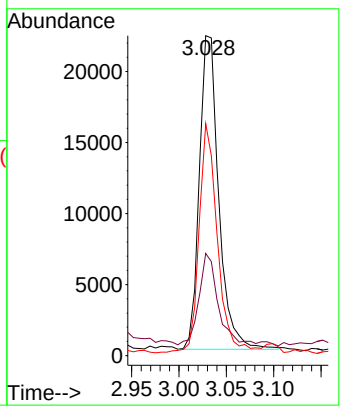

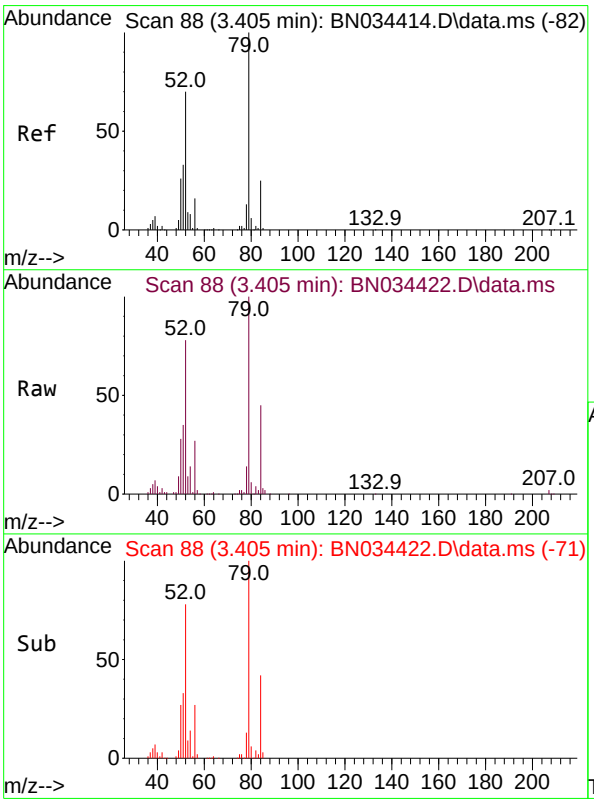

#5
Pyridine
Concen: 12.253 ng/ul
RT: 3.405 min Scan# 88
Delta R.T. -0.000 min
Lab File: BN034422.D
Acq: 05 Oct 2024 13:41

Tgt Ion: 79 Resp: 184387

Ion	Ratio	Lower	Upper
79	100		
52	78.0	65.2	97.8
51	35.0	29.7	44.5

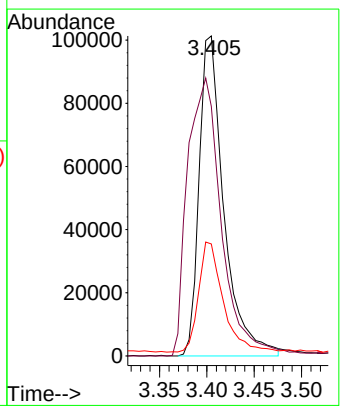

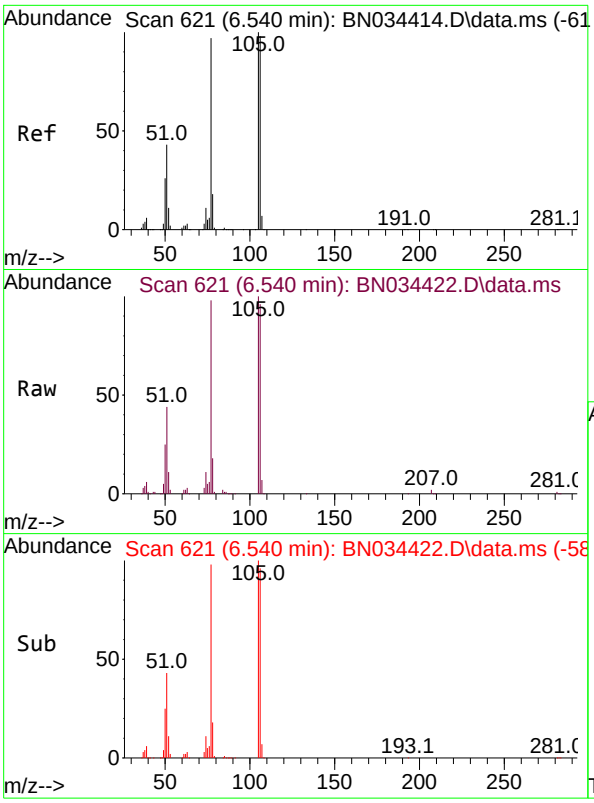

#6
Benzaldehyde
Concen: 12.800 ng/ul
RT: 6.540 min Scan# 6
Delta R.T. -0.006 min
Lab File: BN034422.D
Acq: 05 Oct 2024 13:41

Tgt Ion: 77 Resp: 12106

Ion	Ratio	Lower	Upper
77	100		
105	102.1	76.4	114.6
106	97.9	69.8	104.6

Instrument :
BNA_N
ClientSampleId :
SLCS787

Manual Integrations
APPROVED

Reviewed By :Yogesh Patel 10/07/2024
Supervised By :mohammad ahmed 10/07/2024

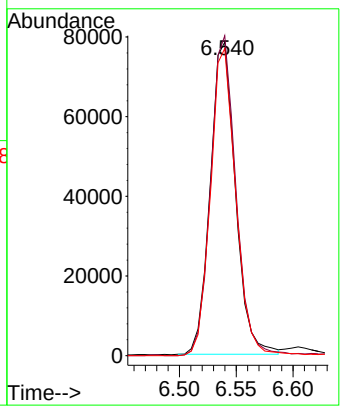

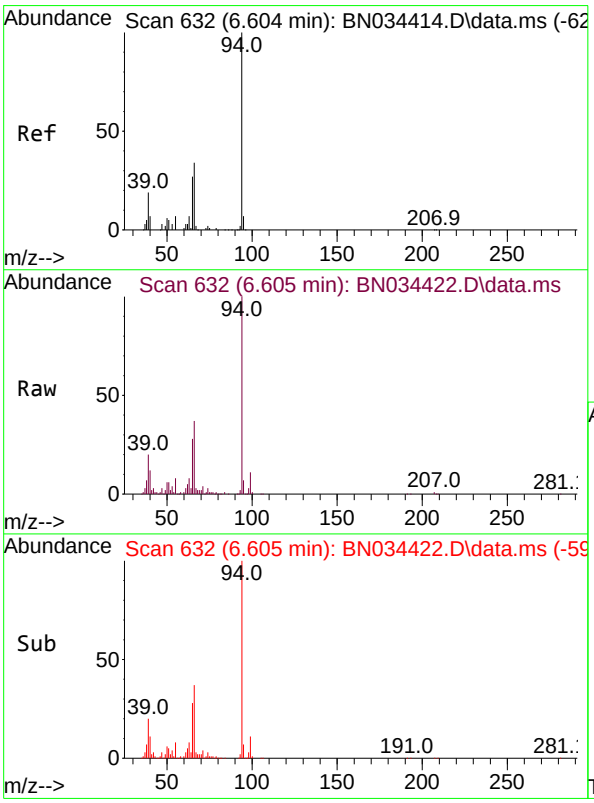

#8
Phenol
Concen: 12.434 ng/ul
RT: 6.605 min Scan# 632
Delta R.T. -0.006 min
Lab File: BN034422.D
Acq: 05 Oct 2024 13:41

Tgt Ion: 94 Resp: 231968

Ion	Ratio	Lower	Upper
94	100		
65	27.6	24.3	36.5
66	36.7	31.8	47.6

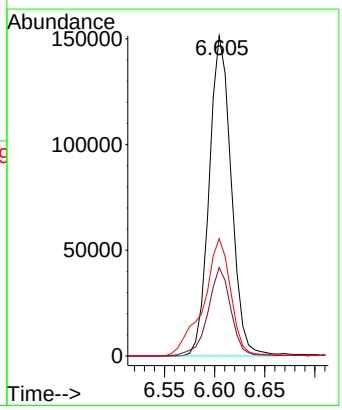

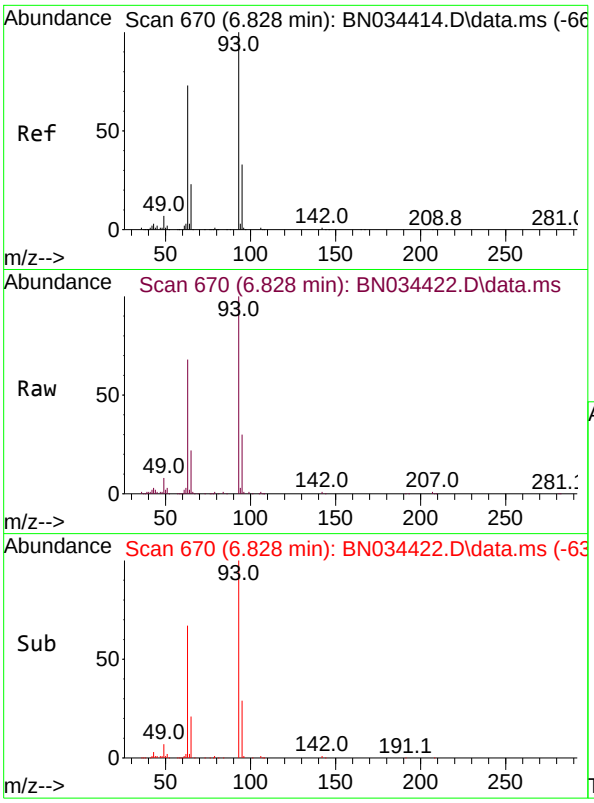

#10
Bis(2-Chloroethyl)ether
Concen: 13.508 ng/ul
RT: 6.828 min Scan# 6
Delta R.T. -0.006 min
Lab File: BN034422.D
Acq: 05 Oct 2024 13:41

Tgt Ion: 93 Resp: 19586

Ion	Ratio	Lower	Upper
93	100		
63	67.8	63.6	95.4
95	29.5	25.7	38.5

Instrument :
BNA_N
ClientSampleId :
SLCS787

Manual Integrations
APPROVED

Reviewed By :Yogesh Patel 10/07/2024
Supervised By :mohammad ahmed 10/07/2024

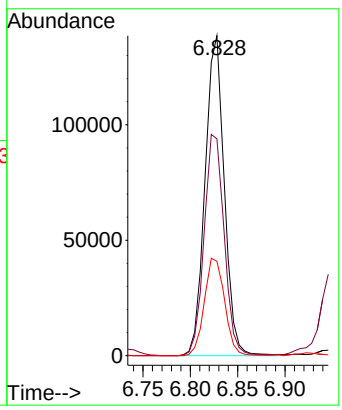

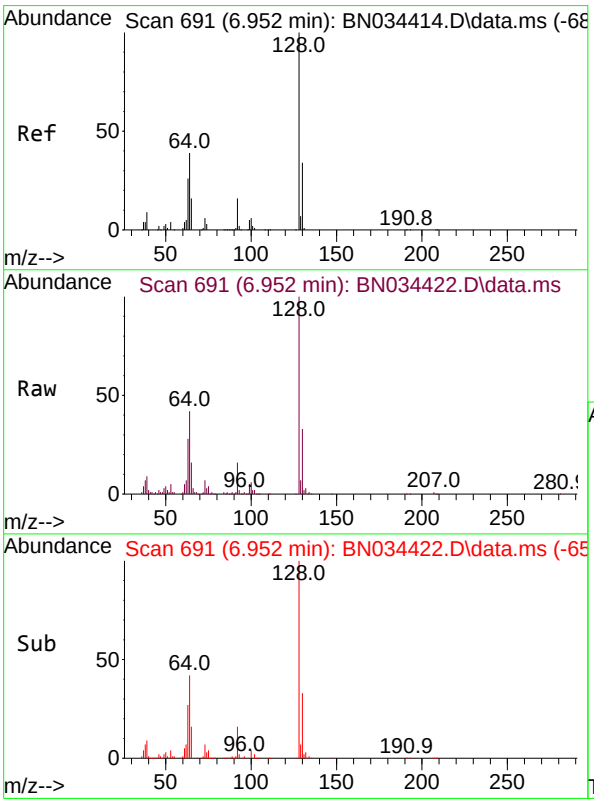

#12
2-Chlorophenol
Concen: 14.472 ng/ul
RT: 6.952 min Scan# 691
Delta R.T. -0.006 min
Lab File: BN034422.D
Acq: 05 Oct 2024 13:41

Tgt Ion:128 Resp: 209183

Ion	Ratio	Lower	Upper
128	100		
64	42.5	39.1	58.7
130	32.5	25.8	38.6

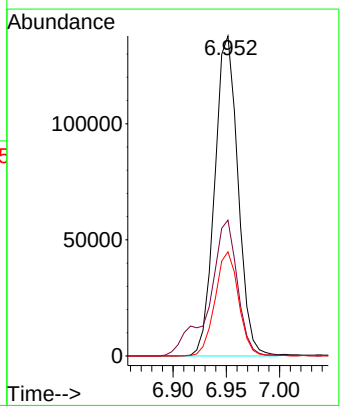

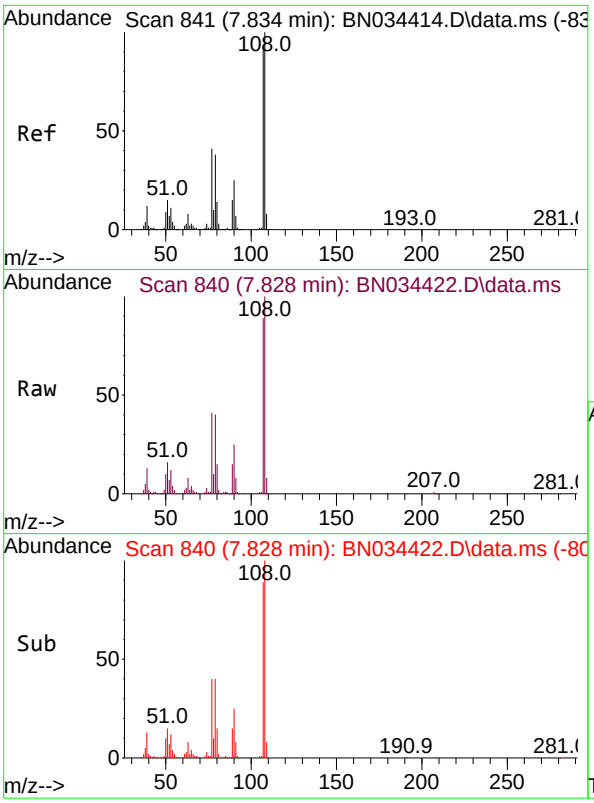

#13
2-Methylphenol
Concen: 12.377 ng/ul
RT: 7.828 min Scan# 84
Delta R.T. -0.012 min
Lab File: BN034422.D
Acq: 05 Oct 2024 13:41

Tgt Ion:108 Resp: 17258

Ion	Ratio	Lower	Upper
108	100		
107	88.7	71.9	107.9

Instrument :
BNA_N
ClientSampleId :
SLCS787

Manual Integrations
APPROVED

Reviewed By :Yogesh Patel 10/07/2024
Supervised By :mohammad ahmed 10/07/2024

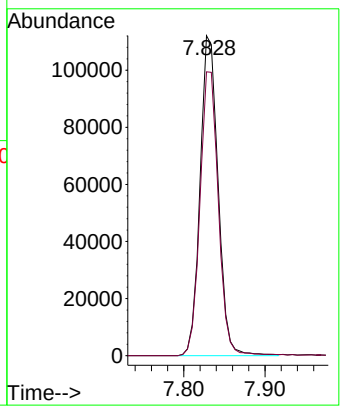

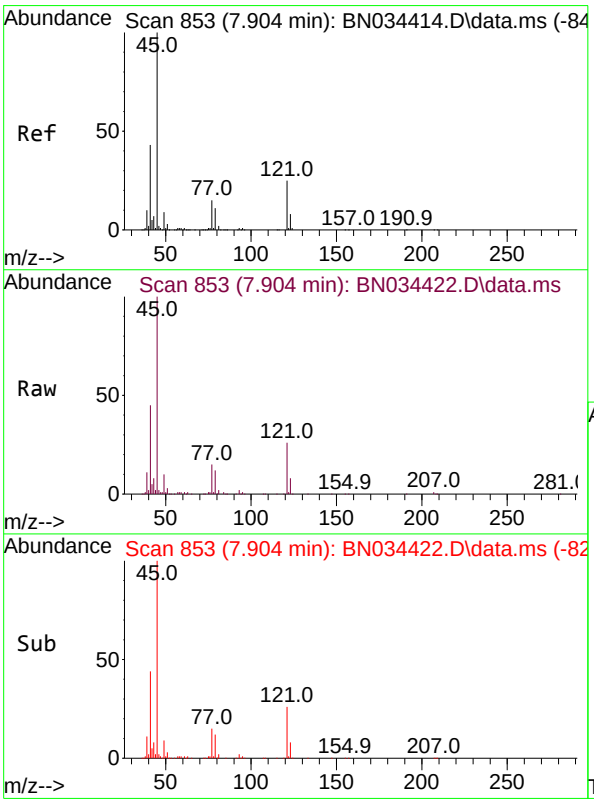

#14
2,2'-oxybis(1-Chloropropane)
Concen: 11.827 ng/ul
RT: 7.904 min Scan# 853
Delta R.T. -0.006 min
Lab File: BN034422.D
Acq: 05 Oct 2024 13:41

Tgt Ion: 45 Resp: 252905

Ion	Ratio	Lower	Upper
45	100		
77	15.5	11.0	16.6
79	11.5	7.8	11.8

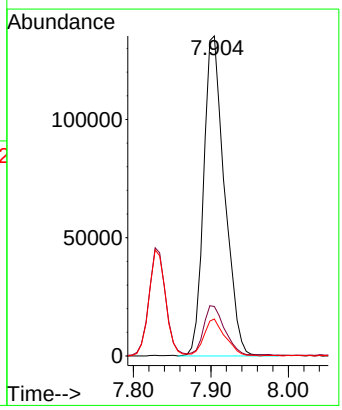

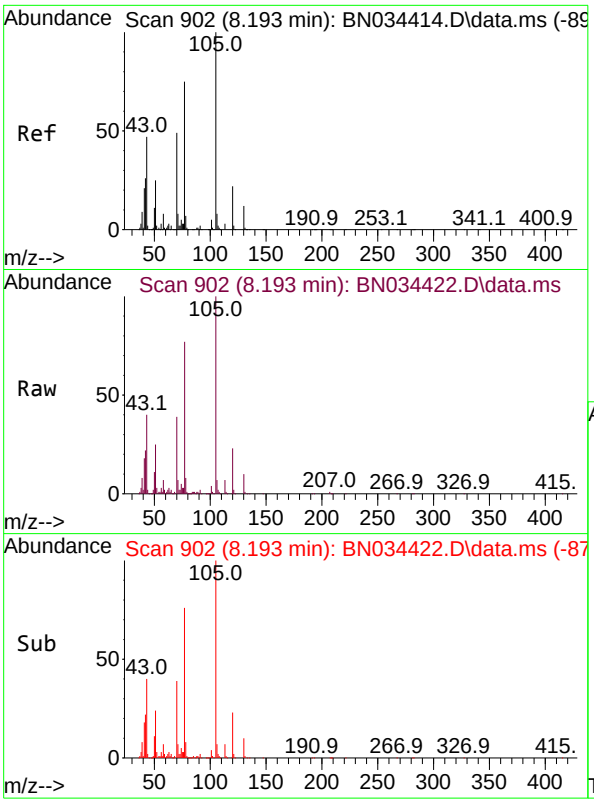

#16
Acetophenone
Concen: 11.994 ng/ul
RT: 8.193 min Scan# 9(
Delta R.T. -0.012 min
Lab File: BN034422.D
Acq: 05 Oct 2024 13:41

Tgt Ion:105 Resp: 28012

Ion	Ratio	Lower	Upper
105	100		
77	76.5	61.1	91.7
51	24.6	22.6	33.8

Instrument :
BNA_N
ClientSampleId :
SLCS787

Manual Integrations
APPROVED

Reviewed By :Yogesh Patel 10/07/2024
Supervised By :mohammad ahmed 10/07/2024

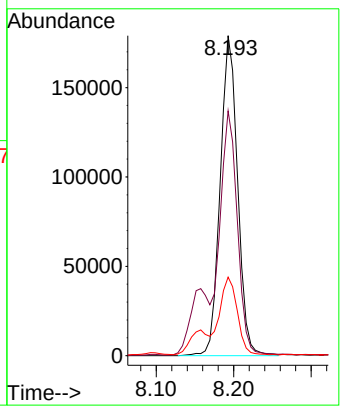

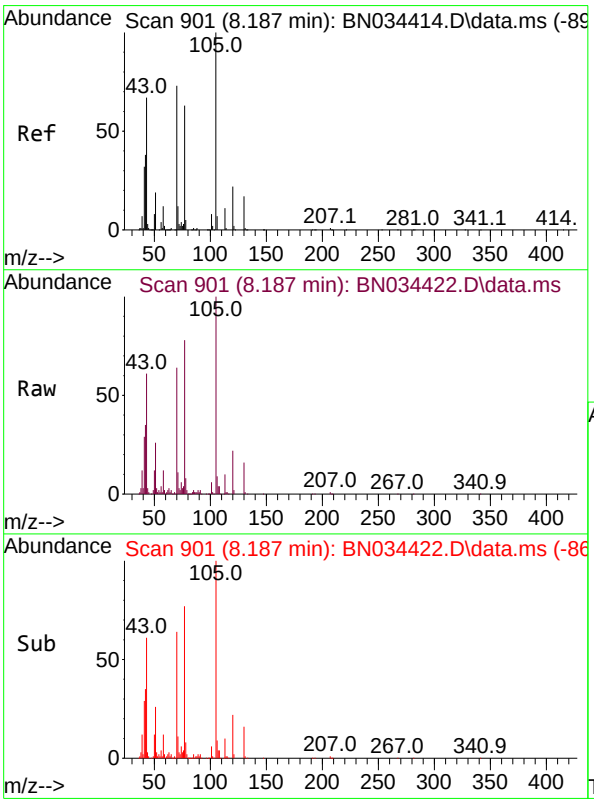

#17
N-Nitroso-di-n-propylamine
Concen: 11.481 ng/ul
RT: 8.187 min Scan# 901
Delta R.T. -0.012 min
Lab File: BN034422.D
Acq: 05 Oct 2024 13:41

Tgt Ion: 70 Resp: 132784

Ion	Ratio	Lower	Upper
70	100		
42	55.0	47.9	71.9
101	10.0	7.5	11.3
130	24.4	16.2	24.2#

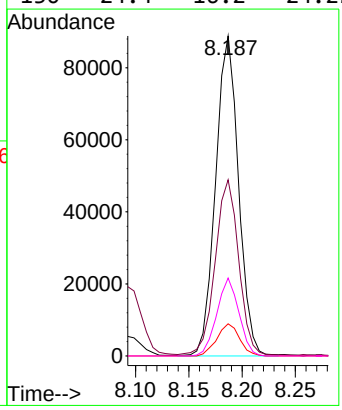

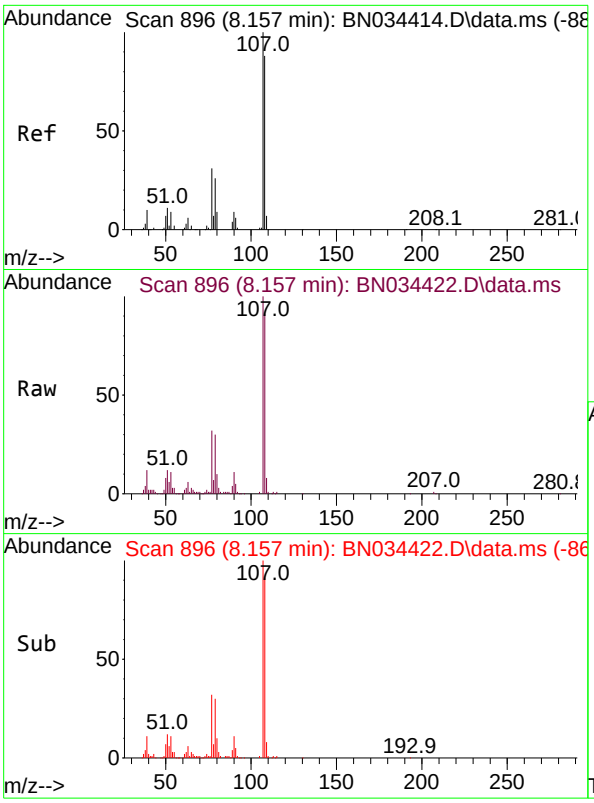

#18
4-Methylphenol
Concen: 12.333 ng/ul
RT: 8.157 min Scan# 8
Delta R.T. -0.006 min
Lab File: BN034422.D
Acq: 05 Oct 2024 13:41

Tgt Ion:108 Resp: 19138

Ion	Ratio	Lower	Upper
108	100		
107	109.7	89.4	134.2

Instrument :
BNA_N
ClientSampleId :
SLCS787

Manual Integrations
APPROVED
Reviewed By :Yogesh Patel 10/07/2024
Supervised By :mohammad ahmed 10/07/2024

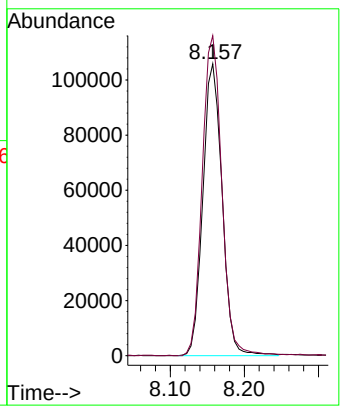

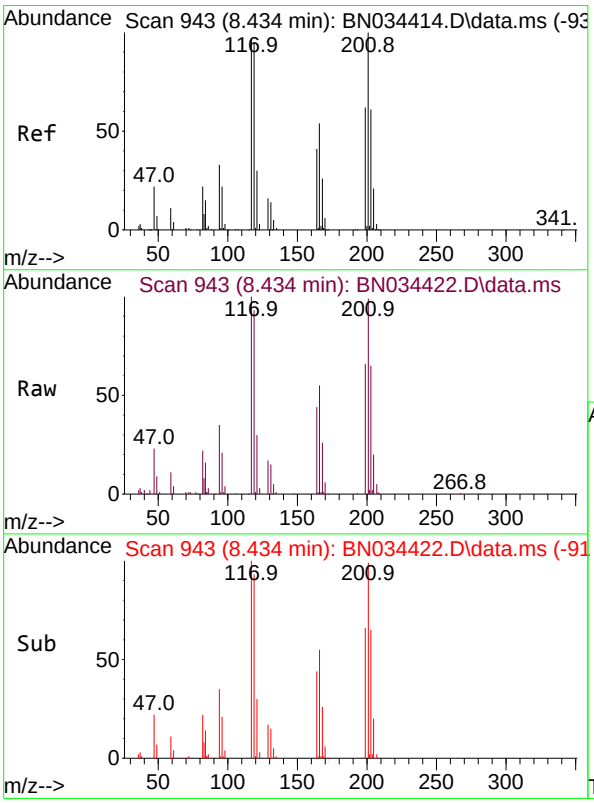

#19
Hexachloroethane
Concen: 14.495 ng/ul
RT: 8.434 min Scan# 943
Delta R.T. -0.006 min
Lab File: BN034422.D
Acq: 05 Oct 2024 13:41

Tgt Ion:117 Resp: 88370

Ion	Ratio	Lower	Upper
117	100		
201	99.5	73.9	110.9
199	66.0	44.0	66.0

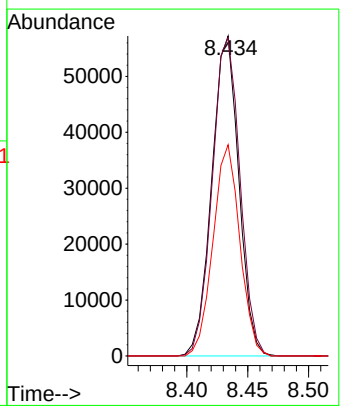

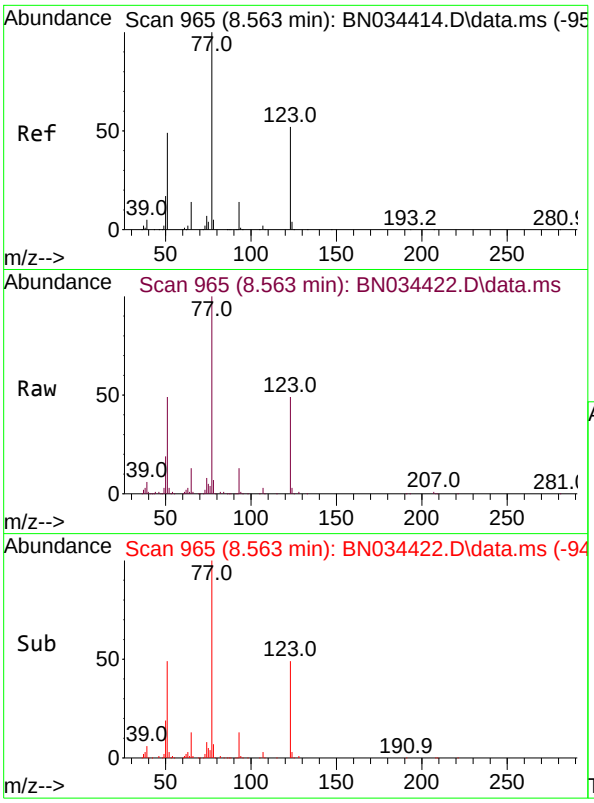

#22
Nitrobenzene
Concen: 14.039 ng/ul
RT: 8.563 min Scan# 9
Delta R.T. -0.006 min
Lab File: BN034422.D
Acq: 05 Oct 2024 13:41

Tgt Ion: 77 Resp: 211979

Ion	Ratio	Lower	Upper
77	100		
123	48.8	34.5	51.7
65	13.2	11.0	16.6

Instrument :
BNA_N
ClientSampleId :
SLCS787

Manual Integrations
APPROVED

Reviewed By :Yogesh Patel 10/07/2024
Supervised By :mohammad ahmed 10/07/2024

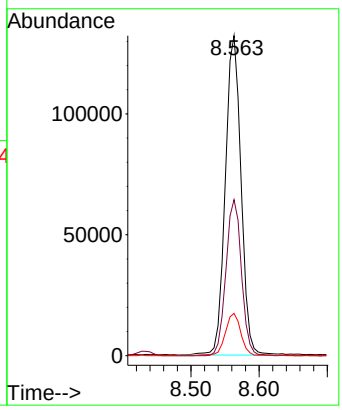

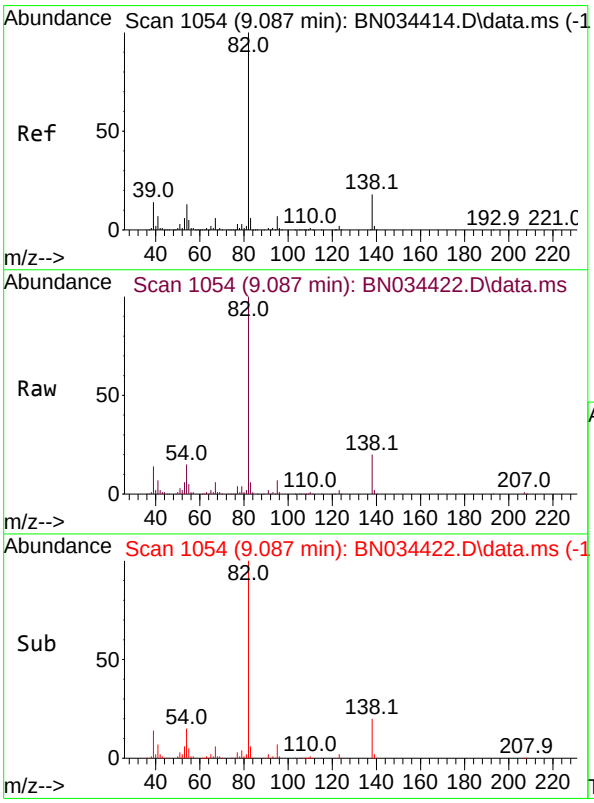

#23
Isophorone
Concen: 12.827 ng/ul
RT: 9.087 min Scan# 1054
Delta R.T. -0.012 min
Lab File: BN034422.D
Acq: 05 Oct 2024 13:41

Tgt Ion: 82 Resp: 357151

Ion	Ratio	Lower	Upper
82	100		
95	7.2	6.1	9.1
138	19.7	13.4	20.0

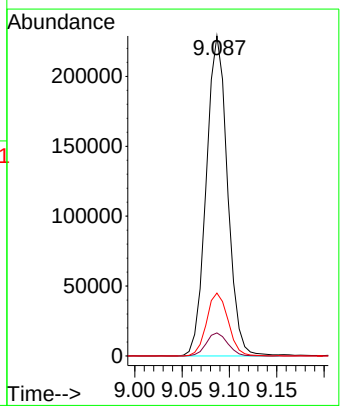

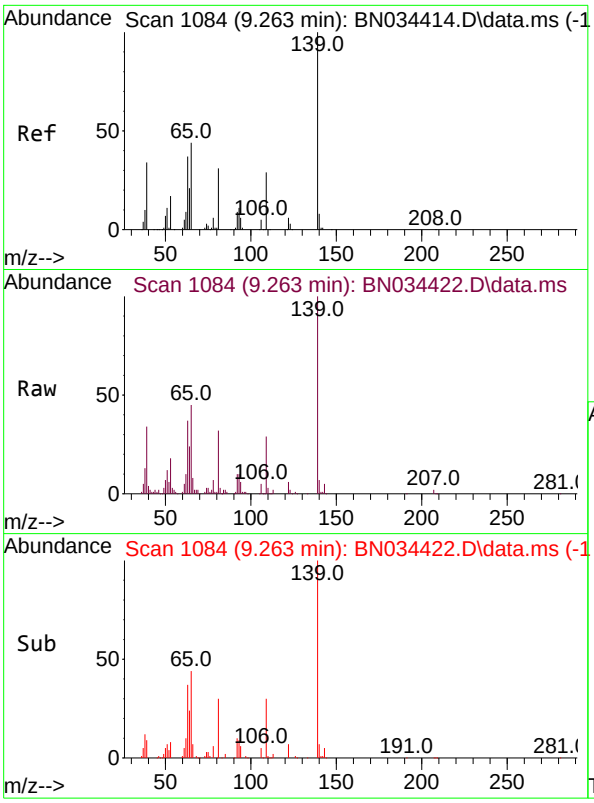

#25
2-Nitrophenol
Concen: 16.060 ng/ul
RT: 9.263 min Scan# 1(
Delta R.T. -0.012 min
Lab File: BN034422.D
Acq: 05 Oct 2024 13:41

Tgt Ion:139 Resp: 11149(

Ion	Ratio	Lower	Upper
139	100		
65	45.0	42.0	63.0
109	29.2	26.5	39.7

Instrument :
BNA_N
ClientSampleId :
SLCS787

Manual Integrations
APPROVED

Reviewed By :Yogesh Patel 10/07/2024
Supervised By :mohammad ahmed 10/07/2024

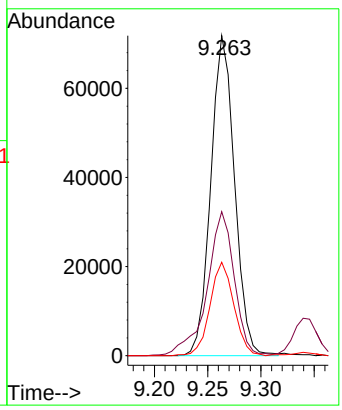

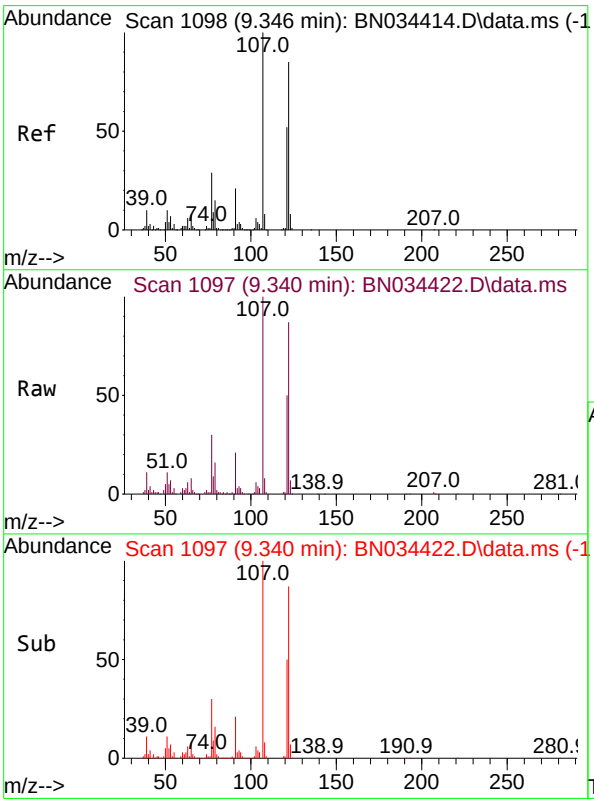

#26
2,4-Dimethylphenol
Concen: 10.807 ng/ul
RT: 9.340 min Scan# 1097
Delta R.T. -0.012 min
Lab File: BN034422.D
Acq: 05 Oct 2024 13:41

Tgt Ion:107 Resp: 154358

Ion	Ratio	Lower	Upper
107	100		
121	50.1	38.4	57.6
122	87.2	62.9	94.3

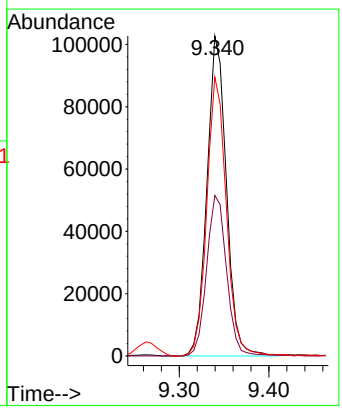

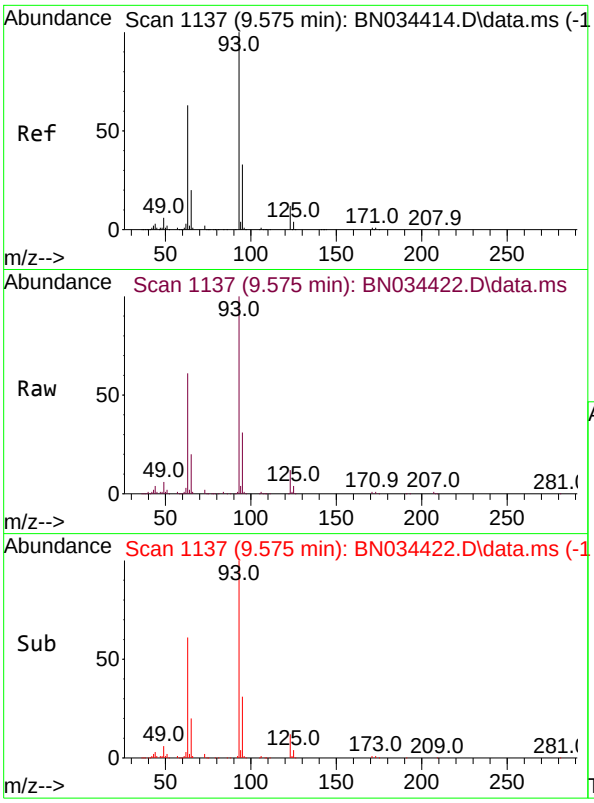

#27
Bis(2-Chloroethoxy)methane
Concen: 14.152 ng/ul
RT: 9.575 min Scan# 1
Delta R.T. -0.012 min
Lab File: BN034422.D
Acq: 05 Oct 2024 13:41

Tgt Ion: 93 Resp: 24245

Ion	Ratio	Lower	Upper
93	100		
95	31.4	24.9	37.3
123	11.6	8.8	13.2

Instrument :
BNA_N
ClientSampleId :
SLCS787

Manual Integrations
APPROVED
Reviewed By :Yogesh Patel 10/07/2024
Supervised By :mohammad ahmed 10/07/2024

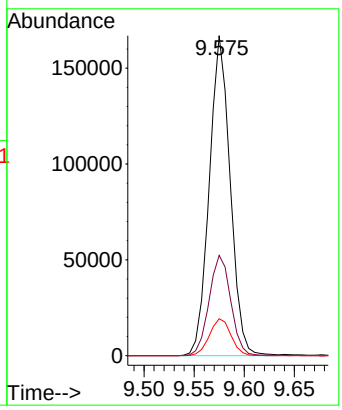

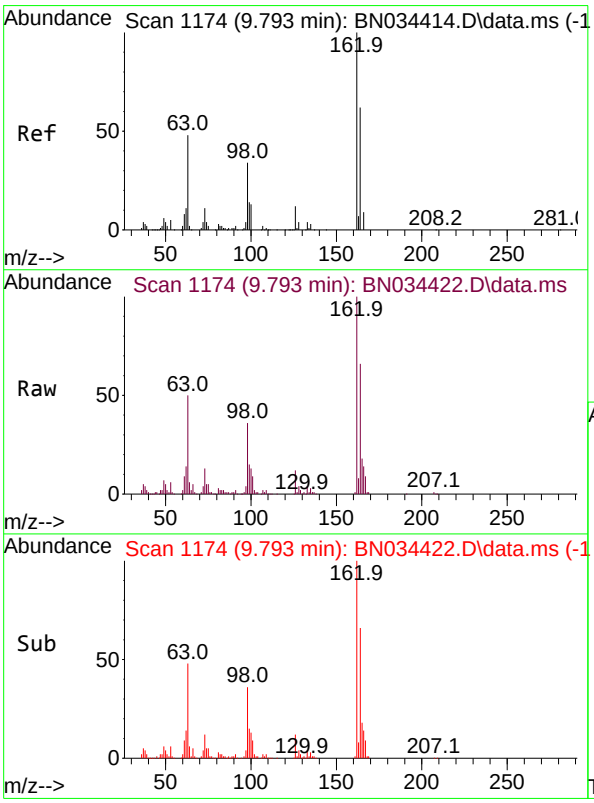

#29
2,4-Dichlorophenol
Concen: 15.481 ng/ul
RT: 9.793 min Scan# 1174
Delta R.T. -0.012 min
Lab File: BN034422.D
Acq: 05 Oct 2024 13:41

Tgt Ion:162 Resp: 183128

Ion	Ratio	Lower	Upper
162	100		
164	66.0	53.0	79.6
98	36.1	30.6	46.0

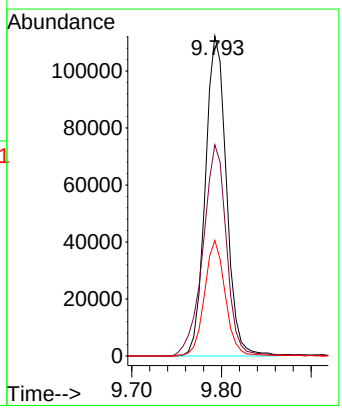

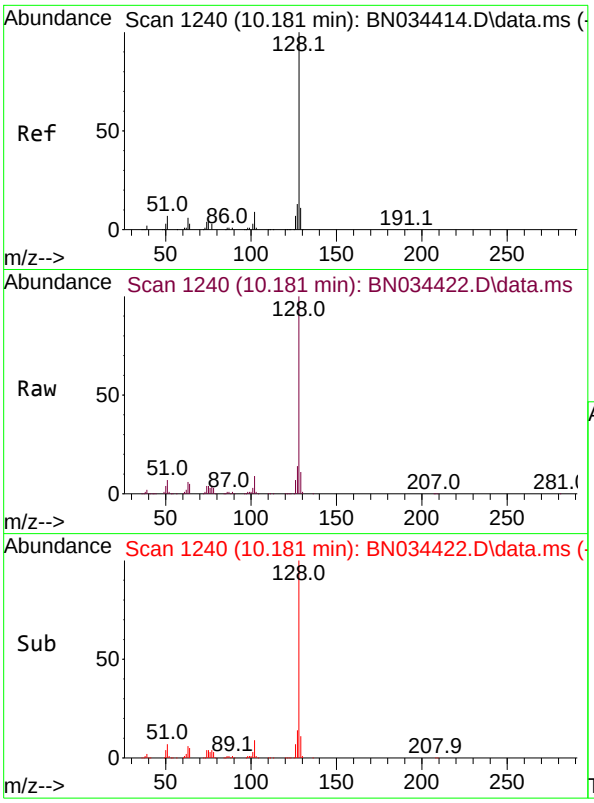

#30
Naphthalene
Concen: 15.112 ng/ul
RT: 10.181 min Scan# 1
Delta R.T. -0.012 min
Lab File: BN034422.D
Acq: 05 Oct 2024 13:41

Tgt Ion:128 Resp: 62561

Ion	Ratio	Lower	Upper
128	100		
129	11.2	8.7	13.1
127	13.8	10.6	16.0

Instrument :
BNA_N
ClientSampleId :
SLCS787

Manual Integrations
APPROVED

Reviewed By :Yogesh Patel 10/07/2024
Supervised By :mohammad ahmed 10/07/2024

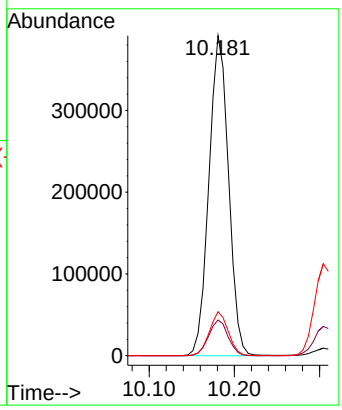

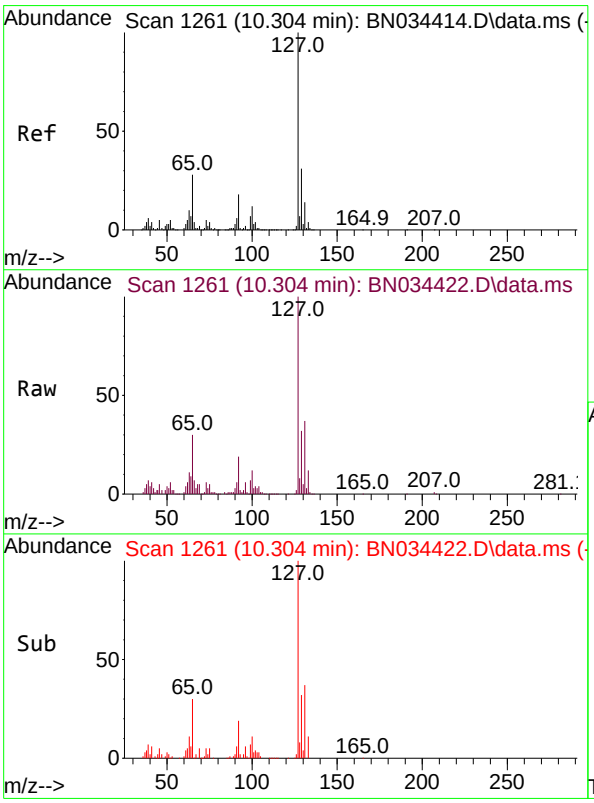

#32
4-Chloroaniline
Concen: 11.021 ng/ul
RT: 10.304 min Scan# 1261
Delta R.T. -0.012 min
Lab File: BN034422.D
Acq: 05 Oct 2024 13:41

Tgt Ion:127 Resp: 192084

Ion	Ratio	Lower	Upper
127	100		
129	31.9	26.2	39.2

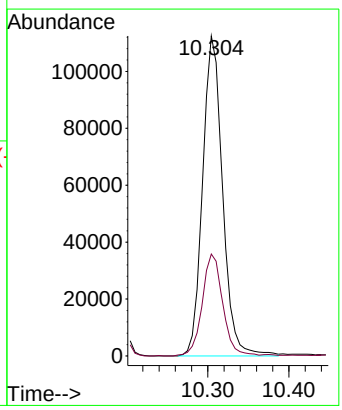

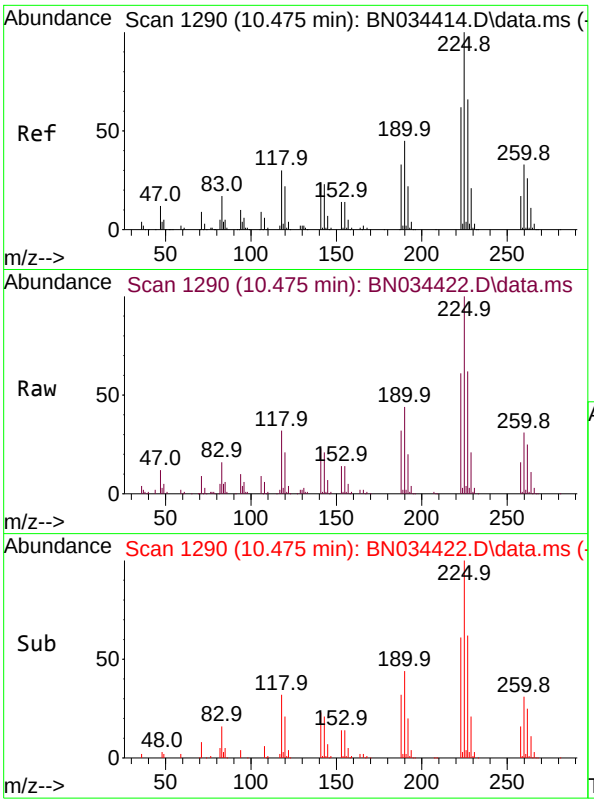

#33
Hexachlorobutadiene
Concen: 16.587 ng/ul
RT: 10.475 min Scan# 1
Delta R.T. -0.012 min
Lab File: BN034422.D
Acq: 05 Oct 2024 13:41

Tgt Ion:225 Resp: 12588

Ion	Ratio	Lower	Upper
225	100		
223	61.3	52.2	78.2
227	61.8	50.1	75.1

Instrument :
BNA_N
ClientSampleId :
SLCS787

Manual Integrations
APPROVED

Reviewed By :Yogesh Patel 10/07/2024
Supervised By :mohammad ahmed 10/07/2024

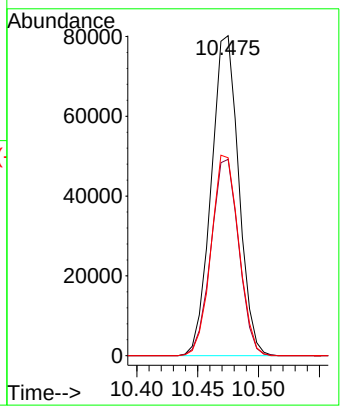

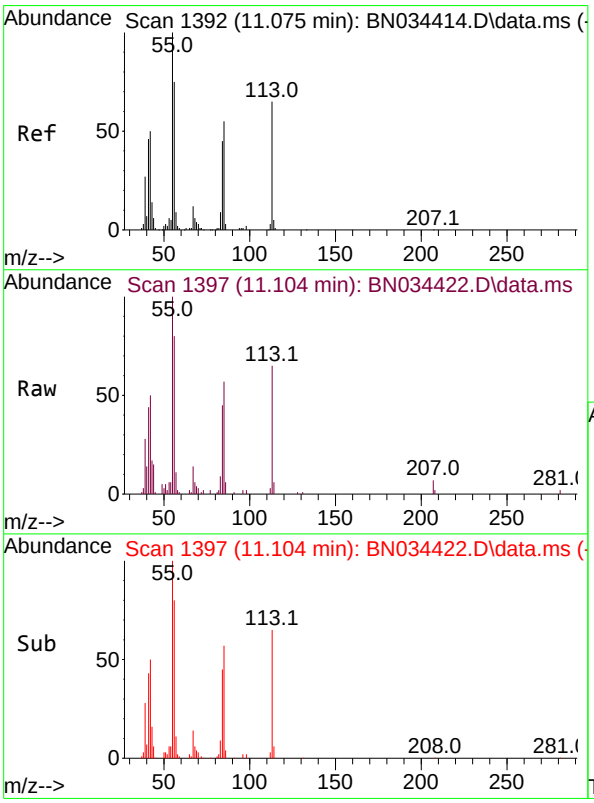

#34
Caprolactam
Concen: 9.522 ng/ul m
RT: 11.104 min Scan# 1397
Delta R.T. 0.018 min
Lab File: BN034422.D
Acq: 05 Oct 2024 13:41

Tgt Ion:113 Resp: 44844

Ion	Ratio	Lower	Upper
113	100		
55	152.9	137.0	205.6
56	122.0	99.7	149.5

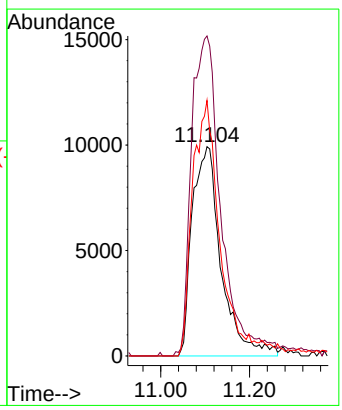

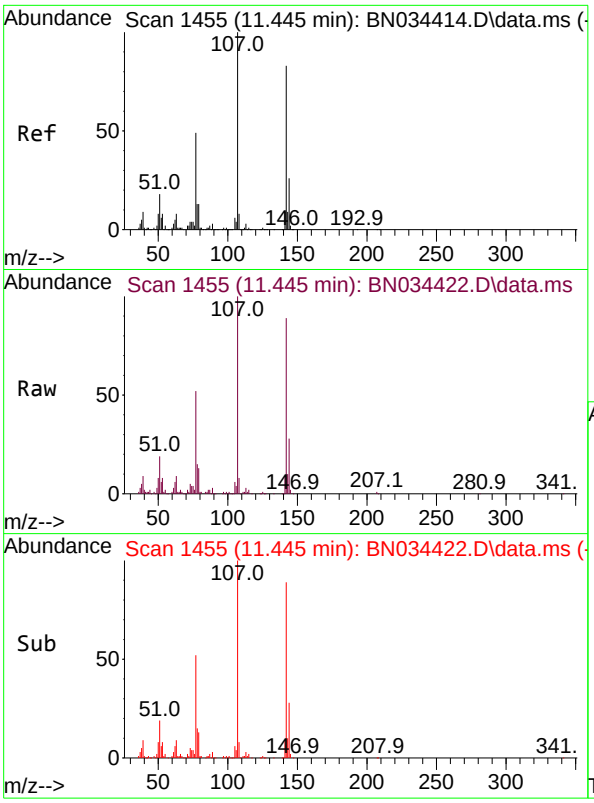

#35
4-Chloro-3-methylphenol
Concen: 12.372 ng/ul
RT: 11.445 min Scan# 1
Delta R.T. -0.006 min
Lab File: BN034422.D
Acq: 05 Oct 2024 13:41

Tgt Ion:107 Resp: 17230

Ion	Ratio	Lower	Upper
107	100		
144	27.7	19.1	28.7
142	88.6	61.4	92.0

Instrument :
BNA_N
ClientSampleId :
SLCS787

Manual Integrations
APPROVED

Reviewed By :Yogesh Patel 10/07/2024
Supervised By :mohammad ahmed 10/07/2024

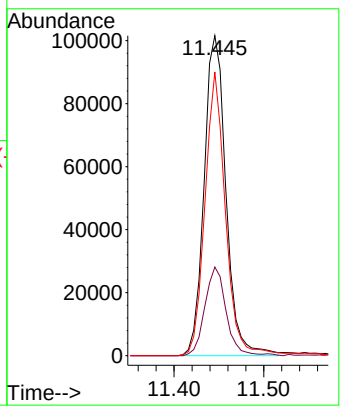

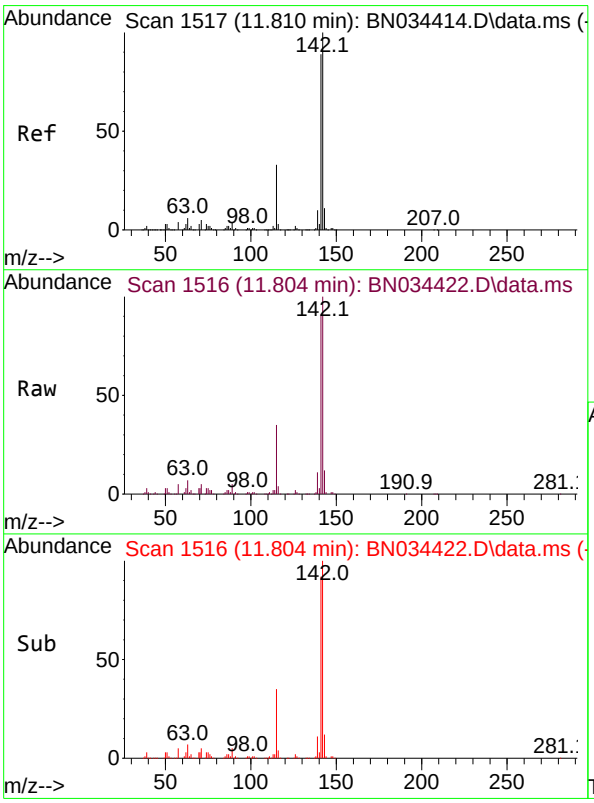

#36
2-Methylnaphthalene
Concen: 14.166 ng/ul
RT: 11.804 min Scan# 1516
Delta R.T. -0.012 min
Lab File: BN034422.D
Acq: 05 Oct 2024 13:41

Tgt Ion:142 Resp: 403965

Ion	Ratio	Lower	Upper
142	100		
141	91.5	72.2	108.2

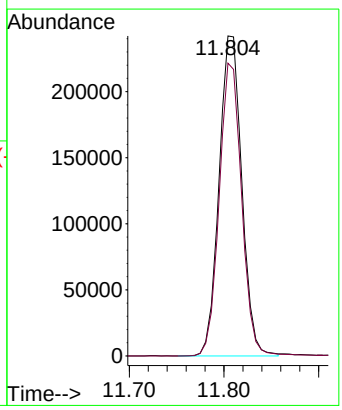

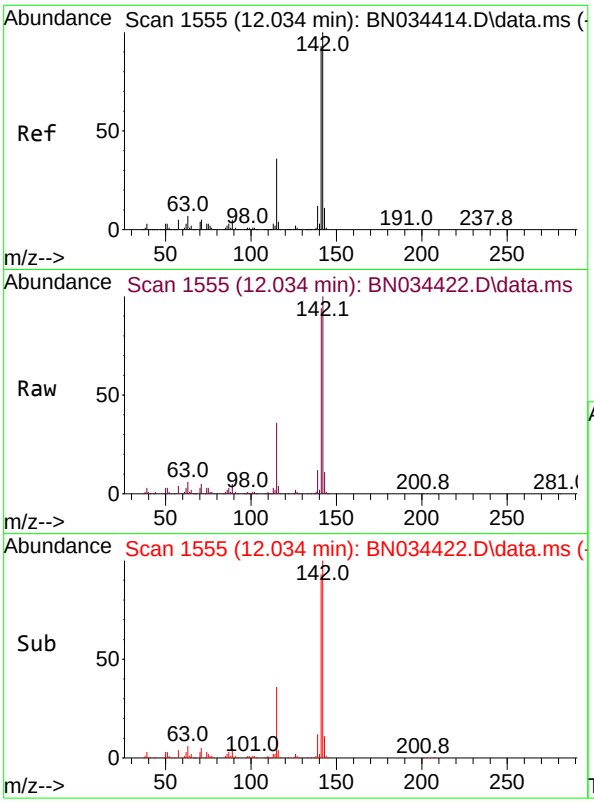

#37
1-Methylnaphthalene
Concen: 14.195 ng/ul
RT: 12.034 min Scan# 1
Delta R.T. -0.006 min
Lab File: BN034422.D
Acq: 05 Oct 2024 13:41

Tgt Ion:142 Resp: 40975

Ion	Ratio	Lower	Upper
142	100		
141	93.5	72.5	108.7
116	3.7	3.2	4.8

Instrument :
BNA_N
ClientSampleId :
SLCS787

Manual Integrations
APPROVED

Reviewed By :Yogesh Patel 10/07/2024
Supervised By :mohammad ahmed 10/07/2024

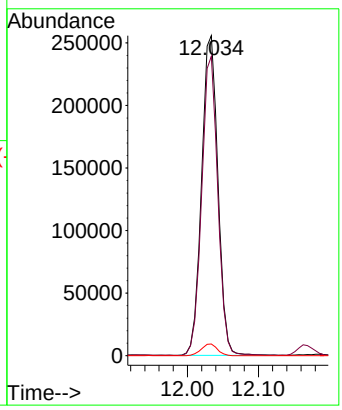

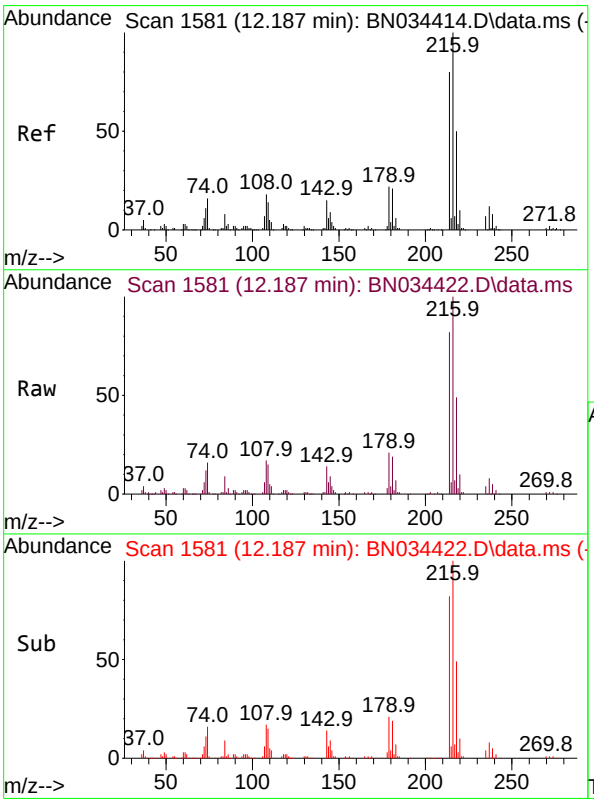

#39
1,2,4,5-Tetrachlorobenzene
Concen: 17.293 ng/ul
RT: 12.187 min Scan# 1581
Delta R.T. -0.012 min
Lab File: BN034422.D
Acq: 05 Oct 2024 13:41

Tgt Ion:216 Resp: 221496

Ion	Ratio	Lower	Upper
216	100		
214	81.7	63.0	94.6
179	20.7	18.2	27.2
108	17.0	15.0	22.4

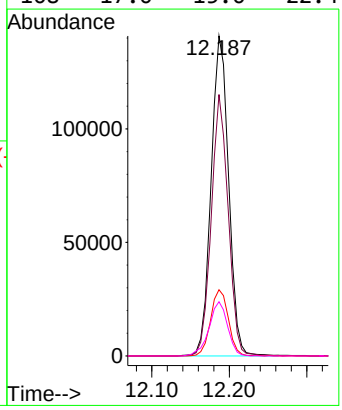

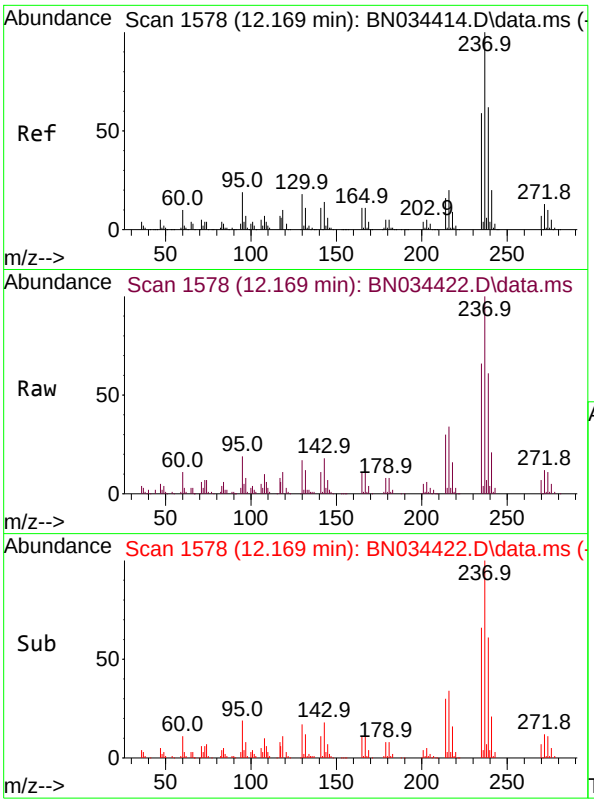

#40
Hexachlorocyclopentadiene
Concen: 13.643 ng/ul
RT: 12.169 min Scan# 1
Delta R.T. -0.012 min
Lab File: BN034422.D
Acq: 05 Oct 2024 13:41

Tgt Ion:237 Resp: 10751

Ion	Ratio	Lower	Upper
237	100		
235	65.9	50.7	76.1
272	12.0	10.1	15.1

Instrument :
BNA_N
ClientSampleId :
SLCS787

Manual Integrations
APPROVED
Reviewed By :Yogesh Patel 10/07/2024
Supervised By :mohammad ahmed 10/07/2024

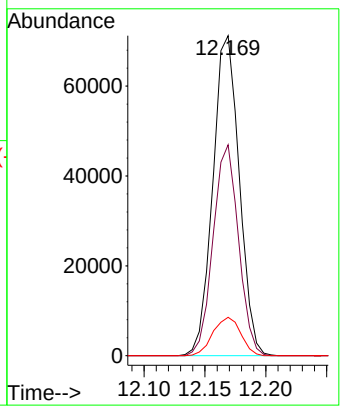

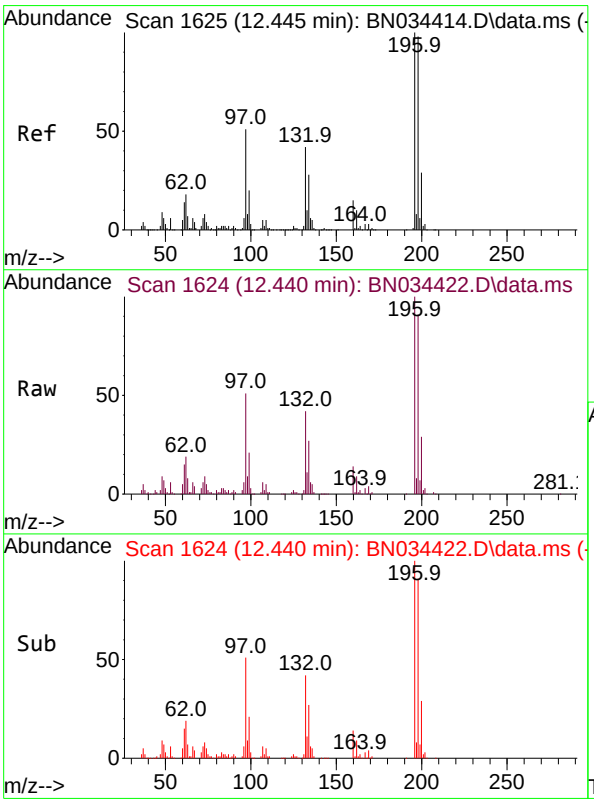

#41
2,4,6-Trichlorophenol
Concen: 15.571 ng/ul
RT: 12.440 min Scan# 1624
Delta R.T. -0.012 min
Lab File: BN034422.D
Acq: 05 Oct 2024 13:41

Tgt Ion:196 Resp: 132220

Ion	Ratio	Lower	Upper
196	100		
198	90.6	75.0	112.4
200	29.2	24.7	37.1

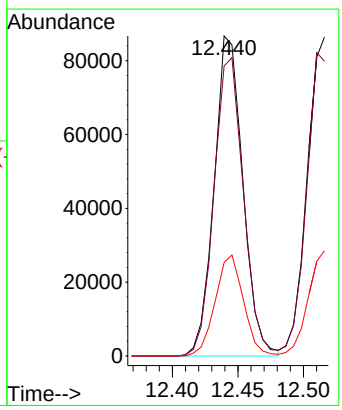

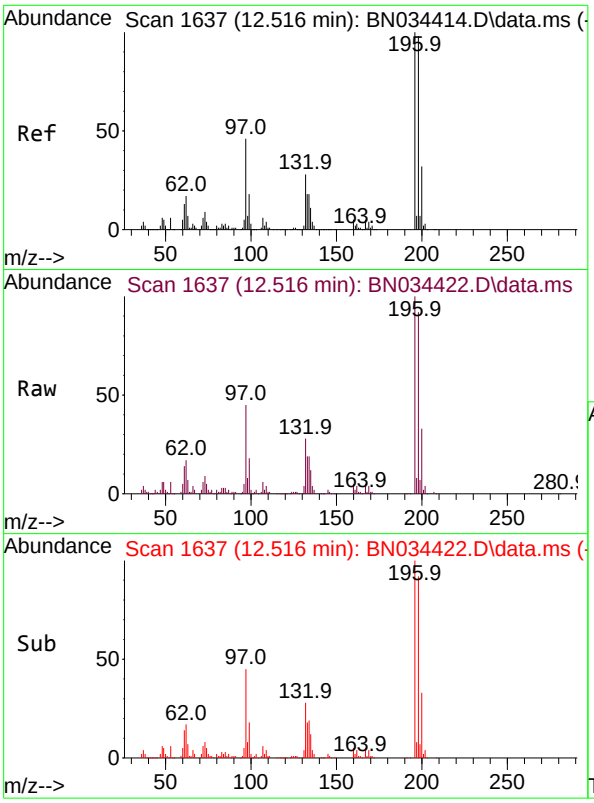

#42
2,4,5-Trichlorophenol
Concen: 15.373 ng/ul
RT: 12.516 min Scan# 1(
Delta R.T. -0.006 min
Lab File: BN034422.D
Acq: 05 Oct 2024 13:41

Tgt Ion:196 Resp: 14338

Ion	Ratio	Lower	Upper
196	100		
198	92.4	77.1	115.7
200	32.9	25.2	37.8

Instrument :
BNA_N
ClientSampleId :
SLCS787

Manual Integrations
APPROVED

Reviewed By :Yogesh Patel 10/07/2024
Supervised By :mohammad ahmed 10/07/2024

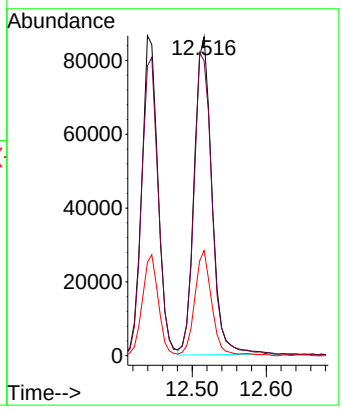

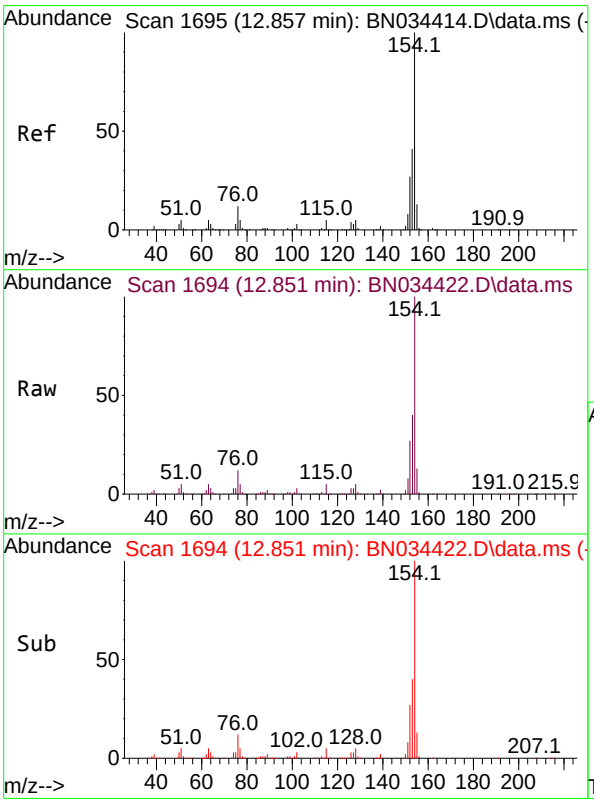

#43
1,1'-Biphenyl
Concen: 15.729 ng/ul
RT: 12.851 min Scan# 1694
Delta R.T. -0.012 min
Lab File: BN034422.D
Acq: 05 Oct 2024 13:41

Tgt Ion:154 Resp: 526113

Ion	Ratio	Lower	Upper
154	100		
153	39.7	33.3	49.9
76	12.2	10.2	15.4

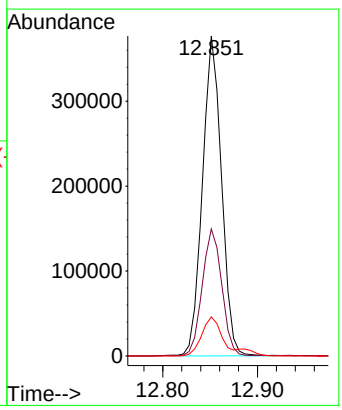

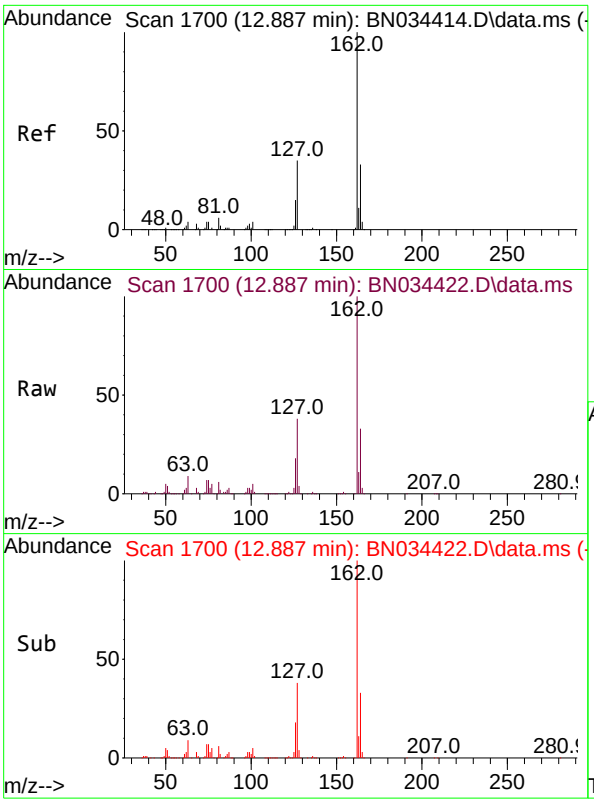

#44
2-Chloronaphthalene
Concen: 15.774 ng/ul
RT: 12.887 min Scan# 1
Delta R.T. -0.012 min
Lab File: BN034422.D
Acq: 05 Oct 2024 13:41

Tgt Ion:162 Resp: 41104

Ion	Ratio	Lower	Upper
162	100		
164	33.4	25.1	37.7
127	37.7	32.6	48.8

Instrument :
BNA_N
ClientSampleId :
SLCS787

Manual Integrations
APPROVED
Reviewed By :Yogesh Patel 10/07/2024
Supervised By :mohammad ahmed 10/07/2024

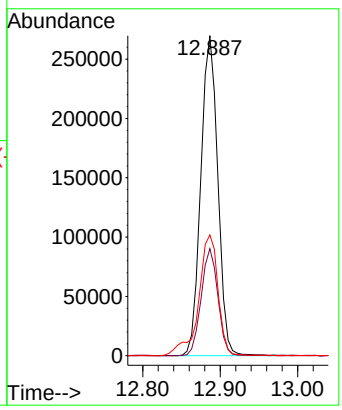

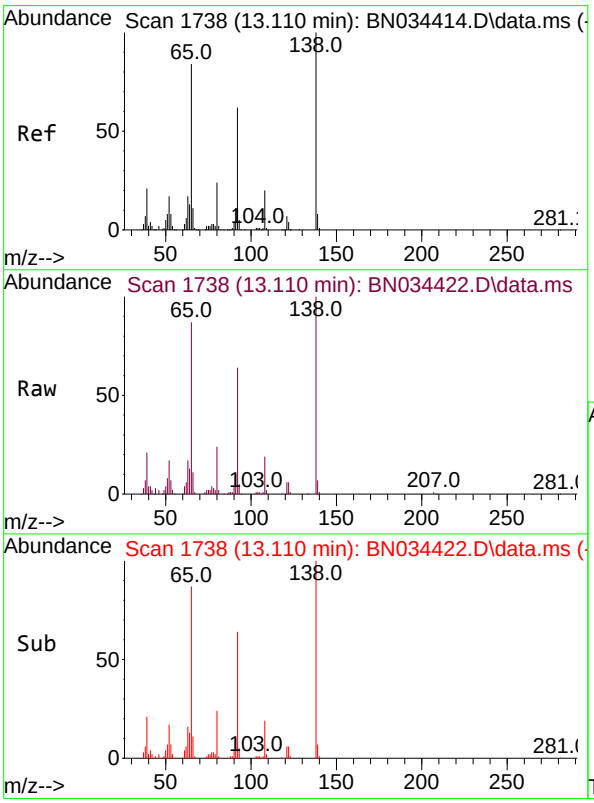

#45
2-Nitroaniline
Concen: 11.658 ng/ul
RT: 13.110 min Scan# 1738
Delta R.T. -0.006 min
Lab File: BN034422.D
Acq: 05 Oct 2024 13:41

Tgt Ion: 65 Resp: 98164

Ion	Ratio	Lower	Upper
65	100		
92	74.3	53.2	79.8
138	115.4	80.9	121.3

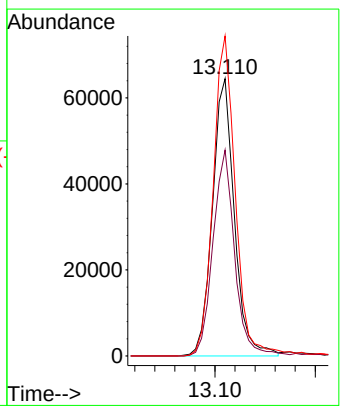

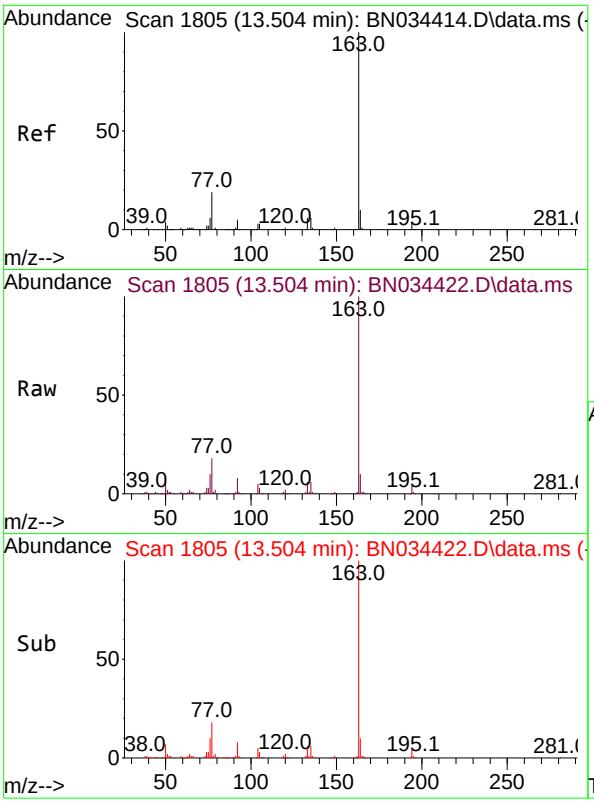

#47
Dimethylphthalate
Concen: 14.434 ng/ul
RT: 13.504 min Scan# 1
Delta R.T. -0.012 min
Lab File: BN034422.D
Acq: 05 Oct 2024 13:41

Tgt Ion:163 Resp: 48777

Ion	Ratio	Lower	Upper
163	100		
194	4.1	3.0	4.6
164	10.4	7.7	11.5

Instrument :
BNA_N
ClientSampleId :
SLCS787

Manual Integrations
APPROVED
Reviewed By :Yogesh Patel 10/07/2024
Supervised By :mohammad ahmed 10/07/2024

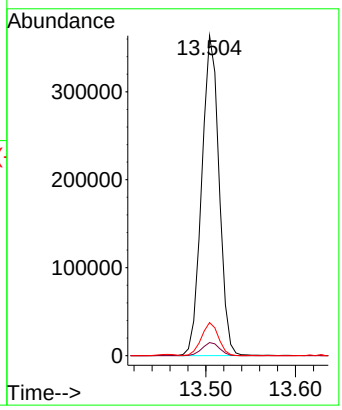

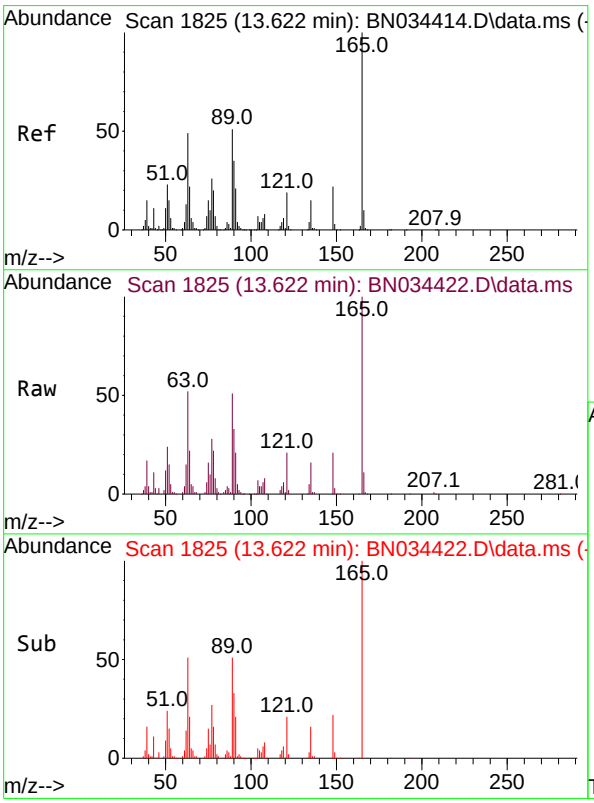

#48
2,6-Dinitrotoluene
Concen: 14.348 ng/ul
RT: 13.622 min Scan# 1825
Delta R.T. -0.012 min
Lab File: BN034422.D
Acq: 05 Oct 2024 13:41

Tgt Ion:165 Resp: 95471

Ion	Ratio	Lower	Upper
165	100		
89	50.6	48.6	72.8
121	20.9	19.0	28.6

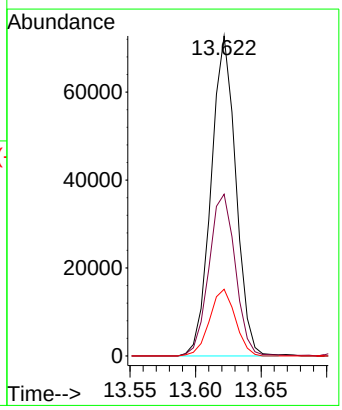

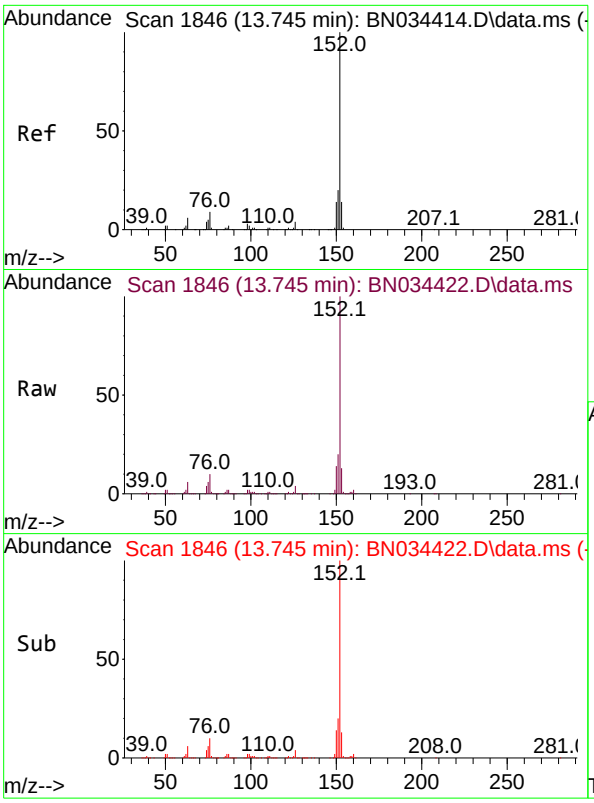

#50
Acenaphthylene
Concen: 15.136 ng/ul
RT: 13.745 min Scan# 1
Delta R.T. -0.012 min
Lab File: BN034422.D
Acq: 05 Oct 2024 13:41

Tgt Ion:152 Resp: 61779

Ion	Ratio	Lower	Upper
152	100		
151	20.1	16.2	24.4
153	12.8	10.6	16.0

Instrument :
BNA_N
ClientSampleId :
SLCS787

Manual Integrations
APPROVED

Reviewed By :Yogesh Patel 10/07/2024
Supervised By :mohammad ahmed 10/07/2024

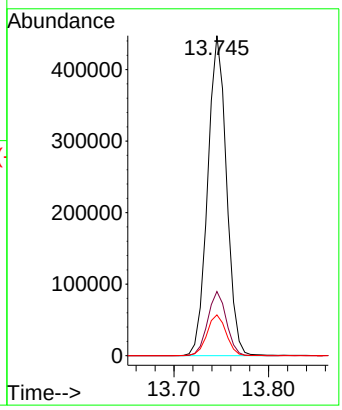

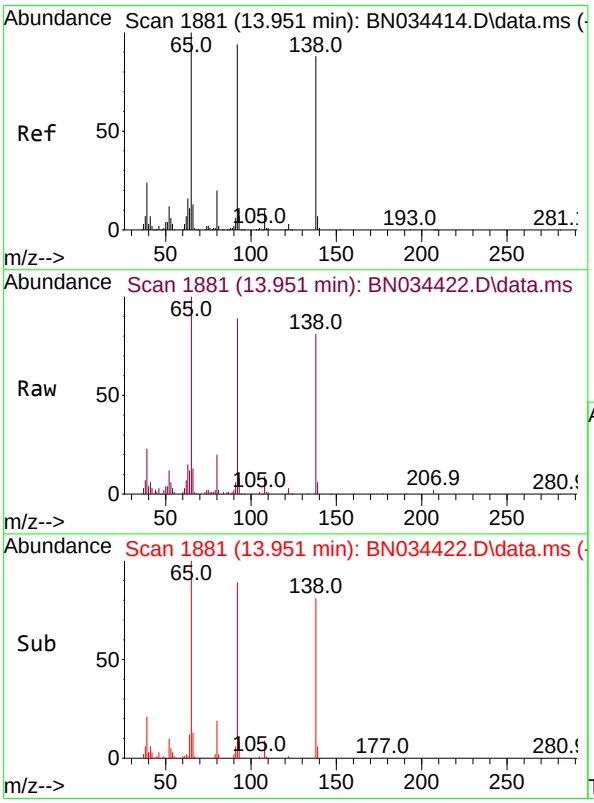

#51
3-Nitroaniline
Concen: 12.599 ng/ul
RT: 13.951 min Scan# 1881
Delta R.T. -0.006 min
Lab File: BN034422.D
Acq: 05 Oct 2024 13:41

Tgt Ion:138 Resp: 92648

Ion	Ratio	Lower	Upper
138	100		
108	11.4	9.0	13.4
92	109.6	94.6	141.8

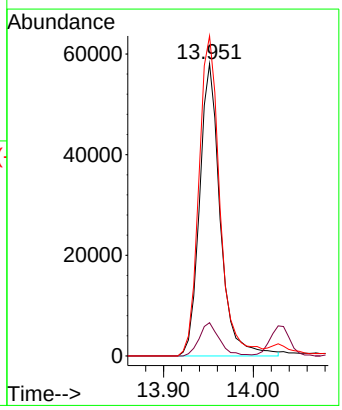

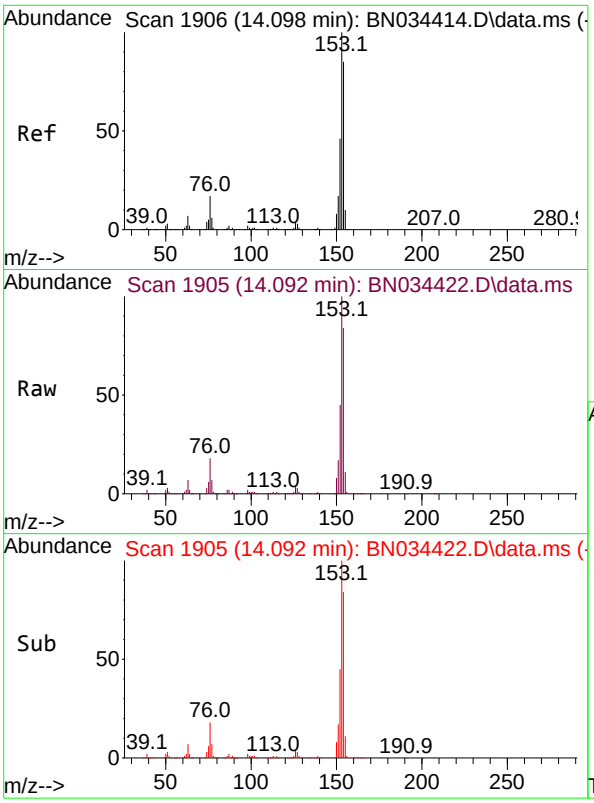

#52
Acenaphthene
Concen: 14.979 ng/ul
RT: 14.092 min Scan# 1
Delta R.T. -0.012 min
Lab File: BN034422.D
Acq: 05 Oct 2024 13:41

Tgt Ion:153 Resp: 436498

Ion	Ratio	Lower	Upper
153	100		
152	45.1	37.8	56.8
154	84.3	71.2	106.8

Instrument :
BNA_N
ClientSampleId :
SLCS787

Manual Integrations
APPROVED
Reviewed By :Yogesh Patel 10/07/2024
Supervised By :mohammad ahmed 10/07/2024

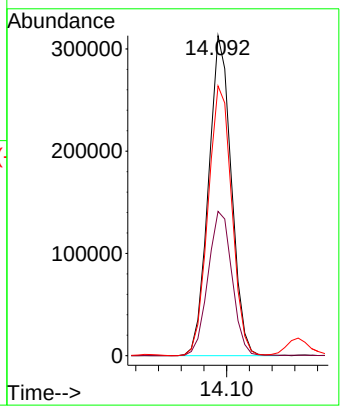

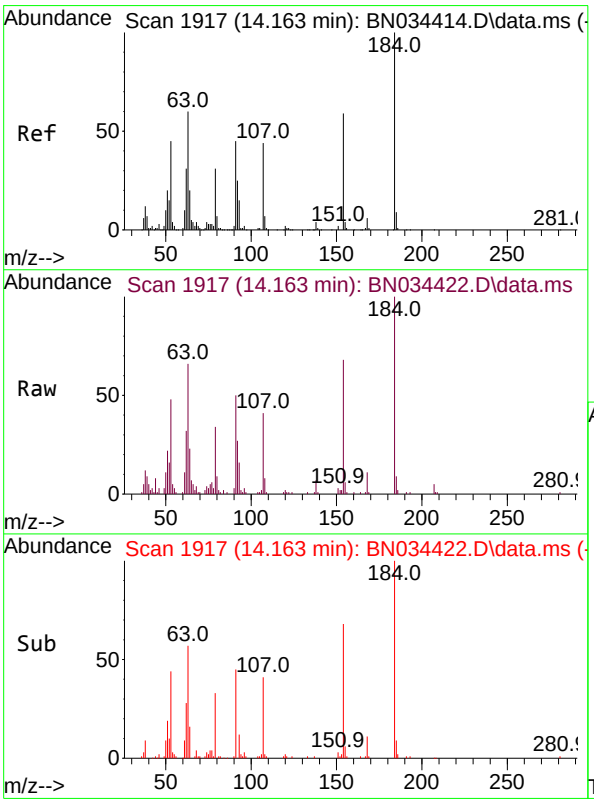

#53
2,4-Dinitrophenol
Concen: 10.098 ng/ul
RT: 14.163 min Scan# 1917
Delta R.T. -0.006 min
Lab File: BN034422.D
Acq: 05 Oct 2024 13:41

Tgt Ion:184 Resp: 39521

Ion	Ratio	Lower	Upper
184	100		
63	66.0	61.1	91.7
154	68.5	58.5	87.7

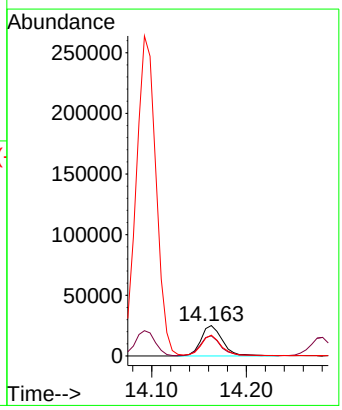

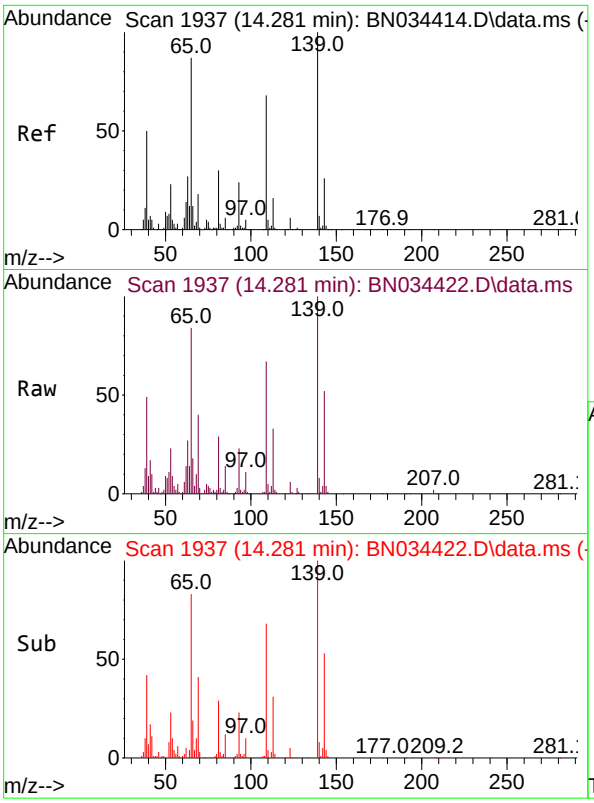

#55
4-Nitrophenol
Concen: 10.122 ng/ul
RT: 14.281 min Scan# 1
Delta R.T. -0.006 min
Lab File: BN034422.D
Acq: 05 Oct 2024 13:41

Tgt Ion:109 Resp: 5849

Ion	Ratio	Lower	Upper
109	100		
139	149.2	102.8	154.2
65	124.7	97.7	146.5

Instrument :
BNA_N
ClientSampleId :
SLCS787

Manual Integrations
APPROVED

Reviewed By :Yogesh Patel 10/07/2024
Supervised By :mohammad ahmed 10/07/2024

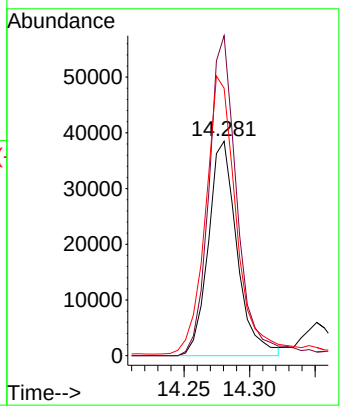

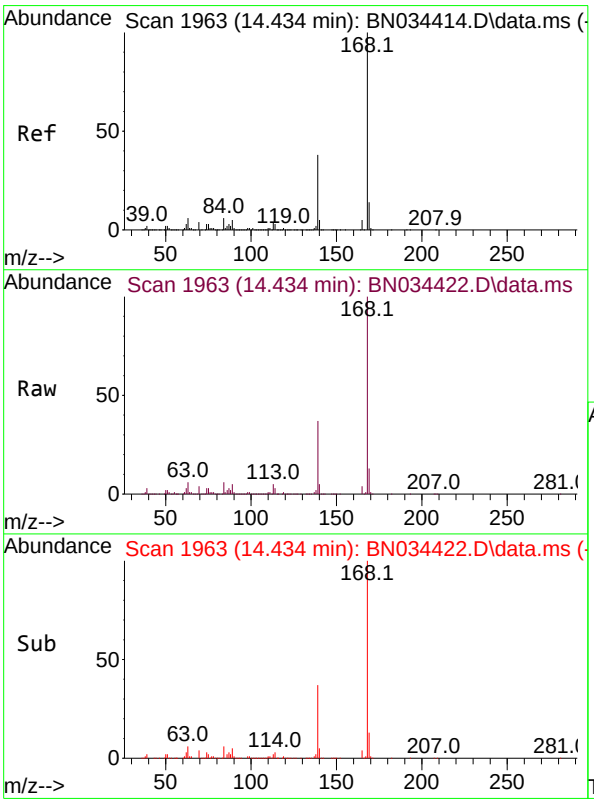

#56
Dibenzofuran
Concen: 14.763 ng/ul
RT: 14.434 min Scan# 1963
Delta R.T. -0.012 min
Lab File: BN034422.D
Acq: 05 Oct 2024 13:41

Tgt Ion:168 Resp: 588283

Ion	Ratio	Lower	Upper
168	100		
139	36.7	31.7	47.5

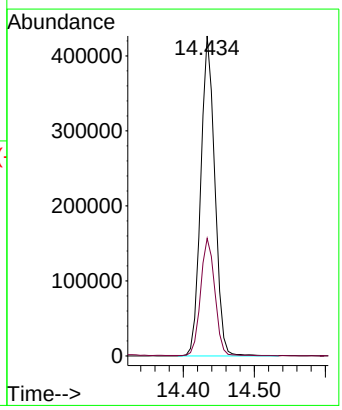

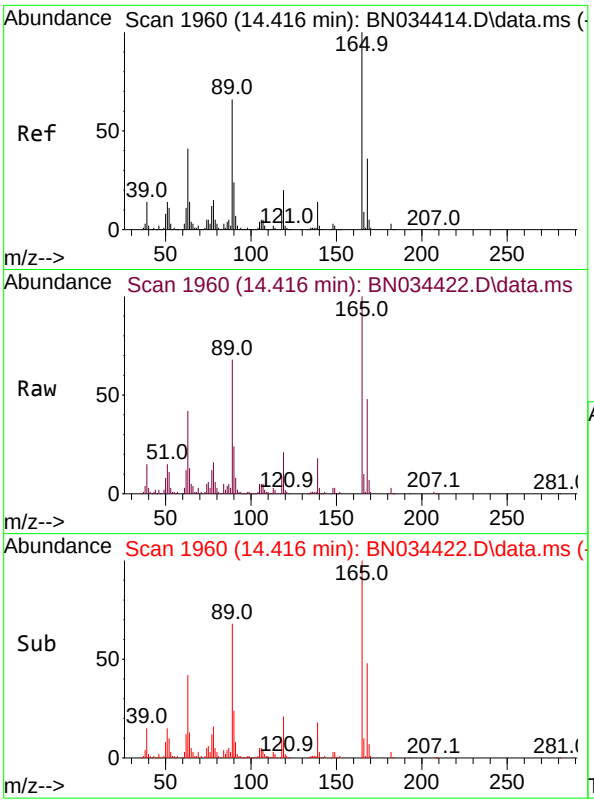

#57
2,4-Dinitrotoluene
Concen: 13.988 ng/ul
RT: 14.416 min Scan# 1
Delta R.T. -0.012 min
Lab File: BN034422.D
Acq: 05 Oct 2024 13:41

Tgt Ion:165 Resp: 14032

Ion	Ratio	Lower	Upper
165	100		
63	42.2	37.8	56.8
182	2.8	2.3	3.5

Instrument :
BNA_N
ClientSampleId :
SLCS787

Manual Integrations
APPROVED

Reviewed By :Yogesh Patel 10/07/2024
Supervised By :mohammad ahmed 10/07/2024

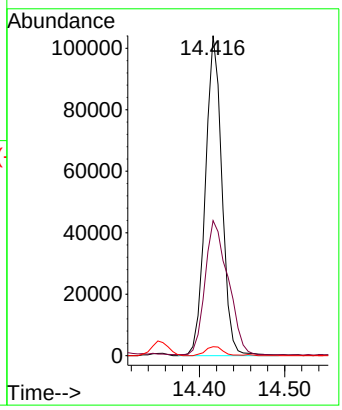

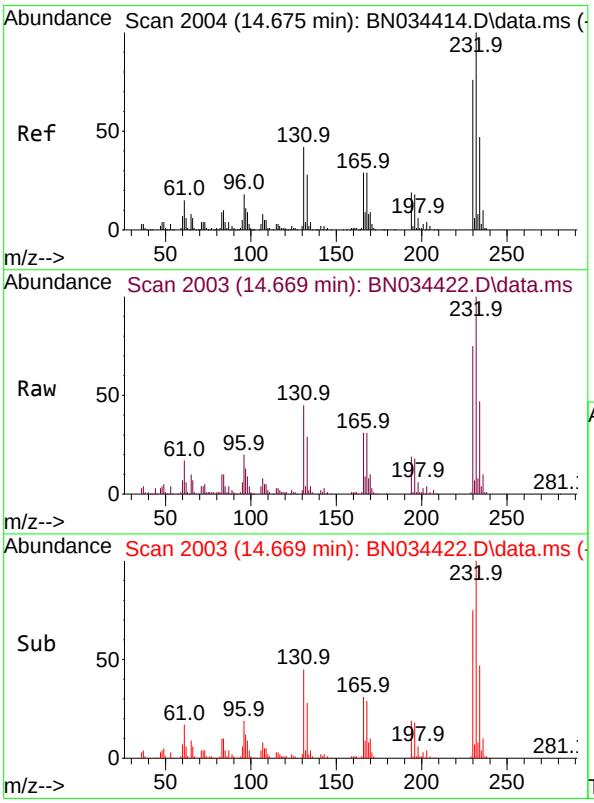

#58
2,3,4,6-Tetrachlorophenol
Concen: 15.126 ng/ul
RT: 14.669 min Scan# 2003
Delta R.T. -0.012 min
Lab File: BN034422.D
Acq: 05 Oct 2024 13:41

Tgt Ion:232 Resp: 117073

Ion	Ratio	Lower	Upper
232	100		
131	45.0	41.0	61.6
130	2.4	2.2	3.2
166	31.3	27.1	40.7

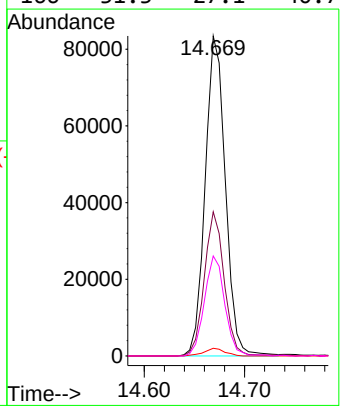

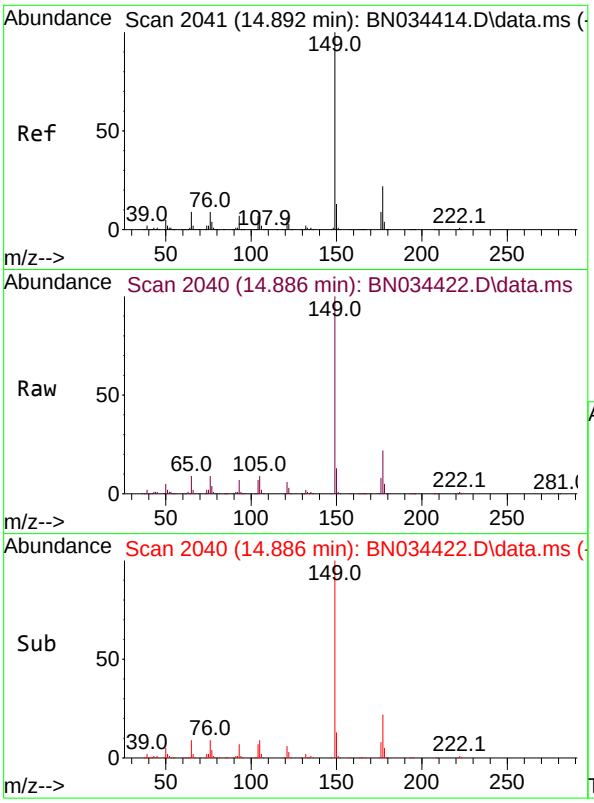

#59
Diethylphthalate
Concen: 13.709 ng/ul
RT: 14.886 min Scan# 2(
Delta R.T. -0.012 min
Lab File: BN034422.D
Acq: 05 Oct 2024 13:41

Tgt Ion:149 Resp: 48411(

Ion	Ratio	Lower	Upper
149	100		
177	21.7	16.9	25.3
150	12.8	9.9	14.9

Instrument :
BNA_N
ClientSampleId :
SLCS787

Manual Integrations
APPROVED
Reviewed By :Yogesh Patel 10/07/2024
Supervised By :mohammad ahmed 10/07/2024

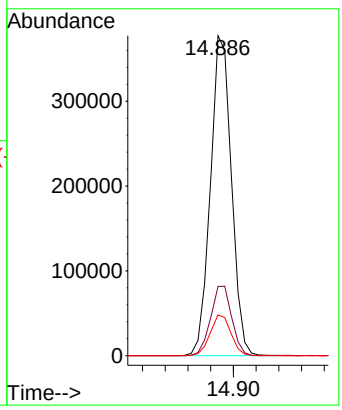

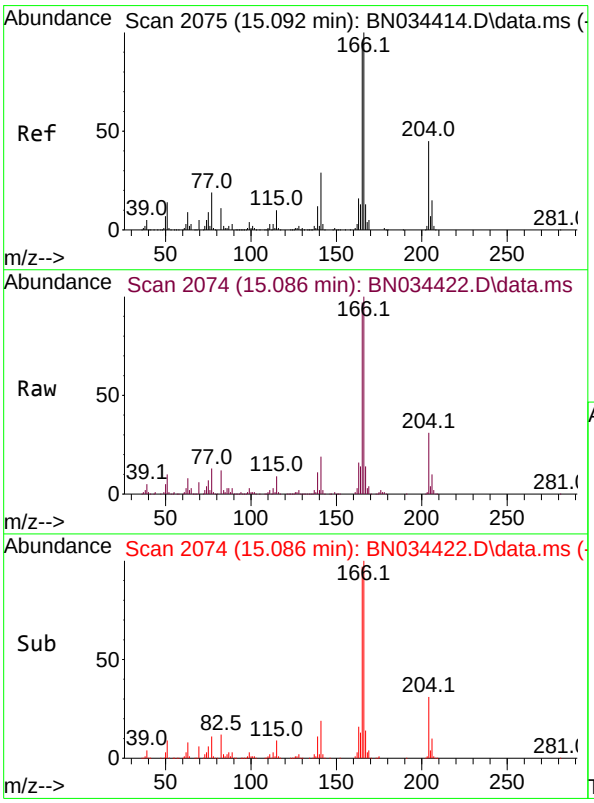

#61
Fluorene
Concen: 14.362 ng/ul
RT: 15.086 min Scan# 2074
Delta R.T. -0.012 min
Lab File: BN034422.D
Acq: 05 Oct 2024 13:41

Tgt Ion:166 Resp: 468155

Ion	Ratio	Lower	Upper
166	100		
165	97.2	81.9	122.9
167	13.9	10.9	16.3

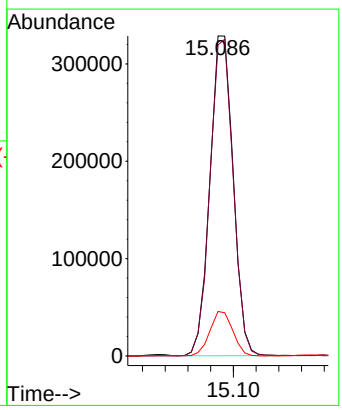

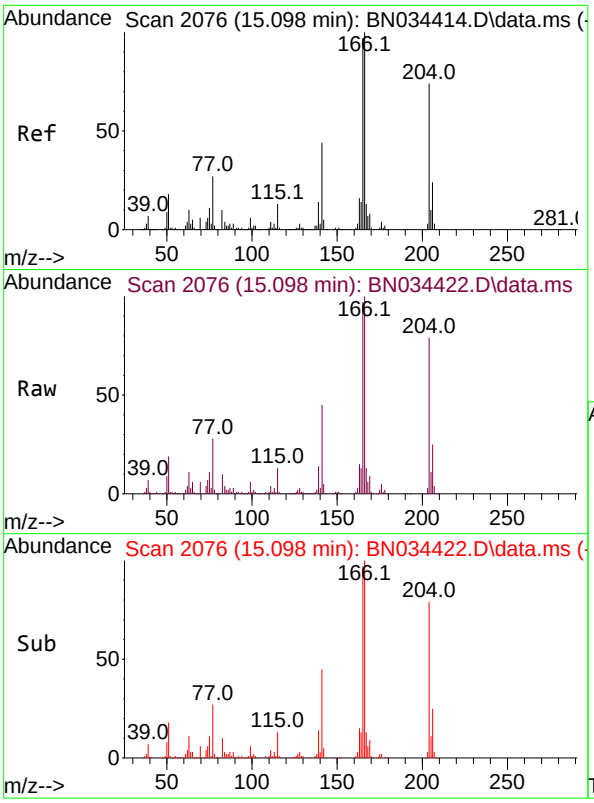

#62
4-Chlorophenyl-phenylether
Concen: 14.830 ng/ul
RT: 15.098 min Scan# 2(
Delta R.T. -0.006 min
Lab File: BN034422.D
Acq: 05 Oct 2024 13:41

Instrument :
BNA_N
ClientSampleId :
SLCS787

Tgt Ion:204 Resp: 23431

Ion	Ratio	Lower	Upper
204	100		
206	31.5	26.2	39.4
141	56.7	50.4	75.6

Manual Integrations
APPROVED

Reviewed By :Yogesh Patel 10/07/2024
Supervised By :mohammad ahmed 10/07/2024

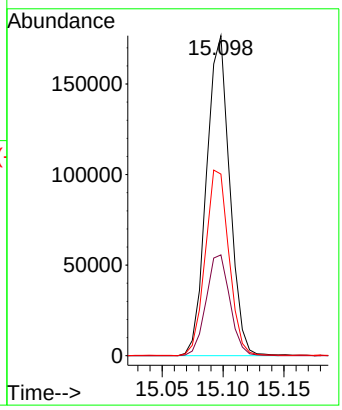

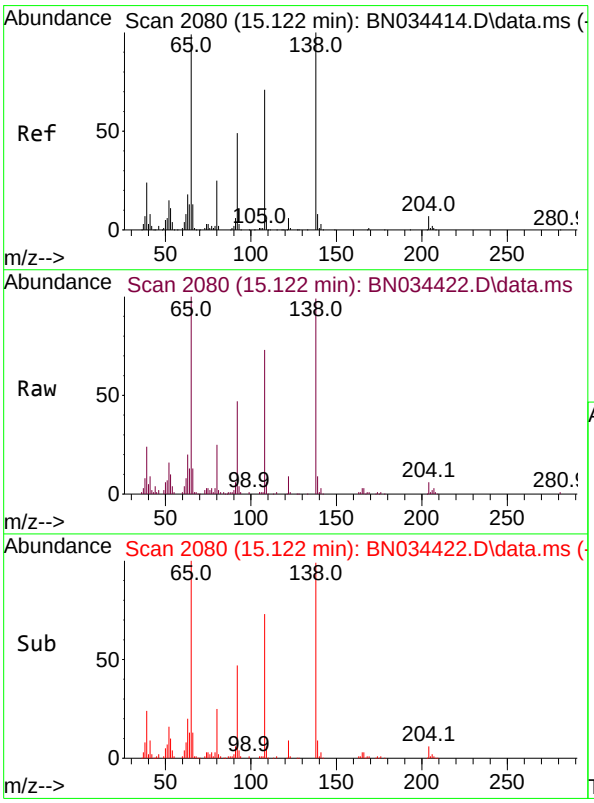

#63
4-Nitroaniline
Concen: 12.254 ng/ul m
RT: 15.122 min Scan# 2080
Delta R.T. -0.012 min
Lab File: BN034422.D
Acq: 05 Oct 2024 13:41

Tgt Ion:138 Resp: 92725

Ion	Ratio	Lower	Upper
138	100		
92	48.2	43.0	64.4
108	74.6	67.0	100.4

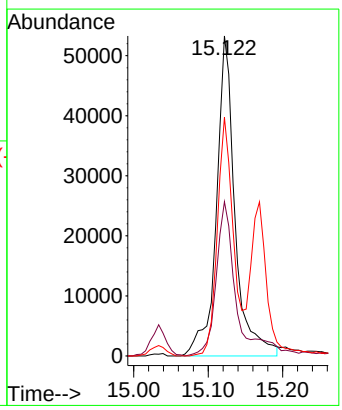

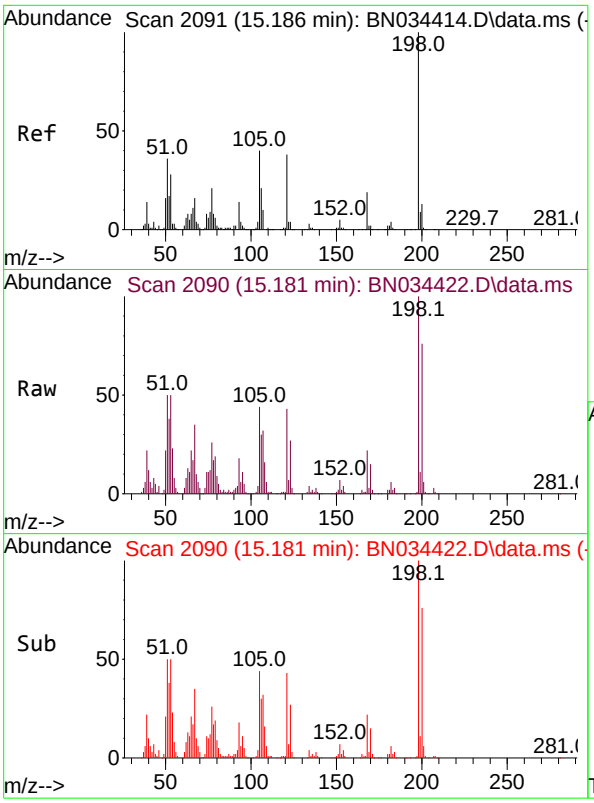

#66
4,6-Dinitro-2-methylphenol
Concen: 14.534 ng/ul
RT: 15.181 min Scan# 2(
Delta R.T. -0.012 min
Lab File: BN034422.D
Acq: 05 Oct 2024 13:41

Tgt Ion:198 Resp: 8076

Ion	Ratio	Lower	Upper
198	100		
182	6.2	3.2	4.8
77	26.4	21.1	31.7

Instrument :
BNA_N
ClientSampleId :
SLCS787

Manual Integrations
APPROVED

Reviewed By :Yogesh Patel 10/07/2024
Supervised By :mohammad ahmed 10/07/2024

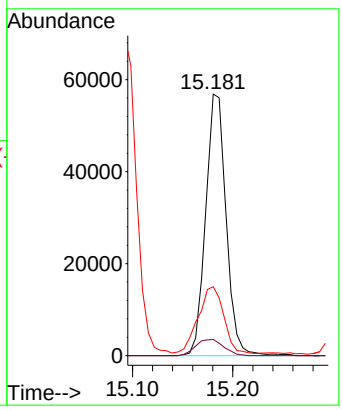

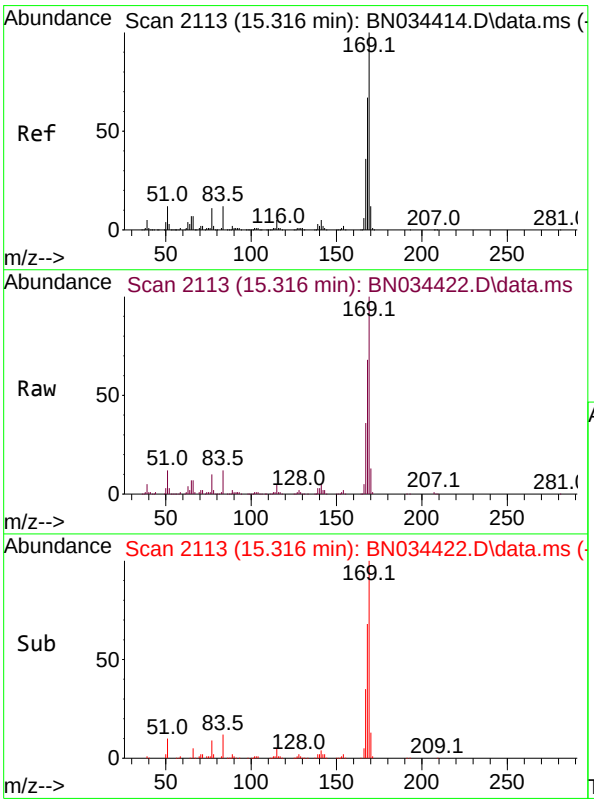

#67
N-Nitrosodiphenylamine
Concen: 16.118 ng/ul
RT: 15.316 min Scan# 2113
Delta R.T. -0.006 min
Lab File: BN034422.D
Acq: 05 Oct 2024 13:41

Tgt Ion:169 Resp: 405382

Ion	Ratio	Lower	Upper
169	100		
168	67.6	52.8	79.2
167	35.5	28.6	43.0

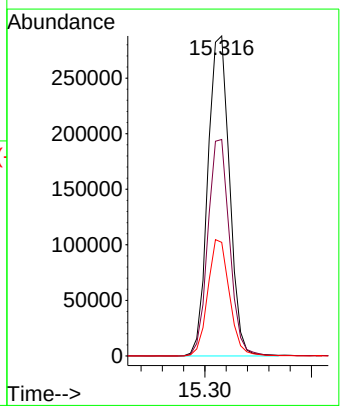

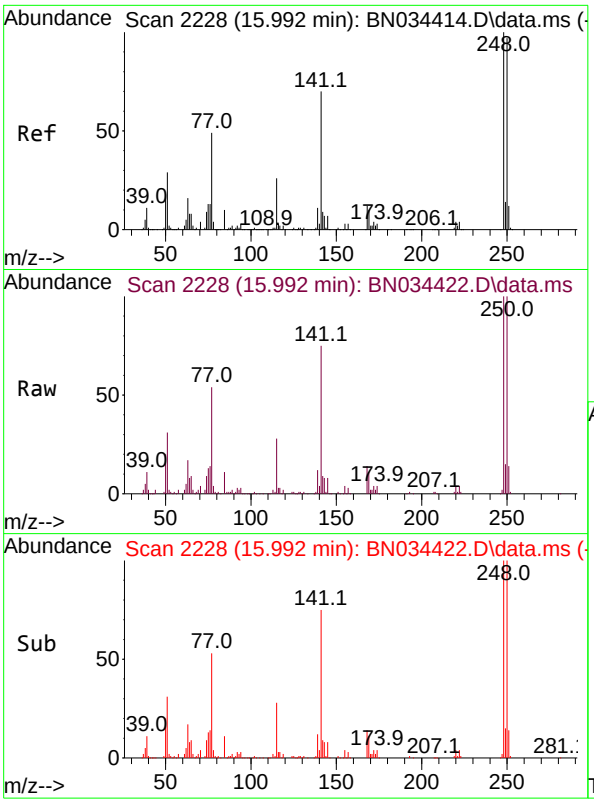

#68
4-Bromophenyl-phenylether
Concen: 16.959 ng/ul
RT: 15.992 min Scan# 2
Delta R.T. -0.012 min
Lab File: BN034422.D
Acq: 05 Oct 2024 13:41

Tgt Ion:248 Resp: 14454

Ion	Ratio	Lower	Upper
248	100		
250	100.0	79.8	119.6
141	74.6	67.0	100.4

Instrument :
BNA_N
ClientSampleId :
SLCS787

Manual Integrations
APPROVED
Reviewed By :Yogesh Patel 10/07/2024
Supervised By :mohammad ahmed 10/07/2024

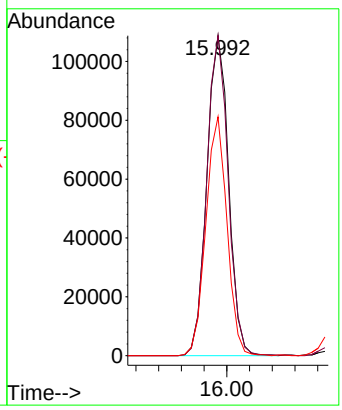

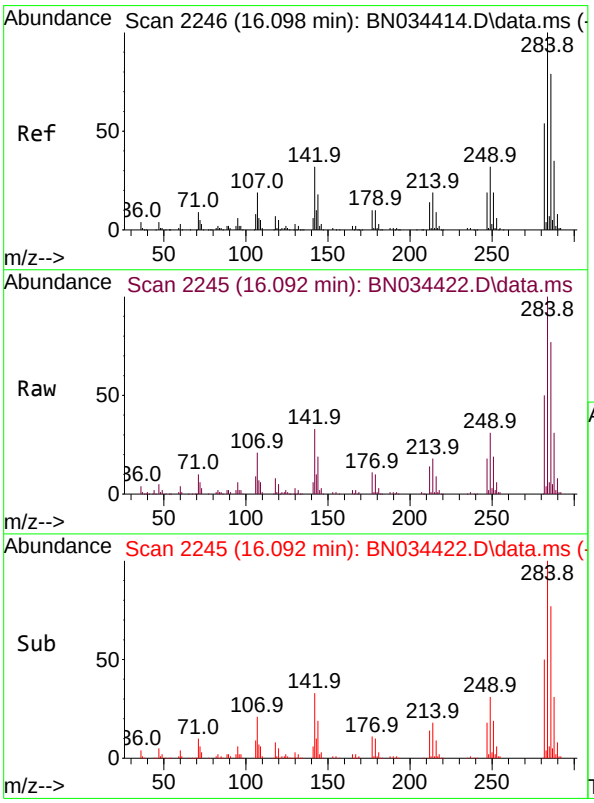

#69
Hexachlorobenzene
Concen: 17.222 ng/ul
RT: 16.092 min Scan# 2245
Delta R.T. -0.012 min
Lab File: BN034422.D
Acq: 05 Oct 2024 13:41

Tgt Ion:284 Resp: 170371

Ion	Ratio	Lower	Upper
284	100		
142	33.3	31.3	46.9
249	30.5	25.1	37.7

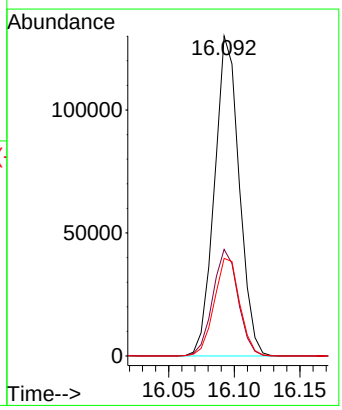

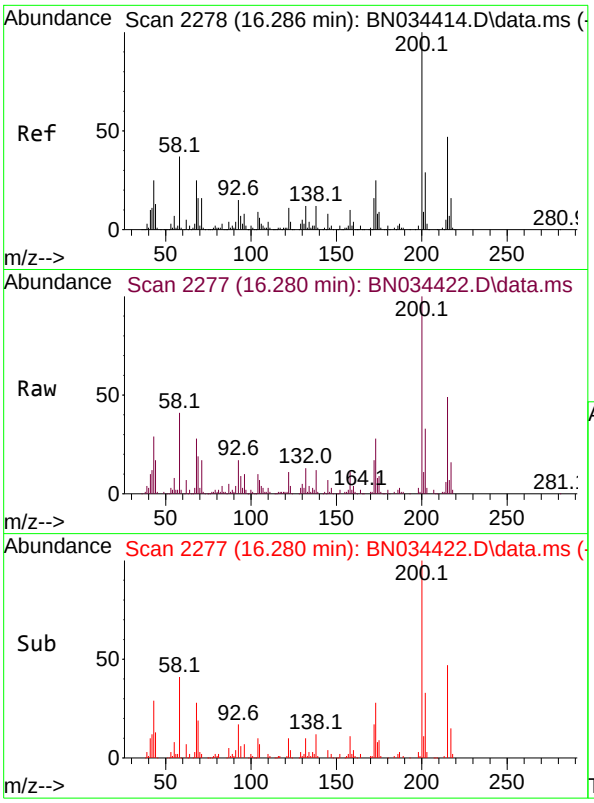

#70
Atrazine
Concen: 11.065 ng/ul
RT: 16.280 min Scan# 2
Delta R.T. -0.012 min
Lab File: BN034422.D
Acq: 05 Oct 2024 13:41

Tgt Ion:200 Resp: 10083

Ion	Ratio	Lower	Upper
200	100		
173	27.8	21.3	31.9
215	49.2	38.2	57.4

Instrument :
BNA_N
ClientSampleId :
SLCS787

Manual Integrations
APPROVED

Reviewed By :Yogesh Patel 10/07/2024
Supervised By :mohammad ahmed 10/07/2024

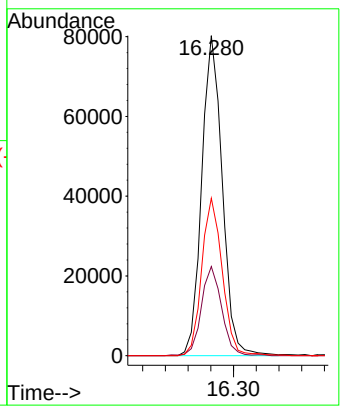

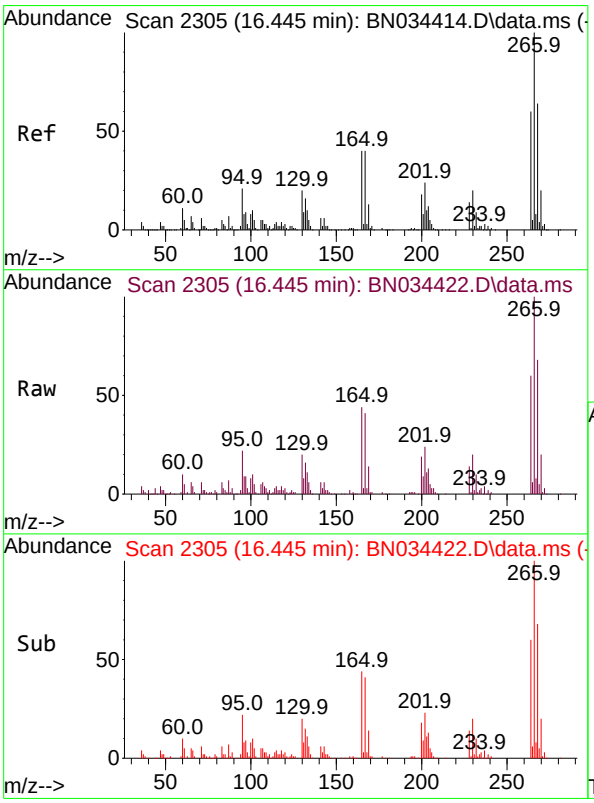

#71
Pentachlorophenol
Concen: 14.227 ng/ul
RT: 16.445 min Scan# 2305
Delta R.T. -0.012 min
Lab File: BN034422.D
Acq: 05 Oct 2024 13:41

Tgt Ion:266 Resp: 93738

Ion	Ratio	Lower	Upper
266	100		
264	59.9	51.1	76.7
268	67.7	52.8	79.2

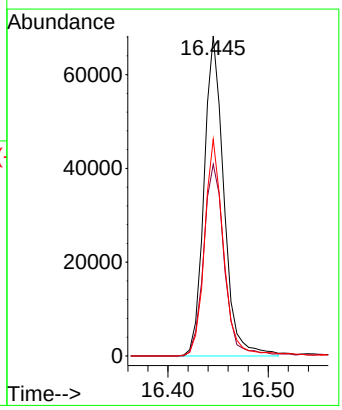

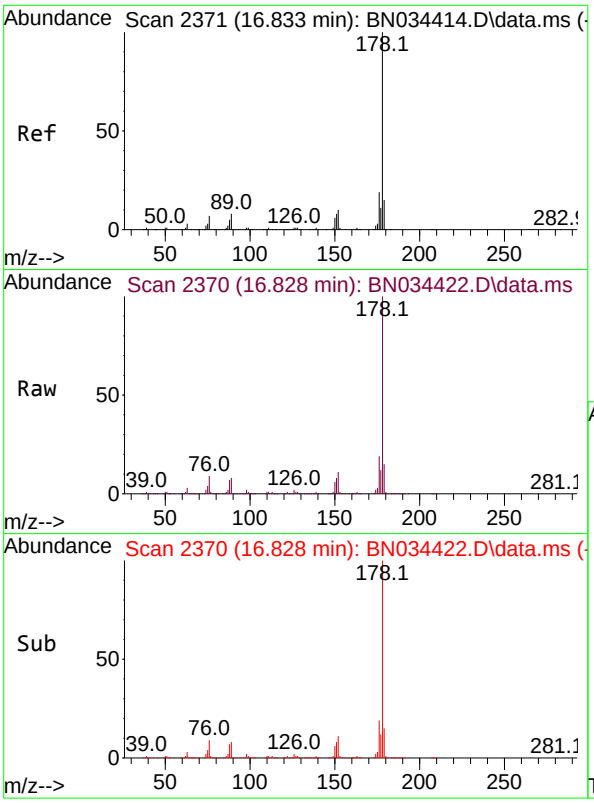

#72
Phenanthrene
Concen: 15.567 ng/ul
RT: 16.828 min Scan# 2
Delta R.T. -0.012 min
Lab File: BN034422.D
Acq: 05 Oct 2024 13:41

Tgt Ion:178 Resp: 72048

Ion	Ratio	Lower	Upper
178	100		
179	15.4	11.9	17.9
176	19.1	15.2	22.8

Instrument :
BNA_N
ClientSampleId :
SLCS787

Manual Integrations
APPROVED

Reviewed By :Yogesh Patel 10/07/2024
Supervised By :mohammad ahmed 10/07/2024

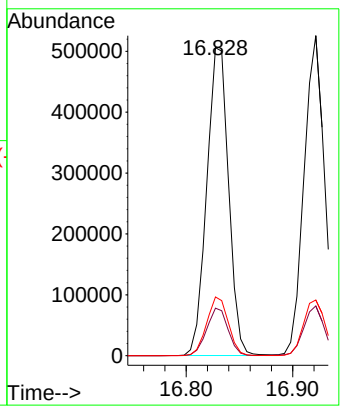

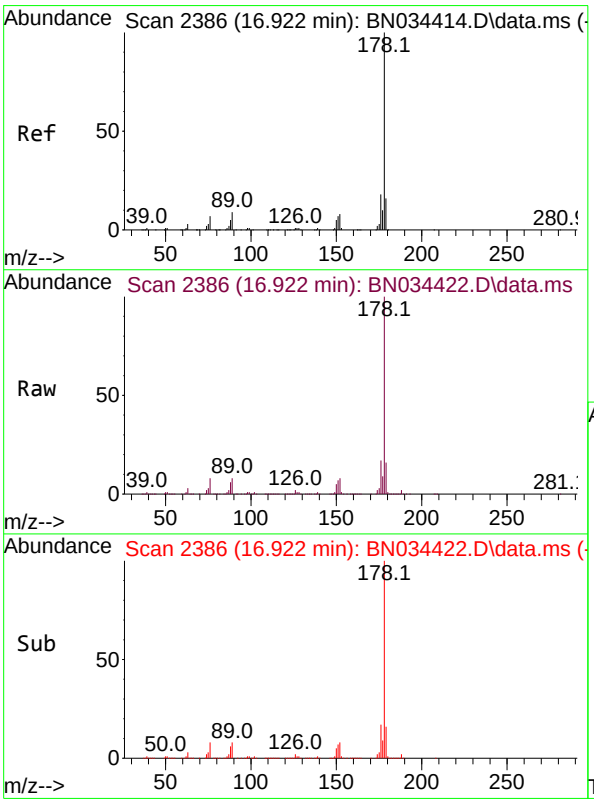

#74
Anthracene
Concen: 14.947 ng/ul
RT: 16.922 min Scan# 2386
Delta R.T. -0.012 min
Lab File: BN034422.D
Acq: 05 Oct 2024 13:41

Tgt Ion:178 Resp: 706371

Ion	Ratio	Lower	Upper
178	100		
179	15.5	12.2	18.2
176	17.4	15.0	22.6

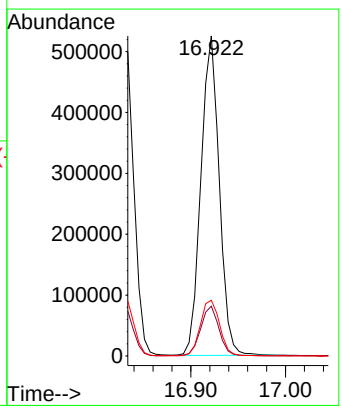

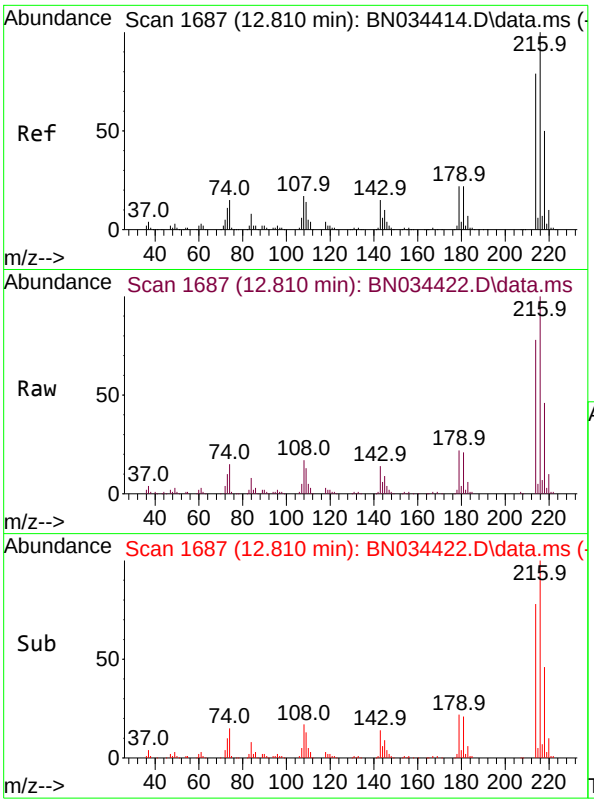

#75
1,2,3,4-Tetrachlorobenzene
Concen: 17.949 ng/uL
RT: 12.810 min Scan# 1(
Delta R.T. -0.012 min
Lab File: BN034422.D
Acq: 05 Oct 2024 13:41

Tgt Ion:216 Resp: 20967(

Ion	Ratio	Lower	Upper
216	100		
214	78.0	63.6	95.4
218	45.9	37.6	56.4

Instrument :
BNA_N
ClientSampleId :
SLCS787

Manual Integrations
APPROVED

Reviewed By :Yogesh Patel 10/07/2024
Supervised By :mohammad ahmed 10/07/2024

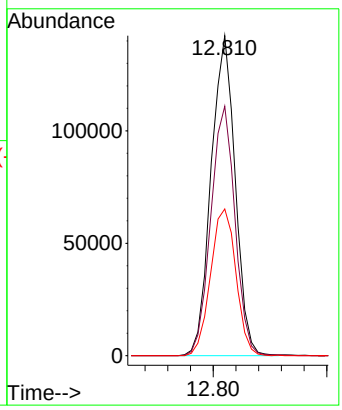

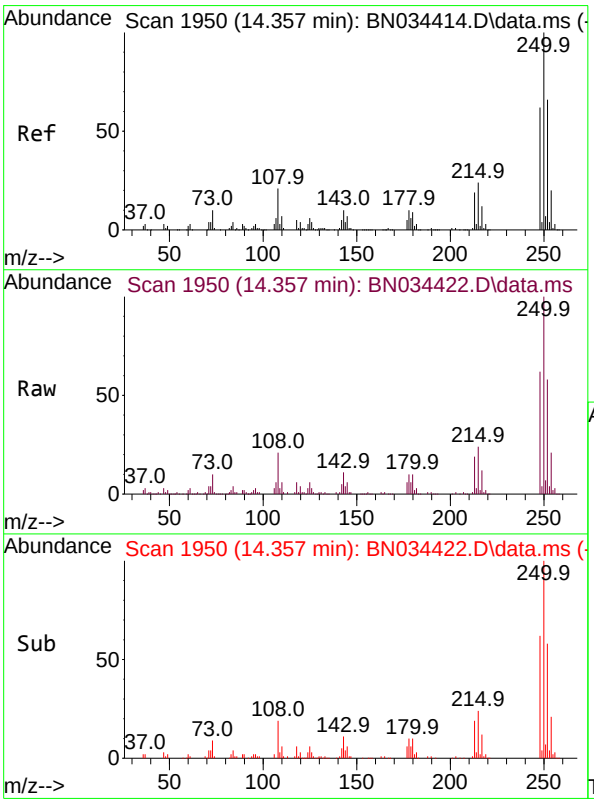

#76
Pentachlorobenzene
Concen: 17.127 ng/uL
RT: 14.357 min Scan# 1950
Delta R.T. -0.006 min
Lab File: BN034422.D
Acq: 05 Oct 2024 13:41

Tgt Ion:250 Resp: 203711

Ion	Ratio	Lower	Upper
250	100		
248	61.9	49.3	73.9
252	58.4	49.1	73.7

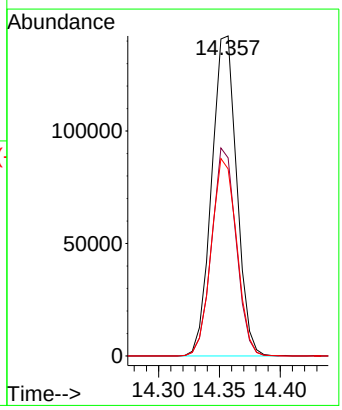

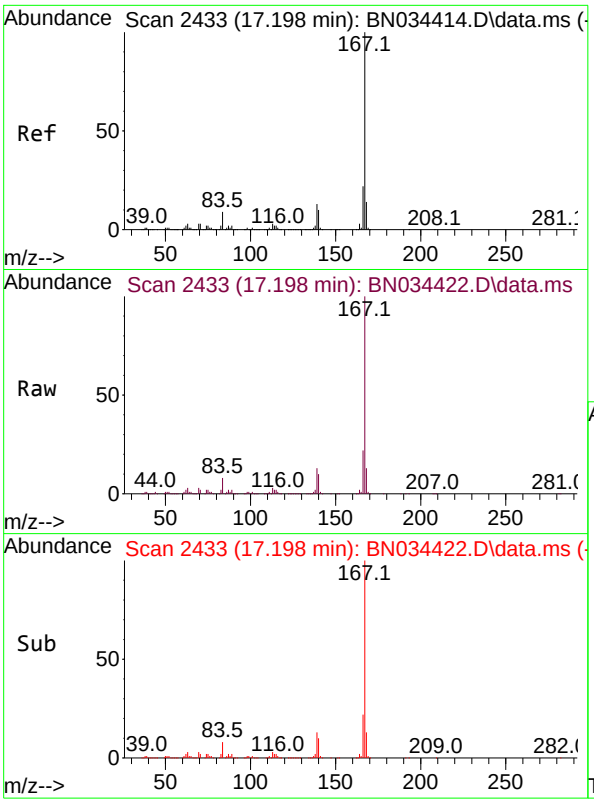

#77
Carbazole
Concen: 14.965 ng/ul
RT: 17.198 min Scan# 2
Delta R.T. -0.012 min
Lab File: BN034422.D
Acq: 05 Oct 2024 13:41

Tgt Ion:167 Resp: 65089

Ion	Ratio	Lower	Upper
167	100		
166	21.6	17.4	26.0
139	12.7	10.5	15.7

Instrument :
BNA_N
ClientSampleId :
SLCS787

Manual Integrations
APPROVED
Reviewed By :Yogesh Patel 10/07/2024
Supervised By :mohammad ahmed 10/07/2024

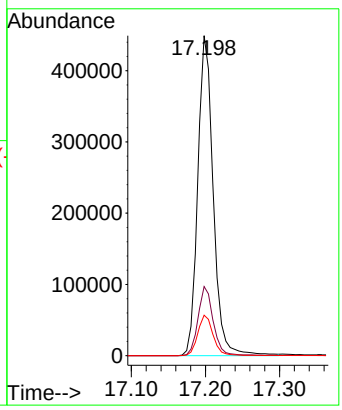



#78
Di-n-butylphthalate
Concen: 14.354 ng/ul
RT: 17.786 min Scan# 2533
Delta R.T. -0.012 min
Lab File: BN034422.D
Acq: 05 Oct 2024 13:41

Tgt Ion:149 Resp: 793674

Ion	Ratio	Lower	Upper
149	100		
150	9.2	7.4	11.2
104	5.0	4.3	6.5

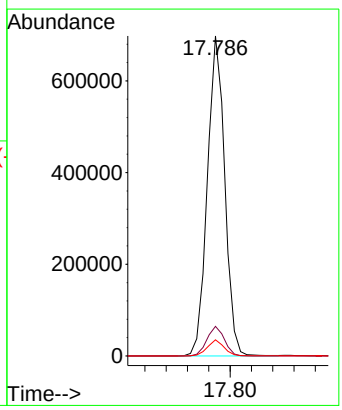

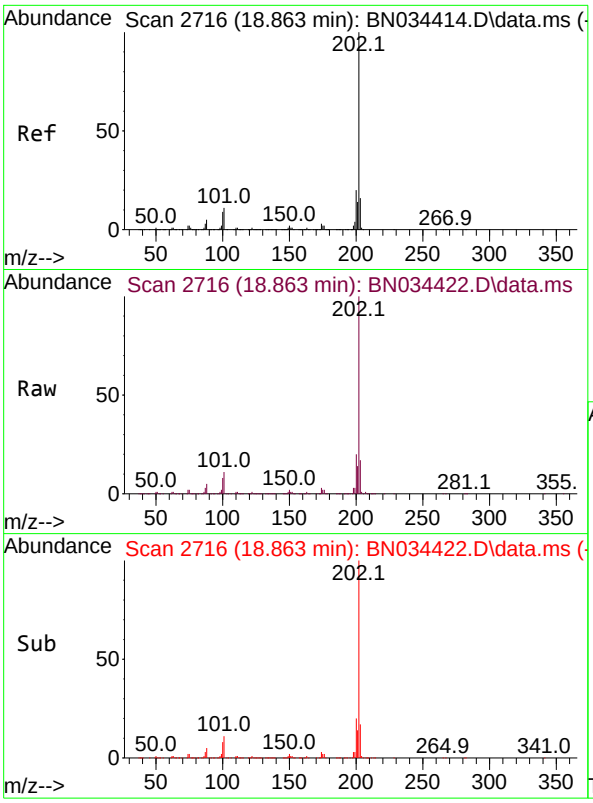

#80
Fluoranthene
Concen: 16.463 ng/ul
RT: 18.863 min Scan# 2
Delta R.T. -0.006 min
Lab File: BN034422.D
Acq: 05 Oct 2024 13:41

Tgt Ion:202 Resp: 82166

Ion	Ratio	Lower	Upper
202	100		
101	10.7	9.6	14.4
100	8.4	7.7	11.5

Instrument :
BNA_N
ClientSampleId :
SLCS787

Manual Integrations
APPROVED

Reviewed By :Yogesh Patel 10/07/2024
Supervised By :mohammad ahmed 10/07/2024

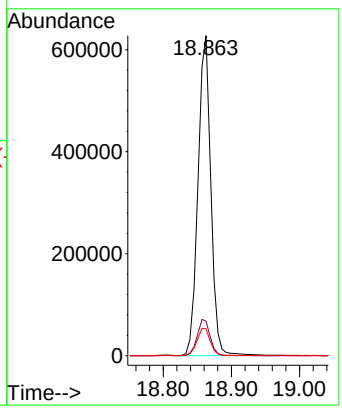

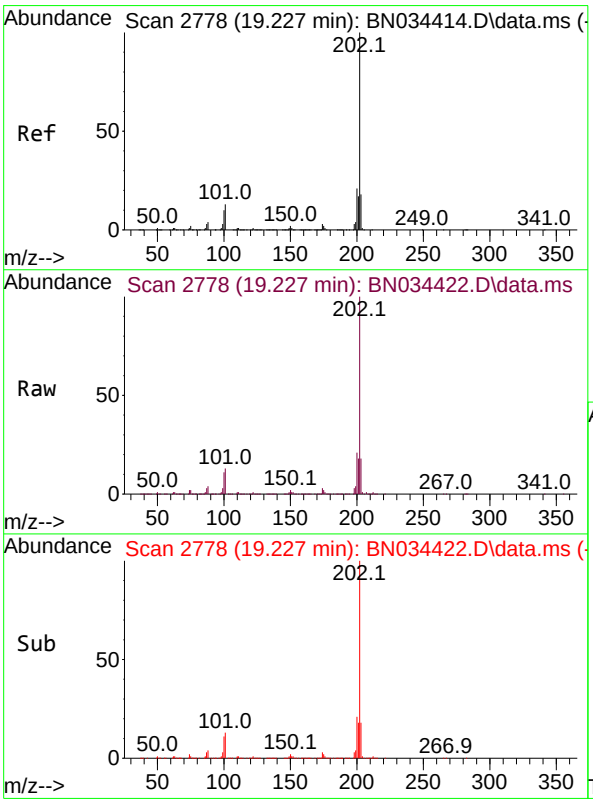

#82
Pyrene
Concen: 16.121 ng/ul
RT: 19.227 min Scan# 2778
Delta R.T. -0.012 min
Lab File: BN034422.D
Acq: 05 Oct 2024 13:41

Tgt Ion:202 Resp: 864937

Ion	Ratio	Lower	Upper
202	100		
101	13.4	11.8	17.8
100	11.1	10.0	15.0

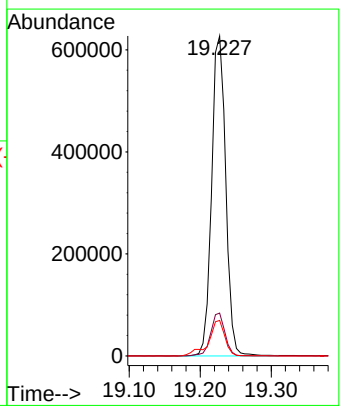

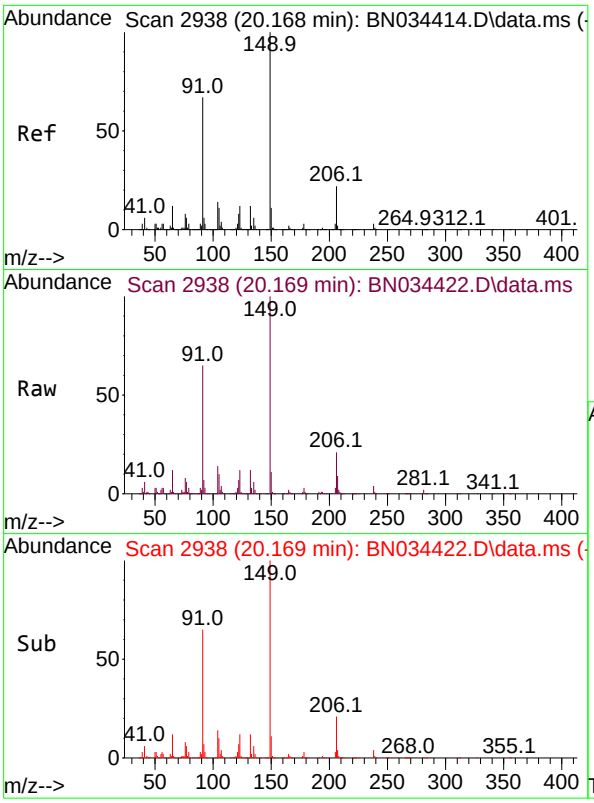

#83
Butylbenzylphthalate
Concen: 14.068 ng/ul
RT: 20.169 min Scan# 2
Delta R.T. -0.012 min
Lab File: BN034422.D
Acq: 05 Oct 2024 13:41

Tgt Ion:149 Resp: 338490

Ion	Ratio	Lower	Upper
149	100		
91	64.7	56.3	84.5
206	21.2	15.9	23.9

Instrument :
BNA_N
ClientSampleId :
SLCS787

Manual Integrations
APPROVED

Reviewed By :Yogesh Patel 10/07/2024
Supervised By :mohammad ahmed 10/07/2024

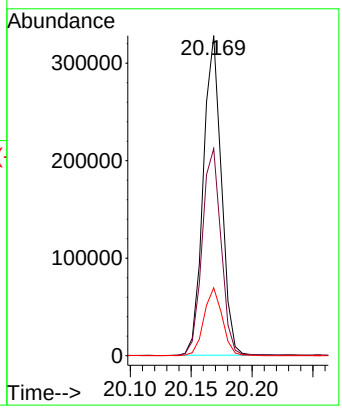

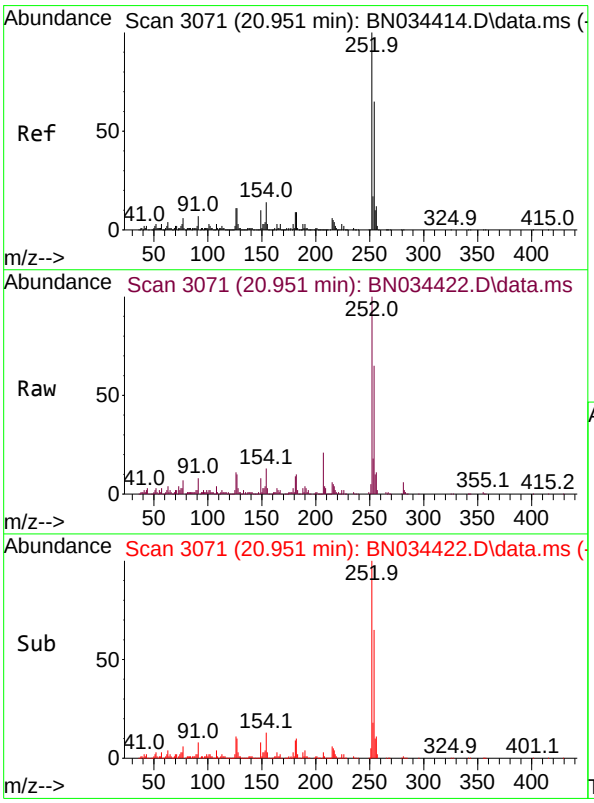

#84
3,3'-Dichlorobenzidine
Concen: 14.675 ng/ul
RT: 20.951 min Scan# 3071
Delta R.T. -0.006 min
Lab File: BN034422.D
Acq: 05 Oct 2024 13:41

Tgt Ion:252 Resp: 252573

Ion	Ratio	Lower	Upper
252	100		
254	64.7	52.0	78.0
126	10.9	9.7	14.5

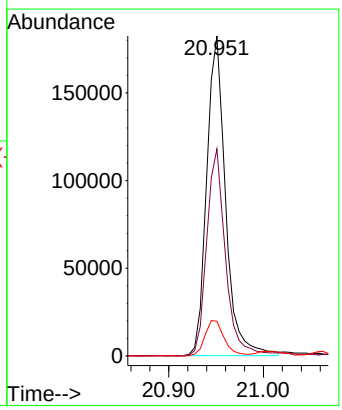

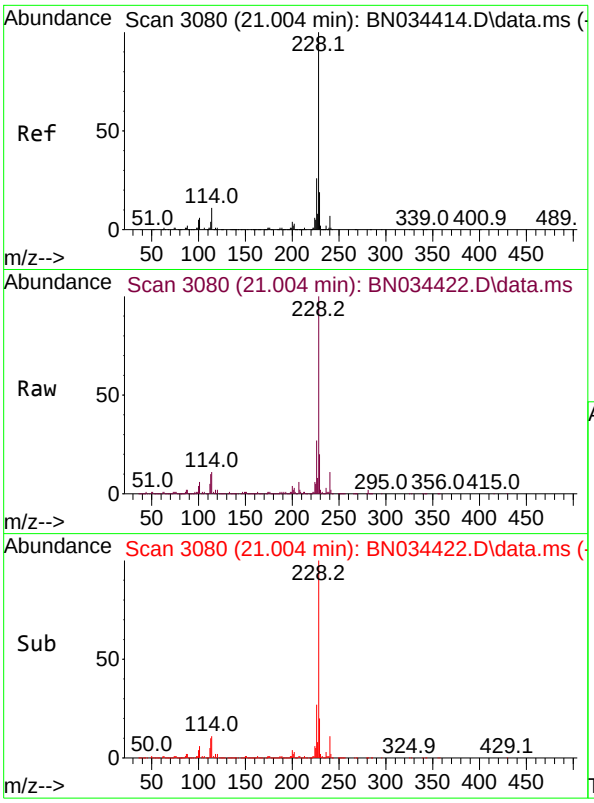

#85
Benzo(a)anthracene
Concen: 15.284 ng/ul
RT: 21.004 min Scan# 3(
Delta R.T. -0.012 min
Lab File: BN034422.D
Acq: 05 Oct 2024 13:41

Instrument :
BNA_N
ClientSampleId :
SLCS787

Tgt Ion:228 Resp: 83497

Ion	Ratio	Lower	Upper
228	100		
229	19.5	15.0	22.6
226	27.3	20.2	30.4

Manual Integrations
APPROVED

Reviewed By :Yogesh Patel 10/07/2024
Supervised By :mohammad ahmed 10/07/2024

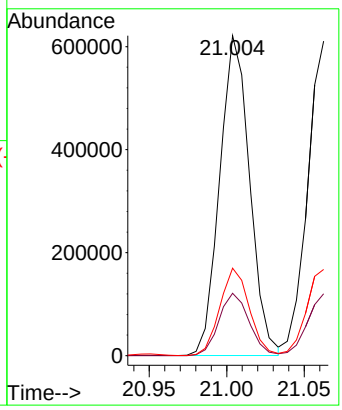

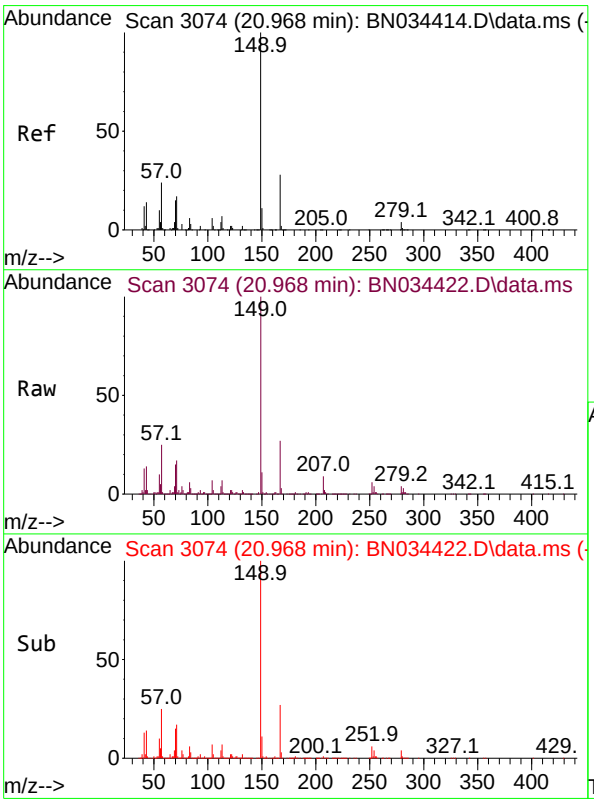

#86
Bis(2-ethylhexyl)phthalate
Concen: 14.676 ng/ul
RT: 20.968 min Scan# 3074
Delta R.T. -0.012 min
Lab File: BN034422.D
Acq: 05 Oct 2024 13:41

Tgt Ion:149 Resp: 516853

Ion	Ratio	Lower	Upper
149	100		
167	26.9	20.6	31.0
279	3.9	3.0	4.6

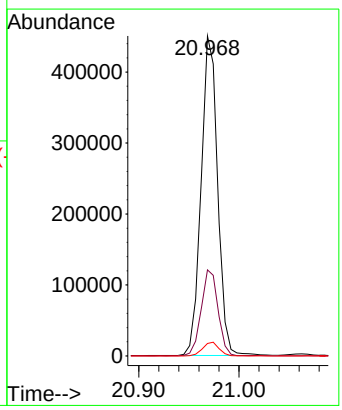



#87
Chrysene
Concen: 15.581 ng/ul
RT: 21.063 min Scan# 3(
Delta R.T. -0.012 min
Lab File: BN034422.D
Acq: 05 Oct 2024 13:41

Tgt Ion:228 Resp: 81215

Ion	Ratio	Lower	Upper
228	100		
226	27.4	22.5	33.7
229	19.7	15.8	23.6

Instrument :
BNA_N
ClientSampleId :
SLCS787

Manual Integrations
APPROVED
Reviewed By :Yogesh Patel 10/07/2024
Supervised By :mohammad ahmed 10/07/2024

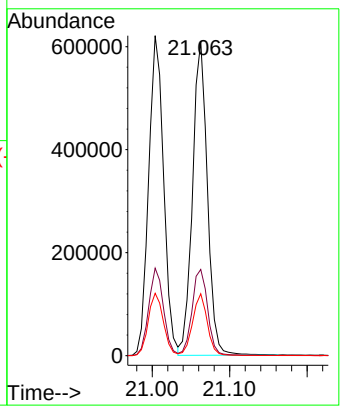



#89
Di-n-octyl phthalate
Concen: 14.365 ng/ul
RT: 22.010 min Scan# 3251
Delta R.T. -0.012 min
Lab File: BN034422.D
Acq: 05 Oct 2024 13:41

Tgt Ion:149 Resp: 837518

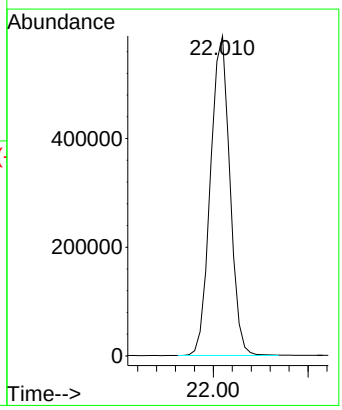

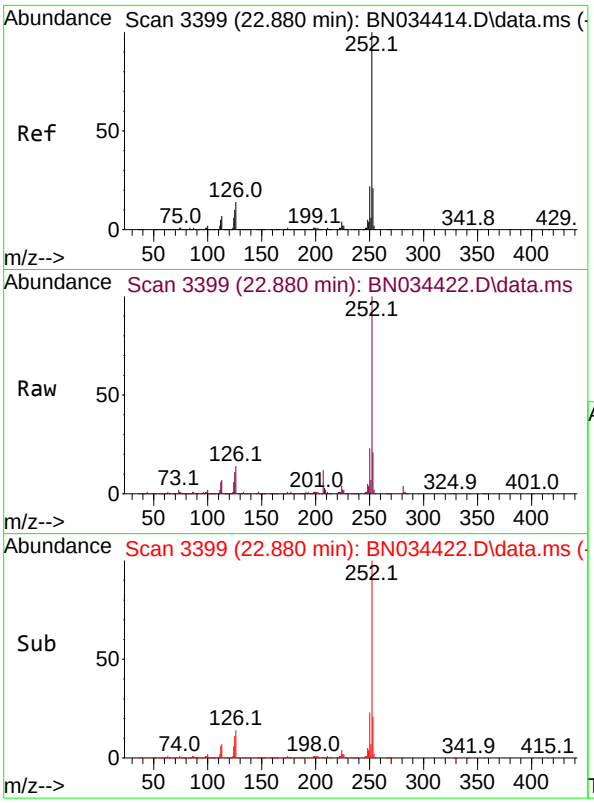

#90
Benzo(b)fluoranthene
Concen: 15.836 ng/ul
RT: 22.880 min Scan# 3
Delta R.T. -0.012 min
Lab File: BN034422.D
Acq: 05 Oct 2024 13:41

Tgt Ion:252 Resp: 84596

Ion	Ratio	Lower	Upper
252	100		
253	21.4	17.8	26.6
125	11.0	9.1	13.7

Instrument :
BNA_N
ClientSampleId :
SLCS787

Manual Integrations
APPROVED
Reviewed By :Yogesh Patel 10/07/2024
Supervised By :mohammad ahmed 10/07/2024

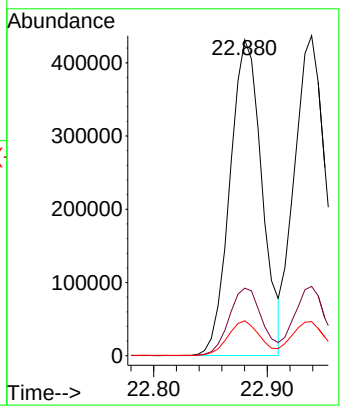

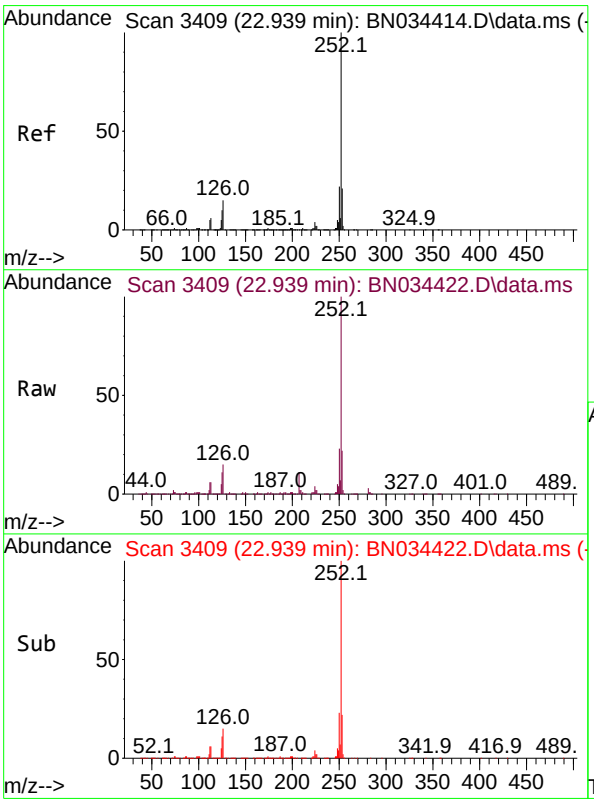

#91
Benzo(k)fluoranthene
Concen: 16.114 ng/ul
RT: 22.939 min Scan# 3409
Delta R.T. -0.006 min
Lab File: BN034422.D
Acq: 05 Oct 2024 13:41

Tgt Ion:252 Resp: 849242

Ion	Ratio	Lower	Upper
252	100		
253	21.6	17.4	26.0
125	10.6	8.8	13.2

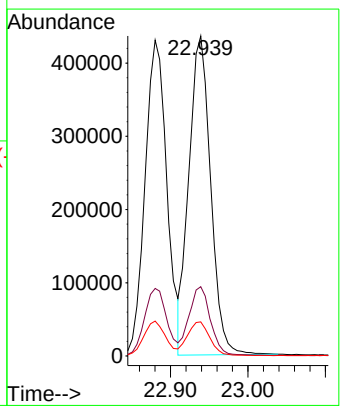

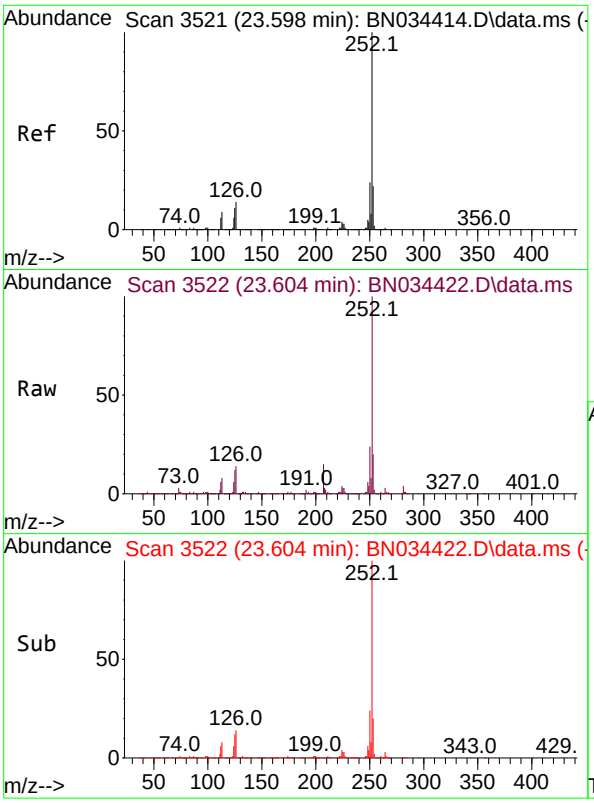

#93
Benzo(a)pyrene
Concen: 14.967 ng/ul
RT: 23.604 min Scan# 3
Delta R.T. -0.012 min
Lab File: BN034422.D
Acq: 05 Oct 2024 13:41

Tgt Ion:252 Resp: 75534

Ion	Ratio	Lower	Upper
252	100		
253	20.2	15.8	23.8
125	12.4	9.0	13.6

Instrument :
BNA_N
ClientSampleId :
SLCS787

Manual Integrations
APPROVED
Reviewed By :Yogesh Patel 10/07/2024
Supervised By :mohammad ahmed 10/07/2024

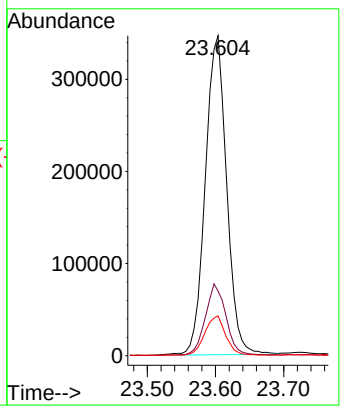

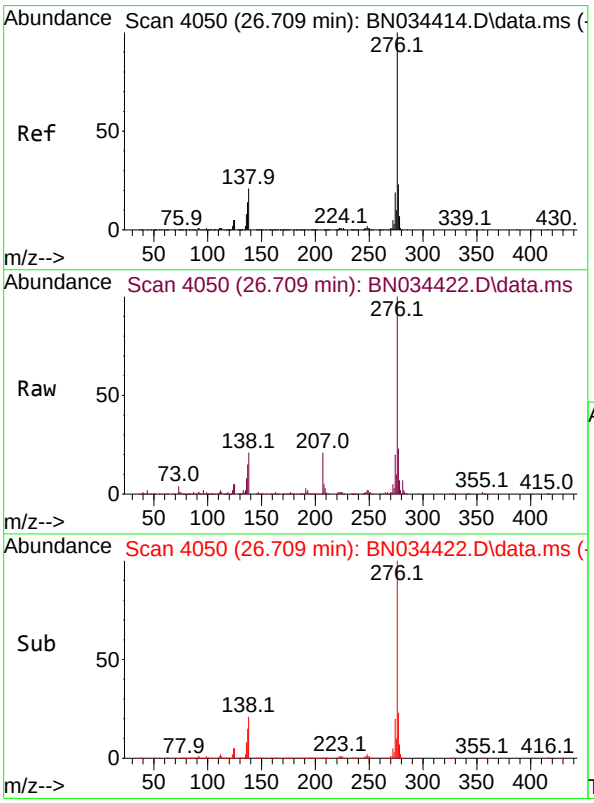

#94
Indeno(1,2,3-cd)pyrene
Concen: 16.295 ng/ul
RT: 26.709 min Scan# 4050
Delta R.T. -0.030 min
Lab File: BN034422.D
Acq: 05 Oct 2024 13:41

Tgt Ion:276 Resp: 1018897

Ion	Ratio	Lower	Upper
276	100		
138	21.0	17.7	26.5
277	23.0	18.4	27.6

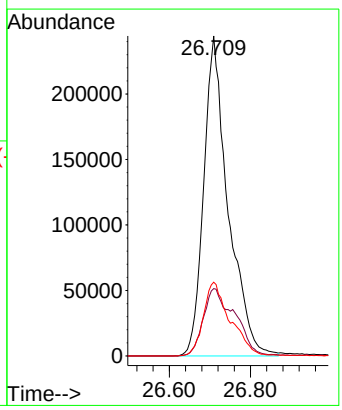

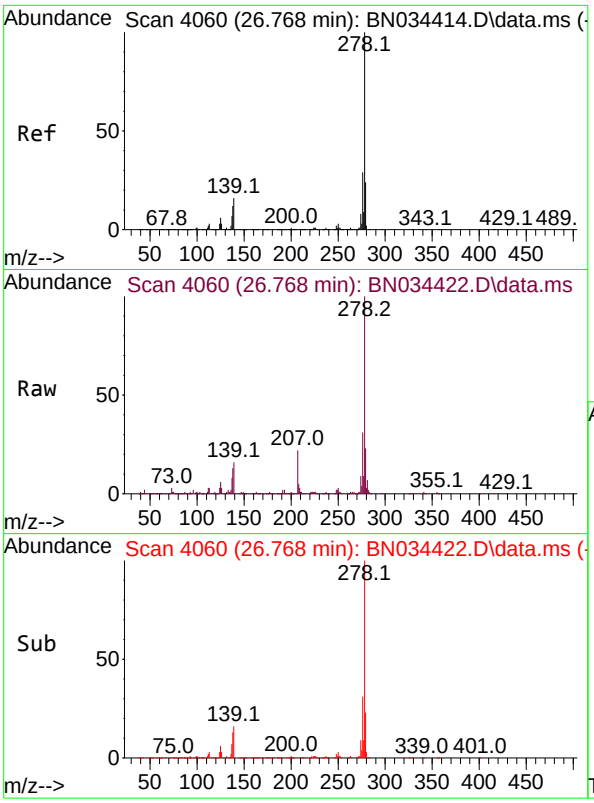

#95
Dibenzo(a,h)anthracene
Concen: 16.495 ng/ul
RT: 26.768 min Scan# 4(
Delta R.T. -0.024 min
Lab File: BN034422.D
Acq: 05 Oct 2024 13:41

Tgt Ion:278 Resp: 83372

Ion	Ratio	Lower	Upper
278	100		
139	15.8	14.2	21.2
279	23.2	18.1	27.1

Instrument :
BNA_N
ClientSampleId :
SLCS787

Manual Integrations
APPROVED

Reviewed By :Yogesh Patel 10/07/2024
Supervised By :mohammad ahmed 10/07/2024

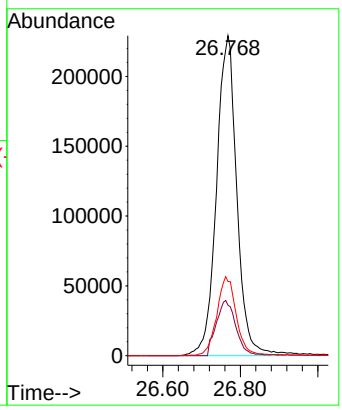

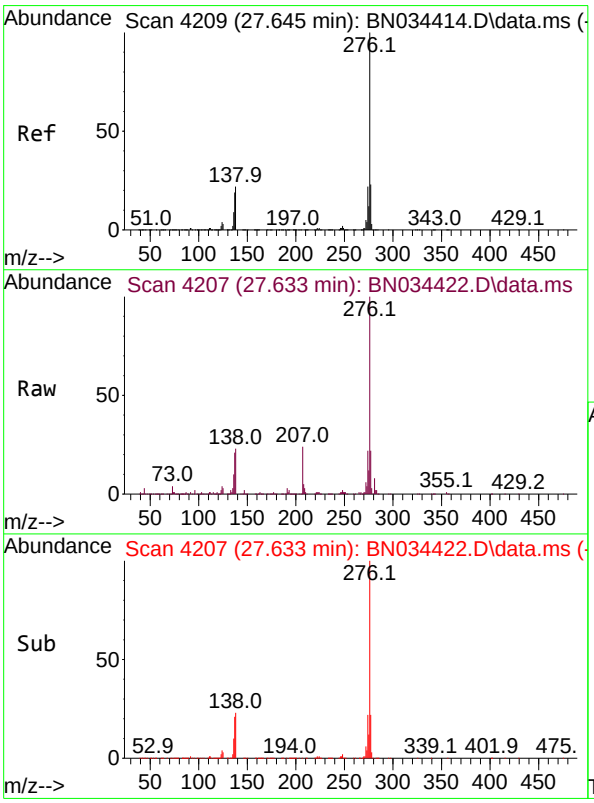

#96
Benzo(g,h,i)perylene
Concen: 16.793 ng/ul
RT: 27.633 min Scan# 4207
Delta R.T. -0.030 min
Lab File: BN034422.D
Acq: 05 Oct 2024 13:41

Tgt Ion:276 Resp: 815154

Ion	Ratio	Lower	Upper
276	100		
138	22.7	19.0	28.4
277	22.0	18.0	27.0

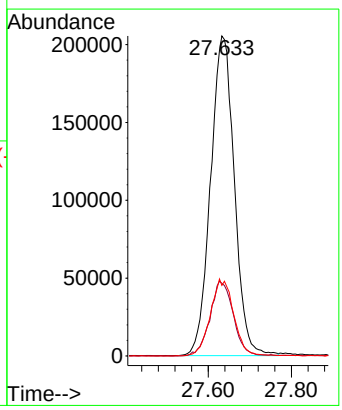

Quantitation Report (QT Reviewed)

Data Path : Z:\svoasrv\HPCHEM1\BNA_N\Data\BN100424\
Data File : BN034422.D
Acq On : 05 Oct 2024 13:41
Operator : RC/JU
Sample : PB163787BS
Misc :
ALS Vial : 39 Sample Multiplier: 1

Quant Time: Oct 07 00:58:25 2024
Quant Method : Z:\svoasrv\HPCHEM1\BNA_N\Methods\SFAM-EPA-BN091124.MA.M
Quant Title : SVOA CALIBRATION
QLast Update : Mon Sep 30 14:14:38 2024
Response via : Initial Calibration

Instrument :
BNA_N
ClientSampleId :
SLCS787

Manual Integrations APPROVED
Reviewed By :Yogesh Patel 10/07/2024
Supervised By :mohammad ahmed 10/07/2024

Compound	R.T.	QIon	Response	Conc	Units	Dev(Min)
Internal Standards						
1) 1,4-Dichlorobenzene-d4	7.375	152	201897	20.000	ng/ul	-0.01
20) Naphthalene-d8	10.134	136	756859	20.000	ng/ul	0.00
38) Acenaphthene-d10	14.028	164	443675	20.000	ng/ul	-0.01
64) Phenanthrene-d10	16.786	188	839350	20.000	ng/ul	-0.01
79) Chrysene-d12	21.021	240	766225	20.000	ng/ul	-0.01
88) Perylene-d12	23.727	264	876207	20.000	ng/ul	-0.01
System Monitoring Compounds						
3) 1,4-Dioxane-d8	2.999	96	29401	5.942	ng/uL	0.00
4) Pyridine-d5	3.381	84	369277	25.110	ng/ul	0.00
7) Phenol-d5	6.581	99	450104	25.120	ng/ul	0.00
9) Bis-(2-Chloroethyl)eth...	6.734	67	276866	24.904	ng/ul	0.00
11) 2-Chlorophenol-d4	6.916	132	411413	29.169	ng/ul	-0.01
15) 4-Methylphenol-d8	8.093	113	355963	24.143	ng/ul	-0.01
21) Nitrobenzene-d5	8.522	128	190507	31.580	ng/ul	0.00
24) 2-Nitrophenol-d4	9.234	143	205392	33.110	ng/ul	0.00
28) 2,4-Dichlorophenol-d3	9.769	165	352786	30.197	ng/ul	0.00
31) 4-Chloroaniline-d4	10.281	131	481598	27.229	ng/ul	-0.01
46) Dimethylphthalate-d6	13.457	166	966482	29.148	ng/ul	-0.01
49) Acenaphthylene-d8	13.716	160	1124810	30.155	ng/ul	-0.01
54) 4-Nitrophenol-d4	14.263	143	159970	23.508	ng/ul	-0.01
60) Fluorene-d10	15.033	176	818601	29.131	ng/ul	-0.01
65) 4,6-Dinitro-2-methylph...	15.169	200	145557	29.085	ng/ul	0.00
73) Anthracene-d10	16.886	188	1188092	30.108	ng/ul	-0.01
81) Pyrene-d10	19.198	212	1340609	31.402	ng/ul	-0.01
92) Benzo(a)pyrene-d12	23.545	264	1428540	31.739	ng/ul	-0.01
Target Compounds						Qvalue
2) 1,4-Dioxane	3.028	88	31392	6.015	ng/uL	93
5) Pyridine	3.405	79	184387	12.253	ng/ul	96
6) Benzaldehyde	6.540	77	121069	12.800	ng/ul	91
8) Phenol	6.605	94	231968	12.434	ng/ul	95
10) Bis(2-Chloroethyl)ether	6.828	93	195865	13.508	ng/ul	89
12) 2-Chlorophenol	6.952	128	209183	14.472	ng/ul	94
13) 2-Methylphenol	7.828	108	172583	12.377	ng/ul	99
14) 2,2'-oxybis(1-Chloropr...	7.904	45	252905	11.827	ng/ul	96
16) Acetophenone	8.193	105	280122	11.994	ng/ul	98
17) N-Nitroso-di-n-propyla...	8.187	70	132784	11.481	ng/ul#	93
18) 4-Methylphenol	8.157	108	191385	12.333	ng/ul	98
19) Hexachloroethane	8.434	117	88370	14.495	ng/ul	90
22) Nitrobenzene	8.563	77	211979	14.039	ng/ul	93
23) Isophorone	9.087	82	357151	12.827	ng/ul	95
25) 2-Nitrophenol	9.263	139	111496	16.060	ng/ul	91
26) 2,4-Dimethylphenol	9.340	107	154358	10.807	ng/ul	93
27) Bis(2-Chloroethoxy)met...	9.575	93	242450	14.152	ng/ul	99
29) 2,4-Dichlorophenol	9.793	162	183128	15.481	ng/ul	98
30) Naphthalene	10.181	128	625612	15.112	ng/ul	99
32) 4-Chloroaniline	10.304	127	192084	11.021	ng/ul	99
33) Hexachlorobutadiene	10.475	225	125882	16.587	ng/ul	97
34) Caprolactam	11.104	113	44844m	9.522	ng/ul	
35) 4-Chloro-3-methylphenol	11.445	107	172300	12.372	ng/ul	88
36) 2-Methylnaphthalene	11.804	142	403965	14.166	ng/ul	99

Quantitation Report (QT Reviewed)

Data Path : Z:\svoasrv\HPCHEM1\BNA_N\Data\BN100424\
Data File : BN034422.D
Acq On : 05 Oct 2024 13:41
Operator : RC/JU
Sample : PB163787BS
Misc :
ALS Vial : 39 Sample Multiplier: 1

Quant Time: Oct 07 00:58:25 2024
Quant Method : Z:\svoasrv\HPCHEM1\BNA_N\Methods\SFAM-EPA-BN091124.MA.M
Quant Title : SVOA CALIBRATION
QLast Update : Mon Sep 30 14:14:38 2024
Response via : Initial Calibration

Instrument :
BNA_N
ClientSampleId :
SLCS787

Manual Integrations APPROVED
Reviewed By :Yogesh Patel 10/07/2024
Supervised By :mohammad ahmed 10/07/2024

Compound	R.T.	QIon	Response	Conc Units	Dev(Min)
37) 1-Methylnaphthalene	12.034	142	409756	14.195 ng/ul	97
39) 1,2,4,5-Tetrachloroben...	12.187	216	221496	17.293 ng/ul	96
40) Hexachlorocyclopentadiene	12.169	237	107516	13.643 ng/ul	97
41) 2,4,6-Trichlorophenol	12.440	196	132220	15.571 ng/ul	97
42) 2,4,5-Trichlorophenol	12.516	196	143382	15.373 ng/ul	96
43) 1,1'-Biphenyl	12.851	154	526113	15.729 ng/ul	97
44) 2-Chloronaphthalene	12.887	162	411046	15.774 ng/ul	96
45) 2-Nitroaniline	13.110	65	98164	11.658 ng/ul	88
47) Dimethylphthalate	13.504	163	487771	14.434 ng/ul	98
48) 2,6-Dinitrotoluene	13.622	165	95471	14.348 ng/ul	89
50) Acenaphthylene	13.745	152	617797	15.136 ng/ul	99
51) 3-Nitroaniline	13.951	138	92648	12.599 ng/ul	93
52) Acenaphthene	14.092	153	436498	14.979 ng/ul	96
53) 2,4-Dinitrophenol	14.163	184	39521	10.098 ng/ul	91
55) 4-Nitrophenol	14.281	109	58495	10.122 ng/ul	90
56) Dibenzofuran	14.434	168	588283	14.763 ng/ul	95
57) 2,4-Dinitrotoluene	14.416	165	140325	13.988 ng/ul	93
58) 2,3,4,6-Tetrachlorophenol	14.669	232	117073	15.126 ng/ul	93
59) Diethylphthalate	14.886	149	484110	13.709 ng/ul	99
61) Fluorene	15.086	166	468155	14.362 ng/ul	95
62) 4-Chlorophenyl-phenyle...	15.098	204	234317	14.830 ng/ul	94
63) 4-Nitroaniline	15.122	138	92725m	12.254 ng/ul	
66) 4,6-Dinitro-2-methylph...	15.181	198	80769	14.534 ng/ul#	99
67) N-Nitrosodiphenylamine	15.316	169	405382	16.118 ng/ul	98
68) 4-Bromophenyl-phenylether	15.992	248	144545	16.959 ng/ul	95
69) Hexachlorobenzene	16.092	284	170371	17.222 ng/ul	94
70) Atrazine	16.280	200	100833	11.065 ng/ul	98
71) Pentachlorophenol	16.445	266	93738	14.227 ng/ul	96
72) Phenanthrene	16.828	178	720487	15.567 ng/ul	99
74) Anthracene	16.922	178	706371	14.947 ng/ul	98
75) 1,2,3,4-Tetrachloroben...	12.810	216	209670	17.949 ng/uL	98
76) Pentachlorobenzene	14.357	250	203711	17.127 ng/uL	98
77) Carbazole	17.198	167	650899	14.965 ng/ul	99
78) Di-n-butylphthalate	17.786	149	793674	14.354 ng/ul	100
80) Fluoranthene	18.863	202	821661	16.463 ng/ul	97
82) Pyrene	19.227	202	864937	16.121 ng/ul	97
83) Butylbenzylphthalate	20.169	149	338490	14.068 ng/ul	94
84) 3,3'-Dichlorobenzidine	20.951	252	252573	14.675 ng/ul	99
85) Benzo(a)anthracene	21.004	228	834973	15.284 ng/ul	97
86) Bis(2-ethylhexyl)phtha...	20.968	149	516853	14.676 ng/ul	98
87) Chrysene	21.063	228	812158	15.581 ng/ul	99
89) Di-n-octyl phthalate	22.010	149	837518	14.365 ng/ul	100
90) Benzo(b)fluoranthene	22.880	252	845964	15.836 ng/ul	99
91) Benzo(k)fluoranthene	22.939	252	849242	16.114 ng/ul	100
93) Benzo(a)pyrene	23.604	252	755341	14.967 ng/ul	98
94) Indeno(1,2,3-cd)pyrene	26.709	276	1018897	16.295 ng/ul	99
95) Dibenzo(a,h)anthracene	26.768	278	833721	16.495 ng/ul	97
96) Benzo(g,h,i)perylene	27.633	276	815154	16.793 ng/ul	99

(#) = qualifier out of range (m) = manual integration (+) = signals summed

Quantitation Report (QT Reviewed)

Data Path : Z:\svoasrv\HPCHEM1\BNA_N\Data\BN100424\
Data File : BN034422.D
Acq On : 05 Oct 2024 13:41
Operator : RC/JU
Sample : PB163787BS
Misc :
ALS Vial : 39 Sample Multiplier: 1

Quant Time: Oct 07 00:58:25 2024
Quant Method : Z:\svoasrv\HPCHEM1\BNA_N\Methods\SFAM-EPA-BN091124.MA.M
Quant Title : SVOA CALIBRATION
QLast Update : Mon Sep 30 14:14:38 2024
Response via : Initial Calibration

Instrument :
BNA_N
ClientSampleId :
SLCS787

Manual IntegrationsAPPROVED

Reviewed By :Yogesh Patel 10/07/2024
Supervised By :mohammad ahmed 10/07/2024

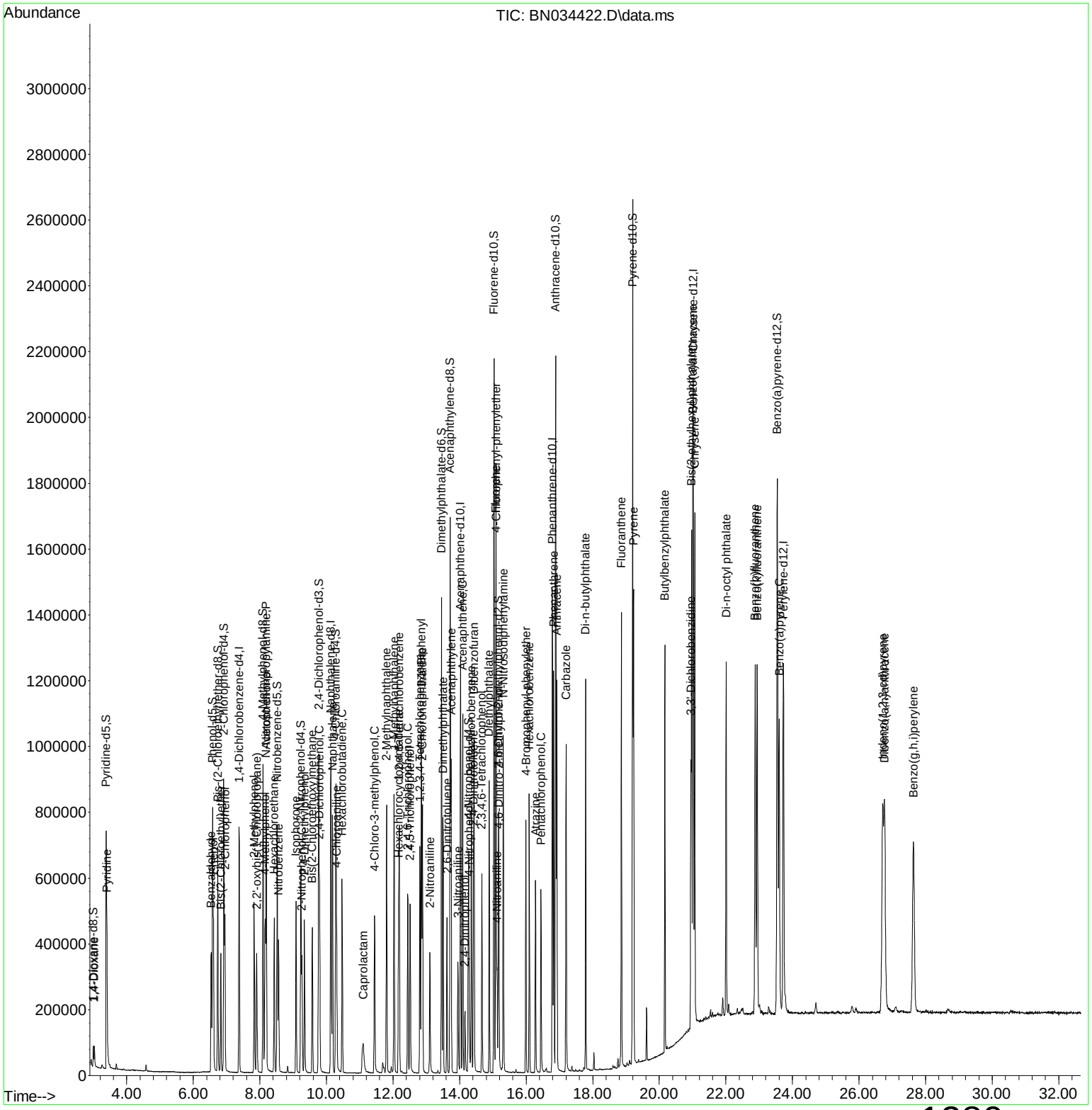

Quantitation Report (Qedit)

Data Path : Z:\svoasrv\HPCHEM1\BNA_N\Data\BN100424\
Data File : BN034422.D
Acq On : 05 Oct 2024 13:41
Operator : RC/JU
Sample : PB163787BS
Misc :
ALS Vial : 39 Sample Multiplier: 1

Quant Time: Oct 07 00:03:00 2024
Quant Method : Z:\svoasrv\HPCHEM1\BNA_N\Methods\SFAM-EPA-BN091124.MA.M
Quant Title : SVOA CALIBRATION
QLast Update : Mon Sep 30 14:14:38 2024
Response via : Initial Calibration

Instrument :
BNA_N
ClientSampleId :
SLCS787

Manual IntegrationsAPPROVED

Reviewed By :Yogesh Patel 10/07/2024
Supervised By :mohammad ahmed 10/07/2024

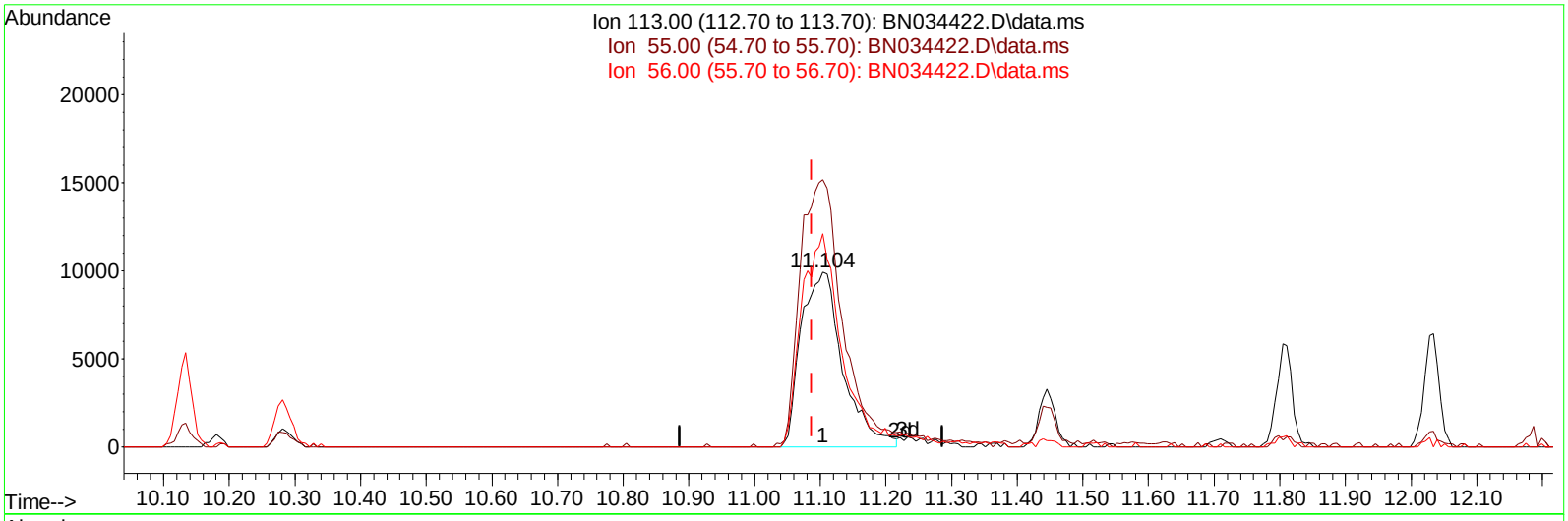

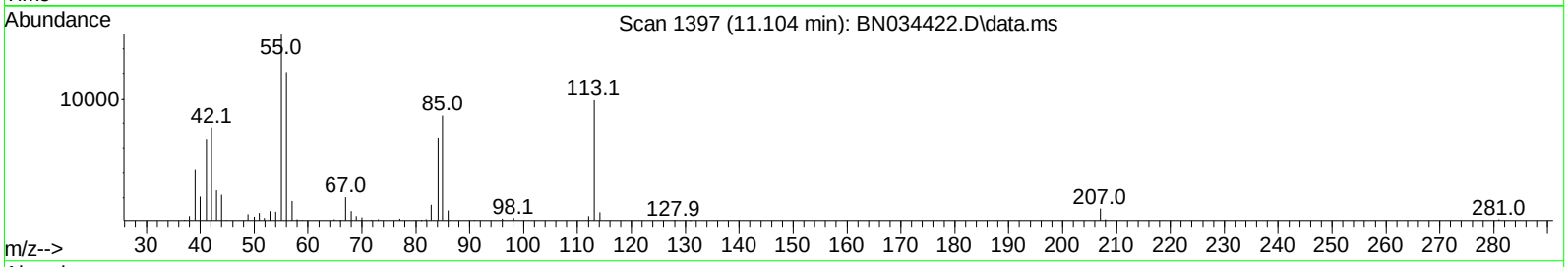

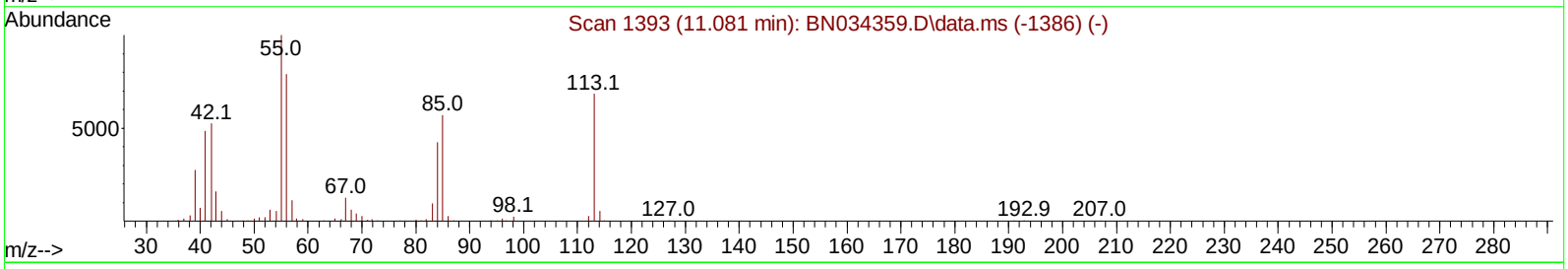

TIC: BN034422.D\data.ms

(34) Caprolactam

11.104min (+ 0.018) 9.27 ng/ul

response 43673

Ion	Exp%	Act%
113.00	100.00	100.00
55.00	171.30	152.87
56.00	124.60	122.05
0.00	0.00	0.00

Quantitation Report (Qedit)

Data Path : Z:\svoasrv\HPCHEM1\BNA_N\Data\BN100424\
Data File : BN034422.D
Acq On : 05 Oct 2024 13:41
Operator : RC/JU
Sample : PB163787BS
Misc :
ALS Vial : 39 Sample Multiplier: 1

Quant Time: Oct 07 00:03:00 2024
Quant Method : Z:\svoasrv\HPCHEM1\BNA_N\Methods\SFAM-EPA-BN091124.MA.M
Quant Title : SVOA CALIBRATION
QLast Update : Mon Sep 30 14:14:38 2024
Response via : Initial Calibration

Instrument :
BNA_N
ClientSampleId :
SLCS787

Manual IntegrationsAPPROVED

Reviewed By :Yogesh Patel 10/07/2024
Supervised By :mohammad ahmed 10/07/2024

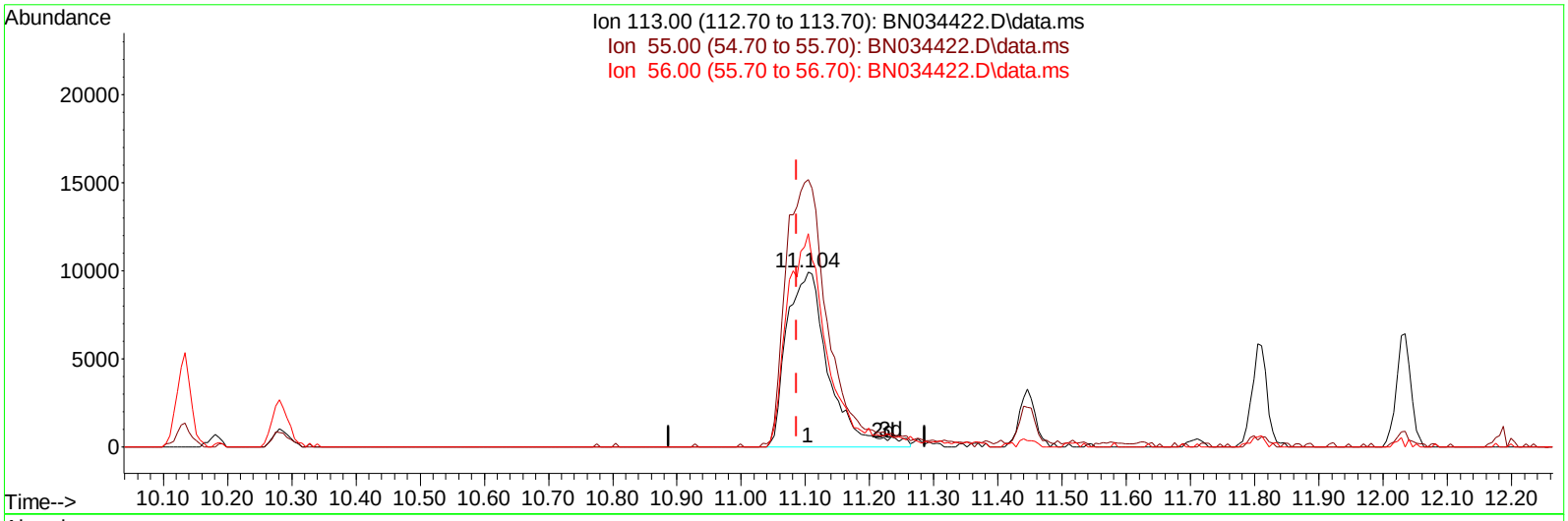

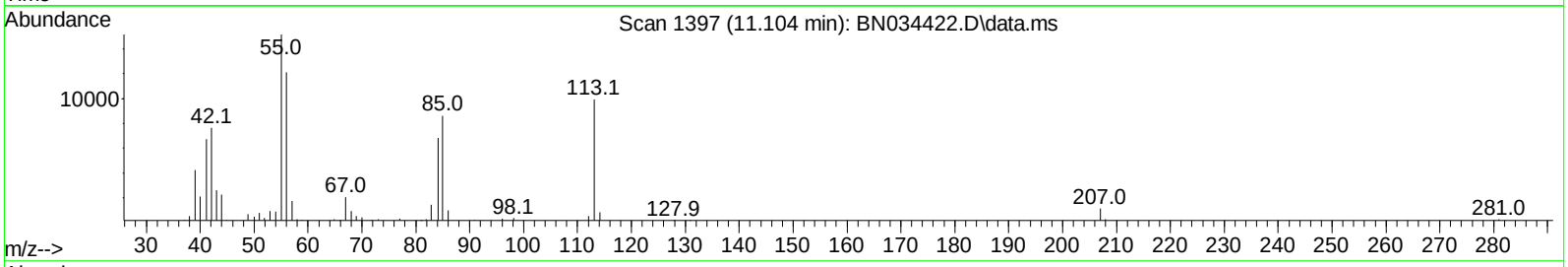

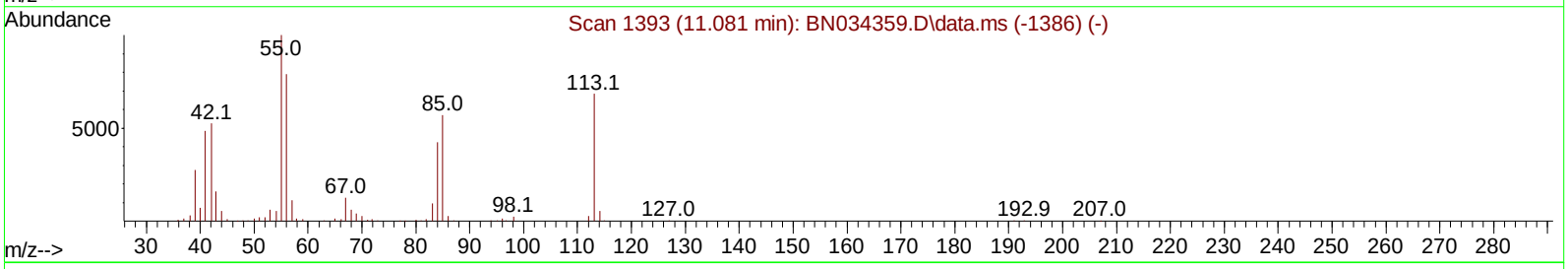

TIC: BN034422.D\data.ms

(34) Caprolactam

11.104min (+ 0.018) 9.52 ng/ul m

response 44844

Ion	Exp%	Act%
113.00	100.00	100.00
55.00	171.30	152.87
56.00	124.60	122.05
0.00	0.00	0.00

Quantitation Report (Qedit)

Data Path : Z:\svoasrv\HPCHEM1\BNA_N\Data\BN100424\
Data File : BN034422.D
Acq On : 05 Oct 2024 13:41
Operator : RC/JU
Sample : PB163787BS
Misc :
ALS Vial : 39 Sample Multiplier: 1

Quant Time: Oct 07 00:02:11 2024
Quant Method : Z:\svoasrv\HPCHEM1\BNA_N\Methods\SFAM-EPA-BN091124.MA.M
Quant Title : SVOA CALIBRATION
QLast Update : Mon Sep 30 14:14:38 2024
Response via : Initial Calibration

Instrument :
BNA_N
ClientSampleId :
SLCS787

Manual IntegrationsAPPROVED

Reviewed By :Yogesh Patel 10/07/2024
Supervised By :mohammad ahmed 10/07/2024

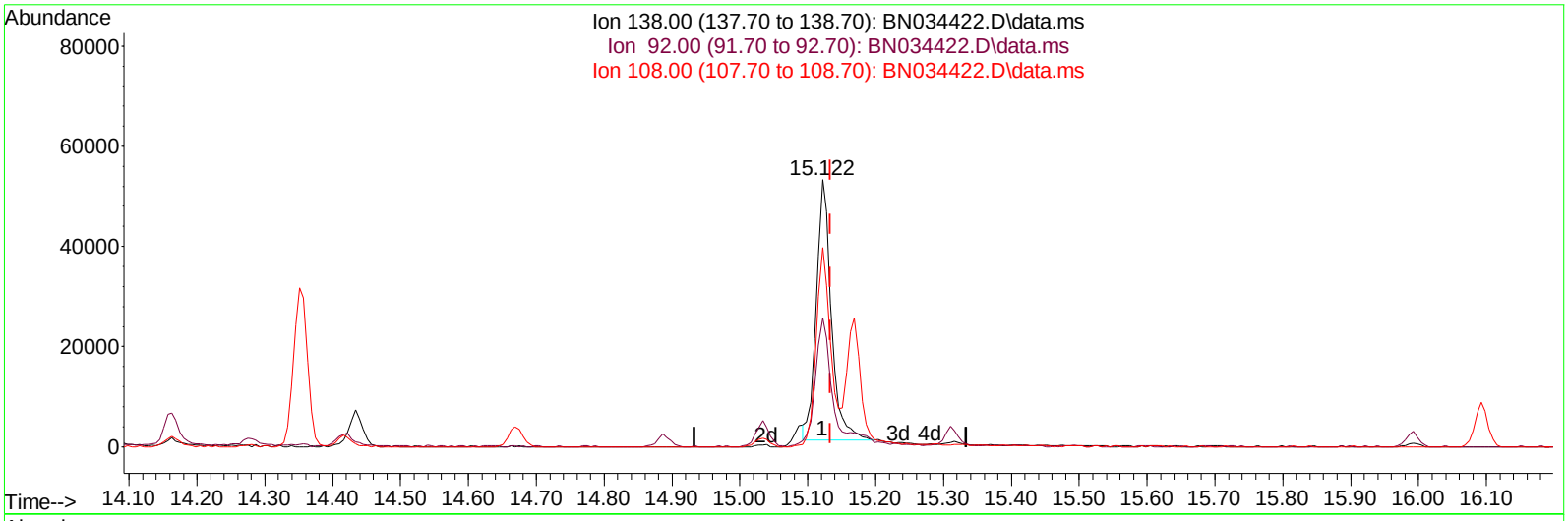

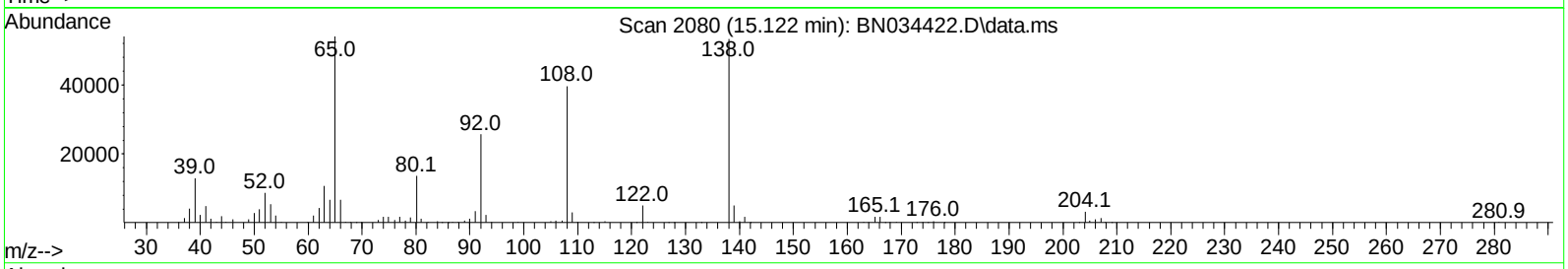

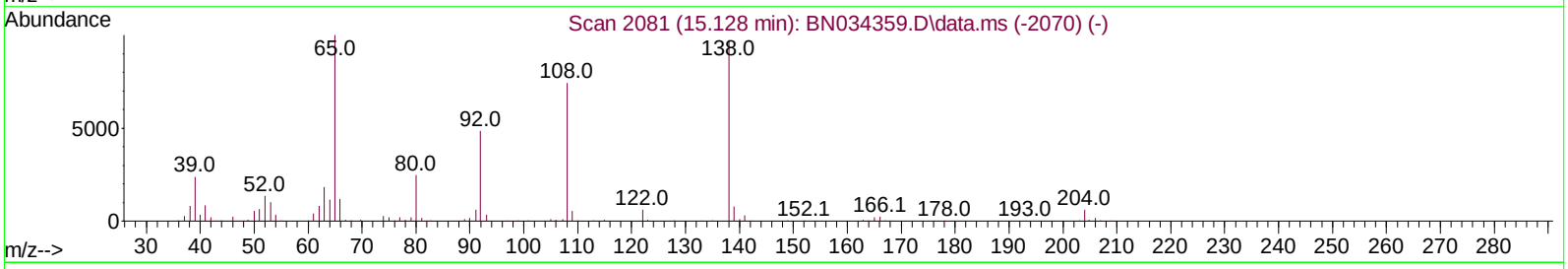

TIC: BN034422.D\data.ms

(63) 4-Nitroaniline

15.122min (-0.012) 10.57 ng/ul

response 79957

Ion	Exp%	Act%
138.00	100.00	100.00
92.00	53.70	48.21
108.00	83.70	74.55
0.00	0.00	0.00

Quantitation Report (Qedit)

Data Path : Z:\svoasrv\HPCHEM1\BNA_N\Data\BN100424\
Data File : BN034422.D
Acq On : 05 Oct 2024 13:41
Operator : RC/JU
Sample : PB163787BS
Misc :
ALS Vial : 39 Sample Multiplier: 1

Quant Time: Oct 07 00:02:11 2024
Quant Method : Z:\svoasrv\HPCHEM1\BNA_N\Methods\SFAM-EPA-BN091124.MA.M
Quant Title : SVOA CALIBRATION
QLast Update : Mon Sep 30 14:14:38 2024
Response via : Initial Calibration

Instrument :
BNA_N
ClientSampleId :
SLCS787

Manual IntegrationsAPPROVED

Reviewed By :Yogesh Patel 10/07/2024
Supervised By :mohammad ahmed 10/07/2024

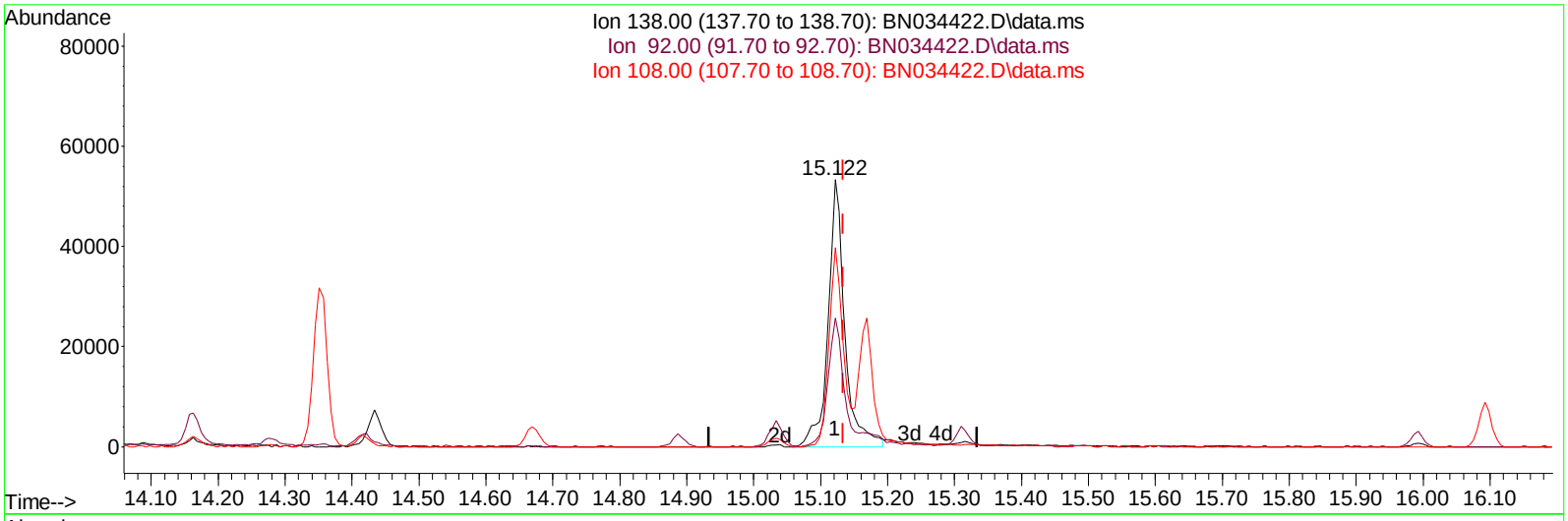

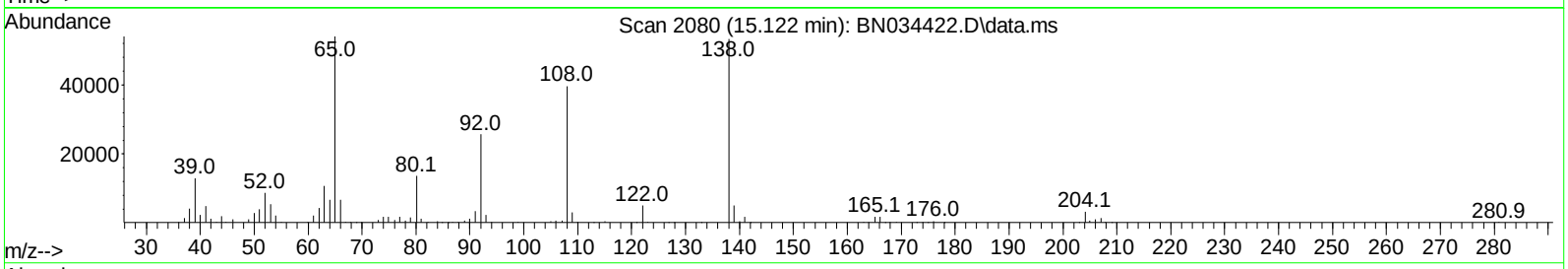

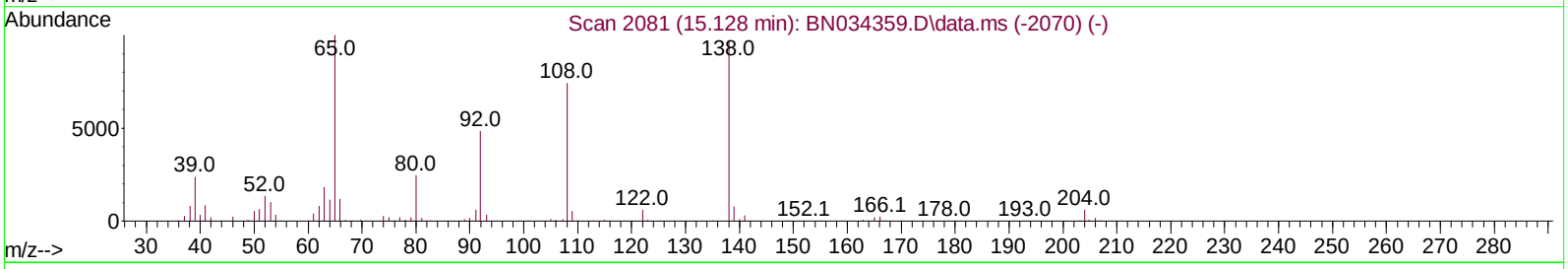

TIC: BN034422.D\data.ms

(63) 4-Nitroaniline

15.122min (-0.012) 12.25 ng/ul m

response 92725

Ion	Exp%	Act%
138.00	100.00	100.00
92.00	53.70	48.21
108.00	83.70	74.55
0.00	0.00	0.00

Quantitation Report (QT Reviewed)

Data Path : Z:\svoasrv\HPCHEM1\BNA_N\Data\BN100424\
Data File : BN034422.D
Acq On : 05 Oct 2024 13:41
Operator : RC/JU
Sample : PB163787BS
Misc :
ALS Vial : 39 Sample Multiplier: 1

Quant Time: Oct 07 00:58:25 2024
Quant Method : Z:\svoasrv\HPCHEM1\BNA_N\Methods\SFAM-EPA-BN091124.MA.M
Quant Title : SVOA CALIBRATION
QLast Update : Mon Sep 30 14:14:38 2024
Response via : Initial Calibration

Instrument :
BNA_N
ClientSampleId :
SLCS787

Manual IntegrationsAPPROVED

Reviewed By :Yogesh Patel 10/07/2024
Supervised By :mohammad ahmed 10/07/2024

Compound	R.T.	QIon	Response	Conc	Units	Dev(Min)
Internal Standards						
1) 1,4-Dichlorobenzene-d4	7.375	152	201897	20.000	ng/ul	-0.01
20) Naphthalene-d8	10.134	136	756859	20.000	ng/ul	0.00
38) Acenaphthene-d10	14.028	164	443675	20.000	ng/ul	-0.01
64) Phenanthrene-d10	16.786	188	839350	20.000	ng/ul	-0.01
79) Chrysene-d12	21.021	240	766225	20.000	ng/ul	-0.01
88) Perylene-d12	23.727	264	876207	20.000	ng/ul	-0.01
System Monitoring Compounds						
3) 1,4-Dioxane-d8	2.999	96	29401	5.942	ng/uL	0.00
4) Pyridine-d5	3.381	84	369277	25.110	ng/ul	0.00
7) Phenol-d5	6.581	99	450104	25.120	ng/ul	0.00
9) Bis-(2-Chloroethyl)eth...	6.734	67	276866	24.904	ng/ul	0.00
11) 2-Chlorophenol-d4	6.916	132	411413	29.169	ng/ul	-0.01
15) 4-Methylphenol-d8	8.093	113	355963	24.143	ng/ul	-0.01
21) Nitrobenzene-d5	8.522	128	190507	31.580	ng/ul	0.00
24) 2-Nitrophenol-d4	9.234	143	205392	33.110	ng/ul	0.00
28) 2,4-Dichlorophenol-d3	9.769	165	352786	30.197	ng/ul	0.00
31) 4-Chloroaniline-d4	10.281	131	481598	27.229	ng/ul	-0.01
46) Dimethylphthalate-d6	13.457	166	966482	29.148	ng/ul	-0.01
49) Acenaphthylene-d8	13.716	160	1124810	30.155	ng/ul	-0.01
54) 4-Nitrophenol-d4	14.263	143	159970	23.508	ng/ul	-0.01
60) Fluorene-d10	15.033	176	818601	29.131	ng/ul	-0.01
65) 4,6-Dinitro-2-methylph...	15.169	200	145557	29.085	ng/ul	0.00
73) Anthracene-d10	16.886	188	1188092	30.108	ng/ul	-0.01
81) Pyrene-d10	19.198	212	1340609	31.402	ng/ul	-0.01
92) Benzo(a)pyrene-d12	23.545	264	1428540	31.739	ng/ul	-0.01
Target Compounds						Qvalue
2) 1,4-Dioxane	3.028	88	31392	6.015	ng/uL	93
5) Pyridine	3.405	79	184387	12.253	ng/ul	96
6) Benzaldehyde	6.540	77	121069	12.800	ng/ul	91
8) Phenol	6.605	94	231968	12.434	ng/ul	95
10) Bis(2-Chloroethyl)ether	6.828	93	195865	13.508	ng/ul	89
12) 2-Chlorophenol	6.952	128	209183	14.472	ng/ul	94
13) 2-Methylphenol	7.828	108	172583	12.377	ng/ul	99
14) 2,2'-oxybis(1-Chloropr...	7.904	45	252905	11.827	ng/ul	96
16) Acetophenone	8.193	105	280122	11.994	ng/ul	98
17) N-Nitroso-di-n-propyla...	8.187	70	132784	11.481	ng/ul#	93
18) 4-Methylphenol	8.157	108	191385	12.333	ng/ul	98
19) Hexachloroethane	8.434	117	88370	14.495	ng/ul	90
22) Nitrobenzene	8.563	77	211979	14.039	ng/ul	93
23) Isophorone	9.087	82	357151	12.827	ng/ul	95
25) 2-Nitrophenol	9.263	139	111496	16.060	ng/ul	91
26) 2,4-Dimethylphenol	9.340	107	154358	10.807	ng/ul	93
27) Bis(2-Chloroethoxy)met...	9.575	93	242450	14.152	ng/ul	99
29) 2,4-Dichlorophenol	9.793	162	183128	15.481	ng/ul	98
30) Naphthalene	10.181	128	625612	15.112	ng/ul	99
32) 4-Chloroaniline	10.304	127	192084	11.021	ng/ul	99
33) Hexachlorobutadiene	10.475	225	125882	16.587	ng/ul	97
34) Caprolactam	11.104	113	44844m	9.522	ng/ul	
35) 4-Chloro-3-methylphenol	11.445	107	172300	12.372	ng/ul	88

Quantitation Report (QT Reviewed)

Data Path : Z:\svoasrv\HPCHEM1\BNA_N\Data\BN100424\
Data File : BN034422.D
Acq On : 05 Oct 2024 13:41
Operator : RC/JU
Sample : PB163787BS
Misc :
ALS Vial : 39 Sample Multiplier: 1

Quant Time: Oct 07 00:58:25 2024
Quant Method : Z:\svoasrv\HPCHEM1\BNA_N\Methods\SFAM-EPA-BN091124.MA.M
Quant Title : SVOA CALIBRATION
QLast Update : Mon Sep 30 14:14:38 2024
Response via : Initial Calibration

Instrument :
BNA_N
ClientSampleId :
SLCS787

Manual IntegrationsAPPROVED

Reviewed By :Yogesh Patel 10/07/2024
Supervised By :mohammad ahmed 10/07/2024

Compound	R.T.	QIon	Response	Conc Units	Dev(Min)
36) 2-Methylnaphthalene	11.804	142	403965	14.166 ng/ul	99
37) 1-Methylnaphthalene	12.034	142	409756	14.195 ng/ul	97
39) 1,2,4,5-Tetrachloroben...	12.187	216	221496	17.293 ng/ul	96
40) Hexachlorocyclopentadiene	12.169	237	107516	13.643 ng/ul	97
41) 2,4,6-Trichlorophenol	12.440	196	132220	15.571 ng/ul	97
42) 2,4,5-Trichlorophenol	12.516	196	143382	15.373 ng/ul	96
43) 1,1'-Biphenyl	12.851	154	526113	15.729 ng/ul	97
44) 2-Chloronaphthalene	12.887	162	411046	15.774 ng/ul	96
45) 2-Nitroaniline	13.110	65	98164	11.658 ng/ul	88
47) Dimethylphthalate	13.504	163	487771	14.434 ng/ul	98
48) 2,6-Dinitrotoluene	13.622	165	95471	14.348 ng/ul	89
50) Acenaphthylene	13.745	152	617797	15.136 ng/ul	99
51) 3-Nitroaniline	13.951	138	92648	12.599 ng/ul	93
52) Acenaphthene	14.092	153	436498	14.979 ng/ul	96
53) 2,4-Dinitrophenol	14.163	184	39521	10.098 ng/ul	91
55) 4-Nitrophenol	14.281	109	58495	10.122 ng/ul	90
56) Dibenzofuran	14.434	168	588283	14.763 ng/ul	95
57) 2,4-Dinitrotoluene	14.416	165	140325	13.988 ng/ul	93
58) 2,3,4,6-Tetrachlorophenol	14.669	232	117073	15.126 ng/ul	93
59) Diethylphthalate	14.886	149	484110	13.709 ng/ul	99
61) Fluorene	15.086	166	468155	14.362 ng/ul	95
62) 4-Chlorophenyl-phenyle...	15.098	204	234317	14.830 ng/ul	94
63) 4-Nitroaniline	15.122	138	92725m	12.254 ng/ul	
66) 4,6-Dinitro-2-methylph...	15.181	198	80769	14.534 ng/ul#	99
67) N-Nitrosodiphenylamine	15.316	169	405382	16.118 ng/ul	98
68) 4-Bromophenyl-phenylether	15.992	248	144545	16.959 ng/ul	95
69) Hexachlorobenzene	16.092	284	170371	17.222 ng/ul	94
70) Atrazine	16.280	200	100833	11.065 ng/ul	98
71) Pentachlorophenol	16.445	266	93738	14.227 ng/ul	96
72) Phenanthrene	16.828	178	720487	15.567 ng/ul	99
74) Anthracene	16.922	178	706371	14.947 ng/ul	98
75) 1,2,3,4-Tetrachloroben...	12.810	216	209670	17.949 ng/uL	98
76) Pentachlorobenzene	14.357	250	203711	17.127 ng/uL	98
77) Carbazole	17.198	167	650899	14.965 ng/ul	99
78) Di-n-butylphthalate	17.786	149	793674	14.354 ng/ul	100
80) Fluoranthene	18.863	202	821661	16.463 ng/ul	97
82) Pyrene	19.227	202	864937	16.121 ng/ul	97
83) Butylbenzylphthalate	20.169	149	338490	14.068 ng/ul	94
84) 3,3'-Dichlorobenzidine	20.951	252	252573	14.675 ng/ul	99
85) Benzo(a)anthracene	21.004	228	834973	15.284 ng/ul	97
86) Bis(2-ethylhexyl)phtha...	20.968	149	516853	14.676 ng/ul	98
87) Chrysene	21.063	228	812158	15.581 ng/ul	99
89) Di-n-octyl phthalate	22.010	149	837518	14.365 ng/ul	100
90) Benzo(b)fluoranthene	22.880	252	845964	15.836 ng/ul	99
91) Benzo(k)fluoranthene	22.939	252	849242	16.114 ng/ul	100
93) Benzo(a)pyrene	23.604	252	755341	14.967 ng/ul	98
94) Indeno(1,2,3-cd)pyrene	26.709	276	1018897	16.295 ng/ul	99
95) Dibenzo(a,h)anthracene	26.768	278	833721	16.495 ng/ul	97
96) Benzo(g,h,i)perylene	27.633	276	815154	16.793 ng/ul	99

(#) = qualifier out of range (m) = manual integration (+) = signals summed

FORM 1A-OR
ORGANIC ANALYSIS DATA SHEET
TARGET ANALYTE LIST

EPA SAMPLE NO.

SLCS807

Lab Name : Alliance Technical Group, LLC
Contract : 68HERH20D0011
Lab Code: ACE Case No.: ARC Sayrevil
MA No. : SDG No.: P4227
Analytical Method : SVOA
Level :
Matrix : Water
Lab Sample ID : PB163807BS
Sample wt/vol : 1000 (g/mL) mL
Lab File ID : BN034423.D
% Solids :
Date Received :
GC Column : ZB-GR ID : 0.25 (mm)
Date Extracted : 09/30/2024
GC Column : ID : (mm)
Date Analyzed : 10/05/2024
Extract Concentrated :(Y/N) N
Extract Volume : 1000 (µL)
Soil Aliquot (VOA) : (µL)
Extraction Type : CONH
Heated Purge : (Y/N)
Injection Volume : 1.0 (µL)
Purge Volume : (mL)
pH : Dilution Factor : 1.0
Cleanup Types :
Cleanup Factor : 1.0
Concentration Units (µg/L, µg/kg, µg, or µg/cm²): µg/L

CAS NO.	ANALYTE	CONCENTRATION	Q
111-44-4	Bis(2-Chloroethyl)ether	12	
98-95-3	Nitrobenzene	12	
78-59-1	Isophorone	12	

Quantitation Report (QT Reviewed)

Data Path : Z:\svoasrv\HPCHEM1\BNA_N\Data\BN100424\
Data File : BN034423.D
Acq On : 05 Oct 2024 14:20
Operator : RC/JU
Sample : PB163807BS
Misc :
ALS Vial : 40 Sample Multiplier: 1

Quant Time: Oct 07 00:59:44 2024
Quant Method : Z:\svoasrv\HPCHEM1\BNA_N\Methods\SFAM-EPA-BN091124.MA.M
Quant Title : SVOA CALIBRATION
QLast Update : Mon Sep 30 14:14:38 2024
Response via : Initial Calibration

Instrument :
BNA_N
ClientSampleId :
SLCS807

Manual Integrations APPROVED
Reviewed By :Yogesh Patel 10/07/2024
Supervised By :mohammad ahmed 10/07/2024

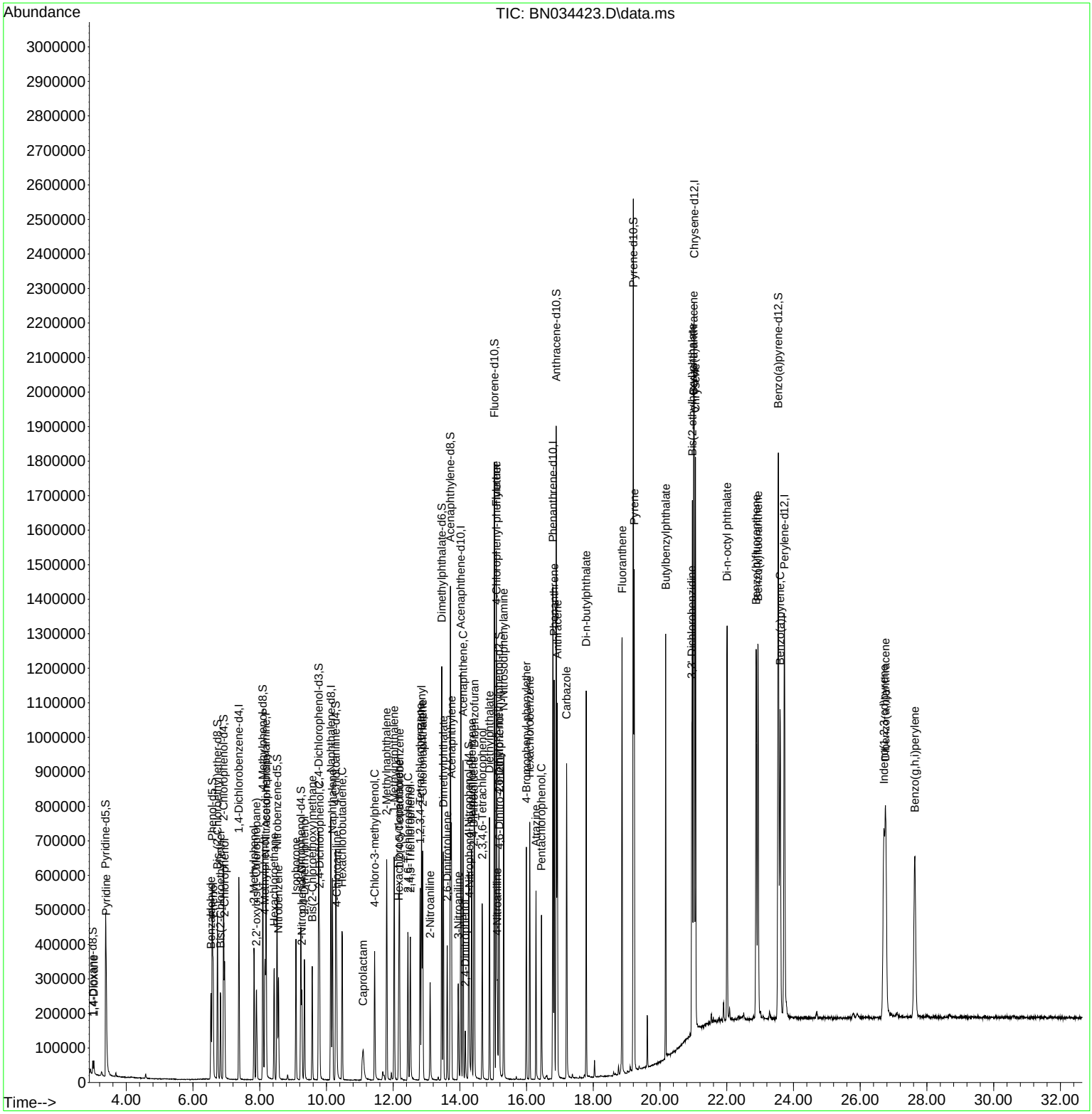

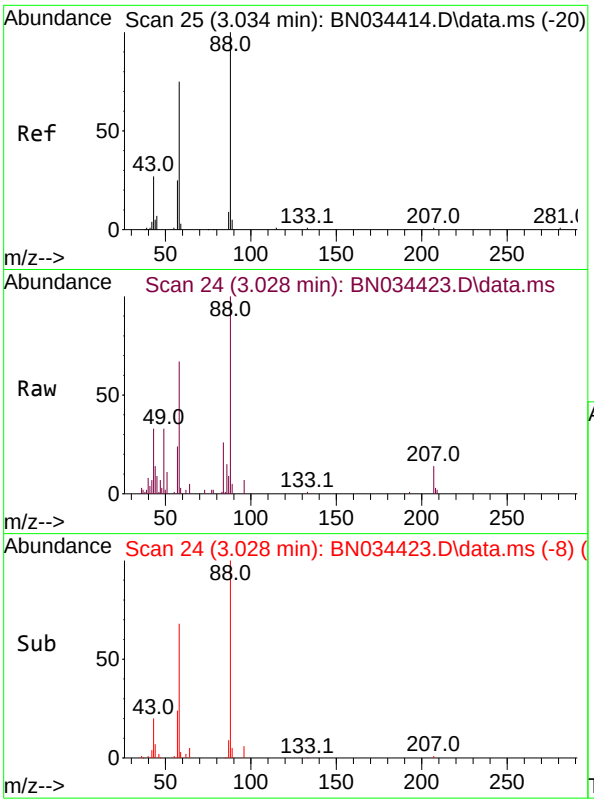

#2
1,4-Dioxane
Concen: 5.287 ng/uL
RT: 3.028 min Scan# 2
Delta R.T. -0.006 min
Lab File: BN034423.D
Acq: 05 Oct 2024 14:20

Tgt Ion: 88 Resp: 21399

Ion	Ratio	Lower	Upper
88	100		
43	32.7	24.7	37.1
58	67.3	64.6	96.8

Instrument :
BNA_N
ClientSampleId :
SLCS807

Manual Integrations
APPROVED

Reviewed By :Yogesh Patel 10/07/2024
Supervised By :mohammad ahmed 10/07/2024

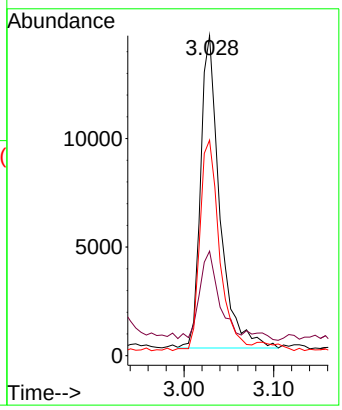

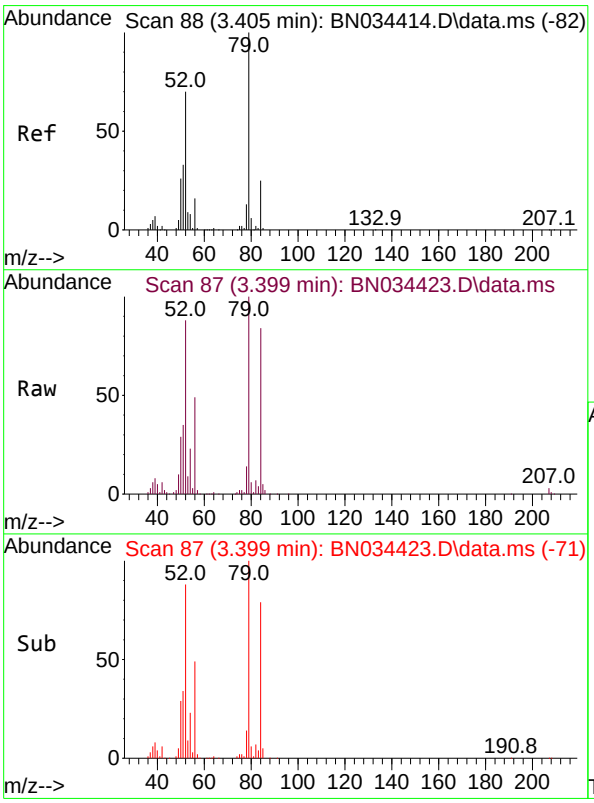

#5
Pyridine
Concen: 11.059 ng/ul
RT: 3.399 min Scan# 87
Delta R.T. -0.006 min
Lab File: BN034423.D
Acq: 05 Oct 2024 14:20

Tgt Ion: 79 Resp: 129069

Ion	Ratio	Lower	Upper
79	100		
52	87.6	65.2	97.8
51	35.5	29.7	44.5

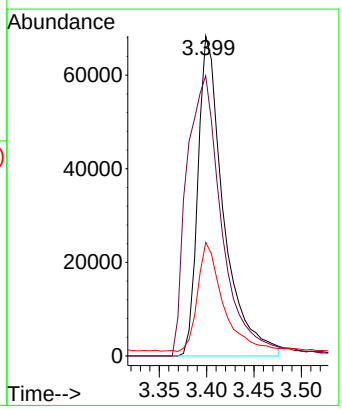

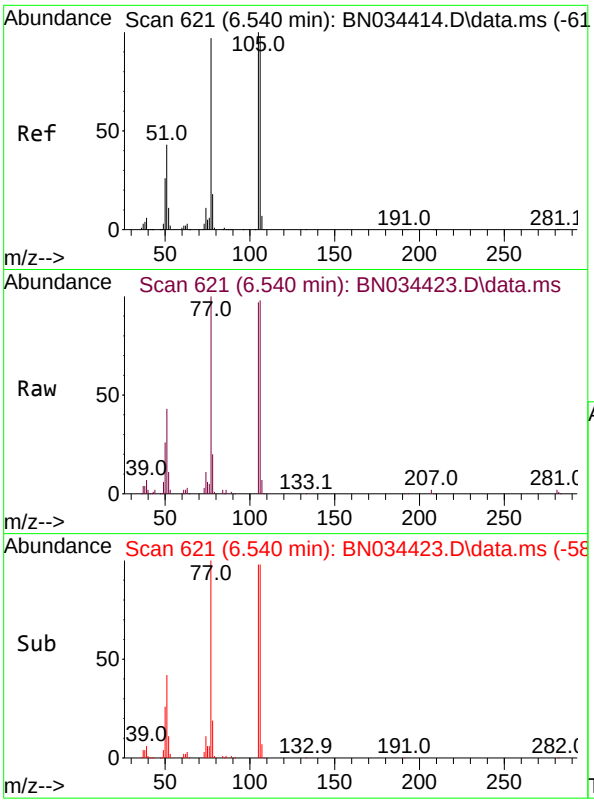

#6
Benzaldehyde
Concen: 11.698 ng/ul
RT: 6.540 min Scan# 6
Delta R.T. -0.006 min
Lab File: BN034423.D
Acq: 05 Oct 2024 14:20

Tgt Ion: 77 Resp: 8581

Ion	Ratio	Lower	Upper
77	100		
105	97.4	76.4	114.6
106	97.7	69.8	104.6

Instrument :
BNA_N
ClientSampleId :
SLCS807

Manual Integrations
APPROVED

Reviewed By :Yogesh Patel 10/07/2024
Supervised By :mohammad ahmed 10/07/2024

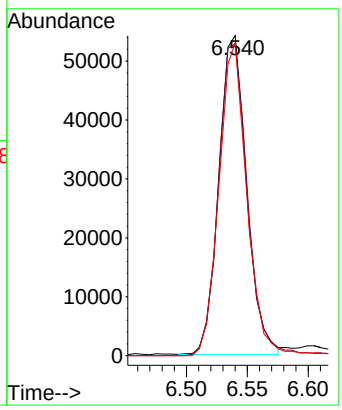

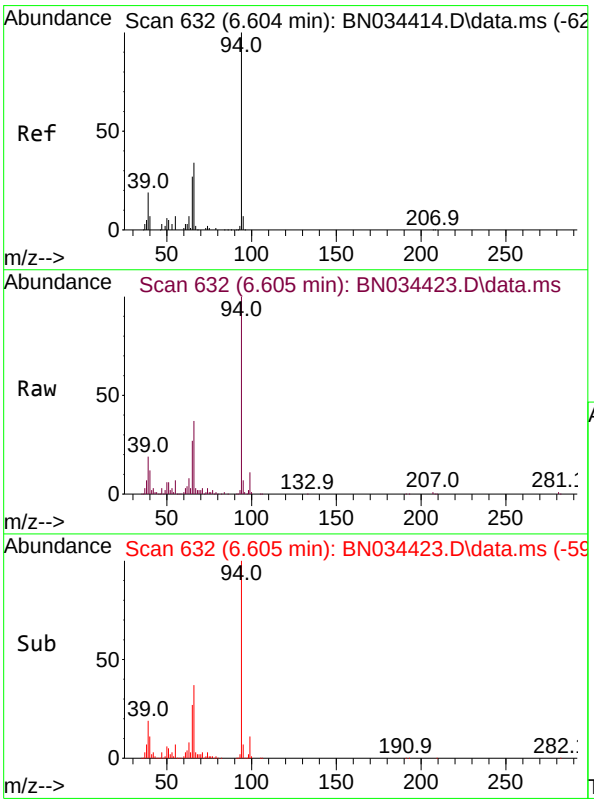

#8
Phenol
Concen: 11.600 ng/ul
RT: 6.605 min Scan# 632
Delta R.T. -0.006 min
Lab File: BN034423.D
Acq: 05 Oct 2024 14:20

Tgt Ion: 94 Resp: 167843

Ion	Ratio	Lower	Upper
94	100		
65	27.3	24.3	36.5
66	37.4	31.8	47.6

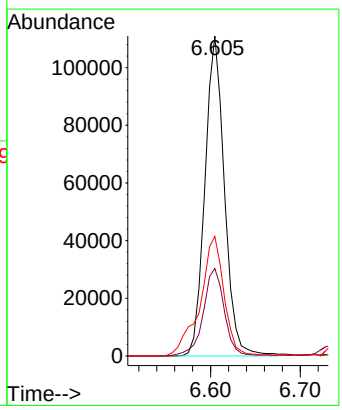

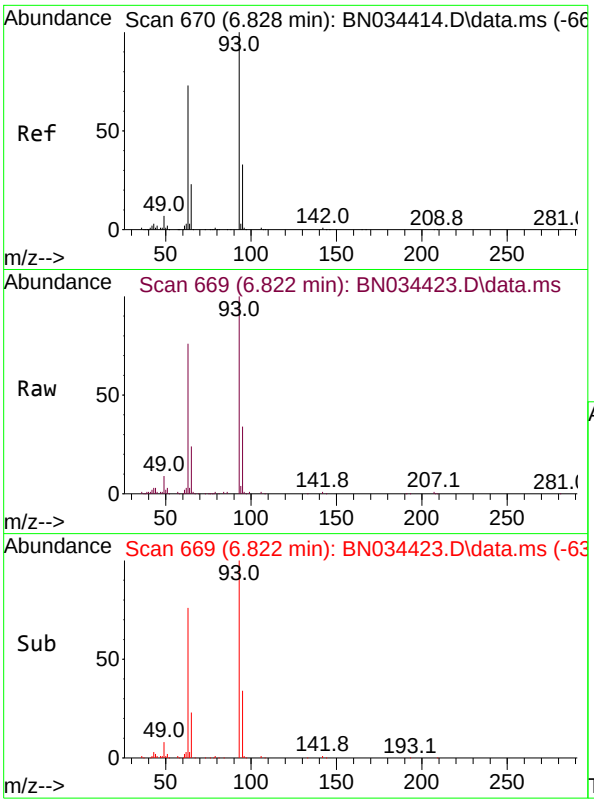

#10
Bis(2-Chloroethyl)ether
Concen: 12.201 ng/ul
RT: 6.822 min Scan# 6(
Delta R.T. -0.012 min
Lab File: BN034423.D
Acq: 05 Oct 2024 14:20

Tgt Ion: 93 Resp: 13720:

Ion	Ratio	Lower	Upper
93	100		
63	75.9	63.6	95.4
95	34.0	25.7	38.5

Instrument :
BNA_N
ClientSampleId :
SLCS807

Manual Integrations
APPROVED
Reviewed By :Yogesh Patel 10/07/2024
Supervised By :mohammad ahmed 10/07/2024

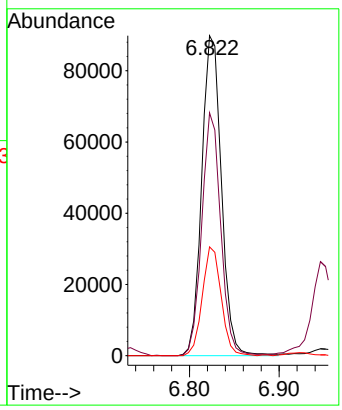

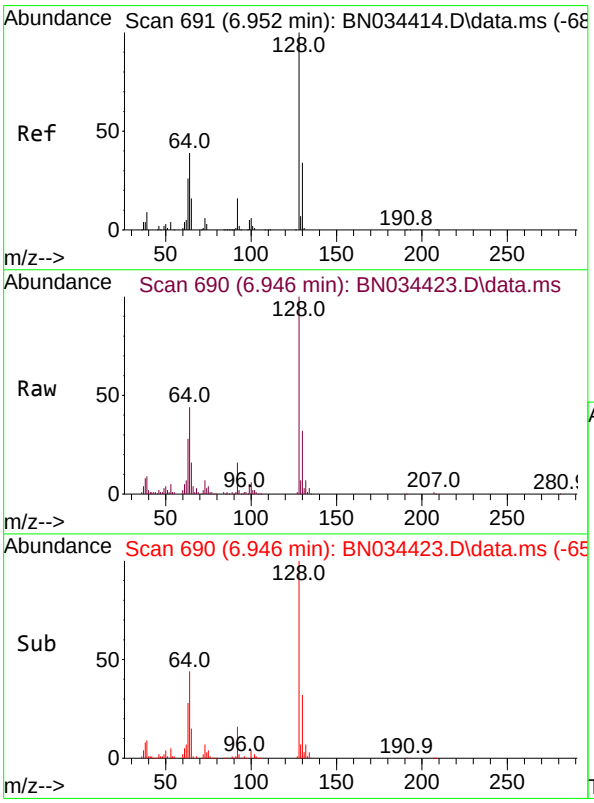

#12
2-Chlorophenol
Concen: 13.289 ng/ul
RT: 6.946 min Scan# 690
Delta R.T. -0.012 min
Lab File: BN034423.D
Acq: 05 Oct 2024 14:20

Tgt Ion:128 Resp: 148970

Ion	Ratio	Lower	Upper
128	100		
64	43.8	39.1	58.7
130	31.8	25.8	38.6

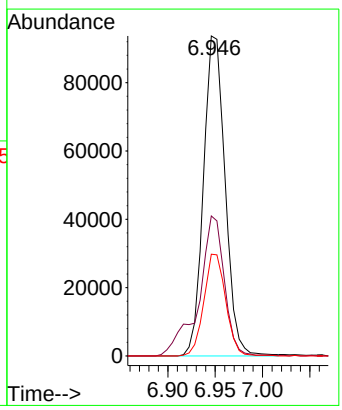

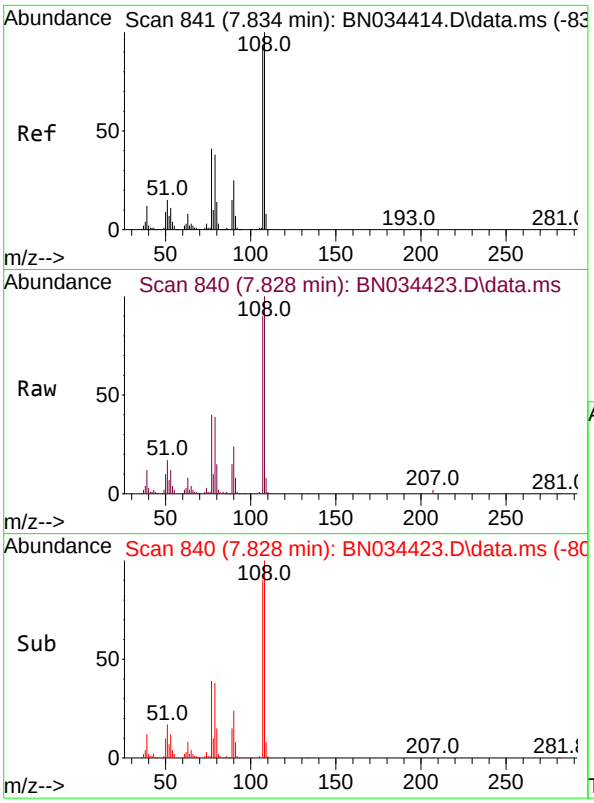

#13
2-Methylphenol
Concen: 11.783 ng/ul
RT: 7.828 min Scan# 84
Delta R.T. -0.012 min
Lab File: BN034423.D
Acq: 05 Oct 2024 14:20

Tgt Ion:108 Resp: 12742(

Ion	Ratio	Lower	Upper
108	100		
107	90.0	71.9	107.9

Instrument :
BNA_N
ClientSampleId :
SLCS807

Manual Integrations
APPROVED
Reviewed By :Yogesh Patel 10/07/2024
Supervised By :mohammad ahmed 10/07/2024

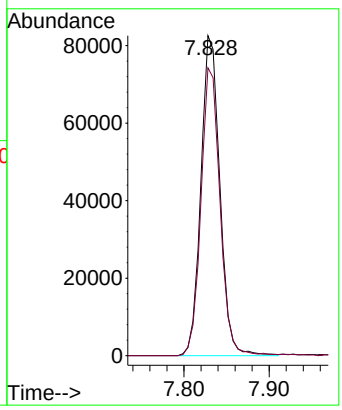

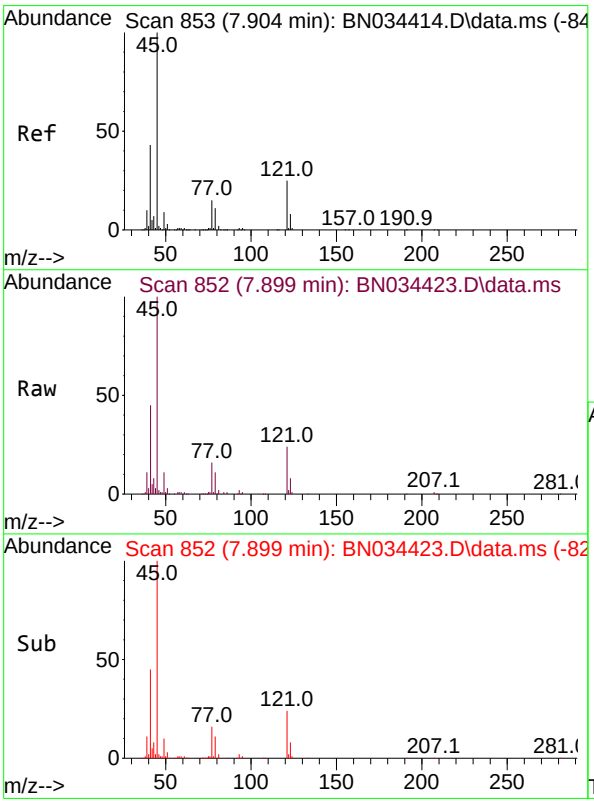

#14
2,2'-oxybis(1-Chloropropane)
Concen: 11.007 ng/ul
RT: 7.899 min Scan# 852
Delta R.T. -0.012 min
Lab File: BN034423.D
Acq: 05 Oct 2024 14:20

Tgt Ion: 45 Resp: 182546

Ion	Ratio	Lower	Upper
45	100		
77	16.4	11.0	16.6
79	10.8	7.8	11.8

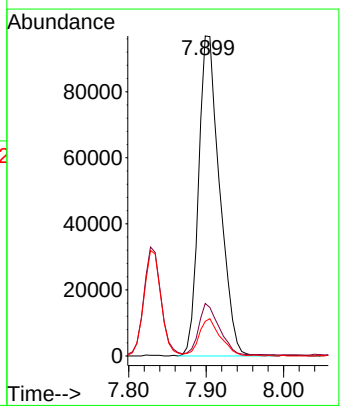

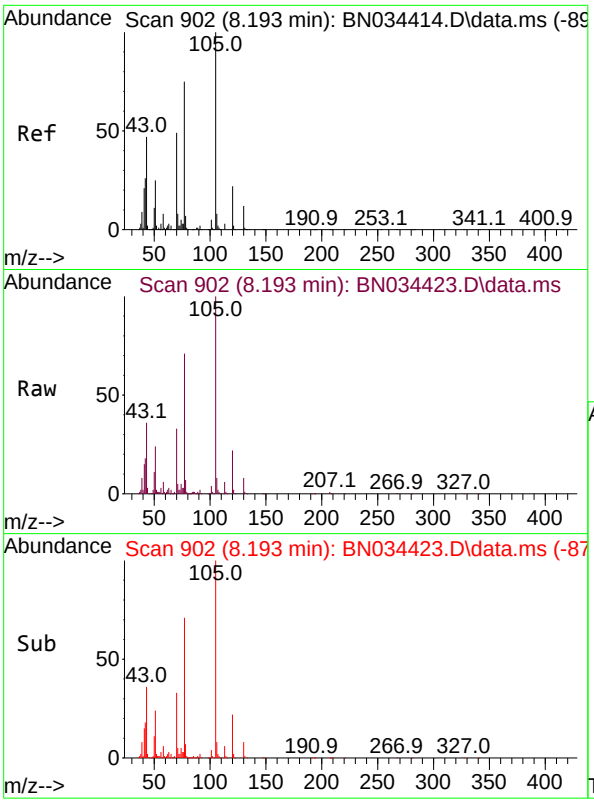

#16
Acetophenone
Concen: 11.649 ng/ul
RT: 8.193 min Scan# 9(
Delta R.T. -0.012 min
Lab File: BN034423.D
Acq: 05 Oct 2024 14:20

Tgt Ion:105 Resp: 21101(

Ion	Ratio	Lower	Upper
105	100		
77	71.3	61.1	91.7
51	24.1	22.6	33.8

Instrument :
BNA_N
ClientSampleId :
SLCS807

Manual Integrations
APPROVED
Reviewed By :Yogesh Patel 10/07/2024
Supervised By :mohammad ahmed 10/07/2024

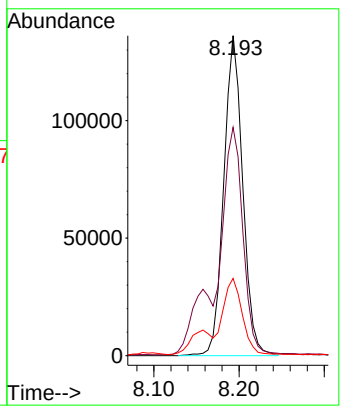

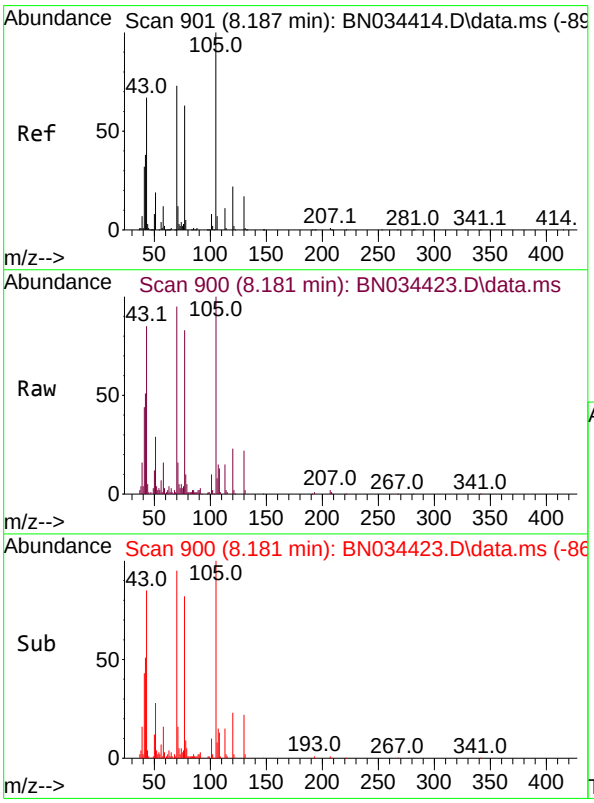

#17
N-Nitroso-di-n-propylamine
Concen: 11.123 ng/ul
RT: 8.181 min Scan# 900
Delta R.T. -0.018 min
Lab File: BN034423.D
Acq: 05 Oct 2024 14:20

Tgt Ion: 70 Resp: 99769

Ion	Ratio	Lower	Upper
70	100		
42	53.9	47.9	71.9
101	10.0	7.5	11.3
130	22.7	16.2	24.2

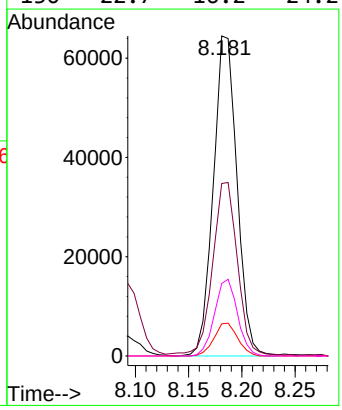

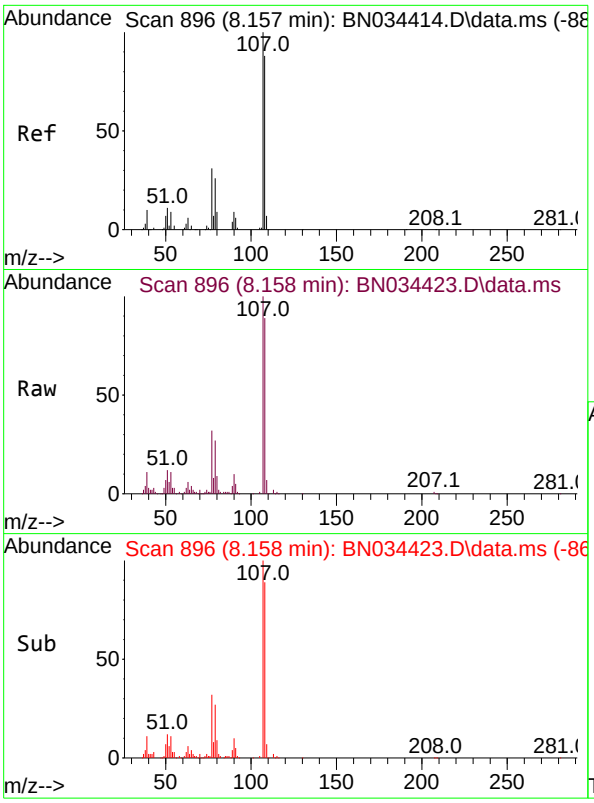

#18
4-Methylphenol
Concen: 11.642 ng/ul
RT: 8.158 min Scan# 8
Delta R.T. -0.006 min
Lab File: BN034423.D
Acq: 05 Oct 2024 14:20

Tgt Ion:108 Resp: 14011

Ion	Ratio	Lower	Upper
108	100		
107	112.8	89.4	134.2

Instrument :
BNA_N
ClientSampleId :
SLCS807

Manual Integrations
APPROVED

Reviewed By :Yogesh Patel 10/07/2024
Supervised By :mohammad ahmed 10/07/2024

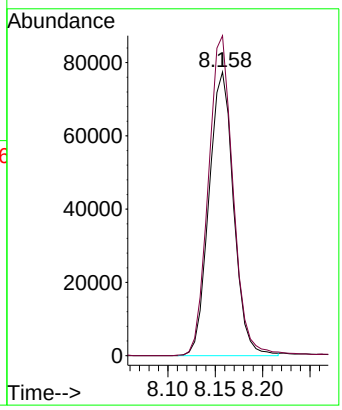

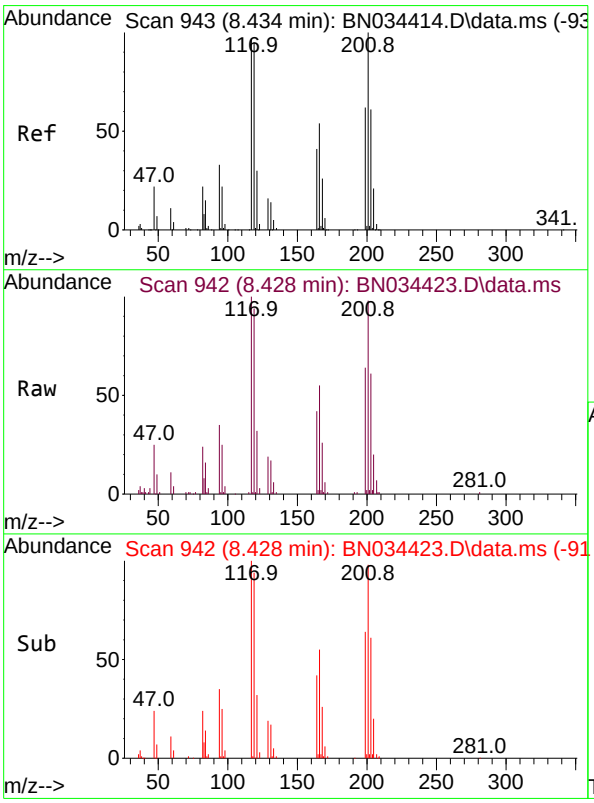

#19
Hexachloroethane
Concen: 12.861 ng/ul
RT: 8.428 min Scan# 942
Delta R.T. -0.012 min
Lab File: BN034423.D
Acq: 05 Oct 2024 14:20

Tgt Ion:117 Resp: 60810

Ion	Ratio	Lower	Upper
117	100		
201	98.4	73.9	110.9
199	63.7	44.0	66.0

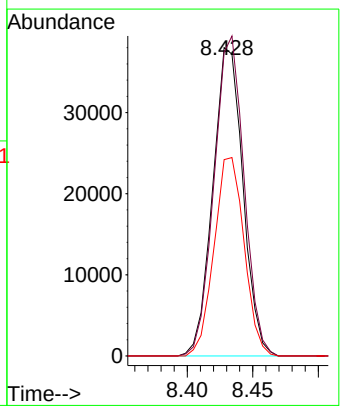

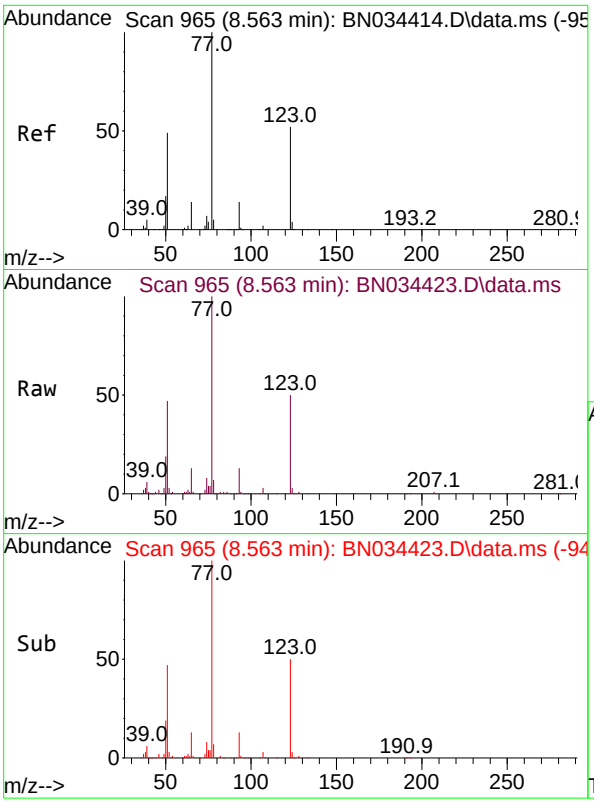

#22
Nitrobenzene
Concen: 12.031 ng/ul
RT: 8.563 min Scan# 9
Delta R.T. -0.006 min
Lab File: BN034423.D
Acq: 05 Oct 2024 14:20

Tgt Ion: 77 Resp: 151899

Ion	Ratio	Lower	Upper
77	100		
123	50.2	34.5	51.7
65	13.1	11.0	16.6

Instrument :
BNA_N
ClientSampleId :
SLCS807

Manual Integrations
APPROVED
Reviewed By :Yogesh Patel 10/07/2024
Supervised By :mohammad ahmed 10/07/2024

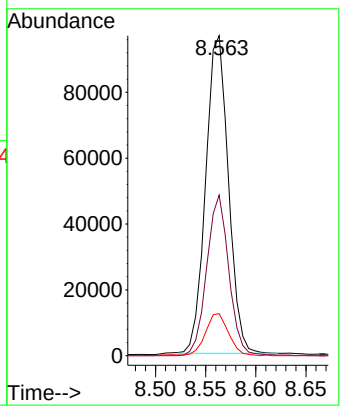

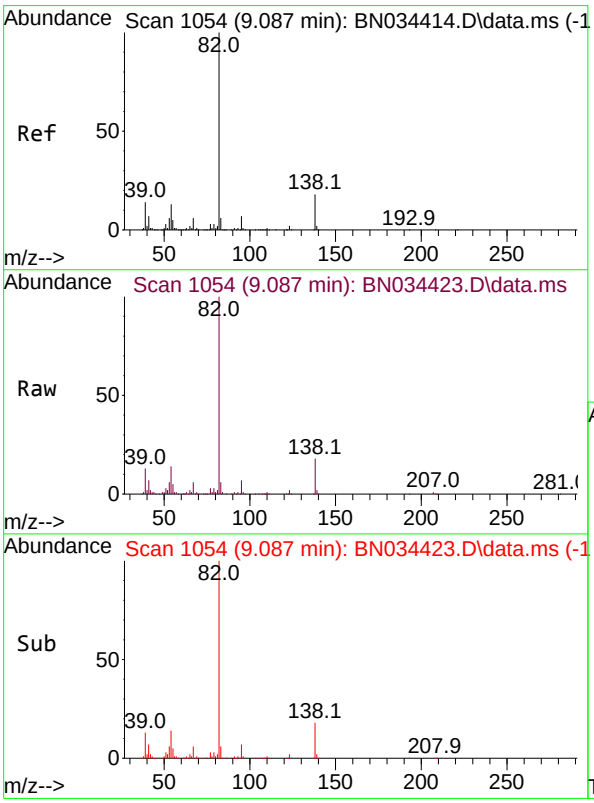

#23
Isophorone
Concen: 12.048 ng/ul
RT: 9.087 min Scan# 1054
Delta R.T. -0.012 min
Lab File: BN034423.D
Acq: 05 Oct 2024 14:20

Tgt Ion: 82 Resp: 280506

Ion	Ratio	Lower	Upper
82	100		
95	7.3	6.1	9.1
138	18.4	13.4	20.0

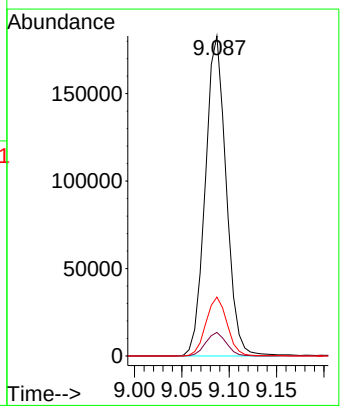

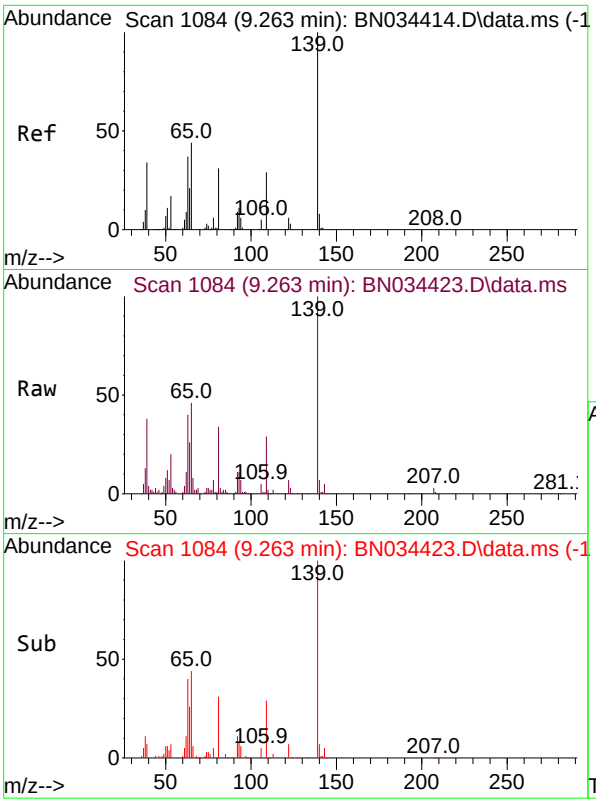

#25
2-Nitrophenol
Concen: 13.641 ng/ul
RT: 9.263 min Scan# 1(
Delta R.T. -0.012 min
Lab File: BN034423.D
Acq: 05 Oct 2024 14:20

Tgt Ion:139 Resp: 7918

Ion	Ratio	Lower	Upper
139	100		
65	45.6	42.0	63.0
109	29.0	26.5	39.7

Instrument :
BNA_N
ClientSampleId :
SLCS807

Manual Integrations
APPROVED
Reviewed By :Yogesh Patel 10/07/2024
Supervised By :mohammad ahmed 10/07/2024

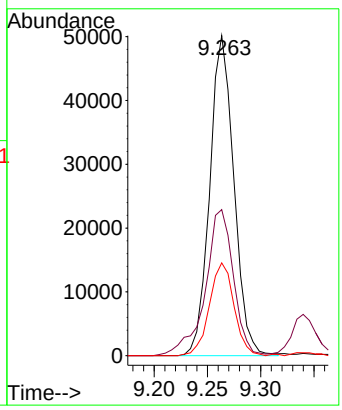

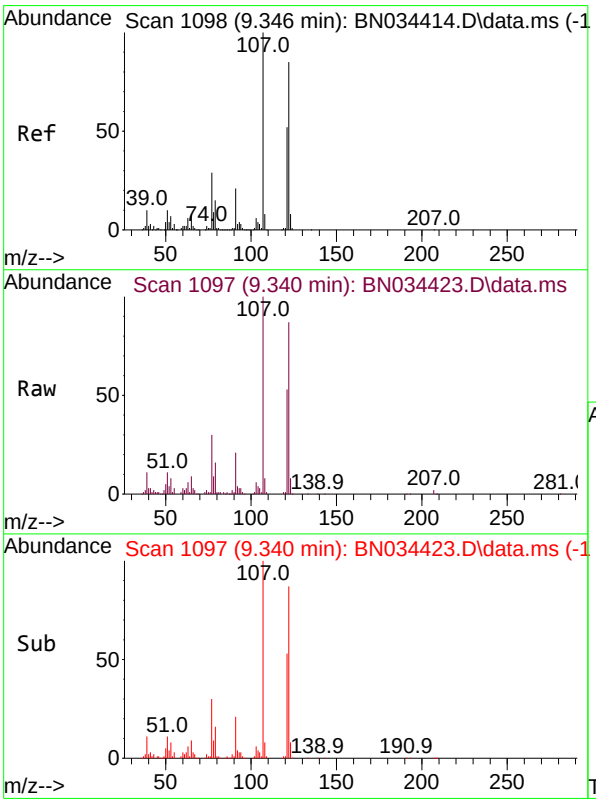

#26
2,4-Dimethylphenol
Concen: 9.669 ng/ul
RT: 9.340 min Scan# 1097
Delta R.T. -0.012 min
Lab File: BN034423.D
Acq: 05 Oct 2024 14:20

Tgt Ion:107 Resp: 115480

Ion	Ratio	Lower	Upper
107	100		
121	52.9	38.4	57.6
122	87.0	62.9	94.3

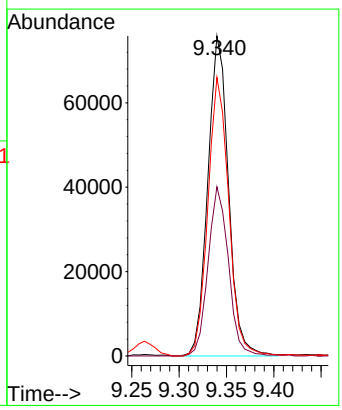

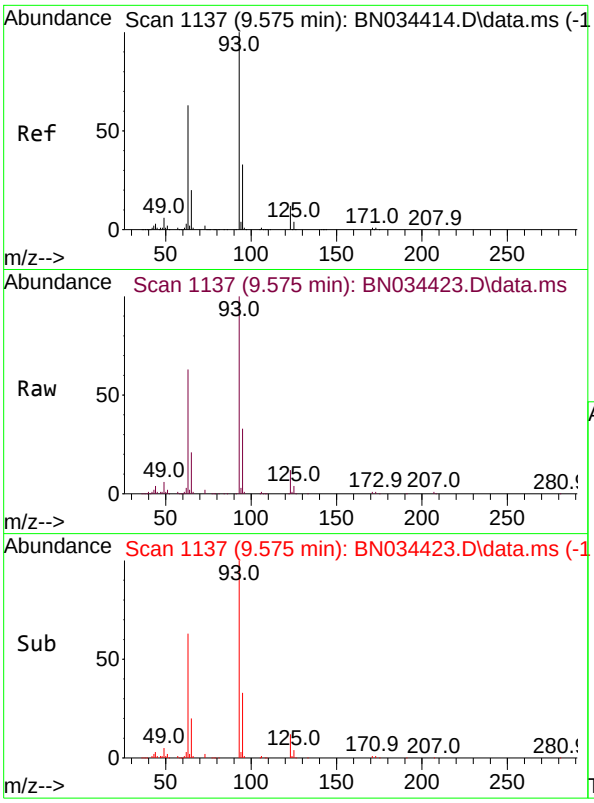

#27
Bis(2-Chloroethoxy)methane
Concen: 12.782 ng/ul
RT: 9.575 min Scan# 1
Delta R.T. -0.012 min
Lab File: BN034423.D
Acq: 05 Oct 2024 14:20

Tgt Ion: 93 Resp: 18310

Ion	Ratio	Lower	Upper
93	100		
95	32.6	24.9	37.3
123	12.1	8.8	13.2

Instrument :
BNA_N
ClientSampleId :
SLCS807

Manual Integrations
APPROVED
Reviewed By :Yogesh Patel 10/07/2024
Supervised By :mohammad ahmed 10/07/2024

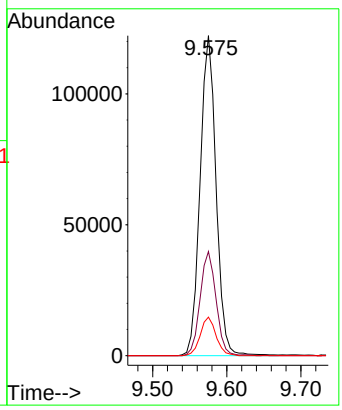

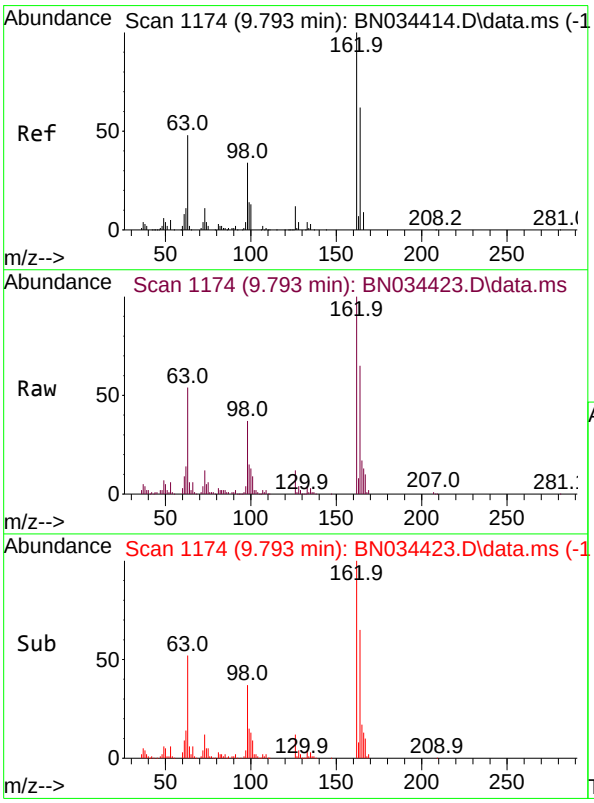

#29
2,4-Dichlorophenol
Concen: 13.795 ng/ul
RT: 9.793 min Scan# 1174
Delta R.T. -0.012 min
Lab File: BN034423.D
Acq: 05 Oct 2024 14:20

Tgt Ion:162 Resp: 136447

Ion	Ratio	Lower	Upper
162	100		
164	65.3	53.0	79.6
98	36.8	30.6	46.0

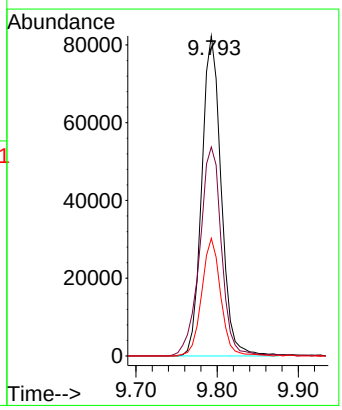

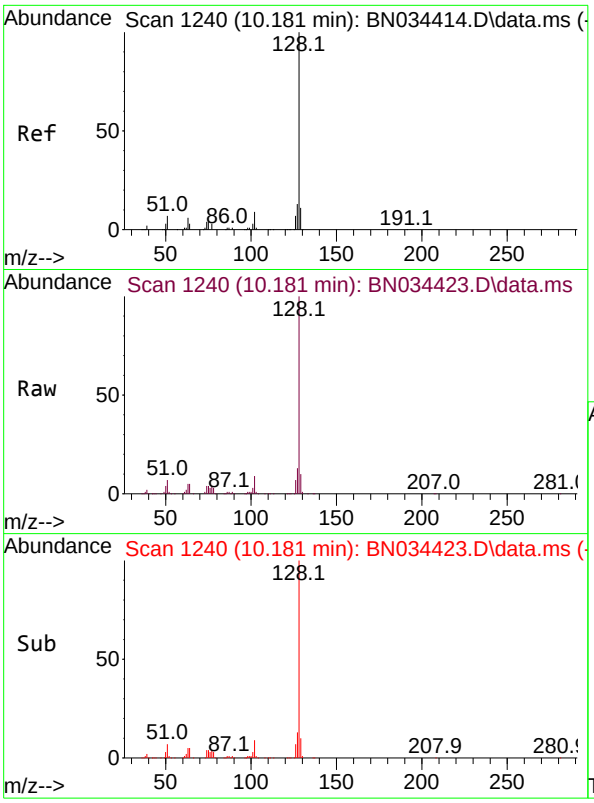

#30
Naphthalene
Concen: 13.523 ng/ul
RT: 10.181 min Scan# 1
Delta R.T. -0.012 min
Lab File: BN034423.D
Acq: 05 Oct 2024 14:20

Tgt Ion:128 Resp: 46813

Ion	Ratio	Lower	Upper
128	100		
129	10.4	8.7	13.1
127	13.3	10.6	16.0

Instrument :
BNA_N
ClientSampleId :
SLCS807

Manual Integrations
APPROVED

Reviewed By :Yogesh Patel 10/07/2024
Supervised By :mohammad ahmed 10/07/2024

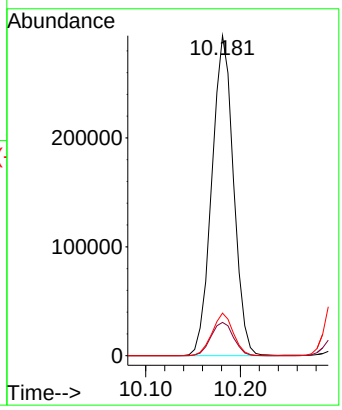

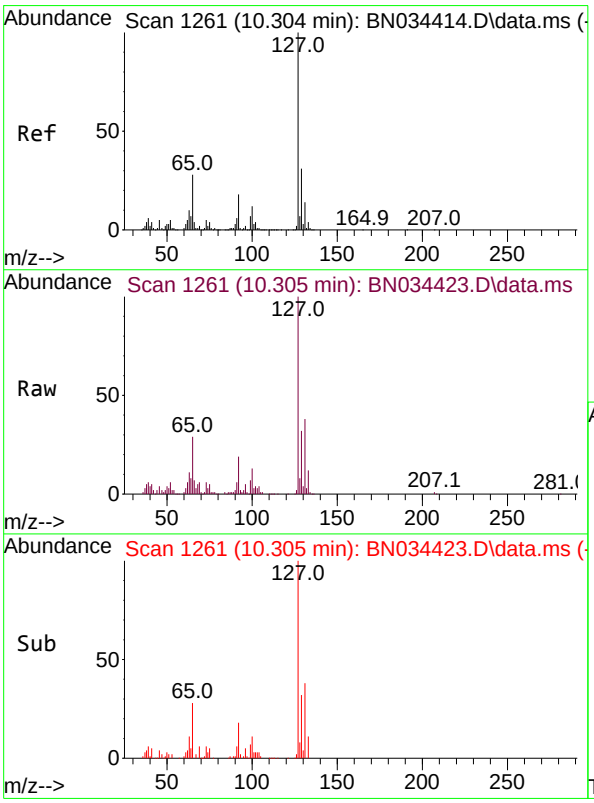

#32
4-Chloroaniline
Concen: 10.410 ng/ul
RT: 10.305 min Scan# 1261
Delta R.T. -0.012 min
Lab File: BN034423.D
Acq: 05 Oct 2024 14:20

Tgt Ion:127 Resp: 151716

Ion	Ratio	Lower	Upper
127	100		
129	32.4	26.2	39.2

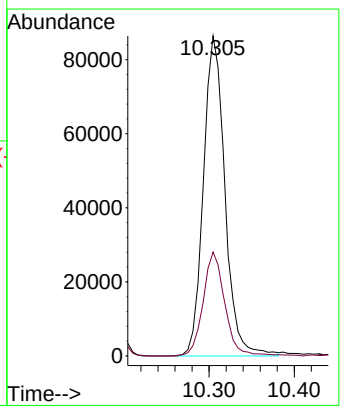

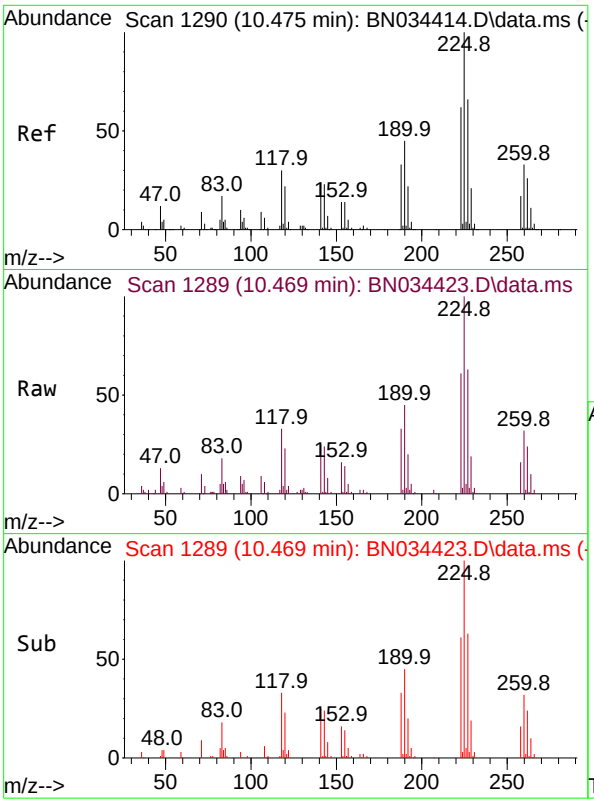

#33
Hexachlorobutadiene
Concen: 13.897 ng/ul
RT: 10.469 min Scan# 1
Delta R.T. -0.018 min
Lab File: BN034423.D
Acq: 05 Oct 2024 14:20

Tgt Ion:225 Resp: 8819

Ion	Ratio	Lower	Upper
225	100		
223	60.8	52.2	78.2
227	63.1	50.1	75.1

Instrument :
BNA_N
ClientSampleId :
SLCS807

Manual Integrations
APPROVED

Reviewed By :Yogesh Patel 10/07/2024
Supervised By :mohammad ahmed 10/07/2024

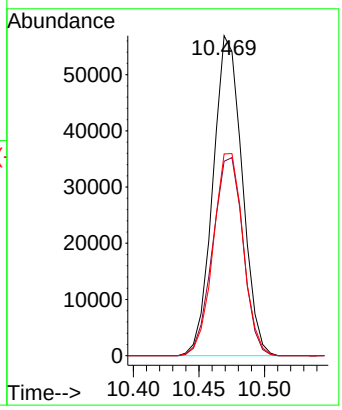

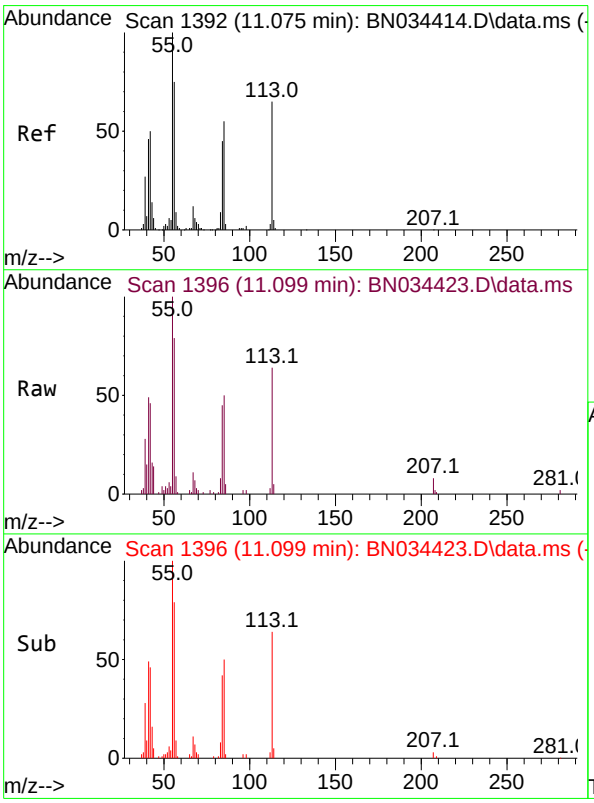

#34
Caprolactam
Concen: 10.306 ng/ul m
RT: 11.099 min Scan# 1396
Delta R.T. 0.012 min
Lab File: BN034423.D
Acq: 05 Oct 2024 14:20

Tgt Ion:113 Resp: 40585

Ion	Ratio	Lower	Upper
113	100		
55	156.4	137.0	205.6
56	123.7	99.7	149.5

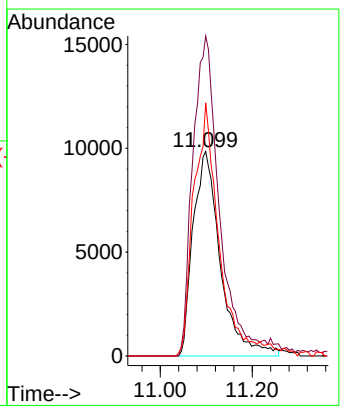

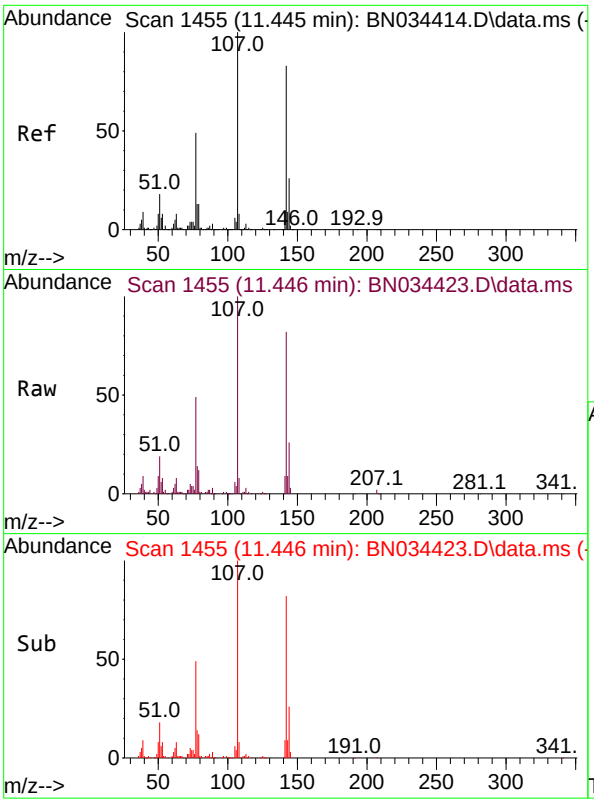

#35
4-Chloro-3-methylphenol
Concen: 11.661 ng/ul
RT: 11.446 min Scan# 14
Delta R.T. -0.006 min
Lab File: BN034423.D
Acq: 05 Oct 2024 14:20

Tgt Ion:107 Resp: 135789

Ion	Ratio	Lower	Upper
107	100		
144	26.3	19.1	28.7
142	82.0	61.4	92.0

Instrument :
BNA_N
ClientSampleId :
SLCS807

Manual Integrations
APPROVED

Reviewed By :Yogesh Patel 10/07/2024
Supervised By :mohammad ahmed 10/07/2024

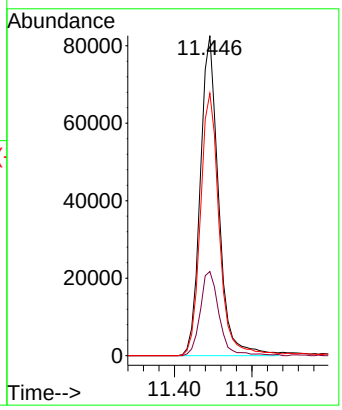



#36
2-Methylnaphthalene
Concen: 13.342 ng/ul
RT: 11.804 min Scan# 1516
Delta R.T. -0.012 min
Lab File: BN034423.D
Acq: 05 Oct 2024 14:20

Tgt Ion:142 Resp: 318139

Ion	Ratio	Lower	Upper
142	100		
141	87.0	72.2	108.2

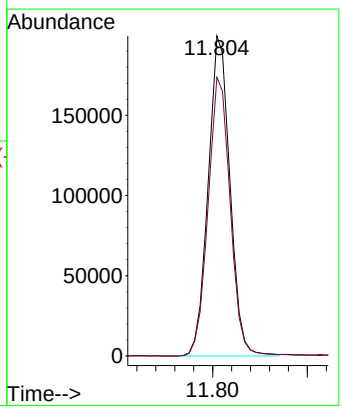

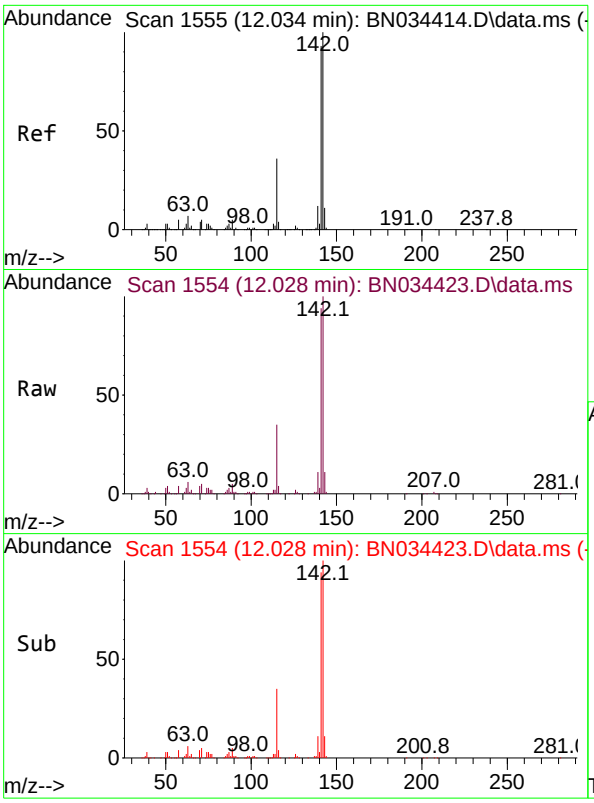

#37
1-Methylnaphthalene
Concen: 12.999 ng/ul
RT: 12.028 min Scan# 1
Delta R.T. -0.012 min
Lab File: BN034423.D
Acq: 05 Oct 2024 14:20

Tgt Ion:142 Resp: 31375

Ion	Ratio	Lower	Upper
142	100		
141	94.4	72.5	108.7
116	3.8	3.2	4.8

Instrument :
BNA_N
ClientSampleId :
SLCS807

Manual Integrations
APPROVED
Reviewed By :Yogesh Patel 10/07/2024
Supervised By :mohammad ahmed 10/07/2024

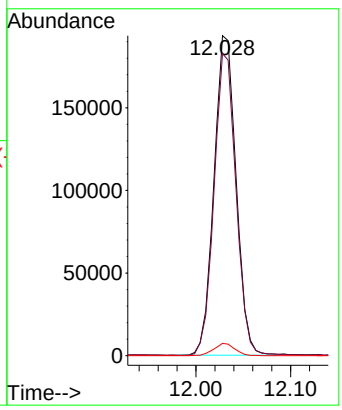

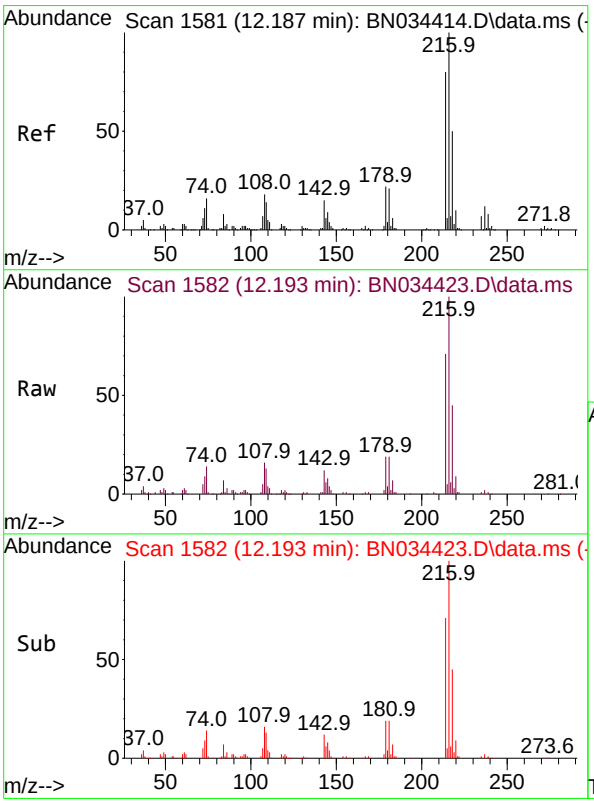

#39
1,2,4,5-Tetrachlorobenzene
Concen: 14.437 ng/ul
RT: 12.193 min Scan# 1582
Delta R.T. -0.006 min
Lab File: BN034423.D
Acq: 05 Oct 2024 14:20

Tgt Ion:216 Resp: 169698

Ion	Ratio	Lower	Upper
216	100		
214	71.0	63.0	94.6
179	19.4	18.2	27.2
108	16.0	15.0	22.4

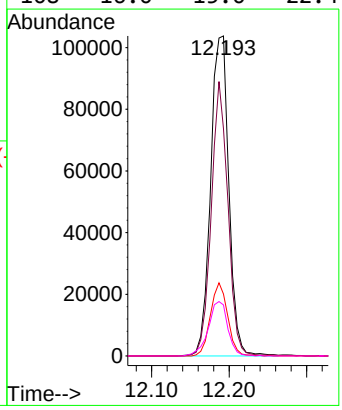

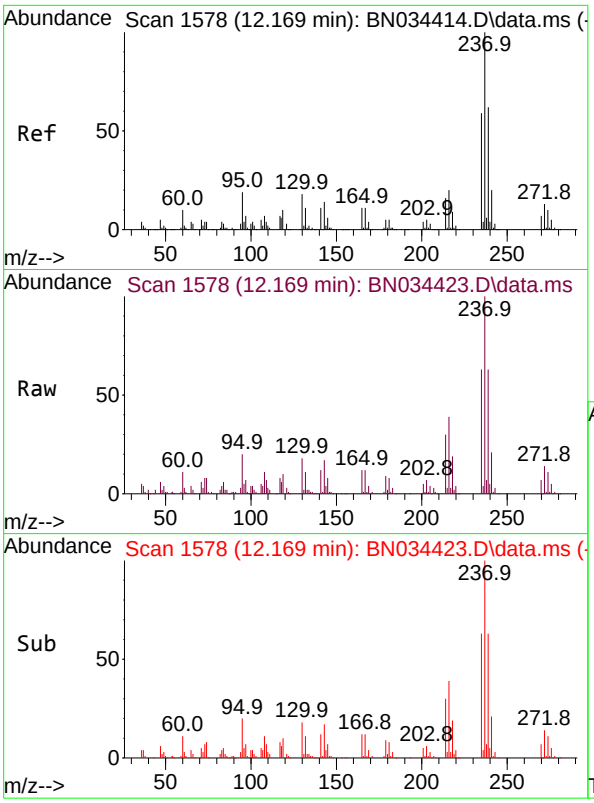

#40
Hexachlorocyclopentadiene
Concen: 10.731 ng/ul
RT: 12.169 min Scan# 1
Delta R.T. -0.012 min
Lab File: BN034423.D
Acq: 05 Oct 2024 14:20

Instrument :
BNA_N
ClientSampleId :
SLCS807

Tgt Ion:237 Resp: 7761

Ion	Ratio	Lower	Upper
237	100		
235	63.4	50.7	76.1
272	14.0	10.1	15.1

Manual Integrations
APPROVED

Reviewed By :Yogesh Patel 10/07/2024
Supervised By :mohammad ahmed 10/07/2024

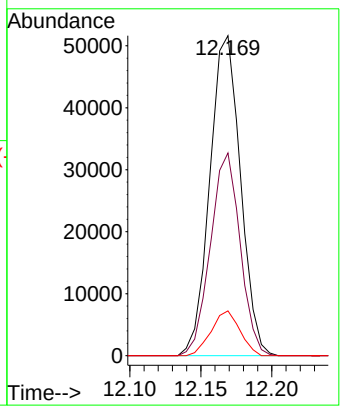

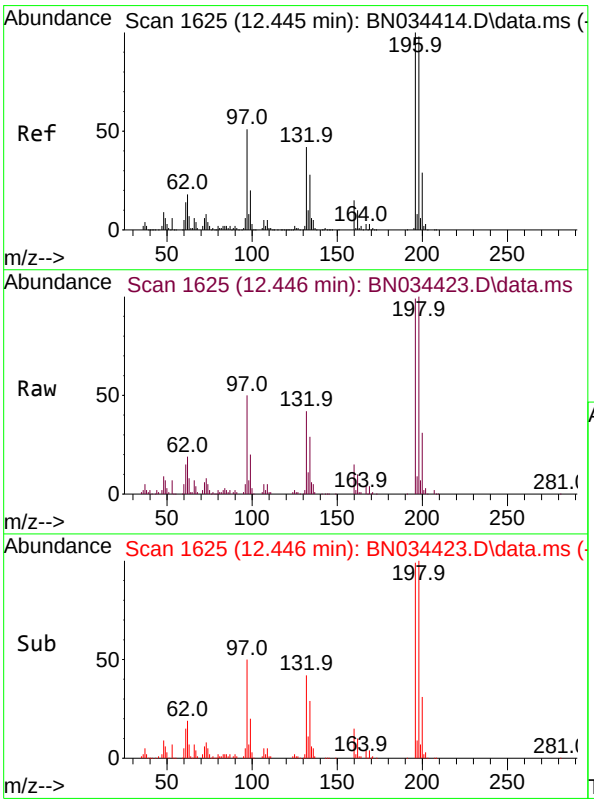

#41
2,4,6-Trichlorophenol
Concen: 13.064 ng/ul
RT: 12.446 min Scan# 1625
Delta R.T. -0.006 min
Lab File: BN034423.D
Acq: 05 Oct 2024 14:20

Tgt Ion:196 Resp: 101799

Ion	Ratio	Lower	Upper
196	100		
198	101.2	75.0	112.4
200	31.7	24.7	37.1

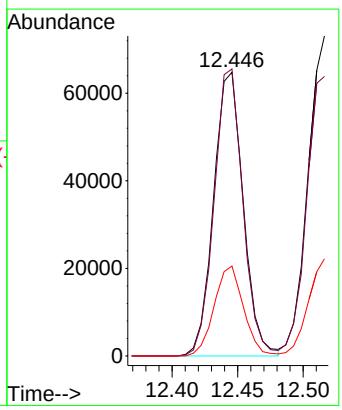

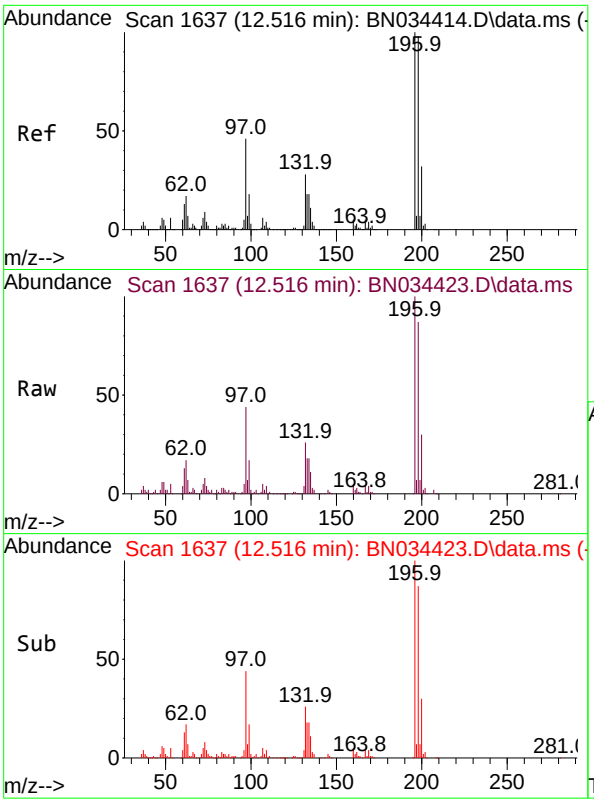

#42
2,4,5-Trichlorophenol
Concen: 13.733 ng/ul
RT: 12.516 min Scan# 1(
Delta R.T. -0.006 min
Lab File: BN034423.D
Acq: 05 Oct 2024 14:20

Tgt Ion:196 Resp: 11754

Ion	Ratio	Lower	Upper
196	100		
198	87.4	77.1	115.7
200	30.4	25.2	37.8

Instrument :
BNA_N
ClientSampleId :
SLCS807

Manual Integrations
APPROVED
Reviewed By :Yogesh Patel 10/07/2024
Supervised By :mohammad ahmed 10/07/2024

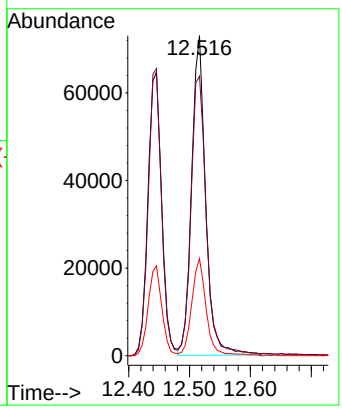

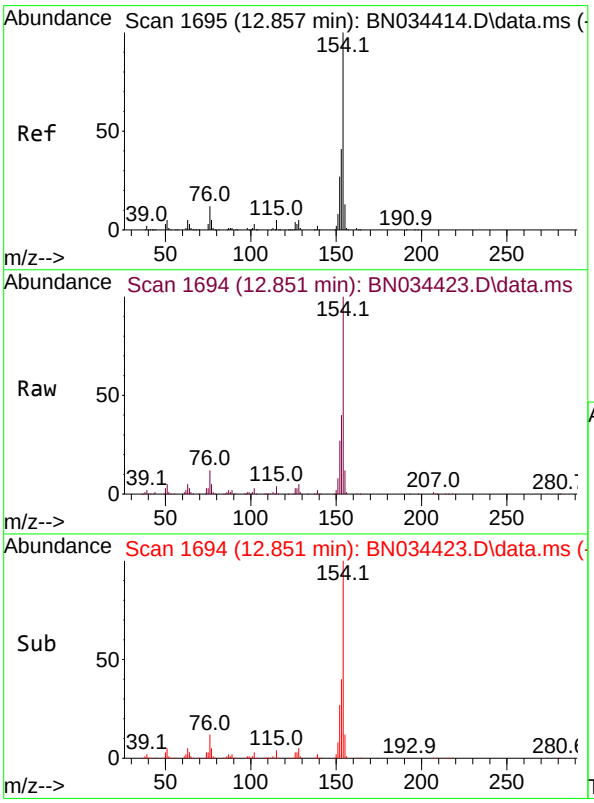

#43
1,1'-Biphenyl
Concen: 13.573 ng/ul
RT: 12.851 min Scan# 1694
Delta R.T. -0.012 min
Lab File: BN034423.D
Acq: 05 Oct 2024 14:20

Tgt Ion:154 Resp: 416636

Ion	Ratio	Lower	Upper
154	100		
153	39.9	33.3	49.9
76	12.1	10.2	15.4

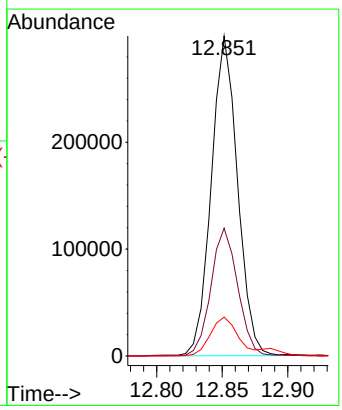

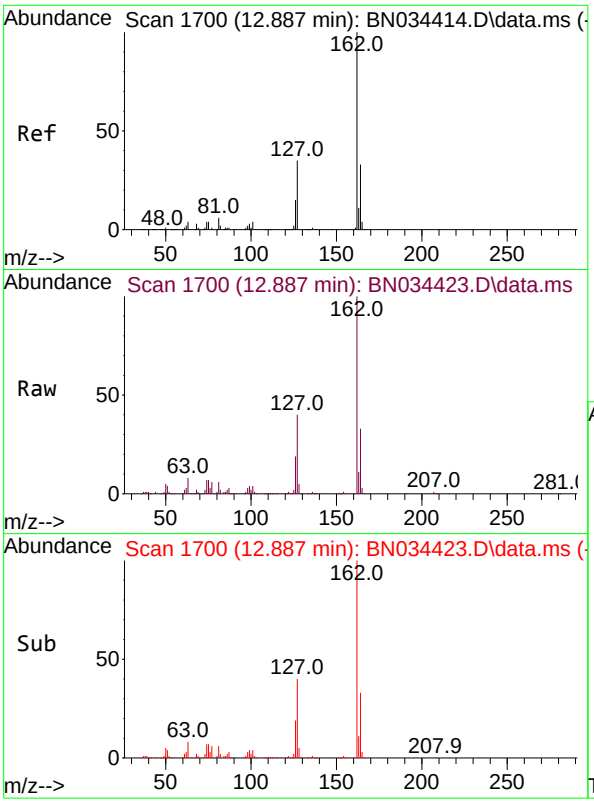

#44
2-Chloronaphthalene
Concen: 13.576 ng/ul
RT: 12.887 min Scan# 1
Delta R.T. -0.012 min
Lab File: BN034423.D
Acq: 05 Oct 2024 14:20

Tgt Ion:162 Resp: 32463

Ion	Ratio	Lower	Upper
162	100		
164	33.4	25.1	37.7
127	40.2	32.6	48.8

Instrument :
BNA_N
ClientSampleId :
SLCS807

Manual Integrations
APPROVED
Reviewed By :Yogesh Patel 10/07/2024
Supervised By :mohammad ahmed 10/07/2024

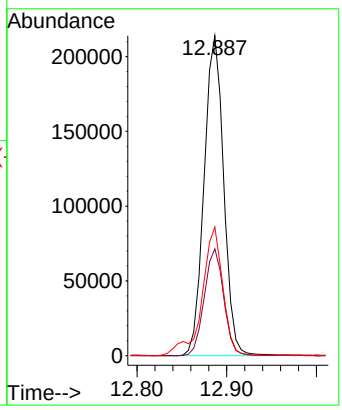

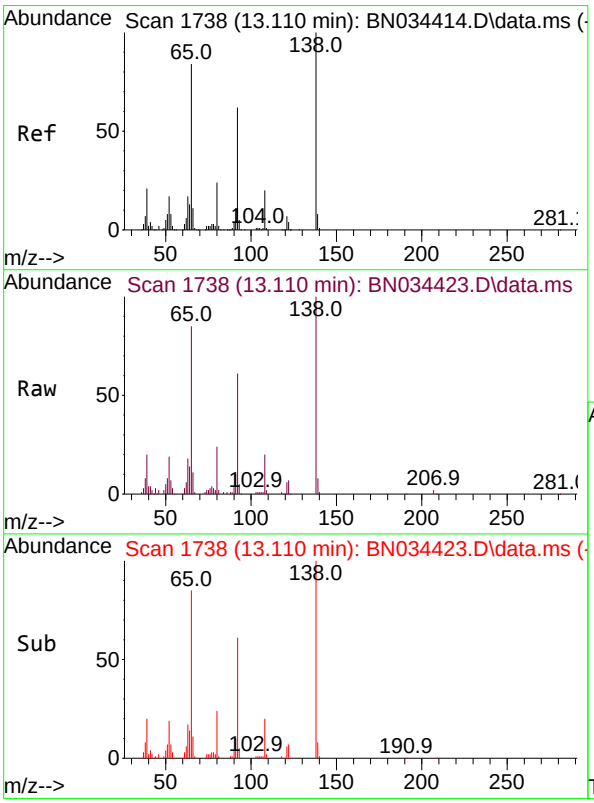

#45
2-Nitroaniline
Concen: 10.472 ng/ul
RT: 13.110 min Scan# 1738
Delta R.T. -0.006 min
Lab File: BN034423.D
Acq: 05 Oct 2024 14:20

Tgt Ion: 65 Resp: 80918

Ion	Ratio	Lower	Upper
65	100		
92	71.4	53.2	79.8
138	117.4	80.9	121.3

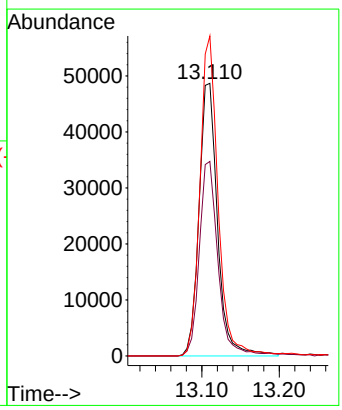

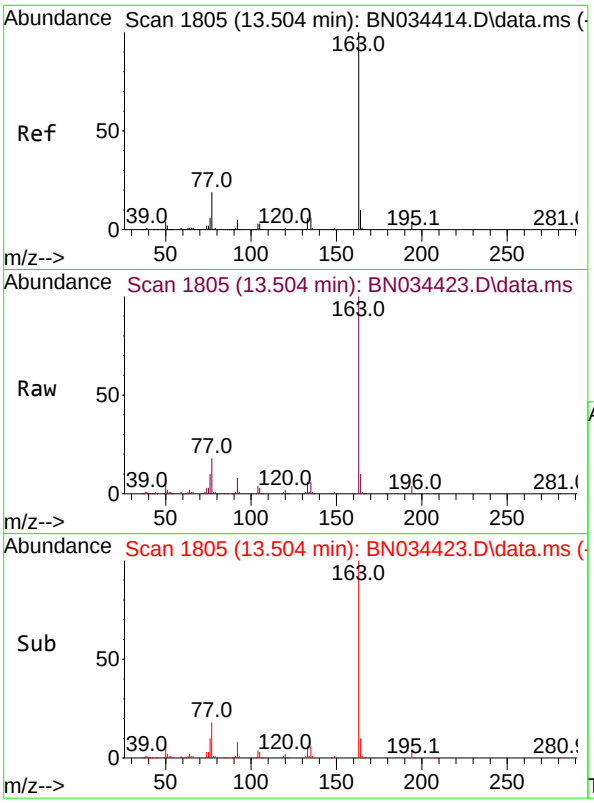

#47
Dimethylphthalate
Concen: 13.650 ng/ul
RT: 13.504 min Scan# 1
Delta R.T. -0.012 min
Lab File: BN034423.D
Acq: 05 Oct 2024 14:20

Tgt Ion:163 Resp: 42332

Ion	Ratio	Lower	Upper
163	100		
194	4.2	3.0	4.6
164	10.0	7.7	11.5

Instrument :
BNA_N
ClientSampleId :
SLCS807

Manual Integrations
APPROVED

Reviewed By :Yogesh Patel 10/07/2024
Supervised By :mohammad ahmed 10/07/2024

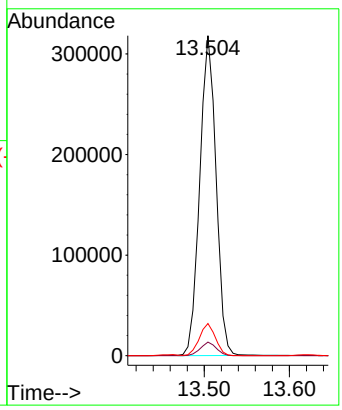

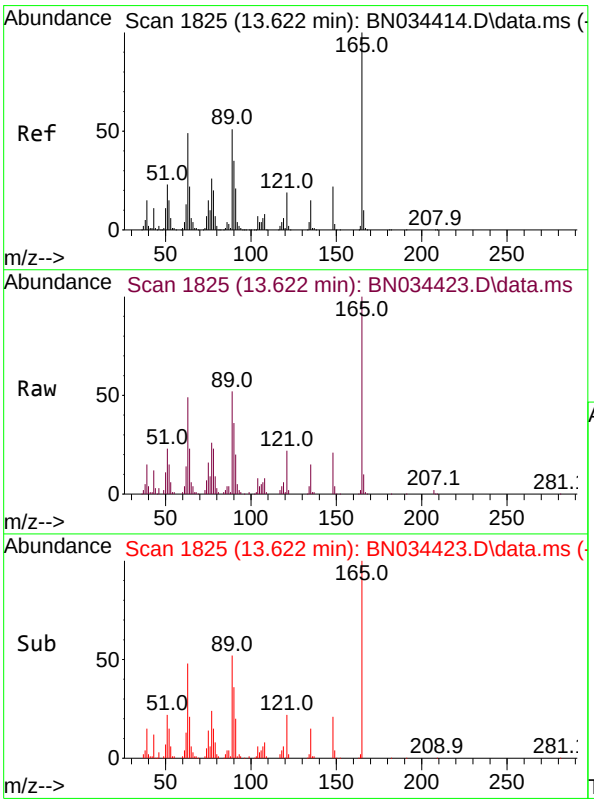

#48
2,6-Dinitrotoluene
Concen: 12.883 ng/ul
RT: 13.622 min Scan# 1825
Delta R.T. -0.012 min
Lab File: BN034423.D
Acq: 05 Oct 2024 14:20

Tgt Ion:165 Resp: 78672

Ion	Ratio	Lower	Upper
165	100		
89	52.1	48.6	72.8
121	21.8	19.0	28.6

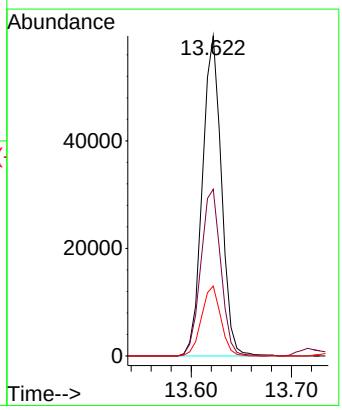

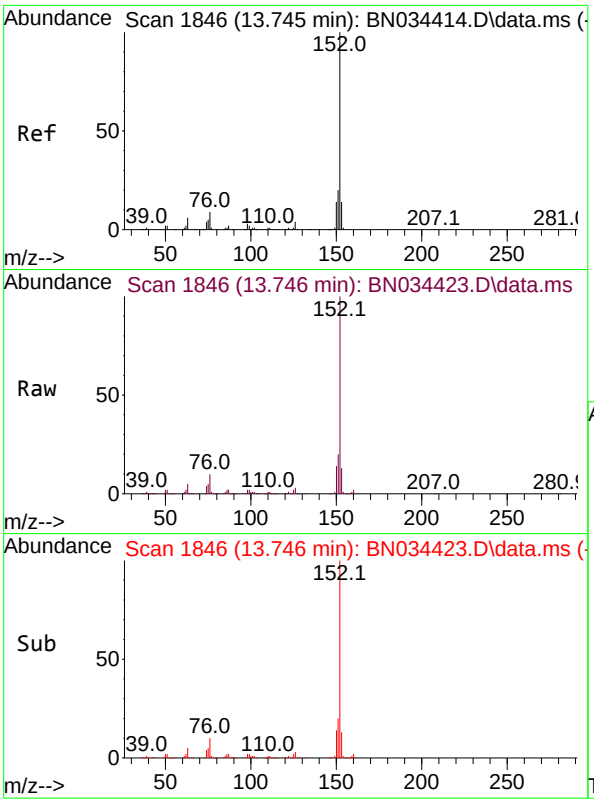

#50
Acenaphthylene
Concen: 13.369 ng/ul
RT: 13.746 min Scan# 1
Delta R.T. -0.012 min
Lab File: BN034423.D
Acq: 05 Oct 2024 14:20

Tgt Ion:152 Resp: 50076

Ion	Ratio	Lower	Upper
152	100		
151	20.2	16.2	24.4
153	13.1	10.6	16.0

Instrument :
BNA_N
ClientSampleId :
SLCS807

Manual Integrations
APPROVED

Reviewed By :Yogesh Patel 10/07/2024
Supervised By :mohammad ahmed 10/07/2024

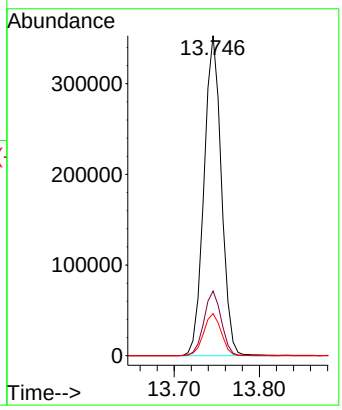

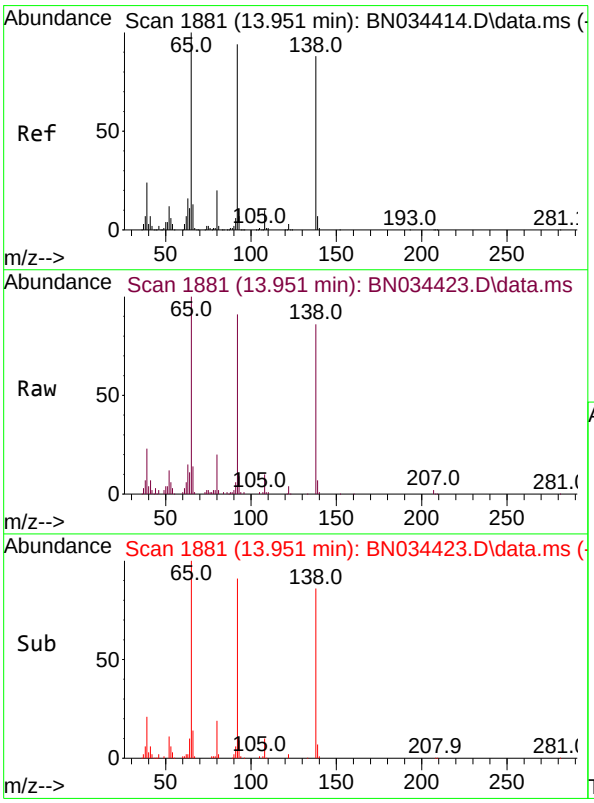

#51
3-Nitroaniline
Concen: 11.327 ng/ul
RT: 13.951 min Scan# 1881
Delta R.T. -0.006 min
Lab File: BN034423.D
Acq: 05 Oct 2024 14:20

Tgt Ion:138 Resp: 76442

Ion	Ratio	Lower	Upper
138	100		
108	12.1	9.0	13.4
92	106.5	94.6	141.8

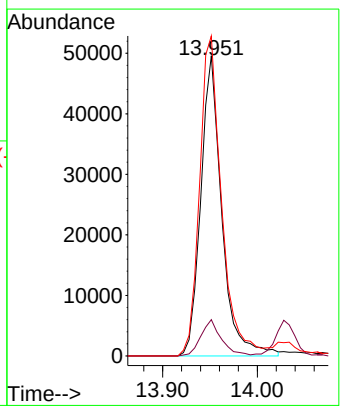

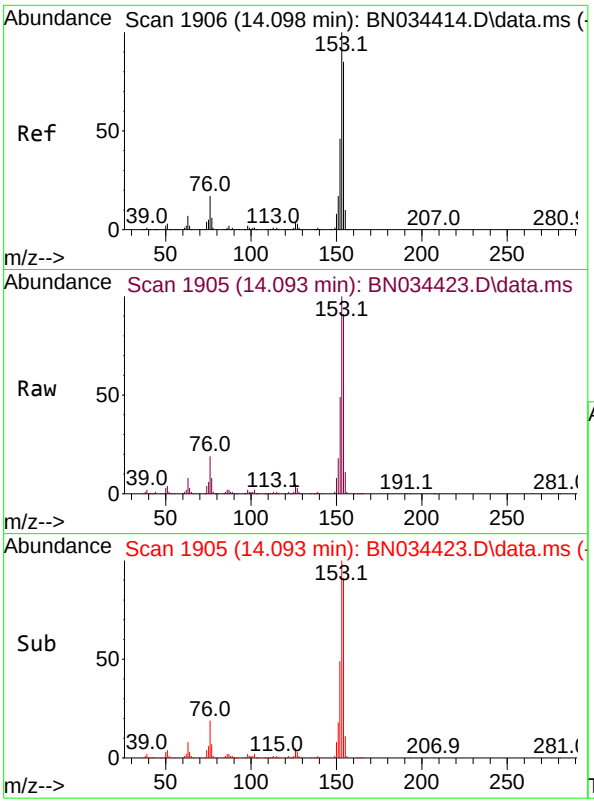

#52
Acenaphthene
Concen: 13.241 ng/ul
RT: 14.093 min Scan# 1
Delta R.T. -0.012 min
Lab File: BN034423.D
Acq: 05 Oct 2024 14:20

Tgt Ion:153 Resp: 35408

Ion	Ratio	Lower	Upper
153	100		
152	49.0	37.8	56.8
154	91.2	71.2	106.8

Instrument :
BNA_N
ClientSampleId :
SLCS807

Manual Integrations
APPROVED
Reviewed By :Yogesh Patel 10/07/2024
Supervised By :mohammad ahmed 10/07/2024

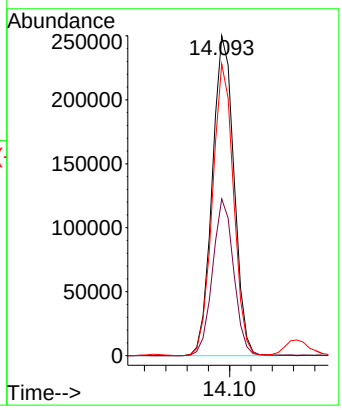

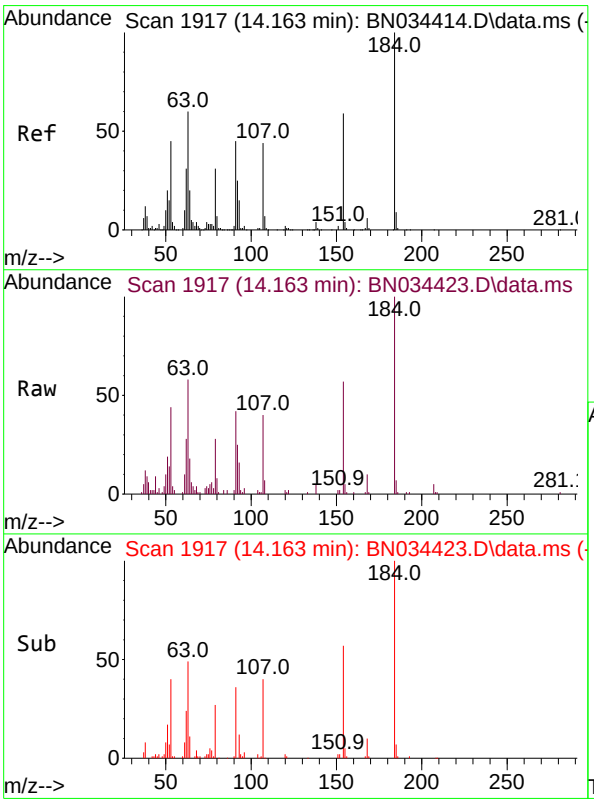

#53
2,4-Dinitrophenol
Concen: 9.092 ng/ul m
RT: 14.163 min Scan# 1917
Delta R.T. -0.006 min
Lab File: BN034423.D
Acq: 05 Oct 2024 14:20

Tgt Ion:184 Resp: 32655

Ion	Ratio	Lower	Upper
184	100		
63	58.0	61.1	91.7#
154	57.5	58.5	87.7#

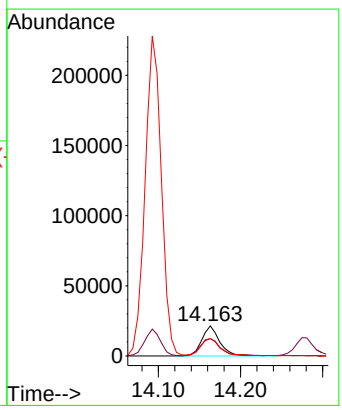

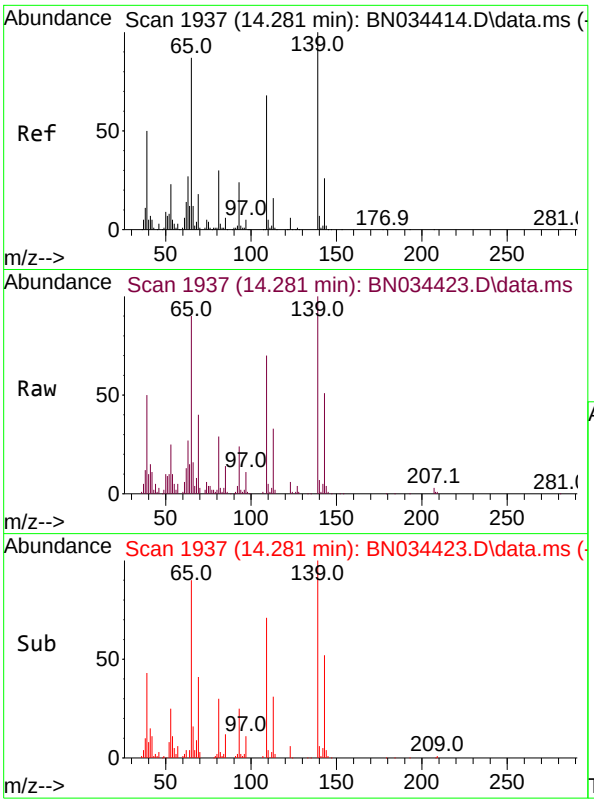

#55
4-Nitrophenol
Concen: 9.753 ng/ul
RT: 14.281 min Scan# 1
Delta R.T. -0.006 min
Lab File: BN034423.D
Acq: 05 Oct 2024 14:20

Tgt Ion:109 Resp: 5172

Ion	Ratio	Lower	Upper
109	100		
139	142.8	102.8	154.2
65	128.7	97.7	146.5

Instrument :
BNA_N
ClientSampleId :
SLCS807

Manual Integrations
APPROVED
Reviewed By :Yogesh Patel 10/07/2024
Supervised By :mohammad ahmed 10/07/2024

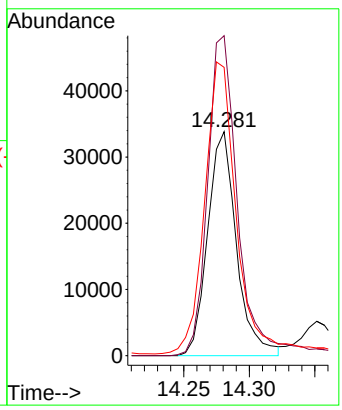

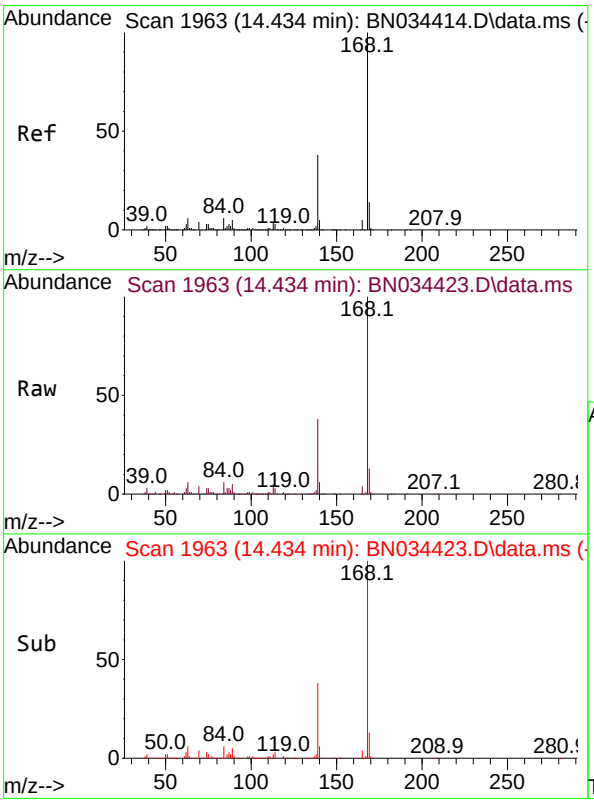

#56
Dibenzofuran
Concen: 13.298 ng/ul
RT: 14.434 min Scan# 1963
Delta R.T. -0.012 min
Lab File: BN034423.D
Acq: 05 Oct 2024 14:20

Tgt Ion:168 Resp: 486286

Ion	Ratio	Lower	Upper
168	100		
139	38.4	31.7	47.5

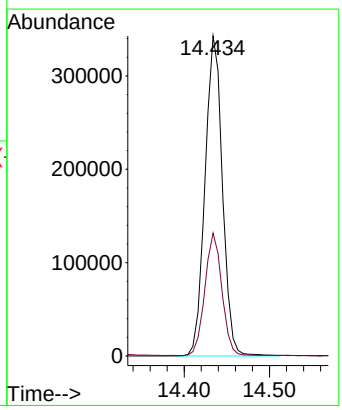

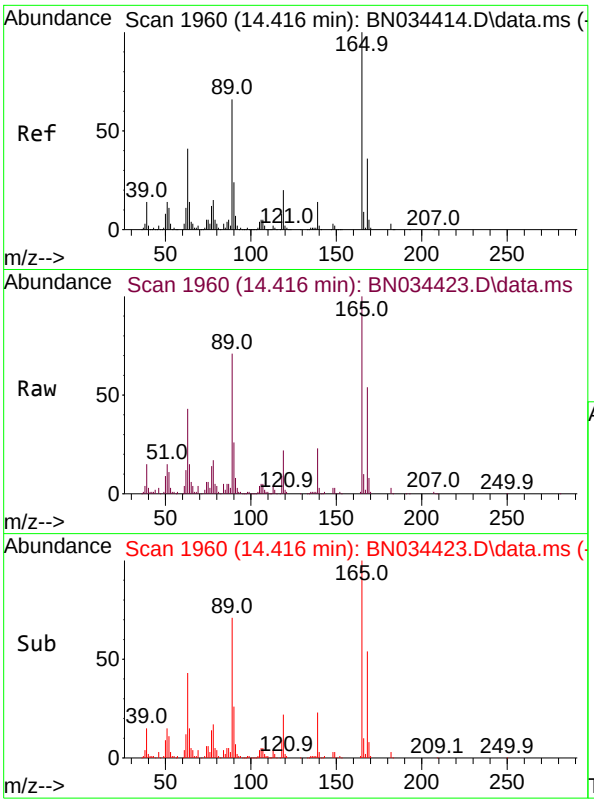

#57
2,4-Dinitrotoluene
Concen: 13.143 ng/ul
RT: 14.416 min Scan# 1
Delta R.T. -0.012 min
Lab File: BN034423.D
Acq: 05 Oct 2024 14:20

Tgt Ion:165 Resp: 120999

Ion	Ratio	Lower	Upper
165	100		
63	43.1	37.8	56.8
182	2.8	2.3	3.5

Instrument :
BNA_N
ClientSampleId :
SLCS807

Manual Integrations
APPROVED

Reviewed By :Yogesh Patel 10/07/2024
Supervised By :mohammad ahmed 10/07/2024

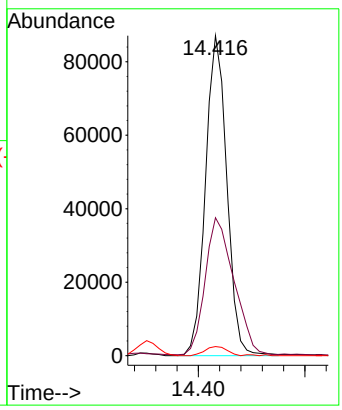

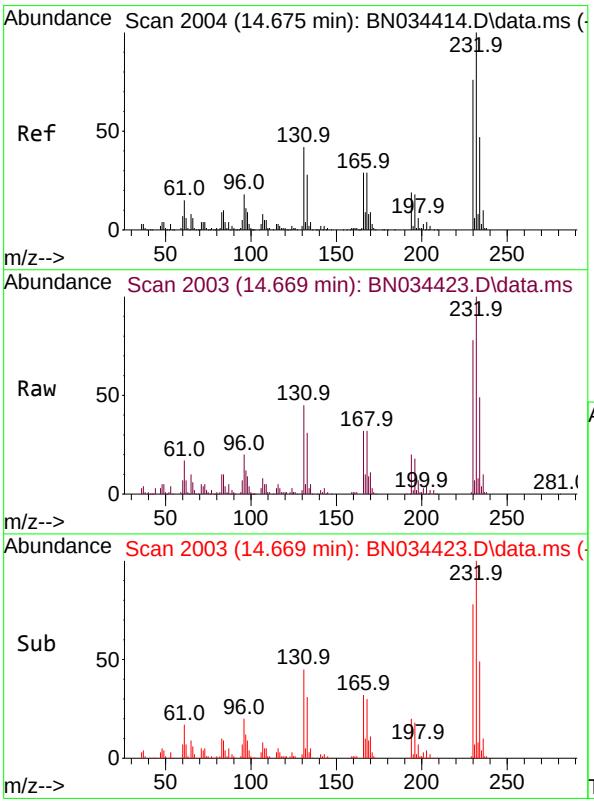

#58
2,3,4,6-Tetrachlorophenol
Concen: 13.329 ng/ul
RT: 14.669 min Scan# 2003
Delta R.T. -0.012 min
Lab File: BN034423.D
Acq: 05 Oct 2024 14:20

Tgt Ion:232 Resp: 94673

Ion	Ratio	Lower	Upper
232	100		
131	44.7	41.0	61.6
130	2.4	2.2	3.2
166	32.4	27.1	40.7

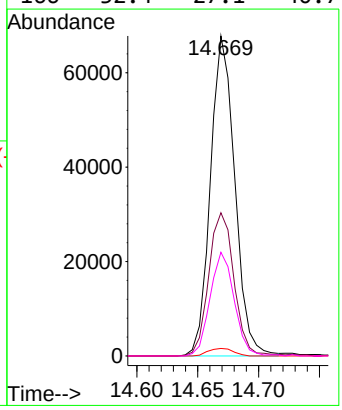

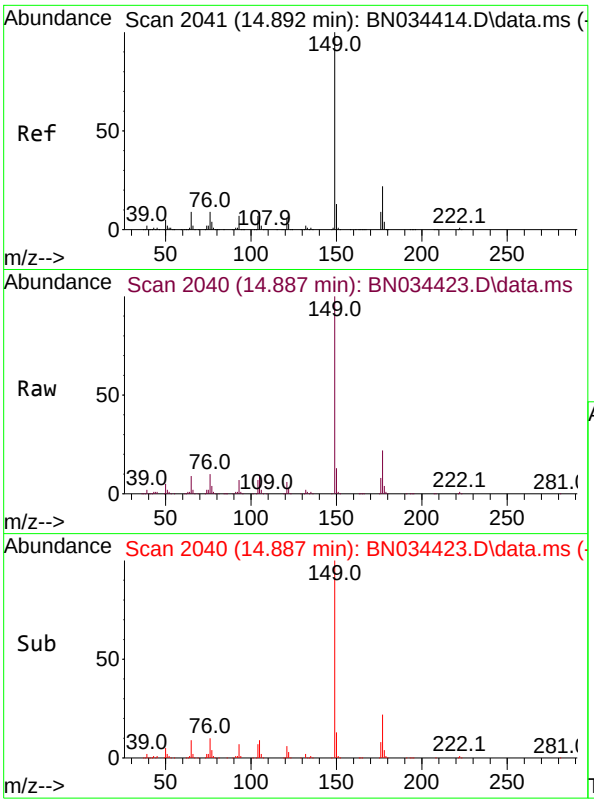

#59
Diethylphthalate
Concen: 12.979 ng/ul
RT: 14.887 min Scan# 2(
Delta R.T. -0.012 min
Lab File: BN034423.D
Acq: 05 Oct 2024 14:20

Tgt Ion:149 Resp: 42061

Ion	Ratio	Lower	Upper
149	100		
177	22.2	16.9	25.3
150	13.0	9.9	14.9

Instrument :
BNA_N
ClientSampleId :
SLCS807

Manual Integrations
APPROVED

Reviewed By :Yogesh Patel 10/07/2024
Supervised By :mohammad ahmed 10/07/2024

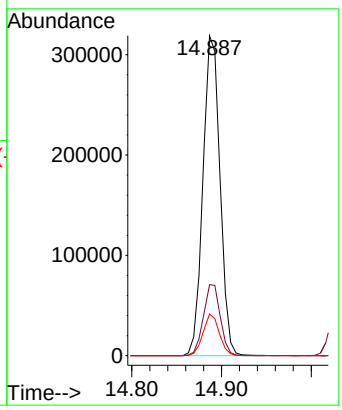

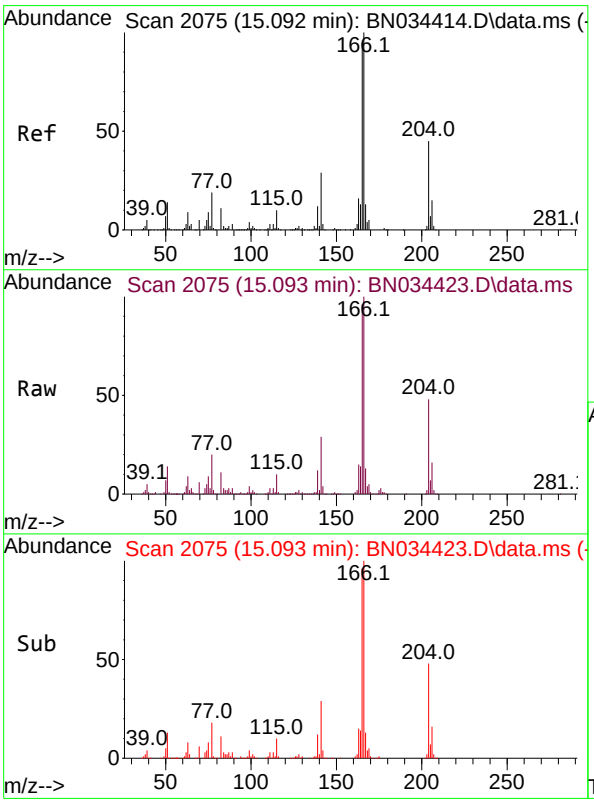

#61
Fluorene
Concen: 13.263 ng/ul
RT: 15.093 min Scan# 2075
Delta R.T. -0.006 min
Lab File: BN034423.D
Acq: 05 Oct 2024 14:20

Tgt Ion:166 Resp: 396761

Ion	Ratio	Lower	Upper
166	100		
165	96.2	81.9	122.9
167	13.1	10.9	16.3

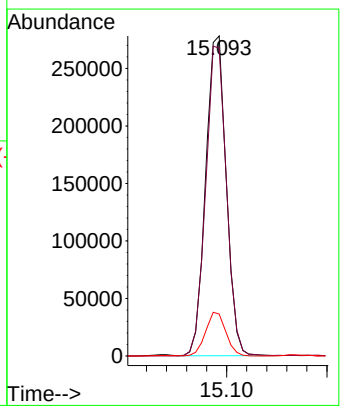

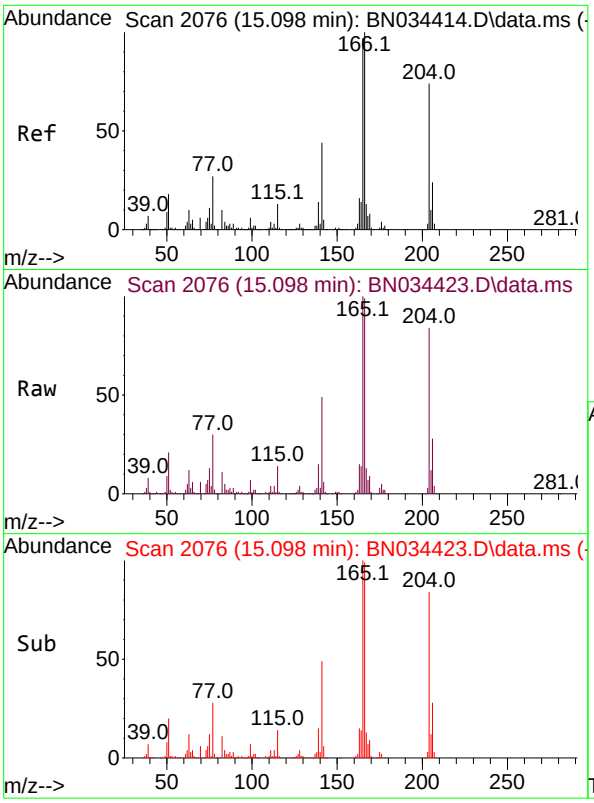

#62
4-Chlorophenyl-phenylether
Concen: 13.489 ng/ul
RT: 15.098 min Scan# 2(
Delta R.T. -0.006 min
Lab File: BN034423.D
Acq: 05 Oct 2024 14:20

Instrument :
BNA_N
ClientSampleId :
SLCS807

Tgt Ion:204 Resp: 19558(

Ion	Ratio	Lower	Upper
204	100		
206	33.2	26.2	39.4
141	58.0	50.4	75.6

Manual Integrations
APPROVED

Reviewed By :Yogesh Patel 10/07/2024
Supervised By :mohammad ahmed 10/07/2024

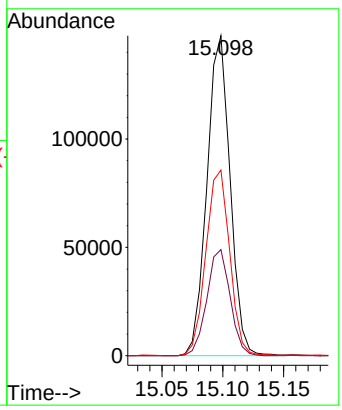

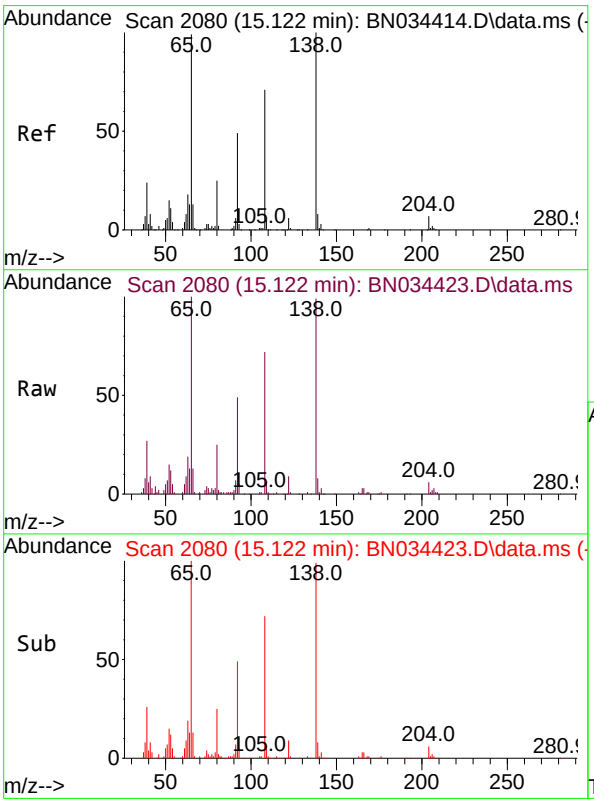

#63
4-Nitroaniline
Concen: 11.723 ng/ul
RT: 15.122 min Scan# 2080
Delta R.T. -0.012 min
Lab File: BN034423.D
Acq: 05 Oct 2024 14:20

Tgt Ion:138 Resp: 81412

Ion	Ratio	Lower	Upper
138	100		
92	49.6	43.0	64.4
108	73.0	67.0	100.4

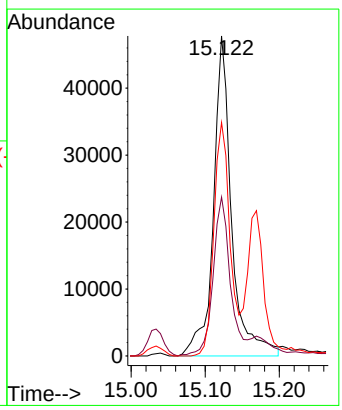

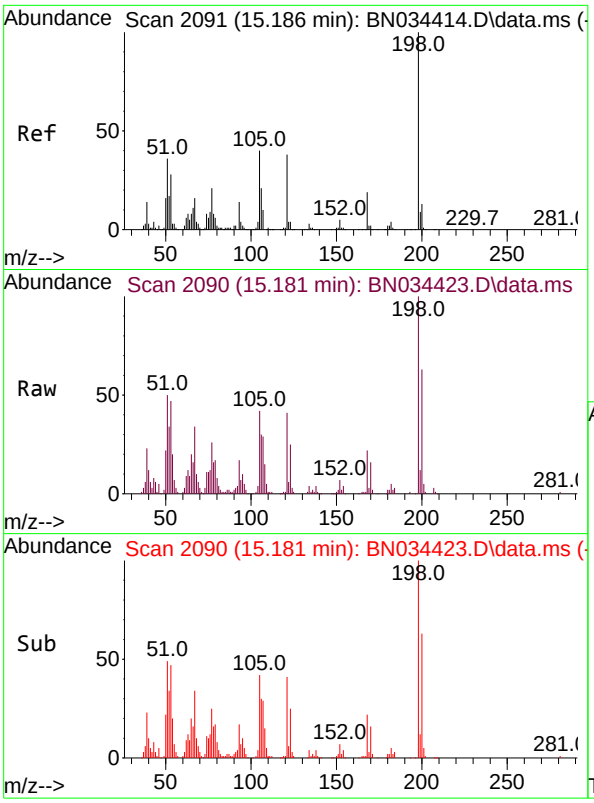

#66
4,6-Dinitro-2-methylphenol
Concen: 12.506 ng/ul
RT: 15.181 min Scan# 2(
Delta R.T. -0.012 min
Lab File: BN034423.D
Acq: 05 Oct 2024 14:20

Tgt Ion:198 Resp: 7018:

Ion	Ratio	Lower	Upper
198	100		
182	5.4	3.2	4.8
77	25.9	21.1	31.7

Instrument :
BNA_N
ClientSampleId :
SLCS807

Manual Integrations
APPROVED

Reviewed By :Yogesh Patel 10/07/2024
Supervised By :mohammad ahmed 10/07/2024

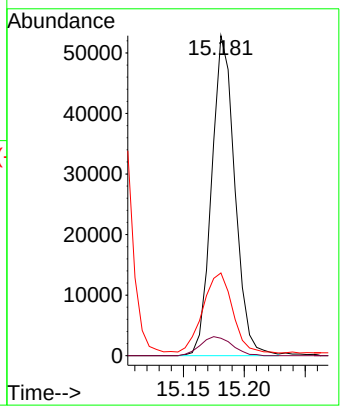

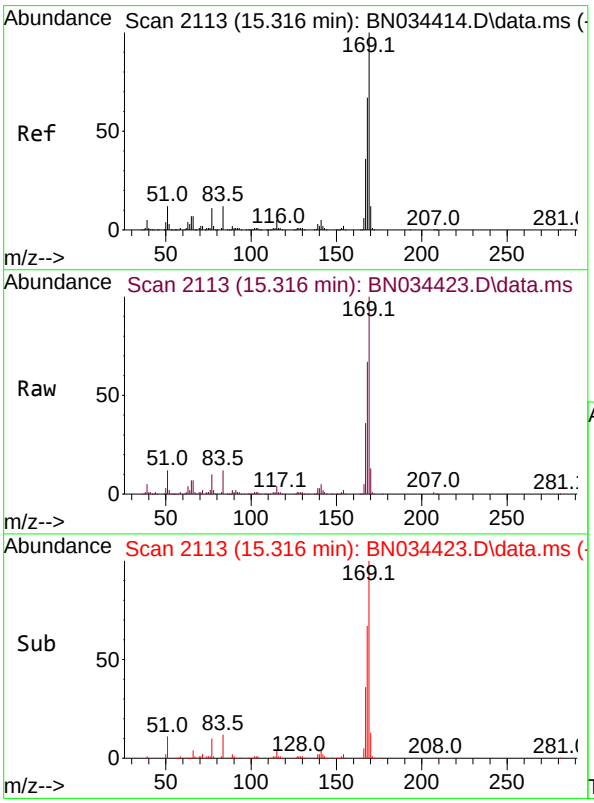

#67
N-Nitrosodiphenylamine
Concen: 13.880 ng/ul
RT: 15.316 min Scan# 2113
Delta R.T. -0.006 min
Lab File: BN034423.D
Acq: 05 Oct 2024 14:20

Tgt Ion:169 Resp: 352507

Ion	Ratio	Lower	Upper
169	100		
168	67.0	52.8	79.2
167	35.9	28.6	43.0

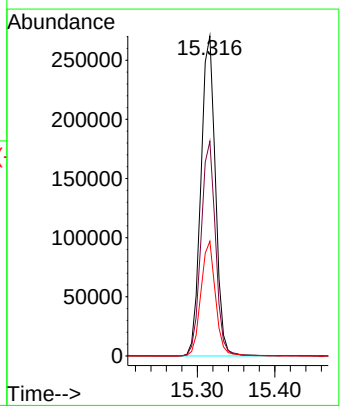

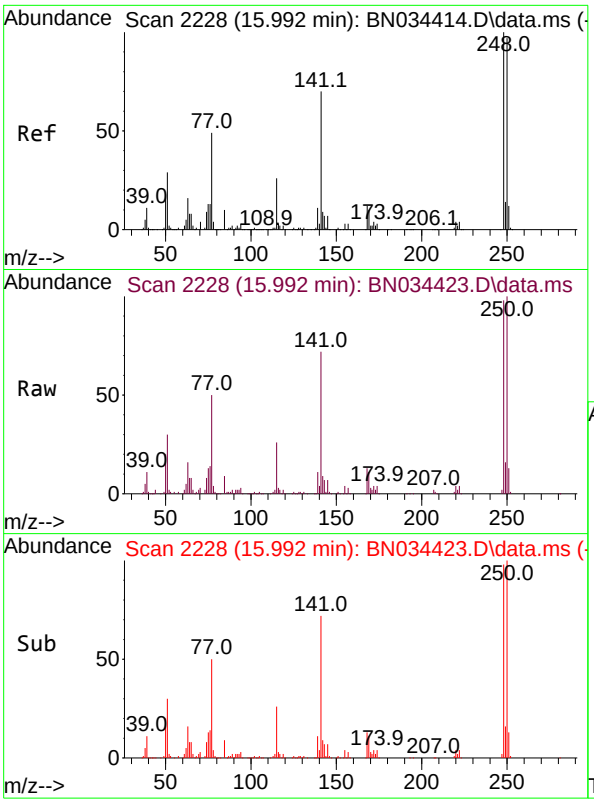

#68
4-Bromophenyl-phenylether
Concen: 14.483 ng/ul
RT: 15.992 min Scan# 2
Delta R.T. -0.012 min
Lab File: BN034423.D
Acq: 05 Oct 2024 14:20

Tgt Ion:248 Resp: 12465

Ion	Ratio	Lower	Upper
248	100		
250	101.6	79.8	119.6
141	73.2	67.0	100.4

Instrument :
BNA_N
ClientSampleId :
SLCS807

Manual Integrations
APPROVED
Reviewed By :Yogesh Patel 10/07/2024
Supervised By :mohammad ahmed 10/07/2024

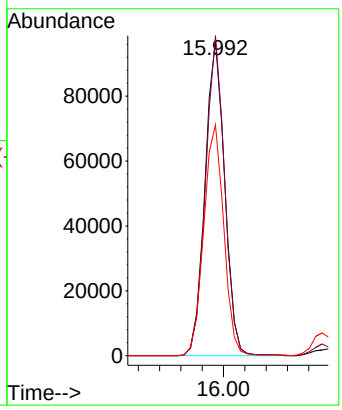

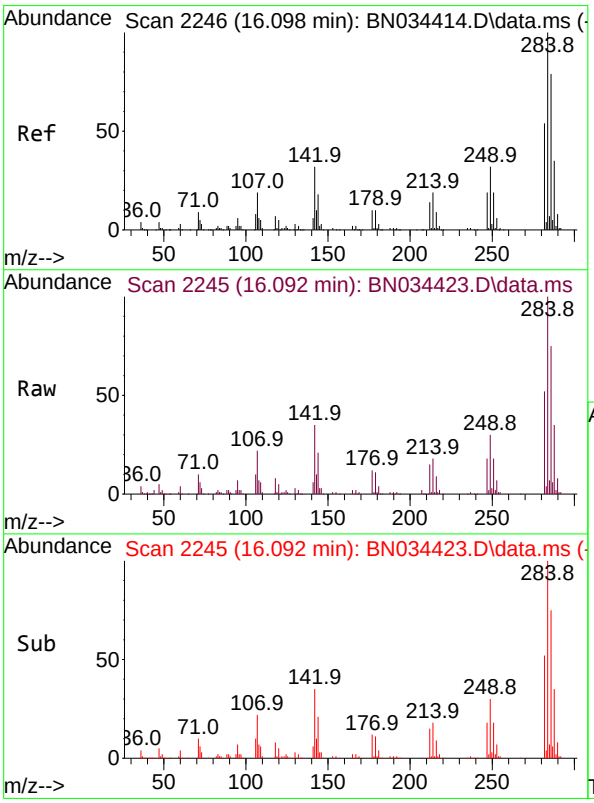

#69
Hexachlorobenzene
Concen: 14.982 ng/ul
RT: 16.092 min Scan# 2245
Delta R.T. -0.012 min
Lab File: BN034423.D
Acq: 05 Oct 2024 14:20

Tgt Ion:284 Resp: 149662

Ion	Ratio	Lower	Upper
284	100		
142	35.1	31.3	46.9
249	30.1	25.1	37.7

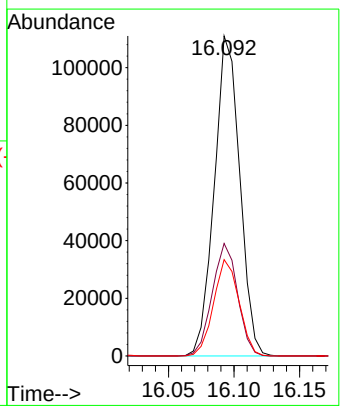

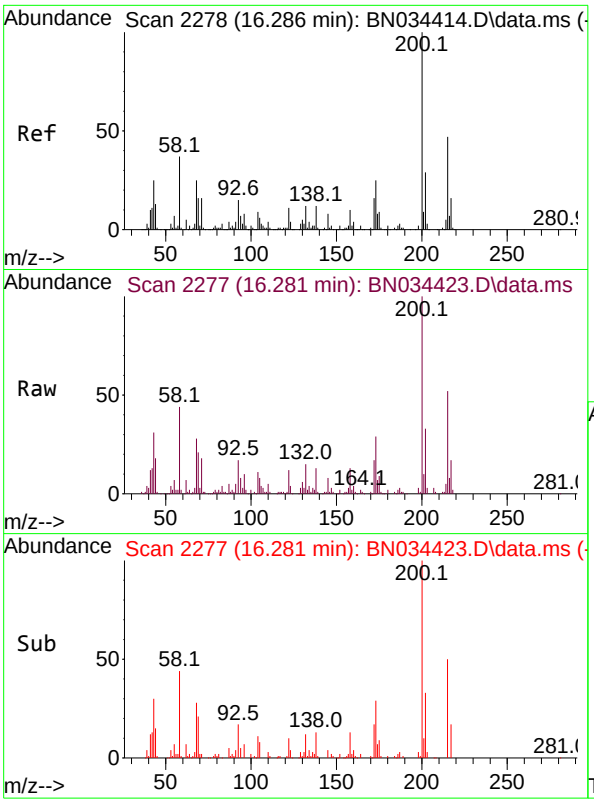

#70
Atrazine
Concen: 9.933 ng/ul
RT: 16.281 min Scan# 2
Delta R.T. -0.012 min
Lab File: BN034423.D
Acq: 05 Oct 2024 14:20

Tgt Ion:200 Resp: 9140

Ion	Ratio	Lower	Upper
200	100		
173	28.5	21.3	31.9
215	52.3	38.2	57.4

Instrument :
BNA_N
ClientSampleId :
SLCS807

Manual Integrations
APPROVED

Reviewed By :Yogesh Patel 10/07/2024
Supervised By :mohammad ahmed 10/07/2024

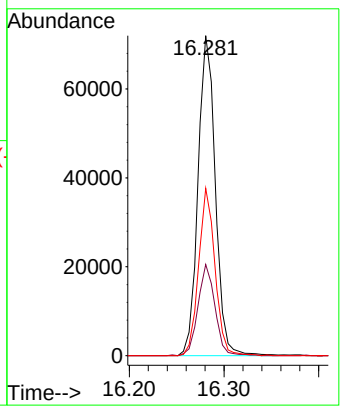

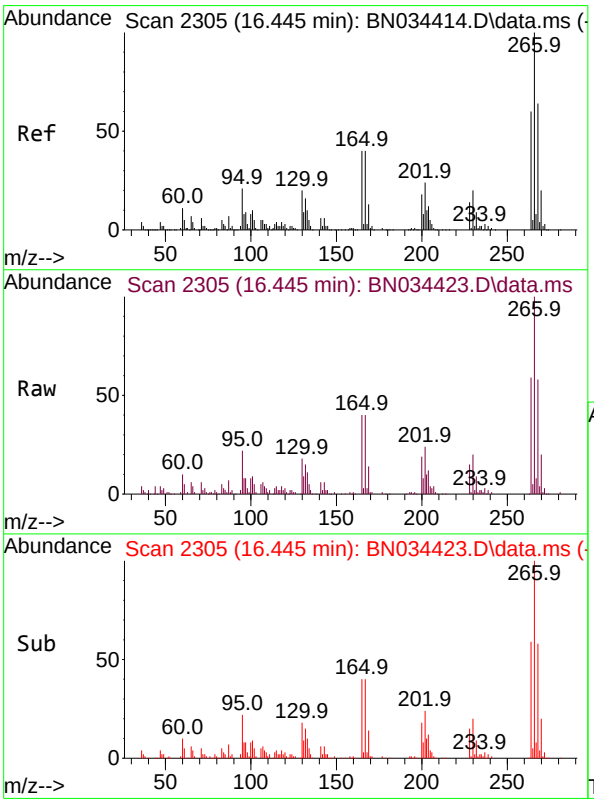

#71
Pentachlorophenol
Concen: 12.703 ng/ul
RT: 16.445 min Scan# 2305
Delta R.T. -0.012 min
Lab File: BN034423.D
Acq: 05 Oct 2024 14:20

Tgt Ion:266 Resp: 84515

Ion	Ratio	Lower	Upper
266	100		
264	59.1	51.1	76.7
268	58.2	52.8	79.2

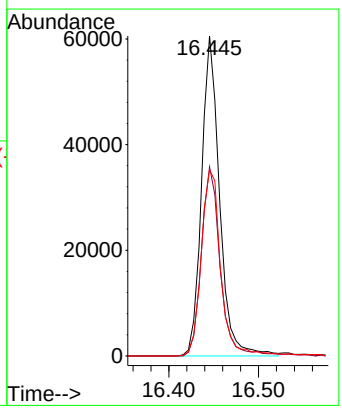

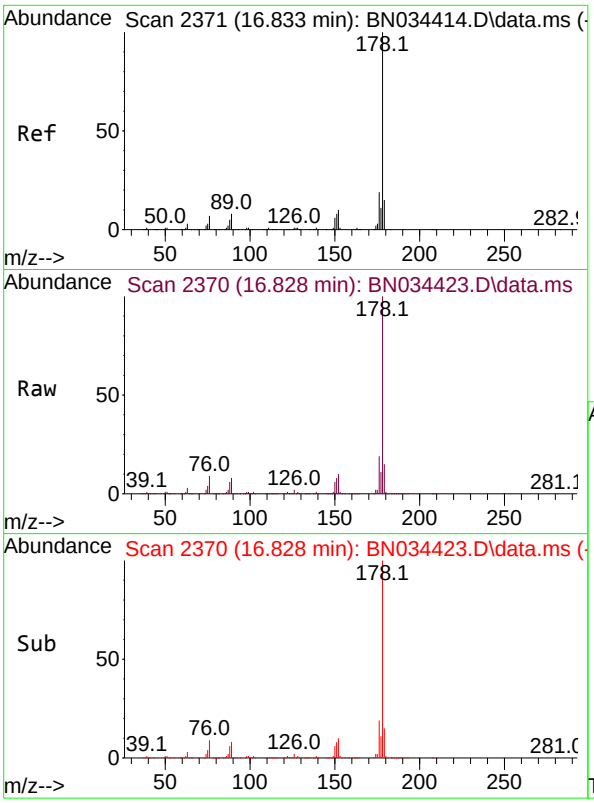

#72
Phenanthrene
Concen: 13.907 ng/ul
RT: 16.828 min Scan# 2
Delta R.T. -0.012 min
Lab File: BN034423.D
Acq: 05 Oct 2024 14:20

Tgt Ion:178 Resp: 64994

Ion	Ratio	Lower	Upper
178	100		
179	15.1	11.9	17.9
176	18.6	15.2	22.8

Instrument :
BNA_N
ClientSampleId :
SLCS807

Manual Integrations
APPROVED

Reviewed By :Yogesh Patel 10/07/2024
Supervised By :mohammad ahmed 10/07/2024

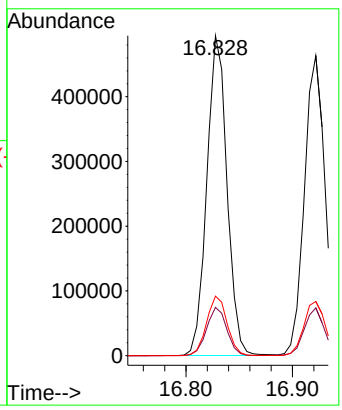

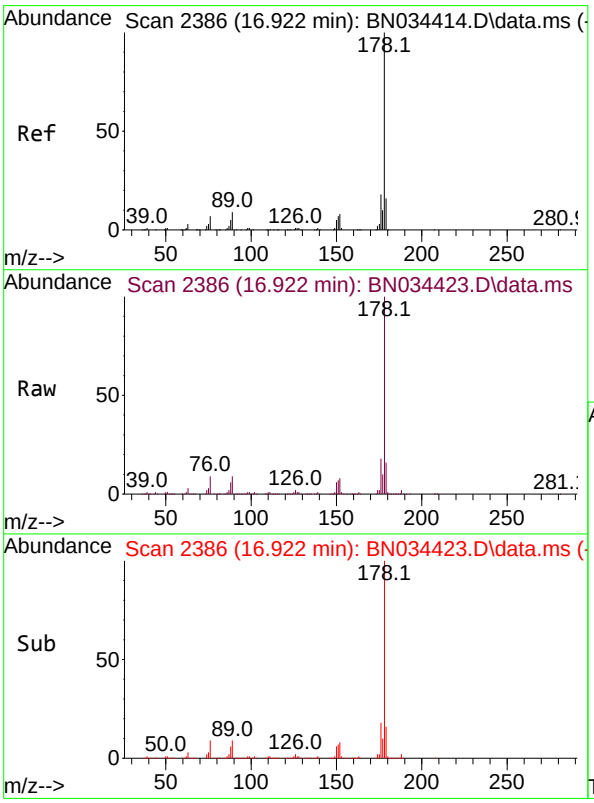

#74
Anthracene
Concen: 13.164 ng/ul
RT: 16.922 min Scan# 2386
Delta R.T. -0.012 min
Lab File: BN034423.D
Acq: 05 Oct 2024 14:20

Tgt Ion:178 Resp: 628190

Ion	Ratio	Lower	Upper
178	100		
179	15.9	12.2	18.2
176	18.1	15.0	22.6

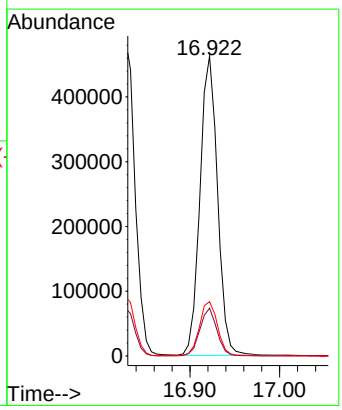

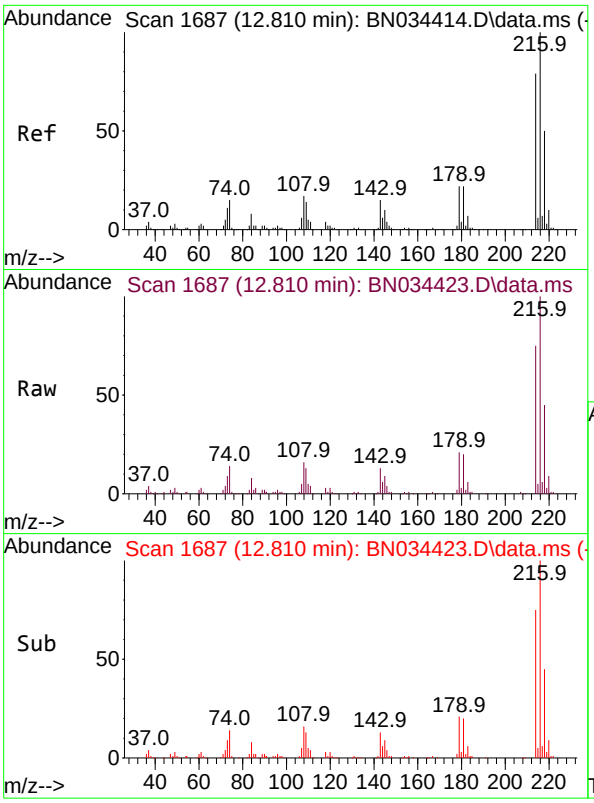

#75
1,2,3,4-Tetrachlorobenzene
Concen: 14.253 ng/uL
RT: 12.810 min Scan# 1(
Delta R.T. -0.012 min
Lab File: BN034423.D
Acq: 05 Oct 2024 14:20

Instrument :
BNA_N
ClientSampleId :
SLCS807

Tgt Ion:216 Resp: 16812

Ion	Ratio	Lower	Upper
216	100		
214	74.6	63.6	95.4
218	45.3	37.6	56.4

Manual Integrations
APPROVED

Reviewed By :Yogesh Patel 10/07/2024
Supervised By :mohammad ahmed 10/07/2024

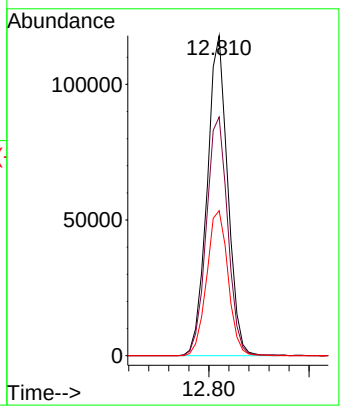

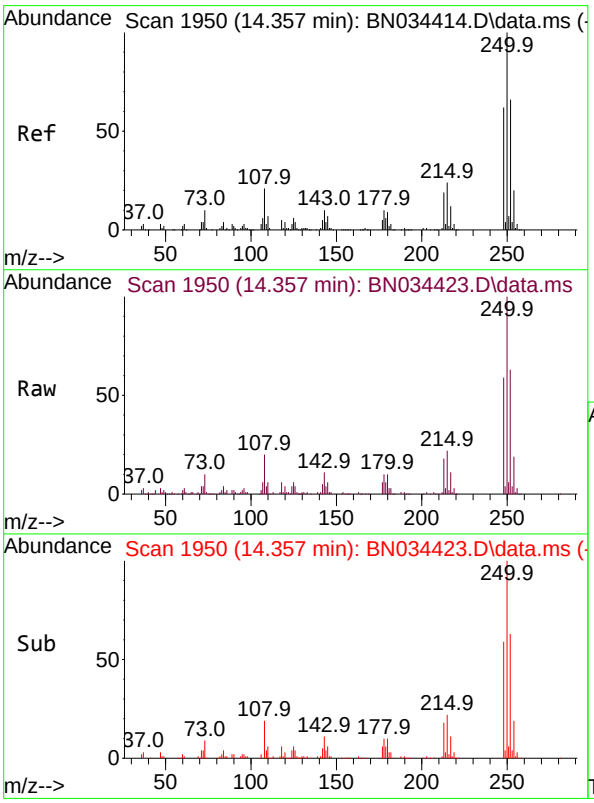

#76
Pentachlorobenzene
Concen: 13.841 ng/uL
RT: 14.357 min Scan# 1950
Delta R.T. -0.006 min
Lab File: BN034423.D
Acq: 05 Oct 2024 14:20

Tgt Ion:250 Resp: 166234

Ion	Ratio	Lower	Upper
250	100		
248	59.4	49.3	73.9
252	63.2	49.1	73.7

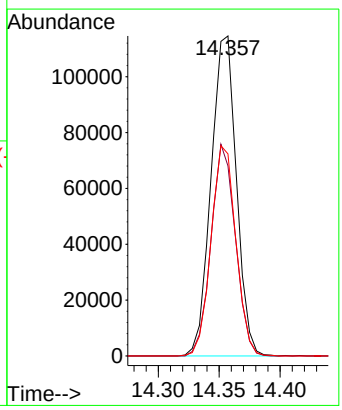

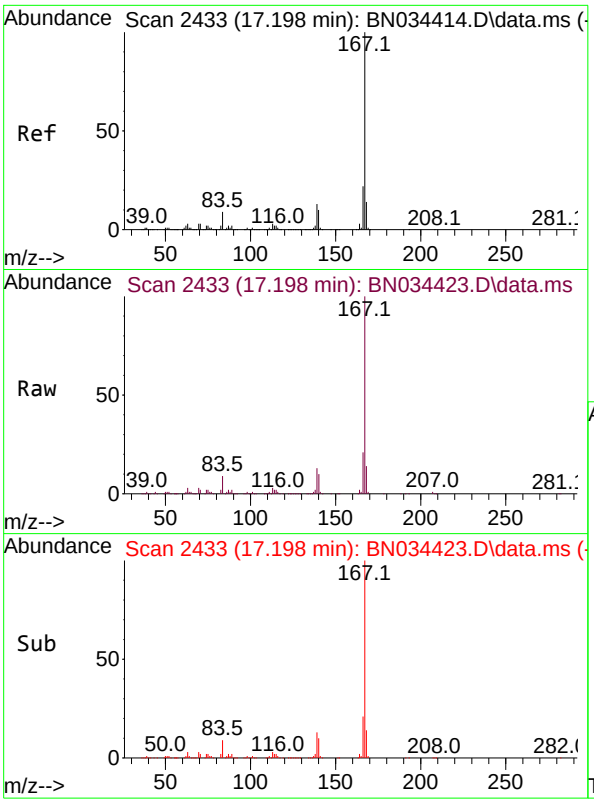

#77
Carbazole
Concen: 13.594 ng/ul
RT: 17.198 min Scan# 2
Delta R.T. -0.012 min
Lab File: BN034423.D
Acq: 05 Oct 2024 14:20

Tgt Ion:167 Resp: 59707

Ion	Ratio	Lower	Upper
167	100		
166	21.5	17.4	26.0
139	12.8	10.5	15.7

Instrument :
BNA_N
ClientSampleId :
SLCS807

Manual Integrations
APPROVED
Reviewed By :Yogesh Patel 10/07/2024
Supervised By :mohammad ahmed 10/07/2024

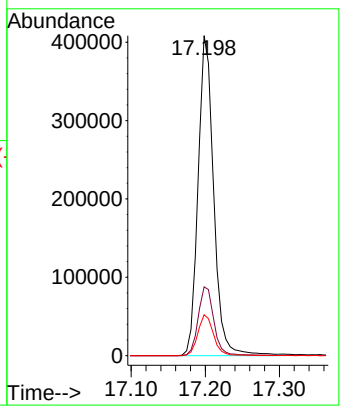



#78
Di-n-butylphthalate
Concen: 13.234 ng/ul
RT: 17.786 min Scan# 2533
Delta R.T. -0.012 min
Lab File: BN034423.D
Acq: 05 Oct 2024 14:20

Tgt Ion:149 Resp: 738877

Ion	Ratio	Lower	Upper
149	100		
150	8.8	7.4	11.2
104	4.6	4.3	6.5

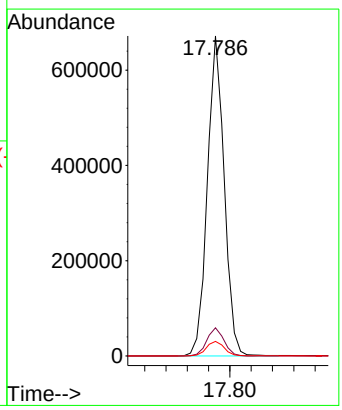

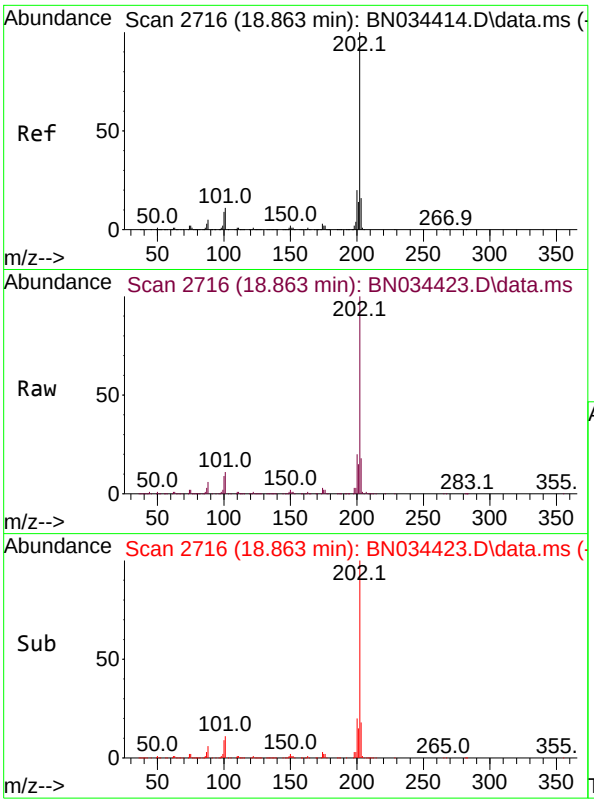

#80
Fluoranthene
Concen: 13.446 ng/ul
RT: 18.863 min Scan# 2
Delta R.T. -0.006 min
Lab File: BN034423.D
Acq: 05 Oct 2024 14:20

Tgt Ion:202 Resp: 781089

Ion	Ratio	Lower	Upper
202	100		
101	11.2	9.6	14.4
100	8.9	7.7	11.5

Instrument :
BNA_N
ClientSampleId :
SLCS807

Manual Integrations
APPROVED

Reviewed By :Yogesh Patel 10/07/2024
Supervised By :mohammad ahmed 10/07/2024

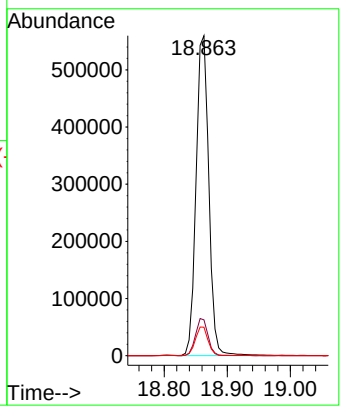

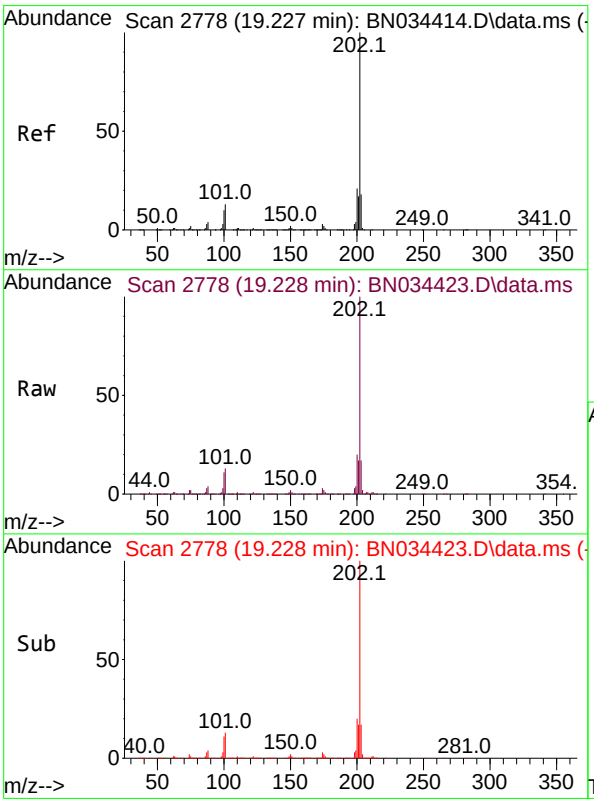

#82
Pyrene
Concen: 13.295 ng/ul
RT: 19.228 min Scan# 2778
Delta R.T. -0.012 min
Lab File: BN034423.D
Acq: 05 Oct 2024 14:20

Tgt Ion:202 Resp: 830232

Ion	Ratio	Lower	Upper
202	100		
101	13.0	11.8	17.8
100	10.9	10.0	15.0

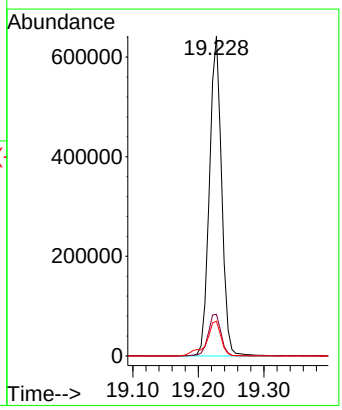

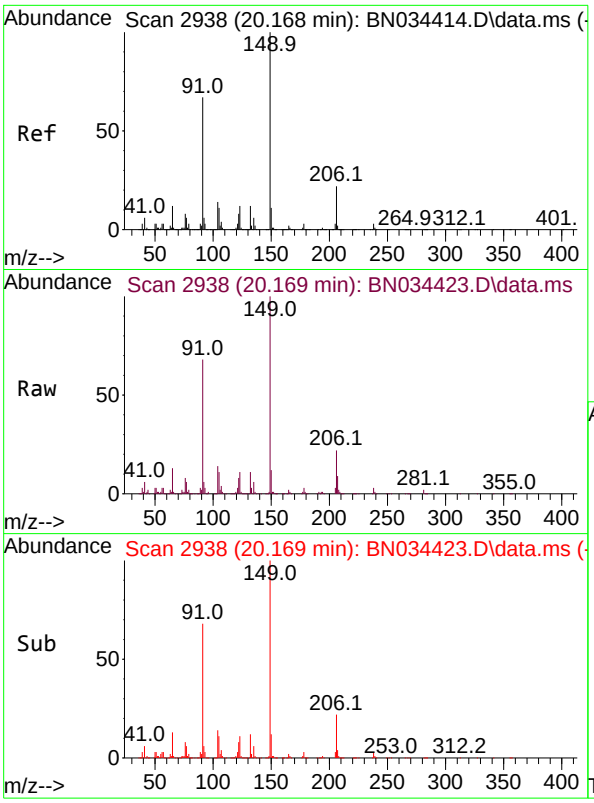

#83
Butylbenzylphthalate
Concen: 12.256 ng/ul
RT: 20.169 min Scan# 2
Delta R.T. -0.012 min
Lab File: BN034423.D
Acq: 05 Oct 2024 14:20

Tgt Ion:149 Resp: 34323

Ion	Ratio	Lower	Upper
149	100		
91	67.7	56.3	84.5
206	21.9	15.9	23.9

Instrument :
BNA_N
ClientSampleId :
SLCS807

Manual Integrations
APPROVED

Reviewed By :Yogesh Patel 10/07/2024
Supervised By :mohammad ahmed 10/07/2024

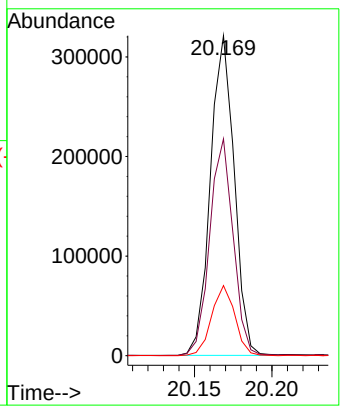

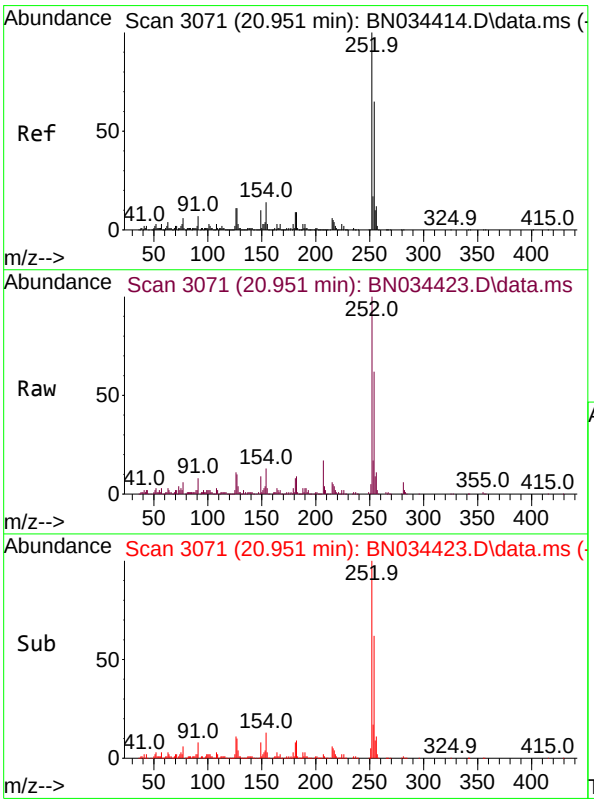

#84
3,3'-Dichlorobenzidine
Concen: 13.265 ng/ul
RT: 20.951 min Scan# 3071
Delta R.T. -0.006 min
Lab File: BN034423.D
Acq: 05 Oct 2024 14:20

Tgt Ion:252 Resp: 265730

Ion	Ratio	Lower	Upper
252	100		
254	62.2	52.0	78.0
126	11.0	9.7	14.5

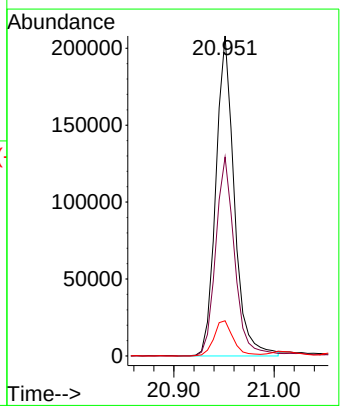

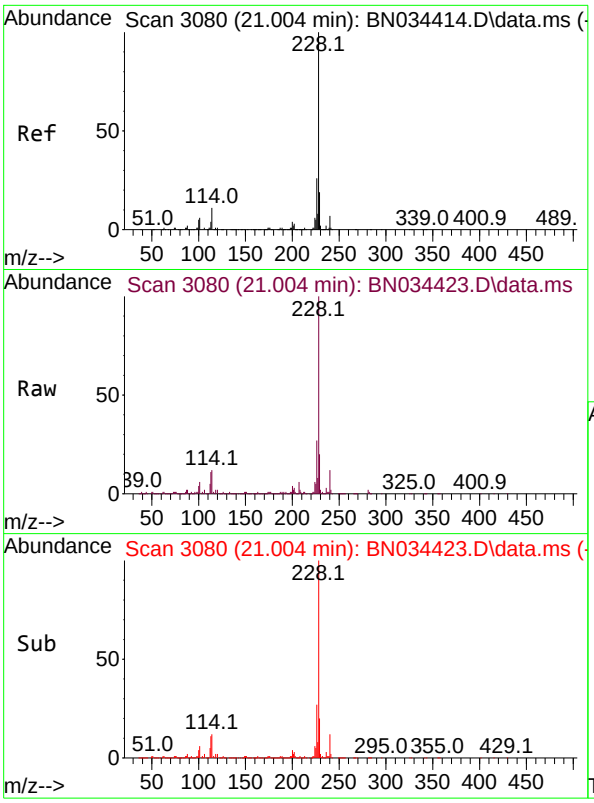

#85
Benzo(a)anthracene
Concen: 13.119 ng/ul
RT: 21.004 min Scan# 3(
Delta R.T. -0.012 min
Lab File: BN034423.D
Acq: 05 Oct 2024 14:20

Tgt Ion:228 Resp: 83421(

Ion	Ratio	Lower	Upper
228	100		
229	19.7	15.0	22.6
226	26.6	20.2	30.4

Instrument :
BNA_N
ClientSampleId :
SLCS807

Manual Integrations
APPROVED

Reviewed By :Yogesh Patel 10/07/2024
Supervised By :mohammad ahmed 10/07/2024

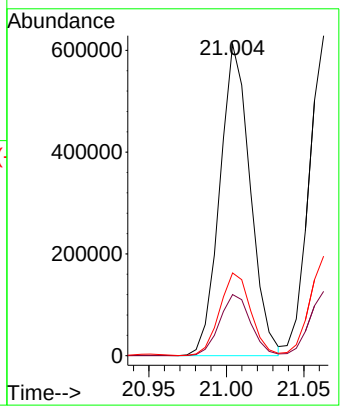

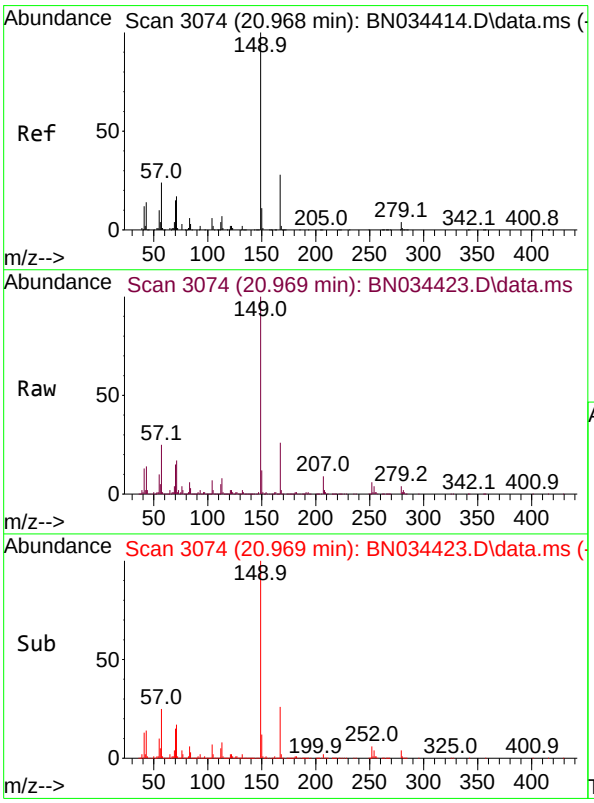

#86
Bis(2-ethylhexyl)phthalate
Concen: 12.817 ng/ul
RT: 20.969 min Scan# 3074
Delta R.T. -0.012 min
Lab File: BN034423.D
Acq: 05 Oct 2024 14:20

Tgt Ion:149 Resp: 525399

Ion	Ratio	Lower	Upper
149	100		
167	26.4	20.6	31.0
279	4.1	3.0	4.6

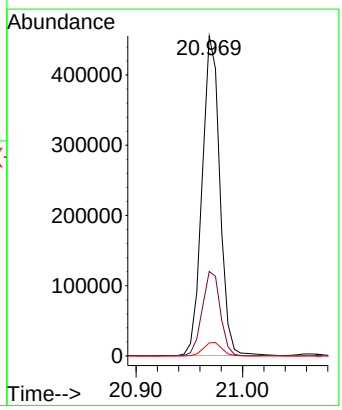



#87
Chrysene
Concen: 13.469 ng/ul
RT: 21.063 min Scan# 3(
Delta R.T. -0.012 min
Lab File: BN034423.D
Acq: 05 Oct 2024 14:20

Tgt Ion:228 Resp: 81714

Ion	Ratio	Lower	Upper
228	100		
226	31.1	22.5	33.7
229	20.1	15.8	23.6

Instrument :
BNA_N
ClientSampleId :
SLCS807

Manual Integrations
APPROVED

Reviewed By :Yogesh Patel 10/07/2024
Supervised By :mohammad ahmed 10/07/2024

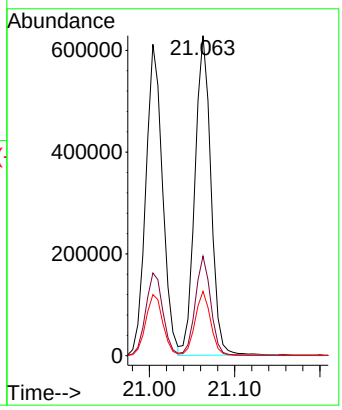

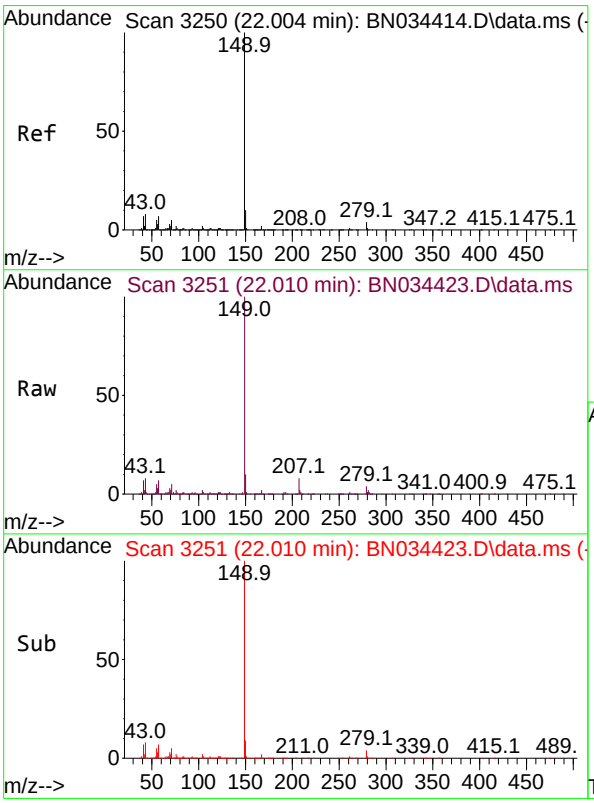

#89
Di-n-octyl phthalate
Concen: 13.222 ng/ul
RT: 22.010 min Scan# 3251
Delta R.T. -0.012 min
Lab File: BN034423.D
Acq: 05 Oct 2024 14:20

Tgt Ion:149 Resp: 857234

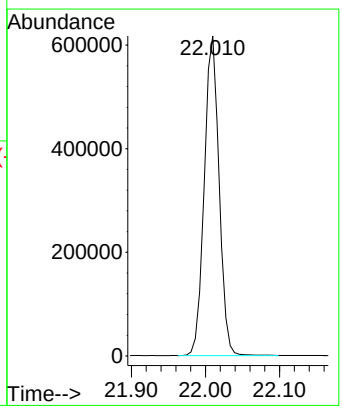

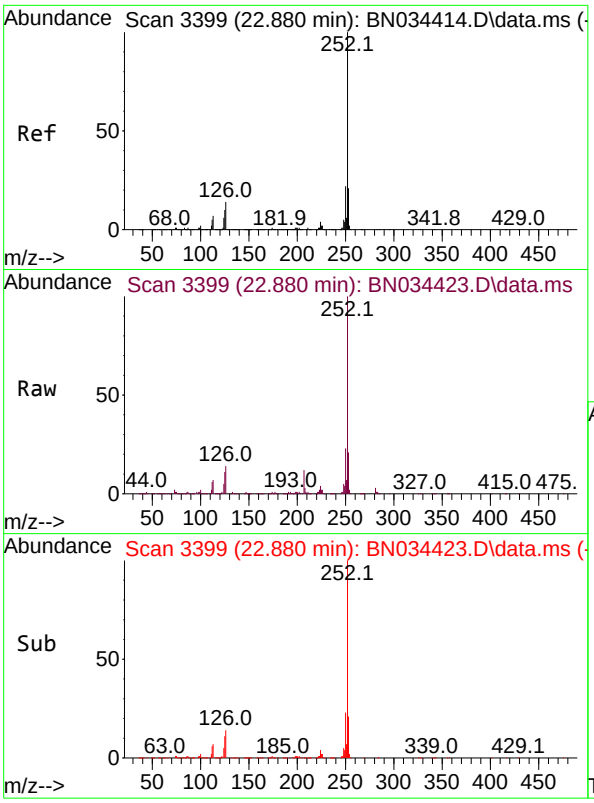

#90
Benzo(b)fluoranthene
Concen: 14.378 ng/ul
RT: 22.880 min Scan# 3
Delta R.T. -0.012 min
Lab File: BN034423.D
Acq: 05 Oct 2024 14:20

Tgt Ion:252 Resp: 85414

Ion	Ratio	Lower	Upper
252	100		
253	21.4	17.8	26.6
125	11.1	9.1	13.7

Instrument :
BNA_N
ClientSampleId :
SLCS807

Manual Integrations
APPROVED
Reviewed By :Yogesh Patel 10/07/2024
Supervised By :mohammad ahmed 10/07/2024

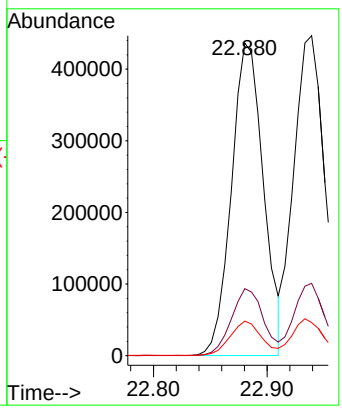

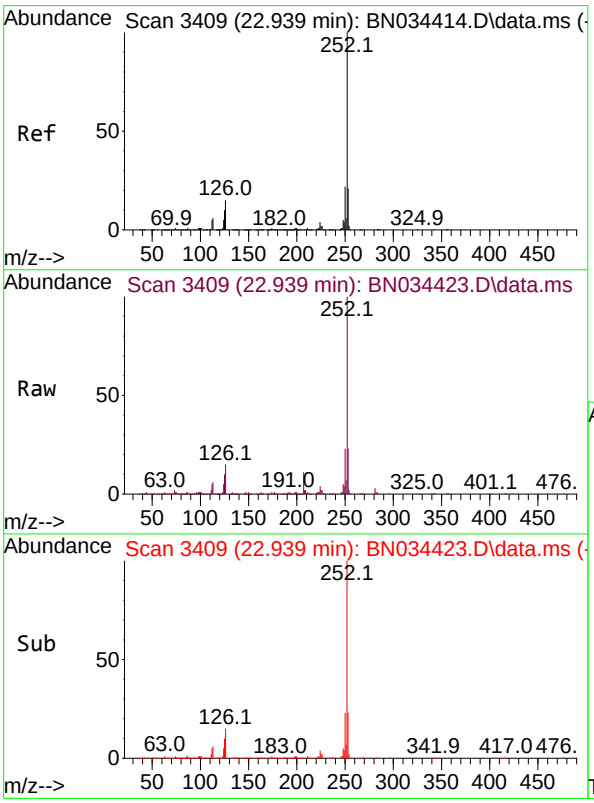

#91
Benzo(k)fluoranthene
Concen: 14.751 ng/ul
RT: 22.939 min Scan# 3409
Delta R.T. -0.006 min
Lab File: BN034423.D
Acq: 05 Oct 2024 14:20

Tgt Ion:252 Resp: 864498

Ion	Ratio	Lower	Upper
252	100		
253	22.6	17.4	26.0
125	10.3	8.8	13.2

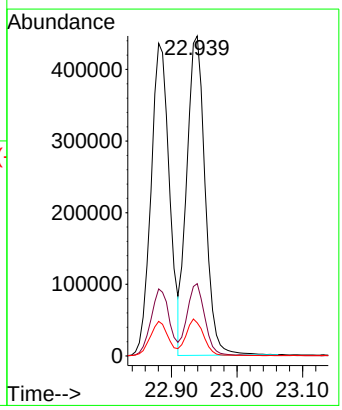

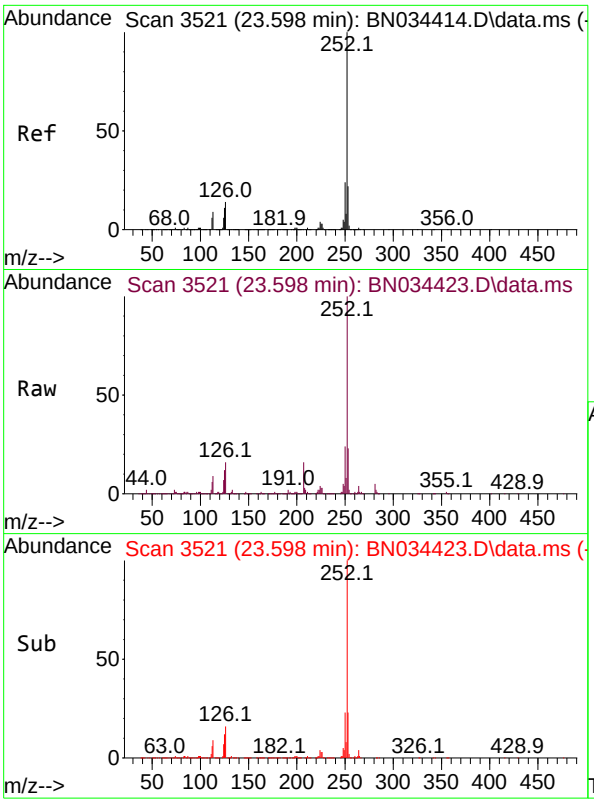

#93
Benzo(a)pyrene
Concen: 13.321 ng/ul
RT: 23.598 min Scan# 3
Delta R.T. -0.018 min
Lab File: BN034423.D
Acq: 05 Oct 2024 14:20

Tgt Ion:252 Resp: 74760

Ion	Ratio	Lower	Upper
252	100		
253	23.1	15.8	23.8
125	12.5	9.0	13.6

Instrument :
BNA_N
ClientSampleId :
SLCS807

Manual Integrations
APPROVED

Reviewed By :Yogesh Patel 10/07/2024
Supervised By :mohammad ahmed 10/07/2024

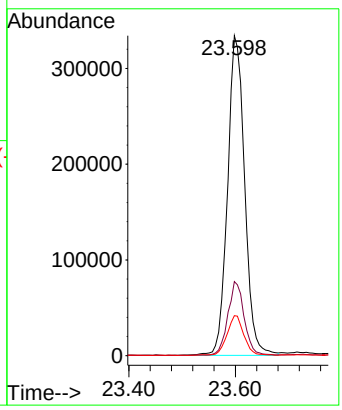

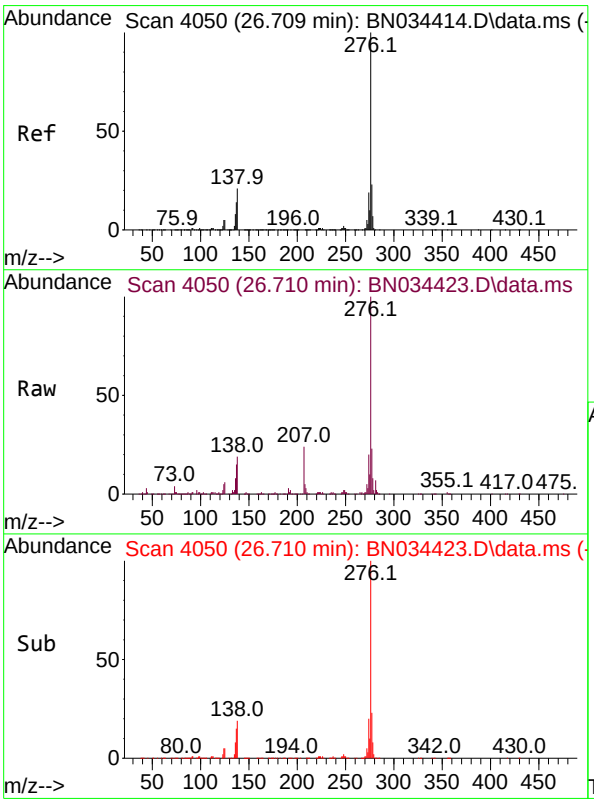

#94
Indeno(1,2,3-cd)pyrene
Concen: 13.344 ng/ul
RT: 26.710 min Scan# 4050
Delta R.T. -0.029 min
Lab File: BN034423.D
Acq: 05 Oct 2024 14:20

Tgt Ion:276 Resp: 927901

Ion	Ratio	Lower	Upper
276	100		
138	19.2	17.7	26.5
277	23.0	18.4	27.6

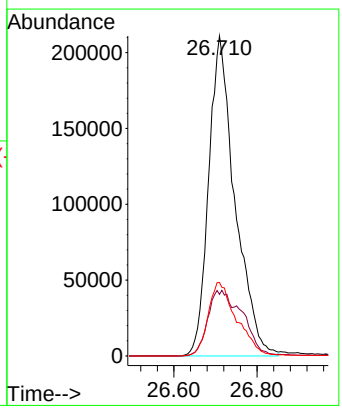

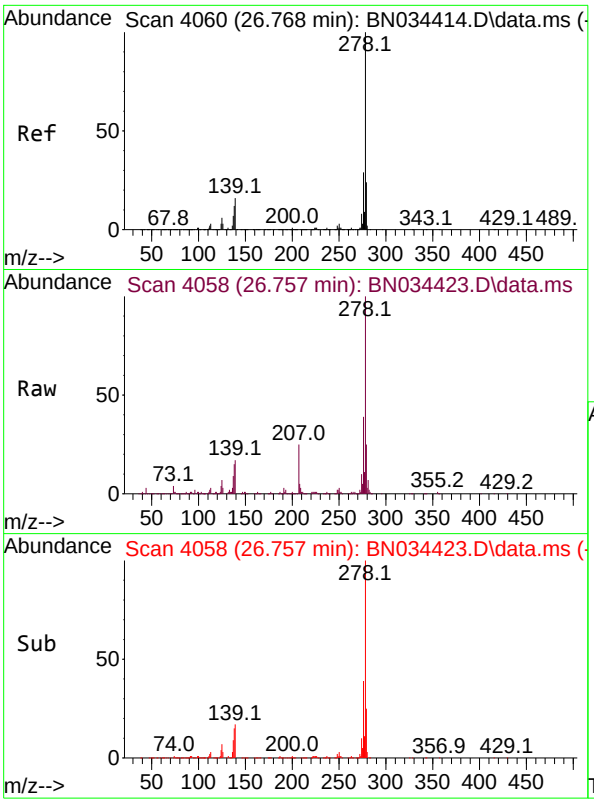

#95
Dibenzo(a,h)anthracene
Concen: 13.399 ng/ul
RT: 26.757 min Scan# 4
Delta R.T. -0.035 min
Lab File: BN034423.D
Acq: 05 Oct 2024 14:20

Tgt Ion:278 Resp: 753118

Ion	Ratio	Lower	Upper
278	100		
139	17.1	14.2	21.2
279	24.7	18.1	27.1

Instrument :
BNA_N
ClientSampleId :
SLCS807

Manual Integrations
APPROVED

Reviewed By :Yogesh Patel 10/07/2024
Supervised By :mohammad ahmed 10/07/2024

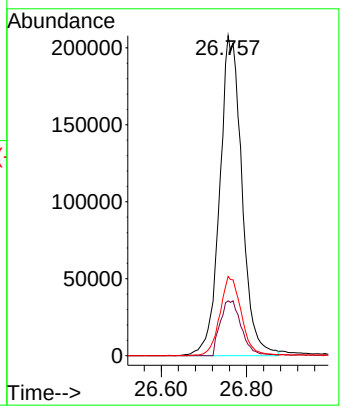

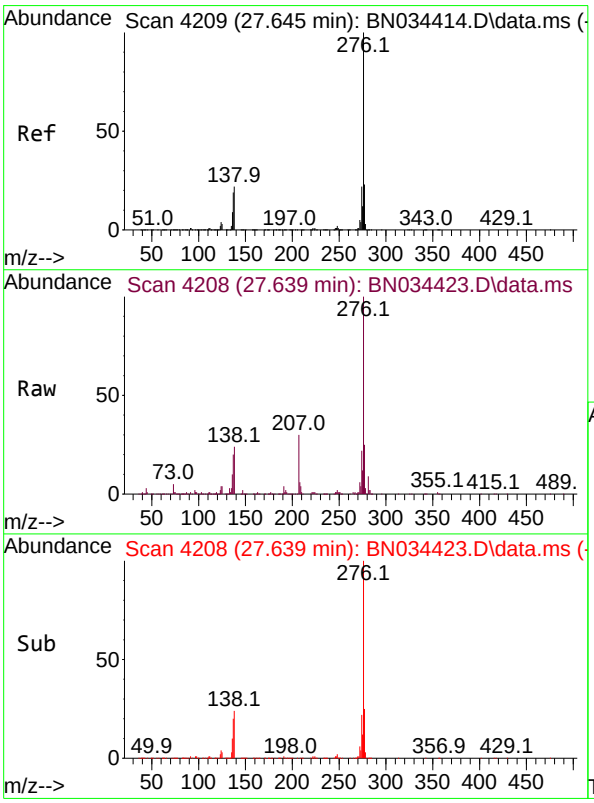

#96
Benzo(g,h,i)perylene
Concen: 13.265 ng/ul
RT: 27.639 min Scan# 4208
Delta R.T. -0.023 min
Lab File: BN034423.D
Acq: 05 Oct 2024 14:20

Tgt Ion:276 Resp: 716072

Ion	Ratio	Lower	Upper
276	100		
138	24.0	19.0	28.4
277	24.7	18.0	27.0

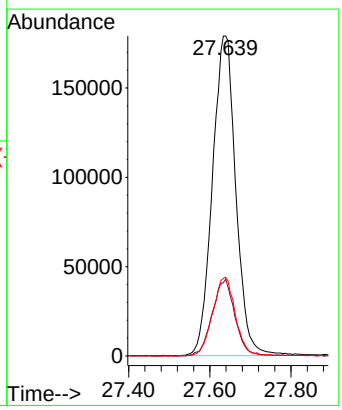

Quantitation Report (QT Reviewed)

Data Path : Z:\svoasrv\HPCHEM1\BNA_N\Data\BN100424\
Data File : BN034423.D
Acq On : 05 Oct 2024 14:20
Operator : RC/JU
Sample : PB163807BS
Misc :
ALS Vial : 40 Sample Multiplier: 1

Quant Time: Oct 07 00:59:44 2024
Quant Method : Z:\svoasrv\HPCHEM1\BNA_N\Methods\SFAM-EPA-BN091124.MA.M
Quant Title : SVOA CALIBRATION
QLast Update : Mon Sep 30 14:14:38 2024
Response via : Initial Calibration

Instrument :
BNA_N
ClientSampleId :
SLCS807

Manual Integrations APPROVED
Reviewed By :Yogesh Patel 10/07/2024
Supervised By :mohammad ahmed 10/07/2024

Compound	R.T.	QIon	Response	Conc	Units	Dev(Min)
Internal Standards						
1) 1,4-Dichlorobenzene-d4	7.375	152	156582	20.000	ng/ul	-0.01
20) Naphthalene-d8	10.134	136	632873	20.000	ng/ul	0.00
38) Acenaphthene-d10	14.028	164	407160	20.000	ng/ul	-0.01
64) Phenanthrene-d10	16.787	188	847552	20.000	ng/ul	-0.01
79) Chrysene-d12	21.022	240	891818	20.000	ng/ul	-0.01
88) Perylene-d12	23.727	264	974392	20.000	ng/ul	-0.01
System Monitoring Compounds						
3) 1,4-Dioxane-d8	2.993	96	19814	5.164	ng/uL	0.00
4) Pyridine-d5	3.381	84	254875	22.347	ng/ul	0.00
7) Phenol-d5	6.575	99	324689	23.364	ng/ul	0.00
9) Bis-(2-Chloroethyl)eth...	6.734	67	196657	22.808	ng/ul	0.00
11) 2-Chlorophenol-d4	6.916	132	287648	26.296	ng/ul	-0.01
15) 4-Methylphenol-d8	8.093	113	265258	23.198	ng/ul	-0.01
21) Nitrobenzene-d5	8.522	128	136814	27.122	ng/ul	0.00
24) 2-Nitrophenol-d4	9.234	143	147560	28.447	ng/ul	0.00
28) 2,4-Dichlorophenol-d3	9.769	165	264609	27.087	ng/ul	0.00
31) 4-Chloroaniline-d4	10.281	131	369769	25.002	ng/ul	-0.01
46) Dimethylphthalate-d6	13.457	166	813938	26.749	ng/ul	-0.01
49) Acenaphthylene-d8	13.716	160	928487	27.124	ng/ul	-0.01
54) 4-Nitrophenol-d4	14.263	143	139064	22.269	ng/ul	-0.01
60) Fluorene-d10	15.034	176	684273	26.534	ng/ul	-0.01
65) 4,6-Dinitro-2-methylph...	15.169	200	124019	24.542	ng/ul	0.00
73) Anthracene-d10	16.887	188	1057832	26.547	ng/ul	-0.01
81) Pyrene-d10	19.198	212	1303144	26.226	ng/ul	-0.01
92) Benzo(a)pyrene-d12	23.545	264	1410982	28.190	ng/ul	-0.01
Target Compounds						Qvalue
2) 1,4-Dioxane	3.028	88	21399	5.287	ng/uL	88
5) Pyridine	3.399	79	129069	11.059	ng/ul	94
6) Benzaldehyde	6.540	77	85810	11.698	ng/ul	94
8) Phenol	6.605	94	167843	11.600	ng/ul	95
10) Bis(2-Chloroethyl)ether	6.822	93	137201	12.201	ng/ul	96
12) 2-Chlorophenol	6.946	128	148970	13.289	ng/ul	95
13) 2-Methylphenol	7.828	108	127426	11.783	ng/ul	100
14) 2,2'-oxybis(1-Chloropr...	7.899	45	182546	11.007	ng/ul	95
16) Acetophenone	8.193	105	211010	11.649	ng/ul	94
17) N-Nitroso-di-n-propyla...	8.181	70	99769	11.123	ng/ul	93
18) 4-Methylphenol	8.158	108	140119	11.642	ng/ul	99
19) Hexachloroethane	8.428	117	60810	12.861	ng/ul	92
22) Nitrobenzene	8.563	77	151899	12.031	ng/ul	91
23) Isophorone	9.087	82	280506	12.048	ng/ul	97
25) 2-Nitrophenol	9.263	139	79188	13.641	ng/ul	91
26) 2,4-Dimethylphenol	9.340	107	115480	9.669	ng/ul	91
27) Bis(2-Chloroethoxy)met...	9.575	93	183105	12.782	ng/ul	97
29) 2,4-Dichlorophenol	9.793	162	136447	13.795	ng/ul	98
30) Naphthalene	10.181	128	468130	13.523	ng/ul	99
32) 4-Chloroaniline	10.305	127	151716	10.410	ng/ul	100
33) Hexachlorobutadiene	10.469	225	88190	13.897	ng/ul	97
34) Caprolactam	11.099	113	40585m	10.306	ng/ul	
35) 4-Chloro-3-methylphenol	11.446	107	135789	11.661	ng/ul	94
36) 2-Methylnaphthalene	11.804	142	318139	13.342	ng/ul	97

Quantitation Report (QT Reviewed)

Data Path : Z:\svoasrv\HPCHEM1\BNA_N\Data\BN100424\
Data File : BN034423.D
Acq On : 05 Oct 2024 14:20
Operator : RC/JU
Sample : PB163807BS
Misc :
ALS Vial : 40 Sample Multiplier: 1

Quant Time: Oct 07 00:59:44 2024
Quant Method : Z:\svoasrv\HPCHEM1\BNA_N\Methods\SFAM-EPA-BN091124.MA.M
Quant Title : SVOA CALIBRATION
QLast Update : Mon Sep 30 14:14:38 2024
Response via : Initial Calibration

Instrument :
BNA_N
ClientSampleId :
SLCS807

Manual Integrations APPROVED
Reviewed By :Yogesh Patel 10/07/2024
Supervised By :mohammad ahmed 10/07/2024

Compound	R.T.	QIon	Response	Conc Units	Dev(Min)
37) 1-Methylnaphthalene	12.028	142	313752	12.999 ng/ul	96
39) 1,2,4,5-Tetrachloroben...	12.193	216	169698	14.437 ng/ul	92
40) Hexachlorocyclopentadiene	12.169	237	77611	10.731 ng/ul	99
41) 2,4,6-Trichlorophenol	12.446	196	101799	13.064 ng/ul	94
42) 2,4,5-Trichlorophenol	12.516	196	117549	13.733 ng/ul	93
43) 1,1'-Biphenyl	12.851	154	416636	13.573 ng/ul	98
44) 2-Chloronaphthalene	12.887	162	324638	13.576 ng/ul	98
45) 2-Nitroaniline	13.110	65	80918	10.472 ng/ul	88
47) Dimethylphthalate	13.504	163	423324	13.650 ng/ul	99
48) 2,6-Dinitrotoluene	13.622	165	78672	12.883 ng/ul	91
50) Acenaphthylene	13.746	152	500763	13.369 ng/ul	100
51) 3-Nitroaniline	13.951	138	76442	11.327 ng/ul	90
52) Acenaphthene	14.093	153	354085	13.241 ng/ul	98
53) 2,4-Dinitrophenol	14.163	184	32655m	9.092 ng/ul	
55) 4-Nitrophenol	14.281	109	51721	9.753 ng/ul	91
56) Dibenzofuran	14.434	168	486286	13.298 ng/ul	98
57) 2,4-Dinitrotoluene	14.416	165	120999	13.143 ng/ul	94
58) 2,3,4,6-Tetrachlorophenol	14.669	232	94673	13.329 ng/ul	93
59) Diethylphthalate	14.887	149	420612	12.979 ng/ul	98
61) Fluorene	15.093	166	396761	13.263 ng/ul	94
62) 4-Chlorophenyl-phenyle...	15.098	204	195586	13.489 ng/ul	96
63) 4-Nitroaniline	15.122	138	81412	11.723 ng/ul	91
66) 4,6-Dinitro-2-methylph...	15.181	198	70181	12.506 ng/ul#	99
67) N-Nitrosodiphenylamine	15.316	169	352507	13.880 ng/ul	99
68) 4-Bromophenyl-phenylether	15.992	248	124650	14.483 ng/ul	94
69) Hexachlorobenzene	16.092	284	149662	14.982 ng/ul	95
70) Atrazine	16.281	200	91400	9.933 ng/ul	94
71) Pentachlorophenol	16.445	266	84515	12.703 ng/ul	92
72) Phenanthrene	16.828	178	649940	13.907 ng/ul	99
74) Anthracene	16.922	178	628190	13.164 ng/ul	98
75) 1,2,3,4-Tetrachloroben...	12.810	216	168129	14.253 ng/uL	96
76) Pentachlorobenzene	14.357	250	166234	13.841 ng/uL	97
77) Carbazole	17.198	167	597078	13.594 ng/ul	99
78) Di-n-butylphthalate	17.786	149	738877	13.234 ng/ul	98
80) Fluoranthene	18.863	202	781089	13.446 ng/ul	98
82) Pyrene	19.228	202	830232	13.295 ng/ul	96
83) Butylbenzylphthalate	20.169	149	343237	12.256 ng/ul	97
84) 3,3'-Dichlorobenzidine	20.951	252	265730	13.265 ng/ul	97
85) Benzo(a)anthracene	21.004	228	834210	13.119 ng/ul	98
86) Bis(2-ethylhexyl)phtha...	20.969	149	525399	12.817 ng/ul	99
87) Chrysene	21.063	228	817145	13.469 ng/ul	96
89) Di-n-octyl phthalate	22.010	149	857234	13.222 ng/ul	100
90) Benzo(b)fluoranthene	22.880	252	854142	14.378 ng/ul	99
91) Benzo(k)fluoranthene	22.939	252	864498	14.751 ng/ul	98
93) Benzo(a)pyrene	23.598	252	747606	13.321 ng/ul	94
94) Indeno(1,2,3-cd)pyrene	26.710	276	927901	13.344 ng/ul	97
95) Dibenzo(a,h)anthracene	26.757	278	753118	13.399 ng/ul	97
96) Benzo(g,h,i)perylene	27.639	276	716072	13.265 ng/ul	97

(#) = qualifier out of range (m) = manual integration (+) = signals summed

Quantitation Report (QT Reviewed)

Data Path : Z:\svoasrv\HPCHEM1\BNA_N\Data\BN100424\
Data File : BN034423.D
Acq On : 05 Oct 2024 14:20
Operator : RC/JU
Sample : PB163807BS
Misc :
ALS Vial : 40 Sample Multiplier: 1

Quant Time: Oct 07 00:59:44 2024
Quant Method : Z:\svoasrv\HPCHEM1\BNA_N\Methods\SFAM-EPA-BN091124.MA.M
Quant Title : SVOA CALIBRATION
QLast Update : Mon Sep 30 14:14:38 2024
Response via : Initial Calibration

Instrument :
BNA_N
ClientSampleId :
SLCS807

Manual IntegrationsAPPROVED

Reviewed By :Yogesh Patel 10/07/2024
Supervised By :mohammad ahmed 10/07/2024

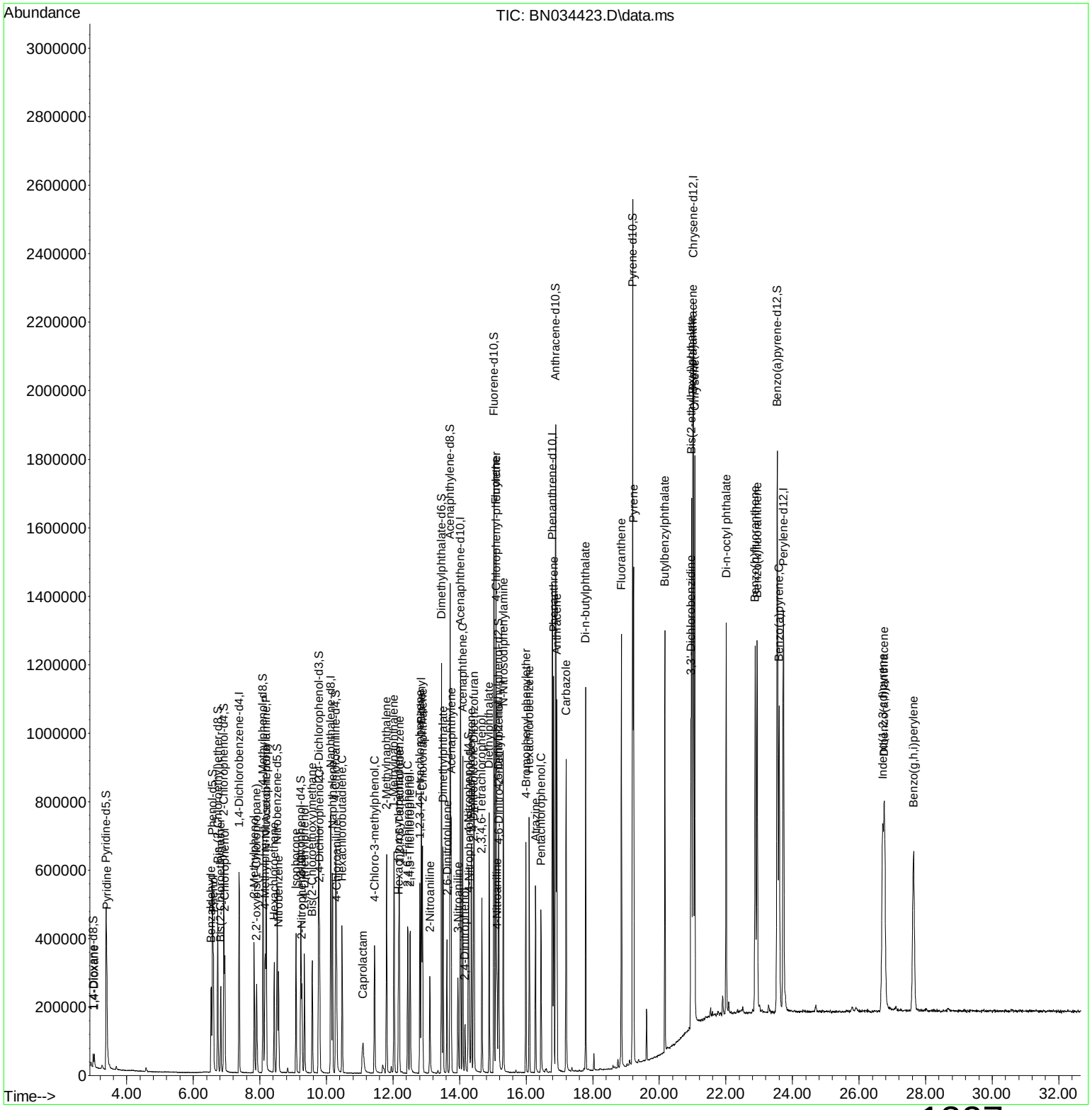

Quantitation Report (Qedit)

Data Path : Z:\svoasrv\HPCHEM1\BNA_N\Data\BN100424\
Data File : BN034423.D
Acq On : 05 Oct 2024 14:20
Operator : RC/JU
Sample : PB163807BS
Misc :
ALS Vial : 40 Sample Multiplier: 1

Quant Time: Oct 07 00:05:45 2024
Quant Method : Z:\svoasrv\HPCHEM1\BNA_N\Methods\SFAM-EPA-BN091124.MA.M
Quant Title : SVOA CALIBRATION
QLast Update : Mon Sep 30 14:14:38 2024
Response via : Initial Calibration

Instrument :
BNA_N
ClientSampleId :
SLCS807

Manual IntegrationsAPPROVED

Reviewed By :Yogesh Patel 10/07/2024
Supervised By :mohammad ahmed 10/07/2024

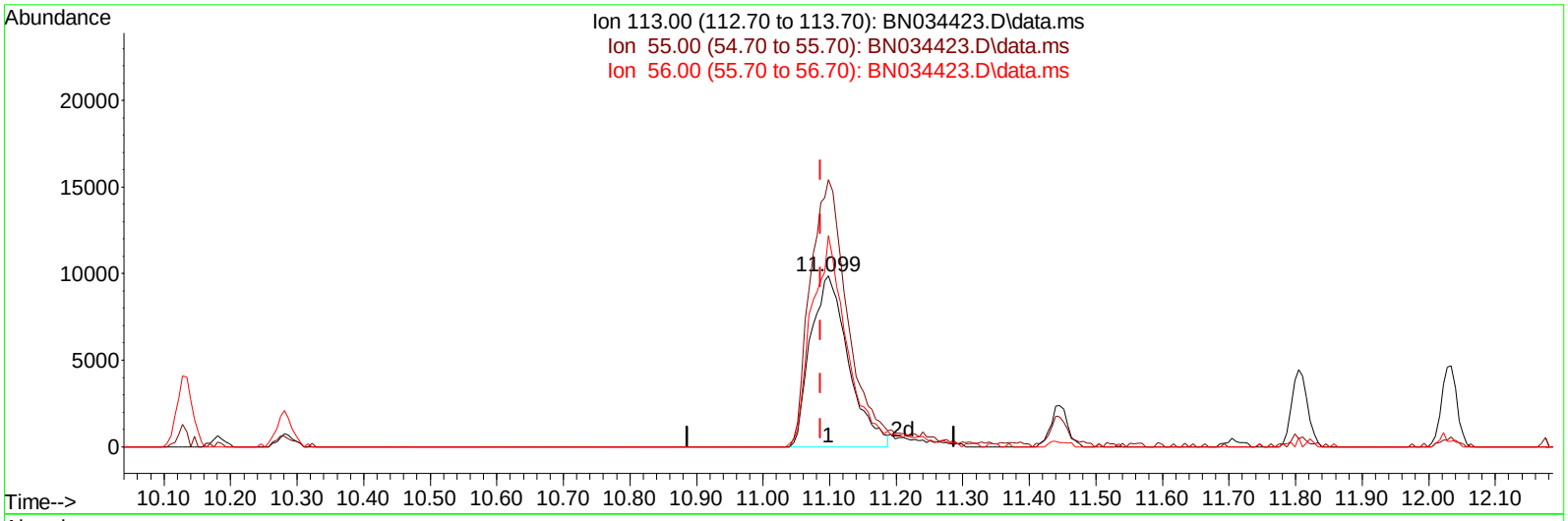

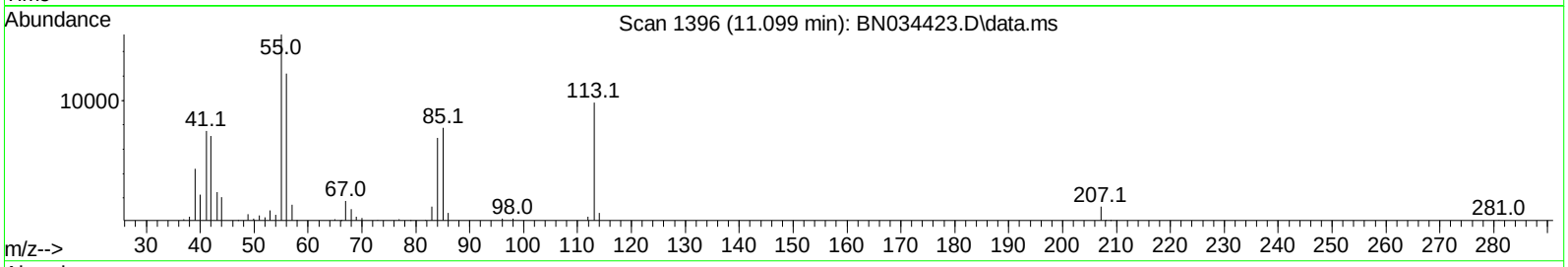

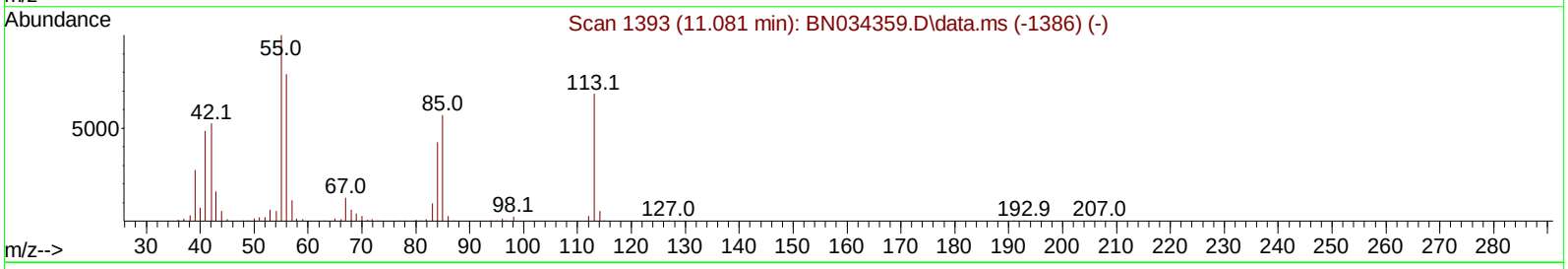

TIC: BN034423.D\data.ms

(34) Caprolactam

11.099min (+ 0.012) 9.85 ng/ul

response 38779

Ion	Exp%	Act%
113.00	100.00	100.00
55.00	171.30	156.44
56.00	124.60	123.74
0.00	0.00	0.00

Quantitation Report (Qedit)

Data Path : Z:\svoasrv\HPCHEM1\BNA_N\Data\BN100424\
Data File : BN034423.D
Acq On : 05 Oct 2024 14:20
Operator : RC/JU
Sample : PB163807BS
Misc :
ALS Vial : 40 Sample Multiplier: 1

Quant Time: Oct 07 00:05:45 2024
Quant Method : Z:\svoasrv\HPCHEM1\BNA_N\Methods\SFAM-EPA-BN091124.MA.M
Quant Title : SVOA CALIBRATION
QLast Update : Mon Sep 30 14:14:38 2024
Response via : Initial Calibration

Instrument :
BNA_N
ClientSampleId :
SLCS807

Manual IntegrationsAPPROVED

Reviewed By :Yogesh Patel 10/07/2024
Supervised By :mohammad ahmed 10/07/2024

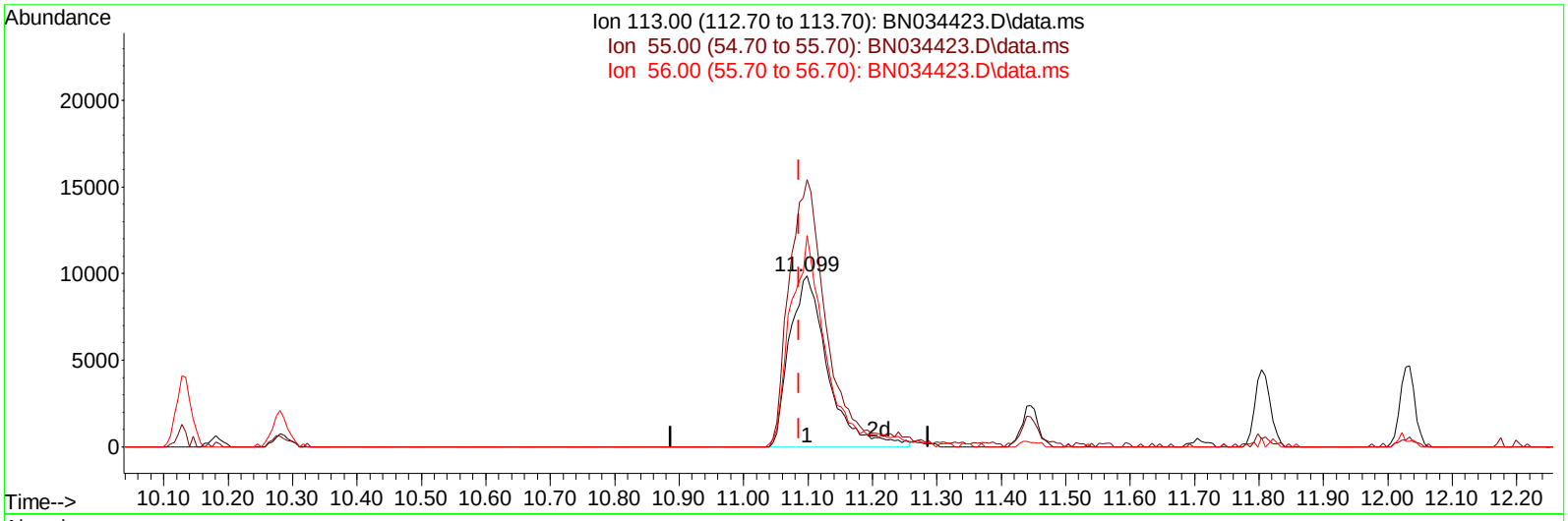

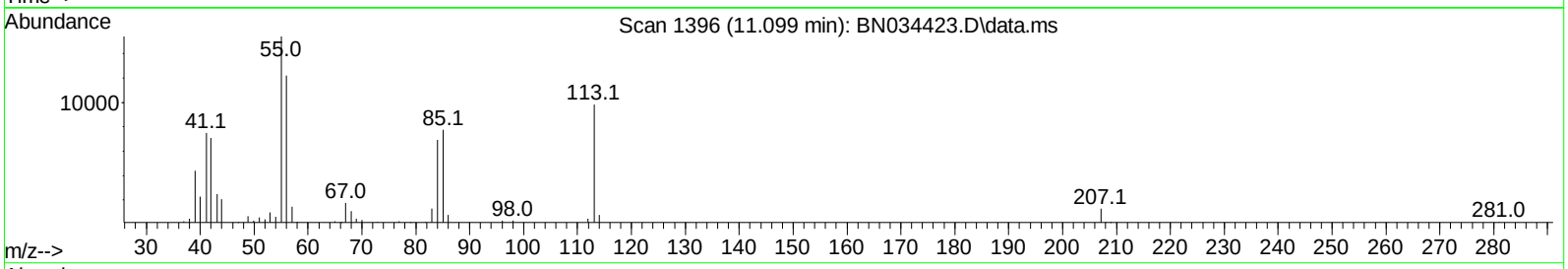

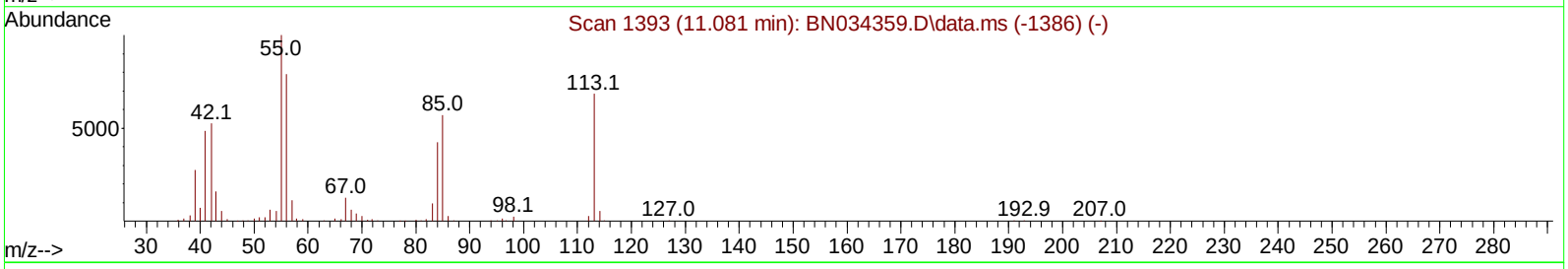

TIC: BN034423.D\data.ms

(34) Caprolactam

11.099min (+ 0.012) 10.31 ng/ul m

response 40585

Ion	Exp%	Act%
113.00	100.00	100.00
55.00	171.30	156.44
56.00	124.60	123.74
0.00	0.00	0.00

Quantitation Report (Qedit)

Data Path : Z:\svoasrv\HPCHEM1\BNA_N\Data\BN100424\
Data File : BN034423.D
Acq On : 05 Oct 2024 14:20
Operator : RC/JU
Sample : PB163807BS
Misc :
ALS Vial : 40 Sample Multiplier: 1

Quant Time: Oct 07 00:04:17 2024
Quant Method : Z:\svoasrv\HPCHEM1\BNA_N\Methods\SFAM-EPA-BN091124.MA.M
Quant Title : SVOA CALIBRATION
QLast Update : Mon Sep 30 14:14:38 2024
Response via : Initial Calibration

Instrument :
BNA_N
ClientSampleId :
SLCS807

Manual IntegrationsAPPROVED

Reviewed By :Yogesh Patel 10/07/2024
Supervised By :mohammad ahmed 10/07/2024

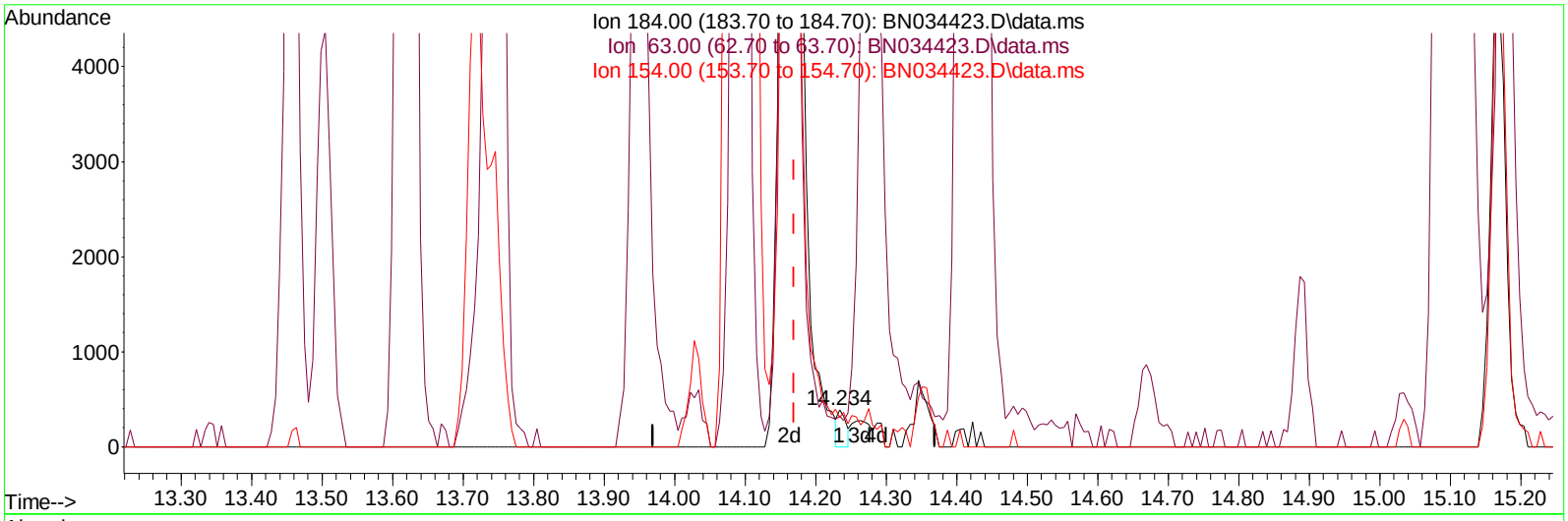

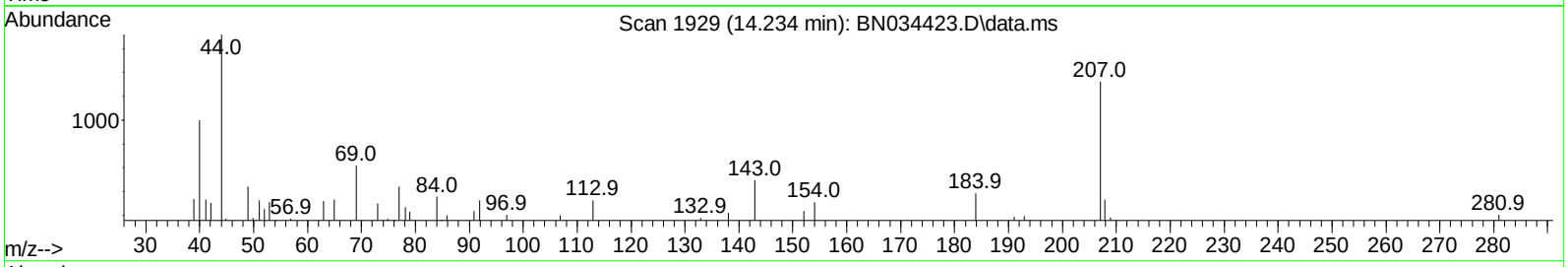

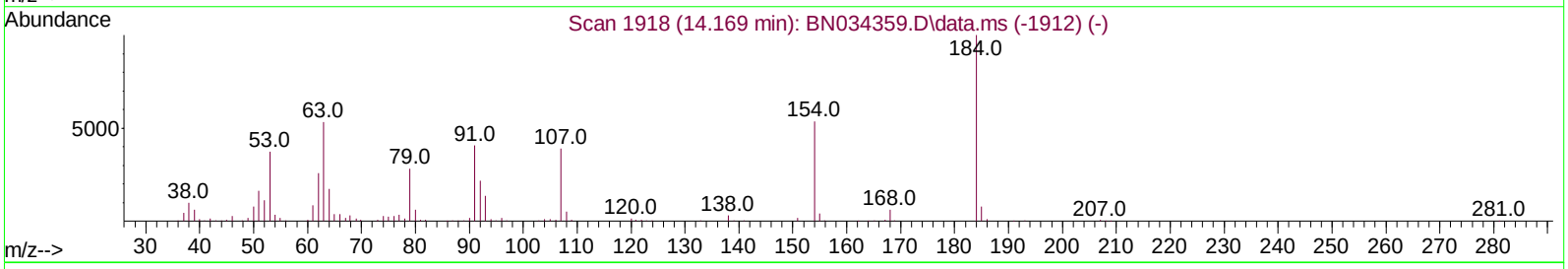

TIC: BN034423.D\data.ms

(53) 2,4-Dinitrophenol

14.234min (+ 0.065) 0.09 ng/ul

response 317

Ion	Exp%	Act%
184.00	100.00	100.00
63.00	76.40	83.64
154.00	73.10	80.78
0.00	0.00	0.00

Quantitation Report (Qedit)

Data Path : Z:\svoasrv\HPCHEM1\BNA_N\Data\BN100424\
Data File : BN034423.D
Acq On : 05 Oct 2024 14:20
Operator : RC/JU
Sample : PB163807BS
Misc :
ALS Vial : 40 Sample Multiplier: 1

Quant Time: Oct 07 00:04:17 2024
Quant Method : Z:\svoasrv\HPCHEM1\BNA_N\Methods\SFAM-EPA-BN091124.MA.M
Quant Title : SVOA CALIBRATION
QLast Update : Mon Sep 30 14:14:38 2024
Response via : Initial Calibration

Instrument :
BNA_N
ClientSampleId :
SLCS807

Manual IntegrationsAPPROVED

Reviewed By :Yogesh Patel 10/07/2024
Supervised By :mohammad ahmed 10/07/2024

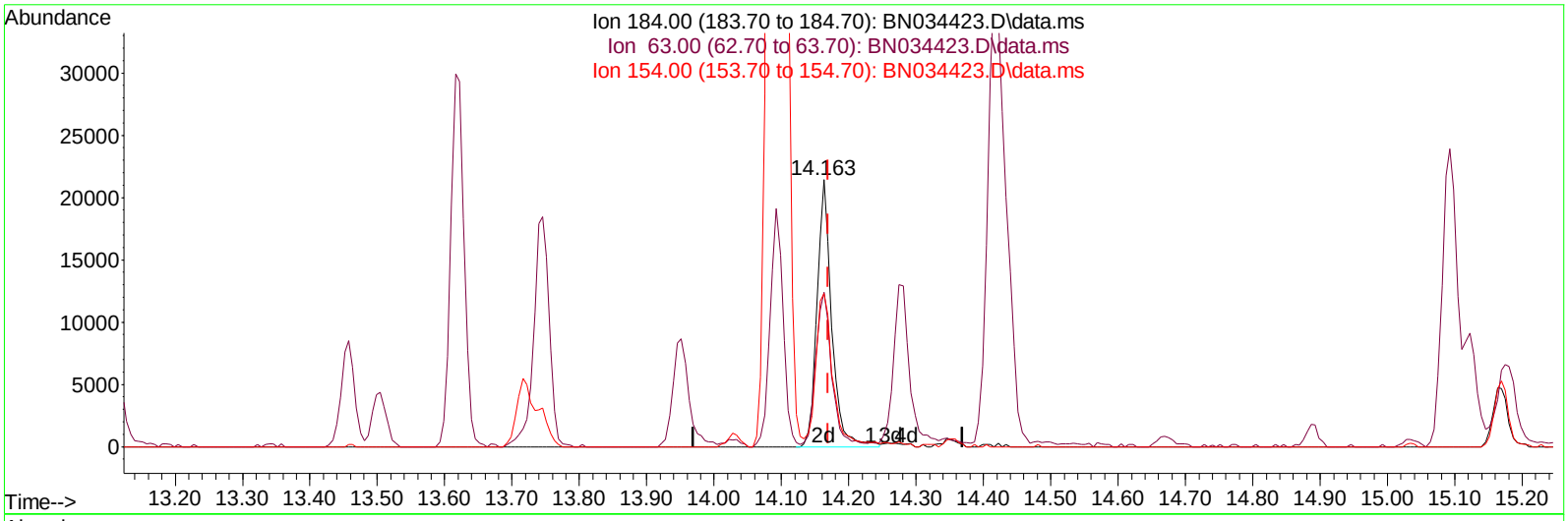

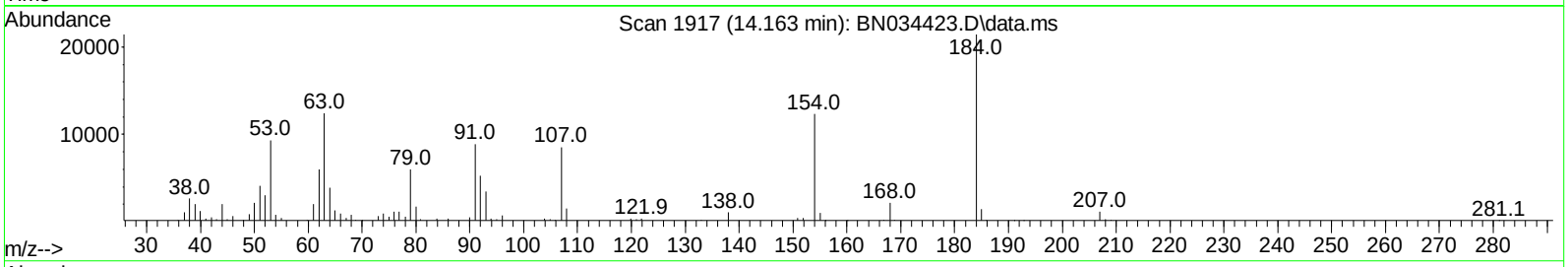

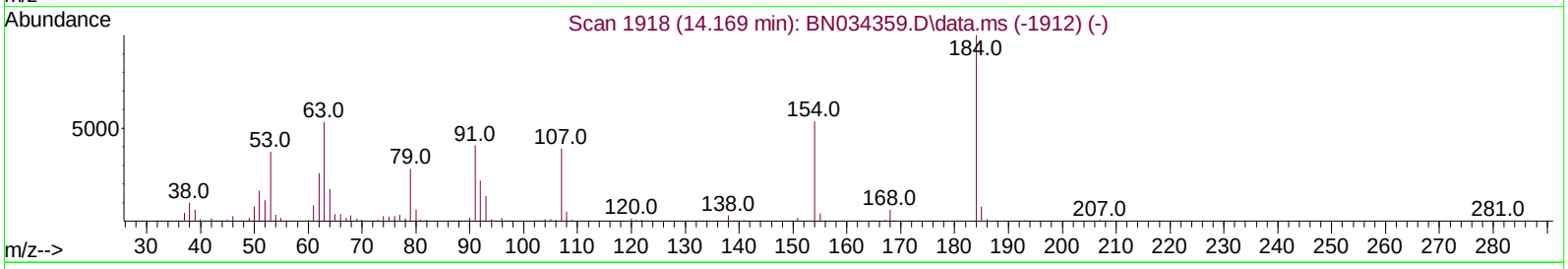

TIC: BN034423.D\data.ms

(53) 2,4-Dinitrophenol

14.163min (-0.006) 9.09 ng/ul m

response 32655

Ion	Exp%	Act%
184.00	100.00	100.00
63.00	76.40	57.95#
154.00	73.10	57.45#
0.00	0.00	0.00

Quantitation Report (QT Reviewed)

Data Path : Z:\svoasrv\HPCHEM1\BNA_N\Data\BN100424\
Data File : BN034423.D
Acq On : 05 Oct 2024 14:20
Operator : RC/JU
Sample : PB163807BS
Misc :
ALS Vial : 40 Sample Multiplier: 1

Quant Time: Oct 07 00:59:44 2024
Quant Method : Z:\svoasrv\HPCHEM1\BNA_N\Methods\SFAM-EPA-BN091124.MA.M
Quant Title : SVOA CALIBRATION
QLast Update : Mon Sep 30 14:14:38 2024
Response via : Initial Calibration

Instrument :
BNA_N
ClientSampleId :
SLCS807

Manual IntegrationsAPPROVED

Reviewed By :Yogesh Patel 10/07/2024
Supervised By :mohammad ahmed 10/07/2024

Compound	R.T.	QIon	Response	Conc	Units	Dev(Min)
Internal Standards						
1) 1,4-Dichlorobenzene-d4	7.375	152	156582	20.000	ng/ul	-0.01
20) Naphthalene-d8	10.134	136	632873	20.000	ng/ul	0.00
38) Acenaphthene-d10	14.028	164	407160	20.000	ng/ul	-0.01
64) Phenanthrene-d10	16.787	188	847552	20.000	ng/ul	-0.01
79) Chrysene-d12	21.022	240	891818	20.000	ng/ul	-0.01
88) Perylene-d12	23.727	264	974392	20.000	ng/ul	-0.01
System Monitoring Compounds						
3) 1,4-Dioxane-d8	2.993	96	19814	5.164	ng/uL	0.00
4) Pyridine-d5	3.381	84	254875	22.347	ng/ul	0.00
7) Phenol-d5	6.575	99	324689	23.364	ng/ul	0.00
9) Bis-(2-Chloroethyl)eth...	6.734	67	196657	22.808	ng/ul	0.00
11) 2-Chlorophenol-d4	6.916	132	287648	26.296	ng/ul	-0.01
15) 4-Methylphenol-d8	8.093	113	265258	23.198	ng/ul	-0.01
21) Nitrobenzene-d5	8.522	128	136814	27.122	ng/ul	0.00
24) 2-Nitrophenol-d4	9.234	143	147560	28.447	ng/ul	0.00
28) 2,4-Dichlorophenol-d3	9.769	165	264609	27.087	ng/ul	0.00
31) 4-Chloroaniline-d4	10.281	131	369769	25.002	ng/ul	-0.01
46) Dimethylphthalate-d6	13.457	166	813938	26.749	ng/ul	-0.01
49) Acenaphthylene-d8	13.716	160	928487	27.124	ng/ul	-0.01
54) 4-Nitrophenol-d4	14.263	143	139064	22.269	ng/ul	-0.01
60) Fluorene-d10	15.034	176	684273	26.534	ng/ul	-0.01
65) 4,6-Dinitro-2-methylph...	15.169	200	124019	24.542	ng/ul	0.00
73) Anthracene-d10	16.887	188	1057832	26.547	ng/ul	-0.01
81) Pyrene-d10	19.198	212	1303144	26.226	ng/ul	-0.01
92) Benzo(a)pyrene-d12	23.545	264	1410982	28.190	ng/ul	-0.01
Target Compounds						Qvalue
2) 1,4-Dioxane	3.028	88	21399	5.287	ng/uL	88
5) Pyridine	3.399	79	129069	11.059	ng/ul	94
6) Benzaldehyde	6.540	77	85810	11.698	ng/ul	94
8) Phenol	6.605	94	167843	11.600	ng/ul	95
10) Bis(2-Chloroethyl)ether	6.822	93	137201	12.201	ng/ul	96
12) 2-Chlorophenol	6.946	128	148970	13.289	ng/ul	95
13) 2-Methylphenol	7.828	108	127426	11.783	ng/ul	100
14) 2,2'-oxybis(1-Chloropr...	7.899	45	182546	11.007	ng/ul	95
16) Acetophenone	8.193	105	211010	11.649	ng/ul	94
17) N-Nitroso-di-n-propyla...	8.181	70	99769	11.123	ng/ul	93
18) 4-Methylphenol	8.158	108	140119	11.642	ng/ul	99
19) Hexachloroethane	8.428	117	60810	12.861	ng/ul	92
22) Nitrobenzene	8.563	77	151899	12.031	ng/ul	91
23) Isophorone	9.087	82	280506	12.048	ng/ul	97
25) 2-Nitrophenol	9.263	139	79188	13.641	ng/ul	91
26) 2,4-Dimethylphenol	9.340	107	115480	9.669	ng/ul	91
27) Bis(2-Chloroethoxy)met...	9.575	93	183105	12.782	ng/ul	97
29) 2,4-Dichlorophenol	9.793	162	136447	13.795	ng/ul	98
30) Naphthalene	10.181	128	468130	13.523	ng/ul	99
32) 4-Chloroaniline	10.305	127	151716	10.410	ng/ul	100
33) Hexachlorobutadiene	10.469	225	88190	13.897	ng/ul	97
34) Caprolactam	11.099	113	40585m	10.306	ng/ul	
35) 4-Chloro-3-methylphenol	11.446	107	135789	11.661	ng/ul	94

Quantitation Report (QT Reviewed)

Data Path : Z:\svoasrv\HPCHEM1\BNA_N\Data\BN100424\
Data File : BN034423.D
Acq On : 05 Oct 2024 14:20
Operator : RC/JU
Sample : PB163807BS
Misc :
ALS Vial : 40 Sample Multiplier: 1

Instrument :
BNA_N
ClientSampleId :
SLCS807

Manual IntegrationsAPPROVED

Reviewed By :Yogesh Patel 10/07/2024
Supervised By :mohammad ahmed 10/07/2024

Quant Time: Oct 07 00:59:44 2024
Quant Method : Z:\svoasrv\HPCHEM1\BNA_N\Methods\SFAM-EPA-BN091124.MA.M
Quant Title : SVOA CALIBRATION
QLast Update : Mon Sep 30 14:14:38 2024
Response via : Initial Calibration

Compound	R.T.	QIon	Response	Conc Units	Dev(Min)
36) 2-Methylnaphthalene	11.804	142	318139	13.342 ng/ul	97
37) 1-Methylnaphthalene	12.028	142	313752	12.999 ng/ul	96
39) 1,2,4,5-Tetrachloroben...	12.193	216	169698	14.437 ng/ul	92
40) Hexachlorocyclopentadiene	12.169	237	77611	10.731 ng/ul	99
41) 2,4,6-Trichlorophenol	12.446	196	101799	13.064 ng/ul	94
42) 2,4,5-Trichlorophenol	12.516	196	117549	13.733 ng/ul	93
43) 1,1'-Biphenyl	12.851	154	416636	13.573 ng/ul	98
44) 2-Chloronaphthalene	12.887	162	324638	13.576 ng/ul	98
45) 2-Nitroaniline	13.110	65	80918	10.472 ng/ul	88
47) Dimethylphthalate	13.504	163	423324	13.650 ng/ul	99
48) 2,6-Dinitrotoluene	13.622	165	78672	12.883 ng/ul	91
50) Acenaphthylene	13.746	152	500763	13.369 ng/ul	100
51) 3-Nitroaniline	13.951	138	76442	11.327 ng/ul	90
52) Acenaphthene	14.093	153	354085	13.241 ng/ul	98
53) 2,4-Dinitrophenol	14.163	184	32655m	9.092 ng/ul	
55) 4-Nitrophenol	14.281	109	51721	9.753 ng/ul	91
56) Dibenzofuran	14.434	168	486286	13.298 ng/ul	98
57) 2,4-Dinitrotoluene	14.416	165	120999	13.143 ng/ul	94
58) 2,3,4,6-Tetrachlorophenol	14.669	232	94673	13.329 ng/ul	93
59) Diethylphthalate	14.887	149	420612	12.979 ng/ul	98
61) Fluorene	15.093	166	396761	13.263 ng/ul	94
62) 4-Chlorophenyl-phenyle...	15.098	204	195586	13.489 ng/ul	96
63) 4-Nitroaniline	15.122	138	81412	11.723 ng/ul	91
66) 4,6-Dinitro-2-methylph...	15.181	198	70181	12.506 ng/ul#	99
67) N-Nitrosodiphenylamine	15.316	169	352507	13.880 ng/ul	99
68) 4-Bromophenyl-phenylether	15.992	248	124650	14.483 ng/ul	94
69) Hexachlorobenzene	16.092	284	149662	14.982 ng/ul	95
70) Atrazine	16.281	200	91400	9.933 ng/ul	94
71) Pentachlorophenol	16.445	266	84515	12.703 ng/ul	92
72) Phenanthrene	16.828	178	649940	13.907 ng/ul	99
74) Anthracene	16.922	178	628190	13.164 ng/ul	98
75) 1,2,3,4-Tetrachloroben...	12.810	216	168129	14.253 ng/uL	96
76) Pentachlorobenzene	14.357	250	166234	13.841 ng/uL	97
77) Carbazole	17.198	167	597078	13.594 ng/ul	99
78) Di-n-butylphthalate	17.786	149	738877	13.234 ng/ul	98
80) Fluoranthene	18.863	202	781089	13.446 ng/ul	98
82) Pyrene	19.228	202	830232	13.295 ng/ul	96
83) Butylbenzylphthalate	20.169	149	343237	12.256 ng/ul	97
84) 3,3'-Dichlorobenzidine	20.951	252	265730	13.265 ng/ul	97
85) Benzo(a)anthracene	21.004	228	834210	13.119 ng/ul	98
86) Bis(2-ethylhexyl)phtha...	20.969	149	525399	12.817 ng/ul	99
87) Chrysene	21.063	228	817145	13.469 ng/ul	96
89) Di-n-octyl phthalate	22.010	149	857234	13.222 ng/ul	100
90) Benzo(b)fluoranthene	22.880	252	854142	14.378 ng/ul	99
91) Benzo(k)fluoranthene	22.939	252	864498	14.751 ng/ul	98
93) Benzo(a)pyrene	23.598	252	747606	13.321 ng/ul	94
94) Indeno(1,2,3-cd)pyrene	26.710	276	927901	13.344 ng/ul	97
95) Dibenzo(a,h)anthracene	26.757	278	753118	13.399 ng/ul	97
96) Benzo(g,h,i)perylene	27.639	276	716072	13.265 ng/ul	97

(#) = qualifier out of range (m) = manual integration (+) = signals summed

FORM 1A-OR
ORGANIC ANALYSIS DATA SHEET
TARGET ANALYTE LIST

EPA SAMPLE NO.

SLCS786

Lab Name : Alliance Technical Group, LLC
Contract : 68HERH20D0011
Lab Code: ACE Case No.: ARC Sayrevil
MA No. : SDG No.: P4227
Analytical Method : SVOA
Level :
Matrix : Water
Lab Sample ID : PB163786BS
Sample wt/vol : 1000 (g/mL) mL
Lab File ID : BN034430.D
% Solids :
Date Received :
GC Column : ZB-GR ID : 0.25 (mm)
Date Extracted : 09/30/2024
GC Column : ID : (mm)
Date Analyzed : 10/05/2024
Extract Concentrated :(Y/N) N
Extract Volume : 1000 (µL)
Soil Aliquot (VOA) : (µL)
Extraction Type : CONH
Heated Purge : (Y/N)
Injection Volume : 1.0 (µL)
Purge Volume : (mL)
pH : Dilution Factor : 1.0
Cleanup Types :
Cleanup Factor : 1.0
Concentration Units (µg/L, µg/kg, µg, or µg/cm²): µg/L

CAS NO.	ANALYTE	CONCENTRATION	Q
111-44-4	Bis(2-Chloroethyl)ether	12	
98-95-3	Nitrobenzene	12	
78-59-1	Isophorone	11	

Quantitation Report (QT Reviewed)

Data Path : Z:\svoasrv\HPCHEM1\BNA_N\Data\BN100424\
Data File : BN034430.D
Acq On : 05 Oct 2024 19:34
Operator : RC/JU
Sample : PB163786BS
Misc :
ALS Vial : 48 Sample Multiplier: 1

Quant Time: Oct 07 00:41:49 2024
Quant Method : Z:\svoasrv\HPCHEM1\BNA_N\Methods\SFAM-EPA-BN091124.MA.M
Quant Title : SVOA CALIBRATION
QLast Update : Mon Sep 30 14:14:38 2024
Response via : Initial Calibration

Instrument :
BNA_N
ClientSampleId :
SLCS786

Manual Integrations APPROVED
Reviewed By :Yogesh Patel 10/07/2024
Supervised By :mohammad ahmed 10/07/2024

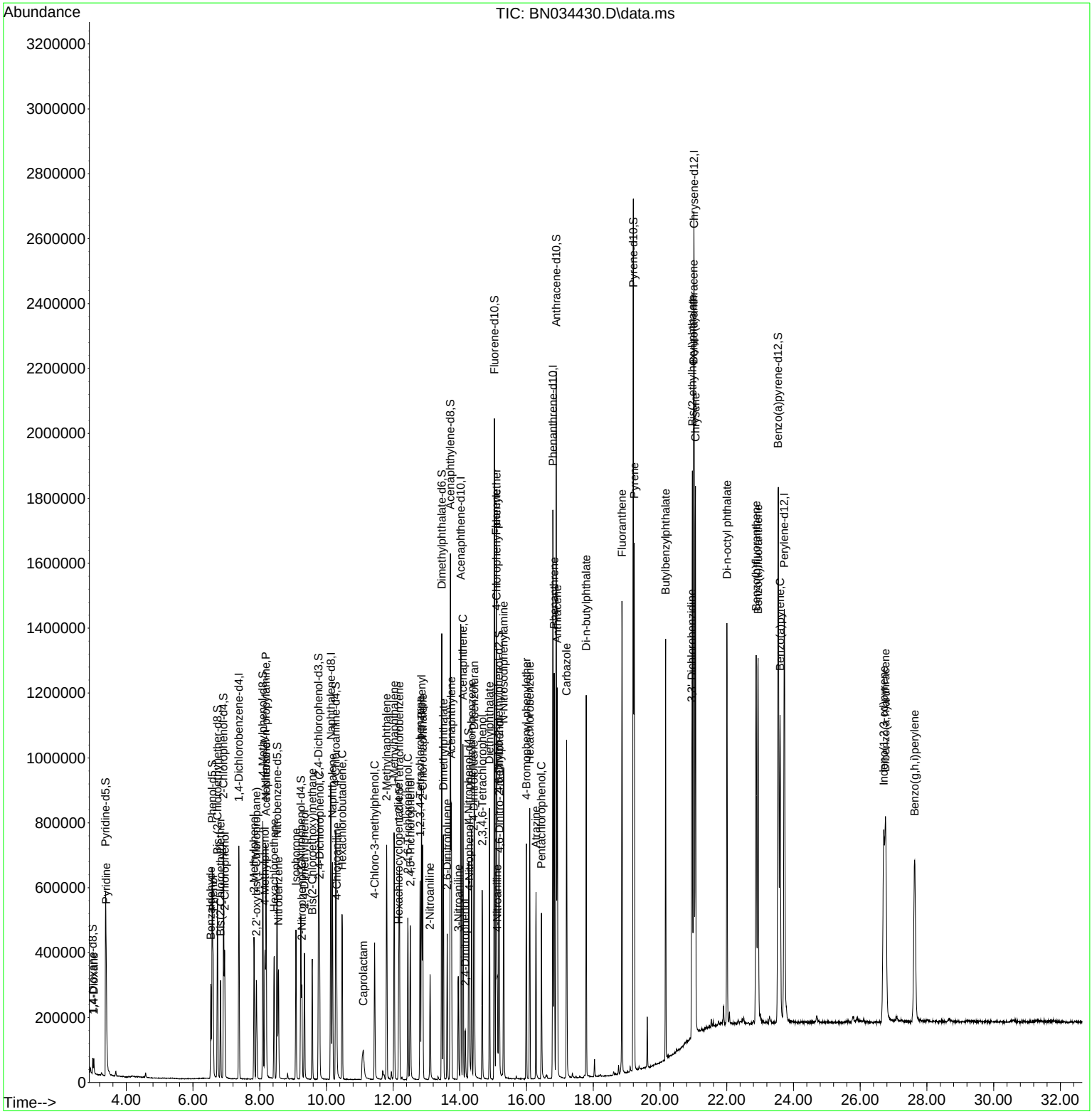

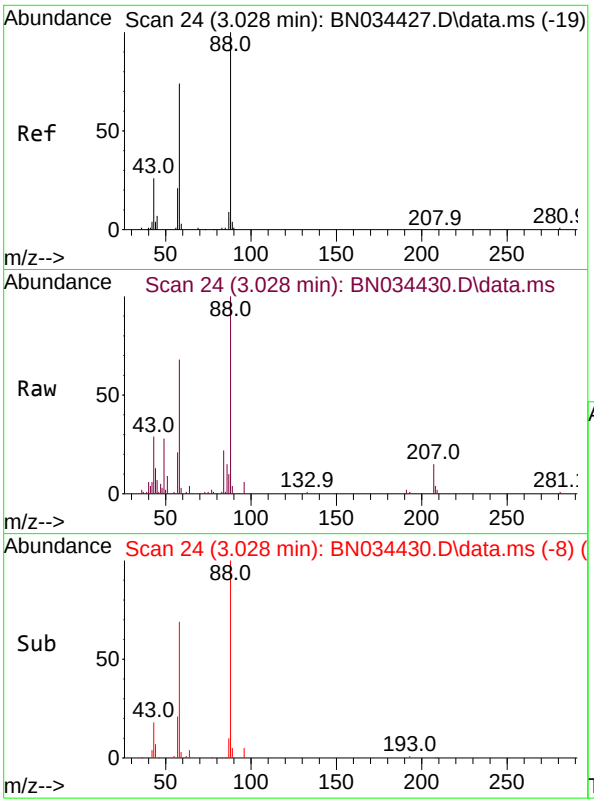

#2
1,4-Dioxane
Concen: 5.040 ng/uL
RT: 3.028 min Scan# 2
Delta R.T. -0.006 min
Lab File: BN034430.D
Acq: 05 Oct 2024 19:34

Tgt Ion: 88 Resp: 2503

Ion	Ratio	Lower	Upper
88	100		
43	29.3	24.7	37.1
58	68.4	64.6	96.8

Instrument :
BNA_N
ClientSampleId :
SLCS786

Manual Integrations
APPROVED

Reviewed By :Yogesh Patel 10/07/2024
Supervised By :mohammad ahmed 10/07/2024

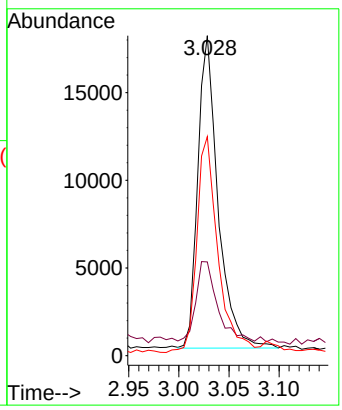

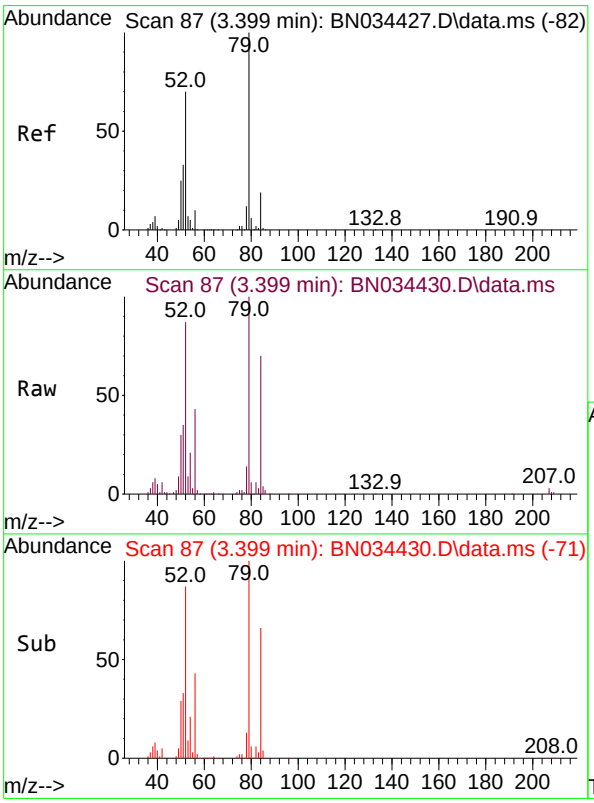

#5
Pyridine
Concen: 10.468 ng/ul
RT: 3.399 min Scan# 87
Delta R.T. -0.006 min
Lab File: BN034430.D
Acq: 05 Oct 2024 19:34

Tgt Ion: 79 Resp: 149958

Ion	Ratio	Lower	Upper
79	100		
52	86.8	65.2	97.8
51	34.8	29.7	44.5

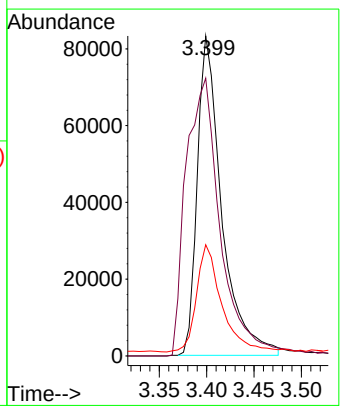

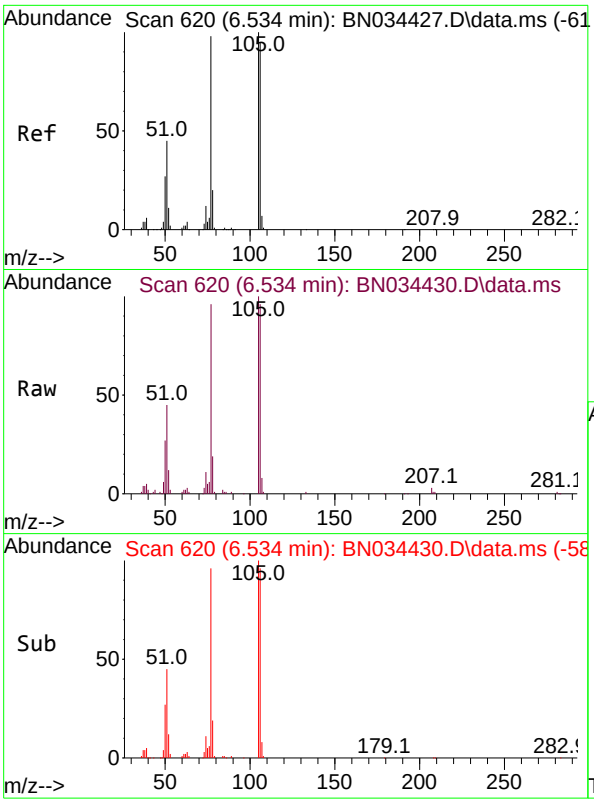

#6
Benzaldehyde
Concen: 10.946 ng/ul
RT: 6.534 min Scan# 6
Delta R.T. -0.012 min
Lab File: BN034430.D
Acq: 05 Oct 2024 19:34

Tgt Ion: 77 Resp: 9856

Ion	Ratio	Lower	Upper
77	100		
105	103.6	76.4	114.6
106	99.5	69.8	104.6

Instrument :
BNA_N
ClientSampleId :
SLCS786

Manual Integrations
APPROVED

Reviewed By :Yogesh Patel 10/07/2024
Supervised By :mohammad ahmed 10/07/2024

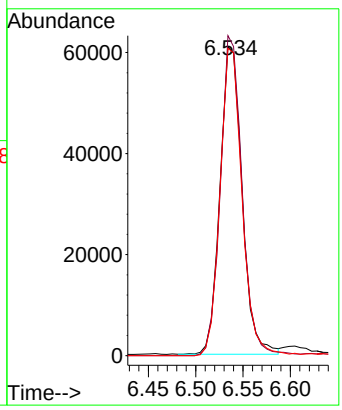

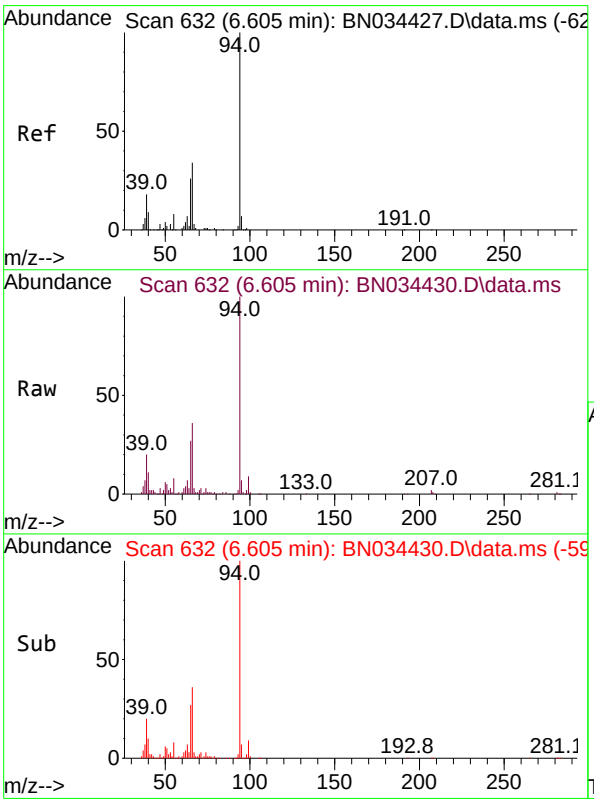

#8
Phenol
Concen: 10.811 ng/ul
RT: 6.605 min Scan# 632
Delta R.T. -0.006 min
Lab File: BN034430.D
Acq: 05 Oct 2024 19:34

Tgt Ion: 94 Resp: 191999

Ion	Ratio	Lower	Upper
94	100		
65	26.6	24.3	36.5
66	36.4	31.8	47.6

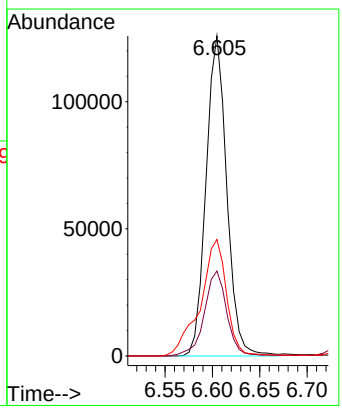

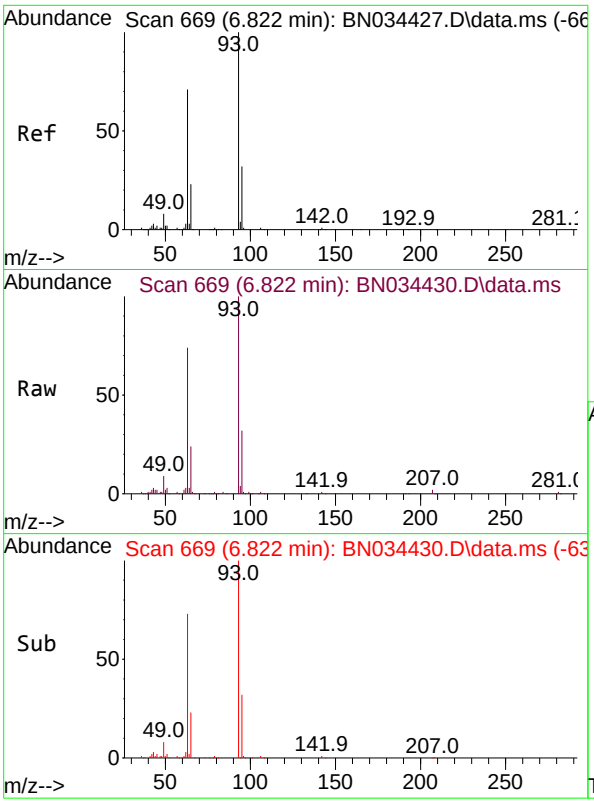

#10
Bis(2-Chloroethyl)ether
Concen: 11.521 ng/ul
RT: 6.822 min Scan# 6
Delta R.T. -0.012 min
Lab File: BN034430.D
Acq: 05 Oct 2024 19:34

Tgt Ion: 93 Resp: 15902

Ion	Ratio	Lower	Upper
93	100		
63	73.7	63.6	95.4
95	32.3	25.7	38.5

Instrument :
BNA_N
ClientSampleId :
SLCS786

Manual Integrations
APPROVED

Reviewed By :Yogesh Patel 10/07/2024
Supervised By :mohammad ahmed 10/07/2024

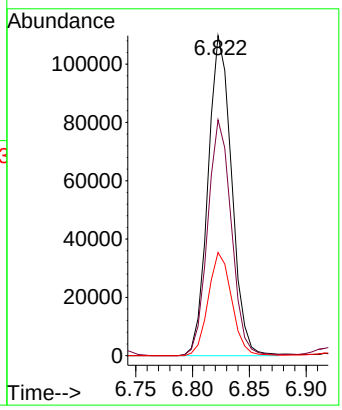

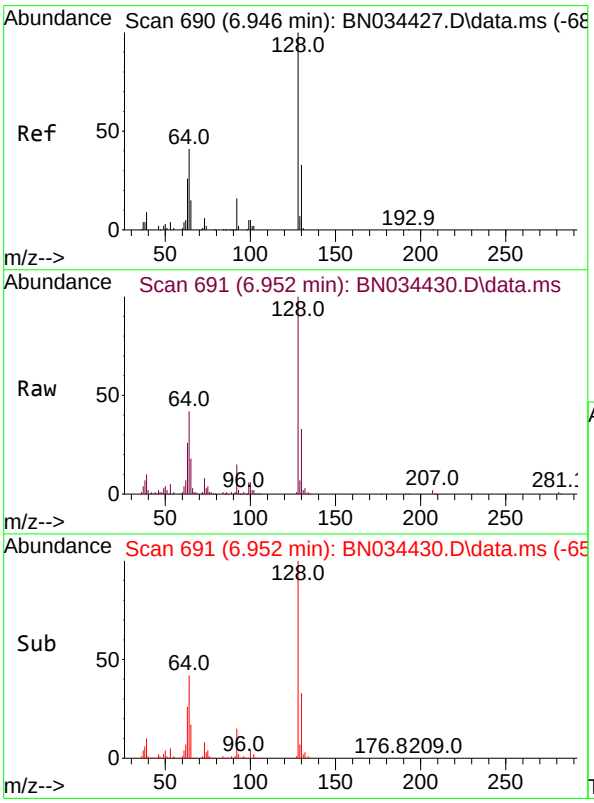

#12
2-Chlorophenol
Concen: 12.402 ng/ul
RT: 6.952 min Scan# 691
Delta R.T. -0.006 min
Lab File: BN034430.D
Acq: 05 Oct 2024 19:34

Tgt Ion:128 Resp: 170655

Ion	Ratio	Lower	Upper
128	100		
64	42.1	39.1	58.7
130	33.2	25.8	38.6

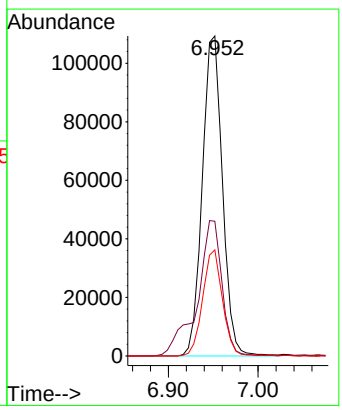

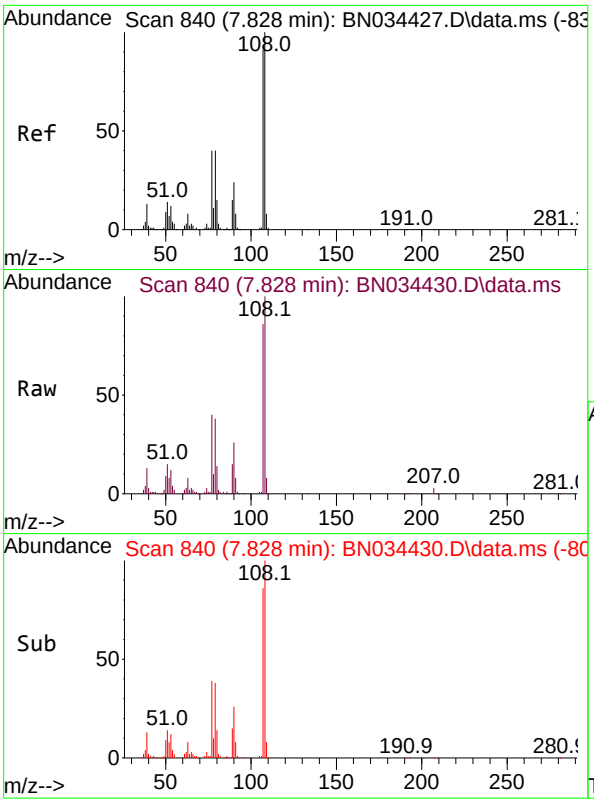

#13
2-Methylphenol
Concen: 10.819 ng/ul
RT: 7.828 min Scan# 84
Delta R.T. -0.012 min
Lab File: BN034430.D
Acq: 05 Oct 2024 19:34

Tgt Ion:108 Resp: 14361

Ion	Ratio	Lower	Upper
108	100		
107	86.2	71.9	107.9

Instrument :
BNA_N
ClientSampleId :
SLCS786

Manual Integrations
APPROVED
Reviewed By :Yogesh Patel 10/07/2024
Supervised By :mohammad ahmed 10/07/2024

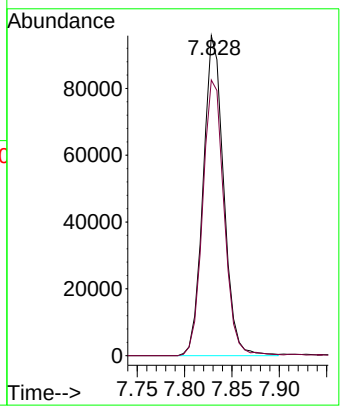

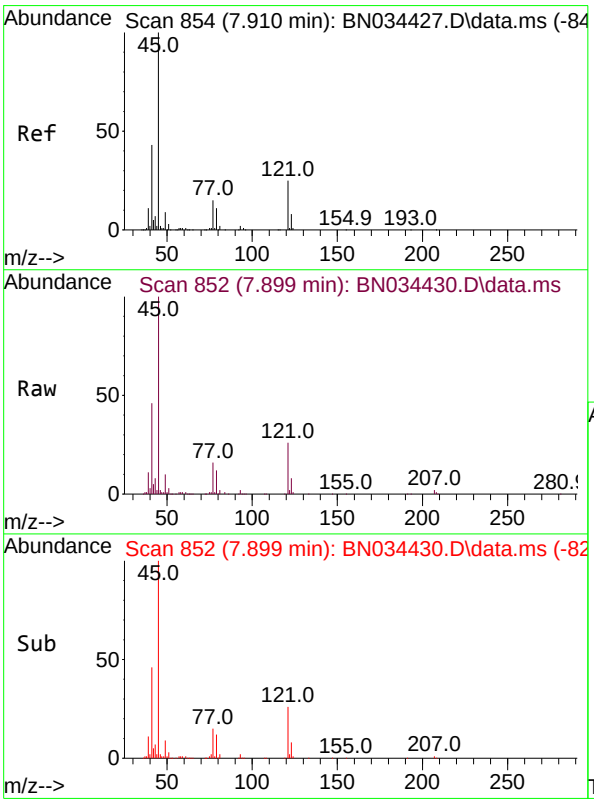

#14
2,2'-oxybis(1-Chloropropane)
Concen: 10.199 ng/ul
RT: 7.899 min Scan# 852
Delta R.T. -0.012 min
Lab File: BN034430.D
Acq: 05 Oct 2024 19:34

Tgt Ion: 45 Resp: 207620

Ion	Ratio	Lower	Upper
45	100		
77	15.7	11.0	16.6
79	11.6	7.8	11.8

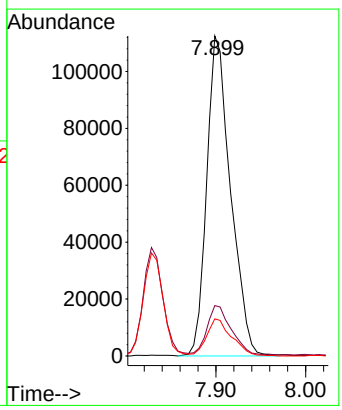

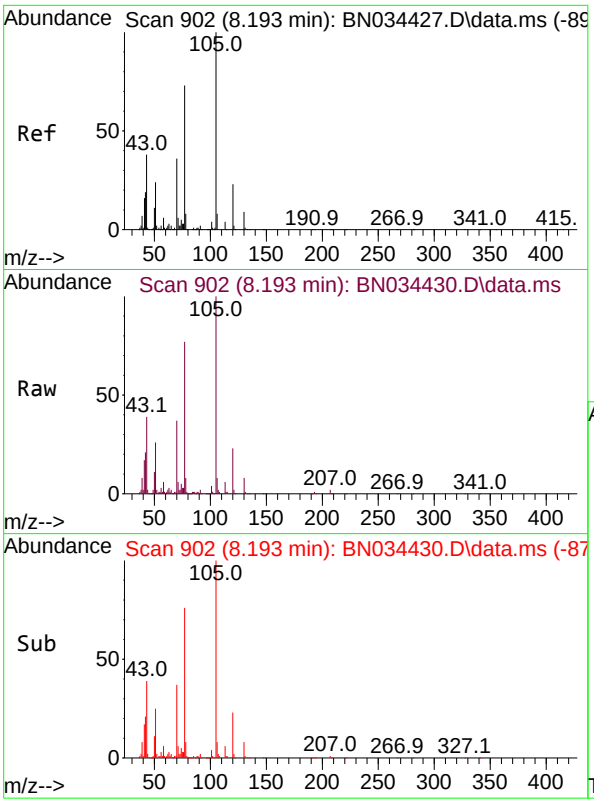

#16
Acetophenone
Concen: 10.700 ng/ul
RT: 8.193 min Scan# 9(
Delta R.T. -0.012 min
Lab File: BN034430.D
Acq: 05 Oct 2024 19:34

Tgt Ion:105 Resp: 237909

Ion	Ratio	Lower	Upper
105	100		
77	76.5	61.1	91.7
51	25.5	22.6	33.8

Instrument :
BNA_N
ClientSampleId :
SLCS786

Manual Integrations
APPROVED
Reviewed By :Yogesh Patel 10/07/2024
Supervised By :mohammad ahmed 10/07/2024

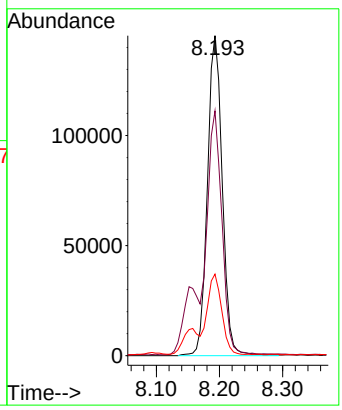

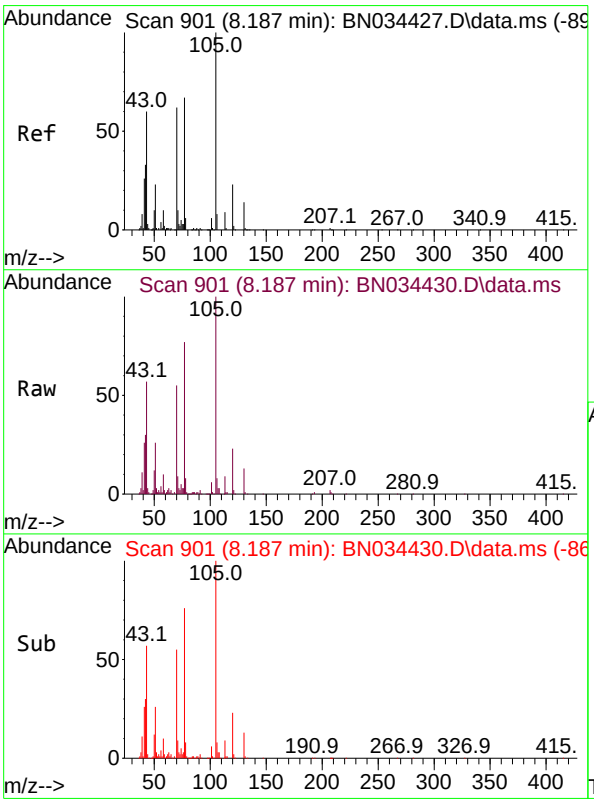

#17
N-Nitroso-di-n-propylamine
Concen: 10.186 ng/ul
RT: 8.187 min Scan# 901
Delta R.T. -0.012 min
Lab File: BN034430.D
Acq: 05 Oct 2024 19:34

Tgt Ion: 70 Resp: 112142

Ion	Ratio	Lower	Upper
70	100		
42	54.9	47.9	71.9
101	10.5	7.5	11.3
130	23.4	16.2	24.2

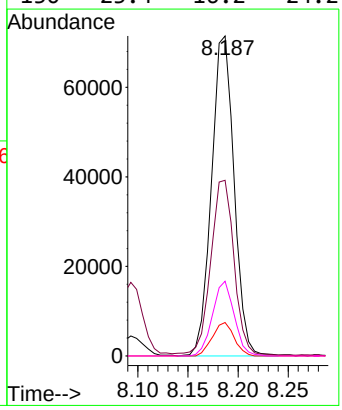

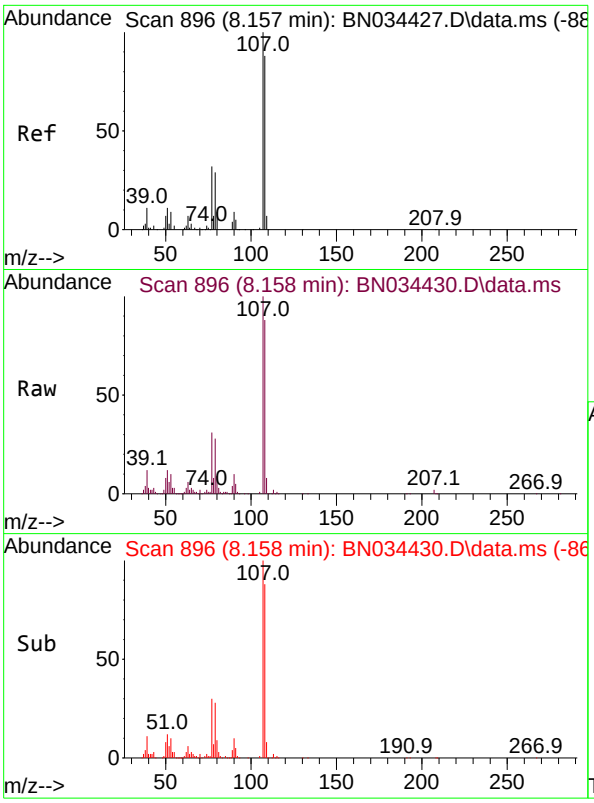

#18
4-Methylphenol
Concen: 10.922 ng/ul
RT: 8.158 min Scan# 8
Delta R.T. -0.006 min
Lab File: BN034430.D
Acq: 05 Oct 2024 19:34

Tgt Ion:108 Resp: 16134

Ion	Ratio	Lower	Upper
108	100		
107	113.8	89.4	134.2

Instrument :
BNA_N
ClientSampleId :
SLCS786

Manual Integrations
APPROVED

Reviewed By :Yogesh Patel 10/07/2024
Supervised By :mohammad ahmed 10/07/2024

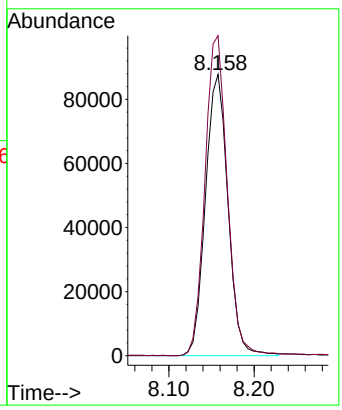

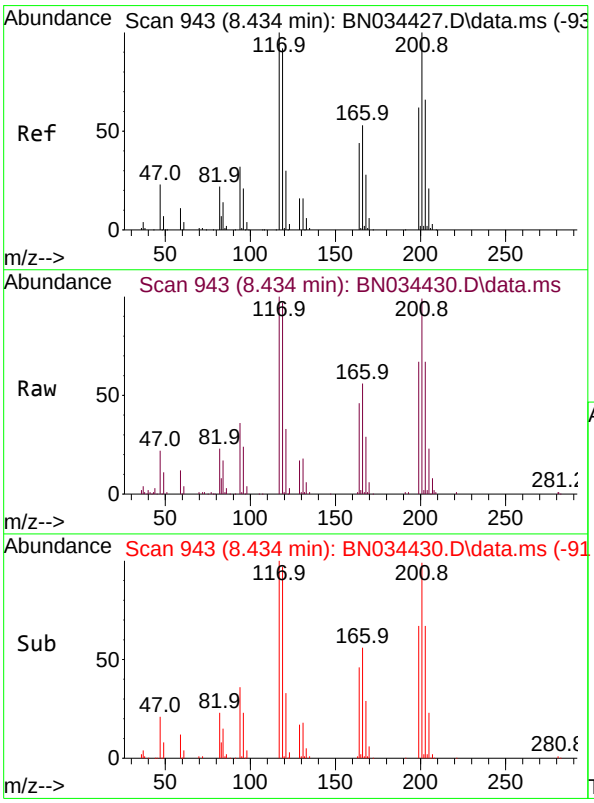

#19
Hexachloroethane
Concen: 12.156 ng/ul
RT: 8.434 min Scan# 943
Delta R.T. -0.006 min
Lab File: BN034430.D
Acq: 05 Oct 2024 19:34

Tgt Ion:117 Resp: 70550

Ion	Ratio	Lower	Upper
117	100		
201	99.2	73.9	110.9
199	66.7	44.0	66.0#

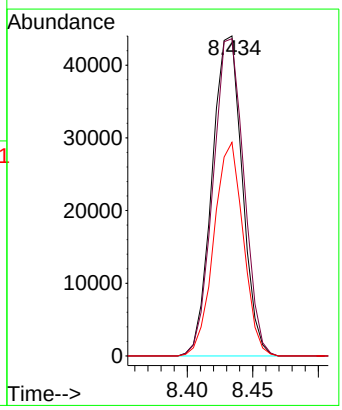

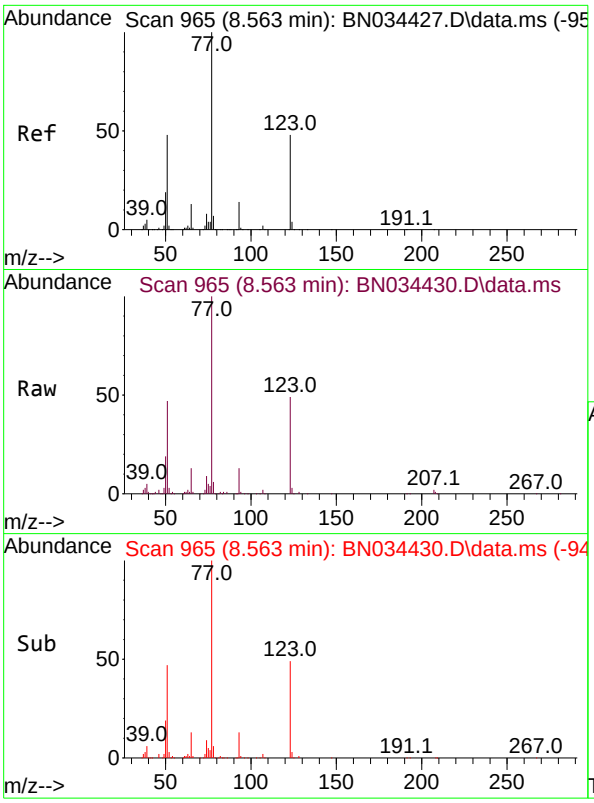

#22
Nitrobenzene
Concen: 11.635 ng/ul
RT: 8.563 min Scan# 9
Delta R.T. -0.006 min
Lab File: BN034430.D
Acq: 05 Oct 2024 19:34

Tgt Ion: 77 Resp: 176199

Ion	Ratio	Lower	Upper
77	100		
123	48.9	34.5	51.7
65	13.1	11.0	16.6

Instrument :
BNA_N
ClientSampleId :
SLCS786

Manual Integrations
APPROVED

Reviewed By :Yogesh Patel 10/07/2024
Supervised By :mohammad ahmed 10/07/2024

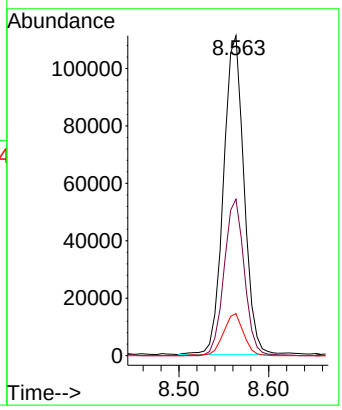

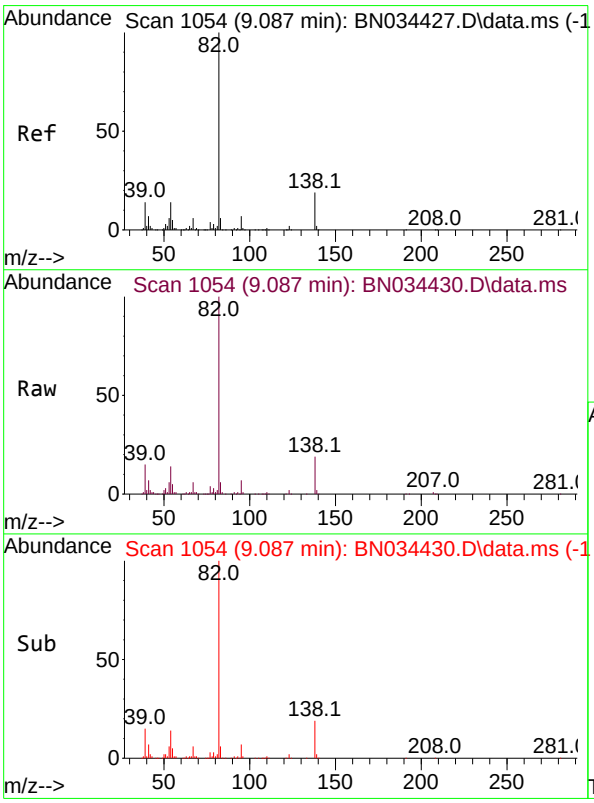

#23
Isophorone
Concen: 11.220 ng/ul
RT: 9.087 min Scan# 1054
Delta R.T. -0.012 min
Lab File: BN034430.D
Acq: 05 Oct 2024 19:34

Tgt Ion: 82 Resp: 313349

Ion	Ratio	Lower	Upper
82	100		
95	7.5	6.1	9.1
138	19.5	13.4	20.0

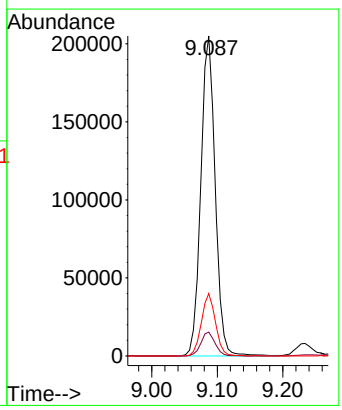

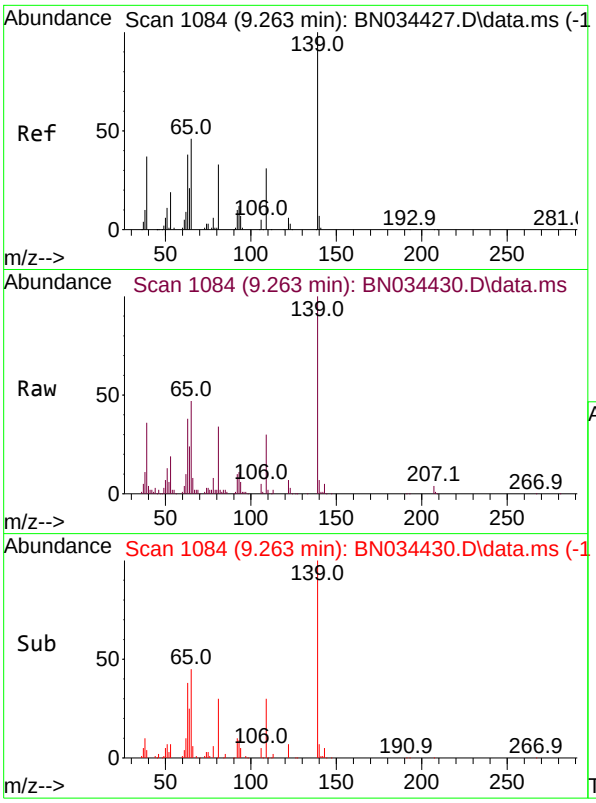

#25
2-Nitrophenol
Concen: 13.147 ng/ul
RT: 9.263 min Scan# 1(
Delta R.T. -0.012 min
Lab File: BN034430.D
Acq: 05 Oct 2024 19:34

Tgt Ion:139 Resp: 9154

Ion	Ratio	Lower	Upper
139	100		
65	47.0	42.0	63.0
109	30.0	26.5	39.7

Instrument :
BNA_N
ClientSampleId :
SLCS786

Manual Integrations
APPROVED

Reviewed By :Yogesh Patel 10/07/2024
Supervised By :mohammad ahmed 10/07/2024

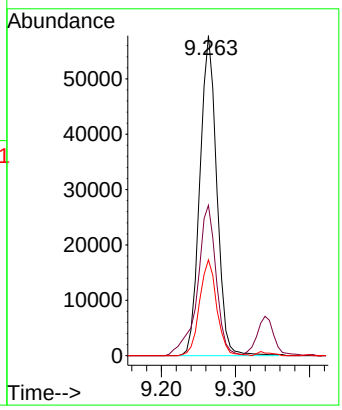

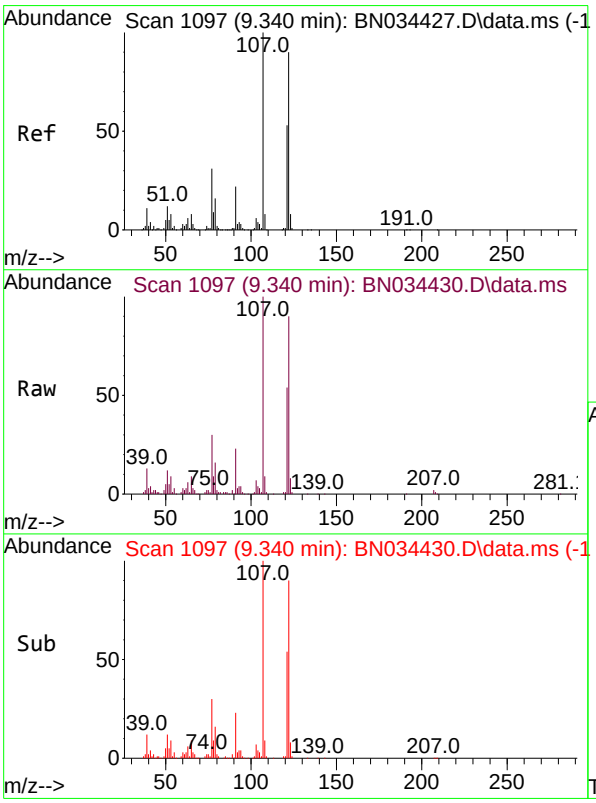

#26
2,4-Dimethylphenol
Concen: 8.852 ng/ul
RT: 9.340 min Scan# 1097
Delta R.T. -0.012 min
Lab File: BN034430.D
Acq: 05 Oct 2024 19:34

Tgt Ion:107 Resp: 126816

Ion	Ratio	Lower	Upper
107	100		
121	53.7	38.4	57.6
122	89.8	62.9	94.3

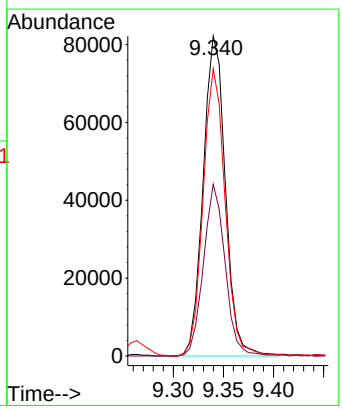

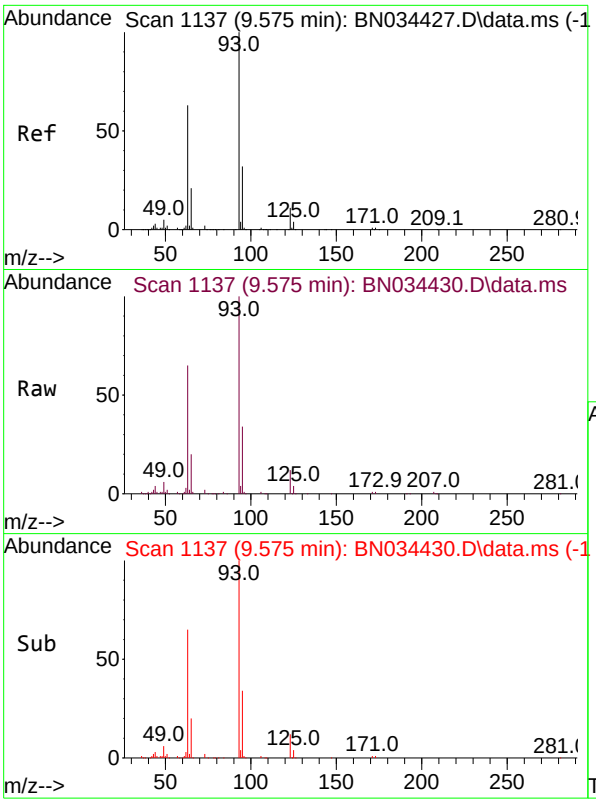

#27
Bis(2-Chloroethoxy)methane
Concen: 11.975 ng/ul
RT: 9.575 min Scan# 1
Delta R.T. -0.012 min
Lab File: BN034430.D
Acq: 05 Oct 2024 19:34

Tgt Ion: 93 Resp: 20576

Ion	Ratio	Lower	Upper
93	100		
95	33.8	24.9	37.3
123	11.9	8.8	13.2

Instrument :
BNA_N
ClientSampleId :
SLCS786

Manual Integrations
APPROVED
Reviewed By :Yogesh Patel 10/07/2024
Supervised By :mohammad ahmed 10/07/2024

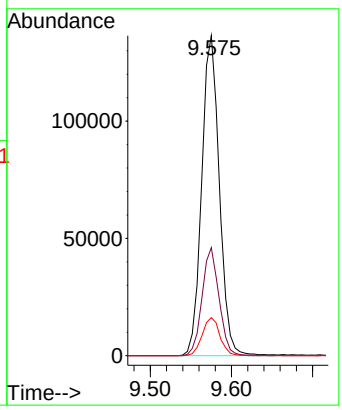

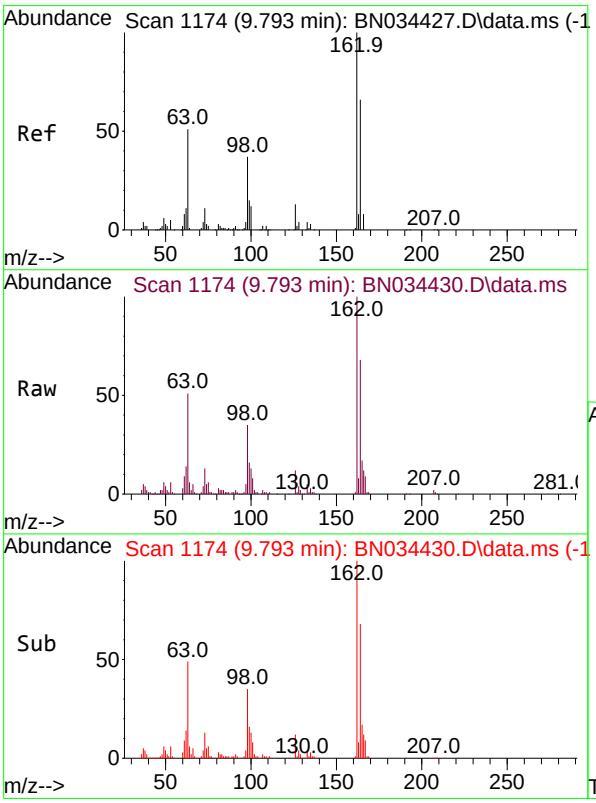

#29
2,4-Dichlorophenol
Concen: 13.073 ng/ul
RT: 9.793 min Scan# 1174
Delta R.T. -0.012 min
Lab File: BN034430.D
Acq: 05 Oct 2024 19:34

Tgt Ion:162 Resp: 155105

Ion	Ratio	Lower	Upper
162	100		
164	67.8	53.0	79.6
98	34.8	30.6	46.0

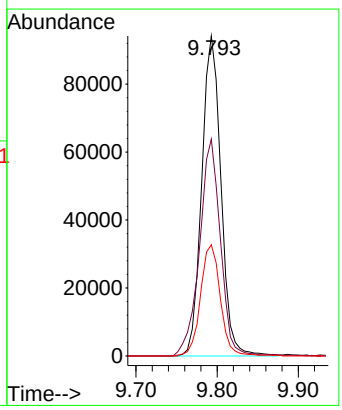



#30
Naphthalene
Concen: 12.774 ng/ul
RT: 10.181 min Scan# 1
Delta R.T. -0.012 min
Lab File: BN034430.D
Acq: 05 Oct 2024 19:34

Tgt Ion:128 Resp: 53040

Ion	Ratio	Lower	Upper
128	100		
129	11.1	8.7	13.1
127	13.3	10.6	16.0

Instrument :
BNA_N
ClientSampleId :
SLCS786

Manual Integrations
APPROVED
Reviewed By :Yogesh Patel 10/07/2024
Supervised By :mohammad ahmed 10/07/2024

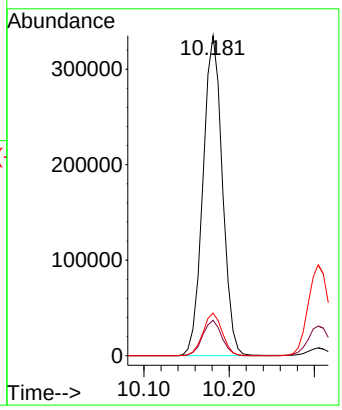

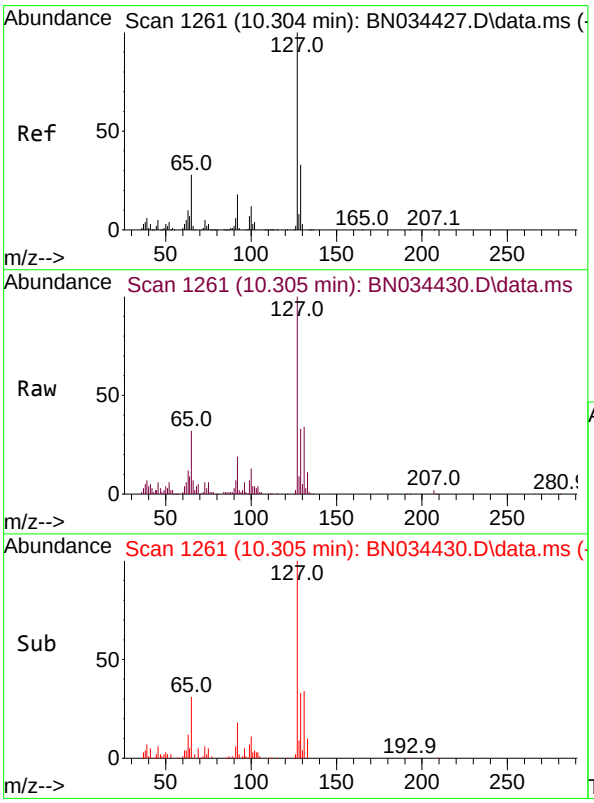

#32
4-Chloroaniline
Concen: 9.488 ng/ul
RT: 10.305 min Scan# 1261
Delta R.T. -0.012 min
Lab File: BN034430.D
Acq: 05 Oct 2024 19:34

Tgt Ion:127 Resp: 165865

Ion	Ratio	Lower	Upper
127	100		
129	32.6	26.2	39.2

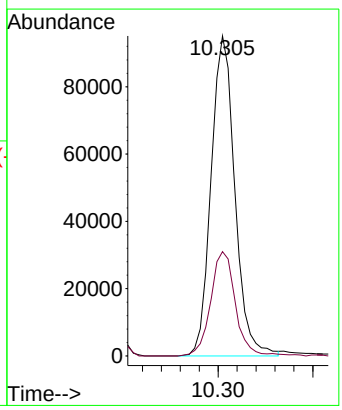

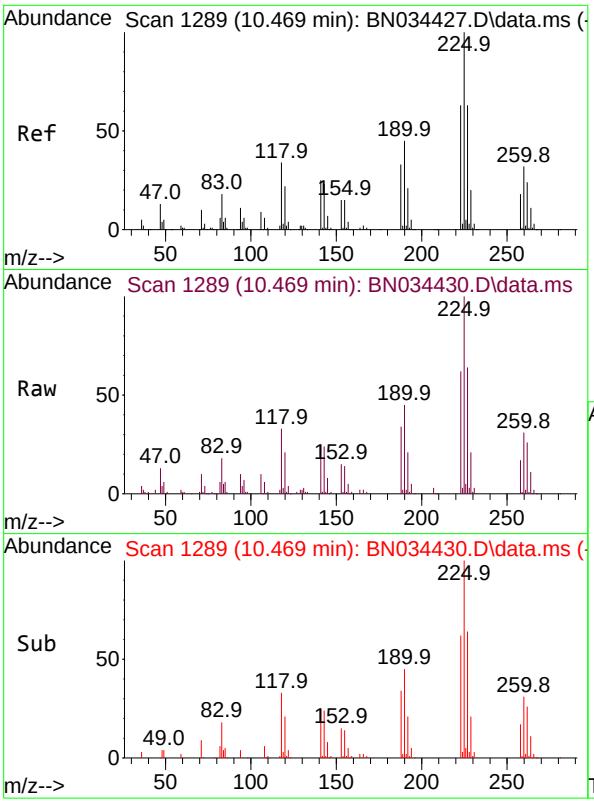

#33
Hexachlorobutadiene
Concen: 13.849 ng/ul
RT: 10.469 min Scan# 1
Delta R.T. -0.018 min
Lab File: BN034430.D
Acq: 05 Oct 2024 19:34

Tgt Ion:225 Resp: 10541

Ion	Ratio	Lower	Upper
225	100		
223	61.9	52.2	78.2
227	64.5	50.1	75.1

Instrument :
BNA_N
ClientSampleId :
SLCS786

Manual Integrations
APPROVED
Reviewed By :Yogesh Patel 10/07/2024
Supervised By :mohammad ahmed 10/07/2024

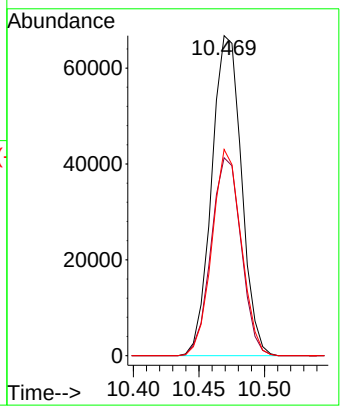

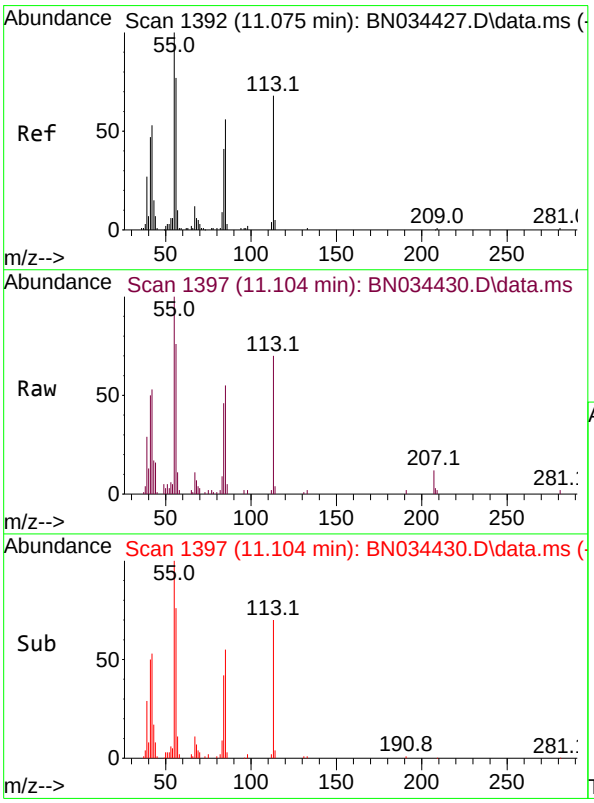

#34
Caprolactam
Concen: 9.610 ng/ul m
RT: 11.104 min Scan# 1397
Delta R.T. 0.018 min
Lab File: BN034430.D
Acq: 05 Oct 2024 19:34

Tgt Ion:113 Resp: 45394

Ion	Ratio	Lower	Upper
113	100		
55	143.6	137.0	205.6
56	109.4	99.7	149.5

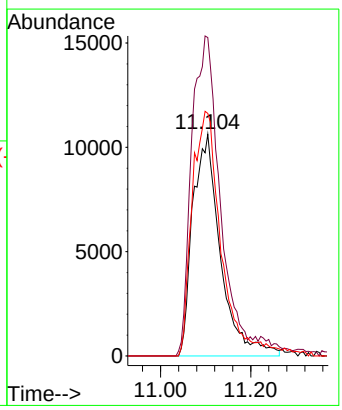

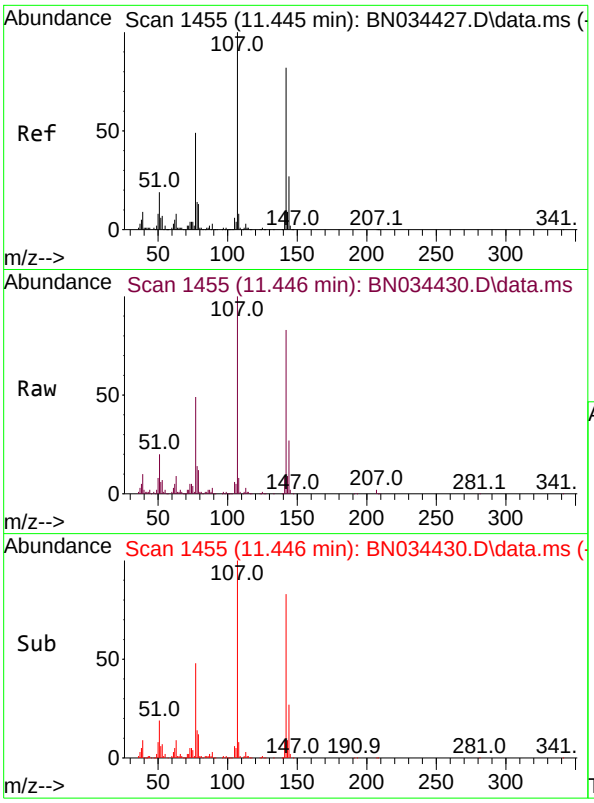

#35
4-Chloro-3-methylphenol
Concen: 11.018 ng/ul
RT: 11.446 min Scan# 14
Delta R.T. -0.006 min
Lab File: BN034430.D
Acq: 05 Oct 2024 19:34

Tgt Ion:107 Resp: 153890

Ion	Ratio	Lower	Upper
107	100		
144	26.8	19.1	28.7
142	83.1	61.4	92.0

Instrument :
BNA_N
ClientSampleId :
SLCS786

Manual Integrations
APPROVED

Reviewed By :Yogesh Patel 10/07/2024
Supervised By :mohammad ahmed 10/07/2024

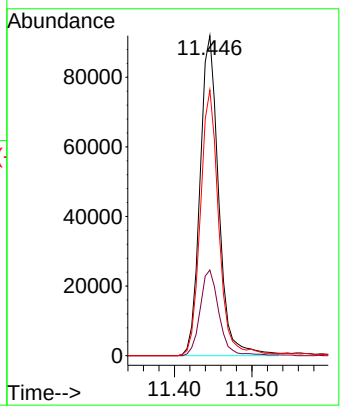

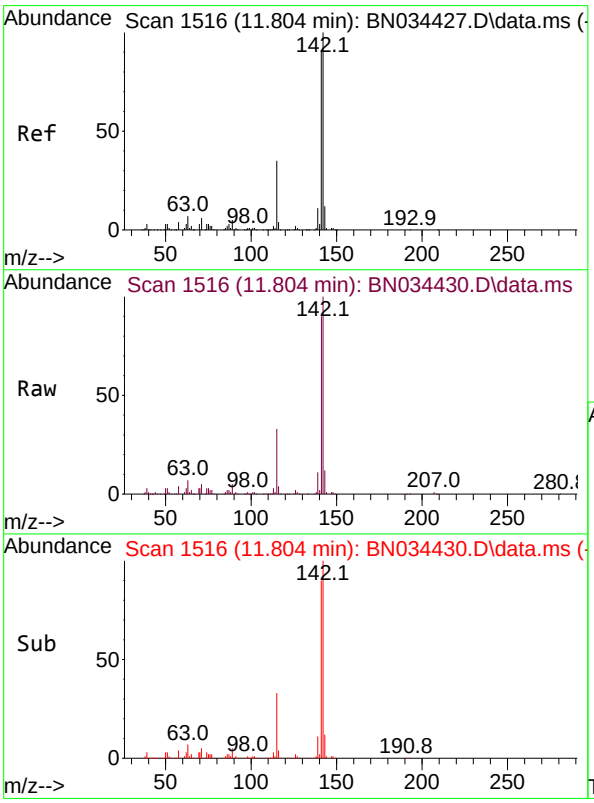

#36
2-Methylnaphthalene
Concen: 12.405 ng/ul
RT: 11.804 min Scan# 1516
Delta R.T. -0.012 min
Lab File: BN034430.D
Acq: 05 Oct 2024 19:34

Tgt Ion:142 Resp: 354790

Ion	Ratio	Lower	Upper
142	100		
141	89.7	72.2	108.2

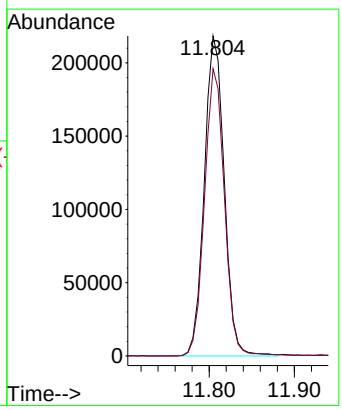

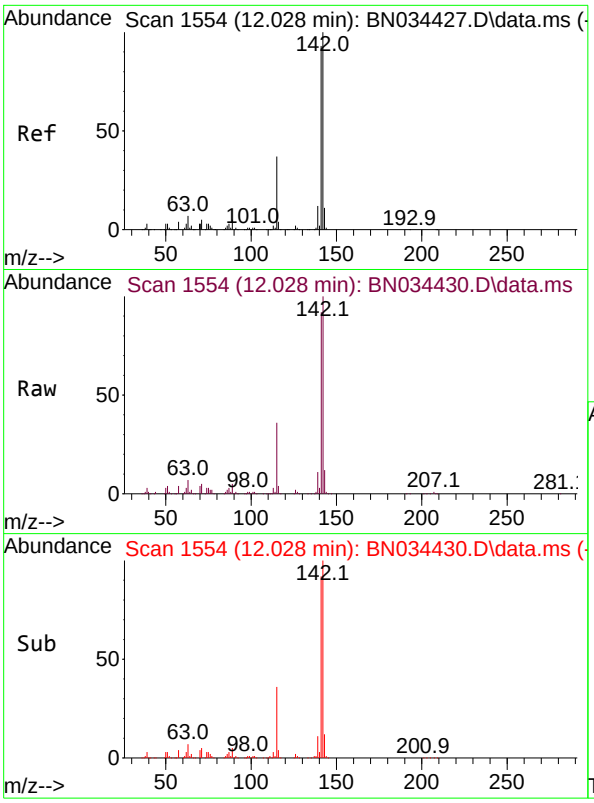

#37
1-Methylnaphthalene
Concen: 12.395 ng/ul
RT: 12.028 min Scan# 1
Delta R.T. -0.012 min
Lab File: BN034430.D
Acq: 05 Oct 2024 19:34

Tgt Ion:142 Resp: 35884

Ion	Ratio	Lower	Upper
142	100		
141	92.4	72.5	108.7
116	3.9	3.2	4.8

Instrument :
BNA_N
ClientSampleId :
SLCS786

Manual Integrations
APPROVED
Reviewed By :Yogesh Patel 10/07/2024
Supervised By :mohammad ahmed 10/07/2024

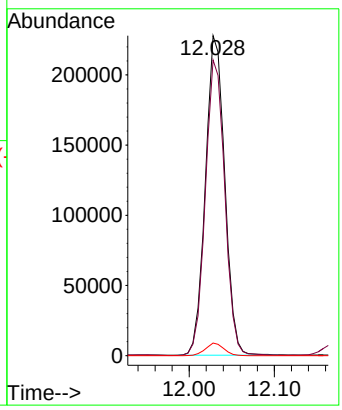

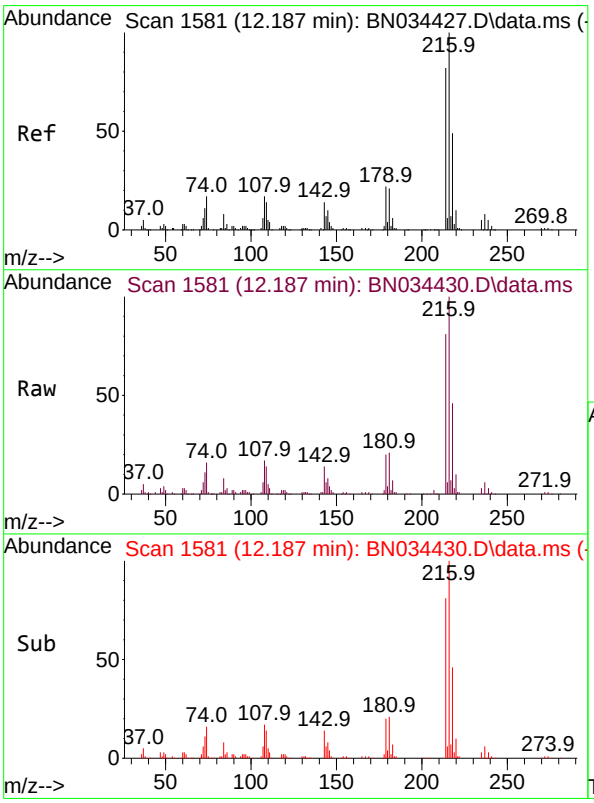

#39
1,2,4,5-Tetrachlorobenzene
Concen: 13.616 ng/ul
RT: 12.187 min Scan# 1581
Delta R.T. -0.012 min
Lab File: BN034430.D
Acq: 05 Oct 2024 19:34

Tgt Ion:216 Resp: 190290

Ion	Ratio	Lower	Upper
216	100		
214	80.9	63.0	94.6
179	20.2	18.2	27.2
108	17.3	15.0	22.4

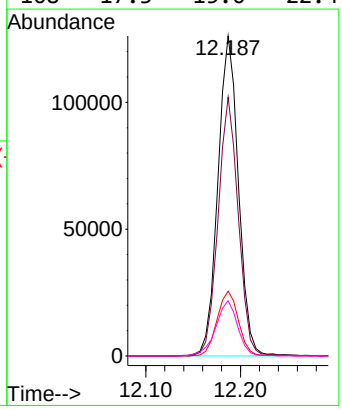

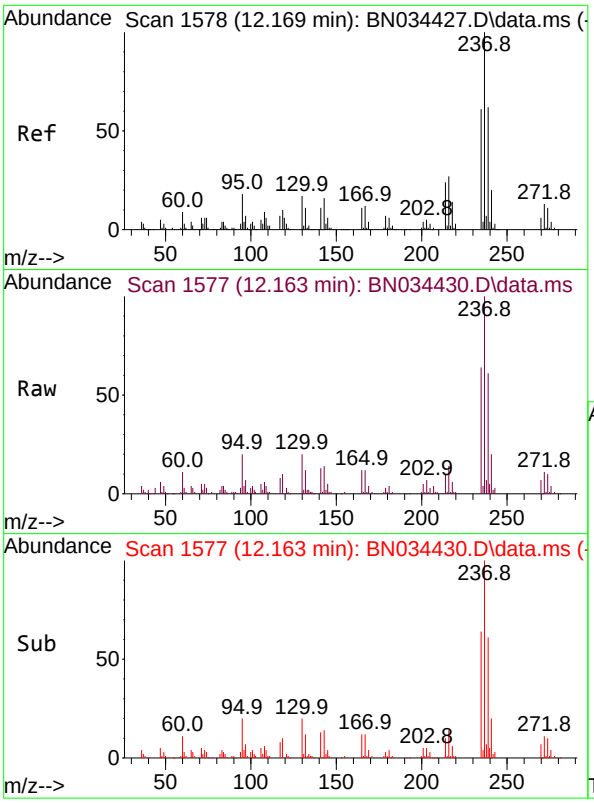

#40
Hexachlorocyclopentadiene
Concen: 9.752 ng/ul
RT: 12.163 min Scan# 1
Delta R.T. -0.018 min
Lab File: BN034430.D
Acq: 05 Oct 2024 19:34

Tgt Ion:237 Resp: 8385

Ion	Ratio	Lower	Upper
237	100		
235	63.5	50.7	76.1
272	11.3	10.1	15.1

Instrument :
BNA_N
ClientSampleId :
SLCS786

Manual Integrations
APPROVED

Reviewed By :Yogesh Patel 10/07/2024
Supervised By :mohammad ahmed 10/07/2024

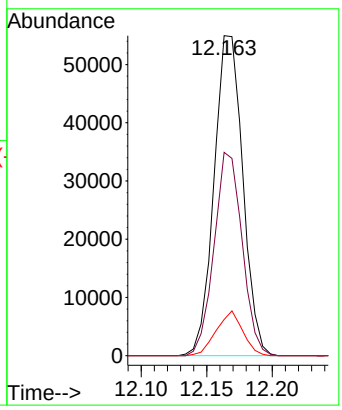

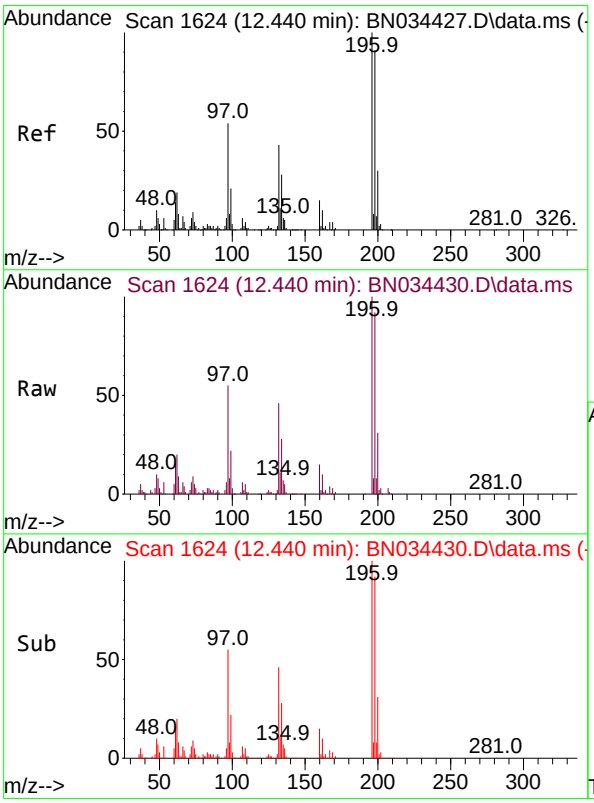

#41
2,4,6-Trichlorophenol
Concen: 12.618 ng/ul
RT: 12.440 min Scan# 1624
Delta R.T. -0.012 min
Lab File: BN034430.D
Acq: 05 Oct 2024 19:34

Tgt Ion:196 Resp: 116901

Ion	Ratio	Lower	Upper
196	100		
198	92.5	75.0	112.4
200	30.9	24.7	37.1

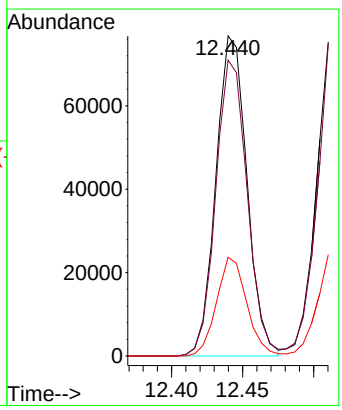

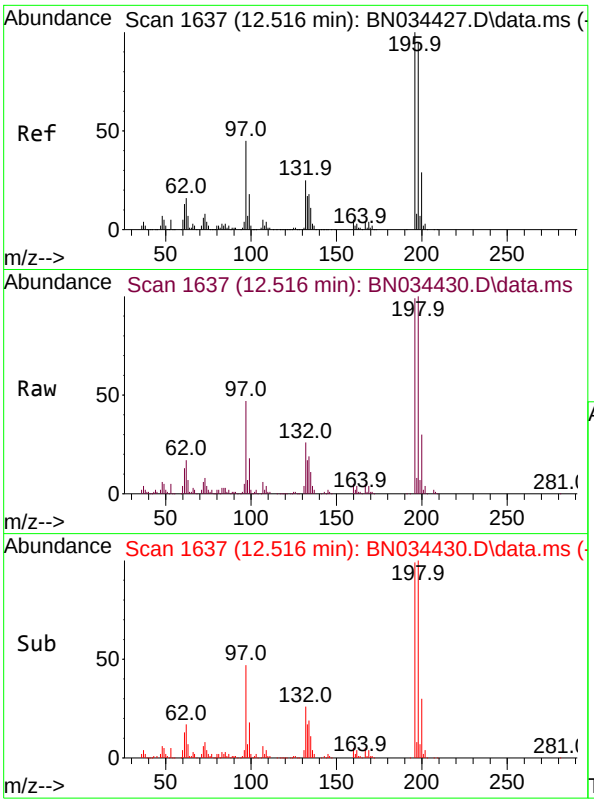

#42
2,4,5-Trichlorophenol
Concen: 12.427 ng/ul
RT: 12.516 min Scan# 1(
Delta R.T. -0.006 min
Lab File: BN034430.D
Acq: 05 Oct 2024 19:34

Tgt Ion:196 Resp: 12646

Ion	Ratio	Lower	Upper
196	100		
198	101.4	77.1	115.7
200	30.9	25.2	37.8

Instrument :
BNA_N
ClientSampleId :
SLCS786

Manual Integrations
APPROVED
Reviewed By :Yogesh Patel 10/07/2024
Supervised By :mohammad ahmed 10/07/2024

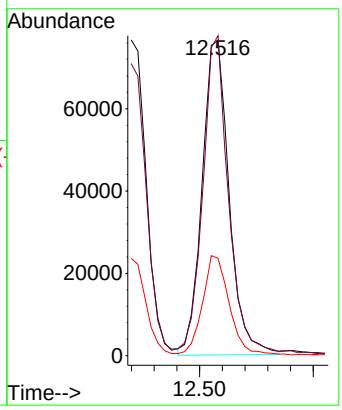

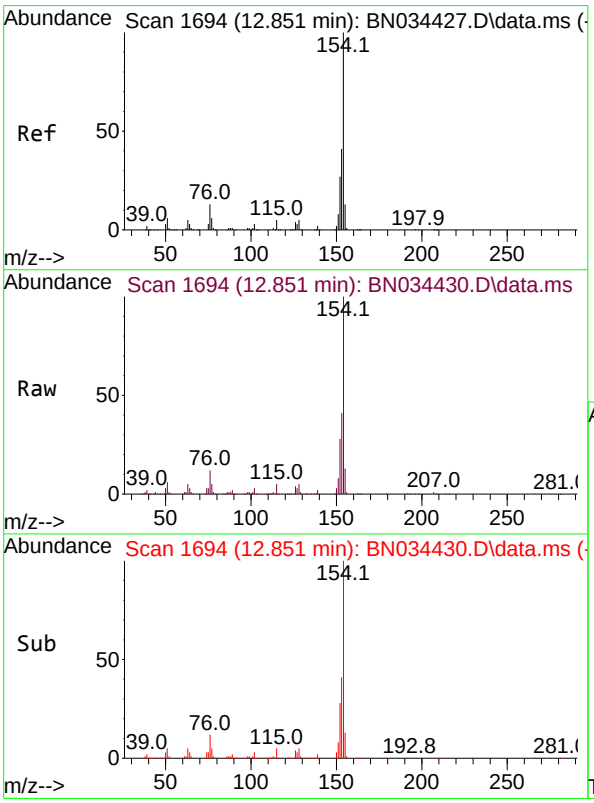

#43
1,1'-Biphenyl
Concen: 12.714 ng/ul
RT: 12.851 min Scan# 1694
Delta R.T. -0.012 min
Lab File: BN034430.D
Acq: 05 Oct 2024 19:34

Tgt Ion:154 Resp: 464015

Ion	Ratio	Lower	Upper
154	100		
153	41.2	33.3	49.9
76	12.1	10.2	15.4

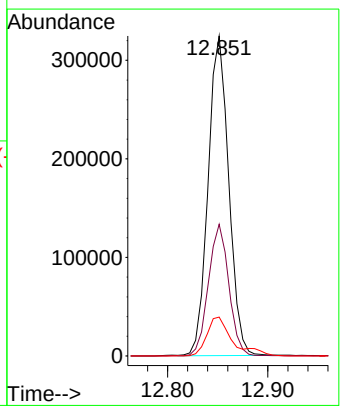

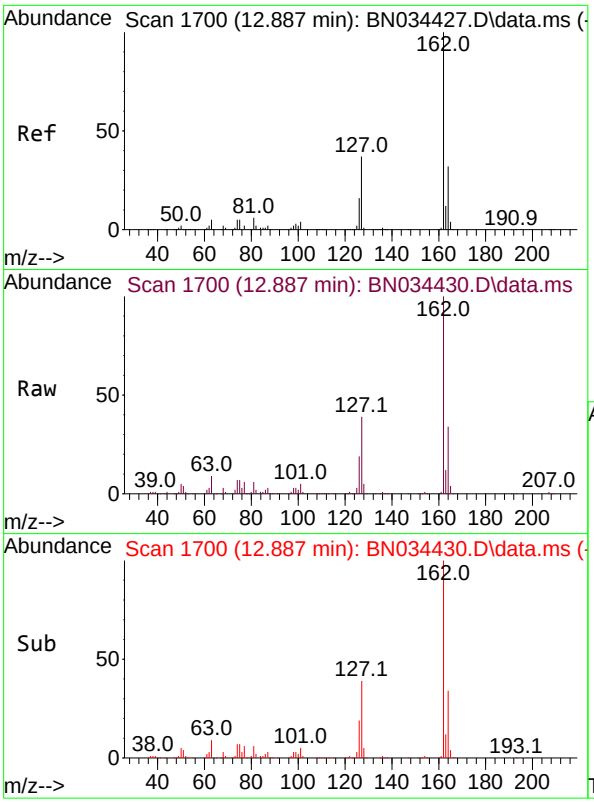

#44
2-Chloronaphthalene
Concen: 12.527 ng/ul
RT: 12.887 min Scan# 1
Delta R.T. -0.012 min
Lab File: BN034430.D
Acq: 05 Oct 2024 19:34

Tgt Ion:162 Resp: 35618

Ion	Ratio	Lower	Upper
162	100		
164	34.0	25.1	37.7
127	39.1	32.6	48.8

Instrument :
BNA_N
ClientSampleId :
SLCS786

Manual Integrations
APPROVED
Reviewed By :Yogesh Patel 10/07/2024
Supervised By :mohammad ahmed 10/07/2024

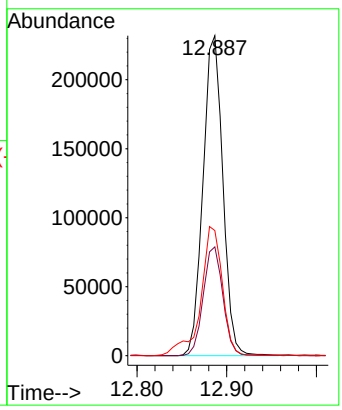

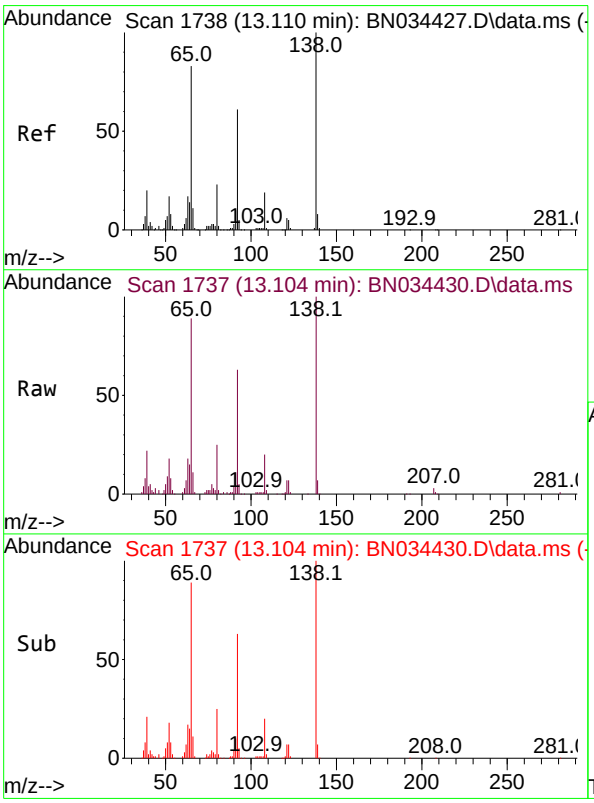

#45
2-Nitroaniline
Concen: 9.827 ng/ul
RT: 13.104 min Scan# 1737
Delta R.T. -0.012 min
Lab File: BN034430.D
Acq: 05 Oct 2024 19:34

Tgt Ion: 65 Resp: 90288

Ion	Ratio	Lower	Upper
65	100		
92	70.4	53.2	79.8
138	112.1	80.9	121.3

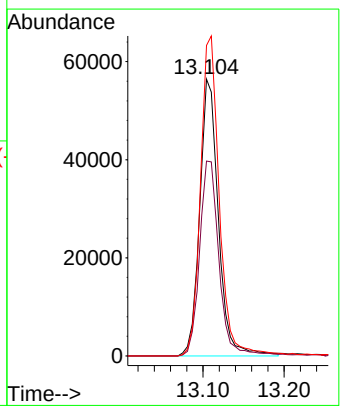

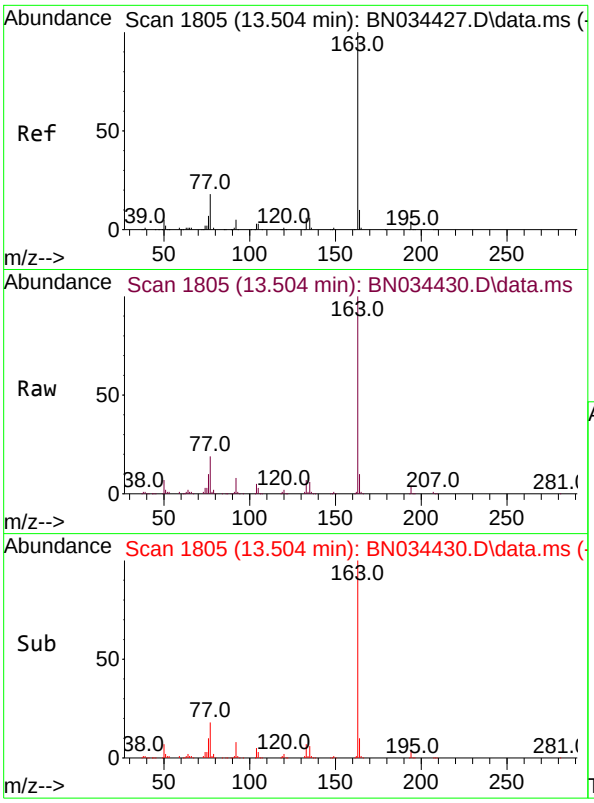

#47
Dimethylphthalate
Concen: 12.558 ng/ul
RT: 13.504 min Scan# 1
Delta R.T. -0.012 min
Lab File: BN034430.D
Acq: 05 Oct 2024 19:34

Tgt Ion:163 Resp: 46305

Ion	Ratio	Lower	Upper
163	100		
194	4.0	3.0	4.6
164	10.4	7.7	11.5

Instrument :
BNA_N
ClientSampleId :
SLCS786

Manual Integrations
APPROVED

Reviewed By :Yogesh Patel 10/07/2024
Supervised By :mohammad ahmed 10/07/2024

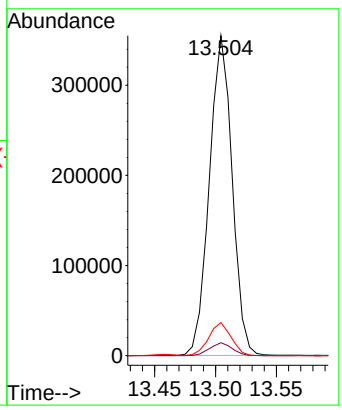

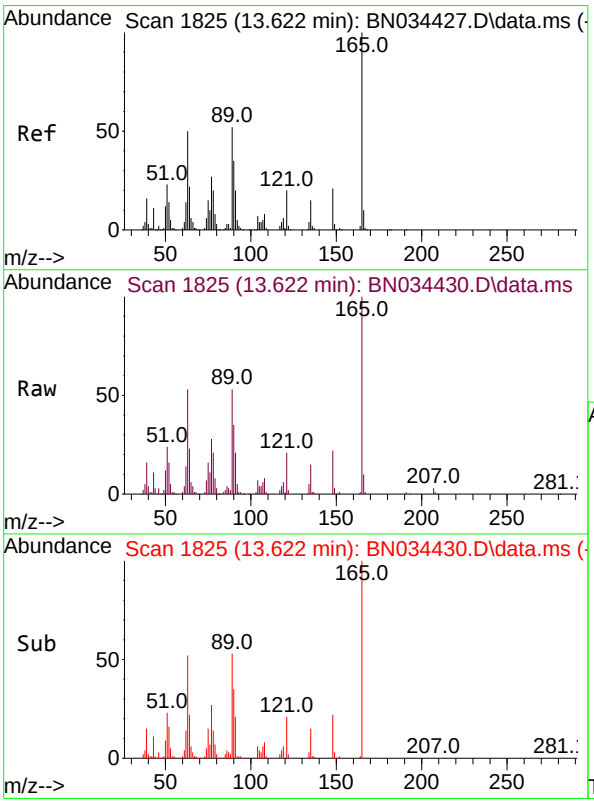

#48
2,6-Dinitrotoluene
Concen: 12.207 ng/ul
RT: 13.622 min Scan# 1825
Delta R.T. -0.012 min
Lab File: BN034430.D
Acq: 05 Oct 2024 19:34

Tgt Ion:165 Resp: 88626

Ion	Ratio	Lower	Upper
165	100		
89	53.2	48.6	72.8
121	21.3	19.0	28.6

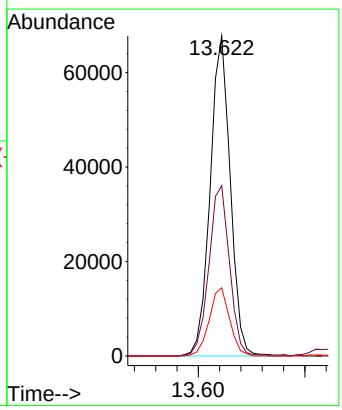

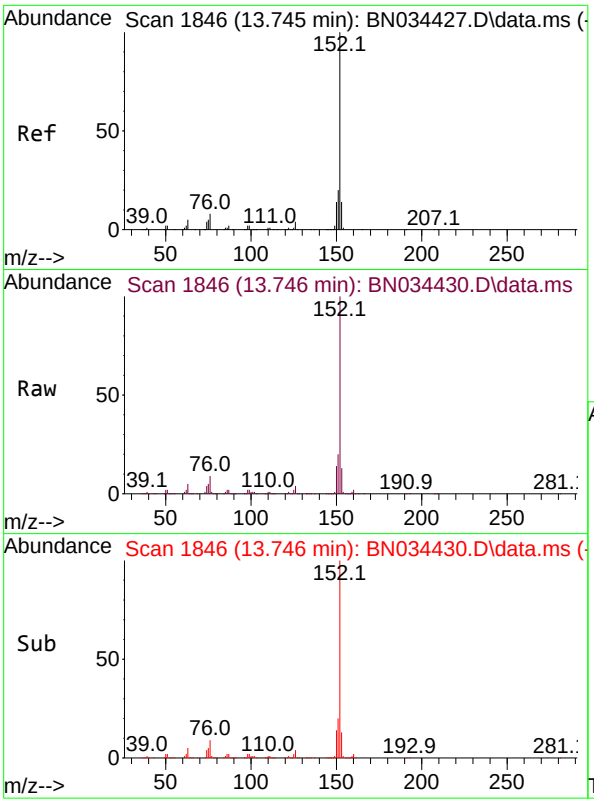

#50
Acenaphthylene
Concen: 12.764 ng/ul
RT: 13.746 min Scan# 1
Delta R.T. -0.012 min
Lab File: BN034430.D
Acq: 05 Oct 2024 19:34

Tgt Ion:152 Resp: 56845

Ion	Ratio	Lower	Upper
152	100		
151	19.8	16.2	24.4
153	12.5	10.6	16.0

Instrument :
BNA_N
ClientSampleId :
SLCS786

Manual Integrations
APPROVED
Reviewed By :Yogesh Patel 10/07/2024
Supervised By :mohammad ahmed 10/07/2024

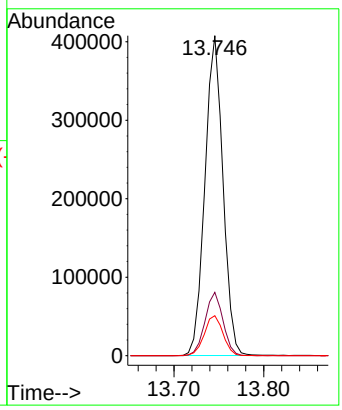

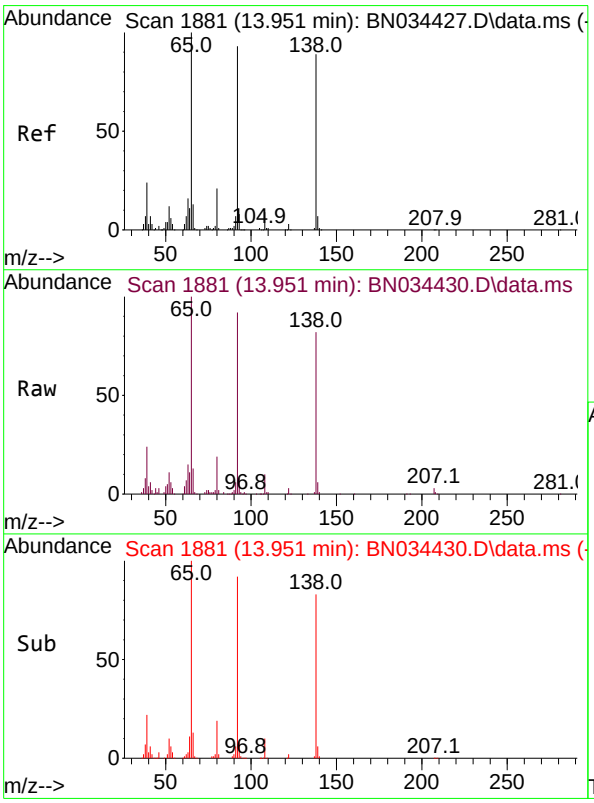

#51
3-Nitroaniline
Concen: 10.896 ng/ul
RT: 13.951 min Scan# 1881
Delta R.T. -0.006 min
Lab File: BN034430.D
Acq: 05 Oct 2024 19:34

Tgt Ion:138 Resp: 87423

Ion	Ratio	Lower	Upper
138	100		
108	11.7	9.0	13.4
92	111.5	94.6	141.8

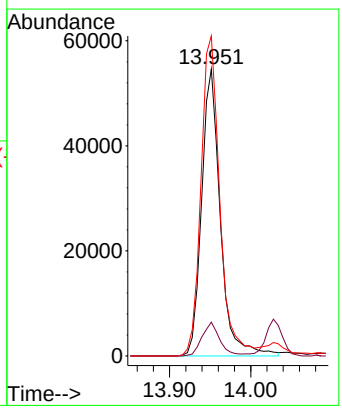

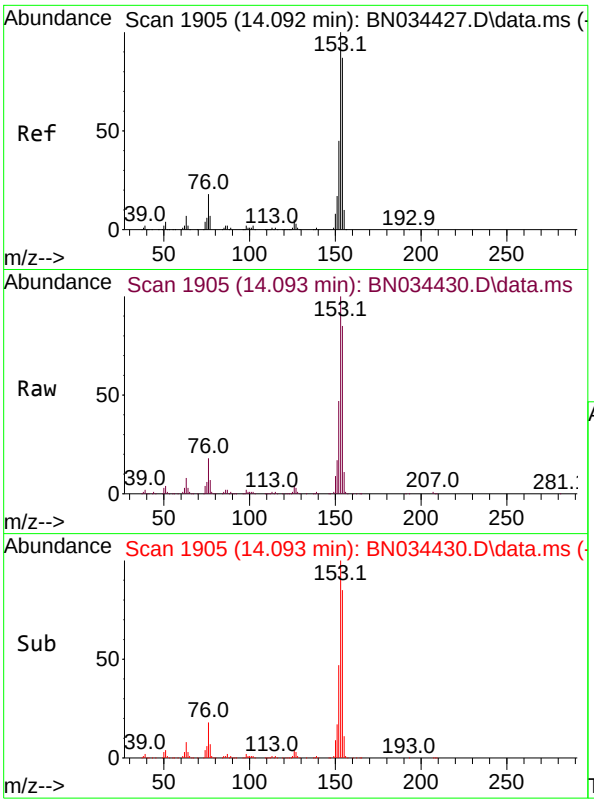

#52
Acenaphthene
Concen: 12.445 ng/ul
RT: 14.093 min Scan# 1
Delta R.T. -0.012 min
Lab File: BN034430.D
Acq: 05 Oct 2024 19:34

Tgt Ion:153 Resp: 39569

Ion	Ratio	Lower	Upper
153	100		
152	47.2	37.8	56.8
154	85.3	71.2	106.8

Instrument :
BNA_N
ClientSampleId :
SLCS786

Manual Integrations
APPROVED
Reviewed By :Yogesh Patel 10/07/2024
Supervised By :mohammad ahmed 10/07/2024

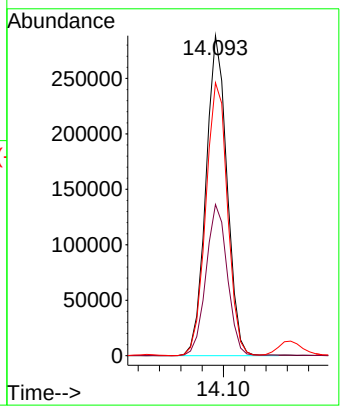

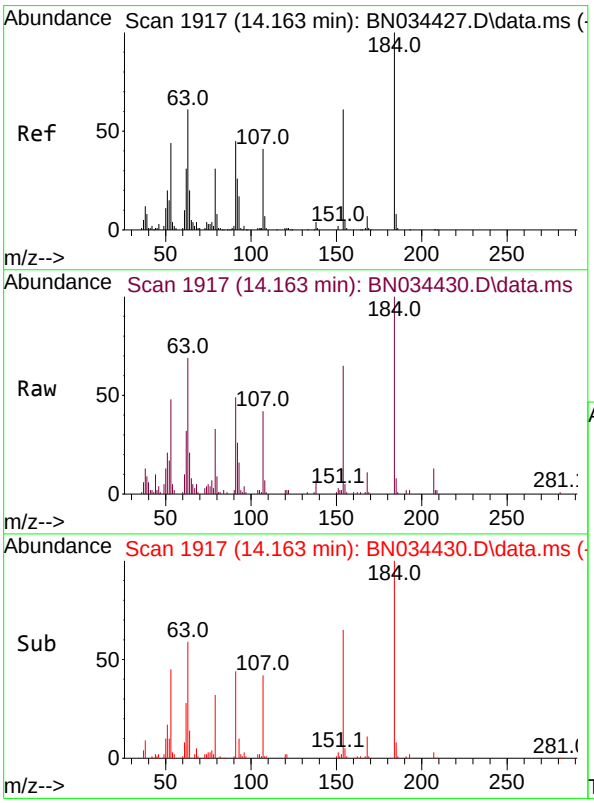

#53
2,4-Dinitrophenol
Concen: 7.981 ng/ul
RT: 14.163 min Scan# 1917
Delta R.T. -0.006 min
Lab File: BN034430.D
Acq: 05 Oct 2024 19:34

Tgt Ion:184 Resp: 34082

Ion	Ratio	Lower	Upper
184	100		
63	69.1	61.1	91.7
154	65.0	58.5	87.7

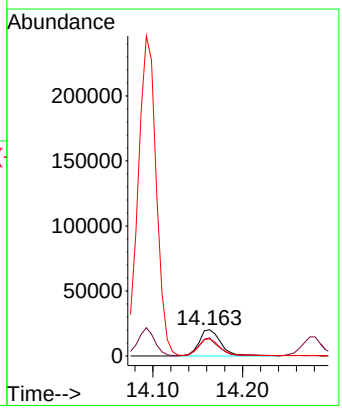

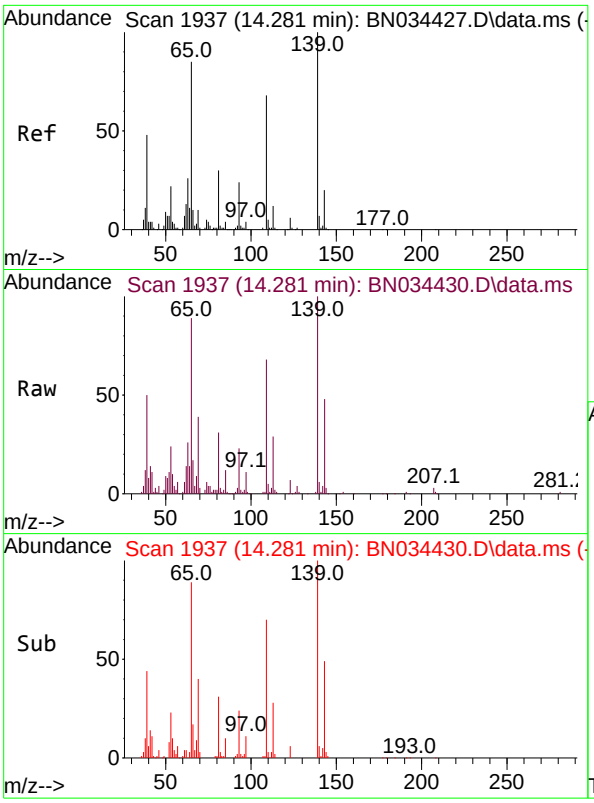

#55
4-Nitrophenol
Concen: 9.509 ng/ul
RT: 14.281 min Scan# 1
Delta R.T. -0.006 min
Lab File: BN034430.D
Acq: 05 Oct 2024 19:34

Tgt Ion:109 Resp: 5996

Ion	Ratio	Lower	Upper
109	100		
139	146.6	102.8	154.2
65	130.3	97.7	146.5

Instrument :
BNA_N
ClientSampleId :
SLCS786

Manual Integrations
APPROVED
Reviewed By :Yogesh Patel 10/07/2024
Supervised By :mohammad ahmed 10/07/2024

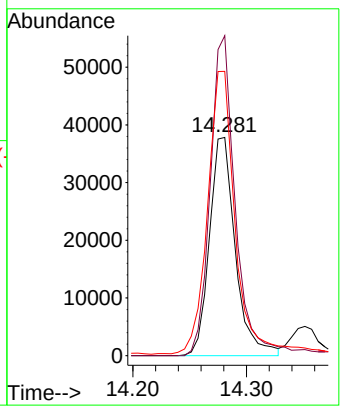

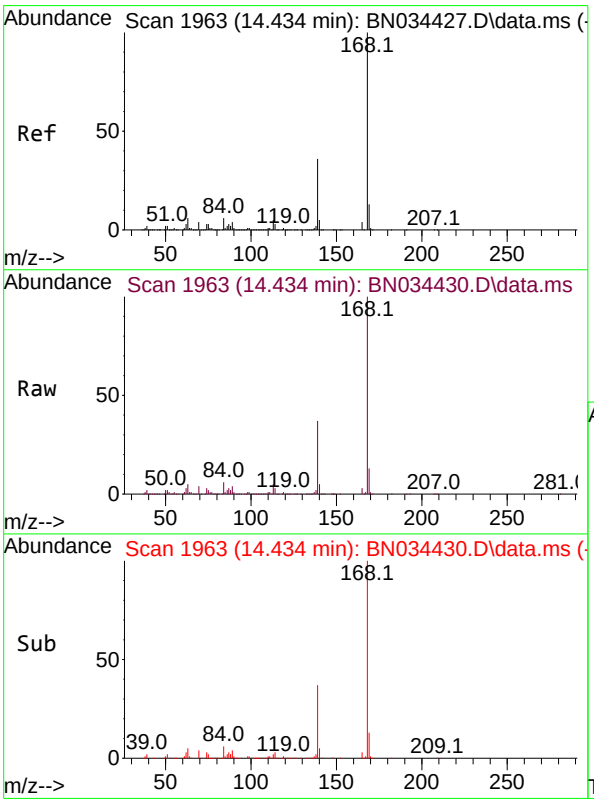

#56
Dibenzofuran
Concen: 12.675 ng/ul
RT: 14.434 min Scan# 1963
Delta R.T. -0.012 min
Lab File: BN034430.D
Acq: 05 Oct 2024 19:34

Tgt Ion:168 Resp: 551125

Ion	Ratio	Lower	Upper
168	100		
139	36.8	31.7	47.5

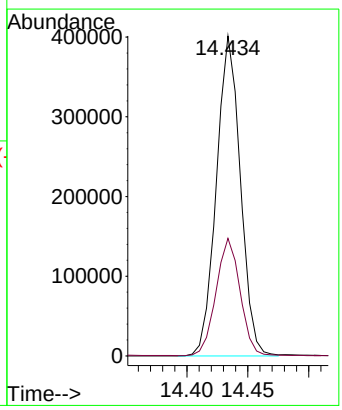

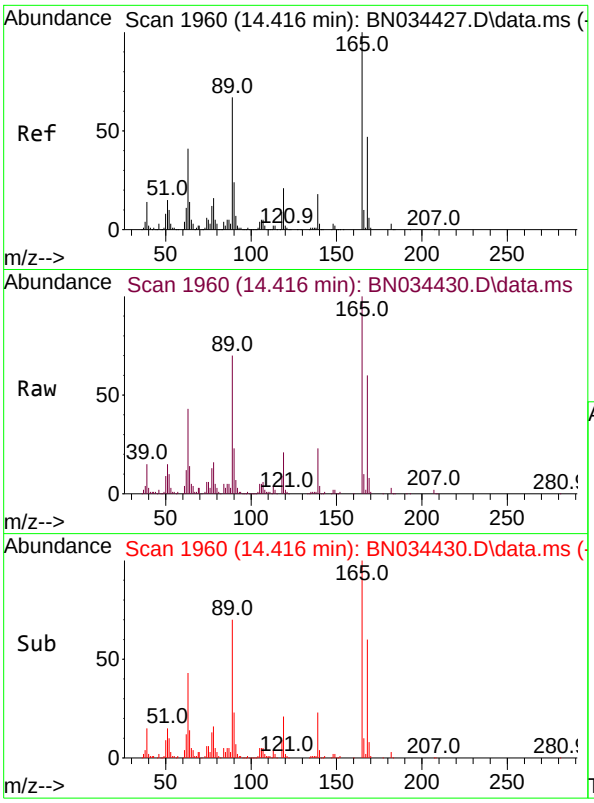

#57
2,4-Dinitrotoluene
Concen: 12.330 ng/ul
RT: 14.416 min Scan# 1
Delta R.T. -0.012 min
Lab File: BN034430.D
Acq: 05 Oct 2024 19:34

Tgt Ion:165 Resp: 13496

Ion	Ratio	Lower	Upper
165	100		
63	43.1	37.8	56.8
182	2.9	2.3	3.5

Instrument :
BNA_N
ClientSampleId :
SLCS786

Manual Integrations
APPROVED

Reviewed By :Yogesh Patel 10/07/2024
Supervised By :mohammad ahmed 10/07/2024

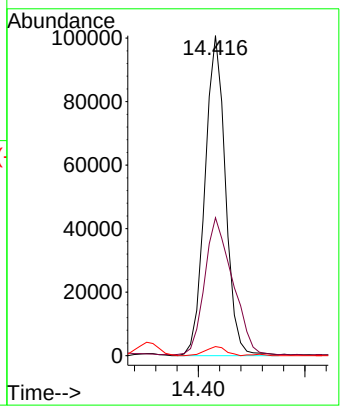

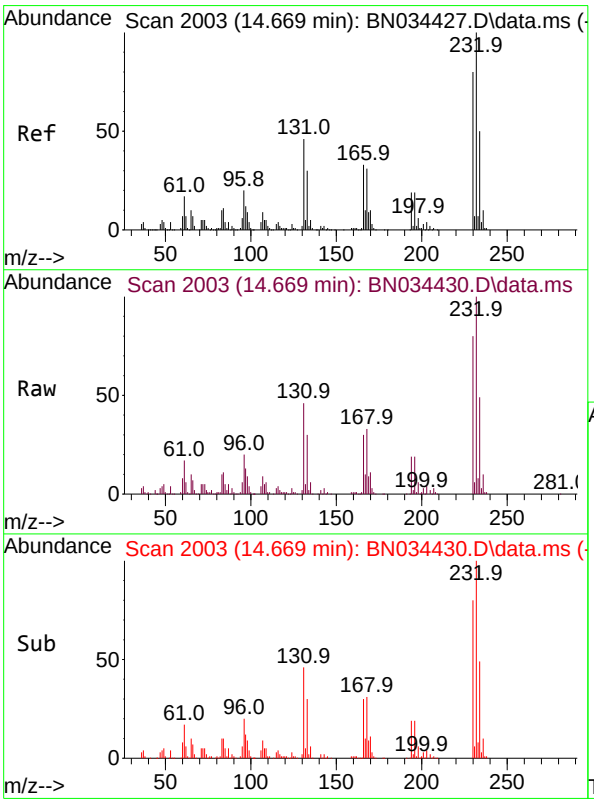

#58
2,3,4,6-Tetrachlorophenol
Concen: 12.709 ng/ul
RT: 14.669 min Scan# 2003
Delta R.T. -0.012 min
Lab File: BN034430.D
Acq: 05 Oct 2024 19:34

Tgt Ion:232 Resp: 107324

Ion	Ratio	Lower	Upper
232	100		
131	46.3	41.0	61.6
130	2.2	2.2	3.2
166	30.5	27.1	40.7

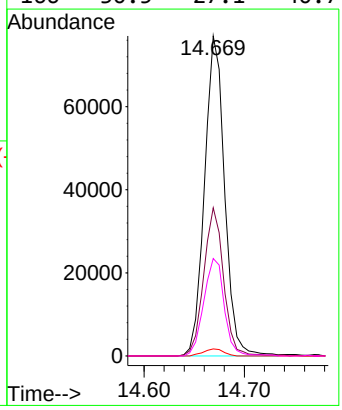

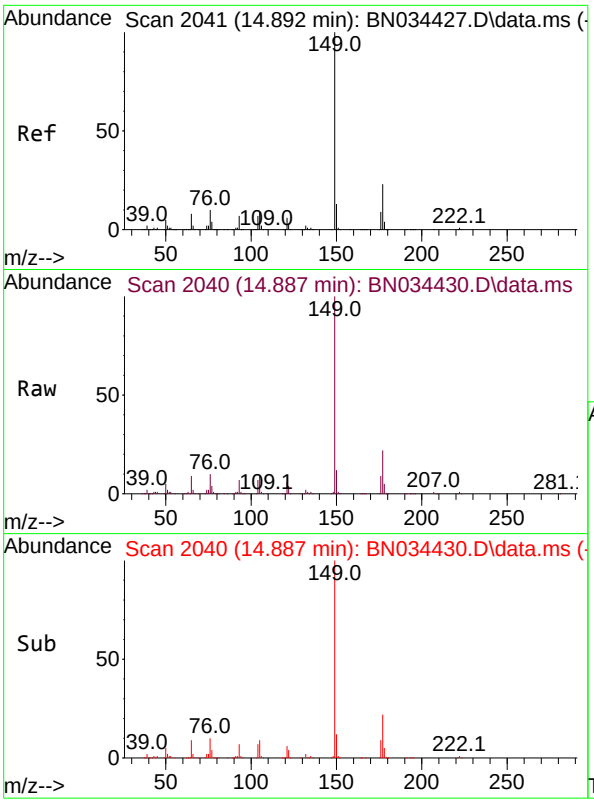

#59
Diethylphthalate
Concen: 12.061 ng/ul
RT: 14.887 min Scan# 2(
Delta R.T. -0.012 min
Lab File: BN034430.D
Acq: 05 Oct 2024 19:34

Instrument :
BNA_N
ClientSampleId :
SLCS786

Tgt Ion:149 Resp: 46470

Ion	Ratio	Lower	Upper
149	100		
177	22.1	16.9	25.3
150	12.2	9.9	14.9

Manual Integrations
APPROVED

Reviewed By :Yogesh Patel 10/07/2024
Supervised By :mohammad ahmed 10/07/2024

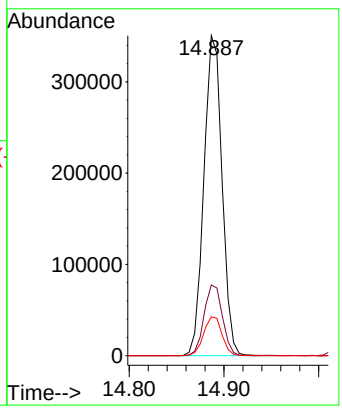

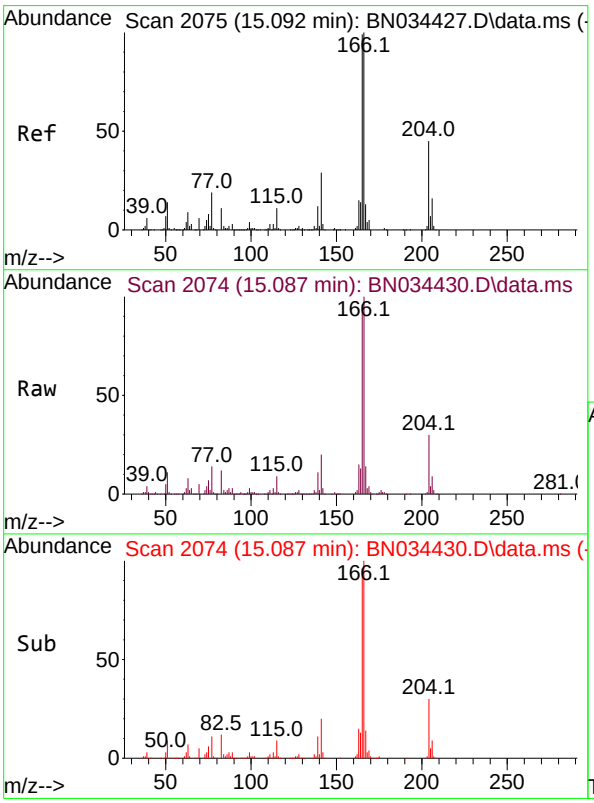

#61
Fluorene
Concen: 12.660 ng/ul
RT: 15.087 min Scan# 2074
Delta R.T. -0.012 min
Lab File: BN034430.D
Acq: 05 Oct 2024 19:34

Tgt Ion:166 Resp: 450298

Ion	Ratio	Lower	Upper
166	100		
165	96.4	81.9	122.9
167	13.6	10.9	16.3

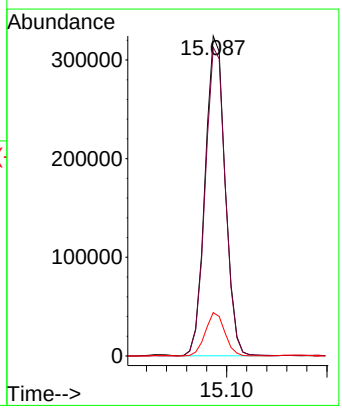

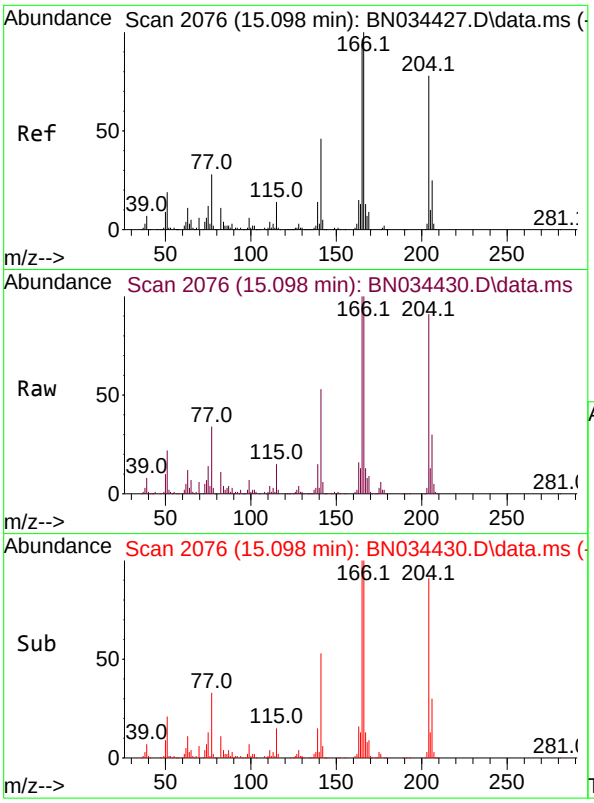

#62
4-Chlorophenyl-phenylether
Concen: 12.833 ng/ul
RT: 15.098 min Scan# 2(
Delta R.T. -0.006 min
Lab File: BN034430.D
Acq: 05 Oct 2024 19:34

Instrument :
BNA_N
ClientSampleId :
SLCS786

Tgt Ion:204 Resp: 22123

Ion	Ratio	Lower	Upper
204	100		
206	33.1	26.2	39.4
141	58.4	50.4	75.6

Manual Integrations
APPROVED

Reviewed By :Yogesh Patel 10/07/2024
Supervised By :mohammad ahmed 10/07/2024

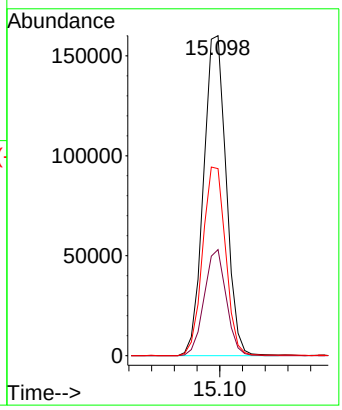

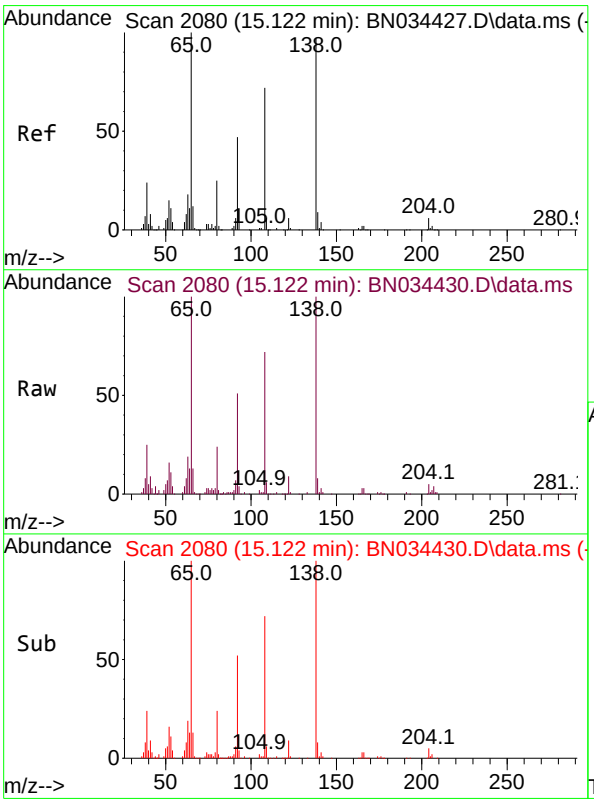

#63
4-Nitroaniline
Concen: 11.462 ng/ul
RT: 15.122 min Scan# 2080
Delta R.T. -0.012 min
Lab File: BN034430.D
Acq: 05 Oct 2024 19:34

Tgt Ion:138 Resp: 94634

Ion	Ratio	Lower	Upper
138	100		
92	51.6	43.0	64.4
108	72.1	67.0	100.4

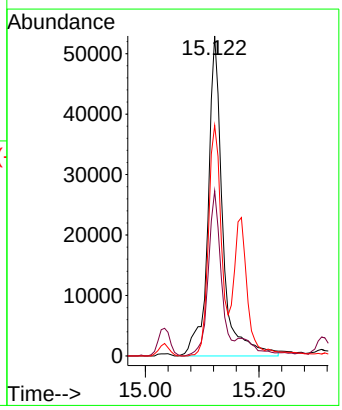

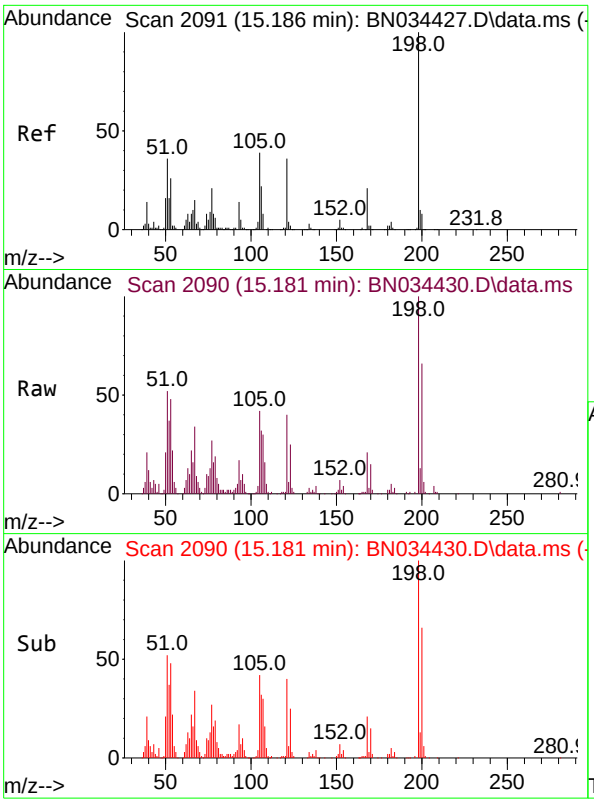

#66
4,6-Dinitro-2-methylphenol
Concen: 11.707 ng/ul
RT: 15.181 min Scan# 2(
Delta R.T. -0.012 min
Lab File: BN034430.D
Acq: 05 Oct 2024 19:34

Instrument :
BNA_N
ClientSampleId :
SLCS786

Tgt Ion:198 Resp: 7650

Ion	Ratio	Lower	Upper
198	100		
182	4.7	3.2	4.8
77	27.3	21.1	31.7

Manual Integrations
APPROVED

Reviewed By :Yogesh Patel 10/07/2024
Supervised By :mohammad ahmed 10/07/2024

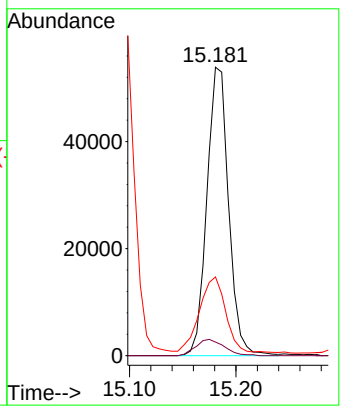

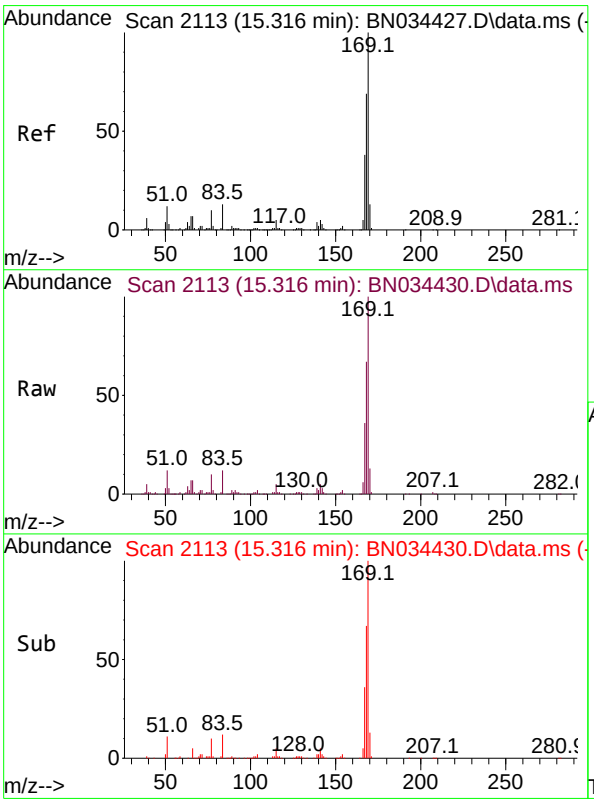

#67
N-Nitrosodiphenylamine
Concen: 12.999 ng/ul
RT: 15.316 min Scan# 2113
Delta R.T. -0.006 min
Lab File: BN034430.D
Acq: 05 Oct 2024 19:34

Tgt Ion:169 Resp: 384450

Ion	Ratio	Lower	Upper
169	100		
168	66.8	52.8	79.2
167	36.4	28.6	43.0

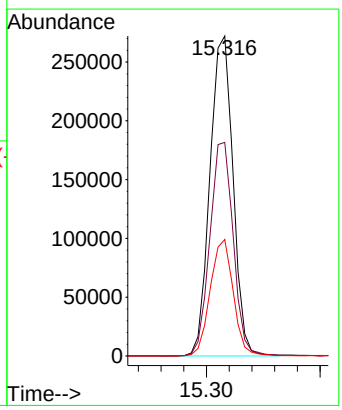

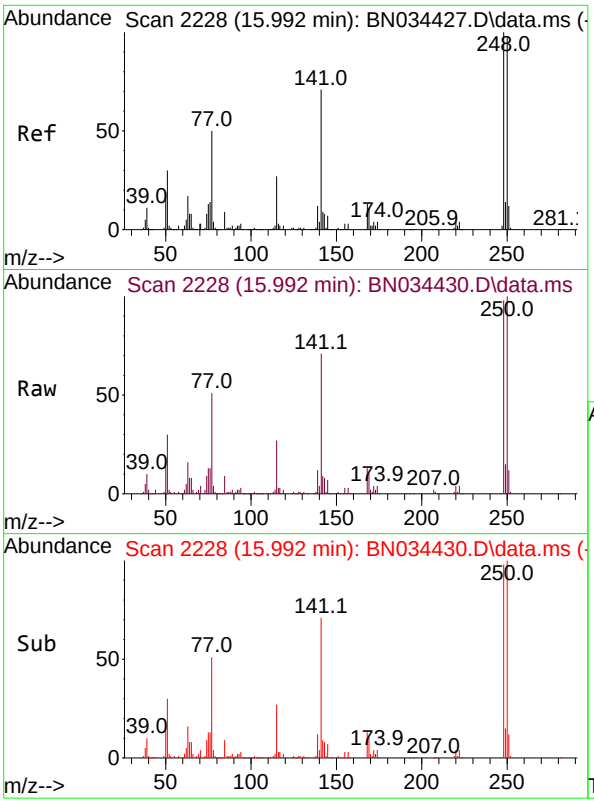

#68
4-Bromophenyl-phenylether
Concen: 13.699 ng/ul
RT: 15.992 min Scan# 2
Delta R.T. -0.012 min
Lab File: BN034430.D
Acq: 05 Oct 2024 19:34

Tgt Ion:248 Resp: 13728

Ion	Ratio	Lower	Upper
248	100		
250	102.3	79.8	119.6
141	72.2	67.0	100.4

Instrument :
BNA_N
ClientSampleId :
SLCS786

Manual Integrations
APPROVED

Reviewed By :Yogesh Patel 10/07/2024
Supervised By :mohammad ahmed 10/07/2024

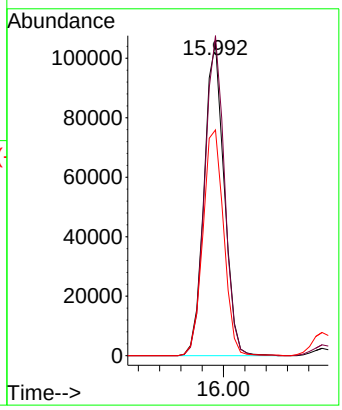

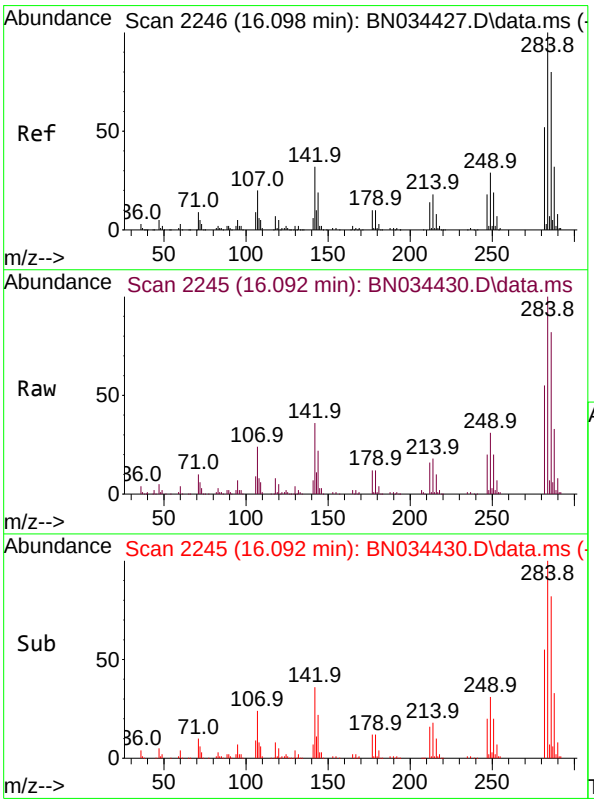

#69
Hexachlorobenzene
Concen: 14.105 ng/ul
RT: 16.092 min Scan# 2245
Delta R.T. -0.012 min
Lab File: BN034430.D
Acq: 05 Oct 2024 19:34

Tgt Ion:284 Resp: 164082

Ion	Ratio	Lower	Upper
284	100		
142	36.1	31.3	46.9
249	31.2	25.1	37.7

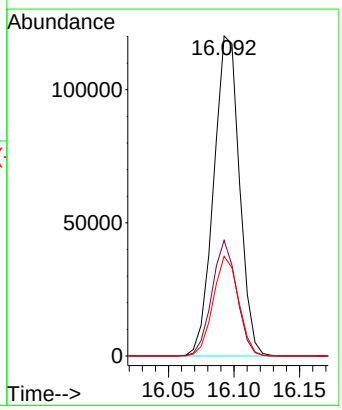

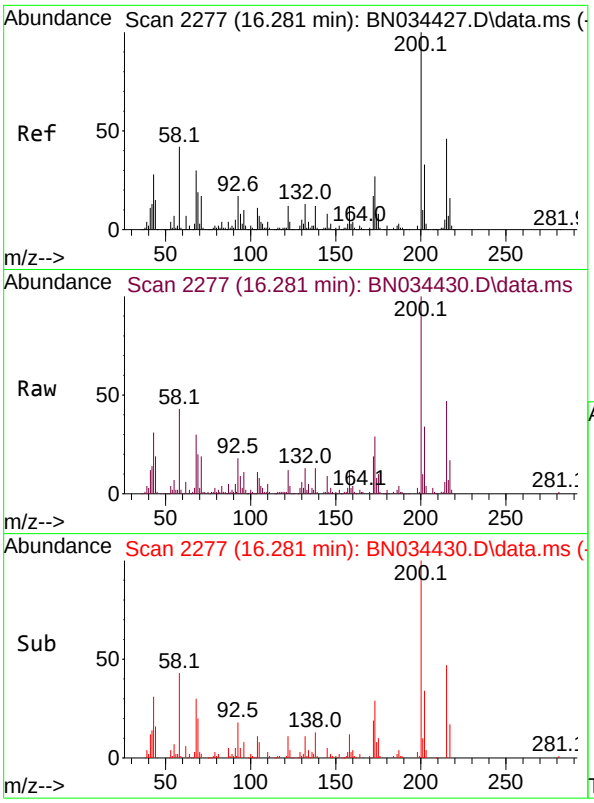

#70
Atrazine
Concen: 9.438 ng/ul
RT: 16.281 min Scan# 2
Delta R.T. -0.012 min
Lab File: BN034430.D
Acq: 05 Oct 2024 19:34

Tgt Ion:200 Resp: 10113

Ion	Ratio	Lower	Upper
200	100		
173	29.1	21.3	31.9
215	47.2	38.2	57.4

Instrument :
BNA_N
ClientSampleId :
SLCS786

Manual Integrations
APPROVED

Reviewed By :Yogesh Patel 10/07/2024
Supervised By :mohammad ahmed 10/07/2024

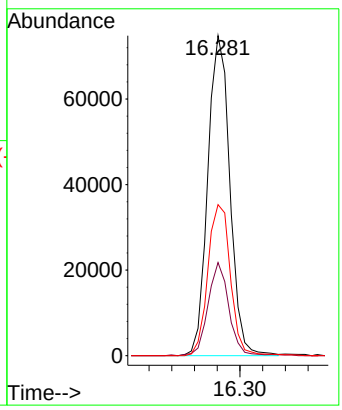

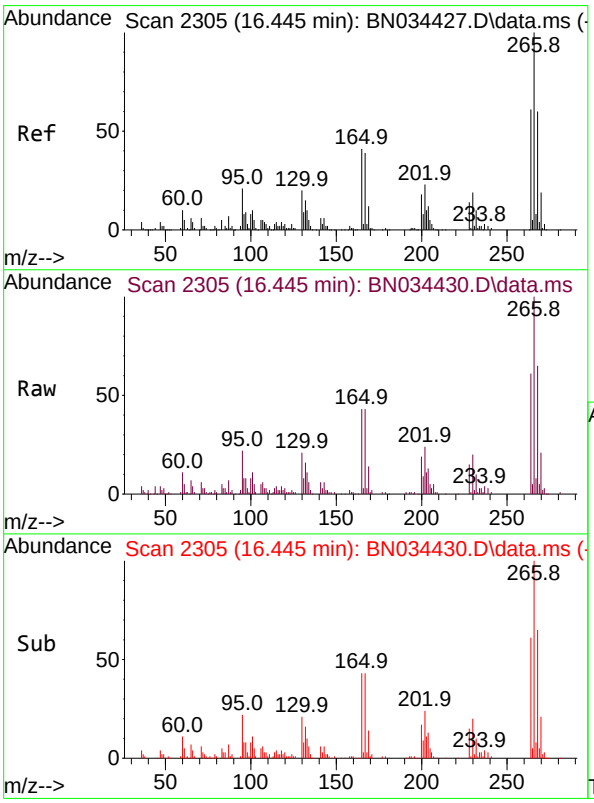

#71
Pentachlorophenol
Concen: 11.466 ng/ul
RT: 16.445 min Scan# 2305
Delta R.T. -0.012 min
Lab File: BN034430.D
Acq: 05 Oct 2024 19:34

Tgt Ion:266 Resp: 88832

Ion	Ratio	Lower	Upper
266	100		
264	61.2	51.1	76.7
268	65.1	52.8	79.2

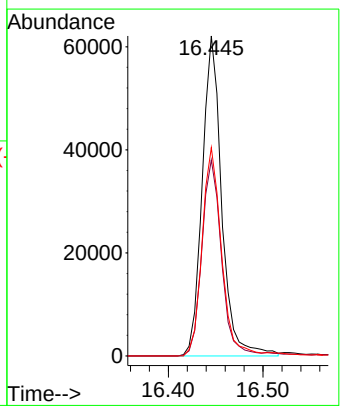

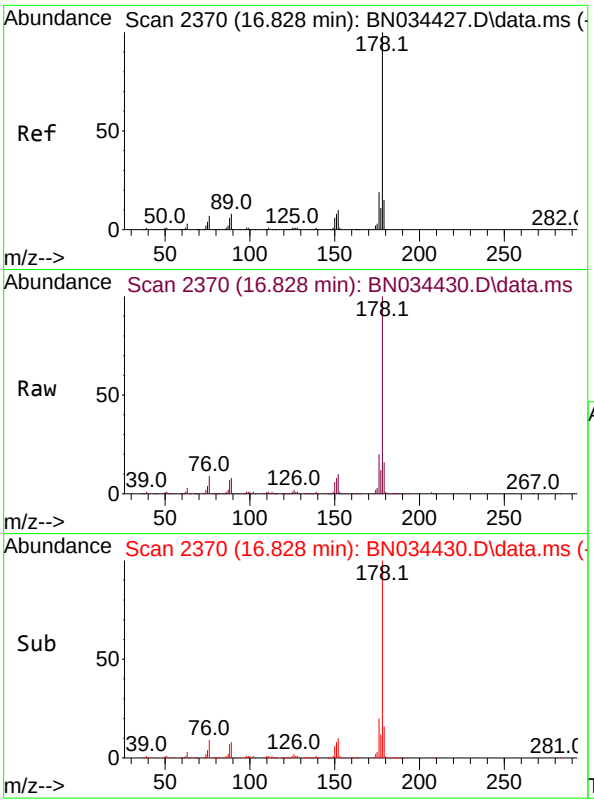

#72
Phenanthrene
Concen: 12.878 ng/ul
RT: 16.828 min Scan# 2
Delta R.T. -0.012 min
Lab File: BN034430.D
Acq: 05 Oct 2024 19:34

Tgt Ion:178 Resp: 70081

Ion	Ratio	Lower	Upper
178	100		
179	15.9	11.9	17.9
176	20.4	15.2	22.8

Instrument :
BNA_N
ClientSampleId :
SLCS786

Manual Integrations
APPROVED
Reviewed By :Yogesh Patel 10/07/2024
Supervised By :mohammad ahmed 10/07/2024

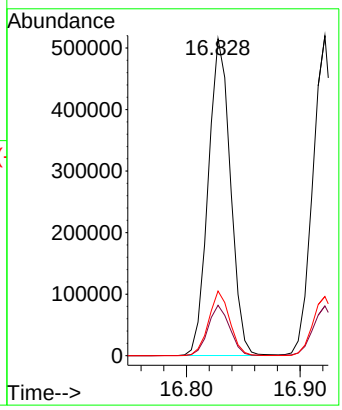

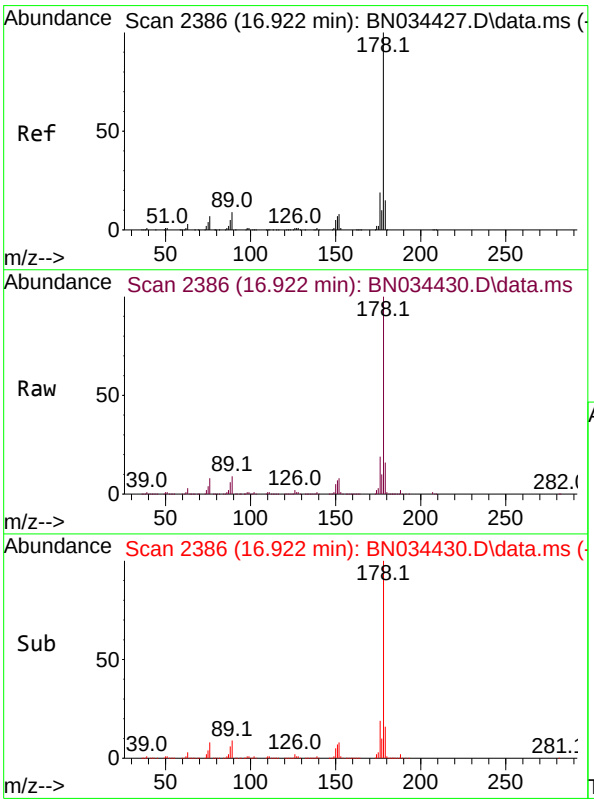

#74
Anthracene
Concen: 12.705 ng/ul
RT: 16.922 min Scan# 2386
Delta R.T. -0.012 min
Lab File: BN034430.D
Acq: 05 Oct 2024 19:34

Tgt Ion:178 Resp: 706005

Ion	Ratio	Lower	Upper
178	100		
179	15.6	12.2	18.2
176	18.5	15.0	22.6

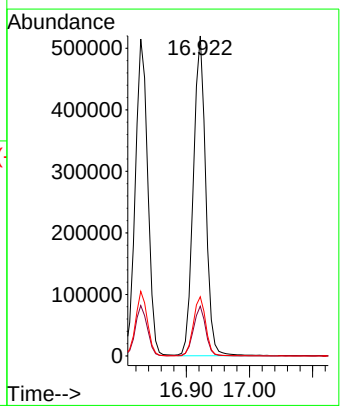

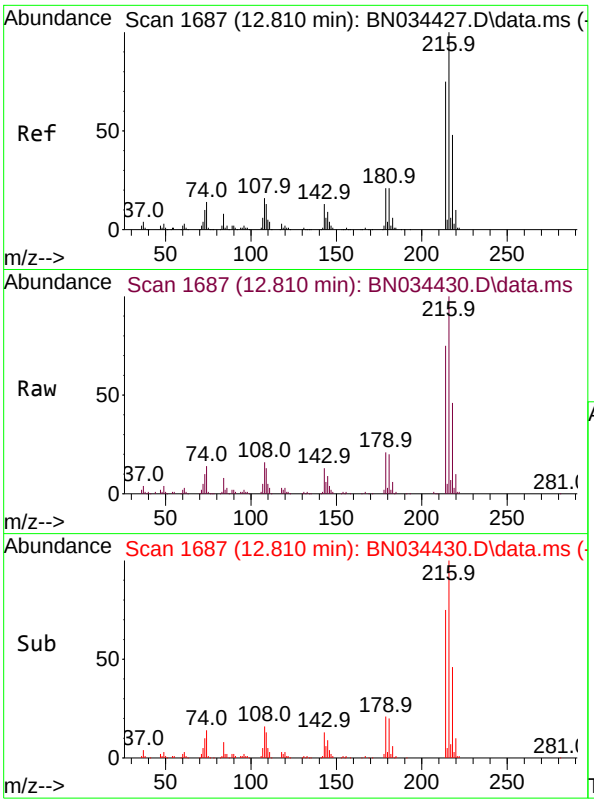

#75
1,2,3,4-Tetrachlorobenzene
Concen: 13.605 ng/uL
RT: 12.810 min Scan# 1(
Delta R.T. -0.012 min
Lab File: BN034430.D
Acq: 05 Oct 2024 19:34

Instrument :
BNA_N
ClientSampleId :
SLCS786

Tgt Ion:216 Resp: 18688!

Ion	Ratio	Lower	Upper
216	100		
214	75.4	63.6	95.4
218	46.4	37.6	56.4

Manual Integrations
APPROVED

Reviewed By :Yogesh Patel 10/07/2024
Supervised By :mohammad ahmed 10/07/2024

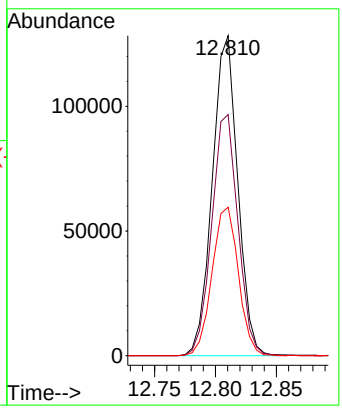

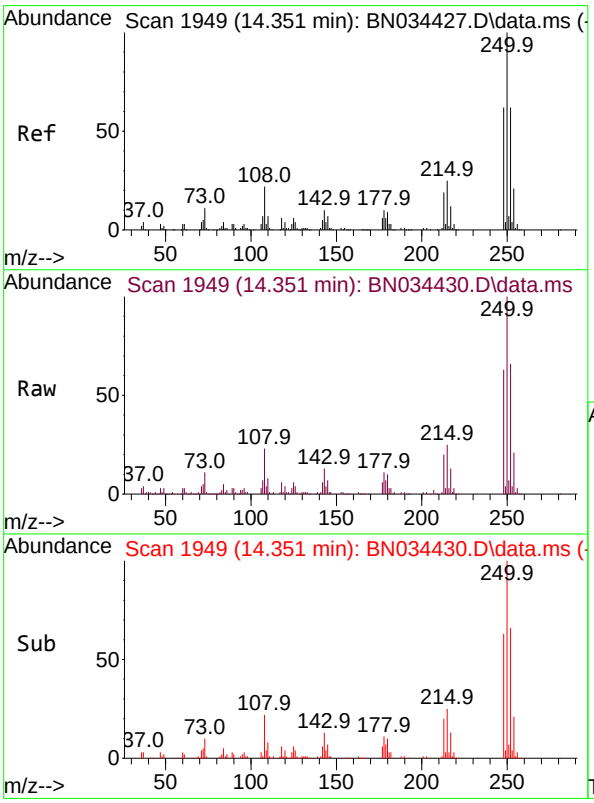

#76
Pentachlorobenzene
Concen: 13.407 ng/uL
RT: 14.351 min Scan# 1949
Delta R.T. -0.012 min
Lab File: BN034430.D
Acq: 05 Oct 2024 19:34

Tgt Ion:250 Resp: 187514

Ion	Ratio	Lower	Upper
250	100		
248	62.5	49.3	73.9
252	66.3	49.1	73.7

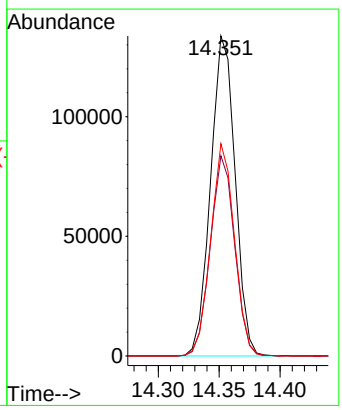

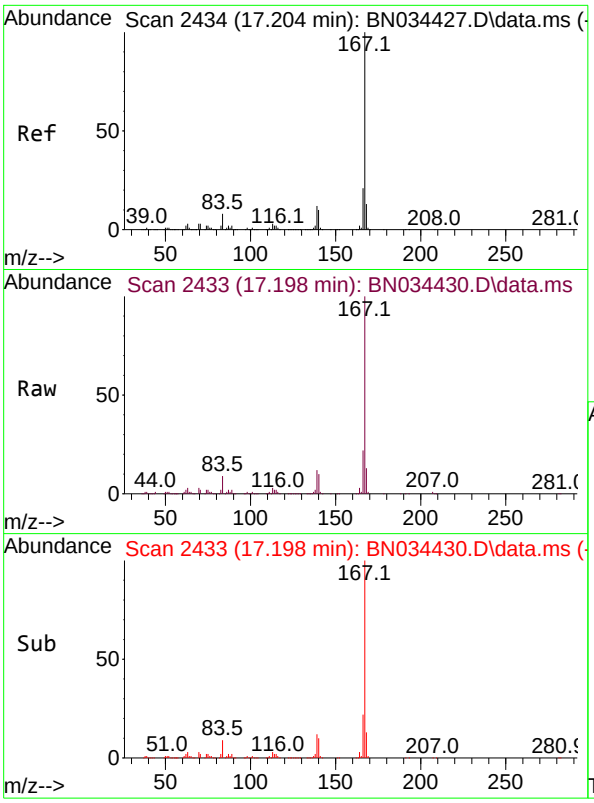

#77
Carbazole
Concen: 13.062 ng/ul
RT: 17.198 min Scan# 2
Delta R.T. -0.012 min
Lab File: BN034430.D
Acq: 05 Oct 2024 19:34

Tgt Ion:167 Resp: 66803

Ion	Ratio	Lower	Upper
167	100		
166	21.6	17.4	26.0
139	12.3	10.5	15.7

Instrument :
BNA_N
ClientSampleId :
SLCS786

Manual Integrations
APPROVED
Reviewed By :Yogesh Patel 10/07/2024
Supervised By :mohammad ahmed 10/07/2024

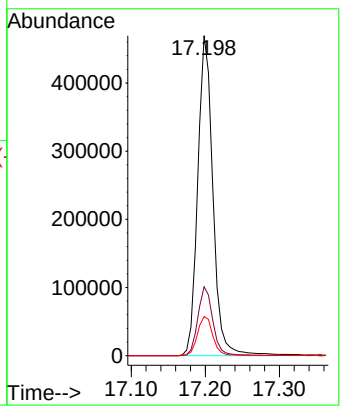



#78
Di-n-butylphthalate
Concen: 12.252 ng/ul
RT: 17.786 min Scan# 2533
Delta R.T. -0.012 min
Lab File: BN034430.D
Acq: 05 Oct 2024 19:34

Tgt Ion:149 Resp: 796566

Ion	Ratio	Lower	Upper
149	100		
150	9.3	7.4	11.2
104	4.6	4.3	6.5

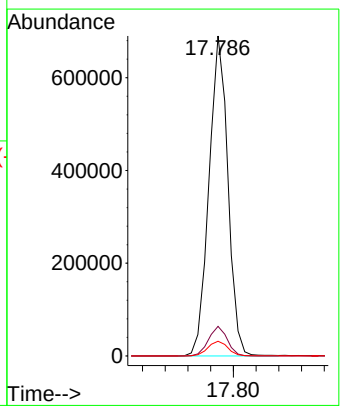

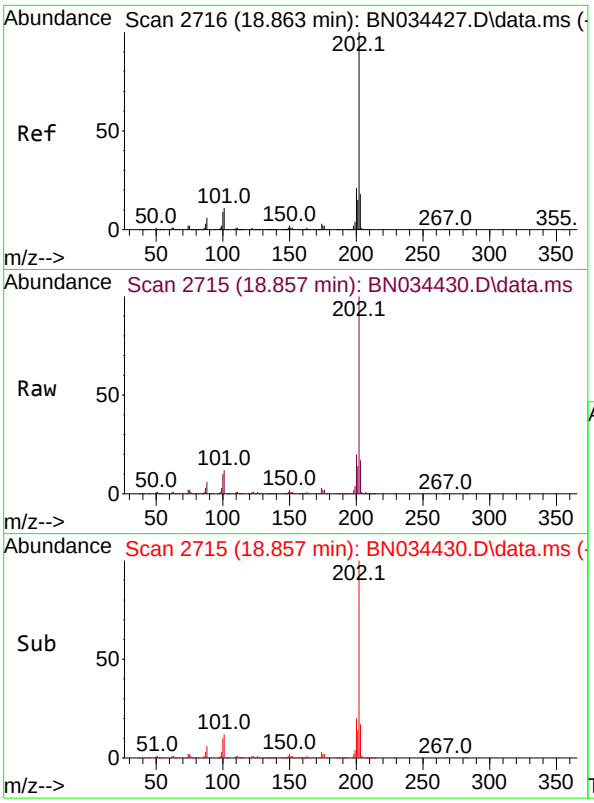

#80
Fluoranthene
Concen: 13.321 ng/ul
RT: 18.857 min Scan# 2
Delta R.T. -0.012 min
Lab File: BN034430.D
Acq: 05 Oct 2024 19:34

Tgt Ion:202 Resp: 86733

Ion	Ratio	Lower	Upper
202	100		
101	11.8	9.6	14.4
100	9.5	7.7	11.5

Instrument :
BNA_N
ClientSampleId :
SLCS786

Manual Integrations
APPROVED

Reviewed By :Yogesh Patel 10/07/2024
Supervised By :mohammad ahmed 10/07/2024

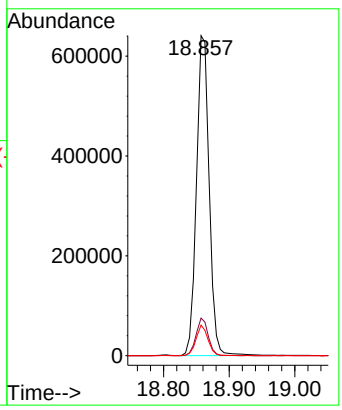

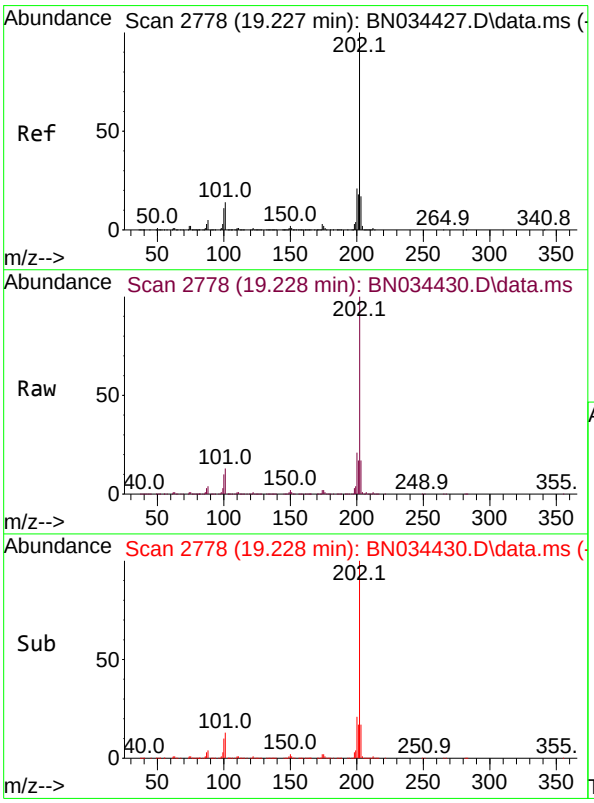

#82
Pyrene
Concen: 13.097 ng/ul
RT: 19.228 min Scan# 2778
Delta R.T. -0.012 min
Lab File: BN034430.D
Acq: 05 Oct 2024 19:34

Tgt Ion:202 Resp: 916689

Ion	Ratio	Lower	Upper
202	100		
101	12.7	11.8	17.8
100	10.3	10.0	15.0

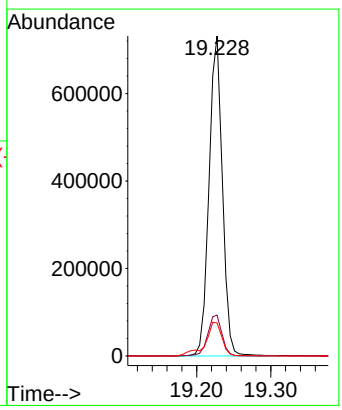

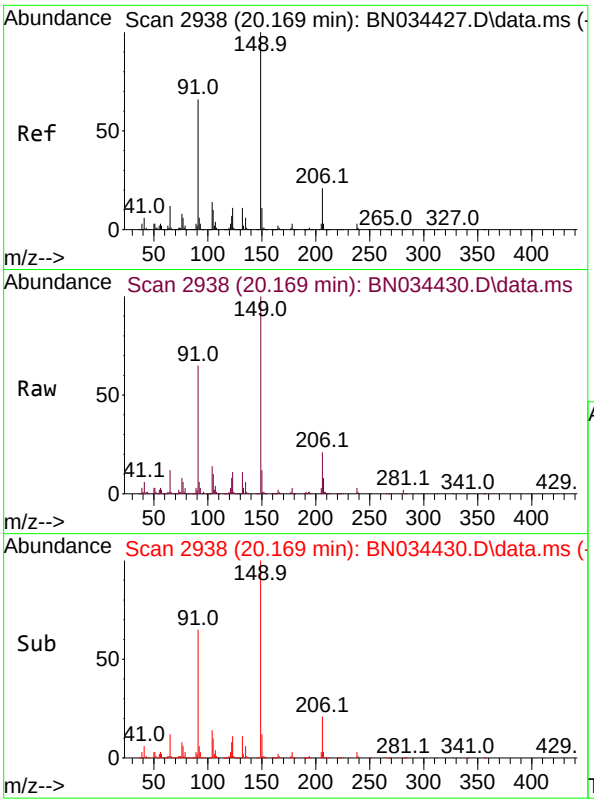

#83
Butylbenzylphthalate
Concen: 11.808 ng/ul
RT: 20.169 min Scan# 2
Delta R.T. -0.012 min
Lab File: BN034430.D
Acq: 05 Oct 2024 19:34

Tgt Ion:149 Resp: 37063

Ion	Ratio	Lower	Upper
149	100		
91	65.1	56.3	84.5
206	21.1	15.9	23.9

Instrument :
BNA_N
ClientSampleId :
SLCS786

Manual Integrations
APPROVED

Reviewed By :Yogesh Patel 10/07/2024
Supervised By :mohammad ahmed 10/07/2024

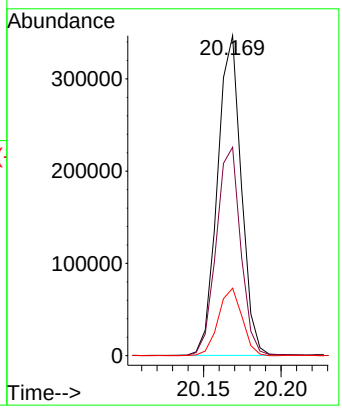

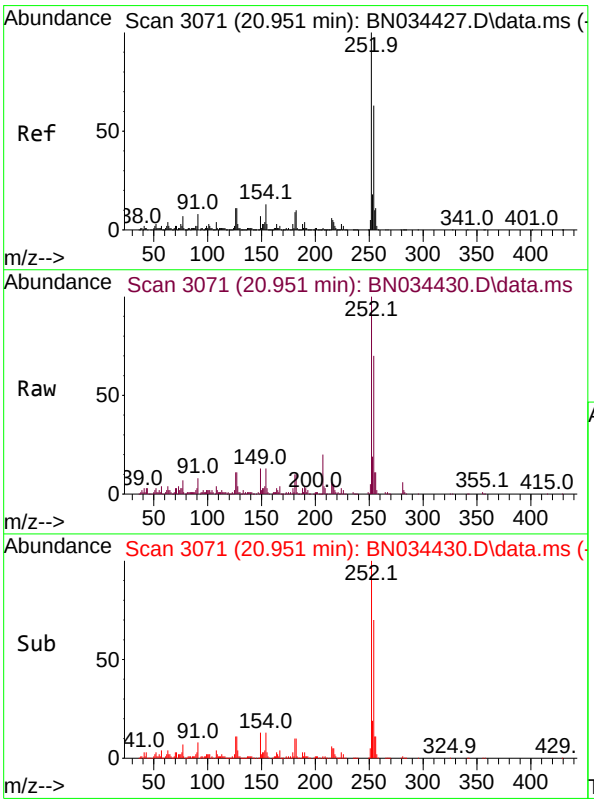

#84
3,3'-Dichlorobenzidine
Concen: 11.936 ng/ul
RT: 20.951 min Scan# 3071
Delta R.T. -0.006 min
Lab File: BN034430.D
Acq: 05 Oct 2024 19:34

Tgt Ion:252 Resp: 267982

Ion	Ratio	Lower	Upper
252	100		
254	70.2	52.0	78.0
126	11.5	9.7	14.5

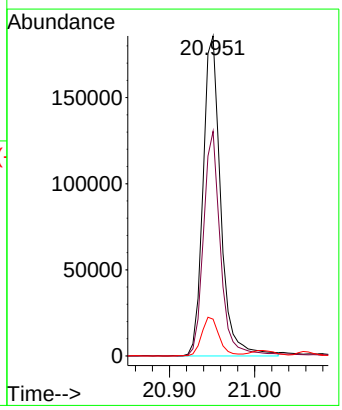



#85
Benzo(a)anthracene
Concen: 12.929 ng/ul
RT: 21.004 min Scan# 3(
Delta R.T. -0.012 min
Lab File: BN034430.D
Acq: 05 Oct 2024 19:34

Tgt Ion:228 Resp: 92141

Ion	Ratio	Lower	Upper
228	100		
229	19.6	15.0	22.6
226	28.0	20.2	30.4

Instrument :
BNA_N
ClientSampleId :
SLCS786

Manual Integrations
APPROVED

Reviewed By :Yogesh Patel 10/07/2024
Supervised By :mohammad ahmed 10/07/2024

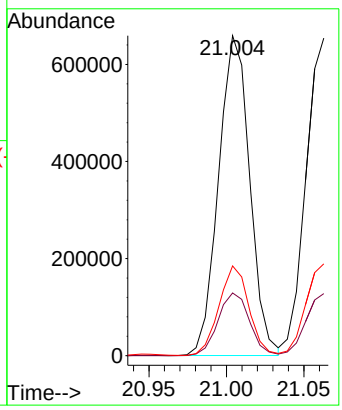

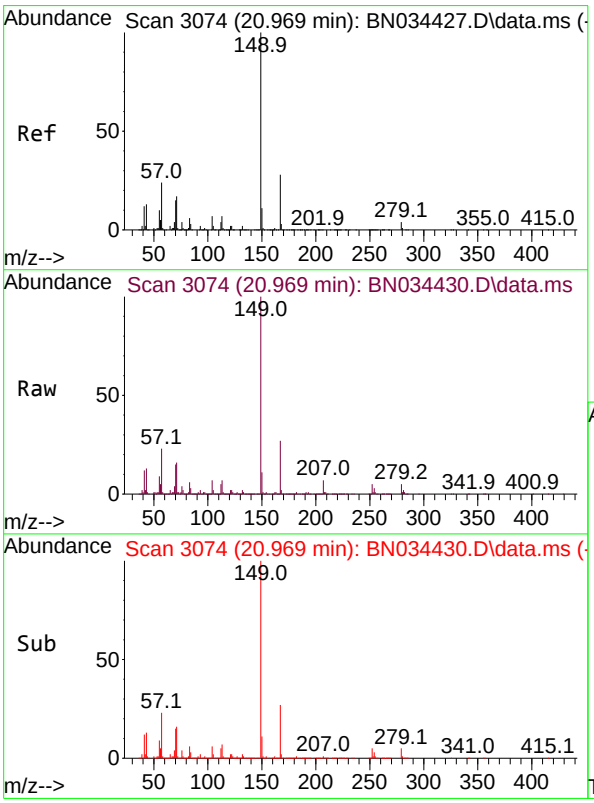

#86
Bis(2-ethylhexyl)phthalate
Concen: 12.283 ng/ul
RT: 20.969 min Scan# 3074
Delta R.T. -0.012 min
Lab File: BN034430.D
Acq: 05 Oct 2024 19:34

Tgt Ion:149 Resp: 564347

Ion	Ratio	Lower	Upper
149	100		
167	27.2	20.6	31.0
279	4.7	3.0	4.6#

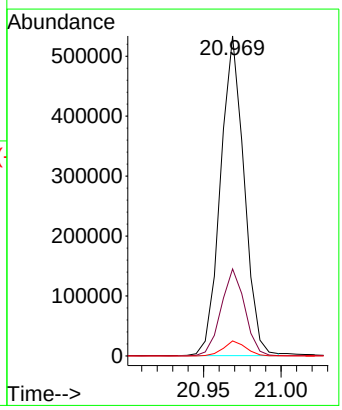



#87
Chrysene
Concen: 12.972 ng/ul
RT: 21.063 min Scan# 3(
Delta R.T. -0.012 min
Lab File: BN034430.D
Acq: 05 Oct 2024 19:34

Tgt Ion:228 Resp: 88211

Ion	Ratio	Lower	Upper
228	100		
226	28.9	22.5	33.7
229	19.6	15.8	23.6

Instrument :
BNA_N
ClientSampleId :
SLCS786

Manual Integrations
APPROVED
Reviewed By :Yogesh Patel 10/07/2024
Supervised By :mohammad ahmed 10/07/2024

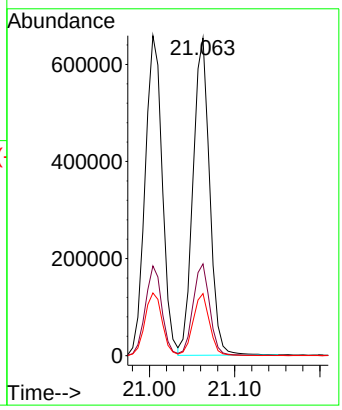



#89
Di-n-octyl phthalate
Concen: 12.352 ng/ul
RT: 22.004 min Scan# 3250
Delta R.T. -0.018 min
Lab File: BN034430.D
Acq: 05 Oct 2024 19:34

Tgt Ion:149 Resp: 908582

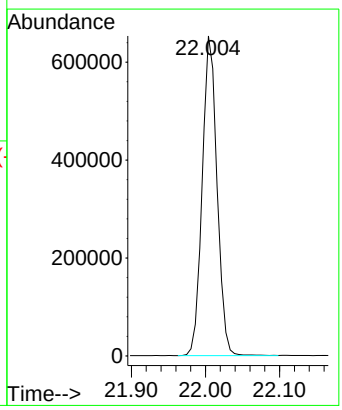

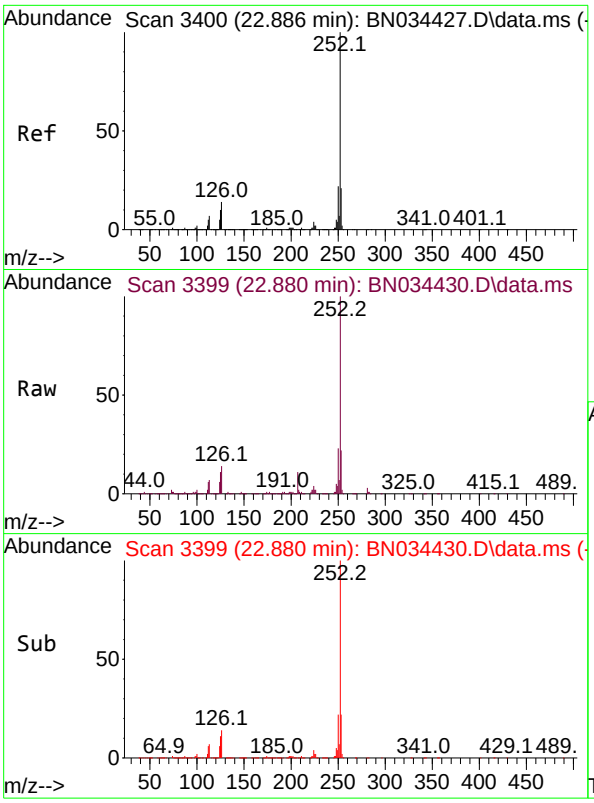

#90
Benzo(b)fluoranthene
Concen: 13.877 ng/ul
RT: 22.880 min Scan# 3
Delta R.T. -0.012 min
Lab File: BN034430.D
Acq: 05 Oct 2024 19:34

Tgt Ion:252 Resp: 93529

Ion	Ratio	Lower	Upper
252	100		
253	21.7	17.8	26.6
125	10.9	9.1	13.7

Instrument :
BNA_N
ClientSampleId :
SLCS786

Manual Integrations
APPROVED
Reviewed By :Yogesh Patel 10/07/2024
Supervised By :mohammad ahmed 10/07/2024

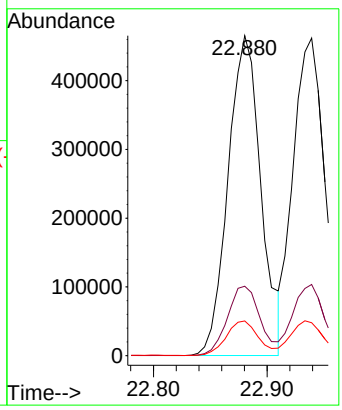

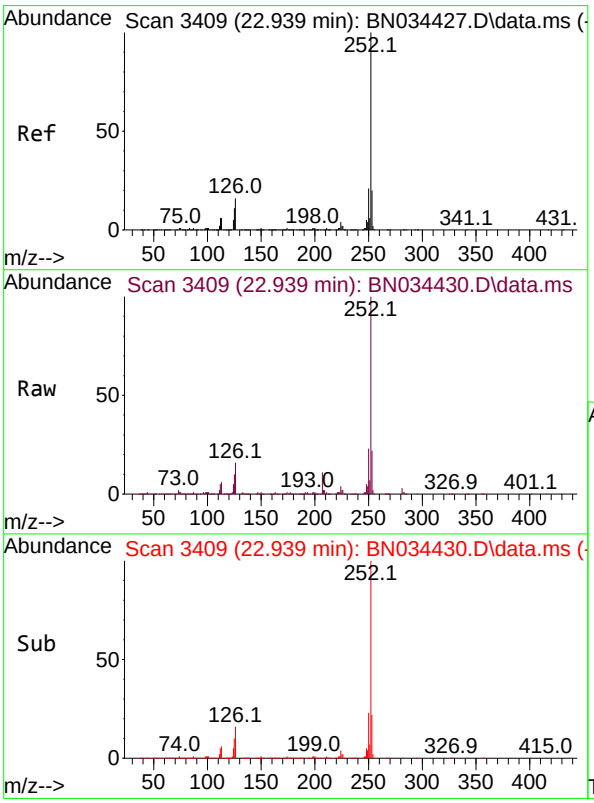

#91
Benzo(k)fluoranthene
Concen: 13.536 ng/ul
RT: 22.939 min Scan# 3409
Delta R.T. -0.006 min
Lab File: BN034430.D
Acq: 05 Oct 2024 19:34

Tgt Ion:252 Resp: 899944

Ion	Ratio	Lower	Upper
252	100		
253	22.4	17.4	26.0
125	10.4	8.8	13.2

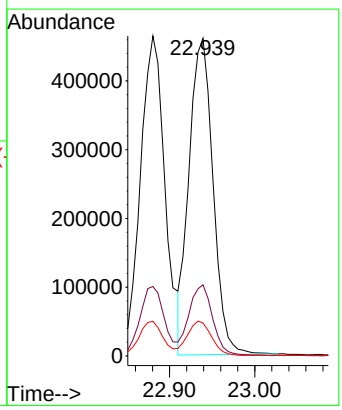

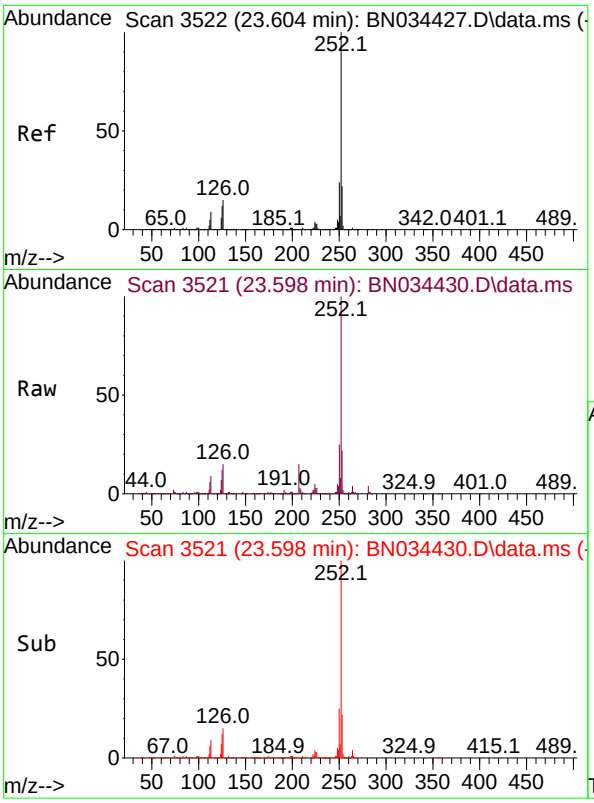

#93
Benzo(a)pyrene
Concen: 12.473 ng/ul
RT: 23.598 min Scan# 3
Delta R.T. -0.018 min
Lab File: BN034430.D
Acq: 05 Oct 2024 19:34

Tgt Ion:252 Resp: 79411

Ion	Ratio	Lower	Upper
252	100		
253	22.0	15.8	23.8
125	12.1	9.0	13.6

Instrument :
BNA_N
ClientSampleId :
SLCS786

Manual Integrations
APPROVED
Reviewed By :Yogesh Patel 10/07/2024
Supervised By :mohammad ahmed 10/07/2024

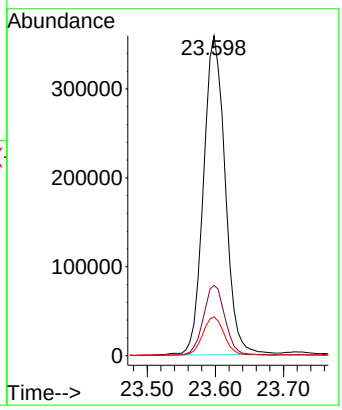

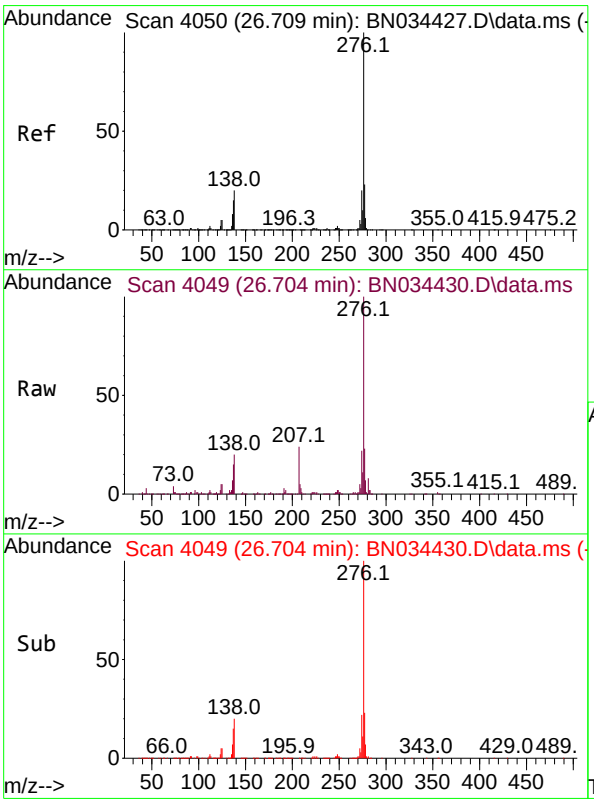

#94
Indeno(1,2,3-cd)pyrene
Concen: 12.543 ng/ul
RT: 26.704 min Scan# 4049
Delta R.T. -0.035 min
Lab File: BN034430.D
Acq: 05 Oct 2024 19:34

Tgt Ion:276 Resp: 989437

Ion	Ratio	Lower	Upper
276	100		
138	20.4	17.7	26.5
277	23.1	18.4	27.6

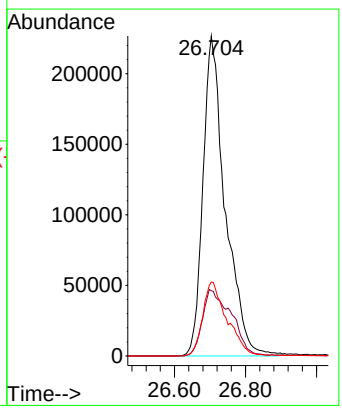

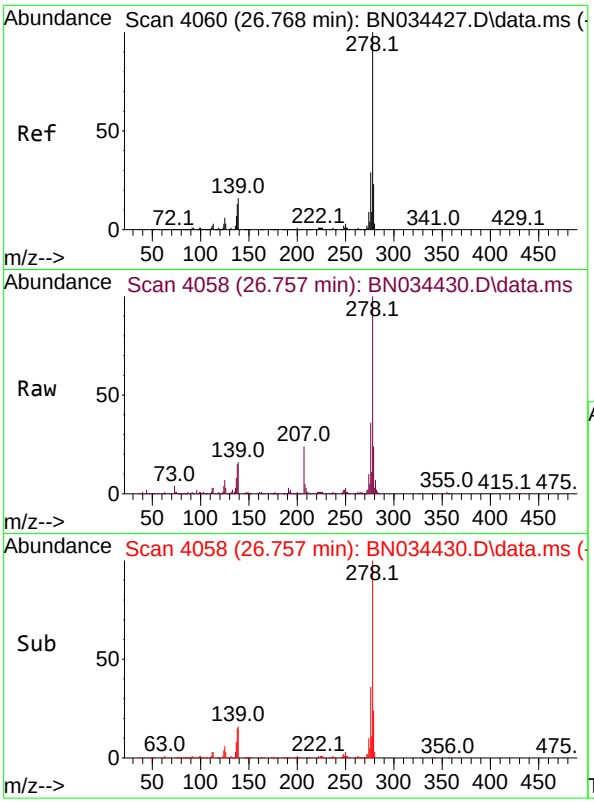

#95
Dibenzo(a,h)anthracene
Concen: 12.584 ng/ul
RT: 26.757 min Scan# 4(
Delta R.T. -0.035 min
Lab File: BN034430.D
Acq: 05 Oct 2024 19:34

Tgt Ion:278 Resp: 80243

Ion	Ratio	Lower	Upper
278	100		
139	16.1	14.2	21.2
279	23.7	18.1	27.1

Instrument :
BNA_N
ClientSampleId :
SLCS786

Manual Integrations
APPROVED

Reviewed By :Yogesh Patel 10/07/2024
Supervised By :mohammad ahmed 10/07/2024

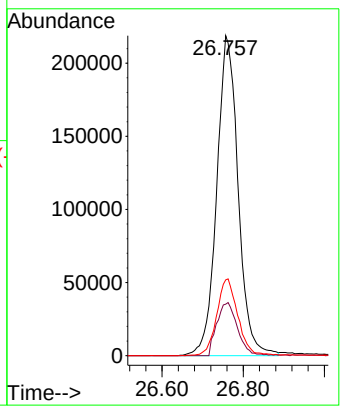

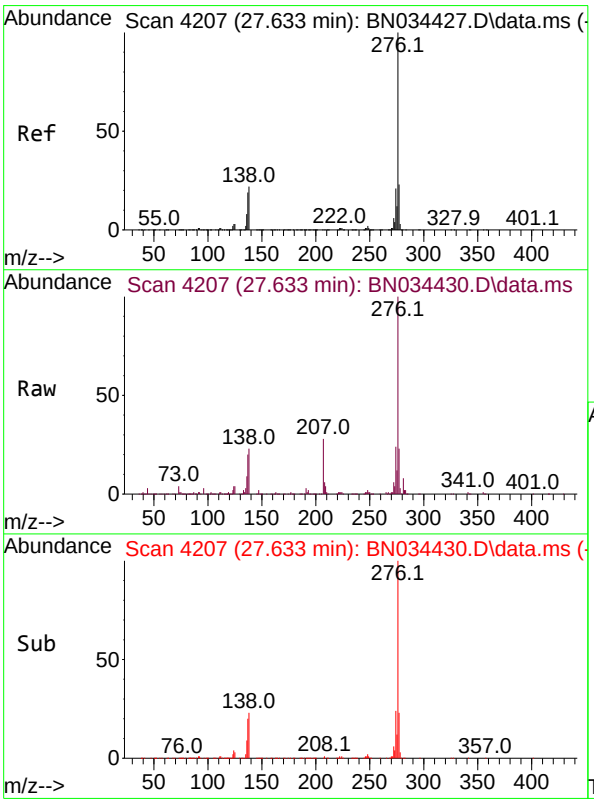

#96
Benzo(g,h,i)perylene
Concen: 12.528 ng/ul
RT: 27.633 min Scan# 4207
Delta R.T. -0.029 min
Lab File: BN034430.D
Acq: 05 Oct 2024 19:34

Tgt Ion:276 Resp: 767198

Ion	Ratio	Lower	Upper
276	100		
138	22.9	19.0	28.4
277	23.4	18.0	27.0

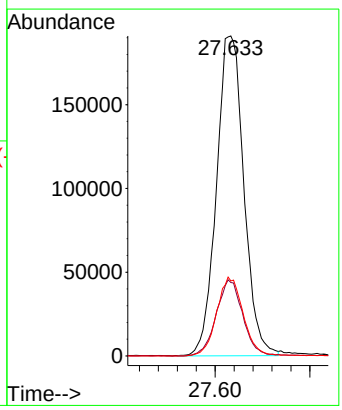

Quantitation Report (QT Reviewed)

Data Path : Z:\svoasrv\HPCHEM1\BNA_N\Data\BN100424\
Data File : BN034430.D
Acq On : 05 Oct 2024 19:34
Operator : RC/JU
Sample : PB163786BS
Misc :
ALS Vial : 48 Sample Multiplier: 1

Quant Time: Oct 07 00:41:49 2024
Quant Method : Z:\svoasrv\HPCHEM1\BNA_N\Methods\SFAM-EPA-BN091124.MA.M
Quant Title : SVOA CALIBRATION
QLast Update : Mon Sep 30 14:14:38 2024
Response via : Initial Calibration

Instrument :
BNA_N
ClientSampleId :
SLCS786

Manual Integrations APPROVED
Reviewed By :Yogesh Patel 10/07/2024
Supervised By :mohammad ahmed 10/07/2024

Compound	R.T.	QIon	Response	Conc	Units	Dev(Min)
Internal Standards						
1) 1,4-Dichlorobenzene-d4	7.375	152	192198	20.000	ng/ul	-0.01
20) Naphthalene-d8	10.134	136	759111	20.000	ng/ul	0.00
38) Acenaphthene-d10	14.028	164	484097	20.000	ng/ul	-0.01
64) Phenanthrene-d10	16.787	188	986961	20.000	ng/ul	-0.01
79) Chrysene-d12	21.022	240	999561	20.000	ng/ul	-0.01
88) Perylene-d12	23.721	264	1105421	20.000	ng/ul	-0.02
System Monitoring Compounds						
3) 1,4-Dioxane-d8	2.993	96	24099	5.117	ng/uL	0.00
4) Pyridine-d5	3.381	84	297501	21.250	ng/ul	0.00
7) Phenol-d5	6.575	99	371239	21.764	ng/ul	0.00
9) Bis-(2-Chloroethyl)eth...	6.734	67	228050	21.548	ng/ul	0.00
11) 2-Chlorophenol-d4	6.916	132	333236	24.819	ng/ul	-0.01
15) 4-Methylphenol-d8	8.093	113	297860	21.222	ng/ul	-0.01
21) Nitrobenzene-d5	8.522	128	157403	26.015	ng/ul	0.00
24) 2-Nitrophenol-d4	9.234	143	164875	26.499	ng/ul	0.00
28) 2,4-Dichlorophenol-d3	9.763	165	303958	25.940	ng/ul	-0.01
31) 4-Chloroaniline-d4	10.281	131	420066	23.680	ng/ul	-0.01
46) Dimethylphthalate-d6	13.457	166	910857	25.177	ng/ul	-0.01
49) Acenaphthylene-d8	13.716	160	1024885	25.182	ng/ul	-0.01
54) 4-Nitrophenol-d4	14.263	143	155084	20.887	ng/ul	-0.01
60) Fluorene-d10	15.034	176	746924	24.361	ng/ul	-0.01
65) 4,6-Dinitro-2-methylph...	15.169	200	134493	22.855	ng/ul	0.00
73) Anthracene-d10	16.887	188	1175227	25.327	ng/ul	-0.01
81) Pyrene-d10	19.198	212	1430789	25.691	ng/ul	-0.01
92) Benzo(a)pyrene-d12	23.539	264	1522482	26.812	ng/ul	-0.02
Target Compounds						Qvalue
2) 1,4-Dioxane	3.028	88	25039	5.040	ng/uL	89
5) Pyridine	3.399	79	149958	10.468	ng/ul	95
6) Benzaldehyde	6.534	77	98561	10.946	ng/ul	89
8) Phenol	6.605	94	191999	10.811	ng/ul	94
10) Bis(2-Chloroethyl)ether	6.822	93	159023	11.521	ng/ul	95
12) 2-Chlorophenol	6.952	128	170655	12.402	ng/ul	93
13) 2-Methylphenol	7.828	108	143614	10.819	ng/ul	96
14) 2,2'-oxybis(1-Chloropr...	7.899	45	207620	10.199	ng/ul	95
16) Acetophenone	8.193	105	237909	10.700	ng/ul	99
17) N-Nitroso-di-n-propyla...	8.187	70	112142	10.186	ng/ul	94
18) 4-Methylphenol	8.158	108	161347	10.922	ng/ul	98
19) Hexachloroethane	8.434	117	70550	12.156	ng/ul#	90
22) Nitrobenzene	8.563	77	176199	11.635	ng/ul	93
23) Isophorone	9.087	82	313349	11.220	ng/ul	95
25) 2-Nitrophenol	9.263	139	91544	13.147	ng/ul	93
26) 2,4-Dimethylphenol	9.340	107	126816	8.852	ng/ul	89
27) Bis(2-Chloroethoxy)met...	9.575	93	205762	11.975	ng/ul	96
29) 2,4-Dichlorophenol	9.793	162	155105	13.073	ng/ul	97
30) Naphthalene	10.181	128	530403	12.774	ng/ul	100
32) 4-Chloroaniline	10.305	127	165865	9.488	ng/ul	100
33) Hexachlorobutadiene	10.469	225	105417	13.849	ng/ul	97
34) Caprolactam	11.104	113	45394m	9.610	ng/ul	
35) 4-Chloro-3-methylphenol	11.446	107	153890	11.018	ng/ul	93
36) 2-Methylnaphthalene	11.804	142	354790	12.405	ng/ul	100

Quantitation Report (QT Reviewed)

Data Path : Z:\svoasrv\HPCHEM1\BNA_N\Data\BN100424\
Data File : BN034430.D
Acq On : 05 Oct 2024 19:34
Operator : RC/JU
Sample : PB163786BS
Misc :
ALS Vial : 48 Sample Multiplier: 1

Quant Time: Oct 07 00:41:49 2024
Quant Method : Z:\svoasrv\HPCHEM1\BNA_N\Methods\SFAM-EPA-BN091124.MA.M
Quant Title : SVOA CALIBRATION
QLast Update : Mon Sep 30 14:14:38 2024
Response via : Initial Calibration

Instrument :
BNA_N
ClientSampleId :
SLCS786

Manual Integrations APPROVED
Reviewed By :Yogesh Patel 10/07/2024
Supervised By :mohammad ahmed 10/07/2024

Compound	R.T.	QIon	Response	Conc Units	Dev(Min)
37) 1-Methylnaphthalene	12.028	142	358846	12.395 ng/ul	98
39) 1,2,4,5-Tetrachloroben...	12.187	216	190290	13.616 ng/ul	97
40) Hexachlorocyclopentadiene	12.163	237	83858	9.752 ng/ul	99
41) 2,4,6-Trichlorophenol	12.440	196	116901	12.618 ng/ul	99
42) 2,4,5-Trichlorophenol	12.516	196	126467	12.427 ng/ul	96
43) 1,1'-Biphenyl	12.851	154	464015	12.714 ng/ul	99
44) 2-Chloronaphthalene	12.887	162	356180	12.527 ng/ul	96
45) 2-Nitroaniline	13.104	65	90288	9.827 ng/ul	91
47) Dimethylphthalate	13.504	163	463059	12.558 ng/ul	98
48) 2,6-Dinitrotoluene	13.622	165	88626	12.207 ng/ul	91
50) Acenaphthylene	13.746	152	568450	12.764 ng/ul	99
51) 3-Nitroaniline	13.951	138	87423	10.896 ng/ul	94
52) Acenaphthene	14.093	153	395693	12.445 ng/ul	97
53) 2,4-Dinitrophenol	14.163	184	34082	7.981 ng/ul	91
55) 4-Nitrophenol	14.281	109	59961	9.509 ng/ul	88
56) Dibenzofuran	14.434	168	551125	12.675 ng/ul	95
57) 2,4-Dinitrotoluene	14.416	165	134960	12.330 ng/ul	94
58) 2,3,4,6-Tetrachlorophenol	14.669	232	107324	12.709 ng/ul	93
59) Diethylphthalate	14.887	149	464701	12.061 ng/ul	98
61) Fluorene	15.087	166	450298	12.660 ng/ul	95
62) 4-Chlorophenyl-phenyle...	15.098	204	221233	12.833 ng/ul	96
63) 4-Nitroaniline	15.122	138	94634	11.462 ng/ul	91
66) 4,6-Dinitro-2-methylph...	15.181	198	76504	11.707 ng/ul	98
67) N-Nitrosodiphenylamine	15.316	169	384450	12.999 ng/ul	99
68) 4-Bromophenyl-phenylether	15.992	248	137289	13.699 ng/ul	93
69) Hexachlorobenzene	16.092	284	164082	14.105 ng/ul	97
70) Atrazine	16.281	200	101133	9.438 ng/ul	98
71) Pentachlorophenol	16.445	266	88832	11.466 ng/ul	98
72) Phenanthrene	16.828	178	700818	12.878 ng/ul	97
74) Anthracene	16.922	178	706005	12.705 ng/ul	99
75) 1,2,3,4-Tetrachloroben...	12.810	216	186885	13.605 ng/uL	97
76) Pentachlorobenzene	14.351	250	187514	13.407 ng/uL	96
77) Carbazole	17.198	167	668037	13.062 ng/ul	99
78) Di-n-butylphthalate	17.786	149	796566	12.252 ng/ul	99
80) Fluoranthene	18.857	202	867335	13.321 ng/ul	100
82) Pyrene	19.228	202	916689	13.097 ng/ul	95
83) Butylbenzylphthalate	20.169	149	370637	11.808 ng/ul	94
84) 3,3'-Dichlorobenzidine	20.951	252	267982	11.936 ng/ul	94
85) Benzo(a)anthracene	21.004	228	921413	12.929 ng/ul	96
86) Bis(2-ethylhexyl)phtha...	20.969	149	564347	12.283 ng/ul#	97
87) Chrysene	21.063	228	882113	12.972 ng/ul	99
89) Di-n-octyl phthalate	22.004	149	908582	12.352 ng/ul	100
90) Benzo(b)fluoranthene	22.880	252	935290	13.877 ng/ul	99
91) Benzo(k)fluoranthene	22.939	252	899944	13.536 ng/ul	98
93) Benzo(a)pyrene	23.598	252	794110	12.473 ng/ul	96
94) Indeno(1,2,3-cd)pyrene	26.704	276	989437	12.543 ng/ul	98
95) Dibenzo(a,h)anthracene	26.757	278	802438	12.584 ng/ul	97
96) Benzo(g,h,i)perylene	27.633	276	767198	12.528 ng/ul	98

(#) = qualifier out of range (m) = manual integration (+) = signals summed

Quantitation Report (QT Reviewed)

Data Path : Z:\svoasrv\HPCHEM1\BNA_N\Data\BN100424\
Data File : BN034430.D
Acq On : 05 Oct 2024 19:34
Operator : RC/JU
Sample : PB163786BS
Misc :
ALS Vial : 48 Sample Multiplier: 1

Quant Time: Oct 07 00:41:49 2024
Quant Method : Z:\svoasrv\HPCHEM1\BNA_N\Methods\SFAM-EPA-BN091124.MA.M
Quant Title : SVOA CALIBRATION
QLast Update : Mon Sep 30 14:14:38 2024
Response via : Initial Calibration

Instrument :
BNA_N
ClientSampleId :
SLCS786

Manual IntegrationsAPPROVED

Reviewed By :Yogesh Patel 10/07/2024
Supervised By :mohammad ahmed 10/07/2024

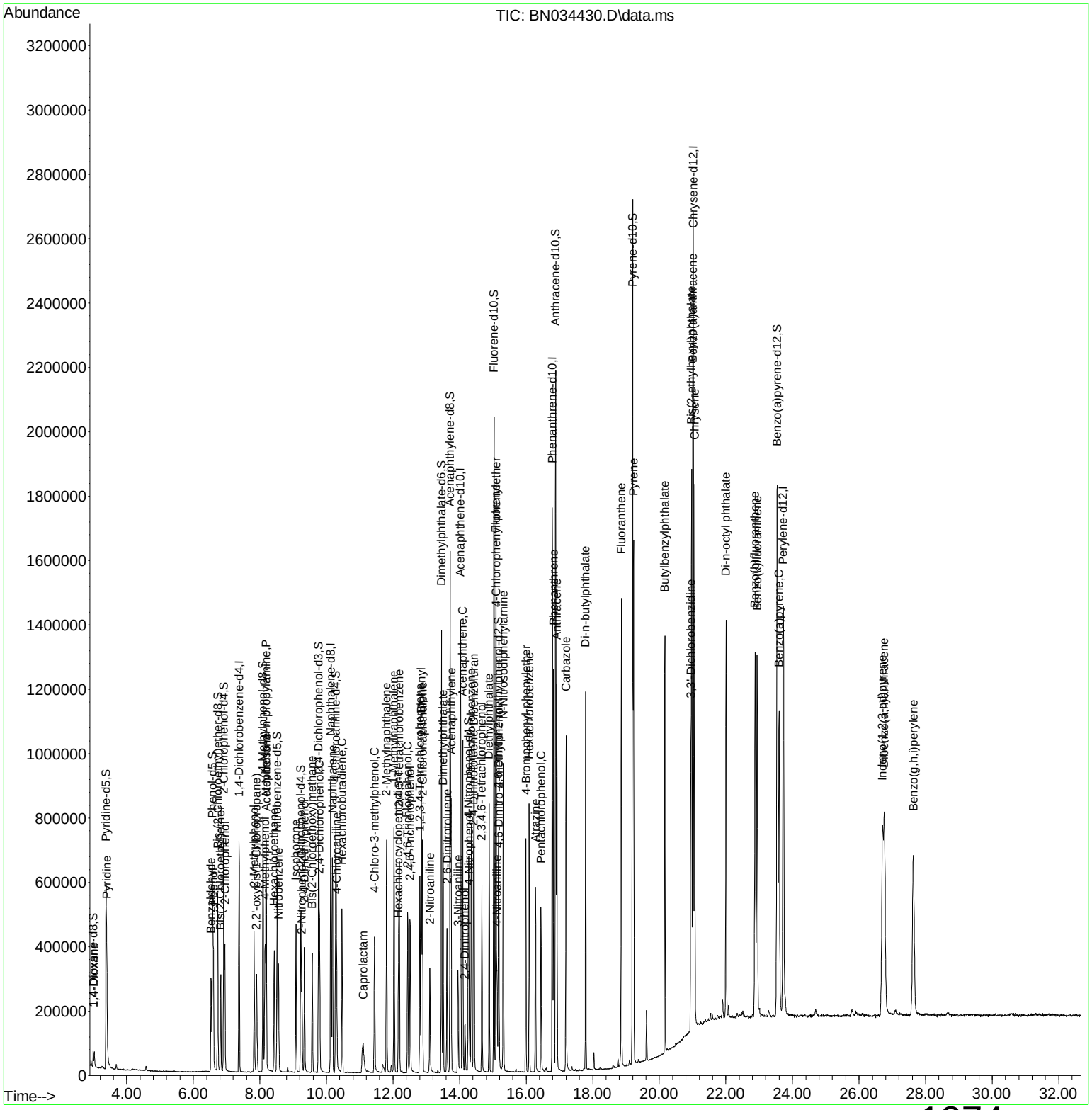

Quantitation Report (Qedit)

Data Path : Z:\svoasrv\HPCHEM1\BNA_N\Data\BN100424\
Data File : BN034430.D
Acq On : 05 Oct 2024 19:34
Operator : RC/JU
Sample : PB163786BS
Misc :
ALS Vial : 48 Sample Multiplier: 1

Quant Time: Oct 07 00:40:49 2024
Quant Method : Z:\svoasrv\HPCHEM1\BNA_N\Methods\SFAM-EPA-BN091124.MA.M
Quant Title : SVOA CALIBRATION
QLast Update : Mon Sep 30 14:14:38 2024
Response via : Initial Calibration

Instrument :
BNA_N
ClientSampleId :
SLCS786

Manual IntegrationsAPPROVED

Reviewed By :Yogesh Patel 10/07/2024
Supervised By :mohammad ahmed 10/07/2024

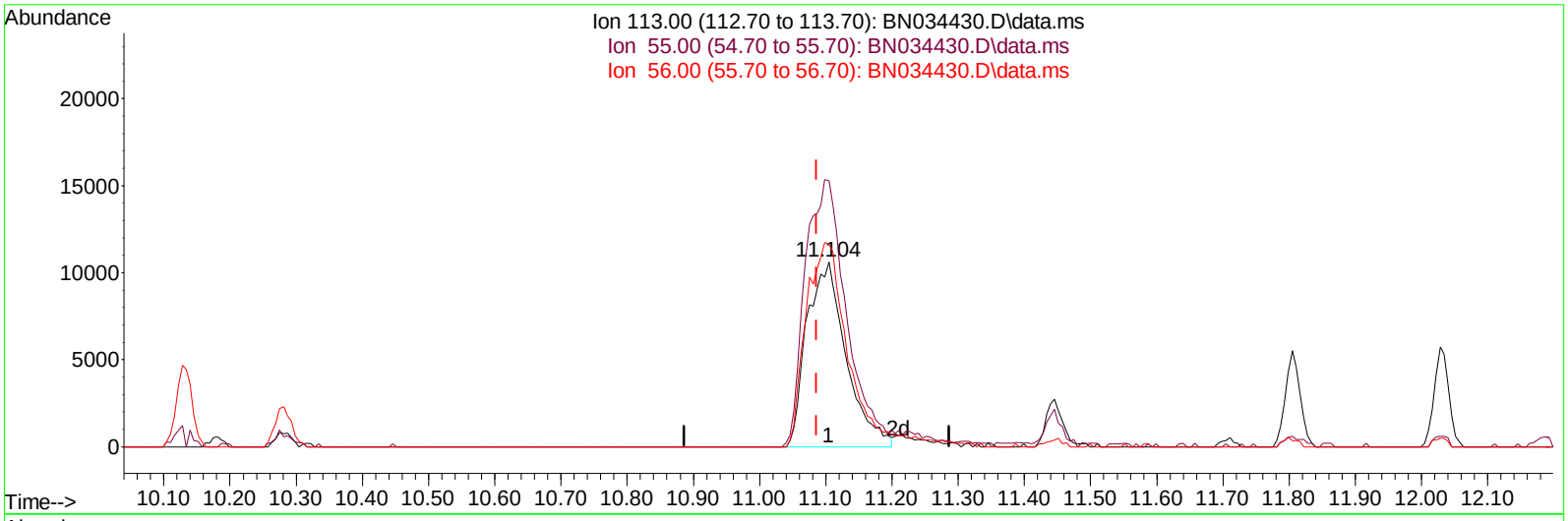

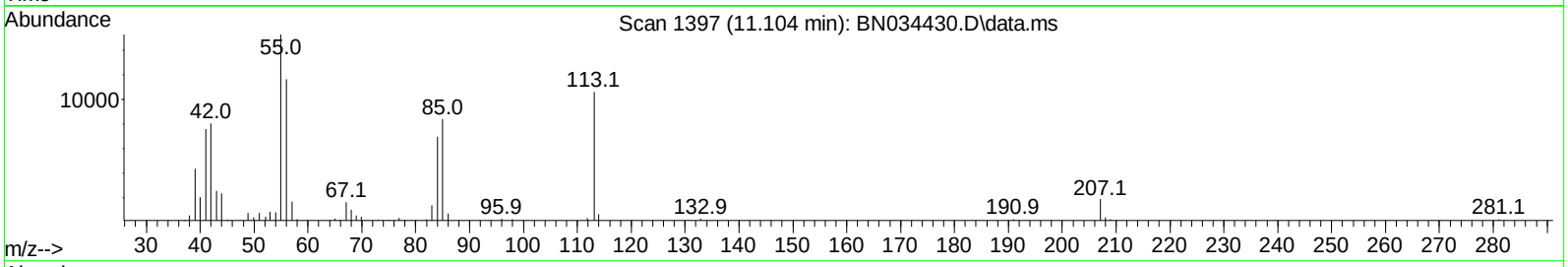

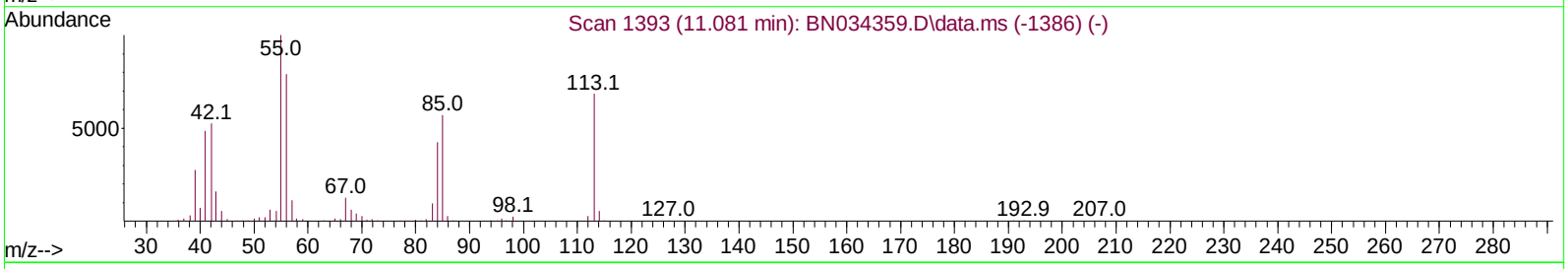

TIC: BN034430.D\data.ms

(34) Caprolactam

11.104min (+ 0.018) 9.23 ng/ul

response 43613

Ion	Exp%	Act%
113.00	100.00	100.00
55.00	171.30	143.64
56.00	124.60	109.43
0.00	0.00	0.00

Quantitation Report (Qedit)

Data Path : Z:\svoasrv\HPCHEM1\BNA_N\Data\BN100424\
Data File : BN034430.D
Acq On : 05 Oct 2024 19:34
Operator : RC/JU
Sample : PB163786BS
Misc :
ALS Vial : 48 Sample Multiplier: 1

Quant Time: Oct 07 00:40:49 2024
Quant Method : Z:\svoasrv\HPCHEM1\BNA_N\Methods\SFAM-EPA-BN091124.MA.M
Quant Title : SVOA CALIBRATION
QLast Update : Mon Sep 30 14:14:38 2024
Response via : Initial Calibration

Instrument :
BNA_N
ClientSampleId :
SLCS786

Manual IntegrationsAPPROVED

Reviewed By :Yogesh Patel 10/07/2024
Supervised By :mohammad ahmed 10/07/2024

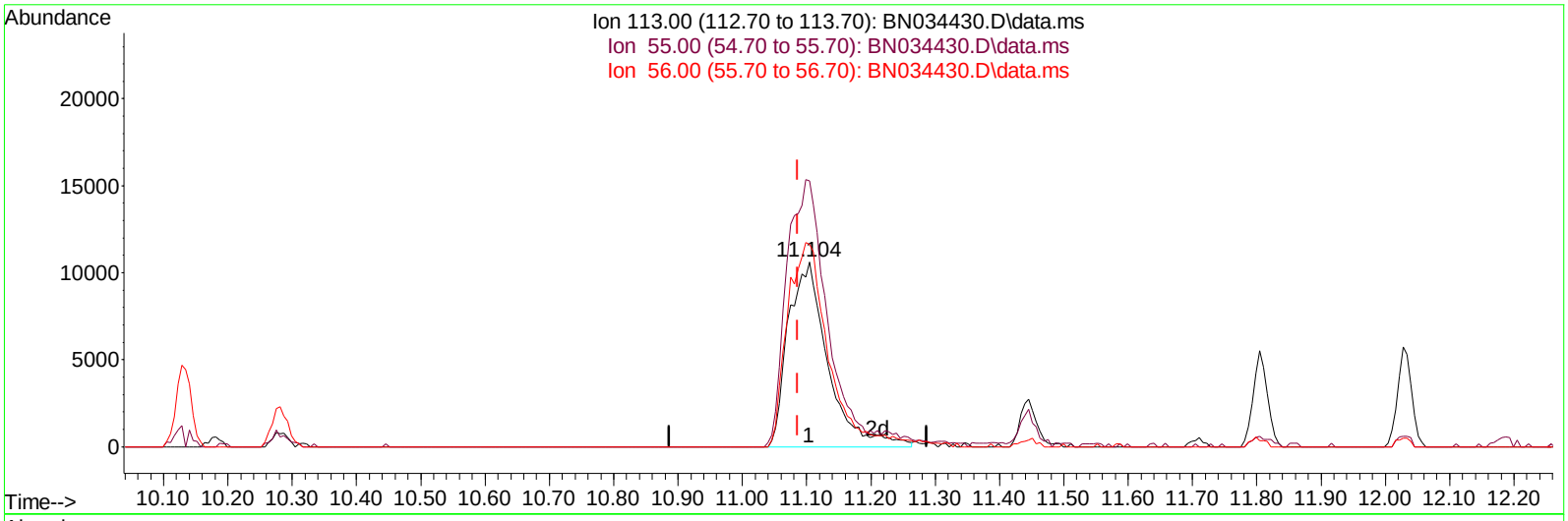

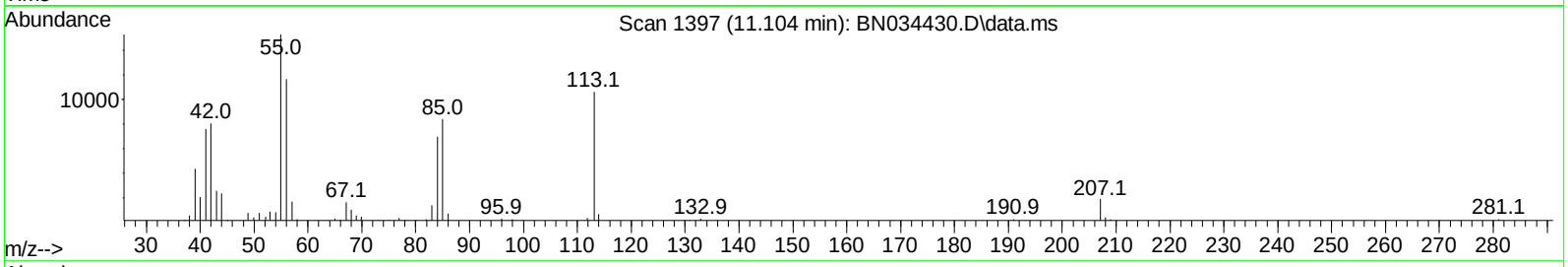

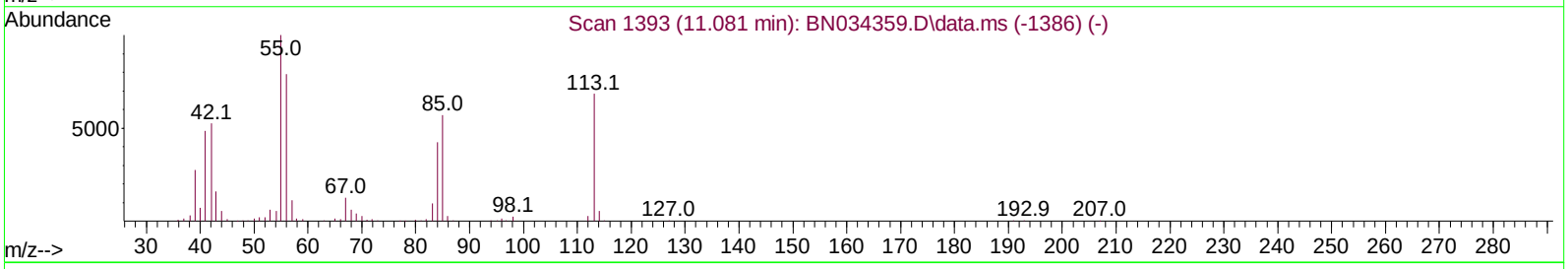

TIC: BN034430.D\data.ms

(34) Caprolactam

11.104min (+ 0.018) 9.61 ng/ul m

response 45394

Ion	Exp%	Act%
113.00	100.00	100.00
55.00	171.30	143.64
56.00	124.60	109.43
0.00	0.00	0.00

Quantitation Report (QT Reviewed)

Data Path : Z:\svoasrv\HPCHEM1\BNA_N\Data\BN100424\
Data File : BN034430.D
Acq On : 05 Oct 2024 19:34
Operator : RC/JU
Sample : PB163786BS
Misc :
ALS Vial : 48 Sample Multiplier: 1

Quant Time: Oct 07 00:41:49 2024
Quant Method : Z:\svoasrv\HPCHEM1\BNA_N\Methods\SFAM-EPA-BN091124.MA.M
Quant Title : SVOA CALIBRATION
QLast Update : Mon Sep 30 14:14:38 2024
Response via : Initial Calibration

Instrument :
BNA_N
ClientSampleId :
SLCS786

Manual IntegrationsAPPROVED

Reviewed By :Yogesh Patel 10/07/2024
Supervised By :mohammad ahmed 10/07/2024

Compound	R.T.	QIon	Response	Conc	Units	Dev(Min)
Internal Standards						
1) 1,4-Dichlorobenzene-d4	7.375	152	192198	20.000	ng/ul	-0.01
20) Naphthalene-d8	10.134	136	759111	20.000	ng/ul	0.00
38) Acenaphthene-d10	14.028	164	484097	20.000	ng/ul	-0.01
64) Phenanthrene-d10	16.787	188	986961	20.000	ng/ul	-0.01
79) Chrysene-d12	21.022	240	999561	20.000	ng/ul	-0.01
88) Perylene-d12	23.721	264	1105421	20.000	ng/ul	-0.02
System Monitoring Compounds						
3) 1,4-Dioxane-d8	2.993	96	24099	5.117	ng/uL	0.00
4) Pyridine-d5	3.381	84	297501	21.250	ng/ul	0.00
7) Phenol-d5	6.575	99	371239	21.764	ng/ul	0.00
9) Bis-(2-Chloroethyl)eth...	6.734	67	228050	21.548	ng/ul	0.00
11) 2-Chlorophenol-d4	6.916	132	333236	24.819	ng/ul	-0.01
15) 4-Methylphenol-d8	8.093	113	297860	21.222	ng/ul	-0.01
21) Nitrobenzene-d5	8.522	128	157403	26.015	ng/ul	0.00
24) 2-Nitrophenol-d4	9.234	143	164875	26.499	ng/ul	0.00
28) 2,4-Dichlorophenol-d3	9.763	165	303958	25.940	ng/ul	-0.01
31) 4-Chloroaniline-d4	10.281	131	420066	23.680	ng/ul	-0.01
46) Dimethylphthalate-d6	13.457	166	910857	25.177	ng/ul	-0.01
49) Acenaphthylene-d8	13.716	160	1024885	25.182	ng/ul	-0.01
54) 4-Nitrophenol-d4	14.263	143	155084	20.887	ng/ul	-0.01
60) Fluorene-d10	15.034	176	746924	24.361	ng/ul	-0.01
65) 4,6-Dinitro-2-methylph...	15.169	200	134493	22.855	ng/ul	0.00
73) Anthracene-d10	16.887	188	1175227	25.327	ng/ul	-0.01
81) Pyrene-d10	19.198	212	1430789	25.691	ng/ul	-0.01
92) Benzo(a)pyrene-d12	23.539	264	1522482	26.812	ng/ul	-0.02
Target Compounds						Qvalue
2) 1,4-Dioxane	3.028	88	25039	5.040	ng/uL	89
5) Pyridine	3.399	79	149958	10.468	ng/ul	95
6) Benzaldehyde	6.534	77	98561	10.946	ng/ul	89
8) Phenol	6.605	94	191999	10.811	ng/ul	94
10) Bis(2-Chloroethyl)ether	6.822	93	159023	11.521	ng/ul	95
12) 2-Chlorophenol	6.952	128	170655	12.402	ng/ul	93
13) 2-Methylphenol	7.828	108	143614	10.819	ng/ul	96
14) 2,2'-oxybis(1-Chloropr...	7.899	45	207620	10.199	ng/ul	95
16) Acetophenone	8.193	105	237909	10.700	ng/ul	99
17) N-Nitroso-di-n-propyla...	8.187	70	112142	10.186	ng/ul	94
18) 4-Methylphenol	8.158	108	161347	10.922	ng/ul	98
19) Hexachloroethane	8.434	117	70550	12.156	ng/ul#	90
22) Nitrobenzene	8.563	77	176199	11.635	ng/ul	93
23) Isophorone	9.087	82	313349	11.220	ng/ul	95
25) 2-Nitrophenol	9.263	139	91544	13.147	ng/ul	93
26) 2,4-Dimethylphenol	9.340	107	126816	8.852	ng/ul	89
27) Bis(2-Chloroethoxy)met...	9.575	93	205762	11.975	ng/ul	96
29) 2,4-Dichlorophenol	9.793	162	155105	13.073	ng/ul	97
30) Naphthalene	10.181	128	530403	12.774	ng/ul	100
32) 4-Chloroaniline	10.305	127	165865	9.488	ng/ul	100
33) Hexachlorobutadiene	10.469	225	105417	13.849	ng/ul	97
34) Caprolactam	11.104	113	45394m	9.610	ng/ul	
35) 4-Chloro-3-methylphenol	11.446	107	153890	11.018	ng/ul	93

Quantitation Report (QT Reviewed)

Data Path : Z:\svoasrv\HPCHEM1\BNA_N\Data\BN100424\
Data File : BN034430.D
Acq On : 05 Oct 2024 19:34
Operator : RC/JU
Sample : PB163786BS
Misc :
ALS Vial : 48 Sample Multiplier: 1

Quant Time: Oct 07 00:41:49 2024
Quant Method : Z:\svoasrv\HPCHEM1\BNA_N\Methods\SFAM-EPA-BN091124.MA.M
Quant Title : SVOA CALIBRATION
QLast Update : Mon Sep 30 14:14:38 2024
Response via : Initial Calibration

Instrument :
BNA_N
ClientSampleId :
SLCS786

Manual IntegrationsAPPROVED

Reviewed By :Yogesh Patel 10/07/2024
Supervised By :mohammad ahmed 10/07/2024

Compound	R.T.	QIon	Response	Conc Units	Dev(Min)
36) 2-Methylnaphthalene	11.804	142	354790	12.405 ng/ul	100
37) 1-Methylnaphthalene	12.028	142	358846	12.395 ng/ul	98
39) 1,2,4,5-Tetrachloroben...	12.187	216	190290	13.616 ng/ul	97
40) Hexachlorocyclopentadiene	12.163	237	83858	9.752 ng/ul	99
41) 2,4,6-Trichlorophenol	12.440	196	116901	12.618 ng/ul	99
42) 2,4,5-Trichlorophenol	12.516	196	126467	12.427 ng/ul	96
43) 1,1'-Biphenyl	12.851	154	464015	12.714 ng/ul	99
44) 2-Chloronaphthalene	12.887	162	356180	12.527 ng/ul	96
45) 2-Nitroaniline	13.104	65	90288	9.827 ng/ul	91
47) Dimethylphthalate	13.504	163	463059	12.558 ng/ul	98
48) 2,6-Dinitrotoluene	13.622	165	88626	12.207 ng/ul	91
50) Acenaphthylene	13.746	152	568450	12.764 ng/ul	99
51) 3-Nitroaniline	13.951	138	87423	10.896 ng/ul	94
52) Acenaphthene	14.093	153	395693	12.445 ng/ul	97
53) 2,4-Dinitrophenol	14.163	184	34082	7.981 ng/ul	91
55) 4-Nitrophenol	14.281	109	59961	9.509 ng/ul	88
56) Dibenzofuran	14.434	168	551125	12.675 ng/ul	95
57) 2,4-Dinitrotoluene	14.416	165	134960	12.330 ng/ul	94
58) 2,3,4,6-Tetrachlorophenol	14.669	232	107324	12.709 ng/ul	93
59) Diethylphthalate	14.887	149	464701	12.061 ng/ul	98
61) Fluorene	15.087	166	450298	12.660 ng/ul	95
62) 4-Chlorophenyl-phenyle...	15.098	204	221233	12.833 ng/ul	96
63) 4-Nitroaniline	15.122	138	94634	11.462 ng/ul	91
66) 4,6-Dinitro-2-methylph...	15.181	198	76504	11.707 ng/ul	98
67) N-Nitrosodiphenylamine	15.316	169	384450	12.999 ng/ul	99
68) 4-Bromophenyl-phenylether	15.992	248	137289	13.699 ng/ul	93
69) Hexachlorobenzene	16.092	284	164082	14.105 ng/ul	97
70) Atrazine	16.281	200	101133	9.438 ng/ul	98
71) Pentachlorophenol	16.445	266	88832	11.466 ng/ul	98
72) Phenanthrene	16.828	178	700818	12.878 ng/ul	97
74) Anthracene	16.922	178	706005	12.705 ng/ul	99
75) 1,2,3,4-Tetrachloroben...	12.810	216	186885	13.605 ng/uL	97
76) Pentachlorobenzene	14.351	250	187514	13.407 ng/uL	96
77) Carbazole	17.198	167	668037	13.062 ng/ul	99
78) Di-n-butylphthalate	17.786	149	796566	12.252 ng/ul	99
80) Fluoranthene	18.857	202	867335	13.321 ng/ul	100
82) Pyrene	19.228	202	916689	13.097 ng/ul	95
83) Butylbenzylphthalate	20.169	149	370637	11.808 ng/ul	94
84) 3,3'-Dichlorobenzidine	20.951	252	267982	11.936 ng/ul	94
85) Benzo(a)anthracene	21.004	228	921413	12.929 ng/ul	96
86) Bis(2-ethylhexyl)phtha...	20.969	149	564347	12.283 ng/ul#	97
87) Chrysene	21.063	228	882113	12.972 ng/ul	99
89) Di-n-octyl phthalate	22.004	149	908582	12.352 ng/ul	100
90) Benzo(b)fluoranthene	22.880	252	935290	13.877 ng/ul	99
91) Benzo(k)fluoranthene	22.939	252	899944	13.536 ng/ul	98
93) Benzo(a)pyrene	23.598	252	794110	12.473 ng/ul	96
94) Indeno(1,2,3-cd)pyrene	26.704	276	989437	12.543 ng/ul	98
95) Dibenzo(a,h)anthracene	26.757	278	802438	12.584 ng/ul	97
96) Benzo(g,h,i)perylene	27.633	276	767198	12.528 ng/ul	98

(#) = qualifier out of range (m) = manual integration (+) = signals summed

Alliance TECHNICAL GROUP

EXTRACTION LOGPAGE

PB163787

SOP ID: MSFAM01.1-Sample Prep-3

Clean Up SOP #: N/A

Matrix : Water

Weigh By: N/A

Balance check: N/A

Balance ID: N/A

pH Strip Lot#: E2891

Extraction By: RS

Filter By: RS

pH Meter ID: N/A

Hood ID: 6,7

Extraction Start Date : 09/30/2024

Extraction Start Time : 08:25

Extraction End Date : 09/30/2024

Extraction End Time : 16:20

Concentration By: RS

Supervisor By : rajesh

Extraction Method: [_] Seperatory Funnel [√] Continious Liquid/Liquid [_] Sonication [_] Waste Dilution [_] Soxhlet

Standared Name	MLS USED	Concentration ug/mL	STD REF. # FROM LOG
Spike Sol 1	0.5ML	80 PPM	SP6607
Surrogate	0.5ML	80/16/0.8 PPM	SP6631
N/A	N/A	N/A	N/A
N/A	N/A	N/A	N/A
N/A	N/A	N/A	N/A

Chemical Used	ML/SAMPLE USED	Lot Number
Methylene Chloride	N/A	E3803
Baked Na2SO4	N/A	EP2541
H2SO4 1:1	N/A	EP2524
N/A	N/A	N/A
N/A	N/A	N/A
N/A	N/A	N/A
N/A	N/A	N/A
N/A	N/A	N/A
N/A	N/A	N/A
N/A	N/A	N/A
N/A	N/A	N/A
N/A	N/A	N/A
N/A	N/A	N/A
N/A	N/A	N/A

Extraction Conformance/Non-Conformance Comments:

pH Adjusted to <2 with 1:1 H2SO4, 1.5ML Vial Lot# 2210673.

KD Bath ID: WATER BATH-1,2

KD Bath Temperature: 60 °C

Envap ID: NE VAP-02

Envap Temperature: 40 °C

Date / Time	Prepped Sample Relinquished By/Location	Received By/Location
09/30/24	RP (Sept. Tech)	AC / SVOC
16:25	Preparation Group	Analysis Group

Alliance TECHNICAL GROUP

EXTRACTION LOGPAGE

PrepBatch ID : PB163787

Analytical Method: MSFAM01.1-Sample Prep-3

Concentration Date: 09/30/2024

Sample ID	Client Sample ID	Test	g / mL	PH	Surr/Spike By:		Final Vol. (mL)	JarID	Comments	Prep Pos
					AddedBy	VerifiedBy				
PB163787BL	SBLK787	SVOCMS Group1	1000	6	RUPESH	ritesh	1			
PB163787BS	SLCS787	SVOCMS Group1	1000	6	RUPESH	ritesh	1			
P4227-07	DUP(20240926)	SVOCMS Group1	990	6	RUPESH	ritesh	1	D		
P4227-08	MW-2(MCUA)(20240926)	SVOCMS Group1	1000	6	RUPESH	ritesh	1	D		
P4227-09	PMW-5(20240926)	SVOCMS Group1	1000	6	RUPESH	ritesh	1	D		
P4227-10	MW-1(MCUA)(20240926)	SVOCMS Group1	1000	6	RUPESH	ritesh	1	D		
P4227-11	PMW-3(20240927)	SVOCMS Group1	1000	6	RUPESH	ritesh	1	D		
P4227-12	PMW-4(20240927)	SVOCMS Group1	990	6	RUPESH	ritesh	1	D		

* **Extracts relinquished on the same date as received.**

9/30/24

Alliance TECHNICAL GROUP

EXTRACTION LOGPAGE

PB163786

SOP ID:	MSFAM01.1-Sample Prep-3				
Clean Up SOP #:	N/A			**Extraction Start Date :**	09/30/2024
Matrix :	Water			**Extraction Start Time :**	08:25
Weigh By:	N/A	**Extraction By:**	RS	**Extraction End Date :**	09/30/2024
Balance check:	N/A	**Filter By:**	RS	**Extraction End Time :**	16:15
Balance ID:	N/A	**pH Meter ID:**	N/A	**Concentration By:**	EH
pH Strip Lot#:	E2891	**Hood ID:**	6,7	**Supervisor By :**	rajesh

Extraction Method: [ ] Seperatory Funnel [√] Continious Liquid/Liquid [ ] Sonication [ ] Waste Dilution [ ] Soxhlet

Standared Name	MLS USED	Concentration ug/mL	STD REF. # FROM LOG
Spike Sol 1	0.5ML	80 PPM	SP6607
Surrogate	0.5ML	80/16/0.8 PPM	SP6631
N/A	N/A	N/A	N/A
N/A	N/A	N/A	N/A
N/A	N/A	N/A	N/A

Chemical Used	ML/SAMPLE USED	Lot Number
Methylene Chloride	N/A	E3803
Baked Na2SO4	N/A	EP2541
H2SO4 1:1	N/A	EP2524
N/A	N/A	N/A
N/A	N/A	N/A
N/A	N/A	N/A
N/A	N/A	N/A
N/A	N/A	N/A
N/A	N/A	N/A
N/A	N/A	N/A
N/A	N/A	N/A
N/A	N/A	N/A
N/A	N/A	N/A
N/A	N/A	N/A

Extraction Conformance/Non-Conformance Comments:

1.5 ml vial lot# 2210673. pH Adjusted<2 with 1:1 H2SO4.

KD Bath ID:	Water bath -01	**Envap ID:**	NEVAP-02
KD Bath Temperature:	60 °C	**Envap Temperature:**	40 °C

Date / Time	Prepped Sample Relinquished By/Location	Received By/Location
09/30/24	RP (Ext. Lab)	AC/SVOC
16:20	**Preparation Group**	**Analysis Group**

Alliance TECHNICAL GROUP

EXTRACTION LOGPAGE

PrepBatch ID : PB163786

Analytical Method: MSFAM01.1-Sample Prep-3

Concentration Date: 09/30/2024

Sample ID	Client Sample ID	Test	g / mL	PH	Surr/Spike By:		Final Vol. (mL)	JarID	Comments	Prep Pos
					AddedBy	VerifiedBy				
PB163786BL	SBLK786	SVOCMS Group1	1000	6	RUPESH	ritesh	1			
PB163786BS	SLCS786	SVOCMS Group1	1000	6	RUPESH	ritesh	1			
P4227-01	PMW-1(20240925)	SVOCMS Group1	1000	6	RUPESH	ritesh	1	D		
P4227-02	PMW-2(20240925)	SVOCMS Group1	1000	6	RUPESH	ritesh	1	D		
P4227-03	PMW-9S(20240926)	SVOCMS Group1	990	6	RUPESH	ritesh	1	D		
P4227-04	PMW-9D(20240926)	SVOCMS Group1	990	6	RUPESH	ritesh	1	D		
P4227-05	PMW-8S(20240926)	SVOCMS Group1	1000	6	RUPESH	ritesh	1	D		
P4227-06	PMW-8D(20240926)	SVOCMS Group1	1000	6	RUPESH	ritesh	1	D		

* **Extracts relinguished on the same date as received.**

9/30/24

Alliance TECHNICAL GROUP

EXTRACTION LOGPAGE

PB163807

SOP ID:	MSFAM01.1-Sample Prep-3				
Clean Up SOP #:	N/A			**Extraction Start Date :**	09/30/2024
Matrix :	Water			**Extraction Start Time :**	16:35
Weigh By:	N/A	**Extraction By:**	RS	**Extraction End Date :**	10/01/2024
Balance check:	N/A	**Filter By:**	RS	**Extraction End Time :**	09:55
Balance ID:	N/A	**pH Meter ID:**	N/A	**Concentration By:**	RS
pH Strip Lot#:	E2891	**Hood ID:**	6,7	**Supervisor By :**	rajesh

Extraction Method: [ ] Seperatory Funnel [✓] Continious Liquid/Liquid [ ] Sonication [ ] Waste Dilution [ ] Soxhlet

Standared Name	MLS USED	Concentration ug/mL	STD REF. # FROM LOG
Spike Sol 1	0.5ML	80 PPM	SP6607
Surrogate	0.5ML	80/16/0.8 PPM	SP6631
N/A	N/A	N/A	N/A
N/A	N/A	N/A	N/A
N/A	N/A	N/A	N/A

Chemical Used	ML/SAMPLE USED	Lot Number
Methylene Chloride	N/A	E3803
Baked Na2SO4	N/A	EP2541
H2SO4 1:1	N/A	EP2524
N/A	N/A	N/A
N/A	N/A	N/A
N/A	N/A	N/A
N/A	N/A	N/A
N/A	N/A	N/A
N/A	N/A	N/A
N/A	N/A	N/A
N/A	N/A	N/A
N/A	N/A	N/A
N/A	N/A	N/A
N/A	N/A	N/A

Extraction Conformance/Non-Conformance Comments:

pH Adjusted to <2 with 1:1 H2SO4, 1.5ML Vial Lot# 2210673.

KD Bath ID:	WATER BATH-1,2	**Envap ID:**	NE VAP-02
KD Bath Temperature:	60 °C	**Envap Temperature:**	40 °C

Date / Time	Prepped Sample Relinquished By/Location	Received By/Location
10/01/24	RP (Ext. Lab)	AC/SVOC
10:00	Preparation Group	Analysis Group

Alliance TECHNICAL GROUP

EXTRACTION LOGPAGE

PrepBatch ID : PB163807

Analytical Method: MSFAM01.1-Sample Prep-3

Concentration Date: 10/01/2024

Sample ID	Client Sample ID	Test	g / mL	PH	Surr/Spike By:		Final Vol. (mL)	JarID	Comments	Prep Pos
					AddedBy	VerifiedBy				
PB163807BL	SBLK807	SVOCMS Group1	1000	6	RUPESH	ritesh	1			
PB163807BS	SLCS807	SVOCMS Group1	1000	6	RUPESH	ritesh	1			
P4227-13	PMW-6(20240927)	SVOCMS Group1	1000	6	RUPESH	ritesh	1	D		
P4227-14	PMW-7S(20240927)	SVOCMS Group1	1000	6	RUPESH	ritesh	1	D		
P4227-15	PMW-7D(20240927)	SVOCMS Group1	990	6	RUPESH	ritesh	1	D		
P4227-16	P4227-15MS	SVOCMS Group1	1000	6	RUPESH	ritesh	1	D		
P4227-17	P4227-15MSD	SVOCMS Group1	1000	6	RUPESH	ritesh	1	D		
P4227-18	PMW-10(20240927)	SVOCMS Group1	990	6	RUPESH	ritesh	1	D		

* **Extracts relinguished on the same date as received.**

10/01/24

Alliance TECHNICAL GROUP

EXTRACTION LOGPAGE

PB163808

SOP ID:	MSFAM01.1-Sample Prep-3				
Clean Up SOP #:	N/A			**Extraction Start Date :**	09/30/2024
Matrix :	Water			**Extraction Start Time :**	16:30
Weigh By:	N/A	**Extraction By:**	RS	**Extraction End Date :**	10/01/2024
Balance check:	N/A	**Filter By:**	RS	**Extraction End Time :**	10:00
Balance ID:	N/A	**pH Meter ID:**	N/A	**Concentration By:**	RS
pH Strip Lot#:	E2891	**Hood ID:**	6,7	**Supervisor By :**	rajesh

Extraction Method: [ ] Seperatory Funnel [✓] Continious Liquid/Liquid [ ] Sonication [ ] Waste Dilution [ ] Soxhlet

Standared Name	MLS USED	Concentration ug/mL	STD REF. # FROM LOG
Spike Sol 1	0.5ML	80 PPM	SP6607
Surrogate	0.5ML	80/16/0.8 PPM	SP6631
N/A	N/A	N/A	N/A
N/A	N/A	N/A	N/A
N/A	N/A	N/A	N/A

Chemical Used	ML/SAMPLE USED	Lot Number
Methylene Chloride	N/A	E3803
Baked Na2SO4	N/A	EP2541
H2SO4 1:1	N/A	EP2524
N/A	N/A	N/A
N/A	N/A	N/A
N/A	N/A	N/A
N/A	N/A	N/A
N/A	N/A	N/A
N/A	N/A	N/A
N/A	N/A	N/A
N/A	N/A	N/A
N/A	N/A	N/A
N/A	N/A	N/A
N/A	N/A	N/A
N/A	N/A	N/A

Extraction Conformance/Non-Conformance Comments:

pH Adjusted to <2 with 1:1 H2SO4, 1.5ML Vial Lot# 2210673.

KD Bath ID:	WATER BATH-1,2	**Envap ID:**	NE VAP-02
KD Bath Temperature:	60 °C	**Envap Temperature:**	40 °C

Date / Time	Prepped Sample Relinquished By/Location	Received By/Location
10/01/24	RP (EM-Lab)	AC/SVOC
10:05	Preparation Group	Analysis Group

Alliance TECHNICAL GROUP

EXTRACTION LOGPAGE

PrepBatch ID : PB163808

Analytical Method: MSFAM01.1-Sample Prep-3

Concentration Date: 10/01/2024

Sample ID	Client Sample ID	Test	g / mL	PH	Surr/Spike By:		Final Vol. (mL)	JarID	Comments	Prep Pos
					AddedBy	VerifiedBy				
PB163808BL	SBLK808	SVOCMS Group1	1000	6	RUPESH	ritesh	1			
PB163808BS	SLCS808	SVOCMS Group1	1000	6	RUPESH	ritesh	1			
P4227-19	FB(20240925)	SVOCMS Group1	1000	6	RUPESH	ritesh	1	D		
P4227-20	FB(20240926)	SVOCMS Group1	1000	6	RUPESH	ritesh	1	D		
P4227-21	FB(20240927)	SVOCMS Group1	990	6	RUPESH	ritesh	1	D		
P4227-22	EB(20240927)	SVOCMS Group1	990	6	RUPESH	ritesh	1	D		
P4228-01	E0CP6	SVOC-SFAM	1000	6	RUPESH	ritesh	1	D		
P4228-02	E0CP7	SVOC-SFAM	1000	12	RUPESH	ritesh	1	D		

* **Extracts relinguished on the same date as received.**

10/1/24

284 Sheffield Street, Mountainside, New Jersey 07092, Phone : 908 789 8900, Fax : 908 789 8922

Prep Standard - Chemical Standard Summary

Order ID : P4227

Test : SVOCMS Group1

Prepbatch ID : PB163786,PB163787,PB163807,PB163808,

Sequence ID/Qc Batch ID: BN100424,BN091124

Standard ID :
EP2524,EP2541,SP6459,SP6576,SP6580,SP6581,SP6582,SP6583,SP6584,SP6585,SP6607,SP6617,SP6618,SP6631,SP6633

Chemical ID :
10ul/1000ul sample,E3551,E3657,E3712,E3786,E3791,E3794,E3803,M5037,S10180,S10181,S10711,S10782,S10942,S10944,S11385,S11387,S11532,S11533,S11602,S11670,S11671,S11672,S11699,S11700,S11701,S11767,S11792,S11855,S11856,S11997,S12004,S12005,S12006,S12007,S12008,S12009,S12010,S12037,S12073,S12080,S12105,S12126,S12236,S12237,S12238,S12265,S12312,S12319,S12375,S12378,S12382,S12383,S12384,S12385,S12386,S12387,S12453,S9068,S9934,V14140,V14145,W3038,W3112,

284 Sheffield Street, Mountainside, New Jersey 07092, Phone : 908 789 8900,
Fax : 908 789 8922

Extractions STANDARD PREPARATION LOG

Recipe ID	NAME	NO.	Prep Date	Expiration Date	Prepared By	ScaleID	PipetteID	Supervised By
314	1.1 H2SO4 SOLN	EP2524	08/14/2024	12/15/2024	Rajesh Parikh	None	None	RUPESHKUMAR SHAH 08/14/2024

FROM 1000.00000ml of M5037 + 1000.00000ml of W3112 = Final Quantity: 2000.000 ml

Recipe ID	NAME	NO.	Prep Date	Expiration Date	Prepared By	ScaleID	PipetteID	Supervised By
3923	Baked Sodium Sulfate	EP2541	09/26/2024	01/03/2025	RUPESHKUMAR SHAH	Extraction_SCALE_2 (EX-SC-2)	None	Rajesh Parikh 09/26/2024

FROM 1.00000gram of E3551 = Final Quantity: 4000.000 gram

284 Sheffield Street, Mountainside, New Jersey 07092, Phone : 908 789 8900,
Fax : 908 789 8922

SVOC STANDARD PREPARATION LOG

Recipe ID	NAME	NO.	Prep Date	Expiration Date	Prepared By	ScaleID	PipetteID	Supervised By
2564	50 ng/ul DFTPP	SP6459	03/25/2024	09/15/2024	Rahul Chavli	None	None	Yogesh Patel 03/27/2024

FROM 0.20000ml of S10180 + 9.80000ml of E3712 = Final Quantity: 10.000 ml

Recipe ID	NAME	NO.	Prep Date	Expiration Date	Prepared By	ScaleID	PipetteID	Supervised By
3858	SFAM ICALSTOCK 200ppm : 5?.?0 ml	SP6576	08/01/2024	12/14/2024	Jagrut Upadhyay	None	None	Yogesh Patel 08/08/2024

FROM 0.05000ml of S12238 + 0.10000ml of S12073 + 0.10000ml of S12080 + 0.15000ml of S12237 + 0.20000ml of E3786 + 0.20000ml of S11533 + 0.20000ml of S11699 + 0.20000ml of S11767 + 0.30000ml of S11532 + 0.30000ml of S11671 + 0.50000ml of S11997 + 0.50000ml of S12236 + 0.50000ml of S12375 + 0.70000ml of S11670 + 1.00000ml of S11602 = Final Quantity: 5.000 ml

284 Sheffield Street, Mountainside, New Jersey 07092, Phone : 908 789 8900,
Fax : 908 789 8922

SVOC STANDARD PREPARATION LOG

Recipe ID	NAME	NO.	Prep Date	Expiration Date	Prepared By	ScaleID	PipetteID	Supervised By
3860	SFAM SSTD010	SP6580	08/01/2024	12/14/2024	Jagrut Upadhyay	None	None	Yogesh Patel 08/08/2024

FROM 0.01000ml of S12037 + 0.95000ml of E3786 + 0.05000ml of SP6576 = Final Quantity: 1.010 ml

Recipe ID	NAME	NO.	Prep Date	Expiration Date	Prepared By	ScaleID	PipetteID	Supervised By
3861	SFAM SSTD020	SP6581	08/01/2024	12/14/2024	Jagrut Upadhyay	None	None	Yogesh Patel 08/08/2024

FROM 0.01000ml of S12037 + 0.90000ml of E3786 + 0.10000ml of SP6576 = Final Quantity: 1.010 ml

284 Sheffield Street, Mountainside, New Jersey 07092, Phone : 908 789 8900,
Fax : 908 789 8922

SVOC STANDARD PREPARATION LOG

Recipe ID	NAME	NO.	Prep Date	Expiration Date	Prepared By	ScaleID	PipetteID	Supervised By
3862	SFAM SSTD040	SP6582	08/01/2024	12/14/2024	Jagrut Upadhyay	None	None	Yogesh Patel 08/08/2024

FROM 0.01000ml of S12037 + 0.80000ml of E3786 + 0.20000ml of SP6576 = Final Quantity: 1.010 ml

Recipe ID	NAME	NO.	Prep Date	Expiration Date	Prepared By	ScaleID	PipetteID	Supervised By
3863	SFAM SSTD080	SP6583	08/01/2024	12/14/2024	Jagrut Upadhyay	None	None	Yogesh Patel 08/08/2024

FROM 0.01000ml of S12037 + 0.60000ml of E3786 + 0.40000ml of SP6576 = Final Quantity: 1.010 ml

284 Sheffield Street, Mountainside, New Jersey 07092, Phone : 908 789 8900,
Fax : 908 789 8922

SVOC STANDARD PREPARATION LOG

Recipe ID	NAME	NO.	Prep Date	Expiration Date	Prepared By	ScaleID	PipetteID	Supervised By
3864	SFAM SSTD160	SP6584	08/01/2024	12/14/2024	Jagrut Upadhyay	None	None	Yogesh Patel 08/08/2024

FROM 0.01000ml of S12037 + 0.20000ml of E3786 + 0.80000ml of SP6576 = Final Quantity: 1.010 ml

Recipe ID	NAME	NO.	Prep Date	Expiration Date	Prepared By	ScaleID	PipetteID	Supervised By
3859	SFAM SSTD005	SP6585	08/01/2024	12/14/2024	Jagrut Upadhyay	None	None	Yogesh Patel 08/08/2024

FROM 0.01000ml of S12037 + 0.97500ml of E3786 + 0.02500ml of SP6576 = Final Quantity: 1.010 ml

284 Sheffield Street, Mountainside, New Jersey 07092, Phone : 908 789 8900,
Fax : 908 789 8922

SVOC STANDARD PREPARATION LOG

Recipe ID	NAME	NO.	Prep Date	Expiration Date	Prepared By	ScaleID	PipetteID	Supervised By
3801	SFAM Spike Solution (80ng)	SP6607	08/21/2024	10/30/2024	Jagrut Upadhyay	None	None	mohammad ahmed 08/21/2024

FROM 0.40000ml of S10944 + 0.40000ml of S11792 + 0.40000ml of S12080 + 0.40000ml of S12238 + 0.40000ml of S12265 + 0.50000ml of S11385 + 0.50000ml of S11387 + 0.60000ml of S10942 + 0.60000ml of S12236 + 0.80000ml of S11856 + 1.00000ml of S11533 + 1.00000ml of S11671 + 1.00000ml of S11672 + 1.20000ml of S11855 + 15.80000ml of V14140 = Final Quantity: 25.000 ml

Recipe ID	NAME	NO.	Prep Date	Expiration Date	Prepared By	ScaleID	PipetteID	Supervised By
3865	SFAM ICV STOCK 200 PPM 2.0ml	SP6617	09/09/2024	01/05/2025	Jagrut Upadhyay	None	None	mohammad ahmed 09/11/2024

FROM 0.04000ml of E3791 + 0.04000ml of S10711 + 0.04000ml of S11700 + 0.04000ml of S9068 + 0.04000ml of S9934 + 0.10000ml of S12004 + 0.10000ml of S12378 + 0.20000ml of S12105 + 0.20000ml of S12126 + 0.20000ml of S12453 = Final Quantity: 1.000 ml

284 Sheffield Street, Mountainside, New Jersey 07092, Phone : 908 789 8900,
Fax : 908 789 8922

SVOC STANDARD PREPARATION LOG

Recipe ID	NAME	NO.	Prep Date	Expiration Date	Prepared By	ScaleID	PipetteID	Supervised By
3866	SFAM ICV 20 PPM	SP6618	09/09/2024	01/05/2025	Jagrut Upadhyay	None	None	mohammad ahmed 09/11/2024

FROM 0.01000ml of S12312 + 0.90000ml of E3791 + 0.10000ml of SP6617 = Final Quantity: 1.010 ml

Recipe ID	NAME	NO.	Prep Date	Expiration Date	Prepared By	ScaleID	PipetteID	Supervised By
3867	SFAM Surrogates Solution 80/16/0.8 ppm	SP6631	09/14/2024	11/21/2024	Rahul Chavli	None	None	Yogesh Patel 09/25/2024

FROM 0.08000ml of S10782 + 0.20000ml of S12010 + 0.20000ml of S12378 + 0.60000ml of S11701 + 1.00000ml of S11700 + 1.30000ml of S12004 + 1.30000ml of S12005 + 1.30000ml of S12006 + 1.30000ml of S12007 + 1.30000ml of S12008 + 1.30000ml of S12009 + 1.30000ml of S12382 + 1.30000ml of S12383 + 1.30000ml of S12384 + 1.30000ml of S12385 + 1.30000ml of S12386 + 1.30000ml of S12387 + 182.32000ml of V14145 = Final Quantity: 200.000 ml

284 Sheffield Street, Mountainside, New Jersey 07092, Phone : 908 789 8900,
Fax : 908 789 8922

SVOC STANDARD PREPARATION LOG

Recipe ID	NAME	NO.	Prep Date	Expiration Date	Prepared By	ScaleID	PipetteID	Supervised By
4038	SFAM Tune 50ng/ul DFTPP	SP6633	09/20/2024	02/28/2025	Rahul Chavli	None	None	Yogesh Patel 09/26/2024

FROM 0.10000ml of S10181 + 4.90000ml of E3794 = Final Quantity: 5.000 ml

284 Sheffield Street, Mountainside, New Jersey 07092, Phone : 908 789 8900,
Fax : 908 789 8922

CHEMICAL RECEIPT LOG BOOK

Supplier	ItemCode / ItemName	Lot #	Expiration Date	Date Opened / Opened By	Received Date / Received By	Chemtech Lot #
PCI Scientific Supply, Inc.	PC19631-100 / SODIUM SULFATE, ANHYDROUS, PEST GRADE, 1	313201	01/03/2025	01/03/2024 / Rajesh	07/20/2023 / Rajesh	E3551

Supplier	ItemCode / ItemName	Lot #	Expiration Date	Date Opened / Opened By	Received Date / Received By	Chemtech Lot #
PCI Scientific Supply, Inc.	PC19510-5 / Sodium Hydroxide Pellets 2.5 Kg, Pk of 4	23B1556310	12/31/2025	12/04/2023 / Rajesh	12/01/2023 / Rajesh	E3657

Supplier	ItemCode / ItemName	Lot #	Expiration Date	Date Opened / Opened By	Received Date / Received By	Chemtech Lot #
Seidler Chemical	BA-9644-A4 / Methylene Chloride,U-Resi, Cycle-Tainer (215L)	24A1562007	09/15/2024	03/15/2024 / Rajesh	02/28/2024 / Rajesh	E3712

Supplier	ItemCode / ItemName	Lot #	Expiration Date	Date Opened / Opened By	Received Date / Received By	Chemtech Lot #
Seidler Chemical	BA-9644-A4 / Methylene Chloride,U-Resi, Cycle-Tainer (215L)	24F1062004	02/01/2025	08/01/2024 / Rajesh	07/16/2024 / Rajesh	E3786

Supplier	ItemCode / ItemName	Lot #	Expiration Date	Date Opened / Opened By	Received Date / Received By	Chemtech Lot #
Seidler Chemical	BA-9644-A4 / Methylene Chloride,U-Resi, Cycle-Tainer (215L)	24G2362009	03/09/2025	09/09/2024 / Rajesh	09/03/2024 / Rajesh	E3791

Supplier	ItemCode / ItemName	Lot #	Expiration Date	Date Opened / Opened By	Received Date / Received By	Chemtech Lot #
Seidler Chemical	BA-9644-A4 / Methylene Chloride,U-Resi, Cycle-Tainer (215L)	24G2362009	03/17/2025	09/17/2024 / Rajesh	09/03/2024 / Rajesh	E3794

284 Sheffield Street, Mountainside, New Jersey 07092, Phone : 908 789 8900,
Fax : 908 789 8922

CHEMICAL RECEIPT LOG BOOK

Supplier	ItemCode / ItemName	Lot #	Expiration Date	Date Opened / Opened By	Received Date / Received By	Chemtech Lot #
Seidler Chemical	BA-9644-A4 / Methylene Chloride,U-Resi, Cycle-Tainer (215L)	24G0862022	03/25/2025	09/25/2024 / Rajesh	09/23/2024 / Rajesh	E3803

Supplier	ItemCode / ItemName	Lot #	Expiration Date	Date Opened / Opened By	Received Date / Received By	Chemtech Lot #
Seidler Chemical	BA-9673-33 / Sulfuric Acid, Instra-Analyzed (cs/6c2.5L)	0000250349	12/15/2024	01/06/2022 / mohan	09/18/2021 / mohan	M5037

Supplier	ItemCode / ItemName	Lot #	Expiration Date	Date Opened / Opened By	Received Date / Received By	Chemtech Lot #
Restek	31001 / SV Tuning Compound Standard, 2500 ug/ml,	A0182099	09/25/2024	03/25/2024 / Rahul	03/02/2022 / Christian	S10180

Supplier	ItemCode / ItemName	Lot #	Expiration Date	Date Opened / Opened By	Received Date / Received By	Chemtech Lot #
Restek	31001 / SV Tuning Compound Standard, 2500 ug/ml,	A0182099	02/28/2025	09/20/2024 / Rahul	03/02/2022 / Christian	S10181

Supplier	ItemCode / ItemName	Lot #	Expiration Date	Date Opened / Opened By	Received Date / Received By	Chemtech Lot #
Absolute Standards, Inc.	98496 / 1,2,3,4-Tetrachlorobenzene, 5000 ug/mL, in MeCl2	042221	03/09/2025	09/09/2024 / Jagrut	08/23/2022 / Christian	S10711

Supplier	ItemCode / ItemName	Lot #	Expiration Date	Date Opened / Opened By	Received Date / Received By	Chemtech Lot #
Restek	33913 / SOM01.0 SIM Analysis Standard (Surrogate), 2000 PPM	A0186160	11/21/2024	05/21/2024 / Jagrut	09/07/2022 / Christian	S10782

284 Sheffield Street, Mountainside, New Jersey 07092, Phone : 908 789 8900,
Fax : 908 789 8922

CHEMICAL RECEIPT LOG BOOK

Supplier	ItemCode / ItemName	Lot #	Expiration Date	Date Opened / Opened By	Received Date / Received By	Chemtech Lot #
Restek	31833 / caprolactam, 2,000 µg/mL in methylene chloride, 1 mL/ampul	A0191747	10/30/2024	04/30/2024 / Jagrut	12/07/2022 / Christian	S10942

Supplier	ItemCode / ItemName	Lot #	Expiration Date	Date Opened / Opened By	Received Date / Received By	Chemtech Lot #
Restek	31833 / caprolactam, 2,000 µg/mL in methylene chloride, 1 mL/ampul	A0191747	11/30/2024	06/25/2024 / Jagrut	12/07/2022 / Christian	S10944

Supplier	ItemCode / ItemName	Lot #	Expiration Date	Date Opened / Opened By	Received Date / Received By	Chemtech Lot #
Restek	33017 / Benzaldehyde, 2000 ug/ml	A0190961	10/30/2024	04/30/2024 / Jagrut	05/30/2023 / Christian	S11385

Supplier	ItemCode / ItemName	Lot #	Expiration Date	Date Opened / Opened By	Received Date / Received By	Chemtech Lot #
Restek	33017 / Benzaldehyde, 2000 ug/ml	A0190961	10/31/2024	06/25/2024 / Jagrut	05/30/2023 / Christian	S11387

Supplier	ItemCode / ItemName	Lot #	Expiration Date	Date Opened / Opened By	Received Date / Received By	Chemtech Lot #
Restek	30409 / Pyridine, 2000 PPM in P & T Methanol	A0196693	12/25/2024	06/25/2024 / Jagrut	08/31/2023 / Yogesh	S11532

Supplier	ItemCode / ItemName	Lot #	Expiration Date	Date Opened / Opened By	Received Date / Received By	Chemtech Lot #
Restek	30409 / Pyridine, 2000 PPM in P & T Methanol	A0196693	02/01/2025	08/01/2024 / anahy	08/31/2023 / Yogesh	S11533

284 Sheffield Street, Mountainside, New Jersey 07092, Phone : 908 789 8900,
Fax : 908 789 8922

CHEMICAL RECEIPT LOG BOOK

Supplier	ItemCode / ItemName	Lot #	Expiration Date	Date Opened / Opened By	Received Date / Received By	Chemtech Lot #
Restek	31902 / CLP/SVOA Additions Mix (Atrazine, Benzaldehyde, Caprolactam) 1000ug/mL	A0200496	02/01/2025	08/01/2024 / anahy	09/25/2023 / Kiran	S11602

Supplier	ItemCode / ItemName	Lot #	Expiration Date	Date Opened / Opened By	Received Date / Received By	Chemtech Lot #
Restek	31900 / SOM01.1 Mega Mix, 500-1000 ug/ml	A0204128	12/25/2024	06/25/2024 / Jagrut	11/13/2023 / Rahul	S11670

Supplier	ItemCode / ItemName	Lot #	Expiration Date	Date Opened / Opened By	Received Date / Received By	Chemtech Lot #
Restek	31900 / SOM01.1 Mega Mix, 500-1000 ug/ml	A0204128	02/01/2025	08/01/2024 / anahy	11/13/2023 / Rahul	S11671

Supplier	ItemCode / ItemName	Lot #	Expiration Date	Date Opened / Opened By	Received Date / Received By	Chemtech Lot #
Restek	31900 / SOM01.1 Mega Mix, 500-1000 ug/ml	A0204128	02/21/2025	08/21/2024 / Jagrut	11/13/2023 / Rahul	S11672

Supplier	ItemCode / ItemName	Lot #	Expiration Date	Date Opened / Opened By	Received Date / Received By	Chemtech Lot #
Restek	30614 / 1,4-Dioxane-D8 Standard	A0203488	02/01/2025	08/01/2024 / anahy	11/20/2023 / Rahul	S11699

Supplier	ItemCode / ItemName	Lot #	Expiration Date	Date Opened / Opened By	Received Date / Received By	Chemtech Lot #
Restek	30614 / 1,4-Dioxane-D8 Standard	A0203488	02/28/2025	08/29/2024 / Jagrut	11/20/2023 / Rahul	S11700

Alliance TECHNICAL GROUP
284 Sheffield Street, Mountainside, New Jersey 07092, Phone : 908 789 8900,
Fax : 908 789 8922

CHEMICAL RECEIPT LOG BOOK

Supplier	ItemCode / ItemName	Lot #	Expiration Date	Date Opened / Opened By	Received Date / Received By	Chemtech Lot #
Restek	30614 / 1,4-Dioxane-D8 Standard	A0203488	03/14/2025	09/14/2024 / Rahul	11/20/2023 / Rahul	S11701

Supplier	ItemCode / ItemName	Lot #	Expiration Date	Date Opened / Opened By	Received Date / Received By	Chemtech Lot #
Restek	31853 / 1,4-Dioxane, 2000 ug/ml , Solvent: Methylene Chloride	A0196453	01/12/2025	07/12/2024 / Rahul	11/21/2023 / Rahul	S11767

Supplier	ItemCode / ItemName	Lot #	Expiration Date	Date Opened / Opened By	Received Date / Received By	Chemtech Lot #
Restek	31853 / 1,4-Dioxane, 2000 ug/ml , Solvent: Methylene Chloride	A0196453	02/21/2025	08/21/2024 / Jagrut	11/21/2023 / Rahul	S11792

Supplier	ItemCode / ItemName	Lot #	Expiration Date	Date Opened / Opened By	Received Date / Received By	Chemtech Lot #
Restek	32208 / atrazine, 1,000 µg/mL in acetone, 1 mL/ampul	A0202634	02/21/2025	08/21/2024 / Jagrut	11/21/2023 / rahul	S11855

Supplier	ItemCode / ItemName	Lot #	Expiration Date	Date Opened / Opened By	Received Date / Received By	Chemtech Lot #
Restek	32208 / atrazine, 1,000 µg/mL in acetone, 1 mL/ampul	A0202634	12/25/2024	06/25/2024 / Jagrut	11/21/2023 / rahul	S11856

Supplier	ItemCode / ItemName	Lot #	Expiration Date	Date Opened / Opened By	Received Date / Received By	Chemtech Lot #
Restek	31046 / Pyridine-d5, Solvent Methylene Chloride, 2000 ug/L	A0205496	01/25/2025	07/25/2024 / Jagrut	12/21/2023 / Rahul	S11997

284 Sheffield Street, Mountainside, New Jersey 07092, Phone : 908 789 8900,
Fax : 908 789 8922

CHEMICAL RECEIPT LOG BOOK

Supplier	ItemCode / ItemName	Lot #	Expiration Date	Date Opened / Opened By	Received Date / Received By	Chemtech Lot #
Restek	31046 / Pyridine-d5, Solvent Methylene Chloride, 2000 ug/L	A0205496	03/09/2025	09/09/2024 / Jagrut	12/21/2023 / Rahul	S12004

Supplier	ItemCode / ItemName	Lot #	Expiration Date	Date Opened / Opened By	Received Date / Received By	Chemtech Lot #
Restek	31046 / Pyridine-d5, Solvent Methylene Chloride, 2000 ug/L	A0205496	03/14/2025	09/14/2024 / Rahul	12/21/2023 / Rahul	S12005

Supplier	ItemCode / ItemName	Lot #	Expiration Date	Date Opened / Opened By	Received Date / Received By	Chemtech Lot #
Restek	31046 / Pyridine-d5, Solvent Methylene Chloride, 2000 ug/L	A0205496	03/14/2025	09/14/2024 / Rahul	12/21/2023 / Rahul	S12006

Supplier	ItemCode / ItemName	Lot #	Expiration Date	Date Opened / Opened By	Received Date / Received By	Chemtech Lot #
Restek	31046 / Pyridine-d5, Solvent Methylene Chloride, 2000 ug/L	A0205496	03/14/2025	09/14/2024 / Rahul	12/21/2023 / Rahul	S12007

Supplier	ItemCode / ItemName	Lot #	Expiration Date	Date Opened / Opened By	Received Date / Received By	Chemtech Lot #
Restek	31046 / Pyridine-d5, Solvent Methylene Chloride, 2000 ug/L	A0205496	03/14/2025	09/14/2024 / Rahul	12/21/2023 / Rahul	S12008

Supplier	ItemCode / ItemName	Lot #	Expiration Date	Date Opened / Opened By	Received Date / Received By	Chemtech Lot #
Restek	31046 / Pyridine-d5, Solvent Methylene Chloride, 2000 ug/L	A0205496	03/14/2025	09/14/2024 / Rahul	12/21/2023 / Rahul	S12009

284 Sheffield Street, Mountainside, New Jersey 07092, Phone : 908 789 8900,
Fax : 908 789 8922

CHEMICAL RECEIPT LOG BOOK

Supplier	ItemCode / ItemName	Lot #	Expiration Date	Date Opened / Opened By	Received Date / Received By	Chemtech Lot #
Restek	31046 / Pyridine-d5, Solvent Methylene Chloride, 2000 ug/L	A0205496	03/14/2025	09/14/2024 / Rahul	12/21/2023 / Rahul	S12010

Supplier	ItemCode / ItemName	Lot #	Expiration Date	Date Opened / Opened By	Received Date / Received By	Chemtech Lot #
Restek	31206 / SV Mix, CLP method, Internal Std, 2000ug/mL, CH2Cl2, 1mL	A0201320	02/01/2025	08/01/2024 / Rahul	12/21/2023 / Rahul	S12037

Supplier	ItemCode / ItemName	Lot #	Expiration Date	Date Opened / Opened By	Received Date / Received By	Chemtech Lot #
Absolute Standards, Inc.	98495 / Pentachlorobenzene, 5000 ug/mL, in MeCl2	111722	12/14/2024	06/14/2024 / Rahul	01/03/2024 / Rahul	S12073

Supplier	ItemCode / ItemName	Lot #	Expiration Date	Date Opened / Opened By	Received Date / Received By	Chemtech Lot #
Absolute Standards, Inc.	98495 / Pentachlorobenzene, 5000 ug/mL, in MeCl2	111722	02/01/2025	08/01/2024 / anahy	02/09/2024 / Rahul	S12080

Supplier	ItemCode / ItemName	Lot #	Expiration Date	Date Opened / Opened By	Received Date / Received By	Chemtech Lot #
Restek	555224 / Custom 8270 Plus Std #2 [2nd lot at $85 per ampul if requested - contact ARM with Request] [CS 4978-2]	A0207706	02/12/2025	08/12/2024 / Rahul	02/05/2024 / Rahul	S12105

Supplier	ItemCode / ItemName	Lot #	Expiration Date	Date Opened / Opened By	Received Date / Received By	Chemtech Lot #
Restek	31850 / 8270 SV Mix, 8270 Mega Mix 1mL, 1000ug/mL, CH2Cl2 [New Solvent 100% CH2Cl2]	A0203726	02/12/2025	08/12/2024 / Rahul	03/15/2024 / Rahul	S12126

284 Sheffield Street, Mountainside, New Jersey 07092, Phone : 908 789 8900,
Fax : 908 789 8922

CHEMICAL RECEIPT LOG BOOK

Supplier	ItemCode / ItemName	Lot #	Expiration Date	Date Opened / Opened By	Received Date / Received By	Chemtech Lot #
Absolute Standards, Inc.	90494 / 1-Methylnaphthalene, 2000 ug/mL, in methylene chloride	060822	02/01/2025	08/01/2024 / anahy	04/11/2024 / Rahul	S12236

Supplier	ItemCode / ItemName	Lot #	Expiration Date	Date Opened / Opened By	Received Date / Received By	Chemtech Lot #
Absolute Standards, Inc.	98496 / 1,2,3,4-Tetrachlorobenzene, 5000 ug/mL, in MeCl2	040524	12/14/2024	06/14/2024 / Rahul	04/11/2024 / Rahul	S12237

Supplier	ItemCode / ItemName	Lot #	Expiration Date	Date Opened / Opened By	Received Date / Received By	Chemtech Lot #
Absolute Standards, Inc.	98496 / 1,2,3,4-Tetrachlorobenzene, 5000 ug/mL, in MeCl2	040524	02/01/2025	08/01/2024 / anahy	04/11/2024 / Rahul	S12238

Supplier	ItemCode / ItemName	Lot #	Expiration Date	Date Opened / Opened By	Received Date / Received By	Chemtech Lot #
Absolute Standards, Inc.	90494 / 1-Methylnaphthalene, 2000 ug/mL, in methylene chloride	061323	02/21/2025	08/21/2024 / Jagrut	05/20/2024 / Rahul	S12265

Supplier	ItemCode / ItemName	Lot #	Expiration Date	Date Opened / Opened By	Received Date / Received By	Chemtech Lot #
Restek	31206 / SV Mix, CLP method, Internal Std, 2000ug/mL, CH2Cl2, 1mL	A0206540	02/26/2025	08/26/2024 / anahy	05/30/2024 / Rahul	S12312

Supplier	ItemCode / ItemName	Lot #	Expiration Date	Date Opened / Opened By	Received Date / Received By	Chemtech Lot #
Restek	31206 / SV Mix, CLP method, Internal Std, 2000ug/mL, CH2Cl2, 1mL	A0206540	04/03/2025	10/03/2024 / Rahul	05/30/2024 / Rahul	S12319

284 Sheffield Street, Mountainside, New Jersey 07092, Phone : 908 789 8900,
Fax : 908 789 8922

CHEMICAL RECEIPT LOG BOOK

Supplier	ItemCode / ItemName	Lot #	Expiration Date	Date Opened / Opened By	Received Date / Received By	Chemtech Lot #
Restek	31810 / SV Mix, OLC 03.2 SVOA Deuterated Monitoring Compounds, 1mL, 2000ug/mL, CH2Cl2	A0206801	01/25/2025	07/25/2024 / Jagrut	05/30/2024 / Rahul	S12375

Supplier	ItemCode / ItemName	Lot #	Expiration Date	Date Opened / Opened By	Received Date / Received By	Chemtech Lot #
Restek	31810 / SV Mix, OLC 03.2 SVOA Deuterated Monitoring Compounds, 1mL, 2000ug/mL, CH2Cl2	A0206801	02/21/2025	08/21/2024 / Jagrut	05/30/2024 / Rahul	S12378

Supplier	ItemCode / ItemName	Lot #	Expiration Date	Date Opened / Opened By	Received Date / Received By	Chemtech Lot #
Restek	31810 / SV Mix, OLC 03.2 SVOA Deuterated Monitoring Compounds, 1mL, 2000ug/mL, CH2Cl2	A0206801	03/14/2025	09/14/2024 / Rahul	05/30/2024 / Rahul	S12382

Supplier	ItemCode / ItemName	Lot #	Expiration Date	Date Opened / Opened By	Received Date / Received By	Chemtech Lot #
Restek	31810 / SV Mix, OLC 03.2 SVOA Deuterated Monitoring Compounds, 1mL, 2000ug/mL, CH2Cl2	A0206801	03/14/2025	09/14/2024 / Rahul	05/30/2024 / Rahul	S12383

Supplier	ItemCode / ItemName	Lot #	Expiration Date	Date Opened / Opened By	Received Date / Received By	Chemtech Lot #
Restek	31810 / SV Mix, OLC 03.2 SVOA Deuterated Monitoring Compounds, 1mL, 2000ug/mL, CH2Cl2	A0206801	03/14/2025	09/14/2024 / Rahul	05/30/2024 / Rahul	S12384

Supplier	ItemCode / ItemName	Lot #	Expiration Date	Date Opened / Opened By	Received Date / Received By	Chemtech Lot #
Restek	31810 / SV Mix, OLC 03.2 SVOA Deuterated Monitoring Compounds, 1mL, 2000ug/mL, CH2Cl2	A0206801	03/14/2025	09/14/2024 / Rahul	05/30/2024 / Rahul	S12385

284 Sheffield Street, Mountainside, New Jersey 07092, Phone : 908 789 8900,
Fax : 908 789 8922

CHEMICAL RECEIPT LOG BOOK

Supplier	ItemCode / ItemName	Lot #	Expiration Date	Date Opened / Opened By	Received Date / Received By	Chemtech Lot #
Restek	31810 / SV Mix, OLC 03.2 SVOA Deuterated Monitoring Compounds, 1mL, 2000ug/mL, CH2Cl2	A0206801	03/14/2025	09/14/2024 / Rahul	05/30/2024 / Rahul	S12386

Supplier	ItemCode / ItemName	Lot #	Expiration Date	Date Opened / Opened By	Received Date / Received By	Chemtech Lot #
Restek	31810 / SV Mix, OLC 03.2 SVOA Deuterated Monitoring Compounds, 1mL, 2000ug/mL, CH2Cl2	A0206801	03/14/2025	09/14/2024 / Rahul	05/30/2024 / Rahul	S12387

Supplier	ItemCode / ItemName	Lot #	Expiration Date	Date Opened / Opened By	Received Date / Received By	Chemtech Lot #
Restek	555223 / Custom 8270 Plus Std #1 [2nd lot at $100 per ampul if requested - contact ARM with Request] [CS 4978-1]	A0214021	02/12/2025	08/12/2024 / Rahul	07/23/2024 / RAHUL	S12453

Supplier	ItemCode / ItemName	Lot #	Expiration Date	Date Opened / Opened By	Received Date / Received By	Chemtech Lot #
Restek	31853 / 1,4-Dioxane, 2000 ug/ml , Solvent: Methylene Chloride	A0158185	01/05/2025	07/05/2024 / Jagrut	01/26/2021 / Christian	S9068

Supplier	ItemCode / ItemName	Lot #	Expiration Date	Date Opened / Opened By	Received Date / Received By	Chemtech Lot #
Absolute Standards, Inc.	98495 / Pentachlorobenzene, 5000 ug/mL, in MeCl2	072820	07/28/2025	01/10/2025 / Jagrut	10/18/2021 / Christian	S9934

Supplier	ItemCode / ItemName	Lot #	Expiration Date	Date Opened / Opened By	Received Date / Received By	Chemtech Lot #
Seidler Chemical	BA9077-02 / Methanol, Purge/Trap (cs=6x1L)	22L0562016	02/16/2025	08/16/2024 / SAM	02/06/2024 / SAM	V14140

284 Sheffield Street, Mountainside, New Jersey 07092, Phone : 908 789 8900,
Fax : 908 789 8922

CHEMICAL RECEIPT LOG BOOK

Supplier	ItemCode / ItemName	Lot #	Expiration Date	Date Opened / Opened By	Received Date / Received By	Chemtech Lot #
Seidler Chemical	BA9077-02 / Methanol, Purge/Trap (cs=6x1L)	22L0562016	02/28/2025	08/29/2024 / SAM	02/06/2024 / SAM	V14145

Supplier	ItemCode / ItemName	Lot #	Expiration Date	Date Opened / Opened By	Received Date / Received By	Chemtech Lot #
PCI Scientific Supply, Inc.	PC01050-3 / ACETIC ACID, GLACIAL, ACS, 2.5L	511115	06/19/2028	06/20/2023 / jignesh	06/19/2023 / jignesh	W3038

Supplier	ItemCode / ItemName	Lot #	Expiration Date	Date Opened / Opened By	Received Date / Received By	Chemtech Lot #
Seidler Chemical	DIW / DI Water	Daily Lab-Certified	07/03/2029	07/03/2024 / Iwona	07/03/2024 / Iwona	W3112

Absolute Standards, Inc.
800-368-1131
www.absolutestandards.com

Certified Reference Material CRM

ANAB ISO 17034 Accredited
AR-1539 Certificate Number
https://Absolutestandards.com

CERTIFIED WEIGHT REPORT

Part Number: 98496
Lot Number: 042221
Description: 1,2,3,4-Tetrachlorobenzene

Solvent(s): **Lot#**
Methylene chloride 105345

Expiration Date: 042226
Recommended Storage: Refrigerate (4 °C)
Nominal Concentration (µg/mL): 5000
NIST Test ID#: 6UTB 5E-05 Balance Uncertainty
Weight(s) shown below were combined and diluted to (mL): 20.0 0.058 Flask Uncertainty

Formulated By:	Prashant Chauhan	042221 DATE
Reviewed By:	Pedro L. Rentas	042221 DATE

Compound	RM#	Lot Number	Nominal Conc (µg/mL)	Purity (%)	Uncertainty Purity	Target Weight(g)	Actual Weight(g)	Actual Conc (µg/mL)	Expanded Uncertainty (+/-) (µg/mL)	SDS Information (Solvent Safety Info. On Attached pg.) CAS#	OSHA PEL (TWA)	LD50
1. 1,2,3,4-Tetrachlorobenzene	318	FBW01	5000	97.3	0.2	0.10292	0.10300	5003.7	36.0	634-66-2	N/A	orl-rat 1167mg/kg

Method GC8MSD-3.M: Column: (30m X 0.25mm ID X 0.25µm film thickness), Temp 1 = 50°C (1min.), Temp 2 = 300°C (4 min.), Rate = 10°C/min., Injector B= 200°C, Detector B = 300°C. Analysis performed by Nicole Poisson.

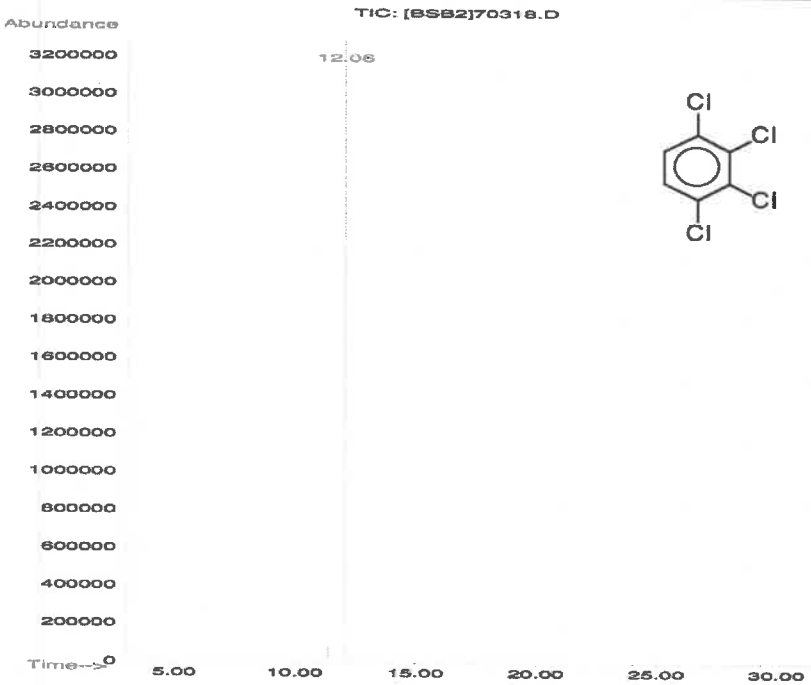

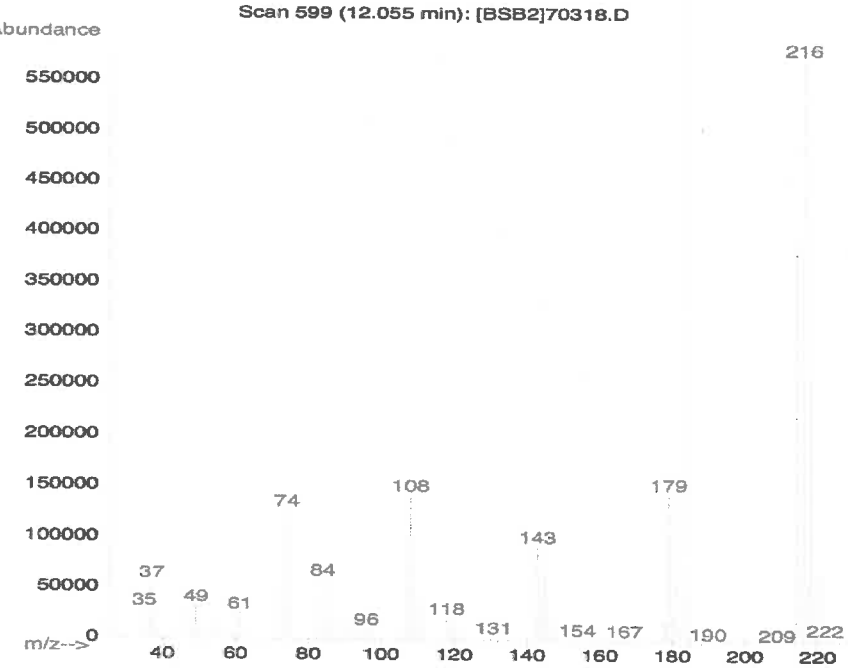

Received on 08/23/22 by CG S10708 to S10712

- The certified value is the concentration calculated from gravimetric and volumetric measurements unless otherwise stated.
- Standards are prepared gravimetrically using balances that are calibrated with weights traceable to NIST (see above).
- Standards are certifed (+/-) 0.5% of the stated value, unless otherwise stated.
- All Standards, after opening ampule, should be stored with caps tight and under appropriate laboratory conditions.
- Uncertainty Reference: Taylor, B.N. and Kuyat, C.E., "Guidelines for Evaluating and Expressing the Uncertainty of NIST Measurement Result," NIST Technical Note 1297, U.S. Government Printing Office, Washington, DC, (1994).

Absolute Standards, Inc.
800-368-1131
www.absolutestandards.com

Certified Reference Material CRM

ANAB ISO 17034 Accredited
AR-1539 Certificate Number
https://Absolutestandards.com

CERTIFIED WEIGHT REPORT

Part Number: 98495
Lot Number: 072820
Description: Pentachlorobenzene

Solvent(s): **Lot#**
Methylene chloride 104929

Expiration Date: 072825
Recommended Storage: Refrigerate (4 °C)
Nominal Concentration (µg/mL): 5000
NIST Test ID#: 23060 5E-05 Balance Uncertainty
Weight(s) shown below were combined and diluted to (mL): 25.0 0.001 Flask Uncertainty

Formulated By:	Benson Chan	072820 DATE
Reviewed By:	Pedro L. Rentas	072820 DATE

Compound	RM#	Lot Number	Nominal Conc (µg/mL)	Purity (%)	Uncertainty Purity	Target Weight(g)	Actual Weight(g)	Actual Conc (µg/mL)	Expanded Uncertainty (+/-) (µg/mL)	SDS Information (Solvent Safety Info. On Attached pg.) CAS#	OSHA PEL (TWA)	LD50
1. Pentachlorobenzene	321	2705100	5000	99.5	0.5	0.12561	0.12566	5001.9	50.4	608-93-5	N/A	orl-rat 1080mg/kg

Method GC7MSD-1.M: Column: SPB-608 (30m X 0.25mm ID X 0.25µm film thickness) Temp 1 = 150°C (4min.), Temp 2 = 290°C (13.5 min.), Rate = 8°C/min., Injector B= 200°C, Detector B = 290°C. Split Ratio = 100:1, Scan Rate = 2. Analysis performed by Candice Warren.

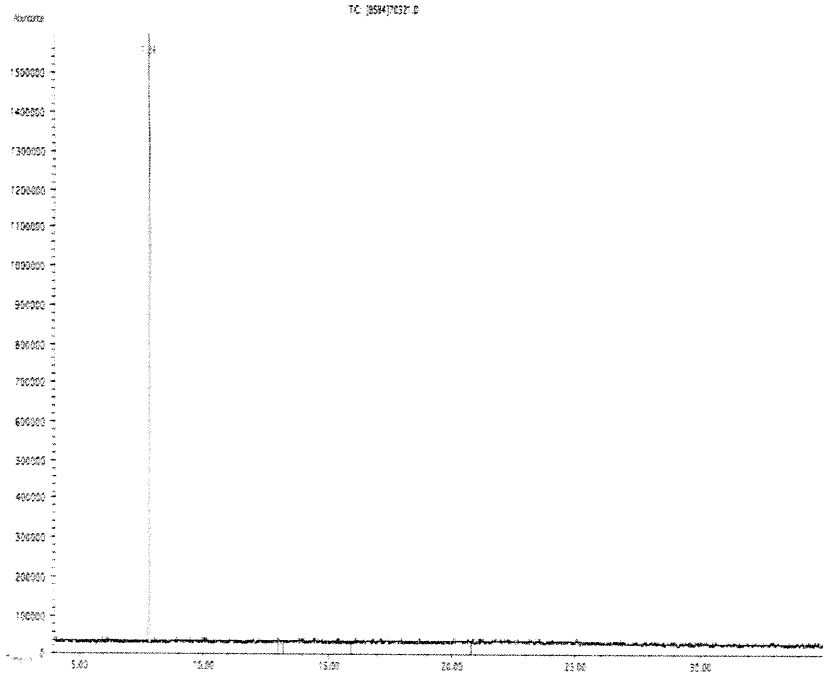

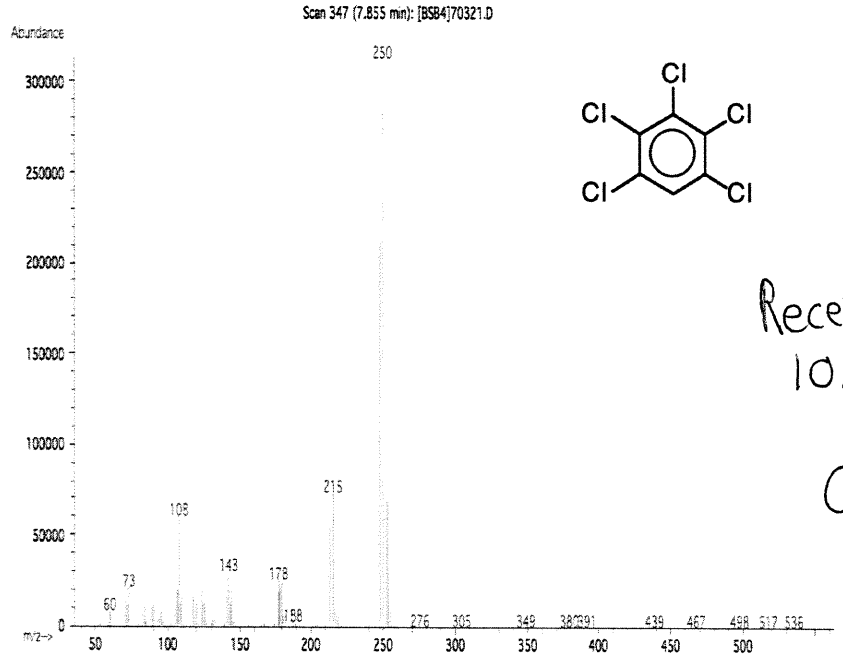

Received on 10/18/21 by CG S9931 to S9935

- The certified value is the concentration calculated from gravimetric and volumetric measurements unless otherwise stated.
- Standards are prepared gravimetrically using balances that are calibrated with weights traceable to NIST (see above).
- Standards are certifed (+/-) 0.5% of the stated value, unless otherwise stated.
- All Standards, after opening ampule, should be stored with caps tight and under appropriate laboratory conditions.
- Uncertainty Reference: Taylor, B.N. and Kuyat, C.E., "Guidelines for Evaluating and Expressing the Uncertainty of NIST Measurement Result," NIST Technical Note 1297, U.S. Government Printing Office, Washington, DC, (1994).

110 Benner Circle
Bellefonte, PA 16823-8812
Tel: 1-814-353-1300
Fax: 1-814-353-1309

www.restek.com

CERTIFIED REFERENCE MATERIAL

Certificate of Analysis

chromatographic plus

ACCREDITED ISO 17034 Accredited Reference Material Producer Certificate #3222.01

ACCREDITED ISO/IEC 17025 Accredited Testing Laboratory Certificate #3222.02

FOR LABORATORY USE ONLY-READ SDS PRIOR TO USE.

This Reference Material is intended for Laboratory Use Only as a standard for the qualitative and/or quantitative determination of the analyte(s) listed.

Catalog No. : 31902 **Lot No.:** A0200496

Description : Additions Standard

Additions Standard 1000 µg/mL, Methylene Chloride, 1mL/ampul

Container Size : 2 mL **Pkg Amt:** > 1 mL

Expiration Date : August 31, 2025 **Storage:** 10°C or colder

Handling: This product is photosensitive. **Ship:** Ambient

K.S
09/25/23

S11599
|
S11603

CERTIFIED VALUES

Elution Order	Compound	CAS #	Lot #	Purity	Grav. Conc. (weight/volume)	Expanded Uncertainty * (95% C.L.; K=2)
1	Benzaldehyde	100-52-7	RD230209RSRA	99%	1,001.0 µg/mL	+/- 29.4243
2	epsilon-Caprolactam	105-60-2	I16X016	99%	1,001.0 µg/mL	+/- 29.4243
3	Atrazine	1912-24-9	5FYWL	99%	1,002.0 µg/mL	+/- 29.4537

* Expanded Uncertainty displayed in same units as Grav. Conc.

Solvent: Methylene chloride
CAS # 75-09-2
Purity 99%

Quality Confirmation Test

Column:
30m x 0.25mm x 0.25µm
Rtx-5 (cat.#10223)

Carrier Gas:
hydrogen-constant flow 1.8 mL/min.

Temp. Program:
80°C (hold 0.1 min.) to 330°C
@ 9.6°C/min. (hold 2.86 min.)

Inj. Temp:
250°C

Det. Temp:
340°C

Det. Type:
FID

Split Vent:
100 ml/min.

Inj. Vol
1µl

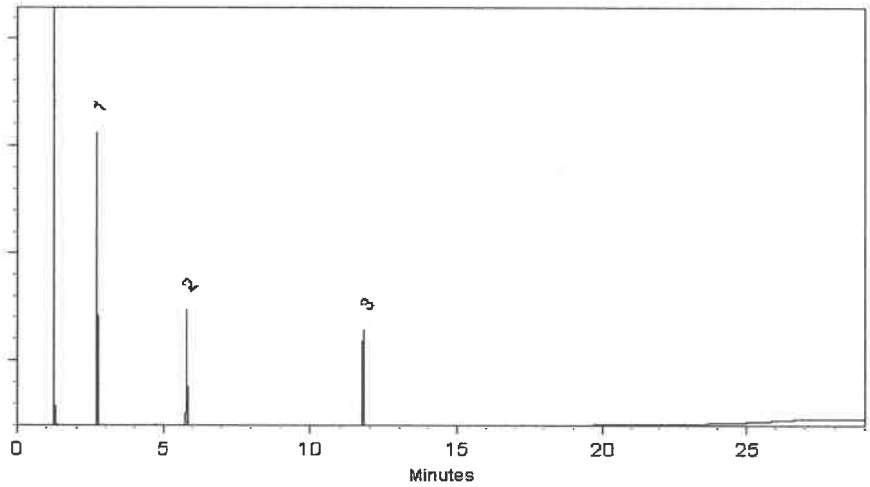

This chromatogram represents a general set of testing conditions chosen for product acceptance. For optimal results in your lab, conditions should be adjusted for your specific instrument, method, and application.

Laith Clemente - Operations Technician I

Date Mixed: 01-Aug-2023 **Balance Serial #** B442140311

Jennifer Pollino - Operations Tech III - ARM QC

Date Passed: 04-Aug-2023

Manufactured under Restek's ISO 9001:2015 Registered Quality System Certificate #FM 80397

RESTEK® CERTIFIED REFERENCE MATERIAL

110 Benner Circle
Bellefonte, PA 16823-8812
Tel: (800)356-1688
Fax: (814)353-1309

www.restek.com

Certificate of Analysis

ACCREDITED
ISO 17034 Accredited
Reference Material Producer
Certificate #3222.01

ACCREDITED
ISO/IEC 17025 Accredited
Testing Laboratory
Certificate #3222.02

FOR LABORATORY USE ONLY-READ SDS PRIOR TO USE.

This Reference Material is intended for Laboratory Use Only as a standard for the qualitative and/or quantitative determination of the analyte(s) listed.

Received on 01/26/21 by CG S9064 to S9093

Catalog No. : 31853 **Lot No.:** A0158185

Description : 1,4-dioxane

1,4-Dioxane 2,000µg/mL, Methylene Chloride, 1mL/ampul

Container Size : 2 mL **Pkg Amt:** > 1 mL

Expiration Date : February 28, 2025 **Storage:** 0°C or colder

CERTIFIED VALUES

Elution Order	Compound	Grav. Conc. (weight/volume)	Expanded Uncertainty (95% C.L.; K=2)		
1	1,4-Dioxane	2,000.8 µg/mL	+/- 11.7418	µg/mL	Gravimetric
	CAS # 123-91-1 (Lot SHBL3022)		+/- 42.8671	µg/mL	Unstressed
	Purity 99%		+/- 44.1116	µg/mL	Stressed

Solvent: Methylene chloride
CAS # 75-09-2
Purity 99%

Column:
105m x 0.53mm x 3.0µm
Rtx-502.2 (cat.#10910)

Carrier Gas:
hydrogen-constant pressure 11.0 psi.

Temp. Program:
40°C (hold 2 min.) to 240°C
@ 8°C/min. (hold 5 min.)

Inj. Temp:
200°C

Det. Temp:
250°C

Det. Type:
FID

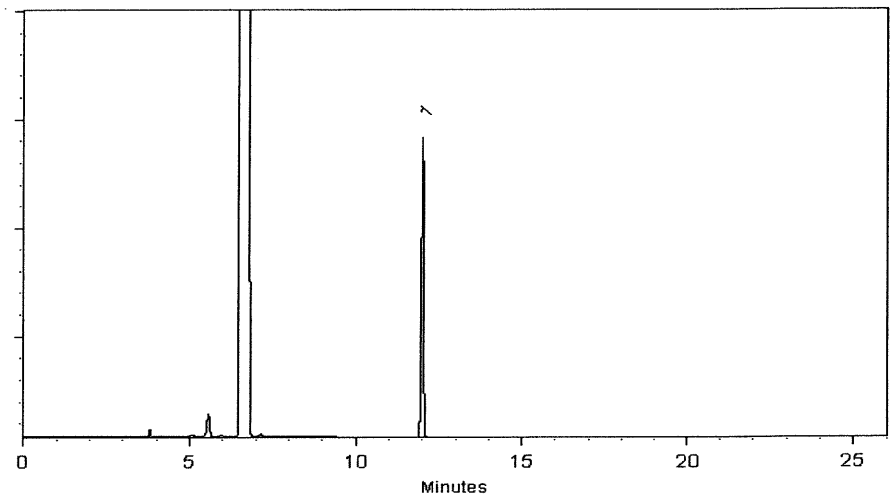

This chromatogram represents a general set of testing conditions chosen for product acceptance. For optimal results in your lab, conditions should be adjusted for your specific instrument, method, and application.

Clara Windle

Clara Windle - Operations Technician I

Date Mixed: 25-Feb-2020 **Balance:** B442140311

Jennifer L Pollino

Jennifer Pollino - Operations Tech-ARM QC

Date Passed: 27-Feb-2020

Manufactured under Restek's ISO 9001:2015 Registered Quality System Certificate #FM 80397

RESTEK® CERTIFIED REFERENCE MATERIAL

110 Benner Circle
Bellefonte, PA 16823-8812
Tel: (800)356-1688
Fax: (814)353-1309

www.restek.com

Certificate of Analysis

ACCREDITED
ISO 17034 Accredited
Reference Material Producer
Certificate #3222.01

ACCREDITED
ISO/IEC 17025 Accredited
Testing Laboratory
Certificate #3222.02

FOR LABORATORY USE ONLY-READ SDS PRIOR TO USE.

This Reference Material is intended for Laboratory Use Only as a standard for the qualitative and/or quantitative determination of the analyte(s) listed.

Received on 03/02/22 by CG S10176 to S10181

Catalog No. : 31001 **Lot No.:** A0182099

Description : SV Tuning Compound Standard

Tuning Std Decafluorotriphenylphosphine 2500µg/mL, Methylene Chloride, 1mL/ampul

Container Size : 2 mL **Pkg Amt:** > 1 mL

Expiration Date : February 28, 2025 **Storage:** 10°C or colder

Ship: Ambient

CERTIFIED VALUES

Elution Order	Compound	Grav. Conc. (weight/volume)	Expanded Uncertainty (95% C.L.; K=2)		
1	DFTPP (Decafluorotriphenylphosphine)	2,503.6 µg/mL	+/- 14.8708	µg/mL	Gravimetric
	CAS # 5074-71-5 (Lot Q117-147)		+/- 112.8060	µg/mL	Unstressed
	Purity 95%		+/- 125.1637	µg/mL	Stressed

Solvent: Methylene chloride
CAS # 75-09-2
Purity 99%

Column:
30m x 0.25mm x 0.25µm
Rtx-5 (cat.#10223)

Carrier Gas:
hydrogen-constant pressure 10 psi.

Temp. Program:
75°C (hold 1 min.) to 330°C
@ 20°C/min. (hold 10 min.)

Inj. Temp:
250°C

Det. Temp:
330°C

Det. Type:
FID

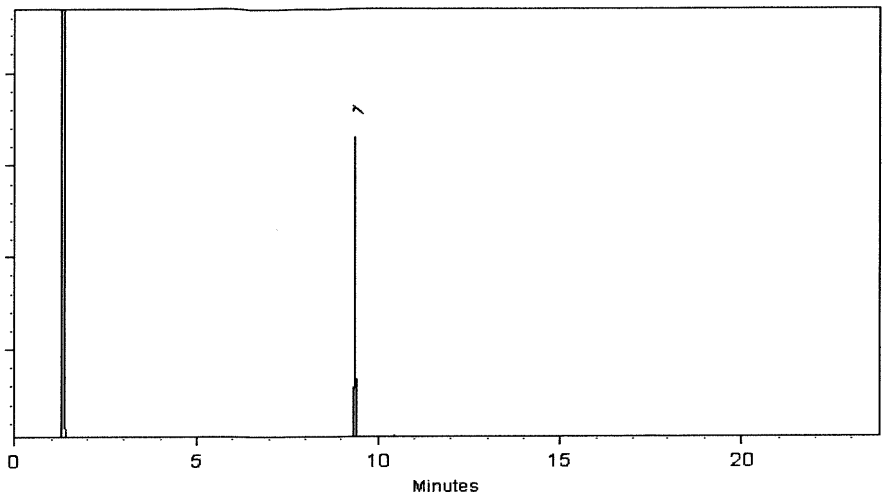

This chromatogram represents a general set of testing conditions chosen for product acceptance. For optimal results in your lab, conditions should be adjusted for your specific instrument, method, and application.

Jess Hoy - Operations Tech I

Date Mixed: 21-Feb-2022 **Balance:** 1128353505

Marlina Cowan - Operations Tech I

Date Passed: 25-Feb-2022

Manufactured under Restek's ISO 9001:2015
Registered Quality System
Certificate #FM 80397

110 Benner Circle
Bellefonte, PA 16823-8812
Tel: (800)356-1688
Fax: (814)353-1309

www.restek.com

CERTIFIED REFERENCE MATERIAL

Certificate of Analysis

ACCREDITED
ISO 17034 Accredited
Reference Material Producer
Certificate #3222.01

ACCREDITED
ISO/IEC 17025 Accredited
Testing Laboratory
Certificate #3222.02

FOR LABORATORY USE ONLY-READ SDS PRIOR TO USE.

This Reference Material is intended for Laboratory Use Only as a standard for the qualitative and/or quantitative determination of the analyte(s) listed.

Received on 09/07/22 by CG

S10778 to S10782

Catalog No. : 33913 **Lot No.:** A0186160

Description : SOM01.0 SIM Analysis Standard

SOM01.0 SIM Analysis Standard 2000µg/mL, Methylene chloride, 1mL /ampul

Container Size : 2 mL **Pkg Amt:** > 1 mL

Expiration Date : May 31, 2028 **Storage:** 10°C or colder

Handling: Sonication required. Mix is photosensitive. **Ship:** Ambient

CERTIFIED VALUES

Elution Order	Compound	Grav. Conc. (weight/volume)	Expanded Uncertainty (95% C.L.; K=2)	
1	2-Methylnaphthalene-d10 **CAS #** 7297-45-2 (Lot EF-135) **Purity** 96%	2,015.0 µg/mL	+/- 11.8254 µg/mL +/- 90.7728 µg/mL +/- 100.7207 µg/mL	Gravimetric Unstressed Stressed
2	Fluoranthene-d10 **CAS #** 93951-69-0 (Lot PR-20668) **Purity** 99%	2,007.0 µg/mL	+/- 11.7782 µg/mL +/- 90.4107 µg/mL +/- 100.3188 µg/mL	Gravimetric Unstressed Stressed

Solvent: Methylene chloride
CAS # 75-09-2
Purity 99%

Column:
30m x 0.25mm x 0.25µm
Rtx-5 (cat.#10223)

Carrier Gas:
hydrogen-constant pressure 10 psi.

Temp. Program:
75°C (hold 1 min.) to 330°C
@ 20°C/min. (hold 10 min.)

Inj. Temp:
250°C

Det. Temp:
330°C

Det. Type:
FID

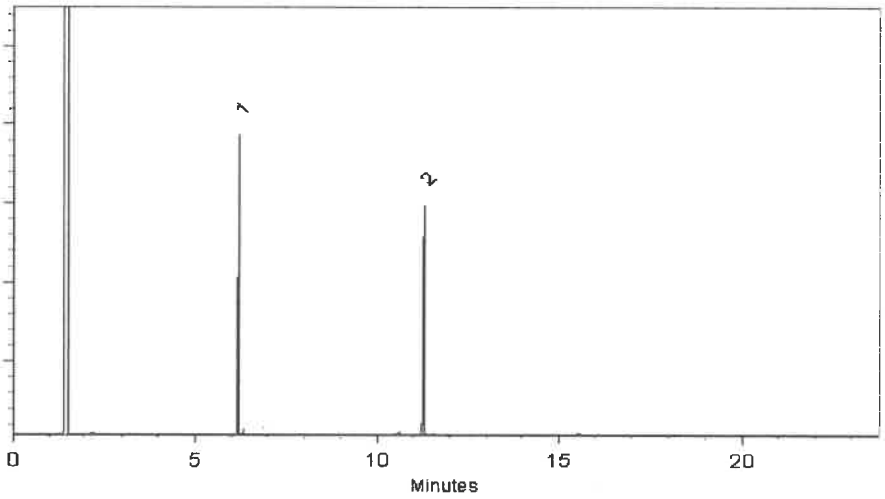

This chromatogram represents a general set of testing conditions chosen for product acceptance. For optimal results in your lab, conditions should be adjusted for your specific instrument, method, and application.

John Friedline - Operations Technician I

Date Mixed: 09-Jun-2022 **Balance:** B442140311

Marlina Cowan – Operations Tech II ARM QC

Date Passed: 13-Jun-2022

Manufactured under Restek's ISO 9001:2015 Registered Quality System Certificate #FM 80397

110 Benner Circle
Bellefonte, PA 16823-8812
Tel: (800)356-1688
Fax: (814)353-1309

www.restek.com

CERTIFIED REFERENCE MATERIAL

Certificate of Analysis

ACCREDITED
ISO 17034 Accredited
Reference Material Producer
Certificate #3222.01

ACCREDITED
ISO/IEC 17025 Accredited
Testing Laboratory
Certificate #3222.02

FOR LABORATORY USE ONLY-READ SDS PRIOR TO USE.

This Reference Material is intended for Laboratory Use Only as a standard for the qualitative and/or quantitative determination of the analyte(s) listed.

Received on 05/30/23 by CG

S 11377 to S 11391

Catalog No. : 33017 **Lot No.:** A0190961

Description : Benzaldehyde Standard

Benzaldehyde Standard 2,000µg/mL, Methylene chloride, 1mL/ampul

Container Size : 2 mL **Pkg Amt:** > 1 mL

Expiration Date : October 31, 2024 **Storage:** 10°C or colder

Ship: Ambient

CERTIFIED VALUES

Elution Order	Compound	Grav. Conc. (weight/volume)	Expanded Uncertainty (95% C.L.; K=2)		
1	Benzaldehyde **CAS #** 100-52-7 (Lot RD220713) **Purity** 99%	2,001.3 µg/mL	+/- 11.7449 µg/mL		Gravimetric
			+/- 39.9891 µg/mL		Unstressed
			+/- 89.7005 µg/mL		Stressed

Solvent: Methylene chloride
CAS # 75-09-2
Purity 99%

Column:
30m x 0.25mm x 0.25µm
Rtx-5 (cat.#10223)

Carrier Gas:
hydrogen-constant pressure 10 psi.

Temp. Program:
75°C (hold 1 min.) to 330°C
@ 20°C/min. (hold 10 min.)

Inj. Temp:
250°C

Det. Temp:
330°C

Det. Type:
FID

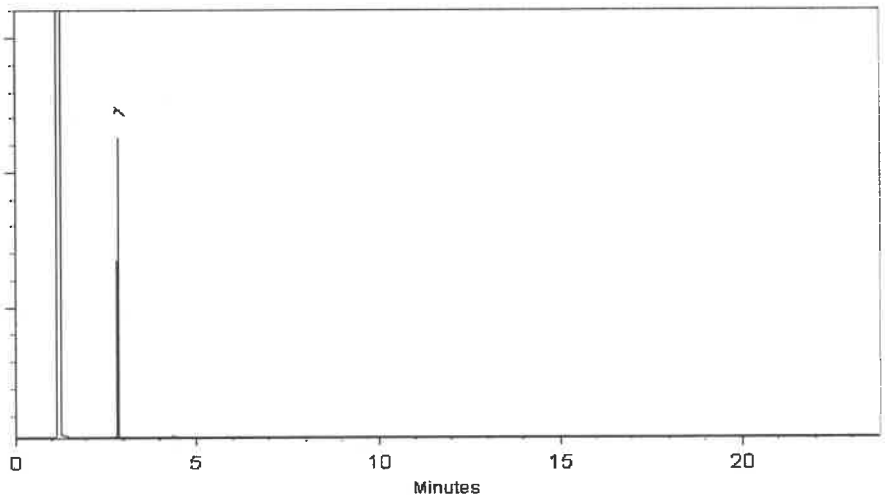

This chromatogram represents a general set of testing conditions chosen for product acceptance. For optimal results in your lab, conditions should be adjusted for your specific instrument, method, and application.

George Heverly - Manufacturing Supervisor

Date Mixed: 26-Oct-2022 **Balance:** 1128353505

Marlina Cowan – Operations Tech II ARM QC

Date Passed: 28-Oct-2022

Manufactured under Restek's ISO 9001:2015
Registered Quality System
Certificate #FM 80397

RESTEK
110 Benner Circle
Bellefonte, PA 16823-8812
Tel: (800)356-1688
Fax: (814)353-1309

www.restek.com

CERTIFIED REFERENCE MATERIAL

Certificate of Analysis

FOR LABORATORY USE ONLY-READ SDS PRIOR TO USE.

This Reference Material is intended for Laboratory Use Only as a standard for the qualitative and/or quantitative determination of the analyte(s) listed.

Received on 12/07/22 by CG
S10942 to S10945

Catalog No. : 31833 **Lot No.:** A0191747

Description : Epsilon-Caprolactam Standard

Epsilon-caprolactam Std 2000µg/mL, Methylene ~~Chloride~~(Methanol free), 1mL/ampul

Container Size : 2 mL **Pkg Amt:** > 1 mL

Expiration Date : November 30, 2024 **Storage:** 10°C or colder

Ship: Ambient

CERTIFIED VALUES

Elution Order	Compound	Grav. Conc. (weight/volume)	Expanded Uncertainty (95% C.L.; K=2)	
1	epsilon-Caprolactam **CAS #** 105-60-2 (Lot I16X016) **Purity** 99%	2,016.0 µg/mL	+/- 18.7477 µg/mL +/- 28.1935 µg/mL +/- 41.0500 µg/mL	Gravimetric Unstressed Stressed

Solvent: Methylene chloride
CAS # 75-09-2
Purity 99%

Column:
30m x 0.25mm x 0.25µm
Rtx-5 (cat.#10223)

Carrier Gas:
hydrogen-constant pressure 10 psi.

Temp. Program:
40°C (hold 2 min.) to 330°C
@ 10°C/min. (hold 10 min.)

Inj. Temp:
250°C

Det. Temp:
330°C

Det. Type:
FID

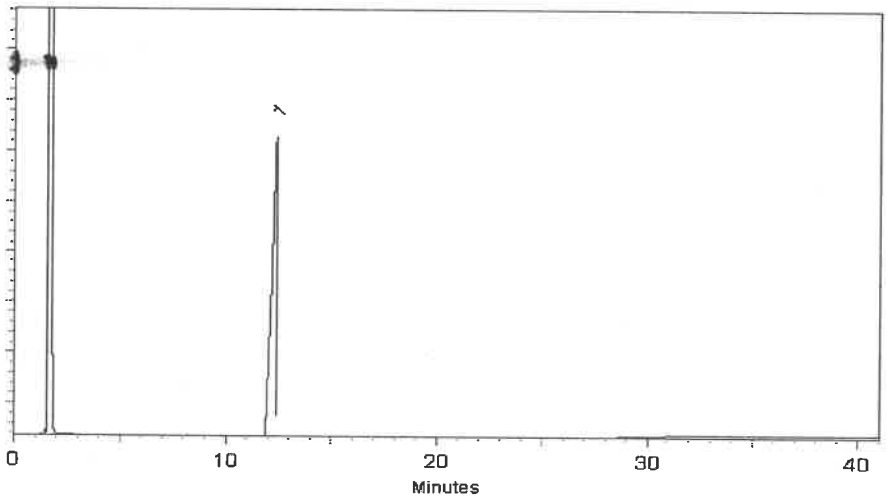

This chromatogram represents a general set of testing conditions chosen for product acceptance. For optimal results in your lab, conditions should be adjusted for your specific instrument, method, and application.

Alicia Leathers - Operation Technician I **Date Mixed:** 16-Nov-2022 **Balance:** 1128353505

Jennifer Pollino - Operations Tech III - ARM QC **Date Passed:** 18-Nov-2022

Manufactured under Restek's ISO 9001:2015 Registered Quality System Certificate #FM 80397

PRODUCTOS QUIMICOS MONTERREY, S.A. DE C.V.

MIRADOR 201, COL. MIRADOR
MONTERREY, N.L. MEXICO
CP 64070
TEL +52 81 13 52 57 57
www.pqm.com.mx

CERTIFICATE OF ANALYSIS

PRODUCT :	SODIUM SULFATE CRYSTALS ANHYDROUS		
QUALITY :	ACS (CODE RMB3375)	FORMULA :	Na_2SO_4
SPECIFICATION NUMBER :	6399	RELEASE DATE:	ABR/21/2023
LOT NUMBER :	313201		

TEST	SPECIFICATIONS	LOT VALUES
Assay (Na_2SO_4)	Min. 99.0%	99.7 %
pH of a 5% solution at 25°C	5.2 - 9.2	6.1
Insoluble matter	Max. 0.01%	0.005 %
Loss on ignition	Max. 0.5%	0.1 %
Chloride (Cl)	Max. 0.001%	<0.001 %
Nitrogen compounds (as N)	Max. 5 ppm	<5 ppm
Phosphate (PO_4)	Max. 0.001%	<0.001 %
Heavy metals (as Pb)	Max. 5 ppm	<5 ppm
Iron (Fe)	Max. 0.001%	<0.001 %
Calcium (Ca)	Max. 0.01%	0.002 %
Magnesium (Mg)	Max. 0.005%	0.001 %
Potassium (K)	Max. 0.008%	0.003 %
Extraction-concentration suitability	Passes test	Passes test
Appearance	Passes test	Passes test
Identification	Passes test	Passes test
Solubility and foreing matter	Passes test	Passes test
Retained on US Standard No. 10 sieve	Max. 1%	0.1 %
Retained on US Standard No. 60 sieve	Min. 94%	97.3 %
Through US Standard No. 60 sieve	Max. 5%	2.5 %
Through US Standard No. 100 sieve	Max. 10%	0.1 %

COMMENTS

QC: PhC Irma Belmares

If you need further details, please call our factory or contact our local distributor.

RG-02-01, Ed. 3

Recd. by RS on 7/24/23 E 3551

VWR®

Certificate of Analysis

Sodium Hydroxide (Pellets)

Material: 0583
Grade: ACS GRADE
Batch Number: 23B1556310

Chemical Formula: NaOH
Molecular Weight: 40
CAS #: 1310-73-2
Appearance:

Pellets

Manufacture Date: 12/14/2022
Expiration Date: 12/31/2025

Storage: Room Temperature

TEST	SPECIFICATION	ANALYSIS	DISPOSITION
Calcium	<= 0.005 %	<0.005 %	PASS
Chloride	<= 0.005 %	0.002 %	PASS
Heavy Metals	<= 0.002 %	<0.002 %	PASS
Iron	<= 0.001 %	<0.001 %	PASS
Magnesium	<= 0.002 %	<0.002 %	PASS
Mercury	<= 0.1 ppm	<0.1 ppm	PASS
Nickel	<= 0.001 %	<0.001 %	PASS
Nitrogen Compounds	<= 0.001 %	<0.001 %	PASS
Phosphate	<= 0.001 %	<0.001 %	PASS
Potassium	<= 0.02 %	<0.02 %	PASS
Purity	>= 97.0 %	99.2 %	PASS
Sodium Carbonate	<= 1.0 %	0.5 %	PASS
Sulfate	<= 0.003 %	<0.003 %	PASS

Internal ID #: 710

Signature

We certify that this batch conforms to the specifications listed.

This document has been electronically produced and is valid without a signature.

Leona Edwardson, Quality Control Sr. Manager - Solon
VWR Chemicals, LLC.
28600 Fountain Parkway, Solon OH 44139 USA

Additional Information

Analysis may have been rounded to significant digits in specification limits.

Product meets analytical specifications of the grades listed.

E 3657	E 3659
E 3654	E 3660

Methylene Chloride
ULTRA RESI-ANALYZED
For Organic Residue Analysis
(dichloromethane)

avantor™ | J.T.Baker®

Material No.: 9266-A4
Batch No.: 24A1562007
Manufactured Date: 2023-12-14
Expiration Date: 2025-03-14
Revision No.: 0

Certificate of Analysis

Test	Specification	Result
FID-Sensitive Impurities (as 2-Octanol) Single Impurity Peak (ng/mL)	≤ 5	< 1
ECD Sensitive Impurities (as Heptachlor Epoxide) Single Peak (pg/mL)	≤ 10	< 1
Assay (CH_2Cl_2) (by GC, exclusive of preservative, corrected for water)	≥ 99.8 %	100.0 %
Color (APHA)	≤ 10	5
Residue after Evaporation	≤ 1.0 ppm	0.1 ppm
Titrable Acid (µeq/g)	≤ 0.3	< 0.1
Chloride (Cl)	≤ 10 ppm	< 5 ppm
Water (by KF, coulometric)	≤ 0.02 %	< 0.01 %

For Laboratory,Research,or Manufacturing Use
MEETS SPECIFICATIONS WITHIN THE EXPIRATION PERIOD

Country of Origin: USA
Packaging Site: Phillipsburg Mfg Ctr & DC
Manufacturer source batch: MG23L14152

E3712

Ken Koehnlein
Sr. Manager, Quality Assurance

PO: PO1-9448 PRODUCT CODE: SHIP DATE: 7/16/2024

Methylene Chloride
ULTRA RESI-ANALYZED
For Organic Residue Analysis
(dichloromethane)

avantor™ | J.T.Baker®

Material No.: 9266-A4
Batch No.: 24F1062004
Manufactured Date: 2024-04-15
Expiration Date: 2025-07-15
Revision No.: 0

Certificate of Analysis

Test	Specification	Result
FID-Sensitive Impurities (as 2-Octanol) Single Impurity Peak (ng/mL)	≤ 5	< 1
ECD Sensitive Impurities (as Heptachlor Epoxide) Single Peak (pg/mL)	≤ 10	7
Assay (CH_2Cl_2) (by GC, exclusive of preservative, corrected for water)	≥ 99.8 %	100.0 %
Color (APHA)	≤ 10	5
Residue after Evaporation	≤ 1.0 ppm	0.1 ppm
Titrable Acid (µeq/g)	≤ 0.3	< 0.1
Chloride (Cl)	≤ 10 ppm	< 5 ppm
Water (by KF, coulometric)	≤ 0.02 %	< 0.01 %

For Laboratory,Research,or Manufacturing Use
MEETS SPECIFICATIONS WITHIN THE EXPIRATION PERIOD

Country of Origin: USA
Packaging Site: Phillipsburg Mfg Ctr & DC
Manufacturer source batch: MG24D15750

E 3786

Jamie Croak
Director Quality Operations, Bioscience Production

For questions on this Certificate of Analysis please contact Technical Services at 855.282.6867 or +1.610.386.1700
Avantor Performance Materials, LLC
100 Matsonford Rd, Suite 200, Radnor, PA 19087. U.S.A. Phone 610.386.1700

PO: PO2-76 PRODUCT CODE: SHIP DATE: 9/3/2024

Methylene Chloride
ULTRA RESI-ANALYZED
For Organic Residue Analysis
(dichloromethane)

avantor™ | J.T.Baker®

Material No.: 9266-A4
Batch No.: 24G2362009
Manufactured Date: 2024-06-10
Expiration Date: 2025-09-09
Revision No.: 0

Certificate of Analysis

Test	Specification	Result
FID-Sensitive Impurities (as 2-Octanol) Single Impurity Peak (ng/mL)	≤ 5	2
ECD Sensitive Impurities (as Heptachlor Epoxide) Single Peak (pg/mL)	≤ 10	1
Assay (CH_2Cl_2) (by GC, exclusive of preservative, corrected for water)	≥ 99.8 %	100.0 %
Color (APHA)	≤ 10	5
Residue after Evaporation	≤ 1.0 ppm	0.3 ppm
Titrable Acid (µeq/g)	≤ 0.3	< 0.1
Chloride (Cl)	≤ 10 ppm	< 5 ppm
Water (by KF, coulometric)	≤ 0.02 %	< 0.01 %

For Laboratory,Research,or Manufacturing Use
MEETS SPECIFICATIONS WITHIN THE EXPIRATION PERIOD

Country of Origin: USA
Packaging Site: Phillipsburg Mfg Ctr & DC
Manufacturer source batch: MG24F10024

E 3791

Jamie Croak
Director Quality Operations, Bioscience Production

For questions on this Certificate of Analysis please contact Technical Services at 855.282.6867 or +1.610.386.1700
Avantor Performance Materials, LLC
100 Matsonford Rd, Suite 200, Radnor, PA 19087. U.S.A. Phone 610.386.1700

PO: PO2-215 PRODUCT CODE: SHIP DATE: 9/23/2024

Methylene Chloride
ULTRA RESI-ANALYZED
For Organic Residue Analysis
(dichloromethane)

avantor™ | J.T.Baker

Material No.: 9266-A4
Batch No.: 24G0862022
Manufactured Date: 2024-06-05
Expiration Date: 2025-09-04
Revision No.: 0

Certificate of Analysis

Test	Specification	Result
FID-Sensitive Impurities (as 2-Octanol) Single Impurity Peak (ng/mL)	≤ 5	3
ECD Sensitive Impurities (as Heptachlor Epoxide) Single Peak (pg/mL)	≤ 10	4
Assay (CH_2Cl_2) (by GC, exclusive of preservative, corrected for water)	≥ 99.8 %	100.0 %
Color (APHA)	≤ 10	5
Residue after Evaporation	≤ 1.0 ppm	0.3 ppm
Titrable Acid (µeq/g)	≤ 0.3	< 0.1
Chloride (Cl)	≤ 10 ppm	< 5 ppm
Water (by KF, coulometric)	≤ 0.02 %	< 0.01 %

For Laboratory,Research,or Manufacturing Use
MEETS SPECIFICATIONS WITHIN THE EXPIRATION PERIOD

Country of Origin: USA
Packaging Site: Phillipsburg Mfg Ctr & DC
Manufacturer source batch: MG24F05012

E 3803

JCroak
Jamie Croak
Director Quality Operations, Bioscience Production

For questions on this Certificate of Analysis please contact Technical Services at 855.282.6867 or +1.610.386.1700
Avantor Performance Materials, LLC
100 Matsonford Rd, Suite 200, Radnor, PA 19087. U.S.A. Phone 610.386.1700

Sulfuric Acid
BAKER INSTRA-ANALYZED® Reagent
For Trace Metal Analysis
Low Selenium

M5037-38-39-40
no

avantor™ | J.T.Baker®

Material No.: 9673-33
Batch No.: 0000250349
Manufactured Date: 2019/12/17
Retest Date: 2024/12/15
Revision No: 1

Certificate of Analysis

Test	Specification	Result
ACS - Assay (H_2SO_4)	95.0 - 98.0 %	96.5
Appearance	Passes Test	PT
ACS - Color (APHA)	<= 10	5
ACS - Residue after Ignition	<= 3 ppm	1
ACS - Substances Reducing Permanganate (as SO_2)	<= 2 ppm	< 2
Ammonium (NH_4)	<= 1 ppm	< 1
Chloride (Cl)	<= 0.1 ppm	< 0.1
Nitrate (NO_3)	<= 0.2 ppm	< 0.1
Phosphate (PO_4)	<= 0.5 ppm	< 0.1
Trace Impurities - Aluminum (Al)	<= 30.0 ppb	0.2
Arsenic and Antimony (as As)	<= 4 ppb	< 2
Trace Impurities - Barium (Ba)	<= 10.0 ppb	< 1.0
Trace Impurities - Beryllium (Be)	<= 10.0 ppb	< 1.0
Trace Impurities - Bismuth (Bi)	<= 10.0 ppb	< 1.0
Trace Impurities - Boron (B)	<= 10.0 ppb	< 5.0
Trace Impurities - Cadmium (Cd)	<= 2.0 ppb	< 0.3
Trace Impurities - Calcium (Ca)	<= 50.0 ppb	2.9
Trace Impurities - Chromium (Cr)	<= 6.0 ppb	< 0.4
Trace Impurities - Cobalt (Co)	<= 0.5 ppb	< 0.3
Trace Impurities - Copper (Cu)	<= 1.0 ppb	< 0.1
Trace Impurities - Gallium (Ga)	<= 10.0 ppb	< 1.0
Trace Impurities - Germanium (Ge)	<= 10.0 ppb	< 10.0
Trace Impurities - Gold (Au)	<= 10.0 ppb	< 0.2
Heavy Metals (as Pb)	<= 500 ppb	< 100

For questions on this Certificate of Analysis please contact Technical Services at 855.282.6867 or +1.610.386.1700
Avantor Performance Materials, LLC
100 Matsonford Rd, Suite 200, Radnor, PA 19087. U.S.A. Phone: 610.386.1700

Material No.: 9673-33
Batch No.: 0000250349

Test	Specification	Result
Trace Impurities - Iron (Fe)	<= 50.0 ppb	4.1
Trace Impurities - Lead (Pb)	<= 0.5 ppb	< 0.5
Trace Impurities - Lithium (Li)	<= 10.0 ppb	< 1.0
Trace Impurities - Magnesium (Mg)	<= 7.0 ppb	0.4
Trace Impurities - Manganese (Mn)	<= 1.0 ppb	< 0.4
Trace Impurities - Mercury (Hg)	<= 0.5 ppb	< 0.1
Trace Impurities - Molybdenum (Mo)	<= 10.0 ppb	< 5.0
Trace Impurities - Nickel (Ni)	<= 2.0 ppb	< 0.3
Trace Impurities - Niobium (Nb)	<= 10.0 ppb	< 1.0
Trace Impurities - Potassium (K)	<= 500.0 ppb	< 2.0
Trace Impurities - Selenium (Se)	<= 50.0 ppb	22.9
Trace Impurities - Silicon (Si)	<= 100.0 ppb	< 10.0
Trace Impurities - Silver (Ag)	<= 1.0 ppb	< 0.3
Trace Impurities - Sodium (Na)	<= 500.0 ppb	2.7
Trace Impurities - Strontium (Sr)	<= 5.0 ppb	< 0.2
Trace Impurities - Tantalum (Ta)	<= 10.0 ppb	< 5.0
Trace Impurities - Thallium (Tl)	<= 20.0 ppb	< 5.0
Trace Impurities - Tin (Sn)	<= 5.0 ppb	< 0.8
Trace Impurities - Titanium (Ti)	<= 10.0 ppb	< 1.0
Trace Impurities - Vanadium (V)	<= 10.0 ppb	< 1.0
Trace Impurities - Zinc (Zn)	<= 5.0 ppb	0.3
Trace Impurities - Zirconium (Zr)	<= 10.0 ppb	< 1.0

For Laboratory, Research or Manufacturing Use

Country of Origin: US
Packaging Site: Phillipsburg Mfg Ctr & DC

Jamie Ethier
Vice President Global Quality

For questions on this Certificate of Analysis please contact Technical Services at 855.282.6867 or +1.610.386.1700
Avantor Performance Materials, LLC
100 Matsonford Rd, Suite 200, Radnor, PA 19087. U.S.A. Phone: 610.386.1700

Methanol
ULTRA RESI-ANALYZED
For Purge and Trap Analysis

avantor™ | J.T.Baker®

Material No.: 9077-02
Batch No.: 22L0562016
Manufactured Date: 2022-10-26
Expiration Date: 2025-10-25
Revision No.: 0

Certificate of Analysis

Test	Specification	Result
Assay (CH_3OH) (by GC, corrected for water)	≥ 99.9 %	100.0 %
Residue after Evaporation	≤ 1.0 ppm	0.2 ppm
Titrable Acid (µeq/g)	≤ 0.3	0.2
Titrable Base (µeq/g)	≤ 0.10	0.03
Water (by KF, coulometric)	≤ 0.08 %	< 0.01 %
Volatile Organic Trace Analysis - Below EPA 8260B CRQL	Conforms	Conforms

For Laboratory,Research,or Manufacturing Use
Performance Tested for Use in EPA Methods
500 Series for Drinking Water
600 Series for Wastewater
846 for Solid Waste

Country of Origin: USA
Packaging Site: Phillipsburg Mfg Ctr & DC

James T Ethier

Jamie Ethier
Vice President Global Quality

Methanol
ULTRA RESI-ANALYZED
For Purge and Trap Analysis

avantor™ | J.T.Baker®

Material No.: 9077-02
Batch No.: 22L0562016
Manufactured Date: 2022-10-26
Expiration Date: 2025-10-25
Revision No.: 0

Certificate of Analysis

Test	Specification	Result
Assay (CH_3OH) (by GC, corrected for water)	≥ 99.9 %	100.0 %
Residue after Evaporation	≤ 1.0 ppm	0.2 ppm
Titrable Acid (µeq/g)	≤ 0.3	0.2
Titrable Base (µeq/g)	≤ 0.10	0.03
Water (by KF, coulometric)	≤ 0.08 %	< 0.01 %
Volatile Organic Trace Analysis - Below EPA 8260B CRQL	Conforms	Conforms

For Laboratory,Research,or Manufacturing Use
Performance Tested for Use in EPA Methods
500 Series for Drinking Water
600 Series for Wastewater
846 for Solid Waste

Country of Origin: USA
Packaging Site: Phillipsburg Mfg Ctr & DC

James T Ethier

Jamie Ethier
Vice President Global Quality

110 Benner Circle
Bellefonte, PA 16823-8812
Tel: 1-814-353-1300
Fax: 1-814-353-1309

www.restek.com

CERTIFIED REFERENCE MATERIAL

Certificate of Analysis

chromatographic plus

ilac-MRA ACCREDITED ISO 17034 Accredited Reference Material Producer Certificate #3222.01

ilac-MRA ACCREDITED ISO/IEC 17025 Accredited Testing Laboratory Certificate #3222.02

FOR LABORATORY USE ONLY-READ SDS PRIOR TO USE.

This Reference Material is intended for Laboratory Use Only as a standard for the qualitative and/or quantitative determination of the analyte(s) listed.

Catalog No. : 30409 **Lot No.:** A0196693

Description : Pyridine Standard

Pyridine 2000µg/mL, P&T Methanol, 1mL/ampul

Container Size : 2 mL **Pkg Amt:** > 1 mL

Expiration Date : January 31, 2027 **Storage:** 0°C or colder

Ship: Ambient

511529 ↓ 511538 Y.P. 08/3/23

CERTIFIED VALUES

Elution Order	Compound	CAS #	Lot #	Purity	Grav. Conc. (weight/volume)	Expanded Uncertainty * (95% C.L.; K=2)
1	Pyridine	110-86-1	SHBN7324	99%	2,012.0 µg/mL	+/- 32.9613

* Expanded Uncertainty displayed in same units as Grav. Conc.

Solvent: P&T Methanol

CAS # 67-56-1

Purity 99%

Quality Confirmation Test

Column:
105m x 0.53mm x 3.0µm
Rtx-502.2 (cat.#10910)

Carrier Gas:
hydrogen-constant pressure 11.0 psi.

Temp. Program:
40°C (hold 2 min.) to 240°C
@ 8°C/min. (hold 5 min.)

Inj. Temp:
200°C

Det. Temp:
250°C

Det. Type:
FID

Split Vent:
40 ml/min

Inj. Vol
1µl

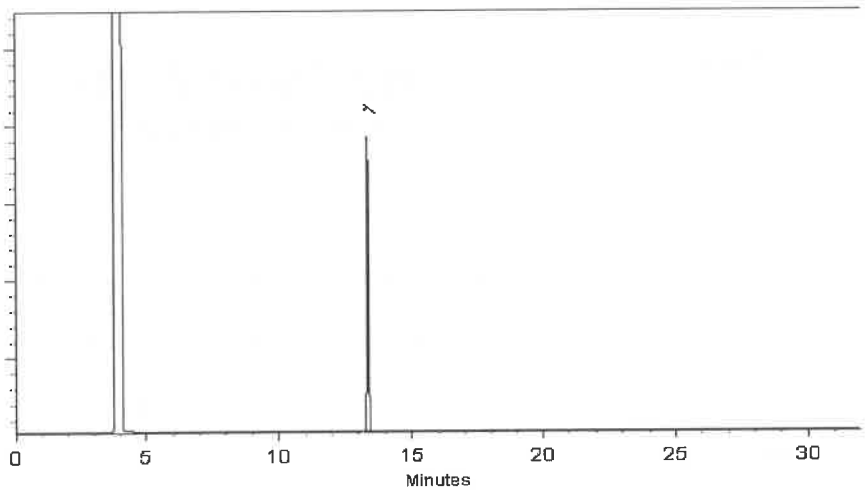

This chromatogram represents a general set of testing conditions chosen for product acceptance. For optimal results in your lab, conditions should be adjusted for your specific instrument, method, and application.

Daniel Wasson - Operations Tech I

Date Mixed: 05-Apr-2023 **Balance Serial #** 1128342314

Marlina Cowan – Operations Tech II ARM QC

Date Passed: 12-Apr-2023

Manufactured under Restek's ISO 9001:2015 Registered Quality System Certificate #FM 80397

General Certified Reference Material Notes

Expiration Notes:

- Expiration date valid for unopened ampul stored in compliance with the recommended conditions.
- Uncertainty, concentration, and expiration of the CRM are based on the unopened product being stored according to the recommended condition found in the storage field.

Purity Notes:

- Purity and/or chemical identity are determined by one or more of the following techniques: GC/FID, HPLC, GC/μECD, GC/MS, LC/MS, RI, and/or melting point.
- Compounds with a listed purity of less than 99% have been weight corrected to compensate for impurities and/or salts. A correction factor is used to calculate the amount of compound necessary to achieve the desired concentration of the parent compound in solution.
- Purity of isomeric compounds is reported as the sum of the isomers.
- Purity values are rounded to the nearest whole number.

Certified Uncertainty Value Notes:

- The uncertainties are determined in accordance with ISO 17034 and Guide 35. The certified expanded uncertainty value includes gravimetric uncertainty, homogeneity between-ampul uncertainty, storage stability uncertainty and shipping stability uncertainty and were combined using the following formula:

$$U_{combined\ uncertainty} = k\sqrt{u^2_{gravimetric} + u^2_{homogeneity} + u^2_{storage\ stability} + u^2_{shipping\ stability}}$$

  k is a coverage factor of 2, which gives a level of confidence of approximately 95%.
- The packaged amount is the minimum sample size for which uncertainty is valid. The ampuls are over-filled to ensure that the minimum packaged amount can be sufficiently transferred.

Manufacturing Notes:

- Concentration is based upon gravimetric preparation using either a balance whose calibration has been verified daily using NIST traceable weights, and/or dilutions with Class A glassware.

Handling Notes:

- Stability of the unopened product, when stored in compliance with the recommended conditions, is guaranteed through the expiration displayed on the product label and certificate. Contact Restek for additional opened product stability information, with the knowledge/understanding that open product stability is subject to the specific handling and environmental conditions to which the product is exposed. For your convenience Restek supplies deactivated vials with most standards packed in 2mL ampuls. Larger volume deactivated vials are available through Restek as a custom ordered item. Additionally, Restek sells DMDCS for the purpose of glassware deactivation as catalog number 31861, which includes complete instructions.
- If any undissolved material is visible inside the ampul, sonicate the unopened ampul until the material is completely dissolved.

RESTEK
110 Benner Circle
Bellefonte, PA 16823-8812
Tel: 1-814-353-1300
Fax: 1-814-353-1309
www.restek.com

CERTIFIED REFERENCE MATERIAL

Certificate of Analysis

chromatographic plus

ilac-MRA ACCREDITED ISO 17034 Accredited Reference Material Producer Certificate #3222.01

ilac-MRA ACCREDITED ISO/IEC 17025 Accredited Testing Laboratory Certificate #3222.02

FOR LABORATORY USE ONLY-READ SDS PRIOR TO USE.

This Reference Material is intended for Laboratory Use Only as a standard for the qualitative and/or quantitative determination of the analyte(s) listed.

Catalog No. : 31900 **Lot No.:** A0204128

S11669 ↓ S11688 RC 11/15/23

Description : OLM 01.1 Revised SV MegaMix

OLM 01.1 Revised SV MegaMix 500-1000 µg/mL, Methylene chloride, 1mL/ampul

Container Size : 2 mL **Pkg Amt:** > 1 mL

Expiration Date : May 31, 2025 **Storage:** 0°C or colder

Handling: Sonication required. Mix is photosensitive. **Ship:** Ambient

CERTIFIED VALUES

Elution Order	Compound	CAS #	Lot #	Purity	Grav. Conc. (weight/volume)	Expanded Uncertainty * (95% C.L.; K=2)
1	Phenol	108-95-2	MKCK1120	99%	1,005.8 µg/mL	+/- 18.8928
2	Bis(2-chloroethyl)ether	111-44-4	SHBL6942	99%	1,001.0 µg/mL	+/- 18.8034
3	2-Chlorophenol	95-57-8	STBJ3909	99%	1,002.8 µg/mL	+/- 18.8365
4	2,2'-oxybis(1-chloropropane)	108-60-1	230714JLM	99%	1,001.2 µg/mL	+/- 18.8064
5	2-Methylphenol (o-cresol)	95-48-7	SHBN7598	99%	1,007.3 µg/mL	+/- 18.9210
6	Acetophenone	98-86-2	STBH8205	99%	1,004.0 µg/mL	+/- 18.5897
7	Hexachloroethane	67-72-1	QTORH	99%	1,000.8 µg/mL	+/- 18.7991
8	N-Nitroso-di-n-propylamine	621-64-7	N63MG	99%	1,003.2 µg/mL	+/- 18.8449
9	4-Methylphenol (p-cresol)	106-44-5	SHBN1151	99%	503.6 µg/mL	+/- 9.4605
10	3-Methylphenol (m-cresol)	108-39-4	STBJ0710	99%	504.4 µg/mL	+/- 9.4746
11	Nitrobenzene	98-95-3	10224044	99%	1,001.1 µg/mL	+/- 18.8045
12	Isophorone	78-59-1	MKCC9506	99%	1,000.7 µg/mL	+/- 18.7982
13	2-Nitrophenol	88-75-5	RP230509C	99%	1,004.4 µg/mL	+/- 18.8670
14	2,4-Dimethylphenol	105-67-9	XW5GK	99%	1,005.0 µg/mL	+/- 18.8787
15	Bis(2-chloroethoxy)methane	111-91-1	13670200	99%	1,001.2 µg/mL	+/- 18.8071
16	2,4-Dichlorophenol	120-83-2	BCBZ6787	99%	1,007.0 µg/mL	+/- 18.9163

17	Naphthalene	91-20-3	STBL1057	99%	1,000.7	µg/mL	+/- 18.7975
18	4-Chloroaniline	106-47-8	BCCJ3217	99%	1,004.4	µg/mL	+/- 18.8675
19	Hexachlorobutadiene	87-68-3	RP230823RSR	98%	1,001.6	µg/mL	+/- 18.8143
20	2-Methylnaphthalene	91-57-6	STBK0259	96%	1,002.1	µg/mL	+/- 18.8242
21	4-Chloro-3-methylphenol	59-50-7	BCCD4461	99%	1,000.3	µg/mL	+/- 18.7895
22	1,2,4,5-Tetrachlorobenzene	95-94-3	MKCS1444	99%	1,003.7	µg/mL	+/- 18.8543
23	Hexachlorocyclopentadiene	77-47-4	099063P13G	99%	1,000.6	µg/mL	+/- 18.7965
24	2,4,6-Trichlorophenol	88-06-2	STBJ5914	99%	1,002.1	µg/mL	+/- 18.8247
25	2,4,5-Trichlorophenol	95-95-4	FHN01	98%	1,003.0	µg/mL	+/- 18.8417
26	2-Chloronaphthalene	91-58-7	RPN7O	99%	1,000.7	µg/mL	+/- 18.7975
27	Biphenyl	92-52-4	MKCL6515	99%	1,003.0	µg/mL	+/- 18.5712
28	2-Nitroaniline	88-74-4	RP230531	99%	1,003.4	µg/mL	+/- 18.8487
29	Acenaphthylene	208-96-8	p06V	98%	1,000.7	µg/mL	+/- 18.7980
30	Dimethylphthalate	131-11-3	10117699	99%	1,000.9	µg/mL	+/- 18.8010
31	2,6-Dinitrotoluene	606-20-2	BCCG1833	99%	1,000.6	µg/mL	+/- 18.7963
32	Acenaphthene	83-32-9	MKCR7169	99%	1,000.7	µg/mL	+/- 18.7975
33	3-Nitroaniline	99-09-2	RP230822RSR	99%	1,002.7	µg/mL	+/- 18.8355
34	2,4-Dinitrophenol	51-28-5	DR230417RSR	99%	1,002.4	µg/mL	+/- 18.8294
35	Dibenzofuran	132-64-9	MKCD9952	99%	1,003.0	µg/mL	+/- 18.5712
36	2,4-Dinitrotoluene	121-14-2	MKAA0690V	99%	1,000.8	µg/mL	+/- 18.7991
37	4-Nitrophenol	100-02-7	RP230511A	99%	1,007.3	µg/mL	+/- 18.9210
38	2,3,4,6-Tetrachlorophenol	58-90-2	PR-30126	99%	1,004.3	µg/mL	+/- 18.8646
39	Fluorene	86-73-7	10241100	99%	1,000.7	µg/mL	+/- 18.7987
40	4-Chlorophenyl phenyl ether	7005-72-3	MKCQ0984	99%	1,000.6	µg/mL	+/- 18.7961
41	Diethylphthalate	84-66-2	BCCD3396	99%	1,001.0	µg/mL	+/- 18.8034
42	4-Nitroaniline	100-01-6	RP230111	99%	1,002.5	µg/mL	+/- 18.8318
43	4,6-Dinitro-2-methylphenol (Dinitro-o-cresol)	534-52-1	230505JLM	99%	1,000.8	µg/mL	+/- 18.7989
44	Diphenylamine	122-39-4	MKCT1512	99%	1,002.5	µg/mL	+/- 18.8308
45	4-Bromophenyl phenyl ether	101-55-3	STBH6361	99%	1,000.7	µg/mL	+/- 18.7970
46	Hexachlorobenzene	118-74-1	14652300	99%	1,000.5	µg/mL	+/- 18.7935
47	Pentachlorophenol	87-86-5	RP230530RSR	99%	1,002.8	µg/mL	+/- 18.8365
48	Phenanthrene	85-01-8	MKCQ8876	99%	1,000.6	µg/mL	+/- 18.7958
49	Anthracene	120-12-7	MKCR0570	99%	1,000.7	µg/mL	+/- 18.7987
50	Carbazole	86-74-8	14095100	99%	1,003.3	µg/mL	+/- 18.8468
51	Di-n-butylphthalate	84-74-2	MKCN4337	99%	1,000.8	µg/mL	+/- 18.7991
52	Fluoranthene	206-44-0	MKCQ4728	99%	1,000.4	µg/mL	+/- 18.7926

53	Pyrene	129-00-0	BCCG8479	98%	1,000.7	µg/mL	+/- 18.7987
54	Benzyl butyl phthalate	85-68-7	X12I018	99%	1,000.6	µg/mL	+/- 18.7951
55	Benz(a)anthracene	56-55-3	I20012022BAA	99%	1,000.6	µg/mL	+/- 18.7961
56	Chrysene	218-01-9	RP230601	99%	1,000.6	µg/mL	+/- 18.7958
57	3,3'-Dichlorobenzidine	91-94-1	S231019RSR	99%	1,003.2	µg/mL	+/- 18.8440
58	Bis(2-ethylhexyl)phthalate	117-81-7	MKCQ3468	99%	1,000.5	µg/mL	+/- 18.7947
59	Di-n-octyl phthalate	117-84-0	14382700	99%	1,001.0	µg/mL	+/- 18.8036
60	Benzo(b)fluoranthene	205-99-2	022013B	99%	1,000.7	µg/mL	+/- 18.7975
61	Benzo(k)fluoranthene	207-08-9	012022K	99%	1,000.6	µg/mL	+/- 18.7958
62	Benzo(a)pyrene	50-32-8	P54915-0703	99%	1,000.6	µg/mL	+/- 18.7968
63	Indeno(1,2,3-cd)pyrene	193-39-5	12-JKL-118-9	97%	1,001.3	µg/mL	+/- 18.8089
64	Dibenz(a,h)anthracene	53-70-3	ER032211-01	99%	1,000.6	µg/mL	+/- 18.7963
65	Benzo(g,h,i)perylene	191-24-2	RP230511B	98%	1,000.5	µg/mL	+/- 18.7934

* Expanded Uncertainty displayed in same units as Grav. Conc.

Solvent: Methylene chloride
CAS # 75-09-2
Purity 99%

Quality Confirmation Test

Column:
30m x 0.25mm x 0.25µm
Rtx-5 (cat.#10223)

Carrier Gas:
hydrogen-constant pressure 10 psi

Temp. Program:
35°C (hold 3 min.) to 330°C
@ 3°C/min. (hold 3 min.)

Inj. Temp:
250°C

Det. Temp:
300°C

Det. Type:
FID

Split Vent:
Ratio 50:1

Inj. Vol
1µl

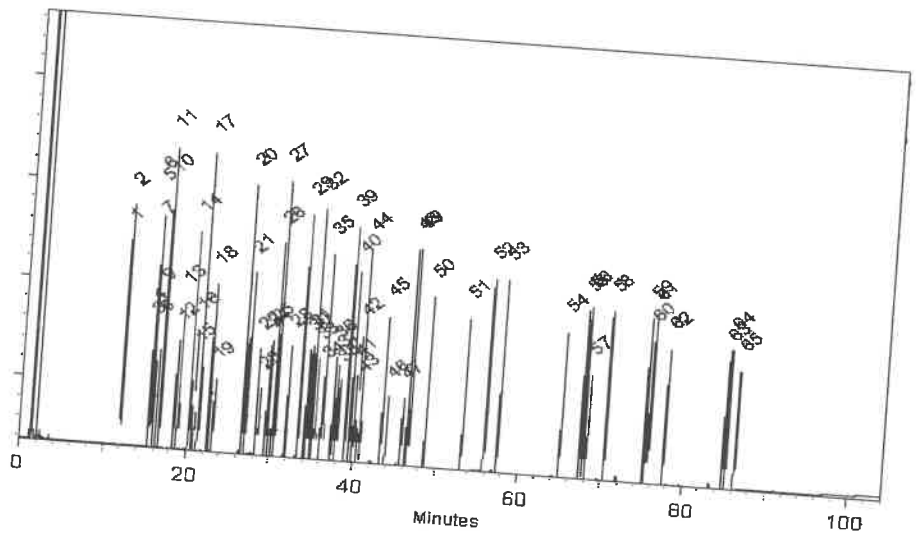

This chromatogram represents a general set of testing conditions chosen for product acceptance. For optimal results in your lab, conditions should be adjusted for your specific instrument, method, and application.

Penelope Riglin - Operations Tech I

Dillan Murphy - Operations Technician I

Date Mixed: 06-Nov-2023 **Balance Serial #** 1128360905

Date Passed: 08-Nov-2023

Manufactured under Restek's ISO 9001:2015
Registered Quality System
Certificate #FM 80397

General Certified Reference Material Notes

Expiration Notes:

- Expiration date valid for unopened ampul stored in compliance with the recommended conditions.
- Uncertainty, concentration, and expiration of the CRM are based on the unopened product being stored according to the recommended condition found in the storage field.

Purity Notes:

- Purity and/or chemical identity are determined by one or more of the following techniques: GC/FID, HPLC, GC/µECD, GC/MS, LC/MS, RI, and/or melting point.
- Compounds with a listed purity of less than 99% have been weight corrected to compensate for impurities and/or salts. A correction factor is used to calculate the amount of compound necessary to achieve the desired concentration of the parent compound in solution.
- Purity of isomeric compounds is reported as the sum of the isomers.
- Purity values are rounded to the nearest whole number.

Certified Uncertainty Value Notes:

- The uncertainties are determined in accordance with ISO 17034 and Guide 35. The certified expanded uncertainty value includes gravimetric uncertainty, homogeneity between-ampul uncertainty, storage stability uncertainty and shipping stability uncertainty and were combined using the following formula:

$$U_{combined\ uncertainty} = k\sqrt{u^2_{gravimetric} + u^2_{homogeneity} + u^2_{storage\ stability} + u^2_{shipping\ stability}}$$

  k is a coverage factor of 2, which gives a level of confidence of approximately 95%.
- The packaged amount is the minimum sample size for which uncertainty is valid. The ampuls are over-filled to ensure that the minimum packaged amount can be sufficiently transferred.

Manufacturing Notes:

- Concentration is based upon gravimetric preparation using either a balance whose calibration has been verified daily using NIST traceable weights, and/or dilutions with Class A glassware.

Handling Notes:

- Stability of the unopened product, when stored in compliance with the recommended conditions, is guaranteed through the expiration displayed on the product label and certificate. Contact Restek for additional opened product stability information, with the knowledge/understanding that open product stability is subject to the specific handling and environmental conditions to which the product is exposed. For your convenience Restek supplies deactivated vials with most standards packed in 2mL ampuls. Larger volume deactivated vials are available through Restek as a custom ordered item. Additionally, Restek sells DMDCS for the purpose of glassware deactivation as catalog number 31861, which includes complete instructions.
- If any undissolved material is visible inside the ampul, sonicate the unopened ampul until the material is completely dissolved.

RESTEK
110 Benner Circle
Bellefonte, PA 16823-8812
Tel: 1-814-353-1300
Fax: 1-814-353-1309

www.restek.com

CERTIFIED REFERENCE MATERIAL

Certificate of Analysis

chromatographic plus

ilac-MRA ACCREDITED ISO 17034 Accredited Reference Material Producer Certificate #3222.01

ilac-MRA ACCREDITED ISO/IEC 17025 Accredited Testing Laboratory Certificate #3222.02

FOR LABORATORY USE ONLY-READ SDS PRIOR TO USE.

This Reference Material is intended for Laboratory Use Only as a standard for the qualitative and/or quantitative determination of the analyte(s) listed.

Catalog No. : 30614 **Lot No.:** A0203488

S11689 ↓ S11706 RC 11/21/23

Description : 1,4-dioxane-d8 Standard

1,4-dioxane-d8 Standard 2000 µg/mL, P&T Methanol, 1mL/ampul

Container Size : 2 mL **Pkg Amt:** > 1 mL

Expiration Date : October 31, 2026 **Storage:** 0°C or colder

Ship: Ambient

CERTIFIED VALUES

Elution Order	Compound	CAS #	Lot #	Purity	Grav. Conc. (weight/volume)	Expanded Uncertainty * (95% C.L.; K=2)
1	1,4-Dioxane-d8	17647-74-4	RP230605	99%	2,001.2 µg/mL	+/- 24.9053

* Expanded Uncertainty displayed in same units as Grav. Conc.

Solvent: P&T Methanol
CAS # 67-56-1
Purity 99%

Quality Confirmation Test

Column:
105m x 0.53mm x 3.0µm
Rtx-502.2 (cat.#10910)

Carrier Gas:
hydrogen-constant pressure 11.0 psi.

Temp. Program:
40°C (hold 2 min.) to 240°C
@ 8°C/min. (hold 5 min.)

Inj. Temp:
200°C

Det. Temp:
250°C

Det. Type:
FID

Split Vent:
40 ml/min

Inj. Vol
1µl

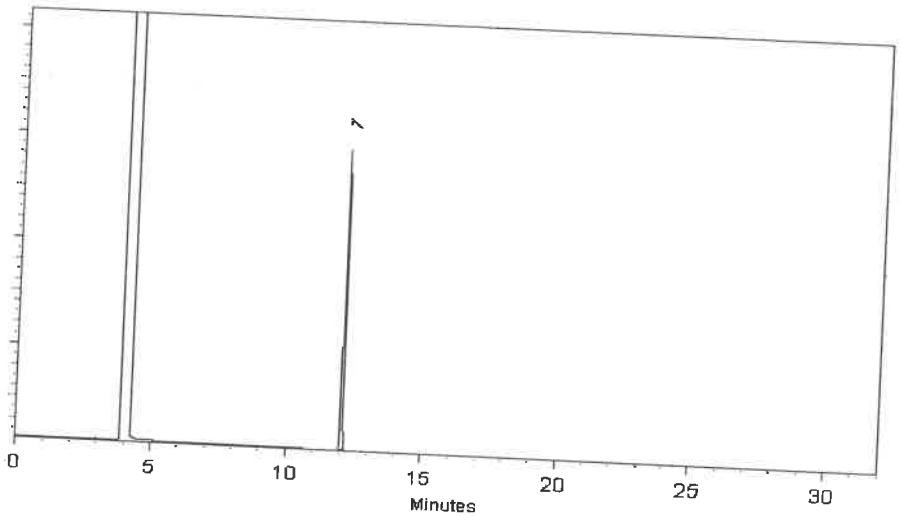

This chromatogram represents a general set of testing conditions chosen for product acceptance. For optimal results in your lab, conditions should be adjusted for your specific instrument, method, and application.

Michael Maye - Operations Tech I

Jennifer Pollino - Operations Tech III - ARM QC

Date Mixed: 23-Oct-2023 **Balance Serial #** B251644995

Date Passed: 26-Oct-2023

Manufactured under Restek's ISO 9001:2015 Registered Quality System Certificate #FM 80397

General Certified Reference Material Notes

Expiration Notes:

- Expiration date valid for unopened ampul stored in compliance with the recommended conditions.
- Uncertainty, concentration, and expiration of the CRM are based on the unopened product being stored according to the recommended condition found in the storage field.

Purity Notes:

- Purity and/or chemical identity are determined by one or more of the following techniques: GC/FID, HPLC, GC/μECD, GC/MS, LC/MS, RI, and/or melting point.
- Compounds with a listed purity of less than 99% have been weight corrected to compensate for impurities and/or salts. A correction factor is used to calculate the amount of compound necessary to achieve the desired concentration of the parent compound in solution.
- Purity of isomeric compounds is reported as the sum of the isomers.
- Purity values are rounded to the nearest whole number.

Certified Uncertainty Value Notes:

- The uncertainties are determined in accordance with ISO 17034 and Guide 35. The certified expanded uncertainty value includes gravimetric uncertainty, homogeneity between-ampul uncertainty, storage stability uncertainty and shipping stability uncertainty and were combined using the following formula:

$$U_{combined\ uncertainty} = k\sqrt{u^2_{gravimetric} + u^2_{homogeneity} + u^2_{storage\ stability} + u^2_{shipping\ stability}}$$

  k is a coverage factor of 2, which gives a level of confidence of approximately 95%.
- The packaged amount is the minimum sample size for which uncertainty is valid. The ampuls are over-filled to ensure that the minimum packaged amount can be sufficiently transferred.

Manufacturing Notes:

- Concentration is based upon gravimetric preparation using either a balance whose calibration has been verified daily using NIST traceable weights, and/or dilutions with Class A glassware.

Handling Notes:

- Stability of the unopened product, when stored in compliance with the recommended conditions, is guaranteed through the expiration displayed on the product label and certificate. Contact Restek for additional opened product stability information, with the knowledge/understanding that open product stability is subject to the specific handling and environmental conditions to which the product is exposed. For your convenience Restek supplies deactivated vials with most standards packed in 2mL ampuls. Larger volume deactivated vials are available through Restek as a custom ordered item. Additionally, Restek sells DMDCS for the purpose of glassware deactivation as catalog number 31861, which includes complete instructions.
- If any undissolved material is visible inside the ampul, sonicate the unopened ampul until the material is completely dissolved.

RESTEK
110 Benner Circle
Bellefonte, PA 16823-8812
Tel: 1-814-353-1300
Fax: 1-814-353-1309

www.restek.com

CERTIFIED REFERENCE MATERIAL

Certificate of Analysis

chromatographic plus

ilac-MRA
ACCREDITED
ISO 17034 Accredited
Reference Material Producer
Certificate #3222.01

ilac-MRA
ACCREDITED
ISO/IEC 17025 Accredited
Testing Laboratory
Certificate #3222.02

FOR LABORATORY USE ONLY-READ SDS PRIOR TO USE.

This Reference Material is intended for Laboratory Use Only as a standard for the qualitative and/or quantitative determination of the analyte(s) listed.

Catalog No. : 31853 **Lot No.:** A0196453

S11749 ↓ S11794 } RC 11/30/23

Description : 1,4-dioxane

1,4-Dioxane 2,000µg/mL, Methylene Chloride, 1mL/ampul

Container Size : 2 mL **Pkg Amt:** > 1 mL

Expiration Date : March 31, 2028 **Storage:** 0°C or colder

Ship: Ambient

CERTIFIED VALUES

Elution Order	Compound	CAS #	Lot #	Purity	Grav. Conc. (weight/volume)	Expanded Uncertainty * (95% C.L.; K=2)
1	1,4-Dioxane	123-91-1	SHBN3770	99%	2,013.0 µg/mL	+/- 25.0521

* Expanded Uncertainty displayed in same units as Grav. Conc.

Solvent: Methylene chloride
CAS # 75-09-2
Purity 99%

Quality Confirmation Test

Column:
30m x 0.25mm x 0.25µm
Rtx-5 (cat.#10223)

Carrier Gas:
hydrogen-constant flow 1.8 mL/min.

Temp. Program:
80°C (hold 0.1 min.) to 330°C
@ 9.6°C/min. (hold 2.86 min.)

Inj. Temp:
250°C

Det. Temp:
340°C

Det. Type:
FID

Split Vent:
100 ml/min.

Inj. Vol
1µl

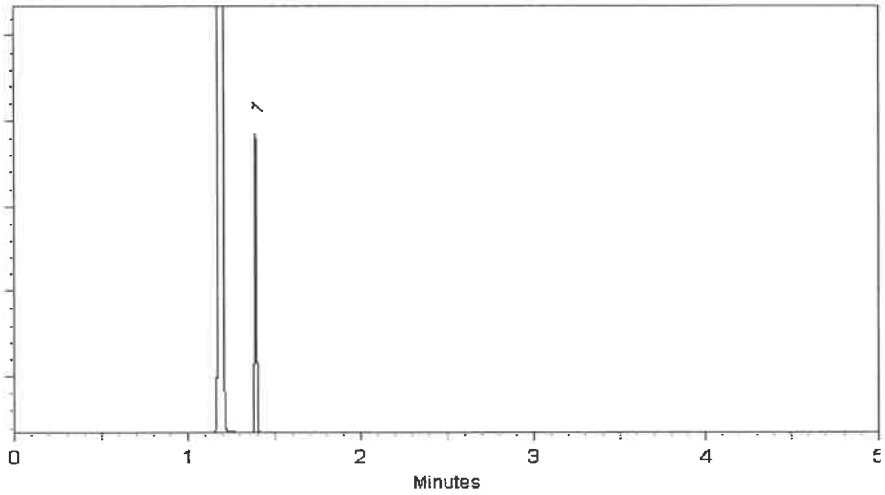

This chromatogram represents a general set of testing conditions chosen for product acceptance. For optimal results in your lab, conditions should be adjusted for your specific instrument, method, and application.

Sam Moodler - Operations Tech I

Date Mixed: 30-Mar-2023 **Balance Serial #** B707717271

Jennifer Pollino - Operations Tech III - ARM QC

Date Passed: 31-Mar-2023

Manufactured under Restek's ISO 9001:2015 Registered Quality System Certificate #FM 80397

General Certified Reference Material Notes

Expiration Notes:

- Expiration date valid for unopened ampul stored in compliance with the recommended conditions.
- Uncertainty, concentration, and expiration of the CRM are based on the unopened product being stored according to the recommended condition found in the storage field.

Purity Notes:

- Purity and/or chemical identity are determined by one or more of the following techniques: GC/FID, HPLC, GC/μECD, GC/MS, LC/MS, RI, and/or melting point.
- Compounds with a listed purity of less than 99% have been weight corrected to compensate for impurities and/or salts. A correction factor is used to calculate the amount of compound necessary to achieve the desired concentration of the parent compound in solution.
- Purity of isomeric compounds is reported as the sum of the isomers.
- Purity values are rounded to the nearest whole number.

Certified Uncertainty Value Notes:

- The uncertainties are determined in accordance with ISO 17034 and Guide 35. The certified expanded uncertainty value includes gravimetric uncertainty, homogeneity between-ampul uncertainty, storage stability uncertainty and shipping stability uncertainty and were combined using the following formula:

$$U_{combined\ uncertainty} = k\sqrt{u^2_{gravimetric} + u^2_{homogeneity} + u^2_{storage\ stability} + u^2_{shipping\ stability}}$$

  k is a coverage factor of 2, which gives a level of confidence of approximately 95%.
- The packaged amount is the minimum sample size for which uncertainty is valid. The ampuls are over-filled to ensure that the minimum packaged amount can be sufficiently transferred.

Manufacturing Notes:

- Concentration is based upon gravimetric preparation using either a balance whose calibration has been verified daily using NIST traceable weights, and/or dilutions with Class A glassware.

Handling Notes:

- Stability of the unopened product, when stored in compliance with the recommended conditions, is guaranteed through the expiration displayed on the product label and certificate. Contact Restek for additional opened product stability information, with the knowledge/understanding that open product stability is subject to the specific handling and environmental conditions to which the product is exposed. For your convenience Restek supplies deactivated vials with most standards packed in 2mL ampuls. Larger volume deactivated vials are available through Restek as a custom ordered item. Additionally, Restek sells DMDCS for the purpose of glassware deactivation as catalog number 31861, which includes complete instructions.
- If any undissolved material is visible inside the ampul, sonicate the unopened ampul until the material is completely dissolved.

RESTEK
110 Benner Circle
Bellefonte, PA 16823-8812
Tel: 1-814-353-1300
Fax: 1-814-353-1309

www.restek.com

CERTIFIED REFERENCE MATERIAL

Certificate of Analysis

chromatographic plus

ilac-MRA ACCREDITED ISO 17034 Accredited Reference Material Producer Certificate #3222.01

ilac-MRA ACCREDITED ISO/IEC 17025 Accredited Testing Laboratory Certificate #3222.02

FOR LABORATORY USE ONLY-READ SDS PRIOR TO USE.

This Reference Material is intended for Laboratory Use Only as a standard for the qualitative and/or quantitative determination of the analyte(s) listed.

Catalog No. : 32208 **Lot No.:** A0202634

Description : Atrazine Standard

Atrazine Standard 1000 µg/mL, Acetone, 1mL/ampul

Container Size : 2 mL **Pkg Amt:** > 1 mL

Expiration Date : May 31, 2027 **Storage:** 10°C or colder

Handling: This product is photosensitive. **Ship:** Ambient

511853 ↓ 511876 RC 11/30/23

CERTIFIED VALUES

Elution Order	Compound	CAS #	Lot #	Purity	Grav. Conc. (weight/volume)	Expanded Uncertainty * (95% C.L.; K=2)
1	Atrazine	1912-24-9	5FYWL	99%	1,009.4 µg/mL	+/- 45.1186

* Expanded Uncertainty displayed in same units as Grav. Conc.

Solvent: Acetone
CAS # 67-64-1
Purity 99%

Quality Confirmation Test

Column:
30m x 0.25mm x 0.25µm
Rtx-5 (cat.#10223)

Carrier Gas:
hydrogen-constant flow 1.8 mL/min.

Temp. Program:
80°C (hold 0.1 min.) to 330°C
@ 9.6°C/min. (hold 2.86 min.)

Inj. Temp:
250°C

Det. Temp:
340°C

Det. Type:
FID

Split Vent:
100 ml/min.

Inj. Vol
1µl

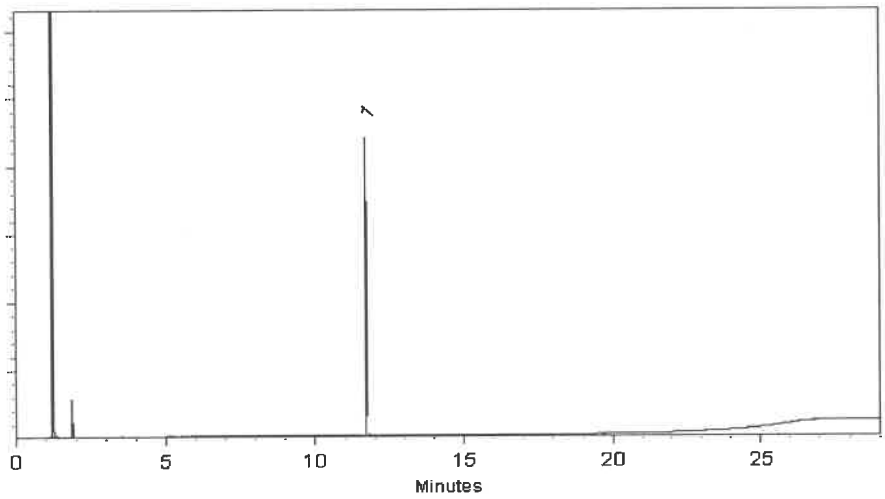

This chromatogram represents a general set of testing conditions chosen for product acceptance. For optimal results in your lab, conditions should be adjusted for your specific instrument, method, and application.

Peter Robbins - Operations Technician I

Date Mixed: 29-Sep-2023 **Balance Serial #** 1128353505

Jennifer Pollino - Operations Tech III - ARM QC

Date Passed: 03-Oct-2023

Manufactured under Restek's ISO 9001:2015
Registered Quality System
Certificate #FM 80397

General Certified Reference Material Notes

Expiration Notes:

- Expiration date valid for unopened ampul stored in compliance with the recommended conditions.
- Uncertainty, concentration, and expiration of the CRM are based on the unopened product being stored according to the recommended condition found in the storage field.

Purity Notes:

- Purity and/or chemical identity are determined by one or more of the following techniques: GC/FID, HPLC, GC/µECD, GC/MS, LC/MS, RI, and/or melting point.
- Compounds with a listed purity of less than 99% have been weight corrected to compensate for impurities and/or salts. A correction factor is used to calculate the amount of compound necessary to achieve the desired concentration of the parent compound in solution.
- Purity of isomeric compounds is reported as the sum of the isomers.
- Purity values are rounded to the nearest whole number.

Certified Uncertainty Value Notes:

- The uncertainties are determined in accordance with ISO 17034 and Guide 35. The certified expanded uncertainty value includes gravimetric uncertainty, homogeneity between-ampul uncertainty, storage stability uncertainty and shipping stability uncertainty and were combined using the following formula:

$$U_{combined\ uncertainty} = k\sqrt{u^2_{gravimetric} + u^2_{homogeneity} + u^2_{storage\ stability} + u^2_{shipping\ stability}}$$

  k is a coverage factor of 2, which gives a level of confidence of approximately 95%.
- The packaged amount is the minimum sample size for which uncertainty is valid. The ampuls are over-filled to ensure that the minimum packaged amount can be sufficiently transferred.

Manufacturing Notes:

- Concentration is based upon gravimetric preparation using either a balance whose calibration has been verified daily using NIST traceable weights, and/or dilutions with Class A glassware.

Handling Notes:

- Stability of the unopened product, when stored in compliance with the recommended conditions, is guaranteed through the expiration displayed on the product label and certificate. Contact Restek for additional opened product stability information, with the knowledge/understanding that open product stability is subject to the specific handling and environmental conditions to which the product is exposed. For your convenience Restek supplies deactivated vials with most standards packed in 2mL ampuls. Larger volume deactivated vials are available through Restek as a custom ordered item. Additionally, Restek sells DMDCS for the purpose of glassware deactivation as catalog number 31861, which includes complete instructions.
- If any undissolved material is visible inside the ampul, sonicate the unopened ampul until the material is completely dissolved.

110 Benner Circle
Bellefonte, PA 16823-8812
Tel: 1-814-353-1300
Fax: 1-814-353-1309

www.restek.com

CERTIFIED REFERENCE MATERIAL

Certificate of Analysis

chromatographic plus

ACCREDITED
ISO 17034 Accredited
Reference Material Producer
Certificate #3222.01

ACCREDITED
ISO/IEC 17025 Accredited
Testing Laboratory
Certificate #3222.02

FOR LABORATORY USE ONLY-READ SDS PRIOR TO USE.

This Reference Material is intended for Laboratory Use Only as a standard for the qualitative and/or quantitative determination of the analyte(s) listed.

Catalog No. : 31046 **Lot No.:** A0205496

Description : Pyridine-d5 Mix

Pyridine-d5 2000µg/mL, Methylene Chloride, 1mL/ampul

Container Size : 2 mL **Pkg Amt:** > 1 mL

Expiration Date : September 30, 2027 **Storage:** 10°C or colder

Ship: Ambient

S11929 ↓ S12012 RC 12/21/23

CERTIFIED VALUES

Elution Order	Compound	CAS #	Lot #	Purity	Grav. Conc. (weight/volume)	Expanded Uncertainty * (95% C.L.; K=2)
1	Pyridine-d5	7291-22-7	M-317	99%	2,008.4 µg/mL	+/- 32.8508

* Expanded Uncertainty displayed in same units as Grav. Conc.

Solvent: Methylene chloride
CAS # 75-09-2
Purity 99%

Quality Confirmation Test

Column:
30m x 0.25mm x 0.25µm
Rtx-5 (cat.#10223)

Carrier Gas:
hydrogen-constant pressure 10 psi.

Temp. Program:
75°C (hold 1 min.) to 330°C
@ 20°C/min. (hold 10 min.)

Inj. Temp:
250°C

Det. Temp:
330°C

Det. Type:
FID

Split Vent:
10 ml/min.

Inj. Vol
1µl

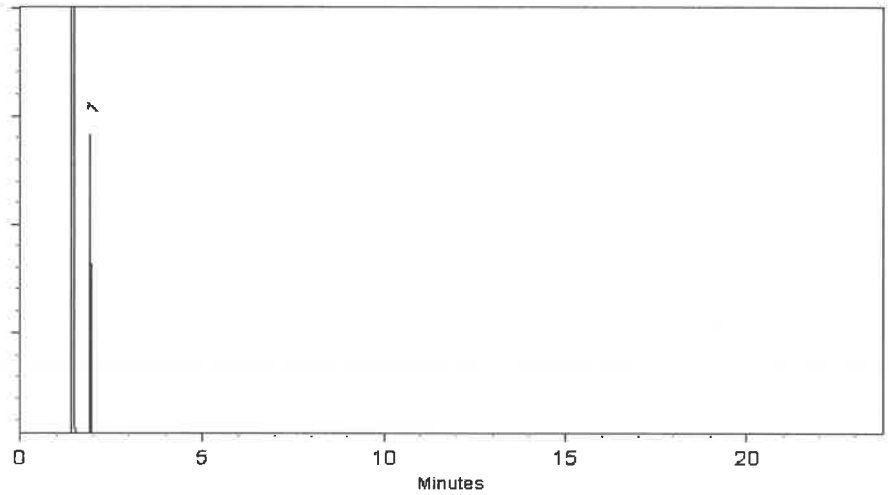

This chromatogram represents a general set of testing conditions chosen for product acceptance. For optimal results in your lab, conditions should be adjusted for your specific instrument, method, and application.

Dakota Parson - Operations Technician I **Date Mixed:** 14-Dec-2023 **Balance Serial #** B345965662

Jennifer Pollino - Operations Tech III - ARM QC **Date Passed:** 18-Dec-2023

Manufactured under Restek's ISO 9001:2015 Registered Quality System Certificate #FM 80397

RESTEK
110 Benner Circle
Bellefonte, PA 16823-8812
Tel: 1-814-353-1300
Fax: 1-814-353-1309

www.restek.com

CERTIFIED REFERENCE MATERIAL

Certificate of Analysis

chromatographic plus

ilac-MRA ACCREDITED ISO 17034 Accredited Reference Material Producer Certificate #3222.01

ilac-MRA ACCREDITED ISO/IEC 17025 Accredited Testing Laboratory Certificate #3222.02

FOR LABORATORY USE ONLY-READ SDS PRIOR TO USE.

This Reference Material is intended for Laboratory Use Only as a standard for the qualitative and/or quantitative determination of the analyte(s) listed.

Catalog No. : 31206 **Lot No.:** A0201320

Description : SV Internal Standard Mix 2mg/ml

SV Internal Standard Mix 2mg/ml 2000 µg/ml, Methylene Chloride, 1mL/ampul

S12013 ↓ S12042 RC 12/26/23

Container Size : 2 mL **Pkg Amt:** > 1 mL

Expiration Date : July 31, 2029 **Storage:** 10°C or colder

Handling: Sonication required. Mix is photosensitive. **Ship:** Ambient

CERTIFIED VALUES

Elution Order	Compound	CAS #	Lot #	Purity	Grav. Conc. (weight/volume)	Expanded Uncertainty * (95% C.L.; K=2)
1	1,4-Dichlorobenzene-d4	3855-82-1	PR-30447	99%	2,017.0 µg/mL	+/- 90.8469
2	Naphthalene-d8	1146-65-2	M-2180	99%	2,011.3 µg/mL	+/- 90.5917
3	Acenaphthene-d10	15067-26-2	PR-33507	99%	2,008.6 µg/mL	+/- 90.4685
4	Phenanthrene-d10	1517-22-2	PR-32303	99%	2,019.4 µg/mL	+/- 90.9550
5	Chrysene-d12	1719-03-5	PR-32210	99%	2,013.7 µg/mL	+/- 90.6968
6	Perylene-d12	1520-96-3	PR-33205	99%	2,012.7 µg/mL	+/- 90.6517

* Expanded Uncertainty displayed in same units as Grav. Conc.

Solvent: Methylene chloride
CAS # 75-09-2
Purity 99%

Quality Confirmation Test

Column:
30m x 0.25mm x 0.25µm
Rtx-5 (cat.#10223)

Carrier Gas:
hydrogen-constant pressure 10 psi.

Temp. Program:
75°C (hold 1 min.) to 330°C
@ 20°C/min. (hold 10 min.)

Inj. Temp:
250°C

Det. Temp:
330°C

Det. Type:
FID

Split Vent:
10 ml/min.

Inj. Vol
1µl

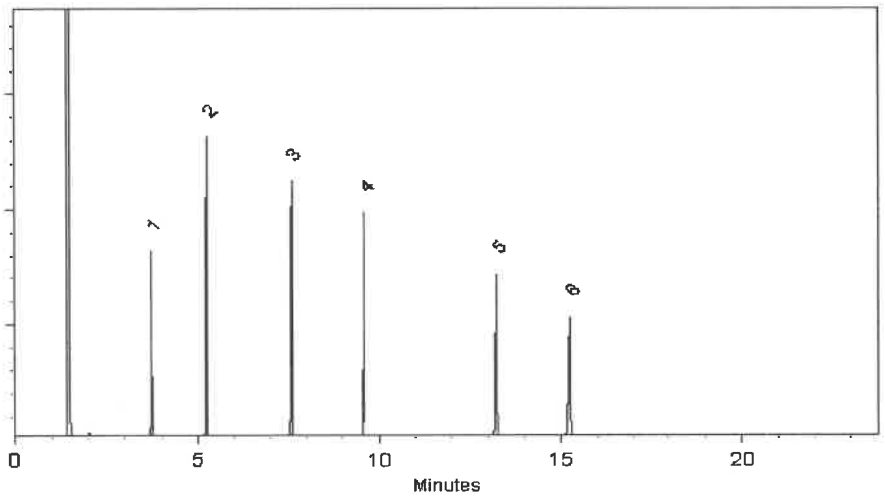

This chromatogram represents a general set of testing conditions chosen for product acceptance. For optimal results in your lab, conditions should be adjusted for your specific instrument, method, and application.

Peter Robbins - Operations Technician I

Date Mixed: 23-Aug-2023 **Balance Serial #** B345965662

Jennifer Pollino - Operations Tech III - ARM QC

Date Passed: 25-Aug-2023

Manufactured under Restek's ISO 9001:2015 Registered Quality System Certificate #FM 80397

Absolute Standards, Inc.
800-368-1131
www.absolutestandards.com

Certified Reference Material CRM

ANAB ISO 17034 Accredited
AR-1539 Certificate Number
https://Absolutestandards.com

CERTIFIED WEIGHT REPORT

Part Number: 98495
Lot Number: 111722
Description: Pentachlorobenzene

Expiration Date: 111727
Recommended Storage: Refrigerate (4 °C)
Nominal Concentration (µg/mL): 5000
NIST Test ID#: 6UTB

Solvent(s): **Lot#**
Methylene chloride C21F09CAS0000DCM

Prashant Chauhan		111722
Formulated By:	Prashant Chauhan	DATE
Pedro Rentas		111722
Reviewed By:	Pedro L. Rentas	DATE

5E-05 Balance Uncertainty

Weight(s) shown below were combined and diluted to (mL): 30.0 0.0003 Flask Uncertainty

Compound	RM#	Lot Number	Nominal Conc (µg/mL)	Purity (%)	Uncertainty Purity	Target Weight(g)	Actual Weight(g)	Actual Conc (µg/mL)	Expanded Uncertainty (+/-) (µg/mL)	SDS Information (Solvent Safety Info. On Attached pg.) CAS#	OSHA PEL (TWA)	LD50
1. Pentachlorobenzene	321	2705100	5000	99.5	0.5	0.15084	0.15092	5002.8	50.4	608-93-5	N/A	orl-rat 1080mg/kg

Method GC7MSD-1.M: Column: SPB-608 (30m X 0.25mm ID X 0.25µm film thickness) Temp 1 = 150°C (4min.), Temp 2 = 290°C (13.5 min.), Rate = 8°C/min., Injector B= 200°C, Detector B = 290°C. Split Ratio = 100:1, Scan Rate = 2. Analysis performed by Candice Warren.

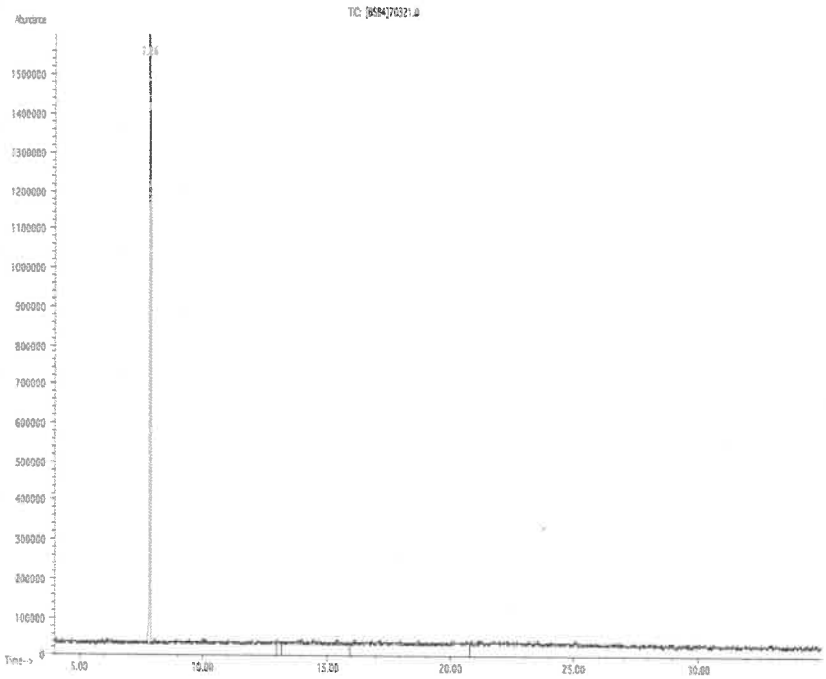

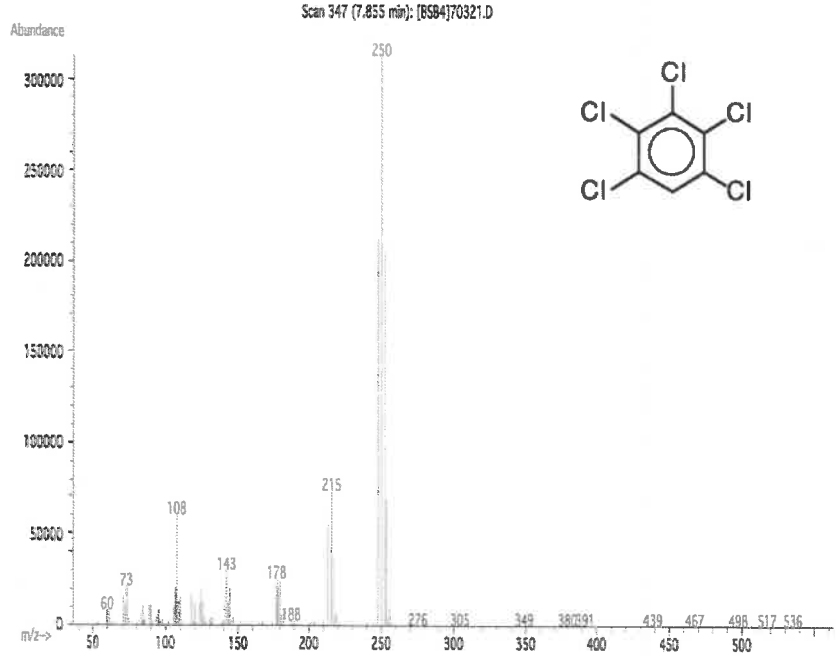

S12073
RC/
01/23/24

- The certified value is the concentration calculated from gravimetric and volumetric measurements unless otherwise stated.
- Standards are prepared gravimetrically using balances that are calibrated with weights traceable to NIST (see above).
- Standards are certifed (+/-) 0.5% of the stated value, unless otherwise stated.
- All Standards, after opening ampule, should be stored with caps tight and under appropriate laboratory conditions.
- Uncertainty Reference: Taylor, B.N. and Kuyat, C.E., "Guidelines for Evaluating and Expressing the Uncertainty of NIST Measurement Result," NIST Technical Note 1297, U.S. Government Printing Office, Washington, DC, (1994).

Absolute Standards, Inc.
800-368-1131
www.absolutestandards.com

Certified Reference Material CRM

ANAB ISO 17034 Accredited
AR-1539 Certificate Number
https://Absolutestandards.com

CERTIFIED WEIGHT REPORT

Part Number: 98495
Lot Number: 111722
Description: Pentachlorobenzene

Solvent(s): Methylene chloride **Lot#** C21F09CAS0000DCM

Formulated By:	Prashant Chauhan	111722 DATE
Reviewed By:	Pedro L. Rentas	111722 DATE

Expiration Date: 111727
Recommended Storage: Refrigerate (4 °C)
Nominal Concentration (µg/mL): 5000
NIST Test ID#: 6UTB 5E-05 Balance Uncertainty
Weight(s) shown below were combined and diluted to (mL): 30.0 0.0003 Flask Uncertainty

Compound	RM#	Lot Number	Nominal Conc (µg/mL)	Purity (%)	Uncertainty Purity	Target Weight(g)	Actual Weight(g)	Actual Conc (µg/mL)	Expanded Uncertainty (+/-) (µg/mL)	SDS Information (Solvent Safety Info. On Attached pg.) CAS#	OSHA PEL (TWA)	LD50
1. Pentachlorobenzene	321	2705100	5000	99.5	0.5	0.15084	0.15092	5002.8	50.4	608-93-5	N/A	orl-rat 1080mg/kg

Method GC7MSD-1.M: Column: SPB-608 (30m X 0.25mm ID X 0.25µm film thickness) Temp 1 = 150°C (4min.), Temp 2 = 290°C (13.5 min.), Rate = 8°C/min., Injector B= 200°C, Detector B = 290°C. Split Ratio = 100:1, Scan Rate = 2. Analysis performed by Candice Warren.

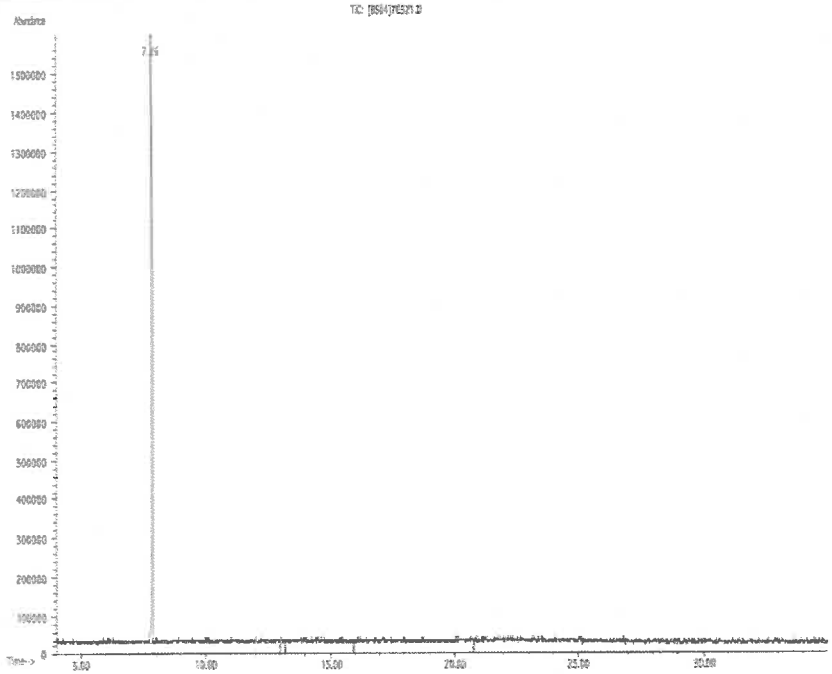

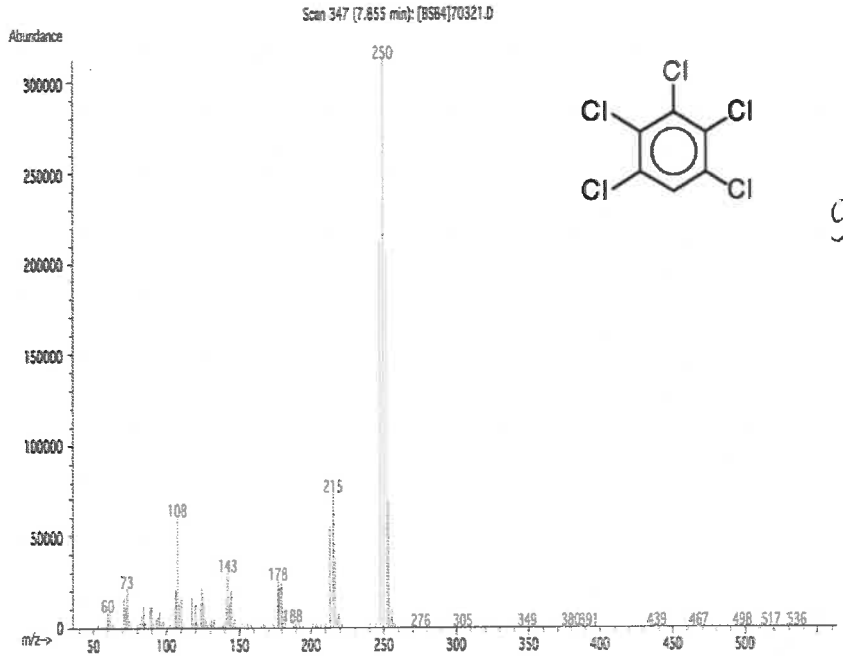

S12080 } RC 02/09/24
S12081

- The certified value is the concentration calculated from gravimetric and volumetric measurements unless otherwise stated.
- Standards are prepared gravimetrically using balances that are calibrated with weights traceable to NIST (see above).
- Standards are certifed (+/-) 0.5% of the stated value, unless otherwise stated.
- All Standards, after opening ampule, should be stored with caps tight and under appropriate laboratory conditions.
- Uncertainty Reference: Taylor, B.N. and Kuyat, C.E., "Guidelines for Evaluating and Expressing the Uncertainty of NIST Measurement Result," NIST Technical Note 1297, U.S. Government Printing Office, Washington, DC, (1994).

RESTEK
110 Benner Circle
Bellefonte, PA 16823-8812
Tel: 1-814-353-1300
Fax: 1-814-353-1309

www.restek.com

CERTIFIED REFERENCE MATERIAL

Certificate of Analysis

gravimetric

ilac-MRA ACCREDITED ISO 17034 Accredited Reference Material Producer Certificate #3222.01

ilac-MRA ACCREDITED ISO/IEC 17025 Accredited Testing Laboratory Certificate #3222.02

FOR LABORATORY USE ONLY-READ SDS PRIOR TO USE.

This Reference Material is intended for Laboratory Use Only as a standard for the qualitative and/or quantitative determination of the analyte(s) listed.

Catalog No. : 555224 **Lot No.:** A0207706

Description : Custom 8270 Plus Standard #2

Custom 8270 Plus Standard #2 1,000µg/mL, Methylene Chloride, 1mL/ampul

S12082 ↓ S12111 RC/ 02/22/24

Container Size : 2 mL **Pkg Amt:** > 1 mL

Expiration Date : February 28, 2026 **Storage:** 10°C or colder

Ship: Ambient

CERTIFIED VALUES

Component #	Compound	CAS #	Lot #	Purity	Grav. Conc. (weight/volume)	Expanded Uncertainty * (95% C.L.; K=2)
1	1,2,4,5-Tetrachlorobenzene	95-94-3	MKCT9480	99%	1,001.0 µg/mL	+/- 29.424320
2	Acetophenone	98-86-2	STBH8205	99%	1,004.0 µg/mL	+/- 29.512504
3	Benzaldehyde	100-52-7	RD231129RSRA	99%	1,005.0 µg/mL	+/- 29.541899
4	Benzoic acid	65-85-0	MKCR2694	99%	1,003.0 µg/mL	+/- 29.483110
5	Biphenyl	92-52-4	MKCL6515	99%	1,006.0 µg/mL	+/- 29.571294

Solvent: Methylene chloride
CAS # 75-09-2
Purity 99%

John Friedline - Operations Technician I

Date Mixed: 12-Feb-2024 **Balance:** B345965662

Manufactured under Restek's ISO 9001:2015 Registered Quality System Certificate #FM 80397

RESTEK
110 Benner Circle
Bellefonte, PA 16823-8812
Tel: 1-814-353-1300
Fax: 1-814-353-1309

www.restek.com

CERTIFIED REFERENCE MATERIAL

Certificate of Analysis

chromatographic plus

ilac-MRA ACCREDITED ISO 17034 Accredited Reference Material Producer Certificate #3222.01

ilac-MRA ACCREDITED ISO/IEC 17025 Accredited Testing Laboratory Certificate #3222.02

FOR LABORATORY USE ONLY-READ SDS PRIOR TO USE.

This Reference Material is intended for Laboratory Use Only as a standard for the qualitative and/or quantitative determination of the analyte(s) listed.

Catalog No. : 31850 **Lot No.:** A0203726

Description : 8270 MegaMix®

8270 MegaMix® 500-1000 µg/mL, Methylene Chloride, 1mL/ampul

S12117 ↓ S12146 RC/ 03/18/24

Container Size : 2 mL **Pkg Amt:** > 1 mL

Expiration Date : April 30, 2025 **Storage:** 0°C or colder

Handling: Sonication required. Mix is photosensitive. **Ship:** Ambient

CERTIFIED VALUES

Elution Order	Compound	CAS #	Lot #	Purity	Grav. Conc. (weight/volume)	Expanded Uncertainty * (95% C.L.; K=2)
1	Pyridine	110-86-1	SHBP6240	99%	1,001.6 µg/mL	+/- 36.4412
2	N-Nitrosodimethylamine	62-75-9	230209JLM	99%	1,005.9 µg/mL	+/- 36.5968
3	Phenol	108-95-2	MKCK1120	99%	1,003.3 µg/mL	+/- 36.5038
4	Aniline	62-53-3	X22F726	99%	1,005.8 µg/mL	+/- 36.5928
5	Bis(2-chloroethyl)ether	111-44-4	SHBL6942	99%	1,008.1 µg/mL	+/- 36.6776
6	2-Chlorophenol	95-57-8	STBJ3909	99%	1,001.8 µg/mL	+/- 36.4492
7	1,3-Dichlorobenzene	541-73-1	BCCD5315	99%	1,002.3 µg/mL	+/- 36.4654
8	1,4-Dichlorobenzene	106-46-7	MKBS7929V	99%	1,003.7 µg/mL	+/- 36.5159
9	Benzyl alcohol	100-51-6	SHBK5469	99%	1,008.7 µg/mL	+/- 36.6979
10	1,2-Dichlorobenzene	95-50-1	SHBN3835	99%	1,000.3 µg/mL	+/- 36.3926
11	2-Methylphenol (o-cresol)	95-48-7	SHBN7598	99%	1,003.5 µg/mL	+/- 36.5099
12	2,2'-oxybis(1-chloropropane)	108-60-1	29-MAR-45-5	99%	1,007.3 µg/mL	+/- 36.6493
13	3-Methylphenol (m-cresol)	108-39-4	STBJ0710	99%	504.3 µg/mL	+/- 18.3500
14	4-Methylphenol (p-cresol)	106-44-5	SHBN3411	99%	503.6 µg/mL	+/- 18.3237
15	N-Nitroso-di-n-propylamine	621-64-7	N63MG	99%	1,008.3 µg/mL	+/- 36.6857
16	Hexachloroethane	67-72-1	QTORH	99%	1,007.5 µg/mL	+/- 36.6554
17	Nitrobenzene	98-95-3	10224044	99%	1,008.6 µg/mL	+/- 36.6938

18	Isophorone	78-59-1	MKCC9506	99%	1,005.9	µg/mL	+/- 36.5988
19	2-Nitrophenol	88-75-5	RP230710	99%	1,003.2	µg/mL	+/- 36.4998
20	2,4-Dimethylphenol	105-67-9	XW5GK	99%	1,003.8	µg/mL	+/- 36.5200
21	Bis(2-chloroethoxy)methane	111-91-1	13670200	99%	1,002.1	µg/mL	+/- 36.4573
22	2,4-Dichlorophenol	120-83-2	BCBZ6787	99%	1,003.7	µg/mL	+/- 36.5180
23	1,2,4-Trichlorobenzene	120-82-1	SHBP5900	99%	1,007.6	µg/mL	+/- 36.6574
24	Naphthalene	91-20-3	STBL1057	99%	1,008.3	µg/mL	+/- 36.6837
25	4-Chloroaniline	106-47-8	BCCJ3217	99%	1,001.3	µg/mL	+/- 36.4290
26	Hexachlorobutadiene	87-68-3	RP230823RSR	98%	1,008.3	µg/mL	+/- 36.6829
27	4-Chloro-3-methylphenol	59-50-7	BCCD4461	99%	1,003.1	µg/mL	+/- 36.4937
28	2-Methylnaphthalene	91-57-6	STBK0259	96%	1,001.9	µg/mL	+/- 36.4505
29	1-Methylnaphthalene	90-12-0	5234.00-8	98%	1,000.0	µg/mL	+/- 36.3838
30	Hexachlorocyclopentadiene	77-47-4	099063I14L	98%	1,008.5	µg/mL	+/- 36.6909
31	2,4,6-Trichlorophenol	88-06-2	STBJ5914	99%	1,004.4	µg/mL	+/- 36.5442
32	2,4,5-Trichlorophenol	95-95-4	FHN01	98%	1,001.9	µg/mL	+/- 36.4512
33	2-Chloronaphthalene	91-58-7	RPN7O	99%	1,001.1	µg/mL	+/- 36.4230
34	2-Nitroaniline	88-74-4	RP230531	99%	1,002.9	µg/mL	+/- 36.4876
35	1,4-Dinitrobenzene	100-25-4	RP230816	99%	1,005.7	µg/mL	+/- 36.5887
36	Acenaphthylene	208-96-8	p06V	98%	1,009.5	µg/mL	+/- 36.7265
37	1,3-Dinitrobenzene	99-65-0	1-DXX-24-1	99%	1,004.4	µg/mL	+/- 36.5422
38	Dimethylphthalate	131-11-3	358221L17K	99%	1,005.9	µg/mL	+/- 36.5968
39	2,6-Dinitrotoluene	606-20-2	BCCG1833	99%	1,003.2	µg/mL	+/- 36.4998
40	1,2-Dinitrobenzene	528-29-0	RP230428	99%	1,002.2	µg/mL	+/- 36.4634
41	Acenaphthene	83-32-9	MKCR7169	99%	1,009.3	µg/mL	+/- 36.7221
42	3-Nitroaniline	99-09-2	RP230822RSR	99%	1,003.9	µg/mL	+/- 36.5240
43	2,4-Dinitrophenol	51-28-5	DR230417RSR	99%	1,002.0	µg/mL	+/- 36.4553
44	Dibenzofuran	132-64-9	MKCD9952	99%	1,006.7	µg/mL	+/- 36.6251
45	2,4-Dinitrotoluene	121-14-2	MKAA0690V	99%	1,003.8	µg/mL	+/- 36.5220
46	4-Nitrophenol	100-02-7	RP230627	99%	1,002.3	µg/mL	+/- 36.4674
47	2,3,4,6-Tetrachlorophenol	58-90-2	PR-30126	99%	1,008.7	µg/mL	+/- 36.6979
48	2,3,5,6-Tetrachlorophenol	935-95-5	RP230919	99%	1,006.3	µg/mL	+/- 36.6130
49	Fluorene	86-73-7	10241100	99%	1,008.3	µg/mL	+/- 36.6857
50	4-Chlorophenyl phenyl ether	7005-72-3	MKCT7248	99%	1,003.8	µg/mL	+/- 36.5220
51	Diethylphthalate	84-66-2	MKCD2547	99%	1,008.6	µg/mL	+/- 36.6958
52	4-Nitroaniline	100-01-6	RP230111	99%	1,001.1	µg/mL	+/- 36.4230
53	4,6-Dinitro-2-methylphenol (Dinitro-o-cresol)	534-52-1	230718JLM	99%	1,002.0	µg/mL	+/- 36.4553

54	Diphenylamine	122-39-4	MKCH1042	99%	1,002.3	µg/mL	+/- 36.4674
55	Azobenzene	103-33-3	BCCK0887	99%	1,005.8	µg/mL	+/- 36.5928
56	4-Bromophenyl phenyl ether	101-55-3	STBH6361	99%	1,003.0	µg/mL	+/- 36.4917
57	Hexachlorobenzene	118-74-1	14821700	99%	1,007.5	µg/mL	+/- 36.6554
58	Pentachlorophenol	87-86-5	RP230530RSR	99%	1,008.8	µg/mL	+/- 36.7019
59	Phenanthrene	85-01-8	MKCQ8876	99%	1,008.4	µg/mL	+/- 36.6877
60	Anthracene	120-12-7	MKCR0570	99%	1,009.0	µg/mL	+/- 36.7100
61	Carbazole	86-74-8	14351100	99%	1,000.9	µg/mL	+/- 36.4149
62	Di-n-butylphthalate	84-74-2	MKCN4337	99%	1,007.6	µg/mL	+/- 36.6595
63	Fluoranthene	206-44-0	MKCQ4728	99%	1,009.6	µg/mL	+/- 36.7302
64	Pyrene	129-00-0	BCCG8479	98%	1,007.2	µg/mL	+/- 36.6453
65	Benzyl butyl phthalate	85-68-7	X12I018	99%	1,002.1	µg/mL	+/- 36.4573
66	Bis(2-ethylhexyl)adipate	103-23-1	MKCM1988	99%	1,005.2	µg/mL	+/- 36.5705
67	Benz(a)anthracene	56-55-3	I220012022BAA	99%	1,002.2	µg/mL	+/- 36.4614
68	Chrysene	218-01-9	RP230601	99%	1,008.3	µg/mL	+/- 36.6837
69	Bis(2-ethylhexyl)phthalate	117-81-7	MKCQ3468	99%	1,001.8	µg/mL	+/- 36.4472
70	Di-n-octyl phthalate	117-84-0	14382700	99%	1,006.0	µg/mL	+/- 36.6008
71	Benzo(b)fluoranthene	205-99-2	012013B	99%	1,002.8	µg/mL	+/- 36.4836
72	Benzo(k)fluoranthene	207-08-9	012022K	99%	1,003.0	µg/mL	+/- 36.4917
73	Benzo(a)pyrene	50-32-8	P54915-0703	99%	1,002.3	µg/mL	+/- 36.4674
74	Indeno(1,2,3-cd)pyrene	193-39-5	12-JKL-118-9	97%	1,009.4	µg/mL	+/- 36.7243
75	Dibenz(a,h)anthracene	53-70-3	2-ASA-59-1	99%	1,007.6	µg/mL	+/- 36.6595
76	Benzo(g,h,i)perylene	191-24-2	RP231003RSR	99%	1,002.9	µg/mL	+/- 36.4876

* Expanded Uncertainty displayed in same units as Grav. Conc.

Solvent: Methylene chloride
CAS # 75-09-2
Purity 99%

Absolute Standards, Inc.
800-368-1131
www.absolutestandards.com

Certified Reference Material CRM

ANAB ISO 17034 Accredited
AR-1539 Certificate Number
https://Absolutestandards.com

CERTIFIED WEIGHT REPORT

Part Number: 90494
Lot Number: 060822
Description: 1-Methylnaphthalene

Solvent(s): Methylene chloride **Lot#** 105345

Expiration Date: 060827
Recommended Storage: Refrigerate (4 °C)
Nominal Concentration (µg/mL): 2000
NIST Test ID#: 6UTB 5E-05 Balance Uncertainty
Weight(s) shown below were combined and diluted to (mL): 100.0 0.003 Flask Uncertainty

Formulated By:	Prashant Chauhan	060822 DATE
Reviewed By:	Pedro L. Rentas	060822 DATE

Compound	RM#	Lot Number	Nominal Conc (µg/mL)	Purity (%)	Uncertainty Purity	Target Weight(g)	Actual Weight(g)	Actual Conc (µg/mL)	Expanded Uncertainty (+/-) (µg/mL)	SDS Information (Solvent Safety Info. On Attached pg.) CAS#	OSHA PEL (TWA)	LD50
1. 1-Methylnaphthalene	313	04413BX	2000	98	0.2	0.20410	0.20423	2001.3	8.2	90-12-0	N/A	ori-rat 1840mg/kg

Method GC8MSD-3.M: Column:SPB-5 (30m X 0.25mm ID X 0.25µm film thickness) Temp 1 = 50°C (1min.), Temp 2 = 300°C (9min.), Rate = 10°C/min., Injector B= 200°C, Detector B = 275°C, Split Ratio = 100:1, Scan Rate = 2. Analysis performed by: Gina McLane.

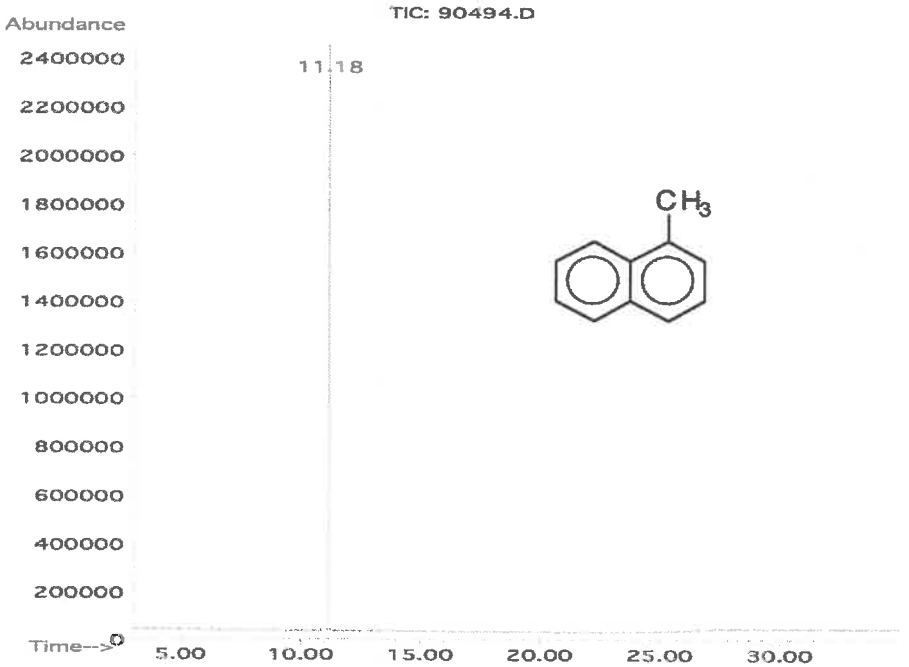

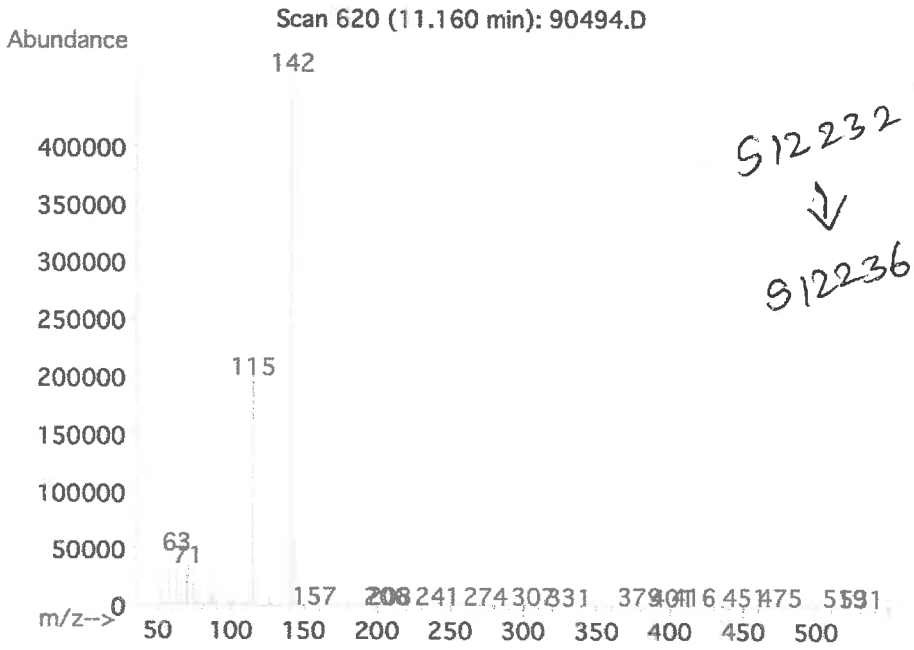

S12232
↓
S12236
RC/04/16/24

- The certified value is the concentration calculated from gravimetric and volumetric measurements unless otherwise stated.
- Standards are prepared gravimetrically using balances that are calibrated with weights traceable to NIST (see above).
- Standards are certifed (+/-) 0.5% of the stated value, unless otherwise stated.
- All Standards, after opening ampule, should be stored with caps tight and under appropriate laboratory conditions.
- Uncertainty Reference: Taylor, B.N. and Kuyat, C.E., "Guidelines for Evaluating and Expressing the Uncertainty of NIST Measurement Result," NIST Technical Note 1297, U.S. Government Printing Office, Washington, DC, (1994).

Absolute Standards, Inc.
800-368-1131
www.absolutestandards.com

Certified Reference Material CRM

ANAB ISO 17034 Accredited
AR-1539 Certificate Number
https://Absolutestandards.com

CERTIFIED WEIGHT REPORT

Part Number: 98496
Lot Number: 040524
Description: 1,2,3,4-Tetrachlorobenzene

Solvent(s): **Lot#**
Methylene chloride 23030243

Expiration Date: 040529
Recommended Storage: Refrigerate (4 °C)
Nominal Concentration (µg/mL): 5000
NIST Test ID#: 6UTB 5E-05 Balance Uncertainty
Weight(s) shown below were combined and diluted to (mL): 50.0 0.001 Flask Uncertainty

Formulated By:	Anthony Mahoney	040524 DATE
Reviewed By:	Pedro L. Rentas	040524 DATE

Compound	RM#	Lot Number	Nominal Conc (µg/mL)	Purity (%)	Uncertainty Purity	Target Weight(g)	Actual Weight(g)	Actual Conc (µg/mL)	Expanded Uncertainty (+/-) (µg/mL)	SDS Information (Solvent Safety Info. On Attached pg.) CAS#	OSHA PEL (TWA)	LD50
1. 1,2,3,4-Tetrachlorobenzene	318	FBW01	5000	97.3	0.2	0.25709	0.25742	5006.4	20.7	634-66-2	N/A	orl-rat 1167mg/kg

Method GC8MSD-3.M: Column: (30m X 0.25mm ID X 0.25µm film thickness), Temp 1 = 50°C (1min.), Temp 2 = 300°C (4 min.), Rate = 10°C/min., Injector B= 200°C, Detector B = 300°C. Analysis performed by Nicole Poisson.

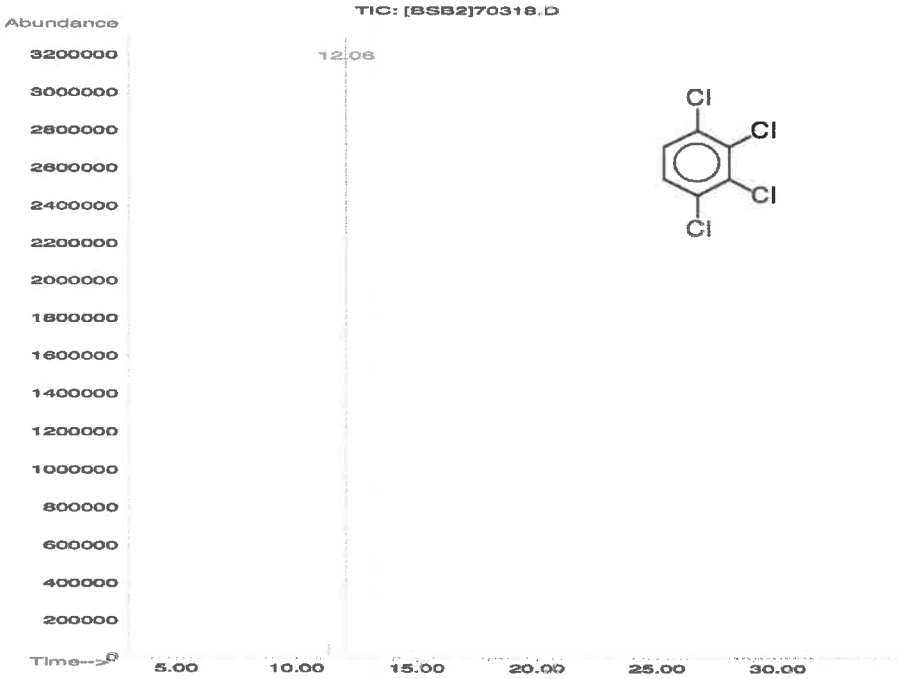

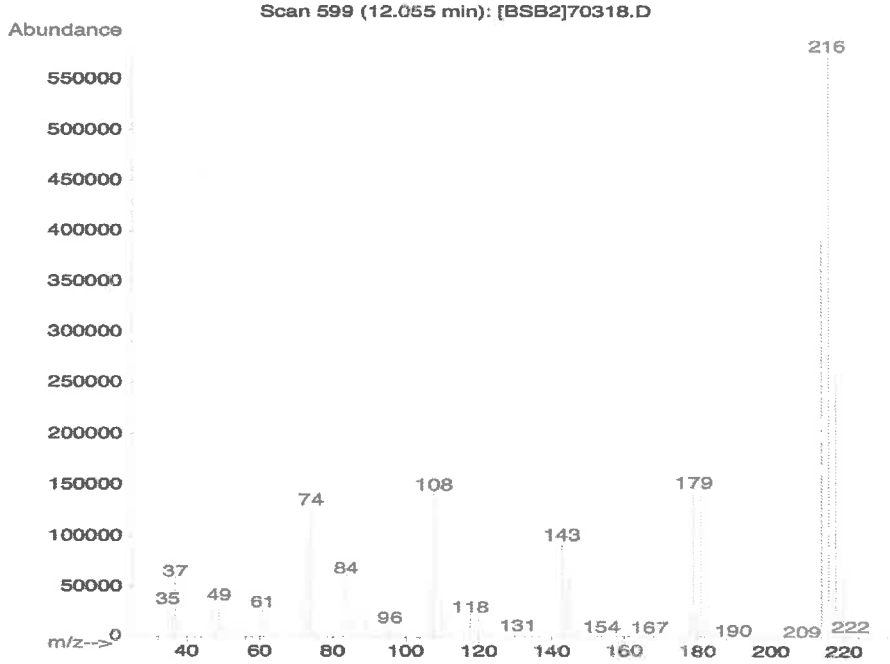

S12237 ↓ S12241 RC 04/16/24

- The certified value is the concentration calculated from gravimetric and volumetric measurements unless otherwise stated.
- Standards are prepared gravimetrically using balances that are calibrated with weights traceable to NIST (see above).
- Standards are certifed (+/-) 0.5% of the stated value, unless otherwise stated.
- All Standards, after opening ampule, should be stored with caps tight and under appropriate laboratory conditions.
- Uncertainty Reference: Taylor, B.N. and Kuyat, C.E., "Guidelines for Evaluating and Expressing the Uncertainty of NIST Measurement Result," NIST Technical Note 1297, U.S. Government Printing Office, Washington, DC, (1994).

Absolute Standards, Inc.
800-368-1131
www.absolutestandards.com

Certified Reference Material CRM

ANAB ISO 17034 Accredited
AR-1539 Certificate Number
https://Absolutestandards.com

CERTIFIED WEIGHT REPORT

Part Number: 90494
Lot Number: 061323
Description: 1-Methylnaphthalene

Solvent(s): Methylene chloride **Lot#** C21F09CAS0000DCM

Expiration Date: 061328
Recommended Storage: Refrigerate (4 °C)
Nominal Concentration (µg/mL): 2000
NIST Test ID#: 6UTB

5E-05 Balance Uncertainty
Weight(s) shown below were combined and diluted to (mL): 100.0 0.031 Flask Uncertainty

Formulated By:	Prashant Chauhan	061323 DATE
Reviewed By:	Pedro L. Rentas	061323 DATE

Compound	RM#	Lot Number	Nominal Conc (µg/mL)	Purity (%)	Uncertainty Purity	Target Weight(g)	Actual Weight(g)	Actual Conc (µg/mL)	Expanded Uncertainty (+/-) (µg/mL)	SDS Information (Solvent Safety Info. On Attached pg.) CAS#	OSHA PEL (TWA)	LD50
1. 1-Methylnaphthalene	313	04413BX	2000	98	0.2	0.20417	0.20430	2001.2	8.3	90-12-0	N/A	ori-rat 1840mg/kg

Method GC8MSD-3.M: Column:SPB-5 (30m X 0.25mm ID X 0.25µm film thickness) Temp 1 = 50°C (1min.), Temp 2 = 300°C (9min.), Rate = 10°C/min., Injector B= 200°C, Detector B = 275°C, Split Ratio = 100:1, Scan Rate = 2. Analysis performed by: Gina McLane.

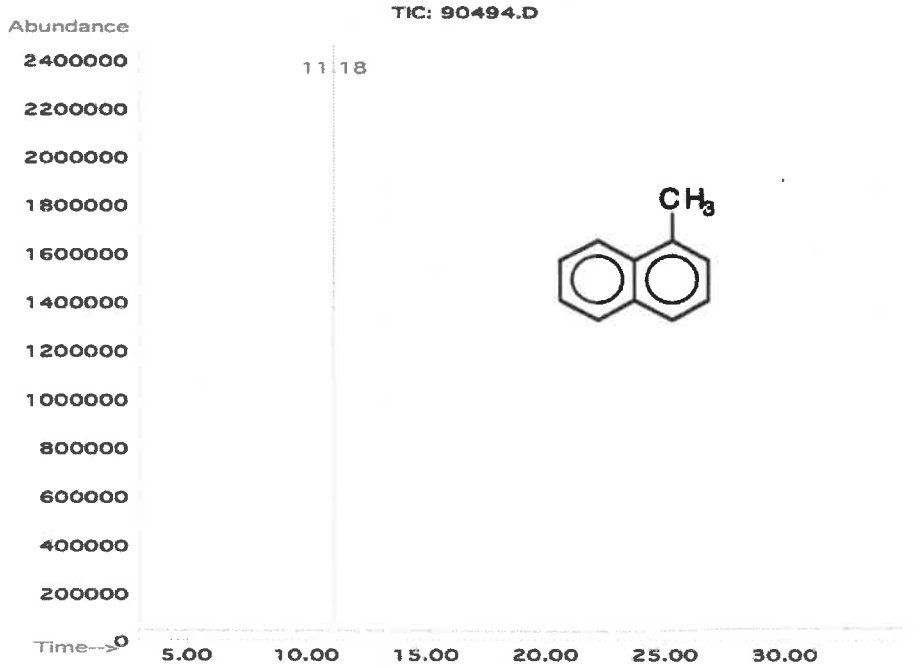

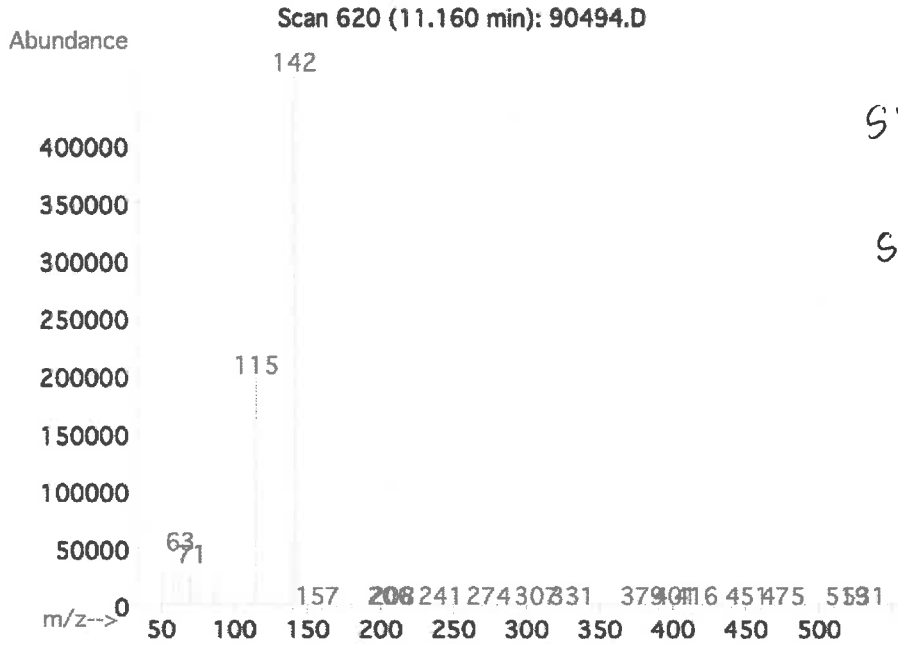

S12265 ↓ S12269 RC/ 05/20/24

- The certified value is the concentration calculated from gravimetric and volumetric measurements unless otherwise stated.
- Standards are prepared gravimetrically using balances that are calibrated with weights traceable to NIST (see above).
- Standards are certified (+/-) 0.5% of the stated value, unless otherwise stated.
- All Standards, after opening ampule, should be stored with caps tight and under appropriate laboratory conditions.
- Uncertainty Reference: Taylor, B.N. and Kuyat, C.E., "Guidelines for Evaluating and Expressing the Uncertainty of NIST Measurement Result," NIST Technical Note 1297, U.S. Government Printing Office, Washington, DC, (1994).

RESTEK
110 Benner Circle
Bellefonte, PA 16823-8812
Tel: 1-814-353-1300
Fax: 1-814-353-1309

www.restek.com

CERTIFIED REFERENCE MATERIAL

Certificate of Analysis

chromatographic plus

ilac-MRA ACCREDITED ISO 17034 Accredited Reference Material Producer Certificate #3222.01

ilac-MRA ACCREDITED ISO/IEC 17025 Accredited Testing Laboratory Certificate #3222.02

FOR LABORATORY USE ONLY-READ SDS PRIOR TO USE.

This Reference Material is intended for Laboratory Use Only as a standard for the qualitative and/or quantitative determination of the analyte(s) listed.

Catalog No. : 31206 **Lot No.:** A0206540

S12312 ↓ S12331 RC/ 05/30/24

Description : SV Internal Standard Mix 2mg/ml

SV Internal Standard Mix 2mg/ml 2000 µg/ml, Methylene Chloride, 1mL/ampul

Container Size : 2 mL **Pkg Amt:** > 1 mL

Expiration Date : December 31, 2029 **Storage:** 10°C or colder

Handling: Sonication required. Mix is photosensitive. **Ship:** Ambient

CERTIFIED VALUES

Elution Order	Compound	CAS #	Lot #	Purity	Grav. Conc. (weight/volume)	Expanded Uncertainty * (95% C.L.; K=2)
1	1,4-Dichlorobenzene-d4	3855-82-1	PR-30447	99%	2,007.1 µg/mL	+/- 90.4025
2	Naphthalene-d8	1146-65-2	M-2180	99%	2,005.9 µg/mL	+/- 90.3454
3	Acenaphthene-d10	15067-26-2	PR-33507	99%	2,007.9 µg/mL	+/- 90.4385
4	Phenanthrene-d10	1517-22-2	PR-32303	99%	2,006.7 µg/mL	+/- 90.3845
5	Chrysene-d12	1719-03-5	PR-32210	99%	2,015.5 µg/mL	+/- 90.7778
6	Perylene-d12	1520-96-3	PR-33205	99%	2,014.7 µg/mL	+/- 90.7448

* Expanded Uncertainty displayed in same units as Grav. Conc.

Solvent: Methylene chloride
CAS # 75-09-2
Purity 99%

Quality Confirmation Test

Column:
30m x 0.25mm x 0.25µm
Rtx-5 (cat.#10223)

Carrier Gas:
hydrogen-constant pressure 10 psi.

Temp. Program:
75°C (hold 1 min.) to 330°C
@ 20°C/min. (hold 10 min.)

Inj. Temp:
250°C

Det. Temp:
330°C

Det. Type:
FID

Split Vent:
10 ml/min.

Inj. Vol
1µl

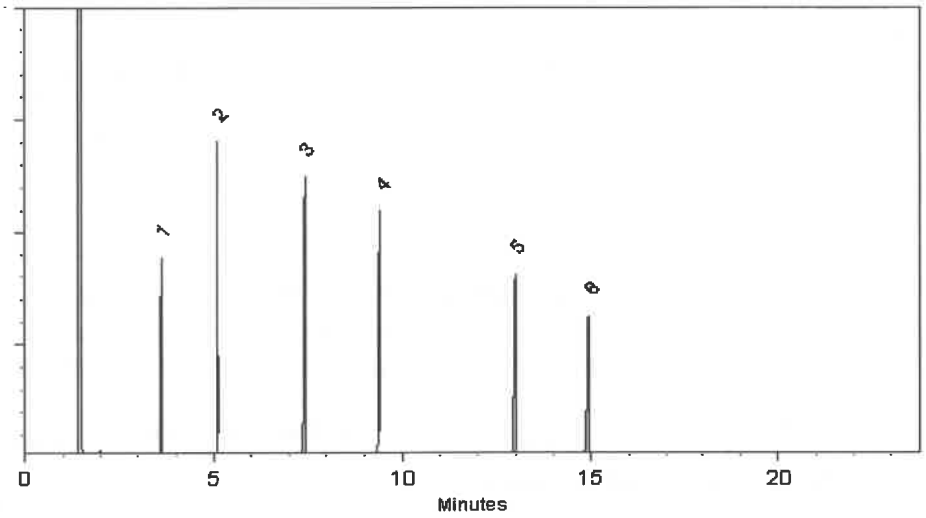

This chromatogram represents a general set of testing conditions chosen for product acceptance. For optimal results in your lab, conditions should be adjusted for your specific instrument, method, and application.

Malina Homan

Malina Homan - Operations Technician I

Date Mixed: 12-Jan-2024 **Balance Serial #** 1128360905

Jennifer J Pollino

Jennifer Pollino - Operations Tech III - ARM QC

Date Passed: 16-Jan-2024

Manufactured under Restek's ISO 9001:2015
Registered Quality System
Certificate #FM 80397

RESTEK
110 Benner Circle
Bellefonte, PA 16823-8812
Tel: 1-814-353-1300
Fax: 1-814-353-1309

www.restek.com

CERTIFIED REFERENCE MATERIAL

Certificate of Analysis

chromatographic plus

ilac-MRA ACCREDITED ISO 17034 Accredited Reference Material Producer Certificate #3222.01

ilac-MRA ACCREDITED ISO/IEC 17025 Accredited Testing Laboratory Certificate #3222.02

FOR LABORATORY USE ONLY-READ SDS PRIOR TO USE.

This Reference Material is intended for Laboratory Use Only as a standard for the qualitative and/or quantitative determination of the analyte(s) listed.

Catalog No. : 31810 **Lot No.:** A0206801

Description : OLC03.2 SVOA Deuterated Monitoring Compounds Mix

OLC 03.2 SVOA Deuterated Monitoring Compounds, 1mL/ampul, Methylene Chloride, 2000µg/mL

S12362 ↓ S12388 } RC/ 05/31/24

Container Size : 2 mL **Pkg Amt:** > 1 mL

Expiration Date : October 31, 2027 **Storage:** 10°C or colder

Handling: Sonication required. Mix is photosensitive. **Ship:** Ambient

CERTIFIED VALUES

Elution Order	Compound	CAS #	Lot #	Purity	Grav. Conc. (weight/volume)	Expanded Uncertainty * (95% C.L.; K=2)
1	Phenol-d5	4165-62-2	HJ-481	99%	2,010.0 µg/mL	+/- 60.7996
2	bis(2-Chloroethyl) ether-d8	93952-02-4	PR-31659	99%	2,005.0 µg/mL	+/- 60.6483
3	2-Chlorophenol-d4	93951-73-6	PR-30568	98%	2,010.0 µg/mL	+/- 60.7990
4	4-Methylphenol-d8	190780-66-6	PR-25303	99%	2,009.0 µg/mL	+/- 60.7693
5	Nitrobenzene-d5	4165-60-0	I-25158	99%	2,002.0 µg/mL	+/- 60.5576
6	2-Nitrophenol-d4	93951-78-1	H-151	99%	2,000.0 µg/mL	+/- 60.4971
7	2,4-Dichlorophenol-d3	93951-74-7	AB-210	99%	2,003.0 µg/mL	+/- 60.5878
8	4-Chloroaniline-d4	191656-33-4	FG-142	99%	2,005.0 µg/mL	+/- 60.6483
9	Dimethylphthalate-d6	85448-30-2	X-477	99%	2,001.0 µg/mL	+/- 60.5273
10	Acenaphthylene-d8	93951-97-4	FG-239	99%	2,009.0 µg/mL	+/- 60.7693
11	4-Nitrophenol-d4	93951-79-2	FG-377	99%	2,006.0 µg/mL	+/- 60.6786
12	Fluorene-d10	81103-79-9	FG-335	99%	2,006.0 µg/mL	+/- 60.6786
13	4,6-Dinitro-2-methylphenol-d2	93951-76-9	FG-143	99%	2,006.0 µg/mL	+/- 60.6786
14	Anthracene-d10	1719-06-8	PR-31411	99%	2,000.0 µg/mL	+/- 60.4971
15	Pyrene-d10	1718-52-1	PR-30304	99%	2,007.0 µg/mL	+/- 60.7088
16	Benzo(a)pyrene-d12	63466-71-7	PR-34192A	99%	2,006.0 µg/mL	+/- 60.6786

* Expanded Uncertainty displayed in same units as Grav. Conc.

Solvent: Methylene chloride
CAS # 75-09-2
Purity 99%

Quality Confirmation Test

Column:
30m x 0.25mm x 0.25µm
Rtx-5 (cat.#10223)

Carrier Gas:
hydrogen-constant pressure 10 psi.

Temp. Program:
40°C (hold 2 min.) to 330°C
@ 10°C/min. (hold 10 min.)

Inj. Temp:
250°C

Det. Temp:
330°C

Det. Type:
FID

Split Vent:
2 ml/min.

Inj. Vol
1µl

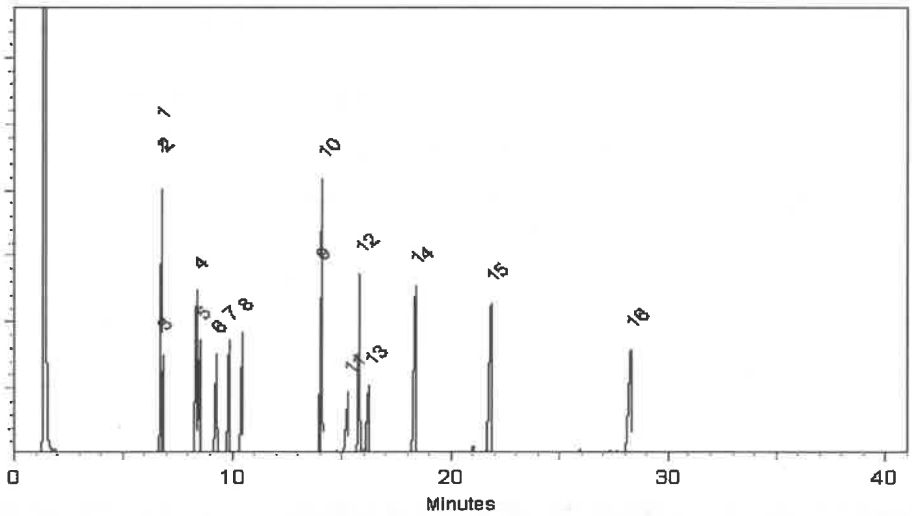

This chromatogram represents a general set of testing conditions chosen for product acceptance. For optimal results in your lab, conditions should be adjusted for your specific instrument, method, and application.

Matt Fragassi - Mix Technician

Date Mixed: 20-Jan-2024 **Balance Serial #** B345965662

Jennifer Pollino - Operations Tech III - ARM QC

Date Passed: 29-Jan-2024

Manufactured under Restek's ISO 9001:2015 Registered Quality System Certificate #FM 80397

RESTEK
110 Benner Circle
Bellefonte, PA 16823-8812
Tel: 1-814-353-1300
Fax: 1-814-353-1309

www.restek.com

CERTIFIED REFERENCE MATERIAL

Certificate of Analysis

gravimetric

ilac-MRA ACCREDITED ISO 17034 Accredited Reference Material Producer Certificate #3222.01

ilac-MRA ACCREDITED ISO/IEC 17025 Accredited Testing Laboratory Certificate #3222.02

FOR LABORATORY USE ONLY-READ SDS PRIOR TO USE.

This Reference Material is intended for Laboratory Use Only as a standard for the qualitative and/or quantitative determination of the analyte(s) listed.

Catalog No. : 555223 **Lot No.:** A0214021

Description : Custom 8270 Plus Standard #1

Custom 8270 Plus Standard #1 1,000µg/mL, Methylene Chloride, 1mL/ampul

Container Size : 2 mL **Pkg Amt:** > 1 mL

Expiration Date : July 31, 2026 **Storage:** 10°C or colder

Handling: This product is photosensitive. **Ship:** Ambient

CERTIFIED VALUES

Component #	Compound	CAS #	Lot #	Purity	Grav. Conc. (weight/volume)	Expanded Uncertainty * (95% C.L.; K=2)
1	3,3'-Dichlorobenzidine	91-94-1	S240326RSR	99%	1,004.0 µg/mL	+/- 23.0487
2	Atrazine	1912-24-9	5FYWL	99%	1,005.0 µg/mL	+/- 23.0717
3	Benzidine	92-87-5	S240430RSR	99%	1,006.0 µg/mL	+/- 23.0947
4	epsilon-Caprolactam	105-60-2	Y16H012	99%	1,000.0 µg/mL	+/- 22.9569

Solvent: Methylene chloride
CAS # 75-09-2
Purity 99%

S12449 ↓ S12508 RC/ 7/24/24

Rebecca Gingerich - Operations Tech II

Date Mixed: 18-Jul-2024 **Balance:** 1128353505

Manufactured under Restek's ISO 9001:2015 Registered Quality System Certificate #FM 80397

General Certified Reference Material Notes

Expiration Notes:

- Expiration date valid for unopened ampul stored in compliance with the recommended conditions.
- Uncertainty, concentration, and expiration of the CRM are based on the unopened product being stored according to the recommended condition found in the storage field.

Purity Notes:

- Purity and/or chemical identity are determined by one or more of the following techniques: GC/FID, HPLC, GC/µECD, GC/MS, LC/MS, RI, and/or melting point.
- Compounds with a listed purity of less than 99% have been weight corrected to compensate for impurities and/or salts. A correction factor is used to calculate the amount of compound necessary to achieve the desired concentration of the parent compound in solution.
- Purity of isomeric compounds is reported as the sum of the isomers.
- Purity values are rounded to the nearest whole number.

Certified Uncertainty Value Notes:

- The uncertainties are determined in accordance with ISO 17034 and Guide 35. The certified expanded uncertainty value includes gravimetric uncertainty, homogeneity between-ampul uncertainty, storage stability uncertainty and shipping stability uncertainty and were combined using the following formula:

$$U_{combined\ uncertainty} = k\sqrt{u^2_{gravimetric} + u^2_{homogeneity} + u^2_{storage\ stability} + u^2_{shipping\ stability}}$$

  k is a coverage factor of 2, which gives a level of confidence of approximately 95%.
- The packaged amount is the minimum sample size for which uncertainty is valid. The ampuls are over-filled to ensure that the minimum packaged amount can be sufficiently transferred.

Manufacturing Notes:

- Concentration is based upon gravimetric preparation using either a balance whose calibration has been verified daily using NIST traceable weights, and/or dilutions with Class A glassware.

Handling Notes:

- Stability of the unopened product, when stored in compliance with the recommended conditions, is guaranteed through the expiration displayed on the product label and certificate. Contact Restek for additional opened product stability information, with the knowledge/understanding that open product stability is subject to the specific handling and environmental conditions to which the product is exposed. For your convenience Restek supplies deactivated vials with most standards packed in 2mL ampuls. Larger volume deactivated vials are available through Restek as a custom ordered item. Additionally, Restek sells DMDCS for the purpose of glassware deactivation as catalog number 31861, which includes complete instructions.
- If any undissolved material is visible inside the ampul, sonicate the unopened ampul until the material is completely dissolved.

CORCO CHEMICAL CORPORATION

Manufacturers of ACS Reagents and Semiconductor Grade Chemicals

Office and Plant
299 Cedar Lane
Fairless Hills, PA 19030

Phone: 215-295-5006
Fax: 215-295-0781

W3038
JP
OP4Y21.
06/20/2023

Acetic Acid, Glacial, ACS
Reagent Grade

SPECIFICATION	MAXIMUM LIMITS
Appearance	Colorless and free from suspended matter or sediment
Assay	99.7 min.
Color (APHA)	10
Dilution Test	Passes Test
Residue after evaporation	0.001%
Acetic Anhydride	0.01%
Chloride (cl)	1 ppm
Sulfate (SO_4)	1 ppm
Heavy Metals (as Pb)	0.5 ppm
Iron (Fe)	0.2 ppm
Sub. Red. Dichromate	Passes Test
Sub. Red. Permanganate	Passes Test
Titratable Base	0.0004meq/g

284 Sheffield Street, Mountainside, New Jersey 07092, Phone : 908 789 8900,
Fax : 908 789 8922

Instrument ID: BNA_N

Daily Analysis Runlog For Sequence/QCBatch ID # BN091124

Review By	Jagrut Upadhyay	Review On	9/12/2024 3:38:41 PM		
Supervise By	mohammad ahmed	Supervise On	9/13/2024 1:47:16 AM		
SubDirectory	BN091124	HP Acquire Method	BNA_N	HP Processing Method	bn091124

STD. NAME	STD REF.#
Tune/Reschk	SP6459
Initial Calibration Stds	SP6585,SP6580,SP6581,SP6582,SP6583,SP6584,WP108622
CCC	SP6581
Internal Standard/PEM	S12312,10ul/1000ul sample
ICV/I.BLK	SP6618
Surrogate Standard	SP6574
MS/MSD Standard	SP6538
LCS Standard	SP6538

Sr #	SampleId	Data File Name	Date-Time	Operator	Status
1	DFTPP353	BN033844.D	10 Sep 2024 16:43	JU/RC	Ok
2	SSTD00580	BN033845.D	10 Sep 2024 17:22	JU/RC	Ok
3	SSTD01081	BN033846.D	10 Sep 2024 18:01	JU/RC	Ok
4	SSTD02082	BN033847.D	10 Sep 2024 18:41	JU/RC	Ok,M
5	SSTD04083	BN033848.D	10 Sep 2024 19:20	JU/RC	Ok,M
6	SSTD08084	BN033849.D	10 Sep 2024 19:59	JU/RC	Ok,M
7	SSTD16085	BN033850.D	10 Sep 2024 20:39	JU/RC	Ok,M
8	SSTDICV020	BN033851.D	10 Sep 2024 21:18	JU/RC	Ok,M
9	DFTPP354	BN033852.D	11 Sep 2024 08:09	JU/RC	Ok
10	SSTDCCC020	BN033853.D	11 Sep 2024 08:48	JU/RC	Ok
11	PB163198BL	BN033854.D	11 Sep 2024 09:28	JU/RC	Ok
12	PB163193BL	BN033855.D	11 Sep 2024 10:07	JU/RC	Ok
13	P3391-01	BN033856.D	11 Sep 2024 10:57	JU/RC	Ok,M
14	P3391-03	BN033857.D	11 Sep 2024 11:50	JU/RC	Ok,M
15	P3391-05	BN033858.D	11 Sep 2024 12:29	JU/RC	Ok
16	PB163275BL	BN033859.D	11 Sep 2024 13:08	JU/RC	Ok
17	SSTDCCC020	BN033860.D	11 Sep 2024 14:10	JU/RC	Ok,M
18	PB163243BL	BN033861.D	11 Sep 2024 14:58	JU/RC	Ok
19	P3878-20	BN033862.D	11 Sep 2024 15:37	JU/RC	Dilution
20	P3878-21MS	BN033863.D	11 Sep 2024 16:16	JU/RC	Ok,M
21	P3878-22MSD	BN033864.D	11 Sep 2024 16:55	JU/RC	Ok,M

284 Sheffield Street, Mountainside, New Jersey 07092, Phone : 908 789 8900,
Fax : 908 789 8922

Instrument ID: BNA_N

Daily Analysis Runlog For Sequence/QCBatch ID # BN091124

Review By	Jagrut Upadhyay	Review On	9/12/2024 3:38:41 PM		
Supervise By	mohammad ahmed	Supervise On	9/13/2024 1:47:16 AM		
SubDirectory	BN091124	HP Acquire Method	BNA_N	HP Processing Method	bn091124

STD. NAME	STD REF.#
Tune/Reschk	SP6459
Initial Calibration Stds	SP6585,SP6580,SP6581,SP6582,SP6583,SP6584,WP108622
CCC	SP6581
Internal Standard/PEM	S12312,10ul/1000ul sample
ICV/I.BLK	SP6618
Surrogate Standard	SP6574
MS/MSD Standard	SP6538
LCS Standard	SP6538

22	P3878-18	BN033865.D	11 Sep 2024 17:35	JU/RC	Dilution
23	P3878-17	BN033866.D	11 Sep 2024 18:14	JU/RC	Dilution
24	P3878-16	BN033867.D	11 Sep 2024 18:53	JU/RC	Dilution
25	P3878-15	BN033868.D	11 Sep 2024 19:33	JU/RC	Dilution
26	PB163243BS	BN033869.D	11 Sep 2024 20:12	JU/RC	Ok,M
27	P3878-19	BN033870.D	11 Sep 2024 20:51	JU/RC	Dilution
28	P3878-14	BN033871.D	11 Sep 2024 21:30	JU/RC	Dilution
29	P3878-03DL	BN033872.D	11 Sep 2024 22:10	JU/RC	Dilution
30	P3878-07DL	BN033873.D	11 Sep 2024 22:49	JU/RC	Dilution
31	P3878-02DL	BN033874.D	11 Sep 2024 23:28	JU/RC	Dilution
32	P3878-20DL	BN033875.D	12 Sep 2024 00:08	JU/RC	Ok,M
33	SSTDCCC020EC	BN033876.D	12 Sep 2024 00:47	JU/RC	Ok,M

M : Manual Integration

284 Sheffield Street, Mountainside, New Jersey 07092, Phone : 908 789 8900,
Fax : 908 789 8922

Instrument ID: BNA_N

Daily Analysis Runlog For Sequence/QCBatch ID # BN100424

Review By	Yogesh Patel	Review On	10/5/2024 2:59:56 AM		
Supervise By	mohammad ahmed	Supervise On	10/7/2024 7:11:29 AM		
SubDirectory	BN100424	HP Acquire Method	BNA_N	HP Processing Method	bn091124

STD. NAME	STD REF.#
Tune/Reschk	SP6633
Initial Calibration Stds	SP6585,SP6580,SP6581,SP6582,SP6583,SP6584
CCC	SP6581
Internal Standard/PEM	S12319,10ul/1000ul sample
ICV/I.BLK	SP6618
Surrogate Standard	SP6631
MS/MSD Standard	SP6607
LCS Standard	SP6607

Sr #	SampleId	Data File Name	Date-Time	Operator	Status
1	DFTPP360	BN034389.D	04 Oct 2024 12:53	RC/JU	Ok
2	SSTDCCC020	BN034390.D	04 Oct 2024 14:37	RC/JU	Ok,M
3	PB163807BL	BN034391.D	04 Oct 2024 15:20	RC/JU	Not Ok
4	PB163808BL	BN034392.D	04 Oct 2024 15:59	RC/JU	Ok
5	PB163808BS	BN034393.D	04 Oct 2024 16:38	RC/JU	Ok,M
6	P4228-01	BN034394.D	04 Oct 2024 17:24	RC/JU	Ok
7	P4228-02	BN034395.D	04 Oct 2024 18:03	RC/JU	Ok
8	P4227-13	BN034396.D	04 Oct 2024 18:42	RC/JU	Ok
9	P4227-14	BN034397.D	04 Oct 2024 19:21	RC/JU	Ok
10	P4227-18	BN034398.D	04 Oct 2024 20:01	RC/JU	Ok
11	P4227-19	BN034399.D	04 Oct 2024 20:40	RC/JU	Ok
12	SSTDCCC020	BN034400.D	04 Oct 2024 21:58	RC/JU	Ok,M
13	PB163807BL	BN034401.D	04 Oct 2024 22:38	RC/JU	Ok
14	PB163787BL	BN034402.D	04 Oct 2024 23:17	RC/JU	Ok
15	P4227-20	BN034403.D	04 Oct 2024 23:56	RC/JU	Ok
16	P4227-15	BN034404.D	05 Oct 2024 00:35	RC/JU	Ok
17	P4227-16MS	BN034405.D	05 Oct 2024 01:14	RC/JU	Ok,M
18	P4227-17MSD	BN034406.D	05 Oct 2024 01:54	RC/JU	Ok,M
19	P4227-21	BN034407.D	05 Oct 2024 02:33	RC/JU	Ok,M
20	P4227-07	BN034408.D	05 Oct 2024 03:12	RC/JU	Ok
21	P4227-08	BN034409.D	05 Oct 2024 03:51	RC/JU	Ok

284 Sheffield Street, Mountainside, New Jersey 07092, Phone : 908 789 8900,
Fax : 908 789 8922

Instrument ID: BNA_N

Daily Analysis Runlog For Sequence/QCBatch ID # BN100424

Review By	Yogesh Patel	Review On	10/5/2024 2:59:56 AM		
Supervise By	mohammad ahmed	Supervise On	10/7/2024 7:11:29 AM		
SubDirectory	BN100424	HP Acquire Method	BNA_N	HP Processing Method	bn091124

STD. NAME	STD REF.#
Tune/Reschk	SP6633
Initial Calibration Stds	SP6585,SP6580,SP6581,SP6582,SP6583,SP6584
CCC	SP6581
Internal Standard/PEM	S12319,10ul/1000ul sample
ICV/I.BLK	SP6618
Surrogate Standard	SP6631
MS/MSD Standard	SP6607
LCS Standard	SP6607

22	P4227-09	BN034410.D	05 Oct 2024 04:31	RC/JU	Ok,M
23	P4227-10	BN034411.D	05 Oct 2024 05:10	RC/JU	Ok
24	P4227-11	BN034412.D	05 Oct 2024 05:49	RC/JU	Ok
25	P4227-12	BN034413.D	05 Oct 2024 06:29	RC/JU	Ok
26	SSTDCCC020	BN034414.D	05 Oct 2024 07:47	RC/JU	Ok,M
27	PB163786BL	BN034415.D	05 Oct 2024 08:27	RC/JU	Ok
28	P4227-22	BN034416.D	05 Oct 2024 09:06	RC/JU	Ok
29	P4227-05	BN034417.D	05 Oct 2024 09:45	RC/JU	Ok,M
30	P4218-02MS	BN034418.D	05 Oct 2024 11:04	RC/JU	Ok,M
31	P4218-03MSD	BN034419.D	05 Oct 2024 11:43	RC/JU	Ok
32	P4227-01	BN034420.D	05 Oct 2024 12:22	RC/JU	Ok,M
33	P4227-02	BN034421.D	05 Oct 2024 13:02	RC/JU	Ok
34	PB163787BS	BN034422.D	05 Oct 2024 13:41	RC/JU	Ok,M
35	PB163807BS	BN034423.D	05 Oct 2024 14:20	RC/JU	Ok,M
36	P4227-03	BN034424.D	05 Oct 2024 15:00	RC/JU	Ok
37	P4227-04	BN034425.D	05 Oct 2024 15:39	RC/JU	Ok,M
38	P4227-06	BN034426.D	05 Oct 2024 16:18	RC/JU	Ok,M
39	SSTDCCC020	BN034427.D	05 Oct 2024 17:37	RC/JU	Ok,M
40	PB163831BL	BN034428.D	05 Oct 2024 18:16	RC/JU	Ok
41	PB163748TB	BN034429.D	05 Oct 2024 18:55	RC/JU	Ok
42	PB163786BS	BN034430.D	05 Oct 2024 19:34	RC/JU	Ok,M
43	PB163831BS	BN034431.D	05 Oct 2024 20:13	RC/JU	Ok,M
44	SSTDCCC020EC	BN034432.D	05 Oct 2024 21:32	RC/JU	Ok,M

284 Sheffield Street, Mountainside, New Jersey 07092, Phone : 908 789 8900,
Fax : 908 789 8922

Instrument ID: BNA_N

Daily Analysis Runlog For Sequence/QCBatch ID # BN100424

Review By	Yogesh Patel	Review On	10/5/2024 2:59:56 AM		
Supervise By	mohammad ahmed	Supervise On	10/7/2024 7:11:29 AM		
SubDirectory	BN100424	HP Acquire Method	BNA_N	HP Processing Method	bn091124

STD. NAME	STD REF.#
Tune/Reschk	SP6633
Initial Calibration Stds	SP6585,SP6580,SP6581,SP6582,SP6583,SP6584
CCC	SP6581
Internal Standard/PEM	S12319,10ul/1000ul sample
ICV/I.BLK	SP6618
Surrogate Standard	SP6631
MS/MSD Standard	SP6607
LCS Standard	SP6607

M : Manual Integration

284 Sheffield Street, Mountainside, New Jersey 07092, Phone : 908 789 8900,
Fax : 908 789 8922

Instrument ID: BNA_N

Daily Analysis Runlog For Sequence/QCBatch ID # BN091124

Review By	Jagrut Upadhyay	Review On	9/12/2024 3:38:41 PM		
Supervise By	mohammad ahmed	Supervise On	9/13/2024 1:47:16 AM		
SubDirectory	BN091124	HP Acquire Method	BNA_N	HP Processing Method	bn091124

STD. NAME	STD REF.#
Tune/Reschk	SP6459
Initial Calibration Stds	SP6585,SP6580,SP6581,SP6582,SP6583,SP6584,WP108622
CCC	SP6581
Internal Standard/PEM	S12312,10ul/1000ul sample
ICV/I.BLK	SP6618
Surrogate Standard	SP6574
MS/MSD Standard	SP6538
LCS Standard	SP6538

Sr #	SampleId	ClientID	Data File Name	Date-Time	Comment	Operator	Status
1	DFTPP353	DFTPP353	BN033844.D	10 Sep 2024 16:43		JU/RC	Ok
2	SSTD00580	SSTD005217	BN033845.D	10 Sep 2024 17:22		JU/RC	Ok
3	SSTD01081	SSTD010218	BN033846.D	10 Sep 2024 18:01		JU/RC	Ok
4	SSTD02082	SSTD020219	BN033847.D	10 Sep 2024 18:41		JU/RC	Ok,M
5	SSTD04083	SSTD040220	BN033848.D	10 Sep 2024 19:20		JU/RC	Ok,M
6	SSTD08084	SSTD080221	BN033849.D	10 Sep 2024 19:59		JU/RC	Ok,M
7	SSTD16085	SSTD160222	BN033850.D	10 Sep 2024 20:39		JU/RC	Ok,M
8	SSTDICV020	SICV223	BN033851.D	10 Sep 2024 21:18		JU/RC	Ok,M
9	DFTPP354	DFTPP354	BN033852.D	11 Sep 2024 08:09		JU/RC	Ok
10	SSTDCCC020	SSTD020313	BN033853.D	11 Sep 2024 08:48		JU/RC	Ok
11	PB163198BL	SBLK198	BN033854.D	11 Sep 2024 09:28		JU/RC	Ok
12	PB163193BL	SBLK193	BN033855.D	11 Sep 2024 10:07		JU/RC	Ok
13	P3391-01	MDL-WATER-QT3-202	BN033856.D	11 Sep 2024 10:57	MDL-WATER-4 ppm	JU/RC	Ok,M
14	P3391-03	MDL-SOIL-QT3-2024-0	BN033857.D	11 Sep 2024 11:50	MDL-SOIL-4 ppm	JU/RC	Ok,M
15	P3391-05	MDL-MED-SOIL-QT3-2	BN033858.D	11 Sep 2024 12:29	MDL-MED-SOIL-4 ppm	JU/RC	Ok
16	PB163275BL	SBLK275	BN033859.D	11 Sep 2024 13:08		JU/RC	Ok
17	SSTDCCC020	SSTD020314	BN033860.D	11 Sep 2024 14:10		JU/RC	Ok,M
18	PB163243BL	SBLK243	BN033861.D	11 Sep 2024 14:58		JU/RC	Ok

284 Sheffield Street, Mountainside, New Jersey 07092, Phone : 908 789 8900,
Fax : 908 789 8922

Instrument ID: BNA_N

Daily Analysis Runlog For Sequence/QCBatch ID # BN091124

Review By	Jagrut Upadhyay	Review On	9/12/2024 3:38:41 PM		
Supervise By	mohammad ahmed	Supervise On	9/13/2024 1:47:16 AM		
SubDirectory	BN091124	HP Acquire Method	BNA_N	HP Processing Method	bn091124

STD. NAME	STD REF.#
Tune/Reschk	SP6459
Initial Calibration Stds	SP6585,SP6580,SP6581,SP6582,SP6583,SP6584,WP108622
CCC	SP6581
Internal Standard/PEM	S12312,10ul/1000ul sample
ICV/I.BLK	SP6618
Surrogate Standard	SP6574
MS/MSD Standard	SP6538
LCS Standard	SP6538

19	P3878-20	DDCC3	BN033862.D	11 Sep 2024 15:37	Need 5X Dilution	JU/RC	Dilution
20	P3878-21MS	DDCC3MS	BN033863.D	11 Sep 2024 16:16		JU/RC	Ok,M
21	P3878-22MSD	DDCC3MSD	BN033864.D	11 Sep 2024 16:55		JU/RC	Ok,M
22	P3878-18	DDCC1	BN033865.D	11 Sep 2024 17:35	Analyze with 10X & then decide .	JU/RC	Dilution
23	P3878-17	DDCC0	BN033866.D	11 Sep 2024 18:14	Analyze with 10X & 30X Dilution and then decide .	JU/RC	Dilution
24	P3878-16	DDC05	BN033867.D	11 Sep 2024 18:53	Internal Standard Fail, Analyze with 10X .	JU/RC	Dilution
25	P3878-15	DDC04	BN033868.D	11 Sep 2024 19:33	Analyze with 10X	JU/RC	Dilution
26	PB163243BS	SLCS243	BN033869.D	11 Sep 2024 20:12		JU/RC	Ok,M
27	P3878-19	DDCC2	BN033870.D	11 Sep 2024 20:51	Need 5X Dilution	JU/RC	Dilution
28	P3878-14	DDC03	BN033871.D	11 Sep 2024 21:30	Need 10X Dilution	JU/RC	Dilution
29	P3878-03DL	DDC47DL	BN033872.D	11 Sep 2024 22:10	Need Further 3X Dilution and also Medium Level Extraction Required	JU/RC	Dilution
30	P3878-07DL	DDCJ0DL	BN033873.D	11 Sep 2024 22:49	Medium Level Extraction Required	JU/RC	Dilution
31	P3878-02DL	DDC46DL	BN033874.D	11 Sep 2024 23:28	Medium Level Extraction Required	JU/RC	Dilution
32	P3878-20DL	DDCC3DL	BN033875.D	12 Sep 2024 00:08		JU/RC	Ok,M
33	SSTDCCC020EC	SSTD020315	BN033876.D	12 Sep 2024 00:47		JU/RC	Ok,M

M : Manual Integration

284 Sheffield Street, Mountainside, New Jersey 07092, Phone : 908 789 8900,
Fax : 908 789 8922

Instrument ID: BNA_N

Daily Analysis Runlog For Sequence/QCBatch ID # BN100424

Review By	Yogesh Patel	Review On	10/5/2024 2:59:56 AM		
Supervise By	mohammad ahmed	Supervise On	10/7/2024 7:11:29 AM		
SubDirectory	BN100424	HP Acquire Method	BNA_N	HP Processing Method	bn091124

STD. NAME	STD REF.#
Tune/Reschk	SP6633
Initial Calibration Stds	SP6585,SP6580,SP6581,SP6582,SP6583,SP6584
CCC	SP6581
Internal Standard/PEM	S12319,10ul/1000ul sample
ICV/I.BLK	SP6618
Surrogate Standard	SP6631
MS/MSD Standard	SP6607
LCS Standard	SP6607

Sr #	SampleId	ClientID	Data File Name	Date-Time	Comment	Operator	Status
1	DFTPP360	DFTPP360	BN034389.D	04 Oct 2024 12:53		RC/JU	Ok
2	SSTDCCC020	SSTD020332	BN034390.D	04 Oct 2024 14:37		RC/JU	Ok,M
3	PB163807BL	SBLK807	BN034391.D	04 Oct 2024 15:20	Analyzed for contamination check	RC/JU	Not Ok
4	PB163808BL	SBLK808	BN034392.D	04 Oct 2024 15:59		RC/JU	Ok
5	PB163808BS	SLCS808	BN034393.D	04 Oct 2024 16:38		RC/JU	Ok,M
6	P4228-01	E0CP6	BN034394.D	04 Oct 2024 17:24		RC/JU	Ok
7	P4228-02	E0CP7	BN034395.D	04 Oct 2024 18:03		RC/JU	Ok
8	P4227-13	PMW-6(20240927)	BN034396.D	04 Oct 2024 18:42		RC/JU	Ok
9	P4227-14	PMW-7S(20240927)	BN034397.D	04 Oct 2024 19:21		RC/JU	Ok
10	P4227-18	PMW-10(20240927)	BN034398.D	04 Oct 2024 20:01		RC/JU	Ok
11	P4227-19	FB(20240925)	BN034399.D	04 Oct 2024 20:40		RC/JU	Ok
12	SSTDCCC020	SSTD020333	BN034400.D	04 Oct 2024 21:58		RC/JU	Ok,M
13	PB163807BL	SBLK807	BN034401.D	04 Oct 2024 22:38		RC/JU	Ok
14	PB163787BL	SBLK787	BN034402.D	04 Oct 2024 23:17		RC/JU	Ok
15	P4227-20	FB(20240926)	BN034403.D	04 Oct 2024 23:56		RC/JU	Ok
16	P4227-15	PMW-7D(20240927)	BN034404.D	05 Oct 2024 00:35		RC/JU	Ok
17	P4227-16MS	PMW-7D(20240927)MS	BN034405.D	05 Oct 2024 01:14		RC/JU	Ok,M

Alliance TECHNICAL GROUP
284 Sheffield Street, Mountainside, New Jersey 07092, Phone : 908 789 8900,
Fax : 908 789 8922

Instrument ID: BNA_N

Daily Analysis Runlog For Sequence/QCBatch ID # BN100424

Review By	Yogesh Patel	Review On	10/5/2024 2:59:56 AM		
Supervise By	mohammad ahmed	Supervise On	10/7/2024 7:11:29 AM		
SubDirectory	BN100424	HP Acquire Method	BNA_N	HP Processing Method	bn091124

STD. NAME	STD REF.#
Tune/Reschk	SP6633
Initial Calibration Stds	SP6585,SP6580,SP6581,SP6582,SP6583,SP6584
CCC	SP6581
Internal Standard/PEM	S12319,10ul/1000ul sample
ICV/I.BLK	SP6618
Surrogate Standard	SP6631
MS/MSD Standard	SP6607
LCS Standard	SP6607

18	P4227-17MSD	PMW-7D(20240927)MS	BN034406.D	05 Oct 2024 01:54		RC/JU	Ok,M
19	P4227-21	FB(20240927)	BN034407.D	05 Oct 2024 02:33		RC/JU	Ok,M
20	P4227-07	DUP(20240926)	BN034408.D	05 Oct 2024 03:12		RC/JU	Ok
21	P4227-08	MW-2(MCUA)(2024092	BN034409.D	05 Oct 2024 03:51		RC/JU	Ok
22	P4227-09	PMW-5(20240926)	BN034410.D	05 Oct 2024 04:31		RC/JU	Ok,M
23	P4227-10	MW-1(MCUA)(2024092	BN034411.D	05 Oct 2024 05:10		RC/JU	Ok
24	P4227-11	PMW-3(20240927)	BN034412.D	05 Oct 2024 05:49		RC/JU	Ok
25	P4227-12	PMW-4(20240927)	BN034413.D	05 Oct 2024 06:29		RC/JU	Ok
26	SSTDCCC020	SSTD020334	BN034414.D	05 Oct 2024 07:47		RC/JU	Ok,M
27	PB163786BL	SBLK786	BN034415.D	05 Oct 2024 08:27		RC/JU	Ok
28	P4227-22	EB(20240927)	BN034416.D	05 Oct 2024 09:06		RC/JU	Ok
29	P4227-05	PMW-8S(20240926)	BN034417.D	05 Oct 2024 09:45		RC/JU	Ok,M
30	P4218-02MS	E1H08MS	BN034418.D	05 Oct 2024 11:04		RC/JU	Ok,M
31	P4218-03MSD	E1H08MSD	BN034419.D	05 Oct 2024 11:43		RC/JU	Ok
32	P4227-01	PMW-1(20240925)	BN034420.D	05 Oct 2024 12:22		RC/JU	Ok,M
33	P4227-02	PMW-2(20240925)	BN034421.D	05 Oct 2024 13:02		RC/JU	Ok
34	PB163787BS	SLCS787	BN034422.D	05 Oct 2024 13:41		RC/JU	Ok,M
35	PB163807BS	SLCS807	BN034423.D	05 Oct 2024 14:20		RC/JU	Ok,M
36	P4227-03	PMW-9S(20240926)	BN034424.D	05 Oct 2024 15:00		RC/JU	Ok

284 Sheffield Street, Mountainside, New Jersey 07092, Phone : 908 789 8900,
Fax : 908 789 8922

Instrument ID: BNA_N

Daily Analysis Runlog For Sequence/QCBatch ID # BN100424

Review By	Yogesh Patel	Review On	10/5/2024 2:59:56 AM		
Supervise By	mohammad ahmed	Supervise On	10/7/2024 7:11:29 AM		
SubDirectory	BN100424	HP Acquire Method	BNA_N	HP Processing Method	bn091124

STD. NAME	STD REF.#
Tune/Reschk	SP6633
Initial Calibration Stds	SP6585,SP6580,SP6581,SP6582,SP6583,SP6584
CCC	SP6581
Internal Standard/PEM	S12319,10ul/1000ul sample
ICV/I.BLK	SP6618
Surrogate Standard	SP6631
MS/MSD Standard	SP6607
LCS Standard	SP6607

37	P4227-04	PMW-9D(20240926)	BN034425.D	05 Oct 2024 15:39		RC/JU	Ok,M
38	P4227-06	PMW-8D(20240926)	BN034426.D	05 Oct 2024 16:18		RC/JU	Ok,M
39	SSTDCCC020	SSTD020335	BN034427.D	05 Oct 2024 17:37		RC/JU	Ok,M
40	PB163831BL	SBLK831	BN034428.D	05 Oct 2024 18:16		RC/JU	Ok
41	PB163748TB	SLEB748	BN034429.D	05 Oct 2024 18:55		RC/JU	Ok
42	PB163786BS	SLCS786	BN034430.D	05 Oct 2024 19:34		RC/JU	Ok,M
43	PB163831BS	SLCS831	BN034431.D	05 Oct 2024 20:13		RC/JU	Ok,M
44	SSTDCCC020EC	SSTD020336	BN034432.D	05 Oct 2024 21:32		RC/JU	Ok,M

M : Manual Integration

Alliance TECHNICAL GROUP 284 Sheffield Street, Mountainside NJ 07092 (908)-789-8900 Fax : 908 789 8922

Login Summary Report

Order ID :	P4227	Order Date :	9/27/2024 3:50:00 PM	Project Mgr :	YAZMEEN
Client :	Arcadis	Project :	ARC Sayreville PostEx 2024	Report Type :	USEPA CLP
Contact :	Kaiti Liao	Receive Date :	9/27/2024 3:50:00 PM	EDD Type :	EQUIS
Date Sign Off :	9/27/2024 5:01:21 PM				

Sample ID	Client ID	Matrix	Sampling Date	Test	Test Group	Method	TAT Days	Fax Due Date	HC Due Date
P4227-01	PMW-1(20240925)	Water	09/25/2024						
				Mercury		SFAM_HG	10	10/11/2024	10/11/2024
				Metals CLP MS		SFAM_MS	10	10/11/2024	10/11/2024
				SVOCMS Group1		SFAM_SVOC	10	10/11/2024	10/11/2024
				VOCMS Group1		SFAM_Trace	10	10/11/2024	10/11/2024
P4227-02	PMW-2(20240925)	Water	09/25/2024						
				Mercury		SFAM_HG	10	10/11/2024	10/11/2024
				Metals CLP MS		SFAM_MS	10	10/11/2024	10/11/2024
				SVOCMS Group1		SFAM_SVOC	10	10/11/2024	10/11/2024
				VOCMS Group1		SFAM_Trace	10	10/11/2024	10/11/2024
P4227-03	PMW-9S(20240926)	Water	09/26/2024						
				Mercury		SFAM_HG	10	10/11/2024	10/11/2024
				Metals CLP MS		SFAM_MS	10	10/11/2024	10/11/2024
				SVOCMS Group1		SFAM_SVOC	10	10/11/2024	10/11/2024
				VOCMS Group1		SFAM_Trace	10	10/11/2024	10/11/2024
P4227-04	PMW-9D(20240926)	Water	09/26/2024						
				Mercury		SFAM_HG	10	10/11/2024	10/11/2024
				Metals CLP MS		SFAM_MS	10	10/11/2024	10/11/2024
				SVOCMS Group1		SFAM_SVOC	10	10/11/2024	10/11/2024
				VOCMS Group1		SFAM_Trace	10	10/11/2024	10/11/2024
P4227-05	PMW-8S(20240926)	Water	09/26/2024						
				Mercury		SFAM_HG	10	10/11/2024	10/11/2024
				Metals CLP MS		SFAM_MS	10	10/11/2024	10/11/2024
				SVOCMS Group1		SFAM_SVOC	10	10/11/2024	10/11/2024
				VOCMS Group1		SFAM_Trace	10	10/11/2024	10/11/2024
P4227-06	PMW-8D(20240926)	Water	09/26/2024						
				Mercury		SFAM_HG	10	10/11/2024	10/11/2024
				Metals CLP MS		SFAM_MS	10	10/11/2024	10/11/2024
				SVOCMS Group1		SFAM_SVOC	10	10/11/2024	10/11/2024
				VOCMS Group1		SFAM_Trace	10	10/11/2024	10/11/2024

P4227-07	DUP(20240926)	Water	09/26/2024					
				Mercury	SFAM_HG	10	10/11/2024	10/11/2024
				Metals CLP MS	SFAM_MS	10	10/11/2024	10/11/2024
				SVOCMS Group1	SFAM_SVOC	10	10/11/2024	10/11/2024
				VOCMS Group1	SFAM_Trace	10	10/11/2024	10/11/2024
P4227-08	MW-2(MCUA)(20240926)	Water	09/26/2024					
				Mercury	SFAM_HG	10	10/11/2024	10/11/2024
				Metals CLP MS	SFAM_MS	10	10/11/2024	10/11/2024
				SVOCMS Group1	SFAM_SVOC	10	10/11/2024	10/11/2024
				VOCMS Group1	SFAM_Trace	10	10/11/2024	10/11/2024
P4227-09	PMW-5(20240926)	Water	09/26/2024					
				Mercury	SFAM_HG	10	10/11/2024	10/11/2024
				Metals CLP MS	SFAM_MS	10	10/11/2024	10/11/2024
				SVOCMS Group1	SFAM_SVOC	10	10/11/2024	10/11/2024
				VOCMS Group1	SFAM_Trace	10	10/11/2024	10/11/2024
P4227-10	MW-1(MCUA)(20240926)	Water	09/26/2024					
				Mercury	SFAM_HG	10	10/11/2024	10/11/2024
				Metals CLP MS	SFAM_MS	10	10/11/2024	10/11/2024
				SVOCMS Group1	SFAM_SVOC	10	10/11/2024	10/11/2024
				VOCMS Group1	SFAM_Trace	10	10/11/2024	10/11/2024
P4227-11	PMW-3(20240927)	Water	09/27/2024					
				Mercury	SFAM_HG	10	10/11/2024	10/11/2024
				Metals CLP MS	SFAM_MS	10	10/11/2024	10/11/2024
				SVOCMS Group1	SFAM_SVOC	10	10/11/2024	10/11/2024
				VOCMS Group1	SFAM_Trace	10	10/11/2024	10/11/2024
P4227-12	PMW-4(20240927)	Water	09/27/2024					
				Mercury	SFAM_HG	10	10/11/2024	10/11/2024
				Metals CLP MS	SFAM_MS	10	10/11/2024	10/11/2024
				SVOCMS Group1	SFAM_SVOC	10	10/11/2024	10/11/2024
				VOCMS Group1	SFAM_Trace	10	10/11/2024	10/11/2024
P4227-13	PMW-6(20240927)	Water	09/27/2024					
				Mercury	SFAM_HG	10	10/11/2024	10/11/2024
				Metals CLP MS	SFAM_MS	10	10/11/2024	10/11/2024
				SVOCMS Group1	SFAM_SVOC	10	10/11/2024	10/11/2024
				VOCMS Group1	SFAM_Trace	10	10/11/2024	10/11/2024
P4227-14	PMW-7S(20240927)	Water	09/27/2024					
				Mercury	SFAM_HG	10	10/11/2024	10/11/2024
				Metals CLP MS	SFAM_MS	10	10/11/2024	10/11/2024
				SVOCMS Group1	SFAM_SVOC	10	10/11/2024	10/11/2024
				VOCMS Group1	SFAM_Trace	10	10/11/2024	10/11/2024

P4227-15	PMW-7D(20240927)	Water	09/27/2024					
				Mercury	SFAM_HG	10	10/11/2024	10/11/2024
				Metals CLP MS	SFAM_MS	10	10/11/2024	10/11/2024
				SVOCMS Group1	SFAM_SVOC	10	10/11/2024	10/11/2024
				VOCMS Group1	SFAM_Trace	10	10/11/2024	10/11/2024
P4227-16	P4227-15MS	Water	09/27/2024					
				Mercury	SFAM_HG	10	10/11/2024	10/11/2024
				Metals CLP MS	SFAM_MS	10	10/11/2024	10/11/2024
				SVOCMS Group1	SFAM_SVOC	10	10/11/2024	10/11/2024
				VOCMS Group1	SFAM_Trace	10	10/11/2024	10/11/2024
P4227-17	P4227-15MSD	Water	09/27/2024					
				Mercury	SFAM_HG	10	10/11/2024	10/11/2024
				Metals CLP MS	SFAM_MS	10	10/11/2024	10/11/2024
				SVOCMS Group1	SFAM_SVOC	10	10/11/2024	10/11/2024
				VOCMS Group1	SFAM_Trace	10	10/11/2024	10/11/2024
P4227-18	PMW-10(20240927)	Water	09/27/2024					
				Mercury	SFAM_HG	10	10/11/2024	10/11/2024
				Metals CLP MS	SFAM_MS	10	10/11/2024	10/11/2024
				SVOCMS Group1	SFAM_SVOC	10	10/11/2024	10/11/2024
				VOCMS Group1	SFAM_Trace	10	10/11/2024	10/11/2024
P4227-19	FB(20240925)	Water	09/25/2024					
				Mercury	SFAM_HG	10	10/11/2024	10/11/2024
				Metals CLP MS	SFAM_MS	10	10/11/2024	10/11/2024
				SVOCMS Group1	SFAM_SVOC	10	10/11/2024	10/11/2024
				VOCMS Group1	SFAM_Trace	10	10/11/2024	10/11/2024
P4227-20	FB(20240926)	Water	09/26/2024					
				Mercury	SFAM_HG	10	10/11/2024	10/11/2024
				Metals CLP MS	SFAM_MS	10	10/11/2024	10/11/2024
				SVOCMS Group1	SFAM_SVOC	10	10/11/2024	10/11/2024
				VOCMS Group1	SFAM_Trace	10	10/11/2024	10/11/2024
P4227-21	FB(20240927)	Water	09/27/2024					
				Mercury	SFAM_HG	10	10/11/2024	10/11/2024
				Metals CLP MS	SFAM_MS	10	10/11/2024	10/11/2024
				SVOCMS Group1	SFAM_SVOC	10	10/11/2024	10/11/2024
				VOCMS Group1	SFAM_Trace	10	10/11/2024	10/11/2024
P4227-22	EB(20240927)	Water	09/27/2024					
				Mercury	SFAM_HG	10	10/11/2024	10/11/2024
				Metals CLP MS	SFAM_MS	10	10/11/2024	10/11/2024
				SVOCMS Group1	SFAM_SVOC	10	10/11/2024	10/11/2024
				VOCMS Group1	SFAM_Trace	10	10/11/2024	10/11/2024
P4227-23	TB(20240924)	Water	09/27/2024					

VOCMS Group1	SFAM_Trace	10	10/11/2024	10/11/2024	

Alliance TECHNICAL GROUP
284 Sheffield Street, Mountainside, New Jersey 07092, Phone : 908 789 8900,
Fax : 908 789 8922

LOGIN REPORT/SAMPLE TRANSFER

Order ID : P4227 ARCA06
Client Name : Arcadis
Client Contact : Kaiti Liao
Invoice Name : Arcadis
Invoice Contact : Kaiti Liao

Order Date : 9/27/2024 4:05:55 PM
Project Name : ARC Sayreville PostEx 202
Receive DateTime : 9/27/2024 3:50:00 PM
Purchase Order :

Project Mgr :
Report Type : USEPA CLP
EDD Type : EQUIS
Hard Copy Date :
Date Signoff :

LAB ID	CLIENT ID	MATRIX	SAMPLE DATE	SAMPLE TIME	TEST	TEST GROUP	METHOD	FAX DATE	DUE DATES
P4227-01	PMW-1(20240925)	Water	09/25/2024	13:35					
					VOCMS Group1		SFAM_Trace		10 Bus. Days
P4227-02	PMW-2(20240925)	Water	09/25/2024	13:50					
					VOCMS Group1		SFAM_Trace		10 Bus. Days
P4227-03	PMW-9~~D~~S(20240926)	Water	09/26/2024	09:20					
					VOCMS Group1		SFAM_Trace		10 Bus. Days
P4227-04	PMW-9D(20240926)	Water	09/26/2024	10:55					
					VOCMS Group1		SFAM_Trace		10 Bus. Days
P4227-05	PMW-8~~D~~S(20240926)	Water	09/26/2024	11:55					
					VOCMS Group1		SFAM_Trace		10 Bus. Days
P4227-06	PMW-8D(20240926)	Water	09/26/2024	09:55					
					VOCMS Group1		SFAM_Trace		10 Bus. Days
P4227-07	DUP(20240926)	Water	09/26/2024	00:00					
					VOCMS Group1		SFAM_Trace		10 Bus. Days
P4227-08	MW-2(MCUA)(20240926)	Water	09/26/2024	12:05					

1482

Alliance TECHNICAL GROUP
284 Sheffield Street, Mountainside, New Jersey 07092, Phone : 908 789 8900,
Fax : 908 789 8922

LOGIN REPORT/SAMPLE TRANSFER

Order ID : P4227 ARCA06
Client Name : Arcadis
Client Contact : Kaiti Liao
Invoice Name : Arcadis
Invoice Contact : Kaiti Liao

Order Date : 9/27/2024 4:05:55 PM
Project Name : ARC Sayreville PostEx 202
Receive DateTime : 9/27/2024 3:50:00 PM
Purchase Order :

Project Mgr :
Report Type : USEPA CLP
EDD Type : EQUIS
Hard Copy Date :
Date Signoff :

LAB ID	CLIENT ID	MATRIX	SAMPLE DATE	SAMPLE TIME	TEST	TEST GROUP	METHOD	FAX DATE	DUE DATES
P4227-09	PMW-5(20240926)	Water	09/26/2024	14:35	VOCMS Group1		SFAM_Trace	10 Bus. Days	
P4227-10	MW-1(MCUA)(20240926)	Water	09/26/2024	15:05	VOCMS Group1		SFAM_Trace	10 Bus. Days	
P4227-11	PMW-3(20240927)	Water	09/27/2024	11:10	VOCMS Group1		SFAM_Trace	10 Bus. Days	
P4227-12	PMW-4(20240927)	Water	09/27/2024	12:55	VOCMS Group1		SFAM_Trace	10 Bus. Days	
P4227-13	PMW-6(20240927)	Water	09/27/2024	12:40	VOCMS Group1		SFAM_Trace	10 Bus. Days	
P4227-14	PMW-7S(20240927)	Water	09/27/2024	10:30	VOCMS Group1		SFAM_Trace	10 Bus. Days	
P4227-15	PMW-7D(20240927)	Water	09/27/2024	10:30	VOCMS Group1		SFAM_Trace	10 Bus. Days	
					VOCMS Group1		SFAM_Trace	10 Bus. Days	

Alliance TECHNICAL GROUP
284 Sheffield Street, Mountainside, New Jersey 07092, Phone : 908 789 8900,
Fax : 908 789 8922

LOGIN REPORT/SAMPLE TRANSFER

Order ID : P4227 ARCA06
Client Name : Arcadis
Client Contact : Kaiti Liao
Invoice Name : Arcadis
Invoice Contact : Kaiti Liao

Order Date : 9/27/2024 4:05:55 PM
Project Name : ARC Sayreville PostEx 202
Receive DateTime : 9/27/2024 3:50:00 PM
Purchase Order :

Project Mgr :
Report Type : USEPA CLP
EDD Type : EQUIS
Hard Copy Date :
Date Signoff :

LAB ID	CLIENT ID	MATRIX	SAMPLE DATE	SAMPLE TIME	TEST	TEST GROUP	METHOD	FAX DATE	DUE DATES
P4227-16	P4227-15MS	Water	09/27/2024	10:30					
					VOCMS Group1		SFAM_Trace		10 Bus. Days
P4227-17	P4227-15MSD	Water	09/27/2024	10:30					
					VOCMS Group1		SFAM_Trace		10 Bus. Days
P4227-18	PMW-10(20240927)	Water	09/27/2024	09:35					
					VOCMS Group1		SFAM_Trace		10 Bus. Days
P4227-19	FB(20240925)	Water	09/25/2024	15:10					
					VOCMS Group1		SFAM_Trace		10 Bus. Days
P4227-20	FB(20240926)	Water	09/26/2024	15:30					
					VOCMS Group1		SFAM_Trace		10 Bus. Days
P4227-21	FB(20240927)	Water	09/27/2024	12:30					
					VOCMS Group1		SFAM_Trace		10 Bus. Days
P4227-22	EB(20240927)	Water	09/27/2024	12:15					
					VOCMS Group1		SFAM_Trace		10 Bus. Days
P4227-23	TB(20240927)	Water	09/27/2024	00:00					

Alliance TECHNICAL GROUP
284 Sheffield Street, Mountainside, New Jersey 07092, Phone : 908 789 8900,
Fax : 908 789 8922

LOGIN REPORT/SAMPLE TRANSFER

Order ID : P4227 ARCA06
Client Name : Arcadis
Client Contact : Kaiti Liao
Invoice Name : Arcadis
Invoice Contact : Kaiti Liao

Order Date : 9/27/2024 4:05:55 PM
Project Name : ARC Sayreville PostEx 202
Receive DateTime : 9/27/2024 3:50:00 PM
Purchase Order :

Project Mgr :
Report Type : USEPA CLP
EDD Type : EQUIS
Hard Copy Date :
Date Signoff :

LAB ID	CLIENT ID	MATRIX	SAMPLE DATE	SAMPLE TIME	TEST	TEST GROUP	METHOD	FAX DATE	DUE DATES
					VOCMS Group1		SFAM_Trace		10 Bus. Days

Relinguished By : [signature]
Date / Time : 1648 9/27/24

Received By : [signature]
Date / Time : 09/27/24 16:48 [signature]
Storage Area : VOA Refridgerator Room

163787
8:28

WORKLIST(Hardcopy Internal Chain)

WorkList Name : P4227 **WorkList ID :** 183949 **Department :** Extraction **Date :** 09-30-2024 08:15:58

Sample	Customer Sample	Matrix	Test	Preservative	Customer	Raw Sample Storage Location	Collect Date	Method
P4227-01	PMW-1(20240925)	Water	SVOCMS Group1	Cool 4 deg C	ARCA06	J51	09/25/2024	SFAM_SVOC
P4227-02	PMW-2(20240925)	Water	SVOCMS Group1	Cool 4 deg C	ARCA06	J51	09/25/2024	SFAM_SVOC
P4227-03	PMW-9S(20240926)	Water	SVOCMS Group1	Cool 4 deg C	ARCA06	J51	09/26/2024	SFAM_SVOC
P4227-04	PMW-9D(20240926)	Water	SVOCMS Group1	Cool 4 deg C	ARCA06	J51	09/26/2024	SFAM_SVOC
P4227-05	PMW-8S(20240926)	Water	SVOCMS Group1	Cool 4 deg C	ARCA06	J51	09/26/2024	SFAM_SVOC
P4227-06	PMW-8D(20240926)	Water	SVOCMS Group1	Cool 4 deg C	ARCA06	J51	09/26/2024	SFAM_SVOC
P4227-07	DUP(20240926)	Water	SVOCMS Group1	Cool 4 deg C	ARCA06	J51	09/26/2024	SFAM_SVOC
P4227-08	MW-2(MCUA)(20240926)	Water	SVOCMS Group1	Cool 4 deg C	ARCA06	J51	09/26/2024	SFAM_SVOC
P4227-09	PMW-5(20240926)	Water	SVOCMS Group1	Cool 4 deg C	ARCA06	J51	09/26/2024	SFAM_SVOC
P4227-10	MW-1(MCUA)(20240926)	Water	SVOCMS Group1	Cool 4 deg C	ARCA06	J51	09/26/2024	SFAM_SVOC
P4227-11	PMW-3(20240927)	Water	SVOCMS Group1	Cool 4 deg C	ARCA06	J51	09/27/2024	SFAM_SVOC
P4227-12	PMW-4(20240927)	Water	SVOCMS Group1	Cool 4 deg C	ARCA06	J51	09/27/2024	SFAM_SVOC

1486

Date/Time 09/30/24 8:20
Raw Sample Received by: RJ (Sept Lab)
Raw Sample Relinquished by: [signature]

Date/Time 09/30/24 8:50
Raw Sample Received by: [signature]
Raw Sample Relinquished by: RJ (Sept Lab)

163786
8:25

WORKLIST(Hardcopy Internal Chain)

WorkList Name : P4227 **WorkList ID :** 183949 **Department :** Extraction **Date :** 09-30-2024 08:15:58

Sample	Customer Sample	Matrix	Test	Preservative	Customer	Raw Sample Storage Location	Collect Date	Method
P4227-01	PMW-1(20240925)	Water	SVOCMS Group1	Cool 4 deg C	ARCA06	J51	09/25/2024	SFAM_SVOC
P4227-02	PMW-2(20240925)	Water	SVOCMS Group1	Cool 4 deg C	ARCA06	J51	09/25/2024	SFAM_SVOC
P4227-03	PMW-9S(20240926)	Water	SVOCMS Group1	Cool 4 deg C	ARCA06	J51	09/26/2024	SFAM_SVOC
P4227-04	PMW-9D(20240926)	Water	SVOCMS Group1	Cool 4 deg C	ARCA06	J51	09/26/2024	SFAM_SVOC
P4227-05	PMW-8S(20240926)	Water	SVOCMS Group1	Cool 4 deg C	ARCA06	J51	09/26/2024	SFAM_SVOC
P4227-06	PMW-8D(20240926)	Water	SVOCMS Group1	Cool 4 deg C	ARCA06	J51	09/26/2024	SFAM_SVOC
P4227-07	DUP(20240926)	Water	SVOCMS Group1	Cool 4 deg C	ARCA06	J51	09/26/2024	SFAM_SVOC
P4227-08	MW-2(MCUA)(20240926)	Water	SVOCMS Group1	Cool 4 deg C	ARCA06	J51	09/26/2024	SFAM_SVOC
P4227-09	PMW-5(20240926)	Water	SVOCMS Group1	Cool 4 deg C	ARCA06	J51	09/26/2024	SFAM_SVOC
P4227-10	MW-1(MCUA)(20240926)	Water	SVOCMS Group1	Cool 4 deg C	ARCA06	J51	09/26/2024	SFAM_SVOC
P4227-11	PMW-3(20240927)	Water	SVOCMS Group1	Cool 4 deg C	ARCA06	J51	09/27/2024	SFAM_SVOC
P4227-12	PMW-4(20240927)	Water	SVOCMS Group1	Cool 4 deg C	ARCA06	J51	09/27/2024	SFAM_SVOC

1487

Date/Time 09/30/24 8:20
Raw Sample Received by: RJ (Ext Icy)
Raw Sample Relinquished by: SM

Date/Time 09/30/24 8:50
Raw Sample Received by: SM
Raw Sample Relinquished by: RJ (Ext Icy)

163601
16:35

WORKLIST(Hardcopy Internal Chain)

WorkList Name : P4227S **WorkList ID :** 183969 **Department :** Extraction **Date :** 09-30-2024 15:55:56

Sample	Customer Sample	Matrix	Test	Preservative	Customer	Raw Sample Storage Location	Collect Date	Method
P4227-13	PMW-6(20240927)	Water	SVOCMS Group1	Cool 4 deg C	ARCA06	J51	09/27/2024	SFAM_SVOC
P4227-14	PMW-7S(20240927)	Water	SVOCMS Group1	Cool 4 deg C	ARCA06	J51	09/27/2024	SFAM_SVOC
P4227-15	PMW-7D(20240927)	Water	SVOCMS Group1	Cool 4 deg C	ARCA06	J51	09/27/2024	SFAM_SVOC
P4227-16	P4227-15MS	Water	SVOCMS Group1	Cool 4 deg C	ARCA06	J51	09/27/2024	SFAM_SVOC
P4227-17	P4227-15MSD	Water	SVOCMS Group1	Cool 4 deg C	ARCA06	J51	09/27/2024	SFAM_SVOC
P4227-18	PMW-10(20240927)	Water	SVOCMS Group1	Cool 4 deg C	ARCA06	J51	09/27/2024	SFAM_SVOC
P4227-19	FB(20240925)	Water	SVOCMS Group1	Cool 4 deg C	ARCA06	J51	09/25/2024	SFAM_SVOC
P4227-20	FB(20240926)	Water	SVOCMS Group1	Cool 4 deg C	ARCA06	J51	09/26/2024	SFAM_SVOC
P4227-21	FB(20240927)	Water	SVOCMS Group1	Cool 4 deg C	ARCA06	J51	09/27/2024	SFAM_SVOC
P4227-22	EB(20240927)	Water	SVOCMS Group1	Cool 4 deg C	ARCA06	J51	09/27/2024	SFAM_SVOC

1488

Date/Time 09/30/24 16:25
Raw Sample Received by: RS (Ext lab)
Raw Sample Relinquished by: JD (SM)

Date/Time 09/30/24 17:00
Raw Sample Received by: JD (SM)
Raw Sample Relinquished by: RS (Ext lab)

163508
16:30

WORKLIST(Hardcopy Internal Chain)

WorkList Name : P4227S **WorkList ID :** 183969 **Department :** Extraction **Date :** 09-30-2024 15:55:56

Sample	Customer Sample	Matrix	Test	Preservative	Customer	Raw Sample Storage Location	Collect Date	Method
P4227-13	PMW-6(20240927)	Water	SVOCMS Group1	Cool 4 deg C	ARCA06	J51	09/27/2024	SFAM_SVOC
P4227-14	PMW-7S(20240927)	Water	SVOCMS Group1	Cool 4 deg C	ARCA06	J51	09/27/2024	SFAM_SVOC
P4227-15	PMW-7D(20240927)	Water	SVOCMS Group1	Cool 4 deg C	ARCA06	J51	09/27/2024	SFAM_SVOC
P4227-16	P4227-15MS	Water	SVOCMS Group1	Cool 4 deg C	ARCA06	J51	09/27/2024	SFAM_SVOC
P4227-17	P4227-15MSD	Water	SVOCMS Group1	Cool 4 deg C	ARCA06	J51	09/27/2024	SFAM_SVOC
P4227-18	PMW-10(20240927)	Water	SVOCMS Group1	Cool 4 deg C	ARCA06	J51	09/27/2024	SFAM_SVOC
P4227-19	FB(20240925)	Water	SVOCMS Group1	Cool 4 deg C	ARCA06	J51	09/25/2024	SFAM_SVOC
P4227-20	FB(20240926)	Water	SVOCMS Group1	Cool 4 deg C	ARCA06	J51	09/26/2024	SFAM_SVOC
P4227-21	FB(20240927)	Water	SVOCMS Group1	Cool 4 deg C	ARCA06	J51	09/27/2024	SFAM_SVOC
P4227-22	EB(20240927)	Water	SVOCMS Group1	Cool 4 deg C	ARCA06	J51	09/27/2024	SFAM_SVOC

1489

Date/Time 09/30/24 16:25
Raw Sample Received by: [illegible]
Raw Sample Relinquished by: JDCSM

Date/Time 09/30/24 16:55
Raw Sample Received by: JDCSM
Raw Sample Relinquished by: [illegible]

WORKLIST(Hardcopy Internal Chain)

WorkList Name : P4228 **WorkList ID :** 183973 **Department :** Extraction **Date :** 09-30-2024 16:00:23

Sample	Customer Sample	Matrix	Test	Preservative	Customer	Raw Sample Storage Location	Collect Date	Method
P4228-01	E0CP6	Water	SVOC-SFAM	Cool 4 deg C	USEP04	A11	09/26/2024	SFAM_SVOC
P4228-02	E0CP7	Water	SVOC-SFAM	Cool 4 deg C	USEP04	A11	09/26/2024	SFAM_SVOC

1490

Date/Time 09/30/24 16:00
Raw Sample Received by: RS (Sept 24)
Raw Sample Relinquished by: CP SM

Date/Time 09/30/24 16:50
Raw Sample Received by: CP SM
Raw Sample Relinquished by: RS (Sept 24)