284 Sheffield Street, Mountainside, New Jersey 07092, Phone : 908 789 8900,
Fax : 908 789 8922

Cover Page

Order ID : P4602

Project ID : R36704

Client : Tetra Tech, EMI

Lab Sample Number	Client Sample Number
P4602-19	C0P17
P4602-21	CC0P2
P4602-22	CC0P4
P4602-23	CC0P6
P4602-24	CC0P8
P4602-25	CC0Q0
P4602-26	CC0Q2
P4602-27	CC0Q3
P4602-28	CC0Q4
P4602-29	CC0Q5
P4602-30	CC0Q7
P4602-31	CC0Q9
P4602-32	CC0R0
P4602-33	CC0R1
P4602-34	CC0R2
P4602-37	CC0P0
P4602-38	P4602-37MS
P4602-39	P4602-37MSD
P4602-40	CC0R6
P4602-41	P4602-40MS
P4602-42	P4602-40MSD
P4602-43	CC0R8
P4602-44	P4602-43MS
P4602-45	P4602-43MSD

I certify that the data package is in compliance with the terms and conditions of the contract,both technically and for completeness, for other than the conditions detailed above. Release of the data contained in this hard copy data package has been authorized by the laboratory manager or his designee, as verified by the following signature.

Signature : _____

Date: 11/13/2024

NYDOH CERTIFICATION NO - 11376

NJDEP CERTIFICATION NO - 20012

284 Sheffield Street, Mountainside, NJ 07092
Phone: 908 789 8900 Fax: 908 789 8922

CASE NARRATIVE

Tetra Tech, EMI
Project Name: R36704
Project # N/A
Chemtech Project # P4602
Test Name: Herbicide

A. Number of Samples and Date of Receipt:
24 Solid samples were received on 10/29/2024.

B. Parameters
According to the Chain of Custody document, the following analyses were requested: Herbicide. This data package contains results for Herbicide.

C. Analytical Techniques:
The analysis was performed on instrument ECD_S. The front column is RTX-CLPesticides which is 30 meters, 0.32 mm ID, 0. 5 um df,: Catalog # 11139. The rear column is RTX-CLPesticides2 which is 30 meters, 0.32 mm ID, 0.25 um df, Catalog #: 11324The analysis of Herbicides was based on method 8151A and extraction was done based on method 3541.

D. QA/ QC Samples:

The Holding Times were met for all samples .

The Surrogate recoveries met the acceptable criteria.
The Retention Times were acceptable for all samples.

The MS {P4602-44MS} with File ID: PS028408.D recoveries met the requirements for all compounds except for Dinoseb[0%],due to matrix interference.
The MS {P4602-41MS} with File ID: PS028411.D recoveries met the requirements for all compounds except for Dinoseb[0%],due to matrix interference.
The MS {P4602-38MS} with File ID: PS028436.D recoveries met the requirements for all compounds except for 2,4,5-TP(Silvex)[7%] and Dinoseb[8%],due to matrix interference.

The MSD {P4602-45MSD} with File ID: PS028409.D recoveries met the acceptable requirements except for Dinoseb[0%],due to matrix interference.
The MSD {P4602-42MSD} with File ID: PS028412.D recoveries met the acceptable requirements except for Dinoseb[0%],due to matrix interference.

284 Sheffield Street, Mountainside, NJ 07092
Phone: 908 789 8900 Fax: 908 789 8922

The MSD {P4602-39MSD} with File ID: PS028437.D recoveries met the acceptable requirements except for 2,4,5-TP(Silvex)[6%] and Dinoseb[8%],due to matrix interference.

The RPD met criteria .
The Blank Spike met requirements for all samples .
The Blank analysis did not indicate the presence of lab contamination.
The Initial Calibration met the requirements .

The Continuous Calibration File ID PS028237.D met the requirements except for 2,4,5-T,2,4,5-TP (Silvex),2,4-D,2,4-DB,2,4-DCAA,DICAMBA,DICHLORPROP,DINOSEB is failing in 1st column but it is passing in 2nd column also associated QC passing for that therefore no corrective action taken.

E. Additional Comments:
The soil samples results are based on a dry weight basis.

F. Manual Integration Comments:
Please refer to the Manual integration Report included with the Run Logs for information on the manual integrations performed.

I certify that the data package is in compliance with the terms and conditions of the contract, both technically and for completeness, for other than the conditions detailed above. The laboratory manager or his designee, as verified by the following signature has authorized release of the data contained in this hard copy data package.

Signature_____

284 Sheffield Street, Mountainside NJ 07092 Tel. 908-789-8900 Fax: 908-789-8922

DATA REPORTING QUALIFIERS- ORGANIC

For reporting results, the following " Results Qualifiers" are used:

Value	If the result is a value greater than or equal to the detection limit, report the value
U	Indicates the compound was analyzed for but was not detected. Report the minimum detection limit for the sample with the U, i.e. "10 U". This is not necessarily the instrument detection limit attainable for this particular sample based on any concentration or dilution that may have been required.
ND	Indicates the analyte was analyzed for, but not detected
J	Indicates an estimated value**.** This flag is used: (1) When estimating a concentration for a tentatively identified compound (library search hits, where a 1:1 response is assumed.) (2) When the mass spectral data indicated the identification, however the result was less than the specified detection limit greater than zero. If the detection limit was 10ug/L and a concentration of 3 ug/L was calculated report as 3 J. This is flag is used when similar situation arise on any organic parameter i.e. Pest, PCB and others.
B	Indicates the analyte was found in the blank as well as the sample report as "12 B".
E	Indicates the analyte 's concentration exceeds the calibrated range of the instrument for that specific analysis.
D	This flag identifies all compounds identified in an analysis at a secondary dilution factor.
P	This flag is used for Pesticide/PCB target analyte when there is >25% difference for detected concentrations between the two GC columns. The lower of the two values is reported on Form 1 and flagged with a "P".
N	This flag indicates presumptive evidence of a compound. This is only used for tentatively identified compounds (TICs), where the identification is based on a mass spectral library search. It applies to all TIC results. For generic characterization of a TIC, such as chlorinated hydrocarbon, the flag is not used.
A	This flag indicates that a Tentatively Identified Compound is a suspected aldol-condensation product.
Q	Indicates the LCS did not meet the control limits requirements

284 Sheffield Street, Mountainside, NJ 07092 Phone: 908 789 8900 Fax: 908 789 8922

GC ANALYSIS CONFORMANCE/NON-CONFORMANCE SUMMARY

CHEMTECH PROJECT NUMBER: P4602 MATRIX: Solid

METHOD: 8151A/3541

		NA	NO	YES
1.	Chromatograms Labeled/Compounds Identified.			✓
2.	Standard Summary Submitted.			✓
3.	Calibration - Initial Calibration performed within 30 days before sample analysis and continuing calibration performed within 24 hours of sample analysis, 12 HOURS IF 8000 SERIES METHOD. The Initial Calibration met the requirements . The Continuous Calibration File ID PS028237.D met the requirements except for 2,4,5-T,2,4,5-TP (Silvex),2,4-D,2,4-DB,2,4-DCAA,DICAMBA,DICHLORPROP,DINOSEB is failing in 1st column but it is passing in 2nd column also associated QC passing for that therefore no corrective action taken			✓
4.	Blank Contamination - If yes, list compounds and concentrations in each blank:		✓	
5.	Surrogate Recoveries Meet Criteria If not met, list those compounds and their recoveries which fall outside the acceptable ranges.			✓
6.	Matrix Spike/Matrix Spike Duplicate Recoveries Meet Criteria If not met, list those compounds and their recoveries which fall outside the acceptable range. The MS {P4602-44MS} with File ID: PS028408.D recoveries met the requirements for all compounds except for Dinoseb[0%],due to matrix interference. The MS {P4602-41MS} with File ID: PS028411.D recoveries met the requirements for all compounds except for Dinoseb[0%],due to matrix interference. The MS {P4602-38MS} with File ID: PS028436.D recoveries met the requirements for all compounds except for 2,4,5-TP(Silvex)[7%] and Dinoseb[8%],due to matrix interference. The MSD {P4602-45MSD} with File ID: PS028409.D recoveries met the acceptable requirements except for Dinoseb[0%],due to matrix interference. The MSD {P4602-42MSD} with File ID: PS028412.D recoveries met the acceptable requirements except for Dinoseb[0%],due to matrix interference. The MSD {P4602-39MSD} with File ID: PS028437.D recoveries met the acceptable requirements except for 2,4,5-TP(Silvex)[6%] and Dinoseb[8%],due to matrix interference. The Blank Spike met requirements for all samples . The RPD met criteria .		✓	

284 Sheffield Street, Mountainside, NJ 07092 Phone: 908 789 8900 Fax: 908 789 8922

GC ANALYSIS CONFORMANCE/NON-CONFORMANCE SUMMARY (CONTINUED)

		NA	NO	YES
7.	Retention Time Shift Meet Criteria (if applicable)			✓
	Comments:			
8.	Extraction Holding Time Met		✓	
	If not met, list number of days exceeded for each sample:			
9.	Analysis Holding Time Met		✓	
	If not met, list those compounds and their recoveries which fall outside the acceptable range.			
	The Holding Times were met for all samples			

ADDITIONAL COMMENTS:

The soil samples results are based on a dry weight basis.

_____ _____

QA REVIEW Date

284 Sheffield Street, Mountainside, New Jersey 07092, Phone : 908 789 8900,
Fax : 908 789 8922

APPENDIX A

QA REVIEW GENERAL DOCUMENTATION

Project #: **P4602**

	Completed
For thorough review, the report must have the following:	
GENERAL:	
Are all original paperwork present (chain of custody, record of communication,airbill, sample management lab chronicle, login page)	✓
Check chain-of-custody for proper relinquish/return of samples	✓
Is the chain of custody signed and complete	✓
Check internal chain-of-custody for proper relinquish/return of samples /sample extracts	✓
Collect information for each project id from server. Were all requirements followed	✓
COVER PAGE:	
Do numbers of samples correspond to the number of samples in the Chain of Custody on login page	✓
Do lab numbers and client Ids on cover page agree with the Chain of Custody	✓
CHAIN OF CUSTODY:	
Do requested analyses on Chain of Custody agree with form I results	✓
Do requested analyses on Chain of Custody agree with the log-in page	✓
Were the correct method log-in for analysis according to the Analytical Request and Chain of Castody	✓
Were the samples received within hold time	✓
Were any problems found with the samples at arrival recorded in the Sample Management Laboratory Chronicle	✓
ANALYTICAL:	
Was method requirement followed?	✓
Was client requirement followed?	✓
Does the case narrative summarize all QC failure?	✓
All runlogs and manual integration are reviewed for requirements	✓
All manual calculations and /or hand notations verified	✓

QA Review Signature: **SOHIL JODHANI** **Date:** **11/13/2024**

Alliance TECHNICAL GROUP

284 Sheffield Street, Mountainside, New Jersey 07092, Phone : 908 789 8900, Fax : 908 789 8922

LAB CHRONICLE

OrderID:	P4602	**OrderDate:**	10/29/2024 10:35:00 AM
Client:	Tetra Tech, EMI	**Project:**	R36704
Contact:	Ava Heiss	**Location:**	K61

LabID	ClientID	Matrix	Test	Method	Sample Date	Prep Date	Anal Date	Received
P4602-19	**C0P17**	**SOIL**			**10/22/24**			**10/29/24**
			Herbicide	8151A		11/01/24	11/11/24	
P4602-21	**CC0P2**	**SOIL**			**10/22/24**			**10/29/24**
			Herbicide	8151A		11/01/24	11/11/24	
P4602-22	**CC0P4**	**SOIL**			**10/22/24**			**10/29/24**
			Herbicide	8151A		11/01/24	11/11/24	
P4602-23	**CC0P6**	**SOIL**			**10/22/24**			**10/29/24**
			Herbicide	8151A		11/01/24	11/11/24	
P4602-24	**CC0P8**	**SOIL**			**10/22/24**			**10/29/24**
			Herbicide	8151A		11/01/24	11/11/24	
P4602-25	**CC0Q0**	**SOIL**			**10/22/24**			**10/29/24**
			Herbicide	8151A		11/01/24	11/11/24	
P4602-26	**CC0Q2**	**SOIL**			**10/22/24**			**10/29/24**
			Herbicide	8151A		11/01/24	11/11/24	
P4602-27	**CC0Q3**	**SOIL**			**10/22/24**			**10/29/24**
			Herbicide	8151A		11/01/24	11/12/24	
P4602-28	**CC0Q4**	**SOIL**			**10/23/24**			**10/29/24**
			Herbicide	8151A		11/01/24	11/12/24	
P4602-29	**CC0Q5**	**SOIL**			**10/23/24**			**10/29/24**
			Herbicide	8151A		11/01/24	11/12/24	
P4602-30	**CC0Q7**	**SOIL**			**10/23/24**			**10/29/24**
			Herbicide	8151A		11/01/24	11/12/24	
P4602-31	**CC0Q9**	**SOIL**			**10/23/24**			**10/29/24**

284 Sheffield Street, Mountainside, New Jersey 07092, Phone : 908 789 8900, Fax : 908 789 8922

LAB CHRONICLE

			Herbicide	8151A		11/01/24	11/12/24	
P4602-32	**CC0R0**	**SOIL**			**10/23/24**			**10/29/24**
			Herbicide	8151A		11/01/24	11/12/24	
P4602-33	**CC0R1**	**SOIL**			**10/23/24**			**10/29/24**
			Herbicide	8151A		11/01/24	11/12/24	
P4602-34	**CC0R2**	**SOIL**			**10/23/24**			**10/29/24**
			Herbicide	8151A		11/01/24	11/12/24	
P4602-37	**CC0P0**	**SOIL**			**10/22/24**			**10/29/24**
			Herbicide	8151A		11/01/24	11/12/24	
P4602-40	**CC0R6**	**SOIL**			**10/23/24**			**10/29/24**
			Herbicide	8151A		11/06/24	11/11/24	
P4602-43	**CC0R8**	**SOIL**			**10/23/24**			**10/29/24**
			Herbicide	8151A		11/04/24	11/11/24	

284 Sheffield Street, Mountainside, New Jersey 07092, Phone : 908 789 8900,
Fax : 908 789 8922

Hit Summary Sheet
SW-846

SDG No.: P4602 **Order ID:** P4602

Client: Tetra Tech, EMI **Project ID:** R36704

Sample ID	Client ID	Matrix	Parameter	Concentration	C	MDL	RDL	Units

Client ID :

Total Concentration: 0.000

QC SUMMARY

Alliance TECHNICAL GROUP
284 Sheffield Street, Mountainside, New Jersey 07092, Phone : 908 789 8900,
Fax : 908 789 8922

Surrogate Summary

SDG No.: P4602

Client: Tetra Tech, EMI

Analytical Method: 8151A

Lab Sample ID	Client ID	Parameter	Column	Spike	Result	Rec	Qual	Limits Low	Limits High
I.BLK-PS028217.D	PIBLK-PS028217.D	2,4-DCAA	1	500	506	101		39	175
		2,4-DCAA	2	500	449	90		39	175
I.BLK-PS028224.D	PIBLK-PS028224.D	2,4-DCAA	1	500	486	97		39	175
		2,4-DCAA	2	500	559	112		39	175
PB164641BL	PB164641BL	2,4-DCAA	1	500	572	114		10	141
		2,4-DCAA	2	500	568	114		10	141
PB164641BS	PB164641BS	2,4-DCAA	1	500	573	115		10	141
		2,4-DCAA	2	500	572	114		10	141
I.BLK-PS028236.D	PIBLK-PS028236.D	2,4-DCAA	1	500	573	115		39	175
		2,4-DCAA	2	500	538	108		39	175
I.BLK-PS028252.D	PIBLK-PS028252.D	2,4-DCAA	1	500	489	98		39	175
		2,4-DCAA	2	500	491	98		39	175
I.BLK-PS028271.D	PIBLK-PS028271.D	2,4-DCAA	1	500	519	104		39	175
		2,4-DCAA	2	500	516	103		39	175
PB164703BL	PB164703BL	2,4-DCAA	1	500	556	111		10	141
		2,4-DCAA	2	500	520	104		10	141
I.BLK-PS028283.D	PIBLK-PS028283.D	2,4-DCAA	1	500	529	106		39	175
		2,4-DCAA	2	500	516	103		39	175
PB164703BS	PB164703BS	2,4-DCAA	1	500	560	112		10	141
		2,4-DCAA	2	500	535	107		10	141
I.BLK-PS028296.D	PIBLK-PS028296.D	2,4-DCAA	1	500	530	106		39	175
		2,4-DCAA	2	500	508	102		39	175
I.BLK-PS028355.D	PIBLK-PS028355.D	2,4-DCAA	1	500	501	100		39	175
		2,4-DCAA	2	500	503	101		39	175
I.BLK-PS028405.D	PIBLK-PS028405.D	2,4-DCAA	1	500	511	102		39	175
		2,4-DCAA	2	500	472	94		39	175
P4602-43	CC0R8	2,4-DCAA	1	500	301	60		10	141
		2,4-DCAA	2	500	237	47		10	141
P4602-44MS	CC0R8MS	2,4-DCAA	1	500	375	75		10	141
		2,4-DCAA	2	500	253	51		10	141
P4602-45MSD	CC0R8MSD	2,4-DCAA	1	500	379	76		10	141
		2,4-DCAA	2	500	254	51		10	141
P4602-40	CC0R6	2,4-DCAA	1	500	285	57		10	141
		2,4-DCAA	2	500	200	40		10	141
P4602-41MS	CC0R6MS	2,4-DCAA	1	500	390	78		10	141
		2,4-DCAA	2	500	186	37		10	141
P4602-42MSD	CC0R6MSD	2,4-DCAA	1	500	396	79		10	141
		2,4-DCAA	2	500	188	38		10	141
PB164725BL	PB164725BL	2,4-DCAA	1	500	558	112		10	141
		2,4-DCAA	2	500	487	97		10	141
PB164725BS	PB164725BS	2,4-DCAA	1	500	555	111		10	141

284 Sheffield Street, Mountainside, New Jersey 07092, Phone : 908 789 8900,
Fax : 908 789 8922

Surrogate Summary

SDG No.: P4602

Client: Tetra Tech, EMI

Analytical Method: 8151A

Lab Sample ID	Client ID	Parameter	Column	Spike	Result	Rec	Qual	Limits Low	Limits High
PB164725BS	PB164725BS	2,4-DCAA	2	500	463	93		10	141
P4602-19	C0P17	2,4-DCAA	1	500	207	41		10	141
		2,4-DCAA	2	500	169	34		10	141
I.BLK-PS028417.D	PIBLK-PS028417.D	2,4-DCAA	1	500	513	103		39	175
		2,4-DCAA	2	500	468	94		39	175
P4602-21	CC0P2	2,4-DCAA	1	500	206	41		10	141
		2,4-DCAA	2	500	168	34		10	141
P4602-22	CC0P4	2,4-DCAA	1	500	216	43		10	141
		2,4-DCAA	2	500	139	28		10	141
P4602-23	CC0P6	2,4-DCAA	1	500	164	33		10	141
		2,4-DCAA	2	500	125	25		10	141
P4602-24	CC0P8	2,4-DCAA	1	500	129	26		10	141
		2,4-DCAA	2	500	105	21		10	141
P4602-25	CC0Q0	2,4-DCAA	1	500	182	36		10	141
		2,4-DCAA	2	500	168	34		10	141
P4602-26	CC0Q2	2,4-DCAA	1	500	233	47		10	141
		2,4-DCAA	2	500	205	41		10	141
P4602-27	CC0Q3	2,4-DCAA	1	500	166	33		10	141
		2,4-DCAA	2	500	140	28		10	141
P4602-29	CC0Q5	2,4-DCAA	1	500	131	26		10	141
		2,4-DCAA	2	500	192	38		10	141
P4602-30	CC0Q7	2,4-DCAA	1	500	161	32		10	141
		2,4-DCAA	2	500	123	25		10	141
I.BLK-PS028429.D	PIBLK-PS028429.D	2,4-DCAA	1	500	508	102		39	175
		2,4-DCAA	2	500	461	92		39	175
P4602-33	CC0R1	2,4-DCAA	1	500	179	36		10	141
		2,4-DCAA	2	500	116	23		10	141
P4602-34	CC0R2	2,4-DCAA	1	500	133	27		10	141
		2,4-DCAA	2	500	110	22		10	141
P4602-31	CC0Q9	2,4-DCAA	1	500	303	61		10	141
		2,4-DCAA	2	500	273	55		10	141
P4602-32	CC0R0	2,4-DCAA	1	500	257	51		10	141
		2,4-DCAA	2	500	255	51		10	141
P4602-37	CC0P0	2,4-DCAA	1	500	156	31		10	141
		2,4-DCAA	2	500	132	26		10	141
P4602-38MS	CC0P0MS	2,4-DCAA	1	500	138	28		10	141
		2,4-DCAA	2	500	108	22		10	141
P4602-39MSD	CC0P0MSD	2,4-DCAA	1	500	137	27		10	141
		2,4-DCAA	2	500	108	22		10	141
I.BLK-PS028441.D	PIBLK-PS028441.D	2,4-DCAA	1	500	509	102		39	175
		2,4-DCAA	2	500	455	91		39	175

284 Sheffield Street, Mountainside, New Jersey 07092, Phone : 908 789 8900,
Fax : 908 789 8922

Surrogate Summary

SDG No.: P4602

Client: Tetra Tech, EMI

Analytical Method: 8151A

Lab Sample ID	Client ID	Parameter	Column	Spike	Result	Rec	Qual	Limits Low	Limits High
P4602-28	CC0Q4	2,4-DCAA	1	500	304	61		10	141
		2,4-DCAA	2	500	263	53		10	141
I.BLK-PS028447.D	PIBLK-PS028447.D	2,4-DCAA	1	500	497	99		39	175
		2,4-DCAA	2	500	446	89		39	175

284 Sheffield Street, Mountainside, New Jersey 07092, Phone : 908 789 8900,
Fax : 908 789 8922

Matrix Spike/Matrix Spike Duplicate Summary

SW-846

SDG No.: P4602

Client: Tetra Tech, EMI

Analytical Method: 8151A **DataFile :** PS028408.D

Lab Sample ID:	Parameter	Spike	Sample Result	Result	Units	Rec	Rec Qual	RPD	RPD Qual	Limits Low	Limits High	RPD
Client Sample ID:	**CC0R8MS**											
P4602-44MS	DICAMBA	181.8	0	78.0	ug/Kg	43				10	112	
	DICHLORPROP	181.8	0	47.0	ug/Kg	26				10	113	
	2,4-D	181.8	0	90.4	ug/Kg	50				10	144	
	2,4,5-TP(Silvex)	181.8	0	29.7	ug/Kg	16				10	114	
	2,4,5-T	181.8	0	49.4	ug/Kg	27				10	115	
	2,4-DB	181.8	0	52.5	ug/Kg	29				10	140	
	Dinoseb	181.8	0	0	ug/Kg	0	*			10	118	

284 Sheffield Street, Mountainside, New Jersey 07092, Phone : 908 789 8900,
Fax : 908 789 8922

Matrix Spike/Matrix Spike Duplicate Summary

SW-846

SDG No.: P4602

Client: Tetra Tech, EMI

Analytical Method: 8151A **DataFile :** PS028409.D

Lab Sample ID:	Parameter	Spike	Sample Result	Result	Units	Rec	Rec Qual	RPD	RPD Qual	Limits Low	Limits High	RPD
Client Sample ID:	**CC0R8MSD**											
P4602-45MSD	DICAMBA	181.7	0	78.6	ug/Kg	43		0		10	112	20
	DICHLORPROP	181.7	0	47.4	ug/Kg	26		0		10	113	20
	2,4-D	181.7	0	91.1	ug/Kg	50		0		10	144	20
	2,4,5-TP(Silvex)	181.7	0	29.9	ug/Kg	16		0		10	114	20
	2,4,5-T	181.7	0	50.0	ug/Kg	28		4		10	115	20
	2,4-DB	181.7	0	52.5	ug/Kg	29		0		10	140	20
	Dinoseb	181.7	0	0	ug/Kg	0	*	0		10	118	20

284 Sheffield Street, Mountainside, New Jersey 07092, Phone : 908 789 8900,
Fax : 908 789 8922

Matrix Spike/Matrix Spike Duplicate Summary

SW-846

SDG No.: P4602

Client: Tetra Tech, EMI

Analytical Method: 8151A **DataFile :** PS028411.D

Lab Sample ID:	Parameter	Spike	Sample Result	Result	Units	Rec	Rec Qual	RPD	RPD Qual	Limits Low	Limits High	RPD
Client Sample ID:	**CC0R6MS**											
P4602-41MS	DICAMBA	176	0	66.9	ug/Kg	38				10	112	
	DICHLORPROP	176	0	31.9	ug/Kg	18				10	113	
	2,4-D	176	0	73.5	ug/Kg	42				10	144	
	2,4,5-TP(Silvex)	176	0	23.0	ug/Kg	13				10	114	
	2,4,5-T	176	0	39.5	ug/Kg	22				10	115	
	2,4-DB	176	0	20.1	ug/Kg	11				10	140	
	Dinoseb	176	0	0	ug/Kg	0	*			10	118	

284 Sheffield Street, Mountainside, New Jersey 07092, Phone : 908 789 8900,
Fax : 908 789 8922

Matrix Spike/Matrix Spike Duplicate Summary

SW-846

SDG No.: P4602

Client: Tetra Tech, EMI

Analytical Method: 8151A **DataFile :** PS028412.D

Lab Sample ID:	Parameter	Spike	Sample Result	Result	Units	Rec	Rec Qual	RPD	RPD Qual	Limits Low	Limits High	Limits RPD
Client Sample ID:	**CC0R6MSD**											
P4602-42MSD	DICAMBA	176.1	0	67.9	ug/Kg	39		3		10	112	20
	DICHLORPROP	176.1	0	32.4	ug/Kg	18		0		10	113	20
	2,4-D	176.1	0	74.5	ug/Kg	42		0		10	144	20
	2,4,5-TP(Silvex)	176.1	0	23.3	ug/Kg	13		0		10	114	20
	2,4,5-T	176.1	0	40.1	ug/Kg	23		4		10	115	20
	2,4-DB	176.1	0	21.3	ug/Kg	12		9		10	140	20
	Dinoseb	176.1	0	0	ug/Kg	0	*	0		10	118	20

284 Sheffield Street, Mountainside, New Jersey 07092, Phone : 908 789 8900,
Fax : 908 789 8922

Matrix Spike/Matrix Spike Duplicate Summary

SW-846

SDG No.: P4602

Client: Tetra Tech, EMI

Analytical Method: 8151A **DataFile :** PS028436.D

Lab Sample ID:	Parameter	Spike	Sample Result	Result	Units	Rec	Rec Qual	RPD	RPD Qual	Limits Low	Limits High	RPD
Client Sample ID:	**CC0P0MS**											
P4602-38MS	DICAMBA	179.2	0	41.7	ug/Kg	23				10	112	
	DICHLORPROP	179.2	0	23.2	ug/Kg	13				10	113	
	2,4-D	179.2	0	52.4	ug/Kg	29				10	144	
	2,4,5-TP(Silvex)	179.2	0	12.8	ug/Kg	7	*			10	114	
	2,4,5-T	179.2	0	19.3	ug/Kg	11				10	115	
	2,4-DB	179.2	0	53.7	ug/Kg	30				10	140	
	Dinoseb	179.2	0	13.9	ug/Kg	8	*			10	118	

284 Sheffield Street, Mountainside, New Jersey 07092, Phone : 908 789 8900,
Fax : 908 789 8922

Matrix Spike/Matrix Spike Duplicate Summary

SW-846

SDG No.: P4602

Client: Tetra Tech, EMI

Analytical Method: 8151A **DataFile :** PS028437.D

Lab Sample ID:	Parameter	Spike	Sample Result	Result	Units	Rec	Rec Qual	RPD	RPD Qual	Limits Low	Limits High	Limits RPD
Client Sample ID:	**CC0P0MSD**											
P4602-39MSD	DICAMBA	179.1	0	42.0	ug/Kg	23		0		10	112	20
	DICHLORPROP	179.1	0	23.6	ug/Kg	13		0		10	113	20
	2,4-D	179.1	0	52.7	ug/Kg	29		0		10	144	20
	2,4,5-TP(Silvex)	179.1	0	11.4	ug/Kg	6	*	15		10	114	20
	2,4,5-T	179.1	0	21.3	ug/Kg	12		9		10	115	20
	2,4-DB	179.1	0	51.0	ug/Kg	28		7		10	140	20
	Dinoseb	179.1	0	13.9	ug/Kg	8	*	0		10	118	20

284 Sheffield Street, Mountainside, New Jersey 07092, Phone : 908 789 8900,
Fax : 908 789 8922

Laboratory Control Sample/Laboratory Control Sample Duplicate Summary

SW-846

SDG No.: P4602

Client: Tetra Tech, EMI

Analytical Method: 8151A **Datafile :** PS028231.D

Lab Sample ID	Parameter	Spike	Result	Units	Rec	RPD	Qual	RPD Qual	Limits Low	Limits High	RPD
PB164641BS	DICAMBA	166.5	181	ug/Kg	109				72	129	
	DICHLORPROP	166.5	185	ug/Kg	111				77	135	
	2,4-D	166.5	186	ug/Kg	112				65	144	
	2,4,5-TP(Silvex)	166.5	194	ug/Kg	117				74	146	
	2,4,5-T	166.5	193	ug/Kg	116				77	134	
	2,4-DB	166.5	188	ug/Kg	113				72	122	
	Dinoseb	166.5	197	ug/Kg	118				74	132	

284 Sheffield Street, Mountainside, New Jersey 07092, Phone : 908 789 8900,
Fax : 908 789 8922

Laboratory Control Sample/Laboratory Control Sample Duplicate Summary

SW-846

SDG No.: P4602

Client: Tetra Tech, EMI

Analytical Method: 8151A **Datafile :** PS028285.D

Lab Sample ID	Parameter	Spike	Result	Units	Rec	RPD	Qual	RPD Qual	Limits Low	Limits High	RPD
PB164703BS	DICAMBA	166.6	174	ug/Kg	104				72	129	
	DICHLORPROP	166.6	177	ug/Kg	106				77	135	
	2,4-D	166.6	177	ug/Kg	106				65	144	
	2,4,5-TP(Silvex)	166.6	182	ug/Kg	109				74	146	
	2,4,5-T	166.6	181	ug/Kg	109				77	134	
	2,4-DB	166.6	177	ug/Kg	106				72	122	
	Dinoseb	166.6	180	ug/Kg	108				74	132	

284 Sheffield Street, Mountainside, New Jersey 07092, Phone : 908 789 8900,
Fax : 908 789 8922

Laboratory Control Sample/Laboratory Control Sample Duplicate Summary

SW-846

SDG No.: P4602

Client: Tetra Tech, EMI

Analytical Method: 8151A **Datafile :** PS028415.D

Lab Sample ID	Parameter	Spike	Result	Units	Rec	RPD	Qual	RPD Qual	Limits Low	Limits High	RPD
PB164725BS	DICAMBA	166.6	145	ug/Kg	87				72	129	
	DICHLORPROP	166.6	156	ug/Kg	94				77	135	
	2,4-D	166.6	170	ug/Kg	102				65	144	
	2,4,5-TP(Silvex)	166.6	167	ug/Kg	100				74	146	
	2,4,5-T	166.6	153	ug/Kg	92				77	134	
	2,4-DB	166.6	132	ug/Kg	79				72	122	
	Dinoseb	166.6	140	ug/Kg	84				74	132	

284 Sheffield Street, Mountainside, New Jersey 07092, Phone : 908 789 8900,
Fax : 908 789 8922

4C

PESTICIDE METHOD BLANK SUMMARY

EPA SAMPLE NO.

PB164641BL

Lab Name: CHEMTECH Contract: TETR16

Lab Code: CHEM Case No.: P4602 SAS No.: P4602 SDG NO.: P4602

Lab Sample ID: PB164641BL Lab File ID: PS028230.D

Matrix: (soil/water) Solid Extraction: (Type)

Sulfur Cleanup: (Y/N) N Date Extracted: 11/04/2024

Date Analyzed (1): 11/05/2024 Date Analyzed (2): 11/05/2024

Time Analyzed (1): 22:36 Time Analyzed (2): 22:36

Instrument ID (1): ECD_S Instrument ID (2): ECD_S

GC Column (1): RTX-CLP ID: 0.32 (mm) GC Column (2): RTX-CLP2 ID: 0.32 (mm)

THIS METHOD BLANK APPLIES TO THE FOLLOWING SAMPLES, MS AND MSD:

EPA SAMPLE NO.	LAB SAMPLE ID	LAB FILE ID	DATE ANALYZED 1	DATE ANALYZED 2
PB164641BS	PB164641BS	PS028231.D	11/05/2024	11/05/2024
CC0R8	P4602-43	PS028407.D	11/11/2024	11/11/2024
CC0R8MS	P4602-44MS	PS028408.D	11/11/2024	11/11/2024
CC0R8MSD	P4602-45MSD	PS028409.D	11/11/2024	11/11/2024

COMMENTS:

284 Sheffield Street, Mountainside, New Jersey 07092, Phone : 908 789 8900,
Fax : 908 789 8922

4C

PESTICIDE METHOD BLANK SUMMARY

EPA SAMPLE NO.

PB164703BL

Lab Name: CHEMTECH Contract: TETR16

Lab Code: CHEM Case No.: P4602 SAS No.: P4602 SDG NO.: P4602

Lab Sample ID: PB164703BL Lab File ID: PS028282.D

Matrix: (soil/water) Solid Extraction: (Type)

Sulfur Cleanup: (Y/N) N Date Extracted: 11/06/2024

Date Analyzed (1): 11/06/2024 Date Analyzed (2): 11/06/2024

Time Analyzed (1): 22:15 Time Analyzed (2): 22:15

Instrument ID (1): ECD_S Instrument ID (2): ECD_S

GC Column (1): RTX-CLP ID: 0.32 (mm) GC Column (2): RTX-CLP2 ID: 0.32 (mm)

THIS METHOD BLANK APPLIES TO THE FOLLOWING SAMPLES, MS AND MSD:

EPA SAMPLE NO.	LAB SAMPLE ID	LAB FILE ID	DATE ANALYZED 1	DATE ANALYZED 2
PB164703BS	PB164703BS	PS028285.D	11/06/2024	11/06/2024
CC0R6	P4602-40	PS028410.D	11/11/2024	11/11/2024
CC0R6MS	P4602-41MS	PS028411.D	11/11/2024	11/11/2024
CC0R6MSD	P4602-42MSD	PS028412.D	11/11/2024	11/11/2024

COMMENTS:

284 Sheffield Street, Mountainside, New Jersey 07092, Phone : 908 789 8900,
Fax : 908 789 8922

4C

PESTICIDE METHOD BLANK SUMMARY

EPA SAMPLE NO.

PB164725BL

Lab Name: CHEMTECH Contract: TETR16

Lab Code: CHEM Case No.: P4602 SAS No.: P4602 SDG NO.: P4602

Lab Sample ID: PB164725BL Lab File ID: PS028414.D

Matrix: (soil/water) Solid Extraction: (Type)

Sulfur Cleanup: (Y/N) N Date Extracted: 11/01/2024

Date Analyzed (1): 11/11/2024 Date Analyzed (2): 11/11/2024

Time Analyzed (1): 19:46 Time Analyzed (2): 19:46

Instrument ID (1): ECD_S Instrument ID (2): ECD_S

GC Column (1): RTX-CLP ID: 0.32 (mm) GC Column (2): RTX-CLP2 ID: 0.32 (mm)

THIS METHOD BLANK APPLIES TO THE FOLLOWING SAMPLES, MS AND MSD:

EPA SAMPLE NO.	LAB SAMPLE ID	LAB FILE ID	DATE ANALYZED 1	DATE ANALYZED 2
PB164725BS	PB164725BS	PS028415.D	11/11/2024	11/11/2024
C0P17	P4602-19	PS028416.D	11/11/2024	11/11/2024
CC0P2	P4602-21	PS028419.D	11/11/2024	11/11/2024
CC0P4	P4602-22	PS028420.D	11/11/2024	11/11/2024
CC0P6	P4602-23	PS028421.D	11/11/2024	11/11/2024
CC0P8	P4602-24	PS028422.D	11/11/2024	11/11/2024
CC0Q0	P4602-25	PS028423.D	11/11/2024	11/11/2024
CC0Q2	P4602-26	PS028424.D	11/11/2024	11/11/2024
CC0Q3	P4602-27	PS028425.D	11/12/2024	11/12/2024
CC0Q5	P4602-29	PS028427.D	11/12/2024	11/12/2024
CC0Q7	P4602-30	PS028428.D	11/12/2024	11/12/2024
CC0R1	P4602-33	PS028431.D	11/12/2024	11/12/2024
CC0R2	P4602-34	PS028432.D	11/12/2024	11/12/2024
CC0Q9	P4602-31	PS028433.D	11/12/2024	11/12/2024
CC0R0	P4602-32	PS028434.D	11/12/2024	11/12/2024
CC0P0	P4602-37	PS028435.D	11/12/2024	11/12/2024
CC0P0MS	P4602-38MS	PS028436.D	11/12/2024	11/12/2024
CC0P0MSD	P4602-39MSD	PS028437.D	11/12/2024	11/12/2024
CC0Q4	P4602-28	PS028446.D	11/12/2024	11/12/2024

COMMENTS:

Alliance
TECHNICAL GROUP

SAMPLE DATA

Raw Data: **PS028416.D**

Alliance TECHNICAL GROUP
284 Sheffield Street, Mountainside, New Jersey 07092, Phone : 908 789 8900,
Fax : 908 789 8922

Report of Analysis

Client:	Tetra Tech, EMI		Date Collected:	10/22/24	
Project:	R36704		Date Received:	10/29/24	
Client Sample ID:	C0P17		SDG No.:	P4602	
Lab Sample ID:	P4602-19		Matrix:	SOIL	
Analytical Method:	SW8151A		% Solid:	91.2	Decanted:
Sample Wt/Vol:	30.04 Units: g		Final Vol:	10000	uL
Soil Aliquot Vol:	uL		Test:	Herbicide	
Extraction Type:			Injection Volume :		
GPC Factor :	1.0 PH :				
Prep Method :	8151A				

File ID/Qc Batch:	Dilution:	Prep Date	Date Analyzed	Prep Batch ID
PS028416.D	1	11/01/24 08:25	11/11/24 20:34	PB164725

CAS Number	Parameter	Conc.	Qualifier	MDL	LOQ / CRQL	Units(Dry Weight)
TARGETS						
1918-00-9	DICAMBA	73.4	U	9.50	73.4	ug/Kg
120-36-5	DICHLORPROP	73.4	U	10.4	73.4	ug/Kg
94-75-7	2,4-D	73.4	U	13.2	73.4	ug/Kg
93-72-1	2,4,5-TP (Silvex)	73.4	U	10.3	73.4	ug/Kg
93-76-5	2,4,5-T	73.4	U	11.1	73.4	ug/Kg
94-82-6	2,4-DB	73.4	U	20.0	73.4	ug/Kg
88-85-7	DINOSEB	73.4	U	13.6	73.4	ug/Kg
SURROGATES						
19719-28-9	2,4-DCAA	207		10 - 141	41%	SPK: 500

Comments:

U = Not Detected
LOQ = Limit of Quantitation
MDL = Method Detection Limit
LOD = Limit of Detection
E = Value Exceeds Calibration Range
P = Indicates >25% difference for detected concentrations between the two GC columns
Q = indicates LCS control criteria did not meet requirements
M = MS/MSD acceptance criteria did not meet requirements

J = Estimated Value
B = Analyte Found in Associated Method Blank
N = Presumptive Evidence of a Compound
* = Values outside of QC limits
D = Dilution
S = Indicates estimated value where valid five-point calibration was not performed prior to analyte detection in sample.
() = Laboratory InHouse Limit

Sample Results: **PS028416.D**

Data Path : Z:\pestpcbsrv\HPCHEM1\ECD_S\Data\PS111124\
Data File : PS028416.D
Signal(s) : Signal #1: ECD1A.ch Signal #2: ECD2B.ch
Acq On : 11 Nov 2024 20:34
Operator : AR\AJ
Sample : P4602-19
Misc :
ALS Vial : 21 Sample Multiplier: 1

Instrument :
ECD_S
ClientSampleId :
C0P17

Manual Integrations APPROVED

Reviewed By :Yogesh Patel 11/12/2024
Supervised By :Ankita Jodhani 11/12/2024

Integration File signal 1: autoint1.e
Integration File signal 2: autoint2.e
Quant Time: Nov 11 23:30:08 2024
Quant Method : Z:\pestpcbsrv\HPCHEM1\ECD_S\Method\PS110924.M
Quant Title : 8080.M
QLast Update : Fri Nov 08 17:46:43 2024
Response via : Initial Calibration
Integrator: ChemStation

Volume Inj. : 1 µl
Signal #1 Phase : ZB-MR1 Signal #2 Phase: ZB-MR2
Signal #1 Info : 30M x 0.32mm x0.5 Signal #2 Info : 30M x 0.32mm x 0.25µm

	Compound	RT#1	RT#2	Resp#1	Resp#2	ng/ml	ng/ml
	System Monitoring Compounds						
4) S	2,4-DCAA	7.244	7.751	570.6E6	269.1E6	206.698m	168.856
	Target Compounds						

(f)=RT Delta > 1/2 Window (#)=Amounts differ by > 25% (m)=manual int.

Sample Results: **PS028416.D**

Data Path : Z:\pestpcbsrv\HPCHEM1\ECD_S\Data\PS111124\
Data File : PS028416.D
Signal(s) : Signal #1: ECD1A.ch Signal #2: ECD2B.ch
Acq On : 11 Nov 2024 20:34
Operator : AR\AJ
Sample : P4602-19
Misc :
ALS Vial : 21 Sample Multiplier: 1

Instrument :
ECD_S
ClientSampleId :
C0P17

Manual Integrations APPROVED

Reviewed By :Yogesh Patel 11/12/2024
Supervised By :Ankita Jodhani 11/12/2024

Integration File signal 1: autoint1.e
Integration File signal 2: autoint2.e
Quant Time: Nov 11 23:30:08 2024
Quant Method : Z:\pestpcbsrv\HPCHEM1\ECD_S\Method\PS110924.M
Quant Title : 8080.M
QLast Update : Fri Nov 08 17:46:43 2024
Response via : Initial Calibration
Integrator: ChemStation

Volume Inj. : 1 µl
Signal #1 Phase : ZB-MR1 Signal #2 Phase: ZB-MR2
Signal #1 Info : 30M x 0.32mm x0.5 Signal #2 Info : 30M x 0.32mm x 0.25µm

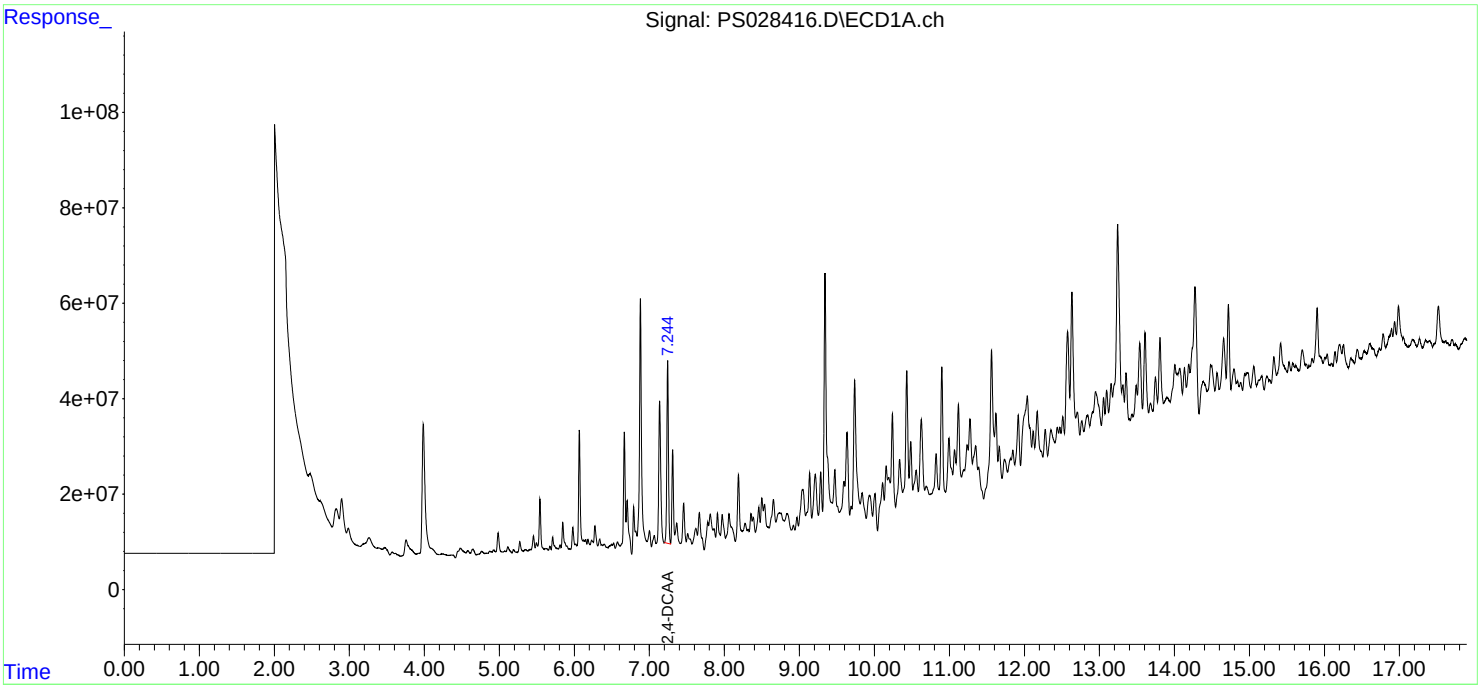

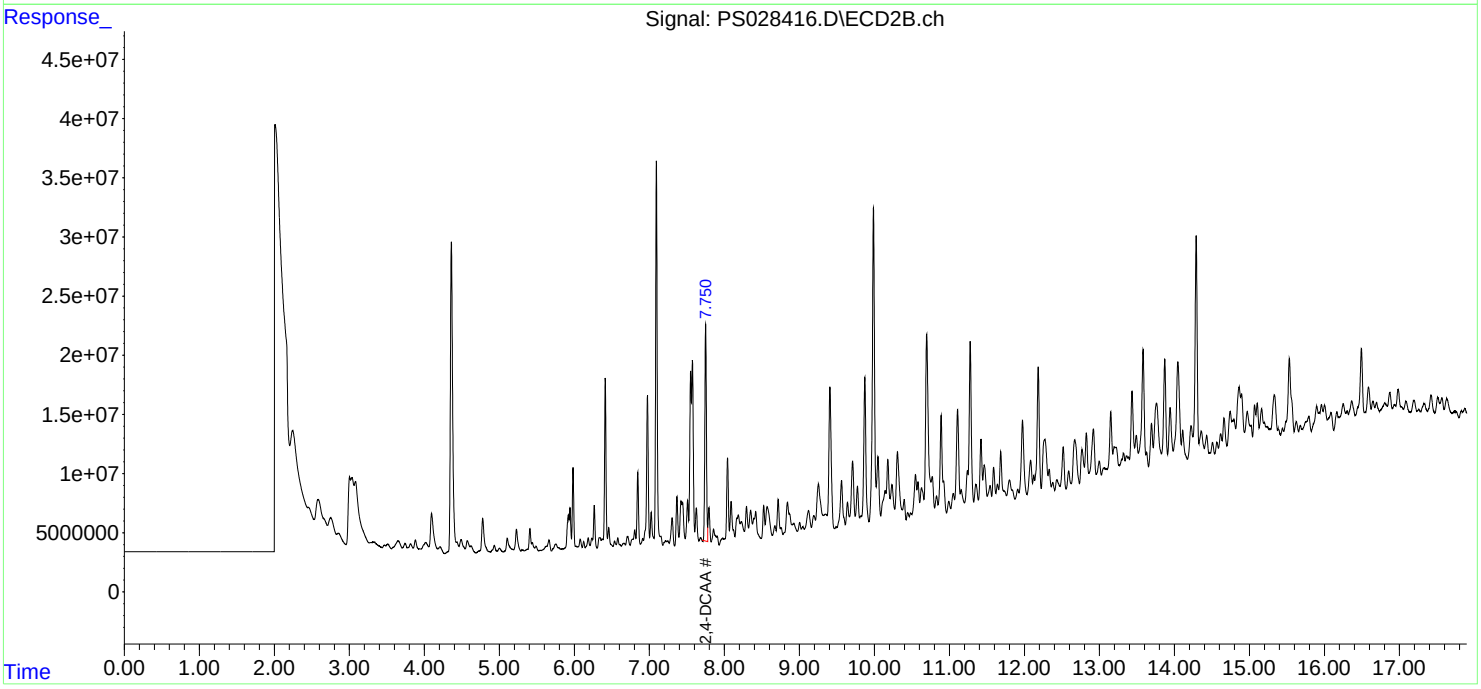

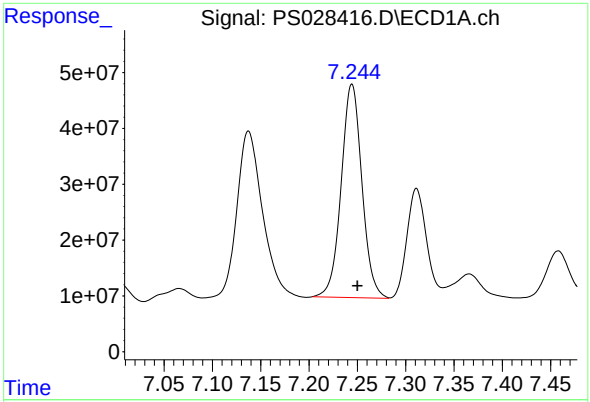

#4 2,4-DCAA

R.T.: 7.244 min
Delta R.T.: -0.006 min
Response: 570643303
Conc: 206.70 ng/ml

Instrument :
ECD_S
ClientSampleId :
C0P17

Manual Integrations APPROVED

Reviewed By :Yogesh Patel 11/12/2024
Supervised By :Ankita Jodhani 11/12/2024

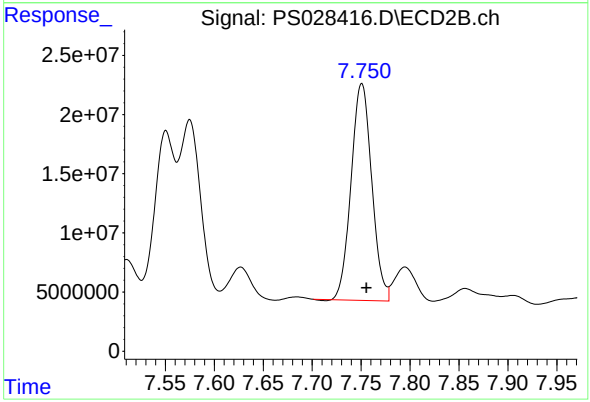

#4 2,4-DCAA

R.T.: 7.751 min
Delta R.T.: -0.005 min
Response: 269059559
Conc: 168.86 ng/ml

Raw Data: **PS028419.D**

Alliance TECHNICAL GROUP
284 Sheffield Street, Mountainside, New Jersey 07092, Phone : 908 789 8900,
Fax : 908 789 8922

Report of Analysis

Client:	Tetra Tech, EMI		Date Collected:	10/22/24	
Project:	R36704		Date Received:	10/29/24	
Client Sample ID:	CC0P2		SDG No.:	P4602	
Lab Sample ID:	P4602-21		Matrix:	SOIL	
Analytical Method:	SW8151A		% Solid:	96	Decanted:
Sample Wt/Vol:	30.07	Units: g	Final Vol:	10000	uL
Soil Aliquot Vol:		uL	Test:	Herbicide	
Extraction Type:			Injection Volume :		
GPC Factor :	1.0	PH :			
Prep Method :	8151A				

File ID/Qc Batch:	Dilution:	Prep Date	Date Analyzed	Prep Batch ID
PS028419.D	1	11/01/24 08:25	11/11/24 21:46	PB164725

CAS Number	Parameter	Conc.	Qualifier	MDL	LOQ / CRQL	Units(Dry Weight)
TARGETS						
1918-00-9	DICAMBA	69.6	U	9.00	69.6	ug/Kg
120-36-5	DICHLORPROP	69.6	U	9.90	69.6	ug/Kg
94-75-7	2,4-D	69.6	U	12.6	69.6	ug/Kg
93-72-1	2,4,5-TP (Silvex)	69.6	U	9.80	69.6	ug/Kg
93-76-5	2,4,5-T	69.6	U	10.5	69.6	ug/Kg
94-82-6	2,4-DB	69.6	U	19.0	69.6	ug/Kg
88-85-7	DINOSEB	69.6	U	12.9	69.6	ug/Kg
SURROGATES						
19719-28-9	2,4-DCAA	206		10 - 141	41%	SPK: 500

Comments:

U = Not Detected
LOQ = Limit of Quantitation
MDL = Method Detection Limit
LOD = Limit of Detection
E = Value Exceeds Calibration Range
P = Indicates >25% difference for detected concentrations between the two GC columns
Q = indicates LCS control criteria did not meet requirements
M = MS/MSD acceptance criteria did not meet requirements

J = Estimated Value
B = Analyte Found in Associated Method Blank
N = Presumptive Evidence of a Compound
* = Values outside of QC limits
D = Dilution
S = Indicates estimated value where valid five-point calibration was not performed prior to analyte detection in sample.
() = Laboratory InHouse Limit

Sample Results: **PS028419.D**

Data Path : Z:\pestpcbsrv\HPCHEM1\ECD_S\Data\PS111124\
Data File : PS028419.D
Signal(s) : Signal #1: ECD1A.ch Signal #2: ECD2B.ch
Acq On : 11 Nov 2024 21:46
Operator : AR\AJ
Sample : P4602-21
Misc :
ALS Vial : 22 Sample Multiplier: 1

Instrument :
ECD_S
ClientSampleId :
CC0P2

Manual Integrations APPROVED

Reviewed By :Yogesh Patel 11/12/2024
Supervised By :Ankita Jodhani 11/12/2024

Integration File signal 1: autoint1.e
Integration File signal 2: autoint2.e
Quant Time: Nov 11 23:32:51 2024
Quant Method : Z:\pestpcbsrv\HPCHEM1\ECD_S\Method\PS110924.M
Quant Title : 8080.M
QLast Update : Fri Nov 08 17:46:43 2024
Response via : Initial Calibration
Integrator: ChemStation

Volume Inj. : 1 µl
Signal #1 Phase : ZB-MR1 Signal #2 Phase: ZB-MR2
Signal #1 Info : 30M x 0.32mm x0.5 Signal #2 Info : 30M x 0.32mm x 0.25µm

	Compound	RT#1	RT#2	Resp#1	Resp#2	ng/ml	ng/ml
	System Monitoring Compounds						
4) S	2,4-DCAA	7.244	7.750	569.2E6	267.3E6	206.161m	167.721
	Target Compounds						

(f)=RT Delta > 1/2 Window (#)=Amounts differ by > 25% (m)=manual int.

Sample Results: **PS028419.D**

Data Path : Z:\pestpcbsrv\HPCHEM1\ECD_S\Data\PS111124\
Data File : PS028419.D
Signal(s) : Signal #1: ECD1A.ch Signal #2: ECD2B.ch
Acq On : 11 Nov 2024 21:46
Operator : AR\AJ
Sample : P4602-21
Misc :
ALS Vial : 22 Sample Multiplier: 1

Instrument :
ECD_S
ClientSampleId :
CC0P2

Manual Integrations APPROVED

Reviewed By :Yogesh Patel 11/12/2024
Supervised By :Ankita Jodhani 11/12/2024

Integration File signal 1: autoint1.e
Integration File signal 2: autoint2.e
Quant Time: Nov 11 23:32:51 2024
Quant Method : Z:\pestpcbsrv\HPCHEM1\ECD_S\Method\PS110924.M
Quant Title : 8080.M
QLast Update : Fri Nov 08 17:46:43 2024
Response via : Initial Calibration
Integrator: ChemStation

Volume Inj. : 1 µl
Signal #1 Phase : ZB-MR1 Signal #2 Phase: ZB-MR2
Signal #1 Info : 30M x 0.32mm x0.5 Signal #2 Info : 30M x 0.32mm x 0.25µm

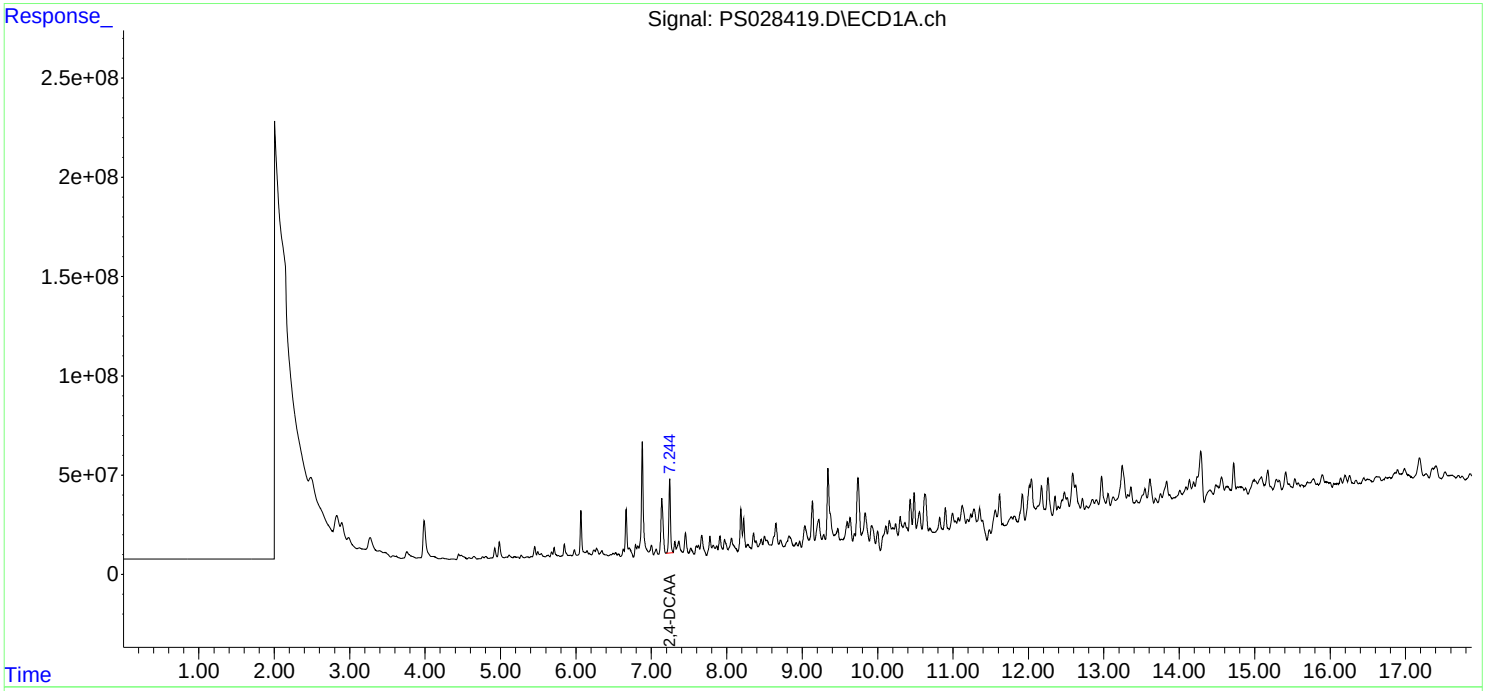

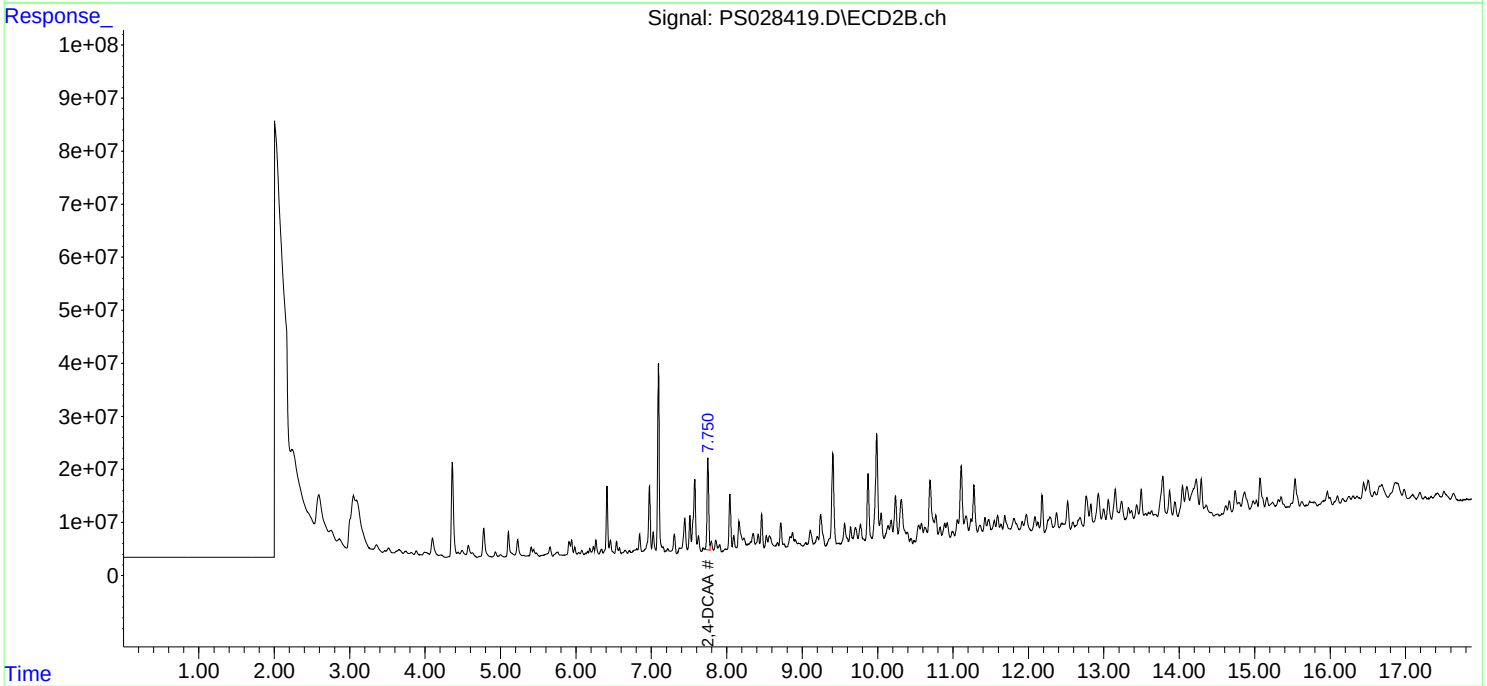

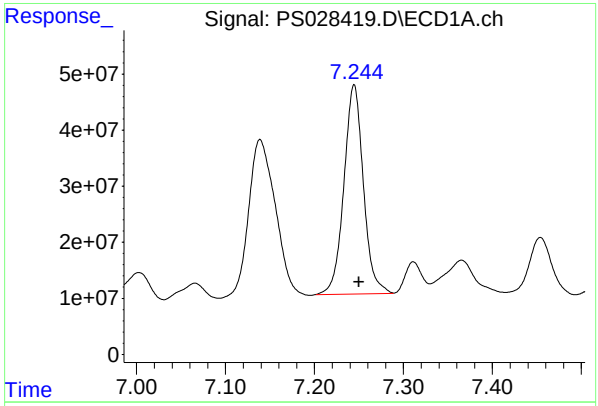

#4 2,4-DCAA

R.T.: 7.244 min
Delta R.T.: -0.006 min
Response: 569160370
Conc: 206.16 ng/ml

Instrument :
ECD_S
ClientSampleId :
CC0P2

Manual Integrations
APPROVED

Reviewed By :Yogesh Patel 11/12/2024
Supervised By :Ankita Jodhani 11/12/2024

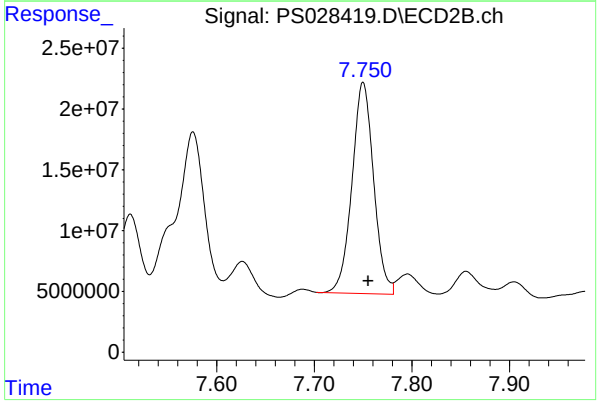

#4 2,4-DCAA

R.T.: 7.750 min
Delta R.T.: -0.005 min
Response: 267250602
Conc: 167.72 ng/ml

Raw Data: **PS028420.D**

Alliance TECHNICAL GROUP
284 Sheffield Street, Mountainside, New Jersey 07092, Phone : 908 789 8900,
Fax : 908 789 8922

Report of Analysis

Client:	Tetra Tech, EMI		Date Collected:	10/22/24	
Project:	R36704		Date Received:	10/29/24	
Client Sample ID:	CC0P4		SDG No.:	P4602	
Lab Sample ID:	P4602-22		Matrix:	SOIL	
Analytical Method:	SW8151A		% Solid:	95.5	Decanted:
Sample Wt/Vol:	30.05 Units:	g	Final Vol:	10000	uL
Soil Aliquot Vol:		uL	Test:	Herbicide	
Extraction Type:			Injection Volume :		
GPC Factor :	1.0	PH :			
Prep Method :	8151A				

File ID/Qc Batch:	Dilution:	Prep Date	Date Analyzed	Prep Batch ID
PS028420.D	1	11/01/24 08:25	11/11/24 22:10	PB164725

CAS Number	Parameter	Conc.	Qualifier	MDL	LOQ / CRQL	Units(Dry Weight)
TARGETS						
1918-00-9	DICAMBA	70.0	U	9.10	70.0	ug/Kg
120-36-5	DICHLORPROP	70.0	U	10.0	70.0	ug/Kg
94-75-7	2,4-D	70.0	U	12.6	70.0	ug/Kg
93-72-1	2,4,5-TP (Silvex)	70.0	U	9.80	70.0	ug/Kg
93-76-5	2,4,5-T	70.0	U	10.6	70.0	ug/Kg
94-82-6	2,4-DB	70.0	U	19.1	70.0	ug/Kg
88-85-7	DINOSEB	70.0	U	13.0	70.0	ug/Kg
SURROGATES						
19719-28-9	2,4-DCAA	216		10 - 141	43%	SPK: 500

Comments:

U = Not Detected
LOQ = Limit of Quantitation
MDL = Method Detection Limit
LOD = Limit of Detection
E = Value Exceeds Calibration Range
P = Indicates >25% difference for detected concentrations between the two GC columns
Q = indicates LCS control criteria did not meet requirements
M = MS/MSD acceptance criteria did not meet requirements

J = Estimated Value
B = Analyte Found in Associated Method Blank
N = Presumptive Evidence of a Compound
* = Values outside of QC limits
D = Dilution
S = Indicates estimated value where valid five-point calibration was not performed prior to analyte detection in sample.
() = Laboratory InHouse Limit

Sample Results: **PS028420.D**

Data Path : Z:\pestpcbsrv\HPCHEM1\ECD_S\Data\PS111124\
Data File : PS028420.D
Signal(s) : Signal #1: ECD1A.ch Signal #2: ECD2B.ch
Acq On : 11 Nov 2024 22:10
Operator : AR\AJ
Sample : P4602-22
Misc :
ALS Vial : 23 Sample Multiplier: 1

Instrument :
ECD_S
ClientSampleId :
CC0P4

Manual Integrations APPROVED

Reviewed By :Yogesh Patel 11/12/2024
Supervised By :Ankita Jodhani 11/12/2024

Integration File signal 1: autoint1.e
Integration File signal 2: autoint2.e
Quant Time: Nov 11 23:33:43 2024
Quant Method : Z:\pestpcbsrv\HPCHEM1\ECD_S\Method\PS110924.M
Quant Title : 8080.M
QLast Update : Fri Nov 08 17:46:43 2024
Response via : Initial Calibration
Integrator: ChemStation

Volume Inj. : 1 µl
Signal #1 Phase : ZB-MR1 Signal #2 Phase: ZB-MR2
Signal #1 Info : 30M x 0.32mm x0.5 Signal #2 Info : 30M x 0.32mm x 0.25µm

	Compound	RT#1	RT#2	Resp#1	Resp#2	ng/ml	ng/ml	
	System Monitoring Compounds							
4)	S 2,4-DCAA	7.243	7.750	597.3E6	221.3E6	216.366m	138.878	#
	Target Compounds							

(f)=RT Delta > 1/2 Window (#)=Amounts differ by > 25% (m)=manual int.

Data Path : Z:\pestpcbsrv\HPCHEM1\ECD_S\Data\PS111124\
Data File : PS028420.D
Signal(s) : Signal #1: ECD1A.ch Signal #2: ECD2B.ch
Acq On : 11 Nov 2024 22:10
Operator : AR\AJ
Sample : P4602-22
Misc :
ALS Vial : 23 Sample Multiplier: 1

Instrument :
ECD_S
ClientSampleId :
CC0P4

Manual Integrations APPROVED

Reviewed By :Yogesh Patel 11/12/2024
Supervised By :Ankita Jodhani 11/12/2024

Integration File signal 1: autoint1.e
Integration File signal 2: autoint2.e
Quant Time: Nov 11 23:33:43 2024
Quant Method : Z:\pestpcbsrv\HPCHEM1\ECD_S\Method\PS110924.M
Quant Title : 8080.M
QLast Update : Fri Nov 08 17:46:43 2024
Response via : Initial Calibration
Integrator: ChemStation

Volume Inj. : 1 µl
Signal #1 Phase : ZB-MR1 Signal #2 Phase: ZB-MR2
Signal #1 Info : 30M x 0.32mm x0.5 Signal #2 Info : 30M x 0.32mm x 0.25µm

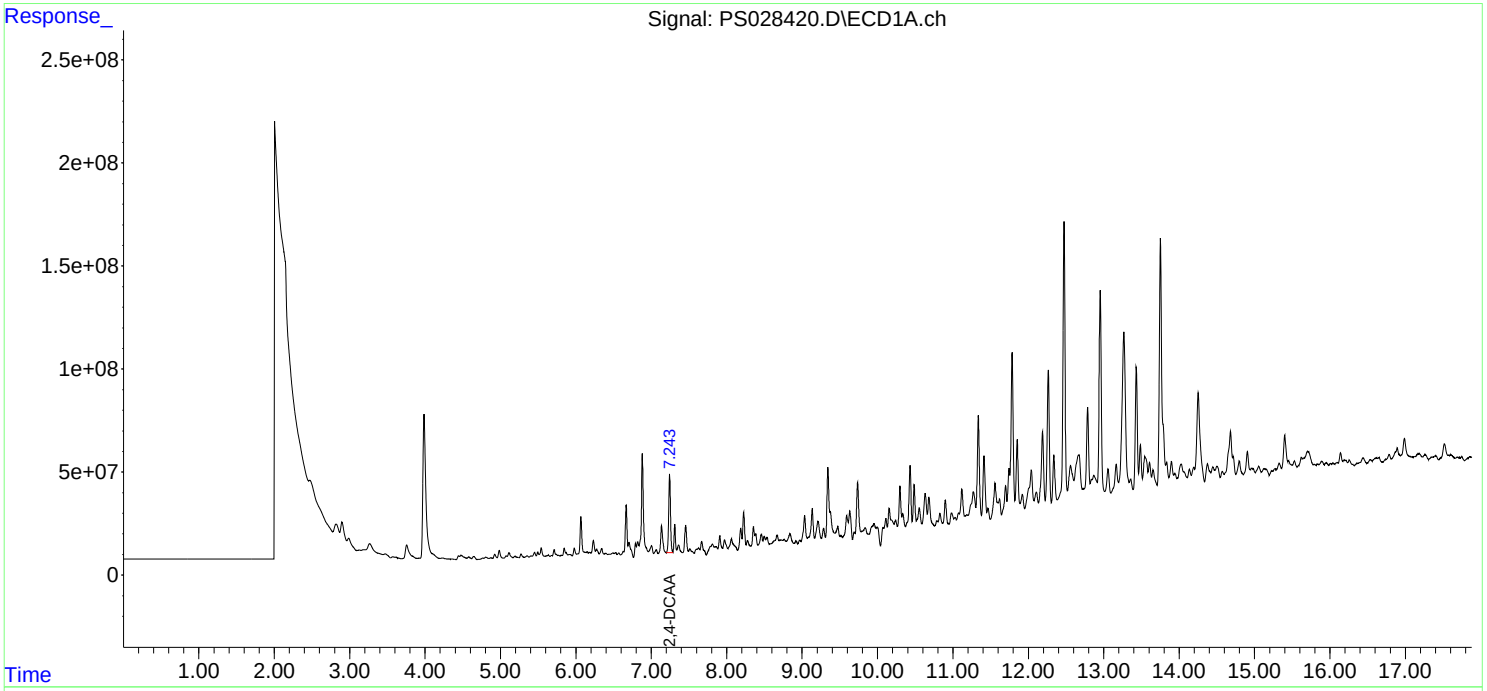

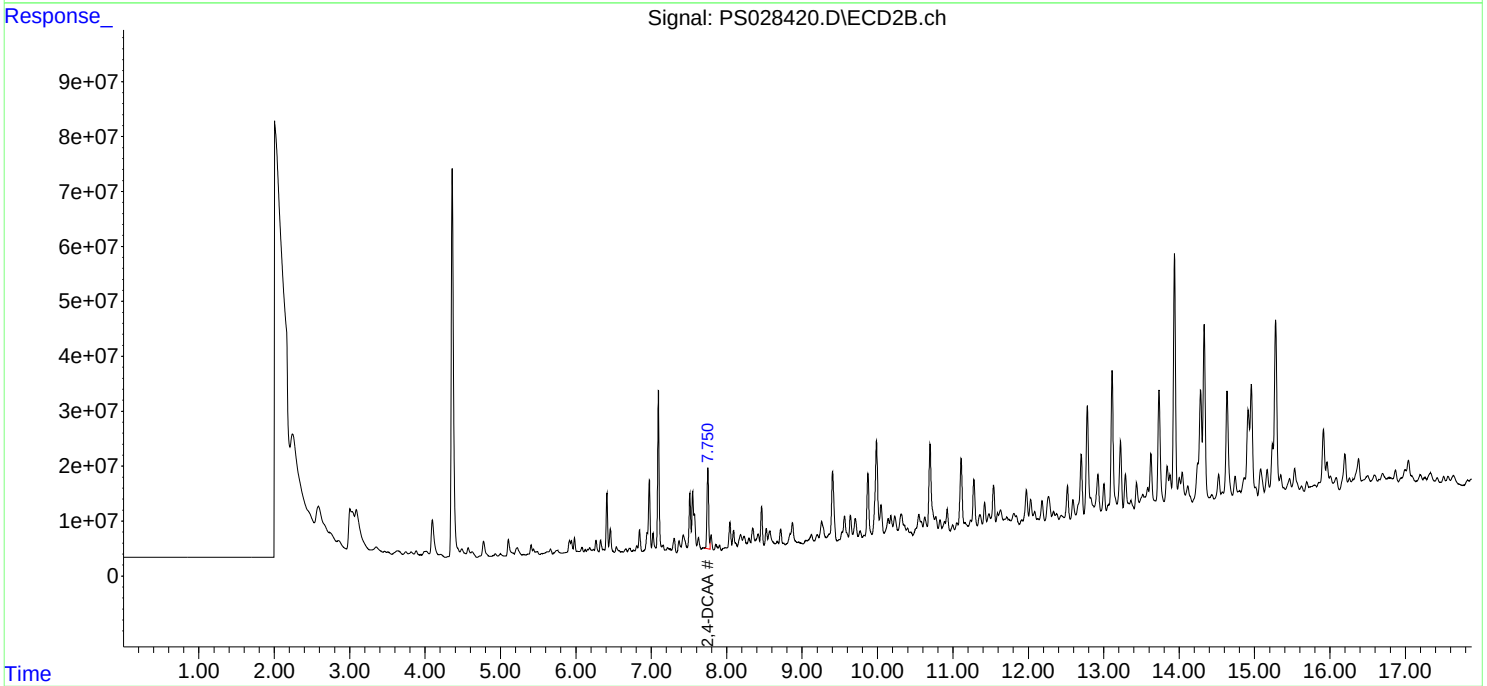

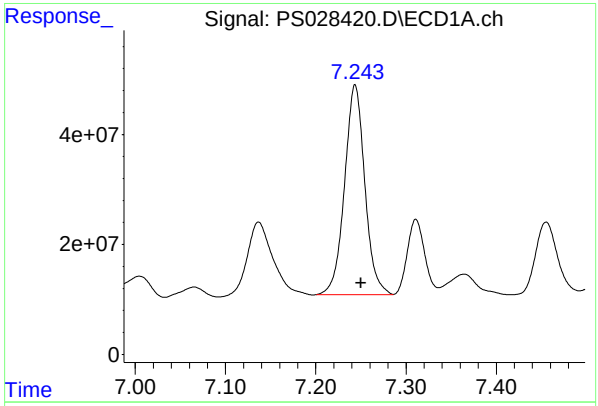

#4 2,4-DCAA

R.T.: 7.243 min
Delta R.T.: -0.007 min
Response: 597334395
Conc: 216.37 ng/ml

Instrument :
ECD_S
ClientSampleId :
CC0P4

Manual Integrations
APPROVED

Reviewed By :Yogesh Patel 11/12/2024
Supervised By :Ankita Jodhani 11/12/2024

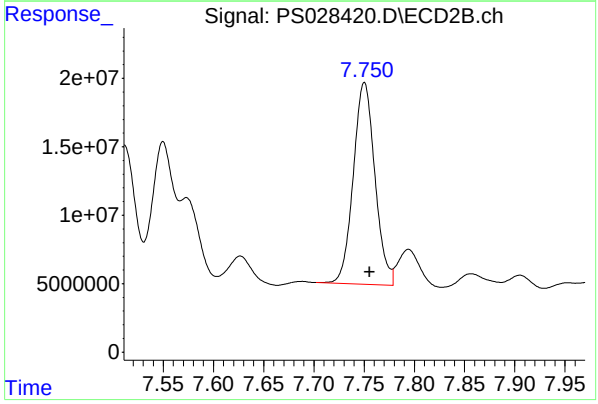

#4 2,4-DCAA

R.T.: 7.750 min
Delta R.T.: -0.005 min
Response: 221290510
Conc: 138.88 ng/ml

Raw Data: **PS028421.D**

Alliance TECHNICAL GROUP
284 Sheffield Street, Mountainside, New Jersey 07092, Phone : 908 789 8900,
Fax : 908 789 8922

Report of Analysis

Client:	Tetra Tech, EMI		Date Collected:	10/22/24	
Project:	R36704		Date Received:	10/29/24	
Client Sample ID:	CC0P6		SDG No.:	P4602	
Lab Sample ID:	P4602-23		Matrix:	SOIL	
Analytical Method:	SW8151A		% Solid:	92.2	Decanted:
Sample Wt/Vol:	30.03	Units: g	Final Vol:	10000	uL
Soil Aliquot Vol:		uL	Test:	Herbicide	
Extraction Type:			Injection Volume :		
GPC Factor :	1.0	PH :			
Prep Method :	8151A				

File ID/Qc Batch:	Dilution:	Prep Date	Date Analyzed	Prep Batch ID
PS028421.D	1	11/01/24 08:25	11/11/24 22:34	PB164725

CAS Number	Parameter	Conc.	Qualifier	MDL	LOQ / CRQL	Units(Dry Weight)
TARGETS						
1918-00-9	DICAMBA	72.6	U	9.40	72.6	ug/Kg
120-36-5	DICHLORPROP	72.6	U	10.3	72.6	ug/Kg
94-75-7	2,4-D	72.6	U	13.1	72.6	ug/Kg
93-72-1	2,4,5-TP (Silvex)	72.6	U	10.2	72.6	ug/Kg
93-76-5	2,4,5-T	72.6	U	10.9	72.6	ug/Kg
94-82-6	2,4-DB	72.6	U	19.8	72.6	ug/Kg
88-85-7	DINOSEB	72.6	U	13.4	72.6	ug/Kg
SURROGATES						
19719-28-9	2,4-DCAA	164		10 - 141	33%	SPK: 500

Comments:

U = Not Detected
LOQ = Limit of Quantitation
MDL = Method Detection Limit
LOD = Limit of Detection
E = Value Exceeds Calibration Range
P = Indicates >25% difference for detected concentrations between the two GC columns
Q = indicates LCS control criteria did not meet requirements
M = MS/MSD acceptance criteria did not meet requirements

J = Estimated Value
B = Analyte Found in Associated Method Blank
N = Presumptive Evidence of a Compound
* = Values outside of QC limits
D = Dilution
S = Indicates estimated value where valid five-point calibration was not performed prior to analyte detection in sample.
() = Laboratory InHouse Limit

Data Path : Z:\pestpcbsrv\HPCHEM1\ECD_S\Data\PS111124\
Data File : PS028421.D
Signal(s) : Signal #1: ECD1A.ch Signal #2: ECD2B.ch
Acq On : 11 Nov 2024 22:34
Operator : AR\AJ
Sample : P4602-23
Misc :
ALS Vial : 24 Sample Multiplier: 1

Instrument :
ECD_S
ClientSampleId :
CC0P6

Integration File signal 1: autoint1.e
Integration File signal 2: autoint2.e
Quant Time: Nov 11 23:34:36 2024
Quant Method : Z:\pestpcbsrv\HPCHEM1\ECD_S\Method\PS110924.M
Quant Title : 8080.M
QLast Update : Fri Nov 08 17:46:43 2024
Response via : Initial Calibration
Integrator: ChemStation

Volume Inj. : 1 µl
Signal #1 Phase : ZB-MR1 Signal #2 Phase: ZB-MR2
Signal #1 Info : 30M x 0.32mm x0.5 Signal #2 Info : 30M x 0.32mm x 0.25µm

	Compound	RT#1	RT#2	Resp#1	Resp#2	ng/ml	ng/ml
	System Monitoring Compounds						
4) S	2,4-DCAA	7.244	7.750	452.5E6	198.6E6	163.890	124.657
	Target Compounds						

(f)=RT Delta > 1/2 Window (#)=Amounts differ by > 25% (m)=manual int.

Sample Results: **PS028421.D**

Data Path : Z:\pestpcbsrv\HPCHEM1\ECD_S\Data\PS111124\
Data File : PS028421.D
Signal(s) : Signal #1: ECD1A.ch Signal #2: ECD2B.ch
Acq On : 11 Nov 2024 22:34
Operator : AR\AJ
Sample : P4602-23
Misc :
ALS Vial : 24 Sample Multiplier: 1

Instrument :
ECD_S
ClientSampleId :
CC0P6

Integration File signal 1: autoint1.e
Integration File signal 2: autoint2.e
Quant Time: Nov 11 23:34:36 2024
Quant Method : Z:\pestpcbsrv\HPCHEM1\ECD_S\Method\PS110924.M
Quant Title : 8080.M
QLast Update : Fri Nov 08 17:46:43 2024
Response via : Initial Calibration
Integrator: ChemStation

Volume Inj. : 1 µl
Signal #1 Phase : ZB-MR1 Signal #2 Phase: ZB-MR2
Signal #1 Info : 30M x 0.32mm x0.5 Signal #2 Info : 30M x 0.32mm x 0.25µm

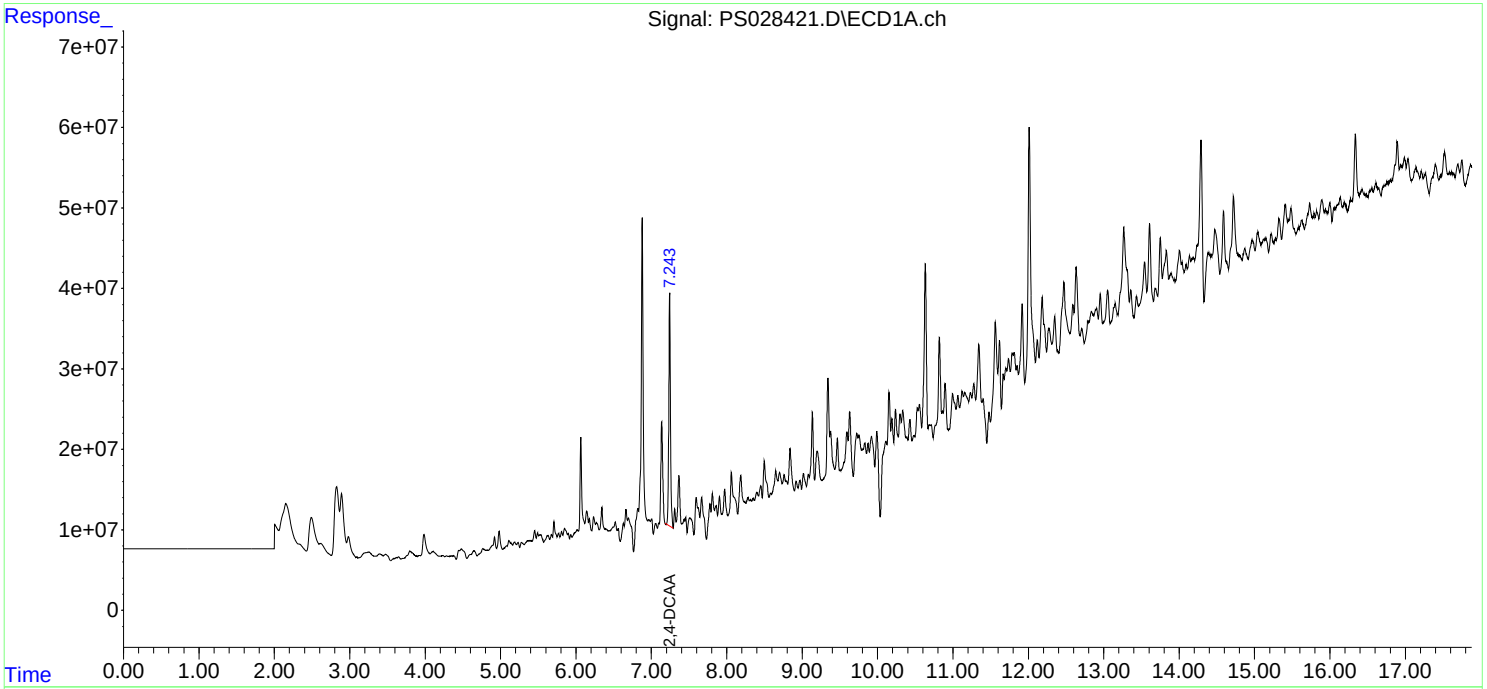

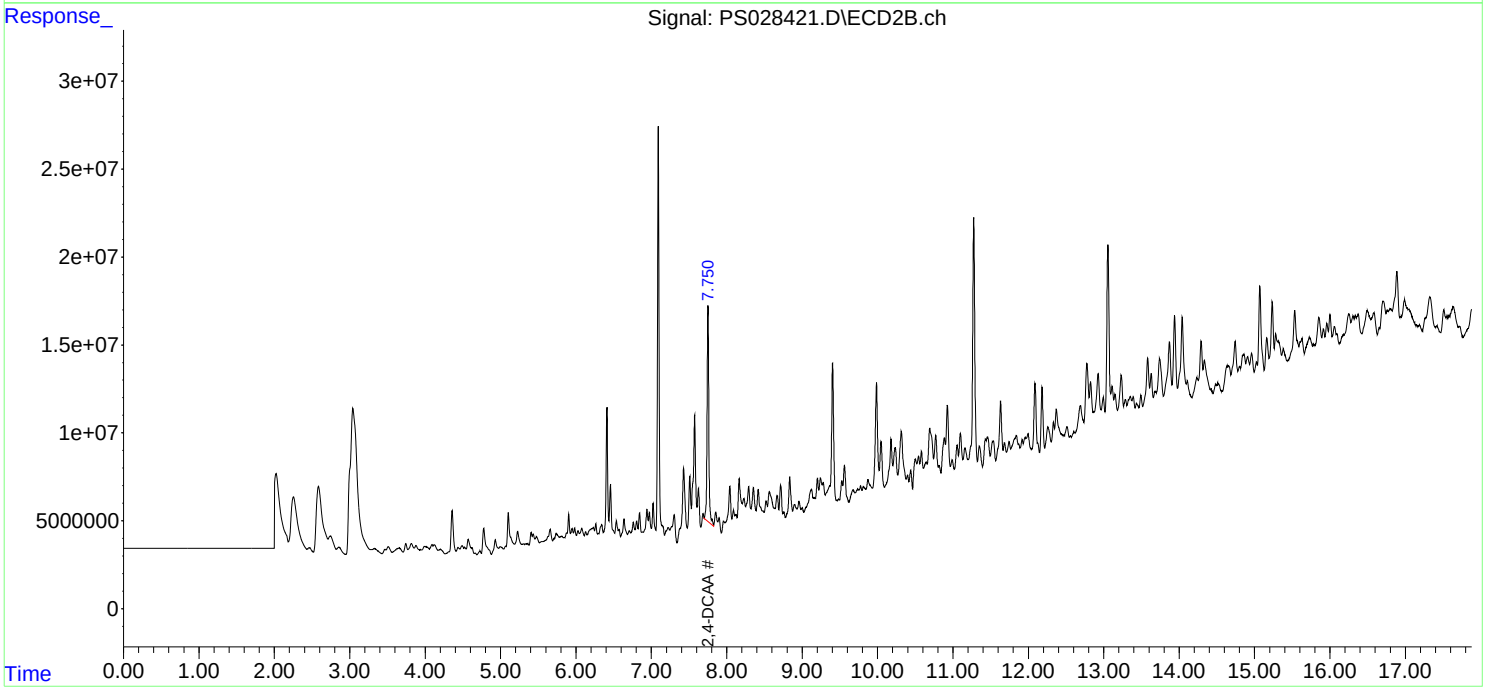

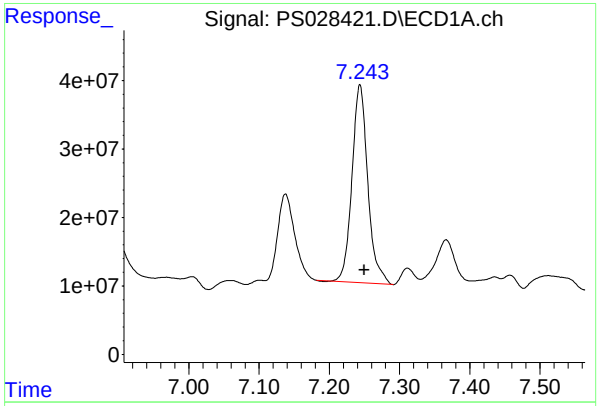

#4 2,4-DCAA

R.T.: 7.244 min
Delta R.T.: -0.006 min
Response: 452458978
Conc: 163.89 ng/ml

Instrument :
ECD_S
ClientSampleId :
CC0P6

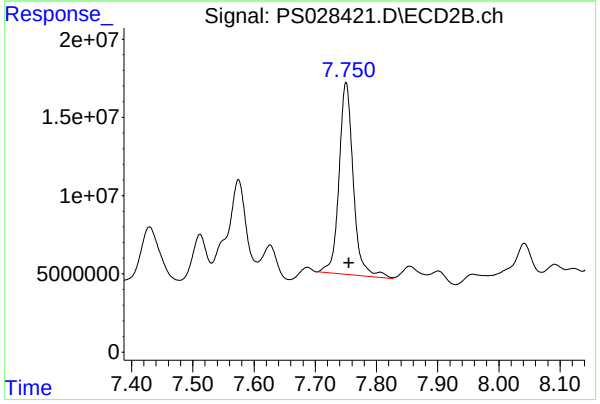

#4 2,4-DCAA

R.T.: 7.750 min
Delta R.T.: -0.005 min
Response: 198631376
Conc: 124.66 ng/ml

Raw Data: **PS028422.D**

Alliance TECHNICAL GROUP
284 Sheffield Street, Mountainside, New Jersey 07092, Phone : 908 789 8900,
Fax : 908 789 8922

Report of Analysis

Client:	Tetra Tech, EMI		Date Collected:	10/22/24	
Project:	R36704		Date Received:	10/29/24	
Client Sample ID:	CC0P8		SDG No.:	P4602	
Lab Sample ID:	P4602-24		Matrix:	SOIL	
Analytical Method:	SW8151A		% Solid:	87.9	Decanted:
Sample Wt/Vol:	30.08	Units: g	Final Vol:	10000	uL
Soil Aliquot Vol:		uL	Test:	Herbicide	
Extraction Type:			Injection Volume :		
GPC Factor :	1.0	PH :			
Prep Method :	8151A				

File ID/Qc Batch:	Dilution:	Prep Date	Date Analyzed	Prep Batch ID
PS028422.D	1	11/01/24 08:25	11/11/24 22:58	PB164725

CAS Number	Parameter	Conc.	Qualifier	MDL	LOQ / CRQL	Units(Dry Weight)
TARGETS						
1918-00-9	DICAMBA	76.0	U	9.80	76.0	ug/Kg
120-36-5	DICHLORPROP	76.0	U	10.8	76.0	ug/Kg
94-75-7	2,4-D	76.0	U	13.7	76.0	ug/Kg
93-72-1	2,4,5-TP (Silvex)	76.0	U	10.7	76.0	ug/Kg
93-76-5	2,4,5-T	76.0	U	11.5	76.0	ug/Kg
94-82-6	2,4-DB	76.0	U	20.8	76.0	ug/Kg
88-85-7	DINOSEB	76.0	U	14.1	76.0	ug/Kg
SURROGATES						
19719-28-9	2,4-DCAA	129		10 - 141	26%	SPK: 500

Comments:

U = Not Detected
LOQ = Limit of Quantitation
MDL = Method Detection Limit
LOD = Limit of Detection
E = Value Exceeds Calibration Range
P = Indicates >25% difference for detected concentrations between the two GC columns
Q = indicates LCS control criteria did not meet requirements
M = MS/MSD acceptance criteria did not meet requirements

J = Estimated Value
B = Analyte Found in Associated Method Blank
N = Presumptive Evidence of a Compound
* = Values outside of QC limits
D = Dilution
S = Indicates estimated value where valid five-point calibration was not performed prior to analyte detection in sample.
() = Laboratory InHouse Limit

Sample Results: **PS028422.D**

Data Path : Z:\pestpcbsrv\HPCHEM1\ECD_S\Data\PS111124\
Data File : PS028422.D
Signal(s) : Signal #1: ECD1A.ch Signal #2: ECD2B.ch
Acq On : 11 Nov 2024 22:58
Operator : AR\AJ
Sample : P4602-24
Misc :
ALS Vial : 25 Sample Multiplier: 1

Instrument :
ECD_S
ClientSampleId :
CC0P8

Manual Integrations APPROVED

Reviewed By :Abdul Mirza 11/12/2024
Supervised By :Ankita Jodhani 11/12/2024

Integration File signal 1: autoint1.e
Integration File signal 2: autoint2.e
Quant Time: Nov 11 23:35:28 2024
Quant Method : Z:\pestpcbsrv\HPCHEM1\ECD_S\Method\PS110924.M
Quant Title : 8080.M
QLast Update : Fri Nov 08 17:46:43 2024
Response via : Initial Calibration
Integrator: ChemStation

Volume Inj. : 1 µl
Signal #1 Phase : ZB-MR1 Signal #2 Phase: ZB-MR2
Signal #1 Info : 30M x 0.32mm x0.5 Signal #2 Info : 30M x 0.32mm x 0.25µm

	Compound	RT#1	RT#2	Resp#1	Resp#2	ng/ml	ng/ml
	System Monitoring Compounds						
4) S	2,4-DCAA	7.244	7.751	355.5E6	167.2E6	128.762m	104.950
	Target Compounds						

(f)=RT Delta > 1/2 Window (#)=Amounts differ by > 25% (m)=manual int.

Sample Results: **PS028422.D**

Data Path : Z:\pestpcbsrv\HPCHEM1\ECD_S\Data\PS111124\
Data File : PS028422.D
Signal(s) : Signal #1: ECD1A.ch Signal #2: ECD2B.ch
Acq On : 11 Nov 2024 22:58
Operator : AR\AJ
Sample : P4602-24
Misc :
ALS Vial : 25 Sample Multiplier: 1

Instrument :
ECD_S
ClientSampleId :
CC0P8

Manual Integrations APPROVED

Reviewed By :Abdul Mirza 11/12/2024
Supervised By :Ankita Jodhani 11/12/2024

Integration File signal 1: autoint1.e
Integration File signal 2: autoint2.e
Quant Time: Nov 11 23:35:28 2024
Quant Method : Z:\pestpcbsrv\HPCHEM1\ECD_S\Method\PS110924.M
Quant Title : 8080.M
QLast Update : Fri Nov 08 17:46:43 2024
Response via : Initial Calibration
Integrator: ChemStation

Volume Inj. : 1 µl
Signal #1 Phase : ZB-MR1 Signal #2 Phase: ZB-MR2
Signal #1 Info : 30M x 0.32mm x0.5 Signal #2 Info : 30M x 0.32mm x 0.25µm

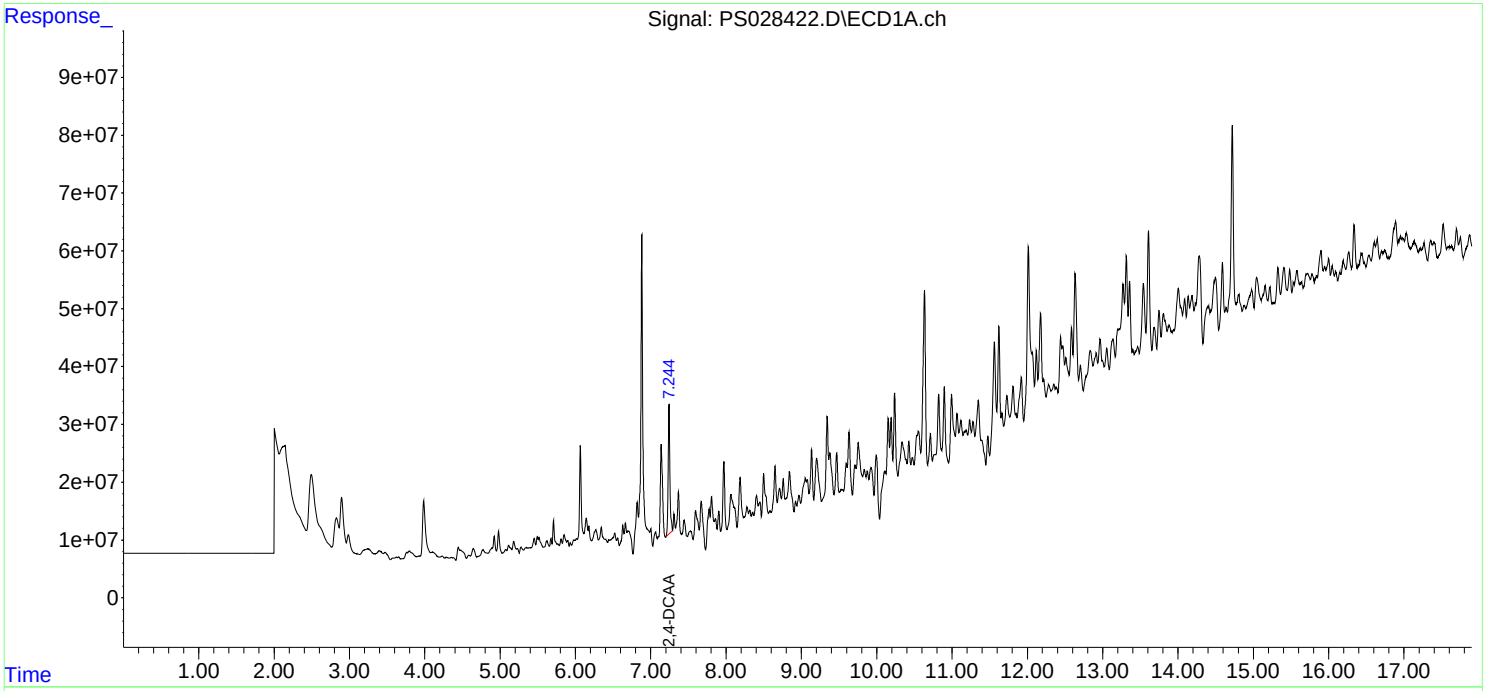

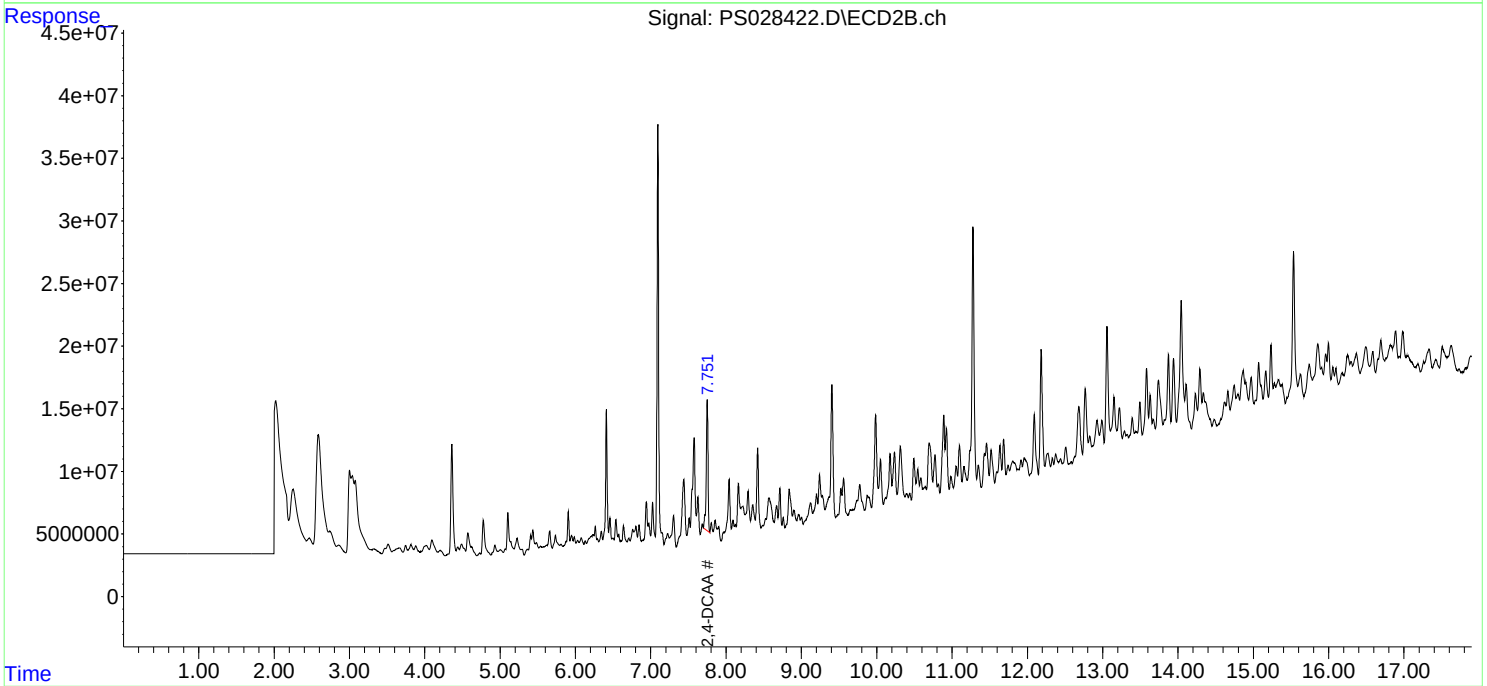

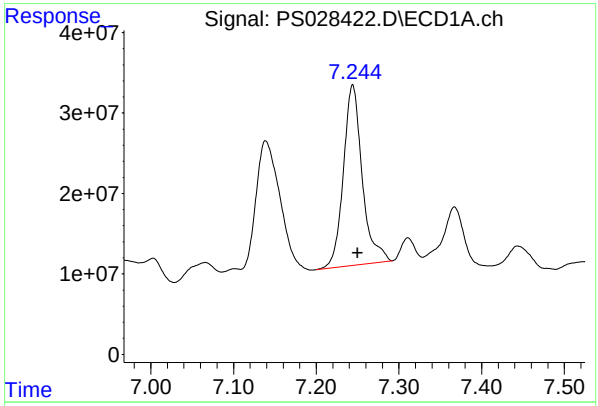

#4 2,4-DCAA

R.T.: 7.244 min
Delta R.T.: -0.006 mi
Response: 355479965
Conc: 128.76 ng/m

Instrument :
ECD_S
ClientSampleId :
CC0P8

Manual Integrations
APPROVED

Reviewed By :Abdul Mirza 11/12/2024
Supervised By :Ankita Jodhani 11/12/2024

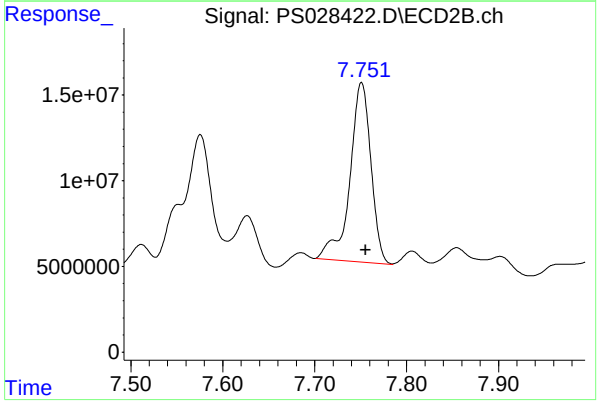

#4 2,4-DCAA

R.T.: 7.751 min
Delta R.T.: -0.004 min
Response: 167229614
Conc: 104.95 ng/ml

Raw Data: **PS028423.D**

Alliance TECHNICAL GROUP
284 Sheffield Street, Mountainside, New Jersey 07092, Phone : 908 789 8900,
Fax : 908 789 8922

Report of Analysis

Client:	Tetra Tech, EMI		Date Collected:	10/22/24	
Project:	R36704		Date Received:	10/29/24	
Client Sample ID:	CC0Q0		SDG No.:	P4602	
Lab Sample ID:	P4602-25		Matrix:	SOIL	
Analytical Method:	SW8151A		% Solid:	89.8	Decanted:
Sample Wt/Vol:	30.1	Units: g	Final Vol:	10000	uL
Soil Aliquot Vol:		uL	Test:	Herbicide	
Extraction Type:			Injection Volume :		
GPC Factor :	1.0	PH :			
Prep Method :	8151A				

File ID/Qc Batch:	Dilution:	Prep Date	Date Analyzed	Prep Batch ID
PS028423.D	1	11/01/24 08:25	11/11/24 23:22	PB164725

CAS Number	Parameter	Conc.	Qualifier	MDL	LOQ / CRQL	Units(Dry Weight)
TARGETS						
1918-00-9	DICAMBA	74.4	U	9.60	74.4	ug/Kg
120-36-5	DICHLORPROP	74.4	U	10.6	74.4	ug/Kg
94-75-7	2,4-D	74.4	U	13.4	74.4	ug/Kg
93-72-1	2,4,5-TP (Silvex)	74.4	U	10.4	74.4	ug/Kg
93-76-5	2,4,5-T	74.4	U	11.2	74.4	ug/Kg
94-82-6	2,4-DB	74.4	U	20.3	74.4	ug/Kg
88-85-7	DINOSEB	74.4	U	13.8	74.4	ug/Kg
SURROGATES						
19719-28-9	2,4-DCAA	182		10 - 141	36%	SPK: 500

Comments:

U = Not Detected
LOQ = Limit of Quantitation
MDL = Method Detection Limit
LOD = Limit of Detection
E = Value Exceeds Calibration Range
P = Indicates >25% difference for detected concentrations between the two GC columns
Q = indicates LCS control criteria did not meet requirements
M = MS/MSD acceptance criteria did not meet requirements

J = Estimated Value
B = Analyte Found in Associated Method Blank
N = Presumptive Evidence of a Compound
* = Values outside of QC limits
D = Dilution
S = Indicates estimated value where valid five-point calibration was not performed prior to analyte detection in sample.
() = Laboratory InHouse Limit

Sample Results: **PS028423.D**

Data Path : Z:\pestpcbsrv\HPCHEM1\ECD_S\Data\PS111124\
Data File : PS028423.D
Signal(s) : Signal #1: ECD1A.ch Signal #2: ECD2B.ch
Acq On : 11 Nov 2024 23:22
Operator : AR\AJ
Sample : P4602-25
Misc :
ALS Vial : 26 Sample Multiplier: 1

Instrument :
ECD_S
ClientSampleId :
CC0Q0

Manual Integrations APPROVED

Reviewed By :Abdul Mirza 11/12/2024
Supervised By :Ankita Jodhani 11/12/2024

Integration File signal 1: autoint1.e
Integration File signal 2: autoint2.e
Quant Time: Nov 11 23:36:25 2024
Quant Method : Z:\pestpcbsrv\HPCHEM1\ECD_S\Method\PS110924.M
Quant Title : 8080.M
QLast Update : Fri Nov 08 17:46:43 2024
Response via : Initial Calibration
Integrator: ChemStation

Volume Inj. : 1 µl
Signal #1 Phase : ZB-MR1 Signal #2 Phase: ZB-MR2
Signal #1 Info : 30M x 0.32mm x0.5 Signal #2 Info : 30M x 0.32mm x 0.25µm

	Compound	RT#1	RT#2	Resp#1	Resp#2	ng/ml	ng/ml
	System Monitoring Compounds						
4) S	2,4-DCAA	7.244	7.750	502.3E6	267.5E6	181.925	167.854m
	Target Compounds						

(f)=RT Delta > 1/2 Window (#)=Amounts differ by > 25% (m)=manual int.

Sample Results: **PS028423.D**

Data Path : Z:\pestpcbsrv\HPCHEM1\ECD_S\Data\PS111124\
Data File : PS028423.D
Signal(s) : Signal #1: ECD1A.ch Signal #2: ECD2B.ch
Acq On : 11 Nov 2024 23:22
Operator : AR\AJ
Sample : P4602-25
Misc :
ALS Vial : 26 Sample Multiplier: 1

Instrument :
ECD_S
ClientSampleId :
CC0Q0

Manual Integrations APPROVED

Reviewed By :Abdul Mirza 11/12/2024
Supervised By :Ankita Jodhani 11/12/2024

Integration File signal 1: autoint1.e
Integration File signal 2: autoint2.e
Quant Time: Nov 11 23:36:25 2024
Quant Method : Z:\pestpcbsrv\HPCHEM1\ECD_S\Method\PS110924.M
Quant Title : 8080.M
QLast Update : Fri Nov 08 17:46:43 2024
Response via : Initial Calibration
Integrator: ChemStation

Volume Inj. : 1 µl
Signal #1 Phase : ZB-MR1 Signal #2 Phase: ZB-MR2
Signal #1 Info : 30M x 0.32mm x0.5 Signal #2 Info : 30M x 0.32mm x 0.25µm

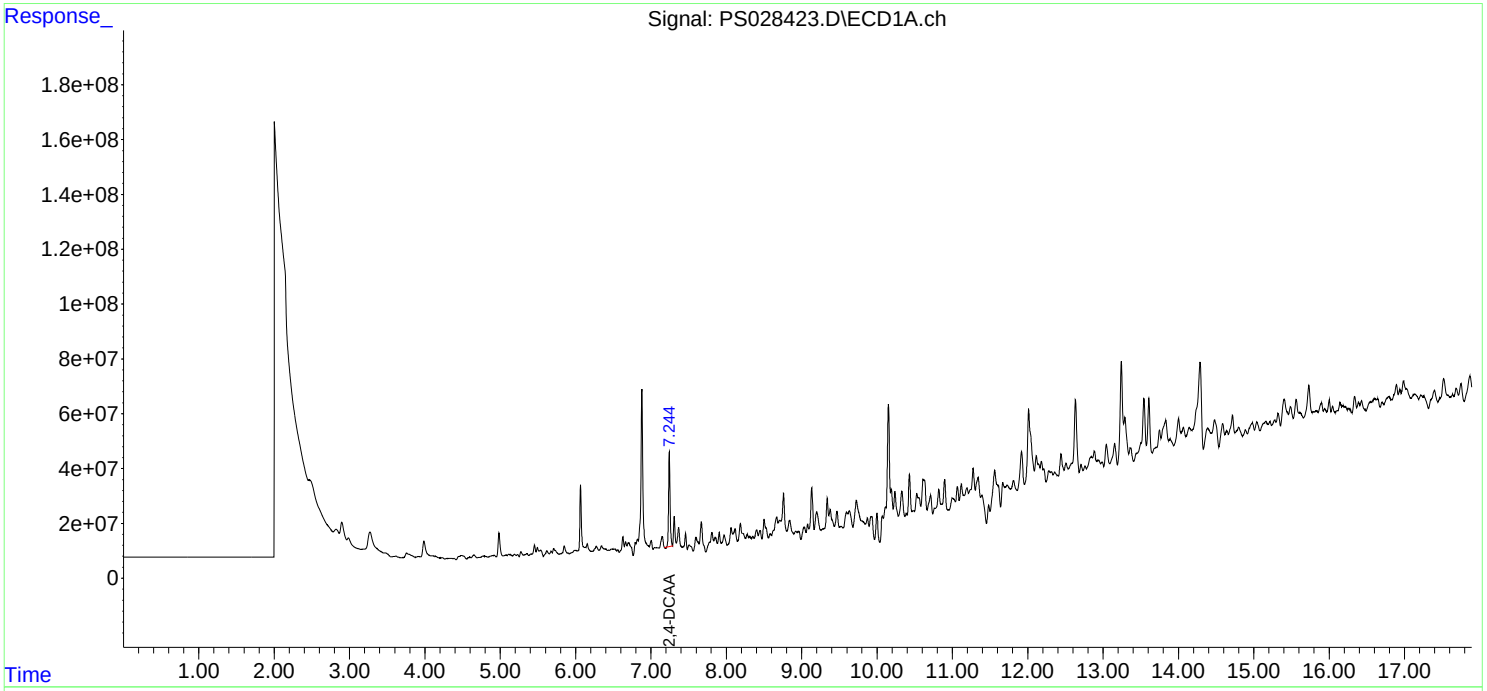

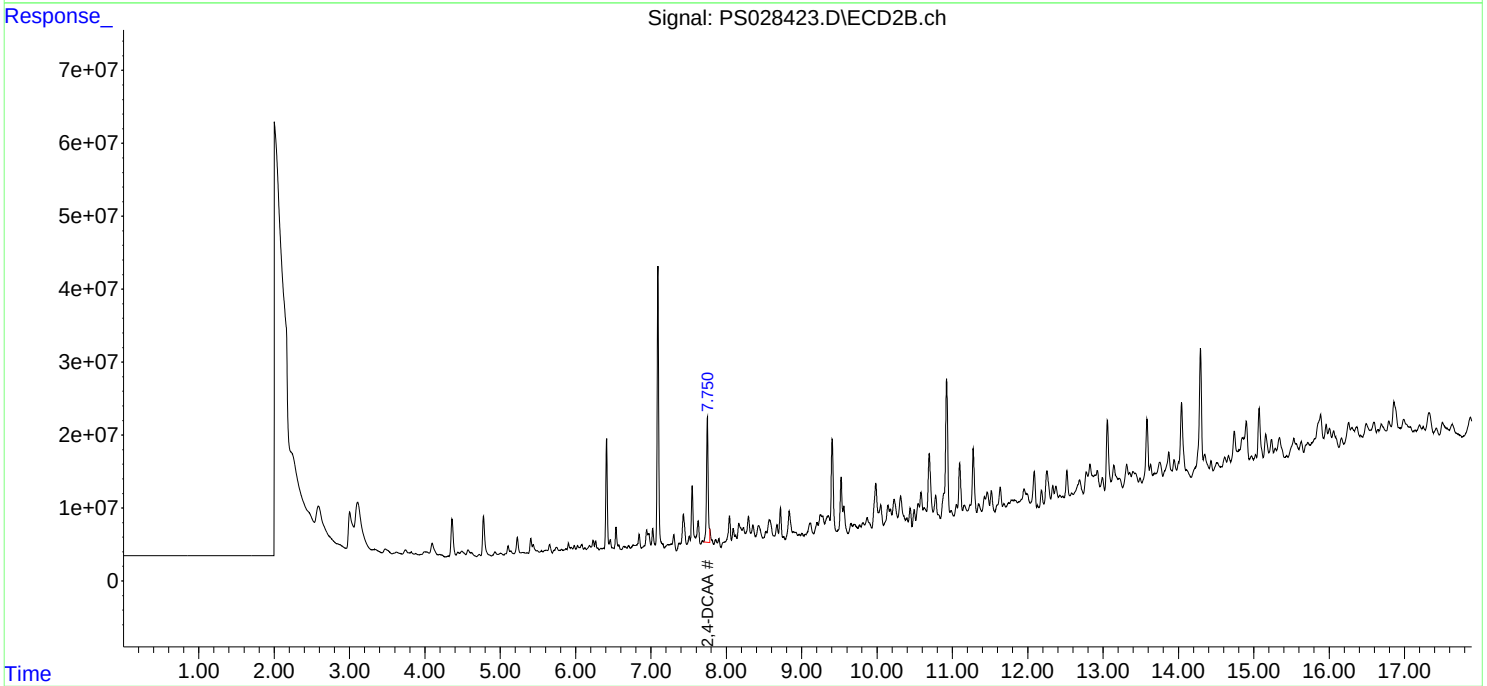

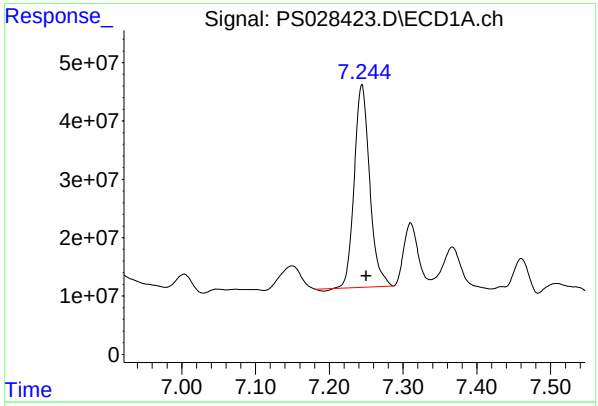

#4 2,4-DCAA

R.T.: 7.244 min
Delta R.T.: -0.006 mi
Response: 502251545
Conc: 181.93 ng/m

Instrument :
ECD_S
ClientSampleId :
CC0Q0

Manual Integrations APPROVED

Reviewed By :Abdul Mirza 11/12/2024
Supervised By :Ankita Jodhani 11/12/2024

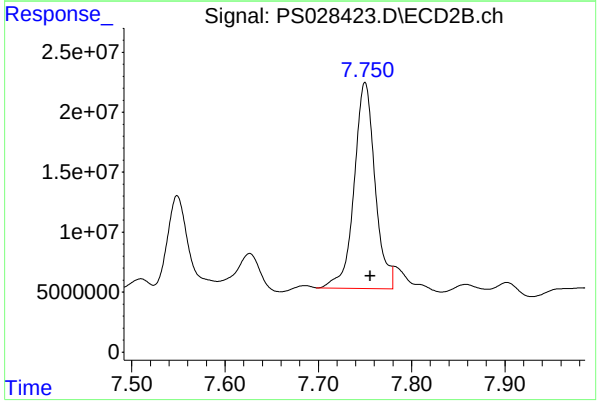

#4 2,4-DCAA

R.T.: 7.750 min
Delta R.T.: -0.006 min
Response: 267461789
Conc: 167.85 ng/ml m

Raw Data: **PS028424.D**

Alliance TECHNICAL GROUP
284 Sheffield Street, Mountainside, New Jersey 07092, Phone : 908 789 8900,
Fax : 908 789 8922

Report of Analysis

Client:	Tetra Tech, EMI		Date Collected:	10/22/24	
Project:	R36704		Date Received:	10/29/24	
Client Sample ID:	CC0Q2		SDG No.:	P4602	
Lab Sample ID:	P4602-26		Matrix:	SOIL	
Analytical Method:	SW8151A		% Solid:	85.5	Decanted:
Sample Wt/Vol:	30.05	Units: g	Final Vol:	10000	uL
Soil Aliquot Vol:		uL	Test:	Herbicide	
Extraction Type:			Injection Volume :		
GPC Factor :	1.0	PH :			
Prep Method :	8151A				

File ID/Qc Batch:	Dilution:	Prep Date	Date Analyzed	Prep Batch ID
PS028424.D	1	11/01/24 08:25	11/11/24 23:46	PB164725

CAS Number	Parameter	Conc.	Qualifier	MDL	LOQ / CRQL	Units(Dry Weight)
TARGETS						
1918-00-9	DICAMBA	78.2	U	10.1	78.2	ug/Kg
120-36-5	DICHLORPROP	78.2	U	11.1	78.2	ug/Kg
94-75-7	2,4-D	78.2	U	14.1	78.2	ug/Kg
93-72-1	2,4,5-TP (Silvex)	78.2	U	11.0	78.2	ug/Kg
93-76-5	2,4,5-T	78.2	U	11.8	78.2	ug/Kg
94-82-6	2,4-DB	78.2	U	21.4	78.2	ug/Kg
88-85-7	DINOSEB	78.2	U	14.5	78.2	ug/Kg
SURROGATES						
19719-28-9	2,4-DCAA	233		10 - 141	47%	SPK: 500

Comments:

U = Not Detected
LOQ = Limit of Quantitation
MDL = Method Detection Limit
LOD = Limit of Detection
E = Value Exceeds Calibration Range
P = Indicates >25% difference for detected concentrations between the two GC columns
Q = indicates LCS control criteria did not meet requirements
M = MS/MSD acceptance criteria did not meet requirements

J = Estimated Value
B = Analyte Found in Associated Method Blank
N = Presumptive Evidence of a Compound
* = Values outside of QC limits
D = Dilution
S = Indicates estimated value where valid five-point calibration was not performed prior to analyte detection in sample.
() = Laboratory InHouse Limit

Data Path : Z:\pestpcbsrv\HPCHEM1\ECD_S\Data\PS111124\
Data File : PS028424.D
Signal(s) : Signal #1: ECD1A.ch Signal #2: ECD2B.ch
Acq On : 11 Nov 2024 23:46
Operator : AR\AJ
Sample : P4602-26
Misc :
ALS Vial : 27 Sample Multiplier: 1

Instrument :
ECD_S
ClientSampleId :
CC0Q2

Manual Integrations APPROVED

Reviewed By :Yogesh Patel 11/12/2024
Supervised By :Ankita Jodhani 11/12/2024

Integration File signal 1: autoint1.e
Integration File signal 2: autoint2.e
Quant Time: Nov 12 00:40:47 2024
Quant Method : Z:\pestpcbsrv\HPCHEM1\ECD_S\Method\PS110924.M
Quant Title : 8080.M
QLast Update : Fri Nov 08 17:46:43 2024
Response via : Initial Calibration
Integrator: ChemStation

Volume Inj. : 1 µl
Signal #1 Phase : ZB-MR1 Signal #2 Phase: ZB-MR2
Signal #1 Info : 30M x 0.32mm x0.5 Signal #2 Info : 30M x 0.32mm x 0.25µm

	Compound	RT#1	RT#2	Resp#1	Resp#2	ng/ml	ng/ml
	System Monitoring Compounds						
4) S	2,4-DCAA	7.244	7.750	644.2E6	327.2E6	233.356m	205.363
	Target Compounds						

(f)=RT Delta > 1/2 Window (#)=Amounts differ by > 25% (m)=manual int.

Data Path : Z:\pestpcbsrv\HPCHEM1\ECD_S\Data\PS111124\
Data File : PS028424.D
Signal(s) : Signal #1: ECD1A.ch Signal #2: ECD2B.ch
Acq On : 11 Nov 2024 23:46
Operator : AR\AJ
Sample : P4602-26
Misc :
ALS Vial : 27 Sample Multiplier: 1

Instrument :
ECD_S
ClientSampleId :
CC0Q2

Manual Integrations APPROVED

Reviewed By :Yogesh Patel 11/12/2024
Supervised By :Ankita Jodhani 11/12/2024

Integration File signal 1: autoint1.e
Integration File signal 2: autoint2.e
Quant Time: Nov 12 00:40:47 2024
Quant Method : Z:\pestpcbsrv\HPCHEM1\ECD_S\Method\PS110924.M
Quant Title : 8080.M
QLast Update : Fri Nov 08 17:46:43 2024
Response via : Initial Calibration
Integrator: ChemStation

Volume Inj. : 1 µl
Signal #1 Phase : ZB-MR1 Signal #2 Phase: ZB-MR2
Signal #1 Info : 30M x 0.32mm x0.5 Signal #2 Info : 30M x 0.32mm x 0.25µm

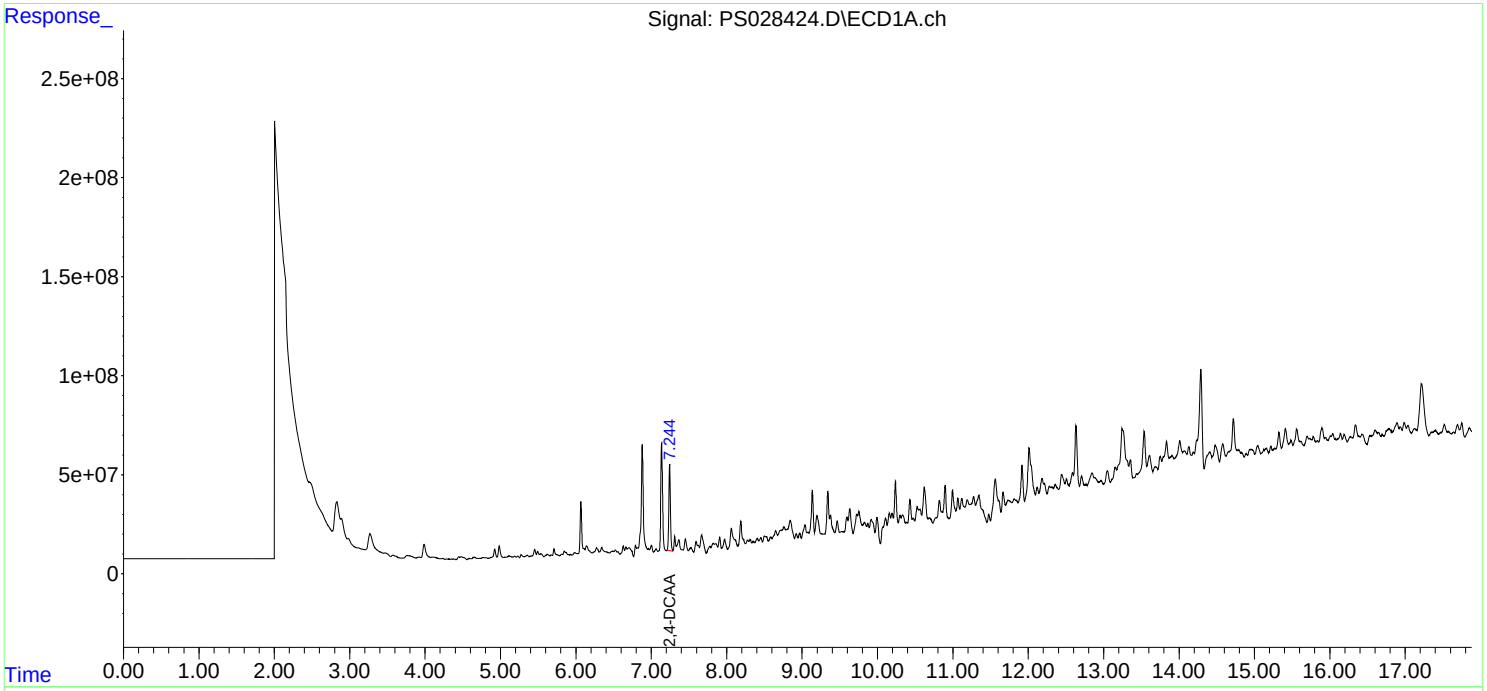

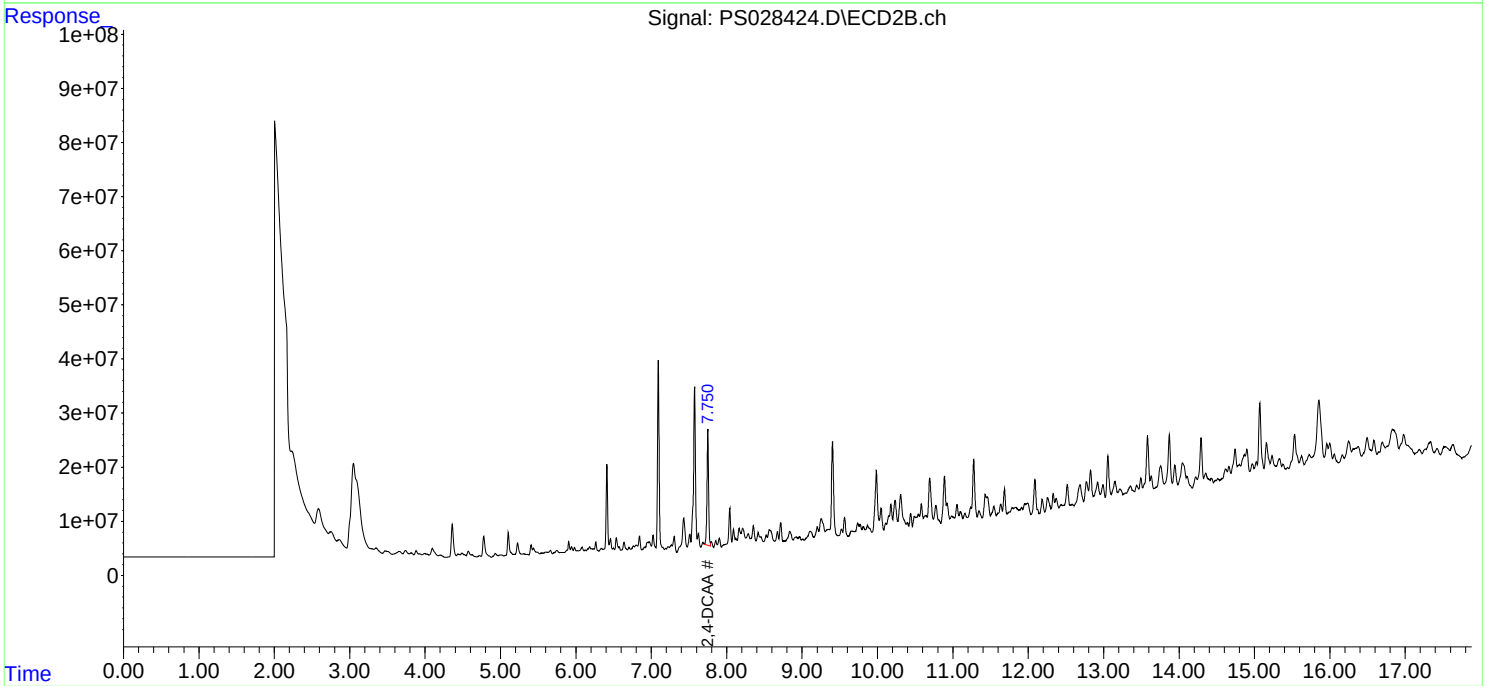

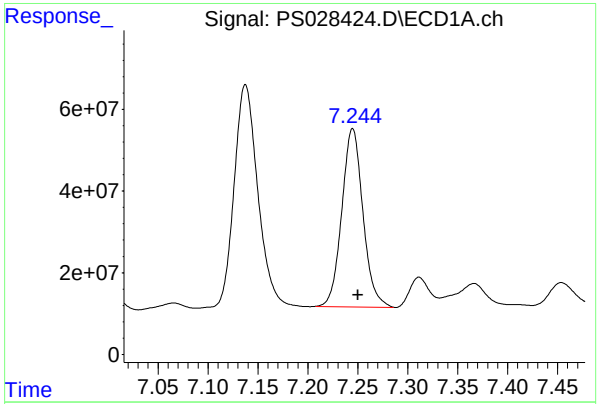

#4 2,4-DCAA

R.T.: 7.244 min
Delta R.T.: -0.006 min
Response: 644239893
Conc: 233.36 ng/ml

Instrument :
ECD_S
ClientSampleId :
CC0Q2

Manual Integrations
APPROVED

Reviewed By :Yogesh Patel 11/12/2024
Supervised By :Ankita Jodhani 11/12/2024

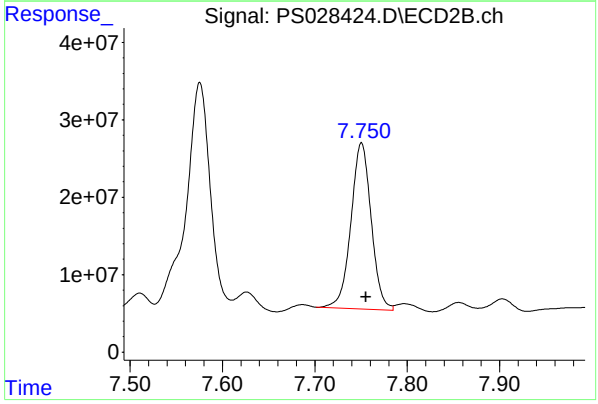

#4 2,4-DCAA

R.T.: 7.750 min
Delta R.T.: -0.005 min
Response: 327230432
Conc: 205.36 ng/ml

Raw Data: **PS028425.D**

Alliance TECHNICAL GROUP
284 Sheffield Street, Mountainside, New Jersey 07092, Phone : 908 789 8900,
Fax : 908 789 8922

Report of Analysis

Client:	Tetra Tech, EMI		Date Collected:	10/22/24	
Project:	R36704		Date Received:	10/29/24	
Client Sample ID:	CC0Q3		SDG No.:	P4602	
Lab Sample ID:	P4602-27		Matrix:	SOIL	
Analytical Method:	SW8151A		% Solid:	66.9	Decanted:
Sample Wt/Vol:	30.01	Units: g	Final Vol:	10000	uL
Soil Aliquot Vol:		uL	Test:	Herbicide	
Extraction Type:			Injection Volume :		
GPC Factor :	1.0	PH :			
Prep Method :	8151A				

File ID/Qc Batch:	Dilution:	Prep Date	Date Analyzed	Prep Batch ID
PS028425.D	1	11/01/24 08:25	11/12/24 00:10	PB164725

CAS Number	Parameter	Conc.	Qualifier	MDL	LOQ / CRQL	Units(Dry Weight)
TARGETS						
1918-00-9	DICAMBA	100	U	13.0	100	ug/Kg
120-36-5	DICHLORPROP	100	U	14.3	100	ug/Kg
94-75-7	2,4-D	100	U	18.1	100	ug/Kg
93-72-1	2,4,5-TP (Silvex)	100	U	14.0	100	ug/Kg
93-76-5	2,4,5-T	100	U	15.1	100	ug/Kg
94-82-6	2,4-DB	100	U	27.3	100	ug/Kg
88-85-7	DINOSEB	100	U	18.5	100	ug/Kg
SURROGATES						
19719-28-9	2,4-DCAA	166		10 - 141	33%	SPK: 500

Comments:

U = Not Detected
LOQ = Limit of Quantitation
MDL = Method Detection Limit
LOD = Limit of Detection
E = Value Exceeds Calibration Range
P = Indicates >25% difference for detected concentrations between the two GC columns
Q = indicates LCS control criteria did not meet requirements
M = MS/MSD acceptance criteria did not meet requirements

J = Estimated Value
B = Analyte Found in Associated Method Blank
N = Presumptive Evidence of a Compound
* = Values outside of QC limits
D = Dilution
S = Indicates estimated value where valid five-point calibration was not performed prior to analyte detection in sample.
() = Laboratory InHouse Limit

Sample Results: **PS028425.D**

Data Path : Z:\pestpcbsrv\HPCHEM1\ECD_S\Data\PS111124\
Data File : PS028425.D
Signal(s) : Signal #1: ECD1A.ch Signal #2: ECD2B.ch
Acq On : 12 Nov 2024 00:10
Operator : AR\AJ
Sample : P4602-27
Misc :
ALS Vial : 28 Sample Multiplier: 1

Instrument :
ECD_S
ClientSampleId :
CC0Q3

Manual Integrations APPROVED

Reviewed By :Abdul Mirza 11/12/2024
Supervised By :Ankita Jodhani 11/12/2024

Integration File signal 1: autoint1.e
Integration File signal 2: autoint2.e
Quant Time: Nov 12 00:41:33 2024
Quant Method : Z:\pestpcbsrv\HPCHEM1\ECD_S\Method\PS110924.M
Quant Title : 8080.M
QLast Update : Fri Nov 08 17:46:43 2024
Response via : Initial Calibration
Integrator: ChemStation

Volume Inj. : 1 µl
Signal #1 Phase : ZB-MR1 Signal #2 Phase: ZB-MR2
Signal #1 Info : 30M x 0.32mm x0.5 Signal #2 Info : 30M x 0.32mm x 0.25µm

	Compound	RT#1	RT#2	Resp#1	Resp#2	ng/ml	ng/ml
	System Monitoring Compounds						
4) S	2,4-DCAA	7.244	7.750	457.4E6	222.7E6	165.663m	139.753m
	Target Compounds						

(f)=RT Delta > 1/2 Window (#)=Amounts differ by > 25% (m)=manual int.

Sample Results: **PS028425.D**

Data Path : Z:\pestpcbsrv\HPCHEM1\ECD_S\Data\PS111124\
Data File : PS028425.D
Signal(s) : Signal #1: ECD1A.ch Signal #2: ECD2B.ch
Acq On : 12 Nov 2024 00:10
Operator : AR\AJ
Sample : P4602-27
Misc :
ALS Vial : 28 Sample Multiplier: 1

Instrument :
ECD_S
ClientSampleId :
CC0Q3

Manual Integrations APPROVED

Reviewed By :Abdul Mirza 11/12/2024
Supervised By :Ankita Jodhani 11/12/2024

Integration File signal 1: autoint1.e
Integration File signal 2: autoint2.e
Quant Time: Nov 12 00:41:33 2024
Quant Method : Z:\pestpcbsrv\HPCHEM1\ECD_S\Method\PS110924.M
Quant Title : 8080.M
QLast Update : Fri Nov 08 17:46:43 2024
Response via : Initial Calibration
Integrator: ChemStation

Volume Inj. : 1 µl
Signal #1 Phase : ZB-MR1 Signal #2 Phase: ZB-MR2
Signal #1 Info : 30M x 0.32mm x0.5 Signal #2 Info : 30M x 0.32mm x 0.25µm

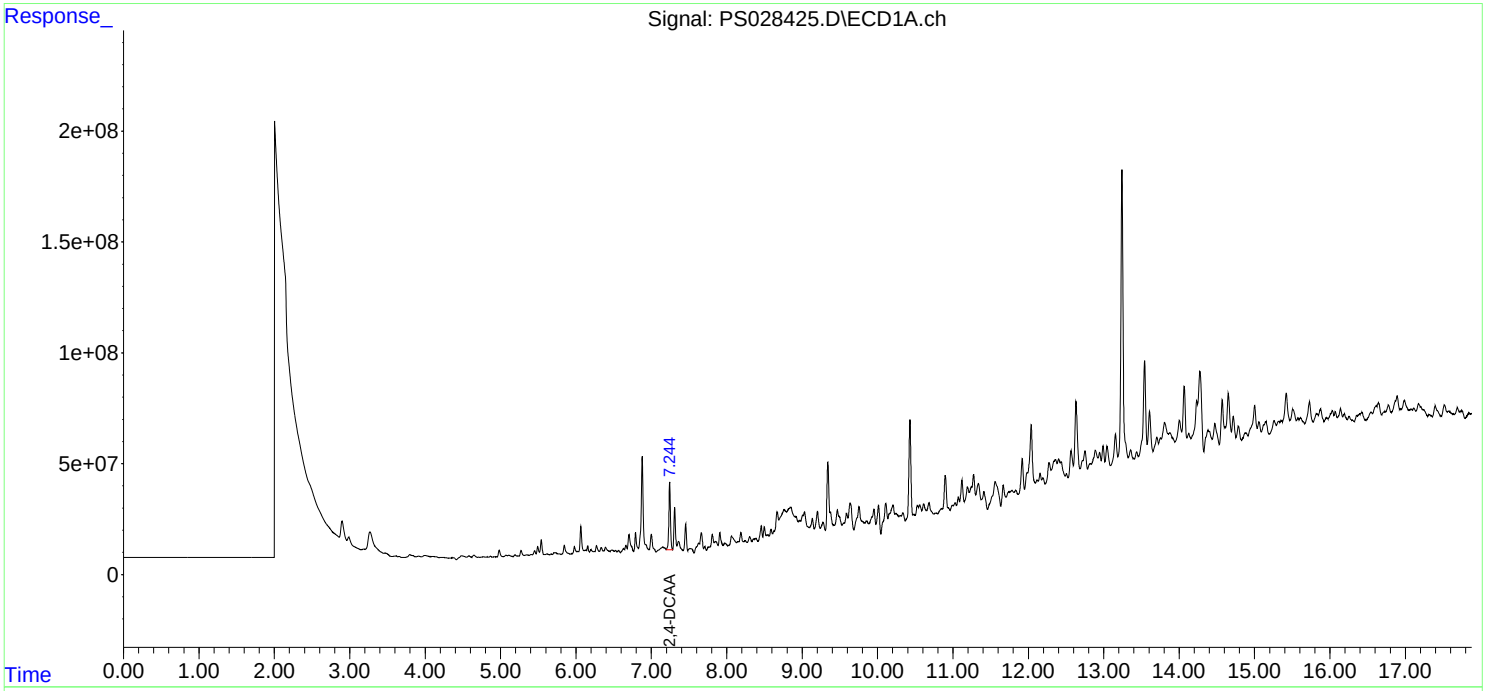

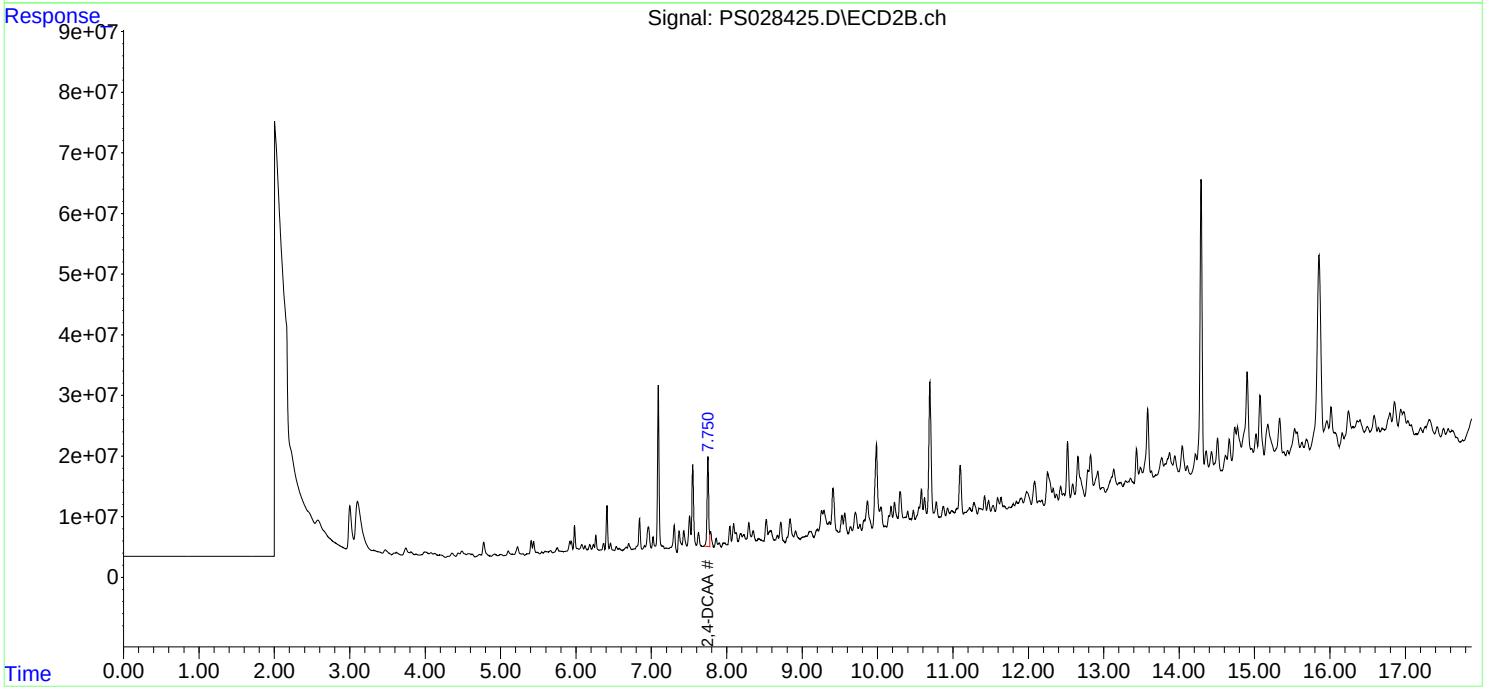

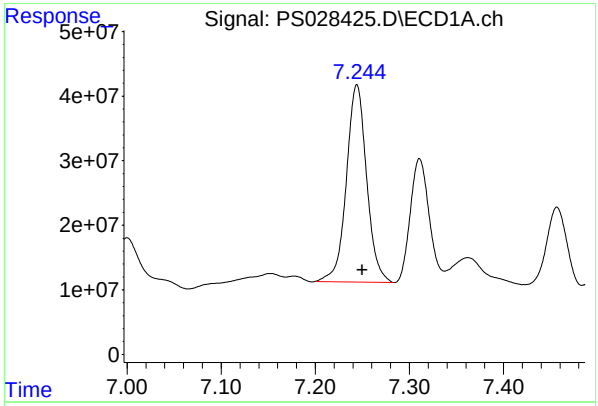

#4 2,4-DCAA

R.T.: 7.244 min
Delta R.T.: -0.006 mi
Response: 457355875
Conc: 165.66 ng/m

Instrument :
ECD_S
ClientSampleId :
CC0Q3

Manual Integrations
APPROVED

Reviewed By :Abdul Mirza 11/12/2024
Supervised By :Ankita Jodhani 11/12/2024

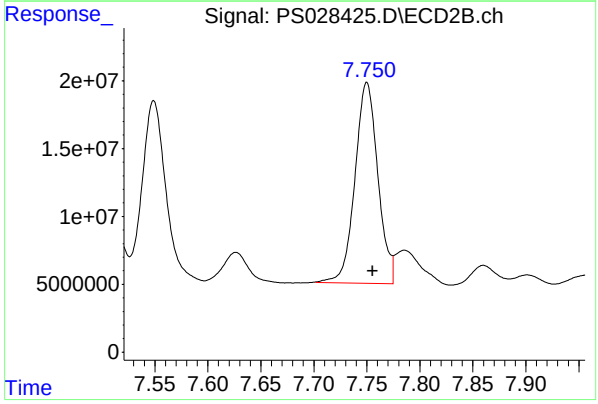

#4 2,4-DCAA

R.T.: 7.750 min
Delta R.T.: -0.006 min
Response: 222686125
Conc: 139.75 ng/ml m

Raw Data: **PS028446.D**

Alliance TECHNICAL GROUP
284 Sheffield Street, Mountainside, New Jersey 07092, Phone : 908 789 8900,
Fax : 908 789 8922

Report of Analysis

Client:	Tetra Tech, EMI		Date Collected:	10/23/24	
Project:	R36704		Date Received:	10/29/24	
Client Sample ID:	CC0Q4		SDG No.:	P4602	
Lab Sample ID:	P4602-28		Matrix:	SOIL	
Analytical Method:	SW8151A		% Solid:	79.3	Decanted:
Sample Wt/Vol:	30.04	Units: g	Final Vol:	10000	uL
Soil Aliquot Vol:		uL	Test:	Herbicide	
Extraction Type:			Injection Volume :		
GPC Factor :	1.0	PH :			
Prep Method :	8151A				

File ID/Qc Batch:	Dilution:	Prep Date	Date Analyzed	Prep Batch ID
PS028446.D	1	11/01/24 08:25	11/12/24 09:04	PB164725

CAS Number	Parameter	Conc.	Qualifier	MDL	LOQ / CRQL	Units(Dry Weight)
TARGETS						
1918-00-9	DICAMBA	84.4	U	10.9	84.4	ug/Kg
120-36-5	DICHLORPROP	84.4	U	12.0	84.4	ug/Kg
94-75-7	2,4-D	84.4	U	15.2	84.4	ug/Kg
93-72-1	2,4,5-TP (Silvex)	84.4	U	11.8	84.4	ug/Kg
93-76-5	2,4,5-T	84.4	U	12.7	84.4	ug/Kg
94-82-6	2,4-DB	84.4	U	23.0	84.4	ug/Kg
88-85-7	DINOSEB	84.4	U	15.6	84.4	ug/Kg
SURROGATES						
19719-28-9	2,4-DCAA	304		10 - 141	61%	SPK: 500

Comments:

U = Not Detected
LOQ = Limit of Quantitation
MDL = Method Detection Limit
LOD = Limit of Detection
E = Value Exceeds Calibration Range
P = Indicates >25% difference for detected concentrations between the two GC columns
Q = indicates LCS control criteria did not meet requirements
M = MS/MSD acceptance criteria did not meet requirements

J = Estimated Value
B = Analyte Found in Associated Method Blank
N = Presumptive Evidence of a Compound
* = Values outside of QC limits
D = Dilution
S = Indicates estimated value where valid five-point calibration was not performed prior to analyte detection in sample.
() = Laboratory InHouse Limit

Sample Results: **PS028446.D**

Data Path : Z:\pestpcbsrv\HPCHEM1\ECD_S\Data\PS111124\
Data File : PS028446.D
Signal(s) : Signal #1: ECD1A.ch Signal #2: ECD2B.ch
Acq On : 12 Nov 2024 09:04
Operator : AR\AJ
Sample : P4602-28
Misc :
ALS Vial : 29 Sample Multiplier: 1

Instrument :
ECD_S
ClientSampleId :
CC0Q4

Manual Integrations APPROVED

Reviewed By :Abdul Mirza 11/12/2024
Supervised By :Ankita Jodhani 11/12/2024

Integration File signal 1: autoint1.e
Integration File signal 2: autoint2.e
Quant Time: Nov 12 14:09:15 2024
Quant Method : Z:\pestpcbsrv\HPCHEM1\ECD_S\Method\PS110924.M
Quant Title : 8080.M
QLast Update : Fri Nov 08 17:46:43 2024
Response via : Initial Calibration
Integrator: ChemStation

Volume Inj. : 1 µl
Signal #1 Phase : ZB-MR1 Signal #2 Phase: ZB-MR2
Signal #1 Info : 30M x 0.32mm x0.5 Signal #2 Info : 30M x 0.32mm x 0.25µm

	Compound	RT#1	RT#2	Resp#1	Resp#2	ng/ml	ng/ml
	System Monitoring Compounds						
4) S	2,4-DCAA	7.246	7.748	839.6E6	419.2E6	304.124m	263.062m
	Target Compounds						

(f)=RT Delta > 1/2 Window (#)=Amounts differ by > 25% (m)=manual int.

Data Path : Z:\pestpcbsrv\HPCHEM1\ECD_S\Data\PS111124\
Data File : PS028446.D
Signal(s) : Signal #1: ECD1A.ch Signal #2: ECD2B.ch
Acq On : 12 Nov 2024 09:04
Operator : AR\AJ
Sample : P4602-28
Misc :
ALS Vial : 29 Sample Multiplier: 1

Instrument :
ECD_S
ClientSampleId :
CC0Q4

Manual Integrations APPROVED

Reviewed By :Abdul Mirza 11/12/2024
Supervised By :Ankita Jodhani 11/12/2024

Integration File signal 1: autoint1.e
Integration File signal 2: autoint2.e
Quant Time: Nov 12 14:09:15 2024
Quant Method : Z:\pestpcbsrv\HPCHEM1\ECD_S\Method\PS110924.M
Quant Title : 8080.M
QLast Update : Fri Nov 08 17:46:43 2024
Response via : Initial Calibration
Integrator: ChemStation

Volume Inj. : 1 µl
Signal #1 Phase : ZB-MR1 Signal #2 Phase: ZB-MR2
Signal #1 Info : 30M x 0.32mm x0.5 Signal #2 Info : 30M x 0.32mm x 0.25µm

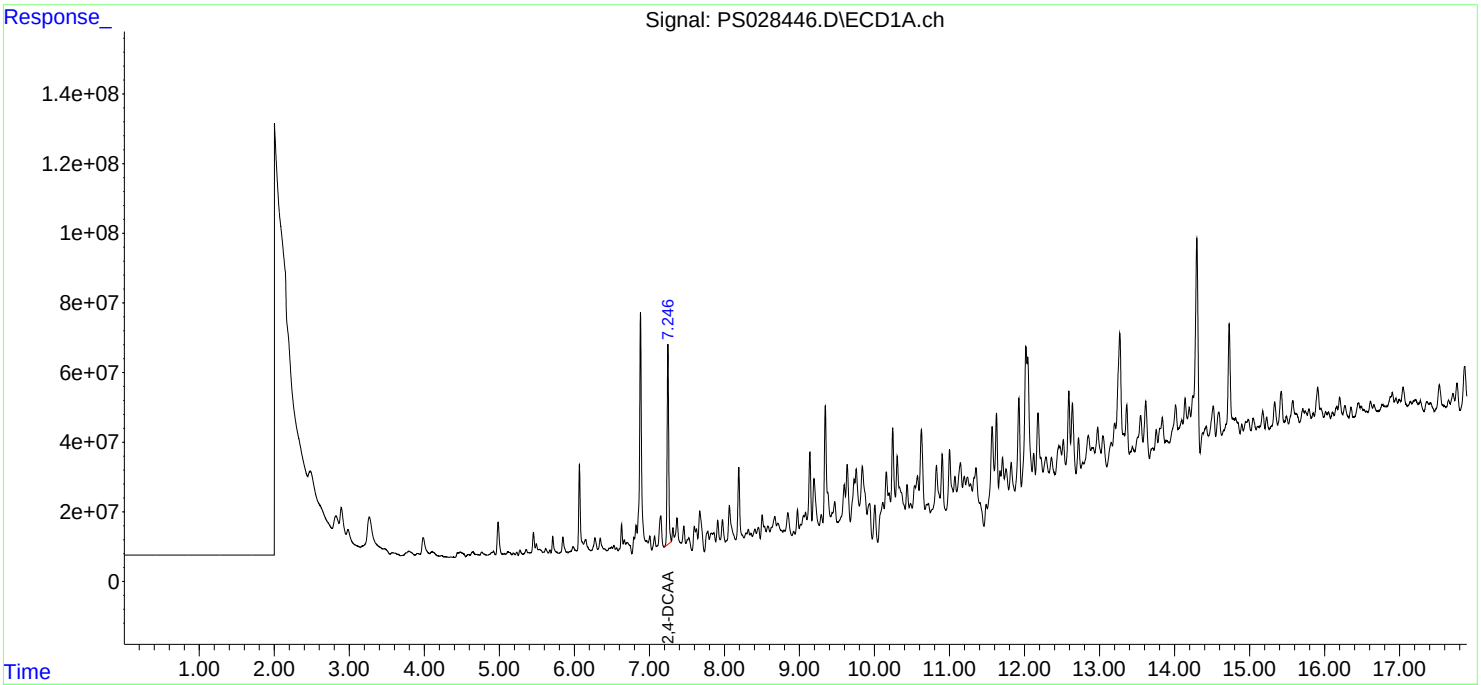

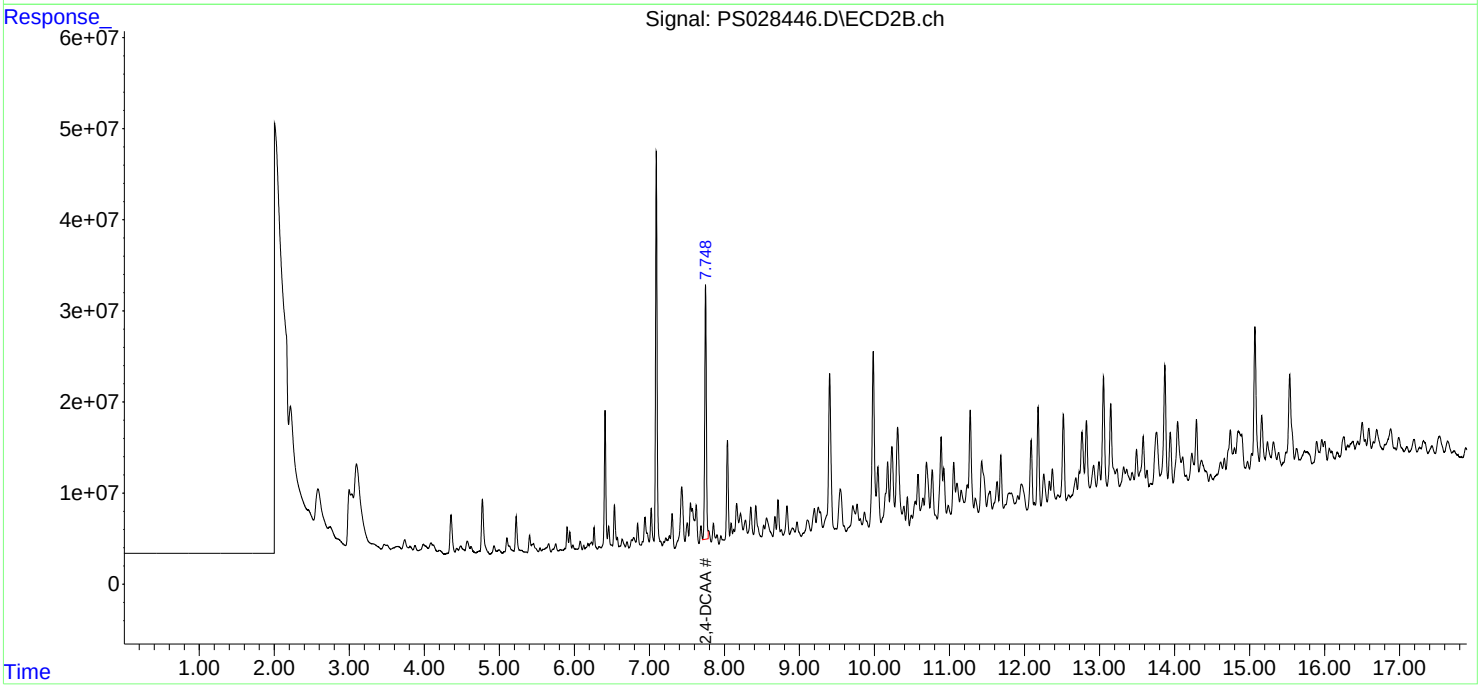

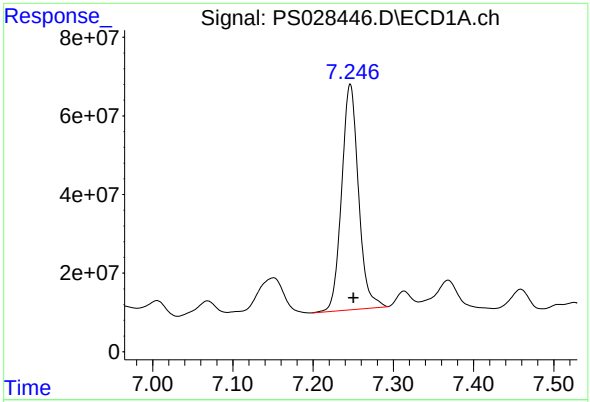

#4 2,4-DCAA

R.T.: 7.246 min
Delta R.T.: -0.004 min
Response: 839612609
Conc: 304.12 ng/ml

Instrument :
ECD_S
ClientSampleId :
CC0Q4

Manual Integrations APPROVED

Reviewed By :Abdul Mirza 11/12/2024
Supervised By :Ankita Jodhani 11/12/2024

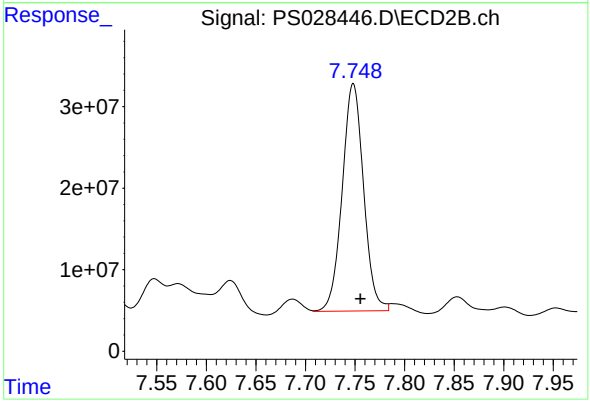

#4 2,4-DCAA

R.T.: 7.748 min
Delta R.T.: -0.008 min
Response: 419168621
Conc: 263.06 ng/ml m

Raw Data: **PS028427.D**

Alliance TECHNICAL GROUP
284 Sheffield Street, Mountainside, New Jersey 07092, Phone : 908 789 8900,
Fax : 908 789 8922

Report of Analysis

Client:	Tetra Tech, EMI		Date Collected:	10/23/24	
Project:	R36704		Date Received:	10/29/24	
Client Sample ID:	CC0Q5		SDG No.:	P4602	
Lab Sample ID:	P4602-29		Matrix:	SOIL	
Analytical Method:	SW8151A		% Solid:	77.4	Decanted:
Sample Wt/Vol:	30.07	Units: g	Final Vol:	10000	uL
Soil Aliquot Vol:		uL	Test:	Herbicide	
Extraction Type:			Injection Volume :		
GPC Factor :	1.0	PH :			
Prep Method :	8151A				

File ID/Qc Batch:	Dilution:	Prep Date	Date Analyzed	Prep Batch ID
PS028427.D	1	11/01/24 08:25	11/12/24 00:58	PB164725

CAS Number	Parameter	Conc.	Qualifier	MDL	LOQ / CRQL	Units(Dry Weight)
TARGETS						
1918-00-9	DICAMBA	86.4	U	11.2	86.4	ug/Kg
120-36-5	DICHLORPROP	86.4	U	12.3	86.4	ug/Kg
94-75-7	2,4-D	86.4	U	15.6	86.4	ug/Kg
93-72-1	2,4,5-TP (Silvex)	86.4	U	12.1	86.4	ug/Kg
93-76-5	2,4,5-T	86.4	U	13.0	86.4	ug/Kg
94-82-6	2,4-DB	86.4	U	23.6	86.4	ug/Kg
88-85-7	DINOSEB	86.4	U	16.0	86.4	ug/Kg
SURROGATES						
19719-28-9	2,4-DCAA	192		10 - 141	38%	SPK: 500

Comments:

U = Not Detected
LOQ = Limit of Quantitation
MDL = Method Detection Limit
LOD = Limit of Detection
E = Value Exceeds Calibration Range
P = Indicates >25% difference for detected concentrations between the two GC columns
Q = indicates LCS control criteria did not meet requirements
M = MS/MSD acceptance criteria did not meet requirements

J = Estimated Value
B = Analyte Found in Associated Method Blank
N = Presumptive Evidence of a Compound
* = Values outside of QC limits
D = Dilution
S = Indicates estimated value where valid five-point calibration was not performed prior to analyte detection in sample.
() = Laboratory InHouse Limit

Data Path : Z:\pestpcbsrv\HPCHEM1\ECD_S\Data\PS111124\
Data File : PS028427.D
Signal(s) : Signal #1: ECD1A.ch Signal #2: ECD2B.ch
Acq On : 12 Nov 2024 00:58
Operator : AR\AJ
Sample : P4602-29
Misc :
ALS Vial : 30 Sample Multiplier: 1

Instrument :
ECD_S
ClientSampleId :
CC0Q5

Manual Integrations APPROVED

Reviewed By :Abdul Mirza 11/12/2024
Supervised By :Ankita Jodhani 11/12/2024

Integration File signal 1: autoint1.e
Integration File signal 2: autoint2.e
Quant Time: Nov 12 00:43:13 2024
Quant Method : Z:\pestpcbsrv\HPCHEM1\ECD_S\Method\PS110924.M
Quant Title : 8080.M
QLast Update : Fri Nov 08 17:46:43 2024
Response via : Initial Calibration
Integrator: ChemStation

Volume Inj. : 1 µl
Signal #1 Phase : ZB-MR1 Signal #2 Phase: ZB-MR2
Signal #1 Info : 30M x 0.32mm x0.5 Signal #2 Info : 30M x 0.32mm x 0.25µm

	Compound	RT#1	RT#2	Resp#1	Resp#2	ng/ml	ng/ml
	System Monitoring Compounds						
4) S	2,4-DCAA	7.244	7.750	360.8E6	305.2E6	130.687m	191.528m#
	Target Compounds						

(f)=RT Delta > 1/2 Window (#)=Amounts differ by > 25% (m)=manual int.

Sample Results: **PS028427.D**

Data Path : Z:\pestpcbsrv\HPCHEM1\ECD_S\Data\PS111124\
Data File : PS028427.D
Signal(s) : Signal #1: ECD1A.ch Signal #2: ECD2B.ch
Acq On : 12 Nov 2024 00:58
Operator : AR\AJ
Sample : P4602-29
Misc :
ALS Vial : 30 Sample Multiplier: 1

Instrument :
ECD_S
ClientSampleId :
CC0Q5

Manual Integrations APPROVED

Reviewed By :Abdul Mirza 11/12/2024
Supervised By :Ankita Jodhani 11/12/2024

Integration File signal 1: autoint1.e
Integration File signal 2: autoint2.e
Quant Time: Nov 12 00:43:13 2024
Quant Method : Z:\pestpcbsrv\HPCHEM1\ECD_S\Method\PS110924.M
Quant Title : 8080.M
QLast Update : Fri Nov 08 17:46:43 2024
Response via : Initial Calibration
Integrator: ChemStation

Volume Inj. : 1 µl
Signal #1 Phase : ZB-MR1 Signal #2 Phase: ZB-MR2
Signal #1 Info : 30M x 0.32mm x0.5 Signal #2 Info : 30M x 0.32mm x 0.25µm

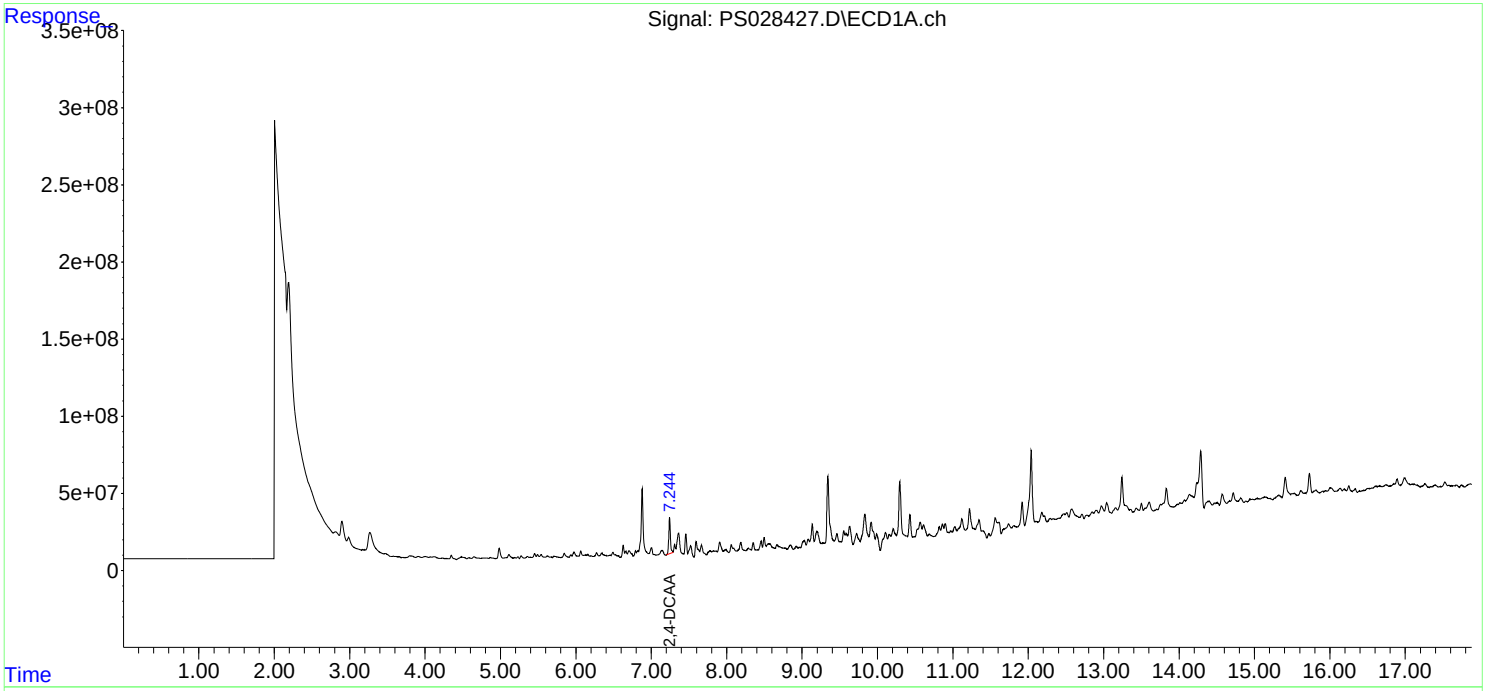

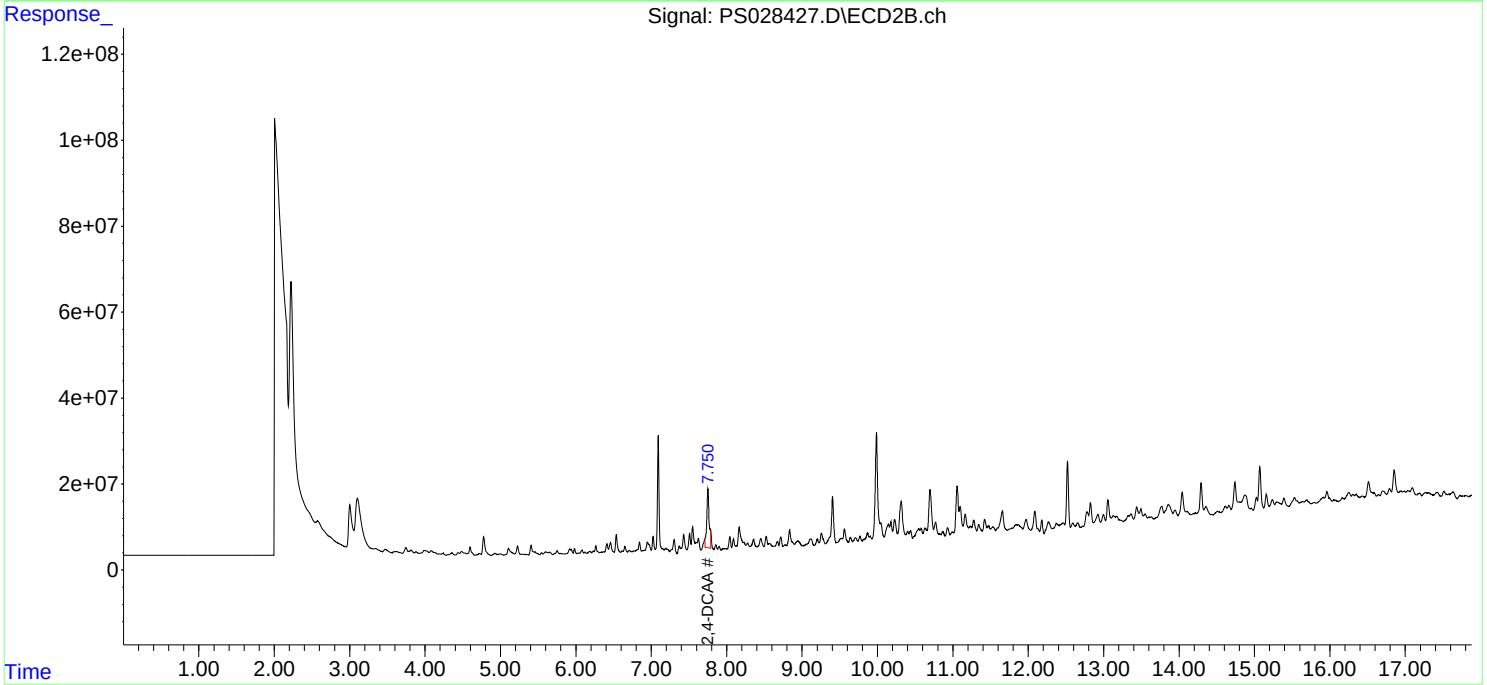

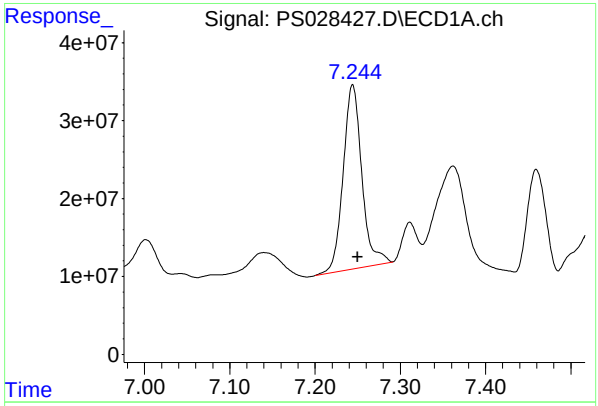

#4 2,4-DCAA

R.T.: 7.244 min
Delta R.T.: -0.006 mi
Response: 360793696
Conc: 130.69 ng/m

Instrument :
ECD_S
ClientSampleId :
CC0Q5

Manual Integrations
APPROVED

Reviewed By :Abdul Mirza 11/12/2024
Supervised By :Ankita Jodhani 11/12/2024

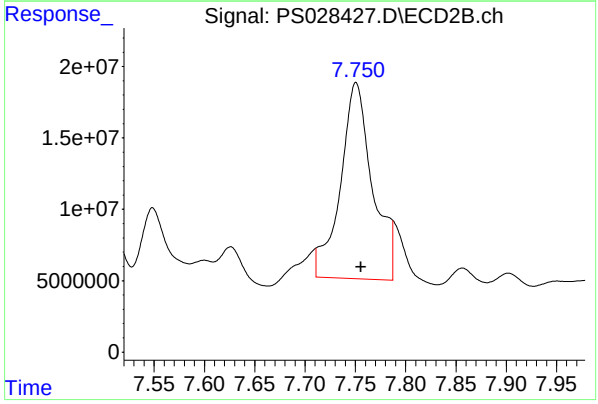

#4 2,4-DCAA

R.T.: 7.750 min
Delta R.T.: -0.005 min
Response: 305185239
Conc: 191.53 ng/ml m

Raw Data: **PS028428.D**

Alliance TECHNICAL GROUP
284 Sheffield Street, Mountainside, New Jersey 07092, Phone : 908 789 8900,
Fax : 908 789 8922

Report of Analysis

Client:	Tetra Tech, EMI		Date Collected:	10/23/24	
Project:	R36704		Date Received:	10/29/24	
Client Sample ID:	CC0Q7		SDG No.:	P4602	
Lab Sample ID:	P4602-30		Matrix:	SOIL	
Analytical Method:	SW8151A		% Solid:	85	Decanted:
Sample Wt/Vol:	30.01	Units: g	Final Vol:	10000	uL
Soil Aliquot Vol:		uL	Test:	Herbicide	
Extraction Type:			Injection Volume :		
GPC Factor :	1.0	PH :			
Prep Method :	8151A				

File ID/Qc Batch:	Dilution:	Prep Date	Date Analyzed	Prep Batch ID
PS028428.D	1	11/01/24 08:25	11/12/24 01:23	PB164725

CAS Number	Parameter	Conc.	Qualifier	MDL	LOQ / CRQL	Units(Dry Weight)
TARGETS						
1918-00-9	DICAMBA	78.8	U	10.2	78.8	ug/Kg
120-36-5	DICHLORPROP	78.8	U	11.2	78.8	ug/Kg
94-75-7	2,4-D	78.8	U	14.2	78.8	ug/Kg
93-72-1	2,4,5-TP (Silvex)	78.8	U	11.0	78.8	ug/Kg
93-76-5	2,4,5-T	78.8	U	11.9	78.8	ug/Kg
94-82-6	2,4-DB	78.8	U	21.5	78.8	ug/Kg
88-85-7	DINOSEB	78.8	U	14.6	78.8	ug/Kg
SURROGATES						
19719-28-9	2,4-DCAA	161		10 - 141	32%	SPK: 500

Comments:

U = Not Detected
LOQ = Limit of Quantitation
MDL = Method Detection Limit
LOD = Limit of Detection
E = Value Exceeds Calibration Range
P = Indicates >25% difference for detected concentrations between the two GC columns
Q = indicates LCS control criteria did not meet requirements
M = MS/MSD acceptance criteria did not meet requirements

J = Estimated Value
B = Analyte Found in Associated Method Blank
N = Presumptive Evidence of a Compound
* = Values outside of QC limits
D = Dilution
S = Indicates estimated value where valid five-point calibration was not performed prior to analyte detection in sample.
() = Laboratory InHouse Limit

Sample Results: **PS028428.D**

Data Path : Z:\pestpcbsrv\HPCHEM1\ECD_S\Data\PS111124\
Data File : PS028428.D
Signal(s) : Signal #1: ECD1A.ch Signal #2: ECD2B.ch
Acq On : 12 Nov 2024 01:23
Operator : AR\AJ
Sample : P4602-30
Misc :
ALS Vial : 31 Sample Multiplier: 1

Instrument :
ECD_S
ClientSampleId :
CC0Q7

Manual Integrations APPROVED

Reviewed By :Yogesh Patel 11/12/2024
Supervised By :Ankita Jodhani 11/12/2024

Integration File signal 1: autoint1.e
Integration File signal 2: autoint2.e
Quant Time: Nov 12 02:16:19 2024
Quant Method : Z:\pestpcbsrv\HPCHEM1\ECD_S\Method\PS110924.M
Quant Title : 8080.M
QLast Update : Fri Nov 08 17:46:43 2024
Response via : Initial Calibration
Integrator: ChemStation

Volume Inj. : 1 µl
Signal #1 Phase : ZB-MR1 Signal #2 Phase: ZB-MR2
Signal #1 Info : 30M x 0.32mm x0.5 Signal #2 Info : 30M x 0.32mm x 0.25µm

	Compound	RT#1	RT#2	Resp#1	Resp#2	ng/ml	ng/ml
	System Monitoring Compounds						
4) S	2,4-DCAA	7.244	7.751	445.2E6	195.2E6	161.267m	122.498
	Target Compounds						

(f)=RT Delta > 1/2 Window (#)=Amounts differ by > 25% (m)=manual int.

Data Path : Z:\pestpcbsrv\HPCHEM1\ECD_S\Data\PS111124\
Data File : PS028428.D
Signal(s) : Signal #1: ECD1A.ch Signal #2: ECD2B.ch
Acq On : 12 Nov 2024 01:23
Operator : AR\AJ
Sample : P4602-30
Misc :
ALS Vial : 31 Sample Multiplier: 1

Instrument :
ECD_S
ClientSampleId :
CC0Q7

Manual Integrations APPROVED

Reviewed By :Yogesh Patel 11/12/2024
Supervised By :Ankita Jodhani 11/12/2024

Integration File signal 1: autoint1.e
Integration File signal 2: autoint2.e
Quant Time: Nov 12 02:16:19 2024
Quant Method : Z:\pestpcbsrv\HPCHEM1\ECD_S\Method\PS110924.M
Quant Title : 8080.M
QLast Update : Fri Nov 08 17:46:43 2024
Response via : Initial Calibration
Integrator: ChemStation

Volume Inj. : 1 µl
Signal #1 Phase : ZB-MR1 Signal #2 Phase: ZB-MR2
Signal #1 Info : 30M x 0.32mm x0.5 Signal #2 Info : 30M x 0.32mm x 0.25µm

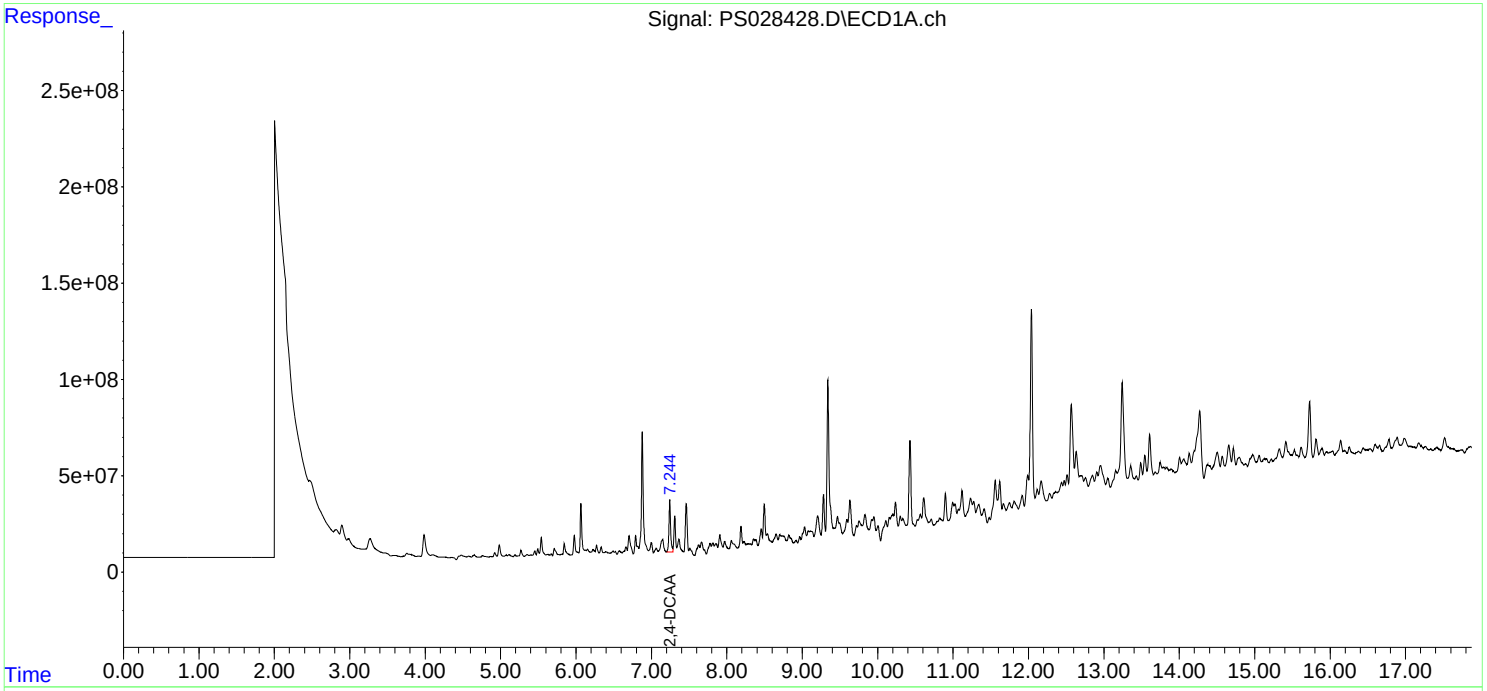

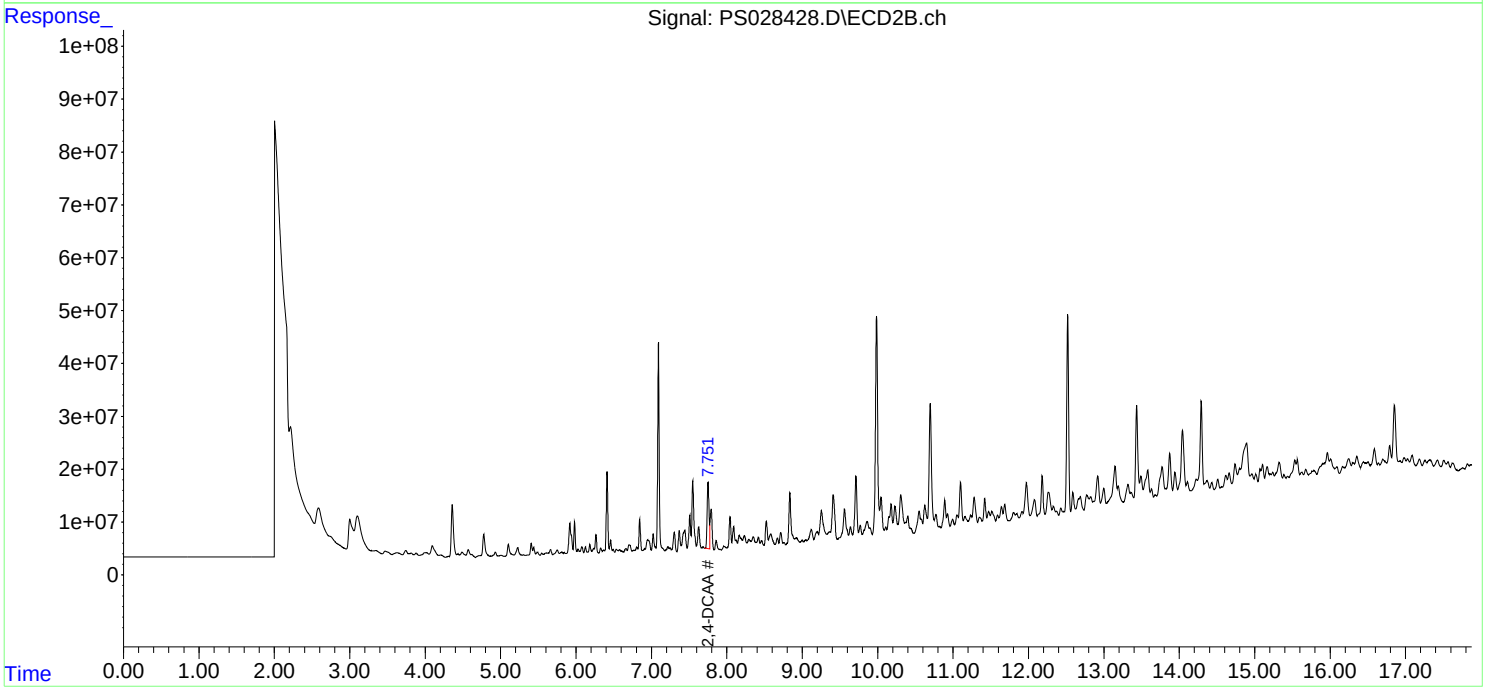

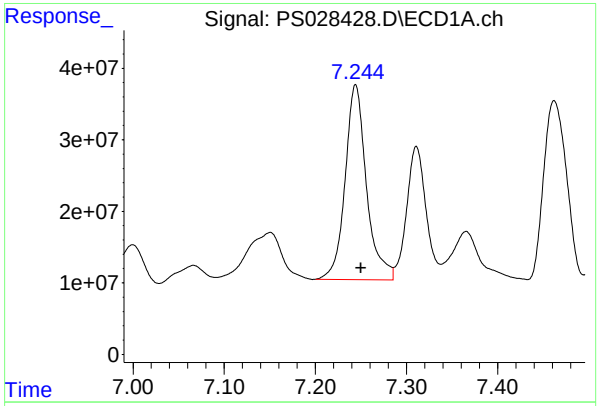

#4 2,4-DCAA

R.T.: 7.244 min
Delta R.T.: -0.006 min
Response: 445219189
Conc: 161.27 ng/ml

Instrument :
ECD_S
ClientSampleId :
CC0Q7

Manual Integrations
APPROVED

Reviewed By :Yogesh Patel 11/12/2024
Supervised By :Ankita Jodhani 11/12/2024

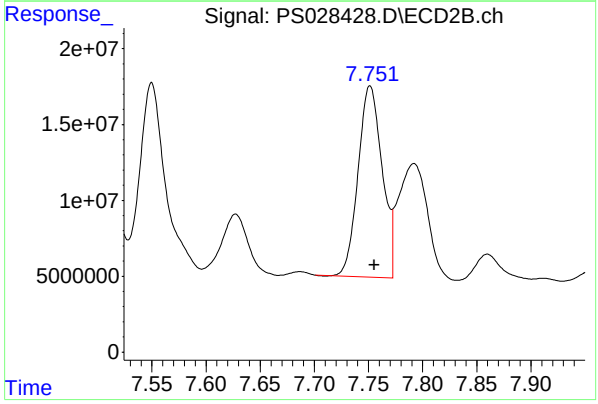

#4 2,4-DCAA

R.T.: 7.751 min
Delta R.T.: -0.004 min
Response: 195191037
Conc: 122.50 ng/ml

Raw Data: **PS028433.D**

Alliance TECHNICAL GROUP
284 Sheffield Street, Mountainside, New Jersey 07092, Phone : 908 789 8900,
Fax : 908 789 8922

Report of Analysis

Client:	Tetra Tech, EMI		Date Collected:	10/23/24	
Project:	R36704		Date Received:	10/29/24	
Client Sample ID:	CC0Q9		SDG No.:	P4602	
Lab Sample ID:	P4602-31		Matrix:	SOIL	
Analytical Method:	SW8151A		% Solid:	95.9	Decanted:
Sample Wt/Vol:	30.03	Units: g	Final Vol:	10000	uL
Soil Aliquot Vol:		uL	Test:	Herbicide	
Extraction Type:			Injection Volume :		
GPC Factor :	1.0	PH :			
Prep Method :	8151A				

File ID/Qc Batch:	Dilution:	Prep Date	Date Analyzed	Prep Batch ID
PS028433.D	1	11/01/24 08:25	11/12/24 03:23	PB164725

CAS Number	Parameter	Conc.	Qualifier	MDL	LOQ / CRQL	Units(Dry Weight)
TARGETS						
1918-00-9	DICAMBA	69.8	U	9.00	69.8	ug/Kg
120-36-5	DICHLORPROP	69.8	U	9.90	69.8	ug/Kg
94-75-7	2,4-D	69.8	U	12.6	69.8	ug/Kg
93-72-1	2,4,5-TP (Silvex)	69.8	U	9.80	69.8	ug/Kg
93-76-5	2,4,5-T	69.8	U	10.5	69.8	ug/Kg
94-82-6	2,4-DB	69.8	U	19.1	69.8	ug/Kg
88-85-7	DINOSEB	69.8	U	12.9	69.8	ug/Kg
SURROGATES						
19719-28-9	2,4-DCAA	303		10 - 141	61%	SPK: 500

Comments:

U = Not Detected
LOQ = Limit of Quantitation
MDL = Method Detection Limit
LOD = Limit of Detection
E = Value Exceeds Calibration Range
P = Indicates >25% difference for detected concentrations between the two GC columns
Q = indicates LCS control criteria did not meet requirements
M = MS/MSD acceptance criteria did not meet requirements

J = Estimated Value
B = Analyte Found in Associated Method Blank
N = Presumptive Evidence of a Compound
* = Values outside of QC limits
D = Dilution
S = Indicates estimated value where valid five-point calibration was not performed prior to analyte detection in sample.
() = Laboratory InHouse Limit

Quantitation Report (QT Reviewed)

Sample Results: **PS028433.D**

Data Path : Z:\pestpcbsrv\HPCHEM1\ECD_S\Data\PS111124\
Data File : PS028433.D
Signal(s) : Signal #1: ECD1A.ch Signal #2: ECD2B.ch
Acq On : 12 Nov 2024 03:23
Operator : AR\AJ
Sample : P4602-31
Misc :
ALS Vial : 34 Sample Multiplier: 1

Instrument :
ECD_S
ClientSampleId :
CC0Q9

Manual Integrations APPROVED

Reviewed By :Abdul Mirza 11/12/2024
Supervised By :Ankita Jodhani 11/12/2024

Integration File signal 1: autoint1.e
Integration File signal 2: autoint2.e
Quant Time: Nov 12 03:52:47 2024
Quant Method : Z:\pestpcbsrv\HPCHEM1\ECD_S\Method\PS110924.M
Quant Title : 8080.M
QLast Update : Fri Nov 08 17:46:43 2024
Response via : Initial Calibration
Integrator: ChemStation

Volume Inj. : 1 µl
Signal #1 Phase : ZB-MR1 Signal #2 Phase: ZB-MR2
Signal #1 Info : 30M x 0.32mm x0.5 Signal #2 Info : 30M x 0.32mm x 0.25µm

	Compound	RT#1	RT#2	Resp#1	Resp#2	ng/ml	ng/ml
	System Monitoring Compounds						
4) S	2,4-DCAA	7.243	7.749	836.5E6	434.4E6	303.015	272.643m
	Target Compounds						

(f)=RT Delta > 1/2 Window (#)=Amounts differ by > 25% (m)=manual int.

Data Path : Z:\pestpcbsrv\HPCHEM1\ECD_S\Data\PS111124\
Data File : PS028433.D
Signal(s) : Signal #1: ECD1A.ch Signal #2: ECD2B.ch
Acq On : 12 Nov 2024 03:23
Operator : AR\AJ
Sample : P4602-31
Misc :
ALS Vial : 34 Sample Multiplier: 1

Instrument :
ECD_S
ClientSampleId :
CC0Q9

Manual Integrations APPROVED

Reviewed By :Abdul Mirza 11/12/2024
Supervised By :Ankita Jodhani 11/12/2024

Integration File signal 1: autoint1.e
Integration File signal 2: autoint2.e
Quant Time: Nov 12 03:52:47 2024
Quant Method : Z:\pestpcbsrv\HPCHEM1\ECD_S\Method\PS110924.M
Quant Title : 8080.M
QLast Update : Fri Nov 08 17:46:43 2024
Response via : Initial Calibration
Integrator: ChemStation

Volume Inj. : 1 µl
Signal #1 Phase : ZB-MR1 Signal #2 Phase: ZB-MR2
Signal #1 Info : 30M x 0.32mm x0.5 Signal #2 Info : 30M x 0.32mm x 0.25µm

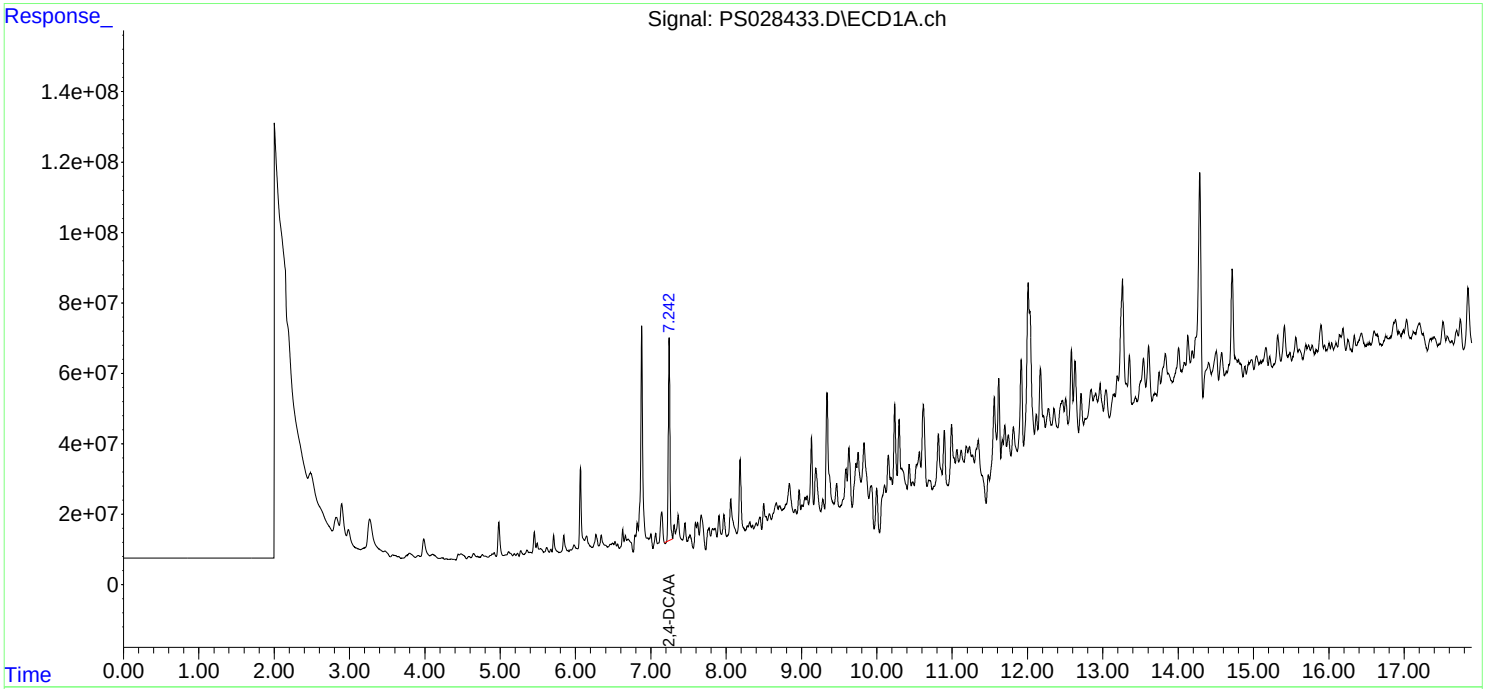

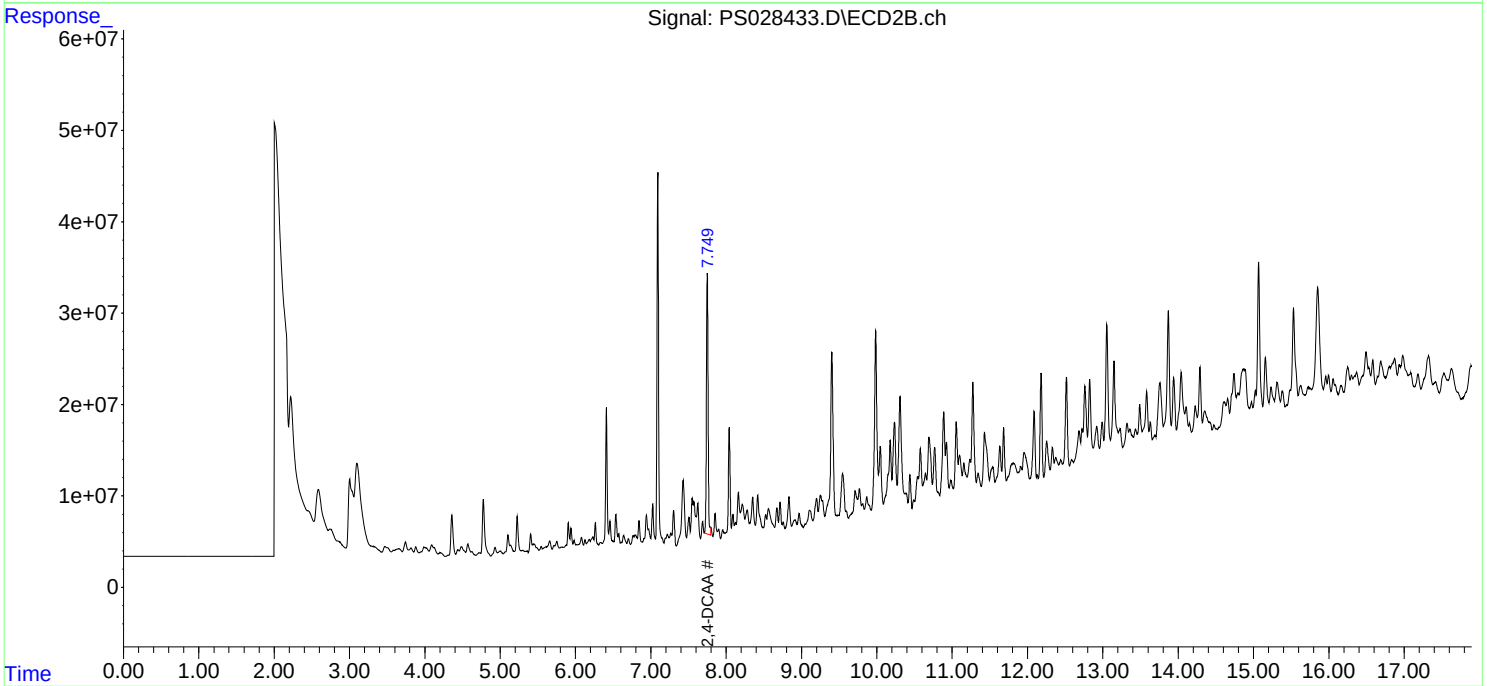

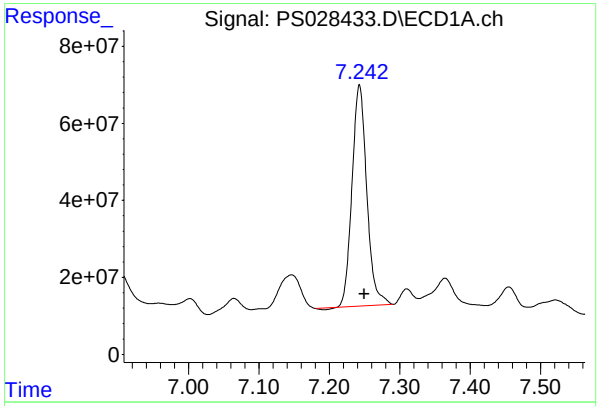

#4 2,4-DCAA

R.T.: 7.243 min
Delta R.T.: -0.007 min
Response: 836549609
Conc: 303.01 ng/ml

Instrument :
ECD_S
ClientSampleId :
CC0Q9

Manual Integrations
APPROVED

Reviewed By :Abdul Mirza 11/12/2024
Supervised By :Ankita Jodhani 11/12/2024

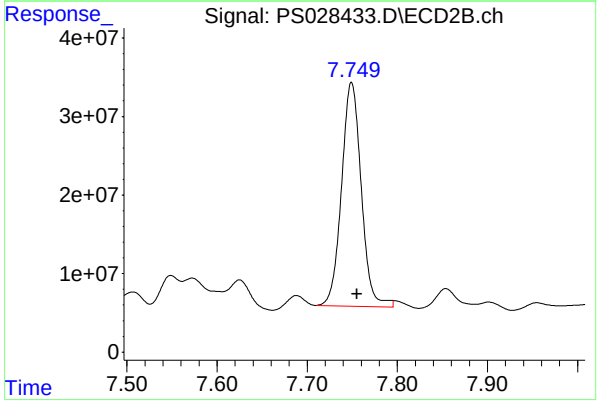

#4 2,4-DCAA

R.T.: 7.749 min
Delta R.T.: -0.007 min
Response: 434435795
Conc: 272.64 ng/ml m

Raw Data: **PS028434.D**

Alliance TECHNICAL GROUP
284 Sheffield Street, Mountainside, New Jersey 07092, Phone : 908 789 8900,
Fax : 908 789 8922

Report of Analysis

Client:	Tetra Tech, EMI		Date Collected:	10/23/24	
Project:	R36704		Date Received:	10/29/24	
Client Sample ID:	CC0R0		SDG No.:	P4602	
Lab Sample ID:	P4602-32		Matrix:	SOIL	
Analytical Method:	SW8151A		% Solid:	87.1	Decanted:
Sample Wt/Vol:	30.08	Units: g	Final Vol:	10000	uL
Soil Aliquot Vol:		uL	Test:	Herbicide	
Extraction Type:			Injection Volume :		
GPC Factor :	1.0	PH :			
Prep Method :	8151A				

File ID/Qc Batch:	Dilution:	Prep Date	Date Analyzed	Prep Batch ID
PS028434.D	1	11/01/24 08:25	11/12/24 03:47	PB164725

CAS Number	Parameter	Conc.	Qualifier	MDL	LOQ / CRQL	Units(Dry Weight)
TARGETS						
1918-00-9	DICAMBA	76.7	U	9.90	76.7	ug/Kg
120-36-5	DICHLORPROP	76.7	U	10.9	76.7	ug/Kg
94-75-7	2,4-D	76.7	U	13.9	76.7	ug/Kg
93-72-1	2,4,5-TP (Silvex)	76.7	U	10.8	76.7	ug/Kg
93-76-5	2,4,5-T	76.7	U	11.6	76.7	ug/Kg
94-82-6	2,4-DB	76.7	U	21.0	76.7	ug/Kg
88-85-7	DINOSEB	76.7	U	14.2	76.7	ug/Kg
SURROGATES						
19719-28-9	2,4-DCAA	257		10 - 141	51%	SPK: 500

Comments:

U = Not Detected
LOQ = Limit of Quantitation
MDL = Method Detection Limit
LOD = Limit of Detection
E = Value Exceeds Calibration Range
P = Indicates >25% difference for detected concentrations between the two GC columns
Q = indicates LCS control criteria did not meet requirements
M = MS/MSD acceptance criteria did not meet requirements

J = Estimated Value
B = Analyte Found in Associated Method Blank
N = Presumptive Evidence of a Compound
* = Values outside of QC limits
D = Dilution
S = Indicates estimated value where valid five-point calibration was not performed prior to analyte detection in sample.
() = Laboratory InHouse Limit

Sample Results: **PS028434.D**

Data Path : Z:\pestpcbsrv\HPCHEM1\ECD_S\Data\PS111124\
Data File : PS028434.D
Signal(s) : Signal #1: ECD1A.ch Signal #2: ECD2B.ch
Acq On : 12 Nov 2024 03:47
Operator : AR\AJ
Sample : P4602-32
Misc :
ALS Vial : 35 Sample Multiplier: 1

Instrument :
ECD_S
ClientSampleId :
CC0R0

Manual Integrations APPROVED

Reviewed By :Abdul Mirza 11/12/2024
Supervised By :Ankita Jodhani 11/12/2024

Integration File signal 1: autoint1.e
Integration File signal 2: autoint2.e
Quant Time: Nov 12 04:29:03 2024
Quant Method : Z:\pestpcbsrv\HPCHEM1\ECD_S\Method\PS110924.M
Quant Title : 8080.M
QLast Update : Fri Nov 08 17:46:43 2024
Response via : Initial Calibration
Integrator: ChemStation

Volume Inj. : 1 µl
Signal #1 Phase : ZB-MR1 Signal #2 Phase: ZB-MR2
Signal #1 Info : 30M x 0.32mm x0.5 Signal #2 Info : 30M x 0.32mm x 0.25µm

	Compound	RT#1	RT#2	Resp#1	Resp#2	ng/ml	ng/ml
	System Monitoring Compounds						
4) S	2,4-DCAA	7.242	7.749	708.1E6	406.9E6	256.504m	255.345m
	Target Compounds						

(f)=RT Delta > 1/2 Window (#)=Amounts differ by > 25% (m)=manual int.

Data Path : Z:\pestpcbsrv\HPCHEM1\ECD_S\Data\PS111124\
Data File : PS028434.D
Signal(s) : Signal #1: ECD1A.ch Signal #2: ECD2B.ch
Acq On : 12 Nov 2024 03:47
Operator : AR\AJ
Sample : P4602-32
Misc :
ALS Vial : 35 Sample Multiplier: 1

Instrument :
ECD_S
ClientSampleId :
CC0R0

Manual Integrations APPROVED

Reviewed By :Abdul Mirza 11/12/2024
Supervised By :Ankita Jodhani 11/12/2024

Integration File signal 1: autoint1.e
Integration File signal 2: autoint2.e
Quant Time: Nov 12 04:29:03 2024
Quant Method : Z:\pestpcbsrv\HPCHEM1\ECD_S\Method\PS110924.M
Quant Title : 8080.M
QLast Update : Fri Nov 08 17:46:43 2024
Response via : Initial Calibration
Integrator: ChemStation

Volume Inj. : 1 µl
Signal #1 Phase : ZB-MR1 Signal #2 Phase: ZB-MR2
Signal #1 Info : 30M x 0.32mm x0.5 Signal #2 Info : 30M x 0.32mm x 0.25µm

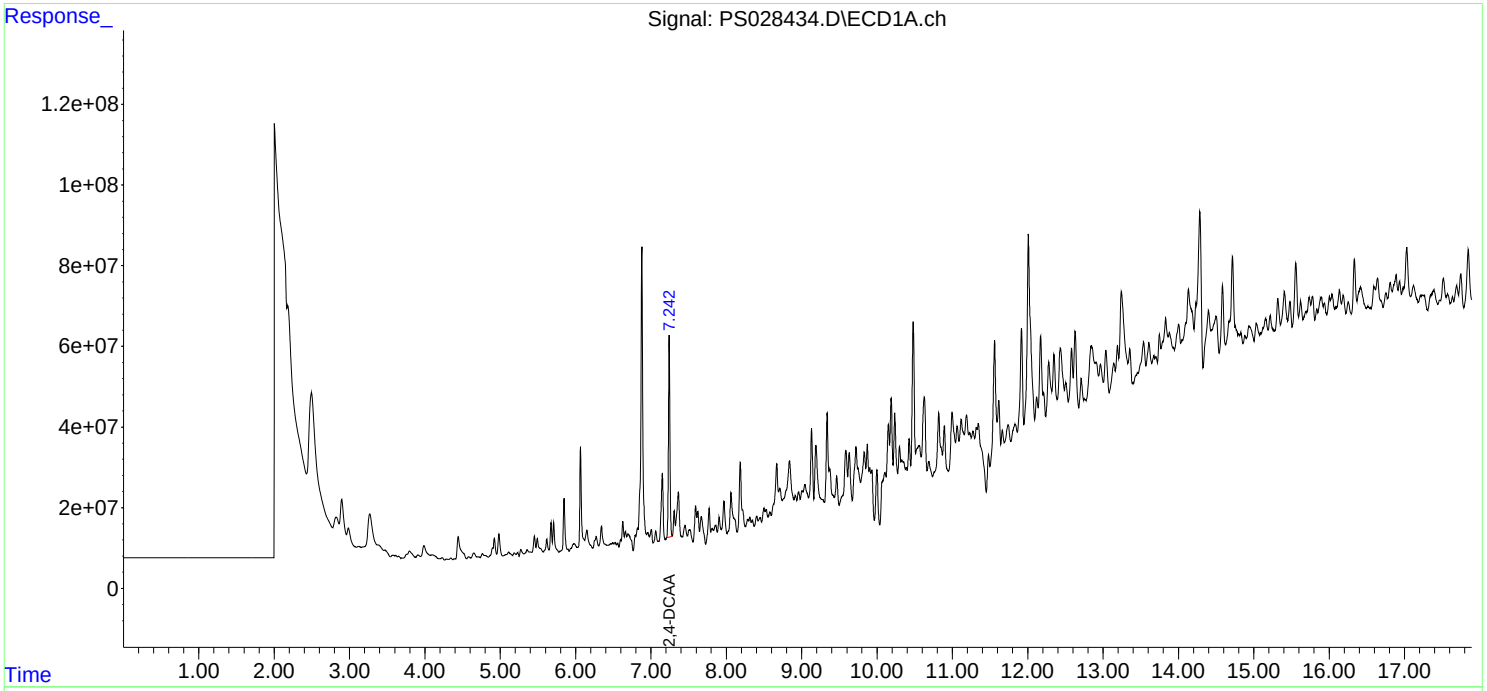

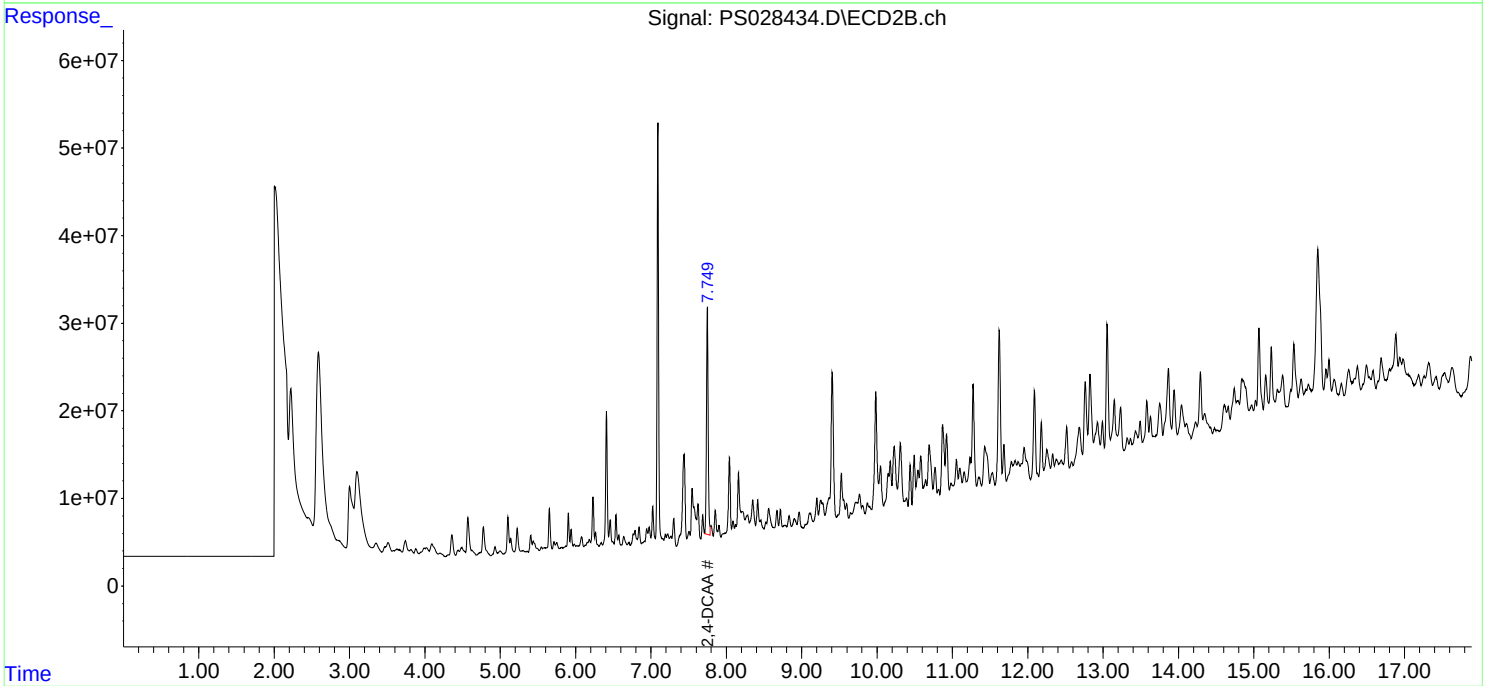

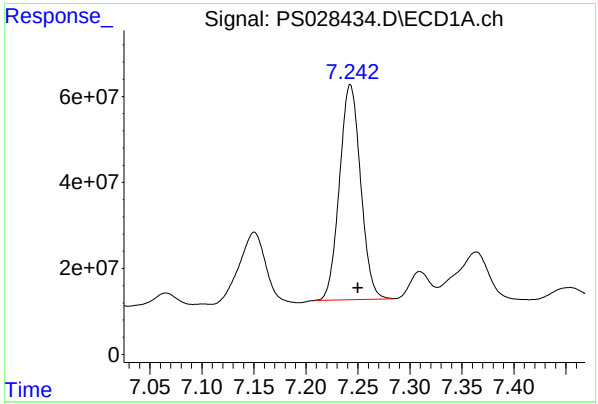

#4 2,4-DCAA

R.T.: 7.242 min
Delta R.T.: -0.008 mi
Response: 708144379
Conc: 256.50 ng/m

Instrument :
ECD_S
ClientSampleId :
CC0R0

Manual Integrations
APPROVED

Reviewed By :Abdul Mirza 11/12/2024
Supervised By :Ankita Jodhani 11/12/2024

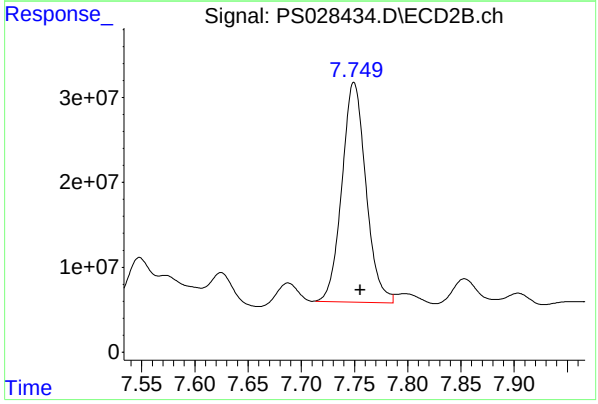

#4 2,4-DCAA

R.T.: 7.749 min
Delta R.T.: -0.006 min
Response: 406872423
Conc: 255.35 ng/ml m

Raw Data: **PS028431.D**

Alliance TECHNICAL GROUP
284 Sheffield Street, Mountainside, New Jersey 07092, Phone : 908 789 8900,
Fax : 908 789 8922

Report of Analysis

Client:	Tetra Tech, EMI		Date Collected:	10/23/24	
Project:	R36704		Date Received:	10/29/24	
Client Sample ID:	CC0R1		SDG No.:	P4602	
Lab Sample ID:	P4602-33		Matrix:	SOIL	
Analytical Method:	SW8151A		% Solid:	77.9	Decanted:
Sample Wt/Vol:	30.05	Units: g	Final Vol:	10000	uL
Soil Aliquot Vol:		uL	Test:	Herbicide	
Extraction Type:			Injection Volume :		
GPC Factor :	1.0	PH :			
Prep Method :	8151A				

File ID/Qc Batch:	Dilution:	Prep Date	Date Analyzed	Prep Batch ID
PS028431.D	1	11/01/24 08:25	11/12/24 02:35	PB164725

CAS Number	Parameter	Conc.	Qualifier	MDL	LOQ / CRQL	Units(Dry Weight)
TARGETS						
1918-00-9	DICAMBA	85.9	U	11.1	85.9	ug/Kg
120-36-5	DICHLORPROP	85.9	U	12.2	85.9	ug/Kg
94-75-7	2,4-D	85.9	U	15.5	85.9	ug/Kg
93-72-1	2,4,5-TP (Silvex)	85.9	U	12.0	85.9	ug/Kg
93-76-5	2,4,5-T	85.9	U	12.9	85.9	ug/Kg
94-82-6	2,4-DB	85.9	U	23.5	85.9	ug/Kg
88-85-7	DINOSEB	85.9	U	15.9	85.9	ug/Kg
SURROGATES						
19719-28-9	2,4-DCAA	179		10 - 141	36%	SPK: 500

Comments:

U = Not Detected
LOQ = Limit of Quantitation
MDL = Method Detection Limit
LOD = Limit of Detection
E = Value Exceeds Calibration Range
P = Indicates >25% difference for detected concentrations between the two GC columns
Q = indicates LCS control criteria did not meet requirements
M = MS/MSD acceptance criteria did not meet requirements

J = Estimated Value
B = Analyte Found in Associated Method Blank
N = Presumptive Evidence of a Compound
* = Values outside of QC limits
D = Dilution
S = Indicates estimated value where valid five-point calibration was not performed prior to analyte detection in sample.
() = Laboratory InHouse Limit

Data Path : Z:\pestpcbsrv\HPCHEM1\ECD_S\Data\PS111124\
Data File : PS028431.D
Signal(s) : Signal #1: ECD1A.ch Signal #2: ECD2B.ch
Acq On : 12 Nov 2024 02:35
Operator : AR\AJ
Sample : P4602-33
Misc :
ALS Vial : 32 Sample Multiplier: 1

Instrument :
ECD_S
ClientSampleId :
CC0R1

Manual Integrations APPROVED

Reviewed By :Yogesh Patel 11/12/2024
Supervised By :Ankita Jodhani 11/12/2024

Integration File signal 1: autoint1.e
Integration File signal 2: autoint2.e
Quant Time: Nov 12 03:23:59 2024
Quant Method : Z:\pestpcbsrv\HPCHEM1\ECD_S\Method\PS110924.M
Quant Title : 8080.M
QLast Update : Fri Nov 08 17:46:43 2024
Response via : Initial Calibration
Integrator: ChemStation

Volume Inj. : 1 µl
Signal #1 Phase : ZB-MR1 Signal #2 Phase: ZB-MR2
Signal #1 Info : 30M x 0.32mm x0.5 Signal #2 Info : 30M x 0.32mm x 0.25µm

	Compound	RT#1	RT#2	Resp#1	Resp#2	ng/ml	ng/ml
	System Monitoring Compounds						
4) S	2,4-DCAA	7.242	7.750	493.9E6	185.2E6	178.893m	116.239m#
	Target Compounds						

(f)=RT Delta > 1/2 Window (#)=Amounts differ by > 25% (m)=manual int.

Data Path : Z:\pestpcbsrv\HPCHEM1\ECD_S\Data\PS111124\
Data File : PS028431.D
Signal(s) : Signal #1: ECD1A.ch Signal #2: ECD2B.ch
Acq On : 12 Nov 2024 02:35
Operator : AR\AJ
Sample : P4602-33
Misc :
ALS Vial : 32 Sample Multiplier: 1

Instrument :
ECD_S
ClientSampleId :
CC0R1

Manual Integrations APPROVED

Reviewed By :Yogesh Patel 11/12/2024
Supervised By :Ankita Jodhani 11/12/2024

Integration File signal 1: autoint1.e
Integration File signal 2: autoint2.e
Quant Time: Nov 12 03:23:59 2024
Quant Method : Z:\pestpcbsrv\HPCHEM1\ECD_S\Method\PS110924.M
Quant Title : 8080.M
QLast Update : Fri Nov 08 17:46:43 2024
Response via : Initial Calibration
Integrator: ChemStation

Volume Inj. : 1 µl
Signal #1 Phase : ZB-MR1 Signal #2 Phase: ZB-MR2
Signal #1 Info : 30M x 0.32mm x0.5 Signal #2 Info : 30M x 0.32mm x 0.25µm

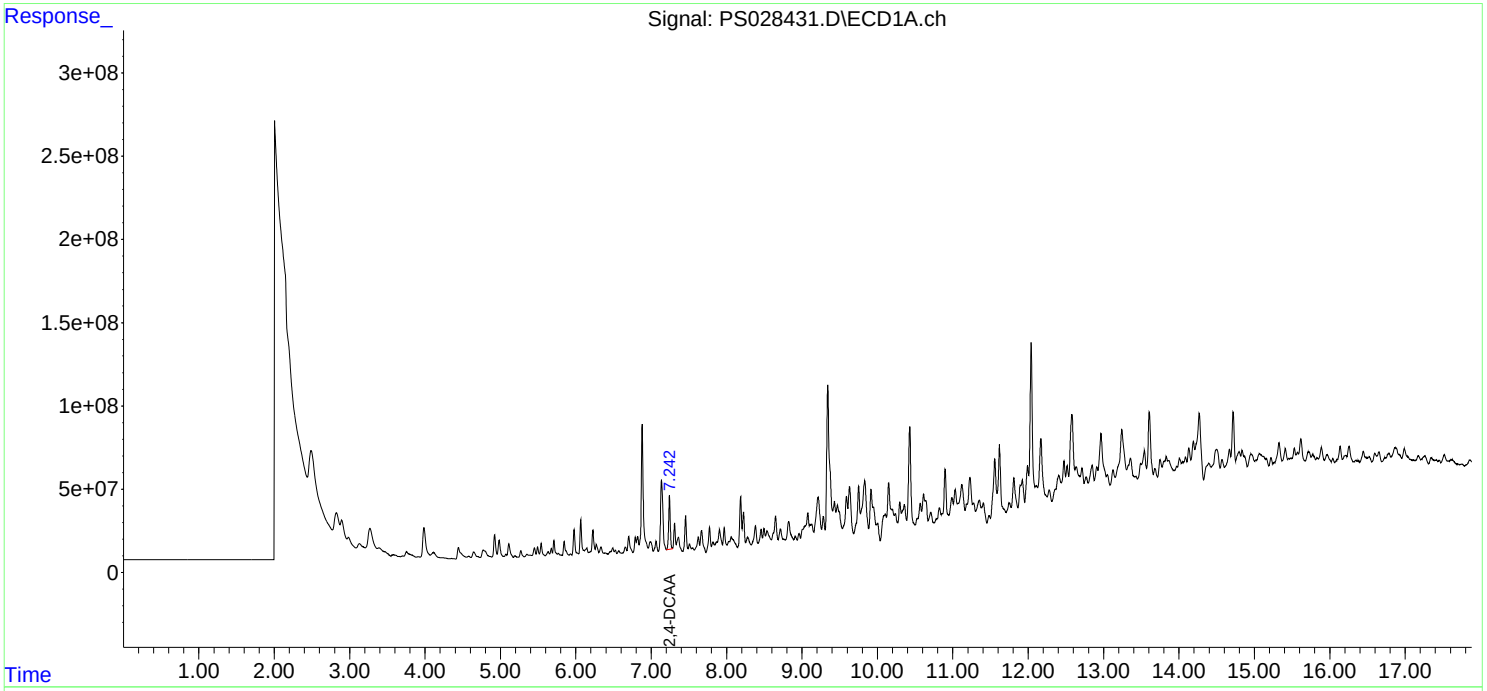

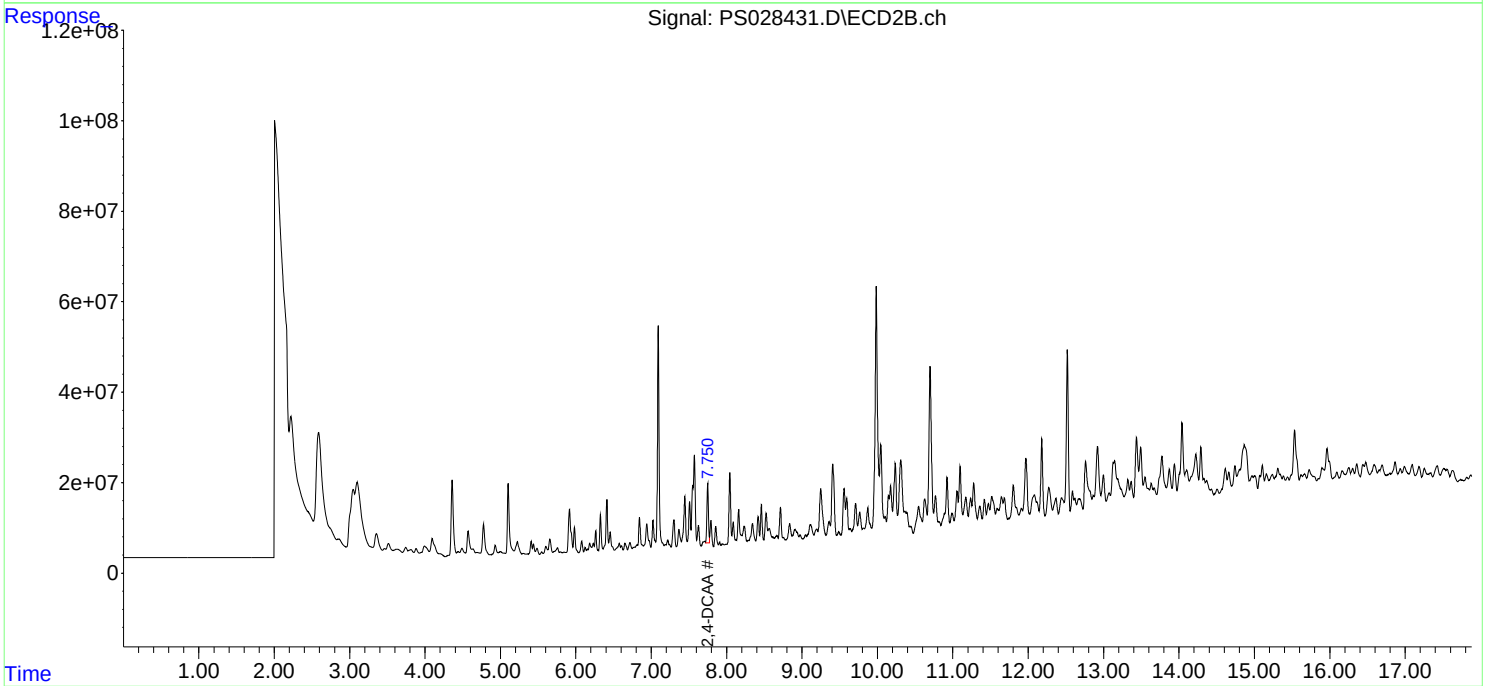

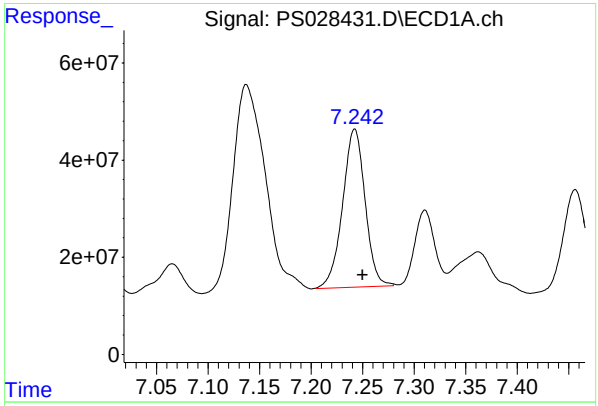

#4 2,4-DCAA

R.T.: 7.242 min
Delta R.T.: -0.008 mi
Response: 493880273
Conc: 178.89 ng/m

Instrument :
ECD_S
ClientSampleId :
CC0R1

Manual Integrations
APPROVED

Reviewed By :Yogesh Patel 11/12/2024
Supervised By :Ankita Jodhani 11/12/2024

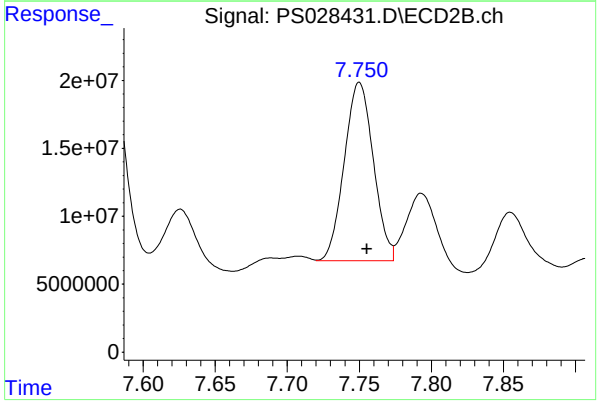

#4 2,4-DCAA

R.T.: 7.750 min
Delta R.T.: -0.006 min
Response: 185217859
Conc: 116.24 ng/ml m

Raw Data: **PS028432.D**

Alliance TECHNICAL GROUP
284 Sheffield Street, Mountainside, New Jersey 07092, Phone : 908 789 8900,
Fax : 908 789 8922

Report of Analysis

Client:	Tetra Tech, EMI		Date Collected:	10/23/24	
Project:	R36704		Date Received:	10/29/24	
Client Sample ID:	CC0R2		SDG No.:	P4602	
Lab Sample ID:	P4602-34		Matrix:	SOIL	
Analytical Method:	SW8151A		% Solid:	73.8	Decanted:
Sample Wt/Vol:	30.02	Units: g	Final Vol:	10000	uL
Soil Aliquot Vol:		uL	Test:	Herbicide	
Extraction Type:			Injection Volume :		
GPC Factor :	1.0	PH :			
Prep Method :	8151A				

File ID/Qc Batch:	Dilution:	Prep Date	Date Analyzed	Prep Batch ID
PS028432.D	1	11/01/24 08:25	11/12/24 02:59	PB164725

CAS Number	Parameter	Conc.	Qualifier	MDL	LOQ / CRQL	Units(Dry Weight)
TARGETS						
1918-00-9	DICAMBA	90.7	U	11.7	90.7	ug/Kg
120-36-5	DICHLORPROP	90.7	U	12.9	90.7	ug/Kg
94-75-7	2,4-D	90.7	U	16.4	90.7	ug/Kg
93-72-1	2,4,5-TP (Silvex)	90.7	U	12.7	90.7	ug/Kg
93-76-5	2,4,5-T	90.7	U	13.7	90.7	ug/Kg
94-82-6	2,4-DB	90.7	U	24.8	90.7	ug/Kg
88-85-7	DINOSEB	90.7	U	16.8	90.7	ug/Kg
SURROGATES						
19719-28-9	2,4-DCAA	133		10 - 141	27%	SPK: 500

Comments:

U = Not Detected
LOQ = Limit of Quantitation
MDL = Method Detection Limit
LOD = Limit of Detection
E = Value Exceeds Calibration Range
P = Indicates >25% difference for detected concentrations between the two GC columns
Q = indicates LCS control criteria did not meet requirements
M = MS/MSD acceptance criteria did not meet requirements

J = Estimated Value
B = Analyte Found in Associated Method Blank
N = Presumptive Evidence of a Compound
* = Values outside of QC limits
D = Dilution
S = Indicates estimated value where valid five-point calibration was not performed prior to analyte detection in sample.
() = Laboratory InHouse Limit

Sample Results: **PS028432.D**

Data Path : Z:\pestpcbsrv\HPCHEM1\ECD_S\Data\PS111124\
Data File : PS028432.D
Signal(s) : Signal #1: ECD1A.ch Signal #2: ECD2B.ch
Acq On : 12 Nov 2024 02:59
Operator : AR\AJ
Sample : P4602-34
Misc :
ALS Vial : 33 Sample Multiplier: 1

Instrument :
ECD_S
ClientSampleId :
CC0R2

Manual Integrations APPROVED

Reviewed By :Yogesh Patel 11/12/2024
Supervised By :Ankita Jodhani 11/12/2024

Integration File signal 1: autoint1.e
Integration File signal 2: autoint2.e
Quant Time: Nov 12 03:51:36 2024
Quant Method : Z:\pestpcbsrv\HPCHEM1\ECD_S\Method\PS110924.M
Quant Title : 8080.M
QLast Update : Fri Nov 08 17:46:43 2024
Response via : Initial Calibration
Integrator: ChemStation

Volume Inj. : 1 µl
Signal #1 Phase : ZB-MR1 Signal #2 Phase: ZB-MR2
Signal #1 Info : 30M x 0.32mm x0.5 Signal #2 Info : 30M x 0.32mm x 0.25µm

	Compound	RT#1	RT#2	Resp#1	Resp#2	ng/ml	ng/ml
	System Monitoring Compounds						
4) S	2,4-DCAA	7.242	7.749	366.2E6	175.2E6	132.658m	109.954m
	Target Compounds						

(f)=RT Delta > 1/2 Window (#)=Amounts differ by > 25% (m)=manual int.

Data Path : Z:\pestpcbsrv\HPCHEM1\ECD_S\Data\PS111124\
Data File : PS028432.D
Signal(s) : Signal #1: ECD1A.ch Signal #2: ECD2B.ch
Acq On : 12 Nov 2024 02:59
Operator : AR\AJ
Sample : P4602-34
Misc :
ALS Vial : 33 Sample Multiplier: 1

Instrument :
ECD_S
ClientSampleId :
CC0R2

Manual Integrations APPROVED

Reviewed By :Yogesh Patel 11/12/2024
Supervised By :Ankita Jodhani 11/12/2024

Integration File signal 1: autoint1.e
Integration File signal 2: autoint2.e
Quant Time: Nov 12 03:51:36 2024
Quant Method : Z:\pestpcbsrv\HPCHEM1\ECD_S\Method\PS110924.M
Quant Title : 8080.M
QLast Update : Fri Nov 08 17:46:43 2024
Response via : Initial Calibration
Integrator: ChemStation

Volume Inj. : 1 µl
Signal #1 Phase : ZB-MR1 Signal #2 Phase: ZB-MR2
Signal #1 Info : 30M x 0.32mm x0.5 Signal #2 Info : 30M x 0.32mm x 0.25µm

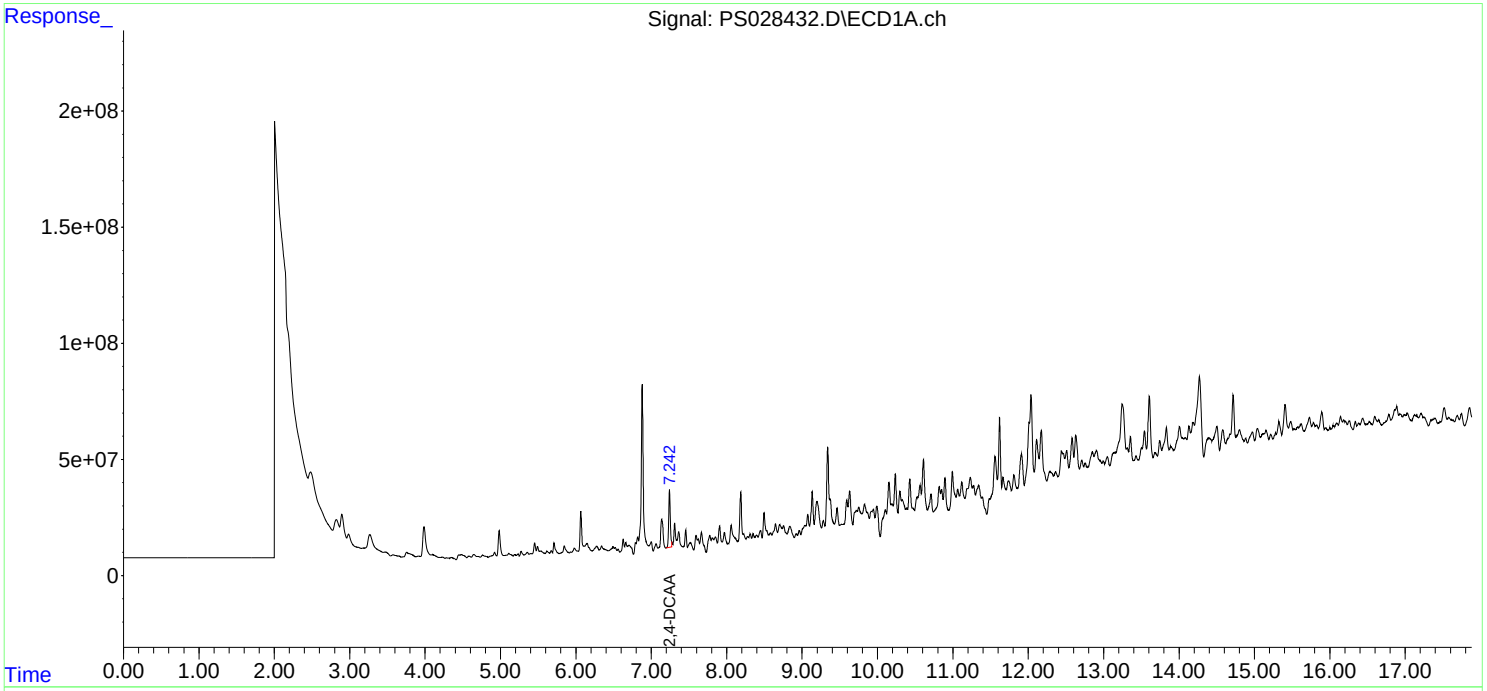

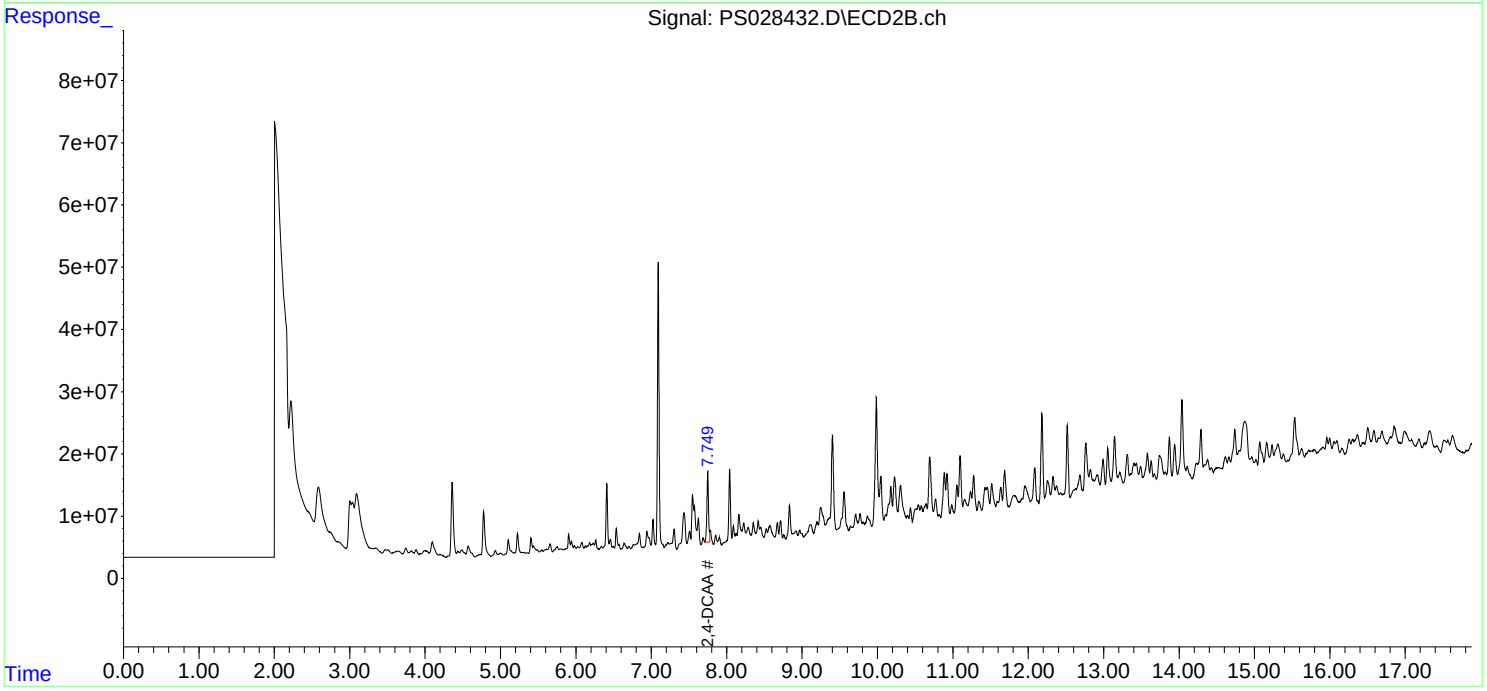

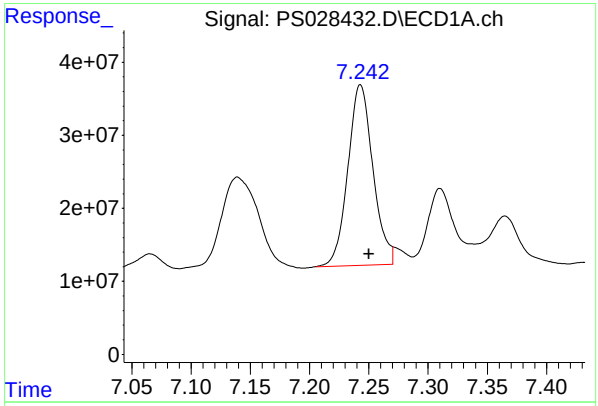

#4 2,4-DCAA

R.T.: 7.242 min
Delta R.T.: -0.008 mi
Response: 366234903
Conc: 132.66 ng/m

Instrument :
ECD_S
ClientSampleId :
CC0R2

Manual Integrations
APPROVED

Reviewed By :Yogesh Patel 11/12/2024
Supervised By :Ankita Jodhani 11/12/2024

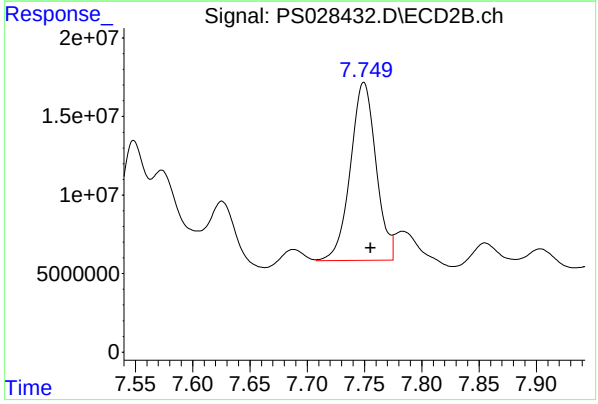

#4 2,4-DCAA

R.T.: 7.749 min
Delta R.T.: -0.006 min
Response: 175202379
Conc: 109.95 ng/ml m

Raw Data: **PS028435.D**

Alliance TECHNICAL GROUP
284 Sheffield Street, Mountainside, New Jersey 07092, Phone : 908 789 8900,
Fax : 908 789 8922

Report of Analysis

Client:	Tetra Tech, EMI		Date Collected:	10/22/24	
Project:	R36704		Date Received:	10/29/24	
Client Sample ID:	CC0P0		SDG No.:	P4602	
Lab Sample ID:	P4602-37		Matrix:	SOIL	
Analytical Method:	SW8151A		% Solid:	92.8	Decanted:
Sample Wt/Vol:	30.03	Units: g	Final Vol:	10000	uL
Soil Aliquot Vol:		uL	Test:	Herbicide	
Extraction Type:			Injection Volume :		
GPC Factor :	1.0	PH :			
Prep Method :	8151A				

File ID/Qc Batch:	Dilution:	Prep Date	Date Analyzed	Prep Batch ID
PS028435.D	1	11/01/24 08:25	11/12/24 04:11	PB164725

CAS Number	Parameter	Conc.	Qualifier	MDL	LOQ / CRQL	Units(Dry Weight)
TARGETS						
1918-00-9	DICAMBA	72.1	U	9.30	72.1	ug/Kg
120-36-5	DICHLORPROP	72.1	U	10.3	72.1	ug/Kg
94-75-7	2,4-D	72.1	U	13.0	72.1	ug/Kg
93-72-1	2,4,5-TP (Silvex)	72.1	U	10.1	72.1	ug/Kg
93-76-5	2,4,5-T	72.1	U	10.9	72.1	ug/Kg
94-82-6	2,4-DB	72.1	U	19.7	72.1	ug/Kg
88-85-7	DINOSEB	72.1	U	13.3	72.1	ug/Kg
SURROGATES						
19719-28-9	2,4-DCAA	156		10 - 141	31%	SPK: 500

Comments:

U = Not Detected
LOQ = Limit of Quantitation
MDL = Method Detection Limit
LOD = Limit of Detection
E = Value Exceeds Calibration Range
P = Indicates >25% difference for detected concentrations between the two GC columns
Q = indicates LCS control criteria did not meet requirements
M = MS/MSD acceptance criteria did not meet requirements

J = Estimated Value
B = Analyte Found in Associated Method Blank
N = Presumptive Evidence of a Compound
* = Values outside of QC limits
D = Dilution
S = Indicates estimated value where valid five-point calibration was not performed prior to analyte detection in sample.
() = Laboratory InHouse Limit

Sample Results: **PS028435.D**

Data Path : Z:\pestpcbsrv\HPCHEM1\ECD_S\Data\PS111124\
Data File : PS028435.D
Signal(s) : Signal #1: ECD1A.ch Signal #2: ECD2B.ch
Acq On : 12 Nov 2024 04:11
Operator : AR\AJ
Sample : P4602-37
Misc :
ALS Vial : 36 Sample Multiplier: 1

Instrument :
ECD_S
ClientSampleId :
CC0P0

Manual Integrations APPROVED

Reviewed By :Abdul Mirza 11/12/2024
Supervised By :Ankita Jodhani 11/12/2024

Integration File signal 1: autoint1.e
Integration File signal 2: autoint2.e
Quant Time: Nov 12 04:29:56 2024
Quant Method : Z:\pestpcbsrv\HPCHEM1\ECD_S\Method\PS110924.M
Quant Title : 8080.M
QLast Update : Fri Nov 08 17:46:43 2024
Response via : Initial Calibration
Integrator: ChemStation

Volume Inj. : 1 µl
Signal #1 Phase : ZB-MR1 Signal #2 Phase: ZB-MR2
Signal #1 Info : 30M x 0.32mm x0.5 Signal #2 Info : 30M x 0.32mm x 0.25µm

	Compound	RT#1	RT#2	Resp#1	Resp#2	ng/ml	ng/ml
	System Monitoring Compounds						
4) S	2,4-DCAA	7.242	7.750	430.0E6	209.9E6	155.740m	131.712
	Target Compounds						

(f)=RT Delta > 1/2 Window (#)=Amounts differ by > 25% (m)=manual int.

Data Path : Z:\pestpcbsrv\HPCHEM1\ECD_S\Data\PS111124\
Data File : PS028435.D
Signal(s) : Signal #1: ECD1A.ch Signal #2: ECD2B.ch
Acq On : 12 Nov 2024 04:11
Operator : AR\AJ
Sample : P4602-37
Misc :
ALS Vial : 36 Sample Multiplier: 1

Instrument :
ECD_S
ClientSampleId :
CC0P0

Manual Integrations APPROVED

Reviewed By :Abdul Mirza 11/12/2024
Supervised By :Ankita Jodhani 11/12/2024

Integration File signal 1: autoint1.e
Integration File signal 2: autoint2.e
Quant Time: Nov 12 04:29:56 2024
Quant Method : Z:\pestpcbsrv\HPCHEM1\ECD_S\Method\PS110924.M
Quant Title : 8080.M
QLast Update : Fri Nov 08 17:46:43 2024
Response via : Initial Calibration
Integrator: ChemStation

Volume Inj. : 1 µl
Signal #1 Phase : ZB-MR1 Signal #2 Phase: ZB-MR2
Signal #1 Info : 30M x 0.32mm x0.5 Signal #2 Info : 30M x 0.32mm x 0.25µm

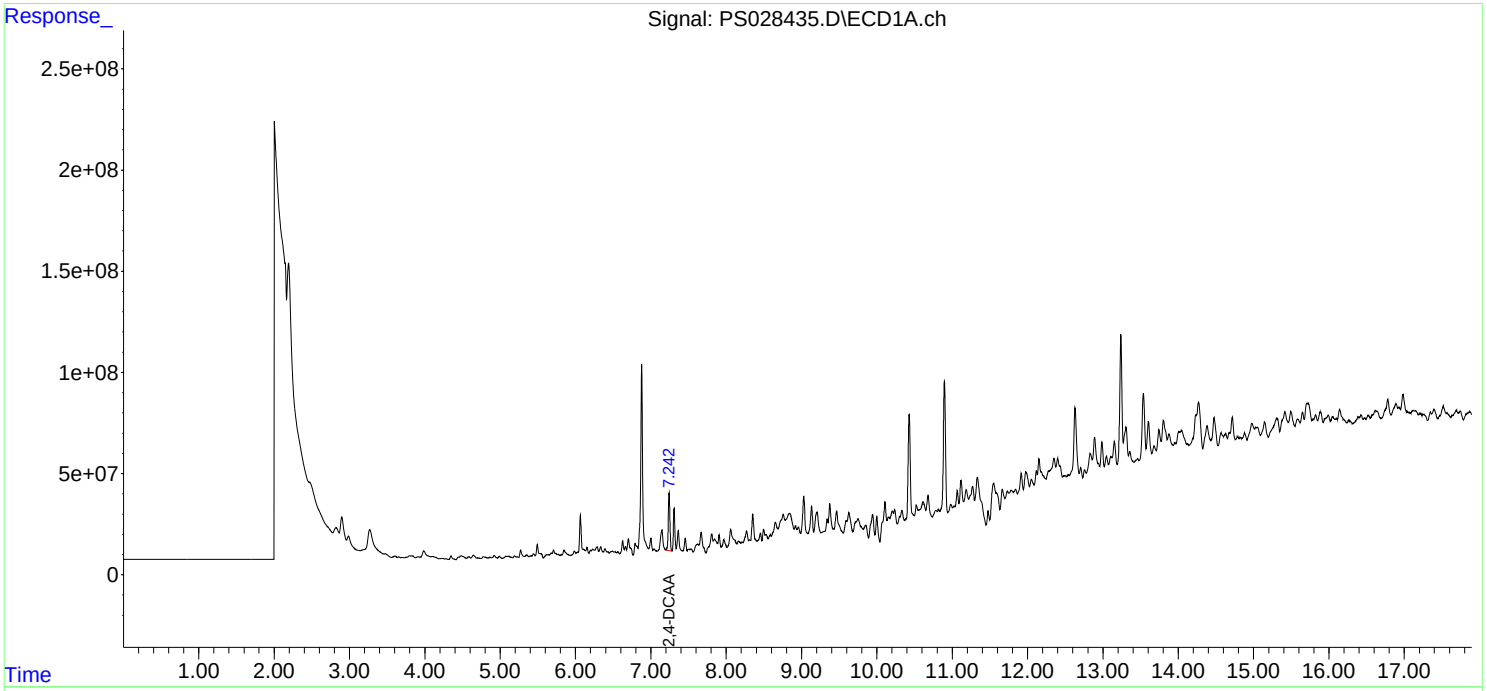

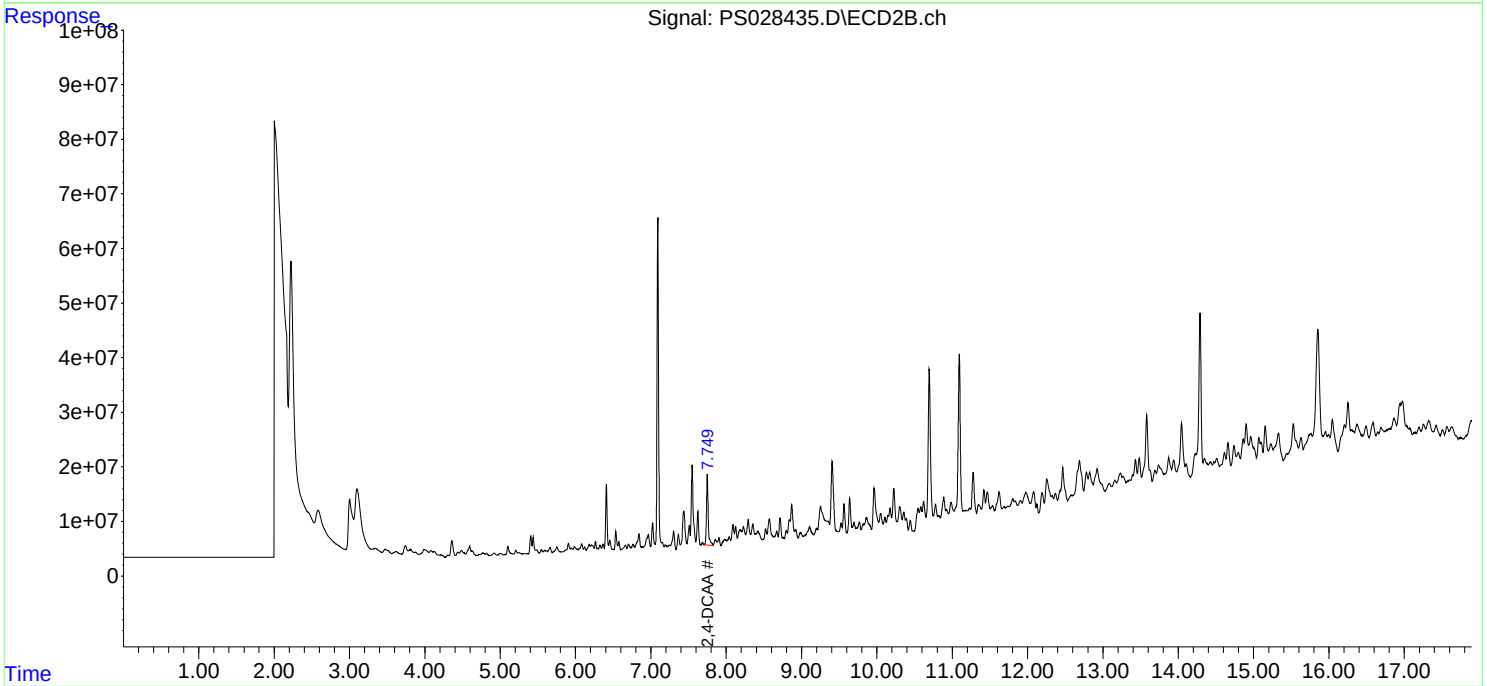

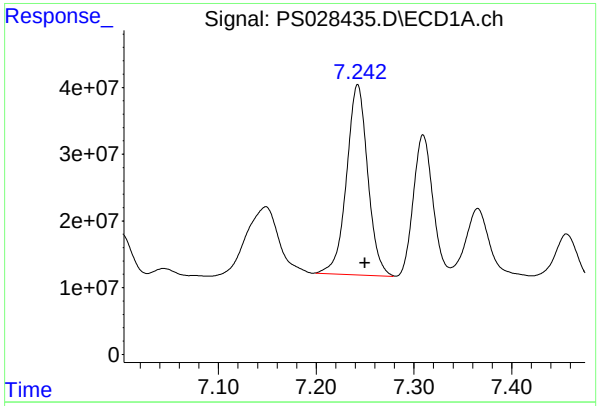

#4 2,4-DCAA

R.T.: 7.242 min
Delta R.T.: -0.008 min
Response: 429960389
Conc: 155.74 ng/ml

Instrument :
ECD_S
ClientSampleId :
CC0P0

Manual Integrations
APPROVED

Reviewed By :Abdul Mirza 11/12/2024
Supervised By :Ankita Jodhani 11/12/2024

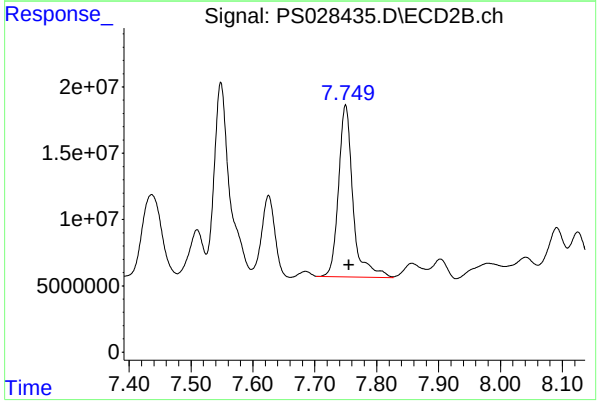

#4 2,4-DCAA

R.T.: 7.750 min
Delta R.T.: -0.006 min
Response: 209872561
Conc: 131.71 ng/ml

Raw Data: **PS028410.D**

Alliance TECHNICAL GROUP
284 Sheffield Street, Mountainside, New Jersey 07092, Phone : 908 789 8900,
Fax : 908 789 8922

Report of Analysis

Client:	Tetra Tech, EMI		Date Collected:	10/23/24	
Project:	R36704		Date Received:	10/29/24	
Client Sample ID:	CC0R6		SDG No.:	P4602	
Lab Sample ID:	P4602-40		Matrix:	SOIL	
Analytical Method:	SW8151A		% Solid:	94.5	Decanted:
Sample Wt/Vol:	30.09	Units: g	Final Vol:	10000	uL
Soil Aliquot Vol:		uL	Test:	Herbicide	
Extraction Type:			Injection Volume :		
GPC Factor :	1.0	PH :			
Prep Method :	8151A				

File ID/Qc Batch:	Dilution:	Prep Date	Date Analyzed	Prep Batch ID
PS028410.D	1	11/06/24 08:40	11/11/24 18:10	PB164703

CAS Number	Parameter	Conc.	Qualifier	MDL	LOQ / CRQL	Units(Dry Weight)
TARGETS						
1918-00-9	DICAMBA	70.7	U	9.10	70.7	ug/Kg
120-36-5	DICHLORPROP	70.7	U	10.1	70.7	ug/Kg
94-75-7	2,4-D	70.7	U	12.8	70.7	ug/Kg
93-72-1	2,4,5-TP (Silvex)	70.7	U	9.90	70.7	ug/Kg
93-76-5	2,4,5-T	70.7	U	10.7	70.7	ug/Kg
94-82-6	2,4-DB	70.7	U	19.3	70.7	ug/Kg
88-85-7	DINOSEB	70.7	U	13.1	70.7	ug/Kg
SURROGATES						
19719-28-9	2,4-DCAA	285		10 - 141	57%	SPK: 500

Comments:

U = Not Detected
LOQ = Limit of Quantitation
MDL = Method Detection Limit
LOD = Limit of Detection
E = Value Exceeds Calibration Range
P = Indicates >25% difference for detected concentrations between the two GC columns
Q = indicates LCS control criteria did not meet requirements
M = MS/MSD acceptance criteria did not meet requirements

J = Estimated Value
B = Analyte Found in Associated Method Blank
N = Presumptive Evidence of a Compound
* = Values outside of QC limits
D = Dilution
S = Indicates estimated value where valid five-point calibration was not performed prior to analyte detection in sample.
() = Laboratory InHouse Limit

Data Path : Z:\pestpcbsrv\HPCHEM1\ECD_S\Data\PS111124\
Data File : PS028410.D
Signal(s) : Signal #1: ECD1A.ch Signal #2: ECD2B.ch
Acq On : 11 Nov 2024 18:10
Operator : AR\AJ
Sample : P4602-40
Misc :
ALS Vial : 15 Sample Multiplier: 1

Instrument :
ECD_S
ClientSampleId :
CC0R6

Integration File signal 1: autoint1.e
Integration File signal 2: autoint2.e
Quant Time: Nov 11 23:23:42 2024
Quant Method : Z:\pestpcbsrv\HPCHEM1\ECD_S\Method\PS110924.M
Quant Title : 8080.M
QLast Update : Fri Nov 08 17:46:43 2024
Response via : Initial Calibration
Integrator: ChemStation

Volume Inj. : 1 µl
Signal #1 Phase : ZB-MR1 Signal #2 Phase: ZB-MR2
Signal #1 Info : 30M x 0.32mm x0.5 Signal #2 Info : 30M x 0.32mm x 0.25µm

	Compound	RT#1	RT#2	Resp#1	Resp#2	ng/ml	ng/ml	
	System Monitoring Compounds							
4)	S 2,4-DCAA	7.245	7.752	786.2E6	318.0E6	284.781	199.588	#
	Target Compounds							

(f)=RT Delta > 1/2 Window (#)=Amounts differ by > 25% (m)=manual int.

Data Path : Z:\pestpcbsrv\HPCHEM1\ECD_S\Data\PS111124\
Data File : PS028410.D
Signal(s) : Signal #1: ECD1A.ch Signal #2: ECD2B.ch
Acq On : 11 Nov 2024 18:10
Operator : AR\AJ
Sample : P4602-40
Misc :
ALS Vial : 15 Sample Multiplier: 1

Instrument :
ECD_S
ClientSampleId :
CC0R6

Integration File signal 1: autoint1.e
Integration File signal 2: autoint2.e
Quant Time: Nov 11 23:23:42 2024
Quant Method : Z:\pestpcbsrv\HPCHEM1\ECD_S\Method\PS110924.M
Quant Title : 8080.M
QLast Update : Fri Nov 08 17:46:43 2024
Response via : Initial Calibration
Integrator: ChemStation

Volume Inj. : 1 µl
Signal #1 Phase : ZB-MR1 Signal #2 Phase: ZB-MR2
Signal #1 Info : 30M x 0.32mm x0.5 Signal #2 Info : 30M x 0.32mm x 0.25µm

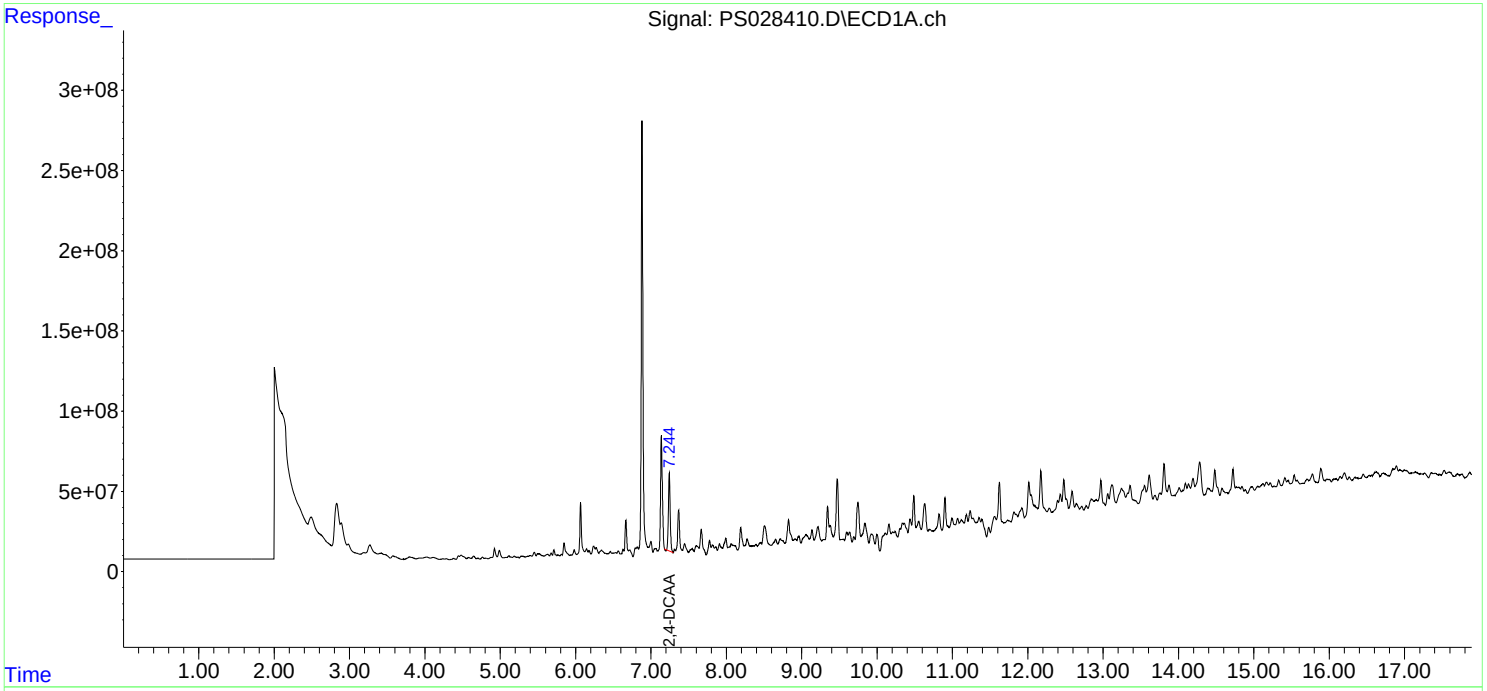

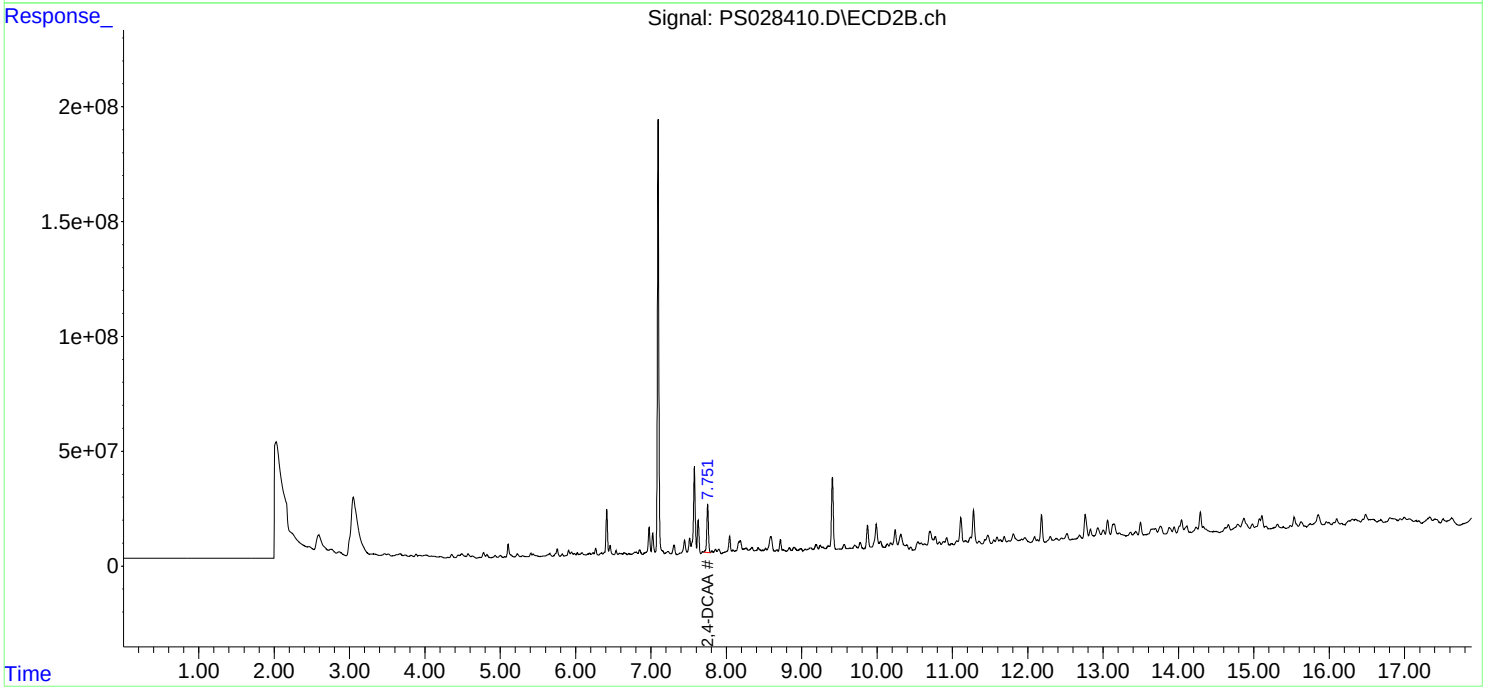

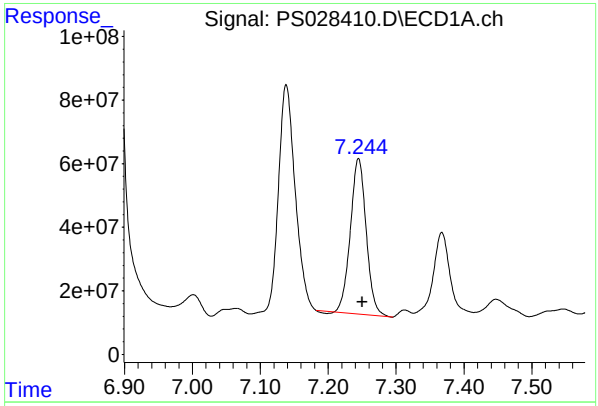

#4 2,4-DCAA

R.T.: 7.245 min
Delta R.T.: -0.005 min
Response: 786211476
Conc: 284.78 ng/ml

Instrument :
ECD_S
ClientSampleId :
CC0R6

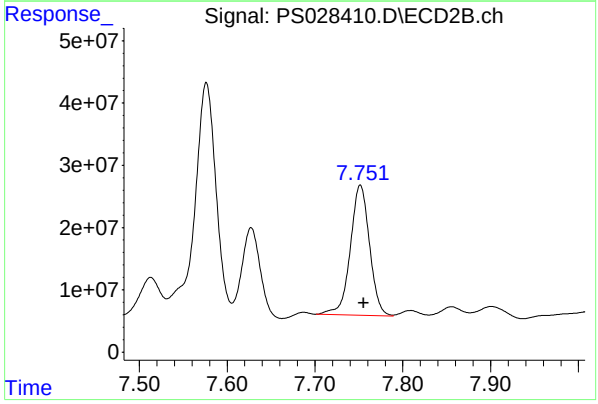

#4 2,4-DCAA

R.T.: 7.752 min
Delta R.T.: -0.004 min
Response: 318028491
Conc: 199.59 ng/ml

Raw Data: **PS028407.D**

Alliance TECHNICAL GROUP
284 Sheffield Street, Mountainside, New Jersey 07092, Phone : 908 789 8900,
Fax : 908 789 8922

Report of Analysis

Client:	Tetra Tech, EMI		Date Collected:	10/23/24	
Project:	R36704		Date Received:	10/29/24	
Client Sample ID:	CC0R8		SDG No.:	P4602	
Lab Sample ID:	P4602-43		Matrix:	SOIL	
Analytical Method:	SW8151A		% Solid:	91.6	Decanted:
Sample Wt/Vol:	30.07	Units: g	Final Vol:	10000	uL
Soil Aliquot Vol:		uL	Test:	Herbicide	
Extraction Type:			Injection Volume :		
GPC Factor :	1.0	PH :			
Prep Method :	8151A				

File ID/Qc Batch:	Dilution:	Prep Date	Date Analyzed	Prep Batch ID
PS028407.D	1	11/04/24 09:51	11/11/24 16:57	PB164641

CAS Number	Parameter	Conc.	Qualifier	MDL	LOQ / CRQL	Units(Dry Weight)
TARGETS						
1918-00-9	DICAMBA	73.0	U	9.40	73.0	ug/Kg
120-36-5	DICHLORPROP	73.0	U	10.4	73.0	ug/Kg
94-75-7	2,4-D	73.0	U	13.2	73.0	ug/Kg
93-72-1	2,4,5-TP (Silvex)	73.0	U	10.2	73.0	ug/Kg
93-76-5	2,4,5-T	73.0	U	11.0	73.0	ug/Kg
94-82-6	2,4-DB	73.0	U	19.9	73.0	ug/Kg
88-85-7	DINOSEB	73.0	U	13.5	73.0	ug/Kg
SURROGATES						
19719-28-9	2,4-DCAA	301		10 - 141	60%	SPK: 500

Comments:

U = Not Detected
LOQ = Limit of Quantitation
MDL = Method Detection Limit
LOD = Limit of Detection
E = Value Exceeds Calibration Range
P = Indicates >25% difference for detected concentrations between the two GC columns
Q = indicates LCS control criteria did not meet requirements
M = MS/MSD acceptance criteria did not meet requirements

J = Estimated Value
B = Analyte Found in Associated Method Blank
N = Presumptive Evidence of a Compound
* = Values outside of QC limits
D = Dilution
S = Indicates estimated value where valid five-point calibration was not performed prior to analyte detection in sample.
() = Laboratory InHouse Limit

Data Path : Z:\pestpcbsrv\HPCHEM1\ECD_S\Data\PS111124\
Data File : PS028407.D
Signal(s) : Signal #1: ECD1A.ch Signal #2: ECD2B.ch
Acq On : 11 Nov 2024 16:57
Operator : AR\AJ
Sample : P4602-43
Misc :
ALS Vial : 14 Sample Multiplier: 1

Instrument :
ECD_S
ClientSampleId :
CC0R8

Integration File signal 1: autoint1.e
Integration File signal 2: autoint2.e
Quant Time: Nov 11 23:20:48 2024
Quant Method : Z:\pestpcbsrv\HPCHEM1\ECD_S\Method\PS110924.M
Quant Title : 8080.M
QLast Update : Fri Nov 08 17:46:43 2024
Response via : Initial Calibration
Integrator: ChemStation

Volume Inj. : 1 µl
Signal #1 Phase : ZB-MR1 Signal #2 Phase: ZB-MR2
Signal #1 Info : 30M x 0.32mm x0.5 Signal #2 Info : 30M x 0.32mm x 0.25µm

	Compound	RT#1	RT#2	Resp#1	Resp#2	ng/ml	ng/ml
	System Monitoring Compounds						
4) S	2,4-DCAA	7.245	7.753	829.9E6	377.6E6	300.611	236.968
	Target Compounds						

(f)=RT Delta > 1/2 Window (#)=Amounts differ by > 25% (m)=manual int.

Data Path : Z:\pestpcbsrv\HPCHEM1\ECD_S\Data\PS111124\
Data File : PS028407.D
Signal(s) : Signal #1: ECD1A.ch Signal #2: ECD2B.ch
Acq On : 11 Nov 2024 16:57
Operator : AR\AJ
Sample : P4602-43
Misc :
ALS Vial : 14 Sample Multiplier: 1

Instrument :
ECD_S
ClientSampleId :
CC0R8

Integration File signal 1: autoint1.e
Integration File signal 2: autoint2.e
Quant Time: Nov 11 23:20:48 2024
Quant Method : Z:\pestpcbsrv\HPCHEM1\ECD_S\Method\PS110924.M
Quant Title : 8080.M
QLast Update : Fri Nov 08 17:46:43 2024
Response via : Initial Calibration
Integrator: ChemStation

Volume Inj. : 1 µl
Signal #1 Phase : ZB-MR1 Signal #2 Phase: ZB-MR2
Signal #1 Info : 30M x 0.32mm x0.5 Signal #2 Info : 30M x 0.32mm x 0.25µm

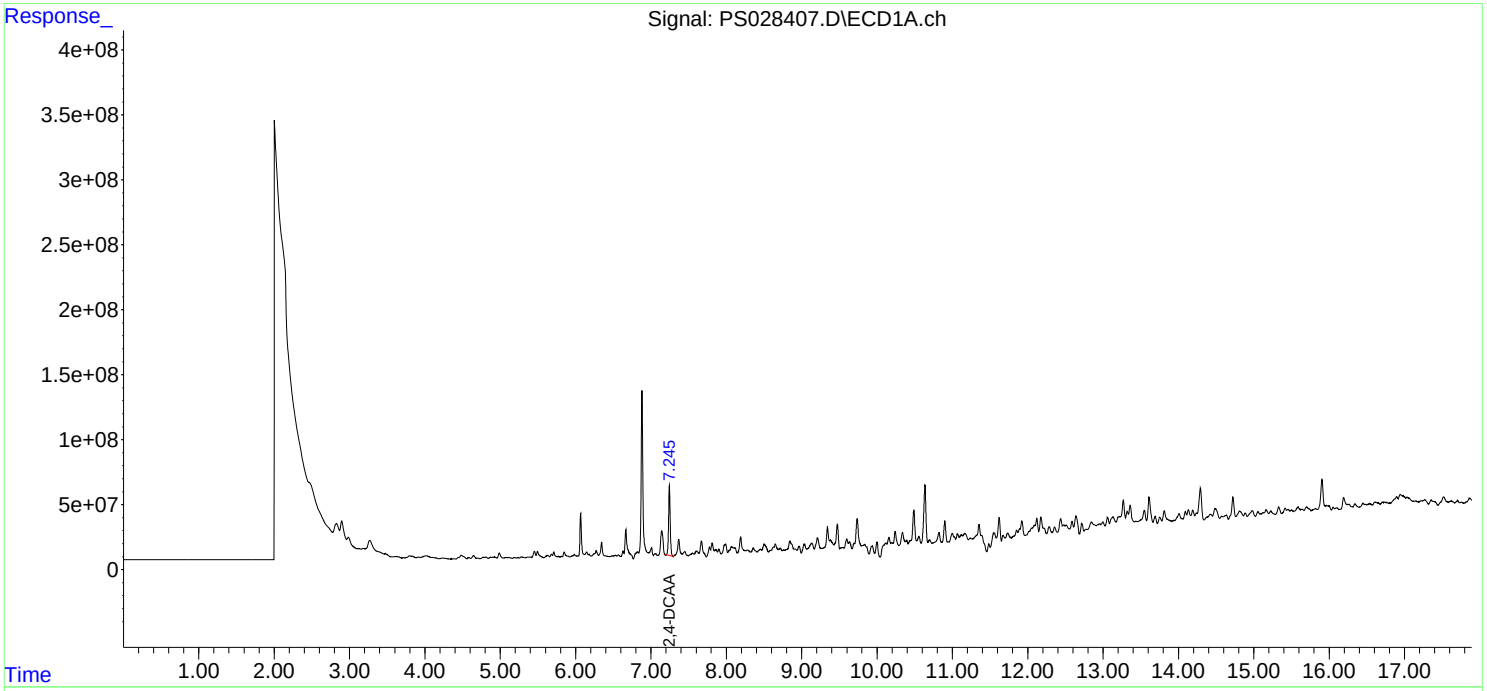

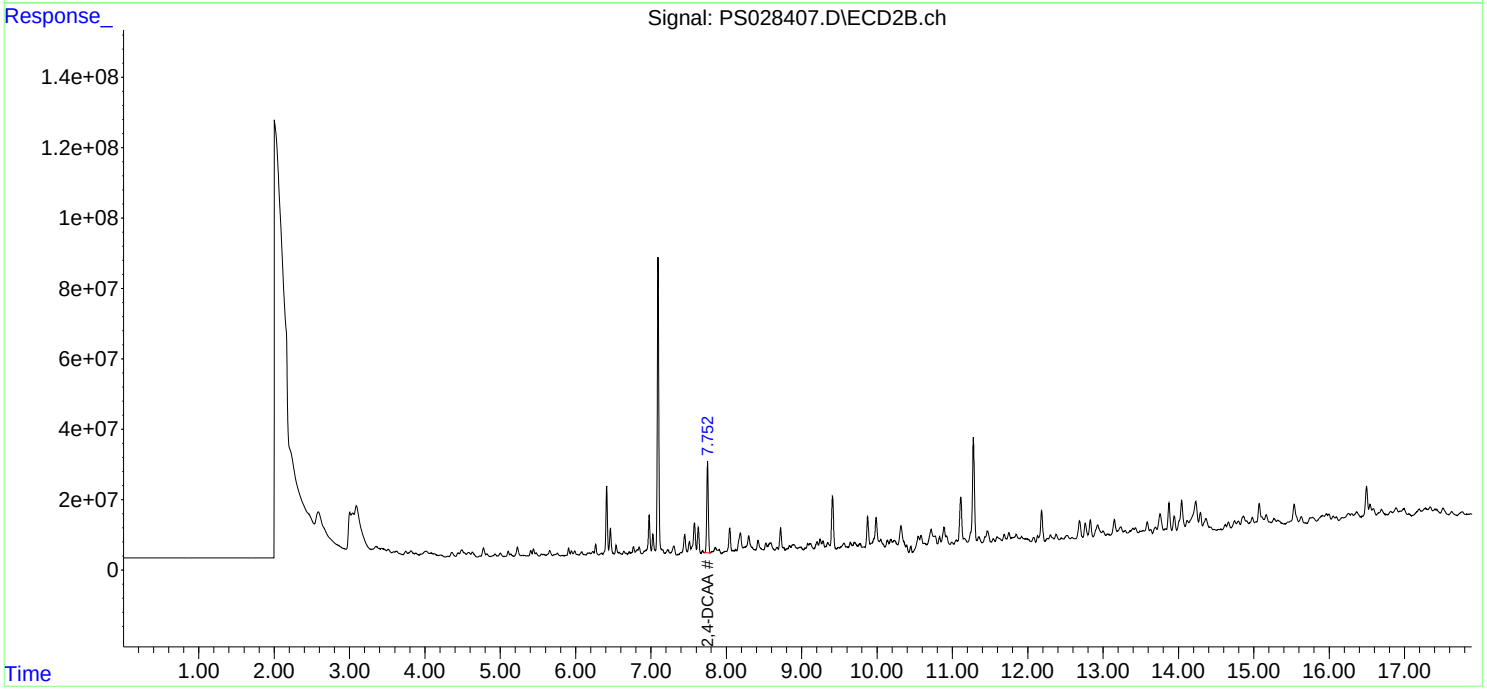

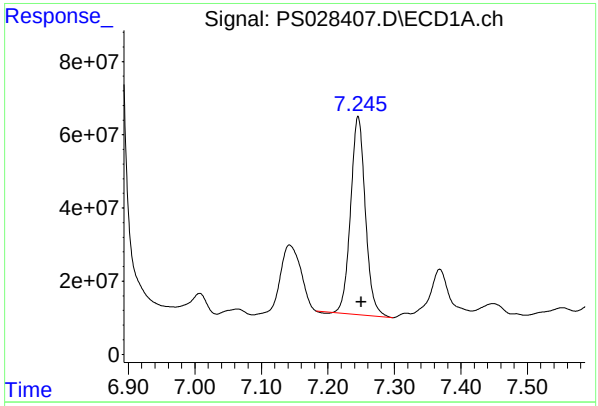

#4 2,4-DCAA

R.T.: 7.245 min
Delta R.T.: -0.005 min
Response: 829914428
Conc: 300.61 ng/ml

Instrument :
ECD_S
ClientSampleId :
CC0R8

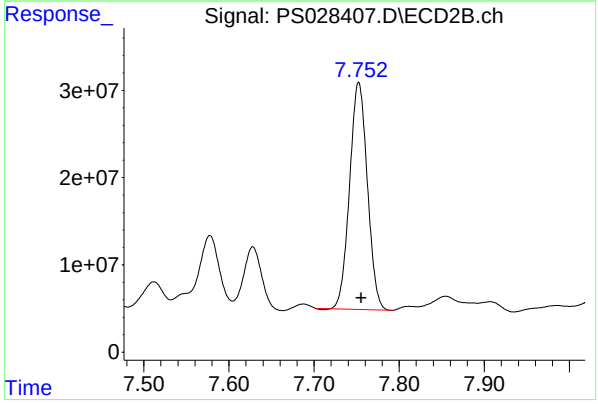

#4 2,4-DCAA

R.T.: 7.753 min
Delta R.T.: -0.003 min
Response: 377590337
Conc: 236.97 ng/ml

CALIBRATION SUMMARY

Raw Data

Alliance TECHNICAL GROUP
284 Sheffield Street, Mountainside, New Jersey 07092, Phone : 908 789 8900,
Fax : 908 789 8922

RETENTION TIMES OF INITIAL CALIBRATION

Contract: TETR16

Lab Code: CHEM **Case No.:** P4602 **SAS No.:** P4602 **SDG NO.:** P4602

Instrument ID: ECD_S **Calibration Date(s):** 11/05/2024 11/05/2024

Calibration Times: 17:47 19:23

GC Column: RTX-CLP ID: 0.32 (mm)

LAB FILE ID: RT 200 = PS028218.D RT 500 = PS028219.D

RT 750 = PS028220.D RT 1000 = PS028221.D RT 1500 = PS028222.D

COMPOUND	RT 200	RT 500	RT 750	RT 1000	RT 1500	MEAN RT	RT WINDOW FROM	RT WINDOW TO
2,4,5-T	9.57	9.57	9.57	9.57	9.57	9.57	9.47	9.67
2,4,5-TP(Silvex)	9.28	9.28	9.28	9.28	9.28	9.28	9.18	9.38
2,4-D	8.40	8.40	8.40	8.40	8.40	8.40	8.30	8.50
2,4-DB	10.15	10.15	10.15	10.15	10.15	10.15	10.05	10.25
2,4-DCAA	7.27	7.27	7.27	7.27	7.27	7.27	7.17	7.37
DICAMBA	7.46	7.46	7.46	7.46	7.46	7.46	7.36	7.56
DICHLORPROP	8.17	8.17	8.17	8.17	8.17	8.17	8.07	8.27
Dinoseb	11.37	11.37	11.37	11.37	11.37	11.37	11.27	11.47

Raw Data

284 Sheffield Street, Mountainside, New Jersey 07092, Phone : 908 789 8900,
Fax : 908 789 8922

RETENTION TIMES OF INITIAL CALIBRATION

Contract: TETR16

Lab Code: CHEM **Case No.:** P4602 **SAS No.:** P4602 **SDG NO.:** P4602

Instrument ID: ECD_S **Calibration Date(s):** 11/05/2024 11/05/2024

Calibration Times: 17:47 19:23

GC Column: RTX-CLP2 ID: 0.32 (mm)

LAB FILE ID: RT 200 = PS028218.D RT 500 = PS028219.D

RT 750 = PS028220.D RT 1000 = PS028221.D RT 1500 = PS028222.D

COMPOUND	RT 200	RT 500	RT 750	RT 1000	RT 1500	MEAN RT	RT WINDOW FROM	RT WINDOW TO
2,4,5-T	10.35	10.35	10.35	10.35	10.35	10.35	10.25	10.45
2,4,5-TP(Silvex)	9.93	9.93	9.93	9.93	9.93	9.93	9.83	10.03
2,4-D	9.02	9.02	9.02	9.02	9.02	9.02	8.92	9.12
2,4-DB	10.92	10.92	10.92	10.92	10.92	10.92	10.82	11.02
2,4-DCAA	7.77	7.77	7.77	7.77	7.77	7.77	7.67	7.87
DICAMBA	7.97	7.97	7.97	7.97	7.97	7.97	7.87	8.07
DICHLORPROP	8.69	8.69	8.69	8.69	8.69	8.69	8.59	8.79
Dinoseb	11.30	11.30	11.30	11.30	11.30	11.30	11.20	11.40

Raw Data

284 Sheffield Street, Mountainside, New Jersey 07092, Phone : 908 789 8900,
Fax : 908 789 8922

CALIBRATION FACTOR OF INITIAL CALIBRATION

Contract: TETR16

Lab Code: CHEM **Case No.:** P4602 **SAS No.:** P4602 **SDG NO.:** P4602

Instrument ID: ECD_S **Calibration Date(s):** 11/05/2024 11/05/2024

Calibration Times: 17:47 19:23

GC Column: RTX-CLP **ID:** 0.32 **(mm)**

LAB FILE ID: **CF 200 =** PS028218.D **CF 500 =** PS028219.D

CF 750 = PS028220.D **CF 1000 =** PS028221.D **CF 1500 =** PS028222.D

COMPOUND	CF 200	CF 500	CF 750	CF 1000	CF 1500	CF	% RSD
2,4,5-T	10864300000	10379000000	10114700000	10018900000	9708090000	10217000000	4
2,4,5-TP(Silvex)	10665800000	10190300000	9917240000	9798710000	9474280000	10009300000	4
2,4-D	2252390000	2057520000	1979330000	1949790000	1898080000	2027420000	7
2,4-DB	1697290000	1642320000	1626160000	1642090000	1637530000	1649080000	2
2,4-DCAA	2041360000	1838240000	1754050000	1717240000	1664280000	1803030000	8
DICAMBA	8121700000	7919480000	7837710000	7867670000	7746320000	7898580000	2
DICHLORPROP	2027990000	1836850000	1760070000	1730110000	1677860000	1806570000	8
Dinoseb	8016870000	7537200000	7345150000	7403920000	7264640000	7513560000	4

Raw Data

284 Sheffield Street, Mountainside, New Jersey 07092, Phone : 908 789 8900,
Fax : 908 789 8922

CALIBRATION FACTOR OF INITIAL CALIBRATION

Contract: TETR16

Lab Code: CHEM **Case No.:** P4602 **SAS No.:** P4602 **SDG NO.:** P4602

Instrument ID: ECD_S **Calibration Date(s):** 11/05/2024 11/05/2024

Calibration Times: 17:47 19:23

GC Column: RTX-CLP2 **ID:** 0.32 **(mm)**

LAB FILE ID: **CF 200 =** PS028218.D **CF 500 =** PS028219.D

CF 750 = PS028220.D **CF 1000 =** PS028221.D **CF 1500 =** PS028222.D

COMPOUND	CF 200	CF 500	CF 750	CF 1000	CF 1500	CF	% RSD
2,4,5-T	10795200000	9660240000	9538750000	12245500000	11250900000	10698100000	11
2,4,5-TP(Silvex)	10593300000	9695370000	9709370000	12412100000	11351400000	10752300000	11
2,4-D	1854130000	1747820000	1770940000	2264400000	2112450000	1949950000	12
2,4-DB	1468550000	1179450000	1183330000	1592700000	1506420000	1386090000	14
2,4-DCAA	1511030000	1402620000	1427160000	1797120000	1681510000	1563890000	11
DICAMBA	6474960000	6442200000	6713350000	8487490000	7946070000	7212810000	13
DICHLORPROP	1639070000	1545370000	1572970000	2041660000	1904200000	1740650000	13
Dinoseb	7892400000	6483700000	6408880000	8632200000	8089240000	7501280000	13

Quantitation Report (QT Reviewed)

ICAL Form

Data Path : Z:\pestpcbsrv\HPCHEM1\ECD_S\Data\PS110524\
Data File : PS028218.D
Signal(s) : Signal #1: ECD1A.ch Signal #2: ECD2B.ch
Acq On : 05 Nov 2024 17:47
Operator : AR\AJ
Sample : HSTDICC200
Misc :
ALS Vial : 3 Sample Multiplier: 1

Instrument :
ECD_S
ClientSampleId :
HSTDICC200

Manual Integrations APPROVED

Reviewed By :Abdul Mirza 11/06/2024
Supervised By :Ankita Jodhani 11/07/2024

Integration File signal 1: autoint1.e
Integration File signal 2: autoint2.e
Quant Time: Nov 06 00:05:36 2024
Quant Method : Z:\pestpcbsrv\HPCHEM1\ECD_S\Method\PS110524.M
Quant Title : 8080.M
QLast Update : Wed Nov 06 00:04:46 2024
Response via : Initial Calibration
Integrator: ChemStation

Volume Inj. : 1 µl
Signal #1 Phase : ZB-MR1 Signal #2 Phase: ZB-MR2
Signal #1 Info : 30M x 0.32mm x0.5 Signal #2 Info : 30M x 0.32mm x 0.25µm

	Compound	RT#1	RT#2	Resp#1	Resp#2	ng/ml	ng/ml
	System Monitoring Compounds						
4) S	2,4-DCAA	7.266	7.767	408.3E6	302.2E6	232.759m	211.754
	Target Compounds						
1) T	Dalapon	2.659	2.712	589.2E6	589.8E6	189.106	243.437 #
2) T	3,5-DICHL...	6.433	6.718	582.7E6	418.3E6	212.711	192.389
3) T	4-Nitroph...	7.066	7.294	238.8E6	193.5E6	207.457	199.866
5) T	DICAMBA	7.455	7.968	1526.9E6	1217.3E6	194.812	181.324
6) T	MCPP	7.635	8.066	96172008	79741962	17.303m	16.989
7) T	MCPA	7.785	8.311	159.9E6	124.6E6	19.991	19.384
8) T	DICHLORPROP	8.167	8.686	381.3E6	308.1E6	216.618	195.900
9) T	2,4-D	8.398	9.018	423.4E6	348.6E6	213.936	196.832
10) T	Pentachlo...	8.698	9.549	5484.7E6	4939.0E6	206.409	205.815
11) T	2,4,5-TP ...	9.281	9.925	2026.5E6	2012.7E6	204.341	207.297
12) T	2,4,5-T	9.574	10.347	2064.2E6	2051.1E6	204.081	215.027
13) T	2,4-DB	10.152	10.915	322.5E6	279.0E6	198.311	235.796
14) T	DINOSEB	11.369	11.295	1507.2E6	1483.8E6	205.193	231.518
15) T	Picloram	11.172	12.396	3296.1E6	2886.7E6	188.307	191.767
16) T	DCPA	11.661	12.342	2510.5E6	2356.5E6	202.898	206.557

(f)=RT Delta > 1/2 Window (#)=Amounts differ by > 25% (m)=manual int.

ICAL Form

Data Path : Z:\pestpcbsrv\HPCHEM1\ECD_S\Data\PS110524\
Data File : PS028218.D
Signal(s) : Signal #1: ECD1A.ch Signal #2: ECD2B.ch
Acq On : 05 Nov 2024 17:47
Operator : AR\AJ
Sample : HSTDICC200
Misc :
ALS Vial : 3 Sample Multiplier: 1

Instrument :
ECD_S
ClientSampleId :
HSTDICC200

Manual Integrations APPROVED

Reviewed By :Abdul Mirza 11/06/2024
Supervised By :Ankita Jodhani 11/07/2024

Integration File signal 1: autoint1.e
Integration File signal 2: autoint2.e
Quant Time: Nov 06 00:05:36 2024
Quant Method : Z:\pestpcbsrv\HPCHEM1\ECD_S\Method\PS110524.M
Quant Title : 8080.M
QLast Update : Wed Nov 06 00:04:46 2024
Response via : Initial Calibration
Integrator: ChemStation

Volume Inj. : 1 µl
Signal #1 Phase : ZB-MR1 Signal #2 Phase: ZB-MR2
Signal #1 Info : 30M x 0.32mm x0.5 Signal #2 Info : 30M x 0.32mm x 0.25µm

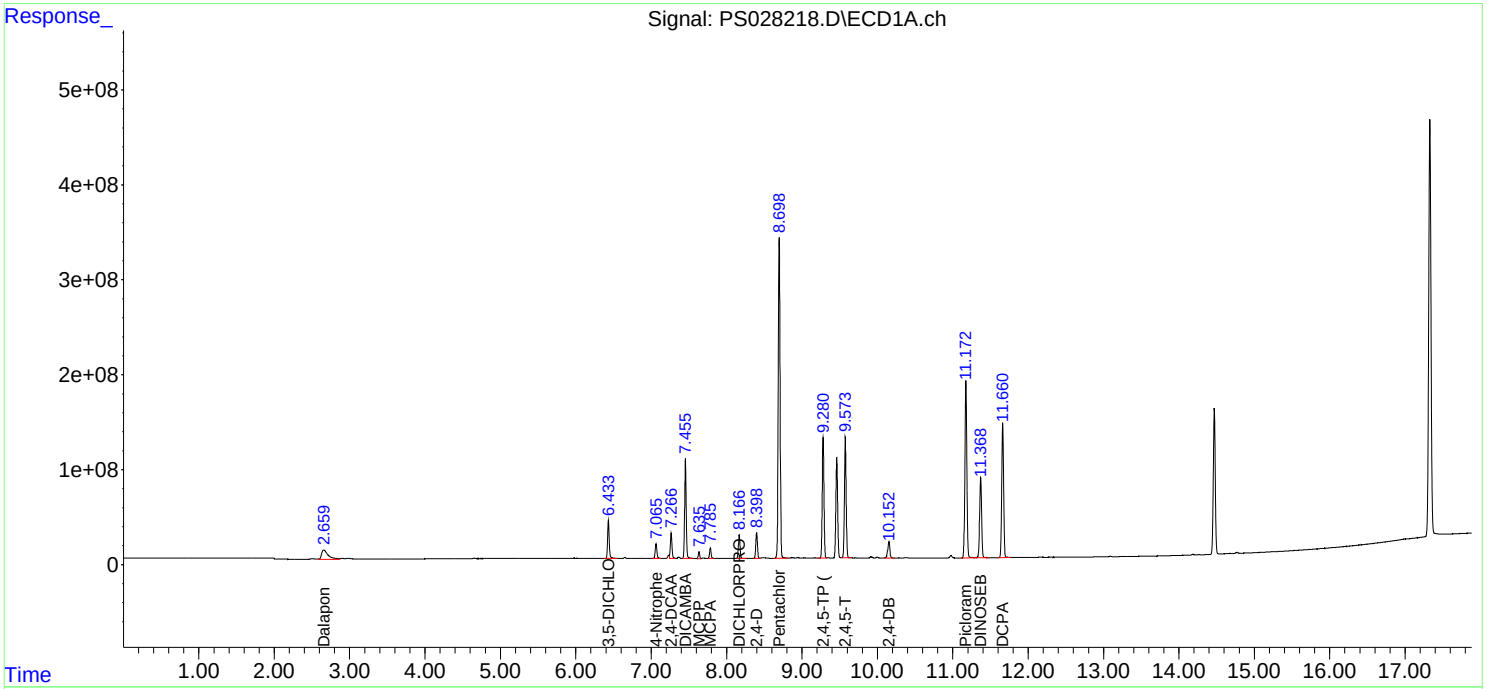

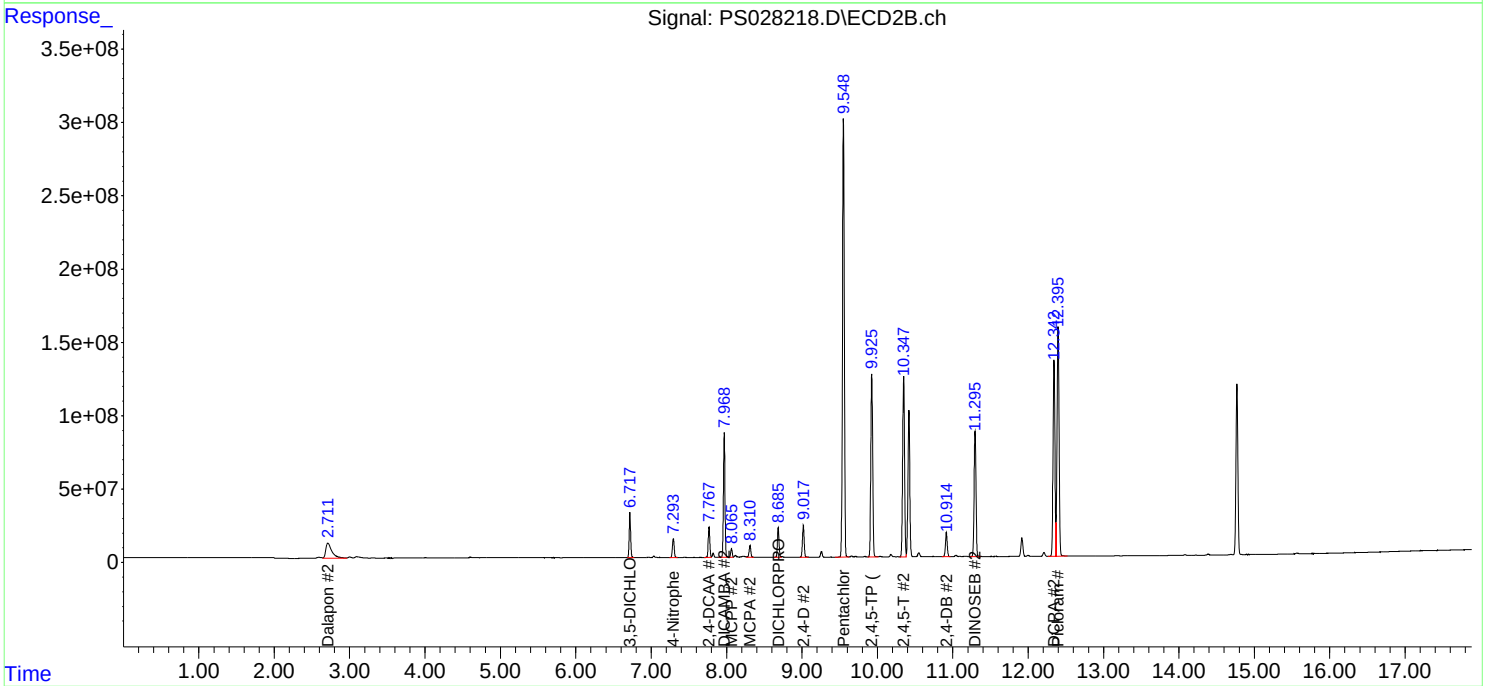

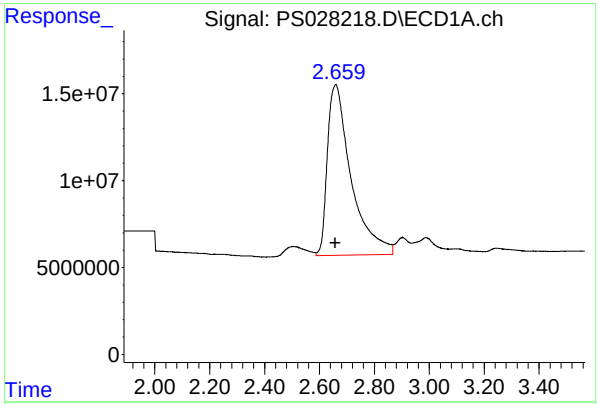

#1 Dalapon

R.T.: 2.659 min
Delta R.T.: 0.002 min
Response: 589249214
Conc: 189.11 ng/ml

Instrument :
ECD_S
ClientSampleId :
HSTDICC200

Manual Integrations APPROVED

Reviewed By :Abdul Mirza 11/06/2024
Supervised By :Ankita Jodhani 11/07/2024

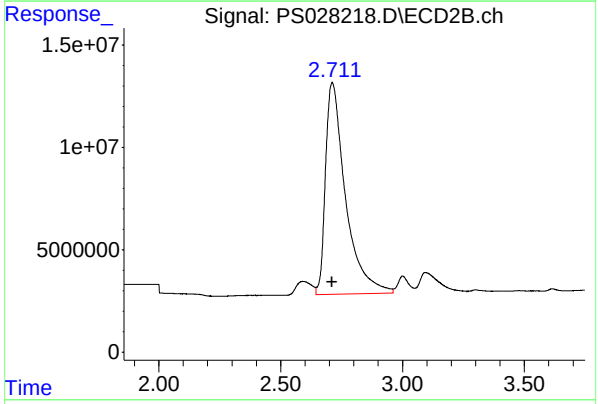

#1 Dalapon

R.T.: 2.712 min
Delta R.T.: 0.001 min
Response: 589814283
Conc: 243.44 ng/ml

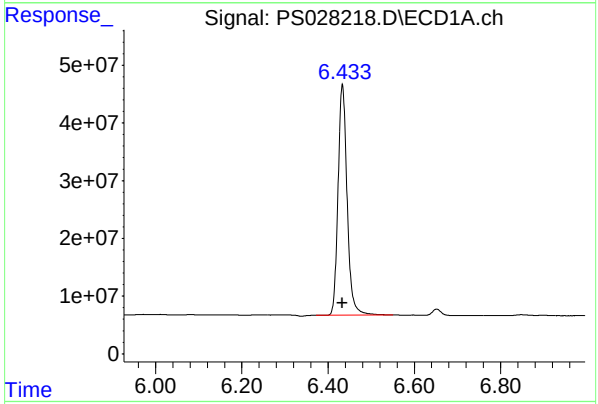

#2 3,5-DICHLOROBENZOIC ACID

R.T.: 6.433 min
Delta R.T.: 0.000 min
Response: 582653894
Conc: 212.71 ng/ml

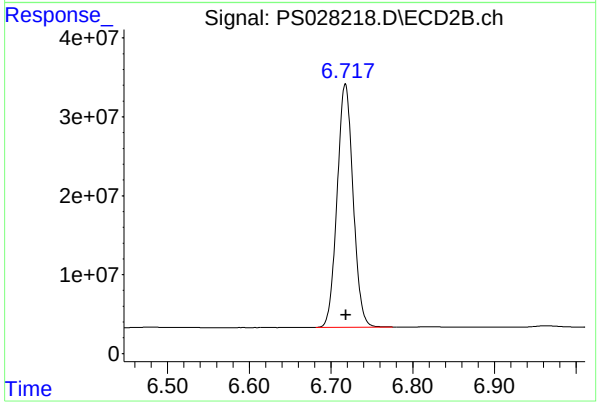

#2 3,5-DICHLOROBENZOIC ACID

R.T.: 6.718 min
Delta R.T.: 0.000 min
Response: 418310094
Conc: 192.39 ng/ml

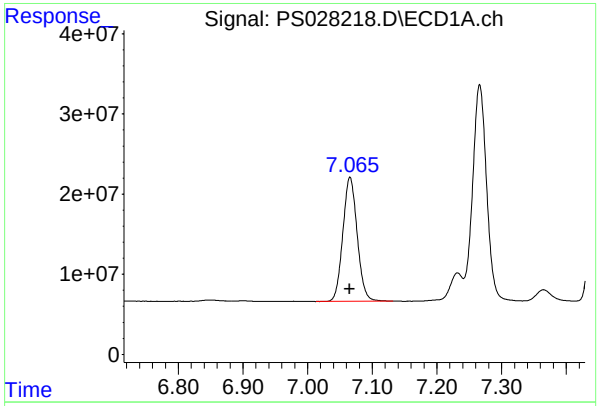

#3 4-Nitrophenol

R.T.: 7.066 min
Delta R.T.: 0.000 mi
Response: 238822651
Conc: 207.46 ng/m

Instrument :
ECD_S
ClientSampleId :
HSTDICC200

Manual Integrations APPROVED

Reviewed By :Abdul Mirza 11/06/2024
Supervised By :Ankita Jodhani 11/07/2024

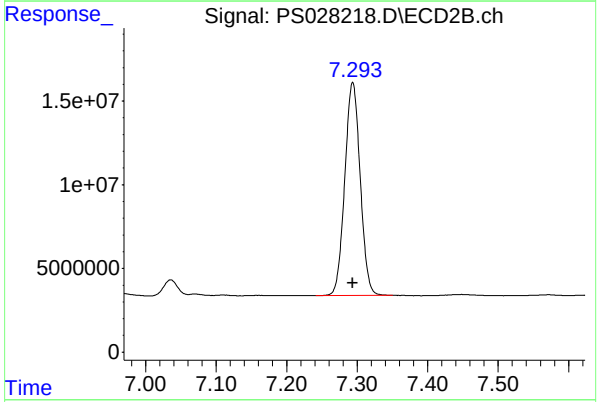

#3 4-Nitrophenol

R.T.: 7.294 min
Delta R.T.: 0.000 min
Response: 193475495
Conc: 199.87 ng/ml

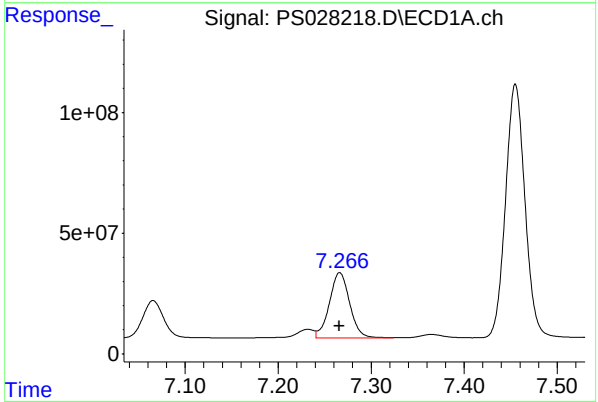

#4 2,4-DCAA

R.T.: 7.266 min
Delta R.T.: 0.000 min
Response: 408271286
Conc: 232.76 ng/ml m

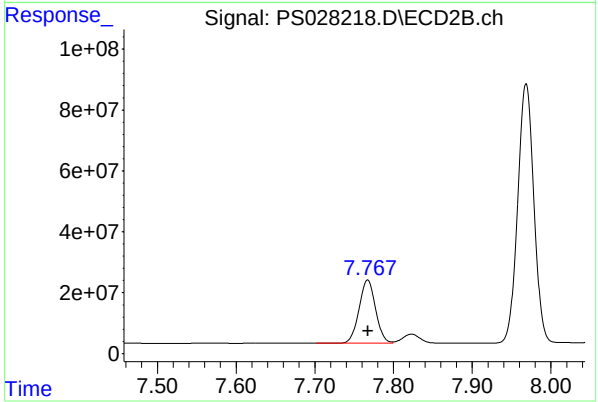

#4 2,4-DCAA

R.T.: 7.767 min
Delta R.T.: 0.000 min
Response: 302206884
Conc: 211.75 ng/ml

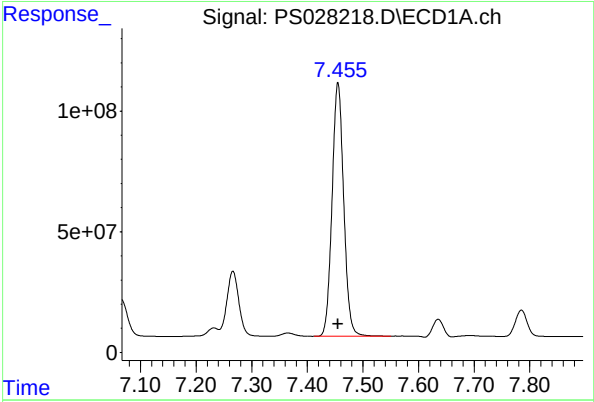

#5 DICAMBA

R.T.: 7.455 min
Delta R.T.: 0.000 mi
Response: 1526879546
Conc: 194.81 ng/m

Instrument :
ECD_S
ClientSampleId :
HSTDICC200

Manual Integrations APPROVED

Reviewed By :Abdul Mirza 11/06/2024
Supervised By :Ankita Jodhani 11/07/2024

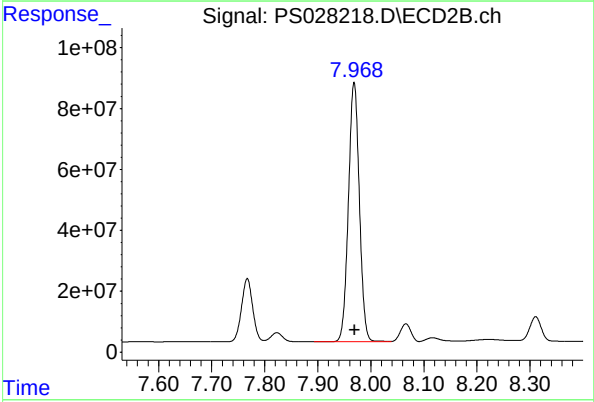

#5 DICAMBA

R.T.: 7.968 min
Delta R.T.: -0.001 min
Response: 1217292829
Conc: 181.32 ng/ml

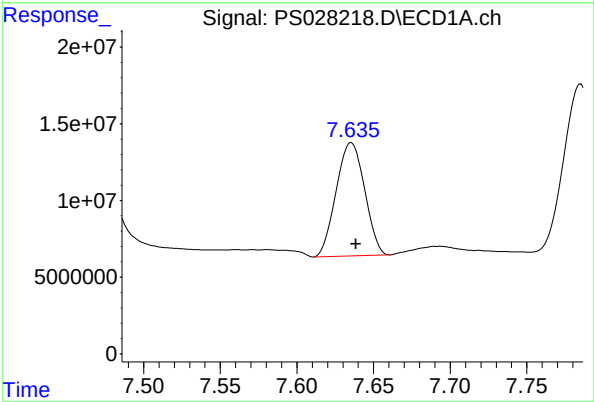

#6 MCPP

R.T.: 7.635 min
Delta R.T.: -0.004 min
Response: 96172008
Conc: 17.30 ug/ml m

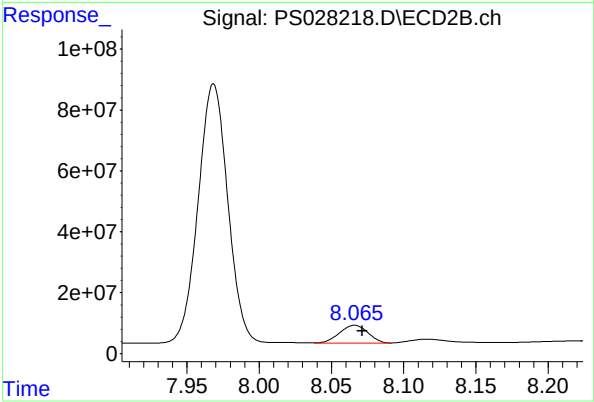

#6 MCPP

R.T.: 8.066 min
Delta R.T.: -0.005 min
Response: 79741962
Conc: 16.99 ug/ml

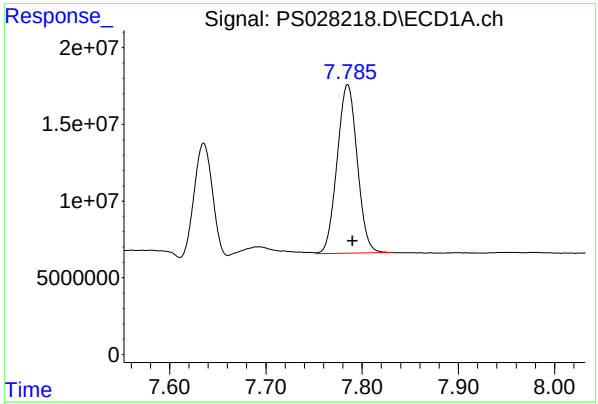

#7 MCPA

R.T.: 7.785 min
Delta R.T.: -0.005 min
Response: 159859888
Conc: 19.99 ug/ml

Instrument :
ECD_S
ClientSampleId :
HSTDICC200

Manual Integrations APPROVED

Reviewed By :Abdul Mirza 11/06/2024
Supervised By :Ankita Jodhani 11/07/2024

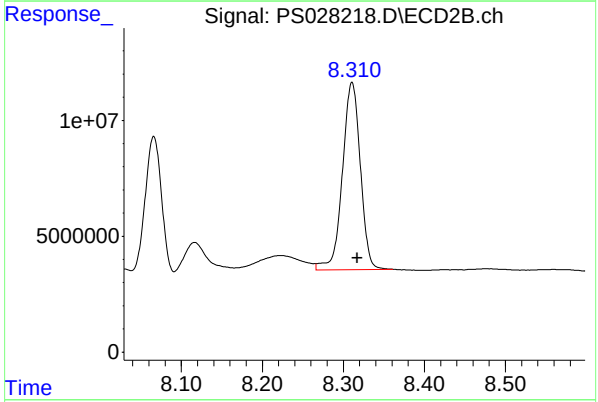

#7 MCPA

R.T.: 8.311 min
Delta R.T.: -0.007 min
Response: 124554774
Conc: 19.38 ug/ml

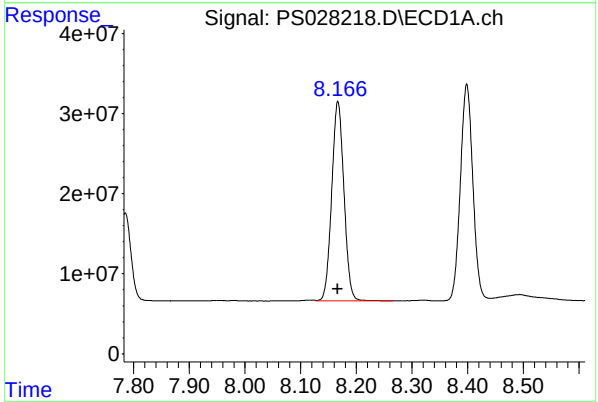

#8 DICHLORPROP

R.T.: 8.167 min
Delta R.T.: 0.000 min
Response: 381261581
Conc: 216.62 ng/ml

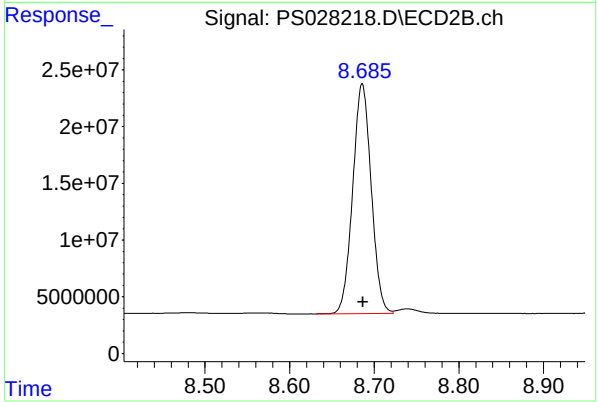

#8 DICHLORPROP

R.T.: 8.686 min
Delta R.T.: 0.000 min
Response: 308144705
Conc: 195.90 ng/ml

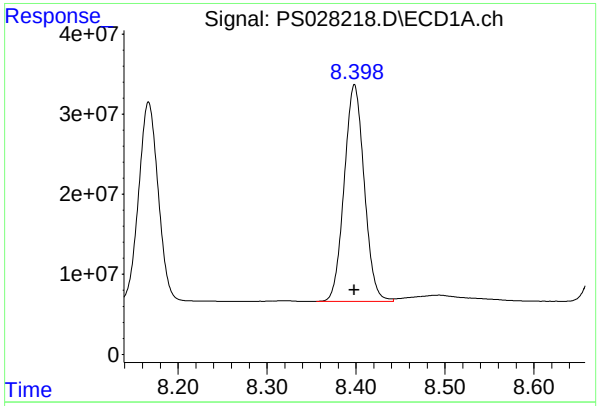

#9 2,4-D

R.T.: 8.398 min
Delta R.T.: 0.000 min
Response: 423448725
Conc: 213.94 ng/ml

Instrument :
ECD_S
ClientSampleId :
HSTDICC200

Manual Integrations APPROVED

Reviewed By :Abdul Mirza 11/06/2024
Supervised By :Ankita Jodhani 11/07/2024

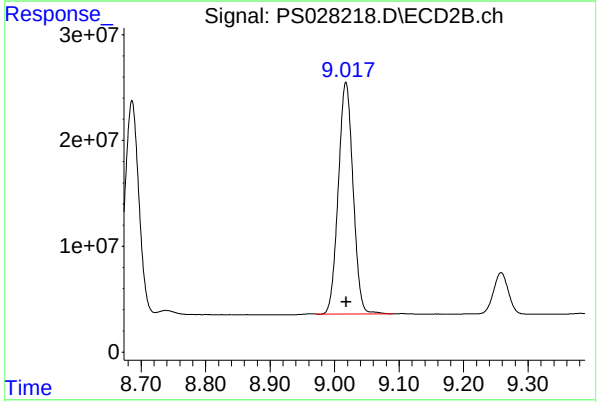

#9 2,4-D

R.T.: 9.018 min
Delta R.T.: -0.001 min
Response: 348575811
Conc: 196.83 ng/ml

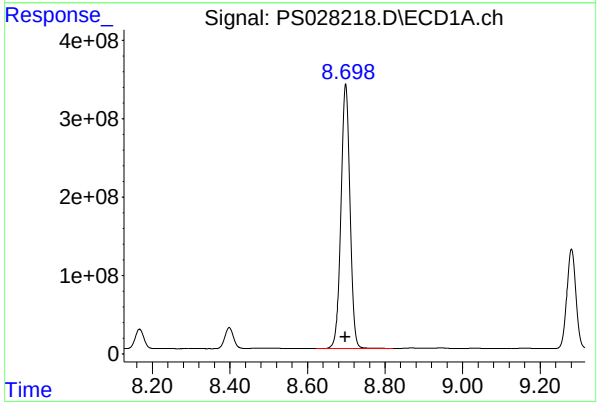

#10 Pentachlorophenol

R.T.: 8.698 min
Delta R.T.: 0.000 min
Response: 5484704778
Conc: 206.41 ng/ml

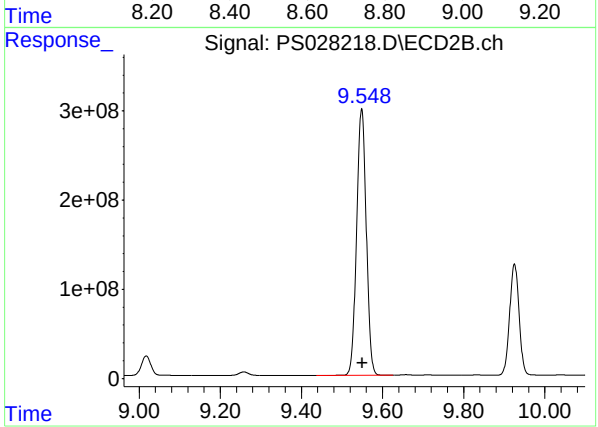

#10 Pentachlorophenol

R.T.: 9.549 min
Delta R.T.: -0.001 min
Response: 4939017634
Conc: 205.81 ng/ml

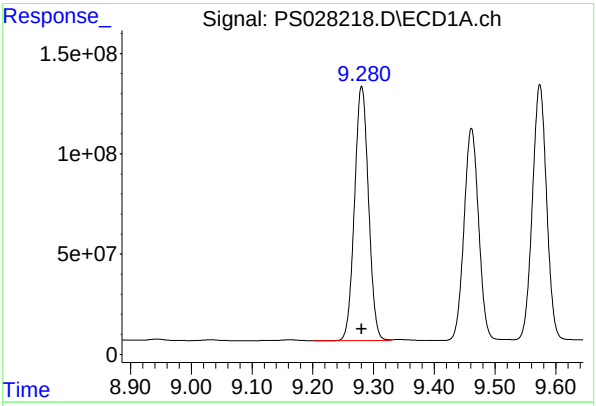

#11 2,4,5-TP (SILVEX)

R.T.: 9.281 min
Delta R.T.: 0.000 min
Response: 2026497481
Conc: 204.34 ng/ml

Instrument :
ECD_S
ClientSampleId :
HSTDICC200

Manual Integrations APPROVED

Reviewed By :Abdul Mirza 11/06/2024
Supervised By :Ankita Jodhani 11/07/2024

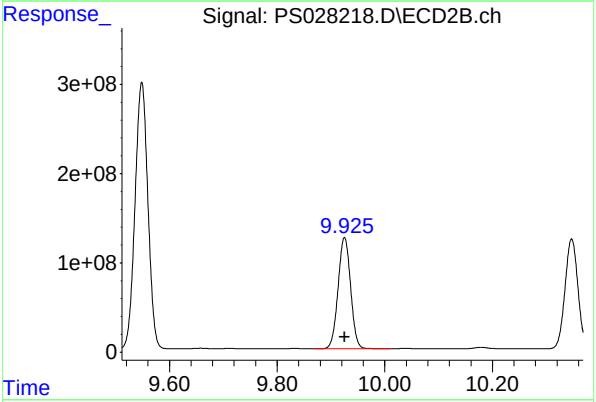

#11 2,4,5-TP (SILVEX)

R.T.: 9.925 min
Delta R.T.: 0.000 min
Response: 2012727607
Conc: 207.30 ng/ml

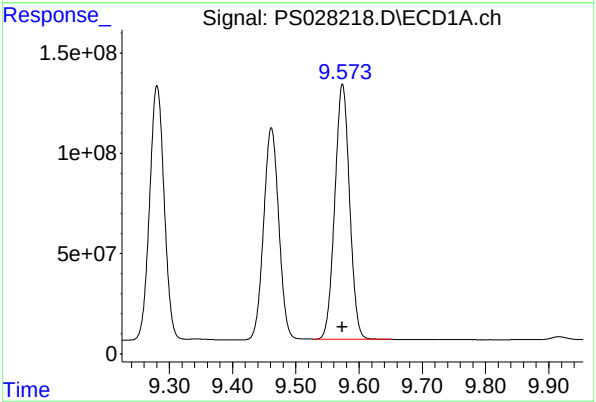

#12 2,4,5-T

R.T.: 9.574 min
Delta R.T.: 0.000 min
Response: 2064224987
Conc: 204.08 ng/ml

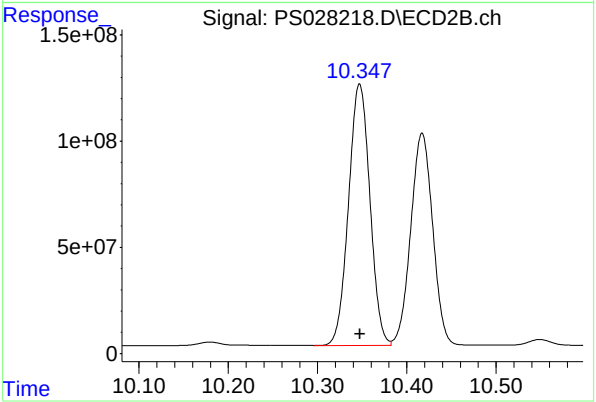

#12 2,4,5-T

R.T.: 10.347 min
Delta R.T.: 0.000 min
Response: 2051089843
Conc: 215.03 ng/ml

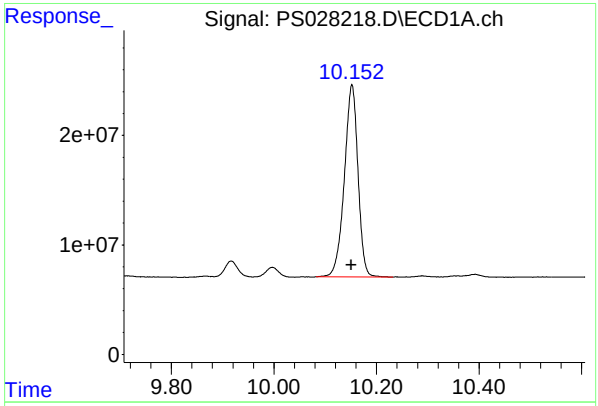

#13 2,4-DB

R.T.: 10.152 min
Delta R.T.: 0.001 min
Response: 322485525
Conc: 198.31 ng/ml

Instrument :
ECD_S
ClientSampleId :
HSTDICC200

Manual Integrations APPROVED

Reviewed By :Abdul Mirza 11/06/2024
Supervised By :Ankita Jodhani 11/07/2024

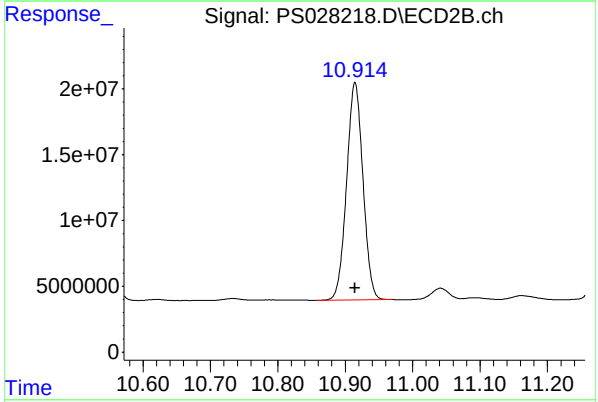

#13 2,4-DB

R.T.: 10.915 min
Delta R.T.: 0.000 min
Response: 279023796
Conc: 235.80 ng/ml

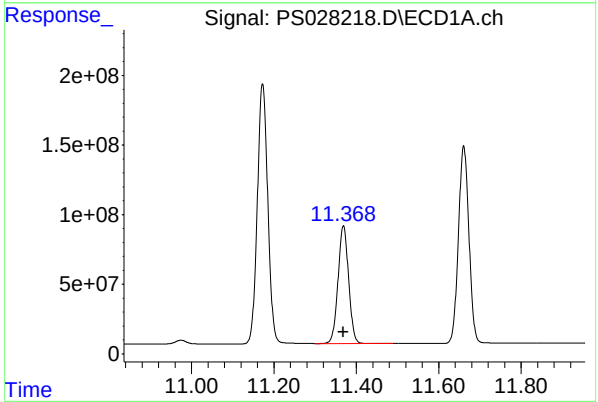

#14 DINOSEB

R.T.: 11.369 min
Delta R.T.: 0.000 min
Response: 1507172219
Conc: 205.19 ng/ml

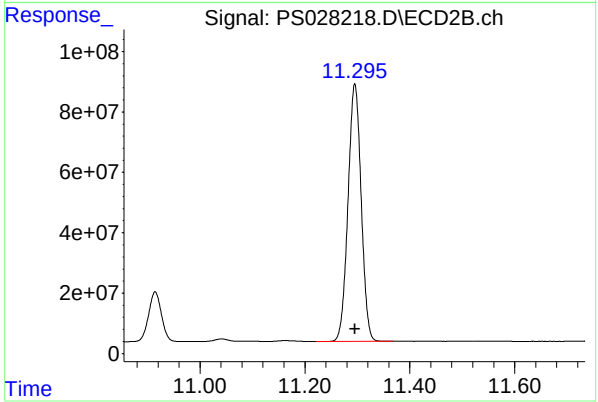

#14 DINOSEB

R.T.: 11.295 min
Delta R.T.: 0.000 min
Response: 1483770400
Conc: 231.52 ng/ml

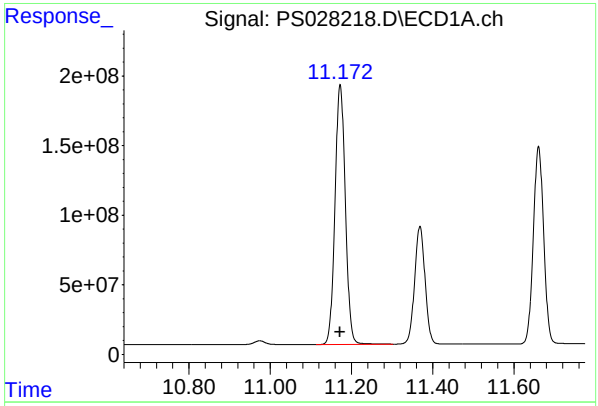

#15 Picloram

R.T.: 11.172 min
Delta R.T.: 0.000 min
Response: 3296112279
Conc: 188.31 ng/ml

Instrument :
ECD_S
ClientSampleId :
HSTDICC200

Manual Integrations APPROVED

Reviewed By :Abdul Mirza 11/06/2024
Supervised By :Ankita Jodhani 11/07/2024

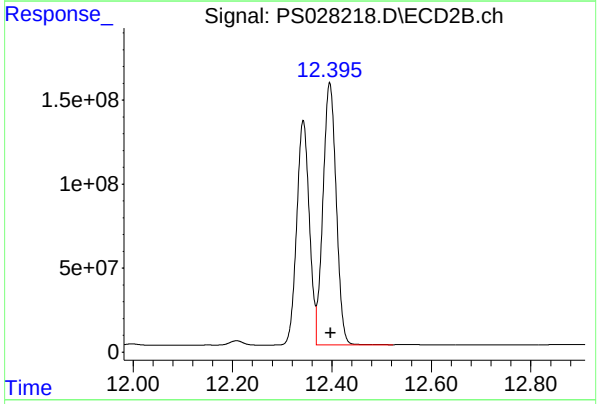

#15 Picloram

R.T.: 12.396 min
Delta R.T.: -0.001 min
Response: 2886728169
Conc: 191.77 ng/ml

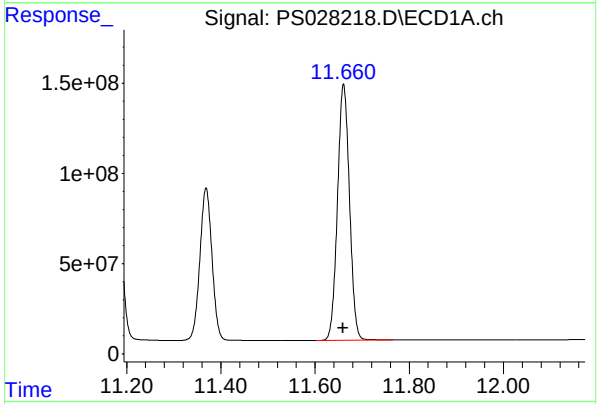

#16 DCPA

R.T.: 11.661 min
Delta R.T.: 0.000 min
Response: 2510501435
Conc: 202.90 ng/ml

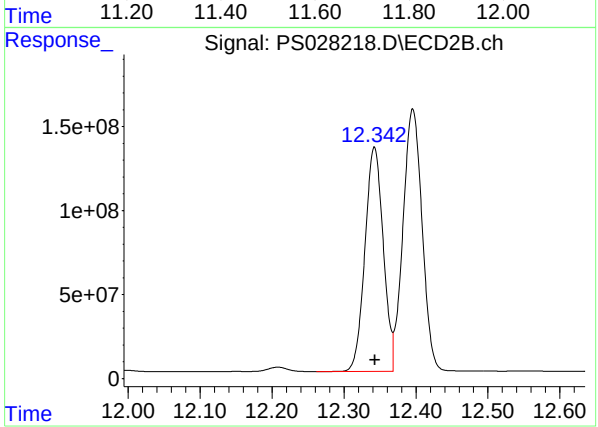

#16 DCPA

R.T.: 12.342 min
Delta R.T.: 0.000 min
Response: 2356545164
Conc: 206.56 ng/ml

Quantitation Report (QT Reviewed)

ICAL Form

Data Path : Z:\pestpcbsrv\HPCHEM1\ECD_S\Data\PS110524\
Data File : PS028219.D
Signal(s) : Signal #1: ECD1A.ch Signal #2: ECD2B.ch
Acq On : 05 Nov 2024 18:11
Operator : AR\AJ
Sample : HSTDICC500
Misc :
ALS Vial : 4 Sample Multiplier: 1

Instrument :
ECD_S
ClientSampleId :
HSTDICC500

Manual Integrations APPROVED

Reviewed By :Abdul Mirza 11/06/2024
Supervised By :Ankita Jodhani 11/07/2024

Integration File signal 1: autoint1.e
Integration File signal 2: autoint2.e
Quant Time: Nov 06 00:06:06 2024
Quant Method : Z:\pestpcbsrv\HPCHEM1\ECD_S\Method\PS110524.M
Quant Title : 8080.M
QLast Update : Wed Nov 06 00:04:46 2024
Response via : Initial Calibration
Integrator: ChemStation

Volume Inj. : 1 µl
Signal #1 Phase : ZB-MR1 Signal #2 Phase: ZB-MR2
Signal #1 Info : 30M x 0.32mm x0.5 Signal #2 Info : 30M x 0.32mm x 0.25µm

		Compound	RT#1	RT#2	Resp#1	Resp#2	ng/ml	ng/ml
		System Monitoring Compounds						
4)	S	2,4-DCAA	7.266	7.768	919.1E6	701.3E6	523.998	491.403
		Target Compounds						
1)	T	Dalapon	2.658	2.711	1435.5E6	1117.9E6	460.692	461.383
2)	T	3,5-DICHL...	6.433	6.718	1328.4E6	994.7E6	484.980	457.471
3)	T	4-Nitroph...	7.065	7.294	543.7E6	434.4E6	472.299	448.727
5)	T	DICAMBA	7.455	7.969	3722.2E6	3027.8E6	474.904	451.017
6)	T	MCPP	7.637	8.069	254.5E6	205.6E6	45.783m	43.805
7)	T	MCPA	7.788	8.315	376.8E6	285.6E6	47.126	44.449
8)	T	DICHLORPROP	8.167	8.686	863.3E6	726.3E6	490.504	461.752
9)	T	2,4-D	8.398	9.018	967.0E6	821.5E6	488.567	463.866
10)	T	Pentachlo...	8.698	9.550	13078.3E6	11541.1E6	492.182	480.933
11)	T	2,4,5-TP ...	9.280	9.926	4840.4E6	4605.3E6	488.078	474.315
12)	T	2,4,5-T	9.573	10.348	4930.0E6	4588.6E6	487.410	481.050
13)	T	2,4-DB	10.151	10.915	780.1E6	560.2E6	479.719	473.445
14)	T	DINOSEB	11.368	11.295	3542.5E6	3047.3E6	482.288	475.487
15)	T	Picloram	11.172	12.396	8319.7E6	7818.1E6	475.305	519.359
16)	T	DCPA	11.660	12.343	6084.3E6	6160.0E6	491.727	539.942

(f)=RT Delta > 1/2 Window (#)=Amounts differ by > 25% (m)=manual int.

ICAL Form

Data Path : Z:\pestpcbsrv\HPCHEM1\ECD_S\Data\PS110524\
Data File : PS028219.D
Signal(s) : Signal #1: ECD1A.ch Signal #2: ECD2B.ch
Acq On : 05 Nov 2024 18:11
Operator : AR\AJ
Sample : HSTDICC500
Misc :
ALS Vial : 4 Sample Multiplier: 1

Instrument :
ECD_S
ClientSampleId :
HSTDICC500

Manual Integrations APPROVED

Reviewed By :Abdul Mirza 11/06/2024
Supervised By :Ankita Jodhani 11/07/2024

Integration File signal 1: autoint1.e
Integration File signal 2: autoint2.e
Quant Time: Nov 06 00:06:06 2024
Quant Method : Z:\pestpcbsrv\HPCHEM1\ECD_S\Method\PS110524.M
Quant Title : 8080.M
QLast Update : Wed Nov 06 00:04:46 2024
Response via : Initial Calibration
Integrator: ChemStation

Volume Inj. : 1 µl
Signal #1 Phase : ZB-MR1 Signal #2 Phase: ZB-MR2
Signal #1 Info : 30M x 0.32mm x0.5 Signal #2 Info : 30M x 0.32mm x 0.25µm

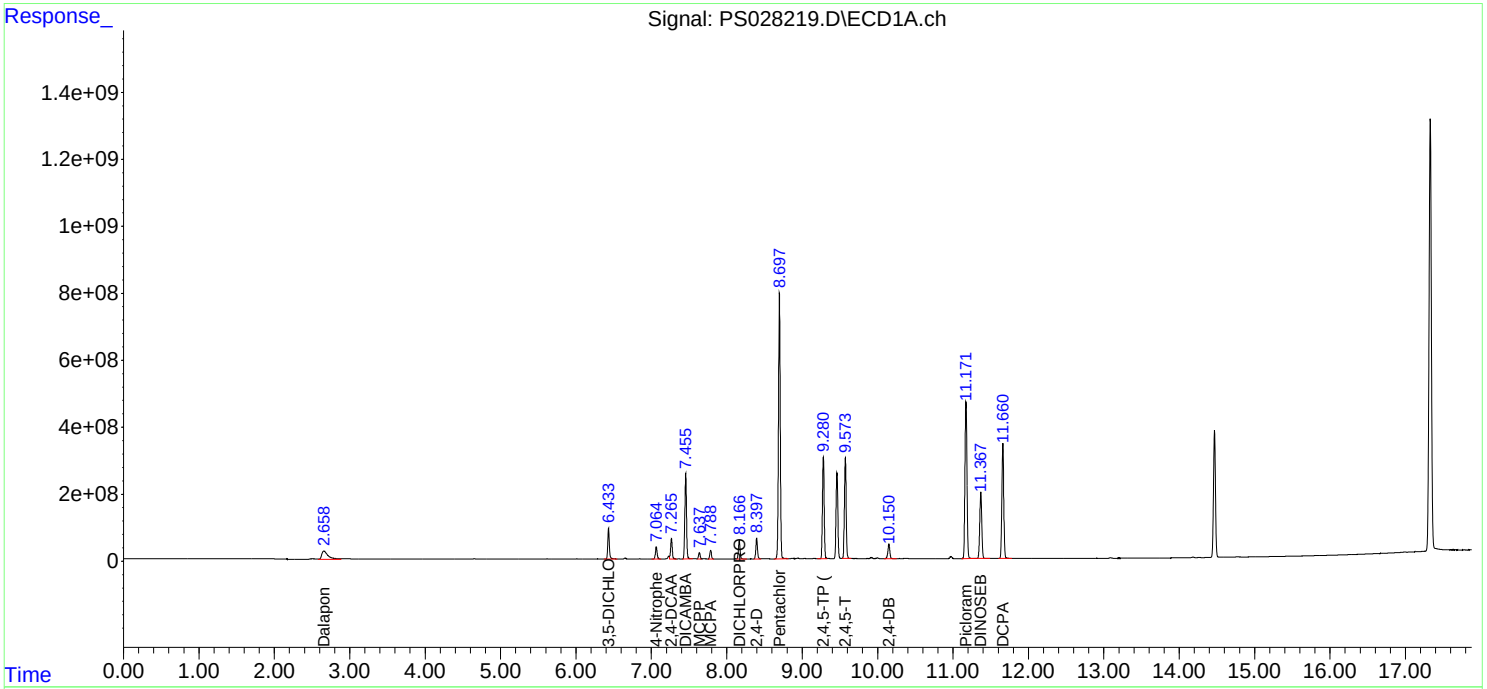

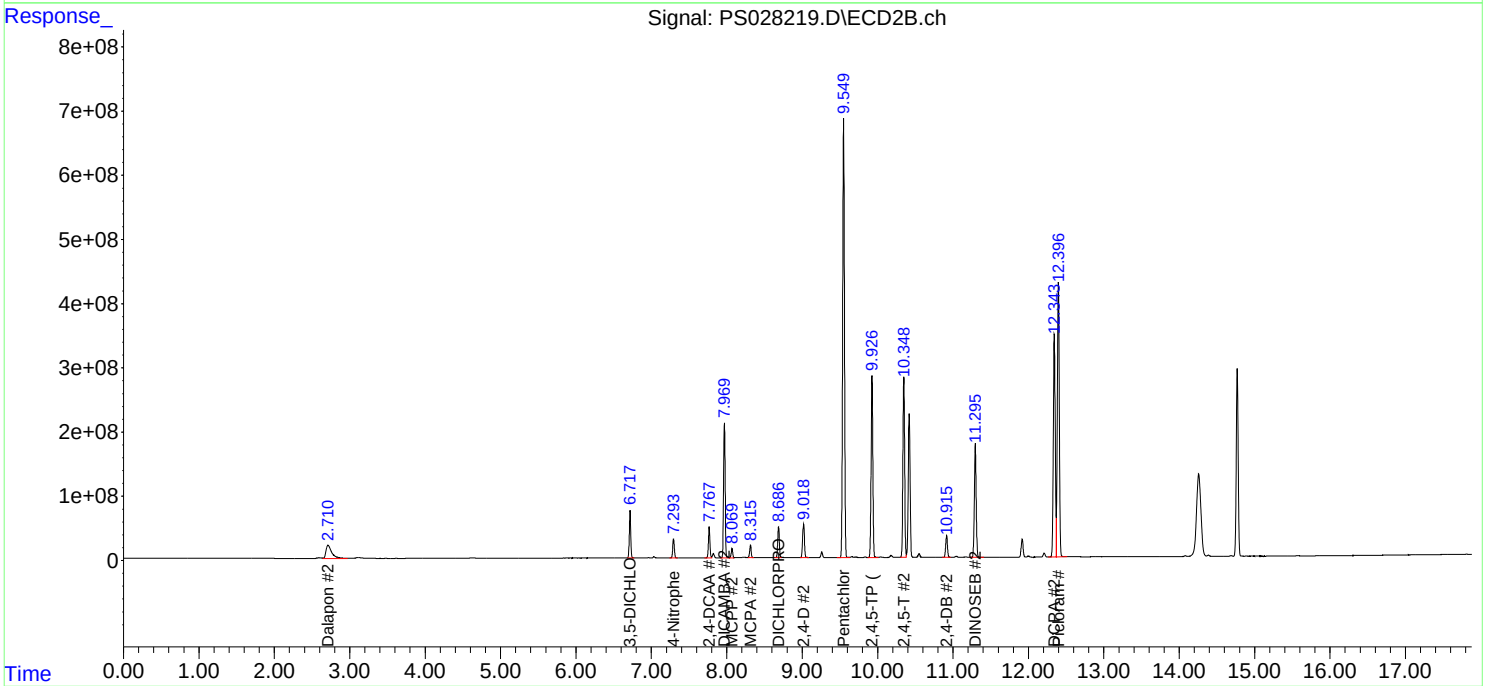

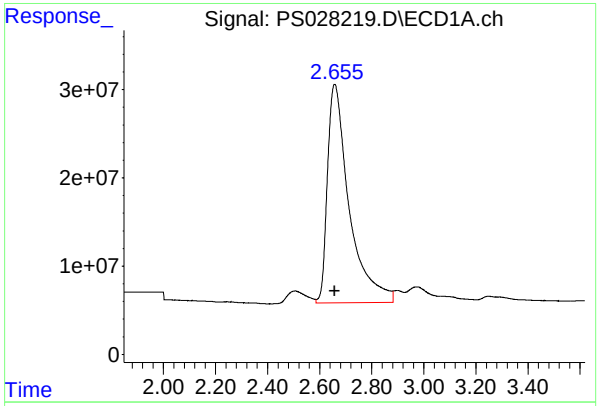

#1 Dalapon

R.T.: 2.658 min
Delta R.T.: 0.000 min
Response: 1435506423
Conc: 460.69 ng/ml

Instrument :
ECD_S
ClientSampleId :
HSTDICC500

Manual Integrations APPROVED

Reviewed By :Abdul Mirza 11/06/2024
Supervised By :Ankita Jodhani 11/07/2024

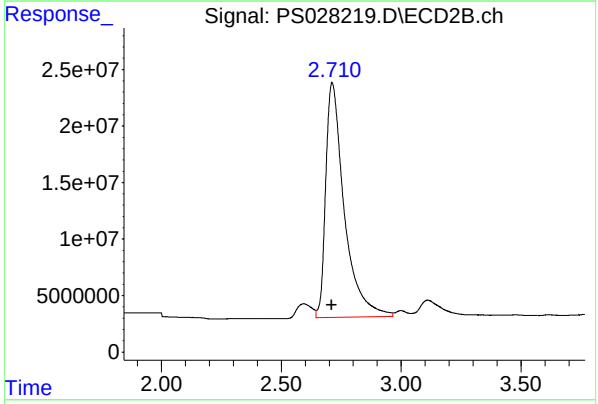

#1 Dalapon

R.T.: 2.711 min
Delta R.T.: 0.000 min
Response: 1117869656
Conc: 461.38 ng/ml

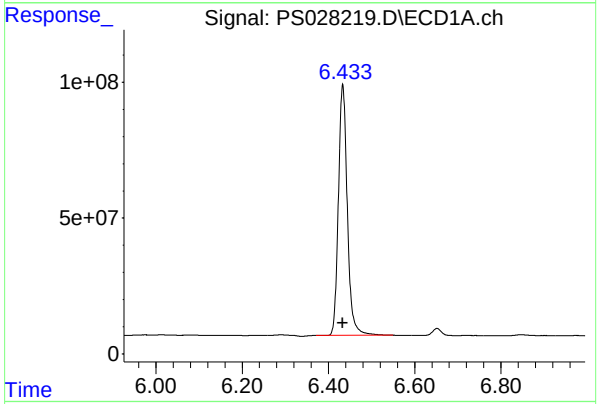

#2 3,5-DICHLOROBENZOIC ACID

R.T.: 6.433 min
Delta R.T.: 0.000 min
Response: 1328443756
Conc: 484.98 ng/ml

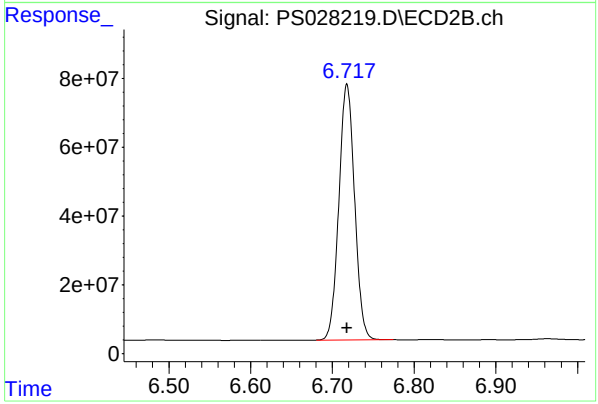

#2 3,5-DICHLOROBENZOIC ACID

R.T.: 6.718 min
Delta R.T.: 0.000 min
Response: 994675410
Conc: 457.47 ng/ml

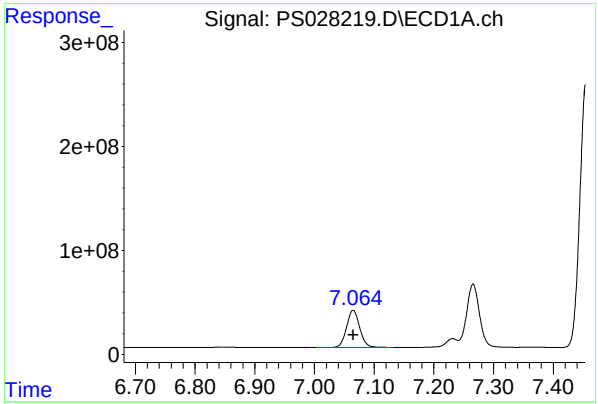

#3 4-Nitrophenol

R.T.: 7.065 min
Delta R.T.: 0.000 min
Response: 543706338
Conc: 472.30 ng/ml

Instrument :
ECD_S
ClientSampleId :
HSTDICC500

Manual Integrations APPROVED

Reviewed By :Abdul Mirza 11/06/2024
Supervised By :Ankita Jodhani 11/07/2024

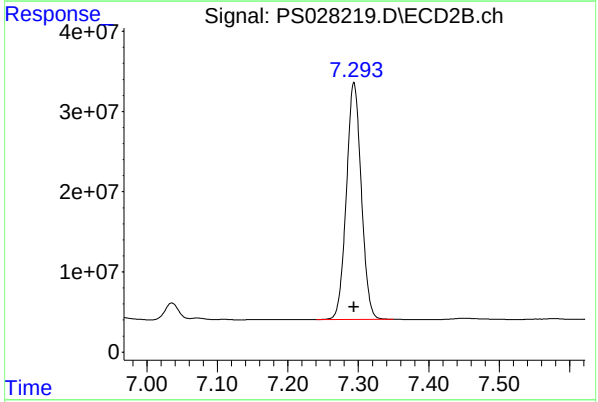

#3 4-Nitrophenol

R.T.: 7.294 min
Delta R.T.: 0.000 min
Response: 434379510
Conc: 448.73 ng/ml

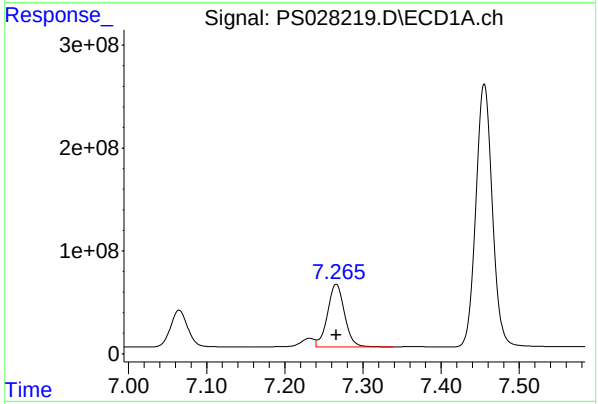

#4 2,4-DCAA

R.T.: 7.266 min
Delta R.T.: 0.000 min
Response: 919119858
Conc: 524.00 ng/ml

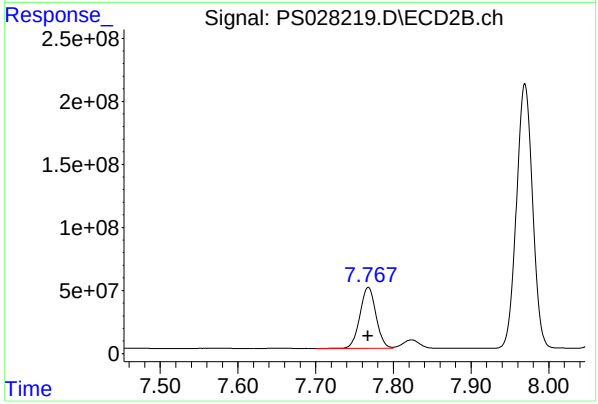

#4 2,4-DCAA

R.T.: 7.768 min
Delta R.T.: 0.000 min
Response: 701310121
Conc: 491.40 ng/ml

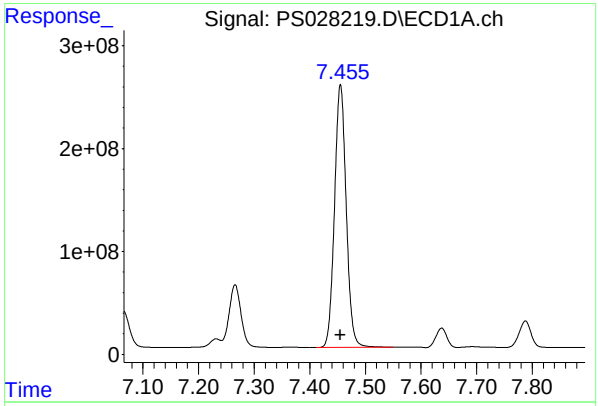

#5 DICAMBA

R.T.: 7.455 min
Delta R.T.: 0.000 min
Response: 3722156324
Conc: 474.90 ng/ml

Instrument :
ECD_S
ClientSampleId :
HSTDICC500

Manual Integrations APPROVED

Reviewed By :Abdul Mirza 11/06/2024
Supervised By :Ankita Jodhani 11/07/2024

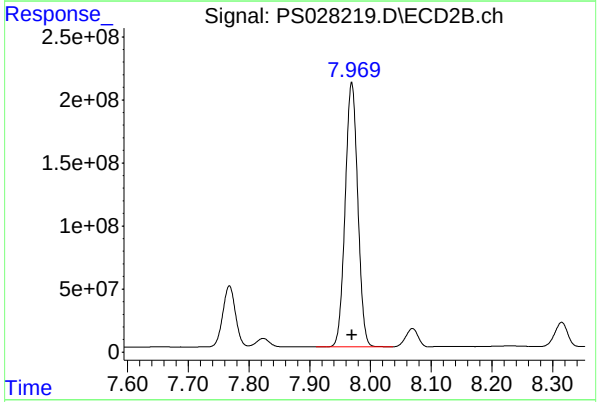

#5 DICAMBA

R.T.: 7.969 min
Delta R.T.: 0.000 min
Response: 3027833052
Conc: 451.02 ng/ml

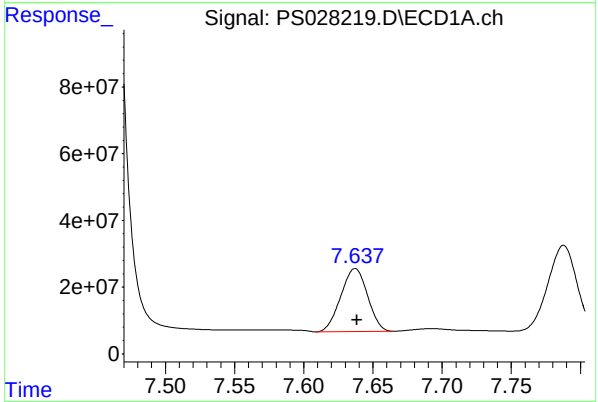

#6 MCPP

R.T.: 7.637 min
Delta R.T.: -0.002 min
Response: 254465177
Conc: 45.78 ug/ml m

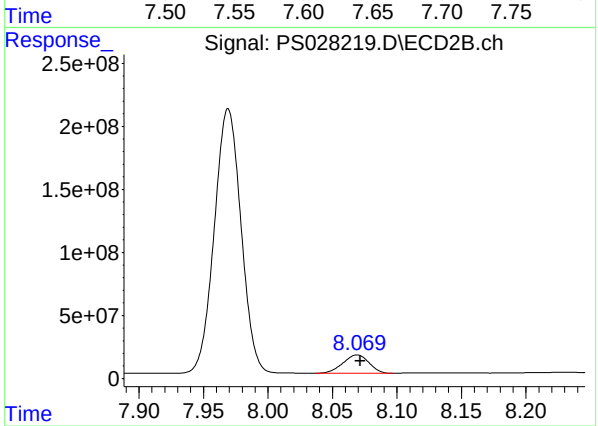

#6 MCPP

R.T.: 8.069 min
Delta R.T.: -0.002 min
Response: 205614575
Conc: 43.81 ug/ml

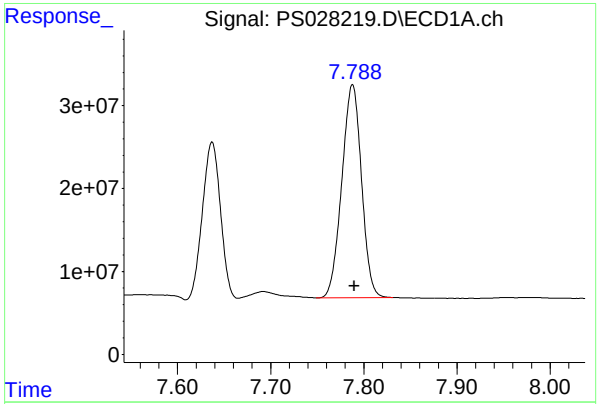

#7 MCPA

R.T.: 7.788 min
Delta R.T.: -0.002 min
Response: 376845469
Conc: 47.13 ug/ml

Instrument :
ECD_S
ClientSampleId :
HSTDICC500

Manual Integrations APPROVED

Reviewed By :Abdul Mirza 11/06/2024
Supervised By :Ankita Jodhani 11/07/2024

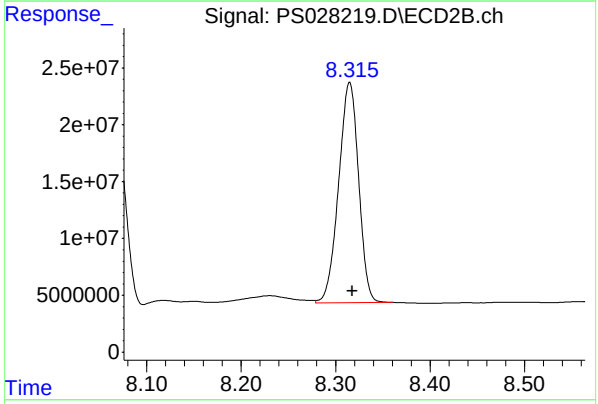

#7 MCPA

R.T.: 8.315 min
Delta R.T.: -0.003 min
Response: 285622676
Conc: 44.45 ug/ml

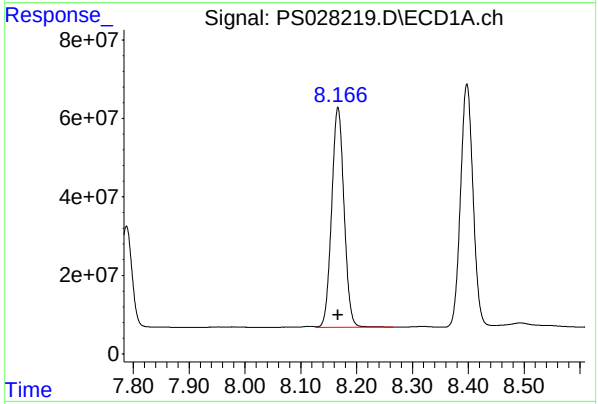

#8 DICHLORPROP

R.T.: 8.167 min
Delta R.T.: 0.000 min
Response: 863318920
Conc: 490.50 ng/ml

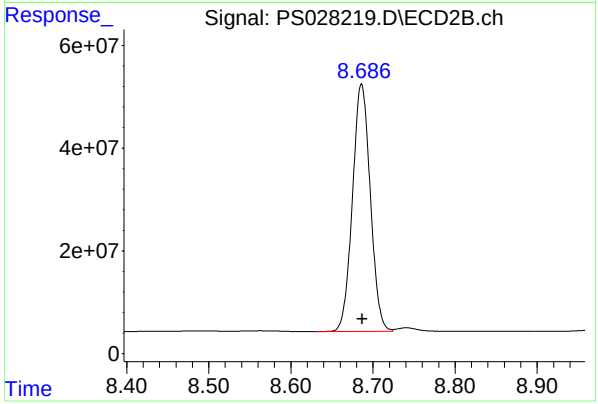

#8 DICHLORPROP

R.T.: 8.686 min
Delta R.T.: 0.000 min
Response: 726321912
Conc: 461.75 ng/ml

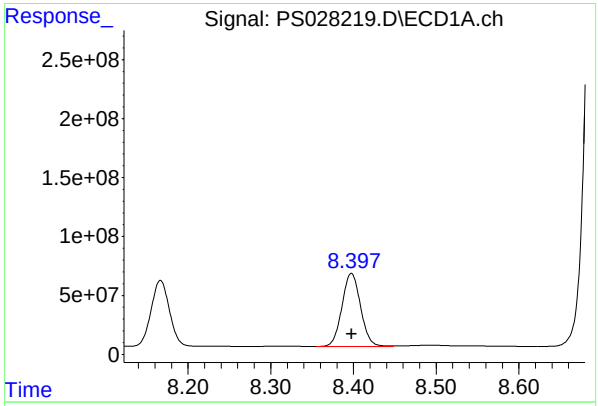

#9 2,4-D

R.T.: 8.398 min
Delta R.T.: 0.000 min
Response: 967034227
Conc: 488.57 ng/ml

Instrument :
ECD_S
ClientSampleId :
HSTDICC500

Manual Integrations APPROVED

Reviewed By :Abdul Mirza 11/06/2024
Supervised By :Ankita Jodhani 11/07/2024

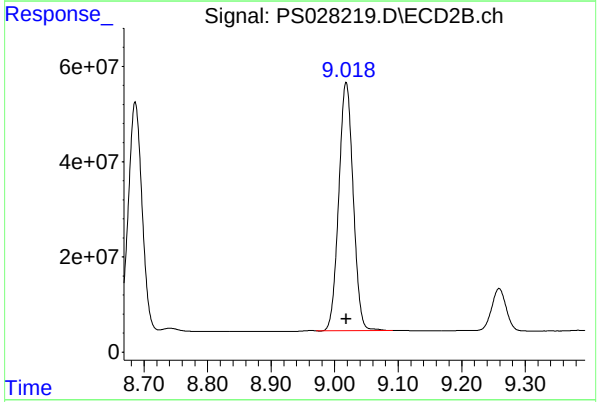

#9 2,4-D

R.T.: 9.018 min
Delta R.T.: 0.000 min
Response: 821476390
Conc: 463.87 ng/ml

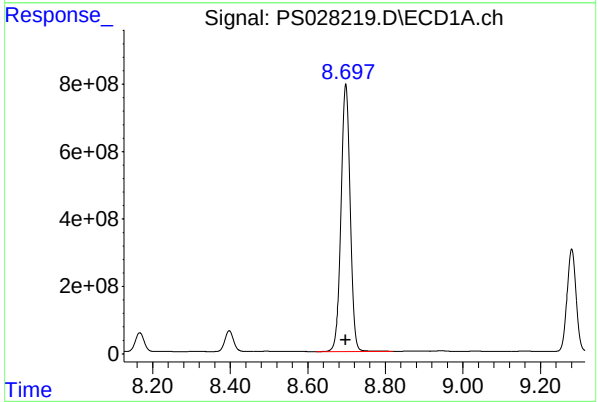

#10 Pentachlorophenol

R.T.: 8.698 min
Delta R.T.: 0.000 min
Response: 13078260974
Conc: 492.18 ng/ml

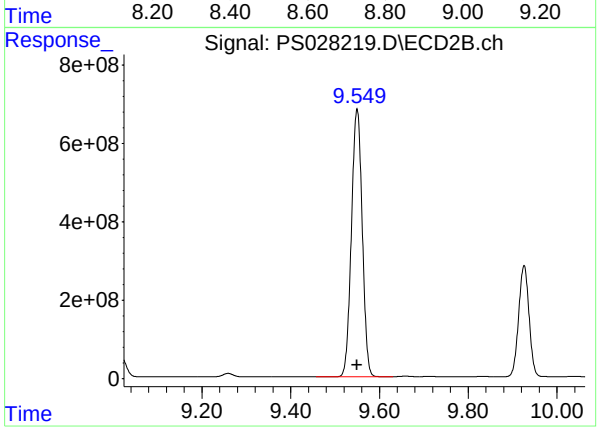

#10 Pentachlorophenol

R.T.: 9.550 min
Delta R.T.: 0.000 min
Response: 11541145125
Conc: 480.93 ng/ml

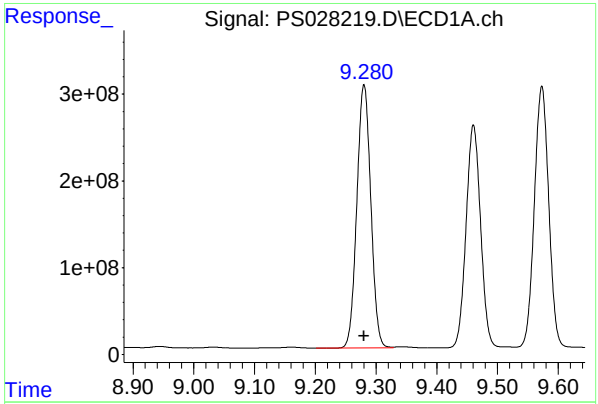

#11 2,4,5-TP (SILVEX)

R.T.: 9.280 min
Delta R.T.: 0.000 min
Response: 4840382792
Conc: 488.08 ng/ml

Instrument :
ECD_S
ClientSampleId :
HSTDICC500

Manual Integrations APPROVED

Reviewed By :Abdul Mirza 11/06/2024
Supervised By :Ankita Jodhani 11/07/2024

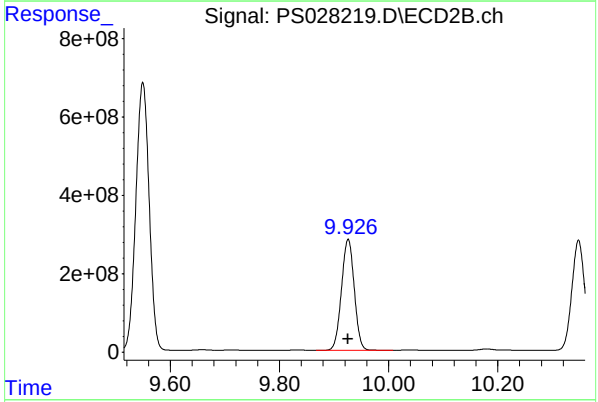

#11 2,4,5-TP (SILVEX)

R.T.: 9.926 min
Delta R.T.: 0.000 min
Response: 4605301918
Conc: 474.32 ng/ml

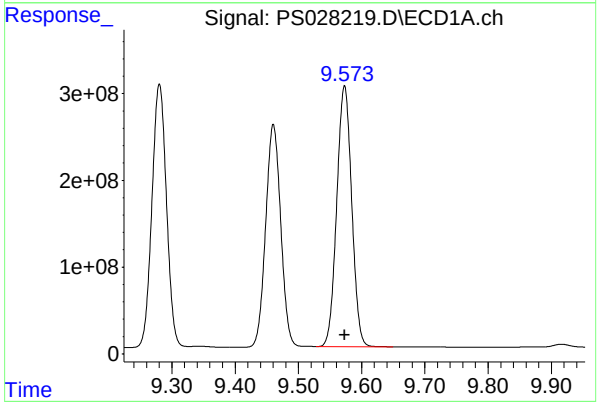

#12 2,4,5-T

R.T.: 9.573 min
Delta R.T.: 0.000 min
Response: 4930025568
Conc: 487.41 ng/ml

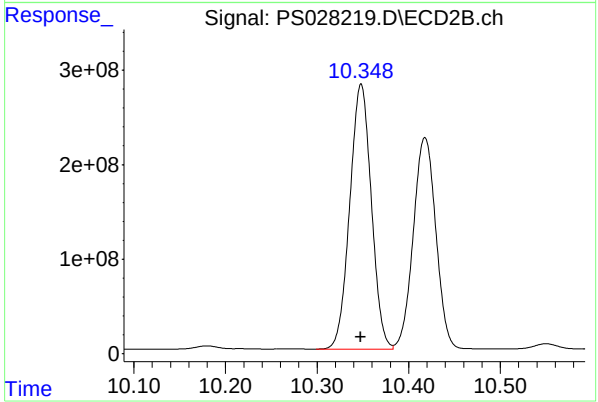

#12 2,4,5-T

R.T.: 10.348 min
Delta R.T.: 0.000 min
Response: 4588615773
Conc: 481.05 ng/ml

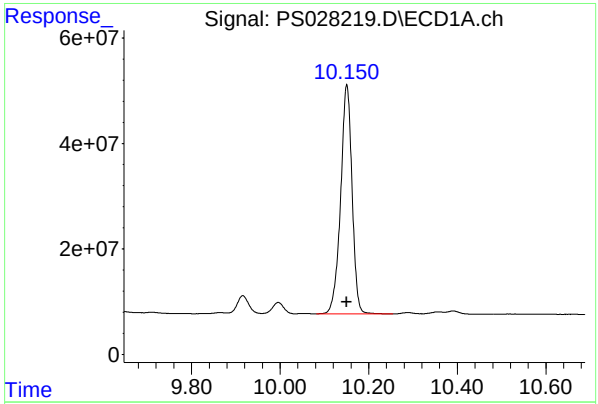

#13 2,4-DB

R.T.: 10.151 min
Delta R.T.: 0.000 min
Response: 780100281
Conc: 479.72 ng/ml

Instrument :
ECD_S
ClientSampleId :
HSTDICC500

Manual Integrations APPROVED

Reviewed By :Abdul Mirza 11/06/2024
Supervised By :Ankita Jodhani 11/07/2024

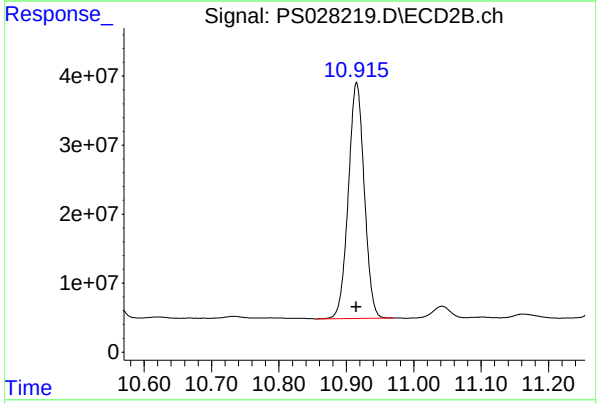

#13 2,4-DB

R.T.: 10.915 min
Delta R.T.: 0.000 min
Response: 560239207
Conc: 473.44 ng/ml

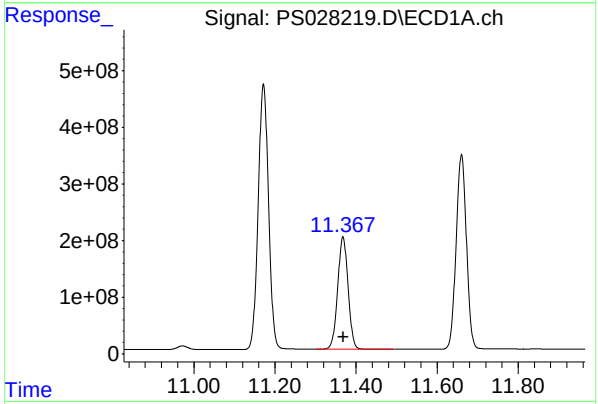

#14 DINOSEB

R.T.: 11.368 min
Delta R.T.: 0.000 min
Response: 3542481822
Conc: 482.29 ng/ml

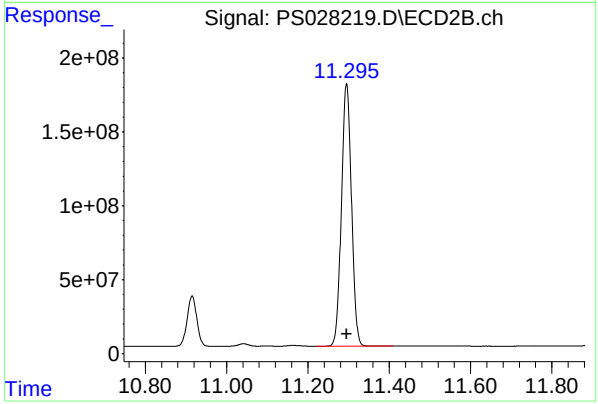

#14 DINOSEB

R.T.: 11.295 min
Delta R.T.: 0.000 min
Response: 3047341106
Conc: 475.49 ng/ml

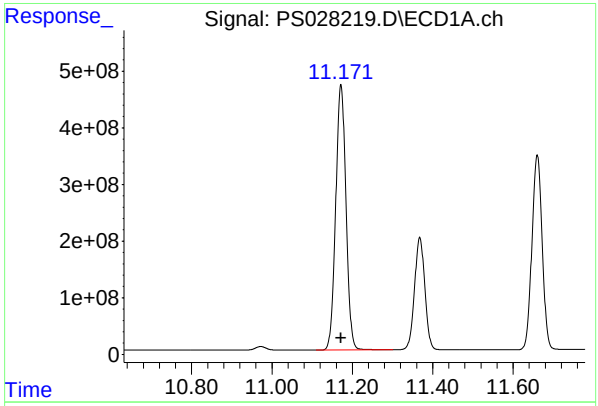

#15 Picloram

R.T.: 11.172 min
Delta R.T.: 0.000 min
Response: 8319719935
Conc: 475.31 ng/ml

Instrument :
ECD_S
ClientSampleId :
HSTDICC500

Manual Integrations APPROVED

Reviewed By :Abdul Mirza 11/06/2024
Supervised By :Ankita Jodhani 11/07/2024

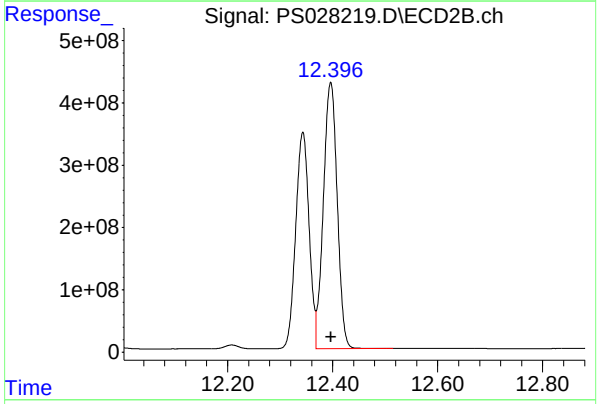

#15 Picloram

R.T.: 12.396 min
Delta R.T.: 0.000 min
Response: 7818084325
Conc: 519.36 ng/ml

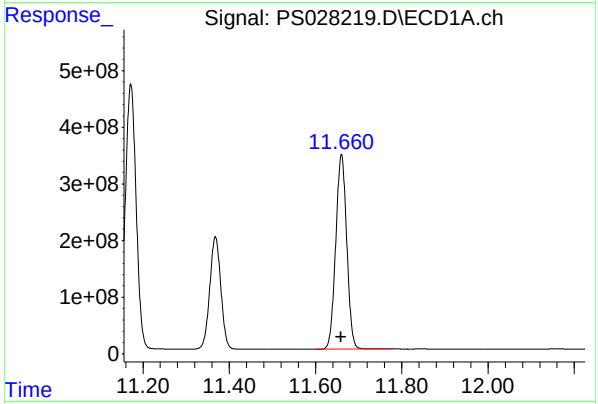

#16 DCPA

R.T.: 11.660 min
Delta R.T.: 0.000 min
Response: 6084256573
Conc: 491.73 ng/ml

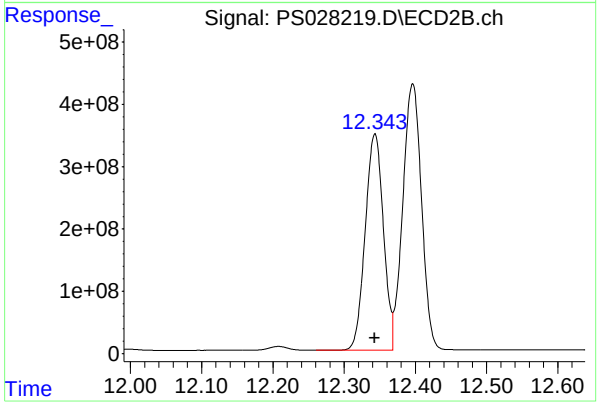

#16 DCPA

R.T.: 12.343 min
Delta R.T.: 0.000 min
Response: 6160020442
Conc: 539.94 ng/ml

Quantitation Report (QT Reviewed)

ICAL Form

Data Path : Z:\pestpcbsrv\HPCHEM1\ECD_S\Data\PS110524\
Data File : PS028220.D
Signal(s) : Signal #1: ECD1A.ch Signal #2: ECD2B.ch
Acq On : 05 Nov 2024 18:36
Operator : AR\AJ
Sample : HSTDICC750
Misc :
ALS Vial : 5 Sample Multiplier: 1

Instrument :
ECD_S
ClientSampleId :
HSTDICC750

Integration File signal 1: autoint1.e
Integration File signal 2: autoint2.e
Quant Time: Nov 06 00:06:33 2024
Quant Method : Z:\pestpcbsrv\HPCHEM1\ECD_S\Method\PS110524.M
Quant Title : 8080.M
QLast Update : Wed Nov 06 00:04:46 2024
Response via : Initial Calibration
Integrator: ChemStation

Volume Inj. : 1 µl
Signal #1 Phase : ZB-MR1 Signal #2 Phase: ZB-MR2
Signal #1 Info : 30M x 0.32mm x0.5 Signal #2 Info : 30M x 0.32mm x 0.25µm

		Compound	RT#1	RT#2	Resp#1	Resp#2	ng/ml	ng/ml
		System Monitoring Compounds						
4)	S	2,4-DCAA	7.266	7.767	1315.5E6	1070.4E6	750.000	750.000
		Target Compounds						
1)	T	Dalapon	2.657	2.710	2126.7E6	1653.6E6	682.500	682.500
2)	T	3,5-DICHL...	6.433	6.718	1910.6E6	1516.6E6	697.500	697.500
3)	T	4-Nitroph...	7.065	7.293	785.7E6	660.7E6	682.500	682.500
5)	T	DICAMBA	7.455	7.969	5525.6E6	4732.9E6	705.000	705.000
6)	T	MCPP	7.639	8.071	391.8E6	330.9E6	70.500	70.500
7)	T	MCPA	7.790	8.317	557.8E6	448.2E6	69.750	69.750
8)	T	DICHLORPROP	8.166	8.687	1240.8E6	1108.9E6	705.000	705.000
9)	T	2,4-D	8.398	9.019	1395.4E6	1248.5E6	705.000	705.000
10)	T	Pentachlo...	8.698	9.550	18932.5E6	17098.1E6	712.500	712.500
11)	T	2,4,5-TP ...	9.281	9.926	7066.0E6	6917.9E6	712.500	712.500
12)	T	2,4,5-T	9.573	10.348	7206.8E6	6796.4E6	712.500	712.500
13)	T	2,4-DB	10.151	10.915	1158.6E6	843.1E6	712.500	712.500
14)	T	DINOSEB	11.368	11.296	5178.3E6	4518.3E6	705.000	705.000
15)	T	Picloram	11.172	12.397	12471.6E6	10725.5E6	712.500	712.500
16)	T	DCPA	11.660	12.343	8908.7E6	8214.2E6	720.000	720.000

(f)=RT Delta > 1/2 Window (#)=Amounts differ by > 25% (m)=manual int.

ICAL Form

Data Path : Z:\pestpcbsrv\HPCHEM1\ECD_S\Data\PS110524\
Data File : PS028220.D
Signal(s) : Signal #1: ECD1A.ch Signal #2: ECD2B.ch
Acq On : 05 Nov 2024 18:36
Operator : AR\AJ
Sample : HSTDICC750
Misc :
ALS Vial : 5 Sample Multiplier: 1

Instrument :
ECD_S
ClientSampleId :
HSTDICC750

Integration File signal 1: autoint1.e
Integration File signal 2: autoint2.e
Quant Time: Nov 06 00:06:33 2024
Quant Method : Z:\pestpcbsrv\HPCHEM1\ECD_S\Method\PS110524.M
Quant Title : 8080.M
QLast Update : Wed Nov 06 00:04:46 2024
Response via : Initial Calibration
Integrator: ChemStation

Volume Inj. : 1 µl
Signal #1 Phase : ZB-MR1 Signal #2 Phase: ZB-MR2
Signal #1 Info : 30M x 0.32mm x0.5 Signal #2 Info : 30M x 0.32mm x 0.25µm

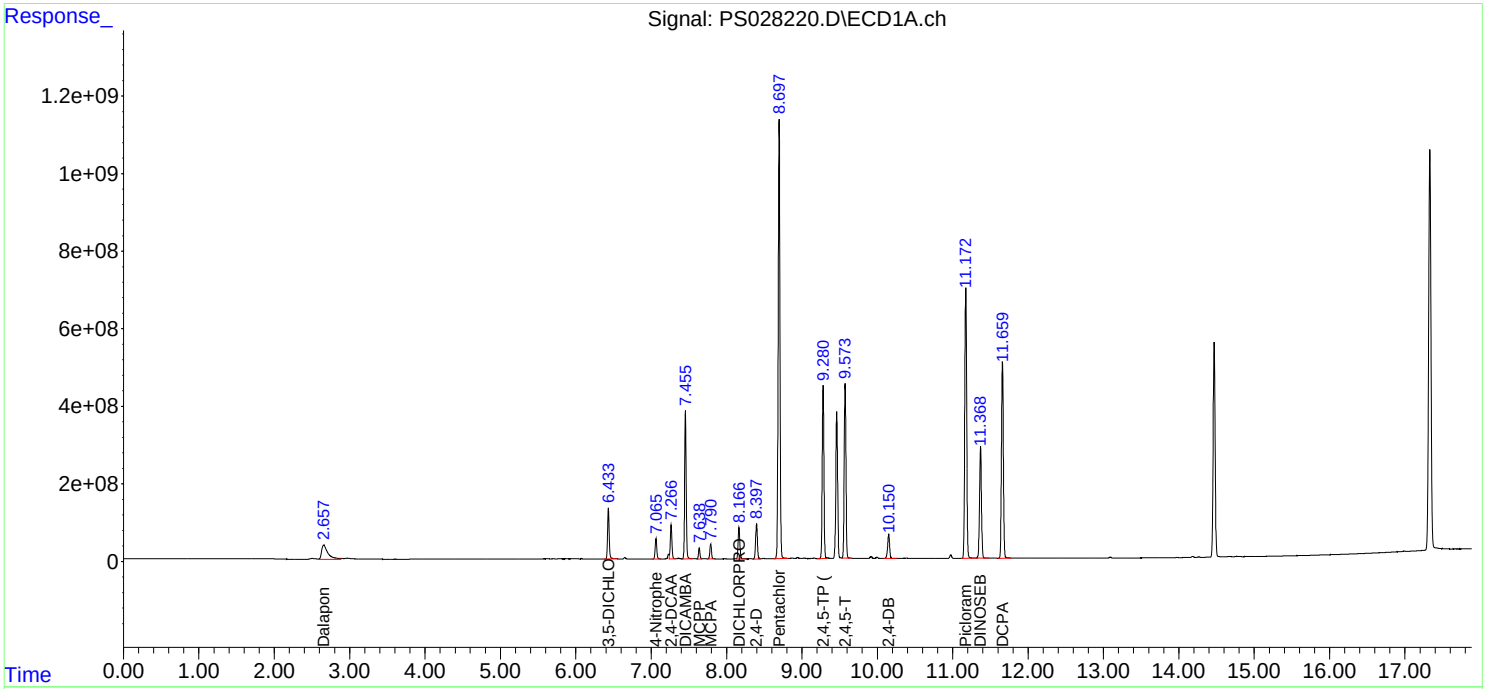

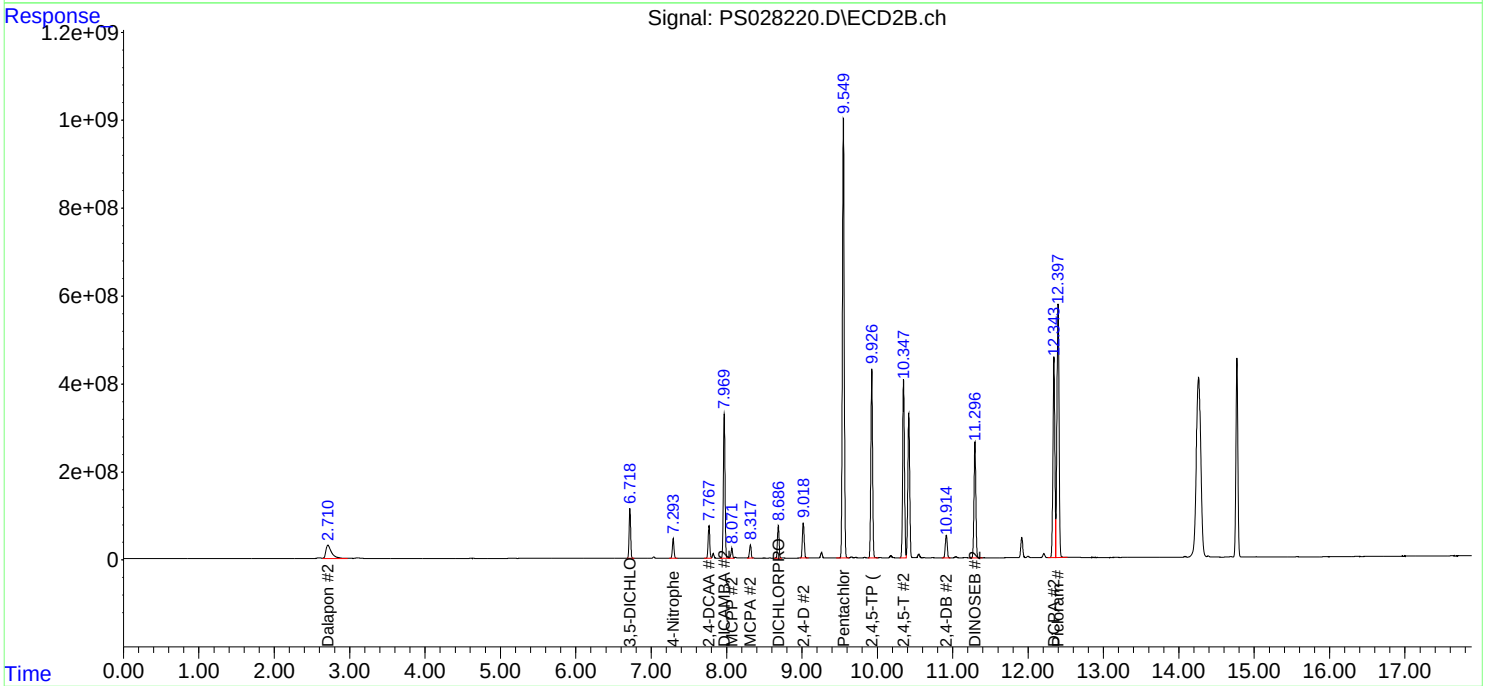

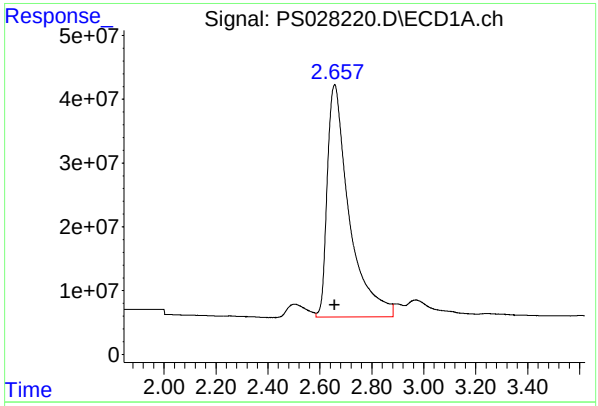

#1 Dalapon

R.T.: 2.657 min
Delta R.T.: 0.000 min
Response: 2126654183
Conc: 682.50 ng/ml

Instrument :
ECD_S
ClientSampleId :
HSTDICC750

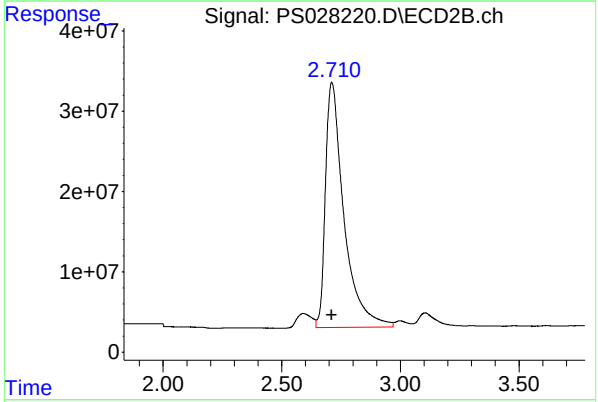

#1 Dalapon

R.T.: 2.710 min
Delta R.T.: 0.000 min
Response: 1653606441
Conc: 682.50 ng/ml

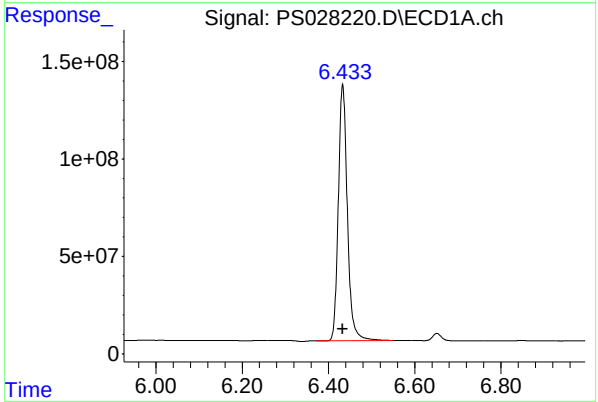

#2 3,5-DICHLOROBENZOIC ACID

R.T.: 6.433 min
Delta R.T.: 0.000 min
Response: 1910574241
Conc: 697.50 ng/ml

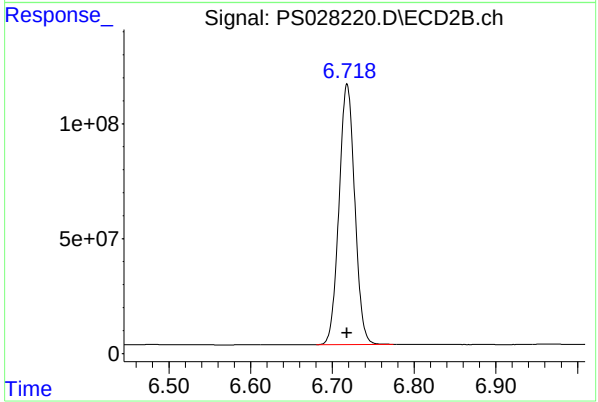

#2 3,5-DICHLOROBENZOIC ACID

R.T.: 6.718 min
Delta R.T.: 0.000 min
Response: 1516568846
Conc: 697.50 ng/ml

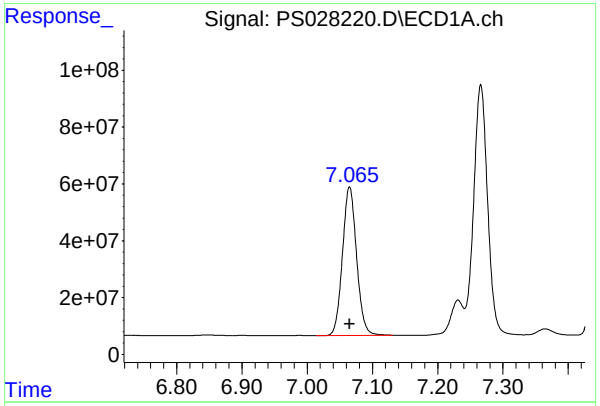

#3 4-Nitrophenol

R.T.: 7.065 min
Delta R.T.: 0.000 min
Response: 785688369
Conc: 682.50 ng/ml

Instrument :
ECD_S
ClientSampleId :
HSTDICC750

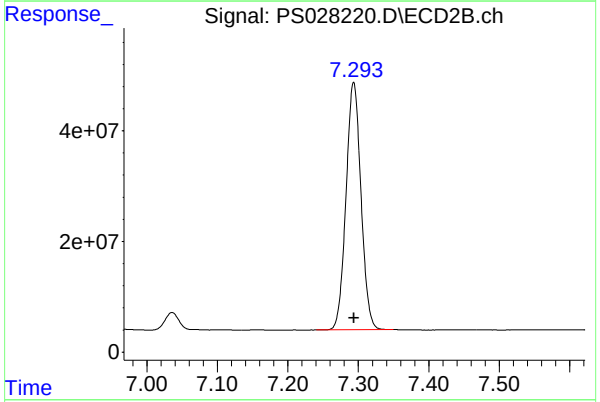

#3 4-Nitrophenol

R.T.: 7.293 min
Delta R.T.: 0.000 min
Response: 660677930
Conc: 682.50 ng/ml

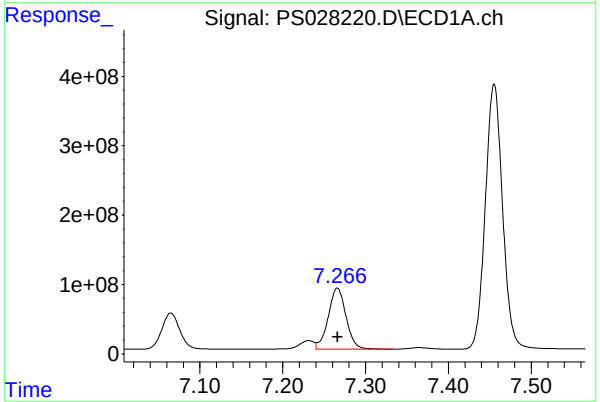

#4 2,4-DCAA

R.T.: 7.266 min
Delta R.T.: 0.000 min
Response: 1315538019
Conc: 750.00 ng/ml

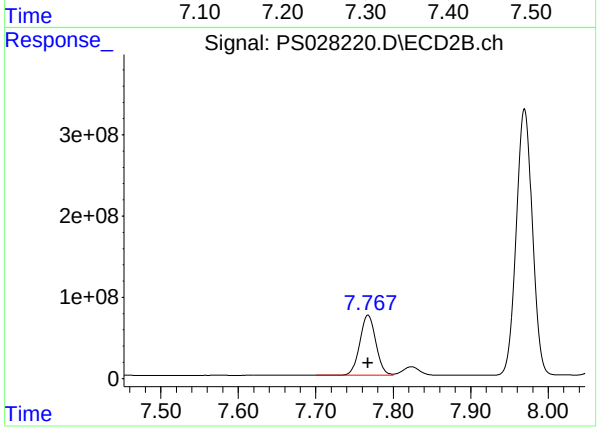

#4 2,4-DCAA

R.T.: 7.767 min
Delta R.T.: 0.000 min
Response: 1070369332
Conc: 750.00 ng/ml

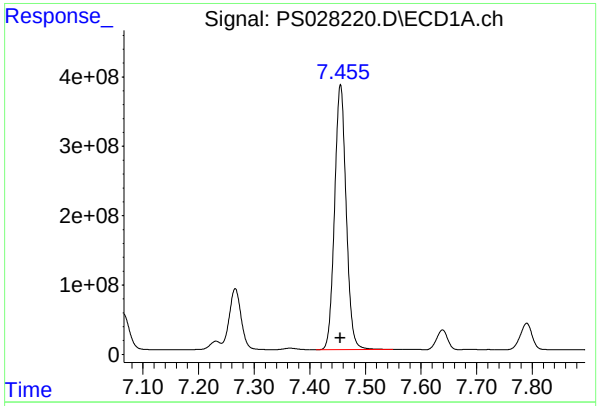

#5 DICAMBA

R.T.: 7.455 min
Delta R.T.: 0.000 mi
Response: 5525584545
Conc: 705.00 ng/m

Instrument :
ECD_S
ClientSampleId :
HSTDICC750

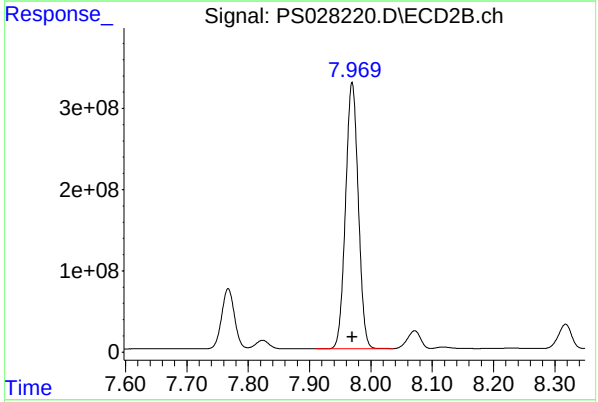

#5 DICAMBA

R.T.: 7.969 min
Delta R.T.: 0.000 min
Response: 4732910375
Conc: 705.00 ng/ml

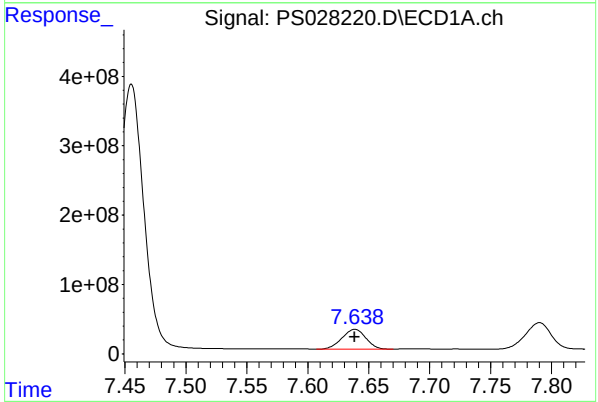

#6 MCPP

R.T.: 7.639 min
Delta R.T.: 0.000 min
Response: 391846399
Conc: 70.50 ug/ml

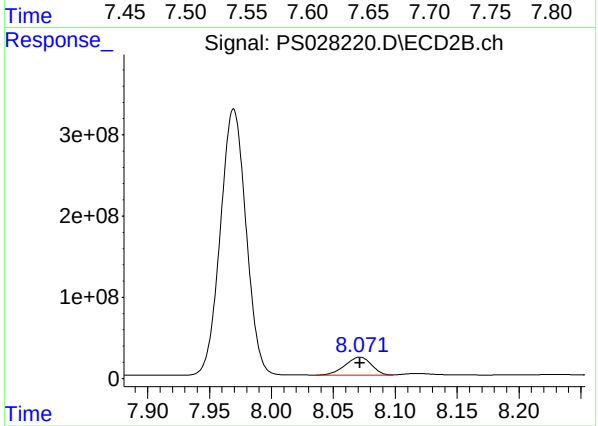

#6 MCPP

R.T.: 8.071 min
Delta R.T.: 0.000 min
Response: 330916226
Conc: 70.50 ug/ml

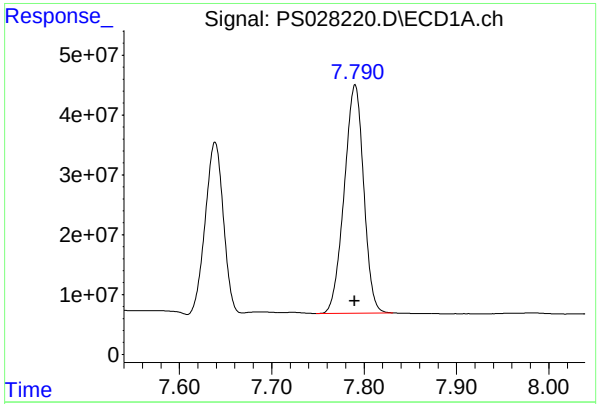

#7 MCPA

R.T.: 7.790 min
Delta R.T.: 0.000 min
Response: 557761273
Conc: 69.75 ug/ml

Instrument :
ECD_S
ClientSampleId :
HSTDICC750

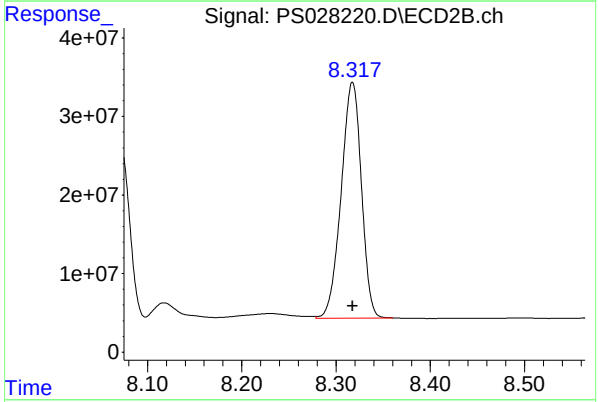

#7 MCPA

R.T.: 8.317 min
Delta R.T.: 0.000 min
Response: 448199246
Conc: 69.75 ug/ml

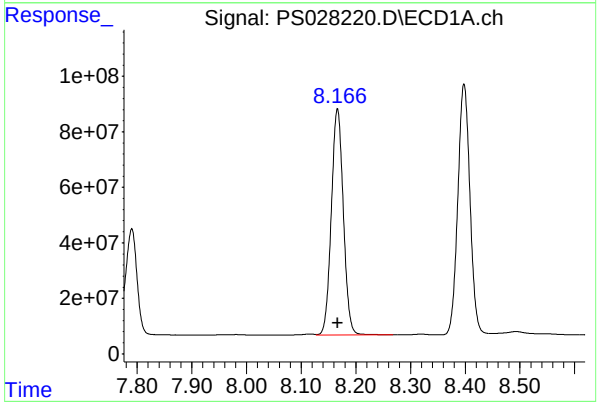

#8 DICHLORPROP

R.T.: 8.166 min
Delta R.T.: 0.000 min
Response: 1240845953
Conc: 705.00 ng/ml

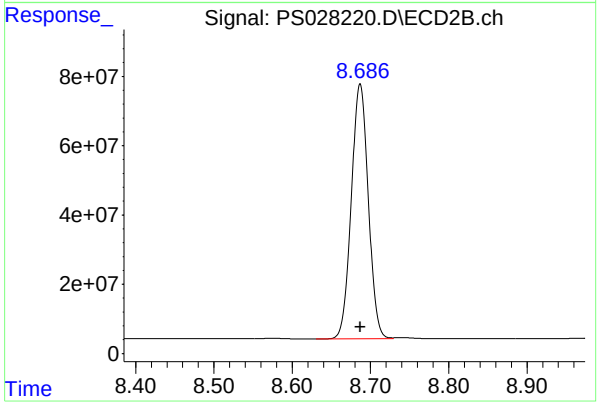

#8 DICHLORPROP

R.T.: 8.687 min
Delta R.T.: 0.000 min
Response: 1108944293
Conc: 705.00 ng/ml

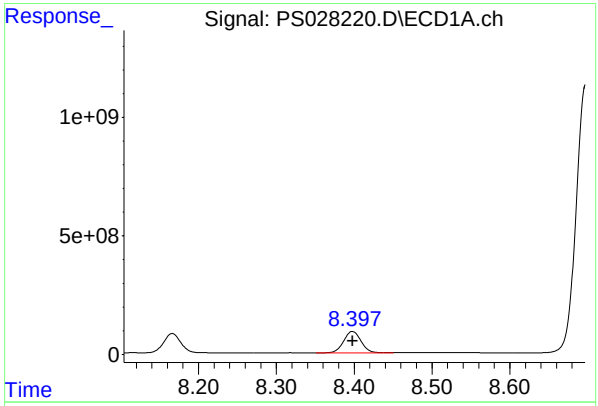

#9 2,4-D

R.T.: 8.398 min
Delta R.T.: 0.000 min
Response: 1395425523
Conc: 705.00 ng/ml

Instrument :
ECD_S
ClientSampleId :
HSTDICC750

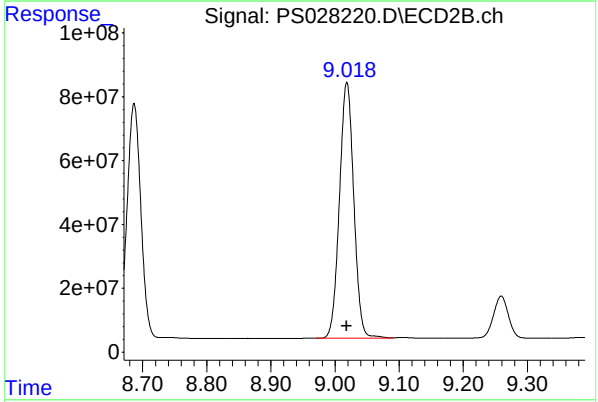

#9 2,4-D

R.T.: 9.019 min
Delta R.T.: 0.000 min
Response: 1248509207
Conc: 705.00 ng/ml

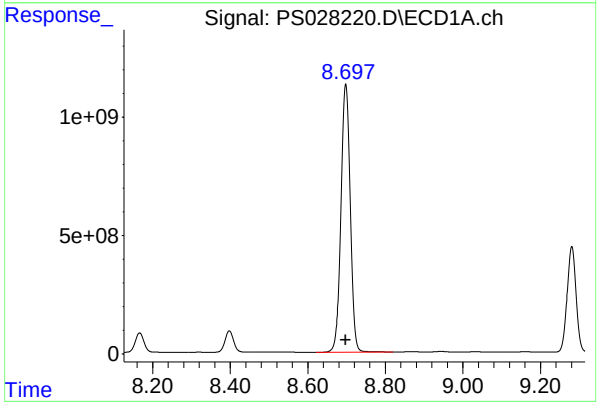

#10 Pentachlorophenol

R.T.: 8.698 min
Delta R.T.: 0.000 min
Response: 18932539497
Conc: 712.50 ng/ml

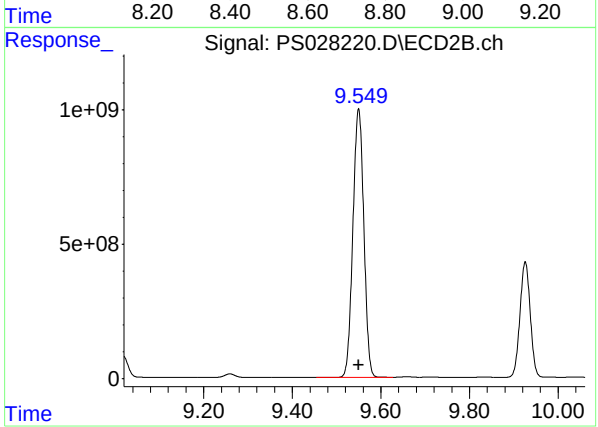

#10 Pentachlorophenol

R.T.: 9.550 min
Delta R.T.: 0.000 min
Response: 17098140222
Conc: 712.50 ng/ml

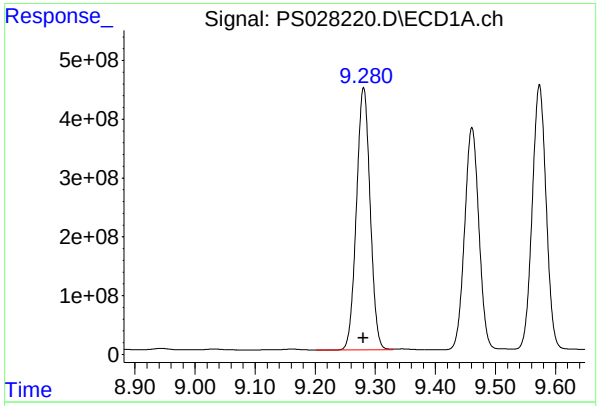

#11 2,4,5-TP (SILVEX)

R.T.: 9.281 min
Delta R.T.: 0.000 min
Response: 7066032478
Conc: 712.50 ng/ml

Instrument :
ECD_S
ClientSampleId :
HSTDICC750

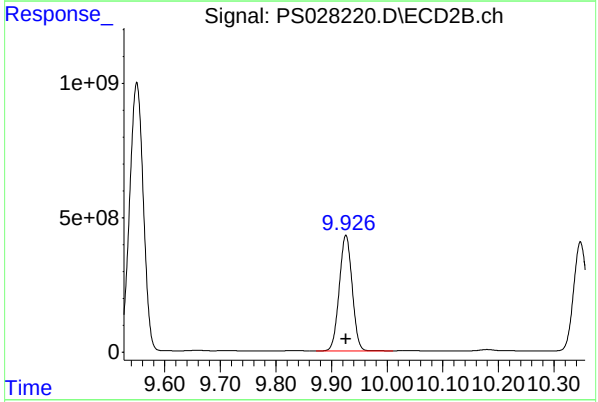

#11 2,4,5-TP (SILVEX)

R.T.: 9.926 min
Delta R.T.: 0.000 min
Response: 6917925412
Conc: 712.50 ng/ml

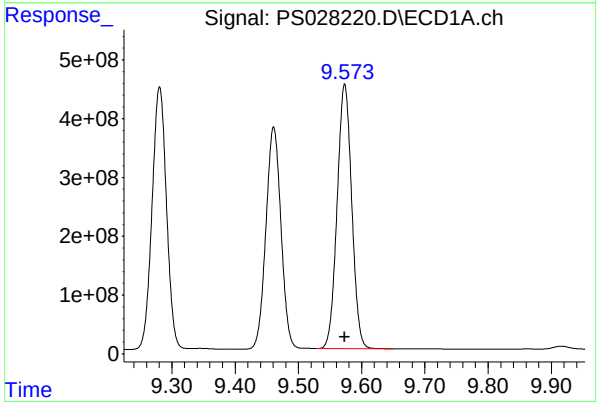

#12 2,4,5-T

R.T.: 9.573 min
Delta R.T.: 0.000 min
Response: 7206754380
Conc: 712.50 ng/ml

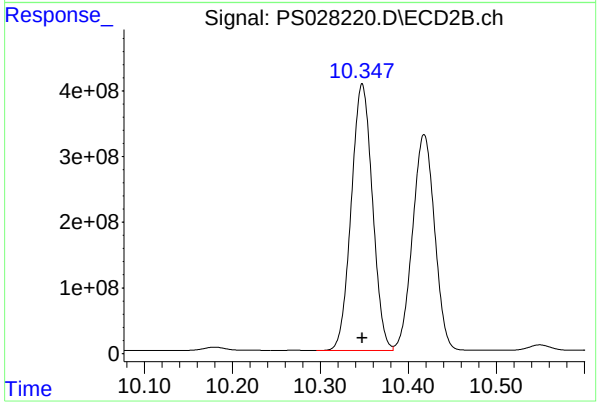

#12 2,4,5-T

R.T.: 10.348 min
Delta R.T.: 0.000 min
Response: 6796361333
Conc: 712.50 ng/ml

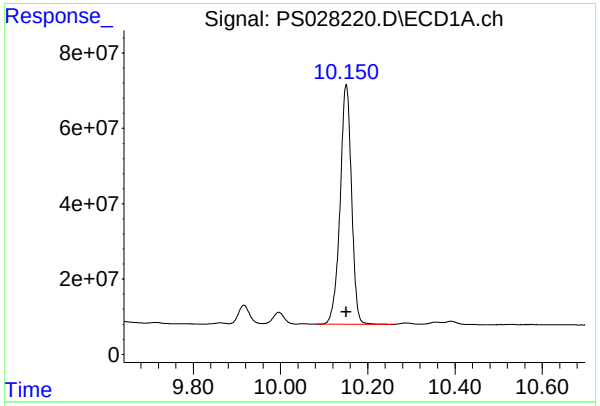

#13 2,4-DB

R.T.: 10.151 min
Delta R.T.: 0.000 min
Response: 1158640253
Conc: 712.50 ng/ml

Instrument :
ECD_S
ClientSampleId :
HSTDICC750

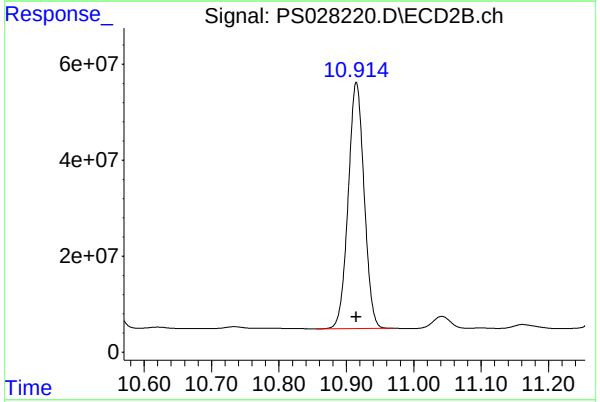

#13 2,4-DB

R.T.: 10.915 min
Delta R.T.: 0.000 min
Response: 843119673
Conc: 712.50 ng/ml

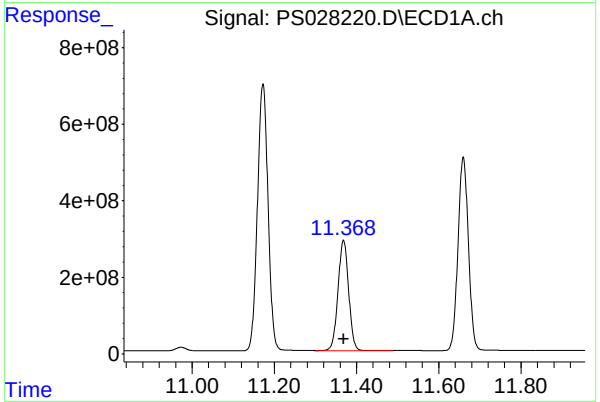

#14 DINOSEB

R.T.: 11.368 min
Delta R.T.: 0.000 min
Response: 5178333032
Conc: 705.00 ng/ml

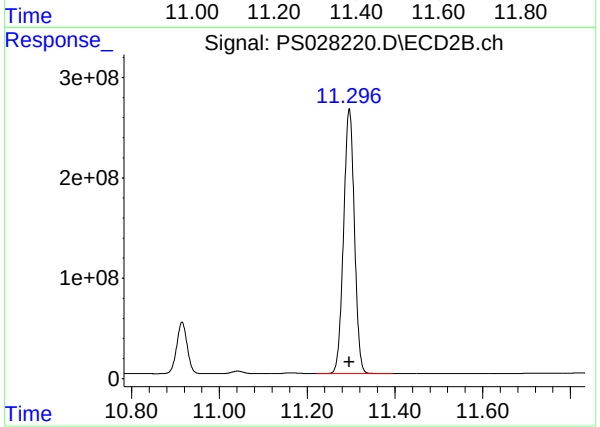

#14 DINOSEB

R.T.: 11.296 min
Delta R.T.: 0.000 min
Response: 4518260407
Conc: 705.00 ng/ml

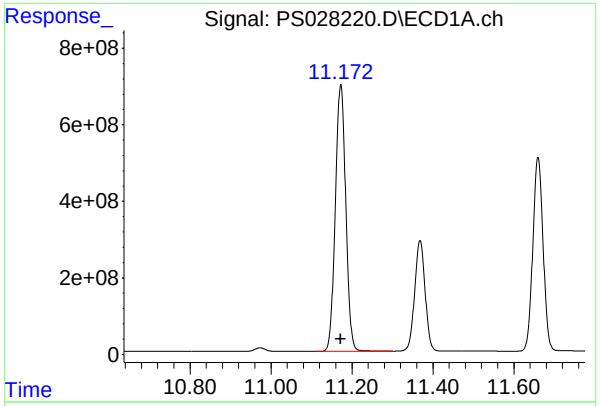

#15 Picloram

R.T.: 11.172 min
Delta R.T.: 0.000 min
Response: 12471570068
Conc: 712.50 ng/ml

Instrument :
ECD_S
ClientSampleId :
HSTDICC750

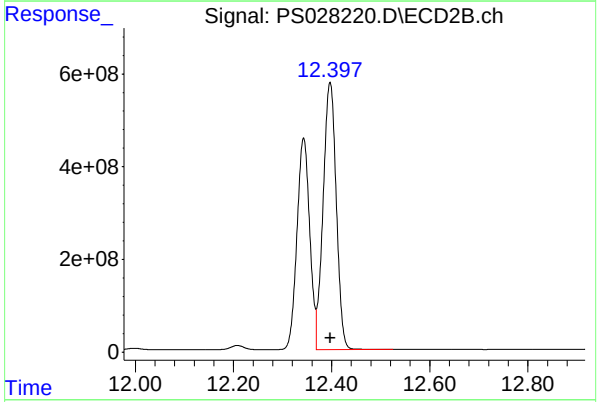

#15 Picloram

R.T.: 12.397 min
Delta R.T.: 0.000 min
Response: 10725502760
Conc: 712.50 ng/ml

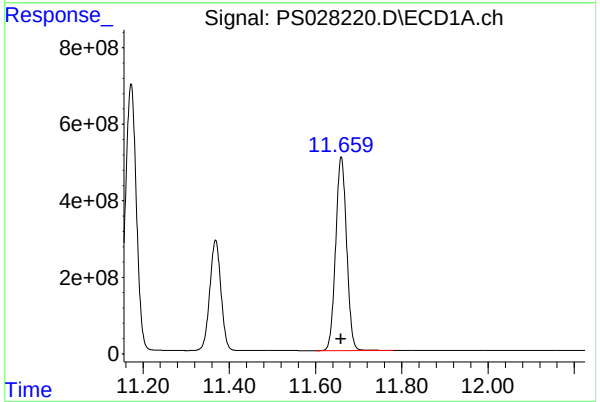

#16 DCPA

R.T.: 11.660 min
Delta R.T.: 0.000 min
Response: 8908735707
Conc: 720.00 ng/ml

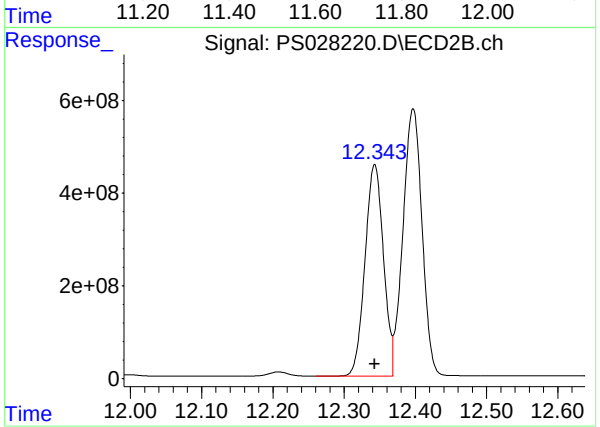

#16 DCPA

R.T.: 12.343 min
Delta R.T.: 0.000 min
Response: 8214249062
Conc: 720.00 ng/ml

Quantitation Report (QT Reviewed)

ICAL Form

Data Path : Z:\pestpcbsrv\HPCHEM1\ECD_S\Data\PS110524\
Data File : PS028221.D
Signal(s) : Signal #1: ECD1A.ch Signal #2: ECD2B.ch
Acq On : 05 Nov 2024 18:59
Operator : AR\AJ
Sample : HSTDICC1000
Misc :
ALS Vial : 6 Sample Multiplier: 1

Instrument :
ECD_S
ClientSampleId :
HSTDICC1000

Manual Integrations APPROVED

Reviewed By :Abdul Mirza 11/06/2024
Supervised By :Ankita Jodhani 11/07/2024

Integration File signal 1: autoint1.e
Integration File signal 2: autoint2.e
Quant Time: Nov 06 00:07:04 2024
Quant Method : Z:\pestpcbsrv\HPCHEM1\ECD_S\Method\PS110524.M
Quant Title : 8080.M
QLast Update : Wed Nov 06 00:04:46 2024
Response via : Initial Calibration
Integrator: ChemStation

Volume Inj. : 1 µl
Signal #1 Phase : ZB-MR1 Signal #2 Phase: ZB-MR2
Signal #1 Info : 30M x 0.32mm x0.5 Signal #2 Info : 30M x 0.32mm x 0.25µm

	Compound	RT#1	RT#2	Resp#1	Resp#2	ng/ml	ng/ml	
	System Monitoring Compounds							
4) S	2,4-DCAA	7.266	7.768	1717.2E6	1797.1E6	979.012m	1259.231	#
	Target Compounds							
1) T	Dalapon	2.656	2.712	2930.6E6	2568.7E6	940.507	1060.184	
2) T	3,5-DICHL...	6.433	6.718	2502.9E6	2464.1E6	913.731	1133.268	
3) T	4-Nitroph...	7.065	7.294	1039.1E6	1068.7E6	902.665	1104.043	
5) T	DICAMBA	7.455	7.970	7395.6E6	7978.2E6	943.594	1188.414	#
6) T	MCPP	7.641	8.074	536.1E6	603.0E6	96.460	128.469	#
7) T	MCPA	7.793	8.320	745.0E6	791.9E6	93.164	123.231	#
8) T	DICHLORPROP	8.167	8.687	1626.3E6	1919.2E6	924.004	1220.084	#
9) T	2,4-D	8.398	9.019	1832.8E6	2128.5E6	925.973	1201.927	#
10) T	Pentachlo...	8.699	9.550	24685.5E6	27588.7E6	929.006	1149.654	
11) T	2,4,5-TP ...	9.281	9.927	9308.8E6	11791.5E6	938.646	1214.440	#
12) T	2,4,5-T	9.573	10.349	9517.9E6	11633.2E6	940.996	1219.572	#
13) T	2,4-DB	10.151	10.916	1560.0E6	1513.1E6	959.308	1278.658	#
14) T	DINOSEB	11.369	11.297	6959.7E6	8114.3E6	947.520	1266.098	#
15) T	Picloram	11.172	12.397	16712.9E6	17366.7E6	954.807	1153.677	
16) T	DCPA	11.661	12.343	11787.6E6	13330.1E6	952.669	1168.419	

(f)=RT Delta > 1/2 Window (#)=Amounts differ by > 25% (m)=manual int.

ICAL Form

Data Path : Z:\pestpcbsrv\HPCHEM1\ECD_S\Data\PS110524\
Data File : PS028221.D
Signal(s) : Signal #1: ECD1A.ch Signal #2: ECD2B.ch
Acq On : 05 Nov 2024 18:59
Operator : AR\AJ
Sample : HSTDICC1000
Misc :
ALS Vial : 6 Sample Multiplier: 1

Instrument :
ECD_S
ClientSampleId :
HSTDICC1000

Manual Integrations APPROVED

Reviewed By :Abdul Mirza 11/06/2024
Supervised By :Ankita Jodhani 11/07/2024

Integration File signal 1: autoint1.e
Integration File signal 2: autoint2.e
Quant Time: Nov 06 00:07:04 2024
Quant Method : Z:\pestpcbsrv\HPCHEM1\ECD_S\Method\PS110524.M
Quant Title : 8080.M
QLast Update : Wed Nov 06 00:04:46 2024
Response via : Initial Calibration
Integrator: ChemStation

Volume Inj. : 1 µl
Signal #1 Phase : ZB-MR1 Signal #2 Phase: ZB-MR2
Signal #1 Info : 30M x 0.32mm x0.5 Signal #2 Info : 30M x 0.32mm x 0.25µm

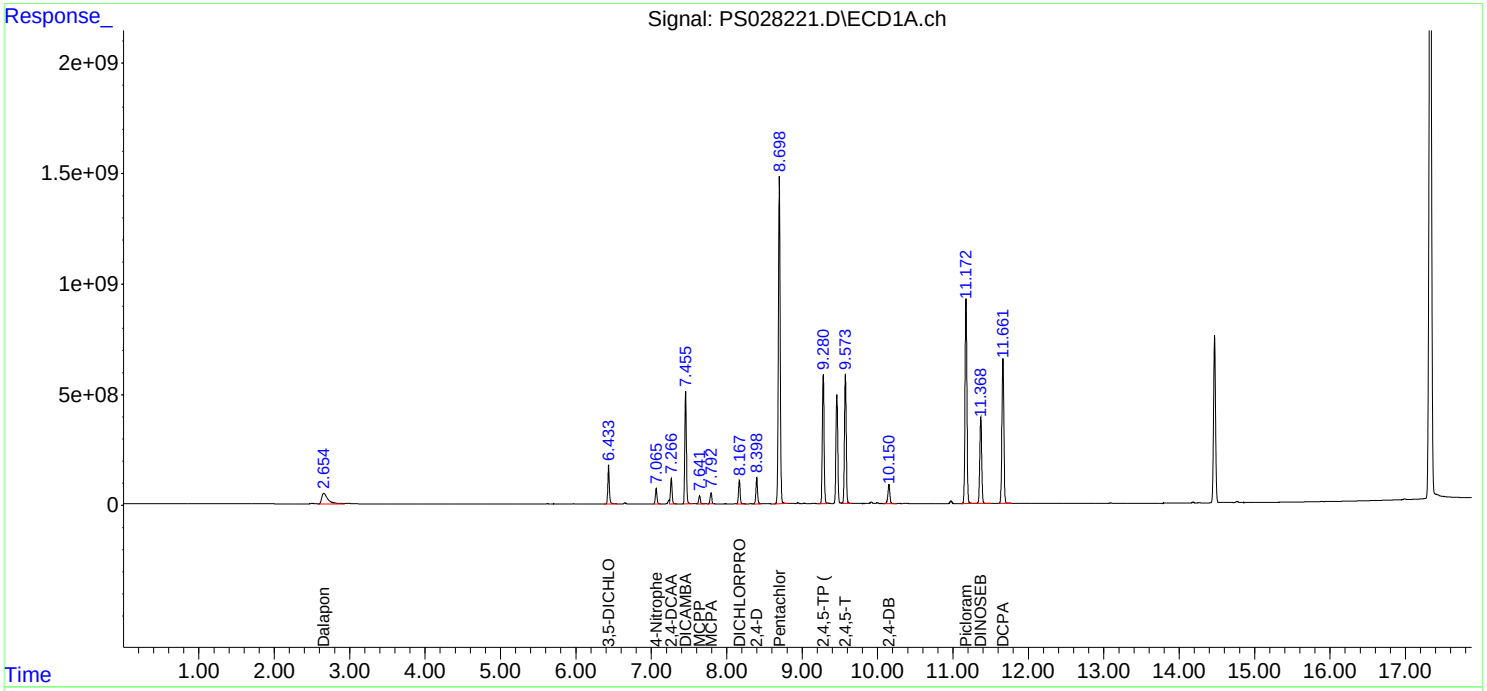

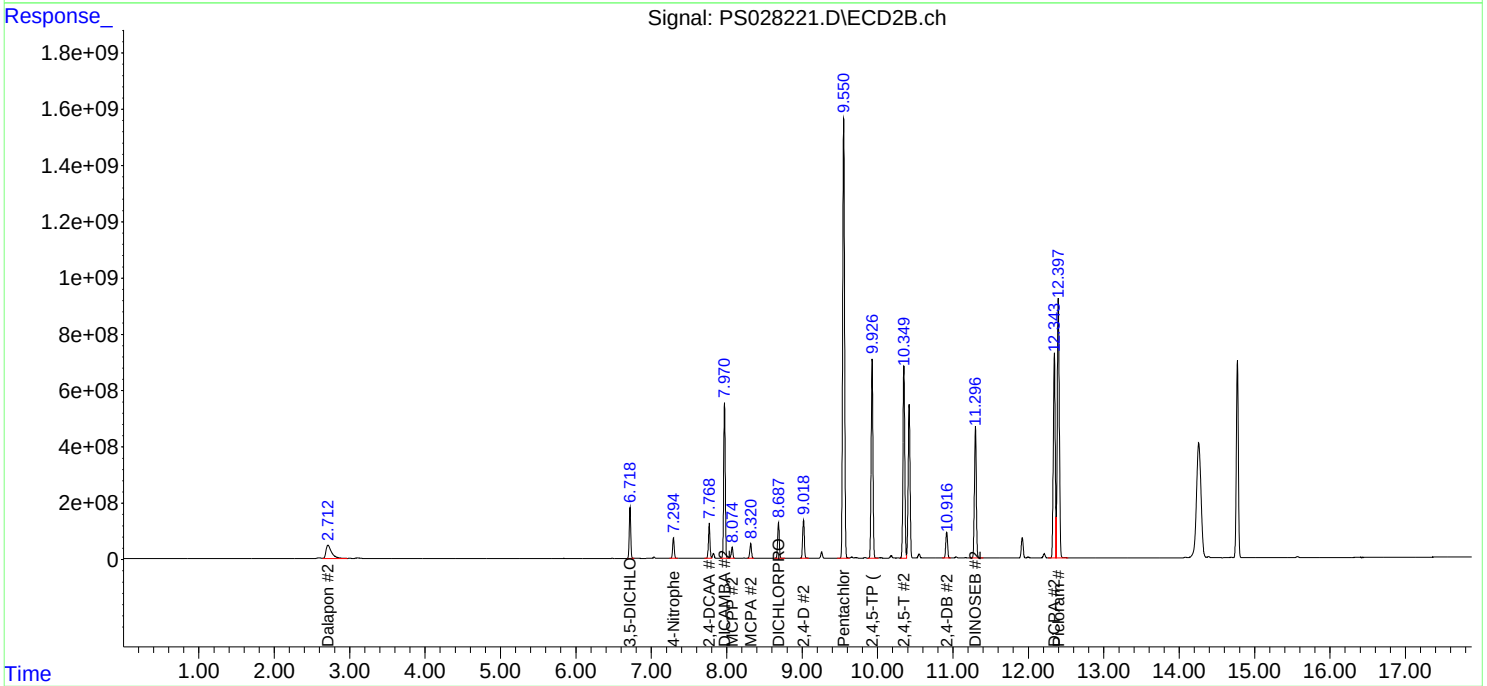

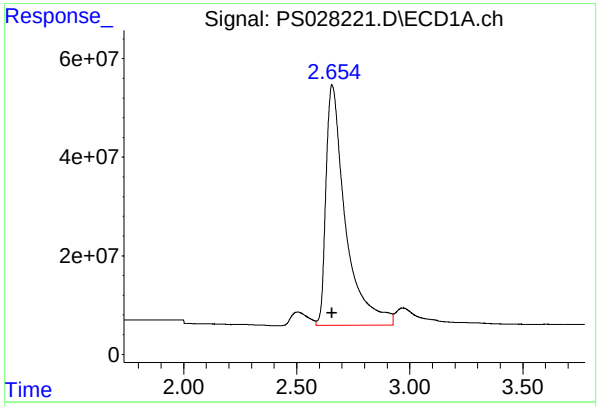

#1 Dalapon

R.T.: 2.656 min
Delta R.T.: 0.000 min
Response: 2930599166
Conc: 940.51 ng/ml

Instrument :
ECD_S
ClientSampleId :
HSTDICC1000

Manual Integrations APPROVED

Reviewed By :Abdul Mirza 11/06/2024
Supervised By :Ankita Jodhani 11/07/2024

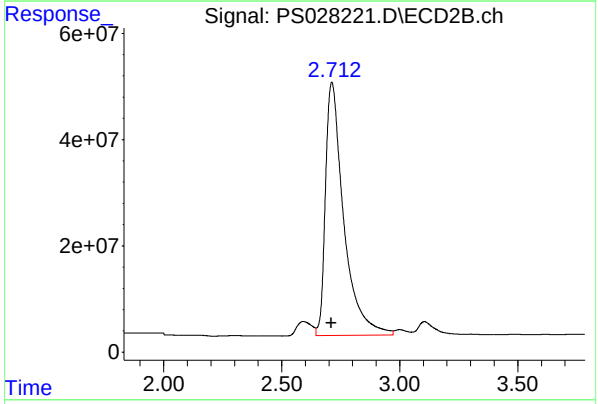

#1 Dalapon

R.T.: 2.712 min
Delta R.T.: 0.002 min
Response: 2568685386
Conc: 1060.18 ng/ml

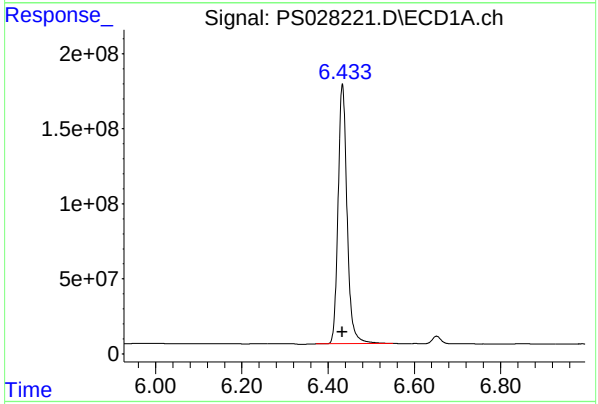

#2 3,5-DICHLOROBENZOIC ACID

R.T.: 6.433 min
Delta R.T.: 0.000 min
Response: 2502868309
Conc: 913.73 ng/ml

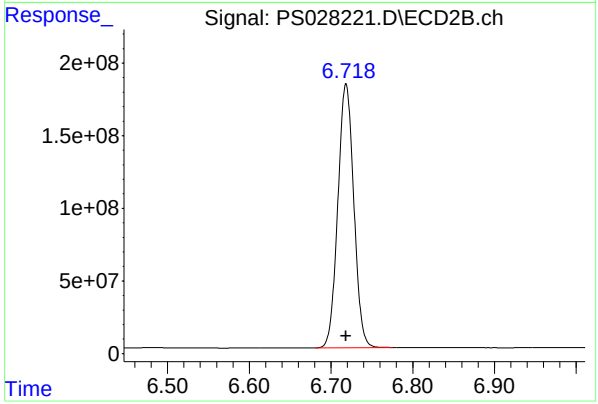

#2 3,5-DICHLOROBENZOIC ACID

R.T.: 6.718 min
Delta R.T.: 0.000 min
Response: 2464054753
Conc: 1133.27 ng/ml

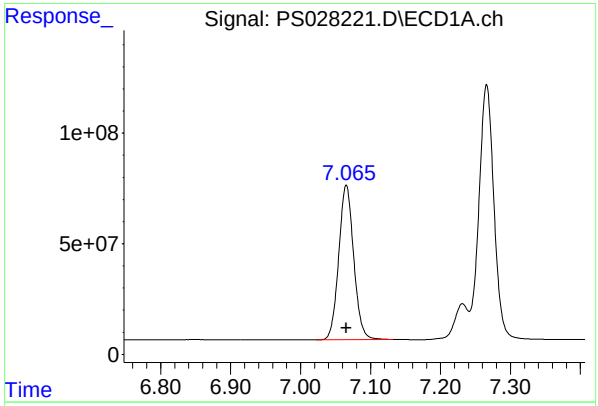

#3 4-Nitrophenol

R.T.: 7.065 min
Delta R.T.: 0.000 mi
Response: 1039140448
Conc: 902.66 ng/m

Instrument :
ECD_S
ClientSampleId :
HSTDICC1000

Manual Integrations APPROVED

Reviewed By :Abdul Mirza 11/06/2024
Supervised By :Ankita Jodhani 11/07/2024

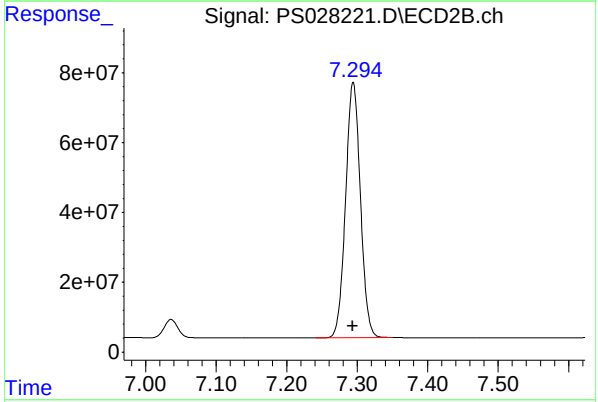

#3 4-Nitrophenol

R.T.: 7.294 min
Delta R.T.: 0.000 min
Response: 1068742876
Conc: 1104.04 ng/ml

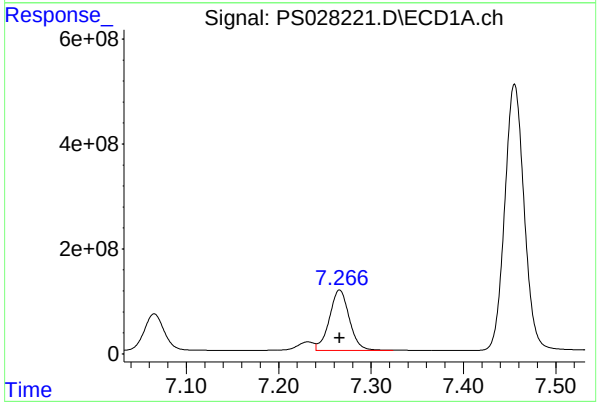

#4 2,4-DCAA

R.T.: 7.266 min
Delta R.T.: 0.000 min
Response: 1717235982
Conc: 979.01 ng/ml m

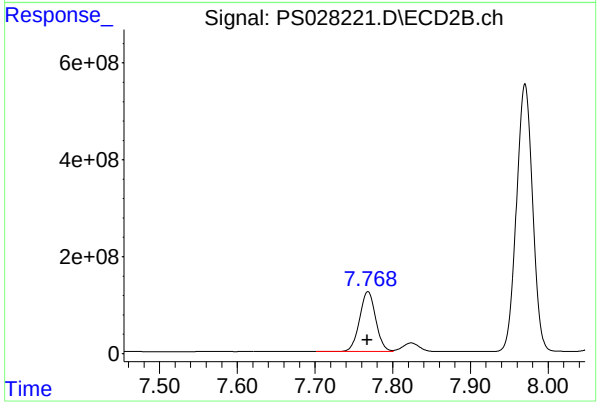

#4 2,4-DCAA

R.T.: 7.768 min
Delta R.T.: 0.000 min
Response: 1797123154
Conc: 1259.23 ng/ml

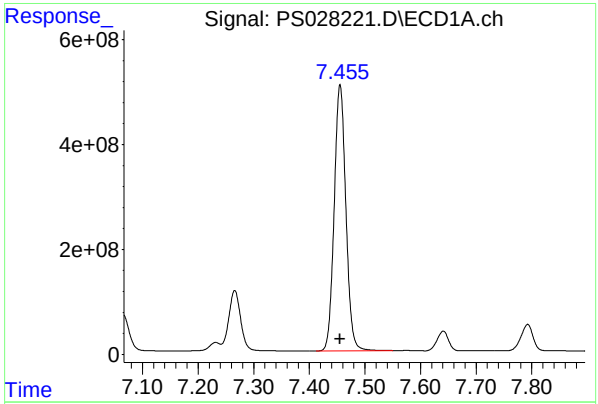

#5 DICAMBA

R.T.: 7.455 min
Delta R.T.: 0.000 min
Response: 7395613071
Conc: 943.59 ng/ml

Instrument :
ECD_S
ClientSampleId :
HSTDICC1000

Manual Integrations APPROVED

Reviewed By :Abdul Mirza 11/06/2024
Supervised By :Ankita Jodhani 11/07/2024

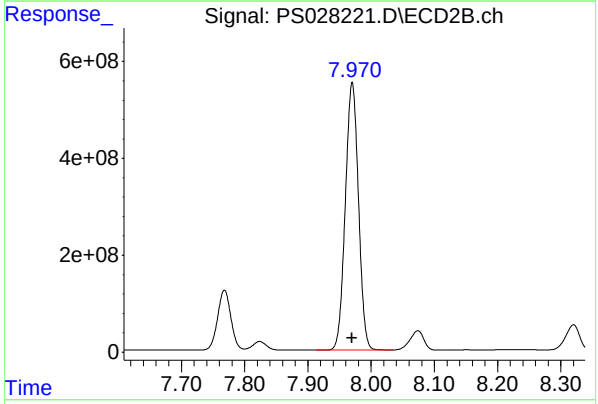

#5 DICAMBA

R.T.: 7.970 min
Delta R.T.: 0.000 min
Response: 7978239260
Conc: 1188.41 ng/ml

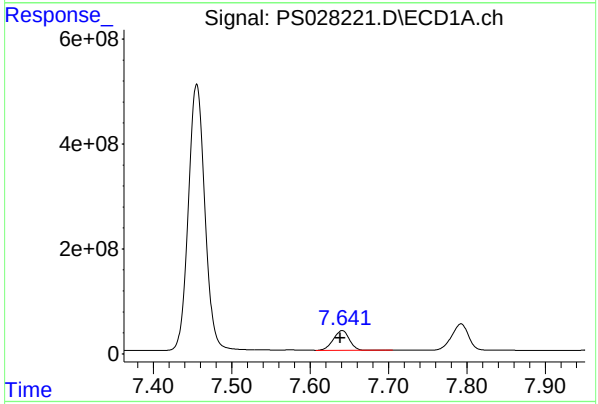

#6 MCPP

R.T.: 7.641 min
Delta R.T.: 0.002 min
Response: 536134919
Conc: 96.46 ug/ml

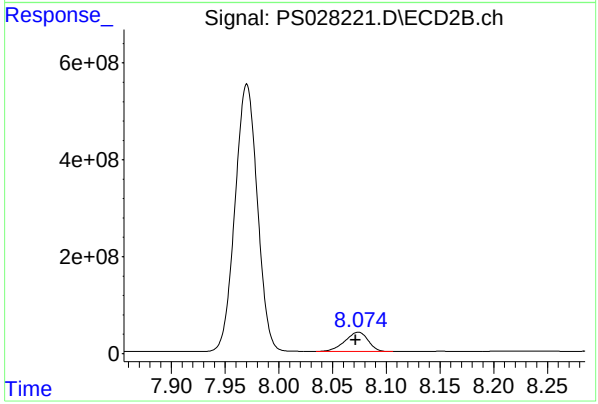

#6 MCPP

R.T.: 8.074 min
Delta R.T.: 0.002 min
Response: 603014872
Conc: 128.47 ug/ml

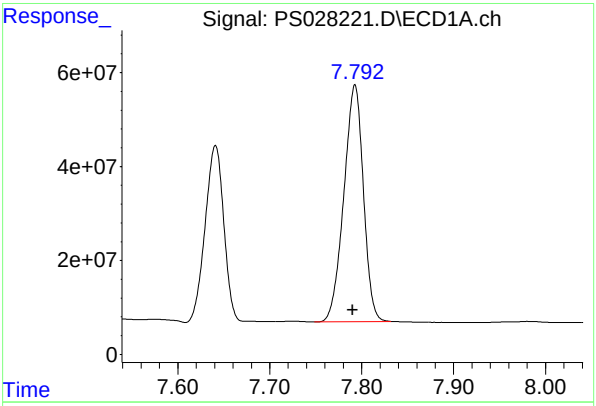

#7 MCPA

R.T.: 7.793 min
Delta R.T.: 0.002 mi
Response: 744995281
Conc: 93.16 ug/m

Instrument :
ECD_S
ClientSampleId :
HSTDICC1000

Manual Integrations APPROVED

Reviewed By :Abdul Mirza 11/06/2024
Supervised By :Ankita Jodhani 11/07/2024

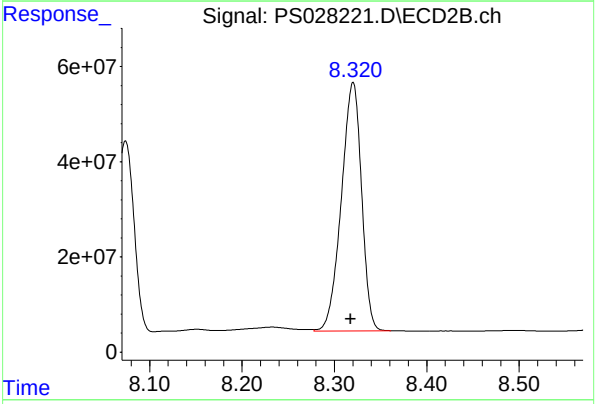

#7 MCPA

R.T.: 8.320 min
Delta R.T.: 0.003 min
Response: 791857720
Conc: 123.23 ug/ml

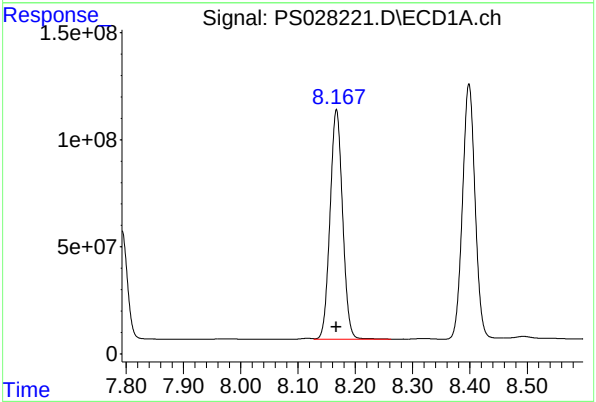

#8 DICHLORPROP

R.T.: 8.167 min
Delta R.T.: 0.000 min
Response: 1626307511
Conc: 924.00 ng/ml

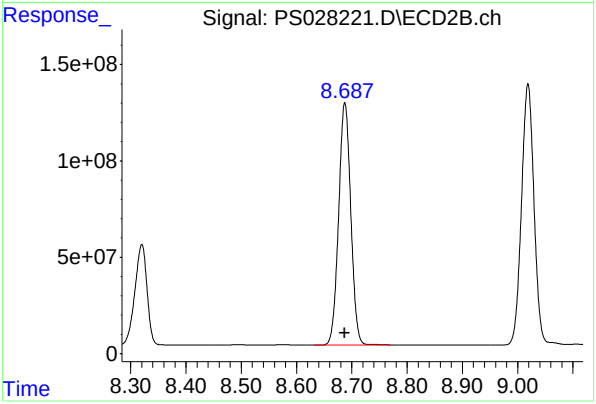

#8 DICHLORPROP

R.T.: 8.687 min
Delta R.T.: 0.000 min
Response: 1919155798
Conc: 1220.08 ng/ml

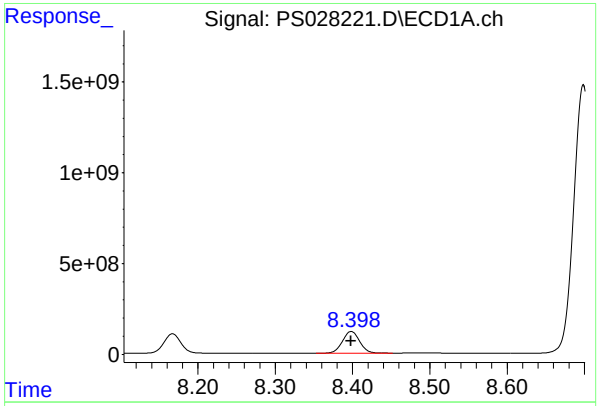

#9 2,4-D

R.T.: 8.398 min
Delta R.T.: 0.000 min
Response: 1832803763
Conc: 925.97 ng/ml

Instrument :
ECD_S
ClientSampleId :
HSTDICC1000

Manual Integrations APPROVED

Reviewed By :Abdul Mirza 11/06/2024
Supervised By :Ankita Jodhani 11/07/2024

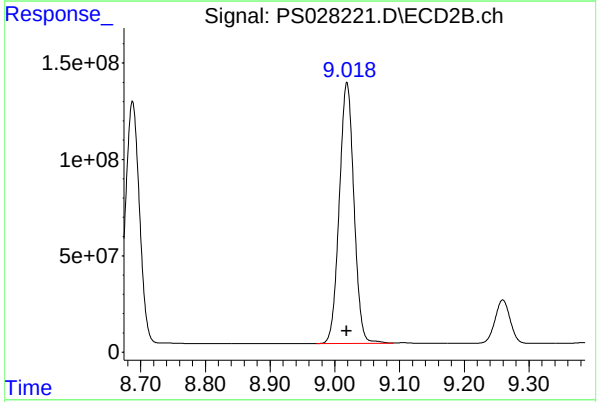

#9 2,4-D

R.T.: 9.019 min
Delta R.T.: 0.000 min
Response: 2128534298
Conc: 1201.93 ng/ml

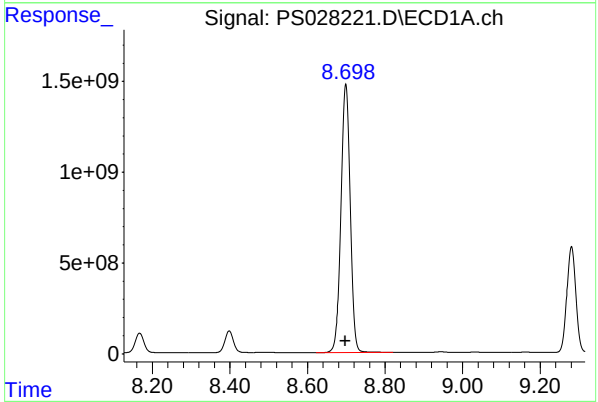

#10 Pentachlorophenol

R.T.: 8.699 min
Delta R.T.: 0.000 min
Response: 24685532349
Conc: 929.01 ng/ml

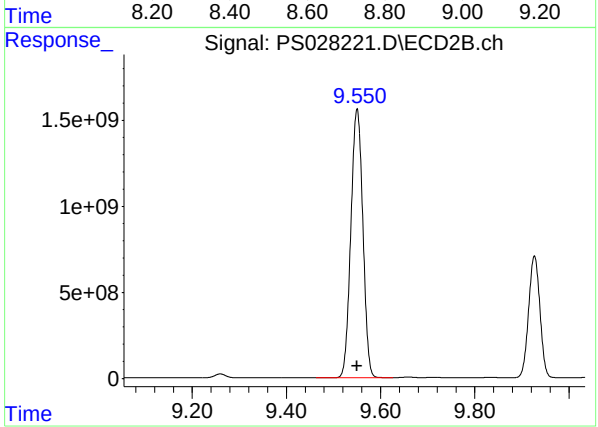

#10 Pentachlorophenol

R.T.: 9.550 min
Delta R.T.: 0.000 min
Response: 27588687551
Conc: 1149.65 ng/ml

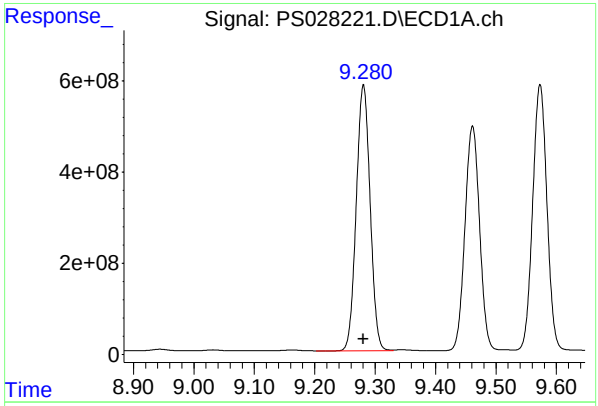

#11 2,4,5-TP (SILVEX)

R.T.: 9.281 min
Delta R.T.: 0.000 min
Response: 9308774395
Conc: 938.65 ng/ml

Instrument :
ECD_S
ClientSampleId :
HSTDICC1000

Manual Integrations APPROVED

Reviewed By :Abdul Mirza 11/06/2024
Supervised By :Ankita Jodhani 11/07/2024

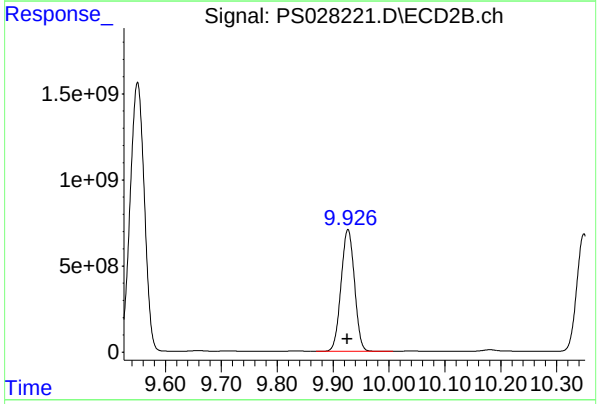

#11 2,4,5-TP (SILVEX)

R.T.: 9.927 min
Delta R.T.: 0.000 min
Response: 11791450430
Conc: 1214.44 ng/ml

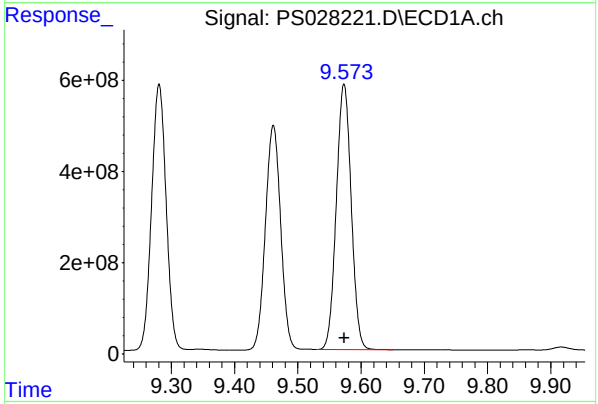

#12 2,4,5-T

R.T.: 9.573 min
Delta R.T.: 0.000 min
Response: 9517936783
Conc: 941.00 ng/ml

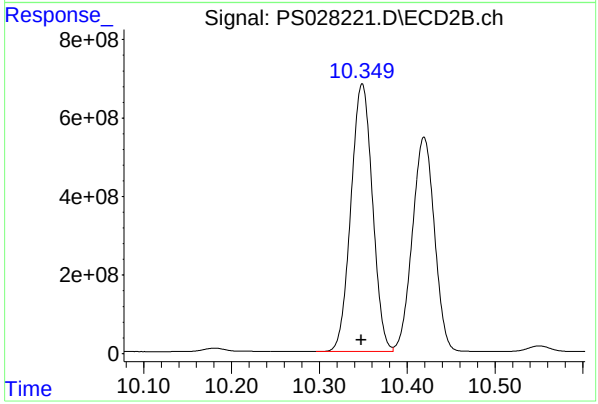

#12 2,4,5-T

R.T.: 10.349 min
Delta R.T.: 0.001 min
Response: 11633199146
Conc: 1219.57 ng/ml

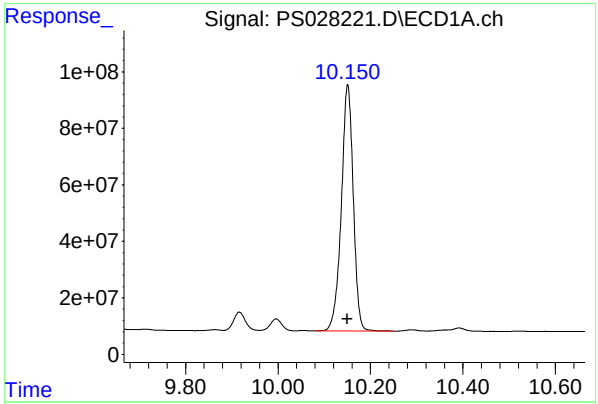

#13 2,4-DB

R.T.: 10.151 min
Delta R.T.: 0.000 min
Response: 1559989484
Conc: 959.31 ng/ml

Instrument :
ECD_S
ClientSampleId :
HSTDICC1000

Manual Integrations APPROVED

Reviewed By :Abdul Mirza 11/06/2024
Supervised By :Ankita Jodhani 11/07/2024

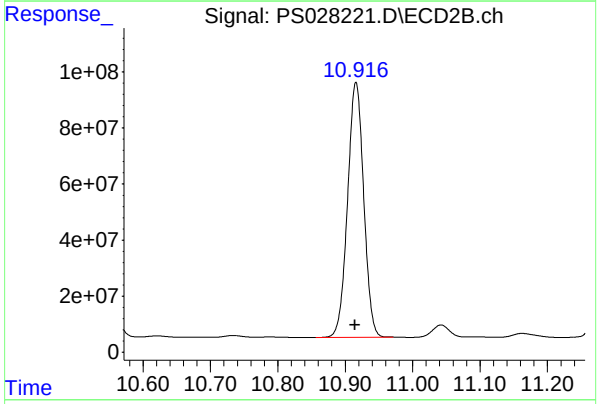

#13 2,4-DB

R.T.: 10.916 min
Delta R.T.: 0.001 min
Response: 1513069656
Conc: 1278.66 ng/ml

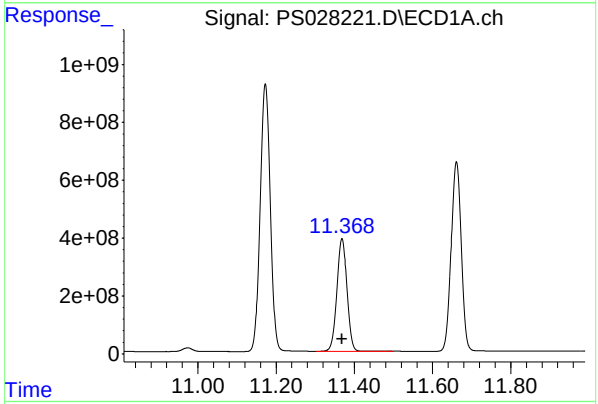

#14 DINOSEB

R.T.: 11.369 min
Delta R.T.: 0.000 min
Response: 6959682275
Conc: 947.52 ng/ml

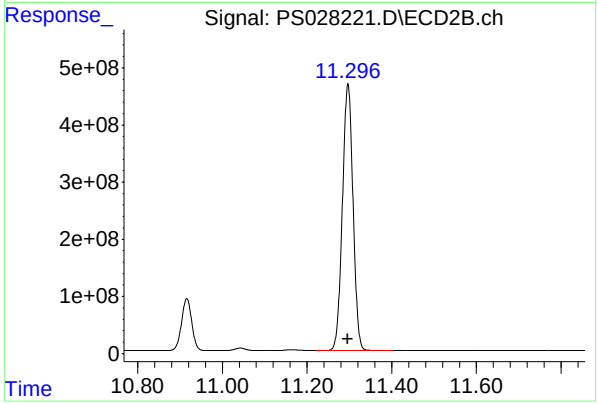

#14 DINOSEB

R.T.: 11.297 min
Delta R.T.: 0.000 min
Response: 8114268532
Conc: 1266.10 ng/ml

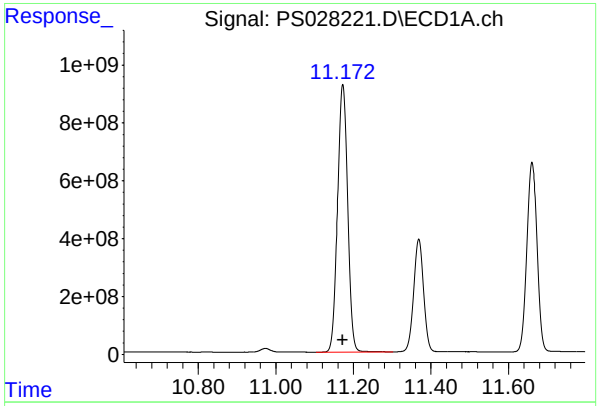

#15 Picloram

R.T.: 11.172 min
Delta R.T.: 0.000 min
Response: 16712896055
Conc: 954.81 ng/ml

Instrument :
ECD_S
ClientSampleId :
HSTDICC1000

Manual Integrations APPROVED

Reviewed By :Abdul Mirza 11/06/2024
Supervised By :Ankita Jodhani 11/07/2024

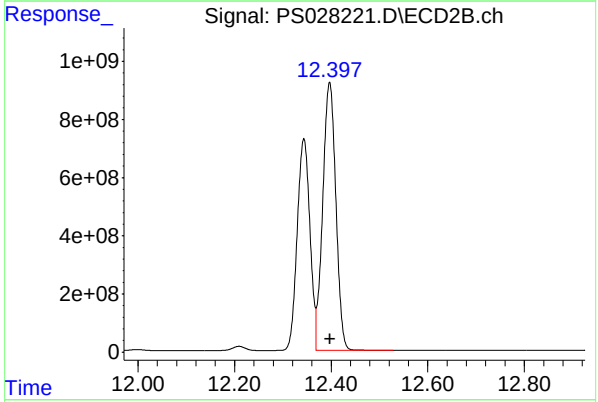

#15 Picloram

R.T.: 12.397 min
Delta R.T.: 0.000 min
Response: 17366681567
Conc: 1153.68 ng/ml

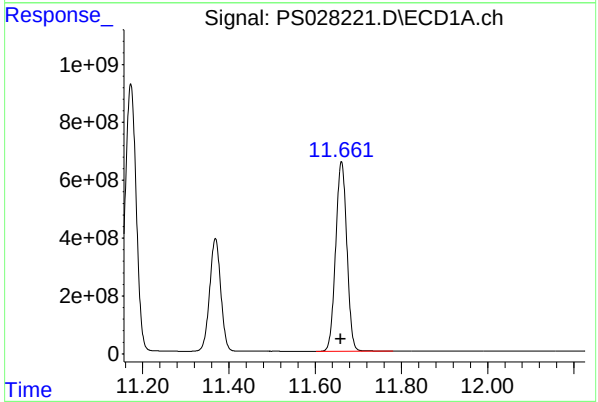

#16 DCPA

R.T.: 11.661 min
Delta R.T.: 0.001 min
Response: 11787601434
Conc: 952.67 ng/ml

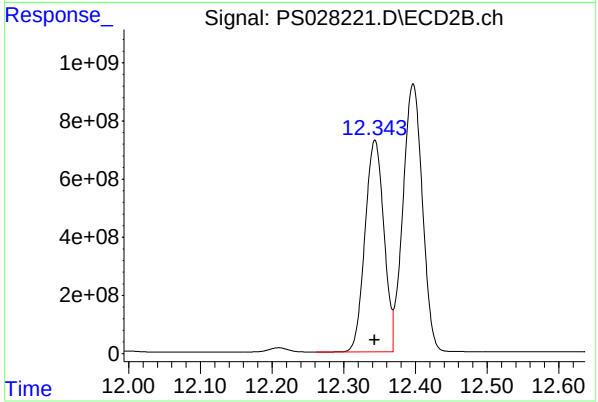

#16 DCPA

R.T.: 12.343 min
Delta R.T.: 0.000 min
Response: 13330122276
Conc: 1168.42 ng/ml

Quantitation Report (QT Reviewed)

ICAL Form

Data Path : Z:\pestpcbsrv\HPCHEM1\ECD_S\Data\PS110524\
Data File : PS028222.D
Signal(s) : Signal #1: ECD1A.ch Signal #2: ECD2B.ch
Acq On : 05 Nov 2024 19:23
Operator : AR\AJ
Sample : HSTDICC1500
Misc :
ALS Vial : 7 Sample Multiplier: 1

Instrument :
ECD_S
ClientSampleId :
HSTDICC1500

Integration File signal 1: autoint1.e
Integration File signal 2: autoint2.e
Quant Time: Nov 06 00:07:33 2024
Quant Method : Z:\pestpcbsrv\HPCHEM1\ECD_S\Method\PS110524.M
Quant Title : 8080.M
QLast Update : Wed Nov 06 00:04:46 2024
Response via : Initial Calibration
Integrator: ChemStation

Volume Inj. : 1 µl
Signal #1 Phase : ZB-MR1 Signal #2 Phase: ZB-MR2
Signal #1 Info : 30M x 0.32mm x0.5 Signal #2 Info : 30M x 0.32mm x 0.25µm

		Compound	RT#1	RT#2	Resp#1	Resp#2	ng/ml	ng/ml
		System Monitoring Compounds						
4)	S	2,4-DCAA	7.267	7.769	2496.4E6	2522.3E6	1423.228	1767.332
		Target Compounds						
1)	T	Dalapon	2.658	2.712	4367.4E6	3951.4E6	1401.616	1630.898
2)	T	3,5-DICHL...	6.434	6.719	3617.6E6	3491.7E6	1320.707	1605.914
3)	T	4-Nitroph...	7.065	7.295	1536.7E6	1546.2E6	1334.912	1597.241
5)	T	DICAMBA	7.456	7.970	10922.3E6	11204.0E6	1393.559	1668.908
6)	T	MCPP	7.644	8.078	809.8E6	866.9E6	145.705	184.688 #
7)	T	MCPA	7.797	8.325	1095.0E6	1127.8E6	136.933	175.518 #
8)	T	DICHLORPROP	8.168	8.688	2365.8E6	2684.9E6	1344.141	1706.912 #
9)	T	2,4-D	8.398	9.020	2676.3E6	2978.6E6	1352.120	1681.909
10)	T	Pentachlo...	8.698	9.551	35301.7E6	37079.6E6	1328.530	1545.151
11)	T	2,4,5-TP ...	9.281	9.927	13500.9E6	16175.8E6	1361.352	1665.997
12)	T	2,4,5-T	9.573	10.349	13834.0E6	16032.6E6	1367.709	1680.783
13)	T	2,4-DB	10.151	10.917	2333.5E6	2146.7E6	1434.965	1814.086 #
14)	T	DINOSEB	11.369	11.297	10243.1E6	11405.8E6	1394.544	1779.692 #
15)	T	Picloram	11.173	12.398	24634.7E6	24370.3E6	1407.379	1618.931
16)	T	DCPA	11.660	12.345	17058.5E6	18169.5E6	1378.658	1592.606

(f)=RT Delta > 1/2 Window (#)=Amounts differ by > 25% (m)=manual int.

ICAL Form

Data Path : Z:\pestpcbsrv\HPCHEM1\ECD_S\Data\PS110524\
Data File : PS028222.D
Signal(s) : Signal #1: ECD1A.ch Signal #2: ECD2B.ch
Acq On : 05 Nov 2024 19:23
Operator : AR\AJ
Sample : HSTDICC1500
Misc :
ALS Vial : 7 Sample Multiplier: 1

Instrument :
ECD_S
ClientSampleId :
HSTDICC1500

Integration File signal 1: autoint1.e
Integration File signal 2: autoint2.e
Quant Time: Nov 06 00:07:33 2024
Quant Method : Z:\pestpcbsrv\HPCHEM1\ECD_S\Method\PS110524.M
Quant Title : 8080.M
QLast Update : Wed Nov 06 00:04:46 2024
Response via : Initial Calibration
Integrator: ChemStation

Volume Inj. : 1 µl
Signal #1 Phase : ZB-MR1 Signal #2 Phase: ZB-MR2
Signal #1 Info : 30M x 0.32mm x0.5 Signal #2 Info : 30M x 0.32mm x 0.25µm

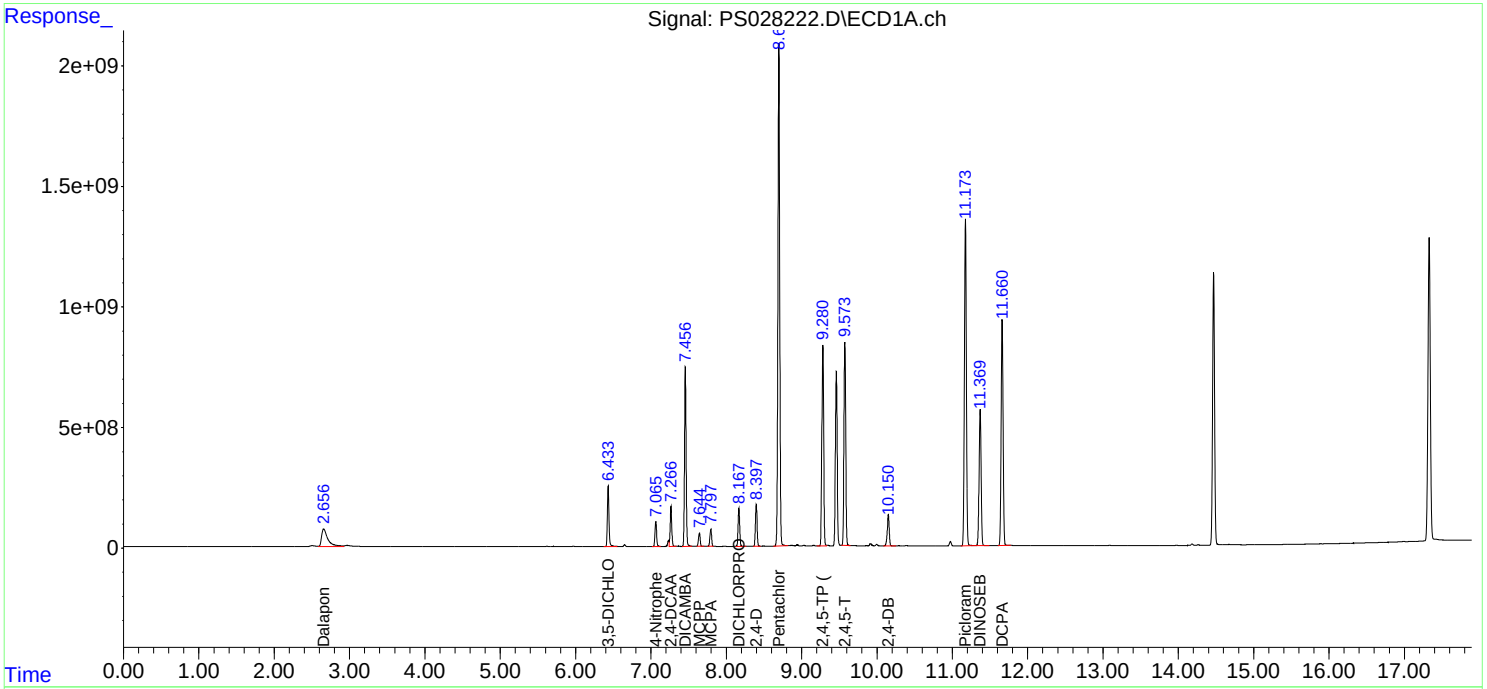

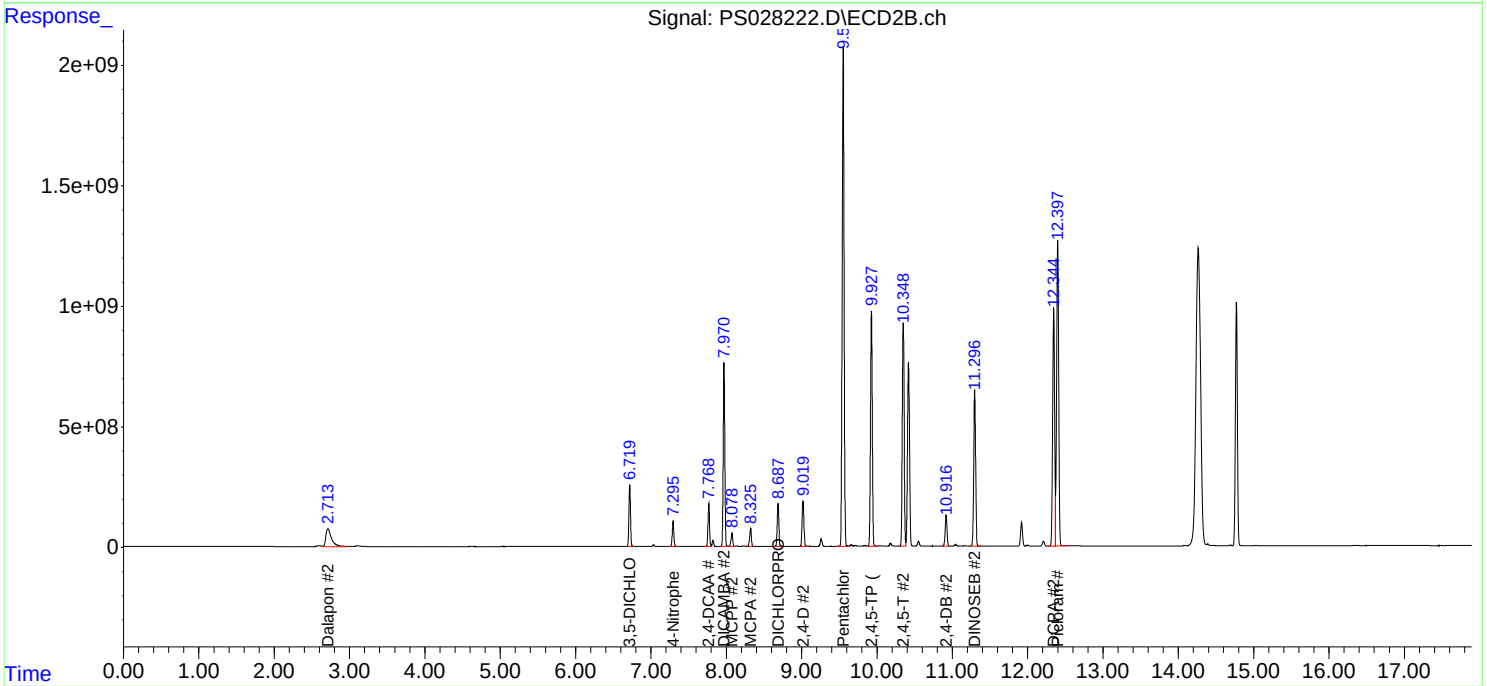

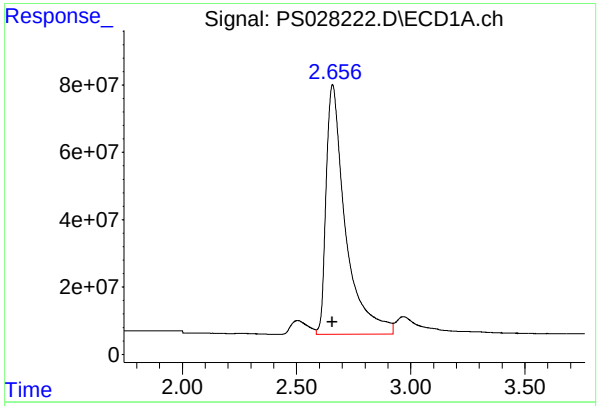

#1 Dalapon

R.T.: 2.658 min
Delta R.T.: 0.000 min
Response: 4367402041
Conc: 1401.62 ng/ml

Instrument :
ECD_S
ClientSampleId :
HSTDICC1500

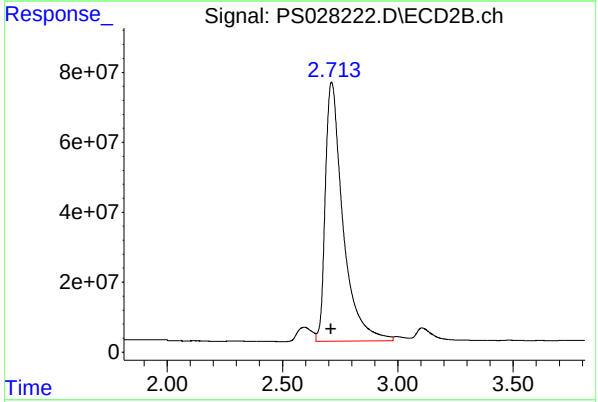

#1 Dalapon

R.T.: 2.712 min
Delta R.T.: 0.002 min
Response: 3951448771
Conc: 1630.90 ng/ml

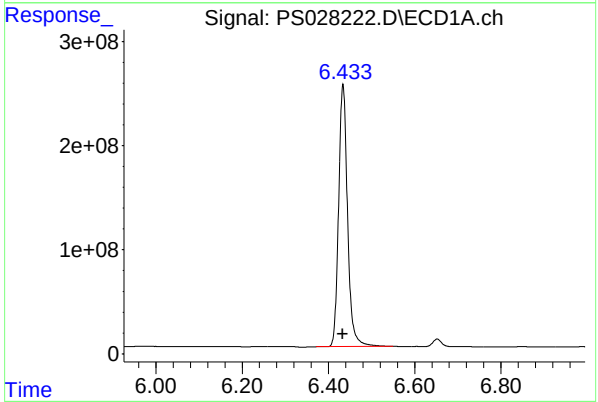

#2 3,5-DICHLOROBENZOIC ACID

R.T.: 6.434 min
Delta R.T.: 0.000 min
Response: 3617648041
Conc: 1320.71 ng/ml

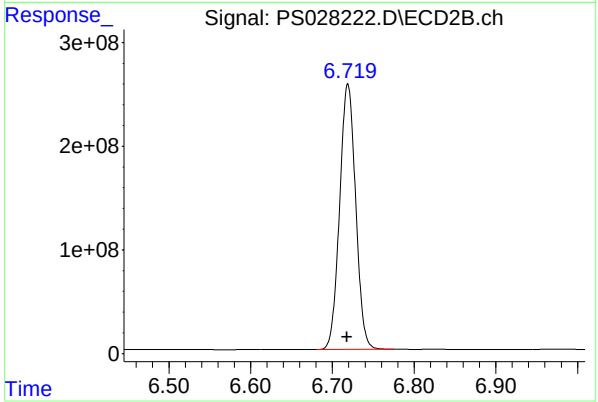

#2 3,5-DICHLOROBENZOIC ACID

R.T.: 6.719 min
Delta R.T.: 0.000 min
Response: 3491725417
Conc: 1605.91 ng/ml

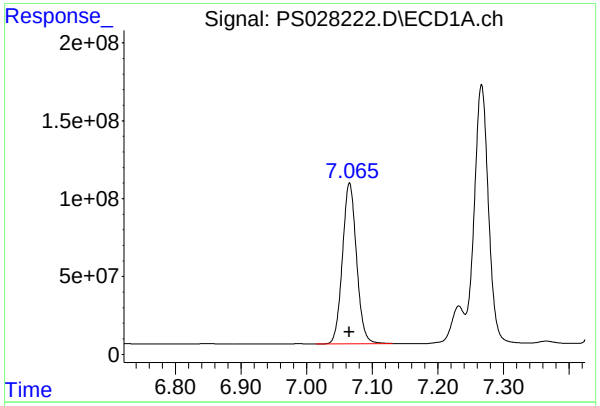

#3 4-Nitrophenol

R.T.: 7.065 min
Delta R.T.: 0.000 min
Response: 1536739794
Conc: 1334.91 ng/ml

Instrument :
ECD_S
ClientSampleId :
HSTDICC1500

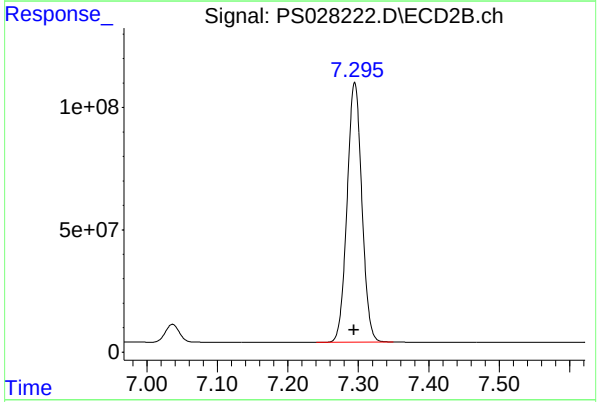

#3 4-Nitrophenol

R.T.: 7.295 min
Delta R.T.: 0.001 min
Response: 1546171650
Conc: 1597.24 ng/ml

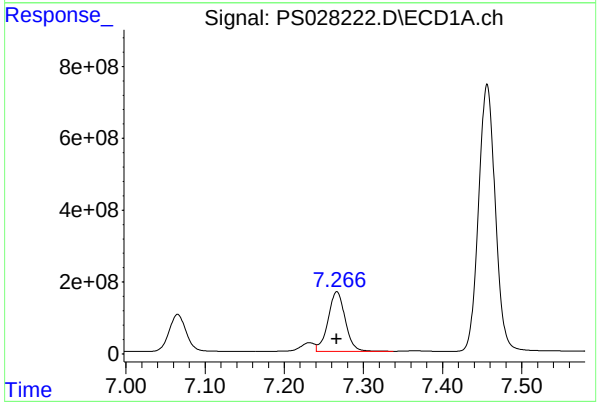

#4 2,4-DCAA

R.T.: 7.267 min
Delta R.T.: 0.000 min
Response: 2496414482
Conc: 1423.23 ng/ml

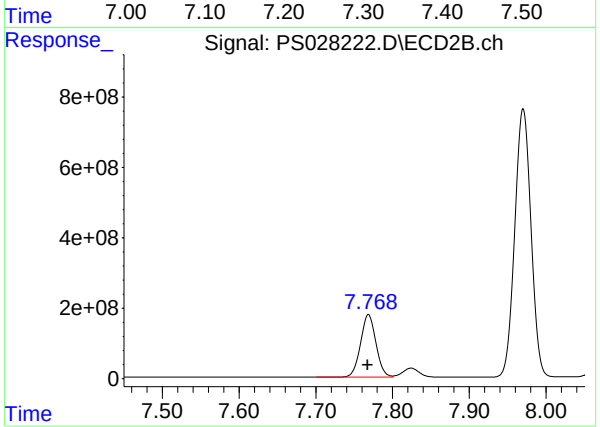

#4 2,4-DCAA

R.T.: 7.769 min
Delta R.T.: 0.001 min
Response: 2522263487
Conc: 1767.33 ng/ml

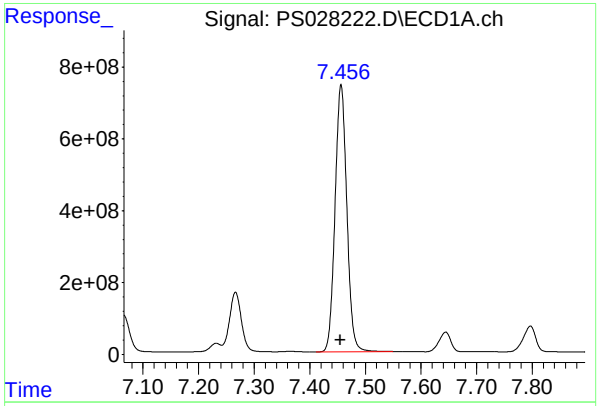

#5 DICAMBA

R.T.: 7.456 min
Delta R.T.: 0.001 mi
Response: 10922311995
Conc: 1393.56 ng/m

Instrument :
ECD_S
ClientSampleId :
HSTDICC1500

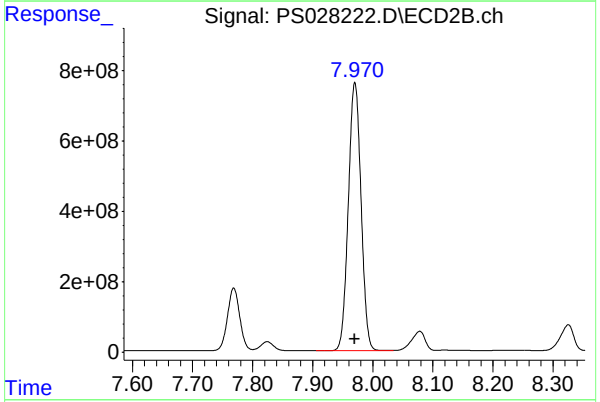

#5 DICAMBA

R.T.: 7.970 min
Delta R.T.: 0.000 min
Response: 11203962577
Conc: 1668.91 ng/ml

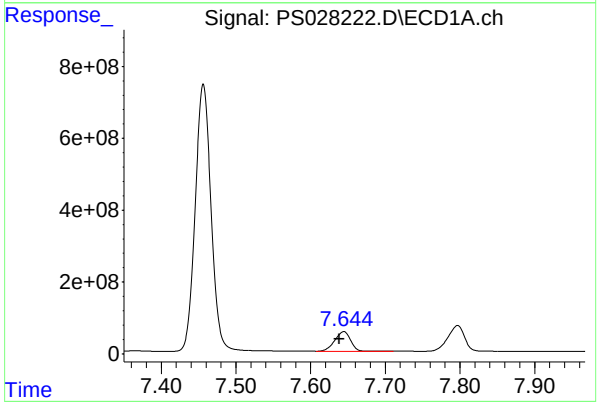

#6 MCPP

R.T.: 7.644 min
Delta R.T.: 0.006 min
Response: 809841067
Conc: 145.70 ug/ml

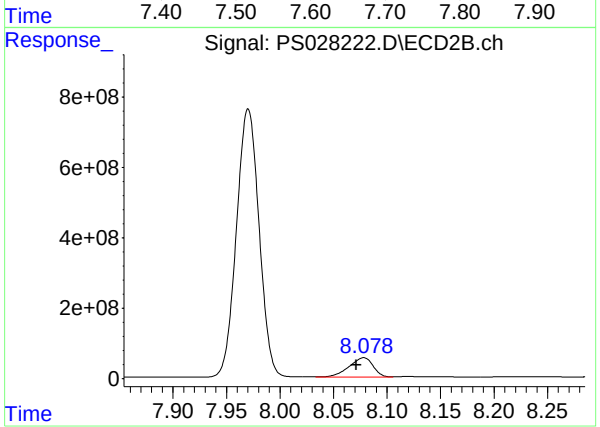

#6 MCPP

R.T.: 8.078 min
Delta R.T.: 0.007 min
Response: 866896551
Conc: 184.69 ug/ml

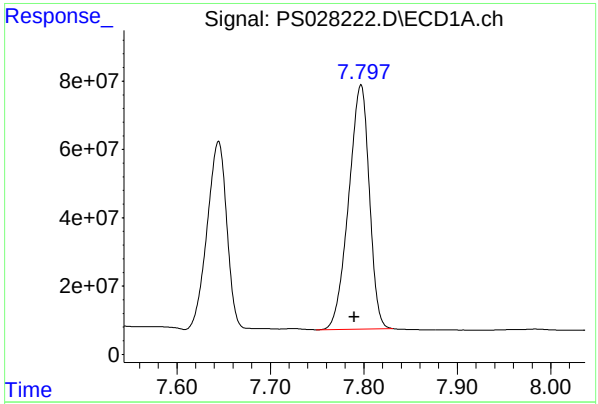

#7 MCPA

R.T.: 7.797 min
Delta R.T.: 0.007 min
Response: 1094996061
Conc: 136.93 ug/ml

Instrument :
ECD_S
ClientSampleId :
HSTDICC1500

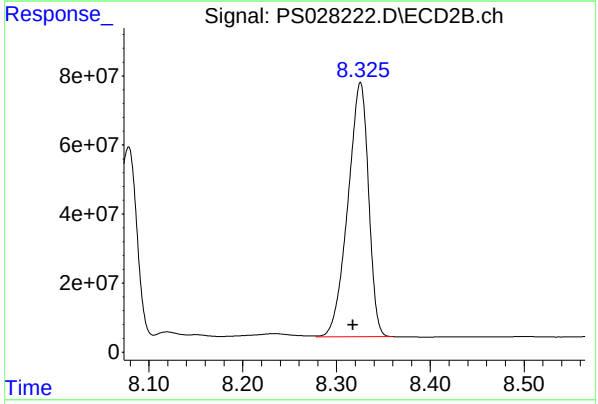

#7 MCPA

R.T.: 8.325 min
Delta R.T.: 0.008 min
Response: 1127845394
Conc: 175.52 ug/ml

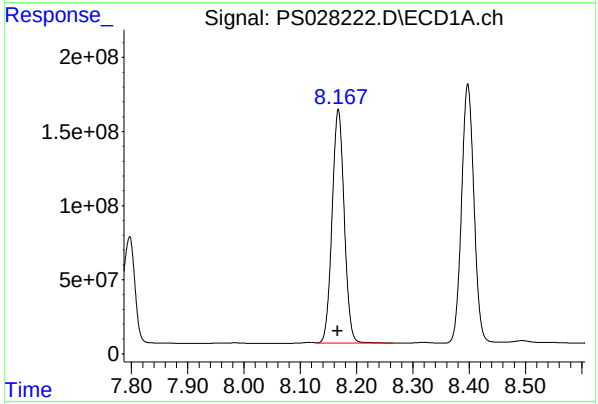

#8 DICHLORPROP

R.T.: 8.168 min
Delta R.T.: 0.001 min
Response: 2365776085
Conc: 1344.14 ng/ml

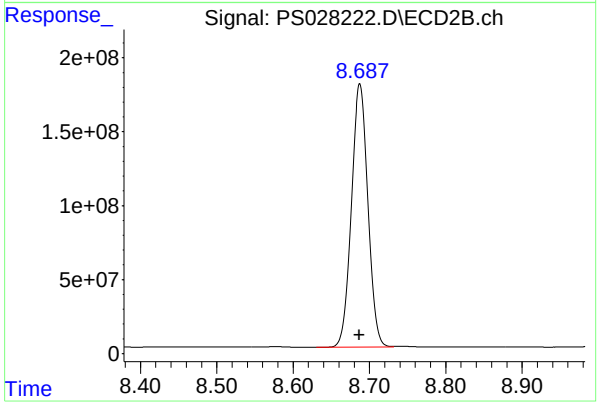

#8 DICHLORPROP

R.T.: 8.688 min
Delta R.T.: 0.000 min
Response: 2684922263
Conc: 1706.91 ng/ml

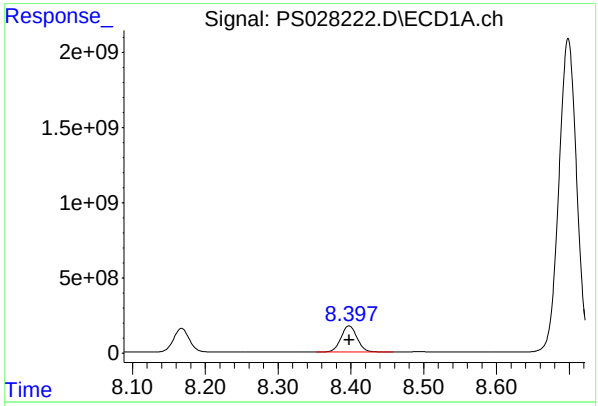

#9 2,4-D

R.T.: 8.398 min
Delta R.T.: 0.000 min
Response: 2676288381
Conc: 1352.12 ng/ml

Instrument :
ECD_S
ClientSampleId :
HSTDICC1500

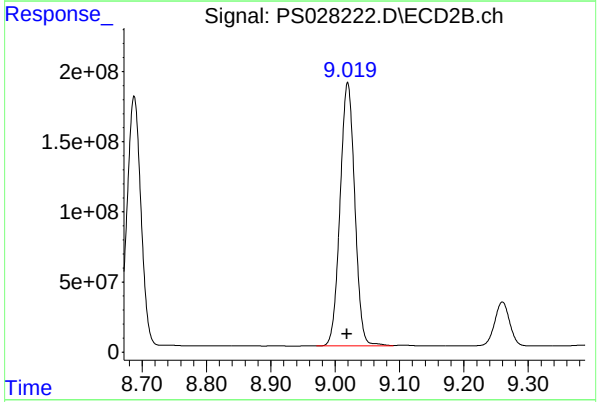

#9 2,4-D

R.T.: 9.020 min
Delta R.T.: 0.000 min
Response: 2978551605
Conc: 1681.91 ng/ml

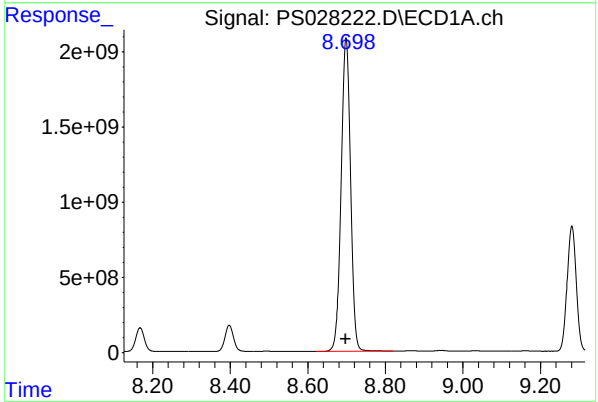

#10 Pentachlorophenol

R.T.: 8.698 min
Delta R.T.: 0.000 min
Response: 35301680042
Conc: 1328.53 ng/ml

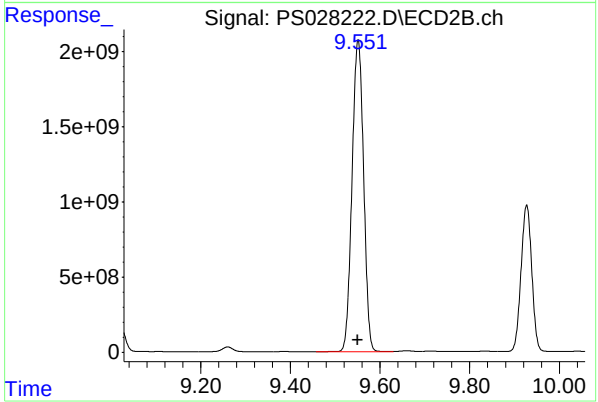

#10 Pentachlorophenol

R.T.: 9.551 min
Delta R.T.: 0.001 min
Response: 37079580383
Conc: 1545.15 ng/ml

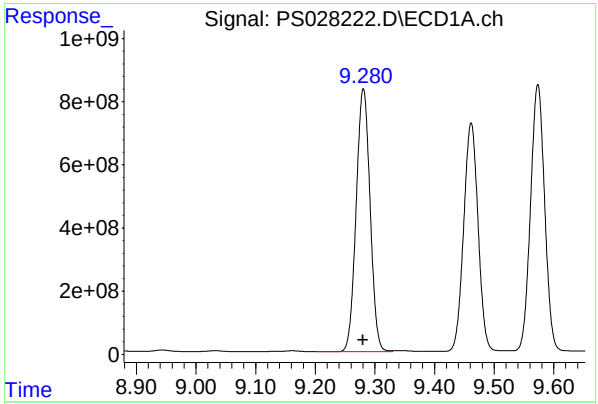

#11 2,4,5-TP (SILVEX)

R.T.: 9.281 min
Delta R.T.: 0.000 mi
Response: 13500855739
Conc: 1361.35 ng/m

Instrument :
ECD_S
ClientSampleId :
HSTDICC1500

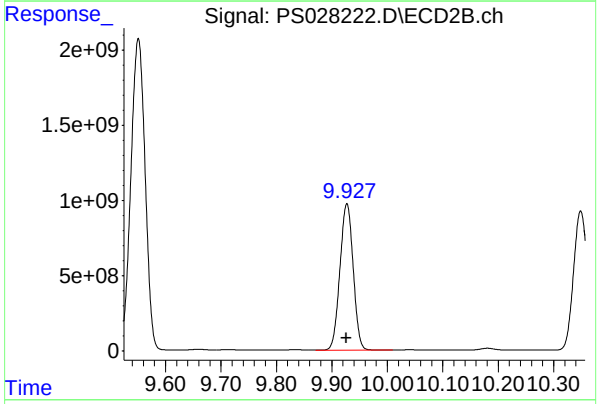

#11 2,4,5-TP (SILVEX)

R.T.: 9.927 min
Delta R.T.: 0.001 min
Response: 16175780698
Conc: 1666.00 ng/ml

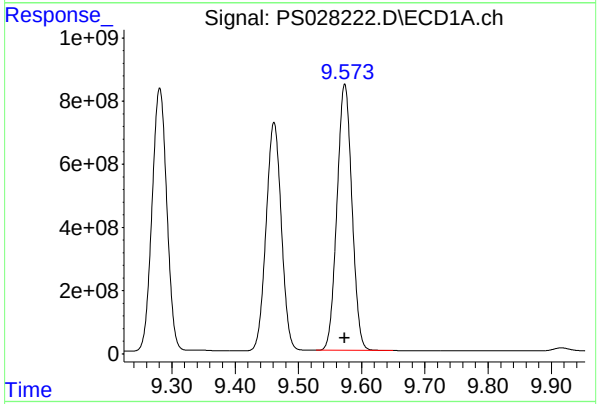

#12 2,4,5-T

R.T.: 9.573 min
Delta R.T.: 0.000 min
Response: 13834026145
Conc: 1367.71 ng/ml

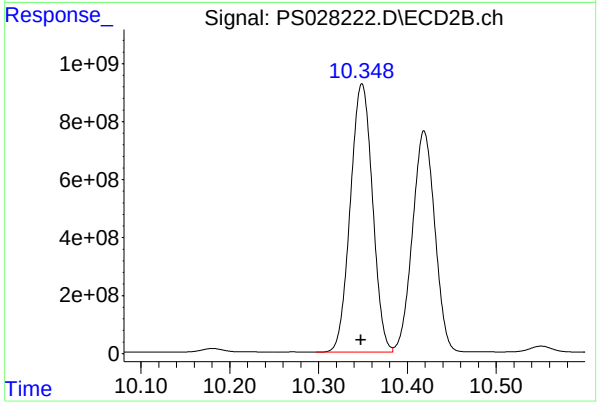

#12 2,4,5-T

R.T.: 10.349 min
Delta R.T.: 0.001 min
Response: 16032569090
Conc: 1680.78 ng/ml

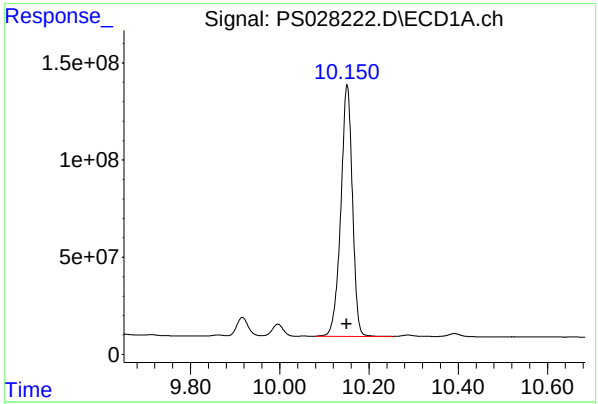

#13 2,4-DB

R.T.: 10.151 min
Delta R.T.: 0.000 mi
Response: 2333485447
Conc: 1434.97 ng/m

Instrument :
ECD_S
ClientSampleId :
HSTDICC1500

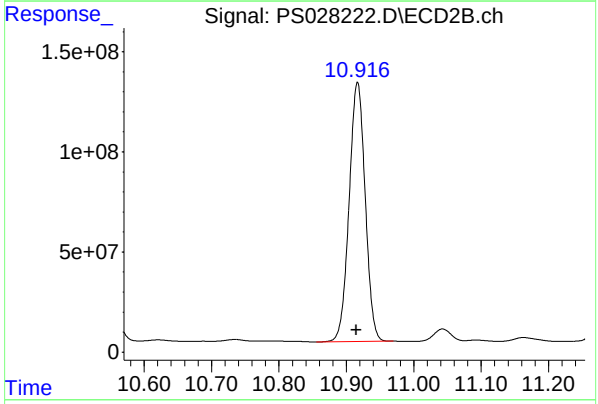

#13 2,4-DB

R.T.: 10.917 min
Delta R.T.: 0.002 min
Response: 2146654971
Conc: 1814.09 ng/ml

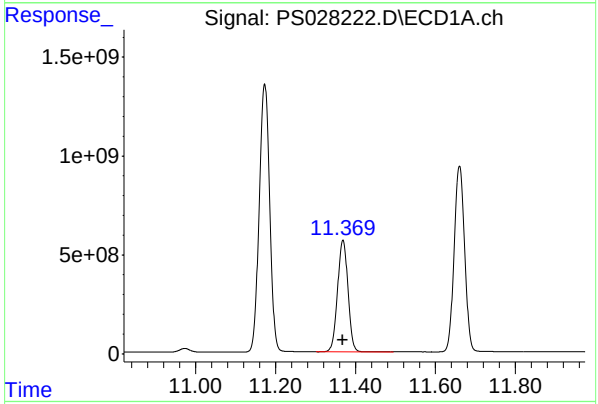

#14 DINOSEB

R.T.: 11.369 min
Delta R.T.: 0.000 min
Response: 10243137765
Conc: 1394.54 ng/ml

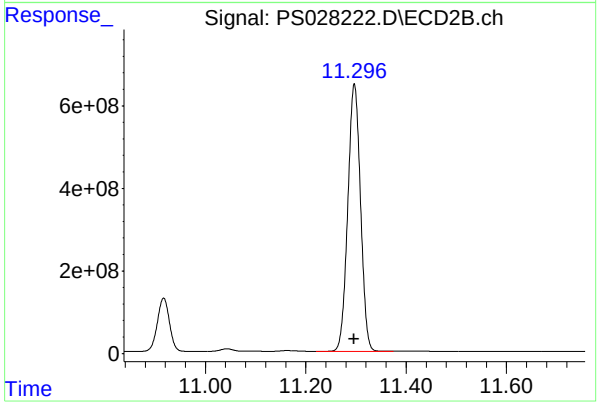

#14 DINOSEB

R.T.: 11.297 min
Delta R.T.: 0.000 min
Response: 11405832977
Conc: 1779.69 ng/ml

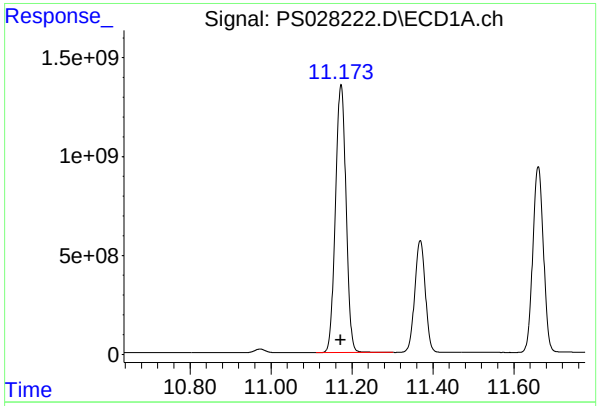

#15 Picloram

R.T.: 11.173 min
Delta R.T.: 0.000 min
Response: 24634702726
Conc: 1407.38 ng/ml

Instrument :
ECD_S
ClientSampleId :
HSTDICC1500

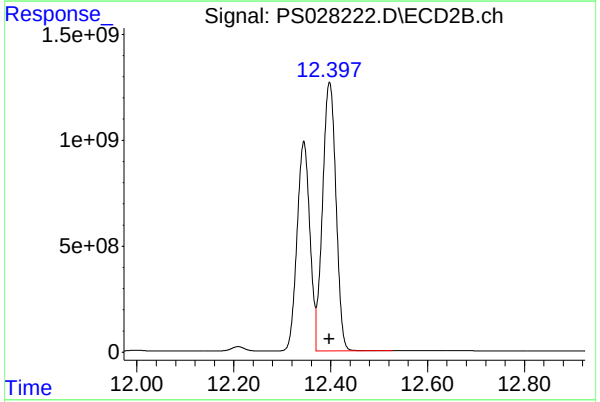

#15 Picloram

R.T.: 12.398 min
Delta R.T.: 0.000 min
Response: 24370313669
Conc: 1618.93 ng/ml

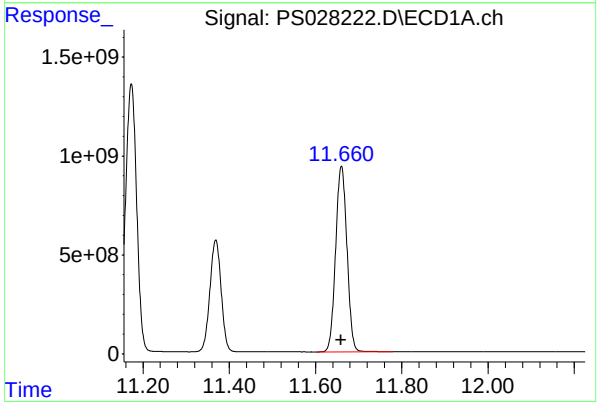

#16 DCPA

R.T.: 11.660 min
Delta R.T.: 0.000 min
Response: 17058466381
Conc: 1378.66 ng/ml

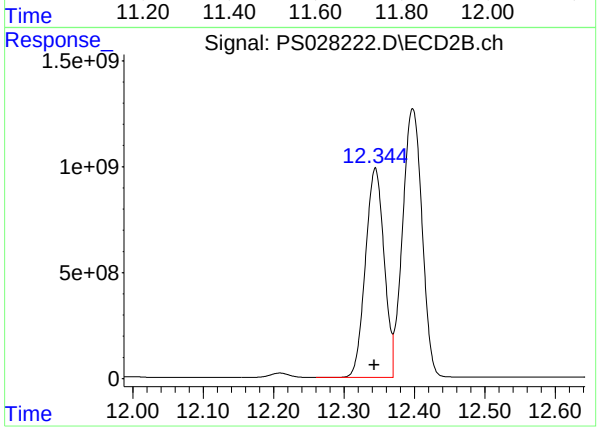

#16 DCPA

R.T.: 12.345 min
Delta R.T.: 0.002 min
Response: 18169527814
Conc: 1592.61 ng/ml

Quantitation Report (QT Reviewed)

ICAL Form

Data Path : Z:\pestpcbsrv\HPCHEM1\ECD_S\Data\PS110524\
Data File : PS028223.D
Signal(s) : Signal #1: ECD1A.ch Signal #2: ECD2B.ch
Acq On : 05 Nov 2024 19:48
Operator : AR\AJ
Sample : HSTDICV750
Misc :
ALS Vial : 8 Sample Multiplier: 1

Instrument :
ECD_S
ClientSampleId :
ICVPS110524

Integration File signal 1: autoint1.e
Integration File signal 2: autoint2.e
Quant Time: Nov 06 10:44:27 2024
Quant Method : Z:\pestpcbsrv\HPCHEM1\ECD_S\Method\PS110524.M
Quant Title : 8080.M
QLast Update : Wed Nov 06 10:44:06 2024
Response via : Initial Calibration
Integrator: ChemStation

Volume Inj. : 1 µl
Signal #1 Phase : ZB-MR1 Signal #2 Phase: ZB-MR2
Signal #1 Info : 30M x 0.32mm x0.5 Signal #2 Info : 30M x 0.32mm x 0.25µm

		Compound	RT#1	RT#2	Resp#1	Resp#2	ng/ml	ng/ml
		System Monitoring Compounds						
4)	S	2,4-DCAA	7.265	7.768	1293.1E6	1271.7E6	717.173	813.143
		Target Compounds						
1)	T	Dalapon	2.657	2.711	2160.9E6	1966.5E6	678.321	710.529
2)	T	3,5-DICHL...	6.433	6.718	1882.0E6	1764.2E6	671.499	752.963
3)	T	4-Nitroph...	7.064	7.294	771.6E6	773.1E6	651.024	730.305
5)	T	DICAMBA	7.455	7.970	5461.6E6	5645.2E6	691.464	782.664
6)	T	MCPP	7.639	8.072	389.1E6	420.7E6	70.650	81.304
7)	T	MCPA	7.789	8.318	557.8E6	563.9E6	68.773	78.612
8)	T	DICHLORPROP	8.166	8.687	1215.7E6	1345.7E6	672.907	773.091
9)	T	2,4-D	8.397	9.018	1368.7E6	1499.5E6	675.077	769.013
10)	T	Pentachlo...	8.698	9.550	18583.1E6	20213.7E6	694.799	781.351
11)	T	2,4,5-TP ...	9.280	9.927	6943.0E6	8395.3E6	693.655	780.793
12)	T	2,4,5-T	9.573	10.348	7091.5E6	8285.3E6	694.083	774.461
13)	T	2,4-DB	10.151	10.916	1145.0E6	1046.1E6	694.312	754.695
14)	T	DINOSEB	11.368	11.296	5127.3E6	5676.5E6	682.410	756.730
15)	T	Picloram	11.172	12.397	12421.0E6	12429.1E6	711.830	757.057
16)	T	DCPA	11.660	12.344	8789.9E6	9364.1E6	706.026	742.960

(f)=RT Delta > 1/2 Window (#)=Amounts differ by > 25% (m)=manual int.

ICAL Form

Data Path : Z:\pestpcbsrv\HPCHEM1\ECD_S\Data\PS110524\
Data File : PS028223.D
Signal(s) : Signal #1: ECD1A.ch Signal #2: ECD2B.ch
Acq On : 05 Nov 2024 19:48
Operator : AR\AJ
Sample : HSTDICV750
Misc :
ALS Vial : 8 Sample Multiplier: 1

Instrument :
ECD_S
ClientSampleId :
ICVPS110524

Integration File signal 1: autoint1.e
Integration File signal 2: autoint2.e
Quant Time: Nov 06 10:44:27 2024
Quant Method : Z:\pestpcbsrv\HPCHEM1\ECD_S\Method\PS110524.M
Quant Title : 8080.M
QLast Update : Wed Nov 06 10:44:06 2024
Response via : Initial Calibration
Integrator: ChemStation

Volume Inj. : 1 µl
Signal #1 Phase : ZB-MR1 Signal #2 Phase: ZB-MR2
Signal #1 Info : 30M x 0.32mm x0.5 Signal #2 Info : 30M x 0.32mm x 0.25µm

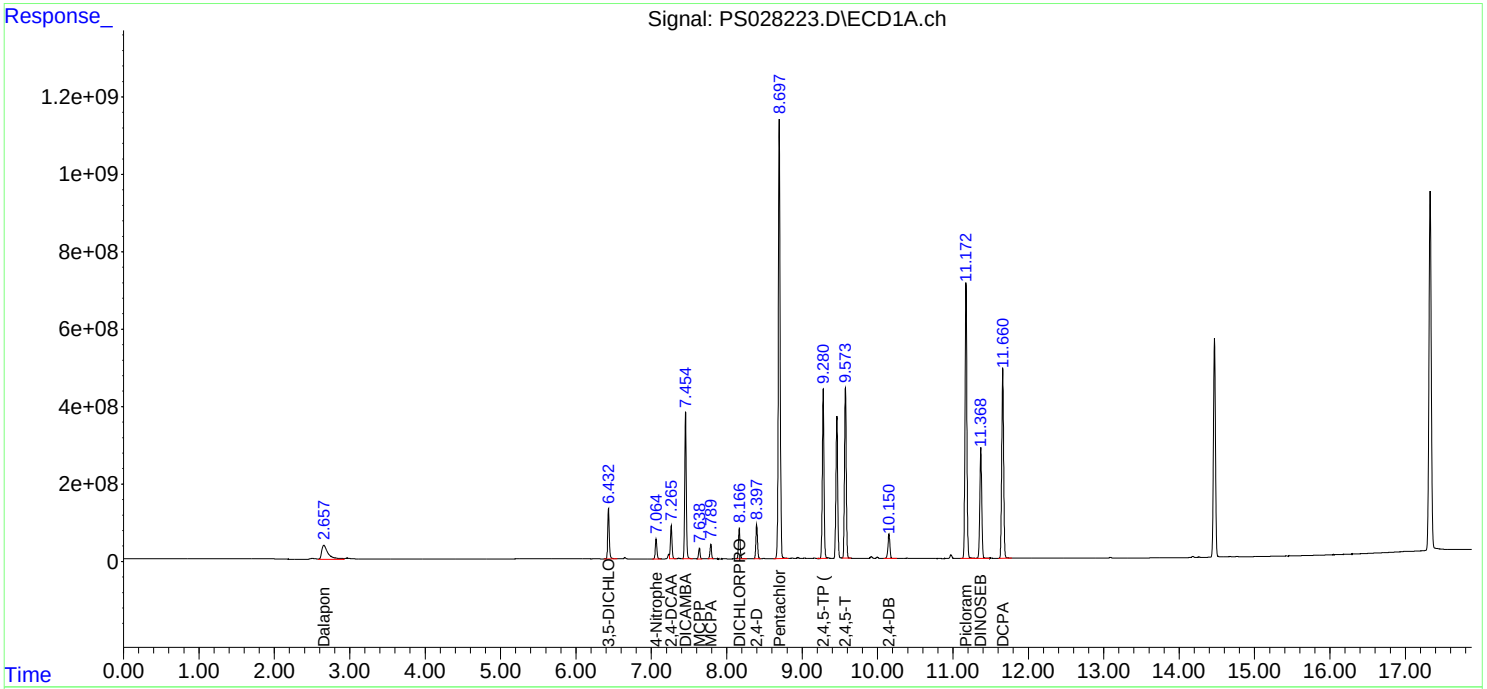

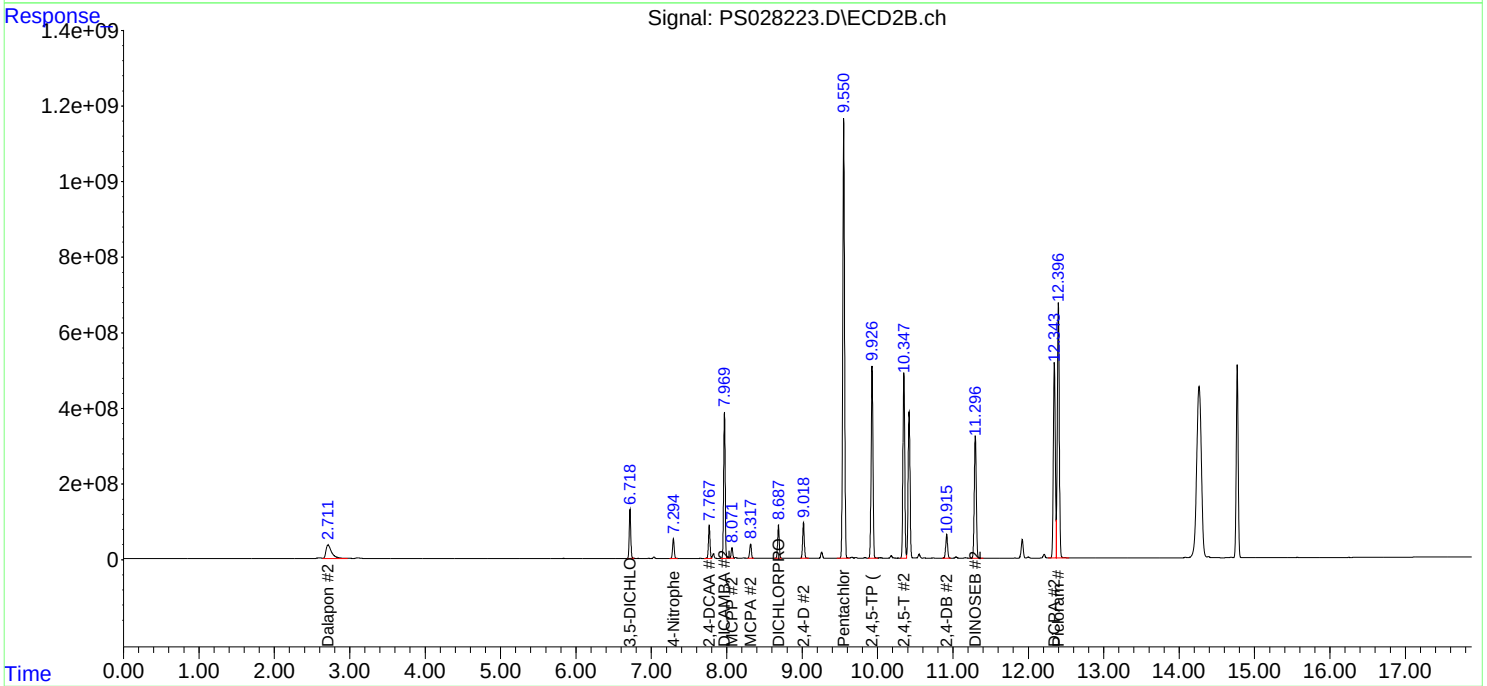

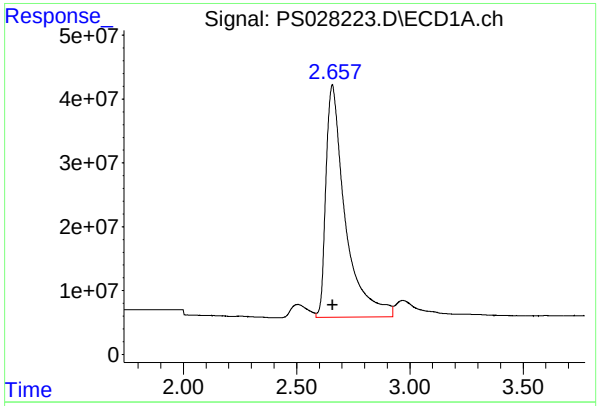

#1 Dalapon

R.T.: 2.657 min
Delta R.T.: -0.002 min
Response: 2160937523
Conc: 678.32 ng/ml

Instrument :
ECD_S
ClientSampleId :
ICVPS110524

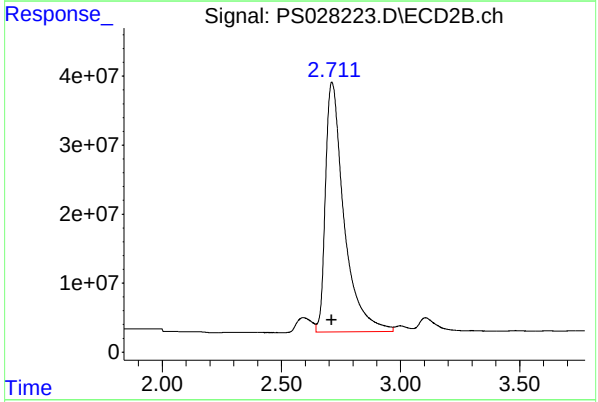

#1 Dalapon

R.T.: 2.711 min
Delta R.T.: 0.000 min
Response: 1966462862
Conc: 710.53 ng/ml

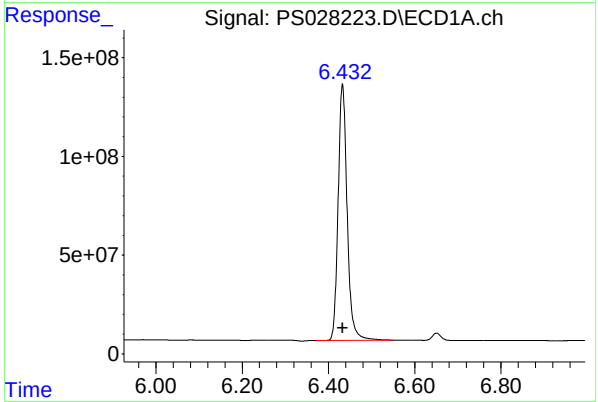

#2 3,5-DICHLOROBENZOIC ACID

R.T.: 6.433 min
Delta R.T.: 0.000 min
Response: 1881963595
Conc: 671.50 ng/ml

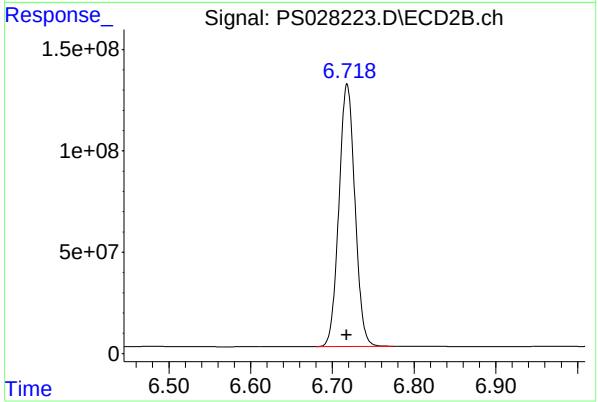

#2 3,5-DICHLOROBENZOIC ACID

R.T.: 6.718 min
Delta R.T.: 0.000 min
Response: 1764178837
Conc: 752.96 ng/ml

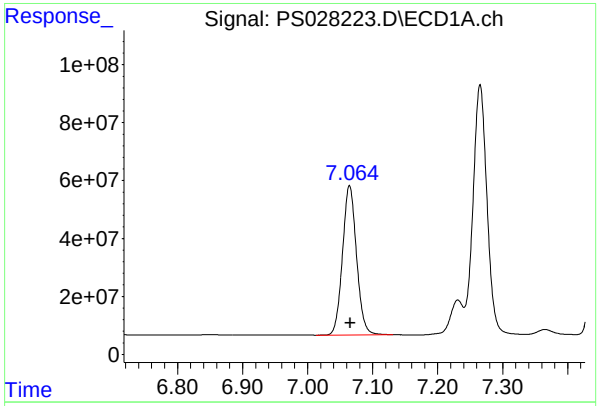

#3 4-Nitrophenol

R.T.: 7.064 min
Delta R.T.: -0.001 min
Response: 771605445
Conc: 651.02 ng/ml

Instrument :
ECD_S
ClientSampleId :
ICVPS110524

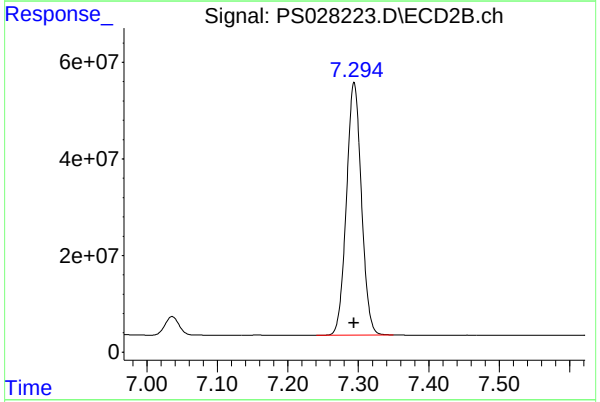

#3 4-Nitrophenol

R.T.: 7.294 min
Delta R.T.: 0.000 min
Response: 773089922
Conc: 730.30 ng/ml

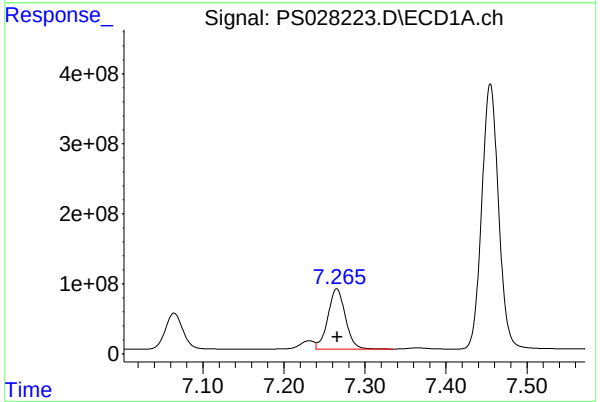

#4 2,4-DCAA

R.T.: 7.265 min
Delta R.T.: 0.000 min
Response: 1293085478
Conc: 717.17 ng/ml

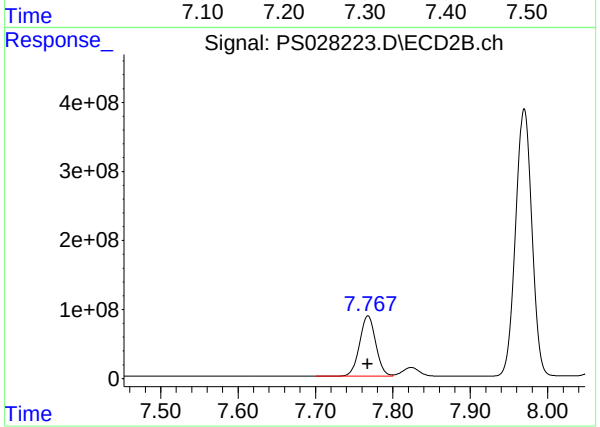

#4 2,4-DCAA

R.T.: 7.768 min
Delta R.T.: 0.000 min
Response: 1271665423
Conc: 813.14 ng/ml

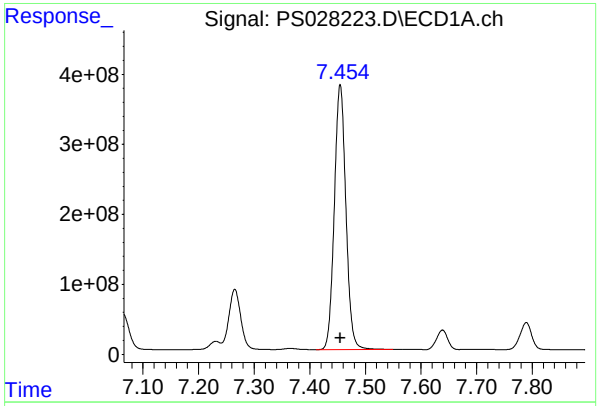

#5 DICAMBA

R.T.: 7.455 min
Delta R.T.: 0.000 mi
Response: 5461578872
Conc: 691.46 ng/m

Instrument :
ECD_S
ClientSampleId :
ICVPS110524

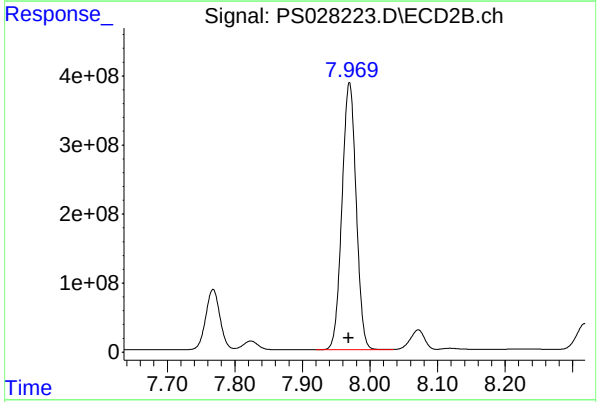

#5 DICAMBA

R.T.: 7.970 min
Delta R.T.: 0.001 min
Response: 5645206815
Conc: 782.66 ng/ml

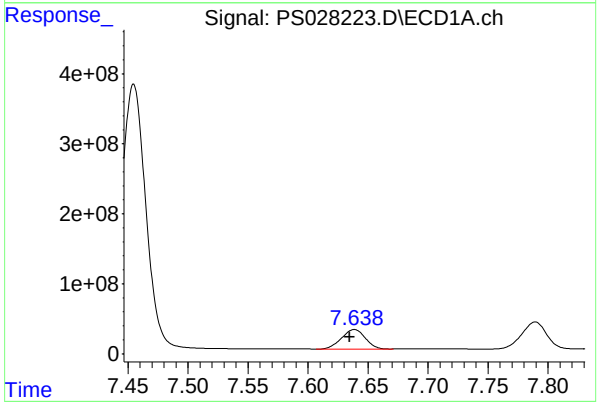

#6 MCPP

R.T.: 7.639 min
Delta R.T.: 0.004 min
Response: 389069658
Conc: 70.65 ug/ml

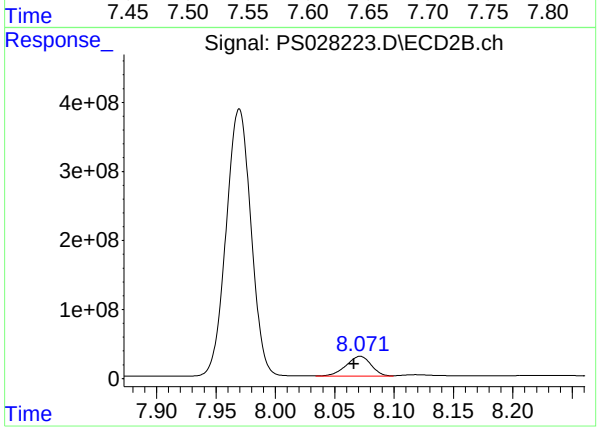

#6 MCPP

R.T.: 8.072 min
Delta R.T.: 0.006 min
Response: 420725241
Conc: 81.30 ug/ml

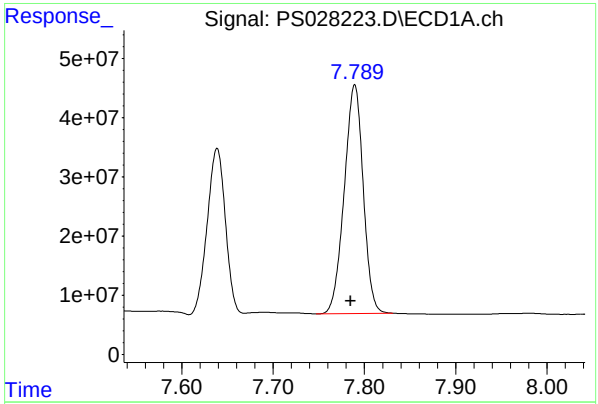

#7 MCPA

R.T.: 7.789 min
Delta R.T.: 0.004 min
Response: 557822332
Conc: 68.77 ug/ml

Instrument :
ECD_S
ClientSampleId :
ICVPS110524

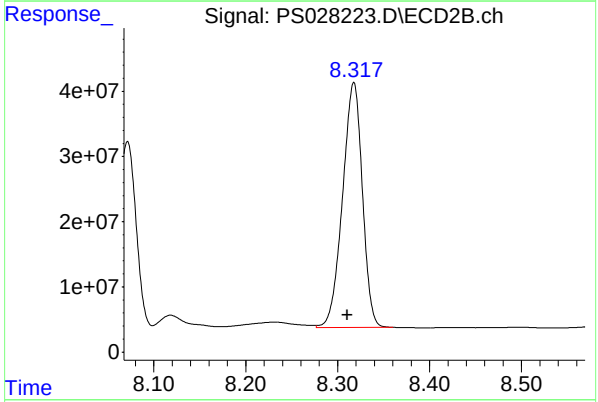

#7 MCPA

R.T.: 8.318 min
Delta R.T.: 0.007 min
Response: 563871753
Conc: 78.61 ug/ml

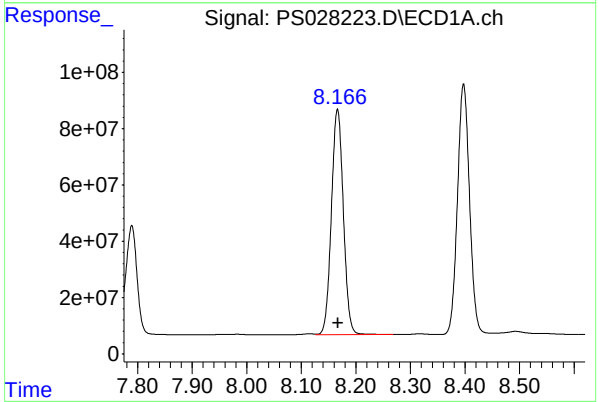

#8 DICHLORPROP

R.T.: 8.166 min
Delta R.T.: 0.000 min
Response: 1215656877
Conc: 672.91 ng/ml

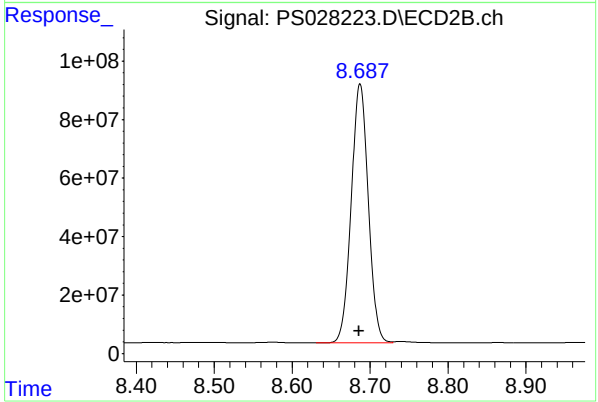

#8 DICHLORPROP

R.T.: 8.687 min
Delta R.T.: 0.001 min
Response: 1345681816
Conc: 773.09 ng/ml

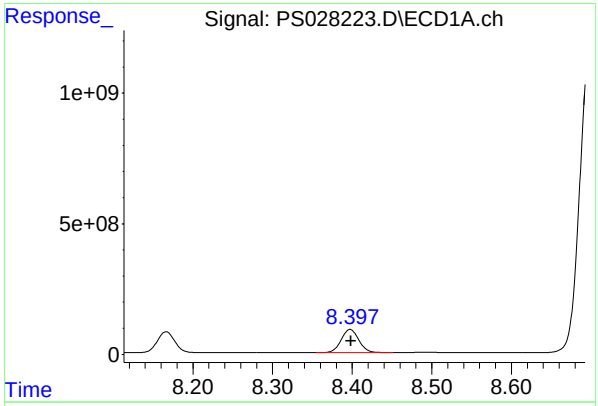

#9 2,4-D

R.T.: 8.397 min
Delta R.T.: 0.000 min
Response: 1368663866
Conc: 675.08 ng/ml

Instrument :
ECD_S
ClientSampleId :
ICVPS110524

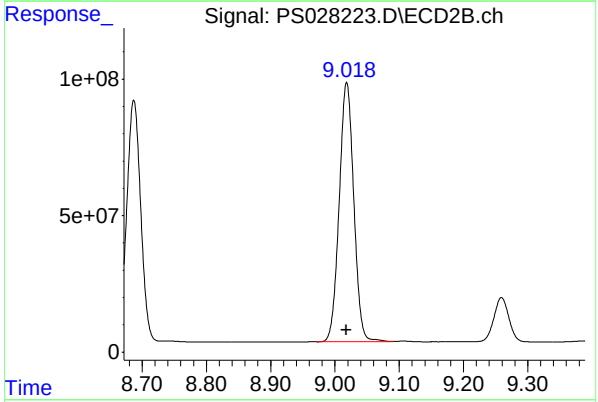

#9 2,4-D

R.T.: 9.018 min
Delta R.T.: 0.000 min
Response: 1499534420
Conc: 769.01 ng/ml

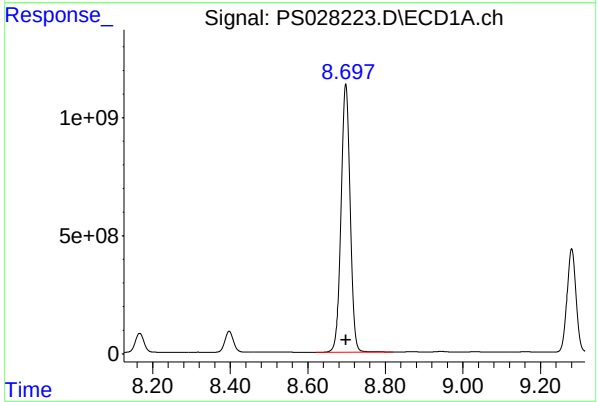

#10 Pentachlorophenol

R.T.: 8.698 min
Delta R.T.: 0.000 min
Response: 18583071468
Conc: 694.80 ng/ml

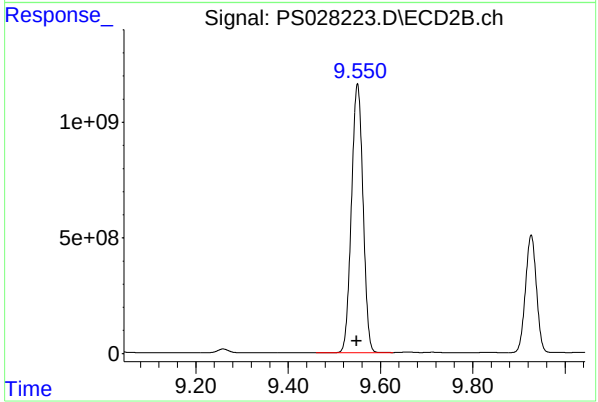

#10 Pentachlorophenol

R.T.: 9.550 min
Delta R.T.: 0.002 min
Response: 20213689231
Conc: 781.35 ng/ml

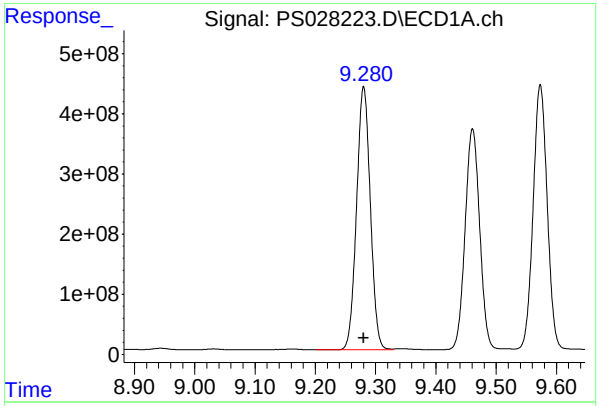

#11 2,4,5-TP (SILVEX)

R.T.: 9.280 min
Delta R.T.: 0.000 min
Response: 6942970395
Conc: 693.65 ng/ml

Instrument :
ECD_S
ClientSampleId :
ICVPS110524

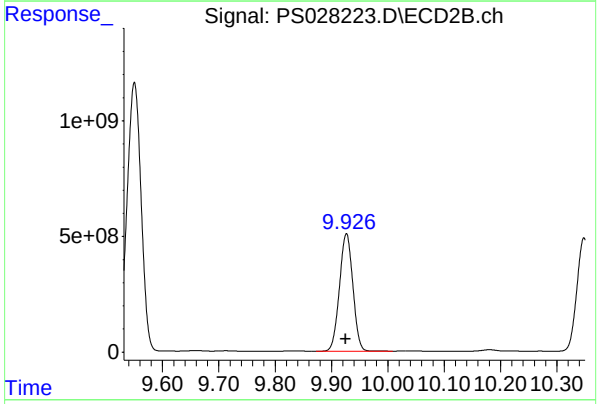

#11 2,4,5-TP (SILVEX)

R.T.: 9.927 min
Delta R.T.: 0.002 min
Response: 8395325182
Conc: 780.79 ng/ml

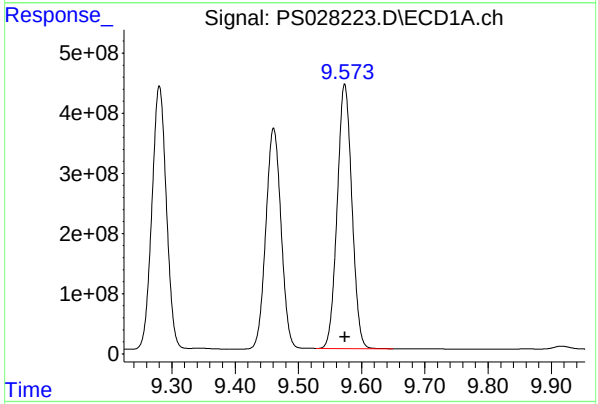

#12 2,4,5-T

R.T.: 9.573 min
Delta R.T.: 0.000 min
Response: 7091457665
Conc: 694.08 ng/ml

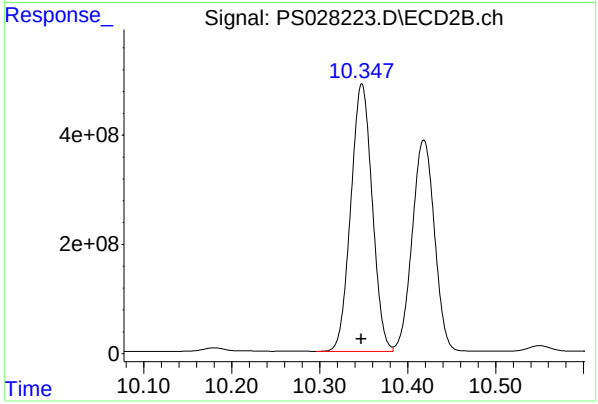

#12 2,4,5-T

R.T.: 10.348 min
Delta R.T.: 0.000 min
Response: 8285282196
Conc: 774.46 ng/ml

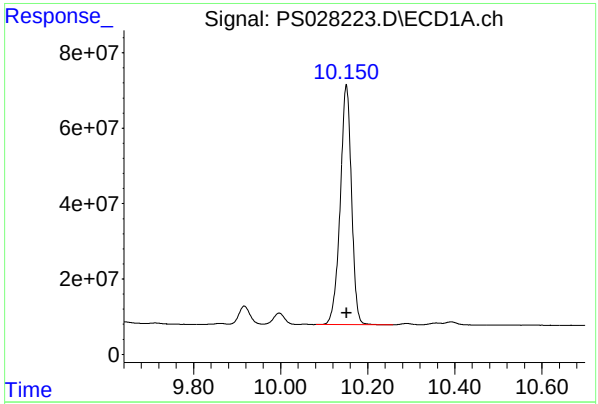

#13 2,4-DB

R.T.: 10.151 min
Delta R.T.: -0.001 min
Response: 1144976084
Conc: 694.31 ng/ml

Instrument :
ECD_S
ClientSampleId :
ICVPS110524

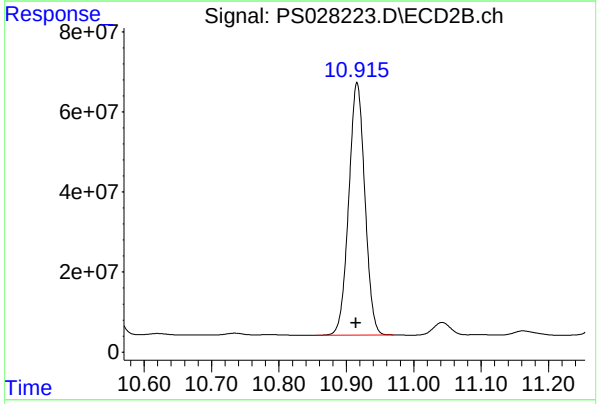

#13 2,4-DB

R.T.: 10.916 min
Delta R.T.: 0.001 min
Response: 1046075639
Conc: 754.70 ng/ml

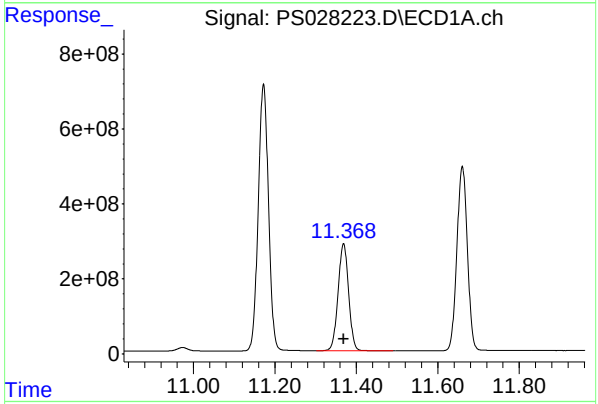

#14 DINOSEB

R.T.: 11.368 min
Delta R.T.: 0.000 min
Response: 5127323576
Conc: 682.41 ng/ml

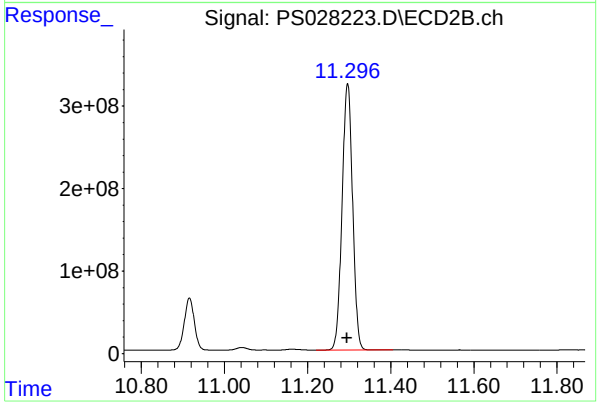

#14 DINOSEB

R.T.: 11.296 min
Delta R.T.: 0.001 min
Response: 5676450428
Conc: 756.73 ng/ml

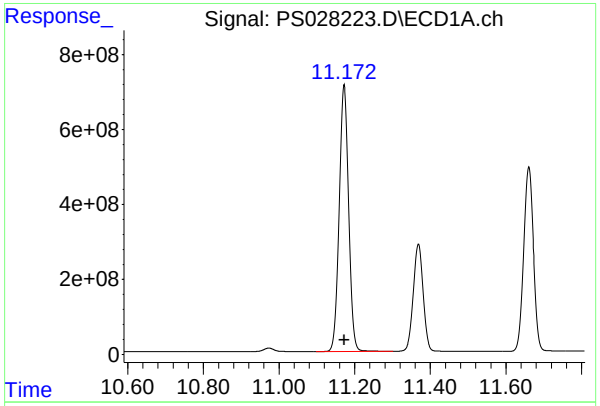

#15 Picloram

R.T.: 11.172 min
Delta R.T.: 0.000 min
Response: 12421020980
Conc: 711.83 ng/ml

Instrument :
ECD_S
ClientSampleId :
ICVPS110524

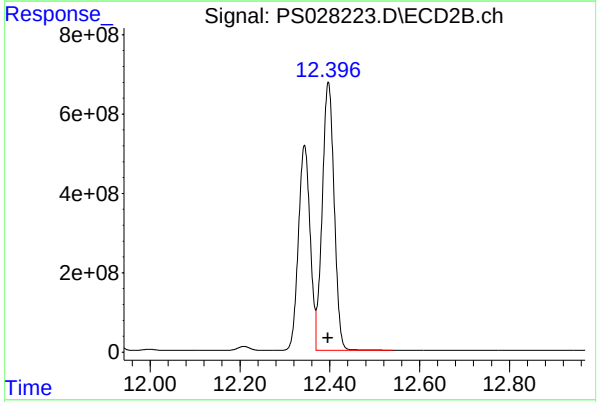

#15 Picloram

R.T.: 12.397 min
Delta R.T.: 0.001 min
Response: 12429133930
Conc: 757.06 ng/ml

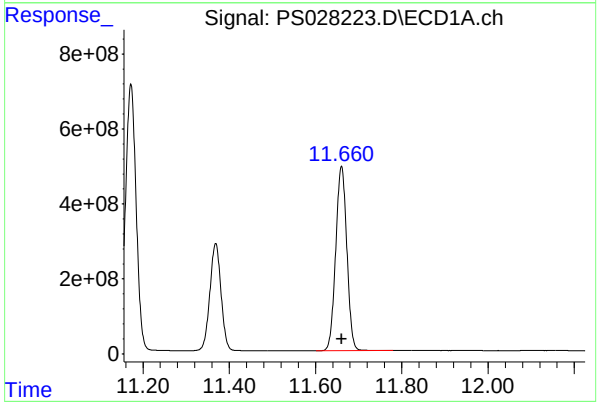

#16 DCPA

R.T.: 11.660 min
Delta R.T.: 0.000 min
Response: 8789910359
Conc: 706.03 ng/ml

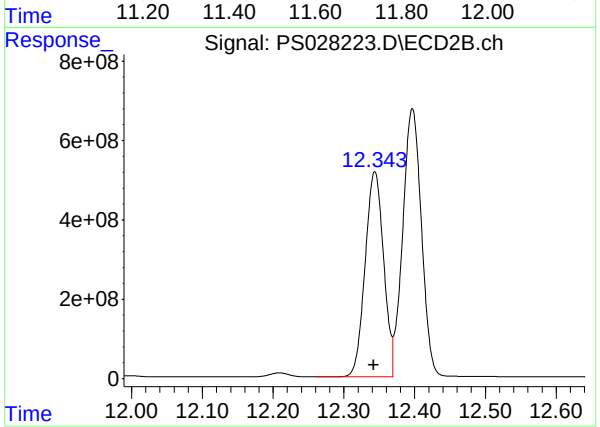

#16 DCPA

R.T.: 12.344 min
Delta R.T.: 0.001 min
Response: 9364118978
Conc: 742.96 ng/ml

Raw Data

284 Sheffield Street, Mountainside, New Jersey 07092, Phone : 908 789 8900,
Fax : 908 789 8922

RETENTION TIMES OF INITIAL CALIBRATION

Contract: TETR16

Lab Code: CHEM **Case No.:** P4602 **SAS No.:** P4602 **SDG NO.:** P4602

Instrument ID: ECD_S **Calibration Date(s):** 11/06/2024 11/06/2024

Calibration Times: 09:48 11:24

GC Column: RTX-CLP ID: 0.32 (mm)

LAB FILE ID: RT 200 = PS028253.D RT 500 = PS028254.D

RT 750 = PS028255.D RT 1000 = PS028256.D RT 1500 = PS028257.D

COMPOUND	RT 200	RT 500	RT 750	RT 1000	RT 1500	MEAN RT	RT WINDOW FROM	RT WINDOW TO
2,4,5-T	9.57	9.57	9.57	9.57	9.57	9.57	9.47	9.67
2,4,5-TP(Silvex)	9.28	9.28	9.28	9.28	9.28	9.28	9.18	9.38
2,4-D	8.39	8.39	8.39	8.39	8.39	8.39	8.29	8.49
2,4-DB	10.15	10.15	10.15	10.15	10.15	10.15	10.05	10.25
2,4-DCAA	7.26	7.26	7.26	7.26	7.26	7.26	7.16	7.36
DICAMBA	7.45	7.45	7.45	7.45	7.45	7.45	7.35	7.55
DICHLORPROP	8.16	8.16	8.16	8.16	8.16	8.16	8.06	8.26
Dinoseb	11.36	11.37	11.36	11.37	11.36	11.36	11.26	11.46

Raw Data

284 Sheffield Street, Mountainside, New Jersey 07092, Phone : 908 789 8900,
Fax : 908 789 8922

RETENTION TIMES OF INITIAL CALIBRATION

Contract: TETR16

Lab Code: CHEM **Case No.:** P4602 **SAS No.:** P4602 **SDG NO.:** P4602

Instrument ID: ECD_S **Calibration Date(s):** 11/06/2024 11/06/2024

Calibration Times: 09:48 11:24

GC Column: RTX-CLP2 ID: 0.32 (mm)

LAB FILE ID: RT 200 = PS028253.D RT 500 = PS028254.D

RT 750 = PS028255.D RT 1000 = PS028256.D RT 1500 = PS028257.D

COMPOUND	RT 200	RT 500	RT 750	RT 1000	RT 1500	MEAN RT	RT WINDOW FROM	RT WINDOW TO
2,4,5-T	10.35	10.34	10.34	10.34	10.34	10.34	10.24	10.44
2,4,5-TP(Silvex)	9.92	9.92	9.92	9.92	9.92	9.92	9.82	10.02
2,4-D	9.02	9.02	9.02	9.02	9.02	9.02	8.92	9.12
2,4-DB	10.91	10.91	10.91	10.91	10.91	10.91	10.81	11.01
2,4-DCAA	7.77	7.77	7.77	7.77	7.77	7.76	7.66	7.86
DICAMBA	7.97	7.97	7.97	7.97	7.97	7.97	7.87	8.07
DICHLORPROP	8.68	8.68	8.68	8.68	8.68	8.68	8.58	8.78
Dinoseb	11.29	11.29	11.29	11.29	11.29	11.29	11.19	11.39

Raw Data

284 Sheffield Street, Mountainside, New Jersey 07092, Phone : 908 789 8900,
Fax : 908 789 8922

CALIBRATION FACTOR OF INITIAL CALIBRATION

Contract: TETR16

Lab Code: CHEM **Case No.:** P4602 **SAS No.:** P4602 **SDG NO.:** P4602

Instrument ID: ECD_S **Calibration Date(s):** 11/06/2024 11/06/2024

Calibration Times: 09:48 11:24

GC Column: RTX-CLP **ID:** 0.32 **(mm)**

LAB FILE ID: **CF 200 =** PS028253.D **CF 500 =** PS028254.D

CF 750 = PS028255.D **CF 1000 =** PS028256.D **CF 1500 =** PS028257.D

COMPOUND	CF 200	CF 500	CF 750	CF 1000	CF 1500	CF	% RSD
2,4,5-T	18605000000	17699100000	17397600000	16764700000	16211200000	17335500000	5
2,4,5-TP(Silvex)	18381400000	17393400000	17071400000	16437600000	15844400000	17025600000	6
2,4-D	3499520000	3198390000	3124710000	3013570000	2944350000	3156110000	7
2,4-DB	2953740000	2827030000	2824430000	2764350000	2763120000	2826530000	3
2,4-DCAA	2911600000	2530960000	2546610000	2432090000	2385800000	2561410000	8
DICAMBA	11781800000	11346100000	11291200000	10963200000	10760300000	11228500000	3
DICHLORPROP	3148380000	2853420000	2784160000	2683190000	2627250000	2819280000	7
Dinoseb	15121200000	14574900000	14554700000	14126500000	13917700000	14459000000	3

Raw Data

284 Sheffield Street, Mountainside, New Jersey 07092, Phone : 908 789 8900,
Fax : 908 789 8922

CALIBRATION FACTOR OF INITIAL CALIBRATION

Contract: TETR16

Lab Code: CHEM **Case No.:** P4602 **SAS No.:** P4602 **SDG NO.:** P4602

Instrument ID: ECD_S **Calibration Date(s):** 11/06/2024 11/06/2024

Calibration Times: 09:48 11:24

GC Column: RTX-CLP2 **ID:** 0.32 **(mm)**

LAB FILE ID: **CF 200 =** PS028253.D **CF 500 =** PS028254.D

CF 750 = PS028255.D **CF 1000 =** PS028256.D **CF 1500 =** PS028257.D

COMPOUND	CF 200	CF 500	CF 750	CF 1000	CF 1500	CF	% RSD
2,4,5-T	12788400000	12436700000	12406800000	12012600000	11689500000	12266800000	3
2,4,5-TP(Silvex)	12950900000	12612000000	12578800000	12192000000	11879700000	12442700000	3
2,4-D	2348170000	2233230000	2226180000	2175820000	2167290000	2230140000	3
2,4-DB	1594690000	1565870000	1590090000	1575360000	1598480000	1584900000	1
2,4-DCAA	1855960000	1741220000	1731630000	1690270000	1689820000	1741780000	4
DICAMBA	7963390000	8019410000	8155900000	8026840000	7997280000	8032560000	1
DICHLORPROP	2102670000	2006780000	2002310000	1963630000	1970820000	2009240000	3
Dinoseb	8938980000	8771400000	8800740000	8588540000	8508600000	8721650000	2

ICAL Form

Data Path : Z:\pestpcbsrv\HPCHEM1\ECD_S\Data\PS110624\
Data File : PS028253.D
Signal(s) : Signal #1: ECD1A.ch Signal #2: ECD2B.ch
Acq On : 06 Nov 2024 09:48
Operator : AR\AJ
Sample : HSTDICC200
Misc :
ALS Vial : 3 Sample Multiplier: 1

Instrument :
ECD_S
ClientSampleId :
HSTDICC200

Integration File signal 1: autoint1.e
Integration File signal 2: autoint2.e
Quant Time: Nov 06 11:36:54 2024
Quant Method : Z:\pestpcbsrv\HPCHEM1\ECD_S\Method\PS110624.M
Quant Title : 8080.M
QLast Update : Wed Nov 06 11:36:47 2024
Response via : Initial Calibration
Integrator: ChemStation

Volume Inj. : 1 µl
Signal #1 Phase : ZB-MR1 Signal #2 Phase: ZB-MR2
Signal #1 Info : 30M x 0.32mm x0.5 Signal #2 Info : 30M x 0.32mm x 0.25µm

		Compound	RT#1	RT#2	Resp#1	Resp#2	ng/ml	ng/ml
		System Monitoring Compounds						
4)	S	2,4-DCAA	7.262	7.765	582.3E6	371.2E6	223.512	211.533
		Target Compounds						
1)	T	Dalapon	2.653	2.711	642.4E6	562.1E6	181.633	189.953
2)	T	3,5-DICHL...	6.429	6.716	776.6E6	497.7E6	203.432	195.199
3)	T	4-Nitroph...	7.062	7.291	321.8E6	224.2E6	193.828	194.321
5)	T	DICAMBA	7.451	7.966	2215.0E6	1497.1E6	195.228	186.177
6)	T	MCPP	7.631	8.064	125.9E6	109.8E6	16.918	18.245
7)	T	MCPA	7.780	8.309	187.1E6	163.1E6	18.066	19.509
8)	T	DICHLORPROP	8.162	8.684	591.9E6	395.3E6	206.431	195.806
9)	T	2,4-D	8.394	9.015	657.9E6	441.5E6	205.017	196.565
10)	T	Pentachlo...	8.693	9.547	8878.0E6	5945.0E6	203.188	199.509
11)	T	2,4,5-TP ...	9.276	9.923	3492.5E6	2460.7E6	201.633	195.549
12)	T	2,4,5-T	9.569	10.345	3534.9E6	2429.8E6	200.660	195.776
13)	T	2,4-DB	10.147	10.912	561.2E6	303.0E6	197.443	191.585
14)	T	DINOSEB	11.364	11.292	2842.8E6	1680.5E6	194.787	191.515
15)	T	Picloram	11.169	12.392	5567.6E6	3307.4E6	190.816	182.953
16)	T	DCPA	11.656	12.339	4826.0E6	2771.8E6	200.001	195.462

(f)=RT Delta > 1/2 Window (#)=Amounts differ by > 25% (m)=manual int.

ICAL Form

Data Path : Z:\pestpcbsrv\HPCHEM1\ECD_S\Data\PS110624\
Data File : PS028253.D
Signal(s) : Signal #1: ECD1A.ch Signal #2: ECD2B.ch
Acq On : 06 Nov 2024 09:48
Operator : AR\AJ
Sample : HSTDICC200
Misc :
ALS Vial : 3 Sample Multiplier: 1

Instrument :
ECD_S
ClientSampleId :
HSTDICC200

Integration File signal 1: autoint1.e
Integration File signal 2: autoint2.e
Quant Time: Nov 06 11:36:54 2024
Quant Method : Z:\pestpcbsrv\HPCHEM1\ECD_S\Method\PS110624.M
Quant Title : 8080.M
QLast Update : Wed Nov 06 11:36:47 2024
Response via : Initial Calibration
Integrator: ChemStation

Volume Inj. : 1 µl
Signal #1 Phase : ZB-MR1 Signal #2 Phase: ZB-MR2
Signal #1 Info : 30M x 0.32mm x0.5 Signal #2 Info : 30M x 0.32mm x 0.25µm

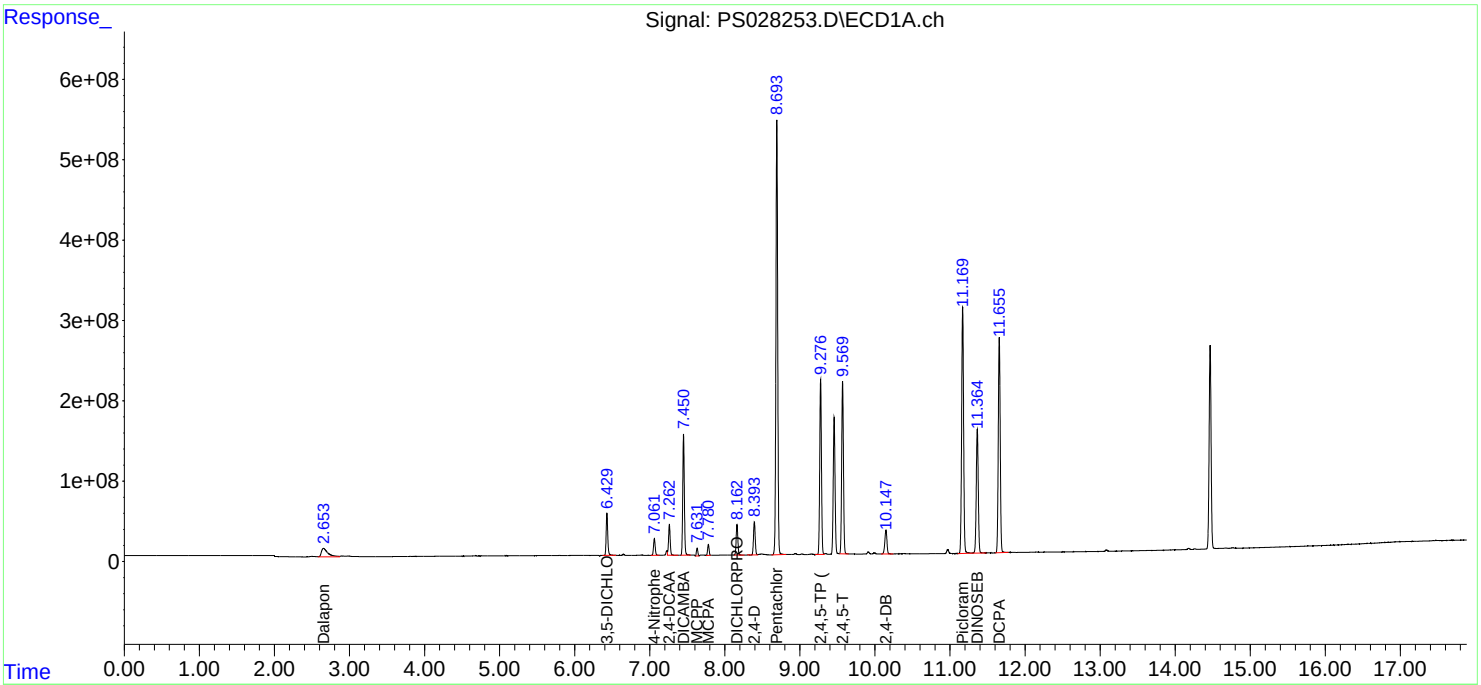

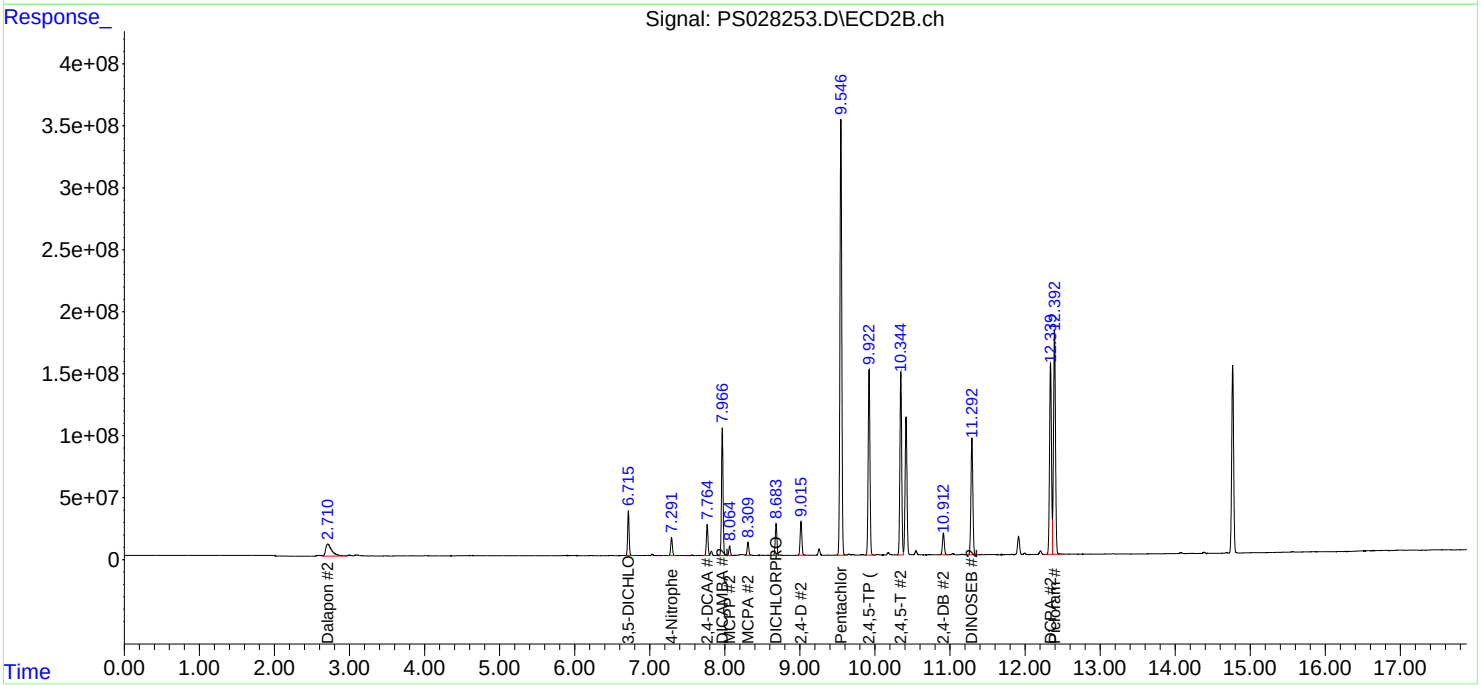

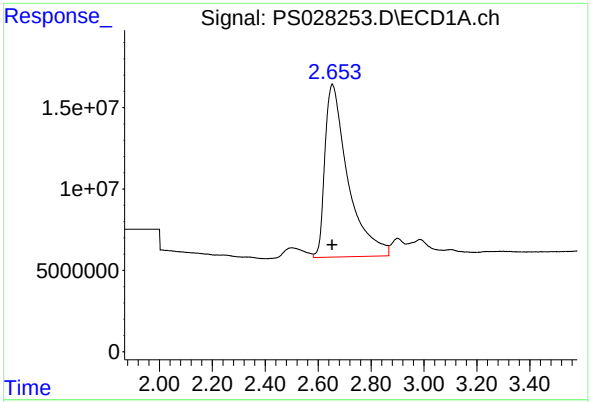

#1 Dalapon

R.T.: 2.653 min
Delta R.T.: 0.000 min
Response: 642355079
Conc: 181.63 ng/ml

Instrument :
ECD_S
ClientSampleId :
HSTDICC200

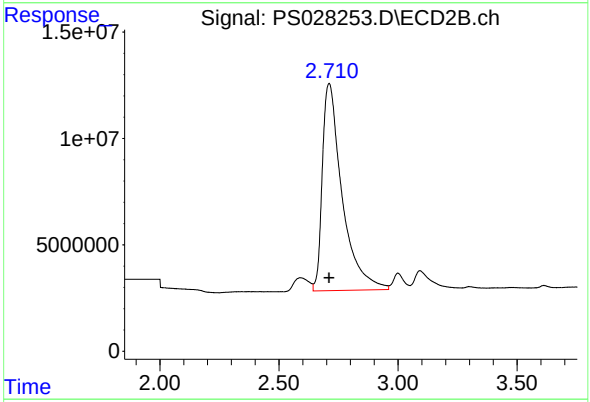

#1 Dalapon

R.T.: 2.711 min
Delta R.T.: 0.000 min
Response: 562114992
Conc: 189.95 ng/ml

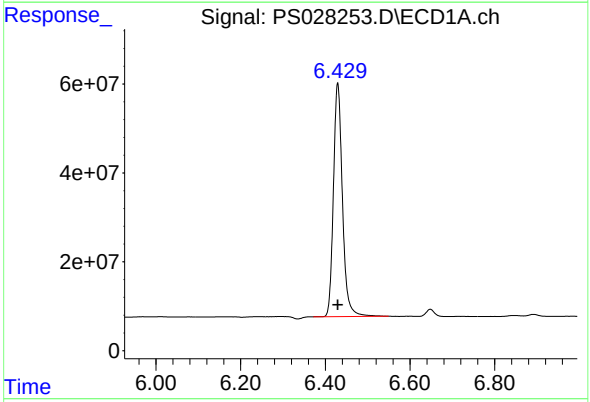

#2 3,5-DICHLOROBENZOIC ACID

R.T.: 6.429 min
Delta R.T.: 0.000 min
Response: 776591468
Conc: 203.43 ng/ml

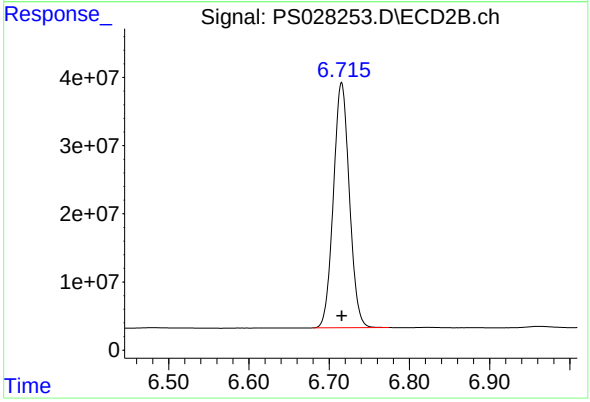

#2 3,5-DICHLOROBENZOIC ACID

R.T.: 6.716 min
Delta R.T.: 0.000 min
Response: 497741373
Conc: 195.20 ng/ml

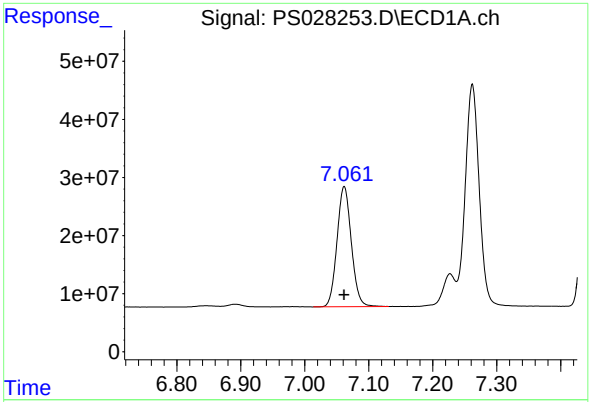

#3 4-Nitrophenol

R.T.: 7.062 min
Delta R.T.: 0.000 min
Response: 321799911
Conc: 193.83 ng/ml

Instrument :
ECD_S
ClientSampleId :
HSTDICC200

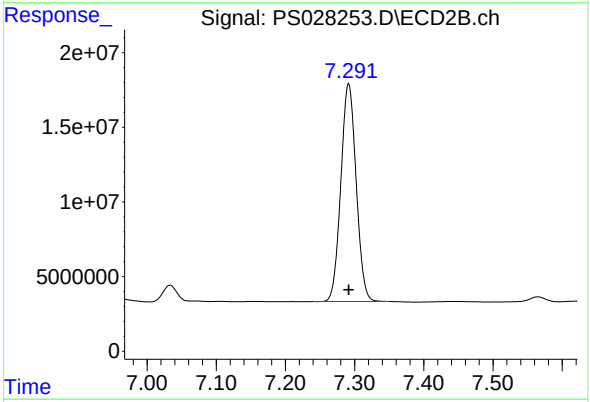

#3 4-Nitrophenol

R.T.: 7.291 min
Delta R.T.: 0.000 min
Response: 224189111
Conc: 194.32 ng/ml

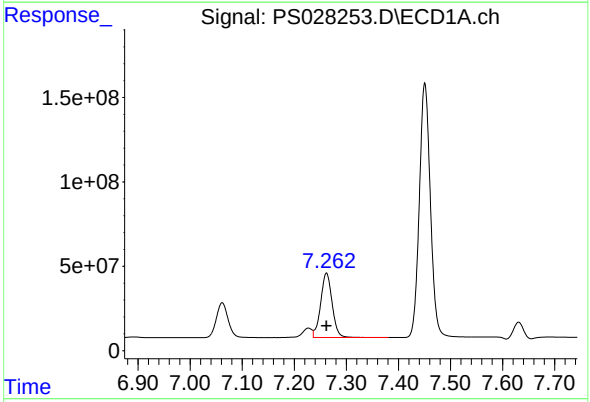

#4 2,4-DCAA

R.T.: 7.262 min
Delta R.T.: 0.000 min
Response: 582320101
Conc: 223.51 ng/ml

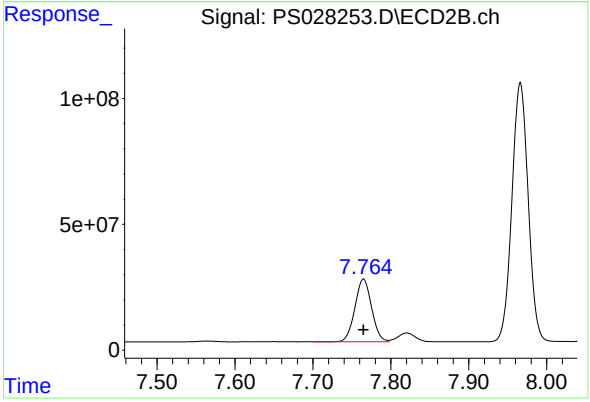

#4 2,4-DCAA

R.T.: 7.765 min
Delta R.T.: 0.000 min
Response: 371191822
Conc: 211.53 ng/ml

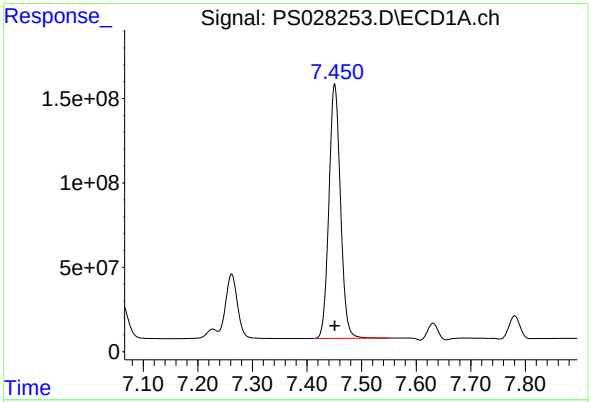

#5 DICAMBA

R.T.: 7.451 min
Delta R.T.: 0.000 min
Response: 2214982590
Conc: 195.23 ng/ml

Instrument :
ECD_S
ClientSampleId :
HSTDICC200

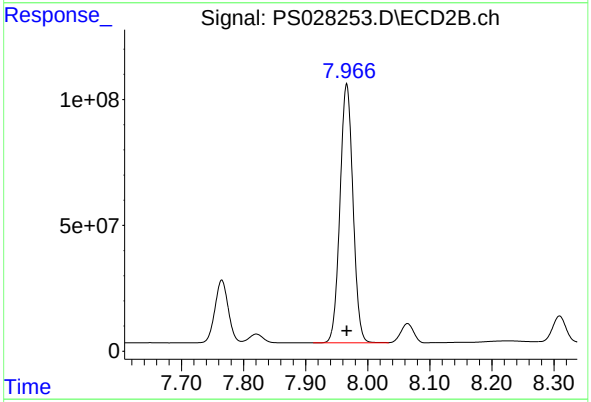

#5 DICAMBA

R.T.: 7.966 min
Delta R.T.: 0.000 min
Response: 1497117095
Conc: 186.18 ng/ml

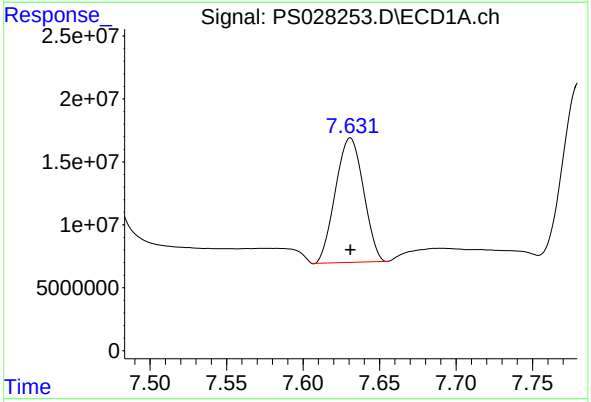

#6 MCPP

R.T.: 7.631 min
Delta R.T.: 0.000 min
Response: 125946998
Conc: 16.92 ug/ml

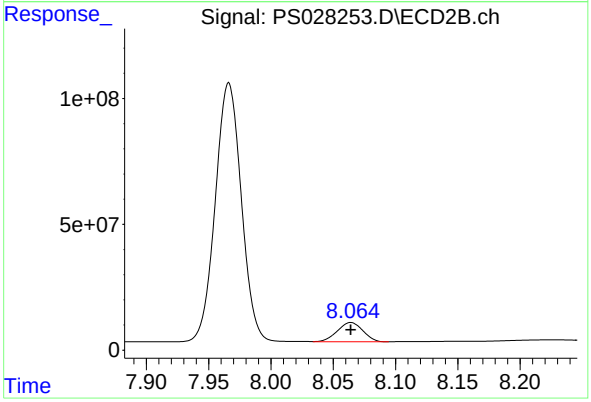

#6 MCPP

R.T.: 8.064 min
Delta R.T.: 0.000 min
Response: 109825902
Conc: 18.24 ug/ml

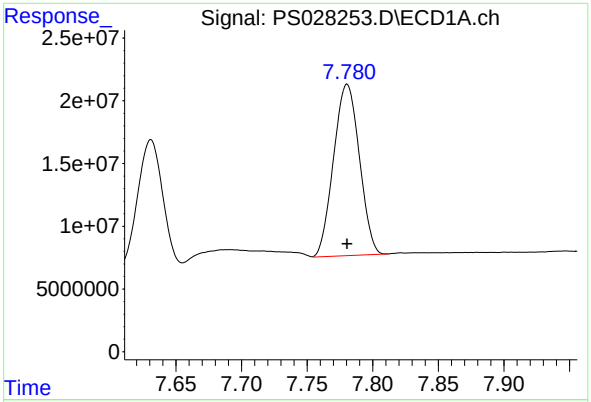

#7 MCPA

R.T.: 7.780 min
Delta R.T.: 0.000 min
Response: 187056081
Conc: 18.07 ug/ml

Instrument :
ECD_S
ClientSampleId :
HSTDICC200

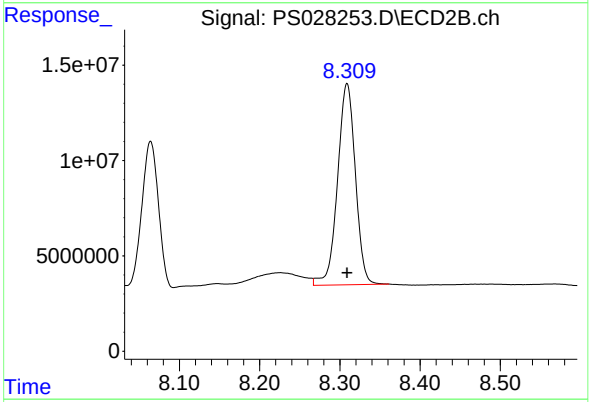

#7 MCPA

R.T.: 8.309 min
Delta R.T.: 0.000 min
Response: 163086934
Conc: 19.51 ug/ml

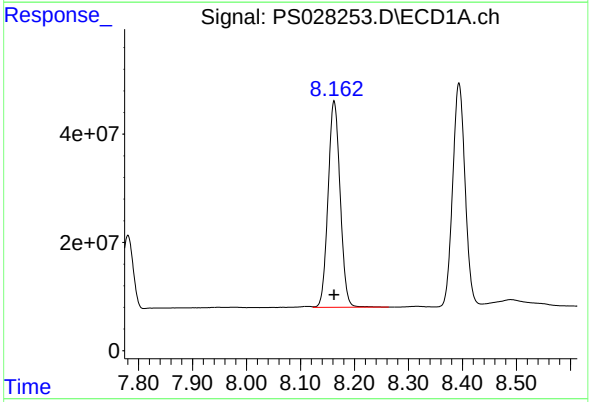

#8 DICHLORPROP

R.T.: 8.162 min
Delta R.T.: 0.000 min
Response: 591896274
Conc: 206.43 ng/ml

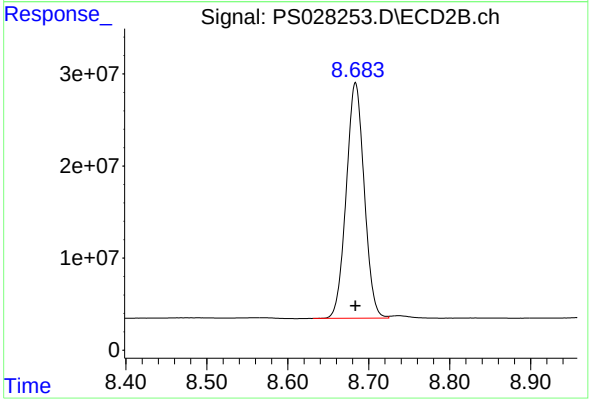

#8 DICHLORPROP

R.T.: 8.684 min
Delta R.T.: 0.000 min
Response: 395301941
Conc: 195.81 ng/ml

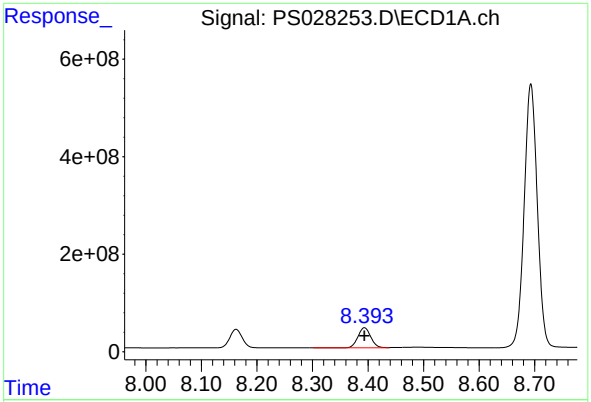

#9 2,4-D

R.T.: 8.394 min
Delta R.T.: 0.000 min
Response: 657909754
Conc: 205.02 ng/ml

Instrument :
ECD_S
ClientSampleId :
HSTDICC200

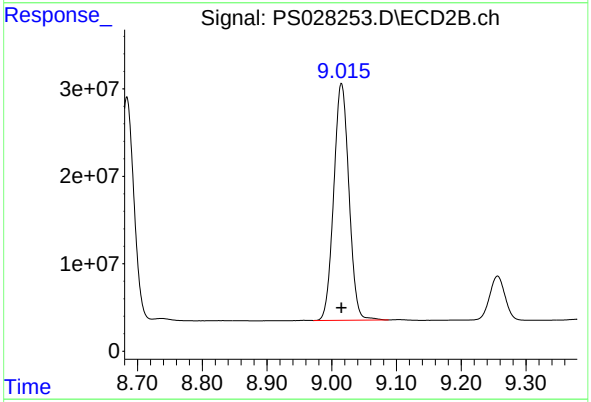

#9 2,4-D

R.T.: 9.015 min
Delta R.T.: 0.000 min
Response: 441456361
Conc: 196.57 ng/ml

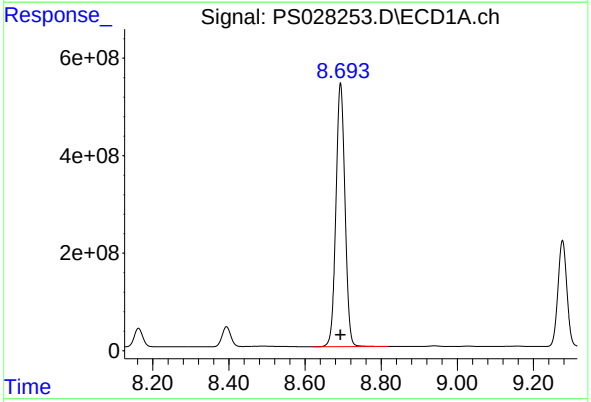

#10 Pentachlorophenol

R.T.: 8.693 min
Delta R.T.: 0.000 min
Response: 8877976889
Conc: 203.19 ng/ml

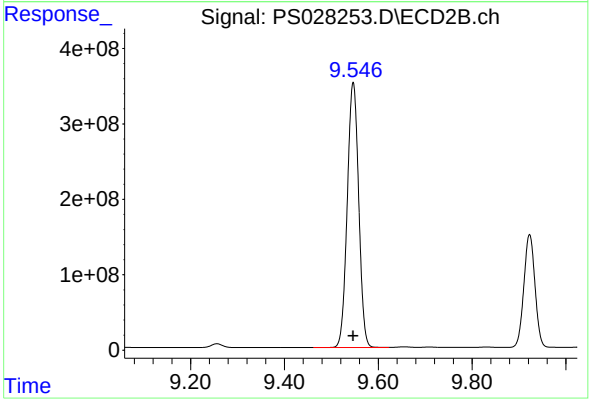

#10 Pentachlorophenol

R.T.: 9.547 min
Delta R.T.: 0.000 min
Response: 5945020071
Conc: 199.51 ng/ml

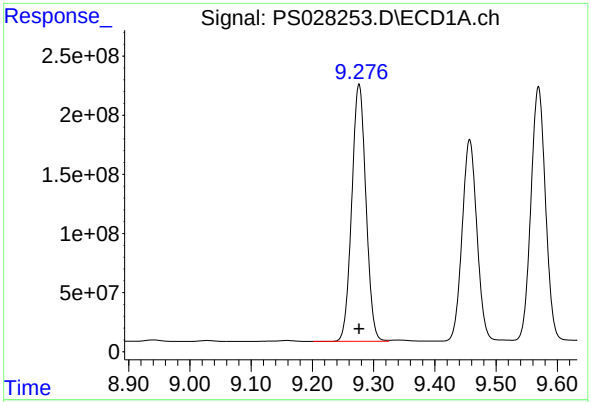

#11 2,4,5-TP (SILVEX)

R.T.: 9.276 min
Delta R.T.: 0.000 min
Response: 3492467343
Conc: 201.63 ng/ml

Instrument :
ECD_S
ClientSampleId :
HSTDICC200

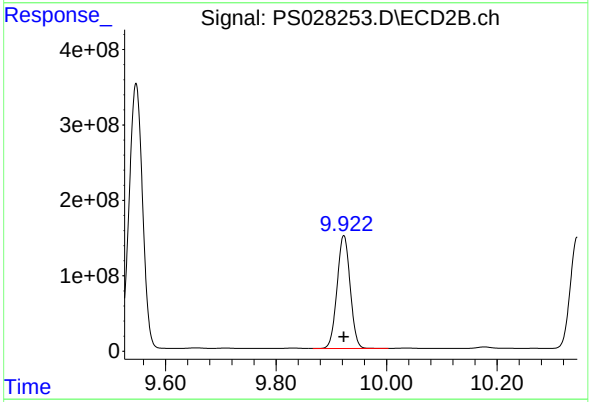

#11 2,4,5-TP (SILVEX)

R.T.: 9.923 min
Delta R.T.: 0.000 min
Response: 2460679717
Conc: 195.55 ng/ml

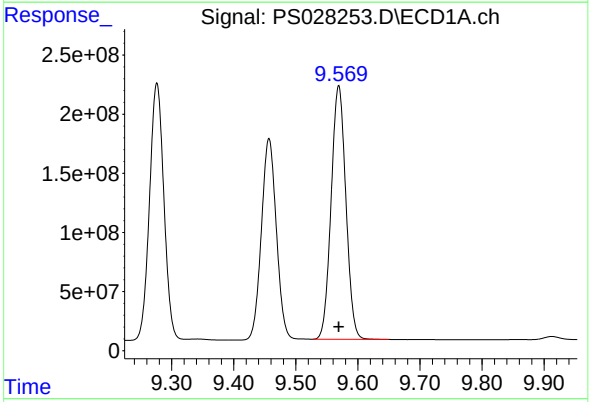

#12 2,4,5-T

R.T.: 9.569 min
Delta R.T.: 0.000 min
Response: 3534947725
Conc: 200.66 ng/ml

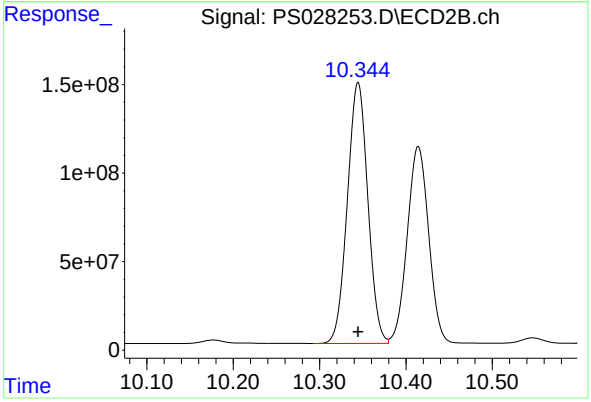

#12 2,4,5-T

R.T.: 10.345 min
Delta R.T.: 0.000 min
Response: 2429791973
Conc: 195.78 ng/ml

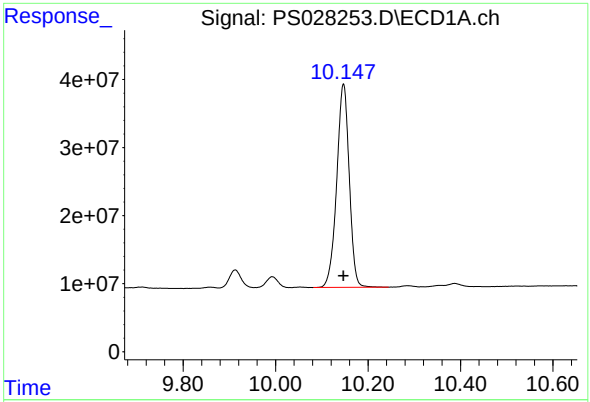

#13 2,4-DB

R.T.: 10.147 min
Delta R.T.: 0.000 min
Response: 561209882
Conc: 197.44 ng/ml

Instrument :
ECD_S
ClientSampleId :
HSTDICC200

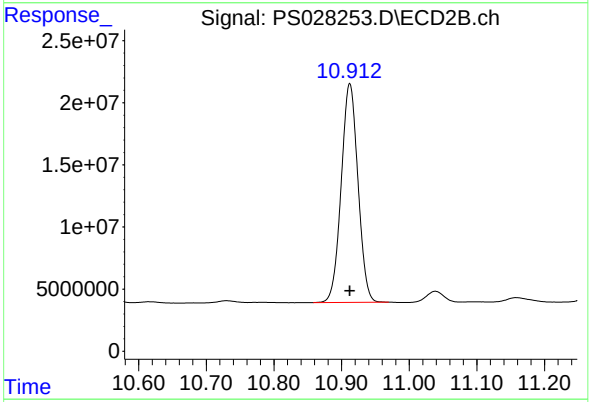

#13 2,4-DB

R.T.: 10.912 min
Delta R.T.: 0.000 min
Response: 302991891
Conc: 191.58 ng/ml

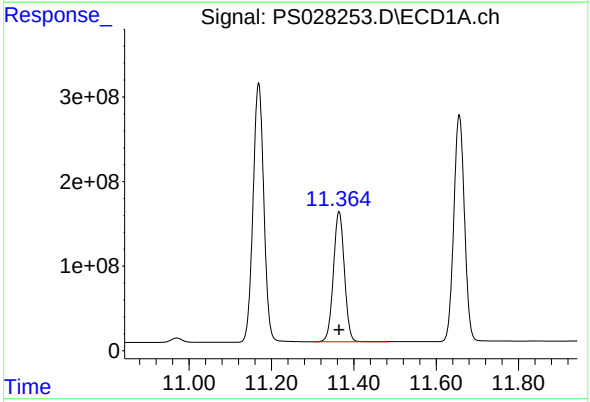

#14 DINOSEB

R.T.: 11.364 min
Delta R.T.: 0.000 min
Response: 2842779862
Conc: 194.79 ng/ml

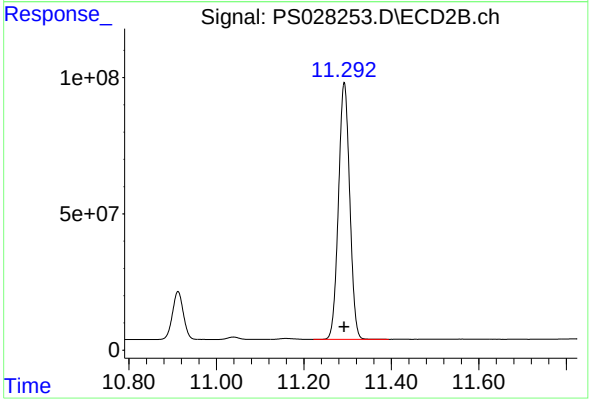

#14 DINOSEB

R.T.: 11.292 min
Delta R.T.: 0.000 min
Response: 1680529004
Conc: 191.52 ng/ml

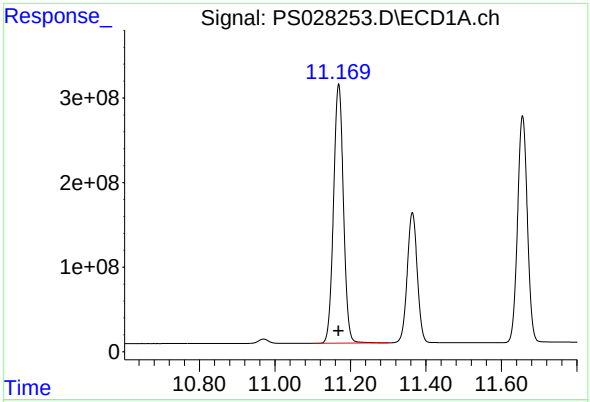

#15 Picloram

R.T.: 11.169 min
Delta R.T.: 0.000 min
Response: 5567638798
Conc: 190.82 ng/ml

Instrument :
ECD_S
ClientSampleId :
HSTDICC200

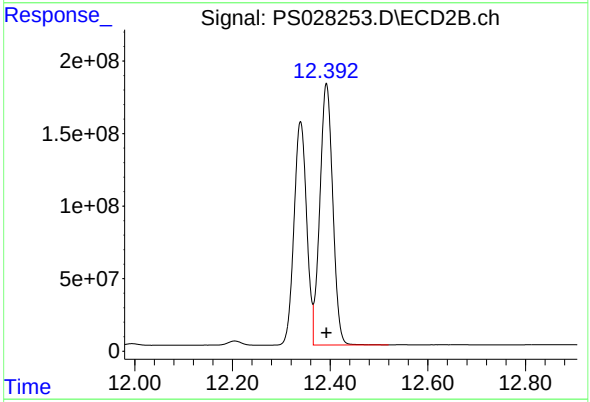

#15 Picloram

R.T.: 12.392 min
Delta R.T.: 0.000 min
Response: 3307364314
Conc: 182.95 ng/ml

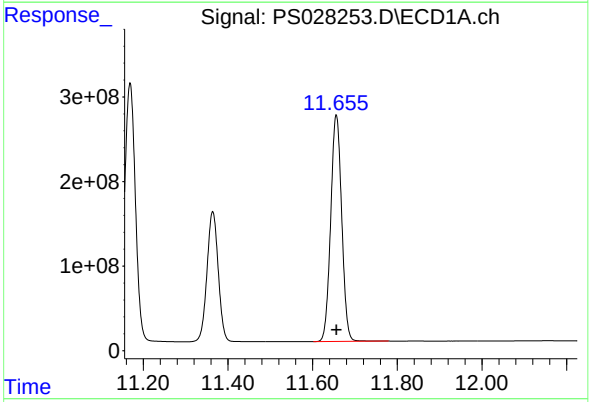

#16 DCPA

R.T.: 11.656 min
Delta R.T.: 0.000 min
Response: 4826032560
Conc: 200.00 ng/ml

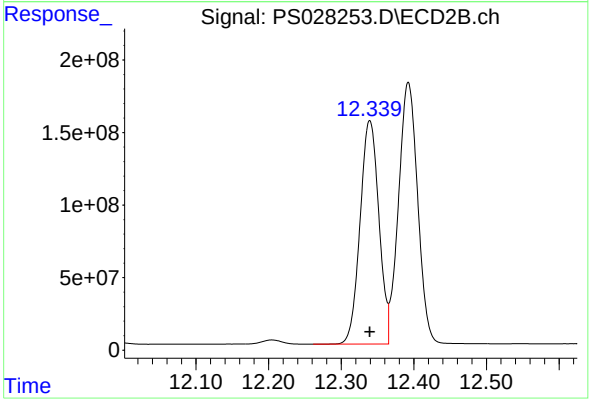

#16 DCPA

R.T.: 12.339 min
Delta R.T.: 0.000 min
Response: 2771776460
Conc: 195.46 ng/ml

Quantitation Report (QT Reviewed)

ICAL Form

Data Path : Z:\pestpcbsrv\HPCHEM1\ECD_S\Data\PS110624\
Data File : PS028254.D
Signal(s) : Signal #1: ECD1A.ch Signal #2: ECD2B.ch
Acq On : 06 Nov 2024 10:12
Operator : AR\AJ
Sample : HSTDICC500
Misc :
ALS Vial : 4 Sample Multiplier: 1

Instrument :
ECD_S
ClientSampleId :
HSTDICC500

Manual Integrations APPROVED

Reviewed By :Abdul Mirza 11/08/2024
Supervised By :Ankita Jodhani 11/08/2024

Integration File signal 1: autoint1.e
Integration File signal 2: autoint2.e
Quant Time: Nov 06 11:33:09 2024
Quant Method : Z:\pestpcbsrv\HPCHEM1\ECD_S\Method\PS110624.M
Quant Title : 8080.M
QLast Update : Wed Nov 06 11:33:01 2024
Response via : Initial Calibration
Integrator: ChemStation

Volume Inj. : 1 µl
Signal #1 Phase : ZB-MR1 Signal #2 Phase: ZB-MR2
Signal #1 Info : 30M x 0.32mm x0.5 Signal #2 Info : 30M x 0.32mm x 0.25µm

	Compound	RT#1	RT#2	Resp#1	Resp#2	ng/ml	ng/ml
	System Monitoring Compounds						
4) S	2,4-DCAA	7.262	7.765	1265.5E6	870.6E6	492.828m	501.380
	Target Compounds						
1) T	Dalapon	2.654	2.710	1576.6E6	1334.9E6	449.078	454.559
2) T	3,5-DICHL...	6.431	6.716	1771.1E6	1178.0E6	470.764	465.677
3) T	4-Nitroph...	7.062	7.291	748.3E6	518.6E6	456.609	456.042
5) T	DICAMBA	7.452	7.967	5332.7E6	3769.1E6	471.139	466.034
6) T	MCPP	7.634	8.067	349.6E6	280.7E6	45.882	46.335
7) T	MCPA	7.784	8.312	480.5E6	382.5E6	45.988	46.343
8) T	DICHLORPROP	8.163	8.684	1341.1E6	943.2E6	475.774	470.524
9) T	2,4-D	8.394	9.016	1503.2E6	1049.6E6	475.477	470.744
10) T	Pentachlo...	8.694	9.546	21029.5E6	14322.7E6	481.316	479.818
11) T	2,4,5-TP ...	9.277	9.923	8261.8E6	5990.7E6	479.437	475.627
12) T	2,4,5-T	9.570	10.344	8407.1E6	5907.4E6	479.082	475.572
13) T	2,4-DB	10.147	10.912	1342.8E6	743.8E6	475.218	471.354
14) T	DINOSEB	11.365	11.293	6850.2E6	4122.6E6	470.326	469.215
15) T	Picloram	11.169	12.393	13862.1E6	8612.2E6	472.396	469.122
16) T	DCPA	11.657	12.339	11638.0E6	6852.1E6	482.282	480.529

(f)=RT Delta > 1/2 Window (#)=Amounts differ by > 25% (m)=manual int.

ICAL Form

Data Path : Z:\pestpcbsrv\HPCHEM1\ECD_S\Data\PS110624\
Data File : PS028254.D
Signal(s) : Signal #1: ECD1A.ch Signal #2: ECD2B.ch
Acq On : 06 Nov 2024 10:12
Operator : AR\AJ
Sample : HSTDICC500
Misc :
ALS Vial : 4 Sample Multiplier: 1

Instrument :
ECD_S
ClientSampleId :
HSTDICC500

Manual Integrations APPROVED

Reviewed By :Abdul Mirza 11/08/2024
Supervised By :Ankita Jodhani 11/08/2024

Integration File signal 1: autoint1.e
Integration File signal 2: autoint2.e
Quant Time: Nov 06 11:33:09 2024
Quant Method : Z:\pestpcbsrv\HPCHEM1\ECD_S\Method\PS110624.M
Quant Title : 8080.M
QLast Update : Wed Nov 06 11:33:01 2024
Response via : Initial Calibration
Integrator: ChemStation

Volume Inj. : 1 µl
Signal #1 Phase : ZB-MR1 Signal #2 Phase: ZB-MR2
Signal #1 Info : 30M x 0.32mm x0.5 Signal #2 Info : 30M x 0.32mm x 0.25µm

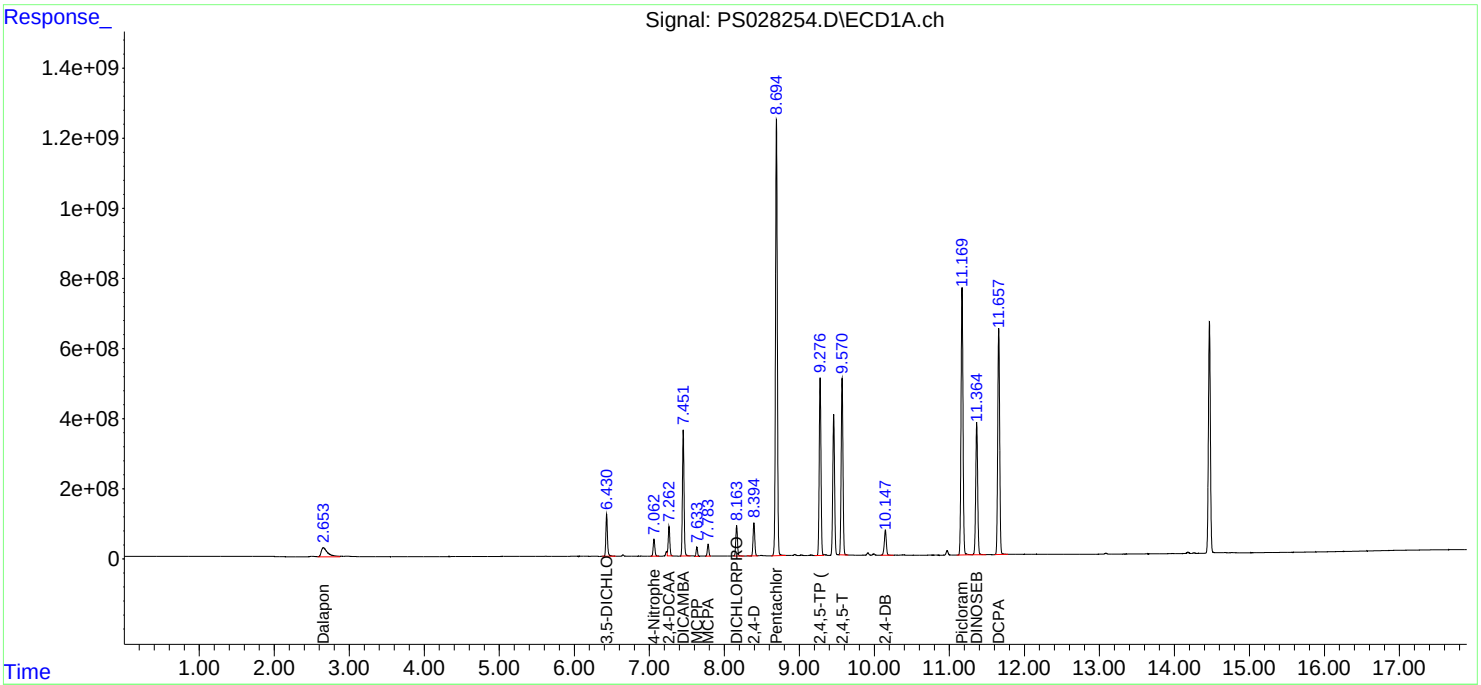

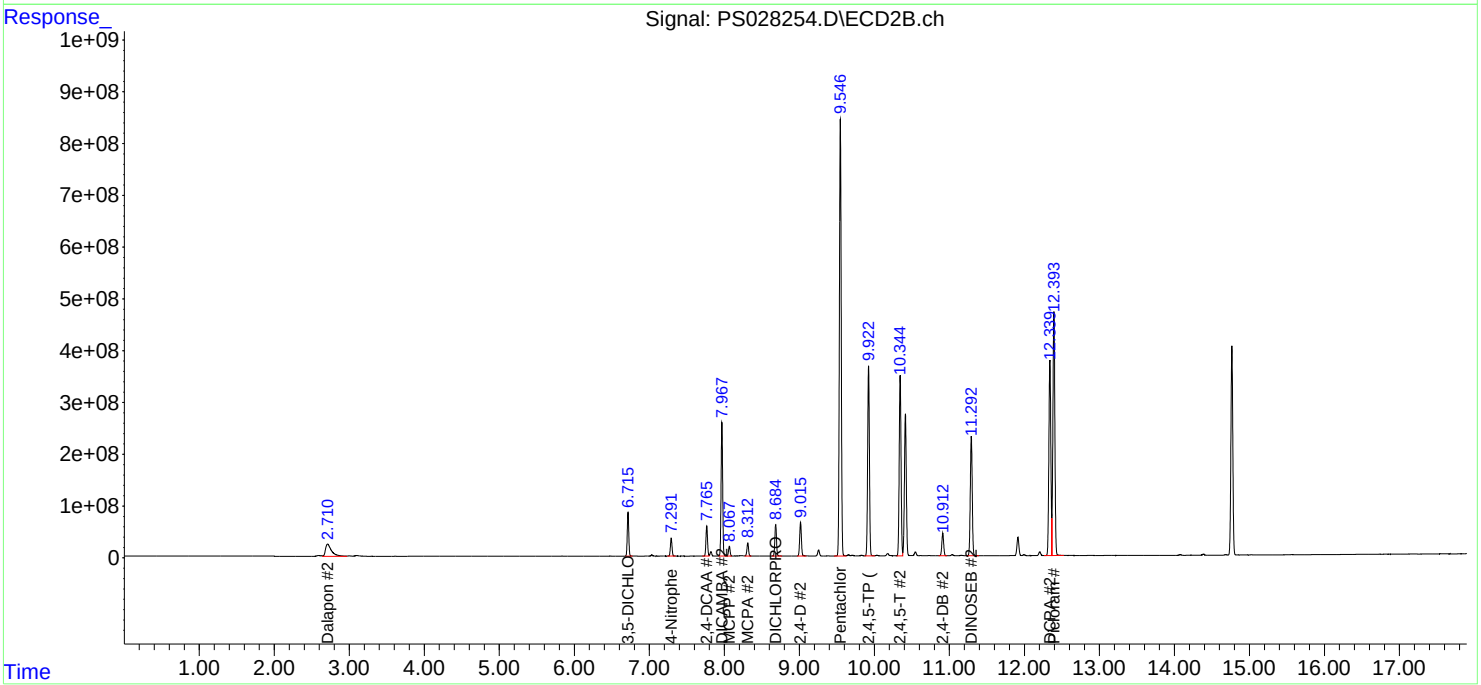

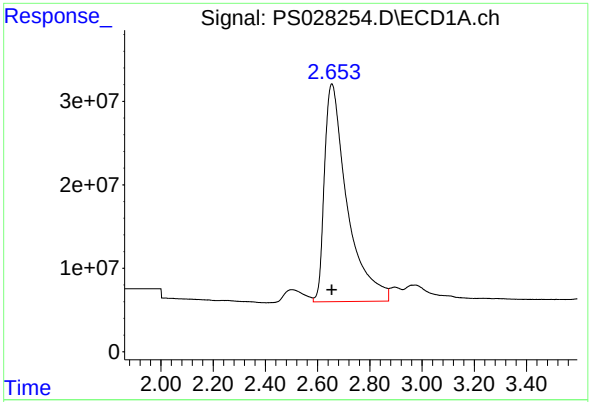

#1 Dalapon

R.T.: 2.654 min
Delta R.T.: 0.000 min
Response: 1576612145
Conc: 449.08 ng/ml

Instrument :
ECD_S
ClientSampleId :
HSTDICC500

Manual Integrations APPROVED

Reviewed By :Abdul Mirza 11/08/2024
Supervised By :Ankita Jodhani 11/08/2024

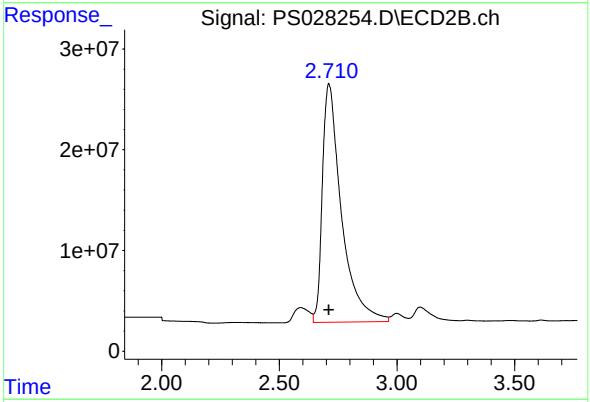

#1 Dalapon

R.T.: 2.710 min
Delta R.T.: 0.000 min
Response: 1334908950
Conc: 454.56 ng/ml

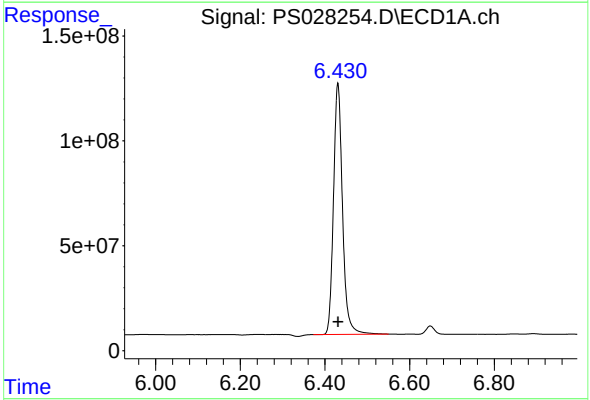

#2 3,5-DICHLOROBENZOIC ACID

R.T.: 6.431 min
Delta R.T.: 0.000 min
Response: 1771119667
Conc: 470.76 ng/ml

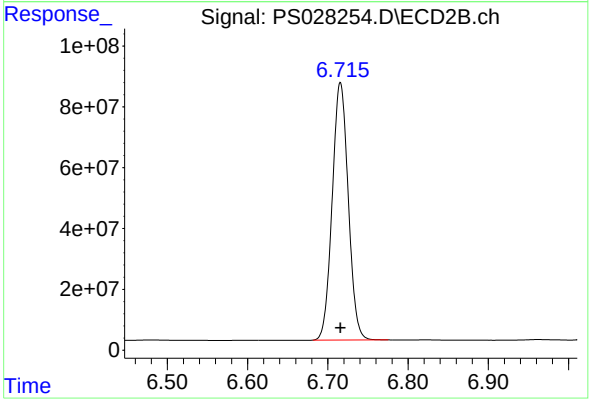

#2 3,5-DICHLOROBENZOIC ACID

R.T.: 6.716 min
Delta R.T.: 0.000 min
Response: 1177952360
Conc: 465.68 ng/ml

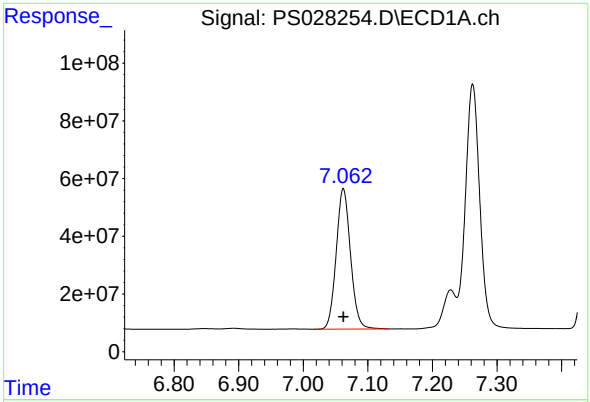

#3 4-Nitrophenol

R.T.: 7.062 min
Delta R.T.: 0.000 min
Response: 748328913
Conc: 456.61 ng/ml

Instrument :
ECD_S
ClientSampleId :
HSTDICC500

Manual Integrations APPROVED

Reviewed By :Abdul Mirza 11/08/2024
Supervised By :Ankita Jodhani 11/08/2024

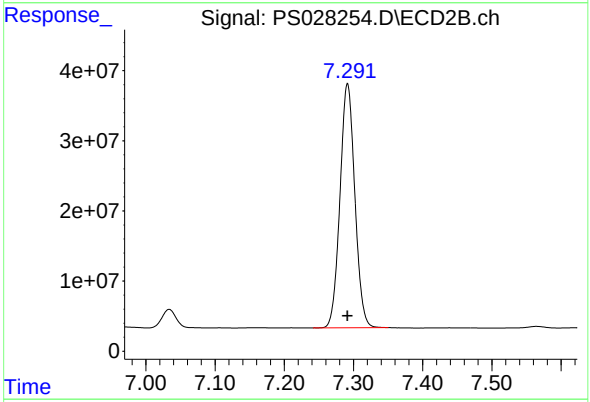

#3 4-Nitrophenol

R.T.: 7.291 min
Delta R.T.: 0.000 min
Response: 518627832
Conc: 456.04 ng/ml

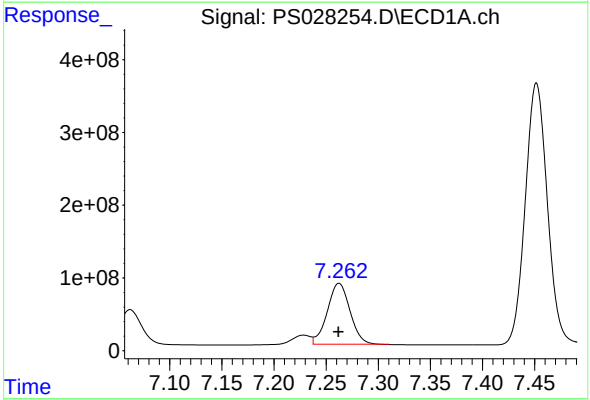

#4 2,4-DCAA

R.T.: 7.262 min
Delta R.T.: 0.000 min
Response: 1265480600
Conc: 492.83 ng/ml m

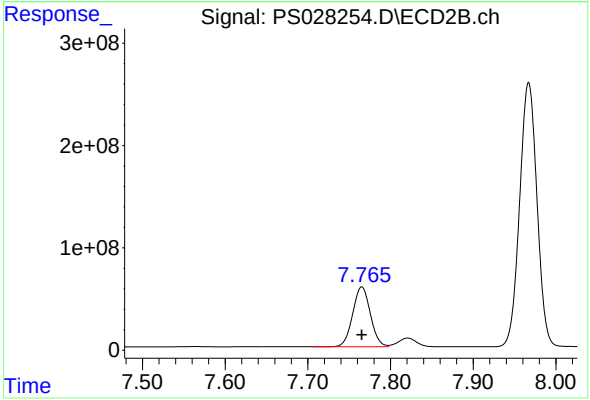

#4 2,4-DCAA

R.T.: 7.765 min
Delta R.T.: 0.000 min
Response: 870608257
Conc: 501.38 ng/ml

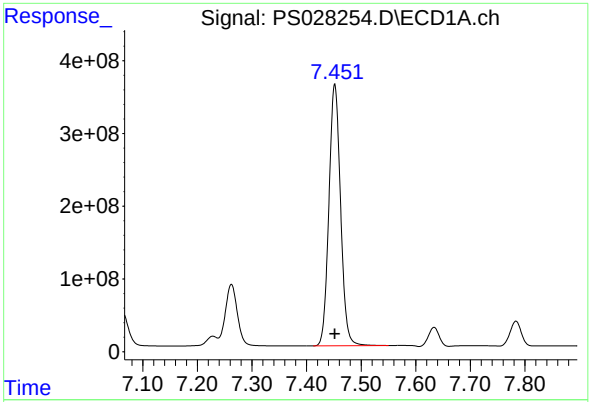

#5 DICAMBA

R.T.: 7.452 min
Delta R.T.: 0.000 min
Response: 5332661830
Conc: 471.14 ng/ml

Instrument :
ECD_S
ClientSampleId :
HSTDICC500

Manual Integrations APPROVED

Reviewed By :Abdul Mirza 11/08/2024
Supervised By :Ankita Jodhani 11/08/2024

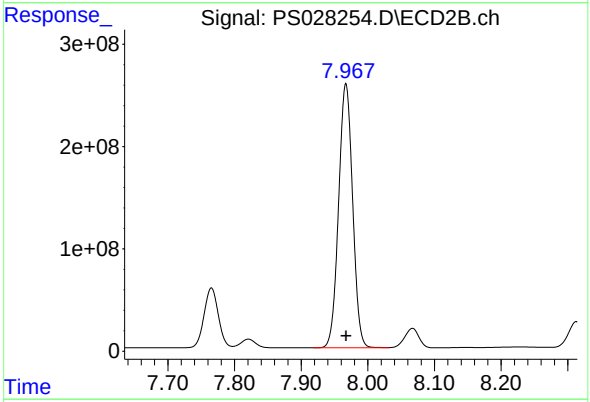

#5 DICAMBA

R.T.: 7.967 min
Delta R.T.: 0.000 min
Response: 3769124451
Conc: 466.03 ng/ml

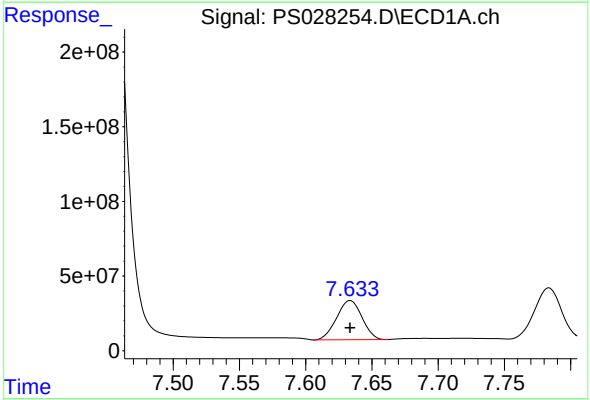

#6 MCPP

R.T.: 7.634 min
Delta R.T.: 0.000 min
Response: 349556539
Conc: 45.88 ug/ml

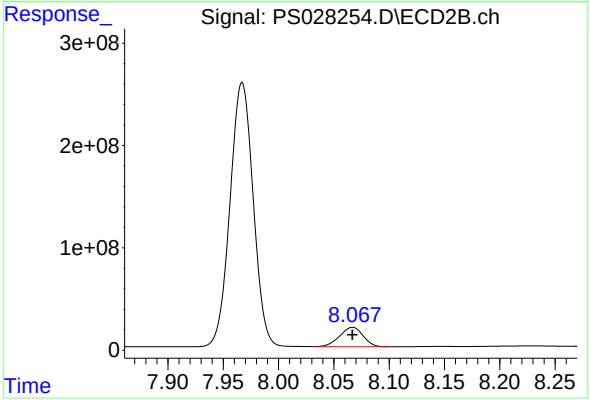

#6 MCPP

R.T.: 8.067 min
Delta R.T.: 0.000 min
Response: 280696221
Conc: 46.33 ug/ml

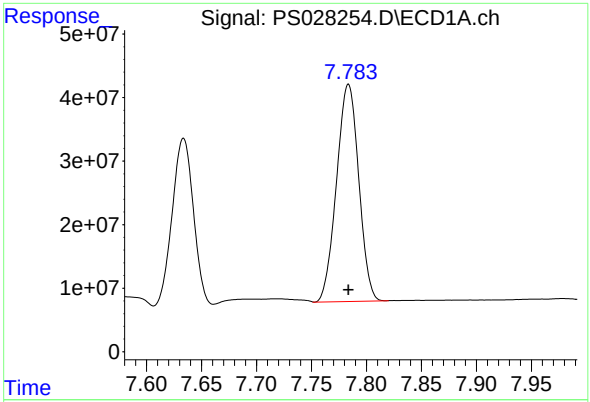

#7 MCPA

R.T.: 7.784 min
Delta R.T.: 0.000 min
Response: 480539376
Conc: 45.99 ug/ml

Instrument :
ECD_S
ClientSampleId :
HSTDICC500

Manual Integrations APPROVED

Reviewed By :Abdul Mirza 11/08/2024
Supervised By :Ankita Jodhani 11/08/2024

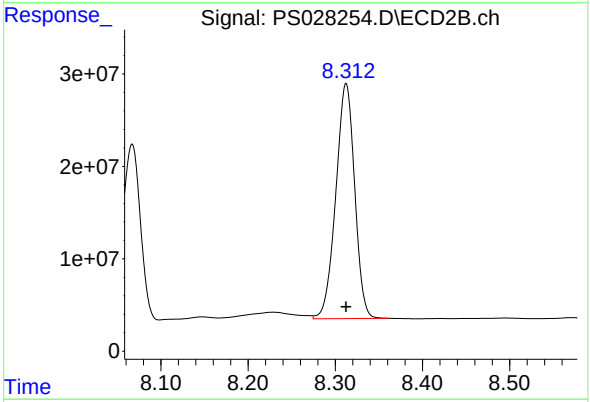

#7 MCPA

R.T.: 8.312 min
Delta R.T.: 0.000 min
Response: 382498869
Conc: 46.34 ug/ml

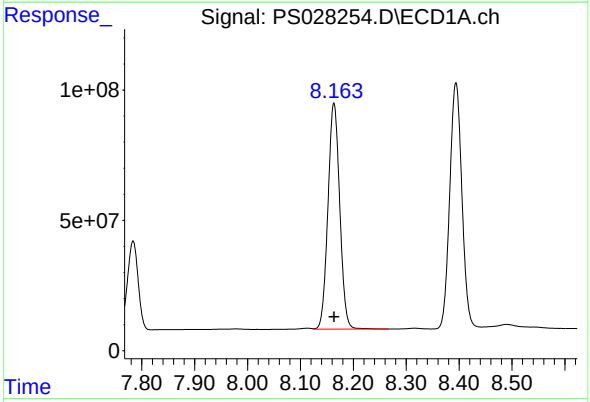

#8 DICHLORPROP

R.T.: 8.163 min
Delta R.T.: 0.000 min
Response: 1341105308
Conc: 475.77 ng/ml

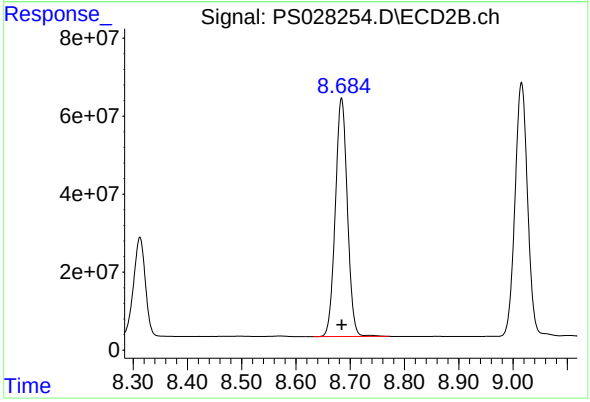

#8 DICHLORPROP

R.T.: 8.684 min
Delta R.T.: 0.000 min
Response: 943187040
Conc: 470.52 ng/ml

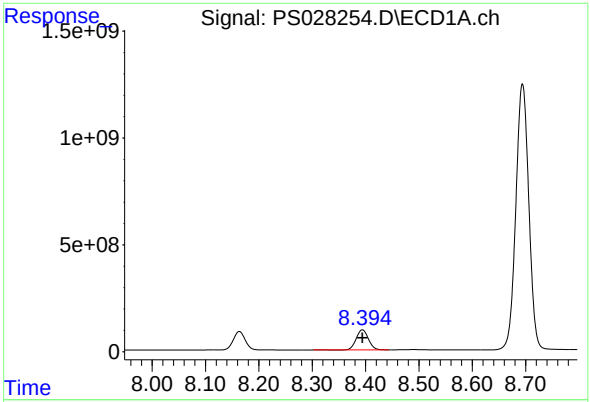

#9 2,4-D

R.T.: 8.394 min
Delta R.T.: 0.000 min
Response: 1503244269
Conc: 475.48 ng/ml

Instrument :
ECD_S
ClientSampleId :
HSTDICC500

Manual Integrations APPROVED

Reviewed By :Abdul Mirza 11/08/2024
Supervised By :Ankita Jodhani 11/08/2024

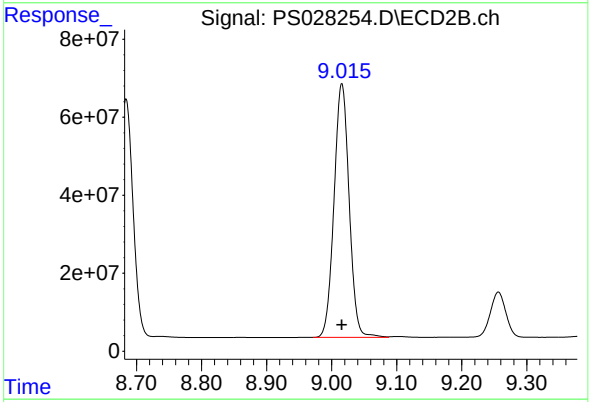

#9 2,4-D

R.T.: 9.016 min
Delta R.T.: 0.000 min
Response: 1049620163
Conc: 470.74 ng/ml

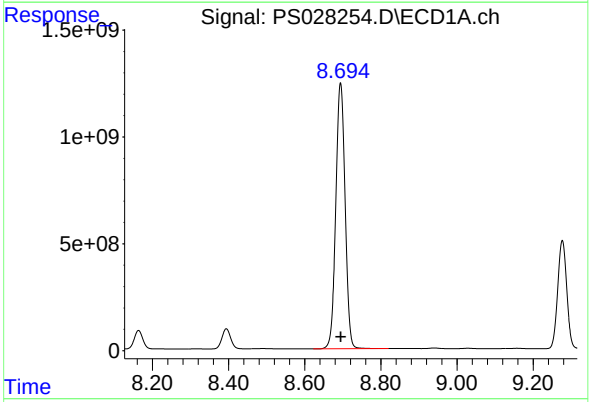

#10 Pentachlorophenol

R.T.: 8.694 min
Delta R.T.: 0.000 min
Response: 21029542330
Conc: 481.32 ng/ml

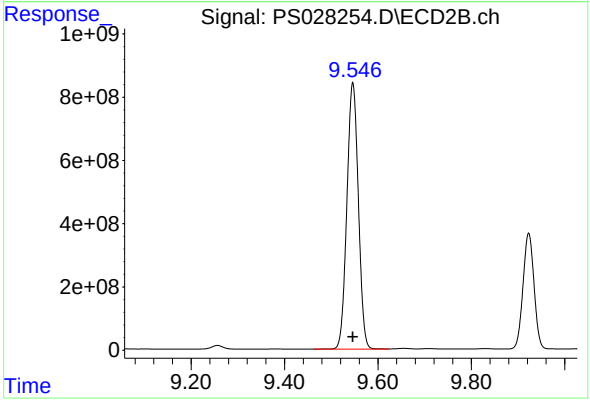

#10 Pentachlorophenol

R.T.: 9.546 min
Delta R.T.: 0.000 min
Response: 14322670005
Conc: 479.82 ng/ml

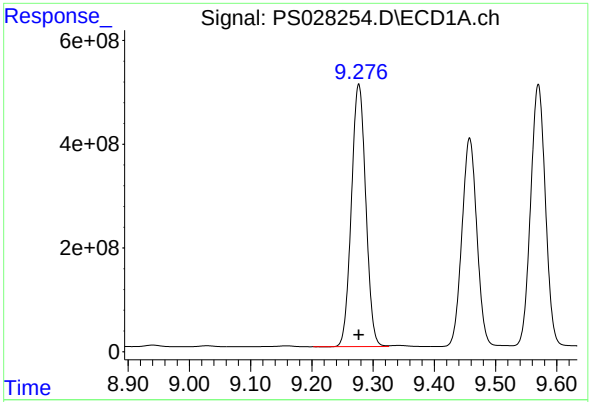

#11 2,4,5-TP (SILVEX)

R.T.: 9.277 min
Delta R.T.: 0.000 min
Response: 8261845990
Conc: 479.44 ng/ml

Instrument :
ECD_S
ClientSampleId :
HSTDICC500

Manual Integrations APPROVED

Reviewed By :Abdul Mirza 11/08/2024
Supervised By :Ankita Jodhani 11/08/2024

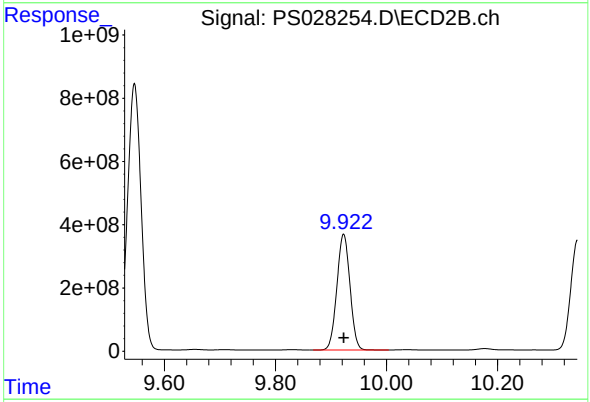

#11 2,4,5-TP (SILVEX)

R.T.: 9.923 min
Delta R.T.: 0.000 min
Response: 5990708385
Conc: 475.63 ng/ml

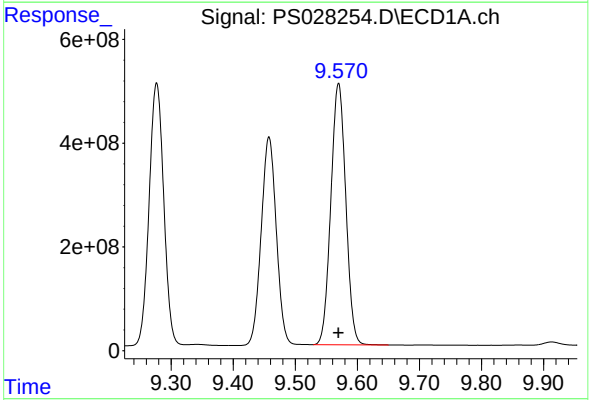

#12 2,4,5-T

R.T.: 9.570 min
Delta R.T.: 0.000 min
Response: 8407092602
Conc: 479.08 ng/ml

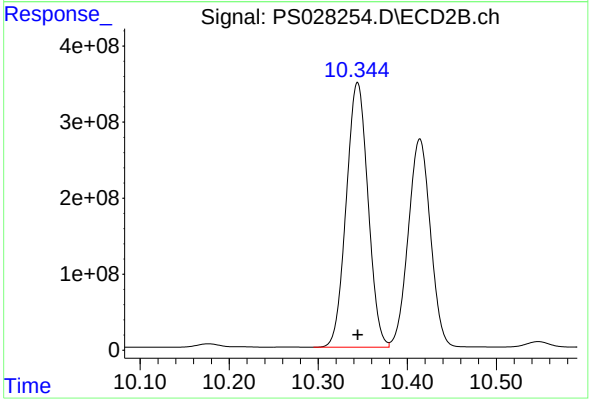

#12 2,4,5-T

R.T.: 10.344 min
Delta R.T.: 0.000 min
Response: 5907419244
Conc: 475.57 ng/ml

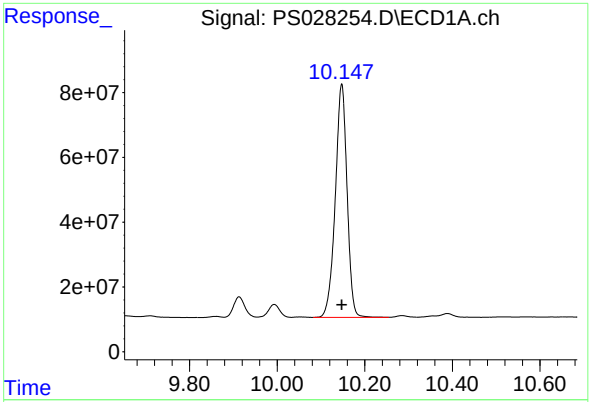

#13 2,4-DB

R.T.: 10.147 min
Delta R.T.: 0.000 min
Response: 1342838914
Conc: 475.22 ng/ml

Instrument :
ECD_S
ClientSampleId :
HSTDICC500

Manual Integrations APPROVED

Reviewed By :Abdul Mirza 11/08/2024
Supervised By :Ankita Jodhani 11/08/2024

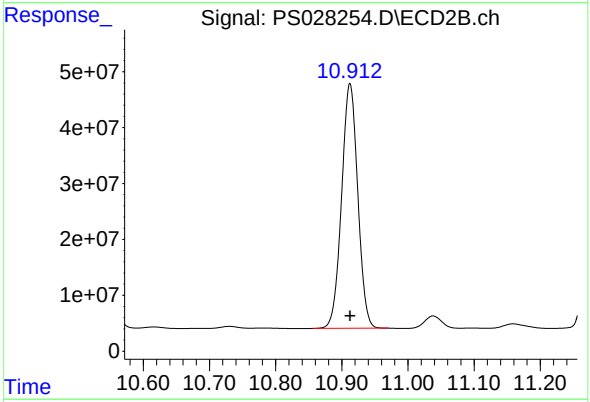

#13 2,4-DB

R.T.: 10.912 min
Delta R.T.: 0.000 min
Response: 743787551
Conc: 471.35 ng/ml

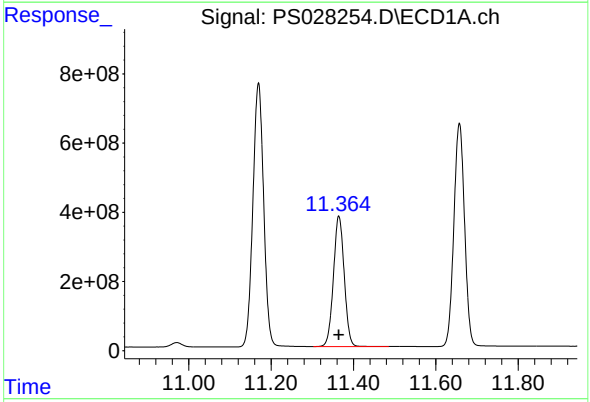

#14 DINOSEB

R.T.: 11.365 min
Delta R.T.: 0.000 min
Response: 6850183894
Conc: 470.33 ng/ml

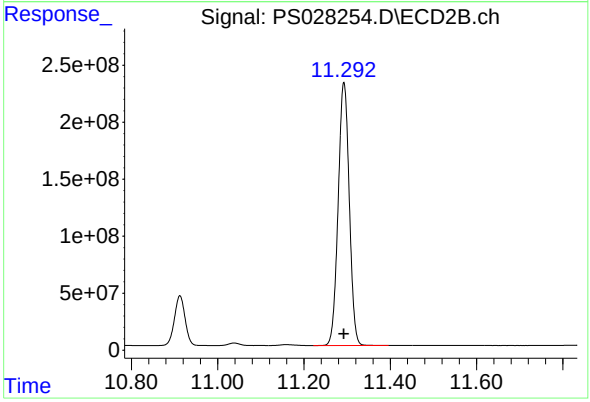

#14 DINOSEB

R.T.: 11.293 min
Delta R.T.: 0.000 min
Response: 4122557520
Conc: 469.22 ng/ml

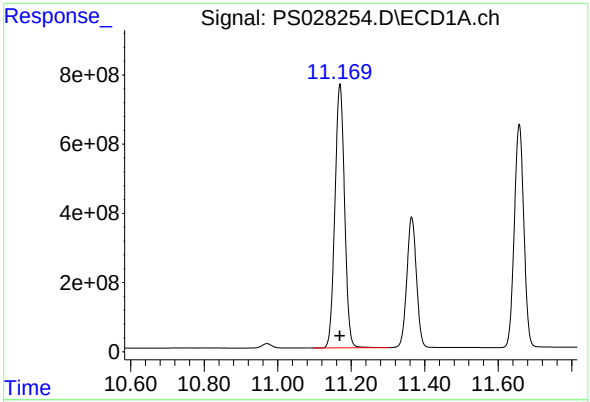

#15 Picloram

R.T.: 11.169 min
Delta R.T.: 0.000 min
Response: 13862147165
Conc: 472.40 ng/ml

Instrument :
ECD_S
ClientSampleId :
HSTDICC500

Manual Integrations APPROVED

Reviewed By :Abdul Mirza 11/08/2024
Supervised By :Ankita Jodhani 11/08/2024

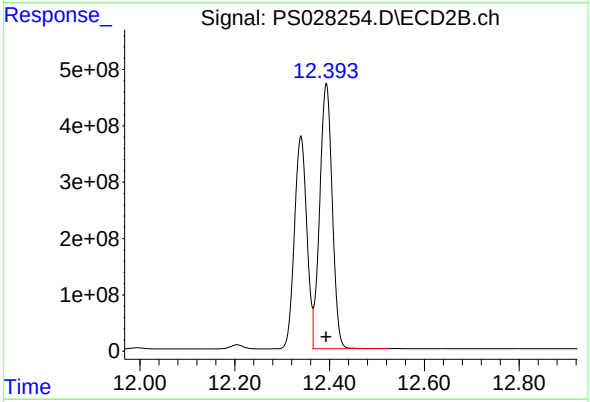

#15 Picloram

R.T.: 12.393 min
Delta R.T.: 0.000 min
Response: 8612156410
Conc: 469.12 ng/ml

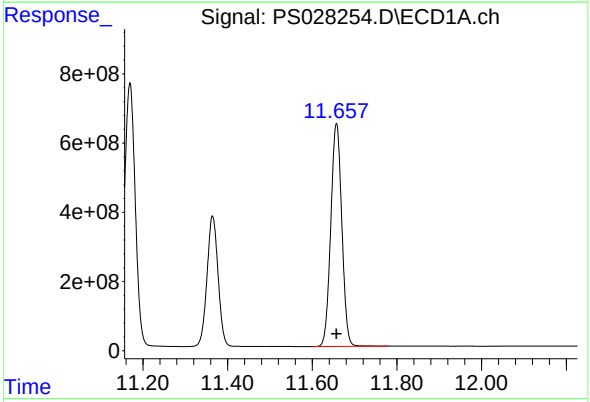

#16 DCPA

R.T.: 11.657 min
Delta R.T.: 0.000 min
Response: 11638043614
Conc: 482.28 ng/ml

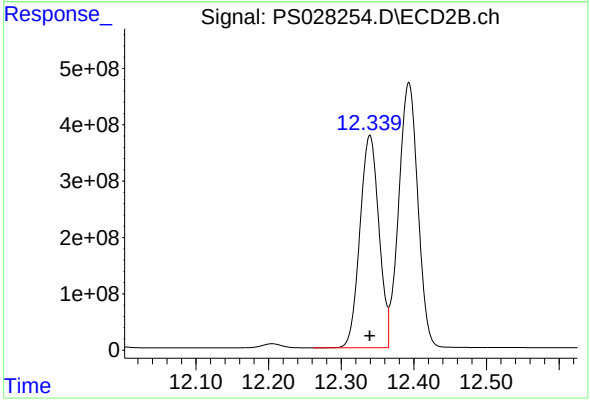

#16 DCPA

R.T.: 12.339 min
Delta R.T.: 0.000 min
Response: 6852136562
Conc: 480.53 ng/ml

Quantitation Report (QT Reviewed)

ICAL Form

Data Path : Z:\pestpcbsrv\HPCHEM1\ECD_S\Data\PS110624\
Data File : PS028255.D
Signal(s) : Signal #1: ECD1A.ch Signal #2: ECD2B.ch
Acq On : 06 Nov 2024 10:36
Operator : AR\AJ
Sample : HSTDICC750
Misc :
ALS Vial : 5 Sample Multiplier: 1

Instrument :
ECD_S
ClientSampleId :
HSTDICC750

Integration File signal 1: autoint1.e
Integration File signal 2: autoint2.e
Quant Time: Nov 06 11:12:08 2024
Quant Method : Z:\pestpcbsrv\HPCHEM1\ECD_S\Method\PS110624.M
Quant Title : 8080.M
QLast Update : Wed Nov 06 11:11:45 2024
Response via : Initial Calibration
Integrator: ChemStation

Volume Inj. : 1 µl
Signal #1 Phase : ZB-MR1 Signal #2 Phase: ZB-MR2
Signal #1 Info : 30M x 0.32mm x0.5 Signal #2 Info : 30M x 0.32mm x 0.25µm

		Compound	RT#1	RT#2	Resp#1	Resp#2	ng/ml	ng/ml
		System Monitoring Compounds						
4)	S	2,4-DCAA	7.262	7.765	1910.0E6	1298.7E6	750.000	750.000
		Target Compounds						
1)	T	Dalapon	2.653	2.709	2427.3E6	2006.2E6	682.500	682.500
2)	T	3,5-DICHL...	6.429	6.715	2591.6E6	1761.8E6	697.500	697.500
3)	T	4-Nitroph...	7.061	7.291	1114.6E6	774.4E6	682.500	682.500
5)	T	DICAMBA	7.451	7.967	7960.3E6	5749.9E6	705.000	705.000
6)	T	MCPP	7.635	8.069	549.9E6	433.1E6	70.500	70.500
7)	T	MCPA	7.786	8.315	736.9E6	577.6E6	69.750	69.750
8)	T	DICHLORPROP	8.163	8.684	1962.8E6	1411.6E6	705.000	705.000
9)	T	2,4-D	8.394	9.015	2202.9E6	1569.5E6	705.000	705.000
10)	T	Pentachlo...	8.694	9.547	30716.5E6	21052.6E6	712.500	712.500
11)	T	2,4,5-TP ...	9.277	9.923	12163.4E6	8962.4E6	712.500	712.500
12)	T	2,4,5-T	9.569	10.344	12395.8E6	8839.8E6	712.500	712.500
13)	T	2,4-DB	10.147	10.912	2012.4E6	1132.9E6	712.500	712.500
14)	T	DINOSEB	11.364	11.291	10261.0E6	6204.5E6	705.000	705.000
15)	T	Picloram	11.169	12.393	21022.4E6	13242.0E6	712.500	712.500
16)	T	DCPA	11.657	12.339	17291.9E6	10255.6E6	720.000	720.000

(f)=RT Delta > 1/2 Window (#)=Amounts differ by > 25% (m)=manual int.

Data Path : Z:\pestpcbsrv\HPCHEM1\ECD_S\Data\PS110624\
Data File : PS028255.D
Signal(s) : Signal #1: ECD1A.ch Signal #2: ECD2B.ch
Acq On : 06 Nov 2024 10:36
Operator : AR\AJ
Sample : HSTDICC750
Misc :
ALS Vial : 5 Sample Multiplier: 1

Instrument :
ECD_S
ClientSampleId :
HSTDICC750

Integration File signal 1: autoint1.e
Integration File signal 2: autoint2.e
Quant Time: Nov 06 11:12:08 2024
Quant Method : Z:\pestpcbsrv\HPCHEM1\ECD_S\Method\PS110624.M
Quant Title : 8080.M
QLast Update : Wed Nov 06 11:11:45 2024
Response via : Initial Calibration
Integrator: ChemStation

Volume Inj. : 1 µl
Signal #1 Phase : ZB-MR1 Signal #2 Phase: ZB-MR2
Signal #1 Info : 30M x 0.32mm x0.5 Signal #2 Info : 30M x 0.25µm

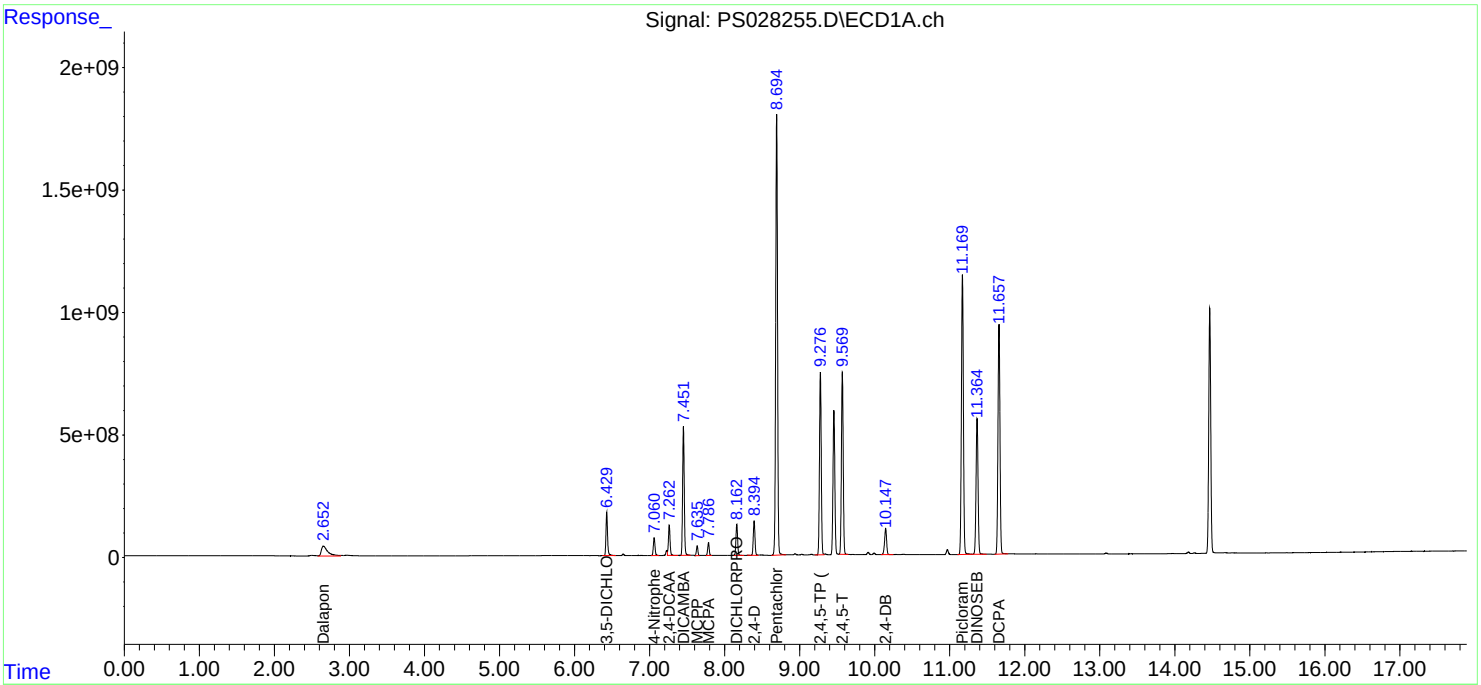

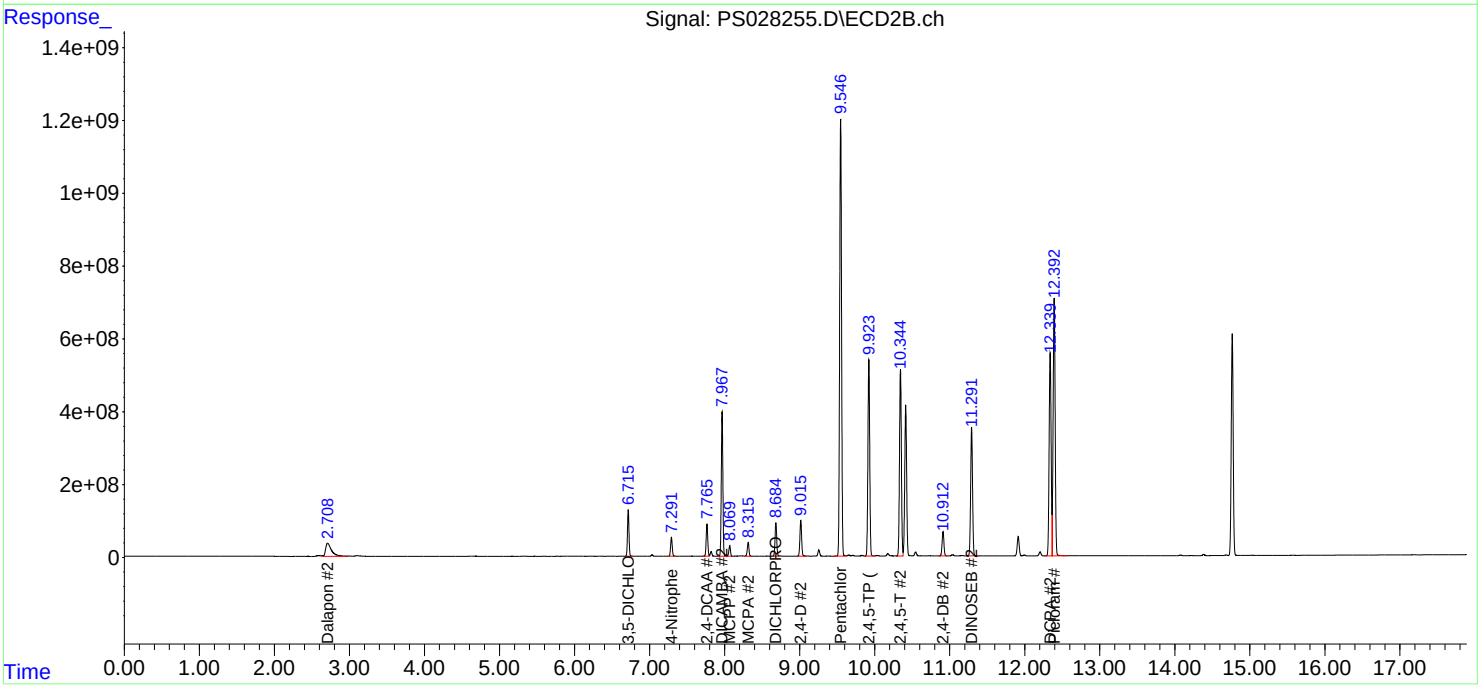

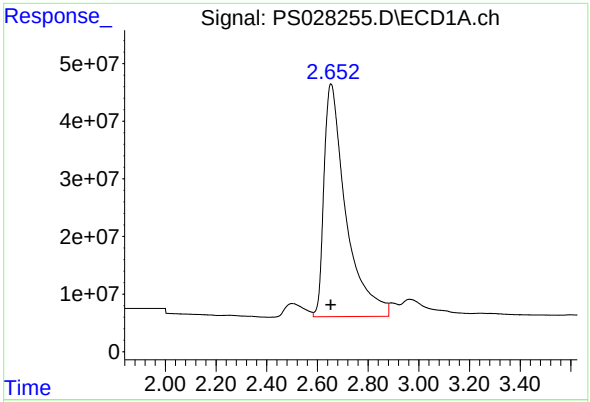

#1 Dalapon

R.T.: 2.653 min
Delta R.T.: 0.000 min
Response: 2427295820
Conc: 682.50 ng/ml

Instrument :
ECD_S
ClientSampleId :
HSTDICC750

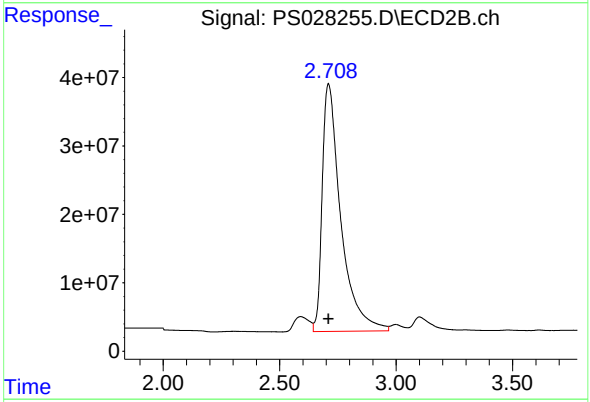

#1 Dalapon

R.T.: 2.709 min
Delta R.T.: 0.000 min
Response: 2006246868
Conc: 682.50 ng/ml

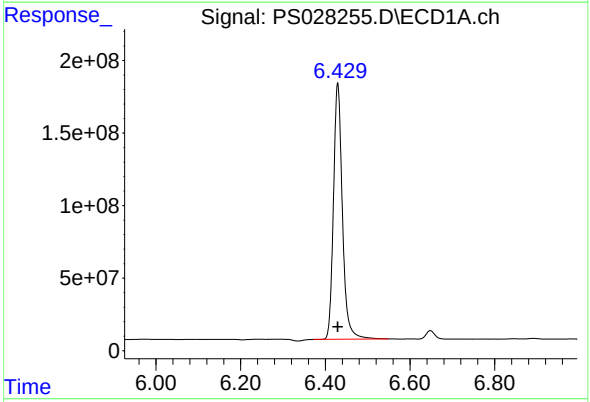

#2 3,5-DICHLOROBENZOIC ACID

R.T.: 6.429 min
Delta R.T.: 0.000 min
Response: 2591623320
Conc: 697.50 ng/ml

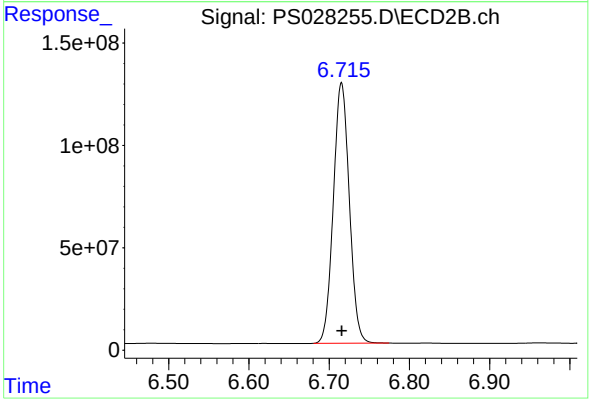

#2 3,5-DICHLOROBENZOIC ACID

R.T.: 6.715 min
Delta R.T.: 0.000 min
Response: 1761789884
Conc: 697.50 ng/ml

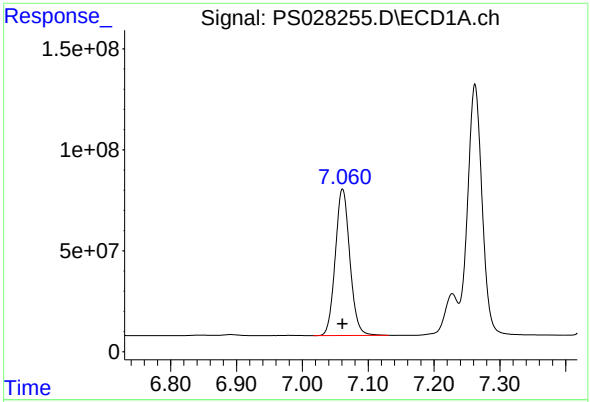

#3 4-Nitrophenol

R.T.: 7.061 min
Delta R.T.: 0.000 min
Response: 1114580645
Conc: 682.50 ng/ml

Instrument :
ECD_S
ClientSampleId :
HSTDICC750

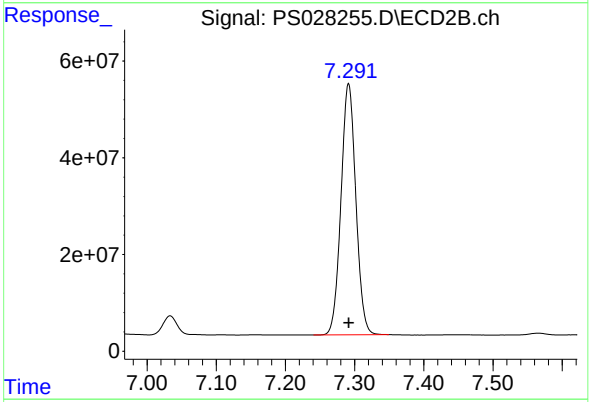

#3 4-Nitrophenol

R.T.: 7.291 min
Delta R.T.: 0.000 min
Response: 774386777
Conc: 682.50 ng/ml

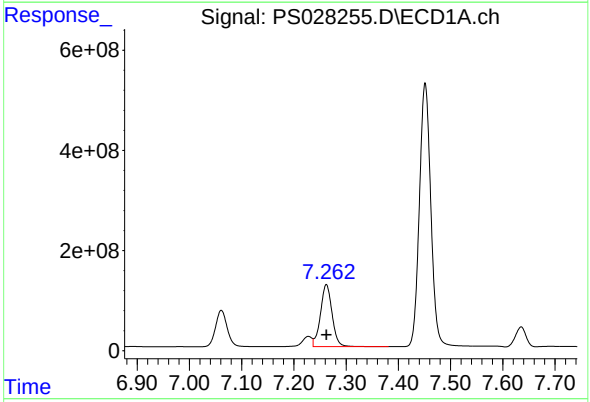

#4 2,4-DCAA

R.T.: 7.262 min
Delta R.T.: 0.000 min
Response: 1909957731
Conc: 750.00 ng/ml

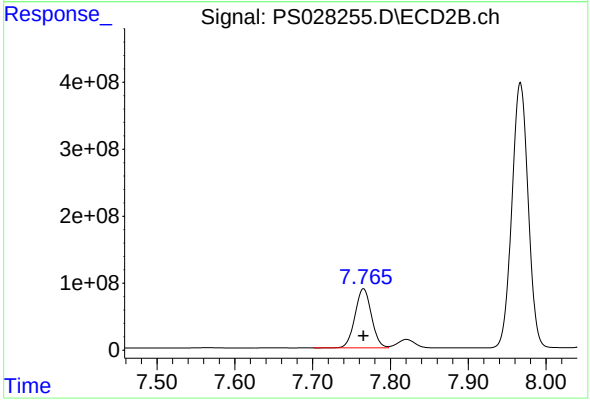

#4 2,4-DCAA

R.T.: 7.765 min
Delta R.T.: 0.000 min
Response: 1298725092
Conc: 750.00 ng/ml

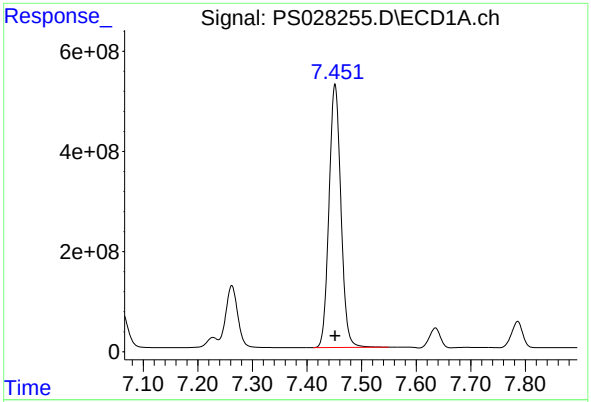

#5 DICAMBA

R.T.: 7.451 min
Delta R.T.: 0.000 min
Response: 7960325238
Conc: 705.00 ng/ml

Instrument :
ECD_S
ClientSampleId :
HSTDICC750

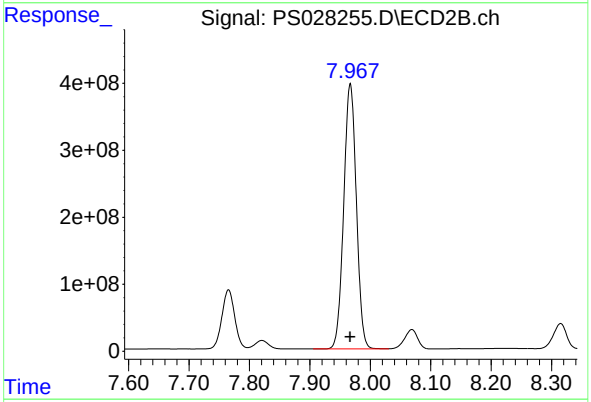

#5 DICAMBA

R.T.: 7.967 min
Delta R.T.: 0.000 min
Response: 5749907361
Conc: 705.00 ng/ml

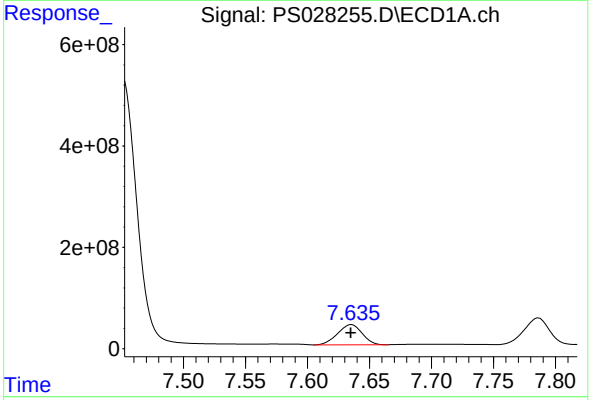

#6 MCPP

R.T.: 7.635 min
Delta R.T.: 0.000 min
Response: 549886235
Conc: 70.50 ug/ml

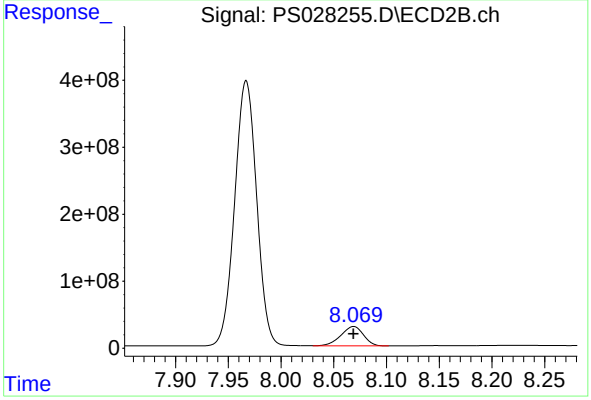

#6 MCPP

R.T.: 8.069 min
Delta R.T.: 0.000 min
Response: 433130594
Conc: 70.50 ug/ml

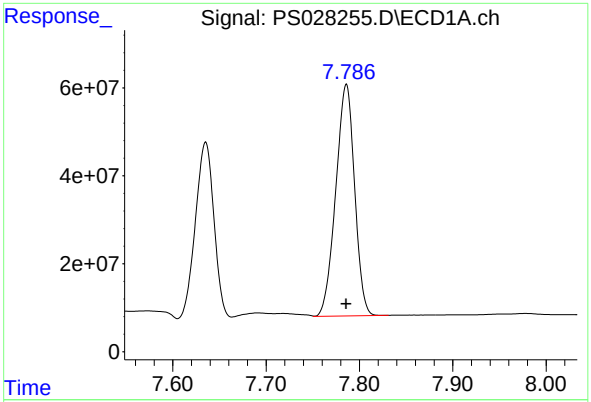

#7 MCPA

R.T.: 7.786 min
Delta R.T.: 0.000 min
Response: 736853891
Conc: 69.75 ug/ml

Instrument :
ECD_S
ClientSampleId :
HSTDICC750

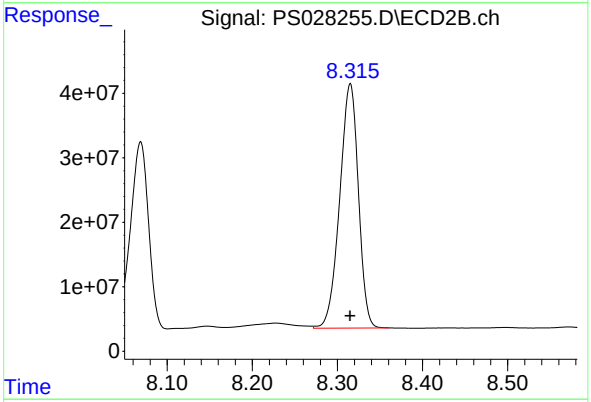

#7 MCPA

R.T.: 8.315 min
Delta R.T.: 0.000 min
Response: 577628626
Conc: 69.75 ug/ml

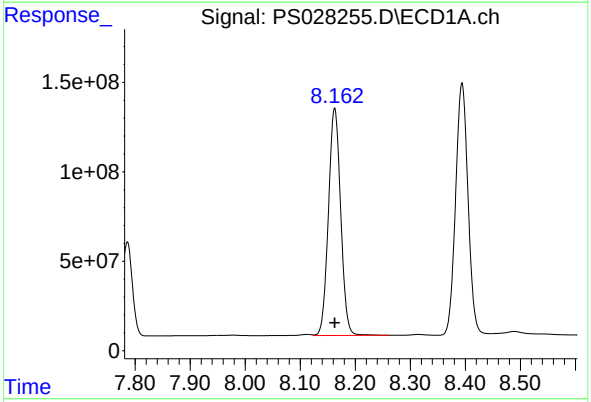

#8 DICHLORPROP

R.T.: 8.163 min
Delta R.T.: 0.000 min
Response: 1962831456
Conc: 705.00 ng/ml

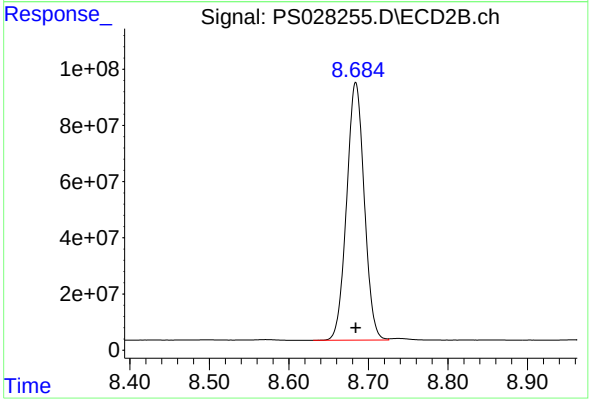

#8 DICHLORPROP

R.T.: 8.684 min
Delta R.T.: 0.000 min
Response: 1411628902
Conc: 705.00 ng/ml

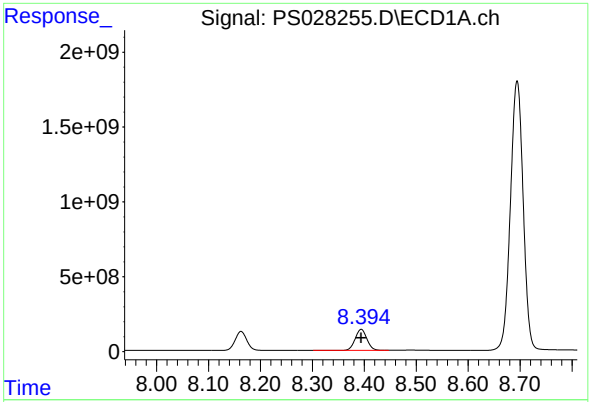

#9 2,4-D

R.T.: 8.394 min
Delta R.T.: 0.000 min
Response: 2202919451
Conc: 705.00 ng/ml

Instrument :
ECD_S
ClientSampleId :
HSTDICC750

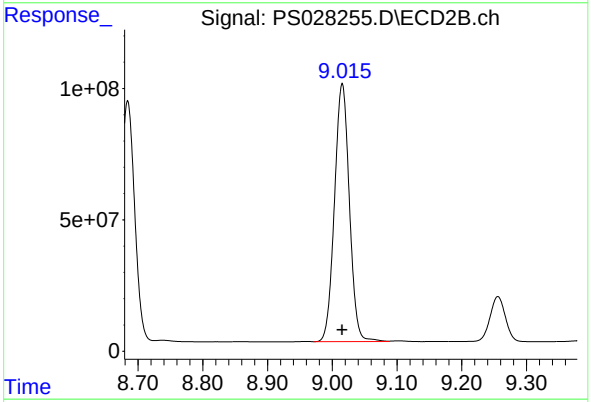

#9 2,4-D

R.T.: 9.015 min
Delta R.T.: 0.000 min
Response: 1569456146
Conc: 705.00 ng/ml

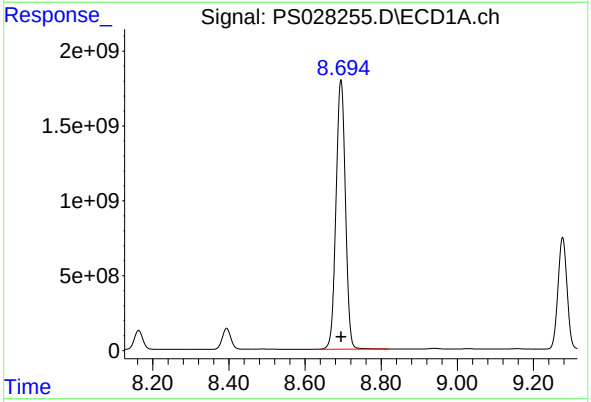

#10 Pentachlorophenol

R.T.: 8.694 min
Delta R.T.: 0.000 min
Response: 30716456668
Conc: 712.50 ng/ml

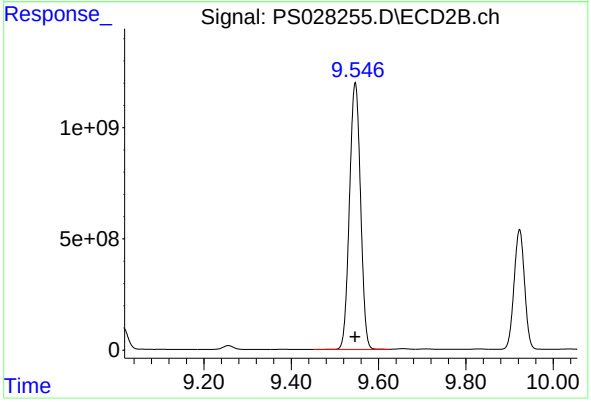

#10 Pentachlorophenol

R.T.: 9.547 min
Delta R.T.: 0.000 min
Response: 21052569097
Conc: 712.50 ng/ml

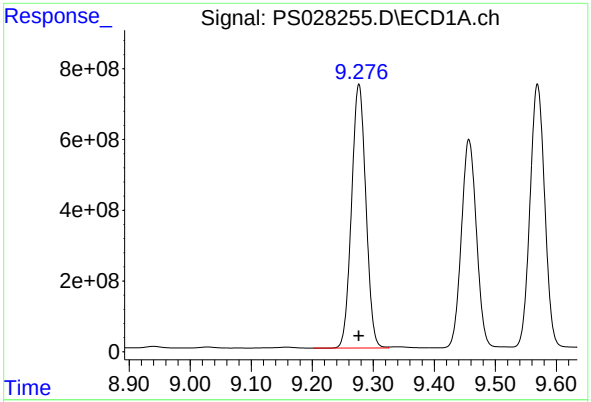

#11 2,4,5-TP (SILVEX)

R.T.: 9.277 min
Delta R.T.: 0.000 min
Response: 12163393791
Conc: 712.50 ng/ml

Instrument :
ECD_S
ClientSampleId :
HSTDICC750

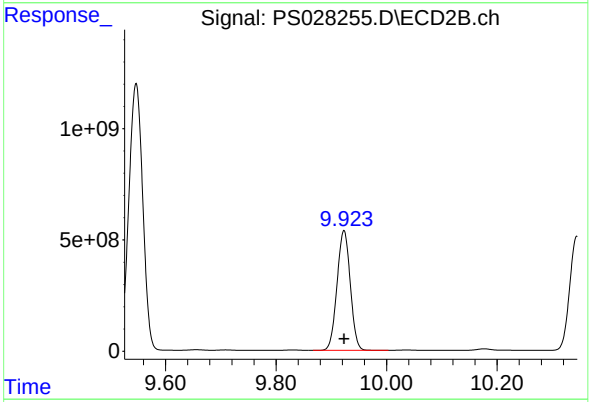

#11 2,4,5-TP (SILVEX)

R.T.: 9.923 min
Delta R.T.: 0.000 min
Response: 8962387585
Conc: 712.50 ng/ml

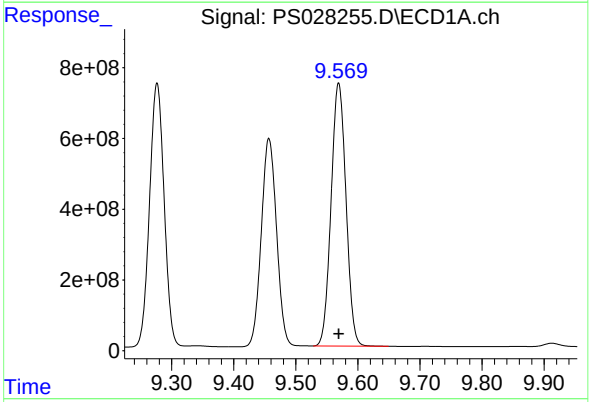

#12 2,4,5-T

R.T.: 9.569 min
Delta R.T.: 0.000 min
Response: 12395763724
Conc: 712.50 ng/ml

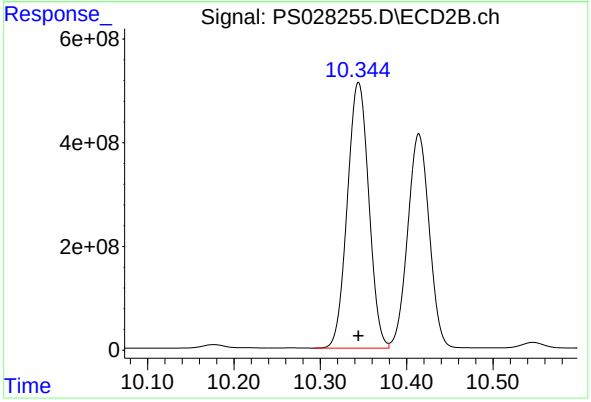

#12 2,4,5-T

R.T.: 10.344 min
Delta R.T.: 0.000 min
Response: 8839821424
Conc: 712.50 ng/ml

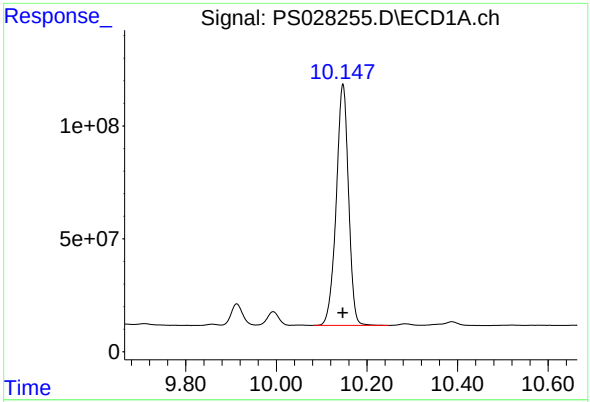

#13 2,4-DB

R.T.: 10.147 min
Delta R.T.: 0.000 min
Response: 2012407742
Conc: 712.50 ng/ml

Instrument :
ECD_S
ClientSampleId :
HSTDICC750

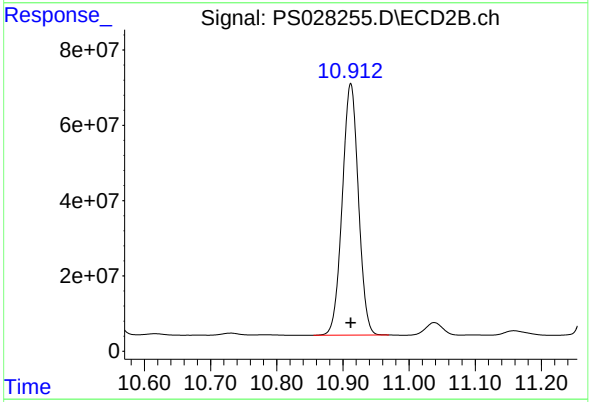

#13 2,4-DB

R.T.: 10.912 min
Delta R.T.: 0.000 min
Response: 1132940966
Conc: 712.50 ng/ml

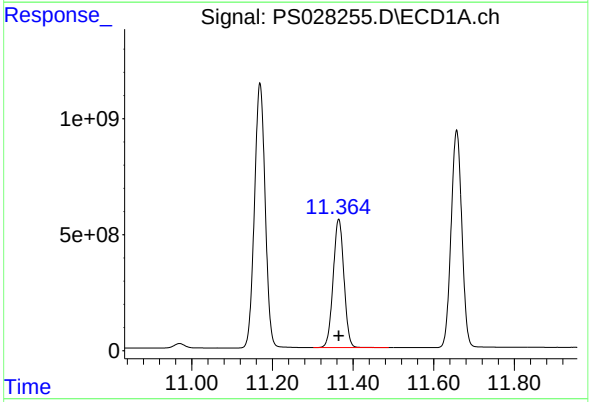

#14 DINOSEB

R.T.: 11.364 min
Delta R.T.: 0.000 min
Response: 10261043129
Conc: 705.00 ng/ml

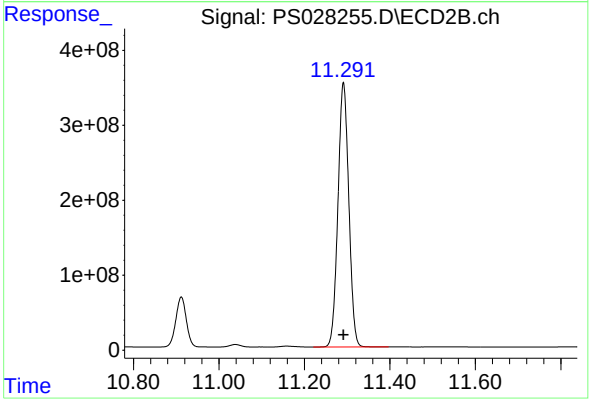

#14 DINOSEB

R.T.: 11.291 min
Delta R.T.: 0.000 min
Response: 6204522057
Conc: 705.00 ng/ml

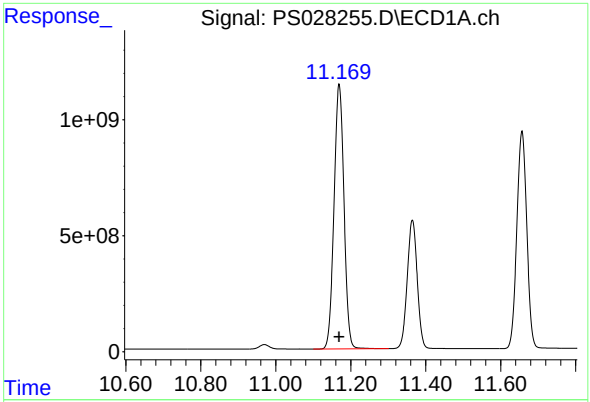

#15 Picloram

R.T.: 11.169 min
Delta R.T.: 0.000 min
Response: 21022416348
Conc: 712.50 ng/ml

Instrument :
ECD_S
ClientSampleId :
HSTDICC750

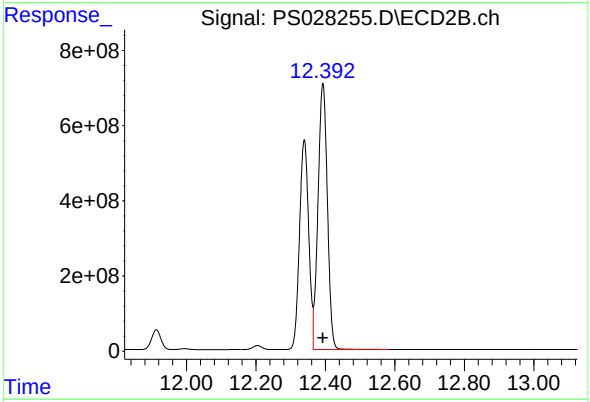

#15 Picloram

R.T.: 12.393 min
Delta R.T.: 0.000 min
Response: 13241974336
Conc: 712.50 ng/ml

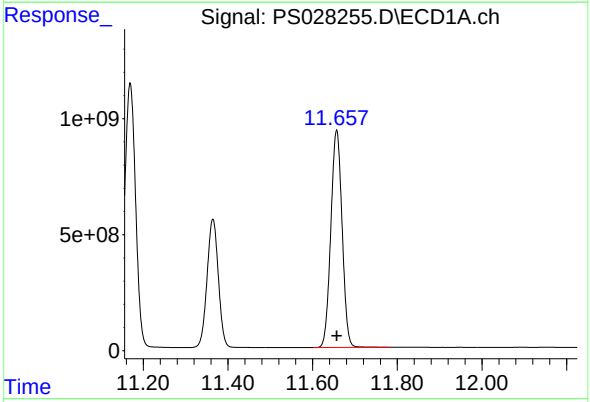

#16 DCPA

R.T.: 11.657 min
Delta R.T.: 0.000 min
Response: 17291887789
Conc: 720.00 ng/ml

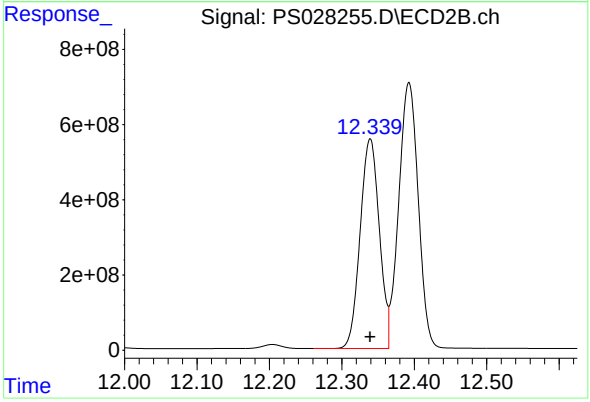

#16 DCPA

R.T.: 12.339 min
Delta R.T.: 0.000 min
Response: 10255558371
Conc: 720.00 ng/ml

Quantitation Report (QT Reviewed)

ICAL Form

Data Path : Z:\pestpcbsrv\HPCHEM1\ECD_S\Data\PS110624\
Data File : PS028256.D
Signal(s) : Signal #1: ECD1A.ch Signal #2: ECD2B.ch
Acq On : 06 Nov 2024 11:00
Operator : AR\AJ
Sample : HSTDICC1000
Misc :
ALS Vial : 6 Sample Multiplier: 1

Instrument :
ECD_S
ClientSampleId :
HSTDICC1000

Manual Integrations APPROVED

Reviewed By :Abdul Mirza 11/08/2024
Supervised By :Ankita Jodhani 11/08/2024

Integration File signal 1: autoint1.e
Integration File signal 2: autoint2.e
Quant Time: Nov 06 11:35:07 2024
Quant Method : Z:\pestpcbsrv\HPCHEM1\ECD_S\Method\PS110624.M
Quant Title : 8080.M
QLast Update : Wed Nov 06 11:34:58 2024
Response via : Initial Calibration
Integrator: ChemStation

Volume Inj. : 1 µl
Signal #1 Phase : ZB-MR1 Signal #2 Phase: ZB-MR2
Signal #1 Info : 30M x 0.32mm x0.5 Signal #2 Info : 30M x 0.32mm x 0.25µm

	Compound	RT#1	RT#2	Resp#1	Resp#2	ng/ml	ng/ml
	System Monitoring Compounds						
4) S	2,4-DCAA	7.262	7.765	2432.1E6	1690.3E6	975.961m	982.122
	Target Compounds						
1) T	Dalapon	2.654	2.711	3271.7E6	2616.2E6	924.484	897.149
2) T	3,5-DICHL...	6.430	6.716	3320.2E6	2292.0E6	897.791	913.929
3) T	4-Nitroph...	7.061	7.291	1451.5E6	1008.8E6	893.624	894.555
5) T	DICAMBA	7.451	7.966	10305.4E6	7545.2E6	920.113	935.276
6) T	MCPP	7.637	8.070	737.2E6	575.3E6	95.823	94.645
7) T	MCPA	7.788	8.317	972.9E6	759.1E6	93.073	92.311
8) T	DICHLORPROP	8.162	8.684	2522.2E6	1845.8E6	909.363	927.122
9) T	2,4-D	8.393	9.015	2832.8E6	2045.3E6	910.203	924.732
10) T	Pentachlo...	8.694	9.546	38630.9E6	26793.0E6	905.074	914.400
11) T	2,4,5-TP ...	9.276	9.922	15615.7E6	11582.4E6	920.331	929.499
12) T	2,4,5-T	9.569	10.344	15926.5E6	11412.0E6	921.290	928.908
13) T	2,4-DB	10.147	10.912	2626.1E6	1496.6E6	936.143	948.946
14) T	DINOSEB	11.365	11.292	13278.9E6	8073.2E6	920.952	925.804
15) T	Picloram	11.169	12.392	27284.2E6	17278.1E6	936.433	944.096
16) T	DCPA	11.657	12.339	22197.4E6	13216.4E6	932.863	937.639

(f)=RT Delta > 1/2 Window (#)=Amounts differ by > 25% (m)=manual int.

ICAL Form

Data Path : Z:\pestpcbsrv\HPCHEM1\ECD_S\Data\PS110624\
Data File : PS028256.D
Signal(s) : Signal #1: ECD1A.ch Signal #2: ECD2B.ch
Acq On : 06 Nov 2024 11:00
Operator : AR\AJ
Sample : HSTDICC1000
Misc :
ALS Vial : 6 Sample Multiplier: 1

Instrument :
ECD_S
ClientSampleId :
HSTDICC1000

Manual Integrations APPROVED

Reviewed By :Abdul Mirza 11/08/2024
Supervised By :Ankita Jodhani 11/08/2024

Integration File signal 1: autoint1.e
Integration File signal 2: autoint2.e
Quant Time: Nov 06 11:35:07 2024
Quant Method : Z:\pestpcbsrv\HPCHEM1\ECD_S\Method\PS110624.M
Quant Title : 8080.M
QLast Update : Wed Nov 06 11:34:58 2024
Response via : Initial Calibration
Integrator: ChemStation

Volume Inj. : 1 µl
Signal #1 Phase : ZB-MR1 Signal #2 Phase: ZB-MR2
Signal #1 Info : 30M x 0.32mm x0.5 Signal #2 Info : 30M x 0.25µm

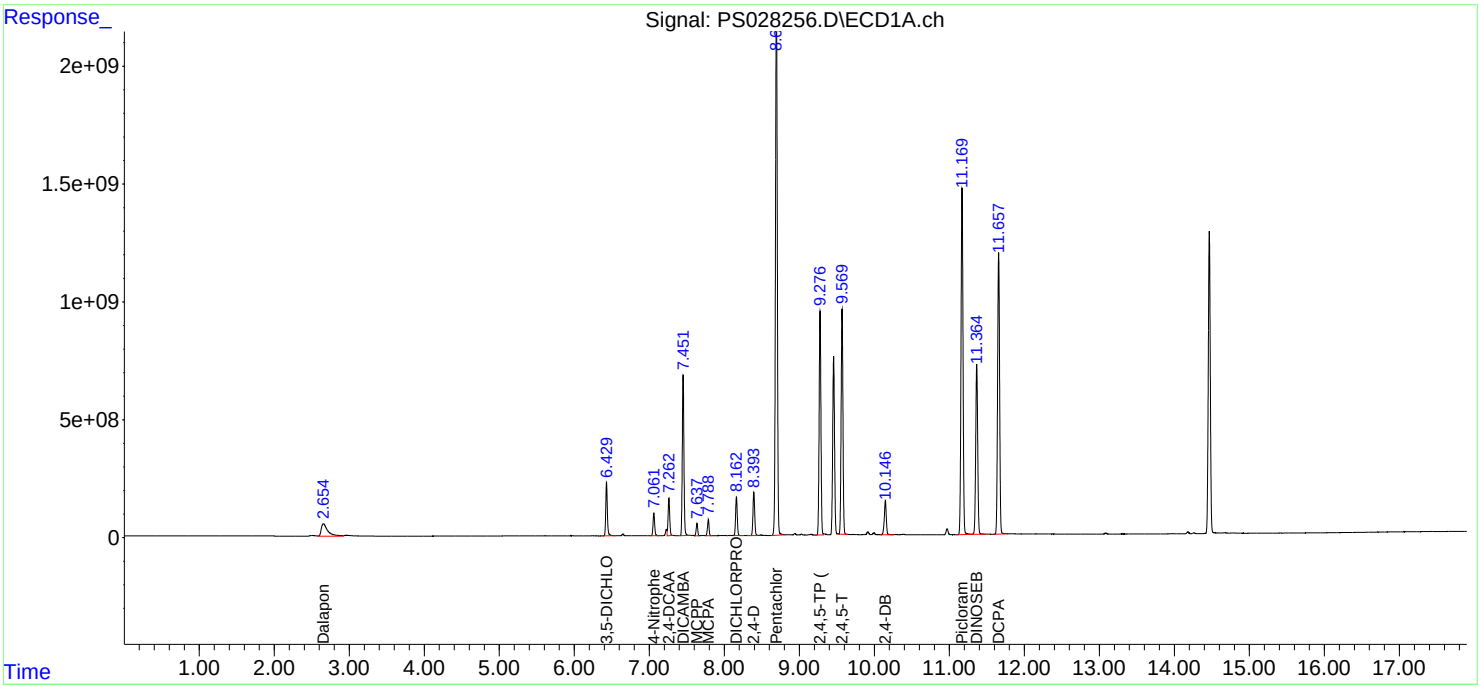

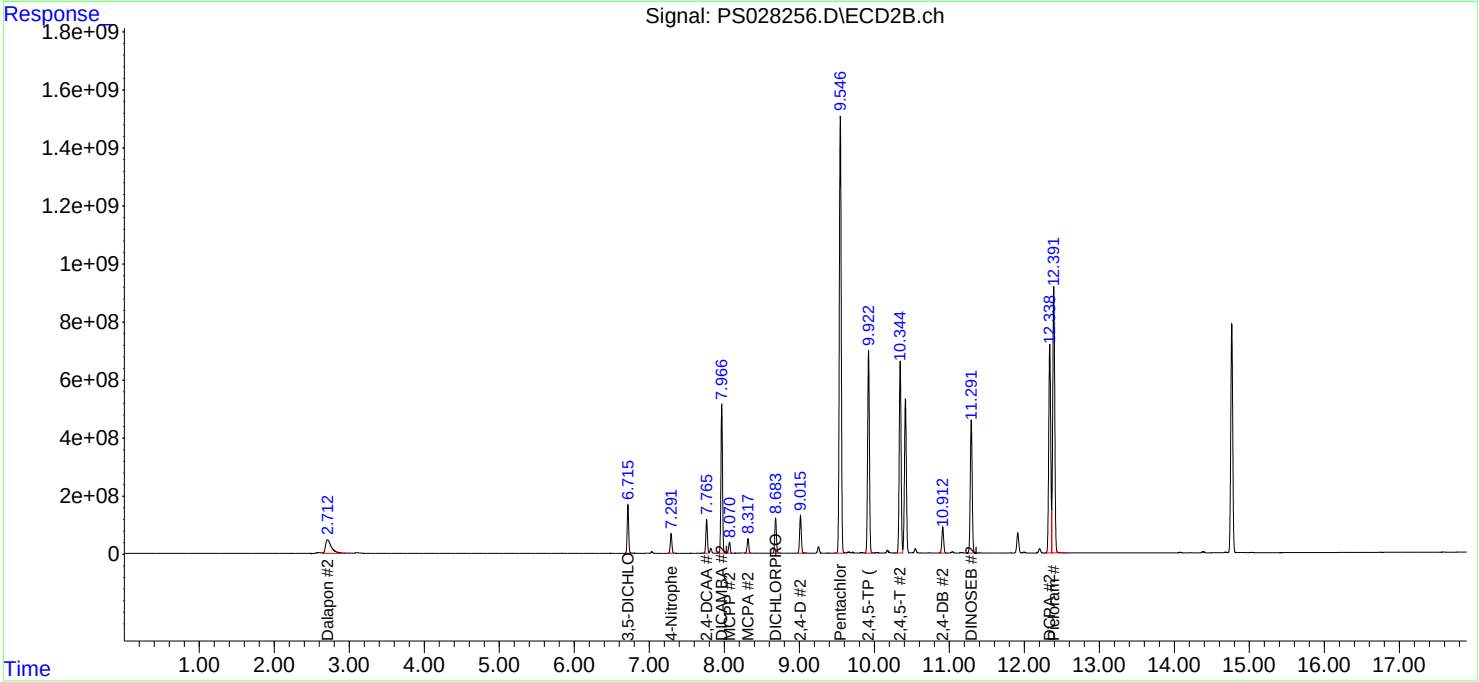

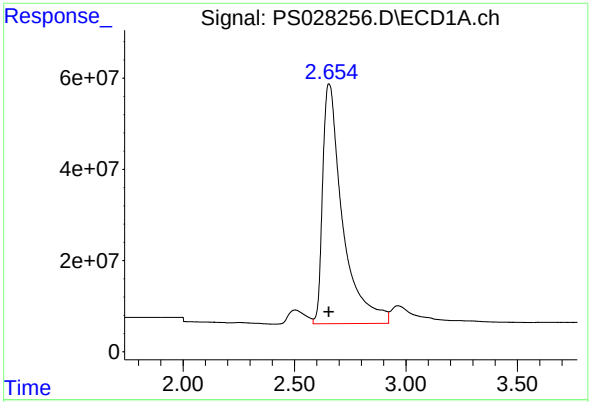

#1 Dalapon

R.T.: 2.654 min
Delta R.T.: 0.000 min
Response: 3271696205
Conc: 924.48 ng/ml

Instrument :
ECD_S
ClientSampleId :
HSTDICC1000

Manual Integrations APPROVED

Reviewed By :Abdul Mirza 11/08/2024
Supervised By :Ankita Jodhani 11/08/2024

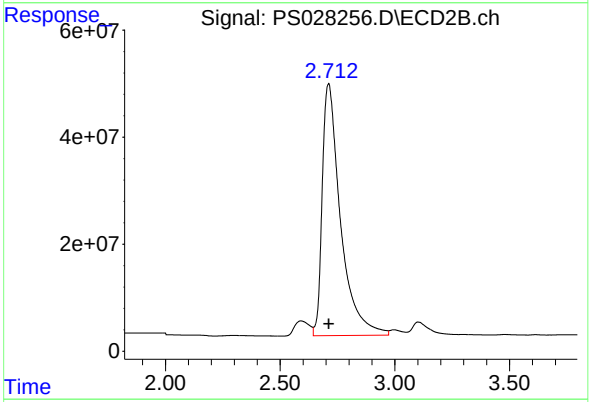

#1 Dalapon

R.T.: 2.711 min
Delta R.T.: 0.000 min
Response: 2616195166
Conc: 897.15 ng/ml

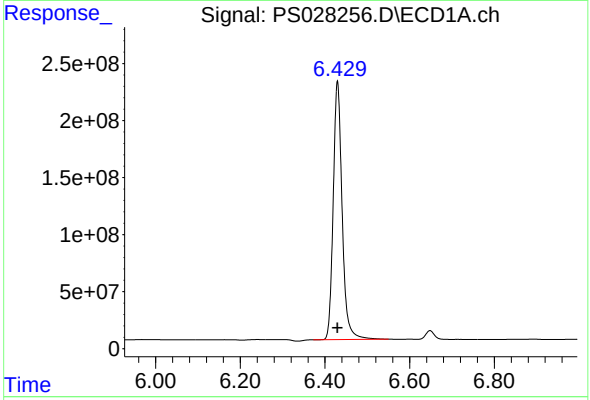

#2 3,5-DICHLOROBENZOIC ACID

R.T.: 6.430 min
Delta R.T.: 0.000 min
Response: 3320196395
Conc: 897.79 ng/ml

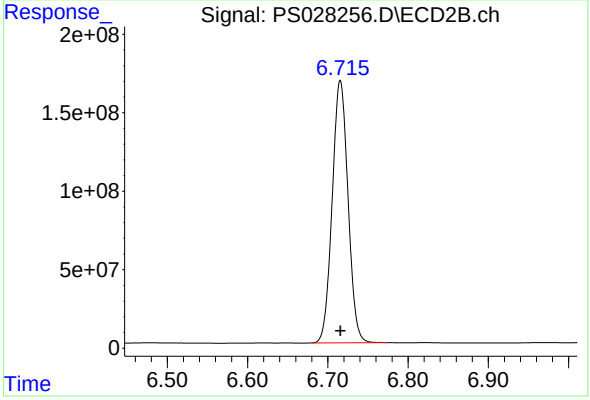

#2 3,5-DICHLOROBENZOIC ACID

R.T.: 6.716 min
Delta R.T.: 0.000 min
Response: 2292021581
Conc: 913.93 ng/ml

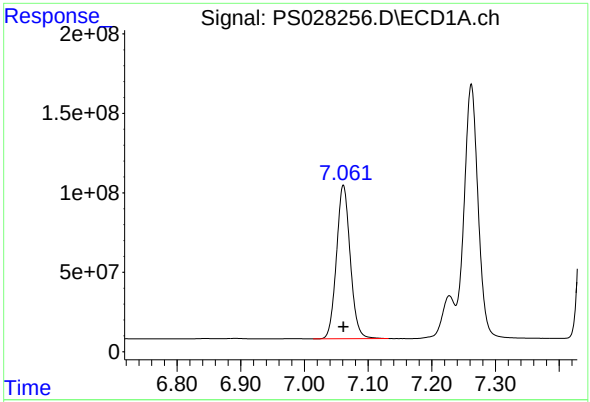

#3 4-Nitrophenol

R.T.: 7.061 min
Delta R.T.: 0.000 min
Response: 1451485119
Conc: 893.62 ng/ml

Instrument :
ECD_S
ClientSampleId :
HSTDICC1000

Manual Integrations APPROVED

Reviewed By :Abdul Mirza 11/08/2024
Supervised By :Ankita Jodhani 11/08/2024

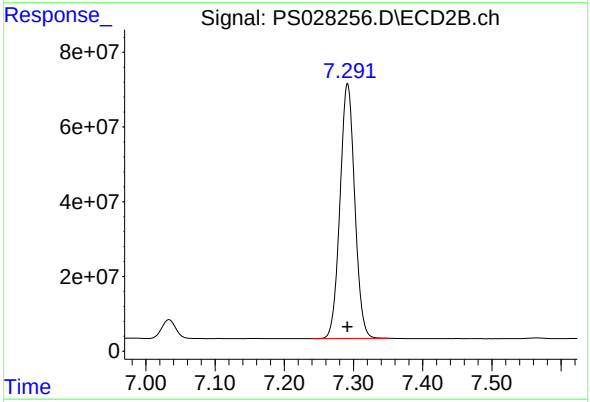

#3 4-Nitrophenol

R.T.: 7.291 min
Delta R.T.: 0.000 min
Response: 1008760627
Conc: 894.56 ng/ml

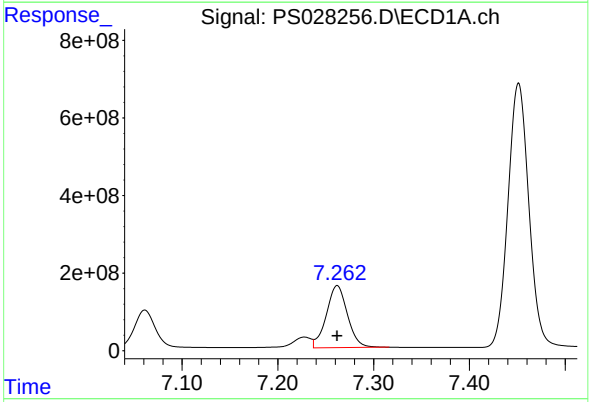

#4 2,4-DCAA

R.T.: 7.262 min
Delta R.T.: 0.000 min
Response: 2432093967
Conc: 975.96 ng/ml m

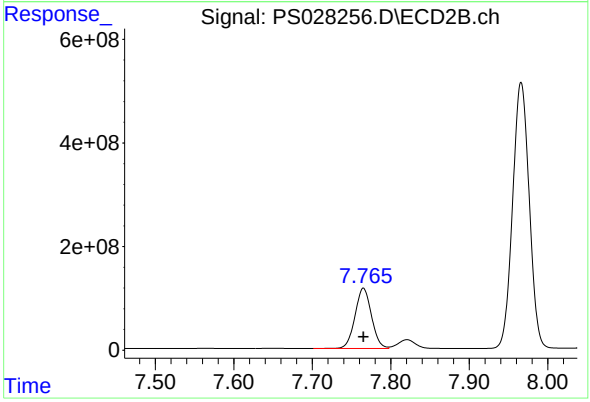

#4 2,4-DCAA

R.T.: 7.765 min
Delta R.T.: 0.000 min
Response: 1690270766
Conc: 982.12 ng/ml

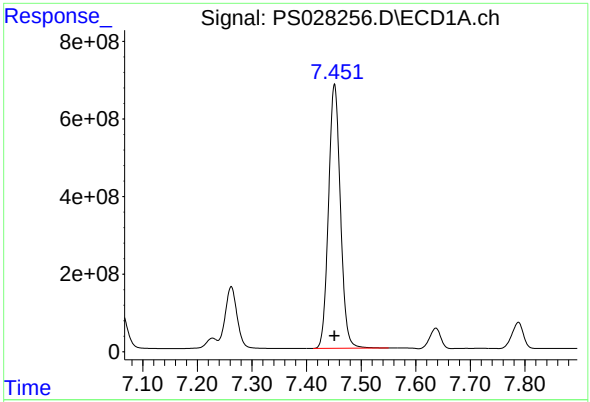

#5 DICAMBA

R.T.: 7.451 min
Delta R.T.: 0.000 min
Response: 10305445870
Conc: 920.11 ng/ml

Instrument :
ECD_S
ClientSampleId :
HSTDICC1000

Manual Integrations APPROVED

Reviewed By :Abdul Mirza 11/08/2024
Supervised By :Ankita Jodhani 11/08/2024

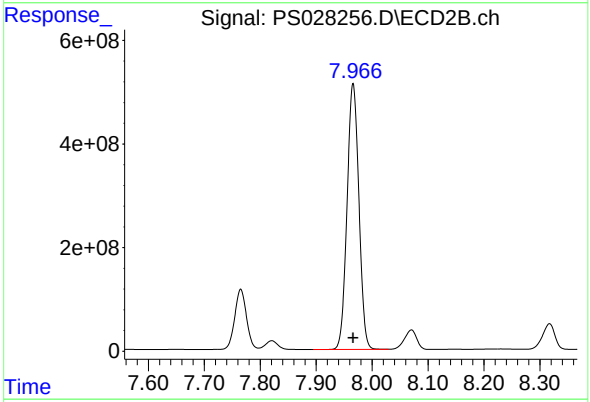

#5 DICAMBA

R.T.: 7.966 min
Delta R.T.: 0.000 min
Response: 7545226353
Conc: 935.28 ng/ml

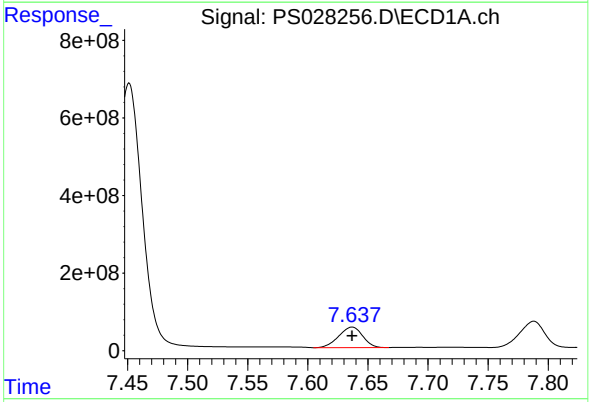

#6 MCPP

R.T.: 7.637 min
Delta R.T.: 0.000 min
Response: 737181829
Conc: 95.82 ug/ml

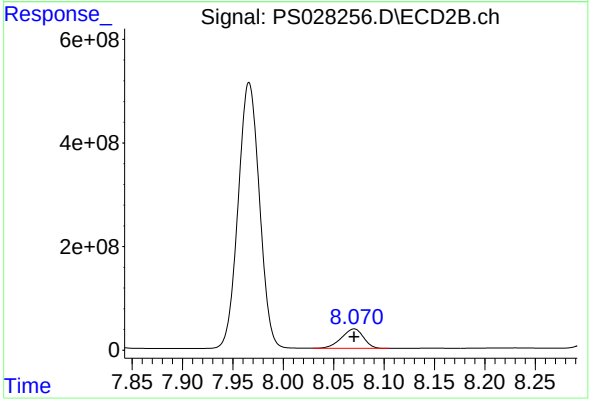

#6 MCPP

R.T.: 8.070 min
Delta R.T.: 0.000 min
Response: 575332150
Conc: 94.65 ug/ml

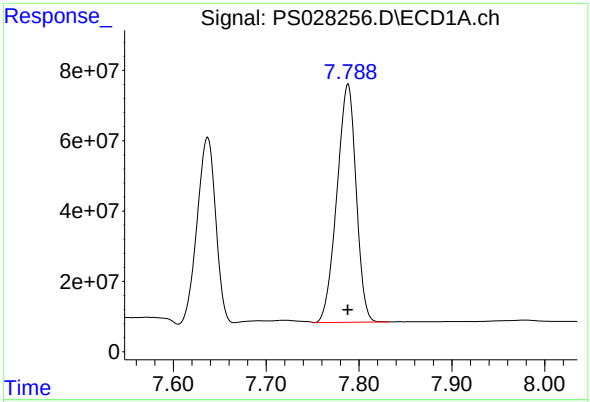

#7 MCPA

R.T.: 7.788 min
Delta R.T.: 0.000 min
Response: 972913862
Conc: 93.07 ug/ml

Instrument :
ECD_S
ClientSampleId :
HSTDICC1000

Manual Integrations APPROVED

Reviewed By :Abdul Mirza 11/08/2024
Supervised By :Ankita Jodhani 11/08/2024

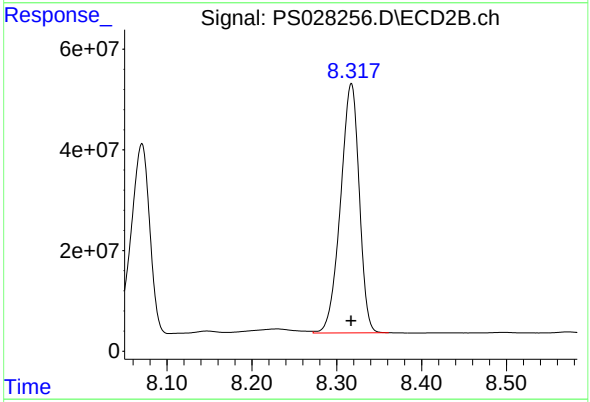

#7 MCPA

R.T.: 8.317 min
Delta R.T.: 0.000 min
Response: 759084985
Conc: 92.31 ug/ml

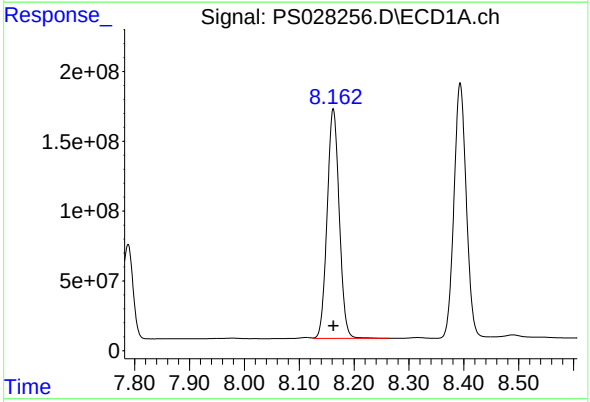

#8 DICHLORPROP

R.T.: 8.162 min
Delta R.T.: 0.000 min
Response: 2522197571
Conc: 909.36 ng/ml

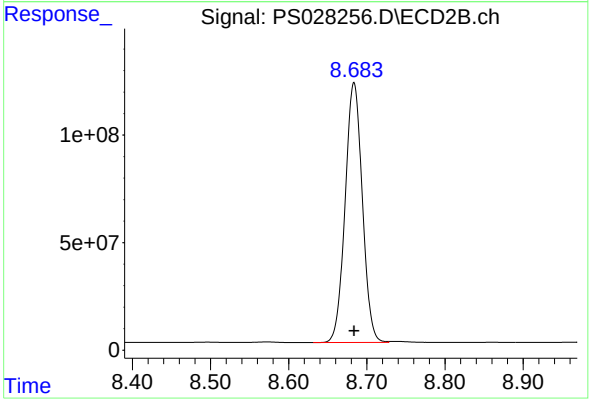

#8 DICHLORPROP

R.T.: 8.684 min
Delta R.T.: 0.000 min
Response: 1845813291
Conc: 927.12 ng/ml

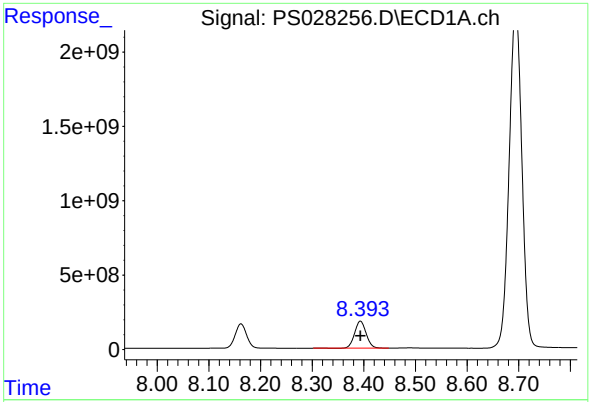

#9 2,4-D

R.T.: 8.393 min
Delta R.T.: 0.000 min
Response: 2832756845
Conc: 910.20 ng/ml

Instrument :
ECD_S
ClientSampleId :
HSTDICC1000

Manual Integrations APPROVED

Reviewed By :Abdul Mirza 11/08/2024
Supervised By :Ankita Jodhani 11/08/2024

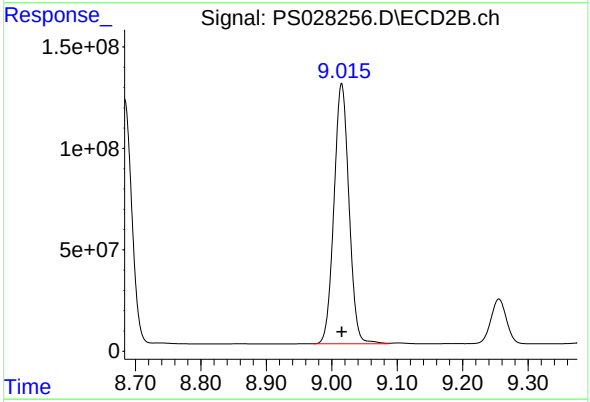

#9 2,4-D

R.T.: 9.015 min
Delta R.T.: 0.000 min
Response: 2045272116
Conc: 924.73 ng/ml

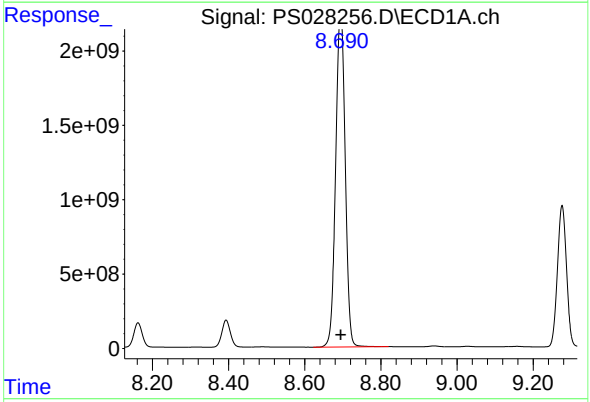

#10 Pentachlorophenol

R.T.: 8.694 min
Delta R.T.: 0.000 min
Response: 38630863608
Conc: 905.07 ng/ml

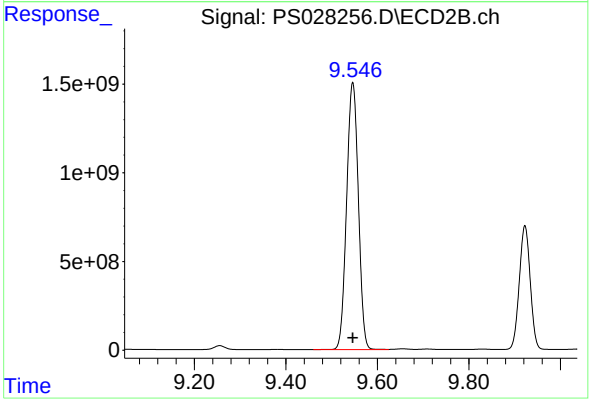

#10 Pentachlorophenol

R.T.: 9.546 min
Delta R.T.: 0.000 min
Response: 26793014437
Conc: 914.40 ng/ml

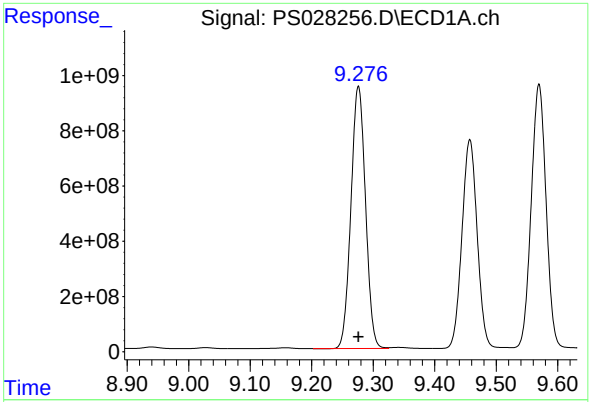

#11 2,4,5-TP (SILVEX)

R.T.: 9.276 min
Delta R.T.: 0.000 min
Response: 15615673102
Conc: 920.33 ng/ml

Instrument :
ECD_S
ClientSampleId :
HSTDICC1000

Manual Integrations APPROVED

Reviewed By :Abdul Mirza 11/08/2024
Supervised By :Ankita Jodhani 11/08/2024

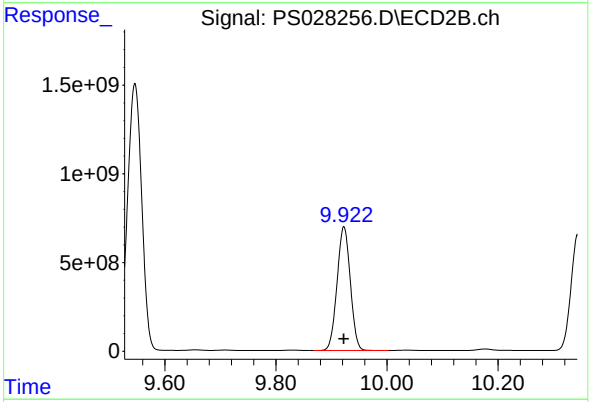

#11 2,4,5-TP (SILVEX)

R.T.: 9.922 min
Delta R.T.: 0.000 min
Response: 11582440713
Conc: 929.50 ng/ml

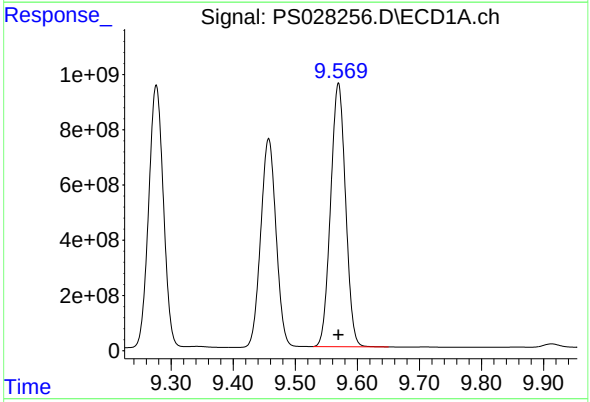

#12 2,4,5-T

R.T.: 9.569 min
Delta R.T.: 0.000 min
Response: 15926470083
Conc: 921.29 ng/ml

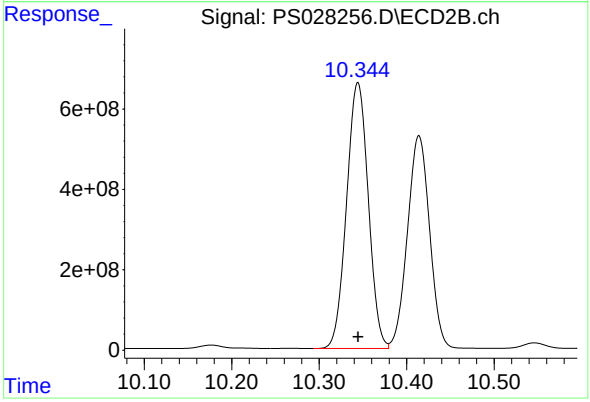

#12 2,4,5-T

R.T.: 10.344 min
Delta R.T.: 0.000 min
Response: 11411956993
Conc: 928.91 ng/ml

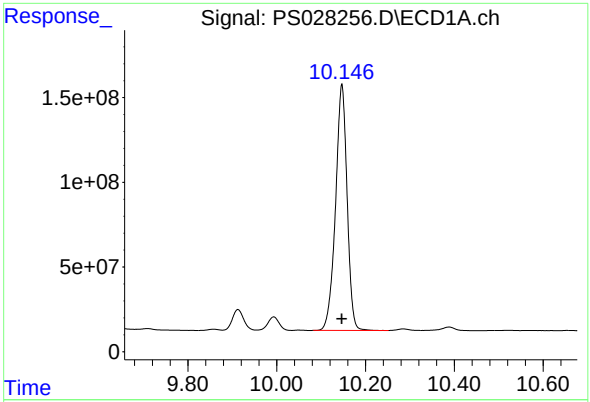

#13 2,4-DB

R.T.: 10.147 min
Delta R.T.: 0.000 min
Response: 2626136984
Conc: 936.14 ng/ml

Instrument :
ECD_S
ClientSampleId :
HSTDICC1000

Manual Integrations APPROVED

Reviewed By :Abdul Mirza 11/08/2024
Supervised By :Ankita Jodhani 11/08/2024

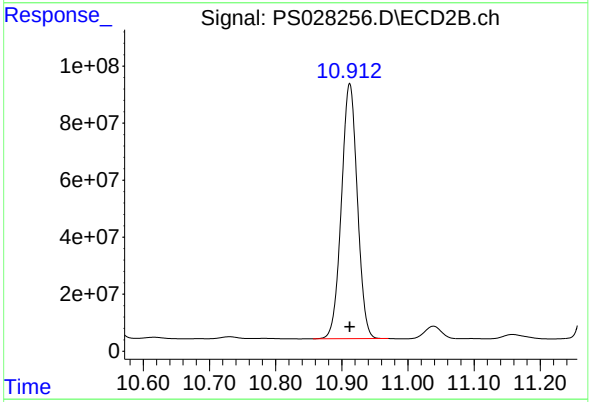

#13 2,4-DB

R.T.: 10.912 min
Delta R.T.: 0.000 min
Response: 1496588795
Conc: 948.95 ng/ml

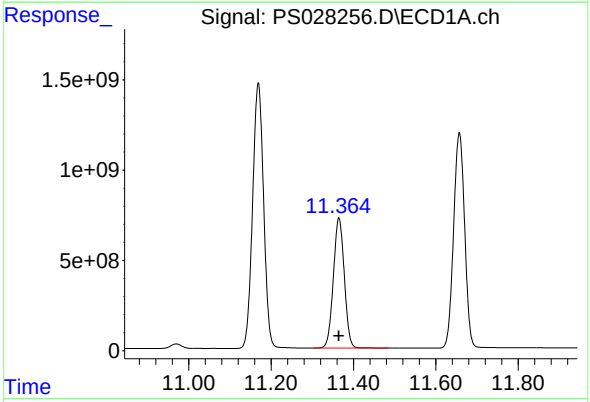

#14 DINOSEB

R.T.: 11.365 min
Delta R.T.: 0.000 min
Response: 13278908779
Conc: 920.95 ng/ml

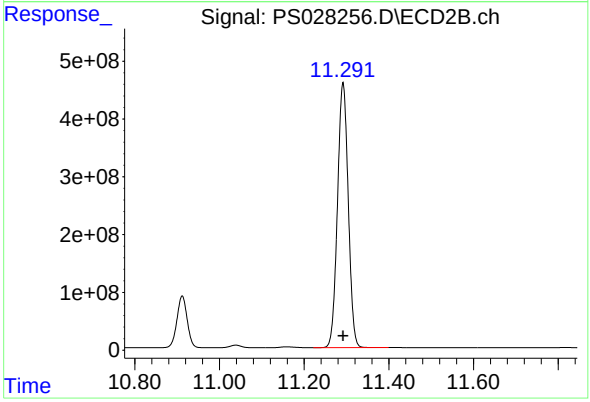

#14 DINOSEB

R.T.: 11.292 min
Delta R.T.: 0.000 min
Response: 8073223240
Conc: 925.80 ng/ml

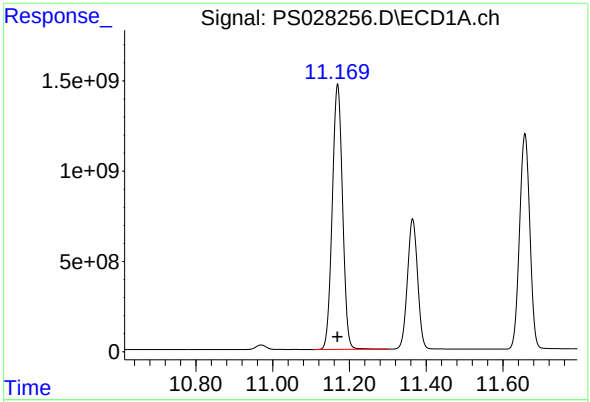

#15 Picloram

R.T.: 11.169 min
Delta R.T.: 0.000 min
Response: 27284170333
Conc: 936.43 ng/ml

Instrument :
ECD_S
ClientSampleId :
HSTDICC1000

Manual Integrations APPROVED

Reviewed By :Abdul Mirza 11/08/2024
Supervised By :Ankita Jodhani 11/08/2024

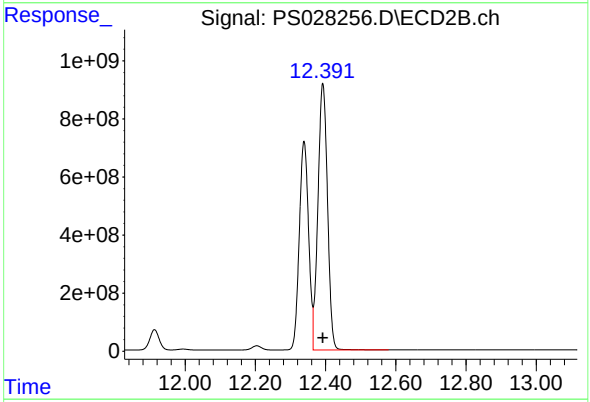

#15 Picloram

R.T.: 12.392 min
Delta R.T.: 0.000 min
Response: 17278066085
Conc: 944.10 ng/ml

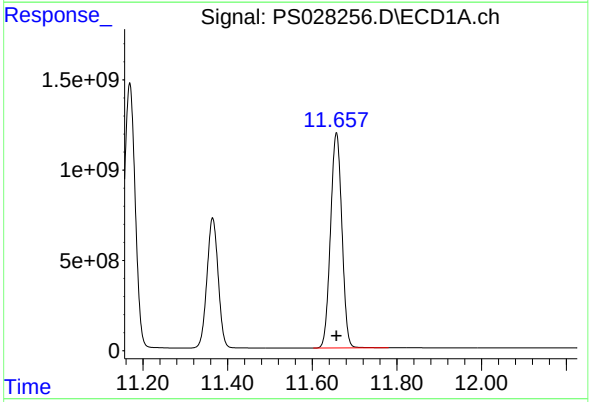

#16 DCPA

R.T.: 11.657 min
Delta R.T.: 0.000 min
Response: 22197383787
Conc: 932.86 ng/ml

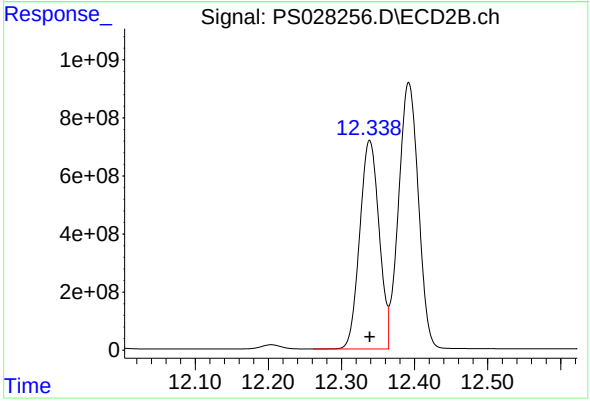

#16 DCPA

R.T.: 12.339 min
Delta R.T.: 0.000 min
Response: 13216402284
Conc: 937.64 ng/ml

Quantitation Report (QT Reviewed)

ICAL Form

Data Path : Z:\pestpcbsrv\HPCHEM1\ECD_S\Data\PS110624\
Data File : PS028257.D
Signal(s) : Signal #1: ECD1A.ch Signal #2: ECD2B.ch
Acq On : 06 Nov 2024 11:24
Operator : AR\AJ
Sample : HSTDICC1500
Misc :
ALS Vial : 7 Sample Multiplier: 1

Instrument :
ECD_S
ClientSampleId :
HSTDICC1500

Integration File signal 1: autoint1.e
Integration File signal 2: autoint2.e
Quant Time: Nov 06 11:47:23 2024
Quant Method : Z:\pestpcbsrv\HPCHEM1\ECD_S\Method\PS110624.M
Quant Title : 8080.M
QLast Update : Wed Nov 06 11:47:11 2024
Response via : Initial Calibration
Integrator: ChemStation

Volume Inj. : 1 µl
Signal #1 Phase : ZB-MR1 Signal #2 Phase: ZB-MR2
Signal #1 Info : 30M x 0.32mm x0.5 Signal #2 Info : 30M x 0.32mm x 0.25µm

		Compound	RT#1	RT#2	Resp#1	Resp#2	ng/ml	ng/ml
		System Monitoring Compounds						
4)	S	2,4-DCAA	7.263	7.765	3578.7E6	2534.7E6	1397.159	1455.253
		Target Compounds						
1)	T	Dalapon	2.654	2.710	4981.8E6	3925.2E6	1399.712	1333.953
2)	T	3,5-DICHL...	6.430	6.716	4846.4E6	3424.5E6	1292.795	1353.090
3)	T	4-Nitroph...	7.062	7.292	2179.8E6	1521.9E6	1323.022	1328.039
5)	T	DICAMBA	7.452	7.967	15172.0E6	11276.2E6	1351.202	1403.807
6)	T	MCPP	7.641	8.074	1146.8E6	885.2E6	151.249	145.801
7)	T	MCPA	7.793	8.322	1484.1E6	1151.7E6	142.554	138.113
8)	T	DICHLORPROP	8.163	8.684	3704.4E6	2778.9E6	1313.961	1383.038
9)	T	2,4-D	8.394	9.015	4151.5E6	3055.9E6	1315.396	1370.262
10)	T	Pentachlo...	8.696	9.546	47081.5E6	37948.1E6	1132.782	1301.165
11)	T	2,4,5-TP ...	9.276	9.922	22578.3E6	16928.6E6	1326.135	1360.521
12)	T	2,4,5-T	9.570	10.344	23100.9E6	16657.6E6	1332.578	1357.941
13)	T	2,4-DB	10.147	10.912	3937.4E6	2277.8E6	1393.030	1437.213
14)	T	DINOSEB	11.364	11.291	19623.9E6	11997.1E6	1357.212	1375.556
15)	T	Picloram	11.169	12.392	40302.3E6	25436.4E6	1389.789	1410.611
16)	T	DCPA	11.657	12.339	32077.6E6	19195.1E6	1350.108	1370.053

(f)=RT Delta > 1/2 Window (#)=Amounts differ by > 25% (m)=manual int.

ICAL Form

Data Path : Z:\pestpcbsrv\HPCHEM1\ECD_S\Data\PS110624\
Data File : PS028257.D
Signal(s) : Signal #1: ECD1A.ch Signal #2: ECD2B.ch
Acq On : 06 Nov 2024 11:24
Operator : AR\AJ
Sample : HSTDICC1500
Misc :
ALS Vial : 7 Sample Multiplier: 1

Instrument :
ECD_S
ClientSampleId :
HSTDICC1500

Integration File signal 1: autoint1.e
Integration File signal 2: autoint2.e
Quant Time: Nov 06 11:47:23 2024
Quant Method : Z:\pestpcbsrv\HPCHEM1\ECD_S\Method\PS110624.M
Quant Title : 8080.M
QLast Update : Wed Nov 06 11:47:11 2024
Response via : Initial Calibration
Integrator: ChemStation

Volume Inj. : 1 µl
Signal #1 Phase : ZB-MR1 Signal #2 Phase: ZB-MR2
Signal #1 Info : 30M x 0.32mm x0.5 Signal #2 Info : 30M x 0.32mm x 0.25µm

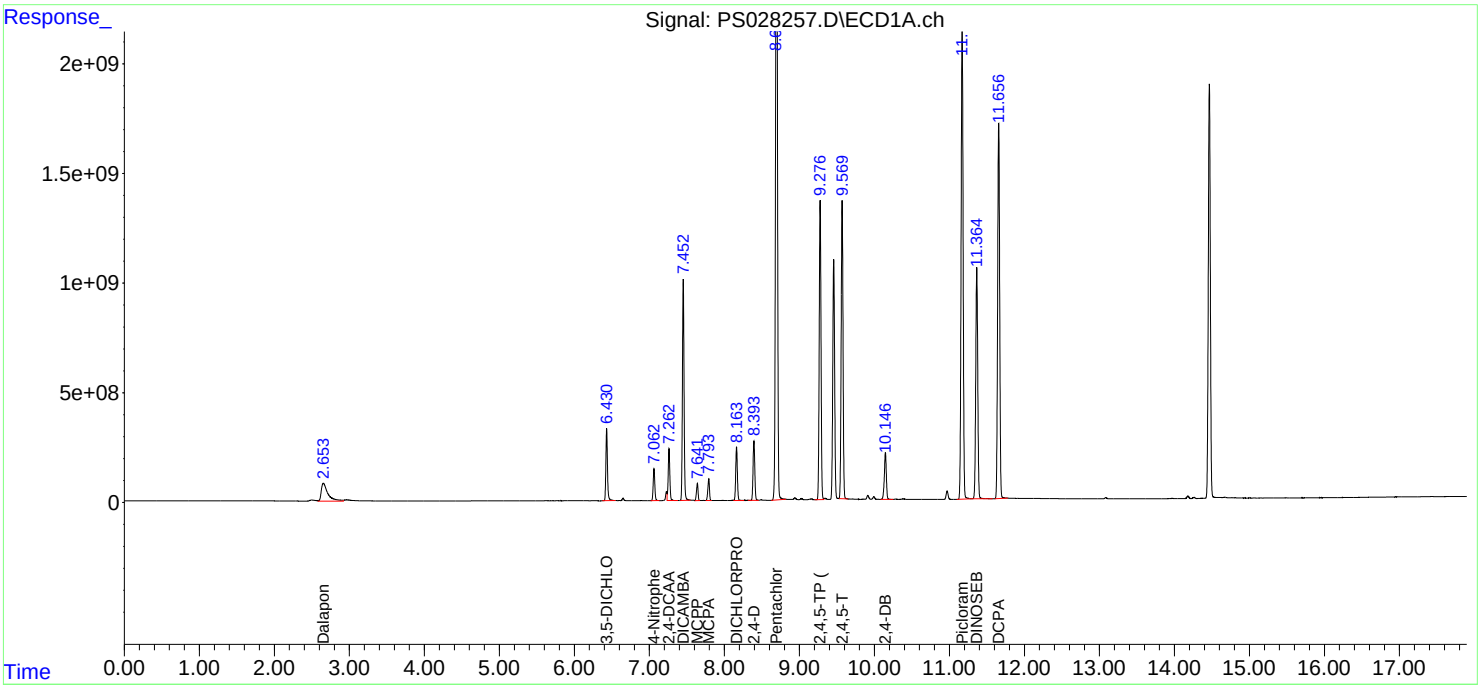

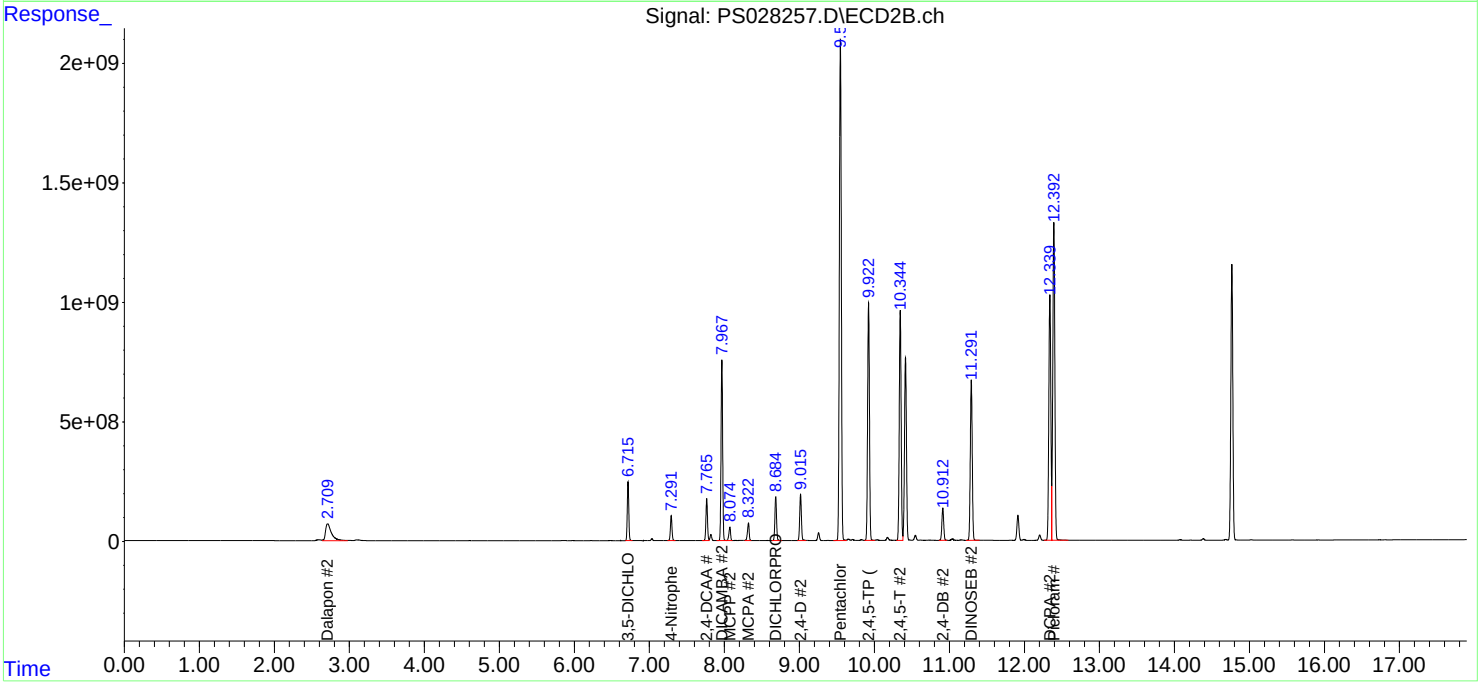

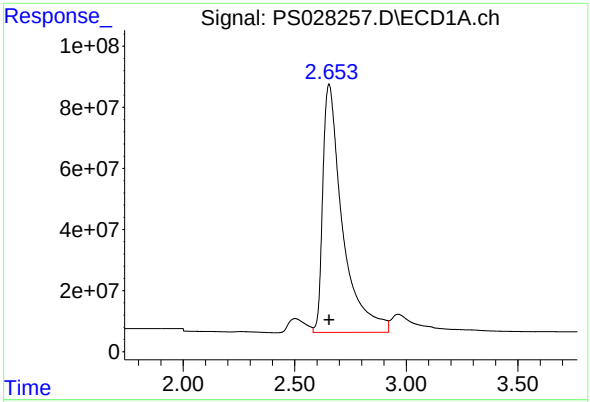

#1 Dalapon

R.T.: 2.654 min
Delta R.T.: 0.000 min
Response: 4981844193
Conc: 1399.71 ng/m

Instrument :
ECD_S
ClientSampleId :
HSTDICC1500

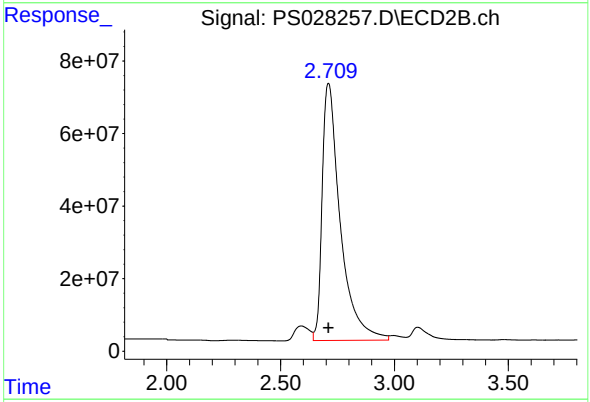

#1 Dalapon

R.T.: 2.710 min
Delta R.T.: 0.000 min
Response: 3925150144
Conc: 1333.95 ng/ml

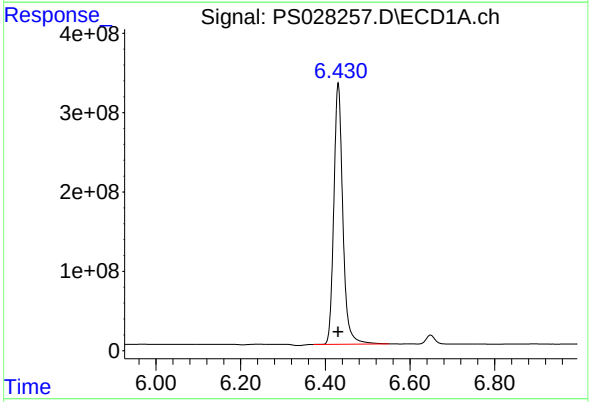

#2 3,5-DICHLOROBENZOIC ACID

R.T.: 6.430 min
Delta R.T.: 0.000 min
Response: 4846401815
Conc: 1292.79 ng/ml

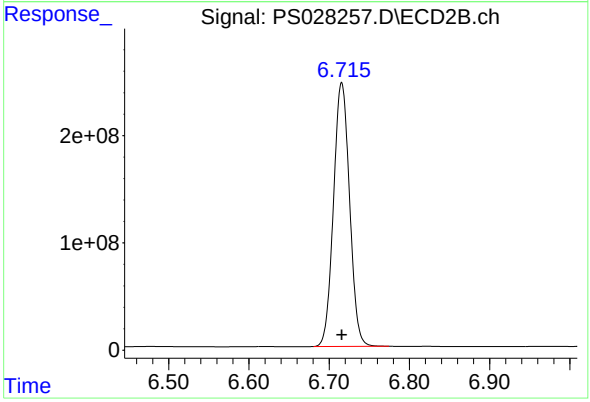

#2 3,5-DICHLOROBENZOIC ACID

R.T.: 6.716 min
Delta R.T.: 0.000 min
Response: 3424545098
Conc: 1353.09 ng/ml

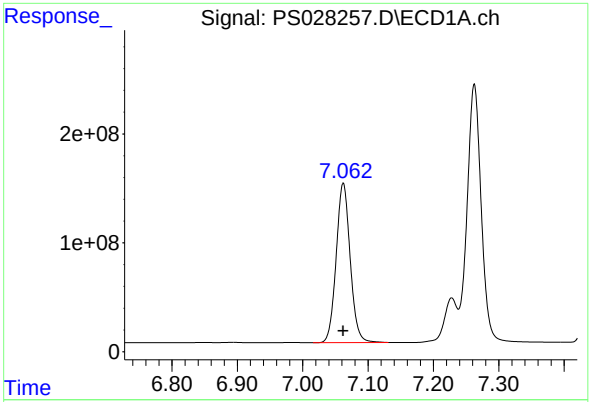

#3 4-Nitrophenol

R.T.: 7.062 min
Delta R.T.: 0.000 min
Response: 2179767492
Conc: 1323.02 ng/m

Instrument :
ECD_S
ClientSampleId :
HSTDICC1500

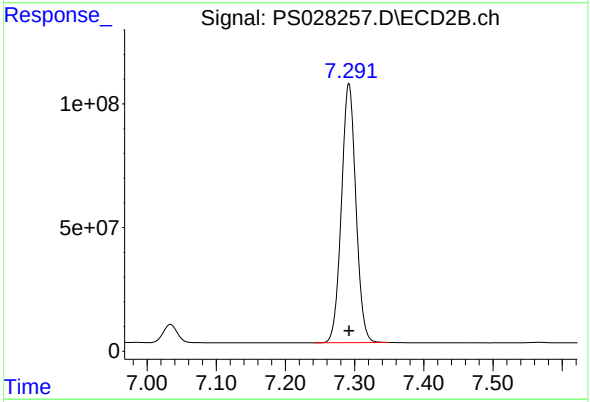

#3 4-Nitrophenol

R.T.: 7.292 min
Delta R.T.: 0.000 min
Response: 1521860603
Conc: 1328.04 ng/ml

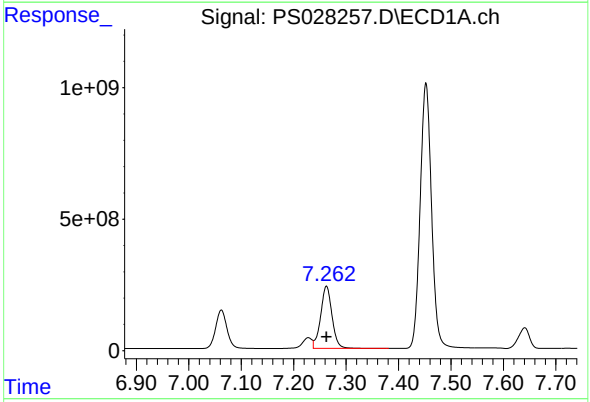

#4 2,4-DCAA

R.T.: 7.263 min
Delta R.T.: 0.000 min
Response: 3578703087
Conc: 1397.16 ng/ml

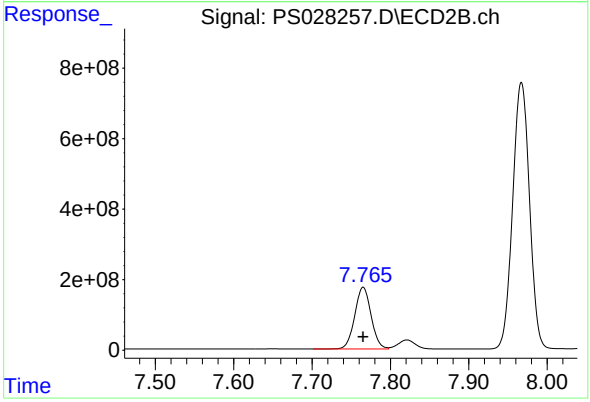

#4 2,4-DCAA

R.T.: 7.765 min
Delta R.T.: 0.000 min
Response: 2534730333
Conc: 1455.25 ng/ml

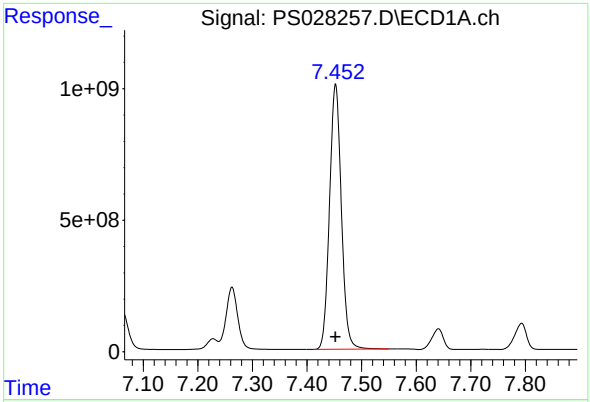

#5 DICAMBA

R.T.: 7.452 min
Delta R.T.: 0.000 min
Response: 15172024677
Conc: 1351.20 ng/ml

Instrument :
ECD_S
ClientSampleId :
HSTDICC1500

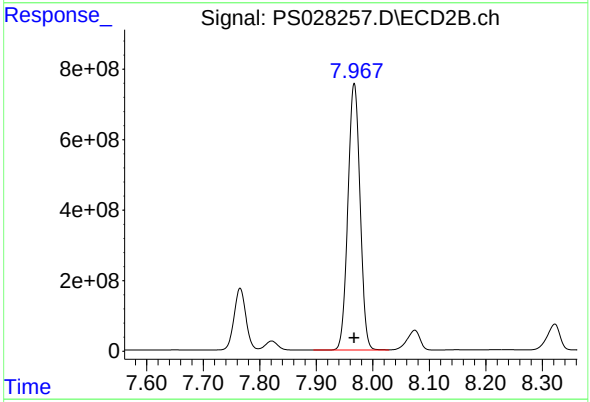

#5 DICAMBA

R.T.: 7.967 min
Delta R.T.: 0.000 min
Response: 11276170560
Conc: 1403.81 ng/ml

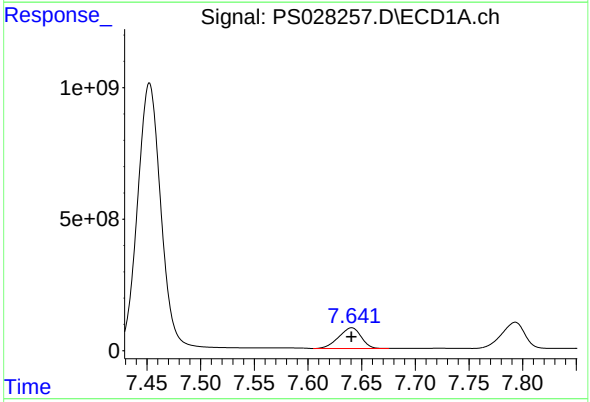

#6 MCPP

R.T.: 7.641 min
Delta R.T.: 0.000 min
Response: 1146849642
Conc: 151.25 ug/ml

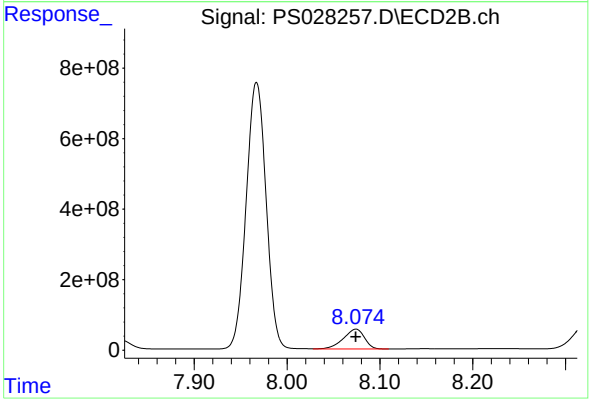

#6 MCPP

R.T.: 8.074 min
Delta R.T.: 0.000 min
Response: 885195032
Conc: 145.80 ug/ml

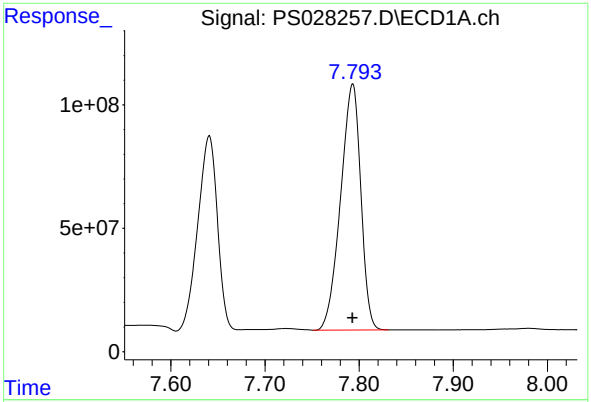

#7 MCPA

R.T.: 7.793 min
Delta R.T.: 0.000 min
Response: 1484149128
Conc: 142.55 ug/ml

Instrument :
ECD_S
ClientSampleId :
HSTDICC1500

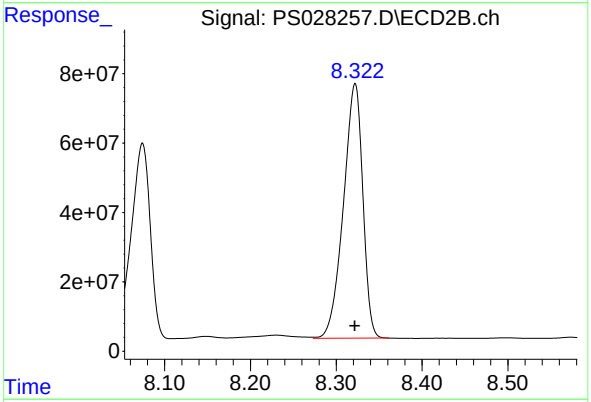

#7 MCPA

R.T.: 8.322 min
Delta R.T.: 0.000 min
Response: 1151673451
Conc: 138.11 ug/ml

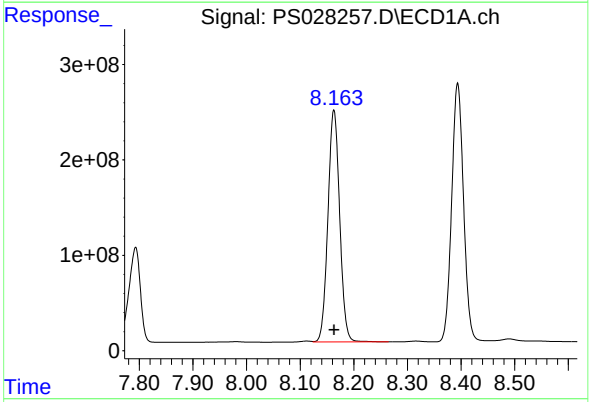

#8 DICHLORPROP

R.T.: 8.163 min
Delta R.T.: 0.000 min
Response: 3704424187
Conc: 1313.96 ng/ml

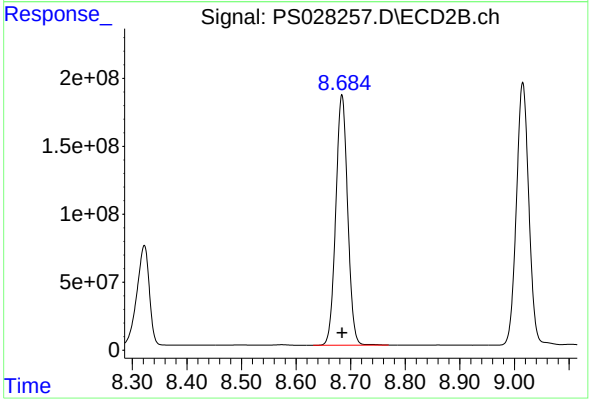

#8 DICHLORPROP

R.T.: 8.684 min
Delta R.T.: 0.000 min
Response: 2778858399
Conc: 1383.04 ng/ml

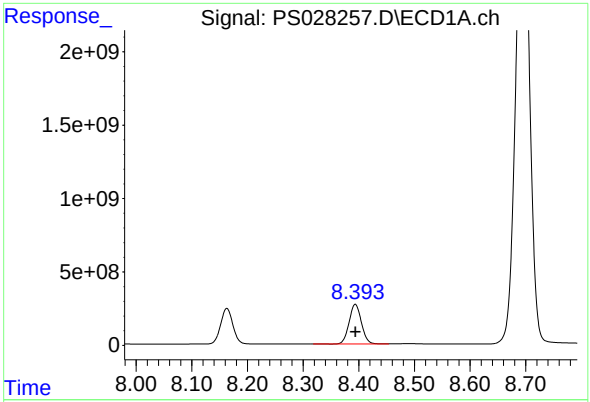

#9 2,4-D

R.T.: 8.394 min
Delta R.T.: 0.000 min
Response: 4151533449
Conc: 1315.40 ng/ml

Instrument :
ECD_S
ClientSampleId :
HSTDICC1500

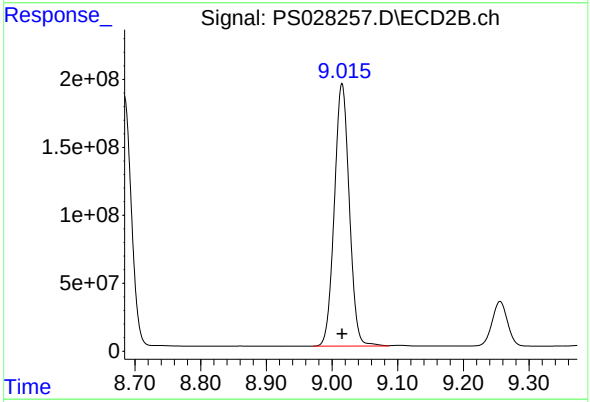

#9 2,4-D

R.T.: 9.015 min
Delta R.T.: 0.000 min
Response: 3055874957
Conc: 1370.26 ng/ml

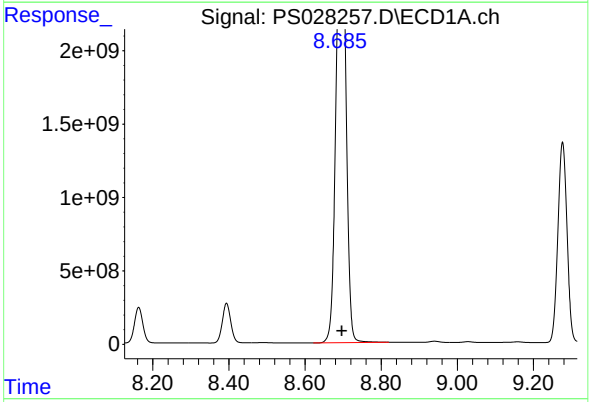

#10 Pentachlorophenol

R.T.: 8.696 min
Delta R.T.: 0.000 min
Response: 47081461391
Conc: 1132.78 ng/ml

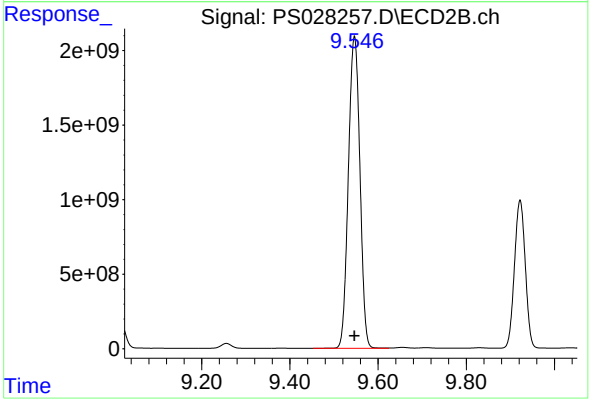

#10 Pentachlorophenol

R.T.: 9.546 min
Delta R.T.: 0.000 min
Response: 37948055385
Conc: 1301.16 ng/ml

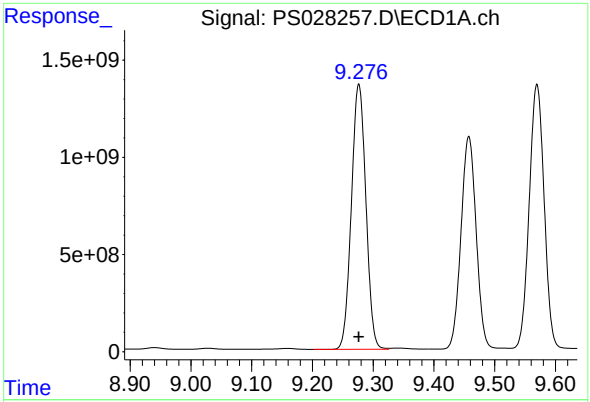

#11 2,4,5-TP (SILVEX)

R.T.: 9.276 min
Delta R.T.: 0.000 min
Response: 22578281267
Conc: 1326.13 ng/m

Instrument :
ECD_S
ClientSampleId :
HSTDICC1500

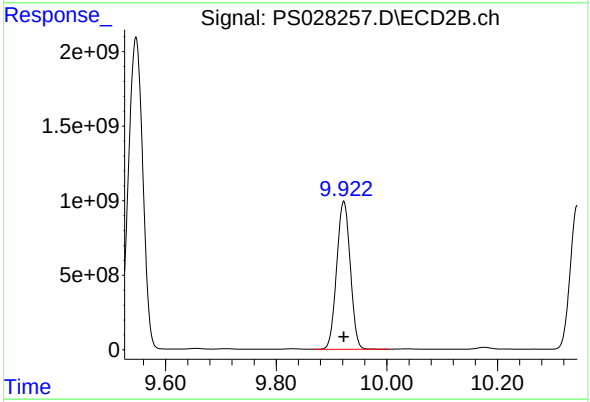

#11 2,4,5-TP (SILVEX)

R.T.: 9.922 min
Delta R.T.: 0.000 min
Response: 16928552391
Conc: 1360.52 ng/ml

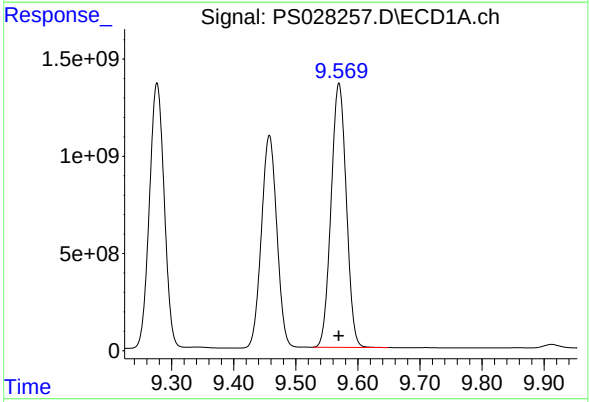

#12 2,4,5-T

R.T.: 9.570 min
Delta R.T.: 0.000 min
Response: 23100928914
Conc: 1332.58 ng/ml

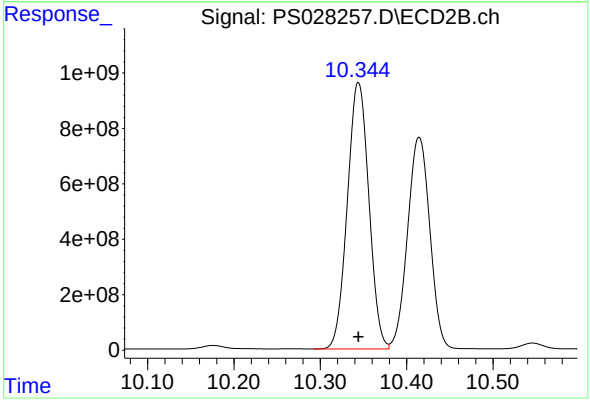

#12 2,4,5-T

R.T.: 10.344 min
Delta R.T.: 0.000 min
Response: 16657568418
Conc: 1357.94 ng/ml

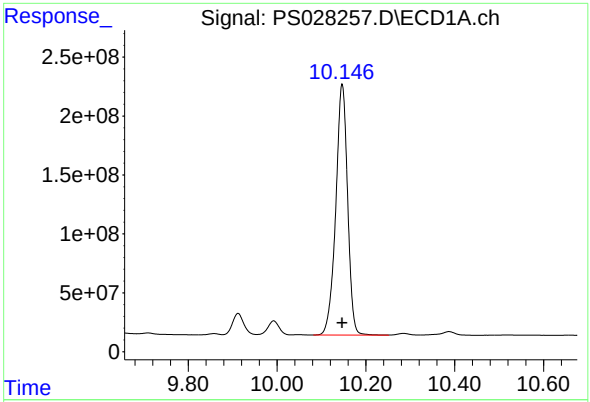

#13 2,4-DB

R.T.: 10.147 min
Delta R.T.: 0.000 min
Response: 3937445876
Conc: 1393.03 ng/ml

Instrument :
ECD_S
ClientSampleId :
HSTDICC1500

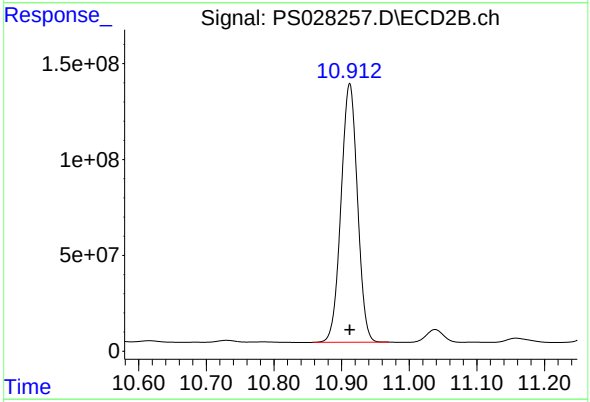

#13 2,4-DB

R.T.: 10.912 min
Delta R.T.: 0.000 min
Response: 2277836917
Conc: 1437.21 ng/ml

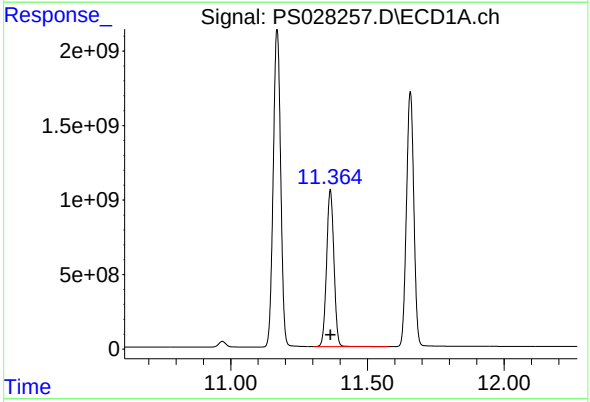

#14 DINOSEB

R.T.: 11.364 min
Delta R.T.: 0.000 min
Response: 19623893929
Conc: 1357.21 ng/ml

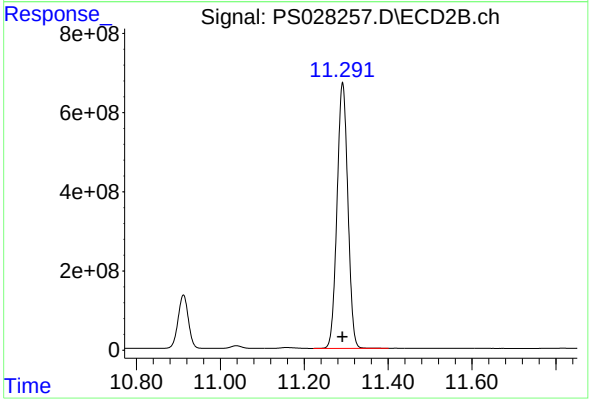

#14 DINOSEB

R.T.: 11.291 min
Delta R.T.: 0.000 min
Response: 11997120276
Conc: 1375.56 ng/ml

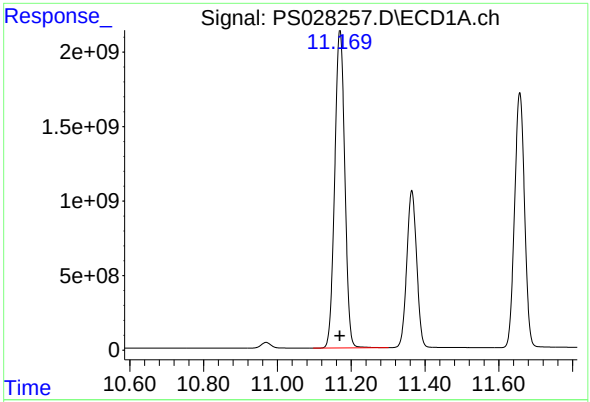

#15 Picloram

R.T.: 11.169 min
Delta R.T.: 0.000 min
Response: 40302344891
Conc: 1389.79 ng/ml

Instrument :
ECD_S
ClientSampleId :
HSTDICC1500

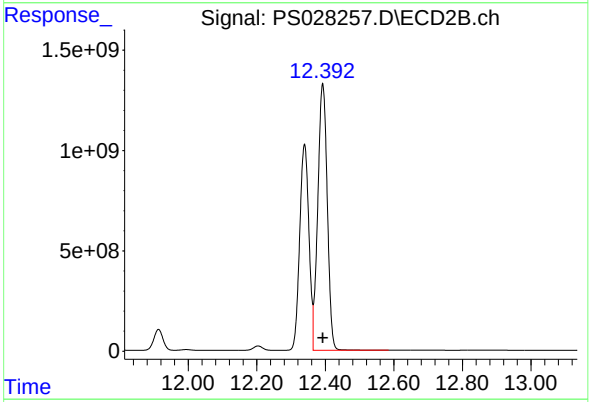

#15 Picloram

R.T.: 12.392 min
Delta R.T.: 0.000 min
Response: 25436358300
Conc: 1410.61 ng/ml

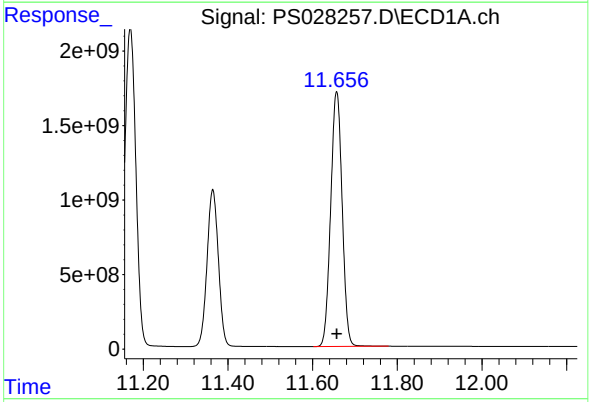

#16 DCPA

R.T.: 11.657 min
Delta R.T.: 0.000 min
Response: 32077605577
Conc: 1350.11 ng/ml

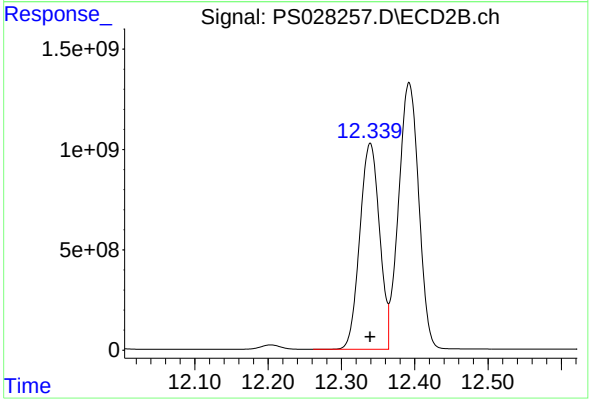

#16 DCPA

R.T.: 12.339 min
Delta R.T.: 0.000 min
Response: 19195123291
Conc: 1370.05 ng/ml

Quantitation Report (QT Reviewed)

ICAL Form

Data Path : Z:\pestpcbsrv\HPCHEM1\ECD_S\Data\PS110624\
Data File : PS028258.D
Signal(s) : Signal #1: ECD1A.ch Signal #2: ECD2B.ch
Acq On : 06 Nov 2024 11:48
Operator : AR\AJ
Sample : HSTDICV750
Misc :
ALS Vial : 8 Sample Multiplier: 1

Instrument :
ECD_S
ClientSampleId :
ICVPS110624

Manual Integrations APPROVED

Reviewed By :Abdul Mirza 11/08/2024
Supervised By :Ankita Jodhani 11/08/2024

Integration File signal 1: autoint1.e
Integration File signal 2: autoint2.e
Quant Time: Nov 06 12:11:51 2024
Quant Method : Z:\pestpcbsrv\HPCHEM1\ECD_S\Method\PS110624.M
Quant Title : 8080.M
QLast Update : Wed Nov 06 11:48:19 2024
Response via : Initial Calibration
Integrator: ChemStation

Volume Inj. : 1 µl
Signal #1 Phase : ZB-MR1 Signal #2 Phase: ZB-MR2
Signal #1 Info : 30M x 0.32mm x0.5 Signal #2 Info : 30M x 0.32mm x 0.25µm

	Compound	RT#1	RT#2	Resp#1	Resp#2	ng/ml	ng/ml
	System Monitoring Compounds						
4) S	2,4-DCAA	7.262	7.765	1909.2E6	1293.6E6	745.363m	742.673
	Target Compounds						
1) T	Dalapon	2.654	2.709	2373.4E6	1927.9E6	666.847	655.176
2) T	3,5-DICHL...	6.430	6.715	2570.6E6	1755.0E6	685.711	693.418
3) T	4-Nitroph...	7.062	7.292	1107.2E6	767.5E6	672.021	669.796
5) T	DICAMBA	7.452	7.967	7889.1E6	5731.6E6	702.591	713.550
6) T	MCPP	7.636	8.068	542.8E6	432.6E6	71.588	71.259
7) T	MCPA	7.786	8.314	725.3E6	577.6E6	69.669	69.262
8) T	DICHLORPROP	8.163	8.684	1952.7E6	1408.3E6	692.610	700.894
9) T	2,4-D	8.394	9.015	2195.2E6	1559.6E6	695.547	699.350
10) T	Pentachlo...	8.694	9.546	30589.2E6	20926.4E6	735.976	717.525
11) T	2,4,5-TP ...	9.277	9.922	12149.8E6	8927.5E6	713.618	717.488
12) T	2,4,5-T	9.570	10.344	12376.6E6	8776.4E6	713.944	715.459
13) T	2,4-DB	10.147	10.912	2007.4E6	1125.1E6	710.202	709.878
14) T	DINOSEB	11.365	11.291	10291.5E6	6191.3E6	711.775	709.875
15) T	Picloram	11.170	12.392	20981.7E6	13132.8E6	723.535	728.298
16) T	DCPA	11.657	12.338	17237.5E6	10137.8E6	725.504	723.586

(f)=RT Delta > 1/2 Window (#)=Amounts differ by > 25% (m)=manual int.

ICAL Form

Data Path : Z:\pestpcbsrv\HPCHEM1\ECD_S\Data\PS110624\
Data File : PS028258.D
Signal(s) : Signal #1: ECD1A.ch Signal #2: ECD2B.ch
Acq On : 06 Nov 2024 11:48
Operator : AR\AJ
Sample : HSTDICV750
Misc :
ALS Vial : 8 Sample Multiplier: 1

Instrument :
ECD_S
ClientSampleId :
ICVPS110624

Manual Integrations APPROVED

Reviewed By :Abdul Mirza 11/08/2024
Supervised By :Ankita Jodhani 11/08/2024

Integration File signal 1: autoint1.e
Integration File signal 2: autoint2.e
Quant Time: Nov 06 12:11:51 2024
Quant Method : Z:\pestpcbsrv\HPCHEM1\ECD_S\Method\PS110624.M
Quant Title : 8080.M
QLast Update : Wed Nov 06 11:48:19 2024
Response via : Initial Calibration
Integrator: ChemStation

Volume Inj. : 1 µl
Signal #1 Phase : ZB-MR1 Signal #2 Phase: ZB-MR2
Signal #1 Info : 30M x 0.32mm x0.5 Signal #2 Info : 30M x 0.32mm x 0.25µm

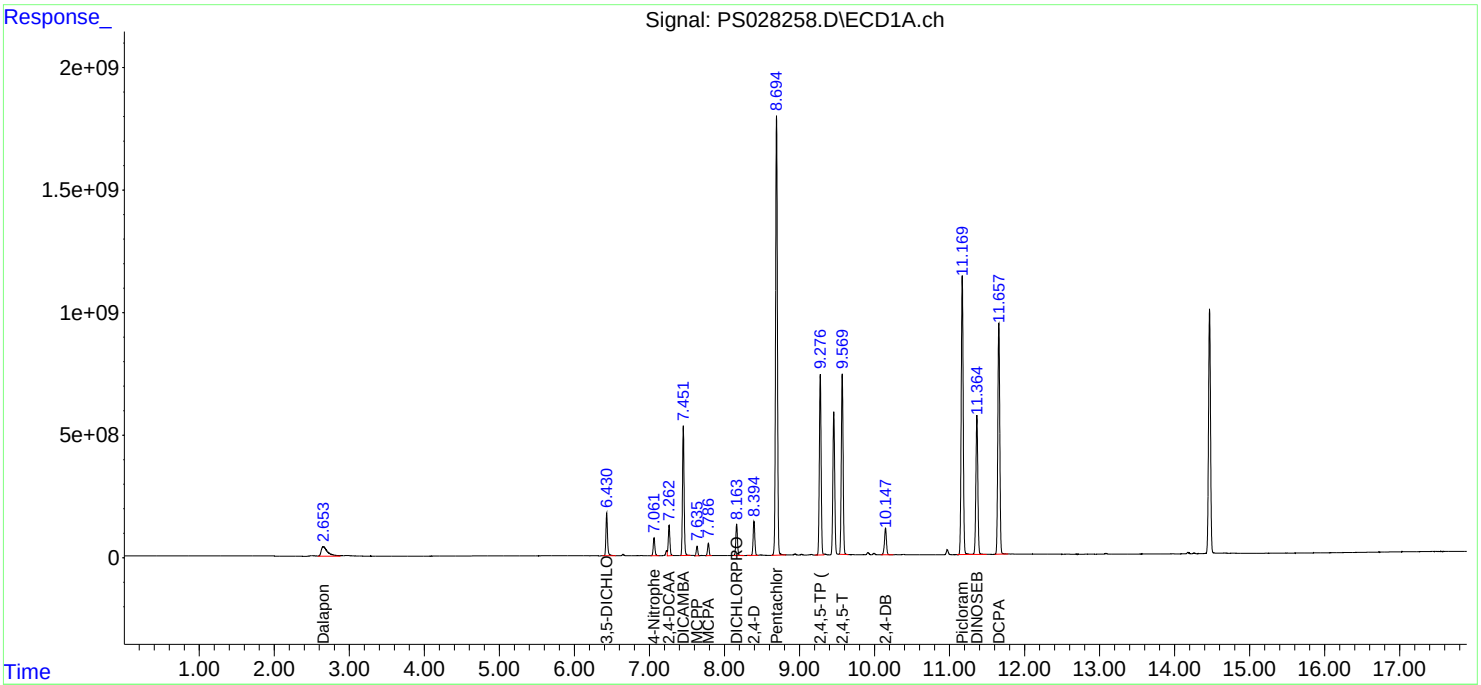

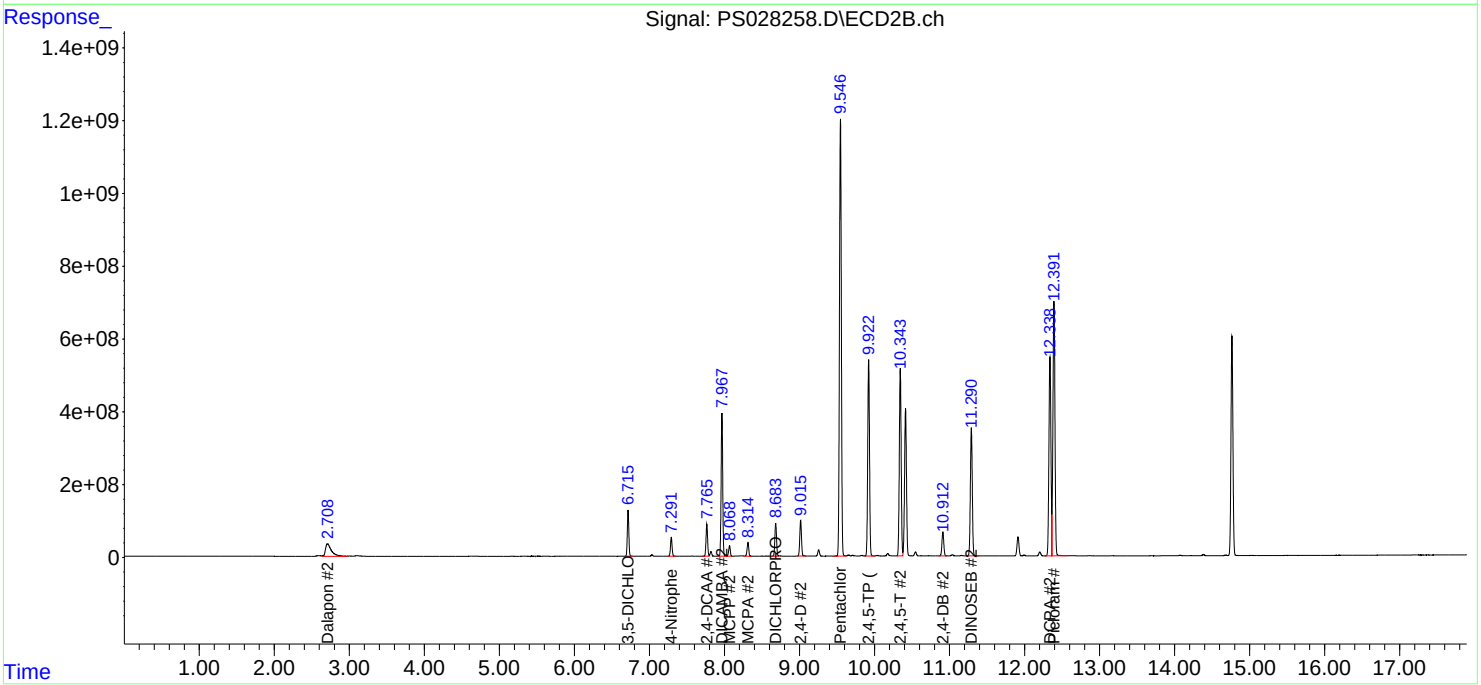

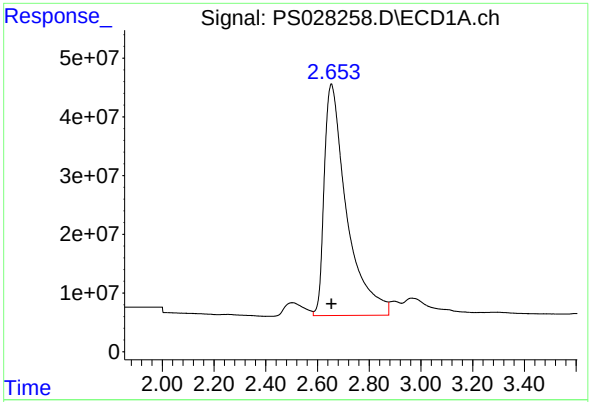

#1 Dalapon

R.T.: 2.654 min
Delta R.T.: 0.000 min
Response: 2373437505
Conc: 666.85 ng/ml

Instrument :
ECD_S
ClientSampleId :
ICVPS110624

Manual Integrations APPROVED

Reviewed By :Abdul Mirza 11/08/2024
Supervised By :Ankita Jodhani 11/08/2024

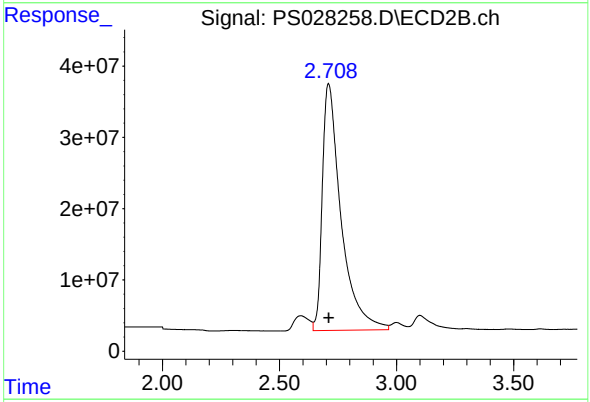

#1 Dalapon

R.T.: 2.709 min
Delta R.T.: 0.000 min
Response: 1927851748
Conc: 655.18 ng/ml

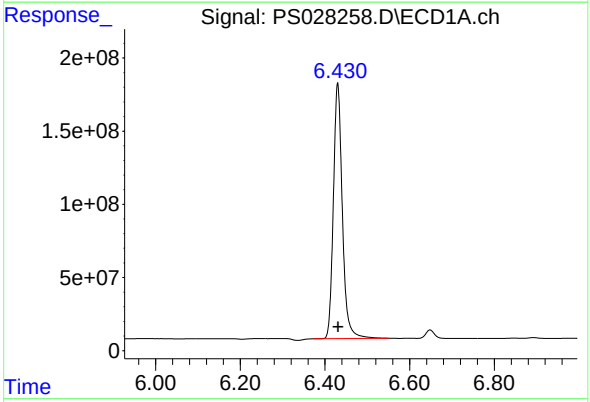

#2 3,5-DICHLOROBENZOIC ACID

R.T.: 6.430 min
Delta R.T.: 0.000 min
Response: 2570578935
Conc: 685.71 ng/ml

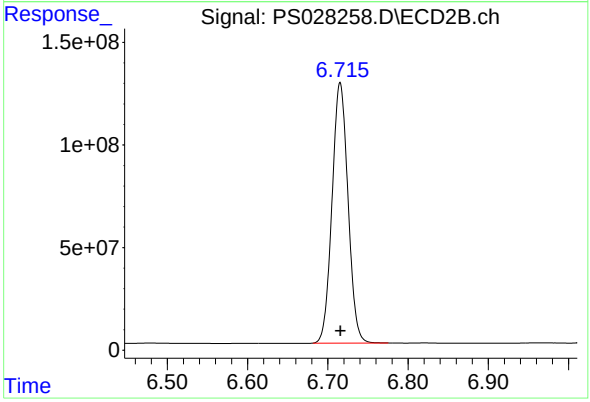

#2 3,5-DICHLOROBENZOIC ACID

R.T.: 6.715 min
Delta R.T.: 0.000 min
Response: 1754975997
Conc: 693.42 ng/ml

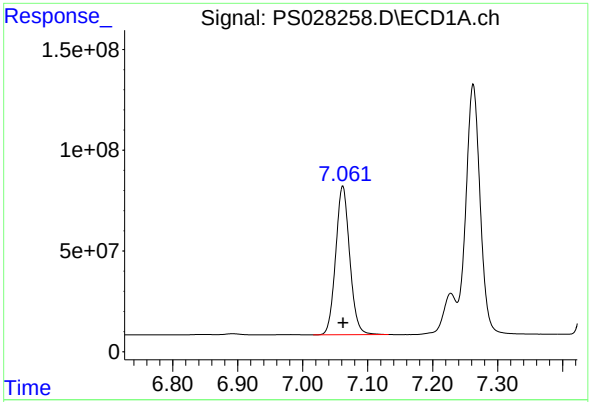

#3 4-Nitrophenol

R.T.: 7.062 min
Delta R.T.: 0.000 min
Response: 1107199097
Conc: 672.02 ng/ml

Instrument :
ECD_S
ClientSampleId :
ICVPS110624

Manual Integrations APPROVED

Reviewed By :Abdul Mirza 11/08/2024
Supervised By :Ankita Jodhani 11/08/2024

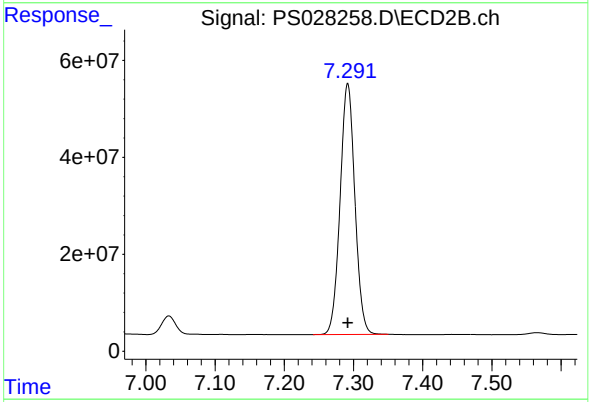

#3 4-Nitrophenol

R.T.: 7.292 min
Delta R.T.: 0.000 min
Response: 767549713
Conc: 669.80 ng/ml

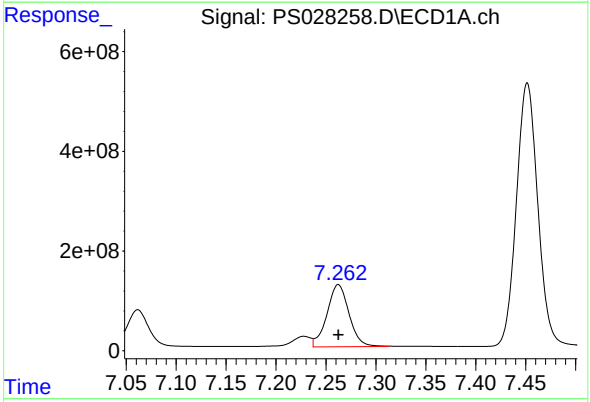

#4 2,4-DCAA

R.T.: 7.262 min
Delta R.T.: 0.000 min
Response: 1909182866
Conc: 745.36 ng/ml m

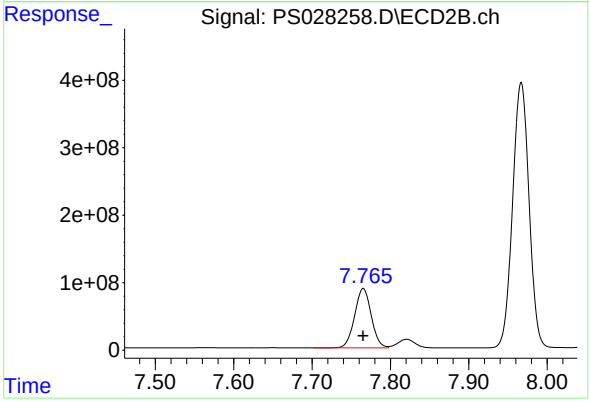

#4 2,4-DCAA

R.T.: 7.765 min
Delta R.T.: 0.000 min
Response: 1293573737
Conc: 742.67 ng/ml

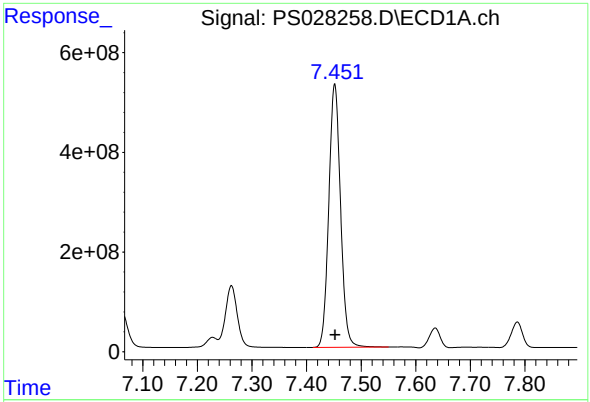

#5 DICAMBA

R.T.: 7.452 min
Delta R.T.: 0.000 min
Response: 7889067087
Conc: 702.59 ng/ml

Instrument :
ECD_S
ClientSampleId :
ICVPS110624

Manual Integrations APPROVED

Reviewed By :Abdul Mirza 11/08/2024
Supervised By :Ankita Jodhani 11/08/2024

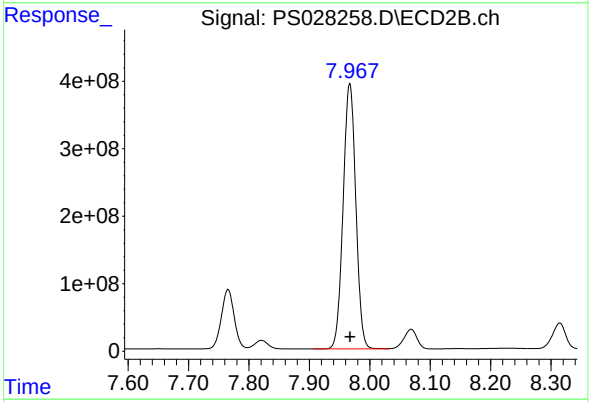

#5 DICAMBA

R.T.: 7.967 min
Delta R.T.: 0.000 min
Response: 5731636475
Conc: 713.55 ng/ml

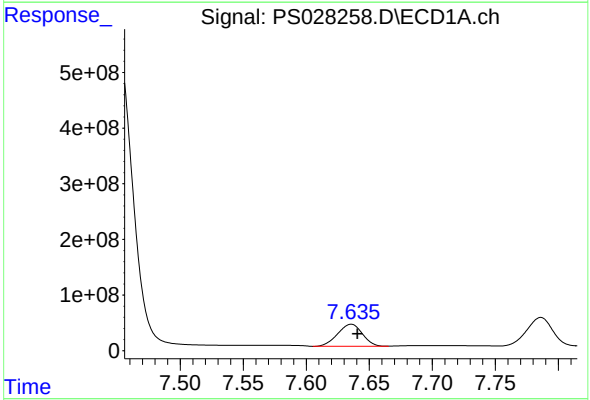

#6 MCPP

R.T.: 7.636 min
Delta R.T.: -0.005 min
Response: 542815400
Conc: 71.59 ug/ml

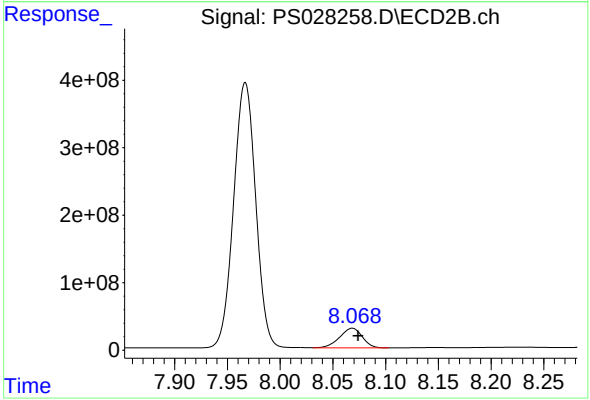

#6 MCPP

R.T.: 8.068 min
Delta R.T.: -0.006 min
Response: 432634547
Conc: 71.26 ug/ml

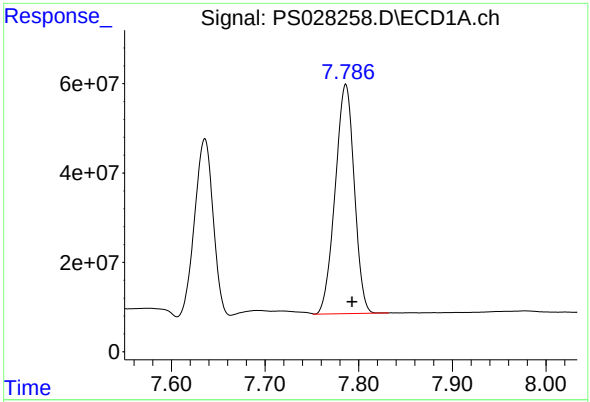

#7 MCPA

R.T.: 7.786 min
Delta R.T.: -0.007 min
Response: 725334951
Conc: 69.67 ug/ml

Instrument :
ECD_S
ClientSampleId :
ICVPS110624

Manual Integrations APPROVED

Reviewed By :Abdul Mirza 11/08/2024
Supervised By :Ankita Jodhani 11/08/2024

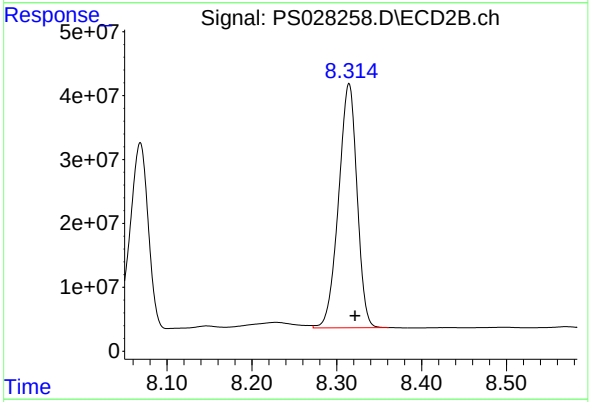

#7 MCPA

R.T.: 8.314 min
Delta R.T.: -0.007 min
Response: 577550521
Conc: 69.26 ug/ml

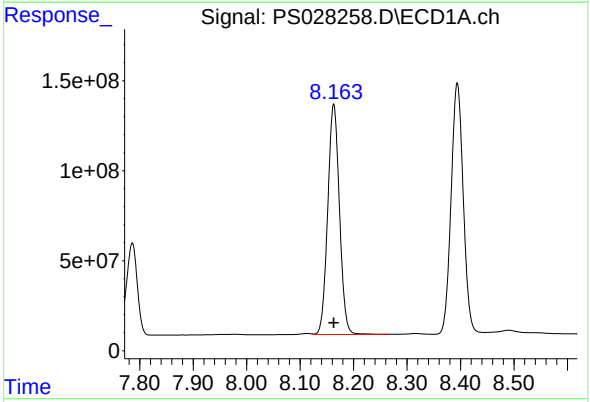

#8 DICHLORPROP

R.T.: 8.163 min
Delta R.T.: 0.000 min
Response: 1952660519
Conc: 692.61 ng/ml

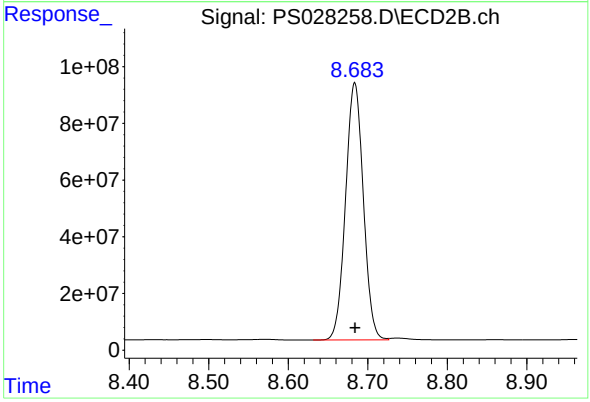

#8 DICHLORPROP

R.T.: 8.684 min
Delta R.T.: 0.000 min
Response: 1408266062
Conc: 700.89 ng/ml

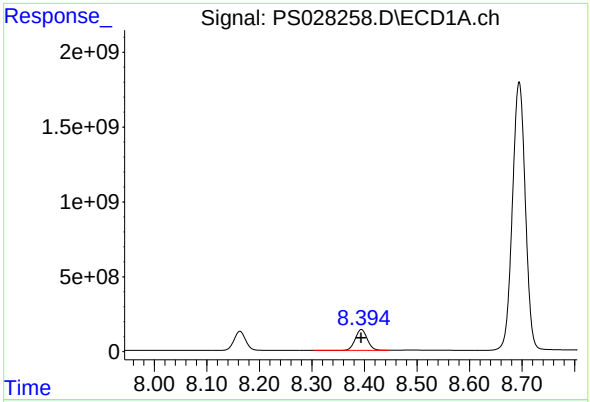

#9 2,4-D

R.T.: 8.394 min
Delta R.T.: 0.000 min
Response: 2195223158
Conc: 695.55 ng/ml

Instrument :
ECD_S
ClientSampleId :
ICVPS110624

Manual Integrations APPROVED

Reviewed By :Abdul Mirza 11/08/2024
Supervised By :Ankita Jodhani 11/08/2024

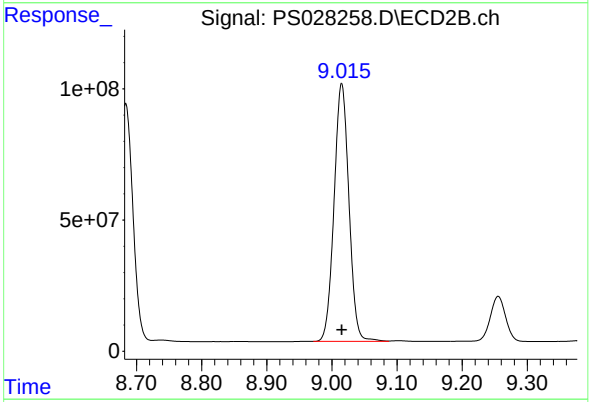

#9 2,4-D

R.T.: 9.015 min
Delta R.T.: 0.000 min
Response: 1559648407
Conc: 699.35 ng/ml

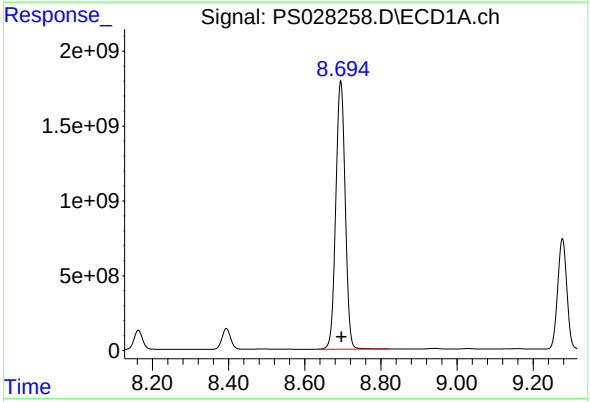

#10 Pentachlorophenol

R.T.: 8.694 min
Delta R.T.: -0.002 min
Response: 30589152356
Conc: 735.98 ng/ml

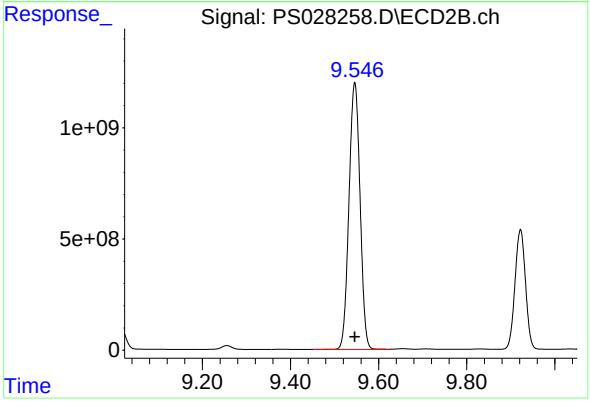

#10 Pentachlorophenol

R.T.: 9.546 min
Delta R.T.: 0.000 min
Response: 20926388934
Conc: 717.52 ng/ml

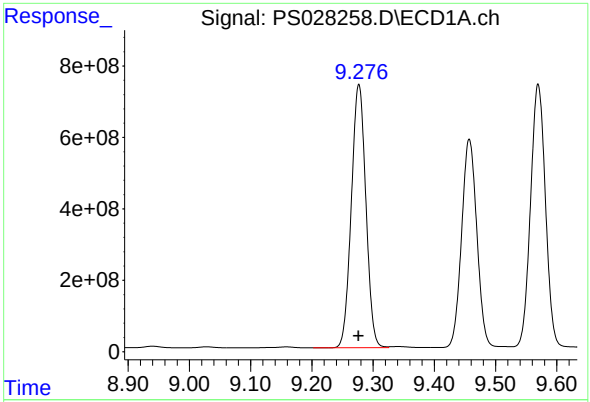

#11 2,4,5-TP (SILVEX)

R.T.: 9.277 min
Delta R.T.: 0.000 min
Response: 12149790397
Conc: 713.62 ng/ml

Instrument :
ECD_S
ClientSampleId :
ICVPS110624

Manual Integrations APPROVED

Reviewed By :Abdul Mirza 11/08/2024
Supervised By :Ankita Jodhani 11/08/2024

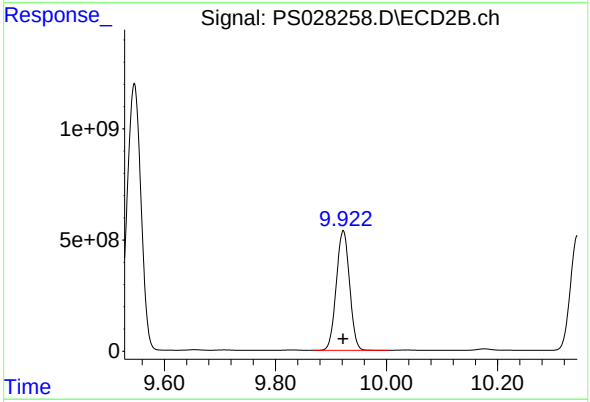

#11 2,4,5-TP (SILVEX)

R.T.: 9.922 min
Delta R.T.: 0.000 min
Response: 8927486585
Conc: 717.49 ng/ml

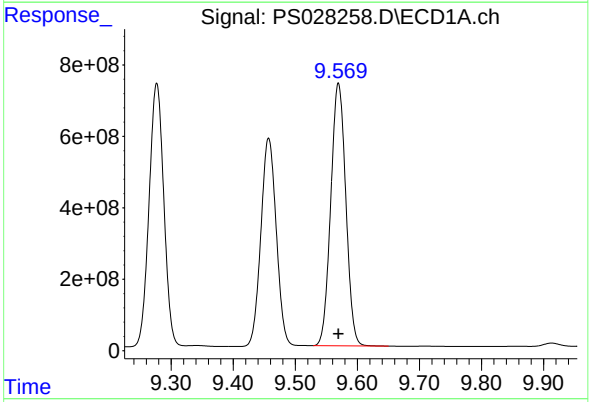

#12 2,4,5-T

R.T.: 9.570 min
Delta R.T.: 0.000 min
Response: 12376586172
Conc: 713.94 ng/ml

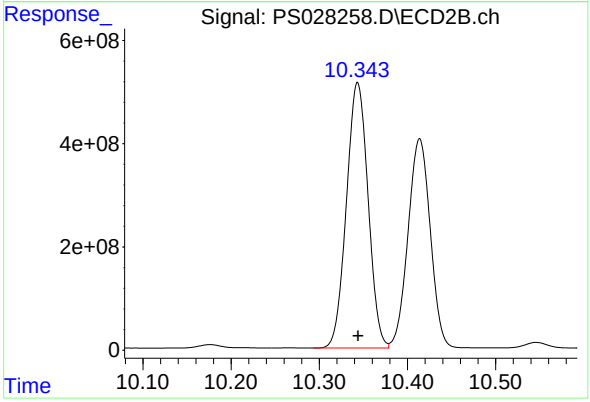

#12 2,4,5-T

R.T.: 10.344 min
Delta R.T.: 0.000 min
Response: 8776384079
Conc: 715.46 ng/ml

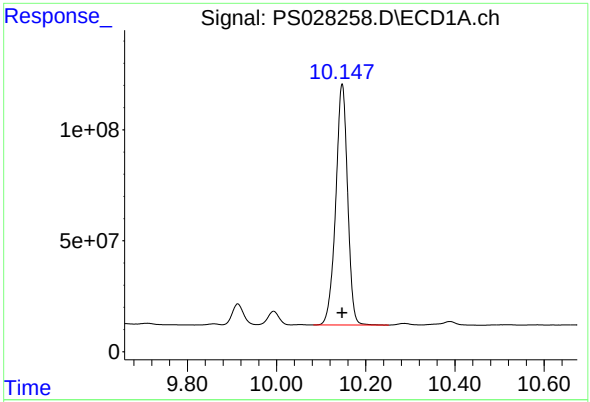

#13 2,4-DB

R.T.: 10.147 min
Delta R.T.: 0.000 min
Response: 2007409621
Conc: 710.20 ng/ml

Instrument :
ECD_S
ClientSampleId :
ICVPS110624

Manual Integrations APPROVED

Reviewed By :Abdul Mirza 11/08/2024
Supervised By :Ankita Jodhani 11/08/2024

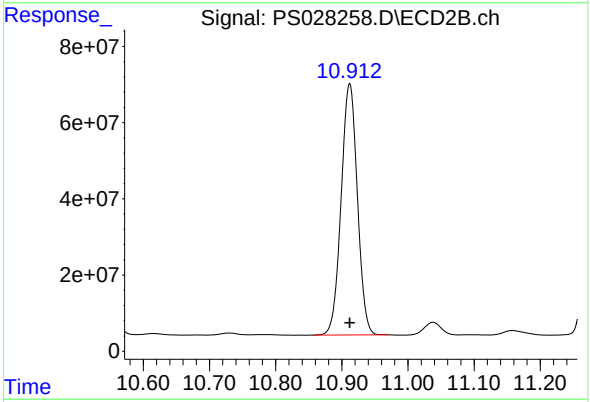

#13 2,4-DB

R.T.: 10.912 min
Delta R.T.: 0.000 min
Response: 1125084734
Conc: 709.88 ng/ml

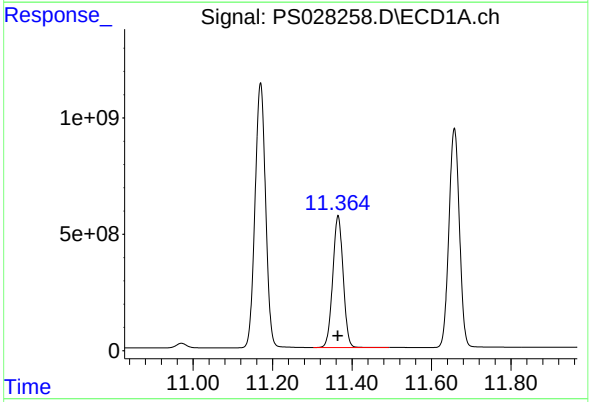

#14 DINOSEB

R.T.: 11.365 min
Delta R.T.: 0.000 min
Response: 10291536668
Conc: 711.78 ng/ml

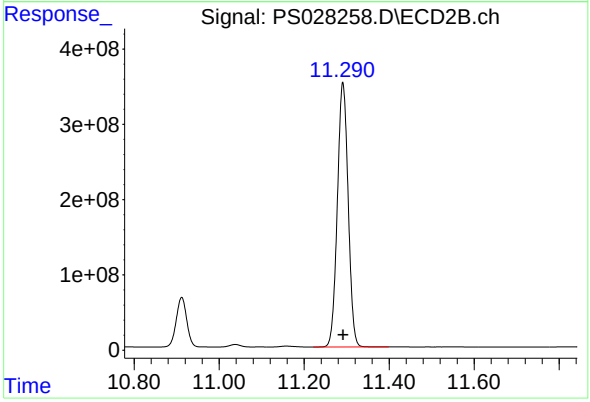

#14 DINOSEB

R.T.: 11.291 min
Delta R.T.: 0.000 min
Response: 6191285946
Conc: 709.88 ng/ml

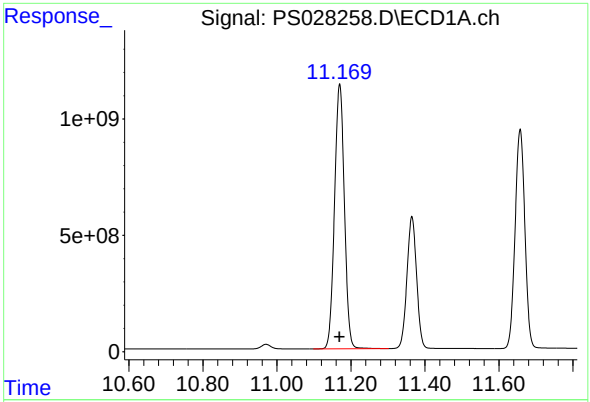

#15 Picloram

R.T.: 11.170 min
Delta R.T.: 0.000 min
Response: 20981716114
Conc: 723.53 ng/ml

Instrument :
ECD_S
ClientSampleId :
ICVPS110624

Manual Integrations APPROVED

Reviewed By :Abdul Mirza 11/08/2024
Supervised By :Ankita Jodhani 11/08/2024

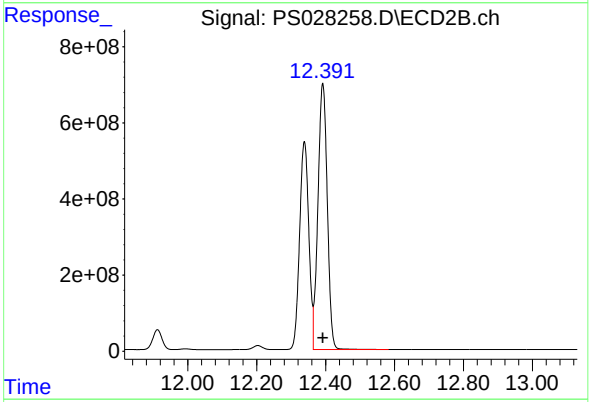

#15 Picloram

R.T.: 12.392 min
Delta R.T.: 0.000 min
Response: 13132787505
Conc: 728.30 ng/ml

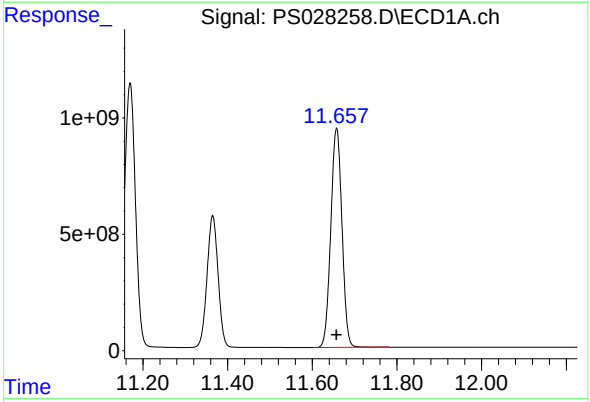

#16 DCPA

R.T.: 11.657 min
Delta R.T.: 0.000 min
Response: 17237460769
Conc: 725.50 ng/ml

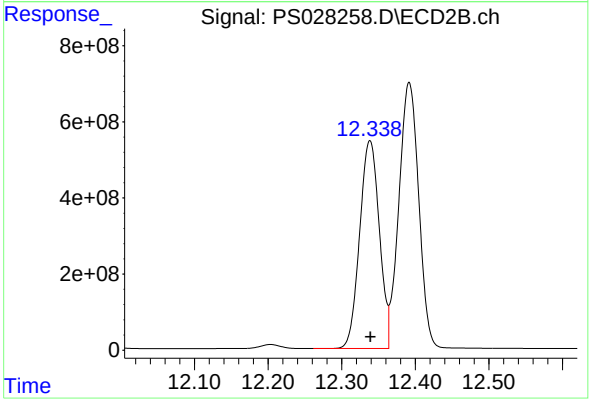

#16 DCPA

R.T.: 12.338 min
Delta R.T.: 0.000 min
Response: 10137797130
Conc: 723.59 ng/ml

Raw Data

284 Sheffield Street, Mountainside, New Jersey 07092, Phone : 908 789 8900,
Fax : 908 789 8922

RETENTION TIMES OF INITIAL CALIBRATION

Contract: TETR16

Lab Code: CHEM **Case No.:** P4602 **SAS No.:** P4602 **SDG NO.:** P4602

Instrument ID: ECD_S **Calibration Date(s):** 11/08/2024 11/08/2024

Calibration Times: 15:13 16:58

GC Column: RTX-CLP ID: 0.32 (mm)

LAB FILE ID: RT 200 = PS028356.D RT 500 = PS028357.D

RT 750 = PS028358.D RT 1000 = PS028359.D RT 1500 = PS028360.D

COMPOUND	RT 200	RT 500	RT 750	RT 1000	RT 1500	MEAN RT	RT WINDOW FROM	RT WINDOW TO
2,4,5-T	9.55	9.56	9.55	9.55	9.55	9.55	9.45	9.65
2,4,5-TP(Silvex)	9.26	9.26	9.26	9.26	9.26	9.26	9.16	9.36
2,4-D	8.38	8.38	8.38	8.38	8.38	8.38	8.28	8.48
2,4-DB	10.13	10.13	10.13	10.13	10.13	10.13	10.03	10.23
2,4-DCAA	7.25	7.25	7.25	7.25	7.25	7.25	7.15	7.35
DICAMBA	7.44	7.44	7.44	7.44	7.44	7.44	7.34	7.54
DICHLORPROP	8.15	8.15	8.15	8.15	8.15	8.15	8.05	8.25
Dinoseb	11.35	11.35	11.35	11.35	11.35	11.35	11.25	11.45

Raw Data

284 Sheffield Street, Mountainside, New Jersey 07092, Phone : 908 789 8900,
Fax : 908 789 8922

RETENTION TIMES OF INITIAL CALIBRATION

Contract: TETR16

Lab Code: CHEM **Case No.:** P4602 **SAS No.:** P4602 **SDG NO.:** P4602

Instrument ID: ECD_S **Calibration Date(s):** 11/08/2024 11/08/2024

Calibration Times: 15:13 16:58

GC Column: RTX-CLP2 ID: 0.32 (mm)

LAB FILE ID: RT 200 = PS028356.D RT 500 = PS028357.D

RT 750 = PS028358.D RT 1000 = PS028359.D RT 1500 = PS028360.D

COMPOUND	RT 200	RT 500	RT 750	RT 1000	RT 1500	MEAN RT	RT WINDOW FROM	RT WINDOW TO
2,4,5-T	10.33	10.33	10.33	10.33	10.33	10.33	10.23	10.43
2,4,5-TP(Silvex)	9.91	9.91	9.91	9.91	9.91	9.91	9.81	10.01
2,4-D	9.01	9.00	9.01	9.01	9.01	9.00	8.90	9.10
2,4-DB	10.90	10.90	10.90	10.90	10.90	10.90	10.80	11.00
2,4-DCAA	7.76	7.75	7.76	7.76	7.76	7.75	7.65	7.85
DICAMBA	7.96	7.96	7.96	7.96	7.96	7.96	7.86	8.06
DICHLORPROP	8.67	8.67	8.67	8.67	8.67	8.67	8.57	8.77
Dinoseb	11.28	11.28	11.28	11.28	11.28	11.28	11.18	11.38

Raw Data

284 Sheffield Street, Mountainside, New Jersey 07092, Phone : 908 789 8900,
Fax : 908 789 8922

CALIBRATION FACTOR OF INITIAL CALIBRATION

Contract: TETR16

Lab Code: CHEM **Case No.:** P4602 **SAS No.:** P4602 **SDG NO.:** P4602

Instrument ID: ECD_S **Calibration Date(s):** 11/08/2024 11/08/2024

Calibration Times: 15:13 16:58

GC Column: RTX-CLP **ID:** 0.32 **(mm)**

LAB FILE ID: **CF 200 =** PS028356.D **CF 500 =** PS028357.D

CF 750 = PS028358.D **CF 1000 =** PS028359.D **CF 1500 =** PS028360.D

COMPOUND	CF 200	CF 500	CF 750	CF 1000	CF 1500	CF	% RSD
2,4,5-T	21529100000	19437000000	19525400000	18705500000	17708000000	19381000000	7
2,4,5-TP(Silvex)	21008200000	18982300000	19068100000	18267500000	17318700000	18929000000	7
2,4-D	3997770000	3571450000	3468690000	3334460000	3198650000	3514210000	9
2,4-DB	3352010000	3027230000	3093110000	3022410000	2959650000	3090880000	5
2,4-DCAA	3196830000	2740430000	2735520000	2619650000	2511350000	2760750000	9
DICAMBA	12975400000	11905100000	12166500000	11780900000	11375900000	12040700000	5
DICHLORPROP	3557350000	3056940000	3079000000	2957460000	2847450000	3099640000	9
Dinoseb	17552800000	16349100000	16308600000	15784700000	15071600000	16213400000	6

Raw Data

284 Sheffield Street, Mountainside, New Jersey 07092, Phone : 908 789 8900,
Fax : 908 789 8922

CALIBRATION FACTOR OF INITIAL CALIBRATION

Contract: TETR16

Lab Code: CHEM **Case No.:** P4602 **SAS No.:** P4602 **SDG NO.:** P4602

Instrument ID: ECD_S **Calibration Date(s):** 11/08/2024 11/08/2024

Calibration Times: 15:13 16:58

GC Column: RTX-CLP2 **ID:** 0.32 **(mm)**

LAB FILE ID: **CF 200 =** PS028356.D **CF 500 =** PS028357.D

CF 750 = PS028358.D **CF 1000 =** PS028359.D **CF 1500 =** PS028360.D

COMPOUND	CF 200	CF 500	CF 750	CF 1000	CF 1500	CF	% RSD
2,4,5-T	10782600000	10407300000	10530200000	10245600000	9914510000	10376000000	3
2,4,5-TP(Silvex)	10970300000	10612300000	10768700000	10478800000	10130800000	10592200000	3
2,4-D	2051780000	1901200000	1935300000	1900220000	1880580000	1933820000	4
2,4-DB	1351580000	1287180000	1335670000	1323760000	1328210000	1325280000	2
2,4-DCAA	1694540000	1575990000	1595150000	1561040000	1540400000	1593420000	4
DICAMBA	7032650000	7044480000	7350350000	7249840000	7170240000	7169510000	2
DICHLORPROP	1864120000	1759800000	1788540000	1754780000	1739090000	1781270000	3
Dinoseb	7376340000	7195700000	7257020000	7126590000	6931080000	7177340000	2

Quantitation Report (QT Reviewed)

ICAL Form

Data Path : Z:\pestpcbsrv\HPCHEM1\ECD_S\Data\PS110924\
Data File : PS028356.D
Signal(s) : Signal #1: ECD1A.ch Signal #2: ECD2B.ch
Acq On : 08 Nov 2024 15:13
Operator : AR\AJ
Sample : HSTDICC200
Misc :
ALS Vial : 4 Sample Multiplier: 1

Instrument :
ECD_S
ClientSampleId :
HSTDICC200

Integration File signal 1: autoint1.e
Integration File signal 2: autoint2.e
Quant Time: Nov 08 16:44:41 2024
Quant Method : Z:\pestpcbsrv\HPCHEM1\ECD_S\Method\PS110924.M
Quant Title : 8080.M
QLast Update : Fri Nov 08 16:40:02 2024
Response via : Initial Calibration
Integrator: ChemStation

Volume Inj. : 1 µl
Signal #1 Phase : ZB-MR1 Signal #2 Phase: ZB-MR2
Signal #1 Info : 30M x 0.32mm x0.5 Signal #2 Info : 30M x 0.32mm x 0.25µm

	Compound	RT#1	RT#2	Resp#1	Resp#2	ng/ml	ng/ml
	System Monitoring Compounds						
4) S	2,4-DCAA	7.250	7.755	639.4E6	338.9E6	221.163	208.958
	Target Compounds						
1) T	Dalapon	2.649	2.709	639.6E6	535.0E6	180.591	187.020
2) T	3,5-DICHL...	6.419	6.707	834.2E6	459.1E6	199.534	190.228
3) T	4-Nitroph...	7.049	7.282	353.5E6	199.1E6	181.638	178.299
5) T	DICAMBA	7.438	7.956	2439.4E6	1322.1E6	197.536	185.109
6) T	MCPP	7.618	8.055	133.1E6	107.5E6	16.834	18.386
7) T	MCPA	7.767	8.299	198.7E6	158.6E6	17.768	19.466
8) T	DICHLORPROP	8.148	8.674	668.8E6	350.5E6	206.983	194.249
9) T	2,4-D	8.379	9.005	751.6E6	385.7E6	204.272	196.527
10) T	Pentachlo...	8.679	9.534	10049.1E6	5003.0E6	203.477	194.171
11) T	2,4,5-TP ...	9.260	9.911	3991.6E6	2084.4E6	202.759	193.286
12) T	2,4,5-T	9.553	10.333	4090.5E6	2048.7E6	202.864	193.761
13) T	2,4-DB	10.130	10.901	636.9E6	256.8E6	201.708	193.839
14) T	DINOSEB	11.345	11.280	3299.9E6	1386.8E6	197.166	190.583
15) T	Picloram	11.150	12.379	6290.0E6	2627.0E6	195.582	183.908
16) T	DCPA	11.638	12.326	5559.4E6	2181.1E6	199.687	191.134

(f)=RT Delta > 1/2 Window (#)=Amounts differ by > 25% (m)=manual int.

ICAL Form

Data Path : Z:\pestpcbsrv\HPCHEM1\ECD_S\Data\PS110924\
Data File : PS028356.D
Signal(s) : Signal #1: ECD1A.ch Signal #2: ECD2B.ch
Acq On : 08 Nov 2024 15:13
Operator : AR\AJ
Sample : HSTDICC200
Misc :
ALS Vial : 4 Sample Multiplier: 1

Instrument :
ECD_S
ClientSampleId :
HSTDICC200

Integration File signal 1: autoint1.e
Integration File signal 2: autoint2.e
Quant Time: Nov 08 16:44:41 2024
Quant Method : Z:\pestpcbsrv\HPCHEM1\ECD_S\Method\PS110924.M
Quant Title : 8080.M
QLast Update : Fri Nov 08 16:40:02 2024
Response via : Initial Calibration
Integrator: ChemStation

Volume Inj. : 1 µl
Signal #1 Phase : ZB-MR1 Signal #2 Phase: ZB-MR2
Signal #1 Info : 30M x 0.32mm x0.5 Signal #2 Info : 30M x 0.32mm x 0.25µm

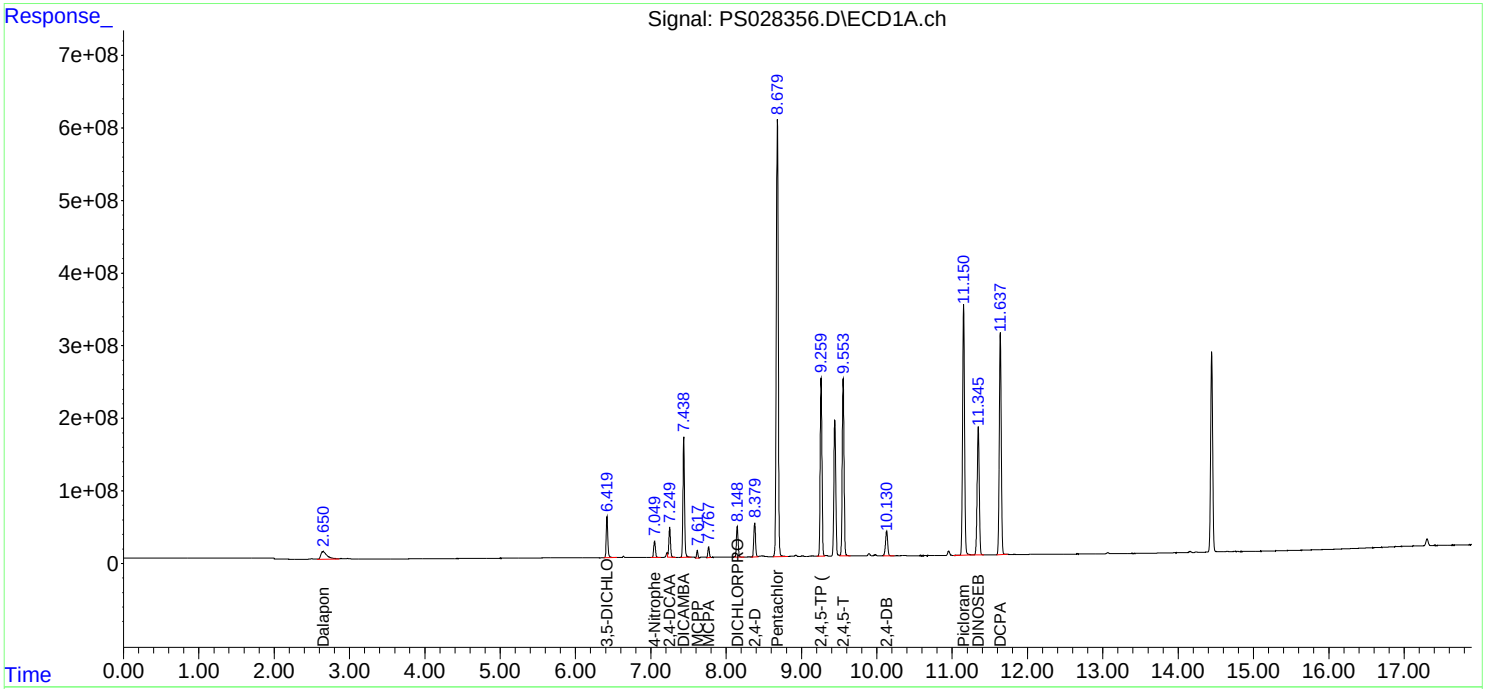

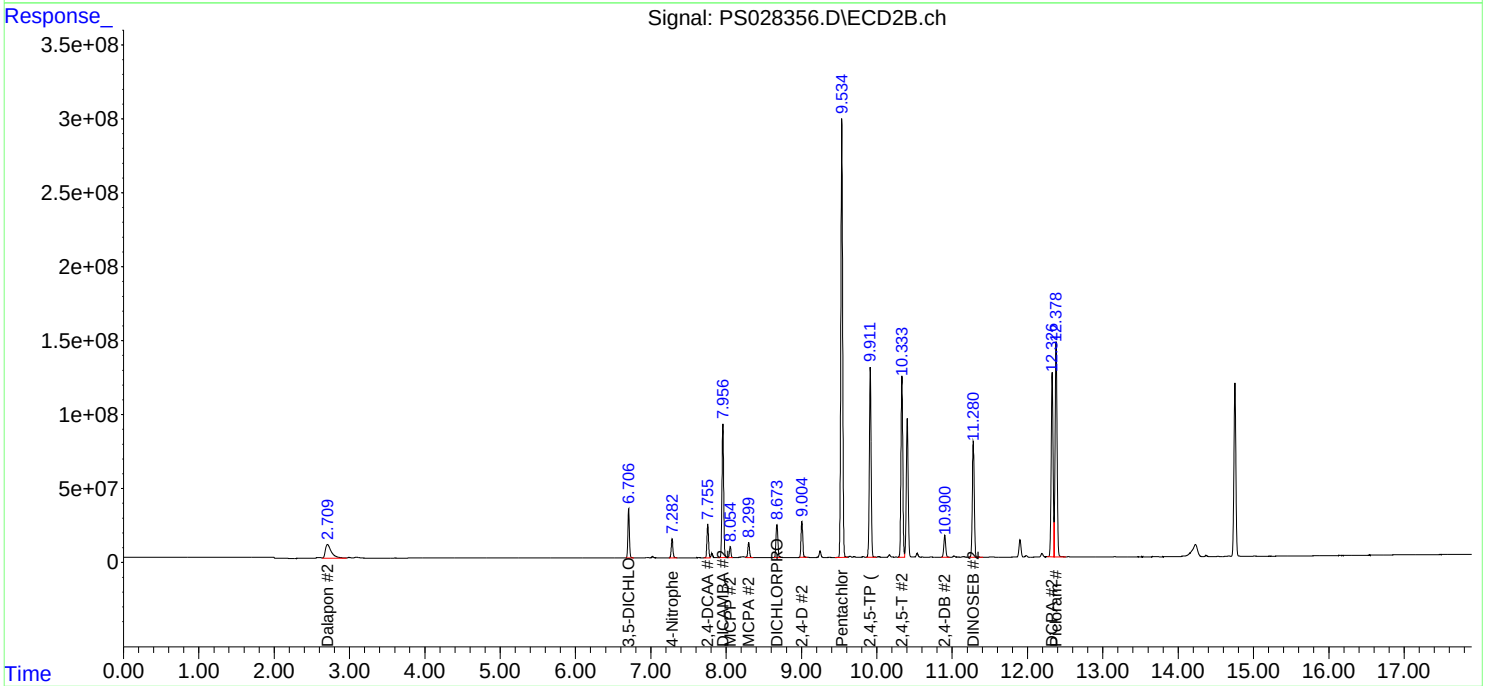

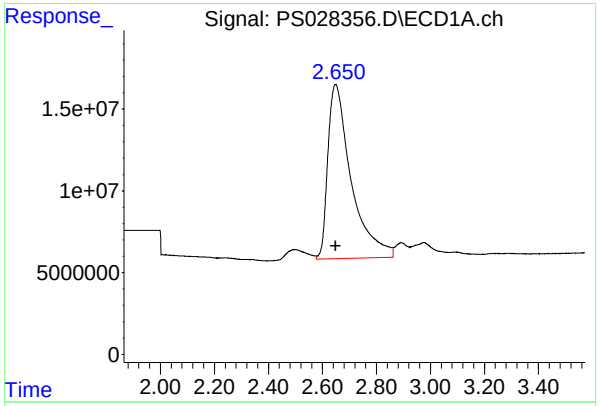

#1 Dalapon

R.T.: 2.649 min
Delta R.T.: 0.000 mi
Response: 639558185
Conc: 180.59 ng/m

Instrument :
ECD_S
ClientSampleId :
HSTDICC200

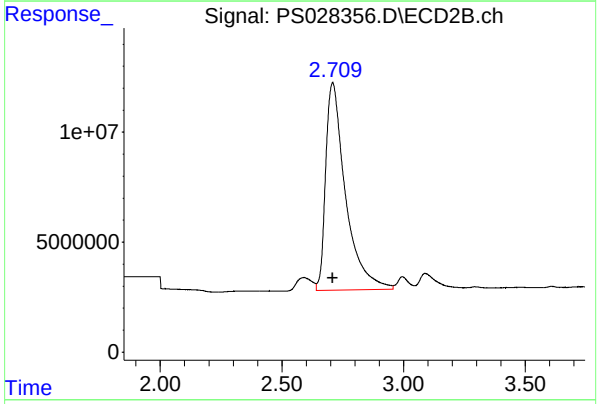

#1 Dalapon

R.T.: 2.709 min
Delta R.T.: 0.000 min
Response: 534952401
Conc: 187.02 ng/ml

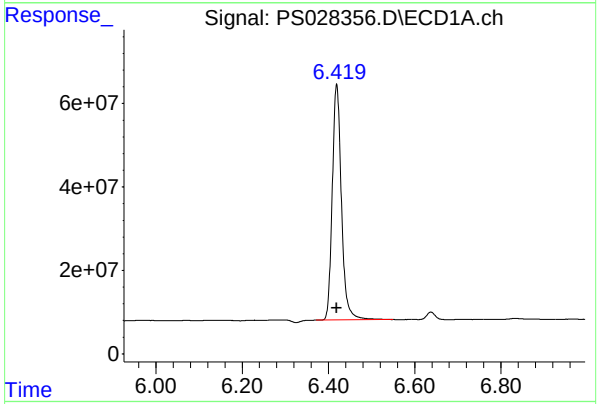

#2 3,5-DICHLOROBENZOIC ACID

R.T.: 6.419 min
Delta R.T.: 0.000 min
Response: 834151597
Conc: 199.53 ng/ml

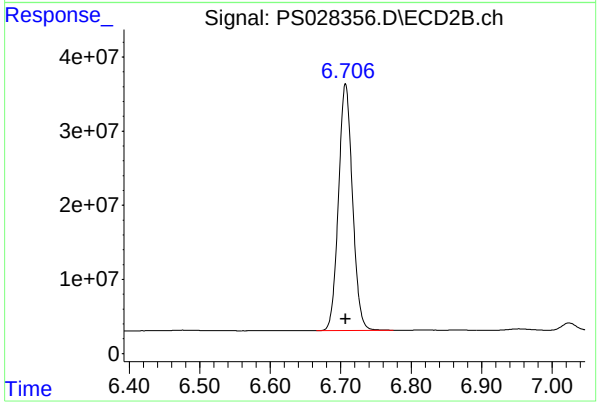

#2 3,5-DICHLOROBENZOIC ACID

R.T.: 6.707 min
Delta R.T.: 0.000 min
Response: 459070332
Conc: 190.23 ng/ml

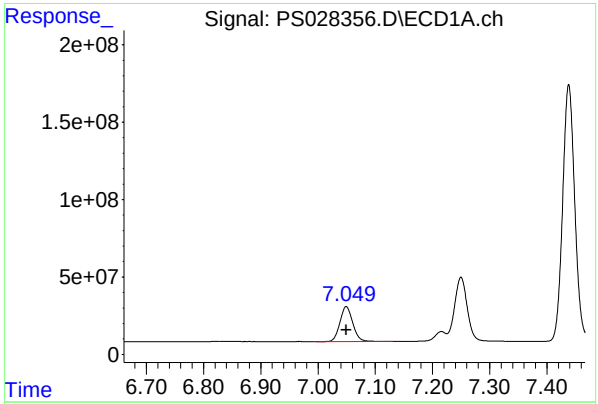

#3 4-Nitrophenol

R.T.: 7.049 min
Delta R.T.: 0.000 min
Response: 353503675
Conc: 181.64 ng/ml

Instrument :
ECD_S
ClientSampleId :
HSTDICC200

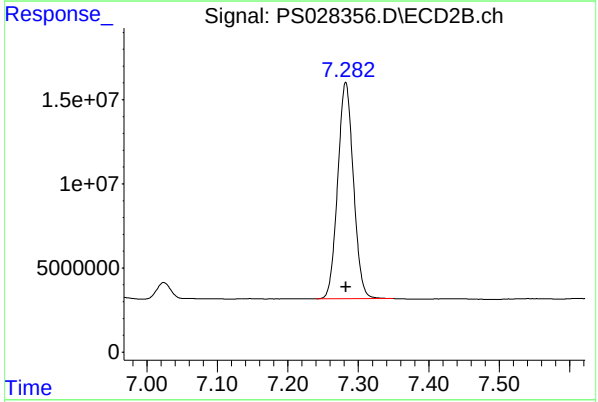

#3 4-Nitrophenol

R.T.: 7.282 min
Delta R.T.: 0.000 min
Response: 199085922
Conc: 178.30 ng/ml

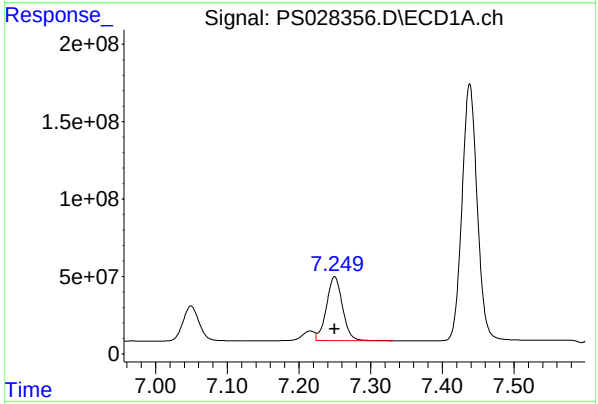

#4 2,4-DCAA

R.T.: 7.250 min
Delta R.T.: 0.000 min
Response: 639365498
Conc: 221.16 ng/ml

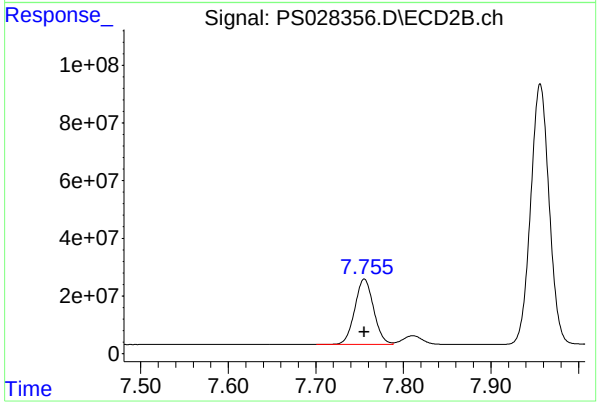

#4 2,4-DCAA

R.T.: 7.755 min
Delta R.T.: 0.000 min
Response: 338907721
Conc: 208.96 ng/ml

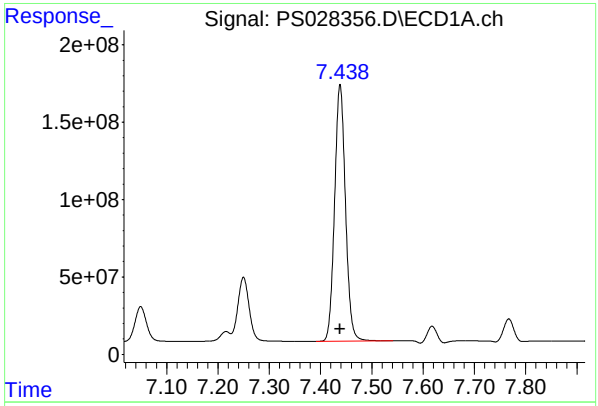

#5 DICAMBA

R.T.: 7.438 min
Delta R.T.: 0.000 min
Response: 2439369024
Conc: 197.54 ng/ml

Instrument :
ECD_S
ClientSampleId :
HSTDICC200

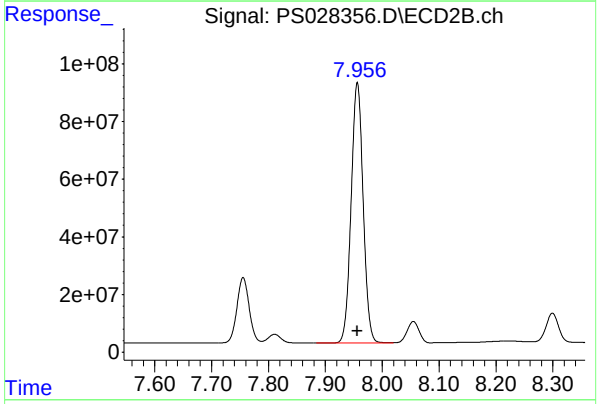

#5 DICAMBA

R.T.: 7.956 min
Delta R.T.: 0.000 min
Response: 1322138072
Conc: 185.11 ng/ml

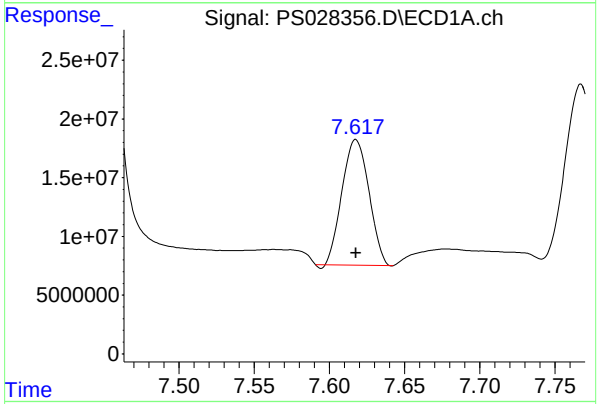

#6 MCPP

R.T.: 7.618 min
Delta R.T.: 0.000 min
Response: 133140401
Conc: 16.83 ug/ml

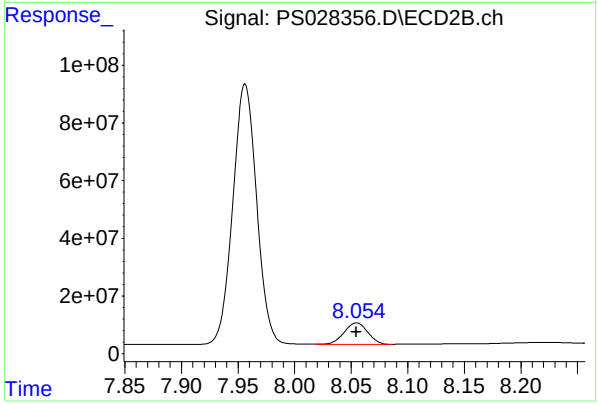

#6 MCPP

R.T.: 8.055 min
Delta R.T.: 0.000 min
Response: 107519720
Conc: 18.39 ug/ml

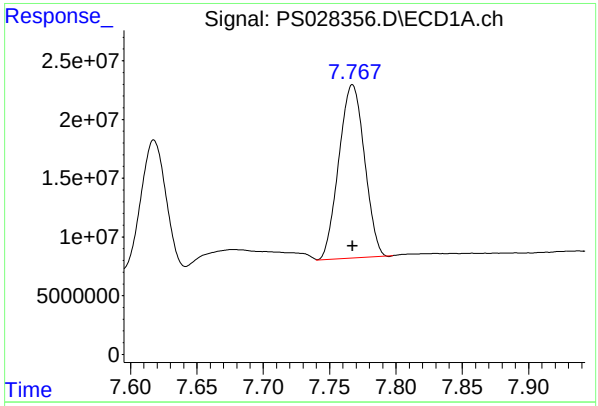

#7 MCPA

R.T.: 7.767 min
Delta R.T.: 0.000 min
Response: 198668926
Conc: 17.77 ug/ml

Instrument :
ECD_S
ClientSampleId :
HSTDICC200

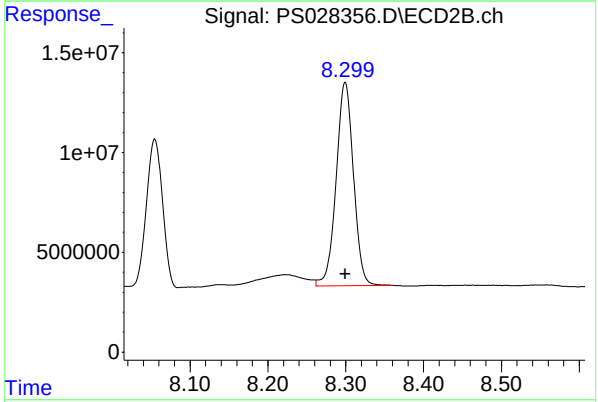

#7 MCPA

R.T.: 8.299 min
Delta R.T.: 0.000 min
Response: 158562185
Conc: 19.47 ug/ml

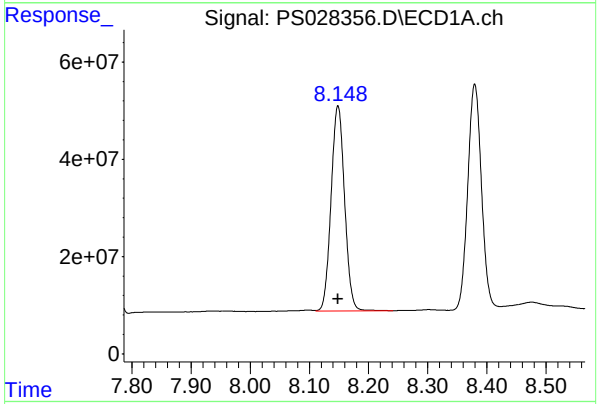

#8 DICHLORPROP

R.T.: 8.148 min
Delta R.T.: 0.000 min
Response: 668781118
Conc: 206.98 ng/ml

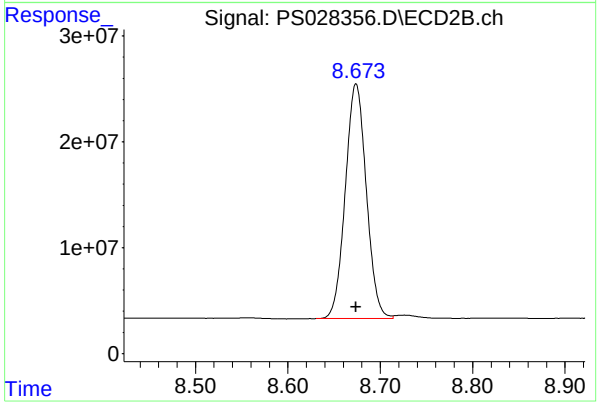

#8 DICHLORPROP

R.T.: 8.674 min
Delta R.T.: 0.000 min
Response: 350454119
Conc: 194.25 ng/ml

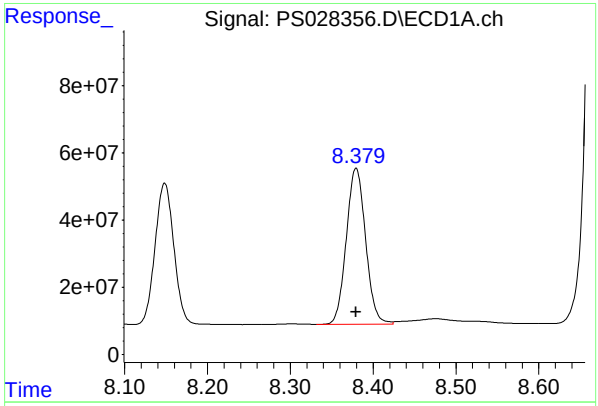

#9 2,4-D

R.T.: 8.379 min
Delta R.T.: 0.000 min
Response: 751580319
Conc: 204.27 ng/ml

Instrument :
ECD_S
ClientSampleId :
HSTDICC200

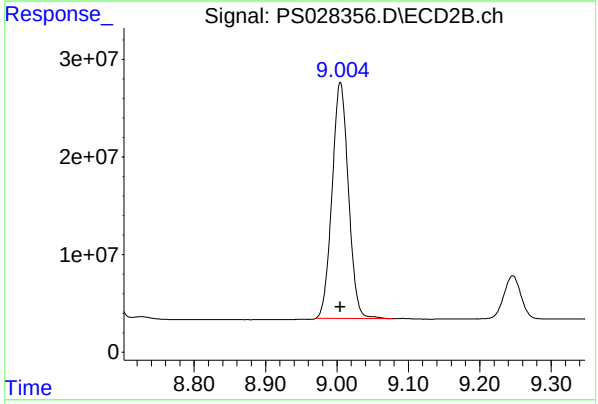

#9 2,4-D

R.T.: 9.005 min
Delta R.T.: 0.000 min
Response: 385734745
Conc: 196.53 ng/ml

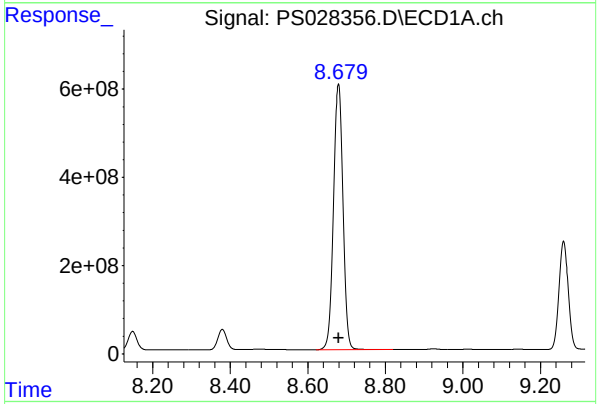

#10 Pentachlorophenol

R.T.: 8.679 min
Delta R.T.: 0.000 min
Response: 10049059552
Conc: 203.48 ng/ml

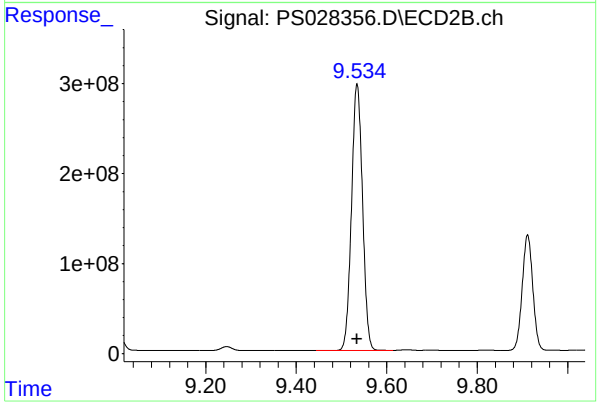

#10 Pentachlorophenol

R.T.: 9.534 min
Delta R.T.: 0.000 min
Response: 5003002340
Conc: 194.17 ng/ml

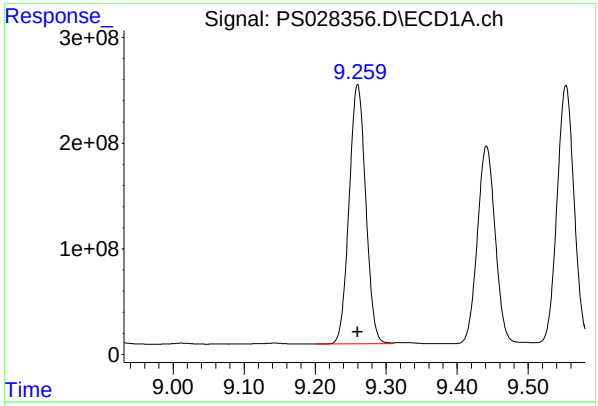

#11 2,4,5-TP (SILVEX)

R.T.: 9.260 min
Delta R.T.: 0.000 min
Response: 3991559469
Conc: 202.76 ng/ml

Instrument :
ECD_S
ClientSampleId :
HSTDICC200

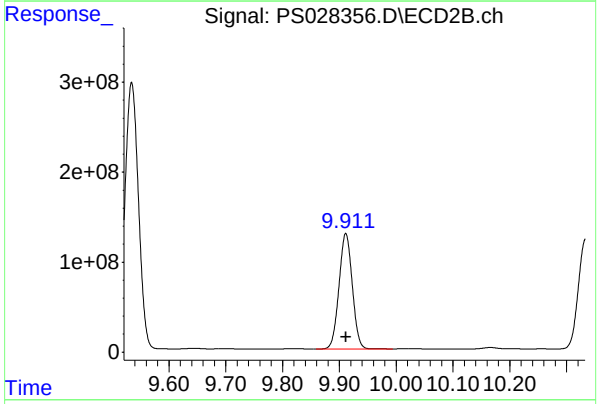

#11 2,4,5-TP (SILVEX)

R.T.: 9.911 min
Delta R.T.: 0.000 min
Response: 2084359244
Conc: 193.29 ng/ml

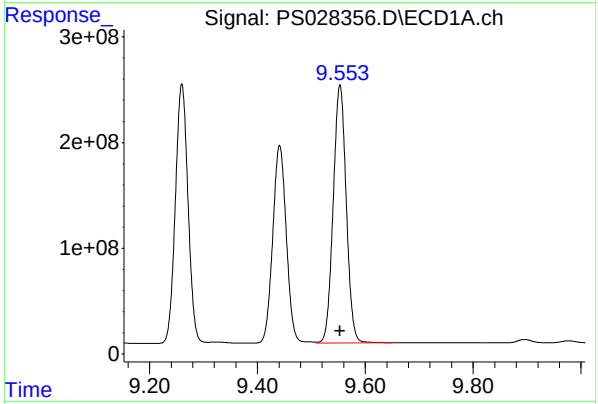

#12 2,4,5-T

R.T.: 9.553 min
Delta R.T.: 0.000 min
Response: 4090521110
Conc: 202.86 ng/ml

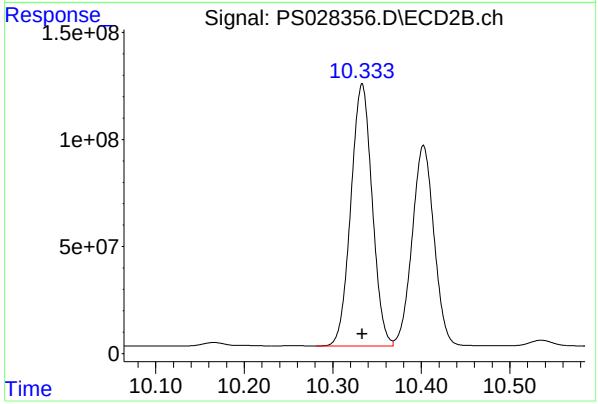

#12 2,4,5-T

R.T.: 10.333 min
Delta R.T.: 0.000 min
Response: 2048701739
Conc: 193.76 ng/ml

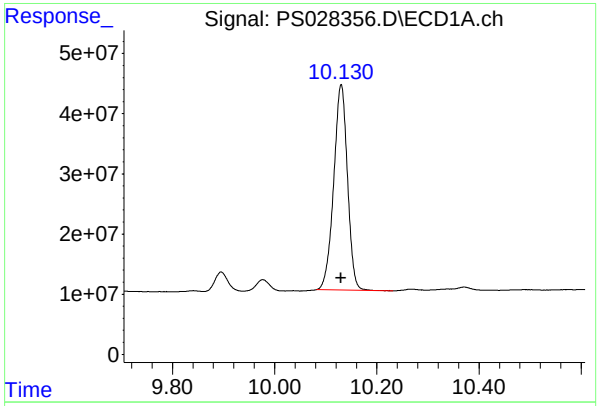

#13 2,4-DB

R.T.: 10.130 min
Delta R.T.: 0.000 min
Response: 636882314
Conc: 201.71 ng/ml

Instrument :
ECD_S
ClientSampleId :
HSTDICC200

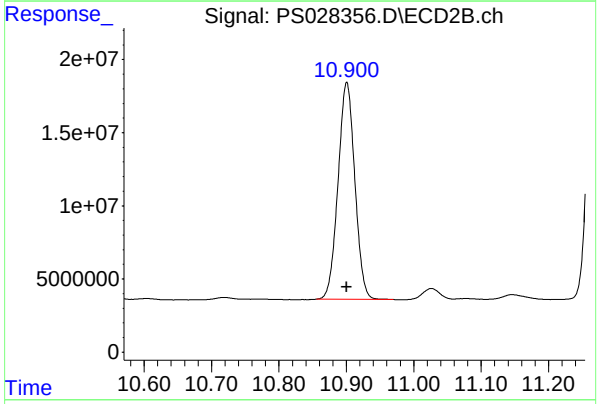

#13 2,4-DB

R.T.: 10.901 min
Delta R.T.: 0.000 min
Response: 256800420
Conc: 193.84 ng/ml

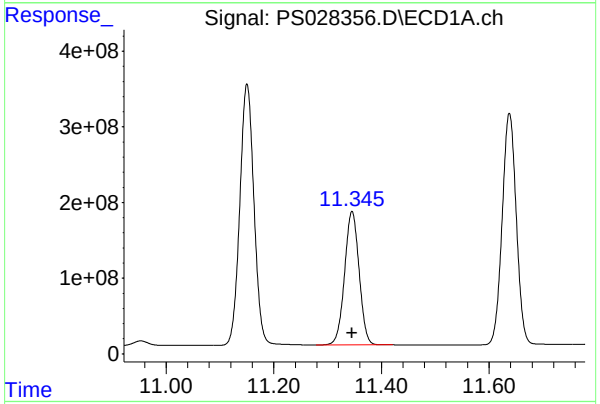

#14 DINOSEB

R.T.: 11.345 min
Delta R.T.: 0.000 min
Response: 3299926289
Conc: 197.17 ng/ml

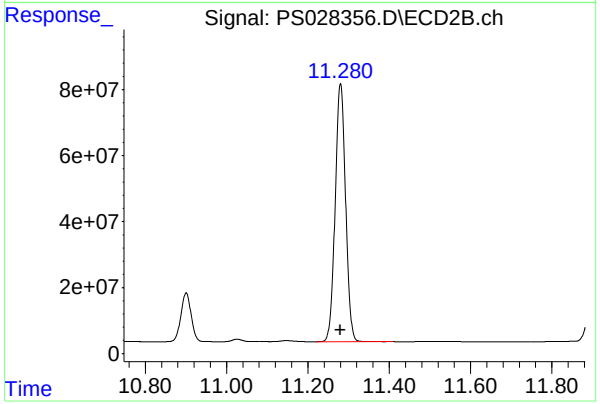

#14 DINOSEB

R.T.: 11.280 min
Delta R.T.: 0.000 min
Response: 1386751067
Conc: 190.58 ng/ml

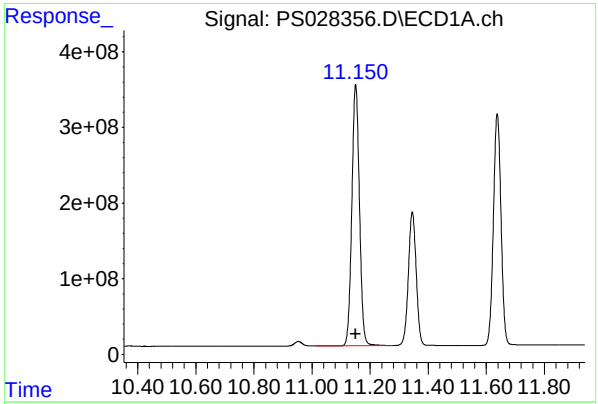

#15 Picloram

R.T.: 11.150 min
Delta R.T.: 0.000 min
Response: 6289996126
Conc: 195.58 ng/ml

Instrument :
ECD_S
ClientSampleId :
HSTDICC200

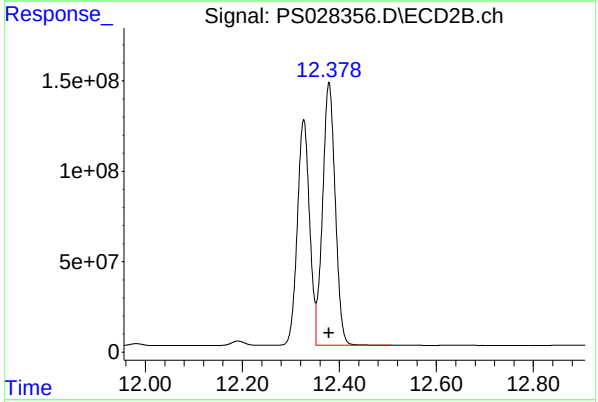

#15 Picloram

R.T.: 12.379 min
Delta R.T.: 0.000 min
Response: 2626991828
Conc: 183.91 ng/ml

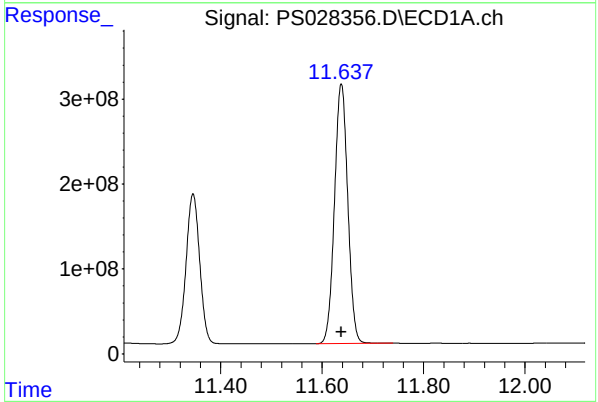

#16 DCPA

R.T.: 11.638 min
Delta R.T.: 0.000 min
Response: 5559410633
Conc: 199.69 ng/ml

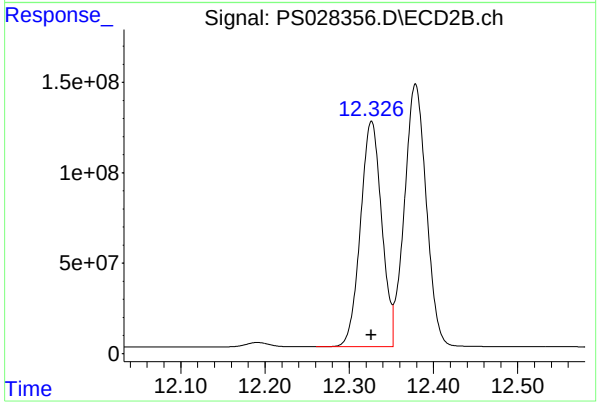

#16 DCPA

R.T.: 12.326 min
Delta R.T.: 0.000 min
Response: 2181146542
Conc: 191.13 ng/ml

Quantitation Report (QT Reviewed)

ICAL Form

Data Path : Z:\pestpcbsrv\HPCHEM1\ECD_S\Data\PS110924\
Data File : PS028357.D
Signal(s) : Signal #1: ECD1A.ch Signal #2: ECD2B.ch
Acq On : 08 Nov 2024 15:46
Operator : AR\AJ
Sample : HSTDICC500
Misc :
ALS Vial : 4 Sample Multiplier: 1

Instrument :
ECD_S
ClientSampleId :
HSTDICC500

Manual Integrations APPROVED

Reviewed By :Abdul Mirza 11/11/2024
Supervised By :Ankita Jodhani 11/12/2024

Integration File signal 1: autoint1.e
Integration File signal 2: autoint2.e
Quant Time: Nov 08 16:42:36 2024
Quant Method : Z:\pestpcbsrv\HPCHEM1\ECD_S\Method\PS110924.M
Quant Title : 8080.M
QLast Update : Fri Nov 08 16:40:02 2024
Response via : Initial Calibration
Integrator: ChemStation

Volume Inj. : 1 µl
Signal #1 Phase : ZB-MR1 Signal #2 Phase: ZB-MR2
Signal #1 Info : 30M x 0.32mm x0.5 Signal #2 Info : 30M x 0.32mm x 0.25µm

		Compound	RT#1	RT#2	Resp#1	Resp#2	ng/ml	ng/ml
		System Monitoring Compounds						
4)	S	2,4-DCAA	7.251	7.753	1370.2E6	788.0E6	498.788m	496.979
		Target Compounds						
1)	T	Dalapon	2.645	2.702	1582.7E6	1275.2E6	445.190	452.045
2)	T	3,5-DICHL...	6.421	6.705	1902.5E6	1118.9E6	472.259	468.984
3)	T	4-Nitroph...	7.051	7.280	963.6E6	569.3E6	494.651	504.695
5)	T	DICAMBA	7.440	7.955	5595.4E6	3310.9E6	464.895	460.013
6)	T	MCPP	7.622	8.055	384.8E6	276.6E6	46.237	46.777
7)	T	MCPA	7.772	8.300	536.1E6	370.5E6	46.896	46.572
8)	T	DICHLORPROP	8.151	8.672	1436.8E6	827.1E6	468.310	466.194
9)	T	2,4-D	8.382	9.003	1678.6E6	893.6E6	476.860	465.822
10)	T	Pentachlo...	8.682	9.533	22692.1E6	12126.5E6	476.373	475.863
11)	T	2,4,5-TP ...	9.264	9.910	9016.6E6	5040.9E6	473.928	471.525
12)	T	2,4,5-T	9.556	10.331	9232.6E6	4943.4E6	473.922	472.211
13)	T	2,4-DB	10.132	10.898	1437.9E6	611.4E6	469.887	466.218
14)	T	DINOSEB	11.348	11.278	7684.1E6	3382.0E6	470.583	468.006
15)	T	Picloram	11.153	12.378	14946.2E6	6738.5E6	471.666	464.296
16)	T	DCPA	11.640	12.325	13258.0E6	5501.2E6	485.938	480.983

(f)=RT Delta > 1/2 Window (#)=Amounts differ by > 25% (m)=manual int.

ICAL Form

Data Path : Z:\pestpcbsrv\HPCHEM1\ECD_S\Data\PS110924\
Data File : PS028357.D
Signal(s) : Signal #1: ECD1A.ch Signal #2: ECD2B.ch
Acq On : 08 Nov 2024 15:46
Operator : AR\AJ
Sample : HSTDICC500
Misc :
ALS Vial : 4 Sample Multiplier: 1

Instrument :
ECD_S
ClientSampleId :
HSTDICC500

Manual Integrations APPROVED

Reviewed By :Abdul Mirza 11/11/2024
Supervised By :Ankita Jodhani 11/12/2024

Integration File signal 1: autoint1.e
Integration File signal 2: autoint2.e
Quant Time: Nov 08 16:42:36 2024
Quant Method : Z:\pestpcbsrv\HPCHEM1\ECD_S\Method\PS110924.M
Quant Title : 8080.M
QLast Update : Fri Nov 08 16:40:02 2024
Response via : Initial Calibration
Integrator: ChemStation

Volume Inj. : 1 µl
Signal #1 Phase : ZB-MR1 Signal #2 Phase: ZB-MR2
Signal #1 Info : 30M x 0.32mm x0.5 Signal #2 Info : 30M x 0.32mm x 0.25µm

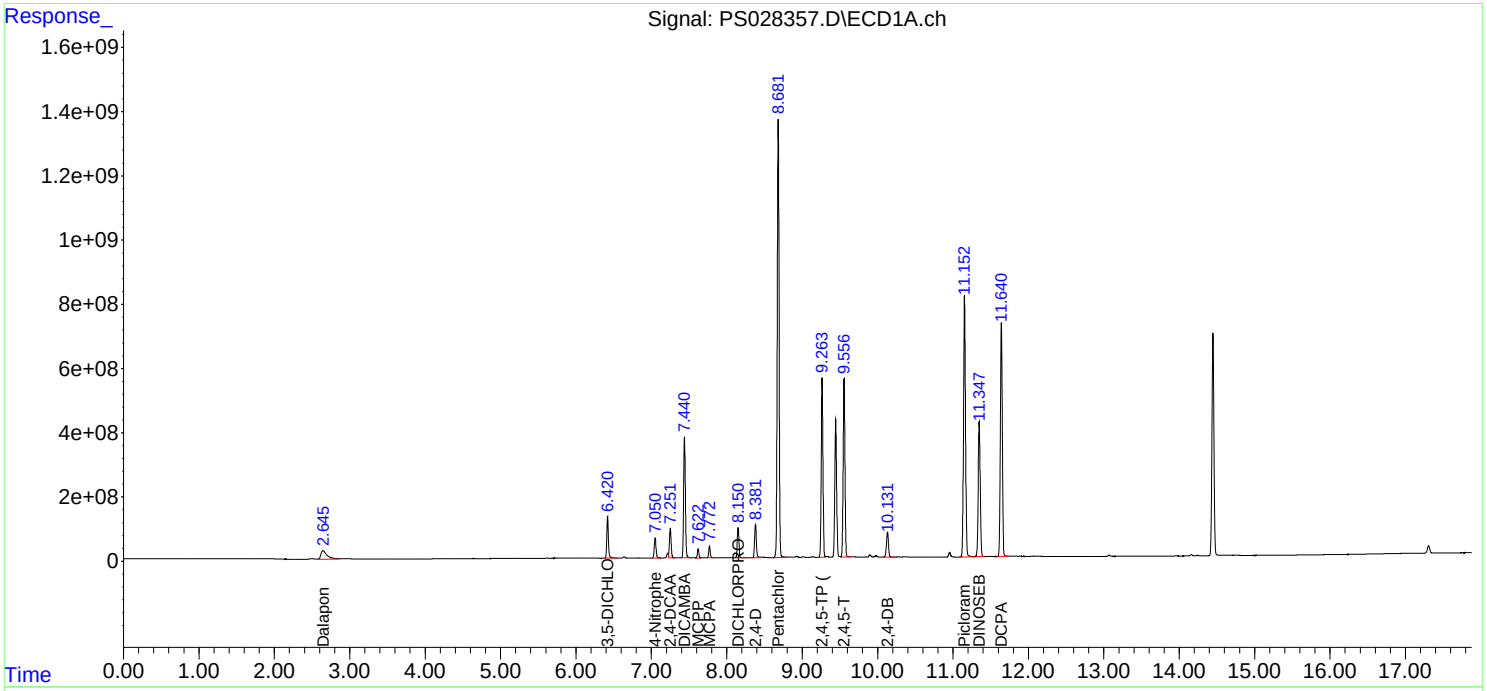

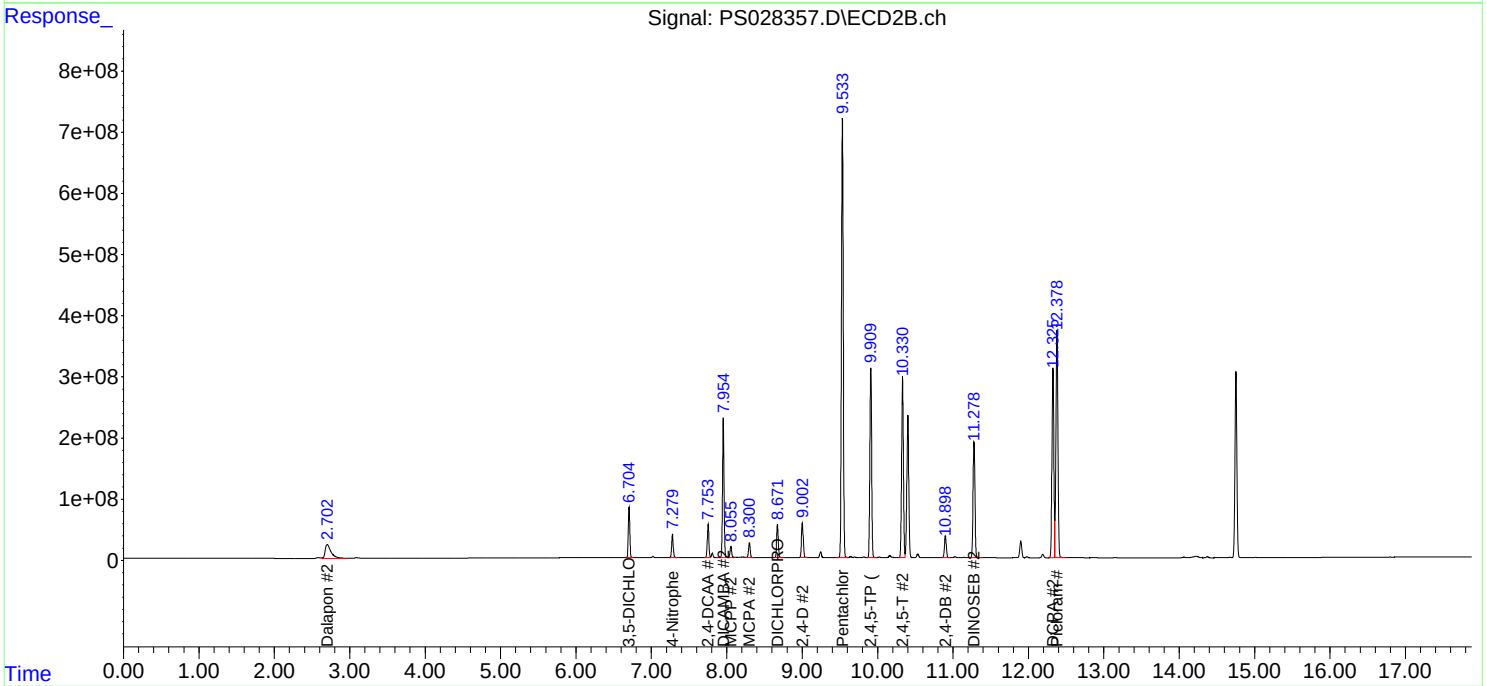

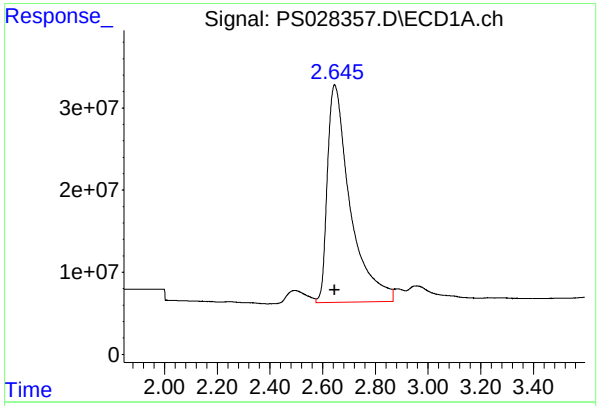

#1 Dalapon

R.T.: 2.645 min
Delta R.T.: 0.000 min
Response: 1582736772
Conc: 445.19 ng/ml

Instrument :
ECD_S
ClientSampleId :
HSTDICC500

Manual Integrations APPROVED

Reviewed By :Abdul Mirza 11/11/2024
Supervised By :Ankita Jodhani 11/12/2024

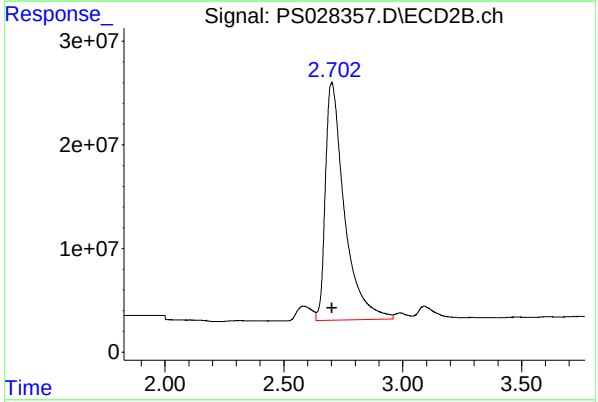

#1 Dalapon

R.T.: 2.702 min
Delta R.T.: 0.000 min
Response: 1275197726
Conc: 452.04 ng/ml

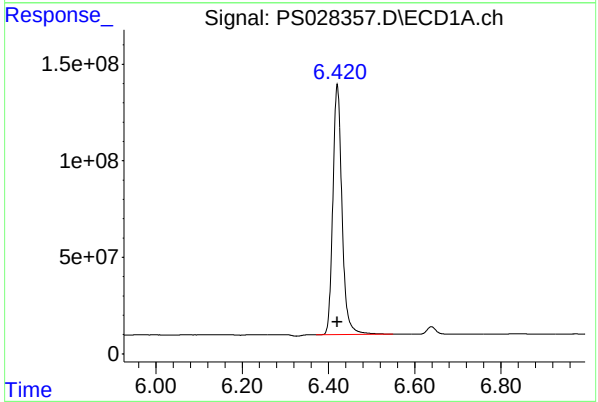

#2 3,5-DICHLOROBENZOIC ACID

R.T.: 6.421 min
Delta R.T.: 0.000 min
Response: 1902454598
Conc: 472.26 ng/ml

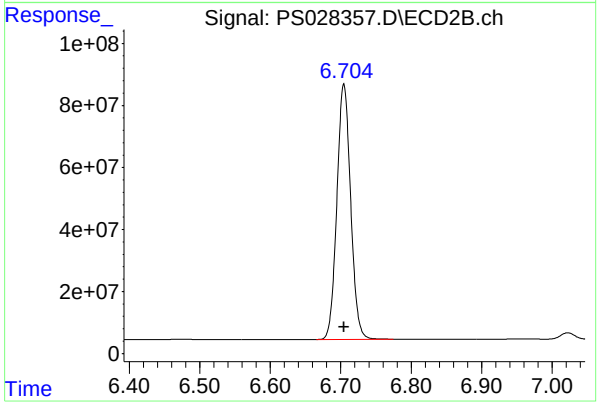

#2 3,5-DICHLOROBENZOIC ACID

R.T.: 6.705 min
Delta R.T.: 0.000 min
Response: 1118919375
Conc: 468.98 ng/ml

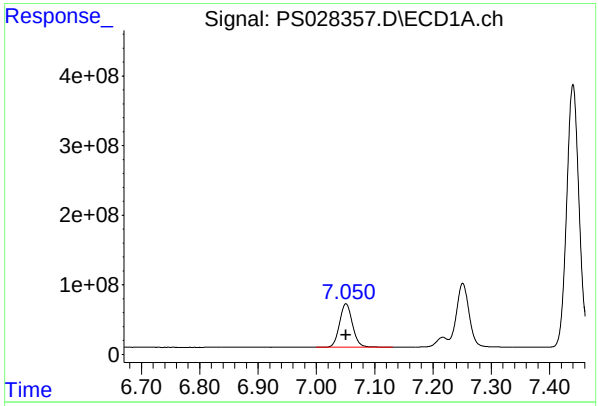

#3 4-Nitrophenol

R.T.: 7.051 min
Delta R.T.: 0.000 mi
Response: 963644461
Conc: 494.65 ng/m

Instrument :
ECD_S
ClientSampleId :
HSTDICC500

Manual Integrations APPROVED

Reviewed By :Abdul Mirza 11/11/2024
Supervised By :Ankita Jodhani 11/12/2024

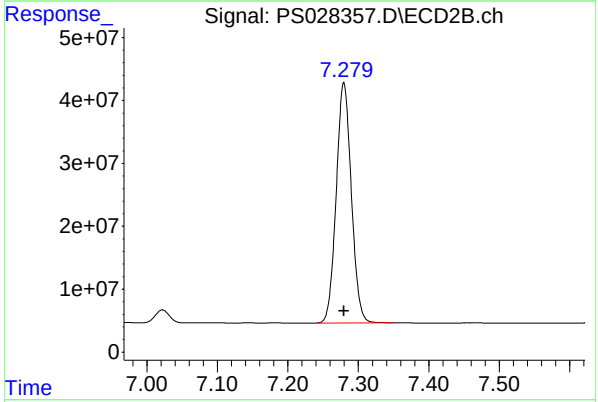

#3 4-Nitrophenol

R.T.: 7.280 min
Delta R.T.: 0.000 min
Response: 569264065
Conc: 504.70 ng/ml

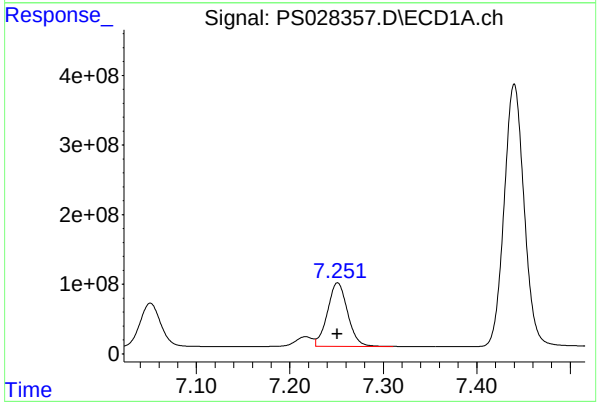

#4 2,4-DCAA

R.T.: 7.251 min
Delta R.T.: 0.000 min
Response: 1370212701
Conc: 498.79 ng/ml m

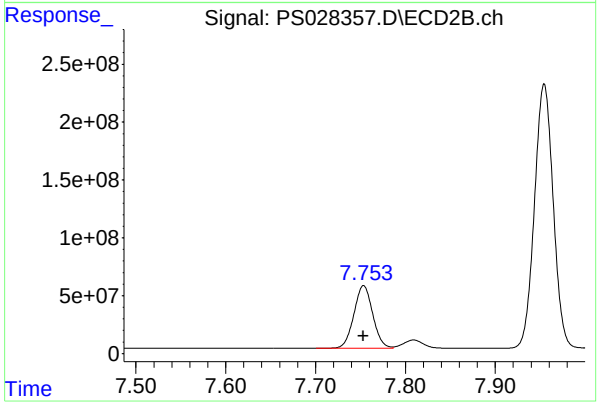

#4 2,4-DCAA

R.T.: 7.753 min
Delta R.T.: 0.000 min
Response: 787993351
Conc: 496.98 ng/ml

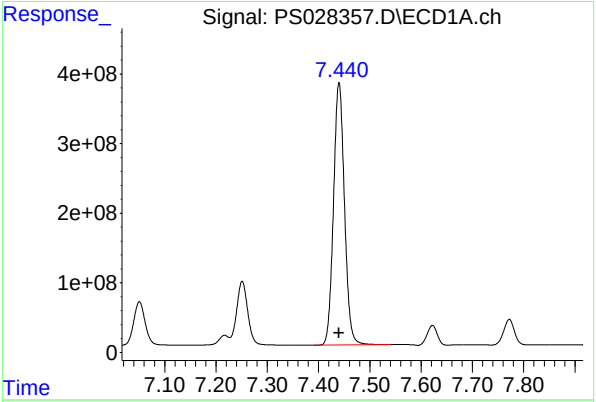

#5 DICAMBA

R.T.: 7.440 min
Delta R.T.: 0.000 min
Response: 5595381742
Conc: 464.90 ng/ml

Instrument :
ECD_S
ClientSampleId :
HSTDICC500

Manual Integrations APPROVED

Reviewed By :Abdul Mirza 11/11/2024
Supervised By :Ankita Jodhani 11/12/2024

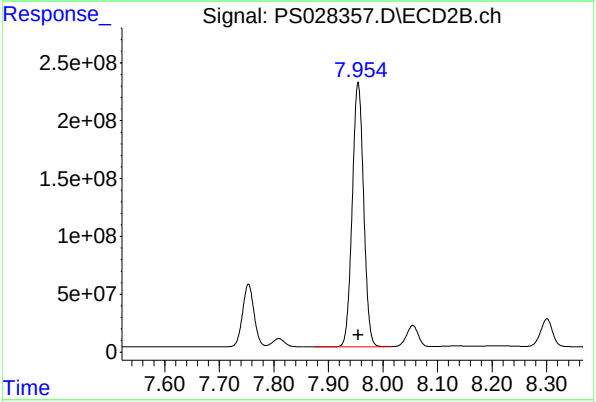

#5 DICAMBA

R.T.: 7.955 min
Delta R.T.: 0.000 min
Response: 3310904271
Conc: 460.01 ng/ml

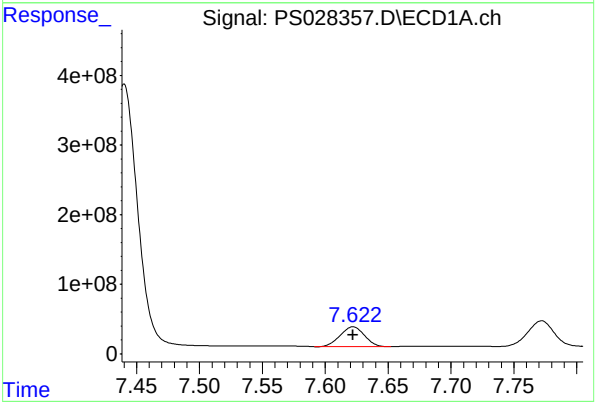

#6 MCPP

R.T.: 7.622 min
Delta R.T.: 0.000 min
Response: 384795284
Conc: 46.24 ug/ml

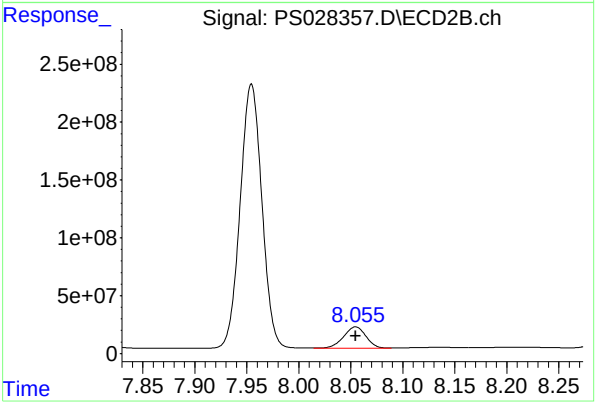

#6 MCPP

R.T.: 8.055 min
Delta R.T.: 0.000 min
Response: 276561932
Conc: 46.78 ug/ml

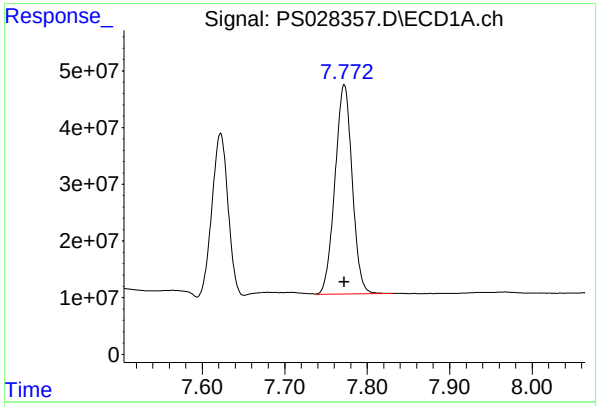

#7 MCPA

R.T.: 7.772 min
Delta R.T.: 0.000 min
Response: 536091500
Conc: 46.90 ug/ml

Instrument :
ECD_S
ClientSampleId :
HSTDICC500

Manual Integrations APPROVED

Reviewed By :Abdul Mirza 11/11/2024
Supervised By :Ankita Jodhani 11/12/2024

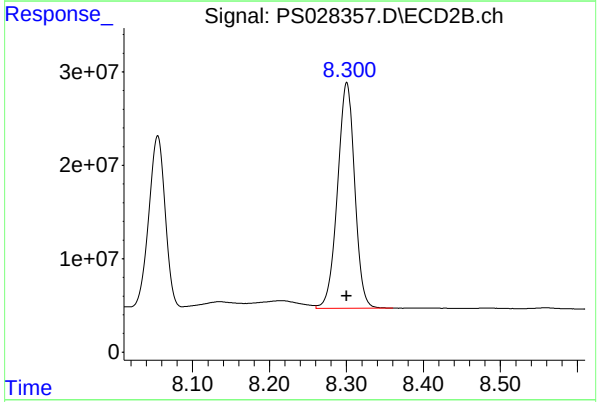

#7 MCPA

R.T.: 8.300 min
Delta R.T.: 0.000 min
Response: 370513503
Conc: 46.57 ug/ml

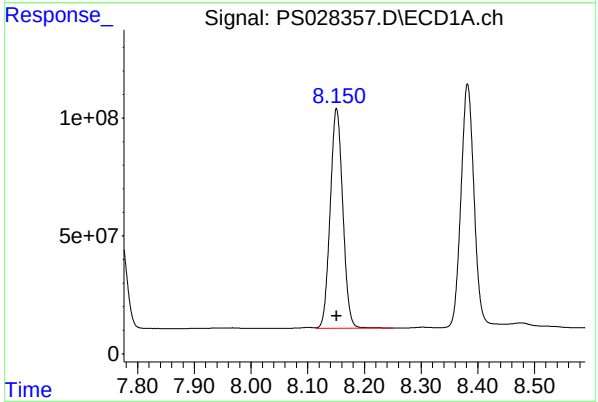

#8 DICHLORPROP

R.T.: 8.151 min
Delta R.T.: 0.000 min
Response: 1436761675
Conc: 468.31 ng/ml

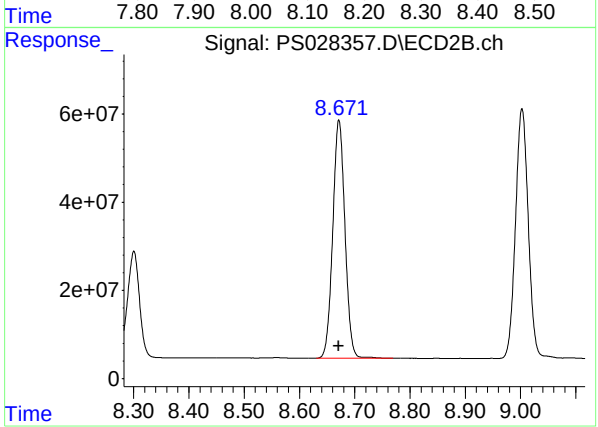

#8 DICHLORPROP

R.T.: 8.672 min
Delta R.T.: 0.000 min
Response: 827107156
Conc: 466.19 ng/ml

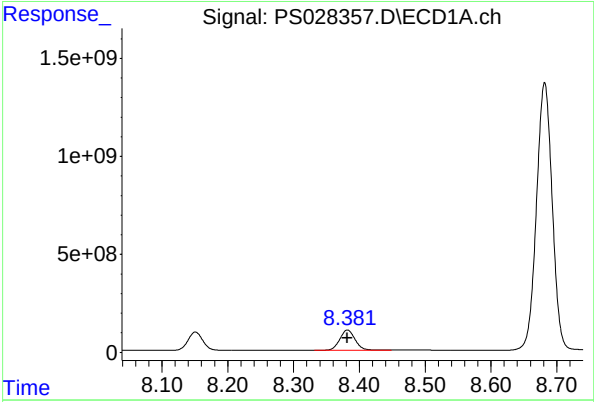

#9 2,4-D

R.T.: 8.382 min
Delta R.T.: 0.000 min
Response: 1678583758
Conc: 476.86 ng/ml

Instrument :
ECD_S
ClientSampleId :
HSTDICC500

Manual Integrations APPROVED

Reviewed By :Abdul Mirza 11/11/2024
Supervised By :Ankita Jodhani 11/12/2024

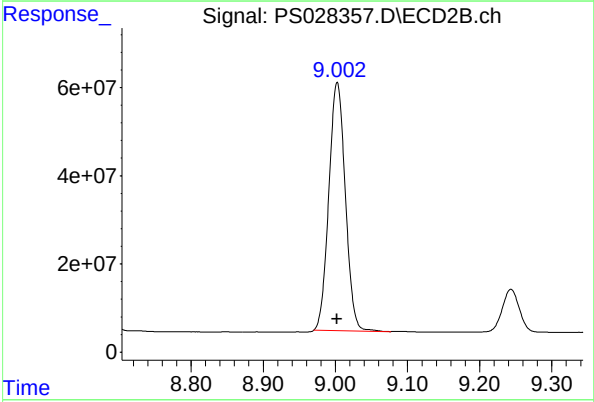

#9 2,4-D

R.T.: 9.003 min
Delta R.T.: 0.000 min
Response: 893562846
Conc: 465.82 ng/ml

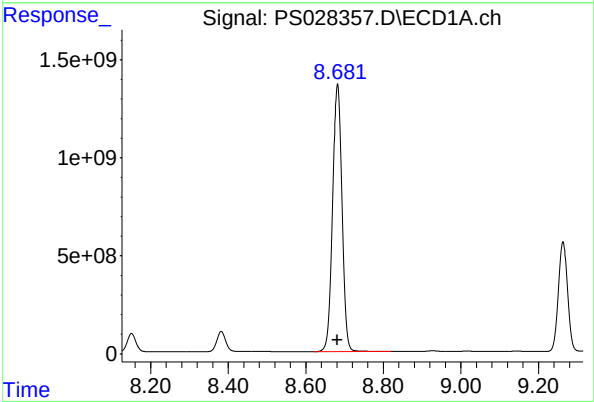

#10 Pentachlorophenol

R.T.: 8.682 min
Delta R.T.: 0.000 min
Response: 22692098283
Conc: 476.37 ng/ml

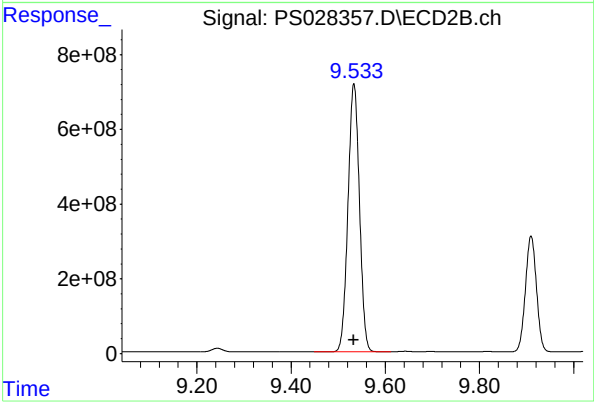

#10 Pentachlorophenol

R.T.: 9.533 min
Delta R.T.: 0.000 min
Response: 12126455334
Conc: 475.86 ng/ml

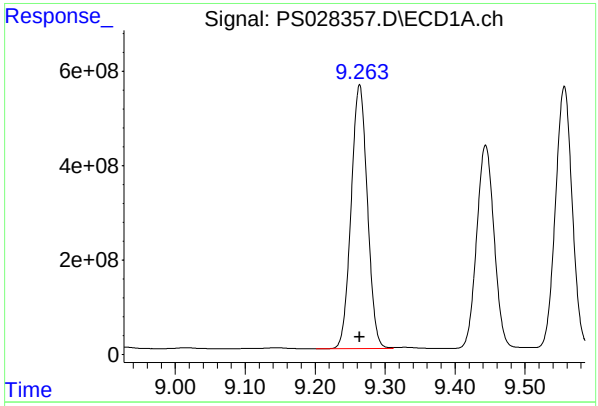

#11 2,4,5-TP (SILVEX)

R.T.: 9.264 min
Delta R.T.: 0.000 min
Response: 9016585163
Conc: 473.93 ng/ml

Instrument :
ECD_S
ClientSampleId :
HSTDICC500

Manual Integrations APPROVED

Reviewed By :Abdul Mirza 11/11/2024
Supervised By :Ankita Jodhani 11/12/2024

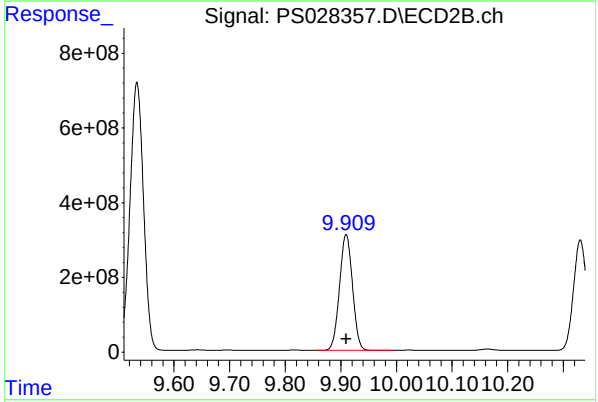

#11 2,4,5-TP (SILVEX)

R.T.: 9.910 min
Delta R.T.: 0.000 min
Response: 5040861543
Conc: 471.53 ng/ml

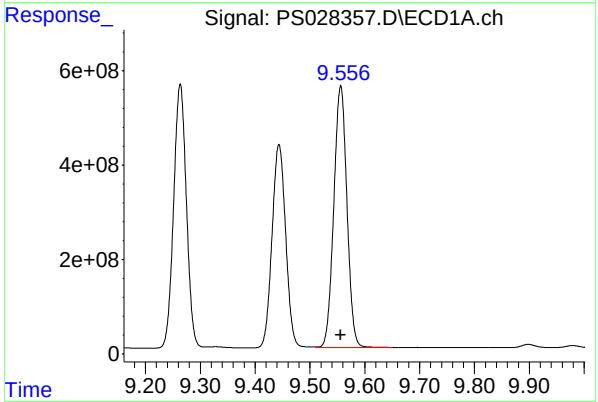

#12 2,4,5-T

R.T.: 9.556 min
Delta R.T.: 0.000 min
Response: 9232566770
Conc: 473.92 ng/ml

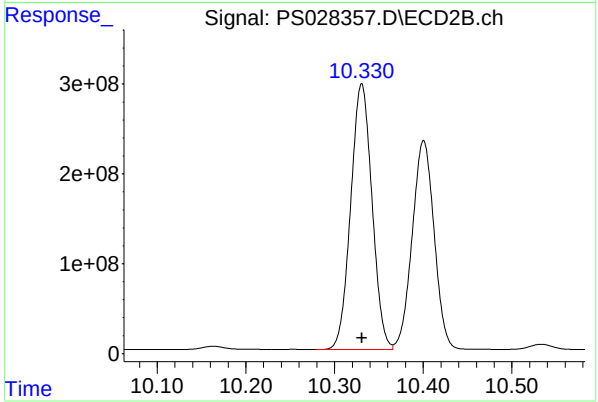

#12 2,4,5-T

R.T.: 10.331 min
Delta R.T.: 0.000 min
Response: 4943449118
Conc: 472.21 ng/ml

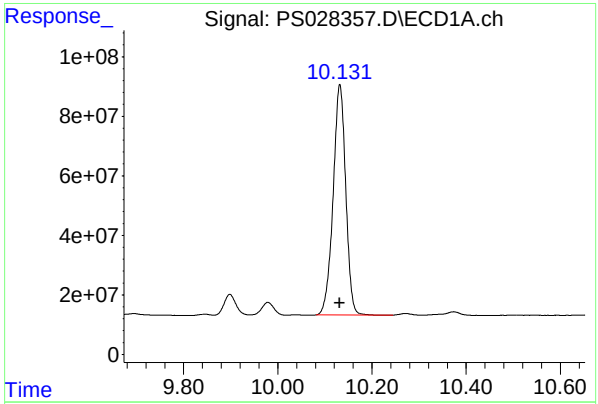

#13 2,4-DB

R.T.: 10.132 min
Delta R.T.: 0.000 min
Response: 1437933834
Conc: 469.89 ng/ml

Instrument :
ECD_S
ClientSampleId :
HSTDICC500

Manual Integrations APPROVED

Reviewed By :Abdul Mirza 11/11/2024
Supervised By :Ankita Jodhani 11/12/2024

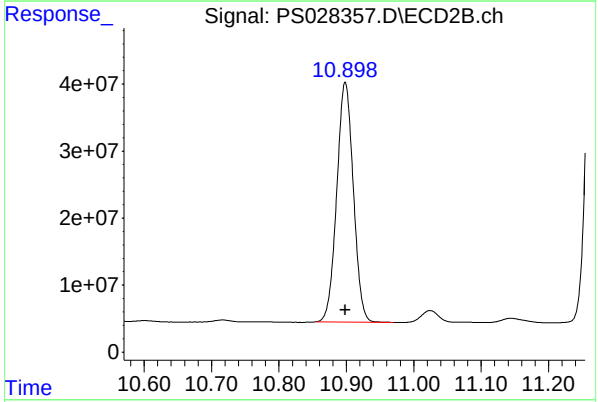

#13 2,4-DB

R.T.: 10.898 min
Delta R.T.: 0.000 min
Response: 611411430
Conc: 466.22 ng/ml

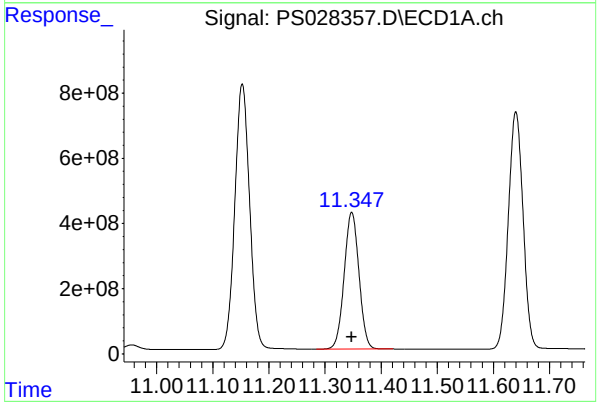

#14 DINOSEB

R.T.: 11.348 min
Delta R.T.: 0.000 min
Response: 7684071752
Conc: 470.58 ng/ml

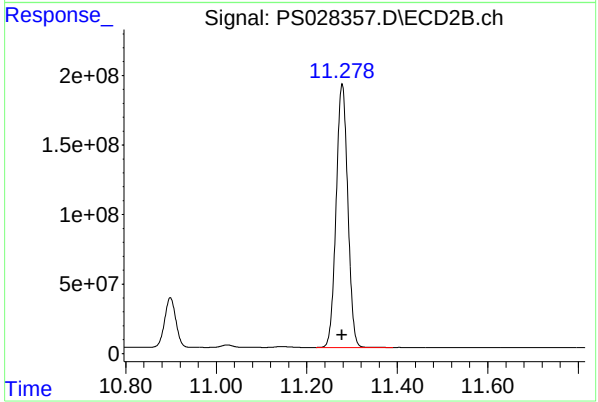

#14 DINOSEB

R.T.: 11.278 min
Delta R.T.: 0.000 min
Response: 3381976768
Conc: 468.01 ng/ml

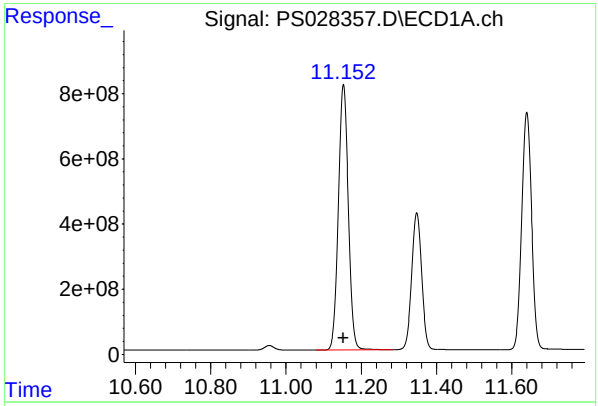

#15 Picloram

R.T.: 11.153 min
Delta R.T.: 0.000 min
Response: 14946167056
Conc: 471.67 ng/ml

Instrument :
ECD_S
ClientSampleId :
HSTDICC500

Manual Integrations APPROVED

Reviewed By :Abdul Mirza 11/11/2024
Supervised By :Ankita Jodhani 11/12/2024

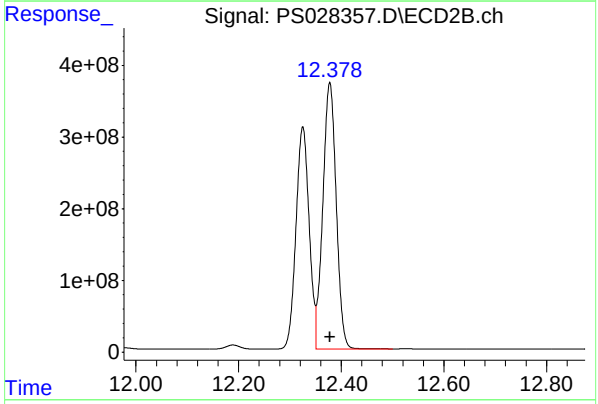

#15 Picloram

R.T.: 12.378 min
Delta R.T.: 0.000 min
Response: 6738470642
Conc: 464.30 ng/ml

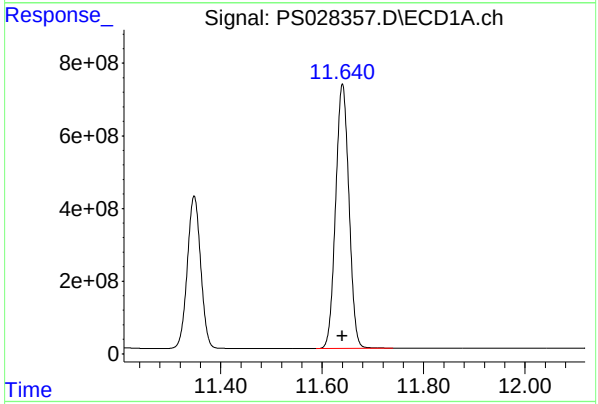

#16 DCPA

R.T.: 11.640 min
Delta R.T.: 0.000 min
Response: 13258005498
Conc: 485.94 ng/ml

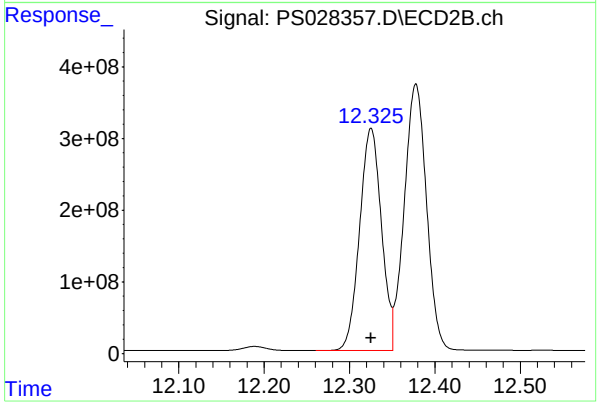

#16 DCPA

R.T.: 12.325 min
Delta R.T.: 0.000 min
Response: 5501163130
Conc: 480.98 ng/ml

Quantitation Report (QT Reviewed)

ICAL Form

Data Path : Z:\pestpcbsrv\HPCHEM1\ECD_S\Data\PS110924\
Data File : PS028358.D
Signal(s) : Signal #1: ECD1A.ch Signal #2: ECD2B.ch
Acq On : 08 Nov 2024 16:10
Operator : AR\AJ
Sample : HSTDICC750
Misc :
ALS Vial : 5 Sample Multiplier: 1

Instrument :
ECD_S
ClientSampleId :
HSTDICC750

Integration File signal 1: autoint1.e
Integration File signal 2: autoint2.e
Quant Time: Nov 08 16:40:21 2024
Quant Method : Z:\pestpcbsrv\HPCHEM1\ECD_S\Method\PS110924.M
Quant Title : 8080.M
QLast Update : Fri Nov 08 16:40:02 2024
Response via : Initial Calibration
Integrator: ChemStation

Volume Inj. : 1 µl
Signal #1 Phase : ZB-MR1 Signal #2 Phase: ZB-MR2
Signal #1 Info : 30M x 0.32mm x0.5 Signal #2 Info : 30M x 0.32mm x 0.25µm

		Compound	RT#1	RT#2	Resp#1	Resp#2	ng/ml	ng/ml
		System Monitoring Compounds						
4)	S	2,4-DCAA	7.250	7.755	2051.6E6	1196.4E6	750.000	750.000
		Target Compounds						
1)	T	Dalapon	2.648	2.706	2478.7E6	1937.8E6	682.500	682.500
2)	T	3,5-DICHL...	6.419	6.707	2766.0E6	1649.9E6	697.500	697.500
3)	T	4-Nitroph...	7.049	7.281	1213.7E6	685.7E6	682.500	682.500
5)	T	DICAMBA	7.438	7.956	8577.4E6	5182.0E6	705.000	705.000
6)	T	MCPP	7.622	8.059	596.2E6	418.8E6	70.500	70.500
7)	T	MCPA	7.772	8.305	790.6E6	554.1E6	69.750	69.750
8)	T	DICHLORPROP	8.148	8.673	2170.7E6	1260.9E6	705.000	705.000
9)	T	2,4-D	8.379	9.005	2445.4E6	1364.4E6	705.000	705.000
10)	T	Pentachlo...	8.679	9.535	33841.9E6	18123.7E6	712.500	712.500
11)	T	2,4,5-TP ...	9.260	9.911	13586.0E6	7672.7E6	712.500	712.500
12)	T	2,4,5-T	9.552	10.333	13911.9E6	7502.8E6	712.500	712.500
13)	T	2,4-DB	10.129	10.900	2203.8E6	951.7E6	712.500	712.500
14)	T	DINOSEB	11.345	11.280	11497.6E6	5116.2E6	705.000	705.000
15)	T	Picloram	11.150	12.379	22736.2E6	10573.8E6	712.500	712.500
16)	T	DCPA	11.637	12.326	19401.0E6	8218.0E6	720.000	720.000

(f)=RT Delta > 1/2 Window (#)=Amounts differ by > 25% (m)=manual int.

ICAL Form

Data Path : Z:\pestpcbsrv\HPCHEM1\ECD_S\Data\PS110924\
Data File : PS028358.D
Signal(s) : Signal #1: ECD1A.ch Signal #2: ECD2B.ch
Acq On : 08 Nov 2024 16:10
Operator : AR\AJ
Sample : HSTDICC750
Misc :
ALS Vial : 5 Sample Multiplier: 1

Instrument :
ECD_S
ClientSampleId :
HSTDICC750

Integration File signal 1: autoint1.e
Integration File signal 2: autoint2.e
Quant Time: Nov 08 16:40:21 2024
Quant Method : Z:\pestpcbsrv\HPCHEM1\ECD_S\Method\PS110924.M
Quant Title : 8080.M
QLast Update : Fri Nov 08 16:40:02 2024
Response via : Initial Calibration
Integrator: ChemStation

Volume Inj. : 1 µl
Signal #1 Phase : ZB-MR1 Signal #2 Phase: ZB-MR2
Signal #1 Info : 30M x 0.32mm x0.5 Signal #2 Info : 30M x 0.32mm x 0.25µm

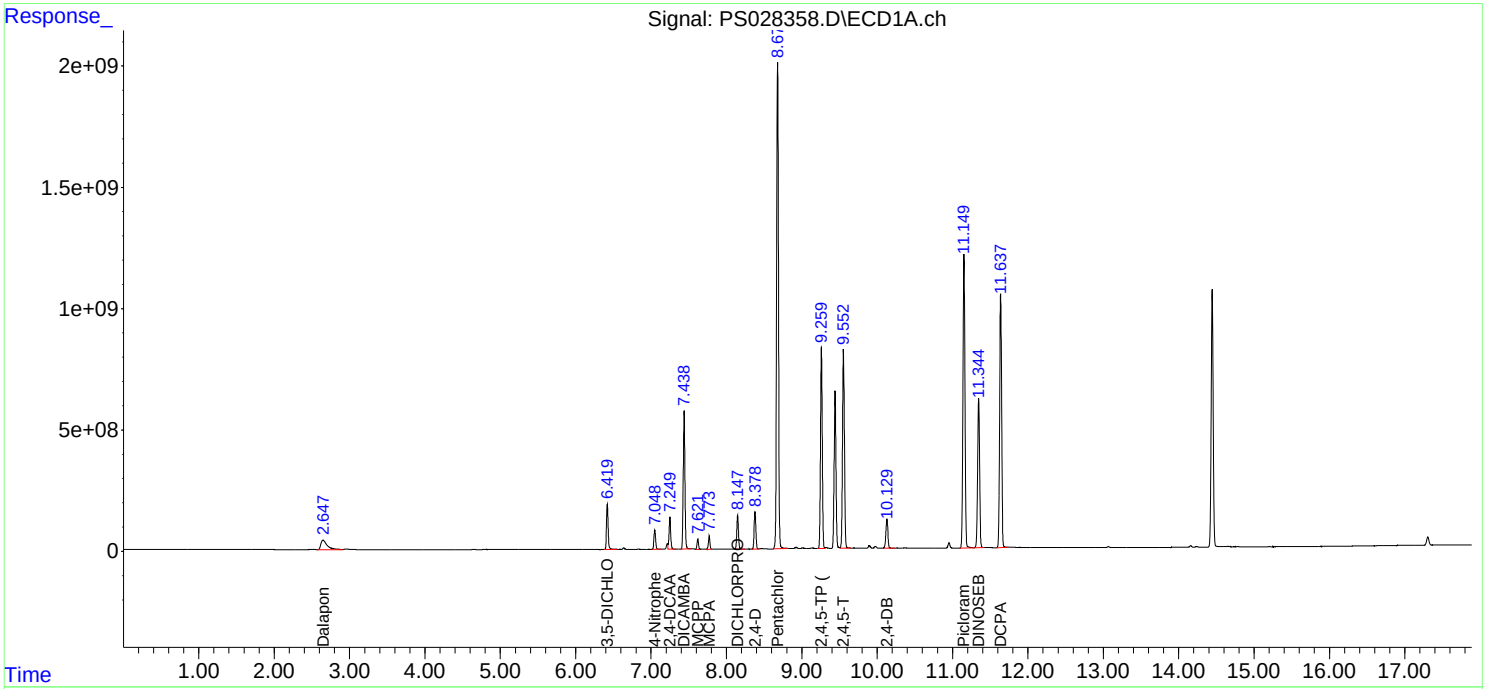

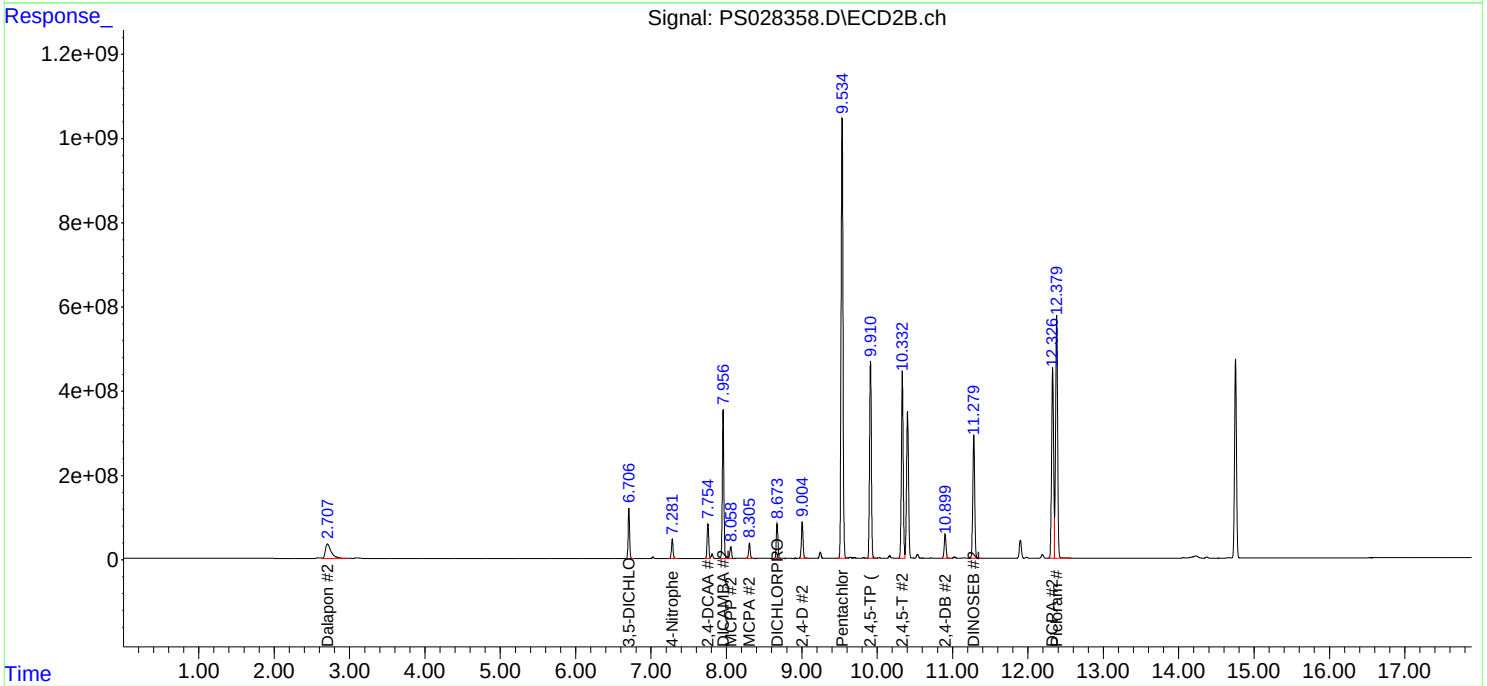

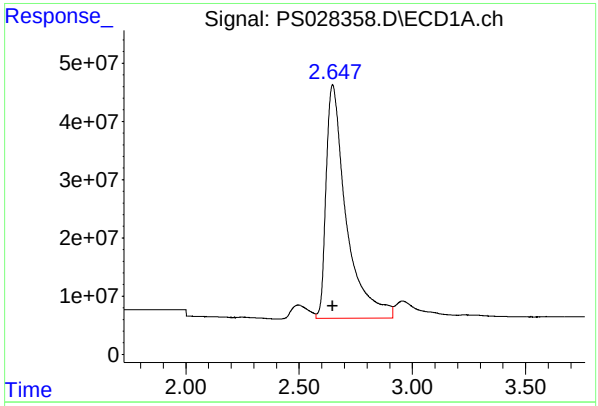

#1 Dalapon

R.T.: 2.648 min
Delta R.T.: 0.000 min
Response: 2478734864
Conc: 682.50 ng/ml

Instrument :
ECD_S
ClientSampleId :
HSTDICC750

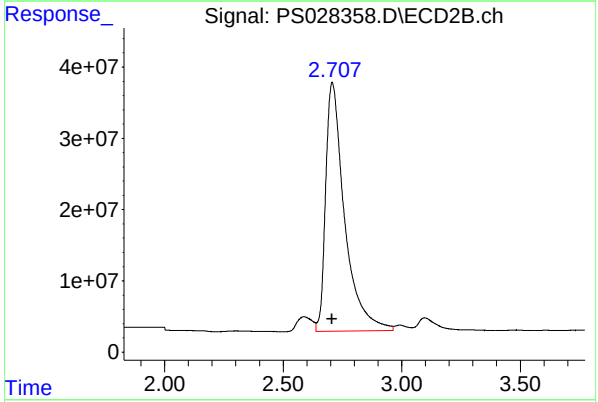

#1 Dalapon

R.T.: 2.706 min
Delta R.T.: 0.000 min
Response: 1937807204
Conc: 682.50 ng/ml

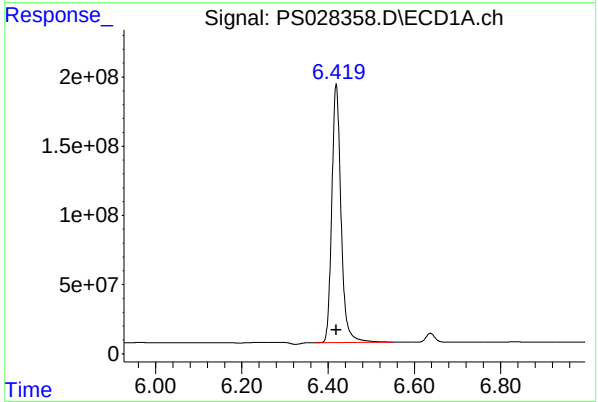

#2 3,5-DICHLOROBENZOIC ACID

R.T.: 6.419 min
Delta R.T.: 0.000 min
Response: 2765952466
Conc: 697.50 ng/ml

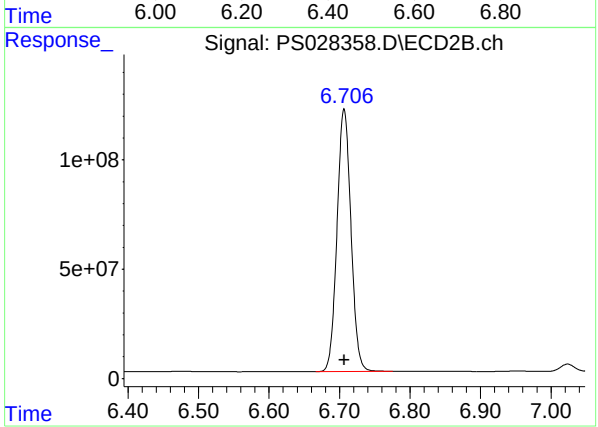

#2 3,5-DICHLOROBENZOIC ACID

R.T.: 6.707 min
Delta R.T.: 0.000 min
Response: 1649864570
Conc: 697.50 ng/ml

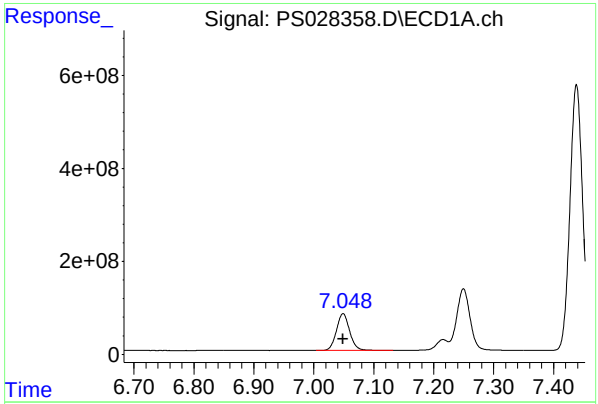

#3 4-Nitrophenol

R.T.: 7.049 min
Delta R.T.: 0.000 mi
Response: 1213730826
Conc: 682.50 ng/m

Instrument :
ECD_S
ClientSampleId :
HSTDICC750

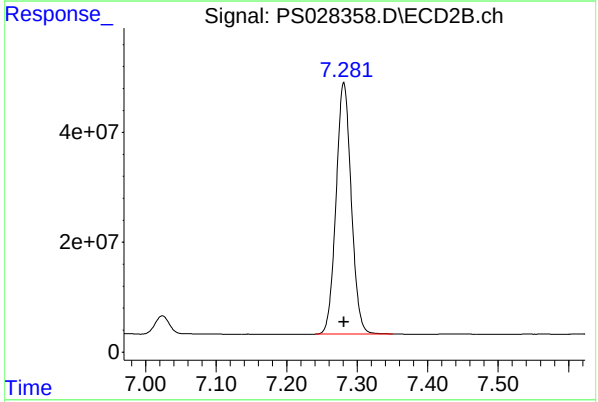

#3 4-Nitrophenol

R.T.: 7.281 min
Delta R.T.: 0.000 min
Response: 685736847
Conc: 682.50 ng/ml

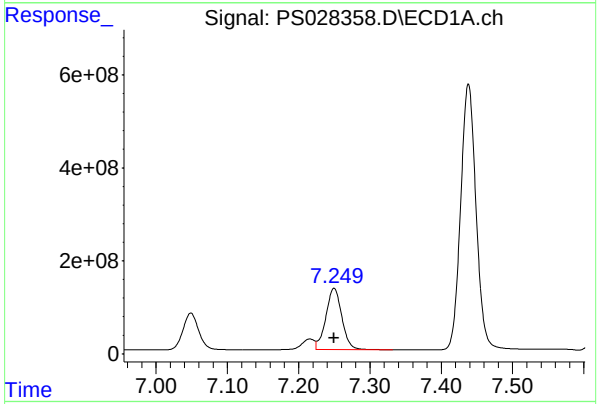

#4 2,4-DCAA

R.T.: 7.250 min
Delta R.T.: 0.000 min
Response: 2051638110
Conc: 750.00 ng/ml

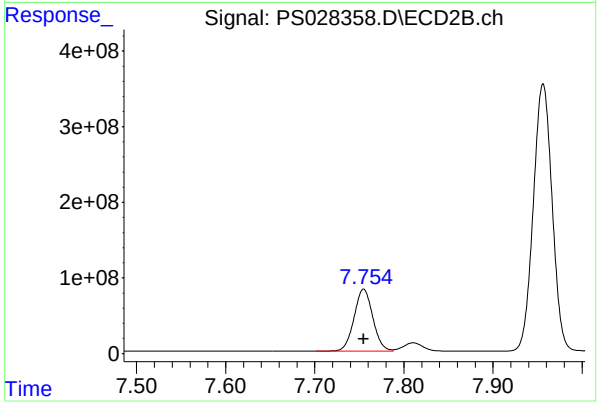

#4 2,4-DCAA

R.T.: 7.755 min
Delta R.T.: 0.000 min
Response: 1196360410
Conc: 750.00 ng/ml

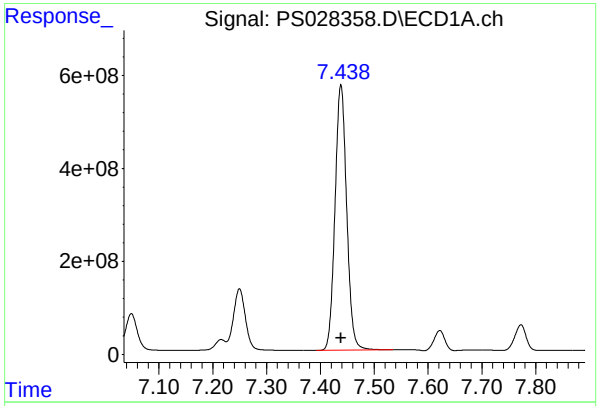

#5 DICAMBA

R.T.: 7.438 min
Delta R.T.: 0.000 min
Response: 8577395807
Conc: 705.00 ng/ml

Instrument :
ECD_S
ClientSampleId :
HSTDICC750

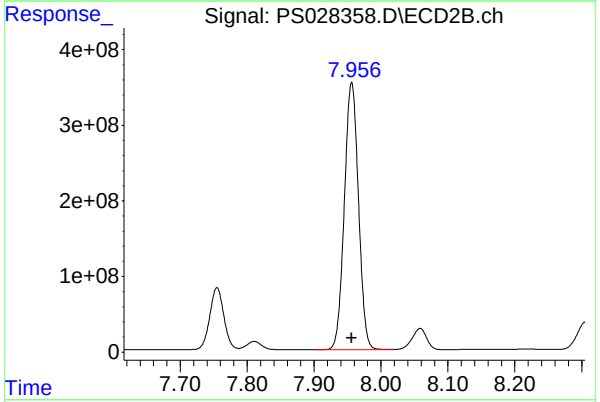

#5 DICAMBA

R.T.: 7.956 min
Delta R.T.: 0.000 min
Response: 5181997777
Conc: 705.00 ng/ml

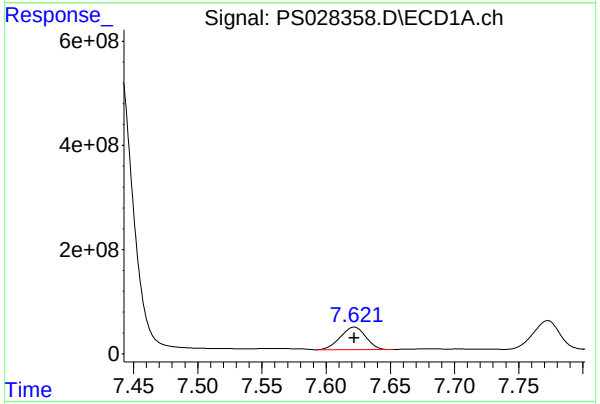

#6 MCPP

R.T.: 7.622 min
Delta R.T.: 0.000 min
Response: 596244632
Conc: 70.50 ug/ml

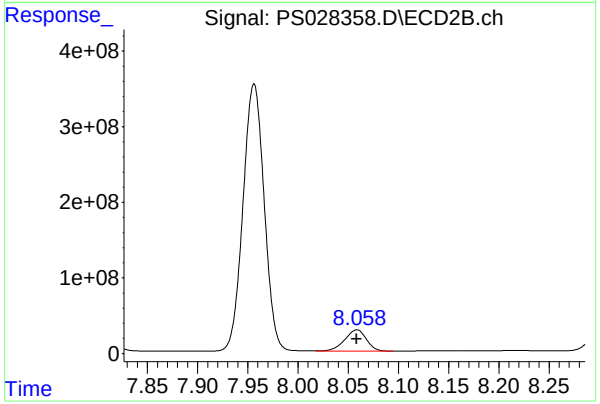

#6 MCPP

R.T.: 8.059 min
Delta R.T.: 0.000 min
Response: 418796501
Conc: 70.50 ug/ml

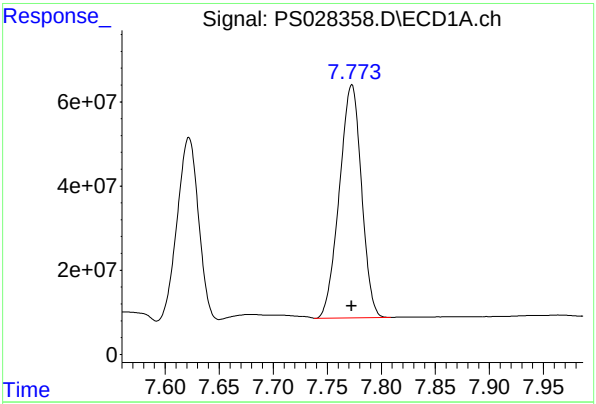

#7 MCPA

R.T.: 7.772 min
Delta R.T.: 0.000 min
Response: 790570796
Conc: 69.75 ug/ml

Instrument :
ECD_S
ClientSampleId :
HSTDICC750

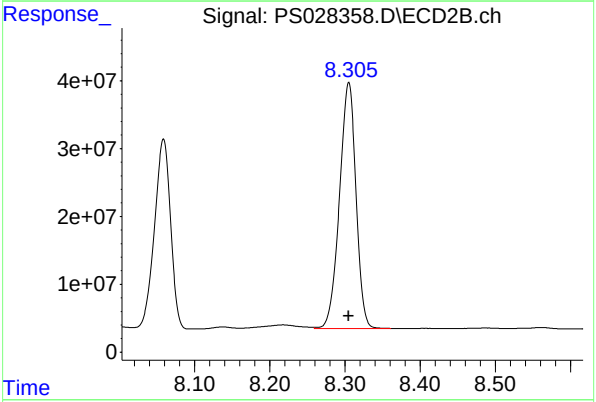

#7 MCPA

R.T.: 8.305 min
Delta R.T.: 0.000 min
Response: 554057024
Conc: 69.75 ug/ml

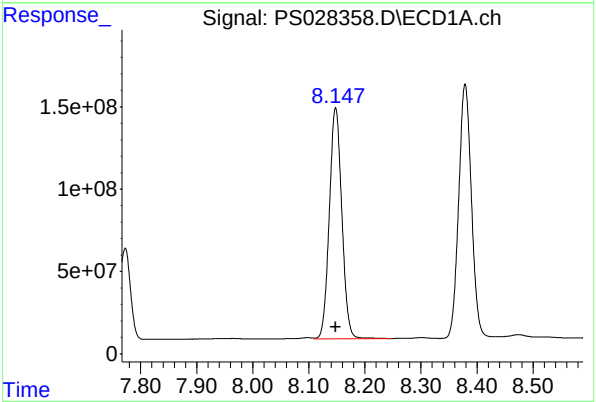

#8 DICHLORPROP

R.T.: 8.148 min
Delta R.T.: 0.000 min
Response: 2170692920
Conc: 705.00 ng/ml

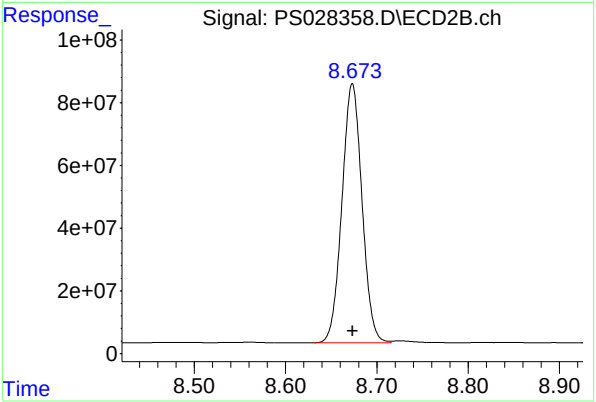

#8 DICHLORPROP

R.T.: 8.673 min
Delta R.T.: 0.000 min
Response: 1260917920
Conc: 705.00 ng/ml

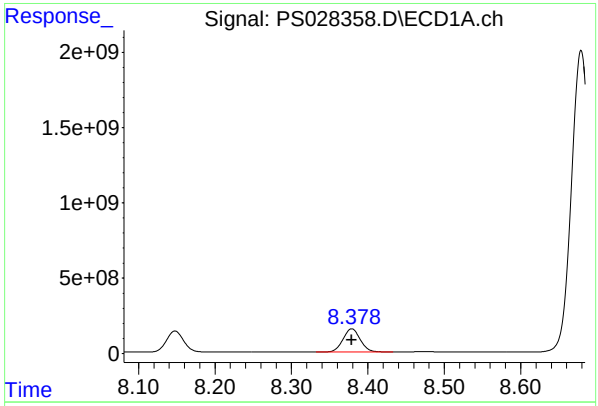

#9 2,4-D

R.T.: 8.379 min
Delta R.T.: 0.000 min
Response: 2445427735
Conc: 705.00 ng/ml

Instrument :
ECD_S
ClientSampleId :
HSTDICC750

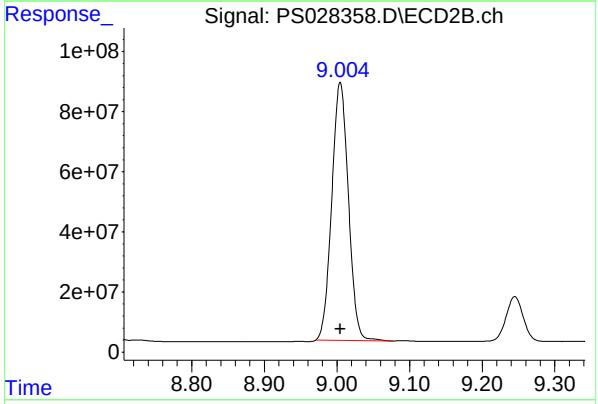

#9 2,4-D

R.T.: 9.005 min
Delta R.T.: 0.000 min
Response: 1364386466
Conc: 705.00 ng/ml

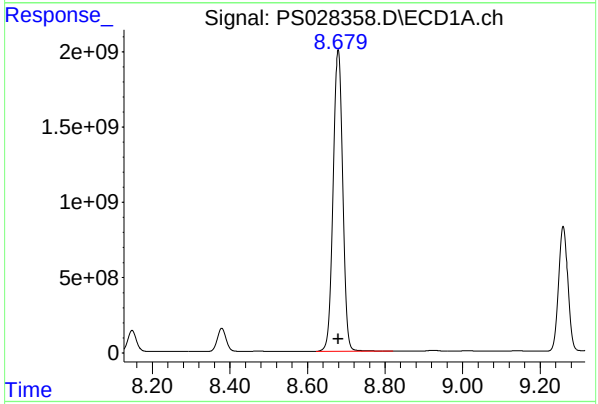

#10 Pentachlorophenol

R.T.: 8.679 min
Delta R.T.: 0.000 min
Response: 33841938333
Conc: 712.50 ng/ml

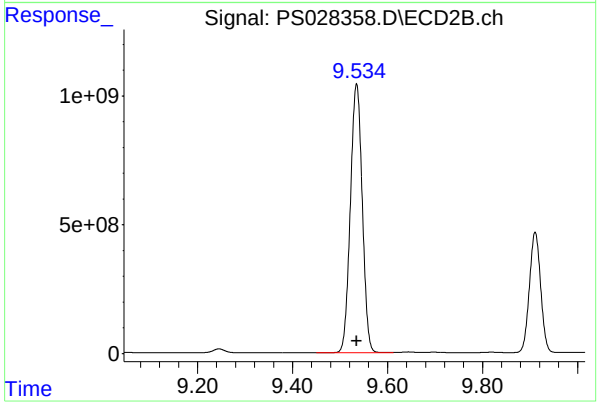

#10 Pentachlorophenol

R.T.: 9.535 min
Delta R.T.: 0.000 min
Response: 18123675777
Conc: 712.50 ng/ml

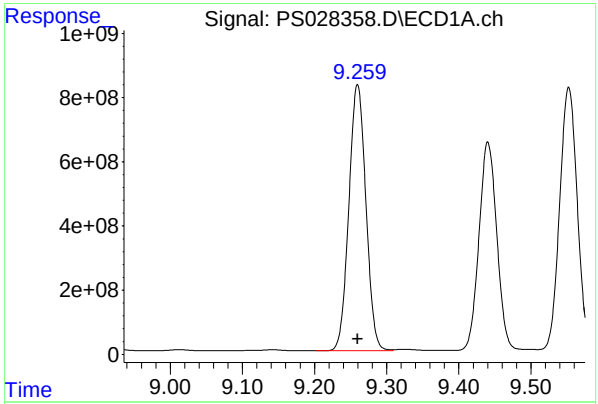

#11 2,4,5-TP (SILVEX)

R.T.: 9.260 min
Delta R.T.: 0.000 min
Response: 13586045685
Conc: 712.50 ng/ml

Instrument :
ECD_S
ClientSampleId :
HSTDICC750

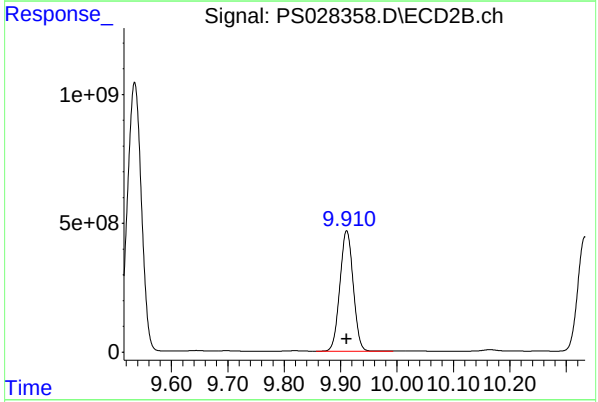

#11 2,4,5-TP (SILVEX)

R.T.: 9.911 min
Delta R.T.: 0.000 min
Response: 7672728590
Conc: 712.50 ng/ml

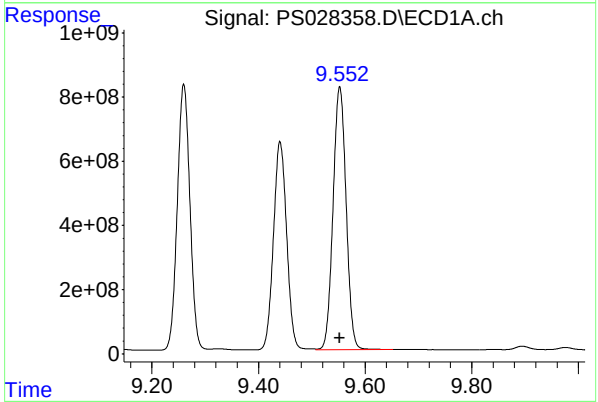

#12 2,4,5-T

R.T.: 9.552 min
Delta R.T.: 0.000 min
Response: 13911872588
Conc: 712.50 ng/ml

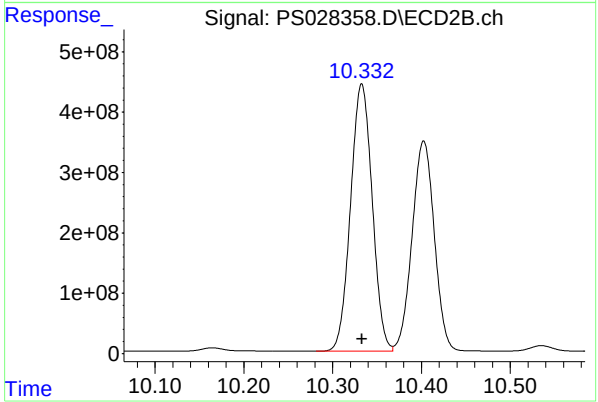

#12 2,4,5-T

R.T.: 10.333 min
Delta R.T.: 0.000 min
Response: 7502752928
Conc: 712.50 ng/ml

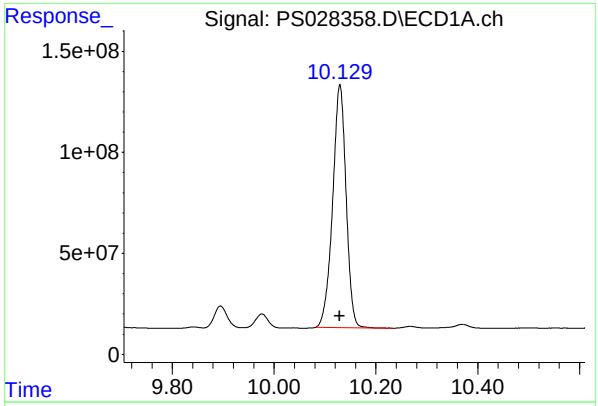

#13 2,4-DB

R.T.: 10.129 min
Delta R.T.: 0.000 min
Response: 2203843043
Conc: 712.50 ng/ml

Instrument :
ECD_S
ClientSampleId :
HSTDICC750

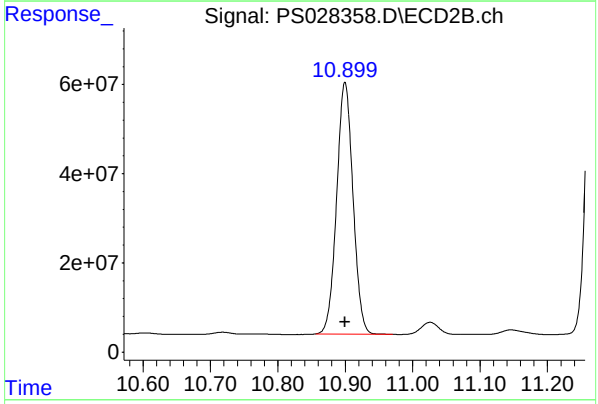

#13 2,4-DB

R.T.: 10.900 min
Delta R.T.: 0.000 min
Response: 951668098
Conc: 712.50 ng/ml

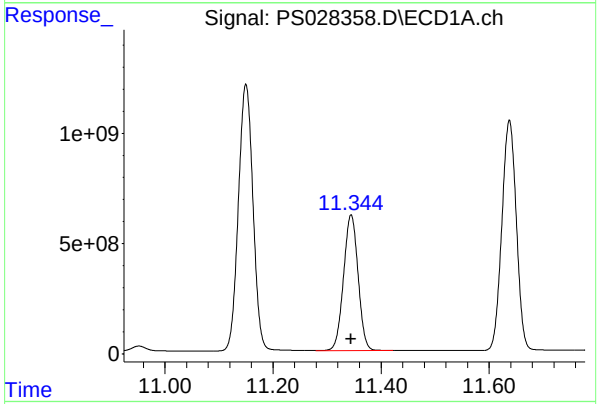

#14 DINOSEB

R.T.: 11.345 min
Delta R.T.: 0.000 min
Response: 11497551761
Conc: 705.00 ng/ml

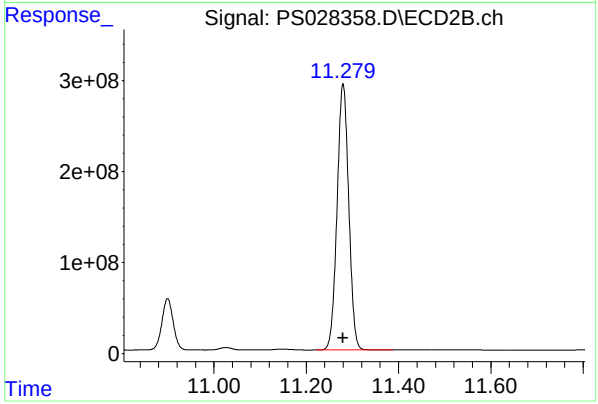

#14 DINOSEB

R.T.: 11.280 min
Delta R.T.: 0.000 min
Response: 5116201835
Conc: 705.00 ng/ml

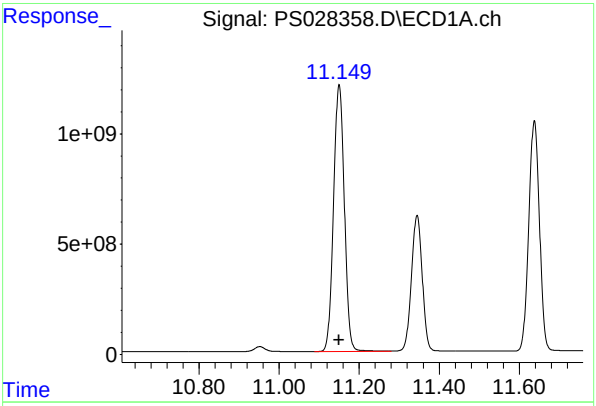

#15 Picloram

R.T.: 11.150 min
Delta R.T.: 0.000 min
Response: 22736176114
Conc: 712.50 ng/ml

Instrument :
ECD_S
ClientSampleId :
HSTDICC750

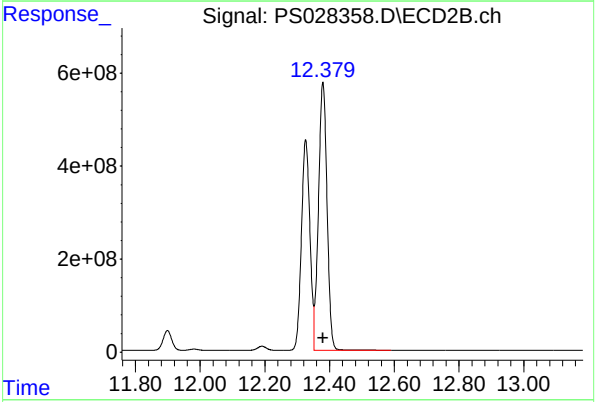

#15 Picloram

R.T.: 12.379 min
Delta R.T.: 0.000 min
Response: 10573752786
Conc: 712.50 ng/ml

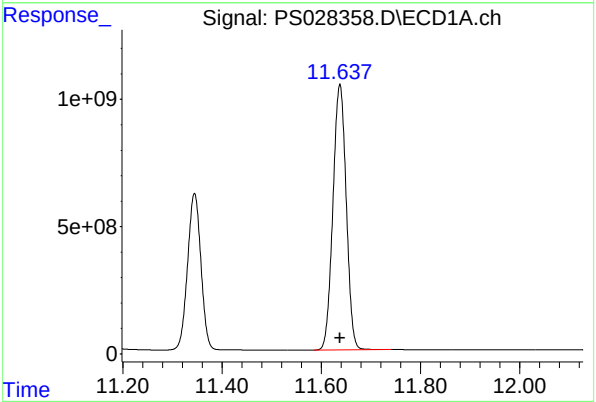

#16 DCPA

R.T.: 11.637 min
Delta R.T.: 0.000 min
Response: 19400961818
Conc: 720.00 ng/ml

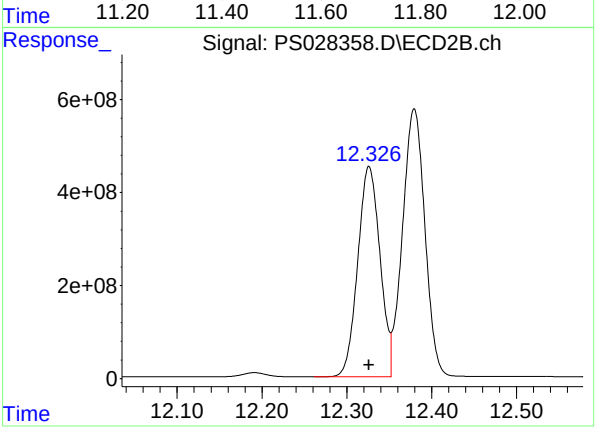

#16 DCPA

R.T.: 12.326 min
Delta R.T.: 0.000 min
Response: 8218014904
Conc: 720.00 ng/ml

Quantitation Report (QT Reviewed)

ICAL Form

Data Path : Z:\pestpcbsrv\HPCHEM1\ECD_S\Data\PS110924\
Data File : PS028359.D
Signal(s) : Signal #1: ECD1A.ch Signal #2: ECD2B.ch
Acq On : 08 Nov 2024 16:34
Operator : AR\AJ
Sample : HSTDICC1000
Misc :
ALS Vial : 6 Sample Multiplier: 1

Instrument :
ECD_S
ClientSampleId :
HSTDICC1000

Integration File signal 1: autoint1.e
Integration File signal 2: autoint2.e
Quant Time: Nov 08 16:51:21 2024
Quant Method : Z:\pestpcbsrv\HPCHEM1\ECD_S\Method\PS110924.M
Quant Title : 8080.M
QLast Update : Fri Nov 08 16:51:13 2024
Response via : Initial Calibration
Integrator: ChemStation

Volume Inj. : 1 µl
Signal #1 Phase : ZB-MR1 Signal #2 Phase: ZB-MR2
Signal #1 Info : 30M x 0.32mm x0.5 Signal #2 Info : 30M x 0.32mm x 0.25µm

		Compound	RT#1	RT#2	Resp#1	Resp#2	ng/ml	ng/ml
		System Monitoring Compounds						
4)	S	2,4-DCAA	7.250	7.756	2619.7E6	1561.0E6	927.932	971.593
		Target Compounds						
1)	T	Dalapon	2.648	2.707	3270.7E6	2544.1E6	920.121	894.482
2)	T	3,5-DICHL...	6.419	6.707	3538.2E6	2155.4E6	865.823	902.072
3)	T	4-Nitroph...	7.049	7.282	1574.2E6	890.6E6	831.961	823.047
5)	T	DICAMBA	7.439	7.957	11074.0E6	6814.9E6	907.189	950.556
6)	T	MCPP	7.624	8.061	799.7E6	554.7E6	99.240	94.640
7)	T	MCPA	7.775	8.307	1044.3E6	728.3E6	93.295	90.284
8)	T	DICHLORPROP	8.149	8.674	2780.0E6	1649.5E6	879.003	920.573
9)	T	2,4-D	8.380	9.005	3134.4E6	1786.2E6	872.338	917.357
10)	T	Pentachlo...	8.680	9.535	41014.3E6	23096.9E6	857.444	909.236
11)	T	2,4,5-TP ...	9.260	9.912	17354.1E6	9954.9E6	897.710	929.706
12)	T	2,4,5-T	9.553	10.333	17770.3E6	9733.3E6	897.521	927.738
13)	T	2,4-DB	10.130	10.900	2871.3E6	1257.6E6	919.198	949.434
14)	T	DINOSEB	11.345	11.280	14837.6E6	6699.0E6	899.316	925.415
15)	T	Picloram	11.151	12.379	29471.0E6	13946.5E6	924.556	969.627
16)	T	DCPA	11.638	12.327	24763.6E6	10644.3E6	906.118	939.422

(f)=RT Delta > 1/2 Window (#)=Amounts differ by > 25% (m)=manual int.

ICAL Form

Data Path : Z:\pestpcbsrv\HPCHEM1\ECD_S\Data\PS110924\
Data File : PS028359.D
Signal(s) : Signal #1: ECD1A.ch Signal #2: ECD2B.ch
Acq On : 08 Nov 2024 16:34
Operator : AR\AJ
Sample : HSTDICC1000
Misc :
ALS Vial : 6 Sample Multiplier: 1

Instrument :
ECD_S
ClientSampleId :
HSTDICC1000

Integration File signal 1: autoint1.e
Integration File signal 2: autoint2.e
Quant Time: Nov 08 16:51:21 2024
Quant Method : Z:\pestpcbsrv\HPCHEM1\ECD_S\Method\PS110924.M
Quant Title : 8080.M
QLast Update : Fri Nov 08 16:51:13 2024
Response via : Initial Calibration
Integrator: ChemStation

Volume Inj. : 1 µl
Signal #1 Phase : ZB-MR1 Signal #2 Phase: ZB-MR2
Signal #1 Info : 30M x 0.32mm x0.5 Signal #2 Info : 30M x 0.32mm x 0.25µm

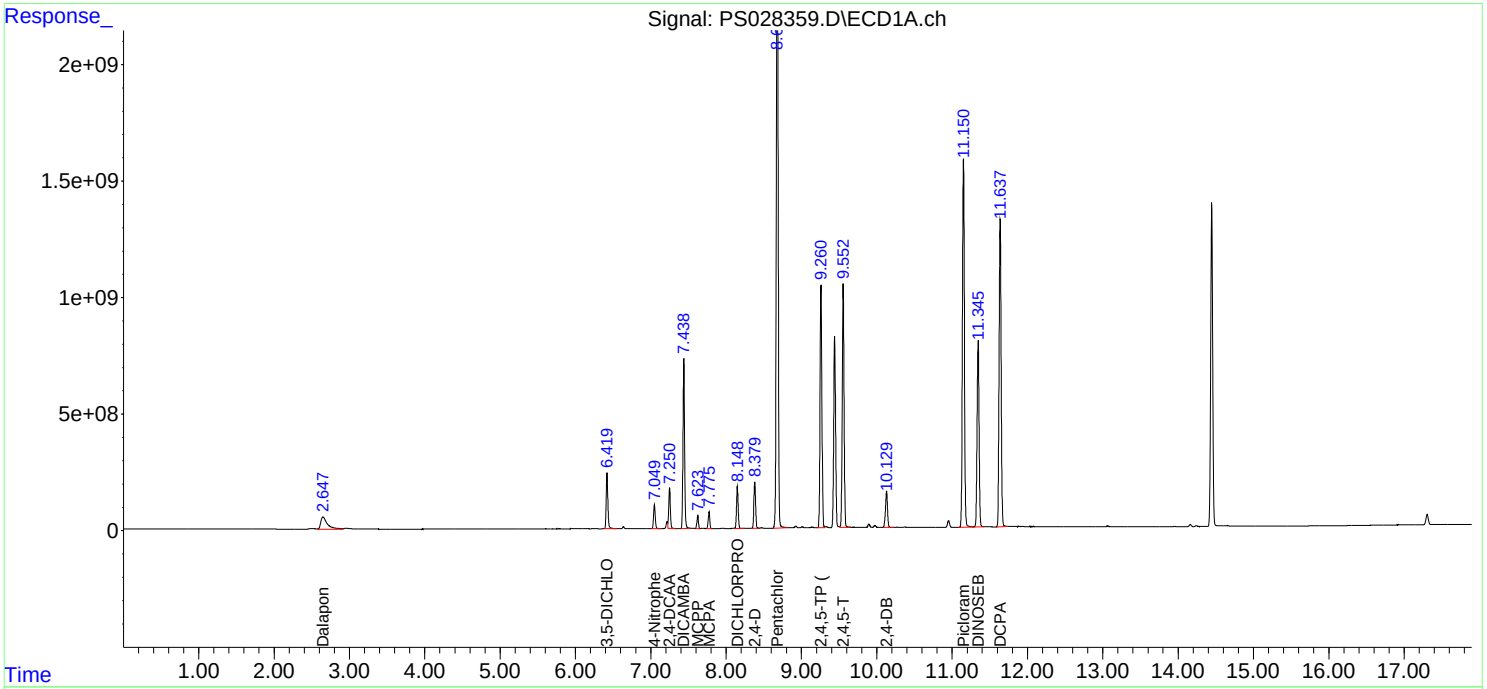

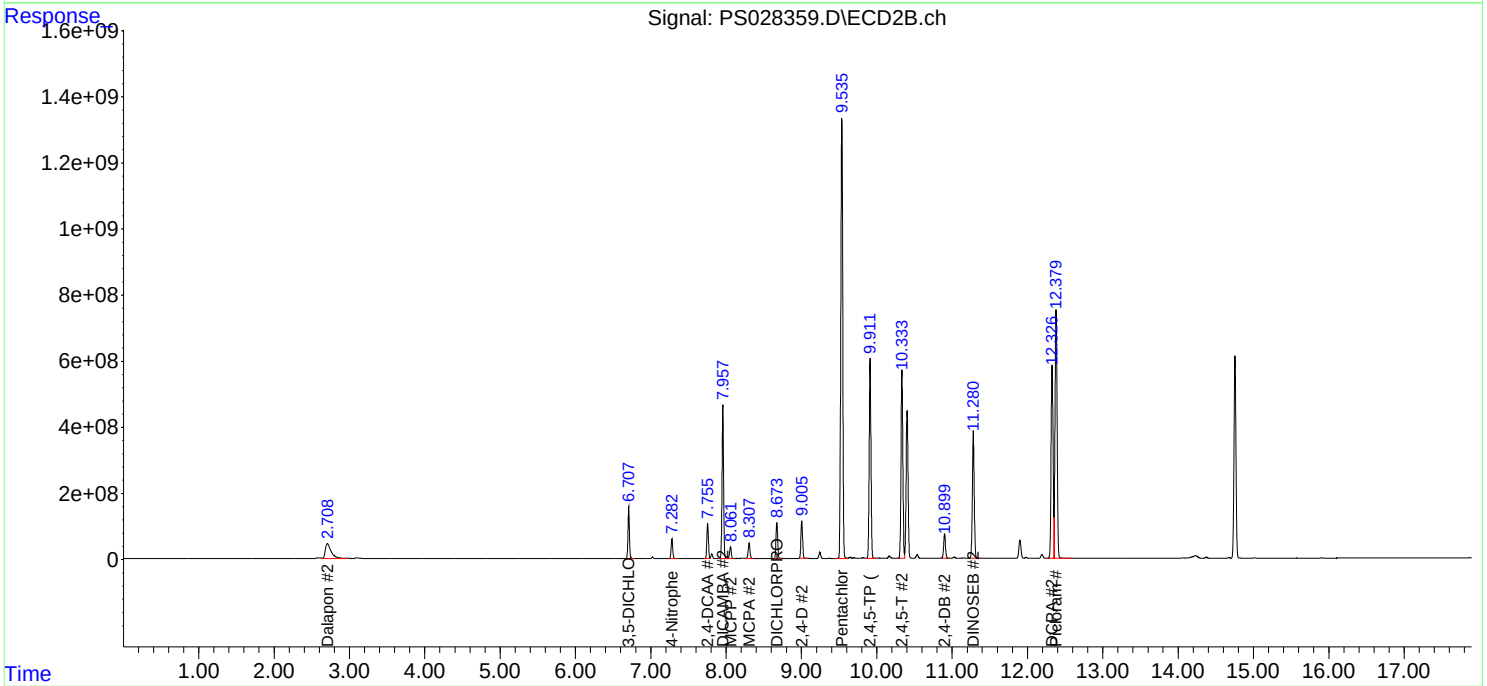

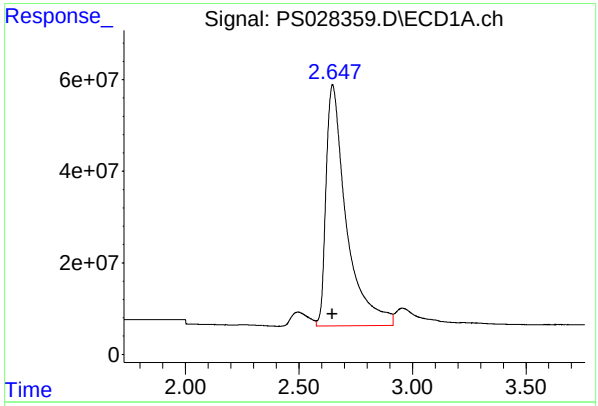

#1 Dalapon

R.T.: 2.648 min
Delta R.T.: 0.000 min
Response: 3270715066
Conc: 920.12 ng/ml

Instrument :
ECD_S
ClientSampleId :
HSTDICC1000

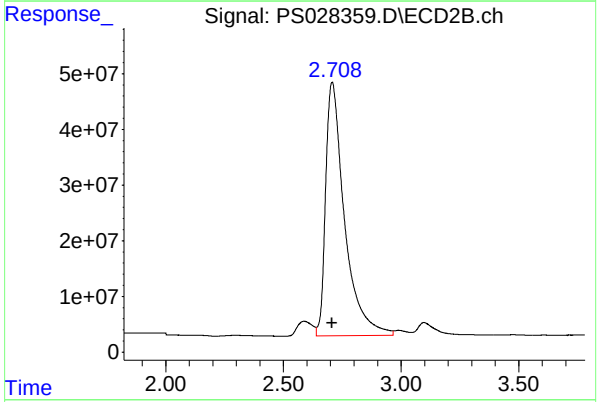

#1 Dalapon

R.T.: 2.707 min
Delta R.T.: 0.000 min
Response: 2544117188
Conc: 894.48 ng/ml

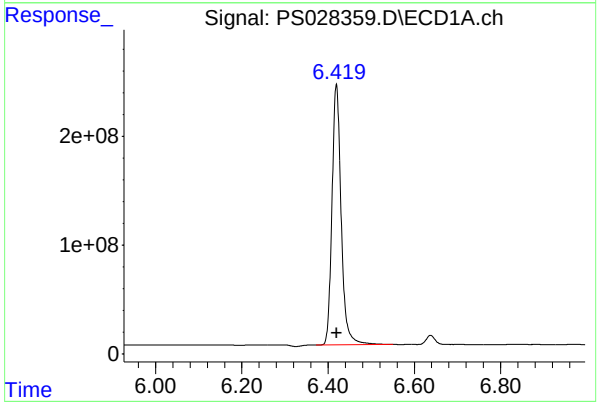

#2 3,5-DICHLOROBENZOIC ACID

R.T.: 6.419 min
Delta R.T.: 0.000 min
Response: 3538186794
Conc: 865.82 ng/ml

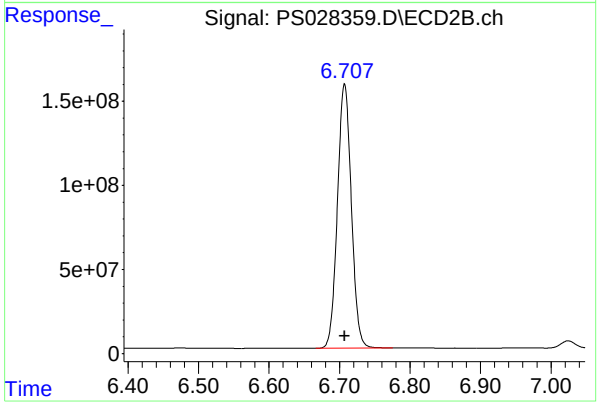

#2 3,5-DICHLOROBENZOIC ACID

R.T.: 6.707 min
Delta R.T.: 0.000 min
Response: 2155363012
Conc: 902.07 ng/ml

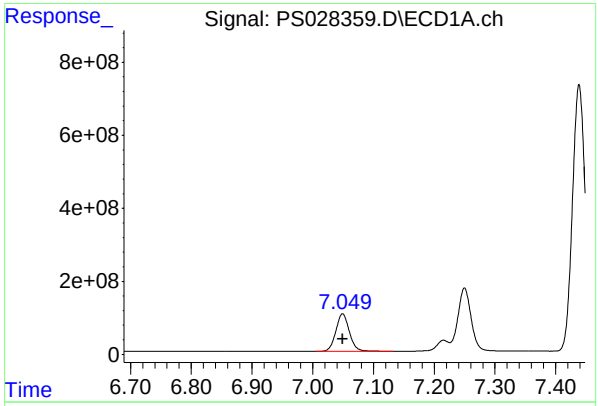

#3 4-Nitrophenol

R.T.: 7.049 min
Delta R.T.: 0.000 min
Response: 1574161691
Conc: 831.96 ng/ml

Instrument :
ECD_S
ClientSampleId :
HSTDICC1000

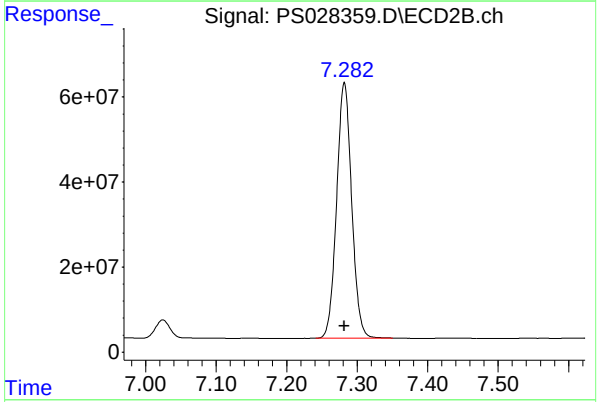

#3 4-Nitrophenol

R.T.: 7.282 min
Delta R.T.: 0.000 min
Response: 890632895
Conc: 823.05 ng/ml

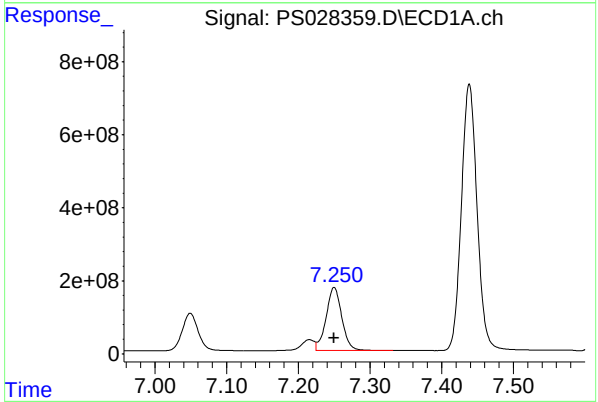

#4 2,4-DCAA

R.T.: 7.250 min
Delta R.T.: 0.000 min
Response: 2619650380
Conc: 927.93 ng/ml

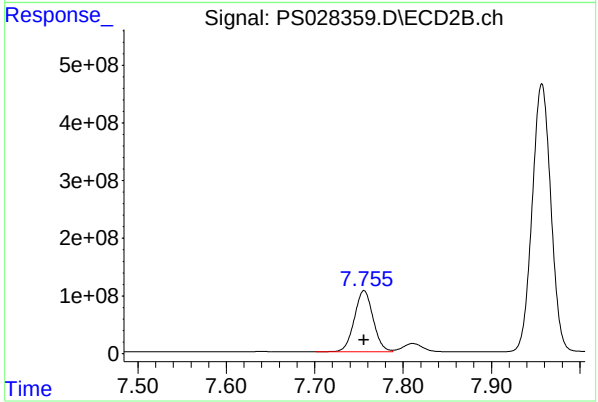

#4 2,4-DCAA

R.T.: 7.756 min
Delta R.T.: 0.000 min
Response: 1561036161
Conc: 971.59 ng/ml

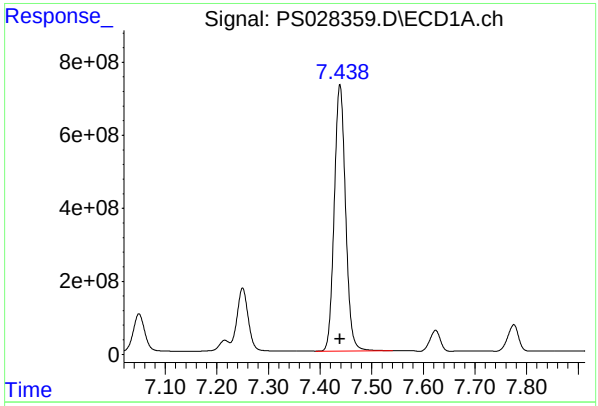

#5 DICAMBA

R.T.: 7.439 min
Delta R.T.: 0.000 mi
Response: 11074022250
Conc: 907.19 ng/m

Instrument :
ECD_S
ClientSampleId :
HSTDICC1000

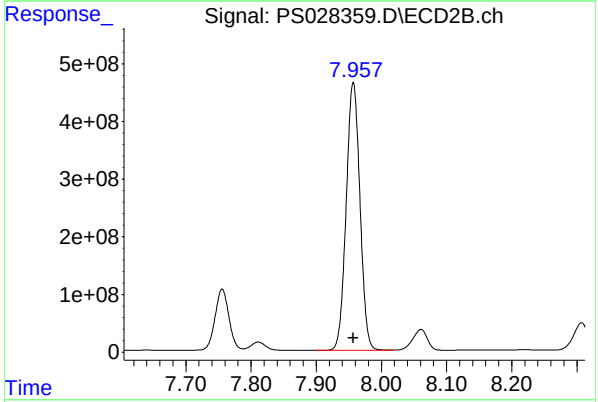

#5 DICAMBA

R.T.: 7.957 min
Delta R.T.: 0.000 min
Response: 6814853654
Conc: 950.56 ng/ml

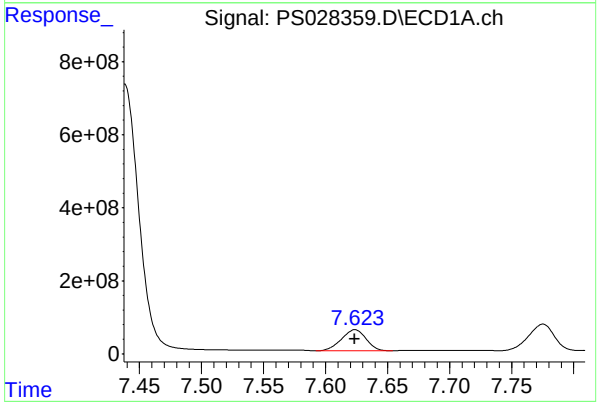

#6 MCPP

R.T.: 7.624 min
Delta R.T.: 0.000 min
Response: 799730338
Conc: 99.24 ug/ml

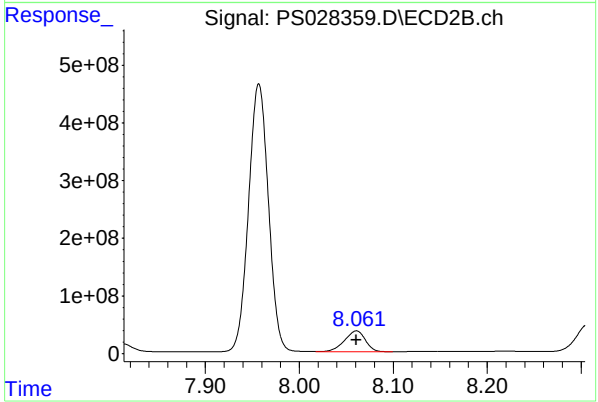

#6 MCPP

R.T.: 8.061 min
Delta R.T.: 0.000 min
Response: 554711111
Conc: 94.64 ug/ml

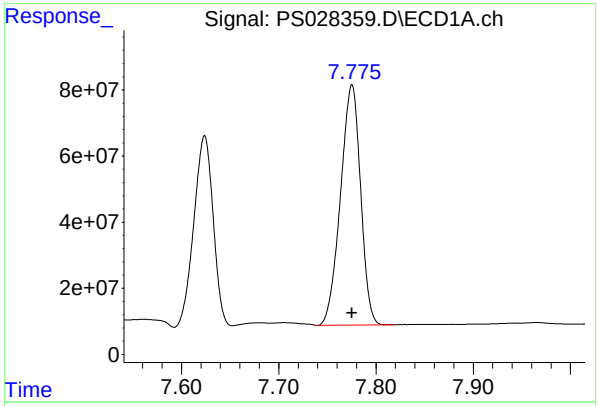

#7 MCPA

R.T.: 7.775 min
Delta R.T.: 0.000 min
Response: 1044279531
Conc: 93.30 ug/ml

Instrument :
ECD_S
ClientSampleId :
HSTDICC1000

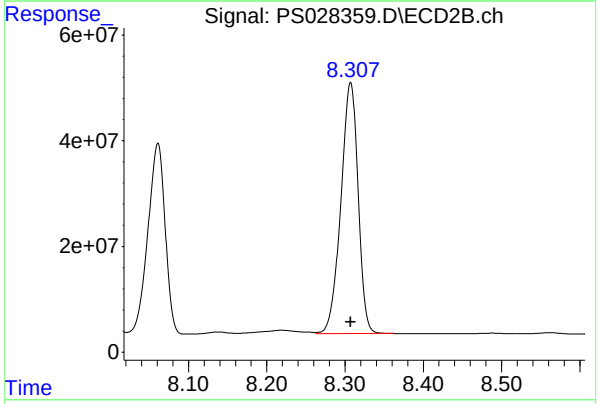

#7 MCPA

R.T.: 8.307 min
Delta R.T.: 0.000 min
Response: 728316132
Conc: 90.28 ug/ml

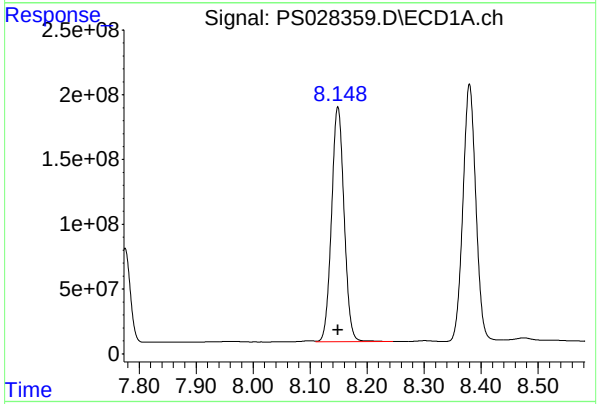

#8 DICHLORPROP

R.T.: 8.149 min
Delta R.T.: 0.000 min
Response: 2780009467
Conc: 879.00 ng/ml

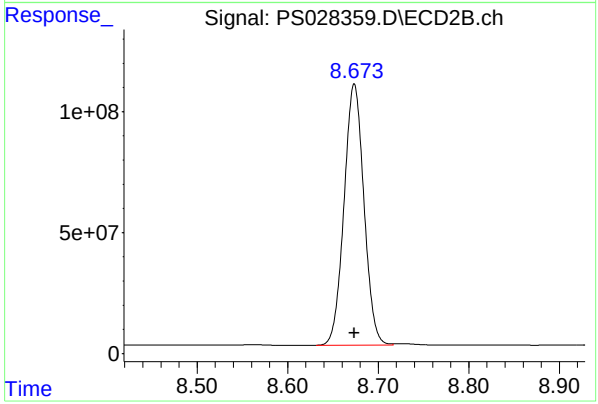

#8 DICHLORPROP

R.T.: 8.674 min
Delta R.T.: 0.000 min
Response: 1649489927
Conc: 920.57 ng/ml

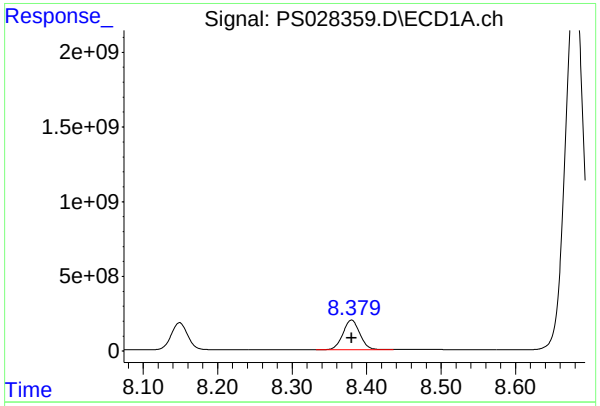

#9 2,4-D

R.T.: 8.380 min
Delta R.T.: 0.000 min
Response: 3134393350
Conc: 872.34 ng/ml

Instrument :
ECD_S
ClientSampleId :
HSTDICC1000

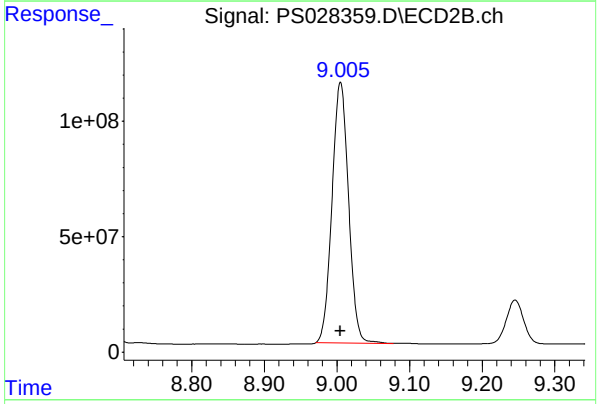

#9 2,4-D

R.T.: 9.005 min
Delta R.T.: 0.000 min
Response: 1786209012
Conc: 917.36 ng/ml

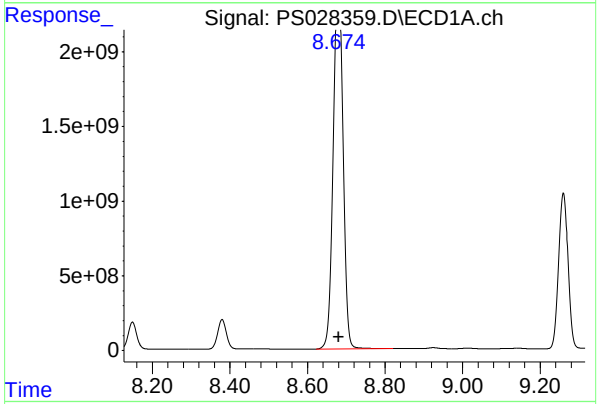

#10 Pentachlorophenol

R.T.: 8.680 min
Delta R.T.: 0.000 min
Response: 41014346625
Conc: 857.44 ng/ml

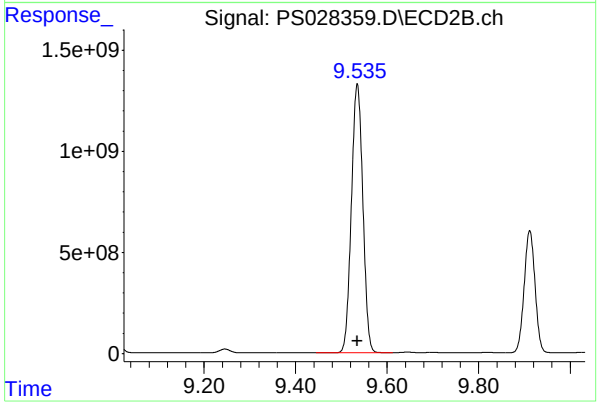

#10 Pentachlorophenol

R.T.: 9.535 min
Delta R.T.: 0.000 min
Response: 23096944109
Conc: 909.24 ng/ml

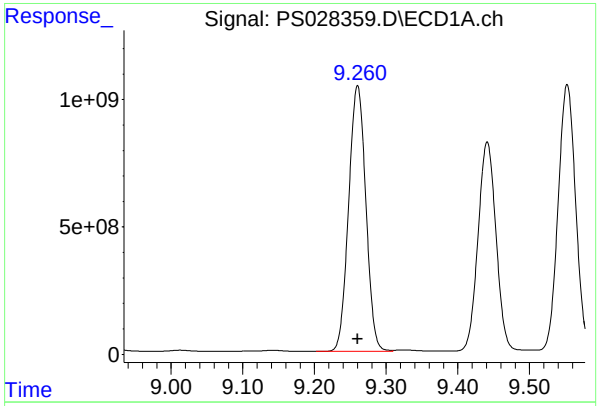

#11 2,4,5-TP (SILVEX)

R.T.: 9.260 min
Delta R.T.: 0.000 min
Response: 17354102166
Conc: 897.71 ng/ml

Instrument :
ECD_S
ClientSampleId :
HSTDICC1000

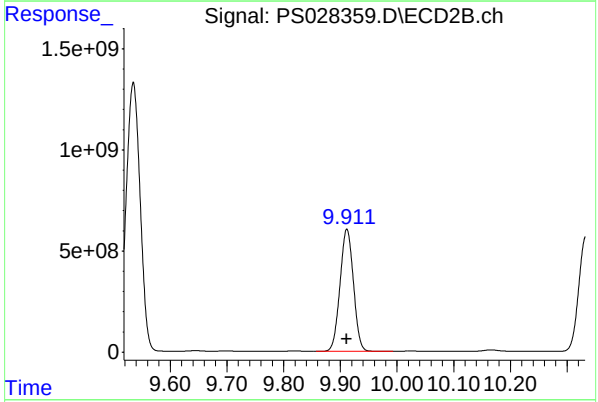

#11 2,4,5-TP (SILVEX)

R.T.: 9.912 min
Delta R.T.: 0.000 min
Response: 9954874094
Conc: 929.71 ng/ml

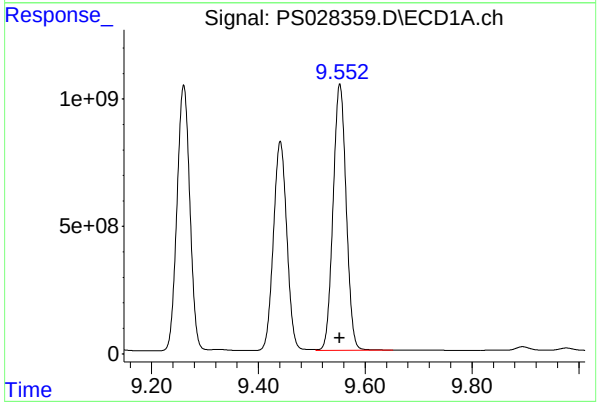

#12 2,4,5-T

R.T.: 9.553 min
Delta R.T.: 0.000 min
Response: 17770250745
Conc: 897.52 ng/ml

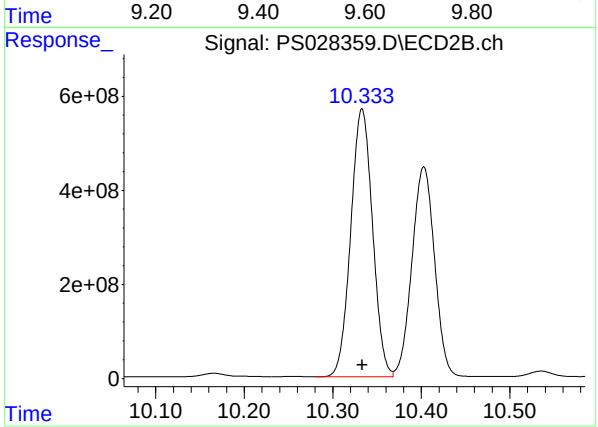

#12 2,4,5-T

R.T.: 10.333 min
Delta R.T.: 0.000 min
Response: 9733283848
Conc: 927.74 ng/ml

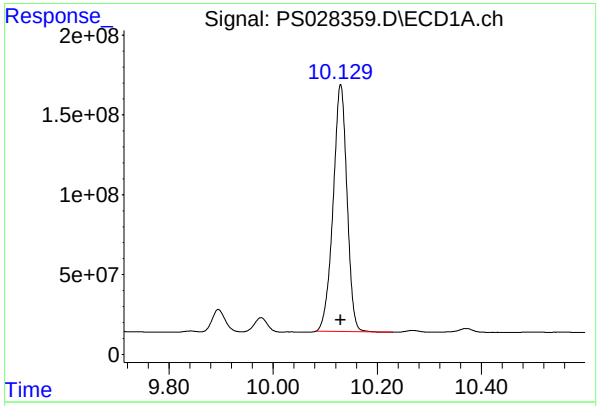

#13 2,4-DB

R.T.: 10.130 min
Delta R.T.: 0.000 min
Response: 2871292595
Conc: 919.20 ng/ml

Instrument :
ECD_S
ClientSampleId :
HSTDICC1000

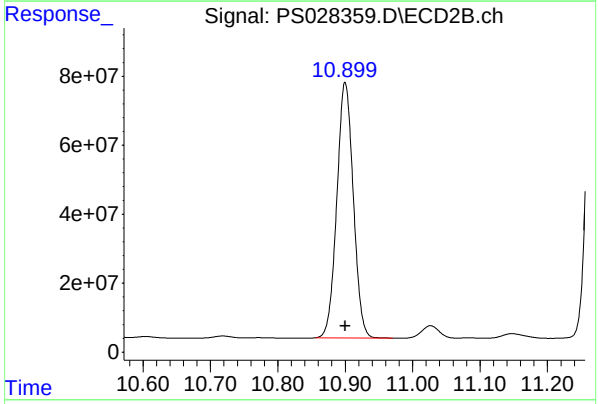

#13 2,4-DB

R.T.: 10.900 min
Delta R.T.: 0.000 min
Response: 1257572219
Conc: 949.43 ng/ml

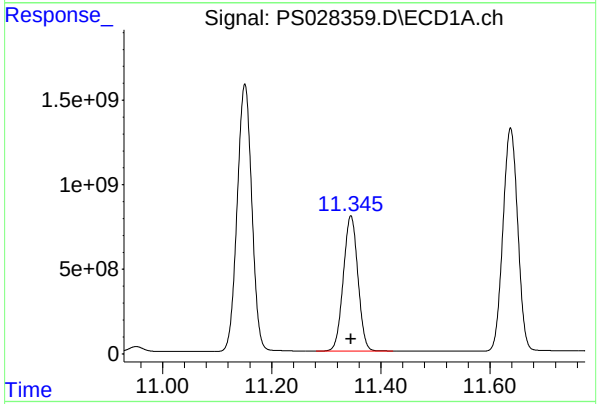

#14 DINOSEB

R.T.: 11.345 min
Delta R.T.: 0.000 min
Response: 14837623195
Conc: 899.32 ng/ml

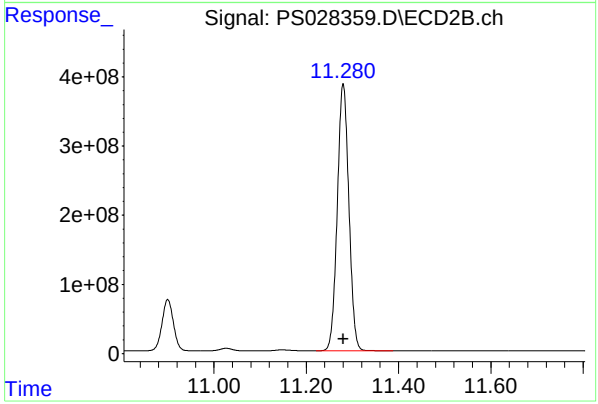

#14 DINOSEB

R.T.: 11.280 min
Delta R.T.: 0.000 min
Response: 6698995898
Conc: 925.41 ng/ml

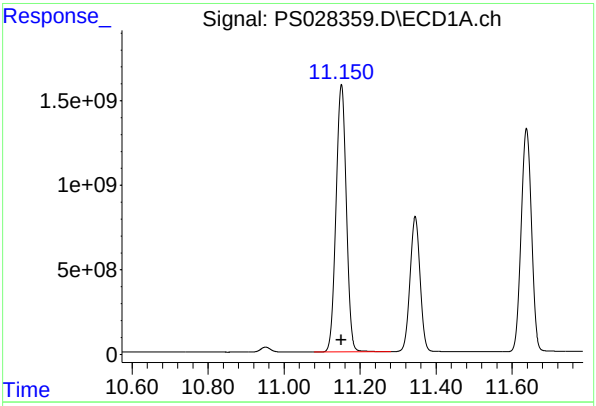

#15 Picloram

R.T.: 11.151 min
Delta R.T.: 0.000 min
Response: 29471001283
Conc: 924.56 ng/ml

Instrument :
ECD_S
ClientSampleId :
HSTDICC1000

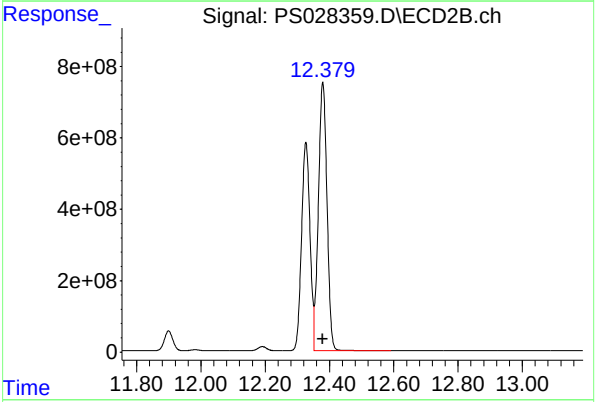

#15 Picloram

R.T.: 12.379 min
Delta R.T.: 0.000 min
Response: 13946482810
Conc: 969.63 ng/ml

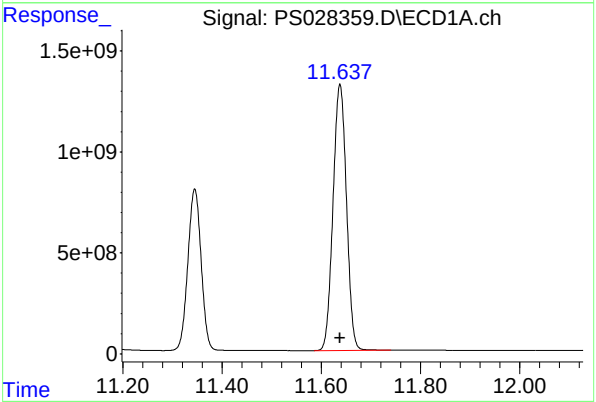

#16 DCPA

R.T.: 11.638 min
Delta R.T.: 0.000 min
Response: 24763594697
Conc: 906.12 ng/ml

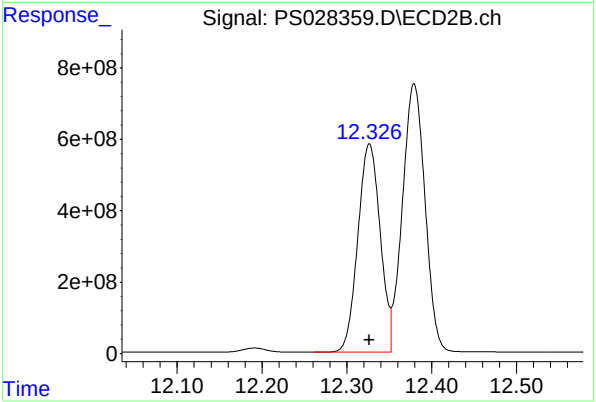

#16 DCPA

R.T.: 12.327 min
Delta R.T.: 0.000 min
Response: 10644252073
Conc: 939.42 ng/ml

Quantitation Report (QT Reviewed)

ICAL Form

Data Path : Z:\pestpcbsrv\HPCHEM1\ECD_S\Data\PS110924\
Data File : PS028360.D
Signal(s) : Signal #1: ECD1A.ch Signal #2: ECD2B.ch
Acq On : 08 Nov 2024 16:58
Operator : AR\AJ
Sample : HSTDICC1500
Misc :
ALS Vial : 7 Sample Multiplier: 1

Instrument :
ECD_S
ClientSampleId :
HSTDICC1500

Integration File signal 1: autoint1.e
Integration File signal 2: autoint2.e
Quant Time: Nov 08 17:45:49 2024
Quant Method : Z:\pestpcbsrv\HPCHEM1\ECD_S\Method\PS110924.M
Quant Title : 8080.M
QLast Update : Fri Nov 08 17:45:39 2024
Response via : Initial Calibration
Integrator: ChemStation

Volume Inj. : 1 µl
Signal #1 Phase : ZB-MR1 Signal #2 Phase: ZB-MR2
Signal #1 Info : 30M x 0.32mm x0.5 Signal #2 Info : 30M x 0.32mm x 0.25µm

		Compound	RT#1	RT#2	Resp#1	Resp#2	ng/ml	ng/ml
		System Monitoring Compounds						
4)	S	2,4-DCAA	7.250	7.755	3767.0E6	2310.6E6	1364.492	1450.086
		Target Compounds						
1)	T	Dalapon	2.650	2.707	4944.0E6	3823.9E6	1385.601	1348.490
2)	T	3,5-DICHL...	6.420	6.707	5107.0E6	3191.5E6	1276.301	1347.181
3)	T	4-Nitroph...	7.049	7.281	2324.2E6	1319.3E6	1253.460	1245.836
5)	T	DICAMBA	7.439	7.957	16040.0E6	10110.0E6	1332.146	1410.143
6)	T	MCPP	7.628	8.064	1220.9E6	835.8E6	149.279	142.280
7)	T	MCPA	7.779	8.312	1574.5E6	1084.0E6	140.433	135.369
8)	T	DICHLORPROP	8.149	8.674	4014.9E6	2452.1E6	1295.283	1376.618
9)	T	2,4-D	8.380	9.005	4510.1E6	2651.6E6	1283.392	1371.186
10)	T	Pentachlo...	8.683	9.536	48275.3E6	32737.8E6	1071.782	1313.882
11)	T	2,4,5-TP ...	9.261	9.912	24679.1E6	14436.4E6	1303.775	1362.929
12)	T	2,4,5-T	9.553	10.334	25233.9E6	14128.2E6	1301.992	1361.617
13)	T	2,4-DB	10.130	10.900	4217.5E6	1892.7E6	1364.499	1428.147
14)	T	DINOSEB	11.345	11.280	21251.0E6	9772.8E6	1310.710	1361.620
15)	T	Picloram	11.150	12.379	42075.2E6	20561.5E6	1339.720	1428.629
16)	T	DCPA	11.638	12.326	35013.3E6	15448.5E6	1310.064	1378.083

(f)=RT Delta > 1/2 Window (#)=Amounts differ by > 25% (m)=manual int.

ICAL Form

Data Path : Z:\pestpcbsrv\HPCHEM1\ECD_S\Data\PS110924\
Data File : PS028360.D
Signal(s) : Signal #1: ECD1A.ch Signal #2: ECD2B.ch
Acq On : 08 Nov 2024 16:58
Operator : AR\AJ
Sample : HSTDICC1500
Misc :
ALS Vial : 7 Sample Multiplier: 1

Instrument :
ECD_S
ClientSampleId :
HSTDICC1500

Integration File signal 1: autoint1.e
Integration File signal 2: autoint2.e
Quant Time: Nov 08 17:45:49 2024
Quant Method : Z:\pestpcbsrv\HPCHEM1\ECD_S\Method\PS110924.M
Quant Title : 8080.M
QLast Update : Fri Nov 08 17:45:39 2024
Response via : Initial Calibration
Integrator: ChemStation

Volume Inj. : 1 µl
Signal #1 Phase : ZB-MR1 Signal #2 Phase: ZB-MR2
Signal #1 Info : 30M x 0.32mm x0.5 Signal #2 Info : 30M x 0.32mm x 0.25µm

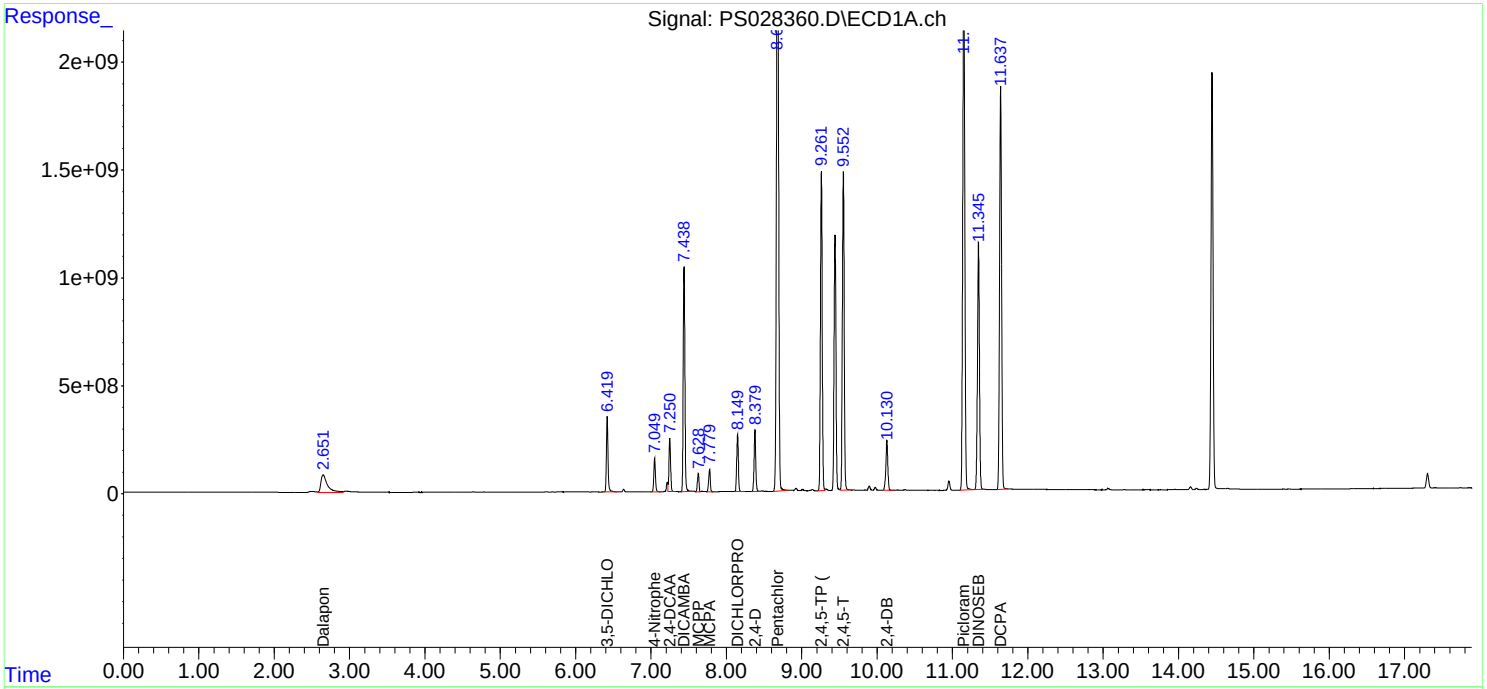

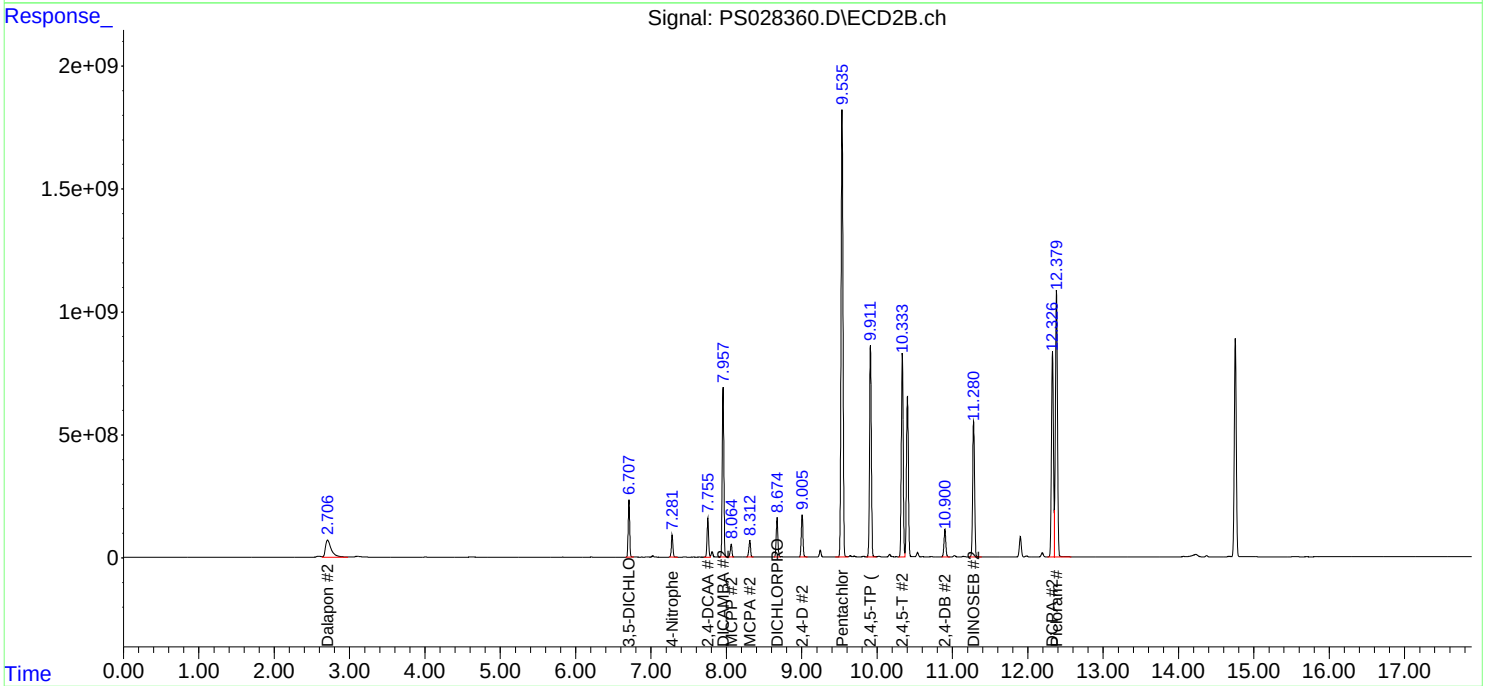

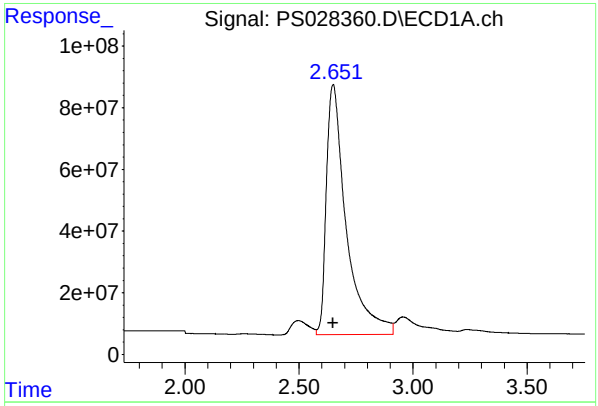

#1 Dalapon

R.T.: 2.650 min
Delta R.T.: 0.000 mi
Response: 4943995132
Conc: 1385.60 ng/m

Instrument :
ECD_S
ClientSampleId :
HSTDICC1500

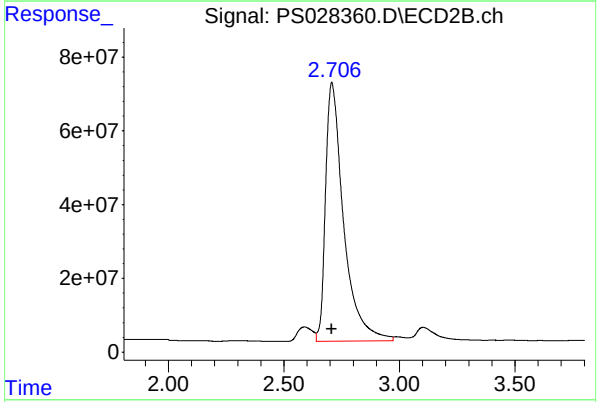

#1 Dalapon

R.T.: 2.707 min
Delta R.T.: 0.000 min
Response: 3823859225
Conc: 1348.49 ng/ml

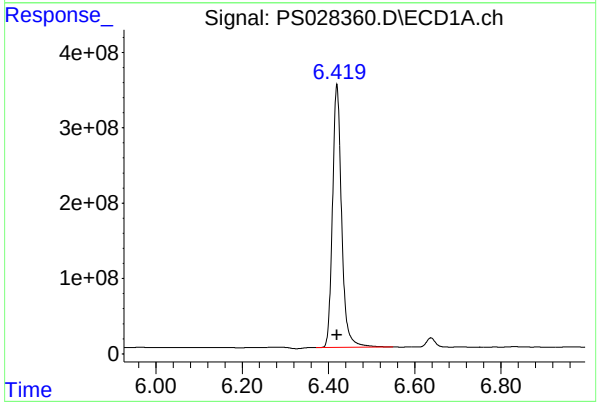

#2 3,5-DICHLOROBENZOIC ACID

R.T.: 6.420 min
Delta R.T.: 0.000 min
Response: 5106970626
Conc: 1276.30 ng/ml

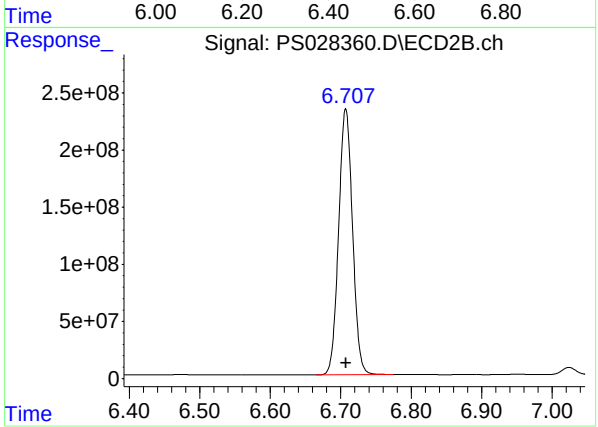

#2 3,5-DICHLOROBENZOIC ACID

R.T.: 6.707 min
Delta R.T.: 0.000 min
Response: 3191533888
Conc: 1347.18 ng/ml

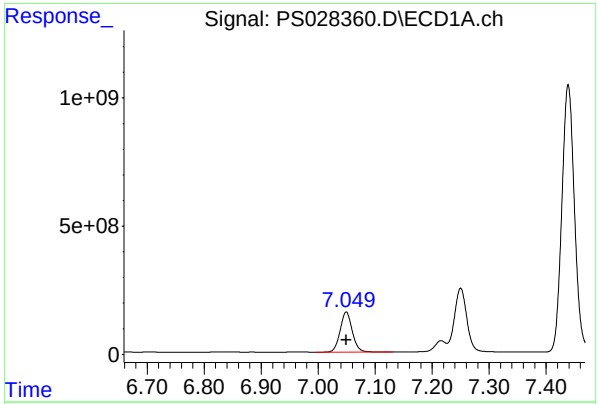

#3 4-Nitrophenol

R.T.: 7.049 min
Delta R.T.: 0.000 min
Response: 2324202590
Conc: 1253.46 ng/ml

Instrument :
ECD_S
ClientSampleId :
HSTDICC1500

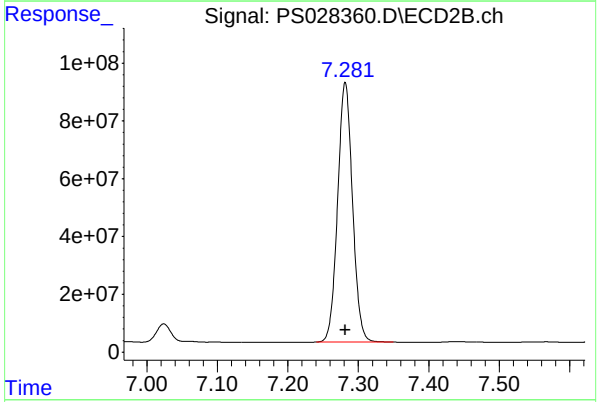

#3 4-Nitrophenol

R.T.: 7.281 min
Delta R.T.: 0.000 min
Response: 1319345810
Conc: 1245.84 ng/ml

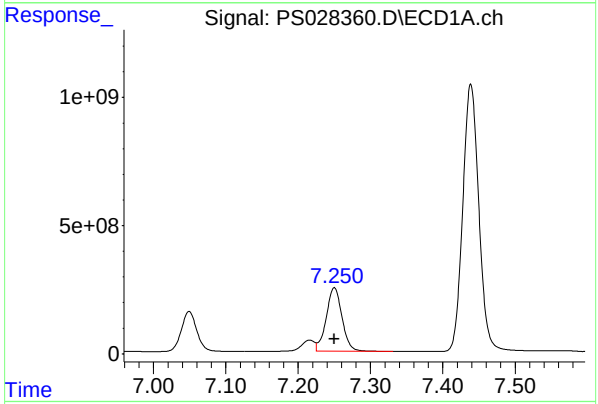

#4 2,4-DCAA

R.T.: 7.250 min
Delta R.T.: 0.000 min
Response: 3767026606
Conc: 1364.49 ng/ml

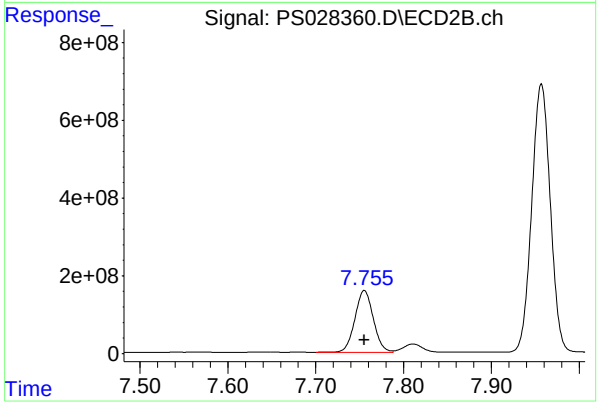

#4 2,4-DCAA

R.T.: 7.755 min
Delta R.T.: 0.000 min
Response: 2310598469
Conc: 1450.09 ng/ml

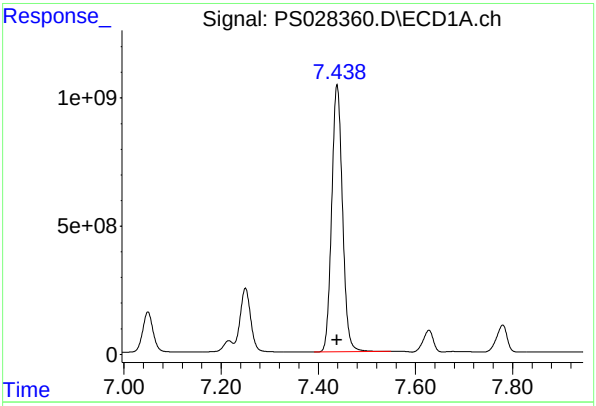

#5 DICAMBA

R.T.: 7.439 min
Delta R.T.: 0.000 mi
Response: 16040039382
Conc: 1332.15 ng/m

Instrument :
ECD_S
ClientSampleId :
HSTDICC1500

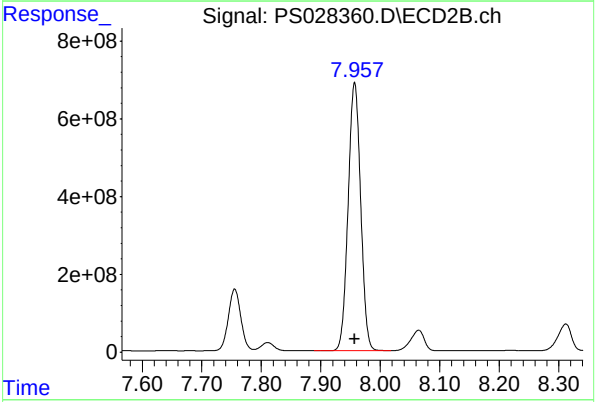

#5 DICAMBA

R.T.: 7.957 min
Delta R.T.: 0.000 min
Response: 10110039761
Conc: 1410.14 ng/ml

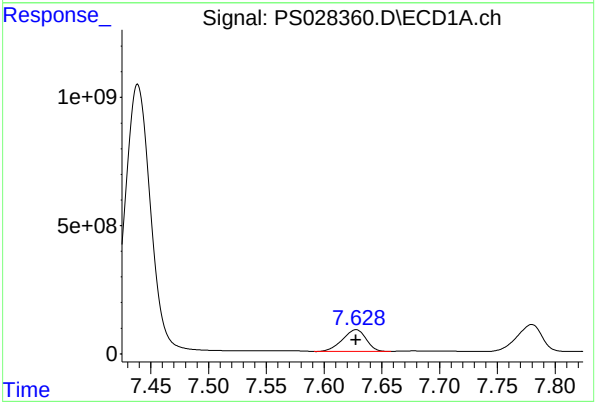

#6 MCPP

R.T.: 7.628 min
Delta R.T.: 0.000 min
Response: 1220894839
Conc: 149.28 ug/ml

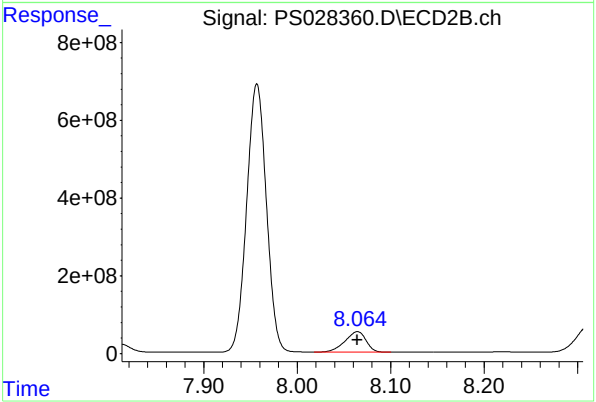

#6 MCPP

R.T.: 8.064 min
Delta R.T.: 0.000 min
Response: 835834793
Conc: 142.28 ug/ml

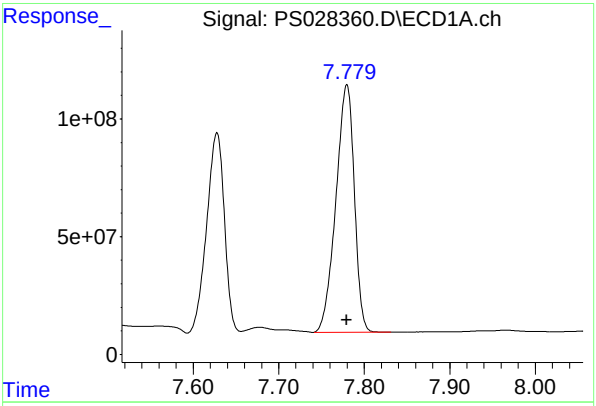

#7 MCPA

R.T.: 7.779 min
Delta R.T.: 0.000 min
Response: 1574543293
Conc: 140.43 ug/ml

Instrument :
ECD_S
ClientSampleId :
HSTDICC1500

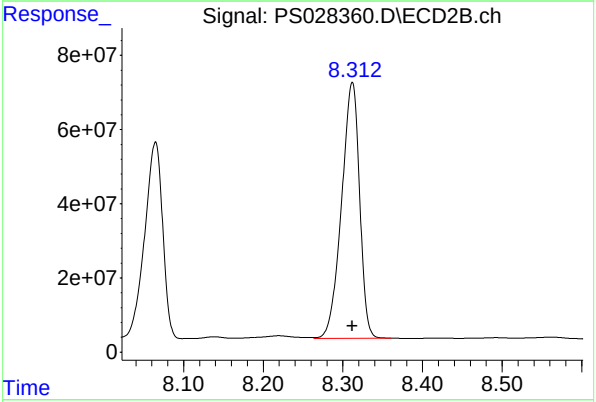

#7 MCPA

R.T.: 8.312 min
Delta R.T.: 0.000 min
Response: 1083987558
Conc: 135.37 ug/ml

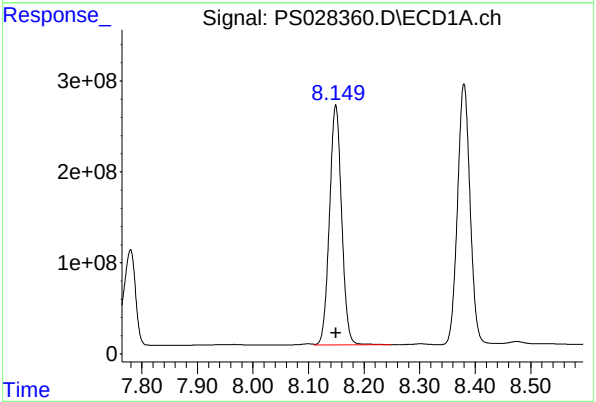

#8 DICHLORPROP

R.T.: 8.149 min
Delta R.T.: 0.000 min
Response: 4014910412
Conc: 1295.28 ng/ml

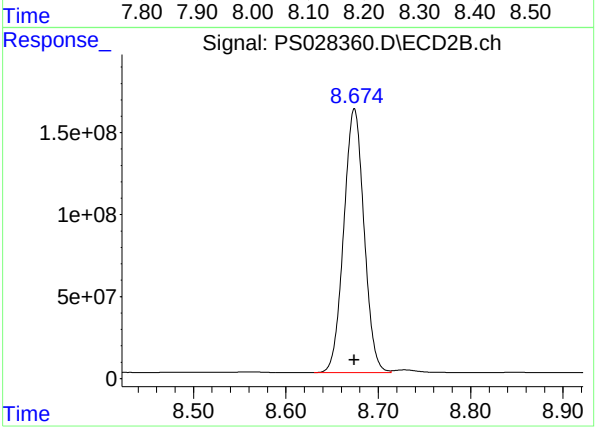

#8 DICHLORPROP

R.T.: 8.674 min
Delta R.T.: 0.000 min
Response: 2452120847
Conc: 1376.62 ng/ml

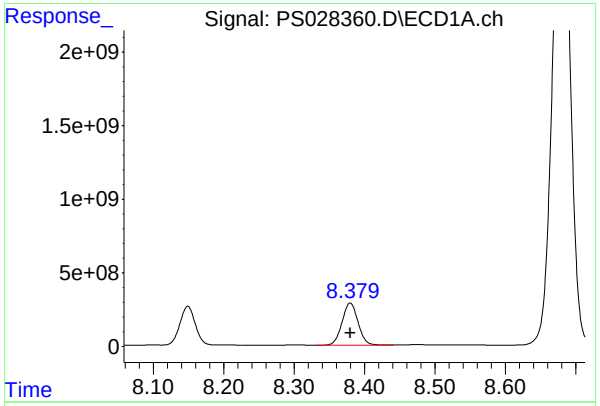

#9 2,4-D

R.T.: 8.380 min
Delta R.T.: 0.000 min
Response: 4510103474
Conc: 1283.39 ng/ml

Instrument :
ECD_S
ClientSampleId :
HSTDICC1500

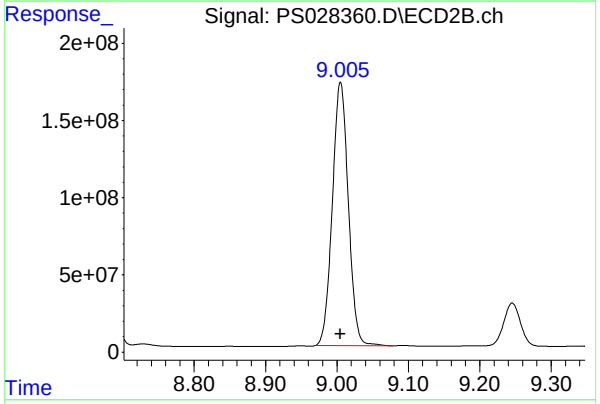

#9 2,4-D

R.T.: 9.005 min
Delta R.T.: 0.000 min
Response: 2651622360
Conc: 1371.19 ng/ml

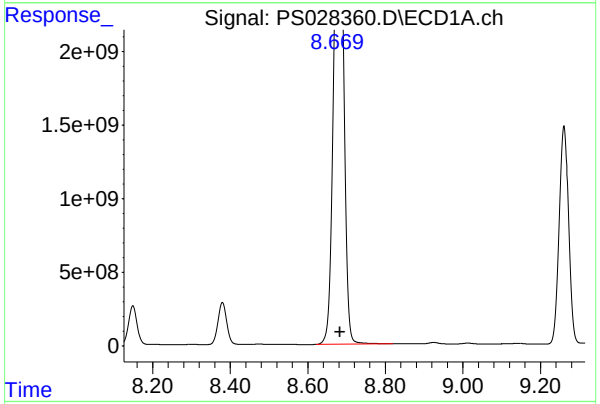

#10 Pentachlorophenol

R.T.: 8.683 min
Delta R.T.: 0.000 min
Response: 48275306691
Conc: 1071.78 ng/ml

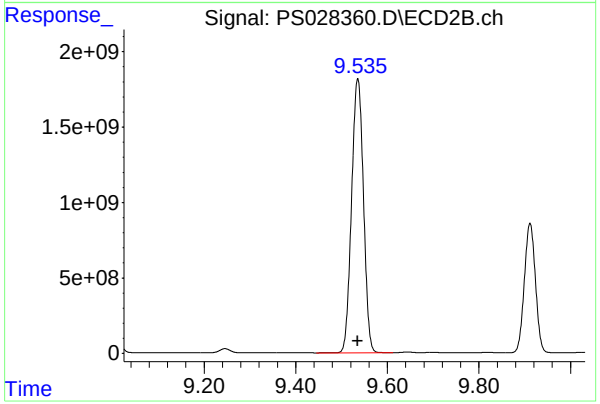

#10 Pentachlorophenol

R.T.: 9.536 min
Delta R.T.: 0.000 min
Response: 32737779904
Conc: 1313.88 ng/ml

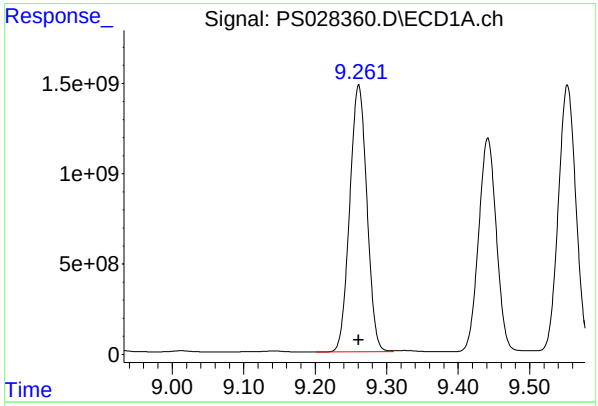

#11 2,4,5-TP (SILVEX)

R.T.: 9.261 min
Delta R.T.: 0.000 min
Response: 24679107573
Conc: 1303.78 ng/ml

Instrument :
ECD_S
ClientSampleId :
HSTDICC1500

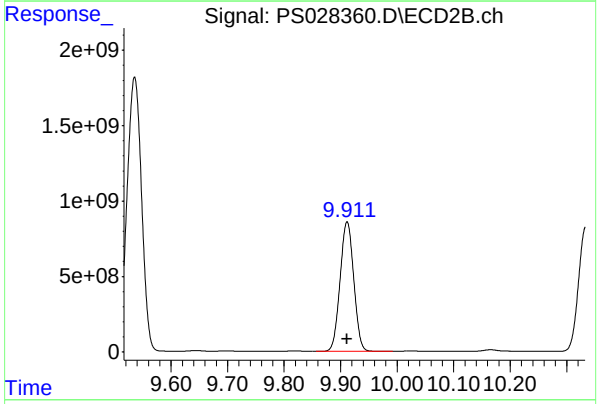

#11 2,4,5-TP (SILVEX)

R.T.: 9.912 min
Delta R.T.: 0.000 min
Response: 14436419409
Conc: 1362.93 ng/ml

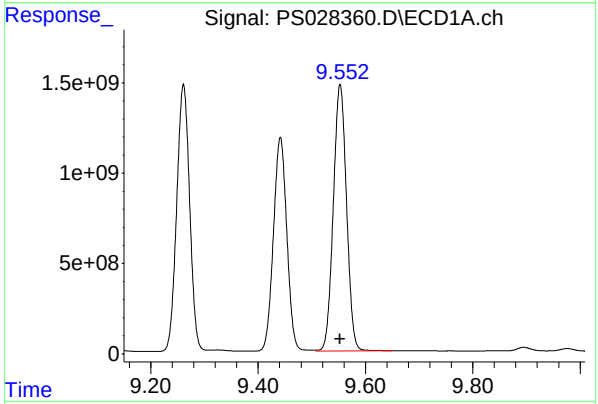

#12 2,4,5-T

R.T.: 9.553 min
Delta R.T.: 0.000 min
Response: 25233907570
Conc: 1301.99 ng/ml

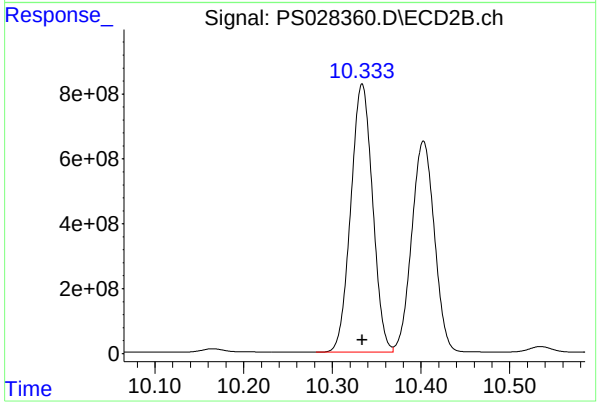

#12 2,4,5-T

R.T.: 10.334 min
Delta R.T.: 0.000 min
Response: 14128177959
Conc: 1361.62 ng/ml

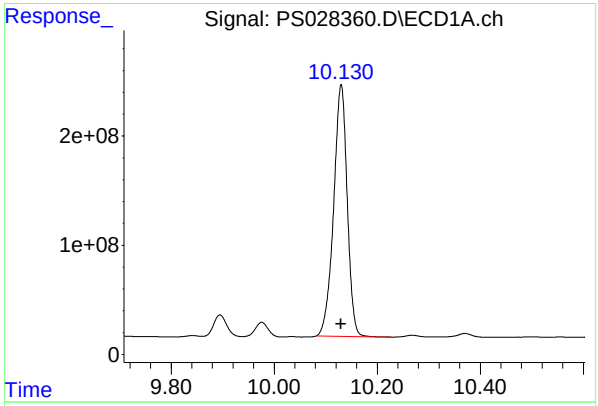

#13 2,4-DB

R.T.: 10.130 min
Delta R.T.: 0.000 mi
Response: 4217507931
Conc: 1364.50 ng/m

Instrument :
ECD_S
ClientSampleId :
HSTDICC1500

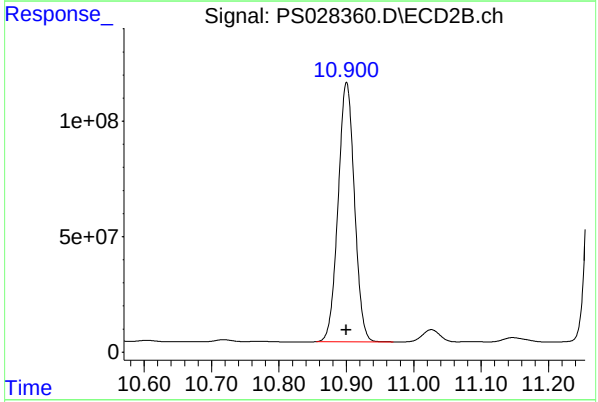

#13 2,4-DB

R.T.: 10.900 min
Delta R.T.: 0.000 min
Response: 1892695801
Conc: 1428.15 ng/ml

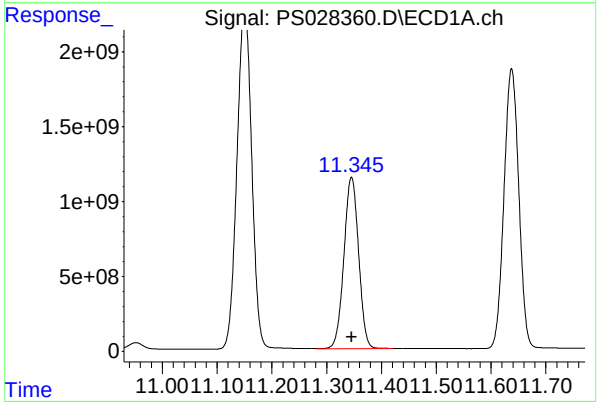

#14 DINOSEB

R.T.: 11.345 min
Delta R.T.: 0.000 min
Response: 21251009185
Conc: 1310.71 ng/ml

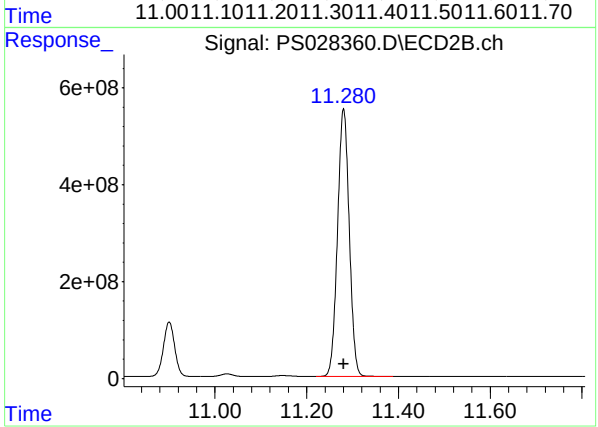

#14 DINOSEB

R.T.: 11.280 min
Delta R.T.: 0.000 min
Response: 9772817977
Conc: 1361.62 ng/ml

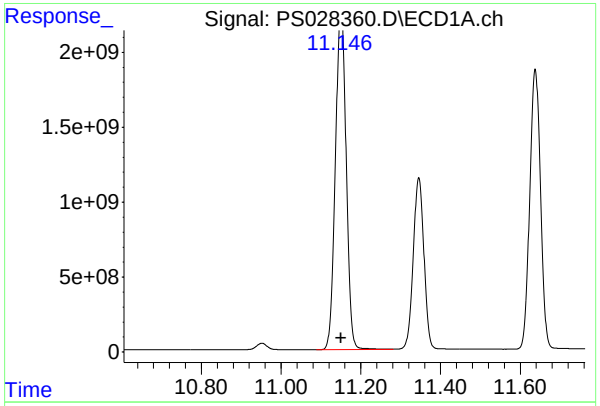

#15 Picloram

R.T.: 11.150 min
Delta R.T.: 0.000 min
Response: 42075187489
Conc: 1339.72 ng/ml

Instrument :
ECD_S
ClientSampleId :
HSTDICC1500

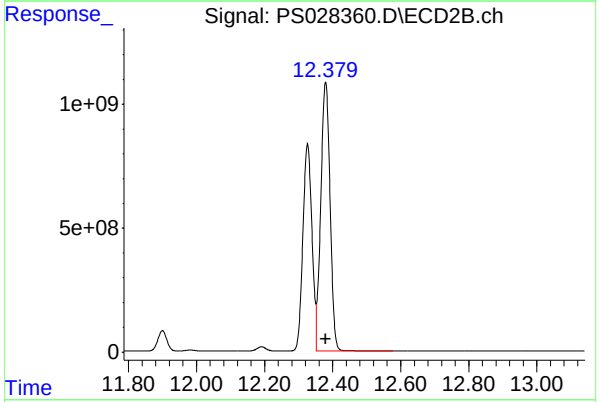

#15 Picloram

R.T.: 12.379 min
Delta R.T.: 0.000 min
Response: 20561549940
Conc: 1428.63 ng/ml

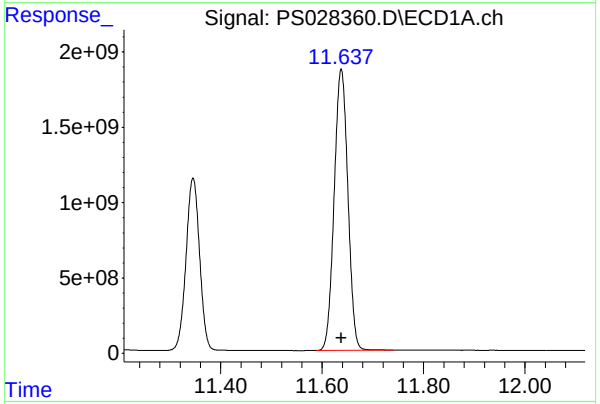

#16 DCPA

R.T.: 11.638 min
Delta R.T.: 0.000 min
Response: 35013315200
Conc: 1310.06 ng/ml

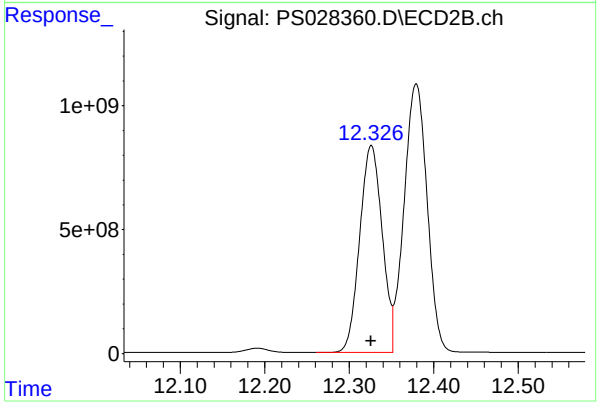

#16 DCPA

R.T.: 12.326 min
Delta R.T.: 0.000 min
Response: 15448505368
Conc: 1378.08 ng/ml

Quantitation Report (QT Reviewed)

ICAL Form

Data Path : Z:\pestpcbsrv\HPCHEM1\ECD_S\Data\PS110924\
Data File : PS028361.D
Signal(s) : Signal #1: ECD1A.ch Signal #2: ECD2B.ch
Acq On : 08 Nov 2024 17:22
Operator : AR\AJ
Sample : HSTDICV750
Misc :
ALS Vial : 8 Sample Multiplier: 1

Instrument :
ECD_S
ClientSampleId :
ICVPS110924

Integration File signal 1: autoint1.e
Integration File signal 2: autoint2.e
Quant Time: Nov 08 17:51:02 2024
Quant Method : Z:\pestpcbsrv\HPCHEM1\ECD_S\Method\PS110924.M
Quant Title : 8080.M
QLast Update : Fri Nov 08 17:46:43 2024
Response via : Initial Calibration
Integrator: ChemStation

Volume Inj. : 1 µl
Signal #1 Phase : ZB-MR1 Signal #2 Phase: ZB-MR2
Signal #1 Info : 30M x 0.32mm x0.5 Signal #2 Info : 30M x 0.32mm x 0.25µm

		Compound	RT#1	RT#2	Resp#1	Resp#2	ng/ml	ng/ml
		System Monitoring Compounds						
4)	S	2,4-DCAA	7.250	7.755	2008.0E6	1166.4E6	727.352	732.006
		Target Compounds						
1)	T	Dalapon	2.648	2.710	2420.5E6	1889.2E6	678.377	666.240
2)	T	3,5-DICHL...	6.419	6.707	2702.1E6	1609.9E6	675.295	679.566
3)	T	4-Nitroph...	7.049	7.281	1174.4E6	662.7E6	633.348	625.805
5)	T	DICAMBA	7.438	7.957	8390.9E6	5041.1E6	696.873	703.125
6)	T	MCPP	7.622	8.059	578.6E6	406.9E6	70.744	69.262
7)	T	MCPA	7.772	8.304	766.9E6	541.7E6	68.403	67.647
8)	T	DICHLORPROP	8.148	8.674	2122.7E6	1230.1E6	684.806	690.570
9)	T	2,4-D	8.379	9.004	2394.4E6	1336.5E6	681.345	691.114
10)	T	Pentachlo...	8.679	9.535	33172.6E6	17646.2E6	736.479	708.202
11)	T	2,4,5-TP ...	9.260	9.911	13283.0E6	7469.4E6	701.729	705.181
12)	T	2,4,5-T	9.553	10.332	13622.9E6	7304.6E6	702.901	703.987
13)	T	2,4-DB	10.129	10.900	2161.5E6	928.2E6	699.310	700.354
14)	T	DINOSEB	11.345	11.280	11126.8E6	4918.7E6	686.276	685.314
15)	T	Picloram	11.150	12.378	22320.9E6	10335.0E6	710.722	718.084
16)	T	DCPA	11.637	12.325	18930.3E6	7984.4E6	708.298	712.248

(f)=RT Delta > 1/2 Window (#)=Amounts differ by > 25% (m)=manual int.

ICAL Form

Data Path : Z:\pestpcbsrv\HPCHEM1\ECD_S\Data\PS110924\
Data File : PS028361.D
Signal(s) : Signal #1: ECD1A.ch Signal #2: ECD2B.ch
Acq On : 08 Nov 2024 17:22
Operator : AR\AJ
Sample : HSTDICV750
Misc :
ALS Vial : 8 Sample Multiplier: 1

Instrument :
ECD_S
ClientSampleId :
ICVPS110924

Integration File signal 1: autoint1.e
Integration File signal 2: autoint2.e
Quant Time: Nov 08 17:51:02 2024
Quant Method : Z:\pestpcbsrv\HPCHEM1\ECD_S\Method\PS110924.M
Quant Title : 8080.M
QLast Update : Fri Nov 08 17:46:43 2024
Response via : Initial Calibration
Integrator: ChemStation

Volume Inj. : 1 µl
Signal #1 Phase : ZB-MR1 Signal #2 Phase: ZB-MR2
Signal #1 Info : 30M x 0.32mm x0.5 Signal #2 Info : 30M x 0.32mm x 0.25µm

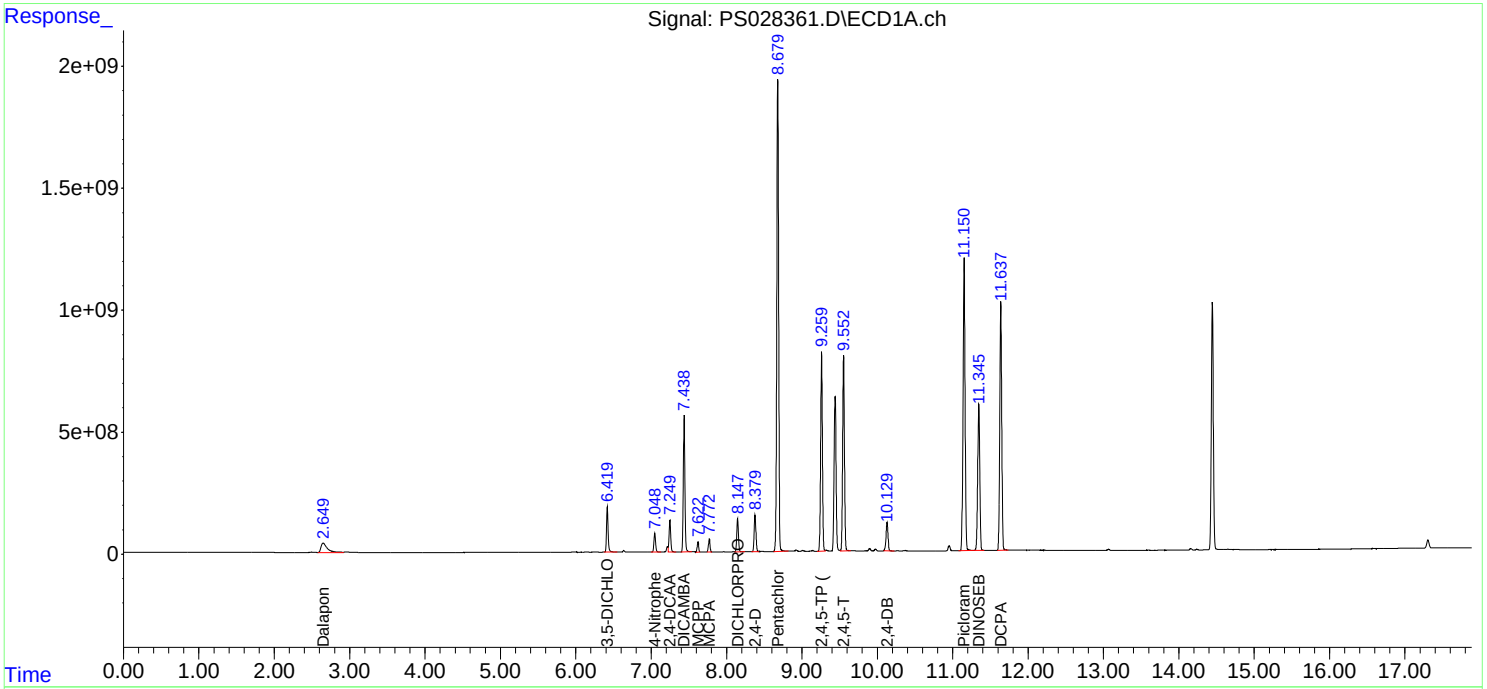

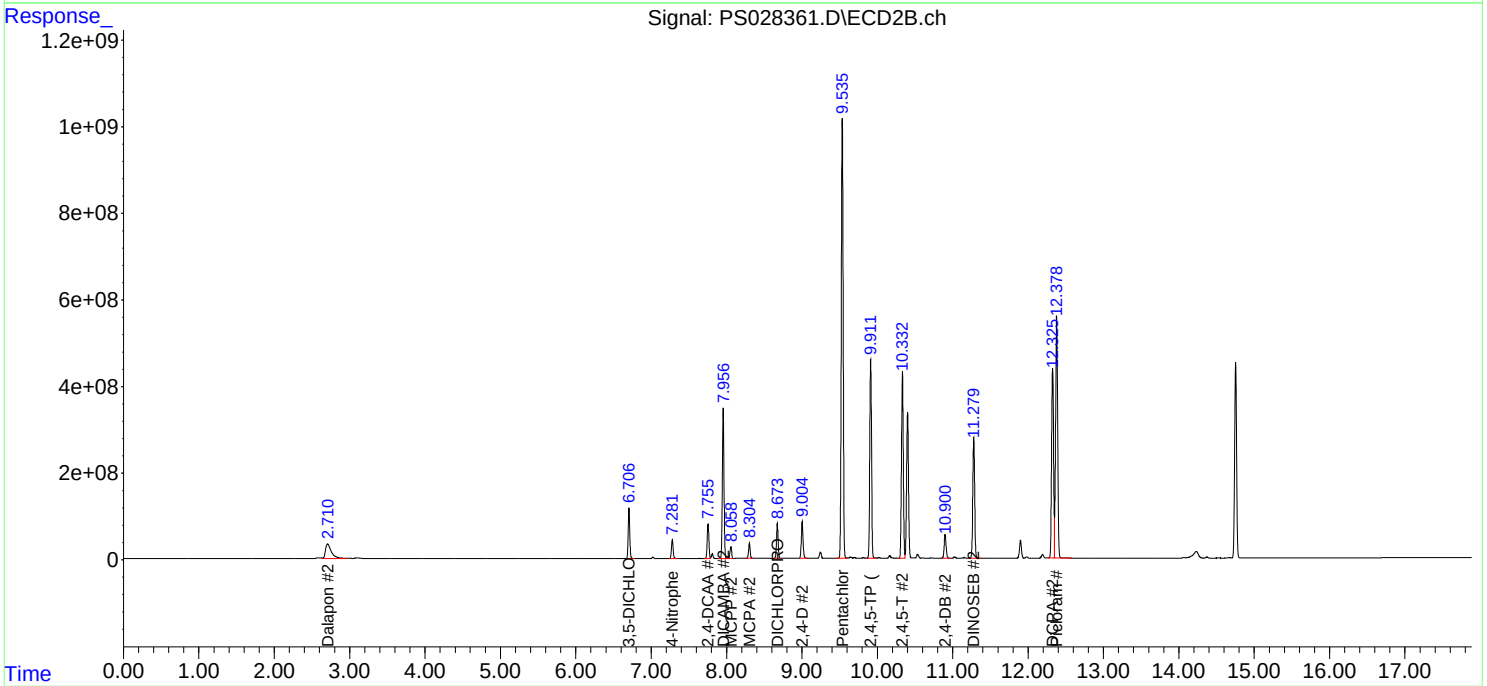

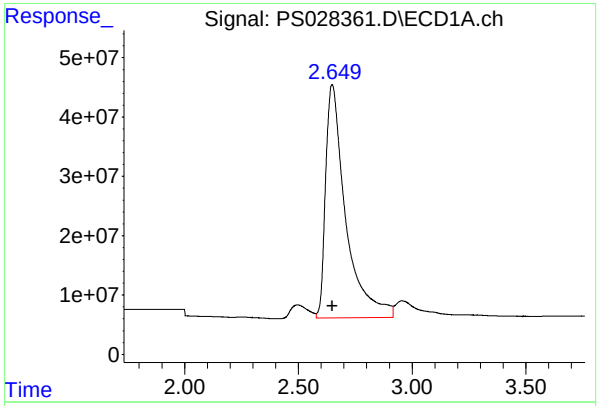

#1 Dalapon

R.T.: 2.648 min
Delta R.T.: -0.002 min
Response: 2420530621
Conc: 678.38 ng/ml

Instrument :
ECD_S
ClientSampleId :
ICVPS110924

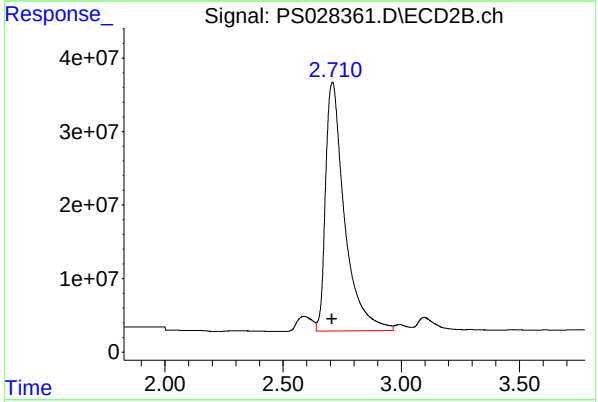

#1 Dalapon

R.T.: 2.710 min
Delta R.T.: 0.003 min
Response: 1889230146
Conc: 666.24 ng/ml

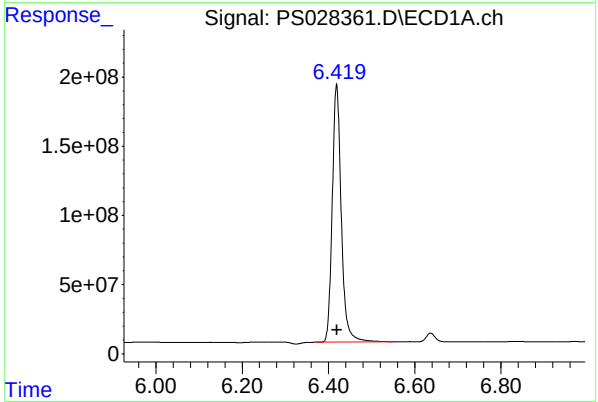

#2 3,5-DICHLOROBENZOIC ACID

R.T.: 6.419 min
Delta R.T.: 0.000 min
Response: 2702112985
Conc: 675.29 ng/ml

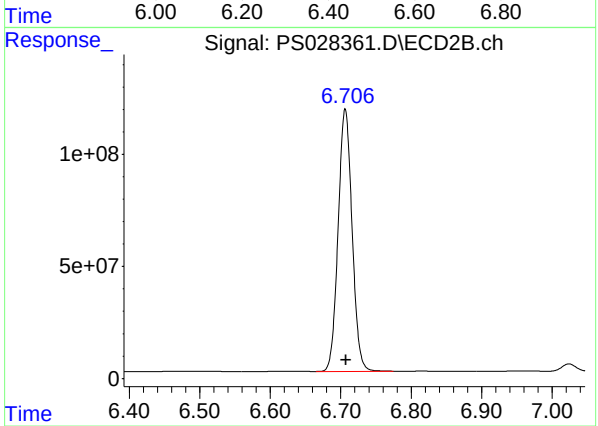

#2 3,5-DICHLOROBENZOIC ACID

R.T.: 6.707 min
Delta R.T.: 0.000 min
Response: 1609922638
Conc: 679.57 ng/ml

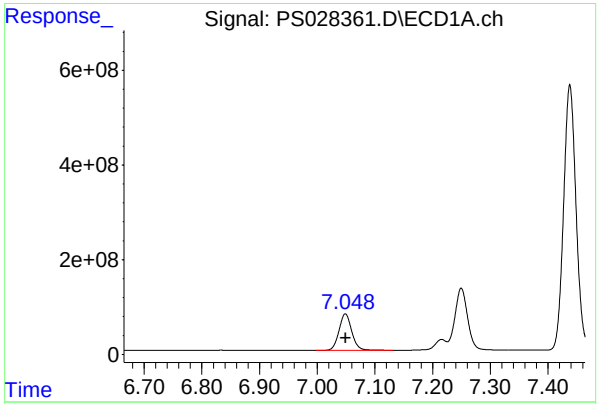

#3 4-Nitrophenol

R.T.: 7.049 min
Delta R.T.: 0.000 min
Response: 1174371914
Conc: 633.35 ng/ml

Instrument :
ECD_S
ClientSampleId :
ICVPS110924

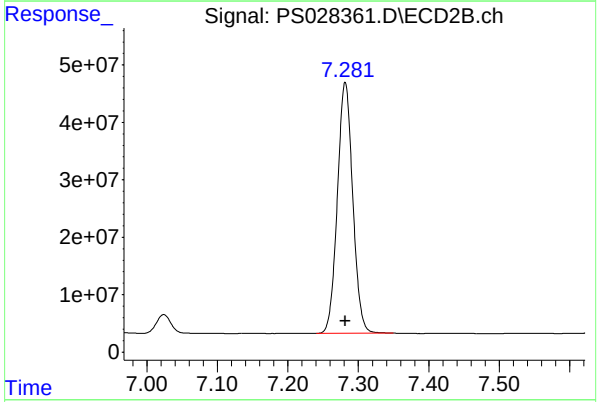

#3 4-Nitrophenol

R.T.: 7.281 min
Delta R.T.: 0.000 min
Response: 662730225
Conc: 625.80 ng/ml

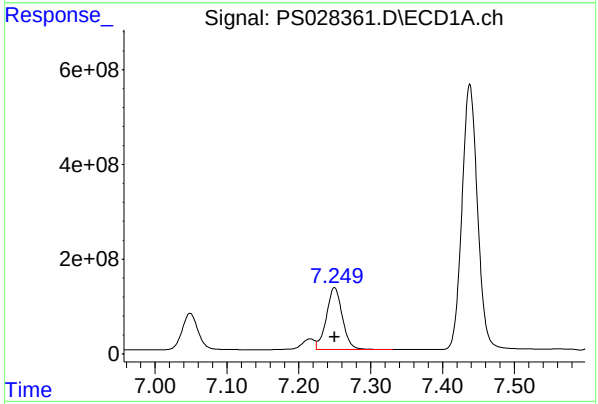

#4 2,4-DCAA

R.T.: 7.250 min
Delta R.T.: 0.000 min
Response: 2008039122
Conc: 727.35 ng/ml

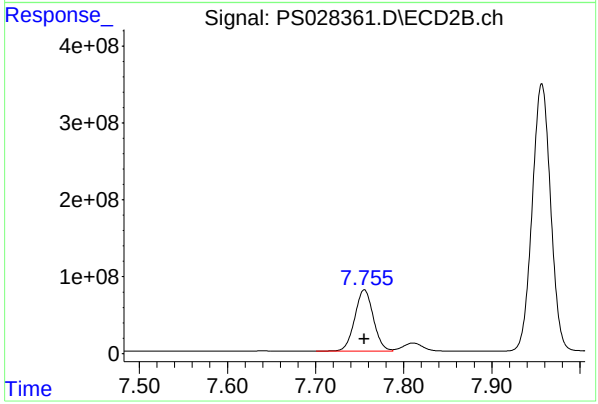

#4 2,4-DCAA

R.T.: 7.755 min
Delta R.T.: 0.000 min
Response: 1166394095
Conc: 732.01 ng/ml

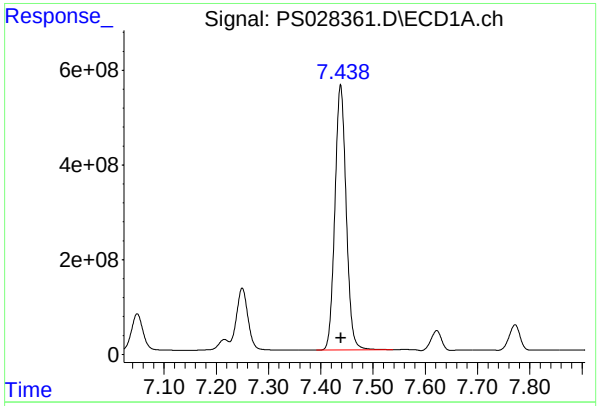

#5 DICAMBA

R.T.: 7.438 min
Delta R.T.: 0.000 min
Response: 8390867441
Conc: 696.87 ng/ml

Instrument :
ECD_S
ClientSampleId :
ICVPS110924

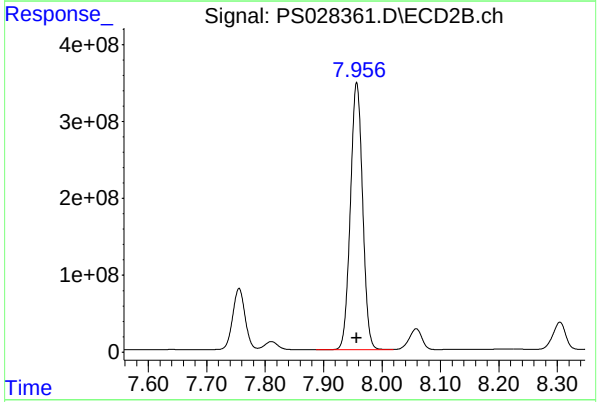

#5 DICAMBA

R.T.: 7.957 min
Delta R.T.: 0.000 min
Response: 5041063574
Conc: 703.12 ng/ml

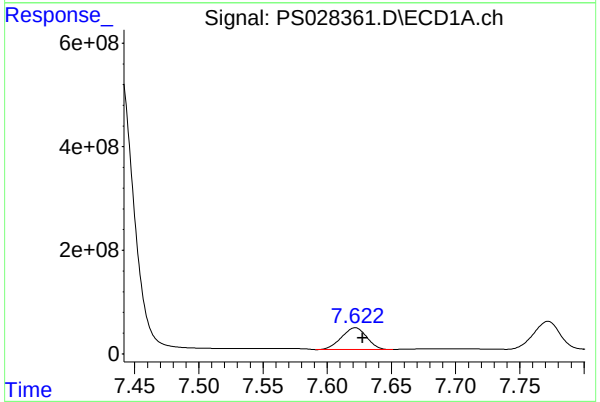

#6 MCPP

R.T.: 7.622 min
Delta R.T.: -0.006 min
Response: 578590579
Conc: 70.74 ug/ml

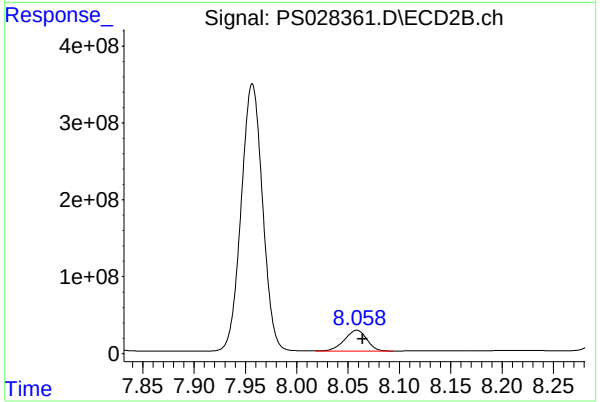

#6 MCPP

R.T.: 8.059 min
Delta R.T.: -0.006 min
Response: 406883010
Conc: 69.26 ug/ml

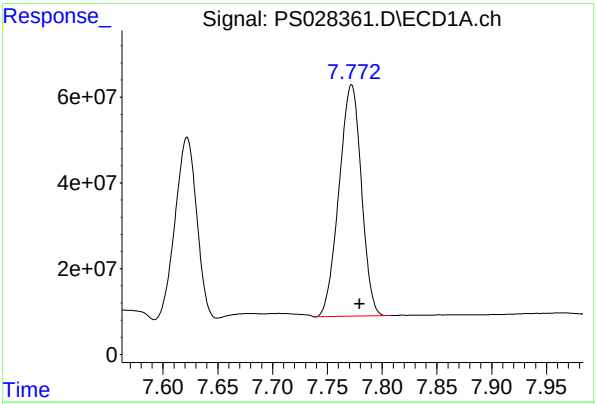

#7 MCPA

R.T.: 7.772 min
Delta R.T.: -0.008 min
Response: 766933119
Conc: 68.40 ug/ml

Instrument :
ECD_S
ClientSampleId :
ICVPS110924

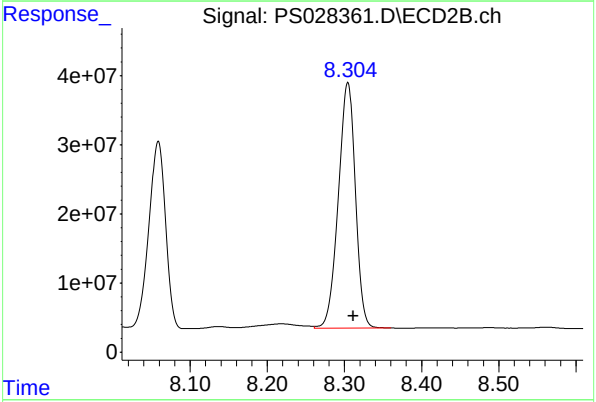

#7 MCPA

R.T.: 8.304 min
Delta R.T.: -0.007 min
Response: 541693818
Conc: 67.65 ug/ml

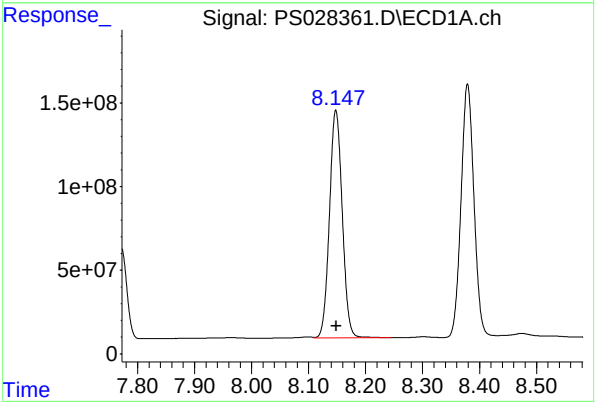

#8 DICHLORPROP

R.T.: 8.148 min
Delta R.T.: 0.000 min
Response: 2122652558
Conc: 684.81 ng/ml

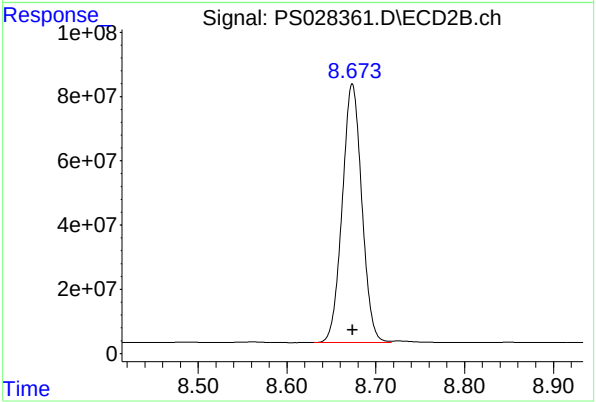

#8 DICHLORPROP

R.T.: 8.674 min
Delta R.T.: 0.000 min
Response: 1230087577
Conc: 690.57 ng/ml

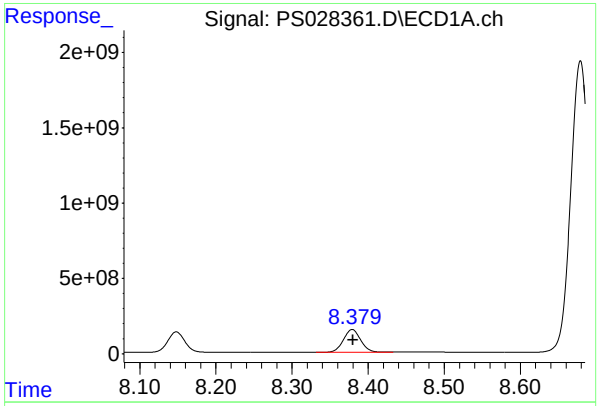

#9 2,4-D

R.T.: 8.379 min
Delta R.T.: 0.000 min
Response: 2394385500
Conc: 681.34 ng/ml

Instrument :
ECD_S
ClientSampleId :
ICVPS110924

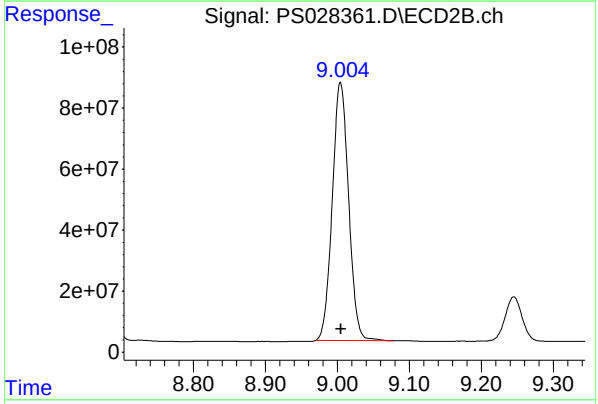

#9 2,4-D

R.T.: 9.004 min
Delta R.T.: 0.000 min
Response: 1336488419
Conc: 691.11 ng/ml

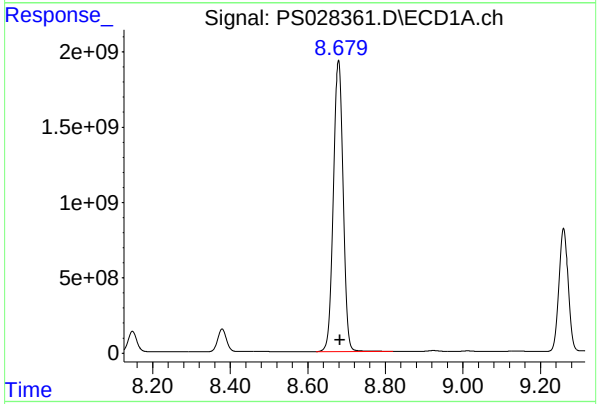

#10 Pentachlorophenol

R.T.: 8.679 min
Delta R.T.: -0.004 min
Response: 33172560444
Conc: 736.48 ng/ml

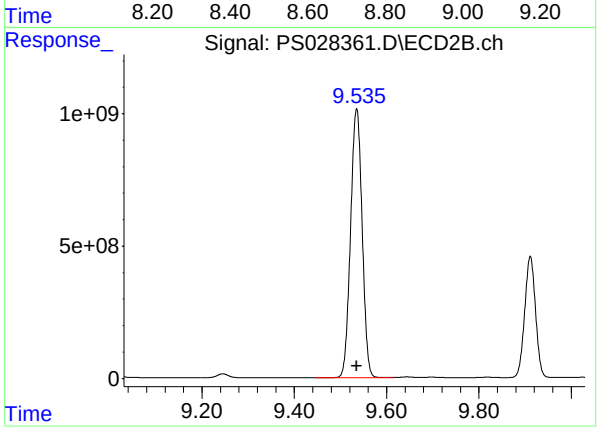

#10 Pentachlorophenol

R.T.: 9.535 min
Delta R.T.: 0.000 min
Response: 17646155235
Conc: 708.20 ng/ml

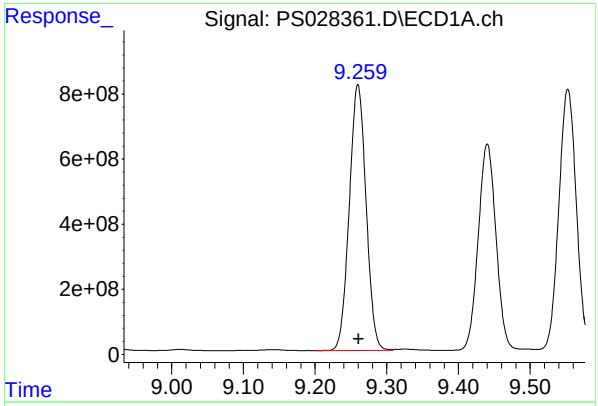

#11 2,4,5-TP (SILVEX)

R.T.: 9.260 min
Delta R.T.: 0.000 min
Response: 13282999670
Conc: 701.73 ng/ml

Instrument :
ECD_S
ClientSampleId :
ICVPS110924

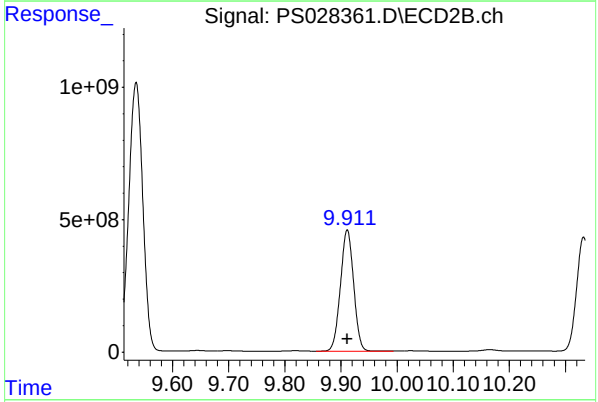

#11 2,4,5-TP (SILVEX)

R.T.: 9.911 min
Delta R.T.: 0.000 min
Response: 7469420888
Conc: 705.18 ng/ml

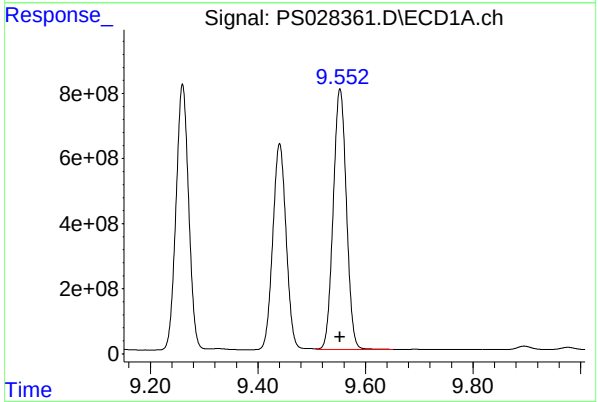

#12 2,4,5-T

R.T.: 9.553 min
Delta R.T.: 0.000 min
Response: 13622935092
Conc: 702.90 ng/ml

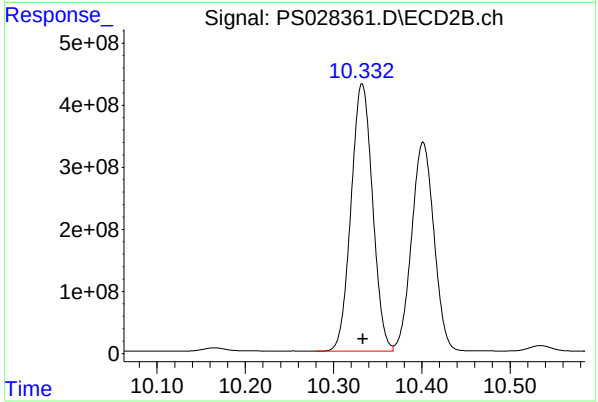

#12 2,4,5-T

R.T.: 10.332 min
Delta R.T.: -0.001 min
Response: 7304595422
Conc: 703.99 ng/ml

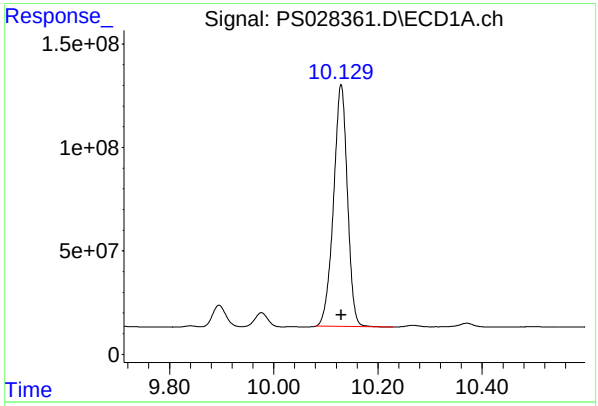

#13 2,4-DB

R.T.: 10.129 min
Delta R.T.: 0.000 min
Response: 2161484871
Conc: 699.31 ng/ml

Instrument :
ECD_S
ClientSampleId :
ICVPS110924

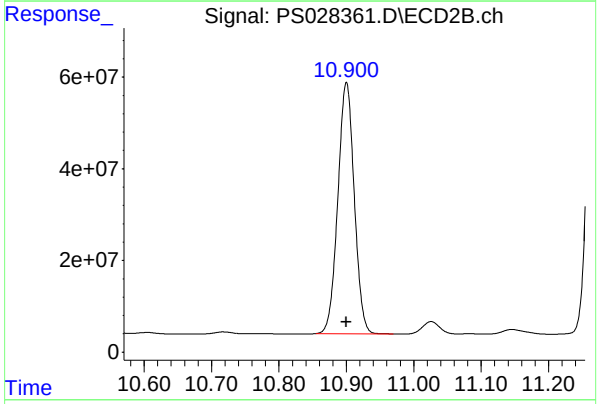

#13 2,4-DB

R.T.: 10.900 min
Delta R.T.: 0.000 min
Response: 928165950
Conc: 700.35 ng/ml

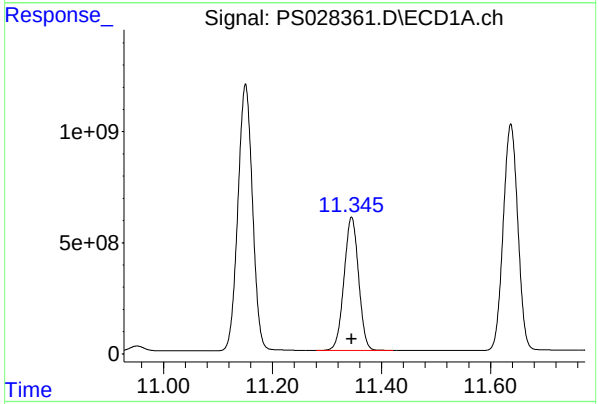

#14 DINOSEB

R.T.: 11.345 min
Delta R.T.: 0.000 min
Response: 11126846564
Conc: 686.28 ng/ml

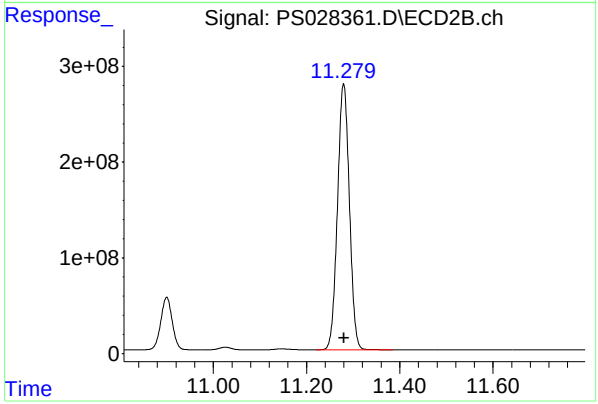

#14 DINOSEB

R.T.: 11.280 min
Delta R.T.: 0.000 min
Response: 4918734702
Conc: 685.31 ng/ml

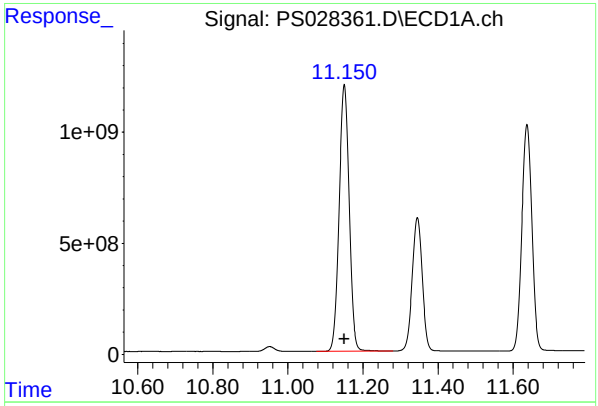

#15 Picloram

R.T.: 11.150 min
Delta R.T.: 0.000 min
Response: 22320924974
Conc: 710.72 ng/ml

Instrument :
ECD_S
ClientSampleId :
ICVPS110924

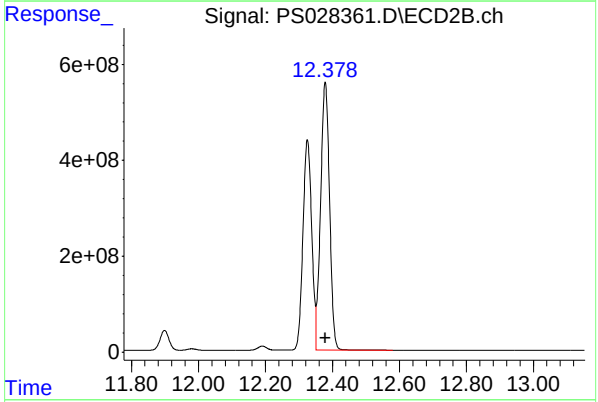

#15 Picloram

R.T.: 12.378 min
Delta R.T.: 0.000 min
Response: 10335029141
Conc: 718.08 ng/ml

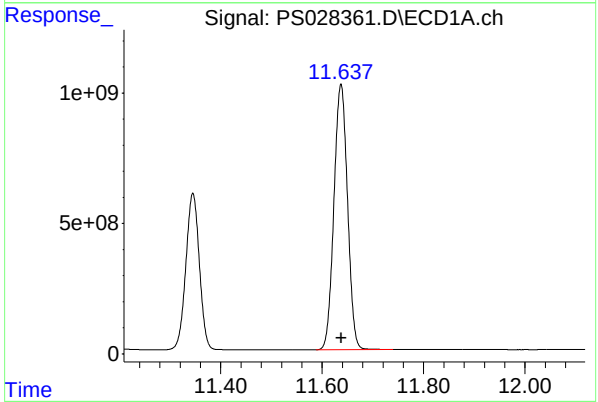

#16 DCPA

R.T.: 11.637 min
Delta R.T.: 0.000 min
Response: 18930277579
Conc: 708.30 ng/ml

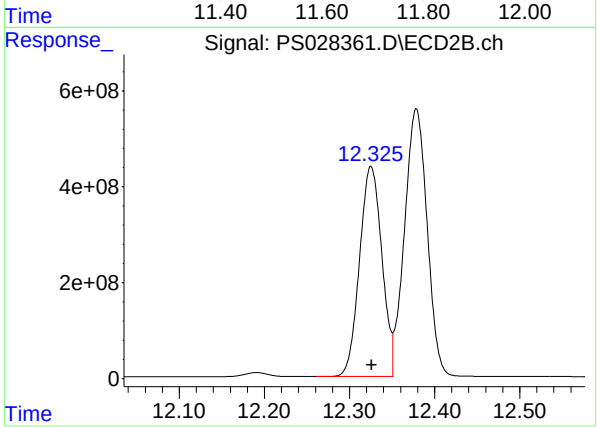

#16 DCPA

R.T.: 12.325 min
Delta R.T.: 0.000 min
Response: 7984398609
Conc: 712.25 ng/ml

Raw Data: **PS028225.D**

284 Sheffield Street, Mountainside, New Jersey 07092, Phone : 908 789 8900,
Fax : 908 789 8922

CALIBRATION VERIFICATION SUMMARY

Contract: TETR16

Lab Code: CHEM **Case No.:** P4602 **SAS No.:** P4602 **SDG NO.:** P4602

Continuing Calib Date: 11/05/2024 **Initial Calibration Date(s):** 11/05/2024 11/05/2024

Continuing Calib Time: 20:36 **Initial Calibration Time(s):** 17:47 19:23

GC Column: RTX-CLP **ID:** 0.32 **(mm)**

COMPOUND	CCAL RT	AVG RT	RT WINDOW FROM	RT WINDOW TO	DIFF RT
DICAMBA	7.46	7.46	7.36	7.56	0.01
2,4-DCAA	7.27	7.27	7.17	7.37	0.01
DICHLORPROP	8.17	8.17	8.07	8.27	0.00
2,4-D	8.40	8.40	8.30	8.50	0.00
2,4,5-TP(Silvex)	9.28	9.28	9.18	9.38	0.00
2,4,5-T	9.57	9.57	9.47	9.67	0.00
2,4-DB	10.15	10.15	10.05	10.25	0.00
Dinoseb	11.37	11.37	11.27	11.47	0.00

Raw Data: **PS028225.D**

284 Sheffield Street, Mountainside, New Jersey 07092, Phone : 908 789 8900,
Fax : 908 789 8922

CALIBRATION VERIFICATION SUMMARY

Contract: TETR16

Lab Code: CHEM **Case No.:** P4602 **SAS No.:** P4602 **SDG NO.:** P4602

Continuing Calib Date: 11/05/2024 **Initial Calibration Date(s):** 11/05/2024 11/05/2024

Continuing Calib Time: 20:36 **Initial Calibration Time(s):** 17:47 19:23

GC Column: RTX-CLP2 **ID:** 0.32 **(mm)**

COMPOUND	CCAL RT	AVG RT	RT WINDOW FROM	RT WINDOW TO	DIFF RT
DICAMBA	7.97	7.97	7.87	8.07	0.00
2,4-DCAA	7.77	7.77	7.67	7.87	0.00
DICHLORPROP	8.69	8.69	8.59	8.79	0.00
2,4-D	9.02	9.02	8.92	9.12	0.00
2,4,5-TP(Silvex)	9.93	9.93	9.83	10.03	0.00
2,4,5-T	10.35	10.35	10.25	10.45	0.00
2,4-DB	10.92	10.92	10.82	11.02	0.00
Dinoseb	11.30	11.30	11.20	11.40	0.00

Raw Data: **PS028225.D**

284 Sheffield Street, Mountainside, New Jersey 07092, Phone : 908 789 8900, Fax : 908 789 8922

CALIBRATION VERIFICATION SUMMARY

Contract: TETR16

Lab Code: CHEM **Case No.:** P4602 **SAS No.:** P4602 **SDG NO.:** P4602

GC Column: RTX-CLP **ID:** 0.32 **(mm)** **Initi. Calib. Date(s):** 11/05/2024 11/05/2024

Client Sample No.: CCAL01 **Date Analyzed:** 11/05/2024

Lab Sample No.: HSTDCCC750 **Data File :** PS028225.D **Time Analyzed:** 20:36

COMPOUND	RT	RT WINDOW FROM	RT WINDOW TO	CALC AMOUNT(ng)	NOM AMOUNT(ng)	%D
2,4,5-T	9.572	9.473	9.673	760.150	712.500	6.7
2,4,5-TP(Silvex)	9.280	9.181	9.381	761.980	712.500	6.9
2,4-D	8.397	8.298	8.498	729.750	705.000	3.5
2,4-DB	10.150	10.051	10.251	744.440	712.500	4.5
2,4-DCAA	7.265	7.166	7.366	757.410	750.000	1.0
DICAMBA	7.455	7.355	7.555	722.390	705.000	2.5
DICHLORPROP	8.166	8.066	8.266	724.670	705.000	2.8
Dinoseb	11.367	11.268	11.468	760.440	705.000	7.9

Raw Data: **PS028225.D**

284 Sheffield Street, Mountainside, New Jersey 07092, Phone : 908 789 8900, Fax : 908 789 8922

CALIBRATION VERIFICATION SUMMARY

Contract: TETR16

Lab Code: CHEM **Case No.:** P4602 **SAS No.:** P4602 **SDG NO.:** P4602

GC Column: RTX-CLP2 **ID:** 0.32 **(mm)** **Initi. Calib. Date(s):** 11/05/2024 11/05/2024

Client Sample No.: CCAL01 **Date Analyzed:** 11/05/2024

Lab Sample No.: HSTDCCC750 **Data File :** PS028225.D **Time Analyzed:** 20:36

COMPOUND	RT	RT WINDOW FROM	RT WINDOW TO	CALC AMOUNT(ng)	NOM AMOUNT(ng)	%D
2,4,5-T	10.348	10.248	10.448	781.700	712.500	9.7
2,4,5-TP(Silvex)	9.926	9.826	10.026	788.840	712.500	10.7
2,4-D	9.019	8.919	9.119	776.830	705.000	10.2
2,4-DB	10.916	10.815	11.015	759.470	712.500	6.6
2,4-DCAA	7.768	7.667	7.867	823.610	750.000	9.8
DICAMBA	7.970	7.869	8.069	792.350	705.000	12.4
DICHLORPROP	8.687	8.587	8.787	781.350	705.000	10.8
Dinoseb	11.296	11.196	11.396	772.370	705.000	9.6

Data Path : Z:\pestpcbsrv\HPCHEM1\ECD_S\Data\PS110524\
Data File : PS028225.D
Signal(s) : Signal #1: ECD1A.ch Signal #2: ECD2B.ch
Acq On : 05 Nov 2024 20:36
Operator : AR\AJ
Sample : HSTDCCC750
Misc :
ALS Vial : 5 Sample Multiplier: 1

Instrument :
ECD_S
ClientSampleId :
HSTDCCC750

Integration File signal 1: autoint1.e
Integration File signal 2: autoint2.e
Quant Time: Nov 06 10:45:06 2024
Quant Method : Z:\pestpcbsrv\HPCHEM1\ECD_S\Method\PS110524.M
Quant Title : 8080.M
QLast Update : Wed Nov 06 10:44:06 2024
Response via : Initial Calibration
Integrator: ChemStation

Volume Inj. : 1 µl
Signal #1 Phase : ZB-MR1 Signal #2 Phase: ZB-MR2
Signal #1 Info : 30M x 0.32mm x0.5 Signal #2 Info : 30M x 0.32mm x 0.25µm

	Compound	RT#1	RT#2	Resp#1	Resp#2	ng/ml	ng/ml
	System Monitoring Compounds						
4) S	2,4-DCAA	7.265	7.768	1365.6E6	1288.0E6	757.415	823.613
	Target Compounds						
1) T	Dalapon	2.657	2.711	2158.6E6	1980.8E6	677.583	715.711
2) T	3,5-DICHL...	6.433	6.718	1962.9E6	1795.0E6	700.378	766.103
3) T	4-Nitroph...	7.065	7.294	826.1E6	792.4E6	696.978	748.528
5) T	DICAMBA	7.455	7.970	5705.8E6	5715.1E6	722.386	792.353
6) T	MCPP	7.639	8.071	401.0E6	425.0E6	72.816	82.131
7) T	MCPA	7.789	8.318	571.3E6	572.2E6	70.429	79.779
8) T	DICHLORPROP	8.166	8.687	1309.2E6	1360.1E6	724.666	781.355
9) T	2,4-D	8.397	9.019	1479.5E6	1514.8E6	729.748	776.833
10) T	Pentachlo...	8.698	9.550	20241.8E6	20463.2E6	756.815	790.994
11) T	2,4,5-TP ...	9.280	9.926	7626.9E6	8481.9E6	761.980	788.844
12) T	2,4,5-T	9.572	10.348	7766.4E6	8362.7E6	760.147	781.698
13) T	2,4-DB	10.150	10.916	1227.6E6	1052.7E6	744.438	759.468
14) T	DINOSEB	11.367	11.296	5713.6E6	5793.8E6	760.437	772.368
15) T	Picloram	11.172	12.397	13116.7E6	12402.2E6	751.698	755.419
16) T	DCPA	11.660	12.343	9762.2E6	9363.8E6	784.125	742.936

(f)=RT Delta > 1/2 Window (#)=Amounts differ by > 25% (m)=manual int.

Data Path : Z:\pestpcbsrv\HPCHEM1\ECD_S\Data\PS110524\
Data File : PS028225.D
Signal(s) : Signal #1: ECD1A.ch Signal #2: ECD2B.ch
Acq On : 05 Nov 2024 20:36
Operator : AR\AJ
Sample : HSTDCCC750
Misc :
ALS Vial : 5 Sample Multiplier: 1

Instrument :
ECD_S
ClientSampleId :
HSTDCCC750

Integration File signal 1: autoint1.e
Integration File signal 2: autoint2.e
Quant Time: Nov 06 10:45:06 2024
Quant Method : Z:\pestpcbsrv\HPCHEM1\ECD_S\Method\PS110524.M
Quant Title : 8080.M
QLast Update : Wed Nov 06 10:44:06 2024
Response via : Initial Calibration
Integrator: ChemStation

Volume Inj. : 1 µl
Signal #1 Phase : ZB-MR1 Signal #2 Phase: ZB-MR2
Signal #1 Info : 30M x 0.32mm x0.5 Signal #2 Info : 30M x 0.32mm x 0.25µm

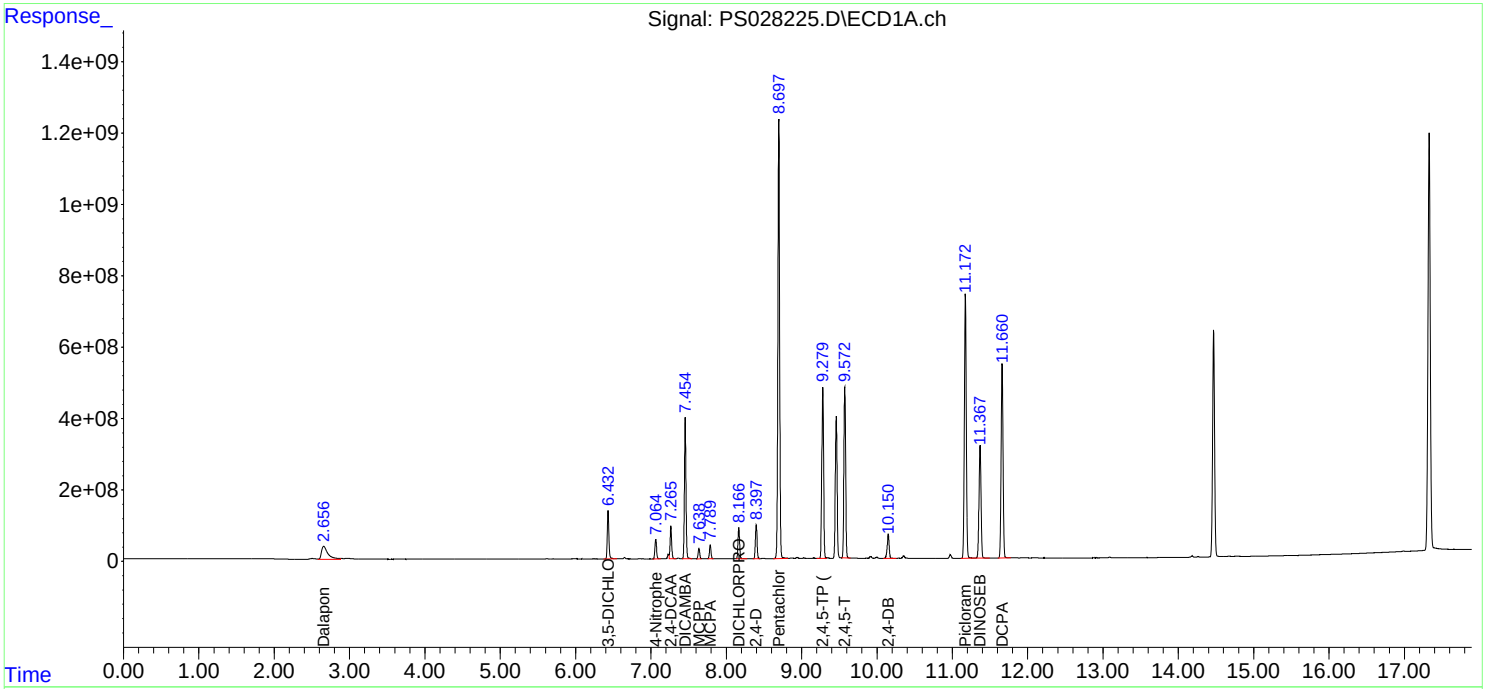

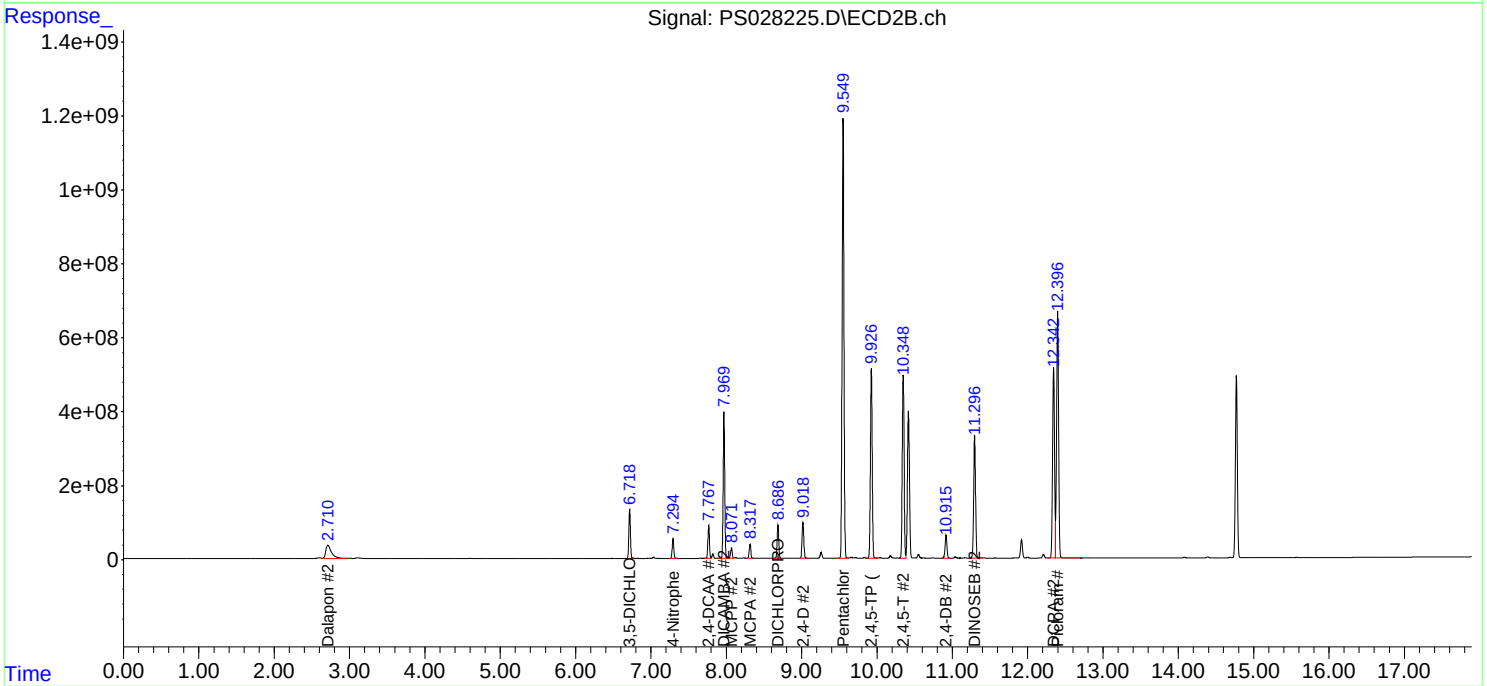

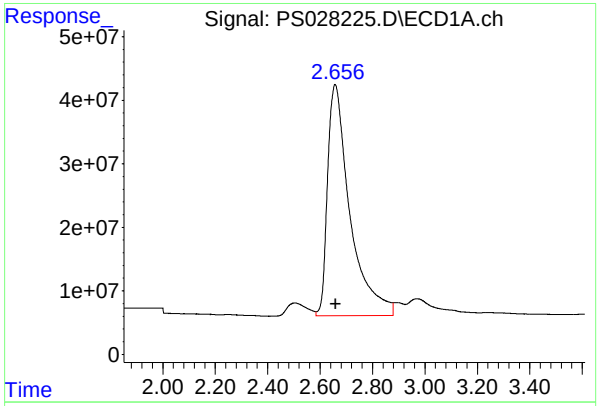

#1 Dalapon

R.T.: 2.657 min
Delta R.T.: -0.002 min
Response: 2158584390
Conc: 677.58 ng/ml

Instrument :
ECD_S
ClientSampleId :
HSTDCCC750

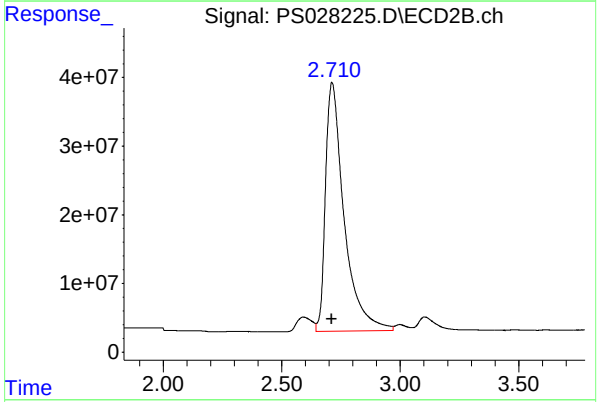

#1 Dalapon

R.T.: 2.711 min
Delta R.T.: 0.000 min
Response: 1980804459
Conc: 715.71 ng/ml

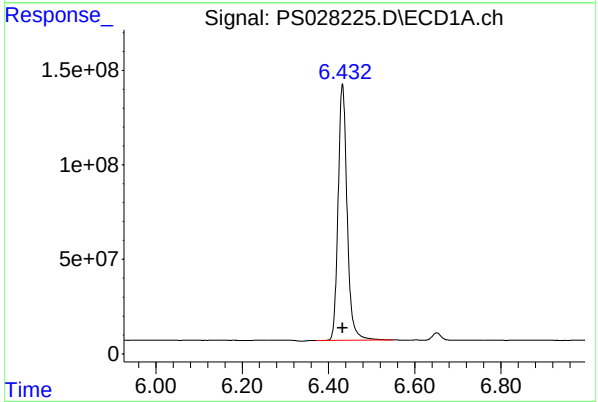

#2 3,5-DICHLOROBENZOIC ACID

R.T.: 6.433 min
Delta R.T.: 0.000 min
Response: 1962898561
Conc: 700.38 ng/ml

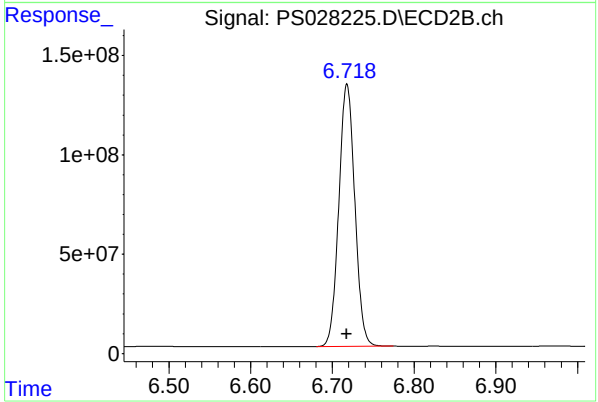

#2 3,5-DICHLOROBENZOIC ACID

R.T.: 6.718 min
Delta R.T.: 0.000 min
Response: 1794964882
Conc: 766.10 ng/ml

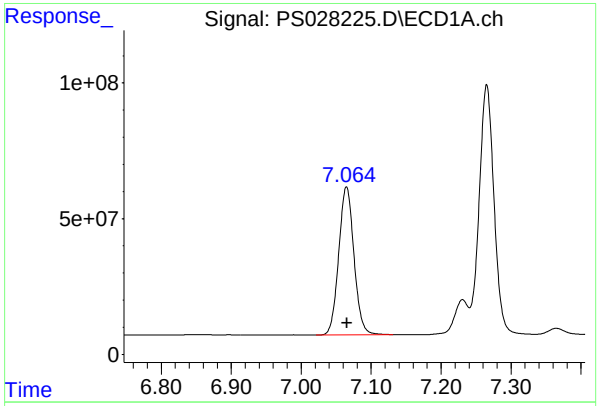

#3 4-Nitrophenol

R.T.: 7.065 min
Delta R.T.: 0.000 min
Response: 826070881
Conc: 696.98 ng/ml

Instrument :
ECD_S
ClientSampleId :
HSTDCCC750

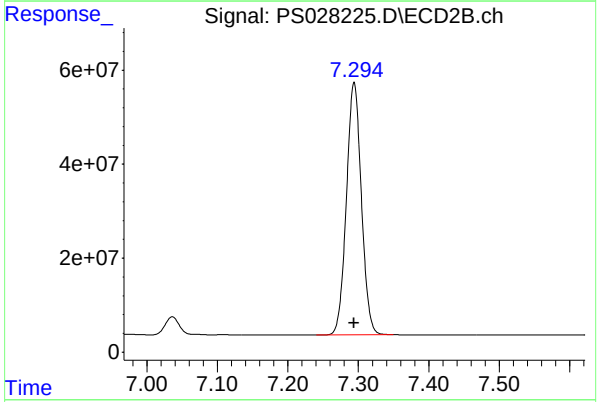

#3 4-Nitrophenol

R.T.: 7.294 min
Delta R.T.: 0.000 min
Response: 792381294
Conc: 748.53 ng/ml

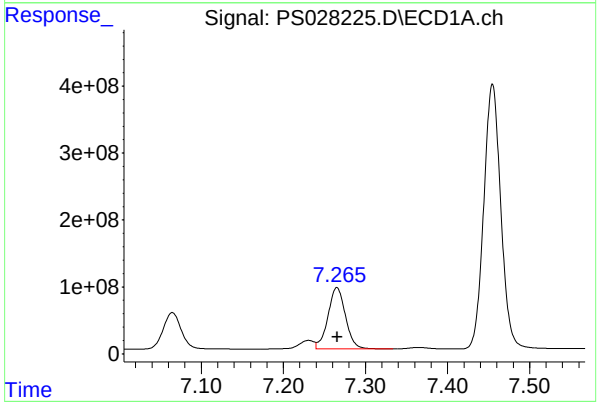

#4 2,4-DCAA

R.T.: 7.265 min
Delta R.T.: 0.000 min
Response: 1365642717
Conc: 757.41 ng/ml

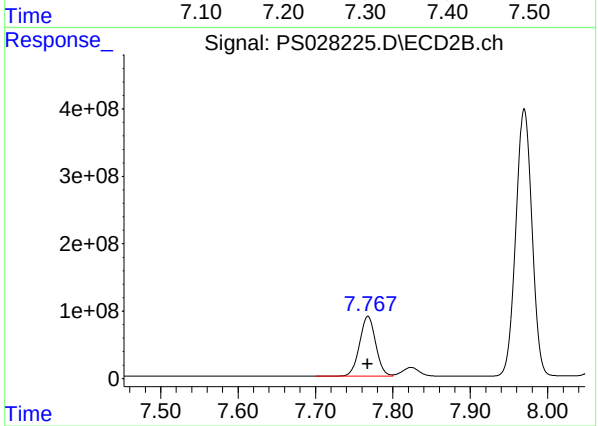

#4 2,4-DCAA

R.T.: 7.768 min
Delta R.T.: 0.000 min
Response: 1288038683
Conc: 823.61 ng/ml

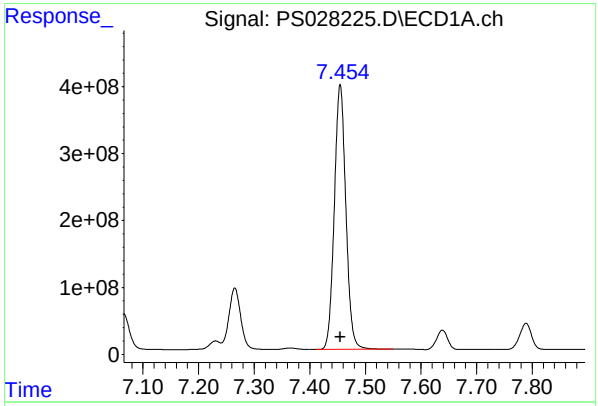

#5 DICAMBA

R.T.: 7.455 min
Delta R.T.: 0.000 min
Response: 5705818716
Conc: 722.39 ng/ml

Instrument :
ECD_S
ClientSampleId :
HSTDCCC750

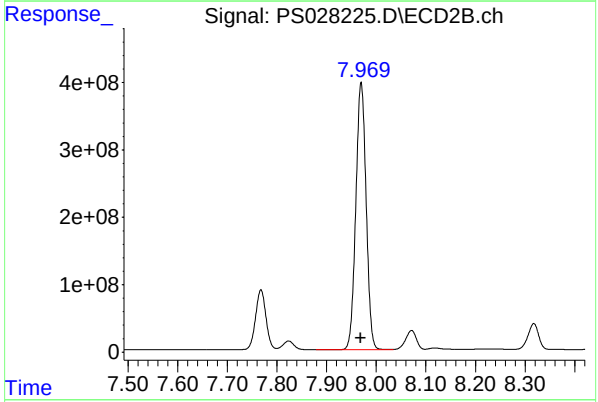

#5 DICAMBA

R.T.: 7.970 min
Delta R.T.: 0.001 min
Response: 5715094134
Conc: 792.35 ng/ml

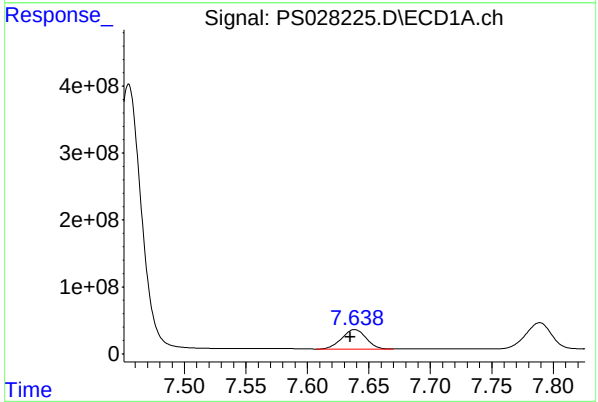

#6 MCPP

R.T.: 7.639 min
Delta R.T.: 0.004 min
Response: 400997772
Conc: 72.82 ug/ml

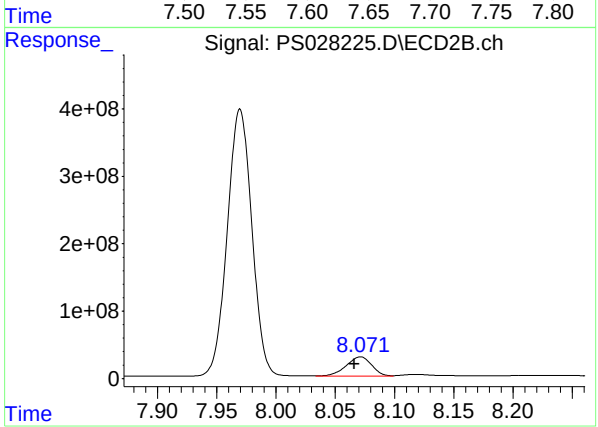

#6 MCPP

R.T.: 8.071 min
Delta R.T.: 0.005 min
Response: 425002065
Conc: 82.13 ug/ml

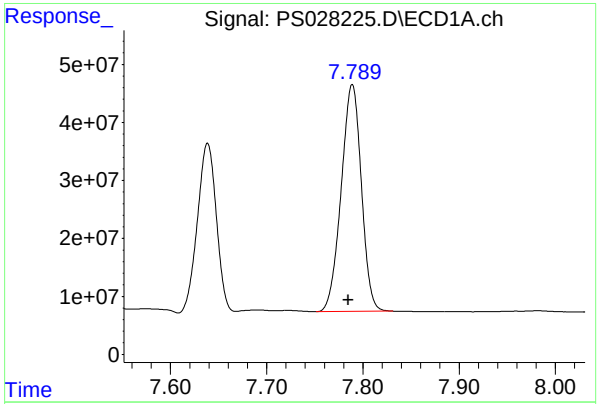

#7 MCPA

R.T.: 7.789 min
Delta R.T.: 0.004 min
Response: 571256152
Conc: 70.43 ug/ml

Instrument :
ECD_S
ClientSampleId :
HSTDCCC750

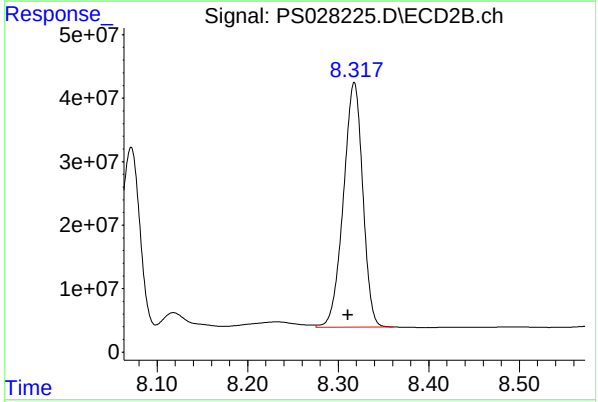

#7 MCPA

R.T.: 8.318 min
Delta R.T.: 0.007 min
Response: 572239173
Conc: 79.78 ug/ml

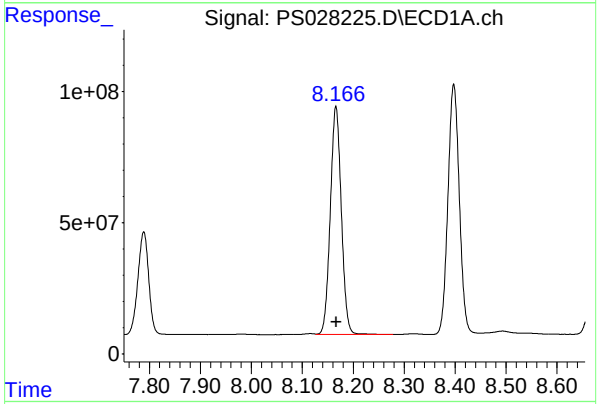

#8 DICHLORPROP

R.T.: 8.166 min
Delta R.T.: 0.000 min
Response: 1309163776
Conc: 724.67 ng/ml

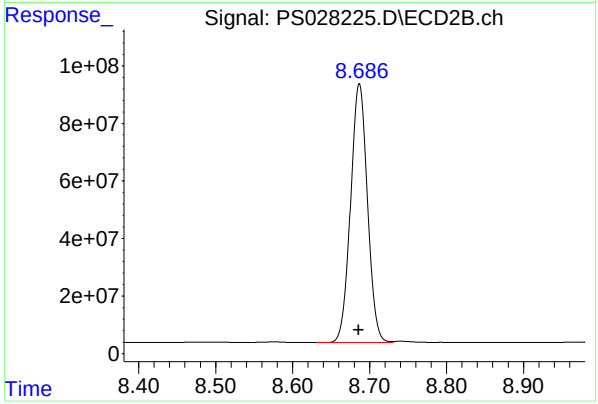

#8 DICHLORPROP

R.T.: 8.687 min
Delta R.T.: 0.000 min
Response: 1360066966
Conc: 781.35 ng/ml

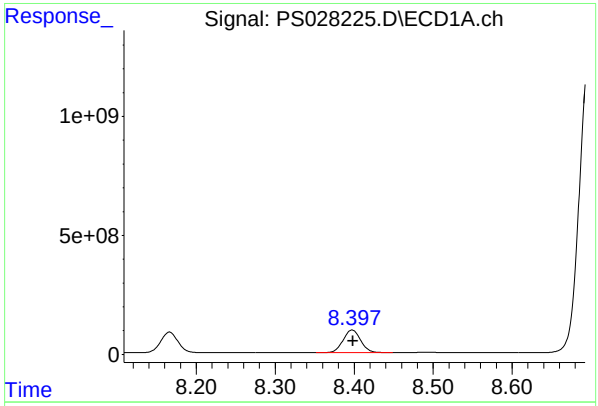

#9 2,4-D

R.T.: 8.397 min
Delta R.T.: -0.001 min
Response: 1479506585
Conc: 729.75 ng/ml

Instrument :
ECD_S
ClientSampleId :
HSTDCCC750

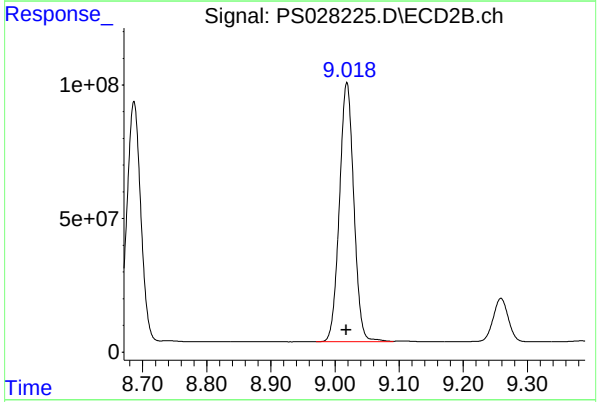

#9 2,4-D

R.T.: 9.019 min
Delta R.T.: 0.000 min
Response: 1514782709
Conc: 776.83 ng/ml

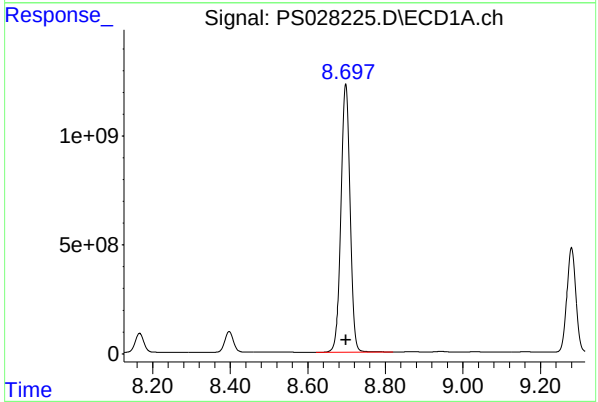

#10 Pentachlorophenol

R.T.: 8.698 min
Delta R.T.: 0.000 min
Response: 20241769960
Conc: 756.82 ng/ml

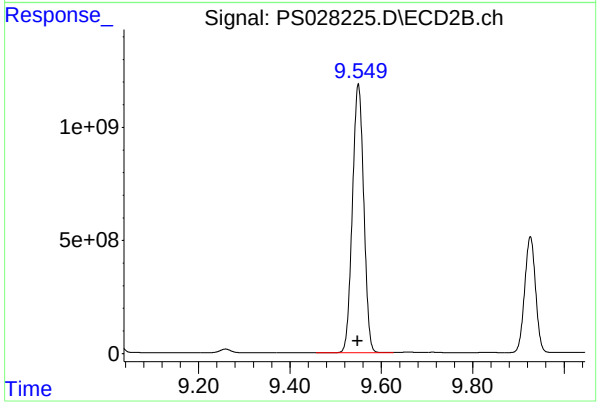

#10 Pentachlorophenol

R.T.: 9.550 min
Delta R.T.: 0.001 min
Response: 20463152713
Conc: 790.99 ng/ml

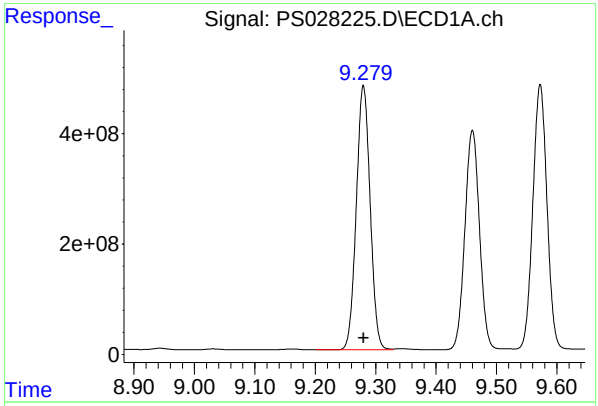

#11 2,4,5-TP (SILVEX)

R.T.: 9.280 min
Delta R.T.: 0.000 min
Response: 7626850135
Conc: 761.98 ng/ml

Instrument :
ECD_S
ClientSampleId :
HSTDCCC750

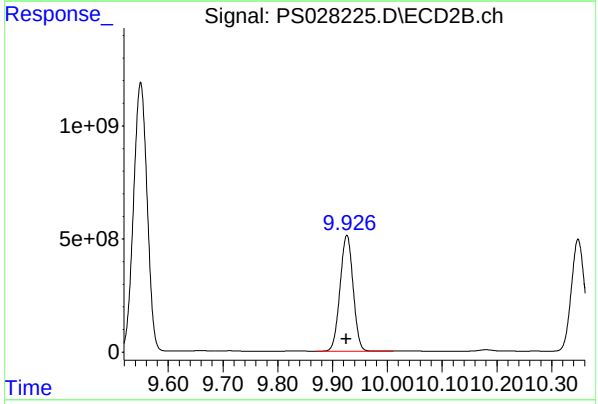

#11 2,4,5-TP (SILVEX)

R.T.: 9.926 min
Delta R.T.: 0.000 min
Response: 8481886024
Conc: 788.84 ng/ml

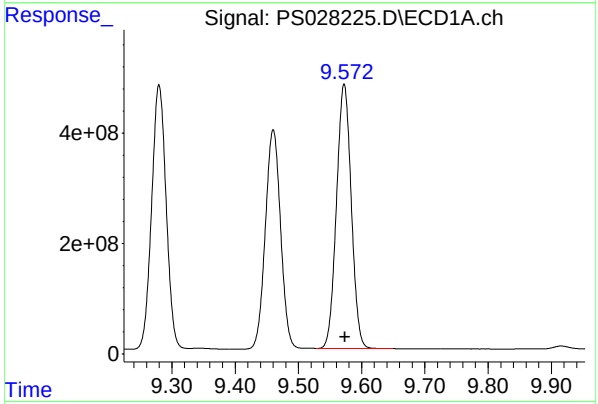

#12 2,4,5-T

R.T.: 9.572 min
Delta R.T.: -0.001 min
Response: 7766426828
Conc: 760.15 ng/ml

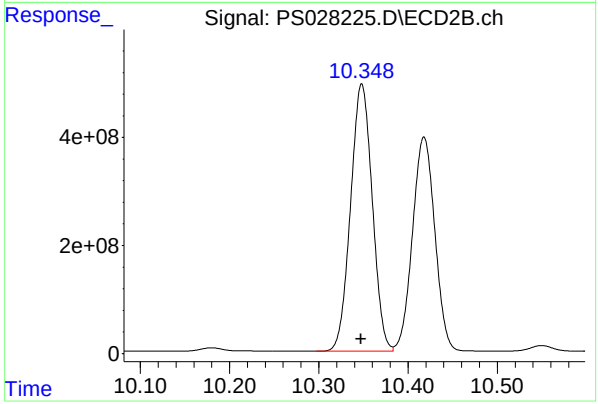

#12 2,4,5-T

R.T.: 10.348 min
Delta R.T.: 0.001 min
Response: 8362696431
Conc: 781.70 ng/ml

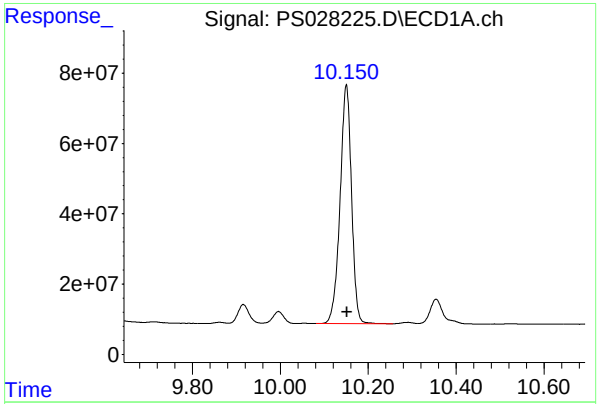

#13 2,4-DB

R.T.: 10.150 min
Delta R.T.: -0.002 min
Response: 1227637365
Conc: 744.44 ng/ml

Instrument :
ECD_S
ClientSampleId :
HSTDCCC750

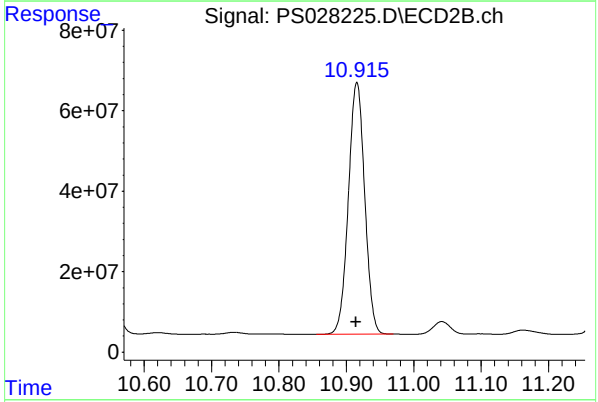

#13 2,4-DB

R.T.: 10.916 min
Delta R.T.: 0.001 min
Response: 1052692015
Conc: 759.47 ng/ml

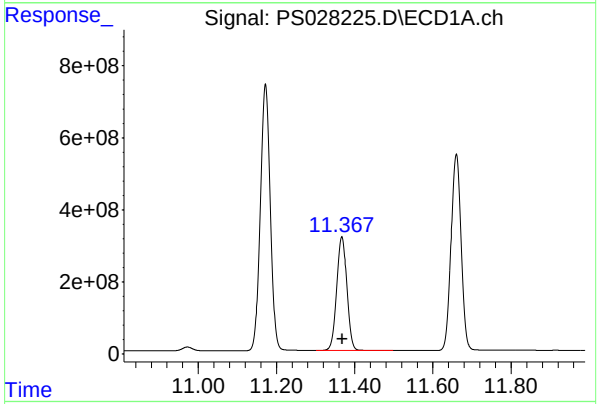

#14 DINOSEB

R.T.: 11.367 min
Delta R.T.: -0.001 min
Response: 5713582999
Conc: 760.44 ng/ml

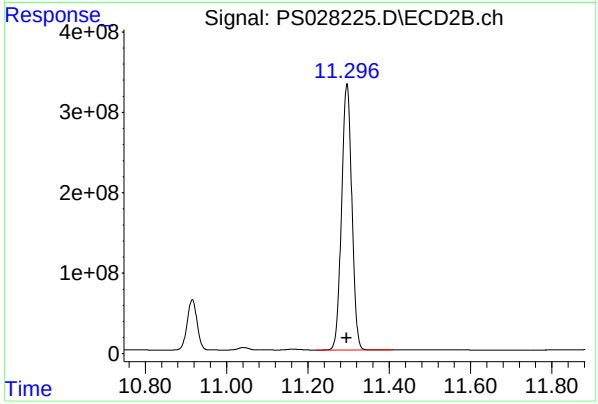

#14 DINOSEB

R.T.: 11.296 min
Delta R.T.: 0.000 min
Response: 5793750279
Conc: 772.37 ng/ml

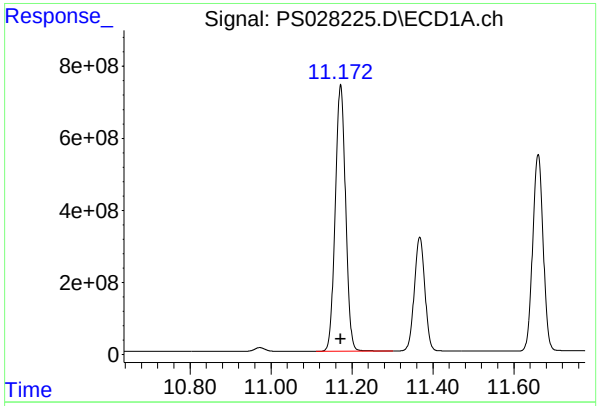

#15 Picloram

R.T.: 11.172 min
Delta R.T.: 0.000 min
Response: 13116710189
Conc: 751.70 ng/ml

Instrument :
ECD_S
ClientSampleId :
HSTDCCC750

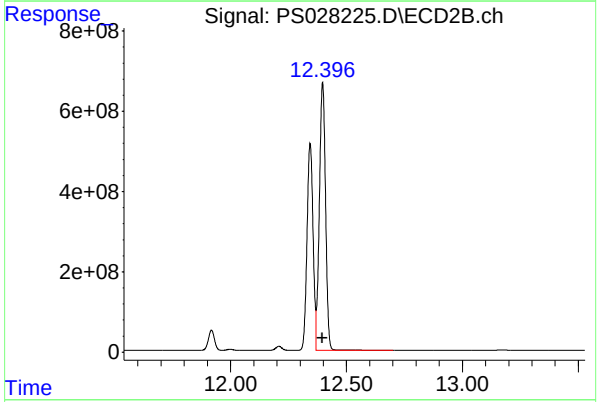

#15 Picloram

R.T.: 12.397 min
Delta R.T.: 0.001 min
Response: 12402241454
Conc: 755.42 ng/ml

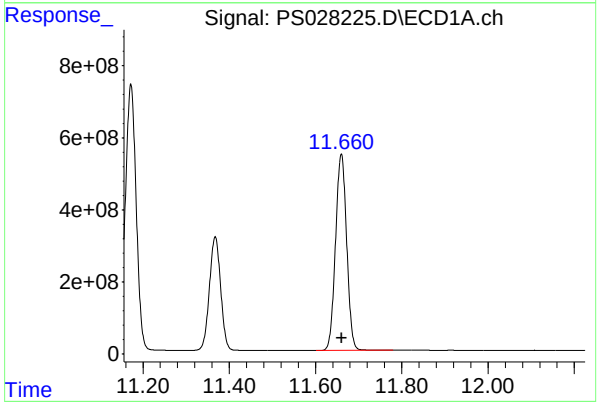

#16 DCPA

R.T.: 11.660 min
Delta R.T.: 0.000 min
Response: 9762235099
Conc: 784.13 ng/ml

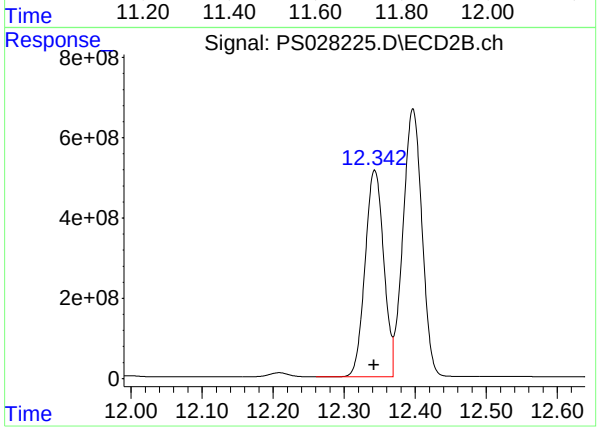

#16 DCPA

R.T.: 12.343 min
Delta R.T.: 0.000 min
Response: 9363819572
Conc: 742.94 ng/ml

Raw Data: **PS028237.D**

284 Sheffield Street, Mountainside, New Jersey 07092, Phone : 908 789 8900,
Fax : 908 789 8922

CALIBRATION VERIFICATION SUMMARY

Contract: TETR16

Lab Code: CHEM **Case No.:** P4602 **SAS No.:** P4602 **SDG NO.:** P4602

Continuing Calib Date: 11/06/2024 **Initial Calibration Date(s):** 11/05/2024 11/05/2024

Continuing Calib Time: 01:24 **Initial Calibration Time(s):** 17:47 19:23

GC Column: RTX-CLP **ID:** 0.32 **(mm)**

COMPOUND	CCAL RT	AVG RT	RT WINDOW FROM	RT WINDOW TO	DIFF RT
DICAMBA	7.45	7.46	7.36	7.56	0.01
2,4-DCAA	7.27	7.27	7.17	7.37	0.01
DICHLORPROP	8.17	8.17	8.07	8.27	0.00
2,4-D	8.40	8.40	8.30	8.50	0.00
2,4,5-TP(Silvex)	9.28	9.28	9.18	9.38	0.00
2,4,5-T	9.57	9.57	9.47	9.67	0.00
2,4-DB	10.15	10.15	10.05	10.25	0.00
Dinoseb	11.37	11.37	11.27	11.47	0.00

Raw Data: **PS028237.D**

284 Sheffield Street, Mountainside, New Jersey 07092, Phone : 908 789 8900,
Fax : 908 789 8922

CALIBRATION VERIFICATION SUMMARY

Contract: TETR16

Lab Code: CHEM **Case No.:** P4602 **SAS No.:** P4602 **SDG NO.:** P4602

Continuing Calib Date: 11/06/2024 **Initial Calibration Date(s):** 11/05/2024 11/05/2024

Continuing Calib Time: 01:24 **Initial Calibration Time(s):** 17:47 19:23

GC Column: RTX-CLP2 **ID:** 0.32 **(mm)**

COMPOUND	CCAL RT	AVG RT	RT WINDOW FROM	RT WINDOW TO	DIFF RT
DICAMBA	7.97	7.97	7.87	8.07	0.00
2,4-DCAA	7.77	7.77	7.67	7.87	0.00
DICHLORPROP	8.69	8.69	8.59	8.79	0.00
2,4-D	9.02	9.02	8.92	9.12	0.00
2,4,5-TP(Silvex)	9.93	9.93	9.83	10.03	0.00
2,4,5-T	10.35	10.35	10.25	10.45	0.00
2,4-DB	10.92	10.92	10.82	11.02	0.01
Dinoseb	11.30	11.30	11.20	11.40	0.00

Raw Data: **PS028237.D**

284 Sheffield Street, Mountainside, New Jersey 07092, Phone : 908 789 8900, Fax : 908 789 8922

CALIBRATION VERIFICATION SUMMARY

Contract: TETR16

Lab Code: CHEM **Case No.:** P4602 **SAS No.:** P4602 **SDG NO.:** P4602

GC Column: RTX-CLP **ID:** 0.32 **(mm)** **Initi. Calib. Date(s):** 11/05/2024 11/05/2024

Client Sample No.: CCAL02 **Date Analyzed:** 11/06/2024

Lab Sample No.: HSTDCCC750 **Data File :** PS028237.D **Time Analyzed:** 01:24

COMPOUND	RT	RT WINDOW FROM	RT WINDOW TO	CALC AMOUNT(ng)	NOM AMOUNT(ng)	%D
2,4,5-T	9.572	9.473	9.673	925.990	712.500	30.0
2,4,5-TP(Silvex)	9.279	9.181	9.381	929.580	712.500	30.5
2,4-D	8.397	8.298	8.498	862.880	705.000	22.4
2,4-DB	10.150	10.051	10.251	933.840	712.500	31.1
2,4-DCAA	7.265	7.166	7.366	976.190	750.000	30.2
DICAMBA	7.454	7.355	7.555	836.620	705.000	18.7
DICHLORPROP	8.166	8.066	8.266	857.570	705.000	21.6
Dinoseb	11.367	11.268	11.468	1004.200	705.000	42.4

Raw Data: **PS028237.D**

284 Sheffield Street, Mountainside, New Jersey 07092, Phone : 908 789 8900, Fax : 908 789 8922

CALIBRATION VERIFICATION SUMMARY

Contract: TETR16

Lab Code: CHEM **Case No.:** P4602 **SAS No.:** P4602 **SDG NO.:** P4602

GC Column: RTX-CLP2 **ID:** 0.32 **(mm)** **Initi. Calib. Date(s):** 11/05/2024 11/05/2024

Client Sample No.: CCAL02 **Date Analyzed:** 11/06/2024

Lab Sample No.: HSTDCCC750 **Data File :** PS028237.D **Time Analyzed:** 01:24

COMPOUND	RT	RT WINDOW FROM	RT WINDOW TO	CALC AMOUNT(ng)	NOM AMOUNT(ng)	%D
2,4,5-T	10.347	10.248	10.448	710.290	712.500	-0.3
2,4,5-TP(Silvex)	9.925	9.826	10.026	718.680	712.500	0.9
2,4-D	9.018	8.919	9.119	726.720	705.000	3.1
2,4-DB	10.915	10.815	11.015	689.350	712.500	-3.2
2,4-DCAA	7.767	7.667	7.867	788.490	750.000	5.1
DICAMBA	7.969	7.869	8.069	753.030	705.000	6.8
DICHLORPROP	8.686	8.587	8.787	733.990	705.000	4.1
Dinoseb	11.295	11.196	11.396	701.600	705.000	-0.5

Data Path : Z:\pestpcbsrv\HPCHEM1\ECD_S\Data\PS110524\
Data File : PS028237.D
Signal(s) : Signal #1: ECD1A.ch Signal #2: ECD2B.ch
Acq On : 06 Nov 2024 01:24
Operator : AR\AJ
Sample : HSTDCCC750
Misc :
ALS Vial : 5 Sample Multiplier: 1

Instrument :
ECD_S
ClientSampleId :
HSTDCCC750

Integration File signal 1: autoint1.e
Integration File signal 2: autoint2.e
Quant Time: Nov 06 10:45:41 2024
Quant Method : Z:\pestpcbsrv\HPCHEM1\ECD_S\Method\PS110524.M
Quant Title : 8080.M
QLast Update : Wed Nov 06 10:44:06 2024
Response via : Initial Calibration
Integrator: ChemStation

Volume Inj. : 1 µl
Signal #1 Phase : ZB-MR1 Signal #2 Phase: ZB-MR2
Signal #1 Info : 30M x 0.32mm x0.5 Signal #2 Info : 30M x 0.32mm x 0.25µm

		Compound	RT#1	RT#2	Resp#1	Resp#2	ng/ml	ng/ml
		System Monitoring Compounds						
4)	S	2,4-DCAA	7.265	7.767	1760.1E6	1233.1E6	976.190	788.492
		Target Compounds						
1)	T	Dalapon	2.656	2.711	2243.5E6	1984.0E6	704.231	716.877
2)	T	3,5-DICHL...	6.432	6.717	2197.8E6	1752.2E6	784.204	747.844
3)	T	4-Nitroph...	7.064	7.294	928.1E6	763.6E6	783.023	721.377
5)	T	DICAMBA	7.454	7.969	6608.1E6	5431.4E6	836.617	753.026
6)	T	MCPP	7.638	8.071	458.9E6	401.5E6	83.332	77.582
7)	T	MCPA	7.789	8.317	634.1E6	534.4E6	78.175	74.508
8)	T	DICHLORPROP	8.166	8.686	1549.3E6	1277.6E6	857.566	733.989
9)	T	2,4-D	8.397	9.018	1749.4E6	1417.1E6	862.884	726.722
10)	T	Pentachlo...	8.697	9.549	24027.8E6	18899.0E6	898.371	730.534
11)	T	2,4,5-TP ...	9.279	9.925	9304.4E6	7727.5E6	929.584	718.683
12)	T	2,4,5-T	9.572	10.347	9460.8E6	7598.7E6	925.988	710.287
13)	T	2,4-DB	10.150	10.915	1540.0E6	955.5E6	933.839	689.345 #
14)	T	DINOSEB	11.367	11.295	7545.1E6	5262.9E6	1004.201	701.605 #
15)	T	Picloram	11.172	12.396	16421.3E6	11313.2E6	941.081	689.087 #
16)	T	DCPA	11.659	12.343	12843.1E6	8431.2E6	1031.584	668.938 #

(f)=RT Delta > 1/2 Window (#)=Amounts differ by > 25% (m)=manual int.

Data Path : Z:\pestpcbsrv\HPCHEM1\ECD_S\Data\PS110524\
Data File : PS028237.D
Signal(s) : Signal #1: ECD1A.ch Signal #2: ECD2B.ch
Acq On : 06 Nov 2024 01:24
Operator : AR\AJ
Sample : HSTDCCC750
Misc :
ALS Vial : 5 Sample Multiplier: 1

Instrument :
ECD_S
ClientSampleId :
HSTDCCC750

Integration File signal 1: autoint1.e
Integration File signal 2: autoint2.e
Quant Time: Nov 06 10:45:41 2024
Quant Method : Z:\pestpcbsrv\HPCHEM1\ECD_S\Method\PS110524.M
Quant Title : 8080.M
QLast Update : Wed Nov 06 10:44:06 2024
Response via : Initial Calibration
Integrator: ChemStation

Volume Inj. : 1 µl
Signal #1 Phase : ZB-MR1 Signal #2 Phase: ZB-MR2
Signal #1 Info : 30M x 0.32mm x0.5 Signal #2 Info : 30M x 0.32mm x 0.25µm

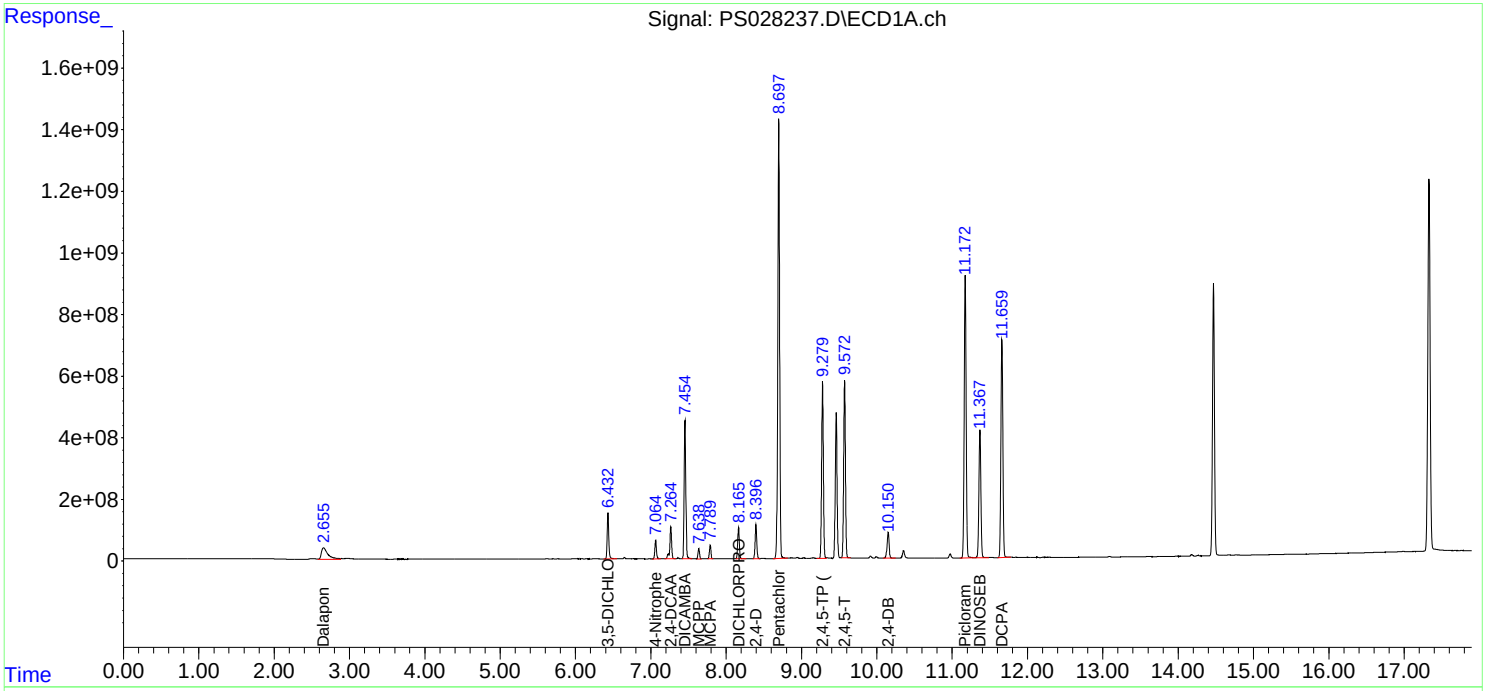

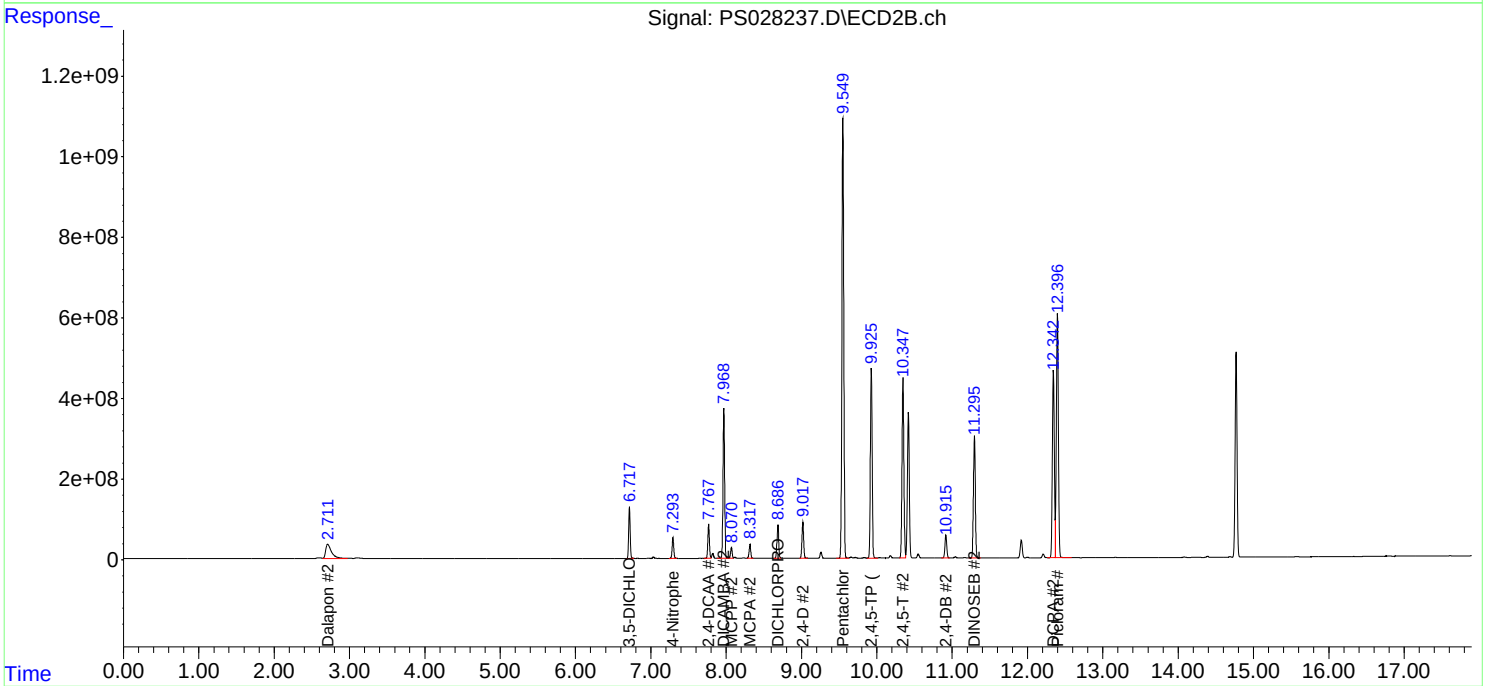

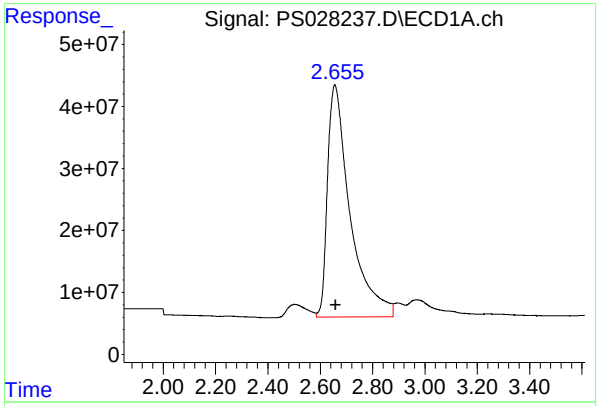

#1 Dalapon

R.T.: 2.656 min
Delta R.T.: -0.003 min
Response: 2243479666
Conc: 704.23 ng/ml

Instrument :
ECD_S
ClientSampleId :
HSTDCCC750

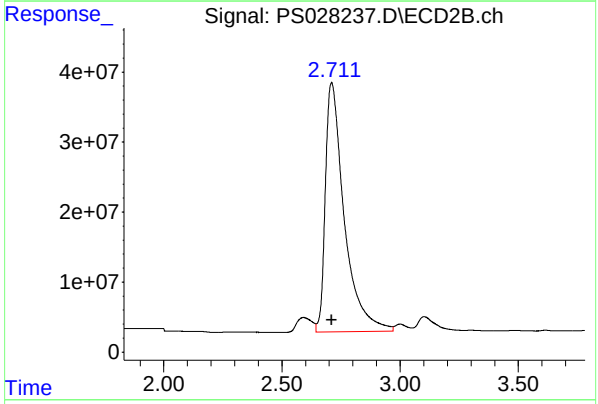

#1 Dalapon

R.T.: 2.711 min
Delta R.T.: 0.000 min
Response: 1984033407
Conc: 716.88 ng/ml

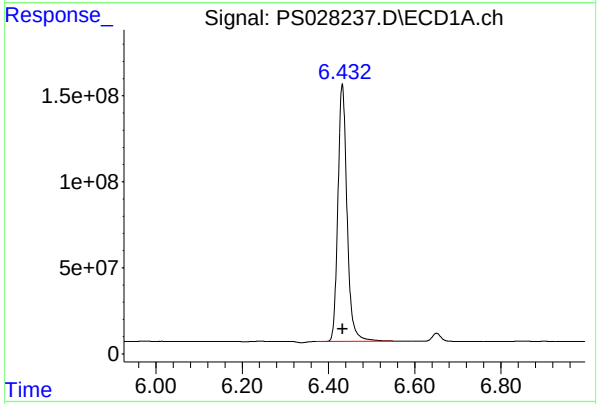

#2 3,5-DICHLOROBENZOIC ACID

R.T.: 6.432 min
Delta R.T.: -0.001 min
Response: 2197831670
Conc: 784.20 ng/ml

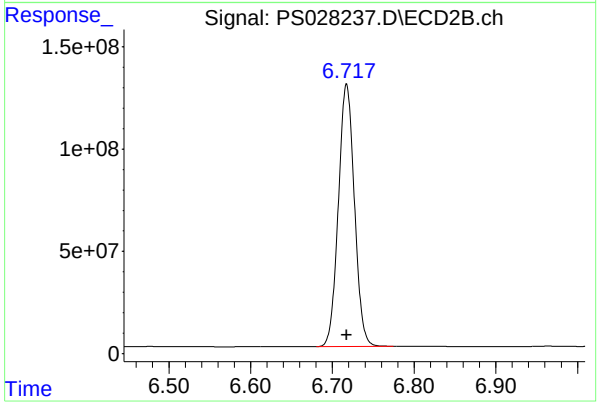

#2 3,5-DICHLOROBENZOIC ACID

R.T.: 6.717 min
Delta R.T.: 0.000 min
Response: 1752184108
Conc: 747.84 ng/ml

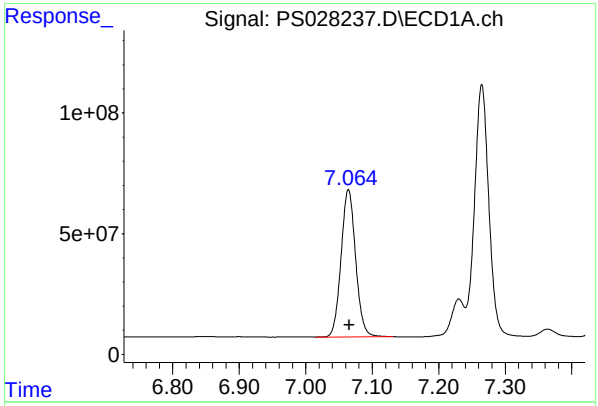

#3 4-Nitrophenol

R.T.: 7.064 min
Delta R.T.: -0.001 min
Response: 928052947
Conc: 783.02 ng/ml

Instrument :
ECD_S
ClientSampleId :
HSTDCCC750

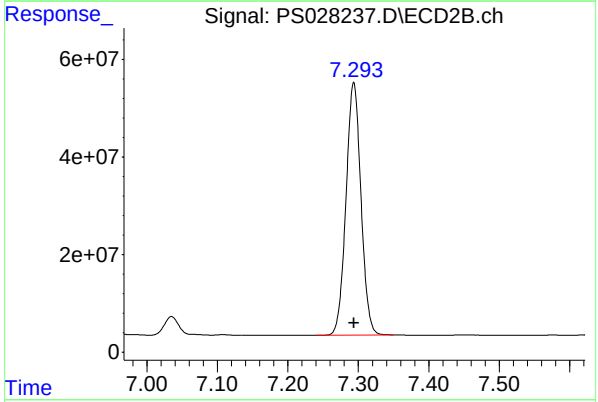

#3 4-Nitrophenol

R.T.: 7.294 min
Delta R.T.: 0.000 min
Response: 763638824
Conc: 721.38 ng/ml

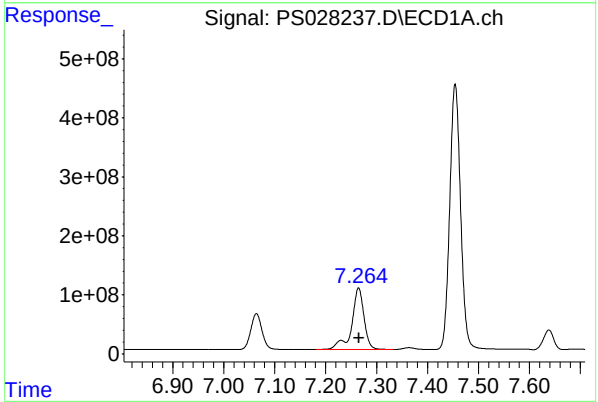

#4 2,4-DCAA

R.T.: 7.265 min
Delta R.T.: -0.001 min
Response: 1760102428
Conc: 976.19 ng/ml

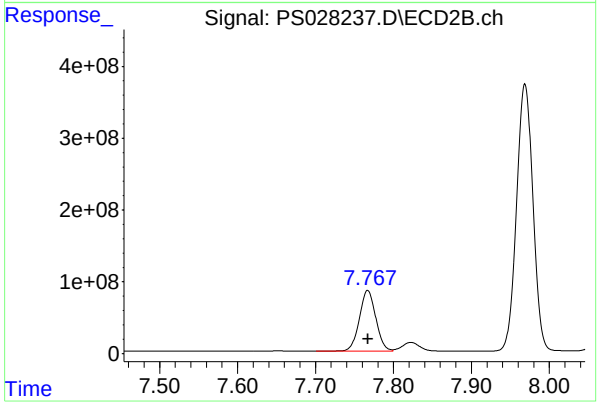

#4 2,4-DCAA

R.T.: 7.767 min
Delta R.T.: 0.000 min
Response: 1233113937
Conc: 788.49 ng/ml

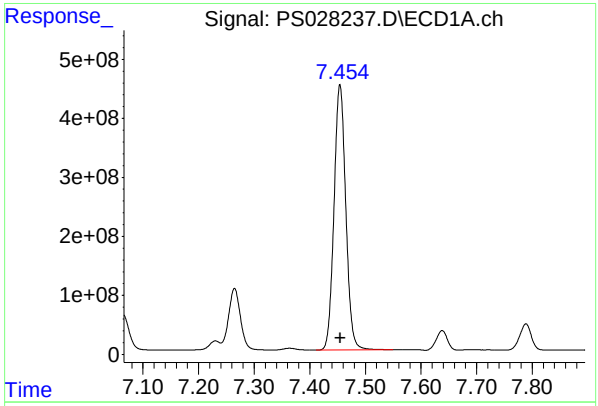

#5 DICAMBA

R.T.: 7.454 min
Delta R.T.: 0.000 min
Response: 6608080597
Conc: 836.62 ng/ml

Instrument :
ECD_S
ClientSampleId :
HSTDCCC750

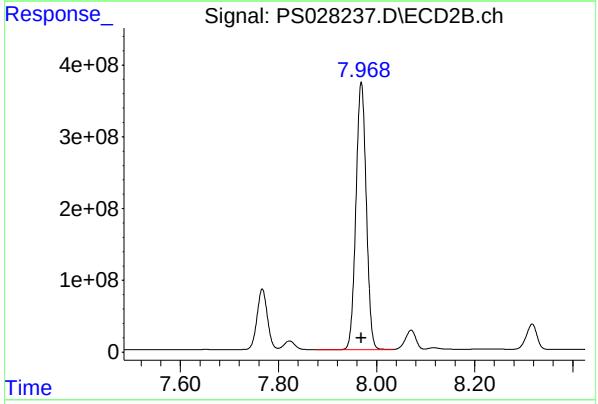

#5 DICAMBA

R.T.: 7.969 min
Delta R.T.: 0.000 min
Response: 5431435218
Conc: 753.03 ng/ml

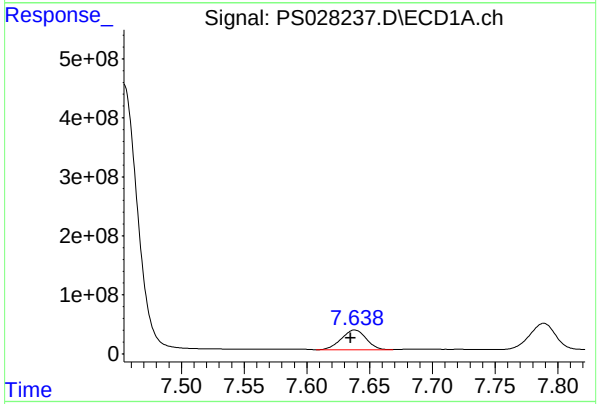

#6 MCPP

R.T.: 7.638 min
Delta R.T.: 0.003 min
Response: 458905799
Conc: 83.33 ug/ml

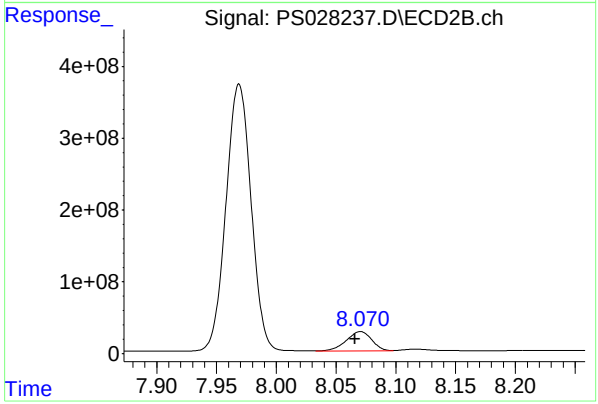

#6 MCPP

R.T.: 8.071 min
Delta R.T.: 0.005 min
Response: 401462565
Conc: 77.58 ug/ml

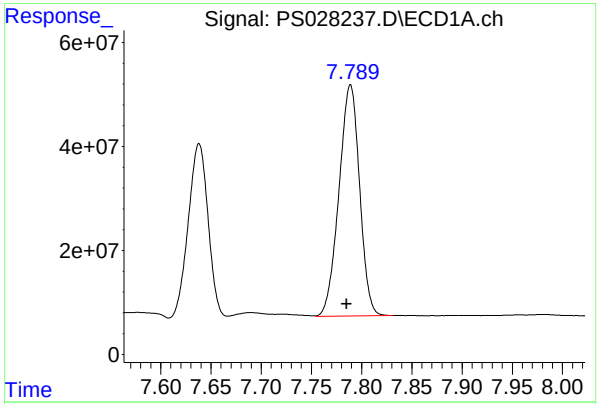

#7 MCPA

R.T.: 7.789 min
Delta R.T.: 0.004 min
Response: 634085032
Conc: 78.17 ug/ml

Instrument :
ECD_S
ClientSampleId :
HSTDCCC750

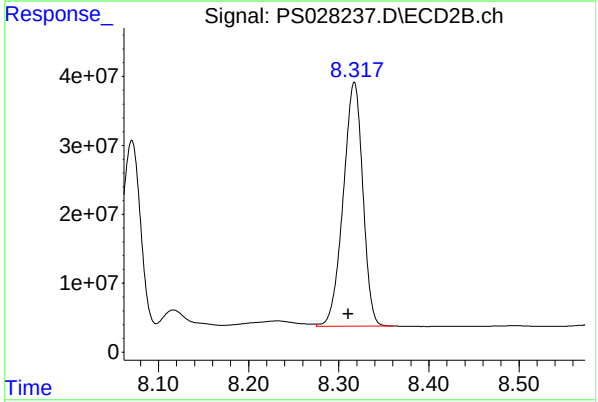

#7 MCPA

R.T.: 8.317 min
Delta R.T.: 0.007 min
Response: 534430765
Conc: 74.51 ug/ml

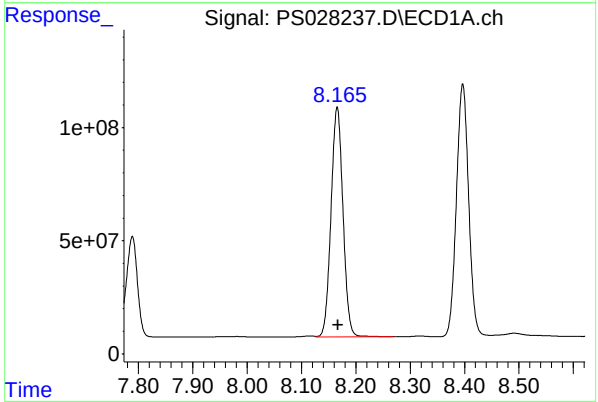

#8 DICHLORPROP

R.T.: 8.166 min
Delta R.T.: -0.001 min
Response: 1549255842
Conc: 857.57 ng/ml

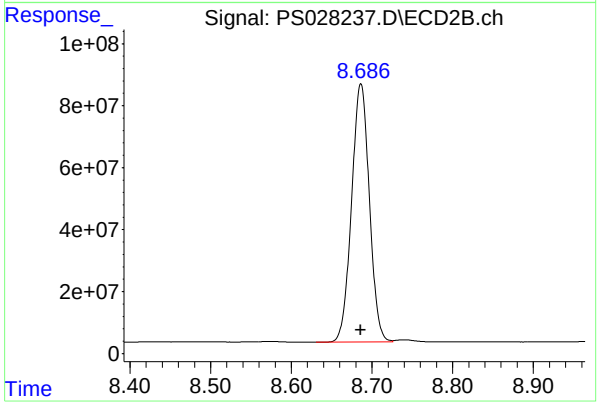

#8 DICHLORPROP

R.T.: 8.686 min
Delta R.T.: 0.000 min
Response: 1277619336
Conc: 733.99 ng/ml

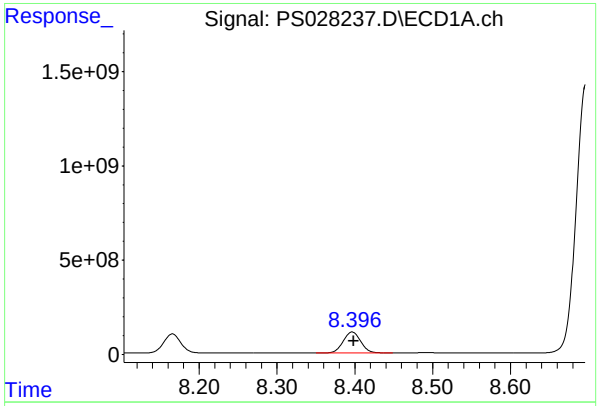

#9 2,4-D

R.T.: 8.397 min
Delta R.T.: -0.002 min
Response: 1749427791
Conc: 862.88 ng/ml

Instrument :
ECD_S
ClientSampleId :
HSTDCCC750

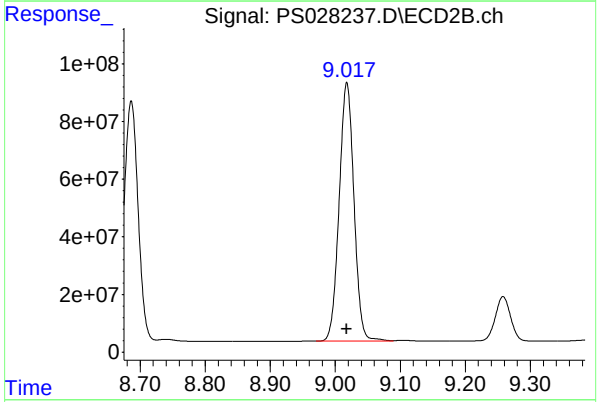

#9 2,4-D

R.T.: 9.018 min
Delta R.T.: 0.000 min
Response: 1417069414
Conc: 726.72 ng/ml

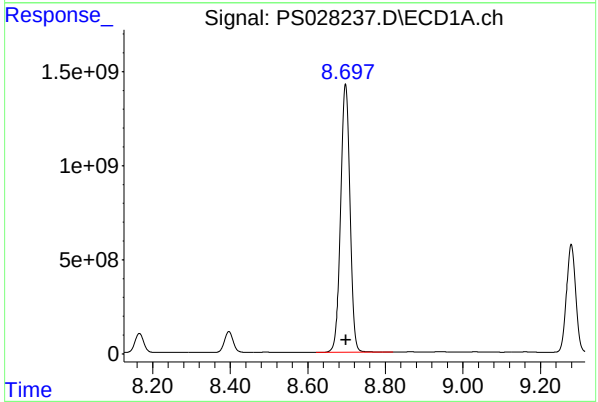

#10 Pentachlorophenol

R.T.: 8.697 min
Delta R.T.: -0.001 min
Response: 24027811686
Conc: 898.37 ng/ml

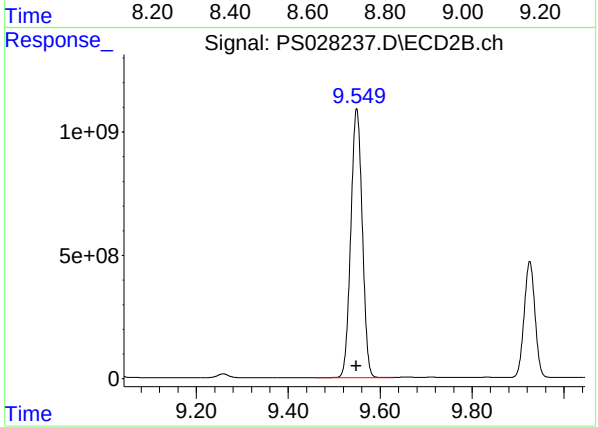

#10 Pentachlorophenol

R.T.: 9.549 min
Delta R.T.: 0.000 min
Response: 18899038505
Conc: 730.53 ng/ml

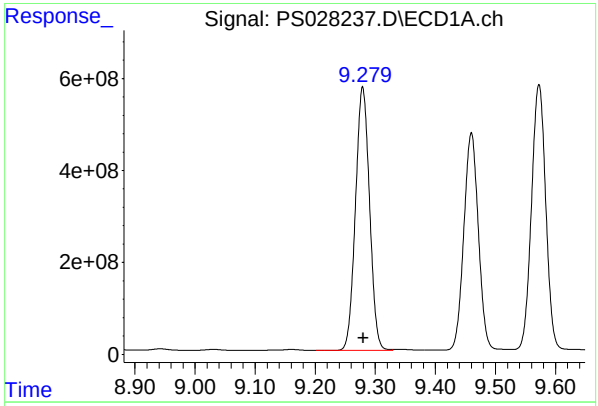

#11 2,4,5-TP (SILVEX)

R.T.: 9.279 min
Delta R.T.: -0.002 min
Response: 9304449761
Conc: 929.58 ng/ml

Instrument :
ECD_S
ClientSampleId :
HSTDCCC750

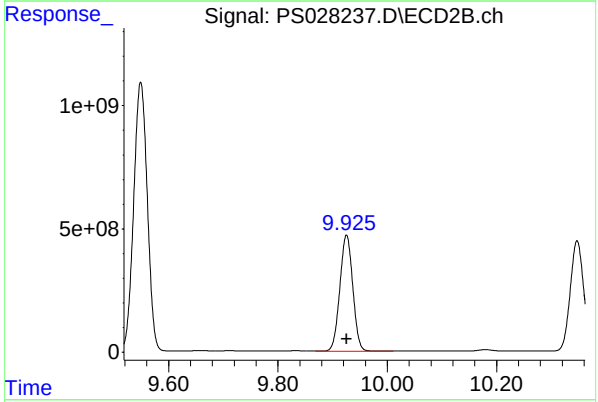

#11 2,4,5-TP (SILVEX)

R.T.: 9.925 min
Delta R.T.: 0.000 min
Response: 7727498517
Conc: 718.68 ng/ml

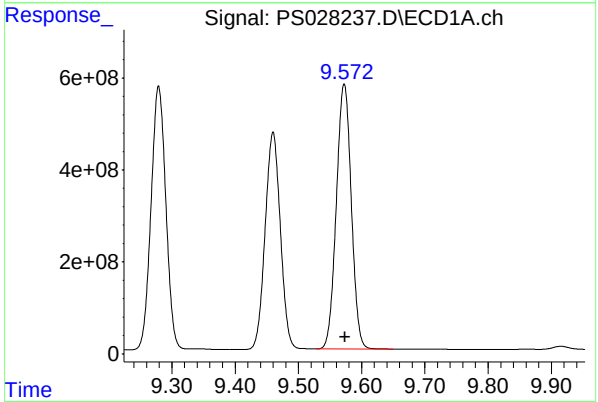

#12 2,4,5-T

R.T.: 9.572 min
Delta R.T.: -0.001 min
Response: 9460831328
Conc: 925.99 ng/ml

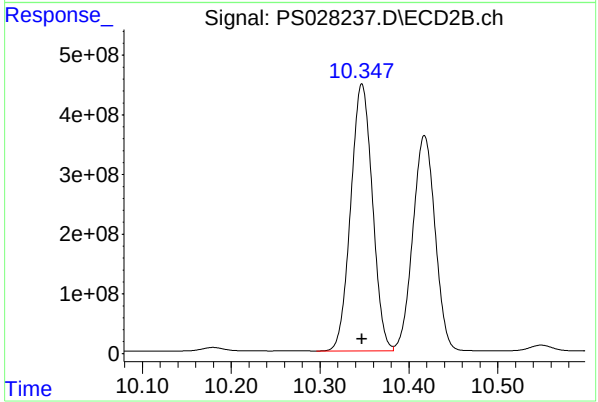

#12 2,4,5-T

R.T.: 10.347 min
Delta R.T.: 0.000 min
Response: 7598738763
Conc: 710.29 ng/ml

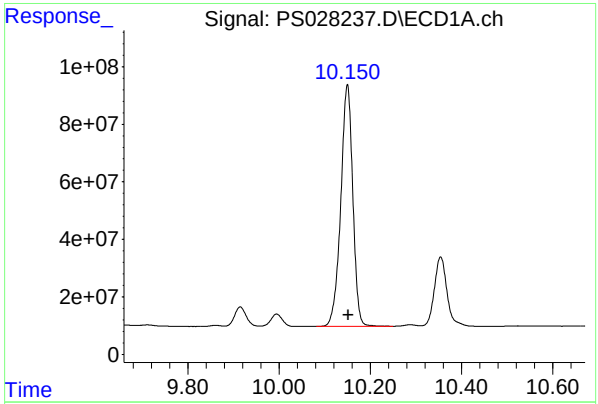

#13 2,4-DB

R.T.: 10.150 min
Delta R.T.: -0.002 min
Response: 1539975252
Conc: 933.84 ng/ml

Instrument :
ECD_S
ClientSampleId :
HSTDCCC750

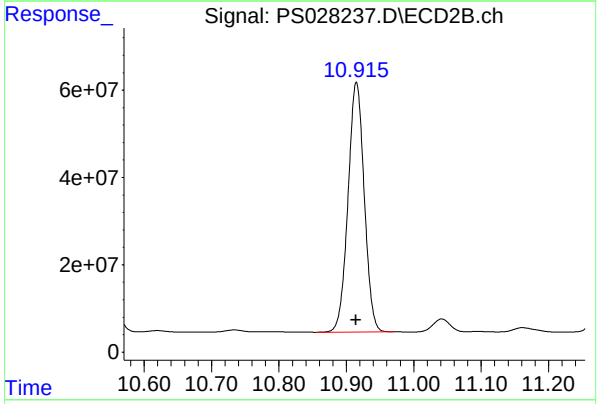

#13 2,4-DB

R.T.: 10.915 min
Delta R.T.: 0.000 min
Response: 955495031
Conc: 689.35 ng/ml

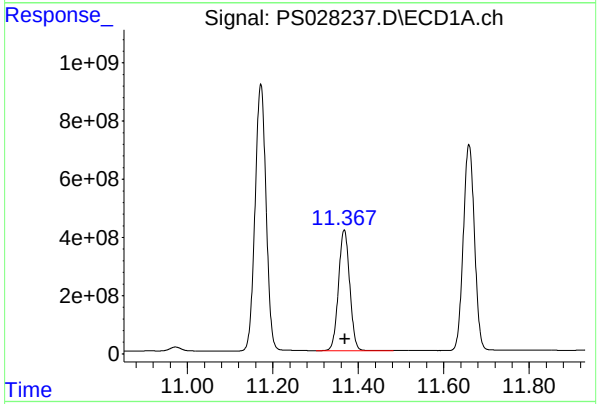

#14 DINOSEB

R.T.: 11.367 min
Delta R.T.: -0.001 min
Response: 7545116449
Conc: 1004.20 ng/ml

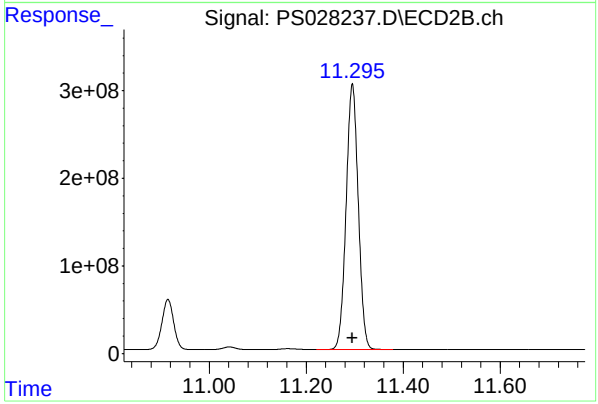

#14 DINOSEB

R.T.: 11.295 min
Delta R.T.: 0.000 min
Response: 5262936525
Conc: 701.60 ng/ml

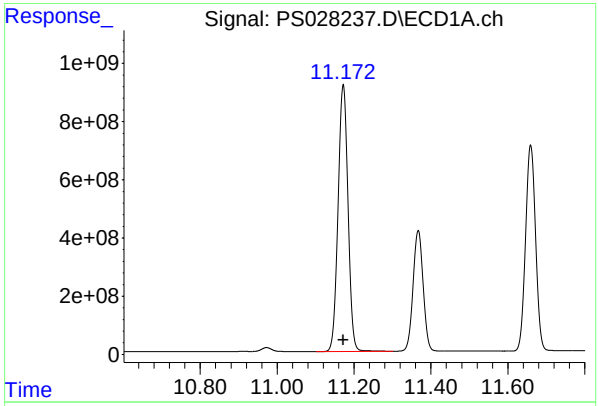

#15 Picloram

R.T.: 11.172 min
Delta R.T.: 0.000 min
Response: 16421330537
Conc: 941.08 ng/ml

Instrument :
ECD_S
ClientSampleId :
HSTDCCC750

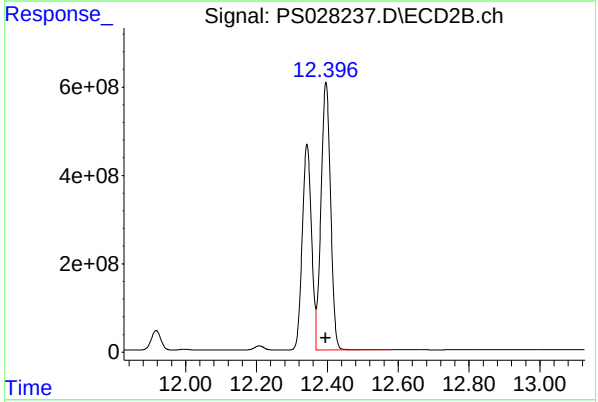

#15 Picloram

R.T.: 12.396 min
Delta R.T.: 0.000 min
Response: 11313217538
Conc: 689.09 ng/ml

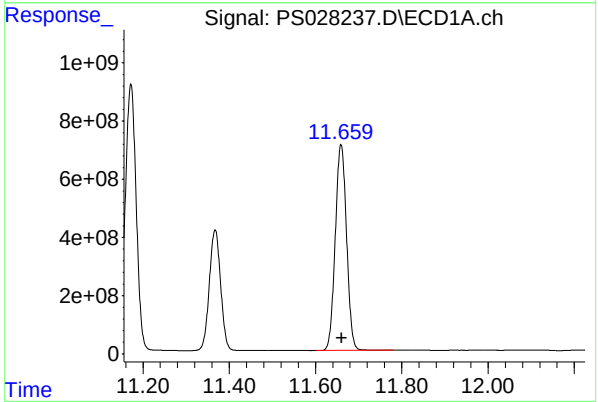

#16 DCPA

R.T.: 11.659 min
Delta R.T.: -0.001 min
Response: 12843055246
Conc: 1031.58 ng/ml

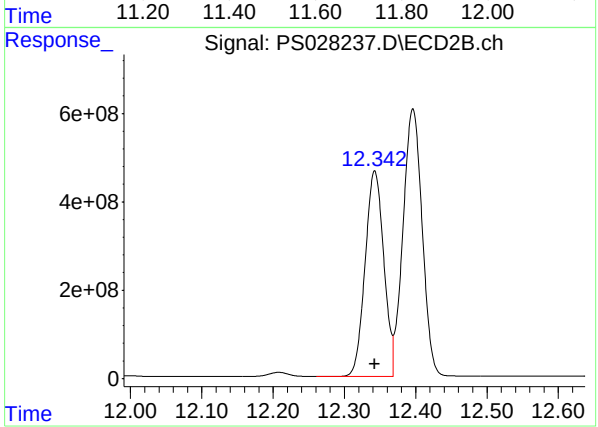

#16 DCPA

R.T.: 12.343 min
Delta R.T.: 0.000 min
Response: 8431159575
Conc: 668.94 ng/ml

Raw Data: **PS028272.D**

284 Sheffield Street, Mountainside, New Jersey 07092, Phone : 908 789 8900,
Fax : 908 789 8922

CALIBRATION VERIFICATION SUMMARY

Contract: TETR16

Lab Code: CHEM **Case No.:** P4602 **SAS No.:** P4602 **SDG NO.:** P4602

Continuing Calib Date: 11/06/2024 **Initial Calibration Date(s):** 11/06/2024 11/06/2024

Continuing Calib Time: 18:15 **Initial Calibration Time(s):** 09:48 11:24

GC Column: RTX-CLP **ID:** 0.32 **(mm)**

COMPOUND	CCAL RT	AVG RT	RT WINDOW FROM	RT WINDOW TO	DIFF RT
DICAMBA	7.45	7.45	7.35	7.55	0.00
2,4-DCAA	7.26	7.26	7.16	7.36	0.00
DICHLORPROP	8.16	8.16	8.06	8.26	0.00
2,4-D	8.39	8.39	8.29	8.49	0.00
2,4,5-TP(Silvex)	9.28	9.28	9.18	9.38	0.00
2,4,5-T	9.57	9.57	9.47	9.67	0.00
2,4-DB	10.15	10.15	10.05	10.25	0.00
Dinoseb	11.36	11.36	11.26	11.46	0.00

Raw Data: **PS028272.D**

Alliance TECHNICAL GROUP

284 Sheffield Street, Mountainside, New Jersey 07092, Phone : 908 789 8900,
Fax : 908 789 8922

CALIBRATION VERIFICATION SUMMARY

Contract: TETR16

Lab Code: CHEM **Case No.:** P4602 **SAS No.:** P4602 **SDG NO.:** P4602

Continuing Calib Date: 11/06/2024 **Initial Calibration Date(s):** 11/06/2024 11/06/2024

Continuing Calib Time: 18:15 **Initial Calibration Time(s):** 09:48 11:24

GC Column: RTX-CLP2 **ID:** 0.32 **(mm)**

COMPOUND	CCAL RT	AVG RT	RT WINDOW FROM	RT WINDOW TO	DIFF RT
DICAMBA	7.97	7.97	7.87	8.07	0.00
2,4-DCAA	7.76	7.77	7.67	7.87	0.01
DICHLORPROP	8.68	8.68	8.58	8.78	0.00
2,4-D	9.01	9.02	8.92	9.12	0.01
2,4,5-TP(Silvex)	9.92	9.92	9.82	10.02	0.00
2,4,5-T	10.34	10.34	10.24	10.44	0.00
2,4-DB	10.91	10.91	10.81	11.01	0.00
Dinoseb	11.29	11.29	11.19	11.39	0.00

284 Sheffield Street, Mountainside, New Jersey 07092, Phone : 908 789 8900, Fax : 908 789 8922

CALIBRATION VERIFICATION SUMMARY

Contract: TETR16

Lab Code: CHEM **Case No.:** P4602 **SAS No.:** P4602 **SDG NO.:** P4602

GC Column: RTX-CLP **ID:** 0.32 **(mm)** **Initi. Calib. Date(s):** 11/06/2024 11/06/2024

Client Sample No.: CCAL03 **Date Analyzed:** 11/06/2024

Lab Sample No.: HSTDCCC750 **Data File :** PS028272.D **Time Analyzed:** 18:15

COMPOUND	RT	RT WINDOW FROM	RT WINDOW TO	CALC AMOUNT(ng)	NOM AMOUNT(ng)	%D
2,4,5-T	9.569	9.469	9.669	753.360	712.500	5.7
2,4,5-TP(Silvex)	9.276	9.177	9.377	748.270	712.500	5.0
2,4-D	8.393	8.294	8.494	733.030	705.000	4.0
2,4-DB	10.146	10.047	10.247	747.020	712.500	4.8
2,4-DCAA	7.261	7.162	7.362	777.510	750.000	3.7
DICAMBA	7.450	7.351	7.551	735.930	705.000	4.4
DICHLORPROP	8.162	8.063	8.263	731.120	705.000	3.7
Dinoseb	11.363	11.264	11.464	750.000	705.000	6.4

Raw Data: **PS028272.D**

284 Sheffield Street, Mountainside, New Jersey 07092, Phone : 908 789 8900, Fax : 908 789 8922

CALIBRATION VERIFICATION SUMMARY

Contract: TETR16

Lab Code: CHEM **Case No.:** P4602 **SAS No.:** P4602 **SDG NO.:** P4602

GC Column: RTX-CLP2 **ID:** 0.32 **(mm)** **Initi. Calib. Date(s):** 11/06/2024 11/06/2024

Client Sample No.: CCAL03 **Date Analyzed:** 11/06/2024

Lab Sample No.: HSTDCCC750 **Data File :** PS028272.D **Time Analyzed:** 18:15

COMPOUND	RT	RT WINDOW FROM	RT WINDOW TO	CALC AMOUNT(ng)	NOM AMOUNT(ng)	%D
2,4,5-T	10.343	10.244	10.444	729.980	712.500	2.5
2,4,5-TP(Silvex)	9.922	9.823	10.023	740.260	712.500	3.9
2,4-D	9.014	8.915	9.115	721.950	705.000	2.4
2,4-DB	10.911	10.812	11.012	719.940	712.500	1.0
2,4-DCAA	7.764	7.665	7.865	776.030	750.000	3.5
DICAMBA	7.966	7.867	8.067	748.120	705.000	6.1
DICHLORPROP	8.683	8.584	8.784	731.010	705.000	3.7
Dinoseb	11.291	11.191	11.391	715.080	705.000	1.4

Data Path : Z:\pestpcbsrv\HPCHEM1\ECD_S\Data\PS110624\
Data File : PS028272.D
Signal(s) : Signal #1: ECD1A.ch Signal #2: ECD2B.ch
Acq On : 06 Nov 2024 18:15
Operator : AR\AJ
Sample : HSTDCCC750
Misc :
ALS Vial : 5 Sample Multiplier: 1

Instrument :
ECD_S
ClientSampleId :
HSTDCCC750

Manual Integrations APPROVED

Reviewed By :Abdul Mirza 11/08/2024
Supervised By :Ankita Jodhani 11/08/2024

Integration File signal 1: autoint1.e
Integration File signal 2: autoint2.e
Quant Time: Nov 07 00:44:36 2024
Quant Method : Z:\pestpcbsrv\HPCHEM1\ECD_S\Method\PS110624.M
Quant Title : 8080.M
QLast Update : Wed Nov 06 11:48:19 2024
Response via : Initial Calibration
Integrator: ChemStation

Volume Inj. : 1 µl
Signal #1 Phase : ZB-MR1 Signal #2 Phase: ZB-MR2
Signal #1 Info : 30M x 0.32mm x0.5 Signal #2 Info : 30M x 0.32mm x 0.25µm

		Compound	RT#1	RT#2	Resp#1	Resp#2	ng/ml	ng/ml
		System Monitoring Compounds						
4)	S	2,4-DCAA	7.261	7.764	1991.5E6	1351.7E6	777.507	776.034
		Target Compounds						
1)	T	Dalapon	2.656	2.713	2493.9E6	1943.5E6	700.692	660.509
2)	T	3,5-DICHL...	6.429	6.714	2674.7E6	1847.1E6	713.484	729.798m
3)	T	4-Nitroph...	7.060	7.290	1160.3E6	782.6E6	704.281	682.953
5)	T	DICAMBA	7.450	7.966	8263.4E6	6009.4E6	735.925	748.125
6)	T	MCPP	7.634	8.068	572.4E6	462.1E6	75.490	76.119
7)	T	MCPA	7.785	8.314	763.5E6	612.8E6	73.331	73.493
8)	T	DICHLORPROP	8.162	8.683	2061.2E6	1468.8E6	731.120	731.014
9)	T	2,4-D	8.393	9.014	2313.5E6	1610.0E6	733.032	721.949
10)	T	Pentachlo...	8.693	9.545	32138.5E6	21434.8E6	773.254	734.959
11)	T	2,4,5-TP ...	9.276	9.922	12739.8E6	9210.8E6	748.272	740.257
12)	T	2,4,5-T	9.569	10.343	13059.9E6	8954.5E6	753.361	729.976
13)	T	2,4-DB	10.146	10.911	2111.5E6	1141.0E6	747.016	719.940
14)	T	DINOSEB	11.363	11.291	10844.3E6	6236.7E6	750.002	715.078
15)	T	Picloram	11.168	12.391	21682.2E6	12937.4E6	747.691	717.462
16)	T	DCPA	11.656	12.338	18151.1E6	10132.8E6	763.958	723.226

(f)=RT Delta > 1/2 Window (#)=Amounts differ by > 25% (m)=manual int.

Data Path : Z:\pestpcbsrv\HPCHEM1\ECD_S\Data\PS110624\
Data File : PS028272.D
Signal(s) : Signal #1: ECD1A.ch Signal #2: ECD2B.ch
Acq On : 06 Nov 2024 18:15
Operator : AR\AJ
Sample : HSTDCCC750
Misc :
ALS Vial : 5 Sample Multiplier: 1

Instrument :
ECD_S
ClientSampleId :
HSTDCCC750

Manual Integrations APPROVED

Reviewed By :Abdul Mirza 11/08/2024
Supervised By :Ankita Jodhani 11/08/2024

Integration File signal 1: autoint1.e
Integration File signal 2: autoint2.e
Quant Time: Nov 07 00:44:36 2024
Quant Method : Z:\pestpcbsrv\HPCHEM1\ECD_S\Method\PS110624.M
Quant Title : 8080.M
QLast Update : Wed Nov 06 11:48:19 2024
Response via : Initial Calibration
Integrator: ChemStation

Volume Inj. : 1 µl
Signal #1 Phase : ZB-MR1 Signal #2 Phase: ZB-MR2
Signal #1 Info : 30M x 0.32mm x0.5 Signal #2 Info : 30M x 0.32mm x 0.25µm

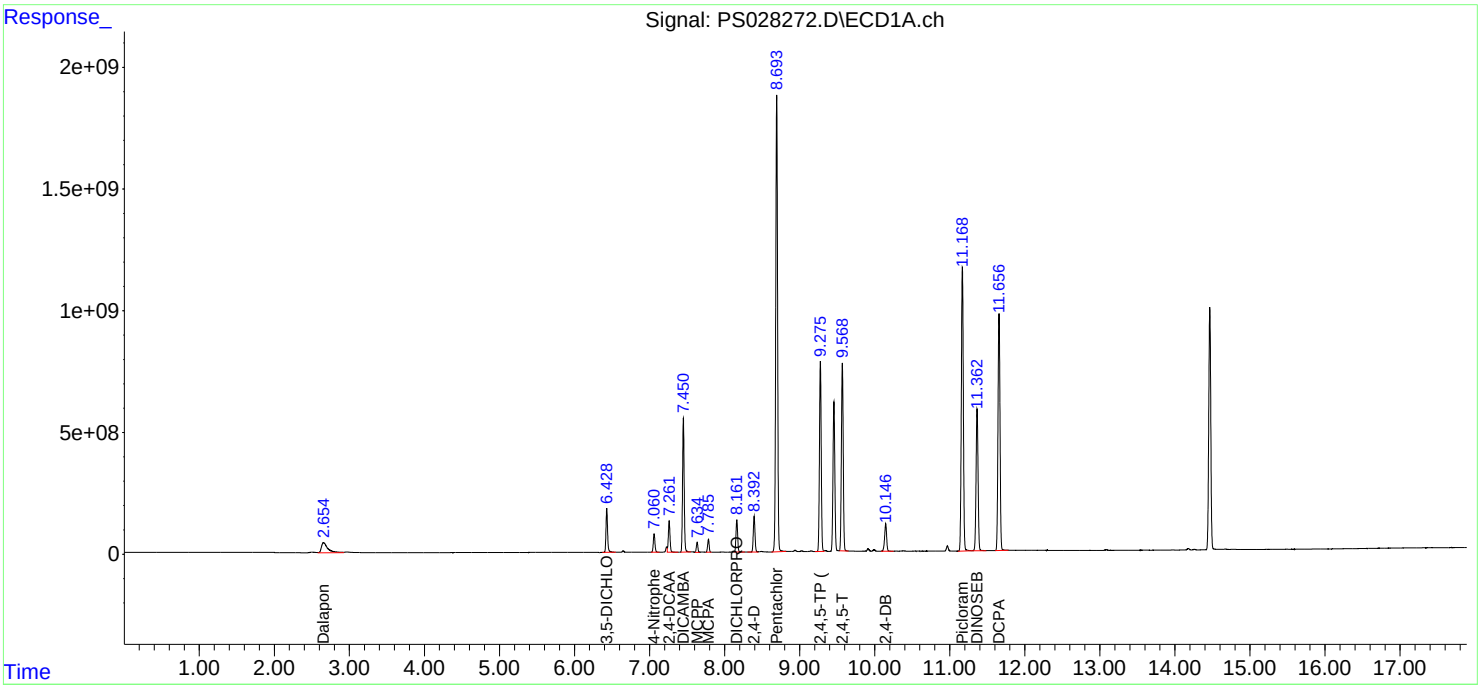

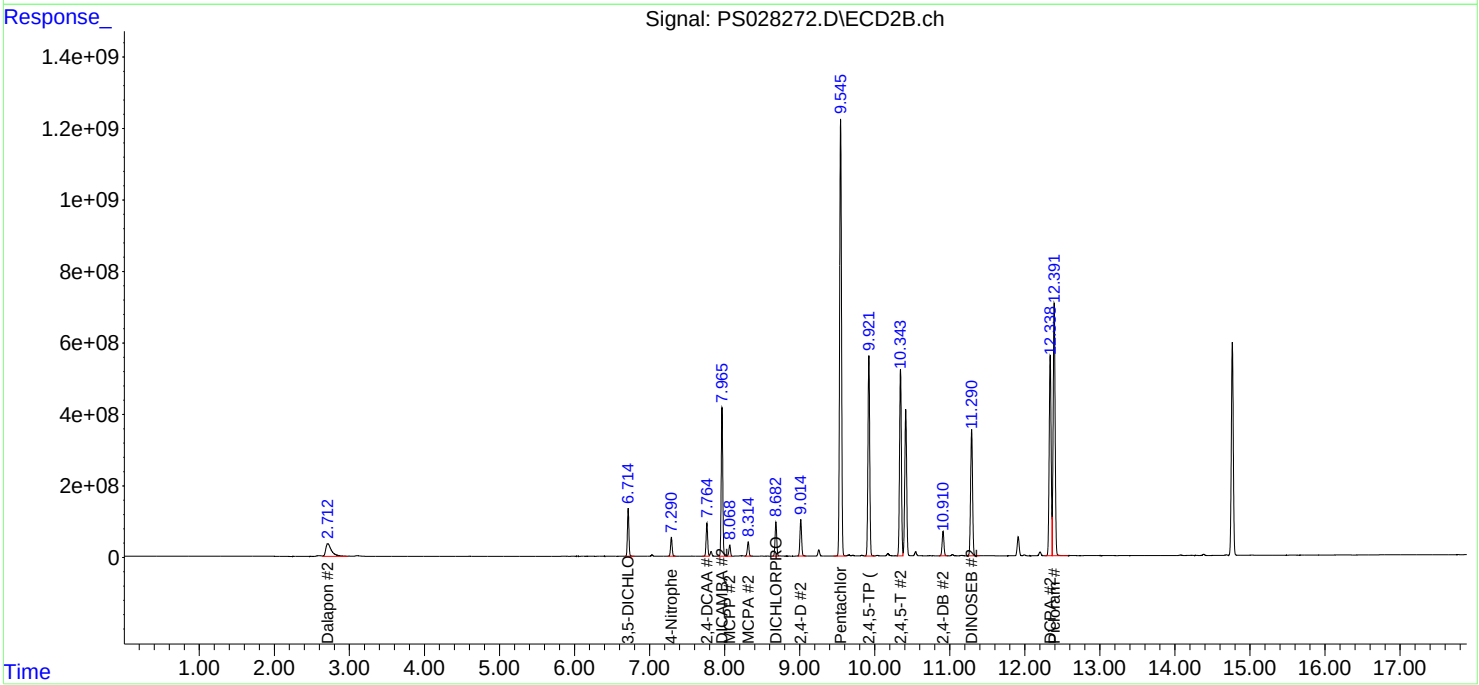

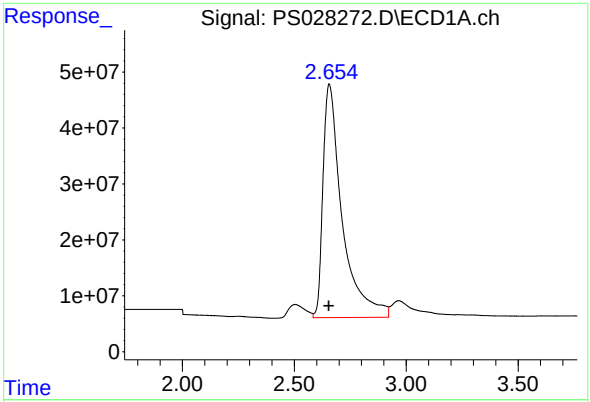

#1 Dalapon

R.T.: 2.656 min
Delta R.T.: 0.002 min
Response: 2493897439
Conc: 700.69 ng/ml

Instrument :
ECD_S
ClientSampleId :
HSTDCCC750

Manual Integrations APPROVED

Reviewed By :Abdul Mirza 11/08/2024
Supervised By :Ankita Jodhani 11/08/2024

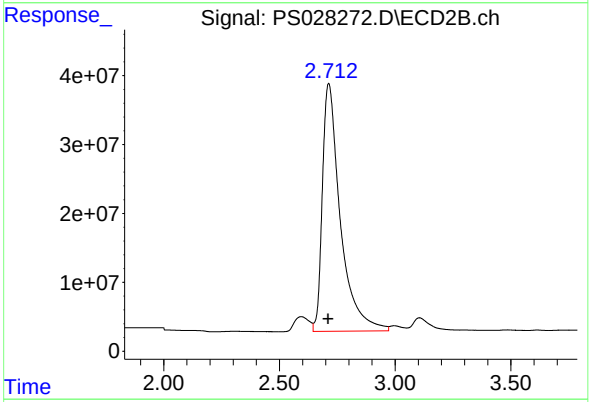

#1 Dalapon

R.T.: 2.713 min
Delta R.T.: 0.003 min
Response: 1943543694
Conc: 660.51 ng/ml

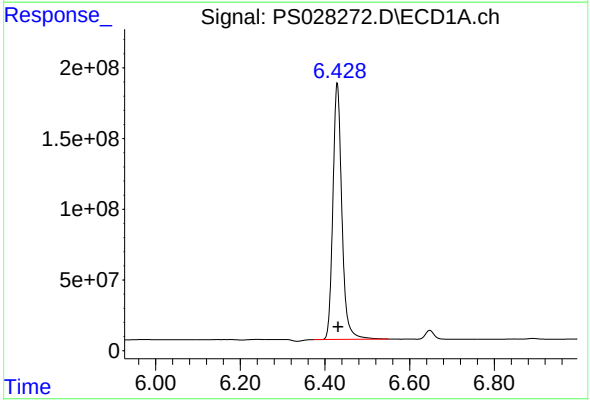

#2 3,5-DICHLOROBENZOIC ACID

R.T.: 6.429 min
Delta R.T.: -0.001 min
Response: 2674693520
Conc: 713.48 ng/ml

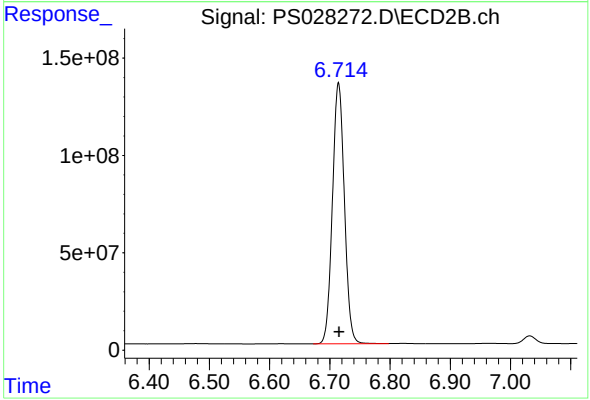

#2 3,5-DICHLOROBENZOIC ACID

R.T.: 6.714 min
Delta R.T.: -0.002 min
Response: 1847050659
Conc: 729.80 ng/ml m

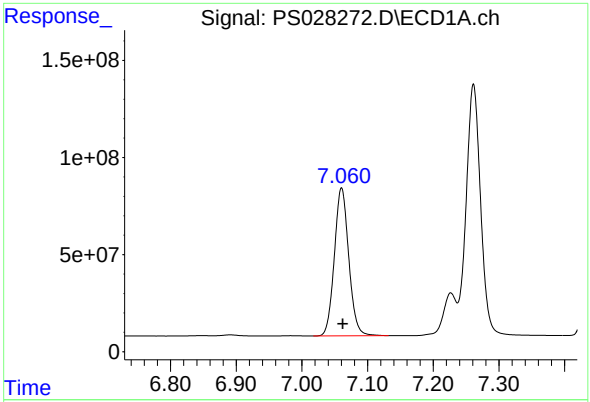

#3 4-Nitrophenol

R.T.: 7.060 min
Delta R.T.: -0.002 min
Response: 1160349611
Conc: 704.28 ng/ml

Instrument :
ECD_S
ClientSampleId :
HSTDCCC750

Manual Integrations APPROVED

Reviewed By :Abdul Mirza 11/08/2024
Supervised By :Ankita Jodhani 11/08/2024

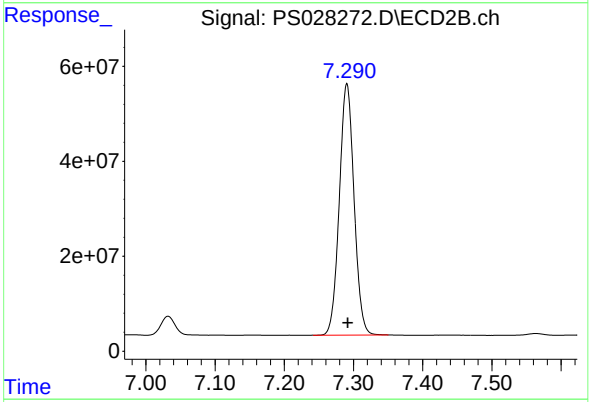

#3 4-Nitrophenol

R.T.: 7.290 min
Delta R.T.: -0.001 min
Response: 782626978
Conc: 682.95 ng/ml

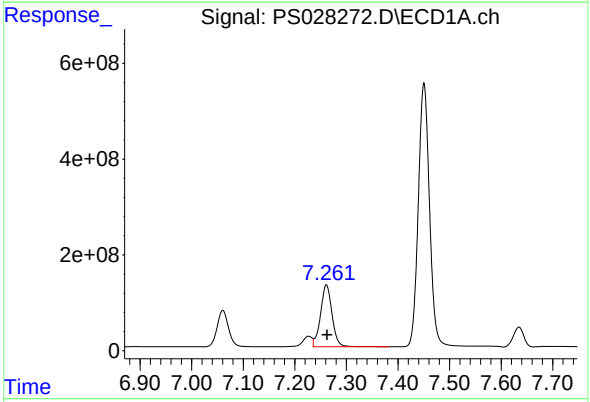

#4 2,4-DCAA

R.T.: 7.261 min
Delta R.T.: -0.001 min
Response: 1991516800
Conc: 777.51 ng/ml

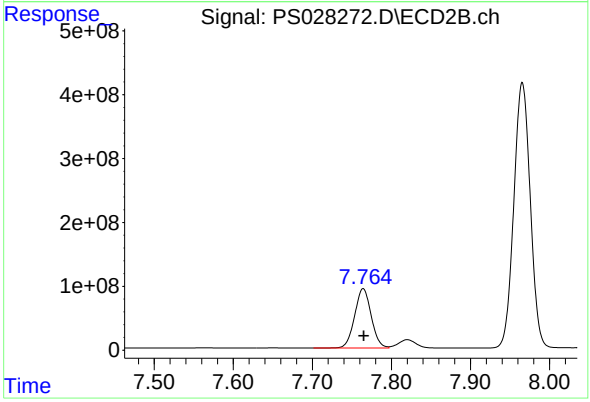

#4 2,4-DCAA

R.T.: 7.764 min
Delta R.T.: 0.000 min
Response: 1351680990
Conc: 776.03 ng/ml

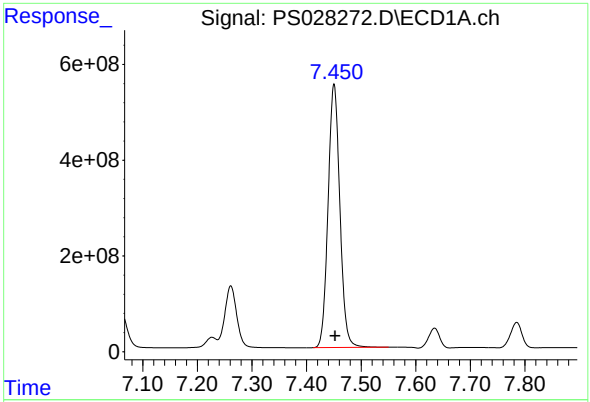

#5 DICAMBA

R.T.: 7.450 min
Delta R.T.: -0.002 min
Response: 8263363932
Conc: 735.93 ng/ml

Instrument :
ECD_S
ClientSampleId :
HSTDCCC750

Manual Integrations APPROVED

Reviewed By :Abdul Mirza 11/08/2024
Supervised By :Ankita Jodhani 11/08/2024

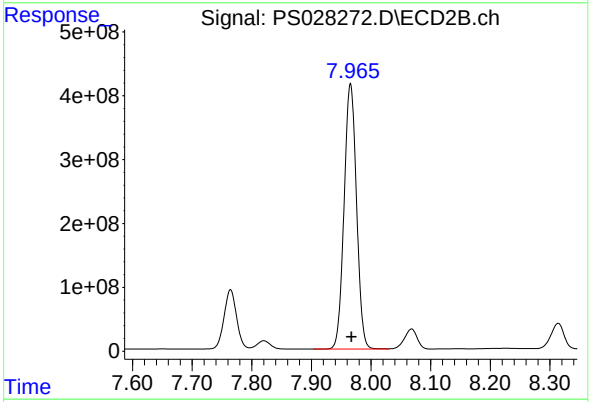

#5 DICAMBA

R.T.: 7.966 min
Delta R.T.: -0.002 min
Response: 6009360725
Conc: 748.12 ng/ml

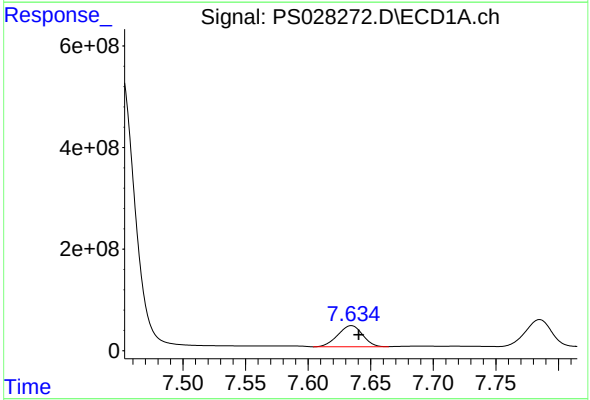

#6 MCPP

R.T.: 7.634 min
Delta R.T.: -0.006 min
Response: 572401571
Conc: 75.49 ug/ml

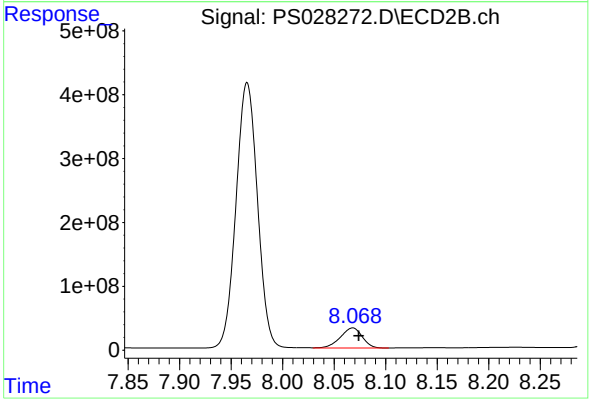

#6 MCPP

R.T.: 8.068 min
Delta R.T.: -0.006 min
Response: 462139441
Conc: 76.12 ug/ml

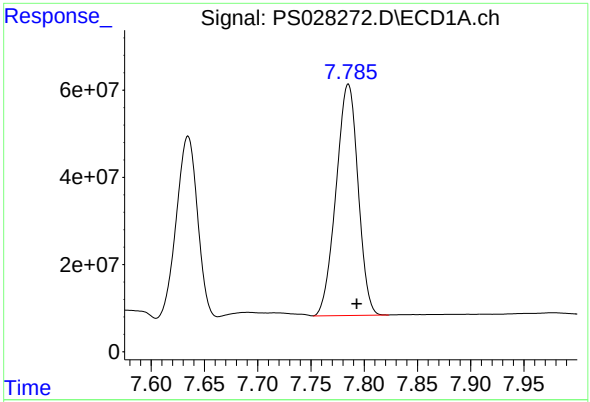

#7 MCPA

R.T.: 7.785 min
Delta R.T.: -0.008 min
Response: 763455548
Conc: 73.33 ug/ml

Instrument :
ECD_S
ClientSampleId :
HSTDCCC750

Manual Integrations APPROVED

Reviewed By :Abdul Mirza 11/08/2024
Supervised By :Ankita Jodhani 11/08/2024

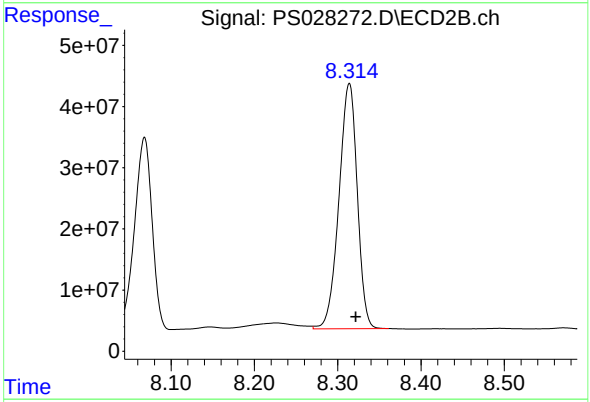

#7 MCPA

R.T.: 8.314 min
Delta R.T.: -0.008 min
Response: 612832158
Conc: 73.49 ug/ml

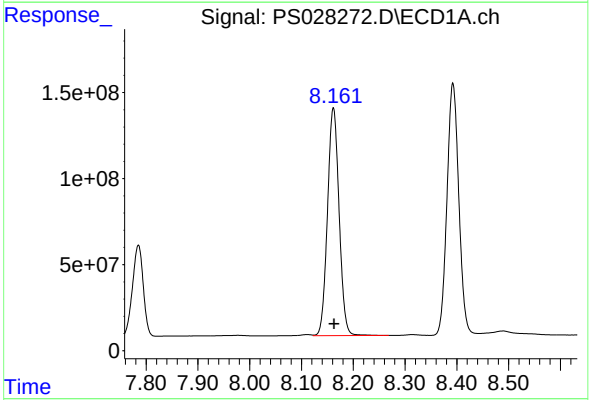

#8 DICHLORPROP

R.T.: 8.162 min
Delta R.T.: -0.001 min
Response: 2061232240
Conc: 731.12 ng/ml

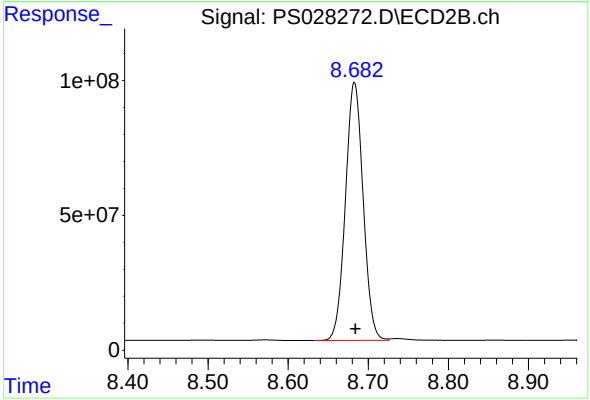

#8 DICHLORPROP

R.T.: 8.683 min
Delta R.T.: -0.001 min
Response: 1468785093
Conc: 731.01 ng/ml

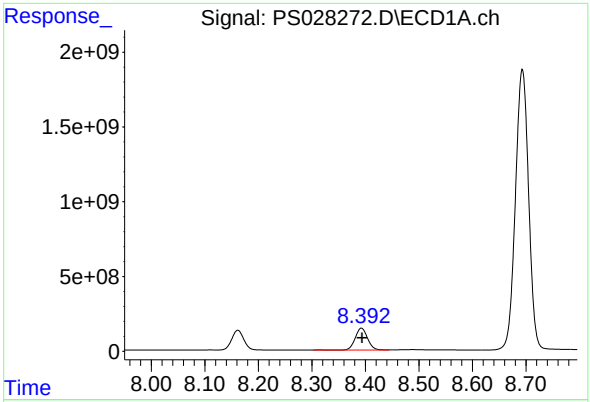

#9 2,4-D

R.T.: 8.393 min
Delta R.T.: -0.001 min
Response: 2313527837
Conc: 733.03 ng/ml

Instrument :
ECD_S
ClientSampleId :
HSTDCCC750

Manual Integrations APPROVED

Reviewed By :Abdul Mirza 11/08/2024
Supervised By :Ankita Jodhani 11/08/2024

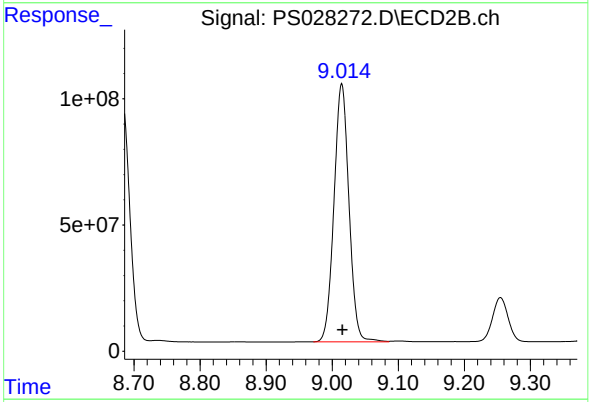

#9 2,4-D

R.T.: 9.014 min
Delta R.T.: 0.000 min
Response: 1610045634
Conc: 721.95 ng/ml

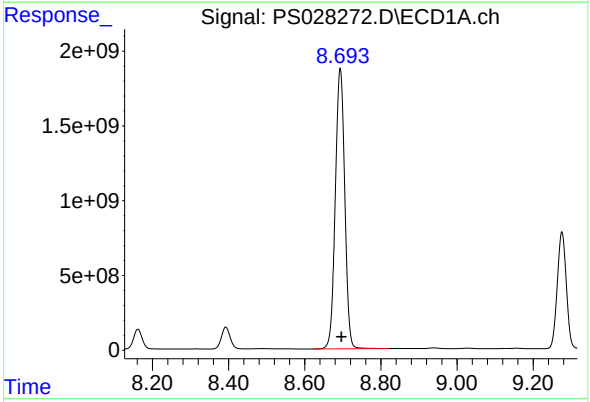

#10 Pentachlorophenol

R.T.: 8.693 min
Delta R.T.: -0.003 min
Response: 32138507398
Conc: 773.25 ng/ml

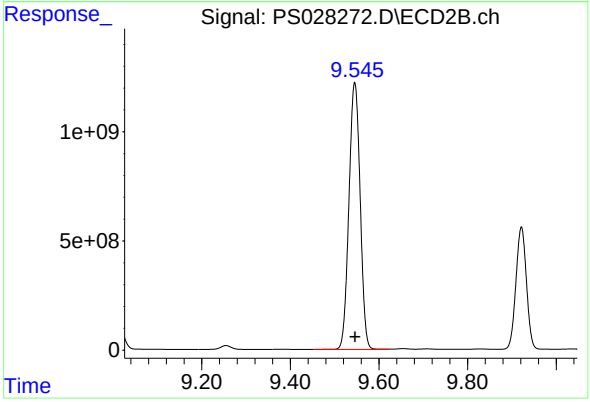

#10 Pentachlorophenol

R.T.: 9.545 min
Delta R.T.: 0.000 min
Response: 21434838513
Conc: 734.96 ng/ml

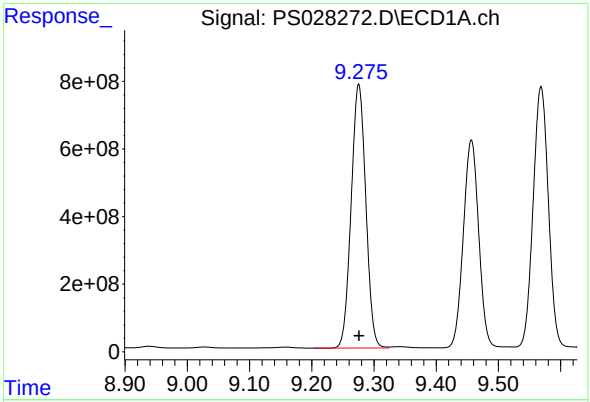

#11 2,4,5-TP (SILVEX)

R.T.: 9.276 min
Delta R.T.: 0.000 min
Response: 12739805780
Conc: 748.27 ng/ml

Instrument :
ECD_S
ClientSampleId :
HSTDCCC750

Manual Integrations APPROVED

Reviewed By :Abdul Mirza 11/08/2024
Supervised By :Ankita Jodhani 11/08/2024

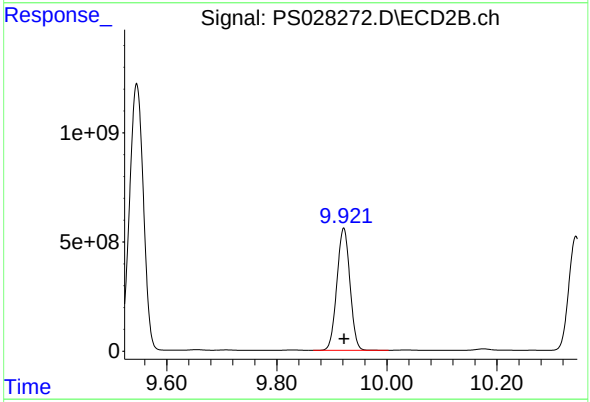

#11 2,4,5-TP (SILVEX)

R.T.: 9.922 min
Delta R.T.: 0.000 min
Response: 9210788010
Conc: 740.26 ng/ml

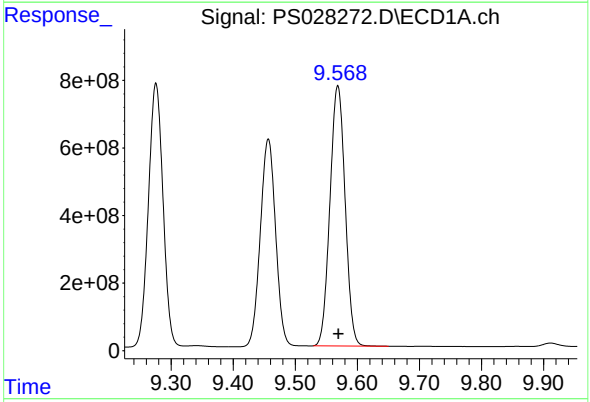

#12 2,4,5-T

R.T.: 9.569 min
Delta R.T.: -0.001 min
Response: 13059899365
Conc: 753.36 ng/ml

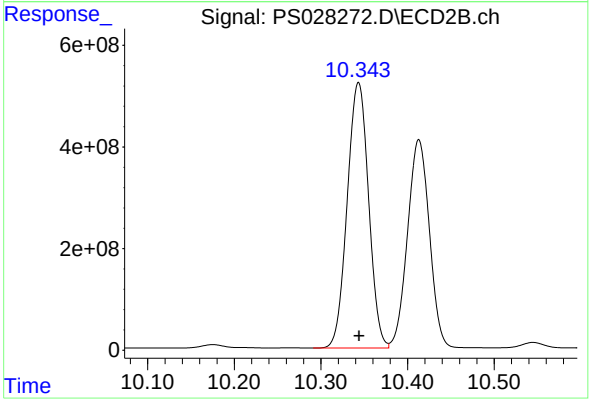

#12 2,4,5-T

R.T.: 10.343 min
Delta R.T.: 0.000 min
Response: 8954452802
Conc: 729.98 ng/ml

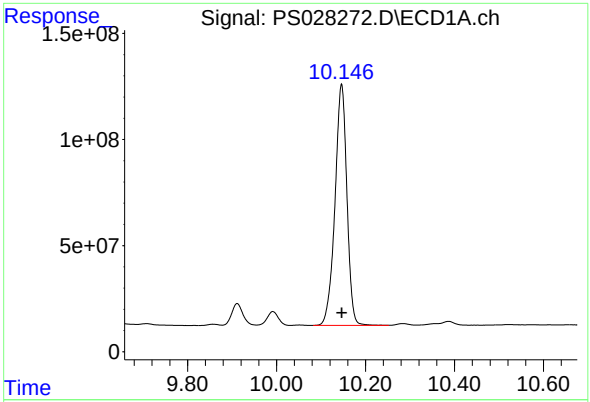

#13 2,4-DB

R.T.: 10.146 min
Delta R.T.: 0.000 min
Response: 2111467103
Conc: 747.02 ng/ml

Instrument :
ECD_S
ClientSampleId :
HSTDCCC750

Manual Integrations
APPROVED

Reviewed By :Abdul Mirza 11/08/2024
Supervised By :Ankita Jodhani 11/08/2024

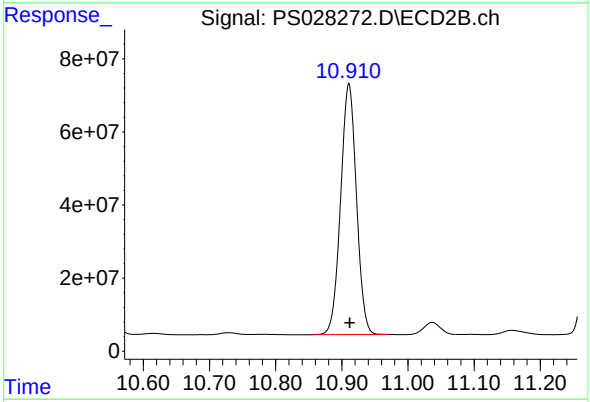

#13 2,4-DB

R.T.: 10.911 min
Delta R.T.: -0.001 min
Response: 1141032795
Conc: 719.94 ng/ml

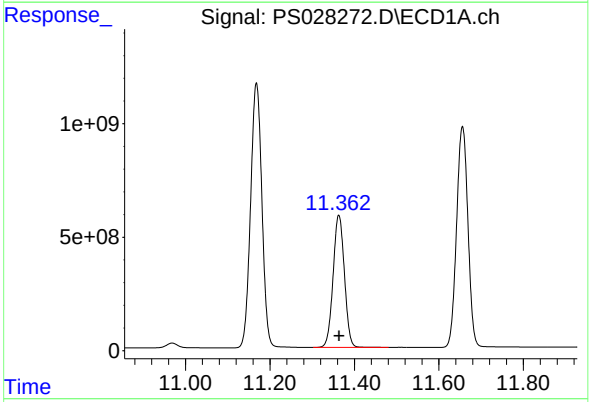

#14 DINOSEB

R.T.: 11.363 min
Delta R.T.: -0.001 min
Response: 10844260511
Conc: 750.00 ng/ml

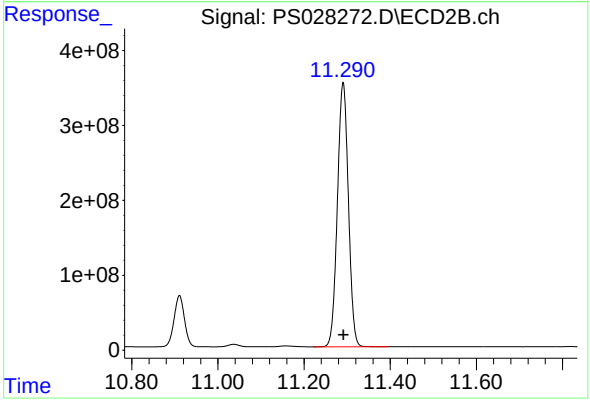

#14 DINOSEB

R.T.: 11.291 min
Delta R.T.: 0.000 min
Response: 6236664196
Conc: 715.08 ng/ml

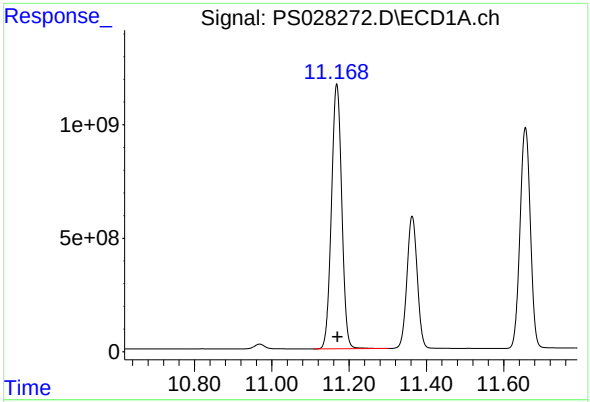

#15 Picloram

R.T.: 11.168 min
Delta R.T.: -0.001 min
Response: 21682218118
Conc: 747.69 ng/ml

Instrument :
ECD_S
ClientSampleId :
HSTDCCC750

Manual Integrations APPROVED

Reviewed By :Abdul Mirza 11/08/2024
Supervised By :Ankita Jodhani 11/08/2024

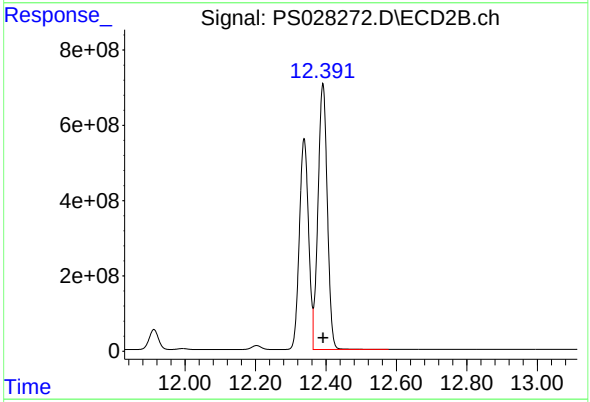

#15 Picloram

R.T.: 12.391 min
Delta R.T.: -0.001 min
Response: 12937385345
Conc: 717.46 ng/ml

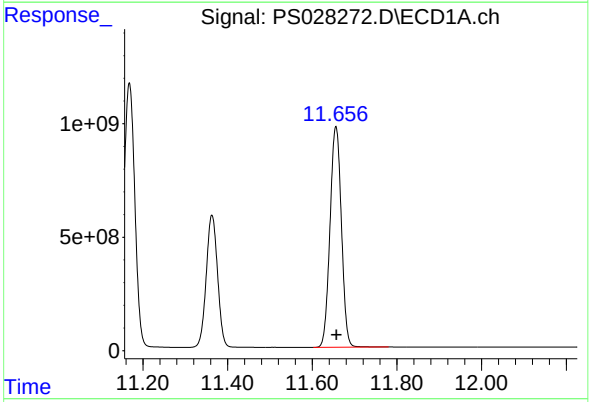

#16 DCPA

R.T.: 11.656 min
Delta R.T.: 0.000 min
Response: 18151085590
Conc: 763.96 ng/ml

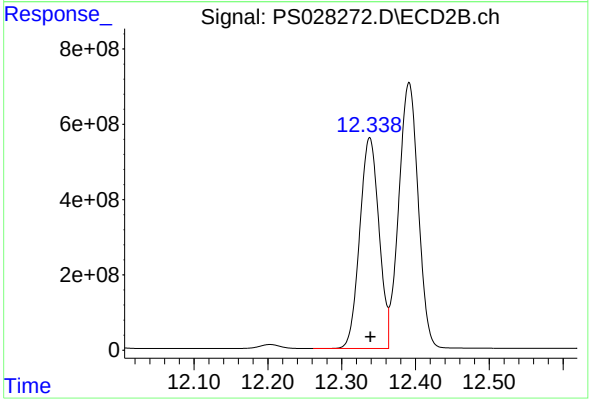

#16 DCPA

R.T.: 12.338 min
Delta R.T.: -0.001 min
Response: 10132751800
Conc: 723.23 ng/ml

Raw Data: **PS028284.D**

284 Sheffield Street, Mountainside, New Jersey 07092, Phone : 908 789 8900,
Fax : 908 789 8922

CALIBRATION VERIFICATION SUMMARY

Contract: TETR16

Lab Code: CHEM **Case No.:** P4602 **SAS No.:** P4602 **SDG NO.:** P4602

Continuing Calib Date: 11/06/2024 **Initial Calibration Date(s):** 11/06/2024 11/06/2024

Continuing Calib Time: 23:03 **Initial Calibration Time(s):** 09:48 11:24

GC Column: RTX-CLP **ID:** 0.32 **(mm)**

COMPOUND	CCAL RT	AVG RT	RT WINDOW FROM	RT WINDOW TO	DIFF RT
DICAMBA	7.45	7.45	7.35	7.55	0.00
2,4-DCAA	7.26	7.26	7.16	7.36	0.00
DICHLORPROP	8.16	8.16	8.06	8.26	0.00
2,4-D	8.39	8.39	8.29	8.49	0.00
2,4,5-TP(Silvex)	9.27	9.28	9.18	9.38	0.01
2,4,5-T	9.57	9.57	9.47	9.67	0.00
2,4-DB	10.14	10.15	10.05	10.25	0.01
Dinoseb	11.36	11.36	11.26	11.46	0.00

Raw Data: **PS028284.D**

284 Sheffield Street, Mountainside, New Jersey 07092, Phone : 908 789 8900,
Fax : 908 789 8922

CALIBRATION VERIFICATION SUMMARY

Contract: TETR16

Lab Code: CHEM **Case No.:** P4602 **SAS No.:** P4602 **SDG NO.:** P4602

Continuing Calib Date: 11/06/2024 **Initial Calibration Date(s):** 11/06/2024 11/06/2024

Continuing Calib Time: 23:03 **Initial Calibration Time(s):** 09:48 11:24

GC Column: RTX-CLP2 **ID:** 0.32 **(mm)**

COMPOUND	CCAL RT	AVG RT	RT WINDOW FROM	RT WINDOW TO	DIFF RT
DICAMBA	7.96	7.97	7.87	8.07	0.01
2,4-DCAA	7.76	7.77	7.67	7.87	0.01
DICHLORPROP	8.68	8.68	8.58	8.78	0.00
2,4-D	9.01	9.02	8.92	9.12	0.01
2,4,5-TP(Silvex)	9.92	9.92	9.82	10.02	0.00
2,4,5-T	10.34	10.34	10.24	10.44	0.00
2,4-DB	10.91	10.91	10.81	11.01	0.00
Dinoseb	11.29	11.29	11.19	11.39	0.00

Raw Data: **PS028284.D**

284 Sheffield Street, Mountainside, New Jersey 07092, Phone : 908 789 8900, Fax : 908 789 8922

CALIBRATION VERIFICATION SUMMARY

Contract: TETR16

Lab Code: CHEM **Case No.:** P4602 **SAS No.:** P4602 **SDG NO.:** P4602

GC Column: RTX-CLP **ID:** 0.32 **(mm)** **Initi. Calib. Date(s):** 11/06/2024 11/06/2024

Client Sample No.: CCAL04 **Date Analyzed:** 11/06/2024

Lab Sample No.: HSTDCCC750 **Data File :** PS028284.D **Time Analyzed:** 23:03

COMPOUND	RT	RT WINDOW FROM	RT WINDOW TO	CALC AMOUNT(ng)	NOM AMOUNT(ng)	%D
2,4,5-T	9.567	9.469	9.669	767.920	712.500	7.8
2,4,5-TP(Silvex)	9.274	9.177	9.377	764.460	712.500	7.3
2,4-D	8.391	8.294	8.494	746.130	705.000	5.8
2,4-DB	10.144	10.047	10.247	761.720	712.500	6.9
2,4-DCAA	7.260	7.162	7.362	788.410	750.000	5.1
DICAMBA	7.449	7.351	7.551	747.530	705.000	6.0
DICHLORPROP	8.160	8.063	8.263	745.000	705.000	5.7
Dinoseb	11.361	11.264	11.464	760.470	705.000	7.9

284 Sheffield Street, Mountainside, New Jersey 07092, Phone : 908 789 8900, Fax : 908 789 8922

CALIBRATION VERIFICATION SUMMARY

Contract: TETR16

Lab Code: CHEM **Case No.:** P4602 **SAS No.:** P4602 **SDG NO.:** P4602

GC Column: RTX-CLP2 **ID:** 0.32 **(mm)** **Initi. Calib. Date(s):** 11/06/2024 11/06/2024

Client Sample No.: CCAL04 **Date Analyzed:** 11/06/2024

Lab Sample No.: HSTDCCC750 **Data File :** PS028284.D **Time Analyzed:** 23:03

COMPOUND	RT	RT WINDOW FROM	RT WINDOW TO	CALC AMOUNT(ng)	NOM AMOUNT(ng)	%D
2,4,5-T	10.342	10.244	10.444	716.510	712.500	0.6
2,4,5-TP(Silvex)	9.921	9.823	10.023	729.370	712.500	2.4
2,4-D	9.013	8.915	9.115	714.340	705.000	1.3
2,4-DB	10.909	10.812	11.012	703.300	712.500	-1.3
2,4-DCAA	7.763	7.665	7.865	773.710	750.000	3.2
DICAMBA	7.964	7.867	8.067	747.660	705.000	6.1
DICHLORPROP	8.682	8.584	8.784	725.580	705.000	2.9
Dinoseb	11.290	11.191	11.391	697.660	705.000	-1.0

Data Path : Z:\pestpcbsrv\HPCHEM1\ECD_S\Data\PS110624\
Data File : PS028284.D
Signal(s) : Signal #1: ECD1A.ch Signal #2: ECD2B.ch
Acq On : 06 Nov 2024 23:03
Operator : AR\AJ
Sample : HSTDCCC750
Misc :
ALS Vial : 5 Sample Multiplier: 1

Instrument :
ECD_S
ClientSampleId :
HSTDCCC750

Manual Integrations APPROVED

Reviewed By :Abdul Mirza 11/08/2024
Supervised By :Ankita Jodhani 11/08/2024

Integration File signal 1: autoint1.e
Integration File signal 2: autoint2.e
Quant Time: Nov 07 00:45:43 2024
Quant Method : Z:\pestpcbsrv\HPCHEM1\ECD_S\Method\PS110624.M
Quant Title : 8080.M
QLast Update : Wed Nov 06 11:48:19 2024
Response via : Initial Calibration
Integrator: ChemStation

Volume Inj. : 1 µl
Signal #1 Phase : ZB-MR1 Signal #2 Phase: ZB-MR2
Signal #1 Info : 30M x 0.32mm x0.5 Signal #2 Info : 30M x 0.32mm x 0.25µm

	Compound	RT#1	RT#2	Resp#1	Resp#2	ng/ml	ng/ml
	System Monitoring Compounds						
4) S	2,4-DCAA	7.260	7.763	2019.5E6	1347.6E6	788.414	773.706
	Target Compounds						
1) T	Dalapon	2.655	2.712	2504.9E6	2001.4E6	703.776	680.185
2) T	3,5-DICHL...	6.428	6.713	2706.0E6	1850.3E6	721.824	731.101m
3) T	4-Nitroph...	7.059	7.289	1173.4E6	770.0E6	712.201	671.950
5) T	DICAMBA	7.449	7.964	8393.7E6	6005.6E6	747.535	747.660
6) T	MCPP	7.633	8.067	583.8E6	466.5E6	76.990	76.830
7) T	MCPA	7.784	8.313	777.8E6	615.1E6	74.706	73.760
8) T	DICHLORPROP	8.160	8.682	2100.4E6	1457.9E6	744.998	725.581
9) T	2,4-D	8.391	9.013	2354.9E6	1593.1E6	746.131	714.339
10) T	Pentachlo...	8.691	9.544	32738.7E6	21186.7E6	787.696	726.450
11) T	2,4,5-TP ...	9.274	9.921	13015.3E6	9075.3E6	764.456	729.366
12) T	2,4,5-T	9.567	10.342	13312.3E6	8789.3E6	767.923	716.514
13) T	2,4-DB	10.144	10.909	2153.0E6	1114.7E6	761.723	703.302
14) T	DINOSEB	11.361	11.290	10995.5E6	6084.8E6	760.465	697.664
15) T	Picloram	11.165	12.390	22106.0E6	12661.0E6	762.304	702.132
16) T	DCPA	11.654	12.337	18523.1E6	9888.2E6	779.616	705.774

(f)=RT Delta > 1/2 Window (#)=Amounts differ by > 25% (m)=manual int.

Data Path : Z:\pestpcbsrv\HPCHEM1\ECD_S\Data\PS110624\
Data File : PS028284.D
Signal(s) : Signal #1: ECD1A.ch Signal #2: ECD2B.ch
Acq On : 06 Nov 2024 23:03
Operator : AR\AJ
Sample : HSTDCCC750
Misc :
ALS Vial : 5 Sample Multiplier: 1

Instrument :
ECD_S
ClientSampleId :
HSTDCCC750

Manual Integrations APPROVED

Reviewed By :Abdul Mirza 11/08/2024
Supervised By :Ankita Jodhani 11/08/2024

Integration File signal 1: autoint1.e
Integration File signal 2: autoint2.e
Quant Time: Nov 07 00:45:43 2024
Quant Method : Z:\pestpcbsrv\HPCHEM1\ECD_S\Method\PS110624.M
Quant Title : 8080.M
QLast Update : Wed Nov 06 11:48:19 2024
Response via : Initial Calibration
Integrator: ChemStation

Volume Inj. : 1 µl
Signal #1 Phase : ZB-MR1 Signal #2 Phase: ZB-MR2
Signal #1 Info : 30M x 0.32mm x0.5 Signal #2 Info : 30M x 0.32mm x 0.25µm

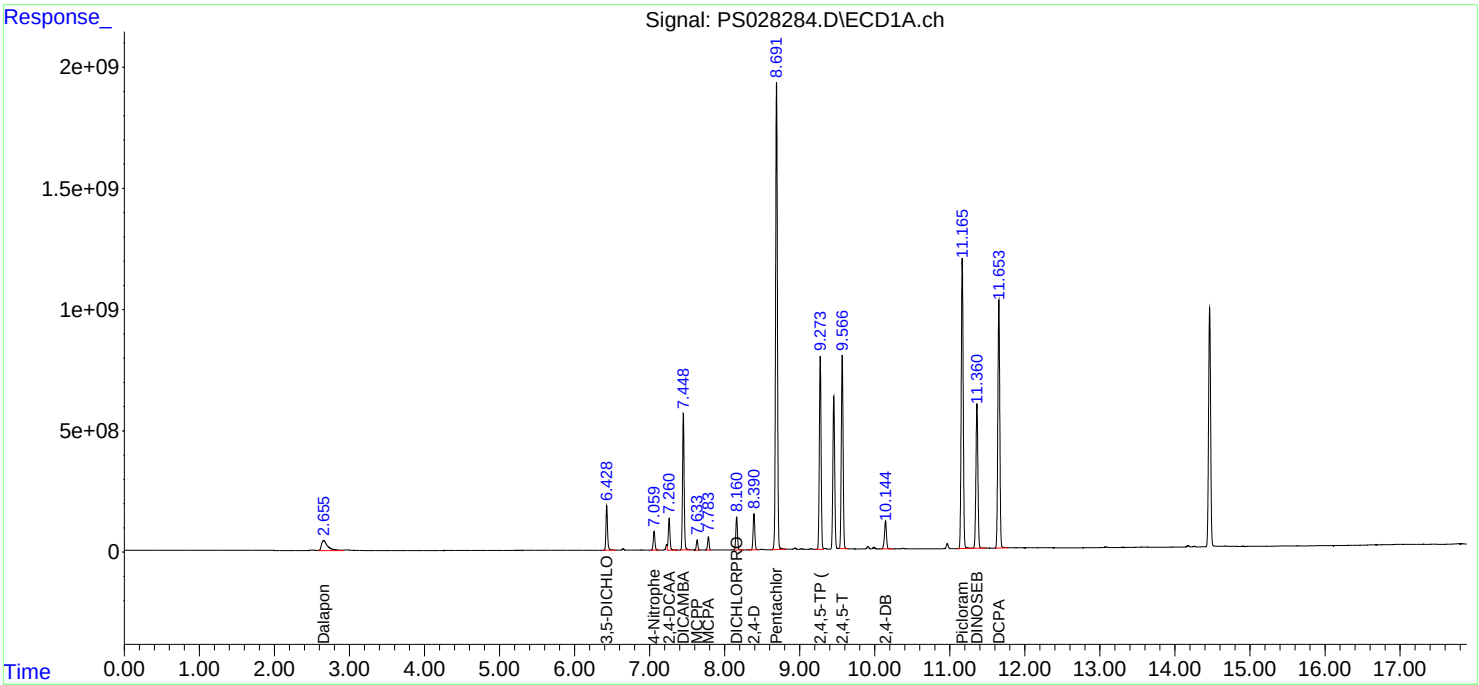

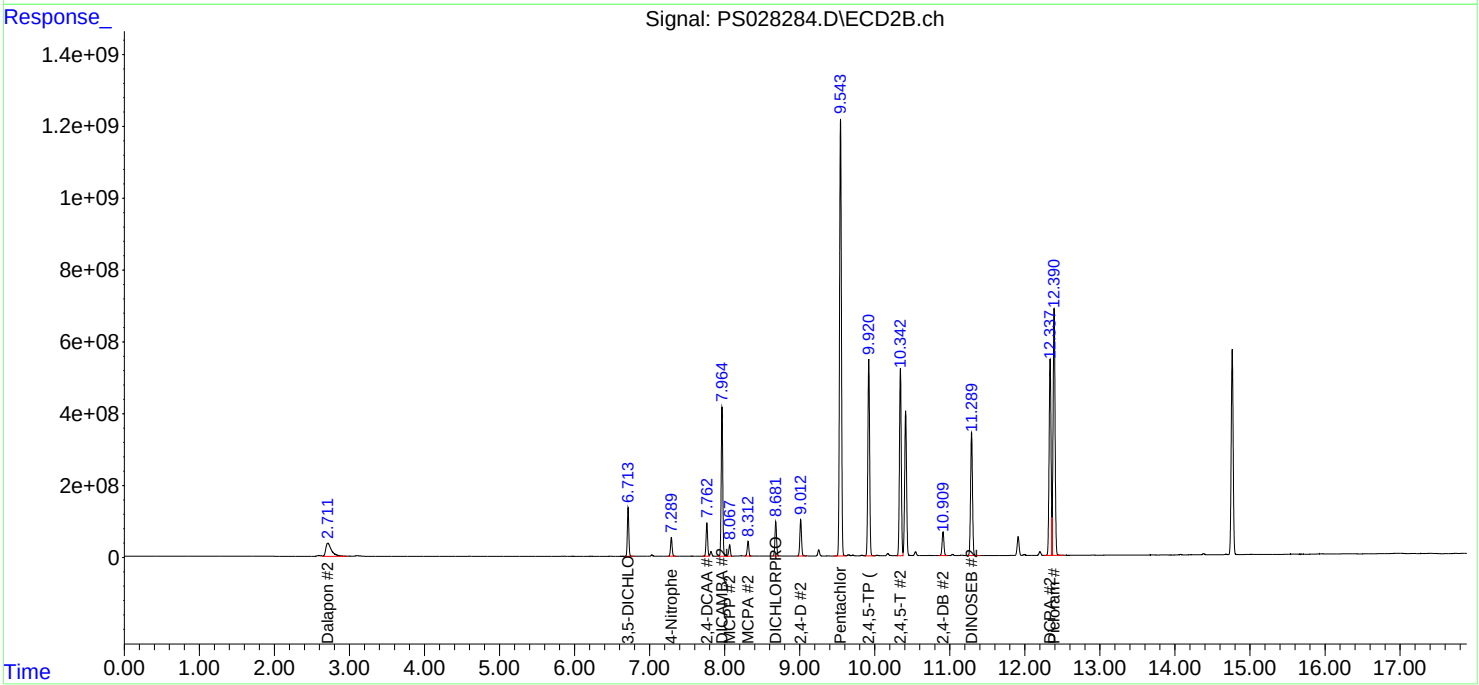

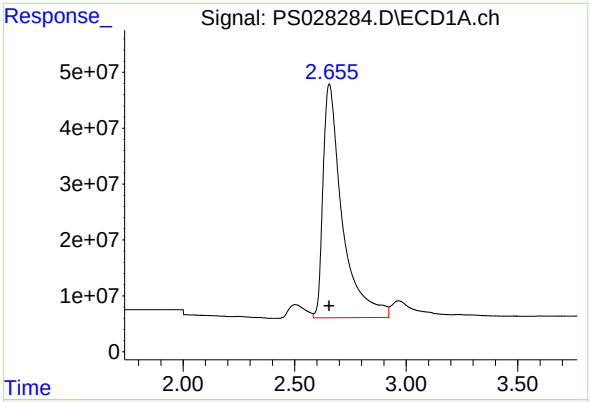

#1 Dalapon

R.T.: 2.655 min
Delta R.T.: 0.001 min
Response: 2504871778
Conc: 703.78 ng/ml

Instrument :
ECD_S
ClientSampleId :
HSTDCCC750

Manual Integrations APPROVED

Reviewed By :Abdul Mirza 11/08/2024
Supervised By :Ankita Jodhani 11/08/2024

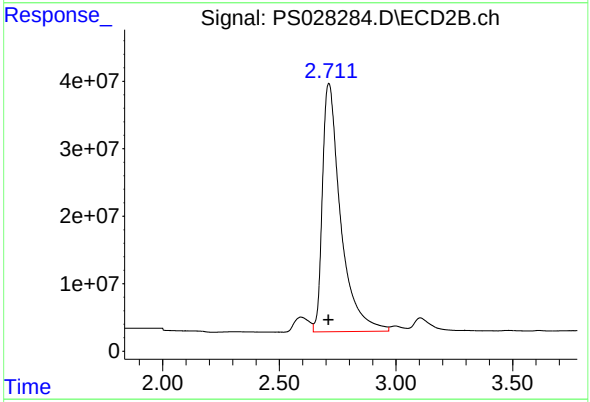

#1 Dalapon

R.T.: 2.712 min
Delta R.T.: 0.002 min
Response: 2001440284
Conc: 680.18 ng/ml

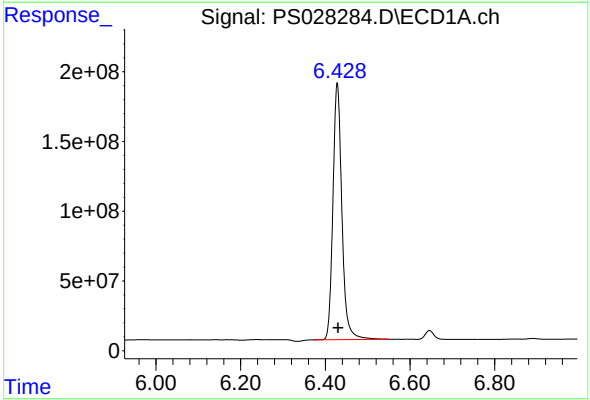

#2 3,5-DICHLOROBENZOIC ACID

R.T.: 6.428 min
Delta R.T.: -0.002 min
Response: 2705957984
Conc: 721.82 ng/ml

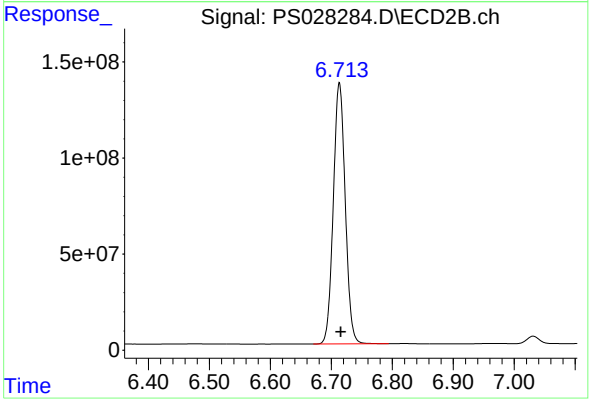

#2 3,5-DICHLOROBENZOIC ACID

R.T.: 6.713 min
Delta R.T.: -0.003 min
Response: 1850347993
Conc: 731.10 ng/ml m

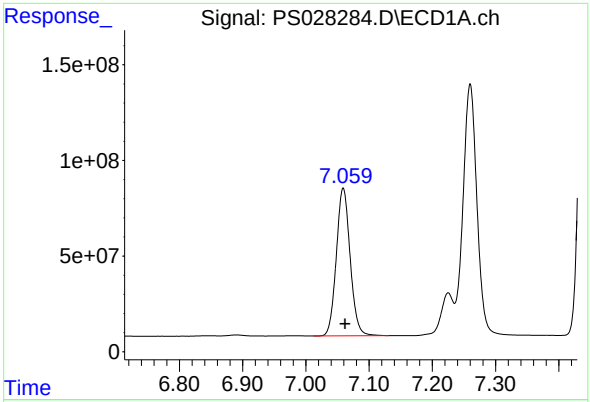

#3 4-Nitrophenol

R.T.: 7.059 min
Delta R.T.: -0.003 min
Response: 1173398543
Conc: 712.20 ng/ml

Instrument :
ECD_S
ClientSampleId :
HSTDCCC750

Manual Integrations APPROVED

Reviewed By :Abdul Mirza 11/08/2024
Supervised By :Ankita Jodhani 11/08/2024

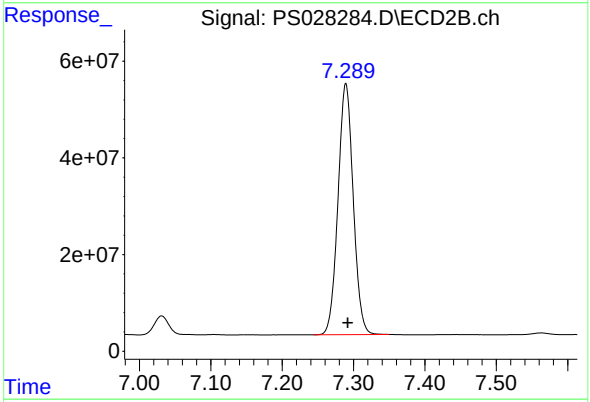

#3 4-Nitrophenol

R.T.: 7.289 min
Delta R.T.: -0.002 min
Response: 770018223
Conc: 671.95 ng/ml

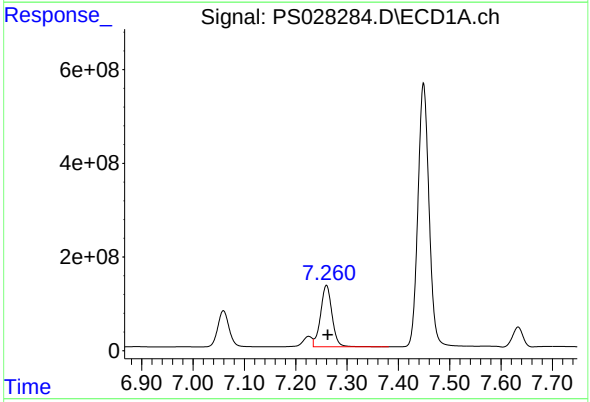

#4 2,4-DCAA

R.T.: 7.260 min
Delta R.T.: -0.003 min
Response: 2019453541
Conc: 788.41 ng/ml

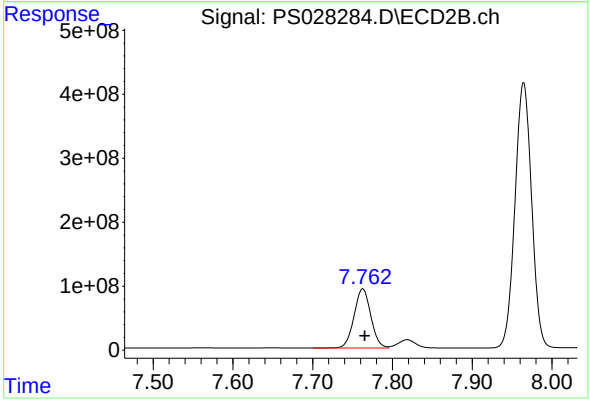

#4 2,4-DCAA

R.T.: 7.763 min
Delta R.T.: -0.002 min
Response: 1347625287
Conc: 773.71 ng/ml

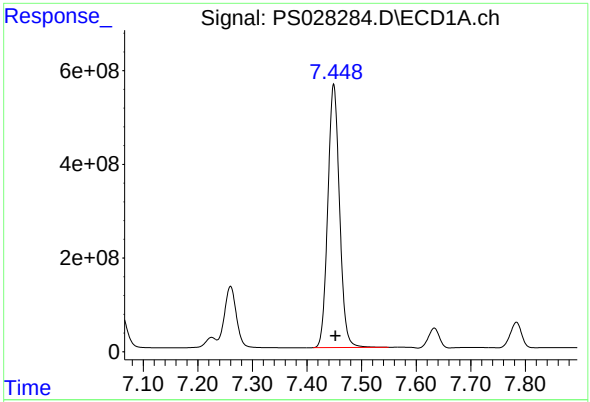

#5 DICAMBA

R.T.: 7.449 min
Delta R.T.: -0.003 min
Response: 8393721972
Conc: 747.53 ng/ml

Instrument :
ECD_S
ClientSampleId :
HSTDCCC750

Manual Integrations
APPROVED

Reviewed By :Abdul Mirza 11/08/2024
Supervised By :Ankita Jodhani 11/08/2024

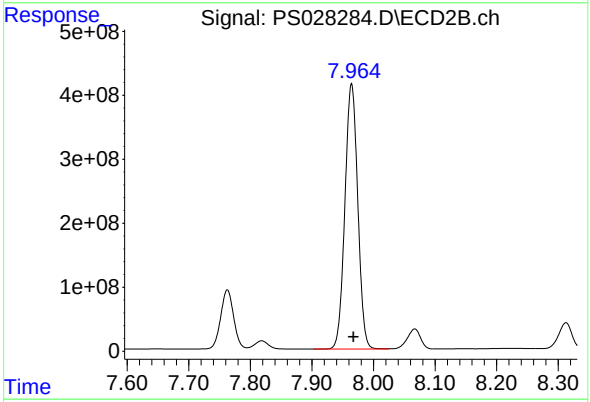

#5 DICAMBA

R.T.: 7.964 min
Delta R.T.: -0.003 min
Response: 6005630495
Conc: 747.66 ng/ml

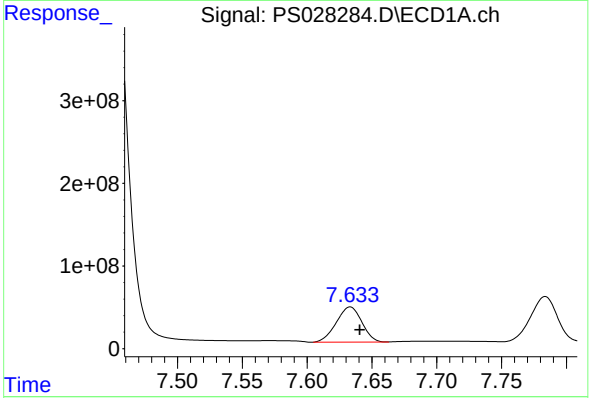

#6 MCPP

R.T.: 7.633 min
Delta R.T.: -0.007 min
Response: 583777347
Conc: 76.99 ug/ml

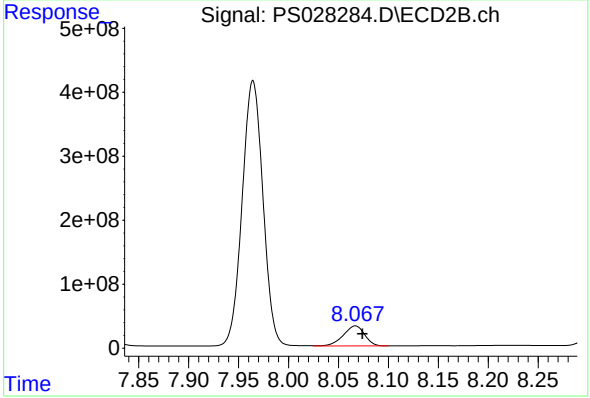

#6 MCPP

R.T.: 8.067 min
Delta R.T.: -0.007 min
Response: 466457076
Conc: 76.83 ug/ml

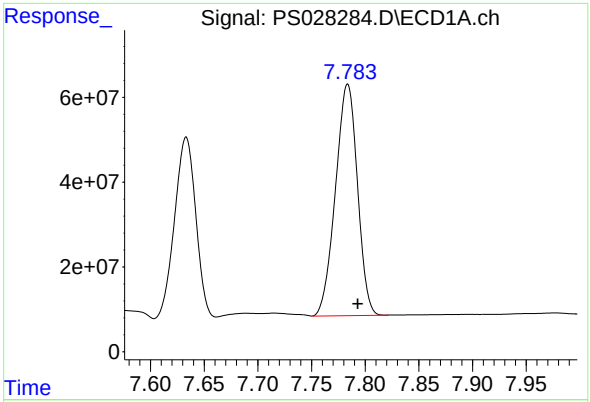

#7 MCPA

R.T.: 7.784 min
Delta R.T.: -0.009 min
Response: 777769100
Conc: 74.71 ug/ml

Instrument :
ECD_S
ClientSampleId :
HSTDCCC750

Manual Integrations APPROVED

Reviewed By :Abdul Mirza 11/08/2024
Supervised By :Ankita Jodhani 11/08/2024

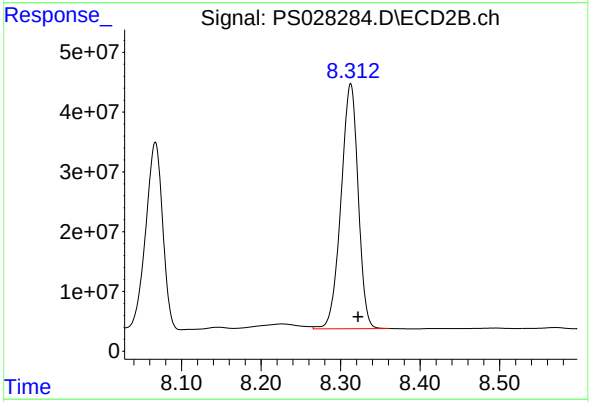

#7 MCPA

R.T.: 8.313 min
Delta R.T.: -0.009 min
Response: 615054934
Conc: 73.76 ug/ml

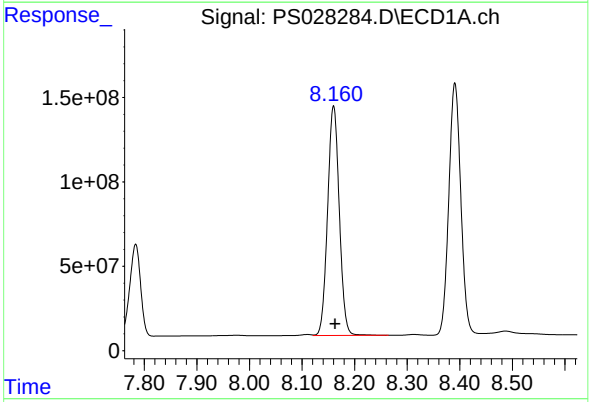

#8 DICHLORPROP

R.T.: 8.160 min
Delta R.T.: -0.003 min
Response: 2100358643
Conc: 745.00 ng/ml

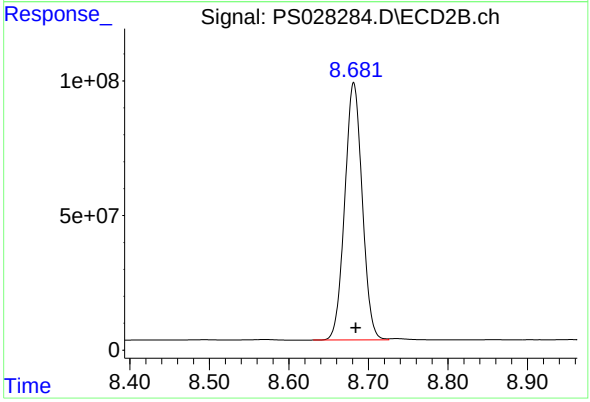

#8 DICHLORPROP

R.T.: 8.682 min
Delta R.T.: -0.002 min
Response: 1457869171
Conc: 725.58 ng/ml

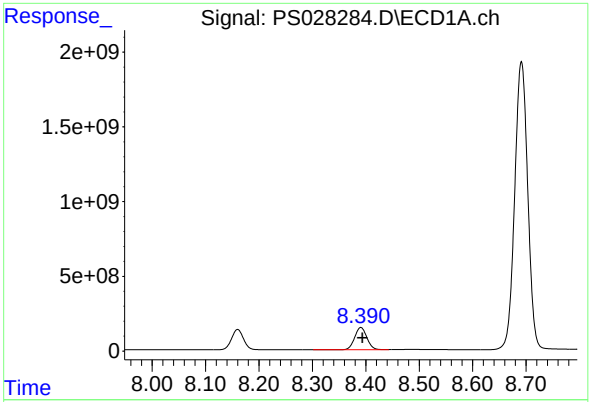

#9 2,4-D

R.T.: 8.391 min
Delta R.T.: -0.003 min
Response: 2354871541
Conc: 746.13 ng/ml

Instrument :
ECD_S
ClientSampleId :
HSTDCCC750

Manual Integrations APPROVED

Reviewed By :Abdul Mirza 11/08/2024
Supervised By :Ankita Jodhani 11/08/2024

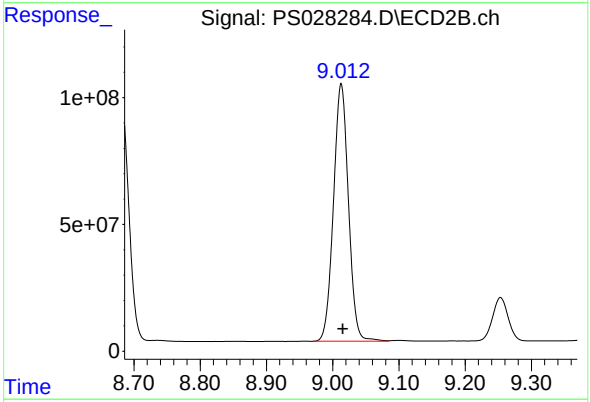

#9 2,4-D

R.T.: 9.013 min
Delta R.T.: -0.002 min
Response: 1593074283
Conc: 714.34 ng/ml

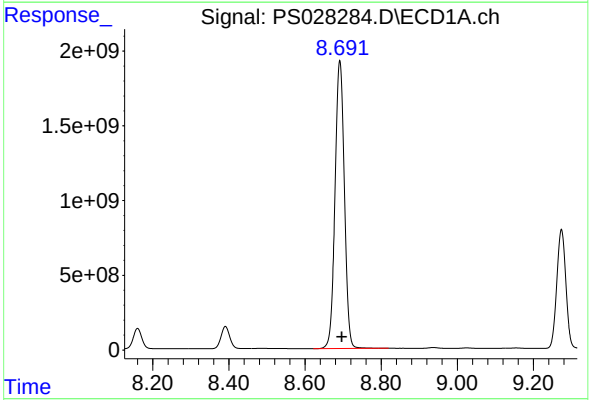

#10 Pentachlorophenol

R.T.: 8.691 min
Delta R.T.: -0.005 min
Response: 32738746769
Conc: 787.70 ng/ml

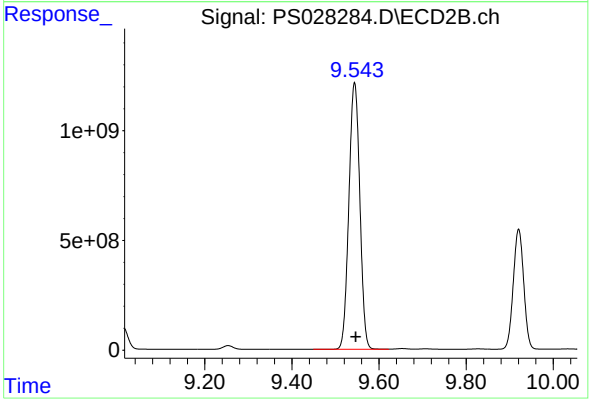

#10 Pentachlorophenol

R.T.: 9.544 min
Delta R.T.: -0.003 min
Response: 21186672843
Conc: 726.45 ng/ml

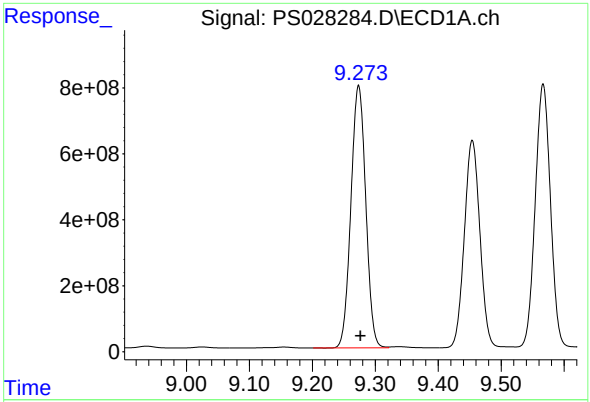

#11 2,4,5-TP (SILVEX)

R.T.: 9.274 min
Delta R.T.: -0.003 min
Response: 13015340182
Conc: 764.46 ng/ml

Instrument :
ECD_S
ClientSampleId :
HSTDCCC750

Manual Integrations APPROVED

Reviewed By :Abdul Mirza 11/08/2024
Supervised By :Ankita Jodhani 11/08/2024

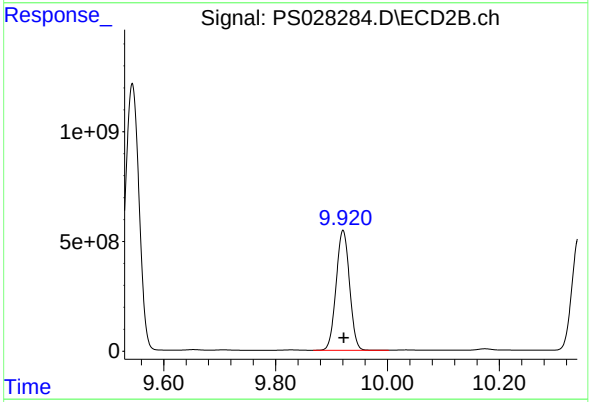

#11 2,4,5-TP (SILVEX)

R.T.: 9.921 min
Delta R.T.: -0.001 min
Response: 9075284445
Conc: 729.37 ng/ml

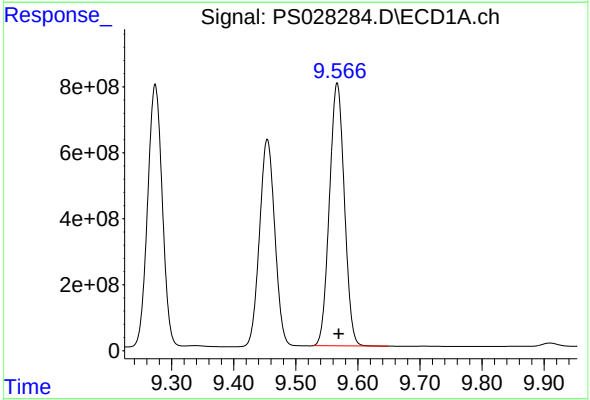

#12 2,4,5-T

R.T.: 9.567 min
Delta R.T.: -0.003 min
Response: 13312348193
Conc: 767.92 ng/ml

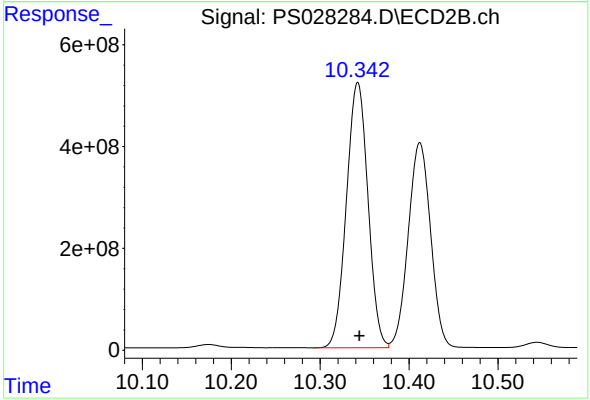

#12 2,4,5-T

R.T.: 10.342 min
Delta R.T.: -0.002 min
Response: 8789321583
Conc: 716.51 ng/ml

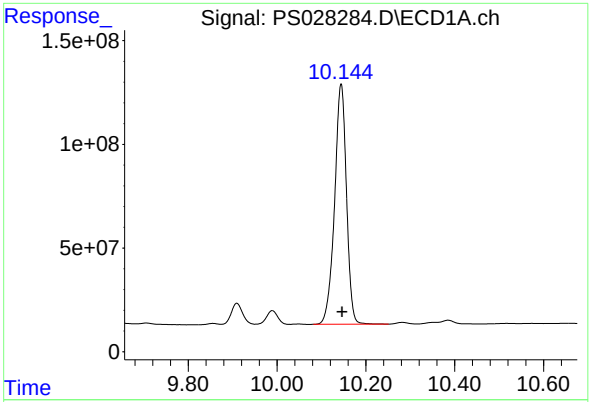

#13 2,4-DB

R.T.: 10.144 min
Delta R.T.: -0.002 min
Response: 2153037126
Conc: 761.72 ng/ml

Instrument :
ECD_S
ClientSampleId :
HSTDCCC750

Manual Integrations
APPROVED

Reviewed By :Abdul Mirza 11/08/2024
Supervised By :Ankita Jodhani 11/08/2024

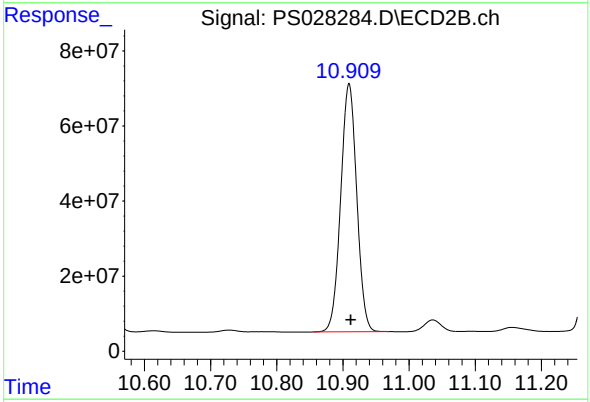

#13 2,4-DB

R.T.: 10.909 min
Delta R.T.: -0.003 min
Response: 1114663200
Conc: 703.30 ng/ml

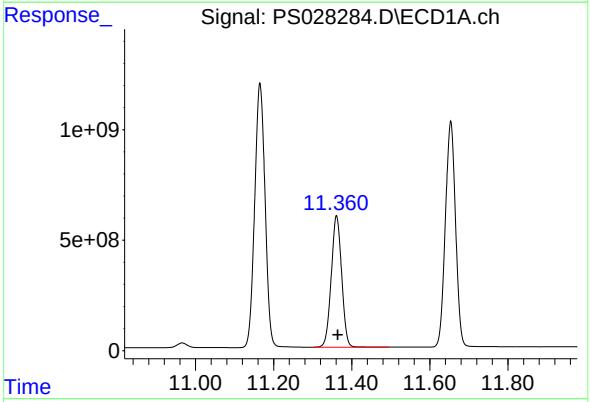

#14 DINOSEB

R.T.: 11.361 min
Delta R.T.: -0.003 min
Response: 10995543423
Conc: 760.47 ng/ml

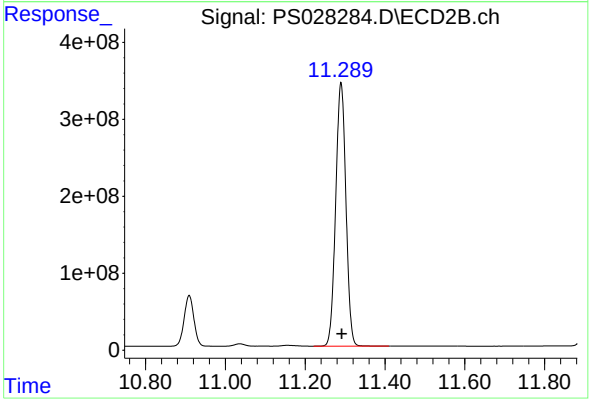

#14 DINOSEB

R.T.: 11.290 min
Delta R.T.: -0.002 min
Response: 6084779705
Conc: 697.66 ng/ml

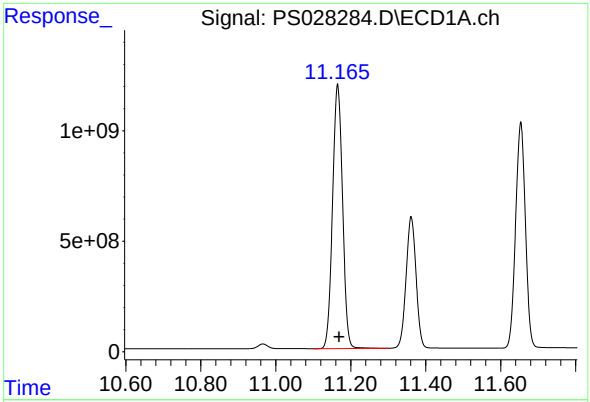

#15 Picloram

R.T.: 11.165 min
Delta R.T.: -0.004 min
Response: 22105968026
Conc: 762.30 ng/ml

Instrument :
ECD_S
ClientSampleId :
HSTDCCC750

Manual Integrations APPROVED

Reviewed By :Abdul Mirza 11/08/2024
Supervised By :Ankita Jodhani 11/08/2024

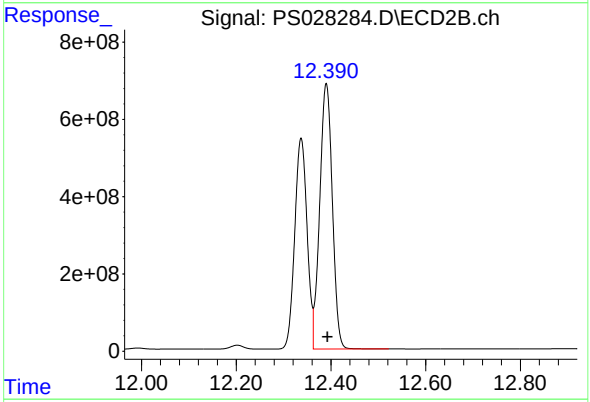

#15 Picloram

R.T.: 12.390 min
Delta R.T.: -0.002 min
Response: 12660958973
Conc: 702.13 ng/ml

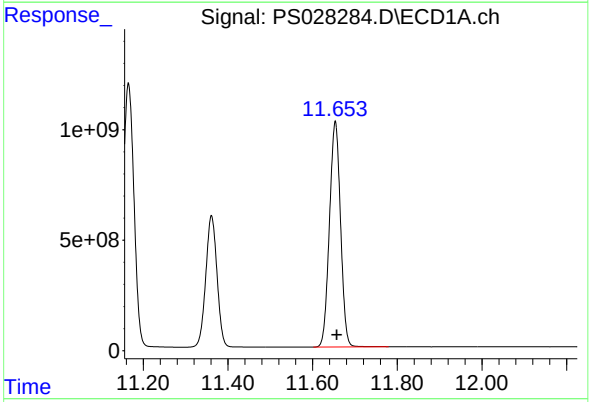

#16 DCPA

R.T.: 11.654 min
Delta R.T.: -0.003 min
Response: 18523112930
Conc: 779.62 ng/ml

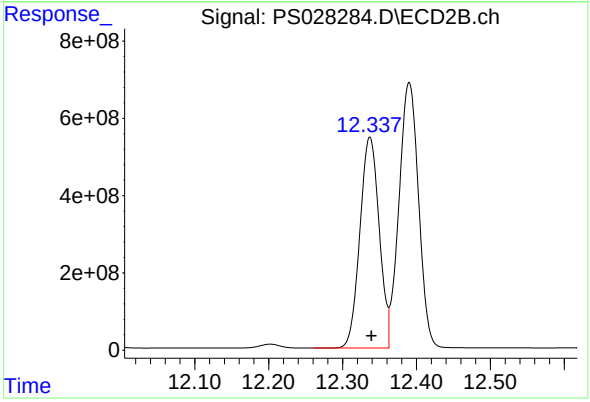

#16 DCPA

R.T.: 12.337 min
Delta R.T.: -0.002 min
Response: 9888239659
Conc: 705.77 ng/ml

Raw Data: **PS028297.D**

284 Sheffield Street, Mountainside, New Jersey 07092, Phone : 908 789 8900,
Fax : 908 789 8922

CALIBRATION VERIFICATION SUMMARY

Contract: TETR16

Lab Code: CHEM **Case No.:** P4602 **SAS No.:** P4602 **SDG NO.:** P4602

Continuing Calib Date: 11/07/2024 **Initial Calibration Date(s):** 11/06/2024 11/06/2024

Continuing Calib Time: 04:40 **Initial Calibration Time(s):** 09:48 11:24

GC Column: RTX-CLP **ID:** 0.32 **(mm)**

COMPOUND	CCAL RT	AVG RT	RT WINDOW FROM	RT WINDOW TO	DIFF RT
DICAMBA	7.45	7.45	7.35	7.55	0.00
2,4-DCAA	7.26	7.26	7.16	7.36	0.00
DICHLORPROP	8.16	8.16	8.06	8.26	0.00
2,4-D	8.39	8.39	8.29	8.49	0.00
2,4,5-TP(Silvex)	9.27	9.28	9.18	9.38	0.01
2,4,5-T	9.56	9.57	9.47	9.67	0.01
2,4-DB	10.14	10.15	10.05	10.25	0.01
Dinoseb	11.36	11.36	11.26	11.46	0.00

Raw Data: **PS028297.D**

284 Sheffield Street, Mountainside, New Jersey 07092, Phone : 908 789 8900,
Fax : 908 789 8922

CALIBRATION VERIFICATION SUMMARY

Contract: TETR16

Lab Code: CHEM **Case No.:** P4602 **SAS No.:** P4602 **SDG NO.:** P4602

Continuing Calib Date: 11/07/2024 **Initial Calibration Date(s):** 11/06/2024 11/06/2024

Continuing Calib Time: 04:40 **Initial Calibration Time(s):** 09:48 11:24

GC Column: RTX-CLP2 **ID:** 0.32 **(mm)**

COMPOUND	CCAL RT	AVG RT	RT WINDOW FROM	RT WINDOW TO	DIFF RT
DICAMBA	7.96	7.97	7.87	8.07	0.01
2,4-DCAA	7.76	7.77	7.67	7.87	0.01
DICHLORPROP	8.68	8.68	8.58	8.78	0.00
2,4-D	9.01	9.02	8.92	9.12	0.01
2,4,5-TP(Silvex)	9.92	9.92	9.82	10.02	0.00
2,4,5-T	10.34	10.34	10.24	10.44	0.00
2,4-DB	10.91	10.91	10.81	11.01	0.00
Dinoseb	11.29	11.29	11.19	11.39	0.00

Raw Data: **PS028297.D**

284 Sheffield Street, Mountainside, New Jersey 07092, Phone : 908 789 8900, Fax : 908 789 8922

CALIBRATION VERIFICATION SUMMARY

Contract: TETR16

Lab Code: CHEM **Case No.:** P4602 **SAS No.:** P4602 **SDG NO.:** P4602

GC Column: RTX-CLP **ID:** 0.32 **(mm)** **Initi. Calib. Date(s):** 11/06/2024 11/06/2024

Client Sample No.: CCAL05 **Date Analyzed:** 11/07/2024

Lab Sample No.: HSTDCCC750 **Data File :** PS028297.D **Time Analyzed:** 04:40

COMPOUND	RT	RT WINDOW FROM	RT WINDOW TO	CALC AMOUNT(ng)	NOM AMOUNT(ng)	%D
2,4,5-T	9.563	9.469	9.669	769.290	712.500	8.0
2,4,5-TP(Silvex)	9.270	9.177	9.377	773.230	712.500	8.5
2,4-D	8.388	8.294	8.494	749.690	705.000	6.3
2,4-DB	10.141	10.047	10.247	767.890	712.500	7.8
2,4-DCAA	7.258	7.162	7.362	772.740	750.000	3.0
DICAMBA	7.447	7.351	7.551	749.460	705.000	6.3
DICHLORPROP	8.157	8.063	8.263	750.990	705.000	6.5
Dinoseb	11.358	11.264	11.464	757.790	705.000	7.5

Raw Data: **PS028297.D**

284 Sheffield Street, Mountainside, New Jersey 07092, Phone : 908 789 8900, Fax : 908 789 8922

CALIBRATION VERIFICATION SUMMARY

Contract: TETR16

Lab Code: CHEM **Case No.:** P4602 **SAS No.:** P4602 **SDG NO.:** P4602

GC Column: RTX-CLP2 **ID:** 0.32 **(mm)** **Initi. Calib. Date(s):** 11/06/2024 11/06/2024

Client Sample No.: CCAL05 **Date Analyzed:** 11/07/2024

Lab Sample No.: HSTDCCC750 **Data File :** PS028297.D **Time Analyzed:** 04:40

COMPOUND	RT	RT WINDOW FROM	RT WINDOW TO	CALC AMOUNT(ng)	NOM AMOUNT(ng)	%D
2,4,5-T	10.340	10.244	10.444	706.210	712.500	-0.9
2,4,5-TP(Silvex)	9.918	9.823	10.023	718.100	712.500	0.8
2,4-D	9.011	8.915	9.115	700.360	705.000	-0.7
2,4-DB	10.908	10.812	11.012	688.940	712.500	-3.3
2,4-DCAA	7.761	7.665	7.865	760.410	750.000	1.4
DICAMBA	7.963	7.867	8.067	732.640	705.000	3.9
DICHLORPROP	8.680	8.584	8.784	712.320	705.000	1.0
Dinoseb	11.287	11.191	11.391	668.880	705.000	-5.1

Sample Results: **PS028297.D**

Data Path : Z:\pestpcbsrv\HPCHEM1\ECD_S\Data\PS110624\
Data File : PS028297.D
Signal(s) : Signal #1: ECD1A.ch Signal #2: ECD2B.ch
Acq On : 07 Nov 2024 04:40
Operator : AR\AJ
Sample : HSTDCCC750
Misc :
ALS Vial : 5 Sample Multiplier: 1

Instrument :
ECD_S
ClientSampleId :
HSTDCCC750

Manual Integrations APPROVED

Reviewed By :Abdul Mirza 11/08/2024
Supervised By :Ankita Jodhani 11/08/2024

Integration File signal 1: autoint1.e
Integration File signal 2: autoint2.e
Quant Time: Nov 07 04:59:31 2024
Quant Method : Z:\pestpcbsrv\HPCHEM1\ECD_S\Method\PS110624.M
Quant Title : 8080.M
QLast Update : Wed Nov 06 11:48:19 2024
Response via : Initial Calibration
Integrator: ChemStation

Volume Inj. : 1 µl
Signal #1 Phase : ZB-MR1 Signal #2 Phase: ZB-MR2
Signal #1 Info : 30M x 0.32mm x0.5 Signal #2 Info : 30M x 0.32mm x 0.25µm

	Compound	RT#1	RT#2	Resp#1	Resp#2	ng/ml	ng/ml
	System Monitoring Compounds						
4) S	2,4-DCAA	7.258	7.761	1979.3E6	1324.5E6	772.735m	760.408
	Target Compounds						
1) T	Dalapon	2.651	2.711	2447.7E6	2017.8E6	687.715	685.759
2) T	3,5-DICHL...	6.426	6.712	2715.8E6	1813.9E6	724.456	716.703
3) T	4-Nitroph...	7.057	7.288	1173.7E6	754.7E6	712.370	658.588
5) T	DICAMBA	7.447	7.963	8415.3E6	5884.9E6	749.460	732.636
6) T	MCPP	7.631	8.065	587.9E6	457.1E6	77.532	75.284
7) T	MCPA	7.781	8.311	781.5E6	601.2E6	75.065	72.101
8) T	DICHLORPROP	8.157	8.680	2117.3E6	1431.2E6	750.992	712.315
9) T	2,4-D	8.388	9.011	2366.1E6	1561.9E6	749.692m	700.363
10) T	Pentachlo...	8.689	9.542	33059.9E6	20826.7E6	795.422	714.108
11) T	2,4,5-TP ...	9.270	9.918	13164.7E6	8935.0E6	773.230	718.096
12) T	2,4,5-T	9.563	10.340	13336.0E6	8662.9E6	769.288	706.208
13) T	2,4-DB	10.141	10.908	2170.5E6	1091.9E6	767.888	688.942
14) T	DINOSEB	11.358	11.287	10956.8E6	5833.7E6	757.789	668.875
15) T	Picloram	11.162	12.387	22210.9E6	12292.8E6	765.921	681.714
16) T	DCPA	11.650	12.334	18752.5E6	9655.6E6	789.271	689.171

(f)=RT Delta > 1/2 Window (#)=Amounts differ by > 25% (m)=manual int.

Data Path : Z:\pestpcbsrv\HPCHEM1\ECD_S\Data\PS110624\
Data File : PS028297.D
Signal(s) : Signal #1: ECD1A.ch Signal #2: ECD2B.ch
Acq On : 07 Nov 2024 04:40
Operator : AR\AJ
Sample : HSTDCCC750
Misc :
ALS Vial : 5 Sample Multiplier: 1

Instrument :
ECD_S
ClientSampleId :
HSTDCCC750

Manual Integrations APPROVED

Reviewed By :Abdul Mirza 11/08/2024
Supervised By :Ankita Jodhani 11/08/2024

Integration File signal 1: autoint1.e
Integration File signal 2: autoint2.e
Quant Time: Nov 07 04:59:31 2024
Quant Method : Z:\pestpcbsrv\HPCHEM1\ECD_S\Method\PS110624.M
Quant Title : 8080.M
QLast Update : Wed Nov 06 11:48:19 2024
Response via : Initial Calibration
Integrator: ChemStation

Volume Inj. : 1 µl
Signal #1 Phase : ZB-MR1 Signal #2 Phase: ZB-MR2
Signal #1 Info : 30M x 0.32mm x0.5 Signal #2 Info : 30M x 0.32mm x 0.25µm

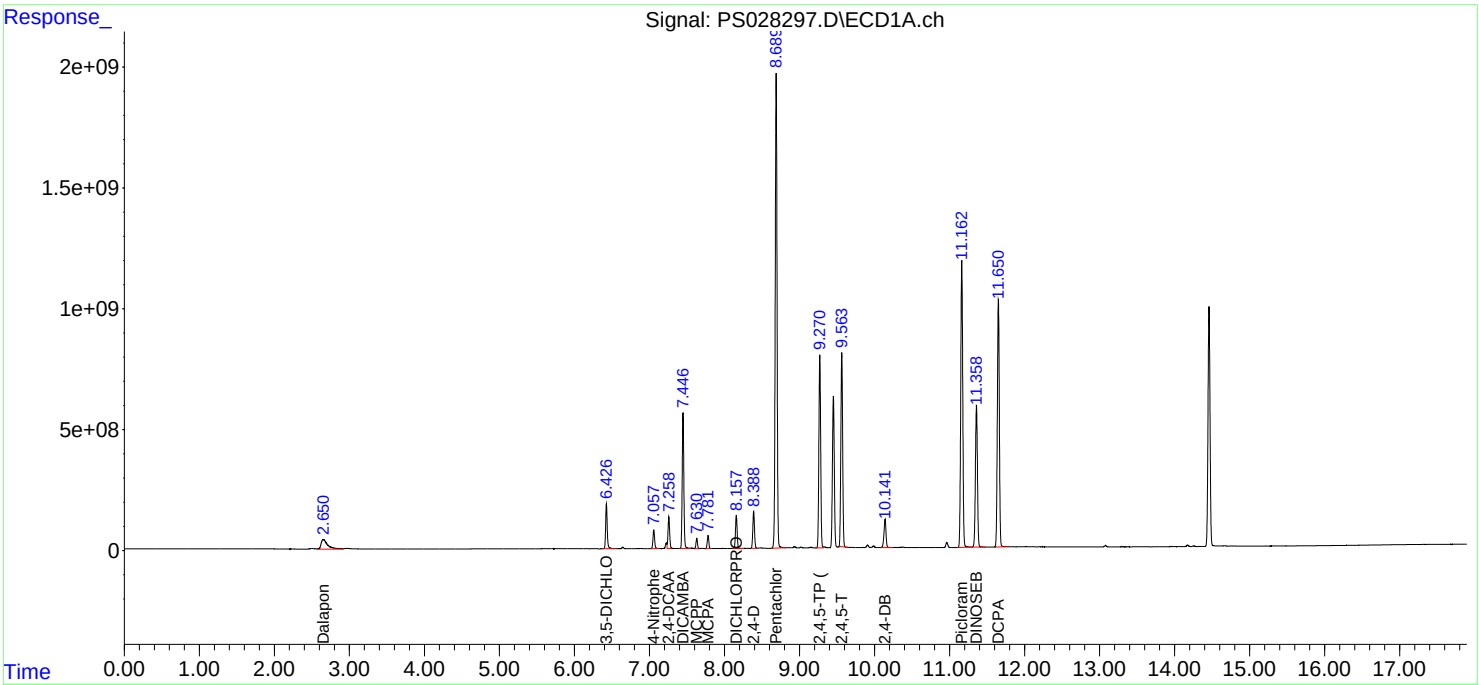

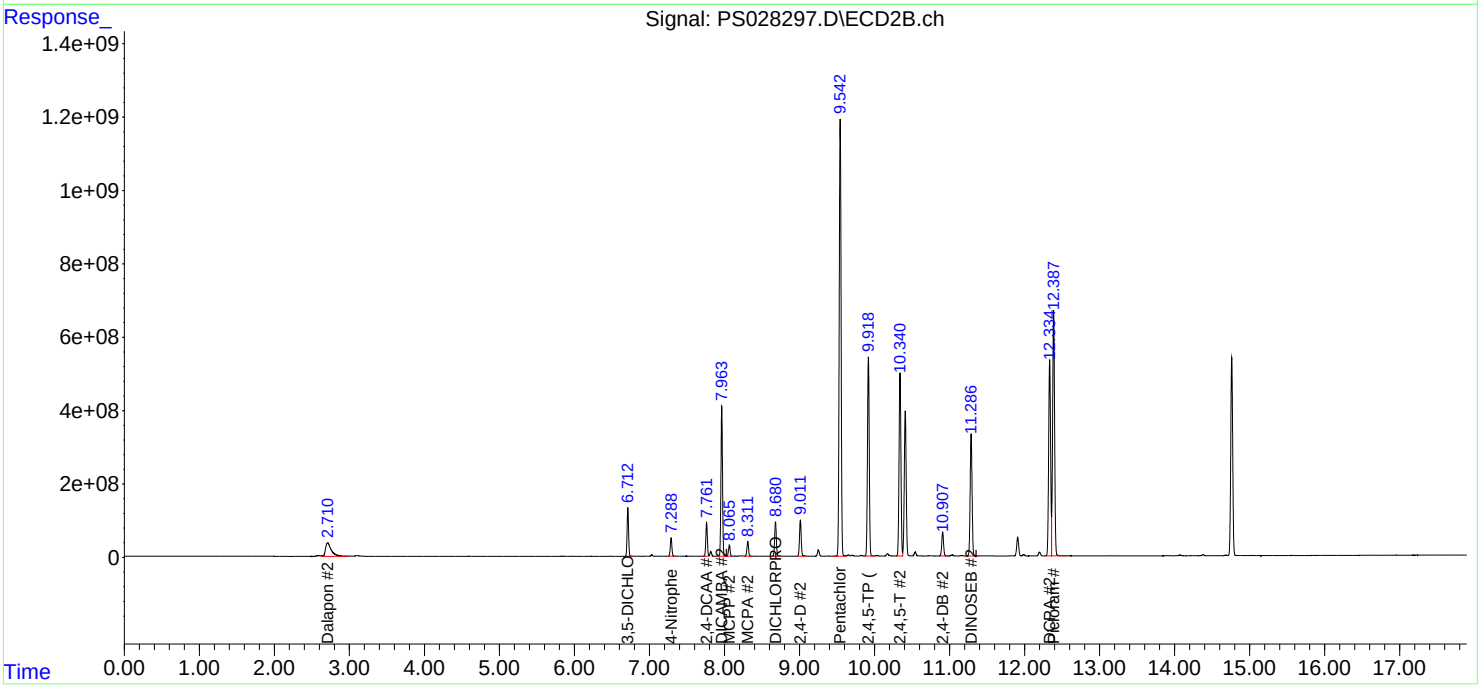

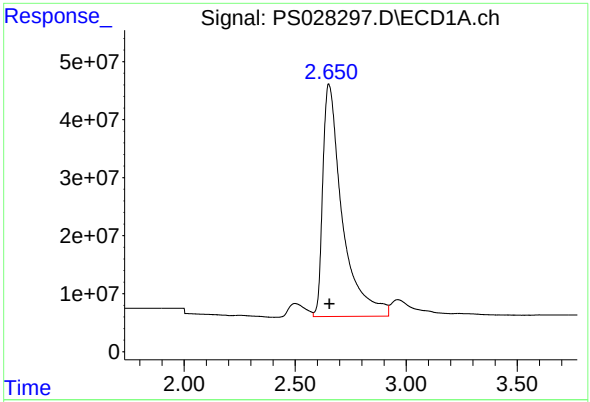

#1 Dalapon

R.T.: 2.651 min
Delta R.T.: -0.003 min
Response: 2447708491
Conc: 687.71 ng/ml

Instrument :
ECD_S
ClientSampleId :
HSTDCCC750

Manual Integrations APPROVED

Reviewed By :Abdul Mirza 11/08/2024
Supervised By :Ankita Jodhani 11/08/2024

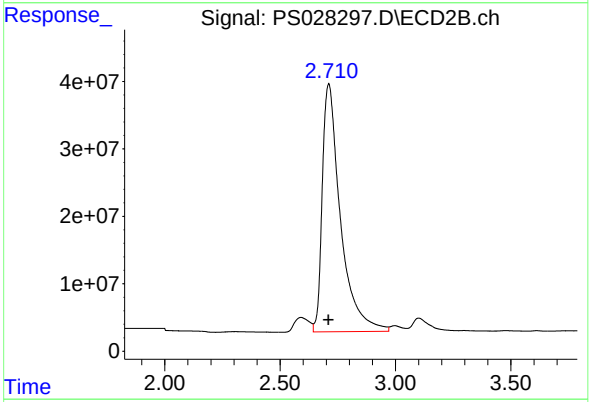

#1 Dalapon

R.T.: 2.711 min
Delta R.T.: 0.000 min
Response: 2017840879
Conc: 685.76 ng/ml

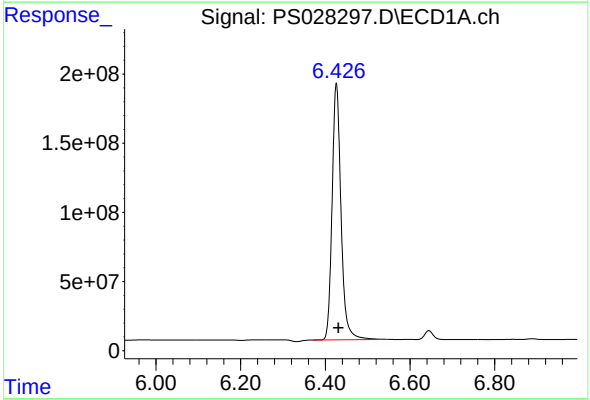

#2 3,5-DICHLOROBENZOIC ACID

R.T.: 6.426 min
Delta R.T.: -0.004 min
Response: 2715827138
Conc: 724.46 ng/ml

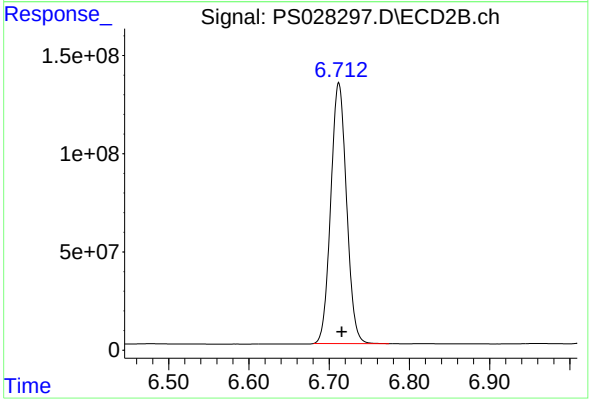

#2 3,5-DICHLOROBENZOIC ACID

R.T.: 6.712 min
Delta R.T.: -0.004 min
Response: 1813907703
Conc: 716.70 ng/ml

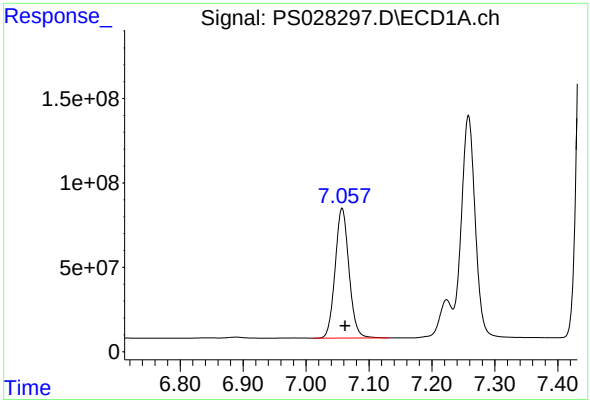

#3 4-Nitrophenol

R.T.: 7.057 min
Delta R.T.: -0.005 min
Response: 1173677049
Conc: 712.37 ng/ml

Instrument :
ECD_S
ClientSampleId :
HSTDCCC750

Manual Integrations APPROVED

Reviewed By :Abdul Mirza 11/08/2024
Supervised By :Ankita Jodhani 11/08/2024

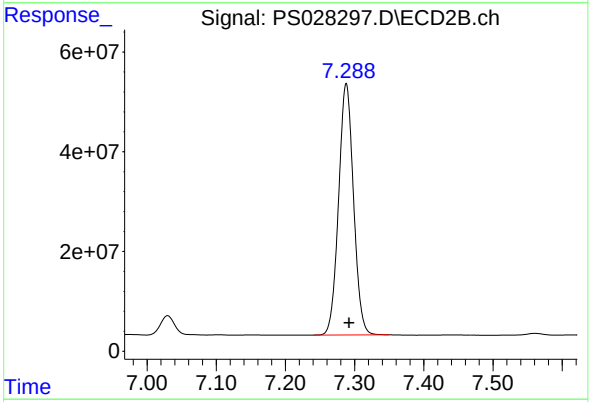

#3 4-Nitrophenol

R.T.: 7.288 min
Delta R.T.: -0.004 min
Response: 754706050
Conc: 658.59 ng/ml

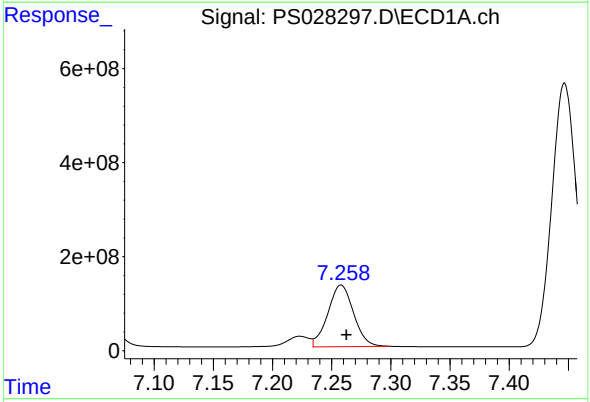

#4 2,4-DCAA

R.T.: 7.258 min
Delta R.T.: -0.005 min
Response: 1979294940
Conc: 772.74 ng/ml m

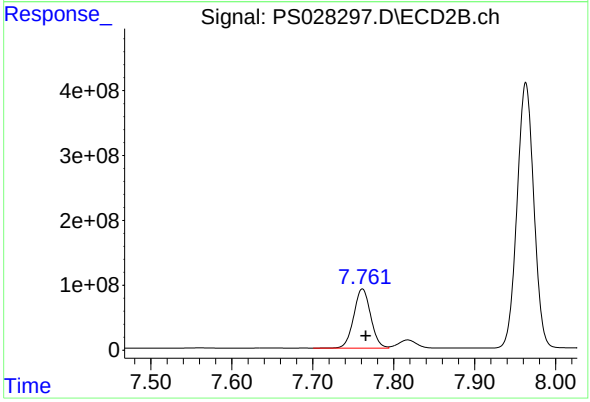

#4 2,4-DCAA

R.T.: 7.761 min
Delta R.T.: -0.004 min
Response: 1324463824
Conc: 760.41 ng/ml

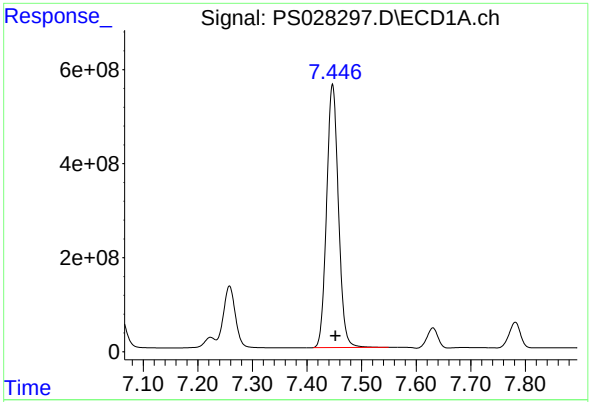

#5 DICAMBA

R.T.: 7.447 min
Delta R.T.: -0.005 min
Response: 8415345854
Conc: 749.46 ng/ml

Instrument :
ECD_S
ClientSampleId :
HSTDCCC750

Manual Integrations APPROVED

Reviewed By :Abdul Mirza 11/08/2024
Supervised By :Ankita Jodhani 11/08/2024

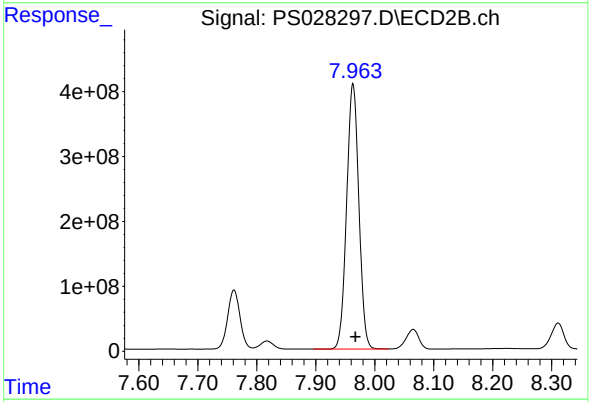

#5 DICAMBA

R.T.: 7.963 min
Delta R.T.: -0.004 min
Response: 5884942006
Conc: 732.64 ng/ml

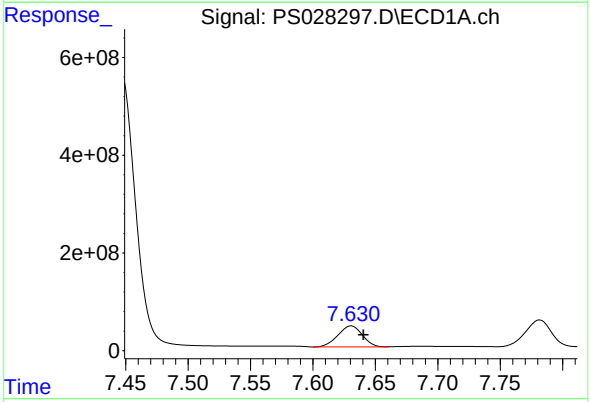

#6 MCPP

R.T.: 7.631 min
Delta R.T.: -0.010 min
Response: 587884296
Conc: 77.53 ug/ml

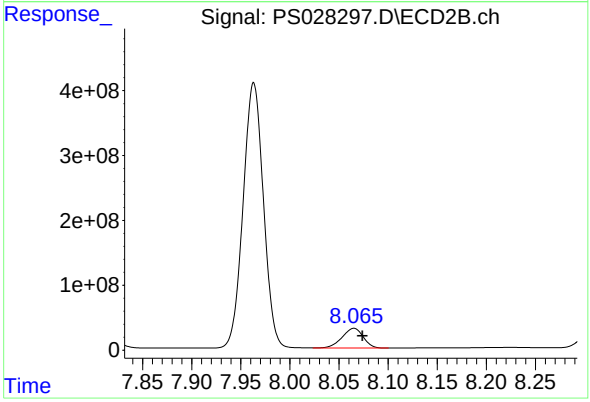

#6 MCPP

R.T.: 8.065 min
Delta R.T.: -0.009 min
Response: 457067997
Conc: 75.28 ug/ml

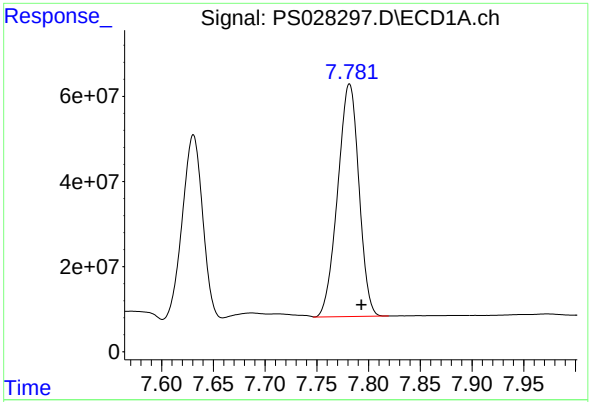

#7 MCPA

R.T.: 7.781 min
Delta R.T.: -0.011 min
Response: 781510807
Conc: 75.06 ug/ml

Instrument :
ECD_S
ClientSampleId :
HSTDCCC750

Manual Integrations APPROVED

Reviewed By :Abdul Mirza 11/08/2024
Supervised By :Ankita Jodhani 11/08/2024

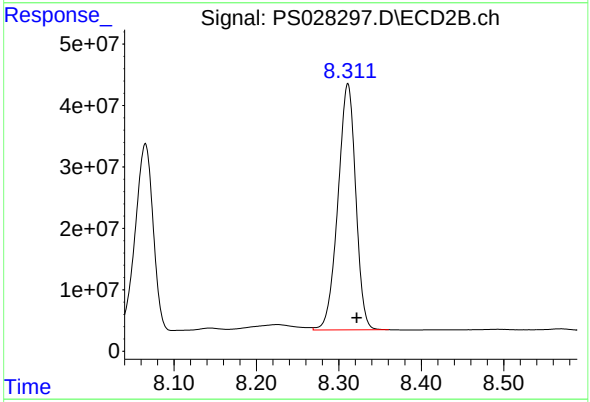

#7 MCPA

R.T.: 8.311 min
Delta R.T.: -0.011 min
Response: 601224981
Conc: 72.10 ug/ml

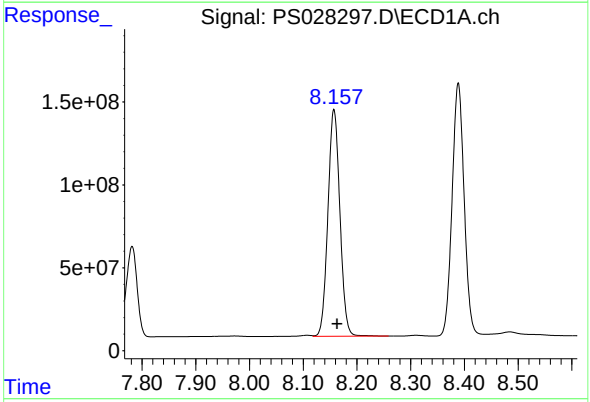

#8 DICHLORPROP

R.T.: 8.157 min
Delta R.T.: -0.006 min
Response: 2117256446
Conc: 750.99 ng/ml

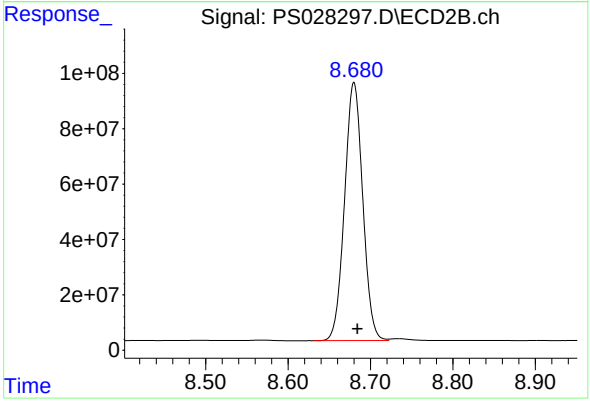

#8 DICHLORPROP

R.T.: 8.680 min
Delta R.T.: -0.004 min
Response: 1431214190
Conc: 712.32 ng/ml

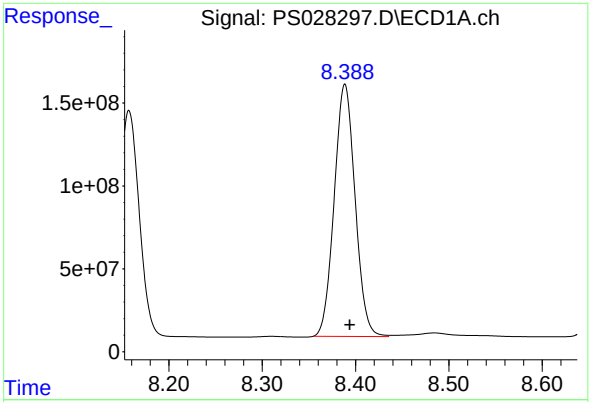

#9 2,4-D

R.T.: 8.388 min
Delta R.T.: -0.005 min
Response: 2366108448
Conc: 749.69 ng/ml

Instrument :
ECD_S
ClientSampleId :
HSTDCCC750

Manual Integrations APPROVED

Reviewed By :Abdul Mirza 11/08/2024
Supervised By :Ankita Jodhani 11/08/2024

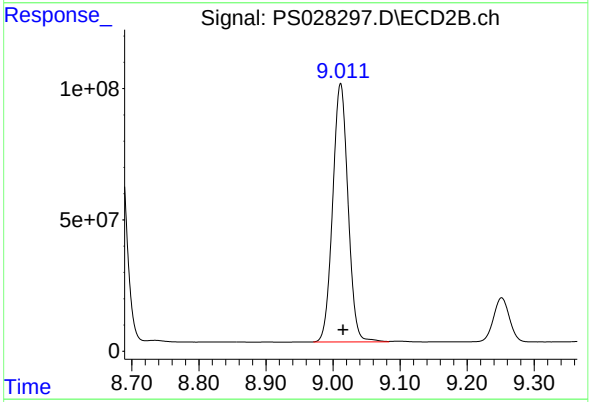

#9 2,4-D

R.T.: 9.011 min
Delta R.T.: -0.004 min
Response: 1561907684
Conc: 700.36 ng/ml

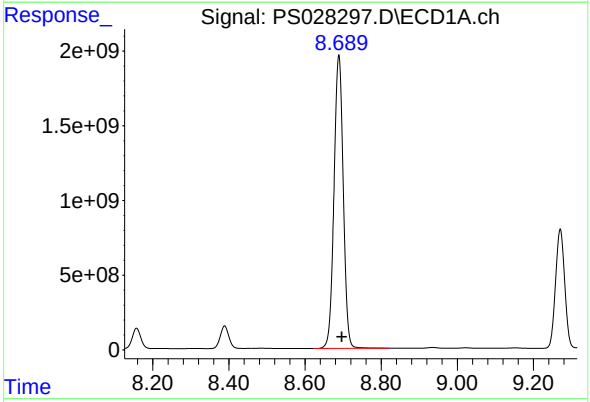

#10 Pentachlorophenol

R.T.: 8.689 min
Delta R.T.: -0.007 min
Response: 33059857293
Conc: 795.42 ng/ml

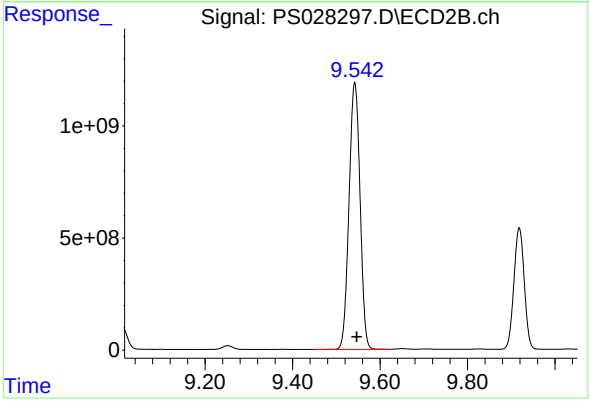

#10 Pentachlorophenol

R.T.: 9.542 min
Delta R.T.: -0.004 min
Response: 20826732704
Conc: 714.11 ng/ml

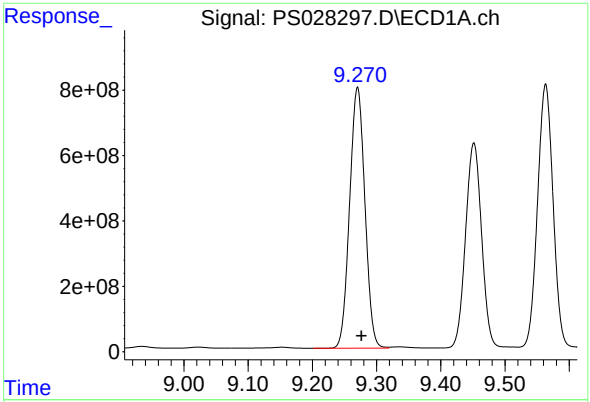

#11 2,4,5-TP (SILVEX)

R.T.: 9.270 min
Delta R.T.: -0.006 min
Response: 13164723446
Conc: 773.23 ng/ml

Instrument :
ECD_S
ClientSampleId :
HSTDCCC750

Manual Integrations APPROVED

Reviewed By :Abdul Mirza 11/08/2024
Supervised By :Ankita Jodhani 11/08/2024

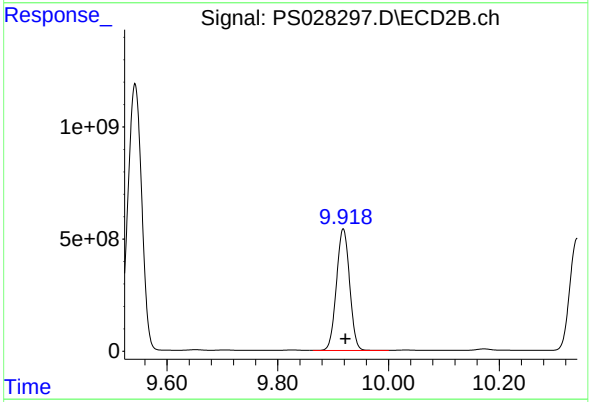

#11 2,4,5-TP (SILVEX)

R.T.: 9.918 min
Delta R.T.: -0.004 min
Response: 8935045430
Conc: 718.10 ng/ml

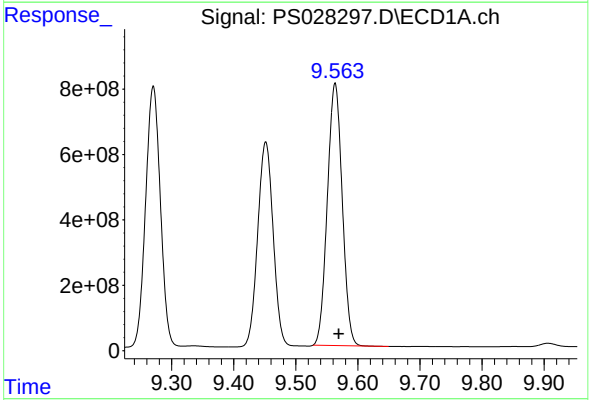

#12 2,4,5-T

R.T.: 9.563 min
Delta R.T.: -0.006 min
Response: 13336005465
Conc: 769.29 ng/ml

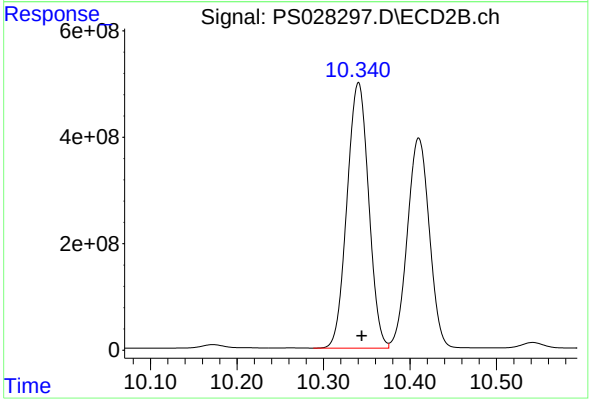

#12 2,4,5-T

R.T.: 10.340 min
Delta R.T.: -0.004 min
Response: 8662905196
Conc: 706.21 ng/ml

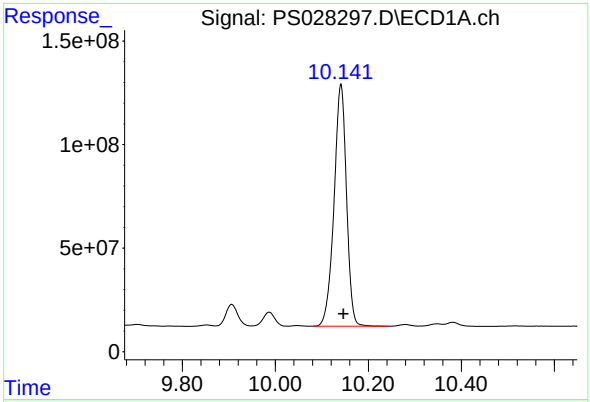

#13 2,4-DB

R.T.: 10.141 min
Delta R.T.: -0.006 min
Response: 2170462023
Conc: 767.89 ng/ml

Instrument :
ECD_S
ClientSampleId :
HSTDCCC750

Manual Integrations APPROVED

Reviewed By :Abdul Mirza 11/08/2024
Supervised By :Ankita Jodhani 11/08/2024

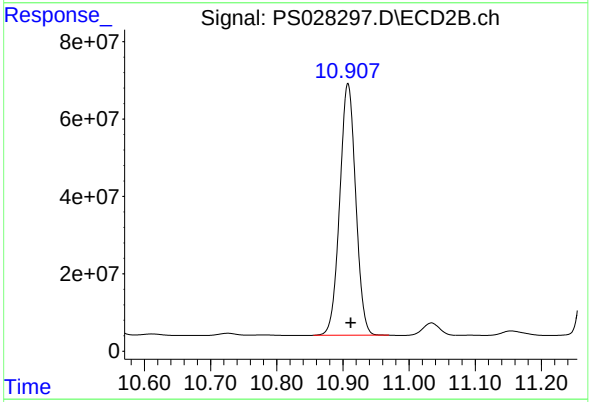

#13 2,4-DB

R.T.: 10.908 min
Delta R.T.: -0.004 min
Response: 1091903107
Conc: 688.94 ng/ml

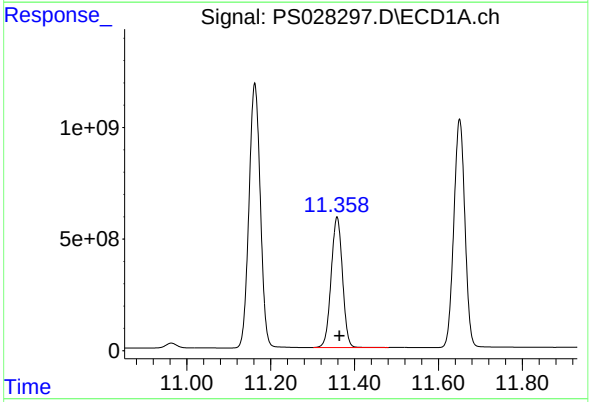

#14 DINOSEB

R.T.: 11.358 min
Delta R.T.: -0.006 min
Response: 10956846395
Conc: 757.79 ng/ml

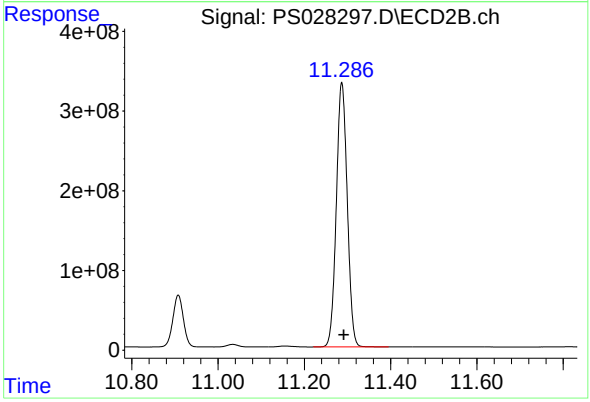

#14 DINOSEB

R.T.: 11.287 min
Delta R.T.: -0.005 min
Response: 5833697774
Conc: 668.88 ng/ml

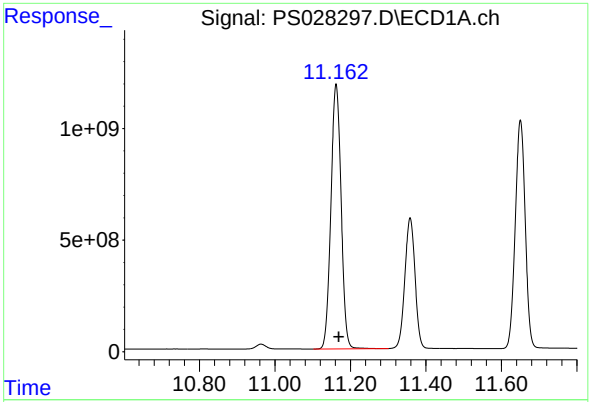

#15 Picloram

R.T.: 11.162 min
Delta R.T.: -0.007 min
Response: 22210875108
Conc: 765.92 ng/ml

Instrument :
ECD_S
ClientSampleId :
HSTDCCC750

Manual Integrations APPROVED

Reviewed By :Abdul Mirza 11/08/2024
Supervised By :Ankita Jodhani 11/08/2024

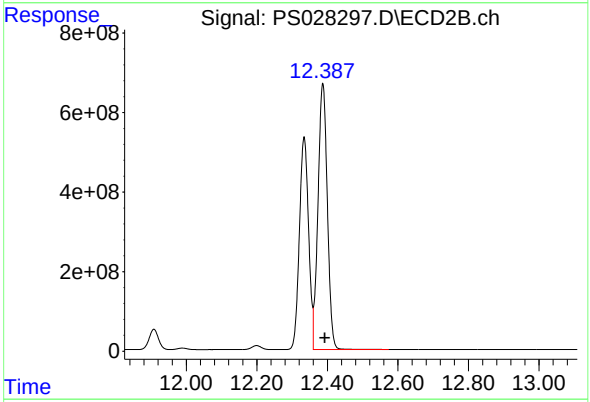

#15 Picloram

R.T.: 12.387 min
Delta R.T.: -0.005 min
Response: 12292771960
Conc: 681.71 ng/ml

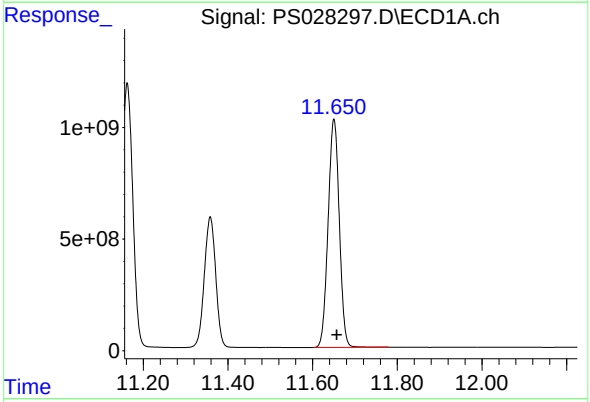

#16 DCPA

R.T.: 11.650 min
Delta R.T.: -0.006 min
Response: 18752509291
Conc: 789.27 ng/ml

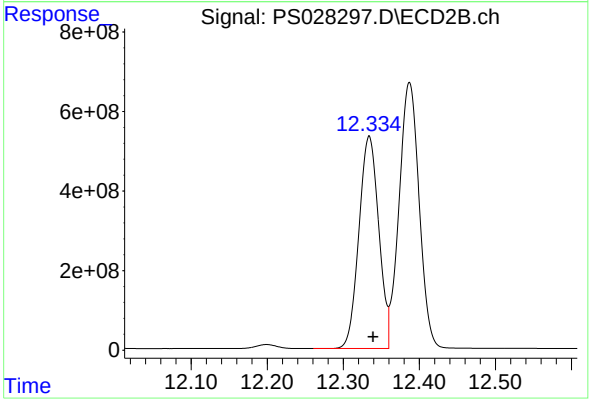

#16 DCPA

R.T.: 12.334 min
Delta R.T.: -0.005 min
Response: 9655633050
Conc: 689.17 ng/ml

Raw Data: **PS028406.D**

284 Sheffield Street, Mountainside, New Jersey 07092, Phone : 908 789 8900,
Fax : 908 789 8922

CALIBRATION VERIFICATION SUMMARY

Contract: TETR16

Lab Code: CHEM **Case No.:** P4602 **SAS No.:** P4602 **SDG NO.:** P4602

Continuing Calib Date: 11/11/2024 **Initial Calibration Date(s):** 11/08/2024 11/08/2024

Continuing Calib Time: 16:33 **Initial Calibration Time(s):** 15:13 16:58

GC Column: RTX-CLP **ID:** 0.32 **(mm)**

COMPOUND	CCAL RT	AVG RT	RT WINDOW FROM	RT WINDOW TO	DIFF RT
DICAMBA	7.43	7.44	7.34	7.54	0.01
2,4-DCAA	7.25	7.25	7.15	7.35	0.00
DICHLORPROP	8.14	8.15	8.05	8.25	0.01
2,4-D	8.38	8.38	8.28	8.48	0.00
2,4,5-TP(Silvex)	9.26	9.26	9.16	9.36	0.00
2,4,5-T	9.55	9.55	9.45	9.65	0.00
2,4-DB	10.12	10.13	10.03	10.23	0.01
Dinoseb	11.34	11.35	11.25	11.45	0.01

Raw Data: **PS028406.D**

284 Sheffield Street, Mountainside, New Jersey 07092, Phone : 908 789 8900,
Fax : 908 789 8922

CALIBRATION VERIFICATION SUMMARY

Contract: TETR16

Lab Code: CHEM **Case No.:** P4602 **SAS No.:** P4602 **SDG NO.:** P4602

Continuing Calib Date: 11/11/2024 **Initial Calibration Date(s):** 11/08/2024 11/08/2024

Continuing Calib Time: 16:33 **Initial Calibration Time(s):** 15:13 16:58

GC Column: RTX-CLP2 **ID:** 0.32 **(mm)**

COMPOUND	CCAL RT	AVG RT	RT WINDOW FROM	RT WINDOW TO	DIFF RT
DICAMBA	7.95	7.96	7.86	8.06	0.01
2,4-DCAA	7.75	7.76	7.66	7.86	0.01
DICHLORPROP	8.67	8.67	8.57	8.77	0.00
2,4-D	9.00	9.01	8.91	9.11	0.01
2,4,5-TP(Silvex)	9.91	9.91	9.81	10.01	0.00
2,4,5-T	10.33	10.33	10.23	10.43	0.00
2,4-DB	10.90	10.90	10.80	11.00	0.00
Dinoseb	11.28	11.28	11.18	11.38	0.00

Alliance TECHNICAL GROUP

284 Sheffield Street, Mountainside, New Jersey 07092, Phone : 908 789 8900, Fax : 908 789 8922

CALIBRATION VERIFICATION SUMMARY

Contract: TETR16

Lab Code: CHEM **Case No.:** P4602 **SAS No.:** P4602 **SDG NO.:** P4602

GC Column: RTX-CLP **ID:** 0.32 **(mm)** **Initi. Calib. Date(s):** 11/08/2024 11/08/2024

Client Sample No.: CCAL06 **Date Analyzed:** 11/11/2024

Lab Sample No.: HSTDCCC750 **Data File :** PS028406.D **Time Analyzed:** 16:33

COMPOUND	RT	RT WINDOW FROM	RT WINDOW TO	CALC AMOUNT(ng)	NOM AMOUNT(ng)	%D
2,4,5-T	9.547	9.452	9.652	727.150	712.500	2.1
2,4,5-TP(Silvex)	9.255	9.160	9.360	727.880	712.500	2.2
2,4-D	8.375	8.279	8.479	706.140	705.000	0.2
2,4-DB	10.124	10.029	10.229	698.650	712.500	-1.9
2,4-DCAA	7.246	7.150	7.350	749.600	750.000	-0.1
DICAMBA	7.434	7.338	7.538	723.500	705.000	2.6
DICHLORPROP	8.144	8.048	8.248	710.450	705.000	0.8
Dinoseb	11.339	11.245	11.445	715.780	705.000	1.5

284 Sheffield Street, Mountainside, New Jersey 07092, Phone : 908 789 8900, Fax : 908 789 8922

CALIBRATION VERIFICATION SUMMARY

Contract: TETR16

Lab Code: CHEM **Case No.:** P4602 **SAS No.:** P4602 **SDG NO.:** P4602

GC Column: RTX-CLP2 **ID:** 0.32 **(mm)** **Initi. Calib. Date(s):** 11/08/2024 11/08/2024

Client Sample No.: CCAL06 **Date Analyzed:** 11/11/2024

Lab Sample No.: HSTDCCC750 **Data File :** PS028406.D **Time Analyzed:** 16:33

COMPOUND	RT	RT WINDOW FROM	RT WINDOW TO	CALC AMOUNT(ng)	NOM AMOUNT(ng)	%D
2,4,5-T	10.328	10.233	10.433	676.610	712.500	-5.0
2,4,5-TP(Silvex)	9.908	9.811	10.011	676.600	712.500	-5.0
2,4-D	9.000	8.905	9.105	665.620	705.000	-5.6
2,4-DB	10.895	10.800	11.000	657.840	712.500	-7.7
2,4-DCAA	7.752	7.655	7.855	697.880	750.000	-6.9
DICAMBA	7.953	7.856	8.056	674.960	705.000	-4.3
DICHLORPROP	8.669	8.573	8.773	656.080	705.000	-6.9
Dinoseb	11.276	11.180	11.380	665.940	705.000	-5.5

Data Path : Z:\pestpcbsrv\HPCHEM1\ECD_S\Data\PS111124\
Data File : PS028406.D
Signal(s) : Signal #1: ECD1A.ch Signal #2: ECD2B.ch
Acq On : 11 Nov 2024 16:33
Operator : AR\AJ
Sample : HSTDCCC750
Misc :
ALS Vial : 3 Sample Multiplier: 1

Instrument :
ECD_S
ClientSampleId :
HSTDCCC750

Manual Integrations APPROVED

Reviewed By :Abdul Mirza 11/12/2024
Supervised By :Ankita Jodhani 11/12/2024

Integration File signal 1: autoint1.e
Integration File signal 2: autoint2.e
Quant Time: Nov 11 23:19:52 2024
Quant Method : Z:\pestpcbsrv\HPCHEM1\ECD_S\Method\PS110924.M
Quant Title : 8080.M
QLast Update : Fri Nov 08 17:46:43 2024
Response via : Initial Calibration
Integrator: ChemStation

Volume Inj. : 1 µl
Signal #1 Phase : ZB-MR1 Signal #2 Phase: ZB-MR2
Signal #1 Info : 30M x 0.32mm x0.5 Signal #2 Info : 30M x 0.32mm x 0.25µm

	Compound	RT#1	RT#2	Resp#1	Resp#2	ng/ml	ng/ml
	System Monitoring Compounds						
4) S	2,4-DCAA	7.246	7.752	2069.5E6	1112.0E6	749.602	697.878
	Target Compounds						
1) T	Dalapon	2.647	2.706	2488.3E6	1823.1E6	697.382	642.907
2) T	3,5-DICHL...	6.416	6.704	2797.4E6	1538.7E6	699.109	649.507
3) T	4-Nitroph...	7.045	7.278	1221.9E6	645.5E6	658.998	609.543
5) T	DICAMBA	7.434	7.953	8711.5E6	4839.2E6	723.502	674.963
6) T	MCPP	7.618	8.055	589.2E6	379.5E6	72.039	64.606
7) T	MCPA	7.768	8.301	788.6E6	509.9E6	70.336	63.682
8) T	DICHLORPROP	8.144	8.669	2202.1E6	1168.7E6	710.451	656.080
9) T	2,4-D	8.375	9.000	2481.5E6	1287.2E6	706.143	665.617m
10) T	Pentachlo...	8.675	9.531	34206.6E6	16997.6E6	759.435	682.175
11) T	2,4,5-TP ...	9.255	9.908	13778.1E6	7166.6E6	727.883	676.596
12) T	2,4,5-T	9.547	10.328	14092.9E6	7020.5E6	727.151	676.611
13) T	2,4-DB	10.124	10.895	2159.4E6	871.8E6	698.646	657.840
14) T	DINOSEB	11.339	11.276	11605.2E6	4779.7E6	715.781	665.943
15) T	Picloram	11.144	12.373	22787.5E6	9898.5E6	725.579	687.757
16) T	DCPA	11.632	12.321	19401.4E6	7625.2E6	725.928	680.209

(f)=RT Delta > 1/2 Window (#)=Amounts differ by > 25% (m)=manual int.

Data Path : Z:\pestpcbsrv\HPCHEM1\ECD_S\Data\PS111124\
Data File : PS028406.D
Signal(s) : Signal #1: ECD1A.ch Signal #2: ECD2B.ch
Acq On : 11 Nov 2024 16:33
Operator : AR\AJ
Sample : HSTDCCC750
Misc :
ALS Vial : 3 Sample Multiplier: 1

Instrument :
ECD_S
ClientSampleId :
HSTDCCC750

Manual Integrations APPROVED

Reviewed By :Abdul Mirza 11/12/2024
Supervised By :Ankita Jodhani 11/12/2024

Integration File signal 1: autoint1.e
Integration File signal 2: autoint2.e
Quant Time: Nov 11 23:19:52 2024
Quant Method : Z:\pestpcbsrv\HPCHEM1\ECD_S\Method\PS110924.M
Quant Title : 8080.M
QLast Update : Fri Nov 08 17:46:43 2024
Response via : Initial Calibration
Integrator: ChemStation

Volume Inj. : 1 µl
Signal #1 Phase : ZB-MR1 Signal #2 Phase: ZB-MR2
Signal #1 Info : 30M x 0.32mm x0.5 Signal #2 Info : 30M x 0.32mm x 0.25µm

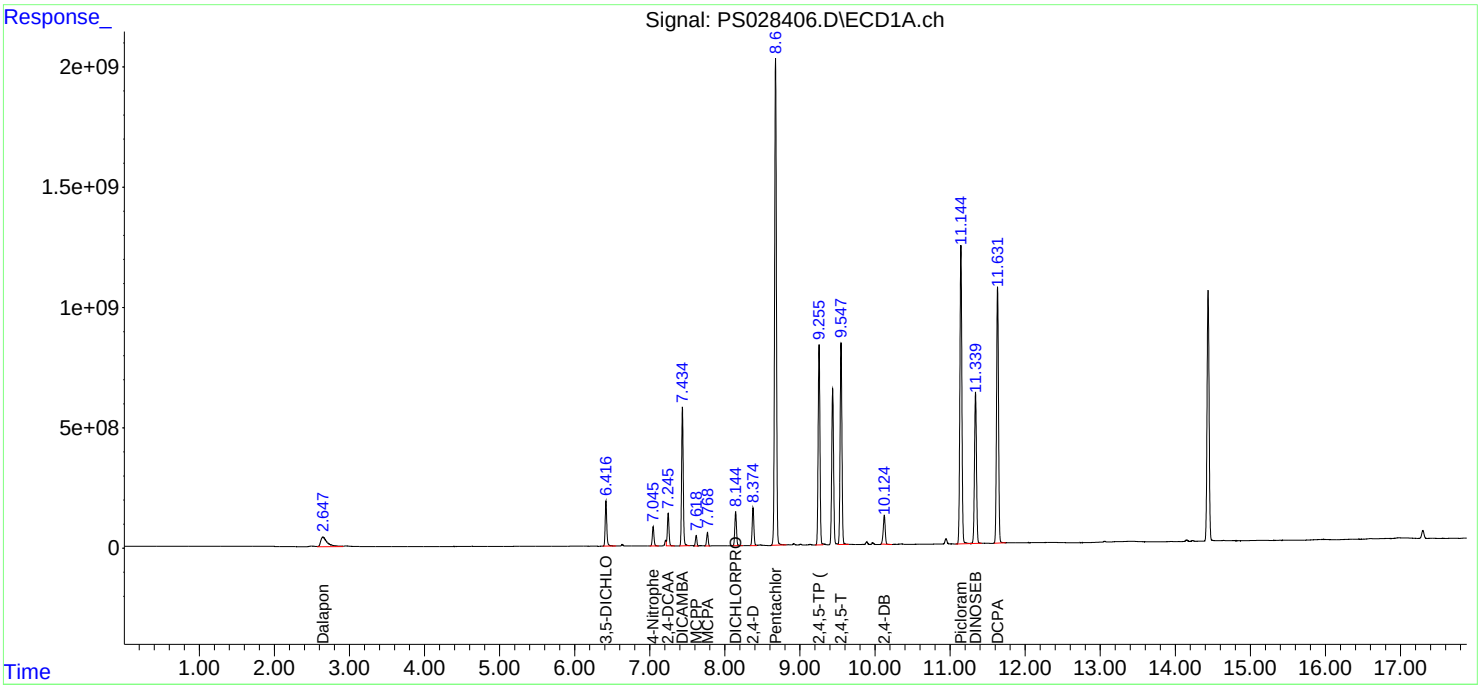

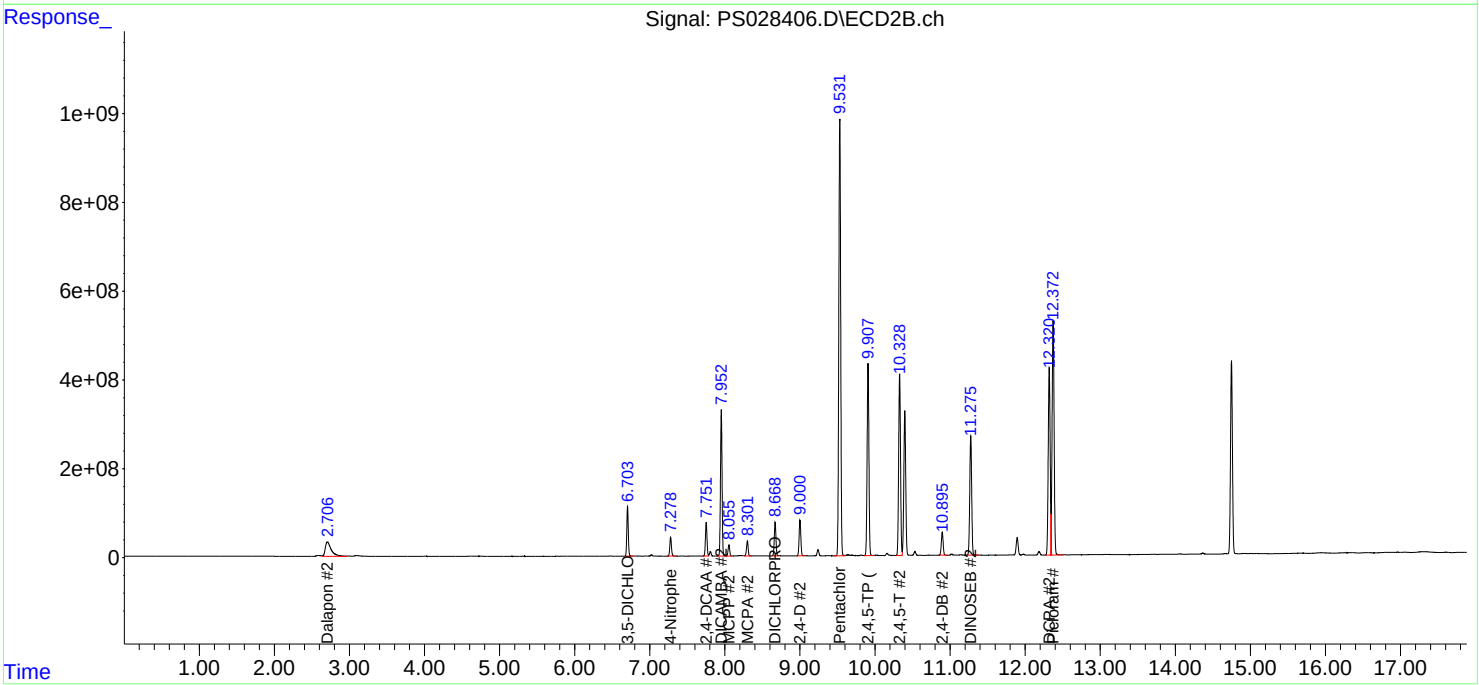

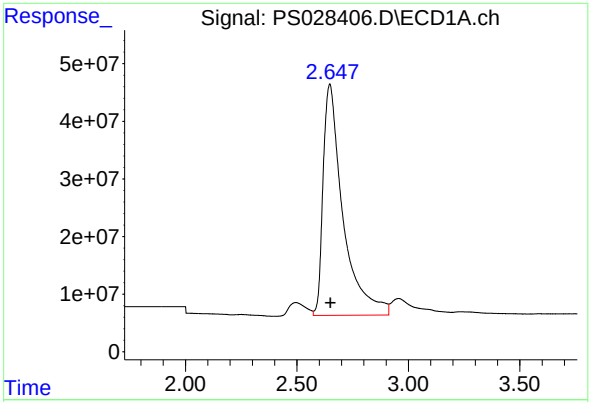

#1 Dalapon

R.T.: 2.647 min
Delta R.T.: -0.003 min
Response: 2488344762
Conc: 697.38 ng/ml

Instrument :
ECD_S
ClientSampleId :
HSTDCCC750

Manual Integrations APPROVED

Reviewed By :Abdul Mirza 11/12/2024
Supervised By :Ankita Jodhani 11/12/2024

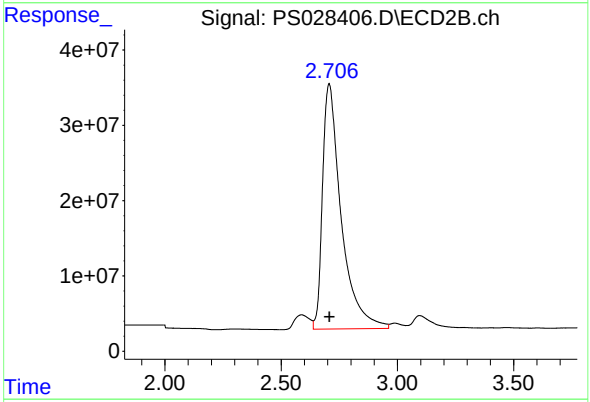

#1 Dalapon

R.T.: 2.706 min
Delta R.T.: 0.000 min
Response: 1823066770
Conc: 642.91 ng/ml

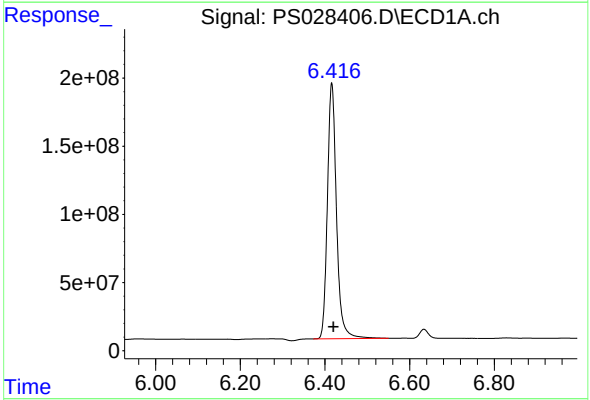

#2 3,5-DICHLOROBENZOIC ACID

R.T.: 6.416 min
Delta R.T.: -0.004 min
Response: 2797402120
Conc: 699.11 ng/ml

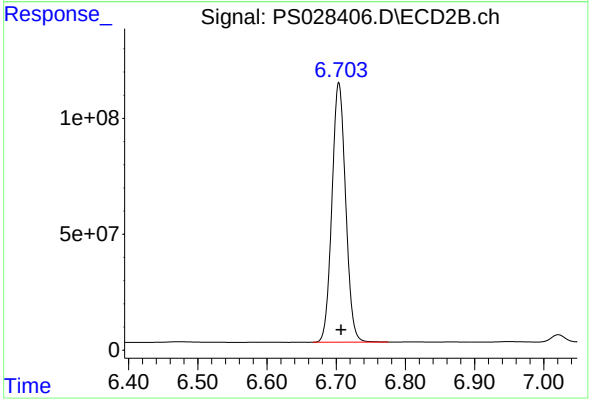

#2 3,5-DICHLOROBENZOIC ACID

R.T.: 6.704 min
Delta R.T.: -0.003 min
Response: 1538711176
Conc: 649.51 ng/ml

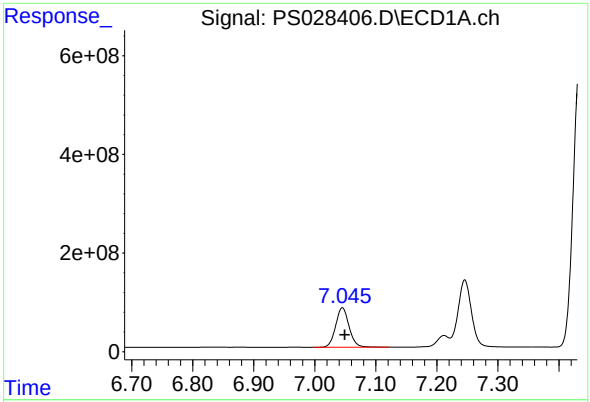

#3 4-Nitrophenol

R.T.: 7.045 min
Delta R.T.: -0.004 min
Response: 1221934274
Conc: 659.00 ng/ml

Instrument :
ECD_S
ClientSampleId :
HSTDCCC750

Manual Integrations
APPROVED

Reviewed By :Abdul Mirza 11/12/2024
Supervised By :Ankita Jodhani 11/12/2024

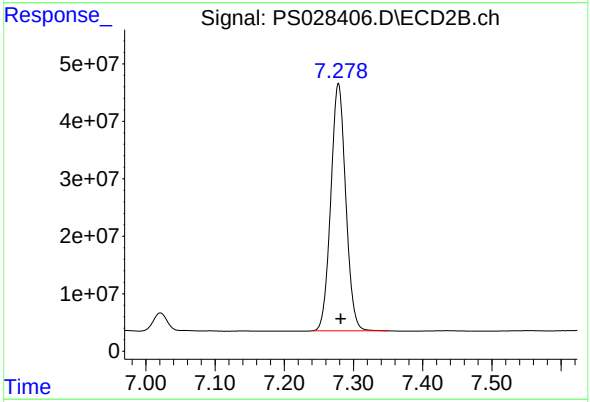

#3 4-Nitrophenol

R.T.: 7.278 min
Delta R.T.: -0.003 min
Response: 645508605
Conc: 609.54 ng/ml

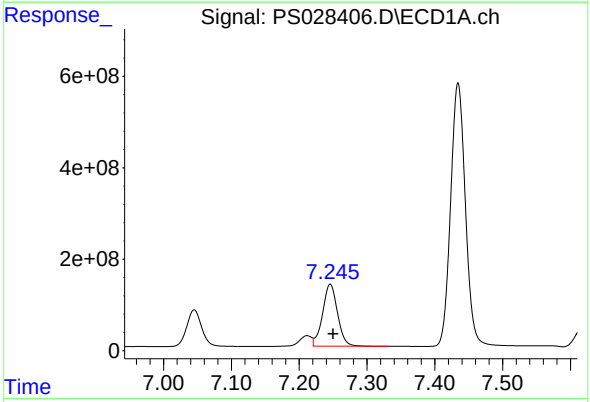

#4 2,4-DCAA

R.T.: 7.246 min
Delta R.T.: -0.004 min
Response: 2069467617
Conc: 749.60 ng/ml

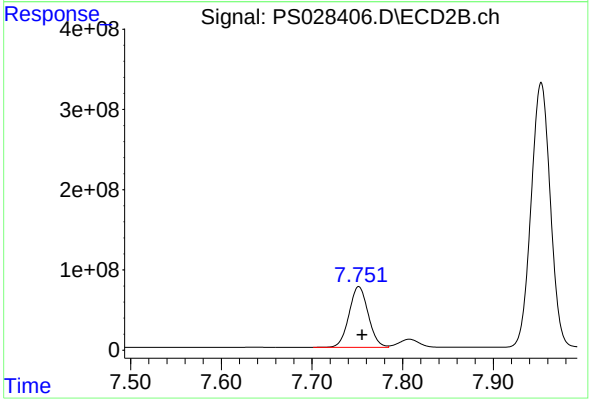

#4 2,4-DCAA

R.T.: 7.752 min
Delta R.T.: -0.004 min
Response: 1112013100
Conc: 697.88 ng/ml

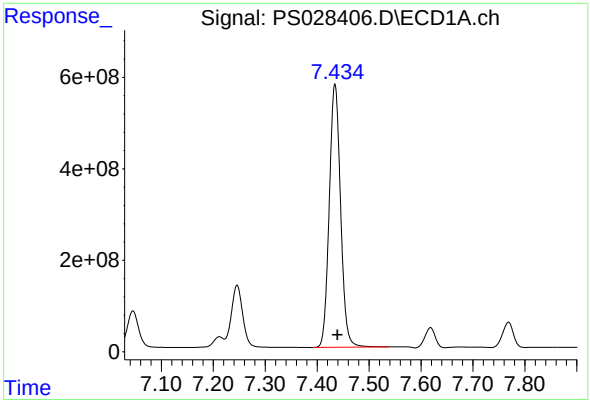

#5 DICAMBA

R.T.: 7.434 min
Delta R.T.: -0.004 min
Response: 8711506109
Conc: 723.50 ng/ml

Instrument :
ECD_S
ClientSampleId :
HSTDCCC750

Manual Integrations APPROVED

Reviewed By :Abdul Mirza 11/12/2024
Supervised By :Ankita Jodhani 11/12/2024

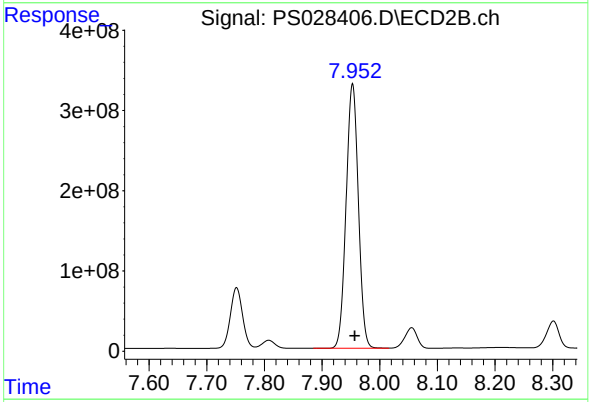

#5 DICAMBA

R.T.: 7.953 min
Delta R.T.: -0.004 min
Response: 4839153825
Conc: 674.96 ng/ml

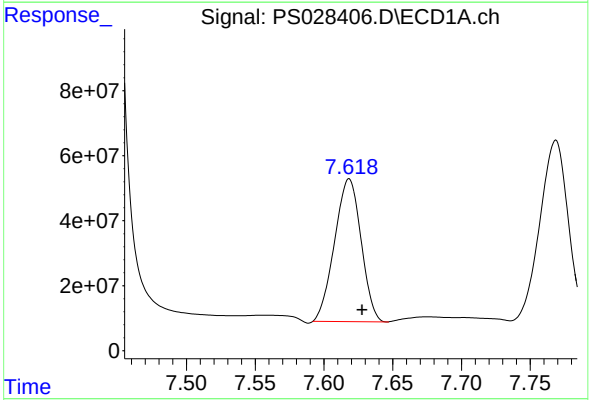

#6 MCPP

R.T.: 7.618 min
Delta R.T.: -0.009 min
Response: 589180507
Conc: 72.04 ug/ml

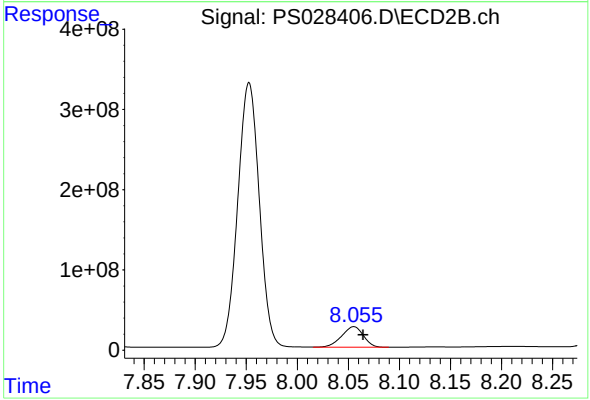

#6 MCPP

R.T.: 8.055 min
Delta R.T.: -0.009 min
Response: 379534569
Conc: 64.61 ug/ml

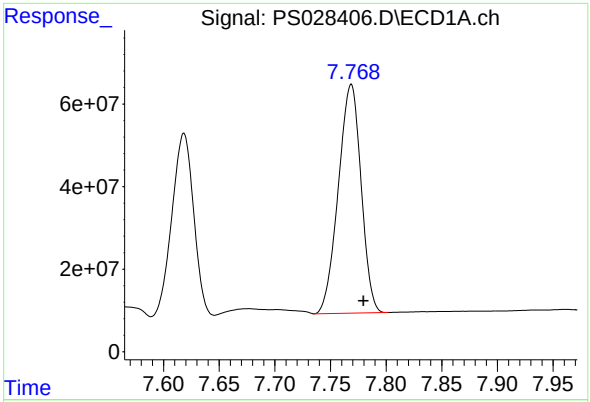

#7 MCPA

R.T.: 7.768 min
Delta R.T.: -0.011 min
Response: 788605310
Conc: 70.34 ug/ml

Instrument :
ECD_S
ClientSampleId :
HSTDCCC750

Manual Integrations APPROVED

Reviewed By :Abdul Mirza 11/12/2024
Supervised By :Ankita Jodhani 11/12/2024

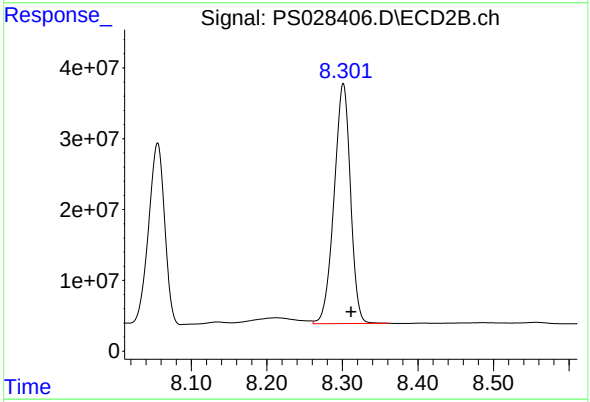

#7 MCPA

R.T.: 8.301 min
Delta R.T.: -0.011 min
Response: 509942729
Conc: 63.68 ug/ml

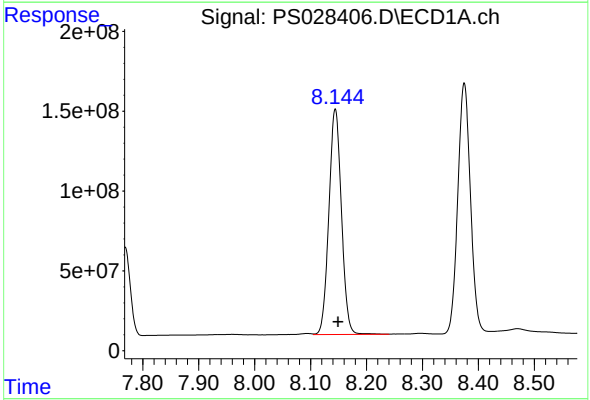

#8 DICHLORPROP

R.T.: 8.144 min
Delta R.T.: -0.005 min
Response: 2202141347
Conc: 710.45 ng/ml

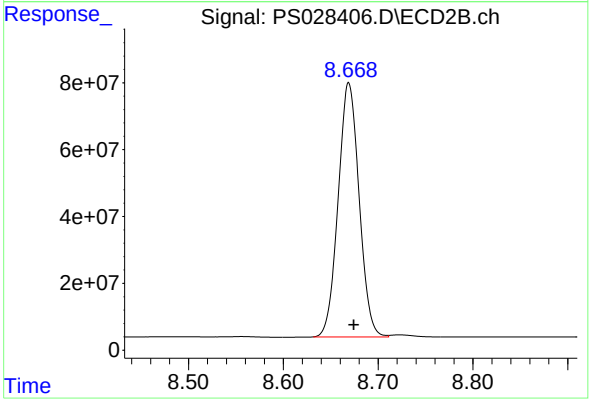

#8 DICHLORPROP

R.T.: 8.669 min
Delta R.T.: -0.005 min
Response: 1168651879
Conc: 656.08 ng/ml

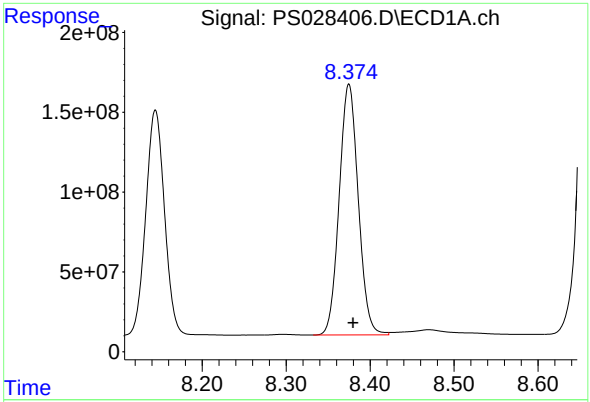

#9 2,4-D

R.T.: 8.375 min
Delta R.T.: -0.005 min
Response: 2481530958
Conc: 706.14 ng/ml

Instrument :
ECD_S
ClientSampleId :
HSTDCCC750

Manual Integrations
APPROVED

Reviewed By :Abdul Mirza 11/12/2024
Supervised By :Ankita Jodhani 11/12/2024

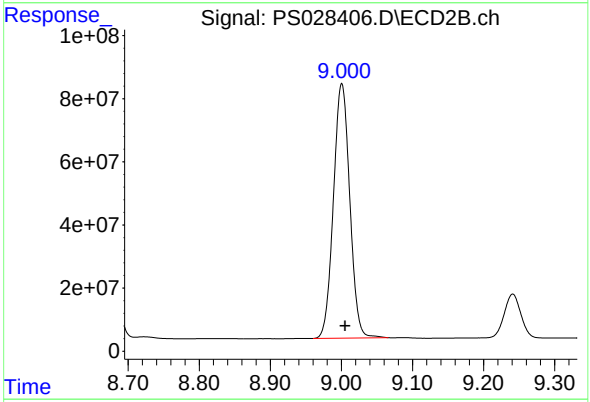

#9 2,4-D

R.T.: 9.000 min
Delta R.T.: -0.005 min
Response: 1287182242
Conc: 665.62 ng/ml m

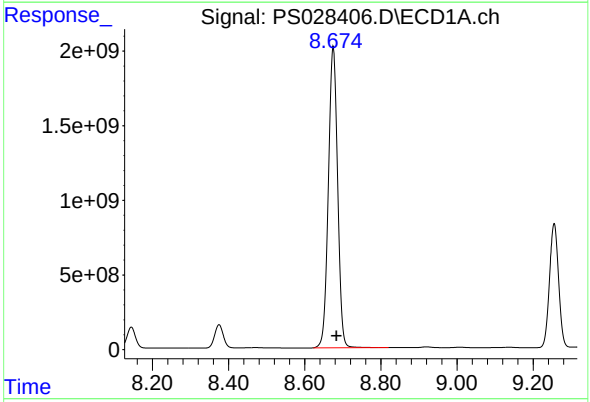

#10 Pentachlorophenol

R.T.: 8.675 min
Delta R.T.: -0.008 min
Response: 34206557891
Conc: 759.44 ng/ml

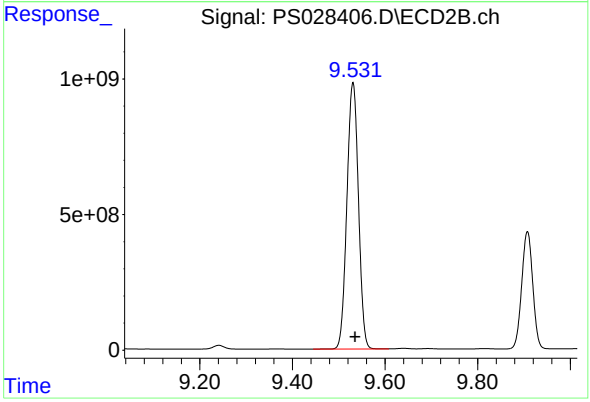

#10 Pentachlorophenol

R.T.: 9.531 min
Delta R.T.: -0.005 min
Response: 16997647377
Conc: 682.18 ng/ml

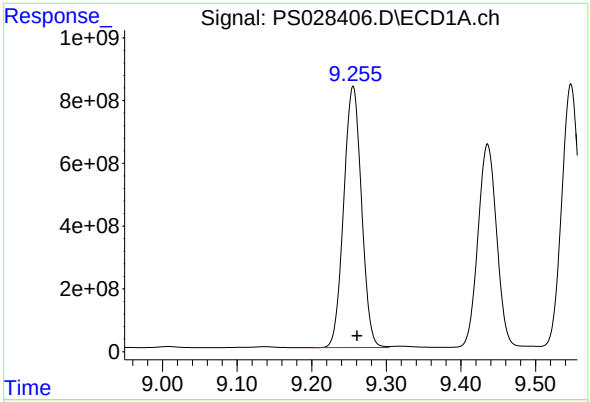

#11 2,4,5-TP (SILVEX)

R.T.: 9.255 min
Delta R.T.: -0.006 min
Response: 13778060240
Conc: 727.88 ng/ml

Instrument :
ECD_S
ClientSampleId :
HSTDCCC750

Manual Integrations
APPROVED

Reviewed By :Abdul Mirza 11/12/2024
Supervised By :Ankita Jodhani 11/12/2024

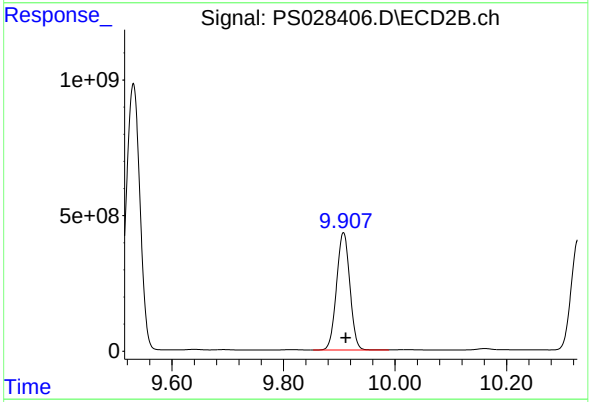

#11 2,4,5-TP (SILVEX)

R.T.: 9.908 min
Delta R.T.: -0.004 min
Response: 7166645161
Conc: 676.60 ng/ml

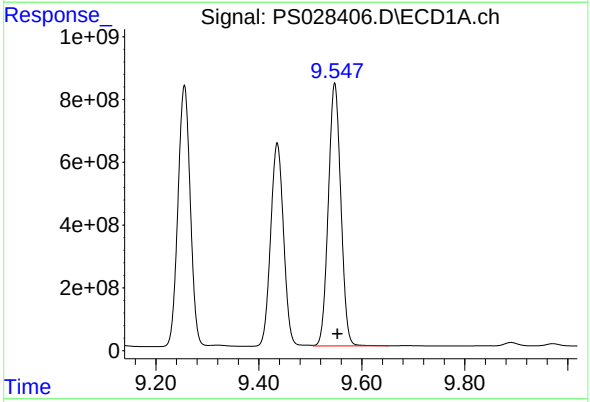

#12 2,4,5-T

R.T.: 9.547 min
Delta R.T.: -0.005 min
Response: 14092910021
Conc: 727.15 ng/ml

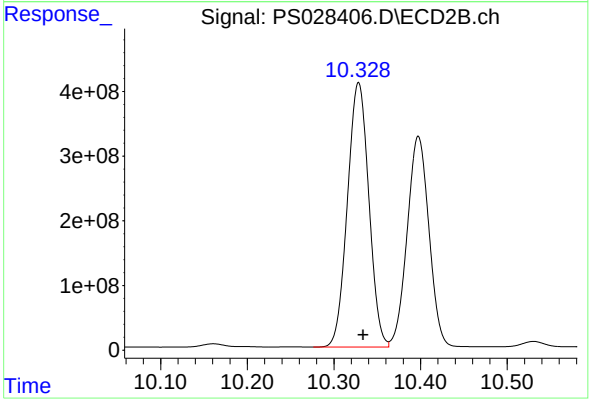

#12 2,4,5-T

R.T.: 10.328 min
Delta R.T.: -0.005 min
Response: 7020540525
Conc: 676.61 ng/ml

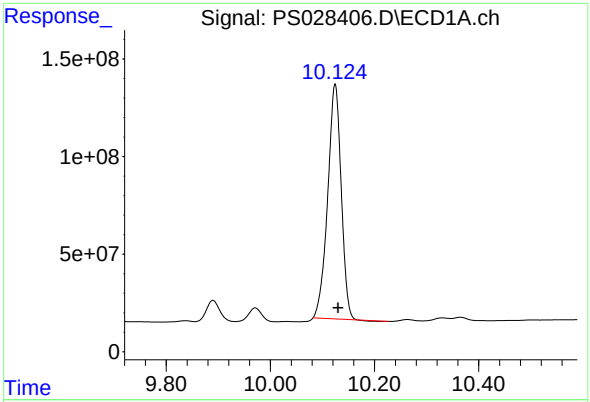

#13 2,4-DB

R.T.: 10.124 min
Delta R.T.: -0.006 min
Response: 2159433433
Conc: 698.65 ng/ml

Instrument :
ECD_S
ClientSampleId :
HSTDCCC750

Manual Integrations
APPROVED

Reviewed By :Abdul Mirza 11/12/2024
Supervised By :Ankita Jodhani 11/12/2024

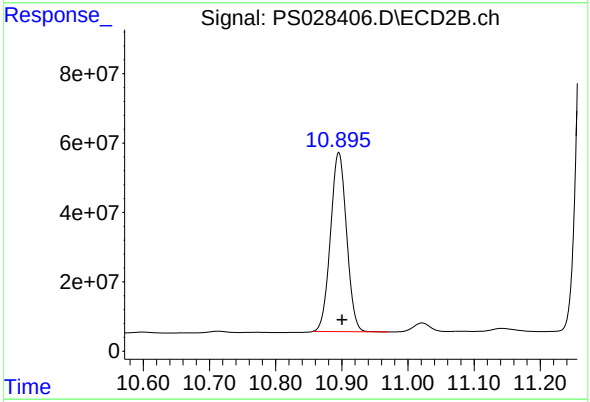

#13 2,4-DB

R.T.: 10.895 min
Delta R.T.: -0.005 min
Response: 871823133
Conc: 657.84 ng/ml

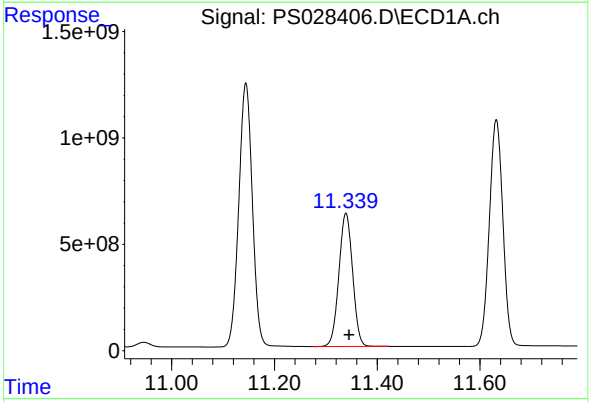

#14 DINOSEB

R.T.: 11.339 min
Delta R.T.: -0.006 min
Response: 11605214410
Conc: 715.78 ng/ml

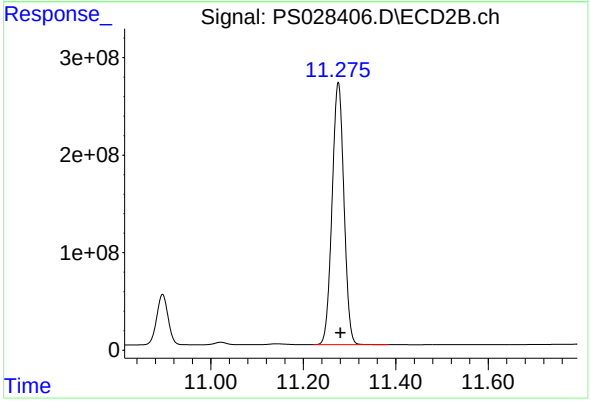

#14 DINOSEB

R.T.: 11.276 min
Delta R.T.: -0.005 min
Response: 4779698934
Conc: 665.94 ng/ml

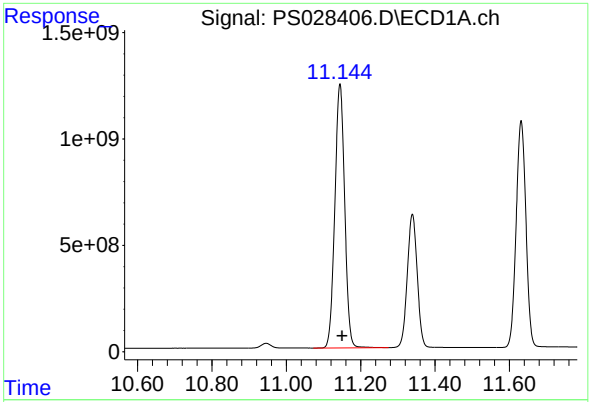

#15 Picloram

R.T.: 11.144 min
Delta R.T.: -0.006 min
Response: 22787496023
Conc: 725.58 ng/ml

Instrument :
ECD_S
ClientSampleId :
HSTDCCC750

Manual Integrations APPROVED

Reviewed By :Abdul Mirza 11/12/2024
Supervised By :Ankita Jodhani 11/12/2024

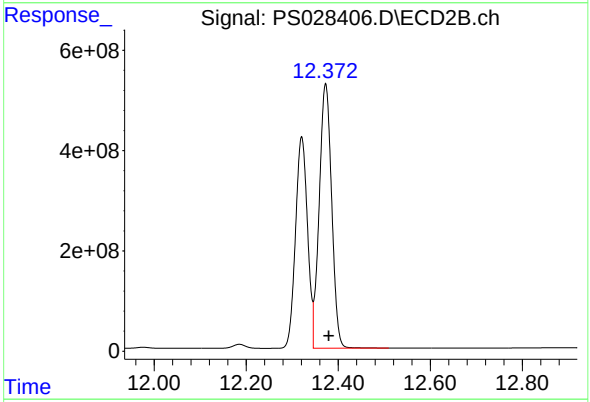

#15 Picloram

R.T.: 12.373 min
Delta R.T.: -0.007 min
Response: 9898546049
Conc: 687.76 ng/ml

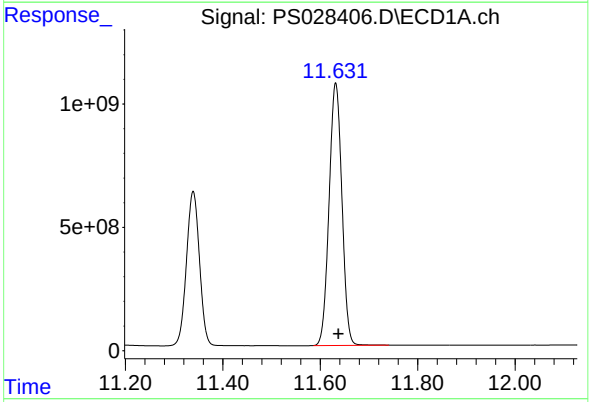

#16 DCPA

R.T.: 11.632 min
Delta R.T.: -0.006 min
Response: 19401447379
Conc: 725.93 ng/ml

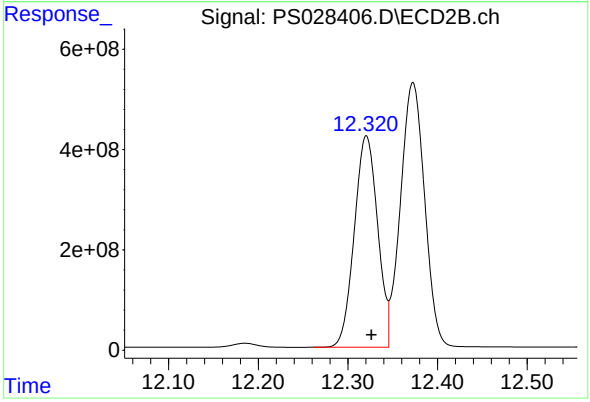

#16 DCPA

R.T.: 12.321 min
Delta R.T.: -0.006 min
Response: 7625243119
Conc: 680.21 ng/ml

Raw Data: **PS028418.D**

284 Sheffield Street, Mountainside, New Jersey 07092, Phone : 908 789 8900,
Fax : 908 789 8922

CALIBRATION VERIFICATION SUMMARY

Contract: TETR16

Lab Code: CHEM **Case No.:** P4602 **SAS No.:** P4602 **SDG NO.:** P4602

Continuing Calib Date: 11/11/2024 **Initial Calibration Date(s):** 11/08/2024 11/08/2024

Continuing Calib Time: 21:22 **Initial Calibration Time(s):** 15:13 16:58

GC Column: RTX-CLP **ID:** 0.32 **(mm)**

COMPOUND	CCAL RT	AVG RT	RT WINDOW FROM	RT WINDOW TO	DIFF RT
DICAMBA	7.43	7.44	7.34	7.54	0.01
2,4-DCAA	7.25	7.25	7.15	7.35	0.01
DICHLORPROP	8.14	8.15	8.05	8.25	0.01
2,4-D	8.37	8.38	8.28	8.48	0.01
2,4,5-TP(Silvex)	9.25	9.26	9.16	9.36	0.01
2,4,5-T	9.55	9.55	9.45	9.65	0.00
2,4-DB	10.12	10.13	10.03	10.23	0.01
Dinoseb	11.34	11.35	11.25	11.45	0.01

Raw Data: **PS028418.D**

284 Sheffield Street, Mountainside, New Jersey 07092, Phone : 908 789 8900,
Fax : 908 789 8922

CALIBRATION VERIFICATION SUMMARY

Contract: TETR16

Lab Code: CHEM **Case No.:** P4602 **SAS No.:** P4602 **SDG NO.:** P4602

Continuing Calib Date: 11/11/2024 **Initial Calibration Date(s):** 11/08/2024 11/08/2024

Continuing Calib Time: 21:22 **Initial Calibration Time(s):** 15:13 16:58

GC Column: RTX-CLP2 **ID:** 0.32 **(mm)**

COMPOUND	CCAL RT	AVG RT	RT WINDOW FROM	RT WINDOW TO	DIFF RT
DICAMBA	7.95	7.96	7.86	8.06	0.01
2,4-DCAA	7.75	7.76	7.66	7.86	0.01
DICHLORPROP	8.67	8.67	8.57	8.77	0.00
2,4-D	9.00	9.01	8.91	9.11	0.01
2,4,5-TP(Silvex)	9.91	9.91	9.81	10.01	0.00
2,4,5-T	10.33	10.33	10.23	10.43	0.00
2,4-DB	10.89	10.90	10.80	11.00	0.01
Dinoseb	11.27	11.28	11.18	11.38	0.01

Raw Data: **PS028418.D**

284 Sheffield Street, Mountainside, New Jersey 07092, Phone : 908 789 8900, Fax : 908 789 8922

CALIBRATION VERIFICATION SUMMARY

Contract: TETR16

Lab Code: CHEM **Case No.:** P4602 **SAS No.:** P4602 **SDG NO.:** P4602

GC Column: RTX-CLP **ID:** 0.32 **(mm)** **Initi. Calib. Date(s):** 11/08/2024 11/08/2024

Client Sample No.: CCAL07 **Date Analyzed:** 11/11/2024

Lab Sample No.: HSTDCCC750 **Data File :** PS028418.D **Time Analyzed:** 21:22

COMPOUND	RT	RT WINDOW FROM	RT WINDOW TO	CALC AMOUNT(ng)	NOM AMOUNT(ng)	%D
2,4,5-T	9.547	9.452	9.652	736.420	712.500	3.4
2,4,5-TP(Silvex)	9.254	9.160	9.360	736.480	712.500	3.4
2,4-D	8.374	8.279	8.479	714.440	705.000	1.3
2,4-DB	10.123	10.029	10.229	702.180	712.500	-1.4
2,4-DCAA	7.245	7.150	7.350	742.700	750.000	-1.0
DICAMBA	7.434	7.338	7.538	731.350	705.000	3.7
DICHLORPROP	8.143	8.048	8.248	717.160	705.000	1.7
Dinoseb	11.337	11.245	11.445	726.290	705.000	3.0

Raw Data: **PS028418.D**

284 Sheffield Street, Mountainside, New Jersey 07092, Phone : 908 789 8900, Fax : 908 789 8922

CALIBRATION VERIFICATION SUMMARY

Contract: TETR16

Lab Code: CHEM **Case No.:** P4602 **SAS No.:** P4602 **SDG NO.:** P4602

GC Column: RTX-CLP2 **ID:** 0.32 **(mm)** **Initi. Calib. Date(s):** 11/08/2024 11/08/2024

Client Sample No.: CCAL07 **Date Analyzed:** 11/11/2024

Lab Sample No.: HSTDCCC750 **Data File :** PS028418.D **Time Analyzed:** 21:22

COMPOUND	RT	RT WINDOW FROM	RT WINDOW TO	CALC AMOUNT(ng)	NOM AMOUNT(ng)	%D
2,4,5-T	10.327	10.233	10.433	678.220	712.500	-4.8
2,4,5-TP(Silvex)	9.906	9.811	10.011	677.390	712.500	-4.9
2,4-D	9.000	8.905	9.105	636.580	705.000	-9.7
2,4-DB	10.894	10.800	11.000	666.670	712.500	-6.4
2,4-DCAA	7.751	7.655	7.855	698.440	750.000	-6.9
DICAMBA	7.952	7.856	8.056	673.550	705.000	-4.5
DICHLORPROP	8.669	8.573	8.773	656.760	705.000	-6.8
Dinoseb	11.274	11.180	11.380	666.370	705.000	-5.5

Quantitation Report (QT Reviewed)

Sample Results: **PS028418.D**

Data Path : Z:\pestpcbsrv\HPCHEM1\ECD_S\Data\PS111124\
Data File : PS028418.D
Signal(s) : Signal #1: ECD1A.ch Signal #2: ECD2B.ch
Acq On : 11 Nov 2024 21:22
Operator : AR\AJ
Sample : HSTDCCC750
Misc :
ALS Vial : 3 Sample Multiplier: 1

Instrument :
ECD_S
ClientSampleId :
HSTDCCC750

Manual Integrations APPROVED

Reviewed By :Abdul Mirza 11/12/2024
Supervised By :Ankita Jodhani 11/12/2024

Integration File signal 1: autoint1.e
Integration File signal 2: autoint2.e
Quant Time: Nov 11 23:31:54 2024
Quant Method : Z:\pestpcbsrv\HPCHEM1\ECD_S\Method\PS110924.M
Quant Title : 8080.M
QLast Update : Fri Nov 08 17:46:43 2024
Response via : Initial Calibration
Integrator: ChemStation

Volume Inj. : 1 µl
Signal #1 Phase : ZB-MR1 Signal #2 Phase: ZB-MR2
Signal #1 Info : 30M x 0.32mm x0.5 Signal #2 Info : 30M x 0.32mm x 0.25µm

	Compound	RT#1	RT#2	Resp#1	Resp#2	ng/ml	ng/ml
	System Monitoring Compounds						
4) S	2,4-DCAA	7.245	7.751	2050.4E6	1112.9E6	742.698m	698.435
	Target Compounds						
1) T	Dalapon	2.644	2.706	2485.6E6	1813.5E6	696.622	639.540
2) T	3,5-DICHL...	6.415	6.703	2825.6E6	1541.2E6	706.167	650.543
3) T	4-Nitroph...	7.044	7.277	1239.1E6	648.3E6	668.282	612.211
5) T	DICAMBA	7.434	7.952	8806.0E6	4829.0E6	731.346	673.551
6) T	MCPP	7.617	8.055	589.3E6	377.9E6	72.055	64.323
7) T	MCPA	7.768	8.301	800.1E6	508.3E6	71.358	63.479
8) T	DICHLORPROP	8.143	8.669	2222.9E6	1169.9E6	717.157	656.761
9) T	2,4-D	8.374	9.000	2510.7E6	1231.0E6	714.442	636.581
10) T	Pentachlo...	8.674	9.530	34642.5E6	17101.4E6	769.114	686.339
11) T	2,4,5-TP ...	9.254	9.906	13940.8E6	7175.1E6	736.483	677.393
12) T	2,4,5-T	9.547	10.327	14272.5E6	7037.2E6	736.417	678.221
13) T	2,4-DB	10.123	10.894	2170.4E6	883.5E6	702.182	666.669m
14) T	DINOSEB	11.337	11.274	11775.6E6	4782.8E6	726.287	666.368
15) T	Picloram	11.142	12.372	22758.7E6	9752.8E6	724.660	677.631
16) T	DCPA	11.630	12.319	19711.0E6	7665.4E6	737.512	683.795

(f)=RT Delta > 1/2 Window (#)=Amounts differ by > 25% (m)=manual int.

Sample Results: **PS028418.D**

Data Path : Z:\pestpcbsrv\HPCHEM1\ECD_S\Data\PS111124\
Data File : PS028418.D
Signal(s) : Signal #1: ECD1A.ch Signal #2: ECD2B.ch
Acq On : 11 Nov 2024 21:22
Operator : AR\AJ
Sample : HSTDCCC750
Misc :
ALS Vial : 3 Sample Multiplier: 1

Instrument :
ECD_S
ClientSampleId :
HSTDCCC750

Manual Integrations APPROVED

Reviewed By :Abdul Mirza 11/12/2024
Supervised By :Ankita Jodhani 11/12/2024

Integration File signal 1: autoint1.e
Integration File signal 2: autoint2.e
Quant Time: Nov 11 23:31:54 2024
Quant Method : Z:\pestpcbsrv\HPCHEM1\ECD_S\Method\PS110924.M
Quant Title : 8080.M
QLast Update : Fri Nov 08 17:46:43 2024
Response via : Initial Calibration
Integrator: ChemStation

Volume Inj. : 1 µl
Signal #1 Phase : ZB-MR1 Signal #2 Phase: ZB-MR2
Signal #1 Info : 30M x 0.32mm x0.5 Signal #2 Info : 30M x 0.32mm x 0.25µm

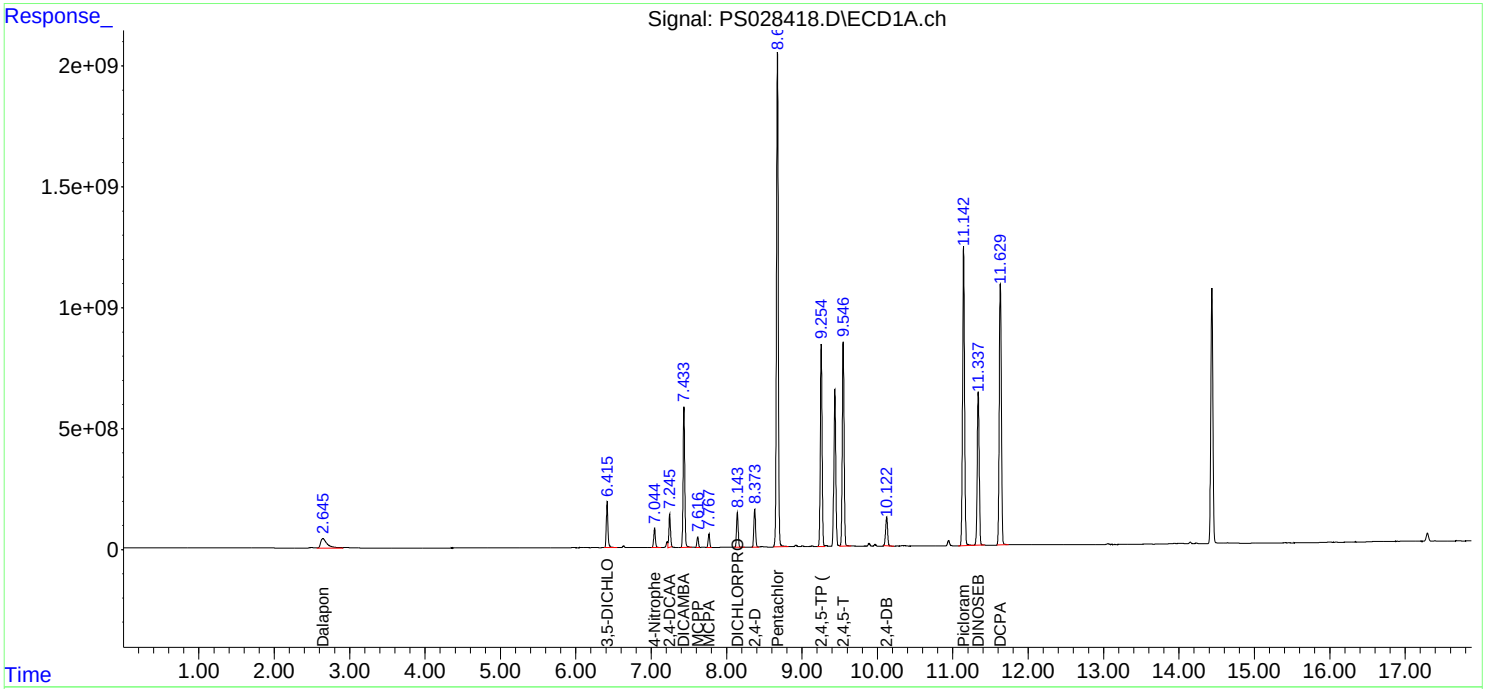

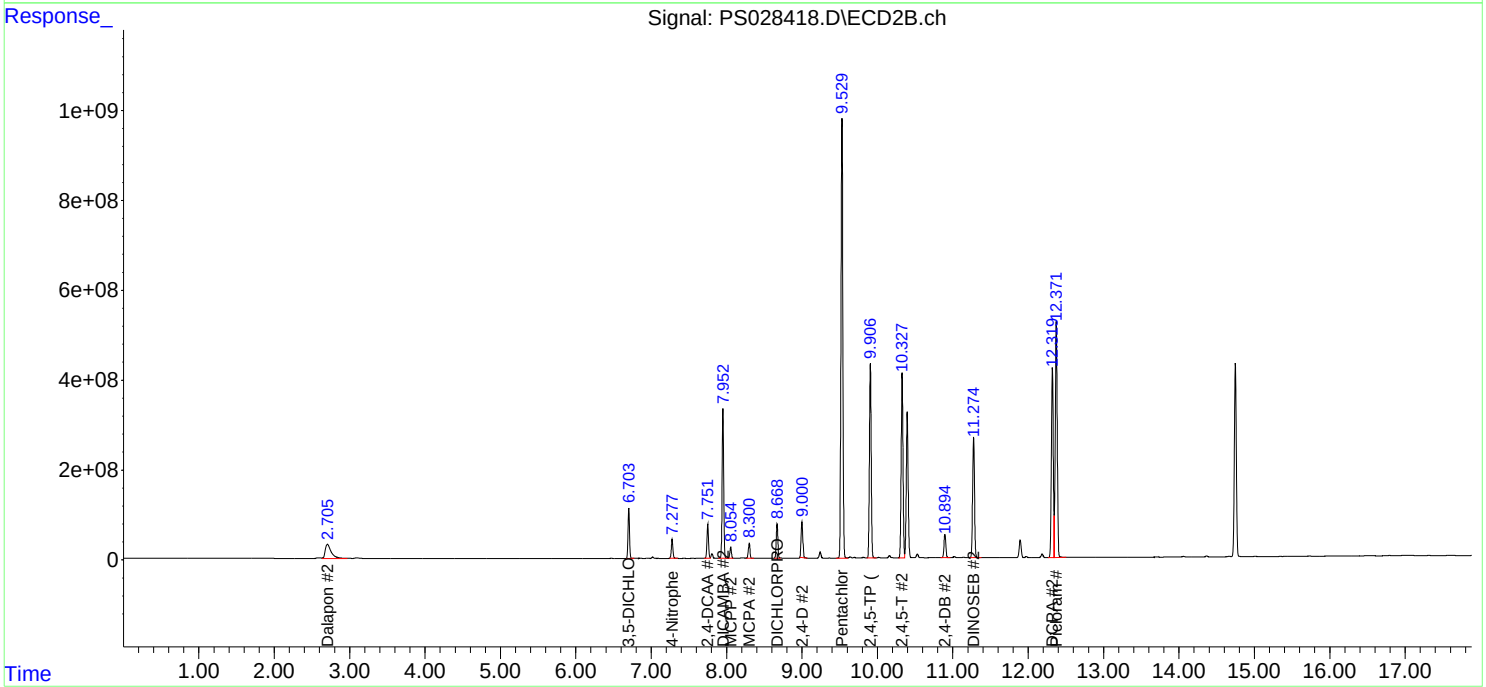

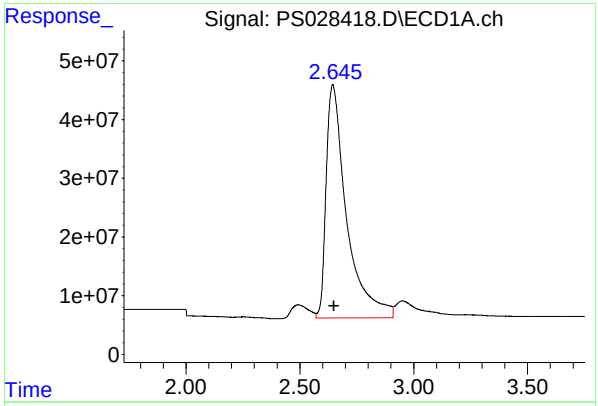

#1 Dalapon

R.T.: 2.644 min
Delta R.T.: -0.006 min
Response: 2485633784
Conc: 696.62 ng/ml

Instrument :
ECD_S
ClientSampleId :
HSTDCCC750

Manual Integrations APPROVED

Reviewed By :Abdul Mirza 11/12/2024
Supervised By :Ankita Jodhani 11/12/2024

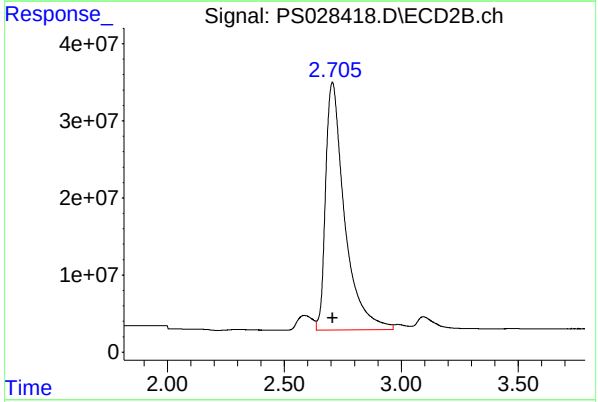

#1 Dalapon

R.T.: 2.706 min
Delta R.T.: -0.001 min
Response: 1813519714
Conc: 639.54 ng/ml

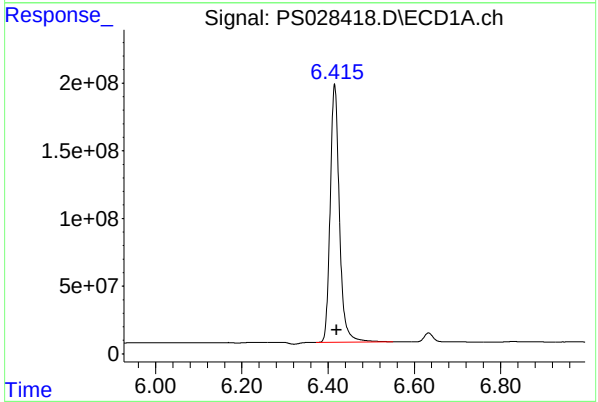

#2 3,5-DICHLOROBENZOIC ACID

R.T.: 6.415 min
Delta R.T.: -0.004 min
Response: 2825646622
Conc: 706.17 ng/ml

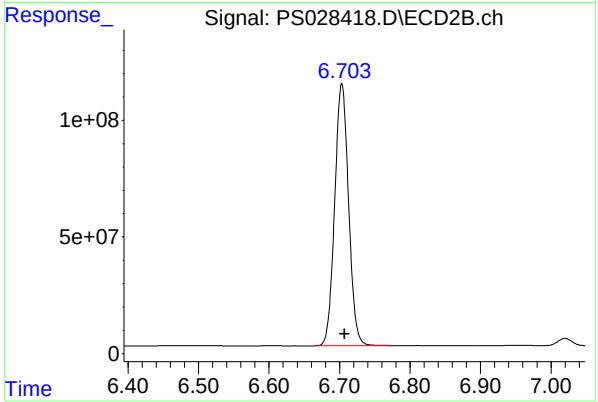

#2 3,5-DICHLOROBENZOIC ACID

R.T.: 6.703 min
Delta R.T.: -0.004 min
Response: 1541166298
Conc: 650.54 ng/ml

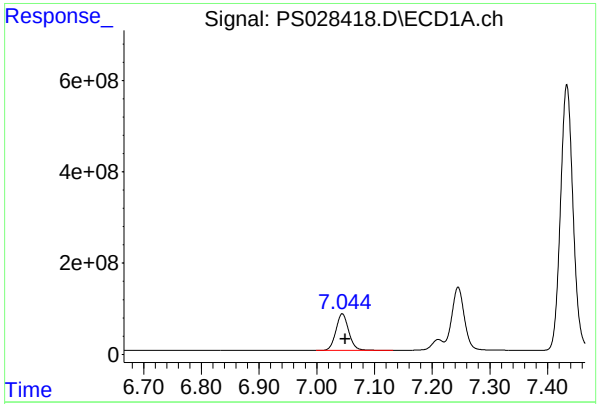

#3 4-Nitrophenol

R.T.: 7.044 min
Delta R.T.: -0.005 mi
Response: 1239147512
Conc: 668.28 ng/m

Instrument :
ECD_S
ClientSampleId :
HSTDCCC750

Manual Integrations APPROVED

Reviewed By :Abdul Mirza 11/12/2024
Supervised By :Ankita Jodhani 11/12/2024

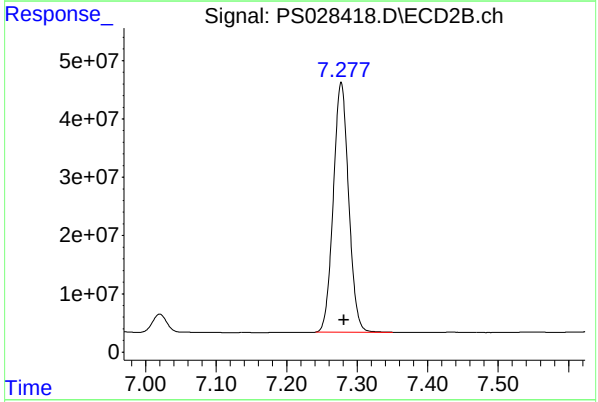

#3 4-Nitrophenol

R.T.: 7.277 min
Delta R.T.: -0.004 min
Response: 648334674
Conc: 612.21 ng/ml

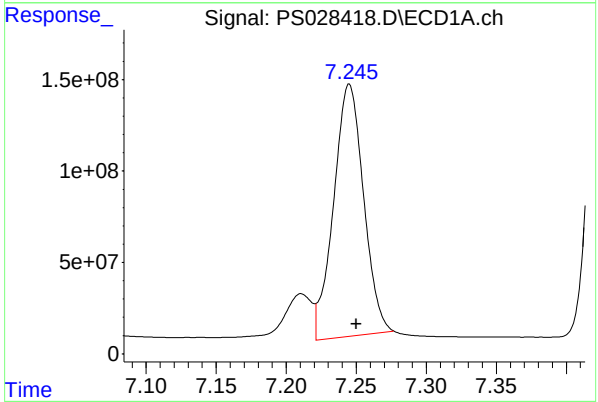

#4 2,4-DCAA

R.T.: 7.245 min
Delta R.T.: -0.005 min
Response: 2050407143
Conc: 742.70 ng/ml m

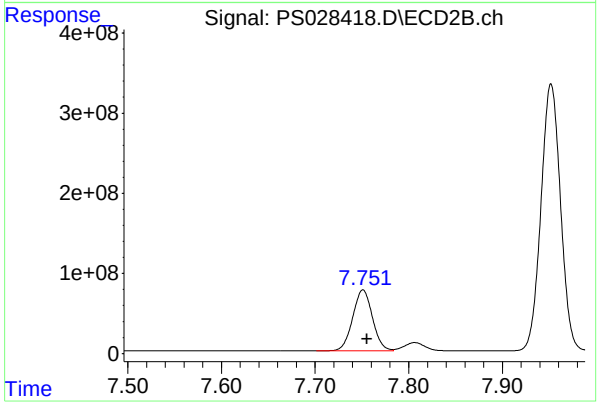

#4 2,4-DCAA

R.T.: 7.751 min
Delta R.T.: -0.004 min
Response: 1112901414
Conc: 698.44 ng/ml

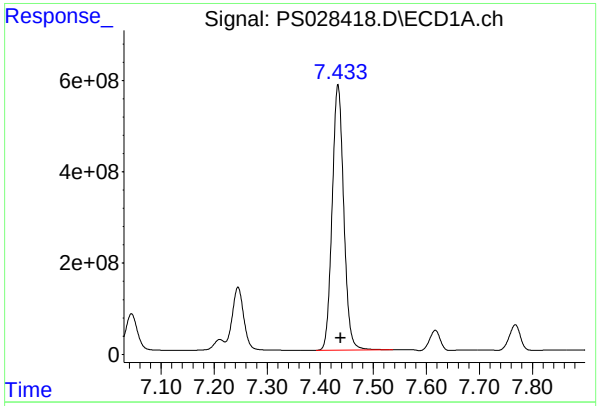

#5 DICAMBA

R.T.: 7.434 min
Delta R.T.: -0.005 min
Response: 8805956561
Conc: 731.35 ng/ml

Instrument :
ECD_S
ClientSampleId :
HSTDCCC750

Manual Integrations APPROVED

Reviewed By :Abdul Mirza 11/12/2024
Supervised By :Ankita Jodhani 11/12/2024

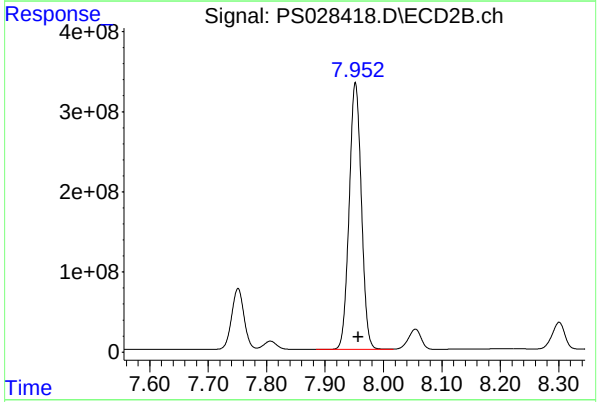

#5 DICAMBA

R.T.: 7.952 min
Delta R.T.: -0.005 min
Response: 4829033411
Conc: 673.55 ng/ml

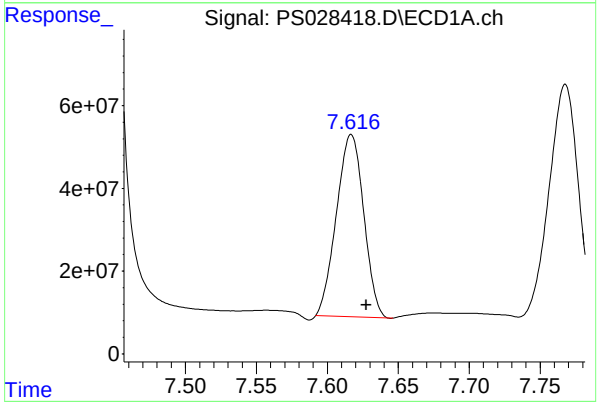

#6 MCPP

R.T.: 7.617 min
Delta R.T.: -0.011 min
Response: 589305694
Conc: 72.05 ug/ml

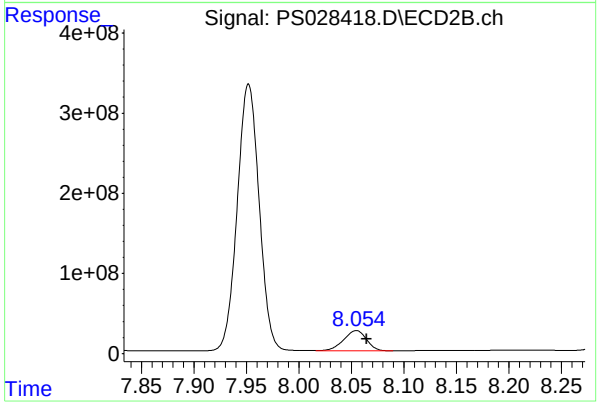

#6 MCPP

R.T.: 8.055 min
Delta R.T.: -0.010 min
Response: 377869964
Conc: 64.32 ug/ml

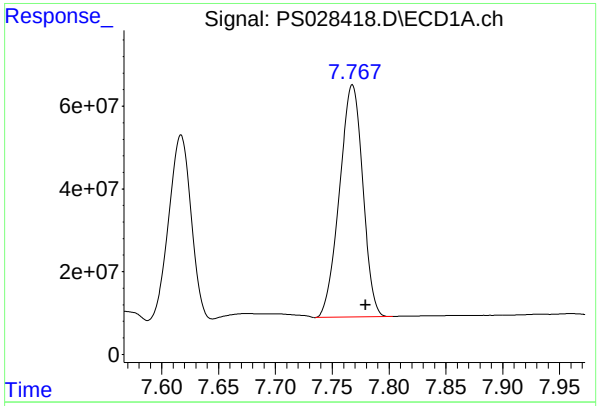

#7 MCPA

R.T.: 7.768 min
Delta R.T.: -0.012 min
Response: 800067983
Conc: 71.36 ug/ml

Instrument :
ECD_S
ClientSampleId :
HSTDCCC750

Manual Integrations APPROVED

Reviewed By :Abdul Mirza 11/12/2024
Supervised By :Ankita Jodhani 11/12/2024

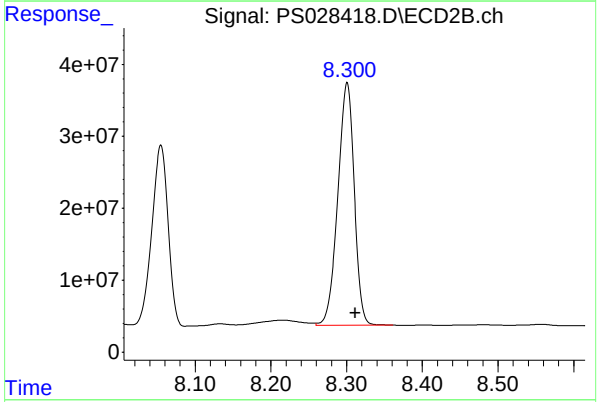

#7 MCPA

R.T.: 8.301 min
Delta R.T.: -0.011 min
Response: 508319439
Conc: 63.48 ug/ml

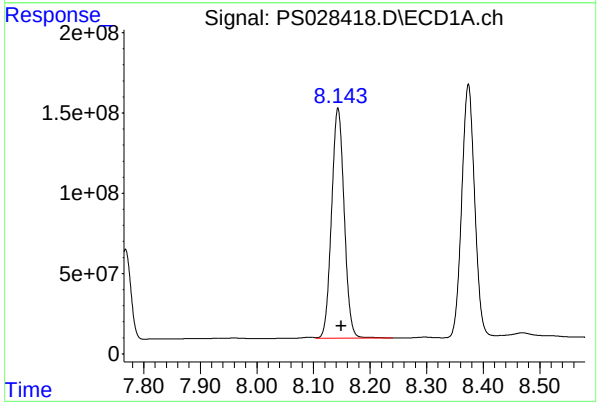

#8 DICHLORPROP

R.T.: 8.143 min
Delta R.T.: -0.006 min
Response: 2222928513
Conc: 717.16 ng/ml

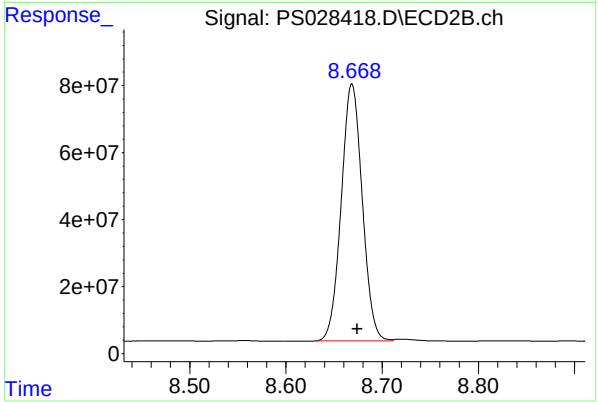

#8 DICHLORPROP

R.T.: 8.669 min
Delta R.T.: -0.005 min
Response: 1169866337
Conc: 656.76 ng/ml

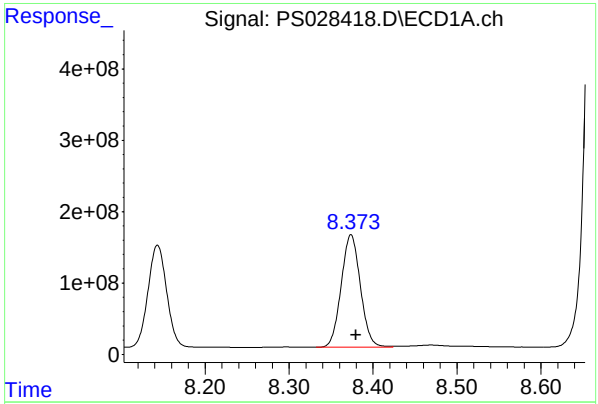

#9 2,4-D

R.T.: 8.374 min
Delta R.T.: -0.006 min
Response: 2510697517
Conc: 714.44 ng/ml

Instrument :
ECD_S
ClientSampleId :
HSTDCCC750

Manual Integrations APPROVED

Reviewed By :Abdul Mirza 11/12/2024
Supervised By :Ankita Jodhani 11/12/2024

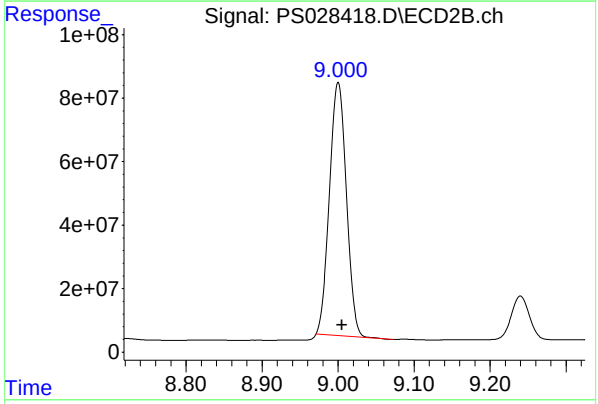

#9 2,4-D

R.T.: 9.000 min
Delta R.T.: -0.005 min
Response: 1231030130
Conc: 636.58 ng/ml

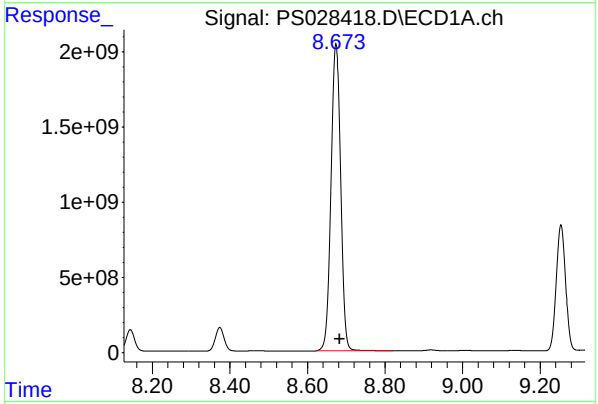

#10 Pentachlorophenol

R.T.: 8.674 min
Delta R.T.: -0.009 min
Response: 34642489762
Conc: 769.11 ng/ml

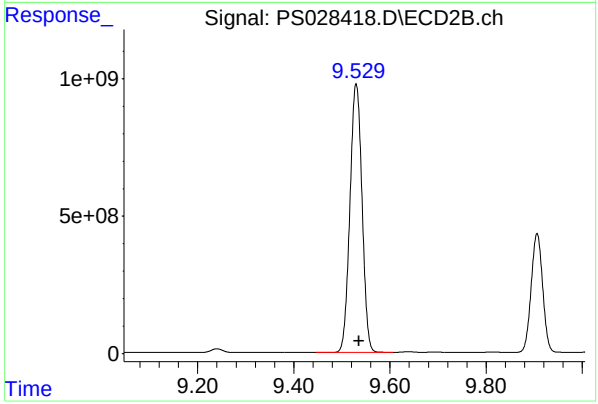

#10 Pentachlorophenol

R.T.: 9.530 min
Delta R.T.: -0.006 min
Response: 17101395353
Conc: 686.34 ng/ml

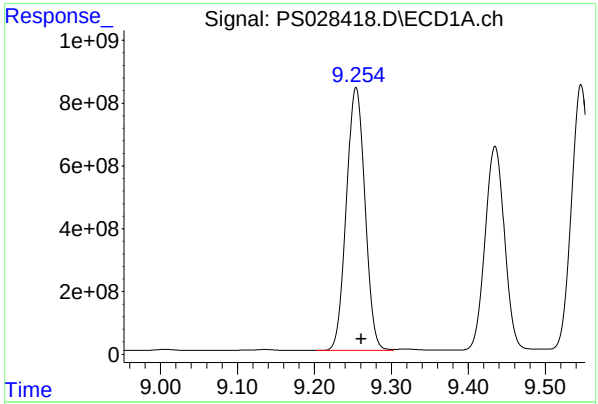

#11 2,4,5-TP (SILVEX)

R.T.: 9.254 min
Delta R.T.: -0.007 min
Response: 13940848246
Conc: 736.48 ng/ml

Instrument :
ECD_S
ClientSampleId :
HSTDCCC750

Manual Integrations APPROVED

Reviewed By :Abdul Mirza 11/12/2024
Supervised By :Ankita Jodhani 11/12/2024

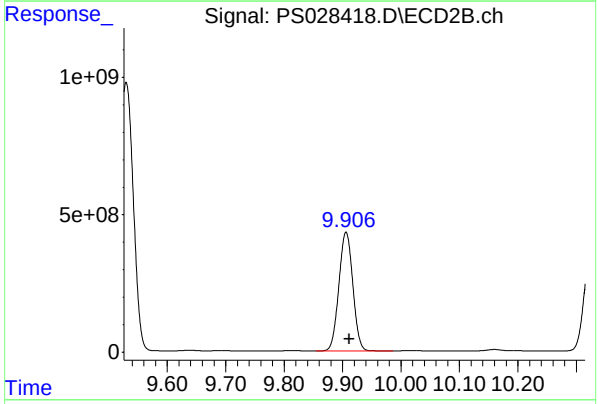

#11 2,4,5-TP (SILVEX)

R.T.: 9.906 min
Delta R.T.: -0.006 min
Response: 7175084631
Conc: 677.39 ng/ml

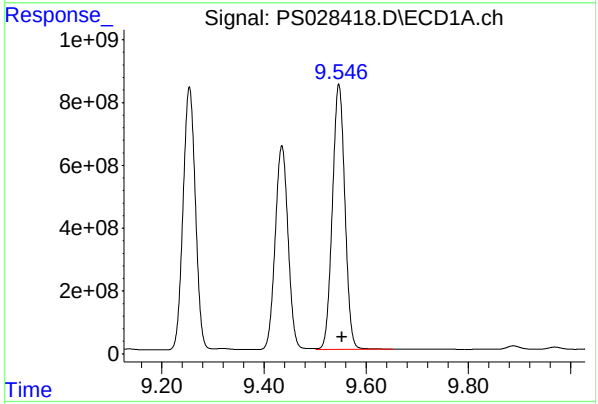

#12 2,4,5-T

R.T.: 9.547 min
Delta R.T.: -0.006 min
Response: 14272491774
Conc: 736.42 ng/ml

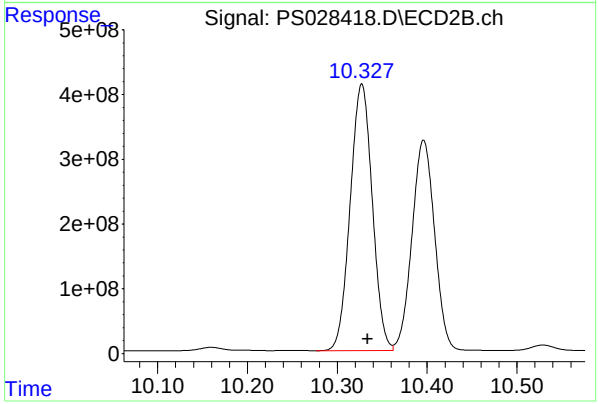

#12 2,4,5-T

R.T.: 10.327 min
Delta R.T.: -0.006 min
Response: 7037247162
Conc: 678.22 ng/ml

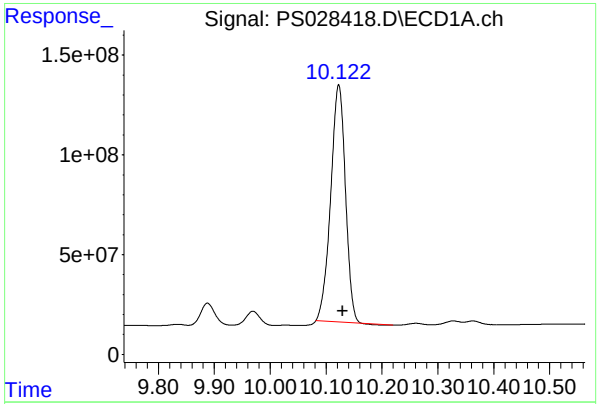

#13 2,4-DB

R.T.: 10.123 min
Delta R.T.: -0.007 min
Response: 2170363116
Conc: 702.18 ng/ml

Instrument :
ECD_S
ClientSampleId :
HSTDCCC750

Manual Integrations APPROVED

Reviewed By :Abdul Mirza 11/12/2024
Supervised By :Ankita Jodhani 11/12/2024

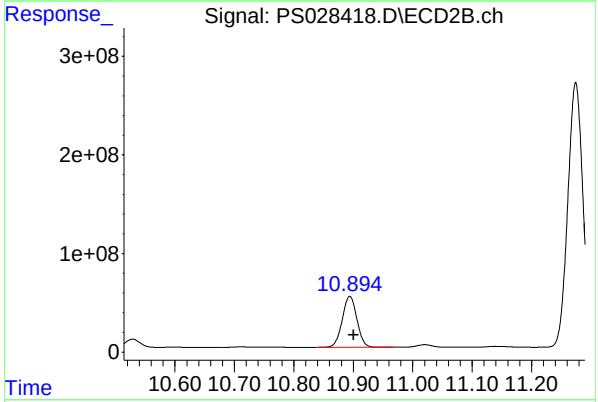

#13 2,4-DB

R.T.: 10.894 min
Delta R.T.: -0.006 min
Response: 883523674
Conc: 666.67 ng/ml m

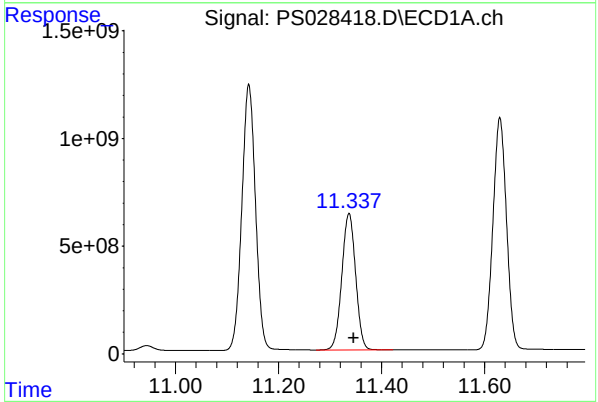

#14 DINOSEB

R.T.: 11.337 min
Delta R.T.: -0.009 min
Response: 11775556402
Conc: 726.29 ng/ml

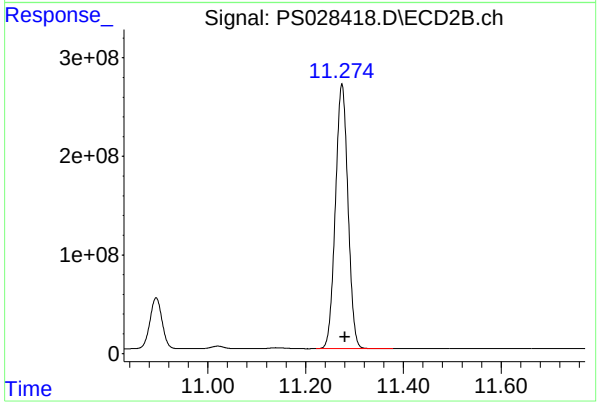

#14 DINOSEB

R.T.: 11.274 min
Delta R.T.: -0.006 min
Response: 4782754249
Conc: 666.37 ng/ml

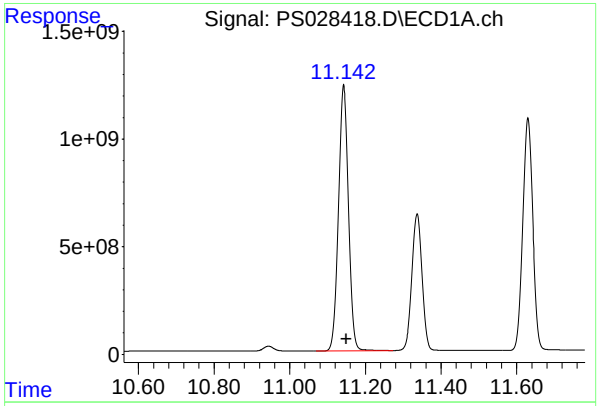

#15 Picloram

R.T.: 11.142 min
Delta R.T.: -0.008 min
Response: 22758661808
Conc: 724.66 ng/ml

Instrument :
ECD_S
ClientSampleId :
HSTDCCC750

Manual Integrations
APPROVED

Reviewed By :Abdul Mirza 11/12/2024
Supervised By :Ankita Jodhani 11/12/2024

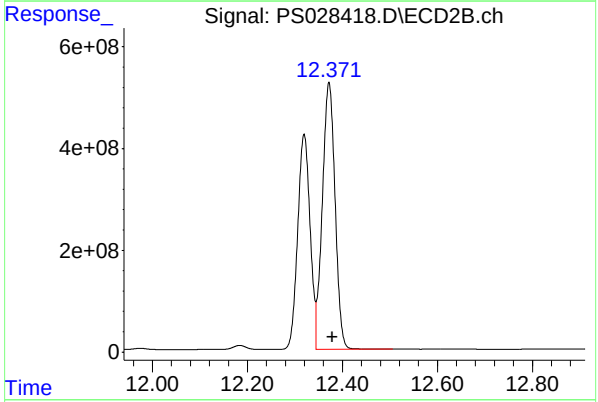

#15 Picloram

R.T.: 12.372 min
Delta R.T.: -0.007 min
Response: 9752816131
Conc: 677.63 ng/ml

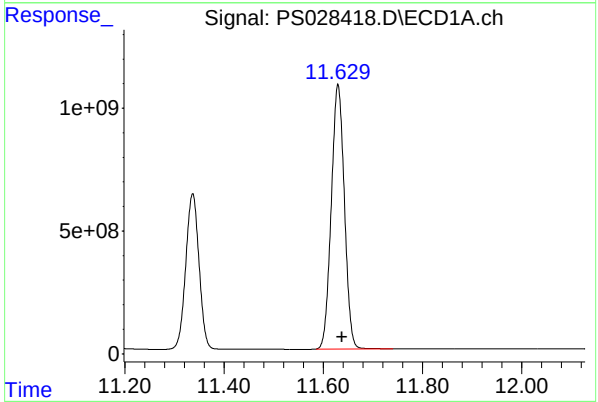

#16 DCPA

R.T.: 11.630 min
Delta R.T.: -0.008 min
Response: 19711049050
Conc: 737.51 ng/ml

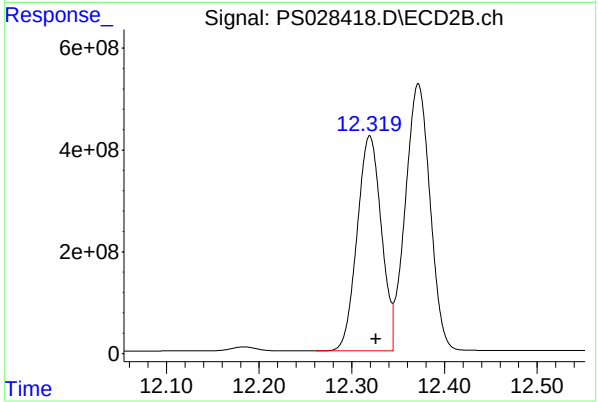

#16 DCPA

R.T.: 12.319 min
Delta R.T.: -0.007 min
Response: 7665441424
Conc: 683.80 ng/ml

Raw Data: **PS028430.D**

284 Sheffield Street, Mountainside, New Jersey 07092, Phone : 908 789 8900,
Fax : 908 789 8922

CALIBRATION VERIFICATION SUMMARY

Contract: TETR16

Lab Code: CHEM **Case No.:** P4602 **SAS No.:** P4602 **SDG NO.:** P4602

Continuing Calib Date: 11/12/2024 **Initial Calibration Date(s):** 11/08/2024 11/08/2024

Continuing Calib Time: 02:11 **Initial Calibration Time(s):** 15:13 16:58

GC Column: RTX-CLP **ID:** 0.32 **(mm)**

COMPOUND	CCAL RT	AVG RT	RT WINDOW FROM	RT WINDOW TO	DIFF RT
DICAMBA	7.43	7.44	7.34	7.54	0.01
2,4-DCAA	7.24	7.25	7.15	7.35	0.01
DICHLORPROP	8.14	8.15	8.05	8.25	0.01
2,4-D	8.37	8.38	8.28	8.48	0.01
2,4,5-TP(Silvex)	9.25	9.26	9.16	9.36	0.01
2,4,5-T	9.55	9.55	9.45	9.65	0.00
2,4-DB	10.12	10.13	10.03	10.23	0.01
Dinoseb	11.34	11.35	11.25	11.45	0.01

Raw Data: **PS028430.D**

284 Sheffield Street, Mountainside, New Jersey 07092, Phone : 908 789 8900,
Fax : 908 789 8922

CALIBRATION VERIFICATION SUMMARY

Contract: TETR16

Lab Code: CHEM **Case No.:** P4602 **SAS No.:** P4602 **SDG NO.:** P4602

Continuing Calib Date: 11/12/2024 **Initial Calibration Date(s):** 11/08/2024 11/08/2024

Continuing Calib Time: 02:11 **Initial Calibration Time(s):** 15:13 16:58

GC Column: RTX-CLP2 **ID:** 0.32 **(mm)**

COMPOUND	CCAL RT	AVG RT	RT WINDOW FROM	RT WINDOW TO	DIFF RT
DICAMBA	7.95	7.96	7.86	8.06	0.01
2,4-DCAA	7.75	7.76	7.66	7.86	0.01
DICHLORPROP	8.67	8.67	8.57	8.77	0.00
2,4-D	9.00	9.01	8.91	9.11	0.01
2,4,5-TP(Silvex)	9.91	9.91	9.81	10.01	0.00
2,4,5-T	10.33	10.33	10.23	10.43	0.00
2,4-DB	10.89	10.90	10.80	11.00	0.01
Dinoseb	11.27	11.28	11.18	11.38	0.01

284 Sheffield Street, Mountainside, New Jersey 07092, Phone : 908 789 8900, Fax : 908 789 8922

CALIBRATION VERIFICATION SUMMARY

Contract: TETR16

Lab Code: CHEM **Case No.:** P4602 **SAS No.:** P4602 **SDG NO.:** P4602

GC Column: RTX-CLP **ID:** 0.32 **(mm)** **Initi. Calib. Date(s):** 11/08/2024 11/08/2024

Client Sample No.: CCAL08 **Date Analyzed:** 11/12/2024

Lab Sample No.: HSTDCCC750 **Data File :** PS028430.D **Time Analyzed:** 02:11

COMPOUND	RT	RT WINDOW FROM	RT WINDOW TO	CALC AMOUNT(ng)	NOM AMOUNT(ng)	%D
2,4,5-T	9.545	9.452	9.652	724.840	712.500	1.7
2,4,5-TP(Silvex)	9.252	9.160	9.360	724.670	712.500	1.7
2,4-D	8.373	8.279	8.479	704.430	705.000	-0.1
2,4-DB	10.121	10.029	10.229	680.020	712.500	-4.6
2,4-DCAA	7.244	7.150	7.350	745.790	750.000	-0.6
DICAMBA	7.432	7.338	7.538	720.640	705.000	2.2
DICHLORPROP	8.141	8.048	8.248	709.240	705.000	0.6
Dinoseb	11.335	11.245	11.445	713.990	705.000	1.3

284 Sheffield Street, Mountainside, New Jersey 07092, Phone : 908 789 8900, Fax : 908 789 8922

CALIBRATION VERIFICATION SUMMARY

Contract: TETR16

Lab Code: CHEM **Case No.:** P4602 **SAS No.:** P4602 **SDG NO.:** P4602

GC Column: RTX-CLP2 **ID:** 0.32 **(mm)** **Initi. Calib. Date(s):** 11/08/2024 11/08/2024

Client Sample No.: CCAL08 **Date Analyzed:** 11/12/2024

Lab Sample No.: HSTDCCC750 **Data File :** PS028430.D **Time Analyzed:** 02:11

COMPOUND	RT	RT WINDOW FROM	RT WINDOW TO	CALC AMOUNT(ng)	NOM AMOUNT(ng)	%D
2,4,5-T	10.326	10.233	10.433	666.200	712.500	-6.5
2,4,5-TP(Silvex)	9.906	9.811	10.011	665.210	712.500	-6.6
2,4-D	8.999	8.905	9.105	614.680	705.000	-12.8
2,4-DB	10.894	10.800	11.000	644.510	712.500	-9.5
2,4-DCAA	7.750	7.655	7.855	684.690	750.000	-8.7
DICAMBA	7.951	7.856	8.056	662.040	705.000	-6.1
DICHLORPROP	8.668	8.573	8.773	643.140	705.000	-8.8
Dinoseb	11.274	11.180	11.380	655.310	705.000	-7.0

Data Path : Z:\pestpcbsrv\HPCHEM1\ECD_S\Data\PS111124\
Data File : PS028430.D
Signal(s) : Signal #1: ECD1A.ch Signal #2: ECD2B.ch
Acq On : 12 Nov 2024 02:11
Operator : AR\AJ
Sample : HSTDCCC750
Misc :
ALS Vial : 3 Sample Multiplier: 1

Instrument :
ECD_S
ClientSampleId :
HSTDCCC750

Integration File signal 1: autoint1.e
Integration File signal 2: autoint2.e
Quant Time: Nov 12 02:17:54 2024
Quant Method : Z:\pestpcbsrv\HPCHEM1\ECD_S\Method\PS110924.M
Quant Title : 8080.M
QLast Update : Fri Nov 08 17:46:43 2024
Response via : Initial Calibration
Integrator: ChemStation

Volume Inj. : 1 µl
Signal #1 Phase : ZB-MR1 Signal #2 Phase: ZB-MR2
Signal #1 Info : 30M x 0.32mm x0.5 Signal #2 Info : 30M x 0.32mm x 0.25µm

		Compound	RT#1	RT#2	Resp#1	Resp#2	ng/ml	ng/ml
		System Monitoring Compounds						
4)	S	2,4-DCAA	7.244	7.750	2059.0E6	1091.0E6	745.793	684.693
		Target Compounds						
1)	T	Dalapon	2.645	2.707	2474.3E6	1780.8E6	693.440	628.013
2)	T	3,5-DICHL...	6.414	6.702	2797.9E6	1511.7E6	699.225	638.086
3)	T	4-Nitroph...	7.043	7.276	1226.2E6	633.6E6	661.303	598.293
5)	T	DICAMBA	7.432	7.951	8677.1E6	4746.5E6	720.643	662.039
6)	T	MCPP	7.616	8.054	571.1E6	370.1E6	69.827	63.005
7)	T	MCPA	7.766	8.299	788.3E6	495.8E6	70.308	61.913
8)	T	DICHLORPROP	8.141	8.668	2198.4E6	1145.6E6	709.244	643.142
9)	T	2,4-D	8.373	8.999	2475.5E6	1188.7E6	704.435	614.675
10)	T	Pentachlo...	8.672	9.528	34122.4E6	16806.9E6	757.566	674.521
11)	T	2,4,5-TP ...	9.252	9.906	13717.2E6	7046.0E6	724.666	665.210
12)	T	2,4,5-T	9.545	10.326	14048.1E6	6912.5E6	724.837	666.204
13)	T	2,4-DB	10.121	10.894	2101.9E6	854.2E6	680.022	644.507
14)	T	DINOSEB	11.335	11.274	11576.3E6	4703.4E6	713.995	655.306
15)	T	Picloram	11.141	12.371	22464.8E6	9640.9E6	715.304	669.854
16)	T	DCPA	11.628	12.319	19371.8E6	7543.1E6	724.820	672.879

(f)=RT Delta > 1/2 Window (#)=Amounts differ by > 25% (m)=manual int.

Data Path : Z:\pestpcbsrv\HPCHEM1\ECD_S\Data\PS111124\
Data File : PS028430.D
Signal(s) : Signal #1: ECD1A.ch Signal #2: ECD2B.ch
Acq On : 12 Nov 2024 02:11
Operator : AR\AJ
Sample : HSTDCCC750
Misc :
ALS Vial : 3 Sample Multiplier: 1

Instrument :
ECD_S
ClientSampleId :
HSTDCCC750

Integration File signal 1: autoint1.e
Integration File signal 2: autoint2.e
Quant Time: Nov 12 02:17:54 2024
Quant Method : Z:\pestpcbsrv\HPCHEM1\ECD_S\Method\PS110924.M
Quant Title : 8080.M
QLast Update : Fri Nov 08 17:46:43 2024
Response via : Initial Calibration
Integrator: ChemStation

Volume Inj. : 1 µl
Signal #1 Phase : ZB-MR1 Signal #2 Phase: ZB-MR2
Signal #1 Info : 30M x 0.32mm x0.5 Signal #2 Info : 30M x 0.32mm x 0.25µm

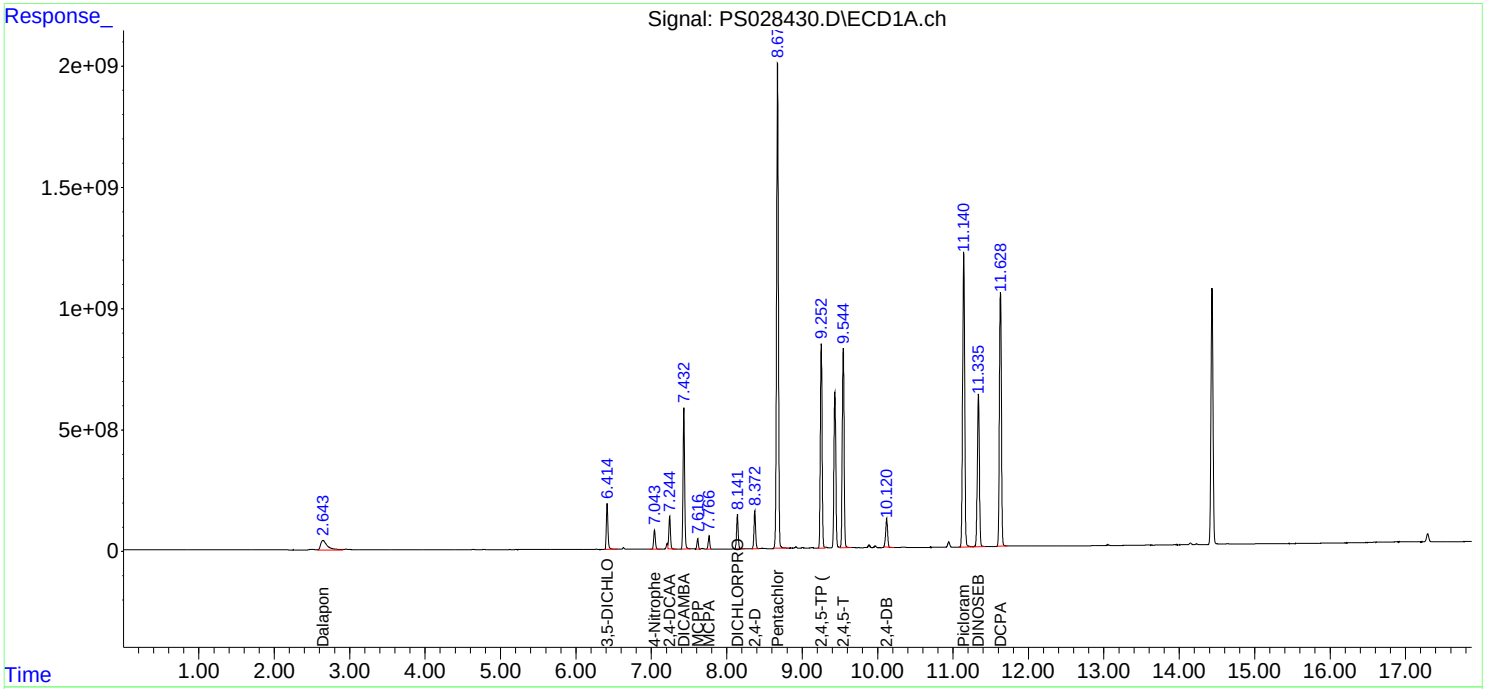

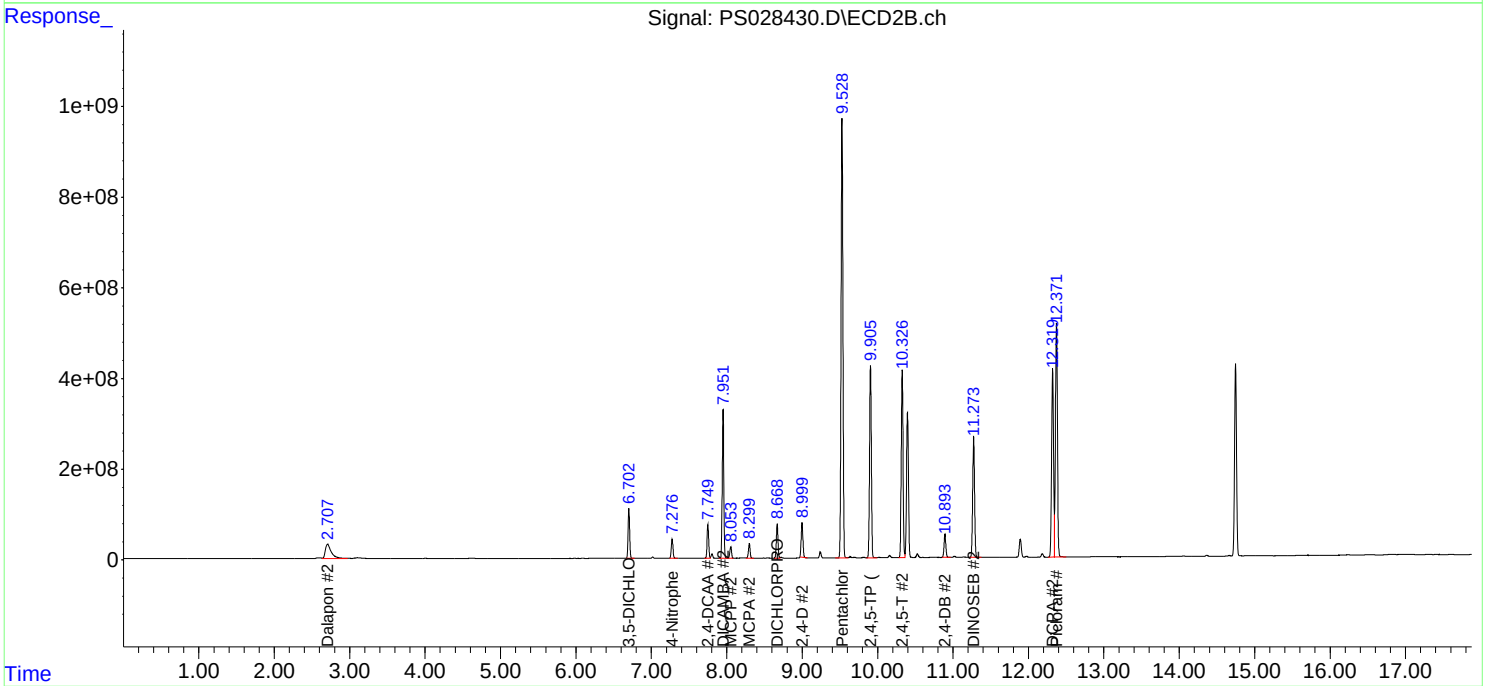

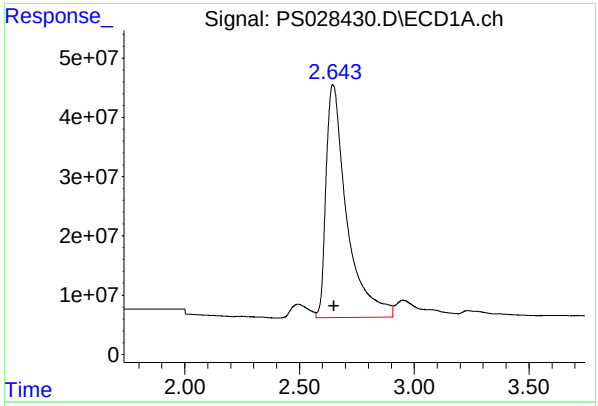

#1 Dalapon

R.T.: 2.645 min
Delta R.T.: -0.005 min
Response: 2474276993
Conc: 693.44 ng/ml

Instrument :
ECD_S
ClientSampleId :
HSTDCCC750

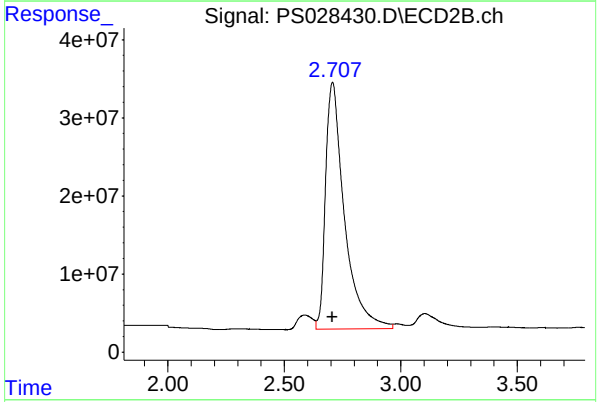

#1 Dalapon

R.T.: 2.707 min
Delta R.T.: 0.000 min
Response: 1780831912
Conc: 628.01 ng/ml

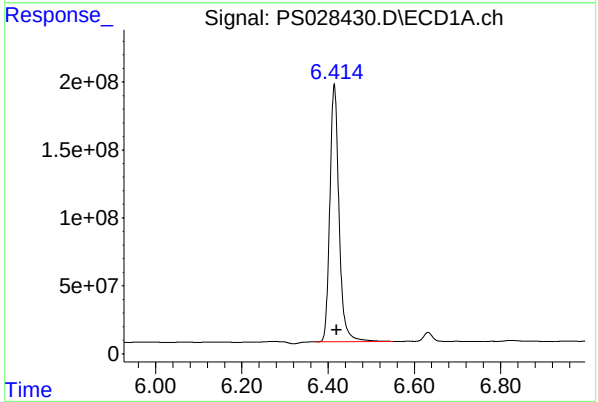

#2 3,5-DICHLOROBENZOIC ACID

R.T.: 6.414 min
Delta R.T.: -0.005 min
Response: 2797869299
Conc: 699.23 ng/ml

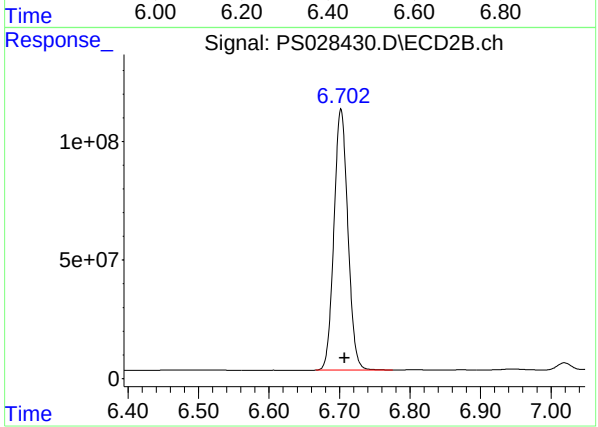

#2 3,5-DICHLOROBENZOIC ACID

R.T.: 6.702 min
Delta R.T.: -0.005 min
Response: 1511655456
Conc: 638.09 ng/ml

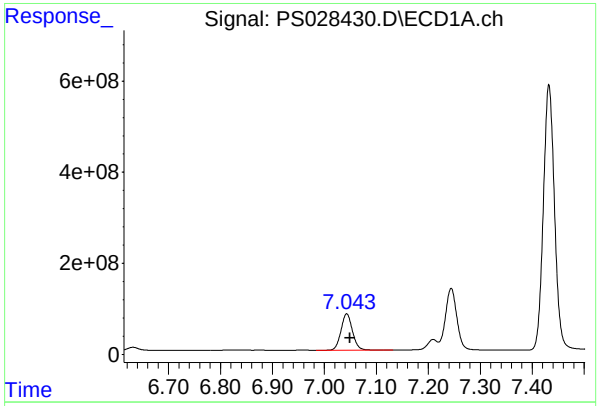

#3 4-Nitrophenol

R.T.: 7.043 min
Delta R.T.: -0.006 min
Response: 1226208498
Conc: 661.30 ng/ml

Instrument :
ECD_S
ClientSampleId :
HSTDCCC750

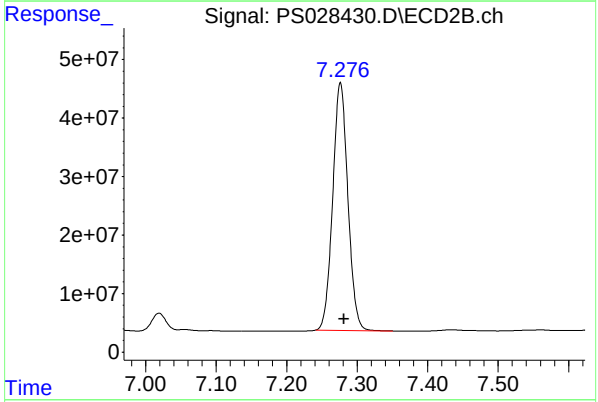

#3 4-Nitrophenol

R.T.: 7.276 min
Delta R.T.: -0.005 min
Response: 633595140
Conc: 598.29 ng/ml

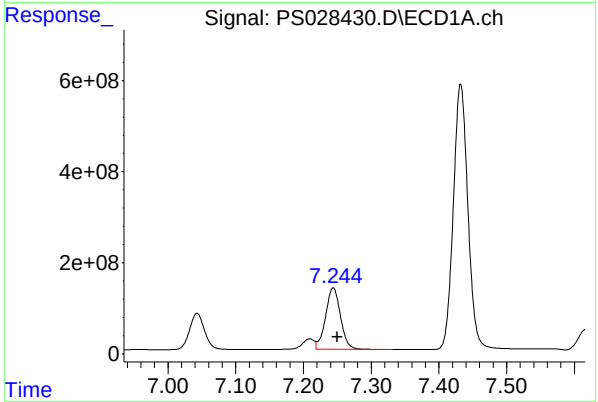

#4 2,4-DCAA

R.T.: 7.244 min
Delta R.T.: -0.006 min
Response: 2058952333
Conc: 745.79 ng/ml

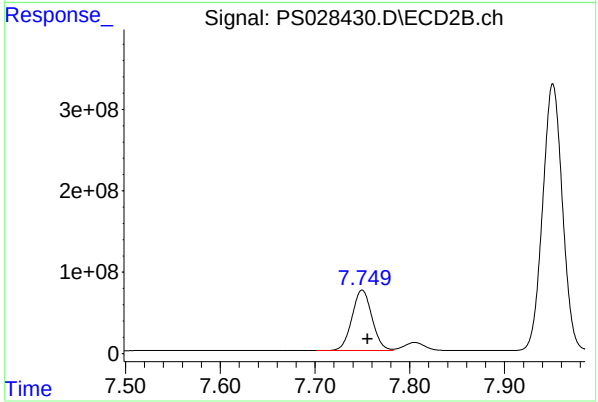

#4 2,4-DCAA

R.T.: 7.750 min
Delta R.T.: -0.006 min
Response: 1091004486
Conc: 684.69 ng/ml

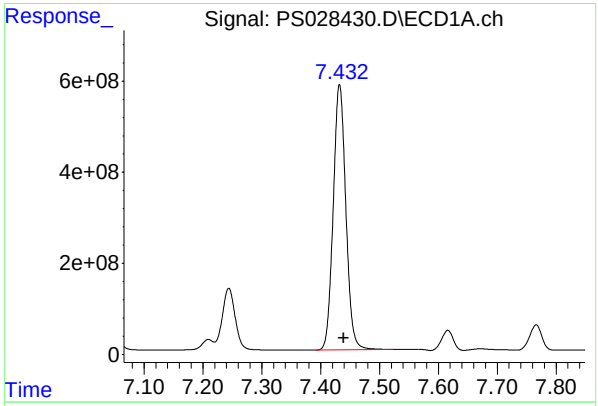

#5 DICAMBA

R.T.: 7.432 min
Delta R.T.: -0.007 min
Response: 8677077962
Conc: 720.64 ng/ml

Instrument :
ECD_S
ClientSampleId :
HSTDCCC750

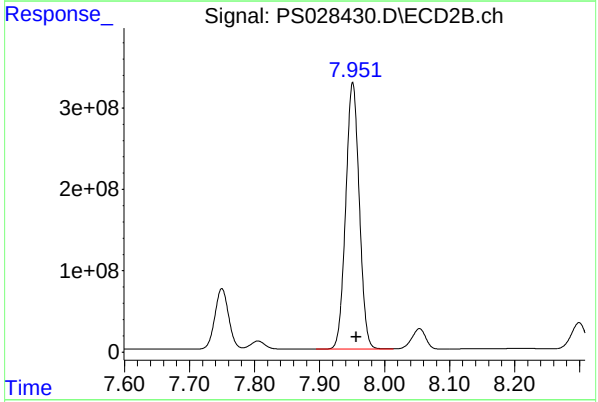

#5 DICAMBA

R.T.: 7.951 min
Delta R.T.: -0.006 min
Response: 4746494908
Conc: 662.04 ng/ml

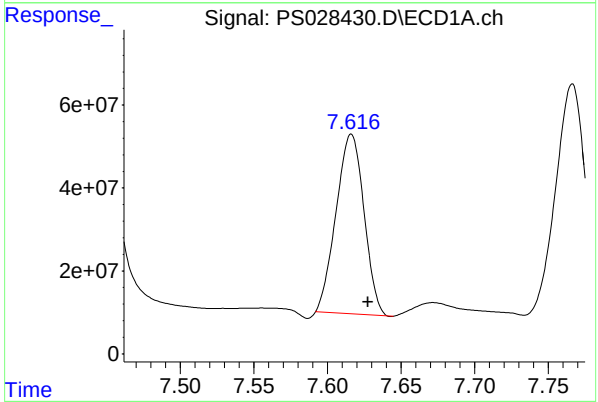

#6 MCPP

R.T.: 7.616 min
Delta R.T.: -0.012 min
Response: 571084047
Conc: 69.83 ug/ml

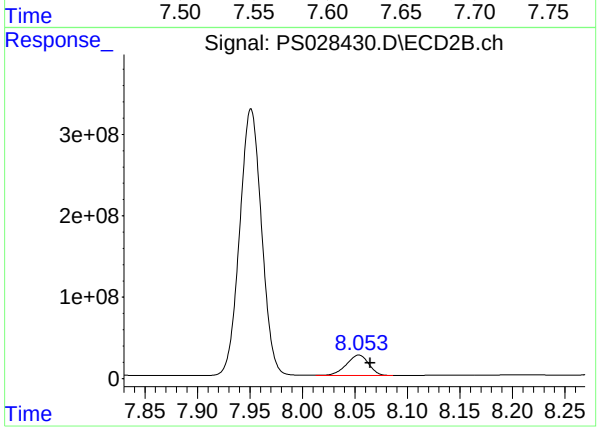

#6 MCPP

R.T.: 8.054 min
Delta R.T.: -0.011 min
Response: 370125196
Conc: 63.00 ug/ml

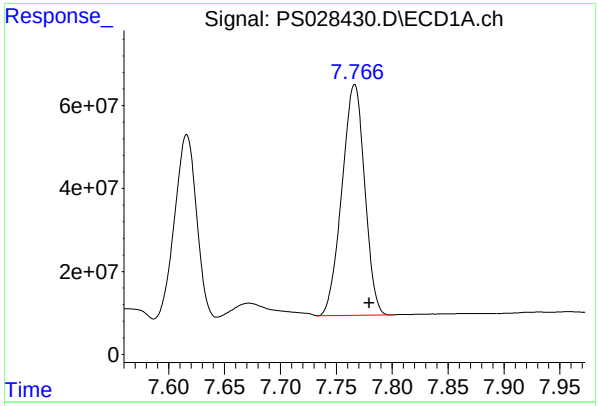

#7 MCPA

R.T.: 7.766 min
Delta R.T.: -0.013 min
Response: 788298062
Conc: 70.31 ug/ml

Instrument :
ECD_S
ClientSampleId :
HSTDCCC750

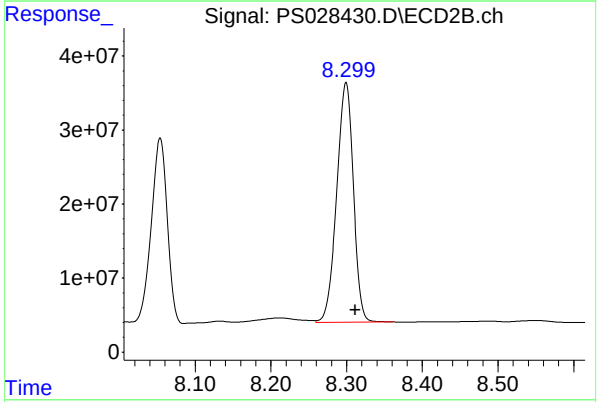

#7 MCPA

R.T.: 8.299 min
Delta R.T.: -0.013 min
Response: 495776186
Conc: 61.91 ug/ml

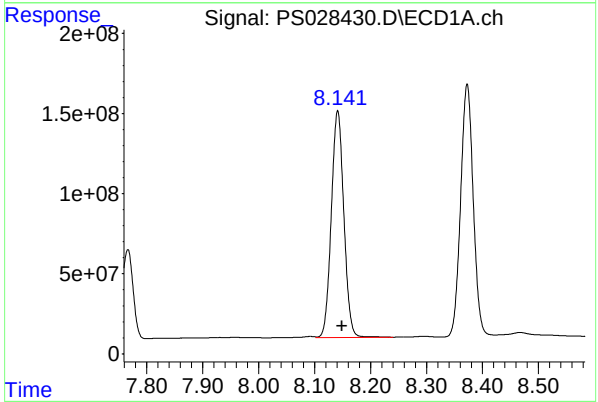

#8 DICHLORPROP

R.T.: 8.141 min
Delta R.T.: -0.008 min
Response: 2198399138
Conc: 709.24 ng/ml

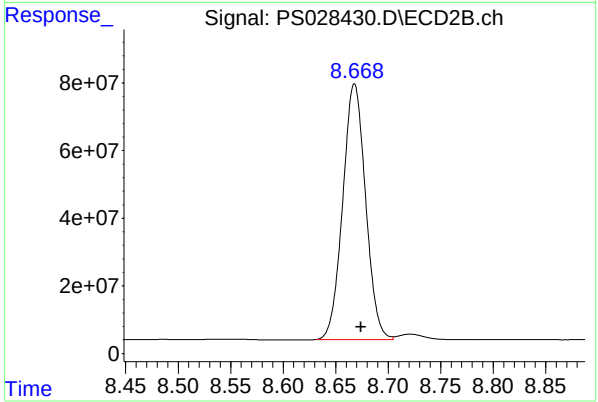

#8 DICHLORPROP

R.T.: 8.668 min
Delta R.T.: -0.006 min
Response: 1145606635
Conc: 643.14 ng/ml

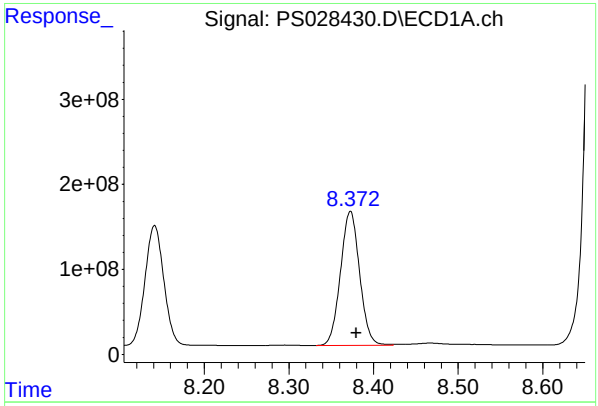

#9 2,4-D

R.T.: 8.373 min
Delta R.T.: -0.007 min
Response: 2475529652
Conc: 704.43 ng/ml

Instrument :
ECD_S
ClientSampleId :
HSTDCCC750

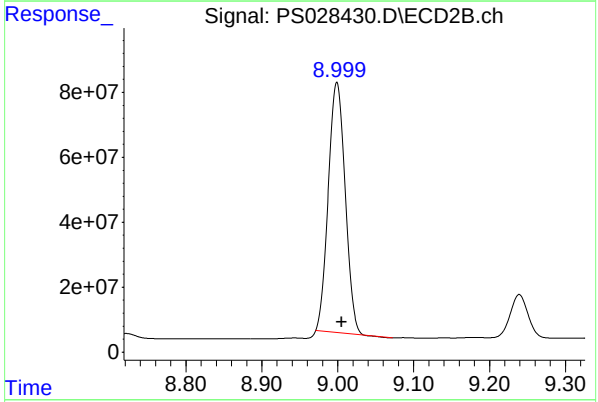

#9 2,4-D

R.T.: 8.999 min
Delta R.T.: -0.006 min
Response: 1188669679
Conc: 614.68 ng/ml

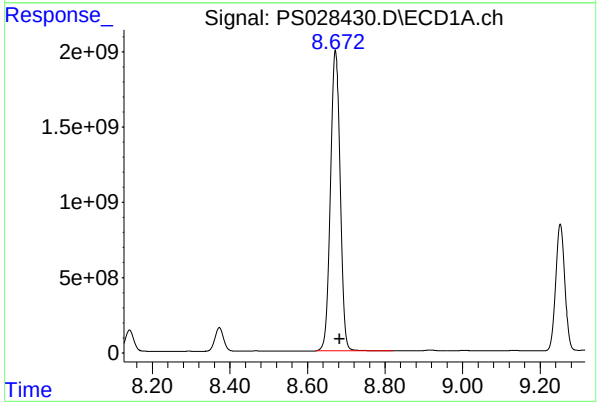

#10 Pentachlorophenol

R.T.: 8.672 min
Delta R.T.: -0.011 min
Response: 34122356597
Conc: 757.57 ng/ml

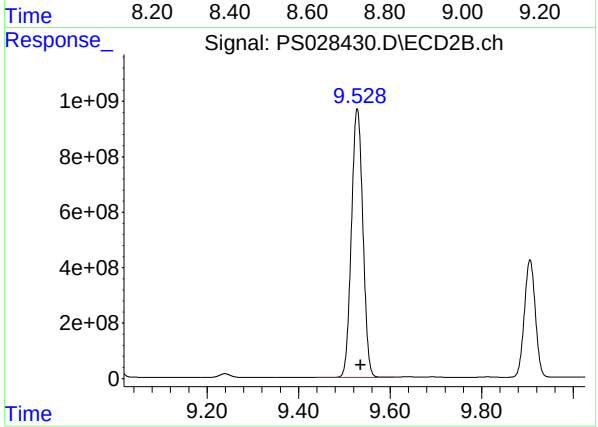

#10 Pentachlorophenol

R.T.: 9.528 min
Delta R.T.: -0.007 min
Response: 16806927744
Conc: 674.52 ng/ml

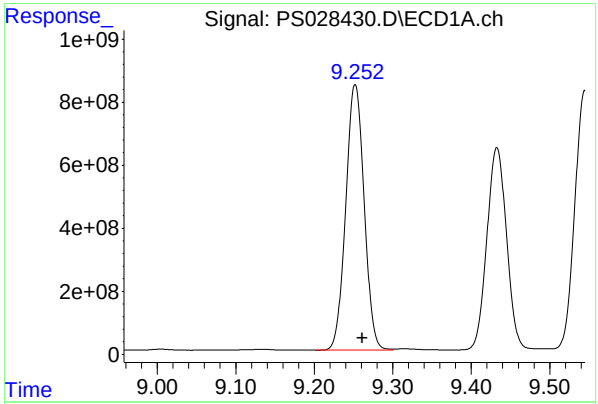

#11 2,4,5-TP (SILVEX)

R.T.: 9.252 min
Delta R.T.: -0.009 min
Response: 13717168096
Conc: 724.67 ng/ml

Instrument :
ECD_S
ClientSampleId :
HSTDCCC750

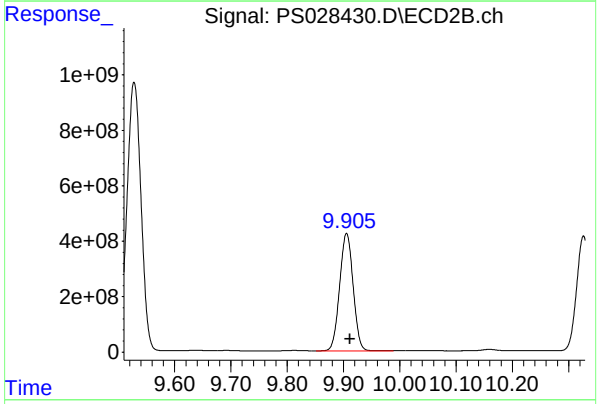

#11 2,4,5-TP (SILVEX)

R.T.: 9.906 min
Delta R.T.: -0.006 min
Response: 7046037105
Conc: 665.21 ng/ml

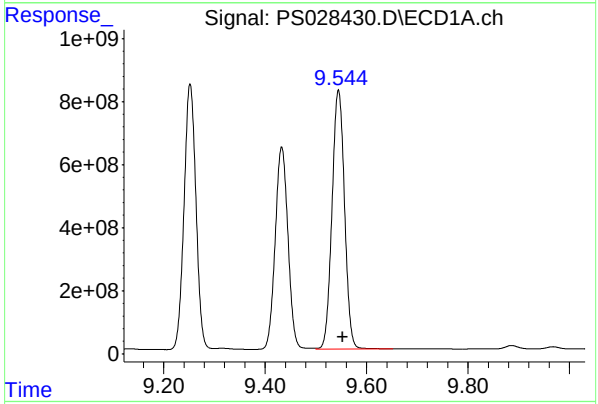

#12 2,4,5-T

R.T.: 9.545 min
Delta R.T.: -0.008 min
Response: 14048071281
Conc: 724.84 ng/ml

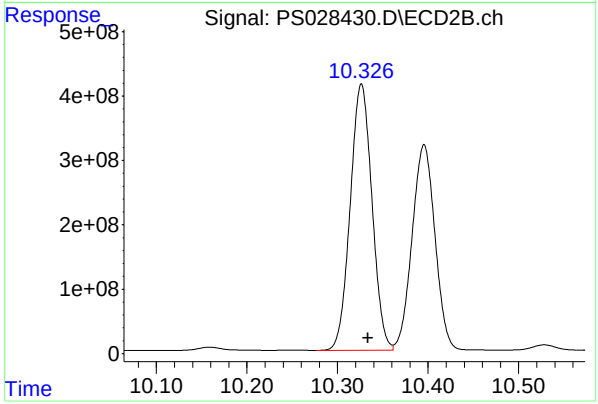

#12 2,4,5-T

R.T.: 10.326 min
Delta R.T.: -0.007 min
Response: 6912548341
Conc: 666.20 ng/ml

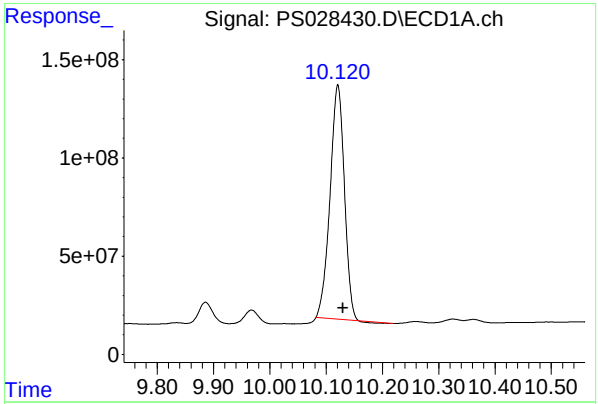

#13 2,4-DB

R.T.: 10.121 min
Delta R.T.: -0.009 min
Response: 2101868233
Conc: 680.02 ng/ml

Instrument :
ECD_S
ClientSampleId :
HSTDCCC750

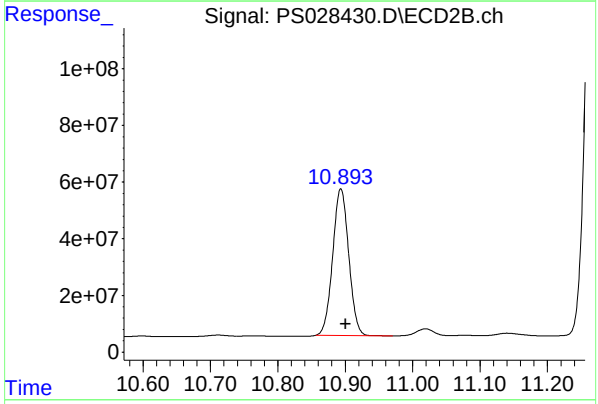

#13 2,4-DB

R.T.: 10.894 min
Delta R.T.: -0.007 min
Response: 854153395
Conc: 644.51 ng/ml

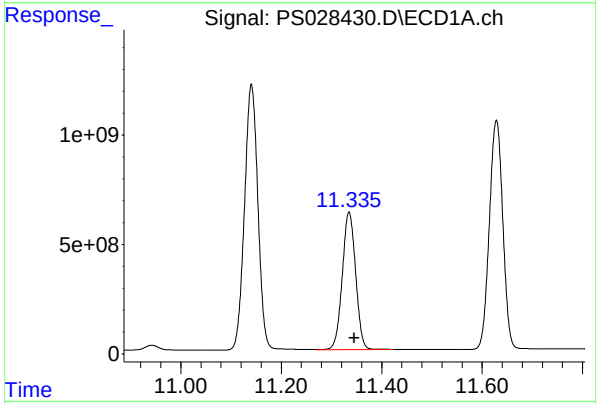

#14 DINOSEB

R.T.: 11.335 min
Delta R.T.: -0.010 min
Response: 11576258017
Conc: 713.99 ng/ml

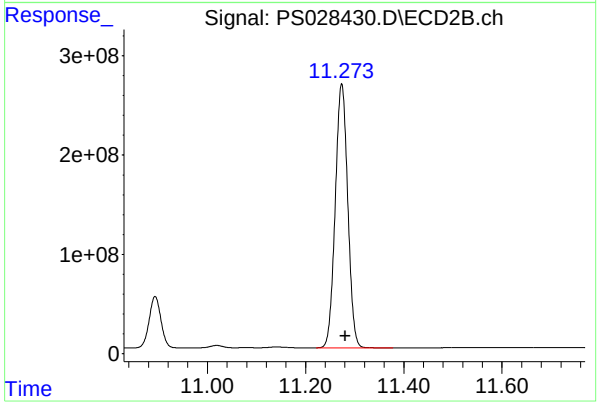

#14 DINOSEB

R.T.: 11.274 min
Delta R.T.: -0.007 min
Response: 4703354176
Conc: 655.31 ng/ml

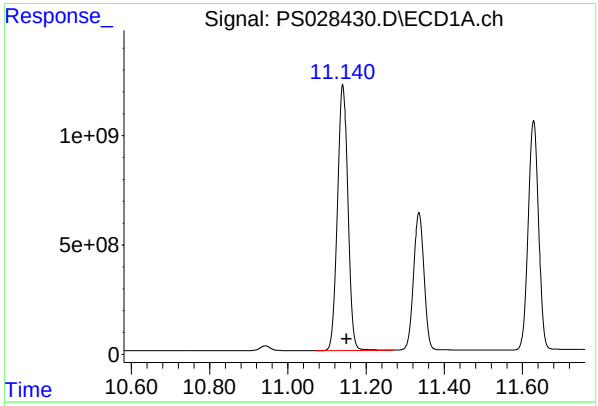

#15 Picloram

R.T.: 11.141 min
Delta R.T.: -0.010 mi
Response: 22464801624
Conc: 715.30 ng/m

Instrument :
ECD_S
ClientSampleId :
HSTDCCC750

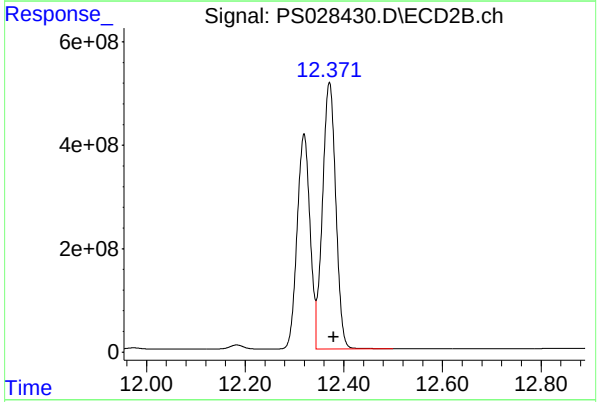

#15 Picloram

R.T.: 12.371 min
Delta R.T.: -0.008 min
Response: 9640884992
Conc: 669.85 ng/ml

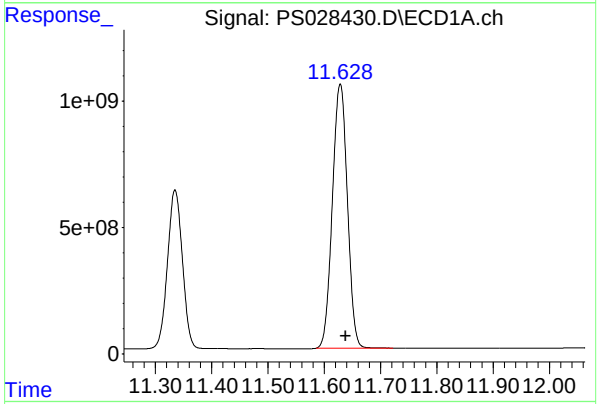

#16 DCPA

R.T.: 11.628 min
Delta R.T.: -0.009 min
Response: 19371842469
Conc: 724.82 ng/ml

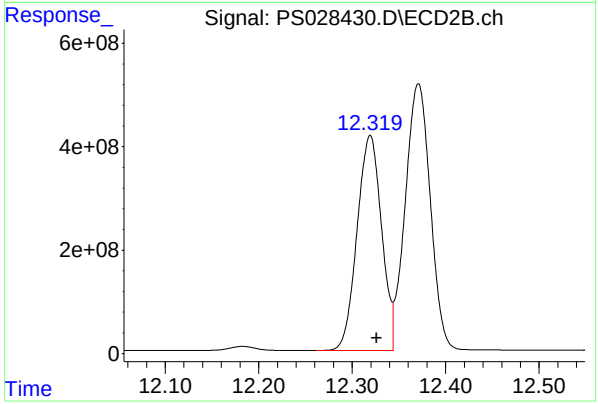

#16 DCPA

R.T.: 12.319 min
Delta R.T.: -0.007 min
Response: 7543063606
Conc: 672.88 ng/ml

Raw Data: **PS028442.D**

284 Sheffield Street, Mountainside, New Jersey 07092, Phone : 908 789 8900,
Fax : 908 789 8922

CALIBRATION VERIFICATION SUMMARY

Contract: TETR16

Lab Code: CHEM **Case No.:** P4602 **SAS No.:** P4602 **SDG NO.:** P4602

Continuing Calib Date: 11/12/2024 **Initial Calibration Date(s):** 11/08/2024 11/08/2024

Continuing Calib Time: 06:59 **Initial Calibration Time(s):** 15:13 16:58

GC Column: RTX-CLP **ID:** 0.32 **(mm)**

COMPOUND	CCAL RT	AVG RT	RT WINDOW FROM	RT WINDOW TO	DIFF RT
DICAMBA	7.43	7.44	7.34	7.54	0.01
2,4-DCAA	7.24	7.25	7.15	7.35	0.01
DICHLORPROP	8.14	8.15	8.05	8.25	0.01
2,4-D	8.37	8.38	8.28	8.48	0.01
2,4,5-TP(Silvex)	9.25	9.26	9.16	9.36	0.01
2,4,5-T	9.54	9.55	9.45	9.65	0.01
2,4-DB	10.12	10.13	10.03	10.23	0.01
Dinoseb	11.33	11.35	11.25	11.45	0.02

Raw Data: **PS028442.D**

284 Sheffield Street, Mountainside, New Jersey 07092, Phone : 908 789 8900,
Fax : 908 789 8922

CALIBRATION VERIFICATION SUMMARY

Contract: TETR16

Lab Code: CHEM **Case No.:** P4602 **SAS No.:** P4602 **SDG NO.:** P4602

Continuing Calib Date: 11/12/2024 **Initial Calibration Date(s):** 11/08/2024 11/08/2024

Continuing Calib Time: 06:59 **Initial Calibration Time(s):** 15:13 16:58

GC Column: RTX-CLP2 **ID:** 0.32 **(mm)**

COMPOUND	CCAL RT	AVG RT	RT WINDOW FROM	RT WINDOW TO	DIFF RT
DICAMBA	7.95	7.96	7.86	8.06	0.01
2,4-DCAA	7.75	7.76	7.66	7.86	0.01
DICHLORPROP	8.67	8.67	8.57	8.77	0.01
2,4-D	9.00	9.01	8.91	9.11	0.02
2,4,5-TP(Silvex)	9.90	9.91	9.81	10.01	0.01
2,4,5-T	10.32	10.33	10.23	10.43	0.01
2,4-DB	10.89	10.90	10.80	11.00	0.01
Dinoseb	11.27	11.28	11.18	11.38	0.01

Raw Data: **PS028442.D**

284 Sheffield Street, Mountainside, New Jersey 07092, Phone : 908 789 8900, Fax : 908 789 8922

CALIBRATION VERIFICATION SUMMARY

Contract: TETR16

Lab Code: CHEM **Case No.:** P4602 **SAS No.:** P4602 **SDG NO.:** P4602

GC Column: RTX-CLP **ID:** 0.32 **(mm)** **Initi. Calib. Date(s):** 11/08/2024 11/08/2024

Client Sample No.: CCAL09 **Date Analyzed:** 11/12/2024

Lab Sample No.: HSTDCCC750 **Data File :** PS028442.D **Time Analyzed:** 06:59

COMPOUND	RT	RT WINDOW FROM	RT WINDOW TO	CALC AMOUNT(ng)	NOM AMOUNT(ng)	%D
2,4,5-T	9.542	9.452	9.652	726.580	712.500	2.0
2,4,5-TP(Silvex)	9.249	9.160	9.360	728.750	712.500	2.3
2,4-D	8.370	8.279	8.479	705.610	705.000	0.1
2,4-DB	10.118	10.029	10.229	661.620	712.500	-7.1
2,4-DCAA	7.242	7.150	7.350	746.620	750.000	-0.5
DICAMBA	7.430	7.338	7.538	722.500	705.000	2.5
DICHLORPROP	8.139	8.048	8.248	709.750	705.000	0.7
Dinoseb	11.332	11.245	11.445	716.220	705.000	1.6

Raw Data: **PS028442.D**

284 Sheffield Street, Mountainside, New Jersey 07092, Phone : 908 789 8900, Fax : 908 789 8922

CALIBRATION VERIFICATION SUMMARY

Contract: TETR16

Lab Code: CHEM **Case No.:** P4602 **SAS No.:** P4602 **SDG NO.:** P4602

GC Column: RTX-CLP2 **ID:** 0.32 **(mm)** **Initi. Calib. Date(s):** 11/08/2024 11/08/2024

Client Sample No.: CCAL09 **Date Analyzed:** 11/12/2024

Lab Sample No.: HSTDCCC750 **Data File :** PS028442.D **Time Analyzed:** 06:59

COMPOUND	RT	RT WINDOW FROM	RT WINDOW TO	CALC AMOUNT(ng)	NOM AMOUNT(ng)	%D
2,4,5-T	10.323	10.233	10.433	659.950	712.500	-7.4
2,4,5-TP(Silvex)	9.902	9.811	10.011	654.880	712.500	-8.1
2,4-D	8.995	8.905	9.105	653.430	705.000	-7.3
2,4-DB	10.890	10.800	11.000	646.400	712.500	-9.3
2,4-DCAA	7.748	7.655	7.855	679.110	750.000	-9.5
DICAMBA	7.949	7.856	8.056	655.240	705.000	-7.1
DICHLORPROP	8.665	8.573	8.773	631.600	705.000	-10.4
Dinoseb	11.270	11.180	11.380	647.110	705.000	-8.2

Data Path : Z:\pestpcbsrv\HPCHEM1\ECD_S\Data\PS111124\
Data File : PS028442.D
Signal(s) : Signal #1: ECD1A.ch Signal #2: ECD2B.ch
Acq On : 12 Nov 2024 06:59
Operator : AR\AJ
Sample : HSTDCCC750
Misc :
ALS Vial : 3 Sample Multiplier: 1

Instrument :
ECD_S
ClientSampleId :
HSTDCCC750

Manual Integrations APPROVED

Reviewed By :Abdul Mirza 11/12/2024
Supervised By :Ankita Jodhani 11/12/2024

Integration File signal 1: autoint1.e
Integration File signal 2: autoint2.e
Quant Time: Nov 12 06:56:47 2024
Quant Method : Z:\pestpcbsrv\HPCHEM1\ECD_S\Method\PS110924.M
Quant Title : 8080.M
QLast Update : Fri Nov 08 17:46:43 2024
Response via : Initial Calibration
Integrator: ChemStation

Volume Inj. : 1 µl
Signal #1 Phase : ZB-MR1 Signal #2 Phase: ZB-MR2
Signal #1 Info : 30M x 0.32mm x0.5 Signal #2 Info : 30M x 0.32mm x 0.25µm

		Compound	RT#1	RT#2	Resp#1	Resp#2	ng/ml	ng/ml
		System Monitoring Compounds						
4)	S	2,4-DCAA	7.242	7.748	2061.2E6	1082.1E6	746.624	679.113
		Target Compounds						
1)	T	Dalapon	2.642	2.702	2383.9E6	1734.7E6	668.112	611.757
2)	T	3,5-DICHL...	6.413	6.700	2794.7E6	1490.8E6	698.443	629.290
3)	T	4-Nitroph...	7.041	7.274	1223.7E6	631.0E6	659.959	595.862m
5)	T	DICAMBA	7.430	7.949	8699.5E6	4697.7E6	722.504	655.236
6)	T	MCPP	7.614	8.052	559.5E6	367.6E6	68.412	62.568
7)	T	MCPA	7.765	8.296	798.0E6	494.9E6	71.172	61.809
8)	T	DICHLORPROP	8.139	8.665	2200.0E6	1125.0E6	709.754	631.599
9)	T	2,4-D	8.370	8.995	2479.6E6	1263.6E6	705.607	653.430m
10)	T	Pentachlo...	8.670	9.525	34160.5E6	16629.5E6	758.413	667.401
11)	T	2,4,5-TP ...	9.249	9.902	13794.5E6	6936.6E6	728.750	654.876
12)	T	2,4,5-T	9.542	10.323	14081.8E6	6847.6E6	726.579	659.948
13)	T	2,4-DB	10.118	10.890	2045.0E6	856.7E6	661.619	646.397m
14)	T	DINOSEB	11.332	11.270	11612.4E6	4644.6E6	716.221	647.114
15)	T	Picloram	11.137	12.367	22398.0E6	9477.2E6	713.176	658.485
16)	T	DCPA	11.624	12.314	19474.2E6	7437.1E6	728.649m	663.424

(f)=RT Delta > 1/2 Window (#)=Amounts differ by > 25% (m)=manual int.

Sample Results: **PS028442.D**

Data Path : Z:\pestpcbsrv\HPCHEM1\ECD_S\Data\PS111124\
Data File : PS028442.D
Signal(s) : Signal #1: ECD1A.ch Signal #2: ECD2B.ch
Acq On : 12 Nov 2024 06:59
Operator : AR\AJ
Sample : HSTDCCC750
Misc :
ALS Vial : 3 Sample Multiplier: 1

Instrument :
ECD_S
ClientSampleId :
HSTDCCC750

Manual Integrations APPROVED
Reviewed By :Abdul Mirza 11/12/2024
Supervised By :Ankita Jodhani 11/12/2024

Integration File signal 1: autoint1.e
Integration File signal 2: autoint2.e
Quant Time: Nov 12 06:56:47 2024
Quant Method : Z:\pestpcbsrv\HPCHEM1\ECD_S\Method\PS110924.M
Quant Title : 8080.M
QLast Update : Fri Nov 08 17:46:43 2024
Response via : Initial Calibration
Integrator: ChemStation

Volume Inj. : 1 µl
Signal #1 Phase : ZB-MR1 Signal #2 Phase: ZB-MR2
Signal #1 Info : 30M x 0.32mm x0.5 Signal #2 Info : 30M x 0.32mm x 0.25µm

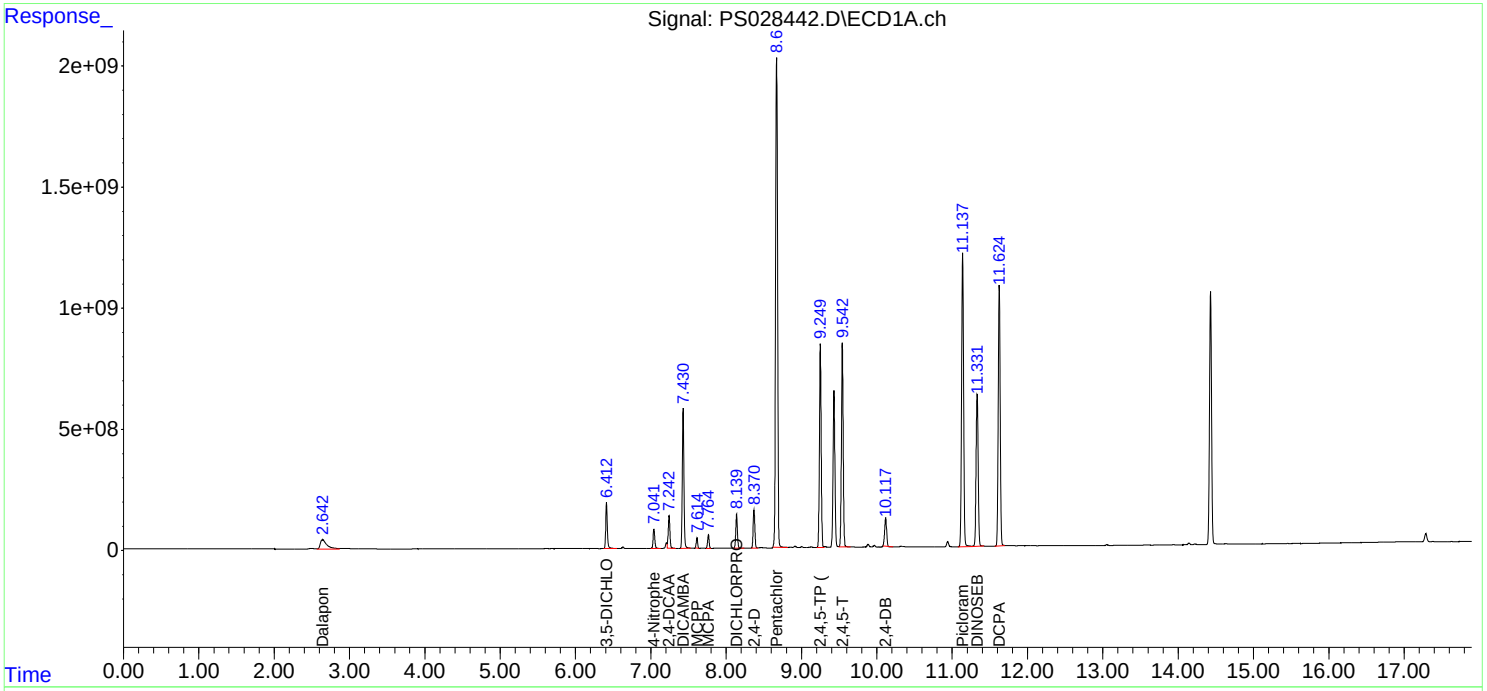

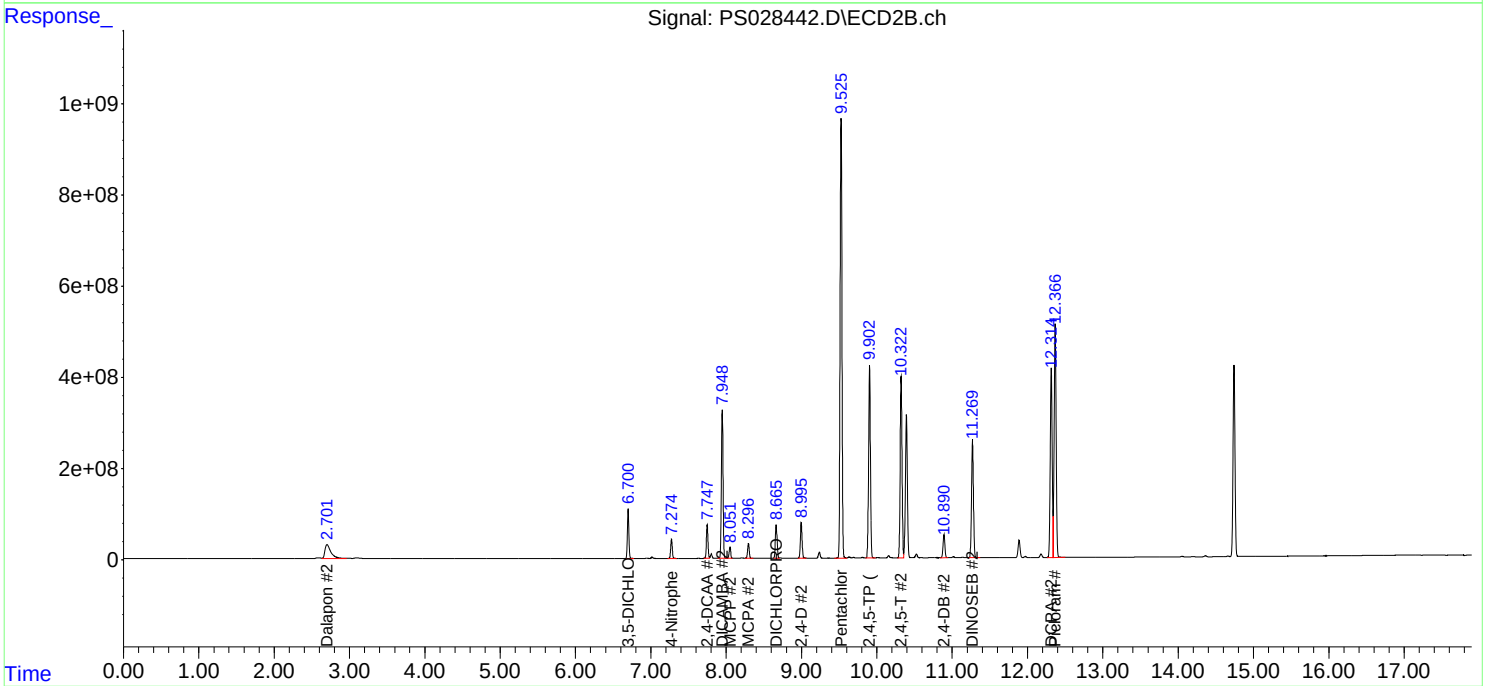

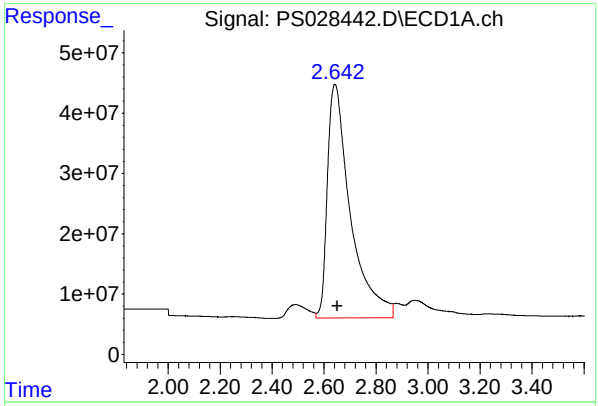

#1 Dalapon

R.T.: 2.642 min
Delta R.T.: -0.008 min
Response: 2383904070
Conc: 668.11 ng/ml

Instrument :
ECD_S
ClientSampleId :
HSTDCCC750

Manual Integrations APPROVED

Reviewed By :Abdul Mirza 11/12/2024
Supervised By :Ankita Jodhani 11/12/2024

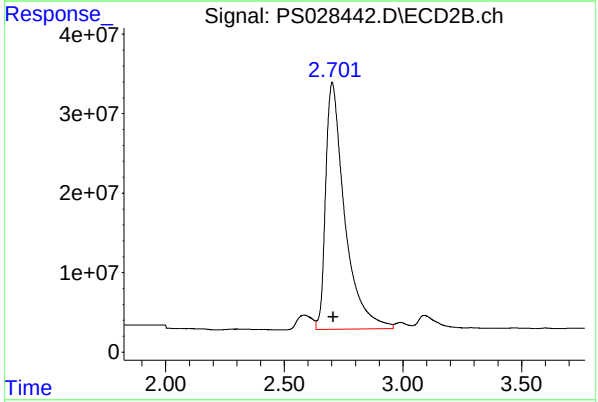

#1 Dalapon

R.T.: 2.702 min
Delta R.T.: -0.005 min
Response: 1734735819
Conc: 611.76 ng/ml

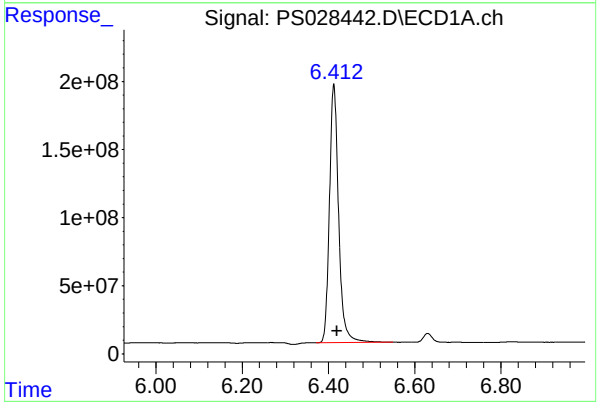

#2 3,5-DICHLOROBENZOIC ACID

R.T.: 6.413 min
Delta R.T.: -0.007 min
Response: 2794740605
Conc: 698.44 ng/ml

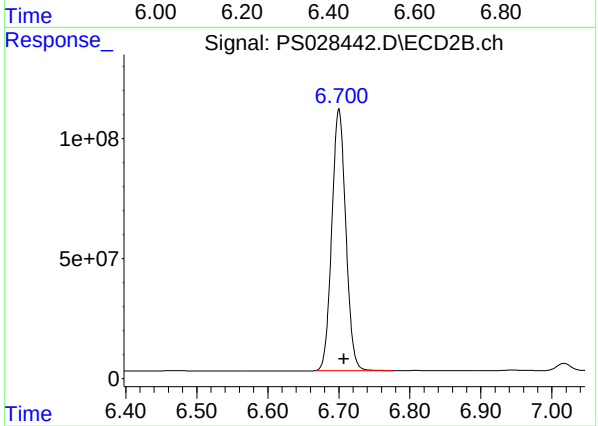

#2 3,5-DICHLOROBENZOIC ACID

R.T.: 6.700 min
Delta R.T.: -0.007 min
Response: 1490817156
Conc: 629.29 ng/ml

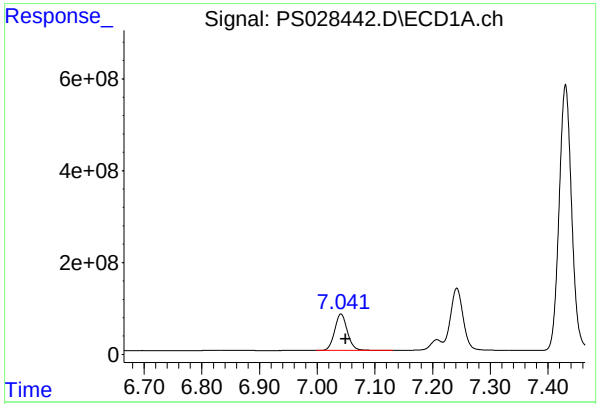

#3 4-Nitrophenol

R.T.: 7.041 min
Delta R.T.: -0.008 mi
Response: 1223716441
Conc: 659.96 ng/m

Instrument :
ECD_S
ClientSampleId :
HSTDCCC750

Manual Integrations APPROVED

Reviewed By :Abdul Mirza 11/12/2024
Supervised By :Ankita Jodhani 11/12/2024

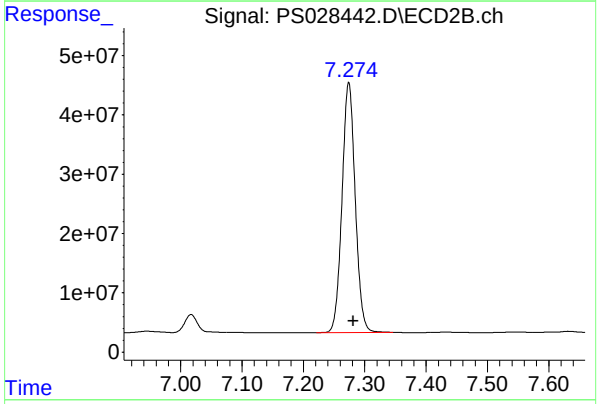

#3 4-Nitrophenol

R.T.: 7.274 min
Delta R.T.: -0.008 min
Response: 631020313
Conc: 595.86 ng/ml m

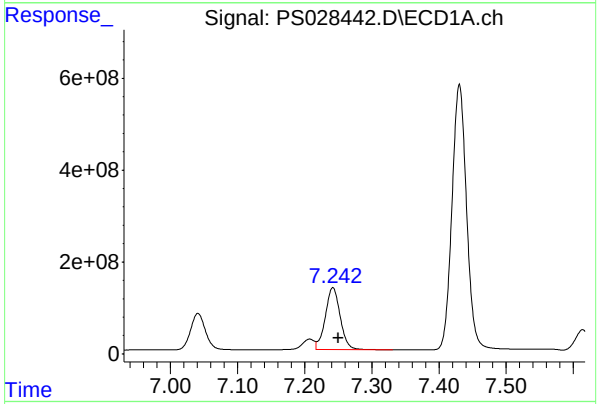

#4 2,4-DCAA

R.T.: 7.242 min
Delta R.T.: -0.008 min
Response: 2061244730
Conc: 746.62 ng/ml

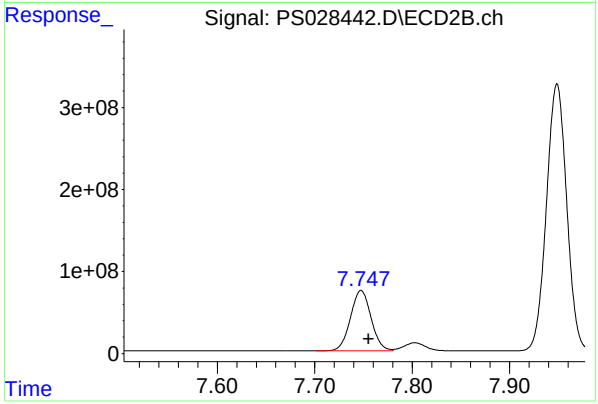

#4 2,4-DCAA

R.T.: 7.748 min
Delta R.T.: -0.008 min
Response: 1082113927
Conc: 679.11 ng/ml

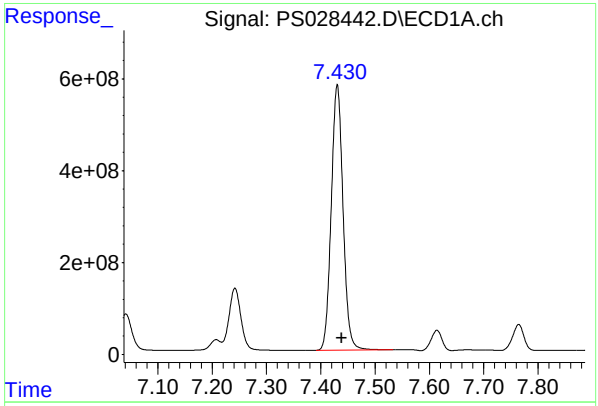

#5 DICAMBA

R.T.: 7.430 min
Delta R.T.: -0.008 min
Response: 8699493364
Conc: 722.50 ng/ml

Instrument :
ECD_S
ClientSampleId :
HSTDCCC750

Manual Integrations APPROVED

Reviewed By :Abdul Mirza 11/12/2024
Supervised By :Ankita Jodhani 11/12/2024

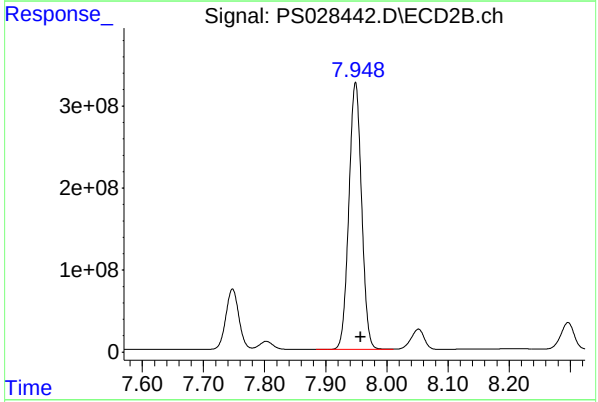

#5 DICAMBA

R.T.: 7.949 min
Delta R.T.: -0.008 min
Response: 4697721687
Conc: 655.24 ng/ml

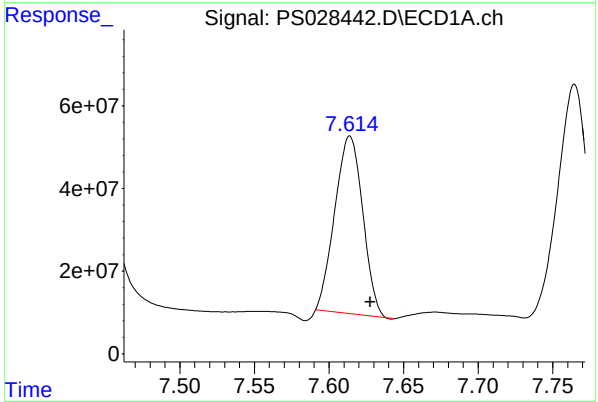

#6 MCPP

R.T.: 7.614 min
Delta R.T.: -0.014 min
Response: 559512904
Conc: 68.41 ug/ml

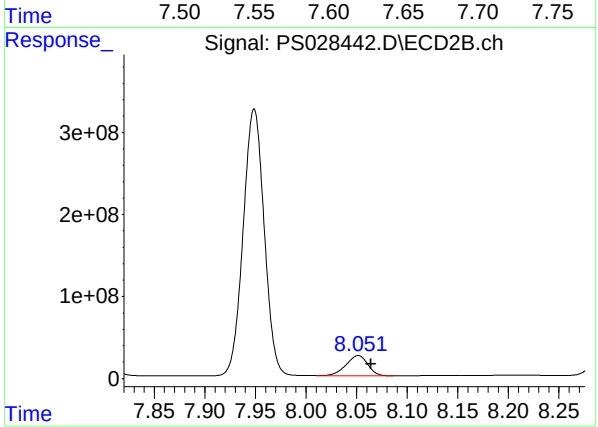

#6 MCPP

R.T.: 8.052 min
Delta R.T.: -0.013 min
Response: 367558962
Conc: 62.57 ug/ml

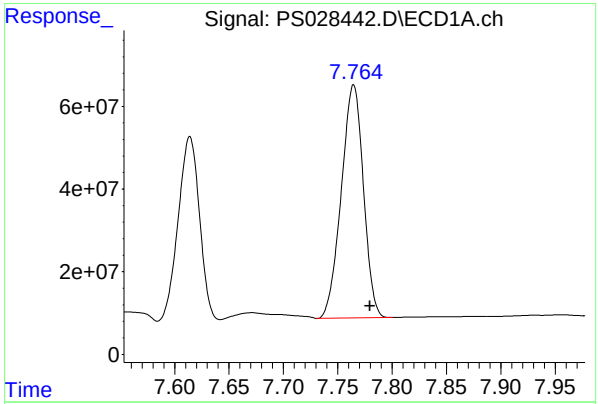

#7 MCPA

R.T.: 7.765 min
Delta R.T.: -0.015 min
Response: 797979498
Conc: 71.17 ug/ml

Instrument :
ECD_S
ClientSampleId :
HSTDCCC750

Manual Integrations APPROVED

Reviewed By :Abdul Mirza 11/12/2024
Supervised By :Ankita Jodhani 11/12/2024

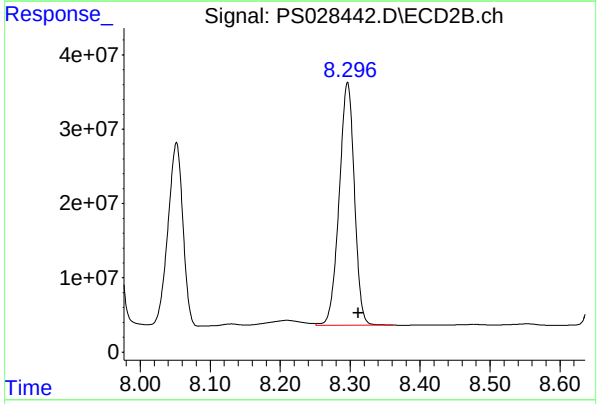

#7 MCPA

R.T.: 8.296 min
Delta R.T.: -0.015 min
Response: 494943113
Conc: 61.81 ug/ml

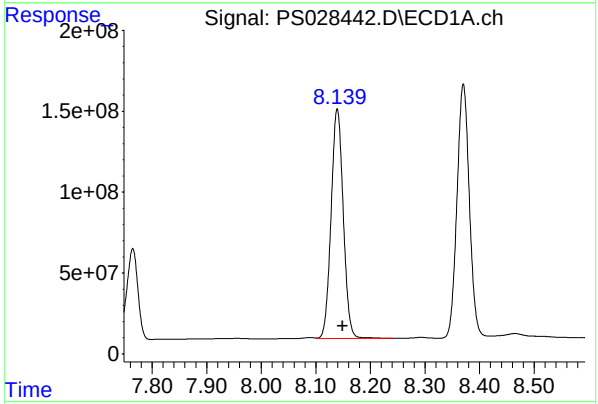

#8 DICHLORPROP

R.T.: 8.139 min
Delta R.T.: -0.010 min
Response: 2199980309
Conc: 709.75 ng/ml

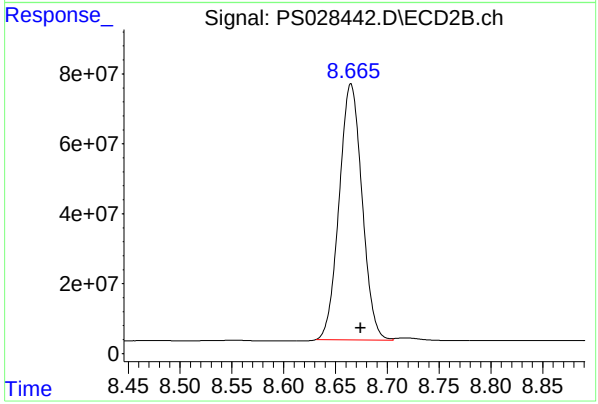

#8 DICHLORPROP

R.T.: 8.665 min
Delta R.T.: -0.009 min
Response: 1125045779
Conc: 631.60 ng/ml

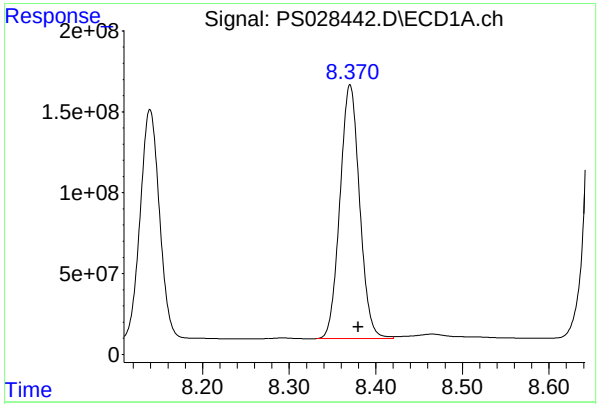

#9 2,4-D

R.T.: 8.370 min
Delta R.T.: -0.009 mi
Response: 2479647924
Conc: 705.61 ng/m

Instrument :
ECD_S
ClientSampleId :
HSTDCCC750

Manual Integrations APPROVED

Reviewed By :Abdul Mirza 11/12/2024
Supervised By :Ankita Jodhani 11/12/2024

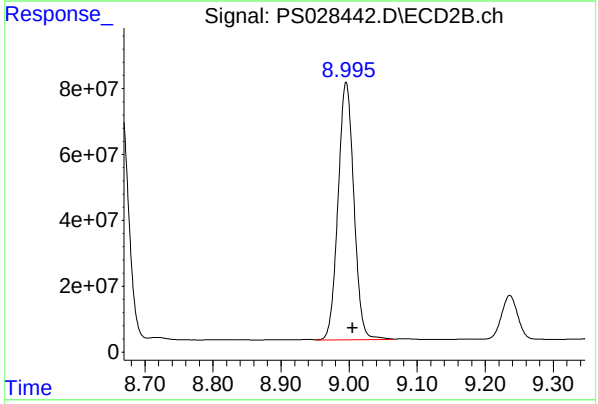

#9 2,4-D

R.T.: 8.995 min
Delta R.T.: -0.010 min
Response: 1263614815
Conc: 653.43 ng/ml m

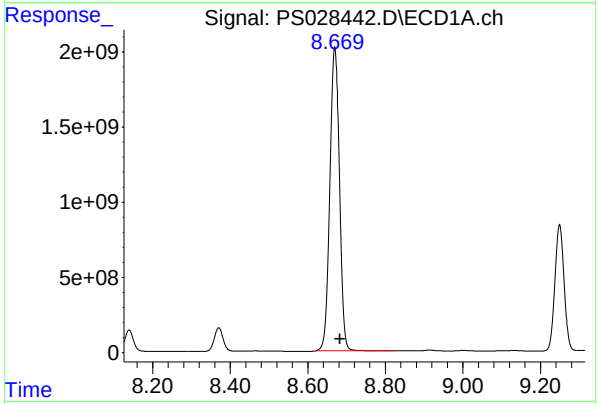

#10 Pentachlorophenol

R.T.: 8.670 min
Delta R.T.: -0.013 min
Response: 34160517065
Conc: 758.41 ng/ml

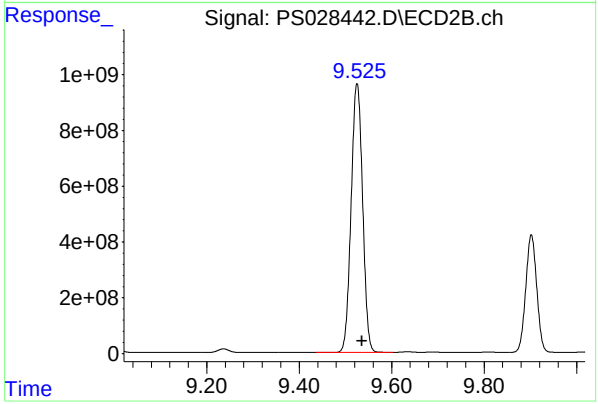

#10 Pentachlorophenol

R.T.: 9.525 min
Delta R.T.: -0.010 min
Response: 16629516373
Conc: 667.40 ng/ml

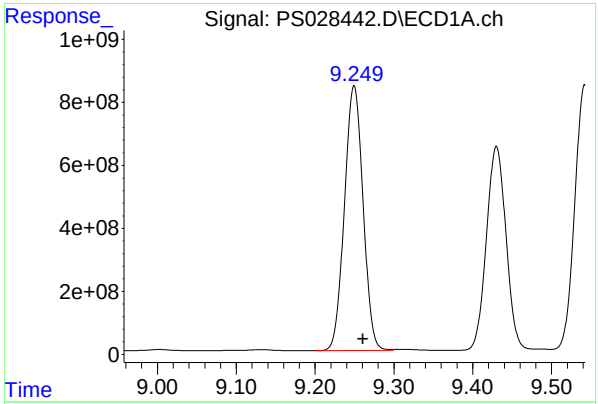

#11 2,4,5-TP (SILVEX)

R.T.: 9.249 min
Delta R.T.: -0.011 min
Response: 13794470779
Conc: 728.75 ng/ml

Instrument :
ECD_S
ClientSampleId :
HSTDCCC750

Manual Integrations APPROVED

Reviewed By :Abdul Mirza 11/12/2024
Supervised By :Ankita Jodhani 11/12/2024

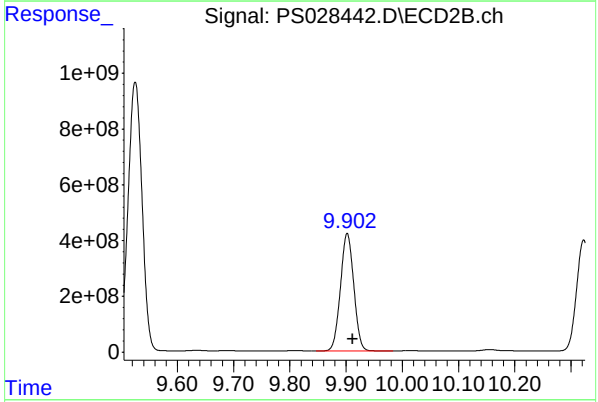

#11 2,4,5-TP (SILVEX)

R.T.: 9.902 min
Delta R.T.: -0.009 min
Response: 6936581340
Conc: 654.88 ng/ml

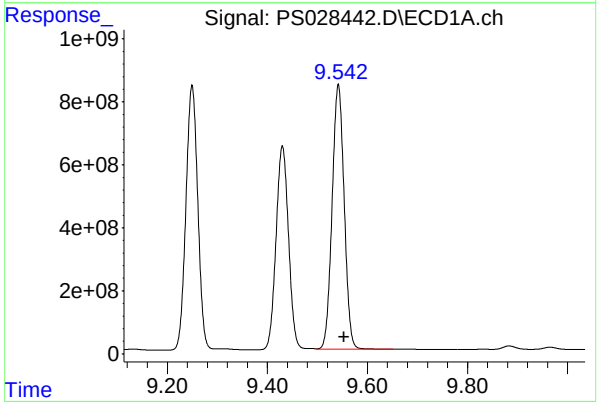

#12 2,4,5-T

R.T.: 9.542 min
Delta R.T.: -0.011 min
Response: 14081822182
Conc: 726.58 ng/ml

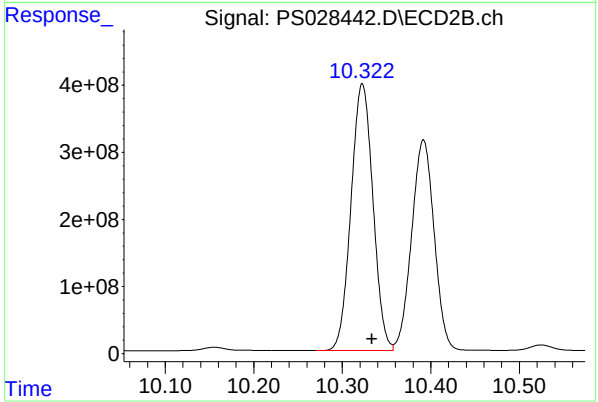

#12 2,4,5-T

R.T.: 10.323 min
Delta R.T.: -0.011 min
Response: 6847639797
Conc: 659.95 ng/ml

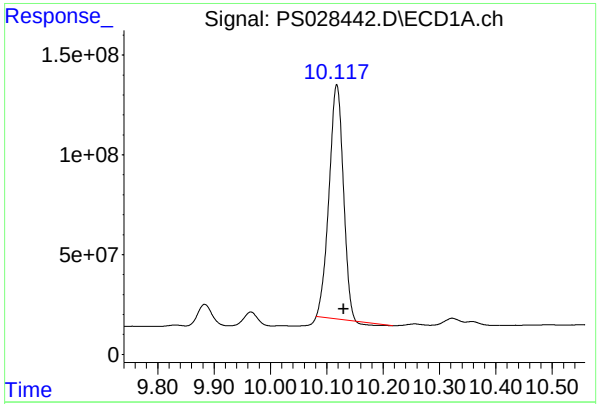

#13 2,4-DB

R.T.: 10.118 min
Delta R.T.: -0.012 min
Response: 2044986598
Conc: 661.62 ng/ml

Instrument :
ECD_S
ClientSampleId :
HSTDCCC750

Manual Integrations APPROVED

Reviewed By :Abdul Mirza 11/12/2024
Supervised By :Ankita Jodhani 11/12/2024

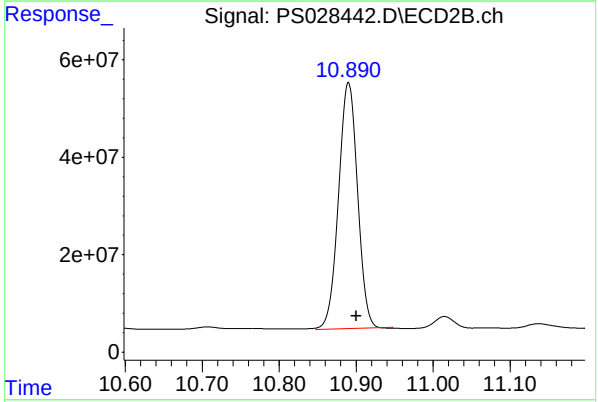

#13 2,4-DB

R.T.: 10.890 min
Delta R.T.: -0.010 min
Response: 856658154
Conc: 646.40 ng/ml m

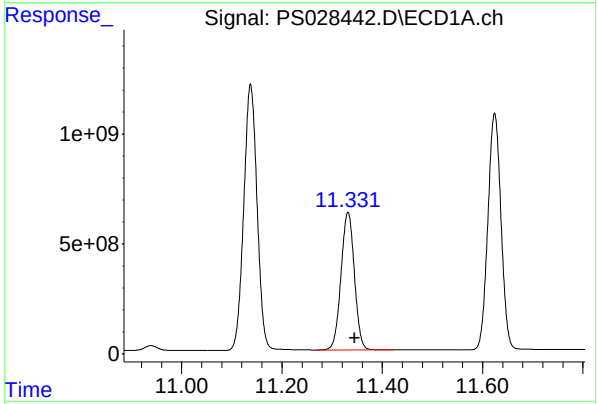

#14 DINOSEB

R.T.: 11.332 min
Delta R.T.: -0.014 min
Response: 11612352325
Conc: 716.22 ng/ml

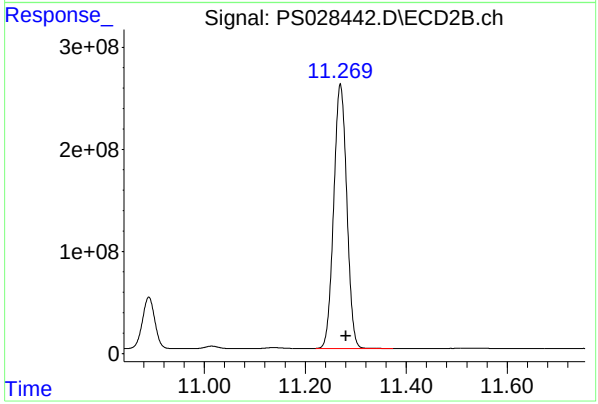

#14 DINOSEB

R.T.: 11.270 min
Delta R.T.: -0.011 min
Response: 4644563562
Conc: 647.11 ng/ml

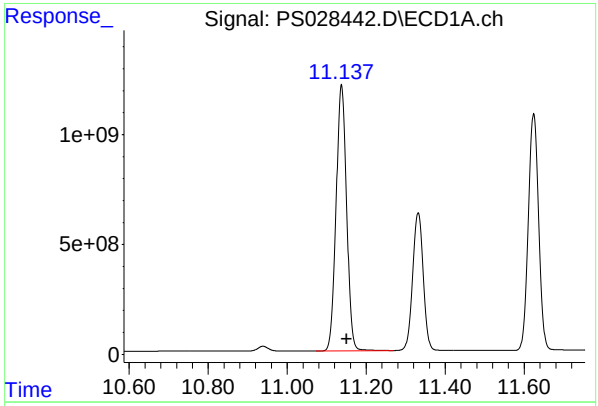

#15 Picloram

R.T.: 11.137 min
Delta R.T.: -0.013 mi
Response: 22397991733
Conc: 713.18 ng/m

Instrument :
ECD_S
ClientSampleId :
HSTDCCC750

Manual Integrations
APPROVED

Reviewed By :Abdul Mirza 11/12/2024
Supervised By :Ankita Jodhani 11/12/2024

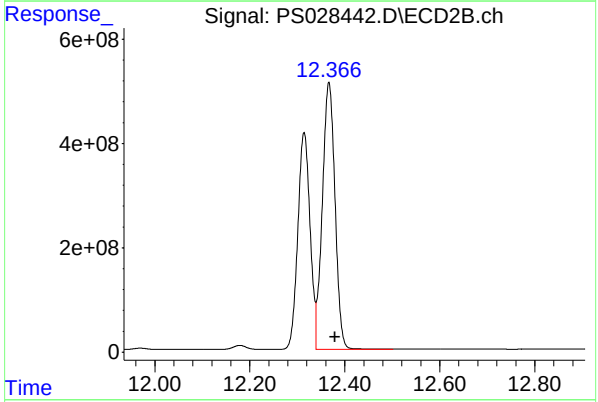

#15 Picloram

R.T.: 12.367 min
Delta R.T.: -0.013 min
Response: 9477249823
Conc: 658.48 ng/ml

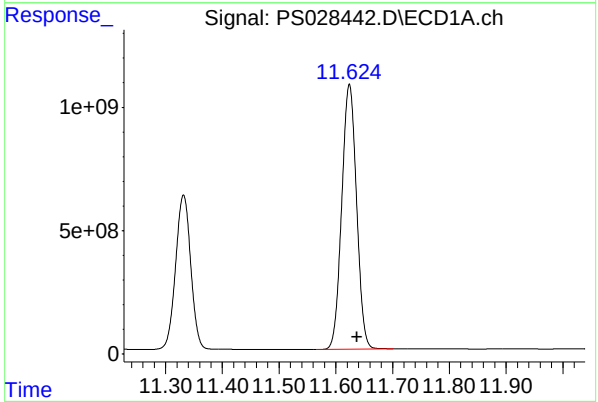

#16 DCPA

R.T.: 11.624 min
Delta R.T.: -0.014 min
Response: 19474168284
Conc: 728.65 ng/ml m

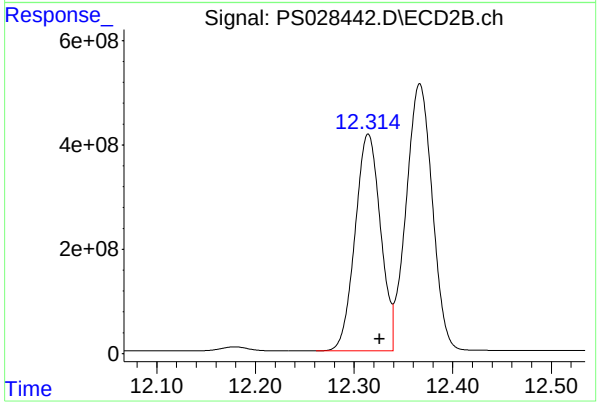

#16 DCPA

R.T.: 12.314 min
Delta R.T.: -0.012 min
Response: 7437072751
Conc: 663.42 ng/ml

Raw Data: **PS028448.D**

284 Sheffield Street, Mountainside, New Jersey 07092, Phone : 908 789 8900,
Fax : 908 789 8922

CALIBRATION VERIFICATION SUMMARY

Contract: TETR16

Lab Code: CHEM **Case No.:** P4602 **SAS No.:** P4602 **SDG NO.:** P4602

Continuing Calib Date: 11/12/2024 **Initial Calibration Date(s):** 11/08/2024 11/08/2024

Continuing Calib Time: 09:52 **Initial Calibration Time(s):** 15:13 16:58

GC Column: RTX-CLP **ID:** 0.32 **(mm)**

COMPOUND	CCAL RT	AVG RT	RT WINDOW FROM	RT WINDOW TO	DIFF RT
DICAMBA	7.43	7.44	7.34	7.54	0.01
2,4-DCAA	7.24	7.25	7.15	7.35	0.01
DICHLORPROP	8.14	8.15	8.05	8.25	0.01
2,4-D	8.37	8.38	8.28	8.48	0.01
2,4,5-TP(Silvex)	9.25	9.26	9.16	9.36	0.01
2,4,5-T	9.55	9.55	9.45	9.65	0.00
2,4-DB	10.12	10.13	10.03	10.23	0.01
Dinoseb	11.34	11.35	11.25	11.45	0.01

Raw Data: **PS028448.D**

284 Sheffield Street, Mountainside, New Jersey 07092, Phone : 908 789 8900,
Fax : 908 789 8922

CALIBRATION VERIFICATION SUMMARY

Contract: TETR16

Lab Code: CHEM **Case No.:** P4602 **SAS No.:** P4602 **SDG NO.:** P4602

Continuing Calib Date: 11/12/2024 **Initial Calibration Date(s):** 11/08/2024 11/08/2024

Continuing Calib Time: 09:52 **Initial Calibration Time(s):** 15:13 16:58

GC Column: RTX-CLP2 **ID:** 0.32 **(mm)**

COMPOUND	CCAL RT	AVG RT	RT WINDOW FROM	RT WINDOW TO	DIFF RT
DICAMBA	7.95	7.96	7.86	8.06	0.01
2,4-DCAA	7.75	7.76	7.66	7.86	0.01
DICHLORPROP	8.67	8.67	8.57	8.77	0.00
2,4-D	9.00	9.01	8.91	9.11	0.01
2,4,5-TP(Silvex)	9.90	9.91	9.81	10.01	0.01
2,4,5-T	10.32	10.33	10.23	10.43	0.01
2,4-DB	10.89	10.90	10.80	11.00	0.01
Dinoseb	11.27	11.28	11.18	11.38	0.01

Raw Data: **PS028448.D**

284 Sheffield Street, Mountainside, New Jersey 07092, Phone : 908 789 8900, Fax : 908 789 8922

CALIBRATION VERIFICATION SUMMARY

Contract: TETR16

Lab Code: CHEM **Case No.:** P4602 **SAS No.:** P4602 **SDG NO.:** P4602

GC Column: RTX-CLP **ID:** 0.32 **(mm)** **Initi. Calib. Date(s):** 11/08/2024 11/08/2024

Client Sample No.: CCAL10 **Date Analyzed:** 11/12/2024

Lab Sample No.: HSTDCCC750 **Data File :** PS028448.D **Time Analyzed:** 09:52

COMPOUND	RT	RT WINDOW FROM	RT WINDOW TO	CALC AMOUNT(ng)	NOM AMOUNT(ng)	%D
2,4,5-T	9.548	9.452	9.652	710.480	712.500	-0.3
2,4,5-TP(Silvex)	9.254	9.160	9.360	711.720	712.500	-0.1
2,4-D	8.374	8.279	8.479	689.320	705.000	-2.2
2,4-DB	10.124	10.029	10.229	688.180	712.500	-3.4
2,4-DCAA	7.244	7.150	7.350	824.620	750.000	9.9
DICAMBA	7.433	7.338	7.538	704.520	705.000	-0.1
DICHLORPROP	8.143	8.048	8.248	691.900	705.000	-1.9
Dinoseb	11.340	11.245	11.445	696.080	705.000	-1.3

Raw Data: **PS028448.D**

284 Sheffield Street, Mountainside, New Jersey 07092, Phone : 908 789 8900, Fax : 908 789 8922

CALIBRATION VERIFICATION SUMMARY

Contract: TETR16

Lab Code: CHEM **Case No.:** P4602 **SAS No.:** P4602 **SDG NO.:** P4602

GC Column: RTX-CLP2 **ID:** 0.32 **(mm)** **Initi. Calib. Date(s):** 11/08/2024 11/08/2024

Client Sample No.: CCAL10 **Date Analyzed:** 11/12/2024

Lab Sample No.: HSTDCCC750 **Data File :** PS028448.D **Time Analyzed:** 09:52

COMPOUND	RT	RT WINDOW FROM	RT WINDOW TO	CALC AMOUNT(ng)	NOM AMOUNT(ng)	%D
2,4,5-T	10.324	10.233	10.433	650.410	712.500	-8.7
2,4,5-TP(Silvex)	9.904	9.811	10.011	647.470	712.500	-9.1
2,4-D	8.997	8.905	9.105	631.840	705.000	-10.4
2,4-DB	10.892	10.800	11.000	622.480	712.500	-12.6
2,4-DCAA	7.748	7.655	7.855	662.720	750.000	-11.6
DICAMBA	7.949	7.856	8.056	640.850	705.000	-9.1
DICHLORPROP	8.666	8.573	8.773	618.400	705.000	-12.3
Dinoseb	11.273	11.180	11.380	633.710	705.000	-10.1

Sample Results: **PS028448.D**

Data Path : Z:\pestpcbsrv\HPCHEM1\ECD_S\Data\PS111124\
Data File : PS028448.D
Signal(s) : Signal #1: ECD1A.ch Signal #2: ECD2B.ch
Acq On : 12 Nov 2024 09:52
Operator : AR\AJ
Sample : HSTDCCC750
Misc :
ALS Vial : 3 Sample Multiplier: 1

Instrument :
ECD_S
ClientSampleId :
HSTDCCC750

Manual Integrations APPROVED

Reviewed By :Abdul Mirza 11/12/2024
Supervised By :Ankita Jodhani 11/12/2024

Integration File signal 1: autoint1.e
Integration File signal 2: autoint2.e
Quant Time: Nov 12 14:10:09 2024
Quant Method : Z:\pestpcbsrv\HPCHEM1\ECD_S\Method\PS110924.M
Quant Title : 8080.M
QLast Update : Fri Nov 08 17:46:43 2024
Response via : Initial Calibration
Integrator: ChemStation

Volume Inj. : 1 µl
Signal #1 Phase : ZB-MR1 Signal #2 Phase: ZB-MR2
Signal #1 Info : 30M x 0.32mm x0.5 Signal #2 Info : 30M x 0.32mm x 0.25µm

	Compound	RT#1	RT#2	Resp#1	Resp#2	ng/ml	ng/ml
	System Monitoring Compounds						
4) S	2,4-DCAA	7.244	7.748	2276.6E6	1056.0E6	824.617	662.725
	Target Compounds						
1) T	Dalapon	2.642	2.702	2372.4E6	1694.6E6	664.888	597.618
2) T	3,5-DICHL...	6.414	6.700	2720.7E6	1466.9E6	679.936	619.178
3) T	4-Nitroph...	7.043	7.274	1189.3E6	618.0E6	641.425	583.541m
5) T	DICAMBA	7.433	7.949	8482.9E6	4594.6E6	704.517	640.853
6) T	MCPP	7.617	8.052	569.7E6	358.8E6	69.660	61.081
7) T	MCPA	7.768	8.298	773.6E6	478.5E6	68.995	59.757
8) T	DICHLORPROP	8.143	8.666	2144.6E6	1101.5E6	691.898	618.404
9) T	2,4-D	8.374	8.997	2422.4E6	1221.9E6	689.320	631.842m
10) T	Pentachlo...	8.674	9.527	33546.7E6	16306.1E6	744.786	654.422
11) T	2,4,5-TP ...	9.254	9.904	13472.1E6	6858.2E6	711.720	647.473
12) T	2,4,5-T	9.548	10.324	13769.9E6	6748.7E6	710.484	650.415
13) T	2,4-DB	10.124	10.892	2127.1E6	825.0E6	688.175	622.484
14) T	DINOSEB	11.340	11.273	11285.9E6	4548.3E6	696.084	633.709
15) T	Picloram	11.145	12.370	21947.6E6	9325.8E6	698.834	647.964
16) T	DCPA	11.633	12.318	19090.2E6	7288.1E6	714.282	650.132

(f)=RT Delta > 1/2 Window (#)=Amounts differ by > 25% (m)=manual int.

Data Path : Z:\pestpcbsrv\HPCHEM1\ECD_S\Data\PS111124\
Data File : PS028448.D
Signal(s) : Signal #1: ECD1A.ch Signal #2: ECD2B.ch
Acq On : 12 Nov 2024 09:52
Operator : AR\AJ
Sample : HSTDCCC750
Misc :
ALS Vial : 3 Sample Multiplier: 1

Instrument :
ECD_S
ClientSampleId :
HSTDCCC750

Manual Integrations APPROVED

Reviewed By :Abdul Mirza 11/12/2024
Supervised By :Ankita Jodhani 11/12/2024

Integration File signal 1: autoint1.e
Integration File signal 2: autoint2.e
Quant Time: Nov 12 14:10:09 2024
Quant Method : Z:\pestpcbsrv\HPCHEM1\ECD_S\Method\PS110924.M
Quant Title : 8080.M
QLast Update : Fri Nov 08 17:46:43 2024
Response via : Initial Calibration
Integrator: ChemStation

Volume Inj. : 1 µl
Signal #1 Phase : ZB-MR1 Signal #2 Phase: ZB-MR2
Signal #1 Info : 30M x 0.32mm x0.5 Signal #2 Info : 30M x 0.32mm x 0.25µm

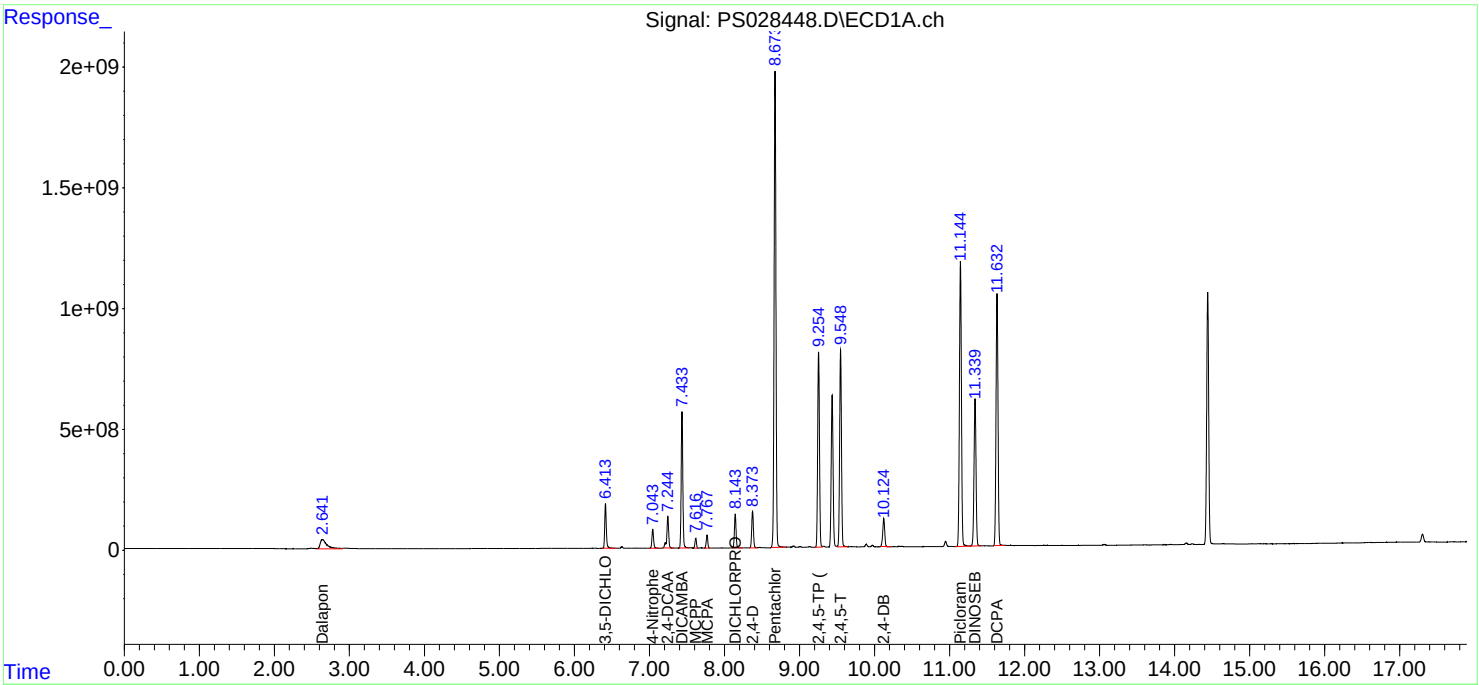

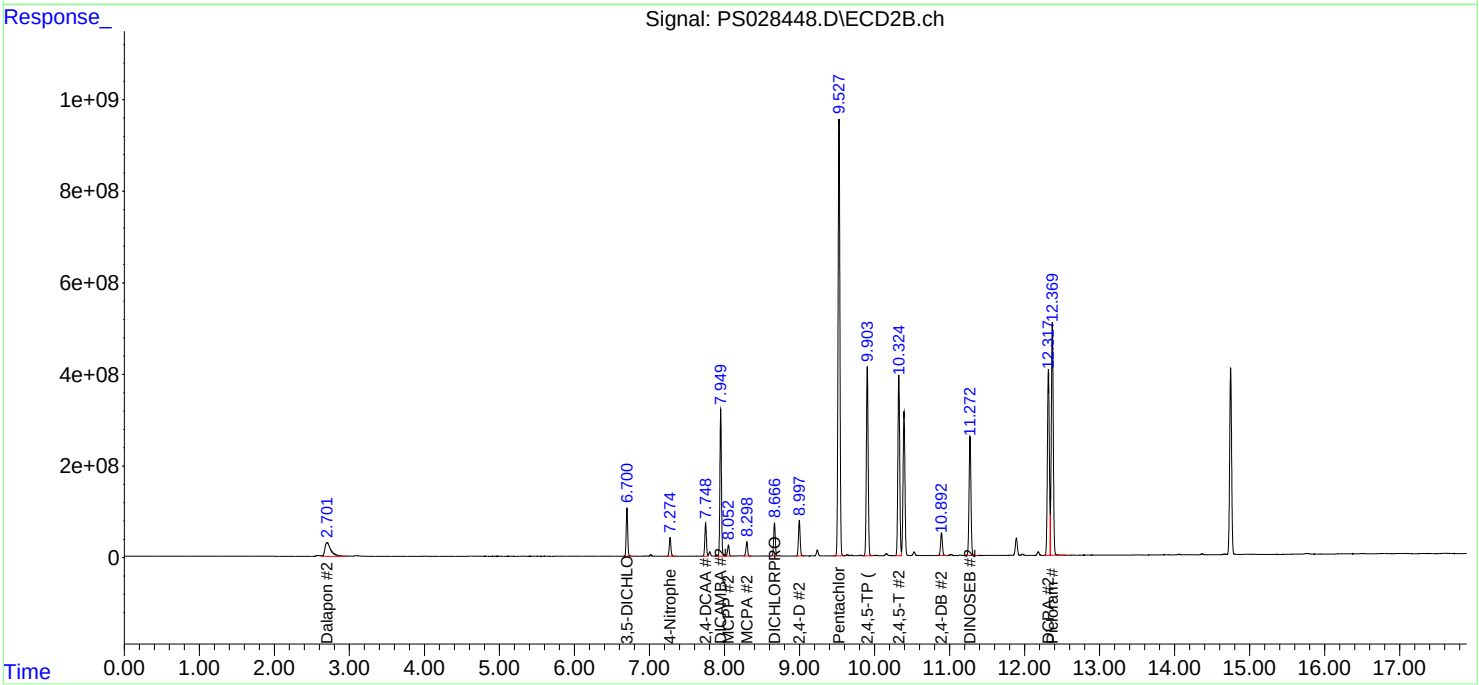

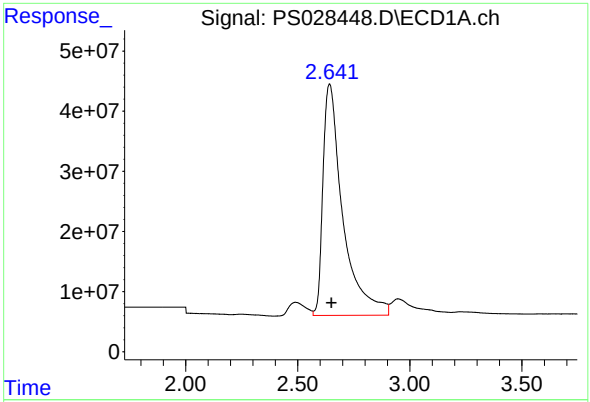

#1 Dalapon

R.T.: 2.642 min
Delta R.T.: -0.008 min
Response: 2372400267
Conc: 664.89 ng/ml

Instrument :
ECD_S
ClientSampleId :
HSTDCCC750

Manual Integrations APPROVED

Reviewed By :Abdul Mirza 11/12/2024
Supervised By :Ankita Jodhani 11/12/2024

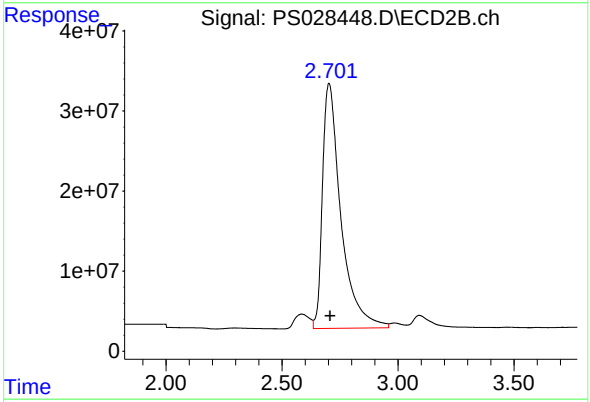

#1 Dalapon

R.T.: 2.702 min
Delta R.T.: -0.005 min
Response: 1694642236
Conc: 597.62 ng/ml

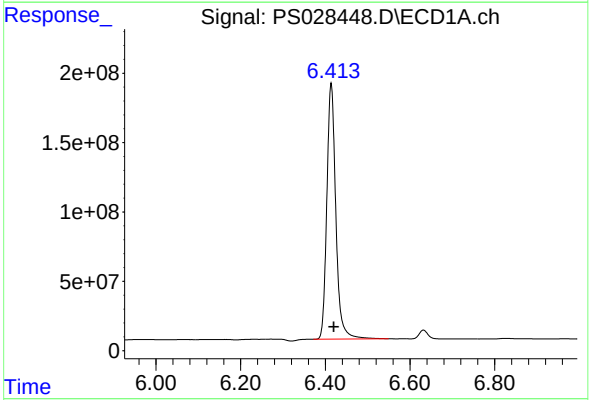

#2 3,5-DICHLOROBENZOIC ACID

R.T.: 6.414 min
Delta R.T.: -0.006 min
Response: 2720683791
Conc: 679.94 ng/ml

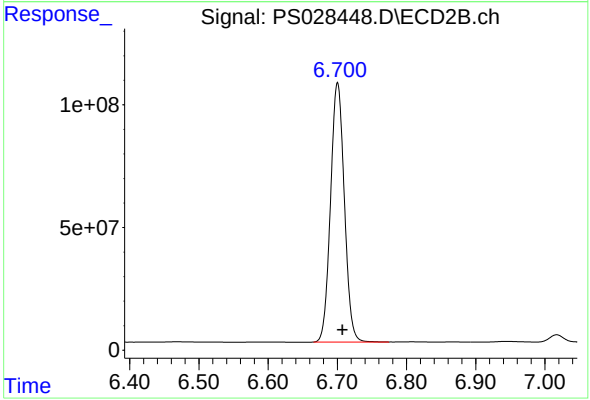

#2 3,5-DICHLOROBENZOIC ACID

R.T.: 6.700 min
Delta R.T.: -0.007 min
Response: 1466860045
Conc: 619.18 ng/ml

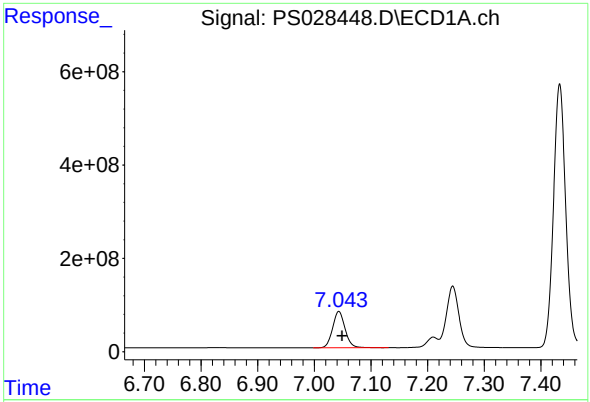

#3 4-Nitrophenol

R.T.: 7.043 min
Delta R.T.: -0.006 min
Response: 1189348512
Conc: 641.42 ng/ml

Instrument :
ECD_S
ClientSampleId :
HSTDCCC750

Manual Integrations APPROVED

Reviewed By :Abdul Mirza 11/12/2024
Supervised By :Ankita Jodhani 11/12/2024

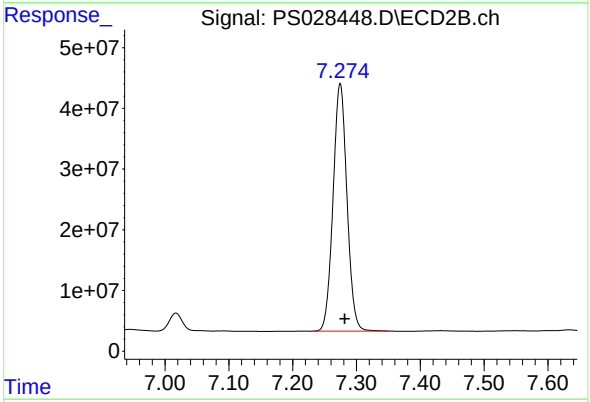

#3 4-Nitrophenol

R.T.: 7.274 min
Delta R.T.: -0.007 min
Response: 617972345
Conc: 583.54 ng/ml m

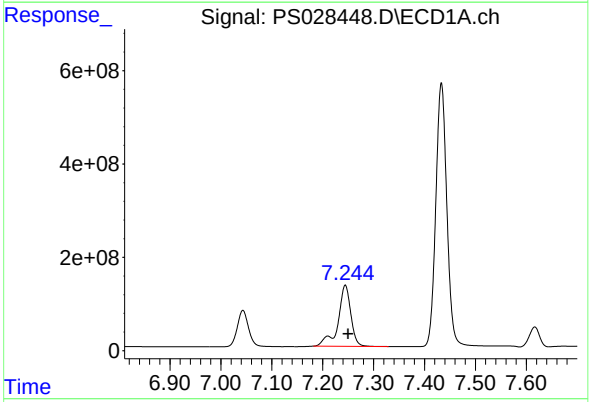

#4 2,4-DCAA

R.T.: 7.244 min
Delta R.T.: -0.006 min
Response: 2276565614
Conc: 824.62 ng/ml

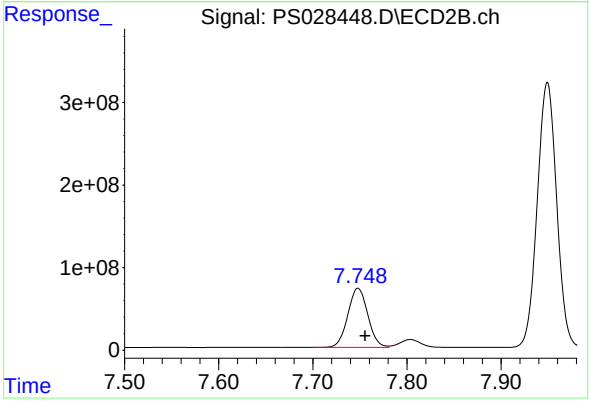

#4 2,4-DCAA

R.T.: 7.748 min
Delta R.T.: -0.007 min
Response: 1056000002
Conc: 662.72 ng/ml

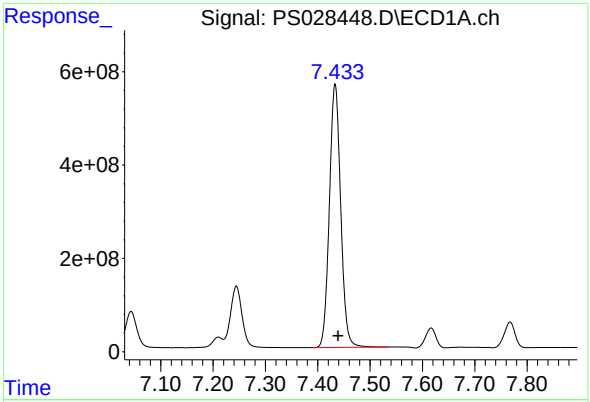

#5 DICAMBA

R.T.: 7.433 min
Delta R.T.: -0.006 min
Response: 8482909939
Conc: 704.52 ng/ml

Instrument :
ECD_S
ClientSampleId :
HSTDCCC750

Manual Integrations APPROVED

Reviewed By :Abdul Mirza 11/12/2024
Supervised By :Ankita Jodhani 11/12/2024

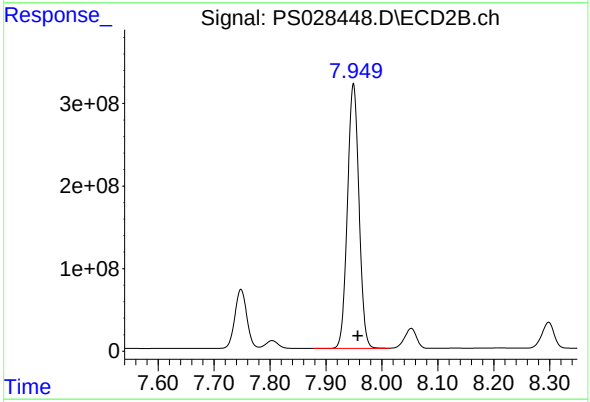

#5 DICAMBA

R.T.: 7.949 min
Delta R.T.: -0.008 min
Response: 4594602294
Conc: 640.85 ng/ml

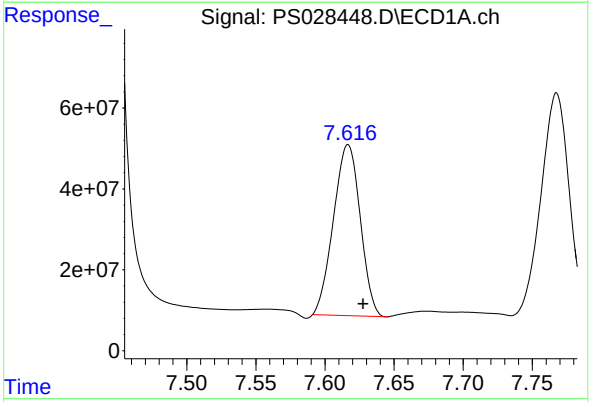

#6 MCPP

R.T.: 7.617 min
Delta R.T.: -0.011 min
Response: 569719516
Conc: 69.66 ug/ml

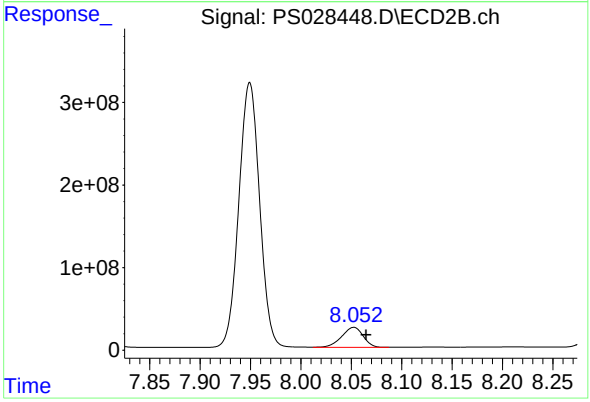

#6 MCPP

R.T.: 8.052 min
Delta R.T.: -0.012 min
Response: 358826667
Conc: 61.08 ug/ml

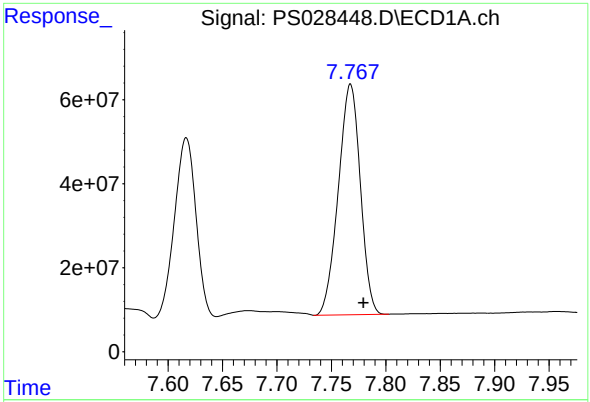

#7 MCPA

R.T.: 7.768 min
Delta R.T.: -0.012 min
Response: 773575238
Conc: 69.00 ug/ml

Instrument :
ECD_S
ClientSampleId :
HSTDCCC750

Manual Integrations APPROVED

Reviewed By :Abdul Mirza 11/12/2024
Supervised By :Ankita Jodhani 11/12/2024

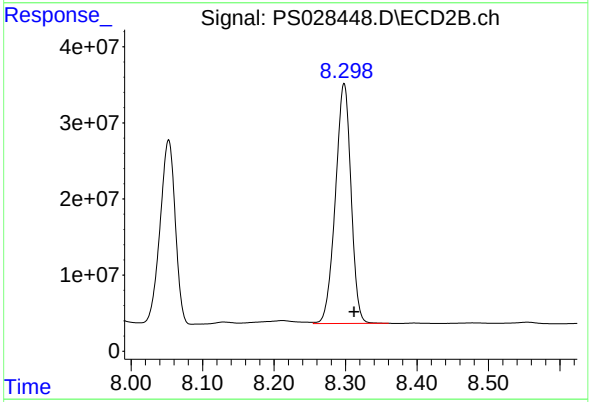

#7 MCPA

R.T.: 8.298 min
Delta R.T.: -0.014 min
Response: 478513146
Conc: 59.76 ug/ml

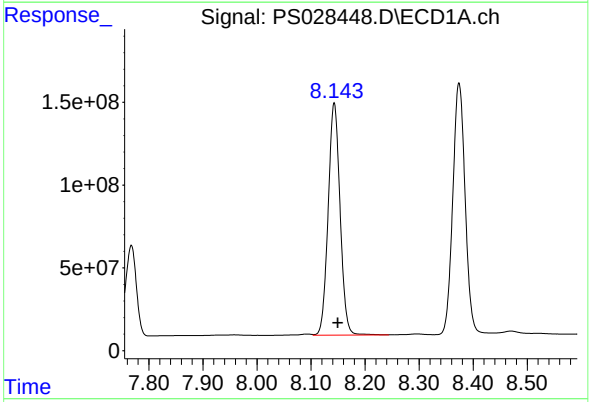

#8 DICHLORPROP

R.T.: 8.143 min
Delta R.T.: -0.006 min
Response: 2144635420
Conc: 691.90 ng/ml

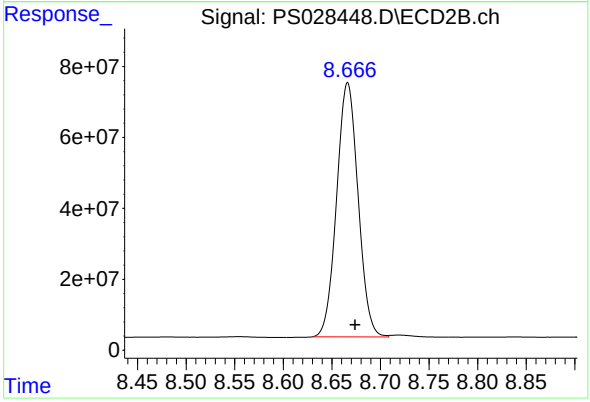

#8 DICHLORPROP

R.T.: 8.666 min
Delta R.T.: -0.008 min
Response: 1101541489
Conc: 618.40 ng/ml

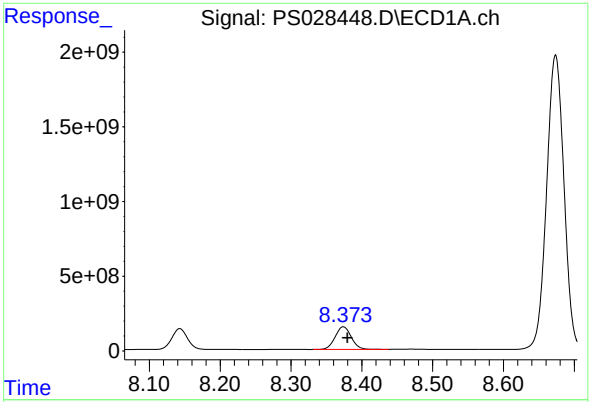

#9 2,4-D

R.T.: 8.374 min
Delta R.T.: -0.006 min
Response: 2422412609
Conc: 689.32 ng/ml

Instrument :
ECD_S
ClientSampleId :
HSTDCCC750

Manual Integrations
APPROVED

Reviewed By :Abdul Mirza 11/12/2024
Supervised By :Ankita Jodhani 11/12/2024

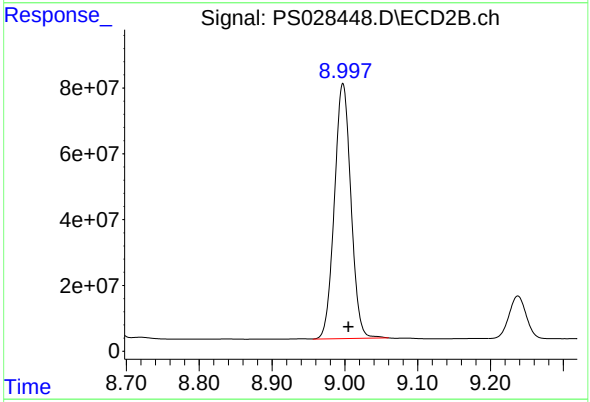

#9 2,4-D

R.T.: 8.997 min
Delta R.T.: -0.008 min
Response: 1221865678
Conc: 631.84 ng/ml m

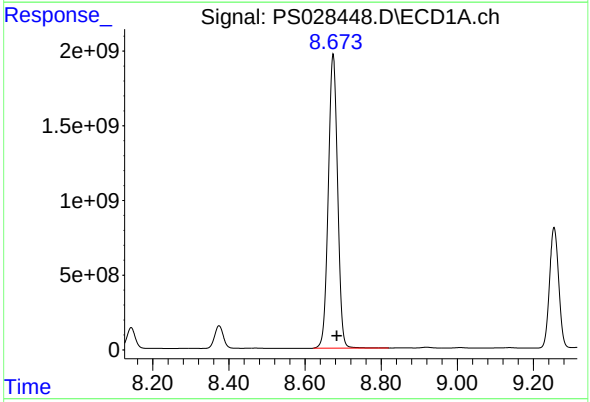

#10 Pentachlorophenol

R.T.: 8.674 min
Delta R.T.: -0.009 min
Response: 33546704769
Conc: 744.79 ng/ml

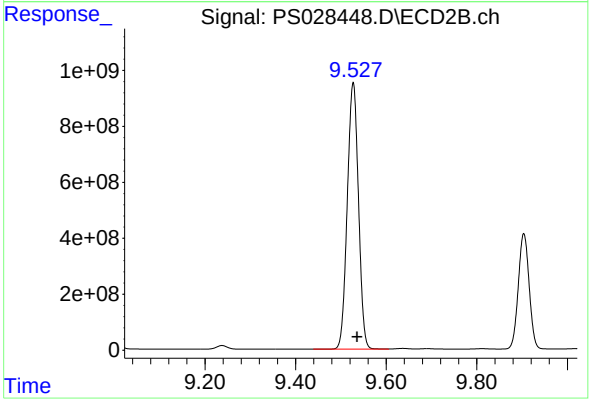

#10 Pentachlorophenol

R.T.: 9.527 min
Delta R.T.: -0.008 min
Response: 16306112253
Conc: 654.42 ng/ml

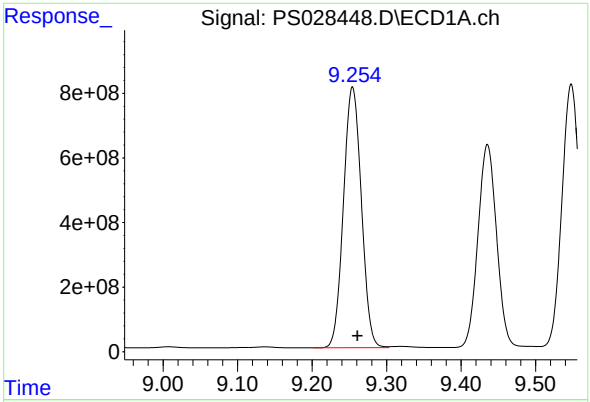

#11 2,4,5-TP (SILVEX)

R.T.: 9.254 min
Delta R.T.: -0.007 min
Response: 13472109559
Conc: 711.72 ng/ml

Instrument :
ECD_S
ClientSampleId :
HSTDCCC750

Manual Integrations APPROVED

Reviewed By :Abdul Mirza 11/12/2024
Supervised By :Ankita Jodhani 11/12/2024

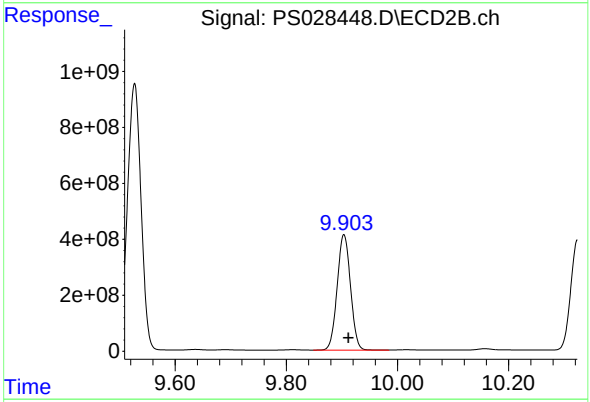

#11 2,4,5-TP (SILVEX)

R.T.: 9.904 min
Delta R.T.: -0.008 min
Response: 6858162392
Conc: 647.47 ng/ml

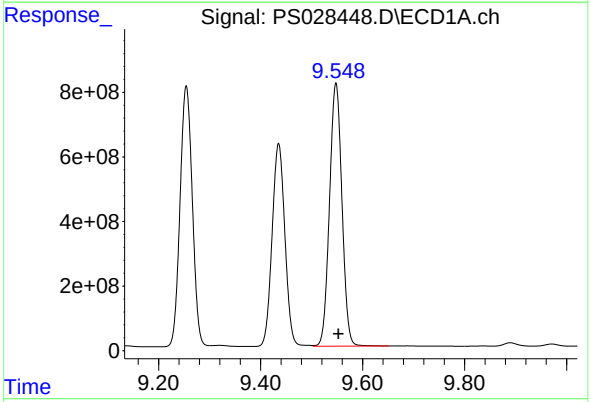

#12 2,4,5-T

R.T.: 9.548 min
Delta R.T.: -0.005 min
Response: 13769885058
Conc: 710.48 ng/ml

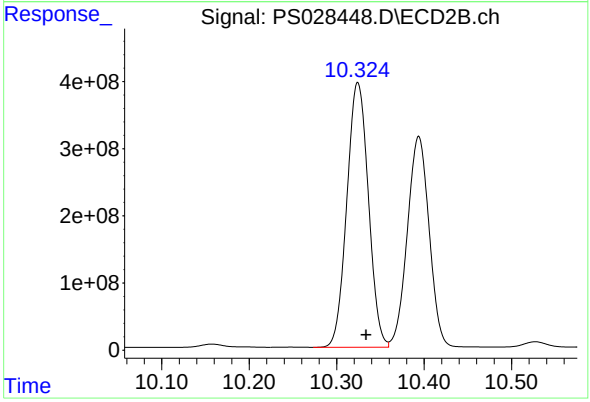

#12 2,4,5-T

R.T.: 10.324 min
Delta R.T.: -0.009 min
Response: 6748723238
Conc: 650.41 ng/ml

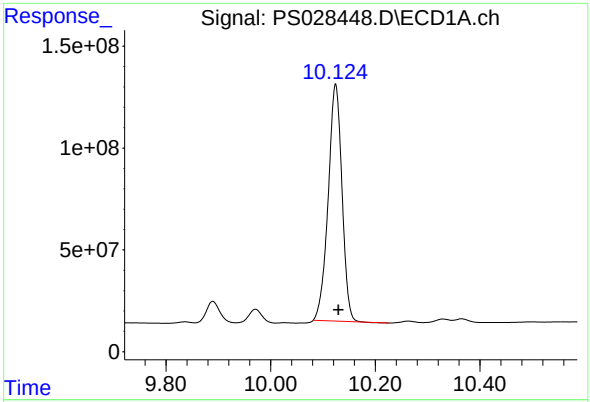

#13 2,4-DB

R.T.: 10.124 min
Delta R.T.: -0.006 min
Response: 2127069610
Conc: 688.18 ng/ml

Instrument :
ECD_S
ClientSampleId :
HSTDCCC750

Manual Integrations
APPROVED

Reviewed By :Abdul Mirza 11/12/2024
Supervised By :Ankita Jodhani 11/12/2024

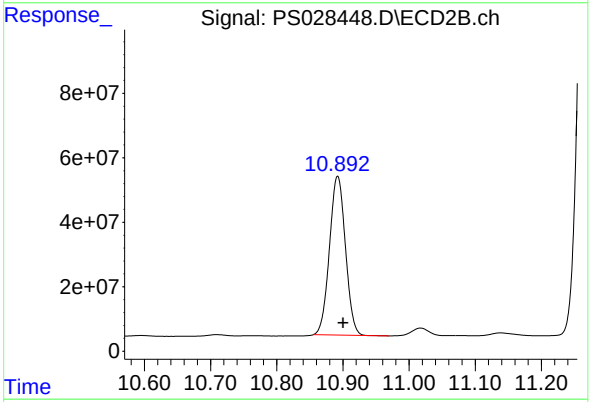

#13 2,4-DB

R.T.: 10.892 min
Delta R.T.: -0.008 min
Response: 824965799
Conc: 622.48 ng/ml

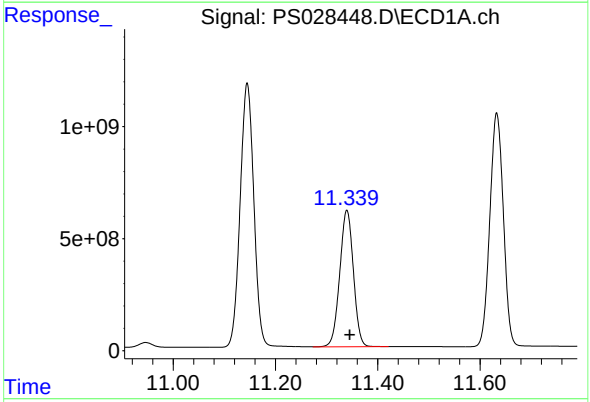

#14 DINOSEB

R.T.: 11.340 min
Delta R.T.: -0.006 min
Response: 11285855725
Conc: 696.08 ng/ml

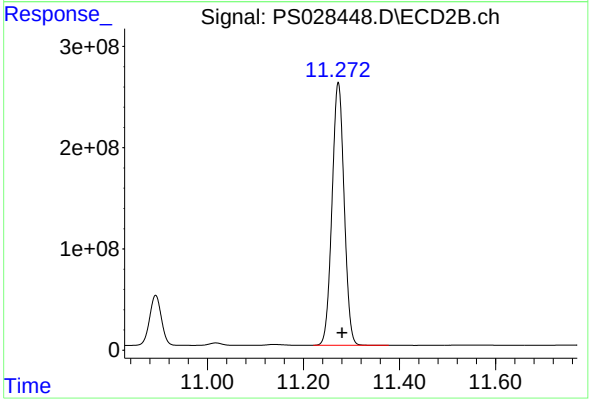

#14 DINOSEB

R.T.: 11.273 min
Delta R.T.: -0.008 min
Response: 4548349666
Conc: 633.71 ng/ml

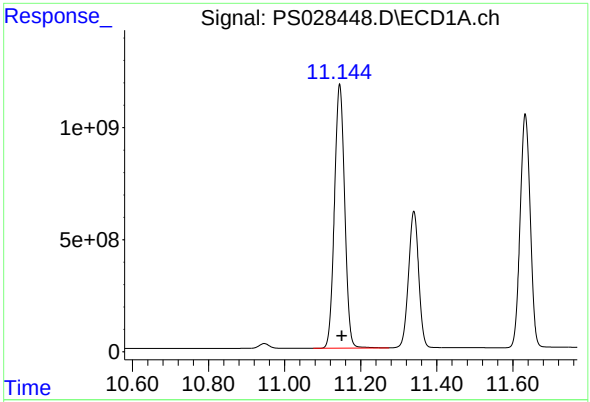

#15 Picloram

R.T.: 11.145 min
Delta R.T.: -0.006 min
Response: 21947552808
Conc: 698.83 ng/ml

Instrument :
ECD_S
ClientSampleId :
HSTDCCC750

Manual Integrations APPROVED

Reviewed By :Abdul Mirza 11/12/2024
Supervised By :Ankita Jodhani 11/12/2024

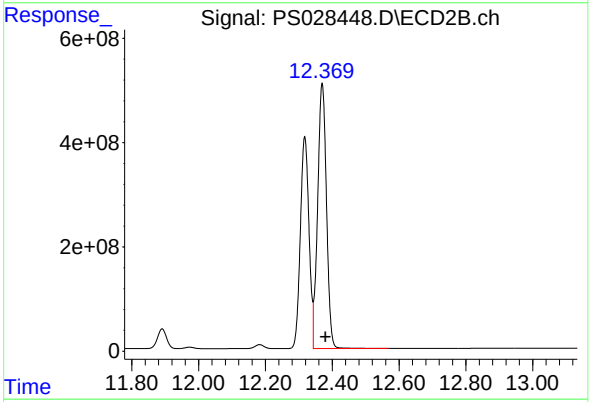

#15 Picloram

R.T.: 12.370 min
Delta R.T.: -0.009 min
Response: 9325823333
Conc: 647.96 ng/ml

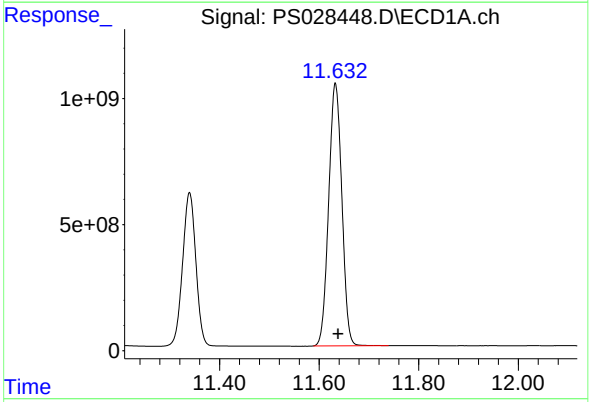

#16 DCPA

R.T.: 11.633 min
Delta R.T.: -0.005 min
Response: 19090209893
Conc: 714.28 ng/ml

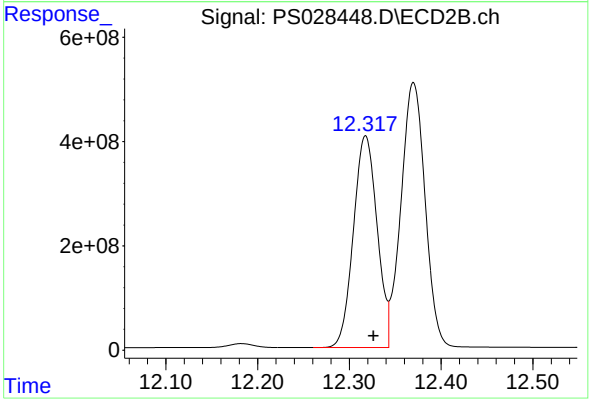

#16 DCPA

R.T.: 12.318 min
Delta R.T.: -0.008 min
Response: 7288064630
Conc: 650.13 ng/ml

284 Sheffield Street, Mountainside, New Jersey 07092, Phone : 908 789 8900,
Fax : 908 789 8922

Analytical Sequence

Client: Tetra Tech, EMI **SDG No.:** P4602

Project: R36704 **Instrument ID:** ECD_S

GC Column: RTX-CLP **ID:** 0.32 (mm) **Inst. Calib. Date(s):** 11/05/2024 11/05/2024

THE ANALYTICAL SEQUENCE OF PERFORMANCE EVALUATION MIXTURES, BLANKS, SAMPLES, AND STANDARDS IS GIVEN BELOW:

EPA SAMPLE NO.	LAB SAMPLE ID	DATE ANALYZED	TIME ANALYZED	DATAFILE	DCAA RT #	RT #
I.BLK	I.BLK	11/05/2024	17:23	PS028217.D	7.27	0.00
HSTDICC200	HSTDICC200	11/05/2024	17:47	PS028218.D	7.27	0.00
HSTDICC500	HSTDICC500	11/05/2024	18:11	PS028219.D	7.27	0.00
HSTDICC750	HSTDICC750	11/05/2024	18:36	PS028220.D	7.27	0.00
HSTDICC1000	HSTDICC1000	11/05/2024	18:59	PS028221.D	7.27	0.00
HSTDICC1500	HSTDICC1500	11/05/2024	19:23	PS028222.D	7.27	0.00
I.BLK	I.BLK	11/05/2024	20:12	PS028224.D	7.27	0.00
HSTDCCC750	HSTDCCC750	11/05/2024	20:36	PS028225.D	7.27	0.00
PB164641BL	PB164641BL	11/05/2024	22:36	PS028230.D	7.26	0.00
PB164641BS	PB164641BS	11/05/2024	23:00	PS028231.D	7.27	0.00
I.BLK	I.BLK	11/06/2024	01:00	PS028236.D	7.26	0.00
HSTDCCC750	HSTDCCC750	11/06/2024	01:24	PS028237.D	7.27	0.00
I.BLK	I.BLK	11/06/2024	09:24	PS028252.D	7.26	0.00
HSTDICC200	HSTDICC200	11/06/2024	09:48	PS028253.D	7.26	0.00
HSTDICC500	HSTDICC500	11/06/2024	10:12	PS028254.D	7.26	0.00
HSTDICC750	HSTDICC750	11/06/2024	10:36	PS028255.D	7.26	0.00
HSTDICC1000	HSTDICC1000	11/06/2024	11:00	PS028256.D	7.26	0.00
HSTDICC1500	HSTDICC1500	11/06/2024	11:24	PS028257.D	7.26	0.00
I.BLK	I.BLK	11/06/2024	17:51	PS028271.D	7.26	0.00
HSTDCCC750	HSTDCCC750	11/06/2024	18:15	PS028272.D	7.26	0.00
PB164703BL	PB164703BL	11/06/2024	22:15	PS028282.D	7.26	0.00
I.BLK	I.BLK	11/06/2024	22:39	PS028283.D	7.26	0.00
HSTDCCC750	HSTDCCC750	11/06/2024	23:03	PS028284.D	7.26	0.00
PB164703BS	PB164703BS	11/06/2024	23:51	PS028285.D	7.26	0.00
I.BLK	I.BLK	11/07/2024	04:16	PS028296.D	7.26	0.00
HSTDCCC750	HSTDCCC750	11/07/2024	04:40	PS028297.D	7.26	0.00
I.BLK	I.BLK	11/08/2024	14:25	PS028355.D	7.25	0.00
HSTDICC200	HSTDICC200	11/08/2024	15:13	PS028356.D	7.25	0.00
HSTDICC500	HSTDICC500	11/08/2024	15:46	PS028357.D	7.25	0.00
HSTDICC750	HSTDICC750	11/08/2024	16:10	PS028358.D	7.25	0.00
HSTDICC1000	HSTDICC1000	11/08/2024	16:34	PS028359.D	7.25	0.00
HSTDICC1500	HSTDICC1500	11/08/2024	16:58	PS028360.D	7.25	0.00
I.BLK	I.BLK	11/11/2024	16:09	PS028405.D	7.25	0.00
HSTDCCC750	HSTDCCC750	11/11/2024	16:33	PS028406.D	7.25	0.00
CC0R8	P4602-43	11/11/2024	16:57	PS028407.D	7.25	0.00
CC0R8MS	P4602-44MS	11/11/2024	17:21	PS028408.D	7.25	0.00
CC0R8MSD	P4602-45MSD	11/11/2024	17:45	PS028409.D	7.24	0.00
CC0R6	P4602-40	11/11/2024	18:10	PS028410.D	7.25	0.00
CC0R6MS	P4602-41MS	11/11/2024	18:34	PS028411.D	7.24	0.00
CC0R6MSD	P4602-42MSD	11/11/2024	18:58	PS028412.D	7.24	0.00
PB164725BL	PB164725BL	11/11/2024	19:46	PS028414.D	7.25	0.00
PB164725BS	PB164725BS	11/11/2024	20:10	PS028415.D	7.25	0.00

284 Sheffield Street, Mountainside, New Jersey 07092, Phone : 908 789 8900,
Fax : 908 789 8922

Analytical Sequence

C0P17	P4602-19	11/11/2024	20:34	PS028416.D	7.24	0.00
I.BLK	I.BLK	11/11/2024	20:58	PS028417.D	7.25	0.00
HSTDCCC750	HSTDCCC750	11/11/2024	21:22	PS028418.D	7.25	0.00
CC0P2	P4602-21	11/11/2024	21:46	PS028419.D	7.24	0.00
CC0P4	P4602-22	11/11/2024	22:10	PS028420.D	7.24	0.00
CC0P6	P4602-23	11/11/2024	22:34	PS028421.D	7.24	0.00
CC0P8	P4602-24	11/11/2024	22:58	PS028422.D	7.24	0.00
CC0Q0	P4602-25	11/11/2024	23:22	PS028423.D	7.24	0.00
CC0Q2	P4602-26	11/11/2024	23:46	PS028424.D	7.24	0.00
CC0Q3	P4602-27	11/12/2024	00:10	PS028425.D	7.24	0.00
CC0Q5	P4602-29	11/12/2024	00:58	PS028427.D	7.24	0.00
CC0Q7	P4602-30	11/12/2024	01:23	PS028428.D	7.24	0.00
I.BLK	I.BLK	11/12/2024	01:47	PS028429.D	7.24	0.00
HSTDCCC750	HSTDCCC750	11/12/2024	02:11	PS028430.D	7.24	0.00
CC0R1	P4602-33	11/12/2024	02:35	PS028431.D	7.24	0.00
CC0R2	P4602-34	11/12/2024	02:59	PS028432.D	7.24	0.00
CC0Q9	P4602-31	11/12/2024	03:23	PS028433.D	7.24	0.00
CC0R0	P4602-32	11/12/2024	03:47	PS028434.D	7.24	0.00
CC0P0	P4602-37	11/12/2024	04:11	PS028435.D	7.24	0.00
CC0P0MS	P4602-38MS	11/12/2024	04:35	PS028436.D	7.24	0.00
CC0P0MSD	P4602-39MSD	11/12/2024	04:59	PS028437.D	7.24	0.00
I.BLK	I.BLK	11/12/2024	06:35	PS028441.D	7.24	0.00
HSTDCCC750	HSTDCCC750	11/12/2024	06:59	PS028442.D	7.24	0.00
CC0Q4	P4602-28	11/12/2024	09:04	PS028446.D	7.25	0.00
I.BLK	I.BLK	11/12/2024	09:28	PS028447.D	7.24	0.00
HSTDCCC750	HSTDCCC750	11/12/2024	09:52	PS028448.D	7.24	0.00

Alliance TECHNICAL GROUP
284 Sheffield Street, Mountainside, New Jersey 07092, Phone : 908 789 8900,
Fax : 908 789 8922

Analytical Sequence

Client: Tetra Tech, EMI **SDG No.:** P4602

Project: R36704 **Instrument ID:** ECD_S

GC Column: RTX-CLP2 **ID:** 0.32 (mm) **Inst. Calib. Date(s):** 11/05/2024 11/05/2024

THE ANALYTICAL SEQUENCE OF PERFORMANCE EVALUATION MIXTURES, BLANKS, SAMPLES, AND STANDARDS IS GIVEN BELOW:

EPA SAMPLE NO.	LAB SAMPLE ID	DATE ANALYZED	TIME ANALYZED	DATAFILE	DCAA RT #	RT #
I.BLK	I.BLK	11/05/2024	17:23	PS028217.D	7.77	0.00
HSTDICC200	HSTDICC200	11/05/2024	17:47	PS028218.D	7.77	0.00
HSTDICC500	HSTDICC500	11/05/2024	18:11	PS028219.D	7.77	0.00
HSTDICC750	HSTDICC750	11/05/2024	18:36	PS028220.D	7.77	0.00
HSTDICC1000	HSTDICC1000	11/05/2024	18:59	PS028221.D	7.77	0.00
HSTDICC1500	HSTDICC1500	11/05/2024	19:23	PS028222.D	7.77	0.00
I.BLK	I.BLK	11/05/2024	20:12	PS028224.D	7.77	0.00
HSTDCCC750	HSTDCCC750	11/05/2024	20:36	PS028225.D	7.77	0.00
PB164641BL	PB164641BL	11/05/2024	22:36	PS028230.D	7.77	0.00
PB164641BS	PB164641BS	11/05/2024	23:00	PS028231.D	7.77	0.00
I.BLK	I.BLK	11/06/2024	01:00	PS028236.D	7.77	0.00
HSTDCCC750	HSTDCCC750	11/06/2024	01:24	PS028237.D	7.77	0.00
I.BLK	I.BLK	11/06/2024	09:24	PS028252.D	7.76	0.00
HSTDICC200	HSTDICC200	11/06/2024	09:48	PS028253.D	7.77	0.00
HSTDICC500	HSTDICC500	11/06/2024	10:12	PS028254.D	7.77	0.00
HSTDICC750	HSTDICC750	11/06/2024	10:36	PS028255.D	7.77	0.00
HSTDICC1000	HSTDICC1000	11/06/2024	11:00	PS028256.D	7.77	0.00
HSTDICC1500	HSTDICC1500	11/06/2024	11:24	PS028257.D	7.77	0.00
I.BLK	I.BLK	11/06/2024	17:51	PS028271.D	7.76	0.00
HSTDCCC750	HSTDCCC750	11/06/2024	18:15	PS028272.D	7.76	0.00
PB164703BL	PB164703BL	11/06/2024	22:15	PS028282.D	7.76	0.00
I.BLK	I.BLK	11/06/2024	22:39	PS028283.D	7.76	0.00
HSTDCCC750	HSTDCCC750	11/06/2024	23:03	PS028284.D	7.76	0.00
PB164703BS	PB164703BS	11/06/2024	23:51	PS028285.D	7.76	0.00
I.BLK	I.BLK	11/07/2024	04:16	PS028296.D	7.76	0.00
HSTDCCC750	HSTDCCC750	11/07/2024	04:40	PS028297.D	7.76	0.00
I.BLK	I.BLK	11/08/2024	14:25	PS028355.D	7.76	0.00
HSTDICC200	HSTDICC200	11/08/2024	15:13	PS028356.D	7.76	0.00
HSTDICC500	HSTDICC500	11/08/2024	15:46	PS028357.D	7.75	0.00
HSTDICC750	HSTDICC750	11/08/2024	16:10	PS028358.D	7.76	0.00
HSTDICC1000	HSTDICC1000	11/08/2024	16:34	PS028359.D	7.76	0.00
HSTDICC1500	HSTDICC1500	11/08/2024	16:58	PS028360.D	7.76	0.00
I.BLK	I.BLK	11/11/2024	16:09	PS028405.D	7.75	0.00
HSTDCCC750	HSTDCCC750	11/11/2024	16:33	PS028406.D	7.75	0.00
CC0R8	P4602-43	11/11/2024	16:57	PS028407.D	7.75	0.00
CC0R8MS	P4602-44MS	11/11/2024	17:21	PS028408.D	7.75	0.00
CC0R8MSD	P4602-45MSD	11/11/2024	17:45	PS028409.D	7.75	0.00
CC0R6	P4602-40	11/11/2024	18:10	PS028410.D	7.75	0.00
CC0R6MS	P4602-41MS	11/11/2024	18:34	PS028411.D	7.75	0.00
CC0R6MSD	P4602-42MSD	11/11/2024	18:58	PS028412.D	7.75	0.00
PB164725BL	PB164725BL	11/11/2024	19:46	PS028414.D	7.75	0.00
PB164725BS	PB164725BS	11/11/2024	20:10	PS028415.D	7.75	0.00

284 Sheffield Street, Mountainside, New Jersey 07092, Phone : 908 789 8900,
Fax : 908 789 8922

Analytical Sequence

C0P17	P4602-19	11/11/2024	20:34	PS028416.D	7.75	0.00
I.BLK	I.BLK	11/11/2024	20:58	PS028417.D	7.75	0.00
HSTDCCC750	HSTDCCC750	11/11/2024	21:22	PS028418.D	7.75	0.00
CC0P2	P4602-21	11/11/2024	21:46	PS028419.D	7.75	0.00
CC0P4	P4602-22	11/11/2024	22:10	PS028420.D	7.75	0.00
CC0P6	P4602-23	11/11/2024	22:34	PS028421.D	7.75	0.00
CC0P8	P4602-24	11/11/2024	22:58	PS028422.D	7.75	0.00
CC0Q0	P4602-25	11/11/2024	23:22	PS028423.D	7.75	0.00
CC0Q2	P4602-26	11/11/2024	23:46	PS028424.D	7.75	0.00
CC0Q3	P4602-27	11/12/2024	00:10	PS028425.D	7.75	0.00
CC0Q5	P4602-29	11/12/2024	00:58	PS028427.D	7.75	0.00
CC0Q7	P4602-30	11/12/2024	01:23	PS028428.D	7.75	0.00
I.BLK	I.BLK	11/12/2024	01:47	PS028429.D	7.75	0.00
HSTDCCC750	HSTDCCC750	11/12/2024	02:11	PS028430.D	7.75	0.00
CC0R1	P4602-33	11/12/2024	02:35	PS028431.D	7.75	0.00
CC0R2	P4602-34	11/12/2024	02:59	PS028432.D	7.75	0.00
CC0Q9	P4602-31	11/12/2024	03:23	PS028433.D	7.75	0.00
CC0R0	P4602-32	11/12/2024	03:47	PS028434.D	7.75	0.00
CC0P0	P4602-37	11/12/2024	04:11	PS028435.D	7.75	0.00
CC0P0MS	P4602-38MS	11/12/2024	04:35	PS028436.D	7.75	0.00
CC0P0MSD	P4602-39MSD	11/12/2024	04:59	PS028437.D	7.75	0.00
I.BLK	I.BLK	11/12/2024	06:35	PS028441.D	7.75	0.00
HSTDCCC750	HSTDCCC750	11/12/2024	06:59	PS028442.D	7.75	0.00
CC0Q4	P4602-28	11/12/2024	09:04	PS028446.D	7.75	0.00
I.BLK	I.BLK	11/12/2024	09:28	PS028447.D	7.75	0.00
HSTDCCC750	HSTDCCC750	11/12/2024	09:52	PS028448.D	7.75	0.00

Alliance TECHNICAL GROUP
284 Sheffield Street, Mountainside, New Jersey 07092, Phone : 908 789 8900,
Fax : 908 789 8922

COMPOUND DETECTION SUMMARY

CLIENT SAMPLE NO.

CC0P0MS

Contract: TETR16

Lab Code: CHEM **Case No.:** P4602 **SAS No.:** P4602 **SDG NO.:** P4602

Lab Sample ID: P4602-38MS **Date(s) Analyzed:** 11/12/2024 11/12/2024

Instrument ID (1): ECD_S **Instrument ID (2):** ECD_S

GC Column: (1): RTX-CLP **ID:** 0.32 (mm) **GC Column:(2):** RTX-CLP2 **ID:** 0.32 (mm)

ANALYTE	COL	RT	RT WINDOW FROM	RT WINDOW TO	CONCENTRATION	%RPD
2,4,5-TP(Silvex)	1	9.25	9.20	9.30	11.7	9
	2	9.90	9.85	9.95	12.8	
2,4,5-T	1	9.54	9.49	9.59	15.8	19.9
	2	10.32	10.27	10.37	19.3	
DICHLORPROP	1	8.14	8.09	8.19	23.2	9.5
	2	8.67	8.62	8.72	21.1	
2,4-D	1	8.37	8.32	8.42	52.4	34.7
	2	9.00	8.95	9.05	36.9	
2,4-DB	1	10.11	10.06	10.16	23.4	78.6
	2	10.89	10.84	10.94	53.7	
DICAMBA	1	7.43	7.38	7.48	41.7	15.5
	2	7.95	7.90	8.00	35.7	

284 Sheffield Street, Mountainside, New Jersey 07092, Phone : 908 789 8900,
Fax : 908 789 8922

COMPOUND DETECTION SUMMARY

CLIENT SAMPLE NO.

CC0P0MSD

Contract: TETR16

Lab Code: CHEM **Case No.:** P4602 **SAS No.:** P4602 **SDG NO.:** P4602

Lab Sample ID: P4602-39MSD **Date(s) Analyzed:** 11/12/2024 11/12/2024

Instrument ID (1): ECD_S **Instrument ID (2):** ECD_S

GC Column: (1): RTX-CLP **ID:** 0.32 (mm) **GC Column:(2):** RTX-CLP2 **ID:** 0.32 (mm)

ANALYTE	COL	RT	RT WINDOW FROM	RT WINDOW TO	CONCENTRATION	%RPD
DICHLORPROP	1	8.14	8.09	8.19	23.6	11.7
	2	8.67	8.62	8.72	21.0	
2,4-D	1	8.37	8.32	8.42	52.7	35.3
	2	9.00	8.95	9.05	36.9	
2,4,5-TP(Silvex)	1	9.25	9.20	9.30	11.4	2.7
	2	9.90	9.85	9.95	11.1	
2,4,5-T	1	9.54	9.49	9.59	15.8	29.6
	2	10.32	10.27	10.37	21.3	
2,4-DB	1	10.11	10.06	10.16	22.1	79.1
	2	10.89	10.84	10.94	51.0	
DICAMBA	1	7.43	7.38	7.48	42.0	16.2
	2	7.95	7.90	8.00	35.7	

Alliance TECHNICAL GROUP
284 Sheffield Street, Mountainside, New Jersey 07092, Phone : 908 789 8900,
Fax : 908 789 8922

COMPOUND DETECTION SUMMARY

CLIENT SAMPLE NO.

CC0R6MS

Contract: TETR16

Lab Code: CHEM **Case No.:** P4602 **SAS No.:** P4602 **SDG NO.:** P4602

Lab Sample ID: P4602-41MS **Date(s) Analyzed:** 11/11/2024 11/11/2024

Instrument ID (1): ECD_S **Instrument ID (2):** ECD_S

GC Column: (1): RTX-CLP **ID:** 0.32 (mm) **GC Column:(2):** RTX-CLP2 **ID:** 0.32 (mm)

ANALYTE	COL	RT	RT WINDOW FROM	RT WINDOW TO	CONCENTRATION	%RPD
DICHLORPROP	1	8.14	8.09	8.19	31.9	0.9
	2	8.67	8.62	8.72	31.6	
2,4-D	1	8.37	8.32	8.42	73.5	13.4
	2	9.00	8.95	9.05	64.3	
2,4,5-TP(Silvex)	1	9.25	9.20	9.30	23.0	5.8
	2	9.91	9.86	9.96	21.7	
2,4,5-T	1	9.55	9.50	9.60	34.5	13.5
	2	10.33	10.28	10.38	39.5	
DICAMBA	1	7.43	7.38	7.48	66.9	9.9
	2	7.95	7.90	8.00	60.6	

Alliance TECHNICAL GROUP
284 Sheffield Street, Mountainside, New Jersey 07092, Phone : 908 789 8900,
Fax : 908 789 8922

COMPOUND DETECTION SUMMARY

CLIENT SAMPLE NO.

CC0R6MSD

Contract: TETR16

Lab Code: CHEM **Case No.:** P4602 **SAS No.:** P4602 **SDG NO.:** P4602

Lab Sample ID: P4602-42MSD **Date(s) Analyzed:** 11/11/2024 11/11/2024

Instrument ID (1): ECD_S **Instrument ID (2):** ECD_S

GC Column: (1): RTX-CLP **ID:** 0.32 (mm) **GC Column:(2):** RTX-CLP2 **ID:** 0.32 (mm)

ANALYTE	COL	RT	RT WINDOW FROM	RT WINDOW TO	CONCENTRATION	%RPD
DICHLORPROP	1	8.14	8.09	8.19	32.4	0.9
	2	8.67	8.62	8.72	32.1	
2,4-D	1	8.37	8.32	8.42	74.5	16.4
	2	9.00	8.95	9.05	63.2	
2,4,5-TP(Silvex)	1	9.25	9.20	9.30	22.9	1.7
	2	9.91	9.86	9.96	23.3	
2,4,5-T	1	9.55	9.50	9.60	34.9	13.9
	2	10.33	10.28	10.38	40.1	
DICAMBA	1	7.43	7.38	7.48	67.9	9.9
	2	7.95	7.90	8.00	61.5	

284 Sheffield Street, Mountainside, New Jersey 07092, Phone : 908 789 8900,
Fax : 908 789 8922

COMPOUND DETECTION SUMMARY

CLIENT SAMPLE NO.

CC0R8MS

Contract: TETR16

Lab Code: CHEM **Case No.:** P4602 **SAS No.:** P4602 **SDG NO.:** P4602

Lab Sample ID: P4602-44MS **Date(s) Analyzed:** 11/11/2024 11/11/2024

Instrument ID (1): ECD_S **Instrument ID (2):** ECD_S

GC Column: (1): RTX-CLP **ID:** 0.32 (mm) **GC Column:(2):** RTX-CLP2 **ID:** 0.32 (mm)

ANALYTE	COL	RT	RT WINDOW FROM	RT WINDOW TO	CONCENTRATION	%RPD
DICHLORPROP	1	8.14	8.09	8.19	47.0	7.5
	2	8.67	8.62	8.72	43.6	
2,4-D	1	8.38	8.33	8.43	90.4	18.8
	2	9.00	8.95	9.05	74.9	
2,4,5-TP(Silvex)	1	9.26	9.21	9.31	28.0	5.9
	2	9.91	9.86	9.96	29.7	
2,4,5-T	1	9.55	9.50	9.60	47.0	5
	2	10.33	10.28	10.38	49.4	
2,4-DB	1	10.12	10.07	10.17	35.5	38.6
	2	10.89	10.84	10.94	52.5	
DICAMBA	1	7.43	7.38	7.48	78.0	8.1
	2	7.95	7.90	8.00	71.9	

284 Sheffield Street, Mountainside, New Jersey 07092, Phone : 908 789 8900,
Fax : 908 789 8922

COMPOUND DETECTION SUMMARY

CLIENT SAMPLE NO.

CC0R8MSD

Contract: TETR16

Lab Code: CHEM **Case No.:** P4602 **SAS No.:** P4602 **SDG NO.:** P4602

Lab Sample ID: P4602-45MSD **Date(s) Analyzed:** 11/11/2024 11/11/2024

Instrument ID (1): ECD_S **Instrument ID (2):** ECD_S

GC Column: (1): RTX-CLP **ID:** 0.32 (mm) **GC Column:(2):** RTX-CLP2 **ID:** 0.32 (mm)

ANALYTE	COL	RT	RT WINDOW FROM	RT WINDOW TO	CONCENTRATION	%RPD
DICAMBA	1	7.43	7.38	7.48	78.6	8.2
	2	7.95	7.90	8.00	72.4	
DICHLORPROP	1	8.14	8.09	8.19	47.4	7
	2	8.67	8.62	8.72	44.2	
2,4-D	1	8.37	8.32	8.42	91.1	19.1
	2	9.00	8.95	9.05	75.2	
2,4,5-TP(Silvex)	1	9.26	9.21	9.31	28.1	6.2
	2	9.91	9.86	9.96	29.9	
2,4,5-T	1	9.55	9.50	9.60	47.3	5.5
	2	10.33	10.28	10.38	50.0	
2,4-DB	1	10.12	10.07	10.17	34.9	40.3
	2	10.89	10.84	10.94	52.5	

284 Sheffield Street, Mountainside, New Jersey 07092, Phone : 908 789 8900,
Fax : 908 789 8922

COMPOUND DETECTION SUMMARY

CLIENT SAMPLE NO.

PB164641BS

Contract: TETR16

Lab Code: CHEM **Case No.:** P4602 **SAS No.:** P4602 **SDG NO.:** P4602

Lab Sample ID: PB164641BS **Date(s) Analyzed:** 11/05/2024 11/05/2024

Instrument ID (1): ECD_S **Instrument ID (2):** ECD_S

GC Column: (1): RTX-CLP **ID:** 0.32 (mm) **GC Column:(2):** RTX-CLP2 **ID:** 0.32 (mm)

ANALYTE	COL	RT	RT WINDOW FROM	RT WINDOW TO	CONCENTRATION	%RPD
DICHLORPROP	1	8.17	8.12	8.22	185	2.7
	2	8.69	8.64	8.74	180	
2,4-D	1	8.40	8.35	8.45	186	5.5
	2	9.02	8.97	9.07	176	
2,4,5-TP(Silvex)	1	9.28	9.23	9.33	194	8.6
	2	9.93	9.88	9.98	178	
2,4,5-T	1	9.57	9.52	9.62	193	9.8
	2	10.35	10.30	10.40	175	
2,4-DB	1	10.15	10.10	10.20	188	13.6
	2	10.92	10.87	10.97	164	
Dinoseb	1	11.37	11.32	11.42	197	15.9
	2	11.30	11.25	11.35	168	
DICAMBA	1	7.46	7.41	7.51	179	1.1
	2	7.97	7.92	8.02	181	

Alliance TECHNICAL GROUP
284 Sheffield Street, Mountainside, New Jersey 07092, Phone : 908 789 8900,
Fax : 908 789 8922

COMPOUND DETECTION SUMMARY

CLIENT SAMPLE NO.

PB164703BS

Contract: TETR16

Lab Code: CHEM **Case No.:** P4602 **SAS No.:** P4602 **SDG NO.:** P4602

Lab Sample ID: PB164703BS **Date(s) Analyzed:** 11/06/2024 11/06/2024

Instrument ID (1): ECD_S **Instrument ID (2):** ECD_S

GC Column: (1): RTX-CLP **ID:** 0.32 (mm) **GC Column:(2):** RTX-CLP2 **ID:** 0.32 (mm)

ANALYTE	COL	RT	RT WINDOW FROM	RT WINDOW TO	CONCENTRATION	%RPD
DICHLORPROP	1	8.16	8.11	8.21	177	6.4
	2	8.68	8.63	8.73	166	
2,4-D	1	8.39	8.34	8.44	177	7
	2	9.01	8.96	9.06	165	
2,4,5-TP(Silvex)	1	9.27	9.22	9.32	182	6.8
	2	9.92	9.87	9.97	170	
2,4,5-T	1	9.57	9.52	9.62	181	8
	2	10.34	10.29	10.39	167	
2,4-DB	1	10.14	10.09	10.19	177	10.7
	2	10.91	10.86	10.96	159	
Dinoseb	1	11.36	11.31	11.41	180	10.5
	2	11.29	11.24	11.34	162	
DICAMBA	1	7.45	7.40	7.50	174	2.9
	2	7.96	7.91	8.01	169	

Alliance TECHNICAL GROUP
284 Sheffield Street, Mountainside, New Jersey 07092, Phone : 908 789 8900,
Fax : 908 789 8922

COMPOUND DETECTION SUMMARY

CLIENT SAMPLE NO.

PB164725BS

Contract: TETR16

Lab Code: CHEM **Case No.:** P4602 **SAS No.:** P4602 **SDG NO.:** P4602

Lab Sample ID: PB164725BS **Date(s) Analyzed:** 11/11/2024 11/11/2024

Instrument ID (1): ECD_S **Instrument ID (2):** ECD_S

GC Column: (1): RTX-CLP **ID:** 0.32 (mm) **GC Column:(2):** RTX-CLP2 **ID:** 0.32 (mm)

ANALYTE	COL	RT	RT WINDOW FROM	RT WINDOW TO	CONCENTRATION	%RPD
DICHLORPROP	1	8.14	8.09	8.19	156	10.8
	2	8.67	8.62	8.72	140	
2,4-D	1	8.37	8.32	8.42	170	15.2
	2	9.00	8.95	9.05	146	
2,4,5-TP(Silvex)	1	9.25	9.20	9.30	167	12.1
	2	9.91	9.86	9.96	148	
2,4,5-T	1	9.55	9.50	9.60	153	8.9
	2	10.33	10.28	10.38	140	
2,4-DB	1	10.12	10.07	10.17	132	2.3
	2	10.89	10.84	10.94	129	
Dinoseb	1	11.34	11.29	11.39	140	10.5
	2	11.27	11.22	11.32	126	
DICAMBA	1	7.43	7.38	7.48	145	8.6
	2	7.95	7.90	8.00	133	

QC SAMPLE DATA

Raw Data: **PS028230.D**

Alliance TECHNICAL GROUP
284 Sheffield Street, Mountainside, New Jersey 07092, Phone : 908 789 8900,
Fax : 908 789 8922

Report of Analysis

Client:	Tetra Tech, EMI		Date Collected:		
Project:	R36704		Date Received:		
Client Sample ID:	PB164641BL		SDG No.:	P4602	
Lab Sample ID:	PB164641BL		Matrix:	SOIL	
Analytical Method:	SW8151A		% Solid:	100	Decanted:
Sample Wt/Vol:	30.02 Units:	g	Final Vol:	10000	uL
Soil Aliquot Vol:		uL	Test:	Herbicide	
Extraction Type:			Injection Volume :		
GPC Factor :	1.0	PH :			
Prep Method :	8151A				

File ID/Qc Batch:	Dilution:	Prep Date	Date Analyzed	Prep Batch ID
PS028230.D	1	11/04/24 09:51	11/05/24 22:36	PB164641

CAS Number	Parameter	Conc.	Qualifier	MDL	LOQ / CRQL	Units(Dry Weight)
TARGETS						
1918-00-9	DICAMBA	67.0	U	8.70	67.0	ug/Kg
120-36-5	DICHLORPROP	67.0	U	9.50	67.0	ug/Kg
94-75-7	2,4-D	67.0	U	12.1	67.0	ug/Kg
93-72-1	2,4,5-TP (Silvex)	67.0	U	9.40	67.0	ug/Kg
93-76-5	2,4,5-T	67.0	U	10.1	67.0	ug/Kg
94-82-6	2,4-DB	67.0	U	18.3	67.0	ug/Kg
88-85-7	DINOSEB	67.0	U	12.4	67.0	ug/Kg
SURROGATES						
19719-28-9	2,4-DCAA	572		10 - 141	114%	SPK: 500

Comments:

U = Not Detected
LOQ = Limit of Quantitation
MDL = Method Detection Limit
LOD = Limit of Detection
E = Value Exceeds Calibration Range
P = Indicates >25% difference for detected concentrations between the two GC columns
Q = indicates LCS control criteria did not meet requirements
M = MS/MSD acceptance criteria did not meet requirements

J = Estimated Value
B = Analyte Found in Associated Method Blank
N = Presumptive Evidence of a Compound
* = Values outside of QC limits
D = Dilution
S = Indicates estimated value where valid five-point calibration was not performed prior to analyte detection in sample.
() = Laboratory InHouse Limit

Data Path : Z:\pestpcbsrv\HPCHEM1\ECD_S\Data\PS110524\
Data File : PS028230.D
Signal(s) : Signal #1: ECD1A.ch Signal #2: ECD2B.ch
Acq On : 05 Nov 2024 22:36
Operator : AR\AJ
Sample : PB164641BL
Misc :
ALS Vial : 13 Sample Multiplier: 1

Instrument :
ECD_S
ClientSampleId :
PB164641BL

Manual Integrations APPROVED

Reviewed By :Abdul Mirza 11/06/2024
Supervised By :Ankita Jodhani 11/06/2024

Integration File signal 1: autoint1.e
Integration File signal 2: autoint2.e
Quant Time: Nov 06 00:37:40 2024
Quant Method : Z:\pestpcbsrv\HPCHEM1\ECD_S\Method\PS110524.M
Quant Title : 8080.M
QLast Update : Wed Nov 06 00:14:58 2024
Response via : Initial Calibration
Integrator: ChemStation

Volume Inj. : 1 µl
Signal #1 Phase : ZB-MR1 Signal #2 Phase: ZB-MR2
Signal #1 Info : 30M x 0.32mm x0.5 Signal #2 Info : 30M x 0.32mm x 0.25µm

	Compound	RT#1	RT#2	Resp#1	Resp#2	ng/ml	ng/ml
	System Monitoring Compounds						
4) S	2,4-DCAA	7.264	7.767	1032.0E6	888.3E6	572.342m	567.990m
	Target Compounds						

(f)=RT Delta > 1/2 Window (#)=Amounts differ by > 25% (m)=manual int.

Sample Results: **PS028230.D**

Data Path : Z:\pestpcbsrv\HPCHEM1\ECD_S\Data\PS110524\
Data File : PS028230.D
Signal(s) : Signal #1: ECD1A.ch Signal #2: ECD2B.ch
Acq On : 05 Nov 2024 22:36
Operator : AR\AJ
Sample : PB164641BL
Misc :
ALS Vial : 13 Sample Multiplier: 1

Instrument :
ECD_S
ClientSampleId :
PB164641BL

Manual Integrations APPROVED

Reviewed By :Abdul Mirza 11/06/2024
Supervised By :Ankita Jodhani 11/06/2024

Integration File signal 1: autoint1.e
Integration File signal 2: autoint2.e
Quant Time: Nov 06 00:37:40 2024
Quant Method : Z:\pestpcbsrv\HPCHEM1\ECD_S\Method\PS110524.M
Quant Title : 8080.M
QLast Update : Wed Nov 06 00:14:58 2024
Response via : Initial Calibration
Integrator: ChemStation

Volume Inj. : 1 µl
Signal #1 Phase : ZB-MR1 Signal #2 Phase: ZB-MR2
Signal #1 Info : 30M x 0.32mm x0.5 Signal #2 Info : 30M x 0.32mm x 0.25µm

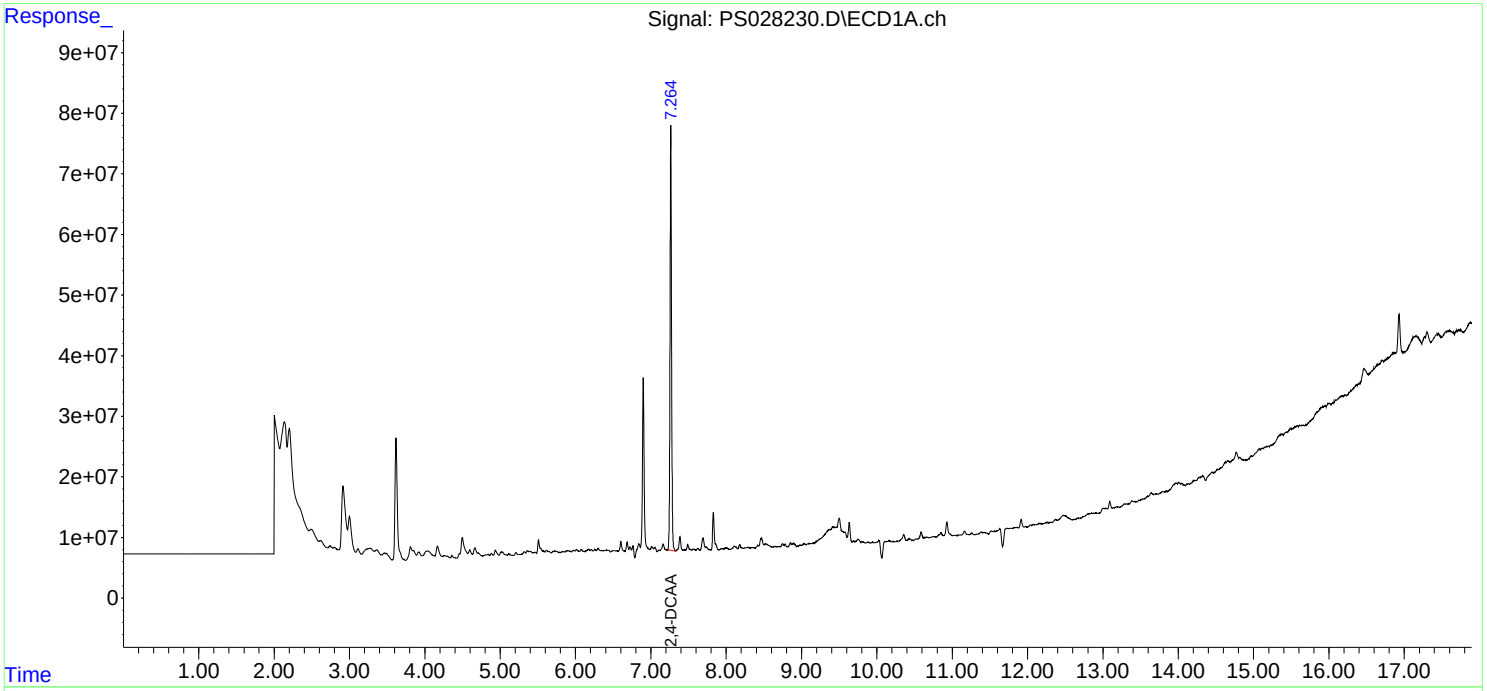

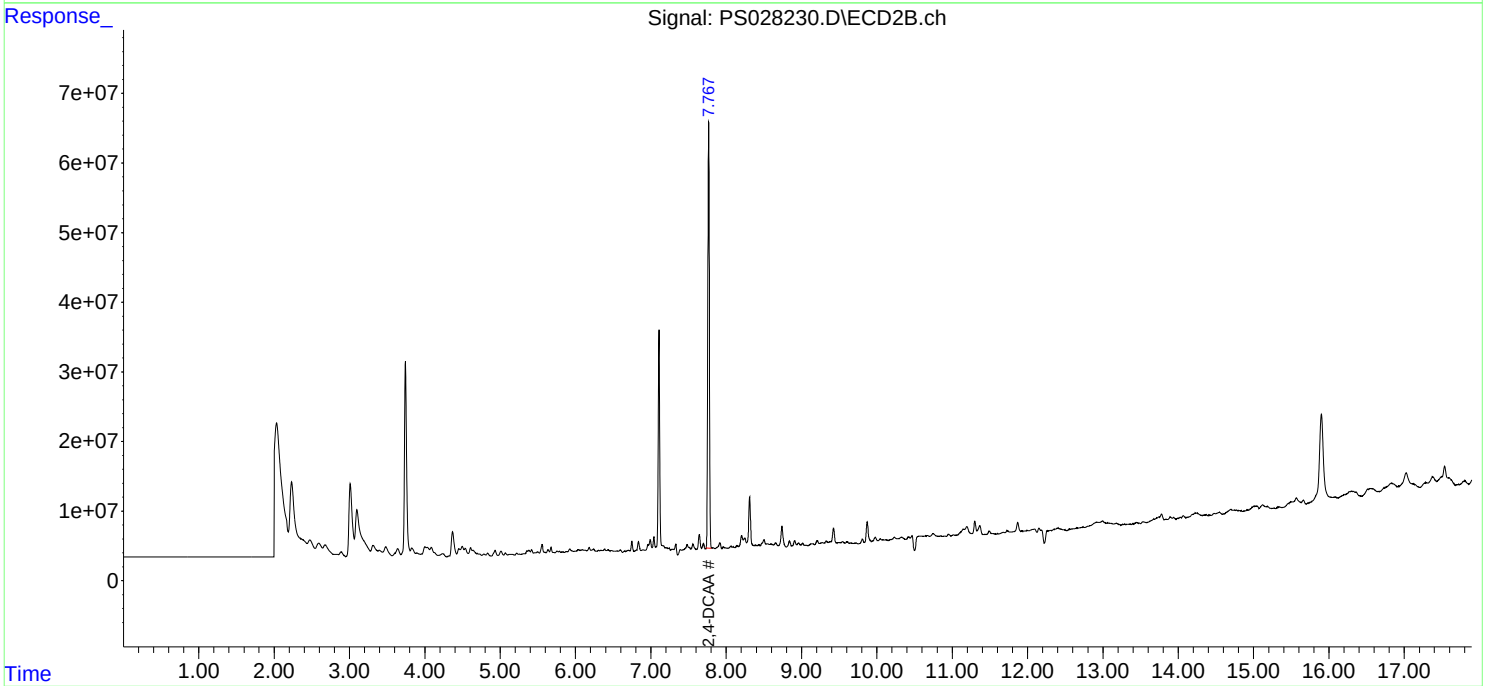

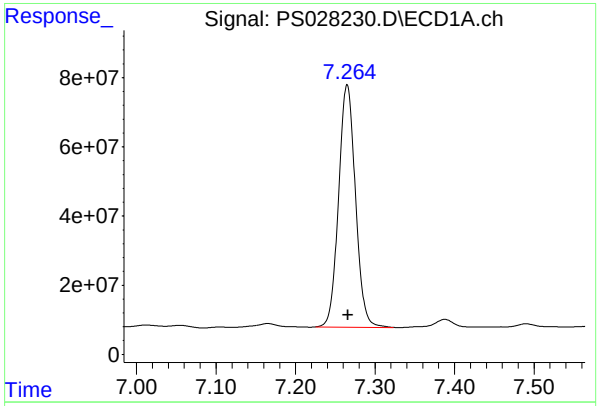

#4 2,4-DCAA

R.T.: 7.264 min
Delta R.T.: -0.002 mi
Response: 1031951122
Conc: 572.34 ng/m

Instrument :
ECD_S
ClientSampleId :
PB164641BL

Manual Integrations APPROVED

Reviewed By :Abdul Mirza 11/06/2024
Supervised By :Ankita Jodhani 11/06/2024

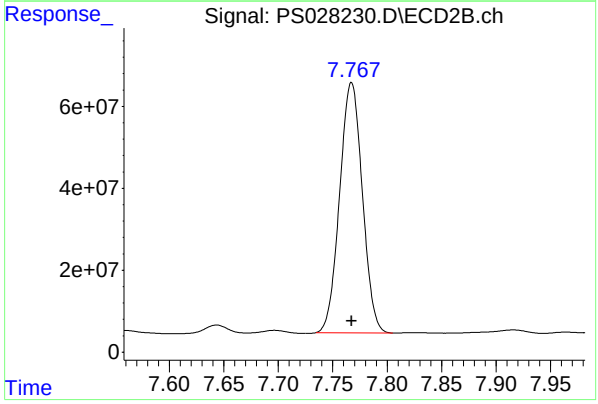

#4 2,4-DCAA

R.T.: 7.767 min
Delta R.T.: 0.000 min
Response: 888273088
Conc: 567.99 ng/ml m

Raw Data: **PS028282.D**

Alliance TECHNICAL GROUP
284 Sheffield Street, Mountainside, New Jersey 07092, Phone : 908 789 8900,
Fax : 908 789 8922

Report of Analysis

Client:	Tetra Tech, EMI		Date Collected:		
Project:	R36704		Date Received:		
Client Sample ID:	PB164703BL		SDG No.:	P4602	
Lab Sample ID:	PB164703BL		Matrix:	SOIL	
Analytical Method:	SW8151A		% Solid:	100	Decanted:
Sample Wt/Vol:	30.01 Units:	g	Final Vol:	10000	uL
Soil Aliquot Vol:		uL	Test:	Herbicide	
Extraction Type:			Injection Volume :		
GPC Factor :	1.0	PH :			
Prep Method :	8151A				

File ID/Qc Batch:	Dilution:	Prep Date	Date Analyzed	Prep Batch ID
PS028282.D	1	11/06/24 08:40	11/06/24 22:15	PB164703

CAS Number	Parameter	Conc.	Qualifier	MDL	LOQ / CRQL	Units(Dry Weight)
TARGETS						
1918-00-9	DICAMBA	67.0	U	8.70	67.0	ug/Kg
120-36-5	DICHLORPROP	67.0	U	9.50	67.0	ug/Kg
94-75-7	2,4-D	67.0	U	12.1	67.0	ug/Kg
93-72-1	2,4,5-TP (Silvex)	67.0	U	9.40	67.0	ug/Kg
93-76-5	2,4,5-T	67.0	U	10.1	67.0	ug/Kg
94-82-6	2,4-DB	67.0	U	18.3	67.0	ug/Kg
88-85-7	DINOSEB	67.0	U	12.4	67.0	ug/Kg
SURROGATES						
19719-28-9	2,4-DCAA	556		10 - 141	111%	SPK: 500

Comments:

U = Not Detected
LOQ = Limit of Quantitation
MDL = Method Detection Limit
LOD = Limit of Detection
E = Value Exceeds Calibration Range
P = Indicates >25% difference for detected concentrations between the two GC columns
Q = indicates LCS control criteria did not meet requirements
M = MS/MSD acceptance criteria did not meet requirements

J = Estimated Value
B = Analyte Found in Associated Method Blank
N = Presumptive Evidence of a Compound
* = Values outside of QC limits
D = Dilution
S = Indicates estimated value where valid five-point calibration was not performed prior to analyte detection in sample.
() = Laboratory InHouse Limit

Sample Results: **PS028282.D**

Data Path : Z:\pestpcbsrv\HPCHEM1\ECD_S\Data\PS110624\
Data File : PS028282.D
Signal(s) : Signal #1: ECD1A.ch Signal #2: ECD2B.ch
Acq On : 06 Nov 2024 22:15
Operator : AR\AJ
Sample : PB164703BL
Misc :
ALS Vial : 70 Sample Multiplier: 1

Instrument :
ECD_S
ClientSampleId :
PB164703BL

Manual Integrations APPROVED

Reviewed By :Abdul Mirza 11/08/2024
Supervised By :Ankita Jodhani 11/08/2024

Integration File signal 1: autoint1.e
Integration File signal 2: autoint2.e
Quant Time: Nov 07 00:53:17 2024
Quant Method : Z:\pestpcbsrv\HPCHEM1\ECD_S\Method\PS110624.M
Quant Title : 8080.M
QLast Update : Wed Nov 06 11:48:19 2024
Response via : Initial Calibration
Integrator: ChemStation

Volume Inj. : 1 µl
Signal #1 Phase : ZB-MR1 Signal #2 Phase: ZB-MR2
Signal #1 Info : 30M x 0.32mm x0.5 Signal #2 Info : 30M x 0.32mm x 0.25µm

	Compound	RT#1	RT#2	Resp#1	Resp#2	ng/ml	ng/ml
	System Monitoring Compounds						
4) S	2,4-DCAA	7.260	7.763	1425.4E6	905.4E6	556.471m	519.811m
	Target Compounds						

(f)=RT Delta > 1/2 Window (#)=Amounts differ by > 25% (m)=manual int.

Data Path : Z:\pestpcbsrv\HPCHEM1\ECD_S\Data\PS110624\
Data File : PS028282.D
Signal(s) : Signal #1: ECD1A.ch Signal #2: ECD2B.ch
Acq On : 06 Nov 2024 22:15
Operator : AR\AJ
Sample : PB164703BL
Misc :
ALS Vial : 70 Sample Multiplier: 1

Instrument :
ECD_S
ClientSampleId :
PB164703BL

Manual Integrations APPROVED

Reviewed By :Abdul Mirza 11/08/2024
Supervised By :Ankita Jodhani 11/08/2024

Integration File signal 1: autoint1.e
Integration File signal 2: autoint2.e
Quant Time: Nov 07 00:53:17 2024
Quant Method : Z:\pestpcbsrv\HPCHEM1\ECD_S\Method\PS110624.M
Quant Title : 8080.M
QLast Update : Wed Nov 06 11:48:19 2024
Response via : Initial Calibration
Integrator: ChemStation

Volume Inj. : 1 µl
Signal #1 Phase : ZB-MR1 Signal #2 Phase: ZB-MR2
Signal #1 Info : 30M x 0.32mm x0.5 Signal #2 Info : 30M x 0.32mm x 0.25µm

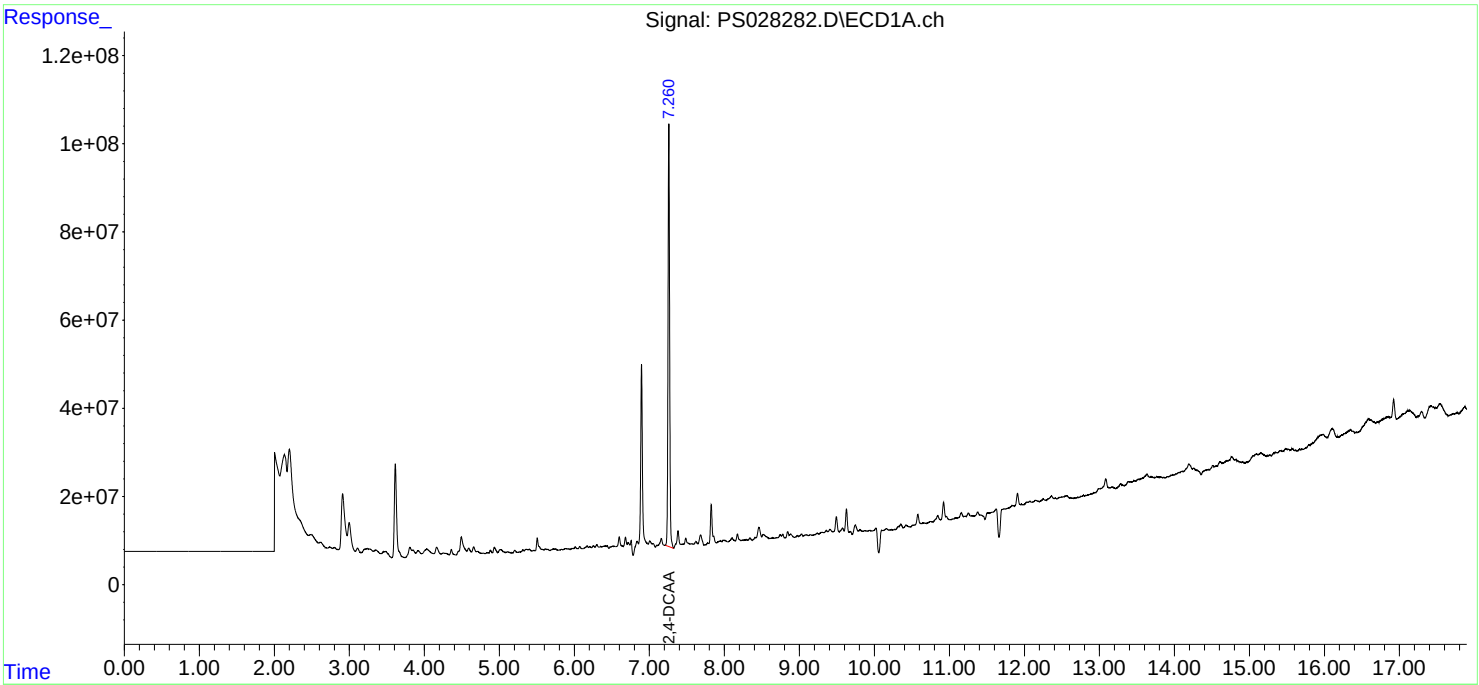

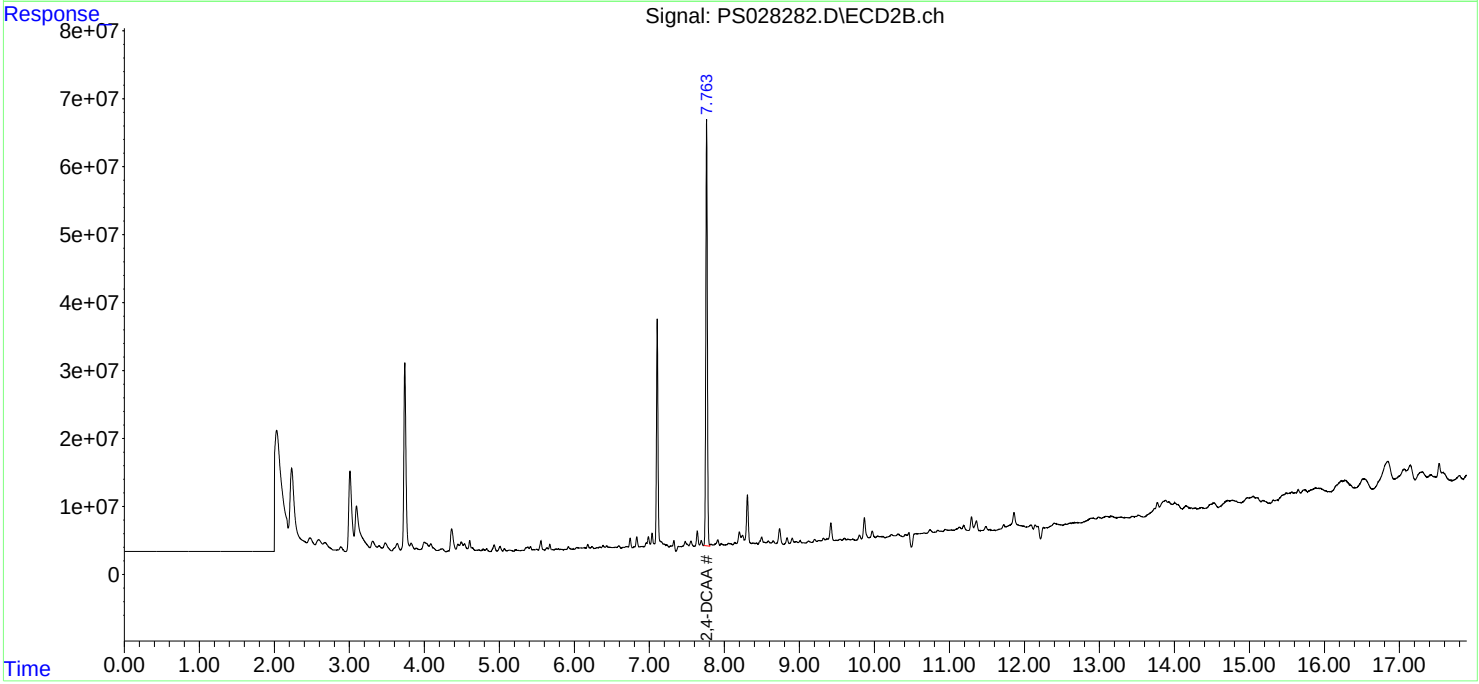

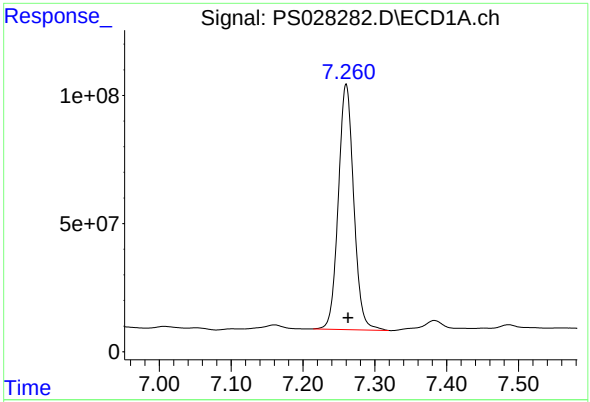

#4 2,4-DCAA

R.T.: 7.260 min
Delta R.T.: -0.003 min
Response: 1425351424
Conc: 556.47 ng/ml

Instrument :
ECD_S
ClientSampleId :
PB164703BL

Manual Integrations APPROVED

Reviewed By :Abdul Mirza 11/08/2024
Supervised By :Ankita Jodhani 11/08/2024

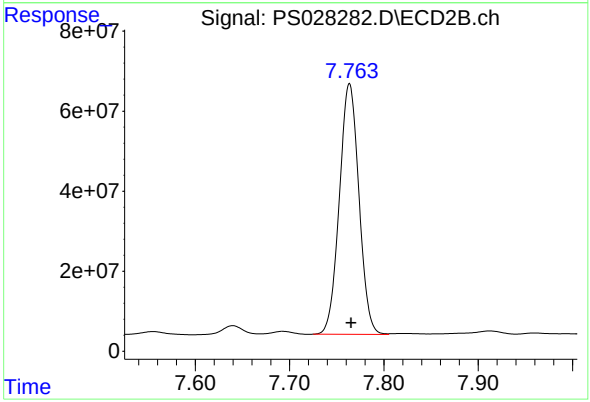

#4 2,4-DCAA

R.T.: 7.763 min
Delta R.T.: -0.002 min
Response: 905396833
Conc: 519.81 ng/ml m

Raw Data: **PS028414.D**

Alliance TECHNICAL GROUP
284 Sheffield Street, Mountainside, New Jersey 07092, Phone : 908 789 8900,
Fax : 908 789 8922

Report of Analysis

Client:	Tetra Tech, EMI		Date Collected:		
Project:	R36704		Date Received:		
Client Sample ID:	PB164725BL		SDG No.:	P4602	
Lab Sample ID:	PB164725BL		Matrix:	SOIL	
Analytical Method:	SW8151A		% Solid:	100	Decanted:
Sample Wt/Vol:	30.03 Units:	g	Final Vol:	10000	uL
Soil Aliquot Vol:		uL	Test:	Herbicide	
Extraction Type:			Injection Volume :		
GPC Factor :	1.0	PH :			
Prep Method :	8151A				

File ID/Qc Batch:	Dilution:	Prep Date	Date Analyzed	Prep Batch ID
PS028414.D	1	11/01/24 08:25	11/11/24 19:46	PB164725

CAS Number	Parameter	Conc.	Qualifier	MDL	LOQ / CRQL	Units(Dry Weight)
TARGETS						
1918-00-9	DICAMBA	66.9	U	8.70	66.9	ug/Kg
120-36-5	DICHLORPROP	66.9	U	9.50	66.9	ug/Kg
94-75-7	2,4-D	66.9	U	12.1	66.9	ug/Kg
93-72-1	2,4,5-TP (Silvex)	66.9	U	9.40	66.9	ug/Kg
93-76-5	2,4,5-T	66.9	U	10.1	66.9	ug/Kg
94-82-6	2,4-DB	66.9	U	18.3	66.9	ug/Kg
88-85-7	DINOSEB	66.9	U	12.4	66.9	ug/Kg
SURROGATES						
19719-28-9	2,4-DCAA	558		10 - 141	112%	SPK: 500

Comments:

U = Not Detected
LOQ = Limit of Quantitation
MDL = Method Detection Limit
LOD = Limit of Detection
E = Value Exceeds Calibration Range
P = Indicates >25% difference for detected concentrations between the two GC columns
Q = indicates LCS control criteria did not meet requirements
M = MS/MSD acceptance criteria did not meet requirements

J = Estimated Value
B = Analyte Found in Associated Method Blank
N = Presumptive Evidence of a Compound
* = Values outside of QC limits
D = Dilution
S = Indicates estimated value where valid five-point calibration was not performed prior to analyte detection in sample.
() = Laboratory InHouse Limit

Data Path : Z:\pestpcbsrv\HPCHEM1\ECD_S\Data\PS111124\
Data File : PS028414.D
Signal(s) : Signal #1: ECD1A.ch Signal #2: ECD2B.ch
Acq On : 11 Nov 2024 19:46
Operator : AR\AJ
Sample : PB164725BL
Misc :
ALS Vial : 19 Sample Multiplier: 1

Instrument :
ECD_S
ClientSampleId :
PB164725BL

Integration File signal 1: autoint1.e
Integration File signal 2: autoint2.e
Quant Time: Nov 11 23:28:06 2024
Quant Method : Z:\pestpcbsrv\HPCHEM1\ECD_S\Method\PS110924.M
Quant Title : 8080.M
QLast Update : Fri Nov 08 17:46:43 2024
Response via : Initial Calibration
Integrator: ChemStation

Volume Inj. : 1 µl
Signal #1 Phase : ZB-MR1 Signal #2 Phase: ZB-MR2
Signal #1 Info : 30M x 0.32mm x0.5 Signal #2 Info : 30M x 0.32mm x 0.25µm

	Compound	RT#1	RT#2	Resp#1	Resp#2	ng/ml	ng/ml
	System Monitoring Compounds						
4) S	2,4-DCAA	7.245	7.751	1539.3E6	775.9E6	557.566	486.912
	Target Compounds						

(f)=RT Delta > 1/2 Window (#)=Amounts differ by > 25% (m)=manual int.

Data Path : Z:\pestpcbsrv\HPCHEM1\ECD_S\Data\PS111124\
Data File : PS028414.D
Signal(s) : Signal #1: ECD1A.ch Signal #2: ECD2B.ch
Acq On : 11 Nov 2024 19:46
Operator : AR\AJ
Sample : PB164725BL
Misc :
ALS Vial : 19 Sample Multiplier: 1

Instrument :
ECD_S
ClientSampleId :
PB164725BL

Integration File signal 1: autoint1.e
Integration File signal 2: autoint2.e
Quant Time: Nov 11 23:28:06 2024
Quant Method : Z:\pestpcbsrv\HPCHEM1\ECD_S\Method\PS110924.M
Quant Title : 8080.M
QLast Update : Fri Nov 08 17:46:43 2024
Response via : Initial Calibration
Integrator: ChemStation

Volume Inj. : 1 µl
Signal #1 Phase : ZB-MR1 Signal #2 Phase: ZB-MR2
Signal #1 Info : 30M x 0.32mm x0.5 Signal #2 Info : 30M x 0.32mm x 0.25µm

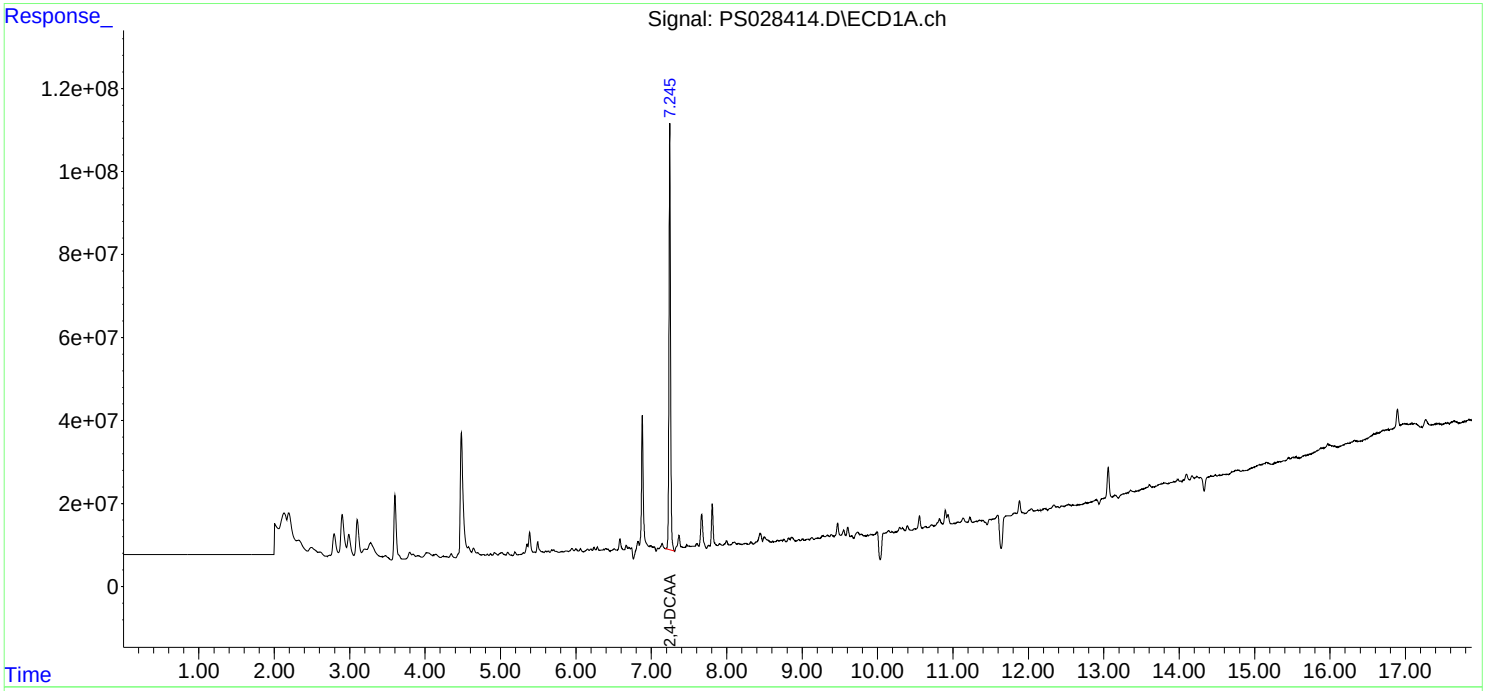

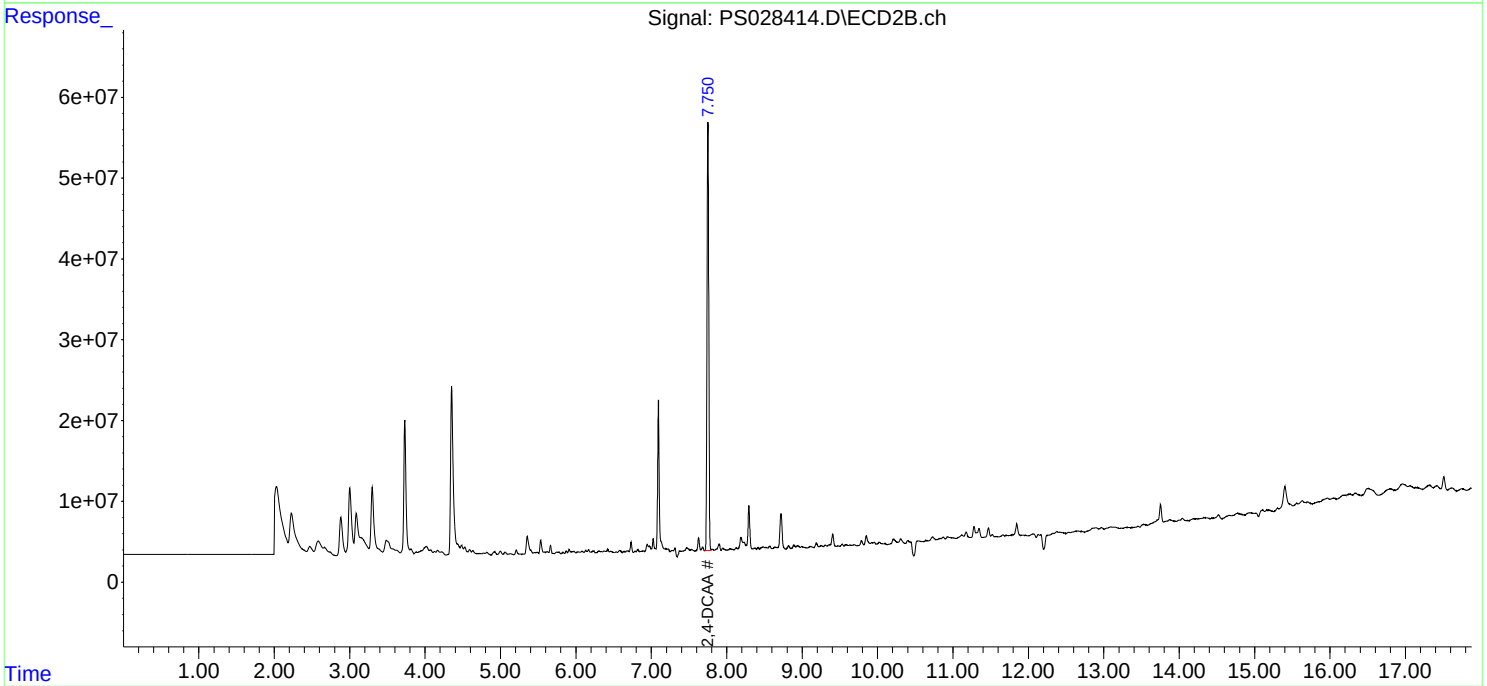

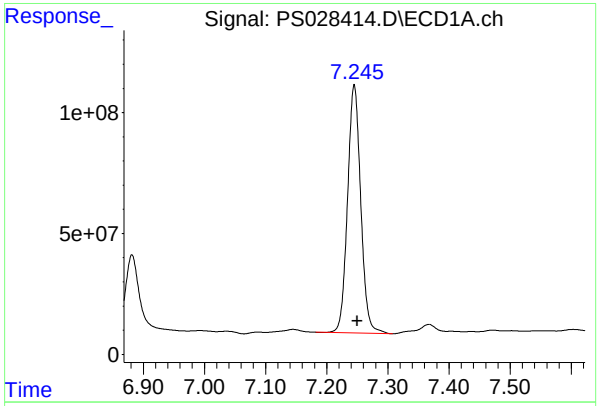

#4 2,4-DCAA

R.T.: 7.245 min
Delta R.T.: -0.005 min
Response: 1539302062
Conc: 557.57 ng/ml

Instrument :
ECD_S
ClientSampleId :
PB164725BL

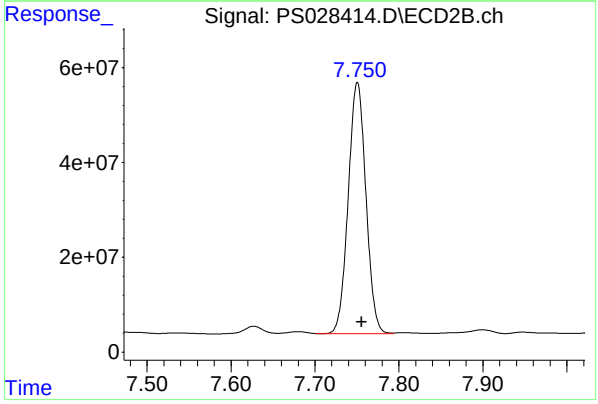

#4 2,4-DCAA

R.T.: 7.751 min
Delta R.T.: -0.005 min
Response: 775855366
Conc: 486.91 ng/ml

Raw Data: **PS028217.D**

Alliance TECHNICAL GROUP
284 Sheffield Street, Mountainside, New Jersey 07092, Phone : 908 789 8900,
Fax : 908 789 8922

Report of Analysis

Client:	Tetra Tech, EMI	Date Collected:	11/05/24
Project:	R36704	Date Received:	11/05/24
Client Sample ID:	PIBLK-PS028217.D	SDG No.:	P4602
Lab Sample ID:	I.BLK-PS028217.D	Matrix:	WATER
Analytical Method:	SW8151A	% Solid:	0 Decanted:
Sample Wt/Vol:	1000 Units: mL	Final Vol:	10000 uL
Soil Aliquot Vol:	uL	Test:	Herbicide
Extraction Type:		Injection Volume :	
GPC Factor :	1.0 PH :		
Prep Method :	SW3510C		

File ID/Qc Batch:	Dilution:	Prep Date	Date Analyzed	Prep Batch ID
PS028217.D	1		11/05/24	PS110524

CAS Number	Parameter	Conc.	Qualifier	MDL	LOQ / CRQL	Units
TARGETS						
1918-00-9	DICAMBA	2.00	U	0.42	2.00	ug/L
120-36-5	DICHLORPROP	2.00	U	0.43	2.00	ug/L
94-75-7	2,4-D	2.00	U	0.49	2.00	ug/L
93-72-1	2,4,5-TP (Silvex)	2.00	U	0.45	2.00	ug/L
93-76-5	2,4,5-T	2.00	U	0.50	2.00	ug/L
94-82-6	2,4-DB	2.00	U	0.57	2.00	ug/L
88-85-7	DINOSEB	2.00	U	0.55	2.00	ug/L
SURROGATES						
19719-28-9	2,4-DCAA	506		39 - 175	101%	SPK: 500

Comments:

U = Not Detected
LOQ = Limit of Quantitation
MDL = Method Detection Limit
LOD = Limit of Detection
E = Value Exceeds Calibration Range
P = Indicates >25% difference for detected concentrations between the two GC columns
Q = indicates LCS control criteria did not meet requirements
M = MS/MSD acceptance criteria did not meet requirements

J = Estimated Value
B = Analyte Found in Associated Method Blank
N = Presumptive Evidence of a Compound
* = Values outside of QC limits
D = Dilution
S = Indicates estimated value where valid five-point calibration was not performed prior to analyte detection in sample.
() = Laboratory InHouse Limit

Data Path : Z:\pestpcbsrv\HPCHEM1\ECD_S\Data\PS110524\
Data File : PS028217.D
Signal(s) : Signal #1: ECD1A.ch Signal #2: ECD2B.ch
Acq On : 05 Nov 2024 17:23
Operator : AR\AJ
Sample : I.BLK
Misc :
ALS Vial : 2 Sample Multiplier: 1

Instrument :
ECD_S
ClientSampleId :
I.BLK

Integration File signal 1: autoint1.e
Integration File signal 2: autoint2.e
Quant Time: Nov 06 00:18:41 2024
Quant Method : Z:\pestpcbsrv\HPCHEM1\ECD_S\Method\PS110524.M
Quant Title : 8080.M
QLast Update : Wed Nov 06 00:14:58 2024
Response via : Initial Calibration
Integrator: ChemStation

Volume Inj. : 1 µl
Signal #1 Phase : ZB-MR1 Signal #2 Phase: ZB-MR2
Signal #1 Info : 30M x 0.32mm x0.5 Signal #2 Info : 30M x 0.32mm x 0.25µm

	Compound	RT#1	RT#2	Resp#1	Resp#2	ng/ml	ng/ml
	System Monitoring Compounds						
4) S	2,4-DCAA	7.266	7.768	911.6E6	701.6E6	505.579	448.605
	Target Compounds						

(f)=RT Delta > 1/2 Window (#)=Amounts differ by > 25% (m)=manual int.

Data Path : Z:\pestpcbsrv\HPCHEM1\ECD_S\Data\PS110524\
Data File : PS028217.D
Signal(s) : Signal #1: ECD1A.ch Signal #2: ECD2B.ch
Acq On : 05 Nov 2024 17:23
Operator : AR\AJ
Sample : I.BLK
Misc :
ALS Vial : 2 Sample Multiplier: 1

Instrument :
ECD_S
ClientSampleId :
I.BLK

Integration File signal 1: autoint1.e
Integration File signal 2: autoint2.e
Quant Time: Nov 06 00:18:41 2024
Quant Method : Z:\pestpcbsrv\HPCHEM1\ECD_S\Method\PS110524.M
Quant Title : 8080.M
QLast Update : Wed Nov 06 00:14:58 2024
Response via : Initial Calibration
Integrator: ChemStation

Volume Inj. : 1 µl
Signal #1 Phase : ZB-MR1 Signal #2 Phase: ZB-MR2
Signal #1 Info : 30M x 0.32mm x0.5 Signal #2 Info : 30M x 0.32mm x 0.25µm

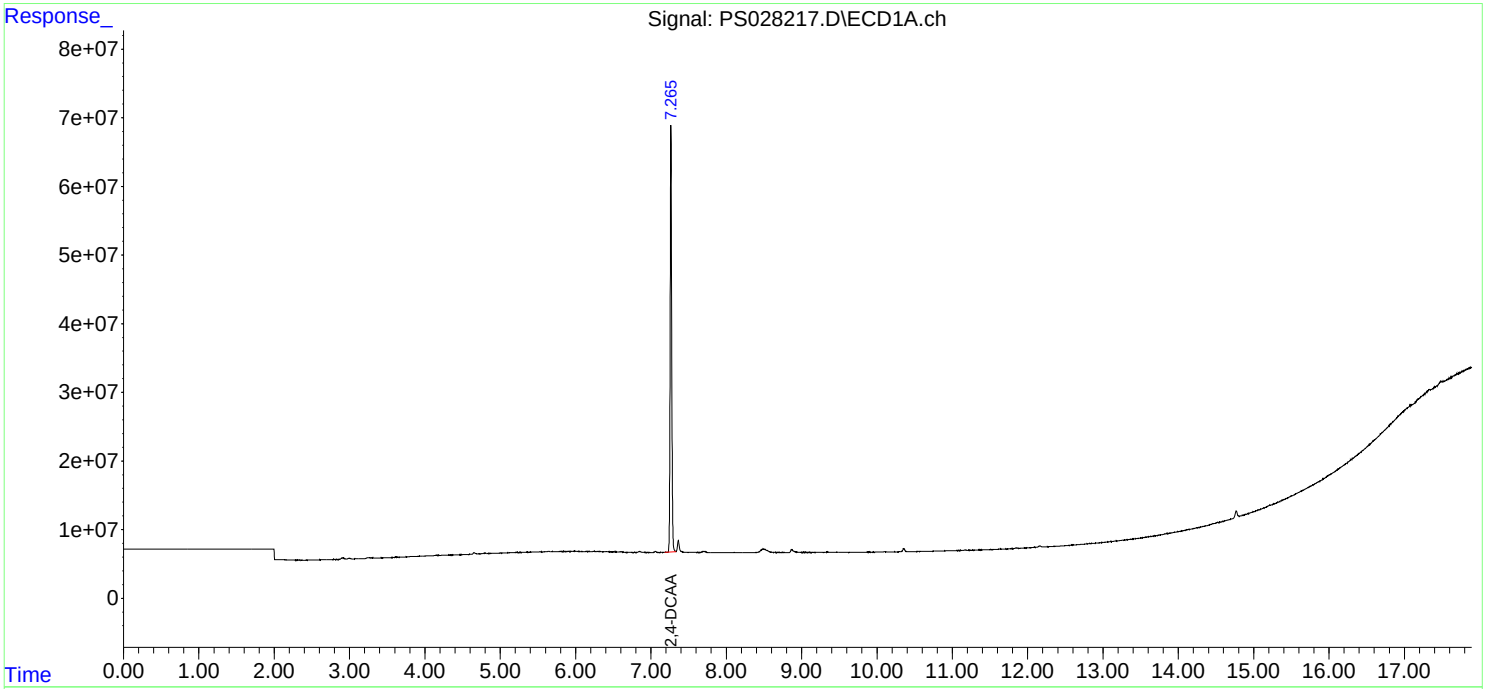

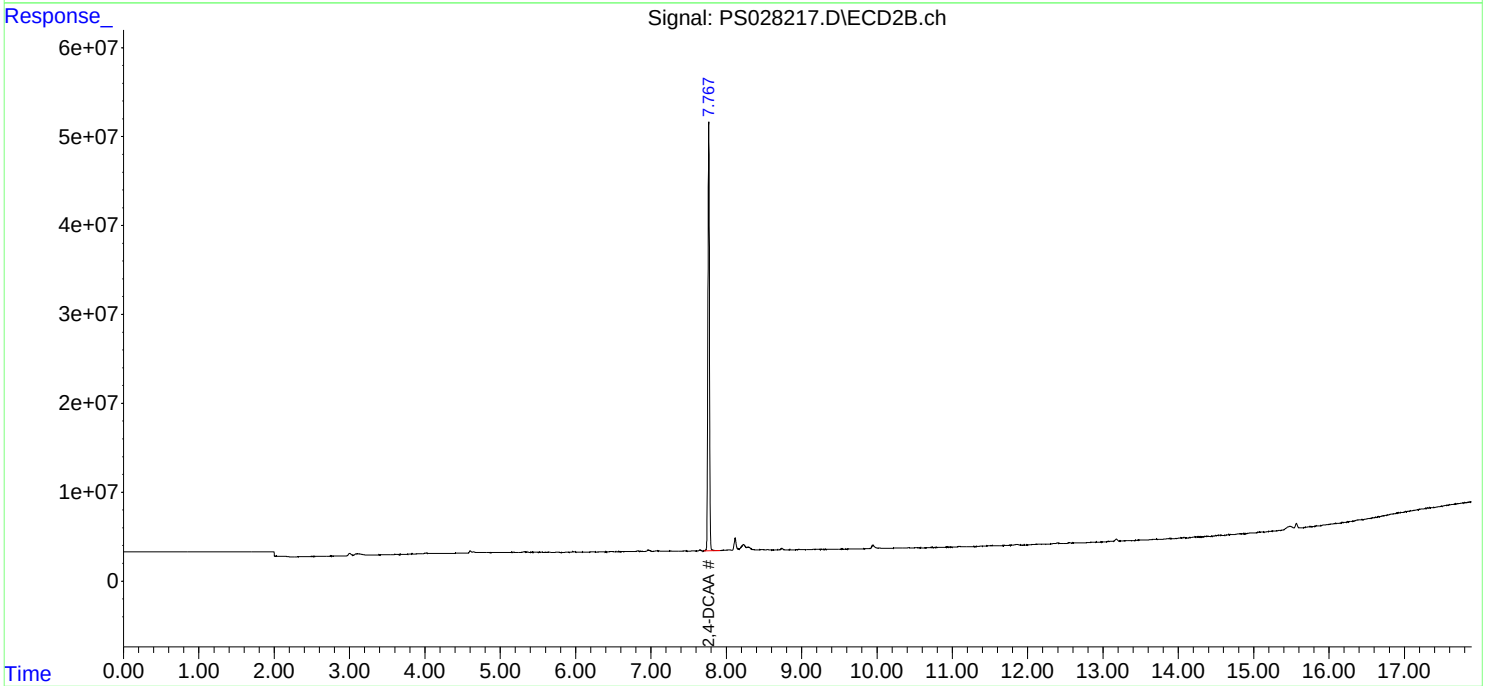

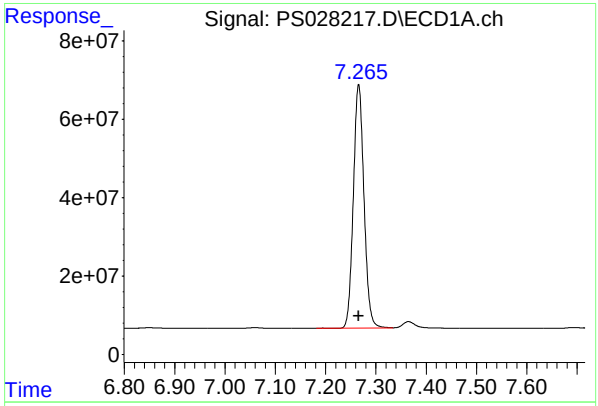

#4 2,4-DCAA

R.T.: 7.266 min
Delta R.T.: 0.000 min
Response: 911574908
Conc: 505.58 ng/ml

Instrument :
ECD_S
ClientSampleId :
I.BLK

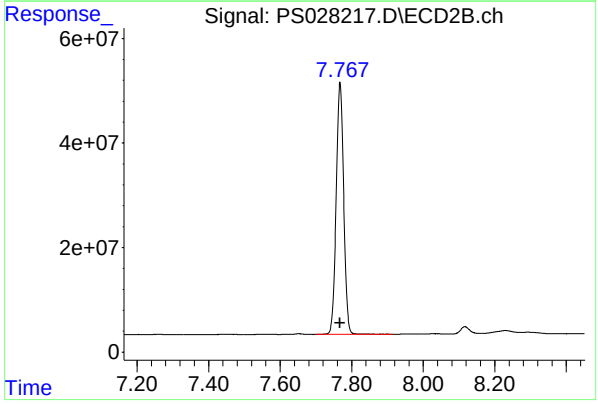

#4 2,4-DCAA

R.T.: 7.768 min
Delta R.T.: 0.000 min
Response: 701568791
Conc: 448.61 ng/ml

Raw Data: **PS028224.D**

Alliance TECHNICAL GROUP
284 Sheffield Street, Mountainside, New Jersey 07092, Phone : 908 789 8900,
Fax : 908 789 8922

Report of Analysis

Client:	Tetra Tech, EMI	Date Collected:	11/05/24
Project:	R36704	Date Received:	11/05/24
Client Sample ID:	PIBLK-PS028224.D	SDG No.:	P4602
Lab Sample ID:	I.BLK-PS028224.D	Matrix:	WATER
Analytical Method:	SW8151A	% Solid:	0 Decanted:
Sample Wt/Vol:	1000 Units: mL	Final Vol:	10000 uL
Soil Aliquot Vol:	uL	Test:	Herbicide
Extraction Type:		Injection Volume :	
GPC Factor :	1.0 PH :		
Prep Method :	SW3510C		

File ID/Qc Batch:	Dilution:	Prep Date	Date Analyzed	Prep Batch ID
PS028224.D	1		11/05/24	PS110524

CAS Number	Parameter	Conc.	Qualifier	MDL	LOQ / CRQL	Units
TARGETS						
1918-00-9	DICAMBA	2.00	U	0.42	2.00	ug/L
120-36-5	DICHLORPROP	2.00	U	0.43	2.00	ug/L
94-75-7	2,4-D	2.00	U	0.49	2.00	ug/L
93-72-1	2,4,5-TP (Silvex)	2.00	U	0.45	2.00	ug/L
93-76-5	2,4,5-T	2.00	U	0.50	2.00	ug/L
94-82-6	2,4-DB	2.00	U	0.57	2.00	ug/L
88-85-7	DINOSEB	2.00	U	0.55	2.00	ug/L
SURROGATES						
19719-28-9	2,4-DCAA	559		39 - 175	112%	SPK: 500

Comments:

U = Not Detected
LOQ = Limit of Quantitation
MDL = Method Detection Limit
LOD = Limit of Detection
E = Value Exceeds Calibration Range
P = Indicates >25% difference for detected concentrations between the two GC columns
Q = indicates LCS control criteria did not meet requirements
M = MS/MSD acceptance criteria did not meet requirements

J = Estimated Value
B = Analyte Found in Associated Method Blank
N = Presumptive Evidence of a Compound
* = Values outside of QC limits
D = Dilution
S = Indicates estimated value where valid five-point calibration was not performed prior to analyte detection in sample.
() = Laboratory InHouse Limit

Data Path : Z:\pestpcbsrv\HPCHEM1\ECD_S\Data\PS110524\
Data File : PS028224.D
Signal(s) : Signal #1: ECD1A.ch Signal #2: ECD2B.ch
Acq On : 05 Nov 2024 20:12
Operator : AR\AJ
Sample : I.BLK
Misc :
ALS Vial : 2 Sample Multiplier: 1

Instrument :
ECD_S
ClientSampleId :
I.BLK

Integration File signal 1: autoint1.e
Integration File signal 2: autoint2.e
Quant Time: Nov 06 00:30:45 2024
Quant Method : Z:\pestpcbsrv\HPCHEM1\ECD_S\Method\PS110524.M
Quant Title : 8080.M
QLast Update : Wed Nov 06 00:14:58 2024
Response via : Initial Calibration
Integrator: ChemStation

Volume Inj. : 1 µl
Signal #1 Phase : ZB-MR1 Signal #2 Phase: ZB-MR2
Signal #1 Info : 30M x 0.32mm x0.5 Signal #2 Info : 30M x 0.32mm x 0.25µm

	Compound	RT#1	RT#2	Resp#1	Resp#2	ng/ml	ng/ml
	System Monitoring Compounds						
4) S	2,4-DCAA	7.265	7.768	875.6E6	874.0E6	485.632	558.891
	Target Compounds						

(f)=RT Delta > 1/2 Window (#)=Amounts differ by > 25% (m)=manual int.

Data Path : Z:\pestpcbsrv\HPCHEM1\ECD_S\Data\PS110524\
Data File : PS028224.D
Signal(s) : Signal #1: ECD1A.ch Signal #2: ECD2B.ch
Acq On : 05 Nov 2024 20:12
Operator : AR\AJ
Sample : I.BLK
Misc :
ALS Vial : 2 Sample Multiplier: 1

Instrument :
ECD_S
ClientSampleId :
I.BLK

Integration File signal 1: autoint1.e
Integration File signal 2: autoint2.e
Quant Time: Nov 06 00:30:45 2024
Quant Method : Z:\pestpcbsrv\HPCHEM1\ECD_S\Method\PS110524.M
Quant Title : 8080.M
QLast Update : Wed Nov 06 00:14:58 2024
Response via : Initial Calibration
Integrator: ChemStation

Volume Inj. : 1 µl
Signal #1 Phase : ZB-MR1 Signal #2 Phase: ZB-MR2
Signal #1 Info : 30M x 0.32mm x0.5 Signal #2 Info : 30M x 0.32mm x 0.25µm

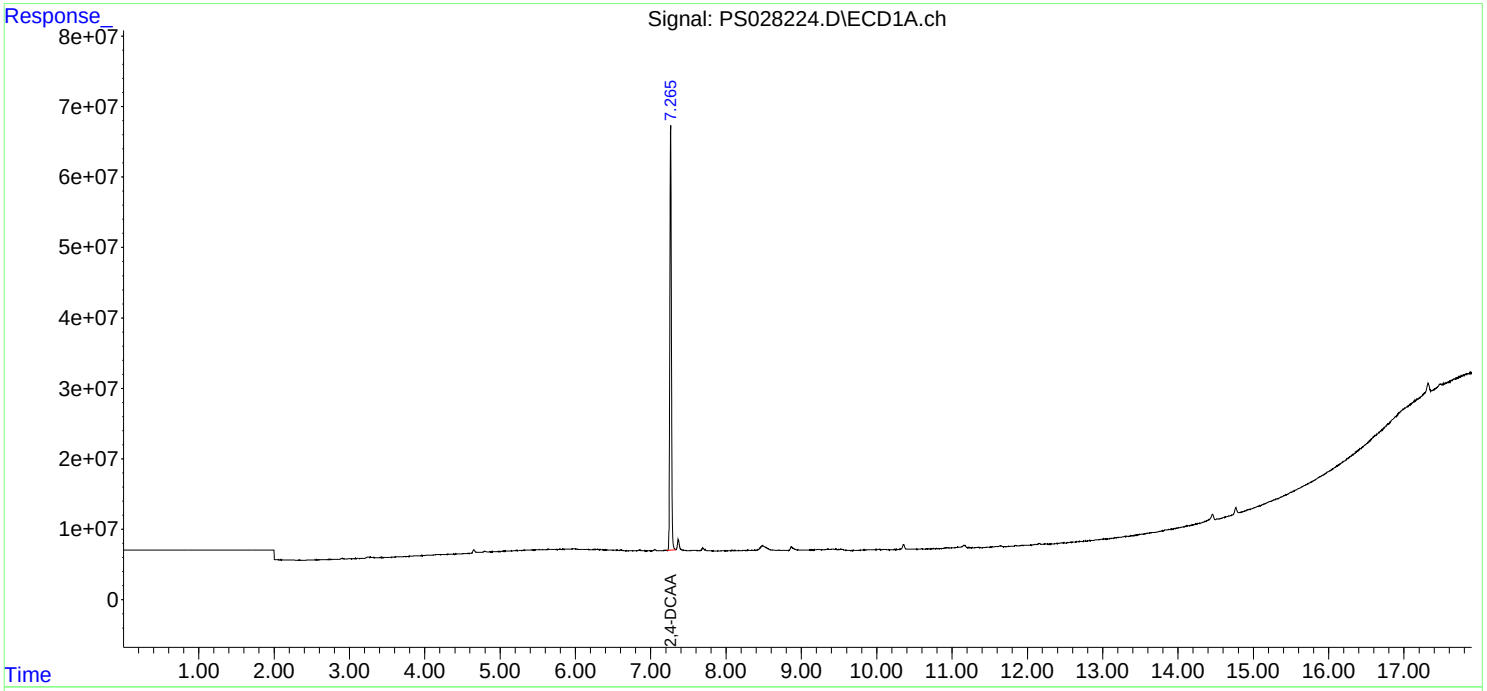

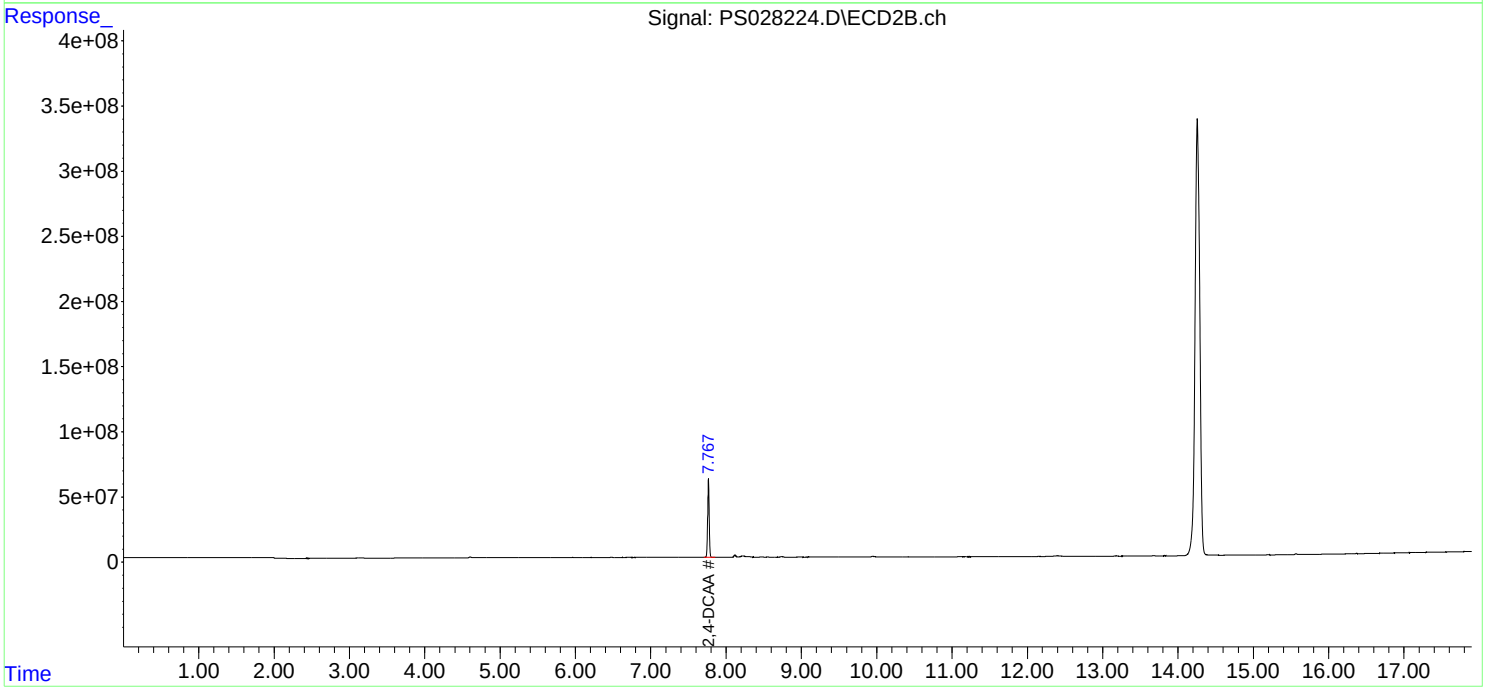

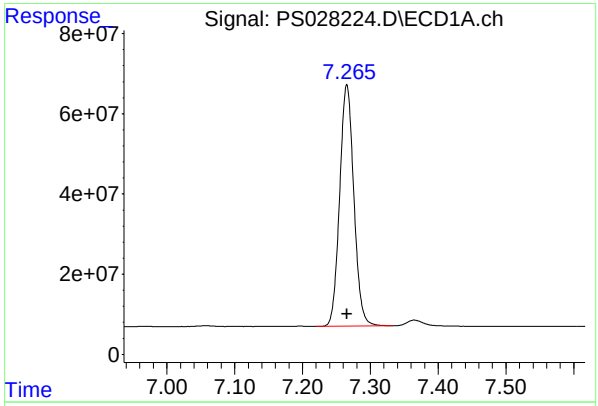

#4 2,4-DCAA

R.T.: 7.265 min
Delta R.T.: 0.000 min
Response: 875609670
Conc: 485.63 ng/ml

Instrument :
ECD_S
ClientSampleId :
I.BLK

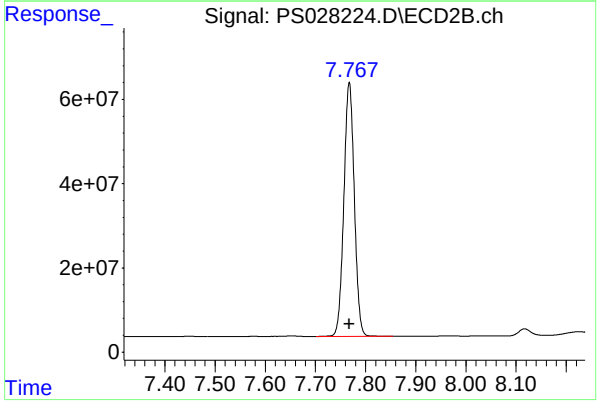

#4 2,4-DCAA

R.T.: 7.768 min
Delta R.T.: 0.000 min
Response: 874043936
Conc: 558.89 ng/ml

Raw Data: **PS028236.D**

Alliance TECHNICAL GROUP
284 Sheffield Street, Mountainside, New Jersey 07092, Phone : 908 789 8900,
Fax : 908 789 8922

Report of Analysis

Client:	Tetra Tech, EMI	Date Collected:	11/06/24
Project:	R36704	Date Received:	11/06/24
Client Sample ID:	PIBLK-PS028236.D	SDG No.:	P4602
Lab Sample ID:	I.BLK-PS028236.D	Matrix:	WATER
Analytical Method:	SW8151A	% Solid:	0 Decanted:
Sample Wt/Vol:	1000 Units: mL	Final Vol:	10000 uL
Soil Aliquot Vol:	uL	Test:	Herbicide
Extraction Type:		Injection Volume :	
GPC Factor :	1.0 PH :		
Prep Method :	SW3510C		

File ID/Qc Batch:	Dilution:	Prep Date	Date Analyzed	Prep Batch ID
PS028236.D	1		11/06/24	PS110524

CAS Number	Parameter	Conc.	Qualifier	MDL	LOQ / CRQL	Units
TARGETS						
1918-00-9	DICAMBA	2.00	U	0.42	2.00	ug/L
120-36-5	DICHLORPROP	2.00	U	0.43	2.00	ug/L
94-75-7	2,4-D	2.00	U	0.49	2.00	ug/L
93-72-1	2,4,5-TP (Silvex)	2.00	U	0.45	2.00	ug/L
93-76-5	2,4,5-T	2.00	U	0.50	2.00	ug/L
94-82-6	2,4-DB	2.00	U	0.57	2.00	ug/L
88-85-7	DINOSEB	2.00	U	0.55	2.00	ug/L
SURROGATES						
19719-28-9	2,4-DCAA	573		39 - 175	115%	SPK: 500

Comments:

U = Not Detected
LOQ = Limit of Quantitation
MDL = Method Detection Limit
LOD = Limit of Detection
E = Value Exceeds Calibration Range
P = Indicates >25% difference for detected concentrations between the two GC columns
Q = indicates LCS control criteria did not meet requirements
M = MS/MSD acceptance criteria did not meet requirements

J = Estimated Value
B = Analyte Found in Associated Method Blank
N = Presumptive Evidence of a Compound
* = Values outside of QC limits
D = Dilution
S = Indicates estimated value where valid five-point calibration was not performed prior to analyte detection in sample.
() = Laboratory InHouse Limit

Data Path : Z:\pestpcbsrv\HPCHEM1\ECD_S\Data\PS110524\
Data File : PS028236.D
Signal(s) : Signal #1: ECD1A.ch Signal #2: ECD2B.ch
Acq On : 06 Nov 2024 01:00
Operator : AR\AJ
Sample : I.BLK
Misc :
ALS Vial : 2 Sample Multiplier: 1

Instrument :
ECD_S
ClientSampleId :
I.BLK

Manual Integrations APPROVED

Reviewed By :Abdul Mirza 11/06/2024
Supervised By :Ankita Jodhani 11/06/2024

Integration File signal 1: autoint1.e
Integration File signal 2: autoint2.e
Quant Time: Nov 06 01:15:00 2024
Quant Method : Z:\pestpcbsrv\HPCHEM1\ECD_S\Method\PS110524.M
Quant Title : 8080.M
QLast Update : Wed Nov 06 00:14:58 2024
Response via : Initial Calibration
Integrator: ChemStation

Volume Inj. : 1 µl
Signal #1 Phase : ZB-MR1 Signal #2 Phase: ZB-MR2
Signal #1 Info : 30M x 0.32mm x0.5 Signal #2 Info : 30M x 0.32mm x 0.25µm

	Compound	RT#1	RT#2	Resp#1	Resp#2	ng/ml	ng/ml
	System Monitoring Compounds						
4) S	2,4-DCAA	7.264	7.767	1033.8E6	841.3E6	573.390m	537.947
	Target Compounds						

(f)=RT Delta > 1/2 Window (#)=Amounts differ by > 25% (m)=manual int.

Data Path : Z:\pestpcbsrv\HPCHEM1\ECD_S\Data\PS110524\
Data File : PS028236.D
Signal(s) : Signal #1: ECD1A.ch Signal #2: ECD2B.ch
Acq On : 06 Nov 2024 01:00
Operator : AR\AJ
Sample : I.BLK
Misc :
ALS Vial : 2 Sample Multiplier: 1

Instrument :
ECD_S
ClientSampleId :
I.BLK

Manual Integrations APPROVED

Reviewed By :Abdul Mirza 11/06/2024
Supervised By :Ankita Jodhani 11/06/2024

Integration File signal 1: autoint1.e
Integration File signal 2: autoint2.e
Quant Time: Nov 06 01:15:00 2024
Quant Method : Z:\pestpcbsrv\HPCHEM1\ECD_S\Method\PS110524.M
Quant Title : 8080.M
QLast Update : Wed Nov 06 00:14:58 2024
Response via : Initial Calibration
Integrator: ChemStation

Volume Inj. : 1 µl
Signal #1 Phase : ZB-MR1 Signal #2 Phase: ZB-MR2
Signal #1 Info : 30M x 0.32mm x0.5 Signal #2 Info : 30M x 0.32mm x 0.25µm

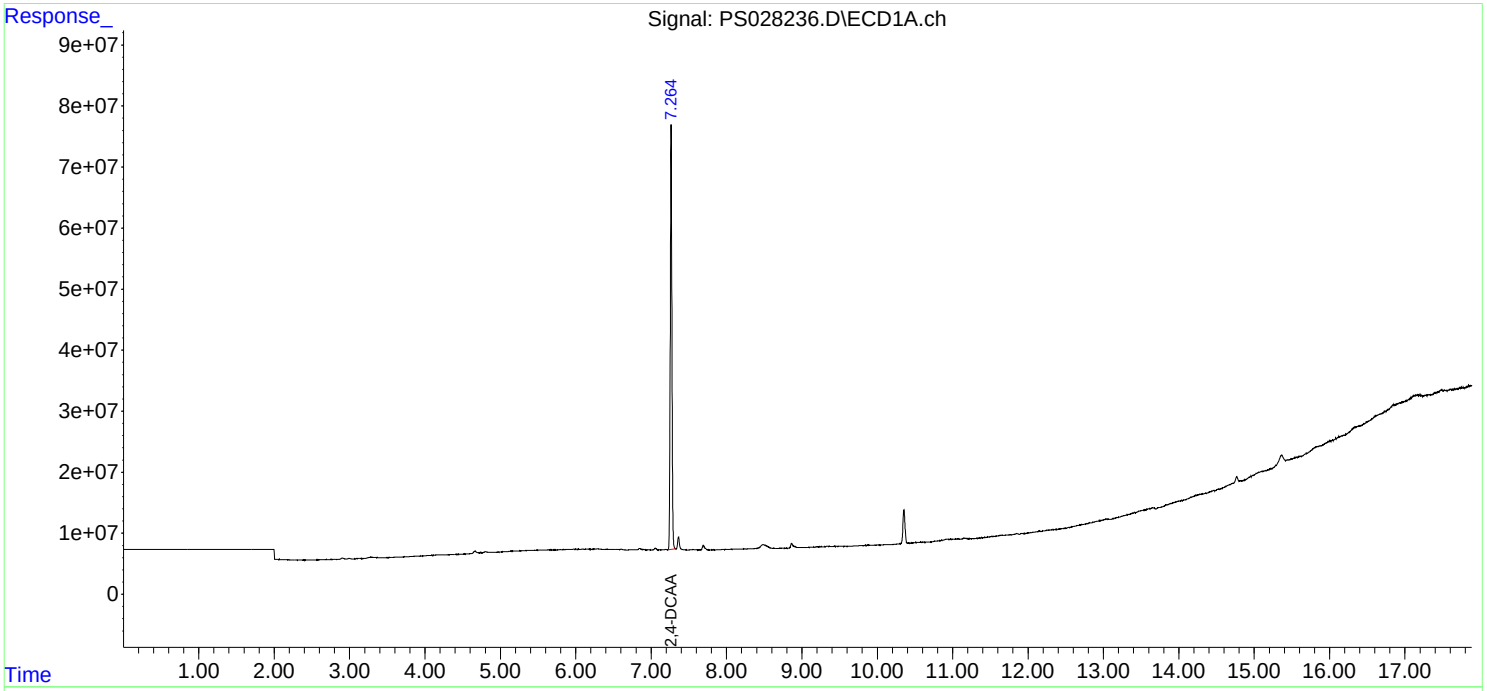

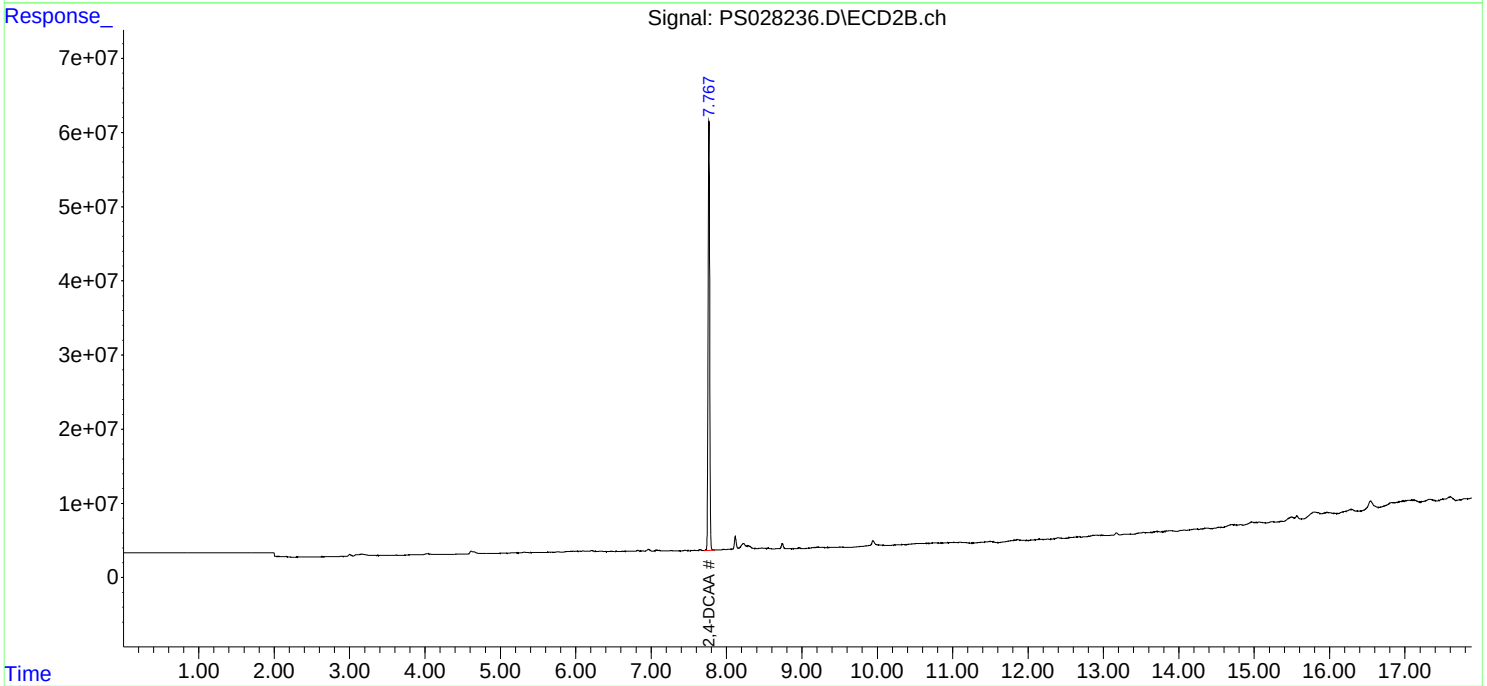

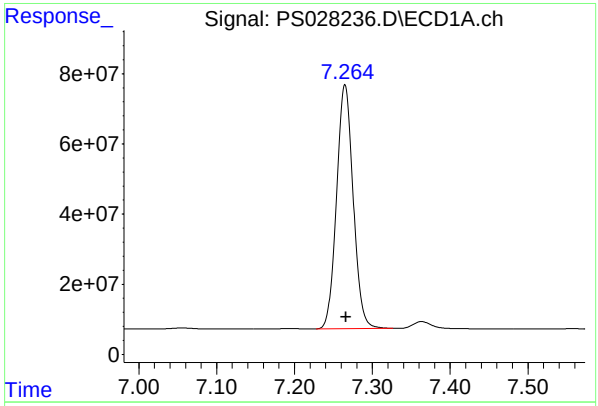

#4 2,4-DCAA

R.T.: 7.264 min
Delta R.T.: -0.002 mi
Response: 1033839583
Conc: 573.39 ng/m

Instrument :
ECD_S
ClientSampleId :
I.BLK

Manual Integrations
APPROVED

Reviewed By :Abdul Mirza 11/06/2024
Supervised By :Ankita Jodhani 11/06/2024

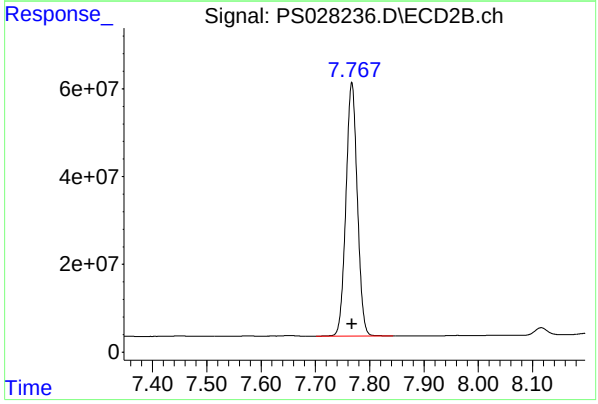

#4 2,4-DCAA

R.T.: 7.767 min
Delta R.T.: 0.000 min
Response: 841289422
Conc: 537.95 ng/ml

Raw Data: **PS028252.D**

Alliance TECHNICAL GROUP
284 Sheffield Street, Mountainside, New Jersey 07092, Phone : 908 789 8900,
Fax : 908 789 8922

Report of Analysis

Client:	Tetra Tech, EMI	Date Collected:	11/06/24
Project:	R36704	Date Received:	11/06/24
Client Sample ID:	PIBLK-PS028252.D	SDG No.:	P4602
Lab Sample ID:	I.BLK-PS028252.D	Matrix:	WATER
Analytical Method:	SW8151A	% Solid:	0 Decanted:
Sample Wt/Vol:	1000 Units: mL	Final Vol:	10000 uL
Soil Aliquot Vol:	uL	Test:	Herbicide
Extraction Type:		Injection Volume :	
GPC Factor :	1.0 PH :		
Prep Method :	SW3510C		

File ID/Qc Batch:	Dilution:	Prep Date	Date Analyzed	Prep Batch ID
PS028252.D	1		11/06/24	PS110624

CAS Number	Parameter	Conc.	Qualifier	MDL	LOQ / CRQL	Units
TARGETS						
1918-00-9	DICAMBA	2.00	U	0.42	2.00	ug/L
120-36-5	DICHLORPROP	2.00	U	0.43	2.00	ug/L
94-75-7	2,4-D	2.00	U	0.49	2.00	ug/L
93-72-1	2,4,5-TP (Silvex)	2.00	U	0.45	2.00	ug/L
93-76-5	2,4,5-T	2.00	U	0.50	2.00	ug/L
94-82-6	2,4-DB	2.00	U	0.57	2.00	ug/L
88-85-7	DINOSEB	2.00	U	0.55	2.00	ug/L
SURROGATES						
19719-28-9	2,4-DCAA	491		39 - 175	98%	SPK: 500

Comments:

U = Not Detected
LOQ = Limit of Quantitation
MDL = Method Detection Limit
LOD = Limit of Detection
E = Value Exceeds Calibration Range
P = Indicates >25% difference for detected concentrations between the two GC columns
Q = indicates LCS control criteria did not meet requirements
M = MS/MSD acceptance criteria did not meet requirements

J = Estimated Value
B = Analyte Found in Associated Method Blank
N = Presumptive Evidence of a Compound
* = Values outside of QC limits
D = Dilution
S = Indicates estimated value where valid five-point calibration was not performed prior to analyte detection in sample.
() = Laboratory InHouse Limit

Data Path : Z:\pestpcbsrv\HPCHEM1\ECD_S\Data\PS110624\
Data File : PS028252.D
Signal(s) : Signal #1: ECD1A.ch Signal #2: ECD2B.ch
Acq On : 06 Nov 2024 09:24
Operator : AR\AJ
Sample : I.BLK
Misc :
ALS Vial : 2 Sample Multiplier: 1

Instrument :
ECD_S
ClientSampleId :
I.BLK

Integration File signal 1: autoint1.e
Integration File signal 2: autoint2.e
Quant Time: Nov 06 11:48:59 2024
Quant Method : Z:\pestpcbsrv\HPCHEM1\ECD_S\Method\PS110624.M
Quant Title : 8080.M
QLast Update : Wed Nov 06 11:48:19 2024
Response via : Initial Calibration
Integrator: ChemStation

Volume Inj. : 1 µl
Signal #1 Phase : ZB-MR1 Signal #2 Phase: ZB-MR2
Signal #1 Info : 30M x 0.32mm x0.5 Signal #2 Info : 30M x 0.32mm x 0.25µm

	Compound	RT#1	RT#2	Resp#1	Resp#2	ng/ml	ng/ml
	System Monitoring Compounds						
4) S	2,4-DCAA	7.262	7.764	1253.5E6	855.9E6	489.362	491.394
	Target Compounds						

(f)=RT Delta > 1/2 Window (#)=Amounts differ by > 25% (m)=manual int.

Data Path : Z:\pestpcbsrv\HPCHEM1\ECD_S\Data\PS110624\
Data File : PS028252.D
Signal(s) : Signal #1: ECD1A.ch Signal #2: ECD2B.ch
Acq On : 06 Nov 2024 09:24
Operator : AR\AJ
Sample : I.BLK
Misc :
ALS Vial : 2 Sample Multiplier: 1

Instrument :
ECD_S
ClientSampleId :
I.BLK

Integration File signal 1: autoint1.e
Integration File signal 2: autoint2.e
Quant Time: Nov 06 11:48:59 2024
Quant Method : Z:\pestpcbsrv\HPCHEM1\ECD_S\Method\PS110624.M
Quant Title : 8080.M
QLast Update : Wed Nov 06 11:48:19 2024
Response via : Initial Calibration
Integrator: ChemStation

Volume Inj. : 1 µl
Signal #1 Phase : ZB-MR1 Signal #2 Phase: ZB-MR2
Signal #1 Info : 30M x 0.32mm x0.5 Signal #2 Info : 30M x 0.32mm x 0.25µm

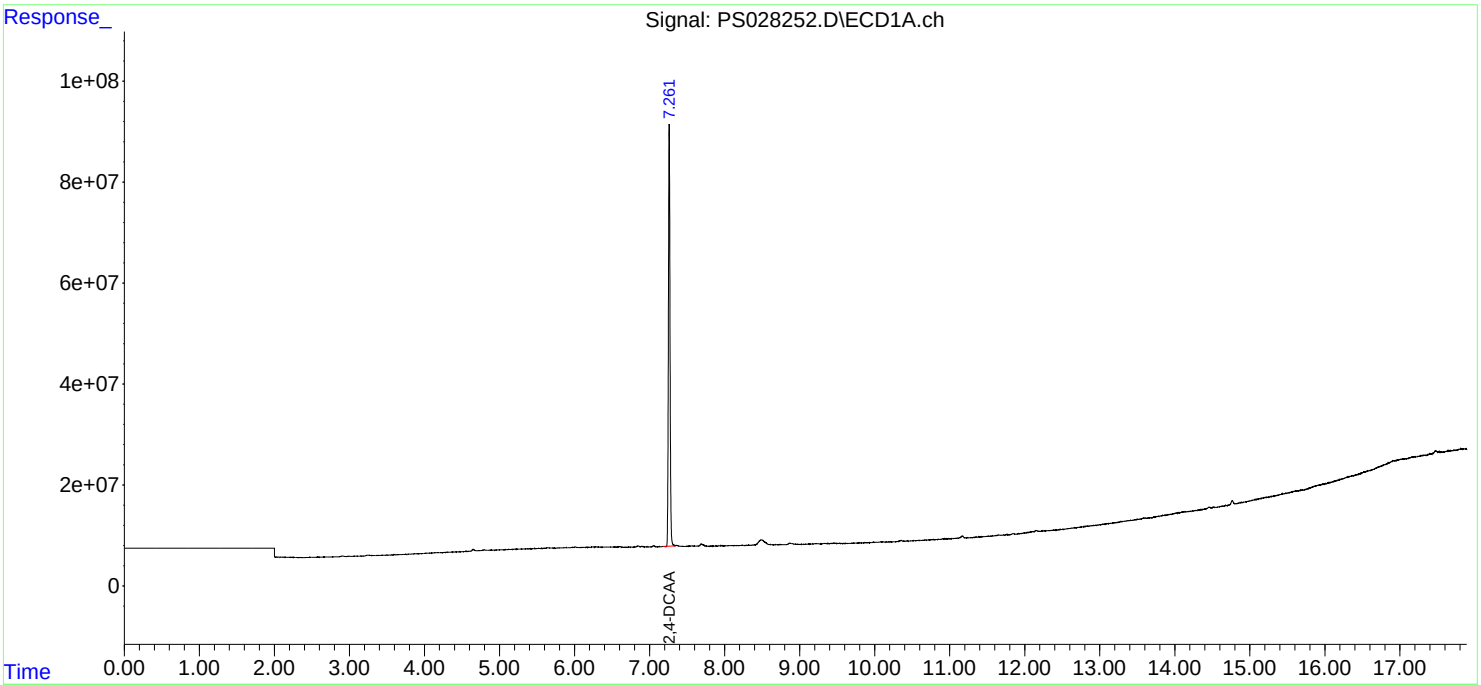

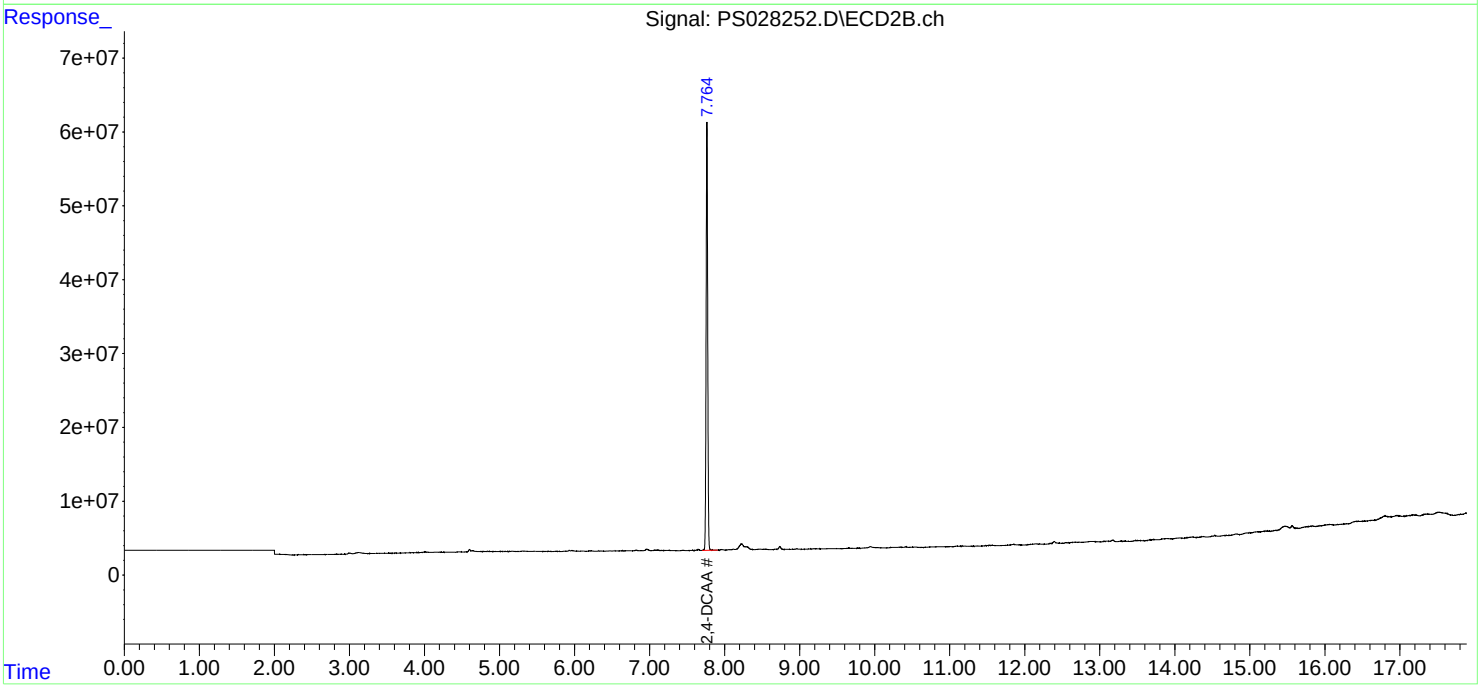

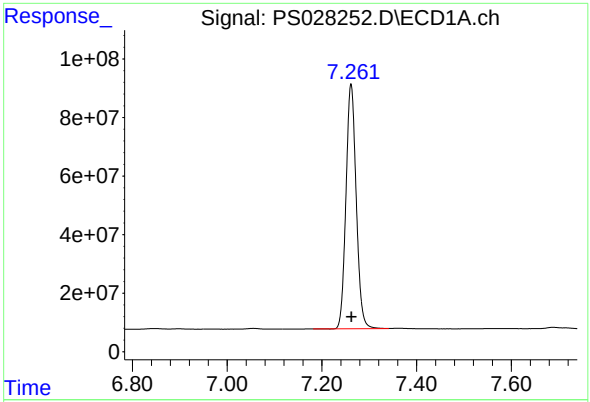

#4 2,4-DCAA

R.T.: 7.262 min
Delta R.T.: 0.000 min
Response: 1253458597
Conc: 489.36 ng/ml

Instrument :
ECD_S
ClientSampleId :
I.BLK

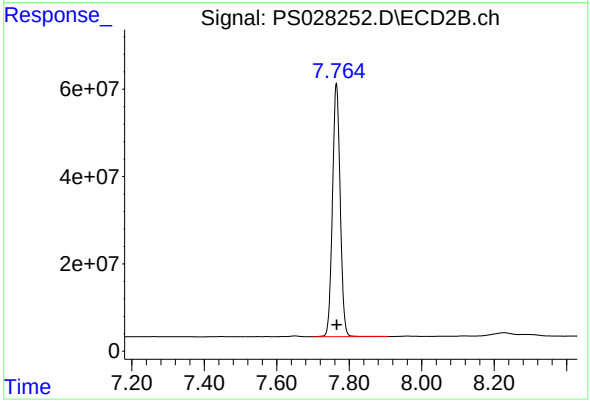

#4 2,4-DCAA

R.T.: 7.764 min
Delta R.T.: 0.000 min
Response: 855899732
Conc: 491.39 ng/ml

Raw Data: **PS028271.D**

Alliance TECHNICAL GROUP
284 Sheffield Street, Mountainside, New Jersey 07092, Phone : 908 789 8900,
Fax : 908 789 8922

Report of Analysis

Client:	Tetra Tech, EMI	Date Collected:	11/06/24
Project:	R36704	Date Received:	11/06/24
Client Sample ID:	PIBLK-PS028271.D	SDG No.:	P4602
Lab Sample ID:	I.BLK-PS028271.D	Matrix:	WATER
Analytical Method:	SW8151A	% Solid:	0 Decanted:
Sample Wt/Vol:	1000 Units: mL	Final Vol:	10000 uL
Soil Aliquot Vol:	uL	Test:	Herbicide
Extraction Type:		Injection Volume :	
GPC Factor :	1.0 PH :		
Prep Method :	SW3510C		

File ID/Qc Batch:	Dilution:	Prep Date	Date Analyzed	Prep Batch ID
PS028271.D	1		11/06/24	PS110624

CAS Number	Parameter	Conc.	Qualifier	MDL	LOQ / CRQL	Units
TARGETS						
1918-00-9	DICAMBA	2.00	U	0.42	2.00	ug/L
120-36-5	DICHLORPROP	2.00	U	0.43	2.00	ug/L
94-75-7	2,4-D	2.00	U	0.49	2.00	ug/L
93-72-1	2,4,5-TP (Silvex)	2.00	U	0.45	2.00	ug/L
93-76-5	2,4,5-T	2.00	U	0.50	2.00	ug/L
94-82-6	2,4-DB	2.00	U	0.57	2.00	ug/L
88-85-7	DINOSEB	2.00	U	0.55	2.00	ug/L
SURROGATES						
19719-28-9	2,4-DCAA	519		39 - 175	104%	SPK: 500

Comments:

U = Not Detected
LOQ = Limit of Quantitation
MDL = Method Detection Limit
LOD = Limit of Detection
E = Value Exceeds Calibration Range
P = Indicates >25% difference for detected concentrations between the two GC columns
Q = indicates LCS control criteria did not meet requirements
M = MS/MSD acceptance criteria did not meet requirements

J = Estimated Value
B = Analyte Found in Associated Method Blank
N = Presumptive Evidence of a Compound
* = Values outside of QC limits
D = Dilution
S = Indicates estimated value where valid five-point calibration was not performed prior to analyte detection in sample.
() = Laboratory InHouse Limit

Sample Results: **PS028271.D**

Data Path : Z:\pestpcbsrv\HPCHEM1\ECD_S\Data\PS110624\
Data File : PS028271.D
Signal(s) : Signal #1: ECD1A.ch Signal #2: ECD2B.ch
Acq On : 06 Nov 2024 17:51
Operator : AR\AJ
Sample : I.BLK
Misc :
ALS Vial : 2 Sample Multiplier: 1

Instrument :
ECD_S
ClientSampleId :
I.BLK

Manual Integrations APPROVED

Reviewed By :Abdul Mirza 11/08/2024
Supervised By :Ankita Jodhani 11/08/2024

Integration File signal 1: autoint1.e
Integration File signal 2: autoint2.e
Quant Time: Nov 07 00:43:42 2024
Quant Method : Z:\pestpcbsrv\HPCHEM1\ECD_S\Method\PS110624.M
Quant Title : 8080.M
QLast Update : Wed Nov 06 11:48:19 2024
Response via : Initial Calibration
Integrator: ChemStation

Volume Inj. : 1 µl
Signal #1 Phase : ZB-MR1 Signal #2 Phase: ZB-MR2
Signal #1 Info : 30M x 0.32mm x0.5 Signal #2 Info : 30M x 0.32mm x 0.25µm

	Compound	RT#1	RT#2	Resp#1	Resp#2	ng/ml	ng/ml
	System Monitoring Compounds						
4) S	2,4-DCAA	7.261	7.764	1328.9E6	898.5E6	518.817m	515.880
	Target Compounds						

(f)=RT Delta > 1/2 Window (#)=Amounts differ by > 25% (m)=manual int.

Data Path : Z:\pestpcbsrv\HPCHEM1\ECD_S\Data\PS110624\
Data File : PS028271.D
Signal(s) : Signal #1: ECD1A.ch Signal #2: ECD2B.ch
Acq On : 06 Nov 2024 17:51
Operator : AR\AJ
Sample : I.BLK
Misc :
ALS Vial : 2 Sample Multiplier: 1

Instrument :
ECD_S
ClientSampleId :
I.BLK

Manual Integrations APPROVED

Reviewed By :Abdul Mirza 11/08/2024
Supervised By :Ankita Jodhani 11/08/2024

Integration File signal 1: autoint1.e
Integration File signal 2: autoint2.e
Quant Time: Nov 07 00:43:42 2024
Quant Method : Z:\pestpcbsrv\HPCHEM1\ECD_S\Method\PS110624.M
Quant Title : 8080.M
QLast Update : Wed Nov 06 11:48:19 2024
Response via : Initial Calibration
Integrator: ChemStation

Volume Inj. : 1 µl
Signal #1 Phase : ZB-MR1 Signal #2 Phase: ZB-MR2
Signal #1 Info : 30M x 0.32mm x0.5 Signal #2 Info : 30M x 0.32mm x 0.25µm

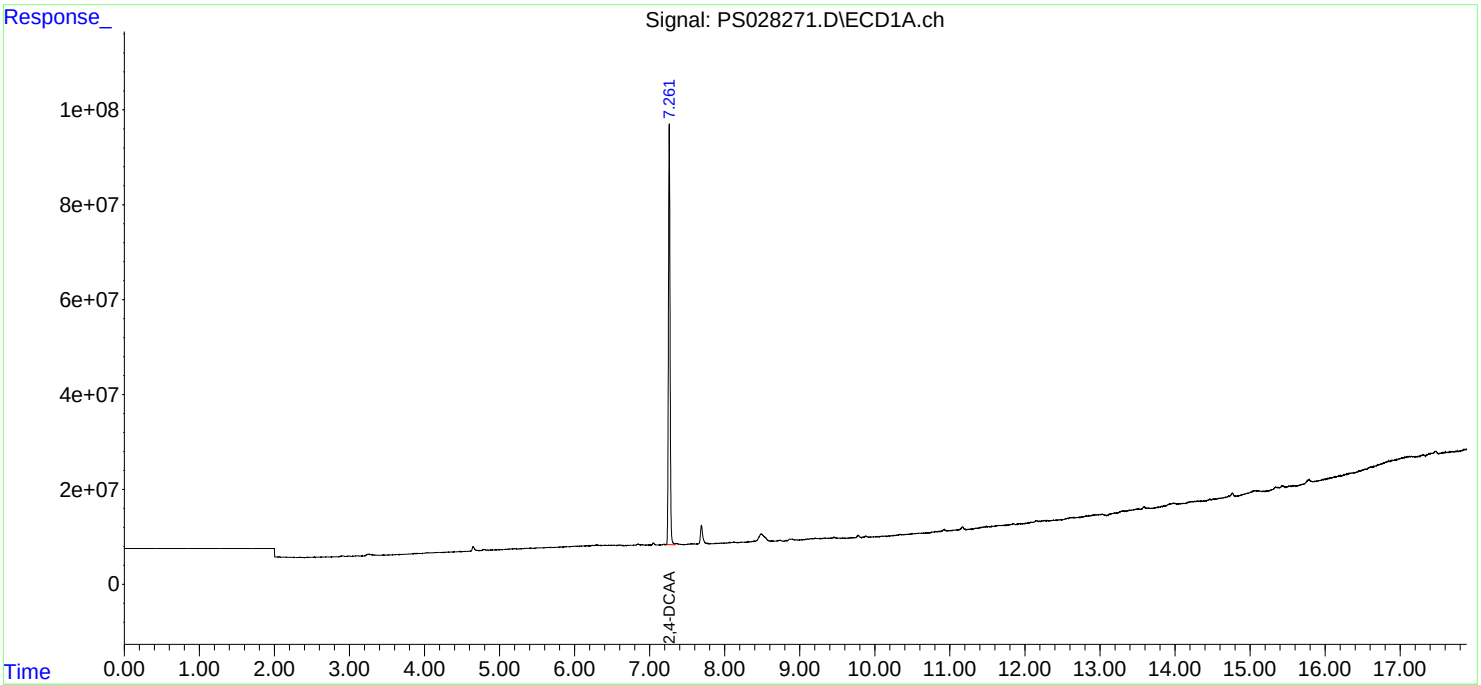

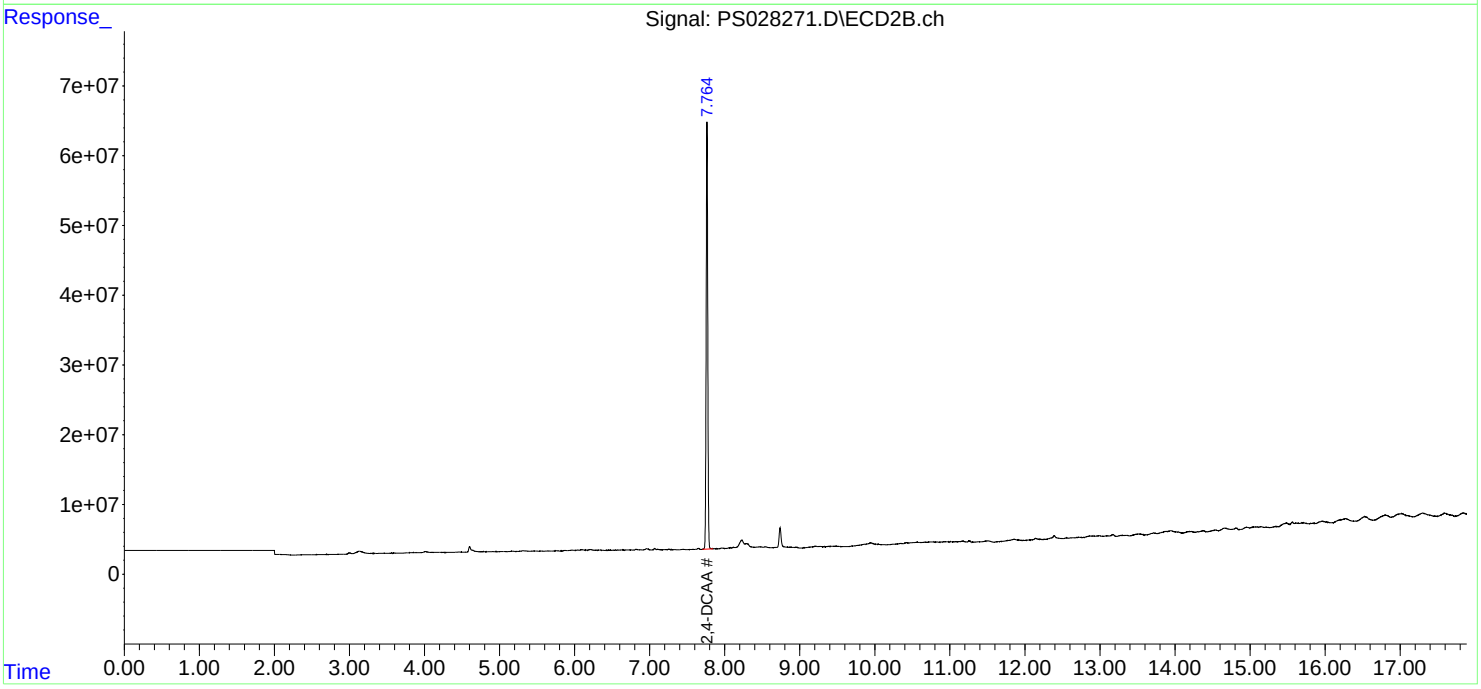

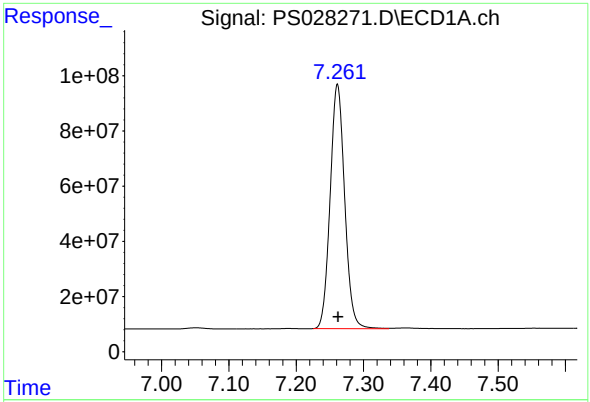

#4 2,4-DCAA

R.T.: 7.261 min
Delta R.T.: -0.002 min
Response: 1328903940
Conc: 518.82 ng/ml

Instrument :
ECD_S
ClientSampleId :
I.BLK

Manual Integrations
APPROVED

Reviewed By :Abdul Mirza 11/08/2024
Supervised By :Ankita Jodhani 11/08/2024

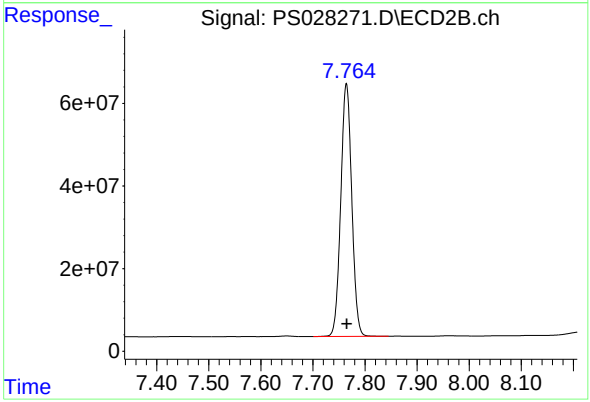

#4 2,4-DCAA

R.T.: 7.764 min
Delta R.T.: 0.000 min
Response: 898549682
Conc: 515.88 ng/ml

Raw Data: **PS028283.D**

Alliance TECHNICAL GROUP
284 Sheffield Street, Mountainside, New Jersey 07092, Phone : 908 789 8900,
Fax : 908 789 8922

Report of Analysis

Client:	Tetra Tech, EMI	Date Collected:	11/06/24
Project:	R36704	Date Received:	11/06/24
Client Sample ID:	PIBLK-PS028283.D	SDG No.:	P4602
Lab Sample ID:	I.BLK-PS028283.D	Matrix:	WATER
Analytical Method:	SW8151A	% Solid:	0 Decanted:
Sample Wt/Vol:	1000 Units: mL	Final Vol:	10000 uL
Soil Aliquot Vol:	uL	Test:	Herbicide
Extraction Type:		Injection Volume :	
GPC Factor :	1.0 PH :		
Prep Method :	SW3510C		

File ID/Qc Batch:	Dilution:	Prep Date	Date Analyzed	Prep Batch ID
PS028283.D	1		11/06/24	PS110624

CAS Number	Parameter	Conc.	Qualifier	MDL	LOQ / CRQL	Units
TARGETS						
1918-00-9	DICAMBA	2.00	U	0.42	2.00	ug/L
120-36-5	DICHLORPROP	2.00	U	0.43	2.00	ug/L
94-75-7	2,4-D	2.00	U	0.49	2.00	ug/L
93-72-1	2,4,5-TP (Silvex)	2.00	U	0.45	2.00	ug/L
93-76-5	2,4,5-T	2.00	U	0.50	2.00	ug/L
94-82-6	2,4-DB	2.00	U	0.57	2.00	ug/L
88-85-7	DINOSEB	2.00	U	0.55	2.00	ug/L
SURROGATES						
19719-28-9	2,4-DCAA	529		39 - 175	106%	SPK: 500

Comments:

U = Not Detected
LOQ = Limit of Quantitation
MDL = Method Detection Limit
LOD = Limit of Detection
E = Value Exceeds Calibration Range
P = Indicates >25% difference for detected concentrations between the two GC columns
Q = indicates LCS control criteria did not meet requirements
M = MS/MSD acceptance criteria did not meet requirements

J = Estimated Value
B = Analyte Found in Associated Method Blank
N = Presumptive Evidence of a Compound
* = Values outside of QC limits
D = Dilution
S = Indicates estimated value where valid five-point calibration was not performed prior to analyte detection in sample.
() = Laboratory InHouse Limit

Sample Results: **PS028283.D**

Data Path : Z:\pestpcbsrv\HPCHEM1\ECD_S\Data\PS110624\
Data File : PS028283.D
Signal(s) : Signal #1: ECD1A.ch Signal #2: ECD2B.ch
Acq On : 06 Nov 2024 22:39
Operator : AR\AJ
Sample : I.BLK
Misc :
ALS Vial : 2 Sample Multiplier: 1

Instrument :
ECD_S
ClientSampleId :
I.BLK

Manual Integrations APPROVED

Reviewed By :Abdul Mirza 11/08/2024
Supervised By :Ankita Jodhani 11/08/2024

Integration File signal 1: autoint1.e
Integration File signal 2: autoint2.e
Quant Time: Nov 07 00:54:12 2024
Quant Method : Z:\pestpcbsrv\HPCHEM1\ECD_S\Method\PS110624.M
Quant Title : 8080.M
QLast Update : Wed Nov 06 11:48:19 2024
Response via : Initial Calibration
Integrator: ChemStation

Volume Inj. : 1 µl
Signal #1 Phase : ZB-MR1 Signal #2 Phase: ZB-MR2
Signal #1 Info : 30M x 0.32mm x0.5 Signal #2 Info : 30M x 0.32mm x 0.25µm

	Compound	RT#1	RT#2	Resp#1	Resp#2	ng/ml	ng/ml
	System Monitoring Compounds						
4) S	2,4-DCAA	7.260	7.763	1355.0E6	899.1E6	529.013m	516.170
	Target Compounds						

(f)=RT Delta > 1/2 Window (#)=Amounts differ by > 25% (m)=manual int.

Sample Results: **PS028283.D**

Data Path : Z:\pestpcbsrv\HPCHEM1\ECD_S\Data\PS110624\
Data File : PS028283.D
Signal(s) : Signal #1: ECD1A.ch Signal #2: ECD2B.ch
Acq On : 06 Nov 2024 22:39
Operator : AR\AJ
Sample : I.BLK
Misc :
ALS Vial : 2 Sample Multiplier: 1

Instrument :
ECD_S
ClientSampleId :
I.BLK

Manual Integrations APPROVED

Reviewed By :Abdul Mirza 11/08/2024
Supervised By :Ankita Jodhani 11/08/2024

Integration File signal 1: autoint1.e
Integration File signal 2: autoint2.e
Quant Time: Nov 07 00:54:12 2024
Quant Method : Z:\pestpcbsrv\HPCHEM1\ECD_S\Method\PS110624.M
Quant Title : 8080.M
QLast Update : Wed Nov 06 11:48:19 2024
Response via : Initial Calibration
Integrator: ChemStation

Volume Inj. : 1 µl
Signal #1 Phase : ZB-MR1 Signal #2 Phase: ZB-MR2
Signal #1 Info : 30M x 0.32mm x0.5 Signal #2 Info : 30M x 0.32mm x 0.25µm

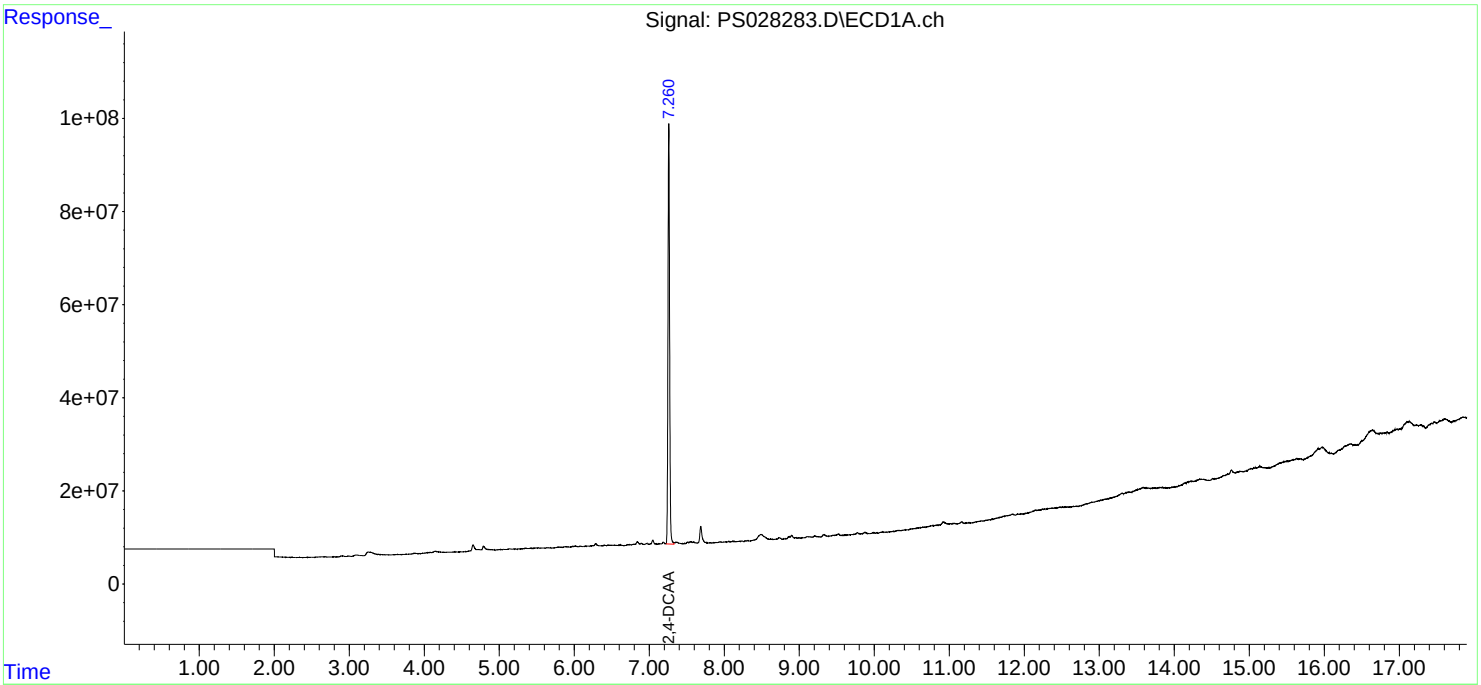

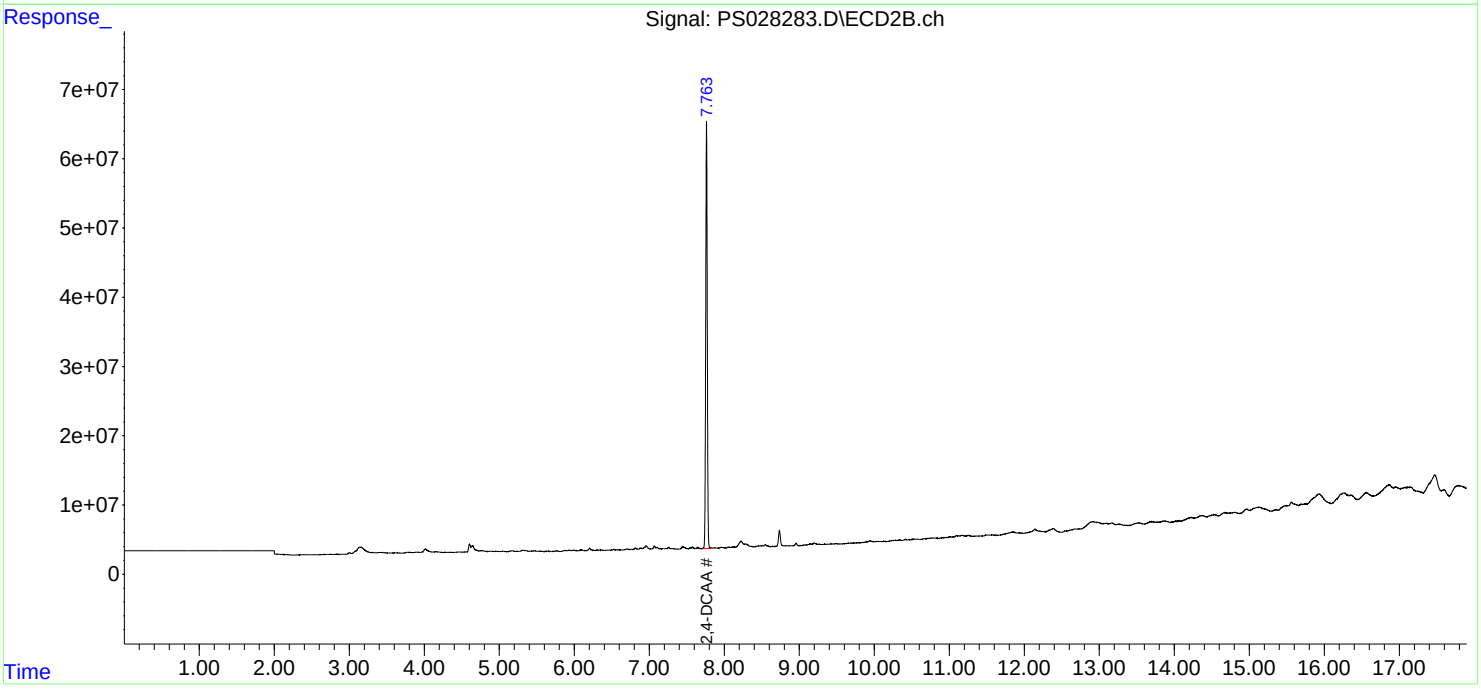

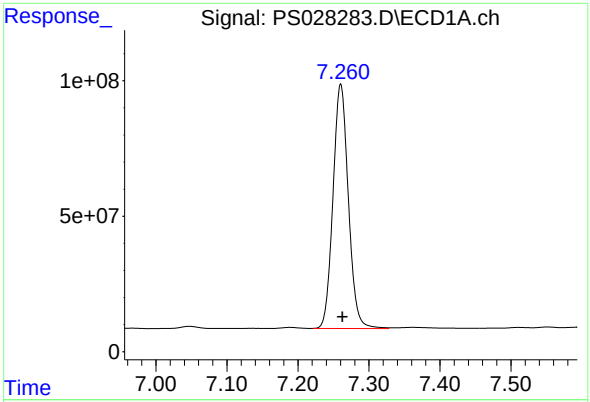

#4 2,4-DCAA

R.T.: 7.260 min
Delta R.T.: -0.003 min
Response: 1355020064
Conc: 529.01 ng/ml

Instrument :
ECD_S
ClientSampleId :
I.BLK

Manual Integrations
APPROVED

Reviewed By :Abdul Mirza 11/08/2024
Supervised By :Ankita Jodhani 11/08/2024

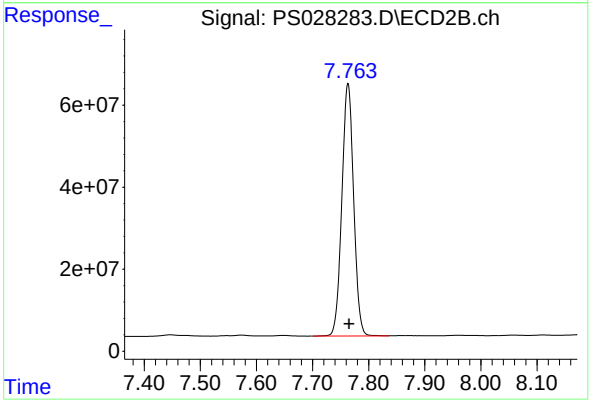

#4 2,4-DCAA

R.T.: 7.763 min
Delta R.T.: -0.002 min
Response: 899054821
Conc: 516.17 ng/ml

Raw Data: **PS028296.D**

Alliance TECHNICAL GROUP
284 Sheffield Street, Mountainside, New Jersey 07092, Phone : 908 789 8900,
Fax : 908 789 8922

Report of Analysis

Client:	Tetra Tech, EMI	Date Collected:	11/07/24
Project:	R36704	Date Received:	11/07/24
Client Sample ID:	PIBLK-PS028296.D	SDG No.:	P4602
Lab Sample ID:	I.BLK-PS028296.D	Matrix:	WATER
Analytical Method:	SW8151A	% Solid:	0 Decanted:
Sample Wt/Vol:	1000 Units: mL	Final Vol:	10000 uL
Soil Aliquot Vol:	uL	Test:	Herbicide
Extraction Type:		Injection Volume :	
GPC Factor :	1.0 PH :		
Prep Method :	SW3510C		

File ID/Qc Batch:	Dilution:	Prep Date	Date Analyzed	Prep Batch ID
PS028296.D	1		11/07/24	PS110624

CAS Number	Parameter	Conc.	Qualifier	MDL	LOQ / CRQL	Units
TARGETS						
1918-00-9	DICAMBA	2.00	U	0.42	2.00	ug/L
120-36-5	DICHLORPROP	2.00	U	0.43	2.00	ug/L
94-75-7	2,4-D	2.00	U	0.49	2.00	ug/L
93-72-1	2,4,5-TP (Silvex)	2.00	U	0.45	2.00	ug/L
93-76-5	2,4,5-T	2.00	U	0.50	2.00	ug/L
94-82-6	2,4-DB	2.00	U	0.57	2.00	ug/L
88-85-7	DINOSEB	2.00	U	0.55	2.00	ug/L
SURROGATES						
19719-28-9	2,4-DCAA	530		39 - 175	106%	SPK: 500

Comments:

U = Not Detected
LOQ = Limit of Quantitation
MDL = Method Detection Limit
LOD = Limit of Detection
E = Value Exceeds Calibration Range
P = Indicates >25% difference for detected concentrations between the two GC columns
Q = indicates LCS control criteria did not meet requirements
M = MS/MSD acceptance criteria did not meet requirements

J = Estimated Value
B = Analyte Found in Associated Method Blank
N = Presumptive Evidence of a Compound
* = Values outside of QC limits
D = Dilution
S = Indicates estimated value where valid five-point calibration was not performed prior to analyte detection in sample.
() = Laboratory InHouse Limit

Data Path : Z:\pestpcbsrv\HPCHEM1\ECD_S\Data\PS110624\
Data File : PS028296.D
Signal(s) : Signal #1: ECD1A.ch Signal #2: ECD2B.ch
Acq On : 07 Nov 2024 04:16
Operator : AR\AJ
Sample : I.BLK
Misc :
ALS Vial : 2 Sample Multiplier: 1

Instrument :
ECD_S
ClientSampleId :
I.BLK

Integration File signal 1: autoint1.e
Integration File signal 2: autoint2.e
Quant Time: Nov 07 09:06:47 2024
Quant Method : Z:\pestpcbsrv\HPCHEM1\ECD_S\Method\PS110624.M
Quant Title : 8080.M
QLast Update : Wed Nov 06 11:48:19 2024
Response via : Initial Calibration
Integrator: ChemStation

Volume Inj. : 1 µl
Signal #1 Phase : ZB-MR1 Signal #2 Phase: ZB-MR2
Signal #1 Info : 30M x 0.32mm x0.5 Signal #2 Info : 30M x 0.32mm x 0.25µm

	Compound	RT#1	RT#2	Resp#1	Resp#2	ng/ml	ng/ml
	System Monitoring Compounds						
4) S	2,4-DCAA	7.258	7.762	1356.6E6	885.4E6	529.635	508.347
	Target Compounds						

(f)=RT Delta > 1/2 Window (#)=Amounts differ by > 25% (m)=manual int.

Data Path : Z:\pestpcbsrv\HPCHEM1\ECD_S\Data\PS110624\
Data File : PS028296.D
Signal(s) : Signal #1: ECD1A.ch Signal #2: ECD2B.ch
Acq On : 07 Nov 2024 04:16
Operator : AR\AJ
Sample : I.BLK
Misc :
ALS Vial : 2 Sample Multiplier: 1

Instrument :
ECD_S
ClientSampleId :
I.BLK

Integration File signal 1: autoint1.e
Integration File signal 2: autoint2.e
Quant Time: Nov 07 09:06:47 2024
Quant Method : Z:\pestpcbsrv\HPCHEM1\ECD_S\Method\PS110624.M
Quant Title : 8080.M
QLast Update : Wed Nov 06 11:48:19 2024
Response via : Initial Calibration
Integrator: ChemStation

Volume Inj. : 1 µl
Signal #1 Phase : ZB-MR1 Signal #2 Phase: ZB-MR2
Signal #1 Info : 30M x 0.32mm x0.5 Signal #2 Info : 30M x 0.32mm x 0.25µm

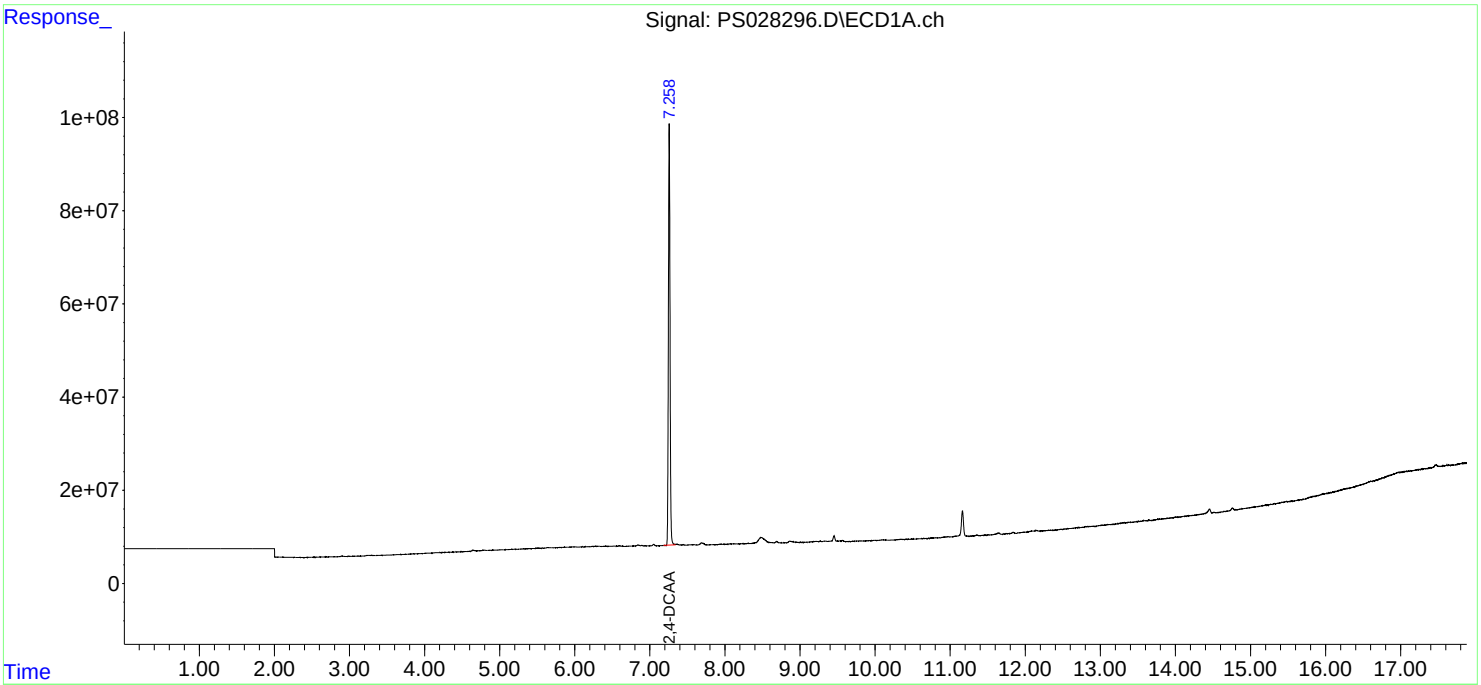

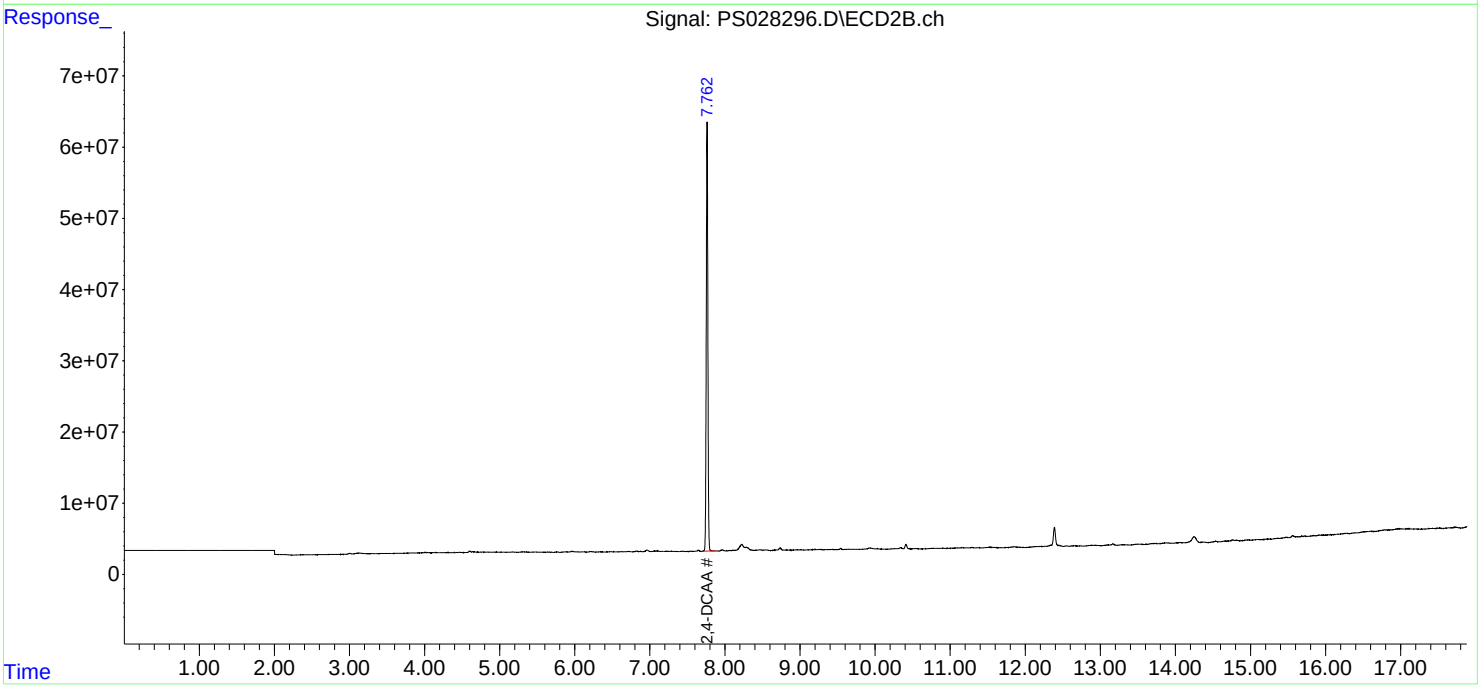

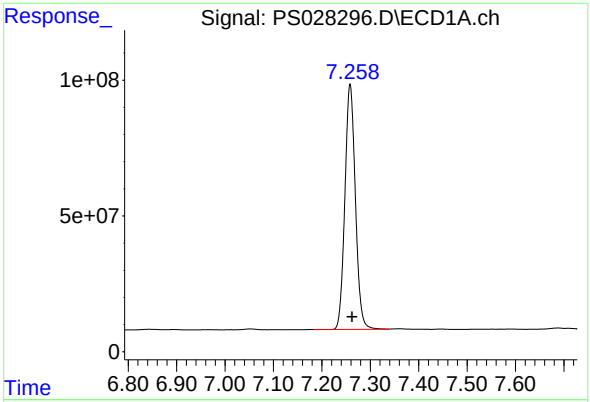

#4 2,4-DCAA

R.T.: 7.258 min
Delta R.T.: -0.004 min
Response: 1356615264
Conc: 529.64 ng/ml

Instrument :
ECD_S
ClientSampleId :
I.BLK

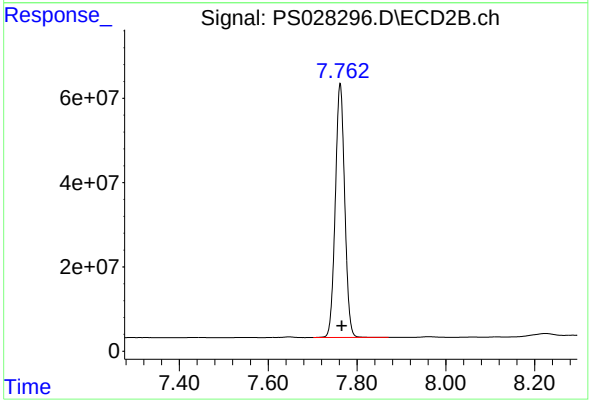

#4 2,4-DCAA

R.T.: 7.762 min
Delta R.T.: -0.003 min
Response: 885429243
Conc: 508.35 ng/ml

Raw Data: **PS028355.D**

Alliance TECHNICAL GROUP
284 Sheffield Street, Mountainside, New Jersey 07092, Phone : 908 789 8900,
Fax : 908 789 8922

Report of Analysis

Client:	Tetra Tech, EMI	Date Collected:	11/08/24
Project:	R36704	Date Received:	11/08/24
Client Sample ID:	PIBLK-PS028355.D	SDG No.:	P4602
Lab Sample ID:	I.BLK-PS028355.D	Matrix:	WATER
Analytical Method:	SW8151A	% Solid:	0 Decanted:
Sample Wt/Vol:	1000 Units: mL	Final Vol:	10000 uL
Soil Aliquot Vol:	uL	Test:	Herbicide
Extraction Type:		Injection Volume :	
GPC Factor :	1.0 PH :		
Prep Method :	SW3510C		

File ID/Qc Batch:	Dilution:	Prep Date	Date Analyzed	Prep Batch ID
PS028355.D	1		11/08/24	PS110924

CAS Number	Parameter	Conc.	Qualifier	MDL	LOQ / CRQL	Units
TARGETS						
1918-00-9	DICAMBA	2.00	U	0.42	2.00	ug/L
120-36-5	DICHLORPROP	2.00	U	0.43	2.00	ug/L
94-75-7	2,4-D	2.00	U	0.49	2.00	ug/L
93-72-1	2,4,5-TP (Silvex)	2.00	U	0.45	2.00	ug/L
93-76-5	2,4,5-T	2.00	U	0.50	2.00	ug/L
94-82-6	2,4-DB	2.00	U	0.57	2.00	ug/L
88-85-7	DINOSEB	2.00	U	0.55	2.00	ug/L
SURROGATES						
19719-28-9	2,4-DCAA	503		39 - 175	101%	SPK: 500

Comments:

U = Not Detected
LOQ = Limit of Quantitation
MDL = Method Detection Limit
LOD = Limit of Detection
E = Value Exceeds Calibration Range
P = Indicates >25% difference for detected concentrations between the two GC columns
Q = indicates LCS control criteria did not meet requirements
M = MS/MSD acceptance criteria did not meet requirements

J = Estimated Value
B = Analyte Found in Associated Method Blank
N = Presumptive Evidence of a Compound
* = Values outside of QC limits
D = Dilution
S = Indicates estimated value where valid five-point calibration was not performed prior to analyte detection in sample.
() = Laboratory InHouse Limit

Data Path : Z:\pestpcbsrv\HPCHEM1\ECD_S\Data\PS110924\
Data File : PS028355.D
Signal(s) : Signal #1: ECD1A.ch Signal #2: ECD2B.ch
Acq On : 08 Nov 2024 14:25
Operator : AR\AJ
Sample : I.BLK
Misc :
ALS Vial : 2 Sample Multiplier: 1

Instrument :
ECD_S
ClientSampleId :
I.BLK

Integration File signal 1: autoint1.e
Integration File signal 2: autoint2.e
Quant Time: Nov 08 17:51:55 2024
Quant Method : Z:\pestpcbsrv\HPCHEM1\ECD_S\Method\PS110924.M
Quant Title : 8080.M
QLast Update : Fri Nov 08 17:46:43 2024
Response via : Initial Calibration
Integrator: ChemStation

Volume Inj. : 1 µl
Signal #1 Phase : ZB-MR1 Signal #2 Phase: ZB-MR2
Signal #1 Info : 30M x 0.32mm x0.5 Signal #2 Info : 30M x 0.32mm x 0.25µm

	Compound	RT#1	RT#2	Resp#1	Resp#2	ng/ml	ng/ml
	System Monitoring Compounds						
4) S	2,4-DCAA	7.250	7.756	1382.7E6	801.6E6	500.845	503.062
	Target Compounds						

(f)=RT Delta > 1/2 Window (#)=Amounts differ by > 25% (m)=manual int.

Data Path : Z:\pestpcbsrv\HPCHEM1\ECD_S\Data\PS110924\
Data File : PS028355.D
Signal(s) : Signal #1: ECD1A.ch Signal #2: ECD2B.ch
Acq On : 08 Nov 2024 14:25
Operator : AR\AJ
Sample : I.BLK
Misc :
ALS Vial : 2 Sample Multiplier: 1

Instrument :
ECD_S
ClientSampleId :
I.BLK

Integration File signal 1: autoint1.e
Integration File signal 2: autoint2.e
Quant Time: Nov 08 17:51:55 2024
Quant Method : Z:\pestpcbsrv\HPCHEM1\ECD_S\Method\PS110924.M
Quant Title : 8080.M
QLast Update : Fri Nov 08 17:46:43 2024
Response via : Initial Calibration
Integrator: ChemStation

Volume Inj. : 1 µl
Signal #1 Phase : ZB-MR1 Signal #2 Phase: ZB-MR2
Signal #1 Info : 30M x 0.32mm x0.5 Signal #2 Info : 30M x 0.32mm x 0.25µm

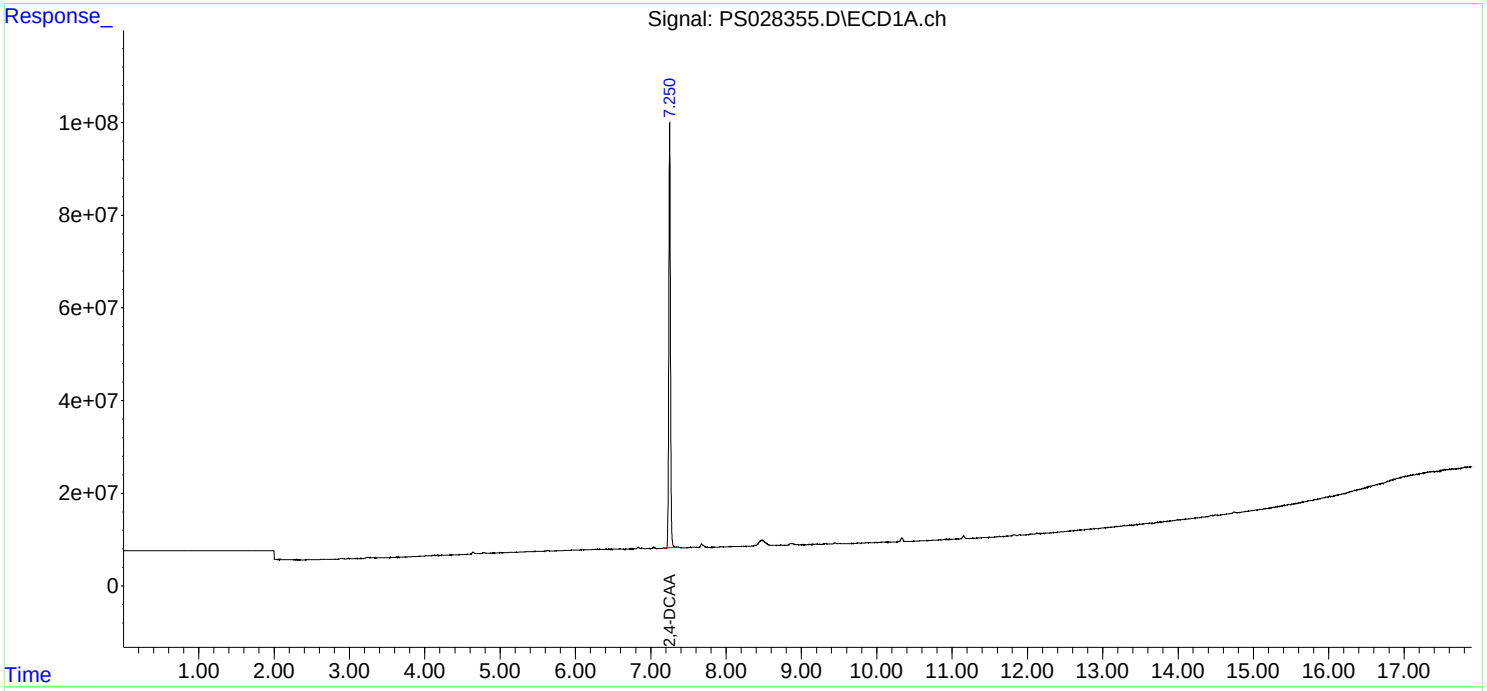

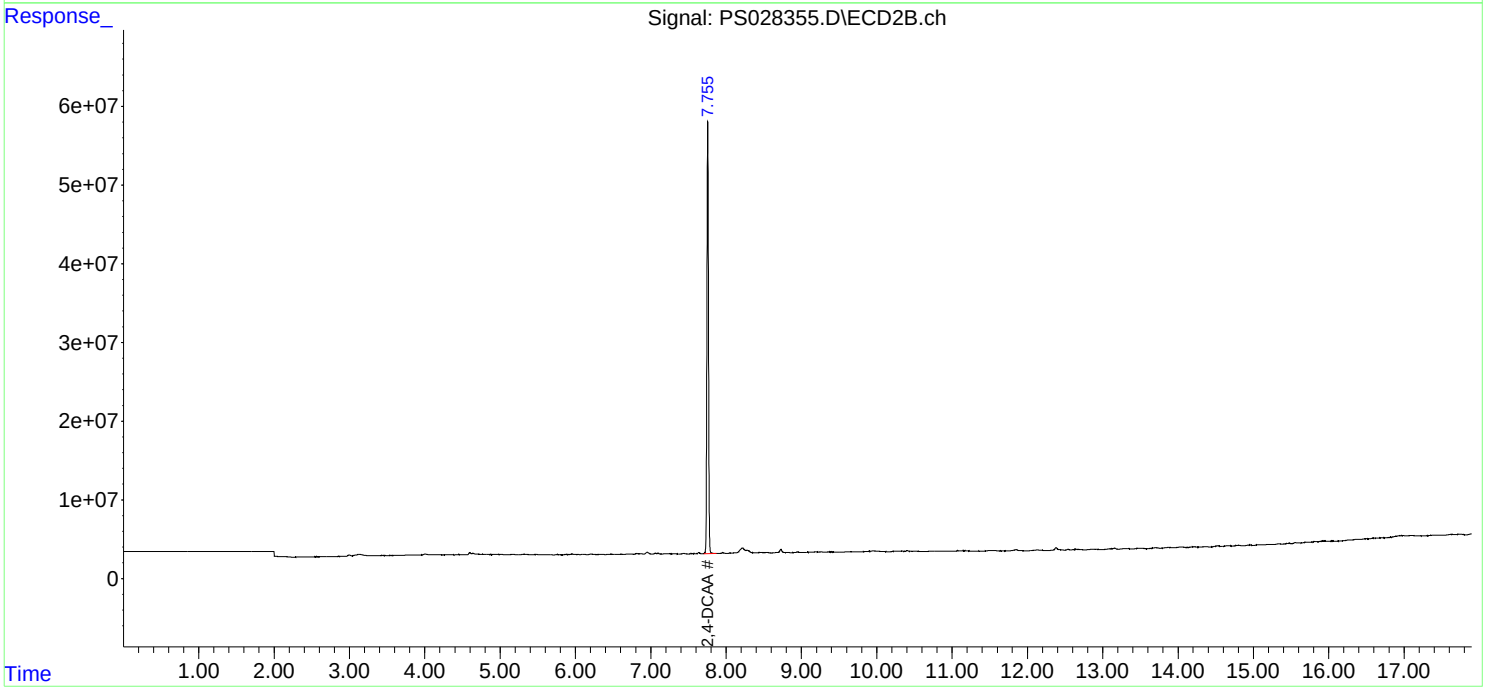

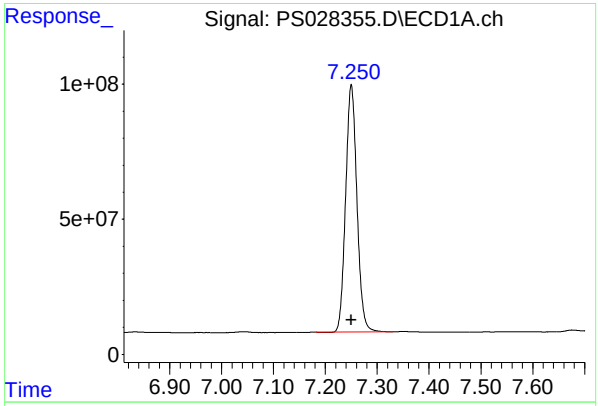

#4 2,4-DCAA

R.T.: 7.250 min
Delta R.T.: 0.000 min
Response: 1382710493
Conc: 500.85 ng/ml

Instrument :
ECD_S
ClientSampleId :
I.BLK

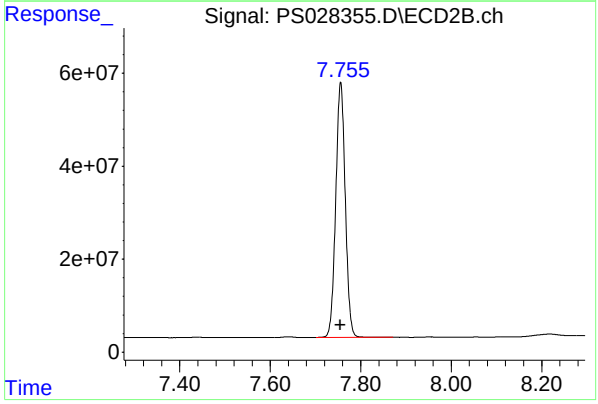

#4 2,4-DCAA

R.T.: 7.756 min
Delta R.T.: 0.000 min
Response: 801589716
Conc: 503.06 ng/ml

Raw Data: **PS028405.D**

Alliance TECHNICAL GROUP
284 Sheffield Street, Mountainside, New Jersey 07092, Phone : 908 789 8900,
Fax : 908 789 8922

Report of Analysis

Client:	Tetra Tech, EMI	Date Collected:	11/11/24
Project:	R36704	Date Received:	11/11/24
Client Sample ID:	PIBLK-PS028405.D	SDG No.:	P4602
Lab Sample ID:	I.BLK-PS028405.D	Matrix:	WATER
Analytical Method:	SW8151A	% Solid:	0 Decanted:
Sample Wt/Vol:	1000 Units: mL	Final Vol:	10000 uL
Soil Aliquot Vol:	uL	Test:	Herbicide
Extraction Type:		Injection Volume :	
GPC Factor :	1.0 PH :		
Prep Method :	SW3510C		

File ID/Qc Batch:	Dilution:	Prep Date	Date Analyzed	Prep Batch ID
PS028405.D	1		11/11/24	ps111124

CAS Number	Parameter	Conc.	Qualifier	MDL	LOQ / CRQL	Units
TARGETS						
1918-00-9	DICAMBA	2.00	U	0.42	2.00	ug/L
120-36-5	DICHLORPROP	2.00	U	0.43	2.00	ug/L
94-75-7	2,4-D	2.00	U	0.49	2.00	ug/L
93-72-1	2,4,5-TP (Silvex)	2.00	U	0.45	2.00	ug/L
93-76-5	2,4,5-T	2.00	U	0.50	2.00	ug/L
94-82-6	2,4-DB	2.00	U	0.57	2.00	ug/L
88-85-7	DINOSEB	2.00	U	0.55	2.00	ug/L
SURROGATES						
19719-28-9	2,4-DCAA	511		39 - 175	102%	SPK: 500

Comments:

U = Not Detected
LOQ = Limit of Quantitation
MDL = Method Detection Limit
LOD = Limit of Detection
E = Value Exceeds Calibration Range
P = Indicates >25% difference for detected concentrations between the two GC columns
Q = indicates LCS control criteria did not meet requirements
M = MS/MSD acceptance criteria did not meet requirements

J = Estimated Value
B = Analyte Found in Associated Method Blank
N = Presumptive Evidence of a Compound
* = Values outside of QC limits
D = Dilution
S = Indicates estimated value where valid five-point calibration was not performed prior to analyte detection in sample.
() = Laboratory InHouse Limit

Data Path : Z:\pestpcbsrv\HPCHEM1\ECD_S\Data\PS111124\
Data File : PS028405.D
Signal(s) : Signal #1: ECD1A.ch Signal #2: ECD2B.ch
Acq On : 11 Nov 2024 16:09
Operator : AR\AJ
Sample : I.BLK
Misc :
ALS Vial : 2 Sample Multiplier: 1

Instrument :
ECD_S
ClientSampleId :
I.BLK

Integration File signal 1: autoint1.e
Integration File signal 2: autoint2.e
Quant Time: Nov 11 23:19:06 2024
Quant Method : Z:\pestpcbsrv\HPCHEM1\ECD_S\Method\PS110924.M
Quant Title : 8080.M
QLast Update : Fri Nov 08 17:46:43 2024
Response via : Initial Calibration
Integrator: ChemStation

Volume Inj. : 1 µl
Signal #1 Phase : ZB-MR1 Signal #2 Phase: ZB-MR2
Signal #1 Info : 30M x 0.32mm x0.5 Signal #2 Info : 30M x 0.32mm x 0.25µm

	Compound	RT#1	RT#2	Resp#1	Resp#2	ng/ml	ng/ml
	System Monitoring Compounds						
4) S	2,4-DCAA	7.247	7.752	1410.9E6	751.7E6	511.039	471.753
	Target Compounds						

(f)=RT Delta > 1/2 Window (#)=Amounts differ by > 25% (m)=manual int.

Data Path : Z:\pestpcbsrv\HPCHEM1\ECD_S\Data\PS111124\
Data File : PS028405.D
Signal(s) : Signal #1: ECD1A.ch Signal #2: ECD2B.ch
Acq On : 11 Nov 2024 16:09
Operator : AR\AJ
Sample : I.BLK
Misc :
ALS Vial : 2 Sample Multiplier: 1

Instrument :
ECD_S
ClientSampleId :
I.BLK

Integration File signal 1: autoint1.e
Integration File signal 2: autoint2.e
Quant Time: Nov 11 23:19:06 2024
Quant Method : Z:\pestpcbsrv\HPCHEM1\ECD_S\Method\PS110924.M
Quant Title : 8080.M
QLast Update : Fri Nov 08 17:46:43 2024
Response via : Initial Calibration
Integrator: ChemStation

Volume Inj. : 1 µl
Signal #1 Phase : ZB-MR1 Signal #2 Phase: ZB-MR2
Signal #1 Info : 30M x 0.32mm x0.5 Signal #2 Info : 30M x 0.32mm x 0.25µm

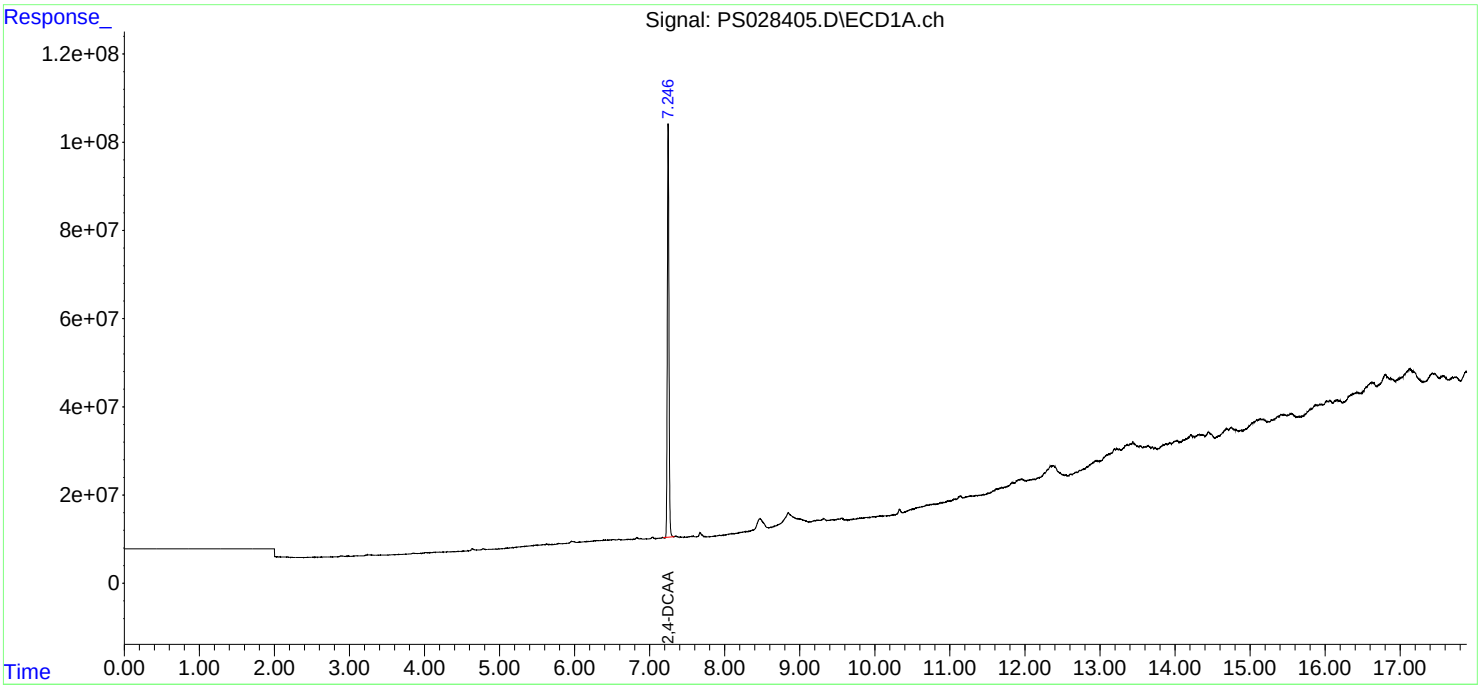

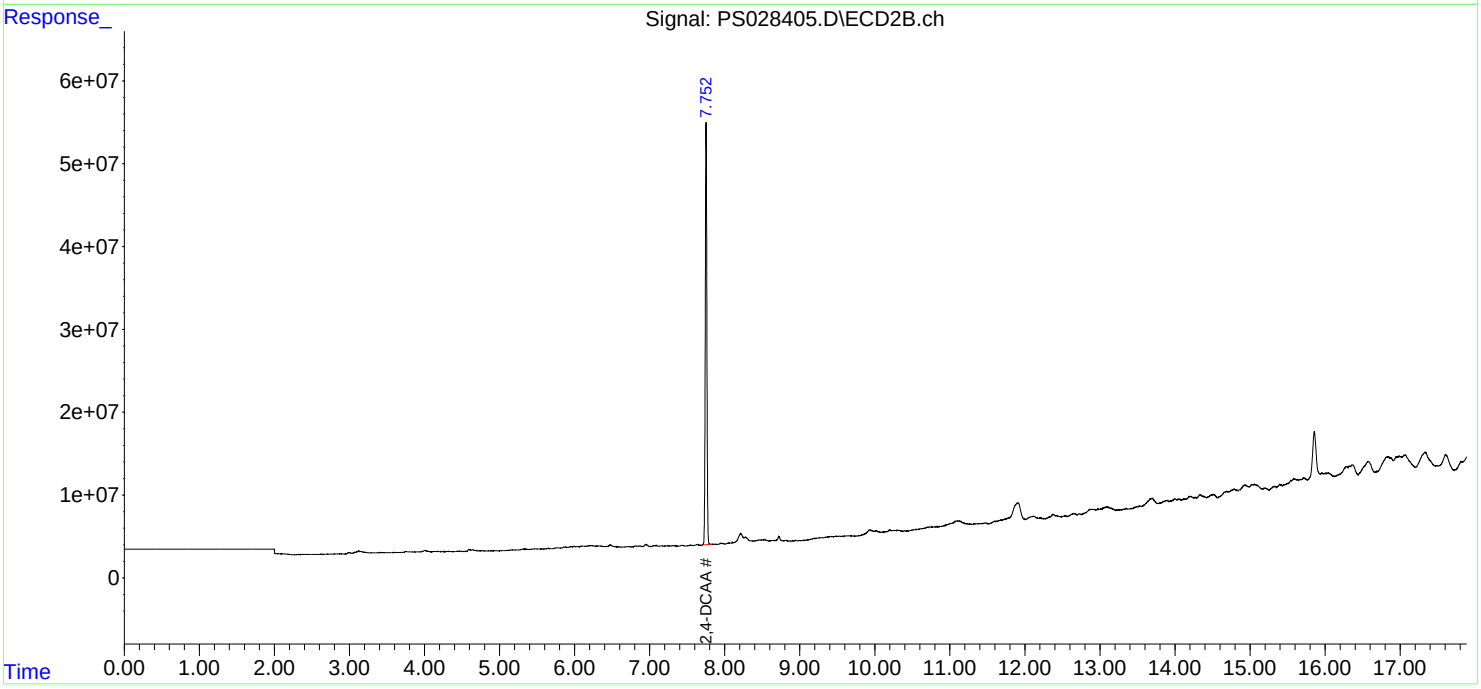

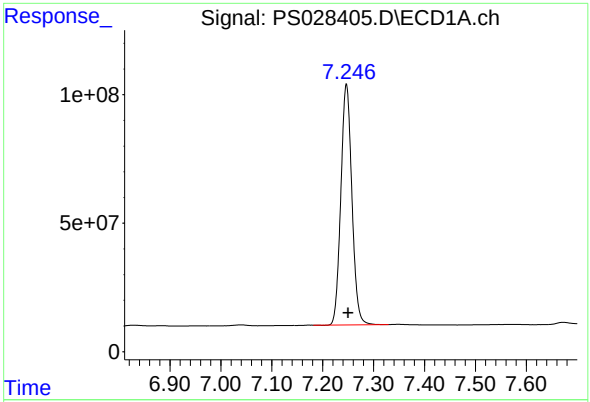

#4 2,4-DCAA

R.T.: 7.247 min
Delta R.T.: -0.003 min
Response: 1410854111
Conc: 511.04 ng/ml

Instrument :
ECD_S
ClientSampleId :
I.BLK

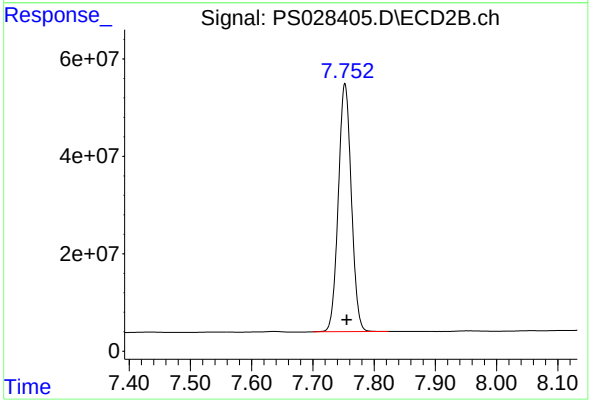

#4 2,4-DCAA

R.T.: 7.752 min
Delta R.T.: -0.003 min
Response: 751701019
Conc: 471.75 ng/ml

Raw Data: **PS028417.D**

Alliance TECHNICAL GROUP
284 Sheffield Street, Mountainside, New Jersey 07092, Phone : 908 789 8900,
Fax : 908 789 8922

Report of Analysis

Client:	Tetra Tech, EMI	Date Collected:	11/11/24
Project:	R36704	Date Received:	11/11/24
Client Sample ID:	PIBLK-PS028417.D	SDG No.:	P4602
Lab Sample ID:	I.BLK-PS028417.D	Matrix:	WATER
Analytical Method:	SW8151A	% Solid:	0 Decanted:
Sample Wt/Vol:	1000 Units: mL	Final Vol:	10000 uL
Soil Aliquot Vol:	uL	Test:	Herbicide
Extraction Type:		Injection Volume :	
GPC Factor :	1.0 PH :		
Prep Method :	SW3510C		

File ID/Qc Batch:	Dilution:	Prep Date	Date Analyzed	Prep Batch ID
PS028417.D	1		11/11/24	ps111124

CAS Number	Parameter	Conc.	Qualifier	MDL	LOQ / CRQL	Units
TARGETS						
1918-00-9	DICAMBA	2.00	U	0.42	2.00	ug/L
120-36-5	DICHLORPROP	2.00	U	0.43	2.00	ug/L
94-75-7	2,4-D	2.00	U	0.49	2.00	ug/L
93-72-1	2,4,5-TP (Silvex)	2.00	U	0.45	2.00	ug/L
93-76-5	2,4,5-T	2.00	U	0.50	2.00	ug/L
94-82-6	2,4-DB	2.00	U	0.57	2.00	ug/L
88-85-7	DINOSEB	2.00	U	0.55	2.00	ug/L
SURROGATES						
19719-28-9	2,4-DCAA	513		39 - 175	103%	SPK: 500

Comments:

U = Not Detected
LOQ = Limit of Quantitation
MDL = Method Detection Limit
LOD = Limit of Detection
E = Value Exceeds Calibration Range
P = Indicates >25% difference for detected concentrations between the two GC columns
Q = indicates LCS control criteria did not meet requirements
M = MS/MSD acceptance criteria did not meet requirements

J = Estimated Value
B = Analyte Found in Associated Method Blank
N = Presumptive Evidence of a Compound
* = Values outside of QC limits
D = Dilution
S = Indicates estimated value where valid five-point calibration was not performed prior to analyte detection in sample.
() = Laboratory InHouse Limit

Data Path : Z:\pestpcbsrv\HPCHEM1\ECD_S\Data\PS111124\
Data File : PS028417.D
Signal(s) : Signal #1: ECD1A.ch Signal #2: ECD2B.ch
Acq On : 11 Nov 2024 20:58
Operator : AR\AJ
Sample : I.BLK
Misc :
ALS Vial : 2 Sample Multiplier: 1

Instrument :
ECD_S
ClientSampleId :
I.BLK

Integration File signal 1: autoint1.e
Integration File signal 2: autoint2.e
Quant Time: Nov 11 23:31:06 2024
Quant Method : Z:\pestpcbsrv\HPCHEM1\ECD_S\Method\PS110924.M
Quant Title : 8080.M
QLast Update : Fri Nov 08 17:46:43 2024
Response via : Initial Calibration
Integrator: ChemStation

Volume Inj. : 1 µl
Signal #1 Phase : ZB-MR1 Signal #2 Phase: ZB-MR2
Signal #1 Info : 30M x 0.32mm x0.5 Signal #2 Info : 30M x 0.32mm x 0.25µm

	Compound	RT#1	RT#2	Resp#1	Resp#2	ng/ml	ng/ml
	System Monitoring Compounds						
4) S	2,4-DCAA	7.245	7.751	1417.0E6	745.5E6	513.251	467.848
	Target Compounds						

(f)=RT Delta > 1/2 Window (#)=Amounts differ by > 25% (m)=manual int.

Data Path : Z:\pestpcbsrv\HPCHEM1\ECD_S\Data\PS111124\
Data File : PS028417.D
Signal(s) : Signal #1: ECD1A.ch Signal #2: ECD2B.ch
Acq On : 11 Nov 2024 20:58
Operator : AR\AJ
Sample : I.BLK
Misc :
ALS Vial : 2 Sample Multiplier: 1

Instrument :
ECD_S
ClientSampleId :
I.BLK

Integration File signal 1: autoint1.e
Integration File signal 2: autoint2.e
Quant Time: Nov 11 23:31:06 2024
Quant Method : Z:\pestpcbsrv\HPCHEM1\ECD_S\Method\PS110924.M
Quant Title : 8080.M
QLast Update : Fri Nov 08 17:46:43 2024
Response via : Initial Calibration
Integrator: ChemStation

Volume Inj. : 1 µl
Signal #1 Phase : ZB-MR1 Signal #2 Phase: ZB-MR2
Signal #1 Info : 30M x 0.32mm x0.5 Signal #2 Info : 30M x 0.32mm x 0.25µm

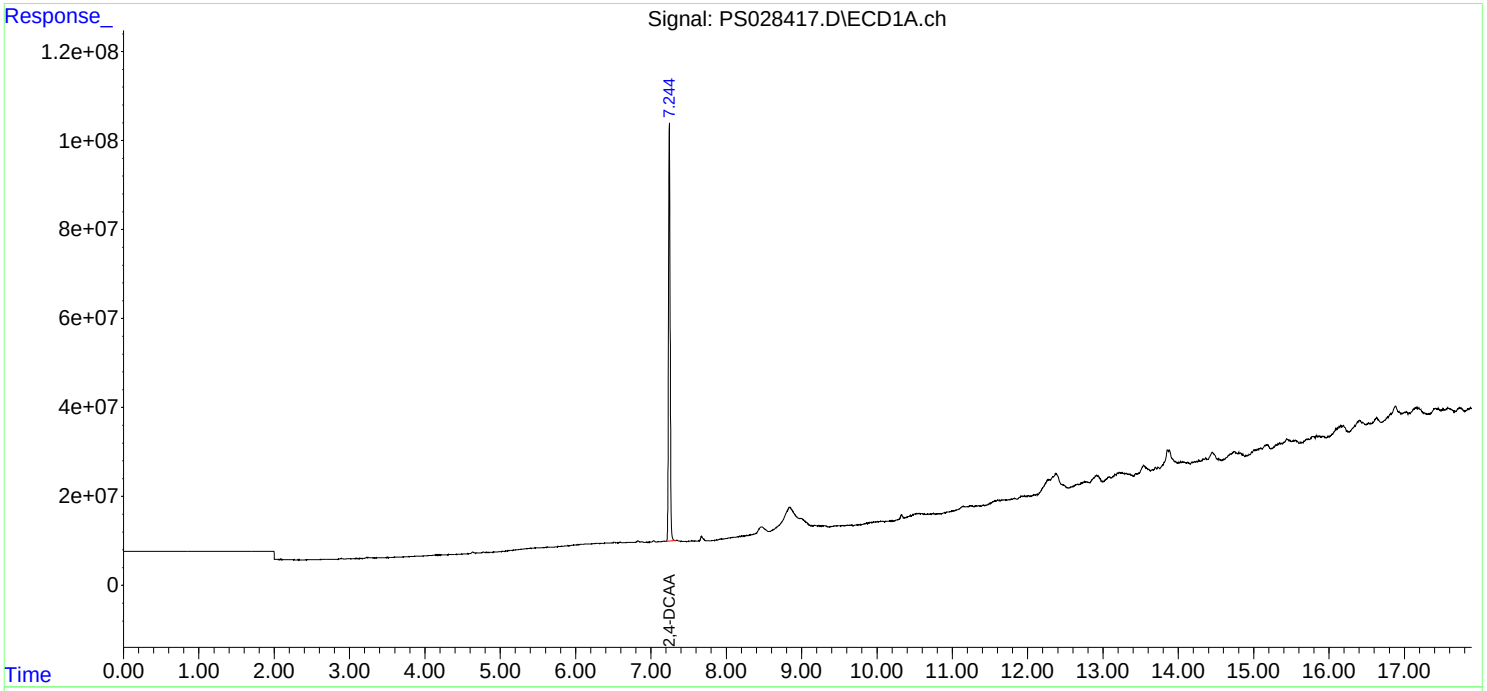

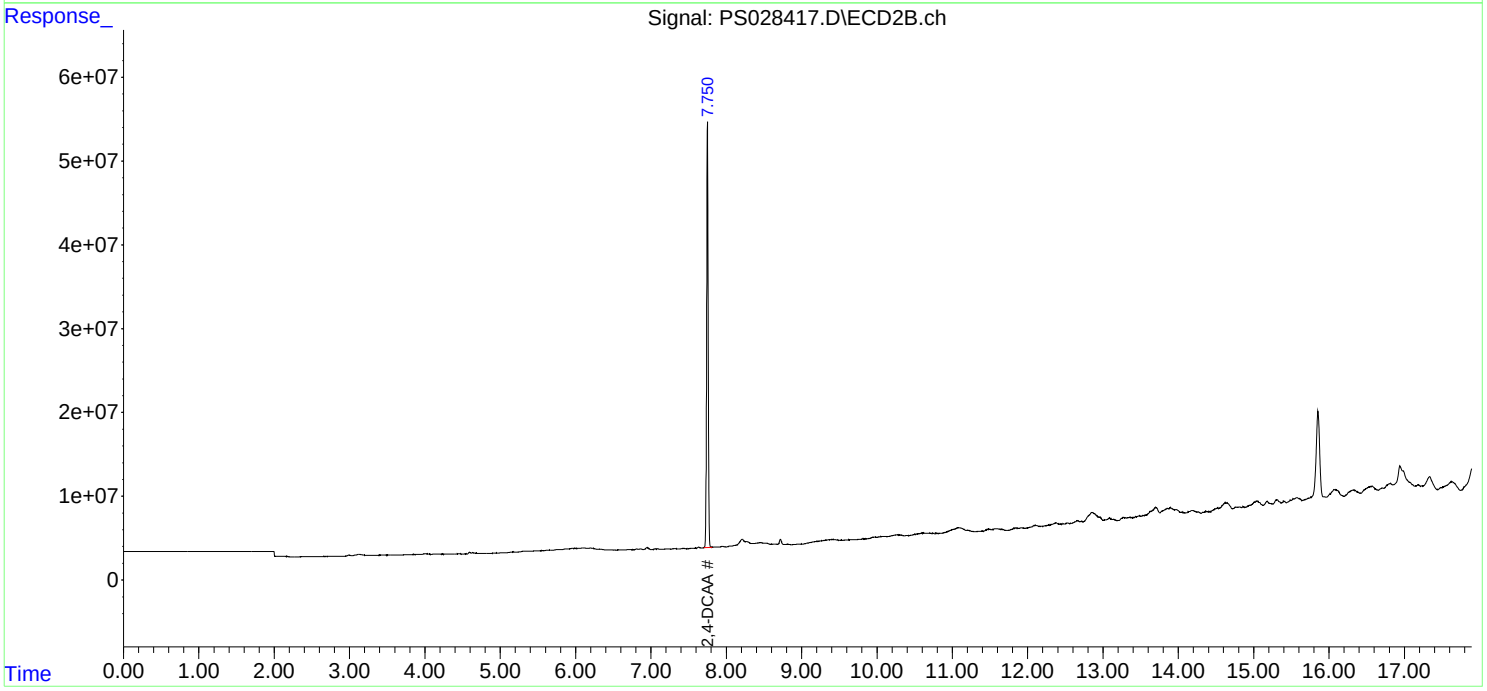

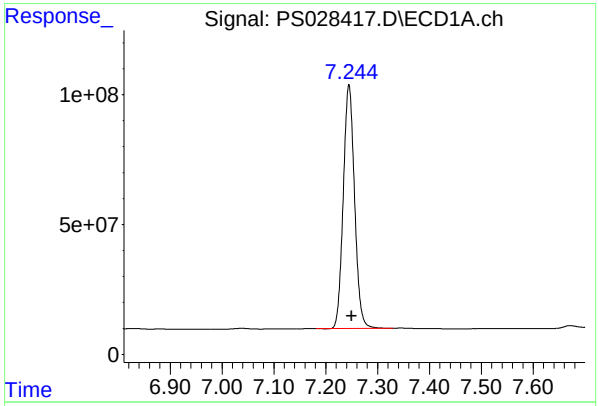

#4 2,4-DCAA

R.T.: 7.245 min
Delta R.T.: -0.005 min
Response: 1416961208
Conc: 513.25 ng/ml

Instrument :
ECD_S
ClientSampleId :
I.BLK

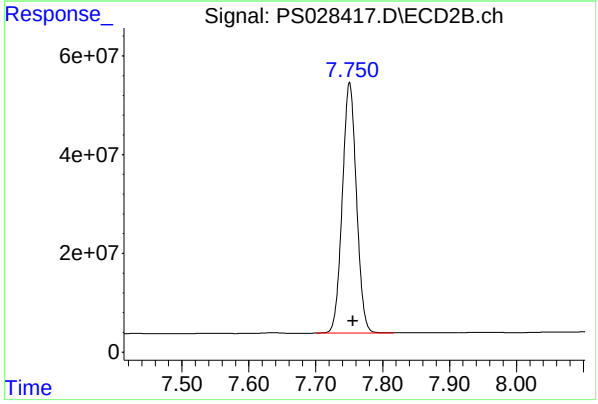

#4 2,4-DCAA

R.T.: 7.751 min
Delta R.T.: -0.005 min
Response: 745478861
Conc: 467.85 ng/ml

Raw Data: **PS028429.D**

Alliance TECHNICAL GROUP
284 Sheffield Street, Mountainside, New Jersey 07092, Phone : 908 789 8900,
Fax : 908 789 8922

Report of Analysis

Client:	Tetra Tech, EMI	Date Collected:	11/12/24
Project:	R36704	Date Received:	11/12/24
Client Sample ID:	PIBLK-PS028429.D	SDG No.:	P4602
Lab Sample ID:	I.BLK-PS028429.D	Matrix:	WATER
Analytical Method:	SW8151A	% Solid:	0 Decanted:
Sample Wt/Vol:	1000 Units: mL	Final Vol:	10000 uL
Soil Aliquot Vol:	uL	Test:	Herbicide
Extraction Type:		Injection Volume :	
GPC Factor :	1.0 PH :		
Prep Method :	SW3510C		

File ID/Qc Batch:	Dilution:	Prep Date	Date Analyzed	Prep Batch ID
PS028429.D	1		11/12/24	ps111124

CAS Number	Parameter	Conc.	Qualifier	MDL	LOQ / CRQL	Units
TARGETS						
1918-00-9	DICAMBA	2.00	U	0.42	2.00	ug/L
120-36-5	DICHLORPROP	2.00	U	0.43	2.00	ug/L
94-75-7	2,4-D	2.00	U	0.49	2.00	ug/L
93-72-1	2,4,5-TP (Silvex)	2.00	U	0.45	2.00	ug/L
93-76-5	2,4,5-T	2.00	U	0.50	2.00	ug/L
94-82-6	2,4-DB	2.00	U	0.57	2.00	ug/L
88-85-7	DINOSEB	2.00	U	0.55	2.00	ug/L
SURROGATES						
19719-28-9	2,4-DCAA	508		39 - 175	102%	SPK: 500

Comments:

U = Not Detected
LOQ = Limit of Quantitation
MDL = Method Detection Limit
LOD = Limit of Detection
E = Value Exceeds Calibration Range
P = Indicates >25% difference for detected concentrations between the two GC columns
Q = indicates LCS control criteria did not meet requirements
M = MS/MSD acceptance criteria did not meet requirements

J = Estimated Value
B = Analyte Found in Associated Method Blank
N = Presumptive Evidence of a Compound
* = Values outside of QC limits
D = Dilution
S = Indicates estimated value where valid five-point calibration was not performed prior to analyte detection in sample.
() = Laboratory InHouse Limit

Data Path : Z:\pestpcbsrv\HPCHEM1\ECD_S\Data\PS111124\
Data File : PS028429.D
Signal(s) : Signal #1: ECD1A.ch Signal #2: ECD2B.ch
Acq On : 12 Nov 2024 01:47
Operator : AR\AJ
Sample : I.BLK
Misc :
ALS Vial : 2 Sample Multiplier: 1

Instrument :
ECD_S
ClientSampleId :
I.BLK

Integration File signal 1: autoint1.e
Integration File signal 2: autoint2.e
Quant Time: Nov 12 02:17:06 2024
Quant Method : Z:\pestpcbsrv\HPCHEM1\ECD_S\Method\PS110924.M
Quant Title : 8080.M
QLast Update : Fri Nov 08 17:46:43 2024
Response via : Initial Calibration
Integrator: ChemStation

Volume Inj. : 1 µl
Signal #1 Phase : ZB-MR1 Signal #2 Phase: ZB-MR2
Signal #1 Info : 30M x 0.32mm x0.5 Signal #2 Info : 30M x 0.32mm x 0.25µm

	Compound	RT#1	RT#2	Resp#1	Resp#2	ng/ml	ng/ml
	System Monitoring Compounds						
4) S	2,4-DCAA	7.244	7.749	1401.6E6	735.0E6	507.701	461.293
	Target Compounds						

(f)=RT Delta > 1/2 Window (#)=Amounts differ by > 25% (m)=manual int.

Data Path : Z:\pestpcbsrv\HPCHEM1\ECD_S\Data\PS111124\
Data File : PS028429.D
Signal(s) : Signal #1: ECD1A.ch Signal #2: ECD2B.ch
Acq On : 12 Nov 2024 01:47
Operator : AR\AJ
Sample : I.BLK
Misc :
ALS Vial : 2 Sample Multiplier: 1

Instrument :
ECD_S
ClientSampleId :
I.BLK

Integration File signal 1: autoint1.e
Integration File signal 2: autoint2.e
Quant Time: Nov 12 02:17:06 2024
Quant Method : Z:\pestpcbsrv\HPCHEM1\ECD_S\Method\PS110924.M
Quant Title : 8080.M
QLast Update : Fri Nov 08 17:46:43 2024
Response via : Initial Calibration
Integrator: ChemStation

Volume Inj. : 1 µl
Signal #1 Phase : ZB-MR1 Signal #2 Phase: ZB-MR2
Signal #1 Info : 30M x 0.32mm x0.5 Signal #2 Info : 30M x 0.32mm x 0.25µm

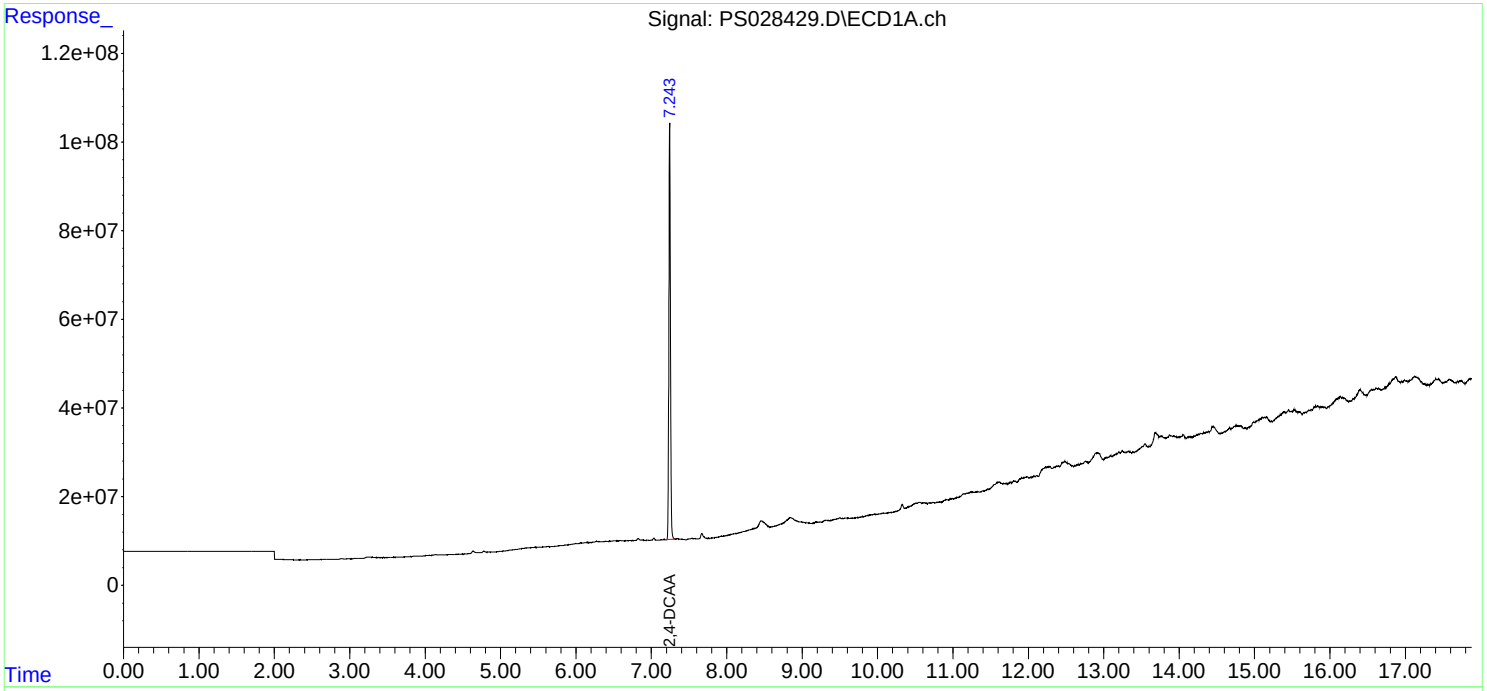

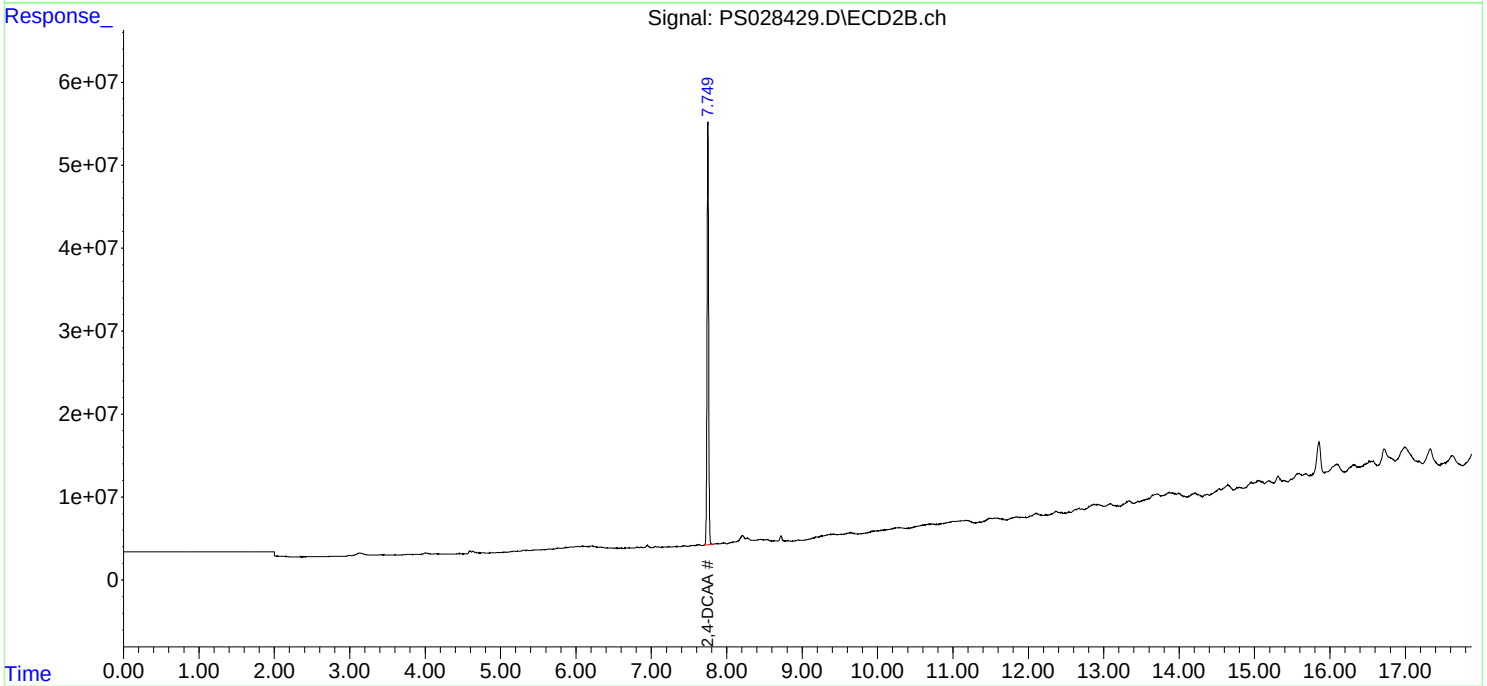

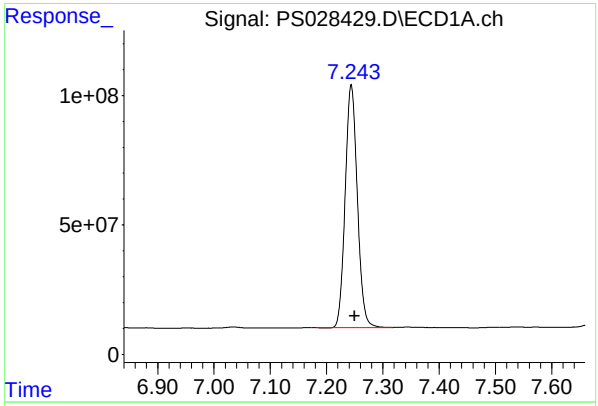

#4 2,4-DCAA

R.T.: 7.244 min
Delta R.T.: -0.006 min
Response: 1401637232
Conc: 507.70 ng/ml

Instrument :
ECD_S
ClientSampleId :
I.BLK

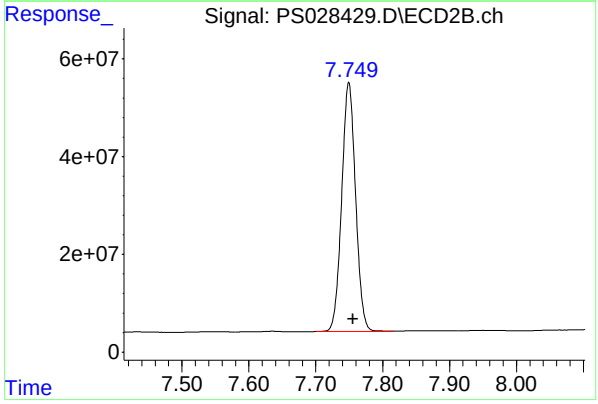

#4 2,4-DCAA

R.T.: 7.749 min
Delta R.T.: -0.006 min
Response: 735034310
Conc: 461.29 ng/ml

Raw Data: **PS028441.D**

Alliance TECHNICAL GROUP
284 Sheffield Street, Mountainside, New Jersey 07092, Phone : 908 789 8900,
Fax : 908 789 8922

Report of Analysis

Client:	Tetra Tech, EMI	Date Collected:	11/12/24
Project:	R36704	Date Received:	11/12/24
Client Sample ID:	PIBLK-PS028441.D	SDG No.:	P4602
Lab Sample ID:	I.BLK-PS028441.D	Matrix:	WATER
Analytical Method:	SW8151A	% Solid:	0 Decanted:
Sample Wt/Vol:	1000 Units: mL	Final Vol:	10000 uL
Soil Aliquot Vol:	uL	Test:	Herbicide
Extraction Type:		Injection Volume :	
GPC Factor :	1.0 PH :		
Prep Method :	SW3510C		

File ID/Qc Batch:	Dilution:	Prep Date	Date Analyzed	Prep Batch ID
PS028441.D	1		11/12/24	PS111124

CAS Number	Parameter	Conc.	Qualifier	MDL	LOQ / CRQL	Units
TARGETS						
1918-00-9	DICAMBA	2.00	U	0.42	2.00	ug/L
120-36-5	DICHLORPROP	2.00	U	0.43	2.00	ug/L
94-75-7	2,4-D	2.00	U	0.49	2.00	ug/L
93-72-1	2,4,5-TP (Silvex)	2.00	U	0.45	2.00	ug/L
93-76-5	2,4,5-T	2.00	U	0.50	2.00	ug/L
94-82-6	2,4-DB	2.00	U	0.57	2.00	ug/L
88-85-7	DINOSEB	2.00	U	0.55	2.00	ug/L
SURROGATES						
19719-28-9	2,4-DCAA	509		39 - 175	102%	SPK: 500

Comments:

U = Not Detected
LOQ = Limit of Quantitation
MDL = Method Detection Limit
LOD = Limit of Detection
E = Value Exceeds Calibration Range
P = Indicates >25% difference for detected concentrations between the two GC columns
Q = indicates LCS control criteria did not meet requirements
M = MS/MSD acceptance criteria did not meet requirements

J = Estimated Value
B = Analyte Found in Associated Method Blank
N = Presumptive Evidence of a Compound
* = Values outside of QC limits
D = Dilution
S = Indicates estimated value where valid five-point calibration was not performed prior to analyte detection in sample.
() = Laboratory InHouse Limit

Data Path : Z:\pestpcbsrv\HPCHEM1\ECD_S\Data\PS111124\
Data File : PS028441.D
Signal(s) : Signal #1: ECD1A.ch Signal #2: ECD2B.ch
Acq On : 12 Nov 2024 06:35
Operator : AR\AJ
Sample : I.BLK
Misc :
ALS Vial : 2 Sample Multiplier: 1

Instrument :
ECD_S
ClientSampleId :
I.BLK

Integration File signal 1: autoint1.e
Integration File signal 2: autoint2.e
Quant Time: Nov 12 06:56:06 2024
Quant Method : Z:\pestpcbsrv\HPCHEM1\ECD_S\Method\PS110924.M
Quant Title : 8080.M
QLast Update : Fri Nov 08 17:46:43 2024
Response via : Initial Calibration
Integrator: ChemStation

Volume Inj. : 1 µl
Signal #1 Phase : ZB-MR1 Signal #2 Phase: ZB-MR2
Signal #1 Info : 30M x 0.32mm x0.5 Signal #2 Info : 30M x 0.32mm x 0.25µm

	Compound	RT#1	RT#2	Resp#1	Resp#2	ng/ml	ng/ml
	System Monitoring Compounds						
4) S	2,4-DCAA	7.242	7.748	1405.9E6	725.4E6	509.235	455.240
	Target Compounds						

(f)=RT Delta > 1/2 Window (#)=Amounts differ by > 25% (m)=manual int.

Sample Results: **PS028441.D**

Data Path : Z:\pestpcbsrv\HPCHEM1\ECD_S\Data\PS111124\
Data File : PS028441.D
Signal(s) : Signal #1: ECD1A.ch Signal #2: ECD2B.ch
Acq On : 12 Nov 2024 06:35
Operator : AR\AJ
Sample : I.BLK
Misc :
ALS Vial : 2 Sample Multiplier: 1

Instrument :
ECD_S
ClientSampleId :
I.BLK

Integration File signal 1: autoint1.e
Integration File signal 2: autoint2.e
Quant Time: Nov 12 06:56:06 2024
Quant Method : Z:\pestpcbsrv\HPCHEM1\ECD_S\Method\PS110924.M
Quant Title : 8080.M
QLast Update : Fri Nov 08 17:46:43 2024
Response via : Initial Calibration
Integrator: ChemStation

Volume Inj. : 1 µl
Signal #1 Phase : ZB-MR1 Signal #2 Phase: ZB-MR2
Signal #1 Info : 30M x 0.32mm x0.5 Signal #2 Info : 30M x 0.32mm x 0.25µm

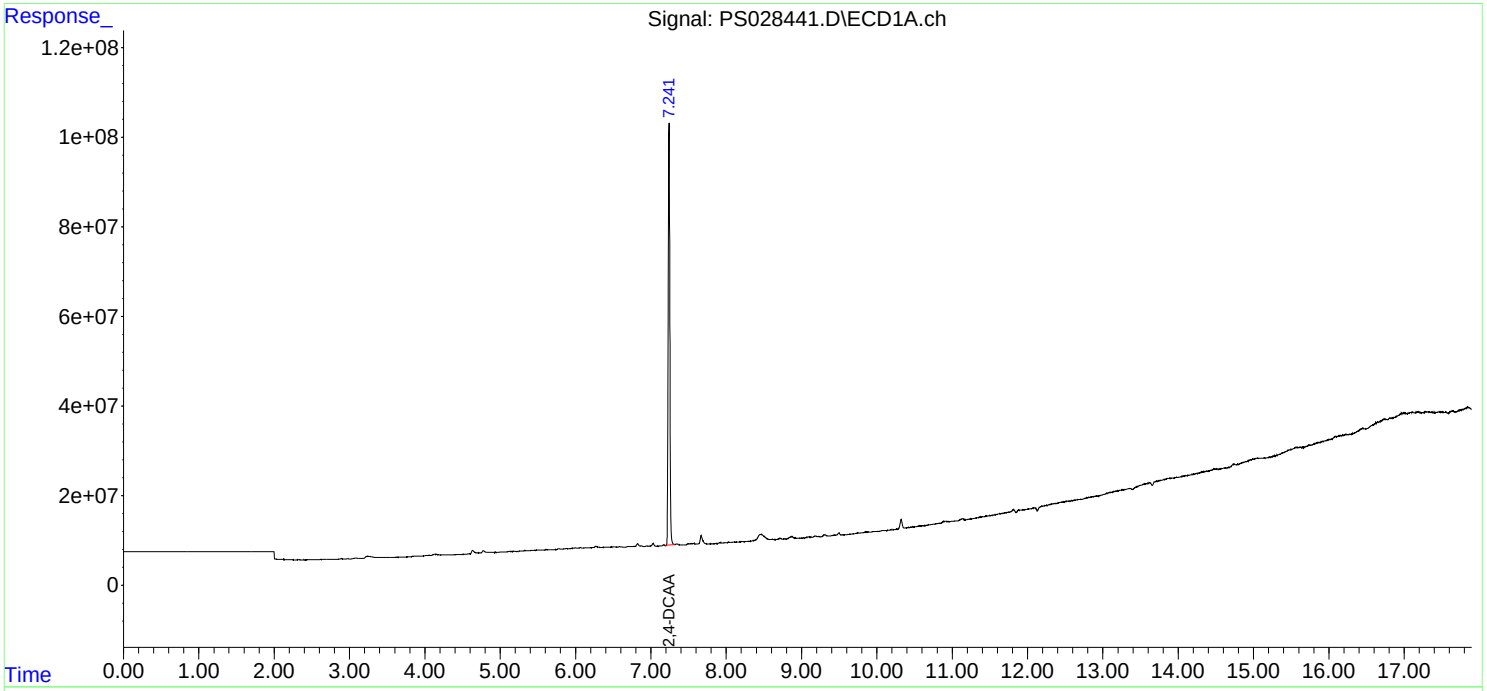

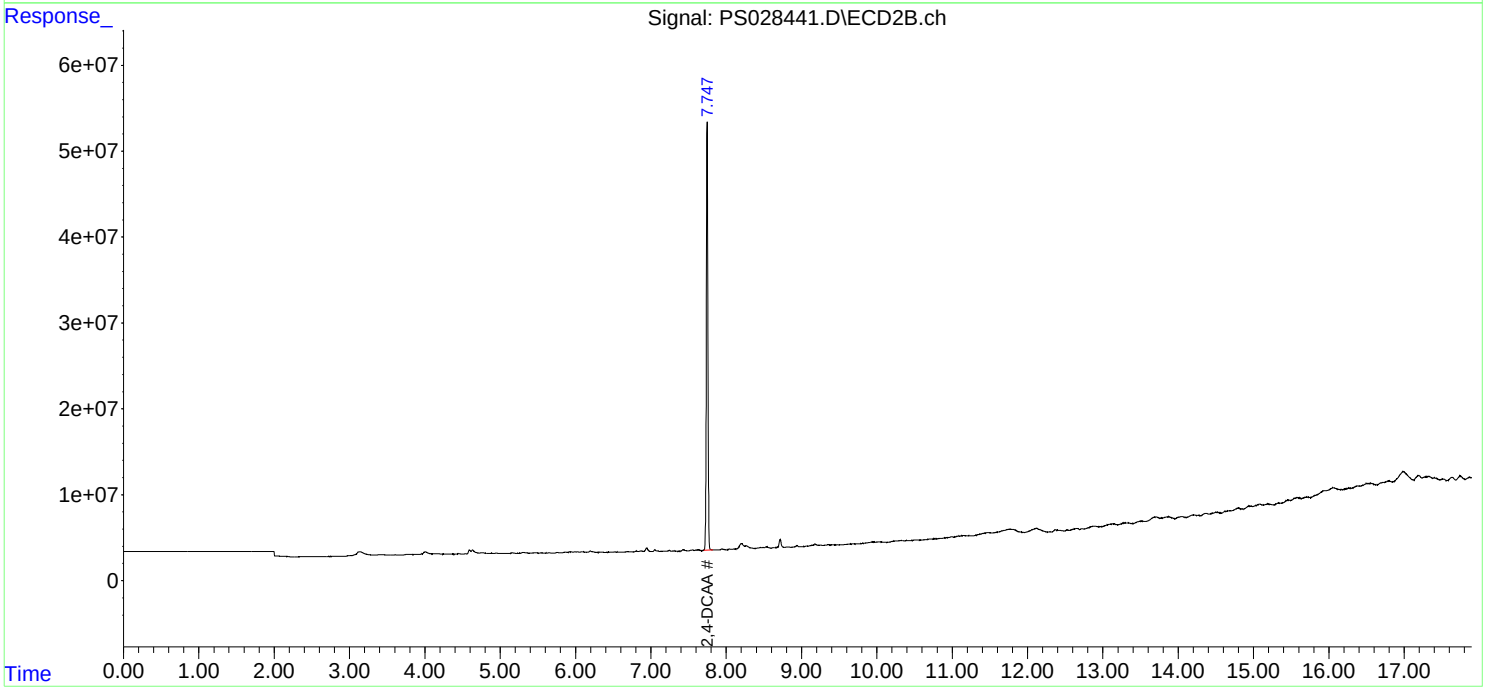

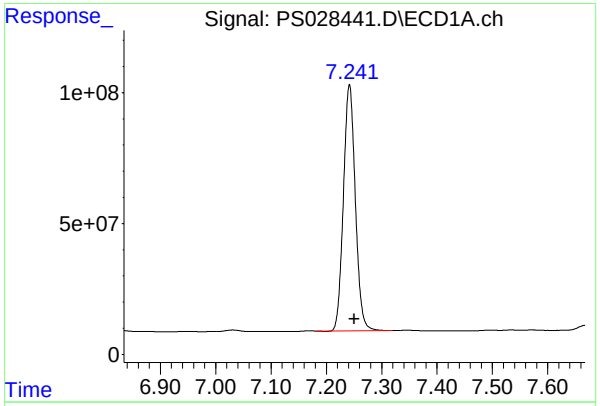

#4 2,4-DCAA

R.T.: 7.242 min
Delta R.T.: -0.008 min
Response: 1405871707
Conc: 509.23 ng/ml

Instrument :
ECD_S
ClientSampleId :
I.BLK

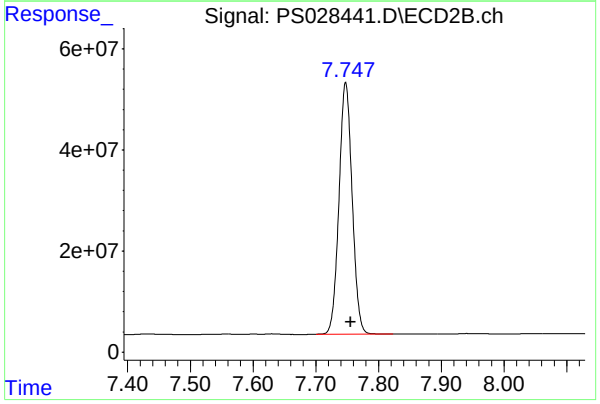

#4 2,4-DCAA

R.T.: 7.748 min
Delta R.T.: -0.008 min
Response: 725389010
Conc: 455.24 ng/ml

Raw Data: **PS028447.D**

Alliance TECHNICAL GROUP
284 Sheffield Street, Mountainside, New Jersey 07092, Phone : 908 789 8900,
Fax : 908 789 8922

Report of Analysis

Client:	Tetra Tech, EMI	Date Collected:	11/12/24
Project:	R36704	Date Received:	11/12/24
Client Sample ID:	PIBLK-PS028447.D	SDG No.:	P4602
Lab Sample ID:	I.BLK-PS028447.D	Matrix:	WATER
Analytical Method:	SW8151A	% Solid:	0 Decanted:
Sample Wt/Vol:	1000 Units: mL	Final Vol:	10000 uL
Soil Aliquot Vol:	uL	Test:	Herbicide
Extraction Type:		Injection Volume :	
GPC Factor :	1.0 PH :		
Prep Method :	SW3510C		

File ID/Qc Batch:	Dilution:	Prep Date	Date Analyzed	Prep Batch ID
PS028447.D	1		11/12/24	PS111124

CAS Number	Parameter	Conc.	Qualifier	MDL	LOQ / CRQL	Units
TARGETS						
1918-00-9	DICAMBA	2.00	U	0.42	2.00	ug/L
120-36-5	DICHLORPROP	2.00	U	0.43	2.00	ug/L
94-75-7	2,4-D	2.00	U	0.49	2.00	ug/L
93-72-1	2,4,5-TP (Silvex)	2.00	U	0.45	2.00	ug/L
93-76-5	2,4,5-T	2.00	U	0.50	2.00	ug/L
94-82-6	2,4-DB	2.00	U	0.57	2.00	ug/L
88-85-7	DINOSEB	2.00	U	0.55	2.00	ug/L
SURROGATES						
19719-28-9	2,4-DCAA	497		39 - 175	99%	SPK: 500

Comments:

U = Not Detected
LOQ = Limit of Quantitation
MDL = Method Detection Limit
LOD = Limit of Detection
E = Value Exceeds Calibration Range
P = Indicates >25% difference for detected concentrations between the two GC columns
Q = indicates LCS control criteria did not meet requirements
M = MS/MSD acceptance criteria did not meet requirements

J = Estimated Value
B = Analyte Found in Associated Method Blank
N = Presumptive Evidence of a Compound
* = Values outside of QC limits
D = Dilution
S = Indicates estimated value where valid five-point calibration was not performed prior to analyte detection in sample.
() = Laboratory InHouse Limit

Data Path : Z:\pestpcbsrv\HPCHEM1\ECD_S\Data\PS111124\
Data File : PS028447.D
Signal(s) : Signal #1: ECD1A.ch Signal #2: ECD2B.ch
Acq On : 12 Nov 2024 09:28
Operator : AR\AJ
Sample : I.BLK
Misc :
ALS Vial : 2 Sample Multiplier: 1

Instrument :
ECD_S
ClientSampleId :
I.BLK

Integration File signal 1: autoint1.e
Integration File signal 2: autoint2.e
Quant Time: Nov 12 14:09:43 2024
Quant Method : Z:\pestpcbsrv\HPCHEM1\ECD_S\Method\PS110924.M
Quant Title : 8080.M
QLast Update : Fri Nov 08 17:46:43 2024
Response via : Initial Calibration
Integrator: ChemStation

Volume Inj. : 1 µl
Signal #1 Phase : ZB-MR1 Signal #2 Phase: ZB-MR2
Signal #1 Info : 30M x 0.32mm x0.5 Signal #2 Info : 30M x 0.32mm x 0.25µm

	Compound	RT#1	RT#2	Resp#1	Resp#2	ng/ml	ng/ml
	System Monitoring Compounds						
4) S	2,4-DCAA	7.244	7.748	1371.0E6	710.3E6	496.594	445.760
	Target Compounds						

(f)=RT Delta > 1/2 Window (#)=Amounts differ by > 25% (m)=manual int.

Data Path : Z:\pestpcbsrv\HPCHEM1\ECD_S\Data\PS111124\
Data File : PS028447.D
Signal(s) : Signal #1: ECD1A.ch Signal #2: ECD2B.ch
Acq On : 12 Nov 2024 09:28
Operator : AR\AJ
Sample : I.BLK
Misc :
ALS Vial : 2 Sample Multiplier: 1

Instrument :
ECD_S
ClientSampleId :
I.BLK

Integration File signal 1: autoint1.e
Integration File signal 2: autoint2.e
Quant Time: Nov 12 14:09:43 2024
Quant Method : Z:\pestpcbsrv\HPCHEM1\ECD_S\Method\PS110924.M
Quant Title : 8080.M
QLast Update : Fri Nov 08 17:46:43 2024
Response via : Initial Calibration
Integrator: ChemStation

Volume Inj. : 1 µl
Signal #1 Phase : ZB-MR1 Signal #2 Phase: ZB-MR2
Signal #1 Info : 30M x 0.32mm x0.5 Signal #2 Info : 30M x 0.32mm x 0.25µm

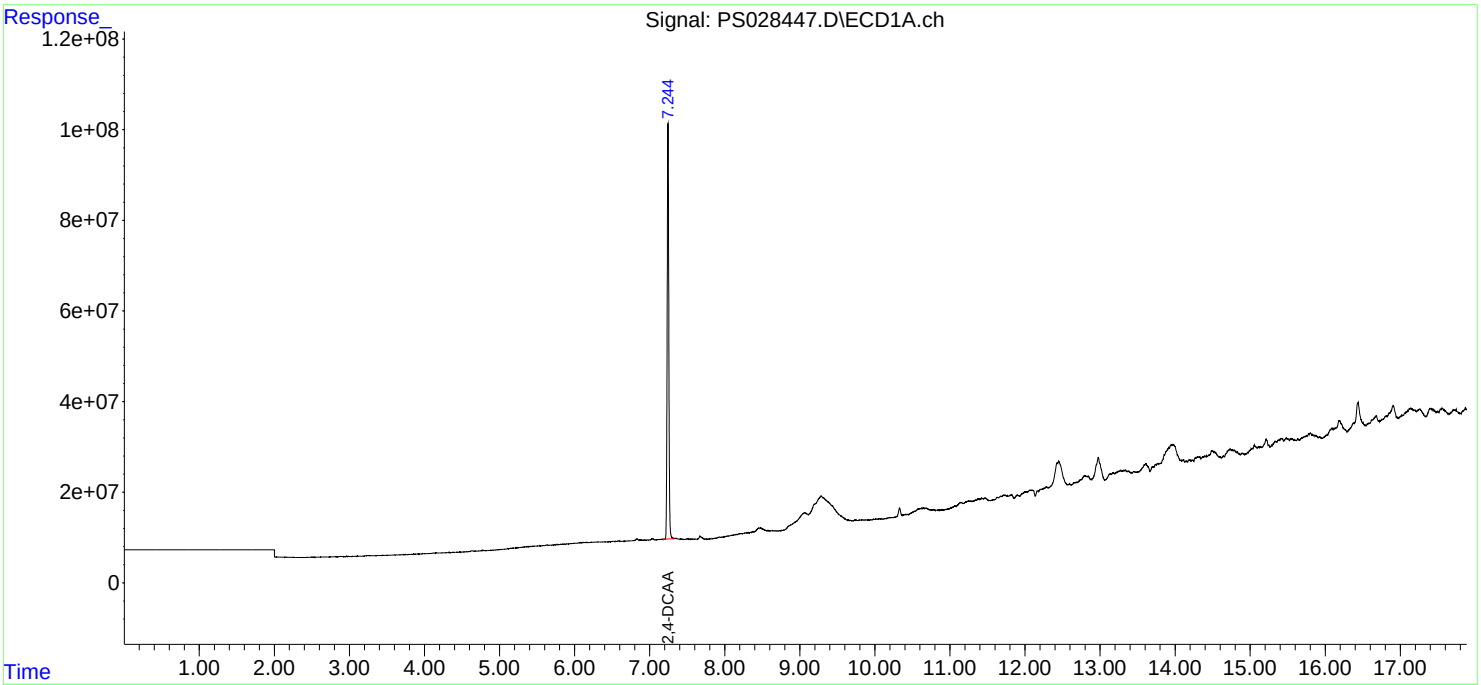

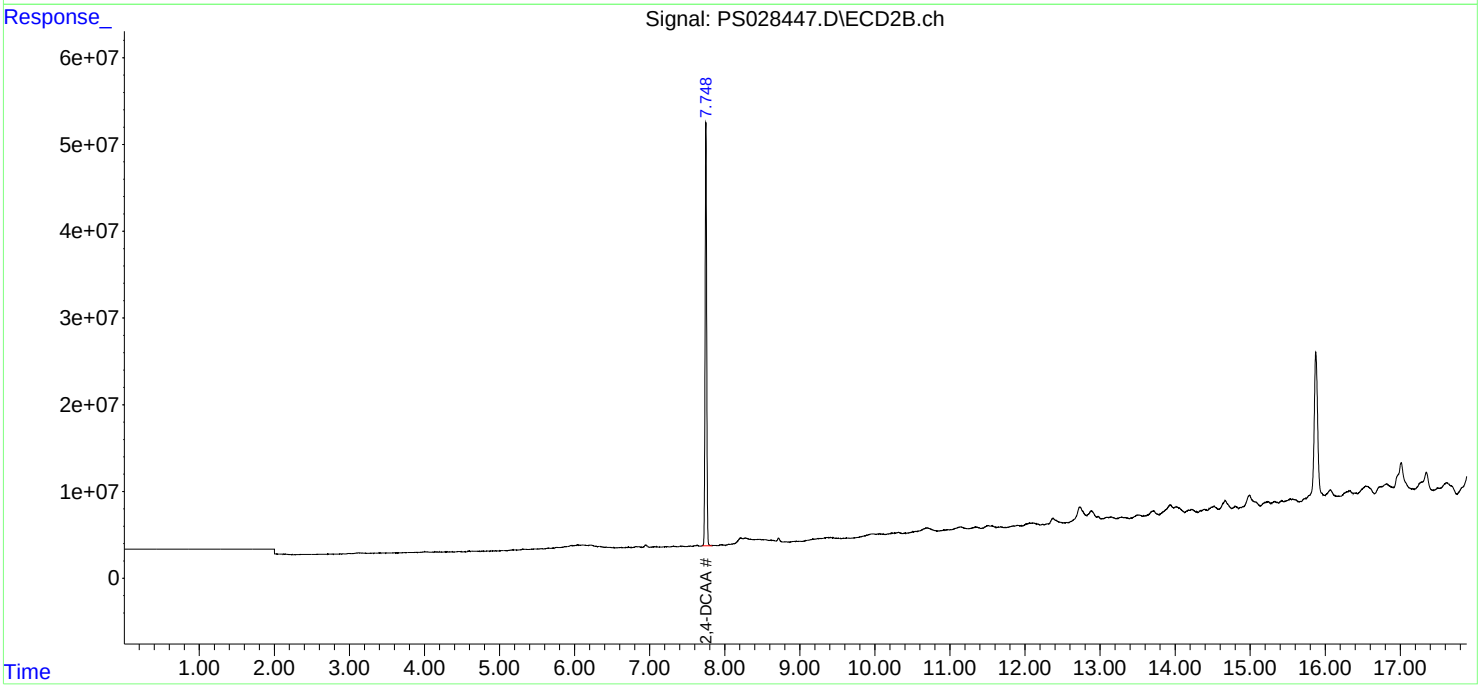

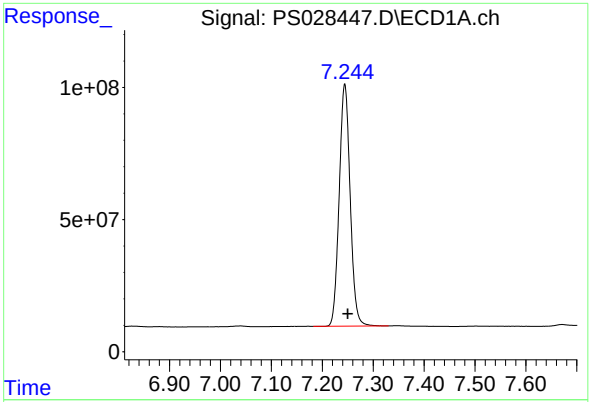

#4 2,4-DCAA

R.T.: 7.244 min
Delta R.T.: -0.006 min
Response: 1370975098
Conc: 496.59 ng/ml

Instrument :
ECD_S
ClientSampleId :
I.BLK

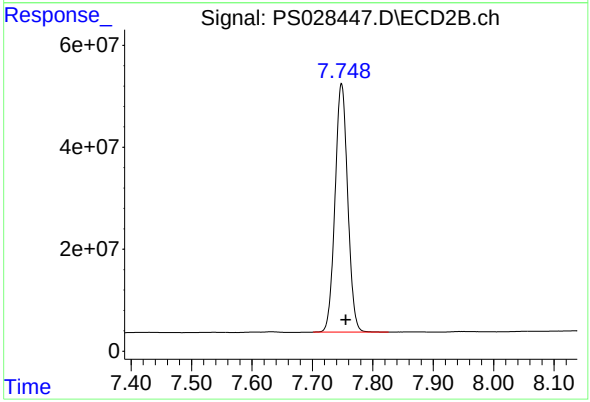

#4 2,4-DCAA

R.T.: 7.748 min
Delta R.T.: -0.007 min
Response: 710282798
Conc: 445.76 ng/ml

Raw Data: **PS028231.D**

Alliance TECHNICAL GROUP
284 Sheffield Street, Mountainside, New Jersey 07092, Phone : 908 789 8900,
Fax : 908 789 8922

Report of Analysis

Client:	Tetra Tech, EMI		Date Collected:		
Project:	R36704		Date Received:		
Client Sample ID:	PB164641BS		SDG No.:	P4602	
Lab Sample ID:	PB164641BS		Matrix:	SOIL	
Analytical Method:	SW8151A		% Solid:	100	Decanted:
Sample Wt/Vol:	30.03 Units:	g	Final Vol:	10000	uL
Soil Aliquot Vol:		uL	Test:	Herbicide	
Extraction Type:			Injection Volume :		
GPC Factor :	1.0	PH :			
Prep Method :	8151A				

File ID/Qc Batch:	Dilution:	Prep Date	Date Analyzed	Prep Batch ID
PS028231.D	1	11/04/24 09:51	11/05/24 23:00	PB164641

CAS Number	Parameter	Conc.	Qualifier	MDL	LOQ / CRQL	Units(Dry Weight)
TARGETS						
1918-00-9	DICAMBA	181		8.70	66.9	ug/Kg
120-36-5	DICHLORPROP	185		9.50	66.9	ug/Kg
94-75-7	2,4-D	186		12.1	66.9	ug/Kg
93-72-1	2,4,5-TP (Silvex)	194		9.40	66.9	ug/Kg
93-76-5	2,4,5-T	193		10.1	66.9	ug/Kg
94-82-6	2,4-DB	188		18.3	66.9	ug/Kg
88-85-7	DINOSEB	197		12.4	66.9	ug/Kg
SURROGATES						
19719-28-9	2,4-DCAA	573		10 - 141	115%	SPK: 500

Comments:

U = Not Detected
LOQ = Limit of Quantitation
MDL = Method Detection Limit
LOD = Limit of Detection
E = Value Exceeds Calibration Range
P = Indicates >25% difference for detected concentrations between the two GC columns
Q = indicates LCS control criteria did not meet requirements
M = MS/MSD acceptance criteria did not meet requirements

J = Estimated Value
B = Analyte Found in Associated Method Blank
N = Presumptive Evidence of a Compound
* = Values outside of QC limits
D = Dilution
S = Indicates estimated value where valid five-point calibration was not performed prior to analyte detection in sample.
() = Laboratory InHouse Limit

Data Path : Z:\pestpcbsrv\HPCHEM1\ECD_S\Data\PS110524\
Data File : PS028231.D
Signal(s) : Signal #1: ECD1A.ch Signal #2: ECD2B.ch
Acq On : 05 Nov 2024 23:00
Operator : AR\AJ
Sample : PB164641BS
Misc :
ALS Vial : 14 Sample Multiplier: 1

Instrument :
ECD_S
ClientSampleId :
PB164641BS

Manual Integrations APPROVED

Reviewed By :Abdul Mirza 11/06/2024
Supervised By :Ankita Jodhani 11/06/2024

Integration File signal 1: autoint1.e
Integration File signal 2: autoint2.e
Quant Time: Nov 06 00:38:38 2024
Quant Method : Z:\pestpcbsrv\HPCHEM1\ECD_S\Method\PS110524.M
Quant Title : 8080.M
QLast Update : Wed Nov 06 00:14:58 2024
Response via : Initial Calibration
Integrator: ChemStation

Volume Inj. : 1 µl
Signal #1 Phase : ZB-MR1 Signal #2 Phase: ZB-MR2
Signal #1 Info : 30M x 0.32mm x0.5 Signal #2 Info : 30M x 0.32mm x 0.25µm

	Compound	RT#1	RT#2	Resp#1	Resp#2	ng/ml	ng/ml
	System Monitoring Compounds						
4) S	2,4-DCAA	7.265	7.767	1033.7E6	894.0E6	573.313	571.667
	Target Compounds						
1) T	Dalapon	2.657	2.710	1487.1E6	1366.4E6	466.797	493.729
2) T	3,5-DICHL...	6.433	6.718	1458.3E6	1244.7E6	520.321	531.243
3) T	4-Nitroph...	7.065	7.293	614.1E6	544.4E6	518.167	514.235
5) T	DICAMBA	7.455	7.969	4234.4E6	3918.0E6	536.093	543.200
6) T	MCPP	7.636	8.069	288.7E6	286.4E6	52.433m	55.342
7) T	MCPA	7.787	8.315	415.3E6	389.6E6	51.207	54.317
8) T	DICHLORPROP	8.166	8.687	1004.8E6	940.6E6	556.164	540.388
9) T	2,4-D	8.397	9.018	1132.0E6	1030.3E6	558.331	528.378m
10) T	Pentachlo...	8.698	9.550	15485.4E6	14200.5E6	578.981	548.914
11) T	2,4,5-TP ...	9.280	9.926	5835.8E6	5755.7E6	583.036	535.296
12) T	2,4,5-T	9.573	10.348	5922.5E6	5606.7E6	579.668	524.086
13) T	2,4-DB	10.151	10.916	932.2E6	683.6E6	565.312	493.175
14) T	DINOSEB	11.368	11.296	4435.9E6	3794.9E6	590.382	505.900
15) T	Picloram	11.173	12.397	9875.3E6	7837.1E6	565.939	477.360
16) T	DCPA	11.660	12.344	7625.0E6	6025.4E6	612.460	478.059

(f)=RT Delta > 1/2 Window (#)=Amounts differ by > 25% (m)=manual int.

Data Path : Z:\pestpcbsrv\HPCHEM1\ECD_S\Data\PS110524\
Data File : PS028231.D
Signal(s) : Signal #1: ECD1A.ch Signal #2: ECD2B.ch
Acq On : 05 Nov 2024 23:00
Operator : AR\AJ
Sample : PB164641BS
Misc :
ALS Vial : 14 Sample Multiplier: 1

Instrument :
ECD_S
ClientSampleId :
PB164641BS

Manual Integrations APPROVED

Reviewed By :Abdul Mirza 11/06/2024
Supervised By :Ankita Jodhani 11/06/2024

Integration File signal 1: autoint1.e
Integration File signal 2: autoint2.e
Quant Time: Nov 06 00:38:38 2024
Quant Method : Z:\pestpcbsrv\HPCHEM1\ECD_S\Method\PS110524.M
Quant Title : 8080.M
QLast Update : Wed Nov 06 00:14:58 2024
Response via : Initial Calibration
Integrator: ChemStation

Volume Inj. : 1 µl
Signal #1 Phase : ZB-MR1 Signal #2 Phase: ZB-MR2
Signal #1 Info : 30M x 0.32mm x0.5 Signal #2 Info : 30M x 0.32mm x 0.25µm

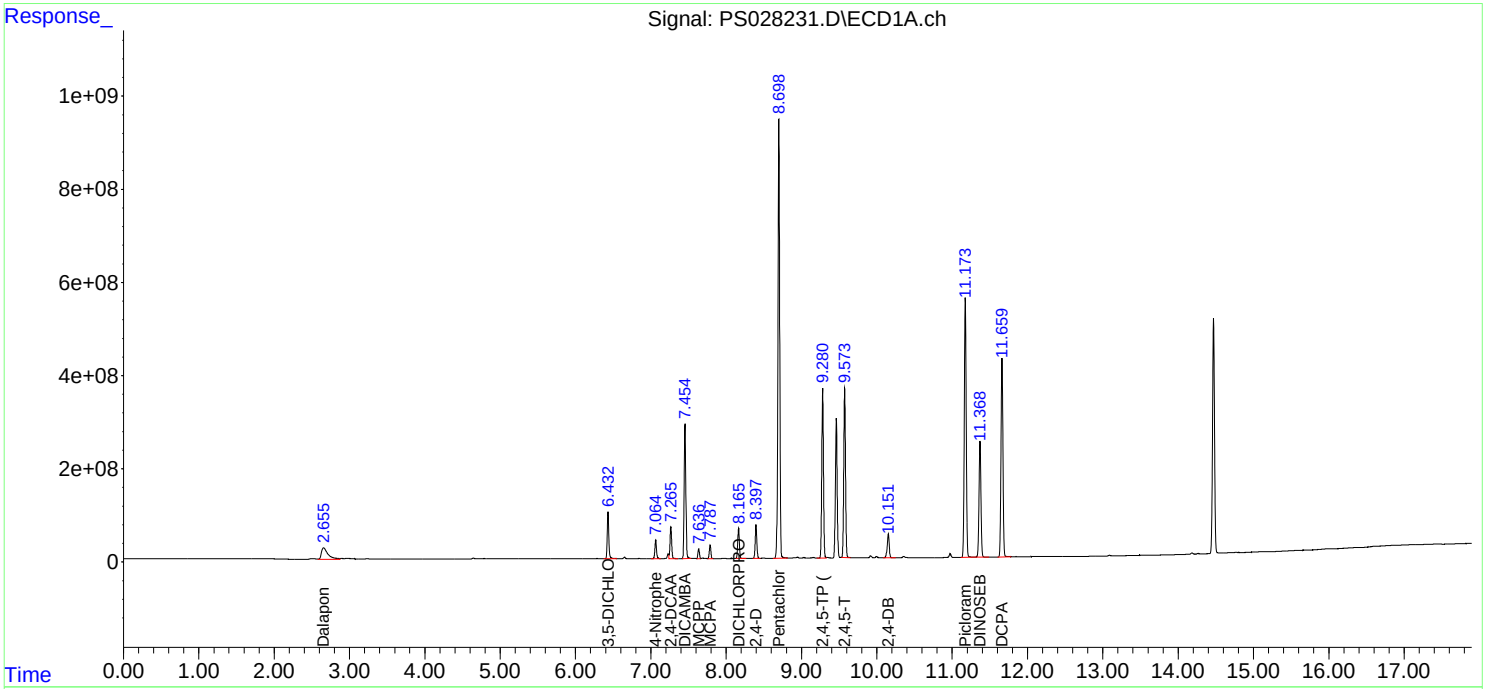

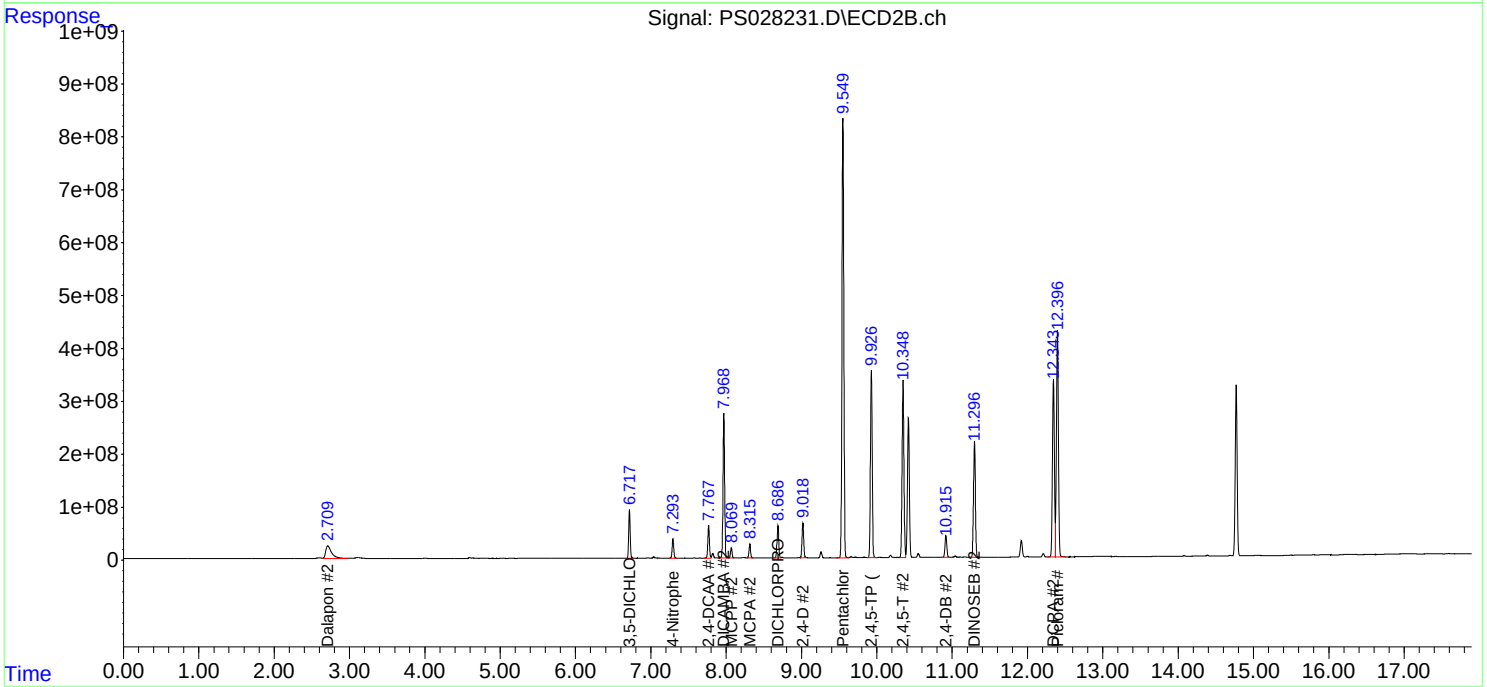

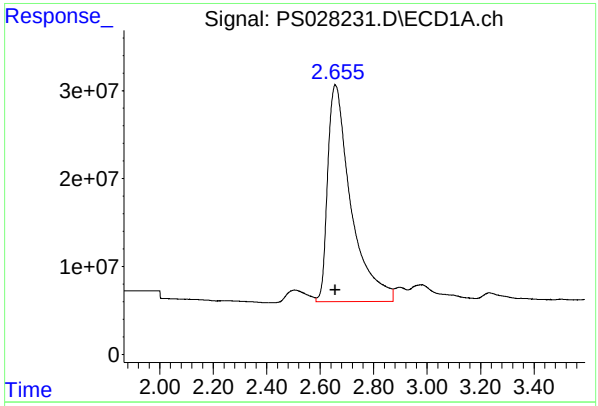

#1 Dalapon

R.T.: 2.657 min
Delta R.T.: 0.000 min
Response: 1487082427
Conc: 466.80 ng/ml

Instrument :
ECD_S
ClientSampleId :
PB164641BS

Manual Integrations APPROVED

Reviewed By :Abdul Mirza 11/06/2024
Supervised By :Ankita Jodhani 11/06/2024

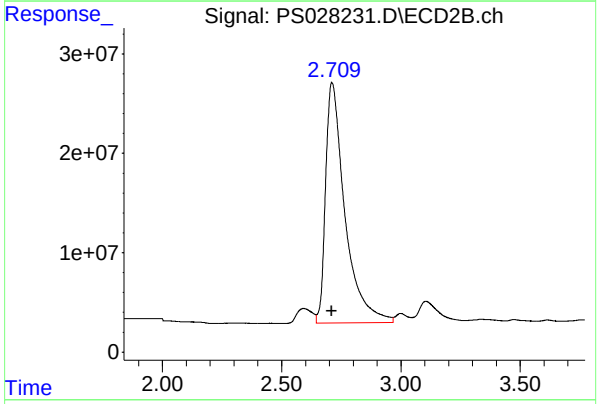

#1 Dalapon

R.T.: 2.710 min
Delta R.T.: 0.000 min
Response: 1366445949
Conc: 493.73 ng/ml

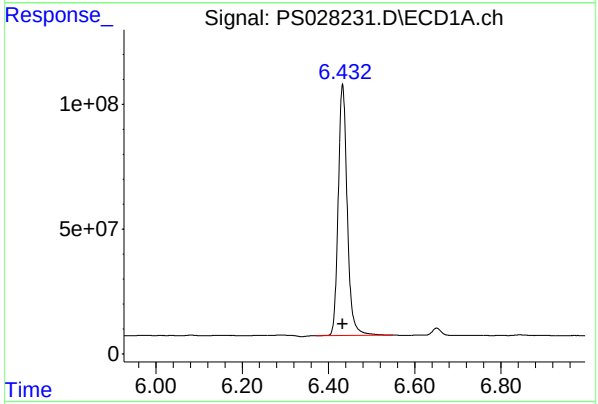

#2 3,5-DICHLOROBENZOIC ACID

R.T.: 6.433 min
Delta R.T.: 0.000 min
Response: 1458266782
Conc: 520.32 ng/ml

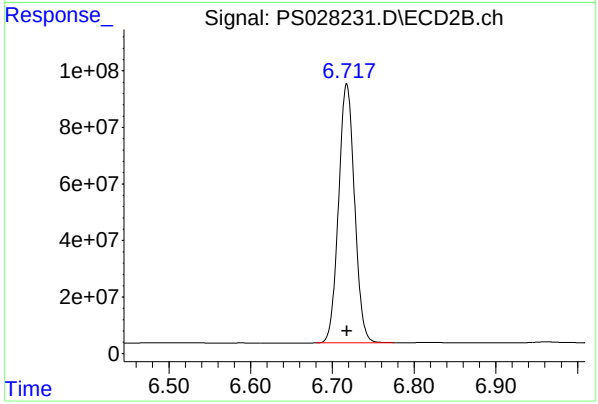

#2 3,5-DICHLOROBENZOIC ACID

R.T.: 6.718 min
Delta R.T.: 0.000 min
Response: 1244691572
Conc: 531.24 ng/ml

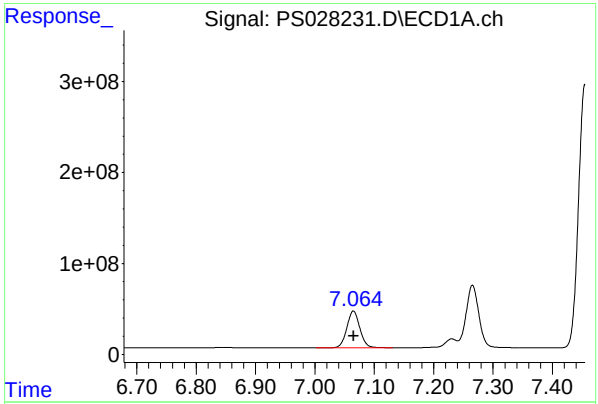

#3 4-Nitrophenol

R.T.: 7.065 min
Delta R.T.: 0.000 min
Response: 614140955
Conc: 518.17 ng/ml

Instrument :
ECD_S
ClientSampleId :
PB164641BS

Manual Integrations
APPROVED

Reviewed By :Abdul Mirza 11/06/2024
Supervised By :Ankita Jodhani 11/06/2024

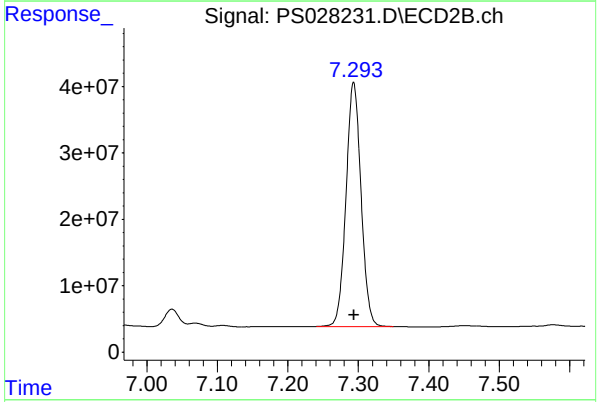

#3 4-Nitrophenol

R.T.: 7.293 min
Delta R.T.: 0.000 min
Response: 544361857
Conc: 514.24 ng/ml

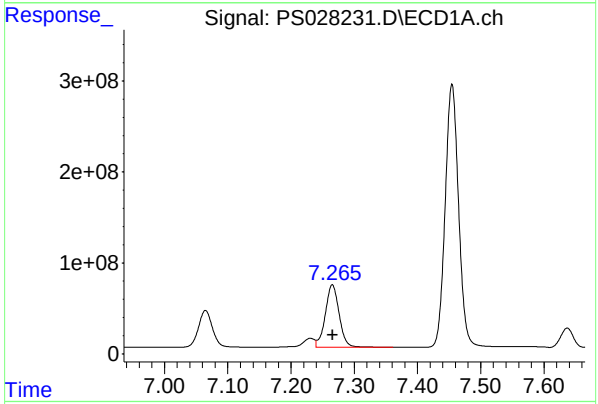

#4 2,4-DCAA

R.T.: 7.265 min
Delta R.T.: 0.000 min
Response: 1033702181
Conc: 573.31 ng/ml

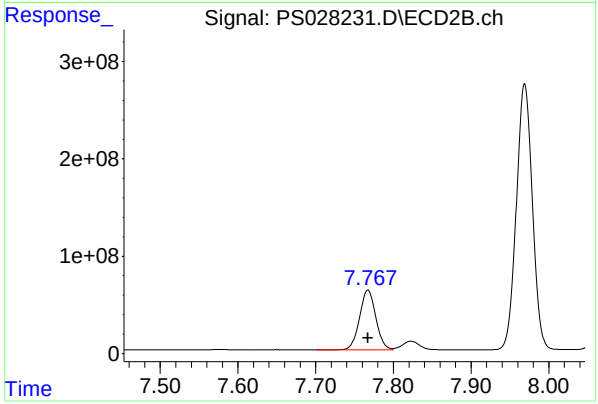

#4 2,4-DCAA

R.T.: 7.767 min
Delta R.T.: 0.000 min
Response: 894024099
Conc: 571.67 ng/ml

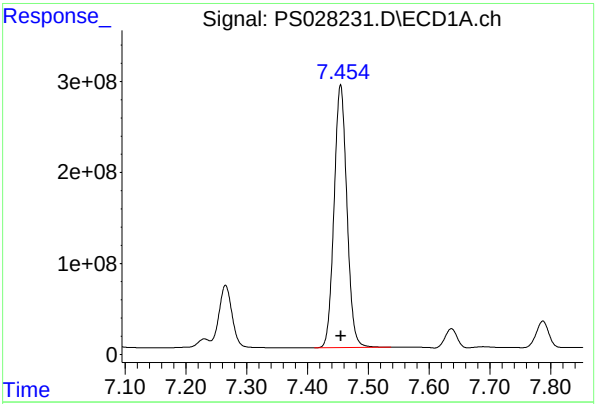

#5 DICAMBA

R.T.: 7.455 min
Delta R.T.: 0.000 mi
Response: 4234368581
Conc: 536.09 ng/m

Instrument :
ECD_S
ClientSampleId :
PB164641BS

Manual Integrations
APPROVED

Reviewed By :Abdul Mirza 11/06/2024
Supervised By :Ankita Jodhani 11/06/2024

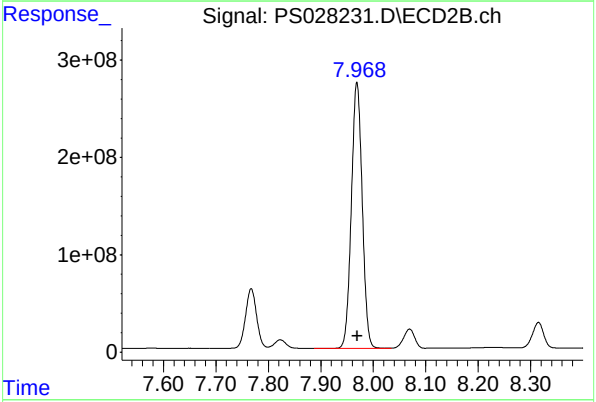

#5 DICAMBA

R.T.: 7.969 min
Delta R.T.: 0.000 min
Response: 3918002501
Conc: 543.20 ng/ml

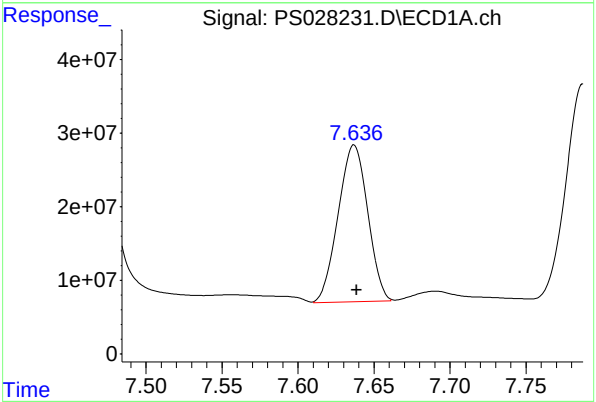

#6 MCPP

R.T.: 7.636 min
Delta R.T.: -0.002 min
Response: 288748176
Conc: 52.43 ug/ml m

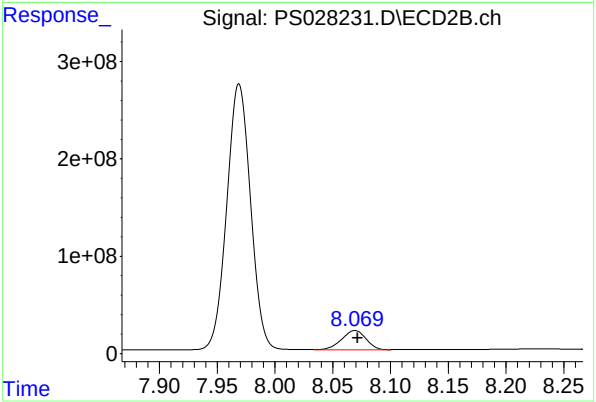

#6 MCPP

R.T.: 8.069 min
Delta R.T.: -0.002 min
Response: 286380161
Conc: 55.34 ug/ml

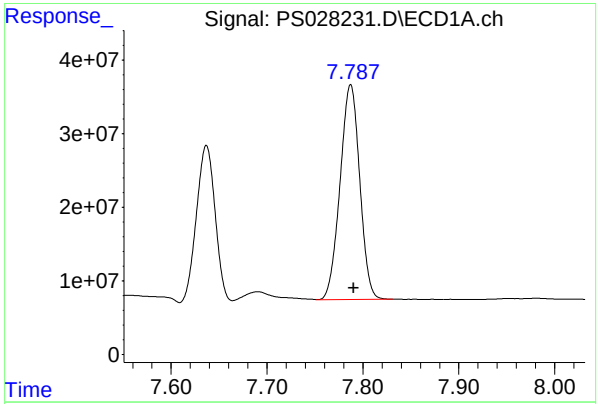

#7 MCPA

R.T.: 7.787 min
Delta R.T.: -0.003 min
Response: 415347435
Conc: 51.21 ug/ml

Instrument :
ECD_S
ClientSampleId :
PB164641BS

Manual Integrations APPROVED

Reviewed By :Abdul Mirza 11/06/2024
Supervised By :Ankita Jodhani 11/06/2024

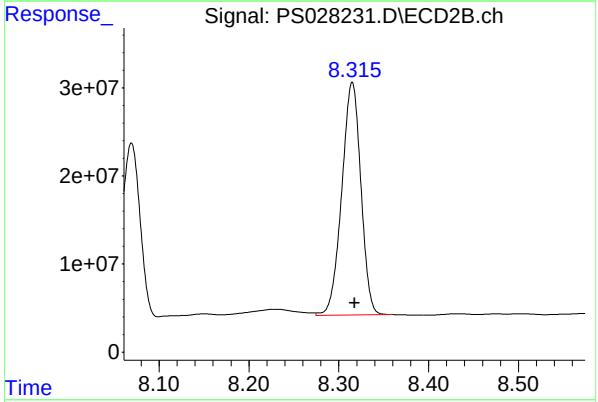

#7 MCPA

R.T.: 8.315 min
Delta R.T.: -0.003 min
Response: 389604117
Conc: 54.32 ug/ml

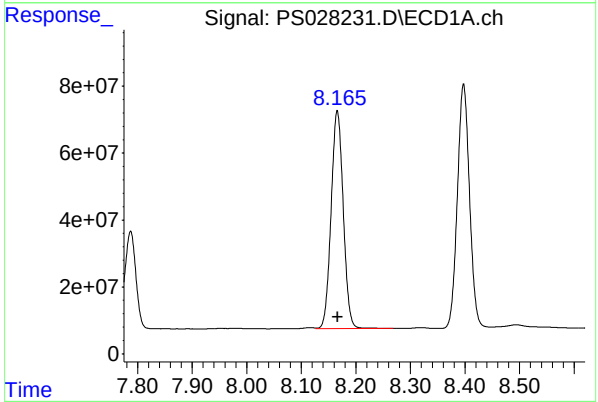

#8 DICHLORPROP

R.T.: 8.166 min
Delta R.T.: 0.000 min
Response: 1004752053
Conc: 556.16 ng/ml

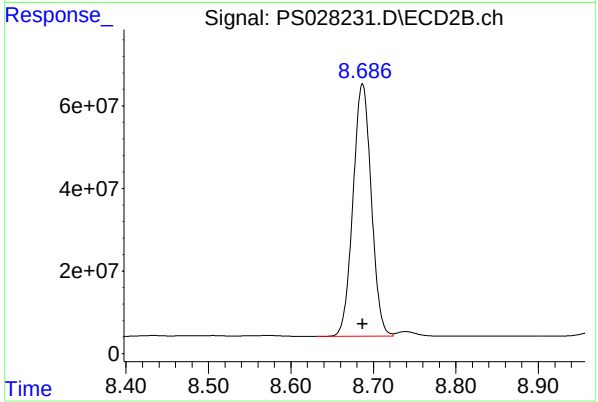

#8 DICHLORPROP

R.T.: 8.687 min
Delta R.T.: 0.000 min
Response: 940627006
Conc: 540.39 ng/ml

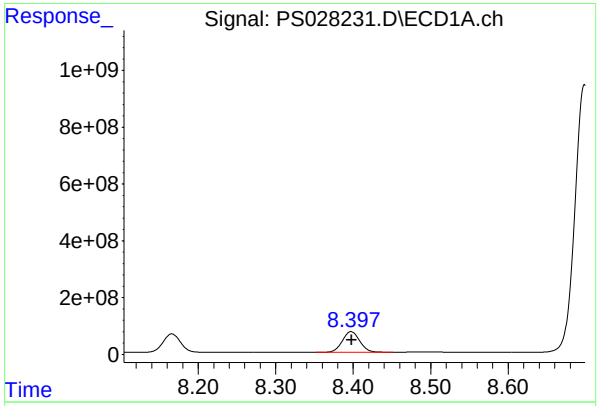

#9 2,4-D

R.T.: 8.397 min
Delta R.T.: 0.000 mi
Response: 1131972154
Conc: 558.33 ng/m

Instrument :
ECD_S
ClientSampleId :
PB164641BS

Manual Integrations APPROVED

Reviewed By :Abdul Mirza 11/06/2024
Supervised By :Ankita Jodhani 11/06/2024

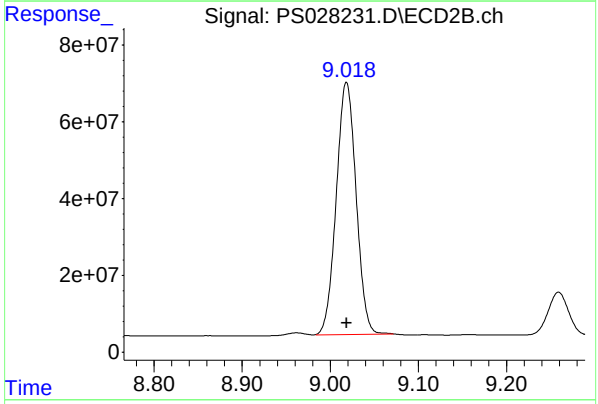

#9 2,4-D

R.T.: 9.018 min
Delta R.T.: 0.000 min
Response: 1030308820
Conc: 528.38 ng/ml m

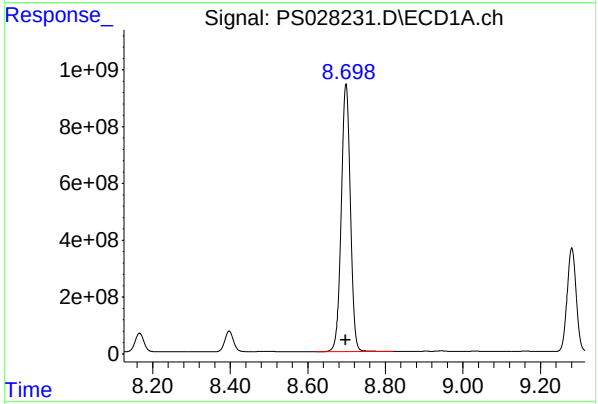

#10 Pentachlorophenol

R.T.: 8.698 min
Delta R.T.: 0.000 min
Response: 15485403648
Conc: 578.98 ng/ml

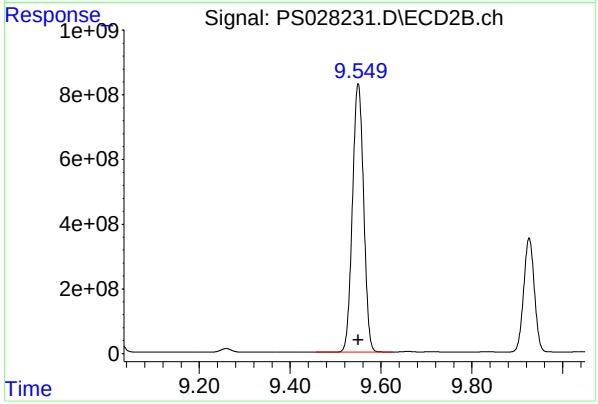

#10 Pentachlorophenol

R.T.: 9.550 min
Delta R.T.: 0.000 min
Response: 14200500684
Conc: 548.91 ng/ml

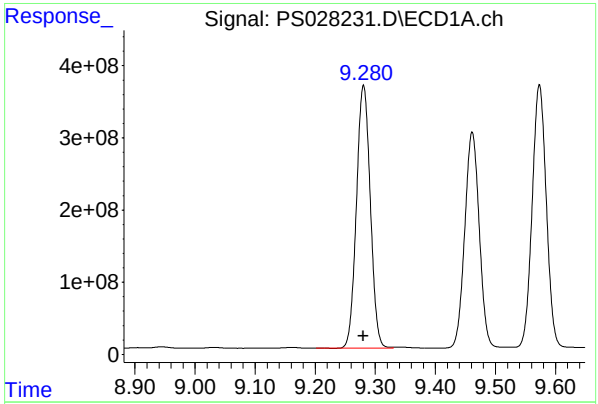

#11 2,4,5-TP (SILVEX)

R.T.: 9.280 min
Delta R.T.: 0.000 min
Response: 5835760243
Conc: 583.04 ng/ml

Instrument :
ECD_S
ClientSampleId :
PB164641BS

Manual Integrations APPROVED

Reviewed By :Abdul Mirza 11/06/2024
Supervised By :Ankita Jodhani 11/06/2024

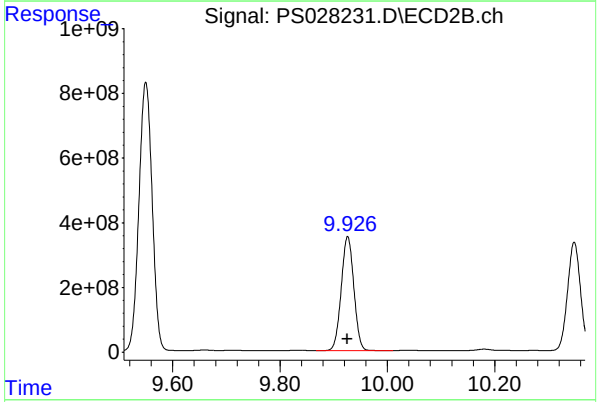

#11 2,4,5-TP (SILVEX)

R.T.: 9.926 min
Delta R.T.: 0.000 min
Response: 5755660756
Conc: 535.30 ng/ml

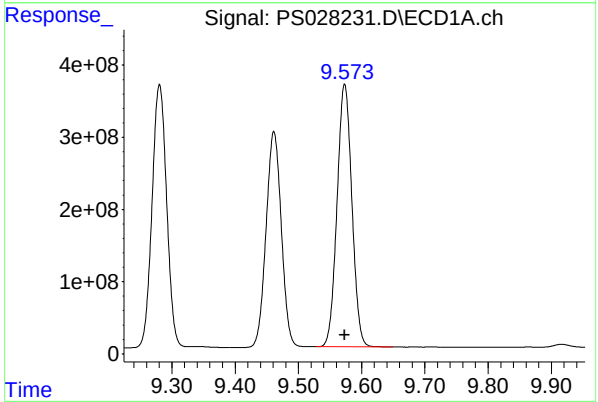

#12 2,4,5-T

R.T.: 9.573 min
Delta R.T.: 0.000 min
Response: 5922472434
Conc: 579.67 ng/ml

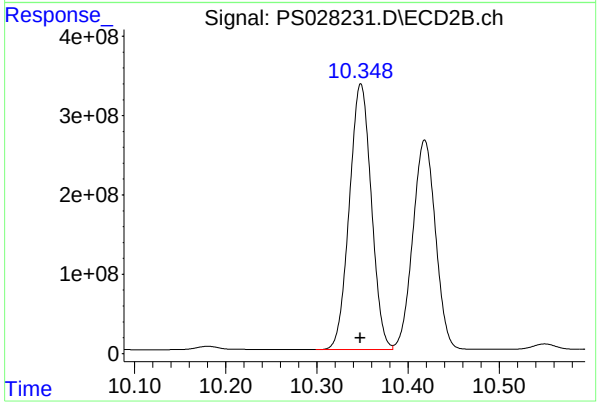

#12 2,4,5-T

R.T.: 10.348 min
Delta R.T.: 0.000 min
Response: 5606731264
Conc: 524.09 ng/ml

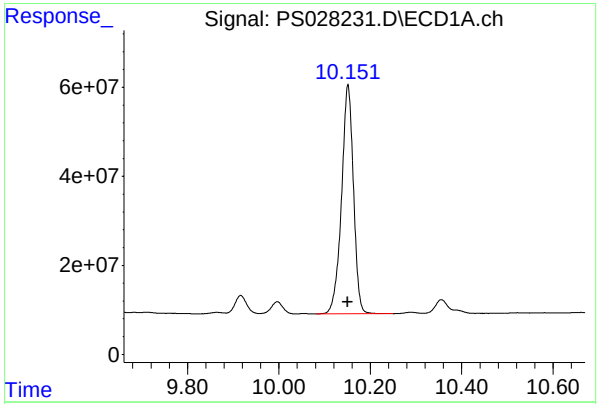

#13 2,4-DB

R.T.: 10.151 min
Delta R.T.: 0.000 min
Response: 932244025
Conc: 565.31 ng/ml

Instrument :
ECD_S
ClientSampleId :
PB164641BS

Manual Integrations APPROVED

Reviewed By :Abdul Mirza 11/06/2024
Supervised By :Ankita Jodhani 11/06/2024

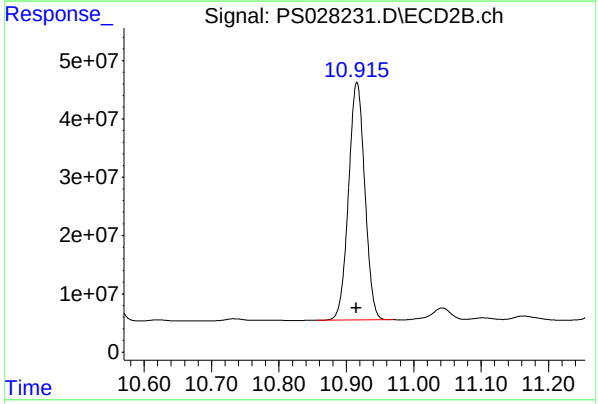

#13 2,4-DB

R.T.: 10.916 min
Delta R.T.: 0.000 min
Response: 683585535
Conc: 493.18 ng/ml

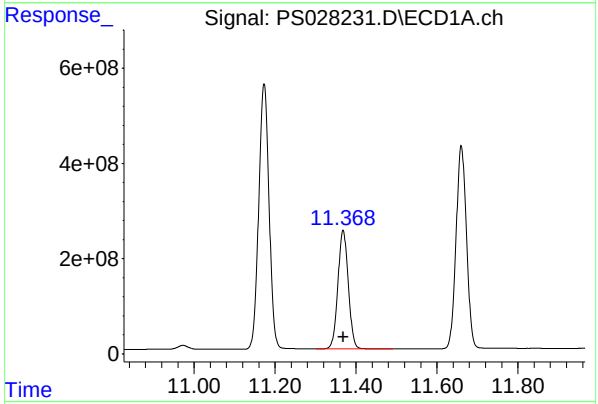

#14 DINOSEB

R.T.: 11.368 min
Delta R.T.: 0.000 min
Response: 4435866566
Conc: 590.38 ng/ml

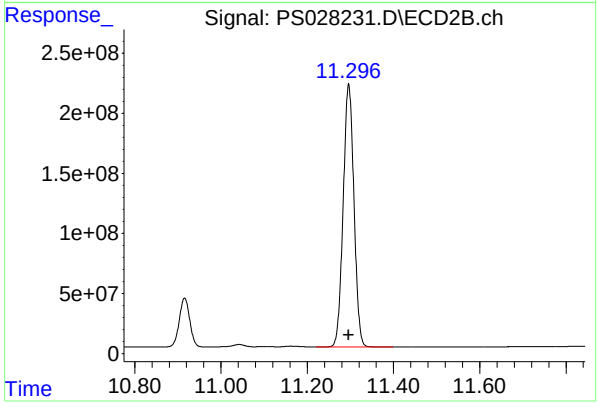

#14 DINOSEB

R.T.: 11.296 min
Delta R.T.: 0.000 min
Response: 3794900962
Conc: 505.90 ng/ml

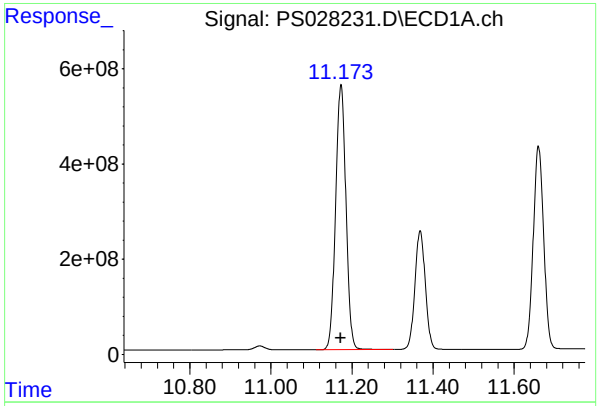

#15 Picloram

R.T.: 11.173 min
Delta R.T.: 0.000 min
Response: 9875313975
Conc: 565.94 ng/ml

Instrument :
ECD_S
ClientSampleId :
PB164641BS

Manual Integrations APPROVED

Reviewed By :Abdul Mirza 11/06/2024
Supervised By :Ankita Jodhani 11/06/2024

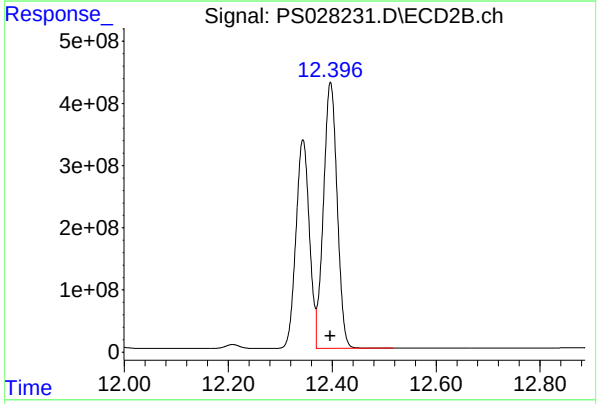

#15 Picloram

R.T.: 12.397 min
Delta R.T.: 0.000 min
Response: 7837143011
Conc: 477.36 ng/ml

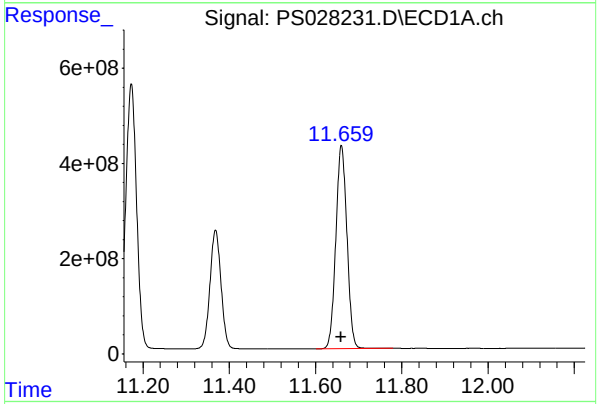

#16 DCPA

R.T.: 11.660 min
Delta R.T.: 0.000 min
Response: 7625025258
Conc: 612.46 ng/ml

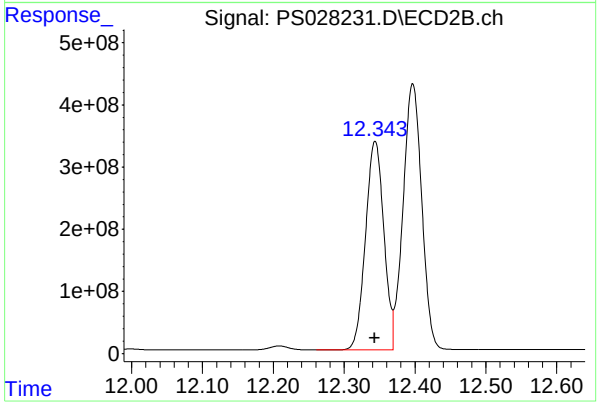

#16 DCPA

R.T.: 12.344 min
Delta R.T.: 0.000 min
Response: 6025353694
Conc: 478.06 ng/ml

Raw Data: **PS028285.D**

Alliance TECHNICAL GROUP
284 Sheffield Street, Mountainside, New Jersey 07092, Phone : 908 789 8900,
Fax : 908 789 8922

Report of Analysis

Client:	Tetra Tech, EMI		Date Collected:		
Project:	R36704		Date Received:		
Client Sample ID:	PB164703BS		SDG No.:	P4602	
Lab Sample ID:	PB164703BS		Matrix:	SOIL	
Analytical Method:	SW8151A		% Solid:	100	Decanted:
Sample Wt/Vol:	30.02 Units:	g	Final Vol:	10000	uL
Soil Aliquot Vol:		uL	Test:	Herbicide	
Extraction Type:			Injection Volume :		
GPC Factor :	1.0	PH :			
Prep Method :	8151A				

File ID/Qc Batch:	Dilution:	Prep Date	Date Analyzed	Prep Batch ID
PS028285.D	1	11/06/24 08:40	11/06/24 23:51	PB164703

CAS Number	Parameter	Conc.	Qualifier	MDL	LOQ / CRQL	Units(Dry Weight)
TARGETS						
1918-00-9	DICAMBA	174		8.70	67.0	ug/Kg
120-36-5	DICHLORPROP	177		9.50	67.0	ug/Kg
94-75-7	2,4-D	177		12.1	67.0	ug/Kg
93-72-1	2,4,5-TP (Silvex)	182		9.40	67.0	ug/Kg
93-76-5	2,4,5-T	181		10.1	67.0	ug/Kg
94-82-6	2,4-DB	177		18.3	67.0	ug/Kg
88-85-7	DINOSEB	180		12.4	67.0	ug/Kg
SURROGATES						
19719-28-9	2,4-DCAA	560		10 - 141	112%	SPK: 500

Comments:

U = Not Detected
LOQ = Limit of Quantitation
MDL = Method Detection Limit
LOD = Limit of Detection
E = Value Exceeds Calibration Range
P = Indicates >25% difference for detected concentrations between the two GC columns
Q = indicates LCS control criteria did not meet requirements
M = MS/MSD acceptance criteria did not meet requirements

J = Estimated Value
B = Analyte Found in Associated Method Blank
N = Presumptive Evidence of a Compound
* = Values outside of QC limits
D = Dilution
S = Indicates estimated value where valid five-point calibration was not performed prior to analyte detection in sample.
() = Laboratory InHouse Limit

Data Path : Z:\pestpcbsrv\HPCHEM1\ECD_S\Data\PS110624\
Data File : PS028285.D
Signal(s) : Signal #1: ECD1A.ch Signal #2: ECD2B.ch
Acq On : 06 Nov 2024 23:51
Operator : AR\AJ
Sample : PB164703BS
Misc :
ALS Vial : 71 Sample Multiplier: 1

Instrument :
ECD_S
ClientSampleId :
PB164703BS

Integration File signal 1: autoint1.e
Integration File signal 2: autoint2.e
Quant Time: Nov 07 00:55:00 2024
Quant Method : Z:\pestpcbsrv\HPCHEM1\ECD_S\Method\PS110624.M
Quant Title : 8080.M
QLast Update : Wed Nov 06 11:48:19 2024
Response via : Initial Calibration
Integrator: ChemStation

Volume Inj. : 1 µl
Signal #1 Phase : ZB-MR1 Signal #2 Phase: ZB-MR2
Signal #1 Info : 30M x 0.32mm x0.5 Signal #2 Info : 30M x 0.32mm x 0.25µm

		Compound	RT#1	RT#2	Resp#1	Resp#2	ng/ml	ng/ml
		System Monitoring Compounds						
4)	S	2,4-DCAA	7.260	7.762	1435.3E6	932.1E6	560.339	535.148
		Target Compounds						
1)	T	Dalapon	2.652	2.709	1636.3E6	1364.2E6	459.750	463.629
2)	T	3,5-DICHL...	6.428	6.713	1918.8E6	1270.7E6	511.852	502.060
3)	T	4-Nitroph...	7.059	7.289	822.3E6	536.1E6	499.090	467.810
5)	T	DICAMBA	7.449	7.964	5858.1E6	4075.6E6	521.717	507.387
6)	T	MCPP	7.631	8.064	386.8E6	315.9E6	51.010	52.036
7)	T	MCPA	7.781	8.310	526.0E6	422.4E6	50.525	50.650
8)	T	DICHLORPROP	8.159	8.681	1495.7E6	1004.0E6	530.522	499.688
9)	T	2,4-D	8.390	9.012	1678.2E6	1101.7E6	531.741	494.003
10)	T	Pentachlo...	8.690	9.543	23419.5E6	14960.8E6	563.473	512.977
11)	T	2,4,5-TP ...	9.273	9.919	9283.7E6	6344.2E6	545.276	509.876
12)	T	2,4,5-T	9.565	10.341	9441.1E6	6152.0E6	544.608	501.518
13)	T	2,4-DB	10.143	10.909	1502.0E6	758.6E6	531.383	478.614
14)	T	DINOSEB	11.360	11.289	7809.6E6	4235.2E6	540.121	485.593
15)	T	Picloram	11.165	12.390	15228.9E6	8502.5E6	525.154	471.518
16)	T	DCPA	11.652	12.336	13160.3E6	6867.2E6	553.901	490.146

(f)=RT Delta > 1/2 Window (#)=Amounts differ by > 25% (m)=manual int.

Data Path : Z:\pestpcbsrv\HPCHEM1\ECD_S\Data\PS110624\
Data File : PS028285.D
Signal(s) : Signal #1: ECD1A.ch Signal #2: ECD2B.ch
Acq On : 06 Nov 2024 23:51
Operator : AR\AJ
Sample : PB164703BS
Misc :
ALS Vial : 71 Sample Multiplier: 1

Instrument :
ECD_S
ClientSampleId :
PB164703BS

Integration File signal 1: autoint1.e
Integration File signal 2: autoint2.e
Quant Time: Nov 07 00:55:00 2024
Quant Method : Z:\pestpcbsrv\HPCHEM1\ECD_S\Method\PS110624.M
Quant Title : 8080.M
QLast Update : Wed Nov 06 11:48:19 2024
Response via : Initial Calibration
Integrator: ChemStation

Volume Inj. : 1 µl
Signal #1 Phase : ZB-MR1 Signal #2 Phase: ZB-MR2
Signal #1 Info : 30M x 0.32mm x0.5 Signal #2 Info : 30M x 0.25µm

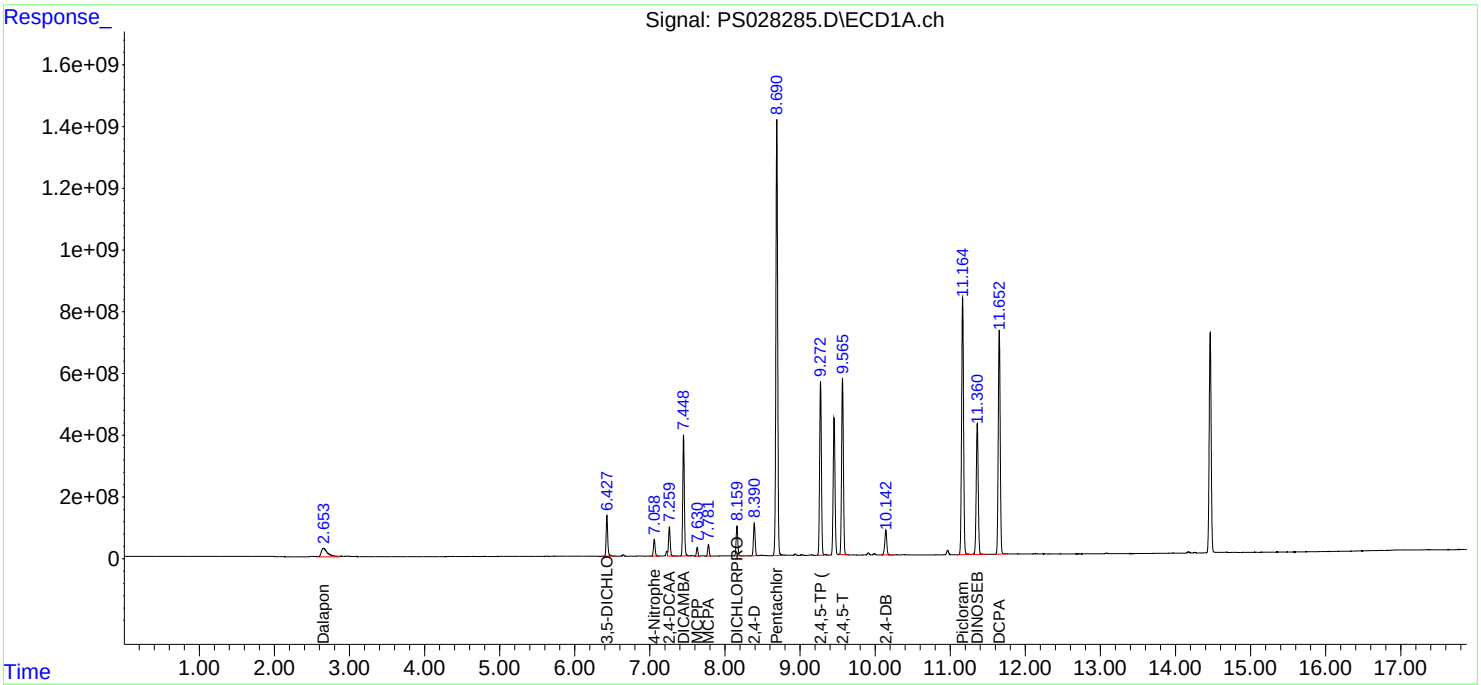

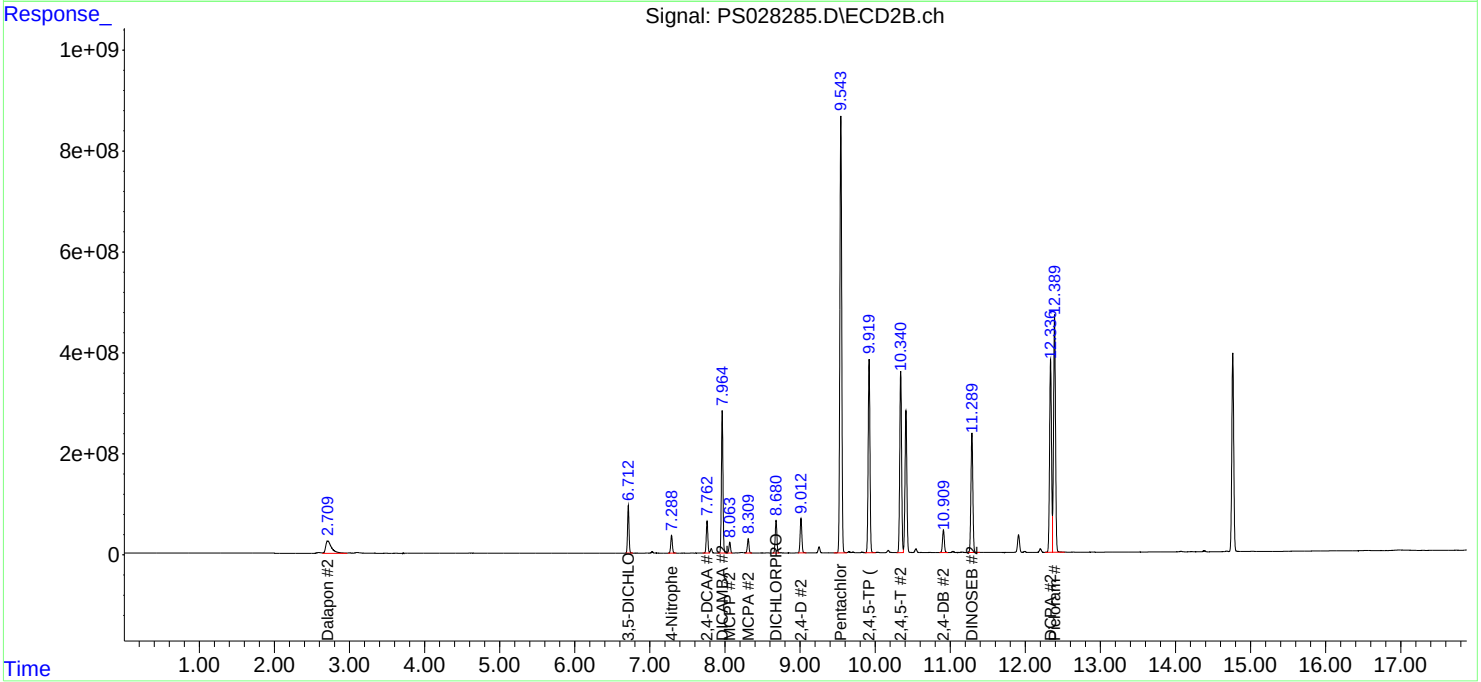

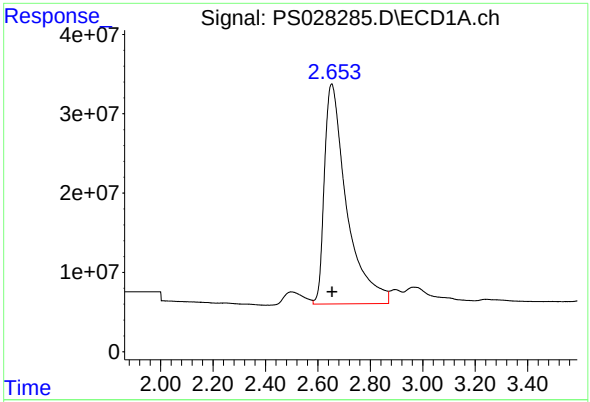

#1 Dalapon

R.T.: 2.652 min
Delta R.T.: -0.002 min
Response: 1636338076
Conc: 459.75 ng/ml

Instrument :
ECD_S
ClientSampleId :
PB164703BS

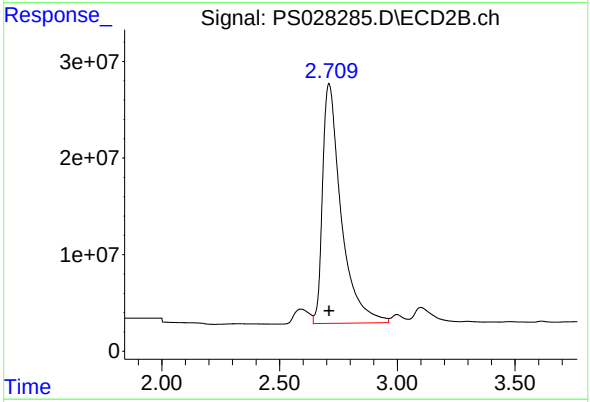

#1 Dalapon

R.T.: 2.709 min
Delta R.T.: 0.000 min
Response: 1364225211
Conc: 463.63 ng/ml

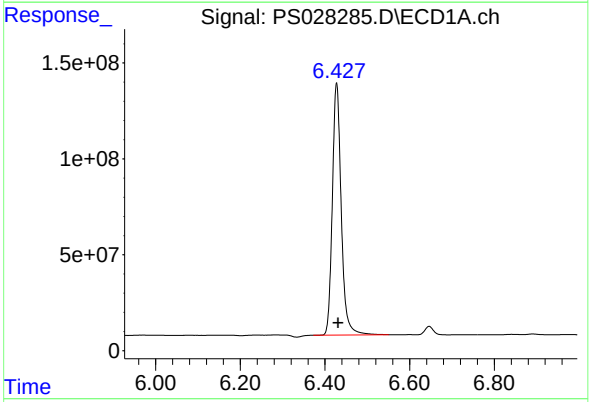

#2 3,5-DICHLOROBENZOIC ACID

R.T.: 6.428 min
Delta R.T.: -0.003 min
Response: 1918819729
Conc: 511.85 ng/ml

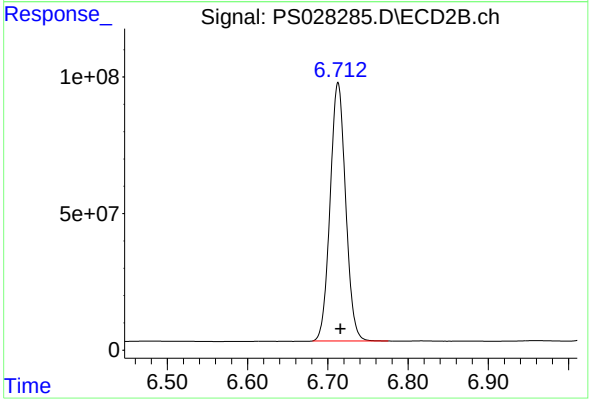

#2 3,5-DICHLOROBENZOIC ACID

R.T.: 6.713 min
Delta R.T.: -0.003 min
Response: 1270667997
Conc: 502.06 ng/ml

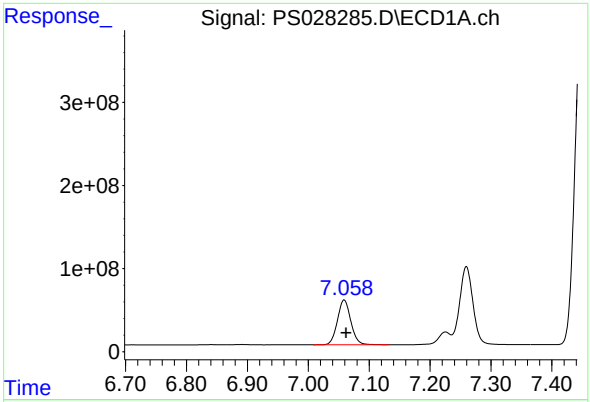

#3 4-Nitrophenol

R.T.: 7.059 min
Delta R.T.: -0.003 min
Response: 822284824
Conc: 499.09 ng/ml

Instrument :
ECD_S
ClientSampleId :
PB164703BS

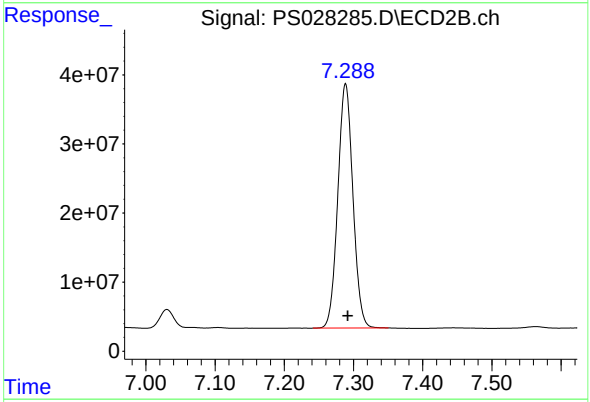

#3 4-Nitrophenol

R.T.: 7.289 min
Delta R.T.: -0.003 min
Response: 536084144
Conc: 467.81 ng/ml

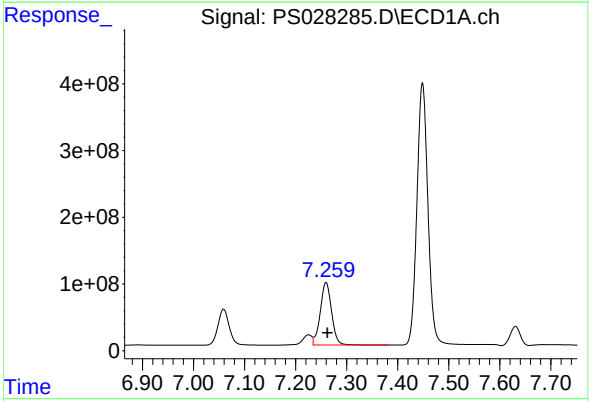

#4 2,4-DCAA

R.T.: 7.260 min
Delta R.T.: -0.003 min
Response: 1435260125
Conc: 560.34 ng/ml

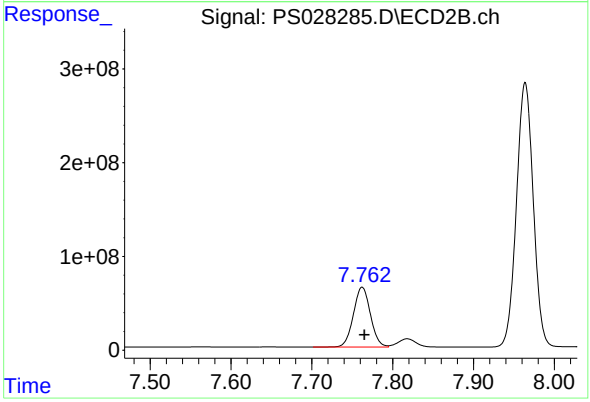

#4 2,4-DCAA

R.T.: 7.762 min
Delta R.T.: -0.003 min
Response: 932110205
Conc: 535.15 ng/ml

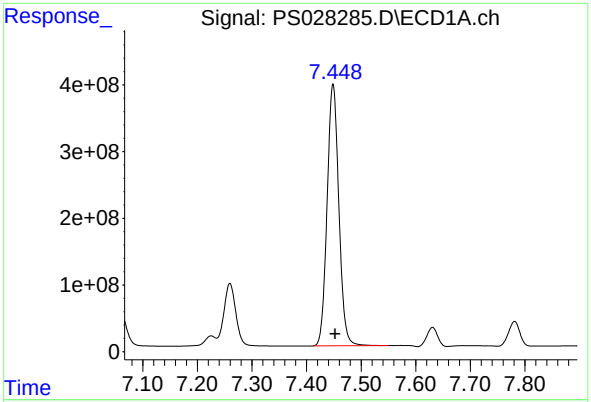

#5 DICAMBA

R.T.: 7.449 min
Delta R.T.: -0.004 min
Response: 5858119745
Conc: 521.72 ng/ml

Instrument :
ECD_S
ClientSampleId :
PB164703BS

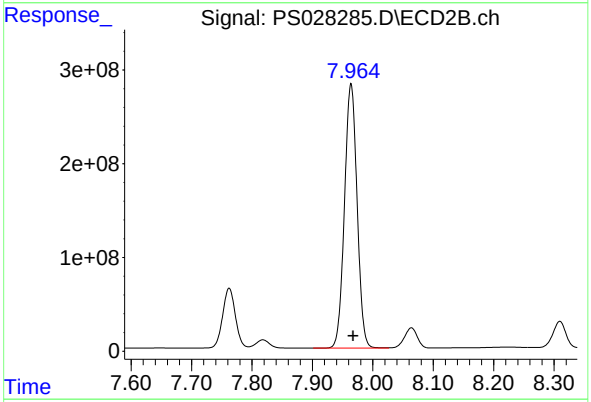

#5 DICAMBA

R.T.: 7.964 min
Delta R.T.: -0.003 min
Response: 4075617807
Conc: 507.39 ng/ml

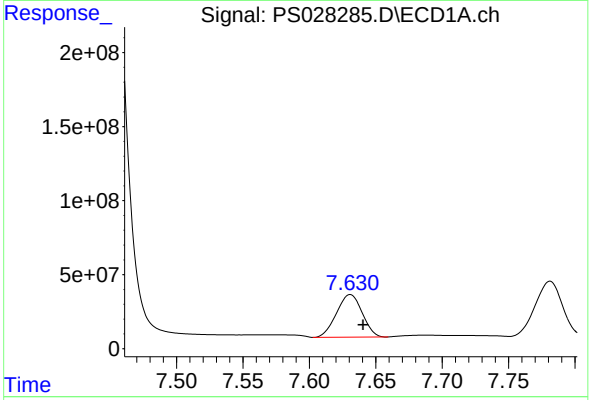

#6 MCPP

R.T.: 7.631 min
Delta R.T.: -0.010 min
Response: 386783724
Conc: 51.01 ug/ml

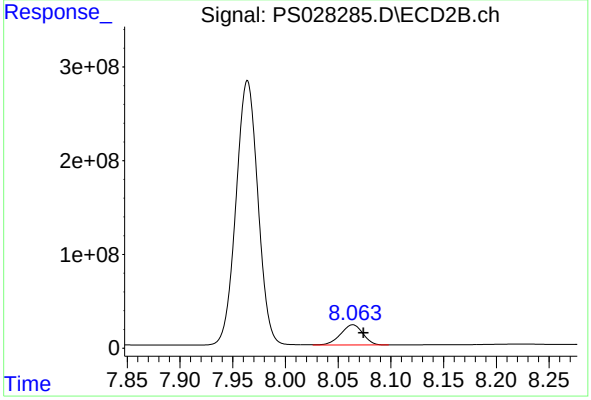

#6 MCPP

R.T.: 8.064 min
Delta R.T.: -0.010 min
Response: 315926409
Conc: 52.04 ug/ml

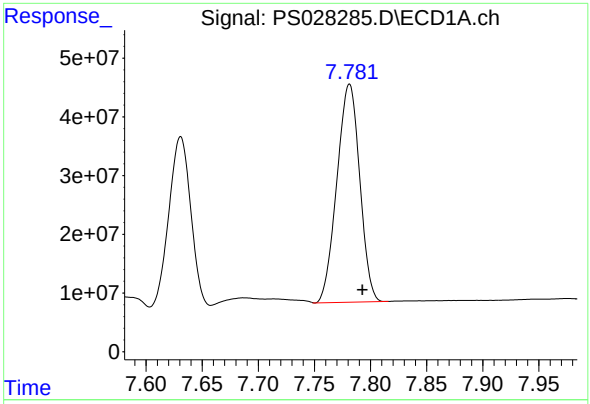

#7 MCPA

R.T.: 7.781 min
Delta R.T.: -0.012 min
Response: 526026670
Conc: 50.53 ug/ml

Instrument :
ECD_S
ClientSampleId :
PB164703BS

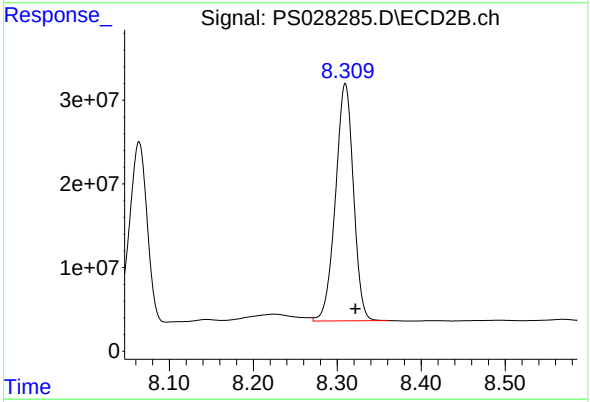

#7 MCPA

R.T.: 8.310 min
Delta R.T.: -0.012 min
Response: 422355057
Conc: 50.65 ug/ml

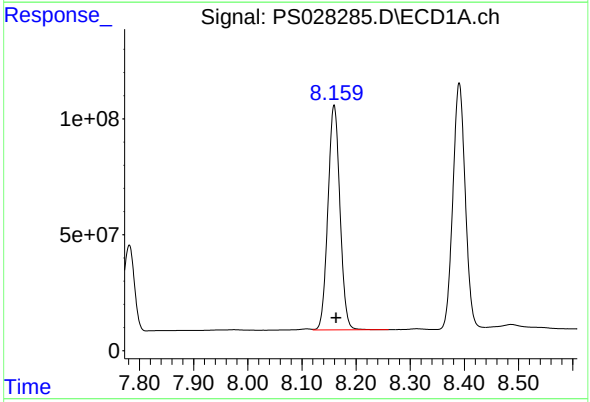

#8 DICHLORPROP

R.T.: 8.159 min
Delta R.T.: -0.004 min
Response: 1495691224
Conc: 530.52 ng/ml

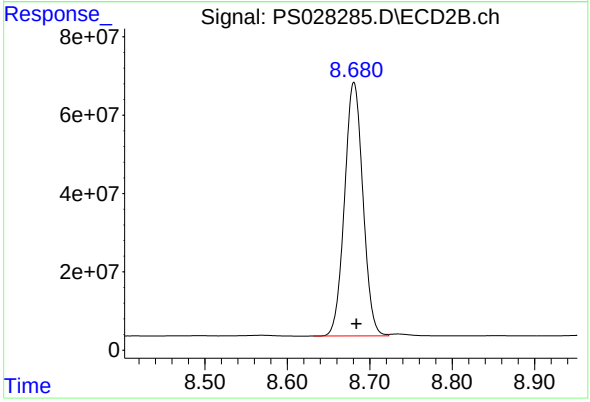

#8 DICHLORPROP

R.T.: 8.681 min
Delta R.T.: -0.003 min
Response: 1003993636
Conc: 499.69 ng/ml

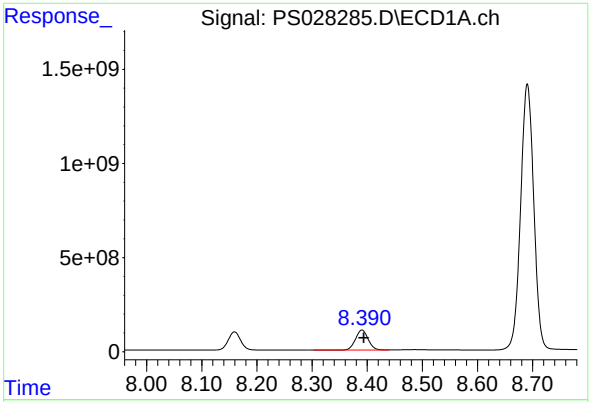

#9 2,4-D

R.T.: 8.390 min
Delta R.T.: -0.003 min
Response: 1678231953
Conc: 531.74 ng/ml

Instrument :
ECD_S
ClientSampleId :
PB164703BS

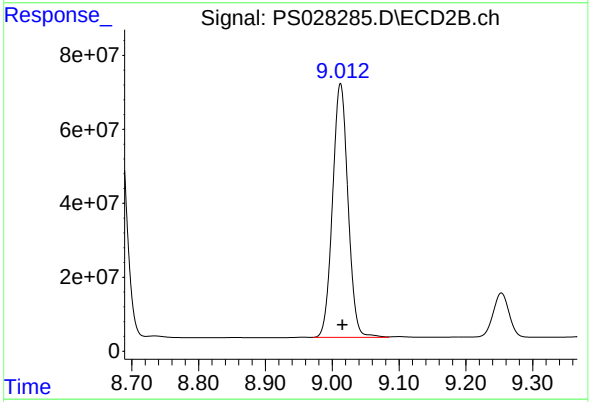

#9 2,4-D

R.T.: 9.012 min
Delta R.T.: -0.003 min
Response: 1101694310
Conc: 494.00 ng/ml

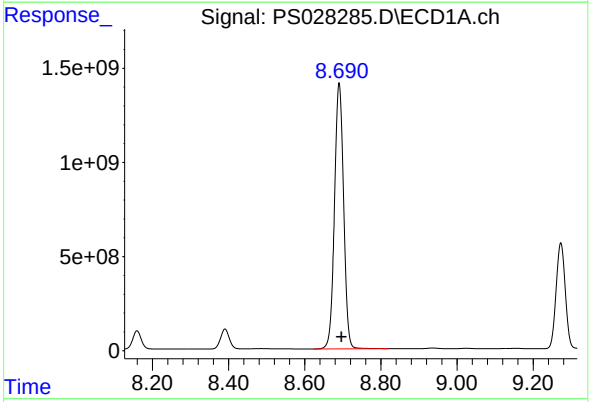

#10 Pentachlorophenol

R.T.: 8.690 min
Delta R.T.: -0.006 min
Response: 23419459092
Conc: 563.47 ng/ml

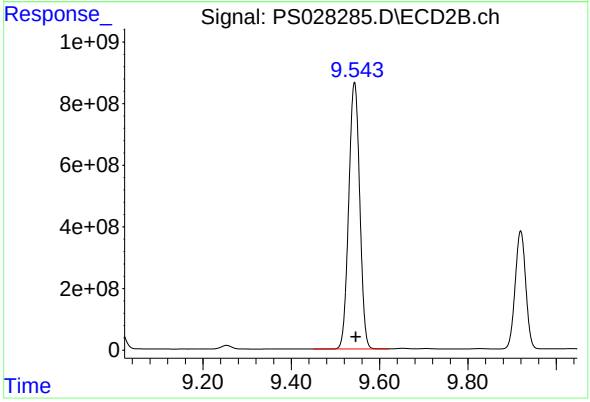

#10 Pentachlorophenol

R.T.: 9.543 min
Delta R.T.: -0.003 min
Response: 14960817888
Conc: 512.98 ng/ml

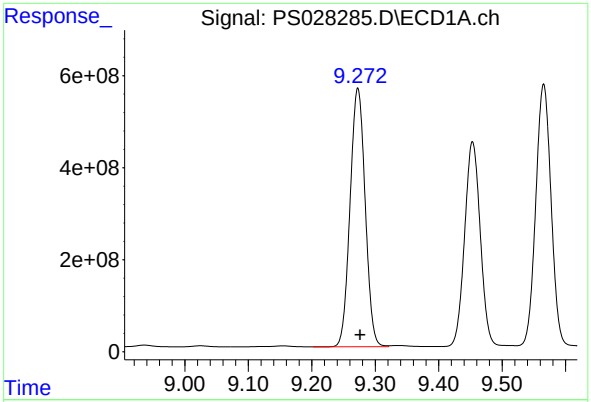

#11 2,4,5-TP (SILVEX)

R.T.: 9.273 min
Delta R.T.: -0.004 min
Response: 9283672645
Conc: 545.28 ng/ml

Instrument :
ECD_S
ClientSampleId :
PB164703BS

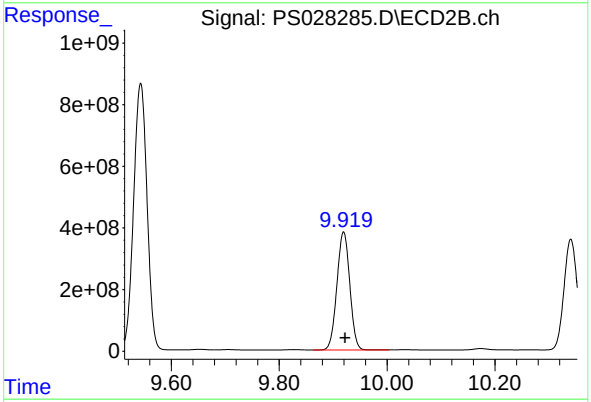

#11 2,4,5-TP (SILVEX)

R.T.: 9.919 min
Delta R.T.: -0.003 min
Response: 6344226261
Conc: 509.88 ng/ml

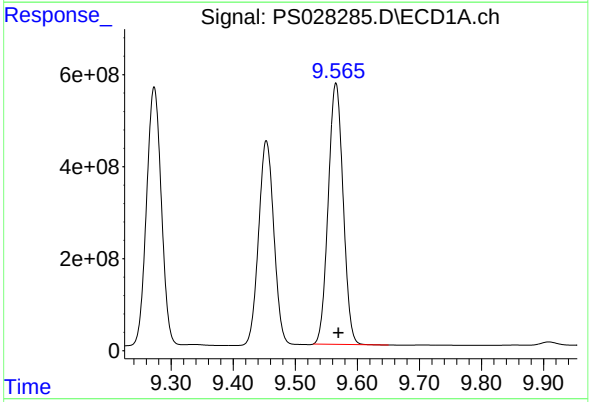

#12 2,4,5-T

R.T.: 9.565 min
Delta R.T.: -0.004 min
Response: 9441061601
Conc: 544.61 ng/ml

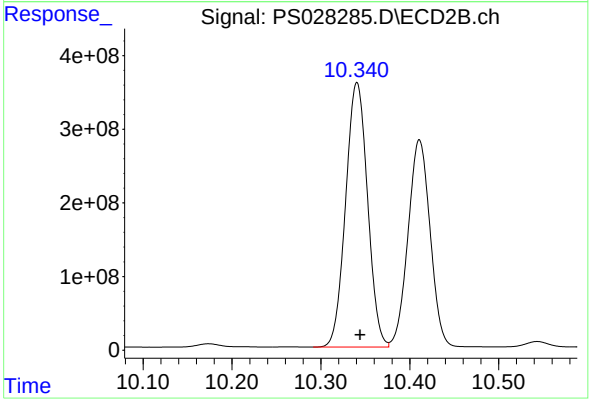

#12 2,4,5-T

R.T.: 10.341 min
Delta R.T.: -0.004 min
Response: 6152015123
Conc: 501.52 ng/ml

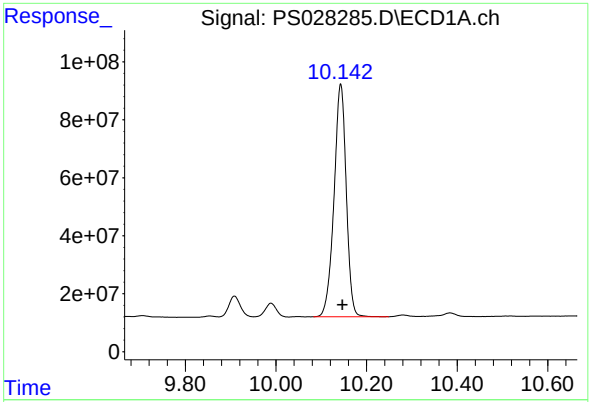

#13 2,4-DB

R.T.: 10.143 min
Delta R.T.: -0.004 min
Response: 1501971452
Conc: 531.38 ng/ml

Instrument :
ECD_S
ClientSampleId :
PB164703BS

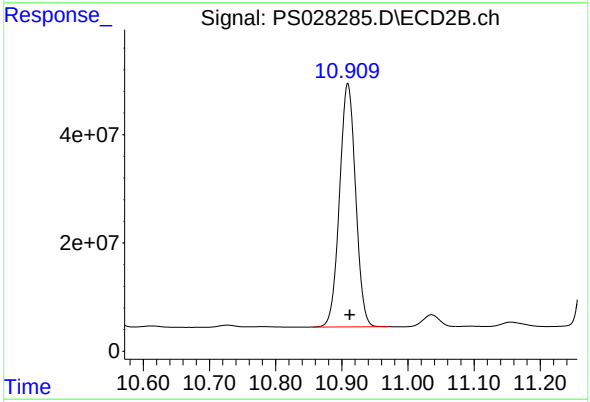

#13 2,4-DB

R.T.: 10.909 min
Delta R.T.: -0.003 min
Response: 758554212
Conc: 478.61 ng/ml

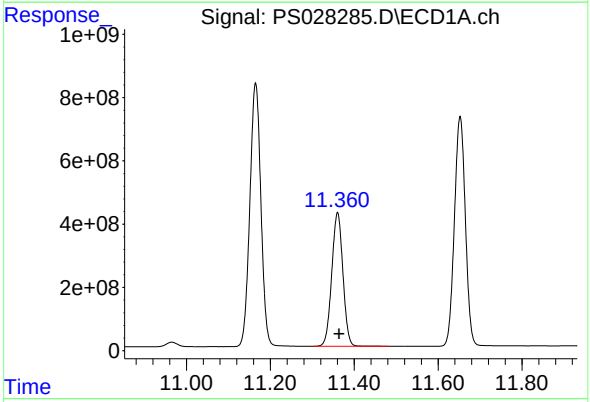

#14 DINOSEB

R.T.: 11.360 min
Delta R.T.: -0.004 min
Response: 7809589555
Conc: 540.12 ng/ml

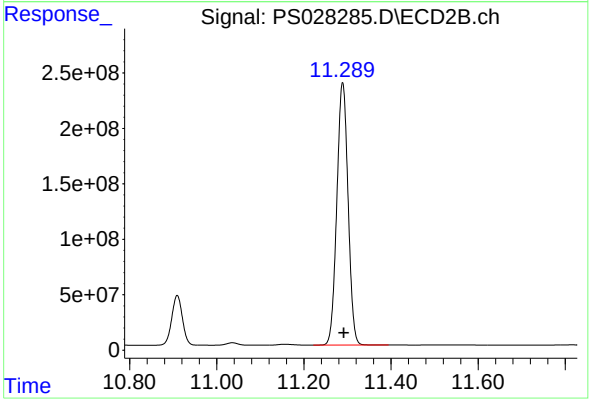

#14 DINOSEB

R.T.: 11.289 min
Delta R.T.: -0.003 min
Response: 4235171235
Conc: 485.59 ng/ml

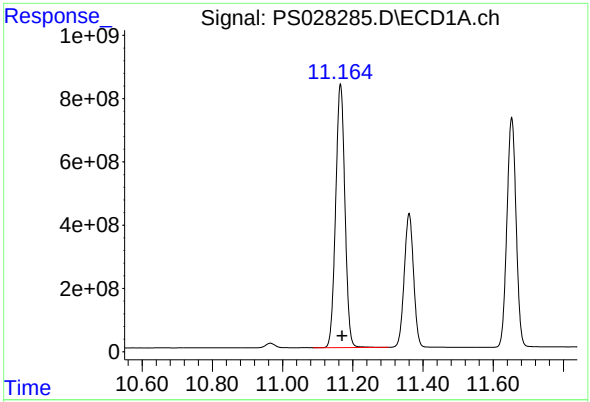

#15 Picloram

R.T.: 11.165 min
Delta R.T.: -0.004 min
Response: 15228877679
Conc: 525.15 ng/ml

Instrument :
ECD_S
ClientSampleId :
PB164703BS

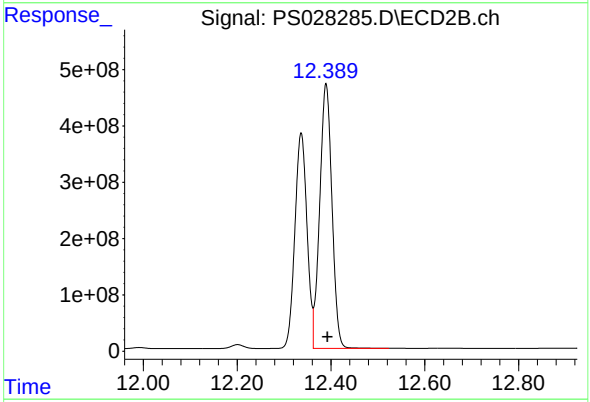

#15 Picloram

R.T.: 12.390 min
Delta R.T.: -0.003 min
Response: 8502485507
Conc: 471.52 ng/ml

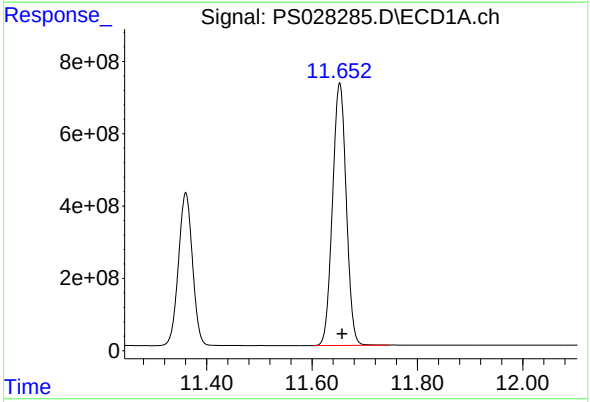

#16 DCPA

R.T.: 11.652 min
Delta R.T.: -0.004 min
Response: 13160300278
Conc: 553.90 ng/ml

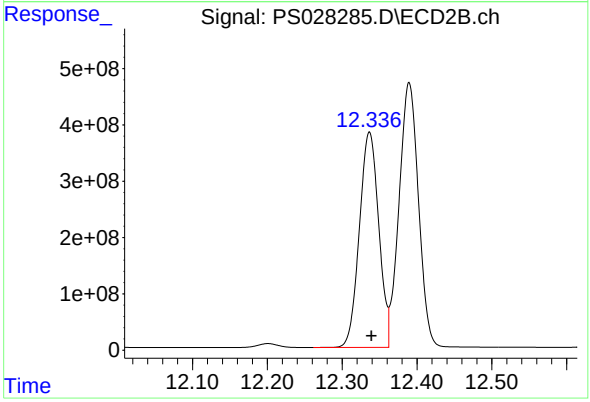

#16 DCPA

R.T.: 12.336 min
Delta R.T.: -0.003 min
Response: 6867186059
Conc: 490.15 ng/ml

Raw Data: **PS028415.D**

Alliance TECHNICAL GROUP
284 Sheffield Street, Mountainside, New Jersey 07092, Phone : 908 789 8900,
Fax : 908 789 8922

Report of Analysis

Client:	Tetra Tech, EMI		Date Collected:		
Project:	R36704		Date Received:		
Client Sample ID:	PB164725BS		SDG No.:	P4602	
Lab Sample ID:	PB164725BS		Matrix:	SOIL	
Analytical Method:	SW8151A		% Solid:	100	Decanted:
Sample Wt/Vol:	30.01 Units:	g	Final Vol:	10000	uL
Soil Aliquot Vol:		uL	Test:	Herbicide	
Extraction Type:			Injection Volume :		
GPC Factor :	1.0	PH :			
Prep Method :	8151A				

File ID/Qc Batch:	Dilution:	Prep Date	Date Analyzed	Prep Batch ID
PS028415.D	1	11/01/24 08:25	11/11/24 20:10	PB164725

CAS Number	Parameter	Conc.	Qualifier	MDL	LOQ / CRQL	Units(Dry Weight)
TARGETS						
1918-00-9	DICAMBA	145		8.70	67.0	ug/Kg
120-36-5	DICHLORPROP	156		9.50	67.0	ug/Kg
94-75-7	2,4-D	170		12.1	67.0	ug/Kg
93-72-1	2,4,5-TP (Silvex)	167		9.40	67.0	ug/Kg
93-76-5	2,4,5-T	153		10.1	67.0	ug/Kg
94-82-6	2,4-DB	132		18.3	67.0	ug/Kg
88-85-7	DINOSEB	140		12.4	67.0	ug/Kg
SURROGATES						
19719-28-9	2,4-DCAA	555		10 - 141	111%	SPK: 500

Comments:

U = Not Detected
LOQ = Limit of Quantitation
MDL = Method Detection Limit
LOD = Limit of Detection
E = Value Exceeds Calibration Range
P = Indicates >25% difference for detected concentrations between the two GC columns
Q = indicates LCS control criteria did not meet requirements
M = MS/MSD acceptance criteria did not meet requirements

J = Estimated Value
B = Analyte Found in Associated Method Blank
N = Presumptive Evidence of a Compound
* = Values outside of QC limits
D = Dilution
S = Indicates estimated value where valid five-point calibration was not performed prior to analyte detection in sample.
() = Laboratory InHouse Limit

Quantitation Report (QT Reviewed)

Sample Results: **PS028415.D**

Data Path : Z:\pestpcbsrv\HPCHEM1\ECD_S\Data\PS111124\
Data File : PS028415.D
Signal(s) : Signal #1: ECD1A.ch Signal #2: ECD2B.ch
Acq On : 11 Nov 2024 20:10
Operator : AR\AJ
Sample : PB164725BS
Misc :
ALS Vial : 20 Sample Multiplier: 1

Instrument :
ECD_S
ClientSampleId :
PB164725BS

Manual Integrations APPROVED

Reviewed By :Abdul Mirza 11/12/2024
Supervised By :Ankita Jodhani 11/12/2024

Integration File signal 1: autoint1.e
Integration File signal 2: autoint2.e
Quant Time: Nov 11 23:29:06 2024
Quant Method : Z:\pestpcbsrv\HPCHEM1\ECD_S\Method\PS110924.M
Quant Title : 8080.M
QLast Update : Fri Nov 08 17:46:43 2024
Response via : Initial Calibration
Integrator: ChemStation

Volume Inj. : 1 µl
Signal #1 Phase : ZB-MR1 Signal #2 Phase: ZB-MR2
Signal #1 Info : 30M x 0.32mm x0.5 Signal #2 Info : 30M x 0.32mm x 0.25µm

	Compound	RT#1	RT#2	Resp#1	Resp#2	ng/ml	ng/ml
	System Monitoring Compounds						
4) S	2,4-DCAA	7.245	7.751	1533.5E6	737.2E6	555.480	462.641
	Target Compounds						
1) T	Dalapon	2.650	2.706	1180.8E6	940.8E6	330.921	331.781m
2) T	3,5-DICHL...	6.416	6.703	1937.1E6	978.8E6	484.100	413.153
3) T	4-Nitroph...	7.044	7.277	734.4E6	396.1E6	396.063	373.991
5) T	DICAMBA	7.433	7.952	5256.3E6	2866.7E6	436.539	399.846
6) T	MCPP	7.615	8.053	327.8E6	227.1E6	40.080	38.660
7) T	MCPA	7.765	8.297	473.6E6	378.5E6	42.244	47.273
8) T	DICHLORPROP	8.143	8.668	1453.2E6	748.3E6	468.834	420.112
9) T	2,4-D	8.374	8.999	1796.5E6	850.1E6	511.213	439.605
10) T	Pentachlo...	8.673	9.529	22721.2E6	10948.2E6	504.443	439.390
11) T	2,4,5-TP ...	9.253	9.906	9511.8E6	4715.5E6	502.498	445.183
12) T	2,4,5-T	9.546	10.326	8911.6E6	4363.2E6	459.813	420.507
13) T	2,4-DB	10.123	10.894	1228.6E6	512.7E6	397.499	386.898
14) T	DINOSEB	11.337	11.274	6803.6E6	2704.5E6	419.628	376.808
15) T	Picloram	11.142	12.371	11962.1E6	4908.1E6	380.888	341.016
16) T	DCPA	11.628	12.319	9908.3E6	5272.9E6	370.731	470.372 #

(f)=RT Delta > 1/2 Window (#)=Amounts differ by > 25% (m)=manual int.

Data Path : Z:\pestpcbsrv\HPCHEM1\ECD_S\Data\PS111124\
Data File : PS028415.D
Signal(s) : Signal #1: ECD1A.ch Signal #2: ECD2B.ch
Acq On : 11 Nov 2024 20:10
Operator : AR\AJ
Sample : PB164725BS
Misc :
ALS Vial : 20 Sample Multiplier: 1

Instrument :
ECD_S
ClientSampleId :
PB164725BS

Manual Integrations APPROVED

Reviewed By :Abdul Mirza 11/12/2024
Supervised By :Ankita Jodhani 11/12/2024

Integration File signal 1: autoint1.e
Integration File signal 2: autoint2.e
Quant Time: Nov 11 23:29:06 2024
Quant Method : Z:\pestpcbsrv\HPCHEM1\ECD_S\Method\PS110924.M
Quant Title : 8080.M
QLast Update : Fri Nov 08 17:46:43 2024
Response via : Initial Calibration
Integrator: ChemStation

Volume Inj. : 1 µl
Signal #1 Phase : ZB-MR1 Signal #2 Phase: ZB-MR2
Signal #1 Info : 30M x 0.32mm x0.5 Signal #2 Info : 30M x 0.32mm x 0.25µm

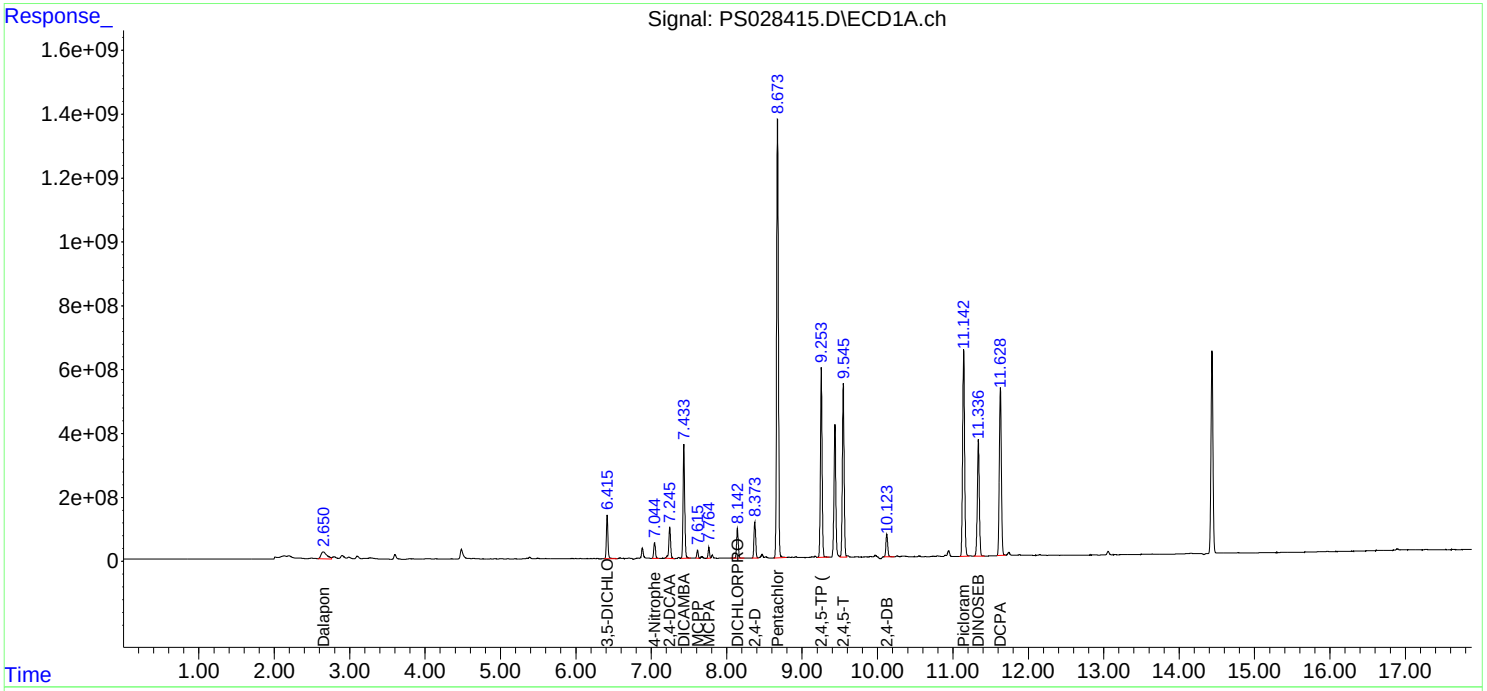

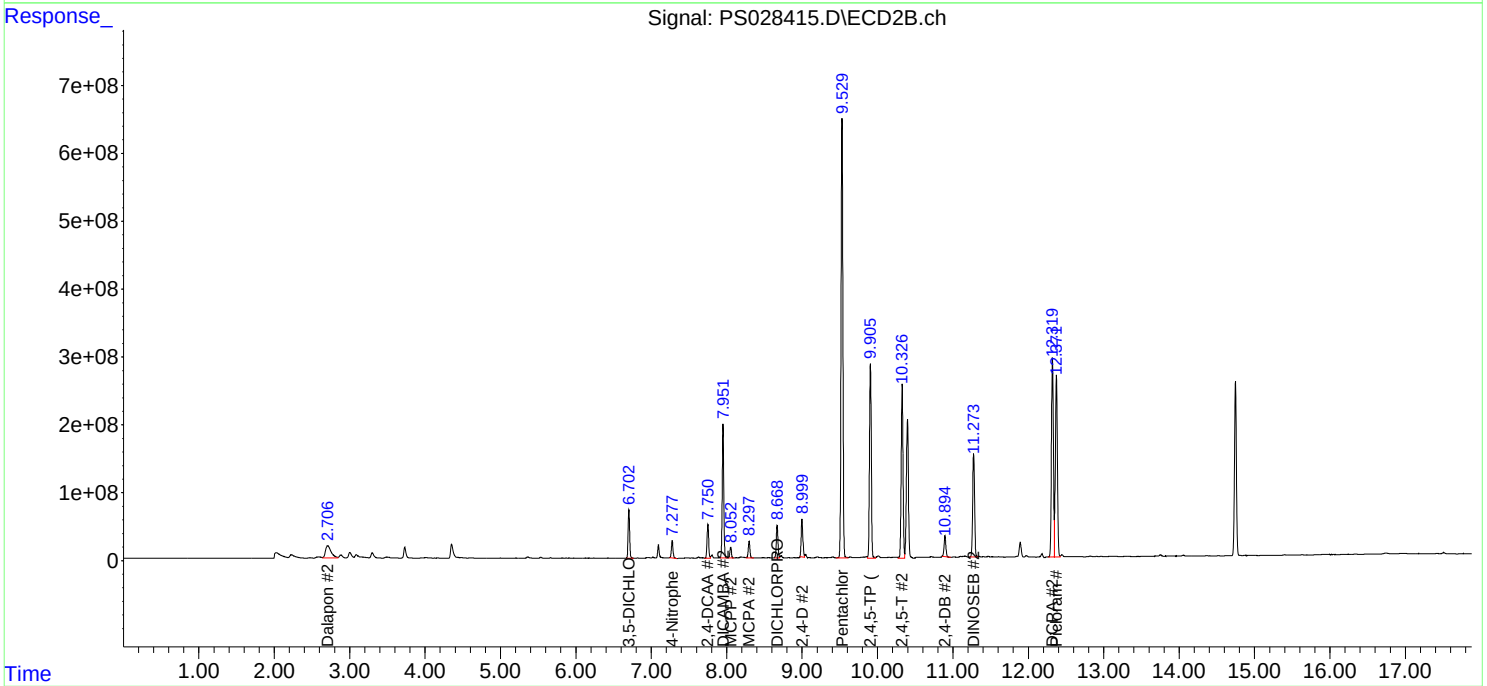

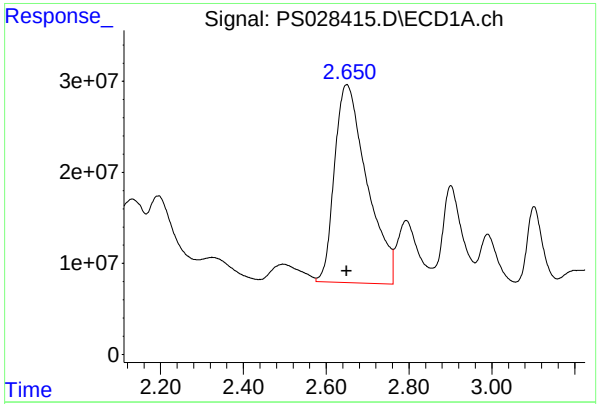

#1 Dalapon

R.T.: 2.650 min
Delta R.T.: 0.000 min
Response: 1180764859
Conc: 330.92 ng/ml

Instrument :
ECD_S
ClientSampleId :
PB164725BS

Manual Integrations APPROVED

Reviewed By :Abdul Mirza 11/12/2024
Supervised By :Ankita Jodhani 11/12/2024

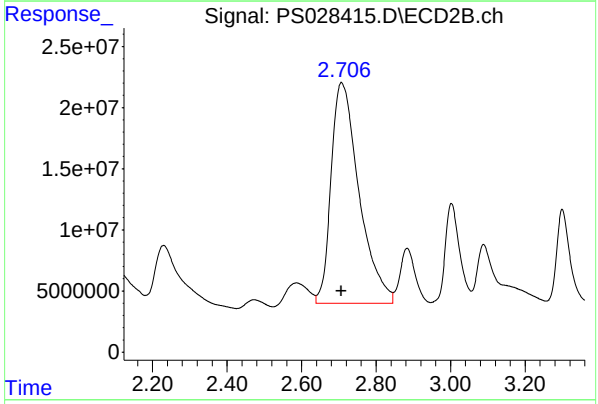

#1 Dalapon

R.T.: 2.706 min
Delta R.T.: 0.000 min
Response: 940819441
Conc: 331.78 ng/ml m

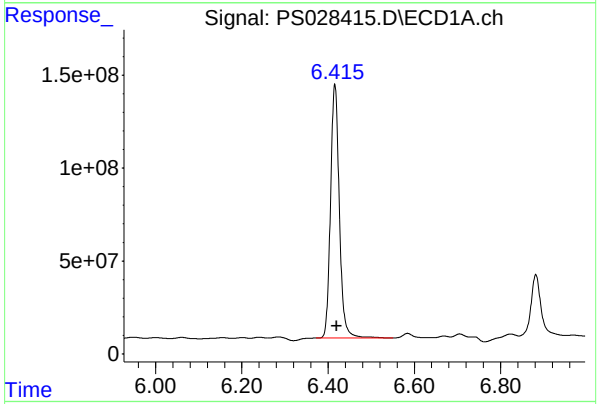

#2 3,5-DICHLOROBENZOIC ACID

R.T.: 6.416 min
Delta R.T.: -0.004 min
Response: 1937070860
Conc: 484.10 ng/ml

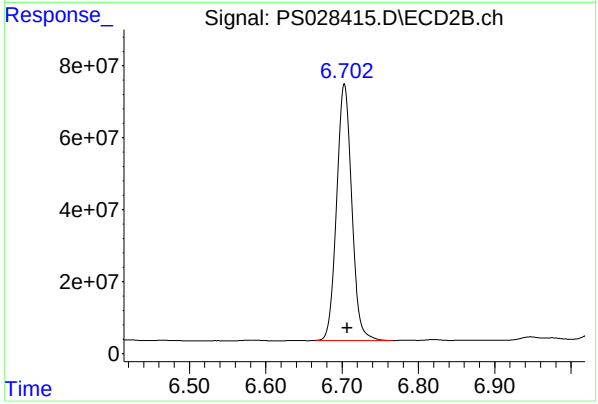

#2 3,5-DICHLOROBENZOIC ACID

R.T.: 6.703 min
Delta R.T.: -0.004 min
Response: 978778118
Conc: 413.15 ng/ml

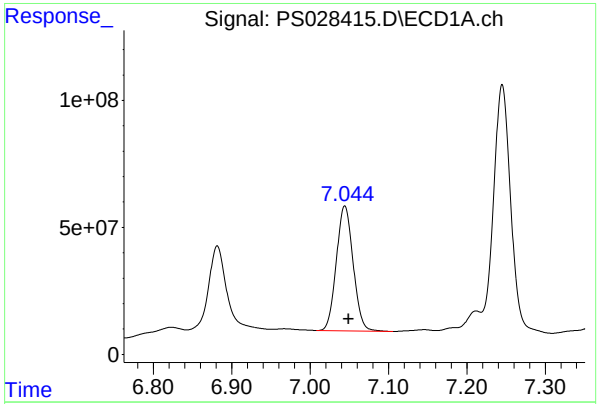

#3 4-Nitrophenol

R.T.: 7.044 min
Delta R.T.: -0.005 min
Response: 734391481
Conc: 396.06 ng/ml

Instrument :
ECD_S
ClientSampleId :
PB164725BS

Manual Integrations APPROVED

Reviewed By :Abdul Mirza 11/12/2024
Supervised By :Ankita Jodhani 11/12/2024

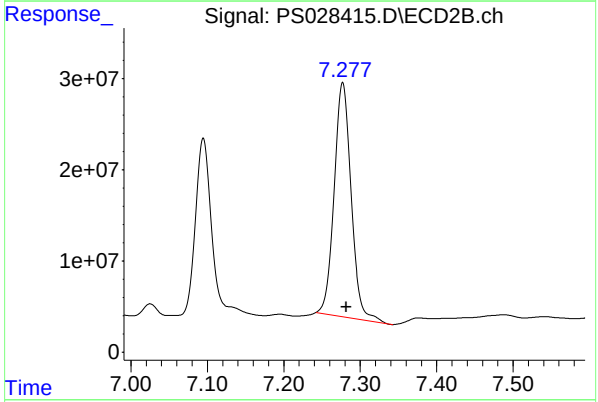

#3 4-Nitrophenol

R.T.: 7.277 min
Delta R.T.: -0.005 min
Response: 396057680
Conc: 373.99 ng/ml

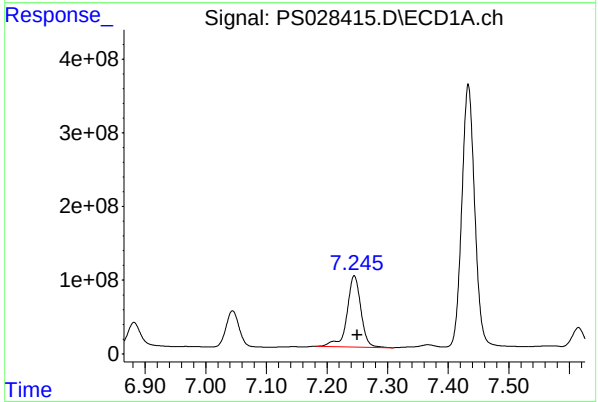

#4 2,4-DCAA

R.T.: 7.245 min
Delta R.T.: -0.005 min
Response: 1533542543
Conc: 555.48 ng/ml

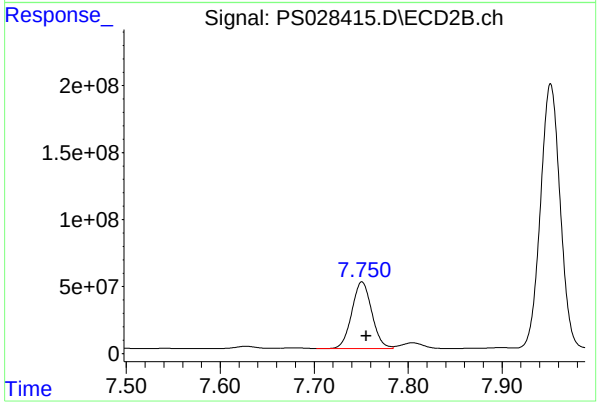

#4 2,4-DCAA

R.T.: 7.751 min
Delta R.T.: -0.004 min
Response: 737182147
Conc: 462.64 ng/ml

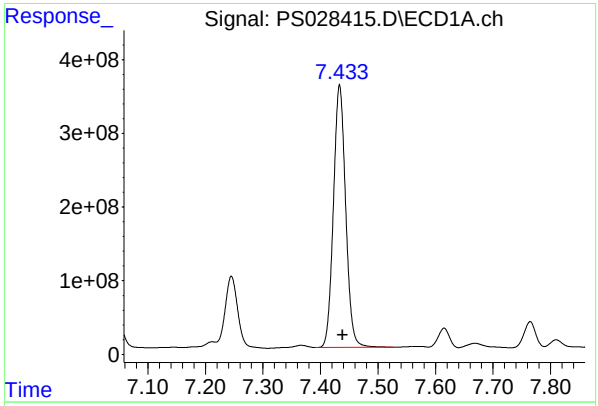

#5 DICAMBA

R.T.: 7.433 min
Delta R.T.: -0.006 min
Response: 5256261624
Conc: 436.54 ng/ml

Instrument :
ECD_S
ClientSampleId :
PB164725BS

Manual Integrations APPROVED

Reviewed By :Abdul Mirza 11/12/2024
Supervised By :Ankita Jodhani 11/12/2024

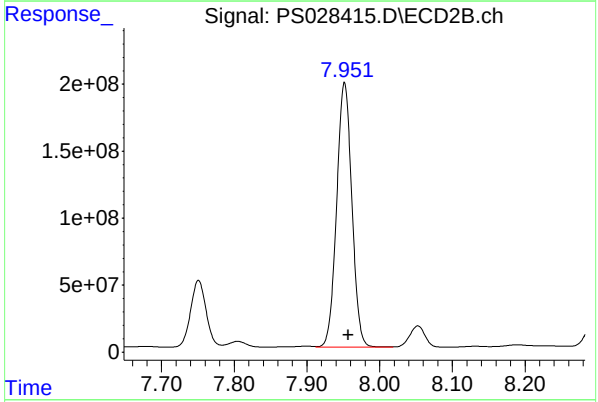

#5 DICAMBA

R.T.: 7.952 min
Delta R.T.: -0.005 min
Response: 2866702195
Conc: 399.85 ng/ml

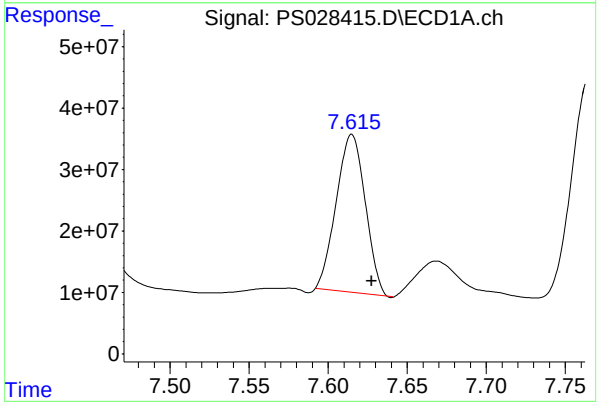

#6 MCPP

R.T.: 7.615 min
Delta R.T.: -0.013 min
Response: 327801643
Conc: 40.08 ug/ml

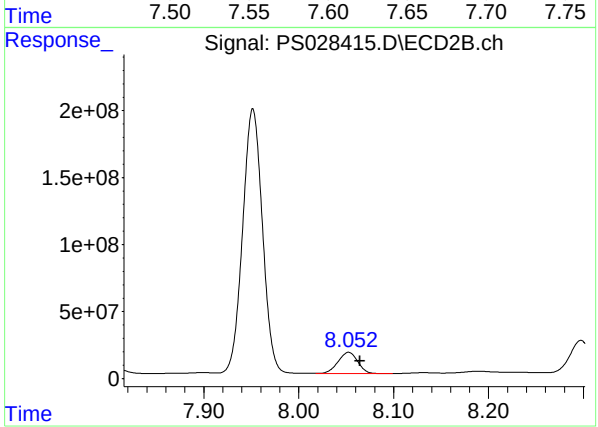

#6 MCPP

R.T.: 8.053 min
Delta R.T.: -0.012 min
Response: 227112258
Conc: 38.66 ug/ml

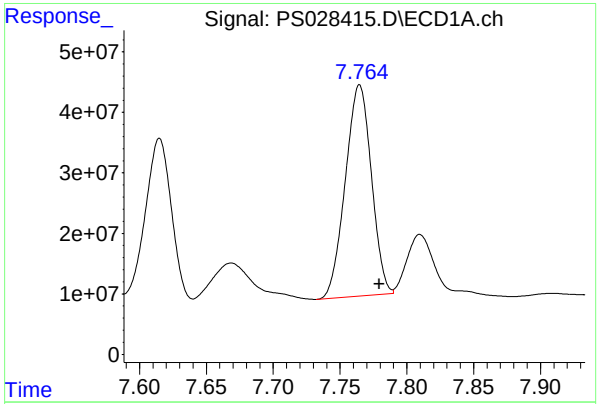

#7 MCPA

R.T.: 7.765 min
Delta R.T.: -0.015 min
Response: 473640060
Conc: 42.24 ug/ml

Instrument :
ECD_S
ClientSampleId :
PB164725BS

Manual Integrations APPROVED

Reviewed By :Abdul Mirza 11/12/2024
Supervised By :Ankita Jodhani 11/12/2024

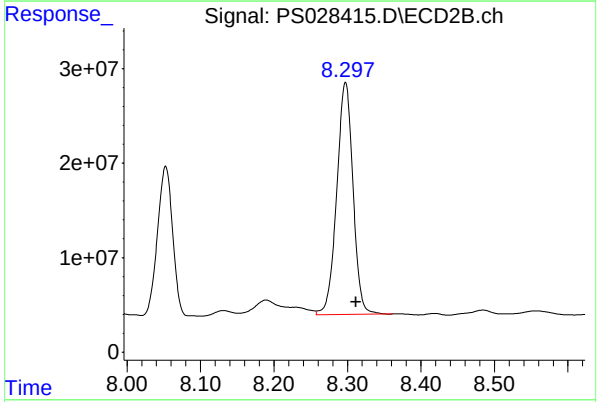

#7 MCPA

R.T.: 8.297 min
Delta R.T.: -0.014 min
Response: 378547000
Conc: 47.27 ug/ml

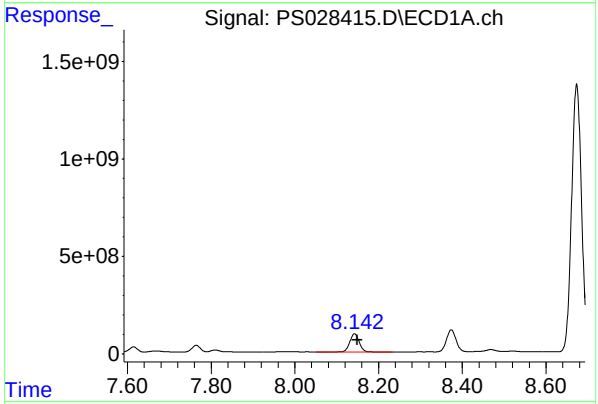

#8 DICHLORPROP

R.T.: 8.143 min
Delta R.T.: -0.006 min
Response: 1453217474
Conc: 468.83 ng/ml

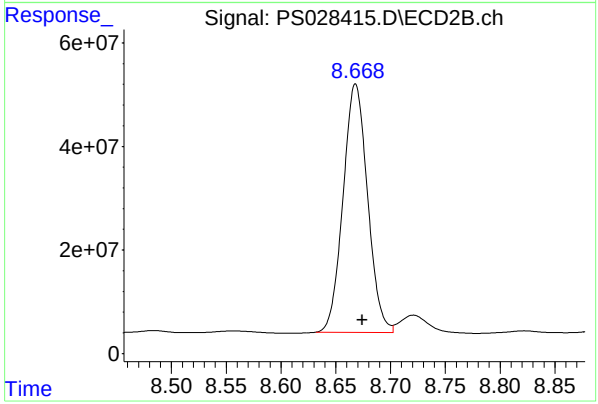

#8 DICHLORPROP

R.T.: 8.668 min
Delta R.T.: -0.006 min
Response: 748330612
Conc: 420.11 ng/ml

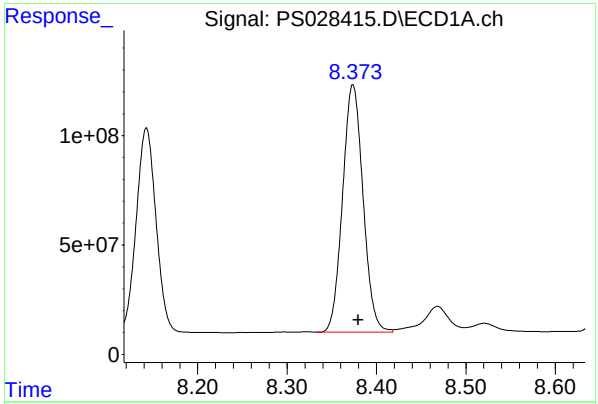

#9 2,4-D

R.T.: 8.374 min
Delta R.T.: -0.006 min
Response: 1796507659
Conc: 511.21 ng/ml

Instrument :
ECD_S
ClientSampleId :
PB164725BS

Manual Integrations APPROVED

Reviewed By :Abdul Mirza 11/12/2024
Supervised By :Ankita Jodhani 11/12/2024

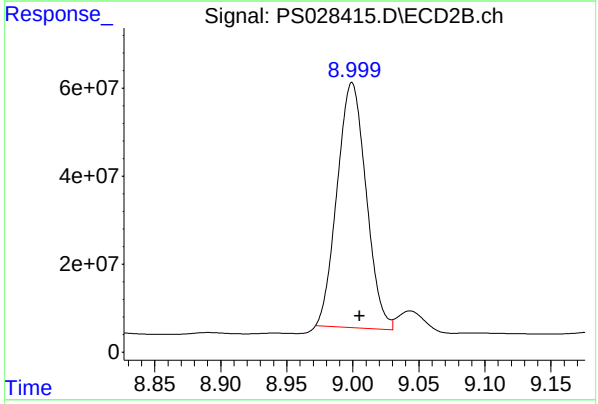

#9 2,4-D

R.T.: 8.999 min
Delta R.T.: -0.006 min
Response: 850115035
Conc: 439.60 ng/ml

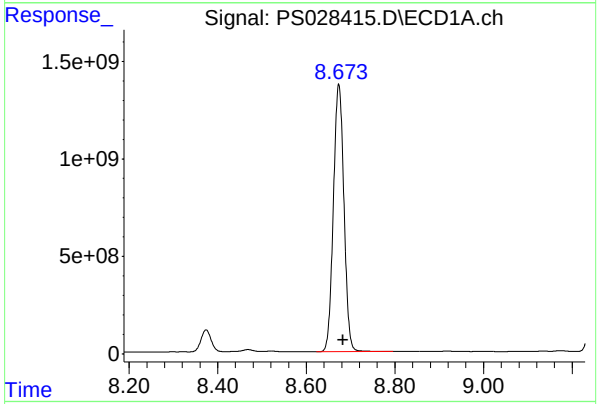

#10 Pentachlorophenol

R.T.: 8.673 min
Delta R.T.: -0.010 min
Response: 22721182075
Conc: 504.44 ng/ml

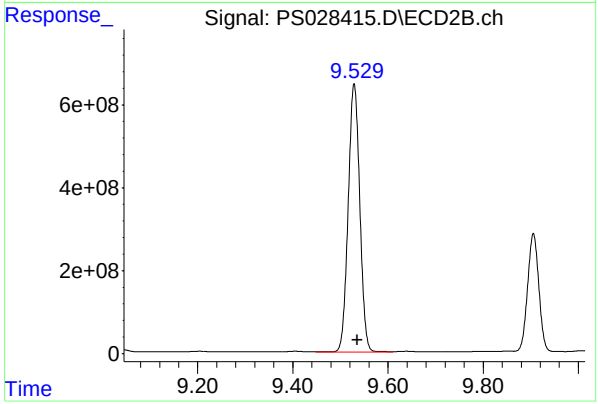

#10 Pentachlorophenol

R.T.: 9.529 min
Delta R.T.: -0.007 min
Response: 10948205244
Conc: 439.39 ng/ml

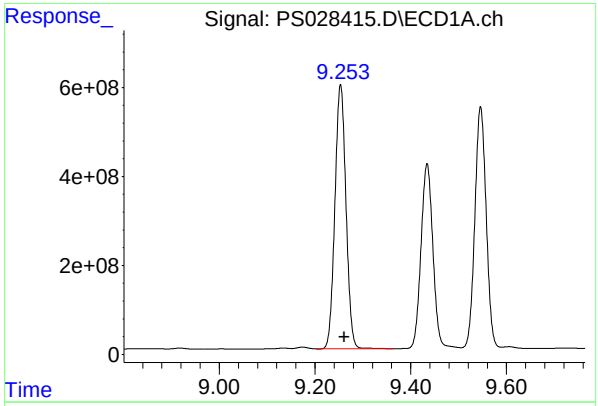

#11 2,4,5-TP (SILVEX)

R.T.: 9.253 min
Delta R.T.: -0.007 min
Response: 9511760906
Conc: 502.50 ng/ml

Instrument :
ECD_S
ClientSampleId :
PB164725BS

Manual Integrations APPROVED

Reviewed By :Abdul Mirza 11/12/2024
Supervised By :Ankita Jodhani 11/12/2024

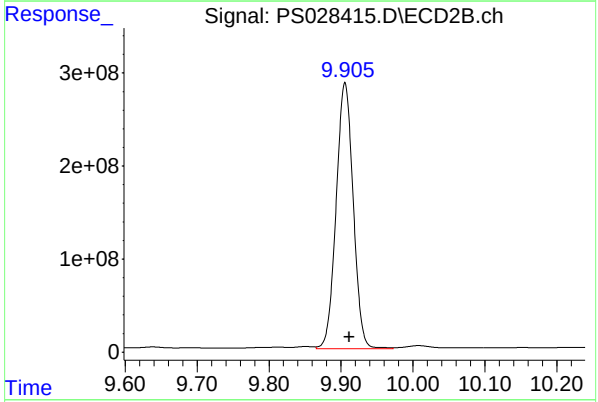

#11 2,4,5-TP (SILVEX)

R.T.: 9.906 min
Delta R.T.: -0.006 min
Response: 4715465979
Conc: 445.18 ng/ml

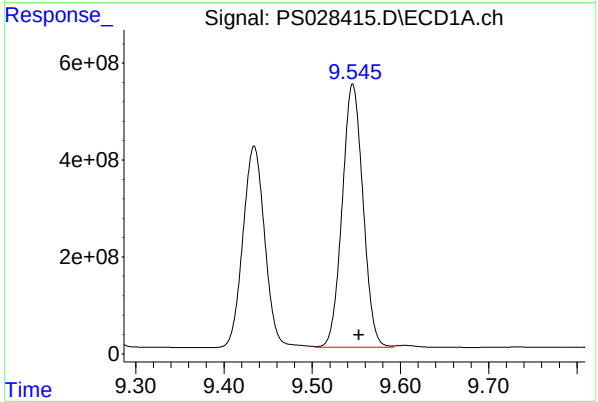

#12 2,4,5-T

R.T.: 9.546 min
Delta R.T.: -0.007 min
Response: 8911634238
Conc: 459.81 ng/ml

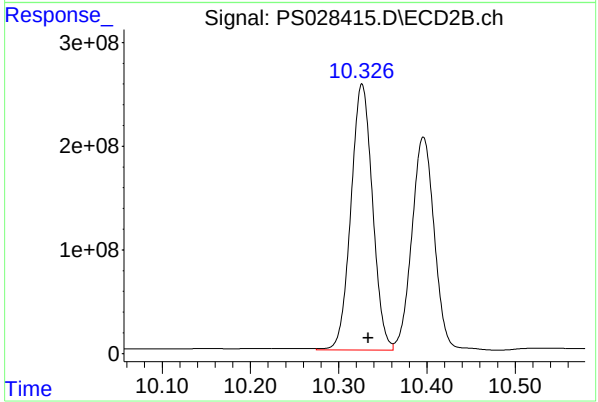

#12 2,4,5-T

R.T.: 10.326 min
Delta R.T.: -0.007 min
Response: 4363191903
Conc: 420.51 ng/ml

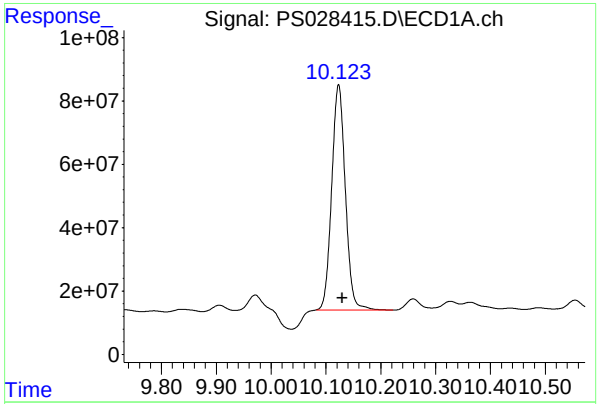

#13 2,4-DB

R.T.: 10.123 min
Delta R.T.: -0.007 min
Response: 1228623934
Conc: 397.50 ng/ml

Instrument :
ECD_S
ClientSampleId :
PB164725BS

Manual Integrations APPROVED

Reviewed By :Abdul Mirza 11/12/2024
Supervised By :Ankita Jodhani 11/12/2024

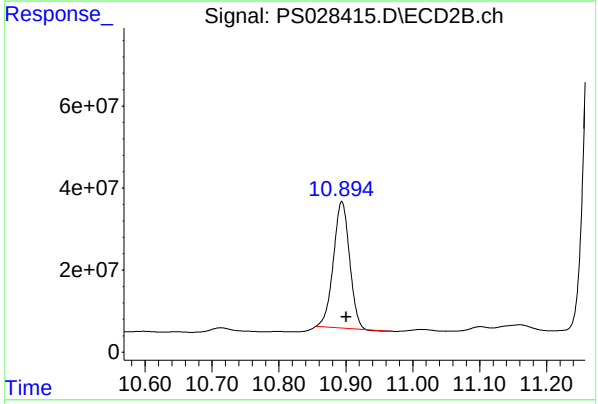

#13 2,4-DB

R.T.: 10.894 min
Delta R.T.: -0.006 min
Response: 512748000
Conc: 386.90 ng/ml

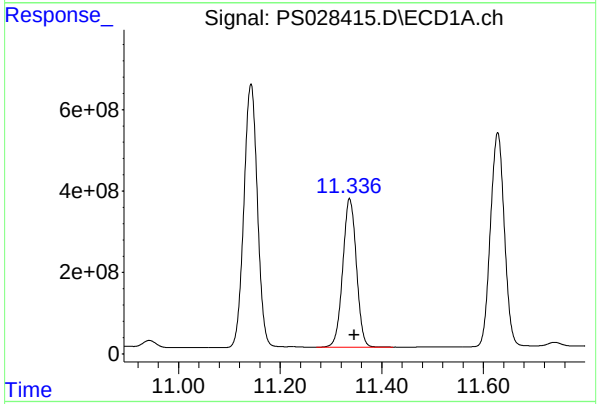

#14 DINOSEB

R.T.: 11.337 min
Delta R.T.: -0.009 min
Response: 6803579644
Conc: 419.63 ng/ml

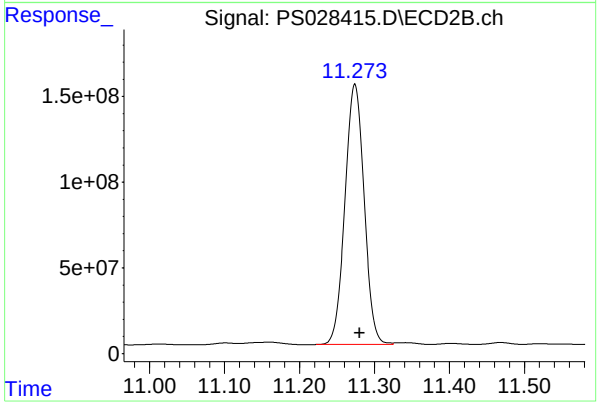

#14 DINOSEB

R.T.: 11.274 min
Delta R.T.: -0.006 min
Response: 2704484214
Conc: 376.81 ng/ml

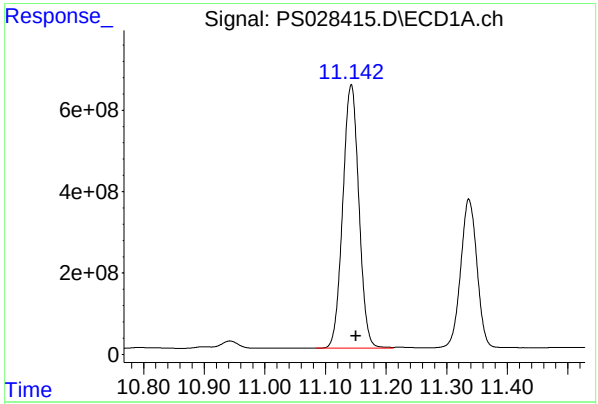

#15 Picloram

R.T.: 11.142 min
Delta R.T.: -0.008 min
Response: 11962147637
Conc: 380.89 ng/ml

Instrument :
ECD_S
ClientSampleId :
PB164725BS

Manual Integrations APPROVED

Reviewed By :Abdul Mirza 11/12/2024
Supervised By :Ankita Jodhani 11/12/2024

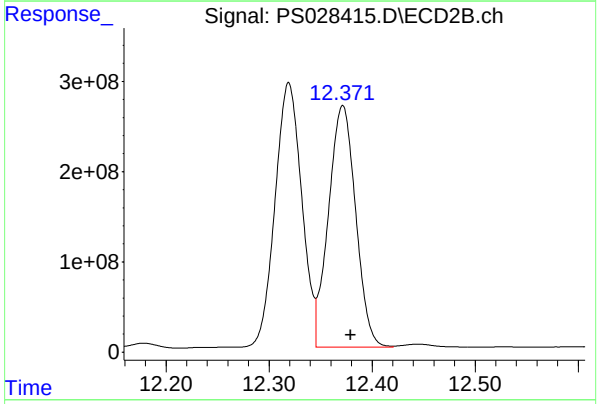

#15 Picloram

R.T.: 12.371 min
Delta R.T.: -0.008 min
Response: 4908075143
Conc: 341.02 ng/ml

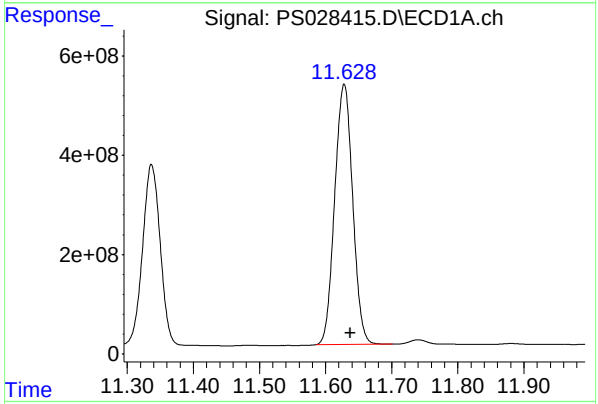

#16 DCPA

R.T.: 11.628 min
Delta R.T.: -0.010 min
Response: 9908316627
Conc: 370.73 ng/ml

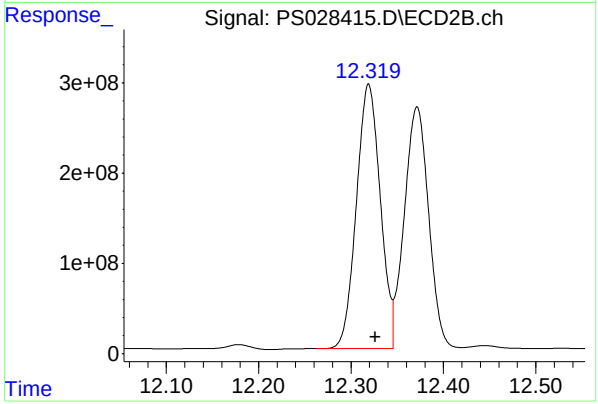

#16 DCPA

R.T.: 12.319 min
Delta R.T.: -0.007 min
Response: 5272935337
Conc: 470.37 ng/ml

Raw Data: **PS028436.D**

Alliance TECHNICAL GROUP
284 Sheffield Street, Mountainside, New Jersey 07092, Phone : 908 789 8900,
Fax : 908 789 8922

Report of Analysis

Client:	Tetra Tech, EMI		Date Collected:	10/22/24	
Project:	R36704		Date Received:	10/29/24	
Client Sample ID:	CC0P0MS		SDG No.:	P4602	
Lab Sample ID:	P4602-38MS		Matrix:	SOIL	
Analytical Method:	SW8151A		% Solid:	92.8	Decanted:
Sample Wt/Vol:	30.06	Units: g	Final Vol:	10000	uL
Soil Aliquot Vol:		uL	Test:	Herbicide	
Extraction Type:			Injection Volume :		
GPC Factor :	1.0	PH :			
Prep Method :	8151A				

File ID/Qc Batch:	Dilution:	Prep Date	Date Analyzed	Prep Batch ID
PS028436.D	1	11/01/24 08:25	11/12/24 04:35	PB164725

CAS Number	Parameter	Conc.	Qualifier	MDL	LOQ / CRQL	Units(Dry Weight)
TARGETS						
1918-00-9	DICAMBA	41.7	J	9.30	72.1	ug/Kg
120-36-5	DICHLORPROP	23.2	J	10.3	72.1	ug/Kg
94-75-7	2,4-D	52.4	JP	13.0	72.1	ug/Kg
93-72-1	2,4,5-TP (Silvex)	12.8	J	10.1	72.1	ug/Kg
93-76-5	2,4,5-T	19.3	J	10.9	72.1	ug/Kg
94-82-6	2,4-DB	53.7	JP	19.7	72.1	ug/Kg
88-85-7	DINOSEB	13.9	J	13.3	72.1	ug/Kg
SURROGATES						
19719-28-9	2,4-DCAA	138		10 - 141	28%	SPK: 500

Comments:

U = Not Detected
LOQ = Limit of Quantitation
MDL = Method Detection Limit
LOD = Limit of Detection
E = Value Exceeds Calibration Range
P = Indicates >25% difference for detected concentrations between the two GC columns
Q = indicates LCS control criteria did not meet requirements
M = MS/MSD acceptance criteria did not meet requirements

J = Estimated Value
B = Analyte Found in Associated Method Blank
N = Presumptive Evidence of a Compound
* = Values outside of QC limits
D = Dilution
S = Indicates estimated value where valid five-point calibration was not performed prior to analyte detection in sample.
() = Laboratory InHouse Limit

Quantitation Report (QT Reviewed)

Sample Results: **PS028436.D**

Data Path : Z:\pestpcbsrv\HPCHEM1\ECD_S\Data\PS111124\
Data File : PS028436.D
Signal(s) : Signal #1: ECD1A.ch Signal #2: ECD2B.ch
Acq On : 12 Nov 2024 04:35
Operator : AR\AJ
Sample : P4602-38MS
Misc :
ALS Vial : 37 Sample Multiplier: 1

Instrument :
ECD_S
ClientSampleId :
CC0P0MS

Manual Integrations APPROVED

Reviewed By :Abdul Mirza 11/12/2024
Supervised By :Ankita Jodhani 11/12/2024

Integration File signal 1: autoint1.e
Integration File signal 2: autoint2.e
Quant Time: Nov 12 05:27:30 2024
Quant Method : Z:\pestpcbsrv\HPCHEM1\ECD_S\Method\PS110924.M
Quant Title : 8080.M
QLast Update : Fri Nov 08 17:46:43 2024
Response via : Initial Calibration
Integrator: ChemStation

Volume Inj. : 1 µl
Signal #1 Phase : ZB-MR1 Signal #2 Phase: ZB-MR2
Signal #1 Info : 30M x 0.32mm x0.5 Signal #2 Info : 30M x 0.32mm x 0.25µm

	Compound	RT#1	RT#2	Resp#1	Resp#2	ng/ml	ng/ml
	System Monitoring Compounds						
4) S	2,4-DCAA	7.242	7.749	382.3E6	172.4E6	138.482m	108.177m
	Target Compounds						
1) T	Dalapon	2.634	2.702	180.3E6	235.5E6	50.540	83.033m#
2) T	3,5-DICHL...	6.413	6.701	294.3E6	139.9E6	73.551	59.057
3) T	4-Nitroph...	7.043	7.275	336.1E6	237.5E6	181.281	224.304
5) T	DICAMBA	7.431	7.950	1401.4E6	713.0E6	116.384	99.449
6) T	MCPP	7.609	8.045	23576791	21007599	2.883m	3.576
7) T	MCPA	7.759	8.290	79750157	116.8E6	7.113	14.582 #
8) T	DICHLORPROP	8.140	8.665	200.5E6	104.9E6	64.693	58.910
9) T	2,4-D	8.371	8.997	514.1E6	199.2E6	146.286	103.032m#
10) T	Pentachlo...	8.670	9.526	1082.6E6	506.3E6	24.036	20.318m
11) T	2,4,5-TP ...	9.250	9.903	617.4E6	379.0E6	32.616m	35.780
12) T	2,4,5-T	9.543	10.323	853.2E6	558.2E6	44.024	53.796m
13) T	2,4-DB	10.111	10.888	202.1E6	198.6E6	65.373	149.891m#
14) T	DINOSEB	11.334	11.275	630.2E6	191.3E6	38.867	26.660 #
15) T	Picloram	11.139	12.368	6934.1E6	2526.1E6	220.789	175.512
16) T	DCPA	11.625	12.316	8063.4E6	3424.7E6	301.702	305.501

(f)=RT Delta > 1/2 Window (#)=Amounts differ by > 25% (m)=manual int.

Data Path : Z:\pestpcbsrv\HPCHEM1\ECD_S\Data\PS111124\
Data File : PS028436.D
Signal(s) : Signal #1: ECD1A.ch Signal #2: ECD2B.ch
Acq On : 12 Nov 2024 04:35
Operator : AR\AJ
Sample : P4602-38MS
Misc :
ALS Vial : 37 Sample Multiplier: 1

Instrument :
ECD_S
ClientSampleId :
CC0P0MS

Manual Integrations APPROVED

Reviewed By :Abdul Mirza 11/12/2024
Supervised By :Ankita Jodhani 11/12/2024

Integration File signal 1: autoint1.e
Integration File signal 2: autoint2.e
Quant Time: Nov 12 05:27:30 2024
Quant Method : Z:\pestpcbsrv\HPCHEM1\ECD_S\Method\PS110924.M
Quant Title : 8080.M
QLast Update : Fri Nov 08 17:46:43 2024
Response via : Initial Calibration
Integrator: ChemStation

Volume Inj. : 1 µl
Signal #1 Phase : ZB-MR1 Signal #2 Phase: ZB-MR2
Signal #1 Info : 30M x 0.32mm x0.5 Signal #2 Info : 30M x 0.32mm x 0.25µm

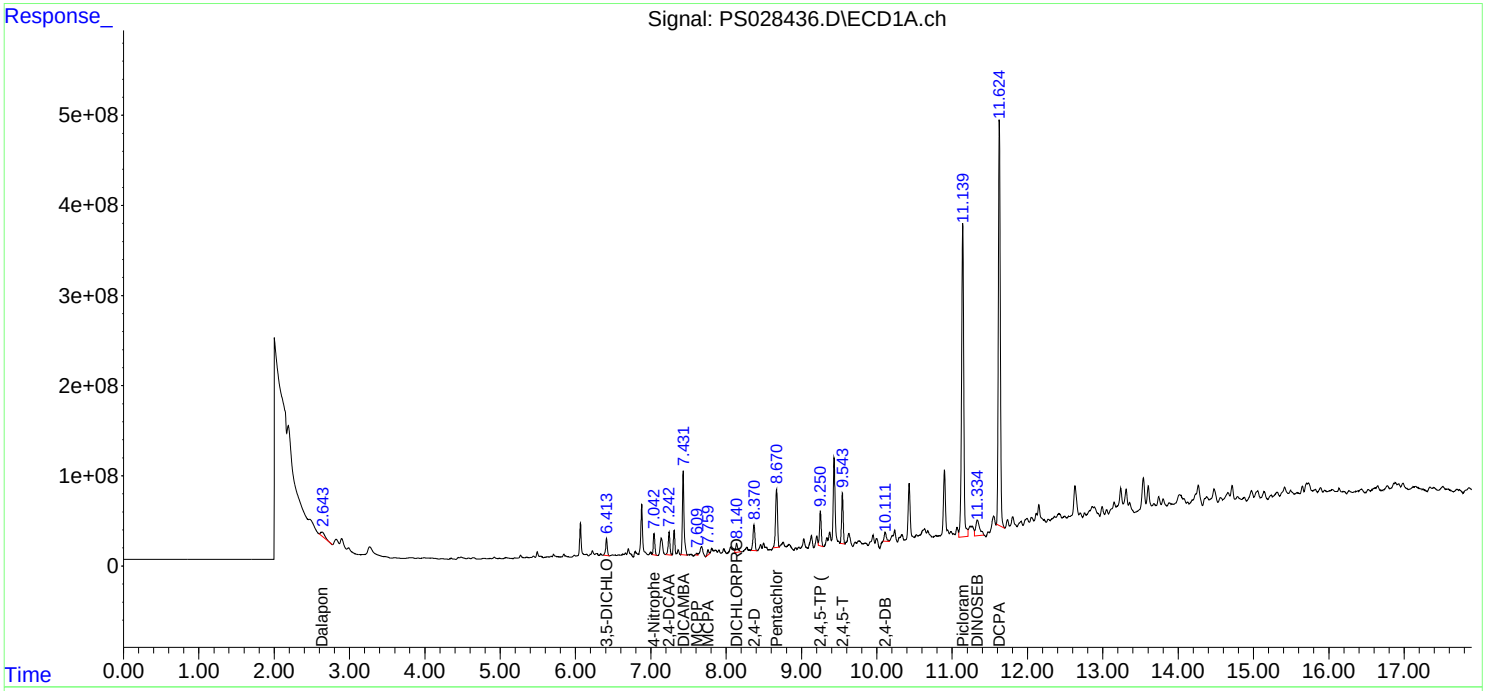

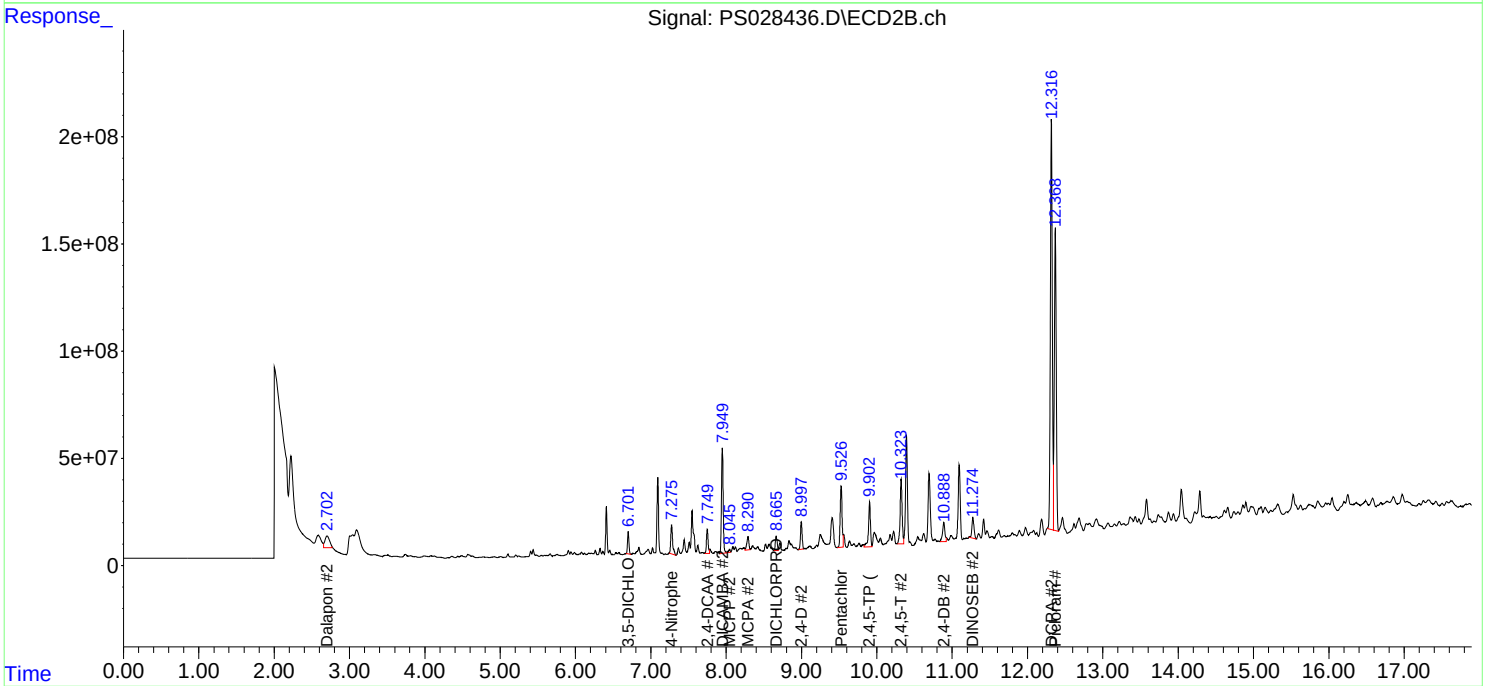

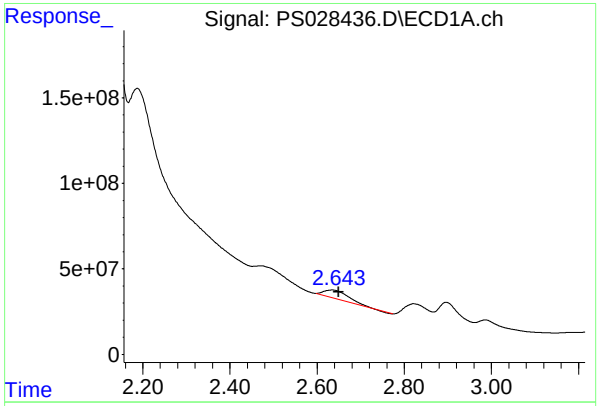

#1 Dalapon

R.T.: 2.634 min
Delta R.T.: -0.016 mi
Response: 180332926
Conc: 50.54 ng/m

Instrument :
ECD_S
ClientSampleId :
CC0P0MS

Manual Integrations
APPROVED

Reviewed By :Abdul Mirza 11/12/2024
Supervised By :Ankita Jodhani 11/12/2024

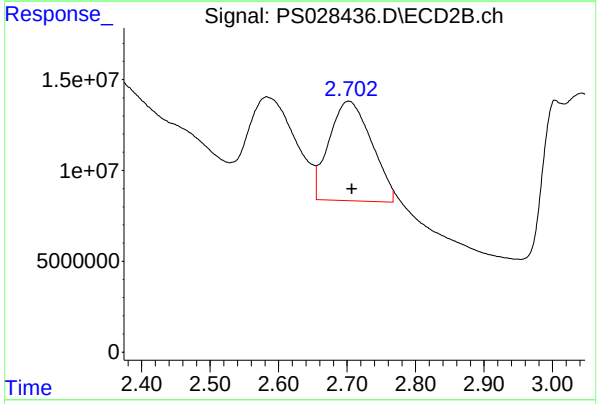

#1 Dalapon

R.T.: 2.702 min
Delta R.T.: -0.005 min
Response: 235452393
Conc: 83.03 ng/ml m

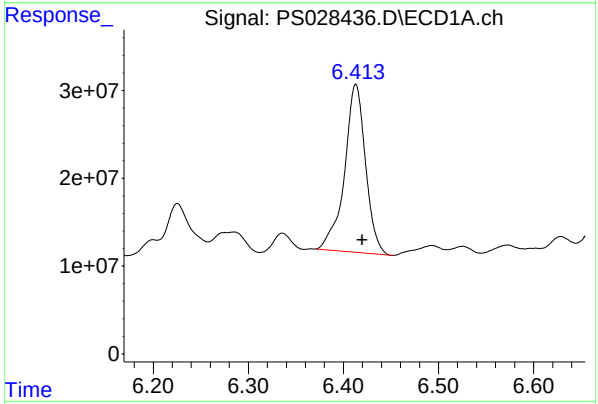

#2 3,5-DICHLOROBENZOIC ACID

R.T.: 6.413 min
Delta R.T.: -0.007 min
Response: 294307310
Conc: 73.55 ng/ml

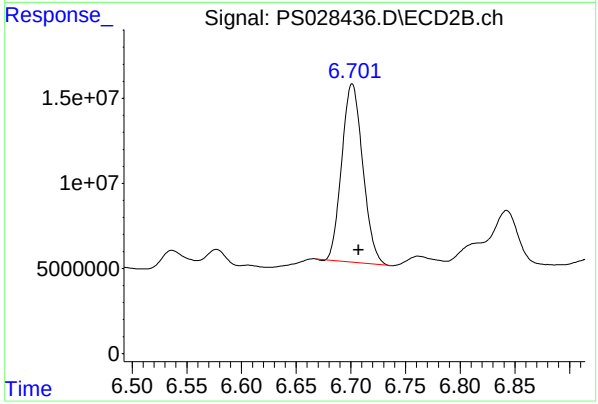

#2 3,5-DICHLOROBENZOIC ACID

R.T.: 6.701 min
Delta R.T.: -0.006 min
Response: 139908436
Conc: 59.06 ng/ml

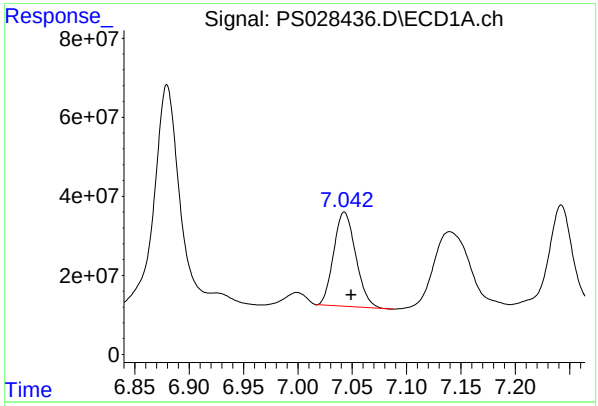

#3 4-Nitrophenol

R.T.: 7.043 min
Delta R.T.: -0.006 mi
Response: 336136353
Conc: 181.28 ng/m

Instrument :
ECD_S
ClientSampleId :
CC0P0MS

Manual Integrations APPROVED

Reviewed By :Abdul Mirza 11/12/2024
Supervised By :Ankita Jodhani 11/12/2024

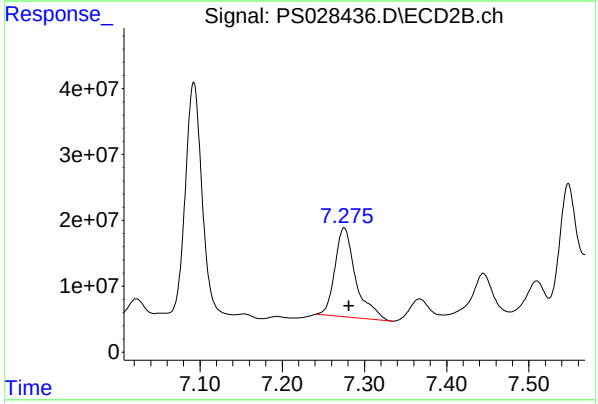

#3 4-Nitrophenol

R.T.: 7.275 min
Delta R.T.: -0.006 min
Response: 237538891
Conc: 224.30 ng/ml

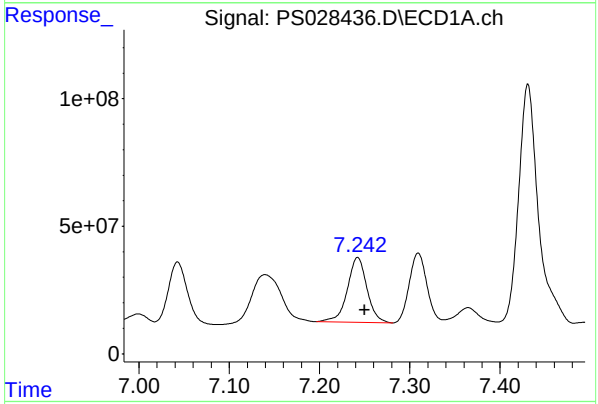

#4 2,4-DCAA

R.T.: 7.242 min
Delta R.T.: -0.008 min
Response: 382313428
Conc: 138.48 ng/ml m

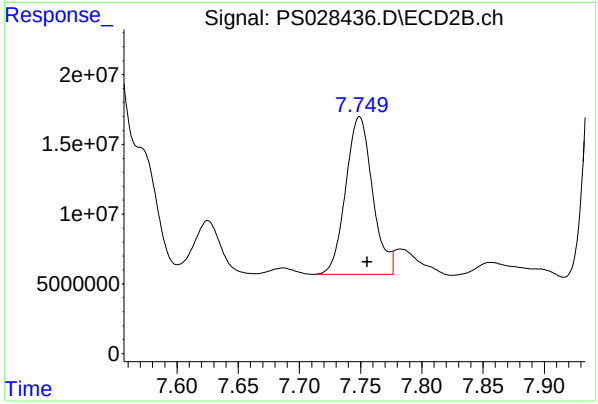

#4 2,4-DCAA

R.T.: 7.749 min
Delta R.T.: -0.007 min
Response: 172371127
Conc: 108.18 ng/ml m

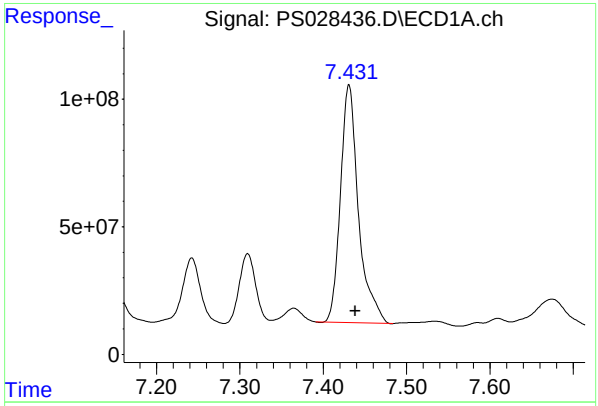

#5 DICAMBA

R.T.: 7.431 min
Delta R.T.: -0.008 mi
Response: 1401356349
Conc: 116.38 ng/m

Instrument :
ECD_S
ClientSampleId :
CC0P0MS

Manual Integrations APPROVED

Reviewed By :Abdul Mirza 11/12/2024
Supervised By :Ankita Jodhani 11/12/2024

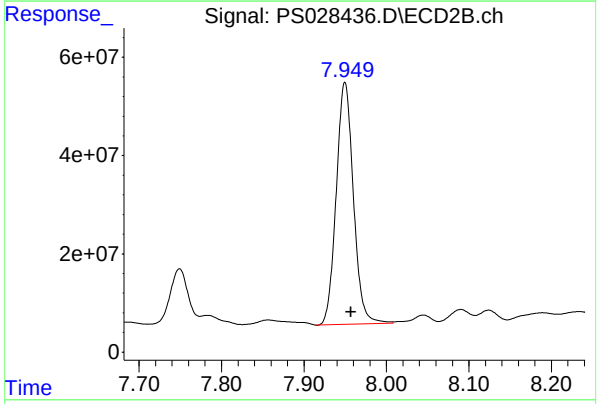

#5 DICAMBA

R.T.: 7.950 min
Delta R.T.: -0.007 min
Response: 712999842
Conc: 99.45 ng/ml

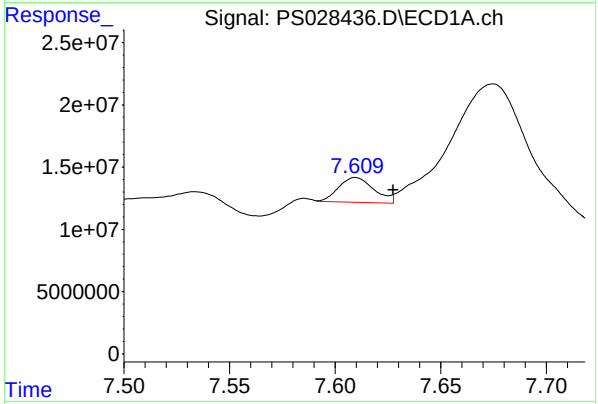

#6 MCPP

R.T.: 7.609 min
Delta R.T.: -0.018 min
Response: 23576791
Conc: 2.88 ug/ml m

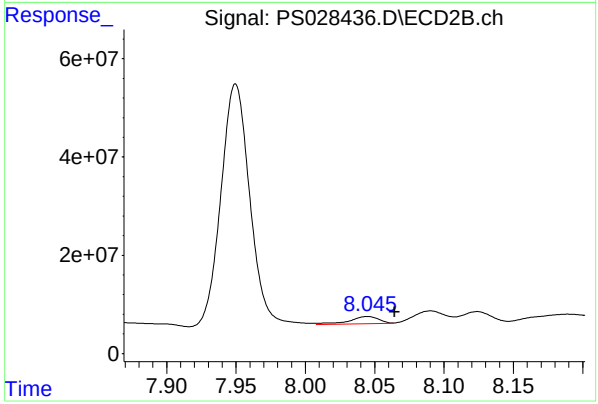

#6 MCPP

R.T.: 8.045 min
Delta R.T.: -0.020 min
Response: 21007599
Conc: 3.58 ug/ml

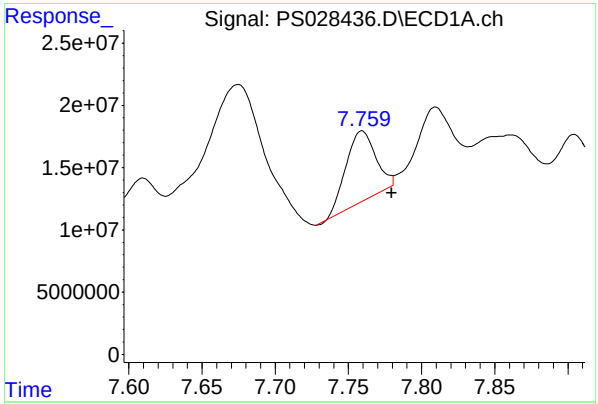

#7 MCPA

R.T.: 7.759 min
Delta R.T.: -0.020 min
Response: 79750157
Conc: 7.11 ug/ml

Instrument :
ECD_S
ClientSampleId :
CC0P0MS

Manual Integrations APPROVED

Reviewed By :Abdul Mirza 11/12/2024
Supervised By :Ankita Jodhani 11/12/2024

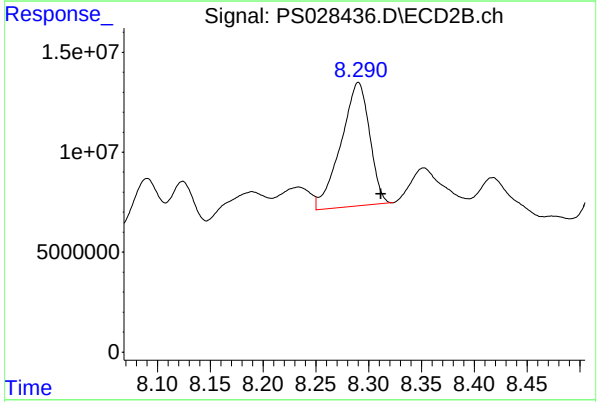

#7 MCPA

R.T.: 8.290 min
Delta R.T.: -0.022 min
Response: 116770801
Conc: 14.58 ug/ml

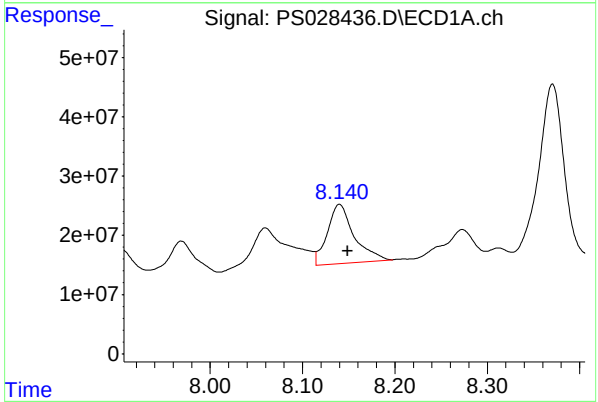

#8 DICHLORPROP

R.T.: 8.140 min
Delta R.T.: -0.009 min
Response: 200525671
Conc: 64.69 ng/ml

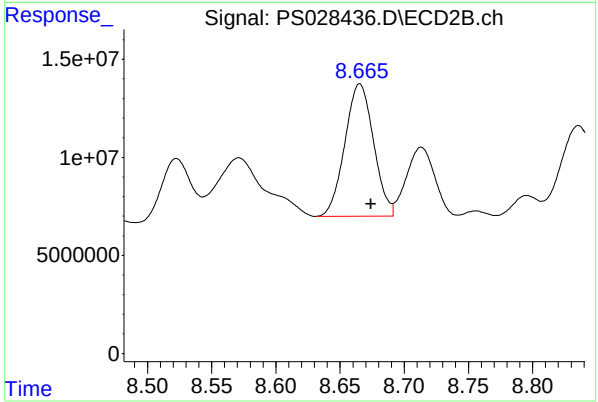

#8 DICHLORPROP

R.T.: 8.665 min
Delta R.T.: -0.009 min
Response: 104933713
Conc: 58.91 ng/ml

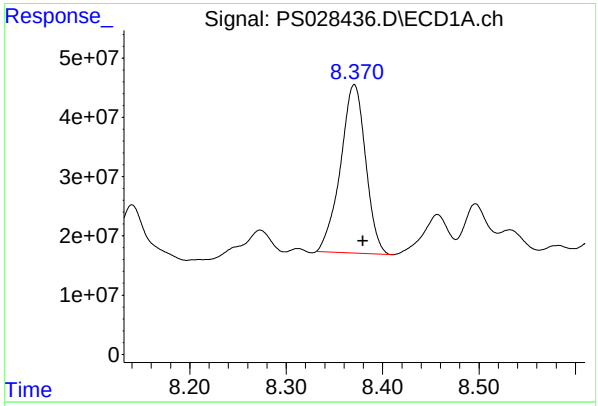

#9 2,4-D

R.T.: 8.371 min
Delta R.T.: -0.009 mi
Response: 514077761
Conc: 146.29 ng/m

Instrument :
ECD_S
ClientSampleId :
CC0P0MS

Manual Integrations APPROVED

Reviewed By :Abdul Mirza 11/12/2024
Supervised By :Ankita Jodhani 11/12/2024

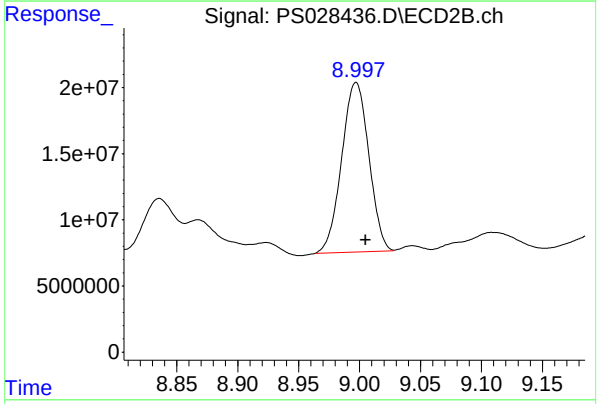

#9 2,4-D

R.T.: 8.997 min
Delta R.T.: -0.008 min
Response: 199245789
Conc: 103.03 ng/ml m

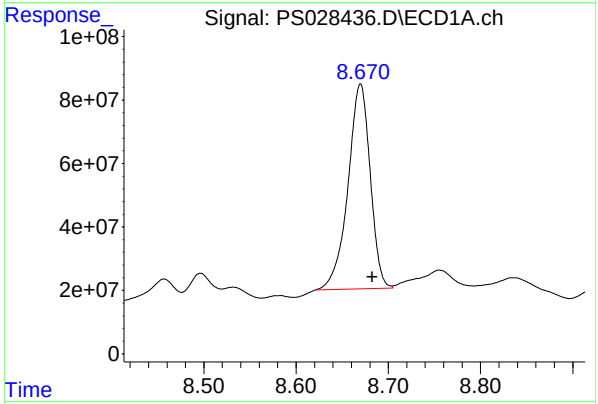

#10 Pentachlorophenol

R.T.: 8.670 min
Delta R.T.: -0.013 min
Response: 1082639387
Conc: 24.04 ng/ml

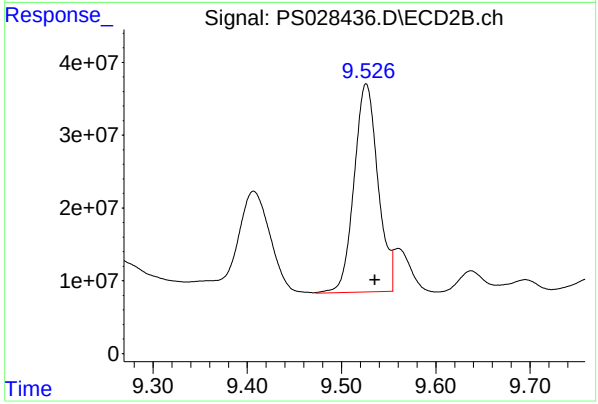

#10 Pentachlorophenol

R.T.: 9.526 min
Delta R.T.: -0.010 min
Response: 506258475
Conc: 20.32 ng/ml m

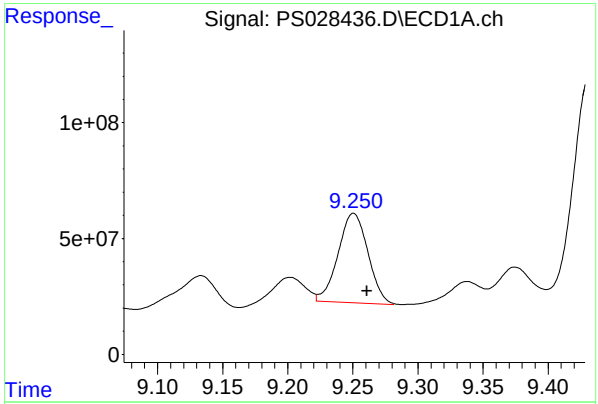

#11 2,4,5-TP (SILVEX)

R.T.: 9.250 min
Delta R.T.: -0.011 min
Response: 617378666
Conc: 32.62 ng/ml

Instrument :
ECD_S
ClientSampleId :
CC0P0MS

Manual Integrations APPROVED

Reviewed By :Abdul Mirza 11/12/2024
Supervised By :Ankita Jodhani 11/12/2024

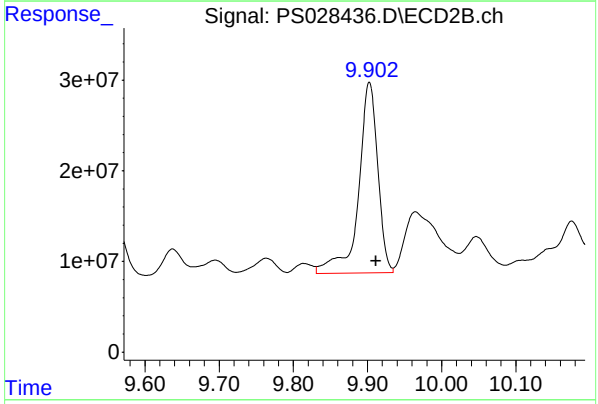

#11 2,4,5-TP (SILVEX)

R.T.: 9.903 min
Delta R.T.: -0.009 min
Response: 378987112
Conc: 35.78 ng/ml

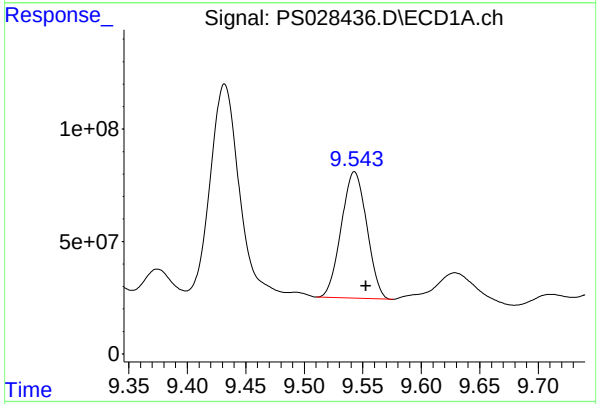

#12 2,4,5-T

R.T.: 9.543 min
Delta R.T.: -0.010 min
Response: 853232139
Conc: 44.02 ng/ml

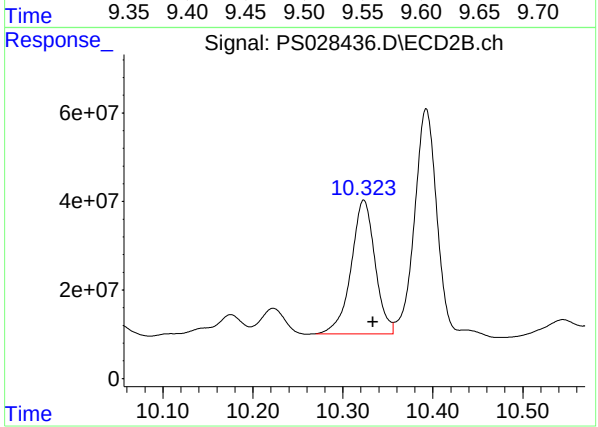

#12 2,4,5-T

R.T.: 10.323 min
Delta R.T.: -0.011 min
Response: 558184186
Conc: 53.80 ng/ml m

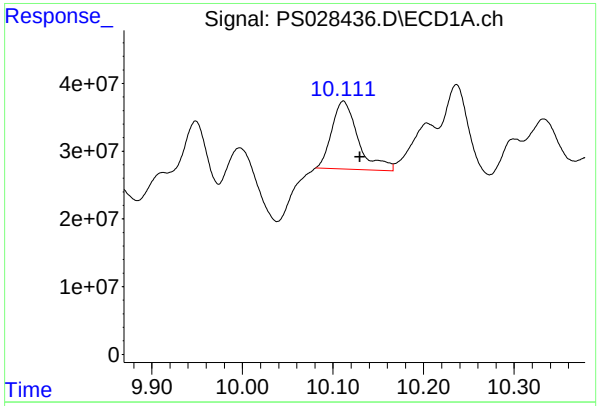

#13 2,4-DB

R.T.: 10.111 min
Delta R.T.: -0.018 mi
Response: 202060629
Conc: 65.37 ng/m

Instrument :
ECD_S
ClientSampleId :
CC0P0MS

Manual Integrations APPROVED

Reviewed By :Abdul Mirza 11/12/2024
Supervised By :Ankita Jodhani 11/12/2024

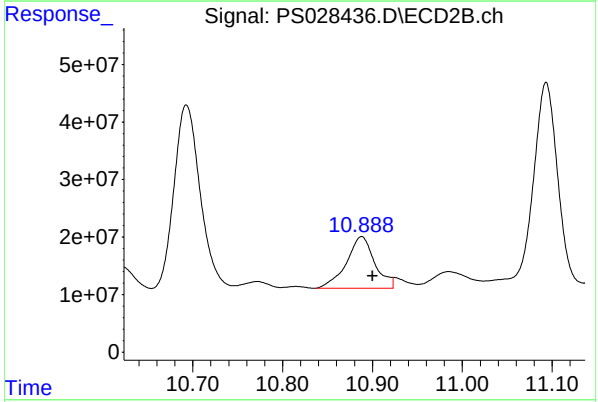

#13 2,4-DB

R.T.: 10.888 min
Delta R.T.: -0.013 min
Response: 198647801
Conc: 149.89 ng/ml m

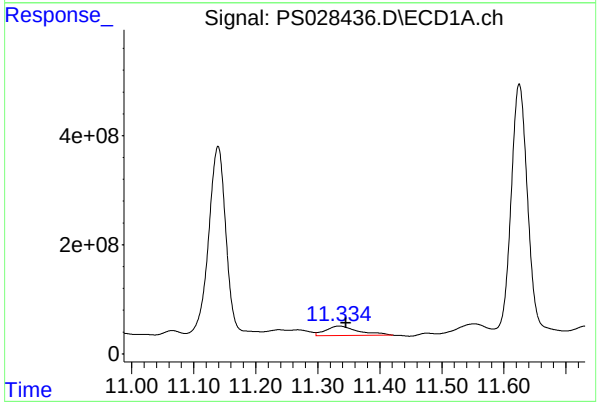

#14 DINOSEB

R.T.: 11.334 min
Delta R.T.: -0.011 min
Response: 630160525
Conc: 38.87 ng/ml

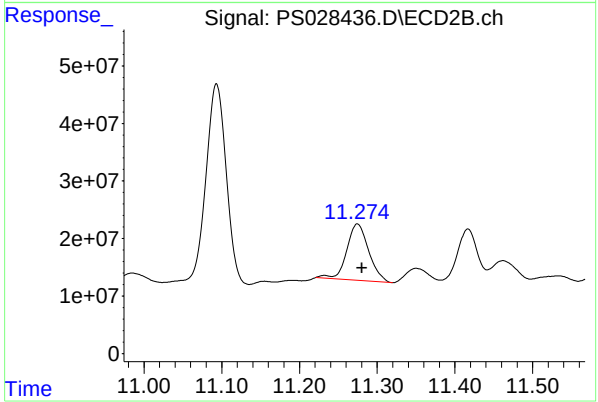

#14 DINOSEB

R.T.: 11.275 min
Delta R.T.: -0.006 min
Response: 191347243
Conc: 26.66 ng/ml

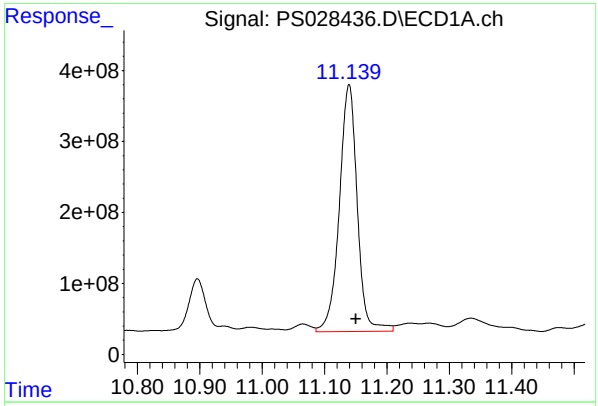

#15 Picloram

R.T.: 11.139 min
Delta R.T.: -0.011 min
Response: 6934092864
Conc: 220.79 ng/ml

Instrument :
ECD_S
ClientSampleId :
CC0P0MS

Manual Integrations APPROVED

Reviewed By :Abdul Mirza 11/12/2024
Supervised By :Ankita Jodhani 11/12/2024

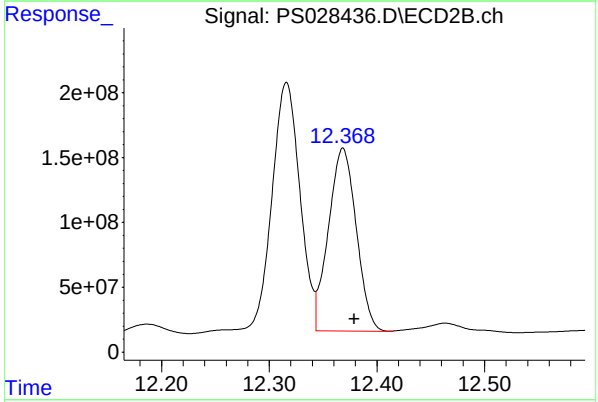

#15 Picloram

R.T.: 12.368 min
Delta R.T.: -0.011 min
Response: 2526056768
Conc: 175.51 ng/ml

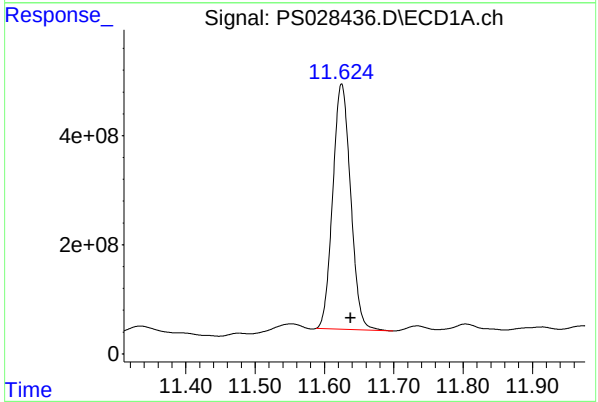

#16 DCPA

R.T.: 11.625 min
Delta R.T.: -0.013 min
Response: 8063425300
Conc: 301.70 ng/ml

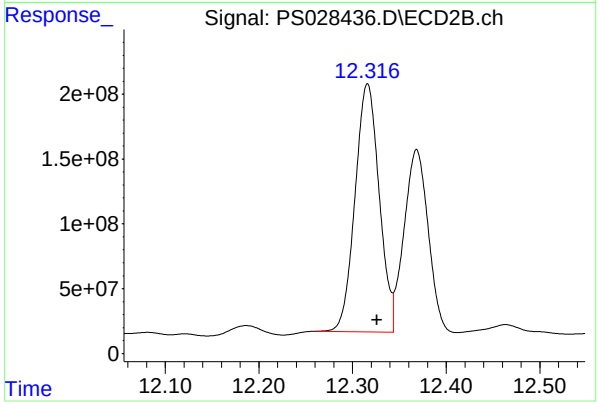

#16 DCPA

R.T.: 12.316 min
Delta R.T.: -0.010 min
Response: 3424707711
Conc: 305.50 ng/ml

Raw Data: **PS028411.D**

Alliance TECHNICAL GROUP
284 Sheffield Street, Mountainside, New Jersey 07092, Phone : 908 789 8900,
Fax : 908 789 8922

Report of Analysis

Client:	Tetra Tech, EMI		Date Collected:	10/23/24	
Project:	R36704		Date Received:	10/29/24	
Client Sample ID:	CC0R6MS		SDG No.:	P4602	
Lab Sample ID:	P4602-41MS		Matrix:	SOIL	
Analytical Method:	SW8151A		% Solid:	94.5	Decanted:
Sample Wt/Vol:	30.06	Units: g	Final Vol:	10000	uL
Soil Aliquot Vol:		uL	Test:	Herbicide	
Extraction Type:			Injection Volume :		
GPC Factor :	1.0	PH :			
Prep Method :	8151A				

File ID/Qc Batch:	Dilution:	Prep Date	Date Analyzed	Prep Batch ID
PS028411.D	1	11/06/24 08:40	11/11/24 18:34	PB164703

CAS Number	Parameter	Conc.	Qualifier	MDL	LOQ / CRQL	Units(Dry Weight)
TARGETS						
1918-00-9	DICAMBA	66.9	J	9.20	70.8	ug/Kg
120-36-5	DICHLORPROP	31.9	J	10.1	70.8	ug/Kg
94-75-7	2,4-D	73.5		12.8	70.8	ug/Kg
93-72-1	2,4,5-TP (Silvex)	23.0	J	9.90	70.8	ug/Kg
93-76-5	2,4,5-T	39.5	J	10.7	70.8	ug/Kg
94-82-6	2,4-DB	20.1	J	19.3	70.8	ug/Kg
88-85-7	DINOSEB	70.8	U	13.1	70.8	ug/Kg
SURROGATES						
19719-28-9	2,4-DCAA	390		10 - 141	78%	SPK: 500

Comments:

U = Not Detected
LOQ = Limit of Quantitation
MDL = Method Detection Limit
LOD = Limit of Detection
E = Value Exceeds Calibration Range
P = Indicates >25% difference for detected concentrations between the two GC columns
Q = indicates LCS control criteria did not meet requirements
M = MS/MSD acceptance criteria did not meet requirements

J = Estimated Value
B = Analyte Found in Associated Method Blank
N = Presumptive Evidence of a Compound
* = Values outside of QC limits
D = Dilution
S = Indicates estimated value where valid five-point calibration was not performed prior to analyte detection in sample.
() = Laboratory InHouse Limit

Sample Results: **PS028411.D**

Data Path : Z:\pestpcbsrv\HPCHEM1\ECD_S\Data\PS111124\
Data File : PS028411.D
Signal(s) : Signal #1: ECD1A.ch Signal #2: ECD2B.ch
Acq On : 11 Nov 2024 18:34
Operator : AR\AJ
Sample : P4602-41MS
Misc :
ALS Vial : 16 Sample Multiplier: 1

Instrument :
ECD_S
ClientSampleId :
CC0R6MS

Manual Integrations APPROVED

Reviewed By :Abdul Mirza 11/12/2024
Supervised By :Ankita Jodhani 11/12/2024

Integration File signal 1: autoint1.e
Integration File signal 2: autoint2.e
Quant Time: Nov 11 23:24:40 2024
Quant Method : Z:\pestpcbsrv\HPCHEM1\ECD_S\Method\PS110924.M
Quant Title : 8080.M
QLast Update : Fri Nov 08 17:46:43 2024
Response via : Initial Calibration
Integrator: ChemStation

Volume Inj. : 1 µl
Signal #1 Phase : ZB-MR1 Signal #2 Phase: ZB-MR2
Signal #1 Info : 30M x 0.32mm x0.5 Signal #2 Info : 30M x 0.32mm x 0.25µm

	Compound	RT#1	RT#2	Resp#1	Resp#2	ng/ml	ng/ml
	System Monitoring Compounds						
4) S	2,4-DCAA	7.243	7.752	1077.8E6	296.2E6	390.396	185.912 #
	Target Compounds						
1) T	Dalapon	2.641	2.703	506.9E6	516.6E6	142.077	182.168m#
2) T	3,5-DICHL...	6.416	6.703	489.6E6	261.7E6	122.356	110.476
5) T	DICAMBA	7.434	7.952	2288.5E6	1234.2E6	190.061	172.151
6) T	MCPP	7.612	8.046	36395807	108.0E6	4.450	18.391 #
7) T	MCPA	7.764	8.294	219.1E6	105.7E6	19.538	13.202 #
8) T	DICHLORPROP	8.143	8.669	281.0E6	160.1E6	90.668	89.865
9) T	2,4-D	8.374	8.999	733.7E6	353.4E6	208.768	182.765m
10) T	Pentachlo...	8.674	9.529	2180.6E6	1008.1E6	48.413	40.457
11) T	2,4,5-TP ...	9.254	9.906	1234.5E6	652.3E6	65.218m	61.585m
12) T	2,4,5-T	9.548	10.327	1898.5E6	1163.4E6	97.956	112.126
13) T	2,4-DB	10.124	10.895	148.3E6	75832153	47.968	57.220m
15) T	Picloram	11.143	12.372	8199.8E6	3297.8E6	261.091	229.133
16) T	DCPA	11.629	12.320	9582.7E6	3949.4E6	358.546	352.306

(f)=RT Delta > 1/2 Window (#)=Amounts differ by > 25% (m)=manual int.

Data Path : Z:\pestpcbsrv\HPCHEM1\ECD_S\Data\PS111124\
Data File : PS028411.D
Signal(s) : Signal #1: ECD1A.ch Signal #2: ECD2B.ch
Acq On : 11 Nov 2024 18:34
Operator : AR\AJ
Sample : P4602-41MS
Misc :
ALS Vial : 16 Sample Multiplier: 1

Instrument :
ECD_S
ClientSampleId :
CC0R6MS

Manual Integrations APPROVED

Reviewed By :Abdul Mirza 11/12/2024
Supervised By :Ankita Jodhani 11/12/2024

Integration File signal 1: autoint1.e
Integration File signal 2: autoint2.e
Quant Time: Nov 11 23:24:40 2024
Quant Method : Z:\pestpcbsrv\HPCHEM1\ECD_S\Method\PS110924.M
Quant Title : 8080.M
QLast Update : Fri Nov 08 17:46:43 2024
Response via : Initial Calibration
Integrator: ChemStation

Volume Inj. : 1 µl
Signal #1 Phase : ZB-MR1 Signal #2 Phase: ZB-MR2
Signal #1 Info : 30M x 0.32mm x0.5 Signal #2 Info : 30M x 0.25µm

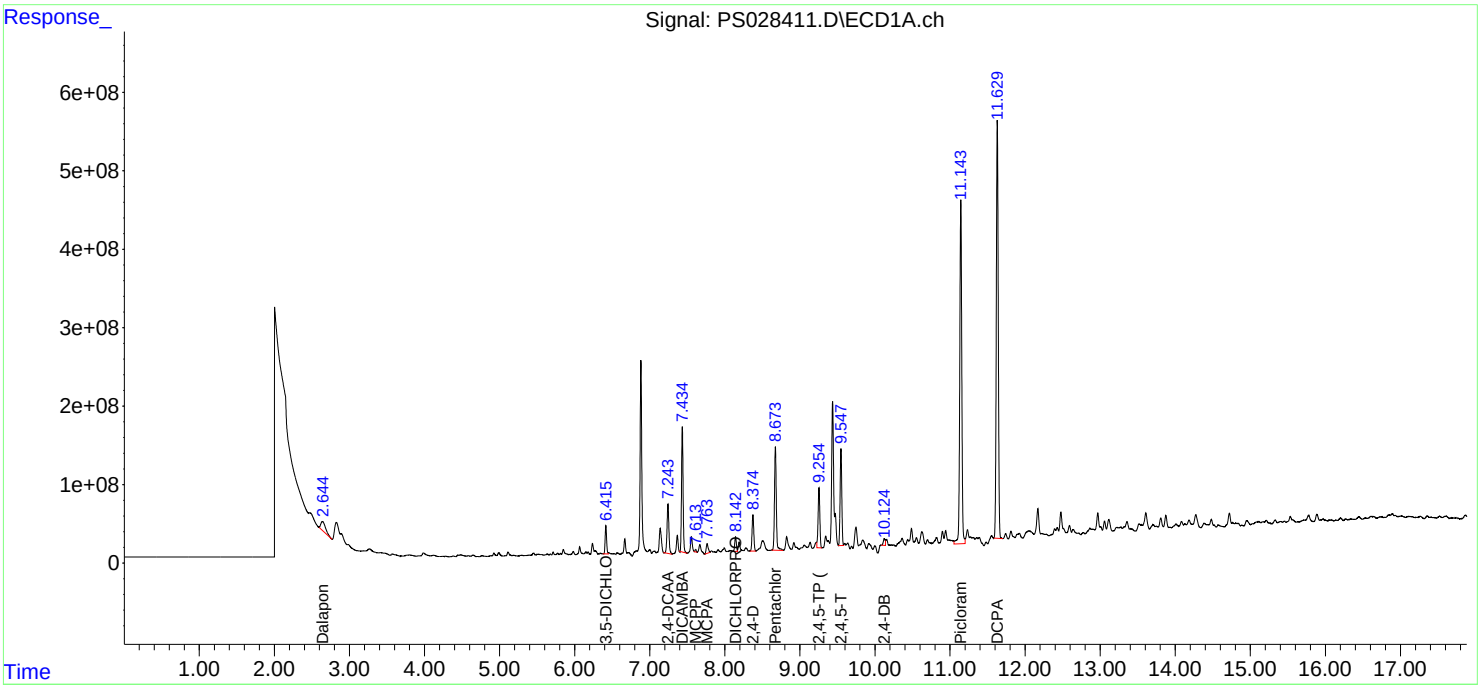

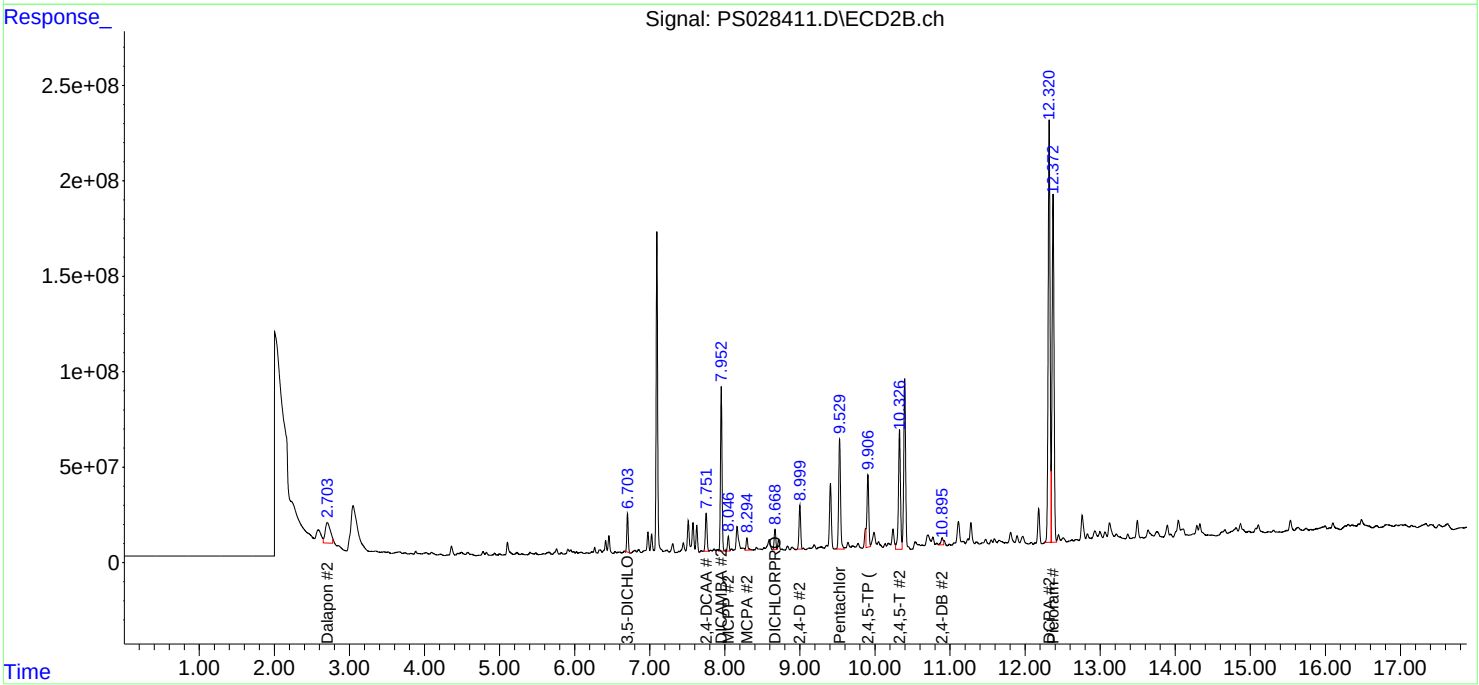

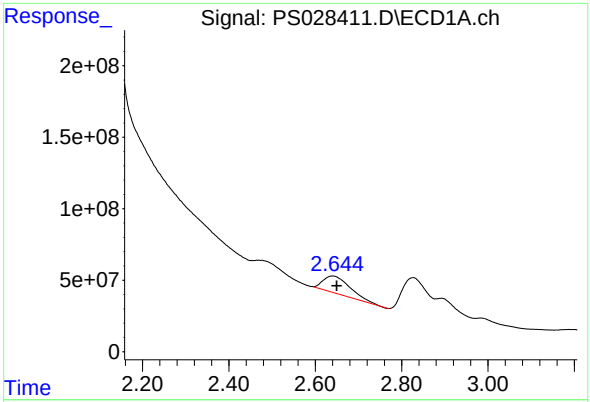

#1 Dalapon

R.T.: 2.641 min
Delta R.T.: -0.009 min
Response: 506946905
Conc: 142.08 ng/ml

Instrument :
ECD_S
ClientSampleId :
CC0R6MS

Manual Integrations APPROVED

Reviewed By :Abdul Mirza 11/12/2024
Supervised By :Ankita Jodhani 11/12/2024

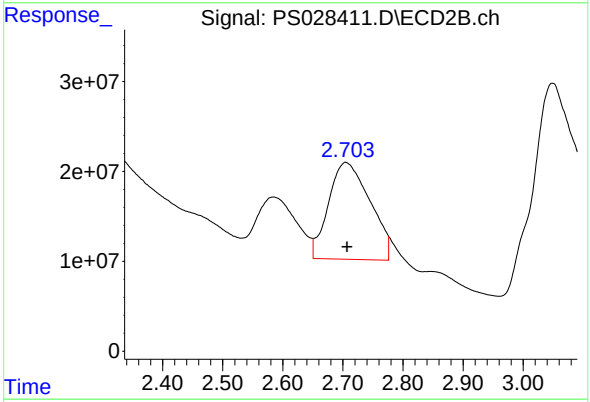

#1 Dalapon

R.T.: 2.703 min
Delta R.T.: -0.004 min
Response: 516567713
Conc: 182.17 ng/ml m

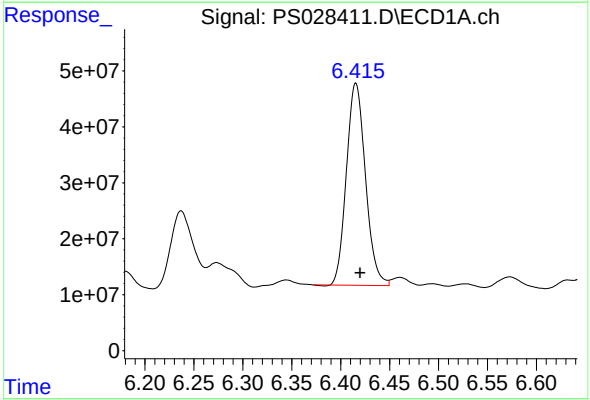

#2 3,5-DICHLOROBENZOIC ACID

R.T.: 6.416 min
Delta R.T.: -0.004 min
Response: 489591564
Conc: 122.36 ng/ml

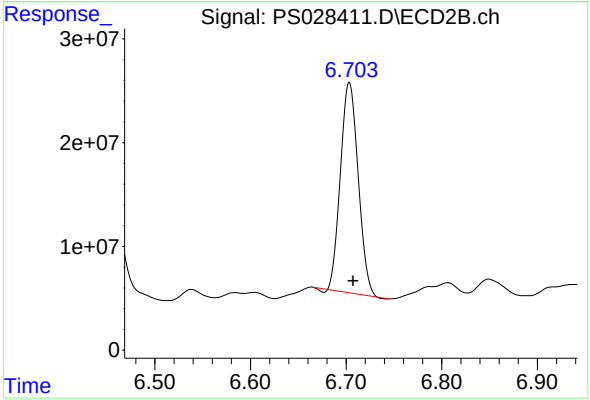

#2 3,5-DICHLOROBENZOIC ACID

R.T.: 6.703 min
Delta R.T.: -0.004 min
Response: 261722329
Conc: 110.48 ng/ml

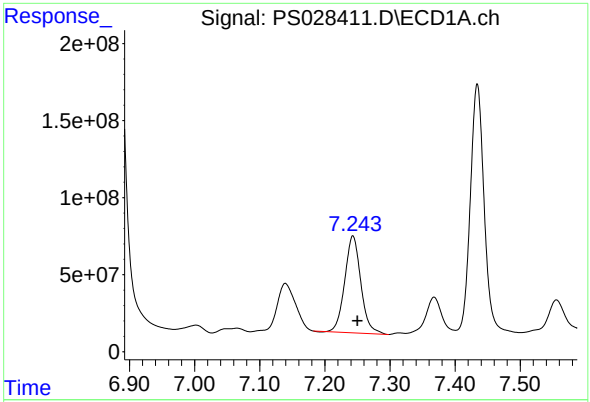

#4 2,4-DCAA

R.T.: 7.243 min
Delta R.T.: -0.007 min
Response: 1077787518
Conc: 390.40 ng/ml

Instrument :
ECD_S
ClientSampleId :
CC0R6MS

Manual Integrations APPROVED

Reviewed By :Abdul Mirza 11/12/2024
Supervised By :Ankita Jodhani 11/12/2024

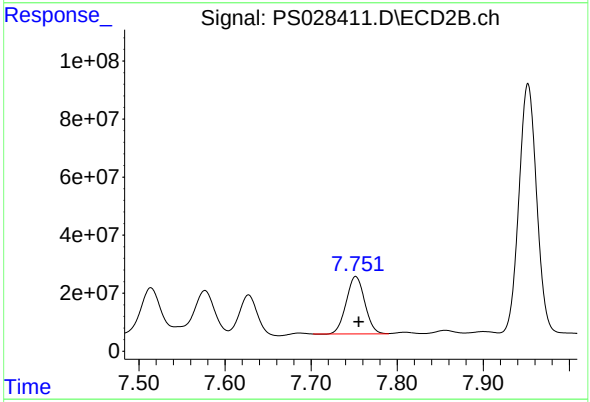

#4 2,4-DCAA

R.T.: 7.752 min
Delta R.T.: -0.004 min
Response: 296236421
Conc: 185.91 ng/ml

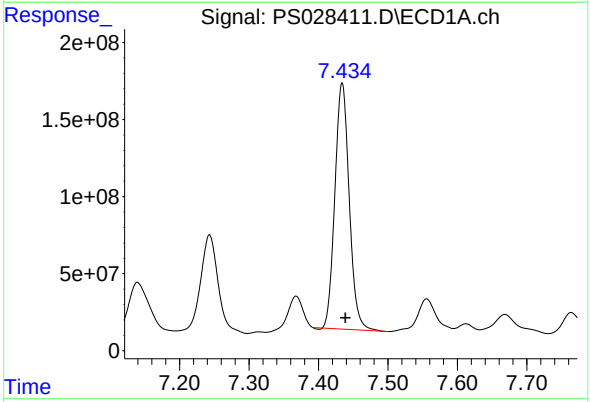

#5 DICAMBA

R.T.: 7.434 min
Delta R.T.: -0.005 min
Response: 2288470932
Conc: 190.06 ng/ml

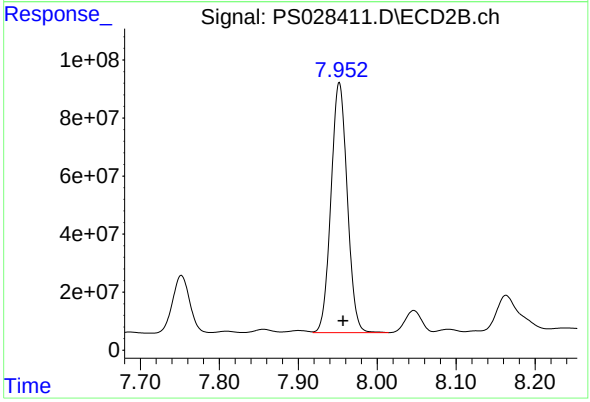

#5 DICAMBA

R.T.: 7.952 min
Delta R.T.: -0.005 min
Response: 1234241989
Conc: 172.15 ng/ml

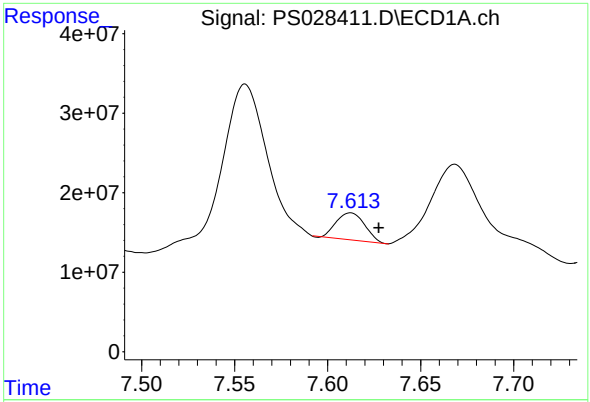

#6 MCPP

R.T.: 7.612 min
Delta R.T.: -0.015 min
Response: 36395807
Conc: 4.45 ug/ml

Instrument :
ECD_S
ClientSampleId :
CC0R6MS

Manual Integrations APPROVED

Reviewed By :Abdul Mirza 11/12/2024
Supervised By :Ankita Jodhani 11/12/2024

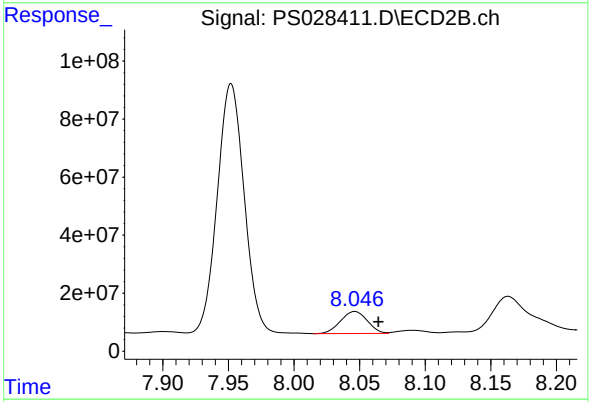

#6 MCPP

R.T.: 8.046 min
Delta R.T.: -0.018 min
Response: 108040523
Conc: 18.39 ug/ml

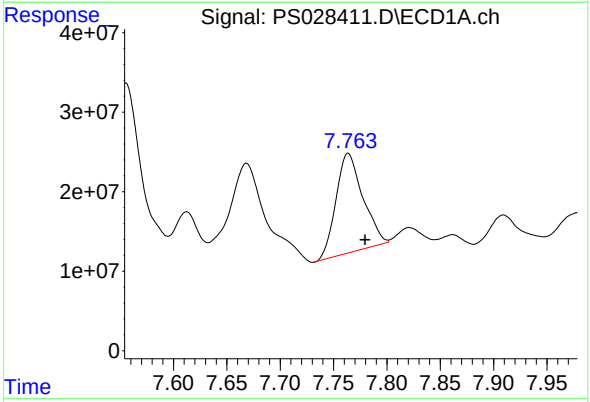

#7 MCPA

R.T.: 7.764 min
Delta R.T.: -0.016 min
Response: 219057903
Conc: 19.54 ug/ml

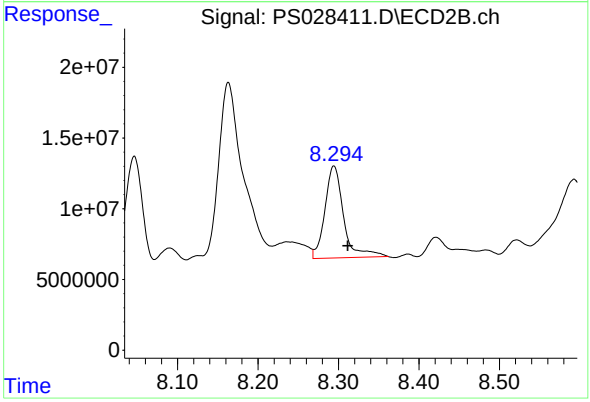

#7 MCPA

R.T.: 8.294 min
Delta R.T.: -0.017 min
Response: 105718944
Conc: 13.20 ug/ml

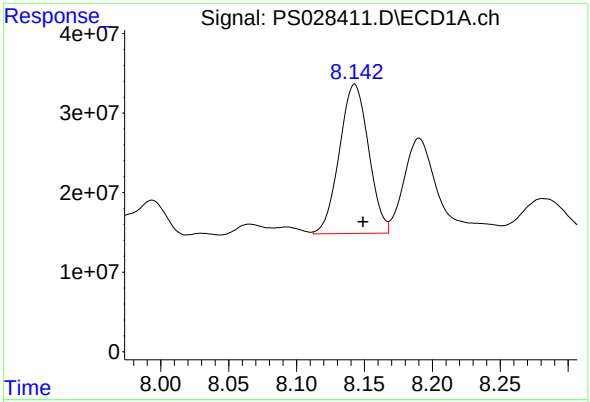

#8 DICHLORPROP

R.T.: 8.143 min
Delta R.T.: -0.006 min
Response: 281038580
Conc: 90.67 ng/ml

Instrument :
ECD_S
ClientSampleId :
CC0R6MS

Manual Integrations
APPROVED

Reviewed By :Abdul Mirza 11/12/2024
Supervised By :Ankita Jodhani 11/12/2024

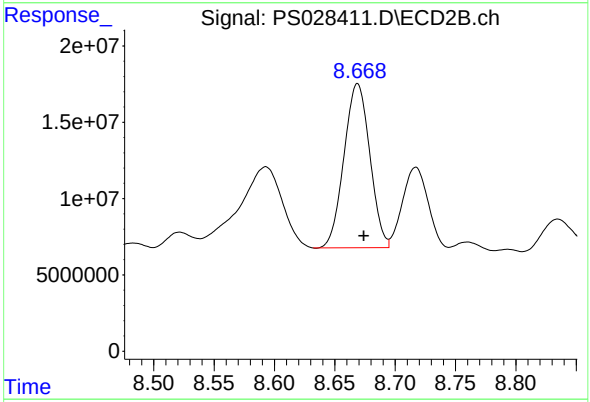

#8 DICHLORPROP

R.T.: 8.669 min
Delta R.T.: -0.005 min
Response: 160074070
Conc: 89.87 ng/ml

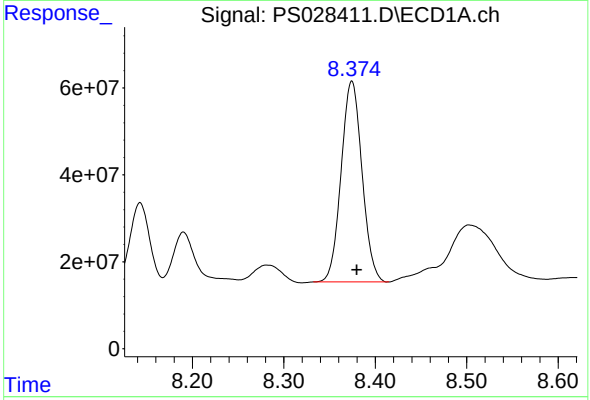

#9 2,4-D

R.T.: 8.374 min
Delta R.T.: -0.005 min
Response: 733654039
Conc: 208.77 ng/ml

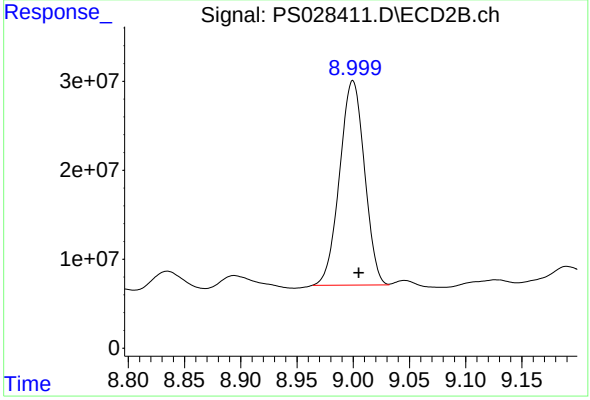

#9 2,4-D

R.T.: 8.999 min
Delta R.T.: -0.006 min
Response: 353434389
Conc: 182.77 ng/ml m

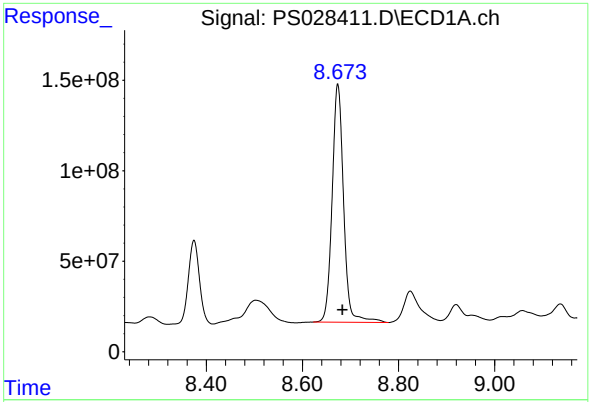

#10 Pentachlorophenol

R.T.: 8.674 min
Delta R.T.: -0.009 min
Response: 2180613445
Conc: 48.41 ng/ml

Instrument :
ECD_S
ClientSampleId :
CC0R6MS

Manual Integrations APPROVED

Reviewed By :Abdul Mirza 11/12/2024
Supervised By :Ankita Jodhani 11/12/2024

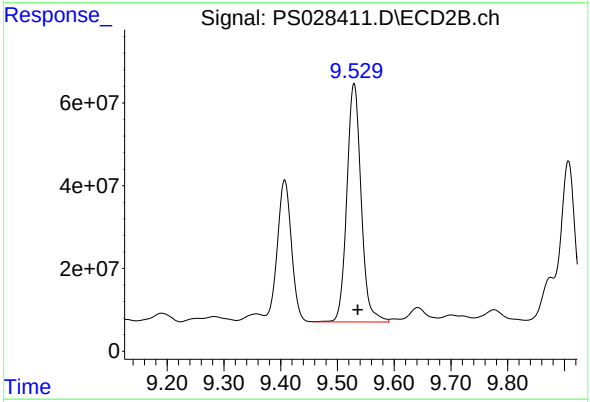

#10 Pentachlorophenol

R.T.: 9.529 min
Delta R.T.: -0.006 min
Response: 1008051109
Conc: 40.46 ng/ml

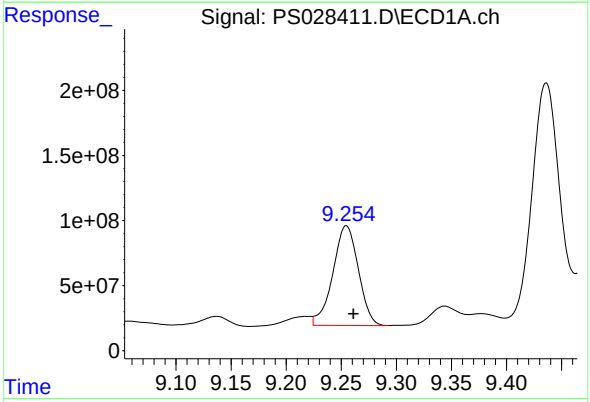

#11 2,4,5-TP (SILVEX)

R.T.: 9.254 min
Delta R.T.: -0.007 min
Response: 1234501372
Conc: 65.22 ng/ml m

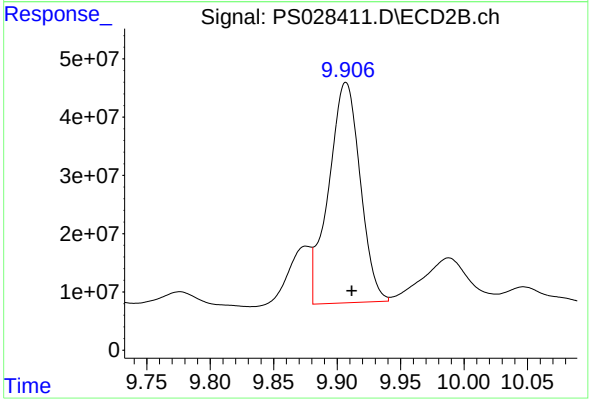

#11 2,4,5-TP (SILVEX)

R.T.: 9.906 min
Delta R.T.: -0.005 min
Response: 652321103
Conc: 61.59 ng/ml m

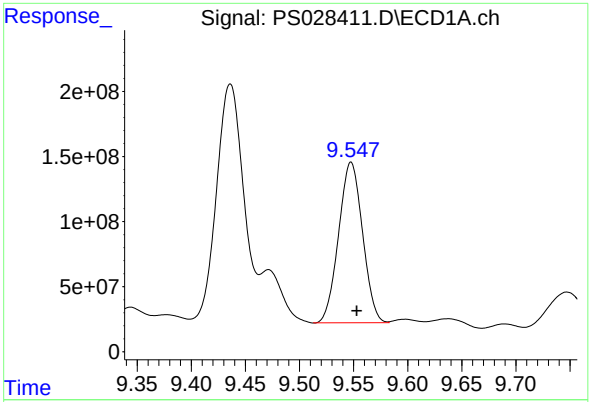

#12 2,4,5-T

R.T.: 9.548 min
Delta R.T.: -0.005 min
Response: 1898491623
Conc: 97.96 ng/ml

Instrument :
ECD_S
ClientSampleId :
CC0R6MS

Manual Integrations APPROVED

Reviewed By :Abdul Mirza 11/12/2024
Supervised By :Ankita Jodhani 11/12/2024

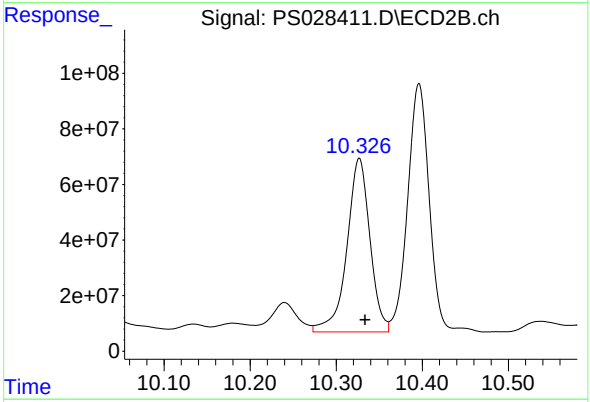

#12 2,4,5-T

R.T.: 10.327 min
Delta R.T.: -0.007 min
Response: 1163418731
Conc: 112.13 ng/ml

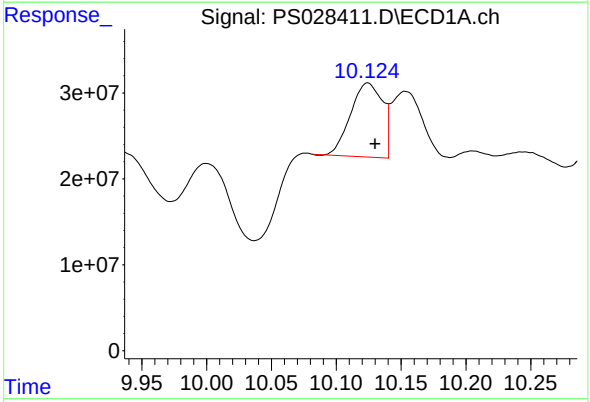

#13 2,4-DB

R.T.: 10.124 min
Delta R.T.: -0.005 min
Response: 148264324
Conc: 47.97 ng/ml

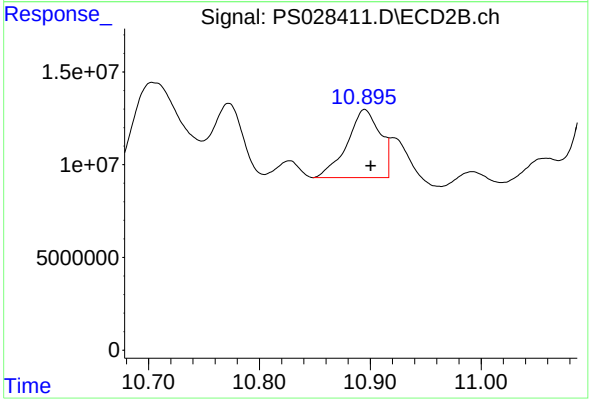

#13 2,4-DB

R.T.: 10.895 min
Delta R.T.: -0.006 min
Response: 75832153
Conc: 57.22 ng/ml m

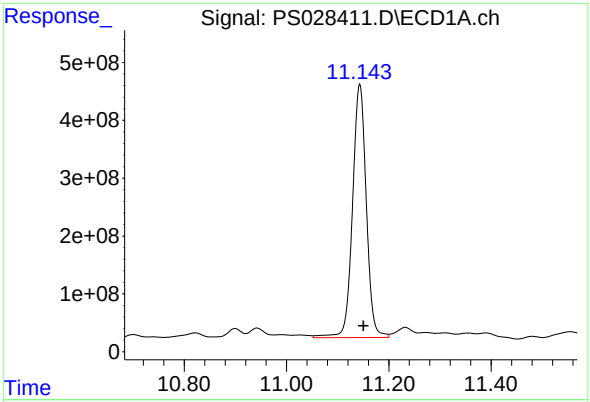

#15 Picloram

R.T.: 11.143 min
Delta R.T.: -0.007 min
Response: 8199824711
Conc: 261.09 ng/ml

Instrument :
ECD_S
ClientSampleId :
CC0R6MS

Manual Integrations APPROVED

Reviewed By :Abdul Mirza 11/12/2024
Supervised By :Ankita Jodhani 11/12/2024

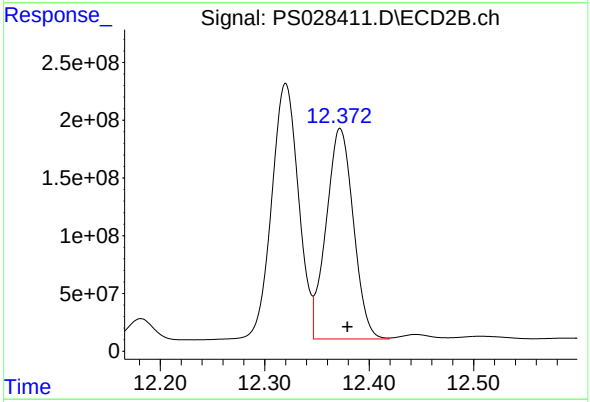

#15 Picloram

R.T.: 12.372 min
Delta R.T.: -0.007 min
Response: 3297797636
Conc: 229.13 ng/ml

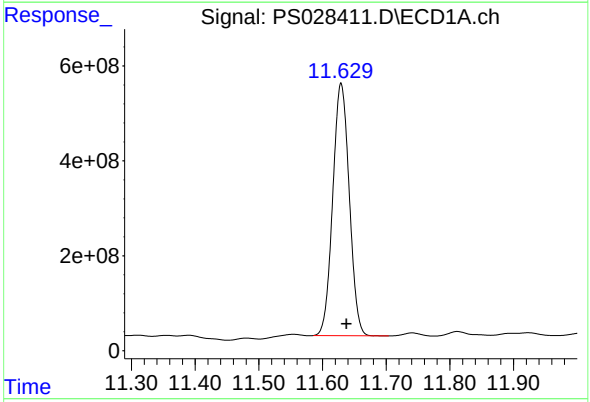

#16 DCPA

R.T.: 11.629 min
Delta R.T.: -0.008 min
Response: 9582657154
Conc: 358.55 ng/ml

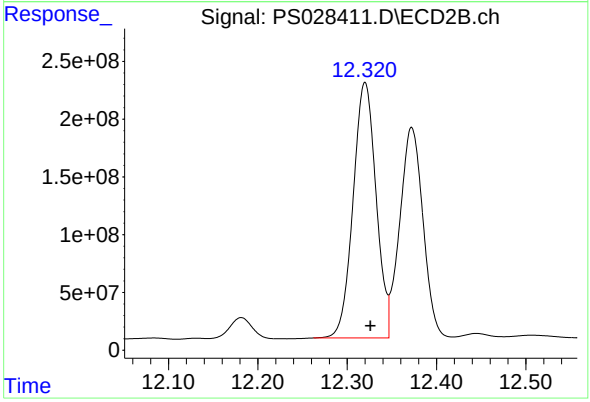

#16 DCPA

R.T.: 12.320 min
Delta R.T.: -0.006 min
Response: 3949400291
Conc: 352.31 ng/ml

Raw Data: **PS028408.D**

Alliance TECHNICAL GROUP
284 Sheffield Street, Mountainside, New Jersey 07092, Phone : 908 789 8900,
Fax : 908 789 8922

Report of Analysis

Client:	Tetra Tech, EMI		Date Collected:	10/23/24	
Project:	R36704		Date Received:	10/29/24	
Client Sample ID:	CC0R8MS		SDG No.:	P4602	
Lab Sample ID:	P4602-44MS		Matrix:	SOIL	
Analytical Method:	SW8151A		% Solid:	91.6	Decanted:
Sample Wt/Vol:	30.02	Units: g	Final Vol:	10000	uL
Soil Aliquot Vol:		uL	Test:	Herbicide	
Extraction Type:			Injection Volume :		
GPC Factor :	1.0	PH :			
Prep Method :	8151A				

File ID/Qc Batch:	Dilution:	Prep Date	Date Analyzed	Prep Batch ID
PS028408.D	1	11/04/24 09:51	11/11/24 17:21	PB164641

CAS Number	Parameter	Conc.	Qualifier	MDL	LOQ / CRQL	Units(Dry Weight)
TARGETS						
1918-00-9	DICAMBA	78.0		9.50	73.1	ug/Kg
120-36-5	DICHLORPROP	47.0	J	10.4	73.1	ug/Kg
94-75-7	2,4-D	90.4		13.2	73.1	ug/Kg
93-72-1	2,4,5-TP (Silvex)	29.7	J	10.2	73.1	ug/Kg
93-76-5	2,4,5-T	49.4	J	11.0	73.1	ug/Kg
94-82-6	2,4-DB	52.5	JP	20.0	73.1	ug/Kg
88-85-7	DINOSEB	73.1	U	13.5	73.1	ug/Kg
SURROGATES						
19719-28-9	2,4-DCAA	375		10 - 141	75%	SPK: 500

Comments:

U = Not Detected
LOQ = Limit of Quantitation
MDL = Method Detection Limit
LOD = Limit of Detection
E = Value Exceeds Calibration Range
P = Indicates >25% difference for detected concentrations between the two GC columns
Q = indicates LCS control criteria did not meet requirements
M = MS/MSD acceptance criteria did not meet requirements

J = Estimated Value
B = Analyte Found in Associated Method Blank
N = Presumptive Evidence of a Compound
* = Values outside of QC limits
D = Dilution
S = Indicates estimated value where valid five-point calibration was not performed prior to analyte detection in sample.
() = Laboratory InHouse Limit

Quantitation Report (QT Reviewed)

Sample Results: **PS028408.D**

Data Path : Z:\pestpcbsrv\HPCHEM1\ECD_S\Data\PS111124\
Data File : PS028408.D
Signal(s) : Signal #1: ECD1A.ch Signal #2: ECD2B.ch
Acq On : 11 Nov 2024 17:21
Operator : AR\AJ
Sample : P4602-44MS
Misc :
ALS Vial : 44 Sample Multiplier: 1

Instrument :
ECD_S
ClientSampleId :
CC0R8MS

Manual Integrations APPROVED

Reviewed By :Abdul Mirza 11/12/2024
Supervised By :Ankita Jodhani 11/12/2024

Integration File signal 1: autoint1.e
Integration File signal 2: autoint2.e
Quant Time: Nov 11 23:21:44 2024
Quant Method : Z:\pestpcbsrv\HPCHEM1\ECD_S\Method\PS110924.M
Quant Title : 8080.M
QLast Update : Fri Nov 08 17:46:43 2024
Response via : Initial Calibration
Integrator: ChemStation

Volume Inj. : 1 µl
Signal #1 Phase : ZB-MR1 Signal #2 Phase: ZB-MR2
Signal #1 Info : 30M x 0.32mm x0.5 Signal #2 Info : 30M x 0.32mm x 0.25µm

	Compound	RT#1	RT#2	Resp#1	Resp#2	ng/ml	ng/ml
	System Monitoring Compounds						
4) S	2,4-DCAA	7.245	7.752	1036.4E6	403.2E6	375.420	253.022 #
	Target Compounds						
1) T	Dalapon	2.640	2.706	452.7E6	595.8E6	126.860	210.121m#
2) T	3,5-DICHL...	6.416	6.704	630.1E6	337.2E6	157.464	142.337
3) T	4-Nitroph...	7.046	7.278	201.8E6	118.4E6	108.807	111.763m
5) T	DICAMBA	7.434	7.953	2582.7E6	1418.3E6	214.496	197.822
6) T	MCPP	7.613	8.047	63463933	136.0E6	7.760	23.156 #
7) T	MCPA	7.765	8.295	243.3E6	165.7E6	21.703	20.687
8) T	DICHLORPROP	8.143	8.670	400.9E6	213.4E6	129.339	119.782
9) T	2,4-D	8.375	9.000	873.8E6	398.0E6	248.649	205.836
10) T	Pentachlo...	8.674	9.530	2483.5E6	1186.9E6	55.137	47.633
11) T	2,4,5-TP ...	9.255	9.907	1459.5E6	865.2E6	77.106	81.685
12) T	2,4,5-T	9.547	10.328	2505.7E6	1410.5E6	129.287	135.939
13) T	2,4-DB	10.124	10.894	301.7E6	191.3E6	97.613	144.351m#
14) T	DINOSEB	11.352	11.278	281.8E6	220.5E6	17.384m	30.728 #
15) T	Picloram	11.144	12.373	8537.3E6	3368.7E6	271.836	234.061
16) T	DCPA	11.630	12.321	9075.4E6	3896.0E6	339.568	347.545

(f)=RT Delta > 1/2 Window (#)=Amounts differ by > 25% (m)=manual int.

Data Path : Z:\pestpcbsrv\HPCHEM1\ECD_S\Data\PS111124\
Data File : PS028408.D
Signal(s) : Signal #1: ECD1A.ch Signal #2: ECD2B.ch
Acq On : 11 Nov 2024 17:21
Operator : AR\AJ
Sample : P4602-44MS
Misc :
ALS Vial : 44 Sample Multiplier: 1

Instrument :
ECD_S
ClientSampleId :
CC0R8MS

Manual Integrations APPROVED

Reviewed By :Abdul Mirza 11/12/2024
Supervised By :Ankita Jodhani 11/12/2024

Integration File signal 1: autoint1.e
Integration File signal 2: autoint2.e
Quant Time: Nov 11 23:21:44 2024
Quant Method : Z:\pestpcbsrv\HPCHEM1\ECD_S\Method\PS110924.M
Quant Title : 8080.M
QLast Update : Fri Nov 08 17:46:43 2024
Response via : Initial Calibration
Integrator: ChemStation

Volume Inj. : 1 µl
Signal #1 Phase : ZB-MR1 Signal #2 Phase: ZB-MR2
Signal #1 Info : 30M x 0.32mm x0.5 Signal #2 Info : 30M x 0.32mm x 0.25µm

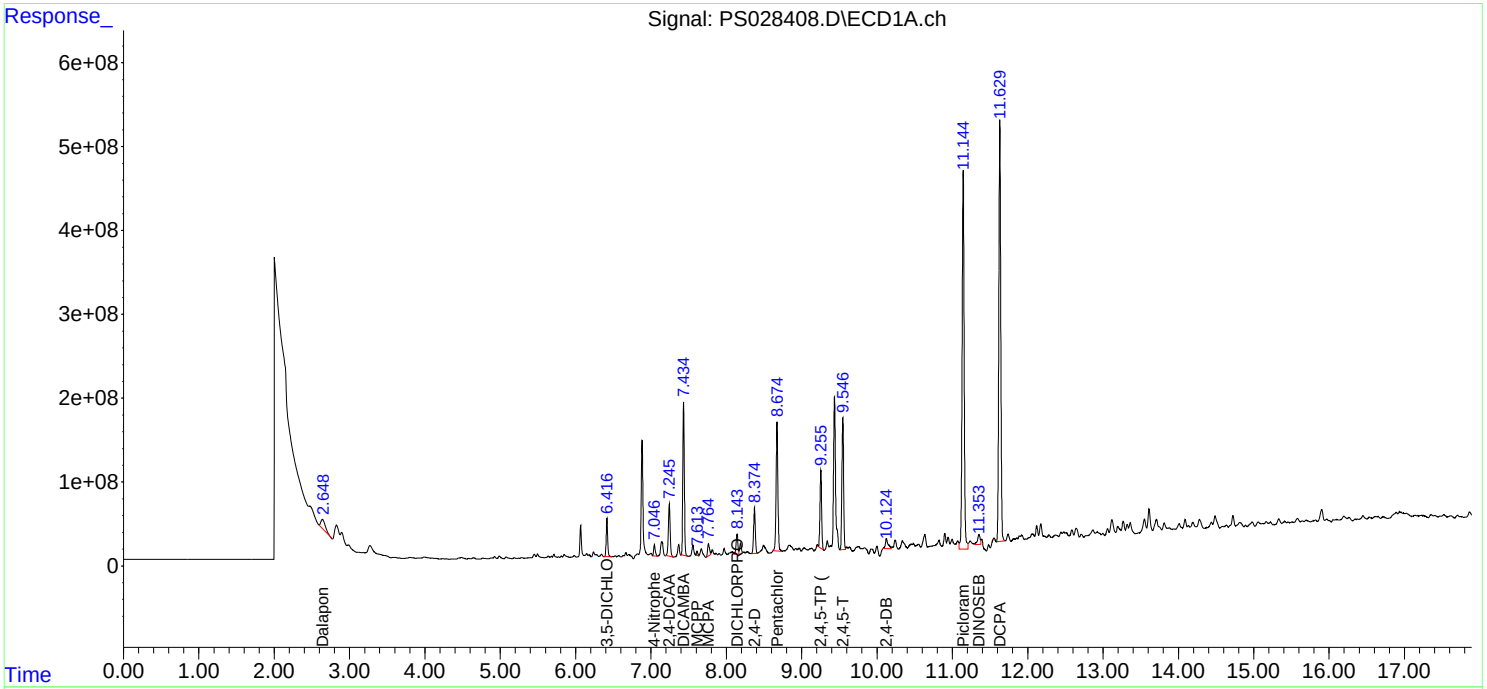

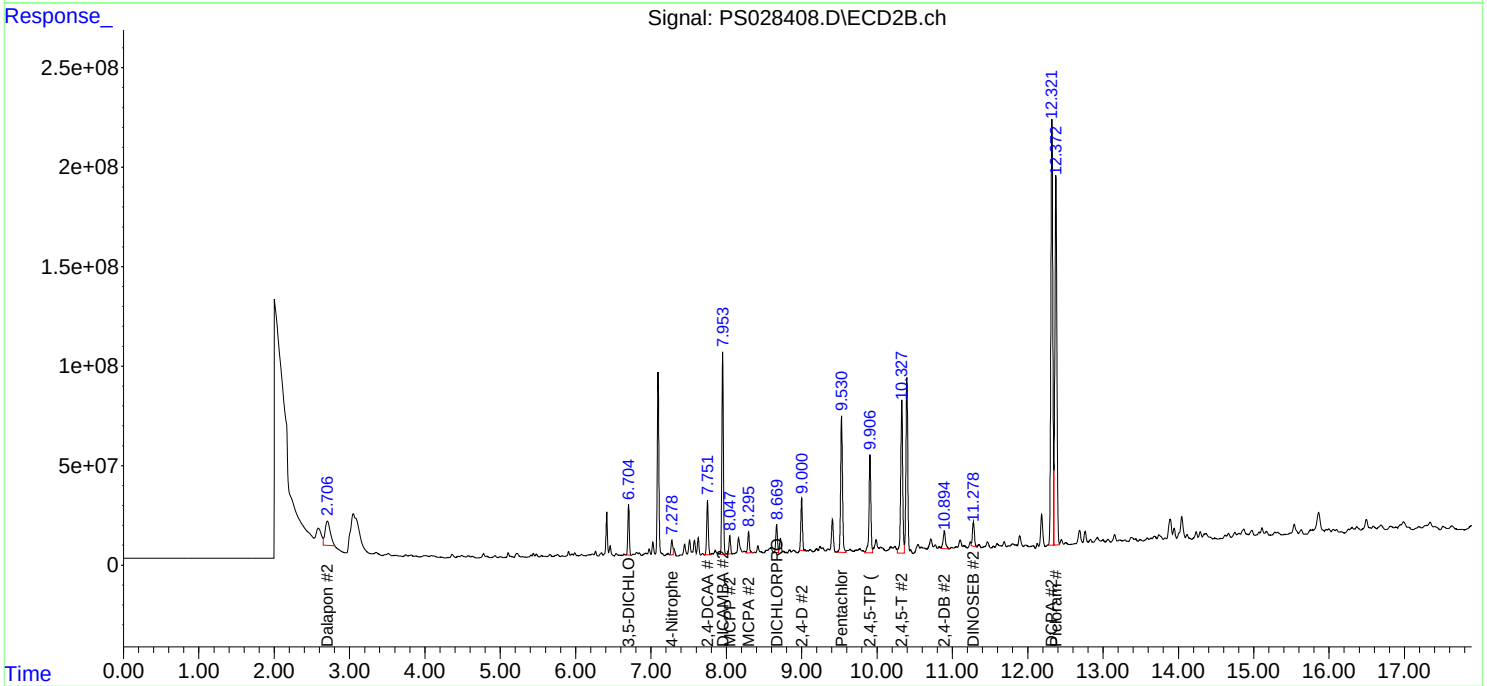

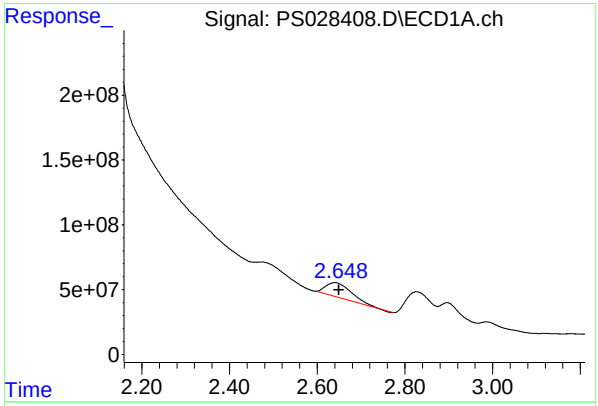

#1 Dalapon

R.T.: 2.640 min
Delta R.T.: -0.010 mi
Response: 452651469
Conc: 126.86 ng/m

Instrument :
ECD_S
ClientSampleId :
CC0R8MS

Manual Integrations APPROVED

Reviewed By :Abdul Mirza 11/12/2024
Supervised By :Ankita Jodhani 11/12/2024

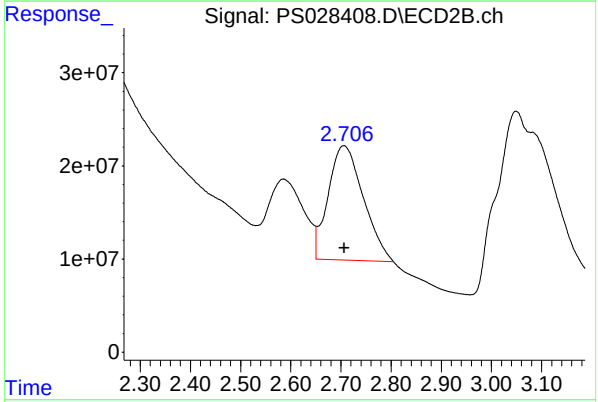

#1 Dalapon

R.T.: 2.706 min
Delta R.T.: -0.001 min
Response: 595830950
Conc: 210.12 ng/ml m

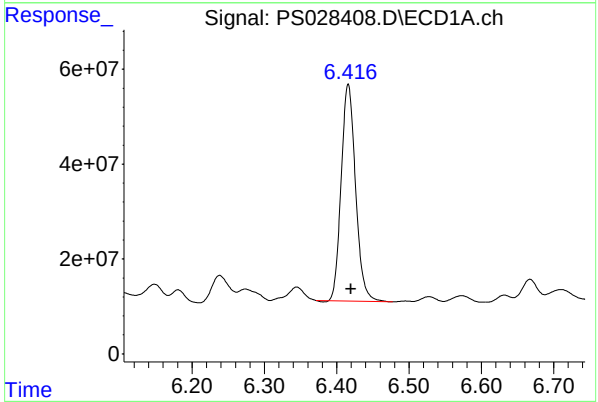

#2 3,5-DICHLOROBENZOIC ACID

R.T.: 6.416 min
Delta R.T.: -0.004 min
Response: 630074545
Conc: 157.46 ng/ml

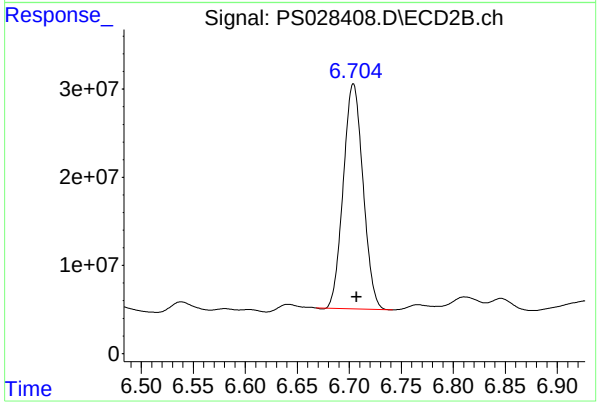

#2 3,5-DICHLOROBENZOIC ACID

R.T.: 6.704 min
Delta R.T.: -0.003 min
Response: 337202528
Conc: 142.34 ng/ml

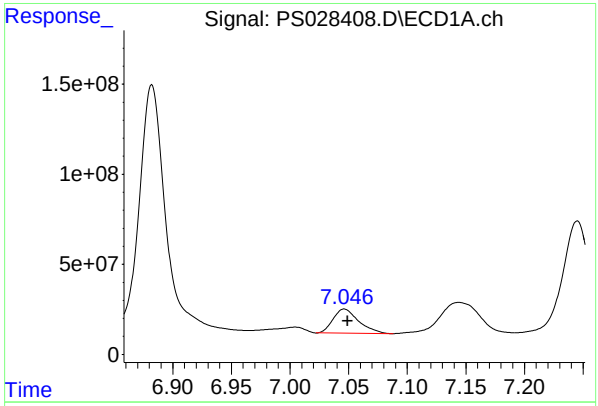

#3 4-Nitrophenol

R.T.: 7.046 min
Delta R.T.: -0.003 min
Response: 201754026
Conc: 108.81 ng/ml

Instrument :
ECD_S
ClientSampleId :
CC0R8MS

Manual Integrations APPROVED

Reviewed By :Abdul Mirza 11/12/2024
Supervised By :Ankita Jodhani 11/12/2024

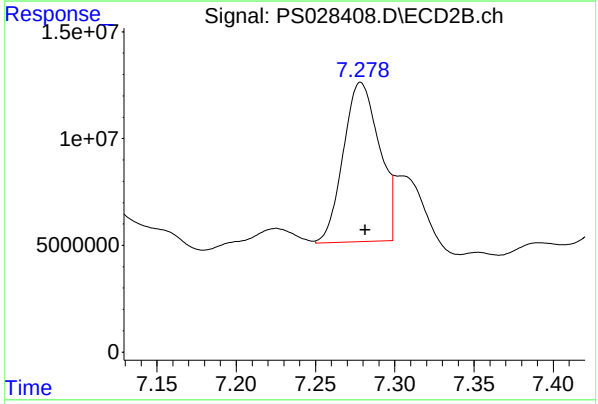

#3 4-Nitrophenol

R.T.: 7.278 min
Delta R.T.: -0.003 min
Response: 118358044
Conc: 111.76 ng/ml m

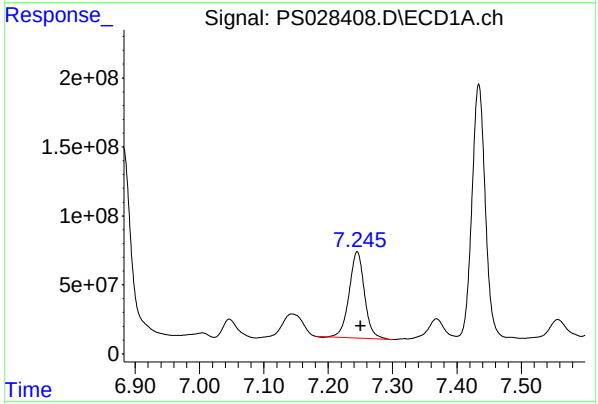

#4 2,4-DCAA

R.T.: 7.245 min
Delta R.T.: -0.005 min
Response: 1036442939
Conc: 375.42 ng/ml

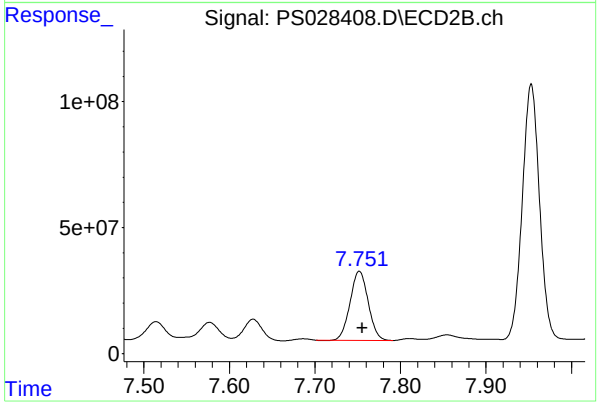

#4 2,4-DCAA

R.T.: 7.752 min
Delta R.T.: -0.003 min
Response: 403170584
Conc: 253.02 ng/ml

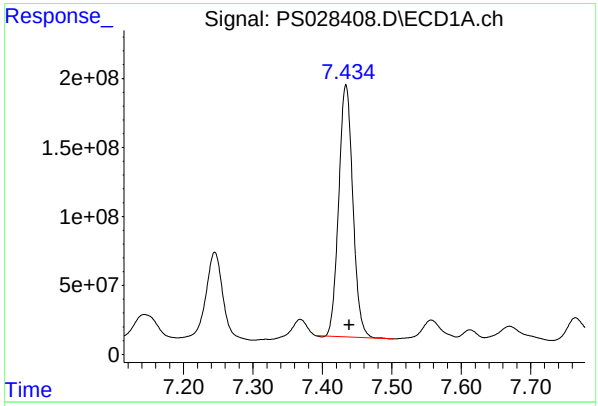

#5 DICAMBA

R.T.: 7.434 min
Delta R.T.: -0.005 min
Response: 2582696599
Conc: 214.50 ng/ml

Instrument :
ECD_S
ClientSampleId :
CC0R8MS

Manual Integrations APPROVED

Reviewed By :Abdul Mirza 11/12/2024
Supervised By :Ankita Jodhani 11/12/2024

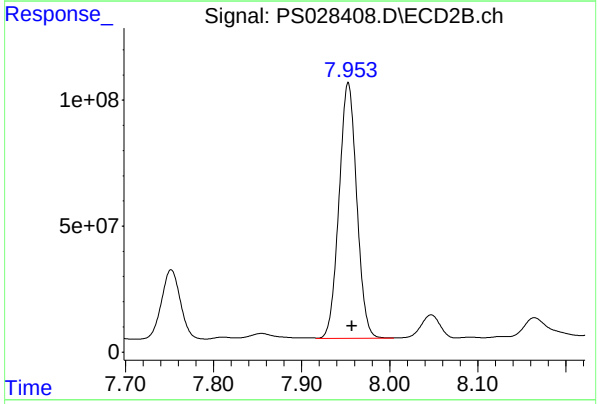

#5 DICAMBA

R.T.: 7.953 min
Delta R.T.: -0.004 min
Response: 1418289333
Conc: 197.82 ng/ml

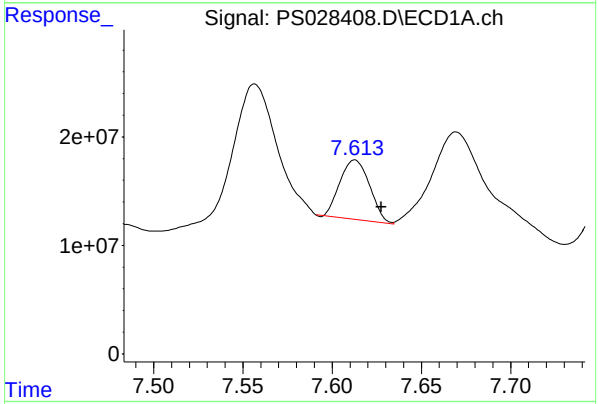

#6 MCPP

R.T.: 7.613 min
Delta R.T.: -0.015 min
Response: 63463933
Conc: 7.76 ug/ml

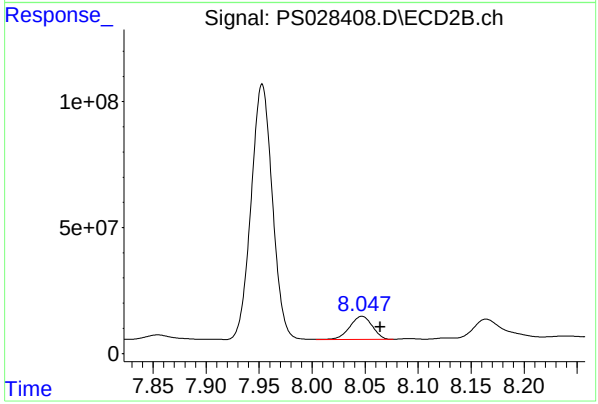

#6 MCPP

R.T.: 8.047 min
Delta R.T.: -0.018 min
Response: 136029429
Conc: 23.16 ug/ml

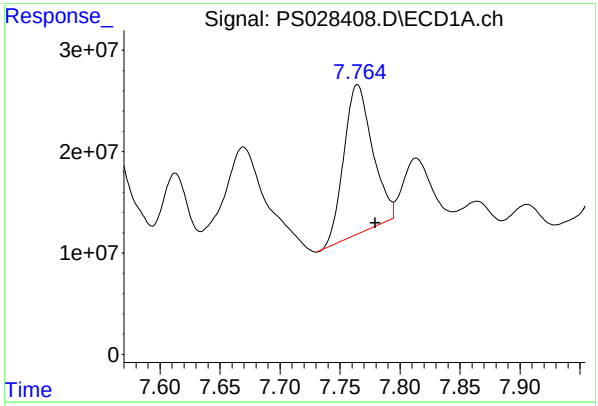

#7 MCPA

R.T.: 7.765 min
Delta R.T.: -0.015 min
Response: 243338049
Conc: 21.70 ug/ml

Instrument :
ECD_S
ClientSampleId :
CC0R8MS

Manual Integrations APPROVED

Reviewed By :Abdul Mirza 11/12/2024
Supervised By :Ankita Jodhani 11/12/2024

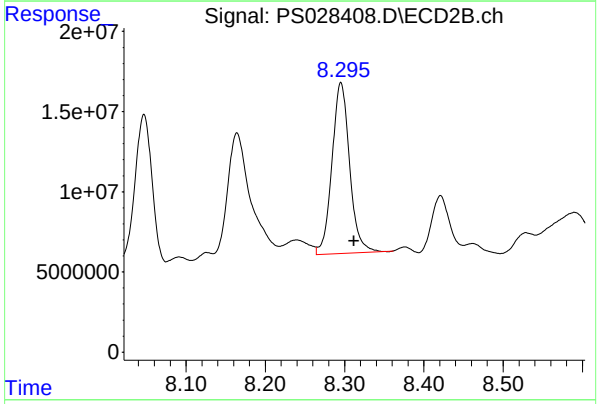

#7 MCPA

R.T.: 8.295 min
Delta R.T.: -0.016 min
Response: 165655371
Conc: 20.69 ug/ml

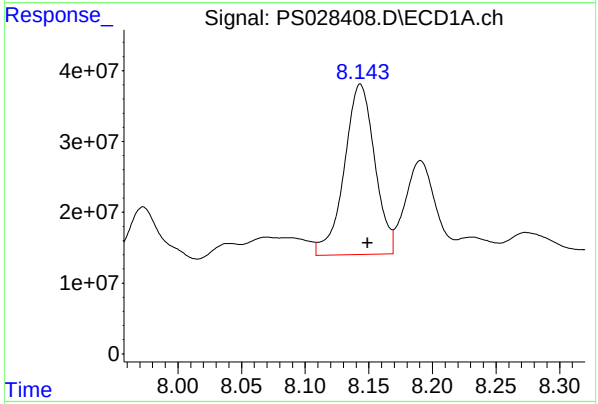

#8 DICHLORPROP

R.T.: 8.143 min
Delta R.T.: -0.006 min
Response: 400905421
Conc: 129.34 ng/ml

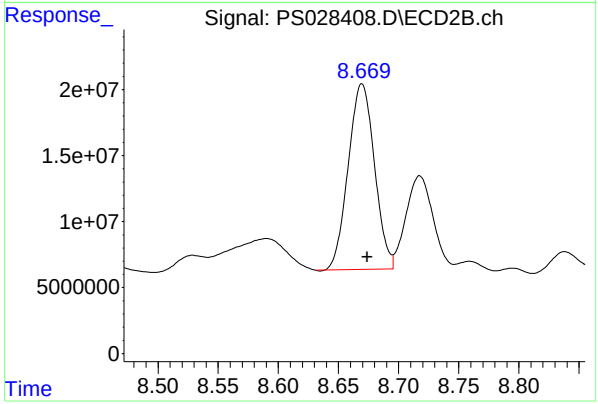

#8 DICHLORPROP

R.T.: 8.670 min
Delta R.T.: -0.005 min
Response: 213363870
Conc: 119.78 ng/ml

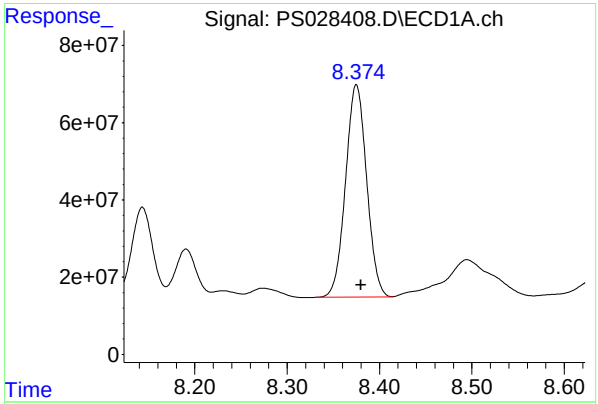

#9 2,4-D

R.T.: 8.375 min
Delta R.T.: -0.005 min
Response: 873802669
Conc: 248.65 ng/ml

Instrument :
ECD_S
ClientSampleId :
CC0R8MS

Manual Integrations
APPROVED

Reviewed By :Abdul Mirza 11/12/2024
Supervised By :Ankita Jodhani 11/12/2024

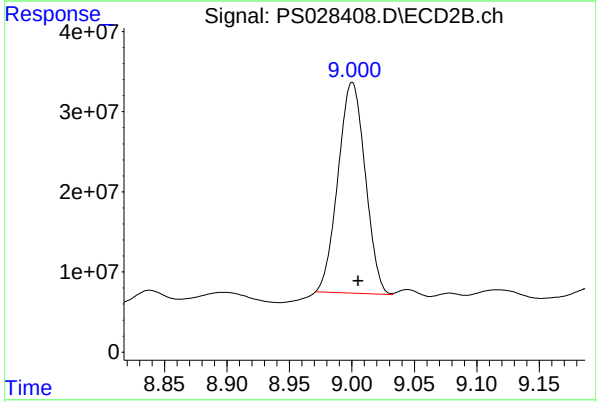

#9 2,4-D

R.T.: 9.000 min
Delta R.T.: -0.005 min
Response: 398049249
Conc: 205.84 ng/ml

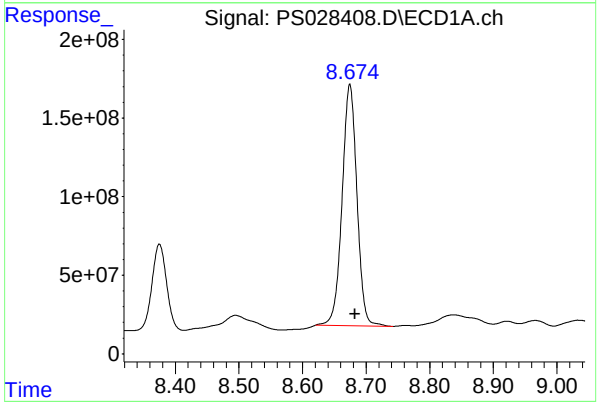

#10 Pentachlorophenol

R.T.: 8.674 min
Delta R.T.: -0.009 min
Response: 2483483554
Conc: 55.14 ng/ml

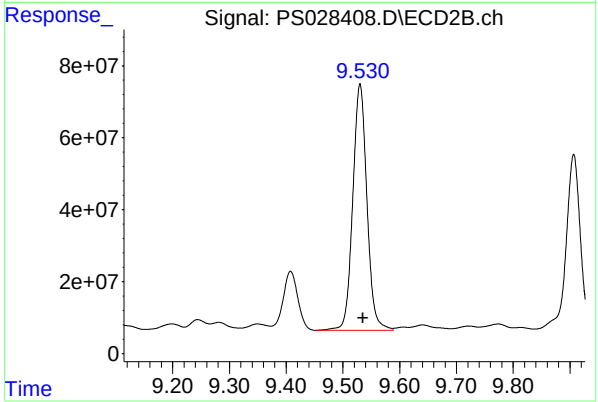

#10 Pentachlorophenol

R.T.: 9.530 min
Delta R.T.: -0.005 min
Response: 1186870409
Conc: 47.63 ng/ml

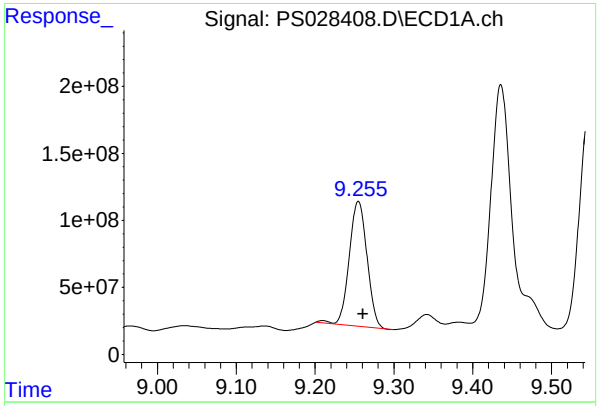

#11 2,4,5-TP (SILVEX)

R.T.: 9.255 min
Delta R.T.: -0.006 min
Response: 1459535251
Conc: 77.11 ng/ml

Instrument :
ECD_S
ClientSampleId :
CC0R8MS

Manual Integrations APPROVED

Reviewed By :Abdul Mirza 11/12/2024
Supervised By :Ankita Jodhani 11/12/2024

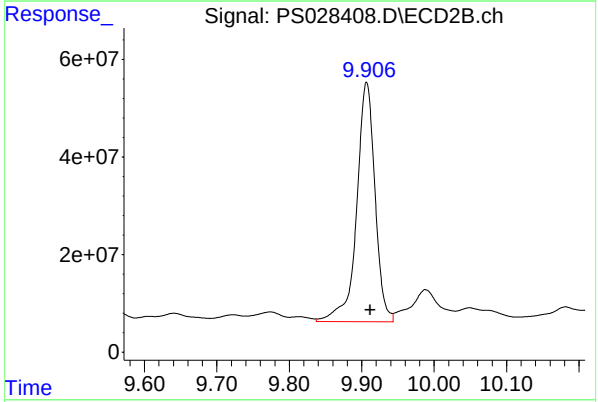

#11 2,4,5-TP (SILVEX)

R.T.: 9.907 min
Delta R.T.: -0.005 min
Response: 865223380
Conc: 81.68 ng/ml

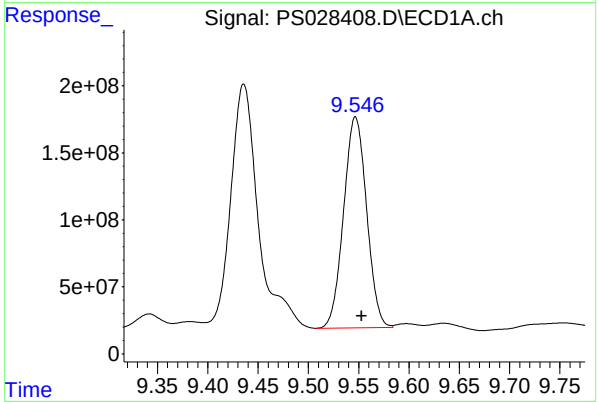

#12 2,4,5-T

R.T.: 9.547 min
Delta R.T.: -0.006 min
Response: 2505716191
Conc: 129.29 ng/ml

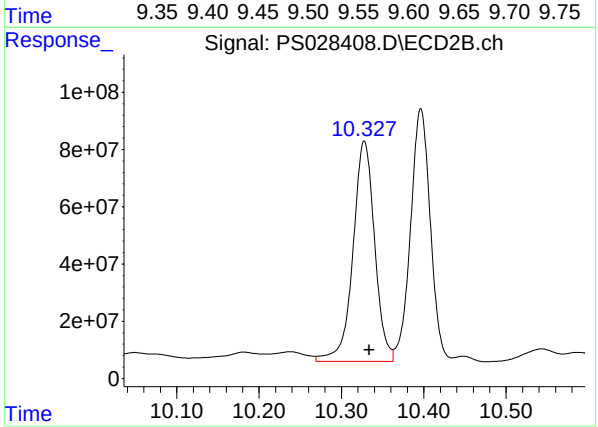

#12 2,4,5-T

R.T.: 10.328 min
Delta R.T.: -0.006 min
Response: 1410505663
Conc: 135.94 ng/ml

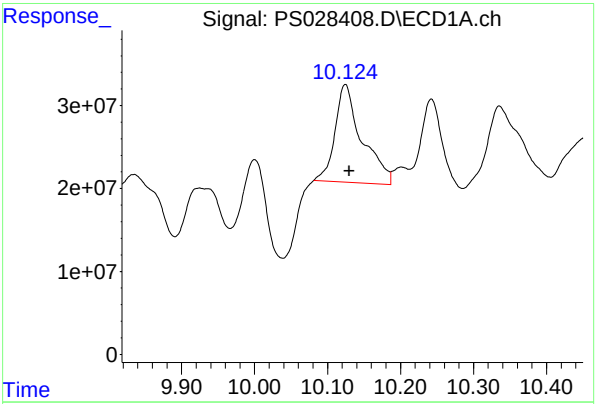

#13 2,4-DB

R.T.: 10.124 min
Delta R.T.: -0.005 mi
Response: 301710313
Conc: 97.61 ng/m

Instrument :
ECD_S
ClientSampleId :
CC0R8MS

Manual Integrations APPROVED

Reviewed By :Abdul Mirza 11/12/2024
Supervised By :Ankita Jodhani 11/12/2024

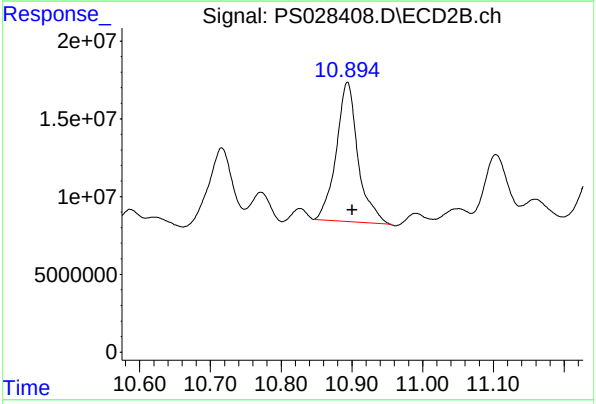

#13 2,4-DB

R.T.: 10.894 min
Delta R.T.: -0.007 min
Response: 191305365
Conc: 144.35 ng/ml m

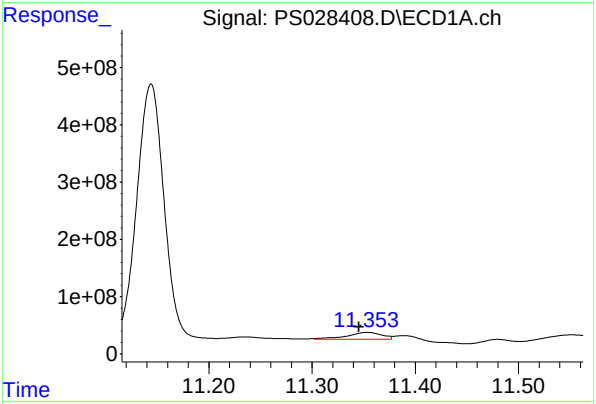

#14 DINOSEB

R.T.: 11.352 min
Delta R.T.: 0.007 min
Response: 281845531
Conc: 17.38 ng/ml m

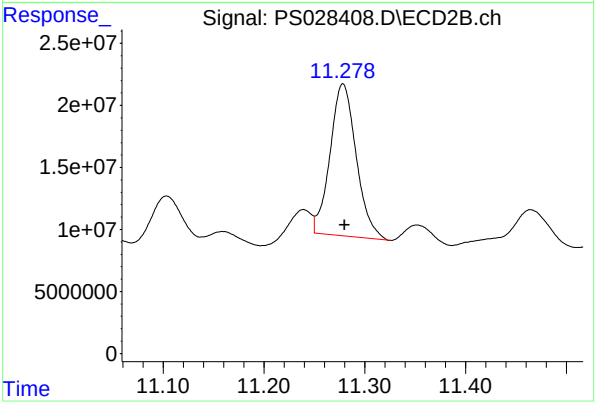

#14 DINOSEB

R.T.: 11.278 min
Delta R.T.: -0.002 min
Response: 220542749
Conc: 30.73 ng/ml

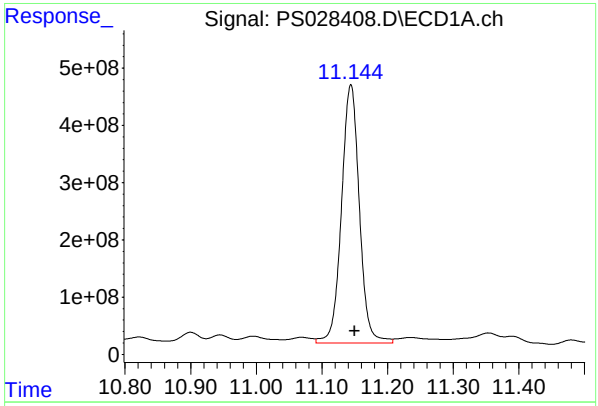

#15 Picloram

R.T.: 11.144 min
Delta R.T.: -0.006 min
Response: 8537274670
Conc: 271.84 ng/ml

Instrument :
ECD_S
ClientSampleId :
CC0R8MS

Manual Integrations APPROVED

Reviewed By :Abdul Mirza 11/12/2024
Supervised By :Ankita Jodhani 11/12/2024

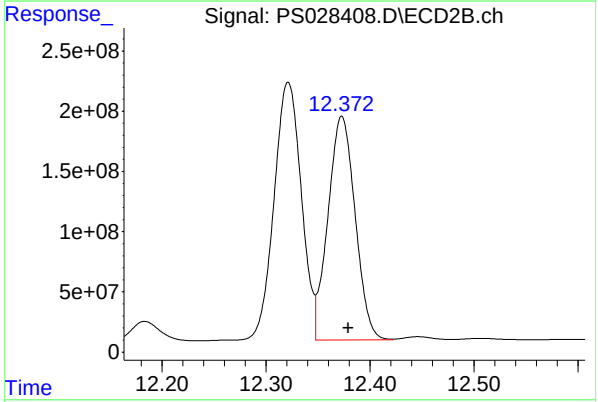

#15 Picloram

R.T.: 12.373 min
Delta R.T.: -0.006 min
Response: 3368726275
Conc: 234.06 ng/ml

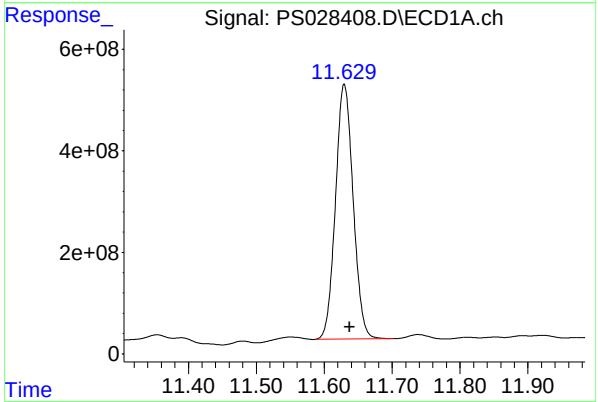

#16 DCPA

R.T.: 11.630 min
Delta R.T.: -0.008 min
Response: 9075440278
Conc: 339.57 ng/ml

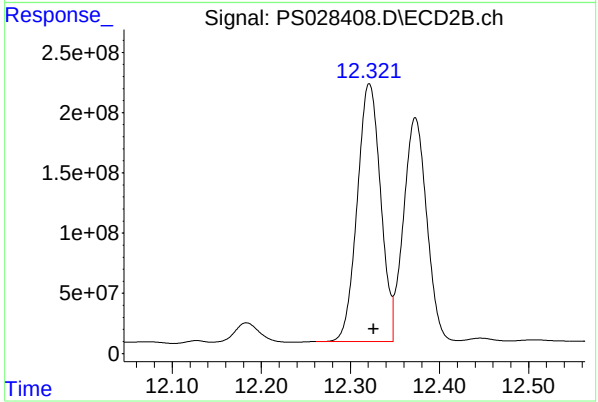

#16 DCPA

R.T.: 12.321 min
Delta R.T.: -0.005 min
Response: 3896030829
Conc: 347.55 ng/ml

Raw Data: **PS028437.D**

Alliance TECHNICAL GROUP
284 Sheffield Street, Mountainside, New Jersey 07092, Phone : 908 789 8900,
Fax : 908 789 8922

Report of Analysis

Client:	Tetra Tech, EMI	Date Collected:	10/22/24
Project:	R36704	Date Received:	10/29/24
Client Sample ID:	CC0P0MSD	SDG No.:	P4602
Lab Sample ID:	P4602-39MSD	Matrix:	SOIL
Analytical Method:	SW8151A	% Solid:	92.8 Decanted:
Sample Wt/Vol:	30.08 Units: g	Final Vol:	10000 uL
Soil Aliquot Vol:	uL	Test:	Herbicide
Extraction Type:		Injection Volume :	
GPC Factor :	1.0 PH :		
Prep Method :	8151A		

File ID/Qc Batch:	Dilution:	Prep Date	Date Analyzed	Prep Batch ID
PS028437.D	1	11/01/24 08:25	11/12/24 04:59	PB164725

CAS Number	Parameter	Conc.	Qualifier	MDL	LOQ / CRQL	Units(Dry Weight)
TARGETS						
1918-00-9	DICAMBA	42.0	J	9.30	72.0	ug/Kg
120-36-5	DICHLORPROP	23.6	J	10.3	72.0	ug/Kg
94-75-7	2,4-D	52.7	JP	13.0	72.0	ug/Kg
93-72-1	2,4,5-TP (Silvex)	11.4	J	10.1	72.0	ug/Kg
93-76-5	2,4,5-T	21.3	JP	10.9	72.0	ug/Kg
94-82-6	2,4-DB	51.0	JP	19.7	72.0	ug/Kg
88-85-7	DINOSEB	13.9	J	13.3	72.0	ug/Kg
SURROGATES						
19719-28-9	2,4-DCAA	137		10 - 141	27%	SPK: 500

Comments:

U = Not Detected
LOQ = Limit of Quantitation
MDL = Method Detection Limit
LOD = Limit of Detection
E = Value Exceeds Calibration Range
P = Indicates >25% difference for detected concentrations between the two GC columns
Q = indicates LCS control criteria did not meet requirements
M = MS/MSD acceptance criteria did not meet requirements

J = Estimated Value
B = Analyte Found in Associated Method Blank
N = Presumptive Evidence of a Compound
* = Values outside of QC limits
D = Dilution
S = Indicates estimated value where valid five-point calibration was not performed prior to analyte detection in sample.
() = Laboratory InHouse Limit

Sample Results: **PS028437.D**

Data Path : Z:\pestpcbsrv\HPCHEM1\ECD_S\Data\PS111124\
Data File : PS028437.D
Signal(s) : Signal #1: ECD1A.ch Signal #2: ECD2B.ch
Acq On : 12 Nov 2024 04:59
Operator : AR\AJ
Sample : P4602-39MSD
Misc :
ALS Vial : 38 Sample Multiplier: 1

Instrument :
ECD_S
ClientSampleId :
CC0P0MSD

Manual Integrations APPROVED

Reviewed By :Abdul Mirza 11/12/2024
Supervised By :Ankita Jodhani 11/12/2024

Integration File signal 1: autoint1.e
Integration File signal 2: autoint2.e
Quant Time: Nov 12 05:28:26 2024
Quant Method : Z:\pestpcbsrv\HPCHEM1\ECD_S\Method\PS110924.M
Quant Title : 8080.M
QLast Update : Fri Nov 08 17:46:43 2024
Response via : Initial Calibration
Integrator: ChemStation

Volume Inj. : 1 µl
Signal #1 Phase : ZB-MR1 Signal #2 Phase: ZB-MR2
Signal #1 Info : 30M x 0.32mm x0.5 Signal #2 Info : 30M x 0.32mm x 0.25µm

	Compound	RT#1	RT#2	Resp#1	Resp#2	ng/ml	ng/ml
	System Monitoring Compounds						
4) S	2,4-DCAA	7.242	7.748	378.1E6	172.8E6	136.965m	108.416m
	Target Compounds						
1) T	Dalapon	2.635	2.705	185.6E6	247.5E6	52.005	87.277m#
2) T	3,5-DICHL...	6.413	6.701	296.0E6	139.9E6	73.981	59.051
3) T	4-Nitroph...	7.043	7.275	336.6E6	238.3E6	181.537	224.979
5) T	DICAMBA	7.430	7.950	1410.6E6	714.2E6	117.152	99.621
6) T	MCPP	7.609	8.045	24300243	20915628	2.971	3.560
7) T	MCPA	7.759	8.289	126.2E6	116.3E6	11.258m	14.527 #
8) T	DICHLORPROP	8.140	8.666	204.4E6	104.4E6	65.949	58.592
9) T	2,4-D	8.371	8.997	516.5E6	199.2E6	146.972	102.999m#
10) T	Pentachlo...	8.670	9.526	1088.1E6	498.4E6	24.157	20.003m
11) T	2,4,5-TP ...	9.250	9.903	602.2E6	328.3E6	31.811m	30.999m
12) T	2,4,5-T	9.543	10.324	855.6E6	618.1E6	44.145	59.566 #
13) T	2,4-DB	10.112	10.888	190.5E6	188.6E6	61.641	142.337m#
14) T	DINOSEB	11.334	11.275	630.0E6	191.5E6	38.856	26.675 #
15) T	Picloram	11.138	12.368	6980.0E6	2535.4E6	222.251	176.158
16) T	DCPA	11.625	12.316	8102.5E6	3431.7E6	303.165	306.120

(f)=RT Delta > 1/2 Window (#)=Amounts differ by > 25% (m)=manual int.

Data Path : Z:\pestpcbsrv\HPCHEM1\ECD_S\Data\PS111124\
Data File : PS028437.D
Signal(s) : Signal #1: ECD1A.ch Signal #2: ECD2B.ch
Acq On : 12 Nov 2024 04:59
Operator : AR\AJ
Sample : P4602-39MSD
Misc :
ALS Vial : 38 Sample Multiplier: 1

Instrument :
ECD_S
ClientSampleId :
CC0P0MSD

Manual Integrations APPROVED

Reviewed By :Abdul Mirza 11/12/2024
Supervised By :Ankita Jodhani 11/12/2024

Integration File signal 1: autoint1.e
Integration File signal 2: autoint2.e
Quant Time: Nov 12 05:28:26 2024
Quant Method : Z:\pestpcbsrv\HPCHEM1\ECD_S\Method\PS110924.M
Quant Title : 8080.M
QLast Update : Fri Nov 08 17:46:43 2024
Response via : Initial Calibration
Integrator: ChemStation

Volume Inj. : 1 µl
Signal #1 Phase : ZB-MR1 Signal #2 Phase: ZB-MR2
Signal #1 Info : 30M x 0.32mm x0.5 Signal #2 Info : 30M x 0.32mm x 0.25µm

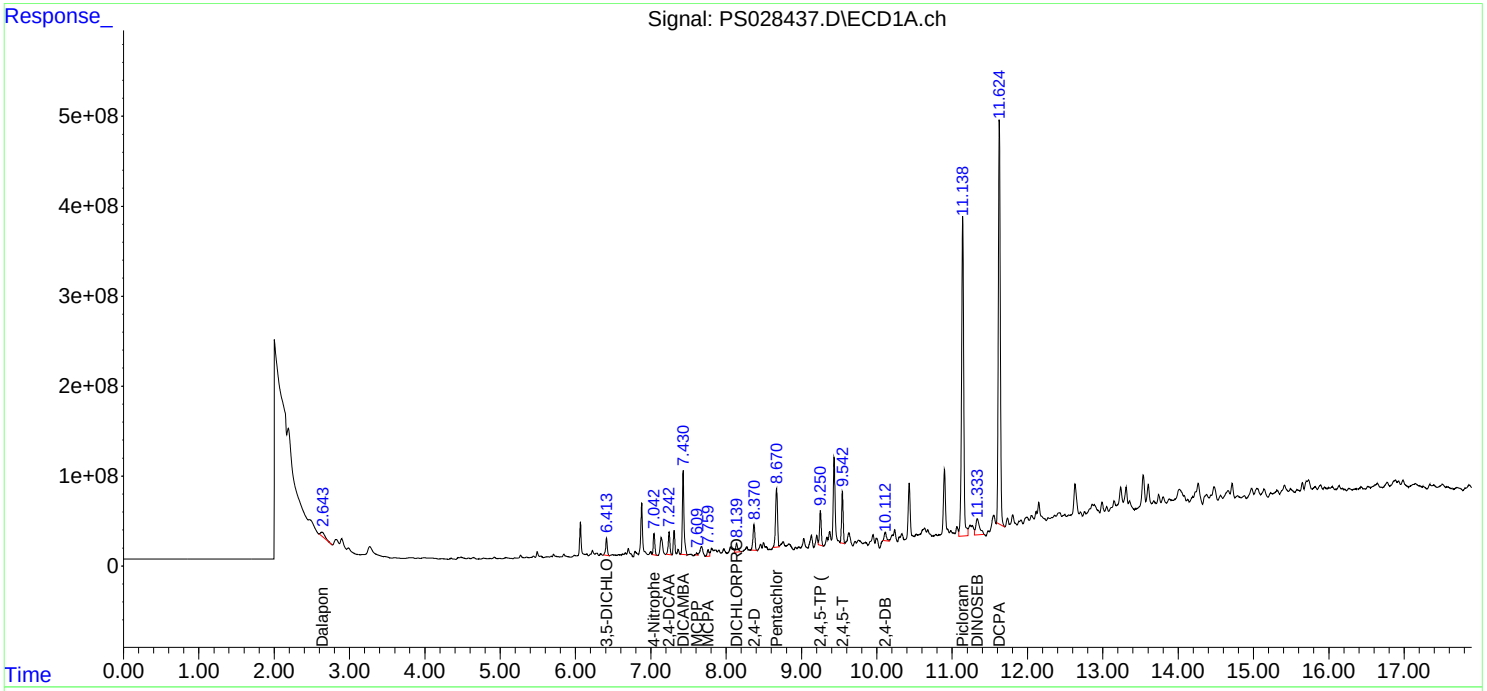

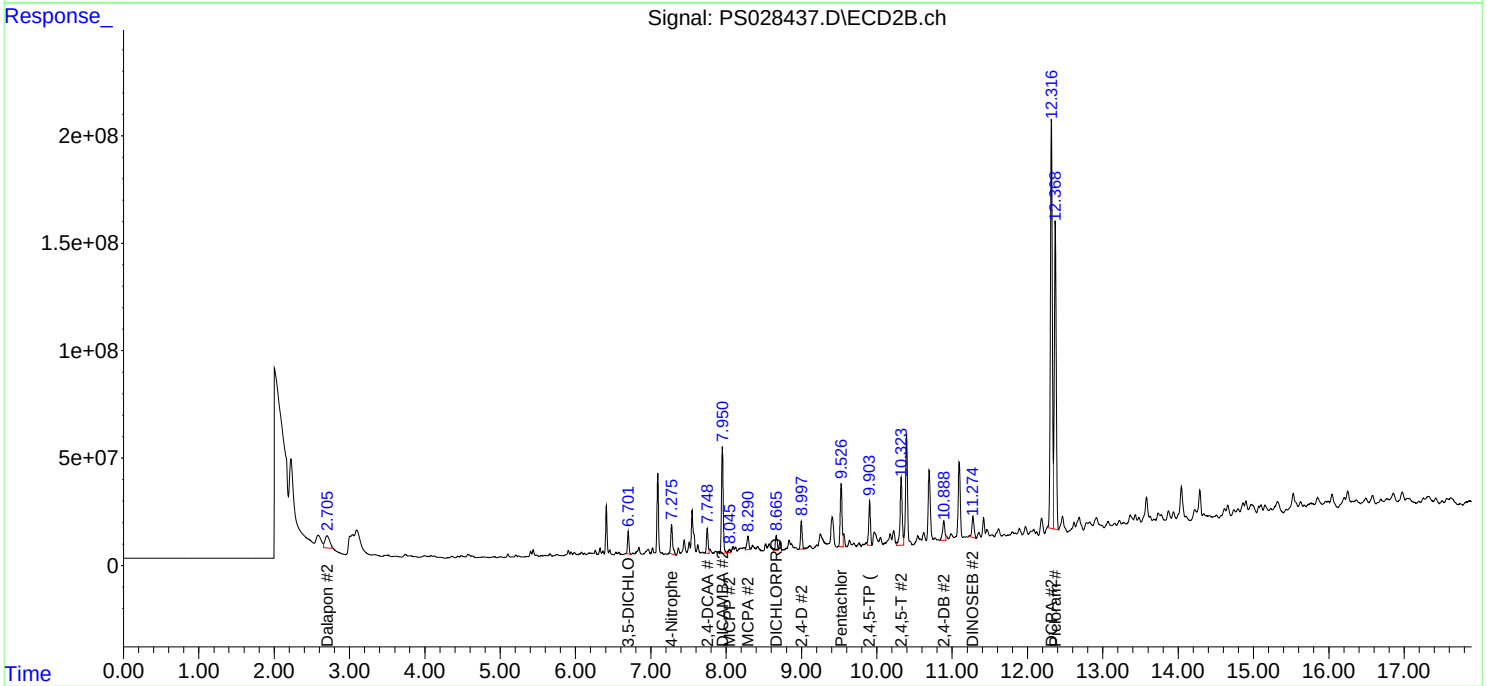

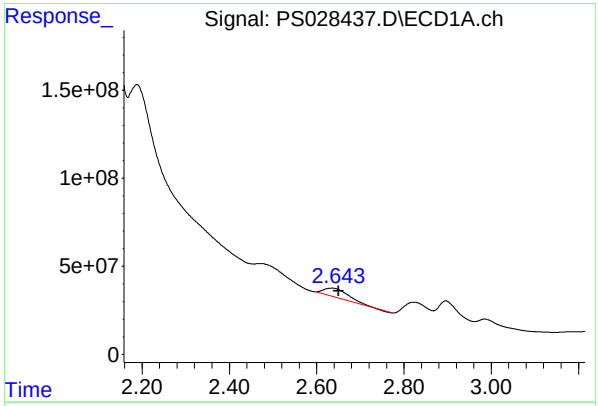

#1 Dalapon

R.T.: 2.635 min
Delta R.T.: -0.015 min
Response: 185558969
Conc: 52.00 ng/ml

Instrument :
ECD_S
ClientSampleId :
CC0P0MSD

Manual Integrations APPROVED

Reviewed By :Abdul Mirza 11/12/2024
Supervised By :Ankita Jodhani 11/12/2024

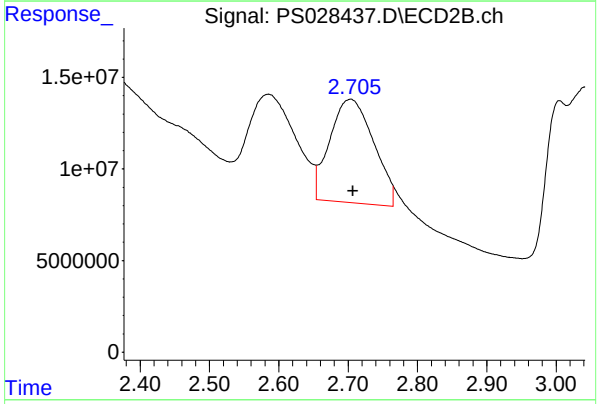

#1 Dalapon

R.T.: 2.705 min
Delta R.T.: -0.002 min
Response: 247488357
Conc: 87.28 ng/ml m

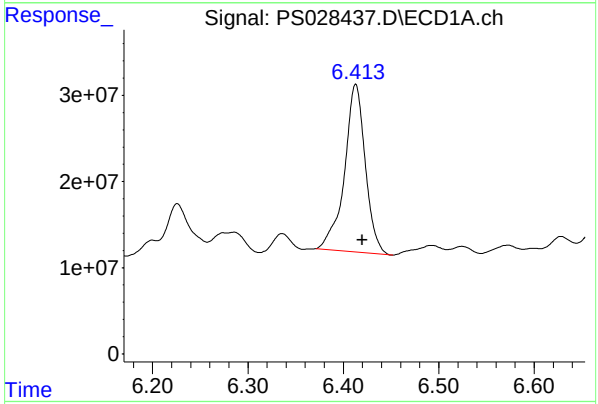

#2 3,5-DICHLOROBENZOIC ACID

R.T.: 6.413 min
Delta R.T.: -0.007 min
Response: 296025929
Conc: 73.98 ng/ml

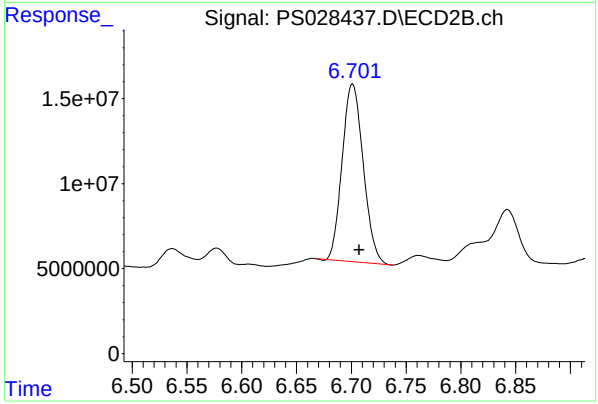

#2 3,5-DICHLOROBENZOIC ACID

R.T.: 6.701 min
Delta R.T.: -0.006 min
Response: 139894729
Conc: 59.05 ng/ml

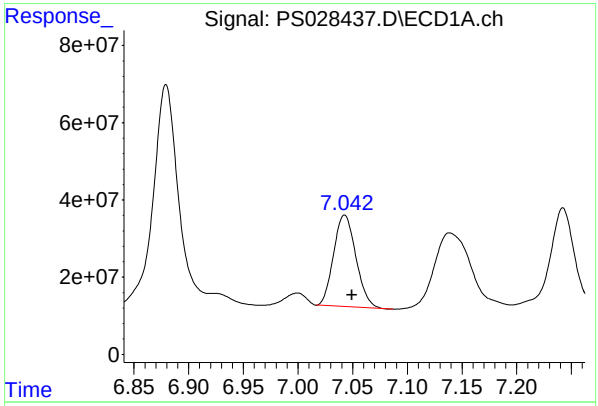

#3 4-Nitrophenol

R.T.: 7.043 min
Delta R.T.: -0.007 mi
Response: 336610775
Conc: 181.54 ng/m

Instrument :
ECD_S
ClientSampleId :
CC0P0MSD

Manual Integrations APPROVED

Reviewed By :Abdul Mirza 11/12/2024
Supervised By :Ankita Jodhani 11/12/2024

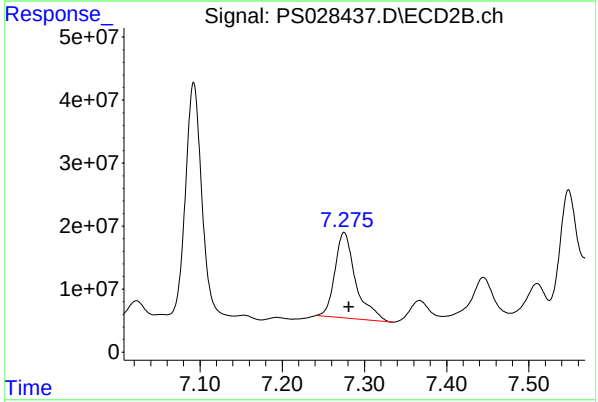

#3 4-Nitrophenol

R.T.: 7.275 min
Delta R.T.: -0.006 min
Response: 238253295
Conc: 224.98 ng/ml

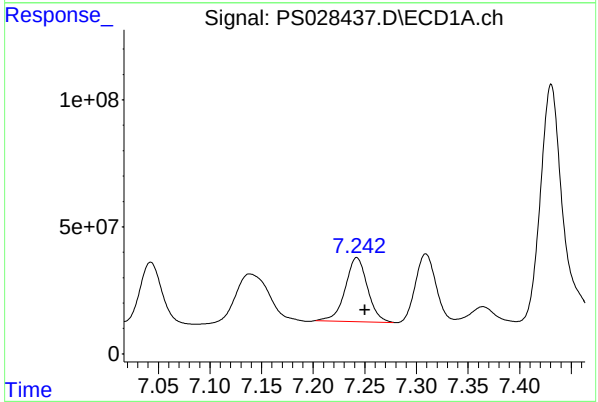

#4 2,4-DCAA

R.T.: 7.242 min
Delta R.T.: -0.008 min
Response: 378126546
Conc: 136.96 ng/ml m

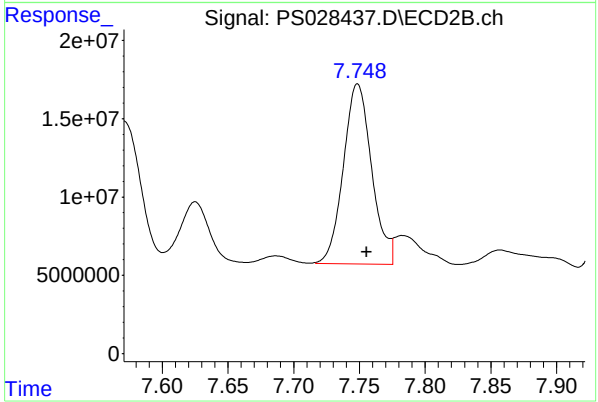

#4 2,4-DCAA

R.T.: 7.748 min
Delta R.T.: -0.007 min
Response: 172752534
Conc: 108.42 ng/ml m

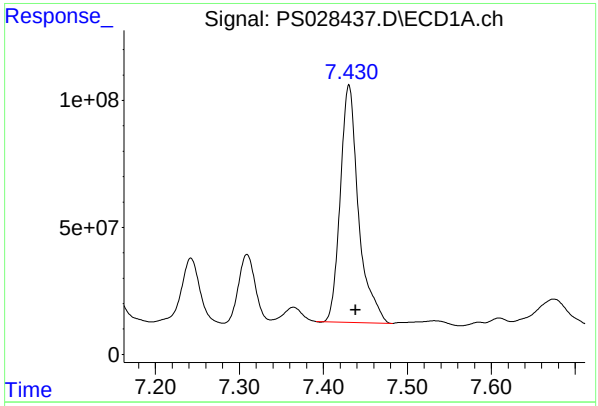

#5 DICAMBA

R.T.: 7.430 min
Delta R.T.: -0.008 min
Response: 1410594071
Conc: 117.15 ng/ml

Instrument :
ECD_S
ClientSampleId :
CC0P0MSD

Manual Integrations APPROVED

Reviewed By :Abdul Mirza 11/12/2024
Supervised By :Ankita Jodhani 11/12/2024

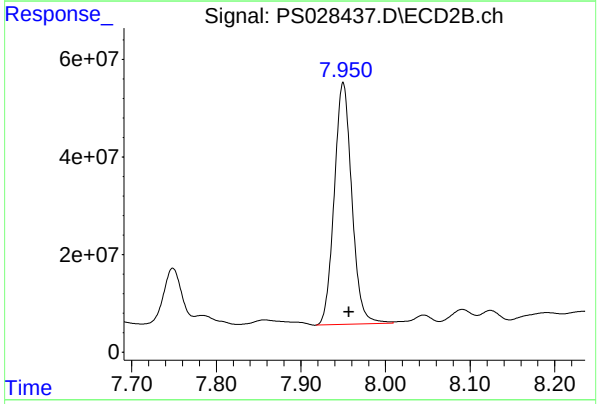

#5 DICAMBA

R.T.: 7.950 min
Delta R.T.: -0.007 min
Response: 714230992
Conc: 99.62 ng/ml

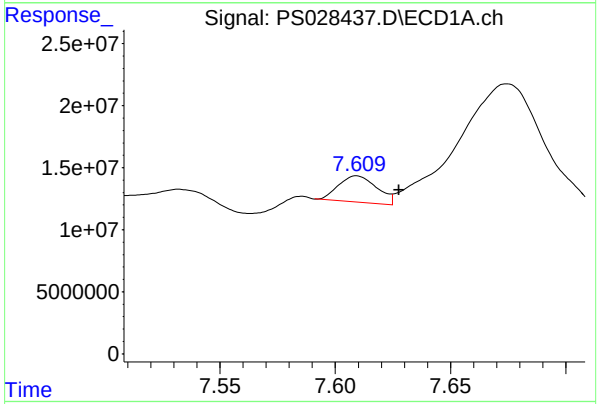

#6 MCPP

R.T.: 7.609 min
Delta R.T.: -0.018 min
Response: 24300243
Conc: 2.97 ug/ml

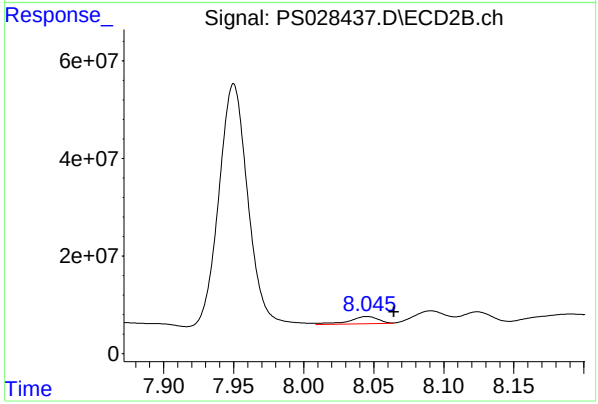

#6 MCPP

R.T.: 8.045 min
Delta R.T.: -0.019 min
Response: 20915628
Conc: 3.56 ug/ml

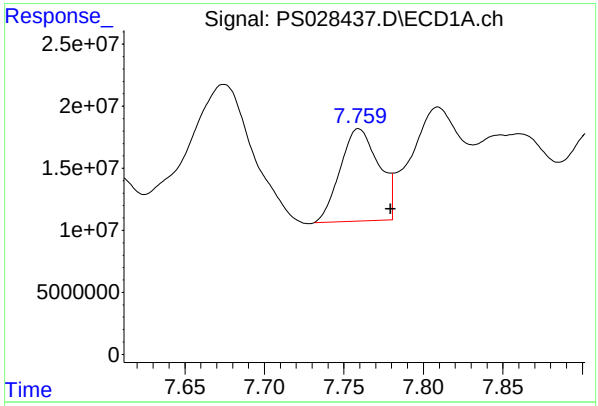

#7 MCPA

R.T.: 7.759 min
Delta R.T.: -0.021 min
Response: 126230118
Conc: 11.26 ug/ml

Instrument :
ECD_S
ClientSampleId :
CC0P0MSD

Manual Integrations
APPROVED

Reviewed By :Abdul Mirza 11/12/2024
Supervised By :Ankita Jodhani 11/12/2024

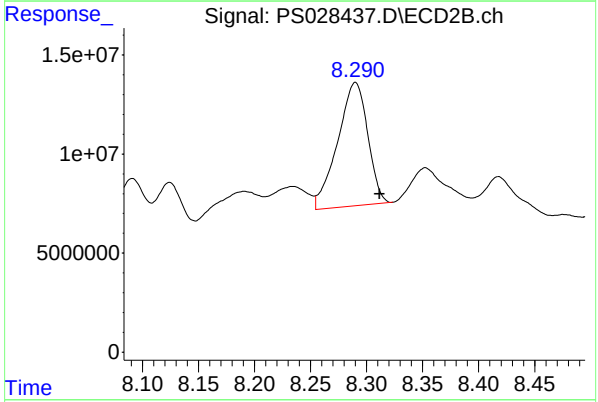

#7 MCPA

R.T.: 8.289 min
Delta R.T.: -0.022 min
Response: 116323739
Conc: 14.53 ug/ml

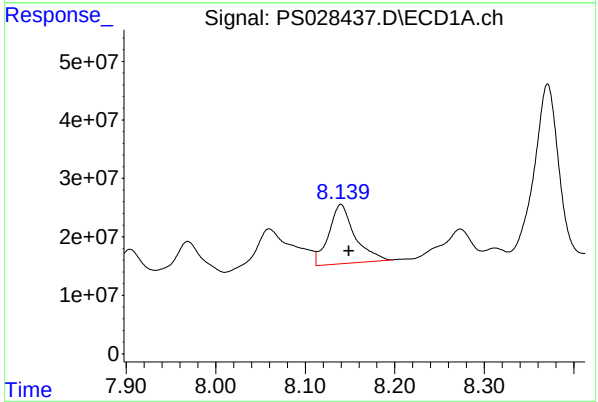

#8 DICHLORPROP

R.T.: 8.140 min
Delta R.T.: -0.009 min
Response: 204417708
Conc: 65.95 ng/ml

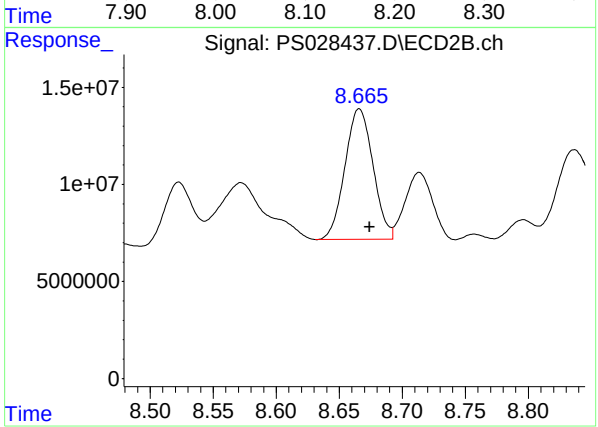

#8 DICHLORPROP

R.T.: 8.666 min
Delta R.T.: -0.008 min
Response: 104367467
Conc: 58.59 ng/ml

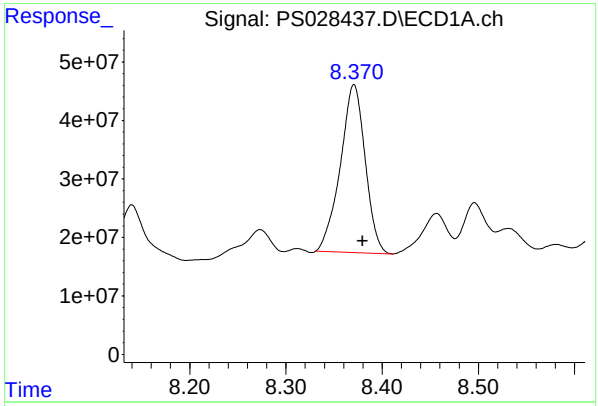

#9 2,4-D

R.T.: 8.371 min
Delta R.T.: -0.009 mi
Response: 516491094
Conc: 146.97 ng/m

Instrument :
ECD_S
ClientSampleId :
CC0P0MSD

Manual Integrations
APPROVED

Reviewed By :Abdul Mirza 11/12/2024
Supervised By :Ankita Jodhani 11/12/2024

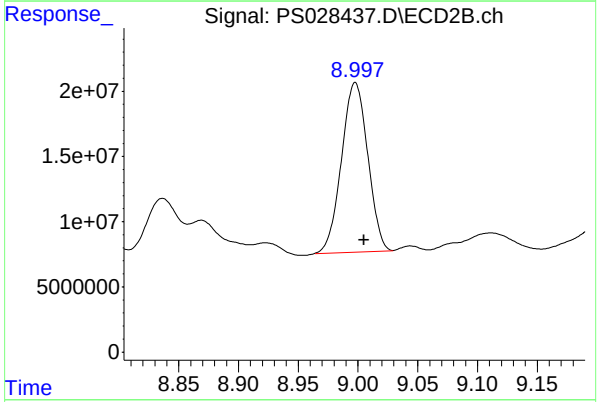

#9 2,4-D

R.T.: 8.997 min
Delta R.T.: -0.008 min
Response: 199182065
Conc: 103.00 ng/ml m

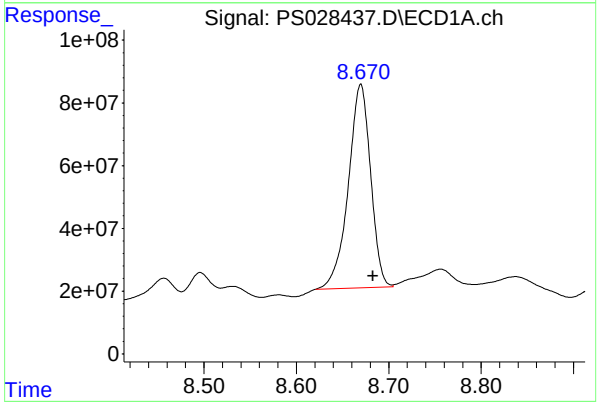

#10 Pentachlorophenol

R.T.: 8.670 min
Delta R.T.: -0.013 min
Response: 1088070817
Conc: 24.16 ng/ml

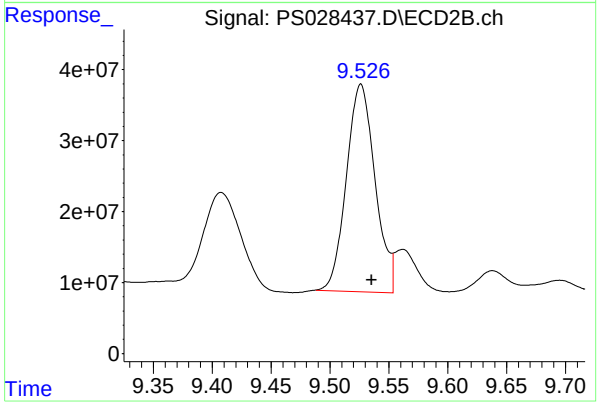

#10 Pentachlorophenol

R.T.: 9.526 min
Delta R.T.: -0.010 min
Response: 498399581
Conc: 20.00 ng/ml m

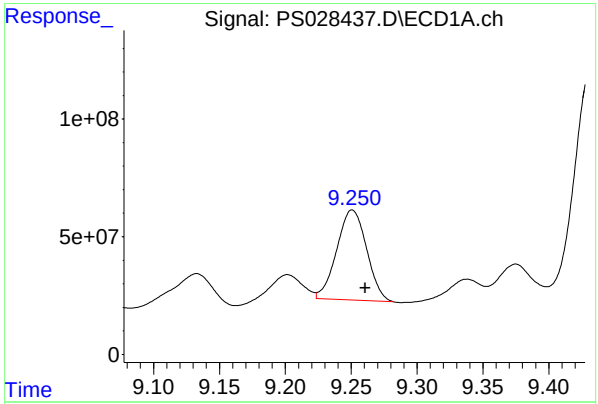

#11 2,4,5-TP (SILVEX)

R.T.: 9.250 min
Delta R.T.: -0.011 min
Response: 602158083
Conc: 31.81 ng/ml

Instrument :
ECD_S
ClientSampleId :
CC0P0MSD

Manual Integrations APPROVED

Reviewed By :Abdul Mirza 11/12/2024
Supervised By :Ankita Jodhani 11/12/2024

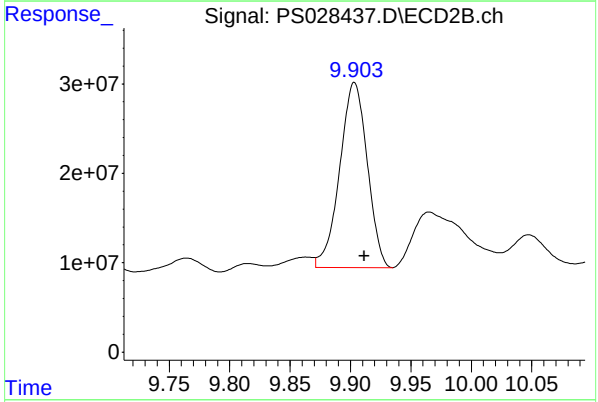

#11 2,4,5-TP (SILVEX)

R.T.: 9.903 min
Delta R.T.: -0.009 min
Response: 328345498
Conc: 31.00 ng/ml m

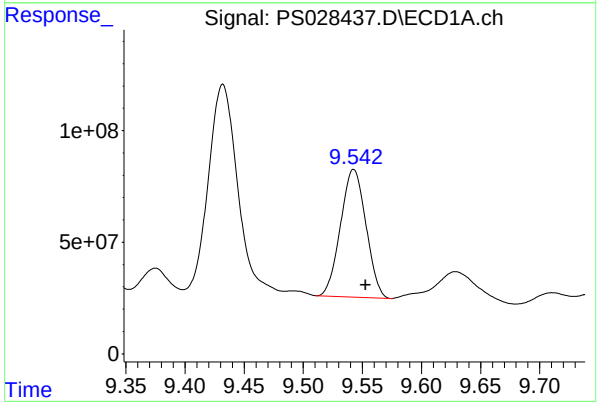

#12 2,4,5-T

R.T.: 9.543 min
Delta R.T.: -0.010 min
Response: 855573164
Conc: 44.14 ng/ml

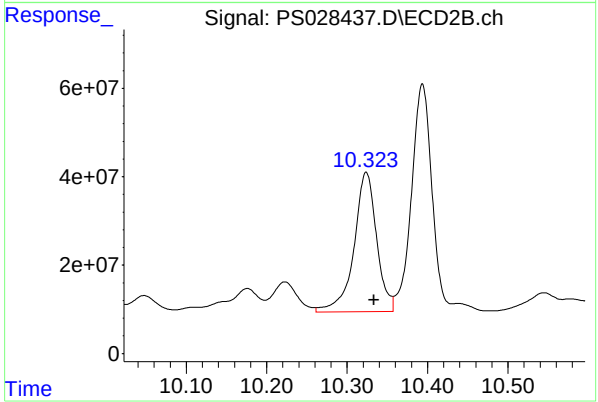

#12 2,4,5-T

R.T.: 10.324 min
Delta R.T.: -0.010 min
Response: 618062459
Conc: 59.57 ng/ml

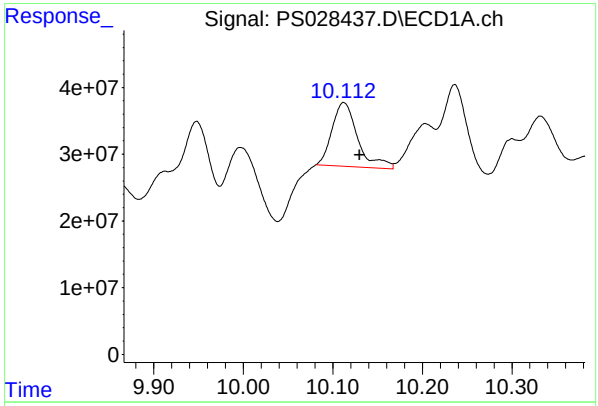

#13 2,4-DB

R.T.: 10.112 min
Delta R.T.: -0.018 mi
Response: 190524074
Conc: 61.64 ng/m

Instrument :
ECD_S
ClientSampleId :
CC0P0MSD

Manual Integrations APPROVED

Reviewed By :Abdul Mirza 11/12/2024
Supervised By :Ankita Jodhani 11/12/2024

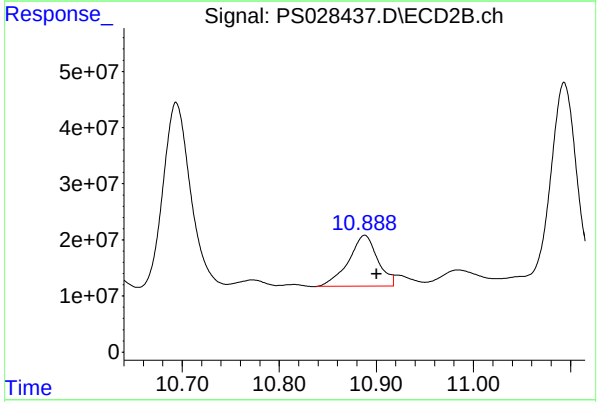

#13 2,4-DB

R.T.: 10.888 min
Delta R.T.: -0.012 min
Response: 188636529
Conc: 142.34 ng/ml m

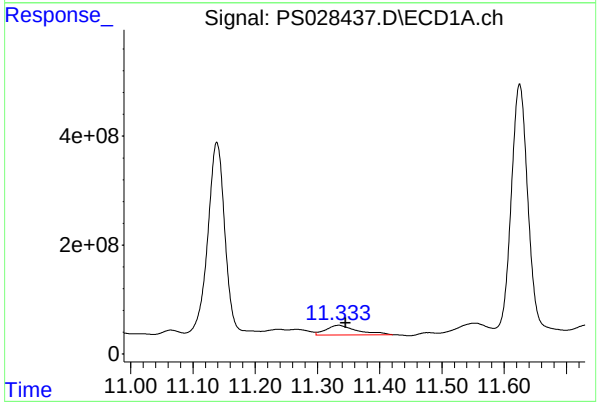

#14 DINOSEB

R.T.: 11.334 min
Delta R.T.: -0.011 min
Response: 629993552
Conc: 38.86 ng/ml

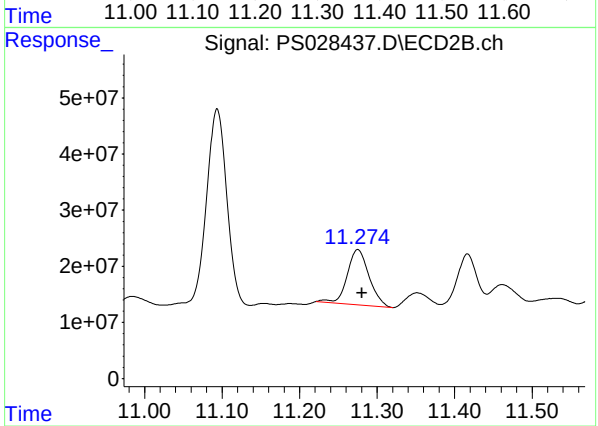

#14 DINOSEB

R.T.: 11.275 min
Delta R.T.: -0.005 min
Response: 191456830
Conc: 26.68 ng/ml

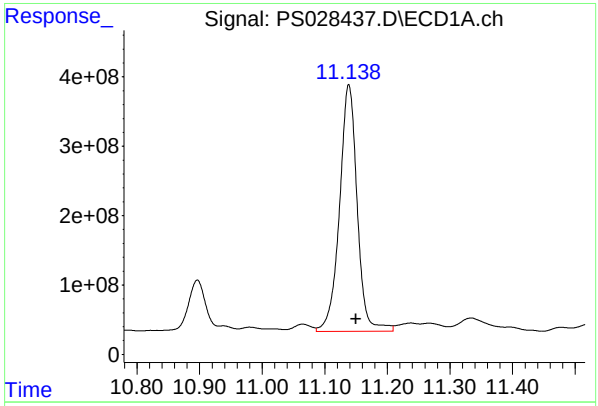

#15 Picloram

R.T.: 11.138 min
Delta R.T.: -0.012 min
Response: 6980020375
Conc: 222.25 ng/ml

Instrument :
ECD_S
ClientSampleId :
CC0P0MSD

Manual Integrations APPROVED

Reviewed By :Abdul Mirza 11/12/2024
Supervised By :Ankita Jodhani 11/12/2024

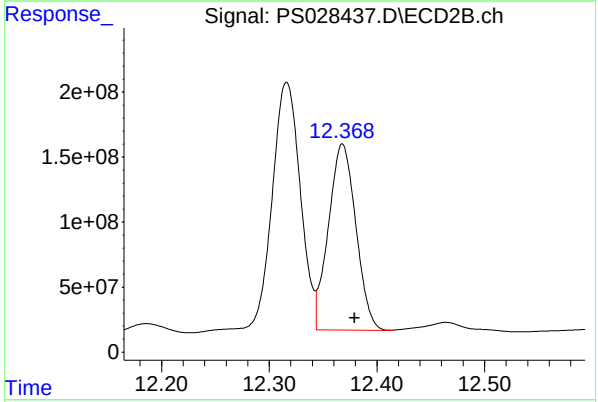

#15 Picloram

R.T.: 12.368 min
Delta R.T.: -0.011 min
Response: 2535352192
Conc: 176.16 ng/ml

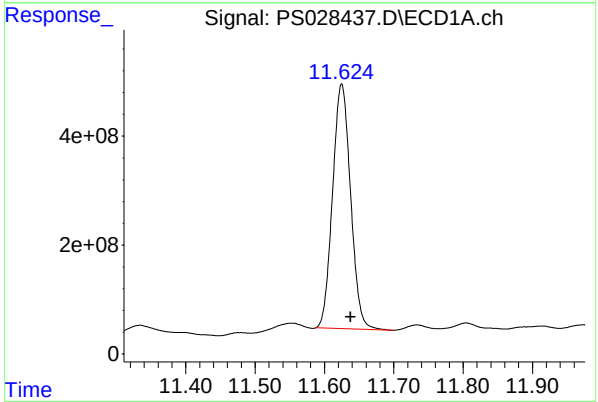

#16 DCPA

R.T.: 11.625 min
Delta R.T.: -0.013 min
Response: 8102527199
Conc: 303.17 ng/ml

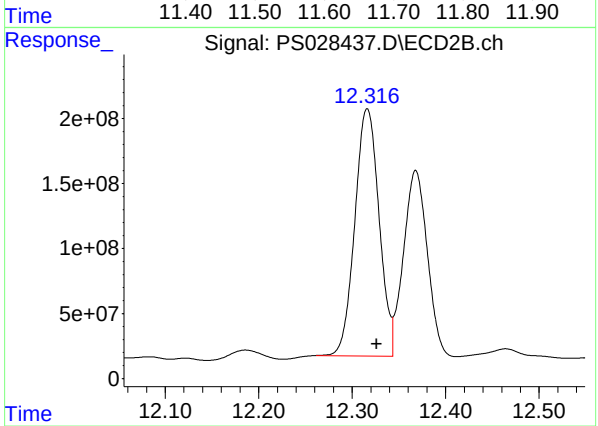

#16 DCPA

R.T.: 12.316 min
Delta R.T.: -0.010 min
Response: 3431653069
Conc: 306.12 ng/ml

Raw Data: **PS028412.D**

Alliance TECHNICAL GROUP
284 Sheffield Street, Mountainside, New Jersey 07092, Phone : 908 789 8900,
Fax : 908 789 8922

Report of Analysis

Client:	Tetra Tech, EMI		Date Collected:	10/23/24	
Project:	R36704		Date Received:	10/29/24	
Client Sample ID:	CC0R6MSD		SDG No.:	P4602	
Lab Sample ID:	P4602-42MSD		Matrix:	SOIL	
Analytical Method:	SW8151A		% Solid:	94.5	Decanted:
Sample Wt/Vol:	30.04	Units: g	Final Vol:	10000	uL
Soil Aliquot Vol:		uL	Test:	Herbicide	
Extraction Type:			Injection Volume :		
GPC Factor :	1.0	PH :			
Prep Method :	8151A				

File ID/Qc Batch:	Dilution:	Prep Date	Date Analyzed	Prep Batch ID
PS028412.D	1	11/06/24 08:40	11/11/24 18:58	PB164703

CAS Number	Parameter	Conc.	Qualifier	MDL	LOQ / CRQL	Units(Dry Weight)
TARGETS						
1918-00-9	DICAMBA	67.9	J	9.20	70.8	ug/Kg
120-36-5	DICHLORPROP	32.4	J	10.1	70.8	ug/Kg
94-75-7	2,4-D	74.5		12.8	70.8	ug/Kg
93-72-1	2,4,5-TP (Silvex)	23.3	J	9.90	70.8	ug/Kg
93-76-5	2,4,5-T	40.1	J	10.7	70.8	ug/Kg
94-82-6	2,4-DB	21.3	J	19.3	70.8	ug/Kg
88-85-7	DINOSEB	70.8	U	13.1	70.8	ug/Kg
SURROGATES						
19719-28-9	2,4-DCAA	396		10 - 141	79%	SPK: 500

Comments:

U = Not Detected
LOQ = Limit of Quantitation
MDL = Method Detection Limit
LOD = Limit of Detection
E = Value Exceeds Calibration Range
P = Indicates >25% difference for detected concentrations between the two GC columns
Q = indicates LCS control criteria did not meet requirements
M = MS/MSD acceptance criteria did not meet requirements

J = Estimated Value
B = Analyte Found in Associated Method Blank
N = Presumptive Evidence of a Compound
* = Values outside of QC limits
D = Dilution
S = Indicates estimated value where valid five-point calibration was not performed prior to analyte detection in sample.
() = Laboratory InHouse Limit

Quantitation Report (QT Reviewed)

Sample Results: **PS028412.D**

Data Path : Z:\pestpcbsrv\HPCHEM1\ECD_S\Data\PS111124\
Data File : PS028412.D
Signal(s) : Signal #1: ECD1A.ch Signal #2: ECD2B.ch
Acq On : 11 Nov 2024 18:58
Operator : AR\AJ
Sample : P4602-42MSD
Misc :
ALS Vial : 17 Sample Multiplier: 1

Instrument :
ECD_S
ClientSampleId :
CC0R6MSD

Manual Integrations APPROVED

Reviewed By :Abdul Mirza 11/12/2024
Supervised By :Ankita Jodhani 11/12/2024

Integration File signal 1: autoint1.e
Integration File signal 2: autoint2.e
Quant Time: Nov 11 23:25:35 2024
Quant Method : Z:\pestpcbsrv\HPCHEM1\ECD_S\Method\PS110924.M
Quant Title : 8080.M
QLast Update : Fri Nov 08 17:46:43 2024
Response via : Initial Calibration
Integrator: ChemStation

Volume Inj. : 1 µl
Signal #1 Phase : ZB-MR1 Signal #2 Phase: ZB-MR2
Signal #1 Info : 30M x 0.32mm x0.5 Signal #2 Info : 30M x 0.32mm x 0.25µm

	Compound	RT#1	RT#2	Resp#1	Resp#2	ng/ml	ng/ml
	System Monitoring Compounds						
4) S	2,4-DCAA	7.243	7.752	1094.5E6	299.2E6	396.442	187.770 #
	Target Compounds						
1) T	Dalapon	2.639	2.704	502.9E6	571.7E6	140.952	201.613m#
2) T	3,5-DICHL...	6.416	6.704	496.2E6	267.0E6	123.999	112.692
5) T	DICAMBA	7.434	7.952	2319.7E6	1252.7E6	192.653	174.722
6) T	MCPP	7.612	8.046	38391623	111.9E6	4.694	19.040 #
7) T	MCPA	7.763	8.295	223.0E6	106.0E6	19.892	13.239 #
8) T	DICHLORPROP	8.143	8.670	284.9E6	162.4E6	91.914	91.190
9) T	2,4-D	8.374	9.000	743.6E6	347.0E6	211.606	179.434
10) T	Pentachlo...	8.674	9.530	2216.1E6	1025.7E6	49.202	41.164
11) T	2,4,5-TP ...	9.254	9.907	1232.8E6	701.3E6	65.127m	66.208m
12) T	2,4,5-T	9.547	10.328	1921.1E6	1180.7E6	99.122	113.794
13) T	2,4-DB	10.123	10.896	158.1E6	80146019	51.150	60.475m
15) T	Picloram	11.143	12.373	8313.2E6	3365.5E6	264.701	233.834
16) T	DCPA	11.629	12.321	9694.2E6	4006.4E6	362.718	357.390

(f)=RT Delta > 1/2 Window (#)=Amounts differ by > 25% (m)=manual int.

Data Path : Z:\pestpcbsrv\HPCHEM1\ECD_S\Data\PS111124\
Data File : PS028412.D
Signal(s) : Signal #1: ECD1A.ch Signal #2: ECD2B.ch
Acq On : 11 Nov 2024 18:58
Operator : AR\AJ
Sample : P4602-42MSD
Misc :
ALS Vial : 17 Sample Multiplier: 1

Instrument :
ECD_S
ClientSampleId :
CC0R6MSD

Manual Integrations APPROVED

Reviewed By :Abdul Mirza 11/12/2024
Supervised By :Ankita Jodhani 11/12/2024

Integration File signal 1: autoint1.e
Integration File signal 2: autoint2.e
Quant Time: Nov 11 23:25:35 2024
Quant Method : Z:\pestpcbsrv\HPCHEM1\ECD_S\Method\PS110924.M
Quant Title : 8080.M
QLast Update : Fri Nov 08 17:46:43 2024
Response via : Initial Calibration
Integrator: ChemStation

Volume Inj. : 1 µl
Signal #1 Phase : ZB-MR1 Signal #2 Phase: ZB-MR2
Signal #1 Info : 30M x 0.32mm x0.5 Signal #2 Info : 30M x 0.32mm x 0.25µm

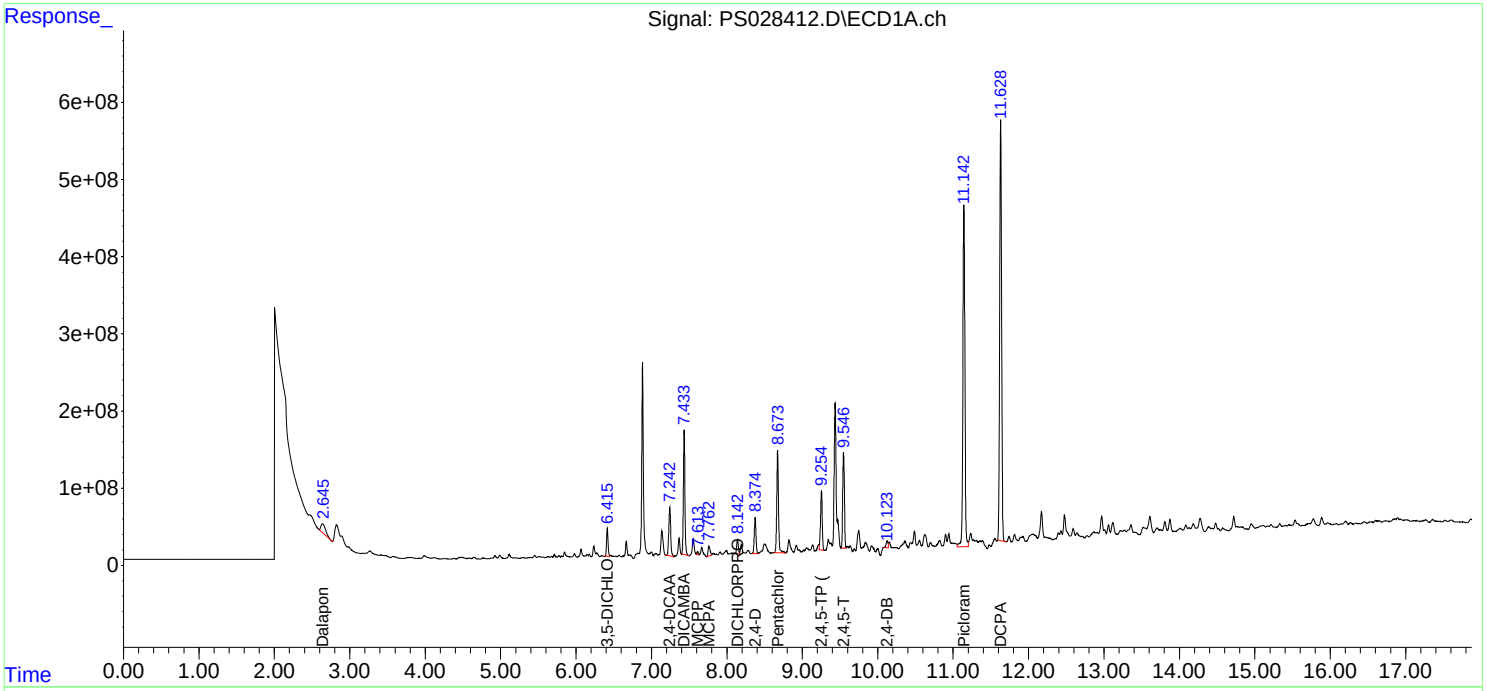

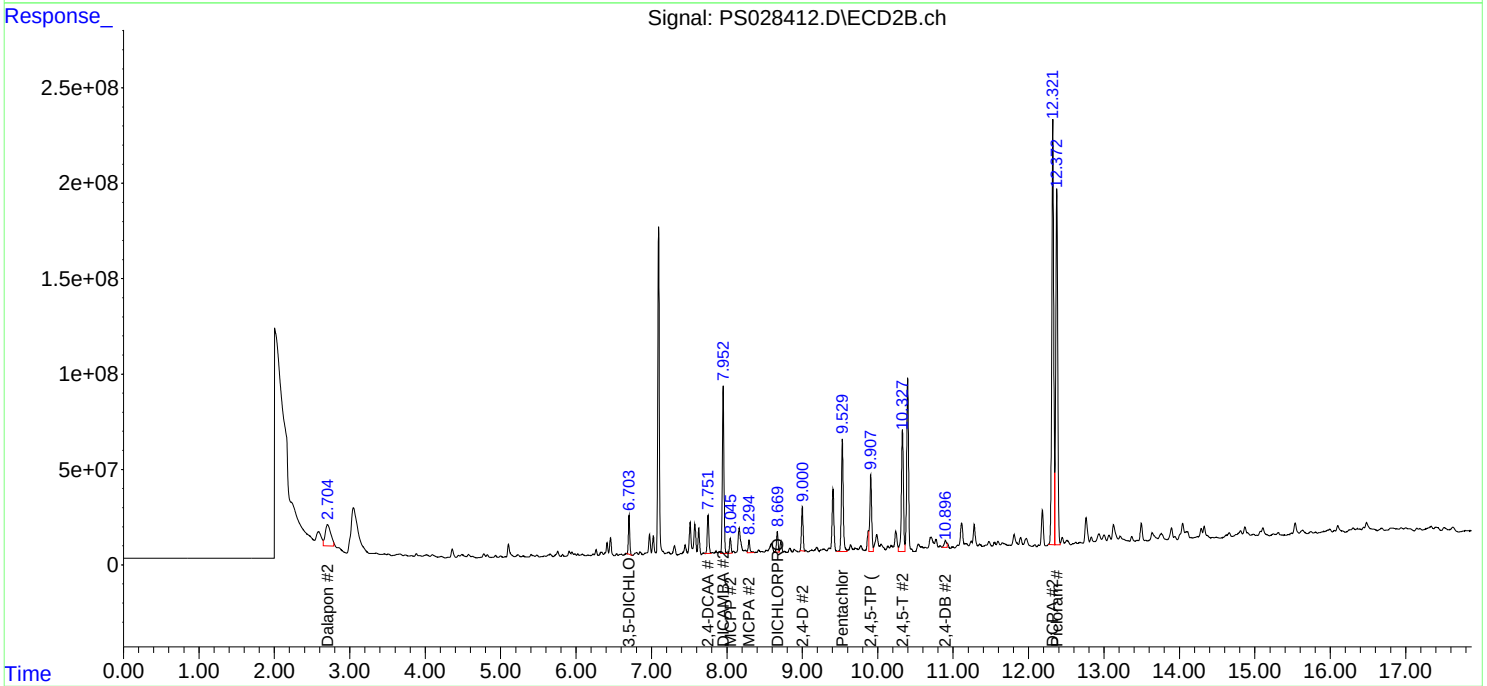

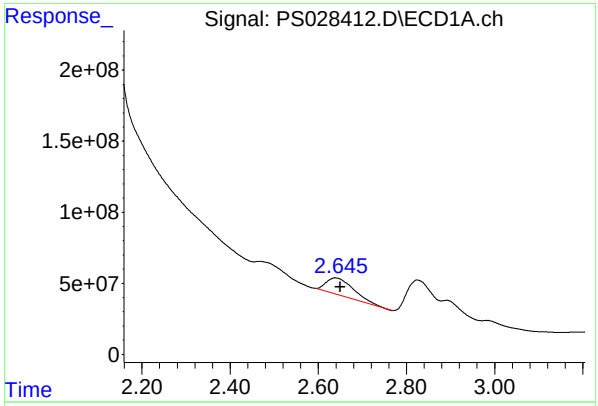

#1 Dalapon

R.T.: 2.639 min
Delta R.T.: -0.011 mi
Response: 502935158
Conc: 140.95 ng/m

Instrument :
ECD_S
ClientSampleId :
CC0R6MSD

Manual Integrations
APPROVED

Reviewed By :Abdul Mirza 11/12/2024
Supervised By :Ankita Jodhani 11/12/2024

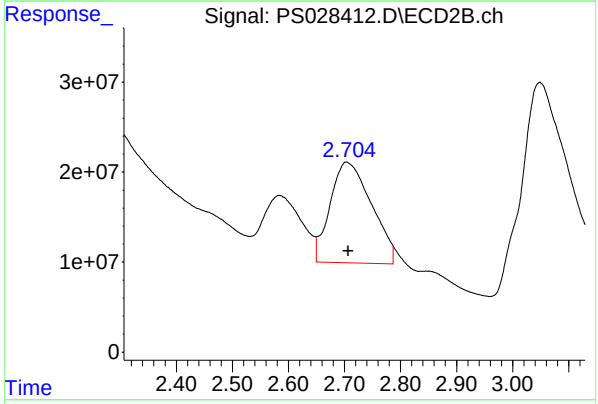

#1 Dalapon

R.T.: 2.704 min
Delta R.T.: -0.003 min
Response: 571705123
Conc: 201.61 ng/ml m

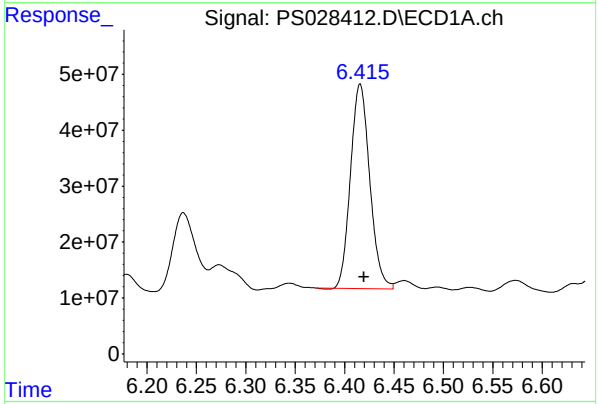

#2 3,5-DICHLOROBENZOIC ACID

R.T.: 6.416 min
Delta R.T.: -0.004 min
Response: 496167140
Conc: 124.00 ng/ml

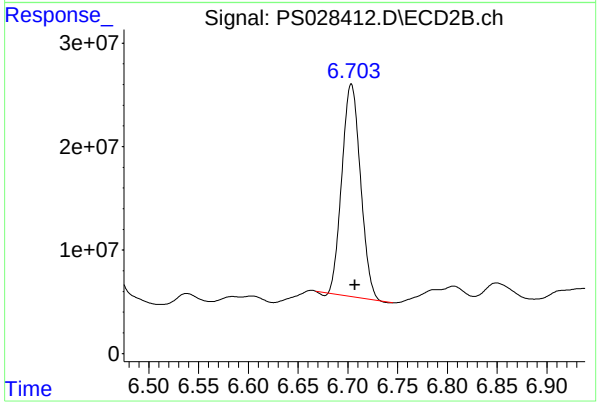

#2 3,5-DICHLOROBENZOIC ACID

R.T.: 6.704 min
Delta R.T.: -0.004 min
Response: 266972868
Conc: 112.69 ng/ml

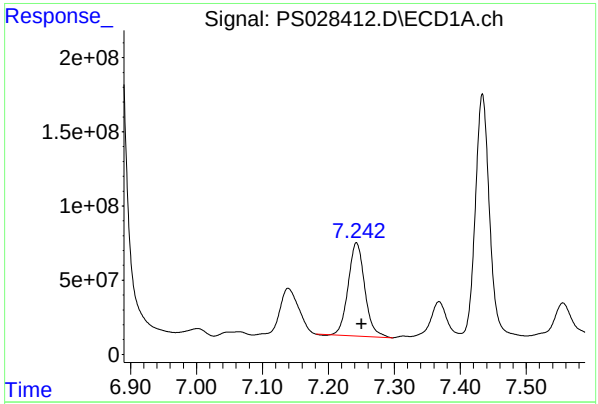

#4 2,4-DCAA

R.T.: 7.243 min
Delta R.T.: -0.007 min
Response: 1094479529
Conc: 396.44 ng/ml

Instrument :
ECD_S
ClientSampleId :
CC0R6MSD

Manual Integrations APPROVED

Reviewed By :Abdul Mirza 11/12/2024
Supervised By :Ankita Jodhani 11/12/2024

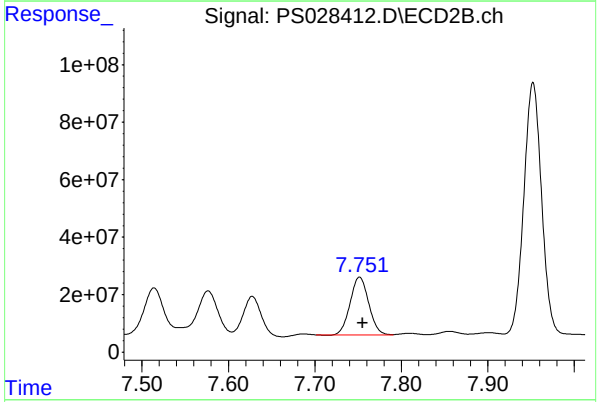

#4 2,4-DCAA

R.T.: 7.752 min
Delta R.T.: -0.004 min
Response: 299196464
Conc: 187.77 ng/ml

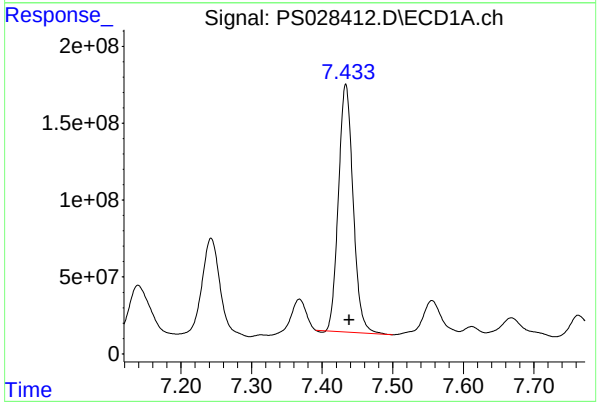

#5 DICAMBA

R.T.: 7.434 min
Delta R.T.: -0.005 min
Response: 2319689003
Conc: 192.65 ng/ml

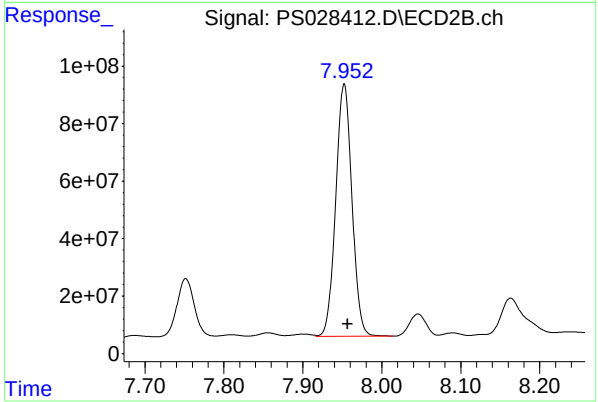

#5 DICAMBA

R.T.: 7.952 min
Delta R.T.: -0.005 min
Response: 1252673569
Conc: 174.72 ng/ml

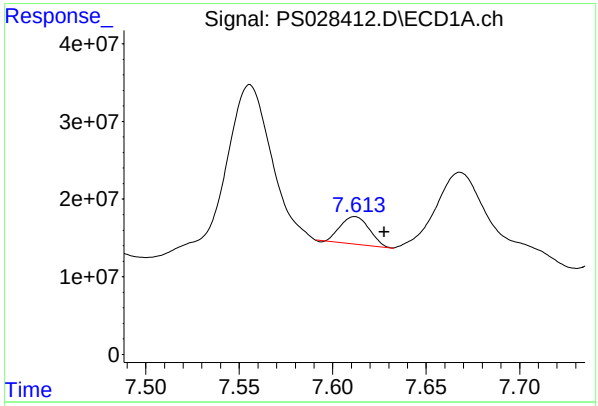

#6 MCPP

R.T.: 7.612 min
Delta R.T.: -0.016 min
Response: 38391623
Conc: 4.69 ug/ml

Instrument :
ECD_S
ClientSampleId :
CC0R6MSD

Manual Integrations APPROVED

Reviewed By :Abdul Mirza 11/12/2024
Supervised By :Ankita Jodhani 11/12/2024

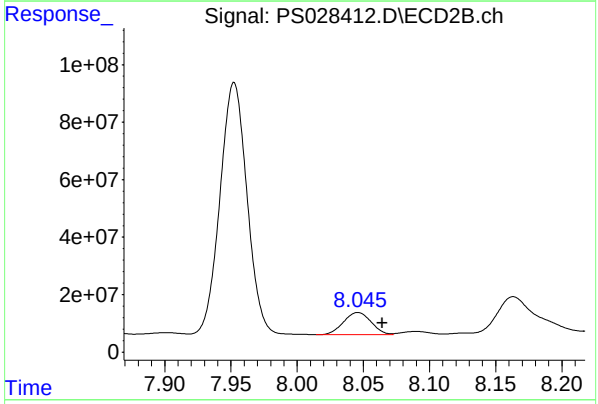

#6 MCPP

R.T.: 8.046 min
Delta R.T.: -0.019 min
Response: 111851802
Conc: 19.04 ug/ml

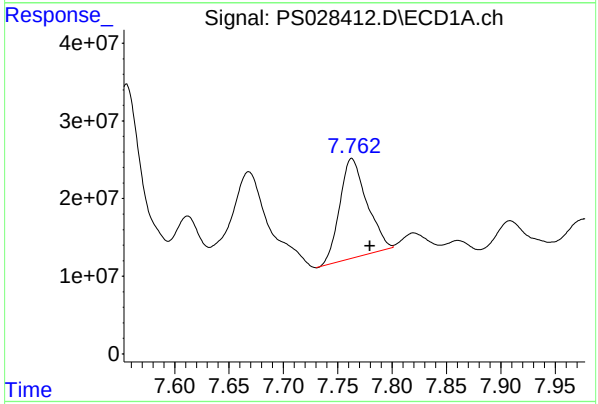

#7 MCPA

R.T.: 7.763 min
Delta R.T.: -0.016 min
Response: 223024310
Conc: 19.89 ug/ml

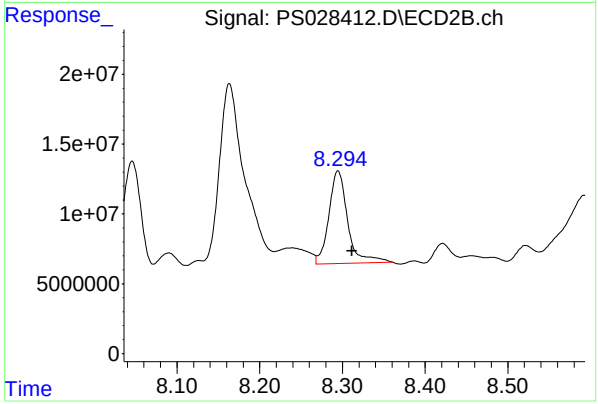

#7 MCPA

R.T.: 8.295 min
Delta R.T.: -0.017 min
Response: 106009854
Conc: 13.24 ug/ml

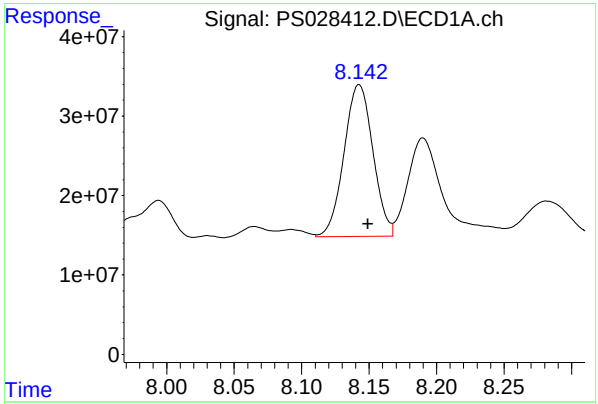

#8 DICHLORPROP

R.T.: 8.143 min
Delta R.T.: -0.006 min
Response: 284899784
Conc: 91.91 ng/ml

Instrument :
ECD_S
ClientSampleId :
CC0R6MSD

Manual Integrations APPROVED

Reviewed By :Abdul Mirza 11/12/2024
Supervised By :Ankita Jodhani 11/12/2024

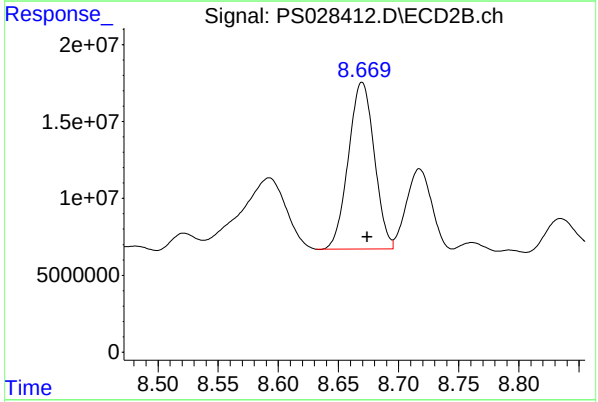

#8 DICHLORPROP

R.T.: 8.670 min
Delta R.T.: -0.005 min
Response: 162434050
Conc: 91.19 ng/ml

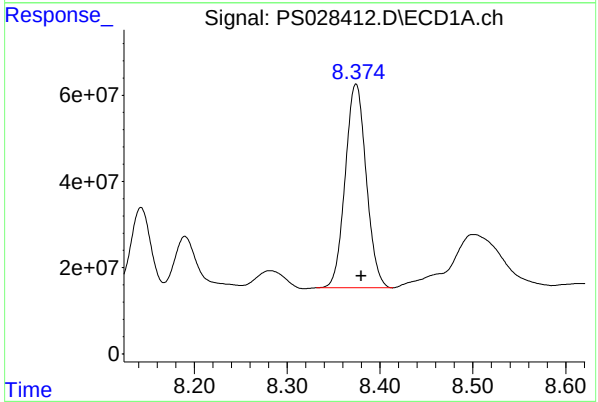

#9 2,4-D

R.T.: 8.374 min
Delta R.T.: -0.006 min
Response: 743628300
Conc: 211.61 ng/ml

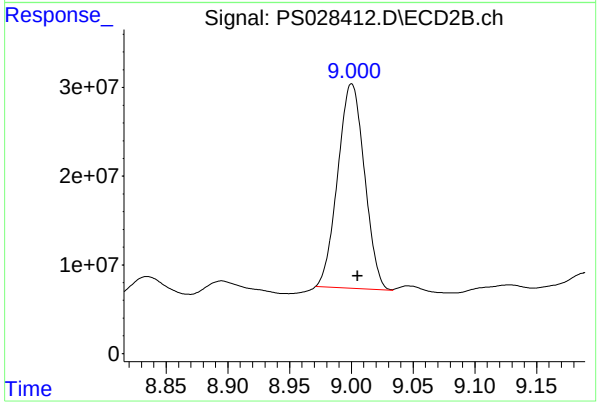

#9 2,4-D

R.T.: 9.000 min
Delta R.T.: -0.005 min
Response: 346992111
Conc: 179.43 ng/ml

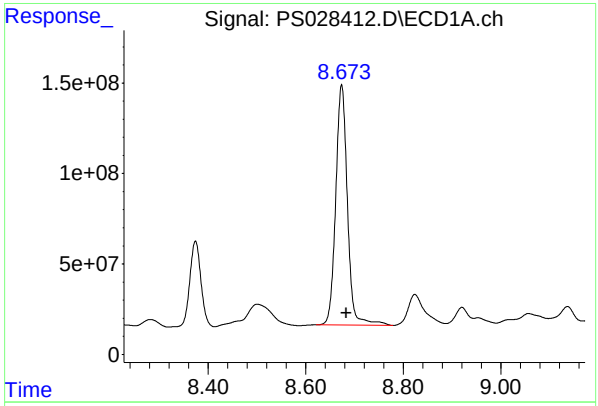

#10 Pentachlorophenol

R.T.: 8.674 min
Delta R.T.: -0.009 mi
Response: 2216149779
Conc: 49.20 ng/m

Instrument :
ECD_S
ClientSampleId :
CC0R6MSD

Manual Integrations
APPROVED

Reviewed By :Abdul Mirza 11/12/2024
Supervised By :Ankita Jodhani 11/12/2024

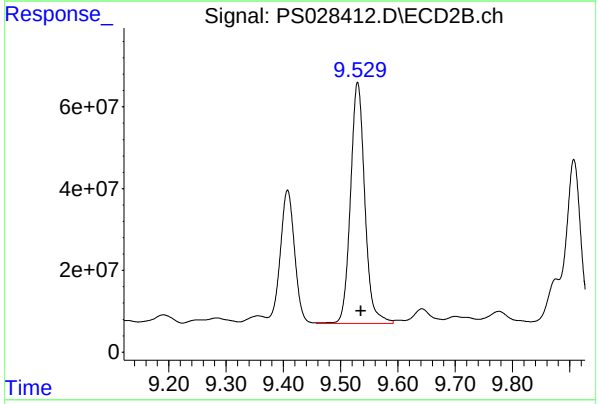

#10 Pentachlorophenol

R.T.: 9.530 min
Delta R.T.: -0.006 min
Response: 1025667503
Conc: 41.16 ng/ml

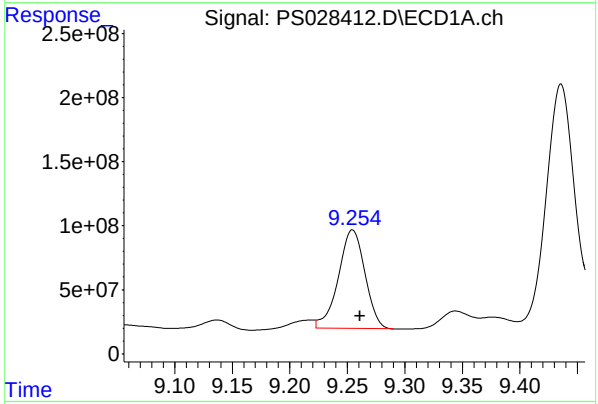

#11 2,4,5-TP (SILVEX)

R.T.: 9.254 min
Delta R.T.: -0.007 min
Response: 1232791446
Conc: 65.13 ng/ml m

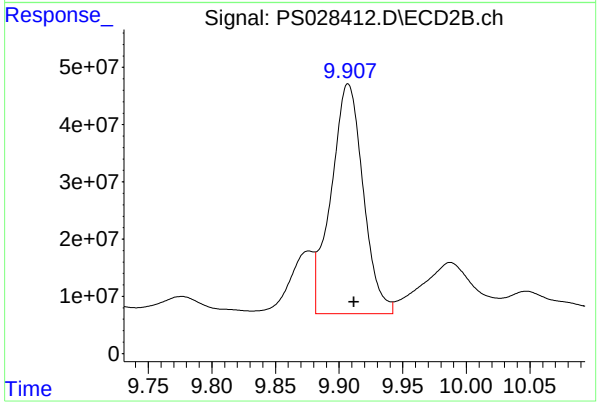

#11 2,4,5-TP (SILVEX)

R.T.: 9.907 min
Delta R.T.: -0.005 min
Response: 701290925
Conc: 66.21 ng/ml m

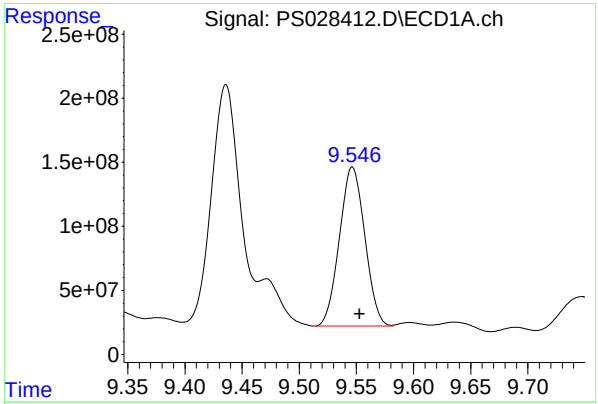

#12 2,4,5-T

R.T.: 9.547 min
Delta R.T.: -0.006 min
Response: 1921080368
Conc: 99.12 ng/ml

Instrument :
ECD_S
ClientSampleId :
CC0R6MSD

Manual Integrations
APPROVED

Reviewed By :Abdul Mirza 11/12/2024
Supervised By :Ankita Jodhani 11/12/2024

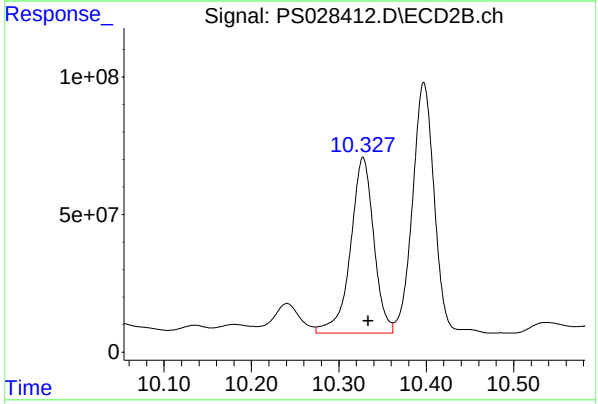

#12 2,4,5-T

R.T.: 10.328 min
Delta R.T.: -0.006 min
Response: 1180729709
Conc: 113.79 ng/ml

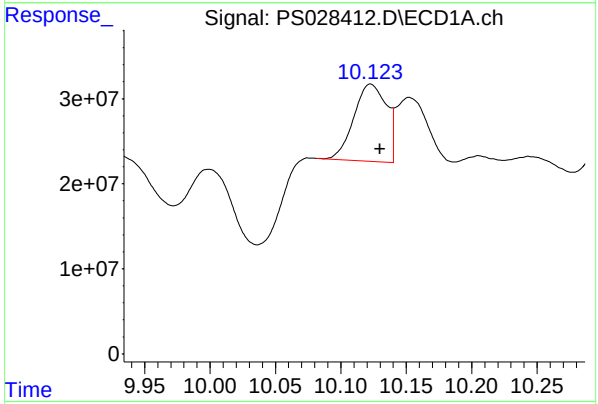

#13 2,4-DB

R.T.: 10.123 min
Delta R.T.: -0.007 min
Response: 158099523
Conc: 51.15 ng/ml

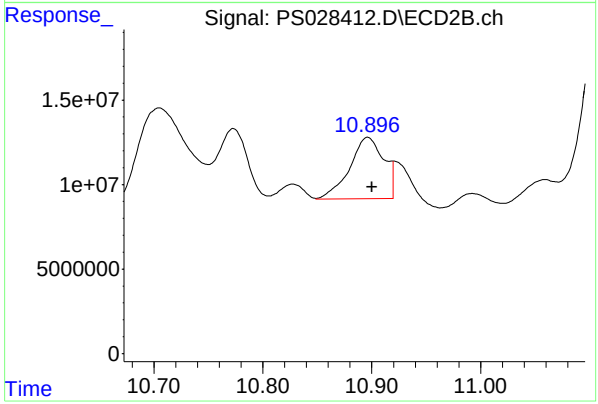

#13 2,4-DB

R.T.: 10.896 min
Delta R.T.: -0.005 min
Response: 80146019
Conc: 60.47 ng/ml m

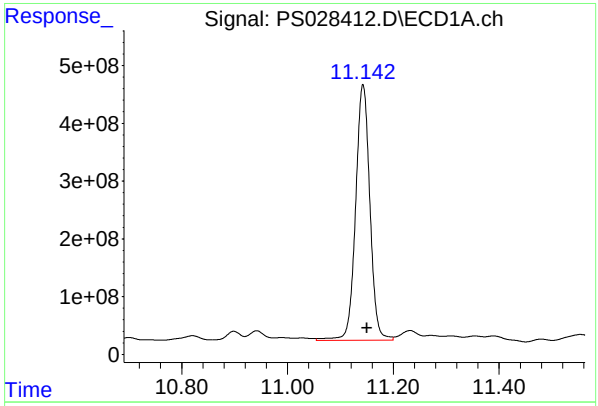

#15 Picloram

R.T.: 11.143 min
Delta R.T.: -0.008 min
Response: 8313202035
Conc: 264.70 ng/ml

Instrument :
ECD_S
ClientSampleId :
CC0R6MSD

Manual Integrations APPROVED

Reviewed By :Abdul Mirza 11/12/2024
Supervised By :Ankita Jodhani 11/12/2024

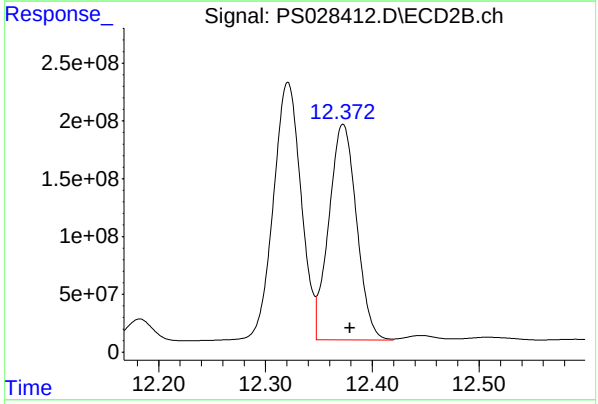

#15 Picloram

R.T.: 12.373 min
Delta R.T.: -0.007 min
Response: 3365461881
Conc: 233.83 ng/ml

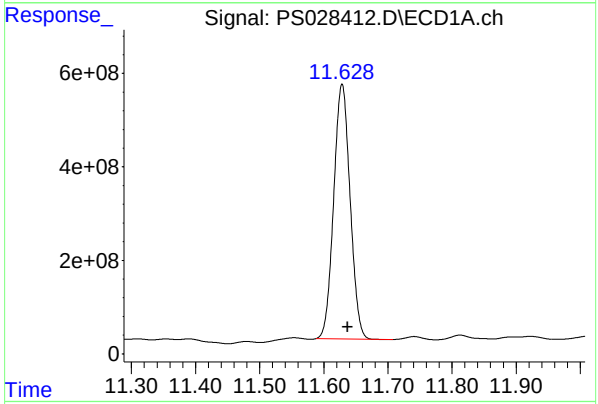

#16 DCPA

R.T.: 11.629 min
Delta R.T.: -0.009 min
Response: 9694160417
Conc: 362.72 ng/ml

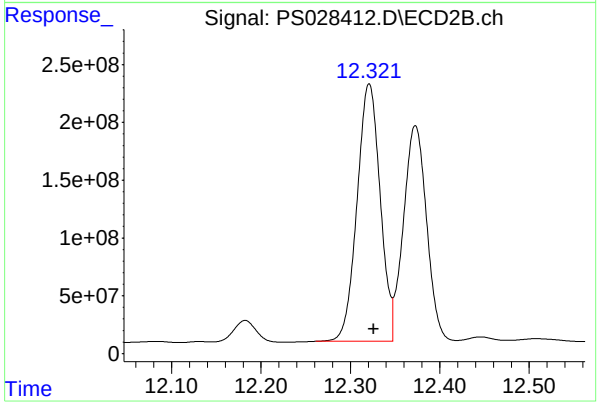

#16 DCPA

R.T.: 12.321 min
Delta R.T.: -0.005 min
Response: 4006392024
Conc: 357.39 ng/ml

Raw Data: **PS028409.D**

Alliance TECHNICAL GROUP
284 Sheffield Street, Mountainside, New Jersey 07092, Phone : 908 789 8900,
Fax : 908 789 8922

Report of Analysis

Client:	Tetra Tech, EMI		Date Collected:	10/23/24	
Project:	R36704		Date Received:	10/29/24	
Client Sample ID:	CC0R8MSD		SDG No.:	P4602	
Lab Sample ID:	P4602-45MSD		Matrix:	SOIL	
Analytical Method:	SW8151A		% Solid:	91.6	Decanted:
Sample Wt/Vol:	30.04 Units:	g	Final Vol:	10000	uL
Soil Aliquot Vol:		uL	Test:	Herbicide	
Extraction Type:			Injection Volume :		
GPC Factor :	1.0	PH :			
Prep Method :	8151A				

File ID/Qc Batch:	Dilution:	Prep Date	Date Analyzed	Prep Batch ID
PS028409.D	1	11/04/24 09:51	11/11/24 17:45	PB164641

CAS Number	Parameter	Conc.	Qualifier	MDL	LOQ / CRQL	Units(Dry Weight)
TARGETS						
1918-00-9	DICAMBA	78.6		9.50	73.0	ug/Kg
120-36-5	DICHLORPROP	47.4	J	10.4	73.0	ug/Kg
94-75-7	2,4-D	91.1		13.2	73.0	ug/Kg
93-72-1	2,4,5-TP (Silvex)	29.9	J	10.2	73.0	ug/Kg
93-76-5	2,4,5-T	50.0	J	11.0	73.0	ug/Kg
94-82-6	2,4-DB	52.5	JP	20.0	73.0	ug/Kg
88-85-7	DINOSEB	73.0	U	13.5	73.0	ug/Kg
SURROGATES						
19719-28-9	2,4-DCAA	379		10 - 141	76%	SPK: 500

Comments:

U = Not Detected
LOQ = Limit of Quantitation
MDL = Method Detection Limit
LOD = Limit of Detection
E = Value Exceeds Calibration Range
P = Indicates >25% difference for detected concentrations between the two GC columns
Q = indicates LCS control criteria did not meet requirements
M = MS/MSD acceptance criteria did not meet requirements

J = Estimated Value
B = Analyte Found in Associated Method Blank
N = Presumptive Evidence of a Compound
* = Values outside of QC limits
D = Dilution
S = Indicates estimated value where valid five-point calibration was not performed prior to analyte detection in sample.
() = Laboratory InHouse Limit

Quantitation Report (QT Reviewed)

Sample Results: **PS028409.D**

Data Path : Z:\pestpcbsrv\HPCHEM1\ECD_S\Data\PS111124\
Data File : PS028409.D
Signal(s) : Signal #1: ECD1A.ch Signal #2: ECD2B.ch
Acq On : 11 Nov 2024 17:45
Operator : AR\AJ
Sample : P4602-45MSD
Misc :
ALS Vial : 45 Sample Multiplier: 1

Instrument :
ECD_S
ClientSampleId :
CC0R8MSD

Manual Integrations APPROVED

Reviewed By :Abdul Mirza 11/12/2024
Supervised By :Ankita Jodhani 11/12/2024

Integration File signal 1: autoint1.e
Integration File signal 2: autoint2.e
Quant Time: Nov 11 23:22:42 2024
Quant Method : Z:\pestpcbsrv\HPCHEM1\ECD_S\Method\PS110924.M
Quant Title : 8080.M
QLast Update : Fri Nov 08 17:46:43 2024
Response via : Initial Calibration
Integrator: ChemStation

Volume Inj. : 1 µl
Signal #1 Phase : ZB-MR1 Signal #2 Phase: ZB-MR2
Signal #1 Info : 30M x 0.32mm x0.5 Signal #2 Info : 30M x 0.32mm x 0.25µm

	Compound	RT#1	RT#2	Resp#1	Resp#2	ng/ml	ng/ml
	System Monitoring Compounds						
4) S	2,4-DCAA	7.244	7.752	1045.6E6	405.4E6	378.734	254.399 #
	Target Compounds						
1) T	Dalapon	2.640	2.706	448.0E6	499.2E6	125.544	176.051m#
2) T	3,5-DICHL...	6.416	6.704	635.1E6	338.0E6	158.724	142.681
3) T	4-Nitroph...	7.046	7.278	203.6E6	115.9E6	109.781	109.448m
5) T	DICAMBA	7.434	7.953	2602.9E6	1428.0E6	216.171	199.183
6) T	MCPP	7.613	8.047	63258269	137.9E6	7.735	23.466 #
7) T	MCPA	7.764	8.295	246.3E6	165.8E6	21.967	20.703
8) T	DICHLORPROP	8.143	8.669	404.3E6	216.6E6	130.425	121.595
9) T	2,4-D	8.374	9.000	880.6E6	400.0E6	250.590	206.827
10) T	Pentachlo...	8.673	9.530	2504.2E6	1201.3E6	55.596	48.214
11) T	2,4,5-TP ...	9.255	9.906	1461.5E6	872.7E6	77.211	82.390
12) T	2,4,5-T	9.546	10.328	2520.0E6	1427.8E6	130.026	137.607
13) T	2,4-DB	10.124	10.892	296.6E6	191.4E6	95.963	144.427m#
14) T	DINOSEB	11.353	11.278	319.0E6	223.0E6	19.674m	31.075 #
15) T	Picloram	11.144	12.373	8599.0E6	3398.7E6	273.801	236.146
16) T	DCPA	11.629	12.320	9152.7E6	3936.6E6	342.459	351.161

(f)=RT Delta > 1/2 Window (#)=Amounts differ by > 25% (m)=manual int.

Sample Results: **PS028409.D**

Data Path : Z:\pestpcbsrv\HPCHEM1\ECD_S\Data\PS111124\
Data File : PS028409.D
Signal(s) : Signal #1: ECD1A.ch Signal #2: ECD2B.ch
Acq On : 11 Nov 2024 17:45
Operator : AR\AJ
Sample : P4602-45MSD
Misc :
ALS Vial : 45 Sample Multiplier: 1

Instrument :
ECD_S
ClientSampleId :
CC0R8MSD

Manual Integrations APPROVED

Reviewed By :Abdul Mirza 11/12/2024
Supervised By :Ankita Jodhani 11/12/2024

Integration File signal 1: autoint1.e
Integration File signal 2: autoint2.e
Quant Time: Nov 11 23:22:42 2024
Quant Method : Z:\pestpcbsrv\HPCHEM1\ECD_S\Method\PS110924.M
Quant Title : 8080.M
QLast Update : Fri Nov 08 17:46:43 2024
Response via : Initial Calibration
Integrator: ChemStation

Volume Inj. : 1 µl
Signal #1 Phase : ZB-MR1 Signal #2 Phase: ZB-MR2
Signal #1 Info : 30M x 0.32mm x0.5 Signal #2 Info : 30M x 0.32mm x 0.25µm

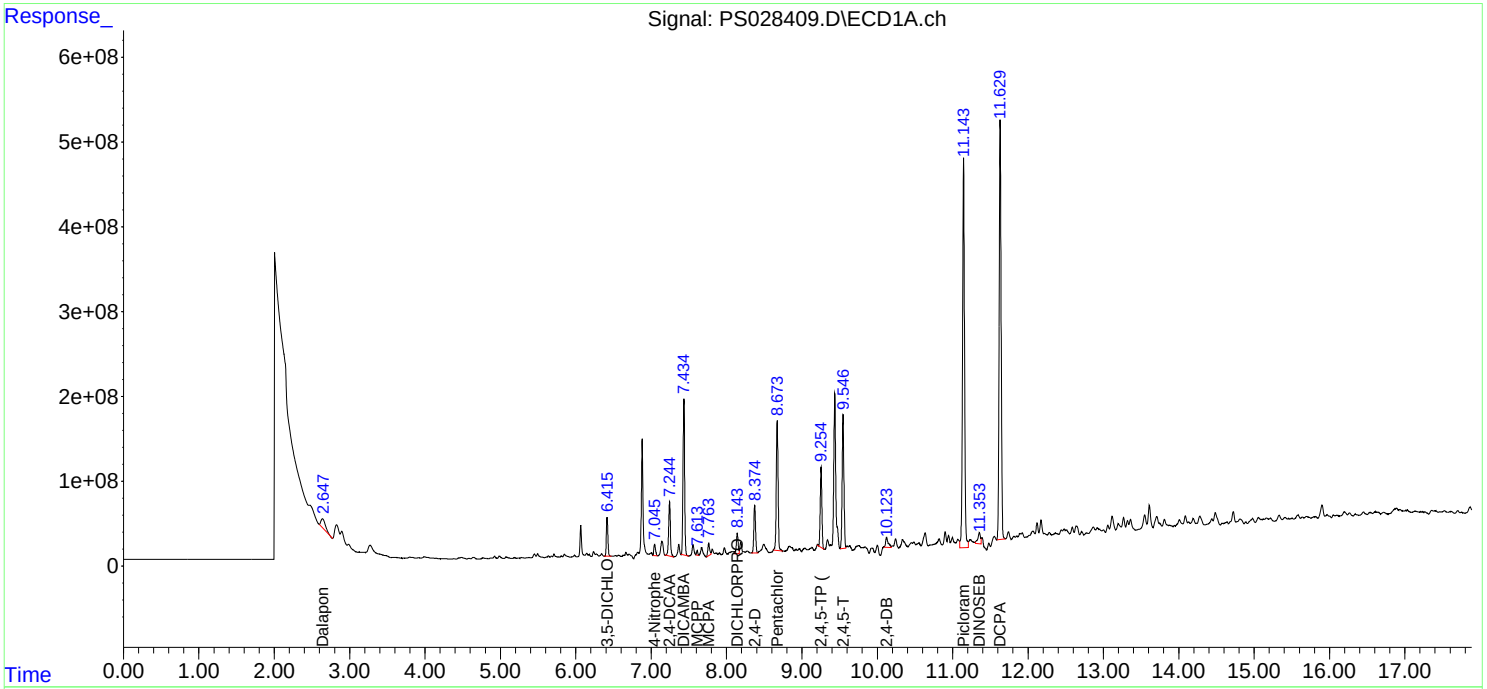

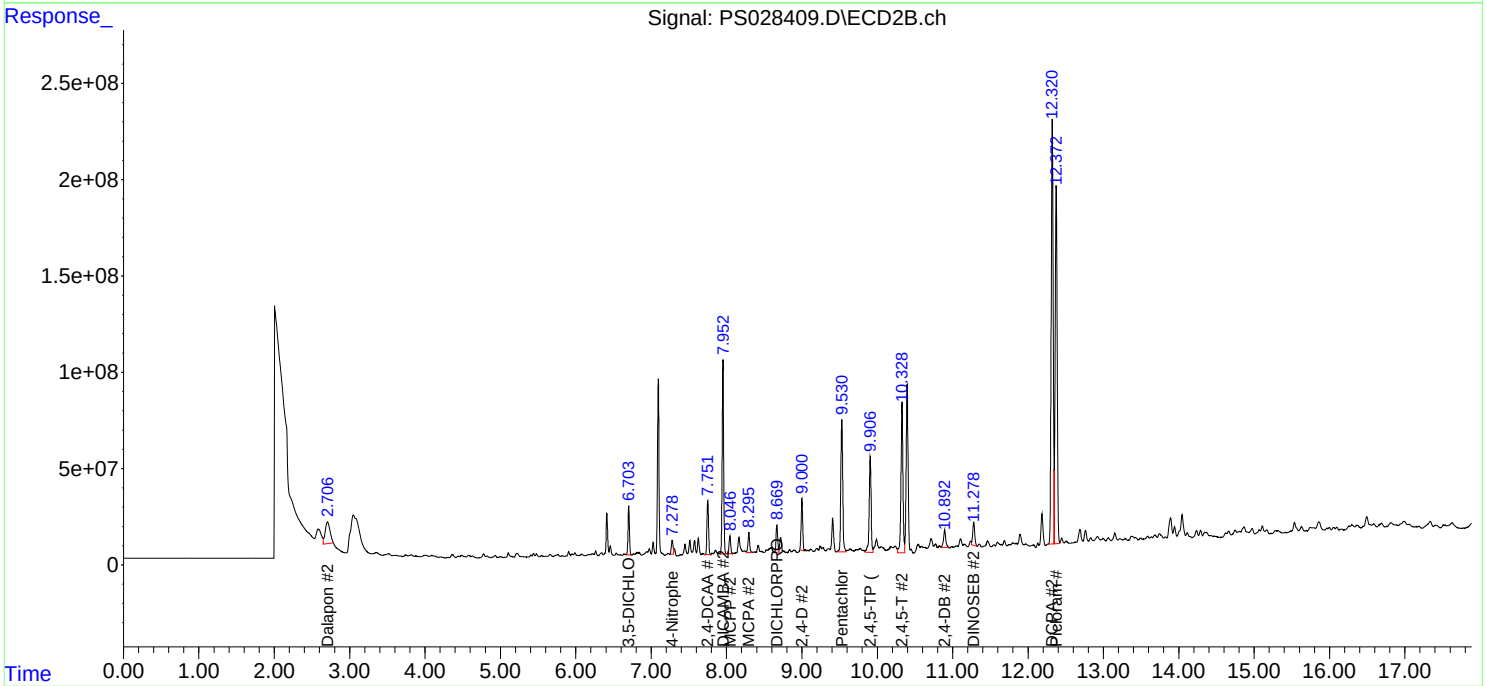

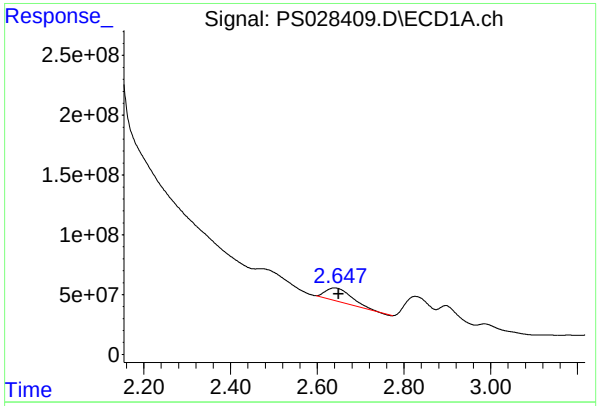

#1 Dalapon

R.T.: 2.640 min
Delta R.T.: -0.010 mi
Response: 447957240
Conc: 125.54 ng/m

Instrument :
ECD_S
ClientSampleId :
CC0R8MSD

Manual Integrations
APPROVED

Reviewed By :Abdul Mirza 11/12/2024
Supervised By :Ankita Jodhani 11/12/2024

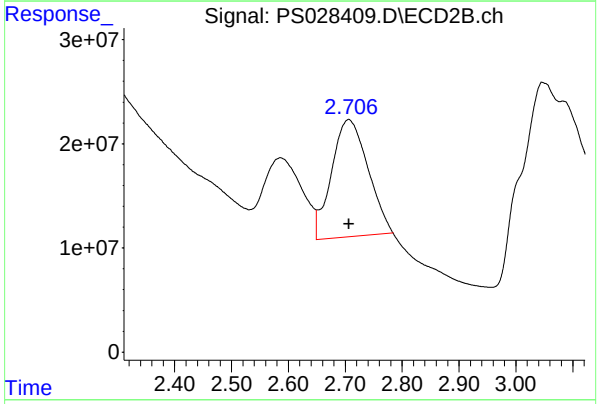

#1 Dalapon

R.T.: 2.706 min
Delta R.T.: -0.001 min
Response: 499219725
Conc: 176.05 ng/ml m

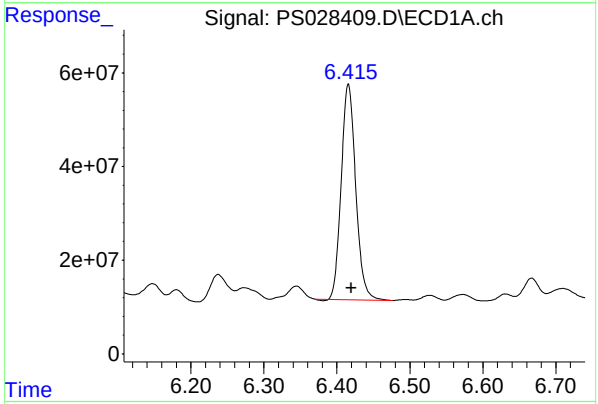

#2 3,5-DICHLOROBENZOIC ACID

R.T.: 6.416 min
Delta R.T.: -0.004 min
Response: 635115774
Conc: 158.72 ng/ml

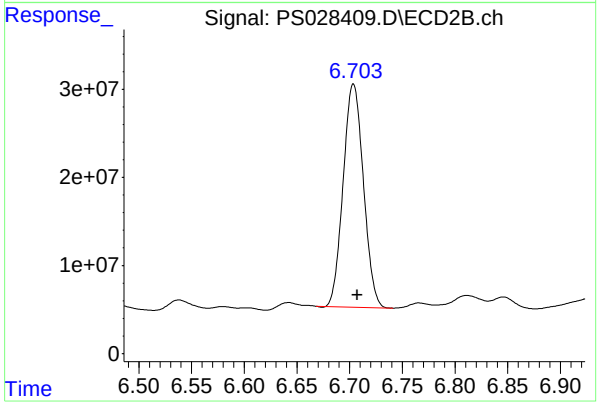

#2 3,5-DICHLOROBENZOIC ACID

R.T.: 6.704 min
Delta R.T.: -0.004 min
Response: 338018556
Conc: 142.68 ng/ml

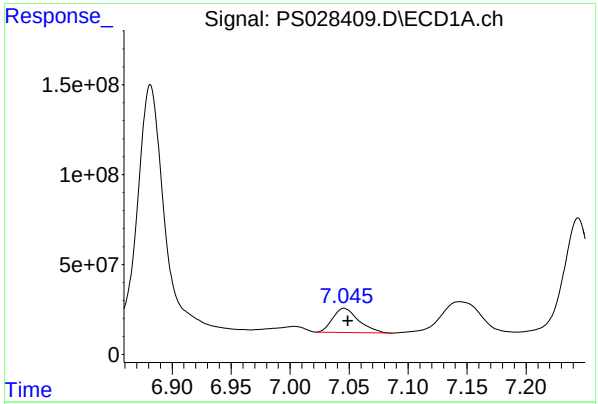

#3 4-Nitrophenol

R.T.: 7.046 min
Delta R.T.: -0.003 min
Response: 203558438
Conc: 109.78 ng/ml

Instrument :
ECD_S
ClientSampleId :
CC0R8MSD

Manual Integrations
APPROVED

Reviewed By :Abdul Mirza 11/12/2024
Supervised By :Ankita Jodhani 11/12/2024

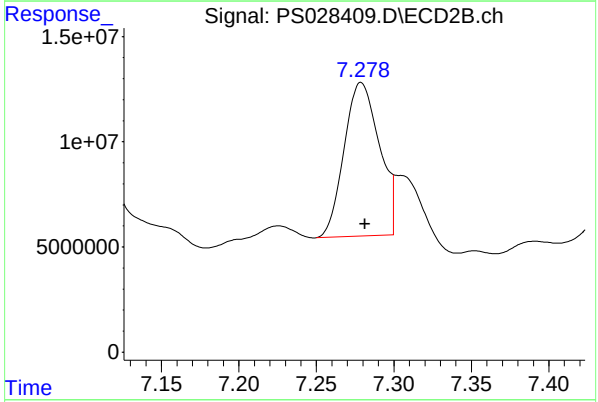

#3 4-Nitrophenol

R.T.: 7.278 min
Delta R.T.: -0.003 min
Response: 115906198
Conc: 109.45 ng/ml m

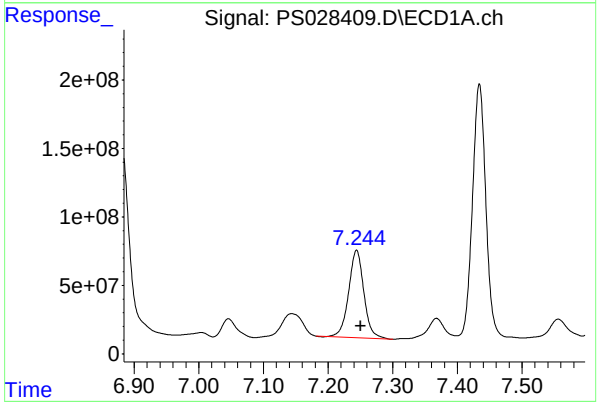

#4 2,4-DCAA

R.T.: 7.244 min
Delta R.T.: -0.006 min
Response: 1045592343
Conc: 378.73 ng/ml

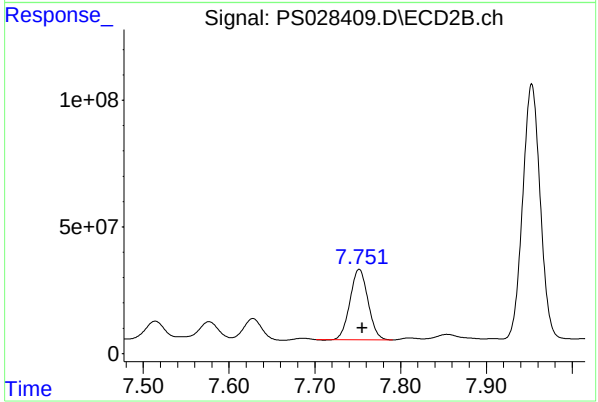

#4 2,4-DCAA

R.T.: 7.752 min
Delta R.T.: -0.004 min
Response: 405364366
Conc: 254.40 ng/ml

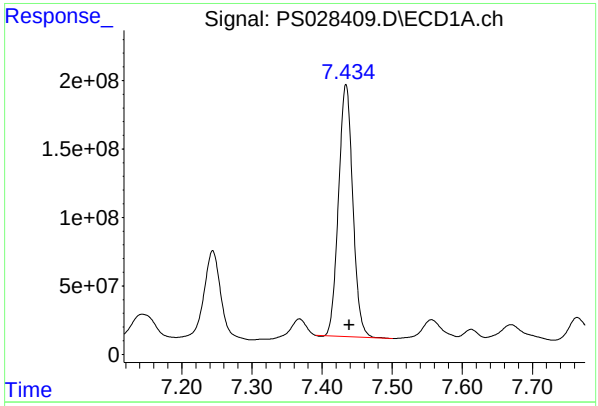

#5 DICAMBA

R.T.: 7.434 min
Delta R.T.: -0.005 min
Response: 2602858193
Conc: 216.17 ng/ml

Instrument :
ECD_S
ClientSampleId :
CC0R8MSD

Manual Integrations APPROVED

Reviewed By :Abdul Mirza 11/12/2024
Supervised By :Ankita Jodhani 11/12/2024

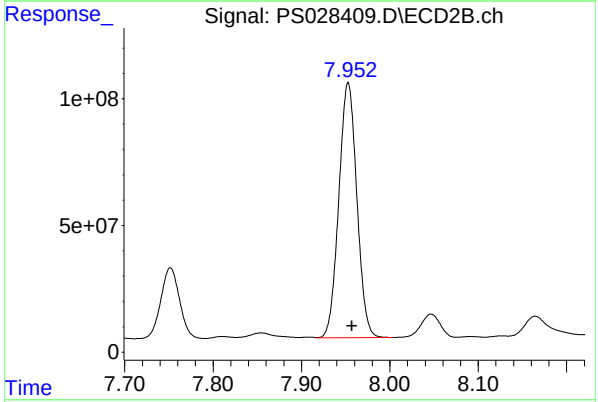

#5 DICAMBA

R.T.: 7.953 min
Delta R.T.: -0.004 min
Response: 1428041784
Conc: 199.18 ng/ml

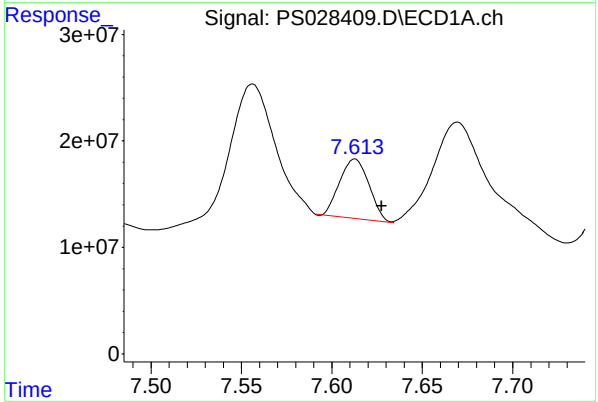

#6 MCPP

R.T.: 7.613 min
Delta R.T.: -0.015 min
Response: 63258269
Conc: 7.73 ug/ml

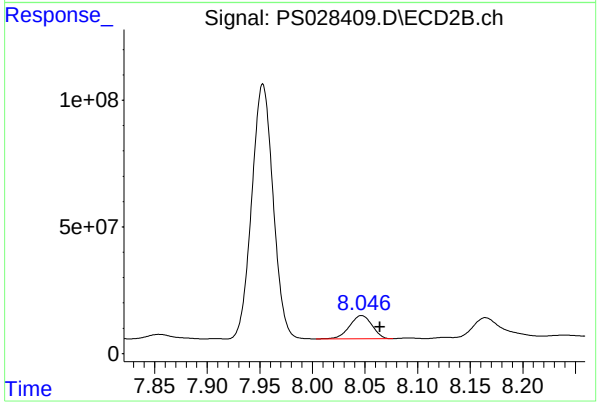

#6 MCPP

R.T.: 8.047 min
Delta R.T.: -0.018 min
Response: 137854159
Conc: 23.47 ug/ml

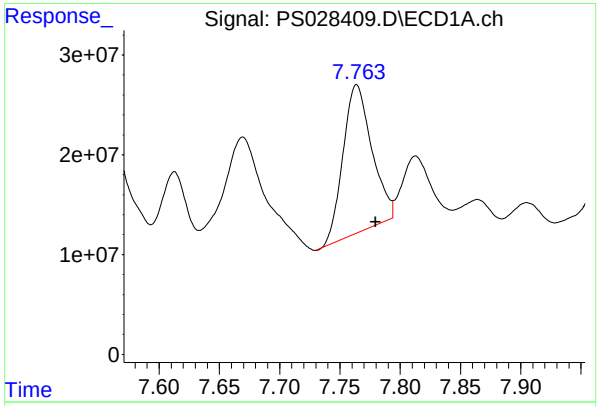

#7 MCPA

R.T.: 7.764 min
Delta R.T.: -0.016 min
Response: 246300289
Conc: 21.97 ug/ml

Instrument :
ECD_S
ClientSampleId :
CC0R8MSD

Manual Integrations APPROVED

Reviewed By :Abdul Mirza 11/12/2024
Supervised By :Ankita Jodhani 11/12/2024

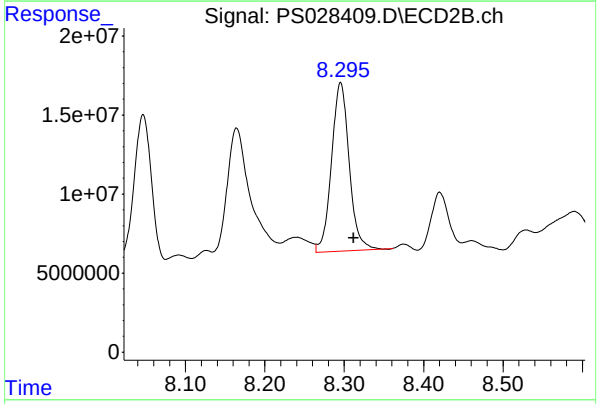

#7 MCPA

R.T.: 8.295 min
Delta R.T.: -0.016 min
Response: 165783605
Conc: 20.70 ug/ml

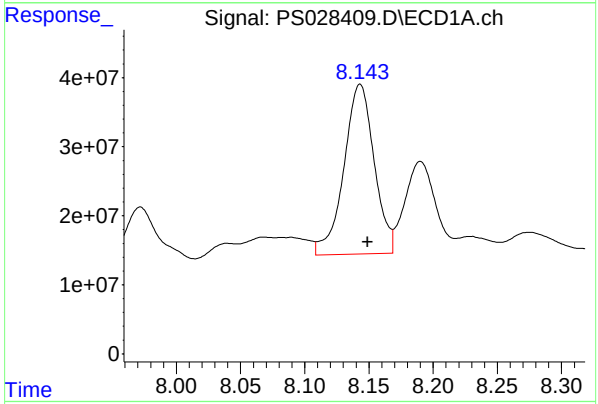

#8 DICHLORPROP

R.T.: 8.143 min
Delta R.T.: -0.006 min
Response: 404271593
Conc: 130.43 ng/ml

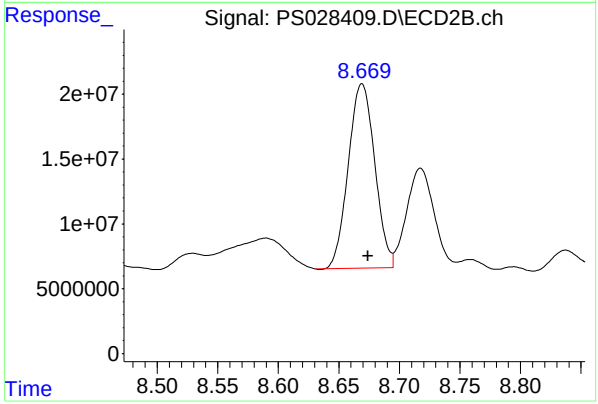

#8 DICHLORPROP

R.T.: 8.669 min
Delta R.T.: -0.005 min
Response: 216592407
Conc: 121.59 ng/ml

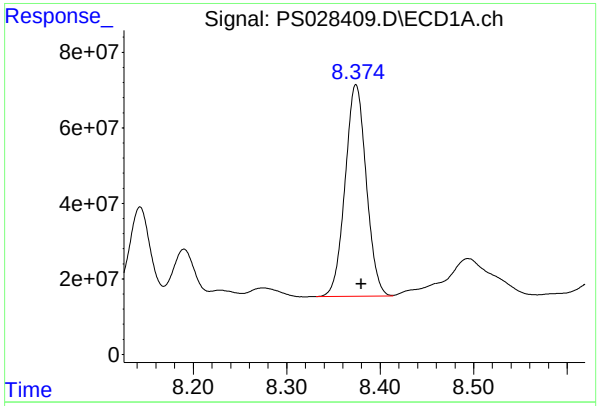

#9 2,4-D

R.T.: 8.374 min
Delta R.T.: -0.006 min
Response: 880624158
Conc: 250.59 ng/ml

Instrument :
ECD_S
ClientSampleId :
CC0R8MSD

Manual Integrations
APPROVED

Reviewed By :Abdul Mirza 11/12/2024
Supervised By :Ankita Jodhani 11/12/2024

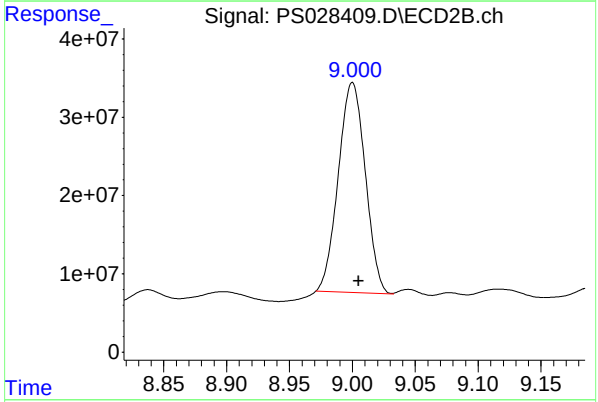

#9 2,4-D

R.T.: 9.000 min
Delta R.T.: -0.005 min
Response: 399966313
Conc: 206.83 ng/ml

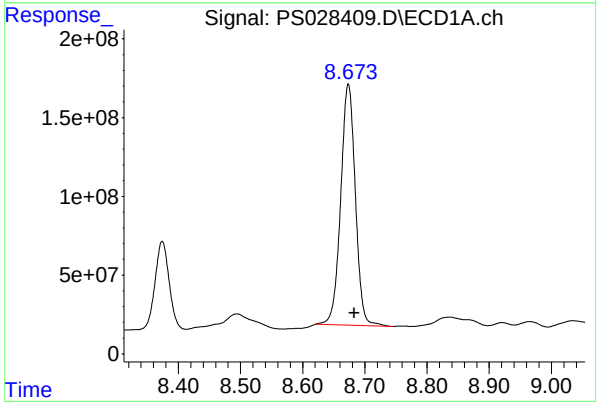

#10 Pentachlorophenol

R.T.: 8.673 min
Delta R.T.: -0.009 min
Response: 2504168387
Conc: 55.60 ng/ml

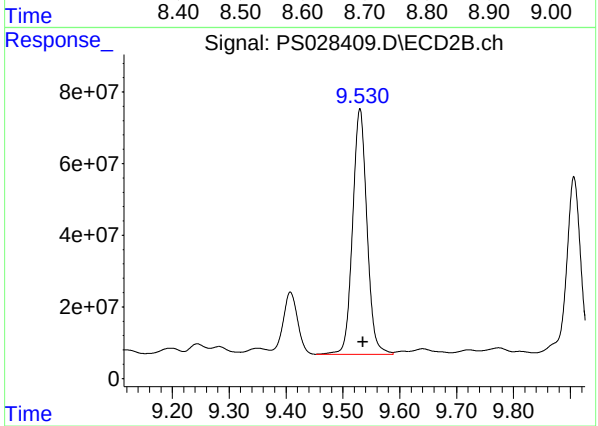

#10 Pentachlorophenol

R.T.: 9.530 min
Delta R.T.: -0.006 min
Response: 1201345789
Conc: 48.21 ng/ml

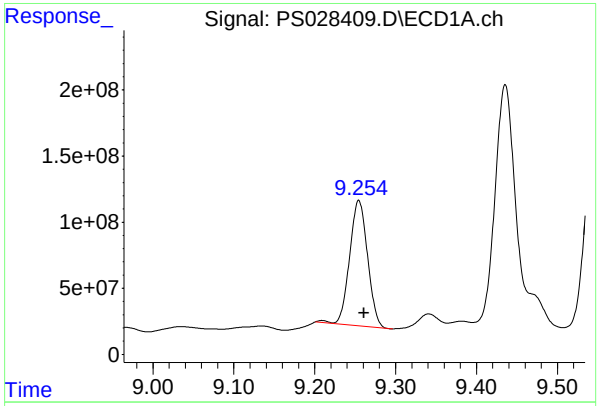

#11 2,4,5-TP (SILVEX)

R.T.: 9.255 min
Delta R.T.: -0.006 min
Response: 1461520758
Conc: 77.21 ng/ml

Instrument :
ECD_S
ClientSampleId :
CC0R8MSD

Manual Integrations APPROVED

Reviewed By :Abdul Mirza 11/12/2024
Supervised By :Ankita Jodhani 11/12/2024

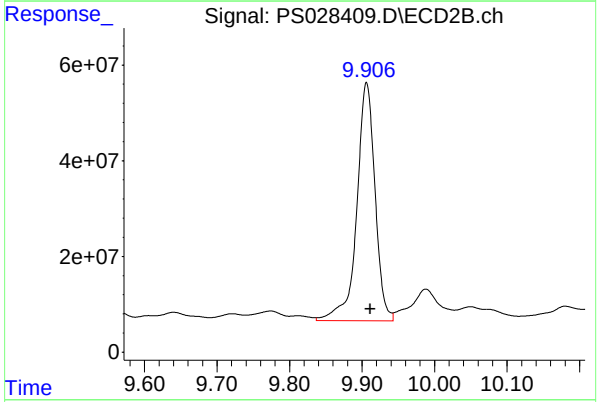

#11 2,4,5-TP (SILVEX)

R.T.: 9.906 min
Delta R.T.: -0.005 min
Response: 872696959
Conc: 82.39 ng/ml

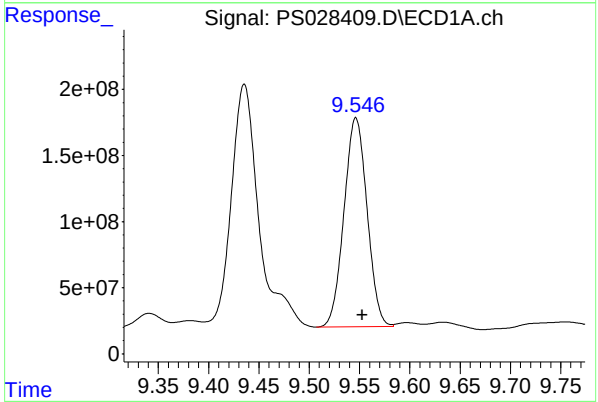

#12 2,4,5-T

R.T.: 9.546 min
Delta R.T.: -0.006 min
Response: 2520037778
Conc: 130.03 ng/ml

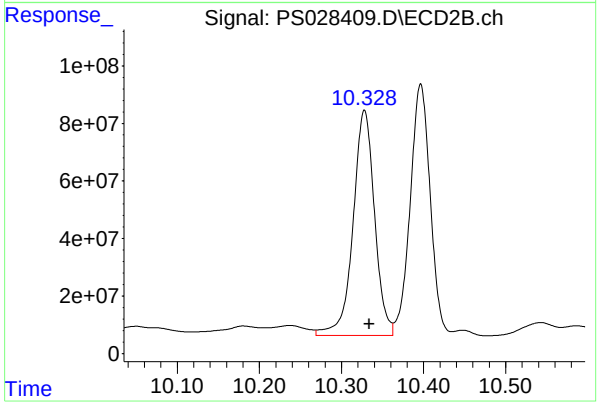

#12 2,4,5-T

R.T.: 10.328 min
Delta R.T.: -0.006 min
Response: 1427819090
Conc: 137.61 ng/ml

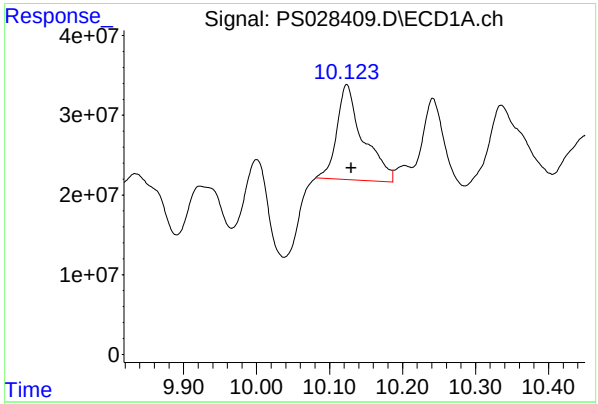

#13 2,4-DB

R.T.: 10.124 min
Delta R.T.: -0.006 mi
Response: 296609521
Conc: 95.96 ng/m

Instrument :
ECD_S
ClientSampleId :
CC0R8MSD

Manual Integrations
APPROVED

Reviewed By :Abdul Mirza 11/12/2024
Supervised By :Ankita Jodhani 11/12/2024

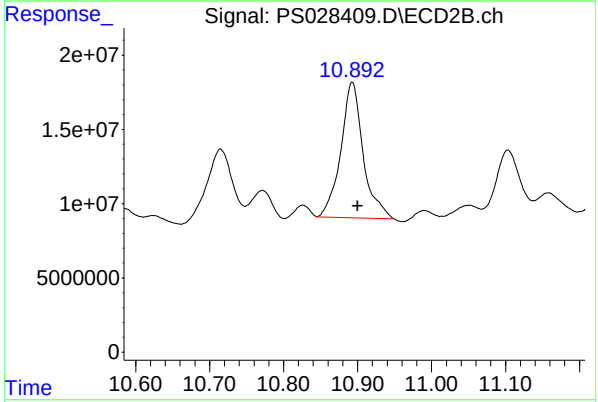

#13 2,4-DB

R.T.: 10.892 min
Delta R.T.: -0.008 min
Response: 191406489
Conc: 144.43 ng/ml m

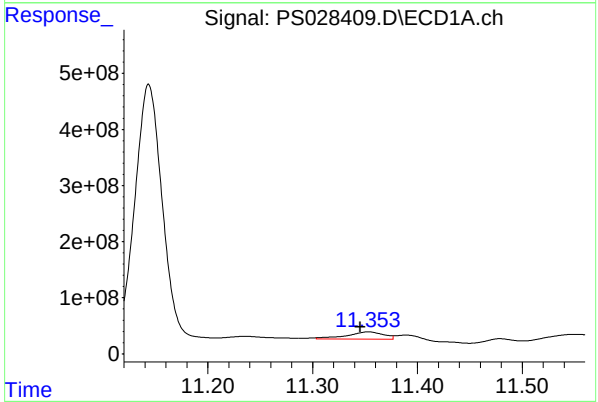

#14 DINOSEB

R.T.: 11.353 min
Delta R.T.: 0.007 min
Response: 318986935
Conc: 19.67 ng/ml m

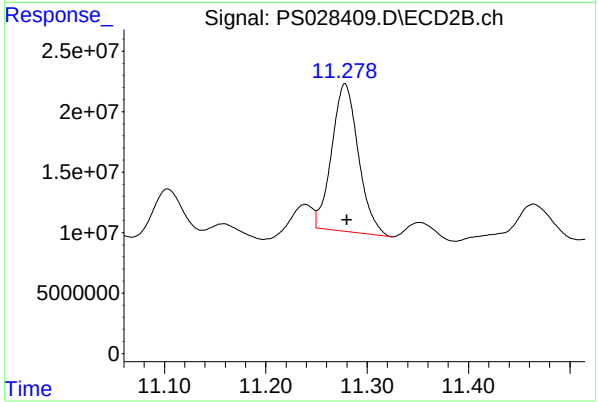

#14 DINOSEB

R.T.: 11.278 min
Delta R.T.: -0.002 min
Response: 223036221
Conc: 31.08 ng/ml

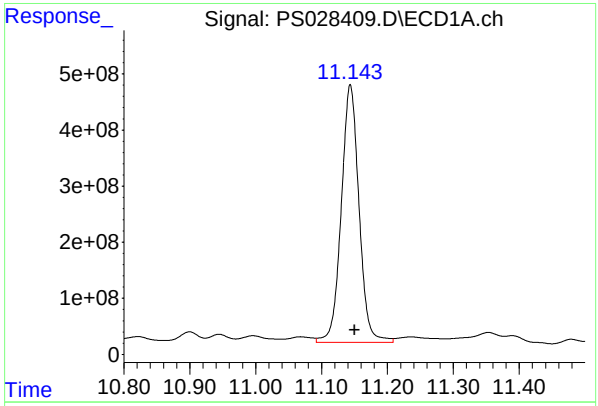

#15 Picloram

R.T.: 11.144 min
Delta R.T.: -0.007 min
Response: 8598972879
Conc: 273.80 ng/ml

Instrument :
ECD_S
ClientSampleId :
CC0R8MSD

Manual Integrations APPROVED

Reviewed By :Abdul Mirza 11/12/2024
Supervised By :Ankita Jodhani 11/12/2024

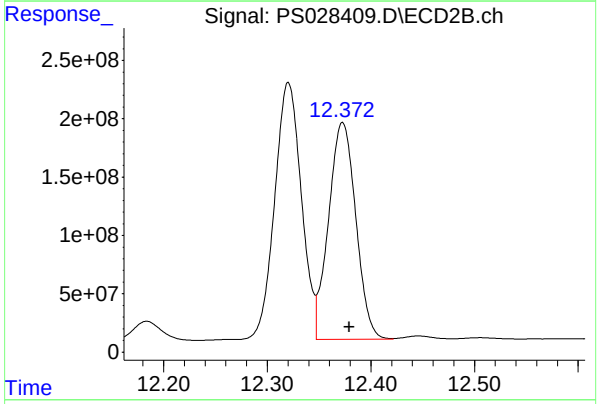

#15 Picloram

R.T.: 12.373 min
Delta R.T.: -0.007 min
Response: 3398732827
Conc: 236.15 ng/ml

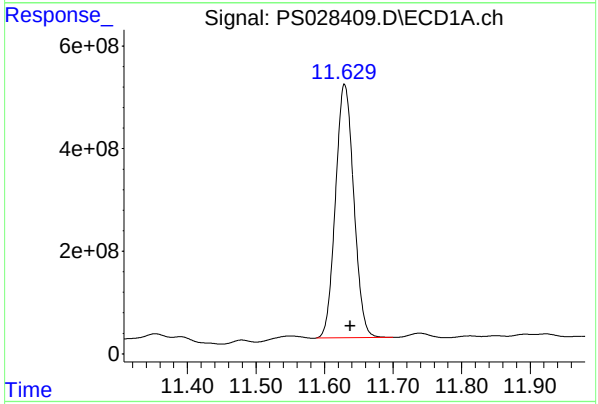

#16 DCPA

R.T.: 11.629 min
Delta R.T.: -0.008 min
Response: 9152704924
Conc: 342.46 ng/ml

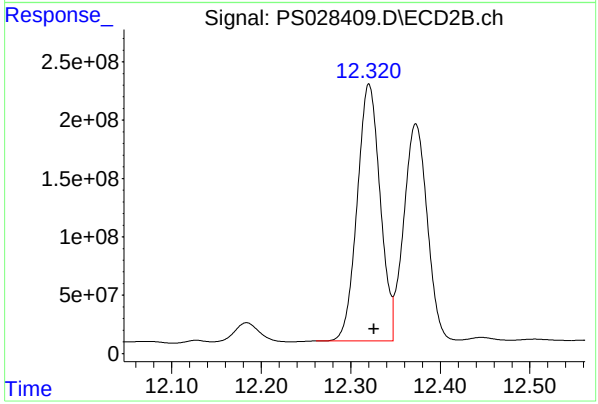

#16 DCPA

R.T.: 12.320 min
Delta R.T.: -0.006 min
Response: 3936562695
Conc: 351.16 ng/ml

284 Sheffield Street, Mountainside, New Jersey 07092, Phone : 908 789 8900, Fax : 908 789 8922

Manual Integration Report

Sequence:	PS110524	Instrument	ECD_s

Sample ID	File ID	Parameter	Review By	Review On	Supervised By	Supervised On	Reason
HSTDICC200	PS028218.D	2,4-DCAA	Abdul	11/6/2024 5:38:49 PM	Ankita	11/7/2024 8:41:19	Peak Integrated by Software
HSTDICC200	PS028218.D	MCPP	Abdul	11/6/2024 5:38:49 PM	Ankita	11/7/2024 8:41:19	Peak Integrated by Software
HSTDICC500	PS028219.D	MCPP	Abdul	11/6/2024 5:38:55 PM	Ankita	11/7/2024 8:41:20	Peak Integrated by Software
HSTDICC1000	PS028221.D	2,4-DCAA	Abdul	11/6/2024 5:38:58 PM	Ankita	11/7/2024 8:41:22	Peak Integrated by Software
PB164641BL	PS028230.D	2,4-DCAA	Abdul	11/6/2024 10:25:20 AM	Ankita	11/6/2024 1:06:33	Peak Integrated by Software
PB164641BL	PS028230.D	2,4-DCAA #2	Abdul	11/6/2024 10:25:20 AM	Ankita	11/6/2024 1:06:33	Peak Integrated by Software
PB164641BS	PS028231.D	2,4-D #2	Abdul	11/6/2024 10:25:24 AM	Ankita	11/6/2024 1:06:35	Peak Integrated by Software
PB164641BS	PS028231.D	MCPP	Abdul	11/6/2024 10:25:24 AM	Ankita	11/6/2024 1:06:35	Peak Integrated by Software
I.BLK	PS028236.D	2,4-DCAA	Abdul	11/6/2024 10:25:36 AM	Ankita	11/6/2024 1:06:42	Peak Integrated by Software

284 Sheffield Street, Mountainside, New Jersey 07092, Phone : 908 789 8900, Fax : 908 789 8922

Manual Integration Report

Sequence:	PS110624	Instrument	ECD_s

Sample ID	File ID	Parameter	Review By	Review On	Supervised By	Supervised On	Reason
HSTDICC500	PS028254.D	2,4-DCAA	Abdul	11/8/2024 10:55:51 AM	Ankita	11/8/2024 11:03:48	Peak Integrated by Software
HSTDICC1000	PS028256.D	2,4-DCAA	Abdul	11/8/2024 10:55:55 AM	Ankita	11/8/2024 11:03:51	Peak Integrated by Software
HSTDICV750	PS028258.D	2,4-DCAA	Abdul	11/8/2024 10:55:59 AM	Ankita	11/8/2024 11:03:53	Peak Integrated by Software
I.BLK	PS028271.D	2,4-DCAA	Abdul	11/8/2024 10:59:56 AM	Ankita	11/8/2024 11:04:10	Peak Integrated by Software
HSTDCCC750	PS028272.D	3,5-DICHLOROBENZOIC ACID #2	Abdul	11/8/2024 11:00:02 AM	Ankita	11/8/2024 11:04:13	Peak Integrated by Software
PB164703BL	PS028282.D	2,4-DCAA	Abdul	11/8/2024 11:01:10 AM	Ankita	11/8/2024 11:04:55	Peak Integrated by Software
PB164703BL	PS028282.D	2,4-DCAA #2	Abdul	11/8/2024 11:01:10 AM	Ankita	11/8/2024 11:04:55	Peak Integrated by Software
I.BLK	PS028283.D	2,4-DCAA	Abdul	11/8/2024 10:57:34 AM	Ankita	11/8/2024 11:04:56	Peak Integrated by Software
HSTDCCC750	PS028284.D	3,5-DICHLOROBENZOIC ACID #2	Abdul	11/8/2024 11:01:14 AM	Ankita	11/8/2024 11:04:58	Peak Integrated by Software
HSTDCCC750	PS028297.D	2,4-D	Abdul	11/8/2024 10:43:24 AM	Ankita	11/8/2024 10:46:46	Peak Integrated by Software
HSTDCCC750	PS028297.D	2,4-DCAA	Abdul	11/8/2024 10:43:24 AM	Ankita	11/8/2024 10:46:46	Peak Integrated by Software
HSTDCCC750	PS028309.D	2,4,5-T	Abdul	11/8/2024 10:43:50 AM	Ankita	11/8/2024 10:46:57	Peak Integrated by Software
HSTDCCC750	PS028320.D	2,4,5-T	Abdul	11/8/2024 10:44:46 AM	Ankita	11/8/2024 10:46:10	Peak Integrated by Software

284 Sheffield Street, Mountainside, New Jersey 07092, Phone : 908 789 8900, Fax : 908 789 8922

Manual Integration Report

Sequence:	PS110624	Instrument	ECD_s

Sample ID	File ID	Parameter	Review By	Review On	Supervised By	Supervised On	Reason
HSTDCCC750	PS028320.D	2,4-D	Abdul	11/8/2024 10:44:46 AM	Ankita	11/8/2024 10:46:10	Peak Integrated by Software
HSTDCCC750	PS028332.D	2,4,5-T	Abdul	11/8/2024 10:59:13 AM	Ankita	11/8/2024 11:05:48	Peak Integrated by Software
HSTDCCC750	PS028332.D	2,4-D	Abdul	11/8/2024 10:59:13 AM	Ankita	11/8/2024 11:05:48	Peak Integrated by Software
HSTDCCC750	PS028332.D	2,4-DCAA	Abdul	11/8/2024 10:59:13 AM	Ankita	11/8/2024 11:05:48	Peak Integrated by Software

284 Sheffield Street, Mountainside, New Jersey 07092, Phone : 908 789 8900, Fax : 908 789 8922

Manual Integration Report

Sequence:	PS110924	Instrument	ECD_s

Sample ID	File ID	Parameter	Review By	Review On	Supervised By	Supervised On	Reason
HSTDICC500	PS028357.D	2,4-DCAA	Abdul	11/11/2024 5:06:04 PM	Ankita	11/12/2024 8:58:43	Peak Integrated by Software
I.BLK	PS028362.D	2,4-DCAA	Abdul	11/11/2024 5:06:07 PM	Ankita	11/12/2024 8:58:45	Peak Integrated by Software

Alliance TECHNICAL GROUP
284 Sheffield Street, Mountainside, New Jersey 07092, Phone : 908 789 8900, Fax : 908 789 8922

Manual Integration Report

Sequence:	ps111124	Instrument	ECD_s

Sample ID	File ID	Parameter	Review By	Review On	Supervised By	Supervised On	Reason
HSTDCCC750	PS028394.D	2,4-DCAA	yogesh	11/12/2024 5:14:37 AM	Ankita	11/12/2024 9:00:00	Peak Integrated by Software
HSTDCCC750	PS028406.D	2,4-D #2	Abdul	11/12/2024 3:48:55 PM	Ankita	11/12/2024 4:00:08	Peak Integrated by Software
P4602-44MS	PS028408.D	2,4-DB #2	Abdul	11/12/2024 9:01:13 AM	Ankita	11/12/2024 9:04:06	Peak Integrated by Software
P4602-44MS	PS028408.D	4-Nitrophenol #2	Abdul	11/12/2024 9:01:13 AM	Ankita	11/12/2024 9:04:06	Peak Integrated by Software
P4602-44MS	PS028408.D	Dalapon #2	Abdul	11/12/2024 9:01:13 AM	Ankita	11/12/2024 9:04:06	Peak Integrated by Software
P4602-44MS	PS028408.D	DINOSEB	Abdul	11/12/2024 9:01:13 AM	Ankita	11/12/2024 9:04:06	Peak Integrated by Software
P4602-45MSD	PS028409.D	2,4-DB #2	Abdul	11/12/2024 9:01:15 AM	Ankita	11/12/2024 9:04:08	Peak Integrated by Software
P4602-45MSD	PS028409.D	4-Nitrophenol #2	Abdul	11/12/2024 9:01:15 AM	Ankita	11/12/2024 9:04:08	Peak Integrated by Software
P4602-45MSD	PS028409.D	Dalapon #2	Abdul	11/12/2024 9:01:15 AM	Ankita	11/12/2024 9:04:08	Peak Integrated by Software
P4602-45MSD	PS028409.D	DINOSEB	Abdul	11/12/2024 9:01:15 AM	Ankita	11/12/2024 9:04:08	Peak Integrated by Software
P4602-41MS	PS028411.D	2,4,5-TP (SILVEX)	Abdul	11/12/2024 9:01:16 AM	Ankita	11/12/2024 9:04:10	Peak Integrated by Software
P4602-41MS	PS028411.D	2,4,5-TP (SILVEX) #2	Abdul	11/12/2024 9:01:16 AM	Ankita	11/12/2024 9:04:10	Peak Integrated by Software
P4602-41MS	PS028411.D	2,4-D #2	Abdul	11/12/2024 9:01:16 AM	Ankita	11/12/2024 9:04:10	Peak Integrated by Software

Alliance TECHNICAL GROUP
284 Sheffield Street, Mountainside, New Jersey 07092, Phone : 908 789 8900, Fax : 908 789 8922

Manual Integration Report

Sequence:	ps111124	Instrument	ECD_s

Sample ID	File ID	Parameter	Review By	Review On	Supervised By	Supervised On	Reason
P4602-41MS	PS028411.D	2,4-DB #2	Abdul	11/12/2024 9:01:16 AM	Ankita	11/12/2024 9:04:10	Peak Integrated by Software
P4602-41MS	PS028411.D	Dalapon #2	Abdul	11/12/2024 9:01:16 AM	Ankita	11/12/2024 9:04:10	Peak Integrated by Software
P4602-42MSD	PS028412.D	2,4,5-TP (SILVEX)	Abdul	11/12/2024 9:01:17 AM	Ankita	11/12/2024 9:04:11	Peak Integrated by Software
P4602-42MSD	PS028412.D	2,4,5-TP (SILVEX) #2	Abdul	11/12/2024 9:01:17 AM	Ankita	11/12/2024 9:04:11	Peak Integrated by Software
P4602-42MSD	PS028412.D	2,4-DB #2	Abdul	11/12/2024 9:01:17 AM	Ankita	11/12/2024 9:04:11	Peak Integrated by Software
P4602-42MSD	PS028412.D	Dalapon #2	Abdul	11/12/2024 9:01:17 AM	Ankita	11/12/2024 9:04:11	Peak Integrated by Software
PB164725BS	PS028415.D	Dalapon #2	Abdul	11/12/2024 9:01:18 AM	Ankita	11/12/2024 9:04:12	Peak Integrated by Software
P4602-19	PS028416.D	2,4-DCAA	yogesh	11/12/2024 5:15:15 AM	Ankita	11/12/2024 9:00:12	Peak Integrated by Software
P4602-19	PS028416.D	MCPA	yogesh	11/12/2024 5:15:15 AM	Ankita	11/12/2024 9:00:12	Peak Integrated by Software
P4602-19	PS028416.D	MCPP	yogesh	11/12/2024 5:15:15 AM	Ankita	11/12/2024 9:00:12	Peak Integrated by Software
P4602-19	PS028416.D	MCPP #2	yogesh	11/12/2024 5:15:15 AM	Ankita	11/12/2024 9:00:12	Peak Integrated by Software
HSTDCCC750	PS028418.D	2,4-DB #2	Abdul	11/12/2024 3:48:58 PM	Ankita	11/12/2024 4:00:10	Peak Integrated by Software
HSTDCCC750	PS028418.D	2,4-DCAA	Abdul	11/12/2024 3:48:58 PM	Ankita	11/12/2024 4:00:10	Peak Integrated by Software

Alliance TECHNICAL GROUP
284 Sheffield Street, Mountainside, New Jersey 07092, Phone : 908 789 8900, Fax : 908 789 8922

Manual Integration Report

Sequence:	ps111124	Instrument	ECD_s

Sample ID	File ID	Parameter	Review By	Review On	Supervised By	Supervised On	Reason
P4602-21	PS028419.D	2,4-DCAA	yogesh	11/12/2024 5:15:40 AM	Ankita	11/12/2024 9:00:15	Peak Integrated by Software
P4602-22	PS028420.D	2,4-DCAA	yogesh	11/12/2024 5:15:42 AM	Ankita	11/12/2024 9:00:17	Peak Integrated by Software
P4602-24	PS028422.D	2,4-DCAA	Abdul	11/12/2024 3:49:04 PM	Ankita	11/12/2024 4:00:11	Peak Integrated by Software
P4602-25	PS028423.D	2,4-DCAA #2	Abdul	11/12/2024 3:49:08 PM	Ankita	11/12/2024 4:00:12	Peak Integrated by Software
P4602-26	PS028424.D	2,4-DCAA	yogesh	11/12/2024 5:15:45 AM	Ankita	11/12/2024 9:00:19	Peak Integrated by Software
P4602-27	PS028425.D	2,4-DCAA	Abdul	11/12/2024 3:49:18 PM	Ankita	11/12/2024 4:00:14	Peak Integrated by Software
P4602-27	PS028425.D	2,4-DCAA #2	Abdul	11/12/2024 3:49:18 PM	Ankita	11/12/2024 4:00:14	Peak Integrated by Software
P4602-29	PS028427.D	2,4-DCAA	Abdul	11/12/2024 3:49:33 PM	Ankita	11/12/2024 4:00:15	Peak Integrated by Software
P4602-29	PS028427.D	2,4-DCAA #2	Abdul	11/12/2024 3:49:33 PM	Ankita	11/12/2024 4:00:15	Peak Integrated by Software
P4602-30	PS028428.D	2,4-DCAA	yogesh	11/12/2024 5:16:01 AM	Ankita	11/12/2024 9:00:27	Peak Integrated by Software
P4602-33	PS028431.D	2,4-DCAA	yogesh	11/12/2024 5:16:03 AM	Ankita	11/12/2024 9:00:30	Peak Integrated by Software
P4602-33	PS028431.D	2,4-DCAA #2	yogesh	11/12/2024 5:16:03 AM	Ankita	11/12/2024 9:00:30	Peak Integrated by Software
P4602-34	PS028432.D	2,4-DCAA	yogesh	11/12/2024 5:16:04 AM	Ankita	11/12/2024 9:00:32	Peak Integrated by Software

Alliance TECHNICAL GROUP
284 Sheffield Street, Mountainside, New Jersey 07092, Phone : 908 789 8900, Fax : 908 789 8922

Manual Integration Report

Sequence:	ps111124	Instrument	ECD_s

Sample ID	File ID	Parameter	Review By	Review On	Supervised By	Supervised On	Reason
P4602-34	PS028432.D	2,4-DCAA #2	yogesh	11/12/2024 5:16:04 AM	Ankita	11/12/2024 9:00:32	Peak Integrated by Software
P4602-31	PS028433.D	2,4-DCAA #2	Abdul	11/12/2024 9:01:20 AM	Ankita	11/12/2024 9:04:14	Peak Integrated by Software
P4602-32	PS028434.D	2,4-DCAA	Abdul	11/12/2024 9:01:21 AM	Ankita	11/12/2024 9:04:15	Peak Integrated by Software
P4602-32	PS028434.D	2,4-DCAA #2	Abdul	11/12/2024 9:01:21 AM	Ankita	11/12/2024 9:04:15	Peak Integrated by Software
P4602-37	PS028435.D	2,4-DCAA	Abdul	11/12/2024 9:01:22 AM	Ankita	11/12/2024 9:04:16	Peak Integrated by Software
P4602-38MS	PS028436.D	2,4,5-T #2	Abdul	11/12/2024 3:49:39 PM	Ankita	11/12/2024 4:00:17	Peak Integrated by Software
P4602-38MS	PS028436.D	2,4,5-TP (SILVEX)	Abdul	11/12/2024 3:49:39 PM	Ankita	11/12/2024 4:00:17	Peak Integrated by Software
P4602-38MS	PS028436.D	2,4-D #2	Abdul	11/12/2024 3:49:39 PM	Ankita	11/12/2024 4:00:17	Peak Integrated by Software
P4602-38MS	PS028436.D	2,4-DB #2	Abdul	11/12/2024 3:49:39 PM	Ankita	11/12/2024 4:00:17	Peak Integrated by Software
P4602-38MS	PS028436.D	2,4-DCAA	Abdul	11/12/2024 3:49:39 PM	Ankita	11/12/2024 4:00:17	Peak Integrated by Software
P4602-38MS	PS028436.D	2,4-DCAA #2	Abdul	11/12/2024 3:49:39 PM	Ankita	11/12/2024 4:00:17	Peak Integrated by Software
P4602-38MS	PS028436.D	Dalapon #2	Abdul	11/12/2024 3:49:39 PM	Ankita	11/12/2024 4:00:17	Peak Integrated by Software
P4602-38MS	PS028436.D	MCPP	Abdul	11/12/2024 3:49:39 PM	Ankita	11/12/2024 4:00:17	Peak Integrated by Software

284 Sheffield Street, Mountainside, New Jersey 07092, Phone : 908 789 8900, Fax : 908 789 8922

Manual Integration Report

Sequence:	ps111124	Instrument	ECD_s

Sample ID	File ID	Parameter	Review By	Review On	Supervised By	Supervised On	Reason
P4602-38MS	PS028436.D	Pentachlorophenol #2	Abdul	11/12/2024 3:49:39 PM	Ankita	11/12/2024 4:00:17	Peak Integrated by Software
P4602-39MSD	PS028437.D	2,4,5-TP (SILVEX)	Abdul	11/12/2024 3:49:44 PM	Ankita	11/12/2024 4:00:19	Peak Integrated by Software
P4602-39MSD	PS028437.D	2,4,5-TP (SILVEX) #2	Abdul	11/12/2024 3:49:44 PM	Ankita	11/12/2024 4:00:19	Peak Integrated by Software
P4602-39MSD	PS028437.D	2,4-D #2	Abdul	11/12/2024 3:49:44 PM	Ankita	11/12/2024 4:00:19	Peak Integrated by Software
P4602-39MSD	PS028437.D	2,4-DB #2	Abdul	11/12/2024 3:49:44 PM	Ankita	11/12/2024 4:00:19	Peak Integrated by Software
P4602-39MSD	PS028437.D	2,4-DCAA	Abdul	11/12/2024 3:49:44 PM	Ankita	11/12/2024 4:00:19	Peak Integrated by Software
P4602-39MSD	PS028437.D	2,4-DCAA #2	Abdul	11/12/2024 3:49:44 PM	Ankita	11/12/2024 4:00:19	Peak Integrated by Software
P4602-39MSD	PS028437.D	Dalapon #2	Abdul	11/12/2024 3:49:44 PM	Ankita	11/12/2024 4:00:19	Peak Integrated by Software
P4602-39MSD	PS028437.D	MCPA	Abdul	11/12/2024 3:49:44 PM	Ankita	11/12/2024 4:00:19	Peak Integrated by Software
P4602-39MSD	PS028437.D	Pentachlorophenol #2	Abdul	11/12/2024 3:49:44 PM	Ankita	11/12/2024 4:00:19	Peak Integrated by Software
HSTDCCC750	PS028442.D	2,4-D #2	Abdul	11/12/2024 3:50:02 PM	Ankita	11/12/2024 4:00:20	Peak Integrated by Software
HSTDCCC750	PS028442.D	2,4-DB #2	Abdul	11/12/2024 3:50:02 PM	Ankita	11/12/2024 4:00:20	Peak Integrated by Software
HSTDCCC750	PS028442.D	4-Nitrophenol #2	Abdul	11/12/2024 3:50:02 PM	Ankita	11/12/2024 4:00:20	Peak Integrated by Software

284 Sheffield Street, Mountainside, New Jersey 07092, Phone : 908 789 8900, Fax : 908 789 8922

Manual Integration Report

Sequence:	ps111124	Instrument	ECD_s

Sample ID	File ID	Parameter	Review By	Review On	Supervised By	Supervised On	Reason
HSTDCCC750	PS028442.D	DCPA	Abdul	11/12/2024 3:50:02 PM	Ankita	11/12/2024 4:00:20	Peak Integrated by Software
P4602-28	PS028446.D	2,4-DCAA	Abdul	11/12/2024 3:50:15 PM	Ankita	11/12/2024 4:00:22	Peak Integrated by Software
P4602-28	PS028446.D	2,4-DCAA #2	Abdul	11/12/2024 3:50:15 PM	Ankita	11/12/2024 4:00:22	Peak Integrated by Software
HSTDCCC750	PS028448.D	2,4-D #2	Abdul	11/12/2024 3:50:20 PM	Ankita	11/12/2024 4:00:24	Peak Integrated by Software
HSTDCCC750	PS028448.D	4-Nitrophenol #2	Abdul	11/12/2024 3:50:20 PM	Ankita	11/12/2024 4:00:24	Peak Integrated by Software

284 Sheffield Street, Mountainside, New Jersey 07092, Phone : 908 789 8900,
Fax : 908 789 8922

Instrument ID: ECD_S

Daily Analysis Runlog For Sequence/QCBatch ID # PS110524

Review By	Abdul	Review On	11/6/2024 10:27:27 AM		
Supervise By	Ankita	Supervise On	11/6/2024 1:07:27 PM		
SubDirectory	PS110524	HP Acquire Method		HP Processing Method	ps110524 8151

STD. NAME	STD REF.#
Tune/Reschk	
Initial Calibration Stds	P23457,PP23458,PP23459,PP23460,PP23461,PP23462,PP23467,PP23468,PP23469
CCC	PP23462
Internal Standard/PEM	
ICV/I.BLK	PP23469
Surrogate Standard	
MS/MSD Standard	
LCS Standard	

Sr#	SampleId	Data File Name	Date-Time	Operator	Status
1	HEXANE	PS028216.D	05 Nov 2024 16:59	AR\AJ	Ok
2	I.BLK	PS028217.D	05 Nov 2024 17:23	AR\AJ	Ok
3	HSTDICC200	PS028218.D	05 Nov 2024 17:47	AR\AJ	Ok,M
4	HSTDICC500	PS028219.D	05 Nov 2024 18:11	AR\AJ	Ok,M
5	HSTDICC750	PS028220.D	05 Nov 2024 18:36	AR\AJ	Ok
6	HSTDICC1000	PS028221.D	05 Nov 2024 18:59	AR\AJ	Ok,M
7	HSTDICC1500	PS028222.D	05 Nov 2024 19:23	AR\AJ	Ok
8	HSTDICV750	PS028223.D	05 Nov 2024 19:48	AR\AJ	Ok
9	I.BLK	PS028224.D	05 Nov 2024 20:12	AR\AJ	Ok
10	HSTDCCC750	PS028225.D	05 Nov 2024 20:36	AR\AJ	Ok
11	P4663-02	PS028226.D	05 Nov 2024 21:00	AR\AJ	Ok,M
12	P4663-04	PS028227.D	05 Nov 2024 21:24	AR\AJ	Ok,M
13	P4663-06	PS028228.D	05 Nov 2024 21:48	AR\AJ	Ok,M
14	P4663-08	PS028229.D	05 Nov 2024 22:12	AR\AJ	Ok,M
15	PB164641BL	PS028230.D	05 Nov 2024 22:36	AR\AJ	Ok,M
16	PB164641BS	PS028231.D	05 Nov 2024 23:00	AR\AJ	Ok,M
17	P4640-01	PS028232.D	05 Nov 2024 23:24	AR\AJ	Ok,M
18	P4643-01	PS028233.D	05 Nov 2024 23:48	AR\AJ	Ok,M
19	P4643-05	PS028234.D	06 Nov 2024 00:12	AR\AJ	Ok,M
20	P4643-09	PS028235.D	06 Nov 2024 00:36	AR\AJ	ReRun
21	I.BLK	PS028236.D	06 Nov 2024 01:00	AR\AJ	Ok,M

284 Sheffield Street, Mountainside, New Jersey 07092, Phone : 908 789 8900,
Fax : 908 789 8922

Instrument ID: ECD_S

Daily Analysis Runlog For Sequence/QCBatch ID # PS110524

Review By	Abdul	Review On	11/6/2024 10:27:27 AM		
Supervise By	Ankita	Supervise On	11/6/2024 1:07:27 PM		
SubDirectory	PS110524	HP Acquire Method		HP Processing Method	ps110524 8151

STD. NAME	STD REF.#
Tune/Reschk	
Initial Calibration Stds	P23457,PP23458,PP23459,PP23460,PP23461,PP23462,PP23467,PP23468,PP23469
CCC	PP23462
Internal Standard/PEM	
ICV/I.BLK	PP23469
Surrogate Standard	
MS/MSD Standard	
LCS Standard	

22	HSTDCCC750	PS028237.D	06 Nov 2024 01:24	AR\AJ	Ok
23	P4645-01	PS028238.D	06 Nov 2024 01:48	AR\AJ	Ok,M
24	P4659-01	PS028239.D	06 Nov 2024 02:12	AR\AJ	Ok,M
25	P4602-43	PS028240.D	06 Nov 2024 04:36	AR\AJ	Not Ok
26	P4602-44MS	PS028241.D	06 Nov 2024 05:00	AR\AJ	Not Ok
27	P4602-45MSD	PS028242.D	06 Nov 2024 05:24	AR\AJ	Not Ok
28	PB164519BL	PS028243.D	06 Nov 2024 05:48	AR\AJ	Not Ok
29	PB164519BS	PS028244.D	06 Nov 2024 06:12	AR\AJ	Not Ok
30	PB164393TB	PS028245.D	06 Nov 2024 06:36	AR\AJ	Not Ok
31	P4578-06	PS028246.D	06 Nov 2024 07:00	AR\AJ	Not Ok
32	I.BLK	PS028247.D	06 Nov 2024 07:24	AR\AJ	Ok
33	HSTDCCC750	PS028248.D	06 Nov 2024 07:48	AR\AJ	Ok

M : Manual Integration

284 Sheffield Street, Mountainside, New Jersey 07092, Phone : 908 789 8900,
Fax : 908 789 8922

Instrument ID: ECD_S

Daily Analysis Runlog For Sequence/QCBatch ID # PS110624

Review By	Abdul	Review On	11/8/2024 11:03:42 AM		
Supervise By	Ankita	Supervise On	11/8/2024 11:06:06 AM		
SubDirectory	PS110624	HP Acquire Method		HP Processing Method	ps110624 8151

STD. NAME	STD REF.#
Tune/Reschk	
Initial Calibration Stds	P23457,PP23458,PP23459,PP23460,PP23461,PP23462,PP23467,PP23468,PP23469
CCC	PP23462
Internal Standard/PEM	
ICV/I.BLK	PP23469
Surrogate Standard	
MS/MSD Standard	
LCS Standard	

Sr#	SampleId	Data File Name	Date-Time	Operator	Status
1	HEXANE	PS028251.D	06 Nov 2024 09:00	AR\AJ	Ok
2	I.BLK	PS028252.D	06 Nov 2024 09:24	AR\AJ	Ok
3	HSTDICC200	PS028253.D	06 Nov 2024 09:48	AR\AJ	Ok
4	HSTDICC500	PS028254.D	06 Nov 2024 10:12	AR\AJ	Ok,M
5	HSTDICC750	PS028255.D	06 Nov 2024 10:36	AR\AJ	Ok
6	HSTDICC1000	PS028256.D	06 Nov 2024 11:00	AR\AJ	Ok,M
7	HSTDICC1500	PS028257.D	06 Nov 2024 11:24	AR\AJ	Ok
8	HSTDICV750	PS028258.D	06 Nov 2024 11:48	AR\AJ	Ok,M
9	I.BLK	PS028259.D	06 Nov 2024 12:14	AR\AJ	Ok
10	HSTDCCC750	PS028260.D	06 Nov 2024 12:38	AR\AJ	Ok
11	P4643-09RE	PS028261.D	06 Nov 2024 13:02	AR\AJ	Confirms
12	PB164519BL	PS028262.D	06 Nov 2024 13:26	AR\AJ	Ok,M
13	PB164519BS	PS028263.D	06 Nov 2024 13:50	AR\AJ	Ok
14	PB164393TB	PS028264.D	06 Nov 2024 14:14	AR\AJ	Not Ok
15	P4578-06	PS028265.D	06 Nov 2024 15:23	AR\AJ	Ok,M
16	P4682-01	PS028266.D	06 Nov 2024 15:50	AR\AJ	Ok,M
17	P4667-01	PS028267.D	06 Nov 2024 16:14	AR\AJ	Ok,M
18	P4667-05	PS028268.D	06 Nov 2024 16:39	AR\AJ	Ok,M
19	P4667-09	PS028269.D	06 Nov 2024 17:03	AR\AJ	Ok,M
20	P4667-13	PS028270.D	06 Nov 2024 17:27	AR\AJ	Ok,M
21	I.BLK	PS028271.D	06 Nov 2024 17:51	AR\AJ	Ok,M

284 Sheffield Street, Mountainside, New Jersey 07092, Phone : 908 789 8900,
Fax : 908 789 8922

Instrument ID: ECD_S

Daily Analysis Runlog For Sequence/QCBatch ID # PS110624

Review By	Abdul	Review On	11/8/2024 11:03:42 AM		
Supervise By	Ankita	Supervise On	11/8/2024 11:06:06 AM		
SubDirectory	PS110624	HP Acquire Method		HP Processing Method	ps110624 8151

STD. NAME	STD REF.#
Tune/Reschk	
Initial Calibration Stds	P23457,PP23458,PP23459,PP23460,PP23461,PP23462,PP23467,PP23468,PP23469
CCC	PP23462
Internal Standard/PEM	
ICV/I.BLK	PP23469
Surrogate Standard	
MS/MSD Standard	
LCS Standard	

22	HSTDCCC750	PS028272.D	06 Nov 2024 18:15	AR\AJ	Ok,M
23	P4679-01	PS028273.D	06 Nov 2024 18:39	AR\AJ	Ok,M
24	P4680-01	PS028274.D	06 Nov 2024 19:03	AR\AJ	Ok,M
25	P4680-05	PS028275.D	06 Nov 2024 19:27	AR\AJ	Ok,M
26	P4695-01	PS028276.D	06 Nov 2024 19:51	AR\AJ	Ok,M
27	P4693-01	PS028277.D	06 Nov 2024 20:15	AR\AJ	Ok,M
28	P4693-05	PS028278.D	06 Nov 2024 20:39	AR\AJ	Ok,M
29	P4711-01	PS028279.D	06 Nov 2024 21:03	AR\AJ	Ok,M
30	P4711-06	PS028280.D	06 Nov 2024 21:27	AR\AJ	Ok,M
31	P4719-01	PS028281.D	06 Nov 2024 21:51	AR\AJ	Ok,M
32	PB164703BL	PS028282.D	06 Nov 2024 22:15	AR\AJ	Ok,M
33	I.BLK	PS028283.D	06 Nov 2024 22:39	AR\AJ	Ok,M
34	HSTDCCC750	PS028284.D	06 Nov 2024 23:03	AR\AJ	Ok,M
35	PB164703BS	PS028285.D	06 Nov 2024 23:51	AR\AJ	Ok
36	PB164494BS	PS028286.D	07 Nov 2024 00:15	AR\AJ	Ok,M
37	PB164494BSD	PS028287.D	07 Nov 2024 00:39	AR\AJ	Ok,M
38	PB164578BS	PS028288.D	07 Nov 2024 01:04	AR\AJ	Ok,M
39	P4694-01	PS028289.D	07 Nov 2024 01:28	AR\AJ	Ok,M
40	P4694-05	PS028290.D	07 Nov 2024 01:52	AR\AJ	Ok,M
41	P4578-06MS	PS028291.D	07 Nov 2024 02:16	AR\AJ	Ok,M
42	P4578-06MSD	PS028292.D	07 Nov 2024 02:40	AR\AJ	Ok,M
43	P4578-08	PS028293.D	07 Nov 2024 03:04	AR\AJ	Ok,M
44	PB164559BL	PS028294.D	07 Nov 2024 03:28	AR\AJ	Ok,M

284 Sheffield Street, Mountainside, New Jersey 07092, Phone : 908 789 8900,
Fax : 908 789 8922

Instrument ID: ECD_S

Daily Analysis Runlog For Sequence/QCBatch ID # PS110624

Review By	Abdul	Review On	11/8/2024 11:03:42 AM		
Supervise By	Ankita	Supervise On	11/8/2024 11:06:06 AM		
SubDirectory	PS110624	HP Acquire Method		HP Processing Method	ps110624 8151

STD. NAME	STD REF.#
Tune/Reschk	
Initial Calibration Stds	P23457,PP23458,PP23459,PP23460,PP23461,PP23462,PP23467,PP23468,PP23469
CCC	PP23462
Internal Standard/PEM	
ICV/I.BLK	PP23469
Surrogate Standard	
MS/MSD Standard	
LCS Standard	

45	PB164559BS	PS028295.D	07 Nov 2024 03:52	AR\AJ	Ok,M
46	I.BLK	PS028296.D	07 Nov 2024 04:16	AR\AJ	Ok
47	HSTDCCC750	PS028297.D	07 Nov 2024 04:40	AR\AJ	Ok,M
48	P4601-19	PS028298.D	07 Nov 2024 05:28	AR\AJ	Ok,M
49	P4601-20	PS028299.D	07 Nov 2024 05:52	AR\AJ	Ok,M
50	P4601-21	PS028300.D	07 Nov 2024 06:16	AR\AJ	Ok,M
51	P4601-22	PS028301.D	07 Nov 2024 06:40	AR\AJ	Ok,M
52	P4601-23	PS028302.D	07 Nov 2024 07:04	AR\AJ	Ok,M
53	P4601-24	PS028303.D	07 Nov 2024 07:28	AR\AJ	Ok,M
54	P4601-25	PS028304.D	07 Nov 2024 07:52	AR\AJ	Ok,M
55	P4601-26	PS028305.D	07 Nov 2024 08:16	AR\AJ	Ok,M
56	P4601-27	PS028306.D	07 Nov 2024 08:40	AR\AJ	Ok,M
57	P4601-28	PS028307.D	07 Nov 2024 09:04	AR\AJ	Ok,M
58	I.BLK	PS028308.D	07 Nov 2024 09:28	AR\AJ	Ok
59	HSTDCCC750	PS028309.D	07 Nov 2024 09:52	AR\AJ	Ok,M
60	P4660-03	PS028310.D	07 Nov 2024 10:16	AR\AJ	Ok
61	P4660-07	PS028311.D	07 Nov 2024 10:40	AR\AJ	Ok,M
62	P4660-11	PS028312.D	07 Nov 2024 11:04	AR\AJ	Ok,M
63	P4660-03MS	PS028313.D	07 Nov 2024 11:28	AR\AJ	Ok,M
64	P4660-03MSD	PS028314.D	07 Nov 2024 11:52	AR\AJ	Ok,M
65	PB164752BL	PS028315.D	07 Nov 2024 12:16	AR\AJ	Ok,M
66	PB164752BS	PS028316.D	07 Nov 2024 12:40	AR\AJ	Ok
67	PB164560TB	PS028317.D	07 Nov 2024 13:04	AR\AJ	Ok,M

284 Sheffield Street, Mountainside, New Jersey 07092, Phone : 908 789 8900,
Fax : 908 789 8922

Instrument ID: ECD_S

Daily Analysis Runlog For Sequence/QCBatch ID # PS110624

Review By	Abdul	Review On	11/8/2024 11:03:42 AM		
Supervise By	Ankita	Supervise On	11/8/2024 11:06:06 AM		
SubDirectory	PS110624	HP Acquire Method		HP Processing Method	ps110624 8151

STD. NAME	STD REF.#
Tune/Reschk	
Initial Calibration Stds	P23457,PP23458,PP23459,PP23460,PP23461,PP23462,PP23467,PP23468,PP23469
CCC	PP23462
Internal Standard/PEM	
ICV/I.BLK	PP23469
Surrogate Standard	
MS/MSD Standard	
LCS Standard	

68	P4368-07	PS028318.D	07 Nov 2024 13:28	AR\AJ	Ok,M
69	I.BLK	PS028319.D	07 Nov 2024 13:52	AR\AJ	Ok
70	HSTDCCC750	PS028320.D	07 Nov 2024 14:16	AR\AJ	Ok,M
71	P4601-29	PS028321.D	07 Nov 2024 14:40	AR\AJ	Not Ok
72	P4601-30	PS028322.D	07 Nov 2024 15:05	AR\AJ	Not Ok
73	P4601-31	PS028323.D	07 Nov 2024 15:29	AR\AJ	Not Ok
74	P4601-32	PS028324.D	07 Nov 2024 15:53	AR\AJ	Not Ok
75	P4601-33	PS028325.D	07 Nov 2024 16:17	AR\AJ	Not Ok
76	P4601-34	PS028326.D	07 Nov 2024 16:41	AR\AJ	Not Ok
77	P4601-35	PS028327.D	07 Nov 2024 17:05	AR\AJ	Not Ok
78	P4601-36	PS028328.D	07 Nov 2024 17:29	AR\AJ	Not Ok
79	P4601-37MS	PS028329.D	07 Nov 2024 17:53	AR\AJ	Not Ok
80	P4601-37MSD	PS028330.D	07 Nov 2024 18:17	AR\AJ	Not Ok
81	I.BLK	PS028331.D	07 Nov 2024 18:41	AR\AJ	Not Ok
82	HSTDCCC750	PS028332.D	07 Nov 2024 19:05	AR\AJ	Not Ok

M : Manual Integration

284 Sheffield Street, Mountainside, New Jersey 07092, Phone : 908 789 8900,
Fax : 908 789 8922

Instrument ID: ECD_S

Daily Analysis Runlog For Sequence/QCBatch ID # PS110924

Review By	Abdul	Review On	11/11/2024 5:07:36 PM		
Supervise By	Ankita	Supervise On	11/12/2024 8:59:40 AM		
SubDirectory	PS110924	HP Acquire Method		HP Processing Method	ps110924 8151

STD. NAME	STD REF.#
Tune/Reschk	
Initial Calibration Stds	P23457,PP23458,PP23459,PP23460,PP23461,PP23462,PP23467,PP23468,PP23469
CCC	PP23462
Internal Standard/PEM	
ICV/I.BLK	PP23469
Surrogate Standard	
MS/MSD Standard	
LCS Standard	

Sr#	SampleId	Data File Name	Date-Time	Operator	Status
1	HEXANE	PS028354.D	08 Nov 2024 14:00	AR\AJ	Ok
2	I.BLK	PS028355.D	08 Nov 2024 14:25	AR\AJ	Ok
3	HSTDICC200	PS028356.D	08 Nov 2024 15:13	AR\AJ	Ok
4	HSTDICC500	PS028357.D	08 Nov 2024 15:46	AR\AJ	Ok,M
5	HSTDICC750	PS028358.D	08 Nov 2024 16:10	AR\AJ	Ok
6	HSTDICC1000	PS028359.D	08 Nov 2024 16:34	AR\AJ	Ok
7	HSTDICC1500	PS028360.D	08 Nov 2024 16:58	AR\AJ	Ok
8	HSTDICV750	PS028361.D	08 Nov 2024 17:22	AR\AJ	Ok
9	I.BLK	PS028362.D	08 Nov 2024 17:46	AR\AJ	Ok,M
10	HSTDCCC750	PS028363.D	08 Nov 2024 18:10	AR\AJ	Ok
11	P4700-01	PS028364.D	08 Nov 2024 18:34	AR\AJ	Ok,M
12	P4701-01	PS028365.D	08 Nov 2024 18:58	AR\AJ	Ok,M
13	P4701-05	PS028366.D	08 Nov 2024 19:22	AR\AJ	Ok
14	PB164754BL	PS028367.D	08 Nov 2024 19:46	AR\AJ	Ok
15	PB164754BS	PS028368.D	08 Nov 2024 20:10	AR\AJ	Ok,M
16	P4722-03	PS028369.D	08 Nov 2024 20:34	AR\AJ	Not Ok
17	P4722-08	PS028370.D	08 Nov 2024 20:58	AR\AJ	Ok,M
18	P4722-13	PS028371.D	08 Nov 2024 21:22	AR\AJ	Not Ok
19	P4739-01	PS028372.D	08 Nov 2024 21:46	AR\AJ	Ok,M
20	P4739-01MS	PS028373.D	08 Nov 2024 22:10	AR\AJ	Ok,M
21	P4739-01MSD	PS028374.D	08 Nov 2024 22:34	AR\AJ	Ok,M

284 Sheffield Street, Mountainside, New Jersey 07092, Phone : 908 789 8900,
Fax : 908 789 8922

Instrument ID: ECD_S

Daily Analysis Runlog For Sequence/QCBatch ID # PS110924

Review By	Abdul	Review On	11/11/2024 5:07:36 PM		
Supervise By	Ankita	Supervise On	11/12/2024 8:59:40 AM		
SubDirectory	PS110924	HP Acquire Method		HP Processing Method	ps110924 8151

STD. NAME	STD REF.#
Tune/Reschk	
Initial Calibration Stds	P23457,PP23458,PP23459,PP23460,PP23461,PP23462,PP23467,PP23468,PP23469
CCC	PP23462
Internal Standard/PEM	
ICV/I.BLK	PP23469
Surrogate Standard	
MS/MSD Standard	
LCS Standard	

22	P4739-05	PS028375.D	08 Nov 2024 22:58	AR\AJ	Ok
23	P4739-09	PS028376.D	08 Nov 2024 23:22	AR\AJ	Ok,M
24	P4739-13	PS028377.D	08 Nov 2024 23:46	AR\AJ	Ok,M
25	I.BLK	PS028378.D	09 Nov 2024 00:10	AR\AJ	Ok
26	HSTDCCC750	PS028379.D	09 Nov 2024 00:34	AR\AJ	Ok
27	P4601-24RE	PS028380.D	09 Nov 2024 00:58	AR\AJ	Not Ok
28	P4601-25RE	PS028381.D	09 Nov 2024 01:22	AR\AJ	Not Ok
29	P4601-26RE	PS028382.D	09 Nov 2024 01:46	AR\AJ	Not Ok
30	P4602-43	PS028383.D	09 Nov 2024 02:10	AR\AJ	Not Ok
31	P4602-44MS	PS028384.D	09 Nov 2024 02:34	AR\AJ	Not Ok
32	P4602-45MSD	PS028385.D	09 Nov 2024 02:58	AR\AJ	Not Ok
33	P4602-40	PS028386.D	09 Nov 2024 03:22	AR\AJ	Not Ok
34	P4602-41MS	PS028387.D	09 Nov 2024 03:46	AR\AJ	Not Ok
35	P4602-42MSD	PS028388.D	09 Nov 2024 04:10	AR\AJ	Not Ok
36	PB164393TB	PS028389.D	09 Nov 2024 04:34	AR\AJ	Not Ok
37	I.BLK	PS028390.D	09 Nov 2024 04:58	AR\AJ	Not Ok
38	HSTDCCC750	PS028391.D	09 Nov 2024 05:22	AR\AJ	Not Ok

M : Manual Integration

284 Sheffield Street, Mountainside, New Jersey 07092, Phone : 908 789 8900,
Fax : 908 789 8922

Instrument ID: ECD_S

Daily Analysis Runlog For Sequence/QCBatch ID # PS111124

Review By	yogesh	Review On	11/12/2024 5:16:17 AM		
Supervise By	Ankita	Supervise On	11/12/2024 9:00:51 AM		
SubDirectory	PS111124	HP Acquire Method		HP Processing Method	ps110924 8151

STD. NAME	STD REF.#
Tune/Reschk	
Initial Calibration Stds	P23457,PP23458,PP23459,PP23460,PP23461,PP23462,PP23467,PP23468,PP23469
CCC	PP23462
Internal Standard/PEM	
ICV/I.BLK	PP23469
Surrogate Standard	
MS/MSD Standard	
LCS Standard	

Sr#	SampleId	Data File Name	Date-Time	Operator	Status
1	HEXANE	PS028392.D	11 Nov 2024 10:00	AR\AJ	Ok
2	I.BLK	PS028393.D	11 Nov 2024 10:24	AR\AJ	Ok
3	HSTDCCC750	PS028394.D	11 Nov 2024 10:48	AR\AJ	Ok,M
4	P4601-29	PS028395.D	11 Nov 2024 12:05	AR\AJ	Ok
5	P4601-30	PS028396.D	11 Nov 2024 12:29	AR\AJ	Ok
6	P4601-31	PS028397.D	11 Nov 2024 12:56	AR\AJ	Ok
7	P4601-32	PS028398.D	11 Nov 2024 13:20	AR\AJ	Ok
8	P4601-33	PS028399.D	11 Nov 2024 13:44	AR\AJ	Ok,M
9	P4601-34	PS028400.D	11 Nov 2024 14:08	AR\AJ	Ok,M
10	P4601-35	PS028401.D	11 Nov 2024 14:32	AR\AJ	Ok,M
11	P4601-36	PS028402.D	11 Nov 2024 14:57	AR\AJ	Ok,M
12	P4601-37MS	PS028403.D	11 Nov 2024 15:21	AR\AJ	Ok,M
13	P4601-38MSD	PS028404.D	11 Nov 2024 15:45	AR\AJ	Ok,M
14	I.BLK	PS028405.D	11 Nov 2024 16:09	AR\AJ	Ok
15	HSTDCCC750	PS028406.D	11 Nov 2024 16:33	AR\AJ	Ok,M
16	P4602-43	PS028407.D	11 Nov 2024 16:57	AR\AJ	Ok
17	P4602-44MS	PS028408.D	11 Nov 2024 17:21	AR\AJ	Ok,M
18	P4602-45MSD	PS028409.D	11 Nov 2024 17:45	AR\AJ	Ok,M
19	P4602-40	PS028410.D	11 Nov 2024 18:10	AR\AJ	Ok
20	P4602-41MS	PS028411.D	11 Nov 2024 18:34	AR\AJ	Ok,M
21	P4602-42MSD	PS028412.D	11 Nov 2024 18:58	AR\AJ	Ok,M

284 Sheffield Street, Mountainside, New Jersey 07092, Phone : 908 789 8900,
Fax : 908 789 8922

Instrument ID: ECD_S

Daily Analysis Runlog For Sequence/QCBatch ID # PS111124

Review By	yogesh	Review On	11/12/2024 5:16:17 AM		
Supervise By	Ankita	Supervise On	11/12/2024 9:00:51 AM		
SubDirectory	PS111124	HP Acquire Method		HP Processing Method	ps110924 8151

STD. NAME	STD REF.#
Tune/Reschk	
Initial Calibration Stds	P23457,PP23458,PP23459,PP23460,PP23461,PP23462,PP23467,PP23468,PP23469
CCC	PP23462
Internal Standard/PEM	
ICV/I.BLK	PP23469
Surrogate Standard	
MS/MSD Standard	
LCS Standard	

22	PB164393TB	PS028413.D	11 Nov 2024 19:22	AR\AJ	Ok
23	PB164725BL	PS028414.D	11 Nov 2024 19:46	AR\AJ	Ok
24	PB164725BS	PS028415.D	11 Nov 2024 20:10	AR\AJ	Ok,M
25	P4602-19	PS028416.D	11 Nov 2024 20:34	AR\AJ	Ok,M
26	I.BLK	PS028417.D	11 Nov 2024 20:58	AR\AJ	Ok
27	HSTDCCC750	PS028418.D	11 Nov 2024 21:22	AR\AJ	Ok,M
28	P4602-21	PS028419.D	11 Nov 2024 21:46	AR\AJ	Ok,M
29	P4602-22	PS028420.D	11 Nov 2024 22:10	AR\AJ	Ok,M
30	P4602-23	PS028421.D	11 Nov 2024 22:34	AR\AJ	Ok
31	P4602-24	PS028422.D	11 Nov 2024 22:58	AR\AJ	Ok,M
32	P4602-25	PS028423.D	11 Nov 2024 23:22	AR\AJ	Ok,M
33	P4602-26	PS028424.D	11 Nov 2024 23:46	AR\AJ	Ok,M
34	P4602-27	PS028425.D	12 Nov 2024 00:10	AR\AJ	Ok,M
35	P4602-28	PS028426.D	12 Nov 2024 00:34	AR\AJ	Not Ok
36	P4602-29	PS028427.D	12 Nov 2024 00:58	AR\AJ	Ok,M
37	P4602-30	PS028428.D	12 Nov 2024 01:23	AR\AJ	Ok,M
38	I.BLK	PS028429.D	12 Nov 2024 01:47	AR\AJ	Ok
39	HSTDCCC750	PS028430.D	12 Nov 2024 02:11	AR\AJ	Ok
40	P4602-33	PS028431.D	12 Nov 2024 02:35	AR\AJ	Ok,M
41	P4602-34	PS028432.D	12 Nov 2024 02:59	AR\AJ	Ok,M
42	P4602-31	PS028433.D	12 Nov 2024 03:23	AR\AJ	Ok,M
43	P4602-32	PS028434.D	12 Nov 2024 03:47	AR\AJ	Ok,M
44	P4602-37	PS028435.D	12 Nov 2024 04:11	AR\AJ	Ok,M

284 Sheffield Street, Mountainside, New Jersey 07092, Phone : 908 789 8900,
Fax : 908 789 8922

Instrument ID: ECD_S

Daily Analysis Runlog For Sequence/QCBatch ID # PS111124

Review By	yogesh	Review On	11/12/2024 5:16:17 AM		
Supervise By	Ankita	Supervise On	11/12/2024 9:00:51 AM		
SubDirectory	PS111124	HP Acquire Method		HP Processing Method	ps110924 8151

STD. NAME	STD REF.#
Tune/Reschk	
Initial Calibration Stds	P23457,PP23458,PP23459,PP23460,PP23461,PP23462,PP23467,PP23468,PP23469
CCC	PP23462
Internal Standard/PEM	
ICV/I.BLK	PP23469
Surrogate Standard	
MS/MSD Standard	
LCS Standard	

45	P4602-38MS	PS028436.D	12 Nov 2024 04:35	AR\AJ	Ok,M
46	P4602-39MSD	PS028437.D	12 Nov 2024 04:59	AR\AJ	Ok,M
47	P4722-03	PS028438.D	12 Nov 2024 05:23	AR\AJ	Ok
48	P4722-13	PS028439.D	12 Nov 2024 05:47	AR\AJ	Ok
49	P4738-02	PS028440.D	12 Nov 2024 06:11	AR\AJ	Ok
50	I.BLK	PS028441.D	12 Nov 2024 06:35	AR\AJ	Ok
51	HSTDCCC750	PS028442.D	12 Nov 2024 06:59	AR\AJ	Ok,M
52	P4789-01	PS028443.D	12 Nov 2024 07:23	AR\AJ	Ok
53	P4792-03	PS028444.D	12 Nov 2024 07:47	AR\AJ	Ok
54	P4738-02	PS028445.D	12 Nov 2024 08:11	AR\AJ	Ok
55	P4602-28	PS028446.D	12 Nov 2024 09:04	AR\AJ	Ok,M
56	I.BLK	PS028447.D	12 Nov 2024 09:28	AR\AJ	Ok
57	HSTDCCC750	PS028448.D	12 Nov 2024 09:52	AR\AJ	Ok,M

M : Manual Integration

284 Sheffield Street, Mountainside, New Jersey 07092, Phone : 908 789 8900,
Fax : 908 789 8922

Instrument ID: ECD_S

Daily Analysis Runlog For Sequence/QCBatch ID # PS110524

Review By	Abdul	Review On	11/6/2024 10:27:27 AM		
Supervise By	Ankita	Supervise On	11/6/2024 1:07:27 PM		
SubDirectory	PS110524	HP Acquire Method		HP Processing Method	ps110524 8151

STD. NAME	STD REF.#
Tune/Reschk	
Initial Calibration Stds	P23457,PP23458,PP23459,PP23460,PP23461,PP23462,PP23467,PP23468,PP23469
CCC	PP23462
Internal Standard/PEM	
ICV/I.BLK	PP23469
Surrogate Standard	
MS/MSD Standard	
LCS Standard	

Sr#	SampleId	ClientID	Data File Name	Date-Time	Comment	Operator	Status
1	HEXANE	HEXANE	PS028216.D	05 Nov 2024 16:59		AR\AJ	Ok
2	I.BLK	I.BLK	PS028217.D	05 Nov 2024 17:23		AR\AJ	Ok
3	HSTDICC200	HSTDICC200	PS028218.D	05 Nov 2024 17:47		AR\AJ	Ok,M
4	HSTDICC500	HSTDICC500	PS028219.D	05 Nov 2024 18:11		AR\AJ	Ok,M
5	HSTDICC750	HSTDICC750	PS028220.D	05 Nov 2024 18:36		AR\AJ	Ok
6	HSTDICC1000	HSTDICC1000	PS028221.D	05 Nov 2024 18:59		AR\AJ	Ok,M
7	HSTDICC1500	HSTDICC1500	PS028222.D	05 Nov 2024 19:23		AR\AJ	Ok
8	HSTDICV750	ICVPS110524	PS028223.D	05 Nov 2024 19:48		AR\AJ	Ok
9	I.BLK	I.BLK	PS028224.D	05 Nov 2024 20:12		AR\AJ	Ok
10	HSTDCCC750	HSTDCCC750	PS028225.D	05 Nov 2024 20:36		AR\AJ	Ok
11	P4663-02	TENNANT-PAD-2-3-ST	PS028226.D	05 Nov 2024 21:00		AR\AJ	Ok,M
12	P4663-04	RES-BUILDING-PAD-N	PS028227.D	05 Nov 2024 21:24		AR\AJ	Ok,M
13	P4663-06	RES-BUILDING-PAD-N	PS028228.D	05 Nov 2024 21:48		AR\AJ	Ok,M
14	P4663-08	RES-BUILDING-PAD-N	PS028229.D	05 Nov 2024 22:12		AR\AJ	Ok,M
15	PB164641BL	PB164641BL	PS028230.D	05 Nov 2024 22:36		AR\AJ	Ok,M
16	PB164641BS	PB164641BS	PS028231.D	05 Nov 2024 23:00		AR\AJ	Ok,M
17	P4640-01	MH-3	PS028232.D	05 Nov 2024 23:24		AR\AJ	Ok,M
18	P4643-01	BP-F9-ADDITIONAL	PS028233.D	05 Nov 2024 23:48		AR\AJ	Ok,M

284 Sheffield Street, Mountainside, New Jersey 07092, Phone : 908 789 8900,
Fax : 908 789 8922

Instrument ID: ECD_S

Daily Analysis Runlog For Sequence/QCBatch ID # PS110524

Review By	Abdul	Review On	11/6/2024 10:27:27 AM		
Supervise By	Ankita	Supervise On	11/6/2024 1:07:27 PM		
SubDirectory	PS110524	HP Acquire Method		HP Processing Method	ps110524 8151

STD. NAME	STD REF.#
Tune/Reschk	
Initial Calibration Stds	P23457,PP23458,PP23459,PP23460,PP23461,PP23462,PP23467,PP23468,PP23469
CCC	PP23462
Internal Standard/PEM	
ICV/I.BLK	PP23469
Surrogate Standard	
MS/MSD Standard	
LCS Standard	

19	P4643-05	BP-F8	PS028234.D	06 Nov 2024 00:12		AR\AJ	Ok,M
20	P4643-09	TP-9	PS028235.D	06 Nov 2024 00:36	Surrogate Fail	AR\AJ	ReRun
21	I.BLK	I.BLK	PS028236.D	06 Nov 2024 01:00		AR\AJ	Ok,M
22	HSTDCCC750	HSTDCCC750	PS028237.D	06 Nov 2024 01:24	CCC failling in higher side	AR\AJ	Ok
23	P4645-01	Z-02-WC	PS028238.D	06 Nov 2024 01:48		AR\AJ	Ok,M
24	P4659-01	MH-2	PS028239.D	06 Nov 2024 02:12		AR\AJ	Ok,M
25	P4602-43	CC0R8	PS028240.D	06 Nov 2024 04:36		AR\AJ	Not Ok
26	P4602-44MS	CC0R8MS	PS028241.D	06 Nov 2024 05:00	Some compound recovery fail	AR\AJ	Not Ok
27	P4602-45MSD	CC0R8MSD	PS028242.D	06 Nov 2024 05:24	Some compound recovery fail	AR\AJ	Not Ok
28	PB164519BL	PB164519BL	PS028243.D	06 Nov 2024 05:48		AR\AJ	Not Ok
29	PB164519BS	PB164519BS	PS028244.D	06 Nov 2024 06:12	Some compound recovery fail	AR\AJ	Not Ok
30	PB164393TB	PB164393TB	PS028245.D	06 Nov 2024 06:36	Surrogate Fail	AR\AJ	Not Ok
31	P4578-06	WB-305-BOT	PS028246.D	06 Nov 2024 07:00		AR\AJ	Not Ok
32	I.BLK	I.BLK	PS028247.D	06 Nov 2024 07:24		AR\AJ	Ok
33	HSTDCCC750	HSTDCCC750	PS028248.D	06 Nov 2024 07:48	CCC failling in higher side	AR\AJ	Ok

M : Manual Integration

284 Sheffield Street, Mountainside, New Jersey 07092, Phone : 908 789 8900,
Fax : 908 789 8922

Instrument ID: ECD_S

Daily Analysis Runlog For Sequence/QCBatch ID # PS110624

Review By	Abdul	Review On	11/8/2024 11:03:42 AM		
Supervise By	Ankita	Supervise On	11/8/2024 11:06:06 AM		
SubDirectory	PS110624	HP Acquire Method		HP Processing Method	ps110624 8151

STD. NAME	STD REF.#
Tune/Reschk	
Initial Calibration Stds	P23457,PP23458,PP23459,PP23460,PP23461,PP23462,PP23467,PP23468,PP23469
CCC	PP23462
Internal Standard/PEM	
ICV/I.BLK	PP23469
Surrogate Standard	
MS/MSD Standard	
LCS Standard	

Sr#	SampleId	ClientID	Data File Name	Date-Time	Comment	Operator	Status
1	HEXANE	HEXANE	PS028251.D	06 Nov 2024 09:00		AR\AJ	Ok
2	I.BLK	I.BLK	PS028252.D	06 Nov 2024 09:24		AR\AJ	Ok
3	HSTDICC200	HSTDICC200	PS028253.D	06 Nov 2024 09:48		AR\AJ	Ok
4	HSTDICC500	HSTDICC500	PS028254.D	06 Nov 2024 10:12		AR\AJ	Ok,M
5	HSTDICC750	HSTDICC750	PS028255.D	06 Nov 2024 10:36		AR\AJ	Ok
6	HSTDICC1000	HSTDICC1000	PS028256.D	06 Nov 2024 11:00		AR\AJ	Ok,M
7	HSTDICC1500	HSTDICC1500	PS028257.D	06 Nov 2024 11:24		AR\AJ	Ok
8	HSTDICV750	ICVPS110624	PS028258.D	06 Nov 2024 11:48		AR\AJ	Ok,M
9	I.BLK	I.BLK	PS028259.D	06 Nov 2024 12:14		AR\AJ	Ok
10	HSTDCCC750	HSTDCCC750	PS028260.D	06 Nov 2024 12:38		AR\AJ	Ok
11	P4643-09RE	TP-9RE	PS028261.D	06 Nov 2024 13:02	Surrogate fail	AR\AJ	Confirms
12	PB164519BL	PB164519BL	PS028262.D	06 Nov 2024 13:26		AR\AJ	Ok,M
13	PB164519BS	PB164519BS	PS028263.D	06 Nov 2024 13:50		AR\AJ	Ok
14	PB164393TB	PB164393TB	PS028264.D	06 Nov 2024 14:14	Surrogate Fail	AR\AJ	Not Ok
15	P4578-06	WB-305-BOT	PS028265.D	06 Nov 2024 15:23		AR\AJ	Ok,M
16	P4682-01	BELL-SHOP-RAGS	PS028266.D	06 Nov 2024 15:50		AR\AJ	Ok,M
17	P4667-01	BP-F-6	PS028267.D	06 Nov 2024 16:14		AR\AJ	Ok,M
18	P4667-05	BP-F-5	PS028268.D	06 Nov 2024 16:39		AR\AJ	Ok,M

Alliance TECHNICAL GROUP
284 Sheffield Street, Mountainside, New Jersey 07092, Phone : 908 789 8900,
Fax : 908 789 8922

Instrument ID: ECD_S

Daily Analysis Runlog For Sequence/QCBatch ID # PS110624

Review By	Abdul	Review On	11/8/2024 11:03:42 AM		
Supervise By	Ankita	Supervise On	11/8/2024 11:06:06 AM		
SubDirectory	PS110624	HP Acquire Method		HP Processing Method	ps110624 8151

STD. NAME	STD REF.#
Tune/Reschk	
Initial Calibration Stds	P23457,PP23458,PP23459,PP23460,PP23461,PP23462,PP23467,PP23468,PP23469
CCC	PP23462
Internal Standard/PEM	
ICV/I.BLK	PP23469
Surrogate Standard	
MS/MSD Standard	
LCS Standard	

19	P4667-09	TP-10	PS028269.D	06 Nov 2024 17:03		AR\AJ	Ok,M
20	P4667-13	BP-F-7	PS028270.D	06 Nov 2024 17:27		AR\AJ	Ok,M
21	I.BLK	I.BLK	PS028271.D	06 Nov 2024 17:51		AR\AJ	Ok,M
22	HSTDCCC750	HSTDCCC750	PS028272.D	06 Nov 2024 18:15		AR\AJ	Ok,M
23	P4679-01	MH-1	PS028273.D	06 Nov 2024 18:39		AR\AJ	Ok,M
24	P4680-01	BP-F26	PS028274.D	06 Nov 2024 19:03		AR\AJ	Ok,M
25	P4680-05	BP-F25	PS028275.D	06 Nov 2024 19:27		AR\AJ	Ok,M
26	P4695-01	Z-01	PS028276.D	06 Nov 2024 19:51		AR\AJ	Ok,M
27	P4693-01	BP-G5-WC	PS028277.D	06 Nov 2024 20:15		AR\AJ	Ok,M
28	P4693-05	BP-G4-WC	PS028278.D	06 Nov 2024 20:39		AR\AJ	Ok,M
29	P4711-01	CF-613-COMP-16	PS028279.D	06 Nov 2024 21:03		AR\AJ	Ok,M
30	P4711-06	CF-613-COMP-17	PS028280.D	06 Nov 2024 21:27		AR\AJ	Ok,M
31	P4719-01	BAYAVE-STOCKPILE	PS028281.D	06 Nov 2024 21:51		AR\AJ	Ok,M
32	PB164703BL	PB164703BL	PS028282.D	06 Nov 2024 22:15		AR\AJ	Ok,M
33	I.BLK	I.BLK	PS028283.D	06 Nov 2024 22:39		AR\AJ	Ok,M
34	HSTDCCC750	HSTDCCC750	PS028284.D	06 Nov 2024 23:03		AR\AJ	Ok,M
35	PB164703BS	PB164703BS	PS028285.D	06 Nov 2024 23:51		AR\AJ	Ok
36	PB164494BS	PB164494BS	PS028286.D	07 Nov 2024 00:15		AR\AJ	Ok,M
37	PB164494BSD	PB164494BSD	PS028287.D	07 Nov 2024 00:39		AR\AJ	Ok,M

284 Sheffield Street, Mountainside, New Jersey 07092, Phone : 908 789 8900,
Fax : 908 789 8922

Instrument ID: ECD_S

Daily Analysis Runlog For Sequence/QCBatch ID # PS110624

Review By	Abdul	Review On	11/8/2024 11:03:42 AM		
Supervise By	Ankita	Supervise On	11/8/2024 11:06:06 AM		
SubDirectory	PS110624	HP Acquire Method		HP Processing Method	ps110624 8151

STD. NAME	STD REF.#
Tune/Reschk	
Initial Calibration Stds	P23457,PP23458,PP23459,PP23460,PP23461,PP23462,PP23467,PP23468,PP23469
CCC	PP23462
Internal Standard/PEM	
ICV/I.BLK	PP23469
Surrogate Standard	
MS/MSD Standard	
LCS Standard	

38	PB164578BS	PB164578BS	PS028288.D	07 Nov 2024 01:04		AR\AJ	Ok,M
39	P4694-01	Z-03A	PS028289.D	07 Nov 2024 01:28		AR\AJ	Ok,M
40	P4694-05	Z-04	PS028290.D	07 Nov 2024 01:52		AR\AJ	Ok,M
41	P4578-06MS	WB-305-BOTMS	PS028291.D	07 Nov 2024 02:16	Some compound recovery fail	AR\AJ	Ok,M
42	P4578-06MSD	WB-305-BOTMSD	PS028292.D	07 Nov 2024 02:40	Some compound recovery fail	AR\AJ	Ok,M
43	P4578-08	WB-305-BOT-1	PS028293.D	07 Nov 2024 03:04		AR\AJ	Ok,M
44	PB164559BL	PB164559BL	PS028294.D	07 Nov 2024 03:28		AR\AJ	Ok,M
45	PB164559BS	PB164559BS	PS028295.D	07 Nov 2024 03:52		AR\AJ	Ok,M
46	I.BLK	I.BLK	PS028296.D	07 Nov 2024 04:16		AR\AJ	Ok
47	HSTDCCC750	HSTDCCC750	PS028297.D	07 Nov 2024 04:40		AR\AJ	Ok,M
48	P4601-19	C0PI0	PS028298.D	07 Nov 2024 05:28		AR\AJ	Ok,M
49	P4601-20	C0PI2	PS028299.D	07 Nov 2024 05:52		AR\AJ	Ok,M
50	P4601-21	C0PI6	PS028300.D	07 Nov 2024 06:16		AR\AJ	Ok,M
51	P4601-22	C0PI8	PS028301.D	07 Nov 2024 06:40		AR\AJ	Ok,M
52	P4601-23	C0PI9	PS028302.D	07 Nov 2024 07:04		AR\AJ	Ok,M
53	P4601-24	CC0P1	PS028303.D	07 Nov 2024 07:28		AR\AJ	Ok,M
54	P4601-25	CC0P3	PS028304.D	07 Nov 2024 07:52		AR\AJ	Ok,M
55	P4601-26	CC0P5	PS028305.D	07 Nov 2024 08:16		AR\AJ	Ok,M
56	P4601-27	CC0P7	PS028306.D	07 Nov 2024 08:40		AR\AJ	Ok,M

284 Sheffield Street, Mountainside, New Jersey 07092, Phone : 908 789 8900,
Fax : 908 789 8922

Instrument ID: ECD_S

Daily Analysis Runlog For Sequence/QCBatch ID # PS110624

Review By	Abdul	Review On	11/8/2024 11:03:42 AM		
Supervise By	Ankita	Supervise On	11/8/2024 11:06:06 AM		
SubDirectory	PS110624	HP Acquire Method		HP Processing Method	ps110624 8151

STD. NAME	STD REF.#
Tune/Reschk	
Initial Calibration Stds	P23457,PP23458,PP23459,PP23460,PP23461,PP23462,PP23467,PP23468,PP23469
CCC	PP23462
Internal Standard/PEM	
ICV/I.BLK	PP23469
Surrogate Standard	
MS/MSD Standard	
LCS Standard	

57	P4601-28	CC0P9	PS028307.D	07 Nov 2024 09:04		AR\AJ	Ok,M
58	I.BLK	I.BLK	PS028308.D	07 Nov 2024 09:28		AR\AJ	Ok
59	HSTDCCC750	HSTDCCC750	PS028309.D	07 Nov 2024 09:52		AR\AJ	Ok,M
60	P4660-03	WC-TA2-01-C	PS028310.D	07 Nov 2024 10:16		AR\AJ	Ok
61	P4660-07	WC-WOOD-01-C	PS028311.D	07 Nov 2024 10:40		AR\AJ	Ok,M
62	P4660-11	WC-CONCRETE-01-C	PS028312.D	07 Nov 2024 11:04		AR\AJ	Ok,M
63	P4660-03MS	WC-TA2-01-CMS	PS028313.D	07 Nov 2024 11:28		AR\AJ	Ok,M
64	P4660-03MSD	WC-TA2-01-CMSD	PS028314.D	07 Nov 2024 11:52		AR\AJ	Ok,M
65	PB164752BL	PB164752BL	PS028315.D	07 Nov 2024 12:16		AR\AJ	Ok,M
66	PB164752BS	PB164752BS	PS028316.D	07 Nov 2024 12:40		AR\AJ	Ok
67	PB164560TB	PB164560TB	PS028317.D	07 Nov 2024 13:04		AR\AJ	Ok,M
68	P4368-07	LOD-MDL-WATER-01-(	PS028318.D	07 Nov 2024 13:28		AR\AJ	Ok,M
69	I.BLK	I.BLK	PS028319.D	07 Nov 2024 13:52		AR\AJ	Ok
70	HSTDCCC750	HSTDCCC750	PS028320.D	07 Nov 2024 14:16		AR\AJ	Ok,M
71	P4601-29	CC0Q1	PS028321.D	07 Nov 2024 14:40	Closing CCC Fail	AR\AJ	Not Ok
72	P4601-30	CC0Q6	PS028322.D	07 Nov 2024 15:05	Closing CCC Fail	AR\AJ	Not Ok
73	P4601-31	CC0Q8	PS028323.D	07 Nov 2024 15:29	Closing CCC Fail	AR\AJ	Not Ok
74	P4601-32	CC0R3	PS028324.D	07 Nov 2024 15:53	Closing CCC Fail	AR\AJ	Not Ok
75	P4601-33	CC0R4	PS028325.D	07 Nov 2024 16:17	Closing CCC Fail	AR\AJ	Not Ok

284 Sheffield Street, Mountainside, New Jersey 07092, Phone : 908 789 8900,
Fax : 908 789 8922

Instrument ID: ECD_S

Daily Analysis Runlog For Sequence/QCBatch ID # PS110624

Review By	Abdul	Review On	11/8/2024 11:03:42 AM		
Supervise By	Ankita	Supervise On	11/8/2024 11:06:06 AM		
SubDirectory	PS110624	HP Acquire Method		HP Processing Method	ps110624 8151

STD. NAME	STD REF.#
Tune/Reschk	
Initial Calibration Stds	P23457,PP23458,PP23459,PP23460,PP23461,PP23462,PP23467,PP23468,PP23469
CCC	PP23462
Internal Standard/PEM	
ICV/I.BLK	PP23469
Surrogate Standard	
MS/MSD Standard	
LCS Standard	

76	P4601-34	CC0R5	PS028326.D	07 Nov 2024 16:41	Closing CCC Fail	AR\AJ	Not Ok
77	P4601-35	CC0R6	PS028327.D	07 Nov 2024 17:05	Closing CCC Fail	AR\AJ	Not Ok
78	P4601-36	CC0R7	PS028328.D	07 Nov 2024 17:29	Closing CCC Fail	AR\AJ	Not Ok
79	P4601-37MS	CC0R7MS	PS028329.D	07 Nov 2024 17:53	Closing CCC Fail	AR\AJ	Not Ok
80	P4601-37MSD	CC0R7MSD	PS028330.D	07 Nov 2024 18:17	Closing CCC Fail	AR\AJ	Not Ok
81	I.BLK	I.BLK	PS028331.D	07 Nov 2024 18:41	Closing CCC Fail	AR\AJ	Not Ok
82	HSTDCCC750	HSTDCCC750	PS028332.D	07 Nov 2024 19:05	CCC Fail	AR\AJ	Not Ok

M : Manual Integration

284 Sheffield Street, Mountainside, New Jersey 07092, Phone : 908 789 8900,
Fax : 908 789 8922

Instrument ID: ECD_S

Daily Analysis Runlog For Sequence/QCBatch ID # PS110924

Review By	Abdul	Review On	11/11/2024 5:07:36 PM		
Supervise By	Ankita	Supervise On	11/12/2024 8:59:40 AM		
SubDirectory	PS110924	HP Acquire Method		HP Processing Method	ps110924 8151

STD. NAME	STD REF.#
Tune/Reschk	
Initial Calibration Stds	P23457,PP23458,PP23459,PP23460,PP23461,PP23462,PP23467,PP23468,PP23469
CCC	PP23462
Internal Standard/PEM	
ICV/I.BLK	PP23469
Surrogate Standard	
MS/MSD Standard	
LCS Standard	

Sr#	SampleId	ClientID	Data File Name	Date-Time	Comment	Operator	Status
1	HEXANE	HEXANE	PS028354.D	08 Nov 2024 14:00		AR\AJ	Ok
2	I.BLK	I.BLK	PS028355.D	08 Nov 2024 14:25		AR\AJ	Ok
3	HSTDICC200	HSTDICC200	PS028356.D	08 Nov 2024 15:13		AR\AJ	Ok
4	HSTDICC500	HSTDICC500	PS028357.D	08 Nov 2024 15:46		AR\AJ	Ok,M
5	HSTDICC750	HSTDICC750	PS028358.D	08 Nov 2024 16:10		AR\AJ	Ok
6	HSTDICC1000	HSTDICC1000	PS028359.D	08 Nov 2024 16:34		AR\AJ	Ok
7	HSTDICC1500	HSTDICC1500	PS028360.D	08 Nov 2024 16:58		AR\AJ	Ok
8	HSTDICV750	ICVPS110924	PS028361.D	08 Nov 2024 17:22		AR\AJ	Ok
9	I.BLK	I.BLK	PS028362.D	08 Nov 2024 17:46		AR\AJ	Ok,M
10	HSTDCCC750	HSTDCCC750	PS028363.D	08 Nov 2024 18:10		AR\AJ	Ok
11	P4700-01	MH-8	PS028364.D	08 Nov 2024 18:34		AR\AJ	Ok,M
12	P4701-01	BP-F3	PS028365.D	08 Nov 2024 18:58		AR\AJ	Ok,M
13	P4701-05	BP-F4	PS028366.D	08 Nov 2024 19:22		AR\AJ	Ok
14	PB164754BL	PB164754BL	PS028367.D	08 Nov 2024 19:46		AR\AJ	Ok
15	PB164754BS	PB164754BS	PS028368.D	08 Nov 2024 20:10		AR\AJ	Ok,M
16	P4722-03	WC-1(0-6)	PS028369.D	08 Nov 2024 20:34	2,4-DCAA low in both column	AR\AJ	Not Ok
17	P4722-08	WC-2(0-6)	PS028370.D	08 Nov 2024 20:58		AR\AJ	Ok,M
18	P4722-13	WC-3(0-6)	PS028371.D	08 Nov 2024 21:22	2,4-DCAA Low in both column	AR\AJ	Not Ok

284 Sheffield Street, Mountainside, New Jersey 07092, Phone : 908 789 8900,
Fax : 908 789 8922

Instrument ID: ECD_S

Daily Analysis Runlog For Sequence/QCBatch ID # PS110924

Review By	Abdul	Review On	11/11/2024 5:07:36 PM		
Supervise By	Ankita	Supervise On	11/12/2024 8:59:40 AM		
SubDirectory	PS110924	HP Acquire Method		HP Processing Method	ps110924 8151

STD. NAME	STD REF.#
Tune/Reschk	
Initial Calibration Stds	P23457,PP23458,PP23459,PP23460,PP23461,PP23462,PP23467,PP23468,PP23469
CCC	PP23462
Internal Standard/PEM	
ICV/I.BLK	PP23469
Surrogate Standard	
MS/MSD Standard	
LCS Standard	

19	P4739-01	TP-14	PS028372.D	08 Nov 2024 21:46		AR\AJ	Ok,M
20	P4739-01MS	TP-14MS	PS028373.D	08 Nov 2024 22:10	Some compound recovery fail	AR\AJ	Ok,M
21	P4739-01MSD	TP-14MSD	PS028374.D	08 Nov 2024 22:34	Some compound recovery fail	AR\AJ	Ok,M
22	P4739-05	BP-G2	PS028375.D	08 Nov 2024 22:58		AR\AJ	Ok
23	P4739-09	BP-B2	PS028376.D	08 Nov 2024 23:22		AR\AJ	Ok,M
24	P4739-13	TP-11	PS028377.D	08 Nov 2024 23:46		AR\AJ	Ok,M
25	I.BLK	I.BLK	PS028378.D	09 Nov 2024 00:10		AR\AJ	Ok
26	HSTDCCC750	HSTDCCC750	PS028379.D	09 Nov 2024 00:34		AR\AJ	Ok
27	P4601-24RE	CC0P1RE	PS028380.D	09 Nov 2024 00:58	Closing CCC fail,	AR\AJ	Not Ok
28	P4601-25RE	CC0P3RE	PS028381.D	09 Nov 2024 01:22	Closing CCC fail,	AR\AJ	Not Ok
29	P4601-26RE	CC0P5RE	PS028382.D	09 Nov 2024 01:46	Closing CCC fail,	AR\AJ	Not Ok
30	P4602-43	CC0R8	PS028383.D	09 Nov 2024 02:10	, Closing CCC fail	AR\AJ	Not Ok
31	P4602-44MS	CC0R8MS	PS028384.D	09 Nov 2024 02:34	Some compound recovery fail, Closing CCC fail	AR\AJ	Not Ok
32	P4602-45MSD	CC0R8MSD	PS028385.D	09 Nov 2024 02:58	Some compound recovery fail, Closing CCC fail	AR\AJ	Not Ok
33	P4602-40	CC0R6	PS028386.D	09 Nov 2024 03:22	Closing CCC fail	AR\AJ	Not Ok
34	P4602-41MS	CC0R6MS	PS028387.D	09 Nov 2024 03:46	Some compound recovery fail, Closing CCC fail	AR\AJ	Not Ok
35	P4602-42MSD	CC0R6MSD	PS028388.D	09 Nov 2024 04:10	Some compound recovery fail, RPD fail, Closing CCC fail	AR\AJ	Not Ok
36	PB164393TB	PB164393TB	PS028389.D	09 Nov 2024 04:34	Closing CCC fail	AR\AJ	Not Ok

284 Sheffield Street, Mountainside, New Jersey 07092, Phone : 908 789 8900,
Fax : 908 789 8922

Instrument ID: ECD_S

Daily Analysis Runlog For Sequence/QCBatch ID # PS110924

Review By	Abdul	Review On	11/11/2024 5:07:36 PM		
Supervise By	Ankita	Supervise On	11/12/2024 8:59:40 AM		
SubDirectory	PS110924	HP Acquire Method		HP Processing Method	ps110924 8151

STD. NAME	STD REF.#
Tune/Reschk	
Initial Calibration Stds	P23457,PP23458,PP23459,PP23460,PP23461,PP23462,PP23467,PP23468,PP23469
CCC	PP23462
Internal Standard/PEM	
ICV/I.BLK	PP23469
Surrogate Standard	
MS/MSD Standard	
LCS Standard	

37	I.BLK	I.BLK	PS028390.D	09 Nov 2024 04:58	Closing CCC fail	AR\AJ	Not Ok
38	HSTDCCC750	HSTDCCC750	PS028391.D	09 Nov 2024 05:22	CCC fail	AR\AJ	Not Ok

M : Manual Integration

284 Sheffield Street, Mountainside, New Jersey 07092, Phone : 908 789 8900,
Fax : 908 789 8922

Instrument ID: ECD_S

Daily Analysis Runlog For Sequence/QCBatch ID # PS111124

Review By	yogesh	Review On	11/12/2024 5:16:17 AM		
Supervise By	Ankita	Supervise On	11/12/2024 9:00:51 AM		
SubDirectory	PS111124	HP Acquire Method		HP Processing Method	ps110924 8151

STD. NAME	STD REF.#
Tune/Reschk	
Initial Calibration Stds	P23457,PP23458,PP23459,PP23460,PP23461,PP23462,PP23467,PP23468,PP23469
CCC	PP23462
Internal Standard/PEM	
ICV/I.BLK	PP23469
Surrogate Standard	
MS/MSD Standard	
LCS Standard	

Sr#	SampleId	ClientID	Data File Name	Date-Time	Comment	Operator	Status
1	HEXANE	HEXANE	PS028392.D	11 Nov 2024 10:00		AR\AJ	Ok
2	I.BLK	I.BLK	PS028393.D	11 Nov 2024 10:24		AR\AJ	Ok
3	HSTDCCC750	HSTDCCC750	PS028394.D	11 Nov 2024 10:48		AR\AJ	Ok,M
4	P4601-29	CC0Q1	PS028395.D	11 Nov 2024 12:05		AR\AJ	Ok
5	P4601-30	CC0Q6	PS028396.D	11 Nov 2024 12:29		AR\AJ	Ok
6	P4601-31	CC0Q8	PS028397.D	11 Nov 2024 12:56		AR\AJ	Ok
7	P4601-32	CC0R3	PS028398.D	11 Nov 2024 13:20		AR\AJ	Ok
8	P4601-33	CC0R4	PS028399.D	11 Nov 2024 13:44		AR\AJ	Ok,M
9	P4601-34	CC0R5	PS028400.D	11 Nov 2024 14:08		AR\AJ	Ok,M
10	P4601-35	CC0R6	PS028401.D	11 Nov 2024 14:32		AR\AJ	Ok,M
11	P4601-36	CC0R7	PS028402.D	11 Nov 2024 14:57		AR\AJ	Ok,M
12	P4601-37MS	CC0R7MS	PS028403.D	11 Nov 2024 15:21	some comp. recovery fail	AR\AJ	Ok,M
13	P4601-38MSD	CC0R7MSD	PS028404.D	11 Nov 2024 15:45	some comp. recovery fail	AR\AJ	Ok,M
14	I.BLK	I.BLK	PS028405.D	11 Nov 2024 16:09		AR\AJ	Ok
15	HSTDCCC750	HSTDCCC750	PS028406.D	11 Nov 2024 16:33		AR\AJ	Ok,M
16	P4602-43	CC0R8	PS028407.D	11 Nov 2024 16:57		AR\AJ	Ok
17	P4602-44MS	CC0R8MS	PS028408.D	11 Nov 2024 17:21		AR\AJ	Ok,M
18	P4602-45MSD	CC0R8MSD	PS028409.D	11 Nov 2024 17:45		AR\AJ	Ok,M

284 Sheffield Street, Mountainside, New Jersey 07092, Phone : 908 789 8900,
Fax : 908 789 8922

Instrument ID: ECD_S

Daily Analysis Runlog For Sequence/QCBatch ID # PS111124

Review By	yogesh	Review On	11/12/2024 5:16:17 AM		
Supervise By	Ankita	Supervise On	11/12/2024 9:00:51 AM		
SubDirectory	PS111124	HP Acquire Method		HP Processing Method	ps110924 8151

STD. NAME	STD REF.#
Tune/Reschk	
Initial Calibration Stds	P23457,PP23458,PP23459,PP23460,PP23461,PP23462,PP23467,PP23468,PP23469
CCC	PP23462
Internal Standard/PEM	
ICV/I.BLK	PP23469
Surrogate Standard	
MS/MSD Standard	
LCS Standard	

19	P4602-40	CC0R6	PS028410.D	11 Nov 2024 18:10		AR\AJ	Ok
20	P4602-41MS	CC0R6MS	PS028411.D	11 Nov 2024 18:34		AR\AJ	Ok,M
21	P4602-42MSD	CC0R6MSD	PS028412.D	11 Nov 2024 18:58		AR\AJ	Ok,M
22	PB164393TB	PB164393TB	PS028413.D	11 Nov 2024 19:22		AR\AJ	Ok
23	PB164725BL	PB164725BL	PS028414.D	11 Nov 2024 19:46		AR\AJ	Ok
24	PB164725BS	PB164725BS	PS028415.D	11 Nov 2024 20:10		AR\AJ	Ok,M
25	P4602-19	C0P17	PS028416.D	11 Nov 2024 20:34		AR\AJ	Ok,M
26	I.BLK	I.BLK	PS028417.D	11 Nov 2024 20:58		AR\AJ	Ok
27	HSTDCCC750	HSTDCCC750	PS028418.D	11 Nov 2024 21:22		AR\AJ	Ok,M
28	P4602-21	CC0P2	PS028419.D	11 Nov 2024 21:46		AR\AJ	Ok,M
29	P4602-22	CC0P4	PS028420.D	11 Nov 2024 22:10		AR\AJ	Ok,M
30	P4602-23	CC0P6	PS028421.D	11 Nov 2024 22:34		AR\AJ	Ok
31	P4602-24	CC0P8	PS028422.D	11 Nov 2024 22:58		AR\AJ	Ok,M
32	P4602-25	CC0Q0	PS028423.D	11 Nov 2024 23:22		AR\AJ	Ok,M
33	P4602-26	CC0Q2	PS028424.D	11 Nov 2024 23:46		AR\AJ	Ok,M
34	P4602-27	CC0Q3	PS028425.D	12 Nov 2024 00:10		AR\AJ	Ok,M
35	P4602-28	CC0Q4	PS028426.D	12 Nov 2024 00:34	injection error	AR\AJ	Not Ok
36	P4602-29	CC0Q5	PS028427.D	12 Nov 2024 00:58		AR\AJ	Ok,M
37	P4602-30	CC0Q7	PS028428.D	12 Nov 2024 01:23		AR\AJ	Ok,M

Alliance TECHNICAL GROUP
284 Sheffield Street, Mountainside, New Jersey 07092, Phone : 908 789 8900,
Fax : 908 789 8922

Instrument ID: ECD_S

Daily Analysis Runlog For Sequence/QCBatch ID # PS111124

Review By	yogesh	Review On	11/12/2024 5:16:17 AM		
Supervise By	Ankita	Supervise On	11/12/2024 9:00:51 AM		
SubDirectory	PS111124	HP Acquire Method		HP Processing Method	ps110924 8151

STD. NAME	STD REF.#
Tune/Reschk	
Initial Calibration Stds	P23457,PP23458,PP23459,PP23460,PP23461,PP23462,PP23467,PP23468,PP23469
CCC	PP23462
Internal Standard/PEM	
ICV/I.BLK	PP23469
Surrogate Standard	
MS/MSD Standard	
LCS Standard	

38	I.BLK	I.BLK	PS028429.D	12 Nov 2024 01:47		AR\AJ	Ok
39	HSTDCCC750	HSTDCCC750	PS028430.D	12 Nov 2024 02:11		AR\AJ	Ok
40	P4602-33	CC0R1	PS028431.D	12 Nov 2024 02:35		AR\AJ	Ok,M
41	P4602-34	CC0R2	PS028432.D	12 Nov 2024 02:59		AR\AJ	Ok,M
42	P4602-31	CC0Q9	PS028433.D	12 Nov 2024 03:23		AR\AJ	Ok,M
43	P4602-32	CC0R0	PS028434.D	12 Nov 2024 03:47		AR\AJ	Ok,M
44	P4602-37	CC0P0	PS028435.D	12 Nov 2024 04:11		AR\AJ	Ok,M
45	P4602-38MS	CC0P0MS	PS028436.D	12 Nov 2024 04:35	Some compound recovery fail	AR\AJ	Ok,M
46	P4602-39MSD	CC0P0MSD	PS028437.D	12 Nov 2024 04:59	Some compound recovery fail	AR\AJ	Ok,M
47	P4722-03	WC-1(0-6)	PS028438.D	12 Nov 2024 05:23		AR\AJ	Ok
48	P4722-13	WC-3(0-6)	PS028439.D	12 Nov 2024 05:47		AR\AJ	Ok
49	P4738-02	72-12018	PS028440.D	12 Nov 2024 06:11		AR\AJ	Ok
50	I.BLK	I.BLK	PS028441.D	12 Nov 2024 06:35		AR\AJ	Ok
51	HSTDCCC750	HSTDCCC750	PS028442.D	12 Nov 2024 06:59		AR\AJ	Ok,M
52	P4789-01	BP-F21	PS028443.D	12 Nov 2024 07:23		AR\AJ	Ok
53	P4792-03	OILY-STONE-DRUM	PS028444.D	12 Nov 2024 07:47		AR\AJ	Ok
54	P4738-02	72-12018	PS028445.D	12 Nov 2024 08:11		AR\AJ	Ok
55	P4602-28	CC0Q4	PS028446.D	12 Nov 2024 09:04		AR\AJ	Ok,M
56	I.BLK	I.BLK	PS028447.D	12 Nov 2024 09:28		AR\AJ	Ok

284 Sheffield Street, Mountainside, New Jersey 07092, Phone : 908 789 8900,
Fax : 908 789 8922

Instrument ID: ECD_S

Daily Analysis Runlog For Sequence/QCBatch ID # PS111124

Review By	yogesh	Review On	11/12/2024 5:16:17 AM		
Supervise By	Ankita	Supervise On	11/12/2024 9:00:51 AM		
SubDirectory	PS111124	HP Acquire Method		HP Processing Method	ps110924 8151

STD. NAME	STD REF.#
Tune/Reschk	
Initial Calibration Stds	P23457,PP23458,PP23459,PP23460,PP23461,PP23462,PP23467,PP23468,PP23469
CCC	PP23462
Internal Standard/PEM	
ICV/I.BLK	PP23469
Surrogate Standard	
MS/MSD Standard	
LCS Standard	

57	HSTDCCC750	HSTDCCC750	PS028448.D	12 Nov 2024 09:52		AR\AJ	Ok,M

M : Manual Integration

Alliance TECHNICAL GROUP

PERCENT SOLID

Supervisor: Iwona
Analyst: jignesh
Date: 10/30/2024

OVENTEMP IN Celsius(°C): 107
Time IN: 17:00
In Date: 10/29/2024
Weight Check 1.0g: 1.00
Weight Check 10g: 10.00
OvenID: M OVEN#1

OVENTEMP OUT Celsius(°C): 103
Time OUT: 08:15
Out Date: 10/30/2024
Weight Check 1.0g: 1.00
Weight Check 10g: 10.00
BalanceID: M SC-4
Thermometer ID: % SOLID- OVEN

QC: LB133188

Lab ID	Client SampleID	Dish #	Dish Wt(g) (A)	Sample Wt(g)	Dish + Sample Wt(g) (B)	Dish+Dry Sample Wt(g) (C)	% Solid	Comments
P4599-01	EX-1-TPH-1	1	1.15	8.84	9.99	8.33	81.2	
P4599-02	EX-1-TPH-2	2	1.15	8.38	9.53	8.01	81.9	
P4599-03	EX-1-TPH-3	3	1.18	8.79	9.97	8.64	84.9	
P4599-04	EX-1-TPH-4	4	1.19	8.75	9.94	8.75	86.4	
P4599-05	EX-1-TPH-5	5	1.12	8.86	9.98	8.57	84.1	
P4599-06	EX-1-TPH-6	6	1.17	8.61	9.78	8.25	82.2	
P4599-07	EX-1-TPH-7	7	1.18	8.66	9.84	8.34	82.7	
P4599-08	EX-1-TPH-8	8	1.18	8.66	9.84	8.49	84.4	
P4599-09	EX-1-TPH-9	9	1.15	8.81	9.96	8.94	88.4	
P4601-19	C0PI0	10	1.14	8.82	9.96	7.38	70.7	
P4601-20	C0PI2	11	1.18	8.42	9.6	9.15	94.7	
P4601-21	C0PI6	12	1.14	8.64	9.78	8.53	85.5	
P4601-22	C0PI8	13	1.15	8.84	9.99	8.31	81.0	
P4601-23	C0PI9	14	1.18	8.63	9.81	8.68	86.9	
P4601-24	CC0P1	15	1.13	8.70	9.83	9.42	95.3	
P4601-25	CC0P3	16	1.13	8.61	9.74	8.68	87.7	
P4601-26	CC0P5	17	1.17	8.55	9.72	8.77	88.9	
P4601-27	CC0P7	18	1.18	8.33	9.51	8.51	88.0	
P4601-28	CC0P9	19	1.15	8.56	9.71	8.71	88.3	
P4601-29	CC0Q1	20	1.17	8.53	9.7	8.68	88.0	
P4601-30	CC0Q6	21	1.16	8.69	9.85	9.22	92.8	
P4601-31	CC0Q8	22	1.16	8.50	9.66	8.35	84.6	
P4601-32	CC0R3	23	1.17	8.56	9.73	7.84	77.9	
P4601-33	CC0R4	24	1.16	8.42	9.58	7.19	71.6	
P4601-34	CC0R5	25	1.18	8.77	9.95	9.55	95.4	
P4601-35	CC0R6	26	1.14	8.62	9.76	9.25	94.1	
P4601-36	CC0R7	27	1.15	8.37	9.52	7.95	81.2	
P4601-37	P4601-36MS	28	1.15	8.37	9.52	7.95	81.2	

Alliance TECHNICAL GROUP

PERCENT SOLID

Supervisor: Iwona
Analyst: jignesh
Date: 10/30/2024

OVENTEMP IN Celsius(°C): 107
Time IN: 17:00
In Date: 10/29/2024
Weight Check 1.0g: 1.00
Weight Check 10g: 10.00
OvenID: M OVEN#1

OVENTEMP OUT Celsius(°C): 103
Time OUT: 08:15
Out Date: 10/30/2024
Weight Check 1.0g: 1.00
Weight Check 10g: 10.00
BalanceID: M SC-4
Thermometer ID: % SOLID- OVEN

QC: LB133188

Lab ID	Client SampleID	Dish #	Dish Wt(g) (A)	Sample Wt(g)	Dish + Sample Wt(g) (B)	Dish+Dry Sample Wt(g) (C)	% Solid	Comments
P4601-38	P4601-36MSD	29	1.15	8.37	9.52	7.95	81.2	
P4602-19	C0P17	30	1.17	8.65	9.82	9.06	91.2	
P4602-21	CC0P2	31	1.15	8.78	9.93	9.58	96.0	
P4602-22	CC0P4	32	1.14	8.41	9.55	9.17	95.5	
P4602-23	CC0P6	33	1.14	8.64	9.78	9.11	92.2	
P4602-24	CC0P8	34	1.18	8.57	9.75	8.71	87.9	
P4602-25	CC0Q0	35	1.16	8.40	9.56	8.7	89.8	
P4602-26	CC0Q2	36	1.13	8.54	9.67	8.43	85.5	
P4602-27	CC0Q3	37	1.13	8.47	9.6	6.8	66.9	
P4602-28	CC0Q4	38	1.16	8.42	9.58	7.84	79.3	
P4602-29	CC0Q5	39	1.15	8.38	9.53	7.64	77.4	
P4602-30	CC0Q7	40	1.15	8.78	9.93	8.61	85.0	
P4602-31	CC0Q9	41	1.14	8.79	9.93	9.57	95.9	
P4602-32	CC0R0	42	1.13	8.83	9.96	8.82	87.1	
P4602-33	CC0R1	43	1.15	8.66	9.81	7.9	77.9	
P4602-34	CC0R2	44	1.15	8.64	9.79	7.53	73.8	
P4602-37	CC0P0	45	1.15	8.57	9.72	9.1	92.8	
P4602-38	P4602-38MS	46	1.15	8.57	9.72	9.1	92.8	
P4602-39	P4602-38MSD	47	1.15	8.57	9.72	9.1	92.8	
P4602-40	CC0R6	48	1.15	8.62	9.77	9.3	94.5	
P4602-41	P4602-40MS	49	1.15	8.62	9.77	9.3	94.5	
P4602-42	P4602-40MSD	50	1.15	8.62	9.77	9.3	94.5	
P4602-43	CC0R8	51	1.15	8.41	9.56	8.85	91.6	
P4602-44	P4602-43MS	52	1.15	8.41	9.56	8.85	91.6	
P4602-45	P4602-43MSD	53	1.15	8.41	9.56	8.85	91.6	
P4605-01	TAPIAL2-SED02-102824-00-T2	54	1.16	8.51	9.67	8.99	92.0	
P4605-02	TAPIAL2-SED01-102824-00-T2	55	1.15	8.46	9.61	8.41	85.8	

PERCENT SOLID

Supervisor: Iwona
Analyst: jignesh
Date: 10/30/2024

OVENTEMP IN Celsius(°C): 107
Time IN: 17:00
In Date: 10/29/2024
Weight Check 1.0g: 1.00
Weight Check 10g: 10.00
OvenID: M OVEN#1

OVENTEMP OUT Celsius(°C): 103
Time OUT: 08:15
Out Date: 10/30/2024
Weight Check 1.0g: 1.00
Weight Check 10g: 10.00
BalanceID: M SC-4
Thermometer ID: % SOLID- OVEN

QC: LB133188

Lab ID	Client SampleID	Dish #	Dish Wt(g) (A)	Sample Wt(g)	Dish + Sample Wt(g) (B)	Dish+Dry Sample Wt(g) (C)	% Solid	Comments
P4605-03	TAPIAL3-SED01-102824-00-T2	56	1.17	8.61	9.78	8.85	89.2	
P4605-04	TAPHHA-SED01-102824-00-T2	57	1.15	8.43	9.58	8.32	85.1	
P4605-05	TAPHHA-SED02-102824-00-T2	58	1.15	8.65	9.8	5.88	54.7	
P4605-06	TAPLPR-SED11-102824-00-T2	59	1.16	8.50	9.66	7.76	77.6	
P4606-01	1	60	1.00	1.00	2.00	2.00	100.0	caluk
P4611-01	TP-1	61	1.18	8.80	9.98	9.52	94.8	
P4611-02	TP-1-E2	62	1.15	8.82	9.97	9.33	92.7	
P4611-04	TP-2	63	1.17	8.37	9.54	9.16	95.5	
P4611-05	TP-2-E2	64	1.12	8.45	9.57	9.33	97.2	
P4611-07	TP-3	65	1.15	8.47	9.62	9.35	96.8	
P4611-08	TP-3-E2	66	1.15	8.59	9.74	9.47	96.9	
P4611-10	TP-4	67	1.19	8.50	9.69	9.22	94.5	
P4611-11	TP-4-E2	68	1.16	8.50	9.66	9.24	95.1	
P4611-13	TP-5	69	1.14	8.58	9.72	9.33	95.5	
P4611-14	TP-5-E2	70	1.19	8.47	9.66	9.31	95.9	
P4611-16	TP-6	71	1.16	8.53	9.69	9.32	95.7	
P4611-17	TP-6-E2	72	1.15	8.63	9.78	9.39	95.5	
P4612-01	W029020-1-1	73	1.00	1.00	2.00	2.00	100.0	pilc
P4612-02	W029020-1-2	74	1.00	1.00	2.00	2.00	100.0	pilc
P4612-03	MOO-24-00335	75	1.15	8.54	9.69	9.38	96.4	
P4612-05	CONCRETE-PAD	76	1.00	1.00	2.00	2.00	100.0	CONCRETE sample
P4613-01	ARS20-0001	77	1.17	8.71	9.88	8.88	88.5	
P4614-01	NB-07-102924	78	1.17	8.80	9.97	8.43	82.5	
P4614-02	NB-07-102924-E2	79	1.14	8.74	9.88	8.61	85.5	
P4616-01	BP-F10	80	1.18	8.80	9.98	9.22	91.4	
P4616-02	BP-F10-EPH	81	1.17	8.53	9.7	8.71	88.4	
P4616-05	BP-F9-MOVED	82	1.15	8.80	9.95	8.93	88.4	

PERCENT SOLID

Supervisor: Iwona
Analyst: jignesh
Date: 10/30/2024

OVENTEMP IN Celsius(°C): 107
Time IN: 17:00
In Date: 10/29/2024
Weight Check 1.0g: 1.00
Weight Check 10g: 10.00
OvenID: M OVEN#1

OVENTEMP OUT Celsius(°C): 103
Time OUT: 08:15
Out Date: 10/30/2024
Weight Check 1.0g: 1.00
Weight Check 10g: 10.00
BalanceID: M SC-4
Thermometer ID: % SOLID- OVEN

QC: LB133188

Lab ID	Client SampleID	Dish #	Dish Wt(g) (A)	Sample Wt(g)	Dish + Sample Wt(g) (B)	Dish+Dry Sample Wt(g) (C)	% Solid	Comments
P4616-06	BP-F9-MOVED-EPH	83	1.16	8.67	9.83	8.83	88.5	
P4617-01	RO-SOIL	84	1.13	8.65	9.78	9.1	92.1	
P4617-02	RO-SOIL-E2	85	1.18	8.48	9.66	9.13	93.8	
P4617-03	CONCRETE-PILE	86	1.00	1.00	2.00	2.00	100.0	CONCRETE sample
P4618-01	HR-01-102924	87	1.15	8.46	9.61	9.22	95.4	
P4618-02	HR-01-102924-E2	88	1.15	8.83	9.98	9.62	95.9	
P4618-03	HR-04-102924	89	1.15	8.69	9.84	9.5	96.1	
P4618-04	HR-04-102924-E2	90	1.14	8.61	9.75	9.46	96.6	
P4619-01	SU-03-102924	91	1.15	8.57	9.72	9.05	92.2	
P4619-02	SU-03-102924-E2	92	1.17	8.36	9.53	8.8	91.3	
P4619-03	SU-04-102924	93	1.17	8.70	9.87	8.86	88.4	
P4619-04	SU-04-102924-E2	94	1.13	8.47	9.6	8.67	89.0	

$$\% \text{ Solid} = \frac{(C-A) * 100}{(B-A)}$$

WORKLIST(Hardcopy Internal Chain)

UB133188

WorkList Name : %1-102924 **WorkList ID :** 184886 **Department :** Wet-Chemistry **Date :** 10-29-2024 08:07:10

Sample	Customer Sample	Matrix	Test	Preservative	Customer	Raw Sample Storage Location	Collect Date	Method
P4599-01	EX-1-TPH-1	Solid	Percent Solids	Cool 4 deg C	ENTA05	K63	10/28/2024	Chemtech -SO
P4599-02	EX-1-TPH-2	Solid	Percent Solids	Cool 4 deg C	ENTA05	K63	10/28/2024	Chemtech -SO
P4599-03	EX-1-TPH-3	Solid	Percent Solids	Cool 4 deg C	ENTA05	K63	10/28/2024	Chemtech -SO
P4599-04	EX-1-TPH-4	Solid	Percent Solids	Cool 4 deg C	ENTA05	K63	10/28/2024	Chemtech -SO
P4599-05	EX-1-TPH-5	Solid	Percent Solids	Cool 4 deg C	ENTA05	K63	10/28/2024	Chemtech -SO
P4599-06	EX-1-TPH-6	Solid	Percent Solids	Cool 4 deg C	ENTA05	K63	10/28/2024	Chemtech -SO
P4599-07	EX-1-TPH-7	Solid	Percent Solids	Cool 4 deg C	ENTA05	K63	10/28/2024	Chemtech -SO
P4599-08	EX-1-TPH-8	Solid	Percent Solids	Cool 4 deg C	ENTA05	K63	10/28/2024	Chemtech -SO
P4599-09	EX-1-TPH-9	Solid	Percent Solids	Cool 4 deg C	ENTA05	K63	10/28/2024	Chemtech -SO
P4601-19	C0PI0	Solid	Percent Solids	Cool 4 deg C	TETR16	K31	10/22/2024	Chemtech -SO
P4601-20	C0PI2	Solid	Percent Solids	Cool 4 deg C	TETR16	K31	10/22/2024	Chemtech -SO
P4601-21	C0PI6	Solid	Percent Solids	Cool 4 deg C	TETR16	K31	10/22/2024	Chemtech -SO
P4601-22	C0PI8	Solid	Percent Solids	Cool 4 deg C	TETR16	K31	10/22/2024	Chemtech -SO
P4601-23	C0PI9	Solid	Percent Solids	Cool 4 deg C	TETR16	K31	10/22/2024	Chemtech -SO
P4601-24	CC0P1	Solid	Percent Solids	Cool 4 deg C	TETR16	K31	10/22/2024	Chemtech -SO
P4601-25	CC0P3	Solid	Percent Solids	Cool 4 deg C	TETR16	K31	10/22/2024	Chemtech -SO
P4601-26	CC0P5	Solid	Percent Solids	Cool 4 deg C	TETR16	K31	10/22/2024	Chemtech -SO
P4601-27	CC0P7	Solid	Percent Solids	Cool 4 deg C	TETR16	K31	10/22/2024	Chemtech -SO
P4601-28	CC0P9	Solid	Percent Solids	Cool 4 deg C	TETR16	K31	10/22/2024	Chemtech -SO
P4601-29	CC0Q1	Solid	Percent Solids	Cool 4 deg C	TETR16	K31	10/22/2024	Chemtech -SO
P4601-30	CC0Q6	Solid	Percent Solids	Cool 4 deg C	TETR16	K31	10/22/2024	Chemtech -SO

Date/Time 10/29/24 15:00

Raw Sample Received by: [signature]

Raw Sample Relinquished by: [signature]

Date/Time 10/29/24 17:10

Raw Sample Received by: [signature]

Raw Sample Relinquished by: [signature]

WORKLIST(Hardcopy Internal Chain)

VB 133188

WorkList Name : %1-102924 **WorkList ID :** 184886 **Department :** Wet-Chemistry **Date :** 10-29-2024 08:07:10

Sample	Customer Sample	Matrix	Test	Preservative	Customer	Raw Sample Storage Location	Collect Date	Method
P4601-31	CC0Q8	Solid	Percent Solids	Cool 4 deg C	TETR16	K31	10/23/2024	Chemtech -SO
P4601-32	CC0R3	Solid	Percent Solids	Cool 4 deg C	TETR16	K31	10/23/2024	Chemtech -SO
P4601-33	CC0R4	Solid	Percent Solids	Cool 4 deg C	TETR16	K31	10/23/2024	Chemtech -SO
P4601-34	CC0R5	Solid	Percent Solids	Cool 4 deg C	TETR16	K31	10/23/2024	Chemtech -SO
P4601-35	CC0R6	Solid	Percent Solids	Cool 4 deg C	TETR16	K31	10/23/2024	Chemtech -SO
P4601-36	CC0R7	Solid	Percent Solids	Cool 4 deg C	TETR16	K31	10/23/2024	Chemtech -SO
P4601-37	P4601-36MS	Solid	Percent Solids	Cool 4 deg C	TETR16	K31	10/23/2024	Chemtech -SO
P4601-38	P4601-36MSD	Solid	Percent Solids	Cool 4 deg C	TETR16	K31	10/23/2024	Chemtech -SO
P4602-19	C0P17	Solid	Percent Solids	Cool 4 deg C	TETR16	K61	10/22/2024	Chemtech -SO
P4602-21	CC0P2	Solid	Percent Solids	Cool 4 deg C	TETR16	K61	10/22/2024	Chemtech -SO
P4602-22	CC0P4	Solid	Percent Solids	Cool 4 deg C	TETR16	K61	10/22/2024	Chemtech -SO
P4602-23	CC0P6	Solid	Percent Solids	Cool 4 deg C	TETR16	K61	10/22/2024	Chemtech -SO
P4602-24	CC0P8	Solid	Percent Solids	Cool 4 deg C	TETR16	K61	10/22/2024	Chemtech -SO
P4602-25	CC0Q0	Solid	Percent Solids	Cool 4 deg C	TETR16	K61	10/22/2024	Chemtech -SO
P4602-26	CC0Q2	Solid	Percent Solids	Cool 4 deg C	TETR16	K61	10/22/2024	Chemtech -SO
P4602-27	CC0Q3	Solid	Percent Solids	Cool 4 deg C	TETR16	K61	10/22/2024	Chemtech -SO
P4602-28	CC0Q4	Solid	Percent Solids	Cool 4 deg C	TETR16	K61	10/22/2024	Chemtech -SO
P4602-29	CC0Q5	Solid	Percent Solids	Cool 4 deg C	TETR16	K61	10/23/2024	Chemtech -SO
P4602-30	CC0Q7	Solid	Percent Solids	Cool 4 deg C	TETR16	K61	10/23/2024	Chemtech -SO
P4602-31	CC0Q9	Solid	Percent Solids	Cool 4 deg C	TETR16	K61	10/23/2024	Chemtech -SO
P4602-32	CC0R0	Solid	Percent Solids	Cool 4 deg C	TETR16	K61	10/23/2024	Chemtech -SO

Date/Time 10/29/24 15:00

Raw Sample Received by: BD WC

Raw Sample Relinquished by: CP

Date/Time 10/29/24 17:10

Raw Sample Received by: CP

Raw Sample Relinquished by: BD WC

WORKLIST(Hardcopy Internal Chain)

133188

WorkList Name : %1-102924 **WorkList ID :** 184886 **Department :** Wet-Chemistry **Date :** 10-29-2024 08:07:10

Sample	Customer Sample	Matrix	Test	Preservative	Customer	Raw Sample Storage Location	Collect Date	Method
P4602-33	CC0R1	Solid	Percent Solids	Cool 4 deg C	TETR16	K61	10/23/2024	Chemtech -SO
P4602-34	CC0R2	Solid	Percent Solids	Cool 4 deg C	TETR16	K61	10/23/2024	Chemtech -SO
P4602-37	CC0P0	Solid	Percent Solids	Cool 4 deg C	TETR16	K61	10/23/2024	Chemtech -SO
P4602-38	P4602-38MS	Solid	Percent Solids	Cool 4 deg C	TETR16	K61	10/23/2024	Chemtech -SO
P4602-39	P4602-38MSD	Solid	Percent Solids	Cool 4 deg C	TETR16	K61	10/23/2024	Chemtech -SO
P4602-40	CC0R6	Solid	Percent Solids	Cool 4 deg C	TETR16	K61	10/23/2024	Chemtech -SO
P4602-41	P4602-40MS	Solid	Percent Solids	Cool 4 deg C	TETR16	K61	10/23/2024	Chemtech -SO
P4602-42	P4602-40MSD	Solid	Percent Solids	Cool 4 deg C	TETR16	K61	10/23/2024	Chemtech -SO
P4602-43	CC0R8	Solid	Percent Solids	Cool 4 deg C	TETR16	K61	10/23/2024	Chemtech -SO
P4602-44	P4602-43MS	Solid	Percent Solids	Cool 4 deg C	TETR16	K61	10/23/2024	Chemtech -SO
P4602-45	P4602-43MSD	Solid	Percent Solids	Cool 4 deg C	TETR16	K61	10/23/2024	Chemtech -SO
P4605-01	TAPIAL2-SED02-102824-00-T2	Solid	Percent Solids	Cool 4 deg C	WEST04	K63	10/28/2024	Chemtech -SO
P4605-02	TAPIAL2-SED01-102824-00-T2	Solid	Percent Solids	Cool 4 deg C	WEST04	K63	10/28/2024	Chemtech -SO
P4605-03	TAPIAL3-SED01-102824-00-T2	Solid	Percent Solids	Cool 4 deg C	WEST04	K63	10/28/2024	Chemtech -SO
P4605-04	TAPHHA-SED01-102824-00-T2	Solid	Percent Solids	Cool 4 deg C	WEST04	K63	10/28/2024	Chemtech -SO
P4605-05	TAPHHA-SED02-102824-00-T2	Solid	Percent Solids	Cool 4 deg C	WEST04	K63	10/28/2024	Chemtech -SO
P4605-06	TAPLPR-SED11-102824-00-T2	Solid	Percent Solids	Cool 4 deg C	WEST04	K63	10/28/2024	Chemtech -SO
P4606-01	1	Solid	Percent Solids	Cool 4 deg C	ATCE02	K63	10/26/2024	Chemtech -SO
P4611-01	TP-1	Solid	Percent Solids	Cool 4 deg C	PSEG03	K61	10/29/2024	Chemtech -SO
P4611-02	TP-1-E2	Solid	Percent Solids	Cool 4 deg C	PSEG03	K61	10/29/2024	Chemtech -SO
P4611-04	TP-2	Solid	Percent Solids	Cool 4 deg C	PSEG03	K61	10/29/2024	Chemtech -SO

Date/Time 10/29/24 15:00

Raw Sample Received by: MWC

Raw Sample Relinquished by:

Date/Time 10/29/24 17:10

Raw Sample Received by:

Raw Sample Relinquished by: MWC

WS 133188

WORKLIST(Hardcopy Internal Chain)

WorkList Name : %1-102924 **WorkList ID :** 184886 **Department :** Wet-Chemistry **Date :** 10-29-2024 08:07:10

Sample	Customer Sample	Matrix	Test	Preservative	Customer	Raw Sample Storage Location	Collect Date	Method
P4611-05	TP-2-E2	Solid	Percent Solids	Cool 4 deg C	PSEG03	K61	10/29/2024	Chemtech -SO
P4611-07	TP-3	Solid	Percent Solids	Cool 4 deg C	PSEG03	K61	10/29/2024	Chemtech -SO
P4611-08	TP-3-E2	Solid	Percent Solids	Cool 4 deg C	PSEG03	K61	10/29/2024	Chemtech -SO
P4611-10	TP-4	Solid	Percent Solids	Cool 4 deg C	PSEG03	K61	10/29/2024	Chemtech -SO
P4611-11	TP-4-E2	Solid	Percent Solids	Cool 4 deg C	PSEG03	K61	10/29/2024	Chemtech -SO
P4611-13	TP-5	Solid	Percent Solids	Cool 4 deg C	PSEG03	K61	10/29/2024	Chemtech -SO
P4611-14	TP-5-E2	Solid	Percent Solids	Cool 4 deg C	PSEG03	K61	10/29/2024	Chemtech -SO
P4611-16	TP-6	Solid	Percent Solids	Cool 4 deg C	PSEG03	K61	10/29/2024	Chemtech -SO
P4611-17	TP-6-E2	Solid	Percent Solids	Cool 4 deg C	PSEG03	K61	10/29/2024	Chemtech -SO
P4612-01	W029020-1-1	Solid	Percent Solids	Cool 4 deg C	PSEG03	K61	10/29/2024	Chemtech -SO
P4612-02	W029020-1-2	Solid	Percent Solids	Cool 4 deg C	PSEG03	K61	10/29/2024	Chemtech -SO
P4612-03	MOO-24-00335	Solid	Percent Solids	Cool 4 deg C	PSEG03	K61	10/29/2024	Chemtech -SO
P4612-05	CONCRETE-PAD	Solid	Percent Solids	Cool 4 deg C	PSEG03	K61	10/29/2024	Chemtech -SO
P4613-01	ARS20-0001	Solid	Percent Solids	Cool 4 deg C	PSEG03	K62	10/29/2024	Chemtech -SO
P4614-01	NB-07-102924	Solid	Percent Solids	Cool 4 deg C	PSEG05	K63	10/29/2024	Chemtech -SO
P4614-02	NB-07-102924-E2	Solid	Percent Solids	Cool 4 deg C	PSEG05	K63	10/29/2024	Chemtech -SO
P4616-01	BP-F10	Solid	Percent Solids	Cool 4 deg C	PSEG03	K61	10/29/2024	Chemtech -SO
P4616-02	BP-F10-EPH	Solid	Percent Solids	Cool 4 deg C	PSEG03	K61	10/29/2024	Chemtech -SO
P4616-05	BP-F9-MOVED	Solid	Percent Solids	Cool 4 deg C	PSEG03	K61	10/29/2024	Chemtech -SO
P4616-06	BP-F9-MOVED-EPH	Solid	Percent Solids	Cool 4 deg C	PSEG03	K61	10/29/2024	Chemtech -SO
P4617-01	RO-SOIL	Solid	Percent Solids	Cool 4 deg C	PSEG03	K61	10/29/2024	Chemtech -SO

Date/Time 10/29/24 1510

Raw Sample Received by: WC

Raw Sample Relinquished by:

Date/Time 10/29/24 1710

Raw Sample Received by:

Raw Sample Relinquished by: WC

WORKLIST(Hardcopy Internal Chain)

VB 133188

WorkList Name : %1-102924 **WorkList ID :** 184886 **Department :** Wet-Chemistry **Date :** 10-29-2024 08:07:10

Sample	Customer Sample	Matrix	Test	Preservative	Customer	Raw Sample Storage Location	Collect Date	Method
P4617-02	RO-SOIL-E2	Solid	Percent Solids	Cool 4 deg C	PSEG03	K61	10/29/2024	Chemtech -SO
P4617-03	CONCRETE-PILE	Solid	Percent Solids	Cool 4 deg C	PSEG03	K61	10/29/2024	Chemtech -SO
P4618-01	HR-01-102924	Solid	Percent Solids	Cool 4 deg C	PSEG05	K61	10/29/2024	Chemtech -SO
P4618-02	HR-01-102924-E2	Solid	Percent Solids	Cool 4 deg C	PSEG05	K61	10/29/2024	Chemtech -SO
P4618-03	HR-04-102924	Solid	Percent Solids	Cool 4 deg C	PSEG05	K61	10/29/2024	Chemtech -SO
P4618-04	HR-04-102924-E2	Solid	Percent Solids	Cool 4 deg C	PSEG05	K61	10/29/2024	Chemtech -SO
P4619-01	SU-03-102924	Solid	Percent Solids	Cool 4 deg C	PSEG05	K63	10/29/2024	Chemtech -SO
P4619-02	SU-03-102924-E2	Solid	Percent Solids	Cool 4 deg C	PSEG05	K63	10/29/2024	Chemtech -SO
P4619-03	SU-04-102924	Solid	Percent Solids	Cool 4 deg C	PSEG05	K63	10/29/2024	Chemtech -SO
P4619-04	SU-04-102924-E2	Solid	Percent Solids	Cool 4 deg C	PSEG05	K63	10/29/2024	Chemtech -SO

Date/Time 10/24/24 1510

Raw Sample Received by:

Raw Sample Relinquished by:

Date/Time 10/24/24 1710

Raw Sample Received by:

Raw Sample Relinquished by:

Alliance TECHNICAL GROUP

EXTRACTION LOGPAGE

PB164641

SOP ID:	M8151A-Herbicide-22				
Clean Up SOP #:	N/A			**Extraction Start Date :**	11/04/2024
Matrix :	Solid			**Extraction Start Time :**	09:51
Weigh By:	RJ	**Extraction By:**	RJ	**Extraction End Date :**	11/04/2024
Balance check:	RJ	**Filter By:**	RJ	**Extraction End Time :**	16:25
Balance ID:	EX-SC-2	**pH Meter ID:**	N/A	**Concentration By:**	RS
pH Strip Lot#:	N/A	**Hood ID:**	3,7	**Supervisor By :**	rajesh

Extraction Method: ☐ Seperatory Funnel ☐ Continious Liquid/Liquid ☐ Sonication ☐ Waste Dilution ☑ Soxhlet

Standared Name	MLS USED	Concentration ug/mL	STD REF. # FROM LOG
Spike Sol 1	1.0ML	5/500 PPM	PP23699
Surrogate	1.0ML	5000 PPB	PP23907
N/A	N/A	N/A	N/A
N/A	N/A	N/A	N/A
N/A	N/A	N/A	N/A

Chemical Used	ML/SAMPLE USED	Lot Number
MeCl2/Acetone/1:1	N/A	EP2538
Acidified Na2SO4	N/A	EP2503
Sand	N/A	E2865
HCL	N/A	M5892
DI WATER	N/A	N/A
37% KOH	N/A	EP2520
Methylene Chloride	N/A	E3822
1:3 SULPHURIC ACID	N/A	EP2528
Ether	N/A	E3370
ISO OCTANE	N/A	E3554
METHANOL	N/A	V14150
Diazomethane	N/A	EP2529
Hexane	N/A	E3819
N/A	N/A	N/A

Extraction Conformance/Non-Conformance Comments:

pH adjusted with HCL <2 for soil Extraction, PH adjusted with 1:3 H2SO4 <2 after Hydrolysis, Derivatization procedure is completed and samples are ready to Analyze,40ML Vial Lot # 03-40 BTS721.

KD Bath ID:	N/A	**Envap ID:**	NEVAP-02
KD Bath Temperature:	N/A	**Envap Temperature:**	40 °C

Date / Time	Prepped Sample Relinquished By/Location	Received By/Location
11/4/24	RP (Ext. Lab)	RP - Pest/PCB Lab
16:30	**Preparation Group**	**Analysis Group**

Alliance TECHNICAL GROUP

EXTRACTION LOGPAGE

PrepBatch ID : PB164641

Analytical Method: M8151A-Herbicide-22 **Concentration Date:** 11/04/2024

Sample ID	Client Sample ID	Test	g/ mL	PH	Surr/Spike By:		Final Vol. (mL)	JarID	Comments	Prep Pos
					AddedBy	VerifiedBy				
PB164641BL	HBLK641	Herbicide	30.02	N/A	ritesh	RUPESH	10			U1-1
PB164641BS	HLCS641	Herbicide	30.03	N/A	ritesh	RUPESH	10			2
P4602-43	CC0R8	Herbicide	30.07	N/A	ritesh	RUPESH	10			3
P4602-44	P4602-43MS	Herbicide	30.02	N/A	ritesh	RUPESH	10			4
P4602-45	P4602-43MSD	Herbicide	30.04	N/A	ritesh	RUPESH	10			5
P4640-01	MH-3	Herbicide	30.06	N/A	ritesh	RUPESH	10	D		6
P4643-01	BP-F9-ADDITIONAL	Herbicide	30.01	N/A	ritesh	RUPESH	10	D		U5-1
P4643-05	BP-F8	Herbicide	30.10	N/A	ritesh	RUPESH	10	D		2
P4643-09	TP-9	Herbicide	30.05	N/A	ritesh	RUPESH	10	D		3
P4645-01	Z-02-WC	Herbicide	30.03	N/A	ritesh	RUPESH	10	D		4
P4659-01	MH-2	Herbicide	30.09	N/A	ritesh	RUPESH	10	D		5
P4663-02	TENNANT-PAD-2-3-STOC KPILE	Herbicide	30.02	N/A	ritesh	RUPESH	10	D		6
P4663-04	RES-BUILDING-PAD-NO-1 1	Herbicide	30.04	N/A	ritesh	RUPESH	10	D		U4-1
P4663-06	RES-BUILDING-PAD-NO-3	Herbicide	30.05	N/A	ritesh	RUPESH	10	D		2
P4663-08	RES-BUILDING-PAD-NO-2	Herbicide	30.07	N/A	ritesh	RUPESH	10	D		3

* **Extracts relinquished on the same date as received.**

11/4/24

9:51
164641

WORKLIST(Hardcopy Internal Chain)

WorkList Name : p4640h **WorkList ID :** 185075 **Department :** Extraction **Date :** 11-04-2024 08:20:44

Sample	Customer Sample	Matrix	Test	Preservative	Customer	Raw Sample Storage Location	Collect Date	Method
P4602-43	CC0R8	Solid	Herbicide	Cool 4 deg C	TETR16	K61	10/23/2024	8151A
P4602-44	P4602-43MS	Solid	Herbicide	Cool 4 deg C	TETR16	K61	10/23/2024	8151A
P4602-45	P4602-43MSD	Solid	Herbicide	Cool 4 deg C	TETR16	K61	10/23/2024	8151A
P4640-01	MH-3	Solid	Herbicide	Cool 4 deg C	PSEG03	K61	10/30/2024	8151A
P4643-01	BP-F9-ADDITIONAL	Solid	Herbicide	Cool 4 deg C	PSEG03	K51	10/30/2024	8151A
P4643-05	BP-F8	Solid	Herbicide	Cool 4 deg C	PSEG03	K51	10/30/2024	8151A
P4643-09	TP-9	Solid	Herbicide	Cool 4 deg C	PSEG03	K51	10/30/2024	8151A
P4645-01	Z-02-WC	Solid	Herbicide	Cool 4 deg C	PSEG03	K63	10/31/2024	8151A
P4659-01	MH-2	Solid	Herbicide	Cool 4 deg C	PSEG03	K61	10/31/2024	8151A
P4663-02	TENNANT-PAD-2-3-STOCKPIL	Solid	Herbicide	Cool 4 deg C	UNIO02	K41	10/31/2024	8151A
P4663-04	RES-BUILDING-PAD-NO-11	Solid	Herbicide	Cool 4 deg C	UNIO02	K41	10/31/2024	8151A
P4663-06	RES-BUILDING-PAD-NO-3	Solid	Herbicide	Cool 4 deg C	UNIO02	K41	10/31/2024	8151A
P4663-08	RES-BUILDING-PAD-NO-2	Solid	Herbicide	Cool 4 deg C	UNIO02	K41	10/31/2024	8151A

Date/Time 11/4/24 9:45
Raw Sample Received by: RJ (Sat lab)
Raw Sample Relinquished by: [signature]

Date/Time 11/4/24 10:15
Raw Sample Received by: [signature]
Raw Sample Relinquished by: RJ (Ext lab)

Alliance TECHNICAL GROUP

EXTRACTION LOGPAGE

PB164703

SOP ID: M8151A-Herbicide-22

Clean Up SOP #: N/A

Matrix : Solid

Weigh By: RJ

Balance check: RJ

Balance ID: EX-SC-2

pH Strip Lot#: N/A

Extraction By: RJ

Filter By: RJ

pH Meter ID: N/A

Hood ID: 3,7

Extraction Start Date : 11/06/2024

Extraction Start Time : 08:40

Extraction End Date : 11/06/2024

Extraction End Time : 15:25

Concentration By: RS

Supervisor By : rajesh

Extraction Method: [ ] Seperatory Funnel [ ] Continious Liquid/Liquid [ ] Sonication [ ] Waste Dilution [√] Soxhlet

Standared Name	MLS USED	Concentration ug/mL	STD REF. # FROM LOG
Spike Sol 1	1.0ML	5/500 PPM	PP23699
Surrogate	1.0ML	5000 PPB	PP23907
N/A	N/A	N/A	N/A
N/A	N/A	N/A	N/A
N/A	N/A	N/A	N/A

Chemical Used	ML/SAMPLE USED	Lot Number
MeCl2/Acetone/1:1	N/A	EP2538
Acidified Na2SO4	N/A	EP2503
Sand	N/A	E2865
HCL	N/A	M5892
DI WATER	N/A	N/A
37% KOH	N/A	EP2520
Methylene Chloride	N/A	E3823
1:3 SULPHURIC ACID	N/A	EP2528
Ether	N/A	E3370
ISO OCTANE	N/A	E3554
METHANOL	N/A	V14150
Diazomethane	N/A	EP2529
Hexane	N/A	E3819
N/A	N/A	N/A

Extraction Conformance/Non-Conformance Comments:

pH adjusted with HCL <2 for soil Extraction, PH adjusted with 1:3 H2SO4 <2 after Hydrolysis, Derivatization procedure is completed and samples are ready to Analyze,40ML Vial Lot # 03-40 BTS721.

KD Bath ID: N/A

KD Bath Temperature: N/A

Envap ID: NEVAP-02

Envap Temperature: 40 °C

Date / Time	Prepped Sample Relinquished By/Location	Received By/Location
11/6/24	RJ (Ext lab)	ATL/PEST PCB lab
15:30	**Preparation Group**	**Analysis Group**

Alliance TECHNICAL GROUP

EXTRACTION LOGPAGE

PrepBatch ID : PB164703

Analytical Method: M8151A-Herbicide-22

Concentration Date: 11/06/2024

Sample ID	Client Sample ID	Test	g/mL	PH	Surr/Spike By:		Final Vol. (mL)	JarID	Comments	Prep Pos
					AddedBy	VerifiedBy				
PB164703BL	HBLK703	Herbicide	30.01	N/A	ritesh	RUPESH	10			U1-1
PB164703BS	HLCS703	Herbicide	30.02	N/A	ritesh	RUPESH	10			2
P4602-40	CC0R6	Herbicide	30.09	N/A	ritesh	RUPESH	10			3
P4602-41	P4602-40MS	Herbicide	30.06	N/A	ritesh	RUPESH	10			4
P4602-42	P4602-40MSD	Herbicide	30.04	N/A	ritesh	RUPESH	10			5
P4667-01	BP-F-6	Herbicide	30.03	N/A	ritesh	RUPESH	10	D		6
P4667-05	BP-F-5	Herbicide	30.08	N/A	ritesh	RUPESH	10	D		U5-1
P4667-09	BP-F-10	Herbicide	30.05	N/A	ritesh	RUPESH	10	D		2
P4667-13	BP-F-7	Herbicide	30.10	N/A	ritesh	RUPESH	10	D		3
P4679-01	MH-1	Herbicide	30.01	N/A	ritesh	RUPESH	10	D		4
P4680-01	BP-F26	Herbicide	30.04	N/A	ritesh	RUPESH	10	D		5
P4680-05	BP-F25	Herbicide	30.07	N/A	ritesh	RUPESH	10	D		6
P4682-01	BELL-SHOP-RAGS	Herbicide	5.05	N/A	ritesh	RUPESH	10	D	Oily Debris	U6-1
P4693-01	BP-G5-WC	Herbicide	30.03	N/A	ritesh	RUPESH	10	D		2
P4693-05	BP-G4-WC	Herbicide	30.08	N/A	ritesh	RUPESH	10	D		3
P4694-01	Z-03A	Herbicide	30.05	N/A	ritesh	RUPESH	10	D		4
P4694-05	Z-04	Herbicide	30.02	N/A	ritesh	RUPESH	10	D		5
P4695-01	Z-01	Herbicide	30.09	N/A	ritesh	RUPESH	10	E		6
P4711-01	CF-613-COMP-16	Herbicide	30.06	N/A	ritesh	RUPESH	10	D		U7-1
P4711-06	CF-613-COMP-17	Herbicide	30.08	N/A	ritesh	RUPESH	10	D		2
P4719-01	BAYAVE-STOCKPILE	Herbicide	30.10	N/A	ritesh	RUPESH	10	E		3

* **Extracts relinquished on the same date as received.**

11/6/24

WORKLIST(Hardcopy Internal Chain)

WorkList Name : p4602h **WorkList ID :** 185152 **Department :** Extraction **Date :** 11-06-2024 08:12:42

Sample	Customer Sample	Matrix	Test	Preservative	Customer	Raw Sample Storage Location	Collect Date	Method
P4602-40	CC0R6	Solid	Herbicide	Cool 4 deg C	TETR16	K61	10/23/2024	8151A
P4602-41	P4602-40MS	Solid	Herbicide	Cool 4 deg C	TETR16	K61	10/23/2024	8151A
P4602-42	P4602-40MSD	Solid	Herbicide	Cool 4 deg C	TETR16	K61	10/23/2024	8151A
P4667-01	BP-F-6	Solid	Herbicide	Cool 4 deg C	PSEG03	K51	10/31/2024	8151A
P4667-05	BP-F-5	Solid	Herbicide	Cool 4 deg C	PSEG03	K51	10/31/2024	8151A
P4667-09	BP-F-10	Solid	Herbicide	Cool 4 deg C	PSEG03	K51	10/31/2024	8151A
P4667-13	BP-F-7	Solid	Herbicide	Cool 4 deg C	PSEG03	K51	10/31/2024	8151A
P4679-01	MH-1	Solid	Herbicide	Cool 4 deg C	PSEG03	L11	11/01/2024	8151A
P4680-01	BP-F26	Solid	Herbicide	Cool 4 deg C	PSEG03	L12	11/01/2024	8151A
P4680-05	BP-F25	Solid	Herbicide	Cool 4 deg C	PSEG03	L12	11/01/2024	8151A
P4682-01	BELL-SHOP-RAGS	Solid	Herbicide	Cool 4 deg C	PSEG03	L13	11/01/2024	8151A
P4693-01	BP-G5-WC	Solid	Herbicide	Cool 4 deg C	PSEG03	L21	11/02/2024	8151A
P4693-05	BP-G4-WC	Solid	Herbicide	Cool 4 deg C	PSEG03	L21	11/02/2024	8151A
P4694-01	Z-03A	Solid	Herbicide	Cool 4 deg C	PSEG03	L21	11/03/2024	8151A
P4694-05	Z-04	Solid	Herbicide	Cool 4 deg C	PSEG03	L21	11/03/2024	8151A
P4695-01	Z-01	Solid	Herbicide	Cool 4 deg C	PSEG03	L21	11/01/2024	8151A
P4711-01	CF-613-COMP-16	Solid	Herbicide	Cool 4 deg C	PSEG03	K51	11/04/2024	8151A
P4711-06	CF-613-COMP-17	Solid	Herbicide	Cool 4 deg C	PSEG03	K51	11/04/2024	8151A
P4719-01	BAYAVE-STOCKPILE	Solid	Herbicide	Cool 4 deg C	PSEG03	K21	11/05/2024	8151A

Date/Time 11/6/24 8:30
Raw Sample Received by: RJ (Soft Lux)
Raw Sample Relinquished by:

Date/Time 11/6/24 9:05
Raw Sample Received by:
Raw Sample Relinquished by: RJ (Soft Lux)

Alliance TECHNICAL GROUP

EXTRACTION LOGPAGE

PB164725

SOP ID: M8151A-Herbicide-22

Clean Up SOP #: N/A

Matrix : Solid

Weigh By: RJ

Balance check: RJ

Balance ID: EX-SC-2

pH Strip Lot#: N/A

Extraction By: RJ

Filter By: RJ

pH Meter ID: N/A

Hood ID: 3,7

Extraction Start Date : 11/01/2024

Extraction Start Time : 08:25

Extraction End Date : 11/01/2024

Extraction End Time : 16:15

Concentration By: EH

Supervisor By : rajesh

Extraction Method: ☐ Seperatory Funnel ☐ Continious Liquid/Liquid ☐ Sonication ☐ Waste Dilution ☑ Soxhlet

Standared Name	MLS USED	Concentration ug/mL	STD REF. # FROM LOG
Spike Sol 1	1.0ML	5/500 PPM	PP23930
Surrogate	1.0ML	5000 PPB	PP23907
N/A	N/A	N/A	N/A
N/A	N/A	N/A	N/A
N/A	N/A	N/A	N/A

Chemical Used	ML/SAMPLE USED	Lot Number
MeCl2/Acetone/1:1	N/A	EP2538
Acidified Na2SO4	N/A	EP2503
Sand	N/A	E2865
HCL	N/A	M6111
DI WATER	N/A	N/A
37% KOH	N/A	EP2520
Methylene Chloride	N/A	E3828
1:3 SULPHURIC ACID	N/A	EP2528
Ether	N/A	E3370
ISO OCTANE	N/A	E3554
METHANOL	N/A	V14150
Diazomethane	N/A	EP2529
Hexane	N/A	E3826
N/A	N/A	N/A

Extraction Conformance/Non-Conformance Comments:

pH adjusted with HCL <2 for soil Extraction, PH adjusted with 1:3 H2SO4 <2 after Hydrolysis, Derivatization procedure is completed and samples are ready to Analyze,40ML Vial Lot # 03-40 BTS721.

KD Bath ID: N/A

KD Bath Temperature: N/A

Envap ID: NEVAP-02

Envap Temperature: 40 °C

Date / Time	Prepped Sample Relinquished By/Location	Received By/Location
11/1/24	RP (Ext lab)	[illegible]
16:20	Preparation Group	Analysis Group

Alliance TECHNICAL GROUP

EXTRACTION LOGPAGE

PrepBatch ID : PB164725

Analytical Method: M8151A-Herbicide-22 **Concentration Date:** 11/01/2024

Sample ID	Client Sample ID	Test	g / mL	PH	Surr/Spike By:		Final Vol. (mL)	JarID	Comments	Prep Pos
					AddedBy	VerifiedBy				
PB164725BL	HBLK725	Herbicide	30.03	N/A	ritesh	Evelyn	10			U1-1
PB164725BS	HLCS725	Herbicide	30.01	N/A	ritesh	Evelyn	10			2
P4602-19	C0P17	Herbicide	30.04	N/A	ritesh	Evelyn	10			3
P4602-21	CC0P2	Herbicide	30.07	N/A	ritesh	Evelyn	10			4
P4602-22	CC0P4	Herbicide	30.05	N/A	ritesh	Evelyn	10			5
P4602-23	CC0P6	Herbicide	30.03	N/A	ritesh	Evelyn	10			6
P4602-24	CC0P8	Herbicide	30.08	N/A	ritesh	Evelyn	10			U5-1
P4602-25	CC0Q0	Herbicide	30.10	N/A	ritesh	Evelyn	10			2
P4602-26	CC0Q2	Herbicide	30.05	N/A	ritesh	Evelyn	10			3
P4602-27	CC0Q3	Herbicide	30.01	N/A	ritesh	Evelyn	10			4
P4602-28	CC0Q4	Herbicide	30.04	N/A	ritesh	Evelyn	10			5
P4602-29	CC0Q5	Herbicide	30.07	N/A	ritesh	Evelyn	10			6
P4602-30	CC0Q7	Herbicide	30.01	N/A	ritesh	Evelyn	10			U6-1
P4602-31	CC0Q9	Herbicide	30.03	N/A	ritesh	Evelyn	10			2
P4602-32	CC0R0	Herbicide	30.08	N/A	ritesh	Evelyn	10			3
P4602-33	CC0R1	Herbicide	30.05	N/A	ritesh	Evelyn	10			4
P4602-34	CC0R2	Herbicide	30.02	N/A	ritesh	Evelyn	10			5
P4602-37	CC0P0	Herbicide	30.03	N/A	ritesh	Evelyn	10			6
P4602-38	P4602-37MS	Herbicide	30.06	N/A	ritesh	Evelyn	10			U7-1
P4602-39	P4602-37MSD	Herbicide	30.08	N/A	ritesh	Evelyn	10			2

* **Extracts relinguished on the same date as received.**

164725
8:25

WORKLIST(Hardcopy Internal Chain)

WorkList Name : P4602 **WorkList ID :** 185309 **Department :** Extraction **Date :** 11-01-2024 08:17:19

Sample	Customer Sample	Matrix	Test	Preservative	Customer	Raw Sample Storage Location	Collect Date	Method
P4602-19	C0P17	Solid	Herbicide	Cool 4 deg C	TETR16	K61	10/22/2024	8151A
P4602-21	CC0P2	Solid	Herbicide	Cool 4 deg C	TETR16	K61	10/22/2024	8151A
P4602-22	CC0P4	Solid	Herbicide	Cool 4 deg C	TETR16	K61	10/22/2024	8151A
P4602-23	CC0P6	Solid	Herbicide	Cool 4 deg C	TETR16	K61	10/22/2024	8151A
P4602-24	CC0P8	Solid	Herbicide	Cool 4 deg C	TETR16	K61	10/22/2024	8151A
P4602-25	CC0Q0	Solid	Herbicide	Cool 4 deg C	TETR16	K61	10/22/2024	8151A
P4602-32	CC0R0	Solid	Herbicide	Cool 4 deg C	TETR16	K61	10/22/2024	8151A
P4602-33	CC0R1	Solid	Herbicide	Cool 4 deg C	TETR16	K61	10/23/2024	8151A
P4602-34	CC0R2	Solid	Herbicide	Cool 4 deg C	TETR16	K61	10/23/2024	8151A
P4602-37	CC0P0	Solid	Herbicide	Cool 4 deg C	TETR16	K61	10/23/2024	8151A
P4602-38	P4602-37MS	Solid	Herbicide	Cool 4 deg C	TETR16	K61	10/22/2024	8151A
P4602-39	P4602-37MSD	Solid	Herbicide	Cool 4 deg C	TETR16	K61	10/22/2024	8151A
P4602-26	CC0Q2	Solid	Herbicide	Cool 4 deg C	TETR16	K61	10/22/2024	8151A
P4602-27	CC0Q3	Solid	Herbicide	Cool 4 deg C	TETR16	K61	10/22/2024	8151A
P4602-28	CC0Q4	Solid	Herbicide	Cool 4 deg C	TETR16	K61	10/22/2024	8151A
P4602-29	CC0Q5	Solid	Herbicide	Cool 4 deg C	TETR16	K61	10/23/2024	8151A
P4602-30	CC0Q7	Solid	Herbicide	Cool 4 deg C	TETR16	K61	10/23/2024	8151A
P4602-31	CC0Q9	Solid	Herbicide	Cool 4 deg C	TETR16	K61	10/23/2024	8151A

Date/Time 11/01/24 8:20
Raw Sample Received by: RJ (Ent Lab)
Raw Sample Relinquished by:

Date/Time 11/01/24 9:00
Raw Sample Received by:
Raw Sample Relinquished by: RJ (Ent Lab)

284 Sheffield Street, Mountainside, New Jersey 07092, Phone : 908 789 8900, Fax : 908 789 8922

Prep Standard - Chemical Standard Summary

Order ID : P4602

Test : Herbicide

Prepbatch ID : PB164641,PB164703,PB164725,

Sequence ID/Qc Batch ID: PS110524,PS110624,ps111124,

Standard ID :
EP2503,EP2538,PP23457,PP23458,PP23459,PP23460,PP23461,PP23462,PP23467,PP23468,PP23469,PP23699,PP23907,PP23930,

Chemical ID :
E2865,E3370,E3551,E3754,E3788,E3793,E3794,E3815,E3818,M5037,M5892,M6111,P11179,P12618,P12661,P12707,P12782,P12783,P12784,P12785,P13498,P13499,P13500,P13501,P13517,P23457,P8828,P8901,P9004,

284 Sheffield Street, Mountainside, New Jersey 07092, Phone : 908 789 8900,
Fax : 908 789 8922

Extractions STANDARD PREPARATION LOG

Recipe ID	NAME	NO.	Prep Date	Expiration Date	Prepared By	ScaleID	PipetteID	Supervised By
601	Acidified Sodium Sulphate 2	EP2503	07/01/2024	12/15/2024	Rajesh Parikh	Extraction_SCALE_2 (EX-SC-2)	None	RUPESHKUMAR SHAH 07/01/2024

FROM 100.00000ml of E3370 + 150.00000ml of M5037 + 3000.00000ml of E3551 = Final Quantity: 3000.000 gram

Recipe ID	NAME	NO.	Prep Date	Expiration Date	Prepared By	ScaleID	PipetteID	Supervised By
3868	METHELENE CHLORIDE+ACETONE	EP2538	09/17/2024	03/11/2025	Rajesh Parikh	None	None	RUPESHKUMAR SHAH 09/17/2024

FROM 8000.00000ml of E3793 + 8000.00000ml of E3794 = Final Quantity: 1600.000 ml

284 Sheffield Street, Mountainside, New Jersey 07092, Phone : 908 789 8900,
Fax : 908 789 8922

Pest/Pcb STANDARD PREPARATION LOG

Recipe ID	NAME	NO.	Prep Date	Expiration Date	Prepared By	ScaleID	PipetteID	Supervised By
1321	2/200 PPM Herb Mega Mix	PP23457	06/17/2024	12/04/2024	Abdul Mirza	None	None	Ankita Jodhani 06/18/2024

FROM 0.20000ml of P8828 + 1.00000ml of P11179 + 1.00000ml of P12618 + 1.00000ml of P12661 + 1.00000ml of P8901 + 95.80000ml of E3754 = Final Quantity: 100.000 ml

Recipe ID	NAME	NO.	Prep Date	Expiration Date	Prepared By	ScaleID	PipetteID	Supervised By
1452	1500 PPB HERB MIX STD	PP23458	06/17/2024	12/04/2024	Abdul Mirza	None	None	Ankita Jodhani 06/18/2024

FROM 0.25000ml of E3754 + 75.00000ml of PP23457 = Final Quantity: 1.000 ml

284 Sheffield Street, Mountainside, New Jersey 07092, Phone : 908 789 8900,
Fax : 908 789 8922

Pest/Pcb STANDARD PREPARATION LOG

Recipe ID	NAME	NO.	Prep Date	Expiration Date	Prepared By	ScaleID	PipetteID	Supervised By
1453	1000 PPB Herb MIX STD	PP23459	06/17/2024	12/04/2024	Abdul Mirza	None	None	Ankita Jodhani 06/18/2024

FROM 0.50000ml of E3754 + 0.50000ml of PP23457 = Final Quantity: 1.000 ml

Recipe ID	NAME	NO.	Prep Date	Expiration Date	Prepared By	ScaleID	PipetteID	Supervised By
1455	500 PPB Herb MIX STD	PP23460	06/17/2024	12/04/2024	Abdul Mirza	None	None	Ankita Jodhani 06/18/2024

FROM 0.50000ml of E3754 + 0.50000ml of PP23459 = Final Quantity: 1.000 ml

284 Sheffield Street, Mountainside, New Jersey 07092, Phone : 908 789 8900,
Fax : 908 789 8922

Pest/Pcb STANDARD PREPARATION LOG

Recipe ID	NAME	NO.	Prep Date	Expiration Date	Prepared By	ScaleID	PipetteID	Supervised By
1456	200 PPB Herb MIX STD	PP23461	06/17/2024	12/04/2024	Abdul Mirza	None	None	Ankita Jodhani 06/18/2024

FROM 0.80000ml of E3754 + 0.20000ml of PP23459 = Final Quantity: 1.000 ml

Recipe ID	NAME	NO.	Prep Date	Expiration Date	Prepared By	ScaleID	PipetteID	Supervised By
1454	750 PPB Herb MIX STD	PP23462	06/17/2024	12/04/2024	Abdul Mirza	None	None	Ankita Jodhani 06/18/2024

FROM 0.25000ml of E3754 + 0.75000ml of PP23459 = Final Quantity: 1.000 ml

284 Sheffield Street, Mountainside, New Jersey 07092, Phone : 908 789 8900,
Fax : 908 789 8922

Pest/Pcb STANDARD PREPARATION LOG

Recipe ID	NAME	NO.	Prep Date	Expiration Date	Prepared By	ScaleID	PipetteID	Supervised By
1851	2/200 PPM Herb Mega Mix 2nd Source	PP23467	06/17/2024	12/04/2024	Abdul Mirza	None	None	Ankita Jodhani 06/18/2024

FROM 0.50000ml of P9004 + 1.00000ml of P12707 + 48.50000ml of E3754 = Final Quantity: 50.000 ml

Recipe ID	NAME	NO.	Prep Date	Expiration Date	Prepared By	ScaleID	PipetteID	Supervised By
1854	1000 PPB HERB MIX ICV STD	PP23468	06/17/2024	12/04/2024	Abdul Mirza	None	None	Ankita Jodhani 06/18/2024

FROM 0.50000ml of E3754 + 0.50000ml of PP23467 = Final Quantity: 1.000 ml

284 Sheffield Street, Mountainside, New Jersey 07092, Phone : 908 789 8900,
Fax : 908 789 8922

Pest/Pcb STANDARD PREPARATION LOG

Recipe ID	NAME	NO.	Prep Date	Expiration Date	Prepared By	ScaleID	PipetteID	Supervised By
1691	750 PPB ICV HERB STD	PP23469	06/17/2024	12/04/2024	Abdul Mirza	None	None	Ankita Jodhani 06/18/2024

FROM 0.25000ml of E3754 + 0.75000ml of PP23468 = Final Quantity: 1.000 ml

Recipe ID	NAME	NO.	Prep Date	Expiration Date	Prepared By	ScaleID	PipetteID	Supervised By
1848	5000/500000 PPB Herbicide Spike (Free Acid)	PP23699	09/24/2024	02/13/2025	Abdul Mirza	None	None	Ankita Jodhani 10/01/2024

FROM 1.25000ml of P12782 + 1.25000ml of P12783 + 47.50000ml of E3788 = Final Quantity: 50.000 ml

284 Sheffield Street, Mountainside, New Jersey 07092, Phone : 908 789 8900,
Fax : 908 789 8922

Pest/Pcb STANDARD PREPARATION LOG

Recipe ID	NAME	NO.	Prep Date	Expiration Date	Prepared By	ScaleID	PipetteID	Supervised By
60	5000 PPB Herbicide Surg Spike (Free Acid)	PP23907	10/21/2024	04/04/2025	Abdul Mirza	None	None	Ankita Jodhani 10/22/2024

FROM 1.25000ml of P13498 + 1.25000ml of P13499 + 1.25000ml of P13500 + 1.25000ml of P13501 + 195.00000ml of E3815 = Final Quantity: 200.000 ml

Recipe ID	NAME	NO.	Prep Date	Expiration Date	Prepared By	ScaleID	PipetteID	Supervised By
1848	5000/500000 PPB Herbicide Spike (Free Acid)	PP23930	10/30/2024	04/23/2025	Abdul Mirza	None	None	Ankita Jodhani 10/30/2024

FROM 0.50000ml of P13517 + 1.00000ml of P12784 + 1.00000ml of P12785 + 47.50000ml of E3818 = Final Quantity: 50.000 ml

284 Sheffield Street, Mountainside, New Jersey 07092, Phone : 908 789 8900,
Fax : 908 789 8922

CHEMICAL RECEIPT LOG BOOK

Supplier	ItemCode / ItemName	Lot #	Expiration Date	Date Opened / Opened By	Received Date / Received By	Chemtech Lot #
Seidler Chemical	BA-3382-05 / Sand, Purified (cs/4x2.5kg)	0000243821	12/31/2024	04/30/2020 / RAJESH	04/28/2020 / RAJESH	E2865

Supplier	ItemCode / ItemName	Lot #	Expiration Date	Date Opened / Opened By	Received Date / Received By	Chemtech Lot #
Seidler Chemical	BA-9244-03 / Ether, Anhydrous, Purified (cs/4x4L)	0000288039	01/17/2025	08/01/2022 / Rajesh	07/13/2022 / Rajesh	E3370

Supplier	ItemCode / ItemName	Lot #	Expiration Date	Date Opened / Opened By	Received Date / Received By	Chemtech Lot #
PCI Scientific Supply, Inc.	PC19631-100 / SODIUM SULFATE, ANHYDROUS, PEST GRADE, 1	313201	01/03/2025	01/03/2024 / Rajesh	07/20/2023 / Rajesh	E3551

Supplier	ItemCode / ItemName	Lot #	Expiration Date	Date Opened / Opened By	Received Date / Received By	Chemtech Lot #
Seidler Chemical	BA-9262-03 / Hexane, Ultra-Resi (cs/4x4L)	24C1862008	12/04/2024	06/04/2024 / Rajesh	05/31/2024 / Rajesh	E3754

Supplier	ItemCode / ItemName	Lot #	Expiration Date	Date Opened / Opened By	Received Date / Received By	Chemtech Lot #
Seidler Chemical	BA-9254-03 / Acetone, Ultra Resi (cs/4x4L)	23H1462005	04/23/2025	08/13/2024 / Rajesh	08/13/2024 / Rajesh	E3788

Supplier	ItemCode / ItemName	Lot #	Expiration Date	Date Opened / Opened By	Received Date / Received By	Chemtech Lot #
Seidler Chemical	9005-05 / Acetone Ultra (cs/4x4L)	24E0761004	03/11/2025	09/12/2024 / Rajesh	09/11/2024 / Rajesh	E3793

284 Sheffield Street, Mountainside, New Jersey 07092, Phone : 908 789 8900,
Fax : 908 789 8922

CHEMICAL RECEIPT LOG BOOK

Supplier	ItemCode / ItemName	Lot #	Expiration Date	Date Opened / Opened By	Received Date / Received By	Chemtech Lot #
Seidler Chemical	BA-9644-A4 / Methylene Chloride,U-Resi, Cycle-Tainer (215L)	24G2362009	03/17/2025	09/17/2024 / Rajesh	09/03/2024 / Rajesh	E3794

Supplier	ItemCode / ItemName	Lot #	Expiration Date	Date Opened / Opened By	Received Date / Received By	Chemtech Lot #
Seidler Chemical	BA-9254-03 / Acetone, Ultra Resi (cs/4x4L)	24H1462005	04/04/2025	10/04/2024 / Rajesh	10/04/2024 / Rajesh	E3815

Supplier	ItemCode / ItemName	Lot #	Expiration Date	Date Opened / Opened By	Received Date / Received By	Chemtech Lot #
Seidler Chemical	BA-9254-03 / Acetone, Ultra Resi (cs/4x4L)	24H1462005	04/23/2025	10/23/2024 / Rajesh	10/09/2024 / Rajesh	E3818

Supplier	ItemCode / ItemName	Lot #	Expiration Date	Date Opened / Opened By	Received Date / Received By	Chemtech Lot #
Seidler Chemical	BA-9673-33 / Sulfuric Acid, Instra-Analyzed (cs/6c2.5L)	0000250349	12/15/2024	01/06/2022 / mohan	09/18/2021 / mohan	M5037

Supplier	ItemCode / ItemName	Lot #	Expiration Date	Date Opened / Opened By	Received Date / Received By	Chemtech Lot #
Seidler Chemical	BA-9530-33 / Hydrochloric Acid, Instra-Analyzed (cs/6x2.5L)	240415	11/06/2024	05/16/2024 / Al-Terek	05/07/2024 / Al-Terek	M5892

Supplier	ItemCode / ItemName	Lot #	Expiration Date	Date Opened / Opened By	Received Date / Received By	Chemtech Lot #
Seidler Chemical	BA-9530-33 / Hydrochloric Acid, Instra-Analyzed (cs/6x2.5L)	22F0762009	05/09/2027	11/04/2024 / Eman	09/29/2024 / Janvi	M6111

284 Sheffield Street, Mountainside, New Jersey 07092, Phone : 908 789 8900,
Fax : 908 789 8922

CHEMICAL RECEIPT LOG BOOK

Supplier	ItemCode / ItemName	Lot #	Expiration Date	Date Opened / Opened By	Received Date / Received By	Chemtech Lot #
Restek	32050 / Herbicide, 8000 series, 515 Surrogate [ester] 2,4-dichlorophenyl acetic acid methyl ester, 1mL, 200ug/mL, Hexane	A0172864	12/17/2024	06/17/2024 / Abdul	11/01/2021 / Abdul	P11179

Supplier	ItemCode / ItemName	Lot #	Expiration Date	Date Opened / Opened By	Received Date / Received By	Chemtech Lot #
Restek	32062 / Herbicide Mix, 500/8000, Standard #4 [methyl ester] 200ug/mL, hexane, 1mL/ampul	A0155055	12/17/2024	06/17/2024 / Abdul	07/03/2023 / Abdul	P12618

Supplier	ItemCode / ItemName	Lot #	Expiration Date	Date Opened / Opened By	Received Date / Received By	Chemtech Lot #
Restek	32055 / Herbicide Mix, 500/8000, Standard #1 [methyl ester] 200ug/mL, hexane, 1mL/ampul	A0199693	12/17/2024	06/17/2024 / Abdul	07/14/2023 / Ankita	P12661

Supplier	ItemCode / ItemName	Lot #	Expiration Date	Date Opened / Opened By	Received Date / Received By	Chemtech Lot #
Agilent Technologies	HBM-8151M / Chlorinated Herbicide Mixtures, Methyl Esters	0006752480	12/17/2024	06/17/2024 / Abdul	08/09/2023 / Abdul	P12707

Supplier	ItemCode / ItemName	Lot #	Expiration Date	Date Opened / Opened By	Received Date / Received By	Chemtech Lot #
Agilent Technologies	HBM-8151M / Chlorinated Herbicide Mixtures, Methyl Esters	0006752480	12/17/2024	06/17/2024 / Abdul	08/09/2023 / Abdul	P12707

Supplier	ItemCode / ItemName	Lot #	Expiration Date	Date Opened / Opened By	Received Date / Received By	Chemtech Lot #
Agilent Technologies	HBM-8151A / Chlorinated Herbicide Mixtures, Free Acids	0006750243	03/24/2025	09/24/2024 / Abdul	09/11/2023 / Abdul	P12782

284 Sheffield Street, Mountainside, New Jersey 07092, Phone : 908 789 8900,
Fax : 908 789 8922

CHEMICAL RECEIPT LOG BOOK

Supplier	ItemCode / ItemName	Lot #	Expiration Date	Date Opened / Opened By	Received Date / Received By	Chemtech Lot #
Agilent Technologies	HBM-8151A / Chlorinated Herbicide Mixtures, Free Acids	0006750243	03/24/2025	09/24/2024 / Abdul	09/11/2023 / Abdul	P12782

Supplier	ItemCode / ItemName	Lot #	Expiration Date	Date Opened / Opened By	Received Date / Received By	Chemtech Lot #
Agilent Technologies	HBM-8151A / Chlorinated Herbicide Mixtures, Free Acids	0006750243	03/24/2025	09/24/2024 / Abdul	09/11/2023 / Abdul	P12783

Supplier	ItemCode / ItemName	Lot #	Expiration Date	Date Opened / Opened By	Received Date / Received By	Chemtech Lot #
Agilent Technologies	HBM-8151A / Chlorinated Herbicide Mixtures, Free Acids	0006750243	03/24/2025	09/24/2024 / Abdul	09/11/2023 / Abdul	P12783

Supplier	ItemCode / ItemName	Lot #	Expiration Date	Date Opened / Opened By	Received Date / Received By	Chemtech Lot #
Agilent Technologies	HBM-8151A / Chlorinated Herbicide Mixtures, Free Acids	0006750243	04/30/2025	10/30/2024 / Abdul	09/11/2023 / Abdul	P12784

Supplier	ItemCode / ItemName	Lot #	Expiration Date	Date Opened / Opened By	Received Date / Received By	Chemtech Lot #
Agilent Technologies	HBM-8151A / Chlorinated Herbicide Mixtures, Free Acids	0006750243	04/30/2025	10/30/2024 / Abdul	09/11/2023 / Abdul	P12784

Supplier	ItemCode / ItemName	Lot #	Expiration Date	Date Opened / Opened By	Received Date / Received By	Chemtech Lot #
Agilent Technologies	HBM-8151A / Chlorinated Herbicide Mixtures, Free Acids	0006750243	04/30/2025	10/30/2024 / Abdul	09/11/2023 / Abdul	P12785

284 Sheffield Street, Mountainside, New Jersey 07092, Phone : 908 789 8900,
Fax : 908 789 8922

CHEMICAL RECEIPT LOG BOOK

Supplier	ItemCode / ItemName	Lot #	Expiration Date	Date Opened / Opened By	Received Date / Received By	Chemtech Lot #
Agilent Technologies	HBM-8151A / Chlorinated Herbicide Mixtures, Free Acids	0006750243	04/30/2025	10/30/2024 / Abdul	09/11/2023 / Abdul	P12785

Supplier	ItemCode / ItemName	Lot #	Expiration Date	Date Opened / Opened By	Received Date / Received By	Chemtech Lot #
Restek	32049 / Herbicide, 8000 series, 515 Surrogate [free acid] 2,4-dichlorophenyl acetic acid, 1mL, 200ug/mL, MeOH	A0212676	04/21/2025	10/21/2024 / Abdul	08/16/2024 / yogesh	P13498

Supplier	ItemCode / ItemName	Lot #	Expiration Date	Date Opened / Opened By	Received Date / Received By	Chemtech Lot #
Restek	32049 / Herbicide, 8000 series, 515 Surrogate [free acid] 2,4-dichlorophenyl acetic acid, 1mL, 200ug/mL, MeOH	A0212676	04/21/2025	10/21/2024 / Abdul	08/16/2024 / yogesh	P13499

Supplier	ItemCode / ItemName	Lot #	Expiration Date	Date Opened / Opened By	Received Date / Received By	Chemtech Lot #
Restek	32049 / Herbicide, 8000 series, 515 Surrogate [free acid] 2,4-dichlorophenyl acetic acid, 1mL, 200ug/mL, MeOH	A0212676	04/21/2025	10/21/2024 / Abdul	08/16/2024 / yogesh	P13500

Supplier	ItemCode / ItemName	Lot #	Expiration Date	Date Opened / Opened By	Received Date / Received By	Chemtech Lot #
Restek	32049 / Herbicide, 8000 series, 515 Surrogate [free acid] 2,4-dichlorophenyl acetic acid, 1mL, 200ug/mL, MeOH	A0212676	04/21/2025	10/21/2024 / Abdul	08/16/2024 / yogesh	P13501

Supplier	ItemCode / ItemName	Lot #	Expiration Date	Date Opened / Opened By	Received Date / Received By	Chemtech Lot #
Agilent Technologies	HBM-8151A / Chlorinated Herbicide Mixtures, Free Acids	0006750243	04/30/2025	10/30/2024 / Abdul	09/03/2024 / Abdul	P13517

284 Sheffield Street, Mountainside, New Jersey 07092, Phone : 908 789 8900,
Fax : 908 789 8922

CHEMICAL RECEIPT LOG BOOK

Supplier	ItemCode / ItemName	Lot #	Expiration Date	Date Opened / Opened By	Received Date / Received By	Chemtech Lot #
Agilent Technologies	HBM-8151A / Chlorinated Herbicide Mixtures, Free Acids	0006750243	04/30/2025	10/30/2024 / Abdul	09/03/2024 / Abdul	P13517

Supplier	ItemCode / ItemName	Lot #	Expiration Date	Date Opened / Opened By	Received Date / Received By	Chemtech Lot #
Restek	32254 / Dalapon Methyl Ester, 1000 ug/ml	A0148063	12/17/2024	06/17/2024 / Abdul	08/16/2019 / Stephen	P8828

Supplier	ItemCode / ItemName	Lot #	Expiration Date	Date Opened / Opened By	Received Date / Received By	Chemtech Lot #
Restek	32059 / Herbicide Mix#3 (Methyl Ester), 20000 ug/ml	A0152499	12/17/2024	06/17/2024 / Abdul	08/16/2019 / Stephen	P8901

Supplier	ItemCode / ItemName	Lot #	Expiration Date	Date Opened / Opened By	Received Date / Received By	Chemtech Lot #
Restek	32050 / Herbicide, 8000 series, 515 Surrogate [ester] 2,4-dichlorophenyl acetic acid methyl ester, 1mL, 200ug/mL, Hexane	A0152705	12/17/2024	06/17/2024 / Abdul	10/11/2019 / Stephen	P9004

Sand
Purified
Washed and Ignited

avantor™ | J.T.Baker®

Material No.: 3382-05
Batch No.: 0000243821
Manufactured Date: 2018/04/09
Retest Date: 2025/04/07
Revision No: 1

Certificate of Analysis

Test	Specification	Result
Substances Soluble in HCl	<= 0.16 %	0.01

For Laboratory, Research or Manufacturing Use
Meets Reagent Specifications for testing USP/NF monographs

Country of Origin: US
Packaging Site: Paris Mfg Ctr & DC

E 2865

James T Ethier

Jamie Ethier
Vice President Global Quality

For questions on this Certificate of Analysis please contact Technical Services at 855.282.6867 or +1.610.386.1700
Avantor Performance Materials, LLC
100 Matsonford Rd, Suite 200, Radnor, PA 19087. U.S.A. Phone: 610.386.1700

Ether, Anhydrous
BAKER ANALYZED® A.C.S. Reagent
Contains BHT as a Preservative
Suitable for Fat Extraction

avantor™ | J.T.Baker®

Material No.: 9244-03
Batch No.: 0000288039
Manufactured Date: 2021/07/22
Expiration Date: 2023/07/22
Revision No: 1

Certificate of Analysis

Meets ACS Reagent Chemical Requirements,

Test	Specification	Result
Assay ($(C_2H_5)_2O$) (by GC, corrected for water)	>= 99.0 %	100.0
Alcohol (C_2H_5OH)	Passes Test	PT
Carbonyl Compounds (as HCHO) (by polarography)	<= 0.001 %	< 0.001
Color (APHA)	<= 10	< 5
Peroxide (as H_2O_2)	<= 1 ppm	< 1
Preservative (BHT)	>= 7 ppm	9
Residue after Evaporation	<= 0.0010 %	< 0.0010
Titrable Acid (µeq/g)	<= 0.2	< 0.2
Water (by KF, coulometric)	<= 0.01 %	0.01

For Laboratory, Research or Manufacturing Use
Meets Reagent Specifications for testing USP/NF monographs

Country of Origin: US

Recd. by RP on 9/13/22

E 3370

James T Ethier
Jamie Ethier
Vice President Global Quality

For questions on this Certificate of Analysis please contact Technical Services at 855.282.6867 or +1.610.386.1700
Avantor Performance Materials, LLC
100 Matsonford Rd, Suite 200, Radnor, PA 19087. U.S.A. Phone: 610.386.1700

PRODUCTOS QUIMICOS MONTERREY, S.A. DE C.V.

MIRADOR 201, COL. MIRADOR
MONTERREY, N.L. MEXICO
CP 64070
TEL +52 81 13 52 57 57
www.pqm.com.mx

CERTIFICATE OF ANALYSIS

PRODUCT :	SODIUM SULFATE CRYSTALS ANHYDROUS		
QUALITY :	ACS (CODE RMB3375)	FORMULA :	Na_2SO_4
SPECIFICATION NUMBER :	6399	RELEASE DATE:	ABR/21/2023
LOT NUMBER :	313201		

TEST	SPECIFICATIONS	LOT VALUES
Assay (Na_2SO_4)	Min. 99.0%	99.7 %
pH of a 5% solution at 25°C	5.2 - 9.2	6.1
Insoluble matter	Max. 0.01%	0.005 %
Loss on ignition	Max. 0.5%	0.1 %
Chloride (Cl)	Max. 0.001%	<0.001 %
Nitrogen compounds (as N)	Max. 5 ppm	<5 ppm
Phosphate (PO_4)	Max. 0.001%	<0.001 %
Heavy metals (as Pb)	Max. 5 ppm	<5 ppm
Iron (Fe)	Max. 0.001%	<0.001 %
Calcium (Ca)	Max. 0.01%	0.002 %
Magnesium (Mg)	Max. 0.005%	0.001 %
Potassium (K)	Max. 0.008%	0.003 %
Extraction-concentration suitability	Passes test	Passes test
Appearance	Passes test	Passes test
Identification	Passes test	Passes test
Solubility and foreing matter	Passes test	Passes test
Retained on US Standard No. 10 sieve	Max. 1%	0.1 %
Retained on US Standard No. 60 sieve	Min. 94%	97.3 %
Through US Standard No. 60 sieve	Max. 5%	2.5 %
Through US Standard No. 100 sieve	Max. 10%	0.1 %

COMMENTS

QC: PhC Irma Belmares

If you need further details, please call our factory or contact our local distributor.

Recd. by RB on 7/24/23 E3551

Hexanes (95% n-hexane)
BAKER RESI-ANALYZED® Reagent
For Organic Residue Analysis

avantor™ | J.T.Baker®

Material No.: 9262-03
Batch No.: 24C1862008
Manufactured Date: 2024-01-30
Expiration Date: 2025-04-30
Revision No.: 0

Certificate of Analysis

Test	Specification	Result
FID-Sensitive Impurities (as 2-Octanol) Single Impurity Peak (ng/mL)	≤ 5	< 1
ECD Sensitive Impurities (as Heptachlor Epoxide) Single Peak (pg/mL)	≤ 10	1
ECD-Sensitive Impurities (as Ethylene Dibromide) - Single Impurity Peak (ng/mL)	≤ 5	1
Assay (Total Saturated C_6 Isomers) (by GC, corrected for water)	≥ 99.5 %	99.7 %
Assay (as n-Hexane) (by GC, corrected for water)	≥ 95 %	98 %
Color (APHA)	≤ 10	5
Residue after Evaporation	≤ 1.0 ppm	0.4 ppm
Substances Darkened by H_2SO_4	Passes Test	Passes Test
Water (by KF, coulometric)	≤ 0.05 %	< 0.01 %

For Laboratory,Research,or Manufacturing Use
MEETS SPECIFICATIONS WITHIN THE EXPIRATION PERIOD

Country of Origin: USA
Packaging Site: Phillipsburg Mfg Ctr & DC

Recd. by RP on 5/31/24

E3754

JCroak

Jamie Croak
Director Quality Operations, Bioscience Production

Acetone
BAKER RESI-ANALYZED® Reagent
For Organic Residue Analysis

avantor™ | J.T.Baker®

Material No.: 9254-03
Batch No.: 23H1462005
Manufactured Date: 2023-07-26
Expiration Date: 2026-07-25
Revision No.: 0

Certificate of Analysis

Test	Specification	Result
Assay ($(CH_3)_2CO$) (by GC, corrected for water)	≥ 99.4 %	99.7 %
Color (APHA)	≤ 10	5
Residue after Evaporation	≤ 1.0 ppm	0.3 ppm
Substances Reducing Permanganate	Passes Test	Passes Test
Titrable Acid (µeq/g)	≤ 0.3	0.1
Titrable Base (µeq/g)	≤ 0.6	< 0.1
Water (H_2O)	≤ 0.5 %	0.3 %
FID-Sensitive Impurities (as 2-Octanol) Single Impurity Peak (ng/mL)	≤ 5	< 1
ECD Sensitive Impurities (as Heptachlor Epoxide) Single Peak (pg/mL)	≤ 10	1

For Laboratory,Research,or Manufacturing Use
MEETS SPECIFICATIONS WITHIN THE EXPIRATION PERIOD

Country of Origin: USA
Packaging Site: Phillipsburg Mfg Ctr & DC

Recd. by RP on 8/13/24

E 3788

Ken Koehnlein
Sr. Manager, Quality Assurance

Acetone
CMOS

avantor™ | J.T.Baker®

Material No.: 9005-05
Batch No.: 24E0761004
Manufactured Date: 2024-05-02
Retest Date: 2029-05-01
Revision No.: 0

Certificate of Analysis

Test	Specification	Result
Assay ($(CH_3)_2CO$) (by GC, corrected for water)	≥ 99.5 %	99.8 %
Color (APHA)	≤ 10	< 5
Residue after Evaporation	≤ 5 ppm	< 1 ppm
Titrable Acid (µeq/g)	≤ 0.3	0.1
Titrable Base (µeq/g)	≤ 0.5	0.1
Water (H_2O)	≤ 0.5 %	0.1 %
Solubility in H_2O	Passes Test	Passes Test
Chloride (Cl)	≤ 0.2 ppm	< 0.2 ppm
Phosphate (PO_4)	≤ 0.05 ppm	< 0.05 ppm
Trace Impurities - Aluminum (Al)	≤ 50.0 ppb	< 5.0 ppb
Arsenic and Antimony (as As)	≤ 5.0 ppb	< 5.0 ppb
Trace Impurities - Barium (Ba)	≤ 20.0 ppb	< 1.0 ppb
Trace Impurities - Beryllium (Be)	≤ 10.0 ppb	< 1.0 ppb
Trace Impurities - Bismuth (Bi)	≤ 20.0 ppb	< 10.0 ppb
Trace Impurities - Boron (B)	≤ 10.0 ppb	< 5.0 ppb
Trace Impurities - Cadmium (Cd)	≤ 10.0 ppb	< 1.0 ppb
Trace Impurities - Calcium (Ca)	≤ 25.0 ppb	3.6 ppb
Trace Impurities - Chromium (Cr)	≤ 10.0 ppb	< 1.0 ppb
Trace Impurities - Cobalt (Co)	≤ 10.0 ppb	< 1.0 ppb
Trace Impurities - Copper (Cu)	≤ 10.0 ppb	< 1.0 ppb
Trace Impurities - Gallium (Ga)	≤ 10.0 ppb	< 1.0 ppb
Trace Impurities - Germanium (Ge)	≤ 10.0 ppb	< 10.0 ppb
Trace Impurities - Gold (Au)	≤ 20 ppb	< 5 ppb
Trace Impurities - Iron (Fe)	≤ 20.0 ppb	< 1.0 ppb
Trace Impurities - Lead (Pb)	≤ 10.0 ppb	< 10.0 ppb
Trace Impurities - Lithium (Li)	≤ 10.0 ppb	< 1.0 ppb
Trace Impurities - Magnesium (Mg)	≤ 20 ppb	< 1 ppb
Trace Impurities - Manganese (Mn)	≤ 10.0 ppb	< 1.0 ppb

>>> Continued on page 2 >>>

Recd. by RP on 9/11/24

E3793

Acetone
CMOS

avantor™ | J.T.Baker®

Material No.: 9005-05
Batch No.: 24E0761004

Test	Specification	Result
Trace Impurities – Molybdenum (Mo)	≤ 10.0 ppb	< 5.0 ppb
Trace Impurities – Nickel (Ni)	≤ 10.0 ppb	< 5.0 ppb
Trace Impurities – Niobium (Nb)	≤ 50.0 ppb	< 1.0 ppb
Trace Impurities – Potassium (K)	≤ 10.0 ppb	< 10.0 ppb
Trace Impurities – Silicon (Si)	≤ 50 ppb	< 10 ppb
Trace Impurities – Silver (Ag)	≤ 10.0 ppb	< 1.0 ppb
Trace Impurities – Sodium (Na)	≤ 10.0 ppb	< 1.0 ppb
Trace Impurities – Strontium (Sr)	≤ 10.0 ppb	< 1.0 ppb
Trace Impurities – Tantalum (Ta)	≤ 50.0 ppb	< 5.0 ppb
Trace Impurities – Thallium (Tl)	≤ 10.0 ppb	< 5.0 ppb
Trace Impurities – Tin (Sn)	≤ 20.0 ppb	< 10.0 ppb
Trace Impurities – Titanium (Ti)	≤ 10.0 ppb	< 1.0 ppb
Trace Impurities – Vanadium (V)	≤ 10.0 ppb	< 1.0 ppb
Trace Impurities – Zinc (Zn)	≤ 20.0 ppb	7.9 ppb
Trace Impurities – Zirconium (Zr)	≤ 10.0 ppb	< 1.0 ppb
Particle Count – 0.5 µm and greater (Rion KS42AF)	≤ 100 par/ml	8 par/ml
Particle Count – 1.0 µm and greater (Rion KS42AF)	≤ 8 par/ml	2 par/ml

>>> Continued on page 3 >>>

Acetone
CMOS

avantor™ | J.T.Baker®

Material No.: 9005-05
Batch No.: 24E0761004

Test	Specification	Result

For Microelectronic Use

Country of Origin: USA
Packaging Site: Paris Mfg Ctr & DC

Michelle Bales
Sr. Manager, Quality Assurance

PO: PO2-329 PRODUCT CODE: SHIP DATE: 9/30/2024

Acetone
BAKER RESI-ANALYZED® Reagent
For Organic Residue Analysis

avantor | J.T.Baker

Material No.: 9254-03
Batch No.: 24H1462005
Manufactured Date: 2024-05-24
Expiration Date:2027-05-24
Revision No.: 0

Certificate of Analysis

Test	Specification	Result
Assay ($(CH_3)_2CO$) (by GC, corrected forwater)	>= 99.4 %	99.8 %
Color (APHA)	<= 10	5
Residue after Evaporation	<= 1.0 ppm	0.2 ppm
Substances Reducing Permanganate	Passes Test	Passes Test
Titrable Acid (µeq/g)	<= 0.3	0.2
Titrable Base (µeq/g)	<= 0.6	<0.1
Water (H_2O)	<= 0.5 %	0.2 %
FID-Sensitive Impurities (as 2-Octanol)Single Impurity Peak (ng/mL)	<= 5	<1
ECD Sensitive Impurities (as HeptachlorEpoxide) Single Peak (pg/mL)	<= 10	1

For Laboratory,Research,or Manufacturing Use
MEETS SPECIFICATIONS WITHIN THE EXPIRATION PERIOD

Country of Origin: United States
Packaging Site: Phillipsburg Mfg Ctr & DC

E3815

Jamie Croak
Director Quality Operations, Bioscience Production

For questions on this Certificate of Analysis please contact Technical Services at 855.282.6867 or +1.610.386.1700

Avantor Performance Materials,LLC
100 Matsonford Rd, Suite 200,Radnor,PA,19087.U.S.A.Phone 610.386.1700

PO: PO2-329 PRODUCT CODE: SHIP DATE: 9/30/2024

Acetone
BAKER RESI-ANALYZED® Reagent
For Organic Residue Analysis

avantor™ | J.T.Baker

Material No.: 9254-03
Batch No.: 24H1462005
Manufactured Date: 2024-05-24
Expiration Date:2027-05-24
Revision No.: 0

Certificate of Analysis

Test	Specification	Result
Assay ($(CH_3)_2CO$) (by GC, corrected forwater)	>= 99.4 %	99.8 %
Color (APHA)	<= 10	5
Residue after Evaporation	<= 1.0 ppm	0.2 ppm
Substances Reducing Permanganate	Passes Test	Passes Test
Titrable Acid (µeq/g)	<= 0.3	0.2
Titrable Base (µeq/g)	<= 0.6	<0.1
Water (H_2O)	<= 0.5 %	0.2 %
FID-Sensitive Impurities (as 2-Octanol)Single Impurity Peak (ng/mL)	<= 5	<1
ECD Sensitive Impurities (as HeptachlorEpoxide) Single Peak (pg/mL)	<= 10	1

For Laboratory,Research,or Manufacturing Use
MEETS SPECIFICATIONS WITHIN THE EXPIRATION PERIOD

Country of Origin: United States
Packaging Site: Phillipsburg Mfg Ctr & DC

Recd. by RP on 10/9/24

E 3818

Jamie Croak
Director Quality Operations, Bioscience Production

For questions on this Certificate of Analysis please contact Technical Services at 855.282.6867 or +1.610.386.1700
Avantor Performance Materials,LLC
100 Matsonford Rd, Suite 200,Radnor,PA,19087.U.S.A.Phone 610.386.1700

Sulfuric Acid
BAKER INSTRA-ANALYZED® Reagent
For Trace Metal Analysis
Low Selenium

M5037-38-39-40
ND

avantor™ | J.T.Baker®

Material No.: 9673-33
Batch No.: 0000250349
Manufactured Date: 2019/12/17
Retest Date: 2024/12/15
Revision No: 1

Certificate of Analysis

Test	Specification	Result
ACS - Assay (H_2SO_4)	95.0 - 98.0 %	96.5
Appearance	Passes Test	PT
ACS - Color (APHA)	<= 10	5
ACS - Residue after Ignition	<= 3 ppm	1
ACS - Substances Reducing Permanganate (as SO_2)	<= 2 ppm	< 2
Ammonium (NH_4)	<= 1 ppm	< 1
Chloride (Cl)	<= 0.1 ppm	< 0.1
Nitrate (NO_3)	<= 0.2 ppm	< 0.1
Phosphate (PO_4)	<= 0.5 ppm	< 0.1
Trace Impurities - Aluminum (Al)	<= 30.0 ppb	0.2
Arsenic and Antimony (as As)	<= 4 ppb	< 2
Trace Impurities - Barium (Ba)	<= 10.0 ppb	< 1.0
Trace Impurities - Beryllium (Be)	<= 10.0 ppb	< 1.0
Trace Impurities - Bismuth (Bi)	<= 10.0 ppb	< 1.0
Trace Impurities - Boron (B)	<= 10.0 ppb	< 5.0
Trace Impurities - Cadmium (Cd)	<= 2.0 ppb	< 0.3
Trace Impurities - Calcium (Ca)	<= 50.0 ppb	2.9
Trace Impurities - Chromium (Cr)	<= 6.0 ppb	< 0.4
Trace Impurities - Cobalt (Co)	<= 0.5 ppb	< 0.3
Trace Impurities - Copper (Cu)	<= 1.0 ppb	< 0.1
Trace Impurities - Gallium (Ga)	<= 10.0 ppb	< 1.0
Trace Impurities - Germanium (Ge)	<= 10.0 ppb	< 10.0
Trace Impurities - Gold (Au)	<= 10.0 ppb	< 0.2
Heavy Metals (as Pb)	<= 500 ppb	< 100

For questions on this Certificate of Analysis please contact Technical Services at 855.282.6867 or +1.610.386.1700
Avantor Performance Materials, LLC
100 Matsonford Rd, Suite 200, Radnor, PA 19087. U.S.A. Phone: 610.386.1700

Material No.: 9673-33
Batch No.: 0000250349

Test	Specification	Result
Trace Impurities - Iron (Fe)	<= 50.0 ppb	4.1
Trace Impurities - Lead (Pb)	<= 0.5 ppb	< 0.5
Trace Impurities - Lithium (Li)	<= 10.0 ppb	< 1.0
Trace Impurities - Magnesium (Mg)	<= 7.0 ppb	0.4
Trace Impurities - Manganese (Mn)	<= 1.0 ppb	< 0.4
Trace Impurities - Mercury (Hg)	<= 0.5 ppb	< 0.1
Trace Impurities - Molybdenum (Mo)	<= 10.0 ppb	< 5.0
Trace Impurities - Nickel (Ni)	<= 2.0 ppb	< 0.3
Trace Impurities - Niobium (Nb)	<= 10.0 ppb	< 1.0
Trace Impurities - Potassium (K)	<= 500.0 ppb	< 2.0
Trace Impurities - Selenium (Se)	<= 50.0 ppb	22.9
Trace Impurities - Silicon (Si)	<= 100.0 ppb	< 10.0
Trace Impurities - Silver (Ag)	<= 1.0 ppb	< 0.3
Trace Impurities - Sodium (Na)	<= 500.0 ppb	2.7
Trace Impurities - Strontium (Sr)	<= 5.0 ppb	< 0.2
Trace Impurities - Tantalum (Ta)	<= 10.0 ppb	< 5.0
Trace Impurities - Thallium (Tl)	<= 20.0 ppb	< 5.0
Trace Impurities - Tin (Sn)	<= 5.0 ppb	< 0.8
Trace Impurities - Titanium (Ti)	<= 10.0 ppb	< 1.0
Trace Impurities - Vanadium (V)	<= 10.0 ppb	< 1.0
Trace Impurities - Zinc (Zn)	<= 5.0 ppb	0.3
Trace Impurities - Zirconium (Zr)	<= 10.0 ppb	< 1.0

For Laboratory, Research or Manufacturing Use

Country of Origin: US
Packaging Site: Phillipsburg Mfg Ctr & DC



Jamie Ethier
Vice President Global Quality

For questions on this Certificate of Analysis please contact Technical Services at 855.282.6867 or +1.610.386.1700
Avantor Performance Materials, LLC
100 Matsonford Rd, Suite 200, Radnor, PA 19087. U.S.A. Phone: 610.386.1700

Hydrochloric Acid, 36.5–38.0%
BAKER INSTRA-ANALYZED® Reagent
For Trace Metal Analysis

M6109
M6110
M6111

Received date 9/29/24 Met dig.

avantor™ | J.T.Baker®

Material No.: 9530-33
Batch No.: 22F0762009
Manufactured Date: 2022-05-10
Retest Date: 2027-05-09
Revision No.: 0

Certificate of Analysis

Test	Specification	Result
ACS – Assay (as HCl) (by acid-base titrn)	36.5 – 38.0 %	37.6 %
ACS – Color (APHA)	≤ 10	5
ACS – Residue after Ignition	≤ 3 ppm	< 1 ppm
ACS – Specific Gravity at 60°/60°F	1.185 – 1.192	1.190
ACS – Bromide (Br)	≤ 0.005 %	< 0.005 %
ACS – Extractable Organic Substances	≤ 5 ppm	< 1 ppm
ACS – Free Chlorine (as Cl_2)	≤ 0.5 ppm	< 0.5 ppm
Phosphate (PO_4)	≤ 0.05 ppm	< 0.03 ppm
Sulfate (SO_4)	≤ 0.5 ppm	< 0.3 ppm
Sulfite (SO_3)	≤ 0.8 ppm	0.3 ppm
Ammonium (NH_4)	≤ 3 ppm	< 1 ppm
Trace Impurities – Arsenic (As)	≤ 0.010 ppm	< 0.003 ppm
Trace Impurities – Aluminum (Al)	≤ 10.0 ppb	0.8 ppb
Arsenic and Antimony (as As)	≤ 5.0 ppb	< 3.0 ppb
Trace Impurities – Barium (Ba)	≤ 1.0 ppb	< 0.2 ppb
Trace Impurities – Beryllium (Be)	≤ 1.0 ppb	< 0.2 ppb
Trace Impurities – Bismuth (Bi)	≤ 10.0 ppb	< 1.0 ppb
Trace Impurities – Boron (B)	≤ 20.0 ppb	< 5.0 ppb
Trace Impurities – Cadmium (Cd)	≤ 1.0 ppb	< 0.3 ppb
Trace Impurities – Calcium (Ca)	≤ 50.0 ppb	14.9 ppb
Trace Impurities – Chromium (Cr)	≤ 1.0 ppb	< 0.4 ppb
Trace Impurities – Cobalt (Co)	≤ 1.0 ppb	< 0.3 ppb
Trace Impurities – Copper (Cu)	≤ 1.0 ppb	< 0.1 ppb
Trace Impurities – Gallium (Ga)	≤ 1.0 ppb	< 0.2 ppb
Trace Impurities – Germanium (Ge)	≤ 3.0 ppb	< 2.0 ppb
Trace Impurities – Gold (Au)	≤ 4.0 ppb	0.2 ppb
Heavy Metals (as Pb)	≤ 100 ppb	< 50 ppb
Trace Impurities – Iron (Fe)	≤ 15 ppb	6 ppb

>>> Continued on page 2 >>>

Hydrochloric Acid, 36.5-38.0%
BAKER INSTRA-ANALYZED® Reagent
For Trace Metal Analysis

avantor™ | J.T.Baker®

Material No.: 9530-33
Batch No.: 22F0762009

Test	Specification	Result
Trace Impurities - Lead (Pb)	≤ 1.0 ppb	< 0.5 ppb
Trace Impurities - Lithium (Li)	≤ 1.0 ppb	< 0.2 ppb
Trace Impurities - Magnesium (Mg)	≤ 10.0 ppb	0.8 ppb
Trace Impurities - Manganese (Mn)	≤ 1.0 ppb	< 0.4 ppb
Trace Impurities - Mercury (Hg)	≤ 0.5 ppb	0.1 ppb
Trace Impurities - Molybdenum (Mo)	≤ 10.0 ppb	< 3.0 ppb
Trace Impurities - Nickel (Ni)	≤ 4.0 ppb	< 0.3 ppb
Trace Impurities - Niobium (Nb)	≤ 1.0 ppb	< 0.2 ppb
Trace Impurities - Potassium (K)	≤ 9.0 ppb	< 2.0 ppb
Trace Impurities - Selenium (Se), For Information Only		< 1.0 ppb
Trace Impurities - Silicon (Si)	≤ 100.0 ppb	1.0 ppb
Trace Impurities - Silver (Ag)	≤ 1.0 ppb	< 0.3 ppb
Trace Impurities - Sodium (Na)	≤ 100.0 ppb	0.7 ppb
Trace Impurities - Strontium (Sr)	≤ 1.0 ppb	< 0.2 ppb
Trace Impurities - Tantalum (Ta)	≤ 1.0 ppb	< 0.9 ppb
Trace Impurities - Thallium (Tl)	≤ 5.0 ppb	< 2.0 ppb
Trace Impurities - Tin (Sn)	≤ 5.0 ppb	< 0.8 ppb
Trace Impurities - Titanium (Ti)	≤ 1.0 ppb	0.2 ppb
Trace Impurities - Vanadium (V)	≤ 1.0 ppb	< 0.2 ppb
Trace Impurities - Zinc (Zn)	≤ 5.0 ppb	0.8 ppb
Trace Impurities - Zirconium (Zr)	≤ 1.0 ppb	< 0.1 ppb

>>> Continued on page 3 >>>

Hydrochloric Acid, 36.5–38.0%
BAKER INSTRA-ANALYZED® Reagent
For Trace Metal Analysis

avantor™ | J.T.Baker®

Material No.: 9530-33
Batch No.: 22F0762009

Test	Specification	Result

For Laboratory,Research,or Manufacturing Use
Product Information (not specifications):
Appearance (clear, fuming liquid)
Meets ACS Specifications
Storage Condition: Store below 25 °C.

Country of Origin: USA
Packaging Site: Phillipsburg Mfg Ctr & DC

James T Ethier

Jamie Ethier
Vice President Global Quality

Column:
30m x 0.25mm x 0.25µm
Rtx-5 (cat.#10223)

Carrier Gas:
hydrogen-constant pressure 10 psi.

Temp. Program:
75°C (hold 1 min.) to 330°C
@ 20°C/min. (hold 10 min.)

Inj. Temp:
250°C

Det. Temp:
330°C

Det. Type:
FID

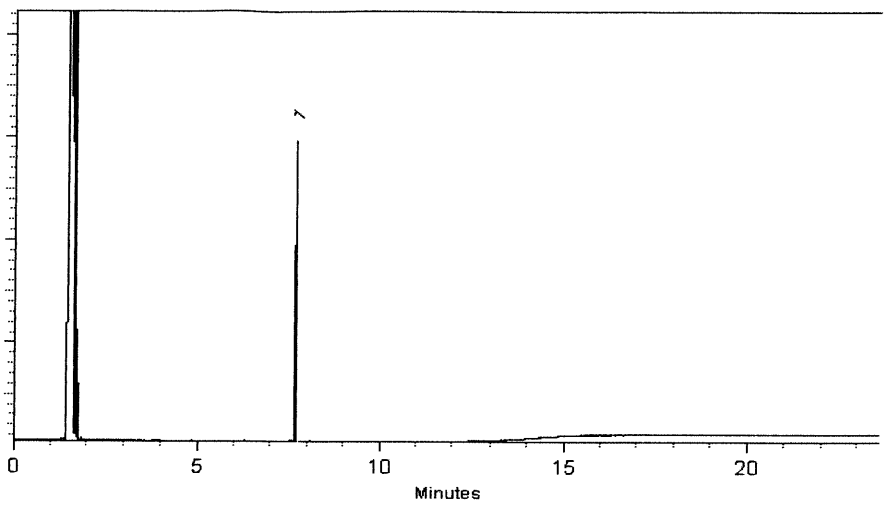

This chromatogram represents a general set of testing conditions chosen for product acceptance. For optimal results in your lab, conditions should be adjusted for your specific instrument, method, and application.

Katelyn McGlinn - Operations Tech I

Date Mixed: 28-May-2021 **Balance:** B345965662

Marlina Cowan - Operations Tech I

Date Passed: 02-Jun-2021

Manufactured under Restek's ISO 9001:2015 Registered Quality System Certificate #FM 80397

P 11177 to P 11186

AR 11/02/21

RESTEK®
110 Benner Circle
Bellefonte, PA 16823-8812
Tel: (800)356-1688
Fax: (814)353-1309

www.restek.com

CERTIFIED REFERENCE MATERIAL

Certificate of Analysis

ACCREDITED
ISO 17034 Accredited
Reference Material Producer
Certificate #3222.01

ACCREDITED
ISO/IEC 17025 Accredited
Testing Laboratory
Certificate #3222.02

FOR LABORATORY USE ONLY-READ SDS PRIOR TO USE.

This Reference Material is intended for Laboratory Use Only as a standard for the qualitative and/or quantitative determination of the analyte(s) listed.

Catalog No. : 32050 **Lot No.:** A0172864

Description : 2,4-Dichlorophenylacetic Acid Methyl Ester Standard

515 Surrogate (ester) 2, 4-dichlorophenyl Acetic Acid Methyl Ester
200µg/mL, Hexane, 1mL/ampul

Container Size : 2 mL **Pkg Amt:** > 1 mL

Expiration Date : February 29, 2028 **Storage:** 10°C or colder

Handling: This product is photosensitive. **Ship:** Ambient

CERTIFIED VALUES

Elution Order	Compound	Grav. Conc. (weight/volume)	Expanded Uncertainty (95% C.L.; K=2)		
1	2,4-Dichlorophenyl acetic acid methyl ester	202.0 µg/mL	+/- 1.4323	µg/mL	Gravimetric
	CAS # 55954-23-9 (Lot CSC42194-01)		+/- 6.8182	µg/mL	Unstressed
	Purity 99%		+/- 6.8182	µg/mL	Stressed

Solvent: Hexane
CAS # 110-54-3
Purity 99%

P111177
↓
P111186

AR
11/02/21

RESTEK
110 Benner Circle
Bellefonte, PA 16823-8812
Tel: (800)356-1688
Fax: (814)353-1309

www.restek.com

CERTIFIED REFERENCE MATERIAL

Certificate of Analysis

ACCREDITED ISO 17034 Accredited Reference Material Producer Certificate #3222.01

ACCREDITED ISO/IEC 17025 Accredited Testing Laboratory Certificate #3222.02

FOR LABORATORY USE ONLY-READ SDS PRIOR TO USE.

This Reference Material is intended for Laboratory Use Only as a standard for the qualitative and/or quantitative determination of the analyte(s) listed.

P12616 (S) → P12620

7/5/2023

Catalog No. : 32062 **Lot No.:** A0155055

Description : Herbicide Mix #4/ME (Methyl Ester)

Herbicide Mix #4/ME (Methyl Ester) 200µg/mL, Hexane/Methyl-tert-butyl-ether, 1mL/ampul

Container Size : 2 mL **Pkg Amt:** > 1 mL

Expiration Date : November 30, 2026 **Storage:** 10°C or colder

CERTIFIED VALUES

Elution Order	Compound	Grav. Conc. (weight/volume)	Expanded Uncertainty (95% C.L.; K=2)		
1	3,5-Dichlorobenzoic acid methyl ester **CAS #** 2905-67-1 (Lot 3903900) **Purity** 99%	200.0 µg/mL	+/- 1.4182 +/- 6.7507 +/- 6.7507	µg/mL µg/mL µg/mL	Gravimetric Unstressed Stressed
2	4-Nitroanisole **CAS #** 100-17-4 (Lot 24765/7) **Purity** 99%	200.0 µg/mL	+/- 1.4182 +/- 6.7507 +/- 6.7507	µg/mL µg/mL µg/mL	Gravimetric Unstressed Stressed
3	Pentachloroanisole **CAS #** 1825-21-4 (Lot 7921100) **Purity** 99%	200.0 µg/mL	+/- 1.4182 +/- 6.7507 +/- 6.7507	µg/mL µg/mL µg/mL	Gravimetric Unstressed Stressed
4	Chloramben methyl ester **CAS #** 7286-84-2 (Lot 6487100) **Purity** 98%	199.9 µg/mL	+/- 1.4176 +/- 6.7480 +/- 6.7480	µg/mL µg/mL µg/mL	Gravimetric Unstressed Stressed
5	Bentazon methyl ester **CAS #** 61592-45-8 (Lot 817100) **Purity** 99%	200.0 µg/mL	+/- 1.4182 +/- 6.7507 +/- 6.7507	µg/mL µg/mL µg/mL	Gravimetric Unstressed Stressed
6	Picloram methyl ester **CAS #** 14143-55-6 (Lot 386-21B) **Purity** 98%	201.9 µg/mL	+/- 1.4315 +/- 6.8141 +/- 6.8141	µg/mL µg/mL µg/mL	Gravimetric Unstressed Stressed
7	DCPA methyl ester (Chlorthal-dimethyl) **CAS #** 1861-32-1 (Lot 8008700) **Purity** 99%	200.0 µg/mL	+/- 1.4182 +/- 6.7507 +/- 6.7507	µg/mL µg/mL µg/mL	Gravimetric Unstressed Stressed

8	Acifluorfen methyl ester		200.0	µg/mL	+/- 1.4182	µg/mL	Gravimetric
	CAS # 50594-67-7	(Lot 6282300)			+/- 6.7507	µg/mL	Unstressed
	Purity 99%				+/- 6.7507	µg/mL	Stressed

Solvent: Hexane/Methyl-tert-butyl-ether
CAS # 110-54-3/1634-04-4
Purity 99%

Column:
30m x 0.25mm x 0.25µm
Rtx-5 (cat.#10223)

Carrier Gas:
hydrogen-constant pressure 10 psi.

Temp. Program:
75°C (hold 1 min.) to 330°C
@ 20°C/min. (hold 10 min.)

Inj. Temp:
250°C

Det. Temp:
330°C

Det. Type:
FID

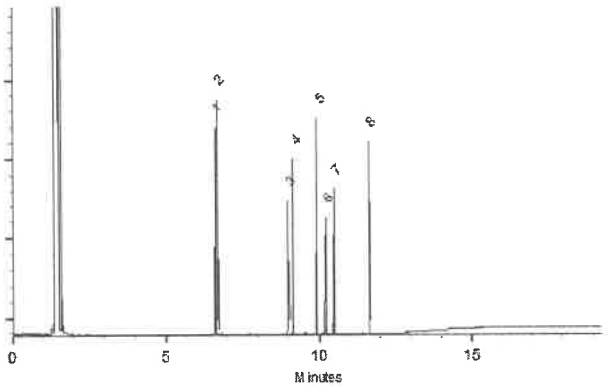

This chromatogram represents a general set of testing conditions chosen for product acceptance. For optimal results in your lab, conditions should be adjusted for your specific instrument, method, and application.

Michael J Maye

Date Mixed: 14-Nov-2019 **Balance:** 1128353505

Justine Albertson - Operations Tech-ARM QC

Date Passed: 18-Nov-2019

Manufactured under Restek's ISO 9001:2015 Registered Quality System Certificate #FM 80397

RESTEK
110 Benner Circle
Bellefonte, PA 16823-8812
Tel: 1-814-353-1300
Fax: 1-814-353-1309

www.restek.com

CERTIFIED REFERENCE MATERIAL

Certificate of Analysis

chromatographic plus

ACCREDITED ISO 17034 Accredited Reference Material Producer Certificate #3222.01

ACCREDITED ISO/IEC 17025 Accredited Testing Laboratory Certificate #3222.02

FOR LABORATORY USE ONLY-READ SDS PRIOR TO USE.

This Reference Material is intended for Laboratory Use Only as a standard for the qualitative and/or quantitative determination of the analyte(s) listed.

Catalog No. : 32055 **Lot No.:** A0199693

Description : Herbicide Mix #1/ME (Methyl Ester)

Herbicide Mix #1/ME (Methyl Ester) 200 µg/mL, Hexane, 1mL/ampul

Container Size : 2 mL **Pkg Amt:** > 1 mL

Expiration Date : July 31, 2030 **Storage:** 10°C or colder

Handling: This product is photosensitive. **Ship:** Ambient

CERTIFIED VALUES

Elution Order	Compound	CAS #	Lot #	Purity	Grav. Conc. (weight/volume)	Expanded Uncertainty * (95% C.L.; K=2)
1	Dicamba methyl ester	6597-78-0	1813500	99%	202.0 µg/mL	+/- 3.4272
2	Dichlorprop methyl ester	57153-17-0	8578700	98%	201.9 µg/mL	+/- 3.4251
3	2,4-D methyl ester	1928-38-7	10048000	99%	202.0 µg/mL	+/- 3.4272
4	2,4,5-TP (silvex) methyl ester	4841-20-7	504400	99%	202.0 µg/mL	+/- 3.4272
5	2,4,5-T methyl ester	1928-37-6	6875800	98%	201.9 µg/mL	+/- 3.4251
6	Dinoseb methyl ether	6099-79-2	9239100	99%	202.0 µg/mL	+/- 3.4272
7	2,4-DB methyl ester	18625-12-2	6847200	99%	202.0 µg/mL	+/- 3.4272

* Expanded Uncertainty displayed in same units as Grav. Conc.

Solvent: Hexane
CAS # 110-54-3
Purity 99%

P12660
↓
P12664

AJ
07/14/23

Quality Confirmation Test

Column:
30m x 0.25mm x 0.25µm
Rtx-5 (cat.#10223)

Carrier Gas:
hydrogen-constant pressure 10 psi.

Temp. Program:
40°C (hold 2 min.) to 330°C
@ 10°C/min. (hold 10 min.)

Inj. Temp:
250°C

Det. Temp:
330°C

Det. Type:
FID

Split Vent:
2 ml/min.

Inj. Vol
1µl

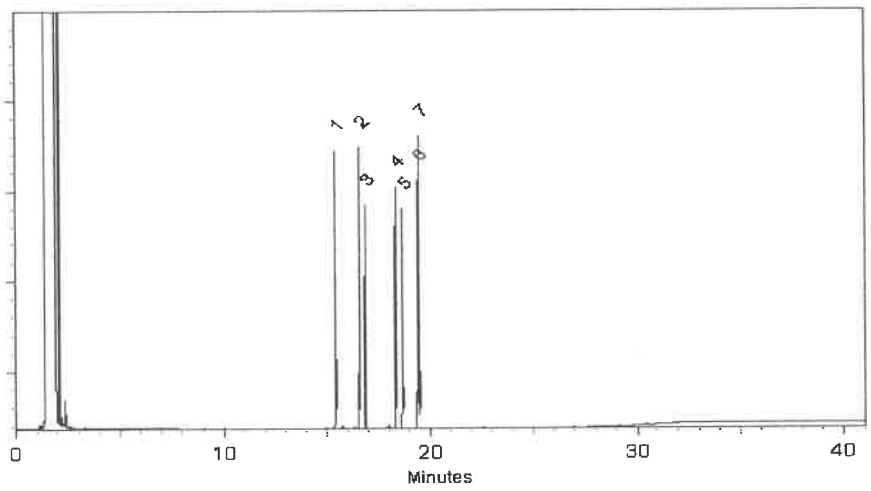

This chromatogram represents a general set of testing conditions chosen for product acceptance. For optimal results in your lab, conditions should be adjusted for your specific instrument, method, and application.

Nick Yaw - Operations Tech I

Date Mixed: 07-Jul-2023 **Balance Serial #** 1128360905

Christie Mills - Operations Lead Tech - ARM QC

Date Passed: 11-Jul-2023

Manufactured under Restek's ISO 9001:2015 Registered Quality System Certificate #FM 80397

P12706 ↓ P12715 (10)

Agilent

Trusted Answers

ISO 17034

8/15/23

Reference Material Certificate

Product Information Sheet

Product Name: Chlorinated Methylated Herbicides Standard

Product Number: HBM-8151M-1

Storage Conditions: Store at Room Temperature (15° to 30°C).

Lot Number: 0006752480

Lot Issue Date: 18-Jul-2023

Expiration Date: 31-Aug-2025

Component Name	Concentration		Uncertainty	CAS#	Analyte Lot
acifluorfen methyl ester	100.3	±	0.5 µg/mL	050594-67-7	RM03058
bentazon methyl derivative	100.2	±	0.5 µg/mL	061592-45-8	RM13829
chloramben methyl ester	100.4	±	0.5 µg/mL	007286-84-2	RM03055
2,4-D methyl ester	100.2	±	0.5 µg/mL	001928-38-7	RM03040
dalapon methyl ester	100.4	±	0.5 µg/mL	017640-02-7	RM14219
2,4-DB methyl ester	100.2	±	0.5 µg/mL	018625-12-2	RM03029
DCPA	100.2	±	0.5 µg/mL	001861-32-1	RM13426
dicamba methyl ester	100.4	±	0.5 µg/mL	006597-78-0	RM03039
methyl-3,5-dichlorobenzoate	100.1	±	0.5 µg/mL	002905-67-1	RM03048
dichlorprop methyl ester	100.4	±	0.5 µg/mL	057153-17-0	NT02086
dinoseb methyl ether	100.5	±	0.5 µg/mL	006099-79-2	RM03051
MCPA methyl ester	10031	±	50 µg/mL	002436-73-9	RM12863
MCPP methyl ester	10031	±	50 µg/mL	023844-56-6	RM20060
4-nitroanisole	100.3	±	0.5 µg/mL	000100-17-4	RM02806
pentachloroanisole	100.4	±	0.5 µg/mL	001825-21-4	RM02457
picloram methyl ester	100.2	±	0.5 µg/mL	014143-55-6	RM03044
silvex methyl ester	100.2	±	0.5 µg/mL	004841-20-7	RM03799
2,4,5-T methyl ester	100.4	±	0.5 µg/mL	001928-37-6	RM03033

Matrix: methanol (methyl alcohol)

Description:

This document is prepared in accordance with ISO 17034 and Guide 31. This analytical reference material standard was manufactured and verified in accordance with an ISO 9001 registered quality system and analyte concentrations were verified by an ISO 17025 accredited laboratory. The concentration and uncertainty value at the 95% confidence level for each analyte, determined gravimetrically, is listed above.

Traceability:

The balances used for these measurements are calibrated with weights traceable to NIST in compliance with ANSI/NCSL Z540.3, ISO 9001, ISO 17025, and ISO 17034. Calibrated Class A glassware is used for volumetric measurements. Thermometers are calibrated against a NIST traceable thermometer in accordance with NIST Special Publication 1088.

Homogeneity:

This analytical reference standard was unitized according to an in-house procedure and is guaranteed to be homogeneous. There is no minimum sub-sample size required.

ISO 17025
Cert No. AT-1937

Agilent

Trusted Answers

Instructions for Use:
Sample aliquots for analysis should be withdrawn at 20°C to 25°C immediately after opening the container and should be processed without delay for the certified values to be valid within the stated uncertainties.

Safety:
Refer to the Safety Data Sheet on www.agilent.com for information regarding this analytical reference material.

Intended Use:
This analytical reference standard is intended for the preparation of working reference samples for use in routine laboratory analyses, calibration of instruments, validation of analytical methods, assessments of measurement methods, and continuing calibration verification.

Expiration of Certification:
The certification of this analytical reference standard is valid until the expiration date specified above, provided the material is handled and stored in accordance with the instructions given in this certificate. This certification is nullified if the material is damaged, contaminated, or otherwise modified.

Maintenance of Certification:
If substantive changes are noted that affect the certification before the expiration of this certificate, Agilent will notify the purchaser.

Sample lot approver:

Monica Bourgeois
QMS Representative

P12706 (10)
↓
P12715

8.15.23

ANAB
ACCREDITED
ISO 17034
REFERENCE MATERIAL PRODUCER

ISO 17034
Cert No. AR-1936

RM was produced in accordance with the TUV/SUD registered ISO 9001:2015 Quality Management System. Cert# 951215321

www.agilent.com/quality/
CSD-QA-015.2

ISO 17025
Cert No. AT-1937

P12766 ↓ P12785 (20)

Agilent
Trusted Answers

ISO 17034

9.11.23

Reference Material Certificate

Product Information Sheet

Product Name: Chlorinated Herbicides Standard
Product Number: HBM-8151A-1
Storage Conditions: Store at Room Temperature (15° to 30°C).

Lot Number: 0006750243
Lot Issue Date: 07-Jul-2023
Expiration Date: 31-Aug-2025

Component Name	Concentration		Uncertainty	CAS#	Analyte Lot
acifluorfen	100.1	±	0.5 µg/mL	050594-66-6	NT02057
bentazon	100.1	±	0.5 µg/mL	025057-89-0	RM20289
chloramben	100.4	±	0.5 µg/mL	000133-90-4	RM02698
2,4-D	100.1	±	0.5 µg/mL	000094-75-7	RM17172
dalapon	100.4	±	0.5 µg/mL	000075-99-0	RM21030
2,4-DB	100.1	±	0.5 µg/mL	000094-82-6	RM02866
tetrachloroterephthalic acid	100.3	±	0.5 µg/mL	002136-79-0	RM13887
dicamba	100.2	±	0.5 µg/mL	001918-00-9	RM20089
3,5-dichlorobenzoic acid	100.0	±	0.5 µg/mL	000051-36-5	RM02768
dichlorprop	100.0	±	0.5 µg/mL	000120-36-5	RM20896
dinoseb	100.0	±	0.5 µg/mL	000088-85-7	RM20667
MCPA	10004	±	50 µg/mL	000094-74-6	RM12220
MCPP (mecoprop)	10037	±	50 µg/mL	000093-65-2	RM09273
4-nitrophenol	100.1	±	0.5 µg/mL	000100-02-7	RM03752
pentachlorophenol	100.1	±	0.5 µg/mL	000087-86-5	RM02474
picloram	100.4	±	0.5 µg/mL	001918-02-1	RM20442
silvex	100.1	±	0.5 µg/mL	000093-72-1	RM20208
2,4,5-T	100.4	±	0.5 µg/mL	000093-76-5	NT01808

Matrix: methanol (methyl alcohol)

Description:
This document is prepared in accordance with ISO 17034 and Guide 31. This analytical reference material standard was manufactured and verified in accordance with an ISO 9001 registered quality system and analyte concentrations were verified by an ISO 17025 accredited laboratory. The concentration and uncertainty value at the 95% confidence level for each analyte, determined gravimetrically, is listed above.

Traceability:
The balances used for these measurements are calibrated with weights traceable to NIST in compliance with ANSI/NCSL Z540.3, ISO 9001, ISO 17025, and ISO 17034. Calibrated Class A glassware is used for volumetric measurements. Thermometers are calibrated against a NIST traceable thermometer in accordance with NIST Special Publication 1088.

Homogeneity:
This analytical reference standard was unitized according to an in-house procedure and is guaranteed to be homogeneous. There is no minimum sub-sample size required.

Agilent

Trusted Answers

Instructions for Use:
Sample aliquots for analysis should be withdrawn at 20°C to 25°C immediately after opening the container and should be processed without delay for the certified values to be valid within the stated uncertainties.

Safety:
Refer to the Safety Data Sheet on www.agilent.com for information regarding this analytical reference material.

Intended Use:
This analytical reference standard is intended for the preparation of working reference samples for use in routine laboratory analyses, calibration of instruments, validation of analytical methods, assessments of measurement methods, and continuing calibration verification.

Expiration of Certification:
The certification of this analytical reference standard is valid until the expiration date specified above, provided the material is handled and stored in accordance with the instructions given in this certificate. This certification is nullified if the material is damaged, contaminated, or otherwise modified.

Maintenance of Certification:
If substantive changes are noted that affect the certification before the expiration of this certificate, Agilent will notify the purchaser.

Sample lot approver:

Monica Bourgeois
QMS Representative

P12766 ↓ P12785 / 20

9/11/2023

ANAB
ANSI National Accreditation Board
ACCREDITED
REFERENCE MATERIAL PRODUCER

ISO 17034
Cert No. AR-1936

RM was produced in accordance with the TUV/SUD registered ISO 9001:2015 Quality Management System. Cert# 951215321

www.agilent.com/quality/
CSD-QA-015.2

ISO 17025
Cert No. AT-1937

P12766 ↓ P12785 (20)

Agilent
Trusted Answers

ISO 17034

9.11.23

Reference Material Certificate

Product Information Sheet

Product Name: Chlorinated Herbicides Standard
Product Number: HBM-8151A-1
Storage Conditions: Store at Room Temperature (15° to 30°C).

Lot Number: 0006750243
Lot Issue Date: 07-Jul-2023
Expiration Date: 31-Aug-2025

Component Name	Concentration		Uncertainty	CAS#	Analyte Lot
acifluorfen	100.1	±	0.5 µg/mL	050594-66-6	NT02057
bentazon	100.1	±	0.5 µg/mL	025057-89-0	RM20289
chloramben	100.4	±	0.5 µg/mL	000133-90-4	RM02698
2,4-D	100.1	±	0.5 µg/mL	000094-75-7	RM17172
dalapon	100.4	±	0.5 µg/mL	000075-99-0	RM21030
2,4-DB	100.1	±	0.5 µg/mL	000094-82-6	RM02866
tetrachloroterephthalic acid	100.3	±	0.5 µg/mL	002136-79-0	RM13887
dicamba	100.2	±	0.5 µg/mL	001918-00-9	RM20089
3,5-dichlorobenzoic acid	100.0	±	0.5 µg/mL	000051-36-5	RM02768
dichlorprop	100.0	±	0.5 µg/mL	000120-36-5	RM20896
dinoseb	100.0	±	0.5 µg/mL	000088-85-7	RM20667
MCPA	10004	±	50 µg/mL	000094-74-6	RM12220
MCPP (mecoprop)	10037	±	50 µg/mL	000093-65-2	RM09273
4-nitrophenol	100.1	±	0.5 µg/mL	000100-02-7	RM03752
pentachlorophenol	100.1	±	0.5 µg/mL	000087-86-5	RM02474
picloram	100.4	±	0.5 µg/mL	001918-02-1	RM20442
silvex	100.1	±	0.5 µg/mL	000093-72-1	RM20208
2,4,5-T	100.4	±	0.5 µg/mL	000093-76-5	NT01808

Matrix: methanol (methyl alcohol)

Description:
This document is prepared in accordance with ISO 17034 and Guide 31. This analytical reference material standard was manufactured and verified in accordance with an ISO 9001 registered quality system and analyte concentrations were verified by an ISO 17025 accredited laboratory. The concentration and uncertainty value at the 95% confidence level for each analyte, determined gravimetrically, is listed above.

Traceability:
The balances used for these measurements are calibrated with weights traceable to NIST in compliance with ANSI/NCSL Z540.3, ISO 9001, ISO 17025, and ISO 17034. Calibrated Class A glassware is used for volumetric measurements. Thermometers are calibrated against a NIST traceable thermometer in accordance with NIST Special Publication 1088.

Homogeneity:
This analytical reference standard was unitized according to an in-house procedure and is guaranteed to be homogeneous. There is no minimum sub-sample size required.

Agilent

Trusted Answers

Instructions for Use:
Sample aliquots for analysis should be withdrawn at 20°C to 25°C immediately after opening the container and should be processed without delay for the certified values to be valid within the stated uncertainties.

Safety:
Refer to the Safety Data Sheet on www.agilent.com for information regarding this analytical reference material.

Intended Use:
This analytical reference standard is intended for the preparation of working reference samples for use in routine laboratory analyses, calibration of instruments, validation of analytical methods, assessments of measurement methods, and continuing calibration verification.

Expiration of Certification:
The certification of this analytical reference standard is valid until the expiration date specified above, provided the material is handled and stored in accordance with the instructions given in this certificate. This certification is nullified if the material is damaged, contaminated, or otherwise modified.

Maintenance of Certification:
If substantive changes are noted that affect the certification before the expiration of this certificate, Agilent will notify the purchaser.

Sample lot approver:

Monica Bourgeois
QMS Representative

P12766 ↓ P12785 / 20

9/11/2023

ANAB
ANSI National Accreditation Board
ACCREDITED
REFERENCE MATERIAL PRODUCER

ISO 17034
Cert No. AR-1936

RM was produced in accordance with the TUV/SUD registered ISO 9001:2015 Quality Management System. Cert# 951215321

www.agilent.com/quality/
CSD-QA-015.2

ISO 17025
Cert No. AT-1937

P12766 ↓ P12785 (20)

Agilent
Trusted Answers

ISO 17034

9.11.23

Reference Material Certificate

Product Information Sheet

Product Name: Chlorinated Herbicides Standard
Product Number: HBM-8151A-1
Storage Conditions: Store at Room Temperature (15° to 30°C).

Lot Number: 0006750243
Lot Issue Date: 07-Jul-2023
Expiration Date: 31-Aug-2025

Component Name	Concentration		Uncertainty	CAS#	Analyte Lot
acifluorfen	100.1	±	0.5 µg/mL	050594-66-6	NT02057
bentazon	100.1	±	0.5 µg/mL	025057-89-0	RM20289
chloramben	100.4	±	0.5 µg/mL	000133-90-4	RM02698
2,4-D	100.1	±	0.5 µg/mL	000094-75-7	RM17172
dalapon	100.4	±	0.5 µg/mL	000075-99-0	RM21030
2,4-DB	100.1	±	0.5 µg/mL	000094-82-6	RM02866
tetrachloroterephthalic acid	100.3	±	0.5 µg/mL	002136-79-0	RM13887
dicamba	100.2	±	0.5 µg/mL	001918-00-9	RM20089
3,5-dichlorobenzoic acid	100.0	±	0.5 µg/mL	000051-36-5	RM02768
dichlorprop	100.0	±	0.5 µg/mL	000120-36-5	RM20896
dinoseb	100.0	±	0.5 µg/mL	000088-85-7	RM20667
MCPA	10004	±	50 µg/mL	000094-74-6	RM12220
MCPP (mecoprop)	10037	±	50 µg/mL	000093-65-2	RM09273
4-nitrophenol	100.1	±	0.5 µg/mL	000100-02-7	RM03752
pentachlorophenol	100.1	±	0.5 µg/mL	000087-86-5	RM02474
picloram	100.4	±	0.5 µg/mL	001918-02-1	RM20442
silvex	100.1	±	0.5 µg/mL	000093-72-1	RM20208
2,4,5-T	100.4	±	0.5 µg/mL	000093-76-5	NT01808

Matrix: methanol (methyl alcohol)

Description:
This document is prepared in accordance with ISO 17034 and Guide 31. This analytical reference material standard was manufactured and verified in accordance with an ISO 9001 registered quality system and analyte concentrations were verified by an ISO 17025 accredited laboratory. The concentration and uncertainty value at the 95% confidence level for each analyte, determined gravimetrically, is listed above.

Traceability:
The balances used for these measurements are calibrated with weights traceable to NIST in compliance with ANSI/NCSL Z540.3, ISO 9001, ISO 17025, and ISO 17034. Calibrated Class A glassware is used for volumetric measurements. Thermometers are calibrated against a NIST traceable thermometer in accordance with NIST Special Publication 1088.

Homogeneity:
This analytical reference standard was unitized according to an in-house procedure and is guaranteed to be homogeneous. There is no minimum sub-sample size required.

Agilent

Trusted Answers

Instructions for Use:
Sample aliquots for analysis should be withdrawn at 20°C to 25°C immediately after opening the container and should be processed without delay for the certified values to be valid within the stated uncertainties.

Safety:
Refer to the Safety Data Sheet on www.agilent.com for information regarding this analytical reference material.

Intended Use:
This analytical reference standard is intended for the preparation of working reference samples for use in routine laboratory analyses, calibration of instruments, validation of analytical methods, assessments of measurement methods, and continuing calibration verification.

Expiration of Certification:
The certification of this analytical reference standard is valid until the expiration date specified above, provided the material is handled and stored in accordance with the instructions given in this certificate. This certification is nullified if the material is damaged, contaminated, or otherwise modified.

Maintenance of Certification:
If substantive changes are noted that affect the certification before the expiration of this certificate, Agilent will notify the purchaser.

Sample lot approver:

Monica Bourgeois
QMS Representative

P12766 ↓ P12785 / 20

9/11/2023

ANAB
ANSI National Accreditation Board
ACCREDITED
REFERENCE MATERIAL PRODUCER

ISO 17034
Cert No. AR-1936

RM was produced in accordance with the TUV/SUD registered ISO 9001:2015 Quality Management System. Cert# 951215321

www.agilent.com/quality/
CSD-QA-015.2

ISO 17025
Cert No. AT-1937

P12766 ↓ P12785 (20)

Agilent
Trusted Answers

ISO 17034

9.11.23

Reference Material Certificate

Product Information Sheet

Product Name: Chlorinated Herbicides Standard
Product Number: HBM-8151A-1
Storage Conditions: Store at Room Temperature (15° to 30°C).

Lot Number: 0006750243
Lot Issue Date: 07-Jul-2023
Expiration Date: 31-Aug-2025

Component Name	Concentration		Uncertainty	CAS#	Analyte Lot
acifluorfen	100.1	±	0.5 µg/mL	050594-66-6	NT02057
bentazon	100.1	±	0.5 µg/mL	025057-89-0	RM20289
chloramben	100.4	±	0.5 µg/mL	000133-90-4	RM02698
2,4-D	100.1	±	0.5 µg/mL	000094-75-7	RM17172
dalapon	100.4	±	0.5 µg/mL	000075-99-0	RM21030
2,4-DB	100.1	±	0.5 µg/mL	000094-82-6	RM02866
tetrachloroterephthalic acid	100.3	±	0.5 µg/mL	002136-79-0	RM13887
dicamba	100.2	±	0.5 µg/mL	001918-00-9	RM20089
3,5-dichlorobenzoic acid	100.0	±	0.5 µg/mL	000051-36-5	RM02768
dichlorprop	100.0	±	0.5 µg/mL	000120-36-5	RM20896
dinoseb	100.0	±	0.5 µg/mL	000088-85-7	RM20667
MCPA	10004	±	50 µg/mL	000094-74-6	RM12220
MCPP (mecoprop)	10037	±	50 µg/mL	000093-65-2	RM09273
4-nitrophenol	100.1	±	0.5 µg/mL	000100-02-7	RM03752
pentachlorophenol	100.1	±	0.5 µg/mL	000087-86-5	RM02474
picloram	100.4	±	0.5 µg/mL	001918-02-1	RM20442
silvex	100.1	±	0.5 µg/mL	000093-72-1	RM20208
2,4,5-T	100.4	±	0.5 µg/mL	000093-76-5	NT01808

Matrix: methanol (methyl alcohol)

Description:
This document is prepared in accordance with ISO 17034 and Guide 31. This analytical reference material standard was manufactured and verified in accordance with an ISO 9001 registered quality system and analyte concentrations were verified by an ISO 17025 accredited laboratory. The concentration and uncertainty value at the 95% confidence level for each analyte, determined gravimetrically, is listed above.

Traceability:
The balances used for these measurements are calibrated with weights traceable to NIST in compliance with ANSI/NCSL Z540.3, ISO 9001, ISO 17025, and ISO 17034. Calibrated Class A glassware is used for volumetric measurements. Thermometers are calibrated against a NIST traceable thermometer in accordance with NIST Special Publication 1088.

Homogeneity:
This analytical reference standard was unitized according to an in-house procedure and is guaranteed to be homogeneous. There is no minimum sub-sample size required.

Agilent

Trusted Answers

Instructions for Use:
Sample aliquots for analysis should be withdrawn at 20°C to 25°C immediately after opening the container and should be processed without delay for the certified values to be valid within the stated uncertainties.

Safety:
Refer to the Safety Data Sheet on www.agilent.com for information regarding this analytical reference material.

Intended Use:
This analytical reference standard is intended for the preparation of working reference samples for use in routine laboratory analyses, calibration of instruments, validation of analytical methods, assessments of measurement methods, and continuing calibration verification.

Expiration of Certification:
The certification of this analytical reference standard is valid until the expiration date specified above, provided the material is handled and stored in accordance with the instructions given in this certificate. This certification is nullified if the material is damaged, contaminated, or otherwise modified.

Maintenance of Certification:
If substantive changes are noted that affect the certification before the expiration of this certificate, Agilent will notify the purchaser.

Sample lot approver:

Monica Bourgeois
QMS Representative

P12766 ↓ P12785 / 20

9/11/2023

ANAB
ANSI National Accreditation Board
ACCREDITED
REFERENCE MATERIAL PRODUCER

ISO 17034
Cert No. AR-1936

RM was produced in accordance with the TUV/SUD registered ISO 9001:2015 Quality Management System. Cert# 951215321

www.agilent.com/quality/
CSD-QA-015.2

ISO 17025
Cert No. AT-1937

RESTEK
110 Benner Circle
Bellefonte, PA 16823-8812
Tel: 1-814-353-1300
Fax: 1-814-353-1309

www.restek.com

CERTIFIED REFERENCE MATERIAL

Certificate of Analysis

chromatographic plus

ISO 17034 Accredited
Reference Material Producer
Certificate #3222.01

ISO/IEC 17025 Accredited
Testing Laboratory
Certificate #3222.02

FOR LABORATORY USE ONLY-READ SDS PRIOR TO USE.

This Reference Material is intended for Laboratory Use Only as a standard for the qualitative and/or quantitative determination of the analyte(s) listed.

Catalog No. : 32049 **Lot No.:** A0212676

Description : 2,4-Dichlorophenylacetic Acid Standard

2, 4-Dichlorophenyl Acetic Acid 200µg/mL, Methanol, 1mL/ampul

Container Size : 2 mL **Pkg Amt:** > 1 mL

Expiration Date : March 31, 2027 **Storage:** 10°C or colder

Handling: This product is photosensitive. **Ship:** Ambient

P13497 ↓ P13515 } Y.P. 08/16/24

CERTIFIED VALUES

Elution Order	Compound	CAS #	Lot #	Purity	Grav. Conc. (weight/volume)	Expanded Uncertainty * (95% C.L.; K=2)
1	2,4-dichlorophenylacetic acid	19719-28-9	STBK3827	99%	200.0 µg/mL	+/- 2.7154

* Expanded Uncertainty displayed in same units as Grav. Conc.

Solvent: Methanol
CAS # 67-56-1
Purity 99%

Specific Reference Material Notes:
Failure to derivatize this standard will lead to incorrect quantitative results.

Quality Confirmation Test

Column:
150mm x 4.6mm
Allure C18 Cat.(#9164565)

Flow Rate:
1.0 ml/min.

Mobile Phase A:
0.14% H3PO4 in water

Mobile Phase B:
acetonitrile

Mobile Phase Composition:
90%B Isocratic

Det. Type:
Wavelength: 220 & 254 nm

Inj. Vol
5µl

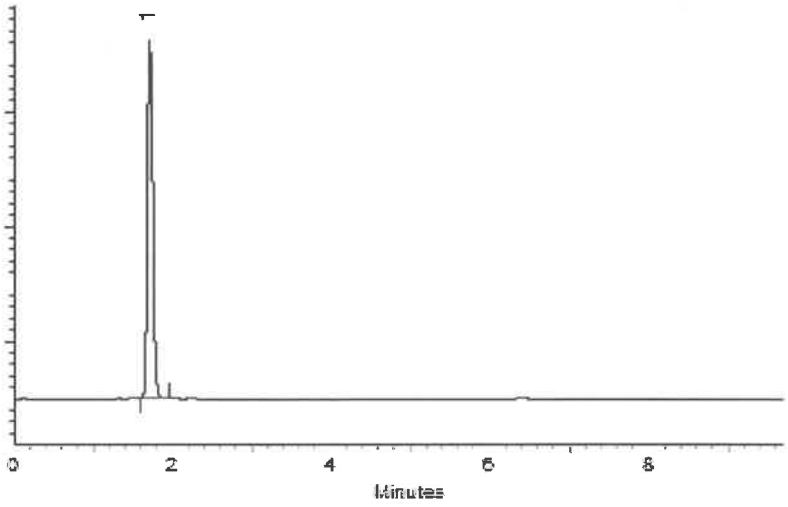

This chromatogram represents a general set of testing conditions chosen for product acceptance. For optimal results in your lab, conditions should be adjusted for your specific instrument, method, and application.

Ethan Winiarski - Operations Tech I

Date Mixed: 11-Jun-2024 **Balance Serial #** B345965662

Jennifer Pollino - Operations Tech III - ARM QC

Date Passed: 13-Jun-2024

Manufactured under Restek's ISO 9001:2015 Registered Quality System Certificate #FM 80397

General Certified Reference Material Notes

Expiration Notes:

- Expiration date valid for unopened ampul stored in compliance with the recommended conditions.
- Uncertainty, concentration, and expiration of the CRM are based on the unopened product being stored according to the recommended condition found in the storage field.

Purity Notes:

- Purity and/or chemical identity are determined by one or more of the following techniques: GC/FID, HPLC, GC/μECD, GC/MS, LC/MS, RI, and/or melting point.
- Compounds with a listed purity of less than 99% have been weight corrected to compensate for impurities and/or salts. A correction factor is used to calculate the amount of compound necessary to achieve the desired concentration of the parent compound in solution.
- Purity of isomeric compounds is reported as the sum of the isomers.
- Purity values are rounded to the nearest whole number.

Certified Uncertainty Value Notes:

- The uncertainties are determined in accordance with ISO 17034 and Guide 35. The certified expanded uncertainty value includes gravimetric uncertainty, homogeneity between-ampul uncertainty, storage stability uncertainty and shipping stability uncertainty and were combined using the following formula:

$$U_{combined\ uncertainty} = k\sqrt{u^2_{gravimetric} + u^2_{homogeneity} + u^2_{storage\ stability} + u^2_{shipping\ stability}}$$

  k is a coverage factor of 2, which gives a level of confidence of approximately 95%.
- The packaged amount is the minimum sample size for which uncertainty is valid. The ampuls are over-filled to ensure that the minimum packaged amount can be sufficiently transferred.

Manufacturing Notes:

- Concentration is based upon gravimetric preparation using either a balance whose calibration has been verified daily using NIST traceable weights, and/or dilutions with Class A glassware.

Handling Notes:

- Stability of the unopened product, when stored in compliance with the recommended conditions, is guaranteed through the expiration displayed on the product label and certificate. Contact Restek for additional opened product stability information, with the knowledge/understanding that open product stability is subject to the specific handling and environmental conditions to which the product is exposed. For your convenience Restek supplies deactivated vials with most standards packed in 2mL ampuls. Larger volume deactivated vials are available through Restek as a custom ordered item. Additionally, Restek sells DMDCS for the purpose of glassware deactivation as catalog number 31861, which includes complete instructions.
- If any undissolved material is visible inside the ampul, sonicate the unopened ampul until the material is completely dissolved.

RESTEK
110 Benner Circle
Bellefonte, PA 16823-8812
Tel: 1-814-353-1300
Fax: 1-814-353-1309

www.restek.com

CERTIFIED REFERENCE MATERIAL

Certificate of Analysis

chromatographic plus

ISO 17034 Accredited
Reference Material Producer
Certificate #3222.01

ISO/IEC 17025 Accredited
Testing Laboratory
Certificate #3222.02

FOR LABORATORY USE ONLY-READ SDS PRIOR TO USE.

This Reference Material is intended for Laboratory Use Only as a standard for the qualitative and/or quantitative determination of the analyte(s) listed.

Catalog No. : 32049 **Lot No.:** A0212676

Description : 2,4-Dichlorophenylacetic Acid Standard

2, 4-Dichlorophenyl Acetic Acid 200µg/mL, Methanol, 1mL/ampul

Container Size : 2 mL **Pkg Amt:** > 1 mL

Expiration Date : March 31, 2027 **Storage:** 10°C or colder

Handling: This product is photosensitive. **Ship:** Ambient

P13497 ↓ P13515 } Y.P. 08/16/24

CERTIFIED VALUES

Elution Order	Compound	CAS #	Lot #	Purity	Grav. Conc. (weight/volume)	Expanded Uncertainty * (95% C.L.; K=2)
1	2,4-dichlorophenylacetic acid	19719-28-9	STBK3827	99%	200.0 µg/mL	+/- 2.7154

* Expanded Uncertainty displayed in same units as Grav. Conc.

Solvent: Methanol
CAS # 67-56-1
Purity 99%

Specific Reference Material Notes:
Failure to derivatize this standard will lead to incorrect quantitative results.

Quality Confirmation Test

Column:
150mm x 4.6mm
Allure C18 Cat.(#9164565)

Flow Rate:
1.0 ml/min.

Mobile Phase A:
0.14% H3PO4 in water

Mobile Phase B:
acetonitrile

Mobile Phase Composition:
90%B Isocratic

Det. Type:
Wavelength: 220 & 254 nm

Inj. Vol
5µl

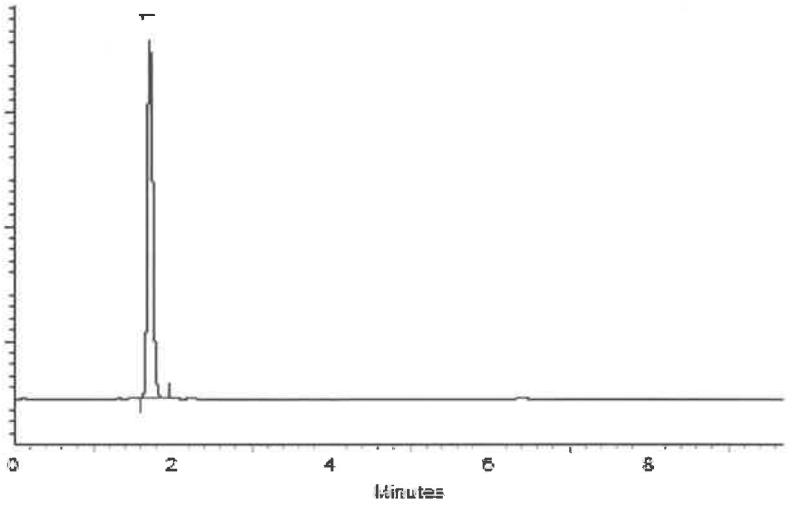

This chromatogram represents a general set of testing conditions chosen for product acceptance. For optimal results in your lab, conditions should be adjusted for your specific instrument, method, and application.

Ethan Winiarski - Operations Tech I

Date Mixed: 11-Jun-2024 **Balance Serial #** B345965662

Jennifer Pollino - Operations Tech III - ARM QC

Date Passed: 13-Jun-2024

Manufactured under Restek's ISO 9001:2015 Registered Quality System Certificate #FM 80397

General Certified Reference Material Notes

Expiration Notes:

- Expiration date valid for unopened ampul stored in compliance with the recommended conditions.
- Uncertainty, concentration, and expiration of the CRM are based on the unopened product being stored according to the recommended condition found in the storage field.

Purity Notes:

- Purity and/or chemical identity are determined by one or more of the following techniques: GC/FID, HPLC, GC/μECD, GC/MS, LC/MS, RI, and/or melting point.
- Compounds with a listed purity of less than 99% have been weight corrected to compensate for impurities and/or salts. A correction factor is used to calculate the amount of compound necessary to achieve the desired concentration of the parent compound in solution.
- Purity of isomeric compounds is reported as the sum of the isomers.
- Purity values are rounded to the nearest whole number.

Certified Uncertainty Value Notes:

- The uncertainties are determined in accordance with ISO 17034 and Guide 35. The certified expanded uncertainty value includes gravimetric uncertainty, homogeneity between-ampul uncertainty, storage stability uncertainty and shipping stability uncertainty and were combined using the following formula:

$$U_{combined\ uncertainty} = k\sqrt{u^2_{gravimetric} + u^2_{homogeneity} + u^2_{storage\ stability} + u^2_{shipping\ stability}}$$

  k is a coverage factor of 2, which gives a level of confidence of approximately 95%.
- The packaged amount is the minimum sample size for which uncertainty is valid. The ampuls are over-filled to ensure that the minimum packaged amount can be sufficiently transferred.

Manufacturing Notes:

- Concentration is based upon gravimetric preparation using either a balance whose calibration has been verified daily using NIST traceable weights, and/or dilutions with Class A glassware.

Handling Notes:

- Stability of the unopened product, when stored in compliance with the recommended conditions, is guaranteed through the expiration displayed on the product label and certificate. Contact Restek for additional opened product stability information, with the knowledge/understanding that open product stability is subject to the specific handling and environmental conditions to which the product is exposed. For your convenience Restek supplies deactivated vials with most standards packed in 2mL ampuls. Larger volume deactivated vials are available through Restek as a custom ordered item. Additionally, Restek sells DMDCS for the purpose of glassware deactivation as catalog number 31861, which includes complete instructions.
- If any undissolved material is visible inside the ampul, sonicate the unopened ampul until the material is completely dissolved.

RESTEK
110 Benner Circle
Bellefonte, PA 16823-8812
Tel: 1-814-353-1300
Fax: 1-814-353-1309

www.restek.com

CERTIFIED REFERENCE MATERIAL

Certificate of Analysis

chromatographic plus

ISO 17034 Accredited
Reference Material Producer
Certificate #3222.01

ISO/IEC 17025 Accredited
Testing Laboratory
Certificate #3222.02

FOR LABORATORY USE ONLY-READ SDS PRIOR TO USE.

This Reference Material is intended for Laboratory Use Only as a standard for the qualitative and/or quantitative determination of the analyte(s) listed.

Catalog No. : 32049 **Lot No.:** A0212676

Description : 2,4-Dichlorophenylacetic Acid Standard

2, 4-Dichlorophenyl Acetic Acid 200µg/mL, Methanol, 1mL/ampul

Container Size : 2 mL **Pkg Amt:** > 1 mL

Expiration Date : March 31, 2027 **Storage:** 10°C or colder

Handling: This product is photosensitive. **Ship:** Ambient

P13497 ↓ P13515 } Y.P. 08/16/24

CERTIFIED VALUES

Elution Order	Compound	CAS #	Lot #	Purity	Grav. Conc. (weight/volume)	Expanded Uncertainty * (95% C.L.; K=2)
1	2,4-dichlorophenylacetic acid	19719-28-9	STBK3827	99%	200.0 µg/mL	+/- 2.7154

* Expanded Uncertainty displayed in same units as Grav. Conc.

Solvent: Methanol
CAS # 67-56-1
Purity 99%

Specific Reference Material Notes:
Failure to derivatize this standard will lead to incorrect quantitative results.

Quality Confirmation Test

Column:
150mm x 4.6mm
Allure C18 Cat.(#9164565)

Flow Rate:
1.0 ml/min.

Mobile Phase A:
0.14% H3PO4 in water

Mobile Phase B:
acetonitrile

Mobile Phase Composition:
90%B Isocratic

Det. Type:
Wavelength: 220 & 254 nm

Inj. Vol
5µl

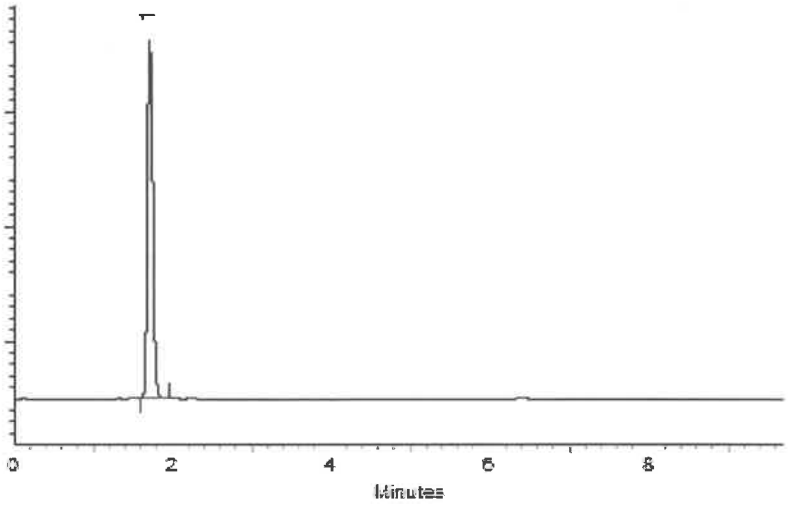

This chromatogram represents a general set of testing conditions chosen for product acceptance. For optimal results in your lab, conditions should be adjusted for your specific instrument, method, and application.

Ethan Winiarski - Operations Tech I

Date Mixed: 11-Jun-2024 **Balance Serial #** B345965662

Jennifer Pollino - Operations Tech III - ARM QC

Date Passed: 13-Jun-2024

Manufactured under Restek's ISO 9001:2015 Registered Quality System Certificate #FM 80397

General Certified Reference Material Notes

Expiration Notes:

- Expiration date valid for unopened ampul stored in compliance with the recommended conditions.
- Uncertainty, concentration, and expiration of the CRM are based on the unopened product being stored according to the recommended condition found in the storage field.

Purity Notes:

- Purity and/or chemical identity are determined by one or more of the following techniques: GC/FID, HPLC, GC/μECD, GC/MS, LC/MS, RI, and/or melting point.
- Compounds with a listed purity of less than 99% have been weight corrected to compensate for impurities and/or salts. A correction factor is used to calculate the amount of compound necessary to achieve the desired concentration of the parent compound in solution.
- Purity of isomeric compounds is reported as the sum of the isomers.
- Purity values are rounded to the nearest whole number.

Certified Uncertainty Value Notes:

- The uncertainties are determined in accordance with ISO 17034 and Guide 35. The certified expanded uncertainty value includes gravimetric uncertainty, homogeneity between-ampul uncertainty, storage stability uncertainty and shipping stability uncertainty and were combined using the following formula:

$$U_{combined\ uncertainty} = k\sqrt{u^2_{gravimetric} + u^2_{homogeneity} + u^2_{storage\ stability} + u^2_{shipping\ stability}}$$

  k is a coverage factor of 2, which gives a level of confidence of approximately 95%.
- The packaged amount is the minimum sample size for which uncertainty is valid. The ampuls are over-filled to ensure that the minimum packaged amount can be sufficiently transferred.

Manufacturing Notes:

- Concentration is based upon gravimetric preparation using either a balance whose calibration has been verified daily using NIST traceable weights, and/or dilutions with Class A glassware.

Handling Notes:

- Stability of the unopened product, when stored in compliance with the recommended conditions, is guaranteed through the expiration displayed on the product label and certificate. Contact Restek for additional opened product stability information, with the knowledge/understanding that open product stability is subject to the specific handling and environmental conditions to which the product is exposed. For your convenience Restek supplies deactivated vials with most standards packed in 2mL ampuls. Larger volume deactivated vials are available through Restek as a custom ordered item. Additionally, Restek sells DMDCS for the purpose of glassware deactivation as catalog number 31861, which includes complete instructions.
- If any undissolved material is visible inside the ampul, sonicate the unopened ampul until the material is completely dissolved.

RESTEK
110 Benner Circle
Bellefonte, PA 16823-8812
Tel: 1-814-353-1300
Fax: 1-814-353-1309

www.restek.com

CERTIFIED REFERENCE MATERIAL

Certificate of Analysis

chromatographic plus

ISO 17034 Accredited
Reference Material Producer
Certificate #3222.01

ISO/IEC 17025 Accredited
Testing Laboratory
Certificate #3222.02

FOR LABORATORY USE ONLY-READ SDS PRIOR TO USE.

This Reference Material is intended for Laboratory Use Only as a standard for the qualitative and/or quantitative determination of the analyte(s) listed.

Catalog No. : 32049 **Lot No.:** A0212676

Description : 2,4-Dichlorophenylacetic Acid Standard

2, 4-Dichlorophenyl Acetic Acid 200µg/mL, Methanol, 1mL/ampul

Container Size : 2 mL **Pkg Amt:** > 1 mL

Expiration Date : March 31, 2027 **Storage:** 10°C or colder

Handling: This product is photosensitive. **Ship:** Ambient

P13497 ↓ P13515 } Y.P. 08/16/24

CERTIFIED VALUES

Elution Order	Compound	CAS #	Lot #	Purity	Grav. Conc. (weight/volume)	Expanded Uncertainty * (95% C.L.; K=2)
1	2,4-dichlorophenylacetic acid	19719-28-9	STBK3827	99%	200.0 µg/mL	+/- 2.7154

* Expanded Uncertainty displayed in same units as Grav. Conc.

Solvent: Methanol
CAS # 67-56-1
Purity 99%

Specific Reference Material Notes:
Failure to derivatize this standard will lead to incorrect quantitative results.

Quality Confirmation Test

Column:
150mm x 4.6mm
Allure C18 Cat.(#9164565)

Flow Rate:
1.0 ml/min.

Mobile Phase A:
0.14% H3PO4 in water

Mobile Phase B:
acetonitrile

Mobile Phase Composition:
90%B Isocratic

Det. Type:
Wavelength: 220 & 254 nm

Inj. Vol
5µl

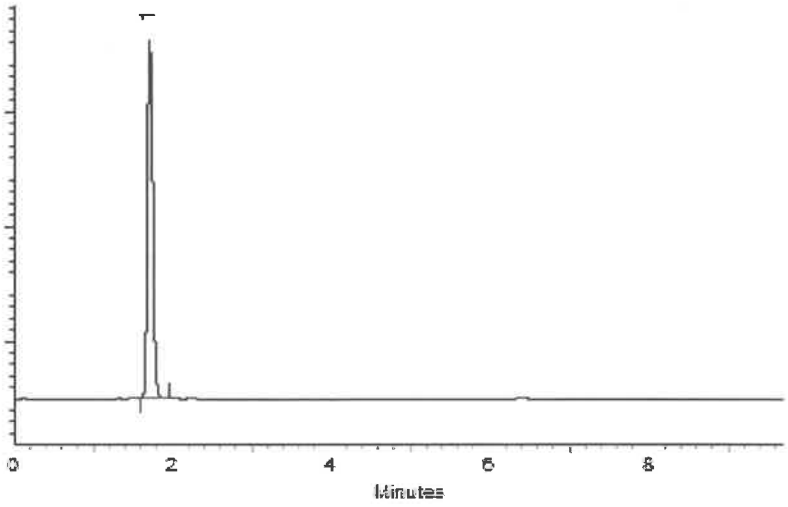

This chromatogram represents a general set of testing conditions chosen for product acceptance. For optimal results in your lab, conditions should be adjusted for your specific instrument, method, and application.

Ethan Winiarski - Operations Tech I

Date Mixed: 11-Jun-2024 **Balance Serial #** B345965662

Jennifer Pollino - Operations Tech III - ARM QC

Date Passed: 13-Jun-2024

Manufactured under Restek's ISO 9001:2015 Registered Quality System Certificate #FM 80397

General Certified Reference Material Notes

Expiration Notes:

- Expiration date valid for unopened ampul stored in compliance with the recommended conditions.
- Uncertainty, concentration, and expiration of the CRM are based on the unopened product being stored according to the recommended condition found in the storage field.

Purity Notes:

- Purity and/or chemical identity are determined by one or more of the following techniques: GC/FID, HPLC, GC/μECD, GC/MS, LC/MS, RI, and/or melting point.
- Compounds with a listed purity of less than 99% have been weight corrected to compensate for impurities and/or salts. A correction factor is used to calculate the amount of compound necessary to achieve the desired concentration of the parent compound in solution.
- Purity of isomeric compounds is reported as the sum of the isomers.
- Purity values are rounded to the nearest whole number.

Certified Uncertainty Value Notes:

- The uncertainties are determined in accordance with ISO 17034 and Guide 35. The certified expanded uncertainty value includes gravimetric uncertainty, homogeneity between-ampul uncertainty, storage stability uncertainty and shipping stability uncertainty and were combined using the following formula:

$$U_{combined\ uncertainty} = k\sqrt{u^2_{gravimetric} + u^2_{homogeneity} + u^2_{storage\ stability} + u^2_{shipping\ stability}}$$

  k is a coverage factor of 2, which gives a level of confidence of approximately 95%.
- The packaged amount is the minimum sample size for which uncertainty is valid. The ampuls are over-filled to ensure that the minimum packaged amount can be sufficiently transferred.

Manufacturing Notes:

- Concentration is based upon gravimetric preparation using either a balance whose calibration has been verified daily using NIST traceable weights, and/or dilutions with Class A glassware.

Handling Notes:

- Stability of the unopened product, when stored in compliance with the recommended conditions, is guaranteed through the expiration displayed on the product label and certificate. Contact Restek for additional opened product stability information, with the knowledge/understanding that open product stability is subject to the specific handling and environmental conditions to which the product is exposed. For your convenience Restek supplies deactivated vials with most standards packed in 2mL ampuls. Larger volume deactivated vials are available through Restek as a custom ordered item. Additionally, Restek sells DMDCS for the purpose of glassware deactivation as catalog number 31861, which includes complete instructions.
- If any undissolved material is visible inside the ampul, sonicate the unopened ampul until the material is completely dissolved.

Agilent
Trusted Answers

ISO 17034

Reference Material Certificate

Product Information Sheet

Product Name: Chlorinated Herbicides Standard
Product Number: HBM-8151A-1
Storage Conditions: Store at Room Temperature (15° to 30°C).

Lot Number: 0006750243
Lot Issue Date: 07-Jul-2023
Expiration Date: 31-Aug-2025

Component Name	Concentration		Uncertainty	CAS#	Analyte Lot
acifluorfen	100.1	±	0.5 µg/mL	050594-66-6	NT02057
bentazon	100.1	±	0.5 µg/mL	025057-89-0	RM20289
chloramben	100.4	±	0.5 µg/mL	000133-90-4	RM02698
2,4-D	100.1	±	0.5 µg/mL	000094-75-7	RM17172
dalapon	100.4	±	0.5 µg/mL	000075-99-0	RM21030
2,4-DB	100.1	±	0.5 µg/mL	000094-82-6	RM02866
tetrachloroterephthalic acid	100.3	±	0.5 µg/mL	002136-79-0	RM13887
dicamba	100.2	±	0.5 µg/mL	001918-00-9	RM20089
3,5-dichlorobenzoic acid	100.0	±	0.5 µg/mL	000051-36-5	RM02768
dichlorprop	100.0	±	0.5 µg/mL	000120-36-5	RM20896
dinoseb	100.0	±	0.5 µg/mL	000088-85-7	RM20667
MCPA	10004	±	50 µg/mL	000094-74-6	RM12220
MCPP (mecoprop)	10037	±	50 µg/mL	000093-65-2	RM09273
4-nitrophenol	100.1	±	0.5 µg/mL	000100-02-7	RM03752
pentachlorophenol	100.1	±	0.5 µg/mL	000087-86-5	RM02474
picloram	100.4	±	0.5 µg/mL	001918-02-1	RM20442
silvex	100.1	±	0.5 µg/mL	000093-72-1	RM20208
2,4,5-T	100.4	±	0.5 µg/mL	000093-76-5	NT01808

Matrix: methanol (methyl alcohol)

Description:
This document is prepared in accordance with ISO 17034 and Guide 31. This analytical reference material standard was manufactured and verified in accordance with an ISO 9001 registered quality system and analyte concentrations were verified by an ISO 17025 accredited laboratory. The concentration and uncertainty value at the 95% confidence level for each analyte, determined gravimetrically, is listed above.

Traceability:
The balances used for these measurements are calibrated with weights traceable to NIST in compliance with ANSI/NCSL Z540.3, ISO 9001, ISO 17025, and ISO 17034. Calibrated Class A glassware is used for volumetric measurements. Thermometers are calibrated against a NIST traceable thermometer in accordance with NIST Special Publication 1088.

Homogeneity:
This analytical reference standard was unitized according to an in-house procedure and is guaranteed to be homogeneous. There is no minimum sub-sample size required.

P13517 } (2)
P13518

CSD-QA-015.2

ISO 17025
Cert No. AT-1937

9/4/2024

RESTEK®
110 Benner Circle
Bellefonte, PA 16823-8812
Tel: (800)356-1688
Fax: (814)353-1309

www.restek.com

CERTIFIED REFERENCE MATERIAL

Certificate of Analysis

ACCREDITED
ISO 17034 Accredited
Reference Material Producer
Certificate #3222.01

ilac-MRA

ACCREDITED
ISO/IEC 17025 Accredited
Testing Laboratory
Certificate #3222.02

FOR LABORATORY USE ONLY-READ SDS PRIOR TO USE.

This Reference Material is intended for Laboratory Use Only as a standard for the qualitative and/or quantitative determination of the analyte(s) listed.

Received by SG on 8/16/19
P8828
P8826

Catalog No. : 32254 **Lot No.:** A0148063

Description : Dalapon methyl ester Standard

Dalapon methyl ester 1000µg/mL, Methanol, 1mL/ampul

Container Size : 2 mL **Pkg Amt:** > 1 mL

Expiration Date : April 30, 2026 **Storage:** 10°C or colder

Handling: This product is photosensitive.

CERTIFIED VALUES

Elution Order	Compound	Grav. Conc. (weight/volume)	Expanded Uncertainty (95% C.L.; K=2)		
1	Dalapon methyl ester	999.6 µg/mL	+/- 10.0697	µg/mL	Gravimetric
	CAS # 17640-02-7 (Lot 1764600)		+/- 34.4896	µg/mL	Unstressed
	Purity 98%		+/- 34.4896	µg/mL	Stressed

Solvent: Methanol
CAS # 67-56-1
Purity 99%

Column:
30m x 0.25mm x 0.25µm
Rtx-5 (cat.#10223)

Carrier Gas:
hydrogen-constant pressure 10 psi.

Temp. Program:
75°C (hold 1 min.) to 330°C
@ 20°C/min. (hold 10 min.)

Inj. Temp:
250°C

Det. Temp:
330°C

Det. Type:
FID

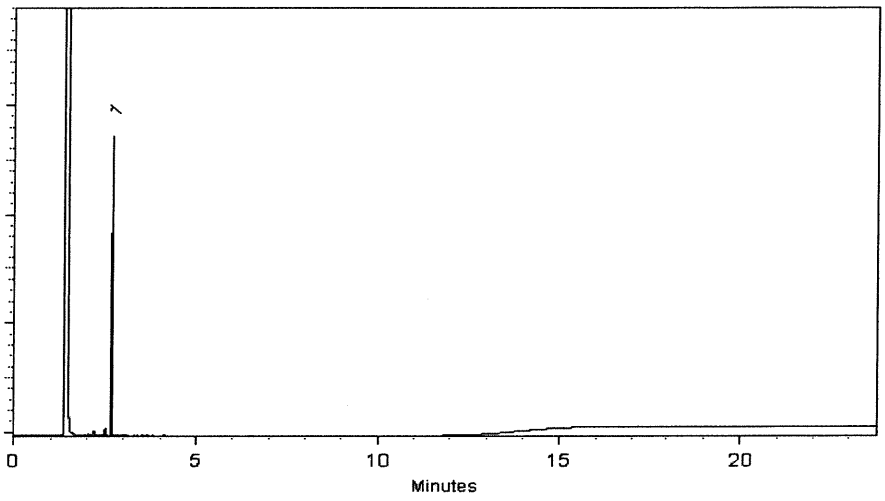

This chromatogram represents a general set of testing conditions chosen for product acceptance. For optimal results in your lab, conditions should be adjusted for your specific instrument, method, and application.

Russ Bookhamer - Operations Technician I

Date Mixed: 11-Apr-2019 **Balance:** 1127510105

Fang-Yun Lo - QC Analyst

Date Passed: 15-Apr-2019

Manufactured under Restek's ISO 9001:2015 Registered Quality System Certificate #FM 80397

RESTEK®
110 Benner Circle
Bellefonte, PA 16823-8812
Tel: (800)356-1688
Fax: (814)353-1309

www.restek.com

CERTIFIED REFERENCE MATERIAL

Certificate of Analysis

ACCREDITED
ISO 17034 Accredited
Reference Material Producer
Certificate #3222.01

ilac-MRA

ACCREDITED
ISO/IEC 17025 Accredited
Testing Laboratory
Certificate #3222.02

FOR LABORATORY USE ONLY-READ SDS PRIOR TO USE.

This Reference Material is intended for Laboratory Use Only as a standard for the qualitative and/or quantitative determination of the analyte(s) listed.

Received by SG on 9/10/19
P8897
P8896

Catalog No. : 32059 **Lot No.:** A0152499

Description : Herbicide Mix #3/ME (Methyl Ester)

Herbicide Mix #3/ME (Methyl Ester) 20,000 µg/mL, Hexane, 1mL/ampul

Container Size : 2 mL **Pkg Amt:** > 1 mL

Expiration Date : September 30, 2026 **Storage:** 10°C or colder

Handling: This product is photosensitive.

CERTIFIED VALUES

Elution Order	Compound	Grav. Conc. (weight/volume)	Expanded Uncertainty (95% C.L.; K=2)	
1	MCPP (Mecoprop) methyl ester **CAS #** 23844-56-6 (Lot 8685200) **Purity** 99%	20,004.0 µg/mL	+/- 185.1208 µg/mL +/- 685.5986 µg/mL +/- 685.5986 µg/mL	Gravimetric Unstressed Stressed
2	MCPA methyl ester **CAS #** 2436-73-9 (Lot 7964600) **Purity** 99%	20,012.0 µg/mL	+/- 185.1948 µg/mL +/- 685.8728 µg/mL +/- 685.8728 µg/mL	Gravimetric Unstressed Stressed

Solvent: Hexane
CAS # 110-54-3
Purity 99%

Column:
30m x 0.25mm x 0.25µm
Rtx-5 (cat.#10223)

Carrier Gas:
hydrogen-constant pressure 10 psi.

Temp. Program:
75°C (hold 1 min.) to 330°C
@ 20°C/min. (hold 10 min.)

Inj. Temp:
250°C

Det. Temp:
330°C

Det. Type:
FID

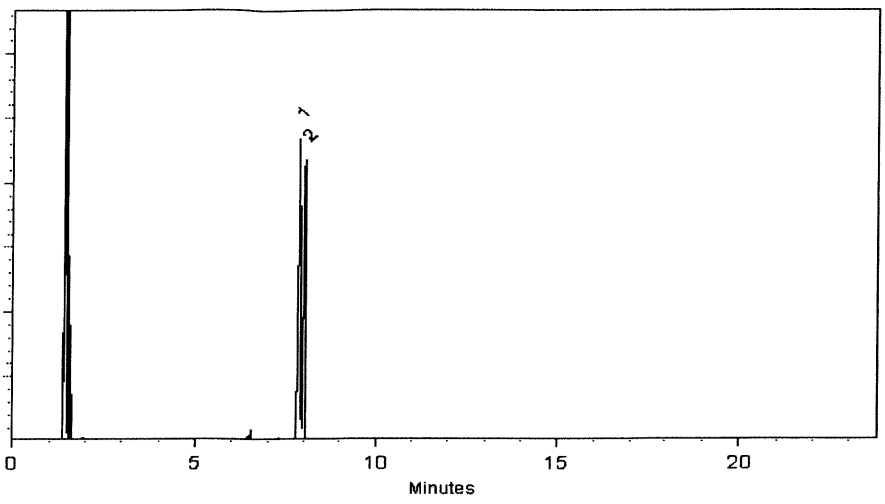

This chromatogram represents a general set of testing conditions chosen for product acceptance. For optimal results in your lab, conditions should be adjusted for your specific instrument, method, and application.

Russ Bookhamer - Operations Technician I

Date Mixed: 03-Sep-2019 **Balance:** 1128360905

Jennifer Pollino - Operations Tech-ARM QC

Date Passed: 05-Sep-2019

Manufactured under Restek's ISO 9001:2015 Registered Quality System Certificate #FM 80397

RESTEK®
110 Benner Circle
Bellefonte, PA 16823-8812
Tel: (800)356-1688
Fax: (814)353-1309

www.restek.com

CERTIFIED REFERENCE MATERIAL

Certificate of Analysis

ACCREDITED
ISO 17034 Accredited
Reference Material Producer
Certificate #3222.01

ilac-MRA

ACCREDITED
ISO/IEC 17025 Accredited
Testing Laboratory
Certificate #3222.02

FOR LABORATORY USE ONLY-READ SDS PRIOR TO USE.

This Reference Material is intended for Laboratory Use Only as a standard for the qualitative and/or quantitative determination of the analyte(s) listed.

Received by SG on 10/11/19
P8999
–
P9008

Catalog No. : 32050 **Lot No.:** A0152705

Description : 2,4-Dichlorophenylacetic Acid Methyl Ester Standard

515 Surrogate (ester) 2, 4-dichlorophenyl Acetic Acid Methyl Ester
200µg/mL, Hexane, 1mL/ampul

Container Size : 2 mL **Pkg Amt:** > 1 mL

Expiration Date : June 30, 2026 **Storage:** 10°C or colder

Handling: This product is photosensitive.

CERTIFIED VALUES

Elution Order	Compound	Grav. Conc. (weight/volume)	Expanded Uncertainty (95% C.L.; K=2)		
1	2,4-Dichlorophenyl acetic acid methyl ester	200.0 µg/mL	+/- 1.4182	µg/mL	Gravimetric
	CAS # 55954-23-9 (Lot CSC42194-01)		+/- 6.7507	µg/mL	Unstressed
	Purity 99%		+/- 6.7507	µg/mL	Stressed

Solvent: Hexane
CAS # 110-54-3
Purity 99%

Column:
30m x 0.25mm x 0.25µm
Rtx-5 (cat.#10223)

Carrier Gas:
hydrogen-constant pressure 10 psi.

Temp. Program:
75°C (hold 1 min.) to 330°C
@ 20°C/min. (hold 10 min.)

Inj. Temp:
250°C

Det. Temp:
330°C

Det. Type:
FID

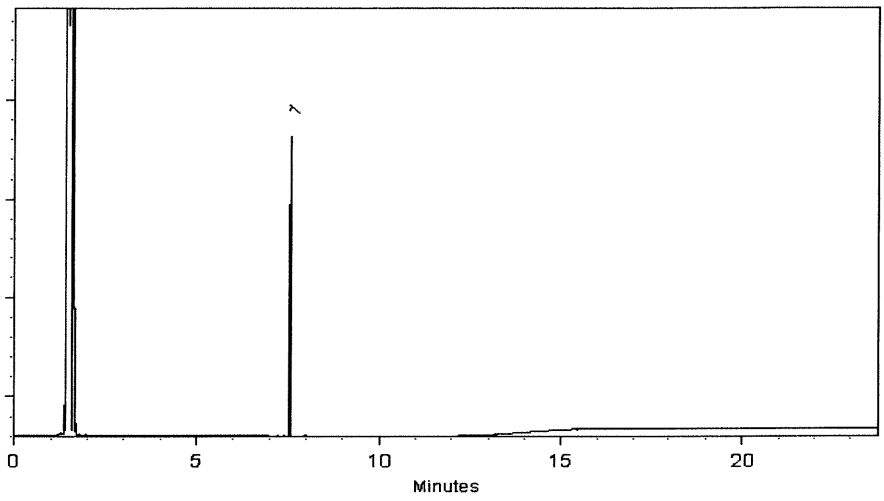

This chromatogram represents a general set of testing conditions chosen for product acceptance. For optimal results in your lab, conditions should be adjusted for your specific instrument, method, and application.

Cydnei L. Crust
Cydnei L. Crust - Mix Technician

Date Mixed: 09-Sep-2019 **Balance:** B707717271

Feng-Yun Lo - QC Analyst

Date Passed: 11-Sep-2019

Manufactured under Restek's ISO 9001:2015 Registered Quality System Certificate #FM 80397

SHIPPING DOCUMENTS

P4602

USEPA CLP COC (LAB COPY)
DateShipped: 10/28/2024
CarrierName: FedEx
AirbillNo: 7795 7401 5516

CHAIN OF CUSTODY RECORD

DAS #: R36704
Cooler #: Herbs 2

No: 3-102824-144559-0009
Lab: Chemtech Consulting Group
Lab Contact: Emanuel Hedvat
Lab Phone: 908-789-8900

Sample Identifier	CLP Sample No.	Matrix/Sampler	Coll. Method	Analysis/Turnaround (Days)	Tag/Preservative/Bottles	Location	Collection Date/Time	For Lab Use Only
PDA-SS20-20241022	C0PI7	Soil/ START	Grab	HERB(21)	1041 (<6C) (1)	SS20	10/22/2024 10:10	
PDA-SS03-20241022	CC0P0	Soil/ START	Grab	HERB(21)	1050 (<6C), 1137 (<6C), 1139 (<6C) (3)	SS03	10/22/2024 11:00	
PDA-SS04-20241022	CC0P2	Soil/ START	Grab	HERB(21)	1056 (<6C) (1)	SS04	10/22/2024 11:55	
PDA-SS05-20241022	CC0P4	Soil/ START	Grab	HERB(21)	1062 (<6C) (1)	SS05	10/22/2024 12:50	
PDA-SS06-20241022	CC0P6	Soil/ START	Grab	HERB(21)	1068 (<6C) (1)	SS06	10/22/2024 13:55	
PDA-SS07-20241022	CC0P8	Soil/ START	Grab	HERB(21)	1074 (<6C) (1)	SS07	10/22/2024 14:35	
PDA-SS08-20241022	CC0Q0	Soil/ START	Grab	HERB(21)	1080 (<6C) (1)	SS08	10/22/2024 15:15	
PDA-SS09-20241022	CC0Q2	Soil/ START	Grab	HERB(21)	1086 (<6C) (1)	SS09	10/22/2024 15:50	
PDA-SS10-20241022	CC0Q3	Soil/ START	Grab	HERB(21)	1089 (<6C) (1)	SS10	10/22/2024 16:15	
PDA-SS12-20241023	CC0Q4	Soil/ START	Grab	HERB(21)	1092 (<6C) (1)	SS12	10/23/2024 09:10	

Sample(s) to be used for Lab QC: PDA-SS03-20241022 Tag 1137, PDA-SS03-20241022 Tag 1139

Shipment for Case Complete? N

Samples Transferred From Chain of Custody #

Analysis Key: HERB=Herbicides

Items/Reason	Relinquished by (Signature and Organization)	Date/Time	Received by (Signature and Organization)	Date/Time	Sample Condition Upon Receipt
	Josh Shields START	10/28/24 1630		10-29-24 0955	1.9°C IR Gun #1
					Temp BN. present
					custody seals intact

P4602

USEPA CLP COC (LAB COPY)
DateShipped: 10/28/2024
CarrierName: FedEx
AirbillNo: 7795 7401 5516

CHAIN OF CUSTODY RECORD

DAS #: R36704
Cooler #: Herbs 2

No: 3-102824-144559-0009
Lab: Chemtech Consulting Group
Lab Contact: Emanuel Hedvat
Lab Phone: 908-789-8900

Sample Identifier	CLP Sample No.	Matrix/Sampler	Coll. Method	Analysis/Turnaround (Days)	Tag/Preservative/Bottles	Location	Collection Date/Time	For Lab Use Only
PDA-SS17-20241023	CC0Q5	Soil/ START	Grab	HERB(21)	1095 (<6C) (1)	SS17	10/23/2024 10:00	
PDA-SS19-20241023	CC0Q7	Soil/ START	Grab	HERB(21)	1101 (<6C) (1)	SS19	10/23/2024 10:40	
PDA-SS13-20241023	CC0Q9	Soil/ START	Grab	HERB(21)	1107 (<6C) (1)	SS13	10/23/2024 11:05	
PDA-SS18-20241023	CC0R0	Soil/ START	Grab	HERB(21)	1110 (<6C) (1)	SS18	10/23/2024 11:25	
PDA-SS15-20241023	CC0R1	Soil/ START	Grab	HERB(21)	1113 (<6C) (1)	SS15	10/23/2024 13:00	
PDA-SS16-20241023	CC0R2	Soil/ START	Grab	HERB(21)	1116 (<6C) (1)	SS16	10/23/2024 13:45	
PDA-SS02-20241023	CC0R6	Soil/ START	Grab	HERB(21)	1142 (<6C), 1144 (<6C) (2)	SS02	10/23/2024 14:45	
PDA-SS21-20241023	CC0R8	Soil/ START	Grab	HERB(21)	1134 (<6C) (1)	SS21	10/23/2024 15:34	

Sample(s) to be used for Lab QC: PDA-SS02-20241023 Tag 1142, PDA-SS02-20241023 Tag 1144

Shipment for Case Complete? N

Samples Transferred From Chain of Custody #

Analysis Key: HERB=Herbicides

Items/Reason	Relinquished by (Signature and Organization)	Date/Time	Received by (Signature and Organization)	Date/Time	Sample Condition Upon Receipt
	John Shih START	10/28/24 1630		10-29-24 0955	1.9°C IR Gun #1
					Temp Blk present
					custody seals intact

CHEMTECH 284 Sheffield Street, Mountainside NJ 07092 (908)-789-8900 Fax : 908 789 8922

Laboratory Certification

Certified By	License No.
CAS EPA CLP Contract	68HERH20D0011
Connecticut	PH-0830
DOD ELAP (ANAB)	L2219
Maine	2024021
Maryland	296
New Hampshire	255424 Rev 1
New Jersey	20012
New York	11376
Pennsylvania	68-00548
Soil Permit	525-24-234-08441
Texas	T104704488