

DATA PACKAGE

GENERAL CHEMISTRY

PROJECT NAME : PRE TREATMENT PLANT

HOLLAND MANUFACTURING CO.

15 Main Street

P.O. Box 404

Succasunna, NJ - 07876

Phone No: 973-584-8141

ORDER ID : P4735

ATTENTION : Todd Holland



Laboratory Certification ID # 20012



1) Signature Page	3
2) Case Narrative	4
2.1) Genchem- Case Narrative	4
3) Qualifier Page	6
4) QA Checklist	7
5) Genchem Data	8
6) Shipping Document	16
6.1) CHAIN OF CUSTODY	17
6.2) Lab Certificate	18

1

2

3

4

5

6

Cover Page

Order ID : P4735

Project ID : Pre Treatment Plant

Client : Holland Manufacturing Co.

Lab Sample Number

P4735-01
P4735-02
P4735-03
P4735-04
P4735-05

Client Sample Number

EFFLUENT
EFFLUENTMS
EFFLUENTMSD
AERATION TK 1
INFLUENT

I certify that the data package is in compliance with the terms and conditions of the contract, both technically and for completeness, for other than the conditions detailed above. Release of the data contained in this hard copy data package has been authorized by the laboratory manager or his designee, as verified by the following signature.

Signature : _____

Date: 11/18/2024

NYDOH CERTIFICATION NO - 11376

NJDEP CERTIFICATION NO - 20012

CASE NARRATIVE

Holland Manufacturing Co.

Project Name: Pre Treatment Plant

Project # N/A

Chemtech Project # P4735

Test Name: Oil and Grease, Phosphorus-Ortho, Ammonia, Phosphorus-Total, BOD5, TSS

A. Number of Samples and Date of Receipt:

5 Water samples were received on 11/06/2024.

B. Parameters:

According to the Chain of Custody document, the following analyses were requested: Ammonia, BOD5, Oil and Grease, Phosphorus-Ortho, Phosphorus-Total and TSS. This data package contains results for Oil and Grease, Phosphorus-Ortho, Ammonia, Phosphorus-Total, BOD5, TSS.

C. Analytical Techniques:

The analysis of Oil and Grease was based on method 1664A, The analysis of Phosphorus-Total was based on method 365.3, The analysis of TSS was based on method SM2540 D, The analysis of Ammonia was based on method SM4500-NH3, The analysis of Phosphorus-Ortho was based on method SM4500-P E and The analysis of BOD5 was based on method SM5210 B.

D. QA/ QC Samples:

The Holding Times were met for all analysis.

Sample EFFLUENT was diluted due to high concentrations for Ammonia as N & Sample INFLUENT was diluted due to high concentrations for Ammonia as N.

The Blank Spike met requirements for all samples.

The Duplicate analysis met criteria for all samples.

The Matrix Spike (EFFLUENTMS) analysis met criteria for all samples except for Phosphorus-Total due to matrix interference. The Matrix Spike (Water Treatment DischargeMS) analysis met criteria for all samples except for Ammonia due to matrix interference.

The Matrix Spike Duplicate (EFFLUENTMSD) analysis met criteria for all samples except for Phosphorus-Total due to matrix interference. The Matrix Spike Duplicate (Water Treatment DischargeMSD) analysis met criteria for all samples except for Ammonia due to matrix interference.

The Blank analysis did not indicate the presence of lab contamination.

The Calibration met the requirements.

E. Additional Comments:



I certify that the data package is in compliance with the terms and conditions of the contract, both technically and for completeness, for other than the conditions detailed above. The laboratory manager or his designee, as verified by the following signature has authorized release of the data contained in this hard copy data package.

Signature_____

DATA REPORTING QUALIFIERS- INORGANIC

For reporting results, the following “ Results Qualifiers” are used:

J	Indicates the reported value was obtained from a reading that was less than the Contract Required Detection Limit (CRDL), but greater than or equal to the Instrument Detection Limit (IDL).
U	Indicates the analyte was analyzed for, but not detected.
ND	Indicates the analyte was analyzed for, but not detected
E	Indicates the reported value is estimated because of the presence of interference
M	Indicates Duplicate injection precision not met.
N	Indicates the spiked sample recovery is not within control limits.
S	Indicates the reported value was determined by the Method of Standard Addition (MSA).
*	Indicates that the duplicate analysis is not within control limits.
+	Indicates the correlation coefficient for the MSA is less than 0.995.
D	Indicates the reported value is from a secondary analysis with a dilution factor. The original analysis exceeded the calibration range.
M	Method qualifiers “P” for ICP instrument “PM” for ICP when Microwave Digestion is used “CV” for Manual Cold Vapor AA “AV” for automated Cold Vapor AA “CA” for MIDI-Distillation Spectrophotometric “AS” for Semi -Automated Spectrophotometric “C” for Manual Spectrophotometric “T” for Titrimetric “NR” for analyte not required to be analyzed
OR	Indicates the analyte’s concentration exceeds the calibrated range of the instrument for that specific analysis.
Q	Indicates the LCS did not meet the control limits requirements
H	Sample Analysis Out Of Hold Time

APPENDIX A

QA REVIEW GENERAL DOCUMENTATION

Project #: P4735

Completed

For thorough review, the report must have the following:

GENERAL:

Are all original paperwork present (chain of custody, record of communication,airbill, sample management lab chronicle, login page)

✓

Check chain-of-custody for proper relinquish/return of samples

✓

Is the chain of custody signed and complete

✓

Check internal chain-of-custody for proper relinquish/return of samples /sample extracts

✓

Collect information for each project id from server. Were all requirements followed

✓

COVER PAGE:

Do numbers of samples correspond to the number of samples in the Chain of Custody on login page

✓

Do lab numbers and client Ids on cover page agree with the Chain of Custody

✓

CHAIN OF CUSTODY:

Do requested analyses on Chain of Custody agree with form I results

✓

Do requested analyses on Chain of Custody agree with the log-in page

✓

Were the correct method log-in for analysis according to the Analytical Request and Chain of Custody

✓

Were the samples received within hold time

✓

Were any problems found with the samples at arrival recorded in the Sample Management Laboratory Chronicle

✓

ANALYTICAL:

Was method requirement followed?

✓

Was client requirement followed?

✓

Does the case narrative summarize all QC failure?

✓

All runlogs and manual integration are reviewed for requirements

✓

All manual calculations and /or hand notations verified

✓

QA Review Signature: SOHIL JODHANI

Date: 11/18/2024



SAMPLE DATA

Report of Analysis

Client:	Holland Manufacturing Co.	Date Collected:	11/06/24 10:30
Project:	Pre Treatment Plant	Date Received:	11/06/24
Client Sample ID:	EFFLUENT	SDG No.:	P4735
Lab Sample ID:	P4735-01	Matrix:	WATER
		% Solid:	0

Parameter	Conc.	Qua.	DF	MDL	LOQ / CRQL	Units	Prep Date	Date Ana.	Ana Met.
Ammonia as N	642	OR	1	2.30	5.00	mg/L	11/08/24 09:30	11/08/24 13:28	SM 4500-NH3 B plus G-11
BOD5	4560		1	0.17	2.00	mg/L		11/07/24 17:00	SM 5210 B-16
Oil and Grease	89.3		1	0.40	5.00	mg/L		11/07/24 11:30	1664A
Orthophosphate as P	0.21		1	0.0040	0.050	mg/L		11/07/24 10:37	SM 4500-P E-11
Phosphorus, Total	0.23		1	0.0050	0.050	mg/L	11/13/24 08:30	11/13/24 10:37	365.3
TSS	5200		1	1.00	4.00	mg/L		11/07/24 09:30	SM 2540 D-15

Comments:

U = Not Detected
LOQ = Limit of Quantitation
MDL = Method Detection Limit
LOD = Limit of Detection
D = Dilution
Q = indicates LCS control criteria did not meet requirements
H = Sample Analysis Out Of Hold Time

J = Estimated Value
B = Analyte Found in Associated Method Blank
* = indicates the duplicate analysis is not within control limits.
E = Indicates the reported value is estimated because of the presence of interference.
OR = Over Range
N = Spiked sample recovery not within control limits

Report of Analysis

Client:	Holland Manufacturing Co.	Date Collected:	11/06/24 10:30
Project:	Pre Treatment Plant	Date Received:	11/06/24
Client Sample ID:	EFFLUENTDL	SDG No.:	P4735
Lab Sample ID:	P4735-01DL	Matrix:	WATER
		% Solid:	0

Parameter	Conc.	Qua.	DF	MDL	LOQ / CRQL	Units	Prep Date	Date Ana.	Ana Met.
Ammonia as N	752	D	10	22.5	50.0	mg/L	11/08/24 09:30	11/08/24 14:24	SM 4500-NH3 B plus G-11

Comments:

U = Not Detected
LOQ = Limit of Quantitation
MDL = Method Detection Limit
LOD = Limit of Detection
D = Dilution
Q = indicates LCS control criteria did not meet requirements
H = Sample Analysis Out Of Hold Time

J = Estimated Value
B = Analyte Found in Associated Method Blank
* = indicates the duplicate analysis is not within control limits.
E = Indicates the reported value is estimated because of the presence of interference.
OR = Over Range
N = Spiked sample recovery not within control limits

Report of Analysis

Client:	Holland Manufacturing Co.	Date Collected:	11/06/24 10:30
Project:	Pre Treatment Plant	Date Received:	11/06/24
Client Sample ID:	AERATION TK 1	SDG No.:	P4735
Lab Sample ID:	P4735-04	Matrix:	WATER
		% Solid:	0

Parameter	Conc.	Qua.	DF	MDL	LOQ / CRQL	Units	Prep Date	Date Ana.	Ana Met.
TSS	7090		1	1.00	4.00	mg/L		11/07/24 09:30	SM 2540 D-15

Comments:

U = Not Detected
LOQ = Limit of Quantitation
MDL = Method Detection Limit
LOD = Limit of Detection
D = Dilution
Q = indicates LCS control criteria did not meet requirements
H = Sample Analysis Out Of Hold Time

J = Estimated Value
B = Analyte Found in Associated Method Blank
* = indicates the duplicate analysis is not within control limits.
E = Indicates the reported value is estimated because of the presence of interference.
OR = Over Range
N = Spiked sample recovery not within control limits

Report of Analysis

Client:	Holland Manufacturing Co.	Date Collected:	11/06/24 10:30
Project:	Pre Treatment Plant	Date Received:	11/06/24
Client Sample ID:	INFLUENT	SDG No.:	P4735
Lab Sample ID:	P4735-05	Matrix:	WATER
		% Solid:	0

Parameter	Conc.	Qua.	DF	MDL	LOQ / CRQL	Units	Prep Date	Date Ana.	Ana Met.
Ammonia as N	226	OR	1	2.30	5.00	mg/L	11/08/24 09:30	11/08/24 13:39	SM 4500-NH3 B plus G-11
BOD5	13600		1	0.17	2.00	mg/L		11/07/24 17:00	SM 5210 B-16

Comments: _____

U = Not Detected
LOQ = Limit of Quantitation
MDL = Method Detection Limit
LOD = Limit of Detection
D = Dilution
Q = indicates LCS control criteria did not meet requirements
H = Sample Analysis Out Of Hold Time

J = Estimated Value
B = Analyte Found in Associated Method Blank
* = indicates the duplicate analysis is not within control limits.
E = Indicates the reported value is estimated because of the presence of interference.
OR = Over Range
N = Spiked sample recovery not within control limits

Report of Analysis

Client:	Holland Manufacturing Co.	Date Collected:	11/06/24 10:30
Project:	Pre Treatment Plant	Date Received:	11/06/24
Client Sample ID:	INFLUENTDL	SDG No.:	P4735
Lab Sample ID:	P4735-05DL	Matrix:	WATER
		% Solid:	0

Parameter	Conc.	Qua.	DF	MDL	LOQ / CRQL	Units	Prep Date	Date Ana.	Ana Met.
Ammonia as N	241	D	5	11.3	25.0	mg/L	11/08/24 09:30	11/08/24 14:24	SM 4500-NH3 B plus G-11

Comments:

U = Not Detected
LOQ = Limit of Quantitation
MDL = Method Detection Limit
LOD = Limit of Detection
D = Dilution
Q = indicates LCS control criteria did not meet requirements
H = Sample Analysis Out Of Hold Time

J = Estimated Value
B = Analyte Found in Associated Method Blank
* = indicates the duplicate analysis is not within control limits.
E = Indicates the reported value is estimated because of the presence of interference.
OR = Over Range
N = Spiked sample recovery not within control limits

LAB CHRONICLE

OrderID:	P4735	OrderDate:	11/6/2024 2:14:00 PM
Client:	Holland Manufacturing Co.	Project:	Pre Treatment Plant
Contact:	Todd Holland	Location:	L11

LabID	ClientID	Matrix	Test	Method	Sample Date	Prep Date	Anal Date	Received
P4735-01	EFFLUENT	WATER			11/06/24 10:30			11/06/24
			Ammonia	SM4500-NH3		11/08/24	11/08/24 13:28	
			BOD5	SM5210 B			11/07/24 17:00	
			Oil and Grease	1664A			11/07/24 11:30	
			Phosphorus-Ortho	SM4500-P E			11/07/24 10:37	
			Phosphorus-Total	365.3		11/13/24	11/13/24 10:37	
			TSS	SM2540 D			11/07/24 09:30	
P4735-01DL	EFFLUENTDL	WATER			11/06/24 10:30			11/06/24
			Ammonia	SM4500-NH3		11/08/24	11/08/24 14:24	
P4735-04	AERATION TK 1	WATER			11/06/24 10:30			11/06/24
			TSS	SM2540 D			11/07/24 09:30	
P4735-05	INFLUENT	WATER			11/06/24 10:30			11/06/24
			Ammonia	SM4500-NH3		11/08/24	11/08/24 13:39	
			BOD5	SM5210 B			11/07/24 17:00	

LAB CHRONICLE

P4735-05DL	INFLUENTDL	WATER		11/06/24 10:30		11/06/24
			Ammonia	SM4500-NH3	11/08/24	11/08/24 14:24



SHIPPING DOCUMENTS

CHEMTECH

CHAIN OF CUSTODY RECORD

284 Sheffield Street, Mountainside, NJ 07092
(908) 789-8900 • Fax (908) 789-8922
www.chemtech.net

CHEMTECH PROJECT NO. **P4735**
QUOTE NO.
COC Number **2041154**

6
6.1

CLIENT INFORMATION

REPORT TO BE SENT TO:

COMPANY: **HOLLAND MFG CO.**
ADDRESS: **15 MAIN ST.**
CITY **SUCKASUNNA** STATE: **NJ** ZIP:
ATTENTION:
PHONE: FAX:

CLIENT PROJECT INFORMATION

PROJECT NAME: **HMC PRETREATMENT**
PROJECT NO.: LOCATION:
PROJECT MANAGER: **TODD HOLLAND**
e-mail:
PHONE: FAX:

CLIENT BILLING INFORMATION

BILL TO: **SAME** PO#:
ADDRESS:
CITY STATE: ZIP:
ATTENTION: PHONE:

ANALYSIS

DATA TURNAROUND INFORMATION

FAX (RUSH) DAYS*
HARDCOPY (DATA PACKAGE): DAYS*
EDD: DAYS*
*TO BE APPROVED BY CHEMTECH
STANDARD HARDCOPY TURNAROUND TIME IS 10 BUSINESS DAYS




DATA DELIVERABLE INFORMATION

☐ Level 1 (Results Only) ☐ Level 4 (QC + Full Raw Data)
☐ Level 2 (Results + QC) ☐ NJ Reduced ☐ US EPA CLP
☐ Level 3 (Results + QC) ☐ NYS ASP A ☐ NYS ASP B
+ Raw Data ☐ Other
☐ EDD FORMAT

BOD 5
TSS
0+G
PO4
TOTAL P
NH7

CHEMTECH SAMPLE ID	PROJECT SAMPLE IDENTIFICATION	SAMPLE MATRIX	SAMPLE TYPE		SAMPLE COLLECTION		# OF BOTTLES	PRESERVATIVES									COMMENTS
			COMP	GRAB	DATE	TIME		1	2	3	4	5	6	7	8	9	
1.	EFFLUENT	W		✓	11/6	1030	6	✓	✓	✓	✓	✓	✓				
2.	AERATION TK 1	W		✓	11/6	1030	1		✓								
3.	INFLUENT	W		✓	11/6	1030	2	✓					✓				
4.																	
5.																	
6.																	
7.																	
8.																	
9.																	
10.																	

SAMPLE CUSTODY MUST BE DOCUMENTED BELOW EACH TIME SAMPLES CHANGE POSSESSION INCLUDING COURIER DELIVERY

RELINQUISHED BY SAMPLER: DATE/TIME: RECEIVED BY:
1. **E. MARTINEZ** 11/6 14:00 1. 
RELINQUISHED BY SAMPLER: DATE/TIME: RECEIVED BY:
2. 2. 
RELINQUISHED BY SAMPLER: DATE/TIME: RECEIVED BY:
3. 3. 

Conditions of bottles or coolers at receipt: ☐ COMPLIANT ☐ NON COMPLIANT ☐ COOLER TEMP **2.3** °C
Comments:

LAB TO FILTER

It Cont 1

Page ____ of ____

CLIENT: ☐ Hand Delivered ☐ Other
CHEMTECH: ☐ Picked Up ☐ Field Sampling

Shipment Complete
☐ YES ☐ NO

Laboratory Certification

Certified By	License No.
CAS EPA CLP Contract	68HERH20D0011
Connecticut	PH-0830
DOD ELAP (ANAB)	L2219
Maine	2024021
Maryland	296
New Hampshire	255424 Rev 1
New Jersey	20012
New York	11376
Pennsylvania	68-00548
Soil Permit	525-24-234-08441
Texas	T104704488