

ANALYTICAL RESULTS SUMMARY

GC SEMI-VOLATILES

PROJECT NAME : R36745

TETRA TECH, EMI

240 Continental Drive, Suite 200

Newark, DE - 19713

Phone No: 302-738-7551

ORDER ID : P4961

ATTENTION : Ava Heiss



Laboratory Certification ID # 20012



1) Signature Page	3
2) Case Narrative	4
2.1) TCLP Herbicide- Case Narrative	4
3) Qualifier Page	6
4) QA Checklist	7
5) TCLP Herbicide Data	8
6) Shipping Document	50
6.1) CHAIN OF CUSTODY	51
6.2) Lab Certificate	52

1
2
3
4
5
6

Cover Page

Order ID : P4961

Project ID : R36745

Client : Tetra Tech, EMI

Lab Sample Number

P4961-01

Client Sample Number

C0RB8

I certify that the data package is in compliance with the terms and conditions of the contract, both technically and for completeness, for other than the conditions detailed above. Release of the data contained in this hard copy data package has been authorized by the laboratory manager or his designee, as verified by the following signature.

Signature :

N. N. Pandya

APPROVED

By *Nimisha Pandya, QA/QC Supervisor* at 11:53 am, Dec 03, 2024

NYDOH CERTIFICATION NO - 11376

NJDEP CERTIFICATION NO - 20012

CASE NARRATIVE

Tetra Tech, EMI

Project Name: R36745

Project # N/A

Chemtech Project # P4961

Test Name: TCLP Herbicide

A. Number of Samples and Date of Receipt:

1 Solid sample was received on 11/22/2024.

B. Parameters

According to the Chain of Custody document, the following analyses were requested: TCLP Extraction and TCLP Herbicide. This data package contains results for TCLP Herbicide.

C. Analytical Techniques:

The analysis was performed on instrument ECD_S. The front column is RTX-CLPesticides which is 30 meters, 0.32 mm ID, 0.5 um df, Catalog # 11139. The rear column is RTX-CLPesticides2 which is 30 meters, 0.32 mm ID, 0.25 um df, Catalog #: 11324. The analysis of TCLP Herbicides was based on method 8151A and extraction was done based on method 3510 and TCLP extraction method was 1311.

D. QA/ QC Samples:

The Holding Times were met for all analysis.

The Surrogate recoveries met the acceptable criteria except for C0RB8 [2,4-DCAA(1) - 37%, 2,4-DCAA(2) - 35%], C0RB8MS [2,4-DCAA(1) - 36%, 2,4-DCAA(2) - 36%], C0RB8MSD [2,4-DCAA(1) - 37%, 2 and 4-DCAA(2) - 36%] confirms with MS MSD.

The Retention Times were acceptable for all samples.

The MS {P4961-01MS} with File ID: PS028650.D recoveries met the requirements for all compounds except for 2,4,5-TP(Silvex)[155%] Due to matrix interference.

The MSD {P4961-01MSD} with File ID: PS028651.D recoveries met the acceptable requirements except for 2,4,5-TP(Silvex)[156%] Due to matrix interference.

The RPD met criteria .

The Blank Spike met requirements for all samples .

The Blank analysis did not indicate the presence of lab contamination.

The Initial Calibration met the requirements .

The Continuous Calibration met the requirements .



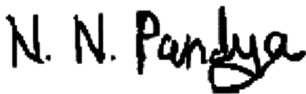
284 Sheffield Street, Mountainside, NJ 07092
Phone: 908 789 8900 Fax: 908 789 8922

E. Additional Comments:

F. Manual Integration Comments:

Please refer to the Manual integration Report included with the Run Logs for information on the manual integrations performed.

I certify that the data package is in compliance with the terms and conditions of the contract, both technically and for completeness, for other than the conditions detailed above. The laboratory manager or his designee, as verified by the following signature has authorized release of the data contained in this hard copy data package.

Signature _____ 

APPROVED

By Nimisha Pandya, QA/QC Supervisor at 11:53 am, Dec 03, 2024

DATA REPORTING QUALIFIERS- ORGANIC

For reporting results, the following “ Results Qualifiers” are used:

Value	If the result is a value greater than or equal to the detection limit, report the value
U	Indicates the compound was analyzed for but was not detected. Report the minimum detection limit for the sample with the U, i.e. “10 U”. This is not necessarily the instrument detection limit attainable for this particular sample based on any concentration or dilution that may have been required.
ND	Indicates the analyte was analyzed for, but not detected
J	Indicates an estimated value. This flag is used: <ul style="list-style-type: none"> (1) When estimating a concentration for a tentatively identified compound (library search hits, where a 1:1 response is assumed.) (2) When the mass spectral data indicated the identification, however the result was less than the specified detection limit greater than zero. If the detection limit was 10ug/L and a concentration of 3 ug/L was calculated report as 3 J. This flag is used when similar situation arise on any organic parameter i.e. Pest, PCB and others.
B	Indicates the analyte was found in the blank as well as the sample report as “12 B”.
E	Indicates the analyte ‘s concentration exceeds the calibrated range of the instrument for that specific analysis.
D	This flag identifies all compounds identified in an analysis at a secondary dilution factor.
P	This flag is used for Pesticide/PCB target analyte when there is >25% difference for detected concentrations between the two GC columns. The lower of the two values is reported on Form 1 and flagged with a “P”.
N	This flag indicates presumptive evidence of a compound. This is only used for tentatively identified compounds (TICs), where the identification is based on a mass spectral library search. It applies to all TIC results. For generic characterization of a TIC, such as chlorinated hydrocarbon, the flag is not used.
A	This flag indicates that a Tentatively Identified Compound is a suspected aldol-condensation product.
Q	Indicates the LCS did not meet the control limits requirements

APPENDIX A

QA REVIEW GENERAL DOCUMENTATION

Project #: P4961

Completed

For thorough review, the report must have the following:

GENERAL:

Are all original paperwork present (chain of custody, record of communication,airbill, sample management lab chronicle, login page)

✓

Check chain-of-custody for proper relinquish/return of samples

✓

Is the chain of custody signed and complete

✓

Check internal chain-of-custody for proper relinquish/return of samples /sample extracts

✓

Collect information for each project id from server. Were all requirements followed

✓

COVER PAGE:

Do numbers of samples correspond to the number of samples in the Chain of Custody on login page

✓

Do lab numbers and client Ids on cover page agree with the Chain of Custody

✓

CHAIN OF CUSTODY:

Do requested analyses on Chain of Custody agree with form I results

✓

Do requested analyses on Chain of Custody agree with the log-in page

✓

Were the correct method log-in for analysis according to the Analytical Request and Chain of Custody

✓

Were the samples received within hold time

✓

Were any problems found with the samples at arrival recorded in the Sample Management Laboratory Chronicle

✓

ANALYTICAL:

Was method requirement followed?

✓

Was client requirement followed?

✓

Does the case narrative summarize all QC failure?

✓

All runlogs and manual integration are reviewed for requirements

✓

All manual calculations and /or hand notations verified

✓

QA Review Signature: SOHIL JODHANI

Date: 11/29/2024

LAB CHRONICLE

OrderID:	P4961	OrderDate:	11/22/2024 10:44:17 AM
Client:	Tetra Tech, EMI	Project:	R36745
Contact:	Ava Heiss	Location:	L61

LabID	ClientID	Matrix	Test	Method	Sample Date	Prep Date	Anal Date	Received
P4961-01	C0RB8	TCLP	TCLP Herbicide	8151A	11/20/24	11/26/24	11/26/24	11/22/24

Hit Summary Sheet
SW-846

SDG No.:

P4961

Order ID:

P4961

Client:

Tetra Tech, EMI

Project ID:

R36745

Sample ID	Client ID	Matrix	Parameter	Concentration	C	MDL	RDL	Units
Client ID :								
Total Concentration:				0.000				



SAMPLE DATA

A

B

C

D

E

F

G

H

Report of Analysis

Client:	Tetra Tech, EMI		Date Collected:	11/20/24	
Project:	R36745		Date Received:	11/22/24	
Client Sample ID:	C0RB8		SDG No.:	P4961	
Lab Sample ID:	P4961-01		Matrix:	TCLP	
Analytical Method:	SW8151A		% Solid:	0	Decanted:
Sample Wt/Vol:	100	Units: mL	Final Vol:	10000	uL
Soil Aliquot Vol:		uL	Test:	TCLP Herbicide	
Extraction Type:			Injection Volume :		
GPC Factor :	1.0	PH :			
Prep Method :	8151A				

File ID/Qc Batch:	Dilution:	Prep Date	Date Analyzed	Prep Batch ID
PS028649.D	1	11/26/24 11:10	11/26/24 21:13	PB165273

CAS Number	Parameter	Conc.	Qualifier	MDL	LOQ / CRQL	Units
TARGETS						
94-75-7	2,4-D	4.90	U	4.90	20.0	ug/L
93-72-1	2,4,5-TP (Silvex)	4.50	U	4.50	20.0	ug/L
SURROGATES						
19719-28-9	2,4-DCAA	184	*	39 - 175	37%	SPK: 500

Comments:

U = Not Detected

LOQ = Limit of Quantitation

MDL = Method Detection Limit

LOD = Limit of Detection

E = Value Exceeds Calibration Range

P = Indicates >25% difference for detected concentrations between the two GC columns

Q = indicates LCS control criteria did not meet requirements

M = MS/MSD acceptance criteria did not meet requirements

J = Estimated Value

B = Analyte Found in Associated Method Blank

N = Presumptive Evidence of a Compound

* = Values outside of QC limits

D = Dilution

S = Indicates estimated value where valid five-point calibration was not performed prior to analyte detection in sample.

() = Laboratory InHouse Limit

Report of Analysis

Client:	Tetra Tech, EMI		Date Collected:		
Project:	R36745		Date Received:	11/26/24	
Client Sample ID:	PB165159TB		SDG No.:	P4961	
Lab Sample ID:	PB165159TB		Matrix:	TCLP	
Analytical Method:	SW8151A		% Solid:	0	Decanted:
Sample Wt/Vol:	100	Units: mL	Final Vol:	10000	uL
Soil Aliquot Vol:		uL	Test:	TCLP Herbicide	
Extraction Type:			Injection Volume :		
GPC Factor :	1.0	PH :			
Prep Method :	8151A				

File ID/Qc Batch:	Dilution:	Prep Date	Date Analyzed	Prep Batch ID
PS028646.D	1	11/26/24 11:10	11/26/24 20:01	PB165273

CAS Number	Parameter	Conc.	Qualifier	MDL	LOQ / CRQL	Units
TARGETS						
94-75-7	2,4-D	4.90	U	4.90	20.0	ug/L
93-72-1	2,4,5-TP (Silvex)	4.50	U	4.50	20.0	ug/L
SURROGATES						
19719-28-9	2,4-DCAA	274		39 - 175	55%	SPK: 500

Comments:

U = Not Detected

LOQ = Limit of Quantitation

MDL = Method Detection Limit

LOD = Limit of Detection

E = Value Exceeds Calibration Range

P = Indicates >25% difference for detected concentrations between the two GC columns

Q = indicates LCS control criteria did not meet requirements

M = MS/MSD acceptance criteria did not meet requirements

J = Estimated Value

B = Analyte Found in Associated Method Blank

N = Presumptive Evidence of a Compound

* = Values outside of QC limits

D = Dilution

S = Indicates estimated value where valid five-point calibration was not performed prior to analyte detection in sample.

() = Laboratory InHouse Limit



QC SUMMARY

Surrogate Summary

SDG No.: P4961

Client: Tetra Tech, EMI

Analytical Method: 8151A

Lab Sample ID	Client ID	Parameter	Column	Spike	Result	Rec	Qual	Limits	
								Low	High
I.BLK-PS028631.D	PIBLK-PS028631.D	2,4-DCAA	1	500	492	98		39	175
		2,4-DCAA	2	500	492	98		39	175
I.BLK-PS028638.D	PIBLK-PS028638.D	2,4-DCAA	1	500	484	97		39	175
		2,4-DCAA	2	500	483	97		39	175
PB165273BL	PB165273BL	2,4-DCAA	1	500	508	102		39	175
		2,4-DCAA	2	500	497	99		39	175
PB165273BS	PB165273BS	2,4-DCAA	1	500	491	98		39	175
		2,4-DCAA	2	500	491	98		39	175
PB165159TB	PB165159TB	2,4-DCAA	1	500	274	55		39	175
		2,4-DCAA	2	500	267	53		39	175
I.BLK-PS028647.D	PIBLK-PS028647.D	2,4-DCAA	1	500	496	99		39	175
		2,4-DCAA	2	500	502	100		39	175
P4961-01	C0RB8	2,4-DCAA	1	500	184	37	*	39	175
		2,4-DCAA	2	500	176	35	*	39	175
P4961-01MS	C0RB8MS	2,4-DCAA	1	500	181	36	*	39	175
		2,4-DCAA	2	500	179	36	*	39	175
P4961-01MSD	C0RB8MSD	2,4-DCAA	1	500	183	37	*	39	175
		2,4-DCAA	2	500	178	36	*	39	175
I.BLK-PS028654.D	PIBLK-PS028654.D	2,4-DCAA	1	500	493	99		39	175
		2,4-DCAA	2	500	498	100		39	175

Matrix Spike/Matrix Spike Duplicate Summary

SW-846

SDG No.: P4961

Client: Tetra Tech, EMI

Analytical Method: 8151A

DataFile : PS028650.D

Lab Sample ID:	Parameter	Spike	Sample Result	Result	Units	Rec	Rec Qual	RPD	RPD Qual	Low	Limits High	RPD
Client Sample ID: P4961-01MS	C0RB8MS											
	2,4-D	50	0	46.4	ug/L	93				65	135	
	2,4,5-TP(Silvex)	50	0	77.4	ug/L	155	*			62	139	

Matrix Spike/Matrix Spike Duplicate Summary

SW-846

SDG No.: P4961

Client: Tetra Tech, EMI

Analytical Method: 8151A

DataFile : PS028651.D

Lab Sample ID:	Parameter	Spike	Sample Result	Result	Units	Rec	Rec Qual	RPD	RPD Qual	Low	Limits High	RPD
Client Sample ID: P4961-01MSD	C0RB8MSD											
	2,4-D	50	0	47.5	ug/L	95		2		65	135	20
	2,4,5-TP(Silvex)	50	0	78.2	ug/L	156	*	1		62	139	20

Laboratory Control Sample/Laboratory Control Sample Duplicate Summary

SW-846

SDG No.: P4961

Client: Tetra Tech, EMI

Analytical Method: 8151A Datafile : PS028645.D

Lab Sample ID	Parameter	Spike	Result	Units	Rec	RPD	Qual	RPD		Limits		RPD
								Qual	Low	High		
PB165273BS	2,4-D	5	4.90	ug/L	98				83	130		
	2,4,5-TP(Silvex)	5	4.70	ug/L	94				78	127		

A

B

C

D

E

F

G

H

4C

PESTICIDE METHOD BLANK SUMMARY

EPA SAMPLE NO.

PB165273BL

Lab Name: CHEMTECH

Contract: TETR16

Lab Code: CHEM Case No.: P4961

SAS No.: P4961 SDG NO.: P4961

Lab Sample ID: PB165273BL

Lab File ID: PS028644.D

Matrix: (soil/water) water

Extraction: (Type) _____

Sulfur Cleanup: (Y/N) N

Date Extracted: 11/26/2024

Date Analyzed (1): 11/26/2024

Date Analyzed (2): 11/26/2024

Time Analyzed (1): 19:13

Time Analyzed (2): 19:13

Instrument ID (1): ECD_S

Instrument ID (2): ECD_S

GC Column (1): RTX-CLP ID: 0.32 (mm)

GC Column (2): RTX-CLP2 ID: 0.32 (mm)

THIS METHOD BLANK APPLIES TO THE FOLLOWING SAMPLES, MS AND MSD:

EPA SAMPLE NO.	LAB SAMPLE ID	LAB FILE ID	DATE ANALYZED 1	DATE ANALYZED 2
PB165273BS	PB165273BS	PS028645.D	11/26/2024	11/26/2024
PB165159TB	PB165159TB	PS028646.D	11/26/2024	11/26/2024
CORB8	P4961-01	PS028649.D	11/26/2024	11/26/2024
CORB8MS	P4961-01MS	PS028650.D	11/26/2024	11/26/2024
CORB8MSD	P4961-01MSD	PS028651.D	11/26/2024	11/26/2024

COMMENTS: _____



QC SAMPLE DATA

Report of Analysis

Client:	Tetra Tech, EMI		Date Collected:		
Project:	R36745		Date Received:		
Client Sample ID:	PB165273BL		SDG No.:	P4961	
Lab Sample ID:	PB165273BL		Matrix:	TCLP	
Analytical Method:	SW8151A		% Solid:	0	Decanted:
Sample Wt/Vol:	1000	Units: mL	Final Vol:	10000	uL
Soil Aliquot Vol:		uL	Test:	TCLP Herbicide	
Extraction Type:			Injection Volume :		
GPC Factor :	1.0	PH :			
Prep Method :	SW3510C				

File ID/Qc Batch:	Dilution:	Prep Date	Date Analyzed	Prep Batch ID
PS028644.D	1	11/26/24 11:10	11/26/24 19:13	PB165273

CAS Number	Parameter	Conc.	Qualifier	MDL	LOQ / CRQL	Units
TARGETS						
94-75-7	2,4-D	0.49	U	0.49	2.00	ug/L
93-72-1	2,4,5-TP (Silvex)	0.45	U	0.45	2.00	ug/L
SURROGATES						
19719-28-9	2,4-DCAA	508		39 - 175	102%	SPK: 500

Comments:

U = Not Detected

LOQ = Limit of Quantitation

MDL = Method Detection Limit

LOD = Limit of Detection

E = Value Exceeds Calibration Range

P = Indicates >25% difference for detected concentrations between the two GC columns

Q = indicates LCS control criteria did not meet requirements

M = MS/MSD acceptance criteria did not meet requirements

J = Estimated Value

B = Analyte Found in Associated Method Blank

N = Presumptive Evidence of a Compound

* = Values outside of QC limits

D = Dilution

S = Indicates estimated value where valid five-point calibration was not performed prior to analyte detection in sample.

() = Laboratory InHouse Limit

Report of Analysis

Client:	Tetra Tech, EMI		Date Collected:	11/26/24	
Project:	R36745		Date Received:	11/26/24	
Client Sample ID:	PIBLK-PS028631.D		SDG No.:	P4961	
Lab Sample ID:	I.BLK-PS028631.D		Matrix:	TCLP	
Analytical Method:	SW8151A		% Solid:	0	Decanted:
Sample Wt/Vol:	1000	Units: mL	Final Vol:	10000	uL
Soil Aliquot Vol:		uL	Test:	TCLP Herbicide	
Extraction Type:			Injection Volume :		
GPC Factor :	1.0	PH :			
Prep Method :	SW3510C				

File ID/Qc Batch:	Dilution:	Prep Date	Date Analyzed	Prep Batch ID
PS028631.D	1		11/26/24	PS112624

CAS Number	Parameter	Conc.	Qualifier	MDL	LOQ / CRQL	Units
TARGETS						
94-75-7	2,4-D	0.49	U	0.49	2.00	ug/L
93-72-1	2,4,5-TP (Silvex)	0.45	U	0.45	2.00	ug/L
SURROGATES						
19719-28-9	2,4-DCAA	492		39 - 175	98%	SPK: 500

Comments:

U = Not Detected

LOQ = Limit of Quantitation

MDL = Method Detection Limit

LOD = Limit of Detection

E = Value Exceeds Calibration Range

P = Indicates >25% difference for detected concentrations between the two GC columns

Q = indicates LCS control criteria did not meet requirements

M = MS/MSD acceptance criteria did not meet requirements

J = Estimated Value

B = Analyte Found in Associated Method Blank

N = Presumptive Evidence of a Compound

* = Values outside of QC limits

D = Dilution

S = Indicates estimated value where valid five-point calibration was not performed prior to analyte detection in sample.

() = Laboratory InHouse Limit

Report of Analysis

Client:	Tetra Tech, EMI		Date Collected:	11/26/24	
Project:	R36745		Date Received:	11/26/24	
Client Sample ID:	PIBLK-PS028638.D		SDG No.:	P4961	
Lab Sample ID:	I.BLK-PS028638.D		Matrix:	TCLP	
Analytical Method:	SW8151A		% Solid:	0	Decanted:
Sample Wt/Vol:	1000	Units: mL	Final Vol:	10000	uL
Soil Aliquot Vol:		uL	Test:	TCLP Herbicide	
Extraction Type:			Injection Volume :		
GPC Factor :	1.0	PH :			
Prep Method :	SW3510C				

File ID/Qc Batch:	Dilution:	Prep Date	Date Analyzed	Prep Batch ID
PS028638.D	1		11/26/24	PS112624

CAS Number	Parameter	Conc.	Qualifier	MDL	LOQ / CRQL	Units
TARGETS						
94-75-7	2,4-D	0.49	U	0.49	2.00	ug/L
93-72-1	2,4,5-TP (Silvex)	0.45	U	0.45	2.00	ug/L
SURROGATES						
19719-28-9	2,4-DCAA	484		39 - 175	97%	SPK: 500

Comments:

U = Not Detected

LOQ = Limit of Quantitation

MDL = Method Detection Limit

LOD = Limit of Detection

E = Value Exceeds Calibration Range

P = Indicates >25% difference for detected concentrations between the two GC columns

Q = indicates LCS control criteria did not meet requirements

M = MS/MSD acceptance criteria did not meet requirements

J = Estimated Value

B = Analyte Found in Associated Method Blank

N = Presumptive Evidence of a Compound

* = Values outside of QC limits

D = Dilution

S = Indicates estimated value where valid five-point calibration was not performed prior to analyte detection in sample.

() = Laboratory InHouse Limit

Report of Analysis

Client:	Tetra Tech, EMI		Date Collected:	11/26/24	
Project:	R36745		Date Received:	11/26/24	
Client Sample ID:	PIBLK-PS028647.D		SDG No.:	P4961	
Lab Sample ID:	I.BLK-PS028647.D		Matrix:	TCLP	
Analytical Method:	SW8151A		% Solid:	0	Decanted:
Sample Wt/Vol:	1000	Units: mL	Final Vol:	10000	uL
Soil Aliquot Vol:		uL	Test:	TCLP Herbicide	
Extraction Type:			Injection Volume :		
GPC Factor :	1.0	PH :			
Prep Method :	SW3510C				

File ID/Qc Batch:	Dilution:	Prep Date	Date Analyzed	Prep Batch ID
PS028647.D	1		11/26/24	PS112624

CAS Number	Parameter	Conc.	Qualifier	MDL	LOQ / CRQL	Units
TARGETS						
94-75-7	2,4-D	0.49	U	0.49	2.00	ug/L
93-72-1	2,4,5-TP (Silvex)	0.45	U	0.45	2.00	ug/L
SURROGATES						
19719-28-9	2,4-DCAA	502		39 - 175	100%	SPK: 500

Comments:

U = Not Detected

LOQ = Limit of Quantitation

MDL = Method Detection Limit

LOD = Limit of Detection

E = Value Exceeds Calibration Range

P = Indicates >25% difference for detected concentrations between the two GC columns

Q = indicates LCS control criteria did not meet requirements

M = MS/MSD acceptance criteria did not meet requirements

J = Estimated Value

B = Analyte Found in Associated Method Blank

N = Presumptive Evidence of a Compound

* = Values outside of QC limits

D = Dilution

S = Indicates estimated value where valid five-point calibration was not performed prior to analyte detection in sample.

() = Laboratory InHouse Limit

Report of Analysis

Client:	Tetra Tech, EMI		Date Collected:	11/26/24	
Project:	R36745		Date Received:	11/26/24	
Client Sample ID:	PIBLK-PS028654.D		SDG No.:	P4961	
Lab Sample ID:	I.BLK-PS028654.D		Matrix:	TCLP	
Analytical Method:	SW8151A		% Solid:	0	Decanted:
Sample Wt/Vol:	1000	Units: mL	Final Vol:	10000	uL
Soil Aliquot Vol:		uL	Test:	TCLP Herbicide	
Extraction Type:			Injection Volume :		
GPC Factor :	1.0	PH :			
Prep Method :	SW3510C				

File ID/Qc Batch:	Dilution:	Prep Date	Date Analyzed	Prep Batch ID
PS028654.D	1		11/26/24	PS112624

CAS Number	Parameter	Conc.	Qualifier	MDL	LOQ / CRQL	Units
TARGETS						
94-75-7	2,4-D	0.49	U	0.49	2.00	ug/L
93-72-1	2,4,5-TP (Silvex)	0.45	U	0.45	2.00	ug/L
SURROGATES						
19719-28-9	2,4-DCAA	498		39 - 175	100%	SPK: 500

Comments:

U = Not Detected

LOQ = Limit of Quantitation

MDL = Method Detection Limit

LOD = Limit of Detection

E = Value Exceeds Calibration Range

P = Indicates >25% difference for detected concentrations between the two GC columns

Q = indicates LCS control criteria did not meet requirements

M = MS/MSD acceptance criteria did not meet requirements

J = Estimated Value

B = Analyte Found in Associated Method Blank

N = Presumptive Evidence of a Compound

* = Values outside of QC limits

D = Dilution

S = Indicates estimated value where valid five-point calibration was not performed prior to analyte detection in sample.

() = Laboratory InHouse Limit

Report of Analysis

Client:	Tetra Tech, EMI		Date Collected:		
Project:	R36745		Date Received:		
Client Sample ID:	PB165273BS		SDG No.:	P4961	
Lab Sample ID:	PB165273BS		Matrix:	TCLP	
Analytical Method:	SW8151A		% Solid:	0	Decanted:
Sample Wt/Vol:	1000	Units: mL	Final Vol:	10000	uL
Soil Aliquot Vol:		uL	Test:	TCLP Herbicide	
Extraction Type:			Injection Volume :		
GPC Factor :	1.0	PH :			
Prep Method :	SW3510C				

File ID/Qc Batch:	Dilution:	Prep Date	Date Analyzed	Prep Batch ID
PS028645.D	1	11/26/24 11:10	11/26/24 19:37	PB165273

CAS Number	Parameter	Conc.	Qualifier	MDL	LOQ / CRQL	Units
TARGETS						
94-75-7	2,4-D	4.90		0.49	2.00	ug/L
93-72-1	2,4,5-TP (Silvex)	4.70		0.45	2.00	ug/L
SURROGATES						
19719-28-9	2,4-DCAA	491		39 - 175	98%	SPK: 500

Comments:

U = Not Detected

LOQ = Limit of Quantitation

MDL = Method Detection Limit

LOD = Limit of Detection

E = Value Exceeds Calibration Range

P = Indicates >25% difference for detected concentrations between the two GC columns

Q = indicates LCS control criteria did not meet requirements

M = MS/MSD acceptance criteria did not meet requirements

J = Estimated Value

B = Analyte Found in Associated Method Blank

N = Presumptive Evidence of a Compound

* = Values outside of QC limits

D = Dilution

S = Indicates estimated value where valid five-point calibration was not performed prior to analyte detection in sample.

() = Laboratory InHouse Limit

Report of Analysis

Client:	Tetra Tech, EMI		Date Collected:	11/20/24	
Project:	R36745		Date Received:	11/22/24	
Client Sample ID:	C0RB8MS		SDG No.:	P4961	
Lab Sample ID:	P4961-01MS		Matrix:	TCLP	
Analytical Method:	SW8151A		% Solid:	0	Decanted:
Sample Wt/Vol:	100	Units: mL	Final Vol:	10000	uL
Soil Aliquot Vol:		uL	Test:	TCLP Herbicide	
Extraction Type:			Injection Volume :		
GPC Factor :	1.0	PH :			
Prep Method :	SW3510C				

File ID/Qc Batch:	Dilution:	Prep Date	Date Analyzed	Prep Batch ID
PS028650.D	1	11/26/24 11:10	11/26/24 21:37	PB165273

CAS Number	Parameter	Conc.	Qualifier	MDL	LOQ / CRQL	Units
TARGETS						
94-75-7	2,4-D	46.4		4.90	20.0	ug/L
93-72-1	2,4,5-TP (Silvex)	77.4	P	4.50	20.0	ug/L
SURROGATES						
19719-28-9	2,4-DCAA	181	*	39 - 175	36%	SPK: 500

Comments:

U = Not Detected

LOQ = Limit of Quantitation

MDL = Method Detection Limit

LOD = Limit of Detection

E = Value Exceeds Calibration Range

P = Indicates >25% difference for detected concentrations between the two GC columns

Q = indicates LCS control criteria did not meet requirements

M = MS/MSD acceptance criteria did not meet requirements

J = Estimated Value

B = Analyte Found in Associated Method Blank

N = Presumptive Evidence of a Compound

* = Values outside of QC limits

D = Dilution

S = Indicates estimated value where valid five-point calibration was not performed prior to analyte detection in sample.

() = Laboratory InHouse Limit

Report of Analysis

Client:	Tetra Tech, EMI		Date Collected:	11/20/24	
Project:	R36745		Date Received:	11/22/24	
Client Sample ID:	C0RB8MSD		SDG No.:	P4961	
Lab Sample ID:	P4961-01MSD		Matrix:	TCLP	
Analytical Method:	SW8151A		% Solid:	0	Decanted:
Sample Wt/Vol:	100	Units: mL	Final Vol:	10000	uL
Soil Aliquot Vol:		uL	Test:	TCLP Herbicide	
Extraction Type:			Injection Volume :		
GPC Factor :	1.0	PH :			
Prep Method :	SW3510C				

File ID/Qc Batch:	Dilution:	Prep Date	Date Analyzed	Prep Batch ID
PS028651.D	1	11/26/24 11:10	11/26/24 22:01	PB165273

CAS Number	Parameter	Conc.	Qualifier	MDL	LOQ / CRQL	Units
TARGETS						
94-75-7	2,4-D	47.5		4.90	20.0	ug/L
93-72-1	2,4,5-TP (Silvex)	78.2	P	4.50	20.0	ug/L
SURROGATES						
19719-28-9	2,4-DCAA	183	*	39 - 175	37%	SPK: 500

Comments:

U = Not Detected

LOQ = Limit of Quantitation

MDL = Method Detection Limit

LOD = Limit of Detection

E = Value Exceeds Calibration Range

P = Indicates >25% difference for detected concentrations between the two GC columns

Q = indicates LCS control criteria did not meet requirements

M = MS/MSD acceptance criteria did not meet requirements

J = Estimated Value

B = Analyte Found in Associated Method Blank

N = Presumptive Evidence of a Compound

* = Values outside of QC limits

D = Dilution

S = Indicates estimated value where valid five-point calibration was not performed prior to analyte detection in sample.

() = Laboratory InHouse Limit



CALIBRATION SUMMARY

RETENTION TIMES OF INITIAL CALIBRATION

Contract: TETR16

Lab Code: CHEM Case No.: P4961 SAS No.: P4961 SDG NO.: P4961

Instrument ID: ECD_S Calibration Date(s): 11/26/2024 11/26/2024

Calibration Times: 12:48 14:25

GC Column: RTX-CLP ID: 0.32 (mm)

LAB FILE ID:	RT 200 = <u>PS028632.D</u>	RT 500 = <u>PS028633.D</u>
	RT 750 = <u>PS028634.D</u>	RT 1000 = <u>PS028635.D</u>
		RT 1500 = <u>PS028636.D</u>

COMPOUND	RT 200	RT 500	RT 750	RT 1000	RT 1500	MEAN RT	RT WINDOW FROM TO	
2,4,5-TP(Silvex)	9.23	9.23	9.23	9.23	9.23	9.23	9.13	9.33
2,4-D	8.35	8.35	8.35	8.35	8.35	8.35	8.25	8.45
2,4-DCAA	7.23	7.23	7.23	7.23	7.23	7.23	7.13	7.33

RETENTION TIMES OF INITIAL CALIBRATION

Contract: TETR16

Lab Code: CHEM Case No.: P4961 SAS No.: P4961 SDG NO.: P4961

Instrument ID: ECD_S Calibration Date(s): 11/26/2024 11/26/2024

Calibration Times: 12:48 14:25

GC Column: RTX-CLP2 ID: 0.32 (mm)

LAB FILE ID:	RT 200 = <u>PS028632.D</u>	RT 500 = <u>PS028633.D</u>
	RT 750 = <u>PS028634.D</u>	RT 1000 = <u>PS028635.D</u>
		RT 1500 = <u>PS028636.D</u>

COMPOUND	RT 200	RT 500	RT 750	RT 1000	RT 1500	MEAN RT	RT WINDOW FROM TO	
2,4,5-TP(Silvex)	9.87	9.87	9.87	9.87	9.87	9.87	9.77	9.97
2,4-D	8.97	8.97	8.97	8.97	8.97	8.97	8.87	9.07
2,4-DCAA	7.73	7.72	7.72	7.73	7.73	7.72	7.62	7.82

CALIBRATION FACTOR OF INITIAL CALIBRATION

Contract: TETR16

Lab Code: CHEM **Case No.:** P4961 **SAS No.:** P4961 **SDG NO.:** P4961

Instrument ID: ECD_S **Calibration Date(s):** 11/26/2024 11/26/2024
Calibration Times: 12:48 14:25

GC Column: RTX-CLP **ID:** 0.32 (mm)

LAB FILE ID:		CF 200 = <u>PS028632.D</u>	CF 500 = <u>PS028633.D</u>				
CF 750 = <u>PS028634.D</u>		CF 1000 = <u>PS028635.D</u>	CF 1500 = <u>PS028636.D</u>				
COMPOUND	CF 200	CF 500	CF 750	CF 1000	CF 1500	CF	% RSD
2,4,5-TP(Silvex)	20271400000	18910000000	18123500000	17499500000	16594600000	18279800000	8
2,4-D	3843050000	3484790000	3301520000	3180130000	3051260000	3372150000	9
2,4-DCAA	2980930000	2776190000	2647410000	2550090000	2457090000	2682340000	8

CALIBRATION FACTOR OF INITIAL CALIBRATION

Contract: TETR16

Lab Code: CHEM **Case No.:** P4961 **SAS No.:** P4961 **SDG NO.:** P4961

Instrument ID: ECD_S **Calibration Date(s):** 11/26/2024 11/26/2024
Calibration Times: 12:48 14:25

GC Column: RTX-CLP2 **ID:** 0.32 (mm)

LAB FILE ID:		CF 200 = <u>PS028632.D</u>	CF 500 = <u>PS028633.D</u>				
CF 750 = <u>PS028634.D</u>		CF 1000 = <u>PS028635.D</u>	CF 1500 = <u>PS028636.D</u>				
COMPOUND	CF 200	CF 500	CF 750	CF 1000	CF 1500	CF	% RSD
2,4,5-TP(Silvex)	9649960000	9698620000	9598260000	9499290000	9266470000	9542520000	2
2,4-D	1782570000	1704130000	1676500000	1652880000	1638760000	1690970000	3
2,4-DCAA	1414130000	1352070000	1334210000	1323400000	1311340000	1347030000	3

CALIBRATION VERIFICATION SUMMARY

Contract: TETR16

Lab Code: CHEM Case No.: P4961 SAS No.: P4961 SDG NO.: P4961

Continuing Calib Date: 11/26/2024 Initial Calibration Date(s): 11/26/2024 11/26/2024

Continuing Calib Time: 16:01 Initial Calibration Time(s): 12:48 14:25

GC Column: RTX-CLP ID: 0.32 (mm)

COMPOUND	CCAL RT	AVG RT	RT WINDOW		DIFF RT
			FROM	TO	
2,4-DCAA	7.23	7.23	7.13	7.33	0.00
2,4-D	8.35	8.35	8.25	8.45	0.00
2,4,5-TP(Silvex)	9.23	9.23	9.13	9.33	0.00

CALIBRATION VERIFICATION SUMMARY

Contract: TETR16

Lab Code: CHEM Case No.: P4961 SAS No.: P4961 SDG NO.: P4961

Continuing Calib Date: 11/26/2024 Initial Calibration Date(s): 11/26/2024 11/26/2024

Continuing Calib Time: 16:01 Initial Calibration Time(s): 12:48 14:25

GC Column: RTX-CLP2 ID: 0.32 (mm)

COMPOUND	CCAL RT	AVG RT	RT WINDOW		DIFF RT
			FROM	TO	
2,4-DCAA	7.72	7.72	7.62	7.82	0.00
2,4-D	8.97	8.97	8.87	9.07	0.00
2,4,5-TP(Silvex)	9.87	9.87	9.77	9.97	0.00

CALIBRATION VERIFICATION SUMMARY

Contract: TETR16

Lab Code: CHEM Case No.: P4961 SAS No.: P4961 SDG NO.: P4961

GC Column: RTX-CLP ID: 0.32 (mm) Initi. Calib. Date(s): 11/26/2024 11/26/2024

Client Sample No.: CCAL01 Date Analyzed: 11/26/2024

Lab Sample No.: HSTDCCC750 Data File : PS028639.D Time Analyzed: 16:01

COMPOUND	RT	RT WINDOW		CALC AMOUNT(ng)	NOM AMOUNT(ng)	%D
		FROM	TO			
2,4,5-TP(Silvex)	9.227	9.128	9.328	708.020	712.500	-0.6
2,4-D	8.350	8.251	8.451	691.320	705.000	-1.9
2,4-DCAA	7.226	7.126	7.326	740.220	750.000	-1.3

CALIBRATION VERIFICATION SUMMARY

Contract: TETR16

Lab Code: CHEM Case No.: P4961 SAS No.: P4961 SDG NO.: P4961

GC Column: RTX-CLP2 ID: 0.32 (mm) Initi. Calib. Date(s): 11/26/2024 11/26/2024

Client Sample No.: CCAL01 Date Analyzed: 11/26/2024

Lab Sample No.: HSTDCCC750 Data File : PS028639.D Time Analyzed: 16:01

COMPOUND	RT	RT WINDOW FROM TO		CALC AMOUNT(ng)	NOM AMOUNT(ng)	%D
2,4,5-TP(Silvex)	9.873	9.773	9.973	720.270	712.500	1.1
2,4-D	8.968	8.869	9.069	700.640	705.000	-0.6
2,4-DCAA	7.724	7.624	7.824	743.470	750.000	-0.9

CALIBRATION VERIFICATION SUMMARY

Contract: TETR16

Lab Code: CHEM Case No.: P4961 SAS No.: P4961 SDG NO.: P4961

Continuing Calib Date: 11/26/2024 Initial Calibration Date(s): 11/26/2024 11/26/2024

Continuing Calib Time: 20:49 Initial Calibration Time(s): 12:48 14:25

GC Column: RTX-CLP ID: 0.32 (mm)

COMPOUND	CCAL RT	AVG RT	RT WINDOW		DIFF RT
			FROM	TO	
2,4-DCAA	7.23	7.23	7.13	7.33	0.00
2,4-D	8.35	8.35	8.25	8.45	0.00
2,4,5-TP(Silvex)	9.23	9.23	9.13	9.33	0.00

CALIBRATION VERIFICATION SUMMARY

Contract: TETR16

Lab Code: CHEM Case No.: P4961 SAS No.: P4961 SDG NO.: P4961

Continuing Calib Date: 11/26/2024 Initial Calibration Date(s): 11/26/2024 11/26/2024

Continuing Calib Time: 20:49 Initial Calibration Time(s): 12:48 14:25

GC Column: RTX-CLP2 ID: 0.32 (mm)

COMPOUND	CCAL RT	AVG RT	RT WINDOW		DIFF RT
			FROM	TO	
2,4-DCAA	7.72	7.72	7.62	7.82	0.00
2,4-D	8.97	8.97	8.87	9.07	0.00
2,4,5-TP(Silvex)	9.87	9.87	9.77	9.97	0.00

CALIBRATION VERIFICATION SUMMARY

Contract: TETR16

Lab Code: CHEM Case No.: P4961 SAS No.: P4961 SDG NO.: P4961

GC Column: RTX-CLP ID: 0.32 (mm) Initi. Calib. Date(s): 11/26/2024 11/26/2024

Client Sample No.: CCAL02 Date Analyzed: 11/26/2024

Lab Sample No.: HSTDCCC750 Data File : PS028648.D Time Analyzed: 20:49

COMPOUND	RT	RT WINDOW		CALC AMOUNT(ng)	NOM AMOUNT(ng)	%D
		FROM	TO			
2,4,5-TP(Silvex)	9.228	9.128	9.328	707.630	712.500	-0.7
2,4-D	8.351	8.251	8.451	689.170	705.000	-2.2
2,4-DCAA	7.227	7.126	7.326	744.540	750.000	-0.7

CALIBRATION VERIFICATION SUMMARY

Contract: TETR16

Lab Code: CHEM Case No.: P4961 SAS No.: P4961 SDG NO.: P4961

GC Column: RTX-CLP2 ID: 0.32 (mm) Initi. Calib. Date(s): 11/26/2024 11/26/2024

Client Sample No.: CCAL02 Date Analyzed: 11/26/2024

Lab Sample No.: HSTDCCC750 Data File : PS028648.D Time Analyzed: 20:49

COMPOUND	RT	RT WINDOW FROM TO		CALC AMOUNT(ng)	NOM AMOUNT(ng)	%D
2,4,5-TP(Silvex)	9.872	9.773	9.973	727.030	712.500	2.0
2,4-D	8.968	8.869	9.069	711.090	705.000	0.9
2,4-DCAA	7.723	7.624	7.824	752.870	750.000	0.4

CALIBRATION VERIFICATION SUMMARY

Contract: TETR16

Lab Code: CHEM Case No.: P4961 SAS No.: P4961 SDG NO.: P4961

Continuing Calib Date: 11/26/2024 Initial Calibration Date(s): 11/26/2024 11/26/2024

Continuing Calib Time: 23:37 Initial Calibration Time(s): 12:48 14:25

GC Column: RTX-CLP ID: 0.32 (mm)

COMPOUND	CCAL RT	AVG RT	RT WINDOW		DIFF RT
			FROM	TO	
2,4-DCAA	7.23	7.23	7.13	7.33	0.00
2,4-D	8.35	8.35	8.25	8.45	0.00
2,4,5-TP(Silvex)	9.23	9.23	9.13	9.33	0.00

CALIBRATION VERIFICATION SUMMARY

Contract: TETR16

Lab Code: CHEM Case No.: P4961 SAS No.: P4961 SDG NO.: P4961

Continuing Calib Date: 11/26/2024 Initial Calibration Date(s): 11/26/2024 11/26/2024

Continuing Calib Time: 23:37 Initial Calibration Time(s): 12:48 14:25

GC Column: RTX-CLP2 ID: 0.32 (mm)

COMPOUND	CCAL RT	AVG RT	RT WINDOW		DIFF RT
			FROM	TO	
2,4-DCAA	7.72	7.72	7.62	7.82	0.00
2,4-D	8.97	8.97	8.87	9.07	0.00
2,4,5-TP(Silvex)	9.87	9.87	9.77	9.97	0.00

CALIBRATION VERIFICATION SUMMARY

Contract: TETR16

Lab Code: CHEM Case No.: P4961 SAS No.: P4961 SDG NO.: P4961

GC Column: RTX-CLP ID: 0.32 (mm) Initi. Calib. Date(s): 11/26/2024 11/26/2024

Client Sample No.: CCAL03 Date Analyzed: 11/26/2024

Lab Sample No.: HSTDCCC750 Data File : PS028655.D Time Analyzed: 23:37

COMPOUND	RT	RT WINDOW		CALC AMOUNT(ng)	NOM AMOUNT(ng)	%D
		FROM	TO			
2,4,5-TP(Silvex)	9.228	9.128	9.328	712.830	712.500	0.0
2,4-D	8.351	8.251	8.451	693.910	705.000	-1.6
2,4-DCAA	7.226	7.126	7.326	734.170	750.000	-2.1

CALIBRATION VERIFICATION SUMMARY

Contract: TETR16

Lab Code: CHEM Case No.: P4961 SAS No.: P4961 SDG NO.: P4961

GC Column: RTX-CLP2 ID: 0.32 (mm) Initi. Calib. Date(s): 11/26/2024 11/26/2024

Client Sample No.: CCAL03 Date Analyzed: 11/26/2024

Lab Sample No.: HSTDCCC750 Data File : PS028655.D Time Analyzed: 23:37

COMPOUND	RT	RT WINDOW FROM TO		CALC AMOUNT(ng)	NOM AMOUNT(ng)	%D
2,4,5-TP(Silvex)	9.871	9.773	9.973	729.110	712.500	2.3
2,4-D	8.968	8.869	9.069	715.560	705.000	1.5
2,4-DCAA	7.724	7.624	7.824	752.570	750.000	0.3

Analytical Sequence

Client: Tetra Tech, EMI	SDG No.: P4961
Project: R36745	Instrument ID: ECD_S
GC Column: RTX-CLP	ID: 0.32 (mm) Inst. Calib. Date(s): 11/26/2024 11/26/2024

THE ANALYTICAL SEQUENCE OF PERFORMANCE EVALUATION MIXTURES, BLANKS, SAMPLES,
AND STANDARDS IS GIVEN BELOW:

EPA SAMPLE NO.	LAB SAMPLE ID	DATE ANALYZED	TIME ANALYZED	DATAFILE	DCAA RT #	RT #
1.BLK	1.BLK	11/26/2024	12:24	PS028631.D	7.23	0.00
HSTDICC200	HSTDICC200	11/26/2024	12:48	PS028632.D	7.23	0.00
HSTDICC500	HSTDICC500	11/26/2024	13:13	PS028633.D	7.23	0.00
HSTDICC750	HSTDICC750	11/26/2024	13:37	PS028634.D	7.23	0.00
HSTDICC1000	HSTDICC1000	11/26/2024	14:01	PS028635.D	7.23	0.00
HSTDICC1500	HSTDICC1500	11/26/2024	14:25	PS028636.D	7.23	0.00
1.BLK	1.BLK	11/26/2024	15:37	PS028638.D	7.23	0.00
HSTDCCC750	HSTDCCC750	11/26/2024	16:01	PS028639.D	7.23	0.00
PB165273BL	PB165273BL	11/26/2024	19:13	PS028644.D	7.23	0.00
PB165273BS	PB165273BS	11/26/2024	19:37	PS028645.D	7.23	0.00
PB165159TB	PB165159TB	11/26/2024	20:01	PS028646.D	7.23	0.00
1.BLK	1.BLK	11/26/2024	20:25	PS028647.D	7.23	0.00
HSTDCCC750	HSTDCCC750	11/26/2024	20:49	PS028648.D	7.23	0.00
C0RB8	P4961-01	11/26/2024	21:13	PS028649.D	7.23	0.00
C0RB8MS	P4961-01MS	11/26/2024	21:37	PS028650.D	7.23	0.00
C0RB8MSD	P4961-01MSD	11/26/2024	22:01	PS028651.D	7.23	0.00
1.BLK	1.BLK	11/26/2024	23:13	PS028654.D	7.23	0.00
HSTDCCC750	HSTDCCC750	11/26/2024	23:37	PS028655.D	7.23	0.00

Analytical Sequence

Client: Tetra Tech, EMI	SDG No.: P4961
Project: R36745	Instrument ID: ECD_S
GC Column: RTX-CLP2	ID: 0.32 (mm) Inst. Calib. Date(s): 11/26/2024 11/26/2024

THE ANALYTICAL SEQUENCE OF PERFORMANCE EVALUATION MIXTURES, BLANKS, SAMPLES,
AND STANDARDS IS GIVEN BELOW:

EPA SAMPLE NO.	LAB SAMPLE ID	DATE ANALYZED	TIME ANALYZED	DATAFILE	DCAA RT #	RT #
1.BLK	1.BLK	11/26/2024	12:24	PS028631.D	7.72	0.00
HSTDICC200	HSTDICC200	11/26/2024	12:48	PS028632.D	7.73	0.00
HSTDICC500	HSTDICC500	11/26/2024	13:13	PS028633.D	7.72	0.00
HSTDICC750	HSTDICC750	11/26/2024	13:37	PS028634.D	7.72	0.00
HSTDICC1000	HSTDICC1000	11/26/2024	14:01	PS028635.D	7.73	0.00
HSTDICC1500	HSTDICC1500	11/26/2024	14:25	PS028636.D	7.73	0.00
1.BLK	1.BLK	11/26/2024	15:37	PS028638.D	7.72	0.00
HSTDCCC750	HSTDCCC750	11/26/2024	16:01	PS028639.D	7.72	0.00
PB165273BL	PB165273BL	11/26/2024	19:13	PS028644.D	7.72	0.00
PB165273BS	PB165273BS	11/26/2024	19:37	PS028645.D	7.72	0.00
PB165159TB	PB165159TB	11/26/2024	20:01	PS028646.D	7.72	0.00
1.BLK	1.BLK	11/26/2024	20:25	PS028647.D	7.72	0.00
HSTDCCC750	HSTDCCC750	11/26/2024	20:49	PS028648.D	7.72	0.00
C0RB8	P4961-01	11/26/2024	21:13	PS028649.D	7.72	0.00
C0RB8MS	P4961-01MS	11/26/2024	21:37	PS028650.D	7.72	0.00
C0RB8MSD	P4961-01MSD	11/26/2024	22:01	PS028651.D	7.72	0.00
1.BLK	1.BLK	11/26/2024	23:13	PS028654.D	7.72	0.00
HSTDCCC750	HSTDCCC750	11/26/2024	23:37	PS028655.D	7.72	0.00

COMPOUND DETECTION SUMMARY

CLIENT SAMPLE NO.

C0RB8MS

Contract: TETR16

Lab Code: CHEM

Case No.: P4961

SAS No.: P4961

SDG NO.: P4961

Lab Sample ID: P4961-01MS

Date(s) Analyzed: 11/26/2024

11/26/2024

Instrument ID (1): ECD_S

Instrument ID (2): ECD_S

GC Column: (1): RTX-CLP

ID: 0.32 (mm)

GC Column:(2): RTX-CLP2

ID: 0.32 (mm)

ANALYTE	COL	RT	RT WINDOW		CONCENTRATION	%RPD
			FROM	TO		
2,4-D	1	8.35	8.30	8.40	46.0	0.9
	2	8.97	8.92	9.02	46.4	
2,4,5-TP(Silvex)	1	9.23	9.18	9.28	43.0	57.1
	2	9.88	9.83	9.93	77.4	

COMPOUND DETECTION SUMMARY

CLIENT SAMPLE NO.

C0RB8MSD

Contract: TETR16

Lab Code: CHEM

Case No.: P4961

SAS No.: P4961

SDG NO.: P4961

Lab Sample ID: P4961-01MSD

Date(s) Analyzed: 11/26/2024

11/26/2024

Instrument ID (1): ECD_S

Instrument ID (2): ECD_S

GC Column: (1): RTX-CLP ID: 0.32 (mm)

GC Column:(2): RTX-CLP2 ID: 0.32 (mm)

ANALYTE	COL	RT	RT WINDOW		CONCENTRATION	%RPD
			FROM	TO		
2,4-D	1	8.35	8.30	8.40	46.1	3
	2	8.97	8.92	9.02	47.5	
2,4,5-TP(Silvex)	1	9.23	9.18	9.28	43.4	57.2
	2	9.88	9.83	9.93	78.2	

COMPOUND DETECTION SUMMARY

CLIENT SAMPLE NO.

PB165273BS

Contract: TETR16

Lab Code: CHEM

Case No.: P4961

SAS No.: P4961

SDG NO.: P4961

Lab Sample ID: PB165273BS

Date(s) Analyzed: 11/26/2024

11/26/2024

Instrument ID (1): ECD_S

Instrument ID (2): ECD_S

GC Column: (1): RTX-CLP ID: 0.32 (mm)

GC Column:(2): RTX-CLP2 ID: 0.32 (mm)

ANALYTE	COL	RT	RT WINDOW		CONCENTRATION	%RPD
			FROM	TO		
2,4-D	1	8.35	8.30	8.40	4.90	0
	2	8.97	8.92	9.02	4.90	
2,4,5-TP(Silvex)	1	9.23	9.18	9.28	4.70	0
	2	9.87	9.82	9.92	4.70	



SHIPPING DOCUMENTS

No: 3-112124-095435-0004

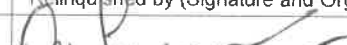

Lab: Alliance Technical Grop

Lab Contact: Yazmeen Gomez

Lab Phone: 908-789-8900

[illegible]

Special Instructions:	Shipment for Case Complete? Y
	Samples Transferred From Chain of Custody #
Analysis Key: TCLP Herb=Chlorinated Herbicides - TCLP	

Items/Reason	Relinquished by (Signature and Organization)	Date/Time	Received by (Signature and Organization)	Date/Time	Sample Condition Upon Receipt
Samples	 TX	11-21-24 1600		11-22-24 1005	3.1°C ILK over #1
					anomaly scales intact
					Temp ILK. present

Laboratory Certification

Certified By	License No.
CAS EPA CLP Contract	68HERH20D0011
Connecticut	PH-0830
DOD ELAP (ANAB)	L2219
Maine	2024021
Maryland	296
New Hampshire	255424 Rev 1
New Jersey	20012
New York	11376
Pennsylvania	68-00548
Soil Permit	525-24-234-08441
Texas	T104704488