SDG COVER PAGE

Lab Name: Alliance Technical Group, LLC Contract: 68HERH20D0011

Lab Code: ACE Case No.: 51847 MA No.: SDG No.: ME28Q6

SOW No. : SFAM01.1

EPA Sample No.	Lab Sample Id	Analysis Method ICP-AES	ICP-MS	Mercury	Cyanide
ME28Q6	P5156-01	X	X	X	X
ME28Q7	P5156-02	X	X	X	X
ME28Q8	P5156-03	X	X	X	X
ME28Q9	P5156-04	X	X	X	X
ME28R0	P5156-05	X	X	X	X
ME28R1	P5156-06	X	X	X	X
ME28R2	P5156-07	X	X	X	X
ME28T4	P5156-08	X	X	X	X
ME28T5	P5156-09	X	X	X	X
ME28T6	P5156-10	X	X	X	X
ME28T7	P5156-11	X	X	X	X
ME28T8	P5156-12	X	X	X	X
ME28T9	P5156-13	X	X	X	X
ME28W0	P5156-14	X	X	X	X
ME28W1	P5156-15	X	X	X	X
ME28W2	P5156-16	X	X	X	X
ME28W2D	P5156-17	X	X	X	X
ME28W2S	P5156-18	X	X	X	X
ME28W3	P5156-19	X	X	X	X
ME28W4	P5156-20	X	X	X	X
ME28W5	P5156-21	X	X	X	X
ME28W6	P5156-22	X	X	X	X

I certify that this data package is in compliance with the terms and conditions of the contract, both technically and for completeness, for other than the conditions detailed in the SDG Narrative. All edits and manual integrations have been peer-reviewed. Release of the data contained in this hardcopy Complete SDG File and in the electronic data submitted has been authorized by the Laboratory Manager or the Manager's designee, as verified by the following signature.

Signature: Name:

Date: Title:

68HERH20D0011

SDG # ME28Q6

USEPA CLP COC (LAB COPY)
DateShipped: 12/5/2024
CarrierName: UPS
AirbillNo: 1Z93947Y4400331285

CHAIN OF CUSTODY RECORD

Case #: 51847
Cooler #: 5

No: 5-120524-173144-0300
Lab: Alliance Technical Group LLC
Lab Contact: Mohammad Ahmed
Lab Phone: 908-728-3151

2

Sample Identifier	CLP Sample No.	Matrix/Sampler	Coll. Method	Analysis/Turnaround (Days)	Tag/Preservative/Bottles	Location	Collection Date/Time	For Lab Use Only
IA14DRUM02-0-0.5	E28R3	Soil/	Grab	Semivolatiles, PAHs+PCP by SIM (TAT 21 Days)(21), ARO+PEST(21), VOA(21)	2931, 4434, 4436 (MeOH), 4437, 4438 (6)	IA-14-DRUM-02	12/05/2024 14:50	
DR-24-100	E28R4	Soil/	Grab	Semivolatiles, PAHs+PCP by SIM (TAT 21 Days)(21), ARO+PEST(21), VOA(21)	2931, 4439, 4441 (MeOH), 4442, 4443 (6)	DR-24-100	12/05/2024 14:50	
IA14DRUM09-0-0.5	ME28Q6	Soil/	Grab	ICP-MS/AES+HG+CN(21)	4400 (1)	IA-14-DRUM-09	12/05/2024 13:00	1
IA02MW04-0-0.5	ME28Q7	Soil/	Grab	ICP-MS/AES+HG+CN(21)	4405 (1)	IA-02-MW-04	12/05/2024 09:25	2
IA02MW04-4-5	ME28Q8	Soil/	Grab	ICP-MS/AES+HG+CN(21)	4410 (1)	IA-02-MW-04	12/05/2024 09:35	3
IA11SB06-0-0.5	ME28Q9	Soil/	Grab	ICP-MS/AES+HG+CN(21)	4415 (1)	IA-11-SB-06	12/05/2024 14:00	4
IA11SB06-0.5-2	ME28R0	Soil/	Grab	ICP-MS/AES+HG+CN(21)	4420 (1)	IA-11-SB-06	12/05/2024 14:10	5
IA11SB06-37-38	ME28R1	Soil/	Grab	ICP-MS/AES+HG+CN(21)	4425 (1)	IA-11-SB-06	12/05/2024 14:25	6
IA14DRUM01-0-0.5	ME28R2	Soil/	Grab	ICP-MS/AES+HG+CN(21)	4430 (1)	IA-14-DRUM-01	12/05/2024 14:00	7
IA14DRUM02-0-0.5	ME28R3	Soil/	Grab	ICP-MS/AES+HG+CN(21)	4435 (1)	IA-14-DRUM-02	12/05/2024 14:50	—
DR-24-100	ME28R4	Soil/	Grab	ICP-MS/AES+HG+CN(21)	4440 (1)	DR-24-100	12/05/2024 14:50	

Special Instructions: Please return cooler with enclosed airbill (1Z93947Y0304913430).

Shipment for Case Complete? N

Samples Transferred From Chain of Custody #

Analysis Key: ARO=Aroclors, VOA=Volatiles, ARO+PEST=Aroclors + Pesticides, ICP-MS/AES+HG+CN=ICP-AES/MS (5-10, 11+)+HG+CN

Items/Reason	Relinquished by (Signature and Organization)	Date/Time	Received by (Signature and Organization)	Date/Time	Sample Condition Upon Receipt
		1730 12-5-24	UPS		
				1057 12-6-24	Cooler 24 Custody Seal Intact Temp Blk present

68HERH20D0011 SDG # ME28Q6

USEPA CLP COC (LAB COPY)
DateShipped: 12/9/2024
CarrierName: UPS
AirbillNo: 1Z93947Y0131971553

CHAIN OF CUSTODY RECORD

Case #: 51847
Cooler #: 8

No: 5-120924-162052-0303
Lab: Alliance Technical Group LLC
Lab Contact: Mohammad Ahmed
Lab Phone: 908-728-3151

3

Sample Identifier	CLP Sample No.	Matrix/Sampler	Coll. Method	Analysis/Turnaround (Days)	Tag/Preservative/Bottles	Location	Collection Date/Time	For Lab Use Only
IA13AST08-0-0.5	E28T9	Soil/	Grab	Semivolatiles, PAHs+PCP by SIM (TAT 21 Days)(21), ARO(21), VOA(21)	2931, 4570, 4572 (MeOH), 4573, 4574 (6)	IA-13-AST-08	12/09/2024 16:20	
IA13AST09-0-0.5	E28W0	Soil/	Grab	Semivolatiles, PAHs+PCP by SIM (TAT 21 Days)(21), ARO(21), VOA(21)	2931, 4575, 4577 (MeOH), 4578, 4579 (6)	IA-13-AST-09	12/09/2024 16:30	
IA13AST01-0-0.5	ME28T2	Soil/	Grab	ICP-MS/AES+HG+CN(21)	4536 (1)	IA-13-AST-01	12/09/2024 13:00	
IA13AST02-0-0.5	ME28T3	Soil/	Grab	ICP-MS/AES+HG+CN(21)	4541 (1)	IA-13-AST-02	12/09/2024 13:30	
IA13AST03-0-0.5	ME28T4	Soil/	Grab	ICP-MS/AES+HG+CN(21)	4546 (1)	IA-13-AST-03	12/09/2024 14:05	1
IA13AST04-0-0.5	ME28T5	Soil/	Grab	ICP-MS/AES+HG+CN(21)	4551 (1)	IA-13-AST-04	12/09/2024 14:20	2
IA13AST05-0-0.5	ME28T6	Soil/	Grab	ICP-MS/AES+HG+CN(21)	4556 (1)	IA-13-AST-05	12/09/2024 14:55	3
IA13AST06-0-0.5	ME28T7	Soil/	Grab	ICP-MS/AES+HG+CN(21)	4561 (1)	IA-13-AST-06	12/09/2024 15:22	4
IA13AST07-0-0.5	ME28T8	Soil/	Grab	ICP-MS/AES+HG+CN(21)	4566 (1)	IA-13-AST-07	12/09/2024 15:40	5
IA13AST08-0-0.5	ME28T9	Soil/	Grab	ICP-MS/AES+HG+CN(21)	4571 (1)	IA-13-AST-08	12/09/2024 16:20	6
IA13AST09-0-0.5	ME28W0	Soil/	Grab	ICP-MS/AES+HG+CN(21)	4576 (1)	IA-13-AST-09	12/09/2024 16:30	7

Special Instructions: Please return cooler with enclosed airbill (1Z93947Y0300664467).

Shipment for Case Complete? N
Samples Transferred From Chain of Custody #

Analysis Key: ARO=Aroclors, VOA=Volatiles, ARO+PEST=Aroclors + Pesticides, ICP-MS/AES+HG+CN=ICP-AES/MS (5-10, 11+)+HG+CN

Items/Reason	Relinquished by (Signature and Organization)	Date/Time	Received by (Signature and Organization)	Date/Time	Sample Condition Upon Receipt
2 of 2	[signature] Plexus	18:00 12/09/2024	UPS [signature]	18:00 12/09/2024	Good @ temp
				10:58 12-10-24	IR Gun 1 2.0
					Custody Seal Intact Temp Blank present

68HERH20D0011 SDG # ME28Q6

USEPA CLP COC (LAB COPY)
DateShipped: 12/10/2024
CarrierName: UPS
AirbillNo: 1Z93947Y0123063362

CHAIN OF CUSTODY RECORD

Case #: 51847
Cooler #: 9

No: 5-121024-134229-0304
Lab: Alliance Technical Group LLC
Lab Contact: Mohammad Ahmed
Lab Phone: 908-728-3151

4

Sample Identifier	CLP Sample No.	Matrix/Sampler	Coll. Method	Analysis/Turnaround (Days)	Tag/Preservative/Bottles	Location	Collection Date/Time	For Lab Use Only
IA13AST14-0-0.5	E28W8	Soil/	Grab	Semivolatiles, PAHs+PCP by SIM (TAT 21 Days)(21), ARO(21), VOA(21)	2931, 4615, 4617 (MeOH), 4618, 4619 (6)	IA-13-AST-14	12/10/2024 10:25	
IA13AST10-0.0.5	ME28W1	Soil/	Grab	ICP-MS/AES+HG+CN(21)	4581 (1)	IA-13-AST-10	12/10/2024 08:45	1
IA13AST10-0-0.5-MS/MSD	ME28W2	Soil/	Grab	ICP-MS/AES+HG+CN(21)	4586 (2)	IA-13-AST-10	12/10/2024 08:45	2
IA13AST11-0-0.5	ME28W3	Soil/	Grab	ICP-MS/AES+HG+CN(21)	4591 (1)	IA-13-AST-11	12/10/2024 09:30	3
AST-24-100	ME28W4	Soil/	Grab	ICP-MS/AES+HG+CN(21)	4596 (1)	AST-24-100	12/10/2024 09:30	4
IA13AST12-0-0.5	ME28W5	Soil/	Grab	ICP-MS/AES+HG+CN(21)	4601 (1)	IA-13-AST-12	12/10/2024 09:55	5
AST-24-101	ME28W6	Soil/	Grab	ICP-MS/AES+HG+CN(21)	4606 (1)	AST-24-101	12/10/2024 09:55	6
IA13AST13-0-0.5	ME28W7	Soil/	Grab	ICP-MS/AES+HG+CN(21)	4611 (1)	IA-13-AST-13	12/10/2024 10:10	
IA13AST14-0-0.5	ME28W8	Soil/	Grab	ICP-MS/AES+HG+CN(21)	4616 (1)	IA-13-AST-14	12/10/2024 10:25	

Special Instructions: Please return cooler with enclosed airbill (1Z93947Y0313165071).

Shipment for Case Complete? N
Samples Transferred From Chain of Custody #

Analysis Key: ARO+PEST=Aroclors + Pesticides, VOA=Volatiles, ARO=Aroclors, ICP-MS/AES+HG+CN=ICP-AES/MS (5-10, 11+)+HG+CN

Items/Reason	Relinquished by (Signature and Organization)	Date/Time	Received by (Signature and Organization)	Date/Time	Sample Condition Upon Receipt
	Corra Lyon, Plexus	12/10/24	UPS	12/10/24	good, at temp
				12-11-24 1043	2.2°C IR Gun #1
					custody seals intact
					Temp BLK-present

FORM DC-1

SAMPLE LOG-IN SHEET

Lab Name : Alliance Technical Group, LLC		Page 1 of 3
Received By (Print Name) Casanova Doria		Log-in Date **12/6/2024**
Received By (Signature)		
Case Number 51847	SDG No. ME28Q6	MA No. N/A

Remarks:	
1. Custody Seal (s)	Present, Intact
2. Custody Seal Nos.	n/a
3. Traffic Reports/Chain Of Custody Records	Present
4. Airbill	Present
5. Airbill No. and Shipping Container ID No.	1Z93947Y4400331285 1
6. Shipping Container Temperature Indicator Bottle	Present
7. Shipping Container Temperature	2.1 Degree C
8. Sample Condition	Intact
9. Sample Tags Sample Tag Numbers	Absent Listed on Traffic Report
10. Does information on Traffic Reports/Chain of Custody Records and Sample Tags agree ?	Yes
11. Date Received at Lab	12/06/2024
12.Time Received	10:57

	EPA Sample #	Aqueous/ Water Sample pH	Corresponding Sample Tag #	Corresponding Assigned Lab #	Remarks: Condition of Sample Shipment, etc.
1	ME28Q6	N/A	4400	P5156-01	Intact
2	ME28Q7	N/A	4405	P5156-02	Intact
3	ME28Q8	N/A	4410	P5156-03	Intact
4	ME28Q9	N/A	4415	P5156-04	Intact
5	ME28R0	N/A	4420	P5156-05	Intact
6	ME28R1	N/A	4425	P5156-06	Intact
7	ME28R2	N/A	4430	P5156-07	Intact
8	N/A	N/A	N/A	N/A	N/A
9	N/A	N/A	N/A	N/A	N/A
10	N/A	N/A	N/A	N/A	N/A
11	N/A	N/A	N/A	N/A	N/A
12	N/A	N/A	N/A	N/A	N/A
13	N/A	N/A	N/A	N/A	N/A
14	N/A	N/A	N/A	N/A	N/A
15	N/A	N/A	N/A	N/A	N/A
16	N/A	N/A	N/A	N/A	N/A
17	N/A	N/A	N/A	N/A	N/A
18	N/A	N/A	N/A	N/A	N/A
19	N/A	N/A	N/A	N/A	N/A
20	N/A	N/A	N/A	N/A	N/A
21	N/A	N/A	N/A	N/A	N/A
22	N/A	N/A	N/A	N/A	N/A
23	N/A	N/A	N/A	N/A	N/A

* Contact SMO and attach record of resolution

Reviewed By		Logbook No.	N/A
Date	12/6/24	Logbook Page No.	N/A

FORM DC-1

SAMPLE LOG-IN SHEET

Lab Name : Alliance Technical Group, LLC		Page 2 of 3
Received By (Print Name) Cassandra Rice		Log-in Date 12/10/2024
Received By (Signature)		
Case Number 51847	SDG No. ME28Q6	MA No. N/A

Remarks:	
1. Custody Seal (s)	Present, Intact
2. Custody Seal Nos.	n/a
3. Traffic Reports/Chain Of Custody Records	Present
4. Airbill	Present
5. Airbill No. and Shipping Container ID No.	1Z93947Y0131971553 2
6. Shipping Container Temperature Indicator Bottle	Present
7. Shipping Container Temperature	2.0 Degree C
8. Sample Condition	Intact
9. Sample Tags Sample Tag Numbers	Absent Listed on Traffic Report
10. Does information on Traffic Reports/Chain of Custody Records and Sample Tags agree ?	Yes
11. Date Received at Lab	12/10/2024
12.Time Received	10:58

	EPA Sample #	Aqueous/ Water Sample pH	Corresponding Sample Tag #	Corresponding Assigned Lab #	Remarks: Condition of Sample Shipment, etc.
1	ME28T4	N/A	4546	P5156-08	Intact
2	ME28T5	N/A	4551	P5156-09	Intact
3	ME28T6	N/A	4556	P5156-10	Intact
4	ME28T7	N/A	4561	P5156-11	Intact
5	ME28T8	N/A	4566	P5156-12	Intact
6	ME28T9	N/A	4571	P5156-13	Intact
7	ME28W0	N/A	4576	P5156-14	Intact
8	N/A	N/A	N/A	N/A	N/A
9	N/A	N/A	N/A	N/A	N/A
10	N/A	N/A	N/A	N/A	N/A
11	N/A	N/A	N/A	N/A	N/A
12	N/A	N/A	N/A	N/A	N/A
13	N/A	N/A	N/A	N/A	N/A
14	N/A	N/A	N/A	N/A	N/A
15	N/A	N/A	N/A	N/A	N/A
16	N/A	N/A	N/A	N/A	N/A
17	N/A	N/A	N/A	N/A	N/A
18	N/A	N/A	N/A	N/A	N/A
19	N/A	N/A	N/A	N/A	N/A
20	N/A	N/A	N/A	N/A	N/A
21	N/A	N/A	N/A	N/A	N/A
22	N/A	N/A	N/A	N/A	N/A
23	N/A	N/A	N/A	N/A	N/A

* Contact SMO and attach record of resolution

Reviewed By		Logbook No.	N/A
Date	12/10/24	Logbook Page No.	N/A

FORM DC-1

SAMPLE LOG-IN SHEET

Lab Name : Alliance Technical Group, LLC		Page 3 of 3
Received By (Print Name) GORSE NESMON		Log-in Date **12/11/2024**
Received By (Signature)		
Case Number 51847	SDG No. ME28Q6	MA No. N/A

Remarks:	
1. Custody Seal (s)	Present, Intact
2. Custody Seal Nos.	n/a
3. Traffic Reports/Chain Of Custody Records	Present
4. Airbill	Present
5. Airbill No. and Shipping Container ID No.	1Z93947Y0123063362 3
6. Shipping Container Temperature Indicator Bottle	Present
7. Shipping Container Temperature	2.2 Degree C
8. Sample Condition	Intact
9. Sample Tags Sample Tag Numbers	Absent Listed on Traffic Report
10. Does information on Traffic Reports/Chain of Custody Records and Sample Tags agree ?	Yes
11. Date Received at Lab	12/11/2024
12.Time Received	10:43

	EPA Sample #	Aqueous/ Water Sample pH	Corresponding Sample Tag #	Corresponding Assigned Lab #	Remarks: Condition of Sample Shipment, etc.
1	ME28W1	N/A	4581	P5156-15	Intact
2	ME28W2	N/A	4586	P5156-16	Intact
3	ME28W2D	N/A	4586	P5156-17	Intact
4	ME28W2S	N/A	4586	P5156-18	Intact
5	ME28W3	N/A	4591	P5156-19	Intact
6	ME28W4	N/A	4596	P5156-20	Intact
7	ME28W5	N/A	4601	P5156-21	Intact
8	ME28W6	N/A	4606	P5156-22	Intact
9	N/A	N/A	N/A	N/A	N/A
10	N/A	N/A	N/A	N/A	N/A
11	N/A	N/A	N/A	N/A	N/A
12	N/A	N/A	N/A	N/A	N/A
13	N/A	N/A	N/A	N/A	N/A
14	N/A	N/A	N/A	N/A	N/A
15	N/A	N/A	N/A	N/A	N/A
16	N/A	N/A	N/A	N/A	N/A
17	N/A	N/A	N/A	N/A	N/A
18	N/A	N/A	N/A	N/A	N/A
19	N/A	N/A	N/A	N/A	N/A
20	N/A	N/A	N/A	N/A	N/A
21	N/A	N/A	N/A	N/A	N/A
22	N/A	N/A	N/A	N/A	N/A
23	N/A	N/A	N/A	N/A	N/A

* Contact SMO and attach record of resolution

Reviewed By		Logbook No.	N/A
Date	12/11/24	Logbook Page No.	N/A

FORM DC-2
COMPLETE SDG FILE (CSF) INVENTORY SHEET

LAB NAME	**Alliance Technical Group, LLC**		
LAB CODE	**ACE**		
CONTRACT NO.	**68HERH20D0011**		
CASE NO.	**51847**	SDG NO.	**ME28Q6**
MA NO.		SOW NO.	**SFAM01.1**

All documents delivered in the Complete SDG File must be original documents where possible. (Reference - Exhibit B Section 2.4)

	PAGE NOs: FROM	PAGE NOs: TO	CHECK LAB	CHECK REGION
1. SDG Cover Page	1	1	✓	
2. Traffic Report/Chain of Custody Record(s)	2	4	✓	
3. Sample Log-In Sheet (DC-1)	5	7	✓	
4. CSF Inventory Sheet (DC-2)	8	10	✓	
5. SDG Narrative	11	15	✓	
6. Communication Logs	NA	NA	✓	
7. Percent Solids Log	16	18	✓	
Analysis Forms and Data (ICP-AES)				
8. Sample Analysis Data Forms (1A-OR, 1B-OR, and 1-IN) for each sample or sample analysis, laboratory QC as applicable	19	38	✓	
9. Instrument raw data by instrument in analysis order	39	821	✓	
Other Data				
10. Standard and Reagent Preparation Logs	822	971	✓	
11. Original Preparation and Cleanup forms or copies of Preparation and Cleanup Logbooks	972	973	✓	
12. Original Analysis or Instrument Run forms or copies of Analysis or Instrument Logbooks	974	997	✓	
13. Performance Evaluation (PE)/Proficiency Testing (PT) Sample Instructions	NA	NA	✓	
14. Extraction Logs for TCLP and SPLP	NA	NA	✓	
15. Raw GPC Data	NA	NA	✓	
16. Raw Florisil Data	NA	NA	✓	
Analysis Forms and Data (ICP-MS)				
17. Sample Analysis Data Forms (1A-OR, 1B-OR, and 1-IN) for each sample or sample analysis, laboratory QC as applicable	998	1017	✓	
18. Instrument raw data by instrument in analysis order	1018	2124	✓	
Other Data				
19. Standard and Reagent Preparation Logs	2125	2254	✓	
20. Original Preparation and Cleanup forms or copies of Preparation and Cleanup Logbooks	2255	2256	✓	
21. Original Analysis or Instrument Run forms or copies of Analysis or Instrument Logbooks	2257	2266	✓	
22. Performance Evaluation (PE)/Proficiency Testing (PT) Sample Instructions	NA	NA	✓	

	PAGE NOs: FROM	TO	CHECK LAB	REGION
23. Extraction Logs for TCLP and SPLP	NA	NA	✓	
24. Raw GPC Data	NA	NA	✓	
25. Raw Florisil Data	NA	NA	✓	
Analysis Forms and Data (Mercury)				
26. Sample Analysis Data Forms (1A-OR, 1B-OR, and 1-IN) for each sample or sample analysis, laboratory QC as applicable	2267	2286	✓	
27. Instrument raw data by instrument in analysis order	2287	2288	✓	
Other Data				
28. Standard and Reagent Preparation Logs	2289	2313	✓	
29. Original Preparation and Cleanup forms or copies of Preparation and Cleanup Logbooks	2314	2315	✓	
30. Original Analysis or Instrument Run forms or copies of Analysis or Instrument Logbooks	2316	2317	✓	
31. Performance Evaluation (PE)/Proficiency Testing (PT) Sample Instructions	NA	NA	✓	
32. Extraction Logs for TCLP and SPLP	NA	NA	✓	
33. Raw GPC Data	NA	NA	✓	
34. Raw Florisil Data	NA	NA	✓	
Analysis Forms and Data (Cyanide)				
35. Sample Analysis Data Forms (1A-OR, 1B-OR, and 1-IN) for each sample or sample analysis, laboratory QC as applicable	2318	2337	✓	
36. Instrument raw data by instrument in analysis order	2338	2342	✓	
Other Data				
37. Standard and Reagent Preparation Logs	2343	2372	✓	
38. Original Preparation and Cleanup forms or copies of Preparation and Cleanup Logbooks	2373	2374	✓	
39. Original Analysis or Instrument Run forms or copies of Analysis or Instrument Logbooks	2375	2378	✓	
40. Performance Evaluation (PE)/Proficiency Testing (PT) Sample Instructions	NA	NA	✓	
41. Extraction Logs for TCLP and SPLP	NA	NA	✓	
42. Raw GPC Data	NA	NA	✓	
43. Raw Florisil Data	NA	NA	✓	

	PAGE NOs: FROM	TO	CHECK LAB	REGION
Additional				
44. EPA Shipping/Receiving Documents				
Airbill (No. of Shipments 3)	2379	2381	✓	
Sample Tags	NA	NA	✓	
Sample Log-In Sheet (Lab)	2382	2385	✓	
45. Misc. Shipping/Receiving Records (list all individual records)				
	NA	NA	✓	
46. Internal Lab Sample Transfer Records and Tracking Sheets (describe or list)				
	2386	2393	✓	
47. Other Records and related Communication Logs (describe or list)				
	NA	NA	✓	

48. Comments:

Completed by:
(CLP Lab) _____ Nimisha Pandya, Document Control Officer _____
(Signature) (Print Name & Title) (Date)

Audited by:
(EPA) _____ _____ _____
(Signature) (Print Name & Title) (Date)

284 Sheffield Street
Mountainside, NJ 07092

SDG NARRATIVE

USEPA
SDG # ME28Q6
CASE # 51847
CONTRACT # 68HERH20D0011
SOW# SFAM01.1
LAB NAME: Alliance Technical Group, LLC
LAB CODE: ACE
LAB ORDER ID # P5156

A. Number of Samples and Date of Receipt

22 Soil samples were delivered to the laboratory intact on 11/06/2024, 11/10/2024, 11/11/2024.

B. Parameters

Test requested for Metals CLP12= Aluminum, Calcium, Iron, Magnesium, Potassium, Sodium & Mercury, Cyanide.

Test requested for Metals CLP MS FULL = Antimony, Arsenic, Barium, Beryllium, Cadmium, Chromium, Cobalt, Copper, Lead, Manganese, Nickel, Selenium, Silver, Thallium, Vanadium, Zinc.

C. Cooler Temp

Indicator Bottle**: Presence/**Absence

Cooler: 2.1^{o}C, 2.0^{o}C, 2.2^{o}C

D. Detail Documentation (related to Sample Handling Shipping, Analytical Problem, Temp of Cooler etc):

Issue 1 : A "P" or "M" prefix was listed at the beginning of a CLP sample ID.

E. Corrective Action taken for above:

Resolution 1 : To maintain COC integrity, ASB requests no changes to the Sample IDs. The laboratory will note the issue in the SDG Narrative and proceed with the analysis of the samples.

F. Analytical Techniques:

All analyses were based on CLP Methodology by method SFAM01.1.

Inter Element correction factors (IECs) are determined annually and correction factor are applied during ICP-AES analysis.

G. Calculation:

Calculation for ICP-AES Soil Sample:

Conversion of Results from mg/L or ppm to mg/kg (Dry Weight Basis):

$$\text{Concentration (mg/kg)} = C \times \frac{Vf}{W \times S} \times DF$$

Where,

C = Instrument value in ppm (The average of all replicate exposures)
Vf = Final digestion volume (mL)
W = Initial aliquot amount (g) (Sample amount taken in prep)
S = % Solids / 100 (Fraction of Percent Solids)
DF = Dilution Factor

Example Calculation For Sample ME28Q6 For Aluminum:

If C = 76.93617 ppm
Vf = 100 ml
W = 1.27g
S = 0.826(82.6/100)
DF = 1

$$\text{Concentration (mg/kg)} = 76.93617 \times \frac{100}{1.27 \times 0.826} \times 1$$

$$= 7334.099 \text{ mg/kg}$$

$$= 7300 \text{ mg/kg (Reported Result with Signification)}$$

Calculation for ICP-MS Soil Sample:

Conversion of Results from µg /L or ppb to mg/kg :

$$\text{Concentration (mg/kg)} = C \times \frac{Vf}{W \times S} \times DF / 1000$$

Where,

C = Instrument value in ppb (The average of all replicate integrations)
Vf = Final digestion volume (mL)
W = Initial aliquot amount (g) (Fraction of Sample amount taken in prep)

S = % Solids / 100 (Fraction of Percent Solids)
DF = Dilution Factor

Example Calculation For Sample ME28Q6 For Arsenic :

If C = 18.24 ppb
Vf = 500 ml
W = 1.18 g
S = 0.826 (82.6/100)
DF = 1

$$\text{Concentration (mg/kg)} = 18.24 \times \frac{500}{1.18 \times 0.826} \times 1 / 1000$$

$$= 9.3569 \text{ mg/kg}$$

$$= 9.4 \text{ mg/kg (Reported Result with Signification)}$$

Calculation for Hg Soil Sample:

Conversion of Results from µg /L or ppb to mg/kg :

$$\text{Concentration (mg/kg)} = C \times \frac{Vf}{W \times S} \times DF / 1000$$

Where,
C = Instrument response in µg/L from the calibration curve.
Vf = Final prepared (absorbing solution) volume (mL)
W = Initial aliquot amount (g) (Fraction of Sample amount taken in prep)
S = % Solids / 100 (Fraction of Percent Solids)
DF = Dilution Factor

Example Calculation For Sample ME28Q6:

If C = 1.0106 ppb
Vf = 100 mL
W = 0.53 g
S = 0.826(82.6/100)
DF = 1

$$\text{Concentration (mg/kg)} = 1.0106 \times \frac{100}{0.53 \times 0.826} \times 1 / 1000$$

$$= 0.23084 \text{ mg/kg}$$

$$= 0.23 \text{ mg/kg (Reported Result with Signification)}$$

284 Sheffield Street
Mountainside, NJ 07092

Calculation for CN Soil Sample:

Conversion of Results from µg /L or ppb to mg/kg:

$$\text{Concentration (mg/kg)} = C \times \frac{Vf}{W \times S} \times DF / 1000$$

Where,

C = Instrument response in µg/L CN from the calibration curve.
Vf = Final prepared (absorbing solution) volume (mL)
W = Initial aliquot amount (g) (Fraction of Sample amount taken in prep)
S = % Solids / 100 (Fraction of Percent Solids)
DF = Dilution Factor

Example Calculation For Sample ME28R2:

If C = 8.0335ppb
Vf = 50 ml
W = 1.02 g
S = 0.724(72.4/100)
DF = 1

$$\text{Concentration (mg/kg)} = 8.0335 \times \frac{50}{1.02 \times 0.724} \times 1 / 1000$$

= 0.5439 mg/kg

= 0.54 mg/kg (Reported Result with Signification)

H. QA/ QC

Calibrations met requirements. Interference check met requirements. Blank analyses did not indicate any presence of contamination. Laboratory Control sample was within control limits. Spike sample did meet requirements. Duplicate sample did meet. Serial Dilution did meet requirements except for Copper.

Chemical or physical interference effect was suspected and the data for all affected analytes in the sample received and associated with this serial dilution were flagged.

Collision cell is being used to remove potential interferences. The analytes Na, Mg, Al, K, V, Cr, Mn, Fe, Co, Ni, Cu, Zn, As are being analyzed with collision cell and analytes Be, B, Ca, Ti, Se, Sr, Zr, Mo, Ag, Cd, Sn, Sb, Ba, Tl, Pb, U are being analyzed with Non-Collision Cell. Helium gas is used for the Collision Cell analysis.

284 Sheffield Street
Mountainside, NJ 07092

Internal Standard Association for ICP-MS analysis.

Target Analyte	Associated Internal Standard
Antimony	159Tb
Arsenic	89Y
Barium	159Tb
Beryllium	6Li
Cadmium	159Tb
Chromium	45Sc
Cobalt	45Sc
Copper	45Sc
Lead	209Bi
Manganese	45Sc
Nickel	45Sc
Selenium	89Y
Silver	159Tb
Thallium	209Bi
Vanadium	45Sc
Zinc	45Sc

I certify that the data package is in compliance with the terms and conditions of the contract both technically and for completeness, for other than the conditions detailed above. Release of the data contained in this hard copy data package has been authorized by the Laboratory Director or his designee, as verified by the following signature.

Signature_____ Name: Nimisha Pandya

Date _____ Title: Document Control Officer

PERCENT SOLID

Supervisor: Iwona
Analyst: jignesh
Date: 12/13/2024

OVENTEMP IN Celsius(°C): 107
Time IN: 12:50
In Date: 12/12/2024
Weight Check 1.0g: 1.00
Weight Check 10g: 10.00
OvenID: M OVEN#1

OVENTEMP OUT Celsius(°C): 103
Time OUT: 07:20
Out Date: 12/13/2024
Weight Check 1.0g: 1.00
Weight Check 10g: 10.00
BalanceID: M SC-4
Thermometer ID: % SOLIDS-OVEN

QC: LB133905

Lab ID	Client SampleID	Dish #	Dish Wt(g) (A)	Sample Wt(g)	Dish + Sample Wt(g) (B)	Dish+Dry Sample Wt(g) (C)	% Solid	Comments
P5156-01	ME28Q6	1	1.15	8.47	9.62	8.15	82.6	
P5156-02	ME28Q7	2	1.15	8.81	9.96	9.04	89.6	
P5156-03	ME28Q8	3	1.15	8.54	9.69	9.06	92.6	
P5156-04	ME28Q9	4	1.14	8.60	9.74	9.22	94.0	
P5156-05	ME28R0	5	1.13	8.74	9.87	9.2	92.3	
P5156-06	ME28R1	6	1.16	8.83	9.99	8.46	82.7	
P5156-07	ME28R2	7	1.15	8.38	9.53	7.22	72.4	
P5156-08	ME28T4	8	1.19	8.73	9.92	8.27	81.1	
P5156-09	ME28T5	9	1.16	8.44	9.6	7.72	77.7	
P5156-10	ME28T6	10	1.17	8.80	9.97	8.36	81.7	
P5156-11	ME28T7	11	1.16	8.65	9.81	8.34	83.0	
P5156-12	ME28T8	12	1.15	8.81	9.96	8.57	84.2	
P5156-13	ME28T9	13	1.13	8.76	9.89	7.86	76.8	
P5156-14	ME28W0	14	1.15	8.49	9.64	7.75	77.7	
P5156-15	ME28W1	15	1.16	8.57	9.73	7.88	78.4	
P5156-16	ME28W2	16	1.16	8.80	9.96	7.79	75.3	
P5156-17	ME28W2D	17	1.16	8.80	9.96	7.79	75.3	
P5156-18	ME28W2S	18	1.16	8.80	9.96	7.79	75.3	
P5156-19	ME28W3	19	1.15	8.44	9.59	7.77	78.4	
P5156-20	ME28W4	20	1.15	8.76	9.91	8.23	80.8	
P5156-21	ME28W5	21	1.15	8.39	9.54	7.7	78.1	
P5156-22	ME28W6	22	1.19	8.43	9.62	7.76	77.9	

$$\% \text{ Solid} = \frac{(C-A) * 100}{(B-A)}$$

WORKLIST(Hardcopy Internal Chain)

VB139905

WorkList Name : %1-p5156 **WorkList ID :** 186269 **Department :** Wet-Chemistry **Date :** 12-12-2024 09:18:12

Sample	Customer Sample	Matrix	Test	Preservative	Customer	Raw Sample Storage Location	Collect Date	Method
P5156-01	ME28Q6	Solid	Percent Solids	Cool 4 deg C	USEP01	Q12	12/05/2024	Chemtech -SO
P5156-02	ME28Q7	Solid	Percent Solids	Cool 4 deg C	USEP01	Q12	12/05/2024	Chemtech -SO
P5156-03	ME28Q8	Solid	Percent Solids	Cool 4 deg C	USEP01	Q12	12/05/2024	Chemtech -SO
P5156-04	ME28Q9	Solid	Percent Solids	Cool 4 deg C	USEP01	Q12	12/05/2024	Chemtech -SO
P5156-05	ME28R0	Solid	Percent Solids	Cool 4 deg C	USEP01	Q12	12/05/2024	Chemtech -SO
P5156-06	ME28R1	Solid	Percent Solids	Cool 4 deg C	USEP01	Q12	12/05/2024	Chemtech -SO
P5156-07	ME28R2	Solid	Percent Solids	Cool 4 deg C	USEP01	Q12	12/05/2024	Chemtech -SO
P5156-08	ME28T4	Solid	Percent Solids	Cool 4 deg C	USEP01	Q12	12/05/2024	Chemtech -SO
P5156-09	ME28T5	Solid	Percent Solids	Cool 4 deg C	USEP01	Q12	12/09/2024	Chemtech -SO
P5156-10	ME28T6	Solid	Percent Solids	Cool 4 deg C	USEP01	Q12	12/09/2024	Chemtech -SO
P5156-11	ME28T7	Solid	Percent Solids	Cool 4 deg C	USEP01	Q12	12/09/2024	Chemtech -SO
P5156-12	ME28T8	Solid	Percent Solids	Cool 4 deg C	USEP01	Q12	12/09/2024	Chemtech -SO
P5156-13	ME28T9	Solid	Percent Solids	Cool 4 deg C	USEP01	Q12	12/09/2024	Chemtech -SO
P5156-14	ME28W0	Solid	Percent Solids	Cool 4 deg C	USEP01	Q12	12/09/2024	Chemtech -SO
P5156-15	ME28W1	Solid	Percent Solids	Cool 4 deg C	USEP01	Q12	12/09/2024	Chemtech -SO
P5156-16	ME28W2	Solid	Percent Solids	Cool 4 deg C	USEP01	Q12	12/10/2024	Chemtech -SO
P5156-17	ME28W2D	Solid	Percent Solids	Cool 4 deg C	USEP01	Q12	12/10/2024	Chemtech -SO
P5156-18	ME28W2S	Solid	Percent Solids	Cool 4 deg C	USEP01	Q12	12/10/2024	Chemtech -SO
P5156-19	ME28W3	Solid	Percent Solids	Cool 4 deg C	USEP01	Q12	12/10/2024	Chemtech -SO
P5156-20	ME28W4	Solid	Percent Solids	Cool 4 deg C	USEP01	Q12	12/10/2024	Chemtech -SO
P5156-21	ME28W5	Solid	Percent Solids	Cool 4 deg C	USEP01	Q12	12/10/2024	Chemtech -SO

LT

Date/Time 12.12.24 11:40

Raw Sample Received by: JB (WC)

Raw Sample Relinquished by: SM

Date/Time 12.12.24 13:00

Raw Sample Received by: SM

Raw Sample Relinquished by: JB (WC)

WORKLIST(Hardcopy Internal Chain)

VD 139905

WorkList Name : %1-p5156 **WorkList ID :** 186269 **Department :** Wet-Chemistry **Date :** 12-12-2024 09:18:12

Sample	Customer Sample	Matrix	Test	Preservative	Customer	Raw Sample Storage Location	Collect Date	Method
P5156-22	ME28W6	Solid	Percent Solids	Cool 4 deg C	USEP01	Q12	12/10/2024	Chemtech -SO

18

Date/Time 12.12.24

Raw Sample Received by: JB (WC)

Raw Sample Relinquished by: [signature]

Date/Time 12-12-24 13:00

Raw Sample Received by: [signature]

Raw Sample Relinquished by: JB (WC)

EPA SAMPLE NO.

ME28Q6

FORM 1 - IN

INORGANIC ANALYSIS DATA SHEET

Lab Name: Alliance Technical Group, LLC Contract: 68HERH20D0011

Lab Code: ACE Case No.: 51847 MA No. : SDG No.: ME28Q6

Matrix: SOIL Lab Sample ID: P5156-01

% Solids: 82.6 Date Received: 12/06/2024

Analytical Method: ICP_AES

Concentration Units (µg/L, mg/L, mg/kg dry weight, µg, or µg/cm²): mg/kg

CAS No.	Analyte	Concentration	Q	Date Analyzed	Time Analyzed
7429-90-5	Aluminum	7300		12/29/2024	1534
7440-70-2	Calcium	31000		12/29/2024	1534
7439-89-6	Iron	30000		12/29/2024	1534
7439-95-4	Magnesium	6200		12/29/2024	1534
7440-09-7	Potassium	910		12/29/2024	1534
7440-23-5	Sodium	170	J	12/29/2024	1534

NOTE: Hardness (total) is reported in mg/L

Comments:

EPA SAMPLE NO.

ME28Q7

FORM 1 - IN

INORGANIC ANALYSIS DATA SHEET

Lab Name: Alliance Technical Group, LLC Contract: 68HERH20D0011

Lab Code: ACE Case No.: 51847 MA No. : SDG No.: ME28Q6

Matrix: SOIL Lab Sample ID: P5156-02

% Solids: 89.6 Date Received: 12/06/2024

Analytical Method: ICP_AES

Concentration Units (µg/L, mg/L, mg/kg dry weight, µg, or µg/cm²): mg/kg

CAS No.	Analyte	Concentration	Q	Date Analyzed	Time Analyzed
7429-90-5	Aluminum	6200		12/29/2024	1537
7440-70-2	Calcium	98000	D	12/30/2024	2131
7439-89-6	Iron	19000		12/29/2024	1537
7439-95-4	Magnesium	13000		12/29/2024	1537
7440-09-7	Potassium	900		12/29/2024	1537
7440-23-5	Sodium	110	J	12/29/2024	1537

NOTE: Hardness (total) is reported in mg/L

Comments:

EPA SAMPLE NO.

ME28Q8

FORM 1 - IN

INORGANIC ANALYSIS DATA SHEET

Lab Name: Alliance Technical Group, LLC Contract: 68HERH20D0011

Lab Code: ACE Case No.: 51847 MA No. : SDG No.: ME28Q6

Matrix: SOIL Lab Sample ID: P5156-03

% Solids: 92.6 Date Received: 12/06/2024

Analytical Method: ICP_AES

Concentration Units (µg/L, mg/L, mg/kg dry weight, µg, or µg/cm²): mg/kg

CAS No.	Analyte	Concentration	Q	Date Analyzed	Time Analyzed
7429-90-5	Aluminum	3900		12/29/2024	1541
7440-70-2	Calcium	140000	D	12/30/2024	2135
7439-89-6	Iron	9400		12/29/2024	1541
7439-95-4	Magnesium	53000		12/29/2024	1541
7440-09-7	Potassium	640		12/29/2024	1541
7440-23-5	Sodium	150	J	12/29/2024	1541

NOTE: Hardness (total) is reported in mg/L

Comments:

EPA SAMPLE NO.

ME28Q9

FORM 1 - IN

INORGANIC ANALYSIS DATA SHEET

Lab Name: Alliance Technical Group, LLC Contract: 68HERH20D0011

Lab Code: ACE Case No.: 51847 MA No. : SDG No.: ME28Q6

Matrix: SOIL Lab Sample ID: P5156-04

% Solids: 94 Date Received: 12/06/2024

Analytical Method: ICP_AES

Concentration Units (µg/L, mg/L, mg/kg dry weight, µg, or µg/cm²): mg/kg

CAS No.	Analyte	Concentration	Q	Date Analyzed	Time Analyzed
7429-90-5	Aluminum	4500		12/29/2024	1545
7440-70-2	Calcium	54000		12/29/2024	1545
7439-89-6	Iron	12000		12/29/2024	1545
7439-95-4	Magnesium	16000		12/29/2024	1545
7440-09-7	Potassium	310	J	12/29/2024	1545
7440-23-5	Sodium	110	J	12/29/2024	1545

NOTE: Hardness (total) is reported in mg/L

Comments:

EPA SAMPLE NO.

ME28R0

FORM 1 - IN

INORGANIC ANALYSIS DATA SHEET

Lab Name: Alliance Technical Group, LLC Contract: 68HERH20D0011

Lab Code: ACE Case No.: 51847 MA No. : SDG No.: ME28Q6

Matrix: SOIL Lab Sample ID: P5156-05

% Solids: 92.3 Date Received: 12/06/2024

Analytical Method: ICP_AES

Concentration Units (µg/L, mg/L, mg/kg dry weight, µg, or µg/cm²): mg/kg

CAS No.	Analyte	Concentration	Q	Date Analyzed	Time Analyzed
7429-90-5	Aluminum	6100		12/29/2024	1549
7440-70-2	Calcium	55000		12/29/2024	1549
7439-89-6	Iron	17000		12/29/2024	1549
7439-95-4	Magnesium	14000		12/29/2024	1549
7440-09-7	Potassium	600		12/29/2024	1549
7440-23-5	Sodium	100	J	12/29/2024	1549

NOTE: Hardness (total) is reported in mg/L

Comments:

EPA SAMPLE NO.

FORM 1 - IN

INORGANIC ANALYSIS DATA SHEET

ME28R1

Lab Name: Alliance Technical Group, LLC Contract: 68HERH20D0011

Lab Code: ACE Case No.: 51847 MA No. : SDG No.: ME28Q6

Matrix: SOIL Lab Sample ID: P5156-06

% Solids: 82.7 Date Received: 12/06/2024

Analytical Method: ICP_AES

Concentration Units (µg/L, mg/L, mg/kg dry weight, µg, or µg/cm²): mg/kg

CAS No.	Analyte	Concentration	Q	Date Analyzed	Time Analyzed
7429-90-5	Aluminum	8100		12/29/2024	1553
7440-70-2	Calcium	58000		12/29/2024	1553
7439-89-6	Iron	19000		12/29/2024	1553
7439-95-4	Magnesium	19000		12/29/2024	1553
7440-09-7	Potassium	1400		12/29/2024	1553
7440-23-5	Sodium	130	J	12/29/2024	1553

NOTE: Hardness (total) is reported in mg/L

Comments:

EPA SAMPLE NO.

ME28R2

FORM 1 - IN

INORGANIC ANALYSIS DATA SHEET

Lab Name: Alliance Technical Group, LLC Contract: 68HERH20D0011

Lab Code: ACE Case No.: 51847 MA No. : SDG No.: ME28Q6

Matrix: SOIL Lab Sample ID: P5156-07

% Solids: 72.4 Date Received: 12/06/2024

Analytical Method: ICP_AES

Concentration Units (µg/L, mg/L, mg/kg dry weight, µg, or µg/cm²): mg/kg

CAS No.	Analyte	Concentration	Q	Date Analyzed	Time Analyzed
7429-90-5	Aluminum	7300		12/29/2024	1557
7440-70-2	Calcium	73000		12/29/2024	1557
7439-89-6	Iron	41000		12/29/2024	1557
7439-95-4	Magnesium	8800		12/29/2024	1557
7440-09-7	Potassium	1300		12/29/2024	1557
7440-23-5	Sodium	330	J	12/29/2024	1557

NOTE: Hardness (total) is reported in mg/L

Comments:

EPA SAMPLE NO.

ME28T4

FORM 1 - IN

INORGANIC ANALYSIS DATA SHEET

Lab Name: Alliance Technical Group, LLC Contract: 68HERH20D0011

Lab Code: ACE Case No.: 51847 MA No. : SDG No.: ME28Q6

Matrix: SOIL Lab Sample ID: P5156-08

% Solids: 81.1 Date Received: 12/10/2024

Analytical Method: ICP_AES

Concentration Units (µg/L, mg/L, mg/kg dry weight, µg, or µg/cm²): mg/kg

CAS No.	Analyte	Concentration	Q	Date Analyzed	Time Analyzed
7429-90-5	Aluminum	8400		12/29/2024	1600
7440-70-2	Calcium	89000	D	12/30/2024	2139
7439-89-6	Iron	33000		12/29/2024	1600
7439-95-4	Magnesium	25000		12/29/2024	1600
7440-09-7	Potassium	1200		12/29/2024	1600
7440-23-5	Sodium	170	J	12/29/2024	1600

NOTE: Hardness (total) is reported in mg/L

Comments:

EPA SAMPLE NO.

ME28T5

FORM 1 - IN

INORGANIC ANALYSIS DATA SHEET

Lab Name: Alliance Technical Group, LLC Contract: 68HERH20D0011

Lab Code: ACE Case No.: 51847 MA No. : SDG No.: ME28Q6

Matrix: SOIL Lab Sample ID: P5156-09

% Solids: 77.7 Date Received: 12/10/2024

Analytical Method: ICP_AES

Concentration Units (µg/L, mg/L, mg/kg dry weight, µg, or µg/cm²): mg/kg

CAS No.	Analyte	Concentration	Q	Date Analyzed	Time Analyzed
7429-90-5	Aluminum	8700		12/29/2024	1604
7440-70-2	Calcium	71000		12/29/2024	1604
7439-89-6	Iron	41000		12/29/2024	1604
7439-95-4	Magnesium	19000		12/29/2024	1604
7440-09-7	Potassium	940		12/29/2024	1604
7440-23-5	Sodium	130	J	12/29/2024	1604

NOTE: Hardness (total) is reported in mg/L

Comments:

EPA SAMPLE NO.

ME28T6

FORM 1 - IN

INORGANIC ANALYSIS DATA SHEET

Lab Name: Alliance Technical Group, LLC Contract: 68HERH20D0011

Lab Code: ACE Case No.: 51847 MA No. : SDG No.: ME28Q6

Matrix: SOIL Lab Sample ID: P5156-10

% Solids: 81.7 Date Received: 12/10/2024

Analytical Method: ICP_AES

Concentration Units (µg/L, mg/L, mg/kg dry weight, µg, or µg/cm²): mg/kg

CAS No.	Analyte	Concentration	Q	Date Analyzed	Time Analyzed
7429-90-5	Aluminum	5600		12/29/2024	1608
7440-70-2	Calcium	110000	D	12/30/2024	2143
7439-89-6	Iron	60000		12/29/2024	1608
7439-95-4	Magnesium	38000		12/29/2024	1608
7440-09-7	Potassium	470		12/29/2024	1608
7440-23-5	Sodium	180	J	12/29/2024	1608

NOTE: Hardness (total) is reported in mg/L

Comments:

EPA SAMPLE NO.

ME28T7

FORM 1 - IN

INORGANIC ANALYSIS DATA SHEET

Lab Name: Alliance Technical Group, LLC Contract: 68HERH20D0011

Lab Code: ACE Case No.: 51847 MA No. : SDG No.: ME28Q6

Matrix: SOIL Lab Sample ID: P5156-11

% Solids: 83 Date Received: 12/10/2024

Analytical Method: ICP_AES

Concentration Units (µg/L, mg/L, mg/kg dry weight, µg, or µg/cm²): mg/kg

CAS No.	Analyte	Concentration	Q	Date Analyzed	Time Analyzed
7429-90-5	Aluminum	6100		12/29/2024	1612
7440-70-2	Calcium	79000	D	12/30/2024	2147
7439-89-6	Iron	17000		12/29/2024	1612
7439-95-4	Magnesium	26000		12/29/2024	1612
7440-09-7	Potassium	690		12/29/2024	1612
7440-23-5	Sodium	120	J	12/29/2024	1612

NOTE: Hardness (total) is reported in mg/L

Comments:

EPA SAMPLE NO.

ME28T8

FORM 1 - IN

INORGANIC ANALYSIS DATA SHEET

Lab Name: Alliance Technical Group, LLC Contract: 68HERH20D0011

Lab Code: ACE Case No.: 51847 MA No. : SDG No.: ME28Q6

Matrix: SOIL Lab Sample ID: P5156-12

% Solids: 84.2 Date Received: 12/10/2024

Analytical Method: ICP_AES

Concentration Units (µg/L, mg/L, mg/kg dry weight, µg, or µg/cm²): mg/kg

CAS No.	Analyte	Concentration	Q	Date Analyzed	Time Analyzed
7429-90-5	Aluminum	7200		12/29/2024	1616
7440-70-2	Calcium	100000	D	12/30/2024	2150
7439-89-6	Iron	31000		12/29/2024	1616
7439-95-4	Magnesium	34000		12/29/2024	1616
7440-09-7	Potassium	610		12/29/2024	1616
7440-23-5	Sodium	130	J	12/29/2024	1616

NOTE: Hardness (total) is reported in mg/L

Comments:

EPA SAMPLE NO.

ME28T9

FORM 1 - IN

INORGANIC ANALYSIS DATA SHEET

Lab Name: Alliance Technical Group, LLC Contract: 68HERH20D0011

Lab Code: ACE Case No.: 51847 MA No. : SDG No.: ME28Q6

Matrix: SOIL Lab Sample ID: P5156-13

% Solids: 76.8 Date Received: 12/10/2024

Analytical Method: ICP_AES

Concentration Units (µg/L, mg/L, mg/kg dry weight, µg, or µg/cm²): mg/kg

CAS No.	Analyte	Concentration	Q	Date Analyzed	Time Analyzed
7429-90-5	Aluminum	9500		12/29/2024	1619
7440-70-2	Calcium	79000	D	12/30/2024	2154
7439-89-6	Iron	81000	D	12/30/2024	2154
7439-95-4	Magnesium	15000		12/29/2024	1619
7440-09-7	Potassium	1100		12/29/2024	1619
7440-23-5	Sodium	250	J	12/29/2024	1619

NOTE: Hardness (total) is reported in mg/L

Comments:

EPA SAMPLE NO.

ME28W0

FORM 1 - IN

INORGANIC ANALYSIS DATA SHEET

Lab Name: Alliance Technical Group, LLC Contract: 68HERH20D0011

Lab Code: ACE Case No.: 51847 MA No. : SDG No.: ME28Q6

Matrix: SOIL Lab Sample ID: P5156-14

% Solids: 77.7 Date Received: 12/10/2024

Analytical Method: ICP_AES

Concentration Units (µg/L, mg/L, mg/kg dry weight, µg, or µg/cm²): mg/kg

CAS No.	Analyte	Concentration	Q	Date Analyzed	Time Analyzed
7429-90-5	Aluminum	8600		12/29/2024	1623
7440-70-2	Calcium	81000		12/29/2024	1623
7439-89-6	Iron	150000	D	12/30/2024	2158
7439-95-4	Magnesium	15000		12/29/2024	1623
7440-09-7	Potassium	820		12/29/2024	1623
7440-23-5	Sodium	340	J	12/29/2024	1623

NOTE: Hardness (total) is reported in mg/L

Comments:

EPA SAMPLE NO.

ME28W1

FORM 1 - IN

INORGANIC ANALYSIS DATA SHEET

Lab Name: Alliance Technical Group, LLC Contract: 68HERH20D0011

Lab Code: ACE Case No.: 51847 MA No. : SDG No.: ME28Q6

Matrix: SOIL Lab Sample ID: P5156-15

% Solids: 78.4 Date Received: 12/11/2024

Analytical Method: ICP_AES

Concentration Units (µg/L, mg/L, mg/kg dry weight, µg, or µg/cm²): mg/kg

CAS No.	Analyte	Concentration	Q	Date Analyzed	Time Analyzed
7429-90-5	Aluminum	11000		12/29/2024	1627
7440-70-2	Calcium	70000		12/29/2024	1627
7439-89-6	Iron	100000	D	12/30/2024	2202
7439-95-4	Magnesium	13000		12/29/2024	1627
7440-09-7	Potassium	1400		12/29/2024	1627
7440-23-5	Sodium	340	J	12/29/2024	1627

NOTE: Hardness (total) is reported in mg/L

Comments:

EPA SAMPLE NO.

ME28W2

FORM 1 - IN

INORGANIC ANALYSIS DATA SHEET

Lab Name: Alliance Technical Group, LLC Contract: 68HERH20D0011

Lab Code: ACE Case No.: 51847 MA No. : SDG No.: ME28Q6

Matrix: SOIL Lab Sample ID: P5156-16

% Solids: 75.3 Date Received: 12/11/2024

Analytical Method: ICP_AES

Concentration Units (µg/L, mg/L, mg/kg dry weight, µg, or µg/cm²): mg/kg

CAS No.	Analyte	Concentration	Q	Date Analyzed	Time Analyzed
7429-90-5	Aluminum	9900		12/29/2024	1631
7440-70-2	Calcium	69000		12/29/2024	1631
7439-89-6	Iron	79000	D	12/30/2024	2206
7439-95-4	Magnesium	16000		12/29/2024	1631
7440-09-7	Potassium	1100		12/29/2024	1631
7440-23-5	Sodium	300	J	12/29/2024	1631

NOTE: Hardness (total) is reported in mg/L

Comments:

EPA SAMPLE NO.

ME28W3

FORM 1 - IN

INORGANIC ANALYSIS DATA SHEET

Lab Name: Alliance Technical Group, LLC Contract: 68HERH20D0011

Lab Code: ACE Case No.: 51847 MA No. : SDG No.: ME28Q6

Matrix: SOIL Lab Sample ID: P5156-19

% Solids: 78.4 Date Received: 12/11/2024

Analytical Method: ICP_AES

Concentration Units (µg/L, mg/L, mg/kg dry weight, µg, or µg/cm²): mg/kg

CAS No.	Analyte	Concentration	Q	Date Analyzed	Time Analyzed
7429-90-5	Aluminum	9000		12/29/2024	1654
7440-70-2	Calcium	55000		12/29/2024	1654
7439-89-6	Iron	43000		12/29/2024	1654
7439-95-4	Magnesium	11000		12/29/2024	1654
7440-09-7	Potassium	1600		12/29/2024	1654
7440-23-5	Sodium	140	J	12/29/2024	1654

NOTE: Hardness (total) is reported in mg/L

Comments:

EPA SAMPLE NO.

ME28W4

FORM 1 - IN

INORGANIC ANALYSIS DATA SHEET

Lab Name: Alliance Technical Group, LLC Contract: 68HERH20D0011

Lab Code: ACE Case No.: 51847 MA No. : SDG No.: ME28Q6

Matrix: SOIL Lab Sample ID: P5156-20

% Solids: 80.8 Date Received: 12/11/2024

Analytical Method: ICP_AES

Concentration Units (µg/L, mg/L, mg/kg dry weight, µg, or µg/cm²): mg/kg

CAS No.	Analyte	Concentration	Q	Date Analyzed	Time Analyzed
7429-90-5	Aluminum	10000		12/29/2024	1657
7440-70-2	Calcium	43000		12/29/2024	1657
7439-89-6	Iron	29000		12/29/2024	1657
7439-95-4	Magnesium	9800		12/29/2024	1657
7440-09-7	Potassium	1500		12/29/2024	1657
7440-23-5	Sodium	110	J	12/29/2024	1657

NOTE: Hardness (total) is reported in mg/L

Comments:

EPA SAMPLE NO.

ME28W5

FORM 1 - IN

INORGANIC ANALYSIS DATA SHEET

Lab Name: Alliance Technical Group, LLC Contract: 68HERH20D0011

Lab Code: ACE Case No.: 51847 MA No. : SDG No.: ME28Q6

Matrix: SOIL Lab Sample ID: P5156-21

% Solids: 78.1 Date Received: 12/11/2024

Analytical Method: ICP_AES

Concentration Units (µg/L, mg/L, mg/kg dry weight, µg, or µg/cm²): mg/kg

CAS No.	Analyte	Concentration	Q	Date Analyzed	Time Analyzed
7429-90-5	Aluminum	6100		12/29/2024	1701
7440-70-2	Calcium	47000		12/29/2024	1701
7439-89-6	Iron	200000	D	12/31/2024	1415
7439-95-4	Magnesium	7700		12/29/2024	1701
7440-09-7	Potassium	540		12/29/2024	1701
7440-23-5	Sodium	300	J	12/29/2024	1701

NOTE: Hardness (total) is reported in mg/L

Comments:

EPA SAMPLE NO.

ME28W6

FORM 1 - IN

INORGANIC ANALYSIS DATA SHEET

Lab Name: Alliance Technical Group, LLC Contract: 68HERH20D0011

Lab Code: ACE Case No.: 51847 MA No. : SDG No.: ME28Q6

Matrix: SOIL Lab Sample ID: P5156-22

% Solids: 77.9 Date Received: 12/11/2024

Analytical Method: ICP_AES

Concentration Units (µg/L, mg/L, mg/kg dry weight, µg, or µg/cm²): mg/kg

CAS No.	Analyte	Concentration	Q	Date Analyzed	Time Analyzed
7429-90-5	Aluminum	7000		12/29/2024	1705
7440-70-2	Calcium	41000		12/29/2024	1705
7439-89-6	Iron	130000	D	12/30/2024	2225
7439-95-4	Magnesium	7900		12/29/2024	1705
7440-09-7	Potassium	760		12/29/2024	1705
7440-23-5	Sodium	200	J	12/29/2024	1705

NOTE: Hardness (total) is reported in mg/L

Comments:

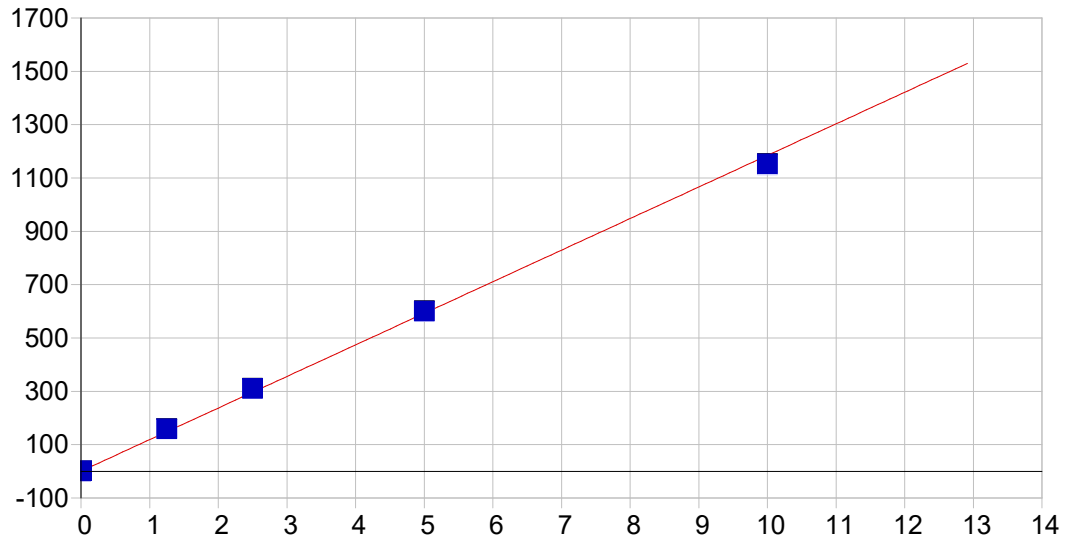

As 189.042 {478}

Date of Fit:	12/29/2024 23:24:26	Type of Fit:	Linear	Weighting:	1/Conc

A0 (Offset):	0.448360	Re-Slope:	1.000000
A1 (Gain):	118.415562	Y-int:	0.000000
A2 (Curvature):	0.000000		
n (Exponent):	1.000000		
Correlation:	0.999465	Status:	OK.
Std Error of Est:	0.064686		
Predicted MDL:	0.006216		
Predicted MQL:	0.020719		

Std. Name	Stated Conc.	Found Conc.	Difference	% Diff.	(S)IR	Std Dev	Emphasis
S0	.00000	-.00000	-.000	.000	.44832	.500	1
S1	.01000	.00927	-.001	-7.31	1.5442	.163	1
S2	1.2500	1.3377	.088	7.02	158.23	.513	1
S3	2.5000	2.6157	.116	4.63	308.95	1.13	1
S4	5.0000	5.0692	.069	1.38	598.23	1.61	1
S5	10.000	9.7281	-.272	-2.72	1147.4	1.95	1

Reviewed By:mohan
On:12/31/2024
11:25:59 PM
Inst Id :P5

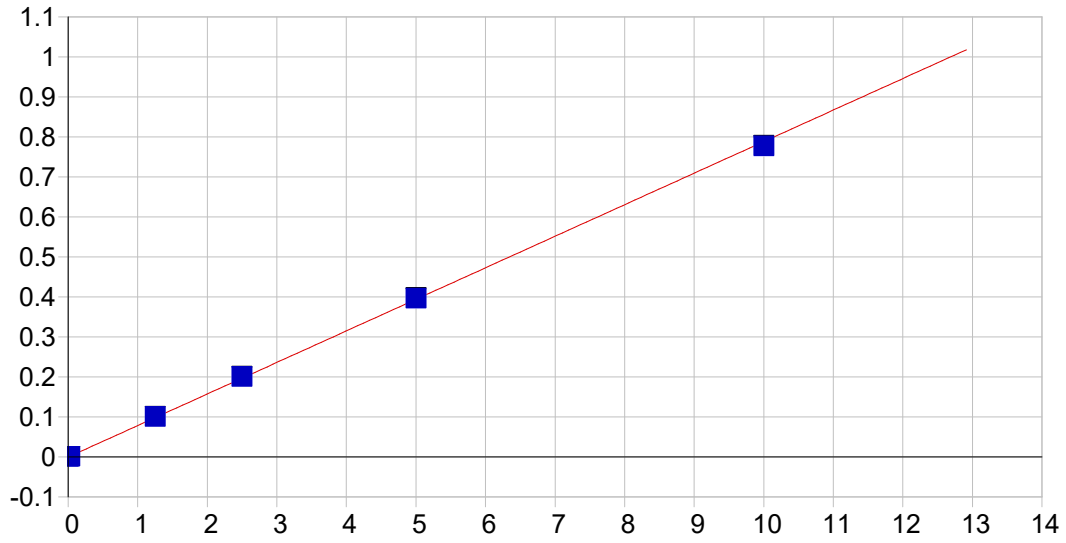

Tl 190.856 {477}

Date of Fit:	12/29/2024 23:24:26	Type of Fit:	Linear	Weighting:	1/Conc

A0 (Offset):	-0.000390	Re-Slope:	1.000000
A1 (Gain):	0.078861	Y-int:	0.000000
A2 (Curvature):	0.000000		
n (Exponent):	1.000000		
Correlation:	0.999878	Status:	OK.
Std Error of Est:	0.000033		
Predicted MDL:	0.003985		
Predicted MQL:	0.013285		

Std. Name	Stated Conc.	Found Conc.	Difference	% Diff.	(S)IR	Std Dev	Emphasis
S0	.00000	-.00000	-.000	.000	-.00039	.000	1
S1	.02500	.02787	.003	11.5	.00174	.000	1
S2	1.2500	1.2856	.036	2.85	.10074	.000	1
S3	2.5000	2.5527	.053	2.11	.20041	.001	1
S4	5.0000	5.0416	.042	.831	.39618	.001	1
S5	10.000	9.8674	-.133	-1.33	.77573	.002	1

Reviewed By:mohan
On:12/31/2024
11:25:59 PM
Inst Id :P5

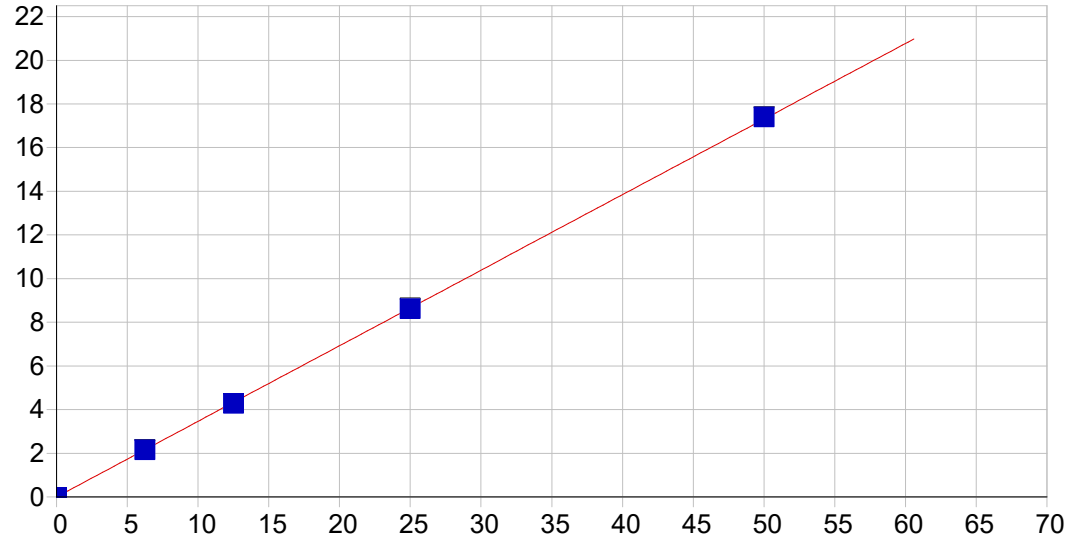

Pb 220.353 {453}

Date of Fit:	12/29/2024 23:24:26	Type of Fit:	Linear	Weighting:	1/Conc

A0 (Offset):	0.000899	Re-Slope:	1.000000
A1 (Gain):	0.346133	Y-int:	0.000000
A2 (Curvature):	0.000000		
n (Exponent):	1.000000		
Correlation:	0.999983	Status:	OK.
Std Error of Est:	0.000076		
Predicted MDL:	0.002171		
Predicted MQL:	0.007236		

Std. Name	Stated Conc.	Found Conc.	Difference	% Diff.	(S)IR	Std Dev	Emphasis
S0	.00000	.00000	.000	.000	.00090	.000	1
S1	.01000	.00972	-.000	-2.76	.00425	.000	1
S2	6.2500	6.2027	-.047	-.757	2.1474	.005	1
S3	12.500	12.374	-.126	-1.01	4.2830	.003	1
S4	25.000	24.918	-.082	-.328	8.6240	.020	1
S5	50.000	50.256	.256	.511	17.392	.023	1

Reviewed By:mohan
On:12/31/2024
11:25:59 PM
Inst Id :P5

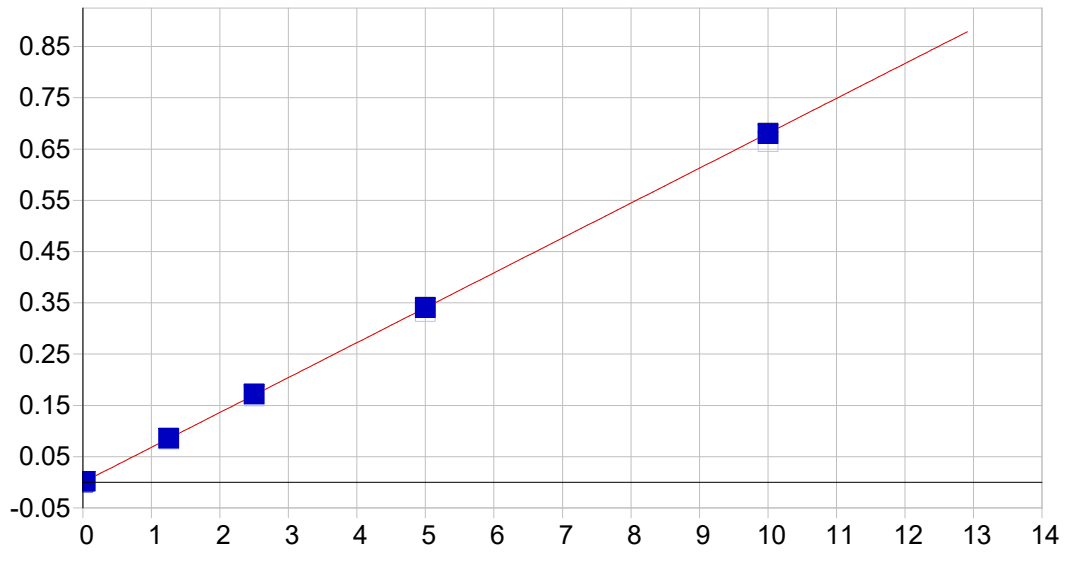

Se 196.090 {472}

Date of Fit:	12/29/2024 23:24:26	Type of Fit:	Linear	Weighting:	1/Conc

A0 (Offset):	0.000083	Re-Slope:	1.000000
A1 (Gain):	0.068066	Y-int:	0.000000
A2 (Curvature):	0.000000		
n (Exponent):	1.000000		
Correlation:	0.999960	Status:	OK.
Std Error of Est:	0.000019		
Predicted MDL:	0.005525		
Predicted MQL:	0.018417		

Std. Name	Stated Conc.	Found Conc.	Difference	% Diff.	(S)IR	Std Dev	Emphasis
S0	.00000	.00001	.000	.000	.00008	.000	1
S1	.03500	.02851	-.006	-18.5	.00202	.000	1
S2	1.2500	1.2578	.008	.620	.08378	.001	1
S3	2.5000	2.5191	.019	.764	.16772	.001	1
S4	5.0000	4.9991	-.001	-.017	.33270	.001	1
S5	10.000	9.9806	-.019	-.194	.66411	.001	1

Reviewed By:mohan
On:12/31/2024
11:25:59 PM
Inst Id :P5

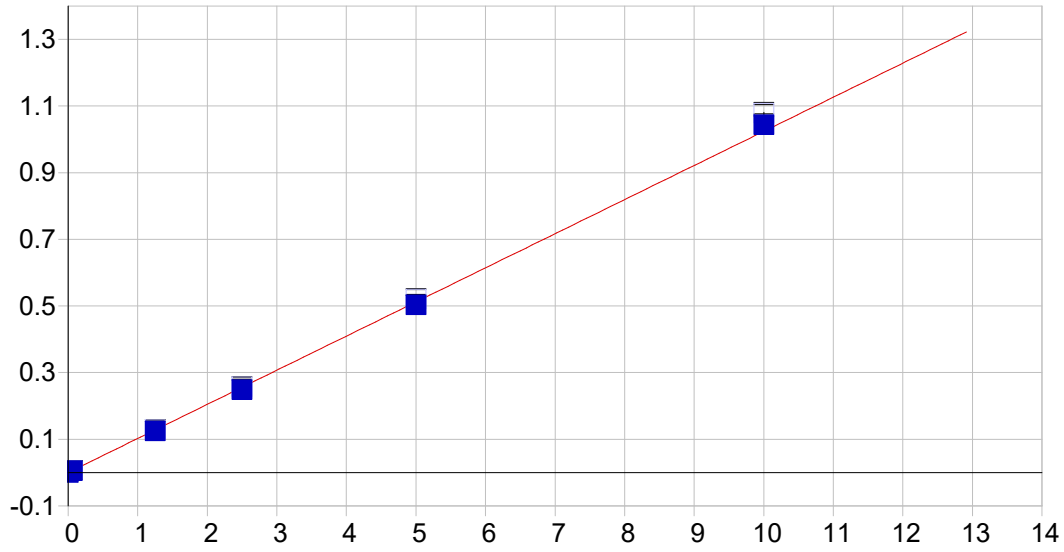

Sb 206.833 {463}

Date of Fit:	12/29/2024 23:24:26	Type of Fit:	Linear	Weighting:	1/Conc

A0 (Offset):	0.000004	Re-Slope:	1.000000
A1 (Gain):	0.102398	Y-int:	0.000000
A2 (Curvature):	0.000000		
n (Exponent):	1.000000		
Correlation:	0.999794	Status:	OK.
Std Error of Est:	0.000088		
Predicted MDL:	0.004494		
Predicted MQL:	0.014979		

Std. Name	Stated Conc.	Found Conc.	Difference	% Diff.	(S)IR	Std Dev	Emphasis
S0	.00000	.00001	.000	.000	.00000	.000	1
S1	.06000	.05577	-.004	-7.05	.00572	.000	1
S2	1.2500	1.2137	-.036	-2.91	.12856	.000	1
S3	2.5000	2.4316	-.068	-2.74	.25755	.001	1
S4	5.0000	4.9169	-.083	-1.66	.52060	.001	1
S5	10.000	10.192	.192	1.92	1.0779	.003	1

Reviewed By:mohan
On:12/31/2024
11:25:59 PM
Inst Id :P5

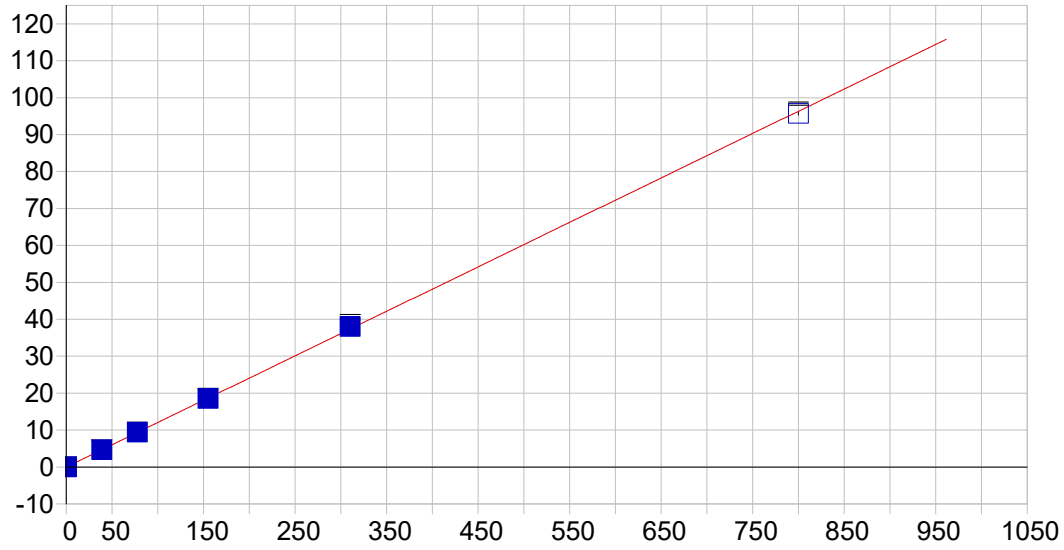

Al 396.152 { 85}

Date of Fit:	12/29/2024 23:24:26	Type of Fit:	Linear	Weighting:	1/Conc

A0 (Offset):	-0.001994	Re-Slope:	1.000000
A1 (Gain):	0.120415	Y-int:	0.000000
A2 (Curvature):	0.000000		
n (Exponent):	1.000000		
Correlation:	0.999948	Status:	OK.
Std Error of Est:	0.000760		
Predicted MDL:	0.026066		
Predicted MQL:	0.086887		

Std. Name	Stated Conc.	Found Conc.	Difference	% Diff.	(S)IR	Std Dev	Emphasis
S0	.00000	-.00000	-.000	.000	-.00199	.003	1
S1	.20000	.20082	.001	.409	.02223	.001	1
S2	38.750	38.883	.133	.342	4.6851	.024	1
S3	77.500	77.982	.482	.622	9.3984	.037	1
S4	155.00	153.96	-1.04	-.671	18.557	.062	1
S5	310.00	315.55	5.55	1.79	38.035	.609	1
S6	800.00	794.87	-5.13	-.641	95.713	.392	1

Reviewed By:mohan
On:12/31/2024
11:25:59 PM
Inst Id :P5

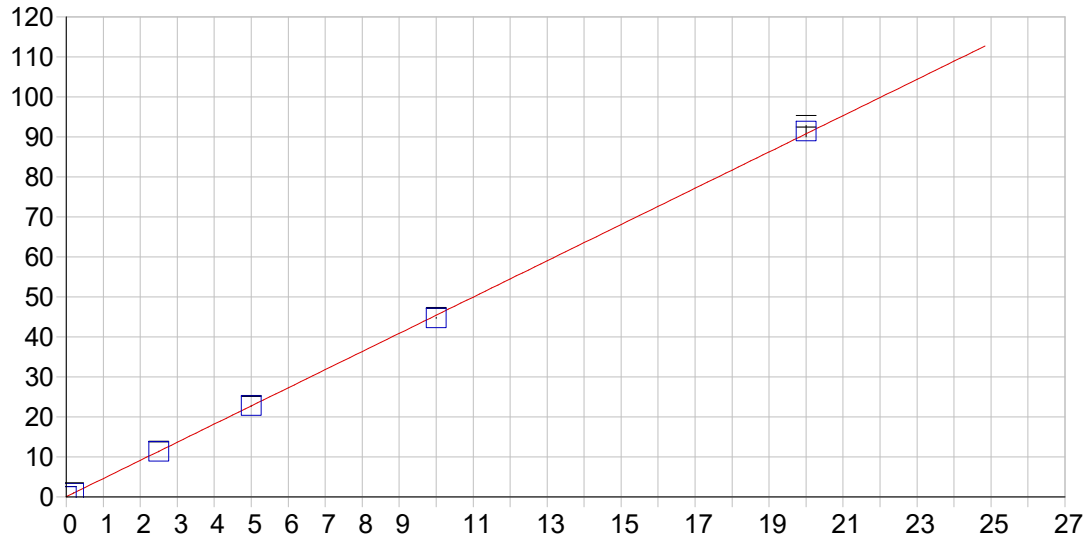

Ba 493.409 { 68}

Date of Fit:	12/29/2024 23:24:26	Type of Fit:	Linear	Weighting:	1/Conc

A0 (Offset):	0.058496	Re-Slope:	1.000000
A1 (Gain):	4.535959	Y-int:	0.000000
A2 (Curvature):	0.000000		
n (Exponent):	1.000000		
Correlation:	0.999954	Status:	OK.
Std Error of Est:	0.004605		
Predicted MDL:	0.001461		
Predicted MQL:	0.004870		

Std. Name	Stated Conc.	Found Conc.	Difference	% Diff.	(S)IR	Std Dev	Emphasis
S0	.00000	-.00000	-.000	.000	.05848	.003	1
S1	.20000	.20647	.006	3.23	.99502	.007	1
S2	2.5000	2.4918	-.008	-.328	11.361	.096	1
S3	5.0000	5.0065	.006	.130	22.768	.118	1
S4	10.000	9.8525	-.147	-1.47	44.749	.142	1
S5	20.000	20.143	.143	.714	91.425	1.42	1

Reviewed By:mohan
On:12/31/2024
11:25:59 PM
Inst Id :P5

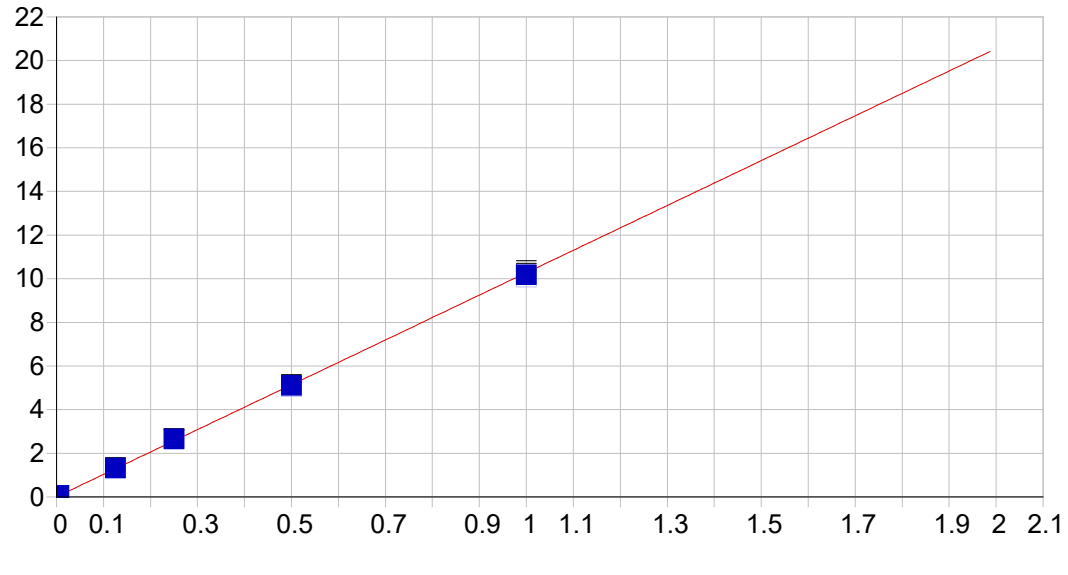

Be 234.861 {144}

Date of Fit:	12/29/2024 23:24:26	Type of Fit:	Linear	Weighting:	1/Conc

A0 (Offset):	0.002231	Re-Slope:	1.000000
A1 (Gain):	10.273377	Y-int:	0.000000
A2 (Curvature):	0.000000		
n (Exponent):	1.000000		
Correlation:	0.999866	Status:	OK.
Std Error of Est:	0.000624		
Predicted MDL:	0.000162		
Predicted MQL:	0.000540		

Std. Name	Stated Conc.	Found Conc.	Difference	% Diff.	(S)IR	Std Dev	Emphasis
S0	.00000	-.00000	-.000	.000	.00223	.002	1
S1	.00500	.00518	.000	3.54	.05534	.003	1
S2	.12500	.12894	.004	3.15	1.3114	.005	1
S3	.25000	.25804	.008	3.22	2.6222	.018	1
S4	.50000	.49710	-.003	-.581	5.0470	.042	1
S5	1.0000	.99074	-.009	-.926	10.056	.190	1

Reviewed By:mohan
On:12/31/2024
11:25:59 PM
Inst Id :P5

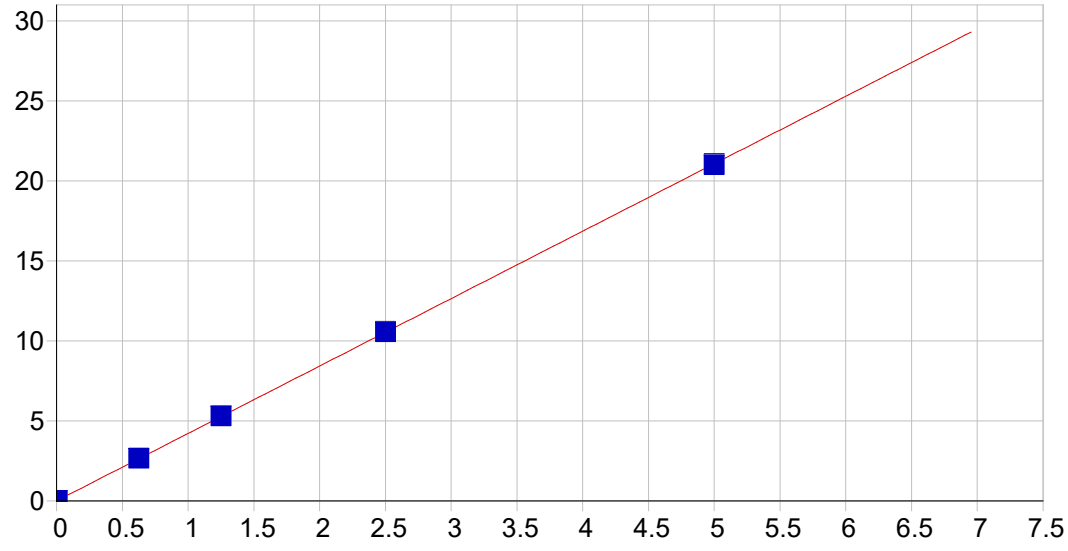

Cd 214.438 {457}

Date of Fit:	12/29/2024 23:24:26	Type of Fit:	Linear	Weighting:	1/Conc

A0 (Offset):	0.000592	Re-Slope:	1.000000
A1 (Gain):	4.214745	Y-int:	0.000000
A2 (Curvature):	0.000000		
n (Exponent):	1.000000		
Correlation:	0.999991	Status:	OK.
Std Error of Est:	0.000153		
Predicted MDL:	0.000111		
Predicted MQL:	0.000371		

Std. Name	Stated Conc.	Found Conc.	Difference	% Diff.	(S)IR	Std Dev	Emphasis
S0	.00000	-.00000	-.000	.000	.00059	.000	1
S1	.00500	.00507	.000	1.48	.02206	.001	1
S2	.62500	.63057	.006	.891	2.6623	.004	1
S3	1.2500	1.2585	.008	.677	5.3128	.005	1
S4	2.5000	2.5035	.003	.139	10.568	.035	1
S5	5.0000	4.9824	-.018	-.352	21.033	.040	1

Reviewed By:mohan
On:12/31/2024
11:25:59 PM
Inst Id :P5

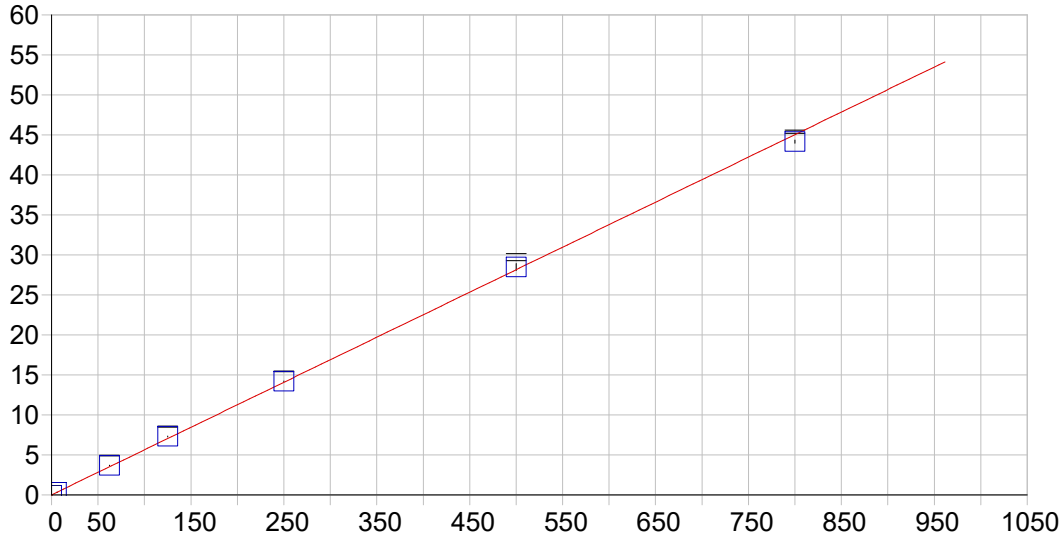

Ca 373.690 { 90}

Date of Fit:	12/29/2024 23:24:26	Type of Fit:	Linear	Weighting:	1/Conc

A0 (Offset):	0.008380	Re-Slope:	1.000000
A1 (Gain):	0.056286	Y-int:	0.000000
A2 (Curvature):	0.000000		
n (Exponent):	1.000000		
Correlation:	0.999801	Status:	OK.
Std Error of Est:	0.003920		
Predicted MDL:	0.037206		
Predicted MQL:	0.124020		

Std. Name	Stated Conc.	Found Conc.	Difference	% Diff.	(S)IR	Std Dev	Emphasis
S0	.00000	-.00070	-.001	.000	.00834	.002	1
S1	5.0000	5.2922	.292	5.84	.30626	.003	1
S2	62.500	65.208	2.71	4.33	3.6787	.028	1
S3	125.00	129.64	4.64	3.72	7.3056	.048	1
S4	250.00	252.27	2.27	.908	14.208	.043	1
S5	500.00	505.64	5.64	1.13	28.469	.432	1
S6	800.00	784.45	-15.6	-1.94	44.162	.209	1

Reviewed By:mohan
On:12/31/2024
11:25:59 PM
Inst Id :P5

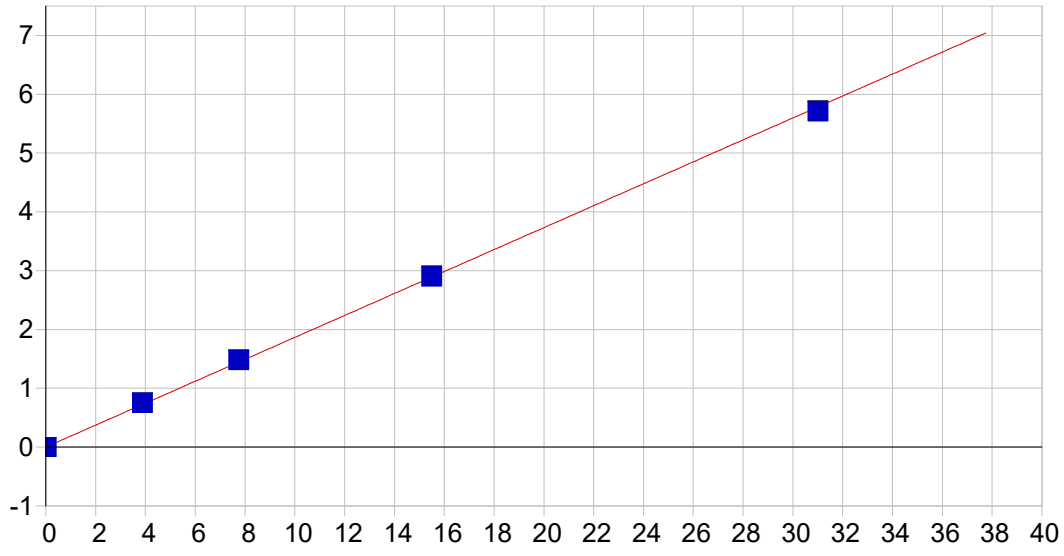

Cr 267.716 {126}

Date of Fit:	12/29/2024 23:24:26	Type of Fit:	Linear	Weighting:	1/Conc

A0 (Offset):	0.000005	Re-Slope:	1.000000
A1 (Gain):	0.186593	Y-int:	0.000000
A2 (Curvature):	0.000000		
n (Exponent):	1.000000		
Correlation:	0.999870	Status:	OK.
Std Error of Est:	0.000089		
Predicted MDL:	0.001035		
Predicted MQL:	0.003449		

Std. Name	Stated Conc.	Found Conc.	Difference	% Diff.	(S)IR	Std Dev	Emphasis
S0	.00000	-.00000	-.000	.000	.00001	.000	1
S1	.01000	.01055	.001	5.46	.00197	.000	1
S2	3.8750	4.0265	.152	3.91	.75189	.001	1
S3	7.7500	7.9262	.176	2.27	1.4801	.001	1
S4	15.500	15.561	.061	.392	2.9058	.004	1
S5	31.000	30.611	-.389	-1.25	5.7163	.008	1

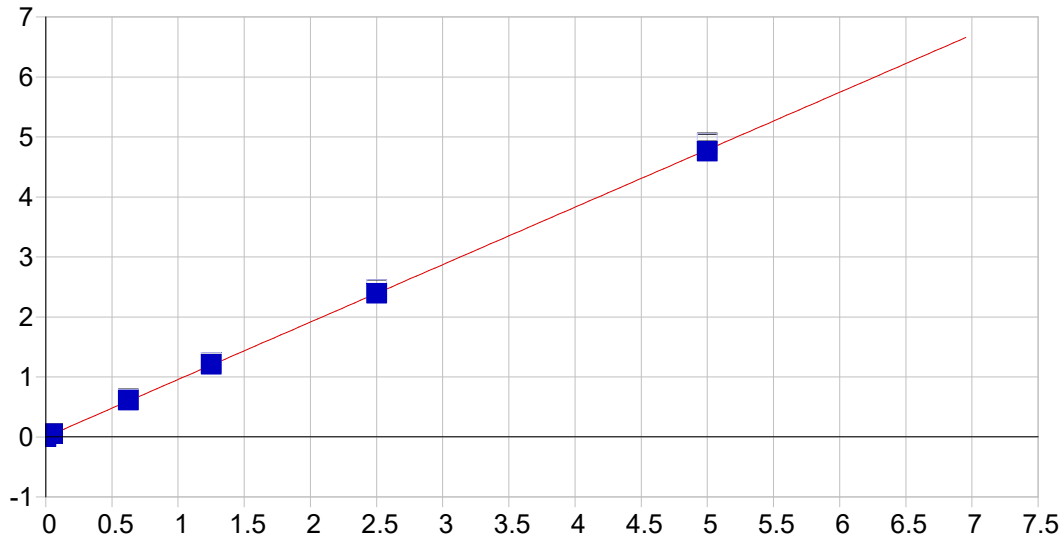

Co 228.616 {448}

Date of Fit:	12/29/2024 23:24:26	Type of Fit:	Linear	Weighting:	1/Conc

A0 (Offset):	-0.000720	Re-Slope:	1.000000
A1 (Gain):	0.957363	Y-int:	0.000000
A2 (Curvature):	0.000000		
n (Exponent):	1.000000		
Correlation:	0.999942	Status:	OK.
Std Error of Est:	0.000282		
Predicted MDL:	0.000491		
Predicted MQL:	0.001638		

Std. Name	Stated Conc.	Found Conc.	Difference	% Diff.	(S)IR	Std Dev	Emphasis
S0	.00000	-.00001	-.000	.000	-.00073	.000	1
S1	.05000	.05504	.005	10.1	.05216	.001	1
S2	.62500	.63979	.015	2.37	.62808	.002	1
S3	1.2500	1.2626	.013	1.01	1.2407	.001	1
S4	2.5000	2.4968	-.003	-.128	2.4548	.003	1
S5	5.0000	4.9709	-.029	-.583	4.8885	.009	1

Reviewed By:mohan
On:12/31/2024
11:25:59 PM
Inst Id :P5

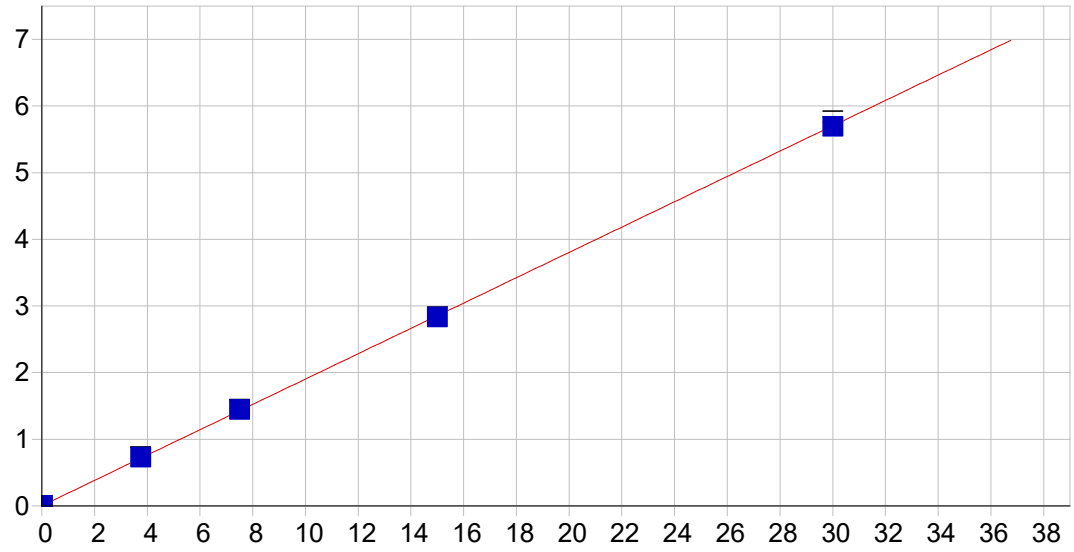

Cu 324.754 {104}

Date of Fit:	12/29/2024 23:24:26	Type of Fit:	Linear	Weighting:	1/Conc

A0 (Offset):	0.002973	Re-Slope:	1.000000
A1 (Gain):	0.190033	Y-int:	0.000000
A2 (Curvature):	0.000000		
n (Exponent):	1.000000		
Correlation:	0.999965	Status:	OK.
Std Error of Est:	0.000073		
Predicted MDL:	0.008266		
Predicted MQL:	0.027555		

Std. Name	Stated Conc.	Found Conc.	Difference	% Diff.	(S)IR	Std Dev	Emphasis
S0	.00000	.00000	.000	.000	.00297	.000	1
S1	.02500	.02242	-.003	-10.3	.00723	.002	1
S2	3.7500	3.8248	.075	1.99	.72972	.008	1
S3	7.5000	7.5934	.093	1.24	1.4458	.006	1
S4	15.000	14.882	-.118	-.790	2.8306	.014	1
S5	30.000	29.953	-.047	-.157	5.6944	.081	1

Reviewed By:mohan
On:12/31/2024
11:25:59 PM
Inst Id :P5

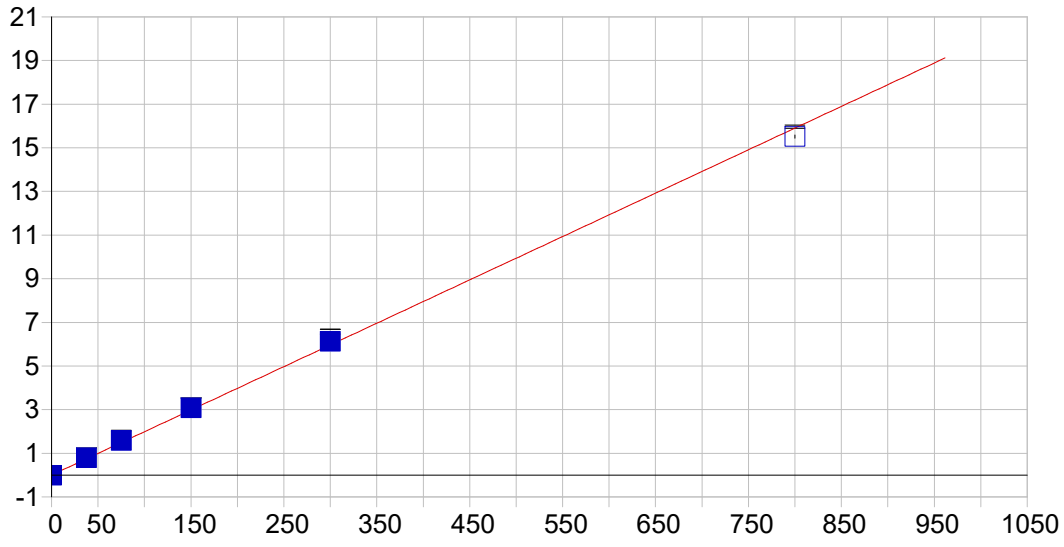

Fe 259.837 {130}

Date of Fit:	12/29/2024 23:24:26	Type of Fit:	Linear	Weighting:	1/Conc

A0 (Offset):	0.000101	Re-Slope:	1.000000
A1 (Gain):	0.019881	Y-int:	0.000000
A2 (Curvature):	0.000000		
n (Exponent):	1.000000		
Correlation:	0.999525	Status:	OK.
Std Error of Est:	0.000268		
Predicted MDL:	0.038303		
Predicted MQL:	0.127677		

Std. Name	Stated Conc.	Found Conc.	Difference	% Diff.	(S)IR	Std Dev	Emphasis
S0	.00000	-.00005	-.000	.000	.00010	.001	1
S1	.10000	.12973	.030	29.7	.00268	.000	1
S2	37.500	40.013	2.51	6.70	.79576	.006	1
S3	75.000	79.490	4.49	5.99	1.5808	.009	1
S4	150.00	154.81	4.81	3.21	3.0786	.008	1
S5	300.00	307.90	7.90	2.63	6.1228	.106	1
S6	800.00	780.25	-19.8	-2.47	15.512	.072	1

Reviewed By:mohan
On:12/31/2024
11:25:59 PM
Inst Id :P5

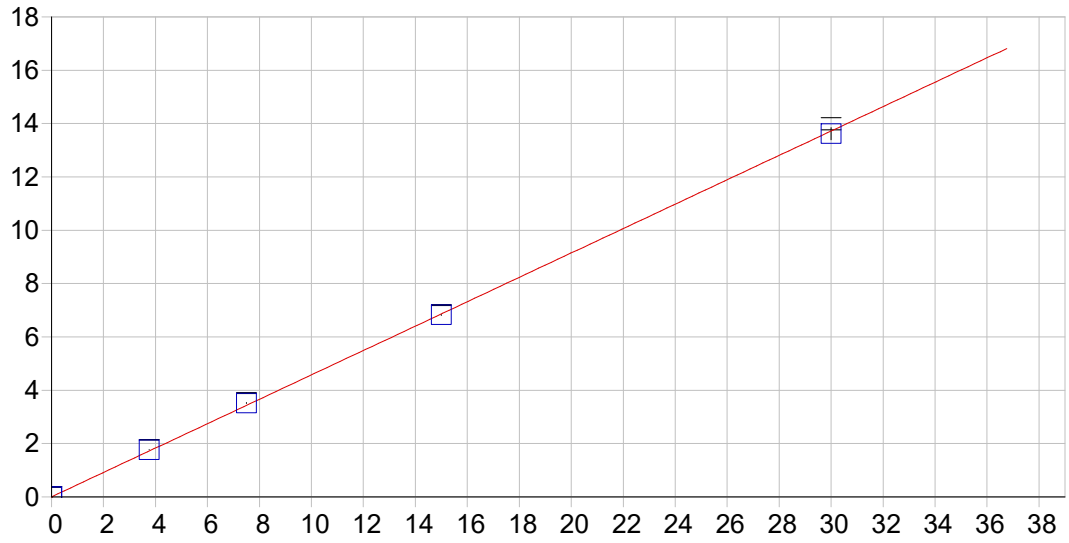

Mn 257.610 {131}

Date of Fit:	12/29/2024 23:24:26	Type of Fit:	Linear	Weighting:	1/Conc

A0 (Offset):	0.001233	Re-Slope:	1.000000
A1 (Gain):	0.457311	Y-int:	0.000000
A2 (Curvature):	0.000000		
n (Exponent):	1.000000		
Correlation:	0.999907	Status:	OK.
Std Error of Est:	0.000222		
Predicted MDL:	0.001458		
Predicted MQL:	0.004860		

Std. Name	Stated Conc.	Found Conc.	Difference	% Diff.	(S)IR	Std Dev	Emphasis
S0	.00000	-.00000	-.000	.000	.00123	.001	1
S1	.01500	.01540	.000	2.69	.00828	.001	1
S2	3.7500	3.8622	.112	2.99	1.7675	.009	1
S3	7.5000	7.6928	.193	2.57	3.5192	.019	1
S4	15.000	14.919	-.081	-.542	6.8237	.016	1
S5	30.000	29.776	-.224	-.747	13.618	.229	1

Reviewed By:mohan
On:12/31/2024
11:25:59 PM
Inst Id :P5

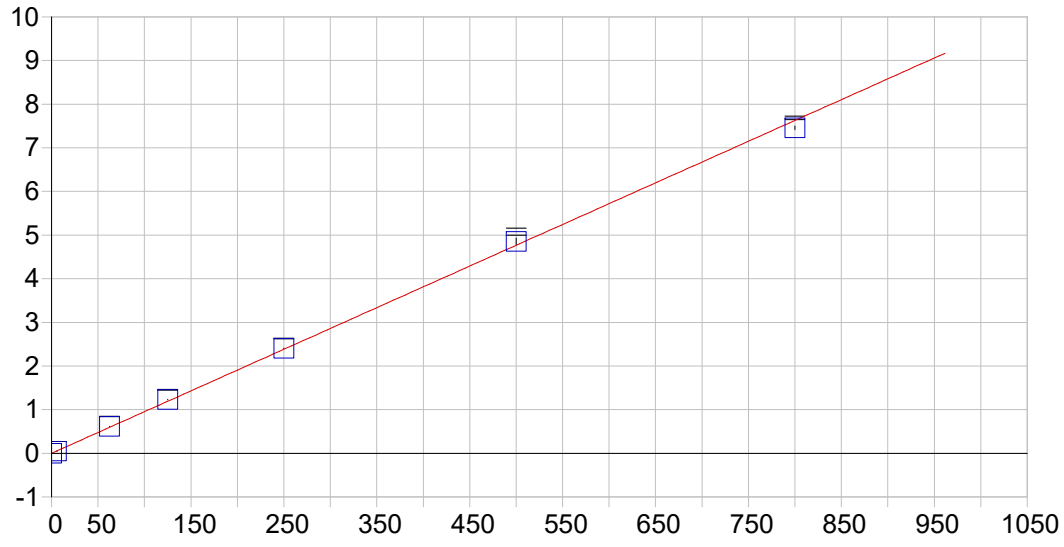

Mg 279.079 {121}

Date of Fit:	12/29/2024 23:24:26	Type of Fit:	Linear	Weighting:	1/Conc

A0 (Offset):	-0.000488	Re-Slope:	1.000000
A1 (Gain):	0.009535	Y-int:	0.000000
A2 (Curvature):	0.000000		
n (Exponent):	1.000000		
Correlation:	0.999770	Status:	OK.
Std Error of Est:	0.000713		
Predicted MDL:	0.100492		
Predicted MQL:	0.334972		

Std. Name	Stated Conc.	Found Conc.	Difference	% Diff.	(S)IR	Std Dev	Emphasis
S0	.00000	-.00068	-.001	.000	-.00049	.002	1
S1	5.0000	5.3250	.325	6.50	.05028	.001	1
S2	62.500	64.663	2.16	3.46	.61606	.005	1
S3	125.00	128.96	3.96	3.17	1.2291	.007	1
S4	250.00	252.15	2.15	.860	2.4037	.007	1
S5	500.00	509.14	9.14	1.83	4.8540	.082	1
S6	800.00	782.26	-17.7	-2.22	7.4582	.042	1

Reviewed By:mohan
On:12/31/2024
11:25:59 PM
Inst Id :P5

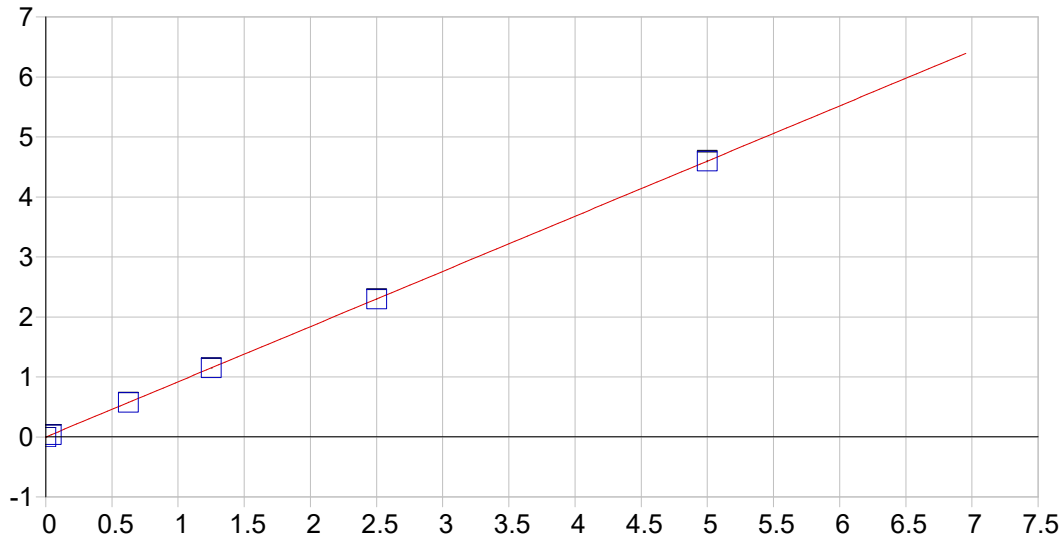

Ni 231.604 {446}

Date of Fit:	12/29/2024 23:24:26	Type of Fit:	Linear	Weighting:	1/Conc

A0 (Offset):	-0.000531	Re-Slope:	1.000000
A1 (Gain):	0.919575	Y-int:	0.000000
A2 (Curvature):	0.000000		
n (Exponent):	1.000000		
Correlation:	0.999999	Status:	OK.
Std Error of Est:	0.000034		
Predicted MDL:	0.000616		
Predicted MQL:	0.002054		

Std. Name	Stated Conc.	Found Conc.	Difference	% Diff.	(S)IR	Std Dev	Emphasis
S0	.00000	-.00000	-.000	.000	-.00053	.000	1
S1	.04000	.04094	.001	2.35	.03712	.000	1
S2	.62500	.62509	.000	.015	.57429	.002	1
S3	1.2500	1.2509	.001	.073	1.1498	.001	1
S4	2.5000	2.4992	-.001	-.033	2.2976	.006	1
S5	5.0000	4.9989	-.001	-.022	4.5963	.012	1

Reviewed By:mohan
On:12/31/2024
11:25:59 PM
Inst Id :P5

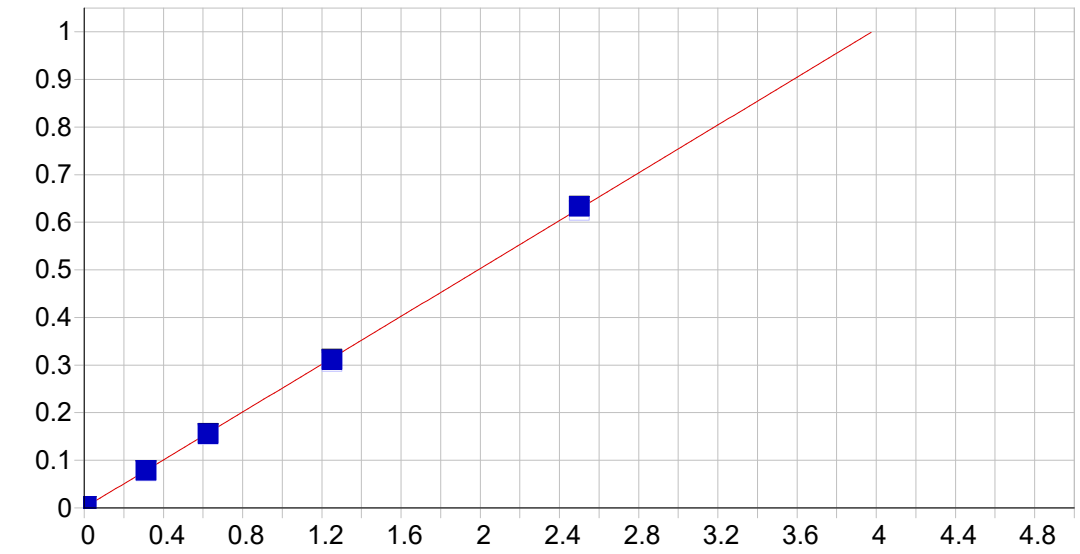

Ag 328.068 {103}

Date of Fit:	12/29/2024 23:24:26	Type of Fit:	Linear	Weighting:	1/Conc

A0 (Offset):	0.000486	Re-Slope:	1.000000
A1 (Gain):	0.251214	Y-int:	0.000000
A2 (Curvature):	0.000000		
n (Exponent):	1.000000		
Correlation:	0.999964	Status:	OK.
Std Error of Est:	0.000018		
Predicted MDL:	0.001441		
Predicted MQL:	0.004805		

Std. Name	Stated Conc.	Found Conc.	Difference	% Diff.	(S)IR	Std Dev	Emphasis
S0	.00000	.00000	.000	.000	.00049	.000	1
S1	.01000	.00997	-.000	-.271	.00299	.000	1
S2	.31250	.30992	-.003	-.827	.07721	.000	1
S3	.62500	.61969	-.005	-.849	.15390	.000	1
S4	1.2500	1.2382	-.012	-.942	.30702	.001	1
S5	2.5000	2.5197	.020	.788	.62443	.001	1

Reviewed By:mohan
On:12/31/2024
11:25:59 PM
Inst Id :P5

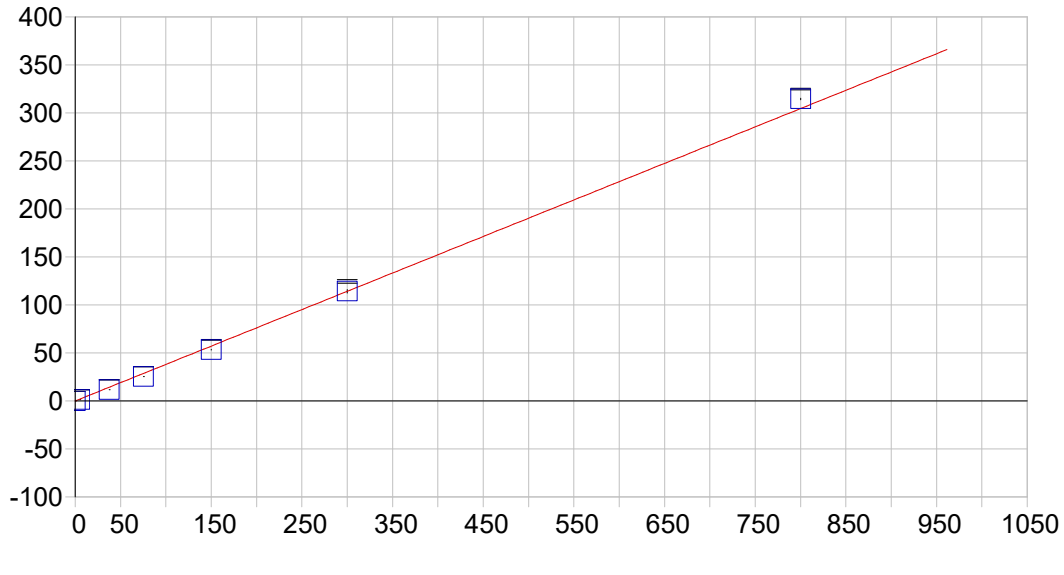

Na 818.326 { 41}

Date of Fit:	12/29/2024 23:24:26	Type of Fit:	Linear	Weighting:	1/Conc

A0 (Offset):	-0.023855	Re-Slope:	1.000000
A1 (Gain):	0.380679	Y-int:	0.000000
A2 (Curvature):	0.000000		
n (Exponent):	1.000000		
Correlation:	0.998474	Status:	OK.
Std Error of Est:	0.065106		
Predicted MDL:	0.027301		
Predicted MQL:	0.091005		

Std. Name	Stated Conc.	Found Conc.	Difference	% Diff.	(S)IR	Std Dev	Emphasis
S0	.00000	.00309	.003	.000	-.02268	.010	1
S1	5.0000	3.5590	-1.44	-28.8	1.3310	.020	1
S2	37.500	30.514	-6.99	-18.6	11.592	.019	1
S3	75.000	66.613	-8.39	-11.2	25.334	.137	1
S4	150.00	140.14	-9.86	-6.57	53.326	.332	1
S5	300.00	300.14	.145	.048	114.23	1.74	1
S6	800.00	826.53	26.5	3.32	314.62	.793	1

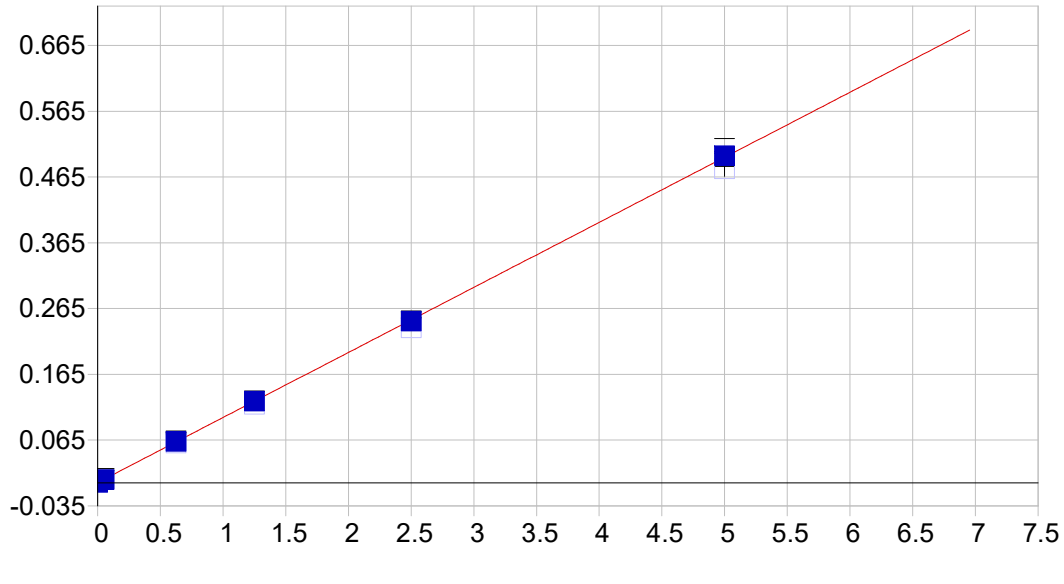

V 292.402 {115}

Date of Fit:	12/29/2024 23:24:26	Type of Fit:	Linear	Weighting:	1/Conc

A0 (Offset):	0.000489	Re-Slope:	1.000000
A1 (Gain):	0.098915	Y-int:	0.000000
A2 (Curvature):	0.000000		
n (Exponent):	1.000000		
Correlation:	0.999967	Status:	OK.
Std Error of Est:	0.000021		
Predicted MDL:	0.011745		
Predicted MQL:	0.039149		

Std. Name	Stated Conc.	Found Conc.	Difference	% Diff.	(S)IR	Std Dev	Emphasis
S0	.00000	.00000	.000	.000	.00049	.001	1
S1	.05000	.04663	-.003	-6.74	.00509	.001	1
S2	.62500	.62958	.005	.734	.06029	.001	1
S3	1.2500	1.2483	-.002	-.135	.11901	.000	1
S4	2.5000	2.4773	-.023	-.908	.23562	.001	1
S5	5.0000	5.0233	.023	.466	.47755	.011	1

Reviewed By:mohan
On:12/31/2024
11:25:59 PM
Inst Id :P5

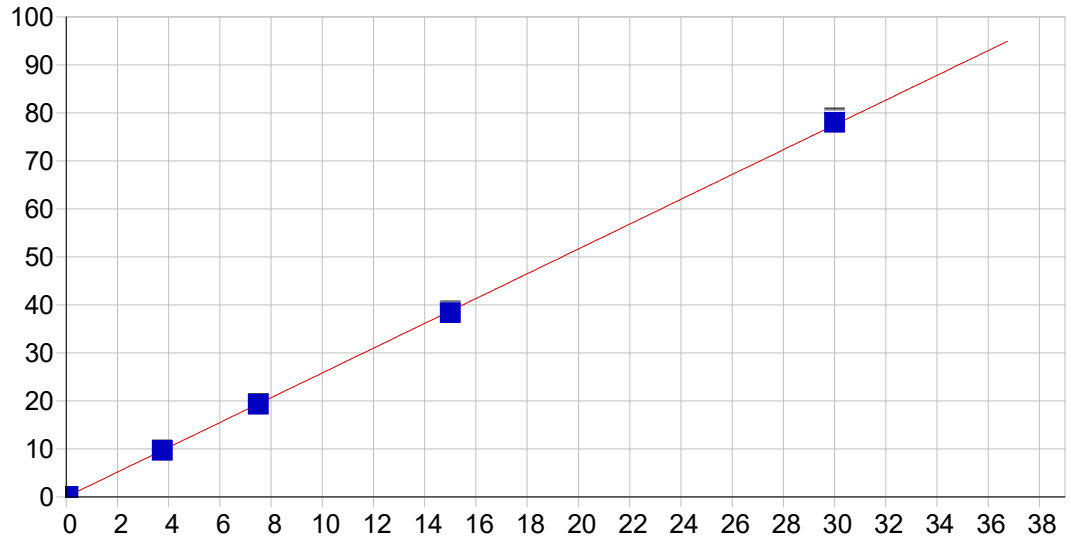

Zn 213.856 {158}

Date of Fit:	12/29/2024 23:24:26	Type of Fit:	Linear	Weighting:	1/Conc

A0 (Offset):	0.008135	Re-Slope:	1.000000
A1 (Gain):	2.582716	Y-int:	0.000000
A2 (Curvature):	0.000000		
n (Exponent):	1.000000		
Correlation:	0.999969	Status:	OK.
Std Error of Est:	0.001444		
Predicted MDL:	0.000617		
Predicted MQL:	0.002058		

Std. Name	Stated Conc.	Found Conc.	Difference	% Diff.	(S)IR	Std Dev	Emphasis
S0	.00000	-.00000	-.000	.000	.00813	.000	1
S1	.06000	.06267	.003	4.45	.17048	.002	1
S2	3.7500	3.7416	-.008	-.225	9.7189	.047	1
S3	7.5000	7.4577	-.042	-.564	19.364	.097	1
S4	15.000	14.841	-.159	-1.06	38.529	.172	1
S5	30.000	30.207	.207	.689	78.403	.507	1

Reviewed By:mohan
On:12/31/2024
11:25:59 PM
Inst Id :P5

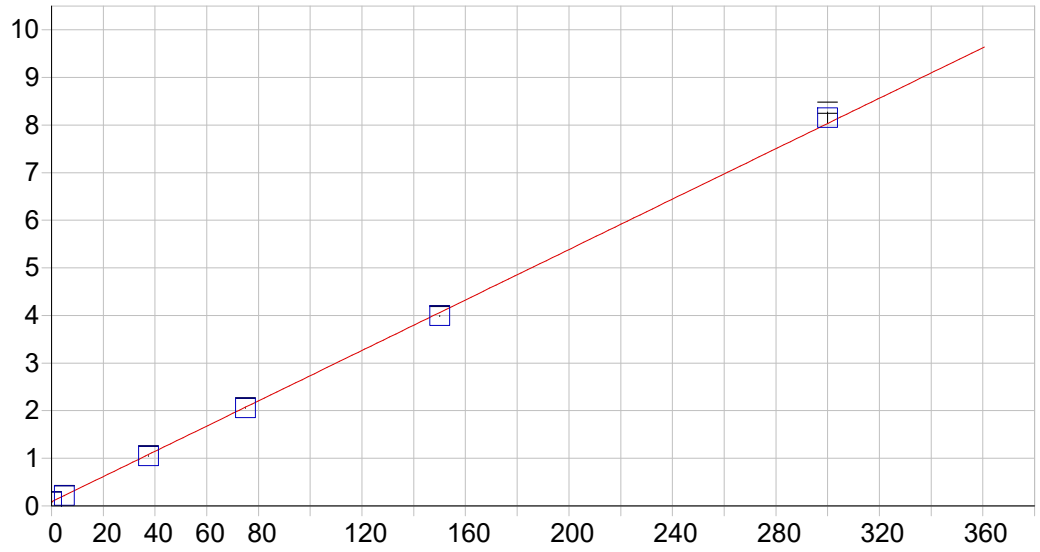

K 769.896 { 44}

Date of Fit:	12/29/2024 23:24:26	Type of Fit:	Linear
Weighting:	1/Conc		

A0 (Offset):	0.087242	Re-Slope:	1.000000
A1 (Gain):	0.026489	Y-int:	0.000000
A2 (Curvature):	0.000000		
n (Exponent):	1.000000		
Correlation:	0.999856	Status:	OK.
Std Error of Est:	0.000927		
Predicted MDL:	0.157273		
Predicted MQL:	0.524243		

Std. Name	Stated Conc.	Found Conc.	Difference	% Diff.	(S)IR	Std Dev	Emphasis
S0	.00000	.00034	.000	.000	.08725	.001	1
S1	5.0000	4.8669	-.133	-2.66	.21616	.004	1
S2	37.500	36.366	-1.13	-3.02	1.0505	.006	1
S3	75.000	74.298	-.702	-.935	2.0553	.007	1
S4	150.00	147.33	-2.67	-1.78	3.9899	.008	1
S5	300.00	304.64	4.64	1.55	8.1567	.119	1

Reviewed By:mohan
On:12/31/2024
11:25:59 PM
Inst Id :P5

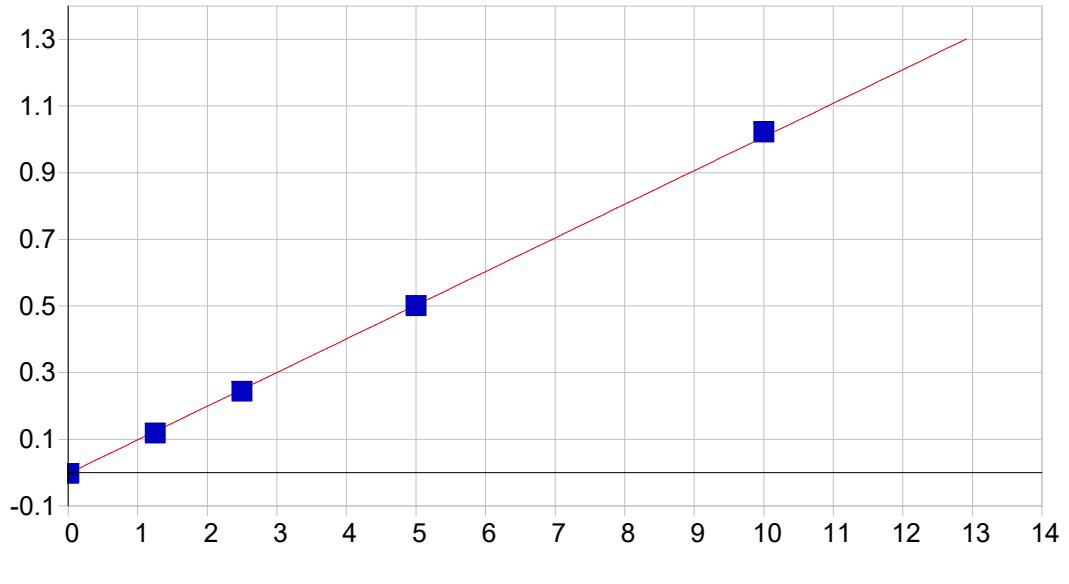

P 177.495 {490}

Date of Fit:	12/29/2024 23:24:26	Type of Fit:	Linear	Weighting:	1/Conc

A0 (Offset):	-0.002756	Re-Slope:	1.000000
A1 (Gain):	0.100987	Y-int:	0.000000
A2 (Curvature):	0.000000		
n (Exponent):	1.000000		
Correlation:	0.999822	Status:	OK.
Std Error of Est:	0.000032		
Predicted MDL:	0.002776		
Predicted MQL:	0.009254		

Std. Name	Stated Conc.	Found Conc.	Difference	% Diff.	(S)IR	Std Dev	Emphasis
S0	.00000	.00000	.000	.000	-.00276	.000	1
S1	.01000	.00780	-.002	-22.0	-.00196	.000	1
S2	1.2500	1.1938	-.056	-4.50	.11762	.000	1
S3	2.5000	2.4387	-.061	-2.45	.24316	.001	1
S4	5.0000	4.9766	-.023	-.467	.49909	.002	1
S5	10.000	10.143	.143	1.43	1.0201	.002	1

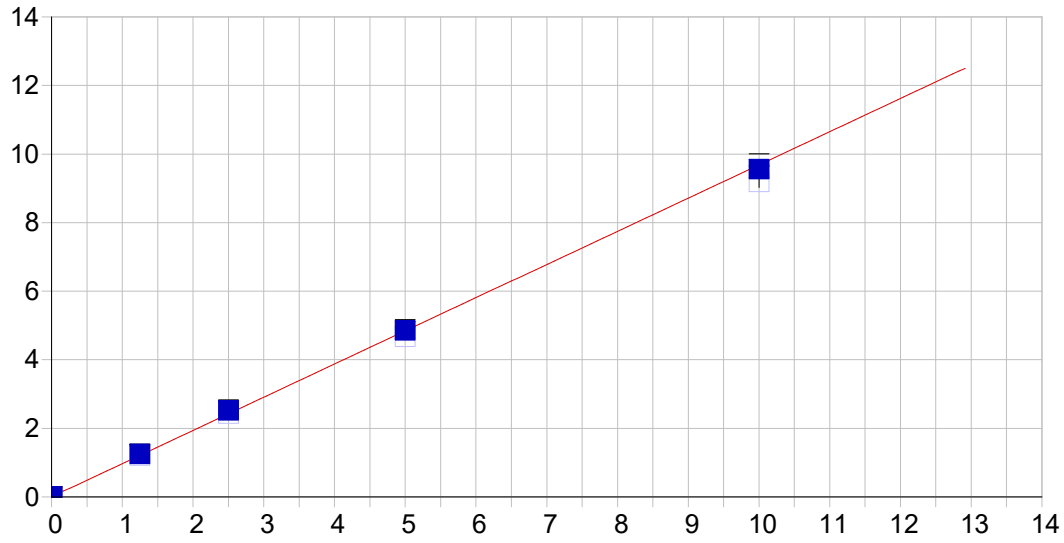

B 249.678 {135}

Date of Fit:	12/29/2024 23:24:26	Type of Fit:	Linear	Weighting:	1/Conc

A0 (Offset):	0.005014	Re-Slope:	1.000000
A1 (Gain):	0.967752	Y-int:	0.000000
A2 (Curvature):	0.000000		
n (Exponent):	1.000000		
Correlation:	0.999470	Status:	OK.
Std Error of Est:	0.000509		
Predicted MDL:	0.002022		
Predicted MQL:	0.006740		

Std. Name	Stated Conc.	Found Conc.	Difference	% Diff.	(S)IR	Std Dev	Emphasis
S0	.00000	.00001	.000	.000	.00502	.002	1
S1	.01000	-.00078	-.011	-108.	.00421	.001	1
S2	1.2500	1.2832	.033	2.66	1.2008	.005	1
S3	2.5000	2.6021	.102	4.08	2.4312	.018	1
S4	5.0000	5.0077	.008	.154	4.6672	.027	1
S5	10.000	9.8681	-.132	-1.32	9.1869	.162	1

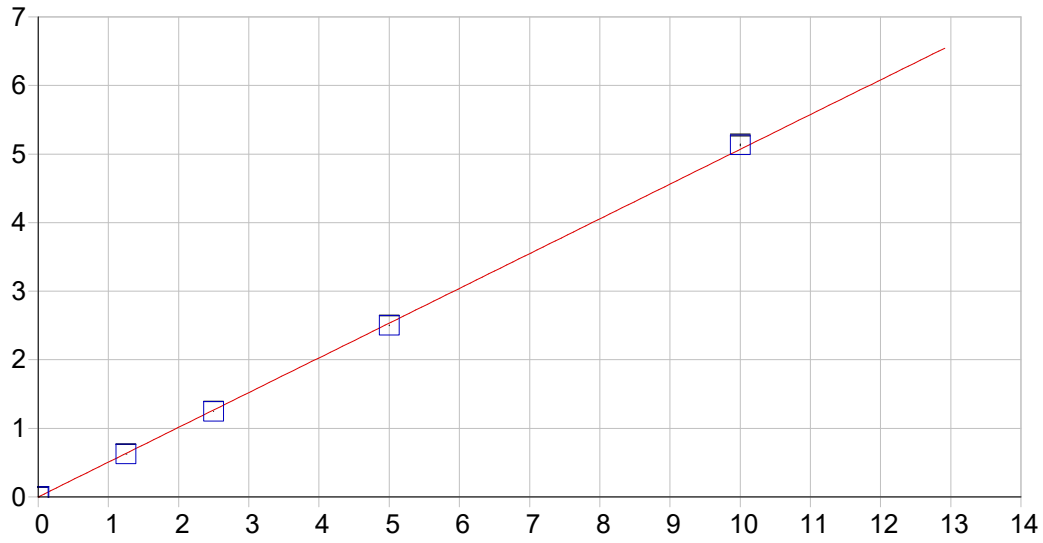

Mo 202.030 {467}

Date of Fit:	12/29/2024 23:24:26	Type of Fit:	Linear	Weighting:	1/Conc

A0 (Offset):	0.000168	Re-Slope:	1.000000
A1 (Gain):	0.506802	Y-int:	0.000000
A2 (Curvature):	0.000000		
n (Exponent):	1.000000		
Correlation:	0.999907	Status:	OK.
Std Error of Est:	0.000116		
Predicted MDL:	0.000637		
Predicted MQL:	0.002125		

Std. Name	Stated Conc.	Found Conc.	Difference	% Diff.	(S)IR	Std Dev	Emphasis
S0	.00000	-.00000	-.000	.000	.00017	.000	1
S1	.01000	.01068	.001	6.75	.00558	.000	1
S2	1.2500	1.2314	-.019	-1.49	.62425	.001	1
S3	2.5000	2.4603	-.040	-1.59	1.2470	.002	1
S4	5.0000	4.9314	-.069	-1.37	2.4994	.005	1
S5	10.000	10.126	.126	1.26	5.1322	.013	1

Reviewed By:mohan
On:12/31/2024
11:25:59 PM
Inst Id :P5

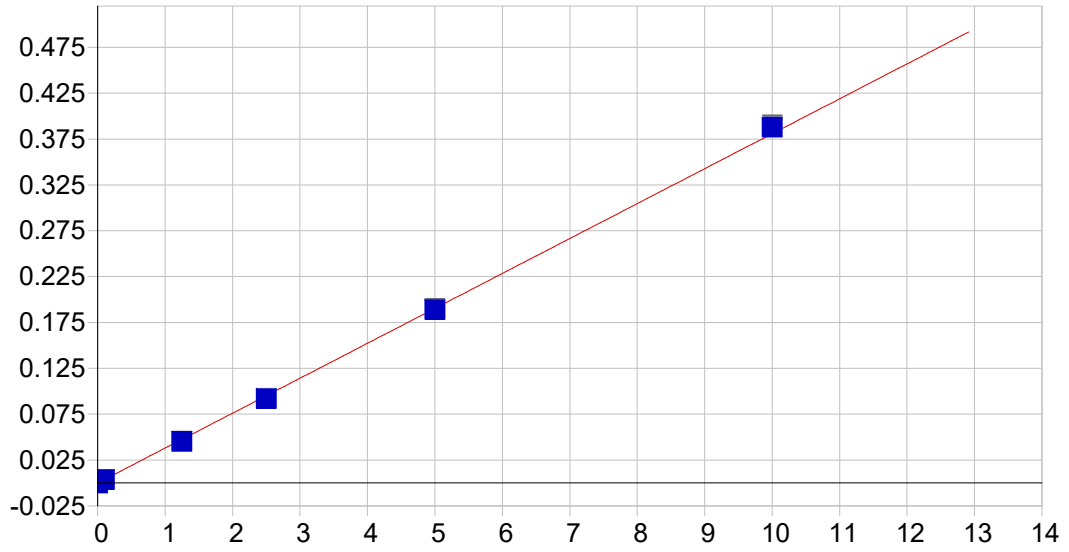

S 182.034 {485}

Date of Fit:	12/29/2024 23:24:26	Type of Fit:	Linear	Weighting:	1/Conc

A0 (Offset):	-0.000074	Re-Slope:	1.000000
A1 (Gain):	0.038087	Y-int:	0.000000
A2 (Curvature):	0.000000		
n (Exponent):	1.000000		
Correlation:	0.999741	Status:	OK.
Std Error of Est:	0.000046		
Predicted MDL:	0.006109		
Predicted MQL:	0.020363		

Std. Name	Stated Conc.	Found Conc.	Difference	% Diff.	(S)IR	Std Dev	Emphasis
S0	.00000	.00001	.000	.000	-.00007	.000	1
S1	.10000	.09805	-.002	-1.95	.00366	.000	1
S2	1.2500	1.1884	-.062	-4.93	.04534	.000	1
S3	2.5000	2.4145	-.086	-3.42	.09219	.000	1
S4	5.0000	4.9614	-.039	-.771	.18950	.000	1
S5	10.000	10.188	.188	1.88	.38916	.001	1

Reviewed By:mohan
On:12/31/2024
11:25:59 PM
Inst Id :P5

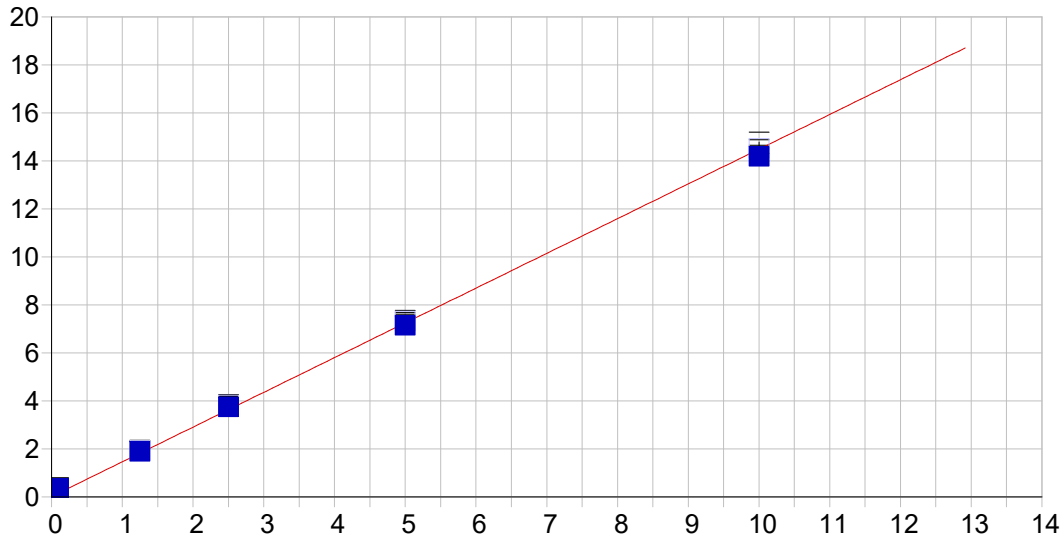

Si 251.611 {134}

Date of Fit:	12/29/2024 23:24:26	Type of Fit:	Linear	Weighting:	1/Conc

A0 (Offset):	0.014545	Re-Slope:	1.000000
A1 (Gain):	1.447384	Y-int:	0.000000
A2 (Curvature):	0.000000		
n (Exponent):	1.000000		
Correlation:	0.994149	Status:	OK.
Std Error of Est:	0.008546		
Predicted MDL:	0.001317		
Predicted MQL:	0.004390		

Std. Name	Stated Conc.	Found Conc.	Difference	% Diff.	(S)IR	Std Dev	Emphasis
S0	.00000	-.00015	-.000	.000	.01432	.003	1
S1	.10000	.24922	.149	149.	.37731	.004	1
S2	1.2500	1.2982	.048	3.86	1.9346	.008	1
S3	2.5000	2.5812	.081	3.25	3.8326	.027	1
S4	5.0000	4.9311	-.069	-1.38	7.3160	.046	1
S5	10.000	9.7915	-.208	-2.08	14.515	.275	1

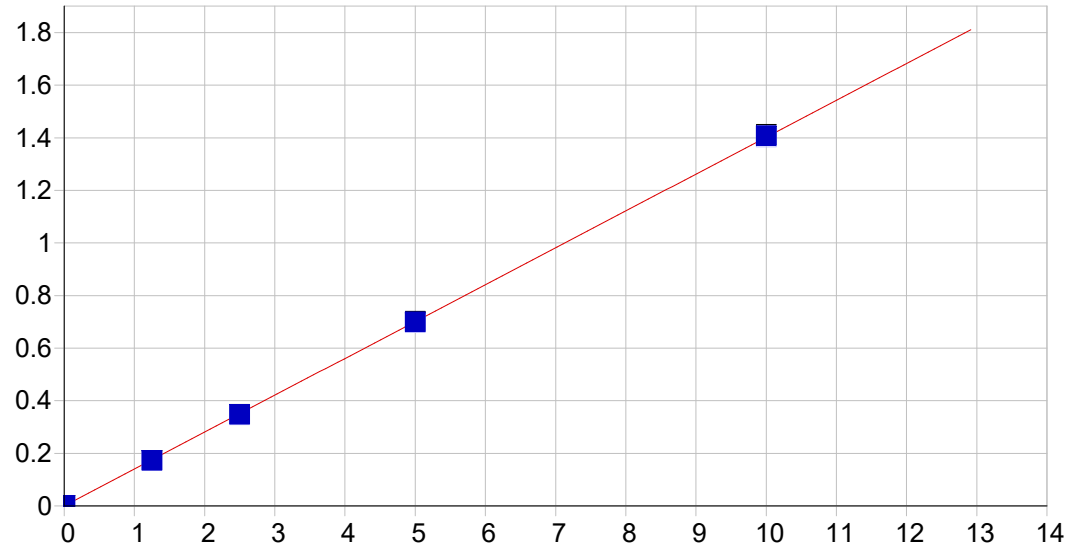

Sn 189.989 {478}

Date of Fit:	12/29/2024 23:24:26	Type of Fit:	Linear	Weighting:	1/Conc

A0 (Offset):	0.000291	Re-Slope:	1.000000
A1 (Gain):	0.140174	Y-int:	0.000000
A2 (Curvature):	0.000000		
n (Exponent):	1.000000		
Correlation:	0.999979	Status:	OK.
Std Error of Est:	0.000013		
Predicted MDL:	0.001630		
Predicted MQL:	0.005434		

Std. Name	Stated Conc.	Found Conc.	Difference	% Diff.	(S)IR	Std Dev	Emphasis
S0	.00000	-.00000	-.000	.000	.00029	.000	1
S1	.00700	.00763	.001	8.98	.00132	.000	1
S2	1.2500	1.2303	-.020	-1.58	.17186	.000	1
S3	2.5000	2.4796	-.020	-.818	.34611	.001	1
S4	5.0000	4.9930	-.007	-.141	.69667	.002	1
S5	10.000	10.047	.047	.466	1.4015	.004	1

Reviewed By:mohan
On:12/31/2024
11:25:59 PM
Inst Id :P5

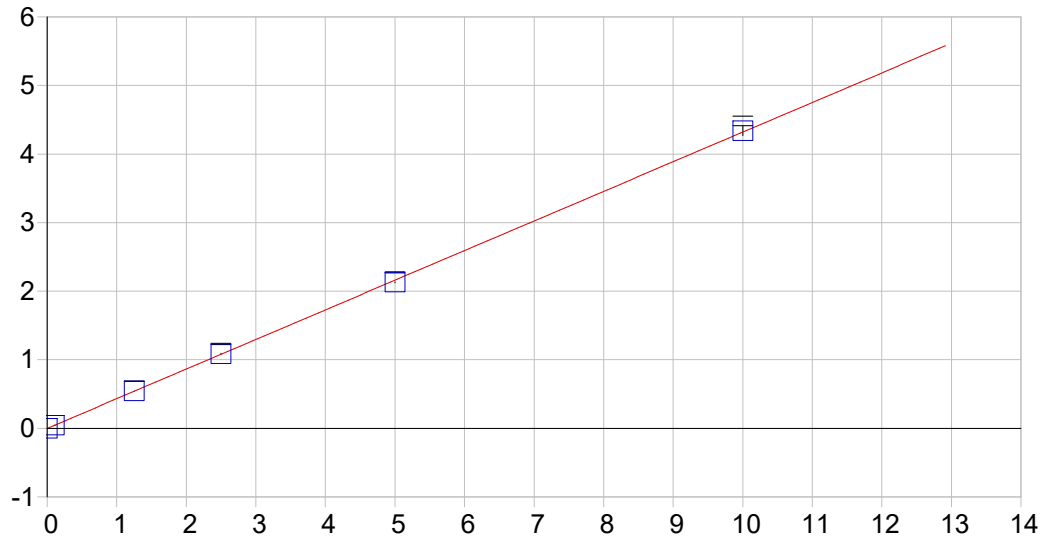

Ti 336.121 {100}

Date of Fit:	12/29/2024 23:24:26	Type of Fit:	Linear	Weighting:	1/Conc

A0 (Offset):	0.000132	Re-Slope:	1.000000
A1 (Gain):	0.431982	Y-int:	0.000000
A2 (Curvature):	0.000000		
n (Exponent):	1.000000		
Correlation:	0.999957	Status:	OK.
Std Error of Est:	0.000212		
Predicted MDL:	0.004090		
Predicted MQL:	0.013635		

Std. Name	Stated Conc.	Found Conc.	Difference	% Diff.	(S)IR	Std Dev	Emphasis
S0	.00000	-.00001	-.000	.000	.00013	.001	1
S1	.10000	.10607	.006	6.07	.04595	.000	1
S2	1.2500	1.2553	.005	.427	.54241	.002	1
S3	2.5000	2.5144	.014	.576	1.0863	.008	1
S4	5.0000	4.9312	-.069	-1.38	2.1303	.007	1
S5	10.000	10.043	.043	.430	4.3385	.071	1

Reviewed By:mohan
On:12/31/2024
11:25:59 PM
Inst Id :P5

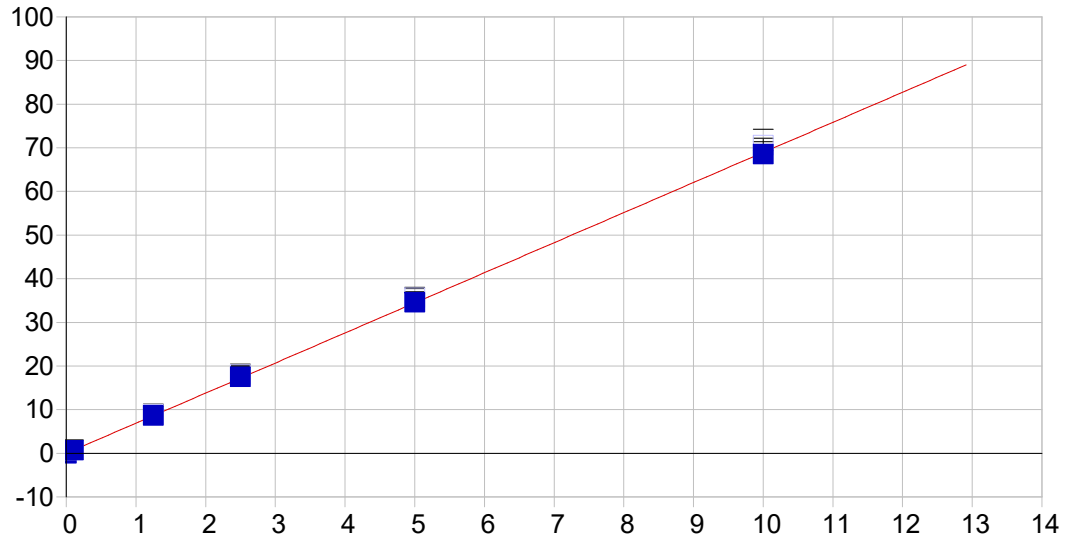

Sr 407.771 { 83}

Date of Fit:	12/29/2024 23:24:26	Type of Fit:	Linear	Weighting:	1/Conc

A0 (Offset):	-0.002286	Re-Slope:	1.000000
A1 (Gain):	6.894000	Y-int:	0.000000
A2 (Curvature):	0.000000		
n (Exponent):	1.000000		
Correlation:	0.999964	Status:	OK.
Std Error of Est:	0.003216		
Predicted MDL:	0.000321		
Predicted MQL:	0.001071		

Std. Name	Stated Conc.	Found Conc.	Difference	% Diff.	(S)IR	Std Dev	Emphasis
S0	.00000	-.00001	-.000	.000	-.00235	.003	1
S1	.10000	.10706	.007	7.06	.73647	.007	1
S2	1.2500	1.2565	.006	.518	8.9184	.082	1
S3	2.5000	2.5355	.036	1.42	17.995	.135	1
S4	5.0000	5.0130	.013	.259	35.591	.156	1
S5	10.000	9.9382	-.062	-.618	70.580	1.44	1

Reviewed By:mohan
On:12/31/2024
11:25:59 PM
Inst Id :P5

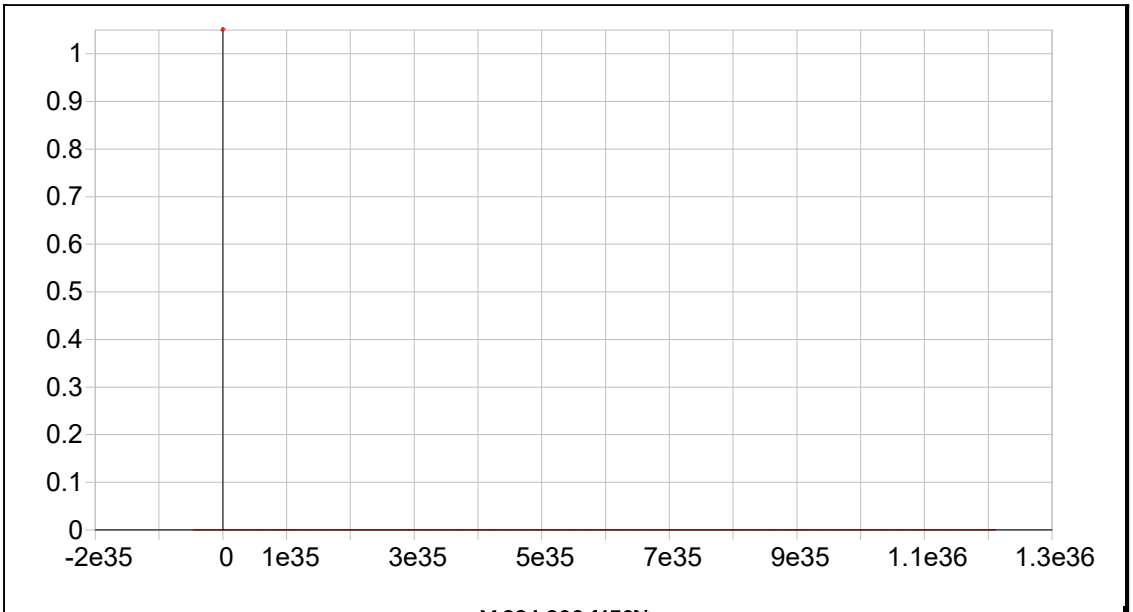

Y 224.306 {450}*

Date of Fit:	<not fit>	Type of Fit:	Linear	Weighting:	1/Conc

A0 (Offset):	0.000000	Re-Slope:	1.000000
A1 (Gain):	0.000000	Y-int:	0.000000
A2 (Curvature):	0.000000		
n (Exponent):	1.000000		
Correlation:	0.000000	Status:	Warning Zero Gain
Std Error of Est:	0.000000		
Predicted MDL:	n/a		
Predicted MQL:	n/a		

Std. Name	Stated Conc.	Found Conc.	Difference	% Diff.	(S)IR	Std Dev	Emphasis

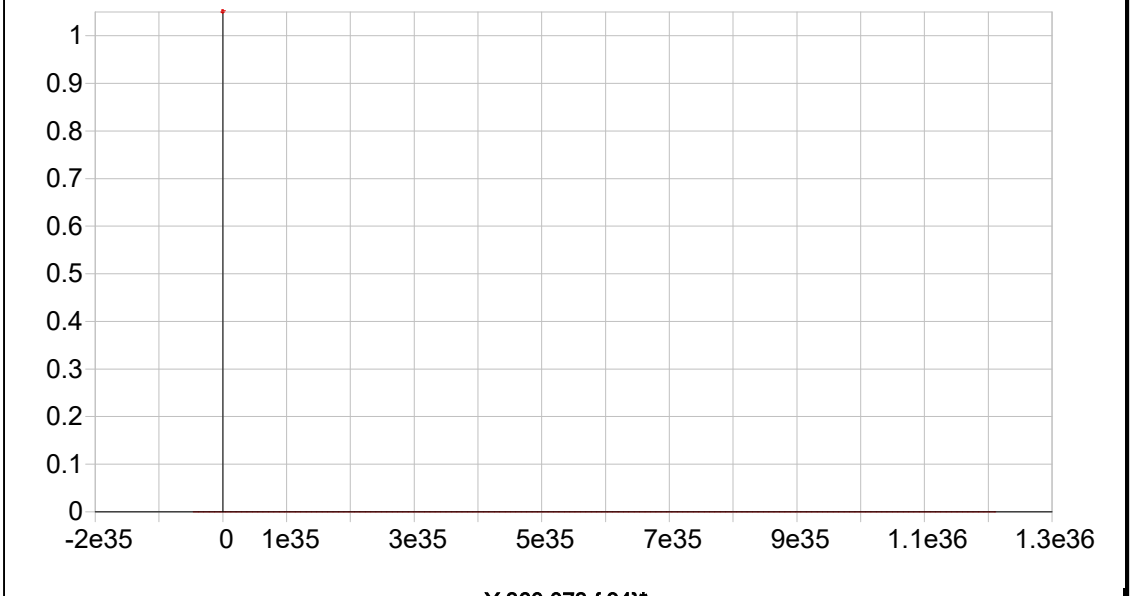

Y 360.073 { 94}*

Date of Fit:	<not fit>	Type of Fit:	Linear	Weighting:	1/Conc

A0 (Offset):	0.000000	Re-Slope:	1.000000
A1 (Gain):	0.000000	Y-int:	0.000000

Reviewed By:mohan
On:12/31/2024
11:25:59 PM
Inst Id :P5

A2 (Curvature):	0.000000				
n (Exponent):	1.000000				
Correlation:	0.000000	Status:	Warning	Zero Gain	
Std Error of Est:	0.000000				
Predicted MDL:	n/a				
Predicted MQL:	n/a				

Std. Name	Stated Conc.	Found Conc.	Difference	% Diff.	(S)IR	Std Dev	Emphasis

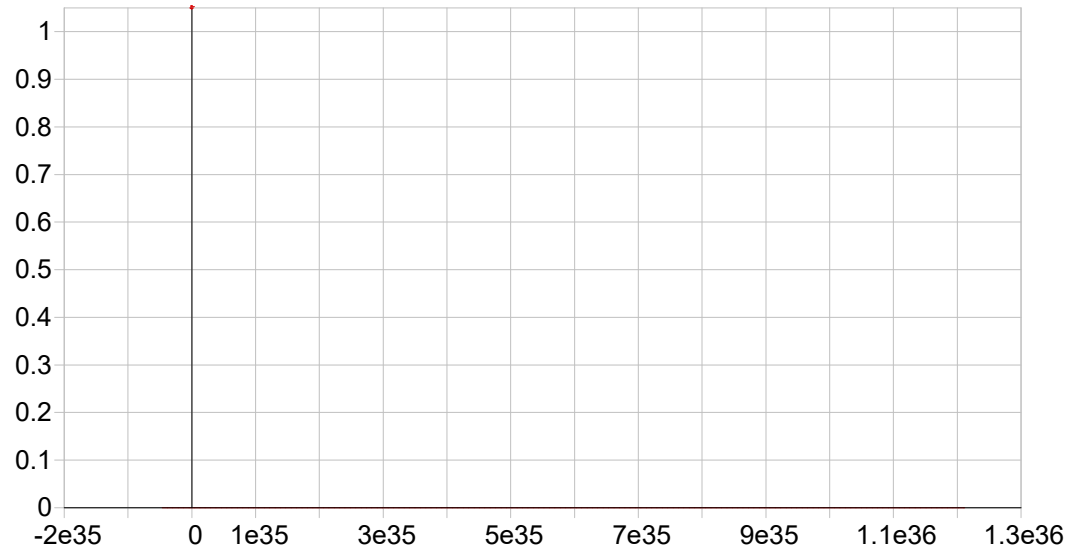

Y 371.030 { 91}*

Date of Fit:	<not fit>	Type of Fit:	Linear	Weighting:	1/Conc

A0 (Offset):	0.000000	Re-Slope:	1.000000
A1 (Gain):	0.000000	Y-int:	0.000000
A2 (Curvature):	0.000000		
n (Exponent):	1.000000		
Correlation:	0.000000	Status:	Warning Zero Gain
Std Error of Est:	0.000000		
Predicted MDL:	n/a		
Predicted MQL:	n/a		

Std. Name	Stated Conc.	Found Conc.	Difference	% Diff.	(S)IR	Std Dev	Emphasis

Reviewed By:mohan
On:12/31/2024
11:25:59 PM
Inst Id :P5

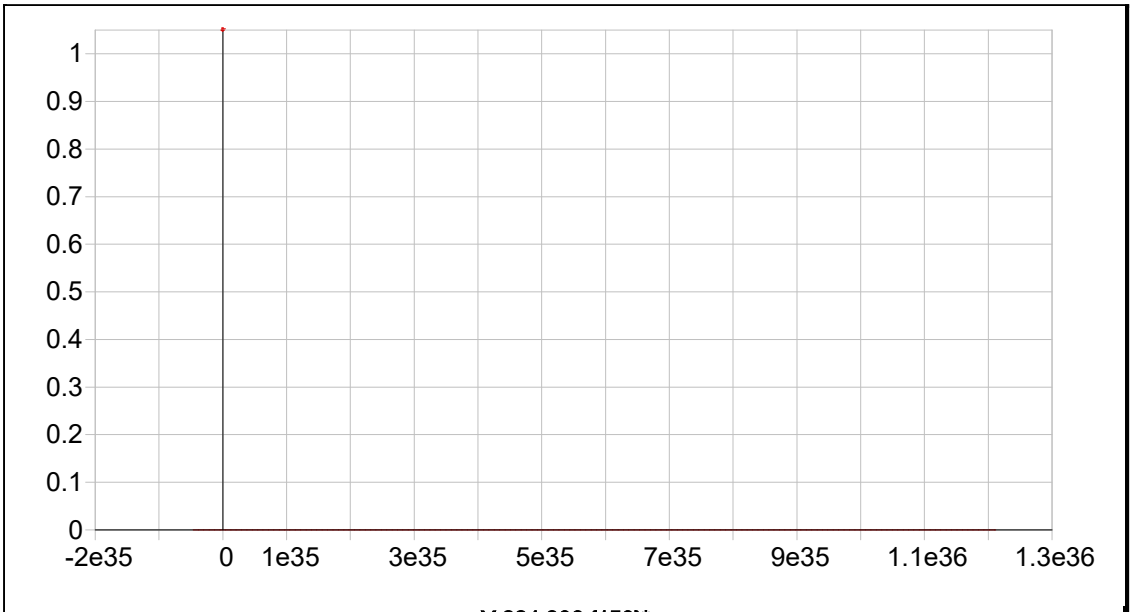

Y 224.306 {150}*

Date of Fit:	<not fit>	Type of Fit:	Linear	Weighting:	1/Conc
A0 (Offset):	0.000000		Re-Slope:	1.000000	
A1 (Gain):	0.000000		Y-int:	0.000000	
A2 (Curvature):	0.000000				
n (Exponent):	1.000000				
Correlation:	0.000000		Status:	Warning	Zero Gain
Std Error of Est:	0.000000				
Predicted MDL:	n/a				
Predicted MQL:	n/a				

Std. Name	Stated Conc.	Found Conc.	Difference	% Diff.	(S)IR	Std Dev	Emphasis

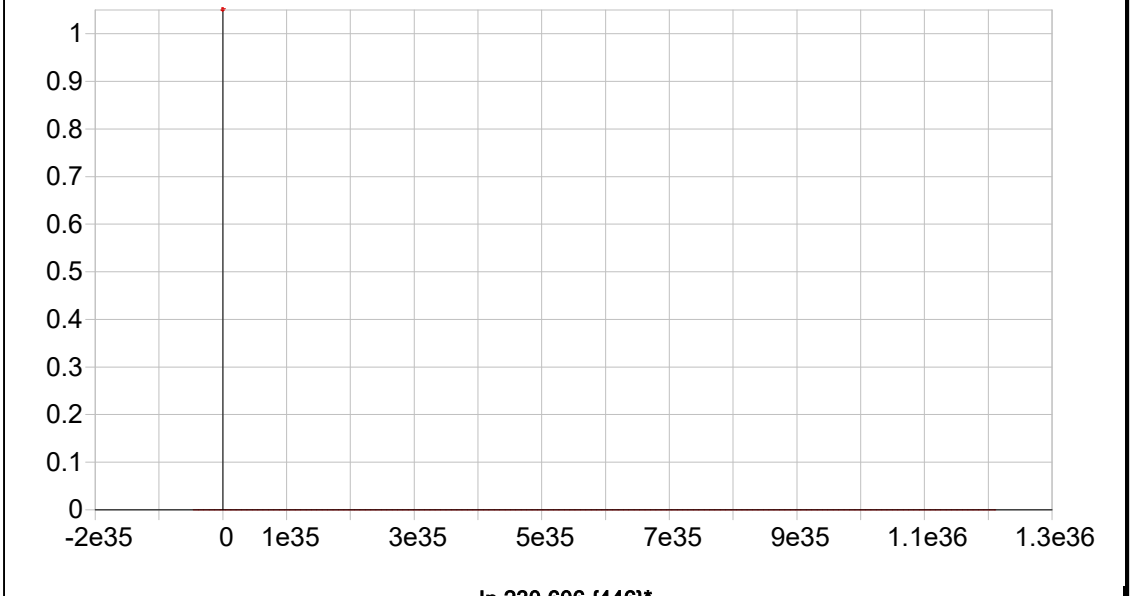

In 230.606 {446}*

Date of Fit:	<not fit>	Type of Fit:	Linear	Weighting:	1/Conc
A0 (Offset):	0.000000		Re-Slope:	1.000000	
A1 (Gain):	0.000000		Y-int:	0.000000	

Reviewed By:mohan
On:12/31/2024
11:25:59 PM
Inst Id :P5

A2 (Curvature):	0.000000				
n (Exponent):	1.000000				
Correlation:	0.000000	Status:	Warning	Zero Gain	
Std Error of Est:	0.000000				
Predicted MDL:	n/a				
Predicted MQL:	n/a				

Std. Name	Stated Conc.	Found Conc.	Difference	% Diff.	(S)IR	Std Dev	Emphasis

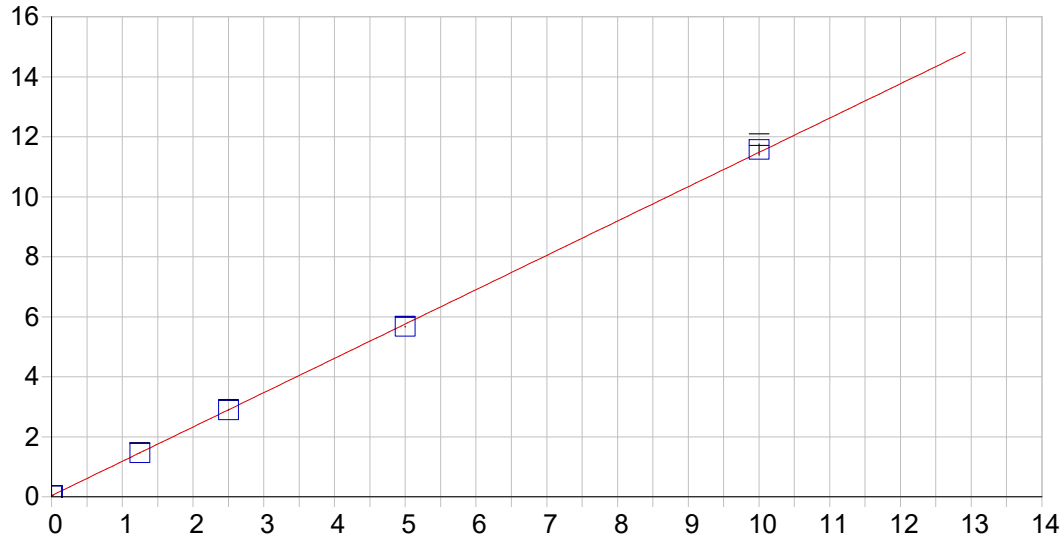

Li 670.784 { 50}

Date of Fit:	12/29/2024 23:24:26	Type of Fit:	Linear	Weighting:	1/Conc
A0 (Offset):	0.037148		Re-Slope:	1.000000	
A1 (Gain):	1.144100		Y-int:	0.000000	
A2 (Curvature):	0.000000				
n (Exponent):	1.000000				
Correlation:	0.999947	Status:	OK.		
Std Error of Est:	0.000242				
Predicted MDL:	0.004104				
Predicted MQL:	0.013680				

Std. Name	Stated Conc.	Found Conc.	Difference	% Diff.	(S)IR	Std Dev	Emphasis
S0	.00000	.00000	.000	.000	.03715	.005	1
S5	10.000	10.086	.086	.861	11.577	.190	1
S4	5.0000	4.9234	-.077	-1.53	5.6700	.014	1
S3	2.5000	2.4978	-.002	-.088	2.8949	.017	1
S2	1.2500	1.2434	-.007	-.526	1.4597	.011	1
S1	.01500	.01428	-.001	-4.79	.05349	.002	1

Reviewed By:mohan
On:12/31/2024
11:25:59 PM
Inst Id :P5

Sample Name: S0 Acquired: 12/29/2024 1:11:54 Type: Cal
Method: SFAM01.1 INSTRUMENT P5 WITH 6 POINT ICAL-2(v49) Mode: IR Corr. Factor: 1.000000
User: Kareem Custom ID1: S0 Custom ID2: Custom ID3:
Comment:

Elem	As1890	Tl1908	Pb2203	Se1960	Sb2068	Al3961	Ba4934	Be2348
Units	Cts/S	Cts/S	Cts/S	Cts/S	Cts/S	Cts/S	Cts/S	Cts/S
Avg	.44832	-.00039	.00090	.00008	.00000	-.00199	.05848	.00223
Stddev	.50001	.00014	.00015	.00014	.00002	.00313	.00317	.00180
%RSD	111.53	35.531	16.163	165.96	544.62	156.91	5.4269	80.801
#1	1.0256	-.00035	.00084	.00002	.00000	-.00258	.05913	.00126
#2	.15210	-.00054	.00079	-.00001	-.00002	-.00479	.05503	.00430
#3	.16725	-.00028	.00107	.00024	.00003	.00139	.06127	.00112

Elem	Cd2144	Ca3736	Cr2677	Co2286	Cu3247	Fe2598	Mn2576	Mg2790
Units	Cts/S	Cts/S	Cts/S	Cts/S	Cts/S	Cts/S	Cts/S	Cts/S
Avg	.00059	.00834	.00001	-.00073	.00297	.00010	.00123	-.00049
Stddev	.00019	.00215	.00003	.00015	.00042	.00068	.00057	.00165
%RSD	32.555	25.814	558.73	21.161	14.280	683.53	46.565	333.08
#1	.00062	.00888	-.00002	-.00068	.00319	.00087	.00067	.00139
#2	.00076	.00597	.00003	-.00060	.00325	-.00045	.00120	-.00163
#3	.00038	.01017	.00001	-.00090	.00248	-.00012	.00182	-.00125

Elem	Ni2316	Ag3280	Na8183	V_2924	Zn2138	K_7698	P_1774	B_2496
Units	Cts/S	Cts/S	Cts/S	Cts/S	Cts/S	Cts/S	Cts/S	Cts/S
Avg	-.00053	.00049	-.02268	.00049	.00813	.08725	-.00276	.00502
Stddev	.00037	.00015	.00998	.00065	.00018	.00087	.00027	.00249
%RSD	69.334	31.123	44.016	133.42	2.1644	.99502	9.9426	49.654
#1	-.00070	.00031	-.03362	.00096	.00794	.08770	-.00247	.00217
#2	-.00011	.00059	-.02034	.00077	.00815	.08780	-.00278	.00676
#3	-.00079	.00056	-.01407	-.00026	.00829	.08625	-.00302	.00615

Elem	Mo2020	S_1820	Si2516	Sn1899	Ti3361	Sr4077	Li6707
Units	Cts/S	Cts/S	Cts/S	Cts/S	Cts/S	Cts/S	Cts/S
Avg	.00017	-.00007	.01432	.00029	.00013	-.00235	.03715
Stddev	.00011	.00028	.00311	.00020	.00137	.00289	.00493
%RSD	63.236	376.99	21.679	68.952	1057.6	123.16	13.283
#1	.00016	-.00001	.01350	.00051	-.00071	.00097	.03372
#2	.00007	-.00038	.01776	.00012	-.00061	-.00367	.03492
#3	.00028	.00017	.01171	.00024	.00171	-.00433	.04280

Reviewed By:mohan
On:12/31/2024
11:25:59 PM
Inst Id :P5

Sample Name: S0 Acquired: 12/29/2024 1:11:54 Type: Cal
Method: SFAM01.1 INSTRUMENT P5 WITH 6 POINT ICAL-2(v49) Mode: IR Corr. Factor: 1.000000
User: Kareem Custom ID1: S0 Custom ID2: Custom ID3:
Comment:

Int. Std.	Y_2243	Y_3600	Y_3710	Y_2243	In2306
Units	Cts/S	Cts/S	Cts/S	Cts/S	Cts/S
Avg	2045.6	25678.	1942.2	1298.6	1850.2
Stddev	5.5	195.	5.5	9.0	4.4
%RSD	.26710	.75996	.28553	.68971	.24028
#1	2039.6	25475.	1935.9	1289.3	1845.2
#2	2050.3	25864.	1946.4	1307.2	1853.4
#3	2046.9	25696.	1944.3	1299.3	1852.2

Reviewed By:mohan
On:12/31/2024
11:25:59 PM
Inst Id :P5

Sample Name: S1 Acquired: 12/29/2024 1:16:00 Type: Cal
Method: SFAM01.1 INSTRUMENT P5 WITH 6 POINT ICAL-2(v49) Mode: IR Corr. Factor: 1.000000
User: Kareem Custom ID1: S01 Custom ID2: Custom ID3:
Comment:

Elem	As1890	Tl1908	Pb2203	Se1960	Sb2068	Al3961	Ba4934	Be2348
Units	Cts/S	Cts/S	Cts/S	Cts/S	Cts/S	Cts/S	Cts/S	Cts/S
Avg	1.5442	.00174	.00425	.00202	.00572	.02223	.99502	.05534
Stddev	.1633	.00044	.00038	.00038	.00036	.00074	.00724	.00257
%RSD	10.577	25.492	8.8234	19.040	6.3508	3.3175	.72754	4.6390
#1	1.4409	.00123	.00441	.00180	.00560	.02255	.99074	.05405
#2	1.7325	.00199	.00452	.00246	.00543	.02138	1.0034	.05830
#3	1.4592	.00200	.00382	.00180	.00612	.02275	.99094	.05368

Elem	Cd2144	Ca3736	Cr2677	Co2286	Cu3247	Fe2598	Mn2576	Mg2790
Units	Cts/S	Cts/S	Cts/S	Cts/S	Cts/S	Cts/S	Cts/S	Cts/S
Avg	.02206	.30626	.00197	.05216	.00723	.00268	.00828	.05028
Stddev	.00050	.00274	.00012	.00059	.00207	.00024	.00059	.00085
%RSD	2.2809	.89368	5.9792	1.1283	28.694	8.9452	7.0907	1.6872
#1	.02152	.30471	.00199	.05220	.00721	.00278	.00888	.05081
#2	.02251	.30942	.00209	.05156	.00516	.00241	.00824	.05074
#3	.02214	.30465	.00185	.05273	.00931	.00286	.00771	.04931

Elem	Ni2316	Ag3280	Na8183	V_2924	Zn2138	K_7698	P_1774	B_2496
Units	Cts/S	Cts/S	Cts/S	Cts/S	Cts/S	Cts/S	Cts/S	Cts/S
Avg	.03712	.00299	1.3310	.00509	.17048	.21616	-.00196	.00421
Stddev	.00032	.00014	.0196	.00134	.00157	.00357	.00049	.00065
%RSD	.87299	4.7825	1.4692	26.418	.92381	1.6518	24.692	15.347
#1	.03748	.00306	1.3119	.00373	.16975	.21222	-.00201	.00362
#2	.03687	.00282	1.3510	.00513	.16940	.21708	-.00243	.00412
#3	.03700	.00308	1.3300	.00641	.17228	.21918	-.00146	.00490

Elem	Mo2020	S_1820	Si2516	Sn1899	Ti3361	Sr4077	Li6707
Units	Cts/S	Cts/S	Cts/S	Cts/S	Cts/S	Cts/S	Cts/S
Avg	.00558	.00366	.37731	.00132	.04595	.73647	.05349
Stddev	.00041	.00016	.00368	.00012	.00006	.00701	.00205
%RSD	7.3530	4.4741	.97444	9.3576	.12622	.95184	3.8374
#1	.00576	.00384	.37546	.00130	.04602	.73104	.05123
#2	.00511	.00362	.38155	.00121	.04594	.74438	.05400
#3	.00587	.00352	.37493	.00145	.04590	.73398	.05523

Reviewed By:mohan
On:12/31/2024
11:25:59 PM
Inst Id :P5

Sample Name: S1 Acquired: 12/29/2024 1:16:00 Type: Cal
Method: SFAM01.1 INSTRUMENT P5 WITH 6 POINT ICAL-2(v49) Mode: IR Corr. Factor: 1.000000
User: Kareem Custom ID1: S01 Custom ID2: Custom ID3:
Comment:

Int. Std.	Y_2243	Y_3600	Y_3710	Y_2243	In2306
Units	Cts/S	Cts/S	Cts/S	Cts/S	Cts/S
Avg	2044.3	25511.	1957.2	1300.8	1854.6
Stddev	5.5	58.	24.2	8.4	3.4
%RSD	.27134	.22724	1.2343	.64574	.18103
#1	2038.9	25531.	1979.4	1308.8	1851.9
#2	2050.0	25556.	1931.5	1301.6	1858.3
#3	2044.0	25445.	1960.7	1292.0	1853.5

Reviewed By:mohan
On:12/31/2024
11:25:59 PM
Inst Id :P5

Sample Name: S2 Acquired: 12/29/2024 1:20:07 Type: Cal
Method: SFAM01.1 INSTRUMENT P5 WITH 6 POINT ICAL-2(v49) Mode: IR Corr. Factor: 1.000000
User: Kareem Custom ID1: S02 Custom ID2: Custom ID3:
Comment:

Elem	As1890	Tl1908	Pb2203	Se1960	Sb2068	Al3961	Ba4934	Be2348
Units	Cts/S	Cts/S	Cts/S	Cts/S	Cts/S	Cts/S	Cts/S	Cts/S
Avg	158.23	.10074	2.1474	.08378	.12856	4.6851	11.361	1.3114
Stddev	.51	.00028	.0046	.00056	.00017	.0237	.096	.0054
%RSD	.32399	.27596	.21183	.67039	.12903	.50523	.84786	.41070
#1	158.25	.10090	2.1483	.08330	.12875	4.7123	11.451	1.3110
#2	158.74	.10042	2.1424	.08365	.12847	4.6689	11.373	1.3169
#3	157.71	.10090	2.1514	.08439	.12846	4.6741	11.259	1.3062

Elem	Cd2144	Ca3736	Cr2677	Co2286	Cu3247	Fe2598	Mn2576	Mg2790
Units	Cts/S	Cts/S	Cts/S	Cts/S	Cts/S	Cts/S	Cts/S	Cts/S
Avg	2.6623	3.6787	.75189	.62808	.72972	.79576	1.7675	.61606
Stddev	.0041	.0284	.00057	.00164	.00762	.00597	.0090	.00496
%RSD	.15362	.77098	.07622	.26151	1.0445	.75031	.50731	.80448
#1	2.6649	3.7063	.75153	.62774	.73804	.80182	1.7758	.62029
#2	2.6576	3.6803	.75255	.62664	.72807	.79557	1.7686	.61728
#3	2.6645	3.6496	.75158	.62987	.72306	.78989	1.7580	.61061

Elem	Ni2316	Ag3280	Na8183	V_2924	Zn2138	K_7698	P_1774	B_2496
Units	Cts/S	Cts/S	Cts/S	Cts/S	Cts/S	Cts/S	Cts/S	Cts/S
Avg	.57429	.07721	11.592	.06029	9.7189	1.0505	.11762	1.2008
Stddev	.00211	.00019	.019	.00083	.0468	.0065	.00017	.0047
%RSD	.36827	.24261	.16482	1.3783	.48099	.61785	.14829	.39391
#1	.57601	.07735	11.581	.06118	9.7710	1.0563	.11771	1.1997
#2	.57193	.07700	11.614	.06014	9.6805	1.0518	.11742	1.2060
#3	.57493	.07728	11.581	.05954	9.7052	1.0435	.11772	1.1968

Elem	Mo2020	S_1820	Si2516	Sn1899	Ti3361	Sr4077	Li6707
Units	Cts/S	Cts/S	Cts/S	Cts/S	Cts/S	Cts/S	Cts/S
Avg	.62425	.04534	1.9346	.17186	.54241	8.9184	1.4597
Stddev	.00082	.00010	.0078	.00021	.00245	.0821	.0113
%RSD	.13183	.22218	.40114	.12156	.45156	.92077	.77339
#1	.62341	.04524	1.9383	.17200	.54517	9.0111	1.4699
#2	.62506	.04535	1.9399	.17162	.54158	8.8891	1.4617
#3	.62428	.04544	1.9257	.17196	.54049	8.8550	1.4476

Reviewed By:mohan
On:12/31/2024
11:25:59 PM
Inst Id :P5

Sample Name: S2 Acquired: 12/29/2024 1:20:07 Type: Cal
Method: SFAM01.1 INSTRUMENT P5 WITH 6 POINT ICAL-2(v49) Mode: IR Corr. Factor: 1.000000
User: Kareem Custom ID1: S02 Custom ID2: Custom ID3:
Comment:

Int. Std.	Y_2243	Y_3600	Y_3710	Y_2243	In2306
Units	Cts/S	Cts/S	Cts/S	Cts/S	Cts/S
Avg	2032.2	25754.	2001.1	1296.0	1765.5
Stddev	1.0	160.	14.6	10.9	3.1
%RSD	.04798	.62193	.73163	.83722	.17780
#1	2032.3	25573.	1984.7	1283.8	1765.7
#2	2031.2	25877.	2006.0	1304.6	1768.5
#3	2033.1	25812.	2012.7	1299.7	1762.2

Reviewed By:mohan
On:12/31/2024
11:25:59 PM
Inst Id :P5

Sample Name: S3 Acquired: 12/29/2024 1:23:57 Type: Cal
Method: SFAM01.1 INSTRUMENT P5 WITH 6 POINT ICAL-2(v49) Mode: IR Corr. Factor: 1.000000
User: Kareem Custom ID1: S03 Custom ID2: Custom ID3:
Comment:

Elem	As1890	Tl1908	Pb2203	Se1960	Sb2068	Al3961	Ba4934	Be2348
Units	Cts/S	Cts/S	Cts/S	Cts/S	Cts/S	Cts/S	Cts/S	Cts/S
Avg	308.95	.20041	4.2830	.16772	.25755	9.3984	22.768	2.6222
Stddev	1.13	.00100	.0028	.00056	.00109	.0365	.118	.0177
%RSD	.36566	.50111	.06462	.33259	.42359	.38881	.51611	.67447
#1	308.37	.20139	4.2802	.16710	.25874	9.4168	22.862	2.6408
#2	310.25	.20046	4.2831	.16819	.25730	9.4220	22.804	2.6056
#3	308.22	.19938	4.2857	.16786	.25660	9.3563	22.636	2.6201

Elem	Cd2144	Ca3736	Cr2677	Co2286	Cu3247	Fe2598	Mn2576	Mg2790
Units	Cts/S	Cts/S	Cts/S	Cts/S	Cts/S	Cts/S	Cts/S	Cts/S
Avg	5.3128	7.3056	1.4801	1.2407	1.4458	1.5808	3.5192	1.2291
Stddev	.0053	.0484	.0011	.0011	.0061	.0091	.0186	.0075
%RSD	.09944	.66308	.07323	.08555	.42203	.57539	.52735	.60777
#1	5.3067	7.3543	1.4814	1.2395	1.4516	1.5862	3.5363	1.2360
#2	5.3162	7.3049	1.4796	1.2408	1.4463	1.5858	3.5219	1.2302
#3	5.3155	7.2575	1.4794	1.2416	1.4395	1.5703	3.4995	1.2211

Elem	Ni2316	Ag3280	Na8183	V_2924	Zn2138	K_7698	P_1774	B_2496
Units	Cts/S	Cts/S	Cts/S	Cts/S	Cts/S	Cts/S	Cts/S	Cts/S
Avg	1.1498	.15390	25.334	.11901	19.364	2.0553	.24316	2.4312
Stddev	.0013	.00039	.137	.00040	.097	.0067	.00053	.0175
%RSD	.10861	.25460	.54200	.33952	.50001	.32545	.21917	.72161
#1	1.1488	.15348	25.491	.11926	19.375	2.0630	.24356	2.4494
#2	1.1512	.15425	25.275	.11923	19.455	2.0525	.24336	2.4143
#3	1.1494	.15397	25.237	.11854	19.262	2.0505	.24255	2.4300

Elem	Mo2020	S_1820	Si2516	Sn1899	Ti3361	Sr4077	Li6707
Units	Cts/S	Cts/S	Cts/S	Cts/S	Cts/S	Cts/S	Cts/S
Avg	1.2470	.09219	3.8326	.34611	1.0863	17.995	2.8949
Stddev	.0020	.00009	.0271	.00053	.0084	.135	.0173
%RSD	.16123	.09961	.70750	.15436	.77365	.75115	.59912
#1	1.2461	.09210	3.8618	.34549	1.0915	18.129	2.9060
#2	1.2493	.09229	3.8081	.34639	1.0908	17.997	2.9038
#3	1.2457	.09219	3.8280	.34644	1.0766	17.858	2.8749

Reviewed By:mohan
On:12/31/2024
11:25:59 PM
Inst Id :P5

Sample Name: S3 Acquired: 12/29/2024 1:23:57 Type: Cal
Method: SFAM01.1 INSTRUMENT P5 WITH 6 POINT ICAL-2(v49) Mode: IR Corr. Factor: 1.000000
User: Kareem Custom ID1: S03 Custom ID2: Custom ID3:
Comment:

Int. Std.	Y_2243	Y_3600	Y_3710	Y_2243	In2306
Units	Cts/S	Cts/S	Cts/S	Cts/S	Cts/S
Avg	1970.5	25133.	1947.7	1248.5	1688.6
Stddev	3.5	70.	7.8	5.8	2.9
%RSD	.17881	.27917	.40040	.46519	.17079
#1	1966.4	25208.	1939.2	1250.4	1685.4
#2	1972.7	25069.	1954.4	1241.9	1690.9
#3	1972.3	25122.	1949.6	1253.0	1689.6

Reviewed By:mohan
On:12/31/2024
11:25:59 PM
Inst Id :P5

Sample Name: S4 Acquired: 12/29/2024 1:27:42 Type: Cal
Method: SFAM01.1 INSTRUMENT P5 WITH 6 POINT ICAL-2(v49) Mode: IR Corr. Factor: 1.000000
User: Kareem Custom ID1: S04 Custom ID2: Custom ID3:
Comment:

Elem	As1890	Tl1908	Pb2203	Se1960	Sb2068	Al3961	Ba4934	Be2348
Units	Cts/S	Cts/S	Cts/S	Cts/S	Cts/S	Cts/S	Cts/S	Cts/S
Avg	598.23	.39618	8.6240	.33270	.52060	18.557	44.749	5.0470
Stddev	1.61	.00126	.0198	.00082	.00138	.062	.142	.0424
%RSD	.26916	.31740	.22972	.24537	.26491	.33585	.31798	.83944
#1	597.10	.39521	8.6011	.33211	.51931	18.624	44.898	5.0919
#2	597.51	.39572	8.6360	.33235	.52044	18.548	44.734	5.0412
#3	600.07	.39760	8.6349	.33363	.52205	18.500	44.615	5.0078

Elem	Cd2144	Ca3736	Cr2677	Co2286	Cu3247	Fe2598	Mn2576	Mg2790
Units	Cts/S	Cts/S	Cts/S	Cts/S	Cts/S	Cts/S	Cts/S	Cts/S
Avg	10.568	14.208	2.9058	2.4548	2.8306	3.0786	6.8237	2.4037
Stddev	.035	.043	.0042	.0030	.0138	.0083	.0155	.0070
%RSD	.33319	.30504	.14585	.12249	.48665	.26861	.22765	.29262
#1	10.528	14.251	2.9067	2.4515	2.8375	3.0854	6.8410	2.4110
#2	10.588	14.208	2.9012	2.4553	2.8396	3.0809	6.8109	2.3970
#3	10.589	14.164	2.9095	2.4575	2.8148	3.0694	6.8193	2.4030

Elem	Ni2316	Ag3280	Na8183	V_2924	Zn2138	K_7698	P_1774	B_2496
Units	Cts/S	Cts/S	Cts/S	Cts/S	Cts/S	Cts/S	Cts/S	Cts/S
Avg	2.2976	.30702	53.326	.23562	38.529	3.9899	.49909	4.6672
Stddev	.0063	.00084	.332	.00091	.172	.0079	.00160	.0269
%RSD	.27325	.27423	.62175	.38526	.44675	.19705	.31978	.57686
#1	2.2906	.30651	53.671	.23576	38.473	3.9972	.49756	4.6955
#2	2.3026	.30657	53.298	.23465	38.391	3.9911	.50074	4.6642
#3	2.2997	.30799	53.009	.23645	38.722	3.9816	.49896	4.6419

Elem	Mo2020	S_1820	Si2516	Sn1899	Ti3361	Sr4077	Li6707
Units	Cts/S	Cts/S	Cts/S	Cts/S	Cts/S	Cts/S	Cts/S
Avg	2.4994	.18950	7.3160	.69667	2.1303	35.591	5.6700
Stddev	.0048	.00031	.0462	.00201	.0068	.156	.0140
%RSD	.19252	.16459	.63137	.28879	.31906	.43827	.24756
#1	2.4944	.18936	7.3670	.69449	2.1368	35.702	5.6843
#2	2.4997	.18929	7.3041	.69846	2.1309	35.658	5.6695
#3	2.5041	.18986	7.2769	.69704	2.1233	35.413	5.6562

Reviewed By:mohan
On:12/31/2024
11:25:59 PM
Inst Id :P5

Sample Name: S4 Acquired: 12/29/2024 1:27:42 Type: Cal
Method: SFAM01.1 INSTRUMENT P5 WITH 6 POINT ICAL-2(v49) Mode: IR Corr. Factor: 1.000000
User: Kareem Custom ID1: S04 Custom ID2: Custom ID3:
Comment:

Int. Std.	Y_2243	Y_3600	Y_3710	Y_2243	In2306
Units	Cts/S	Cts/S	Cts/S	Cts/S	Cts/S
Avg	1883.5	24352.	1950.6	1182.1	1598.6
Stddev	2.7	61.	14.3	3.4	.8
%RSD	.14121	.24897	.73117	.28589	.04966
#1	1885.6	24381.	1939.5	1186.0	1599.5
#2	1884.3	24282.	1945.6	1179.8	1598.4
#3	1880.5	24393.	1966.7	1180.6	1598.0

Reviewed By:mohan
On:12/31/2024
11:25:59 PM
Inst Id :P5

Sample Name: S5 Acquired: 12/29/2024 1:31:26 Type: Cal
Method: SFAM01.1 INSTRUMENT P5 WITH 6 POINT ICAL-2(v49) Mode: IR Corr. Factor: 1.000000
User: Kareem Custom ID1: S05 Custom ID2: Custom ID3:
Comment:

Elem	As1890	Tl1908	Pb2203	Se1960	Sb2068	Al3961	Ba4934	Be2348
Units	Cts/S	Cts/S	Cts/S	Cts/S	Cts/S	Cts/S	Cts/S	Cts/S
Avg	1147.4	.77573	17.392	.66411	1.0779	38.035	91.425	10.056
Stddev	1.9	.00166	.023	.00139	.0033	.609	1.415	.190
%RSD	.16983	.21463	.13341	.20959	.31023	1.6010	1.5481	1.8883
#1	1146.2	.77744	17.417	.66453	1.0751	38.736	93.054	10.275
#2	1146.4	.77564	17.389	.66255	1.0769	37.641	90.495	9.9387
#3	1149.7	.77411	17.371	.66523	1.0816	37.728	90.727	9.9548

Elem	Cd2144	Ca3736	Cr2677	Co2286	Cu3247	Fe2598	Mn2576	Mg2790
Units	Cts/S	Cts/S	Cts/S	Cts/S	Cts/S	Cts/S	Cts/S	Cts/S
Avg	21.033	28.469	5.7163	4.8885	5.6944	6.1228	13.618	4.8540
Stddev	.040	.432	.0083	.0086	.0813	.1056	.229	.0823
%RSD	.19025	1.5192	.14538	.17611	1.4274	1.7241	1.6805	1.6948
#1	21.076	28.968	5.7094	4.8980	5.7876	6.2438	13.881	4.9480
#2	21.023	28.212	5.7255	4.8862	5.6568	6.0497	13.463	4.7953
#3	20.998	28.227	5.7139	4.8813	5.6387	6.0748	13.510	4.8186

Elem	Ni2316	Ag3280	Na8183	V_2924	Zn2138	K_7698	P_1774	B_2496
Units	Cts/S	Cts/S	Cts/S	Cts/S	Cts/S	Cts/S	Cts/S	Cts/S
Avg	4.5963	.62443	114.23	.47755	78.403	8.1567	1.0201	9.1869
Stddev	.0124	.00069	1.74	.01117	.507	.1186	.0017	.1625
%RSD	.27067	.10970	1.5194	2.3381	.64638	1.4534	.16685	1.7688
#1	4.6105	.62397	116.18	.49044	78.735	8.2936	1.0217	9.3738
#2	4.5913	.62521	113.68	.47083	78.654	8.0881	1.0202	9.0795
#3	4.5872	.62409	112.84	.47138	77.819	8.0885	1.0183	9.1073

Elem	Mo2020	S_1820	Si2516	Sn1899	Ti3361	Sr4077	Li6707
Units	Cts/S	Cts/S	Cts/S	Cts/S	Cts/S	Cts/S	Cts/S
Avg	5.1322	.38916	14.515	1.4015	4.3385	70.580	11.577
Stddev	.0133	.00104	.275	.0040	.0714	1.437	.190
%RSD	.26003	.26790	1.8922	.28199	1.6461	2.0356	1.6433
#1	5.1242	.39002	14.832	1.4059	4.4200	72.078	11.796
#2	5.1247	.38946	14.353	1.4005	4.2866	70.447	11.460
#3	5.1476	.38800	14.360	1.3982	4.3090	69.214	11.474

Reviewed By:mohan
On:12/31/2024
11:25:59 PM
Inst Id :P5

Sample Name: S5 Acquired: 12/29/2024 1:31:26 Type: Cal
Method: SFAM01.1 INSTRUMENT P5 WITH 6 POINT ICAL-2(v49) Mode: IR Corr. Factor: 1.000000
User: Kareem Custom ID1: S05 Custom ID2: Custom ID3:
Comment:

Int. Std.	Y_2243	Y_3600	Y_3710	Y_2243	In2306
Units	Cts/S	Cts/S	Cts/S	Cts/S	Cts/S
Avg	1761.7	23541.	1903.6	1079.3	1506.9
Stddev	1.2	96.	36.7	8.9	3.6
%RSD	.06686	.40632	1.9301	.82311	.23779
#1	1762.7	23561.	1861.7	1076.1	1504.2
#2	1762.0	23437.	1919.1	1072.4	1505.4
#3	1760.4	23625.	1930.1	1089.3	1510.9

Reviewed By:mohan
On:12/31/2024
11:25:59 PM
Inst Id :P5

Sample Name: S6 Acquired: 12/29/2024 1:35:28 Type: Cal
Method: SFAM01.1 INSTRUMENT P5 WITH 6 POINT ICAL-2(v49) Mode: IR Corr. Factor: 1.000000
User: Kareem Custom ID1: S06 Custom ID2: Custom ID3:
Comment:

Elem	Al3961	Ca3736	Fe2598	Mg2790	Na8183
Units	Cts/S	Cts/S	Cts/S	Cts/S	Cts/S
Avg	95.713	44.162	15.512	7.4582	314.62
Stddev	.392	.209	.072	.0423	.79
%RSD	.40908	.47427	.46164	.56647	.25214
#1	95.719	44.165	15.522	7.4669	314.01
#2	96.101	44.370	15.578	7.4954	315.51
#3	95.318	43.951	15.436	7.4123	314.32

Int. Std.	Y_3710
Units	Cts/S
Avg	1871.0
Stddev	.5
%RSD	.02652
#1	1870.9
#2	1870.5
#3	1871.5

Reviewed By:mohan
On:12/31/2024
11:25:59 PM
Inst Id :P5

Sample Name: ICV004 Acquired: 12/29/2024 1:54:20 Type: Unk
Method: SFAM01.1 INSTRUMENT P5 WITH 6 POINT ICAL-2(v49) Mode: CONC Corr. Factor: 1.000000
User: Kareem Custom ID1: ICV004 Custom ID2: Custom ID3:
Comment:

Elem	As1890	Tl1908	Pb2203	Se1960	Sb2068	Al3961
Units	ppm	ppm	ppm	ppm	ppm	ppm
Avg	1.098885	1.003591	.9734783	1.009322	.9639804	2.403303
Stddev	.005852	.008227	.0025810	.001266	.0042531	.013086
%RSD	.5325039	.8198048	.2651320	.1254604	.4412051	.5445062
#1	1.092139	1.000418	.9739037	1.009370	.9591191	2.409087
#2	1.102592	.997422	.9707111	1.008032	.9658071	2.388322
#3	1.101923	1.012933	.9758202	1.010563	.9670150	2.412501

Elem	Ba4934	Be2348	Cd2144	Ca3736	Cr2677	Co2286
Units	ppm	ppm	ppm	ppm	ppm	ppm
Avg	.5122599	.5196395	.5026764	10.27296	.5434993	.5089894
Stddev	.0016213	.0008888	.0012486	.04958	.0004497	.0014306
%RSD	.3165091	.1710382	.2483804	.4826046	.0827374	.2810703
#1	.5104314	.5188555	.5015247	10.22950	.5430065	.5075325
#2	.5128257	.5194580	.5025013	10.32696	.5438873	.5090434
#3	.5135225	.5206050	.5040033	10.26241	.5436043	.5103922

Elem	Cu3247	Fe2598	Mn2576	Mg2790	Ni2316	Ag3280
Units	ppm	ppm	ppm	ppm	ppm	ppm
Avg	.4868060	10.45946	.5173931	6.003799	.5120696	.2432002
Stddev	.0046707	.04868	.0025847	.044921	.0020766	.0004320
%RSD	.9594613	.4654409	.4995641	.7482155	.4055243	.1776279
#1	.4888287	10.40346	.5144764	6.033757	.5100618	.2430756
#2	.4814648	10.49170	.5193996	6.025492	.5119384	.2436808
#3	.4901244	10.48323	.5183032	5.952148	.5142087	.2428441

Elem	Na8183	V_2924	Zn2138	K_7698	P_1774	B_2496
Units	ppm	ppm	ppm	ppm	ppm	ppm
Avg	9.458800	.5080237	.9786025	9.066799	F .0023521	F .0048546
Stddev	.031423	.0155939	.0048954	.081798	.0012275	.0028686
%RSD	.3322088	3.069531	.5002418	.9021738	52.18773	59.08946
#1	9.423760	.5259446	.9815022	9.161252	.0030435	.0069267
#2	9.468161	.5005806	.9813548	9.019357	.0030778	.0015806
#3	9.484478	.4975460	.9729504	9.019789	.0009348	.0060565

Reviewed By:mohan
On:12/31/2024
11:25:59 PM
Inst Id :P5

Sample Name: ICV004 Acquired: 12/29/2024 1:54:20 Type: Unk
Method: SFAM01.1 INSTRUMENT P5 WITH 6 POINT ICAL-2(v49) Mode: CONC Corr. Factor: 1.000000
User: Kareem Custom ID1: ICV004 Custom ID2: Custom ID3:
Comment:

Elem	Mo2020	S_1820	Si2516	Sn1899	Ti3361	Sr4077
Units	ppm	ppm	ppm	ppm	ppm	ppm
Avg	F .0009572	F .0090615	F .0004874	F .0013679	F .0003981	F -.009259
Stddev	.0002041	.0033864	.0011532	.0003719	.0008774	.000343
%RSD	21.32138	37.37126	236.6251	27.19030	220.4138	3.704210
#1	.0007297	.0099955	.0003297	.0009421	-.000496	-.009040
#2	.0010176	.0118828	.0017113	.0015323	.001258	-.009082
#3	.0011243	.0053061	-.000579	.0016293	.000433	-.009654

Elem	Li6707
Units	ppm
Avg	F .0078623
Stddev	.0029066
%RSD	36.96823
#1	.0112183
#2	.0061482
#3	.0062204

Int. Std.	Y_2243	Y_3600	Y_3710	Y_2243	In2306
Units	Cts/S	Cts/S	Cts/S	Cts/S	Cts/S
Avg	2102.323	26445.87	1985.334	1342.619	1887.452
Stddev	1.082	34.11	9.464	3.610	.332
%RSD	.0514530	.1289719	.4767162	.2688908	.0175814
#1	2101.099	26479.63	1993.699	1341.502	1887.263
#2	2102.719	26446.55	1987.241	1339.699	1887.257
#3	2103.150	26411.43	1975.061	1346.656	1887.835

Reviewed By:mohan
On:12/31/2024
11:25:59 PM
Inst Id :P5

Sample Name: ICB004 Acquired: 12/29/2024 1:58:17 Type: Unk
Method: SFAM01.1 INSTRUMENT P5 WITH 6 POINT ICAL-2(v49) Mode: CONC Corr. Factor: 1.000000
User: Kareem Custom ID1: ICB004 Custom ID2: Custom ID3:
Comment:

Elem	As1890	Tl1908	Pb2203	Se1960	Sb2068	Al3961	Ba4934
Units	ppm	ppm	ppm	ppm	ppm	ppm	ppm
Avg	-.000230	.0006604	.0001994	.0008052	-.000675	.0008452	-.001250
Stddev	.002840	.0013343	.0011193	.0031475	.000674	.0233225	.001723
%RSD	1233.084	202.0263	561.3142	390.8873	99.77258	2759.285	137.8507
#1	-.003102	.0018992	.0014729	.0044392	-.001330	-.006077	.000518
#2	.002578	-.000752	-.000629	-.000963	-.000713	.026845	-.002923
#3	-.000167	.000834	-.000246	-.001060	.000016	-.018233	-.001344

Elem	Be2348	Cd2144	Ca3736	Cr2677	Co2286	Cu3247	Fe2598
Units	ppm	ppm	ppm	ppm	ppm	ppm	ppm
Avg	-.000087	.0001137	.0273715	.0011604	.0003847	-.005304	.0128153
Stddev	.000007	.0000228	.0640886	.0009448	.0003721	.004668	.0214279
%RSD	8.423154	20.08205	234.1436	81.42155	96.74403	88.02114	167.2061
#1	-.000079	.0001107	.0727456	.0003029	.0000042	-.004484	.0284049
#2	-.000091	.0001380	-.045944	.0021733	.0007478	-.001099	.0216600
#3	-.000092	.0000926	.055313	.0010052	.0004020	-.010328	-.011619

Elem	Mn2576	Mg2790	Ni2316	Ag3280	Na8183	V_2924	Zn2138
Units	ppm	ppm	ppm	ppm	ppm	ppm	ppm
Avg	.0003813	.0229955	.0004191	-.000081	.0592061	-.008701	.0000101
Stddev	.0005487	.0055358	.0000573	.000788	.0194104	.005823	.0004367
%RSD	143.8905	24.07360	13.68091	972.0907	32.78444	66.92727	4321.374
#1	.0002040	.0270275	.0003536	.000040	.0654087	-.004287	-.000419
#2	-.000057	.0166838	.0004603	-.000922	.0374525	-.015301	-.000004
#3	.000997	.0252752	.0004434	.000639	.0747572	-.006515	.000454

Elem	K_7698	P_1774	B_2496	Mo2020	S_1820	Si2516	Sn1899
Units	ppm	ppm	ppm	ppm	ppm	ppm	ppm
Avg	.1357920	.0027407	.0013612	.0007353	-.000764	-.000488	-.000325
Stddev	.1884484	.0023609	.0036552	.0004355	.002046	.000459	.001231
%RSD	138.7772	86.14159	268.5292	59.22481	267.7613	93.93665	379.1307
#1	.2586942	.0032332	.0046431	.0011907	.001576	-.000614	.000768
#2	-.081171	.0001724	-.002578	.0003228	-.002218	.000020	-.000083
#3	.229853	.0048166	.002019	.0006925	-.001651	-.000872	-.001659

Reviewed By:mohan
On:12/31/2024
11:25:59 PM
Inst Id :P5

Sample Name: ICB004 Acquired: 12/29/2024 1:58:17 Type: Unk
Method: SFAM01.1 INSTRUMENT P5 WITH 6 POINT ICAL-2(v49) Mode: CONC Corr. Factor: 1.000000
User: Kareem Custom ID1: ICB004 Custom ID2: Custom ID3:
Comment:

Elem	Ti3361	Sr4077	Li6707
Units	ppm	ppm	ppm
Avg	.0020958	.0002520	.0057479
Stddev	.0020294	.0001810	.0038260
%RSD	96.83233	71.83588	66.56335
#1	.0036052	.0002624	.0013302
#2	.0028933	.0004275	.0079925
#3	-.000211	.0000660	.0079211

Int. Std.	Y_2243	Y_3600	Y_3710	Y_2243	In2306
Units	Cts/S	Cts/S	Cts/S	Cts/S	Cts/S
Avg	2075.476	26009.49	1950.265	1317.034	1872.394
Stddev	4.698	46.37	26.768	3.106	1.720
%RSD	.2263563	.1782834	1.372534	.2358650	.0918862
#1	2070.784	26060.51	1953.087	1314.724	1872.862
#2	2075.464	25969.90	1975.510	1315.812	1870.488
#3	2080.180	25998.06	1922.198	1320.565	1873.833

Reviewed By:mohan
On:12/31/2024
11:25:59 PM
Inst Id :P5

Sample Name: ICSA004 Acquired: 12/29/2024 2:02:23 Type: Unk
Method: SFAM01.1 INSTRUMENT P5 WITH 6 POINT ICAL-2(v49) Mode: CONC Corr. Factor: 1.000000
User: Kareem Custom ID1: ICSA004 Custom ID2: Custom ID3:
Comment:

Elem	As1890	Tl1908	Pb2203	Se1960	Sb2068	Al3961
Units	ppm	ppm	ppm	ppm	ppm	ppm
Avg	.0020400	-.016230	-.007998	.0209043	-.004613	243.6935
Stddev	.0035318	.003847	.000636	.0104193	.006383	.2577
%RSD	173.1269	23.70195	7.947183	49.84303	138.3692	.1057617
#1	-.002016	-.014336	-.008481	.0194453	.001386	243.8923
#2	.004439	-.013698	-.008235	.0112913	-.011320	243.7859
#3	.003697	-.020657	-.007278	.0319762	-.003905	243.4023

Elem	Ba4934	Be2348	Cd2144	Ca3736	Cr2677	Co2286
Units	ppm	ppm	ppm	ppm	ppm	ppm
Avg	.0035555	.0045441	.0008689	248.9655	.0516854	.0053239
Stddev	.0005994	.0002461	.0001151	.4477	.0006116	.0003541
%RSD	16.85929	5.415423	13.24390	.1798238	1.183332	6.650519
#1	.0041802	.0043126	.0009744	249.4825	.0517059	.0051298
#2	.0029850	.0045172	.0007462	248.7049	.0522865	.0057326
#3	.0035014	.0048026	.0008861	248.7092	.0510638	.0051094

Elem	Cu3247	Fe2598	Mn2576	Mg2790	Ni2316	Ag3280
Units	ppm	ppm	ppm	ppm	ppm	ppm
Avg	-.014790	103.1241	.0092838	261.4306	.0030770	.0007914
Stddev	.011698	.3453	.0008058	.3216	.0003618	.0008031
%RSD	79.09024	.3348273	8.680131	.1230092	11.75840	101.4814
#1	-.015725	103.0157	.0092739	261.0803	.0026610	.0017110
#2	-.002653	102.8460	.0100946	261.4989	.0032507	.0002282
#3	-.025992	103.5105	.0084830	261.7125	.0033191	.0004349

Elem	Na8183	V_2924	Zn2138	K_7698	P_1774	B_2496
Units	ppm	ppm	ppm	ppm	ppm	ppm
Avg	.1283626	.0124767	-.034618	-.252869	.0004366	F .0263406
Stddev	.0159392	.0089585	.000327	.092468	.0019205	.0011242
%RSD	12.41734	71.80212	.9451123	36.56753	439.9329	4.268098
#1	.1146006	.0227984	-.034462	-.299712	.0014115	.0275537
#2	.1458273	.0079081	-.034397	-.146353	.0016740	.0261341
#3	.1246599	.0067234	-.034994	-.312541	-.001776	.0253339

Reviewed By:mohan
On:12/31/2024
11:25:59 PM
Inst Id :P5

Sample Name: ICSA004 Acquired: 12/29/2024 2:02:23 Type: Unk
Method: SFAM01.1 INSTRUMENT P5 WITH 6 POINT ICAL-2(v49) Mode: CONC Corr. Factor: 1.000000
User: Kareem Custom ID1: ICSA004 Custom ID2: Custom ID3:
Comment:

Elem	Mo2020	S_1820	Si2516	Sn1899	Ti3361	Sr4077
Units	ppm	ppm	ppm	ppm	ppm	ppm
Avg	.0018990	.0113739	-.003332	F .0115438	.0027027	.0003317
Stddev	.0005765	.0011394	.000168	.0030977	.0009712	.0008366
%RSD	30.36046	10.01807	5.028410	26.83406	35.93411	252.1954
#1	.0021321	.0114779	-.003348	.0089960	.0017052	.0008485
#2	.0012424	.0101860	-.003491	.0149919	.0027576	.0007801
#3	.0023225	.0124578	-.003157	.0106436	.0036453	-.000633

Elem	Li6707
Units	ppm
Avg	.0142620
Stddev	.0015282
%RSD	10.71499
#1	.0125000
#2	.0152261
#3	.0150599

Int. Std.	Y_2243	Y_3600	Y_3710	Y_2243	In2306
Units	Cts/S	Cts/S	Cts/S	Cts/S	Cts/S
Avg	1974.478	24733.18	1924.499	1262.417	1673.965
Stddev	3.007	110.34	4.143	10.032	3.043
%RSD	.1522877	.4461299	.2152954	.7946960	.1817705
#1	1974.062	24606.41	1919.834	1251.399	1677.241
#2	1977.671	24807.68	1925.909	1264.828	1673.426
#3	1971.701	24785.44	1927.753	1271.025	1671.227

Reviewed By:mohan
On:12/31/2024
11:25:59 PM
Inst Id :P5

Sample Name: ICSAB004 Acquired: 12/29/2024 2:06:25 Type: Unk
Method: SFAM01.1 INSTRUMENT P5 WITH 6 POINT ICAL-2(v49) Mode: CONC Corr. Factor: 1.000000
User: Kareem Custom ID1: ICSAB004 Custom ID2: Custom ID3:
Comment:

Elem	As1890	Tl1908	Pb2203	Se1960	Sb2068	Al3961
Units	ppm	ppm	ppm	ppm	ppm	ppm
Avg	.1118776	.0902661	.0454975	.0671178	.6258105	241.7928
Stddev	.0027533	.0080685	.0011954	.0156508	.0039188	.1671
%RSD	2.460966	8.938586	2.627335	23.31846	.6262033	.0691190
#1	.1149922	.0993057	.0468375	.0654370	.6292711	241.8254
#2	.1108724	.0837930	.0445409	.0835411	.6215552	241.6118
#3	.1097681	.0876996	.0451139	.0523751	.6266052	241.9412

Elem	Ba4934	Be2348	Cd2144	Ca3736	Cr2677	Co2286
Units	ppm	ppm	ppm	ppm	ppm	ppm
Avg	.5620740	.5698206	1.087140	246.4959	.6230870	.5447231
Stddev	.0025663	.0025451	.001308	.3235	.0024054	.0018359
%RSD	.4565821	.4466581	.1203552	.1312490	.3860538	.3370374
#1	.5609856	.5681219	1.086819	246.7250	.6205242	.5455640
#2	.5650052	.5727469	1.086022	246.6371	.6234407	.5426173
#3	.5602313	.5685930	1.088580	246.1258	.6252960	.5459879

Elem	Cu3247	Fe2598	Mn2576	Mg2790	Ni2316	Ag3280
Units	ppm	ppm	ppm	ppm	ppm	ppm
Avg	.4882767	102.5813	.5603140	259.8846	1.080984	.2179611
Stddev	.0181526	.1212	.0014494	.9389	.001274	.0014534
%RSD	3.717698	.1181418	.2586804	.3612915	.1178463	.6668052
#1	.5078297	102.7210	.5619657	260.9668	1.081740	.2163477
#2	.4719596	102.5043	.5592544	259.2859	1.079513	.2183680
#3	.4850409	102.5185	.5597218	259.4012	1.081698	.2191678

Elem	Na8183	V_2924	Zn2138	K_7698	P_1774	B_2496
Units	ppm	ppm	ppm	ppm	ppm	ppm
Avg	.1163312	.5504531	1.042323	-.498539	.0006253	F .0264078
Stddev	.0297385	.0082175	.003599	.203992	.0055238	.0007416
%RSD	25.56360	1.492860	.3453101	40.91805	883.3752	2.808309
#1	.1384750	.5426655	1.040507	-.560669	.0007880	.0266951
#2	.1279886	.5590418	1.046469	-.664242	.0060659	.0255656
#3	.0825302	.5496521	1.039994	-.270705	-.004978	.0269629

Reviewed By:mohan
On:12/31/2024
11:25:59 PM
Inst Id :P5

Sample Name: ICSAB004 Acquired: 12/29/2024 2:06:25 Type: Unk
Method: SFAM01.1 INSTRUMENT P5 WITH 6 POINT ICAL-2(v49) Mode: CONC Corr. Factor: 1.000000
User: Kareem Custom ID1: ICSAB004 Custom ID2: Custom ID3:
Comment:

Elem	Mo2020	S_1820	Si2516	Sn1899	Ti3361	Sr4077
Units	ppm	ppm	ppm	ppm	ppm	ppm
Avg	.0010875	.0221817	-.000917	F .0105060	-.003374	-.000398
Stddev	.0011451	.0026426	.001279	.0030422	.005351	.000730
%RSD	105.3022	11.91350	139.5579	28.95707	158.6099	183.5243
#1	.0021298	.0227342	-.000002	.0123220	-.008939	-.001218
#2	.0012709	.0193065	-.000369	.0069938	-.002917	.000182
#3	-.000138	.0245043	-.002379	.0122022	.001734	-.000158

Elem	Li6707
Units	ppm
Avg	.0070975
Stddev	.0037647
%RSD	53.04287
#1	.0031845
#2	.0106939
#3	.0074142

Int. Std.	Y_2243	Y_3600	Y_3710	Y_2243	In2306
Units	Cts/S	Cts/S	Cts/S	Cts/S	Cts/S
Avg	1987.087	25013.61	1944.798	1271.857	1683.903
Stddev	3.367	120.94	1.297	3.867	2.833
%RSD	.1694210	.4834908	.0667023	.3040578	.1682220
#1	1990.056	25059.00	1946.293	1272.457	1685.564
#2	1987.774	25105.29	1943.970	1275.390	1685.513
#3	1983.429	24876.55	1944.132	1267.725	1680.632

Reviewed By:mohan
On:12/31/2024
11:25:59 PM
Inst Id :P5

Sample Name: CCV033 Acquired: 12/29/2024 2:10:19 Type: Unk
Method: SFAM01.1 INSTRUMENT P5 WITH 6 POINT ICAL-2(v49) Mode: CONC Corr. Factor: 1.000000
User: Kareem Custom ID1: CCV033 Custom ID2: Custom ID3:
Comment:

Elem	As1890	Tl1908	Pb2203	Se1960	Sb2068	Al3961	Ba4934
Units	ppm	ppm	ppm	ppm	ppm	ppm	ppm
Avg	5.072976	4.786423	24.55027	5.011241	4.932659	398.6572	9.922427
Stddev	.007198	.004474	.00843	.014093	.009689	3.7633	.108083
%RSD	.1418799	.0934635	.0343494	.2812332	.1964209	.9439933	1.089280
#1	5.080031	4.791511	24.55657	5.001586	4.924731	400.2453	9.970314
#2	5.073254	4.784652	24.54069	5.027414	4.929786	394.3602	9.798674
#3	5.065644	4.783106	24.55354	5.004725	4.943459	401.3661	9.998294

Elem	Be2348	Cd2144	Ca3736	Cr2677	Co2286	Cu3247	Fe2598
Units	ppm	ppm	ppm	ppm	ppm	ppm	ppm
Avg	.5123268	2.475789	398.8472	15.59437	2.387948	14.62614	404.8100
Stddev	.0060724	.001351	3.6243	.45867	.000692	.10301	3.1735
%RSD	1.185262	.0545657	.9086938	2.941246	.0289640	.7042882	.7839360
#1	.5193364	2.476113	400.8080	15.22180	2.388292	14.64650	406.1086
#2	.5089758	2.474305	394.6650	16.10664	2.388400	14.51447	401.1932
#3	.5086682	2.476948	401.0687	15.45465	2.387151	14.71745	407.1281

Elem	Mn2576	Mg2790	Ni2316	Ag3280	Na8183	V_2924	Zn2138
Units	ppm	ppm	ppm	ppm	ppm	ppm	ppm
Avg	14.59925	399.7624	2.487871	1.282914	413.6465	2.465894	15.03623
Stddev	.14163	3.9731	.001312	.034682	3.8259	.024389	.46576
%RSD	.9701104	.9938543	.0527185	2.703403	.9249147	.9890461	3.097586
#1	14.67007	401.6970	2.489365	1.255058	417.2888	2.474441	14.62736
#2	14.43619	395.1926	2.487334	1.321759	409.6602	2.438382	15.54324
#3	14.69151	402.3976	2.486913	1.271923	413.9904	2.484859	14.93808

Elem	K_7698	P_1774	B_2496	Mo2020	S_1820	Si2516	Sn1899
Units	ppm	ppm	ppm	ppm	ppm	ppm	ppm
Avg	150.0521	4.964559	4.932342	4.924602	5.014034	4.849377	4.998613
Stddev	1.9241	.004830	.044727	.008284	.010835	.055390	.003551
%RSD	1.282317	.0972845	.9068076	.1682156	.2160973	1.142218	.0710325
#1	150.9262	4.970128	4.980959	4.917042	5.002401	4.908557	4.999739
#2	147.8461	4.961504	4.923126	4.933458	5.015860	4.840796	5.001465
#3	151.3841	4.962047	4.892942	4.923305	5.023839	4.798778	4.994636

Reviewed By:mohan
On:12/31/2024
11:25:59 PM
Inst Id :P5

Sample Name: CCV033 Acquired: 12/29/2024 2:10:19 Type: Unk
Method: SFAM01.1 INSTRUMENT P5 WITH 6 POINT ICAL-2(v49) Mode: CONC Corr. Factor: 1.000000
User: Kareem Custom ID1: CCV033 Custom ID2: Custom ID3:
Comment:

Elem	Ti3361	Sr4077	Li6707
Units	ppm	ppm	ppm
Avg	4.955065	4.612590	5.034153
Stddev	.049824	.039949	.058735
%RSD	1.005518	.8660783	1.166721
#1	4.986758	4.628979	5.060555
#2	4.897636	4.567053	4.966851
#3	4.980800	4.641737	5.075054

Int. Std.	Y_2243	Y_3600	Y_3710	Y_2243	In2306
Units	Cts/S	Cts/S	Cts/S	Cts/S	Cts/S
Avg	1835.412	23342.78	1906.191	1136.801	1548.289
Stddev	3.954	658.80	19.124	36.467	2.625
%RSD	.2154454	2.822268	1.003272	3.207898	.1695243
#1	1839.953	23911.46	1884.166	1169.887	1550.275
#2	1833.551	22620.87	1918.581	1097.700	1549.280
#3	1832.732	23496.00	1915.828	1142.814	1545.314

Reviewed By:mohan
On:12/31/2024
11:25:59 PM
Inst Id :P5

Sample Name: CCB033 Acquired: 12/29/2024 2:14:09 Type: Unk
Method: SFAM01.1 INSTRUMENT P5 WITH 6 POINT ICAL-2(v49) Mode: CONC Corr. Factor: 1.000000
User: Kareem Custom ID1: CCB033 Custom ID2: Custom ID3:
Comment:

Elem	As1890	Tl1908	Pb2203	Se1960	Sb2068	Al3961
Units	ppm	ppm	ppm	ppm	ppm	ppm
Avg	-.002973	-.000043	.0033779	-.000950	-.003358	-.027518
Stddev	.002013	.004577	.0012894	.005534	.002279	.028885
%RSD	67.70574	10764.56	38.17220	582.7386	67.88599	104.9696
#1	-.005142	.003730	.0019360	-.006934	-.003062	-.060685
#2	-.002614	.001276	.0044202	.003982	-.005771	-.007883
#3	-.001164	-.005133	.0037776	.000104	-.001241	-.013985

Elem	Ba4934	Be2348	Cd2144	Ca3736	Cr2677	Co2286
Units	ppm	ppm	ppm	ppm	ppm	ppm
Avg	-.001103	-.000017	.0000656	.0070440	.0005421	.0000038
Stddev	.001764	.000046	.0000955	.0061972	.0003477	.0005951
%RSD	159.8847	278.6767	145.5898	87.97833	64.13194	15862.33
#1	-.001344	.000036	-.000039	.0136483	.0002006	-.000456
#2	-.002735	-.000048	.000087	.0013559	.0005300	.000676
#3	.000769	-.000039	.000148	.0061277	.0008956	-.000209

Elem	Cu3247	Fe2598	Mn2576	Mg2790	Ni2316	Ag3280
Units	ppm	ppm	ppm	ppm	ppm	ppm
Avg	-.000212	.0260694	.0002083	-.059989	.0001182	-.000117
Stddev	.004010	.0210888	.0004465	.081109	.0002010	.000900
%RSD	1892.214	80.89489	214.3174	135.2076	170.0017	767.1565
#1	.003957	.0415334	-.000062	-.102679	.0001214	-.000575
#2	-.000552	.0020467	.000724	-.110837	.0003176	-.000695
#3	-.004041	.0346281	-.000037	.033550	-.000084	.000919

Elem	Na8183	V_2924	Zn2138	K_7698	P_1774	B_2496
Units	ppm	ppm	ppm	ppm	ppm	ppm
Avg	.0796504	-.003692	.0020285	.3251604	.0006514	.0110715
Stddev	.0406265	.016949	.0001238	.1335230	.0010860	.0026845
%RSD	51.00609	459.0789	6.104394	41.06374	166.7222	24.24691
#1	.0330594	-.021336	.0021456	.2827759	.0017868	.0119931
#2	.0982046	-.002203	.0020411	.2179740	-.000377	.0131738
#3	.1076871	.012463	.0018989	.4747312	.000545	.0080476

Reviewed By:mohan
On:12/31/2024
11:25:59 PM
Inst Id :P5

Sample Name: CCB033 Acquired: 12/29/2024 2:14:09 Type: Unk
Method: SFAM01.1 INSTRUMENT P5 WITH 6 POINT ICAL-2(v49) Mode: CONC Corr. Factor: 1.000000
User: Kareem Custom ID1: CCB033 Custom ID2: Custom ID3:
Comment:

Elem	Mo2020	S_1820	Si2516	Sn1899	Ti3361	Sr4077
Units	ppm	ppm	ppm	ppm	ppm	ppm
Avg	.0007256	.0063367	-.000421	-.000143	.0004941	.0000533
Stddev	.0003076	.0020552	.000107	.001280	.0021983	.0001638
%RSD	42.38430	32.43310	25.54548	898.3593	444.9540	307.3666
#1	.0003710	.0086888	-.000308	-.001149	.0027922	-.000135
#2	.0009198	.0054338	-.000433	-.000577	-.001589	.000137
#3	.0008861	.0048875	-.000522	.001299	.000278	.000158

Elem	Li6707
Units	ppm
Avg	F .0168108
Stddev	.0058634
%RSD	34.87900
#1	.0100621
#2	.0206550
#3	.0197154

Int. Std.	Y_2243	Y_3600	Y_3710	Y_2243	In2306
Units	Cts/S	Cts/S	Cts/S	Cts/S	Cts/S
Avg	2077.598	26049.45	1938.825	1322.321	1875.729
Stddev	2.812	160.35	5.894	12.027	6.632
%RSD	.1353390	.6155609	.3040215	.9095623	.3535942
#1	2075.335	26204.64	1942.574	1332.860	1868.965
#2	2080.746	26059.33	1941.870	1324.885	1882.222
#3	2076.713	25884.40	1932.031	1309.218	1876.001

Reviewed By:mohan
On:12/31/2024
11:25:59 PM
Inst Id :P5

Sample Name: PB165360BL Acquired: 12/29/2024 2:18:16 Type: Unk
Method: SFAM01.1 INSTRUMENT P5 WITH 6 POINT ICAL-2(v49) Mode: CONC Corr. Factor: 1.000000
User: Kareem Custom ID1: PBS360 Custom ID2: Custom ID3:
Comment:

Elem	As1890	Tl1908	Pb2203	Se1960	Sb2068	Al3961	Ba4934
Units	ppm	ppm	ppm	ppm	ppm	ppm	ppm
Avg	-.005241	-.001248	-.000869	-.003772	-.002100	-.002027	-.001856
Stddev	.000808	.001027	.001396	.001515	.001700	.004813	.001140
%RSD	15.41545	82.24935	160.7296	40.17358	80.96838	237.3929	61.41491
#1	-.005610	-.002274	.000272	-.002257	-.003990	.002238	-.003163
#2	-.005799	-.000221	-.000452	-.003771	-.000696	-.007245	-.001069
#3	-.004315	-.001249	-.002425	-.005288	-.001613	-.001075	-.001335

Elem	Be2348	Cd2144	Ca3736	Cr2677	Co2286	Cu3247	Fe2598
Units	ppm	ppm	ppm	ppm	ppm	ppm	ppm
Avg	-.000104	-.000055	.0066567	-.000137	.0000236	-.007154	-.016769
Stddev	.000103	.000038	.0354285	.000610	.0006984	.007622	.022151
%RSD	98.75488	69.38875	532.2232	443.9157	2960.713	106.5411	132.0925
#1	-.000214	-.000025	.0014482	-.000710	-.000018	-.007030	.007422
#2	-.000012	-.000098	-.025879	.000503	.000742	.000405	-.036058
#3	-.000086	-.000041	.044401	-.000205	-.000653	-.014837	-.021670

Elem	Mn2576	Mg2790	Ni2316	Ag3280	Na8183	V_2924	Zn2138
Units	ppm	ppm	ppm	ppm	ppm	ppm	ppm
Avg	-.001589	-.062669	-.000408	-.000090	.0175610	-.001841	-.000553
Stddev	.002629	.094345	.000536	.001006	.0206390	.003610	.000279
%RSD	165.4568	150.5453	131.3821	1121.706	117.5271	196.1125	50.35113
#1	-.000250	-.133940	-.000173	.000027	.0383474	-.006006	-.000252
#2	.000101	.044320	-.000030	-.001149	.0172630	.000087	-.000606
#3	-.004618	-.098385	-.001021	.000853	-.002927	.000396	-.000802

Elem	K_7698	P_1774	B_2496	Mo2020	S_1820	Si2516	Sn1899
Units	ppm	ppm	ppm	ppm	ppm	ppm	ppm
Avg	.2015665	.0007209	.0027185	.0001266	.0048630	-.000627	-.001338
Stddev	.0199533	.0022907	.0019249	.0002336	.0039291	.001022	.002257
%RSD	9.899136	317.7670	70.80650	184.5673	80.79595	163.1540	168.7781
#1	.2062354	.0013173	.0008926	.0001521	.0005800	.000301	-.002382
#2	.2187714	.0026545	.0025338	-.000119	.0057084	-.000458	.001253
#3	.1796927	-.001809	.0047291	.000346	.0083006	-.001723	-.002883

Reviewed By:mohan
On:12/31/2024
11:25:59 PM
Inst Id :P5

Sample Name: PB165360BL Acquired: 12/29/2024 2:18:16 Type: Unk
Method: SFAM01.1 INSTRUMENT P5 WITH 6 POINT ICAL-2(v49) Mode: CONC Corr. Factor: 1.000000
User: Kareem Custom ID1: PBS360 Custom ID2: Custom ID3:
Comment:

Elem	Ti3361	Sr4077	Li6707
Units	ppm	ppm	ppm
Avg	.0006477	-.000100	.0077230
Stddev	.0015952	.000335	.0056340
%RSD	246.2955	336.2041	72.95135
#1	.0001158	-.000431	.0118855
#2	.0024409	.000238	.0013119
#3	-.000614	-.000106	.0099717

Int. Std.	Y_2243	Y_3600	Y_3710	Y_2243	In2306
Units	Cts/S	Cts/S	Cts/S	Cts/S	Cts/S
Avg	2063.786	26166.07	1904.238	1327.918	1860.055
Stddev	1.835	63.50	9.839	.429	2.400
%RSD	.0889205	.2426690	.5166818	.0323412	.1290551
#1	2065.616	26150.11	1911.978	1327.573	1857.953
#2	2061.946	26236.03	1907.572	1327.782	1859.542
#3	2063.796	26112.08	1893.166	1328.399	1862.671

Reviewed By:mohan
On:12/31/2024
11:25:59 PM
Inst Id :P5

Sample Name: PB165360BS Acquired: 12/29/2024 2:22:22 Type: Unk
Method: SFAM01.1 INSTRUMENT P5 WITH 6 POINT ICAL-2(v49) Mode: CONC Corr. Factor: 1.000000
User: Kareem Custom ID1: LCS360 Custom ID2: Custom ID3:
Comment:

Elem	As1890	Tl1908	Pb2203	Se1960	Sb2068	Al3961
Units	ppm	ppm	ppm	ppm	ppm	ppm
Avg	.0145751	.0497997	.0185250	.0653098	.1089777	.3747955
Stddev	.0009952	.0020420	.0013385	.0046672	.0025873	.0131998
%RSD	6.828264	4.100488	7.225147	7.146201	2.374141	3.521865
#1	.0135393	.0516889	.0174355	.0698000	.1087731	.3898345
#2	.0146621	.0476332	.0181204	.0656457	.1064988	.3694223
#3	.0155240	.0500772	.0200190	.0604838	.1116612	.3651298

Elem	Ba4934	Be2348	Cd2144	Ca3736	Cr2677	Co2286
Units	ppm	ppm	ppm	ppm	ppm	ppm
Avg	.3937035	.0102966	.0096126	9.791184	.0207404	.1041248
Stddev	.0023972	.0002049	.0001625	.064039	.0007391	.0009754
%RSD	.6088960	1.989937	1.690460	.6540485	3.563456	.9367670
#1	.3909467	.0100745	.0097088	9.717357	.0212203	.1039394
#2	.3948654	.0104783	.0094249	9.824472	.0198893	.1032554
#3	.3952984	.0103369	.0097040	9.831724	.0211116	.1051796

Elem	Cu3247	Fe2598	Mn2576	Mg2790	Ni2316	Ag3280
Units	ppm	ppm	ppm	ppm	ppm	ppm
Avg	.0540259	.2086816	.0291732	10.03812	.0776117	.0187700
Stddev	.0026747	.0136440	.0006749	.09577	.0006911	.0010626
%RSD	4.950806	6.538209	2.313275	.9541110	.8904408	5.661300
#1	.0559897	.2147821	.0286865	10.02472	.0775746	.0175926
#2	.0551085	.1930516	.0299436	10.13989	.0769399	.0190597
#3	.0509796	.2182109	.0288894	9.94975	.0783206	.0196578

Elem	Na8183	V_2924	Zn2138	K_7698	P_1774	B_2496
Units	ppm	ppm	ppm	ppm	ppm	ppm
Avg	7.212712	.0981009	.1200436	9.557450	.0191221	F .0016193
Stddev	.024134	.0054117	.0007698	.104179	.0013702	.0024093
%RSD	.3346098	5.516465	.6412328	1.090027	7.165282	148.7872
#1	7.189446	.0921922	.1191939	9.546916	.0175674	.0009714
#2	7.211059	.0992942	.1206944	9.458938	.0196456	.0042864
#3	7.237630	.1028164	.1202425	9.666495	.0201534	-.000400

Reviewed By:mohan
On:12/31/2024
11:25:59 PM
Inst Id :P5

Sample Name: PB165360BS Acquired: 12/29/2024 2:22:22 Type: Unk
Method: SFAM01.1 INSTRUMENT P5 WITH 6 POINT ICAL-2(v49) Mode: CONC Corr. Factor: 1.000000
User: Kareem Custom ID1: LCS360 Custom ID2: Custom ID3:
Comment:

Elem	Mo2020	S_1820	Si2516	Sn1899	Ti3361	Sr4077
Units	ppm	ppm	ppm	ppm	ppm	ppm
Avg	.0206363	.1828277	F .4861489	.0123154	.2012396	.1971406
Stddev	.0001277	.0041561	.0034182	.0017256	.0023821	.0020483
%RSD	.6189947	2.273235	.7031274	14.01152	1.183700	1.039001
#1	.0206933	.1833404	.4840016	.0115546	.1985174	.1950238
#2	.0204900	.1784390	.4900907	.0142906	.2022596	.1991127
#3	.0207256	.1867036	.4843544	.0111009	.2029419	.1972854

Elem	Li6707
Units	ppm
Avg	F .0394626
Stddev	.0033208
%RSD	8.415051
#1	.0358686
#2	.0424172
#3	.0401019

Int. Std.	Y_2243	Y_3600	Y_3710	Y_2243	In2306
Units	Cts/S	Cts/S	Cts/S	Cts/S	Cts/S
Avg	2080.056	26242.29	1940.563	1332.759	1875.171
Stddev	12.224	24.52	4.747	3.610	10.575
%RSD	.5876667	.0934393	.2446122	.2708337	.5639542
#1	2086.585	26246.65	1944.108	1334.948	1880.200
#2	2087.628	26215.88	1935.170	1328.593	1882.293
#3	2065.954	26264.34	1942.410	1334.736	1863.020

Reviewed By:mohan
On:12/31/2024
11:25:59 PM
Inst Id :P5

Sample Name: PB165369BL Acquired: 12/29/2024 2:26:28 Type: Unk
Method: SFAM01.1 INSTRUMENT P5 WITH 6 POINT ICAL-2(v49) Mode: CONC Corr. Factor: 1.000000
User: Kareem Custom ID1: PBS369 Custom ID2: Custom ID3:
Comment:

Elem	As1890	Tl1908	Pb2203	Se1960	Sb2068	Al3961	Ba4934
Units	ppm	ppm	ppm	ppm	ppm	ppm	ppm
Avg	-.001262	-.000662	-.001368	-.001814	-.004068	-.017166	-.001392
Stddev	.003409	.004643	.000830	.001283	.003416	.008890	.000880
%RSD	270.0979	701.5597	60.64564	70.74215	83.98321	51.79076	63.17868
#1	.000966	.004681	-.000519	-.002075	-.007357	-.022712	-.002020
#2	.000434	-.003715	-.002176	-.000420	-.004310	-.006911	-.001770
#3	-.005187	-.002952	-.001408	-.002945	-.000537	-.021874	-.000387

Elem	Be2348	Cd2144	Ca3736	Cr2677	Co2286	Cu3247	Fe2598
Units	ppm	ppm	ppm	ppm	ppm	ppm	ppm
Avg	-.000021	-.000094	-.003386	.0004407	-.000052	-.009033	-.009126
Stddev	.000033	.000037	.019861	.0005070	.000571	.007709	.013407
%RSD	159.6224	39.55399	586.5845	115.0531	1100.147	85.33860	146.9193
#1	.000017	-.000051	-.017694	-.000127	.000570	-.015102	.005310
#2	-.000045	-.000118	.019289	.000601	-.000551	-.011638	-.011498
#3	-.000034	-.000114	-.011753	.000848	-.000175	-.000359	-.021188

Elem	Mn2576	Mg2790	Ni2316	Ag3280	Na8183	V_2924	Zn2138
Units	ppm	ppm	ppm	ppm	ppm	ppm	ppm
Avg	-.000334	-.098420	-.000256	.0002290	.0327227	-.001272	-.002259
Stddev	.000589	.076853	.000233	.0008692	.0309152	.000788	.000400
%RSD	176.2281	78.08714	91.08978	379.6209	94.47650	61.96830	17.71427
#1	-.000097	-.186983	-.000280	-.000033	.0682245	-.001953	-.001823
#2	.000099	-.049253	-.000012	.001199	.0117368	-.001455	-.002609
#3	-.001004	-.059024	-.000477	-.000479	.0182066	-.000408	-.002347

Elem	K_7698	P_1774	B_2496	Mo2020	S_1820	Si2516	Sn1899
Units	ppm	ppm	ppm	ppm	ppm	ppm	ppm
Avg	.2244814	.0013409	-.001277	.0000686	.0034085	-.001085	-.001660
Stddev	.3450367	.0020952	.001045	.0004756	.0061562	.001247	.000795
%RSD	153.7039	156.2506	81.86124	693.1265	180.6117	114.9894	47.90729
#1	.5863104	-.000722	-.001894	-.000455	-.002619	-.001211	-.002566
#2	.1879973	.001278	-.000070	.000474	.003159	.000221	-.001339
#3	-.100864	.003467	-.001866	.000186	.009686	-.002264	-.001076

Reviewed By:mohan
On:12/31/2024
11:25:59 PM
Inst Id :P5

Sample Name: PB165369BL Acquired: 12/29/2024 2:26:28 Type: Unk
Method: SFAM01.1 INSTRUMENT P5 WITH 6 POINT ICAL-2(v49) Mode: CONC Corr. Factor: 1.000000
User: Kareem Custom ID1: PBS369 Custom ID2: Custom ID3:
Comment:

Elem	Ti3361	Sr4077	Li6707
Units	ppm	ppm	ppm
Avg	.0008218	-.000194	.0058163
Stddev	.0004096	.000362	.0024945
%RSD	49.83849	186.6365	42.88858
#1	.0009864	.000223	.0076354
#2	.0011235	-.000383	.0068410
#3	.0003556	-.000422	.0029726

Int. Std.	Y_2243	Y_3600	Y_3710	Y_2243	In2306
Units	Cts/S	Cts/S	Cts/S	Cts/S	Cts/S
Avg	2079.488	26253.71	1948.682	1335.727	1878.077
Stddev	4.945	111.34	10.282	8.619	1.685
%RSD	.2378022	.4240951	.5276408	.6452465	.0897303
#1	2085.146	26131.98	1937.525	1325.853	1880.004
#2	2077.331	26278.74	1957.777	1339.588	1876.875
#3	2075.989	26350.40	1950.743	1341.740	1877.354

Reviewed By:mohan
On:12/31/2024
11:25:59 PM
Inst Id :P5

Sample Name: PB165369BS Acquired: 12/29/2024 2:30:35 Type: Unk
Method: SFAM01.1 INSTRUMENT P5 WITH 6 POINT ICAL-2(v49) Mode: CONC Corr. Factor: 1.000000
User: Kareem Custom ID1: LCS369 Custom ID2: Custom ID3:
Comment:

Elem	As1890	Tl1908	Pb2203	Se1960	Sb2068	Al3961	Ba4934
Units	ppm	ppm	ppm	ppm	ppm	ppm	ppm
Avg	.0156093	.0479353	.0175573	.0604666	.1070948	.3679428	.3837457
Stddev	.0018244	.0039263	.0004708	.0038371	.0009021	.0078269	.0023424
%RSD	11.68816	8.190857	2.681636	6.345786	.8423054	2.127210	.6104023
#1	.0168861	.0498684	.0177138	.0606428	.1081361	.3593105	.3820612
#2	.0135197	.0505203	.0179299	.0642126	.1065970	.3745771	.3827554
#3	.0164221	.0434172	.0170281	.0565445	.1065514	.3699407	.3864206

Elem	Be2348	Cd2144	Ca3736	Cr2677	Co2286	Cu3247	Fe2598
Units	ppm	ppm	ppm	ppm	ppm	ppm	ppm
Avg	.0098108	.0093975	9.600411	.0199538	.1013565	.0498359	.1907741
Stddev	.0002049	.0000300	.096694	.0004687	.0000867	.0023918	.0240212
%RSD	2.088370	.3190643	1.007182	2.348888	.0854951	4.799308	12.59144
#1	.0097655	.0093752	9.509885	.0194198	.1012676	.0525916	.1636199
#2	.0096323	.0094316	9.589077	.0202969	.1014408	.0486175	.2092510
#3	.0100345	.0093857	9.702273	.0201447	.1013611	.0482988	.1994513

Elem	Mn2576	Mg2790	Ni2316	Ag3280	Na8183	V_2924	Zn2138
Units	ppm	ppm	ppm	ppm	ppm	ppm	ppm
Avg	.0294436	9.803131	.0753031	.0183411	6.988406	.0926337	.1147710
Stddev	.0005601	.072071	.0004628	.0004969	.106445	.0080455	.0004262
%RSD	1.902245	.7351795	.6145641	2.709093	1.523173	8.685288	.3713318
#1	.0288273	9.885346	.0748498	.0178160	6.932831	.0858186	.1152621
#2	.0299216	9.750858	.0752848	.0188038	6.921250	.1015090	.1144979
#3	.0295819	9.773188	.0757748	.0184034	7.111136	.0905734	.1145531

Elem	K_7698	P_1774	B_2496	Mo2020	S_1820	Si2516	Sn1899
Units	ppm	ppm	ppm	ppm	ppm	ppm	ppm
Avg	9.128015	.0185093	-.001811	.0190711	.1788929	.4685964	.0131402
Stddev	.158325	.0017372	.001410	.0008759	.0049813	.0055010	.0015333
%RSD	1.734499	9.385768	77.86397	4.592929	2.784536	1.173922	11.66859
#1	8.963973	.0199596	-.000522	.0200823	.1804449	.4644434	.0121087
#2	9.140148	.0189845	-.003318	.0185464	.1829134	.4665106	.0149021
#3	9.279926	.0165840	-.001594	.0185847	.1733203	.4748352	.0124096

Reviewed By:mohan
On:12/31/2024
11:25:59 PM
Inst Id :P5

Sample Name: PB165369BS Acquired: 12/29/2024 2:30:35 Type: Unk
Method: SFAM01.1 INSTRUMENT P5 WITH 6 POINT ICAL-2(v49) Mode: CONC Corr. Factor: 1.000000
User: Kareem Custom ID1: LCS369 Custom ID2: Custom ID3:
Comment:

Elem	Ti3361	Sr4077	Li6707
Units	ppm	ppm	ppm
Avg	.1960218	.1916168	.0329289
Stddev	.0071354	.0011220	.0006543
%RSD	3.640081	.5855652	1.987098
#1	.1877831	.1906001	.0332602
#2	.2000623	.1914296	.0321752
#3	.2002200	.1928206	.0333513

Int. Std.	Y_2243	Y_3600	Y_3710	Y_2243	In2306
Units	Cts/S	Cts/S	Cts/S	Cts/S	Cts/S
Avg	2119.304	26661.17	1980.065	1354.943	1913.682
Stddev	3.707	76.36	18.271	2.552	.573
%RSD	.1749082	.2863929	.9227252	.1883701	.0299449
#1	2116.945	26732.25	1996.990	1356.422	1914.100
#2	2123.577	26580.45	1982.509	1351.996	1913.029
#3	2117.390	26670.82	1960.695	1356.411	1913.918

Reviewed By:mohan
On:12/31/2024
11:25:59 PM
Inst Id :P5

Sample Name: PB165395BL Acquired: 12/29/2024 2:34:40 Type: Unk
Method: SFAM01.1 INSTRUMENT P5 WITH 6 POINT ICAL-2(v49) Mode: CONC Corr. Factor: 1.000000
User: Kareem Custom ID1: PBS395 Custom ID2: Custom ID3:
Comment:

Elem	As1890	Tl1908	Pb2203	Se1960	Sb2068	Al3961	Ba4934
Units	ppm	ppm	ppm	ppm	ppm	ppm	ppm
Avg	-.000891	.0006390	-.001288	.0002934	-.000916	-.017680	-.002417
Stddev	.003309	.0015559	.001206	.0009101	.002337	.032739	.001750
%RSD	371.2156	243.4756	93.65882	310.1873	255.1375	185.1719	72.38603
#1	-.004197	-.001141	-.000399	.0000408	.001492	-.044965	-.000576
#2	.002422	.001739	-.000804	.0013032	-.003175	.018622	-.002617
#3	-.000900	.001319	-.002661	-.000464	-.001066	-.026698	-.004058

Elem	Be2348	Cd2144	Ca3736	Cr2677	Co2286	Cu3247	Fe2598
Units	ppm	ppm	ppm	ppm	ppm	ppm	ppm
Avg	.0001866	-.000036	-.036486	-.000478	.0002745	-.004435	.0037184
Stddev	.0001093	.000133	.037688	.000578	.0001716	.004358	.0370404
%RSD	58.56508	366.4668	103.2937	121.0363	62.49638	98.26124	996.1318
#1	.0001329	-.000189	-.010830	-.000231	.0000778	-.005220	-.016679
#2	.0001146	.000035	-.018873	-.000064	.0003528	.000262	-.018640
#3	.0003124	.000046	-.079755	-.001139	.0003929	-.008348	.046474

Elem	Mn2576	Mg2790	Ni2316	Ag3280	Na8183	V_2924	Zn2138
Units	ppm	ppm	ppm	ppm	ppm	ppm	ppm
Avg	.0002983	-.042123	.0003044	.0001492	.0192357	-.001968	-.002272
Stddev	.0017953	.077006	.0005516	.0013365	.0116699	.006738	.000163
%RSD	601.8044	182.8117	181.2560	895.9170	60.66792	342.3511	7.161713
#1	-.001354	-.005278	-.000248	-.000485	.0228449	-.008707	-.002384
#2	.000040	-.130630	.000307	.001685	.0061876	-.001967	-.002086
#3	.002209	.009538	.000855	-.000752	.0286747	.004770	-.002347

Elem	K_7698	P_1774	B_2496	Mo2020	S_1820	Si2516	Sn1899
Units	ppm	ppm	ppm	ppm	ppm	ppm	ppm
Avg	.1538573	-.000047	-.002435	.0000169	.0025363	-.000266	-.000509
Stddev	.1648549	.002979	.002370	.0005507	.0027161	.000508	.001275
%RSD	107.1479	6326.577	97.35819	3259.992	107.0916	190.8990	250.6875
#1	-.027233	.003184	-.001010	-.000044	-.000186	.000244	.000624
#2	.193591	-.002685	-.001123	-.000501	.002548	-.000270	-.000260
#3	.295214	-.000641	-.005171	.000596	.005247	-.000773	-.001890

Reviewed By:mohan
On:12/31/2024
11:25:59 PM
Inst Id :P5

Sample Name: PB165395BL Acquired: 12/29/2024 2:34:40 Type: Unk
Method: SFAM01.1 INSTRUMENT P5 WITH 6 POINT ICAL-2(v49) Mode: CONC Corr. Factor: 1.000000
User: Kareem Custom ID1: PBS395 Custom ID2: Custom ID3:
Comment:

Elem	Ti3361	Sr4077	Li6707
Units	ppm	ppm	ppm
Avg	.0018975	.0000177	.0027182
Stddev	.0038536	.0004447	.0052072
%RSD	203.0923	2512.169	191.5666
#1	.0056580	.0005120	.0085643
#2	-.002043	-.000350	-.001423
#3	.002077	-.000109	.001013

Int. Std.	Y_2243	Y_3600	Y_3710	Y_2243	In2306
Units	Cts/S	Cts/S	Cts/S	Cts/S	Cts/S
Avg	2082.687	26416.95	1949.419	1344.091	1881.408
Stddev	5.525	58.04	2.362	6.638	4.717
%RSD	.2652905	.2197226	.1211813	.4938752	.2507182
#1	2088.471	26481.97	1950.111	1346.936	1886.706
#2	2077.463	26370.36	1946.788	1336.504	1877.666
#3	2082.128	26398.51	1951.358	1348.831	1879.852

Reviewed By:mohan
On:12/31/2024
11:25:59 PM
Inst Id :P5

Sample Name: PB165395BS Acquired: 12/29/2024 2:38:48 Type: Unk
Method: SFAM01.1 INSTRUMENT P5 WITH 6 POINT ICAL-2(v49) Mode: CONC Corr. Factor: 1.000000
User: Kareem Custom ID1: LCS395 Custom ID2: Custom ID3:
Comment:

Elem	As1890	Tl1908	Pb2203	Se1960	Sb2068	Al3961
Units	ppm	ppm	ppm	ppm	ppm	ppm
Avg	.0147537	.0474446	.0167806	.0540696	.1067300	.3927263
Stddev	.0048038	.0006981	.0021548	.0036201	.0027779	.0249059
%RSD	32.55971	1.471316	12.84109	6.695247	2.602721	6.341793
#1	.0164460	.0475787	.0162784	.0517707	.1098441	.4202606
#2	.0093328	.0480658	.0191421	.0582425	.1045073	.3717689
#3	.0184823	.0466892	.0149211	.0521956	.1058385	.3861493

Elem	Ba4934	Be2348	Cd2144	Ca3736	Cr2677	Co2286
Units	ppm	ppm	ppm	ppm	ppm	ppm
Avg	.3862778	.0099473	.0093545	9.653266	.0200717	.1015324
Stddev	.0009947	.0002687	.0001602	.037314	.0009387	.0000672
%RSD	.2575045	2.700812	1.712108	.3865467	4.676699	.0661619
#1	.3854146	.0096386	.0095260	9.631096	.0211482	.1015657
#2	.3860531	.0101281	.0093290	9.696347	.0194233	.1014551
#3	.3873656	.0100752	.0092087	9.632355	.0196437	.1015764

Elem	Cu3247	Fe2598	Mn2576	Mg2790	Ni2316	Ag3280
Units	ppm	ppm	ppm	ppm	ppm	ppm
Avg	.0486706	.1887063	.0288573	9.932938	.0750436	.0185276
Stddev	.0077641	.0181742	.0014738	.132966	.0001892	.0008705
%RSD	15.95241	9.630954	5.107116	1.338634	.2520918	4.698435
#1	.0397059	.1696238	.0285630	9.984879	.0751342	.0188831
#2	.0530673	.1906847	.0304560	9.781842	.0748261	.0175356
#3	.0532385	.2058104	.0275529	10.03209	.0751704	.0191641

Elem	Na8183	V_2924	Zn2138	K_7698	P_1774	B_2496
Units	ppm	ppm	ppm	ppm	ppm	ppm
Avg	7.768373	.0917771	.1152016	9.374356	.0195526	F -.002042
Stddev	.136816	.0074798	.0003246	.109547	.0036696	.001392
%RSD	1.761192	8.149941	.2817667	1.168578	18.76762	68.19011
#1	7.615665	.0875979	.1155646	9.285380	.0220238	-.003304
#2	7.809673	.0873209	.1149392	9.340979	.0212977	-.002272
#3	7.879781	.1004126	.1151009	9.496709	.0153361	-.000549

Reviewed By:mohan
On:12/31/2024
11:25:59 PM
Inst Id :P5

Sample Name: PB165395BS Acquired: 12/29/2024 2:38:48 Type: Unk
Method: SFAM01.1 INSTRUMENT P5 WITH 6 POINT ICAL-2(v49) Mode: CONC Corr. Factor: 1.000000
User: Kareem Custom ID1: LCS395 Custom ID2: Custom ID3:
Comment:

Elem	Mo2020	S_1820	Si2516	Sn1899	Ti3361	Sr4077
Units	ppm	ppm	ppm	ppm	ppm	ppm
Avg	.0194642	.1813483	F .4737802	.0117451	.1902876	.1937825
Stddev	.0006109	.0056006	.0057944	.0003178	.0018463	.0012022
%RSD	3.138760	3.088321	1.223019	2.705500	.9702854	.6204018
#1	.0199574	.1857805	.4671084	.0120778	.1898985	.1933321
#2	.0187808	.1832106	.4766782	.0114448	.1886669	.1928705
#3	.0196545	.1750537	.4775538	.0117126	.1922975	.1951449

Elem	Li6707
Units	ppm
Avg	.0337440
Stddev	.0026869
%RSD	7.962654
#1	.0323491
#2	.0320414
#3	.0368415

Int. Std.	Y_2243	Y_3600	Y_3710	Y_2243	In2306
Units	Cts/S	Cts/S	Cts/S	Cts/S	Cts/S
Avg	2093.763	26467.48	1973.017	1347.216	1893.213
Stddev	.501	266.71	15.889	16.632	2.034
%RSD	.0239487	1.007683	.8053295	1.234519	.1074113
#1	2093.483	26179.05	1985.955	1328.449	1891.390
#2	2093.465	26518.21	1977.813	1353.069	1895.406
#3	2094.342	26705.17	1955.282	1360.130	1892.843

Reviewed By:mohan
On:12/31/2024
11:25:59 PM
Inst Id :P5

Sample Name: PB165396BL Acquired: 12/29/2024 2:42:52 Type: Unk
Method: SFAM01.1 INSTRUMENT P5 WITH 6 POINT ICAL-2(v49) Mode: CONC Corr. Factor: 1.000000
User: Kareem Custom ID1: PBS396 Custom ID2: Custom ID3:
Comment:

Elem	As1890	Tl1908	Pb2203	Se1960	Sb2068	Al3961	Ba4934
Units	ppm	ppm	ppm	ppm	ppm	ppm	ppm
Avg	-.000291	.0020937	-.003321	-.002026	-.000433	-.016057	-.000915
Stddev	.004397	.0057806	.001619	.006350	.001020	.021314	.001059
%RSD	1508.958	276.0946	48.73814	313.4143	235.9258	132.7445	115.7284
#1	.000374	.0085032	-.001621	-.002592	.000619	-.030852	-.000359
#2	-.004983	.0005025	-.004843	.004588	-.001419	.008374	-.000250
#3	.003735	-.002725	-.003500	-.008074	-.000498	-.025692	-.002136

Elem	Be2348	Cd2144	Ca3736	Cr2677	Co2286	Cu3247	Fe2598
Units	ppm	ppm	ppm	ppm	ppm	ppm	ppm
Avg	-.000168	-.000103	-.033343	.0007810	-.000072	.0032191	.0236806
Stddev	.000093	.000042	.030529	.0000484	.000317	.0019949	.0100678
%RSD	55.54595	40.46378	91.56118	6.200584	441.3612	61.96970	42.51503
#1	-.000212	-.000083	.001325	.0007965	-.000412	.0013422	.0267436
#2	-.000061	-.000075	-.056214	.0008198	.000215	.0030011	.0318611
#3	-.000231	-.000151	-.045141	.0007267	-.000018	.0053141	.0124370

Elem	Mn2576	Mg2790	Ni2316	Ag3280	Na8183	V_2924	Zn2138
Units	ppm	ppm	ppm	ppm	ppm	ppm	ppm
Avg	-.001476	-.036577	.0004053	.0000789	.0072891	-.008158	-.002818
Stddev	.002001	.097665	.0003881	.0012789	.0205575	.008677	.000229
%RSD	135.5448	267.0133	95.76170	1621.036	282.0293	106.3644	8.142458
#1	-.000550	.076070	.0005987	.0003408	-.006601	-.013595	-.003077
#2	-.000106	-.097525	.0006588	.0012066	-.002436	.001849	-.002638
#3	-.003773	-.088276	-.000042	-.001311	.030905	-.012729	-.002741

Elem	K_7698	P_1774	B_2496	Mo2020	S_1820	Si2516	Sn1899
Units	ppm	ppm	ppm	ppm	ppm	ppm	ppm
Avg	.0946488	.0025828	-.004408	.0008377	.0030857	-.001236	-.001555
Stddev	.1171845	.0021712	.000509	.0001944	.0011244	.001297	.001055
%RSD	123.8097	84.06089	11.54789	23.20364	36.43869	104.9400	67.85489
#1	.0173153	.0039825	-.003996	.0009205	.0040640	-.002514	-.002416
#2	.2294761	.0036843	-.004977	.0009769	.0018573	.000079	-.000378
#3	.0371551	.0000817	-.004252	.0006156	.0033357	-.001273	-.001872

Reviewed By:mohan
On:12/31/2024
11:25:59 PM
Inst Id :P5

Sample Name: PB165396BL Acquired: 12/29/2024 2:42:52 Type: Unk
Method: SFAM01.1 INSTRUMENT P5 WITH 6 POINT ICAL-2(v49) Mode: CONC Corr. Factor: 1.000000
User: Kareem Custom ID1: PBS396 Custom ID2: Custom ID3:
Comment:

Elem	Ti3361	Sr4077	Li6707
Units	ppm	ppm	ppm
Avg	.0063388	-.000180	.0003237
Stddev	.0036865	.000264	.0070555
%RSD	58.15719	146.9808	2179.728
#1	.0068712	.000108	.0054381
#2	.0024151	-.000411	-.007725
#3	.0097302	-.000236	.003258

Int. Std.	Y_2243	Y_3600	Y_3710	Y_2243	In2306
Units	Cts/S	Cts/S	Cts/S	Cts/S	Cts/S
Avg	2097.808	26501.36	1961.102	1339.338	1903.268
Stddev	2.526	250.71	58.445	10.400	2.264
%RSD	.1203889	.9460423	2.980196	.7764725	.1189338
#1	2097.451	26766.27	1897.076	1351.339	1904.464
#2	2095.480	26470.01	1974.643	1333.700	1900.658
#3	2100.493	26267.79	2011.588	1332.975	1904.683

Reviewed By:mohan
On:12/31/2024
11:25:59 PM
Inst Id :P5

Sample Name: PB165396BS Acquired: 12/29/2024 2:46:59 Type: Unk
Method: SFAM01.1 INSTRUMENT P5 WITH 6 POINT ICAL-2(v49) Mode: CONC Corr. Factor: 1.000000
User: Kareem Custom ID1: LCS396 Custom ID2: Custom ID3:
Comment:

Elem	As1890	Tl1908	Pb2203	Se1960	Sb2068	Al3961
Units	ppm	ppm	ppm	ppm	ppm	ppm
Avg	.0192401	.0479919	.0178305	.0609958	.1127922	.4079792
Stddev	.0008155	.0019630	.0003621	.0006739	.0081662	.0363561
%RSD	4.238546	4.090249	2.030642	1.104806	7.240082	8.911269
#1	.0183062	.0461210	.0178607	.0614564	.1035232	.3703359
#2	.0198112	.0478191	.0181765	.0602223	.1189274	.4107072
#3	.0196029	.0500356	.0174542	.0613086	.1159260	.4428945

Elem	Ba4934	Be2348	Cd2144	Ca3736	Cr2677	Co2286
Units	ppm	ppm	ppm	ppm	ppm	ppm
Avg	.3897207	.0100422	.0097007	9.772591	.0210752	.1048302
Stddev	.0191110	.0004017	.0001154	.458849	.0004283	.0002818
%RSD	4.903763	4.000179	1.189486	4.695260	2.032064	.2687868
#1	.3720348	.0095852	.0095697	9.311834	.0210021	.1046830
#2	.3871339	.0103395	.0097450	9.776433	.0215353	.1046524
#3	.4099933	.0102018	.0097874	10.22951	.0206882	.1051550

Elem	Cu3247	Fe2598	Mn2576	Mg2790	Ni2316	Ag3280
Units	ppm	ppm	ppm	ppm	ppm	ppm
Avg	.0397202	.1794466	.0314613	10.11432	.0782353	.0191450
Stddev	.0063983	.0097638	.0019375	.46120	.0004321	.0007868
%RSD	16.10855	5.441087	6.158473	4.559829	.5522407	4.109741
#1	.0403300	.1874301	.0292468	9.67223	.0786918	.0192422
#2	.0457919	.1823490	.0322927	10.07823	.0778327	.0183141
#3	.0330388	.1685606	.0328444	10.59250	.0781814	.0198787

Elem	Na8183	V_2924	Zn2138	K_7698	P_1774	B_2496
Units	ppm	ppm	ppm	ppm	ppm	ppm
Avg	9.203092	.1027307	.1197692	9.315703	.0203552	F -.002217
Stddev	.384556	.0118648	.0015165	.535441	.0010280	.000945
%RSD	4.178553	11.54940	1.266179	5.747728	5.050520	42.62991
#1	8.804465	.1060680	.1180671	8.729436	.0205157	-.003010
#2	9.232978	.0895546	.1209766	9.438791	.0192564	-.001171
#3	9.571833	.1125694	.1202638	9.778882	.0212936	-.002470

Reviewed By:mohan
On:12/31/2024
11:25:59 PM
Inst Id :P5

Sample Name: PB165396BS Acquired: 12/29/2024 2:46:59 Type: Unk
Method: SFAM01.1 INSTRUMENT P5 WITH 6 POINT ICAL-2(v49) Mode: CONC Corr. Factor: 1.000000
User: Kareem Custom ID1: LCS396 Custom ID2: Custom ID3:
Comment:

Elem	Mo2020	S_1820	Si2516	Sn1899	Ti3361	Sr4077
Units	ppm	ppm	ppm	ppm	ppm	ppm
Avg	.0204782	.1844796	F .4786554	.0116604	.1935522	.1974817
Stddev	.0009721	.0017081	.0215431	.0005589	.0105339	.0092613
%RSD	4.746782	.9258904	4.500748	4.793447	5.442401	4.689706
#1	.0193558	.1829308	.4558329	.0122924	.1833994	.1886512
#2	.0210364	.1841964	.4814962	.0114580	.1928274	.1966732
#3	.0210424	.1863116	.4986372	.0112309	.2044297	.2071208

Elem	Li6707
Units	ppm
Avg	.0315776
Stddev	.0064187
%RSD	20.32671
#1	.0250324
#2	.0318385
#3	.0378618

Int. Std.	Y_2243	Y_3600	Y_3710	Y_2243	In2306
Units	Cts/S	Cts/S	Cts/S	Cts/S	Cts/S
Avg	2044.804	25694.75	1950.494	1303.314	1848.113
Stddev	4.260	109.87	71.237	3.179	5.114
%RSD	.2083233	.4275875	3.652235	.2439202	.2767079
#1	2047.294	25592.00	2024.328	1302.258	1851.010
#2	2047.233	25810.56	1944.978	1306.886	1851.120
#3	2039.886	25681.69	1882.176	1300.797	1842.208

Reviewed By:mohan
On:12/31/2024
11:25:59 PM
Inst Id :P5

Sample Name: PB165434BL Acquired: 12/29/2024 2:51:03 Type: Unk
Method: SFAM01.1 INSTRUMENT P5 WITH 6 POINT ICAL-2(v49) Mode: CONC Corr. Factor: 1.000000
User: Kareem Custom ID1: PBS434 Custom ID2: Custom ID3:
Comment:

Elem	As1890	Tl1908	Pb2203	Se1960	Sb2068	Al3961	Ba4934
Units	ppm	ppm	ppm	ppm	ppm	ppm	ppm
Avg	-.002084	.0010072	-.003004	-.002745	-.001363	.0034539	-.000524
Stddev	.002775	.0006947	.001137	.003051	.002358	.0341674	.001025
%RSD	133.1848	68.97454	37.84628	111.1532	173.0269	989.2402	195.4256
#1	-.001445	.0004067	-.001707	-.006126	-.003578	-.024994	-.001540
#2	.000317	.0017681	-.003829	-.001915	-.001624	.041352	.000509
#3	-.005122	.0008469	-.003475	-.000195	.001115	-.005996	-.000541

Elem	Be2348	Cd2144	Ca3736	Cr2677	Co2286	Cu3247	Fe2598
Units	ppm	ppm	ppm	ppm	ppm	ppm	ppm
Avg	-.000128	-.000055	-.026464	-.000736	.0001030	-.009443	-.011193
Stddev	.000134	.000072	.024157	.001062	.0002618	.019345	.047227
%RSD	104.7029	130.9851	91.28216	144.3686	254.2932	204.8720	421.9206
#1	-.000215	-.000024	.001373	-.001295	.0002471	.006396	-.031784
#2	.000026	-.000137	-.038838	.000489	-.000199	-.031004	-.044629
#3	-.000195	-.000004	-.041928	-.001402	.000261	-.003720	.042833

Elem	Mn2576	Mg2790	Ni2316	Ag3280	Na8183	V_2924	Zn2138
Units	ppm	ppm	ppm	ppm	ppm	ppm	ppm
Avg	-.000959	-.065482	.0003811	-.000438	-.021054	-.010224	-.003206
Stddev	.000886	.117175	.0005826	.000350	.049687	.001494	.000723
%RSD	92.40568	178.9430	152.8697	80.02282	235.9977	14.61110	22.55366
#1	-.000421	.056626	.0000442	-.000824	.026990	-.009401	-.003487
#2	-.001981	-.177007	.0010538	-.000141	-.072236	-.009322	-.002385
#3	-.000474	-.076065	.0000453	-.000348	-.017917	-.011948	-.003747

Elem	K_7698	P_1774	B_2496	Mo2020	S_1820	Si2516	Sn1899
Units	ppm	ppm	ppm	ppm	ppm	ppm	ppm
Avg	.0524357	.0007691	-.002898	-.000197	.0047815	-.002520	-.002002
Stddev	.1407496	.0009598	.001648	.000371	.0052572	.000563	.000901
%RSD	268.4234	124.7894	56.84342	188.2533	109.9487	22.34853	45.02265
#1	-.087502	.0008400	-.004797	.000211	.0046198	-.002747	-.000971
#2	.193984	.0016915	-.002059	-.000290	-.000393	-.001879	-.002398
#3	.050825	-.000224	-.001840	-.000513	.010118	-.002934	-.002638

Reviewed By:mohan
On:12/31/2024
11:25:59 PM
Inst Id :P5

Sample Name: PB165434BL Acquired: 12/29/2024 2:51:03 Type: Unk
Method: SFAM01.1 INSTRUMENT P5 WITH 6 POINT ICAL-2(v49) Mode: CONC Corr. Factor: 1.000000
User: Kareem Custom ID1: PBS434 Custom ID2: Custom ID3:
Comment:

Elem	Ti3361	Sr4077	Li6707
Units	ppm	ppm	ppm
Avg	.0005064	.0001445	-.000692
Stddev	.0024321	.0002665	.002663
%RSD	480.3222	184.3636	384.5639
#1	.0017727	.0004461	-.002175
#2	.0020440	-.000059	.002382
#3	-.002298	.000047	-.002283

Int. Std.	Y_2243	Y_3600	Y_3710	Y_2243	In2306
Units	Cts/S	Cts/S	Cts/S	Cts/S	Cts/S
Avg	2023.970	25483.85	1917.914	1290.053	1831.724
Stddev	3.522	53.73	11.560	6.854	1.339
%RSD	.1739905	.2108557	.6027432	.5313294	.0731124
#1	2024.216	25424.33	1930.249	1297.925	1833.204
#2	2027.363	25498.39	1907.328	1285.408	1831.372
#3	2020.333	25528.81	1916.165	1286.826	1830.595

Reviewed By:mohan
On:12/31/2024
11:25:59 PM
Inst Id :P5

Sample Name: PB165434BS Acquired: 12/29/2024 2:55:08 Type: Unk
Method: SFAM01.1 INSTRUMENT P5 WITH 6 POINT ICAL-2(v49) Mode: CONC Corr. Factor: 1.000000
User: Kareem Custom ID1: LCS434 Custom ID2: Custom ID3:
Comment:

Elem	As1890	Tl1908	Pb2203	Se1960	Sb2068	Al3961
Units	ppm	ppm	ppm	ppm	ppm	ppm
Avg	.0164334	.0498400	.0153327	.0535539	.1038283	.3603779
Stddev	.0039946	.0041954	.0015784	.0041804	.0011046	.0258820
%RSD	24.30796	8.417829	10.29420	7.805885	1.063869	7.181901
#1	.0208596	.0513297	.0150866	.0556033	.1048586	.3444190
#2	.0130962	.0451029	.0170196	.0563141	.1039642	.3464743
#3	.0153445	.0530872	.0138918	.0487443	.1026620	.3902402

Elem	Ba4934	Be2348	Cd2144	Ca3736	Cr2677	Co2286
Units	ppm	ppm	ppm	ppm	ppm	ppm
Avg	.3782532	.0097549	.0093794	9.583180	.0193517	.1006559
Stddev	.0023895	.0002219	.0001344	.052199	.0008541	.0001539
%RSD	.6317337	2.275135	1.432519	.5446963	4.413370	.1529066
#1	.3810117	.0095496	.0093146	9.569551	.0201442	.1005714
#2	.3769283	.0097246	.0095339	9.539147	.0184471	.1008335
#3	.3768196	.0099904	.0092898	9.640842	.0194638	.1005627

Elem	Cu3247	Fe2598	Mn2576	Mg2790	Ni2316	Ag3280
Units	ppm	ppm	ppm	ppm	ppm	ppm
Avg	.0431720	.1910609	.0280423	9.739074	.0743727	.0194595
Stddev	.0050879	.0558743	.0015242	.153332	.0006963	.0015214
%RSD	11.78512	29.24425	5.435420	1.574403	.9362858	7.818112
#1	.0402665	.1315494	.0276516	9.905602	.0747417	.0184981
#2	.0402026	.1992359	.0267515	9.707886	.0748070	.0186668
#3	.0490468	.2423974	.0297239	9.603733	.0735695	.0212135

Elem	Na8183	V_2924	Zn2138	K_7698	P_1774	B_2496
Units	ppm	ppm	ppm	ppm	ppm	ppm
Avg	8.741416	.0788800	.1131157	9.076595	.0206637	F -.005137
Stddev	.080691	.0076187	.0006157	.072234	.0020934	.001851
%RSD	.9230862	9.658614	.5442873	.7958281	10.13093	36.02712
#1	8.707611	.0856632	.1129802	9.159044	.0226722	-.003671
#2	8.833511	.0706370	.1137878	9.024444	.0184946	-.007217
#3	8.683125	.0803400	.1125790	9.046297	.0208242	-.004523

Reviewed By:mohan
On:12/31/2024
11:25:59 PM
Inst Id :P5

Sample Name: PB165434BS Acquired: 12/29/2024 2:55:08 Type: Unk
Method: SFAM01.1 INSTRUMENT P5 WITH 6 POINT ICAL-2(v49) Mode: CONC Corr. Factor: 1.000000
User: Kareem Custom ID1: LCS434 Custom ID2: Custom ID3:
Comment:

Elem	Mo2020	S_1820	Si2516	Sn1899	Ti3361	Sr4077
Units	ppm	ppm	ppm	ppm	ppm	ppm
Avg	.0194195	.1739495	F .4641618	.0119337	.1871036	.1945887
Stddev	.0006099	.0086523	.0035111	.0042283	.0052367	.0011563
%RSD	3.140706	4.974015	.7564310	35.43171	2.798846	.5942167
#1	.0196316	.1645911	.4617923	.0129201	.1900371	.1951880
#2	.0187319	.1755993	.4681955	.0155816	.1810576	.1953224
#3	.0198951	.1816581	.4624975	.0072993	.1902160	.1932558

Elem	Li6707
Units	ppm
Avg	.0283772
Stddev	.0033052
%RSD	11.64740
#1	.0251865
#2	.0281590
#3	.0317861

Int. Std.	Y_2243	Y_3600	Y_3710	Y_2243	In2306
Units	Cts/S	Cts/S	Cts/S	Cts/S	Cts/S
Avg	2077.328	26139.87	1970.618	1337.382	1877.209
Stddev	3.363	143.98	7.591	5.793	2.167
%RSD	.1619071	.5508073	.3851981	.4331517	.1154358
#1	2079.157	26180.99	1977.985	1337.645	1879.553
#2	2073.447	26258.82	1962.822	1343.039	1875.279
#3	2079.381	25979.80	1971.047	1331.462	1876.795

Reviewed By:mohan
On:12/31/2024
11:25:59 PM
Inst Id :P5

Sample Name: PB165465BL Acquired: 12/29/2024 2:59:11 Type: Unk
Method: SFAM01.1 INSTRUMENT P5 WITH 6 POINT ICAL-2(v49) Mode: CONC Corr. Factor: 1.000000
User: Kareem Custom ID1: PBS465 Custom ID2: Custom ID3:
Comment:

Elem	As1890	Tl1908	Pb2203	Se1960	Sb2068	Al3961	Ba4934
Units	ppm	ppm	ppm	ppm	ppm	ppm	ppm
Avg	-.002740	.0000377	-.002847	-.003725	-.002040	-.009924	-.002322
Stddev	.002631	.0014804	.002228	.000544	.003040	.011072	.000768
%RSD	96.02326	3927.563	78.25118	14.60139	149.0198	111.5700	33.08495
#1	-.000066	.0003076	-.003658	-.004095	-.004116	-.022181	-.002338
#2	-.002829	.0013646	-.004556	-.003100	-.003453	-.006944	-.003083
#3	-.005325	-.001559	-.000327	-.003979	.001449	-.000647	-.001546

Elem	Be2348	Cd2144	Ca3736	Cr2677	Co2286	Cu3247	Fe2598
Units	ppm	ppm	ppm	ppm	ppm	ppm	ppm
Avg	-.000114	-.000057	-.019327	.0003357	.0000079	-.008989	.0144926
Stddev	.000080	.000040	.013071	.0013293	.0002432	.000548	.0673391
%RSD	70.29506	70.08579	67.63356	395.9303	3064.494	6.091968	464.6439
#1	-.000204	-.000085	-.015913	.0018706	.0002826	-.008756	-.061577
#2	-.000049	-.000074	-.008301	-.000428	-.000180	-.009614	.038575
#3	-.000090	-.000011	-.033766	-.000436	-.000079	-.008595	.066479

Elem	Mn2576	Mg2790	Ni2316	Ag3280	Na8183	V_2924	Zn2138
Units	ppm	ppm	ppm	ppm	ppm	ppm	ppm
Avg	-.002190	-.009696	-.000061	-.000804	.0146897	-.014674	-.002676
Stddev	.001707	.077028	.000317	.001020	.0387114	.009951	.000560
%RSD	77.91891	794.4171	519.7791	126.9127	263.5285	67.81442	20.93019
#1	-.002556	.017720	-.000391	-.001104	.0387901	-.025979	-.002301
#2	-.003684	.049873	.000240	-.001641	.0352423	-.010804	-.003319
#3	-.000330	-.096682	-.000032	.000333	-.029963	-.007239	-.002406

Elem	K_7698	P_1774	B_2496	Mo2020	S_1820	Si2516	Sn1899
Units	ppm	ppm	ppm	ppm	ppm	ppm	ppm
Avg	-.030492	.0011814	-.002395	-.000223	.0025401	-.000918	-.003571
Stddev	.013134	.0010624	.001486	.000412	.0059615	.000968	.001227
%RSD	43.07571	89.92169	62.01939	184.5312	234.6922	105.4625	34.35712
#1	-.015877	.0011354	-.002293	-.000005	-.003282	-.000382	-.003391
#2	-.041309	.0022661	-.000964	-.000698	.008632	-.000336	-.002444
#3	-.034288	.0001429	-.003929	.000034	.002270	-.002035	-.004878

Reviewed By:mohan
On:12/31/2024
11:25:59 PM
Inst Id :P5

Sample Name: PB165465BL Acquired: 12/29/2024 2:59:11 Type: Unk
Method: SFAM01.1 INSTRUMENT P5 WITH 6 POINT ICAL-2(v49) Mode: CONC Corr. Factor: 1.000000
User: Kareem Custom ID1: PBS465 Custom ID2: Custom ID3:
Comment:

Elem	Ti3361	Sr4077	Li6707
Units	ppm	ppm	ppm
Avg	.0009438	-.000167	-.004045
Stddev	.0026228	.000400	.006521
%RSD	277.9043	239.1348	161.2078
#1	.0035303	-.000272	-.003279
#2	-.001714	-.000504	-.010916
#3	.001015	.000274	.002059

Int. Std.	Y_2243	Y_3600	Y_3710	Y_2243	In2306
Units	Cts/S	Cts/S	Cts/S	Cts/S	Cts/S
Avg	2090.874	26209.24	1977.458	1323.866	1887.689
Stddev	1.737	237.58	16.606	11.783	1.789
%RSD	.0830775	.9064711	.8397718	.8900441	.0947787
#1	2091.650	26405.18	1958.328	1331.576	1889.631
#2	2088.884	25944.99	1988.152	1310.303	1886.109
#3	2092.088	26277.55	1985.896	1329.720	1887.325

Reviewed By:mohan
On:12/31/2024
11:25:59 PM
Inst Id :P5

Sample Name: PB165465BS Acquired: 12/29/2024 3:03:19 Type: Unk
Method: SFAM01.1 INSTRUMENT P5 WITH 6 POINT ICAL-2(v49) Mode: CONC Corr. Factor: 1.000000
User: Kareem Custom ID1: LCS465 Custom ID2: Custom ID3:
Comment:

Elem	As1890	Tl1908	Pb2203	Se1960	Sb2068	Al3961
Units	ppm	ppm	ppm	ppm	ppm	ppm
Avg	.0231373	.0487896	.0159731	.0574278	.1057745	.3955640
Stddev	.0022799	.0041671	.0022227	.0015260	.0036701	.0069812
%RSD	9.853691	8.540862	13.91495	2.657251	3.469703	1.764875
#1	.0257554	.0535346	.0178593	.0590721	.1040477	.4032974
#2	.0215895	.0457259	.0135227	.0571542	.1032863	.3897267
#3	.0220670	.0471081	.0165372	.0560571	.1099895	.3936678

Elem	Ba4934	Be2348	Cd2144	Ca3736	Cr2677	Co2286
Units	ppm	ppm	ppm	ppm	ppm	ppm
Avg	.3898906	.0100723	.0094652	9.733947	.0204789	.1027179
Stddev	.0042903	.0001896	.0000926	.132769	.0010168	.0005387
%RSD	1.100376	1.881961	.9787097	1.363980	4.964938	.5244225
#1	.3907071	.0100478	.0093583	9.821738	.0213657	.1033397
#2	.3937139	.0102729	.0095221	9.798896	.0207018	.1023922
#3	.3852507	.0098961	.0095153	9.581207	.0193692	.1024219

Elem	Cu3247	Fe2598	Mn2576	Mg2790	Ni2316	Ag3280
Units	ppm	ppm	ppm	ppm	ppm	ppm
Avg	.0377417	.1776266	.0273938	9.876404	.0765703	.0197843
Stddev	.0057495	.0427851	.0012196	.070710	.0003238	.0009033
%RSD	15.23392	24.08712	4.451954	.7159438	.4229287	4.565952
#1	.0443293	.2120098	.0278623	9.943987	.0763673	.0195406
#2	.0351624	.1911583	.0283096	9.882288	.0764000	.0207846
#3	.0337335	.1297118	.0260094	9.802936	.0769438	.0190279

Elem	Na8183	V_2924	Zn2138	K_7698	P_1774	B_2496
Units	ppm	ppm	ppm	ppm	ppm	ppm
Avg	8.980116	.0947935	.1168290	9.225723	.0198985	F -.002892
Stddev	.135240	.0041468	.0008592	.108041	.0022722	.002356
%RSD	1.505993	4.374537	.7354675	1.171089	11.41883	81.45647
#1	9.018699	.0992216	.1161496	9.229080	.0217003	-.003017
#2	9.091871	.0941573	.1177949	9.332046	.0173459	-.000476
#3	8.829777	.0910016	.1165424	9.116042	.0206491	-.005184

Reviewed By:mohan
On:12/31/2024
11:25:59 PM
Inst Id :P5

Sample Name: PB165465BS Acquired: 12/29/2024 3:03:19 Type: Unk
Method: SFAM01.1 INSTRUMENT P5 WITH 6 POINT ICAL-2(v49) Mode: CONC Corr. Factor: 1.000000
User: Kareem Custom ID1: LCS465 Custom ID2: Custom ID3:
Comment:

Elem	Mo2020	S_1820	Si2516	Sn1899	Ti3361	Sr4077
Units	ppm	ppm	ppm	ppm	ppm	ppm
Avg	.0197885	.1872356	F .4736512	.0116941	.1928600	.1978052
Stddev	.0003037	.0036579	.0068325	.0006029	.0059600	.0018144
%RSD	1.534669	1.953622	1.442509	5.155277	3.090298	.9172825
#1	.0194493	.1886396	.4745173	.0112500	.1993685	.1993865
#2	.0200352	.1830837	.4800094	.0114519	.1915425	.1982048
#3	.0198810	.1899835	.4664271	.0123804	.1876691	.1958243

Elem	Li6707
Units	ppm
Avg	.0246227
Stddev	.0028611
%RSD	11.61968
#1	.0267463
#2	.0257527
#3	.0213692

Int. Std.	Y_2243	Y_3600	Y_3710	Y_2243	In2306
Units	Cts/S	Cts/S	Cts/S	Cts/S	Cts/S
Avg	2081.990	26214.60	1974.006	1334.479	1879.880
Stddev	2.515	282.77	27.234	11.612	1.606
%RSD	.1208168	1.078686	1.379625	.8701558	.0854055
#1	2084.883	26511.23	1963.154	1344.622	1880.699
#2	2080.316	25948.09	1953.872	1321.813	1880.911
#3	2080.772	26184.48	2004.993	1337.001	1878.030

Reviewed By:mohan
On:12/31/2024
11:25:59 PM
Inst Id :P5

Sample Name: PB165488BL Acquired: 12/29/2024 3:07:22 Type: Unk
Method: SFAM01.1 INSTRUMENT P5 WITH 6 POINT ICAL-2(v49) Mode: CONC Corr. Factor: 1.000000
User: Kareem Custom ID1: PBS488 Custom ID2: Custom ID3:
Comment:

Elem	As1890	Tl1908	Pb2203	Se1960	Sb2068	Al3961	Ba4934
Units	ppm	ppm	ppm	ppm	ppm	ppm	ppm
Avg	-.006122	.0002238	-.004451	-.003246	-.001321	-.009422	-.000899
Stddev	.002122	.0048542	.002532	.004089	.002017	.019002	.001026
%RSD	34.66118	2168.674	56.87998	125.9572	152.6849	201.6751	114.0874
#1	-.006290	.0055807	-.006386	.000066	-.003393	-.026871	-.000607
#2	-.008155	-.003883	-.001586	-.001989	.000637	-.012219	-.000051
#3	-.003921	-.001026	-.005383	-.007816	-.001207	.010824	-.002039

Elem	Be2348	Cd2144	Ca3736	Cr2677	Co2286	Cu3247	Fe2598
Units	ppm	ppm	ppm	ppm	ppm	ppm	ppm
Avg	-.000055	-.000027	-.017188	-.000647	.0003976	-.011068	-.022115
Stddev	.000148	.000066	.007082	.000880	.0001442	.008232	.033679
%RSD	270.8018	243.4065	41.20147	136.1465	36.25373	74.37783	152.2889
#1	-.000214	-.000064	-.012938	-.001547	.0002479	-.001833	.006344
#2	.000080	-.000066	-.025364	-.000606	.0004097	-.013737	-.013392
#3	-.000031	.000049	-.013263	.000213	.0005354	-.017635	-.059298

Elem	Mn2576	Mg2790	Ni2316	Ag3280	Na8183	V_2924	Zn2138
Units	ppm	ppm	ppm	ppm	ppm	ppm	ppm
Avg	-.001894	-.026011	-.000522	.0004847	.0229791	-.004459	-.002219
Stddev	.001557	.114333	.000366	.0010023	.0355846	.009864	.000483
%RSD	82.24047	439.5608	70.14289	206.7907	154.8563	221.2256	21.75373
#1	-.000130	-.127379	-.000839	.0012063	.0065942	-.008402	-.001915
#2	-.003080	.097922	-.000606	.0009076	-.001461	.006767	-.001967
#3	-.002471	-.048576	-.000121	-.000660	.063805	-.011741	-.002776

Elem	K_7698	P_1774	B_2496	Mo2020	S_1820	Si2516	Sn1899
Units	ppm	ppm	ppm	ppm	ppm	ppm	ppm
Avg	-.079591	-.000028	-.004063	-.000019	-.002185	-.001325	-.001053
Stddev	.115364	.003455	.001604	.000578	.004329	.001404	.001279
%RSD	144.9460	12454.13	39.47697	3064.831	198.1781	105.9228	121.4663
#1	-.209661	-.003266	-.002766	-.000676	-.000705	-.001939	.000111
#2	-.039460	-.000426	-.003567	.000408	-.007060	-.002317	-.000848
#3	.010348	.003609	-.005857	.000212	.001211	.000281	-.002421

Reviewed By:mohan
On:12/31/2024
11:25:59 PM
Inst Id :P5

Sample Name: PB165488BL Acquired: 12/29/2024 3:07:22 Type: Unk
Method: SFAM01.1 INSTRUMENT P5 WITH 6 POINT ICAL-2(v49) Mode: CONC Corr. Factor: 1.000000
User: Kareem Custom ID1: PBS488 Custom ID2: Custom ID3:
Comment:

Elem	Ti3361	Sr4077	Li6707
Units	ppm	ppm	ppm
Avg	.0022260	-.000104	-.006945
Stddev	.0045722	.000066	.000854
%RSD	205.4006	63.82885	12.29090
#1	-.002939	-.000097	-.007875
#2	.005756	-.000174	-.006198
#3	.003861	-.000041	-.006760

Int. Std.	Y_2243	Y_3600	Y_3710	Y_2243	In2306
Units	Cts/S	Cts/S	Cts/S	Cts/S	Cts/S
Avg	2089.067	26080.60	1972.370	1322.057	1885.920
Stddev	.856	157.07	9.273	13.221	3.654
%RSD	.0409841	.6022548	.4701688	1.000058	.1937257
#1	2089.212	26188.97	1982.228	1325.803	1884.410
#2	2088.148	25900.46	1963.819	1307.366	1883.263
#3	2089.842	26152.36	1971.063	1333.001	1890.086

Reviewed By:mohan
On:12/31/2024
11:25:59 PM
Inst Id :P5

Sample Name: PB165488BS Acquired: 12/29/2024 3:11:29 Type: Unk
Method: SFAM01.1 INSTRUMENT P5 WITH 6 POINT ICAL-2(v49) Mode: CONC Corr. Factor: 1.000000
User: Kareem Custom ID1: LCS488 Custom ID2: Custom ID3:
Comment:

Elem	As1890	Tl1908	Pb2203	Se1960	Sb2068	Al3961
Units	ppm	ppm	ppm	ppm	ppm	ppm
Avg	.0238740	.0485024	.0148332	.0582887	.1073497	.4009119
Stddev	.0042882	.0045181	.0024680	.0026085	.0010864	.0184018
%RSD	17.96166	9.315232	16.63844	4.475145	1.012024	4.589976
#1	.0224015	.0511579	.0170983	.0612346	.1081108	.3809919
#2	.0287044	.0432856	.0151983	.0562723	.1078328	.4044674
#3	.0205161	.0510637	.0122030	.0573592	.1061055	.4172766

Elem	Ba4934	Be2348	Cd2144	Ca3736	Cr2677	Co2286
Units	ppm	ppm	ppm	ppm	ppm	ppm
Avg	.3887606	.0099774	.0095157	9.793779	.0204490	.1028120
Stddev	.0054544	.0003208	.0000702	.102188	.0007799	.0005088
%RSD	1.403034	3.215054	.7376565	1.043402	3.814093	.4948639
#1	.3948920	.0098123	.0095492	9.911771	.0199091	.1026371
#2	.3869420	.0097728	.0094351	9.733793	.0213432	.1033852
#3	.3844478	.0103471	.0095629	9.735774	.0200947	.1024138

Elem	Cu3247	Fe2598	Mn2576	Mg2790	Ni2316	Ag3280
Units	ppm	ppm	ppm	ppm	ppm	ppm
Avg	.0445658	.2307566	.0289556	10.05085	.0767432	.0173209
Stddev	.0085852	.0271931	.0027027	.05128	.0008207	.0015336
%RSD	19.26415	11.78434	9.333786	.5102155	1.069346	8.853888
#1	.0418962	.2521112	.0319263	10.07387	.0758431	.0170942
#2	.0376326	.2400155	.0282979	10.08658	.0774499	.0159133
#3	.0541687	.2001431	.0266424	9.99209	.0769365	.0189552

Elem	Na8183	V_2924	Zn2138	K_7698	P_1774	B_2496
Units	ppm	ppm	ppm	ppm	ppm	ppm
Avg	8.949352	.0998108	.1171617	9.428030	.0198170	F -.003027
Stddev	.065807	.0021471	.0010151	.288715	.0025790	.002110
%RSD	.7353223	2.151181	.8664260	3.062306	13.01416	69.71083
#1	9.016632	.0979566	.1168474	9.703082	.0168536	-.000593
#2	8.885125	.0993126	.1163408	9.453647	.0215535	-.004147
#3	8.946299	.1021632	.1182967	9.127359	.0210440	-.004342

Reviewed By:mohan
On:12/31/2024
11:25:59 PM
Inst Id :P5

Sample Name: PB165488BS Acquired: 12/29/2024 3:11:29 Type: Unk
Method: SFAM01.1 INSTRUMENT P5 WITH 6 POINT ICAL-2(v49) Mode: CONC Corr. Factor: 1.000000
User: Kareem Custom ID1: LCS488 Custom ID2: Custom ID3:
Comment:

Elem	Mo2020	S_1820	Si2516	Sn1899	Ti3361	Sr4077
Units	ppm	ppm	ppm	ppm	ppm	ppm
Avg	.0193268	.1803390	F .4732374	.0110670	.1952332	.1986391
Stddev	.0003826	.0069716	.0030520	.0009297	.0051201	.0031148
%RSD	1.979595	3.865810	.6449171	8.400251	2.622536	1.568092
#1	.0193852	.1869483	.4756479	.0108412	.2011380	.2018666
#2	.0189183	.1730543	.4698058	.0102710	.1925359	.1984002
#3	.0196767	.1810144	.4742586	.0120888	.1920258	.1956506

Elem	Li6707
Units	ppm
Avg	.0218573
Stddev	.0056830
%RSD	26.00050
#1	.0159890
#2	.0273349
#3	.0222479

Int. Std.	Y_2243	Y_3600	Y_3710	Y_2243	In2306
Units	Cts/S	Cts/S	Cts/S	Cts/S	Cts/S
Avg	2090.002	26299.01	1978.458	1334.174	1887.591
Stddev	1.455	130.34	20.789	13.057	1.196
%RSD	.0696093	.4955896	1.050770	.9786838	.0633778
#1	2088.592	26151.46	1955.242	1320.674	1886.428
#2	2091.498	26347.13	1995.353	1346.738	1888.818
#3	2089.916	26398.44	1984.778	1335.112	1887.526

Reviewed By:mohan
On:12/31/2024
11:25:59 PM
Inst Id :P5

Sample Name: P5030-01 Acquired: 12/29/2024 3:15:33 Type: Unk
Method: SFAM01.1 INSTRUMENT P5 WITH 6 POINT ICAL-2(v49) Mode: CONC Corr. Factor: 1.000000
User: Kareem Custom ID1: MBHK41 Custom ID2: Custom ID3:
Comment:

Elem	As1890	Tl1908	Pb2203	Se1960	Sb2068	Al3961
Units	ppm	ppm	ppm	ppm	ppm	ppm
Avg	.1463630	-.159005	1.750721	.2170751	.0715134	96.66161
Stddev	.0014979	.003098	.002090	.0037833	.0011440	.64102
%RSD	1.023379	1.948244	.1194022	1.742837	1.599681	.6631560
#1	.1473952	-.156970	1.749270	.2136024	.0717929	95.92183
#2	.1470489	-.157474	1.749777	.2211067	.0702556	97.05266
#3	.1446451	-.162570	1.753117	.2165162	.0724918	97.01034

Elem	Ba4934	Be2348	Cd2144	Ca3736	Cr2677	Co2286
Units	ppm	ppm	ppm	ppm	ppm	ppm
Avg	1.057762	.0237052	.0078709	111.5652	.1279395	-.019296
Stddev	.008195	.0002112	.0001281	.7081	.0009696	.001804
%RSD	.7747332	.8908936	1.627389	.6347391	.7578370	9.346598
#1	1.048353	.0235958	.0077388	110.7643	.1290277	-.017239
#2	1.063334	.0239486	.0079946	112.1087	.1276232	-.020604
#3	1.061598	.0235711	.0078793	111.8224	.1271675	-.020046

Elem	Cu3247	Fe2598	Mn2576	Mg2790	Ni2316	Ag3280
Units	ppm	ppm	ppm	ppm	ppm	ppm
Avg	.1776267	387.7172	9.780538	50.87502	.2028598	.0026568
Stddev	.0066732	3.1290	.082890	.38432	.0012479	.0007915
%RSD	3.756880	.8070215	.8474953	.7554271	.6151360	29.79292
#1	.1752947	384.1327	9.685335	50.44093	.2037453	.0019014
#2	.1851529	389.9021	9.836680	51.01218	.2034014	.0025889
#3	.1724323	389.1167	9.819600	51.17195	.2014326	.0034801

Elem	Na8183	V_2924	Zn2138	K_7698	P_1774	B_2496
Units	ppm	ppm	ppm	ppm	ppm	ppm
Avg	.5474760	.2511179	.8721306	11.81448	F 10.93557	.1442247
Stddev	.0543258	.0118338	.0024962	.21091	.02073	.0061901
%RSD	9.922961	4.712439	.2862138	1.785211	.1895219	4.291983
#1	.5364793	.2377476	.8750122	11.86317	10.95522	.1371678
#2	.4994898	.2602453	.8707442	11.99679	10.93756	.1467700
#3	.6064590	.2553607	.8706353	11.58348	10.91391	.1487364

Reviewed By:mohan
On:12/31/2024
11:25:59 PM
Inst Id :P5

Sample Name: P5030-01 Acquired: 12/29/2024 3:15:33 Type: Unk
Method: SFAM01.1 INSTRUMENT P5 WITH 6 POINT ICAL-2(v49) Mode: CONC Corr. Factor: 1.000000
User: Kareem Custom ID1: MBHK41 Custom ID2: Custom ID3:
Comment:

Elem	Mo2020	S_1820	Si2516	Sn1899	Ti3361	Sr4077
Units	ppm	ppm	ppm	ppm	ppm	ppm
Avg	.0079569	5.031465	13.18990	.0667018	1.001848	-.175852
Stddev	.0002509	.005408	.04843	.0029777	.006881	.001179
%RSD	3.153569	.1074736	.3671586	4.464251	.6868504	.6705879
#1	.0080842	5.030767	13.23847	.0656076	.994657	-.174504
#2	.0076678	5.026441	13.14161	.0700718	1.008371	-.176361
#3	.0081185	5.037188	13.18961	.0644260	1.002516	-.176691

Elem	Li6707
Units	ppm
Avg	.1097696
Stddev	.0013126
%RSD	1.195745
#1	.1082587
#2	.1104209
#3	.1106291

Int. Std.	Y_2243	Y_3600	Y_3710	Y_2243	In2306
Units	Cts/S	Cts/S	Cts/S	Cts/S	Cts/S
Avg	2463.880	30856.37	2367.876	1566.336	1873.190
Stddev	3.041	88.48	7.297	2.543	1.025
%RSD	.1234049	.2867621	.3081746	.1623460	.0547024
#1	2466.259	30915.62	2367.453	1568.872	1872.036
#2	2464.927	30898.82	2375.376	1566.348	1873.993
#3	2460.454	30754.65	2360.800	1563.787	1873.541

Reviewed By:mohan
On:12/31/2024
11:25:59 PM
Inst Id :P5

Sample Name: P5030-02 Acquired: 12/29/2024 3:19:26 Type: Unk
Method: SFAM01.1 INSTRUMENT P5 WITH 6 POINT ICAL-2(v49) Mode: CONC Corr. Factor: 1.000000
User: Kareem Custom ID1: MBHK42 Custom ID2: Custom ID3:
Comment:

Elem	As1890	Tl1908	Pb2203	Se1960	Sb2068	Al3961	Ba4934
Units	ppm	ppm	ppm	ppm	ppm	ppm	ppm
Avg	.1609571	-.054255	3.218585	.1055491	.0218032	92.52334	1.189512
Stddev	.0094211	.002626	.009483	.0070023	.0054283	.48909	.004664
%RSD	5.853174	4.841066	.2946431	6.634185	24.89685	.5286147	.3920891
#1	.1715301	-.054152	3.211205	.0975790	.0165843	93.04136	1.194895
#2	.1534534	-.056931	3.215268	.1107132	.0274191	92.45916	1.186682
#3	.1578878	-.051681	3.229281	.1083551	.0214063	92.06951	1.186959

Elem	Be2348	Cd2144	Ca3736	Cr2677	Co2286	Cu3247	Fe2598
Units	ppm	ppm	ppm	ppm	ppm	ppm	ppm
Avg	.0147774	.0089642	119.2024	.1515204	.0652965	.3020112	200.6600
Stddev	.0001312	.0000843	.4667	.0001728	.0008838	.0030193	.8855
%RSD	.8879263	.9402889	.3914880	.1140374	1.353503	.9997232	.4412860
#1	.0147976	.0088672	119.6259	.1513970	.0642770	.3000877	201.6823
#2	.0146372	.0090203	119.2791	.1517179	.0658448	.3054911	200.1645
#3	.0148973	.0090049	118.7021	.1514464	.0657677	.3004548	200.1332

Elem	Mn2576	Mg2790	Ni2316	Ag3280	Na8183	V_2924	Zn2138
Units	ppm	ppm	ppm	ppm	ppm	ppm	ppm
Avg	11.89893	51.65427	.2550616	.0022932	.5314412	.2161816	1.253712
Stddev	.05511	.31893	.0008437	.0001797	.0207666	.0032596	.005949
%RSD	.4631894	.6174415	.3307656	7.834060	3.907592	1.507796	.4745366
#1	11.96167	51.78765	.2549160	.0023768	.5198137	.2157849	1.258474
#2	11.87677	51.88486	.2543002	.0020870	.5190931	.2131385	1.255619
#3	11.85834	51.29029	.2559686	.0024158	.5554167	.2196214	1.247043

Elem	K_7698	P_1774	B_2496	Mo2020	S_1820	Si2516	Sn1899
Units	ppm	ppm	ppm	ppm	ppm	ppm	ppm
Avg	11.34601	9.926209	.1073646	.0103826	5.279164	12.68114	.0806380
Stddev	.07696	.029015	.0013554	.0009085	.007010	.08570	.0016884
%RSD	.6782725	.2923062	1.262426	8.750666	.1327790	.6757963	2.093790
#1	11.43437	9.920543	.1081315	.0094690	5.279192	12.77804	.0796512
#2	11.30992	9.900445	.1081626	.0112860	5.272141	12.65007	.0796752
#3	11.29373	9.957639	.1057996	.0103927	5.286160	12.61532	.0825875

Reviewed By:mohan
On:12/31/2024
11:25:59 PM
Inst Id :P5

Sample Name: P5030-02 Acquired: 12/29/2024 3:19:26 Type: Unk
Method: SFAM01.1 INSTRUMENT P5 WITH 6 POINT ICAL-2(v49) Mode: CONC Corr. Factor: 1.000000
User: Kareem Custom ID1: MBHK42 Custom ID2: Custom ID3:
Comment:

Elem	Ti3361	Sr4077	Li6707
Units	ppm	ppm	ppm
Avg	1.042649	.0228593	.1084351
Stddev	.002620	.0007021	.0025922
%RSD	.2512596	3.071431	2.390568
#1	1.045087	.0231335	.1064635
#2	1.039879	.0220615	.1074705
#3	1.042982	.0233830	.1113714

Int. Std.	Y_2243	Y_3600	Y_3710	Y_2243	In2306
Units	Cts/S	Cts/S	Cts/S	Cts/S	Cts/S
Avg	2543.235	31975.36	2405.487	1623.708	1834.017
Stddev	5.826	50.49	12.823	4.153	4.442
%RSD	.2290967	.1579182	.5330549	.2557738	.2422011
#1	2547.989	31925.97	2390.681	1618.952	1836.057
#2	2544.980	32026.89	2412.854	1625.549	1837.074
#3	2536.735	31973.22	2412.926	1626.622	1828.922

Reviewed By:mohan
On:12/31/2024
11:25:59 PM
Inst Id :P5

Sample Name: P5030-03 Acquired: 12/29/2024 3:23:19 Type: Unk
Method: SFAM01.1 INSTRUMENT P5 WITH 6 POINT ICAL-2(v49) Mode: CONC Corr. Factor: 1.000000
User: Kareem Custom ID1: MBHK43 Custom ID2: Custom ID3:
Comment:

Elem	As1890	Tl1908	Pb2203	Se1960	Sb2068	Al3961
Units	ppm	ppm	ppm	ppm	ppm	ppm
Avg	.2090971	-.060112	4.889952	.1094327	.0241046	82.79550
Stddev	.0048623	.003274	.013658	.0107974	.0016515	.25071
%RSD	2.325356	5.447013	.2793016	9.866697	6.851177	.3028105
#1	.2123033	-.061326	4.874903	.1063858	.0235308	82.96748
#2	.2114854	-.062605	4.893392	.1004862	.0228167	82.50783
#3	.2035025	-.056404	4.901561	.1214262	.0259665	82.91119

Elem	Ba4934	Be2348	Cd2144	Ca3736	Cr2677	Co2286
Units	ppm	ppm	ppm	ppm	ppm	ppm
Avg	1.234106	.0142652	.0119395	98.55484	.1412919	.0749064
Stddev	.004827	.0002334	.0000750	.20026	.0004429	.0008567
%RSD	.3911169	1.636136	.6284093	.2032003	.3134610	1.143727
#1	1.234893	.0144761	.0119547	98.73731	.1408676	.0754809
#2	1.228934	.0143050	.0120057	98.34058	.1412568	.0739217
#3	1.238491	.0140144	.0118580	98.58664	.1417513	.0753167

Elem	Cu3247	Fe2598	Mn2576	Mg2790	Ni2316	Ag3280
Units	ppm	ppm	ppm	ppm	ppm	ppm
Avg	.4480507	198.3693	14.22448	36.17607	.2979263	.0040819
Stddev	.0104321	.6339	.06644	.16232	.0015779	.0008754
%RSD	2.328320	.3195539	.4670562	.4486825	.5296129	21.44662
#1	.4576663	198.9149	14.27478	36.28971	.2961105	.0039767
#2	.4369594	197.6739	14.14917	35.99018	.2987049	.0050052
#3	.4495263	198.5191	14.24949	36.24833	.2989636	.0032638

Elem	Na8183	V_2924	Zn2138	K_7698	P_1774	B_2496
Units	ppm	ppm	ppm	ppm	ppm	ppm
Avg	.4719113	.2140762	1.522498	9.801546	F 10.48362	.1084030
Stddev	.0268415	.0113357	.003184	.059100	.02555	.0021342
%RSD	5.687818	5.295192	.2090997	.6029694	.2437342	1.968739
#1	.4416346	.2009869	1.525647	9.734198	10.46603	.1075384
#2	.4813091	.2205672	1.519281	9.844762	10.51293	.1068368
#3	.4927902	.2206744	1.522566	9.825679	10.47190	.1108338

Reviewed By:mohan
On:12/31/2024
11:25:59 PM
Inst Id :P5

Sample Name: P5030-03 Acquired: 12/29/2024 3:23:19 Type: Unk
Method: SFAM01.1 INSTRUMENT P5 WITH 6 POINT ICAL-2(v49) Mode: CONC Corr. Factor: 1.000000
User: Kareem Custom ID1: MBHK43 Custom ID2: Custom ID3:
Comment:

Elem	Mo2020	S_1820	Si2516	Sn1899	Ti3361	Sr4077
Units	ppm	ppm	ppm	ppm	ppm	ppm
Avg	.0107109	4.577994	11.80004	.1217919	1.005226	.0124731
Stddev	.0002459	.010857	.04779	.0016316	.006471	.0006755
%RSD	2.296237	.2371581	.4049588	1.339699	.6437224	5.416013
#1	.0105139	4.567298	11.84453	.1207758	1.012324	.0125366
#2	.0106323	4.589006	11.80607	.1236740	.999656	.0131146
#3	.0109866	4.577678	11.74953	.1209260	1.003697	.0117680

Elem	Li6707
Units	ppm
Avg	.0912714
Stddev	.0021907
%RSD	2.400182
#1	.0887531
#2	.0923231
#3	.0927378

Int. Std.	Y_2243	Y_3600	Y_3710	Y_2243	In2306
Units	Cts/S	Cts/S	Cts/S	Cts/S	Cts/S
Avg	2619.805	32942.47	2491.205	1674.344	1838.591
Stddev	7.334	238.52	16.335	7.045	1.699
%RSD	.2799382	.7240364	.6557240	.4207868	.0924175
#1	2619.332	32796.94	2472.746	1667.573	1839.849
#2	2627.363	33217.73	2497.073	1681.635	1839.265
#3	2612.719	32812.74	2503.795	1673.823	1836.658

Reviewed By:mohan
On:12/31/2024
11:25:59 PM
Inst Id :P5

Sample Name: P5030-04 Acquired: 12/29/2024 3:27:14 Type: Unk
Method: SFAM01.1 INSTRUMENT P5 WITH 6 POINT ICAL-2(v49) Mode: CONC Corr. Factor: 1.000000
User: Kareem Custom ID1: MBHK44 Custom ID2: Custom ID3:
Comment:

Elem	As1890	Tl1908	Pb2203	Se1960	Sb2068	Al3961
Units	ppm	ppm	ppm	ppm	ppm	ppm
Avg	.2673423	-.074750	5.102137	.1409318	.0354449	88.17917
Stddev	.0029061	.002570	.034112	.0052454	.0007311	.29048
%RSD	1.087046	3.438412	.6685827	3.721908	2.062711	.3294167
#1	.2659277	-.077306	5.073985	.1450678	.0355408	87.90912
#2	.2654143	-.074776	5.140072	.1426957	.0346706	88.48648
#3	.2706849	-.072166	5.092356	.1350319	.0361233	88.14190

Elem	Ba4934	Be2348	Cd2144	Ca3736	Cr2677	Co2286
Units	ppm	ppm	ppm	ppm	ppm	ppm
Avg	1.300262	.0165473	.0134803	93.73716	.1670647	.0809681
Stddev	.003412	.0000581	.0001955	.19176	.0007291	.0009976
%RSD	.2623735	.3513175	1.450089	.2045758	.4364113	1.232124
#1	1.296355	.0164826	.0132888	93.52220	.1673418	.0810775
#2	1.301781	.0165950	.0136796	93.89065	.1662376	.0799203
#3	1.302650	.0165645	.0134726	93.79862	.1676145	.0819066

Elem	Cu3247	Fe2598	Mn2576	Mg2790	Ni2316	Ag3280
Units	ppm	ppm	ppm	ppm	ppm	ppm
Avg	.4924001	244.0990	16.91175	33.08288	.3051263	.0057162
Stddev	.0070126	1.0398	.05925	.17851	.0025519	.0017593
%RSD	1.424172	.4259734	.3503564	.5395760	.8363588	30.77799
#1	.4857439	243.2162	16.84762	32.88719	.3044394	.0037306
#2	.4997217	245.2452	16.96446	33.23680	.3079514	.0070810
#3	.4917347	243.8357	16.92316	33.12466	.3029881	.0063370

Elem	Na8183	V_2924	Zn2138	K_7698	P_1774	B_2496
Units	ppm	ppm	ppm	ppm	ppm	ppm
Avg	.5095922	.2277521	1.421525	8.336619	F 11.77534	.1106744
Stddev	.0406066	.0073975	.007341	.089212	.08637	.0012162
%RSD	7.968456	3.248052	.5163971	1.070126	.7335102	1.098890
#1	.5353766	.2277842	1.415012	8.235916	11.71077	.1103761
#2	.5306157	.2203387	1.429480	8.368181	11.87345	.1096352
#3	.4627844	.2351336	1.420083	8.405760	11.74179	.1120120

Reviewed By:mohan
On:12/31/2024
11:25:59 PM
Inst Id :P5

Sample Name: P5030-04 Acquired: 12/29/2024 3:27:14 Type: Unk
Method: SFAM01.1 INSTRUMENT P5 WITH 6 POINT ICAL-2(v49) Mode: CONC Corr. Factor: 1.000000
User: Kareem Custom ID1: MBHK44 Custom ID2: Custom ID3:
Comment:

Elem	Mo2020	S_1820	Si2516	Sn1899	Ti3361	Sr4077
Units	ppm	ppm	ppm	ppm	ppm	ppm
Avg	.0099988	3.779626	12.47545	.0934257	.7972505	-.044572
Stddev	.0002287	.031655	.14079	.0004533	.0073617	.000835
%RSD	2.287224	.8375193	1.128516	.4852495	.9233900	1.872970
#1	.0097363	3.757577	12.49175	.0930157	.8055967	-.043897
#2	.0101046	3.815898	12.60738	.0939126	.7916808	-.045506
#3	.0101554	3.765404	12.32722	.0933487	.7944740	-.044313

Elem	Li6707
Units	ppm
Avg	.0907086
Stddev	.0023002
%RSD	2.535858
#1	.0894765
#2	.0933624
#3	.0892869

Int. Std.	Y_2243	Y_3600	Y_3710	Y_2243	In2306
Units	Cts/S	Cts/S	Cts/S	Cts/S	Cts/S
Avg	2676.787	33631.47	2565.624	1714.341	1823.218
Stddev	6.548	188.38	19.584	10.114	7.564
%RSD	.2446392	.5601333	.7633054	.5899759	.4148467
#1	2683.903	33664.42	2562.852	1725.010	1827.423
#2	2671.015	33801.20	2547.575	1713.121	1814.487
#3	2675.441	33428.79	2586.446	1704.892	1827.745

Reviewed By:mohan
On:12/31/2024
11:25:59 PM
Inst Id :P5

Sample Name: P5030-05 Acquired: 12/29/2024 3:31:09 Type: Unk
Method: SFAM01.1 INSTRUMENT P5 WITH 6 POINT ICAL-2(v49) Mode: CONC Corr. Factor: 1.000000
User: Kareem Custom ID1: MBHK44D Custom ID2: Custom ID3:
Comment:

Elem	As1890	Tl1908	Pb2203	Se1960	Sb2068	Al3961
Units	ppm	ppm	ppm	ppm	ppm	ppm
Avg	.2631522	-.072265	4.812199	.1344588	.0348988	84.24845
Stddev	.0020108	.002105	.041123	.0015702	.0022626	.22466
%RSD	.7641210	2.912702	.8545639	1.167768	6.483388	.2666636
#1	.2636417	-.071740	4.787614	.1330715	.0362970	84.46750
#2	.2609418	-.074583	4.789308	.1341416	.0322883	84.25928
#3	.2648730	-.070473	4.859674	.1361634	.0361110	84.01857

Elem	Ba4934	Be2348	Cd2144	Ca3736	Cr2677	Co2286
Units	ppm	ppm	ppm	ppm	ppm	ppm
Avg	1.244073	.0157609	.0127578	89.66916	.1602416	.0750555
Stddev	.003864	.0001424	.0002018	.27598	.0010133	.0024676
%RSD	.3105998	.9035764	1.581701	.3077809	.6323403	3.287659
#1	1.248044	.0156367	.0125957	89.97251	.1613495	.0733538
#2	1.243850	.0157297	.0126938	89.60204	.1600137	.0739271
#3	1.240326	.0159163	.0129838	89.43292	.1593618	.0778855

Elem	Cu3247	Fe2598	Mn2576	Mg2790	Ni2316	Ag3280
Units	ppm	ppm	ppm	ppm	ppm	ppm
Avg	.4675949	233.1865	16.15060	31.68008	.2884471	.0036638
Stddev	.0047300	.8633	.04944	.01863	.0021385	.0002402
%RSD	1.011560	.3702188	.3061104	.0588164	.7413917	6.555664
#1	.4701044	234.0571	16.20456	31.65989	.2880622	.0033936
#2	.4621389	233.1718	16.13976	31.69661	.2865272	.0037447
#3	.4705412	232.3307	16.10748	31.68375	.2907519	.0038530

Elem	Na8183	V_2924	Zn2138	K_7698	P_1774	B_2496
Units	ppm	ppm	ppm	ppm	ppm	ppm
Avg	.4833822	.2075009	1.368308	7.985648	F 11.10022	.1064656
Stddev	.0132216	.0016021	.005798	.020453	.08729	.0026546
%RSD	2.735234	.7720923	.4237497	.2561270	.7864245	2.493427
#1	.4950739	.2083464	1.361710	7.995138	11.06294	.1093965
#2	.4860387	.2056532	1.372591	7.962174	11.03776	.1057774
#3	.4690340	.2085031	1.370623	7.999633	11.19997	.1042228

Reviewed By:mohan
On:12/31/2024
11:25:59 PM
Inst Id :P5

Sample Name: P5030-05 Acquired: 12/29/2024 3:31:09 Type: Unk
Method: SFAM01.1 INSTRUMENT P5 WITH 6 POINT ICAL-2(v49) Mode: CONC Corr. Factor: 1.000000
User: Kareem Custom ID1: MBHK44D Custom ID2: Custom ID3:
Comment:

Elem	Mo2020	S_1820	Si2516	Sn1899	Ti3361	Sr4077
Units	ppm	ppm	ppm	ppm	ppm	ppm
Avg	.0091290	3.573437	12.03966	.0898828	.7657725	-.041837
Stddev	.0002629	.019315	.06816	.0029276	.0049131	.000582
%RSD	2.879826	.5405035	.5661357	3.257168	.6415874	1.391595
#1	.0092769	3.563472	11.98159	.0865267	.7712826	-.042482
#2	.0092846	3.561140	12.11470	.0912092	.7618479	-.041351
#3	.0088254	3.595699	12.02268	.0919124	.7641870	-.041678

Elem	Li6707
Units	ppm
Avg	.0840984
Stddev	.0011809
%RSD	1.404228
#1	.0838947
#2	.0853679
#3	.0830326

Int. Std.	Y_2243	Y_3600	Y_3710	Y_2243	In2306
Units	Cts/S	Cts/S	Cts/S	Cts/S	Cts/S
Avg	2786.447	34997.50	2650.531	1777.773	1924.413
Stddev	22.041	142.47	3.708	4.380	17.569
%RSD	.7910240	.4070801	.1398882	.2464006	.9129776
#1	2798.561	34878.74	2654.350	1777.189	1933.373
#2	2799.775	35155.46	2646.946	1782.416	1935.696
#3	2761.006	34958.28	2650.298	1773.713	1904.170

Reviewed By:mohan
On:12/31/2024
11:25:59 PM
Inst Id :P5

Sample Name: P5030-04LX5 Acquired: 12/29/2024 3:35:02 Type: Unk
Method: SFAM01.1 INSTRUMENT P5 WITH 6 POINT ICAL-2(v49) Mode: CONC Corr. Factor: 1.000000
User: Kareem Custom ID1: MBHK44L Custom ID2: Custom ID3:
Comment:

Elem	As1890	Tl1908	Pb2203	Se1960	Sb2068	Al3961	Ba4934
Units	ppm	ppm	ppm	ppm	ppm	ppm	ppm
Avg	.0464693	-.019081	.9925688	.0248409	.0038491	21.06240	.3109699
Stddev	.0040397	.002527	.0029276	.0029436	.0025587	.28574	.0038932
%RSD	8.693207	13.24421	.2949533	11.84986	66.47616	1.356614	1.251966
#1	.0487994	-.018423	.9936640	.0251168	.0032234	20.95343	.3096859
#2	.0488037	-.021872	.9892515	.0276367	.0016612	21.38659	.3153430
#3	.0418047	-.016948	.9947909	.0217690	.0066626	20.84719	.3078809

Elem	Be2348	Cd2144	Ca3736	Cr2677	Co2286	Cu3247	Fe2598
Units	ppm	ppm	ppm	ppm	ppm	ppm	ppm
Avg	.0042404	.0023648	22.52935	.0394492	.0209306	.1150000	58.92649
Stddev	.0000417	.0000520	.28795	.0007606	.0001879	.0010976	.70646
%RSD	.9824295	2.197086	1.278097	1.927984	.8978205	.9544261	1.198888
#1	.0042522	.0023620	22.45201	.0394167	.0207844	.1162504	58.73882
#2	.0042748	.0023143	22.84807	.0387054	.0208647	.1141957	59.70784
#3	.0041940	.0024181	22.28797	.0402255	.0211426	.1145539	58.33282

Elem	Mn2576	Mg2790	Ni2316	Ag3280	Na8183	V_2924	Zn2138
Units	ppm	ppm	ppm	ppm	ppm	ppm	ppm
Avg	4.111245	7.934428	.0586778	.0015517	.1111036	.0401030	.3451110
Stddev	.059050	.094569	.0000461	.0013524	.0131948	.0100648	.0005994
%RSD	1.436309	1.191878	.0784986	87.15896	11.87608	25.09743	.1736865
#1	4.096220	7.947379	.0587081	.0026974	.1012561	.0516092	.3457720
#2	4.176356	8.021854	.0587006	.0018978	.1260957	.0357661	.3446027
#3	4.061159	7.834052	.0586248	.0000598	.1059590	.0329336	.3449583

Elem	K_7698	P_1774	B_2496	Mo2020	S_1820	Si2516	Sn1899
Units	ppm	ppm	ppm	ppm	ppm	ppm	ppm
Avg	1.966092	2.293109	.0242216	.0022392	.7395020	3.087831	.0178751
Stddev	.059311	.008331	.0027475	.0000927	.0047256	.043633	.0020149
%RSD	3.016716	.3633129	11.34316	4.137721	.6390287	1.413051	11.27220
#1	1.947658	2.299416	.0258937	.0021379	.7433728	3.071995	.0194570
#2	1.918186	2.283665	.0210506	.0023196	.7408974	3.137170	.0185617
#3	2.032431	2.296247	.0257204	.0022602	.7342358	3.054327	.0156066

Reviewed By:mohan
On:12/31/2024
11:25:59 PM
Inst Id :P5

Sample Name: P5030-04LX5 Acquired: 12/29/2024 3:35:02 Type: Unk
Method: SFAM01.1 INSTRUMENT P5 WITH 6 POINT ICAL-2(v49) Mode: CONC Corr. Factor: 1.000000
User: Kareem Custom ID1: MBHK44L Custom ID2: Custom ID3:
Comment:

Elem	Ti3361	Sr4077	Li6707
Units	ppm	ppm	ppm
Avg	.1932578	-.011185	.0166581
Stddev	.0015902	.000208	.0045898
%RSD	.8228236	1.859761	27.55273
#1	.1915092	-.011043	.0119791
#2	.1946174	-.011424	.0168421
#3	.1936467	-.011088	.0211532

Int. Std.	Y_2243	Y_3600	Y_3710	Y_2243	In2306
Units	Cts/S	Cts/S	Cts/S	Cts/S	Cts/S
Avg	2252.215	28280.44	2096.856	1437.585	1909.225
Stddev	4.154	130.55	31.523	4.573	3.878
%RSD	.1844286	.4616101	1.503326	.3181117	.2031085
#1	2247.446	28263.69	2105.578	1433.762	1906.210
#2	2254.150	28159.07	2061.891	1436.342	1913.599
#3	2255.047	28418.55	2123.099	1442.651	1907.866

Reviewed By:mohan
On:12/31/2024
11:25:59 PM
Inst Id :P5

Sample Name: CCV034 Acquired: 12/29/2024 3:39:00 Type: Unk
Method: SFAM01.1 INSTRUMENT P5 WITH 6 POINT ICAL-2(v49) Mode: CONC Corr. Factor: 1.000000
User: Kareem Custom ID1: CCV034 Custom ID2: Custom ID3:
Comment:

Elem	As1890	Tl1908	Pb2203	Se1960	Sb2068	Al3961	Ba4934
Units	ppm	ppm	ppm	ppm	ppm	ppm	ppm
Avg	5.081333	4.734131	24.27078	4.964531	4.888245	399.6703	9.956456
Stddev	.013900	.018855	.07353	.014227	.013391	1.5963	.039367
%RSD	.2735598	.3982682	.3029383	.2865652	.2739350	.3994045	.3953899
#1	5.068769	4.730687	24.23577	4.967039	4.891282	400.2392	9.982948
#2	5.078965	4.717235	24.22131	4.949217	4.873597	397.8675	9.911220
#3	5.096266	4.754469	24.35527	4.977337	4.899857	400.9042	9.975200

Elem	Be2348	Cd2144	Ca3736	Cr2677	Co2286	Cu3247	Fe2598
Units	ppm	ppm	ppm	ppm	ppm	ppm	ppm
Avg	.5126186	2.448403	399.6341	15.15410	2.357587	14.61847	405.0345
Stddev	.0051099	.006010	1.8443	.01151	.005516	.03998	2.0948
%RSD	.9968229	.2454818	.4615012	.0759577	.2339615	.2735189	.5171932
#1	.5163274	2.446850	400.7524	15.15522	2.353196	14.61760	405.9831
#2	.5067899	2.443321	397.5053	15.16502	2.355786	14.57892	402.6332
#3	.5147384	2.455037	400.6445	15.14208	2.363778	14.65888	406.4872

Elem	Mn2576	Mg2790	Ni2316	Ag3280	Na8183	V_2924	Zn2138
Units	ppm	ppm	ppm	ppm	ppm	ppm	ppm
Avg	14.61115	400.0810	2.460042	1.252059	410.6452	2.451951	14.60519
Stddev	.07169	1.9204	.004559	.000492	3.4242	.018874	.05025
%RSD	.4906535	.4800086	.1853272	.0392938	.8338516	.7697650	.3440402
#1	14.63436	400.5890	2.457062	1.251523	411.7206	2.470586	14.57921
#2	14.53073	397.9576	2.457773	1.252164	406.8124	2.432847	14.66311
#3	14.66836	401.6963	2.465290	1.252490	413.4026	2.452421	14.57325

Elem	K_7698	P_1774	B_2496	Mo2020	S_1820	Si2516	Sn1899
Units	ppm	ppm	ppm	ppm	ppm	ppm	ppm
Avg	149.8953	4.917804	4.940079	4.865406	4.967343	4.850763	4.929492
Stddev	.6542	.008984	.041406	.006421	.028941	.035647	.009600
%RSD	.4364302	.1826808	.8381636	.1319822	.5826264	.7348828	.1947389
#1	150.2134	4.915485	4.968893	4.872597	4.933946	4.872352	4.923625
#2	149.1428	4.910206	4.892630	4.860243	4.983021	4.809617	4.924281
#3	150.3295	4.927720	4.958715	4.863380	4.985063	4.870319	4.940571

Reviewed By:mohan
On:12/31/2024
11:25:59 PM
Inst Id :P5

Sample Name: CCV034 Acquired: 12/29/2024 3:39:00 Type: Unk
Method: SFAM01.1 INSTRUMENT P5 WITH 6 POINT ICAL-2(v49) Mode: CONC Corr. Factor: 1.000000
User: Kareem Custom ID1: CCV034 Custom ID2: Custom ID3:
Comment:

Elem	Ti3361	Sr4077	Li6707
Units	ppm	ppm	ppm
Avg	4.955387	4.621376	5.037160
Stddev	.024140	.012680	.013833
%RSD	.4871391	.2743802	.2746167
#1	4.971407	4.632303	5.037197
#2	4.927623	4.607472	5.023308
#3	4.967133	4.624353	5.050974

Int. Std.	Y_2243	Y_3600	Y_3710	Y_2243	In2306
Units	Cts/S	Cts/S	Cts/S	Cts/S	Cts/S
Avg	1858.863	23982.27	1909.705	1172.094	1567.019
Stddev	5.574	81.98	15.276	7.507	4.599
%RSD	.2998724	.3418173	.7999082	.6404405	.2934761
#1	1854.343	23939.97	1896.191	1171.125	1567.007
#2	1865.092	23930.09	1926.279	1165.119	1571.623
#3	1857.156	24076.76	1906.645	1180.038	1562.426

Reviewed By:mohan
On:12/31/2024
11:25:59 PM
Inst Id :P5

Sample Name: CCB034 Acquired: 12/29/2024 3:42:50 Type: Unk
Method: SFAM01.1 INSTRUMENT P5 WITH 6 POINT ICAL-2(v49) Mode: CONC Corr. Factor: 1.000000
User: Kareem Custom ID1: CCB034 Custom ID2: Custom ID3:
Comment:

Elem	As1890	Tl1908	Pb2203	Se1960	Sb2068	Al3961	Ba4934
Units	ppm	ppm	ppm	ppm	ppm	ppm	ppm
Avg	.0035315	.0007507	.0022614	.0006241	-.003852	-.015481	-.000072
Stddev	.0021031	.0044909	.0007566	.0026328	.002584	.013963	.000156
%RSD	59.55439	598.2124	33.45536	421.8649	67.09361	90.19407	217.2609
#1	.0038830	-.002466	.0031070	-.002371	-.001159	-.025366	-.000247
#2	.0012747	-.001164	.0016487	.002574	-.006312	-.021570	.000052
#3	.0054367	.005882	.0020285	.001669	-.004085	.000492	-.000021

Elem	Be2348	Cd2144	Ca3736	Cr2677	Co2286	Cu3247	Fe2598
Units	ppm	ppm	ppm	ppm	ppm	ppm	ppm
Avg	.0000554	.0000284	-.009293	-.000309	.0000861	-.004569	-.006787
Stddev	.0000188	.0001484	.012208	.001157	.0006588	.005000	.005915
%RSD	33.91822	522.3901	131.3627	374.0911	765.2868	109.4242	87.14691
#1	.0000400	.0001035	.002072	.001026	-.000423	-.008906	-.012184
#2	.0000764	.0001242	-.007754	-.000942	.000830	.000899	-.000464
#3	.0000498	-.000142	-.022198	-.001012	-.000148	-.005700	-.007713

Elem	Mn2576	Mg2790	Ni2316	Ag3280	Na8183	V_2924	Zn2138
Units	ppm	ppm	ppm	ppm	ppm	ppm	ppm
Avg	-.001400	-.109393	.0001128	.0001483	.0826512	-.011704	.0026223
Stddev	.000807	.078998	.0006616	.0012458	.0144417	.011838	.0011776
%RSD	57.62051	72.21472	586.6996	840.1075	17.47304	101.1451	44.90806
#1	-.001662	-.122722	.0004430	.0001632	.0800598	-.020282	.0035297
#2	-.000495	-.180878	.0005442	-.001105	.0696806	.001802	.0030455
#3	-.002044	-.024579	-.000649	.001387	.0982131	-.016631	.0012915

Elem	K_7698	P_1774	B_2496	Mo2020	S_1820	Si2516	Sn1899
Units	ppm	ppm	ppm	ppm	ppm	ppm	ppm
Avg	.0751523	-.000284	.0104587	.0001486	.0016780	.0003263	-.000291
Stddev	.2437157	.002704	.0003130	.0003991	.0005909	.0005378	.000979
%RSD	324.2956	953.7824	2.992604	268.6448	35.21307	164.8207	336.3375
#1	-.186791	-.002194	.0103842	-.000241	.0023303	-.000244	.000501
#2	.117037	-.001467	.0101896	.000131	.0011785	.000399	.000012
#3	.295212	.002811	.0108022	.000556	.0015253	.000824	-.001385

Reviewed By:mohan
On:12/31/2024
11:25:59 PM
Inst Id :P5

Sample Name: CCB034 Acquired: 12/29/2024 3:42:50 Type: Unk
Method: SFAM01.1 INSTRUMENT P5 WITH 6 POINT ICAL-2(v49) Mode: CONC Corr. Factor: 1.000000
User: Kareem Custom ID1: CCB034 Custom ID2: Custom ID3:
Comment:

Elem	Ti3361	Sr4077	Li6707
Units	ppm	ppm	ppm
Avg	.0030903	-.000113	.0116582
Stddev	.0016416	.000337	.0020129
%RSD	53.12149	299.4899	17.26594
#1	.0017138	.000271	.0125964
#2	.0049071	-.000247	.0093475
#3	.0026499	-.000362	.0130308

Int. Std.	Y_2243	Y_3600	Y_3710	Y_2243	In2306
Units	Cts/S	Cts/S	Cts/S	Cts/S	Cts/S
Avg	2032.501	25499.19	1919.163	1296.751	1832.266
Stddev	9.816	899.91	22.460	41.985	10.221
%RSD	.4829525	3.529171	1.170304	3.237723	.5578609
#1	2032.660	26034.12	1944.852	1318.934	1830.143
#2	2022.607	26003.23	1909.405	1322.991	1823.273
#3	2042.237	24460.21	1903.233	1248.327	1843.382

Reviewed By:mohan
On:12/31/2024
11:25:59 PM
Inst Id :P5

Sample Name: P5030-06 Acquired: 12/29/2024 3:46:57 Type: Unk
Method: SFAM01.1 INSTRUMENT P5 WITH 6 POINT ICAL-2(v49) Mode: CONC Corr. Factor: 1.000000
User: Kareem Custom ID1: MBHK44S Custom ID2: Custom ID3:
Comment:

Elem	As1890	Tl1908	Pb2203	Se1960	Sb2068	Al3961
Units	ppm	ppm	ppm	ppm	ppm	ppm
Avg	.3419226	-.002701	4.834845	.2774898	.1819826	88.61579
Stddev	.0031284	.004944	.010647	.0018925	.0009987	.22133
%RSD	.9149498	183.0712	.2202175	.6820101	.5487872	.2497616
#1	.3447169	-.001157	4.830942	.2781587	.1808317	88.76131
#2	.3385428	-.008232	4.826700	.2753537	.1826208	88.72497
#3	.3425083	.001288	4.846893	.2789570	.1824954	88.36108

Elem	Ba4934	Be2348	Cd2144	Ca3736	Cr2677	Co2286
Units	ppm	ppm	ppm	ppm	ppm	ppm
Avg	4.303417	.0928353	.1058123	90.78350	.4837573	1.030202
Stddev	.010137	.0004601	.0004143	.15136	.0011741	.002414
%RSD	.2355607	.4955774	.3915586	.1667208	.2427030	.2343327
#1	4.308268	.0933550	.1060378	90.71997	.4834214	1.032151
#2	4.310218	.0926705	.1053342	90.95626	.4827878	1.027502
#3	4.291766	.0924803	.1060650	90.67426	.4850627	1.030955

Elem	Cu3247	Fe2598	Mn2576	Mg2790	Ni2316	Ag3280
Units	ppm	ppm	ppm	ppm	ppm	ppm
Avg	.8492089	237.2452	17.06947	32.09725	1.245821	.0595937
Stddev	.0042569	.3274	.03467	.08572	.003160	.0009467
%RSD	.5012787	.1379989	.2031300	.2670647	.2536433	1.588583
#1	.8447464	237.2452	17.09409	32.10019	1.248102	.0601110
#2	.8532251	237.5727	17.08450	32.01009	1.242214	.0601691
#3	.8496552	236.9179	17.02981	32.18146	1.247148	.0585011

Elem	Na8183	V_2924	Zn2138	K_7698	P_1774	B_2496
Units	ppm	ppm	ppm	ppm	ppm	ppm
Avg	.5244464	.9958298	2.115370	8.166533	F 11.06142	.1108611
Stddev	.0070002	.0073353	.004873	.164837	.02494	.0016864
%RSD	1.334769	.7366050	.2303389	2.018447	.2254766	1.521159
#1	.5207566	1.000975	2.120502	8.242183	11.08188	.1093626
#2	.5325195	.999084	2.110807	8.279966	11.03363	.1105335
#3	.5200630	.987430	2.114800	7.977450	11.06874	.1126872

Reviewed By:mohan
On:12/31/2024
11:25:59 PM
Inst Id :P5

Sample Name: P5030-06 Acquired: 12/29/2024 3:46:57 Type: Unk
Method: SFAM01.1 INSTRUMENT P5 WITH 6 POINT ICAL-2(v49) Mode: CONC Corr. Factor: 1.000000
User: Kareem Custom ID1: MBHK44S Custom ID2: Custom ID3:
Comment:

Elem	Mo2020	S_1820	Si2516	Sn1899	Ti3361	Sr4077
Units	ppm	ppm	ppm	ppm	ppm	ppm
Avg	.0092201	3.534575	12.13086	.0914454	.7719896	-.043234
Stddev	.0003758	.007416	.02323	.0007566	.0028840	.000562
%RSD	4.076235	.2098258	.1915117	.8274194	.3735811	1.299851
#1	.0091288	3.542934	12.15103	.0911751	.7717243	-.042730
#2	.0096332	3.532008	12.13609	.0923001	.7749970	-.043132
#3	.0088983	3.528783	12.10546	.0908610	.7692474	-.043840

Elem	Li6707
Units	ppm
Avg	.0887708
Stddev	.0027367
%RSD	3.082848
#1	.0863840
#2	.0881707
#3	.0917577

Int. Std.	Y_2243	Y_3600	Y_3710	Y_2243	In2306
Units	Cts/S	Cts/S	Cts/S	Cts/S	Cts/S
Avg	2691.451	33909.39	2567.810	1715.277	1868.151
Stddev	3.120	108.18	7.049	6.310	4.444
%RSD	.1159272	.3190325	.2745033	.3678964	.2378762
#1	2691.899	33895.83	2559.827	1710.113	1867.632
#2	2694.324	34023.72	2573.176	1722.311	1872.831
#3	2688.132	33808.63	2570.427	1713.407	1863.989

Reviewed By:mohan
On:12/31/2024
11:25:59 PM
Inst Id :P5

Sample Name: P5030-07 Acquired: 12/29/2024 3:50:49 Type: Unk
Method: SFAM01.1 INSTRUMENT P5 WITH 6 POINT ICAL-2(v49) Mode: CONC Corr. Factor: 1.000000
User: Kareem Custom ID1: MBHK45 Custom ID2: Custom ID3:
Comment:

Elem	As1890	Tl1908	Pb2203	Se1960	Sb2068	Al3961	Ba4934
Units	ppm	ppm	ppm	ppm	ppm	ppm	ppm
Avg	.2179198	-.052832	3.346650	.1091996	.0262871	86.50454	1.101809
Stddev	.0047958	.000206	.007583	.0044730	.0028267	.74321	.010190
%RSD	2.200701	.3906478	.2265942	4.096170	10.75306	.8591554	.9248271
#1	.2156610	-.052598	3.347507	.1053363	.0256303	85.65154	1.090148
#2	.2146705	-.052986	3.338675	.1141001	.0238466	86.84943	1.106274
#3	.2234278	-.052913	3.353768	.1081626	.0293843	87.01265	1.109003

Elem	Be2348	Cd2144	Ca3736	Cr2677	Co2286	Cu3247	Fe2598
Units	ppm	ppm	ppm	ppm	ppm	ppm	ppm
Avg	.0149364	.0114701	97.51545	.1337284	.0868009	.3323914	204.8613
Stddev	.0000969	.0001925	.83255	.0015624	.0008228	.0052709	1.8166
%RSD	.6487224	1.678457	.8537601	1.168342	.9479230	1.585753	.8867435
#1	.0149510	.0116919	96.55422	.1353316	.0877507	.3265545	202.7642
#2	.0148331	.0113453	97.98285	.1322103	.0863078	.3368033	205.9487
#3	.0150252	.0113733	98.00926	.1336435	.0863441	.3338165	205.8711

Elem	Mn2576	Mg2790	Ni2316	Ag3280	Na8183	V_2924	Zn2138
Units	ppm	ppm	ppm	ppm	ppm	ppm	ppm
Avg	15.53242	31.37636	.2474038	.0028447	.5021671	.2109354	1.094999
Stddev	.15517	.27931	.0014008	.0008894	.0050990	.0068588	.002031
%RSD	.9989787	.8901772	.5662158	31.26388	1.015402	3.251615	.1855196
#1	15.35325	31.07550	.2481181	.0018180	.4977122	.2179697	1.096005
#2	15.62075	31.62741	.2457898	.0033754	.5077285	.2105697	1.092661
#3	15.62325	31.42617	.2483036	.0033408	.5010606	.2042668	1.096332

Elem	K_7698	P_1774	B_2496	Mo2020	S_1820	Si2516	Sn1899
Units	ppm	ppm	ppm	ppm	ppm	ppm	ppm
Avg	8.155901	8.401602	.1092126	.0083779	3.734407	11.08860	.0790667
Stddev	.071233	.019714	.0027871	.0002673	.004315	.01595	.0015037
%RSD	.8733866	.2346466	2.551949	3.190199	.1155506	.1438611	1.901757
#1	8.077605	8.391977	.1061714	.0086681	3.729846	11.07204	.0792196
#2	8.216875	8.388549	.1116448	.0081419	3.734952	11.08989	.0774925
#3	8.173222	8.424280	.1098216	.0083237	3.738424	11.10387	.0804881

Reviewed By:mohan
On:12/31/2024
11:25:59 PM
Inst Id :P5

Sample Name: P5030-07 Acquired: 12/29/2024 3:50:49 Type: Unk
Method: SFAM01.1 INSTRUMENT P5 WITH 6 POINT ICAL-2(v49) Mode: CONC Corr. Factor: 1.000000
User: Kareem Custom ID1: MBHK45 Custom ID2: Custom ID3:
Comment:

Elem	Ti3361	Sr4077	Li6707
Units	ppm	ppm	ppm
Avg	.8312728	-.001274	.0880719
Stddev	.0036788	.001384	.0021849
%RSD	.4425480	108.6205	2.480858
#1	.8270688	-.000024	.0857038
#2	.8328471	-.002762	.0900097
#3	.8339025	-.001037	.0885022

Int. Std.	Y_2243	Y_3600	Y_3710	Y_2243	In2306
Units	Cts/S	Cts/S	Cts/S	Cts/S	Cts/S
Avg	2763.483	34915.85	2637.642	1770.455	1810.196
Stddev	6.686	151.94	6.283	3.491	3.905
%RSD	.2419418	.4351487	.2381960	.1971761	.2157159
#1	2770.760	34935.48	2643.092	1770.276	1813.463
#2	2762.077	34755.05	2630.770	1767.057	1811.252
#3	2757.611	35057.01	2639.062	1774.032	1805.871

Reviewed By:mohan
On:12/31/2024
11:25:59 PM
Inst Id :P5

Sample Name: P5030-08 Acquired: 12/29/2024 3:54:44 Type: Unk
Method: SFAM01.1 INSTRUMENT P5 WITH 6 POINT ICAL-2(v49) Mode: CONC Corr. Factor: 1.000000
User: Kareem Custom ID1: MBHK46 Custom ID2: Custom ID3:
Comment:

Elem	As1890	Tl1908	Pb2203	Se1960	Sb2068	Al3961	Ba4934
Units	ppm	ppm	ppm	ppm	ppm	ppm	ppm
Avg	.2063577	-.055498	2.139523	.1028243	.0237047	79.64315	1.058728
Stddev	.0014122	.004493	.007212	.0019489	.0046387	.15319	.002960
%RSD	.6843323	8.094861	.3370617	1.895318	19.56883	.1923437	.2795935
#1	.2065705	-.051377	2.145744	.1042525	.0190125	79.47430	1.055463
#2	.2048511	-.054831	2.131618	.1006041	.0238136	79.68194	1.059482
#3	.2076513	-.060287	2.141205	.1036162	.0282880	79.77322	1.061238

Elem	Be2348	Cd2144	Ca3736	Cr2677	Co2286	Cu3247	Fe2598
Units	ppm	ppm	ppm	ppm	ppm	ppm	ppm
Avg	.0151658	.0085437	143.0220	.1159402	.0680313	.3212645	201.1998
Stddev	.0001078	.0001277	.4239	.0004976	.0009424	.0056887	.9033
%RSD	.7108454	1.495293	.2963733	.4292146	1.385198	1.770734	.4489600
#1	.0152047	.0084610	142.6322	.1164849	.0677516	.3151691	200.1567
#2	.0150440	.0084794	142.9605	.1158260	.0672605	.3221919	201.7141
#3	.0152488	.0086909	143.4733	.1155095	.0690819	.3264326	201.7284

Elem	Mn2576	Mg2790	Ni2316	Ag3280	Na8183	V_2924	Zn2138
Units	ppm	ppm	ppm	ppm	ppm	ppm	ppm
Avg	12.01839	34.75360	.2037214	.0032607	.6335414	.1945763	.9436590
Stddev	.03911	.12321	.0020491	.0007434	.0038935	.0013275	.0057749
%RSD	.3254589	.3545347	1.005838	22.79760	.6145616	.6822536	.6119735
#1	11.97441	34.62839	.2035405	.0024674	.6292871	.1930711	.9407592
#2	12.03148	34.75769	.2017687	.0039412	.6369275	.1955800	.9503092
#3	12.04928	34.87471	.2058549	.0033734	.6344095	.1950777	.9399087

Elem	K_7698	P_1774	B_2496	Mo2020	S_1820	Si2516	Sn1899
Units	ppm	ppm	ppm	ppm	ppm	ppm	ppm
Avg	9.080457	7.909462	.1261234	.0081072	4.618072	10.97524	.0696353
Stddev	.184960	.014242	.0019272	.0002553	.024768	.06343	.0013933
%RSD	2.036901	.1800657	1.527985	3.148878	.5363248	.5778973	2.000828
#1	8.889774	7.903937	.1245408	.0078394	4.600536	10.95052	.0711619
#2	9.092490	7.898810	.1282695	.0083478	4.607274	10.92791	.0684322
#3	9.259106	7.925639	.1255600	.0081342	4.646406	11.04731	.0693118

Reviewed By:mohan
On:12/31/2024
11:25:59 PM
Inst Id :P5

Sample Name: P5030-08 Acquired: 12/29/2024 3:54:44 Type: Unk
Method: SFAM01.1 INSTRUMENT P5 WITH 6 POINT ICAL-2(v49) Mode: CONC Corr. Factor: 1.000000
User: Kareem Custom ID1: MBHK46 Custom ID2: Custom ID3:
Comment:

Elem	Ti3361	Sr4077	Li6707
Units	ppm	ppm	ppm
Avg	.9389791	.0955469	.0915708
Stddev	.0048211	.0018667	.0019350
%RSD	.5134361	1.953683	2.113166
#1	.9389282	.0944733	.0896372
#2	.9341836	.0944651	.0915679
#3	.9438253	.0977023	.0935073

Int. Std.	Y_2243	Y_3600	Y_3710	Y_2243	In2306
Units	Cts/S	Cts/S	Cts/S	Cts/S	Cts/S
Avg	2562.546	32298.77	2481.097	1639.798	1797.650
Stddev	3.563	118.91	6.127	10.613	2.795
%RSD	.1390453	.3681529	.2469637	.6472161	.1555080
#1	2558.560	32209.11	2480.546	1642.343	1794.525
#2	2563.656	32253.55	2487.482	1628.144	1799.914
#3	2565.422	32433.66	2475.264	1648.907	1798.511

Reviewed By:mohan
On:12/31/2024
11:25:59 PM
Inst Id :P5

Sample Name: P5030-09 Acquired: 12/29/2024 3:58:38 Type: Unk
Method: SFAM01.1 INSTRUMENT P5 WITH 6 POINT ICAL-2(v49) Mode: CONC Corr. Factor: 1.000000
User: Kareem Custom ID1: MBHK47 Custom ID2: Custom ID3:
Comment:

Elem	As1890	Tl1908	Pb2203	Se1960	Sb2068	Al3961	Ba4934
Units	ppm	ppm	ppm	ppm	ppm	ppm	ppm
Avg	.1685342	-.043071	1.439818	.0947027	.0188119	80.94927	1.024450
Stddev	.0040457	.001591	.001540	.0027720	.0054411	.34117	.003188
%RSD	2.400509	3.694858	.1069716	2.927015	28.92386	.4214646	.3111462
#1	.1727391	-.043003	1.441069	.0935893	.0161332	80.99527	1.024165
#2	.1681942	-.041515	1.438098	.0926605	.0250730	80.58744	1.021414
#3	.1646692	-.044696	1.440287	.0978582	.0152294	81.26512	1.027770

Elem	Be2348	Cd2144	Ca3736	Cr2677	Co2286	Cu3247	Fe2598
Units	ppm	ppm	ppm	ppm	ppm	ppm	ppm
Avg	.0137889	.0071502	189.3699	.1069087	.0817532	.2857009	189.2688
Stddev	.0001501	.0001820	.9691	.0008975	.0000886	.0031199	.6702
%RSD	1.088437	2.545108	.5117600	.8395009	.1084105	1.092008	.3541108
#1	.0139470	.0071591	189.6495	.1058760	.0816646	.2866466	189.3827
#2	.0136483	.0073276	188.2918	.1073497	.0817530	.2822175	188.5490
#3	.0137715	.0069640	190.1686	.1075003	.0818419	.2882384	189.8748

Elem	Mn2576	Mg2790	Ni2316	Ag3280	Na8183	V_2924	Zn2138
Units	ppm	ppm	ppm	ppm	ppm	ppm	ppm
Avg	13.24017	38.48906	.1847396	.0024171	.5732466	.1777443	.7654455
Stddev	.03367	.20389	.0001767	.0012131	.0059310	.0165368	.0025696
%RSD	.2542969	.5297265	.0956588	50.18934	1.034627	9.303690	.3356978
#1	13.25675	38.67974	.1848918	.0012056	.5796551	.1968253	.7678759
#2	13.20143	38.27414	.1847811	.0036318	.5679507	.1675702	.7657044
#3	13.26233	38.51331	.1845458	.0024137	.5721340	.1688374	.7627563

Elem	K_7698	P_1774	B_2496	Mo2020	S_1820	Si2516	Sn1899
Units	ppm	ppm	ppm	ppm	ppm	ppm	ppm
Avg	9.366595	7.479805	.1076790	.0076321	2.973114	10.71574	.0554558
Stddev	.048985	.023039	.0028876	.0010022	.013924	.13311	.0010637
%RSD	.5229805	.3080166	2.681679	13.13169	.4683211	1.242220	1.918062
#1	9.355371	7.465174	.1052821	.0065685	2.957360	10.75302	.0542286
#2	9.324196	7.467879	.1108848	.0085588	2.978212	10.56796	.0561135
#3	9.420219	7.506362	.1068702	.0077688	2.983770	10.82624	.0560253

Reviewed By:mohan
On:12/31/2024
11:25:59 PM
Inst Id :P5

Sample Name: P5030-09 Acquired: 12/29/2024 3:58:38 Type: Unk
Method: SFAM01.1 INSTRUMENT P5 WITH 6 POINT ICAL-2(v49) Mode: CONC Corr. Factor: 1.000000
User: Kareem Custom ID1: MBHK47 Custom ID2: Custom ID3:
Comment:

Elem	Ti3361	Sr4077	Li6707
Units	ppm	ppm	ppm
Avg	.7750058	.1157227	.0896467
Stddev	.0014781	.0025098	.0013037
%RSD	.1907235	2.168813	1.454246
#1	.7742279	.1161919	.0903176
#2	.7740791	.1130114	.0881442
#3	.7767104	.1179648	.0904783

Int. Std.	Y_2243	Y_3600	Y_3710	Y_2243	In2306
Units	Cts/S	Cts/S	Cts/S	Cts/S	Cts/S
Avg	2576.550	32588.49	2504.111	1645.082	1786.671
Stddev	5.379	172.85	22.109	6.712	3.814
%RSD	.2087547	.5303877	.8829007	.4080246	.2134513
#1	2578.767	32710.84	2496.498	1650.923	1791.059
#2	2570.417	32390.75	2529.021	1637.750	1784.153
#3	2580.466	32663.86	2486.815	1646.574	1784.801

Reviewed By:mohan
On:12/31/2024
11:25:59 PM
Inst Id :P5

Sample Name: P5030-10 Acquired: 12/29/2024 4:02:35 Type: Unk
Method: SFAM01.1 INSTRUMENT P5 WITH 6 POINT ICAL-2(v49) Mode: CONC Corr. Factor: 1.000000
User: Kareem Custom ID1: MBHK48 Custom ID2: Custom ID3:
Comment:

Elem	As1890	Tl1908	Pb2203	Se1960	Sb2068	Al3961
Units	ppm	ppm	ppm	ppm	ppm	ppm
Avg	.0323348	.0144719	.2199476	-.004709	-.017346	26.54638
Stddev	.0061215	.0068700	.0034815	.001874	.001816	.05310
%RSD	18.93175	47.47165	1.582891	39.79419	10.47226	.2000458
#1	.0252770	.0168239	.2212204	-.003193	-.016578	26.48525
#2	.0362005	.0067347	.2160088	-.006804	-.016039	26.57280
#3	.0355270	.0198570	.2226137	-.004129	-.019420	26.58110

Elem	Ba4934	Be2348	Cd2144	Ca3736	Cr2677	Co2286
Units	ppm	ppm	ppm	ppm	ppm	ppm
Avg	.0754424	.0061752	.0025524	F 1246.911	.0545162	.0758249
Stddev	.0006649	.0003882	.0001811	.442	.0008747	.0004054
%RSD	.8812646	6.286716	7.093700	.0354613	1.604558	.5346359
#1	.0748322	.0058543	.0023437	1246.543	.0548455	.0754043
#2	.0753441	.0060645	.0026457	1247.401	.0535247	.0758573
#3	.0761509	.0066067	.0026677	1246.789	.0551786	.0762131

Elem	Cu3247	Fe2598	Mn2576	Mg2790	Ni2316	Ag3280
Units	ppm	ppm	ppm	ppm	ppm	ppm
Avg	.0492490	83.18088	5.193891	668.3116	.1005192	.0015972
Stddev	.0012612	.25845	.014278	1.4098	.0001425	.0009363
%RSD	2.560846	.3107119	.2748907	.2109476	.1417418	58.62333
#1	.0478358	82.88266	5.180475	668.4888	.1004238	.0025599
#2	.0496511	83.33990	5.192301	669.6244	.1006829	.0006896
#3	.0502601	83.32008	5.208897	666.8216	.1004507	.0015422

Elem	Na8183	V_2924	Zn2138	K_7698	P_1774	B_2496
Units	ppm	ppm	ppm	ppm	ppm	ppm
Avg	1.768701	.0515257	.5015344	15.37752	1.827439	.1898552
Stddev	.020388	.0083751	.0021027	.08872	.001472	.0019858
%RSD	1.152731	16.25426	.4192498	.5769257	.0805757	1.045957
#1	1.777427	.0598716	.5022075	15.47604	1.825740	.1916756
#2	1.745402	.0515838	.4991775	15.30396	1.828220	.1877375
#3	1.783275	.0431217	.5032181	15.35255	1.828355	.1901525

Reviewed By:mohan
On:12/31/2024
11:25:59 PM
Inst Id :P5

Sample Name: P5030-10 Acquired: 12/29/2024 4:02:35 Type: Unk
Method: SFAM01.1 INSTRUMENT P5 WITH 6 POINT ICAL-2(v49) Mode: CONC Corr. Factor: 1.000000
User: Kareem Custom ID1: MBHK48 Custom ID2: Custom ID3:
Comment:

Elem	Mo2020	S_1820	Si2516	Sn1899	Ti3361	Sr4077
Units	ppm	ppm	ppm	ppm	ppm	ppm
Avg	-.000571	30.63787	6.364922	.0202087	.0575181	.6203872
Stddev	.000772	.09822	.012896	.0013382	.0043678	.0025001
%RSD	135.1402	.3205700	.2026100	6.621676	7.593745	.4029975
#1	.000085	30.52762	6.378073	.0198432	.0565377	.6208862
#2	-.000376	30.66997	6.364397	.0216916	.0622928	.6176752
#3	-.001421	30.71602	6.352297	.0190912	.0537239	.6226002

Elem	Li6707
Units	ppm
Avg	.0897855
Stddev	.0021114
%RSD	2.351631
#1	.0880523
#2	.0921370
#3	.0891672

Int. Std.	Y_2243	Y_3600	Y_3710	Y_2243	In2306
Units	Cts/S	Cts/S	Cts/S	Cts/S	Cts/S
Avg	2039.899	26162.82	2093.242	1303.033	1509.032
Stddev	6.064	82.43	6.448	5.382	5.061
%RSD	.2972522	.3150486	.3080605	.4130186	.3354051
#1	2034.352	26101.03	2086.359	1299.116	1505.339
#2	2046.372	26256.41	2094.221	1309.170	1514.802
#3	2038.972	26131.02	2099.144	1300.814	1506.956

Reviewed By:mohan
On:12/31/2024
11:25:59 PM
Inst Id :P5

Sample Name: P5030-11 Acquired: 12/29/2024 4:06:32 Type: Unk
Method: SFAM01.1 INSTRUMENT P5 WITH 6 POINT ICAL-2(v49) Mode: CONC Corr. Factor: 1.000000
User: Kareem Custom ID1: MBHK49 Custom ID2: Custom ID3:
Comment:

Elem	As1890	Tl1908	Pb2203	Se1960	Sb2068	Al3961
Units	ppm	ppm	ppm	ppm	ppm	ppm
Avg	.0325543	.0210511	.8141696	-.003616	-.023776	22.40412
Stddev	.0066461	.0017381	.0003021	.014710	.005998	.05418
%RSD	20.41551	8.256329	.0371091	406.7860	25.22708	.2418378
#1	.0289759	.0219793	.8138236	.011797	-.025823	22.46158
#2	.0284640	.0190460	.8143040	-.017505	-.017023	22.35396
#3	.0402228	.0221279	.8143812	-.005141	-.028484	22.39683

Elem	Ba4934	Be2348	Cd2144	Ca3736	Cr2677	Co2286
Units	ppm	ppm	ppm	ppm	ppm	ppm
Avg	.1476691	.0061358	.0092774	F 1850.292	.0740492	.0708374
Stddev	.0001907	.0002000	.0002110	12.814	.0007722	.0014885
%RSD	.1291118	3.259972	2.274811	.6925650	1.042836	2.101271
#1	.1475652	.0063668	.0095169	1835.698	.0749408	.0699509
#2	.1475530	.0060237	.0091967	1855.474	.0735953	.0725559
#3	.1478891	.0060170	.0091187	1859.703	.0736115	.0700055

Elem	Cu3247	Fe2598	Mn2576	Mg2790	Ni2316	Ag3280
Units	ppm	ppm	ppm	ppm	ppm	ppm
Avg	.0606459	94.62805	6.370674	F 1048.706	.0945866	.0010085
Stddev	.0141948	.20452	.012086	3.269	.0007573	.0018812
%RSD	23.40611	.2161339	.1897091	.3117091	.8005894	186.5321
#1	.0454850	94.83046	6.384179	1050.261	.0938412	-.000414
#2	.0736211	94.42147	6.366969	1050.907	.0953552	.000298
#3	.0628315	94.63223	6.360875	1044.950	.0945633	.003142

Elem	Na8183	V_2924	Zn2138	K_7698	P_1774	B_2496
Units	ppm	ppm	ppm	ppm	ppm	ppm
Avg	2.353899	.0411526	2.069327	11.86236	2.007568	.1772778
Stddev	.013631	.0085642	.009583	.04182	.002339	.0011972
%RSD	.5790710	20.81083	.4631179	.3525809	.1165135	.6753473
#1	2.350822	.0502929	2.080053	11.90926	2.004915	.1759371
#2	2.342071	.0333135	2.066321	11.84889	2.009334	.1782401
#3	2.368806	.0398513	2.061607	11.82894	2.008456	.1776563

Reviewed By:mohan
On:12/31/2024
11:25:59 PM
Inst Id :P5

Sample Name: P5030-11 Acquired: 12/29/2024 4:06:32 Type: Unk
Method: SFAM01.1 INSTRUMENT P5 WITH 6 POINT ICAL-2(v49) Mode: CONC Corr. Factor: 1.000000
User: Kareem Custom ID1: MBHK49 Custom ID2: Custom ID3:
Comment:

Elem	Mo2020	S_1820	Si2516	Sn1899	Ti3361	Sr4077
Units	ppm	ppm	ppm	ppm	ppm	ppm
Avg	.0000199	48.43142	7.122129	.0230828	.0936265	.7637709
Stddev	.0012978	.08910	.017692	.0025274	.0019186	.0022205
%RSD	6516.231	.1839743	.2484068	10.94939	2.049199	.2907319
#1	.0014522	48.33546	7.142480	.0217087	.0920099	.7658945
#2	-.000314	48.51154	7.113492	.0215402	.0931230	.7614647
#3	-.001078	48.44725	7.110414	.0259996	.0957467	.7639534

Elem	Li6707
Units	ppm
Avg	.0803086
Stddev	.0035462
%RSD	4.415759
#1	.0817974
#2	.0828678
#3	.0762607

Int. Std.	Y_2243	Y_3600	Y_3710	Y_2243	In2306
Units	Cts/S	Cts/S	Cts/S	Cts/S	Cts/S
Avg	1966.271	25153.87	2030.526	1241.374	1436.262
Stddev	2.635	108.63	15.407	8.173	1.233
%RSD	.1340281	.4318692	.7587757	.6583900	.0858531
#1	1968.527	25047.93	2014.630	1232.079	1437.204
#2	1966.911	25265.00	2045.392	1247.435	1436.717
#3	1963.374	25148.69	2031.556	1244.609	1434.866

Reviewed By:mohan
On:12/31/2024
11:25:59 PM
Inst Id :P5

Sample Name: P5030-12 Acquired: 12/29/2024 4:10:38 Type: Unk
Method: SFAM01.1 INSTRUMENT P5 WITH 6 POINT ICAL-2(v49) Mode: CONC Corr. Factor: 1.000000
User: Kareem Custom ID1: MBHK50 Custom ID2: Custom ID3:
Comment:

Elem	As1890	Tl1908	Pb2203	Se1960	Sb2068	Al3961
Units	ppm	ppm	ppm	ppm	ppm	ppm
Avg	.0416345	.0134415	2.645773	.0013340	-.018955	14.94570
Stddev	.0068427	.0036042	.007865	.0060342	.001671	.07152
%RSD	16.43514	26.81387	.2972835	452.3361	8.815827	.4785611
#1	.0491967	.0175585	2.636762	-.002606	-.017137	14.87805
#2	.0358703	.0119096	2.651264	.008281	-.019304	15.02055
#3	.0398367	.0108563	2.649292	-.001673	-.020424	14.93849

Elem	Ba4934	Be2348	Cd2144	Ca3736	Cr2677	Co2286
Units	ppm	ppm	ppm	ppm	ppm	ppm
Avg	.1619912	.0067261	.0306431	F 2224.019	.0482448	.0578917
Stddev	.0016919	.0001545	.0002820	19.702	.0007019	.0011472
%RSD	1.044461	2.296992	.9201338	.8858789	1.454838	1.981646
#1	.1603858	.0067971	.0303234	2215.289	.0474355	.0571629
#2	.1637581	.0065488	.0308564	2246.578	.0486120	.0572981
#3	.1618298	.0068323	.0307495	2210.191	.0486870	.0592141

Elem	Cu3247	Fe2598	Mn2576	Mg2790	Ni2316	Ag3280
Units	ppm	ppm	ppm	ppm	ppm	ppm
Avg	.0327143	122.0702	7.691195	F 1252.918	.0885150	.0019171
Stddev	.0065132	.4706	.038395	4.991	.0005643	.0011149
%RSD	19.90934	.3855387	.4992076	.3983650	.6375098	58.15236
#1	.0401744	121.5268	7.646987	1247.585	.0891544	.0008129
#2	.0298099	122.3366	7.716210	1257.477	.0883036	.0030423
#3	.0281585	122.3473	7.710386	1253.692	.0880869	.0018963

Elem	Na8183	V_2924	Zn2138	K_7698	P_1774	B_2496
Units	ppm	ppm	ppm	ppm	ppm	ppm
Avg	2.716993	.0557028	5.575534	9.092567	1.096621	.1665616
Stddev	.036514	.0054680	.010633	.065951	.008256	.0022026
%RSD	1.343929	9.816326	.1907017	.7253262	.7528667	1.322398
#1	2.709479	.0494085	5.586262	9.167501	1.087471	.1641145
#2	2.756680	.0584204	5.575342	9.043346	1.098878	.1671850
#3	2.684820	.0592797	5.564999	9.066854	1.103514	.1683853

Reviewed By:mohan
On:12/31/2024
11:25:59 PM
Inst Id :P5

Sample Name: P5030-12 Acquired: 12/29/2024 4:10:38 Type: Unk
Method: SFAM01.1 INSTRUMENT P5 WITH 6 POINT ICAL-2(v49) Mode: CONC Corr. Factor: 1.000000
User: Kareem Custom ID1: MBHK50 Custom ID2: Custom ID3:
Comment:

Elem	Mo2020	S_1820	Si2516	Sn1899	Ti3361	Sr4077
Units	ppm	ppm	ppm	ppm	ppm	ppm
Avg	.0022411	98.19683	6.149214	.0259046	.0017310	.7440101
Stddev	.0003226	.59982	.005693	.0009715	.0033611	.0043130
%RSD	14.39524	.6108381	.0925862	3.750264	194.1777	.5797013
#1	.0021582	97.54371	6.145922	.0260372	-.001607	.7416545
#2	.0019680	98.32374	6.145932	.0268029	.005115	.7489880
#3	.0025971	98.72305	6.155788	.0248736	.001685	.7413877

Elem	Li6707
Units	ppm
Avg	.0656358
Stddev	.0012385
%RSD	1.886918
#1	.0642058
#2	.0663369
#3	.0663648

Int. Std.	Y_2243	Y_3600	Y_3710	Y_2243	In2306
Units	Cts/S	Cts/S	Cts/S	Cts/S	Cts/S
Avg	1908.976	24490.87	1995.699	1206.517	1397.021
Stddev	4.707	73.42	6.650	5.482	2.791
%RSD	.2465773	.2997812	.3331927	.4543502	.1998118
#1	1911.933	24478.04	1997.607	1202.036	1399.877
#2	1903.548	24424.71	1988.305	1204.886	1394.299
#3	1911.447	24569.86	2001.187	1212.630	1396.888

Reviewed By:mohan
On:12/31/2024
11:25:59 PM
Inst Id :P5

Sample Name: P5030-13 Acquired: 12/29/2024 4:14:42 Type: Unk
Method: SFAM01.1 INSTRUMENT P5 WITH 6 POINT ICAL-2(v49) Mode: CONC Corr. Factor: 1.000000
User: Kareem Custom ID1: MBHKC4 Custom ID2: Custom ID3:
Comment:

Elem	As1890	Tl1908	Pb2203	Se1960	Sb2068	Al3961	Ba4934
Units	ppm	ppm	ppm	ppm	ppm	ppm	ppm
Avg	.2235744	-.072111	.6326948	.1350963	.0402090	88.77365	.6261557
Stddev	.0008145	.005177	.0033293	.0011545	.0010342	.29113	.0005767
%RSD	.3643213	7.179009	.5262090	.8545745	2.572143	.3279467	.0921088
#1	.2244860	-.075667	.6364716	.1344953	.0405558	89.03710	.6266788
#2	.2229182	-.066172	.6314278	.1343662	.0390460	88.82276	.6255372
#3	.2233190	-.074494	.6301851	.1364273	.0410254	88.46109	.6262511

Elem	Be2348	Cd2144	Ca3736	Cr2677	Co2286	Cu3247	Fe2598
Units	ppm	ppm	ppm	ppm	ppm	ppm	ppm
Avg	.0148946	.0047271	28.86268	.1174858	.0939025	.3888793	221.2117
Stddev	.0002741	.0001208	.05668	.0002429	.0013116	.0056199	.7356
%RSD	1.840213	2.556129	.1963750	.2067707	1.396807	1.445149	.3325500
#1	.0151484	.0047994	28.92790	.1172154	.0952833	.3830735	221.9182
#2	.0149315	.0045876	28.83474	.1175565	.0926731	.3892717	221.2670
#3	.0146039	.0047944	28.82539	.1176856	.0937512	.3942927	220.4500

Elem	Mn2576	Mg2790	Ni2316	Ag3280	Na8183	V_2924	Zn2138
Units	ppm	ppm	ppm	ppm	ppm	ppm	ppm
Avg	20.26935	20.87442	.1906226	.0015323	.3361109	.1732610	.6305217
Stddev	.07341	.01651	.0013937	.0008222	.0200129	.0070148	.0019891
%RSD	.3621942	.0790948	.7311239	53.65875	5.954257	4.048676	.3154713
#1	20.33117	20.87265	.1910986	.0007250	.3514423	.1653185	.6326230
#2	20.28868	20.85887	.1890533	.0015033	.3434194	.1786089	.6302741
#3	20.18821	20.89175	.1917160	.0023687	.3134710	.1758554	.6286679

Elem	K_7698	P_1774	B_2496	Mo2020	S_1820	Si2516	Sn1899
Units	ppm	ppm	ppm	ppm	ppm	ppm	ppm
Avg	7.677680	2.699652	.0918013	.0101073	.8440712	10.49549	.0261916
Stddev	.057517	.015004	.0004888	.0003361	.0140332	.10482	.0012716
%RSD	.7491400	.5557818	.5324205	3.324840	1.662566	.9987472	4.855002
#1	7.666953	2.716315	.0912412	.0100566	.8528953	10.59180	.0265032
#2	7.739805	2.687212	.0920210	.0097994	.8514292	10.51081	.0272784
#3	7.626282	2.695430	.0921416	.0104658	.8278891	10.38384	.0247931

Reviewed By:mohan
On:12/31/2024
11:25:59 PM
Inst Id :P5

Sample Name: P5030-13 Acquired: 12/29/2024 4:14:42 Type: Unk
Method: SFAM01.1 INSTRUMENT P5 WITH 6 POINT ICAL-2(v49) Mode: CONC Corr. Factor: 1.000000
User: Kareem Custom ID1: MBHKC4 Custom ID2: Custom ID3:
Comment:

Elem	Ti3361	Sr4077	Li6707
Units	ppm	ppm	ppm
Avg	.5067299	-.078501	.0818565
Stddev	.0050805	.000871	.0021832
%RSD	1.002612	1.109764	2.667162
#1	.5084242	-.079101	.0804191
#2	.5107468	-.078899	.0843688
#3	.5010187	-.077502	.0807816

Int. Std.	Y_2243	Y_3600	Y_3710	Y_2243	In2306
Units	Cts/S	Cts/S	Cts/S	Cts/S	Cts/S
Avg	2886.766	36117.91	2703.717	1837.413	1858.424
Stddev	14.184	196.00	22.740	4.361	11.805
%RSD	.4913495	.5426731	.8410683	.2373513	.6352105
#1	2876.992	36184.84	2678.936	1837.849	1848.084
#2	2903.035	36271.69	2708.589	1841.540	1871.286
#3	2880.271	35897.21	2723.626	1832.851	1855.901

Reviewed By:mohan
On:12/31/2024
11:25:59 PM
Inst Id :P5

Sample Name: P5030-14 Acquired: 12/29/2024 4:18:39 Type: Unk
Method: SFAM01.1 INSTRUMENT P5 WITH 6 POINT ICAL-2(v49) Mode: CONC Corr. Factor: 1.000000
User: Kareem Custom ID1: MBHKC5 Custom ID2: Custom ID3:
Comment:

Elem	As1890	Tl1908	Pb2203	Se1960	Sb2068	Al3961
Units	ppm	ppm	ppm	ppm	ppm	ppm
Avg	.1263744	-.051339	6.769343	.0854763	.0216041	77.61853
Stddev	.0068687	.006801	.016762	.0053952	.0021590	3.12016
%RSD	5.435204	13.24737	.2476153	6.311960	9.993635	4.019868
#1	.1187479	-.043823	6.754031	.0814972	.0219028	74.03563
#2	.1283016	-.053126	6.766746	.0833145	.0235982	79.08207
#3	.1320736	-.057069	6.787252	.0916172	.0193112	79.73789

Elem	Ba4934	Be2348	Cd2144	Ca3736	Cr2677	Co2286
Units	ppm	ppm	ppm	ppm	ppm	ppm
Avg	3.351218	.0127947	.0179693	80.89841	.2247904	.0538297
Stddev	.125225	.0005197	.0002912	3.09599	.0003836	.0028248
%RSD	3.736691	4.061889	1.620556	3.827009	.1706263	5.247639
#1	3.206843	.0121986	.0182749	77.32348	.2247635	.0569159
#2	3.416474	.0131524	.0176951	82.69471	.2251867	.0532009
#3	3.430338	.0130331	.0179379	82.67703	.2244211	.0513723

Elem	Cu3247	Fe2598	Mn2576	Mg2790	Ni2316	Ag3280
Units	ppm	ppm	ppm	ppm	ppm	ppm
Avg	.7267991	162.4107	6.527641	24.44384	.2358295	.0049180
Stddev	.0253305	6.1599	.250252	.87663	.0007382	.0009198
%RSD	3.485218	3.792791	3.833734	3.586312	.3130341	18.70266
#1	.6987632	155.3021	6.238870	23.43906	.2359011	.0038776
#2	.7480370	165.7538	6.662818	24.83998	.2350581	.0056231
#3	.7335972	166.1764	6.681234	25.05249	.2365293	.0052534

Elem	Na8183	V_2924	Zn2138	K_7698	P_1774	B_2496
Units	ppm	ppm	ppm	ppm	ppm	ppm
Avg	.6657312	.2065052	4.777013	7.589719	F 16.82013	.0989364
Stddev	.0101698	.0050622	.034056	.550395	.05380	.0038180
%RSD	1.527617	2.451383	.7129104	7.251845	.3198693	3.859068
#1	.6556488	.2018171	4.791619	6.967378	16.76136	.0945709
#2	.6759862	.2118729	4.801330	7.789295	16.83206	.1005861
#3	.6655586	.2058256	4.738091	8.012483	16.86696	.1016521

Reviewed By:mohan
On:12/31/2024
11:25:59 PM
Inst Id :P5

Sample Name: P5030-14 Acquired: 12/29/2024 4:18:39 Type: Unk
Method: SFAM01.1 INSTRUMENT P5 WITH 6 POINT ICAL-2(v49) Mode: CONC Corr. Factor: 1.000000
User: Kareem Custom ID1: MBHKC5 Custom ID2: Custom ID3:
Comment:

Elem	Mo2020	S_1820	Si2516	Sn1899	Ti3361	Sr4077
Units	ppm	ppm	ppm	ppm	ppm	ppm
Avg	.0113871	5.234045	11.31807	.1798742	1.103884	.2212424
Stddev	.0007767	.013815	.35583	.0021551	.044136	.0083630
%RSD	6.820520	.2639471	3.143895	1.198095	3.998231	3.780029
#1	.0105545	5.235931	10.90765	.1780932	1.053396	.2116019
#2	.0120921	5.219384	11.50662	.1822698	1.123110	.2255775
#3	.0115147	5.246821	11.53996	.1792597	1.135146	.2265478

Elem	Li6707
Units	ppm
Avg	.1239826
Stddev	.0099101
%RSD	7.993141
#1	.1127276
#2	.1278205
#3	.1313998

Int. Std.	Y_2243	Y_3600	Y_3710	Y_2243	In2306
Units	Cts/S	Cts/S	Cts/S	Cts/S	Cts/S
Avg	2468.705	30970.30	2415.962	1572.853	1851.963
Stddev	2.373	54.69	85.540	9.962	1.211
%RSD	.0961258	.1765805	3.540621	.6334005	.0653687
#1	2466.893	30988.06	2513.654	1570.845	1853.244
#2	2467.831	31013.91	2379.739	1564.048	1850.838
#3	2471.391	30908.94	2354.493	1583.667	1851.808

Reviewed By:mohan
On:12/31/2024
11:25:59 PM
Inst Id :P5

Sample Name: P5030-15 Acquired: 12/29/2024 4:22:30 Type: Unk
Method: SFAM01.1 INSTRUMENT P5 WITH 6 POINT ICAL-2(v49) Mode: CONC Corr. Factor: 1.000000
User: Kareem Custom ID1: MBHKC6 Custom ID2: Custom ID3:
Comment:

Elem	As1890	Tl1908	Pb2203	Se1960	Sb2068	Al3961
Units	ppm	ppm	ppm	ppm	ppm	ppm
Avg	.2223565	-.092918	8.685747	.1394764	.0436424	85.37290
Stddev	.0066623	.002398	.011084	.0022726	.0048388	.36728
%RSD	2.996236	2.580715	.1276063	1.629358	11.08749	.4302042
#1	.2152494	-.093694	8.680243	.1417492	.0491470	85.72383
#2	.2233600	-.094832	8.678494	.1372041	.0417206	84.99121
#3	.2284602	-.090228	8.698506	.1394759	.0400597	85.40366

Elem	Ba4934	Be2348	Cd2144	Ca3736	Cr2677	Co2286
Units	ppm	ppm	ppm	ppm	ppm	ppm
Avg	4.421138	.0178284	.0254491	114.1514	.2335760	.0430272
Stddev	.017736	.0003316	.0000775	.5007	.0013365	.0014665
%RSD	.4011672	1.860164	.3045745	.4386079	.5721780	3.408347
#1	4.437706	.0181687	.0253651	114.6292	.2321382	.0432628
#2	4.402428	.0178106	.0254645	113.6306	.2347804	.0414572
#3	4.423279	.0175061	.0255178	114.1943	.2338095	.0443617

Elem	Cu3247	Fe2598	Mn2576	Mg2790	Ni2316	Ag3280
Units	ppm	ppm	ppm	ppm	ppm	ppm
Avg	.9155107	257.1377	7.555239	26.51735	.2822544	.0058861
Stddev	.0052247	.6896	.019761	.08464	.0013311	.0012300
%RSD	.5706918	.2681937	.2615514	.3191690	.4715879	20.89756
#1	.9096020	257.8966	7.573226	26.52375	.2810884	.0055859
#2	.9195203	256.9670	7.534086	26.59860	.2819701	.0072384
#3	.9174099	256.5494	7.558405	26.42970	.2837046	.0048338

Elem	Na8183	V_2924	Zn2138	K_7698	P_1774	B_2496
Units	ppm	ppm	ppm	ppm	ppm	ppm
Avg	1.336615	.2603449	6.214655	8.152603	F 20.30942	.1269559
Stddev	.032570	.0169987	.014201	.107545	.03609	.0021805
%RSD	2.436736	6.529298	.2285148	1.319153	.1777233	1.717544
#1	1.372917	.2499835	6.198317	8.129208	20.27344	.1274843
#2	1.326975	.2510882	6.224049	8.269920	20.30918	.1245597
#3	1.309953	.2799629	6.221598	8.058681	20.34563	.1288236

Reviewed By:mohan
On:12/31/2024
11:25:59 PM
Inst Id :P5

Sample Name: P5030-15 Acquired: 12/29/2024 4:22:30 Type: Unk
Method: SFAM01.1 INSTRUMENT P5 WITH 6 POINT ICAL-2(v49) Mode: CONC Corr. Factor: 1.000000
User: Kareem Custom ID1: MBHKC6 Custom ID2: Custom ID3:
Comment:

Elem	Mo2020	S_1820	Si2516	Sn1899	Ti3361	Sr4077
Units	ppm	ppm	ppm	ppm	ppm	ppm
Avg	.0149513	4.424441	11.31627	.9395766	1.256975	.2979246
Stddev	.0002346	.010519	.16353	.0038222	.005681	.0040455
%RSD	1.569082	.2377572	1.445114	.4067957	.4519903	1.357887
#1	.0152093	4.432802	11.49645	.9387521	1.250776	.3014991
#2	.0147507	4.412630	11.27512	.9362339	1.258216	.2935329
#3	.0148940	4.427892	11.17724	.9437437	1.261934	.2987419

Elem	Li6707
Units	ppm
Avg	.1351299
Stddev	.0034741
%RSD	2.570942
#1	.1375168
#2	.1311442
#3	.1367286

Int. Std.	Y_2243	Y_3600	Y_3710	Y_2243	In2306
Units	Cts/S	Cts/S	Cts/S	Cts/S	Cts/S
Avg	2463.331	31022.53	2364.413	1576.980	1846.298
Stddev	6.868	142.34	23.814	11.294	3.374
%RSD	.2788247	.4588326	1.007171	.7161777	.1827398
#1	2456.096	31168.54	2337.729	1587.577	1844.565
#2	2469.762	31014.89	2372.006	1578.262	1850.186
#3	2464.133	30884.17	2383.505	1565.099	1844.143

Reviewed By:mohan
On:12/31/2024
11:25:59 PM
Inst Id :P5

Sample Name: P5030-16 Acquired: 12/29/2024 4:26:22 Type: Unk
Method: SFAM01.1 INSTRUMENT P5 WITH 6 POINT ICAL-2(v49) Mode: CONC Corr. Factor: 1.000000
User: Kareem Custom ID1: MBHKC7 Custom ID2: Custom ID3:
Comment:

Elem	As1890	Tl1908	Pb2203	Se1960	Sb2068	Al3961
Units	ppm	ppm	ppm	ppm	ppm	ppm
Avg	.1671487	-.064538	2.884543	.1010123	.0274738	94.71021
Stddev	.0053289	.001715	.003578	.0020910	.0016947	.14914
%RSD	3.188091	2.656573	.1240461	2.070014	6.168517	.1574704
#1	.1698615	-.062561	2.882293	.1029643	.0268812	94.87739
#2	.1705754	-.065618	2.888669	.1012670	.0293853	94.59083
#3	.1610093	-.065435	2.882668	.0988057	.0261550	94.66240

Elem	Ba4934	Be2348	Cd2144	Ca3736	Cr2677	Co2286
Units	ppm	ppm	ppm	ppm	ppm	ppm
Avg	2.295724	.0146453	.0125310	74.60802	.1813777	.0610583
Stddev	.001751	.0000414	.0000290	.11584	.0019397	.0005042
%RSD	.0762526	.2828239	.2312816	.1552582	1.069421	.8257833
#1	2.297660	.0146604	.0125081	74.73702	.1793815	.0606558
#2	2.295257	.0146770	.0125636	74.57415	.1814964	.0616239
#3	2.294253	.0145984	.0125213	74.51289	.1832554	.0608953

Elem	Cu3247	Fe2598	Mn2576	Mg2790	Ni2316	Ag3280
Units	ppm	ppm	ppm	ppm	ppm	ppm
Avg	.3808986	196.2900	11.59884	27.08277	.2154683	.0034071
Stddev	.0038816	.1563	.03440	.16053	.0005537	.0007689
%RSD	1.019076	.0796026	.2965653	.5927235	.2569712	22.56840
#1	.3839634	196.2399	11.62425	27.11989	.2160906	.0025266
#2	.3821986	196.1649	11.55969	26.90694	.2152842	.0039461
#3	.3765338	196.4652	11.61257	27.22149	.2150302	.0037488

Elem	Na8183	V_2924	Zn2138	K_7698	P_1774	B_2496
Units	ppm	ppm	ppm	ppm	ppm	ppm
Avg	.5942951	.2536249	2.295904	7.723258	F 14.09524	.0915215
Stddev	.0207984	.0085303	.018041	.105673	.02626	.0019183
%RSD	3.499667	3.363354	.7857696	1.368240	.1862800	2.095981
#1	.5808944	.2606235	2.297040	7.801983	14.07712	.0937343
#2	.5837360	.2561281	2.277322	7.764632	14.08324	.0904997
#3	.6182548	.2441230	2.313350	7.603158	14.12535	.0903304

Reviewed By:mohan
On:12/31/2024
11:25:59 PM
Inst Id :P5

Sample Name: P5030-16 Acquired: 12/29/2024 4:26:22 Type: Unk
Method: SFAM01.1 INSTRUMENT P5 WITH 6 POINT ICAL-2(v49) Mode: CONC Corr. Factor: 1.000000
User: Kareem Custom ID1: MBHKC7 Custom ID2: Custom ID3:
Comment:

Elem	Mo2020	S_1820	Si2516	Sn1899	Ti3361	Sr4077
Units	ppm	ppm	ppm	ppm	ppm	ppm
Avg	.0113743	3.075805	11.97200	.1246326	1.000740	.1246031
Stddev	.0008422	.003672	.07079	.0028828	.003046	.0010798
%RSD	7.404645	.1193960	.5913006	2.313044	.3043591	.8665764
#1	.0104877	3.071566	12.04466	.1267906	1.001334	.1254813
#2	.0121637	3.077808	11.96808	.1213586	.997441	.1249304
#3	.0114713	3.078039	11.90324	.1257485	1.003445	.1233975

Elem	Li6707
Units	ppm
Avg	.1608960
Stddev	.0024905
%RSD	1.547899
#1	.1596294
#2	.1592934
#3	.1637652

Int. Std.	Y_2243	Y_3600	Y_3710	Y_2243	In2306
Units	Cts/S	Cts/S	Cts/S	Cts/S	Cts/S
Avg	2614.786	32464.25	2502.333	1648.983	1847.352
Stddev	4.793	362.40	1.071	17.587	1.708
%RSD	.1833113	1.116304	.0428171	1.066554	.0924424
#1	2610.323	32709.98	2501.392	1655.857	1845.727
#2	2614.184	32634.73	2503.499	1662.095	1847.198
#3	2619.853	32048.05	2502.109	1628.997	1849.132

Reviewed By:mohan
On:12/31/2024
11:25:59 PM
Inst Id :P5

Sample Name: P5030-17 Acquired: 12/29/2024 4:30:16 Type: Unk
Method: SFAM01.1 INSTRUMENT P5 WITH 6 POINT ICAL-2(v49) Mode: CONC Corr. Factor: 1.000000
User: Kareem Custom ID1: MBHKC8 Custom ID2: Custom ID3:
Comment:

Elem	As1890	Tl1908	Pb2203	Se1960	Sb2068	Al3961
Units	ppm	ppm	ppm	ppm	ppm	ppm
Avg	.0996525	-.064689	.7072809	.0909494	.0233805	106.3343
Stddev	.0078082	.003995	.0033441	.0034883	.0020634	1.4688
%RSD	7.835401	6.176219	.4728138	3.835394	8.825279	1.381328
#1	.0922774	-.060733	.7083932	.0894486	.0239103	106.5448
#2	.1078315	-.064610	.7099272	.0884628	.0211038	104.7716
#3	.0988486	-.068723	.7035224	.0949369	.0251273	107.6865

Elem	Ba4934	Be2348	Cd2144	Ca3736	Cr2677	Co2286
Units	ppm	ppm	ppm	ppm	ppm	ppm
Avg	1.449746	.0148999	.0082849	395.4196	.1957501	.0581658
Stddev	.016751	.0001427	.0001169	6.7982	.0010637	.0017459
%RSD	1.155436	.9577320	1.411228	1.719227	.5434087	3.001594
#1	1.452516	.0148728	.0083635	396.6578	.1948168	.0582591
#2	1.431783	.0147727	.0081505	388.0875	.1969083	.0598631
#3	1.464940	.0150542	.0083406	401.5136	.1955252	.0563751

Elem	Cu3247	Fe2598	Mn2576	Mg2790	Ni2316	Ag3280
Units	ppm	ppm	ppm	ppm	ppm	ppm
Avg	.1575227	208.5895	6.413797	55.12334	.2148310	.0018143
Stddev	.0077667	3.0674	.092665	.51236	.0008255	.0013000
%RSD	4.930526	1.470539	1.444777	.9294826	.3842700	71.65398
#1	.1617942	209.2001	6.424600	55.44005	.2149223	.0010096
#2	.1485578	205.2627	6.316204	54.53222	.2156070	.0011192
#3	.1622160	211.3056	6.500587	55.39775	.2139635	.0033140

Elem	Na8183	V_2924	Zn2138	K_7698	P_1774	B_2496
Units	ppm	ppm	ppm	ppm	ppm	ppm
Avg	.6764991	.2351638	.8236097	7.507341	F 12.17086	.0964880
Stddev	.0228198	.0093117	.0026619	.261512	.01645	.0013260
%RSD	3.373214	3.959648	.3232025	3.483420	.1351230	1.374259
#1	.7009486	.2457747	.8211789	7.469565	12.16018	.0977433
#2	.6557651	.2283540	.8264543	7.266772	12.16260	.0951011
#3	.6727836	.2313627	.8231959	7.785687	12.18980	.0966194

Reviewed By:mohan
On:12/31/2024
11:25:59 PM
Inst Id :P5

Sample Name: P5030-17 Acquired: 12/29/2024 4:30:16 Type: Unk
Method: SFAM01.1 INSTRUMENT P5 WITH 6 POINT ICAL-2(v49) Mode: CONC Corr. Factor: 1.000000
User: Kareem Custom ID1: MBHKC8 Custom ID2: Custom ID3:
Comment:

Elem	Mo2020	S_1820	Si2516	Sn1899	Ti3361	Sr4077
Units	ppm	ppm	ppm	ppm	ppm	ppm
Avg	.0058917	2.787400	10.57376	.0466997	1.140283	.1429669
Stddev	.0002001	.010626	.11851	.0006491	.010407	.0028974
%RSD	3.396653	.3812284	1.120768	1.389988	.9126456	2.026605
#1	.0060902	2.786693	10.65025	.0469992	1.145816	.1434494
#2	.0056900	2.777145	10.43725	.0459548	1.128278	.1398585
#3	.0058950	2.798363	10.63377	.0471449	1.146754	.1455927

Elem	Li6707
Units	ppm
Avg	.1820265
Stddev	.0040062
%RSD	2.200890
#1	.1826441
#2	.1777473
#3	.1856880

Int. Std.	Y_2243	Y_3600	Y_3710	Y_2243	In2306
Units	Cts/S	Cts/S	Cts/S	Cts/S	Cts/S
Avg	2604.979	32823.35	2535.087	1660.868	1768.345
Stddev	11.023	124.65	29.697	8.194	5.453
%RSD	.4231618	.3797515	1.171450	.4933521	.3083418
#1	2599.388	32945.17	2525.645	1669.294	1764.704
#2	2617.678	32828.83	2568.357	1660.383	1774.614
#3	2597.872	32696.06	2511.259	1652.927	1765.718

Reviewed By:mohan
On:12/31/2024
11:25:59 PM
Inst Id :P5

Sample Name: P5030-18 Acquired: 12/29/2024 4:34:10 Type: Unk
Method: SFAM01.1 INSTRUMENT P5 WITH 6 POINT ICAL-2(v49) Mode: CONC Corr. Factor: 1.000000
User: Kareem Custom ID1: MBHKC9 Custom ID2: Custom ID3:
Comment:

Elem	As1890	Tl1908	Pb2203	Se1960	Sb2068	Al3961	Ba4934
Units	ppm	ppm	ppm	ppm	ppm	ppm	ppm
Avg	.0589099	-.042550	.2581734	.0716627	.0169224	76.16062	.8698866
Stddev	.0041999	.003353	.0015715	.0069232	.0032580	.50317	.0058681
%RSD	7.129404	7.881209	.6087160	9.660813	19.25279	.6606673	.6745786
#1	.0545406	-.046415	.2571087	.0698966	.0141306	75.86037	.8661292
#2	.0592721	-.040825	.2599784	.0657936	.0205022	75.87997	.8668821
#3	.0629169	-.040410	.2574332	.0792979	.0161344	76.74152	.8766485

Elem	Be2348	Cd2144	Ca3736	Cr2677	Co2286	Cu3247	Fe2598
Units	ppm	ppm	ppm	ppm	ppm	ppm	ppm
Avg	.0119358	.0044825	617.5616	.1138967	.0646154	.1346416	190.8217
Stddev	.0002113	.0001281	4.1235	.0002371	.0005392	.0015298	1.2763
%RSD	1.770728	2.857913	.6677112	.2082003	.8344434	1.136235	.6688308
#1	.0116934	.0043598	614.7900	.1138404	.0645798	.1329280	189.9137
#2	.0120322	.0046154	615.5944	.1141570	.0651715	.1351267	190.2703
#3	.0120818	.0044723	622.3003	.1136929	.0640949	.1358701	192.2809

Elem	Mn2576	Mg2790	Ni2316	Ag3280	Na8183	V_2924	Zn2138
Units	ppm	ppm	ppm	ppm	ppm	ppm	ppm
Avg	6.731249	127.7344	.2150447	-.000776	1.176733	.1654305	.5053699
Stddev	.052510	1.1161	.0008062	.000748	.039964	.0030778	.0057557
%RSD	.7800972	.8737869	.3749150	96.35956	3.396168	1.860462	1.138919
#1	6.688619	127.2380	.2159217	-.000856	1.131335	.1638695	.5090061
#2	6.715224	126.9526	.2143358	-.001480	1.206600	.1634461	.4987339
#3	6.789905	129.0126	.2148766	.000008	1.192263	.1689760	.5083697

Elem	K_7698	P_1774	B_2496	Mo2020	S_1820	Si2516	Sn1899
Units	ppm	ppm	ppm	ppm	ppm	ppm	ppm
Avg	7.898240	7.738268	.0939235	.0053756	1.136197	10.59760	.0329624
Stddev	.266062	.029644	.0018287	.0006856	.006941	.06141	.0013491
%RSD	3.368629	.3830820	1.946987	12.75407	.6109350	.5794329	4.092775
#1	7.764867	7.713405	.0954754	.0046602	1.128182	10.53065	.0344668
#2	7.725244	7.730323	.0919074	.0060269	1.140271	10.61085	.0318602
#3	8.204610	7.771074	.0943875	.0054397	1.140137	10.65130	.0325600

Reviewed By:mohan
On:12/31/2024
11:25:59 PM
Inst Id :P5

Sample Name: P5030-18 Acquired: 12/29/2024 4:34:10 Type: Unk
Method: SFAM01.1 INSTRUMENT P5 WITH 6 POINT ICAL-2(v49) Mode: CONC Corr. Factor: 1.000000
User: Kareem Custom ID1: MBHKC9 Custom ID2: Custom ID3:
Comment:

Elem	Ti3361	Sr4077	Li6707
Units	ppm	ppm	ppm
Avg	1.397275	.4956914	.1403358
Stddev	.008334	.0027374	.0012533
%RSD	.5964715	.5522450	.8931045
#1	1.402302	.4946008	.1402265
#2	1.387655	.4936674	.1391406
#3	1.401870	.4988061	.1416401

Int. Std.	Y_2243	Y_3600	Y_3710	Y_2243	In2306
Units	Cts/S	Cts/S	Cts/S	Cts/S	Cts/S
Avg	2369.942	29965.15	2356.339	1503.276	1686.702
Stddev	4.643	130.09	14.501	12.877	2.403
%RSD	.1959132	.4341477	.6154020	.8565879	.1424882
#1	2366.797	29879.65	2370.076	1499.501	1689.466
#2	2367.754	30114.86	2357.762	1517.619	1685.104
#3	2375.274	29900.93	2341.179	1492.709	1685.537

Reviewed By:mohan
On:12/31/2024
11:25:59 PM
Inst Id :P5

Sample Name: P5030-19 Acquired: 12/29/2024 4:38:05 Type: Unk
Method: SFAM01.1 INSTRUMENT P5 WITH 6 POINT ICAL-2(v49) Mode: CONC Corr. Factor: 1.000000
User: Kareem Custom ID1: MBHKD0 Custom ID2: Custom ID3:
Comment:

Elem	As1890	Tl1908	Pb2203	Se1960	Sb2068	Al3961	Ba4934
Units	ppm	ppm	ppm	ppm	ppm	ppm	ppm
Avg	.0462027	-.035931	.1046537	.0619321	.0110186	68.78017	.6507544
Stddev	.0019939	.003493	.0031026	.0085495	.0021488	.54257	.0046173
%RSD	4.315494	9.721977	2.964656	13.80460	19.50204	.7888482	.7095335
#1	.0441071	-.031943	.1024370	.0646183	.0085933	69.35709	.6560111
#2	.0480762	-.038449	.1081995	.0523621	.0117775	68.70327	.6488975
#3	.0464248	-.037402	.1033248	.0688159	.0126850	68.28015	.6473547

Elem	Be2348	Cd2144	Ca3736	Cr2677	Co2286	Cu3247	Fe2598
Units	ppm	ppm	ppm	ppm	ppm	ppm	ppm
Avg	.0107750	.0032172	476.1992	.1003373	.0723160	.1228642	171.8166
Stddev	.0003236	.0001417	2.2364	.0005503	.0011373	.0008670	1.4681
%RSD	3.003462	4.403231	.4696250	.5484548	1.572725	.7056656	.8544372
#1	.0111477	.0032242	478.7129	.1003341	.0716873	.1223529	173.4226
#2	.0106115	.0030721	475.4543	.0997887	.0716318	.1223745	171.4835
#3	.0105657	.0033552	474.4303	.1008893	.0736289	.1238653	170.5437

Elem	Mn2576	Mg2790	Ni2316	Ag3280	Na8183	V_2924	Zn2138
Units	ppm	ppm	ppm	ppm	ppm	ppm	ppm
Avg	6.779646	116.5093	.2118175	-.000709	.9648184	.1534198	.3544020
Stddev	.046147	.9652	.0004227	.000911	.0206730	.0066173	.0009839
%RSD	.6806638	.8284281	.1995331	128.4715	2.142683	4.313220	.2776081
#1	6.822901	117.4213	.2114299	.000312	.9886679	.1587072	.3549921
#2	6.784966	116.6080	.2122681	-.000999	.9520136	.1555534	.3532662
#3	6.731069	115.4985	.2117545	-.001440	.9537738	.1459989	.3549477

Elem	K_7698	P_1774	B_2496	Mo2020	S_1820	Si2516	Sn1899
Units	ppm	ppm	ppm	ppm	ppm	ppm	ppm
Avg	7.660318	7.013817	.0822888	.0048179	.6336580	9.664723	.0224794
Stddev	.085149	.005184	.0020148	.0004839	.0092759	.065987	.0022889
%RSD	1.111564	.0739078	2.448485	10.04334	1.463872	.6827626	10.18243
#1	7.617753	7.013987	.0809144	.0047725	.6418948	9.711285	.0218848
#2	7.758358	7.008550	.0846017	.0053230	.6236101	9.693674	.0250069
#3	7.604845	7.018913	.0813504	.0043584	.6354692	9.589209	.0205464

Reviewed By:mohan
On:12/31/2024
11:25:59 PM
Inst Id :P5

Sample Name: P5030-19 Acquired: 12/29/2024 4:38:05 Type: Unk
Method: SFAM01.1 INSTRUMENT P5 WITH 6 POINT ICAL-2(v49) Mode: CONC Corr. Factor: 1.000000
User: Kareem Custom ID1: MBHKD0 Custom ID2: Custom ID3:
Comment:

Elem	Ti3361	Sr4077	Li6707
Units	ppm	ppm	ppm
Avg	1.384952	.4623062	.1252917
Stddev	.003130	.0021387	.0016704
%RSD	.2260044	.4626243	1.333201
#1	1.384228	.4643249	.1238012
#2	1.388381	.4600649	.1270971
#3	1.382248	.4625287	.1249768

Int. Std.	Y_2243	Y_3600	Y_3710	Y_2243	In2306
Units	Cts/S	Cts/S	Cts/S	Cts/S	Cts/S
Avg	2358.916	29895.18	2311.176	1508.863	1714.034
Stddev	4.904	110.90	10.962	5.784	5.450
%RSD	.2078858	.3709718	.4743245	.3833449	.3179495
#1	2356.478	30012.16	2303.474	1506.878	1711.622
#2	2355.709	29791.56	2306.328	1504.334	1710.206
#3	2364.561	29881.83	2323.727	1515.379	1720.273

Reviewed By:mohan
On:12/31/2024
11:25:59 PM
Inst Id :P5

Sample Name: P5030-20 Acquired: 12/29/2024 4:42:00 Type: Unk
Method: SFAM01.1 INSTRUMENT P5 WITH 6 POINT ICAL-2(v49) Mode: CONC Corr. Factor: 1.000000
User: Kareem Custom ID1: MBHKD1 Custom ID2: Custom ID3:
Comment:

Elem	As1890	Tl1908	Pb2203	Se1960	Sb2068	Al3961	Ba4934
Units	ppm	ppm	ppm	ppm	ppm	ppm	ppm
Avg	.0724122	-.033769	.1054803	.0627528	.0120612	75.87354	.6255160
Stddev	.0046811	.007321	.0011720	.0009726	.0051711	.31810	.0030989
%RSD	6.464464	21.68102	1.111107	1.549858	42.87344	.4192559	.4954190
#1	.0760739	-.025594	.1067045	.0638736	.0093652	75.51673	.6222653
#2	.0671380	-.039722	.1043686	.0622540	.0087953	75.97643	.6284368
#3	.0740246	-.035990	.1053678	.0621308	.0180231	76.12747	.6258458

Elem	Be2348	Cd2144	Ca3736	Cr2677	Co2286	Cu3247	Fe2598
Units	ppm	ppm	ppm	ppm	ppm	ppm	ppm
Avg	.0109637	.0032577	522.8859	.1081465	.0797165	.1324544	170.5290
Stddev	.0001198	.0000695	2.3353	.0001589	.0004400	.0055867	.4453
%RSD	1.092462	2.134068	.4466119	.1469169	.5519012	4.217797	.2611154
#1	.0110976	.0031991	520.1977	.1079794	.0799554	.1260136	170.0238
#2	.0109266	.0033345	524.0464	.1081646	.0799854	.1353615	170.8644
#3	.0108668	.0032394	524.4135	.1082956	.0792088	.1359880	170.6987

Elem	Mn2576	Mg2790	Ni2316	Ag3280	Na8183	V_2924	Zn2138
Units	ppm	ppm	ppm	ppm	ppm	ppm	ppm
Avg	5.688083	111.8324	.2219985	-.000351	1.104716	.1694384	.3778453
Stddev	.014203	.3774	.0016169	.000723	.012153	.0133004	.0038207
%RSD	.2497047	.3374949	.7283544	205.7291	1.100141	7.849694	1.011182
#1	5.671698	111.4009	.2225442	-.001172	1.111731	.1837477	.3816390
#2	5.695653	112.1011	.2201793	.000189	1.111734	.1671140	.3739981
#3	5.696899	111.9953	.2232720	-.000070	1.090682	.1574533	.3778987

Elem	K_7698	P_1774	B_2496	Mo2020	S_1820	Si2516	Sn1899
Units	ppm	ppm	ppm	ppm	ppm	ppm	ppm
Avg	7.928358	7.214936	.0788930	.0040785	.6788246	11.49171	.0213699
Stddev	.058778	.014038	.0006993	.0006500	.0029434	.01200	.0015783
%RSD	.7413611	.1945699	.8864559	15.93649	.4336013	.1044063	7.385415
#1	7.949477	7.219402	.0792068	.0037386	.6754346	11.50280	.0199014
#2	7.861939	7.199208	.0793804	.0048280	.6807305	11.49336	.0211695
#3	7.973658	7.226197	.0780917	.0036690	.6803088	11.47897	.0230388

Reviewed By:mohan
On:12/31/2024
11:25:59 PM
Inst Id :P5

Sample Name: P5030-20 Acquired: 12/29/2024 4:42:00 Type: Unk
Method: SFAM01.1 INSTRUMENT P5 WITH 6 POINT ICAL-2(v49) Mode: CONC Corr. Factor: 1.000000
User: Kareem Custom ID1: MBHKD1 Custom ID2: Custom ID3:
Comment:

Elem	Ti3361	Sr4077	Li6707
Units	ppm	ppm	ppm
Avg	1.415946	.5378416	.1428535
Stddev	.006649	.0019916	.0054720
%RSD	.4695824	.3702934	3.830507
#1	1.408924	.5362579	.1365651
#2	1.416768	.5371894	.1454637
#3	1.422146	.5400776	.1465317

Int. Std.	Y_2243	Y_3600	Y_3710	Y_2243	In2306
Units	Cts/S	Cts/S	Cts/S	Cts/S	Cts/S
Avg	2368.717	30019.89	2304.959	1505.218	1697.855
Stddev	3.316	113.08	8.581	8.640	2.501
%RSD	.1399955	.3766906	.3722977	.5740118	.1472848
#1	2364.975	30129.19	2313.968	1505.318	1695.012
#2	2369.881	30027.11	2304.028	1513.809	1699.716
#3	2371.293	29903.37	2296.881	1496.529	1698.835

Reviewed By:mohan
On:12/31/2024
11:25:59 PM
Inst Id :P5

Sample Name: P5030-21 Acquired: 12/29/2024 4:45:56 Type: Unk
Method: SFAM01.1 INSTRUMENT P5 WITH 6 POINT ICAL-2(v49) Mode: CONC Corr. Factor: 1.000000
User: Kareem Custom ID1: MBHKG4 Custom ID2: Custom ID3:
Comment:

Elem	As1890	Tl1908	Pb2203	Se1960	Sb2068	Al3961	Ba4934
Units	ppm	ppm	ppm	ppm	ppm	ppm	ppm
Avg	.0642520	-.038594	.1088591	.0615444	.0152514	76.24008	.6115035
Stddev	.0033776	.002151	.0034386	.0070675	.0049924	1.06422	.0100661
%RSD	5.256850	5.572937	3.158802	11.48360	32.73392	1.395883	1.646120
#1	.0678584	-.039711	.1124733	.0636290	.0200660	77.46791	.6231181
#2	.0611627	-.039956	.1056281	.0536691	.0155896	75.58253	.6053063
#3	.0637350	-.036114	.1084760	.0673352	.0100985	75.66981	.6060861

Elem	Be2348	Cd2144	Ca3736	Cr2677	Co2286	Cu3247	Fe2598
Units	ppm	ppm	ppm	ppm	ppm	ppm	ppm
Avg	.0112873	.0029838	470.5185	.1060905	.0753433	.1343531	176.1622
Stddev	.0002240	.0000388	6.3724	.0008597	.0009235	.0081726	2.4848
%RSD	1.984096	1.301685	1.354328	.8103058	1.225765	6.082890	1.410534
#1	.0114206	.0029483	477.8708	.1052722	.0744109	.1347610	179.0254
#2	.0114126	.0029779	466.5872	.1060132	.0753614	.1259843	174.8921
#3	.0110288	.0030253	467.0975	.1069863	.0762577	.1423141	174.5691

Elem	Mn2576	Mg2790	Ni2316	Ag3280	Na8183	V_2924	Zn2138
Units	ppm	ppm	ppm	ppm	ppm	ppm	ppm
Avg	4.976421	108.8903	.2106136	.0003180	1.006285	.1682757	.3709866
Stddev	.072057	1.4973	.0006544	.0004179	.023920	.0155200	.0014565
%RSD	1.447963	1.375060	.3107157	131.4104	2.377076	9.222949	.3926133
#1	5.059080	110.6192	.2098877	-.000126	1.021568	.1861888	.3697695
#2	4.943330	108.0126	.2111585	.000376	.978718	.1597776	.3726004
#3	4.926854	108.0392	.2107945	.000704	1.018568	.1588607	.3705899

Elem	K_7698	P_1774	B_2496	Mo2020	S_1820	Si2516	Sn1899
Units	ppm	ppm	ppm	ppm	ppm	ppm	ppm
Avg	8.867604	7.087870	.0846486	.0035420	.6151418	10.86465	.0236371
Stddev	.052615	.016257	.0019083	.0002920	.0106728	.10189	.0033929
%RSD	.5933420	.2293602	2.254339	8.244157	1.735022	.9378552	14.35407
#1	8.896503	7.081324	.0867373	.0032225	.6211925	10.97618	.0240533
#2	8.899437	7.075907	.0829964	.0036084	.6028185	10.84134	.0200553
#3	8.806873	7.106380	.0842121	.0037950	.6214142	10.77642	.0268027

Reviewed By:mohan
On:12/31/2024
11:25:59 PM
Inst Id :P5

Sample Name: P5030-21 Acquired: 12/29/2024 4:45:56 Type: Unk
Method: SFAM01.1 INSTRUMENT P5 WITH 6 POINT ICAL-2(v49) Mode: CONC Corr. Factor: 1.000000
User: Kareem Custom ID1: MBHKG4 Custom ID2: Custom ID3:
Comment:

Elem	Ti3361	Sr4077	Li6707
Units	ppm	ppm	ppm
Avg	1.527053	.4855971	.1390509
Stddev	.023549	.0068092	.0032910
%RSD	1.542088	1.402236	2.366791
#1	1.554243	.4932898	.1406639
#2	1.513665	.4803427	.1412243
#3	1.513250	.4831589	.1352645

Int. Std.	Y_2243	Y_3600	Y_3710	Y_2243	In2306
Units	Cts/S	Cts/S	Cts/S	Cts/S	Cts/S
Avg	2321.527	29614.99	2250.526	1490.243	1675.068
Stddev	5.411	16.65	20.934	4.130	4.033
%RSD	.2330973	.0562279	.9301622	.2771483	.2407876
#1	2326.883	29608.73	2226.355	1494.981	1676.881
#2	2321.636	29633.86	2262.405	1488.342	1677.877
#3	2316.062	29602.37	2262.817	1487.405	1670.447

Reviewed By:mohan
On:12/31/2024
11:25:59 PM
Inst Id :P5

Sample Name: P5030-22 Acquired: 12/29/2024 4:49:50 Type: Unk
Method: SFAM01.1 INSTRUMENT P5 WITH 6 POINT ICAL-2(v49) Mode: CONC Corr. Factor: 1.000000
User: Kareem Custom ID1: MBHKG5 Custom ID2: Custom ID3:
Comment:

Elem	As1890	Tl1908	Pb2203	Se1960	Sb2068	Al3961	Ba4934
Units	ppm	ppm	ppm	ppm	ppm	ppm	ppm
Avg	.1944030	-.112282	.5129073	.1644619	.0525250	102.4335	.6864725
Stddev	.0039509	.004957	.0016543	.0041641	.0017293	1.2205	.0102891
%RSD	2.032310	4.414797	.3225292	2.531970	3.292379	1.191509	1.498838
#1	.1898578	-.117967	.5141877	.1682632	.0530843	102.9960	.6910496
#2	.1963358	-.110013	.5134947	.1651113	.0539054	103.2712	.6936789
#3	.1970154	-.108866	.5110395	.1600112	.0505852	101.0332	.6746891

Elem	Be2348	Cd2144	Ca3736	Cr2677	Co2286	Cu3247	Fe2598
Units	ppm	ppm	ppm	ppm	ppm	ppm	ppm
Avg	.0168369	.0055559	23.37630	.1417435	.0479116	.2646732	268.1891
Stddev	.0001105	.0001990	.32412	.0004944	.0006091	.0016636	3.2117
%RSD	.6560025	3.582224	1.386531	.3488004	1.271307	.6285605	1.197569
#1	.0167791	.0057332	23.49846	.1419368	.0476145	.2665494	269.2974
#2	.0167674	.0053406	23.62160	.1411816	.0475080	.2633779	270.6999
#3	.0169643	.0055937	23.00886	.1421120	.0486122	.2640922	264.5700

Elem	Mn2576	Mg2790	Ni2316	Ag3280	Na8183	V_2924	Zn2138
Units	ppm	ppm	ppm	ppm	ppm	ppm	ppm
Avg	17.06980	25.09844	.1883135	.0020532	5.880561	.2417812	.7685598
Stddev	.21417	.27102	.0004784	.0003308	.040664	.0078406	.0026378
%RSD	1.254676	1.079840	.2540278	16.11036	.6914911	3.242847	.3432151
#1	17.16212	25.14844	.1882857	.0023046	5.881338	.2327964	.7715918
#2	17.22234	25.34099	.1888051	.0016785	5.920831	.2453086	.7672952
#3	16.82496	24.80590	.1878496	.0021766	5.839515	.2472384	.7667923

Elem	K_7698	P_1774	B_2496	Mo2020	S_1820	Si2516	Sn1899
Units	ppm	ppm	ppm	ppm	ppm	ppm	ppm
Avg	8.681827	2.961106	.1110181	.0052198	2.724458	11.15226	.0320802
Stddev	.185408	.004641	.0038870	.0007319	.016652	.06566	.0012473
%RSD	2.135584	.1567338	3.501251	14.02136	.6112112	.5887251	3.888089
#1	8.633727	2.959934	.1128156	.0060381	2.706418	11.09714	.0307447
#2	8.886544	2.966220	.1136811	.0046278	2.739241	11.22490	.0322808
#3	8.525209	2.957163	.1065577	.0049936	2.727714	11.13473	.0332150

Reviewed By:mohan
On:12/31/2024
11:25:59 PM
Inst Id :P5

Sample Name: P5030-22 Acquired: 12/29/2024 4:49:50 Type: Unk
Method: SFAM01.1 INSTRUMENT P5 WITH 6 POINT ICAL-2(v49) Mode: CONC Corr. Factor: 1.000000
User: Kareem Custom ID1: MBHKG5 Custom ID2: Custom ID3:
Comment:

Elem	Ti3361	Sr4077	Li6707
Units	ppm	ppm	ppm
Avg	1.206880	-.164106	.0985085
Stddev	.009829	.001886	.0054334
%RSD	.8144336	1.149086	5.515664
#1	1.204825	-.164518	.0991625
#2	1.217574	-.165753	.1035853
#3	1.198240	-.162049	.0927777

Int. Std.	Y_2243	Y_3600	Y_3710	Y_2243	In2306
Units	Cts/S	Cts/S	Cts/S	Cts/S	Cts/S
Avg	2559.142	32294.55	2432.948	1647.047	1828.019
Stddev	2.833	158.92	18.868	5.990	2.056
%RSD	.1106924	.4921025	.7755062	.3636899	.1124805
#1	2557.459	32154.26	2441.292	1641.450	1829.185
#2	2557.555	32262.24	2411.347	1646.325	1825.645
#3	2562.413	32467.14	2446.206	1653.365	1829.227

Reviewed By:mohan
On:12/31/2024
11:25:59 PM
Inst Id :P5

Sample Name: P5032-01 Acquired: 12/29/2024 4:53:42 Type: Unk
Method: SFAM01.1 INSTRUMENT P5 WITH 6 POINT ICAL-2(v49) Mode: CONC Corr. Factor: 1.000000
User: Kareem Custom ID1: MBHK55 Custom ID2: Custom ID3:
Comment:

Elem	As1890	Tl1908	Pb2203	Se1960	Sb2068	Al3961
Units	ppm	ppm	ppm	ppm	ppm	ppm
Avg	.1203315	-.033670	2.951218	.0638859	.0192583	51.90131
Stddev	.0018297	.001155	.007720	.0022265	.0062623	.17109
%RSD	1.520562	3.429217	.2615823	3.485187	32.51762	.3296374
#1	.1208893	-.032442	2.943399	.0645351	.0264487	52.02343
#2	.1182878	-.034733	2.951420	.0657157	.0149995	51.70577
#3	.1218174	-.033836	2.958834	.0614069	.0163266	51.97474

Elem	Ba4934	Be2348	Cd2144	Ca3736	Cr2677	Co2286
Units	ppm	ppm	ppm	ppm	ppm	ppm
Avg	1.400620	.0110157	.0065634	59.67670	.1200074	.0533817
Stddev	.007707	.0002101	.0000811	.09764	.0013959	.0008209
%RSD	.5502642	1.907145	1.236044	.1636174	1.163214	1.537862
#1	1.409272	.0112472	.0066527	59.57078	.1205649	.0524849
#2	1.394490	.0109626	.0064943	59.69620	.1210385	.0540961
#3	1.398099	.0108372	.0065431	59.76312	.1184189	.0535642

Elem	Cu3247	Fe2598	Mn2576	Mg2790	Ni2316	Ag3280
Units	ppm	ppm	ppm	ppm	ppm	ppm
Avg	.3540095	124.4942	6.356625	13.62088	.1700882	.0033304
Stddev	.0009004	.2933	.032436	.17127	.0003520	.0009782
%RSD	.2543411	.2355757	.5102708	1.257421	.2069577	29.37221
#1	.3541975	124.8114	6.393368	13.81588	.1702331	.0039262
#2	.3548011	124.2329	6.331962	13.55194	.1703446	.0038635
#3	.3530300	124.4385	6.344547	13.49482	.1696868	.0022014

Elem	Na8183	V_2924	Zn2138	K_7698	P_1774	B_2496
Units	ppm	ppm	ppm	ppm	ppm	ppm
Avg	.6784071	.1558154	1.674464	7.360749	F 14.40303	.0868605
Stddev	.0288623	.0144694	.010538	.025274	.04347	.0022256
%RSD	4.254428	9.286241	.6293093	.3433552	.3018367	2.562277
#1	.6900422	.1441986	1.666187	7.366819	14.36287	.0844589
#2	.6455432	.1512242	1.686327	7.332993	14.39703	.0872692
#3	.6996359	.1720234	1.670879	7.382435	14.44920	.0888534

Reviewed By:mohan
On:12/31/2024
11:25:59 PM
Inst Id :P5

Sample Name: P5032-01 Acquired: 12/29/2024 4:53:42 Type: Unk
Method: SFAM01.1 INSTRUMENT P5 WITH 6 POINT ICAL-2(v49) Mode: CONC Corr. Factor: 1.000000
User: Kareem Custom ID1: MBHK55 Custom ID2: Custom ID3:
Comment:

Elem	Mo2020	S_1820	Si2516	Sn1899	Ti3361	Sr4077
Units	ppm	ppm	ppm	ppm	ppm	ppm
Avg	.0132857	6.773430	9.395986	.1066163	.7826686	.2343045
Stddev	.0003052	.015608	.071281	.0006609	.0015636	.0002843
%RSD	2.297009	.2304289	.7586299	.6198629	.1997733	.1213220
#1	.0133236	6.778493	9.457056	.1069758	.7841681	.2341797
#2	.0129633	6.755919	9.413240	.1070196	.7827895	.2346299
#3	.0135701	6.785877	9.317662	.1058536	.7810480	.2341041

Elem	Li6707
Units	ppm
Avg	.0600578
Stddev	.0013005
%RSD	2.165492
#1	.0594525
#2	.0591702
#3	.0615506

Int. Std.	Y_2243	Y_3600	Y_3710	Y_2243	In2306
Units	Cts/S	Cts/S	Cts/S	Cts/S	Cts/S
Avg	2417.794	30538.68	2293.448	1545.611	1901.394
Stddev	5.076	149.06	16.760	5.832	5.447
%RSD	.2099611	.4881049	.7307591	.3773401	.2864914
#1	2419.666	30657.33	2274.109	1551.879	1902.941
#2	2421.669	30587.33	2302.502	1544.611	1905.901
#3	2412.048	30371.37	2303.733	1540.344	1895.341

Reviewed By:mohan
On:12/31/2024
11:25:59 PM
Inst Id :P5

Sample Name: P5032-02 Acquired: 12/29/2024 4:57:34 Type: Unk
Method: SFAM01.1 INSTRUMENT P5 WITH 6 POINT ICAL-2(v49) Mode: CONC Corr. Factor: 1.000000
User: Kareem Custom ID1: MBHK56 Custom ID2: Custom ID3:
Comment:

Elem	As1890	Tl1908	Pb2203	Se1960	Sb2068	Al3961
Units	ppm	ppm	ppm	ppm	ppm	ppm
Avg	.2185459	-.047100	1.452741	.0726354	.0188287	57.30974
Stddev	.0070356	.003659	.005803	.0042157	.0030183	.13050
%RSD	3.219287	7.767850	.3994322	5.803915	16.03041	.2277098
#1	.2201904	-.050934	1.448609	.0767190	.0194724	57.16082
#2	.2108336	-.043647	1.459375	.0682990	.0214732	57.36426
#3	.2246135	-.046720	1.450240	.0728882	.0155404	57.40413

Elem	Ba4934	Be2348	Cd2144	Ca3736	Cr2677	Co2286
Units	ppm	ppm	ppm	ppm	ppm	ppm
Avg	.8182015	.0180885	.0042881	57.93315	.0898572	.0462247
Stddev	.0018089	.0001044	.0000611	.11423	.0005981	.0003771
%RSD	.2210881	.5771829	1.425625	.1971834	.6655620	.8158112
#1	.8174214	.0179695	.0042992	57.80129	.0899730	.0457936
#2	.8169134	.0181646	.0042222	58.00231	.0892097	.0463868
#3	.8202696	.0181314	.0043429	57.99584	.0903889	.0464936

Elem	Cu3247	Fe2598	Mn2576	Mg2790	Ni2316	Ag3280
Units	ppm	ppm	ppm	ppm	ppm	ppm
Avg	.2594478	136.9527	2.953999	6.507321	.1384212	.0012379
Stddev	.0060386	.4458	.006378	.065381	.0001794	.0006142
%RSD	2.327494	.3255239	.2158943	1.004725	.1295936	49.61836
#1	.2526003	136.6258	2.947886	6.435413	.1386283	.0007806
#2	.2617318	136.7718	2.960612	6.523358	.1383189	.0019360
#3	.2640114	137.4605	2.953499	6.563190	.1383164	.0009970

Elem	Na8183	V_2924	Zn2138	K_7698	P_1774	B_2496
Units	ppm	ppm	ppm	ppm	ppm	ppm
Avg	1.153353	.1616417	.8787042	5.207971	F 10.71831	.0981164
Stddev	.016282	.0157988	.0054940	.045141	.01607	.0017937
%RSD	1.411735	9.773965	.6252348	.8667730	.1498989	1.828099
#1	1.159144	.1698905	.8849906	5.251636	10.70969	.1000540
#2	1.134967	.1434258	.8748234	5.210791	10.70839	.0977811
#3	1.165948	.1716087	.8762985	5.161486	10.73684	.0965140

Reviewed By:mohan
On:12/31/2024
11:25:59 PM
Inst Id :P5

Sample Name: P5032-02 Acquired: 12/29/2024 4:57:34 Type: Unk
Method: SFAM01.1 INSTRUMENT P5 WITH 6 POINT ICAL-2(v49) Mode: CONC Corr. Factor: 1.000000
User: Kareem Custom ID1: MBHK56 Custom ID2: Custom ID3:
Comment:

Elem	Mo2020	S_1820	Si2516	Sn1899	Ti3361	Sr4077
Units	ppm	ppm	ppm	ppm	ppm	ppm
Avg	.0156102	6.820837	7.076286	.0654933	1.661463	.2536752
Stddev	.0005151	.008384	.026583	.0002979	.015396	.0006655
%RSD	3.299572	.1229199	.3756689	.4547864	.9266491	.2623563
#1	.0161981	6.818074	7.057967	.0656533	1.663804	.2529199
#2	.0152383	6.830254	7.106776	.0656769	1.645031	.2541757
#3	.0153942	6.814183	7.064115	.0651497	1.675555	.2539299

Elem	Li6707
Units	ppm
Avg	.0403608
Stddev	.0032395
%RSD	8.026437
#1	.0409035
#2	.0368842
#3	.0432948

Int. Std.	Y_2243	Y_3600	Y_3710	Y_2243	In2306
Units	Cts/S	Cts/S	Cts/S	Cts/S	Cts/S
Avg	2330.583	29478.00	2169.550	1494.649	1895.190
Stddev	12.024	140.91	6.603	12.194	7.066
%RSD	.5159080	.4780242	.3043502	.8158169	.3728346
#1	2343.769	29322.37	2164.614	1480.579	1903.071
#2	2327.750	29596.93	2166.985	1501.224	1893.077
#3	2320.228	29514.70	2177.051	1502.143	1889.421

Reviewed By:mohan
On:12/31/2024
11:25:59 PM
Inst Id :P5

Sample Name: P5032-03 Acquired: 12/29/2024 5:01:26 Type: Unk
Method: SFAM01.1 INSTRUMENT P5 WITH 6 POINT ICAL-2(v49) Mode: CONC Corr. Factor: 1.000000
User: Kareem Custom ID1: MBHK57 Custom ID2: Custom ID3:
Comment:

Elem	As1890	Tl1908	Pb2203	Se1960	Sb2068	Al3961
Units	ppm	ppm	ppm	ppm	ppm	ppm
Avg	.1170559	-.037778	5.413705	.0581468	.0113717	73.30417
Stddev	.0043561	.003853	.009369	.0038379	.0010079	.30592
%RSD	3.721342	10.19812	.1730611	6.600422	8.863453	.4173237
#1	.1220718	-.033952	5.417337	.0537328	.0103789	72.97683
#2	.1148726	-.041657	5.403064	.0606963	.0113421	73.58281
#3	.1142232	-.037726	5.420714	.0600113	.0123941	73.35289

Elem	Ba4934	Be2348	Cd2144	Ca3736	Cr2677	Co2286
Units	ppm	ppm	ppm	ppm	ppm	ppm
Avg	2.042836	.0124499	.0058805	69.62234	.1443344	.0847534
Stddev	.007751	.0002310	.0001315	.23939	.0020041	.0002115
%RSD	.3794076	1.855362	2.236073	.3438383	1.388507	.2495537
#1	2.035819	.0122595	.0060310	69.39506	.1450676	.0848612
#2	2.051155	.0123832	.0058229	69.87223	.1420670	.0845098
#3	2.041533	.0127068	.0057877	69.59972	.1458687	.0848894

Elem	Cu3247	Fe2598	Mn2576	Mg2790	Ni2316	Ag3280
Units	ppm	ppm	ppm	ppm	ppm	ppm
Avg	.4430799	119.6022	5.032908	9.850656	.1962281	.0007224
Stddev	.0090581	.5675	.009903	.180829	.0011467	.0002073
%RSD	2.044340	.4744564	.1967592	1.835701	.5843663	28.68779
#1	.4489870	119.0746	5.022799	9.661555	.1974997	.0009499
#2	.4326512	120.2025	5.042591	9.868529	.1959118	.0005443
#3	.4476015	119.5295	5.033334	10.02188	.1952728	.0006731

Elem	Na8183	V_2924	Zn2138	K_7698	P_1774	B_2496
Units	ppm	ppm	ppm	ppm	ppm	ppm
Avg	2.820482	.2252634	2.490431	11.70138	F 22.92082	.1100280
Stddev	.011938	.0079969	.003702	.11578	.06637	.0017893
%RSD	.4232569	3.550019	.1486509	.9894156	.2895532	1.626220
#1	2.811448	.2226985	2.492647	11.59119	22.99540	.1111087
#2	2.815983	.2188637	2.486158	11.82203	22.86826	.1079626
#3	2.834016	.2342281	2.492490	11.69091	22.89881	.1110127

Reviewed By:mohan
On:12/31/2024
11:25:59 PM
Inst Id :P5

Sample Name: P5032-03 Acquired: 12/29/2024 5:01:26 Type: Unk
Method: SFAM01.1 INSTRUMENT P5 WITH 6 POINT ICAL-2(v49) Mode: CONC Corr. Factor: 1.000000
User: Kareem Custom ID1: MBHK57 Custom ID2: Custom ID3:
Comment:

Elem	Mo2020	S_1820	Si2516	Sn1899	Ti3361	Sr4077
Units	ppm	ppm	ppm	ppm	ppm	ppm
Avg	.0162913	3.197374	9.328454	.1243163	1.397132	.7462087
Stddev	.0011092	.006037	.015961	.0032164	.001849	.0040554
%RSD	6.808461	.1888144	.1711017	2.587238	.1323689	.5434733
#1	.0169701	3.201042	9.342547	.1277022	1.396659	.7415436
#2	.0168924	3.190407	9.331693	.1213017	1.395566	.7481884
#3	.0150113	3.200675	9.311122	.1239450	1.399172	.7488940

Elem	Li6707
Units	ppm
Avg	.0965796
Stddev	.0037489
%RSD	3.881688
#1	.0923151
#2	.0993561
#3	.0980677

Int. Std.	Y_2243	Y_3600	Y_3710	Y_2243	In2306
Units	Cts/S	Cts/S	Cts/S	Cts/S	Cts/S
Avg	2399.926	30181.33	2261.393	1528.879	1861.098
Stddev	5.702	63.31	9.721	6.744	3.529
%RSD	.2375759	.2097815	.4298630	.4411287	.1896227
#1	2400.162	30118.32	2266.499	1528.058	1858.718
#2	2394.110	30180.74	2250.183	1522.582	1859.423
#3	2405.506	30244.95	2267.497	1535.996	1865.152

Reviewed By:mohan
On:12/31/2024
11:25:59 PM
Inst Id :P5

Sample Name: CCV035 Acquired: 12/29/2024 5:05:17 Type: Unk
Method: SFAM01.1 INSTRUMENT P5 WITH 6 POINT ICAL-2(v49) Mode: CONC Corr. Factor: 1.000000
User: Kareem Custom ID1: CCV035 Custom ID2: Custom ID3:
Comment:

Elem	As1890	Tl1908	Pb2203	Se1960	Sb2068	Al3961	Ba4934
Units	ppm	ppm	ppm	ppm	ppm	ppm	ppm
Avg	5.056951	4.828862	24.69422	5.103009	4.993810	407.1872	10.06755
Stddev	.018447	.019821	.02868	.010365	.009683	12.8825	.31862
%RSD	.3647931	.4104630	.1161276	.2031160	.1939091	3.163775	3.164812
#1	5.061545	4.850931	24.66111	5.092245	4.982629	392.3517	9.70123
#2	5.036641	4.823080	24.71139	5.103857	4.999382	415.5483	10.28035
#3	5.072667	4.812575	24.71016	5.112923	4.999421	413.6617	10.22106

Elem	Be2348	Cd2144	Ca3736	Cr2677	Co2286	Cu3247	Fe2598
Units	ppm	ppm	ppm	ppm	ppm	ppm	ppm
Avg	.5133500	2.486667	403.1379	15.57269	2.409872	14.85081	408.7950
Stddev	.0150065	.001914	12.3080	.05954	.004832	.40200	13.0313
%RSD	2.923251	.0769609	3.053044	.3823658	.2005094	2.706938	3.187734
#1	.4960263	2.484460	388.9290	15.53322	2.415446	14.38682	393.7663
#2	.5216771	2.487868	410.4991	15.64118	2.407279	15.09475	416.9571
#3	.5223467	2.487673	409.9857	15.54367	2.406889	15.07086	415.6615

Elem	Mn2576	Mg2790	Ni2316	Ag3280	Na8183	V_2924	Zn2138
Units	ppm	ppm	ppm	ppm	ppm	ppm	ppm
Avg	14.72101	403.4109	2.508948	1.289991	424.0965	2.490280	15.21644
Stddev	.46947	12.0758	.005046	.006012	15.0405	.081834	.01728
%RSD	3.189128	2.993424	.2011212	.4660569	3.546479	3.286148	.1135605
#1	14.18087	389.5333	2.503288	1.283712	406.7293	2.396569	15.20385
#2	15.03098	411.5260	2.510580	1.295695	432.7859	2.547649	15.20933
#3	14.95118	409.1734	2.512976	1.290566	432.7744	2.526622	15.23614

Elem	K_7698	P_1774	B_2496	Mo2020	S_1820	Si2516	Sn1899
Units	ppm	ppm	ppm	ppm	ppm	ppm	ppm
Avg	152.0092	5.005879	4.967473	5.017898	5.055999	4.847656	5.026952
Stddev	4.6260	.017359	.155170	.009168	.019859	.151004	.007734
%RSD	3.043249	.3467746	3.123721	.1826986	.3927848	3.114993	.1538411
#1	146.6693	4.987049	4.788441	5.013551	5.035960	4.674966	5.018196
#2	154.5610	5.009341	5.050804	5.028431	5.056365	4.913121	5.029813
#3	154.7974	5.021246	5.063174	5.011713	5.075673	4.954880	5.032847

Reviewed By:mohan
On:12/31/2024
11:25:59 PM
Inst Id :P5

Sample Name: CCV035 Acquired: 12/29/2024 5:05:17 Type: Unk
Method: SFAM01.1 INSTRUMENT P5 WITH 6 POINT ICAL-2(v49) Mode: CONC Corr. Factor: 1.000000
User: Kareem Custom ID1: CCV035 Custom ID2: Custom ID3:
Comment:

Elem	Ti3361	Sr4077	Li6707
Units	ppm	ppm	ppm
Avg	4.993908	4.673709	5.153885
Stddev	.159098	.140527	.160901
%RSD	3.185838	3.006752	3.121934
#1	4.812934	4.511443	4.970110
#2	5.111752	4.755082	5.269414
#3	5.057039	4.754602	5.222133

Int. Std.	Y_2243	Y_3600	Y_3710	Y_2243	In2306
Units	Cts/S	Cts/S	Cts/S	Cts/S	Cts/S
Avg	1801.249	23294.88	1902.220	1127.113	1533.096
Stddev	8.304	221.84	56.136	6.329	4.899
%RSD	.4609978	.9522972	2.951073	.5615662	.3195801
#1	1804.522	23288.49	1966.198	1124.300	1535.587
#2	1791.808	23076.31	1861.214	1122.678	1527.451
#3	1807.418	23519.84	1879.247	1134.362	1536.249

Reviewed By:mohan
On:12/31/2024
11:25:59 PM
Inst Id :P5

Sample Name: CCB035 Acquired: 12/29/2024 5:09:05 Type: Unk
Method: SFAM01.1 INSTRUMENT P5 WITH 6 POINT ICAL-2(v49) Mode: CONC Corr. Factor: 1.000000
User: Kareem Custom ID1: CCB035 Custom ID2: Custom ID3:
Comment:

Elem	As1890	Tl1908	Pb2203	Se1960	Sb2068	Al3961	Ba4934
Units	ppm	ppm	ppm	ppm	ppm	ppm	ppm
Avg	-.000194	.0021408	.0036185	-.000328	.0012870	-.032376	-.000661
Stddev	.002662	.0028440	.0012644	.001206	.0033195	.013417	.002654
%RSD	1368.860	132.8488	34.94258	367.5297	257.9299	41.44013	401.7544
#1	-.002690	-.000179	.0023379	-.001090	-.000616	-.019617	.002400
#2	.002608	.001288	.0048660	.001062	.005120	-.031146	-.002324
#3	-.000501	.005314	.0036517	-.000956	-.000643	-.046366	-.002057

Elem	Be2348	Cd2144	Ca3736	Cr2677	Co2286	Cu3247	Fe2598
Units	ppm	ppm	ppm	ppm	ppm	ppm	ppm
Avg	.0000035	.0000600	-.016627	.0012289	.0006355	-.007345	.0121232
Stddev	.0001575	.0001947	.029098	.0002744	.0003421	.004080	.0286398
%RSD	4501.329	324.6856	175.0016	22.33143	53.82727	55.54848	236.2391
#1	.0001769	.0002842	-.049258	.0009674	.0010162	-.006335	.0214939
#2	-.000036	-.000038	.006622	.0012048	.0005364	-.011835	.0349039
#3	-.000131	-.000066	-.007245	.0015147	.0003539	-.003865	-.020028

Elem	Mn2576	Mg2790	Ni2316	Ag3280	Na8183	V_2924	Zn2138
Units	ppm	ppm	ppm	ppm	ppm	ppm	ppm
Avg	-.000671	-.043895	.0001036	-.000107	.0410313	-.010813	.0021656
Stddev	.001266	.130282	.0003883	.000881	.0334081	.010498	.0004018
%RSD	188.7648	296.8050	374.8032	822.1767	81.42087	97.08669	18.55372
#1	-.000474	-.082569	-.000264	-.000956	.0279031	-.006247	.0025521
#2	-.002023	-.150461	.000066	.000802	.0161815	-.022820	.0017501
#3	.000485	.101345	.000510	-.000168	.0790094	-.003371	.0021944

Elem	K_7698	P_1774	B_2496	Mo2020	S_1820	Si2516	Sn1899
Units	ppm	ppm	ppm	ppm	ppm	ppm	ppm
Avg	.1909806	.0003166	.0092393	.0003305	.0100498	.0004734	.0001158
Stddev	.0410113	.0001885	.0016893	.0003196	.0017944	.0019929	.0007499
%RSD	21.47404	59.54476	18.28347	96.71301	17.85481	420.9915	647.4018
#1	.1959581	.0001586	.0111069	-.000017	.0120887	.0010686	.0009175
#2	.2292760	.0002660	.0087931	.000612	.0087109	.0021008	-.000001
#3	.1477078	.0005253	.0078180	.000396	.0093498	-.001749	-.000569

Reviewed By:mohan
On:12/31/2024
11:25:59 PM
Inst Id :P5

Sample Name: CCB035 Acquired: 12/29/2024 5:09:05 Type: Unk
Method: SFAM01.1 INSTRUMENT P5 WITH 6 POINT ICAL-2(v49) Mode: CONC Corr. Factor: 1.000000
User: Kareem Custom ID1: CCB035 Custom ID2: Custom ID3:
Comment:

Elem	Ti3361	Sr4077	Li6707
Units	ppm	ppm	ppm
Avg	.0024778	.0000257	.0139934
Stddev	.0031536	.0003609	.0027727
%RSD	127.2715	1402.266	19.81428
#1	.0014507	-.000222	.0171879
#2	.0060169	-.000140	.0122111
#3	-.000034	.000440	.0125813

Int. Std.	Y_2243	Y_3600	Y_3710	Y_2243	In2306
Units	Cts/S	Cts/S	Cts/S	Cts/S	Cts/S
Avg	2030.918	25929.85	1941.774	1310.178	1847.171
Stddev	7.408	186.96	8.078	8.815	4.096
%RSD	.3647575	.7210241	.4159982	.6728421	.2217419
#1	2028.683	25721.29	1940.598	1300.070	1846.282
#2	2039.186	26082.43	1950.375	1314.195	1851.638
#3	2024.885	25985.82	1934.348	1316.270	1843.593

Reviewed By:mohan
On:12/31/2024
11:25:59 PM
Inst Id :P5

Sample Name: P5032-04 Acquired: 12/29/2024 5:13:09 Type: Unk
Method: SFAM01.1 INSTRUMENT P5 WITH 6 POINT ICAL-2(v49) Mode: CONC Corr. Factor: 1.000000
User: Kareem Custom ID1: MBHK58 Custom ID2: Custom ID3:
Comment:

Elem	As1890	Tl1908	Pb2203	Se1960	Sb2068	Al3961
Units	ppm	ppm	ppm	ppm	ppm	ppm
Avg	.1572303	-.019180	6.265091	.0661949	.0032191	63.45867
Stddev	.0032365	.000912	.018779	.0056065	.0020726	.19306
%RSD	2.058460	4.756089	.2997341	8.469651	64.38537	.3042275
#1	.1558006	-.018177	6.261545	.0626975	.0054481	63.32468
#2	.1549548	-.019404	6.248338	.0726615	.0013502	63.37137
#3	.1609354	-.019960	6.285390	.0632257	.0028588	63.67996

Elem	Ba4934	Be2348	Cd2144	Ca3736	Cr2677	Co2286
Units	ppm	ppm	ppm	ppm	ppm	ppm
Avg	1.450185	.0107263	.0080924	166.7085	.1016622	.0843734
Stddev	.003398	.0002624	.0001868	.8352	.0014615	.0003609
%RSD	.2342894	2.446589	2.308338	.5009972	1.437628	.4276818
#1	1.451494	.0104717	.0080732	165.9584	.1032070	.0847636
#2	1.446328	.0107112	.0079159	166.5587	.1014781	.0840517
#3	1.452734	.0109959	.0082880	167.6085	.1003014	.0843050

Elem	Cu3247	Fe2598	Mn2576	Mg2790	Ni2316	Ag3280
Units	ppm	ppm	ppm	ppm	ppm	ppm
Avg	.3178374	134.1838	12.53337	27.42689	.1618071	.0018547
Stddev	.0067352	.5112	.04932	.22787	.0007254	.0011198
%RSD	2.119079	.3809407	.3934772	.8308154	.4483397	60.37522
#1	.3229860	133.8321	12.53671	27.43842	.1610428	.0016799
#2	.3203110	133.9492	12.48247	27.19348	.1618922	.0030517
#3	.3102151	134.7702	12.58093	27.64878	.1624862	.0008326

Elem	Na8183	V_2924	Zn2138	K_7698	P_1774	B_2496
Units	ppm	ppm	ppm	ppm	ppm	ppm
Avg	1.113173	.2335577	2.816606	7.250864	F 15.52829	.0888808
Stddev	.008076	.0090464	.006525	.209203	.06002	.0019043
%RSD	.7255192	3.873290	.2316775	2.885217	.3865461	2.142519
#1	1.119078	.2439927	2.822074	7.424288	15.53029	.0869765
#2	1.103969	.2279281	2.818361	7.018519	15.46730	.0888808
#3	1.116471	.2287523	2.809382	7.309785	15.58730	.0907851

Reviewed By:mohan
On:12/31/2024
11:25:59 PM
Inst Id :P5

Sample Name: P5032-04 Acquired: 12/29/2024 5:13:09 Type: Unk
Method: SFAM01.1 INSTRUMENT P5 WITH 6 POINT ICAL-2(v49) Mode: CONC Corr. Factor: 1.000000
User: Kareem Custom ID1: MBHK58 Custom ID2: Custom ID3:
Comment:

Elem	Mo2020	S_1820	Si2516	Sn1899	Ti3361	Sr4077
Units	ppm	ppm	ppm	ppm	ppm	ppm
Avg	.0186413	1.981848	11.27908	.1209999	.6544848	.4274745
Stddev	.0002129	.019442	.06997	.0022608	.0026438	.0027994
%RSD	1.142137	.9810120	.6203123	1.868458	.4039487	.6548771
#1	.0186267	1.959660	11.32568	.1206890	.6549913	.4246160
#2	.0184360	1.989980	11.19862	.1189106	.6568387	.4275964
#3	.0188611	1.995904	11.31293	.1234001	.6516244	.4302109

Elem	Li6707
Units	ppm
Avg	.1087855
Stddev	.0027899
%RSD	2.564567
#1	.1091016
#2	.1114039
#3	.1058510

Int. Std.	Y_2243	Y_3600	Y_3710	Y_2243	In2306
Units	Cts/S	Cts/S	Cts/S	Cts/S	Cts/S
Avg	2549.606	32126.76	2475.724	1625.590	1853.057
Stddev	3.717	168.81	22.310	3.984	2.463
%RSD	.1457954	.5254636	.9011515	.2450969	.1329297
#1	2546.640	32315.43	2477.485	1629.188	1853.269
#2	2548.402	32074.85	2497.102	1626.273	1855.408
#3	2553.776	31989.99	2452.586	1621.308	1850.495

Reviewed By:mohan
On:12/31/2024
11:25:59 PM
Inst Id :P5

Sample Name: P5032-05 Acquired: 12/29/2024 5:17:02 Type: Unk
Method: SFAM01.1 INSTRUMENT P5 WITH 6 POINT ICAL-2(v49) Mode: CONC Corr. Factor: 1.000000
User: Kareem Custom ID1: MBHK59 Custom ID2: Custom ID3:
Comment:

Elem	As1890	Tl1908	Pb2203	Se1960	Sb2068	Al3961
Units	ppm	ppm	ppm	ppm	ppm	ppm
Avg	.1638386	-.024153	1.512361	.0943485	.0184473	45.76731
Stddev	.0064817	.001564	.004187	.0042732	.0035732	.75356
%RSD	3.956179	6.473418	.2768632	4.529152	19.36958	1.646502
#1	.1675133	-.022807	1.508210	.0899591	.0186463	44.89745
#2	.1563545	-.025868	1.512289	.0984952	.0219168	46.22138
#3	.1676480	-.023786	1.516583	.0945912	.0147788	46.18308

Elem	Ba4934	Be2348	Cd2144	Ca3736	Cr2677	Co2286
Units	ppm	ppm	ppm	ppm	ppm	ppm
Avg	.8001774	.0120027	.0076282	F 884.1817	.0747941	.0672236
Stddev	.0125139	.0002734	.0002290	14.3850	.0002708	.0012240
%RSD	1.563891	2.277664	3.002051	1.626926	.3620189	1.820849
#1	.7857278	.0117005	.0078051	867.5802	.0751059	.0683539
#2	.8073322	.0120749	.0077101	892.9536	.0746584	.0659235
#3	.8074722	.0122328	.0073696	892.0112	.0746181	.0673933

Elem	Cu3247	Fe2598	Mn2576	Mg2790	Ni2316	Ag3280
Units	ppm	ppm	ppm	ppm	ppm	ppm
Avg	.2336591	213.5416	20.44726	203.0806	.1624312	.0019806
Stddev	.0048273	3.5949	.31974	3.1917	.0006156	.0009881
%RSD	2.065953	1.683457	1.563711	1.571654	.3789673	49.89161
#1	.2350536	209.3907	20.07822	199.4140	.1618646	.0012741
#2	.2376356	215.5888	20.62258	204.5912	.1630862	.0015579
#3	.2282880	215.6453	20.64100	205.2366	.1623428	.0031097

Elem	Na8183	V_2924	Zn2138	K_7698	P_1774	B_2496
Units	ppm	ppm	ppm	ppm	ppm	ppm
Avg	.9590301	.1824983	1.374430	7.007059	F 12.74690	.1157691
Stddev	.0084264	.0069335	.004934	.237987	.03414	.0003181
%RSD	.8786327	3.799231	.3589615	3.396396	.2678550	.2747261
#1	.9498321	.1745463	1.376676	6.745114	12.72099	.1154908
#2	.9663769	.1856697	1.368773	7.066084	12.73412	.1157007
#3	.9608812	.1872790	1.377841	7.209979	12.78559	.1161158

Reviewed By:mohan
On:12/31/2024
11:25:59 PM
Inst Id :P5

Sample Name: P5032-05 Acquired: 12/29/2024 5:17:02 Type: Unk
Method: SFAM01.1 INSTRUMENT P5 WITH 6 POINT ICAL-2(v49) Mode: CONC Corr. Factor: 1.000000
User: Kareem Custom ID1: MBHK59 Custom ID2: Custom ID3:
Comment:

Elem	Mo2020	S_1820	Si2516	Sn1899	Ti3361	Sr4077
Units	ppm	ppm	ppm	ppm	ppm	ppm
Avg	.0156842	1.851003	10.22808	.0879497	.4368058	.4988144
Stddev	.0008768	.002817	.14672	.0019589	.0089617	.0082195
%RSD	5.590529	.1521765	1.434521	2.227257	2.051636	1.647813
#1	.0154338	1.850600	10.06633	.0890322	.4265526	.4893931
#2	.0149599	1.854000	10.26528	.0891284	.4407215	.5045199
#3	.0166590	1.848410	10.35262	.0856885	.4431432	.5025303

Elem	Li6707
Units	ppm
Avg	.0864391
Stddev	.0023110
%RSD	2.673546
#1	.0838084
#2	.0873666
#3	.0881423

Int. Std.	Y_2243	Y_3600	Y_3710	Y_2243	In2306
Units	Cts/S	Cts/S	Cts/S	Cts/S	Cts/S
Avg	2358.950	29820.48	2411.441	1499.586	1594.595
Stddev	5.382	70.95	35.763	2.223	3.380
%RSD	.2281592	.2379278	1.483067	.1482201	.2119439
#1	2364.136	29900.37	2450.873	1500.598	1597.127
#2	2359.321	29764.82	2402.345	1501.121	1595.901
#3	2353.391	29796.24	2381.103	1497.037	1590.758

Reviewed By:mohan
On:12/31/2024
11:25:59 PM
Inst Id :P5

Sample Name: P5032-06 Acquired: 12/29/2024 5:20:54 Type: Unk
Method: SFAM01.1 INSTRUMENT P5 WITH 6 POINT ICAL-2(v49) Mode: CONC Corr. Factor: 1.000000
User: Kareem Custom ID1: MBHK60 Custom ID2: Custom ID3:
Comment:

Elem	As1890	Tl1908	Pb2203	Se1960	Sb2068	Al3961
Units	ppm	ppm	ppm	ppm	ppm	ppm
Avg	.0915716	-.010986	.2832068	.1148974	.0173646	32.13985
Stddev	.0029074	.003032	.0028852	.0025624	.0034212	.10699
%RSD	3.174990	27.60208	1.018756	2.230186	19.70206	.3328812
#1	.0942988	-.012609	.2854917	.1169426	.0162253	32.24645
#2	.0919036	-.012862	.2799647	.1157266	.0212101	32.14063
#3	.0885125	-.007488	.2841641	.1120231	.0146585	32.03248

Elem	Ba4934	Be2348	Cd2144	Ca3736	Cr2677	Co2286
Units	ppm	ppm	ppm	ppm	ppm	ppm
Avg	.6830659	.0116551	.0063961	F 1280.607	.0584384	.0596534
Stddev	.0019971	.0000803	.0001797	17.145	.0013118	.0004290
%RSD	.2923776	.6888433	2.809390	1.338823	2.244689	.7190947
#1	.6853652	.0116985	.0062694	1299.837	.0569243	.0597257
#2	.6817630	.0117043	.0066017	1266.918	.0591595	.0591928
#3	.6820695	.0115624	.0063171	1275.065	.0592314	.0600416

Elem	Cu3247	Fe2598	Mn2576	Mg2790	Ni2316	Ag3280
Units	ppm	ppm	ppm	ppm	ppm	ppm
Avg	.1408047	240.2684	F 35.74600	451.5832	.1413762	.0037222
Stddev	.0028689	1.0899	.13212	1.5789	.0008920	.0007976
%RSD	2.037536	.4536305	.3696201	.3496271	.6309227	21.42909
#1	.1384378	241.4311	35.89820	453.2904	.1413694	.0036192
#2	.1399807	240.1040	35.66083	451.2836	.1404876	.0029811
#3	.1439954	239.2700	35.67896	450.1756	.1422715	.0045664

Elem	Na8183	V_2924	Zn2138	K_7698	P_1774	B_2496
Units	ppm	ppm	ppm	ppm	ppm	ppm
Avg	1.010627	.1292359	.3094582	6.479365	F 10.30781	.1397762
Stddev	.053254	.0045883	.0003535	.106910	.00933	.0015941
%RSD	5.269368	3.550352	.1142445	1.650009	.0904771	1.140450
#1	1.053225	.1299803	.3092977	6.598712	10.29829	.1406093
#2	1.027734	.1334066	.3098635	6.447022	10.30821	.1379382
#3	.950923	.1243209	.3092134	6.392361	10.31693	.1407811

Reviewed By:mohan
On:12/31/2024
11:25:59 PM
Inst Id :P5

Sample Name: P5032-06 Acquired: 12/29/2024 5:20:54 Type: Unk
Method: SFAM01.1 INSTRUMENT P5 WITH 6 POINT ICAL-2(v49) Mode: CONC Corr. Factor: 1.000000
User: Kareem Custom ID1: MBHK60 Custom ID2: Custom ID3:
Comment:

Elem	Mo2020	S_1820	Si2516	Sn1899	Ti3361	Sr4077
Units	ppm	ppm	ppm	ppm	ppm	ppm
Avg	.0124640	2.024179	7.578079	.0404311	.1452891	.5972928
Stddev	.0007770	.020259	.076959	.0018807	.0029389	.0027590
%RSD	6.233721	1.000839	1.015552	4.651503	2.022779	.4619158
#1	.0115668	2.043852	7.634587	.0424390	.1469831	.6001720
#2	.0129159	2.025305	7.609221	.0401434	.1418956	.5946722
#3	.0129093	2.003381	7.490429	.0387109	.1469886	.5970342

Elem	Li6707
Units	ppm
Avg	.0620298
Stddev	.0037694
%RSD	6.076730
#1	.0658606
#2	.0583250
#3	.0619038

Int. Std.	Y_2243	Y_3600	Y_3710	Y_2243	In2306
Units	Cts/S	Cts/S	Cts/S	Cts/S	Cts/S
Avg	2348.372	29879.00	2455.433	1495.673	1517.876
Stddev	9.108	144.31	15.623	4.947	4.983
%RSD	.3878225	.4829929	.6362813	.3307610	.3282775
#1	2356.026	30045.08	2447.707	1500.150	1521.734
#2	2338.300	29807.81	2445.177	1496.506	1512.250
#3	2350.792	29784.12	2473.414	1490.362	1519.644

Reviewed By:mohan
On:12/31/2024
11:25:59 PM
Inst Id :P5

Sample Name: P5032-07 Acquired: 12/29/2024 5:24:55 Type: Unk
Method: SFAM01.1 INSTRUMENT P5 WITH 6 POINT ICAL-2(v49) Mode: CONC Corr. Factor: 1.000000
User: Kareem Custom ID1: MBHK61 Custom ID2: Custom ID3:
Comment:

Elem	As1890	Tl1908	Pb2203	Se1960	Sb2068	Al3961
Units	ppm	ppm	ppm	ppm	ppm	ppm
Avg	.0561294	-.004241	.2888609	.0351825	-.003683	50.48175
Stddev	.0037445	.007384	.0041454	.0034701	.000817	.10900
%RSD	6.671243	174.1083	1.435071	9.863262	22.18304	.2159254
#1	.0526111	-.005407	.2897051	.0314787	-.004590	50.39015
#2	.0600651	.003656	.2925192	.0357102	-.003004	50.45279
#3	.0557119	-.010972	.2843584	.0383585	-.003455	50.60231

Elem	Ba4934	Be2348	Cd2144	Ca3736	Cr2677	Co2286
Units	ppm	ppm	ppm	ppm	ppm	ppm
Avg	.2911388	.0087156	.0041255	F 836.4036	.0709979	.0787440
Stddev	.0003877	.0000705	.0001609	2.0632	.0003740	.0004463
%RSD	.1331580	.8084076	3.901189	.2466692	.5267139	.5667911
#1	.2915156	.0087692	.0040494	834.5244	.0710724	.0783429
#2	.2907411	.0086358	.0040167	836.0751	.0713290	.0792248
#3	.2911597	.0087419	.0043103	838.6113	.0705923	.0786642

Elem	Cu3247	Fe2598	Mn2576	Mg2790	Ni2316	Ag3280
Units	ppm	ppm	ppm	ppm	ppm	ppm
Avg	.2524907	133.6679	9.381941	141.8542	.1467043	.0000256
Stddev	.0003468	.4555	.014389	.2909	.0012968	.0007413
%RSD	.1373325	.3407455	.1533713	.2050451	.8839665	2894.422
#1	.2522106	133.1423	9.365794	141.7296	.1481912	.0008111
#2	.2528785	133.9140	9.393405	141.6465	.1458070	-.000662
#3	.2523830	133.9474	9.386624	142.1867	.1461148	-.000073

Elem	Na8183	V_2924	Zn2138	K_7698	P_1774	B_2496
Units	ppm	ppm	ppm	ppm	ppm	ppm
Avg	1.007085	.0961067	.4403763	8.568378	F 10.65091	.0937422
Stddev	.034806	.0096670	.0021097	.112395	.00801	.0011806
%RSD	3.456155	10.05858	.4790775	1.311741	.0751581	1.259430
#1	.996496	.0871421	.4405419	8.441632	10.65715	.0923793
#2	.978802	.0948290	.4381887	8.607582	10.65371	.0944004
#3	1.045956	.1063490	.4423984	8.655920	10.64189	.0944471

Reviewed By:mohan
On:12/31/2024
11:25:59 PM
Inst Id :P5

Sample Name: P5032-07 Acquired: 12/29/2024 5:24:55 Type: Unk
Method: SFAM01.1 INSTRUMENT P5 WITH 6 POINT ICAL-2(v49) Mode: CONC Corr. Factor: 1.000000
User: Kareem Custom ID1: MBHK61 Custom ID2: Custom ID3:
Comment:

Elem	Mo2020	S_1820	Si2516	Sn1899	Ti3361	Sr4077
Units	ppm	ppm	ppm	ppm	ppm	ppm
Avg	.0028357	1.351829	9.833291	.0260086	.4503707	.6284078
Stddev	.0007529	.006871	.076473	.0026560	.0035477	.0024503
%RSD	26.55130	.5082573	.7776960	10.21190	.7877370	.3899211
#1	.0035351	1.358529	9.753196	.0270333	.4469284	.6263037
#2	.0029332	1.352160	9.841138	.0229929	.4540152	.6278217
#3	.0020388	1.344799	9.905538	.0279996	.4501686	.6310980

Elem	Li6707
Units	ppm
Avg	.0996048
Stddev	.0023199
%RSD	2.329051
#1	.0998426
#2	.1017967
#3	.0971753

Int. Std.	Y_2243	Y_3600	Y_3710	Y_2243	In2306
Units	Cts/S	Cts/S	Cts/S	Cts/S	Cts/S
Avg	2349.726	29747.23	2363.390	1498.670	1615.259
Stddev	9.102	66.32	16.508	1.148	4.329
%RSD	.3873641	.2229307	.6985036	.0765802	.2680189
#1	2341.801	29670.68	2379.995	1497.506	1611.371
#2	2347.710	29787.28	2363.195	1499.800	1614.482
#3	2359.667	29783.72	2346.980	1498.703	1619.924

Reviewed By:mohan
On:12/31/2024
11:25:59 PM
Inst Id :P5

Sample Name: P5032-08 Acquired: 12/29/2024 5:28:47 Type: Unk
Method: SFAM01.1 INSTRUMENT P5 WITH 6 POINT ICAL-2(v49) Mode: CONC Corr. Factor: 1.000000
User: Kareem Custom ID1: MBHK62 Custom ID2: Custom ID3:
Comment:

Elem	As1890	Tl1908	Pb2203	Se1960	Sb2068	Al3961
Units	ppm	ppm	ppm	ppm	ppm	ppm
Avg	.1772098	-.045127	1.574243	.0784852	.0203878	67.71674
Stddev	.0076769	.000612	.004154	.0020144	.0031375	.02784
%RSD	4.332113	1.355244	.2638795	2.566600	15.38902	.0411137
#1	.1857953	-.045452	1.573599	.0805366	.0169396	67.74889
#2	.1748282	-.044421	1.578682	.0765100	.0230743	67.70064
#3	.1710059	-.045507	1.570449	.0784090	.0211496	67.70069

Elem	Ba4934	Be2348	Cd2144	Ca3736	Cr2677	Co2286
Units	ppm	ppm	ppm	ppm	ppm	ppm
Avg	1.248714	.0114954	.0072026	89.57283	.2345846	.0427162
Stddev	.002347	.0001026	.0002287	.20775	.0021903	.0007781
%RSD	.1879136	.8928339	3.174554	.2319319	.9336756	1.821464
#1	1.251423	.0115808	.0069607	89.77917	.2368318	.0419735
#2	1.247409	.0115240	.0074151	89.36370	.2344658	.0435254
#3	1.247310	.0113815	.0072321	89.57563	.2324561	.0426496

Elem	Cu3247	Fe2598	Mn2576	Mg2790	Ni2316	Ag3280
Units	ppm	ppm	ppm	ppm	ppm	ppm
Avg	.3174107	160.3848	7.932107	27.97843	.1942259	.0031282
Stddev	.0035020	.2650	.014604	.15244	.0008507	.0006152
%RSD	1.103305	.1652180	.1841183	.5448617	.4379708	19.66553
#1	.3197968	160.5573	7.947157	28.15156	.1950366	.0027788
#2	.3190450	160.0797	7.917993	27.91939	.1933403	.0027673
#3	.3133903	160.5173	7.931171	27.86433	.1943007	.0038385

Elem	Na8183	V_2924	Zn2138	K_7698	P_1774	B_2496
Units	ppm	ppm	ppm	ppm	ppm	ppm
Avg	.4319991	.1636533	1.314830	9.112603	F 14.30906	.0971369
Stddev	.0036430	.0042577	.001457	.171340	.02119	.0009781
%RSD	.8432800	2.601648	.1108503	1.880254	.1480831	1.006917
#1	.4334454	.1626780	1.316109	8.914823	14.31005	.0977227
#2	.4278551	.1683139	1.313243	9.215933	14.32973	.0976803
#3	.4346968	.1599678	1.315139	9.207053	14.28739	.0960078

Reviewed By:mohan
On:12/31/2024
11:25:59 PM
Inst Id :P5

Sample Name: P5032-08 Acquired: 12/29/2024 5:28:47 Type: Unk
Method: SFAM01.1 INSTRUMENT P5 WITH 6 POINT ICAL-2(v49) Mode: CONC Corr. Factor: 1.000000
User: Kareem Custom ID1: MBHK62 Custom ID2: Custom ID3:
Comment:

Elem	Mo2020	S_1820	Si2516	Sn1899	Ti3361	Sr4077
Units	ppm	ppm	ppm	ppm	ppm	ppm
Avg	.0076419	4.772336	12.51260	.0906683	.8347487	.0399040
Stddev	.0005826	.012371	.05099	.0021577	.0040581	.0001361
%RSD	7.623845	.2592175	.4074819	2.379736	.4861415	.3409529
#1	.0069695	4.778330	12.56979	.0900939	.8326292	.0400086
#2	.0079597	4.780569	12.49609	.0930550	.8321893	.0397502
#3	.0079964	4.758111	12.47190	.0888559	.8394276	.0399531

Elem	Li6707
Units	ppm
Avg	.0947720
Stddev	.0024720
%RSD	2.608409
#1	.0931982
#2	.0934966
#3	.0976213

Int. Std.	Y_2243	Y_3600	Y_3710	Y_2243	In2306
Units	Cts/S	Cts/S	Cts/S	Cts/S	Cts/S
Avg	2541.426	31984.60	2424.687	1616.829	1898.902
Stddev	5.565	126.40	10.481	4.946	3.381
%RSD	.2189766	.3951905	.4322721	.3059105	.1780574
#1	2547.746	31872.65	2412.650	1614.864	1902.249
#2	2537.262	31959.48	2429.617	1613.167	1895.488
#3	2539.268	32121.68	2431.795	1622.455	1898.970

Reviewed By:mohan
On:12/31/2024
11:25:59 PM
Inst Id :P5

Sample Name: P5032-09 Acquired: 12/29/2024 5:32:37 Type: Unk
Method: SFAM01.1 INSTRUMENT P5 WITH 6 POINT ICAL-2(v49) Mode: CONC Corr. Factor: 1.000000
User: Kareem Custom ID1: MBHK63 Custom ID2: Custom ID3:
Comment:

Elem	As1890	Tl1908	Pb2203	Se1960	Sb2068	Al3961
Units	ppm	ppm	ppm	ppm	ppm	ppm
Avg	.3052274	-.056846	6.856441	.0942552	.0220678	76.10383
Stddev	.0021500	.003306	.010554	.0040500	.0009298	.35140
%RSD	.7043820	5.816597	.1539270	4.296798	4.213541	.4617342
#1	.3065736	-.060591	6.868625	.0950557	.0210081	75.78940
#2	.3063607	-.055613	6.850538	.0978451	.0224481	76.48315
#3	.3027478	-.054332	6.850158	.0898647	.0227472	76.03894

Elem	Ba4934	Be2348	Cd2144	Ca3736	Cr2677	Co2286
Units	ppm	ppm	ppm	ppm	ppm	ppm
Avg	1.315850	.0128808	.0092017	72.30760	.2603826	.0452362
Stddev	.006378	.0002485	.0001512	.26017	.0017580	.0009039
%RSD	.4847133	1.929209	1.642784	.3598153	.6751729	1.998109
#1	1.310570	.0129536	.0090973	72.06505	.2596406	.0462706
#2	1.322937	.0130847	.0093750	72.58239	.2623900	.0445985
#3	1.314044	.0126040	.0091327	72.27535	.2591172	.0448394

Elem	Cu3247	Fe2598	Mn2576	Mg2790	Ni2316	Ag3280
Units	ppm	ppm	ppm	ppm	ppm	ppm
Avg	.3502160	179.1011	9.097995	29.53532	.2106955	.0025750
Stddev	.0052331	.7122	.019221	.04411	.0001163	.0010905
%RSD	1.494250	.3976566	.2112717	.1493359	.0552114	42.35058
#1	.3486046	178.6290	9.086189	29.48669	.2105936	.0013615
#2	.3560652	179.9203	9.120175	29.57273	.2106707	.0034730
#3	.3459780	178.7540	9.087621	29.54653	.2108222	.0028905

Elem	Na8183	V_2924	Zn2138	K_7698	P_1774	B_2496
Units	ppm	ppm	ppm	ppm	ppm	ppm
Avg	.4574329	.1768267	1.595150	8.926862	F 14.29517	.1016239
Stddev	.0202018	.0088453	.002381	.032366	.04111	.0031236
%RSD	4.416334	5.002218	.1492434	.3625722	.2875851	3.073652
#1	.4804210	.1777004	1.597672	8.904241	14.30884	.0998556
#2	.4425079	.1852027	1.594835	8.963937	14.32770	.1052305
#3	.4493699	.1675770	1.592942	8.912409	14.24896	.0997858

Reviewed By:mohan
On:12/31/2024
11:25:59 PM
Inst Id :P5

Sample Name: P5032-09 Acquired: 12/29/2024 5:32:37 Type: Unk
Method: SFAM01.1 INSTRUMENT P5 WITH 6 POINT ICAL-2(v49) Mode: CONC Corr. Factor: 1.000000
User: Kareem Custom ID1: MBHK63 Custom ID2: Custom ID3:
Comment:

Elem	Mo2020	S_1820	Si2516	Sn1899	Ti3361	Sr4077
Units	ppm	ppm	ppm	ppm	ppm	ppm
Avg	.0077938	4.675190	10.65209	.3021114	.8746367	.0112345
Stddev	.0005710	.017025	.02070	.0004802	.0011545	.0010822
%RSD	7.325919	.3641585	.1942916	.1589500	.1319978	9.632596
#1	.0073080	4.692611	10.66774	.3023215	.8759624	.0101868
#2	.0076507	4.674366	10.62863	.3024507	.8738526	.0111686
#3	.0084227	4.658591	10.65991	.3015619	.8740951	.0123481

Elem	Li6707
Units	ppm
Avg	.1109244
Stddev	.0026309
%RSD	2.371814
#1	.1138036
#2	.1103242
#3	.1086455

Int. Std.	Y_2243	Y_3600	Y_3710	Y_2243	In2306
Units	Cts/S	Cts/S	Cts/S	Cts/S	Cts/S
Avg	2482.473	31239.24	2400.751	1582.843	1830.902
Stddev	2.290	67.25	8.653	8.121	6.401
%RSD	.0922415	.2152860	.3604223	.5130356	.3496219
#1	2483.150	31196.17	2390.762	1577.810	1828.852
#2	2479.921	31204.81	2405.563	1578.508	1825.776
#3	2484.348	31316.74	2405.928	1592.212	1838.077

Reviewed By:mohan
On:12/31/2024
11:25:59 PM
Inst Id :P5

Sample Name: P5032-10 Acquired: 12/29/2024 5:36:27 Type: Unk
Method: SFAM01.1 INSTRUMENT P5 WITH 6 POINT ICAL-2(v49) Mode: CONC Corr. Factor: 1.000000
User: Kareem Custom ID1: MBHK64 Custom ID2: Custom ID3:
Comment:

Elem	As1890	Tl1908	Pb2203	Se1960	Sb2068	Al3961
Units	ppm	ppm	ppm	ppm	ppm	ppm
Avg	.1974355	-.059533	1.700388	.0996219	.0270805	84.18696
Stddev	.0049207	.002272	.005513	.0033009	.0027521	.41702
%RSD	2.492293	3.815502	.3242068	3.313403	10.16253	.4953540
#1	.2005982	-.058314	1.697743	.1024758	.0267750	83.73252
#2	.1917662	-.062154	1.696697	.0960070	.0244940	84.27625
#3	.1999420	-.058132	1.706725	.1003830	.0299726	84.55210

Elem	Ba4934	Be2348	Cd2144	Ca3736	Cr2677	Co2286
Units	ppm	ppm	ppm	ppm	ppm	ppm
Avg	1.365254	.0136776	.0094493	89.67932	.1858818	.0487252
Stddev	.004206	.0003160	.0000770	.32900	.0023113	.0004574
%RSD	.3080935	2.310506	.8145969	.3668669	1.243448	.9387305
#1	1.360625	.0134100	.0093793	89.33749	.1883477	.0489776
#2	1.366295	.0140263	.0094369	89.70668	.1855332	.0490009
#3	1.368842	.0135966	.0095317	89.99378	.1837646	.0481973

Elem	Cu3247	Fe2598	Mn2576	Mg2790	Ni2316	Ag3280
Units	ppm	ppm	ppm	ppm	ppm	ppm
Avg	.2560615	190.4497	9.787138	31.31603	.2056733	.0016976
Stddev	.0077295	1.0589	.041740	.19988	.0007796	.0004471
%RSD	3.018613	.5559855	.4264785	.6382799	.3790575	26.33472
#1	.2471876	189.3964	9.743745	31.09326	.2049976	.0018436
#2	.2613264	190.4388	9.790668	31.47970	.2054961	.0011958
#3	.2596705	191.5141	9.827000	31.37514	.2065263	.0020534

Elem	Na8183	V_2924	Zn2138	K_7698	P_1774	B_2496
Units	ppm	ppm	ppm	ppm	ppm	ppm
Avg	.6152726	.1882092	1.334808	9.518473	F 15.02153	.1036742
Stddev	.0162791	.0113016	.014670	.141222	.06160	.0016359
%RSD	2.645837	6.004810	1.099064	1.483664	.4100459	1.577937
#1	.6326998	.2012483	1.351123	9.553334	15.00712	.1018254
#2	.6004574	.1812287	1.330601	9.363086	14.96841	.1049344
#3	.6126608	.1821507	1.322702	9.639000	15.08905	.1042627

Reviewed By:mohan
On:12/31/2024
11:25:59 PM
Inst Id :P5

Sample Name: P5032-10 Acquired: 12/29/2024 5:36:27 Type: Unk
Method: SFAM01.1 INSTRUMENT P5 WITH 6 POINT ICAL-2(v49) Mode: CONC Corr. Factor: 1.000000
User: Kareem Custom ID1: MBHK64 Custom ID2: Custom ID3:
Comment:

Elem	Mo2020	S_1820	Si2516	Sn1899	Ti3361	Sr4077
Units	ppm	ppm	ppm	ppm	ppm	ppm
Avg	.0071673	3.982809	12.18751	.0684094	.8825437	.0121415
Stddev	.0004559	.030842	.11801	.0002146	.0036209	.0006912
%RSD	6.360544	.7743814	.9683261	.3136873	.4102837	5.692531
#1	.0066767	3.965226	12.05669	.0683678	.8863707	.0128754
#2	.0072473	3.964778	12.21989	.0686418	.8791718	.0120464
#3	.0075778	4.018421	12.28596	.0682187	.8820885	.0115029

Elem	Li6707
Units	ppm
Avg	.1273966
Stddev	.0021864
%RSD	1.716207
#1	.1253916
#2	.1297277
#3	.1270705

Int. Std.	Y_2243	Y_3600	Y_3710	Y_2243	In2306
Units	Cts/S	Cts/S	Cts/S	Cts/S	Cts/S
Avg	2572.984	32268.43	2506.579	1640.730	1849.108
Stddev	4.871	234.74	21.070	15.665	5.986
%RSD	.1893314	.7274645	.8405707	.9547716	.3237188
#1	2568.625	32011.36	2529.833	1623.000	1848.226
#2	2578.242	32322.52	2501.147	1646.490	1855.486
#3	2572.086	32471.40	2488.758	1652.700	1843.612

Reviewed By:mohan
On:12/31/2024
11:25:59 PM
Inst Id :P5

Sample Name: P5032-11 Acquired: 12/29/2024 5:40:18 Type: Unk
Method: SFAM01.1 INSTRUMENT P5 WITH 6 POINT ICAL-2(v49) Mode: CONC Corr. Factor: 1.000000
User: Kareem Custom ID1: MBHK65 Custom ID2: Custom ID3:
Comment:

Elem	As1890	Tl1908	Pb2203	Se1960	Sb2068	Al3961
Units	ppm	ppm	ppm	ppm	ppm	ppm
Avg	.0856718	-.049534	.6231302	.0844031	.0215798	77.32833
Stddev	.0021571	.005264	.0049197	.0019377	.0013401	.11801
%RSD	2.517820	10.62622	.7895194	2.295779	6.209956	.1526095
#1	.0855312	-.045213	.6264221	.0824867	.0219993	77.19670
#2	.0835884	-.055396	.6254938	.0843613	.0226599	77.42466
#3	.0878957	-.047994	.6174747	.0863614	.0200801	77.36364

Elem	Ba4934	Be2348	Cd2144	Ca3736	Cr2677	Co2286
Units	ppm	ppm	ppm	ppm	ppm	ppm
Avg	.9927546	.0123258	.0056652	125.5683	.1369518	.0406366
Stddev	.0031923	.0001423	.0000710	.1696	.0013469	.0011539
%RSD	.3215637	1.154541	1.253212	.1351002	.9834747	2.839512
#1	.9891286	.0122224	.0057147	125.3991	.1382376	.0414895
#2	.9951421	.0122668	.0055838	125.7384	.1355512	.0410967
#3	.9939929	.0124881	.0056970	125.5674	.1370665	.0393237

Elem	Cu3247	Fe2598	Mn2576	Mg2790	Ni2316	Ag3280
Units	ppm	ppm	ppm	ppm	ppm	ppm
Avg	.0927203	176.7826	7.227399	34.93200	.1592000	.0004723
Stddev	.0033898	.2823	.011247	.16993	.0020886	.0003239
%RSD	3.655934	.1597086	.1556097	.4864622	1.311929	68.56529
#1	.0933037	176.4935	7.215461	34.81269	.1610516	.0008134
#2	.0957806	177.0577	7.237795	35.12656	.1596124	.0004347
#3	.0890767	176.7965	7.228942	34.85674	.1569360	.0001689

Elem	Na8183	V_2924	Zn2138	K_7698	P_1774	B_2496
Units	ppm	ppm	ppm	ppm	ppm	ppm
Avg	.4550182	.1595386	.5988381	7.324351	F 10.57929	.0832604
Stddev	.0137849	.0132629	.0022461	.135596	.06766	.0011576
%RSD	3.029532	8.313281	.3750750	1.851307	.6395239	1.390273
#1	.4455032	.1747105	.5989719	7.393454	10.61480	.0843975
#2	.4708266	.1537596	.5965282	7.411474	10.62180	.0820834
#3	.4487247	.1501458	.6010144	7.168124	10.50127	.0833002

Reviewed By:mohan
On:12/31/2024
11:25:59 PM
Inst Id :P5

Sample Name: P5032-11 Acquired: 12/29/2024 5:40:18 Type: Unk
Method: SFAM01.1 INSTRUMENT P5 WITH 6 POINT ICAL-2(v49) Mode: CONC Corr. Factor: 1.000000
User: Kareem Custom ID1: MBHK65 Custom ID2: Custom ID3:
Comment:

Elem	Mo2020	S_1820	Si2516	Sn1899	Ti3361	Sr4077
Units	ppm	ppm	ppm	ppm	ppm	ppm
Avg	.0055100	2.065211	12.53455	.0318702	.8139354	.0000836
Stddev	.0003540	.015534	.10898	.0019938	.0052253	.0002811
%RSD	6.424885	.7521852	.8694455	6.256036	.6419821	336.3877
#1	.0051465	2.074523	12.46103	.0336950	.8182593	-.000063
#2	.0058537	2.073833	12.65976	.0321735	.8081290	.000408
#3	.0055298	2.047279	12.48287	.0297421	.8154178	-.000093

Elem	Li6707
Units	ppm
Avg	.1146932
Stddev	.0005406
%RSD	.4713094
#1	.1152969
#2	.1145288
#3	.1142540

Int. Std.	Y_2243	Y_3600	Y_3710	Y_2243	In2306
Units	Cts/S	Cts/S	Cts/S	Cts/S	Cts/S
Avg	2511.335	31715.69	2445.539	1607.609	1830.083
Stddev	13.193	135.72	15.833	14.912	14.933
%RSD	.5253377	.4279194	.6474174	.9275658	.8159720
#1	2507.932	31576.58	2455.243	1594.447	1824.344
#2	2500.177	31847.74	2427.269	1623.804	1818.871
#3	2525.896	31722.74	2454.106	1604.574	1847.034

Reviewed By:mohan
On:12/31/2024
11:25:59 PM
Inst Id :P5

Sample Name: P5032-12 Acquired: 12/29/2024 5:44:10 Type: Unk
Method: SFAM01.1 INSTRUMENT P5 WITH 6 POINT ICAL-2(v49) Mode: CONC Corr. Factor: 1.000000
User: Kareem Custom ID1: MBHK66 Custom ID2: Custom ID3:
Comment:

Elem	As1890	Tl1908	Pb2203	Se1960	Sb2068	Al3961	Ba4934
Units	ppm	ppm	ppm	ppm	ppm	ppm	ppm
Avg	.0723666	-.028451	.1999403	.0620444	.0087701	68.09139	.7478586
Stddev	.0070548	.003787	.0027018	.0057364	.0039757	.26539	.0046849
%RSD	9.748750	13.31166	1.351323	9.245672	45.33279	.3897581	.6264469
#1	.0804843	-.031527	.2030248	.0598456	.0096648	67.81583	.7428604
#2	.0677182	-.029605	.1988039	.0577326	.0044233	68.34529	.7521499
#3	.0688973	-.024221	.1979924	.0685549	.0122223	68.11303	.7485657

Elem	Be2348	Cd2144	Ca3736	Cr2677	Co2286	Cu3247	Fe2598
Units	ppm	ppm	ppm	ppm	ppm	ppm	ppm
Avg	.0104071	.0040366	459.6733	.1046841	.0674352	.1099543	167.4490
Stddev	.0001301	.0000467	2.2102	.0009164	.0004888	.0098897	.7110
%RSD	1.249742	1.157238	.4808162	.8753999	.7247722	8.994371	.4245969
#1	.0105249	.0040441	457.3528	.1046789	.0674868	.0986522	166.7167
#2	.0102675	.0040791	461.7536	.1037703	.0669227	.1141900	168.1366
#3	.0104290	.0039866	459.9133	.1056031	.0678961	.1170206	167.4937

Elem	Mn2576	Mg2790	Ni2316	Ag3280	Na8183	V_2924	Zn2138
Units	ppm	ppm	ppm	ppm	ppm	ppm	ppm
Avg	9.540550	98.94037	.2133531	-.000726	.9333871	.1439055	.3814760
Stddev	.048132	.03148	.0003653	.000139	.0097480	.0029638	.0009594
%RSD	.5044946	.0318211	.1712345	19.16038	1.044371	2.059571	.2514855
#1	9.487640	98.97600	.2137746	-.000699	.9326486	.1471842	.3810279
#2	9.581736	98.91629	.2131581	-.000877	.9240293	.1431158	.3808227
#3	9.552274	98.92882	.2131266	-.000603	.9434833	.1414165	.3825774

Elem	K_7698	P_1774	B_2496	Mo2020	S_1820	Si2516	Sn1899
Units	ppm	ppm	ppm	ppm	ppm	ppm	ppm
Avg	6.924004	8.083461	.0789607	.0049416	.9564219	11.72789	.0297579
Stddev	.097048	.004079	.0029306	.0002573	.0110116	.00216	.0007003
%RSD	1.401617	.0504605	3.711491	5.207241	1.151330	.0184486	2.353459
#1	6.866937	8.080775	.0804093	.0048785	.9684978	11.72605	.0290264
#2	7.036059	8.088155	.0808849	.0052246	.9538310	11.72734	.0298251
#3	6.869017	8.081454	.0755879	.0047217	.9469367	11.73027	.0304223

Reviewed By:mohan
On:12/31/2024
11:25:59 PM
Inst Id :P5

Sample Name: P5032-12 Acquired: 12/29/2024 5:44:10 Type: Unk
Method: SFAM01.1 INSTRUMENT P5 WITH 6 POINT ICAL-2(v49) Mode: CONC Corr. Factor: 1.000000
User: Kareem Custom ID1: MBHK66 Custom ID2: Custom ID3:
Comment:

Elem	Ti3361	Sr4077	Li6707
Units	ppm	ppm	ppm
Avg	1.143806	.4215205	.1161305
Stddev	.009079	.0019112	.0000846
%RSD	.7937555	.4534110	.0728253
#1	1.133334	.4193293	.1161986
#2	1.148608	.4223885	.1160358
#3	1.149475	.4228437	.1161570

Int. Std.	Y_2243	Y_3600	Y_3710	Y_2243	In2306
Units	Cts/S	Cts/S	Cts/S	Cts/S	Cts/S
Avg	2359.626	29879.37	2331.677	1507.024	1705.183
Stddev	1.329	38.80	5.807	4.350	1.304
%RSD	.0563254	.1298573	.2490695	.2886352	.0764589
#1	2358.233	29922.38	2337.302	1508.438	1706.522
#2	2359.764	29868.73	2325.702	1510.491	1705.108
#3	2360.880	29846.99	2332.028	1502.144	1703.918

Reviewed By:mohan
On:12/31/2024
11:25:59 PM
Inst Id :P5

Sample Name: P5032-13 Acquired: 12/29/2024 5:48:03 Type: Unk
Method: SFAM01.1 INSTRUMENT P5 WITH 6 POINT ICAL-2(v49) Mode: CONC Corr. Factor: 1.000000
User: Kareem Custom ID1: MBHK67 Custom ID2: Custom ID3:
Comment:

Elem	As1890	Tl1908	Pb2203	Se1960	Sb2068	Al3961	Ba4934
Units	ppm	ppm	ppm	ppm	ppm	ppm	ppm
Avg	.0758754	-.038102	.1381964	.0697540	.0157117	77.17285	1.024140
Stddev	.0078573	.001985	.0026033	.0032259	.0046717	.24753	.003895
%RSD	10.35553	5.208826	1.883774	4.624672	29.73372	.3207457	.3803045
#1	.0726135	-.035998	.1400546	.0691431	.0205726	77.28798	1.023102
#2	.0701745	-.038367	.1393136	.0668772	.0112557	76.88873	1.020870
#3	.0848383	-.039941	.1352209	.0732417	.0153067	77.34185	1.028449

Elem	Be2348	Cd2144	Ca3736	Cr2677	Co2286	Cu3247	Fe2598
Units	ppm	ppm	ppm	ppm	ppm	ppm	ppm
Avg	.0111828	.0046105	503.1181	.1248808	.0839933	.1328812	186.2644
Stddev	.0001020	.0000983	1.4539	.0003841	.0009369	.0005133	.3033
%RSD	.9124745	2.132665	.2889828	.3075722	1.115434	.3862836	.1628595
#1	.0110703	.0046794	504.2533	.1248793	.0838147	.1327772	186.3860
#2	.0112694	.0046541	501.4793	.1244974	.0831585	.1334386	185.9192
#3	.0112087	.0044979	503.6216	.1252656	.0850066	.1324279	186.4882

Elem	Mn2576	Mg2790	Ni2316	Ag3280	Na8183	V_2924	Zn2138
Units	ppm	ppm	ppm	ppm	ppm	ppm	ppm
Avg	11.11203	124.6678	.2566424	.0000734	1.078084	.1831331	.3951026
Stddev	.01795	.4178	.0011576	.0000753	.018646	.0071546	.0023392
%RSD	.1615813	.3351312	.4510704	102.4898	1.729561	3.906781	.5920448
#1	11.11280	124.7951	.2578600	.0000481	1.081235	.1910289	.3929970
#2	11.09370	124.2011	.2555559	.0000141	1.094953	.1812900	.3976205
#3	11.12959	125.0071	.2565113	.0001581	1.058063	.1770803	.3946902

Elem	K_7698	P_1774	B_2496	Mo2020	S_1820	Si2516	Sn1899
Units	ppm	ppm	ppm	ppm	ppm	ppm	ppm
Avg	8.653554	8.877844	.0922579	.0029555	.8017764	11.61924	.0242087
Stddev	.115304	.000894	.0014318	.0001968	.0020927	.05300	.0025895
%RSD	1.332445	.0100669	1.551909	6.660444	.2610066	.4561460	10.69676
#1	8.637716	8.878757	.0935085	.0027438	.8007720	11.62641	.0271789
#2	8.775958	8.876971	.0906961	.0029896	.8041819	11.56302	.0230221
#3	8.546988	8.877802	.0925692	.0031330	.8003752	11.66829	.0224250

Reviewed By:mohan
On:12/31/2024
11:25:59 PM
Inst Id :P5

Sample Name: P5032-13 Acquired: 12/29/2024 5:48:03 Type: Unk
Method: SFAM01.1 INSTRUMENT P5 WITH 6 POINT ICAL-2(v49) Mode: CONC Corr. Factor: 1.000000
User: Kareem Custom ID1: MBHK67 Custom ID2: Custom ID3:
Comment:

Elem	Ti3361	Sr4077	Li6707
Units	ppm	ppm	ppm
Avg	1.382270	.4564149	.1402852
Stddev	.011329	.0011561	.0024003
%RSD	.8195801	.2533050	1.711002
#1	1.382961	.4577497	.1377988
#2	1.370612	.4557689	.1425890
#3	1.393238	.4557262	.1404677

Int. Std.	Y_2243	Y_3600	Y_3710	Y_2243	In2306
Units	Cts/S	Cts/S	Cts/S	Cts/S	Cts/S
Avg	2381.412	30121.45	2386.537	1514.983	1673.890
Stddev	7.562	64.81	10.795	9.077	5.172
%RSD	.3175371	.2151615	.4523426	.5991477	.3089998
#1	2374.712	30156.37	2383.411	1517.992	1668.588
#2	2379.912	30046.67	2398.550	1504.784	1674.161
#3	2389.611	30161.31	2377.650	1522.173	1678.921

Reviewed By:mohan
On:12/31/2024
11:25:59 PM
Inst Id :P5

Sample Name: P5032-14 Acquired: 12/29/2024 5:51:55 Type: Unk
Method: SFAM01.1 INSTRUMENT P5 WITH 6 POINT ICAL-2(v49) Mode: CONC Corr. Factor: 1.000000
User: Kareem Custom ID1: MBHK68 Custom ID2: Custom ID3:
Comment:

Elem	As1890	Tl1908	Pb2203	Se1960	Sb2068	Al3961	Ba4934
Units	ppm	ppm	ppm	ppm	ppm	ppm	ppm
Avg	.0846135	-.034858	.1052100	.0683544	.0112135	60.36573	.7280546
Stddev	.0014541	.006630	.0014910	.0059055	.0037125	.21235	.0016614
%RSD	1.718514	19.01988	1.417167	8.639543	33.10765	.3517761	.2281957
#1	.0862727	-.038335	.1056215	.0615611	.0090034	60.59096	.7297819
#2	.0835613	-.039025	.1035565	.0712378	.0091374	60.33706	.7264681
#3	.0840063	-.027213	.1064521	.0722644	.0154997	60.16917	.7279136

Elem	Be2348	Cd2144	Ca3736	Cr2677	Co2286	Cu3247	Fe2598
Units	ppm	ppm	ppm	ppm	ppm	ppm	ppm
Avg	.0104786	.0036321	614.6531	.0892018	.0796392	.1478544	182.2014
Stddev	.0001279	.0001739	.8720	.0012255	.0005072	.0028846	.4397
%RSD	1.220858	4.787905	.1418744	1.373872	.6368781	1.950967	.2413050
#1	.0105948	.0037949	615.6598	.0880468	.0792480	.1482764	182.6611
#2	.0103415	.0036526	614.1676	.0904874	.0802122	.1505048	182.1583
#3	.0104995	.0034489	614.1318	.0890713	.0794572	.1447821	181.7849

Elem	Mn2576	Mg2790	Ni2316	Ag3280	Na8183	V_2924	Zn2138
Units	ppm	ppm	ppm	ppm	ppm	ppm	ppm
Avg	7.692801	134.4452	.1975698	.0014348	1.037561	.1371700	.3541114
Stddev	.028780	.2465	.0006550	.0004261	.041676	.0034015	.0022274
%RSD	.3741205	.1833290	.3315185	29.69585	4.016754	2.479801	.6290205
#1	7.723682	134.6553	.1976698	.0012794	1.085165	.1399730	.3558903
#2	7.666726	134.5063	.1981691	.0011083	1.007655	.1381514	.3516132
#3	7.687995	134.1739	.1968706	.0019168	1.019861	.1333857	.3548306

Elem	K_7698	P_1774	B_2496	Mo2020	S_1820	Si2516	Sn1899
Units	ppm	ppm	ppm	ppm	ppm	ppm	ppm
Avg	6.641863	6.945605	.0768786	.0035840	.7054940	11.01995	.0226720
Stddev	.150133	.009255	.0011097	.0004455	.0092950	.17242	.0024640
%RSD	2.260403	.1332451	1.443447	12.42944	1.317512	1.564577	10.86811
#1	6.546556	6.937762	.0769320	.0032308	.6976304	11.21637	.0254885
#2	6.814925	6.955813	.0779606	.0034369	.7157518	10.89359	.0209143
#3	6.564108	6.943240	.0757431	.0040845	.7030997	10.94990	.0216133

Reviewed By:mohan
On:12/31/2024
11:25:59 PM
Inst Id :P5

Sample Name: P5032-14 Acquired: 12/29/2024 5:51:55 Type: Unk
Method: SFAM01.1 INSTRUMENT P5 WITH 6 POINT ICAL-2(v49) Mode: CONC Corr. Factor: 1.000000
User: Kareem Custom ID1: MBHK68 Custom ID2: Custom ID3:
Comment:

Elem	Ti3361	Sr4077	Li6707
Units	ppm	ppm	ppm
Avg	1.016719	.4994746	.1153063
Stddev	.004315	.0027313	.0057200
%RSD	.4243599	.5468389	4.960715
#1	1.017333	.4972022	.1198275
#2	1.012131	.4987167	.1088759
#3	1.020694	.5025048	.1172156

Int. Std.	Y_2243	Y_3600	Y_3710	Y_2243	In2306
Units	Cts/S	Cts/S	Cts/S	Cts/S	Cts/S
Avg	2307.325	29265.47	2311.527	1473.202	1674.446
Stddev	8.028	149.58	22.053	1.106	5.278
%RSD	.3479399	.5111116	.9540267	.0750633	.3151929
#1	2305.953	29414.37	2286.596	1473.964	1675.960
#2	2315.950	29115.22	2328.481	1471.934	1678.802
#3	2300.071	29266.80	2319.504	1473.709	1668.577

Reviewed By:mohan
On:12/31/2024
11:25:59 PM
Inst Id :P5

Sample Name: P5032-15 Acquired: 12/29/2024 5:55:48 Type: Unk
Method: SFAM01.1 INSTRUMENT P5 WITH 6 POINT ICAL-2(v49) Mode: CONC Corr. Factor: 1.000000
User: Kareem Custom ID1: MBHK69 Custom ID2: Custom ID3:
Comment:

Elem	As1890	Tl1908	Pb2203	Se1960	Sb2068	Al3961	Ba4934
Units	ppm	ppm	ppm	ppm	ppm	ppm	ppm
Avg	.1333971	-.112324	1.049527	.1393848	.0471621	30.18983	.9996031
Stddev	.0047363	.004670	.001609	.0037730	.0024975	.14551	.0045574
%RSD	3.550525	4.157487	.1533048	2.706894	5.295669	.4819850	.4559244
#1	.1350647	-.115499	1.050365	.1366468	.0480760	30.22300	1.001656
#2	.1370742	-.114511	1.050544	.1436886	.0490740	30.31590	1.002773
#3	.1280526	-.106962	1.047672	.1378190	.0443363	30.03060	.994380

Elem	Be2348	Cd2144	Ca3736	Cr2677	Co2286	Cu3247	Fe2598
Units	ppm	ppm	ppm	ppm	ppm	ppm	ppm
Avg	.0169341	.0040573	31.87358	.0744970	-.019181	.4598296	240.1972
Stddev	.0001912	.0000923	.16487	.0003533	.000952	.0049489	1.2795
%RSD	1.129162	2.274534	.5172594	.4742976	4.965889	1.076249	.5327078
#1	.0171534	.0039639	31.85066	.0745243	-.019132	.4543409	240.3024
#2	.0168466	.0040597	32.04870	.0741308	-.020157	.4639514	241.4209
#3	.0168023	.0041484	31.72136	.0748359	-.018254	.4611965	238.8683

Elem	Mn2576	Mg2790	Ni2316	Ag3280	Na8183	V_2924	Zn2138
Units	ppm	ppm	ppm	ppm	ppm	ppm	ppm
Avg	2.008950	8.350942	.1542603	.0006959	.5178076	.1579456	.8638084
Stddev	.013590	.125635	.0008047	.0007228	.0160958	.0065776	.0017016
%RSD	.6764954	1.504441	.5216273	103.8570	3.108457	4.164496	.1969899
#1	2.004570	8.234570	.1536501	.0008209	.5326901	.1654747	.8656623
#2	2.024190	8.484143	.1551723	.0013480	.5007248	.1550476	.8623177
#3	1.998089	8.334112	.1539586	-.000081	.5200077	.1533147	.8634451

Elem	K_7698	P_1774	B_2496	Mo2020	S_1820	Si2516	Sn1899
Units	ppm	ppm	ppm	ppm	ppm	ppm	ppm
Avg	4.870741	7.298003	.1030771	.0167174	9.711495	5.925696	.0726667
Stddev	.104881	.013049	.0043147	.0005324	.018517	.070427	.0020796
%RSD	2.153294	.1788038	4.185929	3.184677	.1906681	1.188498	2.861799
#1	4.775371	7.293836	.0989891	.0168151	9.690141	5.976035	.0702895
#2	4.983067	7.312626	.1075875	.0171942	9.723093	5.955839	.0735617
#3	4.853784	7.287546	.1026545	.0161429	9.721253	5.845215	.0741490

Reviewed By:mohan
On:12/31/2024
11:25:59 PM
Inst Id :P5

Sample Name: P5032-15 Acquired: 12/29/2024 5:55:48 Type: Unk
Method: SFAM01.1 INSTRUMENT P5 WITH 6 POINT ICAL-2(v49) Mode: CONC Corr. Factor: 1.000000
User: Kareem Custom ID1: MBHK69 Custom ID2: Custom ID3:
Comment:

Elem	Ti3361	Sr4077	Li6707
Units	ppm	ppm	ppm
Avg	1.771090	-.022286	.0288864
Stddev	.016219	.000230	.0034522
%RSD	.9157388	1.031081	11.95078
#1	1.769775	-.022026	.0251851
#2	1.787926	-.022372	.0320187
#3	1.755568	-.022460	.0294553

Int. Std.	Y_2243	Y_3600	Y_3710	Y_2243	In2306
Units	Cts/S	Cts/S	Cts/S	Cts/S	Cts/S
Avg	2315.394	29275.74	2200.502	1490.549	1928.086
Stddev	2.158	153.81	14.886	7.601	1.548
%RSD	.0931872	.5253864	.6764681	.5099358	.0803105
#1	2313.822	29333.88	2190.292	1494.886	1926.890
#2	2314.506	29392.00	2193.631	1494.988	1927.532
#3	2317.854	29101.33	2217.582	1481.772	1929.835

Reviewed By:mohan
On:12/31/2024
11:25:59 PM
Inst Id :P5

Sample Name: P5032-16 Acquired: 12/29/2024 5:59:39 Type: Unk
Method: SFAM01.1 INSTRUMENT P5 WITH 6 POINT ICAL-2(v49) Mode: CONC Corr. Factor: 1.000000
User: Kareem Custom ID1: MBHK70 Custom ID2: Custom ID3:
Comment:

Elem	As1890	Tl1908	Pb2203	Se1960	Sb2068	Al3961	Ba4934
Units	ppm	ppm	ppm	ppm	ppm	ppm	ppm
Avg	.1336820	-.142851	1.050578	.1771324	.0601715	31.97975	1.208111
Stddev	.0043144	.000741	.003130	.0012779	.0011020	.08823	.000857
%RSD	3.227384	.5186113	.2978927	.7214495	1.831392	.2758890	.0709097
#1	.1386597	-.142260	1.050898	.1756591	.0589109	31.99003	1.208998
#2	.1313695	-.142609	1.053536	.1777976	.0606515	31.88684	1.207289
#3	.1310169	-.143682	1.047301	.1779405	.0609520	32.06239	1.208045

Elem	Be2348	Cd2144	Ca3736	Cr2677	Co2286	Cu3247	Fe2598
Units	ppm	ppm	ppm	ppm	ppm	ppm	ppm
Avg	.0214400	.0042534	27.58952	.0778678	-.036172	.2223194	299.5287
Stddev	.0000525	.0000634	.08953	.0006702	.000827	.0063943	.5585
%RSD	.2449247	1.491245	.3245230	.8607421	2.287610	2.876167	.1864649
#1	.0214587	.0042134	27.60343	.0772553	-.035289	.2254257	298.9188
#2	.0214806	.0043265	27.49384	.0777642	-.036930	.2149654	299.6520
#3	.0213807	.0042202	27.67129	.0785838	-.036298	.2265671	300.0152

Elem	Mn2576	Mg2790	Ni2316	Ag3280	Na8183	V_2924	Zn2138
Units	ppm	ppm	ppm	ppm	ppm	ppm	ppm
Avg	2.054773	6.423049	.1857537	.0006928	.5822055	.1737144	.6415291
Stddev	.006265	.047813	.0009054	.0008695	.0176035	.0117732	.0051808
%RSD	.3048985	.7443940	.4874300	125.5092	3.023592	6.777312	.8075755
#1	2.061004	6.371249	.1867831	-.000311	.5632352	.1756780	.6440900
#2	2.054841	6.465491	.1853971	.001208	.5980136	.1610829	.6449308
#3	2.048474	6.432407	.1850809	.001182	.5853678	.1843823	.6355665

Elem	K_7698	P_1774	B_2496	Mo2020	S_1820	Si2516	Sn1899
Units	ppm	ppm	ppm	ppm	ppm	ppm	ppm
Avg	5.200999	7.357982	.1205428	.0239984	16.06078	6.095729	.0841838
Stddev	.156918	.027102	.0036972	.0004921	.08920	.052085	.0009505
%RSD	3.017066	.3683287	3.067091	2.050573	.5553715	.8544556	1.129124
#1	5.154160	7.384678	.1195436	.0245627	16.16041	6.078262	.0849663
#2	5.072834	7.358776	.1246368	.0237743	16.03356	6.054622	.0844591
#3	5.376002	7.330492	.1174479	.0236582	15.98836	6.154303	.0831260

Reviewed By:mohan
On:12/31/2024
11:25:59 PM
Inst Id :P5

Sample Name: P5032-16 Acquired: 12/29/2024 5:59:39 Type: Unk
Method: SFAM01.1 INSTRUMENT P5 WITH 6 POINT ICAL-2(v49) Mode: CONC Corr. Factor: 1.000000
User: Kareem Custom ID1: MBHK70 Custom ID2: Custom ID3:
Comment:

Elem	Ti3361	Sr4077	Li6707
Units	ppm	ppm	ppm
Avg	1.827352	-.033390	.0350230
Stddev	.005772	.000377	.0033058
%RSD	.3158412	1.130518	9.438849
#1	1.827256	-.032955	.0388329
#2	1.821629	-.033577	.0329137
#3	1.833171	-.033637	.0333225

Int. Std.	Y_2243	Y_3600	Y_3710	Y_2243	In2306
Units	Cts/S	Cts/S	Cts/S	Cts/S	Cts/S
Avg	2339.636	29602.04	2222.827	1506.388	1907.445
Stddev	2.414	95.55	15.553	11.068	4.398
%RSD	.1031649	.3227693	.6996912	.7347700	.2305568
#1	2338.941	29579.41	2228.532	1504.864	1902.509
#2	2342.321	29519.84	2234.722	1496.160	1910.946
#3	2337.646	29706.87	2205.227	1518.139	1908.879

Reviewed By:mohan
On:12/31/2024
11:25:59 PM
Inst Id :P5

Sample Name: P5032-17 Acquired: 12/29/2024 6:03:32 Type: Unk
Method: SFAM01.1 INSTRUMENT P5 WITH 6 POINT ICAL-2(v49) Mode: CONC Corr. Factor: 1.000000
User: Kareem Custom ID1: MBHK71 Custom ID2: Custom ID3:
Comment:

Elem	As1890	Tl1908	Pb2203	Se1960	Sb2068	Al3961
Units	ppm	ppm	ppm	ppm	ppm	ppm
Avg	.0883476	-.043494	1.412623	.0714020	.0169952	53.06830
Stddev	.0006967	.000493	.001638	.0025598	.0026671	.21160
%RSD	.7885820	1.134262	.1159256	3.585028	15.69322	.3987254
#1	.0879635	-.042933	1.413673	.0686100	.0195650	52.82680
#2	.0891518	-.043858	1.410736	.0736383	.0142404	53.15697
#3	.0879275	-.043693	1.413460	.0719576	.0171803	53.22114

Elem	Ba4934	Be2348	Cd2144	Ca3736	Cr2677	Co2286
Units	ppm	ppm	ppm	ppm	ppm	ppm
Avg	1.409265	.0114617	.0046015	63.06216	.0836971	.0507699
Stddev	.004012	.0000677	.0000710	.10997	.0009431	.0005845
%RSD	.2847211	.5911380	1.543811	.1743889	1.126854	1.151362
#1	1.404635	.0114102	.0046766	63.04488	.0847051	.0509009
#2	1.411420	.0114364	.0045925	63.17975	.0835502	.0501310
#3	1.411739	.0115384	.0045354	62.96185	.0828361	.0512779

Elem	Cu3247	Fe2598	Mn2576	Mg2790	Ni2316	Ag3280
Units	ppm	ppm	ppm	ppm	ppm	ppm
Avg	.2745474	139.7822	7.667890	11.55595	.1591383	-.000033
Stddev	.0023709	.5555	.033561	.02795	.0007563	.000253
%RSD	.8635790	.3973895	.4376758	.2418987	.4752456	768.6971
#1	.2748414	139.1897	7.629813	11.56629	.1595406	.000257
#2	.2767576	139.8656	7.680687	11.52430	.1582659	-.000210
#3	.2720432	140.2912	7.693169	11.57725	.1596085	-.000146

Elem	Na8183	V_2924	Zn2138	K_7698	P_1774	B_2496
Units	ppm	ppm	ppm	ppm	ppm	ppm
Avg	.8067693	.1867929	.9982014	5.532837	F 19.79749	.0756062
Stddev	.0237869	.0067872	.0007653	.033203	.01256	.0032697
%RSD	2.948411	3.633543	.0766681	.6001022	.0634659	4.324607
#1	.8224324	.1941865	.9987066	5.570910	19.81011	.0722692
#2	.7793976	.1808451	.9973209	5.517706	19.78498	.0788041
#3	.8184778	.1853471	.9985767	5.509895	19.79737	.0757452

Reviewed By:mohan
On:12/31/2024
11:25:59 PM
Inst Id :P5

Sample Name: P5032-17 Acquired: 12/29/2024 6:03:32 Type: Unk
Method: SFAM01.1 INSTRUMENT P5 WITH 6 POINT ICAL-2(v49) Mode: CONC Corr. Factor: 1.000000
User: Kareem Custom ID1: MBHK71 Custom ID2: Custom ID3:
Comment:

Elem	Mo2020	S_1820	Si2516	Sn1899	Ti3361	Sr4077
Units	ppm	ppm	ppm	ppm	ppm	ppm
Avg	.0180004	4.098189	8.818198	.0645556	.8698943	.3881414
Stddev	.0003458	.016785	.067085	.0004748	.0064869	.0016368
%RSD	1.921061	.4095596	.7607506	.7355578	.7457093	.4217091
#1	.0179488	4.105557	8.867397	.0642121	.8631366	.3865141
#2	.0183691	4.078980	8.741783	.0643573	.8760713	.3897876
#3	.0176832	4.110029	8.845415	.0650975	.8704749	.3881227

Elem	Li6707
Units	ppm
Avg	.0821953
Stddev	.0037108
%RSD	4.514578
#1	.0779119
#2	.0842432
#3	.0844309

Int. Std.	Y_2243	Y_3600	Y_3710	Y_2243	In2306
Units	Cts/S	Cts/S	Cts/S	Cts/S	Cts/S
Avg	2474.293	31334.38	2377.805	1595.478	1911.232
Stddev	5.745	161.04	4.391	9.460	1.551
%RSD	.2321796	.5139380	.1846828	.5929006	.0811510
#1	2480.426	31415.74	2372.746	1605.812	1912.901
#2	2469.037	31148.90	2380.635	1587.246	1909.834
#3	2473.417	31438.52	2380.035	1593.376	1910.963

Reviewed By:mohan
On:12/31/2024
11:25:59 PM
Inst Id :P5

Sample Name: P5032-18 Acquired: 12/29/2024 6:07:23 Type: Unk
Method: SFAM01.1 INSTRUMENT P5 WITH 6 POINT ICAL-2(v49) Mode: CONC Corr. Factor: 1.000000
User: Kareem Custom ID1: MBHK72 Custom ID2: Custom ID3:
Comment:

Elem	As1890	Tl1908	Pb2203	Se1960	Sb2068	Al3961
Units	ppm	ppm	ppm	ppm	ppm	ppm
Avg	.1131910	-.028385	.9370323	.0952941	.0163909	77.71877
Stddev	.0050820	.003095	.0029153	.0049769	.0037286	.19316
%RSD	4.489792	10.90513	.3111212	5.222716	22.74809	.2485338
#1	.1073789	-.025236	.9338683	.0980300	.0202929	77.58178
#2	.1153961	-.028494	.9376188	.0895494	.0128640	77.63484
#3	.1167981	-.031424	.9396097	.0983030	.0160158	77.93970

Elem	Ba4934	Be2348	Cd2144	Ca3736	Cr2677	Co2286
Units	ppm	ppm	ppm	ppm	ppm	ppm
Avg	1.652985	.0120279	.0083029	155.9052	.1203978	.0716115
Stddev	.004788	.0001725	.0001763	.4930	.0004286	.0010036
%RSD	.2896277	1.434334	2.123325	.3162372	.3559983	1.401497
#1	1.648263	.0118523	.0081219	155.7314	.1199271	.0722864
#2	1.652856	.0121972	.0083125	155.5226	.1207656	.0720899
#3	1.657835	.0120343	.0084741	156.4616	.1205008	.0704581

Elem	Cu3247	Fe2598	Mn2576	Mg2790	Ni2316	Ag3280
Units	ppm	ppm	ppm	ppm	ppm	ppm
Avg	.1936713	181.4264	19.62952	26.84380	.1778149	.0041742
Stddev	.0077990	.5334	.06232	.17247	.0012460	.0012061
%RSD	4.026913	.2940270	.3174586	.6424935	.7007143	28.89490
#1	.2025999	181.3730	19.59664	26.77005	.1791268	.0027911
#2	.1881898	180.9216	19.59052	26.72046	.1766474	.0050068
#3	.1902244	181.9845	19.70138	27.04088	.1776706	.0047249

Elem	Na8183	V_2924	Zn2138	K_7698	P_1774	B_2496
Units	ppm	ppm	ppm	ppm	ppm	ppm
Avg	.5000218	.1737722	.6826232	8.296119	F 17.13401	.0917602
Stddev	.0187225	.0040979	.0009466	.027355	.02098	.0010719
%RSD	3.744328	2.358180	.1386696	.3297287	.1224479	1.168147
#1	.4878397	.1720757	.6815977	8.314816	17.15774	.0908835
#2	.4906459	.1784458	.6828084	8.308817	17.12637	.0914419
#3	.5215798	.1707950	.6834636	8.264723	17.11793	.0929552

Reviewed By:mohan
On:12/31/2024
11:25:59 PM
Inst Id :P5

Sample Name: P5032-18 Acquired: 12/29/2024 6:07:23 Type: Unk
Method: SFAM01.1 INSTRUMENT P5 WITH 6 POINT ICAL-2(v49) Mode: CONC Corr. Factor: 1.000000
User: Kareem Custom ID1: MBHK72 Custom ID2: Custom ID3:
Comment:

Elem	Mo2020	S_1820	Si2516	Sn1899	Ti3361	Sr4077
Units	ppm	ppm	ppm	ppm	ppm	ppm
Avg	.0133149	3.072331	13.72886	.0380256	.6095398	.1268994
Stddev	.0003510	.004743	.06321	.0008685	.0032875	.0009084
%RSD	2.636247	.1543698	.4604460	2.283889	.5393384	.7158444
#1	.0129102	3.068744	13.67106	.0381453	.6058931	.1260147
#2	.0134974	3.077709	13.79636	.0371035	.6104503	.1268536
#3	.0135370	3.070541	13.71915	.0388280	.6122761	.1278298

Elem	Li6707
Units	ppm
Avg	.1224332
Stddev	.0031288
%RSD	2.555540
#1	.1192596
#2	.1255153
#3	.1225245

Int. Std.	Y_2243	Y_3600	Y_3710	Y_2243	In2306
Units	Cts/S	Cts/S	Cts/S	Cts/S	Cts/S
Avg	2647.149	33386.78	2599.598	1694.118	1831.455
Stddev	10.681	108.75	14.387	11.044	7.613
%RSD	.4034771	.3257234	.5534201	.6519184	.4156573
#1	2634.820	33470.25	2615.890	1702.913	1822.683
#2	2653.562	33426.28	2594.262	1697.717	1835.356
#3	2653.067	33263.80	2588.642	1681.723	1836.327

Reviewed By:mohan
On:12/31/2024
11:25:59 PM
Inst Id :P5

Sample Name: P5032-19 Acquired: 12/29/2024 6:11:16 Type: Unk
Method: SFAM01.1 INSTRUMENT P5 WITH 6 POINT ICAL-2(v49) Mode: CONC Corr. Factor: 1.000000
User: Kareem Custom ID1: MBHK72D Custom ID2: Custom ID3:
Comment:

Elem	As1890	Tl1908	Pb2203	Se1960	Sb2068	Al3961
Units	ppm	ppm	ppm	ppm	ppm	ppm
Avg	.1127858	-.034089	.9295442	.0941511	.0180014	78.13528
Stddev	.0027788	.005615	.0028094	.0062677	.0053144	.17874
%RSD	2.463748	16.47270	.3022311	6.657102	29.52239	.2287629
#1	.1095793	-.036716	.9315446	.1001068	.0214930	78.13274
#2	.1142871	-.027642	.9307557	.0947345	.0118853	77.95782
#3	.1144910	-.037910	.9263324	.0876121	.0206259	78.31528

Elem	Ba4934	Be2348	Cd2144	Ca3736	Cr2677	Co2286
Units	ppm	ppm	ppm	ppm	ppm	ppm
Avg	1.664329	.0123977	.0081952	156.0859	.1200267	.0706215
Stddev	.002753	.0001137	.0001185	.4903	.0011187	.0009441
%RSD	.1653940	.9166907	1.445314	.3141476	.9320141	1.336847
#1	1.666465	.0122683	.0083058	155.9488	.1210346	.0710923
#2	1.661223	.0124431	.0080703	155.6787	.1202225	.0712377
#3	1.665299	.0124816	.0082096	156.6302	.1188231	.0695346

Elem	Cu3247	Fe2598	Mn2576	Mg2790	Ni2316	Ag3280
Units	ppm	ppm	ppm	ppm	ppm	ppm
Avg	.1978093	182.3968	19.69838	26.98928	.1773787	.0047093
Stddev	.0029063	.2526	.04413	.13063	.0005219	.0005820
%RSD	1.469218	.1384634	.2240036	.4840237	.2942359	12.35747
#1	.1956251	182.6827	19.70525	26.94417	.1779811	.0051822
#2	.2011078	182.2041	19.65122	26.88717	.1770941	.0040594
#3	.1966951	182.3036	19.73866	27.13649	.1770610	.0048864

Elem	Na8183	V_2924	Zn2138	K_7698	P_1774	B_2496
Units	ppm	ppm	ppm	ppm	ppm	ppm
Avg	.5172588	.1809578	.6728654	8.178783	F 17.03416	.0879326
Stddev	.0292483	.0132737	.0015767	.101844	.01034	.0017995
%RSD	5.654484	7.335216	.2343312	1.245222	.0606879	2.046431
#1	.5330862	.1962664	.6712130	8.292746	17.04190	.0886058
#2	.5351828	.1739565	.6730296	8.146933	17.02242	.0892983
#3	.4835075	.1726506	.6743537	8.096672	17.03816	.0858935

Reviewed By:mohan
On:12/31/2024
11:25:59 PM
Inst Id :P5

Sample Name: P5032-19 Acquired: 12/29/2024 6:11:16 Type: Unk
Method: SFAM01.1 INSTRUMENT P5 WITH 6 POINT ICAL-2(v49) Mode: CONC Corr. Factor: 1.000000
User: Kareem Custom ID1: MBHK72D Custom ID2: Custom ID3:
Comment:

Elem	Mo2020	S_1820	Si2516	Sn1899	Ti3361	Sr4077
Units	ppm	ppm	ppm	ppm	ppm	ppm
Avg	.0133629	3.059741	13.95828	.0409161	.6224470	.1256119
Stddev	.0001540	.018620	.06331	.0021235	.0029997	.0010632
%RSD	1.152654	.6085488	.4535312	5.189795	.4819212	.8464124
#1	.0131865	3.060415	13.97029	.0385846	.6249520	.1246579
#2	.0134712	3.078015	13.88983	.0427393	.6191228	.1254199
#3	.0134308	3.040793	14.01471	.0414245	.6232661	.1267581

Elem	Li6707
Units	ppm
Avg	.1224152
Stddev	.0041136
%RSD	3.360401
#1	.1202943
#2	.1197949
#3	.1271565

Int. Std.	Y_2243	Y_3600	Y_3710	Y_2243	In2306
Units	Cts/S	Cts/S	Cts/S	Cts/S	Cts/S
Avg	2648.382	33199.59	2532.049	1690.531	1836.363
Stddev	3.337	56.20	10.425	3.832	2.750
%RSD	.1260020	.1692673	.4117414	.2266552	.1497374
#1	2644.536	33251.72	2536.098	1694.846	1833.199
#2	2650.101	33206.99	2539.843	1687.525	1838.178
#3	2650.509	33140.06	2520.207	1689.223	1837.711

Reviewed By:mohan
On:12/31/2024
11:25:59 PM
Inst Id :P5

Sample Name: P5032-18LX5 Acquired: 12/29/2024 6:15:08 Type: Unk
Method: SFAM01.1 INSTRUMENT P5 WITH 6 POINT ICAL-2(v49) Mode: CONC Corr. Factor: 1.000000
User: Kareem Custom ID1: MBHK72L Custom ID2: Custom ID3:
Comment:

Elem	As1890	Tl1908	Pb2203	Se1960	Sb2068	Al3961	Ba4934
Units	ppm	ppm	ppm	ppm	ppm	ppm	ppm
Avg	.0258043	-.007637	.1911073	.0200979	.0029228	18.79954	.3981297
Stddev	.0059289	.002991	.0012710	.0071973	.0045150	.07303	.0004823
%RSD	22.97640	39.15939	.6650855	35.81108	154.4720	.3884826	.1211311
#1	.0314518	-.009968	.1922517	.0242630	-.001125	18.77625	.3983721
#2	.0196292	-.008677	.1913309	.0117872	.007792	18.74099	.3975743
#3	.0263319	-.004265	.1897393	.0242434	.002102	18.88137	.3984425

Elem	Be2348	Cd2144	Ca3736	Cr2677	Co2286	Cu3247	Fe2598
Units	ppm	ppm	ppm	ppm	ppm	ppm	ppm
Avg	.0030670	.0014553	22.00001	.0277944	.0197317	.0469037	44.77179
Stddev	.0002004	.0000938	.07001	.0007174	.0004054	.0085866	.09762
%RSD	6.534006	6.447956	.3182411	2.581132	2.054323	18.30683	.2180447
#1	.0032927	.0014907	21.96367	.0279086	.0193889	.0544604	44.66510
#2	.0029099	.0013489	21.95564	.0270268	.0201791	.0375664	44.85665
#3	.0029984	.0015263	22.08072	.0284479	.0196272	.0486844	44.79362

Elem	Mn2576	Mg2790	Ni2316	Ag3280	Na8183	V_2924	Zn2138
Units	ppm	ppm	ppm	ppm	ppm	ppm	ppm
Avg	4.854049	6.399572	.0358759	.0005338	.1144555	.0381684	.1703840
Stddev	.001986	.147713	.0004322	.0017337	.0042717	.0060753	.0007017
%RSD	.0409204	2.308171	1.204783	324.7828	3.732224	15.91710	.4118159
#1	4.853636	6.403733	.0356928	-.001337	.1169997	.0361637	.1711936
#2	4.852302	6.249822	.0355653	.000852	.1095237	.0333488	.1700061
#3	4.856209	6.545161	.0363695	.002086	.1168431	.0449927	.1699523

Elem	K_7698	P_1774	B_2496	Mo2020	S_1820	Si2516	Sn1899
Units	ppm	ppm	ppm	ppm	ppm	ppm	ppm
Avg	1.915323	3.616888	.0167355	.0037684	.6132401	3.073096	.0075499
Stddev	.120081	.010158	.0007585	.0002428	.0078142	.015798	.0000864
%RSD	6.269506	.2808625	4.532552	6.442688	1.274240	.5140674	1.144702
#1	1.850205	3.611959	.0158840	.0040370	.6221950	3.055581	.0074538
#2	1.841867	3.610134	.0173389	.0035646	.6097211	3.077439	.0075743
#3	2.053897	3.628570	.0169837	.0037035	.6078042	3.086269	.0076214

Reviewed By:mohan
On:12/31/2024
11:25:59 PM
Inst Id :P5

Sample Name: P5032-18LX5 Acquired: 12/29/2024 6:15:08 Type: Unk
Method: SFAM01.1 INSTRUMENT P5 WITH 6 POINT ICAL-2(v49) Mode: CONC Corr. Factor: 1.000000
User: Kareem Custom ID1: MBHK72L Custom ID2: Custom ID3:
Comment:

Elem	Ti3361	Sr4077	Li6707
Units	ppm	ppm	ppm
Avg	.1588976	.0105170	.0330730
Stddev	.0015306	.0006870	.0027473
%RSD	.9632747	6.532563	8.306669
#1	.1604490	.0110402	.0344779
#2	.1588552	.0107718	.0348337
#3	.1573886	.0097390	.0299074

Int. Std.	Y_2243	Y_3600	Y_3710	Y_2243	In2306
Units	Cts/S	Cts/S	Cts/S	Cts/S	Cts/S
Avg	2219.708	27995.92	2083.299	1426.590	1887.626
Stddev	2.600	33.30	2.764	6.247	2.617
%RSD	.1171471	.1189605	.1326506	.4379051	.1386465
#1	2222.701	27976.88	2084.371	1420.747	1890.489
#2	2218.417	27976.50	2085.366	1425.849	1887.035
#3	2218.005	28034.37	2080.160	1433.175	1885.356

Reviewed By:mohan
On:12/31/2024
11:25:59 PM
Inst Id :P5

Sample Name: P5032-20 Acquired: 12/29/2024 6:19:05 Type: Unk
Method: SFAM01.1 INSTRUMENT P5 WITH 6 POINT ICAL-2(v49) Mode: CONC Corr. Factor: 1.000000
User: Kareem Custom ID1: MBHK72S Custom ID2: Custom ID3:
Comment:

Elem	As1890	Tl1908	Pb2203	Se1960	Sb2068	Al3961
Units	ppm	ppm	ppm	ppm	ppm	ppm
Avg	.1941696	.0421303	.9339330	.2334791	.1685444	79.49120
Stddev	.0033098	.0048281	.0005072	.0027698	.0021317	.28303
%RSD	1.704609	11.45980	.0543042	1.186305	1.264796	.3560532
#1	.1978570	.0406474	.9336689	.2366534	.1692167	79.28617
#2	.1931959	.0382177	.9336123	.2322298	.1661576	79.81412
#3	.1914558	.0475259	.9345177	.2315540	.1702590	79.37331

Elem	Ba4934	Be2348	Cd2144	Ca3736	Cr2677	Co2286
Units	ppm	ppm	ppm	ppm	ppm	ppm
Avg	4.772493	.0916682	.1020510	152.6755	.4473109	1.037699
Stddev	.018479	.0008932	.0000468	.8654	.0012620	.002331
%RSD	.3871934	.9743977	.0458438	.5668474	.2821274	.2246274
#1	4.766315	.0913189	.1020226	151.9294	.4460195	1.039803
#2	4.793270	.0926832	.1020253	153.6243	.4473720	1.035193
#3	4.757895	.0910023	.1021050	152.4729	.4485413	1.038103

Elem	Cu3247	Fe2598	Mn2576	Mg2790	Ni2316	Ag3280
Units	ppm	ppm	ppm	ppm	ppm	ppm
Avg	.5553803	179.1122	19.95309	26.48362	1.141501	.0622330
Stddev	.0068237	.9449	.08325	.17184	.001414	.0010059
%RSD	1.228655	.5275712	.4172369	.6488436	.1239092	1.616288
#1	.5512469	178.1775	19.88623	26.30702	1.142716	.0611967
#2	.5632564	180.0671	20.04634	26.65025	1.141840	.0622968
#3	.5516377	179.0920	19.92671	26.49360	1.139949	.0632054

Elem	Na8183	V_2924	Zn2138	K_7698	P_1774	B_2496
Units	ppm	ppm	ppm	ppm	ppm	ppm
Avg	.5990579	.9669547	1.418280	8.164786	F 16.42230	.0829575
Stddev	.0079218	.0067295	.004159	.089066	.01938	.0044895
%RSD	1.322372	.6959498	.2932238	1.090850	.1180027	5.411844
#1	.5905187	.9591965	1.420838	8.134597	16.44460	.0783578
#2	.6061676	.9704548	1.420521	8.265022	16.41268	.0831866
#3	.6004874	.9712129	1.413482	8.094739	16.40960	.0873281

Reviewed By:mohan
On:12/31/2024
11:25:59 PM
Inst Id :P5

Sample Name: P5032-20 Acquired: 12/29/2024 6:19:05 Type: Unk
Method: SFAM01.1 INSTRUMENT P5 WITH 6 POINT ICAL-2(v49) Mode: CONC Corr. Factor: 1.000000
User: Kareem Custom ID1: MBHK72S Custom ID2: Custom ID3:
Comment:

Elem	Mo2020	S_1820	Si2516	Sn1899	Ti3361	Sr4077
Units	ppm	ppm	ppm	ppm	ppm	ppm
Avg	.0126954	2.916389	13.86411	.0381232	.6070057	.1236198
Stddev	.0000841	.010346	.11630	.0011988	.0036438	.0005994
%RSD	.6625626	.3547408	.8388314	3.144586	.6002938	.4848581
#1	.0126131	2.904459	13.85625	.0393369	.6073084	.1233597
#2	.0127812	2.921806	13.98413	.0380929	.6032200	.1243053
#3	.0126920	2.922900	13.75194	.0369398	.6104887	.1231944

Elem	Li6707
Units	ppm
Avg	.1217761
Stddev	.0021931
%RSD	1.800939
#1	.1227595
#2	.1192634
#3	.1233053

Int. Std.	Y_2243	Y_3600	Y_3710	Y_2243	In2306
Units	Cts/S	Cts/S	Cts/S	Cts/S	Cts/S
Avg	2632.283	33368.90	2531.947	1688.740	1844.623
Stddev	12.673	220.11	24.932	11.702	7.182
%RSD	.4814593	.6596225	.9846994	.6929488	.3893622
#1	2645.794	33614.40	2555.692	1702.171	1851.899
#2	2630.398	33303.09	2505.977	1680.742	1844.433
#3	2620.658	33189.20	2534.172	1683.307	1837.538

Reviewed By:mohan
On:12/31/2024
11:25:59 PM
Inst Id :P5

Sample Name: P5032-21 Acquired: 12/29/2024 6:22:54 Type: Unk
Method: SFAM01.1 INSTRUMENT P5 WITH 6 POINT ICAL-2(v49) Mode: CONC Corr. Factor: 1.000000
User: Kareem Custom ID1: MBHK73 Custom ID2: Custom ID3:
Comment:

Elem	As1890	Tl1908	Pb2203	Se1960	Sb2068	Al3961
Units	ppm	ppm	ppm	ppm	ppm	ppm
Avg	.1057094	-.035948	.2840994	.0992949	.0224062	82.47039
Stddev	.0045661	.003704	.0019121	.0011965	.0015229	.04605
%RSD	4.319515	10.30516	.6730245	1.205004	6.796624	.0558394
#1	.1098410	-.032142	.2820991	.0995789	.0241110	82.52050
#2	.1008069	-.039542	.2842903	.1003238	.0211806	82.46075
#3	.1064804	-.036160	.2859089	.0979819	.0219269	82.42992

Elem	Ba4934	Be2348	Cd2144	Ca3736	Cr2677	Co2286
Units	ppm	ppm	ppm	ppm	ppm	ppm
Avg	1.777387	.0126571	.0090105	97.80256	.1282583	.0637414
Stddev	.002184	.0001655	.0000321	.10707	.0013798	.0006662
%RSD	.1228571	1.307170	.3562760	.1094720	1.075789	1.045169
#1	1.779123	.0128140	.0089734	97.81462	.1281790	.0643691
#2	1.778102	.0126732	.0090305	97.90308	.1269198	.0638127
#3	1.774935	.0124842	.0090275	97.68997	.1296760	.0630425

Elem	Cu3247	Fe2598	Mn2576	Mg2790	Ni2316	Ag3280
Units	ppm	ppm	ppm	ppm	ppm	ppm
Avg	.1575177	182.5314	19.77464	26.29853	.1856373	.0043654
Stddev	.0060927	.3017	.03897	.16353	.0017178	.0004614
%RSD	3.867925	.1652674	.1970461	.6218143	.9253720	10.56960
#1	.1505405	182.5258	19.81866	26.15824	.1875018	.0048368
#2	.1617870	182.2326	19.76064	26.25922	.1852915	.0043447
#3	.1602257	182.8359	19.74460	26.47813	.1841188	.0039147

Elem	Na8183	V_2924	Zn2138	K_7698	P_1774	B_2496
Units	ppm	ppm	ppm	ppm	ppm	ppm
Avg	.4010902	.1684352	.5632973	6.176106	F 12.13464	.0834919
Stddev	.0300765	.0041250	.0037076	.137874	.01197	.0020910
%RSD	7.498689	2.449012	.6581865	2.232375	.0986136	2.504449
#1	.3672926	.1711600	.5623192	6.277411	12.13015	.0851269
#2	.4110688	.1636894	.5673958	6.231813	12.12558	.0811358
#3	.4249092	.1704562	.5601768	6.019095	12.14821	.0842131

Reviewed By:mohan
On:12/31/2024
11:25:59 PM
Inst Id :P5

Sample Name: P5032-21 Acquired: 12/29/2024 6:22:54 Type: Unk
Method: SFAM01.1 INSTRUMENT P5 WITH 6 POINT ICAL-2(v49) Mode: CONC Corr. Factor: 1.000000
User: Kareem Custom ID1: MBHK73 Custom ID2: Custom ID3:
Comment:

Elem	Mo2020	S_1820	Si2516	Sn1899	Ti3361	Sr4077
Units	ppm	ppm	ppm	ppm	ppm	ppm
Avg	.0081677	2.860038	12.27672	.0227087	.5506356	-.011752
Stddev	.0004315	.002377	.05477	.0019948	.0028704	.001025
%RSD	5.282478	.0831045	.4461457	8.784066	.5212953	8.719496
#1	.0086658	2.860223	12.27190	.0213419	.5494446	-.011035
#2	.0079107	2.862318	12.22452	.0217865	.5485524	-.011296
#3	.0079265	2.857575	12.33375	.0249977	.5539098	-.012926

Elem	Li6707
Units	ppm
Avg	.1201892
Stddev	.0022878
%RSD	1.903490
#1	.1198517
#2	.1226269
#3	.1180888

Int. Std.	Y_2243	Y_3600	Y_3710	Y_2243	In2306
Units	Cts/S	Cts/S	Cts/S	Cts/S	Cts/S
Avg	2723.347	34466.85	2588.041	1746.103	1851.197
Stddev	10.018	126.50	15.921	5.299	4.280
%RSD	.3678576	.3670300	.6151823	.3034613	.2311932
#1	2718.109	34321.57	2571.772	1740.800	1848.198
#2	2717.034	34552.68	2603.590	1746.112	1849.294
#3	2734.898	34526.31	2588.762	1751.398	1856.098

Reviewed By:mohan
On:12/31/2024
11:25:59 PM
Inst Id :P5

Sample Name: P5032-22 Acquired: 12/29/2024 6:26:47 Type: Unk
Method: SFAM01.1 INSTRUMENT P5 WITH 6 POINT ICAL-2(v49) Mode: CONC Corr. Factor: 1.000000
User: Kareem Custom ID1: MBHK74 Custom ID2: Custom ID3:
Comment:

Elem	As1890	Tl1908	Pb2203	Se1960	Sb2068	Al3961	Ba4934
Units	ppm	ppm	ppm	ppm	ppm	ppm	ppm
Avg	.0501814	-.017570	.1930435	.0426003	.0049163	64.76995	1.164173
Stddev	.0059738	.007226	.0007846	.0062590	.0042367	.04466	.001745
%RSD	11.90433	41.12826	.4064583	14.69231	86.17529	.0689445	.1498941
#1	.0451564	-.025776	.1938668	.0353852	.0029322	64.77872	1.165776
#2	.0567863	-.014772	.1929594	.0465704	.0097810	64.72156	1.162314
#3	.0486016	-.012161	.1923043	.0458453	.0020359	64.80957	1.164430

Elem	Be2348	Cd2144	Ca3736	Cr2677	Co2286	Cu3247	Fe2598
Units	ppm	ppm	ppm	ppm	ppm	ppm	ppm
Avg	.0096082	.0049660	724.5105	.1118296	.0600330	.0830525	138.7733
Stddev	.0001555	.0001021	1.8574	.0013134	.0001751	.0095272	.4365
%RSD	1.618005	2.054956	.2563696	1.174459	.2917308	11.47134	.3145493
#1	.0097836	.0048856	725.1233	.1103199	.0599857	.0928745	139.1680
#2	.0095535	.0049315	722.4241	.1127098	.0598863	.0738503	138.3045
#3	.0094874	.0050808	725.9841	.1124590	.0602269	.0824327	138.8475

Elem	Mn2576	Mg2790	Ni2316	Ag3280	Na8183	V_2924	Zn2138
Units	ppm	ppm	ppm	ppm	ppm	ppm	ppm
Avg	6.315150	69.65744	.1440791	.0006566	.7510316	.1259186	.4191905
Stddev	.028266	.39508	.0006975	.0011933	.0323893	.0029327	.0025064
%RSD	.4475839	.5671807	.4841395	181.7462	4.312644	2.329009	.5979056
#1	6.344340	70.09472	.1448485	.0018246	.7479015	.1226908	.4184420
#2	6.287909	69.55141	.1434880	.0007058	.7848724	.1284192	.4219858
#3	6.313202	69.32619	.1439007	-.000561	.7203210	.1266459	.4171437

Elem	K_7698	P_1774	B_2496	Mo2020	S_1820	Si2516	Sn1899
Units	ppm	ppm	ppm	ppm	ppm	ppm	ppm
Avg	4.834891	8.109120	.0674519	.0016794	2.368477	11.32852	.0220872
Stddev	.141973	.021940	.0007556	.0002581	.006317	.00774	.0016135
%RSD	2.936434	.2705572	1.120276	15.37071	.2667178	.0683171	7.305098
#1	4.691907	8.092410	.0676262	.0017606	2.361280	11.32430	.0211745
#2	4.975832	8.100986	.0666244	.0013904	2.373107	11.32380	.0239501
#3	4.836934	8.133966	.0681052	.0018871	2.371042	11.33745	.0211369

Reviewed By:mohan
On:12/31/2024
11:25:59 PM
Inst Id :P5

Sample Name: P5032-22 Acquired: 12/29/2024 6:26:47 Type: Unk
Method: SFAM01.1 INSTRUMENT P5 WITH 6 POINT ICAL-2(v49) Mode: CONC Corr. Factor: 1.000000
User: Kareem Custom ID1: MBHK74 Custom ID2: Custom ID3:
Comment:

Elem	Ti3361	Sr4077	Li6707
Units	ppm	ppm	ppm
Avg	.7579307	.3348513	.1104270
Stddev	.0079544	.0008500	.0047179
%RSD	1.049486	.2538578	4.272436
#1	.7661573	.3338871	.1057416
#2	.7502798	.3354925	.1103625
#3	.7573549	.3351743	.1151768

Int. Std.	Y_2243	Y_3600	Y_3710	Y_2243	In2306
Units	Cts/S	Cts/S	Cts/S	Cts/S	Cts/S
Avg	2308.424	29182.57	2282.720	1468.539	1662.082
Stddev	4.202	117.08	10.620	5.704	4.154
%RSD	.1820325	.4011858	.4652356	.3884224	.2499366
#1	2305.654	29199.25	2278.209	1472.608	1663.232
#2	2313.259	29058.05	2275.101	1462.019	1665.541
#3	2306.359	29290.41	2294.851	1470.991	1657.474

Reviewed By:mohan
On:12/31/2024
11:25:59 PM
Inst Id :P5

Sample Name: CCV036 Acquired: 12/29/2024 6:30:40 Type: Unk
Method: SFAM01.1 INSTRUMENT P5 WITH 6 POINT ICAL-2(v49) Mode: CONC Corr. Factor: 1.000000
User: Kareem Custom ID1: CCV036 Custom ID2: Custom ID3:
Comment:

Elem	As1890	Tl1908	Pb2203	Se1960	Sb2068	Al3961	Ba4934
Units	ppm	ppm	ppm	ppm	ppm	ppm	ppm
Avg	5.023542	4.730378	24.23133	5.014959	4.922767	403.3438	9.990623
Stddev	.006850	.007943	.04225	.011034	.003305	.4753	.014060
%RSD	.1363538	.1679225	.1743408	.2200200	.0671309	.1178499	.1407298
#1	5.015802	4.738586	24.22848	5.002256	4.919849	402.9741	9.975326
#2	5.025999	4.722729	24.19059	5.020463	4.922096	403.1774	9.993561
#3	5.028824	4.729817	24.27493	5.022158	4.926356	403.8800	10.00298

Elem	Be2348	Cd2144	Ca3736	Cr2677	Co2286	Cu3247	Fe2598
Units	ppm	ppm	ppm	ppm	ppm	ppm	ppm
Avg	.5093261	2.442223	400.6735	15.30303	2.359789	14.75874	403.7316
Stddev	.0045407	.003761	.6632	.02555	.004055	.03587	.8104
%RSD	.8915209	.1539913	.1655257	.1669601	.1718490	.2430461	.2007314
#1	.5144103	2.443307	400.9387	15.27745	2.360816	14.73434	403.2508
#2	.5056740	2.438040	399.9187	15.30309	2.355319	14.79992	403.2767
#3	.5078941	2.445323	401.1630	15.32855	2.363232	14.74194	404.6673

Elem	Mn2576	Mg2790	Ni2316	Ag3280	Na8183	V_2924	Zn2138
Units	ppm	ppm	ppm	ppm	ppm	ppm	ppm
Avg	14.52572	399.4230	2.459784	1.265496	411.9751	2.460364	14.81071
Stddev	.01887	.5890	.004115	.002814	4.5049	.018219	.10493
%RSD	.1299067	.1474608	.1672811	.2223996	1.093494	.7404893	.7084991
#1	14.51039	399.7427	2.463387	1.265614	417.0275	2.479205	14.69056
#2	14.51996	398.7433	2.455300	1.262625	408.3768	2.459049	14.88434
#3	14.54679	399.7831	2.460665	1.268250	410.5209	2.442839	14.85722

Elem	K_7698	P_1774	B_2496	Mo2020	S_1820	Si2516	Sn1899
Units	ppm	ppm	ppm	ppm	ppm	ppm	ppm
Avg	150.7825	4.913622	4.977927	4.900726	4.956154	4.848115	4.938807
Stddev	.0969	.019429	.035224	.003618	.001557	.036420	.006181
%RSD	.0642724	.3954111	.7075985	.0738254	.0314066	.7512247	.1251602
#1	150.7716	4.934954	5.014208	4.897117	4.957520	4.888014	4.935756
#2	150.8844	4.896940	4.943865	4.900707	4.954460	4.816656	4.934744
#3	150.6915	4.908972	4.975708	4.904353	4.956482	4.839676	4.945921

Reviewed By:mohan
On:12/31/2024
11:25:59 PM
Inst Id :P5

Sample Name: CCV036 Acquired: 12/29/2024 6:30:40 Type: Unk
Method: SFAM01.1 INSTRUMENT P5 WITH 6 POINT ICAL-2(v49) Mode: CONC Corr. Factor: 1.000000
User: Kareem Custom ID1: CCV036 Custom ID2: Custom ID3:
Comment:

Elem	Ti3361	Sr4077	Li6707
Units	ppm	ppm	ppm
Avg	4.926787	4.695510	5.112140
Stddev	.005474	.002529	.008240
%RSD	.1111153	.0538542	.1611873
#1	4.920762	4.692746	5.102642
#2	4.931457	4.697707	5.117369
#3	4.928142	4.696076	5.116410

Int. Std.	Y_2243	Y_3600	Y_3710	Y_2243	In2306
Units	Cts/S	Cts/S	Cts/S	Cts/S	Cts/S
Avg	1823.740	23512.76	1898.237	1139.175	1548.895
Stddev	3.693	7.19	14.967	5.413	4.048
%RSD	.2024806	.0305874	.7884739	.4751326	.2613502
#1	1825.910	23506.72	1881.840	1145.331	1547.337
#2	1825.834	23510.86	1911.164	1135.161	1553.490
#3	1819.476	23520.72	1901.707	1137.034	1545.857

Reviewed By:mohan
On:12/31/2024
11:25:59 PM
Inst Id :P5

Sample Name: CCB036 Acquired: 12/29/2024 6:34:27 Type: Unk
Method: SFAM01.1 INSTRUMENT P5 WITH 6 POINT ICAL-2(v49) Mode: CONC Corr. Factor: 1.000000
User: Kareem Custom ID1: CCB036 Custom ID2: Custom ID3:
Comment:

Elem	As1890	Tl1908	Pb2203	Se1960	Sb2068	Al3961
Units	ppm	ppm	ppm	ppm	ppm	ppm
Avg	-.000995	.0020927	.0001836	-.001860	-.001904	.0095906
Stddev	.001766	.0010541	.0025681	.001135	.000819	.0163486
%RSD	177.4956	50.36904	1398.565	61.00520	43.01654	170.4642
#1	-.001102	.0032486	.0031332	-.001893	-.000964	-.000924
#2	.000822	.0011846	-.001026	-.002977	-.002282	.028426
#3	-.002704	.0018448	-.001556	-.000709	-.002465	.001270

Elem	Ba4934	Be2348	Cd2144	Ca3736	Cr2677	Co2286
Units	ppm	ppm	ppm	ppm	ppm	ppm
Avg	-.000771	.0001056	-.000016	.0093589	.0006788	-.000175
Stddev	.000940	.0003413	.000102	.0396248	.0006854	.000246
%RSD	121.9496	323.2726	650.8653	423.3902	100.9653	140.4286
#1	.000275	-.000129	-.000093	.0535083	.0003233	-.000260
#2	-.001546	.000497	-.000054	-.023120	.0014689	.000102
#3	-.001043	-.000052	.000100	-.002311	.0002443	-.000368

Elem	Cu3247	Fe2598	Mn2576	Mg2790	Ni2316	Ag3280
Units	ppm	ppm	ppm	ppm	ppm	ppm
Avg	-.001541	.0368026	.0007719	-.018491	.0004075	.0004257
Stddev	.006612	.0308625	.0010215	.061149	.0003019	.0014761
%RSD	428.9695	83.85959	132.3369	330.6940	74.07801	346.7575
#1	-.004284	.0565365	-.000406	-.082624	.0003016	-.001060
#2	-.006340	.0012369	.001309	-.012009	.0007481	.001892
#3	.006001	.0526343	.001412	.039159	.0001729	.000446

Elem	Na8183	V_2924	Zn2138	K_7698	P_1774	B_2496
Units	ppm	ppm	ppm	ppm	ppm	ppm
Avg	.0345821	-.001558	.0016852	.1534823	.0011931	.0103698
Stddev	.0356641	.014547	.0008247	.0936763	.0005330	.0005412
%RSD	103.1290	933.9141	48.93545	61.03396	44.66946	5.219374
#1	.0571945	.010027	.0025475	.1817383	.0014690	.0104298
#2	.0530825	-.017884	.0016041	.2297780	.0015316	.0098011
#3	-.006531	.003184	.0009042	.0489305	.0005788	.0108786

Reviewed By:mohan
On:12/31/2024
11:25:59 PM
Inst Id :P5

Sample Name: CCB036 Acquired: 12/29/2024 6:34:27 Type: Unk
Method: SFAM01.1 INSTRUMENT P5 WITH 6 POINT ICAL-2(v49) Mode: CONC Corr. Factor: 1.000000
User: Kareem Custom ID1: CCB036 Custom ID2: Custom ID3:
Comment:

Elem	Mo2020	S_1820	Si2516	Sn1899	Ti3361	Sr4077
Units	ppm	ppm	ppm	ppm	ppm	ppm
Avg	.0008380	-.001025	.0002490	-.000588	.0040247	-.000144
Stddev	.0003001	.001761	.0018293	.001026	.0021408	.000167
%RSD	35.81647	171.8454	734.6669	174.5404	53.19126	116.0355
#1	.0009682	-.002909	-.000761	.000306	.0023503	-.000139
#2	.0004947	.000579	.002361	-.001708	.0032870	.000021
#3	.0010511	-.000743	-.000853	-.000362	.0064369	-.000313

Elem	Li6707
Units	ppm
Avg	F .0210260
Stddev	.0043333
%RSD	20.60930
#1	.0259675
#2	.0192363
#3	.0178743

Int. Std.	Y_2243	Y_3600	Y_3710	Y_2243	In2306
Units	Cts/S	Cts/S	Cts/S	Cts/S	Cts/S
Avg	2052.811	25801.49	1970.589	1309.311	1856.430
Stddev	5.756	141.96	17.997	2.610	2.603
%RSD	.2804135	.5502126	.9132593	.1993170	.1402185
#1	2047.805	25686.15	1959.402	1307.127	1854.984
#2	2059.101	25758.27	1991.349	1308.605	1859.435
#3	2051.527	25960.04	1961.017	1312.201	1854.871

Reviewed By:mohan
On:12/31/2024
11:25:59 PM
Inst Id :P5

Sample Name: P5035-01 Acquired: 12/29/2024 6:38:30 Type: Unk
Method: SFAM01.1 INSTRUMENT P5 WITH 6 POINT ICAL-2(v49) Mode: CONC Corr. Factor: 1.000000
User: Kareem Custom ID1: MBHKK8 Custom ID2: Custom ID3:
Comment:

Elem	As1890	Tl1908	Pb2203	Se1960	Sb2068	Al3961
Units	ppm	ppm	ppm	ppm	ppm	ppm
Avg	.0693799	-.046948	.2701112	.0705667	.0136321	70.07985
Stddev	.0022211	.004053	.0016508	.0052803	.0019949	2.55817
%RSD	3.201333	8.633520	.6111402	7.482750	14.63419	3.650366
#1	.0675459	-.042299	.2709312	.0646618	.0124184	67.13837
#2	.0718495	-.049740	.2682110	.0748348	.0125433	71.31608
#3	.0687443	-.048805	.2711914	.0722035	.0159345	71.78511

Elem	Ba4934	Be2348	Cd2144	Ca3736	Cr2677	Co2286
Units	ppm	ppm	ppm	ppm	ppm	ppm
Avg	.9533996	.0104074	.0044619	111.2259	.0972042	.0532343
Stddev	.0352784	.0003401	.0000076	3.9107	.0011381	.0023259
%RSD	3.700279	3.268171	.1699925	3.515991	1.170870	4.369167
#1	.9127365	.0100149	.0044703	106.7225	.0985152	.0559085
#2	.9716210	.0106165	.0044555	113.1886	.0964698	.0521126
#3	.9758413	.0105907	.0044599	113.7665	.0966275	.0516819

Elem	Cu3247	Fe2598	Mn2576	Mg2790	Ni2316	Ag3280
Units	ppm	ppm	ppm	ppm	ppm	ppm
Avg	.1417633	151.3819	4.921328	35.77534	.1358748	-.000755
Stddev	.0119309	5.5479	.175600	1.25747	.0007356	.001197
%RSD	8.416088	3.664871	3.568141	3.514897	.5413676	158.6255
#1	.1297649	144.9918	4.720426	34.35289	.1360482	-.002064
#2	.1418995	154.1832	4.998023	36.23415	.1365083	-.000483
#3	.1536256	154.9706	5.045534	36.73897	.1350681	.000284

Elem	Na8183	V_2924	Zn2138	K_7698	P_1774	B_2496
Units	ppm	ppm	ppm	ppm	ppm	ppm
Avg	.8997619	.1679891	.8174920	6.882857	F 28.98882	.0752204
Stddev	.0249998	.0054483	.0069171	.289619	.07589	.0038289
%RSD	2.778493	3.243272	.8461303	4.207826	.2617972	5.090217
#1	.8795222	.1624939	.8254762	6.561090	28.92611	.0708894
#2	.9277075	.1680840	.8136865	6.964820	29.07319	.0766162
#3	.8920561	.1733894	.8133132	7.122661	28.96715	.0781555

Reviewed By:mohan
On:12/31/2024
11:25:59 PM
Inst Id :P5

Sample Name: P5035-01 Acquired: 12/29/2024 6:38:30 Type: Unk
Method: SFAM01.1 INSTRUMENT P5 WITH 6 POINT ICAL-2(v49) Mode: CONC Corr. Factor: 1.000000
User: Kareem Custom ID1: MBHKK8 Custom ID2: Custom ID3:
Comment:

Elem	Mo2020	S_1820	Si2516	Sn1899	Ti3361	Sr4077
Units	ppm	ppm	ppm	ppm	ppm	ppm
Avg	.0038044	2.355548	11.30857	.0211024	1.186498	.0633942
Stddev	.0004332	.010075	.31764	.0010710	.044171	.0019791
%RSD	11.38720	.4277312	2.808879	5.075416	3.722829	3.121848
#1	.0043007	2.357547	10.94530	.0221625	1.136175	.0611654
#2	.0036102	2.364474	11.44636	.0211239	1.204464	.0640717
#3	.0035023	2.344623	11.53405	.0200208	1.218856	.0649456

Elem	Li6707
Units	ppm
Avg	.0898374
Stddev	.0044318
%RSD	4.933173
#1	.0863366
#2	.0883552
#3	.0948203

Int. Std.	Y_2243	Y_3600	Y_3710	Y_2243	In2306
Units	Cts/S	Cts/S	Cts/S	Cts/S	Cts/S
Avg	2755.077	34632.33	2751.956	1753.427	1840.302
Stddev	8.071	114.96	83.543	5.880	2.213
%RSD	.2929418	.3319529	3.035760	.3353541	.1202659
#1	2752.387	34530.10	2847.637	1751.596	1839.387
#2	2764.150	34610.11	2714.757	1748.680	1842.826
#3	2748.696	34756.78	2693.474	1760.005	1838.693

Reviewed By:mohan
On:12/31/2024
11:25:59 PM
Inst Id :P5

Sample Name: P5035-02 Acquired: 12/29/2024 6:42:22 Type: Unk
Method: SFAM01.1 INSTRUMENT P5 WITH 6 POINT ICAL-2(v49) Mode: CONC Corr. Factor: 1.000000
User: Kareem Custom ID1: MBHKK9 Custom ID2: Custom ID3:
Comment:

Elem	As1890	Tl1908	Pb2203	Se1960	Sb2068	Al3961	Ba4934
Units	ppm	ppm	ppm	ppm	ppm	ppm	ppm
Avg	.0535680	-.025539	.2066887	.0459204	.0054993	51.11897	.6003138
Stddev	.0055097	.001476	.0020543	.0078750	.0025567	.15364	.0005447
%RSD	10.28553	5.778891	.9939342	17.14918	46.49095	.3005525	.0907321
#1	.0517265	-.024889	.2084819	.0501132	.0074905	51.17894	.6007322
#2	.0492148	-.024499	.2071370	.0368361	.0026161	51.23357	.5996980
#3	.0597626	-.027228	.2044472	.0508120	.0063913	50.94439	.6005113

Elem	Be2348	Cd2144	Ca3736	Cr2677	Co2286	Cu3247	Fe2598
Units	ppm	ppm	ppm	ppm	ppm	ppm	ppm
Avg	.0093548	.0038393	491.0758	.0790257	.0597099	.1881654	148.0190
Stddev	.0001006	.0000831	1.4239	.0014004	.0004564	.0025951	.4429
%RSD	1.075699	2.163901	.2899539	1.772030	.7643402	1.379151	.2991944
#1	.0094698	.0039209	492.4321	.0787510	.0593393	.1863185	148.4692
#2	.0092826	.0037548	491.2024	.0805431	.0595705	.1870454	147.5838
#3	.0093122	.0038421	489.5928	.0777831	.0602197	.1911325	148.0040

Elem	Mn2576	Mg2790	Ni2316	Ag3280	Na8183	V_2924	Zn2138
Units	ppm	ppm	ppm	ppm	ppm	ppm	ppm
Avg	7.708098	100.1291	.1429311	.0003738	.8733217	.1575494	.6087012
Stddev	.009540	.3792	.0004813	.0011330	.0084840	.0088382	.0017464
%RSD	.1237681	.3786621	.3367479	303.1262	.9714627	5.609808	.2869107
#1	7.711913	100.5531	.1427836	.0011744	.8782912	.1502889	.6096947
#2	7.715140	100.0117	.1425407	.0008696	.8781482	.1673907	.6097244
#3	7.697240	99.8225	.1434689	-.000923	.8635256	.1549684	.6066847

Elem	K_7698	P_1774	B_2496	Mo2020	S_1820	Si2516	Sn1899
Units	ppm	ppm	ppm	ppm	ppm	ppm	ppm
Avg	5.263065	8.319468	.0836119	.0028725	1.093551	9.759922	.0226818
Stddev	.040728	.021466	.0018772	.0006063	.008572	.117709	.0009733
%RSD	.7738515	.2580162	2.245078	21.10868	.7838835	1.206046	4.290898
#1	5.307190	8.343829	.0814481	.0034655	1.094107	9.826764	.0223925
#2	5.255090	8.303329	.0848046	.0022536	1.084714	9.828993	.0218860
#3	5.226914	8.311247	.0845830	.0028985	1.101831	9.624009	.0237669

Reviewed By:mohan
On:12/31/2024
11:25:59 PM
Inst Id :P5

Sample Name: P5035-02 Acquired: 12/29/2024 6:42:22 Type: Unk
Method: SFAM01.1 INSTRUMENT P5 WITH 6 POINT ICAL-2(v49) Mode: CONC Corr. Factor: 1.000000
User: Kareem Custom ID1: MBHKK9 Custom ID2: Custom ID3:
Comment:

Elem	Ti3361	Sr4077	Li6707
Units	ppm	ppm	ppm
Avg	.5740682	.3547807	.0831059
Stddev	.0029731	.0012561	.0021262
%RSD	.5178955	.3540556	2.558382
#1	.5739553	.3534328	.0847565
#2	.5711532	.3559186	.0807067
#3	.5770961	.3549906	.0838545

Int. Std.	Y_2243	Y_3600	Y_3710	Y_2243	In2306
Units	Cts/S	Cts/S	Cts/S	Cts/S	Cts/S
Avg	2429.196	30462.66	2412.987	1530.843	1750.193
Stddev	7.402	127.48	20.066	10.700	3.062
%RSD	.3047292	.4184725	.8315799	.6989773	.1749633
#1	2437.411	30433.49	2397.812	1524.222	1751.811
#2	2427.135	30602.20	2405.411	1543.188	1752.108
#3	2423.043	30352.30	2435.738	1525.120	1746.662

Reviewed By:mohan
On:12/31/2024
11:25:59 PM
Inst Id :P5

Sample Name: P5035-03 Acquired: 12/29/2024 6:46:14 Type: Unk
Method: SFAM01.1 INSTRUMENT P5 WITH 6 POINT ICAL-2(v49) Mode: CONC Corr. Factor: 1.000000
User: Kareem Custom ID1: MBHKL0 Custom ID2: Custom ID3:
Comment:

Elem	As1890	Tl1908	Pb2203	Se1960	Sb2068	Al3961	Ba4934
Units	ppm	ppm	ppm	ppm	ppm	ppm	ppm
Avg	.0457273	-.033006	.1501493	.0539742	.0068924	47.88304	.5124572
Stddev	.0065153	.002475	.0034060	.0060542	.0049342	.26277	.0038323
%RSD	14.24823	7.497788	2.268435	11.21678	71.58924	.5487817	.7478182
#1	.0440310	-.035119	.1479327	.0593366	.0122347	47.85516	.5101161
#2	.0529229	-.030284	.1484441	.0551770	.0025062	48.15864	.5168798
#3	.0402278	-.033617	.1540711	.0474089	.0059364	47.63531	.5103758

Elem	Be2348	Cd2144	Ca3736	Cr2677	Co2286	Cu3247	Fe2598
Units	ppm	ppm	ppm	ppm	ppm	ppm	ppm
Avg	.0103887	.0050508	727.5299	.0748495	.0519366	.1206461	165.6283
Stddev	.0002272	.0000977	4.3198	.0009464	.0014476	.0046954	.8652
%RSD	2.187225	1.934076	.5937619	1.264411	2.787271	3.891908	.5223470
#1	.0101685	.0050474	726.4157	.0747236	.0514637	.1159510	165.7424
#2	.0106224	.0049549	732.2976	.0758525	.0507846	.1206456	166.4308
#3	.0103752	.0051501	723.8763	.0739723	.0535615	.1253418	164.7118

Elem	Mn2576	Mg2790	Ni2316	Ag3280	Na8183	V_2924	Zn2138
Units	ppm	ppm	ppm	ppm	ppm	ppm	ppm
Avg	7.195175	75.86583	.1422191	-.001118	.8436715	.1516540	.3440668
Stddev	.043279	.62076	.0008863	.000965	.0208691	.0075591	.0012435
%RSD	.6015007	.8182399	.6231720	86.31404	2.473604	4.984448	.3614073
#1	7.202764	75.97041	.1431833	-.000453	.8298741	.1450588	.3429017
#2	7.234158	76.42766	.1414400	-.000676	.8334605	.1500001	.3439227
#3	7.148604	75.19942	.1420340	-.002225	.8676799	.1599032	.3453761

Elem	K_7698	P_1774	B_2496	Mo2020	S_1820	Si2516	Sn1899
Units	ppm	ppm	ppm	ppm	ppm	ppm	ppm
Avg	8.360379	9.091992	.1095005	.0006310	.8246812	8.818181	.0238328
Stddev	.181472	.027372	.0021297	.0008809	.0058116	.095761	.0028895
%RSD	2.170616	.3010507	1.944924	139.5998	.7047067	1.085953	12.12415
#1	8.187876	9.063440	.1112388	.0007602	.8202738	8.782557	.0241289
#2	8.549655	9.094530	.1101379	-.000307	.8312673	8.926649	.0265628
#3	8.343608	9.118007	.1071249	.001440	.8225025	8.745339	.0208065

Reviewed By:mohan
On:12/31/2024
11:25:59 PM
Inst Id :P5

Sample Name: P5035-03 Acquired: 12/29/2024 6:46:14 Type: Unk
Method: SFAM01.1 INSTRUMENT P5 WITH 6 POINT ICAL-2(v49) Mode: CONC Corr. Factor: 1.000000
User: Kareem Custom ID1: MBHKL0 Custom ID2: Custom ID3:
Comment:

Elem	Ti3361	Sr4077	Li6707
Units	ppm	ppm	ppm
Avg	.7475824	.3617523	.0880281
Stddev	.0042080	.0023896	.0061741
%RSD	.5628783	.6605685	7.013720
#1	.7472771	.3606594	.0809886
#2	.7519347	.3644929	.0905723
#3	.7435354	.3601045	.0925236

Int. Std.	Y_2243	Y_3600	Y_3710	Y_2243	In2306
Units	Cts/S	Cts/S	Cts/S	Cts/S	Cts/S
Avg	2409.942	30423.61	2413.567	1531.766	1721.120
Stddev	8.762	35.25	19.434	5.560	3.782
%RSD	.3635752	.1158614	.8052170	.3629491	.2197564
#1	2404.044	30461.71	2420.278	1538.021	1719.879
#2	2420.010	30416.97	2391.667	1529.889	1725.367
#3	2405.771	30392.15	2428.757	1527.387	1718.114

Reviewed By:mohan
On:12/31/2024
11:25:59 PM
Inst Id :P5

Sample Name: P5035-04 Acquired: 12/29/2024 6:50:08 Type: Unk
Method: SFAM01.1 INSTRUMENT P5 WITH 6 POINT ICAL-2(v49) Mode: CONC Corr. Factor: 1.000000
User: Kareem Custom ID1: MBHKL1 Custom ID2: Custom ID3:
Comment:

Elem	As1890	Tl1908	Pb2203	Se1960	Sb2068	Al3961
Units	ppm	ppm	ppm	ppm	ppm	ppm
Avg	.0493272	-.079751	.2673995	.1151532	.0330096	62.92739
Stddev	.0040466	.005910	.0017782	.0041478	.0007929	.18762
%RSD	8.203511	7.410116	.6649896	3.601978	2.402130	.2981514
#1	.0519632	-.076471	.2677218	.1195137	.0329835	62.88915
#2	.0446680	-.086574	.2689946	.1112572	.0338152	63.13118
#3	.0513502	-.076210	.2654823	.1146887	.0322300	62.76183

Elem	Ba4934	Be2348	Cd2144	Ca3736	Cr2677	Co2286
Units	ppm	ppm	ppm	ppm	ppm	ppm
Avg	.6631347	.0151789	.0059932	507.7709	.0921693	.0354019
Stddev	.0020087	.0002735	.0000150	1.0853	.0003839	.0009069
%RSD	.3029059	1.802043	.2509474	.2137351	.4165494	2.561610
#1	.6615475	.0154933	.0059843	507.6254	.0921821	.0362045
#2	.6653930	.0149961	.0060106	508.9216	.0925468	.0344181
#3	.6624635	.0150472	.0059847	506.7657	.0917792	.0355832

Elem	Cu3247	Fe2598	Mn2576	Mg2790	Ni2316	Ag3280
Units	ppm	ppm	ppm	ppm	ppm	ppm
Avg	.1001450	256.7472	6.534673	79.41753	.1939806	-.001355
Stddev	.0033399	.7754	.026038	.17669	.0005152	.000518
%RSD	3.335037	.3020238	.3984571	.2224787	.2656064	38.22639
#1	.1007240	256.0418	6.513258	79.23271	.1945218	-.001394
#2	.1031575	257.5775	6.563657	79.58477	.1939239	-.001852
#3	.0965535	256.6223	6.527105	79.43511	.1934961	-.000819

Elem	Na8183	V_2924	Zn2138	K_7698	P_1774	B_2496
Units	ppm	ppm	ppm	ppm	ppm	ppm
Avg	.8358188	.2418042	.3452211	10.58380	F 11.69660	.1501304
Stddev	.0061996	.0134050	.0009463	.07819	.00724	.0005655
%RSD	.7417372	5.543753	.2741099	.7387972	.0619286	.3766850
#1	.8307824	.2572016	.3461555	10.49910	11.69923	.1495806
#2	.8427427	.2354786	.3452442	10.65323	11.70216	.1501003
#3	.8339313	.2327325	.3442634	10.59907	11.68841	.1507104

Reviewed By:mohan
On:12/31/2024
11:25:59 PM
Inst Id :P5

Sample Name: P5035-04 Acquired: 12/29/2024 6:50:08 Type: Unk
Method: SFAM01.1 INSTRUMENT P5 WITH 6 POINT ICAL-2(v49) Mode: CONC Corr. Factor: 1.000000
User: Kareem Custom ID1: MBHKL1 Custom ID2: Custom ID3:
Comment:

Elem	Mo2020	S_1820	Si2516	Sn1899	Ti3361	Sr4077
Units	ppm	ppm	ppm	ppm	ppm	ppm
Avg	-.000021	.8385777	10.54905	.0316121	1.773518	.1808135
Stddev	.000659	.0144951	.05174	.0029886	.008853	.0016885
%RSD	3084.541	1.728532	.4904556	9.453972	.4991572	.9338560
#1	-.000447	.8325888	10.59203	.0322560	1.778836	.1826938
#2	-.000354	.8280368	10.49162	.0283541	1.778419	.1794266
#3	.000737	.8551076	10.56350	.0342263	1.763299	.1803200

Elem	Li6707
Units	ppm
Avg	.1191063
Stddev	.0023976
%RSD	2.012987
#1	.1193506
#2	.1213724
#3	.1165959

Int. Std.	Y_2243	Y_3600	Y_3710	Y_2243	In2306
Units	Cts/S	Cts/S	Cts/S	Cts/S	Cts/S
Avg	2476.719	31531.55	2468.080	1583.794	1720.372
Stddev	3.631	139.67	12.422	6.980	1.360
%RSD	.1466153	.4429590	.5033156	.4407425	.0790308
#1	2474.876	31539.85	2454.594	1582.570	1718.809
#2	2480.902	31387.92	2479.055	1577.507	1721.278
#3	2474.378	31666.89	2470.591	1591.306	1721.029

Reviewed By:mohan
On:12/31/2024
11:25:59 PM
Inst Id :P5

Sample Name: P5035-05 Acquired: 12/29/2024 6:53:58 Type: Unk
Method: SFAM01.1 INSTRUMENT P5 WITH 6 POINT ICAL-2(v49) Mode: CONC Corr. Factor: 1.000000
User: Kareem Custom ID1: MBHKM6 Custom ID2: Custom ID3:
Comment:

Elem	As1890	Tl1908	Pb2203	Se1960	Sb2068	Al3961
Units	ppm	ppm	ppm	ppm	ppm	ppm
Avg	.0249439	.0284902	.2850346	-.023678	-.023121	17.89099
Stddev	.0030344	.0044835	.0016398	.006160	.004029	.11416
%RSD	12.16475	15.73692	.5752981	26.01808	17.42347	.6380709
#1	.0274210	.0242562	.2836558	-.016641	-.022699	18.02177
#2	.0258513	.0331872	.2846001	-.028099	-.027344	17.83987
#3	.0215593	.0280273	.2868479	-.026292	-.019320	17.81132

Elem	Ba4934	Be2348	Cd2144	Ca3736	Cr2677	Co2286
Units	ppm	ppm	ppm	ppm	ppm	ppm
Avg	.1381817	.0044831	.0025735	F 1669.887	.0446212	.0667140
Stddev	.0007477	.0000331	.0000343	7.791	.0012630	.0008153
%RSD	.5411267	.7381713	1.331852	.4665579	2.830550	1.222127
#1	.1379837	.0044626	.0025774	1666.510	.0458078	.0668055
#2	.1375528	.0044655	.0026056	1678.797	.0432936	.0658568
#3	.1390085	.0045213	.0025374	1664.355	.0447623	.0674798

Elem	Cu3247	Fe2598	Mn2576	Mg2790	Ni2316	Ag3280
Units	ppm	ppm	ppm	ppm	ppm	ppm
Avg	.0583552	64.04046	2.731640	263.8219	.0791445	.0000480
Stddev	.0038459	.27710	.015204	1.3017	.0004294	.0002814
%RSD	6.590563	.4326929	.5565915	.4933872	.5425936	586.4187
#1	.0604272	64.35530	2.749156	265.2615	.0793326	-.000030
#2	.0607207	63.93242	2.723918	263.4762	.0794478	.000360
#3	.0539175	63.83366	2.721847	262.7279	.0786531	-.000186

Elem	Na8183	V_2924	Zn2138	K_7698	P_1774	B_2496
Units	ppm	ppm	ppm	ppm	ppm	ppm
Avg	1.728803	.0349761	.3098788	4.695201	2.525485	.0819701
Stddev	.039615	.0071459	.0022205	.058296	.005041	.0009921
%RSD	2.291480	20.43081	.7165770	1.241616	.1995952	1.210331
#1	1.771126	.0427954	.3121815	4.714454	2.525356	.0830534
#2	1.692609	.0333483	.3097042	4.741435	2.520511	.0811058
#3	1.722675	.0287845	.3077508	4.629713	2.530590	.0817511

Reviewed By:mohan
On:12/31/2024
11:25:59 PM
Inst Id :P5

Sample Name: P5035-05 Acquired: 12/29/2024 6:53:58 Type: Unk
Method: SFAM01.1 INSTRUMENT P5 WITH 6 POINT ICAL-2(v49) Mode: CONC Corr. Factor: 1.000000
User: Kareem Custom ID1: MBHKM6 Custom ID2: Custom ID3:
Comment:

Elem	Mo2020	S_1820	Si2516	Sn1899	Ti3361	Sr4077
Units	ppm	ppm	ppm	ppm	ppm	ppm
Avg	.0018692	28.13049	5.317972	.0238717	.1444448	1.024568
Stddev	.0005455	.10658	.041356	.0024099	.0027323	.002637
%RSD	29.18372	.3788684	.7776706	10.09507	1.891581	.2573510
#1	.0013806	28.01405	5.349246	.0255586	.1466909	1.026937
#2	.0017691	28.15422	5.271081	.0211117	.1452404	1.025041
#3	.0024577	28.22320	5.333588	.0249447	.1414030	1.021727

Elem	Li6707
Units	ppm
Avg	.0388896
Stddev	.0041160
%RSD	10.58373
#1	.0371996
#2	.0358876
#3	.0435816

Int. Std.	Y_2243	Y_3600	Y_3710	Y_2243	In2306
Units	Cts/S	Cts/S	Cts/S	Cts/S	Cts/S
Avg	2094.350	26739.17	2116.780	1340.834	1567.860
Stddev	7.439	86.58	11.844	4.662	5.906
%RSD	.3551984	.3237780	.5595118	.3477162	.3767047
#1	2099.915	26746.11	2103.279	1337.141	1573.045
#2	2097.235	26649.34	2121.644	1339.289	1569.106
#3	2085.901	26822.07	2125.417	1346.073	1561.431

Reviewed By:mohan
On:12/31/2024
11:25:59 PM
Inst Id :P5

Sample Name: P5035-06 Acquired: 12/29/2024 6:57:59 Type: Unk
Method: SFAM01.1 INSTRUMENT P5 WITH 6 POINT ICAL-2(v49) Mode: CONC Corr. Factor: 1.000000
User: Kareem Custom ID1: MBHKM7 Custom ID2: Custom ID3:
Comment:

Elem	As1890	Tl1908	Pb2203	Se1960	Sb2068	Al3961
Units	ppm	ppm	ppm	ppm	ppm	ppm
Avg	.0991539	-.021152	1.291475	.0432738	.0025968	67.88876
Stddev	.0018217	.002953	.006928	.0076991	.0038362	.10613
%RSD	1.837281	13.95891	.5364073	17.79170	147.7321	.1563363
#1	.0972547	-.024382	1.286270	.0448940	.0066009	67.77331
#2	.0993204	-.020479	1.288817	.0500338	.0022354	67.98210
#3	.1008867	-.018593	1.299338	.0348934	-.001046	67.91086

Elem	Ba4934	Be2348	Cd2144	Ca3736	Cr2677	Co2286
Units	ppm	ppm	ppm	ppm	ppm	ppm
Avg	.6195686	.0103241	.0072250	F 826.7416	.1305900	.0696500
Stddev	.0010707	.0000806	.0000968	1.8282	.0001187	.0004523
%RSD	.1728058	.7810701	1.339879	.2211298	.0908815	.6493598
#1	.6204991	.0103001	.0072920	824.6336	.1304821	.0695541
#2	.6183984	.0104141	.0072690	827.6972	.1305707	.0701425
#3	.6198083	.0102582	.0071140	827.8939	.1307171	.0692534

Elem	Cu3247	Fe2598	Mn2576	Mg2790	Ni2316	Ag3280
Units	ppm	ppm	ppm	ppm	ppm	ppm
Avg	.1824965	150.3350	6.145483	142.2434	.1717565	.0000740
Stddev	.0054775	.2310	.009145	.3216	.0004839	.0013360
%RSD	3.001420	.1536800	.1488104	.2261244	.2817392	1805.802
#1	.1768702	150.0885	6.135847	142.1970	.1715965	.0010510
#2	.1828074	150.3699	6.154041	141.9474	.1713728	-.001448
#3	.1878119	150.5466	6.146562	142.5857	.1723001	.000619

Elem	Na8183	V_2924	Zn2138	K_7698	P_1774	B_2496
Units	ppm	ppm	ppm	ppm	ppm	ppm
Avg	2.407014	.1613398	1.346439	9.302544	7.564864	.0976708
Stddev	.017756	.0036733	.001975	.171003	.005734	.0013276
%RSD	.7376802	2.276727	.1466514	1.838244	.0757968	1.359250
#1	2.395673	.1574858	1.346611	9.298022	7.558266	.0976257
#2	2.427477	.1648007	1.344385	9.133846	7.568637	.0963663
#3	2.397892	.1617329	1.348322	9.475764	7.567690	.0990203

Reviewed By:mohan
On:12/31/2024
11:25:59 PM
Inst Id :P5

Sample Name: P5035-06 Acquired: 12/29/2024 6:57:59 Type: Unk
Method: SFAM01.1 INSTRUMENT P5 WITH 6 POINT ICAL-2(v49) Mode: CONC Corr. Factor: 1.000000
User: Kareem Custom ID1: MBHKM7 Custom ID2: Custom ID3:
Comment:

Elem	Mo2020	S_1820	Si2516	Sn1899	Ti3361	Sr4077
Units	ppm	ppm	ppm	ppm	ppm	ppm
Avg	.0054928	11.68792	11.25549	.0482245	.7481522	.4393401
Stddev	.0005301	.02359	.02191	.0019225	.0018783	.0006526
%RSD	9.651125	.2018038	.1946963	3.986610	.2510538	.1485384
#1	.0048854	11.67722	11.23065	.0499381	.7501242	.4391507
#2	.0058622	11.67159	11.27207	.0485899	.7463844	.4400665
#3	.0057307	11.71496	11.26375	.0461455	.7479479	.4388032

Elem	Li6707
Units	ppm
Avg	.0819174
Stddev	.0030224
%RSD	3.689587
#1	.0790567
#2	.0816163
#3	.0850790

Int. Std.	Y_2243	Y_3600	Y_3710	Y_2243	In2306
Units	Cts/S	Cts/S	Cts/S	Cts/S	Cts/S
Avg	2241.210	28272.67	2243.612	1429.677	1666.052
Stddev	6.322	125.92	2.564	4.139	3.273
%RSD	.2820885	.4453690	.1142853	.2895044	.1964636
#1	2246.562	28134.51	2240.684	1425.544	1669.121
#2	2242.833	28302.50	2245.456	1433.822	1666.429
#3	2234.234	28380.99	2244.696	1429.666	1662.607

Reviewed By:mohan
On:12/31/2024
11:25:59 PM
Inst Id :P5

Sample Name: P5035-07 Acquired: 12/29/2024 7:01:49 Type: Unk
Method: SFAM01.1 INSTRUMENT P5 WITH 6 POINT ICAL-2(v49) Mode: CONC Corr. Factor: 1.000000
User: Kareem Custom ID1: MBHKM8 Custom ID2: Custom ID3:
Comment:

Elem	As1890	Tl1908	Pb2203	Se1960	Sb2068	Al3961
Units	ppm	ppm	ppm	ppm	ppm	ppm
Avg	.0654901	.0010231	1.135468	.0140535	-.012330	39.72004
Stddev	.0100190	.0024669	.003146	.0062201	.002480	.09931
%RSD	15.29856	241.1157	.2770575	44.26003	20.11454	.2500311
#1	.0601989	-.001106	1.137164	.0200628	-.009521	39.60639
#2	.0592258	.003727	1.131839	.0076421	-.014217	39.76362
#3	.0770454	.000449	1.137403	.0144556	-.013251	39.79012

Elem	Ba4934	Be2348	Cd2144	Ca3736	Cr2677	Co2286
Units	ppm	ppm	ppm	ppm	ppm	ppm
Avg	.3409321	.0077996	.0197994	F 1312.551	.0718777	.0666258
Stddev	.0012704	.0002236	.0000549	1.883	.0007505	.0008578
%RSD	.3726160	2.867462	.2770965	.1434660	1.044135	1.287413
#1	.3394692	.0079077	.0198613	1310.379	.0710948	.0656355
#2	.3415707	.0075424	.0197800	1313.546	.0719473	.0671370
#3	.3417566	.0079486	.0197569	1313.727	.0725909	.0671048

Elem	Cu3247	Fe2598	Mn2576	Mg2790	Ni2316	Ag3280
Units	ppm	ppm	ppm	ppm	ppm	ppm
Avg	.0884763	116.4012	6.574773	705.3143	.1049874	.0002101
Stddev	.0024060	.3486	.032047	2.6139	.0003473	.0003264
%RSD	2.719363	.2994866	.4874169	.3705943	.3308233	155.3488
#1	.0912506	116.0425	6.545136	702.9475	.1048702	.0000838
#2	.0872170	116.7388	6.608781	708.1197	.1053781	-.000034
#3	.0869614	116.4223	6.570401	704.8756	.1047138	.000581

Elem	Na8183	V_2924	Zn2138	K_7698	P_1774	B_2496
Units	ppm	ppm	ppm	ppm	ppm	ppm
Avg	2.225427	.0927888	3.958924	8.205987	4.282398	.1205554
Stddev	.023820	.0064423	.017384	.142930	.010413	.0030296
%RSD	1.070344	6.942971	.4391189	1.741779	.2431670	2.513047
#1	2.205548	.0856659	3.942445	8.048870	4.279196	.1170659
#2	2.251829	.0944925	3.977090	8.328302	4.273962	.1225149
#3	2.218904	.0982081	3.957238	8.240790	4.294036	.1220854

Reviewed By:mohan
On:12/31/2024
11:25:59 PM
Inst Id :P5

Sample Name: P5035-07 Acquired: 12/29/2024 7:01:49 Type: Unk
Method: SFAM01.1 INSTRUMENT P5 WITH 6 POINT ICAL-2(v49) Mode: CONC Corr. Factor: 1.000000
User: Kareem Custom ID1: MBHKM8 Custom ID2: Custom ID3:
Comment:

Elem	Mo2020	S_1820	Si2516	Sn1899	Ti3361	Sr4077
Units	ppm	ppm	ppm	ppm	ppm	ppm
Avg	.0030296	30.05451	9.187298	.0376059	.3556851	.4073138
Stddev	.0001828	.03201	.070392	.0023349	.0015253	.0015359
%RSD	6.033252	.1065018	.7661906	6.208774	.4288437	.3770936
#1	.0030335	30.02101	9.264141	.0349974	.3558280	.4089866
#2	.0032104	30.05776	9.171821	.0383196	.3571339	.4059670
#3	.0028449	30.08478	9.125933	.0395006	.3540933	.4069879

Elem	Li6707
Units	ppm
Avg	.0652631
Stddev	.0075509
%RSD	11.56999
#1	.0599638
#2	.0619165
#3	.0739090

Int. Std.	Y_2243	Y_3600	Y_3710	Y_2243	In2306
Units	Cts/S	Cts/S	Cts/S	Cts/S	Cts/S
Avg	2030.508	25986.97	2081.055	1291.068	1519.553
Stddev	7.321	30.98	4.907	9.879	6.256
%RSD	.3605555	.1191989	.2358032	.7651665	.4116984
#1	2025.997	26014.52	2075.410	1302.475	1518.620
#2	2038.955	25992.96	2083.458	1285.354	1526.224
#3	2026.571	25953.44	2084.298	1285.375	1513.817

Reviewed By:mohan
On:12/31/2024
11:25:59 PM
Inst Id :P5

Sample Name: P5035-08 Acquired: 12/29/2024 7:05:41 Type: Unk
Method: SFAM01.1 INSTRUMENT P5 WITH 6 POINT ICAL-2(v49) Mode: CONC Corr. Factor: 1.000000
User: Kareem Custom ID1: MBHKM9 Custom ID2: Custom ID3:
Comment:

Elem	As1890	Tl1908	Pb2203	Se1960	Sb2068	Al3961
Units	ppm	ppm	ppm	ppm	ppm	ppm
Avg	.1482824	-.023855	6.044205	.0676958	.0108254	86.63005
Stddev	.0061250	.010071	.011995	.0053264	.0023679	.69718
%RSD	4.130636	42.21970	.1984502	7.868104	21.87338	.8047822
#1	.1544509	-.029744	6.030838	.0678913	.0134086	85.94362
#2	.1422018	-.012226	6.047749	.0622744	.0087579	86.60903
#3	.1481944	-.029595	6.054028	.0729218	.0103096	87.33751

Elem	Ba4934	Be2348	Cd2144	Ca3736	Cr2677	Co2286
Units	ppm	ppm	ppm	ppm	ppm	ppm
Avg	1.202108	.0130859	.0142482	501.5219	.1429554	.0764282
Stddev	.006625	.0000930	.0000696	3.2877	.0002224	.0010442
%RSD	.5511219	.7106376	.4882331	.6555455	.1555423	1.366272
#1	1.196795	.0131894	.0142036	498.2650	.1427060	.0767783
#2	1.199997	.0130095	.0142127	501.4610	.1430276	.0772524
#3	1.209531	.0130588	.0143284	504.8396	.1431327	.0752540

Elem	Cu3247	Fe2598	Mn2576	Mg2790	Ni2316	Ag3280
Units	ppm	ppm	ppm	ppm	ppm	ppm
Avg	.3801559	162.6013	11.05905	279.1639	.2043417	.0028489
Stddev	.0033233	1.3272	.07999	1.9588	.0002707	.0011831
%RSD	.8742052	.8162099	.7233417	.7016734	.1324739	41.52786
#1	.3796773	161.4573	10.98492	277.3362	.2044431	.0040184
#2	.3836926	162.2903	11.04839	278.9236	.2045471	.0028755
#3	.3770979	164.0564	11.14384	281.2317	.2040350	.0016527

Elem	Na8183	V_2924	Zn2138	K_7698	P_1774	B_2496
Units	ppm	ppm	ppm	ppm	ppm	ppm
Avg	16.27230	.1514062	2.828199	9.432902	F 11.36943	.1030520
Stddev	.25029	.0121375	.010083	.098064	.02351	.0022314
%RSD	1.538135	8.016521	.3565085	1.039595	.2067453	2.165321
#1	16.00547	.1374006	2.817879	9.327300	11.34717	.1021669
#2	16.30955	.1579600	2.828692	9.521096	11.36710	.1055901
#3	16.50188	.1588580	2.838027	9.450311	11.39401	.1013988

Reviewed By:mohan
On:12/31/2024
11:25:59 PM
Inst Id :P5

Sample Name: P5035-08 Acquired: 12/29/2024 7:05:41 Type: Unk
Method: SFAM01.1 INSTRUMENT P5 WITH 6 POINT ICAL-2(v49) Mode: CONC Corr. Factor: 1.000000
User: Kareem Custom ID1: MBHKM9 Custom ID2: Custom ID3:
Comment:

Elem	Mo2020	S_1820	Si2516	Sn1899	Ti3361	Sr4077
Units	ppm	ppm	ppm	ppm	ppm	ppm
Avg	.0109385	11.61688	10.23589	.1177565	.8154208	.2026276
Stddev	.0005715	.02731	.11989	.0010504	.0031465	.0006621
%RSD	5.224922	.2350681	1.171232	.8919991	.3858747	.3267607
#1	.0112380	11.59146	10.11946	.1189665	.8132932	.2022453
#2	.0102795	11.61343	10.22925	.1170787	.8139341	.2022454
#3	.0112982	11.64575	10.35896	.1172244	.8190352	.2033921

Elem	Li6707
Units	ppm
Avg	.0898056
Stddev	.0005028
%RSD	.5599053
#1	.0899109
#2	.0902474
#3	.0892585

Int. Std.	Y_2243	Y_3600	Y_3710	Y_2243	In2306
Units	Cts/S	Cts/S	Cts/S	Cts/S	Cts/S
Avg	2393.780	30244.20	2385.072	1520.450	1632.851
Stddev	7.689	29.80	29.004	5.588	8.282
%RSD	.3212249	.0985153	1.216074	.3675539	.5072329
#1	2400.889	30222.49	2411.245	1522.811	1641.430
#2	2385.619	30278.17	2390.082	1524.471	1624.901
#3	2394.831	30231.94	2353.889	1514.069	1632.223

Reviewed By:mohan
On:12/31/2024
11:25:59 PM
Inst Id :P5

Sample Name: P5035-09 Acquired: 12/29/2024 7:09:31 Type: Unk
Method: SFAM01.1 INSTRUMENT P5 WITH 6 POINT ICAL-2(v49) Mode: CONC Corr. Factor: 1.000000
User: Kareem Custom ID1: MBHKM9D Custom ID2: Custom ID3:
Comment:

Elem	As1890	Tl1908	Pb2203	Se1960	Sb2068	Al3961
Units	ppm	ppm	ppm	ppm	ppm	ppm
Avg	.1504136	-.027392	5.990110	.0687201	.0075708	85.91676
Stddev	.0073980	.004756	.014242	.0019911	.0042662	.28065
%RSD	4.918466	17.36372	.2377623	2.897418	56.35139	.3266509
#1	.1556288	-.027223	5.976954	.0704862	.0102807	85.59610
#2	.1419466	-.022722	5.988142	.0665622	.0026531	86.03653
#3	.1536654	-.032230	6.005234	.0691119	.0097785	86.11765

Elem	Ba4934	Be2348	Cd2144	Ca3736	Cr2677	Co2286
Units	ppm	ppm	ppm	ppm	ppm	ppm
Avg	1.189879	.0127552	.0141034	498.2593	.1419837	.0752499
Stddev	.002359	.0000524	.0001279	1.4770	.0004651	.0007248
%RSD	.1982534	.4111117	.9068621	.2964306	.3275586	.9631894
#1	1.188025	.0127849	.0141291	496.6006	.1425088	.0744581
#2	1.192534	.0127861	.0139645	499.4321	.1416236	.0754109
#3	1.189079	.0126947	.0142164	498.7453	.1418188	.0758807

Elem	Cu3247	Fe2598	Mn2576	Mg2790	Ni2316	Ag3280
Units	ppm	ppm	ppm	ppm	ppm	ppm
Avg	.3745129	161.2191	10.94350	277.2830	.2018236	.0023605
Stddev	.0092268	.6848	.04340	.9274	.0007481	.0008988
%RSD	2.463674	.4247600	.3965454	.3344705	.3706762	38.07848
#1	.3850544	160.4289	10.89403	276.2224	.2015220	.0033948
#2	.3679039	161.6391	10.96132	277.9415	.2012734	.0017693
#3	.3705804	161.5892	10.97514	277.6852	.2026755	.0019173

Elem	Na8183	V_2924	Zn2138	K_7698	P_1774	B_2496
Units	ppm	ppm	ppm	ppm	ppm	ppm
Avg	15.96470	.1628706	2.824115	9.194812	F 11.25876	.1040486
Stddev	.03352	.0086255	.015159	.157470	.02545	.0028065
%RSD	.2099569	5.295893	.5367866	1.712601	.2260389	2.697281
#1	15.97066	.1667799	2.841540	9.301509	11.25142	.1008084
#2	15.99485	.1688493	2.816840	9.268973	11.23778	.1056201
#3	15.92861	.1529828	2.813964	9.013953	11.28707	.1057173

Reviewed By:mohan
On:12/31/2024
11:25:59 PM
Inst Id :P5

Sample Name: P5035-09 Acquired: 12/29/2024 7:09:31 Type: Unk
Method: SFAM01.1 INSTRUMENT P5 WITH 6 POINT ICAL-2(v49) Mode: CONC Corr. Factor: 1.000000
User: Kareem Custom ID1: MBHKM9D Custom ID2: Custom ID3:
Comment:

Elem	Mo2020	S_1820	Si2516	Sn1899	Ti3361	Sr4077
Units	ppm	ppm	ppm	ppm	ppm	ppm
Avg	.0107853	11.52038	10.14293	.1157220	.8143260	.2029595
Stddev	.0005634	.02626	.06808	.0009715	.0073440	.0008568
%RSD	5.223970	.2279371	.6712387	.8394832	.9018494	.4221654
#1	.0111302	11.50030	10.15018	.1160360	.8070803	.2037448
#2	.0101351	11.51073	10.20710	.1146324	.8141331	.2030878
#3	.0110906	11.55009	10.07151	.1164977	.8217645	.2020457

Elem	Li6707
Units	ppm
Avg	.0876028
Stddev	.0025095
%RSD	2.864651
#1	.0854096
#2	.0903396
#3	.0870594

Int. Std.	Y_2243	Y_3600	Y_3710	Y_2243	In2306
Units	Cts/S	Cts/S	Cts/S	Cts/S	Cts/S
Avg	2406.704	30476.93	2429.518	1528.768	1644.141
Stddev	5.393	36.11	16.546	9.164	5.620
%RSD	.2240781	.1184918	.6810487	.5994084	.3418237
#1	2412.684	30511.83	2427.379	1518.676	1649.893
#2	2405.218	30439.72	2414.146	1531.057	1643.868
#3	2402.210	30479.23	2447.030	1536.569	1638.663

Reviewed By:mohan
On:12/31/2024
11:25:59 PM
Inst Id :P5

Sample Name: P5035-08LX5 Acquired: 12/29/2024 7:13:21 Type: Unk
Method: SFAM01.1 INSTRUMENT P5 WITH 6 POINT ICAL-2(v49) Mode: CONC Corr. Factor: 1.000000
User: Kareem Custom ID1: MBHKM9L Custom ID2: Custom ID3:
Comment:

Elem	As1890	Tl1908	Pb2203	Se1960	Sb2068	Al3961	Ba4934
Units	ppm	ppm	ppm	ppm	ppm	ppm	ppm
Avg	.0192107	.0135384	1.073446	-.005067	-.014060	12.05266	.2885530
Stddev	.0036321	.0016779	.003586	.002861	.002005	.02692	.0018989
%RSD	18.90686	12.39388	.3340769	56.46147	14.25654	.2233623	.6580604
#1	.0192275	.0122103	1.072517	-.001789	-.015362	12.06741	.2898940
#2	.0155702	.0129807	1.077406	-.006353	-.011752	12.06899	.2863802
#3	.0228344	.0154241	1.070416	-.007060	-.015067	12.02159	.2893848

Elem	Be2348	Cd2144	Ca3736	Cr2677	Co2286	Cu3247	Fe2598
Units	ppm	ppm	ppm	ppm	ppm	ppm	ppm
Avg	.0026117	.0024924	104.1462	.0371810	.0367713	.0719373	39.03842
Stddev	.0002097	.0000691	.5178	.0012464	.0004097	.0075019	.23453
%RSD	8.027537	2.772827	.4972041	3.352124	1.114160	10.42834	.6007657
#1	.0027782	.0024564	104.7300	.0364431	.0372336	.0802687	39.23624
#2	.0026806	.0024487	103.7423	.0386201	.0366271	.0657176	38.77934
#3	.0023762	.0025720	103.9665	.0364800	.0364532	.0698256	39.09969

Elem	Mn2576	Mg2790	Ni2316	Ag3280	Na8183	V_2924	Zn2138
Units	ppm	ppm	ppm	ppm	ppm	ppm	ppm
Avg	2.386235	58.29979	.0350588	.0007168	.2588300	.0226473	.6344093
Stddev	.011582	.32524	.0001177	.0017491	.0094603	.0132955	.0022541
%RSD	.4853534	.5578785	.3358029	244.0159	3.655044	58.70692	.3553058
#1	2.399515	58.64941	.0349473	.0023233	.2544654	.0257286	.6318771
#2	2.380958	58.00621	.0350474	.0009736	.2523399	.0341316	.6351540
#3	2.378231	58.24373	.0351819	-.001146	.2696847	.0080816	.6361969

Elem	K_7698	P_1774	B_2496	Mo2020	S_1820	Si2516	Sn1899
Units	ppm	ppm	ppm	ppm	ppm	ppm	ppm
Avg	1.388428	1.469900	.0228314	.0041738	2.252154	2.384603	.0202309
Stddev	.179932	.004789	.0011569	.0003016	.001988	.025165	.0001882
%RSD	12.95941	.3258304	5.067260	7.226612	.0882925	1.055323	.9303573
#1	1.391571	1.468715	.0241587	.0045212	2.250689	2.412045	.0201037
#2	1.206946	1.465814	.0220361	.0039781	2.254418	2.379156	.0201420
#3	1.566769	1.475170	.0222996	.0040222	2.251355	2.362607	.0204472

Reviewed By:mohan
On:12/31/2024
11:25:59 PM
Inst Id :P5

Sample Name: P5035-08LX5 Acquired: 12/29/2024 7:13:21 Type: Unk
Method: SFAM01.1 INSTRUMENT P5 WITH 6 POINT ICAL-2(v49) Mode: CONC Corr. Factor: 1.000000
User: Kareem Custom ID1: MBHKM9L Custom ID2: Custom ID3:
Comment:

Elem	Ti3361	Sr4077	Li6707
Units	ppm	ppm	ppm
Avg	.1440724	.0295556	.0208706
Stddev	.0043567	.0005613	.0028633
%RSD	3.023933	1.899250	13.71935
#1	.1463207	.0298448	.0230163
#2	.1390510	.0289087	.0219760
#3	.1468457	.0299134	.0176193

Int. Std.	Y_2243	Y_3600	Y_3710	Y_2243	In2306
Units	Cts/S	Cts/S	Cts/S	Cts/S	Cts/S
Avg	2127.256	26819.31	2041.800	1360.859	1796.959
Stddev	4.479	15.74	23.825	11.001	1.551
%RSD	.2105516	.0586846	1.166857	.8083542	.0863127
#1	2125.075	26816.29	2014.650	1369.032	1797.581
#2	2124.286	26836.34	2051.527	1365.193	1795.193
#3	2132.408	26805.30	2059.222	1348.351	1798.102

Reviewed By:mohan
On:12/31/2024
11:25:59 PM
Inst Id :P5

Sample Name: P5035-10 Acquired: 12/29/2024 7:17:18 Type: Unk
Method: SFAM01.1 INSTRUMENT P5 WITH 6 POINT ICAL-2(v49) Mode: CONC Corr. Factor: 1.000000
User: Kareem Custom ID1: MBHKM9S Custom ID2: Custom ID3:
Comment:

Elem	As1890	Tl1908	Pb2203	Se1960	Sb2068	Al3961	Ba4934
Units	ppm	ppm	ppm	ppm	ppm	ppm	ppm
Avg	.2218984	.0456543	5.262413	.2235216	.1774158	57.53943	4.786941
Stddev	.0012118	.0034584	.017060	.0009028	.0011661	.09418	.015164
%RSD	.5461095	7.575238	.3241896	.4038975	.6572771	.1636707	.3167757
#1	.2230611	.0494979	5.250754	.2234330	.1778613	57.63529	4.804353
#2	.2219912	.0446709	5.254491	.2226664	.1782935	57.53596	4.776635
#3	.2206428	.0427940	5.281994	.2244655	.1760926	57.44703	4.779835

Elem	Be2348	Cd2144	Ca3736	Cr2677	Co2286	Cu3247	Fe2598
Units	ppm	ppm	ppm	ppm	ppm	ppm	ppm
Avg	.0986352	.1099507	451.0949	.5192961	1.042136	.7348632	170.1196
Stddev	.0004995	.0002021	1.1887	.0026253	.002530	.0076318	.6810
%RSD	.5063844	.1838179	.2635201	.5055524	.2427863	1.038538	.4003164
#1	.0990680	.1097213	452.3816	.5162774	1.041970	.7270176	170.7905
#2	.0987490	.1100282	450.0376	.5210455	1.039693	.7422616	170.1395
#3	.0980886	.1101026	450.8655	.5205655	1.044745	.7353105	169.4289

Elem	Mn2576	Mg2790	Ni2316	Ag3280	Na8183	V_2924	Zn2138
Units	ppm	ppm	ppm	ppm	ppm	ppm	ppm
Avg	11.11918	253.2183	1.151911	.0668123	1.264679	1.022374	3.544118
Stddev	.02665	.9631	.003935	.0018690	.007217	.011886	.005858
%RSD	.2396999	.3803409	.3416375	2.797324	.5706715	1.162546	.1652992
#1	11.14895	254.2035	1.152934	.0688599	1.271117	1.034896	3.545889
#2	11.11105	253.1725	1.147565	.0663787	1.256877	1.020980	3.537579
#3	11.09754	252.2790	1.155234	.0651982	1.266043	1.011248	3.548888

Elem	K_7698	P_1774	B_2496	Mo2020	S_1820	Si2516	Sn1899
Units	ppm	ppm	ppm	ppm	ppm	ppm	ppm
Avg	6.766654	7.356936	.0949239	.0095474	11.11136	10.31333	.1033196
Stddev	.193395	.011411	.0007520	.0001759	.02960	.04325	.0012657
%RSD	2.858056	.1551113	.7921813	1.842380	.2663761	.4193234	1.225073
#1	6.788460	7.347638	.0953282	.0095840	11.10708	10.28822	.1037675
#2	6.563280	7.353499	.0953872	.0093561	11.08414	10.36327	.1043006
#3	6.948221	7.369671	.0940562	.0097022	11.14287	10.28851	.1018909

Reviewed By:mohan
On:12/31/2024
11:25:59 PM
Inst Id :P5

Sample Name: P5035-10 Acquired: 12/29/2024 7:17:18 Type: Unk
Method: SFAM01.1 INSTRUMENT P5 WITH 6 POINT ICAL-2(v49) Mode: CONC Corr. Factor: 1.000000
User: Kareem Custom ID1: MBHKM9S Custom ID2: Custom ID3:
Comment:

Elem	Ti3361	Sr4077	Li6707
Units	ppm	ppm	ppm
Avg	.6339381	.1332746	.0640469
Stddev	.0006727	.0007931	.0030339
%RSD	.1061218	.5951191	4.737026
#1	.6339597	.1324524	.0644380
#2	.6345998	.1333364	.0608363
#3	.6332549	.1340351	.0668662

Int. Std.	Y_2243	Y_3600	Y_3710	Y_2243	In2306
Units	Cts/S	Cts/S	Cts/S	Cts/S	Cts/S
Avg	2303.779	29228.80	2246.004	1467.740	1677.288
Stddev	3.894	94.39	7.866	5.450	1.990
%RSD	.1690478	.3229384	.3502409	.3713077	.1186693
#1	2305.443	29322.01	2253.968	1472.131	1679.432
#2	2299.329	29231.13	2238.239	1469.448	1676.932
#3	2306.565	29133.27	2245.805	1461.640	1675.499

Reviewed By:mohan
On:12/31/2024
11:25:59 PM
Inst Id :P5

Sample Name: P5035-11 Acquired: 12/29/2024 7:21:06 Type: Unk
Method: SFAM01.1 INSTRUMENT P5 WITH 6 POINT ICAL-2(v49) Mode: CONC Corr. Factor: 1.000000
User: Kareem Custom ID1: MBHKN0 Custom ID2: Custom ID3:
Comment:

Elem	As1890	Tl1908	Pb2203	Se1960	Sb2068	Al3961
Units	ppm	ppm	ppm	ppm	ppm	ppm
Avg	.2166453	-.059815	6.850786	.1035135	.0271200	71.59733
Stddev	.0047746	.004193	.028011	.0005647	.0036977	.49954
%RSD	2.203869	7.009967	.4088722	.5455563	13.63442	.6977096
#1	.2183545	-.064572	6.844996	.1041653	.0234510	72.17415
#2	.2203302	-.056655	6.826123	.1031703	.0270635	71.30817
#3	.2112514	-.058218	6.881240	.1032050	.0308457	71.30968

Elem	Ba4934	Be2348	Cd2144	Ca3736	Cr2677	Co2286
Units	ppm	ppm	ppm	ppm	ppm	ppm
Avg	2.043422	.0160440	.0259767	175.9536	.1844102	.0560358
Stddev	.012964	.0001665	.0001879	.8981	.0000665	.0006930
%RSD	.6344494	1.038031	.7234588	.5103907	.0360510	1.236684
#1	2.058005	.0161721	.0258422	176.9905	.1844679	.0555435
#2	2.039059	.0161043	.0261915	175.4458	.1844253	.0557356
#3	2.033202	.0158558	.0258965	175.4245	.1843375	.0568283

Elem	Cu3247	Fe2598	Mn2576	Mg2790	Ni2316	Ag3280
Units	ppm	ppm	ppm	ppm	ppm	ppm
Avg	.5273258	205.9591	10.69644	56.11791	.2542640	.0049169
Stddev	.0061134	1.5255	.06315	.29245	.0008370	.0007660
%RSD	1.159311	.7406814	.5903370	.5211305	.3291848	15.57947
#1	.5341214	207.6517	10.76911	56.41683	.2538056	.0040790
#2	.5222734	205.5349	10.66529	56.10452	.2552301	.0050902
#3	.5255826	204.6905	10.65492	55.83240	.2537563	.0055814

Elem	Na8183	V_2924	Zn2138	K_7698	P_1774	B_2496
Units	ppm	ppm	ppm	ppm	ppm	ppm
Avg	1.143063	.1927897	4.605315	6.901401	F 12.73098	.1188289
Stddev	.017154	.0106247	.031294	.144675	.05511	.0029033
%RSD	1.500746	5.511053	.6795153	2.096310	.4328544	2.443305
#1	1.126942	.2018001	4.590615	7.050481	12.70293	.1215734
#2	1.141156	.1810737	4.584078	6.892146	12.69554	.1157892
#3	1.161091	.1954952	4.641253	6.761576	12.79447	.1191242

Reviewed By:mohan
On:12/31/2024
11:25:59 PM
Inst Id :P5

Sample Name: P5035-11 Acquired: 12/29/2024 7:21:06 Type: Unk
Method: SFAM01.1 INSTRUMENT P5 WITH 6 POINT ICAL-2(v49) Mode: CONC Corr. Factor: 1.000000
User: Kareem Custom ID1: MBHKN0 Custom ID2: Custom ID3:
Comment:

Elem	Mo2020	S_1820	Si2516	Sn1899	Ti3361	Sr4077
Units	ppm	ppm	ppm	ppm	ppm	ppm
Avg	.0114559	6.346753	11.01358	.1606941	.8636351	.3950639
Stddev	.0008681	.012985	.05429	.0013825	.0061229	.0014747
%RSD	7.577384	.2045926	.4929387	.8603246	.7089649	.3732690
#1	.0112592	6.342595	11.07164	.1604606	.8697171	.3967589
#2	.0124055	6.336356	11.00505	.1621785	.8574721	.3943568
#3	.0107032	6.361307	10.96407	.1594433	.8637162	.3940759

Elem	Li6707
Units	ppm
Avg	.0838031
Stddev	.0011137
%RSD	1.328965
#1	.0850744
#2	.0833350
#3	.0829998

Int. Std.	Y_2243	Y_3600	Y_3710	Y_2243	In2306
Units	Cts/S	Cts/S	Cts/S	Cts/S	Cts/S
Avg	2539.118	32002.44	2446.233	1635.034	1836.633
Stddev	4.874	264.02	18.967	10.309	6.533
%RSD	.1919443	.8250060	.7753365	.6305204	.3556981
#1	2540.057	31753.09	2425.484	1631.708	1840.050
#2	2543.453	32279.03	2450.538	1646.596	1840.748
#3	2533.843	31975.20	2462.677	1626.799	1829.100

Reviewed By:mohan
On:12/31/2024
11:25:59 PM
Inst Id :P5

Sample Name: P5035-12 Acquired: 12/29/2024 7:24:54 Type: Unk
Method: SFAM01.1 INSTRUMENT P5 WITH 6 POINT ICAL-2(v49) Mode: CONC Corr. Factor: 1.000000
User: Kareem Custom ID1: MBHKN1 Custom ID2: Custom ID3:
Comment:

Elem	As1890	Tl1908	Pb2203	Se1960	Sb2068	Al3961
Units	ppm	ppm	ppm	ppm	ppm	ppm
Avg	.0652112	.0160076	1.681008	.0022810	-.011534	31.05207
Stddev	.0023881	.0038397	.002187	.0038426	.000405	.08451
%RSD	3.662145	23.98657	.1301151	168.4604	3.513952	.2721536
#1	.0625819	.0164088	1.680228	.0029160	-.011151	31.14459
#2	.0672458	.0119831	1.679319	.0057667	-.011959	31.03268
#3	.0658058	.0196309	1.683479	-.001840	-.011493	30.97894

Elem	Ba4934	Be2348	Cd2144	Ca3736	Cr2677	Co2286
Units	ppm	ppm	ppm	ppm	ppm	ppm
Avg	.7621284	.0061586	.0056375	798.5427	.0681042	.0659646
Stddev	.0022090	.0002157	.0000575	1.6673	.0009591	.0010399
%RSD	.2898471	3.502756	1.019489	.2087963	1.408314	1.576407
#1	.7645071	.0061340	.0055759	799.6364	.0670101	.0671635
#2	.7601416	.0059562	.0056896	799.3681	.0688002	.0654226
#3	.7617364	.0063856	.0056471	796.6237	.0685022	.0653077

Elem	Cu3247	Fe2598	Mn2576	Mg2790	Ni2316	Ag3280
Units	ppm	ppm	ppm	ppm	ppm	ppm
Avg	.1556504	77.93609	7.267562	35.18007	.0954738	.0009090
Stddev	.0026454	.18042	.025906	.24111	.0009514	.0007807
%RSD	1.699551	.2314955	.3564655	.6853720	.9965548	85.88153
#1	.1586218	78.10936	7.281172	35.05675	.0962485	.0014687
#2	.1535514	77.94962	7.283826	35.45790	.0944118	.0000172
#3	.1547780	77.74928	7.237687	35.02556	.0957611	.0012411

Elem	Na8183	V_2924	Zn2138	K_7698	P_1774	B_2496
Units	ppm	ppm	ppm	ppm	ppm	ppm
Avg	1.045305	.0618777	.9822755	2.858672	F 11.48957	.0542109
Stddev	.010920	.0107143	.0036717	.108183	.01381	.0022874
%RSD	1.044706	17.31533	.3737967	3.784390	.1201975	4.219379
#1	1.044360	.0495169	.9858933	2.853334	11.48150	.0559824
#2	1.034888	.0676042	.9823809	2.969425	11.48169	.0550216
#3	1.056667	.0685119	.9785522	2.753256	11.50551	.0516286

Reviewed By:mohan
On:12/31/2024
11:25:59 PM
Inst Id :P5

Sample Name: P5035-12 Acquired: 12/29/2024 7:24:54 Type: Unk
Method: SFAM01.1 INSTRUMENT P5 WITH 6 POINT ICAL-2(v49) Mode: CONC Corr. Factor: 1.000000
User: Kareem Custom ID1: MBHKN1 Custom ID2: Custom ID3:
Comment:

Elem	Mo2020	S_1820	Si2516	Sn1899	Ti3361	Sr4077
Units	ppm	ppm	ppm	ppm	ppm	ppm
Avg	.0028696	1.702966	7.283779	.0577447	.3265786	.7722876
Stddev	.0004086	.002482	.018004	.0026930	.0050191	.0007991
%RSD	14.23913	.1457230	.2471778	4.663687	1.536882	.1034648
#1	.0033169	1.701272	7.270693	.0588108	.3250486	.7727511
#2	.0025159	1.701813	7.276333	.0546818	.3321847	.7713650
#3	.0027761	1.705815	7.304311	.0597413	.3225025	.7727468

Elem	Li6707
Units	ppm
Avg	.0447159
Stddev	.0021422
%RSD	4.790610
#1	.0471882
#2	.0434117
#3	.0435478

Int. Std.	Y_2243	Y_3600	Y_3710	Y_2243	In2306
Units	Cts/S	Cts/S	Cts/S	Cts/S	Cts/S
Avg	2407.871	30313.69	2332.154	1529.885	1728.045
Stddev	7.479	93.94	3.653	7.076	5.678
%RSD	.3106165	.3098954	.1566376	.4625225	.3285681
#1	2402.912	30264.24	2336.372	1525.035	1724.113
#2	2416.473	30254.80	2330.094	1526.615	1734.555
#3	2404.226	30422.03	2329.996	1538.004	1725.469

Reviewed By:mohan
On:12/31/2024
11:25:59 PM
Inst Id :P5

Sample Name: P5035-13 Acquired: 12/29/2024 7:28:47 Type: Unk
Method: SFAM01.1 INSTRUMENT P5 WITH 6 POINT ICAL-2(v49) Mode: CONC Corr. Factor: 1.000000
User: Kareem Custom ID1: MBHKN2 Custom ID2: Custom ID3:
Comment:

Elem	As1890	Tl1908	Pb2203	Se1960	Sb2068	Al3961	Ba4934
Units	ppm	ppm	ppm	ppm	ppm	ppm	ppm
Avg	.1104664	-.011125	2.085001	.0431758	-.002087	53.90796	.8955143
Stddev	.0042800	.004386	.003210	.0085245	.000801	.29869	.0038351
%RSD	3.874472	39.42665	.1539647	19.74378	38.37912	.5540765	.4282620
#1	.1116006	-.014253	2.082786	.0338320	-.001190	54.25183	.8999395
#2	.1057336	-.013011	2.088683	.0505287	-.002340	53.71300	.8934499
#3	.1140651	-.006111	2.083534	.0451668	-.002732	53.75904	.8931536

Elem	Be2348	Cd2144	Ca3736	Cr2677	Co2286	Cu3247	Fe2598
Units	ppm	ppm	ppm	ppm	ppm	ppm	ppm
Avg	.0097184	.0066646	776.5418	.0941841	.0800293	.3214481	142.4882
Stddev	.0001254	.0000545	5.0619	.0001617	.0009001	.0084536	.8448
%RSD	1.290293	.8184407	.6518465	.1716623	1.124760	2.629846	.5929060
#1	.0098421	.0067261	782.2436	.0943460	.0804194	.3294892	143.4410
#2	.0097215	.0066458	772.5776	.0941837	.0789999	.3222201	142.1930
#3	.0095914	.0066219	774.8043	.0940227	.0806686	.3126350	141.8306

Elem	Mn2576	Mg2790	Ni2316	Ag3280	Na8183	V_2924	Zn2138
Units	ppm	ppm	ppm	ppm	ppm	ppm	ppm
Avg	12.48602	72.14789	.1483871	.0030579	1.264312	.1164917	1.082118
Stddev	.07381	.47845	.0010905	.0009530	.011795	.0028277	.003546
%RSD	.5911805	.6631451	.7348770	31.16562	.9329570	2.427387	.3277128
#1	12.57125	72.68079	.1494060	.0025744	1.251349	.1163860	1.078282
#2	12.44414	72.00759	.1485183	.0024435	1.267177	.1193708	1.085278
#3	12.44267	71.75527	.1472370	.0041557	1.274412	.1137184	1.082793

Elem	K_7698	P_1774	B_2496	Mo2020	S_1820	Si2516	Sn1899
Units	ppm	ppm	ppm	ppm	ppm	ppm	ppm
Avg	7.821591	8.414337	.0976231	.0041859	2.305820	9.808812	.0676059
Stddev	.152169	.020479	.0025745	.0005621	.005942	.119673	.0012382
%RSD	1.945505	.2433853	2.637176	13.42761	.2576784	1.220060	1.831471
#1	7.645884	8.391059	.0947647	.0045210	2.303179	9.943770	.0677019
#2	7.910349	8.422368	.0997594	.0035370	2.301657	9.767048	.0687932
#3	7.908541	8.429583	.0983453	.0044998	2.312624	9.715616	.0663224

Reviewed By:mohan
On:12/31/2024
11:25:59 PM
Inst Id :P5

Sample Name: P5035-13 Acquired: 12/29/2024 7:28:47 Type: Unk
Method: SFAM01.1 INSTRUMENT P5 WITH 6 POINT ICAL-2(v49) Mode: CONC Corr. Factor: 1.000000
User: Kareem Custom ID1: MBHKN2 Custom ID2: Custom ID3:
Comment:

Elem	Ti3361	Sr4077	Li6707
Units	ppm	ppm	ppm
Avg	.4798359	.7122716	.0843482
Stddev	.0018185	.0059111	.0033327
%RSD	.3789823	.8298920	3.951166
#1	.4793124	.7178657	.0877362
#2	.4783366	.7060877	.0842347
#3	.4818587	.7128613	.0810736

Int. Std.	Y_2243	Y_3600	Y_3710	Y_2243	In2306
Units	Cts/S	Cts/S	Cts/S	Cts/S	Cts/S
Avg	2391.988	30025.12	2360.220	1511.928	1694.703
Stddev	6.189	97.87	24.935	1.493	2.474
%RSD	.2587321	.3259735	1.056476	.0987544	.1459593
#1	2386.106	29999.48	2331.453	1513.465	1694.345
#2	2398.444	30133.26	2375.648	1511.836	1697.336
#3	2391.414	29942.62	2373.560	1510.483	1692.428

Reviewed By:mohan
On:12/31/2024
11:25:59 PM
Inst Id :P5

Sample Name: P5035-14 Acquired: 12/29/2024 7:32:40 Type: Unk
Method: SFAM01.1 INSTRUMENT P5 WITH 6 POINT ICAL-2(v49) Mode: CONC Corr. Factor: 1.000000
User: Kareem Custom ID1: MBHKN3 Custom ID2: Custom ID3:
Comment:

Elem	As1890	Tl1908	Pb2203	Se1960	Sb2068	Al3961
Units	ppm	ppm	ppm	ppm	ppm	ppm
Avg	.1168396	-.023594	1.238782	.0616099	.0092609	67.59520
Stddev	.0051916	.004677	.000253	.0118642	.0043373	3.04108
%RSD	4.443333	19.82232	.0203866	19.25704	46.83478	4.498954
#1	.1144419	-.019303	1.239071	.0583509	.0128707	65.06421
#2	.1227966	-.028579	1.238668	.0747630	.0044495	70.96871
#3	.1132802	-.022900	1.238606	.0517157	.0104625	66.75269

Elem	Ba4934	Be2348	Cd2144	Ca3736	Cr2677	Co2286
Units	ppm	ppm	ppm	ppm	ppm	ppm
Avg	1.149990	.0105639	.0076683	210.2881	.1915789	.0643101
Stddev	.051121	.0004225	.0001892	9.5962	.0054922	.0033021
%RSD	4.445307	3.999615	2.466933	4.563376	2.866801	5.134572
#1	1.106914	.0101535	.0076881	202.1715	.1902631	.0672457
#2	1.206480	.0109976	.0074700	220.8793	.1868642	.0607351
#3	1.136576	.0105406	.0078467	207.8135	.1976095	.0649494

Elem	Cu3247	Fe2598	Mn2576	Mg2790	Ni2316	Ag3280
Units	ppm	ppm	ppm	ppm	ppm	ppm
Avg	.3075102	150.4575	12.00779	58.94271	.2018931	.0047704
Stddev	.0154167	6.6067	.50733	2.40277	.0001465	.0011831
%RSD	5.013389	4.391053	4.225011	4.076442	.0725579	24.80046
#1	.2969201	145.0344	11.58169	56.88716	.2019465	.0039840
#2	.3251972	157.8156	12.56900	61.58427	.2020055	.0061310
#3	.3004132	148.5226	11.87267	58.35670	.2017275	.0041961

Elem	Na8183	V_2924	Zn2138	K_7698	P_1774	B_2496
Units	ppm	ppm	ppm	ppm	ppm	ppm
Avg	.4911760	.1627078	1.817959	10.24887	F 11.59188	.0987406
Stddev	.0161026	.0014986	.054720	.69097	.03662	.0030905
%RSD	3.278383	.9210269	3.009964	6.741908	.3159348	3.129947
#1	.4862149	.1636255	1.807214	9.62940	11.56662	.0957946
#2	.5091754	.1609784	1.769409	10.99407	11.57514	.1019578
#3	.4781377	.1635193	1.877254	10.12314	11.63388	.0984693

Reviewed By:mohan
On:12/31/2024
11:25:59 PM
Inst Id :P5

Sample Name: P5035-14 Acquired: 12/29/2024 7:32:40 Type: Unk
Method: SFAM01.1 INSTRUMENT P5 WITH 6 POINT ICAL-2(v49) Mode: CONC Corr. Factor: 1.000000
User: Kareem Custom ID1: MBHKN3 Custom ID2: Custom ID3:
Comment:

Elem	Mo2020	S_1820	Si2516	Sn1899	Ti3361	Sr4077
Units	ppm	ppm	ppm	ppm	ppm	ppm
Avg	.0100495	4.687602	11.03102	.0566316	.7146045	.1133573
Stddev	.0004479	.032600	.37040	.0008926	.0296234	.0063082
%RSD	4.457224	.6954505	3.357812	1.576216	4.145420	5.564851
#1	.0097665	4.684000	10.76294	.0564044	.6879527	.1076138
#2	.0105659	4.656952	11.45368	.0558745	.7464993	.1201088
#3	.0098160	4.721853	10.87645	.0576158	.7093615	.1123494

Elem	Li6707
Units	ppm
Avg	.0846054
Stddev	.0023217
%RSD	2.744167
#1	.0833372
#2	.0872850
#3	.0831940

Int. Std.	Y_2243	Y_3600	Y_3710	Y_2243	In2306
Units	Cts/S	Cts/S	Cts/S	Cts/S	Cts/S
Avg	2361.513	29948.94	2291.677	1522.137	1795.131
Stddev	10.820	688.15	87.922	38.714	6.382
%RSD	.4581995	2.297741	3.836570	2.543419	.3555208
#1	2362.436	30214.92	2364.537	1537.535	1796.779
#2	2371.843	30464.41	2194.019	1550.783	1800.527
#3	2350.262	29167.50	2316.473	1478.093	1788.086

Reviewed By:mohan
On:12/31/2024
11:25:59 PM
Inst Id :P5

Sample Name: P5035-15 Acquired: 12/29/2024 7:36:30 Type: Unk
Method: SFAM01.1 INSTRUMENT P5 WITH 6 POINT ICAL-2(v49) Mode: CONC Corr. Factor: 1.000000
User: Kareem Custom ID1: MBHKN4 Custom ID2: Custom ID3:
Comment:

Elem	As1890	Tl1908	Pb2203	Se1960	Sb2068	Al3961
Units	ppm	ppm	ppm	ppm	ppm	ppm
Avg	.1366038	-.031582	1.936084	.0752086	.0117498	75.94944
Stddev	.0032973	.004755	.004953	.0028437	.0068105	.43399
%RSD	2.413794	15.05508	.2558325	3.781022	57.96230	.5714251
#1	.1391171	-.032669	1.935103	.0731222	.0131371	75.88450
#2	.1328702	-.035698	1.931694	.0740559	.0177599	76.41224
#3	.1378239	-.026377	1.941454	.0784476	.0043525	75.55157

Elem	Ba4934	Be2348	Cd2144	Ca3736	Cr2677	Co2286
Units	ppm	ppm	ppm	ppm	ppm	ppm
Avg	1.380072	.0121758	.0107422	375.8682	.2482758	.0666330
Stddev	.006212	.0001970	.0001203	1.7433	.0012539	.0014941
%RSD	.4501272	1.618303	1.120221	.4637980	.5050515	2.242325
#1	1.377748	.0124013	.0108181	375.8627	.2471736	.0682862
#2	1.387111	.0120894	.0106035	377.6142	.2496401	.0653790
#3	1.375358	.0120368	.0108051	374.1277	.2480138	.0662339

Elem	Cu3247	Fe2598	Mn2576	Mg2790	Ni2316	Ag3280
Units	ppm	ppm	ppm	ppm	ppm	ppm
Avg	.3776713	178.9371	11.82863	156.0853	.2500111	.0050311
Stddev	.0079681	.7226	.07503	.9400	.0008152	.0004617
%RSD	2.109805	.4038186	.6342800	.6022110	.3260629	9.176581
#1	.3864307	178.8152	11.82112	155.8329	.2491592	.0049761
#2	.3708532	179.7128	11.90714	157.1257	.2500904	.0055178
#3	.3757301	178.2832	11.75765	155.2973	.2507837	.0045994

Elem	Na8183	V_2924	Zn2138	K_7698	P_1774	B_2496
Units	ppm	ppm	ppm	ppm	ppm	ppm
Avg	.7031714	.1954756	3.560030	10.28877	F 14.71210	.1103128
Stddev	.0165973	.0038395	.019742	.12877	.03213	.0012727
%RSD	2.360349	1.964190	.5545400	1.251558	.2183781	1.153729
#1	.6857074	.1995077	3.561952	10.35094	14.72660	.1112665
#2	.7187391	.1918632	3.578740	10.37466	14.67528	.1088676
#3	.7050679	.1950559	3.539397	10.14072	14.73442	.1108042

Reviewed By:mohan
On:12/31/2024
11:25:59 PM
Inst Id :P5

Sample Name: P5035-15 Acquired: 12/29/2024 7:36:30 Type: Unk
Method: SFAM01.1 INSTRUMENT P5 WITH 6 POINT ICAL-2(v49) Mode: CONC Corr. Factor: 1.000000
User: Kareem Custom ID1: MBHKN4 Custom ID2: Custom ID3:
Comment:

Elem	Mo2020	S_1820	Si2516	Sn1899	Ti3361	Sr4077
Units	ppm	ppm	ppm	ppm	ppm	ppm
Avg	.0088638	6.629655	11.76899	.0480632	.6607938	.1533302
Stddev	.0004884	.014072	.11142	.0002567	.0067897	.0009598
%RSD	5.510147	.2122553	.9467013	.5341329	1.027500	.6259750
#1	.0083084	6.643300	11.74688	.0483591	.6557835	.1528767
#2	.0090565	6.615192	11.88980	.0479305	.6685212	.1544327
#3	.0092264	6.630472	11.67028	.0479000	.6580768	.1526811

Elem	Li6707
Units	ppm
Avg	.1027000
Stddev	.0026103
%RSD	2.541674
#1	.1050406
#2	.1031743
#3	.0998851

Int. Std.	Y_2243	Y_3600	Y_3710	Y_2243	In2306
Units	Cts/S	Cts/S	Cts/S	Cts/S	Cts/S
Avg	2433.979	30852.16	2398.811	1553.187	1719.578
Stddev	9.147	143.37	14.389	4.725	6.683
%RSD	.3758001	.4646930	.5998243	.3042005	.3886452
#1	2444.522	30732.54	2392.817	1548.023	1727.280
#2	2428.159	31011.08	2388.388	1554.244	1716.135
#3	2429.257	30812.88	2415.227	1557.294	1715.318

Reviewed By:mohan
On:12/31/2024
11:25:59 PM
Inst Id :P5

Sample Name: P5035-16 Acquired: 12/29/2024 7:40:20 Type: Unk
Method: SFAM01.1 INSTRUMENT P5 WITH 6 POINT ICAL-2(v49) Mode: CONC Corr. Factor: 1.000000
User: Kareem Custom ID1: MBHKN5 Custom ID2: Custom ID3:
Comment:

Elem	As1890	Tl1908	Pb2203	Se1960	Sb2068	Al3961
Units	ppm	ppm	ppm	ppm	ppm	ppm
Avg	.0919068	-.013970	1.218307	.0467966	.0066163	58.24132
Stddev	.0045378	.000930	.007048	.0079565	.0055814	.46034
%RSD	4.937362	6.654398	.5785178	17.00222	84.35884	.7903996
#1	.0928600	-.014875	1.210209	.0536801	.0129648	57.72643
#2	.0869682	-.013017	1.221650	.0486244	.0024803	58.38437
#3	.0958923	-.014019	1.223061	.0380853	.0044038	58.61315

Elem	Ba4934	Be2348	Cd2144	Ca3736	Cr2677	Co2286
Units	ppm	ppm	ppm	ppm	ppm	ppm
Avg	1.062315	.0096919	.0078480	599.7201	.1770514	.0706007
Stddev	.008023	.0001131	.0001101	4.7286	.0013827	.0012706
%RSD	.7552402	1.167144	1.403278	.7884699	.7809634	1.799743
#1	1.053174	.0097637	.0077508	594.4216	.1786360	.0715646
#2	1.065581	.0095615	.0078258	601.2275	.1764278	.0710765
#3	1.068189	.0097504	.0079676	603.5113	.1760903	.0691608

Elem	Cu3247	Fe2598	Mn2576	Mg2790	Ni2316	Ag3280
Units	ppm	ppm	ppm	ppm	ppm	ppm
Avg	.3034269	145.9440	12.78613	206.2583	.1818357	.0044288
Stddev	.0042843	1.2922	.10448	1.8517	.0003299	.0016533
%RSD	1.411976	.8854131	.8171280	.8977353	.1814293	37.33118
#1	.3017837	144.4900	12.66899	204.1366	.1821807	.0036418
#2	.3082895	146.3812	12.81973	207.0900	.1815233	.0033160
#3	.3002074	146.9610	12.86968	207.5481	.1818031	.0063287

Elem	Na8183	V_2924	Zn2138	K_7698	P_1774	B_2496
Units	ppm	ppm	ppm	ppm	ppm	ppm
Avg	.9481166	.1287987	2.325056	7.422932	F 10.64367	.0916672
Stddev	.0192050	.0018708	.006508	.194353	.01656	.0023447
%RSD	2.025591	1.452466	.2799198	2.618280	.1556033	2.557820
#1	.9696178	.1305924	2.331850	7.220283	10.62512	.0889613
#2	.9326644	.1289443	2.318878	7.440752	10.64889	.0929434
#3	.9420675	.1268594	2.324439	7.607762	10.65699	.0930970

Reviewed By:mohan
On:12/31/2024
11:25:59 PM
Inst Id :P5

Sample Name: P5035-16 Acquired: 12/29/2024 7:40:20 Type: Unk
Method: SFAM01.1 INSTRUMENT P5 WITH 6 POINT ICAL-2(v49) Mode: CONC Corr. Factor: 1.000000
User: Kareem Custom ID1: MBHKN5 Custom ID2: Custom ID3:
Comment:

Elem	Mo2020	S_1820	Si2516	Sn1899	Ti3361	Sr4077
Units	ppm	ppm	ppm	ppm	ppm	ppm
Avg	.0084067	4.036370	11.65860	.0594448	.6213400	.3637660
Stddev	.0006288	.010188	.07699	.0020213	.0032382	.0029478
%RSD	7.479288	.2523959	.6603986	3.400284	.5211557	.8103596
#1	.0077618	4.030140	11.72789	.0574734	.6180080	.3607337
#2	.0090180	4.048127	11.57572	.0593485	.6215368	.3639429
#3	.0084403	4.030843	11.67221	.0615125	.6244753	.3666214

Elem	Li6707
Units	ppm
Avg	.0823332
Stddev	.0023424
%RSD	2.845026
#1	.0826381
#2	.0798532
#3	.0845082

Int. Std.	Y_2243	Y_3600	Y_3710	Y_2243	In2306
Units	Cts/S	Cts/S	Cts/S	Cts/S	Cts/S
Avg	2237.458	28528.22	2235.786	1431.975	1620.756
Stddev	6.376	71.84	4.683	7.440	2.732
%RSD	.2849850	.2518102	.2094505	.5195625	.1685582
#1	2232.759	28451.09	2230.379	1425.334	1617.724
#2	2234.898	28540.34	2238.405	1430.575	1621.516
#3	2244.716	28593.22	2238.573	1440.015	1623.027

Reviewed By:mohan
On:12/31/2024
11:25:59 PM
Inst Id :P5

Sample Name: P5035-17 Acquired: 12/29/2024 7:44:11 Type: Unk
Method: SFAM01.1 INSTRUMENT P5 WITH 6 POINT ICAL-2(v49) Mode: CONC Corr. Factor: 1.000000
User: Kareem Custom ID1: MBHKN6 Custom ID2: Custom ID3:
Comment:

Elem	As1890	Tl1908	Pb2203	Se1960	Sb2068	Al3961	Ba4934
Units	ppm	ppm	ppm	ppm	ppm	ppm	ppm
Avg	.1704485	-.060332	2.731081	.0992729	.0441176	50.95662	1.295576
Stddev	.0034282	.001851	.008257	.0011031	.0041227	.19541	.006358
%RSD	2.011251	3.068177	.3023400	1.111188	9.344919	.3834757	.4907092
#1	.1715738	-.058308	2.735889	.1005009	.0407014	50.74388	1.290529
#2	.1665991	-.060750	2.721547	.0989517	.0486970	51.12811	1.302717
#3	.1731725	-.061938	2.735808	.0983659	.0429544	50.99788	1.293483

Elem	Be2348	Cd2144	Ca3736	Cr2677	Co2286	Cu3247	Fe2598
Units	ppm	ppm	ppm	ppm	ppm	ppm	ppm
Avg	.0142320	.0063184	338.2181	.0969678	.0303833	.8606686	222.4062
Stddev	.0000920	.0001685	1.7056	.0003054	.0006392	.0043157	1.2322
%RSD	.6466621	2.666849	.5042851	.3149104	2.103801	.5014340	.5540190
#1	.0142168	.0063872	336.3542	.0966194	.0307562	.8556975	221.3374
#2	.0143306	.0061264	339.7008	.0970951	.0296452	.8634559	223.7539
#3	.0141485	.0064417	338.5993	.0971889	.0307484	.8628525	222.1273

Elem	Mn2576	Mg2790	Ni2316	Ag3280	Na8183	V_2924	Zn2138
Units	ppm	ppm	ppm	ppm	ppm	ppm	ppm
Avg	7.802977	72.25676	.1703466	.0015646	.8062404	.1568743	1.508474
Stddev	.038127	.59963	.0009055	.0003158	.0568568	.0065042	.006324
%RSD	.4886163	.8298651	.5315602	20.18701	7.052085	4.146112	.4192157
#1	7.760243	71.65959	.1695383	.0018966	.7778899	.1571607	1.509849
#2	7.833510	72.85883	.1701764	.0015290	.8716980	.1502317	1.501576
#3	7.815177	72.25186	.1713251	.0012680	.7691332	.1632306	1.513997

Elem	K_7698	P_1774	B_2496	Mo2020	S_1820	Si2516	Sn1899
Units	ppm	ppm	ppm	ppm	ppm	ppm	ppm
Avg	7.021558	9.560984	.1148425	.0099132	3.829467	10.28449	.4440737
Stddev	.063449	.029245	.0023504	.0004300	.008474	.05530	.0046625
%RSD	.9036357	.3058781	2.046626	4.337119	.2212796	.5376884	1.049927
#1	6.973554	9.571806	.1128487	.0098166	3.837382	10.31834	.4387015
#2	7.093492	9.527870	.1142447	.0095397	3.820528	10.31445	.4470650
#3	6.997627	9.583275	.1174341	.0103832	3.830490	10.22068	.4464545

Reviewed By:mohan
On:12/31/2024
11:25:59 PM
Inst Id :P5

Sample Name: P5035-17 Acquired: 12/29/2024 7:44:11 Type: Unk
Method: SFAM01.1 INSTRUMENT P5 WITH 6 POINT ICAL-2(v49) Mode: CONC Corr. Factor: 1.000000
User: Kareem Custom ID1: MBHKN6 Custom ID2: Custom ID3:
Comment:

Elem	Ti3361	Sr4077	Li6707
Units	ppm	ppm	ppm
Avg	.7298453	.2880738	.0775454
Stddev	.0147946	.0008203	.0023571
%RSD	2.027082	.2847449	3.039659
#1	.7210994	.2888207	.0748826
#2	.7469269	.2882048	.0783887
#3	.7215095	.2871959	.0793649

Int. Std.	Y_2243	Y_3600	Y_3710	Y_2243	In2306
Units	Cts/S	Cts/S	Cts/S	Cts/S	Cts/S
Avg	2345.950	29669.55	2282.398	1495.310	1770.987
Stddev	7.815	243.05	19.943	6.318	5.298
%RSD	.3331146	.8191897	.8737938	.4225540	.2991293
#1	2336.939	29870.07	2288.754	1498.329	1766.168
#2	2350.044	29399.24	2260.051	1488.048	1776.660
#3	2350.867	29739.33	2298.389	1499.552	1770.132

Reviewed By:mohan
On:12/31/2024
11:25:59 PM
Inst Id :P5

Sample Name: P5035-18 Acquired: 12/29/2024 7:48:03 Type: Unk
Method: SFAM01.1 INSTRUMENT P5 WITH 6 POINT ICAL-2(v49) Mode: CONC Corr. Factor: 1.000000
User: Kareem Custom ID1: MBHKN7 Custom ID2: Custom ID3:
Comment:

Elem	As1890	Tl1908	Pb2203	Se1960	Sb2068	Al3961
Units	ppm	ppm	ppm	ppm	ppm	ppm
Avg	.1587798	-.030626	7.492044	.0792946	.2507722	66.73649
Stddev	.0036023	.004104	.013651	.0015196	.0024612	.08535
%RSD	2.268753	13.39996	.1822123	1.916394	.9814552	.1278909
#1	.1620840	-.028441	7.476442	.0797663	.2480585	66.64876
#2	.1549394	-.028078	7.501795	.0805224	.2513981	66.81924
#3	.1593159	-.035361	7.497893	.0775951	.2528601	66.74148

Elem	Ba4934	Be2348	Cd2144	Ca3736	Cr2677	Co2286
Units	ppm	ppm	ppm	ppm	ppm	ppm
Avg	1.485101	.0124410	.0085558	169.2591	.1064368	.0666123
Stddev	.001613	.0000250	.0000967	.3170	.0011893	.0003863
%RSD	.1085958	.2005202	1.130143	.1872619	1.117416	.5799913
#1	1.486328	.0124574	.0084549	168.8952	.1053556	.0662214
#2	1.485699	.0124534	.0085649	169.4066	.1062440	.0669939
#3	1.483274	.0124123	.0086477	169.4753	.1077107	.0666216

Elem	Cu3247	Fe2598	Mn2576	Mg2790	Ni2316	Ag3280
Units	ppm	ppm	ppm	ppm	ppm	ppm
Avg	.6229749	171.3754	14.46313	49.43640	.1788509	.0028450
Stddev	.0019571	.4239	.00534	.16092	.0001354	.0012547
%RSD	.3141494	.2473415	.0369309	.3255124	.0757301	44.10104
#1	.6209762	171.0069	14.45733	49.29077	.1787138	.0026396
#2	.6230611	171.2806	14.46420	49.40927	.1789846	.0017057
#3	.6248875	171.8387	14.46785	49.60916	.1788544	.0041897

Elem	Na8183	V_2924	Zn2138	K_7698	P_1774	B_2496
Units	ppm	ppm	ppm	ppm	ppm	ppm
Avg	.5131689	.1660497	1.223441	8.406937	F 13.14979	.0946948
Stddev	.0089063	.0052693	.001600	.066113	.04115	.0025640
%RSD	1.735556	3.173307	.1307633	.7864055	.3129089	2.707619
#1	.5161013	.1703287	1.223551	8.419518	13.10231	.0957025
#2	.5031661	.1676561	1.224984	8.335438	13.17198	.0917800
#3	.5202393	.1601642	1.221790	8.465855	13.17507	.0966018

Reviewed By:mohan
On:12/31/2024
11:25:59 PM
Inst Id :P5

Sample Name: P5035-18 Acquired: 12/29/2024 7:48:03 Type: Unk
Method: SFAM01.1 INSTRUMENT P5 WITH 6 POINT ICAL-2(v49) Mode: CONC Corr. Factor: 1.000000
User: Kareem Custom ID1: MBHKN7 Custom ID2: Custom ID3:
Comment:

Elem	Mo2020	S_1820	Si2516	Sn1899	Ti3361	Sr4077
Units	ppm	ppm	ppm	ppm	ppm	ppm
Avg	.0116402	3.762622	10.72411	1.821732	.5208398	.1460284
Stddev	.0004926	.006022	.01379	.005718	.0033467	.0002910
%RSD	4.231543	.1600571	.1286239	.3138867	.6425532	.1992711
#1	.0111977	3.756365	10.71330	1.815175	.5227004	.1463027
#2	.0121709	3.763124	10.73965	1.825683	.5228428	.1460593
#3	.0115519	3.768378	10.71938	1.824338	.5169763	.1457232

Elem	Li6707
Units	ppm
Avg	.1056015
Stddev	.0029508
%RSD	2.794251
#1	.1032005
#2	.1088957
#3	.1047083

Int. Std.	Y_2243	Y_3600	Y_3710	Y_2243	In2306
Units	Cts/S	Cts/S	Cts/S	Cts/S	Cts/S
Avg	2672.193	33535.71	2610.597	1697.695	1836.625
Stddev	15.038	44.33	3.161	5.618	7.249
%RSD	.5627696	.1321820	.1210807	.3309417	.3946778
#1	2689.215	33552.66	2612.108	1704.068	1844.954
#2	2666.655	33569.06	2606.964	1695.558	1833.180
#3	2660.708	33485.40	2612.719	1693.459	1831.742

Reviewed By:mohan
On:12/31/2024
11:25:59 PM
Inst Id :P5

Sample Name: P5035-19 Acquired: 12/29/2024 7:51:52 Type: Unk
Method: SFAM01.1 INSTRUMENT P5 WITH 6 POINT ICAL-2(v49) Mode: CONC Corr. Factor: 1.000000
User: Kareem Custom ID1: MBHKN8 Custom ID2: Custom ID3:
Comment:

Elem	As1890	Tl1908	Pb2203	Se1960	Sb2068	Al3961
Units	ppm	ppm	ppm	ppm	ppm	ppm
Avg	.1539405	-.021921	2.055378	.0829920	.0444455	68.44779
Stddev	.0088895	.006488	.005555	.0011248	.0047705	.25950
%RSD	5.774637	29.59687	.2702806	1.355364	10.73342	.3791254
#1	.1438982	-.022925	2.053419	.0819261	.0443728	68.15209
#2	.1571213	-.027848	2.051068	.0828821	.0397117	68.55362
#3	.1608020	-.014990	2.061648	.0841677	.0492519	68.63764

Elem	Ba4934	Be2348	Cd2144	Ca3736	Cr2677	Co2286
Units	ppm	ppm	ppm	ppm	ppm	ppm
Avg	1.408067	.0121600	.0089444	225.9861	.1138227	.0707517
Stddev	.005643	.0002444	.0001817	.6075	.0011291	.0001179
%RSD	.4007572	2.010008	2.031696	.2688040	.9919524	.1666768
#1	1.401577	.0119142	.0089834	225.6166	.1146245	.0707018
#2	1.410802	.0121628	.0087464	225.6545	.1143121	.0706670
#3	1.411821	.0124031	.0091035	226.6872	.1125315	.0708864

Elem	Cu3247	Fe2598	Mn2576	Mg2790	Ni2316	Ag3280
Units	ppm	ppm	ppm	ppm	ppm	ppm
Avg	.3948208	163.4904	15.96119	30.27891	.1800402	.0047090
Stddev	.0100397	.4785	.06938	.26407	.0008140	.0001086
%RSD	2.542838	.2927017	.4346910	.8721357	.4521173	2.306860
#1	.4063319	162.9828	15.90149	29.97791	.1808093	.0045877
#2	.3902545	163.5552	15.94477	30.47168	.1801237	.0047419
#3	.3878759	163.9333	16.03731	30.38713	.1791877	.0047974

Elem	Na8183	V_2924	Zn2138	K_7698	P_1774	B_2496
Units	ppm	ppm	ppm	ppm	ppm	ppm
Avg	.5084565	.1499712	1.006061	8.412418	F 13.08662	.0860267
Stddev	.0044978	.0060983	.003248	.149754	.03393	.0012162
%RSD	.8846027	4.066288	.3228147	1.780149	.2592695	1.413723
#1	.5061103	.1548441	1.002327	8.367942	13.05349	.0874278
#2	.5056169	.1519370	1.007626	8.289941	13.08508	.0852439
#3	.5136423	.1431325	1.008230	8.579372	13.12130	.0854084

Reviewed By:mohan
On:12/31/2024
11:25:59 PM
Inst Id :P5

Sample Name: P5035-19 Acquired: 12/29/2024 7:51:52 Type: Unk
Method: SFAM01.1 INSTRUMENT P5 WITH 6 POINT ICAL-2(v49) Mode: CONC Corr. Factor: 1.000000
User: Kareem Custom ID1: MBHKN8 Custom ID2: Custom ID3:
Comment:

Elem	Mo2020	S_1820	Si2516	Sn1899	Ti3361	Sr4077
Units	ppm	ppm	ppm	ppm	ppm	ppm
Avg	.0135334	3.936822	10.69493	.2281838	.4518470	.2007268
Stddev	.0007415	.014029	.11166	.0027146	.0017281	.0010254
%RSD	5.479178	.3563620	1.044048	1.189672	.3824605	.5108589
#1	.0142987	3.920625	10.56653	.2273999	.4498756	.2002502
#2	.0134832	3.945183	10.74896	.2259474	.4531005	.2000263
#3	.0128182	3.944658	10.76929	.2312041	.4525649	.2019037

Elem	Li6707
Units	ppm
Avg	.0992918
Stddev	.0005414
%RSD	.5452157
#1	.0989262
#2	.0990356
#3	.0999137

Int. Std.	Y_2243	Y_3600	Y_3710	Y_2243	In2306
Units	Cts/S	Cts/S	Cts/S	Cts/S	Cts/S
Avg	2757.206	34590.51	2677.599	1754.647	1845.517
Stddev	4.802	84.77	27.930	6.387	.669
%RSD	.1741601	.2450715	1.043101	.3640101	.0362670
#1	2751.788	34535.78	2709.832	1760.999	1845.317
#2	2760.938	34547.59	2660.570	1748.225	1846.263
#3	2758.891	34688.16	2662.393	1754.718	1844.970

Reviewed By:mohan
On:12/31/2024
11:25:59 PM
Inst Id :P5

Sample Name: CCV037 Acquired: 12/29/2024 7:55:43 Type: Unk
Method: SFAM01.1 INSTRUMENT P5 WITH 6 POINT ICAL-2(v49) Mode: CONC Corr. Factor: 1.000000
User: Kareem Custom ID1: CCV037 Custom ID2: Custom ID3:
Comment:

Elem	As1890	Tl1908	Pb2203	Se1960	Sb2068	Al3961	Ba4934
Units	ppm	ppm	ppm	ppm	ppm	ppm	ppm
Avg	5.140308	4.800212	24.62472	5.063462	4.961454	400.3039	9.972228
Stddev	.021131	.009044	.06507	.017746	.009966	6.3863	.164294
%RSD	.4110912	.1884099	.2642489	.3504636	.2008710	1.595365	1.647516
#1	5.122274	4.798594	24.69334	5.049399	4.952843	403.1428	10.05659
#2	5.163559	4.792086	24.56389	5.083400	4.972371	404.7784	10.07720
#3	5.135092	4.809956	24.61694	5.057588	4.959147	392.9903	9.78289

Elem	Be2348	Cd2144	Ca3736	Cr2677	Co2286	Cu3247	Fe2598
Units	ppm	ppm	ppm	ppm	ppm	ppm	ppm
Avg	.5003622	2.481599	398.6445	15.41791	2.400548	14.63346	401.8132
Stddev	.0095114	.005695	5.9973	.12318	.007219	.24517	6.9035
%RSD	1.900894	.2294899	1.504422	.7989175	.3007120	1.675437	1.718076
#1	.5084723	2.486754	401.5605	15.52286	2.405664	14.76388	404.2422
#2	.5027209	2.475485	402.6262	15.44857	2.392291	14.78586	407.1739
#3	.4898935	2.482558	391.7468	15.28230	2.403689	14.35064	394.0236

Elem	Mn2576	Mg2790	Ni2316	Ag3280	Na8183	V_2924	Zn2138
Units	ppm	ppm	ppm	ppm	ppm	ppm	ppm
Avg	14.42599	395.5364	2.495868	1.270064	402.9175	2.437387	15.00201
Stddev	.23711	6.5525	.005385	.009836	5.3624	.043925	.10121
%RSD	1.643601	1.656599	.2157762	.7744802	1.330897	1.802121	.6746231
#1	14.54738	397.6576	2.501444	1.277531	407.7680	2.459254	15.11220
#2	14.57783	400.7654	2.490696	1.273742	403.8254	2.466087	14.98062
#3	14.15277	388.1861	2.495464	1.258918	397.1591	2.386821	14.91320

Elem	K_7698	P_1774	B_2496	Mo2020	S_1820	Si2516	Sn1899
Units	ppm	ppm	ppm	ppm	ppm	ppm	ppm
Avg	149.7139	5.003039	4.897165	4.956301	5.062166	4.773649	5.017874
Stddev	2.2514	.004057	.085958	.008566	.006428	.086017	.016403
%RSD	1.503773	.0810953	1.755255	.1728304	.1269750	1.801918	.3268921
#1	151.2278	4.998376	4.971620	4.946678	5.067380	4.855625	5.036587
#2	150.7871	5.004981	4.916779	4.959130	5.054984	4.781230	5.005982
#3	147.1267	5.005761	4.803095	4.963094	5.064133	4.684093	5.011053

Reviewed By:mohan
On:12/31/2024
11:25:59 PM
Inst Id :P5

Sample Name: CCV037 Acquired: 12/29/2024 7:55:43 Type: Unk
Method: SFAM01.1 INSTRUMENT P5 WITH 6 POINT ICAL-2(v49) Mode: CONC Corr. Factor: 1.000000
User: Kareem Custom ID1: CCV037 Custom ID2: Custom ID3:
Comment:

Elem	Ti3361	Sr4077	Li6707
Units	ppm	ppm	ppm
Avg	4.890569	4.687843	5.057244
Stddev	.084460	.067711	.080757
%RSD	1.727006	1.444399	1.596858
#1	4.924493	4.730554	5.091412
#2	4.952794	4.723202	5.115301
#3	4.794422	4.609772	4.965020

Int. Std.	Y_2243	Y_3600	Y_3710	Y_2243	In2306
Units	Cts/S	Cts/S	Cts/S	Cts/S	Cts/S
Avg	1843.265	23807.71	1970.137	1148.652	1559.736
Stddev	7.732	79.71	22.651	.815	10.033
%RSD	.4194491	.3348029	1.149738	.0709362	.6432311
#1	1838.572	23789.30	1952.184	1149.516	1550.647
#2	1852.188	23738.82	1962.641	1147.897	1570.501
#3	1839.034	23895.01	1995.587	1148.542	1558.059

Reviewed By:mohan
On:12/31/2024
11:25:59 PM
Inst Id :P5

Sample Name: CCB037 Acquired: 12/29/2024 7:59:31 Type: Unk
Method: SFAM01.1 INSTRUMENT P5 WITH 6 POINT ICAL-2(v49) Mode: CONC Corr. Factor: 1.000000
User: Kareem Custom ID1: CCB037 Custom ID2: Custom ID3:
Comment:

Elem	As1890	Tl1908	Pb2203	Se1960	Sb2068	Al3961
Units	ppm	ppm	ppm	ppm	ppm	ppm
Avg	-.004171	-.000151	.0002305	-.001563	-.001917	.0085760
Stddev	.004421	.003692	.0006320	.003296	.001191	.0277040
%RSD	105.9828	2439.372	274.1476	210.8187	62.13518	323.0421
#1	.000789	.002912	.0001303	-.001761	-.000607	.0357403
#2	-.007695	-.004250	-.000345	.001827	-.002209	.0096255
#3	-.005608	.000885	.000907	-.004756	-.002935	-.019638

Elem	Ba4934	Be2348	Cd2144	Ca3736	Cr2677	Co2286
Units	ppm	ppm	ppm	ppm	ppm	ppm
Avg	-.000486	.0000657	.0000254	.0128993	.0006833	.0001699
Stddev	.000187	.0000969	.0000428	.0291238	.0005985	.0001238
%RSD	38.49690	147.4845	168.3979	225.7777	87.58177	72.83457
#1	-.000308	.0001229	.0000033	-.019145	.0005954	.0001003
#2	-.000681	-.000046	-.000002	.020085	.0013209	.0000967
#3	-.000468	.000121	.000075	.037758	.0001337	.0003128

Elem	Cu3247	Fe2598	Mn2576	Mg2790	Ni2316	Ag3280
Units	ppm	ppm	ppm	ppm	ppm	ppm
Avg	-.002393	.0099732	.0003327	.0037057	.0003002	.0001253
Stddev	.002527	.0176129	.0008153	.0532237	.0003398	.0001785
%RSD	105.5948	176.6010	245.0231	1436.251	113.1979	142.4123
#1	-.004090	.0128269	.0012665	-.056806	.0000336	-.000081
#2	.000511	.0259850	-.000238	.043262	.0006828	.000225
#3	-.003600	-.008892	-.000030	.024661	.0001841	.000232

Elem	Na8183	V_2924	Zn2138	K_7698	P_1774	B_2496
Units	ppm	ppm	ppm	ppm	ppm	ppm
Avg	.0415786	-.018388	.0029842	.1202954	.0037360	.0103404
Stddev	.0094558	.006012	.0004803	.0435456	.0024227	.0016576
%RSD	22.74188	32.69299	16.09663	36.19893	64.84727	16.03004
#1	.0523180	-.024347	.0035300	.1072436	.0055331	.0101720
#2	.0345027	-.012325	.0027969	.1688744	.0046940	.0120758
#3	.0379152	-.018492	.0026257	.0847682	.0009808	.0087735

Reviewed By:mohan
On:12/31/2024
11:25:59 PM
Inst Id :P5

Sample Name: CCB037 Acquired: 12/29/2024 7:59:31 Type: Unk
Method: SFAM01.1 INSTRUMENT P5 WITH 6 POINT ICAL-2(v49) Mode: CONC Corr. Factor: 1.000000
User: Kareem Custom ID1: CCB037 Custom ID2: Custom ID3:
Comment:

Elem	Mo2020	S_1820	Si2516	Sn1899	Ti3361	Sr4077
Units	ppm	ppm	ppm	ppm	ppm	ppm
Avg	.0007120	.0019051	.0003104	.0011220	.0044244	.0001045
Stddev	.0001596	.0028207	.0001008	.0009543	.0014882	.0001989
%RSD	22.42026	148.0622	32.45989	85.05172	33.63600	190.2569
#1	.0005463	.0023217	.0002050	.0015842	.0045773	-.000122
#2	.0007250	-.001101	.0003206	.0000246	.0028657	.000251
#3	.0008647	.004494	.0004058	.0017572	.0058303	.000185

Elem	Li6707
Units	ppm
Avg	F .0270958
Stddev	.0040683
%RSD	15.01462
#1	.0245892
#2	.0317899
#3	.0249083

Int. Std.	Y_2243	Y_3600	Y_3710	Y_2243	In2306
Units	Cts/S	Cts/S	Cts/S	Cts/S	Cts/S
Avg	2057.591	25926.85	1975.636	1314.068	1857.923
Stddev	10.443	167.83	8.701	10.174	6.773
%RSD	.5075165	.6473027	.4403904	.7742243	.3645564
#1	2047.646	26069.50	1966.523	1324.756	1852.073
#2	2068.469	25741.93	1983.854	1304.501	1865.343
#3	2056.659	25969.12	1976.533	1312.949	1856.353

Reviewed By:mohan
On:12/31/2024
11:25:59 PM
Inst Id :P5

Sample Name: P5035-20 Acquired: 12/29/2024 8:03:33 Type: Unk
Method: SFAM01.1 INSTRUMENT P5 WITH 6 POINT ICAL-2(v49) Mode: CONC Corr. Factor: 1.000000
User: Kareem Custom ID1: MBHKN9 Custom ID2: Custom ID3:
Comment:

Elem	As1890	Tl1908	Pb2203	Se1960	Sb2068	Al3961
Units	ppm	ppm	ppm	ppm	ppm	ppm
Avg	.0766975	.0307425	.6724285	.0235605	-.003619	46.46861
Stddev	.0090901	.0059854	.0037362	.0091551	.002920	.12942
%RSD	11.85188	19.46954	.5556281	38.85791	80.68176	.2785182
#1	.0844772	.0308568	.6755793	.0206446	-.006847	46.59798
#2	.0667054	.0247007	.6683010	.0162184	-.002846	46.33913
#3	.0789098	.0366699	.6734052	.0338183	-.001163	46.46871

Elem	Ba4934	Be2348	Cd2144	Ca3736	Cr2677	Co2286
Units	ppm	ppm	ppm	ppm	ppm	ppm
Avg	1.576160	.0083097	.0067142	F 2250.325	.0781788	.0959698
Stddev	.004071	.0000684	.0000712	32.979	.0005282	.0002135
%RSD	.2582800	.8234041	1.060275	1.465537	.6756679	.2224597
#1	1.580777	.0083839	.0067942	2264.188	.0787692	.0958957
#2	1.573086	.0082491	.0066580	2274.110	.0777509	.0962105
#3	1.574618	.0082961	.0066902	2212.677	.0780162	.0958033

Elem	Cu3247	Fe2598	Mn2576	Mg2790	Ni2316	Ag3280
Units	ppm	ppm	ppm	ppm	ppm	ppm
Avg	.2649383	121.3364	19.09625	60.17673	.1684492	.0027818
Stddev	.0050006	.4300	.04128	.20322	.0006878	.0008469
%RSD	1.887440	.3544214	.2161562	.3377029	.4082993	30.44262
#1	.2602625	121.8206	19.13881	60.37651	.1683151	.0034388
#2	.2702102	120.9990	19.05638	59.97024	.1678383	.0018261
#3	.2643424	121.1896	19.09355	60.18344	.1691941	.0030806

Elem	Na8183	V_2924	Zn2138	K_7698	P_1774	B_2496
Units	ppm	ppm	ppm	ppm	ppm	ppm
Avg	1.391459	.0852032	.4871894	4.491174	9.378990	.0812555
Stddev	.033397	.0143655	.0035207	.143030	.003500	.0027124
%RSD	2.400125	16.86024	.7226607	3.184699	.0373207	3.338156
#1	1.423559	.0878534	.4911150	4.510603	9.377214	.0798747
#2	1.356901	.0980590	.4843113	4.623497	9.383023	.0795112
#3	1.393916	.0696971	.4861418	4.339423	9.376734	.0843805

Reviewed By:mohan
On:12/31/2024
11:25:59 PM
Inst Id :P5

Sample Name: P5035-20 Acquired: 12/29/2024 8:03:33 Type: Unk
Method: SFAM01.1 INSTRUMENT P5 WITH 6 POINT ICAL-2(v49) Mode: CONC Corr. Factor: 1.000000
User: Kareem Custom ID1: MBHKN9 Custom ID2: Custom ID3:
Comment:

Elem	Mo2020	S_1820	Si2516	Sn1899	Ti3361	Sr4077
Units	ppm	ppm	ppm	ppm	ppm	ppm
Avg	-.000389	4.673208	8.156772	.0822705	.1856943	1.944307
Stddev	.000364	.017319	.055236	.0027505	.0025496	.004828
%RSD	93.46437	.3705955	.6771830	3.343212	1.373001	.2483319
#1	.000030	4.676958	8.220110	.0790945	.1861259	1.945183
#2	-.000618	4.654321	8.131604	.0838522	.1880005	1.948638
#3	-.000580	4.688344	8.118602	.0838648	.1829564	1.939101

Elem	Li6707
Units	ppm
Avg	.0790635
Stddev	.0029005
%RSD	3.668569
#1	.0821550
#2	.0786335
#3	.0764020

Int. Std.	Y_2243	Y_3600	Y_3710	Y_2243	In2306
Units	Cts/S	Cts/S	Cts/S	Cts/S	Cts/S
Avg	2464.869	30991.93	2570.834	1568.903	1504.731
Stddev	4.707	139.54	13.652	6.607	3.973
%RSD	.1909759	.4502589	.5310405	.4211042	.2640332
#1	2470.287	31119.86	2565.366	1568.202	1508.028
#2	2462.536	30843.12	2560.764	1562.675	1505.847
#3	2461.784	31012.81	2586.373	1575.832	1500.320

Reviewed By:mohan
On:12/31/2024
11:25:59 PM
Inst Id :P5

Sample Name: P5035-21 Acquired: 12/29/2024 8:07:33 Type: Unk
Method: SFAM01.1 INSTRUMENT P5 WITH 6 POINT ICAL-2(v49) Mode: CONC Corr. Factor: 1.000000
User: Kareem Custom ID1: MBHKQ0 Custom ID2: Custom ID3:
Comment:

Elem	As1890	Tl1908	Pb2203	Se1960	Sb2068	Al3961
Units	ppm	ppm	ppm	ppm	ppm	ppm
Avg	.0966098	-.020541	1.030037	.0513932	.0101914	60.08708
Stddev	.0063312	.007334	.007238	.0058849	.0034181	.32101
%RSD	6.553328	35.70547	.7027268	11.45065	33.53884	.5342439
#1	.0914349	-.027523	1.024287	.0574254	.0129608	59.75477
#2	.1036693	-.021202	1.027659	.0510865	.0112421	60.39545
#3	.0947253	-.012899	1.038166	.0456677	.0063713	60.11103

Elem	Ba4934	Be2348	Cd2144	Ca3736	Cr2677	Co2286
Units	ppm	ppm	ppm	ppm	ppm	ppm
Avg	.9146888	.0091871	.0058651	170.7042	.1686092	.0546822
Stddev	.0039529	.0002467	.0001083	.8786	.0017600	.0006634
%RSD	.4321627	2.684810	1.847180	.5146886	1.043829	1.213151
#1	.9101244	.0092318	.0059369	170.1167	.1668760	.0541028
#2	.9169671	.0094085	.0057405	171.7142	.1685567	.0545380
#3	.9169750	.0089212	.0059180	170.2817	.1703948	.0554059

Elem	Cu3247	Fe2598	Mn2576	Mg2790	Ni2316	Ag3280
Units	ppm	ppm	ppm	ppm	ppm	ppm
Avg	.2726260	132.4728	8.466176	46.35163	.1778915	.0027544
Stddev	.0023821	.8220	.045545	.35967	.0007305	.0006251
%RSD	.8737744	.6204769	.5379689	.7759643	.4106738	22.69498
#1	.2744873	131.6031	8.413612	45.97278	.1772481	.0020349
#2	.2699414	133.2367	8.493906	46.68842	.1777408	.0030642
#3	.2734491	132.5787	8.491011	46.39370	.1786857	.0031641

Elem	Na8183	V_2924	Zn2138	K_7698	P_1774	B_2496
Units	ppm	ppm	ppm	ppm	ppm	ppm
Avg	.4267311	.1361199	1.586626	8.991159	F 10.60920	.1084154
Stddev	.0084679	.0027883	.008181	.073061	.06268	.0005200
%RSD	1.984358	2.048441	.5156316	.8125920	.5907677	.4796126
#1	.4221203	.1329120	1.580797	9.013890	10.56360	.1083705
#2	.4215692	.1374862	1.583102	9.050154	10.58335	.1079194
#3	.4365038	.1379616	1.595979	8.909435	10.68067	.1089564

Reviewed By:mohan
On:12/31/2024
11:25:59 PM
Inst Id :P5

Sample Name: P5035-21 Acquired: 12/29/2024 8:07:33 Type: Unk
Method: SFAM01.1 INSTRUMENT P5 WITH 6 POINT ICAL-2(v49) Mode: CONC Corr. Factor: 1.000000
User: Kareem Custom ID1: MBHKQ0 Custom ID2: Custom ID3:
Comment:

Elem	Mo2020	S_1820	Si2516	Sn1899	Ti3361	Sr4077
Units	ppm	ppm	ppm	ppm	ppm	ppm
Avg	.0096423	4.519279	10.73671	.0516317	.7011965	.1115237
Stddev	.0010282	.031351	.08314	.0007307	.0051641	.0009888
%RSD	10.66311	.6937189	.7743074	1.415250	.7364703	.8866484
#1	.0086128	4.489244	10.75459	.0513412	.7004356	.1118466
#2	.0106691	4.516795	10.80945	.0524630	.7066988	.1123108
#3	.0096450	4.551798	10.64608	.0510909	.6964550	.1104138

Elem	Li6707
Units	ppm
Avg	.0774566
Stddev	.0049540
%RSD	6.395905
#1	.0717365
#2	.0802607
#3	.0803726

Int. Std.	Y_2243	Y_3600	Y_3710	Y_2243	In2306
Units	Cts/S	Cts/S	Cts/S	Cts/S	Cts/S
Avg	2371.662	29870.01	2337.073	1524.739	1848.129
Stddev	12.447	138.57	9.793	9.757	12.155
%RSD	.5248364	.4639113	.4190266	.6399345	.6577040
#1	2385.570	29923.88	2332.253	1528.557	1861.486
#2	2367.851	29973.55	2330.624	1532.011	1845.186
#3	2361.567	29712.59	2348.342	1513.650	1837.716

Reviewed By:mohan
On:12/31/2024
11:25:59 PM
Inst Id :P5

Sample Name: P5035-22 Acquired: 12/29/2024 8:11:24 Type: Unk
Method: SFAM01.1 INSTRUMENT P5 WITH 6 POINT ICAL-2(v49) Mode: CONC Corr. Factor: 1.000000
User: Kareem Custom ID1: MBHKQ1 Custom ID2: Custom ID3:
Comment:

Elem	As1890	Tl1908	Pb2203	Se1960	Sb2068	Al3961
Units	ppm	ppm	ppm	ppm	ppm	ppm
Avg	.1196768	-.054733	1.251377	.0957331	.0247505	84.81056
Stddev	.0009289	.002951	.005986	.0034430	.0049320	.21576
%RSD	.7761592	5.392214	.4783275	3.596458	19.92704	.2543998
#1	.1206467	-.056585	1.244820	.0991256	.0259757	85.03911
#2	.1195886	-.051330	1.252761	.0958321	.0193213	84.61042
#3	.1187952	-.056284	1.256549	.0922417	.0289544	84.78214

Elem	Ba4934	Be2348	Cd2144	Ca3736	Cr2677	Co2286
Units	ppm	ppm	ppm	ppm	ppm	ppm
Avg	1.318342	.0128689	.0083853	55.91419	.1398653	.0485244
Stddev	.001945	.0001439	.0000996	.12896	.0004770	.0007867
%RSD	.1475248	1.118546	1.188142	.2306303	.3410551	1.621332
#1	1.320454	.0127709	.0083143	56.05921	.1399942	.0476432
#2	1.317945	.0130341	.0084992	55.81243	.1393371	.0491565
#3	1.316626	.0128015	.0083423	55.87092	.1402646	.0487733

Elem	Cu3247	Fe2598	Mn2576	Mg2790	Ni2316	Ag3280
Units	ppm	ppm	ppm	ppm	ppm	ppm
Avg	.2947782	175.7487	8.981297	26.90187	.2343267	.0008243
Stddev	.0023310	.4835	.040876	.07223	.0010339	.0004257
%RSD	.7907512	.2751213	.4551214	.2684935	.4412248	51.64581
#1	.2930269	176.1848	9.027407	26.92546	.2341596	.0011005
#2	.2974239	175.2288	8.949509	26.82079	.2333865	.0003341
#3	.2938837	175.8326	8.966976	26.95935	.2354340	.0010384

Elem	Na8183	V_2924	Zn2138	K_7698	P_1774	B_2496
Units	ppm	ppm	ppm	ppm	ppm	ppm
Avg	.4238115	.1754721	1.776942	9.648780	F 14.48604	.1016870
Stddev	.0294282	.0052832	.005158	.109998	.02125	.0016848
%RSD	6.943710	3.010876	.2902828	1.140020	.1467130	1.656807
#1	.4457370	.1738928	1.771496	9.669331	14.46757	.1002494
#2	.3903660	.1813649	1.777575	9.529956	14.48129	.1012708
#3	.4353316	.1711586	1.781754	9.747054	14.50927	.1035409

Reviewed By:mohan
On:12/31/2024
11:25:59 PM
Inst Id :P5

Sample Name: P5035-22 Acquired: 12/29/2024 8:11:24 Type: Unk
Method: SFAM01.1 INSTRUMENT P5 WITH 6 POINT ICAL-2(v49) Mode: CONC Corr. Factor: 1.000000
User: Kareem Custom ID1: MBHKQ1 Custom ID2: Custom ID3:
Comment:

Elem	Mo2020	S_1820	Si2516	Sn1899	Ti3361	Sr4077
Units	ppm	ppm	ppm	ppm	ppm	ppm
Avg	.0059940	5.661101	12.37386	.0570362	.6698319	-.024448
Stddev	.0001277	.024343	.07394	.0025392	.0008442	.000131
%RSD	2.130612	.4299979	.5975377	4.451838	.1260268	.5377013
#1	.0059048	5.642688	12.45006	.0580518	.6691696	-.024587
#2	.0059369	5.651914	12.30241	.0541465	.6707825	-.024431
#3	.0061403	5.688700	12.36910	.0589104	.6695437	-.024325

Elem	Li6707
Units	ppm
Avg	.1115879
Stddev	.0008103
%RSD	.7261468
#1	.1106830
#2	.1122462
#3	.1118347

Int. Std.	Y_2243	Y_3600	Y_3710	Y_2243	In2306
Units	Cts/S	Cts/S	Cts/S	Cts/S	Cts/S
Avg	2670.390	33469.40	2606.880	1692.903	1861.026
Stddev	4.217	123.18	15.537	10.522	4.553
%RSD	.1579310	.3680412	.5960106	.6215325	.2446725
#1	2672.682	33502.68	2591.865	1700.628	1863.343
#2	2672.965	33572.52	2622.891	1697.161	1863.955
#3	2665.523	33333.00	2605.884	1680.919	1855.780

Reviewed By:mohan
On:12/31/2024
11:25:59 PM
Inst Id :P5

Sample Name: P5036-01 Acquired: 12/29/2024 8:15:15 Type: Unk
Method: SFAM01.1 INSTRUMENT P5 WITH 6 POINT ICAL-2(v49) Mode: CONC Corr. Factor: 1.000000
User: Kareem Custom ID1: MBHK33 Custom ID2: Custom ID3:
Comment:

Elem	As1890	Tl1908	Pb2203	Se1960	Sb2068	Al3961	Ba4934
Units	ppm	ppm	ppm	ppm	ppm	ppm	ppm
Avg	.1692842	-.036037	.6442625	.1057371	.0283666	71.62462	.9619486
Stddev	.0056454	.001355	.0008681	.0046930	.0022644	.07151	.0017703
%RSD	3.334874	3.761180	.1347403	4.438385	7.982809	.0998356	.1840305
#1	.1719178	-.034833	.6433975	.1111512	.0296534	71.59068	.9613741
#2	.1731316	-.035772	.6451337	.1028294	.0257519	71.70678	.9605368
#3	.1628032	-.037505	.6442562	.1032308	.0296944	71.57640	.9639347

Elem	Be2348	Cd2144	Ca3736	Cr2677	Co2286	Cu3247	Fe2598
Units	ppm	ppm	ppm	ppm	ppm	ppm	ppm
Avg	.0125625	.0163896	81.37964	.0940253	.0806568	.1791052	195.2612
Stddev	.0002446	.0000903	.13821	.0005452	.0008106	.0059125	.2293
%RSD	1.946844	.5509879	.1698375	.5798226	1.004963	3.301132	.1174536
#1	.0126777	.0163985	81.50793	.0936016	.0807512	.1739653	195.0153
#2	.0127281	.0162952	81.39772	.0946403	.0798032	.1855667	195.4693
#3	.0122816	.0164752	81.23328	.0938339	.0814160	.1777836	195.2990

Elem	Mn2576	Mg2790	Ni2316	Ag3280	Na8183	V_2924	Zn2138
Units	ppm	ppm	ppm	ppm	ppm	ppm	ppm
Avg	22.52133	30.83209	.1942588	.0038445	2.888224	.1579488	1.027294
Stddev	.03777	.06071	.0008427	.0009017	.030913	.0078802	.001237
%RSD	.1677231	.1969012	.4338207	23.45427	1.070311	4.989103	.1203705
#1	22.52778	30.81820	.1952213	.0028040	2.923898	.1669586	1.026232
#2	22.55546	30.89854	.1936535	.0043981	2.869329	.1545461	1.026998
#3	22.48075	30.77953	.1939016	.0043314	2.871444	.1523415	1.028651

Elem	K_7698	P_1774	B_2496	Mo2020	S_1820	Si2516	Sn1899
Units	ppm	ppm	ppm	ppm	ppm	ppm	ppm
Avg	6.693269	4.163469	.0858938	.0054045	3.702929	10.84291	.0250090
Stddev	.135032	.004532	.0042349	.0004726	.012567	.10217	.0009991
%RSD	2.017429	.1088608	4.930427	8.745329	.3393707	.9422493	3.995138
#1	6.563383	4.159062	.0877048	.0048613	3.710550	10.86381	.0261020
#2	6.832917	4.163228	.0810545	.0057213	3.688424	10.93301	.0241425
#3	6.683506	4.168117	.0889222	.0056310	3.709812	10.73191	.0247825

Reviewed By:mohan
On:12/31/2024
11:25:59 PM
Inst Id :P5

Sample Name: P5036-01 Acquired: 12/29/2024 8:15:15 Type: Unk
Method: SFAM01.1 INSTRUMENT P5 WITH 6 POINT ICAL-2(v49) Mode: CONC Corr. Factor: 1.000000
User: Kareem Custom ID1: MBHK33 Custom ID2: Custom ID3:
Comment:

Elem	Ti3361	Sr4077	Li6707
Units	ppm	ppm	ppm
Avg	.4314469	-.048970	.0504494
Stddev	.0037281	.000045	.0032133
%RSD	.8640962	.0920429	6.369349
#1	.4299157	-.049004	.0540108
#2	.4356968	-.048987	.0495699
#3	.4287281	-.048919	.0477674

Int. Std.	Y_2243	Y_3600	Y_3710	Y_2243	In2306
Units	Cts/S	Cts/S	Cts/S	Cts/S	Cts/S
Avg	2977.712	37512.96	2870.081	1908.589	1850.625
Stddev	11.722	207.69	13.520	13.673	7.409
%RSD	.3936543	.5536459	.4710796	.7163746	.4003600
#1	2989.475	37506.16	2865.122	1911.263	1855.889
#2	2977.630	37723.96	2859.740	1920.726	1853.834
#3	2966.032	37308.75	2885.380	1893.776	1842.152

Reviewed By:mohan
On:12/31/2024
11:25:59 PM
Inst Id :P5

Sample Name: P5036-02 Acquired: 12/29/2024 8:19:06 Type: Unk
Method: SFAM01.1 INSTRUMENT P5 WITH 6 POINT ICAL-2(v49) Mode: CONC Corr. Factor: 1.000000
User: Kareem Custom ID1: MBHKF3 Custom ID2: Custom ID3:
Comment:

Elem	As1890	Tl1908	Pb2203	Se1960	Sb2068	Al3961
Units	ppm	ppm	ppm	ppm	ppm	ppm
Avg	.1022675	-.046867	.9329767	.0850377	.0212233	67.17915
Stddev	.0100030	.005409	.0027079	.0015102	.0020451	.38612
%RSD	9.781209	11.54220	.2902441	1.775875	9.636106	.5747613
#1	.1133063	-.040655	.9329663	.0835704	.0232249	66.75304
#2	.0938038	-.050543	.9356899	.0865874	.0191373	67.50583
#3	.0996925	-.049402	.9302741	.0849553	.0213076	67.27859

Elem	Ba4934	Be2348	Cd2144	Ca3736	Cr2677	Co2286
Units	ppm	ppm	ppm	ppm	ppm	ppm
Avg	1.237857	.0121551	.0065761	111.1942	.1261271	.0377335
Stddev	.007159	.0001712	.0000711	.6080	.0018174	.0001972
%RSD	.5783755	1.408569	1.081309	.5467744	1.440954	.5225268
#1	1.229890	.0119769	.0066575	110.5217	.1276111	.0375156
#2	1.243751	.0123183	.0065258	111.7049	.1241000	.0377855
#3	1.239931	.0121700	.0065452	111.3559	.1266702	.0378995

Elem	Cu3247	Fe2598	Mn2576	Mg2790	Ni2316	Ag3280
Units	ppm	ppm	ppm	ppm	ppm	ppm
Avg	.2181599	171.7519	7.274459	36.10523	.1707996	.0006840
Stddev	.0015649	.9189	.020956	.13873	.0001061	.0010517
%RSD	.7173122	.5350001	.2880756	.3842268	.0621203	153.7588
#1	.2168786	170.7453	7.254650	35.95128	.1707339	.0009111
#2	.2199040	172.5456	7.296399	36.14389	.1709220	.0016036
#3	.2176971	171.9648	7.272329	36.22054	.1707430	-.000463

Elem	Na8183	V_2924	Zn2138	K_7698	P_1774	B_2496
Units	ppm	ppm	ppm	ppm	ppm	ppm
Avg	.4850555	.1688976	1.349876	7.708511	F 11.16164	.0905250
Stddev	.0264754	.0057313	.005290	.162632	.00933	.0041634
%RSD	5.458222	3.393369	.3919156	2.109769	.0835628	4.599218
#1	.5143936	.1703184	1.345475	7.818564	11.16001	.0858000
#2	.4778299	.1737849	1.348409	7.785262	11.15324	.0921197
#3	.4629431	.1625895	1.355746	7.521707	11.17168	.0936554

Reviewed By:mohan
On:12/31/2024
11:25:59 PM
Inst Id :P5

Sample Name: P5036-02 Acquired: 12/29/2024 8:19:06 Type: Unk
Method: SFAM01.1 INSTRUMENT P5 WITH 6 POINT ICAL-2(v49) Mode: CONC Corr. Factor: 1.000000
User: Kareem Custom ID1: MBHKF3 Custom ID2: Custom ID3:
Comment:

Elem	Mo2020	S_1820	Si2516	Sn1899	Ti3361	Sr4077
Units	ppm	ppm	ppm	ppm	ppm	ppm
Avg	.0075002	3.837846	12.09763	.0788890	.8694786	.0224525
Stddev	.0003542	.011455	.10783	.0005863	.0021677	.0002330
%RSD	4.722825	.2984760	.8913662	.7432164	.2493130	1.037864
#1	.0076247	3.844022	12.10772	.0787189	.8673852	.0226310
#2	.0071005	3.824628	12.20007	.0784065	.8717137	.0225377
#3	.0077753	3.844888	11.98511	.0795415	.8693367	.0221889

Elem	Li6707
Units	ppm
Avg	.1066487
Stddev	.0044013
%RSD	4.126877
#1	.1028282
#2	.1114614
#3	.1056567

Int. Std.	Y_2243	Y_3600	Y_3710	Y_2243	In2306
Units	Cts/S	Cts/S	Cts/S	Cts/S	Cts/S
Avg	2418.000	30477.32	2329.116	1546.057	1833.938
Stddev	9.454	99.22	15.930	12.168	6.453
%RSD	.3909893	.3255601	.6839458	.7870337	.3518562
#1	2410.693	30544.87	2334.273	1556.202	1828.803
#2	2414.629	30523.68	2311.246	1549.402	1831.829
#3	2428.677	30363.40	2341.828	1532.566	1841.181

Reviewed By:mohan
On:12/31/2024
11:25:59 PM
Inst Id :P5

Sample Name: P5036-03 Acquired: 12/29/2024 8:22:58 Type: Unk
Method: SFAM01.1 INSTRUMENT P5 WITH 6 POINT ICAL-2(v49) Mode: CONC Corr. Factor: 1.000000
User: Kareem Custom ID1: MBHKF4 Custom ID2: Custom ID3:
Comment:

Elem	As1890	Tl1908	Pb2203	Se1960	Sb2068	Al3961
Units	ppm	ppm	ppm	ppm	ppm	ppm
Avg	.0910726	-.033371	.9703200	.0636944	.0116208	61.23206
Stddev	.0017766	.005946	.0012357	.0034324	.0024176	.06530
%RSD	1.950737	17.81842	.1273491	5.388876	20.80422	.1066458
#1	.0916404	-.027952	.9699718	.0644419	.0092667	61.21566
#2	.0924960	-.039732	.9716924	.0599499	.0140973	61.30400
#3	.0890816	-.032428	.9692957	.0666915	.0114984	61.17652

Elem	Ba4934	Be2348	Cd2144	Ca3736	Cr2677	Co2286
Units	ppm	ppm	ppm	ppm	ppm	ppm
Avg	1.151257	.0101901	.0071360	115.3862	.1122269	.0456599
Stddev	.002381	.0000169	.0000637	.1340	.0007128	.0001234
%RSD	.2068355	.1654538	.8930510	.1161409	.6351293	.2701707
#1	1.152190	.0101737	.0071861	115.2674	.1129030	.0456702
#2	1.153031	.0101892	.0071578	115.5315	.1114824	.0455317
#3	1.148551	.0102074	.0070643	115.3597	.1122955	.0457778

Elem	Cu3247	Fe2598	Mn2576	Mg2790	Ni2316	Ag3280
Units	ppm	ppm	ppm	ppm	ppm	ppm
Avg	.1925802	138.0142	6.713374	32.08838	.1577390	.0000378
Stddev	.0081192	.0332	.007158	.02240	.0001089	.0011563
%RSD	4.216026	.0240334	.1066242	.0698101	.0690378	3058.478
#1	.1873391	138.0016	6.715877	32.09083	.1578252	-.000651
#2	.1884688	138.0519	6.718945	32.10946	.1576166	.001373
#3	.2019328	137.9892	6.705301	32.06486	.1577751	-.000608

Elem	Na8183	V_2924	Zn2138	K_7698	P_1774	B_2496
Units	ppm	ppm	ppm	ppm	ppm	ppm
Avg	.5536618	.1563511	1.311080	5.297548	F 14.68298	.0705816
Stddev	.0127914	.0047047	.005817	.146345	.01246	.0030139
%RSD	2.310331	3.009095	.4437081	2.762497	.0848862	4.270062
#1	.5494202	.1516881	1.315900	5.302967	14.66917	.0709306
#2	.5435299	.1562688	1.304618	5.441108	14.68639	.0674084
#3	.5680352	.1610965	1.312723	5.148569	14.69339	.0734058

Reviewed By:mohan
On:12/31/2024
11:25:59 PM
Inst Id :P5

Sample Name: P5036-03 Acquired: 12/29/2024 8:22:58 Type: Unk
Method: SFAM01.1 INSTRUMENT P5 WITH 6 POINT ICAL-2(v49) Mode: CONC Corr. Factor: 1.000000
User: Kareem Custom ID1: MBHKF4 Custom ID2: Custom ID3:
Comment:

Elem	Mo2020	S_1820	Si2516	Sn1899	Ti3361	Sr4077
Units	ppm	ppm	ppm	ppm	ppm	ppm
Avg	.0062468	3.030294	11.66976	.1619859	.5913286	.0813851
Stddev	.0005839	.006609	.12067	.0018319	.0061093	.0009735
%RSD	9.347108	.2181081	1.034072	1.130915	1.033146	1.196190
#1	.0055744	3.035601	11.73661	.1639118	.5846249	.0820653
#2	.0066260	3.032390	11.74222	.1602653	.5927780	.0818202
#3	.0065400	3.022890	11.53046	.1617806	.5965828	.0802700

Elem	Li6707
Units	ppm
Avg	.0918710
Stddev	.0016352
%RSD	1.779897
#1	.0923798
#2	.0931913
#3	.0900419

Int. Std.	Y_2243	Y_3600	Y_3710	Y_2243	In2306
Units	Cts/S	Cts/S	Cts/S	Cts/S	Cts/S
Avg	2580.704	32461.46	2469.868	1646.752	1886.695
Stddev	9.899	141.47	9.436	10.910	6.799
%RSD	.3835832	.4358030	.3820514	.6625055	.3603866
#1	2587.547	32555.84	2465.025	1650.865	1891.508
#2	2585.212	32529.74	2463.837	1655.007	1889.662
#3	2569.354	32298.81	2480.742	1634.383	1878.917

Reviewed By:mohan
On:12/31/2024
11:25:59 PM
Inst Id :P5

Sample Name: P5036-04 Acquired: 12/29/2024 8:26:50 Type: Unk
Method: SFAM01.1 INSTRUMENT P5 WITH 6 POINT ICAL-2(v49) Mode: CONC Corr. Factor: 1.000000
User: Kareem Custom ID1: MBHKF5 Custom ID2: Custom ID3:
Comment:

Elem	As1890	Tl1908	Pb2203	Se1960	Sb2068	Al3961	Ba4934
Units	ppm	ppm	ppm	ppm	ppm	ppm	ppm
Avg	.1008248	-.041042	.6627047	.0668210	.0145535	74.86053	1.335199
Stddev	.0059925	.010541	.0036053	.0030348	.0016133	.28596	.001252
%RSD	5.943504	25.68312	.5440324	4.541655	11.08509	.3819875	.0937416
#1	.1063173	-.031982	.6666879	.0697942	.0126923	74.53370	1.334390
#2	.1017233	-.038532	.6617611	.0637282	.0155529	75.06467	1.334566
#3	.0944337	-.052611	.6596649	.0669407	.0154153	74.98323	1.336641

Elem	Be2348	Cd2144	Ca3736	Cr2677	Co2286	Cu3247	Fe2598
Units	ppm	ppm	ppm	ppm	ppm	ppm	ppm
Avg	.0116135	.0064045	182.3489	.1224149	.0489166	.1806502	161.5125
Stddev	.0001705	.0001393	.4616	.0011557	.0002799	.0091209	.6340
%RSD	1.468379	2.174614	.2531656	.9440662	.5722502	5.048917	.3925671
#1	.0115566	.0064085	181.8446	.1211655	.0490982	.1822539	160.9163
#2	.0118053	.0065418	182.4513	.1234455	.0490574	.1888628	162.1786
#3	.0114788	.0062633	182.7507	.1226338	.0485942	.1708338	161.4424

Elem	Mn2576	Mg2790	Ni2316	Ag3280	Na8183	V_2924	Zn2138
Units	ppm	ppm	ppm	ppm	ppm	ppm	ppm
Avg	8.523899	38.17604	.1601268	.0002339	.5288246	.1815995	.9475899
Stddev	.025519	.27619	.0005580	.0013972	.0047601	.0025753	.0068417
%RSD	.2993799	.7234625	.3484780	597.3107	.9001267	1.418111	.7220056
#1	8.495553	37.89881	.1594850	.0018181	.5248536	.1787006	.9397582
#2	8.545044	38.45117	.1603980	-.000294	.5275190	.1824751	.9524038
#3	8.531099	38.17813	.1604974	-.000822	.5341013	.1836228	.9506077

Elem	K_7698	P_1774	B_2496	Mo2020	S_1820	Si2516	Sn1899
Units	ppm	ppm	ppm	ppm	ppm	ppm	ppm
Avg	5.772976	9.524708	.0798212	.0060137	2.404722	12.72167	.0576667
Stddev	.121060	.014700	.0005397	.0005324	.005957	.14184	.0018746
%RSD	2.097011	.1543395	.6761664	8.853096	.2477219	1.114952	3.250804
#1	5.709785	9.508082	.0796649	.0054423	2.398168	12.55877	.0585339
#2	5.696587	9.530055	.0793769	.0061031	2.406190	12.81785	.0555155
#3	5.912556	9.535986	.0804218	.0064958	2.409807	12.78839	.0589507

Reviewed By:mohan
On:12/31/2024
11:25:59 PM
Inst Id :P5

Sample Name: P5036-04 Acquired: 12/29/2024 8:26:50 Type: Unk
Method: SFAM01.1 INSTRUMENT P5 WITH 6 POINT ICAL-2(v49) Mode: CONC Corr. Factor: 1.000000
User: Kareem Custom ID1: MBHKF5 Custom ID2: Custom ID3:
Comment:

Elem	Ti3361	Sr4077	Li6707
Units	ppm	ppm	ppm
Avg	.7882637	.0925738	.1178052
Stddev	.0007691	.0008829	.0010419
%RSD	.0975728	.9537084	.8844008
#1	.7875124	.0930920	.1182315
#2	.7882292	.0915544	.1185664
#3	.7890495	.0930750	.1166178

Int. Std.	Y_2243	Y_3600	Y_3710	Y_2243	In2306
Units	Cts/S	Cts/S	Cts/S	Cts/S	Cts/S
Avg	2444.993	30800.05	2393.423	1564.880	1808.984
Stddev	6.421	182.51	19.754	12.201	7.201
%RSD	.2625987	.5925577	.8253390	.7796706	.3980743
#1	2438.680	30947.66	2412.818	1572.825	1801.924
#2	2451.516	30856.49	2394.121	1570.983	1816.318
#3	2444.783	30595.98	2373.329	1550.832	1808.711

Reviewed By:mohan
On:12/31/2024
11:25:59 PM
Inst Id :P5

Sample Name: P5036-05 Acquired: 12/29/2024 8:30:42 Type: Unk
Method: SFAM01.1 INSTRUMENT P5 WITH 6 POINT ICAL-2(v49) Mode: CONC Corr. Factor: 1.000000
User: Kareem Custom ID1: MBHKF6 Custom ID2: Custom ID3:
Comment:

Elem	As1890	Tl1908	Pb2203	Se1960	Sb2068	Al3961	Ba4934
Units	ppm	ppm	ppm	ppm	ppm	ppm	ppm
Avg	.0619006	-.034063	.2176605	.0526454	.0101304	73.71178	.9647368
Stddev	.0074381	.003002	.0017561	.0046951	.0017000	.39232	.0047984
%RSD	12.01623	8.813998	.8068265	8.918245	16.78079	.5322339	.4973788
#1	.0535831	-.035420	.2196857	.0580639	.0104620	74.15879	.9702669
#2	.0679141	-.030622	.2165574	.0500890	.0082891	73.55188	.9616749
#3	.0642045	-.036148	.2167386	.0497833	.0116402	73.42466	.9622687

Elem	Be2348	Cd2144	Ca3736	Cr2677	Co2286	Cu3247	Fe2598
Units	ppm	ppm	ppm	ppm	ppm	ppm	ppm
Avg	.0109343	.0040496	582.2718	.1114179	.0597427	.0699690	159.8238
Stddev	.0001005	.0001486	3.5047	.0004119	.0008842	.0008835	.5560
%RSD	.9190610	3.668589	.6018997	.3696920	1.479982	1.262671	.3478556
#1	.0110299	.0038932	586.3170	.1118192	.0588913	.0690002	160.4239
#2	.0109433	.0041888	580.3497	.1114383	.0596806	.0707302	159.7213
#3	.0108295	.0040669	580.1487	.1109962	.0606564	.0701766	159.3263

Elem	Mn2576	Mg2790	Ni2316	Ag3280	Na8183	V_2924	Zn2138
Units	ppm	ppm	ppm	ppm	ppm	ppm	ppm
Avg	6.087145	78.03080	.1634852	-.000624	.8191129	.1743509	.4106533
Stddev	.042729	.47135	.0004026	.001036	.0040297	.0084502	.0018650
%RSD	.7019589	.6040526	.2462329	165.9460	.4919642	4.846667	.4541537
#1	6.136126	78.56416	.1631649	-.001801	.8146206	.1664108	.4085797
#2	6.057512	77.85801	.1633537	.000150	.8224093	.1832323	.4111866
#3	6.067796	77.67024	.1639371	-.000222	.8203090	.1734097	.4121935

Elem	K_7698	P_1774	B_2496	Mo2020	S_1820	Si2516	Sn1899
Units	ppm	ppm	ppm	ppm	ppm	ppm	ppm
Avg	5.200934	7.749017	.0762588	.0042068	2.322873	11.46558	.0372939
Stddev	.125132	.007601	.0007519	.0001731	.005325	.06966	.0007653
%RSD	2.405959	.0980892	.9859848	4.114393	.2292439	.6075861	2.052196
#1	5.060349	7.741033	.0760953	.0042852	2.319045	11.54054	.0364133
#2	5.242330	7.756165	.0770790	.0043268	2.320620	11.40282	.0376698
#3	5.300123	7.749853	.0756022	.0040084	2.328954	11.45339	.0377987

Reviewed By:mohan
On:12/31/2024
11:25:59 PM
Inst Id :P5

Sample Name: P5036-05 Acquired: 12/29/2024 8:30:42 Type: Unk
Method: SFAM01.1 INSTRUMENT P5 WITH 6 POINT ICAL-2(v49) Mode: CONC Corr. Factor: 1.000000
User: Kareem Custom ID1: MBHKF6 Custom ID2: Custom ID3:
Comment:

Elem	Ti3361	Sr4077	Li6707
Units	ppm	ppm	ppm
Avg	.8611208	.4204635	.1298659
Stddev	.0087328	.0031600	.0023361
%RSD	1.014125	.7515572	1.798871
#1	.8687592	.4240904	.1286943
#2	.8516004	.4189962	.1325560
#3	.8630028	.4183039	.1283474

Int. Std.	Y_2243	Y_3600	Y_3710	Y_2243	In2306
Units	Cts/S	Cts/S	Cts/S	Cts/S	Cts/S
Avg	2380.796	30211.93	2344.385	1522.935	1713.734
Stddev	4.007	76.19	13.008	1.849	2.368
%RSD	.1683254	.2521748	.5548390	.1214024	.1381968
#1	2384.127	30124.24	2329.429	1524.401	1713.203
#2	2376.349	30261.87	2353.062	1523.547	1711.675
#3	2381.912	30249.68	2350.663	1520.858	1716.322

Reviewed By:mohan
On:12/31/2024
11:25:59 PM
Inst Id :P5

Sample Name: P5036-06 Acquired: 12/29/2024 8:34:35 Type: Unk
Method: SFAM01.1 INSTRUMENT P5 WITH 6 POINT ICAL-2(v49) Mode: CONC Corr. Factor: 1.000000
User: Kareem Custom ID1: MBHKF7 Custom ID2: Custom ID3:
Comment:

Elem	As1890	Tl1908	Pb2203	Se1960	Sb2068	Al3961	Ba4934
Units	ppm	ppm	ppm	ppm	ppm	ppm	ppm
Avg	.0315051	-.014462	.0862549	.0265618	.0021783	55.79931	.5360826
Stddev	.0022665	.002123	.0020172	.0121711	.0046303	.07219	.0012509
%RSD	7.194099	14.67854	2.338634	45.82192	212.5693	.1293752	.2333413
#1	.0328593	-.016383	.0841882	.0144958	.0047734	55.75101	.5349512
#2	.0288885	-.014820	.0863579	.0388353	.0049290	55.76461	.5358706
#3	.0327675	-.012183	.0882187	.0263542	-.003168	55.88229	.5374259

Elem	Be2348	Cd2144	Ca3736	Cr2677	Co2286	Cu3247	Fe2598
Units	ppm	ppm	ppm	ppm	ppm	ppm	ppm
Avg	.0079282	.0020963	537.4638	.0857738	.0586668	.0695669	121.0589
Stddev	.0000522	.0002276	.4221	.0006934	.0008054	.0076199	.1595
%RSD	.6583456	10.85578	.0785294	.8083702	1.372795	10.95339	.1317646
#1	.0078824	.0018920	537.2304	.0861610	.0580058	.0781930	121.2268
#2	.0079172	.0020552	537.2099	.0861871	.0595638	.0637517	120.9093
#3	.0079850	.0023416	537.9510	.0849733	.0584308	.0667561	121.0406

Elem	Mn2576	Mg2790	Ni2316	Ag3280	Na8183	V_2924	Zn2138
Units	ppm	ppm	ppm	ppm	ppm	ppm	ppm
Avg	3.268391	87.48777	.1354961	-.000063	.9913578	.1213917	.2379943
Stddev	.007255	.14832	.0006572	.001291	.0199867	.0121545	.0020496
%RSD	.2219818	.1695346	.4850365	2035.266	2.016088	10.01266	.8611925
#1	3.272194	87.56193	.1347546	.001069	.9969950	.1075196	.2383012
#2	3.260025	87.58440	.1360068	.000209	.9691580	.1264815	.2398731
#3	3.272953	87.31700	.1357269	-.001468	1.007921	.1301738	.2358085

Elem	K_7698	P_1774	B_2496	Mo2020	S_1820	Si2516	Sn1899
Units	ppm	ppm	ppm	ppm	ppm	ppm	ppm
Avg	4.744752	7.277226	.0639051	.0024777	1.022701	10.25475	.0236048
Stddev	.066721	.019814	.0021919	.0008965	.007310	.04336	.0002807
%RSD	1.406204	.2722722	3.429928	36.17984	.7147769	.4228418	1.189229
#1	4.775824	7.265155	.0613766	.0018608	1.025334	10.30269	.0232931
#2	4.790270	7.266429	.0652653	.0020664	1.028330	10.24331	.0238377
#3	4.668162	7.300093	.0650735	.0035061	1.014439	10.21826	.0236837

Reviewed By:mohan
On:12/31/2024
11:25:59 PM
Inst Id :P5

Sample Name: P5036-06 Acquired: 12/29/2024 8:34:35 Type: Unk
Method: SFAM01.1 INSTRUMENT P5 WITH 6 POINT ICAL-2(v49) Mode: CONC Corr. Factor: 1.000000
User: Kareem Custom ID1: MBHKF7 Custom ID2: Custom ID3:
Comment:

Elem	Ti3361	Sr4077	Li6707
Units	ppm	ppm	ppm
Avg	.9785920	.4648778	.0967133
Stddev	.0098276	.0016328	.0040199
%RSD	1.004258	.3512270	4.156491
#1	.9777303	.4666924	.0949695
#2	.9692236	.4635273	.0938598
#3	.9888220	.4644137	.1013107

Int. Std.	Y_2243	Y_3600	Y_3710	Y_2243	In2306
Units	Cts/S	Cts/S	Cts/S	Cts/S	Cts/S
Avg	2310.178	29257.02	2288.487	1471.308	1684.615
Stddev	2.826	52.86	1.140	4.774	2.417
%RSD	.1223447	.1806629	.0498281	.3244413	.1434586
#1	2313.096	29268.79	2288.768	1471.206	1686.963
#2	2309.985	29199.27	2287.232	1466.587	1682.135
#3	2307.453	29303.00	2289.460	1476.132	1684.747

Reviewed By:mohan
On:12/31/2024
11:25:59 PM
Inst Id :P5

Sample Name: P5036-07 Acquired: 12/29/2024 8:38:27 Type: Unk
Method: SFAM01.1 INSTRUMENT P5 WITH 6 POINT ICAL-2(v49) Mode: CONC Corr. Factor: 1.000000
User: Kareem Custom ID1: MBHKF8 Custom ID2: Custom ID3:
Comment:

Elem	As1890	Tl1908	Pb2203	Se1960	Sb2068	Al3961	Ba4934
Units	ppm	ppm	ppm	ppm	ppm	ppm	ppm
Avg	.0456899	-.005706	.1155860	.0319493	-.002307	43.83857	.4715028
Stddev	.0085892	.002737	.0033335	.0039940	.005102	.12523	.0026411
%RSD	18.79880	47.96998	2.884046	12.50099	221.1786	.2856614	.5601428
#1	.0554508	-.005873	.1137429	.0364751	-.000712	43.95925	.4733007
#2	.0392874	-.008357	.1135810	.0304543	-.008015	43.70924	.4684705
#3	.0423314	-.002889	.1194342	.0289185	.001807	43.84722	.4727371

Elem	Be2348	Cd2144	Ca3736	Cr2677	Co2286	Cu3247	Fe2598
Units	ppm	ppm	ppm	ppm	ppm	ppm	ppm
Avg	.0076689	.0027902	722.2819	.0598370	.0624395	.1361059	126.2477
Stddev	.0002202	.0000675	2.0560	.0008581	.0012389	.0067191	.4802
%RSD	2.871693	2.418007	.2846484	1.433996	1.984151	4.936684	.3803772
#1	.0074885	.0027560	724.5132	.0588488	.0624603	.1383180	126.5539
#2	.0079143	.0027466	720.4642	.0602697	.0636678	.1414401	125.6942
#3	.0076038	.0028679	721.8682	.0603926	.0611903	.1285596	126.4950

Elem	Mn2576	Mg2790	Ni2316	Ag3280	Na8183	V_2924	Zn2138
Units	ppm	ppm	ppm	ppm	ppm	ppm	ppm
Avg	7.918446	138.6213	.1215027	.0003634	1.288002	.1110903	.2870076
Stddev	.020198	.3970	.0010167	.0014848	.014906	.0026269	.0022868
%RSD	.2550752	.2864116	.8367513	408.5615	1.157315	2.364647	.7967610
#1	7.914535	138.7685	.1223569	-.001338	1.303856	.1116796	.2843721
#2	7.900489	138.1717	.1217731	.001031	1.274271	.1082188	.2884659
#3	7.940313	138.9238	.1203782	.001397	1.285879	.1133724	.2881848

Elem	K_7698	P_1774	B_2496	Mo2020	S_1820	Si2516	Sn1899
Units	ppm	ppm	ppm	ppm	ppm	ppm	ppm
Avg	4.697027	8.690706	.0735771	.0044472	.8083433	10.31170	.0224297
Stddev	.187936	.011171	.0050396	.0005353	.0042602	.08079	.0023468
%RSD	4.001173	.1285369	6.849357	12.03750	.5270259	.7834470	10.46297
#1	4.562238	8.678634	.0793335	.0041336	.8082582	10.33182	.0247700
#2	4.911711	8.692807	.0699606	.0050653	.8041263	10.22276	.0200764
#3	4.617134	8.700677	.0714373	.0041426	.8126454	10.38053	.0224426

Reviewed By:mohan
On:12/31/2024
11:25:59 PM
Inst Id :P5

Sample Name: P5036-07 Acquired: 12/29/2024 8:38:27 Type: Unk
Method: SFAM01.1 INSTRUMENT P5 WITH 6 POINT ICAL-2(v49) Mode: CONC Corr. Factor: 1.000000
User: Kareem Custom ID1: MBHKF8 Custom ID2: Custom ID3:
Comment:

Elem	Ti3361	Sr4077	Li6707
Units	ppm	ppm	ppm
Avg	.6520557	.6555343	.0806253
Stddev	.0047212	.0017653	.0033093
%RSD	.7240555	.2692980	4.104500
#1	.6472413	.6575459	.0794117
#2	.6522479	.6542432	.0843701
#3	.6566779	.6548137	.0780942

Int. Std.	Y_2243	Y_3600	Y_3710	Y_2243	In2306
Units	Cts/S	Cts/S	Cts/S	Cts/S	Cts/S
Avg	2244.973	28484.95	2193.163	1432.484	1635.153
Stddev	4.908	38.21	15.436	8.118	.603
%RSD	.2186109	.1341449	.7038009	.5667181	.0368672
#1	2250.012	28527.39	2190.253	1441.549	1634.457
#2	2244.697	28474.17	2209.847	1430.020	1635.515
#3	2240.208	28453.28	2179.390	1425.883	1635.487

Reviewed By:mohan
On:12/31/2024
11:25:59 PM
Inst Id :P5

Sample Name: P5036-08 Acquired: 12/29/2024 8:42:21 Type: Unk
Method: SFAM01.1 INSTRUMENT P5 WITH 6 POINT ICAL-2(v49) Mode: CONC Corr. Factor: 1.000000
User: Kareem Custom ID1: MBHKF8D Custom ID2: Custom ID3:
Comment:

Elem	As1890	Tl1908	Pb2203	Se1960	Sb2068	Al3961	Ba4934
Units	ppm	ppm	ppm	ppm	ppm	ppm	ppm
Avg	.0474717	-.005593	.1121183	.0215045	-.005403	42.39843	.4566553
Stddev	.0043619	.004896	.0021638	.0070915	.001662	.48596	.0039504
%RSD	9.188461	87.54164	1.929892	32.97668	30.75940	1.146185	.8650619
#1	.0488839	-.011234	.1133486	.0205678	-.004214	42.53109	.4562113
#2	.0509525	-.002441	.1133864	.0149279	-.004694	41.85991	.4529457
#3	.0425786	-.003104	.1096199	.0290178	-.007302	42.80428	.4608089

Elem	Be2348	Cd2144	Ca3736	Cr2677	Co2286	Cu3247	Fe2598
Units	ppm	ppm	ppm	ppm	ppm	ppm	ppm
Avg	.0072781	.0026978	701.6404	.0580828	.0608179	.1362173	122.6794
Stddev	.0001248	.0000802	7.3090	.0014645	.0003705	.0067510	1.3184
%RSD	1.714919	2.973949	1.041700	2.521328	.6092123	4.956043	1.074707
#1	.0074132	.0027891	703.7105	.0576066	.0605210	.1300936	123.0048
#2	.0071671	.0026660	693.5196	.0597260	.0612332	.1351017	121.2288
#3	.0072539	.0026384	707.6910	.0569156	.0606997	.1434566	123.8047

Elem	Mn2576	Mg2790	Ni2316	Ag3280	Na8183	V_2924	Zn2138
Units	ppm	ppm	ppm	ppm	ppm	ppm	ppm
Avg	7.693537	134.3414	.1169902	.0000482	1.244557	.1020613	.2819936
Stddev	.077600	1.5609	.0010146	.0006530	.009013	.0052128	.0016499
%RSD	1.008645	1.161917	.8672555	1356.019	.7242011	5.107518	.5850928
#1	7.706539	134.4489	.1161876	.0003438	1.242094	.0960496	.2816563
#2	7.610257	132.7294	.1166524	-.000700	1.237031	.1048062	.2837862
#3	7.763815	135.8457	.1181306	.000501	1.254545	.1053280	.2805384

Elem	K_7698	P_1774	B_2496	Mo2020	S_1820	Si2516	Sn1899
Units	ppm	ppm	ppm	ppm	ppm	ppm	ppm
Avg	4.302736	8.429749	.0727120	.0045573	.7866957	9.720720	.0216907
Stddev	.088223	.021636	.0018811	.0006819	.0060699	.063603	.0039068
%RSD	2.050385	.2566648	2.587013	14.96293	.7715653	.6542986	18.01142
#1	4.231332	8.437566	.0716956	.0043856	.7850135	9.783594	.0228457
#2	4.275514	8.405291	.0715579	.0039776	.7816444	9.656414	.0173366
#3	4.401361	8.446391	.0748826	.0053086	.7934293	9.722153	.0248898

Reviewed By:mohan
On:12/31/2024
11:25:59 PM
Inst Id :P5

Sample Name: P5036-08 Acquired: 12/29/2024 8:42:21 Type: Unk
Method: SFAM01.1 INSTRUMENT P5 WITH 6 POINT ICAL-2(v49) Mode: CONC Corr. Factor: 1.000000
User: Kareem Custom ID1: MBHKF8D Custom ID2: Custom ID3:
Comment:

Elem	Ti3361	Sr4077	Li6707
Units	ppm	ppm	ppm
Avg	.6239787	.6377072	.0770308
Stddev	.0052705	.0071407	.0041385
%RSD	.8446575	1.119743	5.372551
#1	.6231211	.6409500	.0804933
#2	.6191897	.6295206	.0724472
#3	.6296254	.6426511	.0781518

Int. Std.	Y_2243	Y_3600	Y_3710	Y_2243	In2306
Units	Cts/S	Cts/S	Cts/S	Cts/S	Cts/S
Avg	2298.164	29187.86	2307.444	1467.400	1680.762
Stddev	9.198	105.27	22.453	8.593	6.170
%RSD	.4002543	.3606786	.9730527	.5856165	.3670720
#1	2307.429	29080.85	2284.245	1458.250	1687.550
#2	2289.033	29191.42	2329.067	1468.650	1675.497
#3	2298.029	29291.31	2309.021	1475.300	1679.238

Reviewed By:mohan
On:12/31/2024
11:25:59 PM
Inst Id :P5

Sample Name: P5036-07LX5 Acquired: 12/29/2024 8:46:14 Type: Unk
Method: SFAM01.1 INSTRUMENT P5 WITH 6 POINT ICAL-2(v49) Mode: CONC Corr. Factor: 1.000000
User: Kareem Custom ID1: MBHKF8L Custom ID2: Custom ID3:
Comment:

Elem	As1890	Tl1908	Pb2203	Se1960	Sb2068	Al3961	Ba4934
Units	ppm	ppm	ppm	ppm	ppm	ppm	ppm
Avg	-.003033	.0268094	.0248912	-.022331	-.016720	9.620057	.0947532
Stddev	.005956	.0014001	.0017330	.002463	.004805	.032163	.0011912
%RSD	196.3712	5.222326	6.962372	11.02762	28.73720	.3343308	1.257158
#1	-.008367	.0279860	.0228931	-.019892	-.021749	9.632250	.0957380
#2	-.004127	.0252609	.0259852	-.022285	-.012177	9.644339	.0934292
#3	.003394	.0271812	.0257953	-.024817	-.016233	9.583580	.0950925

Elem	Be2348	Cd2144	Ca3736	Cr2677	Co2286	Cu3247	Fe2598
Units	ppm	ppm	ppm	ppm	ppm	ppm	ppm
Avg	.0015665	.0003334	165.1862	.0143254	.0402456	.0272736	27.13662
Stddev	.0000737	.0000900	.5198	.0001756	.0001479	.0048393	.04712
%RSD	4.706623	27.00796	.3146645	1.225766	.3674905	17.74359	.1736316
#1	.0016124	.0003275	164.7792	.0143367	.0400752	.0296208	27.12427
#2	.0016056	.0004262	165.0078	.0144951	.0403207	.0304917	27.18869
#3	.0014814	.0002465	165.7717	.0141444	.0403409	.0217083	27.09691

Elem	Mn2576	Mg2790	Ni2316	Ag3280	Na8183	V_2924	Zn2138
Units	ppm	ppm	ppm	ppm	ppm	ppm	ppm
Avg	1.584107	34.39712	.0229903	.0002006	.2551755	.0189706	.0660662
Stddev	.003457	.09402	.0002363	.0008696	.0223475	.0171081	.0003719
%RSD	.2182522	.2733488	1.027975	433.4216	8.757685	90.18251	.5629452
#1	1.584461	34.46701	.0230704	.0005609	.2524569	.0302485	.0658620
#2	1.580487	34.43411	.0227243	.0008322	.2343116	-.000715	.0658410
#3	1.587374	34.29022	.0231762	-.000791	.2787578	.027378	.0664954

Elem	K_7698	P_1774	B_2496	Mo2020	S_1820	Si2516	Sn1899
Units	ppm	ppm	ppm	ppm	ppm	ppm	ppm
Avg	.7871495	2.117962	.0110487	.0027005	.2089546	2.234646	.0052150
Stddev	.1279413	.011718	.0009020	.0005997	.0010455	.015982	.0004000
%RSD	16.25375	.5532440	8.163923	22.20718	.5003269	.7151697	7.669761
#1	.9270905	2.105598	.0105021	.0026921	.2081319	2.217795	.0056671
#2	.7581835	2.128903	.0105541	.0021051	.2086009	2.236557	.0050709
#3	.6761746	2.119386	.0120898	.0033044	.2101310	2.249586	.0049070

Reviewed By:mohan
On:12/31/2024
11:25:59 PM
Inst Id :P5

Sample Name: P5036-07LX5 Acquired: 12/29/2024 8:46:14 Type: Unk
Method: SFAM01.1 INSTRUMENT P5 WITH 6 POINT ICAL-2(v49) Mode: CONC Corr. Factor: 1.000000
User: Kareem Custom ID1: MBHKF8L Custom ID2: Custom ID3:
Comment:

Elem	Ti3361	Sr4077	Li6707
Units	ppm	ppm	ppm
Avg	.1312897	.1495821	.0167291
Stddev	.0015205	.0002314	.0032050
%RSD	1.158124	.1547277	19.15818
#1	.1296365	.1493307	.0133590
#2	.1326282	.1496292	.0197384
#3	.1316044	.1497863	.0170900

Int. Std.	Y_2243	Y_3600	Y_3710	Y_2243	In2306
Units	Cts/S	Cts/S	Cts/S	Cts/S	Cts/S
Avg	2154.485	27287.63	2053.828	1379.864	1812.920
Stddev	5.264	213.53	4.736	10.651	4.364
%RSD	.2443103	.7825199	.2306086	.7719099	.2407214
#1	2158.650	27224.39	2048.716	1374.004	1817.911
#2	2156.235	27112.86	2058.066	1373.430	1811.028
#3	2148.569	27525.63	2054.702	1392.159	1809.822

Reviewed By:mohan
On:12/31/2024
11:25:59 PM
Inst Id :P5

Sample Name: P5036-09 Acquired: 12/29/2024 8:50:13 Type: Unk
Method: SFAM01.1 INSTRUMENT P5 WITH 6 POINT ICAL-2(v49) Mode: CONC Corr. Factor: 1.000000
User: Kareem Custom ID1: MBHKF8S Custom ID2: Custom ID3:
Comment:

Elem	As1890	Tl1908	Pb2203	Se1960	Sb2068	Al3961	Ba4934
Units	ppm	ppm	ppm	ppm	ppm	ppm	ppm
Avg	.1292216	.0652087	.1470862	.1880732	.1598007	46.35990	3.993694
Stddev	.0035603	.0058745	.0011030	.0045600	.0039734	.11169	.012215
%RSD	2.755166	9.008726	.7498820	2.424567	2.486488	.2409172	.3058662
#1	.1331572	.0682755	.1458345	.1828785	.1601589	46.34370	4.001669
#2	.1262249	.0584355	.1475088	.1914152	.1556603	46.47881	3.999782
#3	.1282826	.0689151	.1479155	.1899259	.1635829	46.25720	3.979631

Elem	Be2348	Cd2144	Ca3736	Cr2677	Co2286	Cu3247	Fe2598
Units	ppm	ppm	ppm	ppm	ppm	ppm	ppm
Avg	.0969621	.0998337	706.5398	.4197237	1.044559	.5354163	125.2086
Stddev	.0004485	.0001169	1.0311	.0004343	.001178	.0086150	.0387
%RSD	.4625105	.1171311	.1459435	.1034733	.1127755	1.609027	.0309132
#1	.0965064	.0999635	707.1631	.4202251	1.043741	.5283389	125.2528
#2	.0974029	.0998008	705.3496	.4194797	1.044028	.5329008	125.1922
#3	.0969769	.0997367	707.1068	.4194663	1.045909	.5450090	125.1808

Elem	Mn2576	Mg2790	Ni2316	Ag3280	Na8183	V_2924	Zn2138
Units	ppm	ppm	ppm	ppm	ppm	ppm	ppm
Avg	8.590792	135.4553	1.094390	.0636659	1.330060	.9920887	1.142870
Stddev	.009591	.3171	.001259	.0009155	.017452	.0106348	.003052
%RSD	.1116427	.2341293	.1150158	1.437931	1.312095	1.071957	.2670410
#1	8.601157	135.6609	1.095834	.0641561	1.315024	1.004316	1.142959
#2	8.588987	135.6150	1.093806	.0626097	1.325960	.986962	1.145877
#3	8.582232	135.0901	1.093529	.0642319	1.349197	.984988	1.139774

Elem	K_7698	P_1774	B_2496	Mo2020	S_1820	Si2516	Sn1899
Units	ppm	ppm	ppm	ppm	ppm	ppm	ppm
Avg	4.412021	8.383226	.0695938	.0044694	.8109458	10.11885	.0237826
Stddev	.075541	.008474	.0017908	.0005454	.0069532	.07315	.0021009
%RSD	1.712171	.1010833	2.573233	12.20185	.8574140	.7229014	8.833928
#1	4.324810	8.375919	.0694399	.0038907	.8052661	10.07543	.0251170
#2	4.457114	8.392515	.0714566	.0049738	.8187001	10.20330	.0213609
#3	4.454138	8.381243	.0678849	.0045437	.8088710	10.07781	.0248700

Reviewed By:mohan
On:12/31/2024
11:25:59 PM
Inst Id :P5

Sample Name: P5036-09 Acquired: 12/29/2024 8:50:13 Type: Unk
Method: SFAM01.1 INSTRUMENT P5 WITH 6 POINT ICAL-2(v49) Mode: CONC Corr. Factor: 1.000000
User: Kareem Custom ID1: MBHKF8S Custom ID2: Custom ID3:
Comment:

Elem	Ti3361	Sr4077	Li6707
Units	ppm	ppm	ppm
Avg	.6353741	.6439343	.0789395
Stddev	.0055396	.0021301	.0032549
%RSD	.8718689	.3308014	4.123243
#1	.6401569	.6454785	.0756905
#2	.6366611	.6415041	.0789278
#3	.6293042	.6448202	.0822002

Int. Std.	Y_2243	Y_3600	Y_3710	Y_2243	In2306
Units	Cts/S	Cts/S	Cts/S	Cts/S	Cts/S
Avg	2257.062	28716.81	2199.458	1437.351	1653.897
Stddev	2.931	69.49	13.765	3.067	3.104
%RSD	.1298635	.2419664	.6258226	.2133821	.1876790
#1	2256.100	28788.56	2211.929	1439.895	1655.222
#2	2260.353	28712.03	2184.689	1438.212	1656.119
#3	2254.733	28649.83	2201.758	1433.945	1650.351

Reviewed By:mohan
On:12/31/2024
11:25:59 PM
Inst Id :P5

Sample Name: P5036-10 Acquired: 12/29/2024 8:54:03 Type: Unk
Method: SFAM01.1 INSTRUMENT P5 WITH 6 POINT ICAL-2(v49) Mode: CONC Corr. Factor: 1.000000
User: Kareem Custom ID1: MBHKF9 Custom ID2: Custom ID3:
Comment:

Elem	As1890	Tl1908	Pb2203	Se1960	Sb2068	Al3961	Ba4934
Units	ppm	ppm	ppm	ppm	ppm	ppm	ppm
Avg	.0398607	-.014061	.0798754	.0367363	.0035067	50.13526	.4553321
Stddev	.0016917	.001625	.0032394	.0020593	.0031298	.23106	.0029788
%RSD	4.243915	11.55709	4.055606	5.605626	89.25184	.4608788	.6542116
#1	.0383257	-.012967	.0779379	.0350300	.0070409	50.13593	.4567050
#2	.0395821	-.013287	.0780732	.0390237	.0010852	49.90386	.4519144
#3	.0416744	-.015928	.0836152	.0361551	.0023942	50.36598	.4573770

Elem	Be2348	Cd2144	Ca3736	Cr2677	Co2286	Cu3247	Fe2598
Units	ppm	ppm	ppm	ppm	ppm	ppm	ppm
Avg	.0079621	.0022503	424.6560	.0700712	.0624958	.1114654	128.7283
Stddev	.0001830	.0000618	2.6844	.0003446	.0008603	.0062009	.5871
%RSD	2.298345	2.745337	.6321293	.4917353	1.376653	5.563055	.4561130
#1	.0077869	.0023201	424.7580	.0704386	.0615142	.1062737	128.7429
#2	.0079475	.0022284	421.9221	.0700196	.0631191	.1183316	128.1340
#3	.0081520	.0022025	427.2879	.0697553	.0628541	.1097911	129.3080

Elem	Mn2576	Mg2790	Ni2316	Ag3280	Na8183	V_2924	Zn2138
Units	ppm	ppm	ppm	ppm	ppm	ppm	ppm
Avg	5.077452	95.44932	.1438158	.0002097	.9093583	.1132318	.2639814
Stddev	.026680	.77395	.0009693	.0004763	.0148758	.0037680	.0013654
%RSD	.5254668	.8108465	.6739919	227.1357	1.635862	3.327664	.5172358
#1	5.078410	95.16421	.1428733	.0005554	.9259722	.1106375	.2625416
#2	5.050306	94.85837	.1437641	.0004073	.8972732	.1115040	.2652577
#3	5.103641	96.32538	.1448099	-.000334	.9048295	.1175538	.2641450

Elem	K_7698	P_1774	B_2496	Mo2020	S_1820	Si2516	Sn1899
Units	ppm	ppm	ppm	ppm	ppm	ppm	ppm
Avg	3.804761	5.496350	.0625017	.0030465	.4966630	10.16349	.0216781
Stddev	.092925	.015355	.0023863	.0005405	.0064416	.10894	.0013738
%RSD	2.442326	.2793605	3.817905	17.74261	1.296970	1.071885	6.337208
#1	3.900860	5.486474	.0606419	.0035685	.4892408	10.26235	.0214001
#2	3.715375	5.488537	.0651923	.0030820	.5007949	10.04669	.0231696
#3	3.798048	5.514040	.0616709	.0024892	.4999533	10.18143	.0204646

Reviewed By:mohan
On:12/31/2024
11:25:59 PM
Inst Id :P5

Sample Name: P5036-10 Acquired: 12/29/2024 8:54:03 Type: Unk
Method: SFAM01.1 INSTRUMENT P5 WITH 6 POINT ICAL-2(v49) Mode: CONC Corr. Factor: 1.000000
User: Kareem Custom ID1: MBHKF9 Custom ID2: Custom ID3:
Comment:

Elem	Ti3361	Sr4077	Li6707
Units	ppm	ppm	ppm
Avg	.7920197	.4477689	.0879949
Stddev	.0086690	.0034923	.0022432
%RSD	1.094543	.7799400	2.549288
#1	.7928993	.4479010	.0891203
#2	.7829444	.4442123	.0894527
#3	.8002153	.4511932	.0854118

Int. Std.	Y_2243	Y_3600	Y_3710	Y_2243	In2306
Units	Cts/S	Cts/S	Cts/S	Cts/S	Cts/S
Avg	2272.965	28940.65	2235.257	1453.688	1742.516
Stddev	5.657	101.97	10.520	6.945	3.512
%RSD	.2488896	.3523403	.4706312	.4777202	.2015279
#1	2268.489	29052.61	2225.444	1461.379	1744.622
#2	2279.324	28853.10	2246.364	1451.808	1744.465
#3	2271.083	28916.25	2233.962	1447.877	1738.463

Reviewed By:mohan
On:12/31/2024
11:25:59 PM
Inst Id :P5

Sample Name: P5036-11 Acquired: 12/29/2024 8:57:56 Type: Unk
Method: SFAM01.1 INSTRUMENT P5 WITH 6 POINT ICAL-2(v49) Mode: CONC Corr. Factor: 1.000000
User: Kareem Custom ID1: MBHKG0 Custom ID2: Custom ID3:
Comment:

Elem	As1890	Tl1908	Pb2203	Se1960	Sb2068	Al3961	Ba4934
Units	ppm	ppm	ppm	ppm	ppm	ppm	ppm
Avg	.1345144	-.057868	2.834340	.0897822	.0242262	66.43290	1.789125
Stddev	.0045136	.002327	.013484	.0007726	.0032694	.31943	.007120
%RSD	3.355467	4.021664	.4757242	.8605706	13.49516	.4808384	.3979861
#1	.1394035	-.060547	2.826946	.0888902	.0265561	66.35422	1.787006
#2	.1305062	-.056348	2.826171	.0902159	.0256336	66.78432	1.797064
#3	.1336334	-.056709	2.849903	.0902406	.0204888	66.16015	1.783305

Elem	Be2348	Cd2144	Ca3736	Cr2677	Co2286	Cu3247	Fe2598
Units	ppm	ppm	ppm	ppm	ppm	ppm	ppm
Avg	.0118680	.0098701	53.01523	.1347700	.0426864	.4311525	168.2351
Stddev	.0002390	.0000817	.19711	.0007871	.0007139	.0067535	.8552
%RSD	2.014094	.8276364	.3718031	.5840282	1.672545	1.566390	.5083100
#1	.0121438	.0098248	52.87503	.1352950	.0432500	.4308252	167.6510
#2	.0117396	.0098212	53.24060	.1351499	.0418835	.4380637	169.2167
#3	.0117205	.0099644	52.93004	.1338650	.0429257	.4245686	167.8377

Elem	Mn2576	Mg2790	Ni2316	Ag3280	Na8183	V_2924	Zn2138
Units	ppm	ppm	ppm	ppm	ppm	ppm	ppm
Avg	9.256806	22.30369	.1788605	.0021853	.5734303	.1965140	2.387564
Stddev	.041115	.10349	.0003995	.0009172	.0100497	.0067988	.010752
%RSD	.4441550	.4640018	.2233795	41.96993	1.752561	3.459677	.4503181
#1	9.250350	22.40097	.1792742	.0014404	.5845314	.1902829	2.387500
#2	9.300767	22.31514	.1784768	.0019058	.5649521	.1954940	2.398348
#3	9.219302	22.19495	.1788305	.0032097	.5708073	.2037651	2.376844

Elem	K_7698	P_1774	B_2496	Mo2020	S_1820	Si2516	Sn1899
Units	ppm	ppm	ppm	ppm	ppm	ppm	ppm
Avg	4.845787	8.271886	.0868626	.0076335	4.647960	11.56947	.1702780
Stddev	.189505	.024934	.0009320	.0003536	.009944	.11225	.0009732
%RSD	3.910717	.3014268	1.072960	4.631745	.2139477	.9702069	.5715558
#1	4.690636	8.255881	.0864548	.0072815	4.640091	11.53448	.1692910
#2	5.056997	8.259162	.0879290	.0079886	4.659137	11.69505	.1703060
#3	4.789728	8.300615	.0862041	.0076305	4.644653	11.47889	.1712369

Reviewed By:mohan
On:12/31/2024
11:25:59 PM
Inst Id :P5

Sample Name: P5036-11 Acquired: 12/29/2024 8:57:56 Type: Unk
Method: SFAM01.1 INSTRUMENT P5 WITH 6 POINT ICAL-2(v49) Mode: CONC Corr. Factor: 1.000000
User: Kareem Custom ID1: MBHKG0 Custom ID2: Custom ID3:
Comment:

Elem	Ti3361	Sr4077	Li6707
Units	ppm	ppm	ppm
Avg	.8589591	.0039028	.0915258
Stddev	.0081063	.0003867	.0047630
%RSD	.9437308	9.907681	5.204027
#1	.8603082	.0040766	.0860291
#2	.8663061	.0041722	.0944358
#3	.8502629	.0034598	.0941126

Int. Std.	Y_2243	Y_3600	Y_3710	Y_2243	In2306
Units	Cts/S	Cts/S	Cts/S	Cts/S	Cts/S
Avg	2449.221	31150.22	2327.943	1569.362	1874.432
Stddev	6.430	144.93	10.210	2.683	6.709
%RSD	.2625313	.4652762	.4385847	.1709395	.3578964
#1	2456.645	31094.43	2328.296	1568.609	1880.339
#2	2445.414	31314.76	2317.561	1572.341	1875.818
#3	2445.604	31041.48	2337.972	1567.137	1867.138

Reviewed By:mohan
On:12/31/2024
11:25:59 PM
Inst Id :P5

Sample Name: P5036-12 Acquired: 12/29/2024 9:01:48 Type: Unk
Method: SFAM01.1 INSTRUMENT P5 WITH 6 POINT ICAL-2(v49) Mode: CONC Corr. Factor: 1.000000
User: Kareem Custom ID1: MBHKG1 Custom ID2: Custom ID3:
Comment:

Elem	As1890	Tl1908	Pb2203	Se1960	Sb2068	Al3961
Units	ppm	ppm	ppm	ppm	ppm	ppm
Avg	.1564253	-.011874	1.659731	.0799849	.0128347	82.51359
Stddev	.0029525	.003627	.002020	.0040225	.0016856	.10277
%RSD	1.887459	30.54146	.1217260	5.029104	13.13326	.1245470
#1	.1584542	-.007915	1.657626	.0819949	.0144112	82.53300
#2	.1530382	-.012671	1.661655	.0826063	.0110579	82.40250
#3	.1577837	-.015036	1.659911	.0753535	.0130350	82.60527

Elem	Ba4934	Be2348	Cd2144	Ca3736	Cr2677	Co2286
Units	ppm	ppm	ppm	ppm	ppm	ppm
Avg	2.635465	.0124961	.0091861	430.8871	.1011377	.0964685
Stddev	.005153	.0001476	.0002021	.7742	.0007701	.0004810
%RSD	.1955435	1.181073	2.200497	.1796865	.7614383	.4985727
#1	2.632178	.0123644	.0089709	430.0431	.1017575	.0959472
#2	2.632812	.0124683	.0093719	431.5644	.1013799	.0965634
#3	2.641404	.0126556	.0092155	431.0538	.1002756	.0968949

Elem	Cu3247	Fe2598	Mn2576	Mg2790	Ni2316	Ag3280
Units	ppm	ppm	ppm	ppm	ppm	ppm
Avg	.2725799	181.7218	24.99855	58.06355	.1771315	.0036344
Stddev	.0043254	.3818	.02169	.39186	.0004080	.0006237
%RSD	1.586838	.2100876	.0867723	.6748781	.2303353	17.16188
#1	.2765888	182.0721	25.00394	58.50775	.1768697	.0036068
#2	.2679956	181.3149	24.97468	57.76682	.1769232	.0030249
#3	.2731554	181.7784	25.01705	57.91607	.1776016	.0042714

Elem	Na8183	V_2924	Zn2138	K_7698	P_1774	B_2496
Units	ppm	ppm	ppm	ppm	ppm	ppm
Avg	6.109514	.1646434	.8016149	7.429804	F 17.10098	.1504900
Stddev	.053568	.0065874	.0032323	.083267	.02991	.0026132
%RSD	.8767966	4.001032	.4032208	1.120719	.1749000	1.736450
#1	6.133726	.1701635	.8038474	7.333990	17.08566	.1512421
#2	6.048115	.1664155	.8030889	7.484648	17.08183	.1526447
#3	6.146703	.1573512	.7979084	7.470775	17.13545	.1475833

Reviewed By:mohan
On:12/31/2024
11:25:59 PM
Inst Id :P5

Sample Name: P5036-12 Acquired: 12/29/2024 9:01:48 Type: Unk
Method: SFAM01.1 INSTRUMENT P5 WITH 6 POINT ICAL-2(v49) Mode: CONC Corr. Factor: 1.000000
User: Kareem Custom ID1: MBHKG1 Custom ID2: Custom ID3:
Comment:

Elem	Mo2020	S_1820	Si2516	Sn1899	Ti3361	Sr4077
Units	ppm	ppm	ppm	ppm	ppm	ppm
Avg	.0080183	8.132806	11.27062	.0462049	.4687296	.9573578
Stddev	.0003941	.022671	.02881	.0015492	.0041503	.0039890
%RSD	4.914457	.2787660	.2556511	3.352854	.8854269	.4166675
#1	.0084403	8.108451	11.30233	.0448160	.4732571	.9539957
#2	.0076599	8.136669	11.24603	.0459231	.4651054	.9617655
#3	.0079546	8.153297	11.26351	.0478757	.4678263	.9563123

Elem	Li6707
Units	ppm
Avg	.0566364
Stddev	.0007292
%RSD	1.287588
#1	.0560695
#2	.0574591
#3	.0563806

Int. Std.	Y_2243	Y_3600	Y_3710	Y_2243	In2306
Units	Cts/S	Cts/S	Cts/S	Cts/S	Cts/S
Avg	2588.807	32620.01	2548.250	1645.172	1745.853
Stddev	7.053	71.84	13.790	2.901	3.111
%RSD	.2724320	.2202480	.5411576	.1763447	.1781659
#1	2586.481	32690.32	2541.409	1644.304	1744.469
#2	2583.211	32623.01	2564.123	1648.408	1743.675
#3	2596.729	32546.72	2539.218	1642.804	1749.416

Reviewed By:mohan
On:12/31/2024
11:25:59 PM
Inst Id :P5

Sample Name: P5036-13 Acquired: 12/29/2024 9:05:38 Type: Unk
Method: SFAM01.1 INSTRUMENT P5 WITH 6 POINT ICAL-2(v49) Mode: CONC Corr. Factor: 1.000000
User: Kareem Custom ID1: MBHKD5 Custom ID2: Custom ID3:
Comment:

Elem	As1890	Tl1908	Pb2203	Se1960	Sb2068	Al3961
Units	ppm	ppm	ppm	ppm	ppm	ppm
Avg	.0837015	-.028911	.4971667	.0565610	.0096347	72.38622
Stddev	.0050028	.003072	.0017670	.0042945	.0014256	.42547
%RSD	5.976982	10.62530	.3554138	7.592633	14.79631	.5877727
#1	.0884356	-.032063	.4953336	.0598726	.0111691	72.62063
#2	.0784674	-.028742	.4973073	.0581018	.0093839	72.64293
#3	.0842014	-.025927	.4988592	.0517087	.0083513	71.89511

Elem	Ba4934	Be2348	Cd2144	Ca3736	Cr2677	Co2286
Units	ppm	ppm	ppm	ppm	ppm	ppm
Avg	1.018657	.0106892	.0053114	208.5193	.1189016	.0501962
Stddev	.006272	.0000540	.0001180	1.2835	.0015117	.0004807
%RSD	.6156757	.5051547	2.222039	.6155489	1.271401	.9575750
#1	1.023305	.0107507	.0054390	209.1763	.1205535	.0496445
#2	1.021142	.0106497	.0052061	209.3413	.1175871	.0505245
#3	1.011523	.0106672	.0052892	207.0402	.1185642	.0504197

Elem	Cu3247	Fe2598	Mn2576	Mg2790	Ni2316	Ag3280
Units	ppm	ppm	ppm	ppm	ppm	ppm
Avg	.1377518	142.4597	6.598634	47.44462	.1427061	.0001182
Stddev	.0050579	.9886	.037609	.54505	.0004204	.0012020
%RSD	3.671776	.6939429	.5699551	1.148816	.2945674	1016.969
#1	.1435905	143.1587	6.616986	47.76128	.1431545	.0003655
#2	.1347093	142.8919	6.623545	47.75732	.1423210	.0011773
#3	.1349556	141.3287	6.555372	46.81525	.1426428	-.001188

Elem	Na8183	V_2924	Zn2138	K_7698	P_1774	B_2496
Units	ppm	ppm	ppm	ppm	ppm	ppm
Avg	.5790616	.1820146	.6565052	6.274315	F 13.00719	.0753018
Stddev	.0129118	.0138961	.0015878	.158883	.01033	.0036791
%RSD	2.229773	7.634616	.2418512	2.532268	.0793808	4.885759
#1	.5743381	.1977670	.6551034	6.169941	13.00234	.0770432
#2	.5691768	.1767841	.6561827	6.457166	13.00018	.0777867
#3	.5936700	.1714928	.6582294	6.195838	13.01904	.0710753

Reviewed By:mohan
On:12/31/2024
11:25:59 PM
Inst Id :P5

Sample Name: P5036-13 Acquired: 12/29/2024 9:05:38 Type: Unk
Method: SFAM01.1 INSTRUMENT P5 WITH 6 POINT ICAL-2(v49) Mode: CONC Corr. Factor: 1.000000
User: Kareem Custom ID1: MBHKD5 Custom ID2: Custom ID3:
Comment:

Elem	Mo2020	S_1820	Si2516	Sn1899	Ti3361	Sr4077
Units	ppm	ppm	ppm	ppm	ppm	ppm
Avg	.0068180	2.340725	12.32978	.1018490	.7505999	.2551432
Stddev	.0000272	.003999	.03492	.0022020	.0045796	.0012082
%RSD	.3992000	.1708236	.2832182	2.162023	.6101237	.4735492
#1	.0068208	2.343378	12.35679	.0999827	.7548691	.2549994
#2	.0068437	2.342672	12.29035	.1012868	.7511677	.2564170
#3	.0067895	2.336126	12.34221	.1042777	.7457629	.2540134

Elem	Li6707
Units	ppm
Avg	.1293718
Stddev	.0038286
%RSD	2.959382
#1	.1249561
#2	.1313943
#3	.1317651

Int. Std.	Y_2243	Y_3600	Y_3710	Y_2243	In2306
Units	Cts/S	Cts/S	Cts/S	Cts/S	Cts/S
Avg	2432.831	30638.74	2373.375	1555.252	1802.393
Stddev	6.741	130.93	4.762	8.863	3.329
%RSD	.2770661	.4273492	.2006308	.5698477	.1846939
#1	2430.421	30615.84	2370.174	1560.180	1803.351
#2	2440.446	30520.76	2371.104	1545.021	1805.139
#3	2427.628	30779.61	2378.847	1560.556	1798.691

Reviewed By:mohan
On:12/31/2024
11:25:59 PM
Inst Id :P5

Sample Name: P5036-14 Acquired: 12/29/2024 9:09:31 Type: Unk
Method: SFAM01.1 INSTRUMENT P5 WITH 6 POINT ICAL-2(v49) Mode: CONC Corr. Factor: 1.000000
User: Kareem Custom ID1: MBHKD7 Custom ID2: Custom ID3:
Comment:

Elem	As1890	Tl1908	Pb2203	Se1960	Sb2068	Al3961	Ba4934
Units	ppm	ppm	ppm	ppm	ppm	ppm	ppm
Avg	.0595398	-.020961	.2906604	.0434685	.0063952	59.99499	.7882688
Stddev	.0009629	.001450	.0023256	.0044836	.0012538	.29888	.0027369
%RSD	1.617163	6.916210	.8001256	10.31455	19.60558	.4981753	.3472002
#1	.0597819	-.019462	.2926009	.0469007	.0056387	60.29225	.7909953
#2	.0603585	-.022356	.2880825	.0451092	.0057044	59.99821	.7882895
#3	.0584790	-.021064	.2912976	.0383957	.0078424	59.69452	.7855217

Elem	Be2348	Cd2144	Ca3736	Cr2677	Co2286	Cu3247	Fe2598
Units	ppm	ppm	ppm	ppm	ppm	ppm	ppm
Avg	.0093862	.0040543	458.8850	.0938615	.0753089	.1663123	147.3956
Stddev	.0002546	.0000229	2.0194	.0007409	.0004194	.0047096	.4740
%RSD	2.712617	.5646266	.4400714	.7893754	.5569320	2.831793	.3215908
#1	.0095405	.0040326	461.0994	.0940277	.0748916	.1716092	147.8070
#2	.0095258	.0040782	458.4104	.0930516	.0757304	.1647305	147.5027
#3	.0090923	.0040520	457.1451	.0945052	.0753047	.1625972	146.8772

Elem	Mn2576	Mg2790	Ni2316	Ag3280	Na8183	V_2924	Zn2138
Units	ppm	ppm	ppm	ppm	ppm	ppm	ppm
Avg	7.787630	107.8468	.1741432	-.000574	.9987198	.1668449	.5079608
Stddev	.029759	.5307	.0008479	.001185	.0202491	.0051093	.0024378
%RSD	.3821271	.4920580	.4868935	206.5954	2.027508	3.062300	.4799206
#1	7.817665	108.3703	.1749355	-.001511	.9922336	.1727001	.5097048
#2	7.787070	107.8611	.1742452	-.000968	1.021417	.1645436	.5051752
#3	7.758155	107.3092	.1732489	.000758	.982509	.1632910	.5090024

Elem	K_7698	P_1774	B_2496	Mo2020	S_1820	Si2516	Sn1899
Units	ppm	ppm	ppm	ppm	ppm	ppm	ppm
Avg	5.332798	8.241890	.0763181	.0065148	1.122607	11.19476	.0339201
Stddev	.010040	.011587	.0024122	.0004408	.008468	.09131	.0011263
%RSD	.1882596	.1405901	3.160735	6.766780	.7543061	.8156935	3.320507
#1	5.332273	8.232177	.0740735	.0063230	1.112834	11.29525	.0326211
#2	5.323031	8.254716	.0760121	.0070191	1.127219	11.17219	.0346243
#3	5.343089	8.238778	.0788687	.0062024	1.127767	11.11685	.0345149

Reviewed By:mohan
On:12/31/2024
11:25:59 PM
Inst Id :P5

Sample Name: P5036-14 Acquired: 12/29/2024 9:09:31 Type: Unk
Method: SFAM01.1 INSTRUMENT P5 WITH 6 POINT ICAL-2(v49) Mode: CONC Corr. Factor: 1.000000
User: Kareem Custom ID1: MBHKD7 Custom ID2: Custom ID3:
Comment:

Elem	Ti3361	Sr4077	Li6707
Units	ppm	ppm	ppm
Avg	.8664480	.4746519	.1149428
Stddev	.0036503	.0035346	.0019507
%RSD	.4212950	.7446660	1.697134
#1	.8703711	.4786665	.1166120
#2	.8631517	.4732814	.1154181
#3	.8658212	.4720079	.1127984

Int. Std.	Y_2243	Y_3600	Y_3710	Y_2243	In2306
Units	Cts/S	Cts/S	Cts/S	Cts/S	Cts/S
Avg	2300.636	29031.63	2259.776	1460.934	1705.572
Stddev	7.969	83.86	14.092	3.928	5.738
%RSD	.3463638	.2888481	.6236085	.2688367	.3364372
#1	2305.882	29128.45	2244.070	1459.783	1709.877
#2	2304.559	28984.63	2263.945	1465.308	1707.781
#3	2291.467	28981.82	2271.314	1457.710	1699.057

Reviewed By:mohan
On:12/31/2024
11:25:59 PM
Inst Id :P5

Sample Name: P5036-15 Acquired: 12/29/2024 9:13:22 Type: Unk
Method: SFAM01.1 INSTRUMENT P5 WITH 6 POINT ICAL-2(v49) Mode: CONC Corr. Factor: 1.000000
User: Kareem Custom ID1: MBHKD8 Custom ID2: Custom ID3:
Comment:

Elem	As1890	Tl1908	Pb2203	Se1960	Sb2068	Al3961	Ba4934
Units	ppm	ppm	ppm	ppm	ppm	ppm	ppm
Avg	.0401388	-.012970	.1735171	.0303621	-.000708	49.55754	.5005643
Stddev	.0013860	.006919	.0025438	.0051507	.003210	.16476	.0017662
%RSD	3.453061	53.35063	1.465991	16.96428	453.1074	.3324615	.3528371
#1	.0408247	-.020867	.1756735	.0289877	.002850	49.74460	.5021326
#2	.0385436	-.010072	.1707118	.0360606	-.003385	49.43399	.4986511
#3	.0410481	-.007970	.1741661	.0260381	-.001590	49.49402	.5009093

Elem	Be2348	Cd2144	Ca3736	Cr2677	Co2286	Cu3247	Fe2598
Units	ppm	ppm	ppm	ppm	ppm	ppm	ppm
Avg	.0078598	.0024260	484.4675	.0761792	.0563004	.1122573	121.2544
Stddev	.0000888	.0000342	2.1192	.0007409	.0003291	.0073623	.5640
%RSD	1.129679	1.411813	.4374244	.9726263	.5845513	6.558423	.4651002
#1	.0079609	.0024652	486.8773	.0754759	.0561758	.1194419	121.8986
#2	.0077944	.0024016	482.8946	.0761090	.0566736	.1126006	120.8501
#3	.0078241	.0024113	483.6306	.0769528	.0560517	.1047293	121.0144

Elem	Mn2576	Mg2790	Ni2316	Ag3280	Na8183	V_2924	Zn2138
Units	ppm	ppm	ppm	ppm	ppm	ppm	ppm
Avg	3.484146	79.97138	.1258297	-.001063	.8496771	.1080504	.3838686
Stddev	.008594	.41480	.0004901	.000418	.0308011	.0016602	.0036997
%RSD	.2466624	.5186918	.3894669	39.29280	3.625038	1.536457	.9638074
#1	3.493195	80.35084	.1262531	-.001512	.8378086	.1068516	.3827715
#2	3.483147	80.03479	.1252929	-.000685	.8846469	.1073543	.3808414
#3	3.476094	79.52853	.1259431	-.000993	.8265758	.1099453	.3879928

Elem	K_7698	P_1774	B_2496	Mo2020	S_1820	Si2516	Sn1899
Units	ppm	ppm	ppm	ppm	ppm	ppm	ppm
Avg	4.100847	6.893580	.0637882	.0034294	1.075790	10.15184	.0236377
Stddev	.198079	.007855	.0018500	.0004281	.004231	.10599	.0002766
%RSD	4.830187	.1139538	2.900184	12.48261	.3933336	1.044092	1.170185
#1	4.328111	6.885633	.0659141	.0030986	1.079955	10.23407	.0239051
#2	3.964894	6.893766	.0625445	.0039129	1.071495	10.18924	.0233527
#3	4.009535	6.901341	.0629059	.0032767	1.075919	10.03222	.0236553

Reviewed By:mohan
On:12/31/2024
11:25:59 PM
Inst Id :P5

Sample Name: P5036-15 Acquired: 12/29/2024 9:13:22 Type: Unk
Method: SFAM01.1 INSTRUMENT P5 WITH 6 POINT ICAL-2(v49) Mode: CONC Corr. Factor: 1.000000
User: Kareem Custom ID1: MBHKD8 Custom ID2: Custom ID3:
Comment:

Elem	Ti3361	Sr4077	Li6707
Units	ppm	ppm	ppm
Avg	.7503117	.5856585	.0963507
Stddev	.0032357	.0037323	.0016465
%RSD	.4312447	.6372788	1.708829
#1	.7466468	.5899247	.0944538
#2	.7515147	.5829966	.0974104
#3	.7527736	.5840541	.0971877

Int. Std.	Y_2243	Y_3600	Y_3710	Y_2243	In2306
Units	Cts/S	Cts/S	Cts/S	Cts/S	Cts/S
Avg	2280.624	28813.79	2237.873	1452.857	1738.159
Stddev	4.073	197.04	20.499	18.732	3.223
%RSD	.1785765	.6838457	.9159818	1.289347	.1854282
#1	2284.732	28750.54	2214.294	1449.195	1741.767
#2	2280.552	29034.69	2247.872	1473.150	1737.143
#3	2276.587	28656.14	2251.453	1436.226	1735.566

Reviewed By:mohan
On:12/31/2024
11:25:59 PM
Inst Id :P5

Sample Name: P5036-16 Acquired: 12/29/2024 9:17:16 Type: Unk
Method: SFAM01.1 INSTRUMENT P5 WITH 6 POINT ICAL-2(v49) Mode: CONC Corr. Factor: 1.000000
User: Kareem Custom ID1: MBHKD9 Custom ID2: Custom ID3:
Comment:

Elem	As1890	Tl1908	Pb2203	Se1960	Sb2068	Al3961
Units	ppm	ppm	ppm	ppm	ppm	ppm
Avg	.0725498	-.043884	1.094038	.0650756	.0169612	62.39982
Stddev	.0080151	.002635	.001087	.0034228	.0017566	.96677
%RSD	11.04769	6.004499	.0993332	5.259675	10.35674	1.549323
#1	.0775768	-.044407	1.093058	.0615728	.0149328	61.80216
#2	.0767660	-.046218	1.093848	.0652418	.0179858	61.88210
#3	.0633067	-.041026	1.095207	.0684123	.0179649	63.51520

Elem	Ba4934	Be2348	Cd2144	Ca3736	Cr2677	Co2286
Units	ppm	ppm	ppm	ppm	ppm	ppm
Avg	1.041762	.0101385	.0054145	64.59509	.1230567	.0363305
Stddev	.015651	.0003416	.0000698	.88571	.0015097	.0009035
%RSD	1.502339	3.369060	1.288549	1.371178	1.226851	2.486831
#1	1.032227	.0099112	.0053535	63.93621	.1245183	.0373682
#2	1.033235	.0099729	.0054905	64.24710	.1231486	.0359047
#3	1.059825	.0105313	.0053994	65.60195	.1215031	.0357186

Elem	Cu3247	Fe2598	Mn2576	Mg2790	Ni2316	Ag3280
Units	ppm	ppm	ppm	ppm	ppm	ppm
Avg	.2329752	135.4022	4.726718	25.33919	.1559264	-.000367
Stddev	.0103701	1.8190	.065667	.40437	.0004287	.000646
%RSD	4.451139	1.343375	1.389274	1.595836	.2749297	176.0396
#1	.2274487	134.1105	4.674437	24.93262	.1557619	-.001099
#2	.2265390	134.6138	4.705296	25.34362	.1556044	.000124
#3	.2449380	137.4823	4.800421	25.74133	.1564130	-.000126

Elem	Na8183	V_2924	Zn2138	K_7698	P_1774	B_2496
Units	ppm	ppm	ppm	ppm	ppm	ppm
Avg	.4848273	.1516342	1.277634	7.466725	F 11.94372	.0819034
Stddev	.0193400	.0056472	.011665	.154437	.02072	.0018632
%RSD	3.989051	3.724250	.9129811	2.068330	.1734476	2.274879
#1	.4899697	.1494277	1.291085	7.311911	11.93247	.0823173
#2	.4634358	.1474233	1.271518	7.467482	11.93107	.0835248
#3	.5010764	.1580516	1.270300	7.620781	11.96763	.0798680

Reviewed By:mohan
On:12/31/2024
11:25:59 PM
Inst Id :P5

Sample Name: P5036-16 Acquired: 12/29/2024 9:17:16 Type: Unk
Method: SFAM01.1 INSTRUMENT P5 WITH 6 POINT ICAL-2(v49) Mode: CONC Corr. Factor: 1.000000
User: Kareem Custom ID1: MBHKD9 Custom ID2: Custom ID3:
Comment:

Elem	Mo2020	S_1820	Si2516	Sn1899	Ti3361	Sr4077
Units	ppm	ppm	ppm	ppm	ppm	ppm
Avg	.0058881	3.296769	11.14949	.0672628	.7742164	.0345068
Stddev	.0003151	.011811	.15705	.0020957	.0114894	.0013540
%RSD	5.350749	.3582471	1.408594	3.115676	1.483999	3.923762
#1	.0055323	3.285324	11.04259	.0648449	.7668746	.0331367
#2	.0061318	3.308914	11.07608	.0685577	.7683177	.0345396
#3	.0060001	3.296069	11.32980	.0683857	.7874570	.0358440

Elem	Li6707
Units	ppm
Avg	.0976861
Stddev	.0042584
%RSD	4.359309
#1	.0932896
#2	.0979771
#3	.1017915

Int. Std.	Y_2243	Y_3600	Y_3710	Y_2243	In2306
Units	Cts/S	Cts/S	Cts/S	Cts/S	Cts/S
Avg	2421.906	30242.32	2334.594	1537.770	1886.676
Stddev	8.076	90.42	31.210	7.204	5.812
%RSD	.3334639	.2989960	1.336869	.4684723	.3080440
#1	2412.616	30164.26	2363.159	1531.363	1881.088
#2	2427.254	30221.30	2339.341	1536.380	1892.689
#3	2425.848	30341.40	2301.282	1545.568	1886.251

Reviewed By:mohan
On:12/31/2024
11:25:59 PM
Inst Id :P5

Sample Name: CCV038 Acquired: 12/29/2024 9:21:10 Type: Unk
Method: SFAM01.1 INSTRUMENT P5 WITH 6 POINT ICAL-2(v49) Mode: CONC Corr. Factor: 1.000000
User: Kareem Custom ID1: CCV038 Custom ID2: Custom ID3:
Comment:

Elem	As1890	Tl1908	Pb2203	Se1960	Sb2068	Al3961	Ba4934
Units	ppm	ppm	ppm	ppm	ppm	ppm	ppm
Avg	5.197273	4.863711	25.08263	5.165920	5.064732	415.2545	10.32467
Stddev	.010102	.007733	.02068	.010115	.004783	1.6654	.03817
%RSD	.1943683	.1590037	.0824521	.1957940	.0944321	.4010657	.3697196
#1	5.188197	4.868789	25.10620	5.166482	5.065256	413.3392	10.28060
#2	5.195466	4.867533	25.06752	5.175741	5.069231	416.3618	10.34637
#3	5.208157	4.854810	25.07417	5.155535	5.059709	416.0626	10.34705

Elem	Be2348	Cd2144	Ca3736	Cr2677	Co2286	Cu3247	Fe2598
Units	ppm	ppm	ppm	ppm	ppm	ppm	ppm
Avg	.5238895	2.530988	411.5235	15.75652	2.442253	15.08171	414.2735
Stddev	.0013659	.002413	1.3947	.01611	.004040	.02902	2.1175
%RSD	.2607307	.0953249	.3389006	.1022358	.1654224	.1924059	.5111374
#1	.5248218	2.533027	409.9224	15.74010	2.446884	15.05159	411.8286
#2	.5223216	2.528325	412.1742	15.75716	2.439453	15.08404	415.5253
#3	.5245251	2.531614	412.4739	15.77229	2.440421	15.10949	415.4665

Elem	Mn2576	Mg2790	Ni2316	Ag3280	Na8183	V_2924	Zn2138
Units	ppm	ppm	ppm	ppm	ppm	ppm	ppm
Avg	14.91130	408.4508	2.545134	1.300856	421.5028	2.507632	15.29885
Stddev	.07327	1.8048	.004151	.003655	1.1567	.014682	.02663
%RSD	.4913931	.4418548	.1631135	.2809544	.2744123	.5854885	.1740351
#1	14.82679	406.6002	2.549535	1.296887	420.9391	2.491264	15.27189
#2	14.95704	410.2059	2.544580	1.304083	420.7361	2.511996	15.32513
#3	14.95008	408.5464	2.541287	1.301599	422.8333	2.519638	15.29952

Elem	K_7698	P_1774	B_2496	Mo2020	S_1820	Si2516	Sn1899
Units	ppm	ppm	ppm	ppm	ppm	ppm	ppm
Avg	154.5323	5.088915	5.112882	5.062233	5.168297	4.984465	5.106403
Stddev	.5836	.010335	.014107	.006836	.007691	.013175	.000884
%RSD	.3776640	.2030817	.2759091	.1350480	.1488120	.2643206	.0173115
#1	153.8690	5.092204	5.111079	5.069138	5.175129	4.997474	5.106881
#2	154.9668	5.097204	5.127804	5.062094	5.169794	4.984790	5.106946
#3	154.7612	5.077336	5.099764	5.055467	5.159967	4.971130	5.105383

Reviewed By:mohan
On:12/31/2024
11:25:59 PM
Inst Id :P5

Sample Name: CCV038 Acquired: 12/29/2024 9:21:10 Type: Unk
Method: SFAM01.1 INSTRUMENT P5 WITH 6 POINT ICAL-2(v49) Mode: CONC Corr. Factor: 1.000000
User: Kareem Custom ID1: CCV038 Custom ID2: Custom ID3:
Comment:

Elem	Ti3361	Sr4077	Li6707
Units	ppm	ppm	ppm
Avg	5.040636	4.842643	5.223560
Stddev	.029157	.014095	.017601
%RSD	.5784301	.2910507	.3369617
#1	5.007058	4.826619	5.205767
#2	5.059544	4.848191	5.223950
#3	5.055305	4.853119	5.240963

Int. Std.	Y_2243	Y_3600	Y_3710	Y_2243	In2306
Units	Cts/S	Cts/S	Cts/S	Cts/S	Cts/S
Avg	1826.438	23553.58	1907.226	1141.443	1547.832
Stddev	2.623	28.04	7.926	3.326	1.473
%RSD	.1436312	.1190432	.4155813	.2913804	.0951471
#1	1824.168	23532.49	1898.084	1141.053	1546.132
#2	1825.835	23585.40	1911.414	1138.330	1548.675
#3	1829.310	23542.84	1912.179	1144.947	1548.689

Reviewed By:mohan
On:12/31/2024
11:25:59 PM
Inst Id :P5

Sample Name: CCB038 Acquired: 12/29/2024 9:24:58 Type: Unk
Method: SFAM01.1 INSTRUMENT P5 WITH 6 POINT ICAL-2(v49) Mode: CONC Corr. Factor: 1.000000
User: Kareem Custom ID1: CCB038 Custom ID2: Custom ID3:
Comment:

Elem	As1890	Tl1908	Pb2203	Se1960	Sb2068	Al3961
Units	ppm	ppm	ppm	ppm	ppm	ppm
Avg	-.002075	.0023083	.0002146	-.001584	-.001733	-.007862
Stddev	.002193	.0024703	.0015798	.003285	.004205	.018253
%RSD	105.7046	107.0151	736.3488	207.4096	242.5509	232.1837
#1	.000246	.0042540	.0019571	-.003359	-.000852	-.017827
#2	-.002358	.0031419	-.001124	-.003599	.001960	.013205
#3	-.004112	-.000471	-.000189	.002207	-.006309	-.018963

Elem	Ba4934	Be2348	Cd2144	Ca3736	Cr2677	Co2286
Units	ppm	ppm	ppm	ppm	ppm	ppm
Avg	-.001031	.0000325	.0000030	.0115542	.0001519	.0006208
Stddev	.001261	.0001170	.0000470	.0326807	.0002169	.0002755
%RSD	122.2986	359.5134	1574.684	282.8463	142.7691	44.38236
#1	-.002445	.0001352	-.000020	-.000222	-.000097	.0008465
#2	-.000628	-.000095	.000057	-.013606	.000297	.0003138
#3	-.000021	.000057	-.000029	.048491	.000256	.0007020

Elem	Cu3247	Fe2598	Mn2576	Mg2790	Ni2316	Ag3280
Units	ppm	ppm	ppm	ppm	ppm	ppm
Avg	-.007898	.0196691	-.000335	-.039699	.0006646	-.000320
Stddev	.005901	.0344298	.001198	.064368	.0003955	.000762
%RSD	74.71422	175.0452	357.7008	162.1397	59.50395	238.1614
#1	-.007682	.0553204	-.001141	-.113998	.0006154	-.001103
#2	-.013903	.0170798	.001042	-.004247	.0010824	.000418
#3	-.002108	-.013393	-.000905	-.000851	.0002961	-.000274

Elem	Na8183	V_2924	Zn2138	K_7698	P_1774	B_2496
Units	ppm	ppm	ppm	ppm	ppm	ppm
Avg	.0053329	-.015463	.0018140	.0985437	.0037841	.0104206
Stddev	.0326993	.005823	.0006880	.1490112	.0023970	.0022832
%RSD	613.1669	37.65721	37.92904	151.2133	63.34434	21.91010
#1	-.013243	-.012256	.0023987	-.068518	.0014006	.0114882
#2	.043089	-.011949	.0019875	.146408	.0037573	.0119743
#3	-.013847	-.022184	.0010558	.217741	.0061945	.0077992

Reviewed By:mohan
On:12/31/2024
11:25:59 PM
Inst Id :P5

Sample Name: CCB038 Acquired: 12/29/2024 9:24:58 Type: Unk
Method: SFAM01.1 INSTRUMENT P5 WITH 6 POINT ICAL-2(v49) Mode: CONC Corr. Factor: 1.000000
User: Kareem Custom ID1: CCB038 Custom ID2: Custom ID3:
Comment:

Elem	Mo2020	S_1820	Si2516	Sn1899	Ti3361	Sr4077
Units	ppm	ppm	ppm	ppm	ppm	ppm
Avg	-.000110	.0078613	.0007972	-.000651	.0063130	.0001100
Stddev	.000232	.0053847	.0010669	.000471	.0043470	.0001668
%RSD	210.4629	68.49691	133.8356	72.36834	68.85746	151.6605
#1	.000099	.0093361	-.000303	-.001167	.0076853	-.000051
#2	-.000360	.0018928	.001827	-.000246	.0014455	.000282
#3	-.000070	.0123549	.000867	-.000538	.0098083	.000100

Elem	Li6707
Units	ppm
Avg	F .0249573
Stddev	.0041886
%RSD	16.78319
#1	.0275405
#2	.0201245
#3	.0272069

Int. Std.	Y_2243	Y_3600	Y_3710	Y_2243	In2306
Units	Cts/S	Cts/S	Cts/S	Cts/S	Cts/S
Avg	2052.724	25919.58	1962.559	1321.433	1856.062
Stddev	2.664	190.54	25.048	13.210	4.848
%RSD	.1298014	.7351079	1.276293	.9996491	.2611926
#1	2054.925	25931.34	1936.446	1324.033	1859.583
#2	2049.761	25723.44	1986.385	1307.117	1850.533
#3	2053.485	26103.97	1964.846	1333.150	1858.071

Reviewed By:mohan
On:12/31/2024
11:25:59 PM
Inst Id :P5

Sample Name: P5036-17 Acquired: 12/29/2024 9:29:01 Type: Unk
Method: SFAM01.1 INSTRUMENT P5 WITH 6 POINT ICAL-2(v49) Mode: CONC Corr. Factor: 1.000000
User: Kareem Custom ID1: MBHKE0 Custom ID2: Custom ID3:
Comment:

Elem	As1890	Tl1908	Pb2203	Se1960	Sb2068	Al3961
Units	ppm	ppm	ppm	ppm	ppm	ppm
Avg	.1765136	-.085005	1.194571	.1577786	.0410142	63.22138
Stddev	.0067188	.000510	.001478	.0068778	.0029328	.23469
%RSD	3.806378	.6004565	.1237115	4.359119	7.150720	.3712189
#1	.1805017	-.085594	1.196010	.1569619	.0381559	63.45064
#2	.1802827	-.084722	1.193057	.1513456	.0440162	63.23187
#3	.1687565	-.084699	1.194645	.1650282	.0408705	62.98162

Elem	Ba4934	Be2348	Cd2144	Ca3736	Cr2677	Co2286
Units	ppm	ppm	ppm	ppm	ppm	ppm
Avg	4.045709	.0164769	.0122982	122.7653	.1281666	.0265267
Stddev	.028375	.0001205	.0000644	.5085	.0019969	.0007068
%RSD	.7013672	.7313808	.5237704	.4142110	1.558022	2.664657
#1	4.070262	.0164909	.0123689	123.0594	.1268750	.0257424
#2	4.052221	.0163501	.0122429	123.0585	.1304666	.0267235
#3	4.014644	.0165898	.0122828	122.1782	.1271582	.0271143

Elem	Cu3247	Fe2598	Mn2576	Mg2790	Ni2316	Ag3280
Units	ppm	ppm	ppm	ppm	ppm	ppm
Avg	.3117960	283.1814	24.00766	59.16553	.1886037	.0025319
Stddev	.0041353	1.5347	.10569	.34617	.0007217	.0005178
%RSD	1.326280	.5419365	.4402364	.5850866	.3826735	20.45009
#1	.3084802	284.7338	24.11291	59.27131	.1889684	.0031101
#2	.3164296	283.1454	24.00853	59.44647	.1877724	.0023747
#3	.3104781	281.6651	23.90154	58.77881	.1890703	.0021110

Elem	Na8183	V_2924	Zn2138	K_7698	P_1774	B_2496
Units	ppm	ppm	ppm	ppm	ppm	ppm
Avg	.6426746	.2579838	1.352377	6.119802	F 12.73554	.1126859
Stddev	.0149228	.0072486	.005044	.123695	.02545	.0049953
%RSD	2.321985	2.809692	.3729428	2.021230	.1998187	4.432974
#1	.6435573	.2497061	1.352851	6.218662	12.73740	.1146164
#2	.6571364	.2631957	1.347114	6.159651	12.70922	.1164280
#3	.6273300	.2610495	1.357167	5.981094	12.76001	.1070135

Reviewed By:mohan
On:12/31/2024
11:25:59 PM
Inst Id :P5

Sample Name: P5036-17 Acquired: 12/29/2024 9:29:01 Type: Unk
Method: SFAM01.1 INSTRUMENT P5 WITH 6 POINT ICAL-2(v49) Mode: CONC Corr. Factor: 1.000000
User: Kareem Custom ID1: MBHKE0 Custom ID2: Custom ID3:
Comment:

Elem	Mo2020	S_1820	Si2516	Sn1899	Ti3361	Sr4077
Units	ppm	ppm	ppm	ppm	ppm	ppm
Avg	.0173016	3.119695	12.07464	.3096604	.6561920	-.083189
Stddev	.0004366	.005185	.15305	.0015540	.0035726	.001071
%RSD	2.523403	.1662145	1.267553	.5018472	.5444470	1.287628
#1	.0168131	3.121404	12.17170	.3082197	.6569455	-.084417
#2	.0174381	3.113871	11.89820	.3094543	.6523028	-.082708
#3	.0176537	3.123810	12.15400	.3113072	.6593279	-.082443

Elem	Li6707
Units	ppm
Avg	.0922920
Stddev	.0040455
%RSD	4.383332
#1	.0960974
#2	.0927354
#3	.0880430

Int. Std.	Y_2243	Y_3600	Y_3710	Y_2243	In2306
Units	Cts/S	Cts/S	Cts/S	Cts/S	Cts/S
Avg	2450.342	30788.15	2346.890	1563.280	1850.386
Stddev	3.147	12.79	25.800	1.863	1.056
%RSD	.1284385	.0415367	1.099334	.1191407	.0570842
#1	2453.836	30777.54	2330.102	1561.777	1849.702
#2	2447.728	30802.35	2376.598	1565.363	1851.602
#3	2449.463	30784.57	2333.971	1562.700	1849.853

Reviewed By:mohan
On:12/31/2024
11:25:59 PM
Inst Id :P5

Sample Name: P5036-18 Acquired: 12/29/2024 9:32:52 Type: Unk
Method: SFAM01.1 INSTRUMENT P5 WITH 6 POINT ICAL-2(v49) Mode: CONC Corr. Factor: 1.000000
User: Kareem Custom ID1: MBHKE1 Custom ID2: Custom ID3:
Comment:

Elem	As1890	Tl1908	Pb2203	Se1960	Sb2068	Al3961
Units	ppm	ppm	ppm	ppm	ppm	ppm
Avg	.0913650	-.055846	1.108576	.0798826	.0208985	73.01660
Stddev	.0052725	.004914	.003585	.0008672	.0062186	.28235
%RSD	5.770794	8.799449	.3233906	1.085610	29.75642	.3866955
#1	.0876087	-.050238	1.105306	.0806292	.0217127	72.71303
#2	.0890937	-.057896	1.108012	.0789314	.0143128	73.06540
#3	.0973924	-.059402	1.112409	.0800872	.0266699	73.27137

Elem	Ba4934	Be2348	Cd2144	Ca3736	Cr2677	Co2286
Units	ppm	ppm	ppm	ppm	ppm	ppm
Avg	1.274816	.0112083	.0061248	57.65599	.1310920	.0382796
Stddev	.001614	.0001154	.0000997	.29328	.0007906	.0006210
%RSD	.1265981	1.029898	1.628231	.5086639	.6031011	1.622181
#1	1.272978	.0110864	.0062231	57.38992	.1308584	.0379424
#2	1.276004	.0112226	.0061276	57.60761	.1304444	.0389962
#3	1.275465	.0113159	.0060237	57.97045	.1319731	.0379001

Elem	Cu3247	Fe2598	Mn2576	Mg2790	Ni2316	Ag3280
Units	ppm	ppm	ppm	ppm	ppm	ppm
Avg	.2188351	152.6956	6.302788	27.57690	.1729118	-.000583
Stddev	.0052407	.2072	.020508	.12949	.0010632	.000325
%RSD	2.394822	.1357097	.3253848	.4695535	.6148642	55.77482
#1	.2155068	152.5958	6.285727	27.47362	.1717494	-.000525
#2	.2248761	152.5571	6.297095	27.53490	.1731512	-.000291
#3	.2161225	152.9338	6.325541	27.72217	.1738349	-.000933

Elem	Na8183	V_2924	Zn2138	K_7698	P_1774	B_2496
Units	ppm	ppm	ppm	ppm	ppm	ppm
Avg	.9404348	.1843497	1.132870	7.637484	F 10.80925	.0814979
Stddev	.0051183	.0114511	.003773	.042818	.01526	.0022704
%RSD	.5442518	6.211621	.3330478	.5606272	.1411958	2.785778
#1	.9384550	.1743194	1.130690	7.590027	10.79563	.0826716
#2	.9462473	.1819034	1.130694	7.673222	10.80636	.0788810
#3	.9366021	.1968263	1.137227	7.649204	10.82574	.0829412

Reviewed By:mohan
On:12/31/2024
11:25:59 PM
Inst Id :P5

Sample Name: P5036-18 Acquired: 12/29/2024 9:32:52 Type: Unk
Method: SFAM01.1 INSTRUMENT P5 WITH 6 POINT ICAL-2(v49) Mode: CONC Corr. Factor: 1.000000
User: Kareem Custom ID1: MBHKE1 Custom ID2: Custom ID3:
Comment:

Elem	Mo2020	S_1820	Si2516	Sn1899	Ti3361	Sr4077
Units	ppm	ppm	ppm	ppm	ppm	ppm
Avg	.0055824	2.673578	13.03197	.0666020	.8731665	.0283098
Stddev	.0000981	.006310	.05920	.0014710	.0041710	.0008287
%RSD	1.757352	.2360091	.4542953	2.208615	.4776850	2.927099
#1	.0055913	2.671835	13.08664	.0649064	.8694979	.0275614
#2	.0054802	2.668323	13.04018	.0673633	.8777032	.0281678
#3	.0056758	2.680576	12.96909	.0675364	.8722984	.0292003

Elem	Li6707
Units	ppm
Avg	.1126183
Stddev	.0036650
%RSD	3.254374
#1	.1084405
#2	.1152917
#3	.1141228

Int. Std.	Y_2243	Y_3600	Y_3710	Y_2243	In2306
Units	Cts/S	Cts/S	Cts/S	Cts/S	Cts/S
Avg	2471.986	31098.97	2356.397	1579.200	1886.833
Stddev	7.958	63.97	5.351	7.069	9.273
%RSD	.3219126	.2057030	.2270993	.4476149	.4914534
#1	2473.067	31167.51	2352.868	1585.141	1890.934
#2	2479.348	31040.84	2353.768	1581.076	1893.349
#3	2463.543	31088.57	2362.554	1571.382	1876.217

Reviewed By:mohan
On:12/31/2024
11:25:59 PM
Inst Id :P5

Sample Name: P5036-19 Acquired: 12/29/2024 9:36:44 Type: Unk
Method: SFAM01.1 INSTRUMENT P5 WITH 6 POINT ICAL-2(v49) Mode: CONC Corr. Factor: 1.000000
User: Kareem Custom ID1: MBHKE2 Custom ID2: Custom ID3:
Comment:

Elem	As1890	Tl1908	Pb2203	Se1960	Sb2068	Al3961	Ba4934
Units	ppm	ppm	ppm	ppm	ppm	ppm	ppm
Avg	.0755300	-.050969	.4133089	.0779238	.0194811	69.81946	.9816947
Stddev	.0062652	.001135	.0017327	.0004341	.0059488	.27928	.0027746
%RSD	8.294936	2.226449	.4192189	.5571215	30.53615	.4000045	.2826350
#1	.0819290	-.049788	.4114658	.0779408	.0263498	70.14106	.9848567
#2	.0694079	-.052051	.4135563	.0783492	.0161120	69.63799	.9805606
#3	.0752531	-.051068	.4149045	.0774814	.0159817	69.67933	.9796667

Elem	Be2348	Cd2144	Ca3736	Cr2677	Co2286	Cu3247	Fe2598
Units	ppm	ppm	ppm	ppm	ppm	ppm	ppm
Avg	.0112948	.0041407	57.78398	.1044961	.0323312	.1036835	148.5449
Stddev	.0002127	.0001552	.19041	.0006085	.0004824	.0074745	.7147
%RSD	1.883288	3.748082	.3295179	.5822846	1.492186	7.208980	.4811330
#1	.0115344	.0041347	57.99211	.1042590	.0321712	.1102300	149.3289
#2	.0112220	.0039887	57.61855	.1051875	.0328733	.0955393	147.9297
#3	.0111281	.0042989	57.74127	.1040419	.0319491	.1052811	148.3762

Elem	Mn2576	Mg2790	Ni2316	Ag3280	Na8183	V_2924	Zn2138
Units	ppm	ppm	ppm	ppm	ppm	ppm	ppm
Avg	4.652612	30.12035	.1348591	-.000935	.4942743	.1569216	.5362556
Stddev	.022112	.20879	.0016044	.000743	.0245596	.0062923	.0014642
%RSD	.4752582	.6931860	1.189664	79.51195	4.968823	4.009863	.2730363
#1	4.675236	30.34015	.1349228	-.000433	.4685548	.1550592	.5364438
#2	4.631051	29.92466	.1364307	-.001789	.4967875	.1517706	.5376166
#3	4.651549	30.09625	.1332238	-.000583	.5174808	.1639349	.5347064

Elem	K_7698	P_1774	B_2496	Mo2020	S_1820	Si2516	Sn1899
Units	ppm	ppm	ppm	ppm	ppm	ppm	ppm
Avg	3.282373	8.057798	.0747573	.0048975	2.084987	12.57545	.0344910
Stddev	.323726	.021446	.0021637	.0004645	.010804	.12396	.0017670
%RSD	9.862558	.2661536	2.894256	9.484122	.5181766	.9857603	5.123078
#1	2.950347	8.076446	.0753767	.0051781	2.082702	12.71831	.0326185
#2	3.299666	8.062585	.0765437	.0051530	2.075508	12.49628	.0361291
#3	3.597105	8.034363	.0723514	.0043613	2.096750	12.51176	.0347253

Reviewed By:mohan
On:12/31/2024
11:25:59 PM
Inst Id :P5

Sample Name: P5036-19 Acquired: 12/29/2024 9:36:44 Type: Unk
Method: SFAM01.1 INSTRUMENT P5 WITH 6 POINT ICAL-2(v49) Mode: CONC Corr. Factor: 1.000000
User: Kareem Custom ID1: MBHKE2 Custom ID2: Custom ID3:
Comment:

Elem	Ti3361	Sr4077	Li6707
Units	ppm	ppm	ppm
Avg	.7314560	-.011623	.1077652
Stddev	.0023264	.000365	.0019711
%RSD	.3180568	3.137419	1.829040
#1	.7296437	-.011929	.1099722
#2	.7306449	-.011219	.1071435
#3	.7340795	-.011719	.1061800

Int. Std.	Y_2243	Y_3600	Y_3710	Y_2243	In2306
Units	Cts/S	Cts/S	Cts/S	Cts/S	Cts/S
Avg	2472.223	31213.21	2339.854	1581.190	1881.171
Stddev	.888	13.19	23.061	4.558	1.619
%RSD	.0359295	.0422587	.9855608	.2882668	.0860816
#1	2473.034	31212.20	2314.561	1576.656	1882.303
#2	2472.360	31226.88	2359.712	1581.143	1881.893
#3	2471.274	31200.56	2345.289	1585.772	1879.316

Reviewed By:mohan
On:12/31/2024
11:25:59 PM
Inst Id :P5

Sample Name: P5036-20 Acquired: 12/29/2024 9:40:38 Type: Unk
Method: SFAM01.1 INSTRUMENT P5 WITH 6 POINT ICAL-2(v49) Mode: CONC Corr. Factor: 1.000000
User: Kareem Custom ID1: MBHKE3 Custom ID2: Custom ID3:
Comment:

Elem	As1890	Tl1908	Pb2203	Se1960	Sb2068	Al3961	Ba4934
Units	ppm	ppm	ppm	ppm	ppm	ppm	ppm
Avg	.0577274	-.046286	.1817945	.0692162	.0177554	64.84016	.8802262
Stddev	.0037795	.000247	.0022268	.0038562	.0012675	.26684	.0029952
%RSD	6.547123	.5346465	1.224900	5.571297	7.138456	.4115306	.3402771
#1	.0607448	-.046197	.1834474	.0736512	.0186992	65.05629	.8835110
#2	.0534882	-.046566	.1792623	.0673428	.0182524	64.92228	.8795213
#3	.0589493	-.046095	.1826738	.0666545	.0163148	64.54192	.8776463

Elem	Be2348	Cd2144	Ca3736	Cr2677	Co2286	Cu3247	Fe2598
Units	ppm	ppm	ppm	ppm	ppm	ppm	ppm
Avg	.0101817	.0029302	107.2108	.0979964	.0514596	.1035847	157.2233
Stddev	.0000876	.0001547	.7517	.0008426	.0006095	.0060194	.6042
%RSD	.8600519	5.280480	.7011207	.8598090	1.184394	5.811128	.3843181
#1	.0101936	.0028135	107.7769	.0978670	.0517745	.1019647	157.8679
#2	.0102627	.0031057	107.4976	.0988962	.0507570	.1102484	157.1324
#3	.0100888	.0028714	106.3580	.0972260	.0518472	.0985410	156.6697

Elem	Mn2576	Mg2790	Ni2316	Ag3280	Na8183	V_2924	Zn2138
Units	ppm	ppm	ppm	ppm	ppm	ppm	ppm
Avg	6.964113	47.88440	.1696886	-.000764	.7019132	.1540617	.3459976
Stddev	.030809	.12799	.0004148	.000852	.0191228	.0073762	.0008394
%RSD	.4423942	.2672960	.2444595	111.4353	2.724381	4.787822	.2426117
#1	6.976034	47.94798	.1693658	-.001181	.6941344	.1625571	.3451879
#2	6.987181	47.96816	.1701565	-.001327	.6879057	.1503419	.3468639
#3	6.929125	47.73706	.1695435	.000216	.7236995	.1492860	.3459410

Elem	K_7698	P_1774	B_2496	Mo2020	S_1820	Si2516	Sn1899
Units	ppm	ppm	ppm	ppm	ppm	ppm	ppm
Avg	3.593444	7.314372	.0671836	.0058313	.8307446	11.65500	.0225323
Stddev	.150341	.008374	.0026479	.0004604	.0039930	.05926	.0014154
%RSD	4.183751	.1144837	3.941297	7.895060	.4806540	.5084632	6.281499
#1	3.685094	7.324010	.0650542	.0053847	.8286614	11.71471	.0212694
#2	3.675300	7.310229	.0663481	.0063043	.8353484	11.65411	.0222652
#3	3.419937	7.308877	.0701485	.0058050	.8282239	11.59620	.0240621

Reviewed By:mohan
On:12/31/2024
11:25:59 PM
Inst Id :P5

Sample Name: P5036-20 Acquired: 12/29/2024 9:40:38 Type: Unk
Method: SFAM01.1 INSTRUMENT P5 WITH 6 POINT ICAL-2(v49) Mode: CONC Corr. Factor: 1.000000
User: Kareem Custom ID1: MBHKE3 Custom ID2: Custom ID3:
Comment:

Elem	Ti3361	Sr4077	Li6707
Units	ppm	ppm	ppm
Avg	.8812662	.0097561	.0970181
Stddev	.0025157	.0006766	.0004439
%RSD	.2854622	6.935707	.4574982
#1	.8828603	.0102900	.0975304
#2	.8825722	.0099832	.0967748
#3	.8783661	.0089951	.0967492

Int. Std.	Y_2243	Y_3600	Y_3710	Y_2243	In2306
Units	Cts/S	Cts/S	Cts/S	Cts/S	Cts/S
Avg	2475.099	31234.12	2326.358	1583.090	1849.171
Stddev	6.411	141.52	15.313	11.291	3.475
%RSD	.2590128	.4530959	.6582411	.7132032	.1879398
#1	2480.292	31310.39	2322.249	1590.236	1850.694
#2	2477.072	31070.82	2313.519	1570.074	1851.624
#3	2467.934	31321.14	2343.306	1588.961	1845.194

Reviewed By:mohan
On:12/31/2024
11:25:59 PM
Inst Id :P5

Sample Name: P5036-21 Acquired: 12/29/2024 9:44:32 Type: Unk
Method: SFAM01.1 INSTRUMENT P5 WITH 6 POINT ICAL-2(v49) Mode: CONC Corr. Factor: 1.000000
User: Kareem Custom ID1: MBHKE4 Custom ID2: Custom ID3:
Comment:

Elem	As1890	Tl1908	Pb2203	Se1960	Sb2068	Al3961	Ba4934
Units	ppm	ppm	ppm	ppm	ppm	ppm	ppm
Avg	.0576275	-.032940	.1441331	.0555801	.0091121	63.78506	.5682605
Stddev	.0026285	.004847	.0015810	.0013610	.0013047	.94136	.0067567
%RSD	4.561253	14.71443	1.096877	2.448677	14.31884	1.475830	1.189022
#1	.0602239	-.038516	.1423241	.0549423	.0092976	62.73962	.5606956
#2	.0576907	-.030568	.1448249	.0571429	.0103142	64.05000	.5703895
#3	.0549680	-.029736	.1452501	.0546552	.0077246	64.56556	.5736962

Elem	Be2348	Cd2144	Ca3736	Cr2677	Co2286	Cu3247	Fe2598
Units	ppm	ppm	ppm	ppm	ppm	ppm	ppm
Avg	.0097069	.0023257	200.8423	.0960034	.0567525	.1467214	147.2588
Stddev	.0000182	.0000473	2.9566	.0006172	.0010976	.0086713	2.4397
%RSD	.1877040	2.033949	1.472099	.6428854	1.933933	5.910079	1.656741
#1	.0096958	.0023713	197.5335	.0963973	.0578365	.1371070	144.5610
#2	.0097279	.0023288	201.7682	.0952921	.0556419	.1491071	147.9050
#3	.0096970	.0022769	203.2251	.0963208	.0567790	.1539502	149.3103

Elem	Mn2576	Mg2790	Ni2316	Ag3280	Na8183	V_2924	Zn2138
Units	ppm	ppm	ppm	ppm	ppm	ppm	ppm
Avg	3.164803	71.28481	.1679803	-.001145	.7457984	.1521912	.3727065
Stddev	.048415	1.25169	.0009491	.001717	.0144429	.0021001	.0024664
%RSD	1.529810	1.755895	.5650044	149.9757	1.936574	1.379928	.6617552
#1	3.110668	69.91428	.1689000	-.003112	.7328306	.1508893	.3747130
#2	3.179783	71.57262	.1680365	.000053	.7432007	.1510702	.3699529
#3	3.203958	72.36752	.1670043	-.000376	.7613639	.1546139	.3734536

Elem	K_7698	P_1774	B_2496	Mo2020	S_1820	Si2516	Sn1899
Units	ppm	ppm	ppm	ppm	ppm	ppm	ppm
Avg	3.397651	7.552836	.0694530	.0031428	.6645409	11.19052	.0220022
Stddev	.114188	.010584	.0023858	.0005902	.0061231	.06109	.0018760
%RSD	3.360789	.1401291	3.435097	18.77915	.9214047	.5459249	8.526303
#1	3.435689	7.563475	.0668206	.0030246	.6617500	11.12241	.0235492
#2	3.269299	7.542308	.0714727	.0026206	.6715622	11.24047	.0225417
#3	3.487964	7.552726	.0700657	.0037831	.6603104	11.20869	.0199155

Reviewed By:mohan
On:12/31/2024
11:25:59 PM
Inst Id :P5

Sample Name: P5036-21 Acquired: 12/29/2024 9:44:32 Type: Unk
Method: SFAM01.1 INSTRUMENT P5 WITH 6 POINT ICAL-2(v49) Mode: CONC Corr. Factor: 1.000000
User: Kareem Custom ID1: MBHKE4 Custom ID2: Custom ID3:
Comment:

Elem	Ti3361	Sr4077	Li6707
Units	ppm	ppm	ppm
Avg	.8849170	.1052882	.1086022
Stddev	.0115840	.0008509	.0033272
%RSD	1.309049	.8082047	3.063613
#1	.8727126	.1043208	.1064466
#2	.8862783	.1059210	.1124340
#3	.8957603	.1056227	.1069258

Int. Std.	Y_2243	Y_3600	Y_3710	Y_2243	In2306
Units	Cts/S	Cts/S	Cts/S	Cts/S	Cts/S
Avg	2419.397	30567.11	2387.376	1546.169	1799.976
Stddev	7.448	129.47	21.229	7.050	3.052
%RSD	.3078250	.4235653	.8891994	.4559482	.1695773
#1	2426.835	30709.89	2411.630	1548.000	1802.558
#2	2419.417	30534.08	2372.176	1552.123	1800.762
#3	2411.940	30457.35	2378.321	1538.385	1796.608

Reviewed By:mohan
On:12/31/2024
11:25:59 PM
Inst Id :P5

Sample Name: P5036-22 Acquired: 12/29/2024 9:48:23 Type: Unk
Method: SFAM01.1 INSTRUMENT P5 WITH 6 POINT ICAL-2(v49) Mode: CONC Corr. Factor: 1.000000
User: Kareem Custom ID1: MBHK51 Custom ID2: Custom ID3:
Comment:

Elem	As1890	Tl1908	Pb2203	Se1960	Sb2068	Al3961	Ba4934
Units	ppm	ppm	ppm	ppm	ppm	ppm	ppm
Avg	.1200459	-.008171	3.251104	.0539464	.0035097	54.00622	.9748201
Stddev	.0067169	.003982	.051965	.0061851	.0037939	.05998	.0031913
%RSD	5.595280	48.73280	1.598371	11.46529	108.0972	.1110612	.3273739
#1	.1276254	-.010458	3.191292	.0610825	.0030283	54.02713	.9778958
#2	.1148313	-.010481	3.276864	.0506291	-.000020	54.05294	.9750399
#3	.1176809	-.003573	3.285157	.0501275	.007521	53.93858	.9715245

Elem	Be2348	Cd2144	Ca3736	Cr2677	Co2286	Cu3247	Fe2598
Units	ppm	ppm	ppm	ppm	ppm	ppm	ppm
Avg	.0108373	.0125240	546.2091	.1220364	.0724624	.2415928	147.6248
Stddev	.0001679	.0002329	.9873	.0009985	.0016436	.0007696	.2902
%RSD	1.549672	1.859678	.1807581	.8182339	2.268210	.3185573	.1966126
#1	.0106592	.0122684	546.4196	.1212278	.0705715	.2407158	147.6182
#2	.0109928	.0125793	547.0742	.1217289	.0732668	.2421555	147.9183
#3	.0108599	.0127243	545.1335	.1231525	.0735488	.2419072	147.3379

Elem	Mn2576	Mg2790	Ni2316	Ag3280	Na8183	V_2924	Zn2138
Units	ppm	ppm	ppm	ppm	ppm	ppm	ppm
Avg	11.64420	297.2313	.2028836	.0022464	3.542175	.1474343	2.095713
Stddev	.02252	.7245	.0040325	.0006492	.035783	.0112938	.016319
%RSD	.1934011	.2437437	1.987575	28.90006	1.010196	7.660260	.7786946
#1	11.63997	297.4047	.1982389	.0016957	3.502097	.1603565	2.090276
#2	11.66854	297.8533	.2049208	.0029622	3.553511	.1424946	2.082805
#3	11.62411	296.4358	.2054910	.0020812	3.570917	.1394519	2.114056

Elem	K_7698	P_1774	B_2496	Mo2020	S_1820	Si2516	Sn1899
Units	ppm	ppm	ppm	ppm	ppm	ppm	ppm
Avg	7.422497	6.711499	.1104246	.0109330	23.88090	10.49437	.0587853
Stddev	.094981	.105383	.0015766	.0006153	.39662	.04139	.0030865
%RSD	1.279642	1.570179	1.427754	5.627832	1.660827	.3943835	5.250459
#1	7.337260	6.590093	.1121991	.0116363	23.42499	10.45284	.0577003
#2	7.405346	6.765066	.1091852	.0104941	24.07118	10.49467	.0622677
#3	7.524885	6.779338	.1098895	.0106686	24.14652	10.53561	.0563877

Reviewed By:mohan
On:12/31/2024
11:25:59 PM
Inst Id :P5

Sample Name: P5036-22 Acquired: 12/29/2024 9:48:23 Type: Unk
Method: SFAM01.1 INSTRUMENT P5 WITH 6 POINT ICAL-2(v49) Mode: CONC Corr. Factor: 1.000000
User: Kareem Custom ID1: MBHK51 Custom ID2: Custom ID3:
Comment:

Elem	Ti3361	Sr4077	Li6707
Units	ppm	ppm	ppm
Avg	.6975757	.6509103	.0853840
Stddev	.0013468	.0006681	.0005805
%RSD	.1930691	.1026448	.6799181
#1	.6973399	.6514016	.0848121
#2	.6963623	.6511799	.0859728
#3	.6990248	.6501495	.0853671

Int. Std.	Y_2243	Y_3600	Y_3710	Y_2243	In2306
Units	Cts/S	Cts/S	Cts/S	Cts/S	Cts/S
Avg	2284.973	29078.94	2230.294	1462.064	1661.486
Stddev	26.213	80.25	8.738	10.625	24.959
%RSD	1.147187	.2759647	.3917647	.7267025	1.502235
#1	2315.095	29012.29	2235.672	1457.810	1689.842
#2	2272.486	29168.01	2234.997	1474.157	1651.770
#3	2267.338	29056.51	2220.212	1454.226	1642.845

Reviewed By:mohan
On:12/31/2024
11:25:59 PM
Inst Id :P5

Sample Name: P5038-01 Acquired: 12/29/2024 9:52:14 Type: Unk
Method: SFAM01.1 INSTRUMENT P5 WITH 6 POINT ICAL-2(v49) Mode: CONC Corr. Factor: 1.000000
User: Kareem Custom ID1: MBHK83 Custom ID2: Custom ID3:
Comment:

Elem	As1890	Tl1908	Pb2203	Se1960	Sb2068	Al3961	Ba4934
Units	ppm	ppm	ppm	ppm	ppm	ppm	ppm
Avg	.1233367	-.051457	1.146149	.0730282	.0158817	76.46264	.7542926
Stddev	.0034284	.004756	.001498	.0032947	.0043399	.25504	.0018095
%RSD	2.779698	9.241791	.1306576	4.511477	27.32652	.3335487	.2398967
#1	.1218364	-.053176	1.146657	.0740449	.0201487	76.32939	.7539465
#2	.1272595	-.055114	1.144464	.0693450	.0160241	76.75671	.7562502
#3	.1209143	-.046081	1.147327	.0756947	.0114723	76.30183	.7526812

Elem	Be2348	Cd2144	Ca3736	Cr2677	Co2286	Cu3247	Fe2598
Units	ppm	ppm	ppm	ppm	ppm	ppm	ppm
Avg	.0111810	.0055486	76.06982	.1406871	.0424467	.2001638	157.8055
Stddev	.0000279	.0000750	.16122	.0005390	.0010387	.0023847	.8028
%RSD	.2500127	1.352263	.2119360	.3831064	2.446999	1.191363	.5086990
#1	.0111804	.0054693	75.91784	.1412014	.0416922	.2014947	157.1394
#2	.0111534	.0055581	76.23891	.1401265	.0420165	.1974107	158.6968
#3	.0112093	.0056185	76.05271	.1407334	.0436313	.2015860	157.5804

Elem	Mn2576	Mg2790	Ni2316	Ag3280	Na8183	V_2924	Zn2138
Units	ppm	ppm	ppm	ppm	ppm	ppm	ppm
Avg	6.142109	34.61391	.1588456	.0012221	.4872975	.1800297	1.300224
Stddev	.019547	.07840	.0006249	.0010017	.0125054	.0020224	.006990
%RSD	.3182460	.2265064	.3933795	81.96430	2.566269	1.123345	.5376320
#1	6.146017	34.70425	.1592042	.0000895	.4742875	.1786401	1.304167
#2	6.159407	34.57393	.1581241	.0015852	.4992283	.1790992	1.304351
#3	6.120903	34.56357	.1592086	.0019918	.4883766	.1823498	1.292152

Elem	K_7698	P_1774	B_2496	Mo2020	S_1820	Si2516	Sn1899
Units	ppm	ppm	ppm	ppm	ppm	ppm	ppm
Avg	7.512292	8.476119	.0789746	.0064680	3.937920	12.22092	.0427952
Stddev	.043379	.007891	.0036082	.0004054	.004803	.06520	.0009499
%RSD	.5774426	.0930924	4.568858	6.267097	.1219690	.5335298	2.219586
#1	7.560614	8.467036	.0753359	.0069358	3.943011	12.29414	.0424971
#2	7.476706	8.480046	.0825516	.0062469	3.933469	12.19948	.0438583
#3	7.499557	8.481276	.0790362	.0062213	3.937280	12.16914	.0420301

Reviewed By:mohan
On:12/31/2024
11:25:59 PM
Inst Id :P5

Sample Name: P5038-01 Acquired: 12/29/2024 9:52:14 Type: Unk
Method: SFAM01.1 INSTRUMENT P5 WITH 6 POINT ICAL-2(v49) Mode: CONC Corr. Factor: 1.000000
User: Kareem Custom ID1: MBHK83 Custom ID2: Custom ID3:
Comment:

Elem	Ti3361	Sr4077	Li6707
Units	ppm	ppm	ppm
Avg	.9018019	-.002044	.0745464
Stddev	.0038705	.000237	.0038011
%RSD	.4291940	11.58329	5.099005
#1	.8973507	-.001831	.0710978
#2	.9036800	-.002299	.0786221
#3	.9043749	-.002003	.0739195

Int. Std.	Y_2243	Y_3600	Y_3710	Y_2243	In2306
Units	Cts/S	Cts/S	Cts/S	Cts/S	Cts/S
Avg	2307.818	28988.65	2213.220	1473.527	1861.112
Stddev	6.071	280.14	8.142	13.850	3.348
%RSD	.2630629	.9663784	.3678962	.9399549	.1799191
#1	2301.079	29256.76	2215.217	1483.881	1857.581
#2	2309.514	28697.86	2204.266	1457.794	1861.512
#3	2312.860	29011.34	2220.179	1478.905	1864.242

Reviewed By:mohan
On:12/31/2024
11:25:59 PM
Inst Id :P5

Sample Name: P5038-02 Acquired: 12/29/2024 9:56:06 Type: Unk
Method: SFAM01.1 INSTRUMENT P5 WITH 6 POINT ICAL-2(v49) Mode: CONC Corr. Factor: 1.000000
User: Kareem Custom ID1: MBHK84 Custom ID2: Custom ID3:
Comment:

Elem	As1890	Tl1908	Pb2203	Se1960	Sb2068	Al3961	Ba4934
Units	ppm	ppm	ppm	ppm	ppm	ppm	ppm
Avg	.1592967	-.078212	.9144567	.1063208	.0307078	101.0851	.8202597
Stddev	.0059358	.001096	.0033477	.0077841	.0023368	.3013	.0025798
%RSD	3.726278	1.400772	.3660823	7.321367	7.609897	.2980839	.3145036
#1	.1598069	-.079245	.9106134	.1080239	.0324031	100.7406	.8177097
#2	.1531222	-.077063	.9167372	.1131124	.0316781	101.2157	.8228682
#3	.1649610	-.078327	.9160194	.0978262	.0280421	101.2992	.8202012

Elem	Be2348	Cd2144	Ca3736	Cr2677	Co2286	Cu3247	Fe2598
Units	ppm	ppm	ppm	ppm	ppm	ppm	ppm
Avg	.0145708	.0063779	85.99043	.1648680	.0446682	.1925151	206.8197
Stddev	.0002737	.0001278	.23411	.0011065	.0009777	.0090955	.6689
%RSD	1.878521	2.004282	.2722483	.6711467	2.188864	4.724570	.3234301
#1	.0148869	.0062781	85.87050	.1659047	.0436160	.1907818	206.0485
#2	.0144146	.0065220	86.26020	.1637029	.0455487	.2023525	207.2430
#3	.0144110	.0063336	85.84058	.1649965	.0448399	.1844110	207.1675

Elem	Mn2576	Mg2790	Ni2316	Ag3280	Na8183	V_2924	Zn2138
Units	ppm	ppm	ppm	ppm	ppm	ppm	ppm
Avg	6.920573	53.77694	.1920430	.0006944	.8322503	.2342220	1.172580
Stddev	.024980	.44861	.0006090	.0012539	.0392834	.0045365	.002506
%RSD	.3609507	.8342034	.3171043	180.5842	4.720149	1.936847	.2136864
#1	6.893597	53.26015	.1926247	.0017610	.8775025	.2394094	1.171275
#2	6.925216	54.06616	.1920944	.0010091	.8123390	.2309972	1.175469
#3	6.942905	54.00450	.1914100	-.000687	.8069095	.2322594	1.170996

Elem	K_7698	P_1774	B_2496	Mo2020	S_1820	Si2516	Sn1899
Units	ppm	ppm	ppm	ppm	ppm	ppm	ppm
Avg	8.901476	8.031408	.0920075	.0068241	3.761330	12.46504	.0751780
Stddev	.054514	.019663	.0051851	.0005731	.013988	.17790	.0034477
%RSD	.6124127	.2448210	5.635472	8.398635	.3718971	1.427200	4.586113
#1	8.956749	8.008726	.0860276	.0070304	3.745192	12.64725	.0758777
#2	8.899926	8.043606	.0952540	.0072656	3.768807	12.45608	.0714341
#3	8.847754	8.041894	.0947407	.0061764	3.769991	12.29178	.0782223

Reviewed By:mohan
On:12/31/2024
11:25:59 PM
Inst Id :P5

Sample Name: P5038-02 Acquired: 12/29/2024 9:56:06 Type: Unk
Method: SFAM01.1 INSTRUMENT P5 WITH 6 POINT ICAL-2(v49) Mode: CONC Corr. Factor: 1.000000
User: Kareem Custom ID1: MBHK84 Custom ID2: Custom ID3:
Comment:

Elem	Ti3361	Sr4077	Li6707
Units	ppm	ppm	ppm
Avg	1.418072	-.030181	.1103696
Stddev	.007677	.000903	.0007815
%RSD	.5413628	2.991221	.7080999
#1	1.409442	-.029881	.1110002
#2	1.420634	-.029467	.1094953
#3	1.424140	-.031196	.1106133

Int. Std.	Y_2243	Y_3600	Y_3710	Y_2243	In2306
Units	Cts/S	Cts/S	Cts/S	Cts/S	Cts/S
Avg	2292.472	28937.58	2204.909	1462.397	1804.281
Stddev	2.137	29.65	21.640	2.568	2.708
%RSD	.0932316	.1024588	.9814278	.1756194	.1500864
#1	2290.014	28912.53	2186.683	1463.887	1806.913
#2	2293.500	28929.89	2199.219	1463.872	1801.503
#3	2293.900	28970.31	2228.825	1459.431	1804.425

Reviewed By:mohan
On:12/31/2024
11:25:59 PM
Inst Id :P5

Sample Name: P5038-03 Acquired: 12/29/2024 9:59:57 Type: Unk
Method: SFAM01.1 INSTRUMENT P5 WITH 6 POINT ICAL-2(v49) Mode: CONC Corr. Factor: 1.000000
User: Kareem Custom ID1: MBHK84D Custom ID2: Custom ID3:
Comment:

Elem	As1890	Tl1908	Pb2203	Se1960	Sb2068	Al3961	Ba4934
Units	ppm	ppm	ppm	ppm	ppm	ppm	ppm
Avg	.1528691	-.074626	.8968843	.1053420	.0266902	100.3369	.8092587
Stddev	.0036640	.005650	.0022062	.0014005	.0029762	.4854	.0058541
%RSD	2.396806	7.571710	.2459856	1.329472	11.15097	.4837353	.7233865
#1	.1552483	-.068404	.8977424	.1039130	.0241015	100.2960	.8084751
#2	.1486498	-.079439	.8943780	.1054009	.0260269	100.8415	.8154651
#3	.1547093	-.076034	.8985326	.1067121	.0299421	99.8734	.8038359

Elem	Be2348	Cd2144	Ca3736	Cr2677	Co2286	Cu3247	Fe2598
Units	ppm	ppm	ppm	ppm	ppm	ppm	ppm
Avg	.0142959	.0061668	85.52241	.1629260	.0437526	.1802285	204.7622
Stddev	.0000984	.0001752	.49262	.0044247	.0006881	.0069638	1.3933
%RSD	.6880775	2.841539	.5760140	2.715774	1.572724	3.863874	.6804644
#1	.0141849	.0059649	85.20362	.1641975	.0439319	.1744805	203.9779
#2	.0143722	.0062573	86.08979	.1580047	.0429925	.1879723	206.3709
#3	.0143306	.0062784	85.27381	.1665757	.0443332	.1782326	203.9379

Elem	Mn2576	Mg2790	Ni2316	Ag3280	Na8183	V_2924	Zn2138
Units	ppm	ppm	ppm	ppm	ppm	ppm	ppm
Avg	6.843647	53.42187	.1885738	.0015195	.8082200	.2345775	1.149710
Stddev	.033231	.31202	.0001931	.0015013	.0499854	.0085885	.034030
%RSD	.4855778	.5840765	.1023997	98.80459	6.184625	3.661267	2.959894
#1	6.842071	53.33846	.1887737	.0013065	.7510584	.2444898	1.157931
#2	6.877638	53.76712	.1883883	.0031158	.8298760	.2298904	1.112322
#3	6.811231	53.16002	.1885593	.0001360	.8437256	.2293523	1.178876

Elem	K_7698	P_1774	B_2496	Mo2020	S_1820	Si2516	Sn1899
Units	ppm	ppm	ppm	ppm	ppm	ppm	ppm
Avg	8.786168	7.881636	.0862209	.0063783	3.676302	12.36529	.0739754
Stddev	.130500	.022851	.0024800	.0007538	.017914	.08337	.0003444
%RSD	1.485285	.2899296	2.876339	11.81871	.4872856	.6742490	.4655470
#1	8.862892	7.907940	.0844702	.0072348	3.696061	12.32124	.0736910
#2	8.860123	7.866681	.0890588	.0058157	3.661122	12.31318	.0743583
#3	8.635488	7.870286	.0851337	.0060844	3.671723	12.46144	.0738768

Reviewed By:mohan
On:12/31/2024
11:25:59 PM
Inst Id :P5

Sample Name: P5038-03 Acquired: 12/29/2024 9:59:57 Type: Unk
Method: SFAM01.1 INSTRUMENT P5 WITH 6 POINT ICAL-2(v49) Mode: CONC Corr. Factor: 1.000000
User: Kareem Custom ID1: MBHK84D Custom ID2: Custom ID3:
Comment:

Elem	Ti3361	Sr4077	Li6707
Units	ppm	ppm	ppm
Avg	1.399181	-.030202	.1087144
Stddev	.007982	.001145	.0039539
%RSD	.5704689	3.791150	3.636912
#1	1.393800	-.029898	.1116232
#2	1.408352	-.031469	.1103073
#3	1.395391	-.029240	.1042125

Int. Std.	Y_2243	Y_3600	Y_3710	Y_2243	In2306
Units	Cts/S	Cts/S	Cts/S	Cts/S	Cts/S
Avg	2295.436	29069.81	2194.208	1465.836	1811.816
Stddev	10.323	551.62	7.963	24.157	9.736
%RSD	.4497219	1.897587	.3629030	1.648003	.5373468
#1	2285.327	28946.93	2202.501	1457.517	1803.142
#2	2305.960	29672.52	2186.623	1493.053	1822.347
#3	2295.021	28589.99	2193.499	1446.937	1809.961

Reviewed By:mohan
On:12/31/2024
11:25:59 PM
Inst Id :P5

Sample Name: P5038-02LX5 Acquired: 12/29/2024 10:03:47 Type: Unk
Method: SFAM01.1 INSTRUMENT P5 WITH 6 POINT ICAL-2(v49) Mode: CONC Corr. Factor: 1.000000
User: Kareem Custom ID1: MBHK84L Custom ID2: Custom ID3:
Comment:

Elem	As1890	Tl1908	Pb2203	Se1960	Sb2068	Al3961	Ba4934
Units	ppm	ppm	ppm	ppm	ppm	ppm	ppm
Avg	.0364706	-.013968	.1789533	.0159983	.0034825	21.88801	.1747742
Stddev	.0036664	.002382	.0008242	.0034888	.0010565	.45968	.0041469
%RSD	10.05307	17.05351	.4605604	21.80743	30.33778	2.100123	2.372735
#1	.0406972	-.016245	.1781473	.0199499	.0045033	21.43340	.1713642
#2	.0345686	-.011493	.1797946	.0133440	.0023935	21.87805	.1735679
#3	.0341460	-.014167	.1789181	.0147010	.0035508	22.35259	.1793906

Elem	Be2348	Cd2144	Ca3736	Cr2677	Co2286	Cu3247	Fe2598
Units	ppm	ppm	ppm	ppm	ppm	ppm	ppm
Avg	.0032493	.0010956	18.77134	.0347320	.0147852	.0304653	45.02127
Stddev	.0001262	.0000406	.34593	.0009311	.0005397	.0081590	.99946
%RSD	3.883439	3.707191	1.842888	2.680662	3.650110	26.78133	2.219962
#1	.0031556	.0011114	18.47375	.0356173	.0152166	.0211893	44.23256
#2	.0031995	.0010495	18.68938	.0337611	.0149590	.0336766	44.68599
#3	.0033928	.0011260	19.15089	.0348176	.0141801	.0365301	46.14526

Elem	Mn2576	Mg2790	Ni2316	Ag3280	Na8183	V_2924	Zn2138
Units	ppm	ppm	ppm	ppm	ppm	ppm	ppm
Avg	1.519333	11.68708	.0377306	-.000181	.2155853	.0420927	.2579237
Stddev	.029006	.25447	.0003255	.000462	.0399405	.0013186	.0029035
%RSD	1.909114	2.177342	.8626710	255.2551	18.52655	3.132632	1.125717
#1	1.494115	11.44940	.0374708	-.000514	.2473845	.0426632	.2575279
#2	1.512854	11.65629	.0376254	-.000375	.1707573	.0405849	.2552384
#3	1.551031	11.95554	.0380957	.000346	.2286142	.0430300	.2610048

Elem	K_7698	P_1774	B_2496	Mo2020	S_1820	Si2516	Sn1899
Units	ppm	ppm	ppm	ppm	ppm	ppm	ppm
Avg	1.755041	1.599118	.0179480	.0016277	.7661763	2.815078	.0136849
Stddev	.164526	.005402	.0026788	.0004864	.0120878	.055325	.0015551
%RSD	9.374481	.3378305	14.92550	29.88436	1.577682	1.965317	11.36345
#1	1.621623	1.593537	.0199092	.0020909	.7547643	2.768661	.0121469
#2	1.704622	1.604322	.0148958	.0011210	.7649223	2.800273	.0136512
#3	1.938876	1.599497	.0190390	.0016713	.7788422	2.876299	.0152565

Reviewed By:mohan
On:12/31/2024
11:25:59 PM
Inst Id :P5

Sample Name: P5038-02LX5 Acquired: 12/29/2024 10:03:47 Type: Unk
Method: SFAM01.1 INSTRUMENT P5 WITH 6 POINT ICAL-2(v49) Mode: CONC Corr. Factor: 1.000000
User: Kareem Custom ID1: MBHK84L Custom ID2: Custom ID3:
Comment:

Elem	Ti3361	Sr4077	Li6707
Units	ppm	ppm	ppm
Avg	.3084785	-.007133	.0253206
Stddev	.0036813	.000297	.0033236
%RSD	1.193389	4.169129	13.12623
#1	.3061475	-.007383	.0246466
#2	.3065656	-.006804	.0223856
#3	.3127225	-.007211	.0289295

Int. Std.	Y_2243	Y_3600	Y_3710	Y_2243	In2306
Units	Cts/S	Cts/S	Cts/S	Cts/S	Cts/S
Avg	2122.172	27379.03	1982.407	1386.617	1866.089
Stddev	3.273	306.19	39.604	15.463	5.386
%RSD	.1542180	1.118337	1.997793	1.115127	.2886191
#1	2125.951	27278.17	2022.700	1387.315	1872.269
#2	2120.315	27722.93	1980.992	1401.718	1862.401
#3	2120.251	27135.99	1943.529	1370.817	1863.596

Reviewed By:mohan
On:12/31/2024
11:25:59 PM
Inst Id :P5

Sample Name: P5038-04 Acquired: 12/29/2024 10:07:46 Type: Unk
Method: SFAM01.1 INSTRUMENT P5 WITH 6 POINT ICAL-2(v49) Mode: CONC Corr. Factor: 1.000000
User: Kareem Custom ID1: MBHK84S Custom ID2: Custom ID3:
Comment:

Elem	As1890	Tl1908	Pb2203	Se1960	Sb2068	Al3961	Ba4934
Units	ppm	ppm	ppm	ppm	ppm	ppm	ppm
Avg	.2411355	-.000950	.9324427	.2709352	.1992921	102.9707	4.444406
Stddev	.0041432	.002744	.0022039	.0032154	.0064199	.5067	.025728
%RSD	1.718219	288.7658	.2363620	1.186768	3.221338	.4920375	.5788958
#1	.2408785	-.000406	.9347533	.2676633	.1930674	102.3921	4.415072
#2	.2371268	.001481	.9303637	.2710514	.1989179	103.1852	4.455000
#3	.2454013	-.003925	.9322112	.2740909	.2058908	103.3349	4.463146

Elem	Be2348	Cd2144	Ca3736	Cr2677	Co2286	Cu3247	Fe2598
Units	ppm	ppm	ppm	ppm	ppm	ppm	ppm
Avg	.1041753	.1033845	84.91127	.5437988	1.044252	.6026124	204.3371
Stddev	.0009683	.0001058	.33767	.0011995	.001205	.0048765	1.0105
%RSD	.9294868	.1023100	.3976767	.2205728	.1153921	.8092215	.4945189
#1	.1037557	.1033681	84.58900	.5430728	1.044936	.5977372	203.3500
#2	.1034876	.1034975	84.88232	.5431403	1.044960	.6074901	204.2919
#3	.1052826	.1032879	85.26248	.5451833	1.042861	.6026099	205.3695

Elem	Mn2576	Mg2790	Ni2316	Ag3280	Na8183	V_2924	Zn2138
Units	ppm	ppm	ppm	ppm	ppm	ppm	ppm
Avg	7.672128	52.81183	1.189908	.0661854	.8516568	1.143360	2.038015
Stddev	.026616	.31789	.001865	.0011044	.0110466	.011769	.001711
%RSD	.3469174	.6019231	.1567419	1.668601	1.297073	1.029359	.0839546
#1	7.643429	52.46654	1.191141	.0662025	.8435369	1.132625	2.037615
#2	7.676954	52.87662	1.190821	.0650725	.8471975	1.155944	2.039891
#3	7.696001	53.09233	1.187763	.0672811	.8642361	1.141512	2.036540

Elem	K_7698	P_1774	B_2496	Mo2020	S_1820	Si2516	Sn1899
Units	ppm	ppm	ppm	ppm	ppm	ppm	ppm
Avg	8.725520	7.883308	.0895922	.0059319	3.705864	12.15045	.0719382
Stddev	.295904	.019624	.0013695	.0003450	.012933	.13599	.0008548
%RSD	3.391245	.2489331	1.528607	5.815460	.3489946	1.119225	1.188258
#1	8.733481	7.904808	.0907601	.0063259	3.709601	12.02810	.0710922
#2	8.425715	7.878756	.0880849	.0057858	3.716518	12.12639	.0719208
#3	9.017362	7.866360	.0899315	.0056840	3.691474	12.29687	.0728016

Reviewed By:mohan
On:12/31/2024
11:25:59 PM
Inst Id :P5

Sample Name: P5038-04 Acquired: 12/29/2024 10:07:46 Type: Unk
Method: SFAM01.1 INSTRUMENT P5 WITH 6 POINT ICAL-2(v49) Mode: CONC Corr. Factor: 1.000000
User: Kareem Custom ID1: MBHK84S Custom ID2: Custom ID3:
Comment:

Elem	Ti3361	Sr4077	Li6707
Units	ppm	ppm	ppm
Avg	1.382336	-.030634	.1102531
Stddev	.008892	.000403	.0041335
%RSD	.6432376	1.315746	3.749103
#1	1.372268	-.030235	.1058288
#2	1.385625	-.031041	.1109146
#3	1.389115	-.030626	.1140160

Int. Std.	Y_2243	Y_3600	Y_3710	Y_2243	In2306
Units	Cts/S	Cts/S	Cts/S	Cts/S	Cts/S
Avg	2295.340	29070.79	2231.604	1468.990	1808.376
Stddev	8.175	230.79	11.173	15.903	5.619
%RSD	.3561572	.7938886	.5006830	1.082604	.3107251
#1	2303.397	28954.80	2244.124	1466.332	1811.779
#2	2287.052	28921.01	2222.647	1454.584	1801.890
#3	2295.571	29336.57	2228.040	1486.056	1811.458

Reviewed By:mohan
On:12/31/2024
11:25:59 PM
Inst Id :P5

Sample Name: P5038-05 Acquired: 12/29/2024 10:11:34 Type: Unk
Method: SFAM01.1 INSTRUMENT P5 WITH 6 POINT ICAL-2(v49) Mode: CONC Corr. Factor: 1.000000
User: Kareem Custom ID1: MBHK85 Custom ID2: Custom ID3:
Comment:

Elem	As1890	Tl1908	Pb2203	Se1960	Sb2068	Al3961	Ba4934
Units	ppm	ppm	ppm	ppm	ppm	ppm	ppm
Avg	.1249998	-.061681	1.555606	.0883907	.0242262	92.32897	.9015656
Stddev	.0024847	.001936	.008561	.0058444	.0013031	.16305	.0020536
%RSD	1.987776	3.139543	.5502999	6.612037	5.378874	.1765955	.2277774
#1	.1257718	-.063914	1.559057	.0929473	.0256146	92.45452	.9023134
#2	.1222208	-.060464	1.545859	.0818013	.0230298	92.38770	.9031404
#3	.1270070	-.060664	1.561902	.0904234	.0240340	92.14469	.8992429

Elem	Be2348	Cd2144	Ca3736	Cr2677	Co2286	Cu3247	Fe2598
Units	ppm	ppm	ppm	ppm	ppm	ppm	ppm
Avg	.0133803	.0064486	96.77371	.1725471	.0474204	.1993367	186.4651
Stddev	.0001654	.0001670	.31664	.0016423	.0007257	.0102764	.2767
%RSD	1.235935	2.589631	.3271926	.9517806	1.530356	5.155294	.1483895
#1	.0132522	.0063157	96.88823	.1708622	.0473675	.2072746	186.6213
#2	.0135670	.0063940	97.01715	.1726360	.0467226	.2030062	186.6284
#3	.0133219	.0066361	96.41574	.1741431	.0481711	.1877292	186.1456

Elem	Mn2576	Mg2790	Ni2316	Ag3280	Na8183	V_2924	Zn2138
Units	ppm	ppm	ppm	ppm	ppm	ppm	ppm
Avg	6.481998	44.13943	.1852222	.0017847	.8161606	.2077391	1.324096
Stddev	.017073	.09113	.0014191	.0005012	.0322903	.0080537	.010583
%RSD	.2633917	.2064678	.7661497	28.08256	3.956364	3.876853	.7992923
#1	6.480678	44.24236	.1840297	.0012064	.8492940	.2121269	1.312072
#2	6.499692	44.10690	.1848451	.0020920	.8144025	.2126462	1.328217
#3	6.465623	44.06902	.1867917	.0020559	.7847852	.1984443	1.331999

Elem	K_7698	P_1774	B_2496	Mo2020	S_1820	Si2516	Sn1899
Units	ppm	ppm	ppm	ppm	ppm	ppm	ppm
Avg	6.779053	7.595473	.0809204	.0070488	3.455636	14.77245	.0457184
Stddev	.082501	.040895	.0005110	.0005757	.011647	.03560	.0007488
%RSD	1.217005	.5384173	.6314735	8.168107	.3370441	.2410205	1.637813
#1	6.852638	7.602001	.0814917	.0065876	3.461462	14.80115	.0457659
#2	6.689864	7.551707	.0807627	.0076941	3.442226	14.73261	.0449470
#3	6.794659	7.632712	.0805069	.0068648	3.463220	14.78359	.0464423

Reviewed By:mohan
On:12/31/2024
11:25:59 PM
Inst Id :P5

Sample Name: P5038-05 Acquired: 12/29/2024 10:11:34 Type: Unk
Method: SFAM01.1 INSTRUMENT P5 WITH 6 POINT ICAL-2(v49) Mode: CONC Corr. Factor: 1.000000
User: Kareem Custom ID1: MBHK85 Custom ID2: Custom ID3:
Comment:

Elem	Ti3361	Sr4077	Li6707
Units	ppm	ppm	ppm
Avg	1.010375	.0249952	.1026113
Stddev	.003106	.0011810	.0046301
%RSD	.3073939	4.725017	4.512228
#1	1.012093	.0250534	.1073805
#2	1.006789	.0261461	.0981342
#3	1.012242	.0237862	.1023191

Int. Std.	Y_2243	Y_3600	Y_3710	Y_2243	In2306
Units	Cts/S	Cts/S	Cts/S	Cts/S	Cts/S
Avg	2346.496	29414.83	2226.465	1490.595	1819.657
Stddev	15.355	153.21	7.388	15.681	9.869
%RSD	.6543770	.5208679	.3318269	1.052016	.5423701
#1	2362.982	29564.40	2218.352	1508.679	1828.375
#2	2343.905	29421.89	2232.805	1480.764	1821.653
#3	2332.601	29258.22	2228.239	1482.342	1808.942

Reviewed By:mohan
On:12/31/2024
11:25:59 PM
Inst Id :P5

Sample Name: P5038-06 Acquired: 12/29/2024 10:15:25 Type: Unk
Method: SFAM01.1 INSTRUMENT P5 WITH 6 POINT ICAL-2(v49) Mode: CONC Corr. Factor: 1.000000
User: Kareem Custom ID1: MBHK86 Custom ID2: Custom ID3:
Comment:

Elem	As1890	Tl1908	Pb2203	Se1960	Sb2068	Al3961
Units	ppm	ppm	ppm	ppm	ppm	ppm
Avg	.1656048	-.048194	4.921117	.0838863	.0161077	71.00871
Stddev	.0032711	.005217	.010030	.0018697	.0063092	.63015
%RSD	1.975265	10.82551	.2038258	2.228845	39.16855	.8874207
#1	.1620933	-.051523	4.928624	.0820822	.0102166	70.31793
#2	.1661556	-.050879	4.909725	.0837614	.0227650	71.55210
#3	.1685656	-.042181	4.925001	.0858153	.0153415	71.15608

Elem	Ba4934	Be2348	Cd2144	Ca3736	Cr2677	Co2286
Units	ppm	ppm	ppm	ppm	ppm	ppm
Avg	1.504550	.0127694	.0124169	283.5139	.2037945	.0619562
Stddev	.009938	.0000132	.0000838	1.6250	.0007713	.0006871
%RSD	.6605185	.1035673	.6747374	.5731512	.3784631	1.108986
#1	1.493867	.0127545	.0123261	281.6449	.2046620	.0625555
#2	1.513519	.0127739	.0124333	284.5919	.2035353	.0621069
#3	1.506263	.0127798	.0124912	284.3049	.2031863	.0612063

Elem	Cu3247	Fe2598	Mn2576	Mg2790	Ni2316	Ag3280
Units	ppm	ppm	ppm	ppm	ppm	ppm
Avg	.5660878	191.8301	9.665492	93.50267	.2278862	.0020162
Stddev	.0074538	.9674	.060975	.53920	.0004234	.0005320
%RSD	1.316726	.5043188	.6308536	.5766728	.1858124	26.38729
#1	.5575495	190.7993	9.600687	92.89524	.2282397	.0017136
#2	.5694179	192.7184	9.721732	93.92476	.2274169	.0026305
#3	.5712961	191.9727	9.674056	93.68801	.2280020	.0017045

Elem	Na8183	V_2924	Zn2138	K_7698	P_1774	B_2496
Units	ppm	ppm	ppm	ppm	ppm	ppm
Avg	1.017044	.1815149	3.670253	7.809590	F 10.77297	.1051379
Stddev	.009610	.0046911	.010386	.161437	.01289	.0013663
%RSD	.9449084	2.584439	.2829902	2.067160	.1196305	1.299556
#1	1.011507	.1869283	3.677093	7.630137	10.75841	.1057826
#2	1.011485	.1786391	3.658302	7.855619	10.78293	.1060625
#3	1.028141	.1789773	3.675365	7.943013	10.77756	.1035685

Reviewed By:mohan
On:12/31/2024
11:25:59 PM
Inst Id :P5

Sample Name: P5038-06 Acquired: 12/29/2024 10:15:25 Type: Unk
Method: SFAM01.1 INSTRUMENT P5 WITH 6 POINT ICAL-2(v49) Mode: CONC Corr. Factor: 1.000000
User: Kareem Custom ID1: MBHK86 Custom ID2: Custom ID3:
Comment:

Elem	Mo2020	S_1820	Si2516	Sn1899	Ti3361	Sr4077
Units	ppm	ppm	ppm	ppm	ppm	ppm
Avg	.0097227	4.512212	11.15645	.2666851	1.272298	.3001483
Stddev	.0010122	.016640	.02533	.0009318	.010075	.0035223
%RSD	10.41127	.3687663	.2270013	.3493954	.7918483	1.173520
#1	.0107598	4.528232	11.13596	.2672200	1.260768	.2960820
#2	.0096710	4.513387	11.14863	.2672261	1.276728	.3021089
#3	.0087373	4.495016	11.18477	.2656091	1.279400	.3022541

Elem	Li6707
Units	ppm
Avg	.0981979
Stddev	.0024416
%RSD	2.486437
#1	.1004981
#2	.0956359
#3	.0984596

Int. Std.	Y_2243	Y_3600	Y_3710	Y_2243	In2306
Units	Cts/S	Cts/S	Cts/S	Cts/S	Cts/S
Avg	2348.043	29522.43	2294.652	1484.934	1733.047
Stddev	6.533	54.49	4.569	4.438	6.567
%RSD	.2782320	.1845700	.1991355	.2988583	.3789325
#1	2346.398	29515.86	2299.914	1480.775	1729.718
#2	2342.489	29579.91	2292.362	1489.606	1728.812
#3	2355.241	29471.53	2291.680	1484.422	1740.612

Reviewed By:mohan
On:12/31/2024
11:25:59 PM
Inst Id :P5

Sample Name: P5038-07 Acquired: 12/29/2024 10:19:13 Type: Unk
Method: SFAM01.1 INSTRUMENT P5 WITH 6 POINT ICAL-2(v49) Mode: CONC Corr. Factor: 1.000000
User: Kareem Custom ID1: MBHK87 Custom ID2: Custom ID3:
Comment:

Elem	As1890	Tl1908	Pb2203	Se1960	Sb2068	Al3961
Units	ppm	ppm	ppm	ppm	ppm	ppm
Avg	.2685946	-.071176	9.626683	.1262062	.0320724	75.36338
Stddev	.0016311	.004542	.024577	.0059933	.0062475	.19320
%RSD	.6072609	6.380835	.2552991	4.748780	19.47930	.2563566
#1	.2687502	-.076029	9.622333	.1192860	.0352098	75.42283
#2	.2668912	-.067028	9.604572	.1297192	.0248780	75.51986
#3	.2701422	-.070472	9.653145	.1296133	.0361295	75.14744

Elem	Ba4934	Be2348	Cd2144	Ca3736	Cr2677	Co2286
Units	ppm	ppm	ppm	ppm	ppm	ppm
Avg	2.501729	.0168202	.0243133	255.4310	.3351786	.0753791
Stddev	.004958	.0000373	.0000920	.4704	.0020791	.0005196
%RSD	.1981932	.2216121	.3782156	.1841677	.6202938	.6892794
#1	2.501717	.0168325	.0243804	255.3222	.3327824	.0747848
#2	2.506693	.0167784	.0242085	255.9463	.3365042	.0757473
#3	2.496777	.0168498	.0243511	255.0245	.3362492	.0756052

Elem	Cu3247	Fe2598	Mn2576	Mg2790	Ni2316	Ag3280
Units	ppm	ppm	ppm	ppm	ppm	ppm
Avg	.9285068	245.9109	10.80360	67.07870	.2949829	.0088960
Stddev	.0064540	.5690	.03496	.16782	.0012773	.0014230
%RSD	.6950907	.2313910	.3236311	.2501768	.4329903	15.99604
#1	.9232197	246.1453	10.81648	67.12969	.2962627	.0082095
#2	.9356988	246.3252	10.83030	67.21511	.2937082	.0105321
#3	.9266018	245.2621	10.76403	66.89131	.2949777	.0079464

Elem	Na8183	V_2924	Zn2138	K_7698	P_1774	B_2496
Units	ppm	ppm	ppm	ppm	ppm	ppm
Avg	1.292009	.2353315	7.670243	7.397578	F 16.53636	.1471694
Stddev	.029599	.0014374	.026572	.126547	.02937	.0006825
%RSD	2.290958	.6107837	.3464267	1.710650	.1776386	.4637270
#1	1.283273	.2343491	7.642249	7.542005	16.52834	.1469317
#2	1.324993	.2346641	7.673363	7.344592	16.51182	.1466377
#3	1.267760	.2369812	7.695118	7.306137	16.56891	.1479390

Reviewed By:mohan
On:12/31/2024
11:25:59 PM
Inst Id :P5

Sample Name: P5038-07 Acquired: 12/29/2024 10:19:13 Type: Unk
Method: SFAM01.1 INSTRUMENT P5 WITH 6 POINT ICAL-2(v49) Mode: CONC Corr. Factor: 1.000000
User: Kareem Custom ID1: MBHK87 Custom ID2: Custom ID3:
Comment:

Elem	Mo2020	S_1820	Si2516	Sn1899	Ti3361	Sr4077
Units	ppm	ppm	ppm	ppm	ppm	ppm
Avg	.0137810	4.661565	11.80805	.5758863	.7632760	.3106510
Stddev	.0003297	.013714	.07311	.0007441	.0022913	.0029608
%RSD	2.392732	.2941911	.6191862	.1292098	.3001982	.9531089
#1	.0140241	4.660074	11.81319	.5755671	.7609457	.3081637
#2	.0139133	4.648658	11.87845	.5767368	.7655263	.3098632
#3	.0134057	4.675964	11.73250	.5753551	.7633561	.3139261

Elem	Li6707
Units	ppm
Avg	.0973769
Stddev	.0025896
%RSD	2.659399
#1	.0964133
#2	.0954072
#3	.1003102

Int. Std.	Y_2243	Y_3600	Y_3710	Y_2243	In2306
Units	Cts/S	Cts/S	Cts/S	Cts/S	Cts/S
Avg	2525.882	31799.21	2468.906	1606.198	1790.449
Stddev	6.623	116.82	6.994	8.207	5.515
%RSD	.2621864	.3673574	.2832742	.5109842	.3080260
#1	2518.618	31876.46	2465.867	1607.250	1784.895
#2	2531.583	31856.35	2463.947	1613.830	1795.924
#3	2527.446	31664.83	2476.906	1597.516	1790.526

Reviewed By:mohan
On:12/31/2024
11:25:59 PM
Inst Id :P5

Sample Name: P5038-08 Acquired: 12/29/2024 10:23:01 Type: Unk
Method: SFAM01.1 INSTRUMENT P5 WITH 6 POINT ICAL-2(v49) Mode: CONC Corr. Factor: 1.000000
User: Kareem Custom ID1: MBHK88 Custom ID2: Custom ID3:
Comment:

Elem	As1890	Tl1908	Pb2203	Se1960	Sb2068	Al3961
Units	ppm	ppm	ppm	ppm	ppm	ppm
Avg	.1538966	-.009643	3.986125	.0489522	.0024219	39.53245
Stddev	.0066611	.009953	.009339	.0055039	.0023120	1.54949
%RSD	4.328311	103.2092	.2342942	11.24346	95.46161	3.919536
#1	.1612569	-.015360	3.987334	.0552839	-.000226	41.31873
#2	.1521503	.001849	3.976240	.0453112	.004042	38.72778
#3	.1482826	-.015420	3.994800	.0462617	.003449	38.55085

Elem	Ba4934	Be2348	Cd2144	Ca3736	Cr2677	Co2286
Units	ppm	ppm	ppm	ppm	ppm	ppm
Avg	1.164688	.0094416	.0119854	F 1572.924	.1632433	.0733182
Stddev	.045420	.0003836	.0000961	59.788	.0006520	.0021325
%RSD	3.899791	4.062329	.8020308	3.801042	.3994093	2.908560
#1	1.217069	.0098833	.0118756	1641.958	.1635750	.0708614
#2	1.140770	.0092484	.0120261	1538.927	.1636629	.0746902
#3	1.136224	.0091930	.0120545	1537.887	.1624922	.0744031

Elem	Cu3247	Fe2598	Mn2576	Mg2790	Ni2316	Ag3280
Units	ppm	ppm	ppm	ppm	ppm	ppm
Avg	.5245599	154.8078	9.943752	164.6355	.1524235	.0048103
Stddev	.0198198	5.7044	.370702	5.5107	.0012734	.0004388
%RSD	3.778371	3.684839	3.727986	3.347218	.8354533	9.122353
#1	.5471786	161.3812	10.37157	170.9844	.1538870	.0044065
#2	.5162703	151.8857	9.74216	161.8301	.1518144	.0052773
#3	.5102307	151.1565	9.71753	161.0920	.1515689	.0047472

Elem	Na8183	V_2924	Zn2138	K_7698	P_1774	B_2496
Units	ppm	ppm	ppm	ppm	ppm	ppm
Avg	1.550642	.1186817	3.504607	4.464777	9.752653	.0900612
Stddev	.057139	.0080220	.014075	.296462	.022245	.0043686
%RSD	3.684886	6.759239	.4016184	6.640018	.2280950	4.850675
#1	1.616572	.1174480	3.497318	4.791176	9.755509	.0934806
#2	1.515489	.1113480	3.495670	4.390950	9.729118	.0915633
#3	1.519864	.1272490	3.520831	4.212205	9.773332	.0851398

Reviewed By:mohan
On:12/31/2024
11:25:59 PM
Inst Id :P5

Sample Name: P5038-08 Acquired: 12/29/2024 10:23:01 Type: Unk
Method: SFAM01.1 INSTRUMENT P5 WITH 6 POINT ICAL-2(v49) Mode: CONC Corr. Factor: 1.000000
User: Kareem Custom ID1: MBHK88 Custom ID2: Custom ID3:
Comment:

Elem	Mo2020	S_1820	Si2516	Sn1899	Ti3361	Sr4077
Units	ppm	ppm	ppm	ppm	ppm	ppm
Avg	.0042620	3.156286	8.912947	.2609471	.4340379	.9605944
Stddev	.0006094	.009406	.365775	.0009670	.0164655	.0375835
%RSD	14.29857	.2980060	4.103858	.3705659	3.793574	3.912529
#1	.0038685	3.152690	9.334047	.2619680	.4525772	1.003983
#2	.0049639	3.149208	8.674157	.2608284	.4284201	.939647
#3	.0039534	3.166959	8.730638	.2600450	.4211164	.938153

Elem	Li6707
Units	ppm
Avg	.0662939
Stddev	.0028241
%RSD	4.259928
#1	.0650157
#2	.0695311
#3	.0643350

Int. Std.	Y_2243	Y_3600	Y_3710	Y_2243	In2306
Units	Cts/S	Cts/S	Cts/S	Cts/S	Cts/S
Avg	2245.441	28344.87	2271.845	1422.289	1561.635
Stddev	6.618	115.16	84.614	4.244	5.382
%RSD	.2947380	.4062818	3.724444	.2984143	.3446497
#1	2241.726	28429.90	2174.145	1427.189	1558.616
#2	2253.082	28213.82	2321.370	1419.801	1567.849
#3	2241.515	28390.91	2320.020	1419.875	1558.440

Reviewed By:mohan
On:12/31/2024
11:25:59 PM
Inst Id :P5

Sample Name: P5038-09 Acquired: 12/29/2024 10:27:01 Type: Unk
Method: SFAM01.1 INSTRUMENT P5 WITH 6 POINT ICAL-2(v49) Mode: CONC Corr. Factor: 1.000000
User: Kareem Custom ID1: MBHK89 Custom ID2: Custom ID3:
Comment:

Elem	As1890	Tl1908	Pb2203	Se1960	Sb2068	Al3961	Ba4934
Units	ppm	ppm	ppm	ppm	ppm	ppm	ppm
Avg	.1406203	-.011168	2.583803	.0608821	.0122679	56.40210	1.086853
Stddev	.0040338	.002207	.001802	.0056075	.0024150	.41504	.005928
%RSD	2.868554	19.75793	.0697394	9.210386	19.68539	.7358532	.5453880
#1	.1422597	-.009078	2.585725	.0550280	.0094812	56.18719	1.082627
#2	.1435763	-.010951	2.582151	.0614131	.0137506	56.88052	1.093629
#3	.1360250	-.013476	2.583534	.0662052	.0135719	56.13859	1.084304

Elem	Be2348	Cd2144	Ca3736	Cr2677	Co2286	Cu3247	Fe2598
Units	ppm	ppm	ppm	ppm	ppm	ppm	ppm
Avg	.0103267	.0085371	477.3869	.1092156	.0888589	.2772755	147.5961
Stddev	.0000797	.0001371	3.4678	.0002679	.0013263	.0042307	.8314
%RSD	.7717646	1.605574	.7264197	.2452937	1.492614	1.525797	.5632638
#1	.0104015	.0084442	476.1135	.1095183	.0900462	.2817084	147.0264
#2	.0102429	.0084726	481.3114	.1091194	.0874274	.2732812	148.5501
#3	.0103356	.0086945	474.7359	.1090091	.0891029	.2768370	147.2118

Elem	Mn2576	Mg2790	Ni2316	Ag3280	Na8183	V_2924	Zn2138
Units	ppm	ppm	ppm	ppm	ppm	ppm	ppm
Avg	15.24517	57.16875	.1375759	.0030480	.9172028	.1343191	1.387778
Stddev	.10640	.28425	.0003076	.0006688	.0029864	.0073139	.002516
%RSD	.6979434	.4972086	.2236088	21.94088	.3255965	5.445177	.1812717
#1	15.15529	56.97306	.1373627	.0023268	.9137803	.1291096	1.386165
#2	15.36266	57.49480	.1374364	.0036477	.9185486	.1311673	1.390677
#3	15.21755	57.03840	.1379285	.0031696	.9192795	.1426805	1.386493

Elem	K_7698	P_1774	B_2496	Mo2020	S_1820	Si2516	Sn1899
Units	ppm	ppm	ppm	ppm	ppm	ppm	ppm
Avg	5.908302	9.688170	.0709724	.0078019	1.741439	10.61502	.1325433
Stddev	.162901	.013494	.0010039	.0001393	.004759	.08329	.0015445
%RSD	2.757160	.1392870	1.414546	1.785897	.2732901	.7846574	1.165308
#1	5.734136	9.702339	.0720020	.0078231	1.743504	10.61260	.1307726
#2	6.056919	9.675470	.0699963	.0076532	1.735996	10.69950	.1332441
#3	5.933850	9.686702	.0709188	.0079295	1.744817	10.53297	.1336132

Reviewed By:mohan
On:12/31/2024
11:25:59 PM
Inst Id :P5

Sample Name: P5038-09 Acquired: 12/29/2024 10:27:01 Type: Unk
Method: SFAM01.1 INSTRUMENT P5 WITH 6 POINT ICAL-2(v49) Mode: CONC Corr. Factor: 1.000000
User: Kareem Custom ID1: MBHK89 Custom ID2: Custom ID3:
Comment:

Elem	Ti3361	Sr4077	Li6707
Units	ppm	ppm	ppm
Avg	.4002728	.2481174	.0545767
Stddev	.0067628	.0019966	.0053437
%RSD	1.689556	.8046923	9.791210
#1	.3949918	.2477666	.0484484
#2	.4078952	.2502662	.0582640
#3	.3979314	.2463195	.0570177

Int. Std.	Y_2243	Y_3600	Y_3710	Y_2243	In2306
Units	Cts/S	Cts/S	Cts/S	Cts/S	Cts/S
Avg	2562.680	32295.05	2495.183	1628.922	1734.301
Stddev	11.417	88.64	18.105	.644	6.147
%RSD	.4455218	.2744618	.7255964	.0395464	.3544531
#1	2571.882	32203.88	2495.575	1628.491	1737.497
#2	2566.255	32380.92	2476.885	1628.613	1738.191
#3	2549.903	32300.33	2513.089	1629.663	1727.214

Reviewed By:mohan
On:12/31/2024
11:25:59 PM
Inst Id :P5

Sample Name: P5038-10 Acquired: 12/29/2024 10:30:53 Type: Unk
Method: SFAM01.1 INSTRUMENT P5 WITH 6 POINT ICAL-2(v49) Mode: CONC Corr. Factor: 1.000000
User: Kareem Custom ID1: MBHK90 Custom ID2: Custom ID3:
Comment:

Elem	As1890	Tl1908	Pb2203	Se1960	Sb2068	Al3961
Units	ppm	ppm	ppm	ppm	ppm	ppm
Avg	.1328312	-.035634	2.983320	.0708411	.0149485	59.06932
Stddev	.0061003	.002058	.007376	.0046470	.0035271	.81416
%RSD	4.592512	5.774976	.2472381	6.559822	23.59474	1.378310
#1	.1364715	-.036429	2.980648	.0655905	.0168616	58.64568
#2	.1362336	-.033298	2.977653	.0744249	.0171056	60.00795
#3	.1257886	-.037177	2.991660	.0725079	.0108782	58.55434

Elem	Ba4934	Be2348	Cd2144	Ca3736	Cr2677	Co2286
Units	ppm	ppm	ppm	ppm	ppm	ppm
Avg	1.685441	.0107802	.0115356	108.4661	.1530169	.0609111
Stddev	.027226	.0000749	.0002374	1.6488	.0010029	.0015330
%RSD	1.615381	.6951951	2.057759	1.520071	.6554067	2.516782
#1	1.669854	.0107457	.0113588	107.6779	.1519404	.0617750
#2	1.716879	.0108662	.0114425	110.3610	.1531855	.0591411
#3	1.669591	.0107287	.0118054	107.3593	.1539248	.0618171

Elem	Cu3247	Fe2598	Mn2576	Mg2790	Ni2316	Ag3280
Units	ppm	ppm	ppm	ppm	ppm	ppm
Avg	.4548804	146.3078	9.311278	29.56934	.1884845	.0050815
Stddev	.0133340	2.0975	.123175	.40631	.0011912	.0005977
%RSD	2.931329	1.433603	1.322859	1.374080	.6319688	11.76157
#1	.4465857	144.8956	9.226583	29.40422	.1888250	.0055530
#2	.4702614	148.7179	9.452581	30.03221	.1871602	.0044093
#3	.4477940	145.3098	9.254671	29.27159	.1894683	.0052823

Elem	Na8183	V_2924	Zn2138	K_7698	P_1774	B_2496
Units	ppm	ppm	ppm	ppm	ppm	ppm
Avg	.4641181	.1550573	2.521647	6.273491	F 12.15923	.0875269
Stddev	.0368849	.0134239	.012912	.171945	.03309	.0042989
%RSD	7.947310	8.657361	.5120290	2.740815	.2721010	4.911479
#1	.4369512	.1396553	2.533989	6.082749	12.14353	.0866806
#2	.5061087	.1612472	2.508233	6.416592	12.13692	.0921860
#3	.4492945	.1642695	2.522721	6.321133	12.19724	.0837141

Reviewed By:mohan
On:12/31/2024
11:25:59 PM
Inst Id :P5

Sample Name: P5038-10 Acquired: 12/29/2024 10:30:53 Type: Unk
Method: SFAM01.1 INSTRUMENT P5 WITH 6 POINT ICAL-2(v49) Mode: CONC Corr. Factor: 1.000000
User: Kareem Custom ID1: MBHK90 Custom ID2: Custom ID3:
Comment:

Elem	Mo2020	S_1820	Si2516	Sn1899	Ti3361	Sr4077
Units	ppm	ppm	ppm	ppm	ppm	ppm
Avg	.0088157	4.606687	11.97780	.1126465	.6613159	.1093212
Stddev	.0006143	.010041	.09615	.0009162	.0075020	.0018758
%RSD	6.968207	.2179623	.8027577	.8133191	1.134405	1.715811
#1	.0087970	4.608614	11.96978	.1129140	.6532306	.1089622
#2	.0082109	4.595822	12.07771	.1116263	.6680514	.1113505
#3	.0094391	4.615625	11.88590	.1133991	.6626655	.1076509

Elem	Li6707
Units	ppm
Avg	.0757954
Stddev	.0003835
%RSD	.5060265
#1	.0758140
#2	.0761694
#3	.0754030

Int. Std.	Y_2243	Y_3600	Y_3710	Y_2243	In2306
Units	Cts/S	Cts/S	Cts/S	Cts/S	Cts/S
Avg	2443.898	30841.47	2355.256	1560.046	1867.508
Stddev	2.851	90.02	25.326	6.086	3.391
%RSD	.1166652	.2918820	1.075309	.3901143	.1815699
#1	2446.421	30787.71	2349.001	1553.068	1871.362
#2	2444.468	30791.31	2333.644	1562.812	1864.981
#3	2440.805	30945.40	2383.124	1564.257	1866.181

Reviewed By:mohan
On:12/31/2024
11:25:59 PM
Inst Id :P5

Sample Name: P5038-11 Acquired: 12/29/2024 10:34:44 Type: Unk
Method: SFAM01.1 INSTRUMENT P5 WITH 6 POINT ICAL-2(v49) Mode: CONC Corr. Factor: 1.000000
User: Kareem Custom ID1: MBHK91 Custom ID2: Custom ID3:
Comment:

Elem	As1890	Tl1908	Pb2203	Se1960	Sb2068	Al3961
Units	ppm	ppm	ppm	ppm	ppm	ppm
Avg	.1834101	-.047819	7.239401	.1006954	.0209422	74.55087
Stddev	.0030158	.008466	.070410	.0105074	.0027010	.31109
%RSD	1.644314	17.70396	.9725921	10.43485	12.89728	.4172813
#1	.1851910	-.049323	7.319061	.0959177	.0224832	74.55885
#2	.1851113	-.055433	7.185492	.0934258	.0178234	74.85789
#3	.1799280	-.038702	7.213649	.1127427	.0225198	74.23587

Elem	Ba4934	Be2348	Cd2144	Ca3736	Cr2677	Co2286
Units	ppm	ppm	ppm	ppm	ppm	ppm
Avg	2.333473	.0141682	.0164830	150.0241	.1867149	.0722104
Stddev	.008822	.0000965	.0002872	.8358	.0007954	.0019677
%RSD	.3780629	.6814131	1.742077	.5571066	.4259737	2.724999
#1	2.331462	.0141797	.0167742	149.7589	.1859088	.0744804
#2	2.343126	.0142585	.0162001	150.9604	.1874991	.0709893
#3	2.325829	.0140664	.0164746	149.3532	.1867368	.0711616

Elem	Cu3247	Fe2598	Mn2576	Mg2790	Ni2316	Ag3280
Units	ppm	ppm	ppm	ppm	ppm	ppm
Avg	.6321895	195.1072	12.33515	35.57396	.2490285	.0053083
Stddev	.0045895	.9229	.06097	.18190	.0032386	.0008892
%RSD	.7259668	.4730131	.4943036	.5113172	1.300473	16.75102
#1	.6305351	194.3428	12.32874	35.56481	.2527073	.0062020
#2	.6373769	196.1324	12.39907	35.76026	.2466079	.0044237
#3	.6286567	194.8463	12.27763	35.39681	.2477701	.0052993

Elem	Na8183	V_2924	Zn2138	K_7698	P_1774	B_2496
Units	ppm	ppm	ppm	ppm	ppm	ppm
Avg	.5947492	.2053123	3.297495	7.871563	F 16.00183	.1070314
Stddev	.0203751	.0100977	.008855	.033375	.17840	.0017340
%RSD	3.425829	4.918235	.2685340	.4239892	1.114853	1.620076
#1	.6128701	.1999688	3.293164	7.835761	16.20657	.1077956
#2	.5726938	.1990091	3.307682	7.877115	15.87982	.1082520
#3	.5986839	.2169590	3.291640	7.901814	15.91910	.1050466

Reviewed By:mohan
On:12/31/2024
11:25:59 PM
Inst Id :P5

Sample Name: P5038-11 Acquired: 12/29/2024 10:34:44 Type: Unk
Method: SFAM01.1 INSTRUMENT P5 WITH 6 POINT ICAL-2(v49) Mode: CONC Corr. Factor: 1.000000
User: Kareem Custom ID1: MBHK91 Custom ID2: Custom ID3:
Comment:

Elem	Mo2020	S_1820	Si2516	Sn1899	Ti3361	Sr4077
Units	ppm	ppm	ppm	ppm	ppm	ppm
Avg	.0119797	5.468034	12.60415	.1566915	.7014033	.1724713
Stddev	.0003105	.054766	.05667	.0016279	.0026645	.0023496
%RSD	2.591713	1.001575	.4496509	1.038939	.3798776	1.362319
#1	.0123370	5.529847	12.54080	.1585401	.7011540	.1733888
#2	.0118262	5.425561	12.62158	.1554722	.7041837	.1742237
#3	.0117758	5.448695	12.65006	.1560621	.6988723	.1698013

Elem	Li6707
Units	ppm
Avg	.0973842
Stddev	.0036012
%RSD	3.697987
#1	.0964551
#2	.1013589
#3	.0943385

Int. Std.	Y_2243	Y_3600	Y_3710	Y_2243	In2306
Units	Cts/S	Cts/S	Cts/S	Cts/S	Cts/S
Avg	2513.459	31697.80	2484.977	1611.740	1824.922
Stddev	15.246	154.26	10.429	12.720	14.072
%RSD	.6065730	.4866511	.4196942	.7892394	.7711009
#1	2495.881	31574.52	2485.438	1602.164	1808.889
#2	2521.425	31648.09	2474.325	1606.883	1835.224
#3	2523.073	31870.78	2495.168	1626.173	1830.652

Reviewed By:mohan
On:12/31/2024
11:25:59 PM
Inst Id :P5

Sample Name: P5038-12 Acquired: 12/29/2024 10:38:35 Type: Unk
Method: SFAM01.1 INSTRUMENT P5 WITH 6 POINT ICAL-2(v49) Mode: CONC Corr. Factor: 1.000000
User: Kareem Custom ID1: MBHK92 Custom ID2: Custom ID3:
Comment:

Elem	As1890	Tl1908	Pb2203	Se1960	Sb2068	Al3961
Units	ppm	ppm	ppm	ppm	ppm	ppm
Avg	.1523182	-.026699	2.966116	.0656466	.0111992	62.99618
Stddev	.0045835	.007177	.006528	.0020127	.0035833	.23124
%RSD	3.009128	26.88201	.2200727	3.065895	31.99575	.3670681
#1	.1534359	-.027635	2.973215	.0635147	.0119523	63.22146
#2	.1472793	-.033362	2.960372	.0659113	.0072993	63.00767
#3	.1562395	-.019099	2.964762	.0675138	.0143462	62.75941

Elem	Ba4934	Be2348	Cd2144	Ca3736	Cr2677	Co2286
Units	ppm	ppm	ppm	ppm	ppm	ppm
Avg	1.804895	.0111578	.0115823	156.0384	.1422893	.0661642
Stddev	.004148	.0000433	.0000866	.8885	.0006366	.0003603
%RSD	.2298174	.3877217	.7478633	.5694144	.4473850	.5446170
#1	1.809683	.0111105	.0115642	157.0485	.1428290	.0661466
#2	1.802389	.0111953	.0116765	155.6893	.1415872	.0658130
#3	1.802614	.0111678	.0115061	155.3775	.1424515	.0665331

Elem	Cu3247	Fe2598	Mn2576	Mg2790	Ni2316	Ag3280
Units	ppm	ppm	ppm	ppm	ppm	ppm
Avg	.4275536	149.7053	12.21931	30.59472	.1748555	.0054258
Stddev	.0028194	.7543	.02850	.09254	.0011049	.0011159
%RSD	.6594173	.5038471	.2332775	.3024770	.6318871	20.56614
#1	.4262173	150.5442	12.24195	30.69798	.1761299	.0044925
#2	.4256508	149.0829	12.22867	30.56687	.1741671	.0051232
#3	.4307926	149.4888	12.18730	30.51930	.1742694	.0066618

Elem	Na8183	V_2924	Zn2138	K_7698	P_1774	B_2496
Units	ppm	ppm	ppm	ppm	ppm	ppm
Avg	.5697627	.1653586	2.157207	5.866103	F 12.15732	.0829762
Stddev	.0277365	.0119938	.012757	.051400	.03846	.0019433
%RSD	4.868082	7.253220	.5913893	.8762225	.3163615	2.342048
#1	.5591798	.1602342	2.161407	5.915497	12.19136	.0847490
#2	.5488756	.1567782	2.142879	5.869905	12.11560	.0808984
#3	.6012327	.1790634	2.167336	5.812908	12.16500	.0832812

Reviewed By:mohan
On:12/31/2024
11:25:59 PM
Inst Id :P5

Sample Name: P5038-12 Acquired: 12/29/2024 10:38:35 Type: Unk
Method: SFAM01.1 INSTRUMENT P5 WITH 6 POINT ICAL-2(v49) Mode: CONC Corr. Factor: 1.000000
User: Kareem Custom ID1: MBHK92 Custom ID2: Custom ID3:
Comment:

Elem	Mo2020	S_1820	Si2516	Sn1899	Ti3361	Sr4077
Units	ppm	ppm	ppm	ppm	ppm	ppm
Avg	.0091527	2.926356	11.45146	.1381972	.6096173	.1905678
Stddev	.0003062	.016356	.06687	.0017347	.0033493	.0016740
%RSD	3.345660	.5589265	.5839647	1.255222	.5494140	.8784491
#1	.0091703	2.942809	11.50463	.1377557	.6133550	.1922415
#2	.0094497	2.910099	11.47338	.1367260	.6086088	.1905685
#3	.0088380	2.926159	11.37638	.1401100	.6068881	.1888934

Elem	Li6707
Units	ppm
Avg	.0807825
Stddev	.0042899
%RSD	5.310497
#1	.0846927
#2	.0814612
#3	.0761937

Int. Std.	Y_2243	Y_3600	Y_3710	Y_2243	In2306
Units	Cts/S	Cts/S	Cts/S	Cts/S	Cts/S
Avg	2473.890	31154.25	2366.140	1579.489	1845.788
Stddev	2.335	115.38	13.236	10.780	3.385
%RSD	.0943725	.3703523	.5593773	.6825077	.1834130
#1	2474.716	31231.15	2370.316	1588.897	1843.024
#2	2475.699	31210.02	2351.321	1581.845	1849.564
#3	2471.254	31021.58	2376.785	1567.726	1844.776

Reviewed By:mohan
On:12/31/2024
11:25:59 PM
Inst Id :P5

Sample Name: P5038-13 Acquired: 12/29/2024 10:42:26 Type: Unk
Method: SFAM01.1 INSTRUMENT P5 WITH 6 POINT ICAL-2(v49) Mode: CONC Corr. Factor: 1.000000
User: Kareem Custom ID1: MBHKA4 Custom ID2: Custom ID3:
Comment:

Elem	As1890	Tl1908	Pb2203	Se1960	Sb2068	Al3961	Ba4934
Units	ppm	ppm	ppm	ppm	ppm	ppm	ppm
Avg	.0709108	-.079413	.3493220	.1035401	.0276648	108.5363	.9678007
Stddev	.0072877	.003402	.0032990	.0036159	.0039866	.3579	.0040816
%RSD	10.27730	4.284103	.9444042	3.492244	14.41047	.3297597	.4217381
#1	.0767746	-.083069	.3505209	.1077152	.0254857	108.5575	.9702081
#2	.0732058	-.076341	.3455912	.1014816	.0322660	108.8831	.9701059
#3	.0627518	-.078830	.3518540	.1014235	.0252426	108.1682	.9630880

Elem	Be2348	Cd2144	Ca3736	Cr2677	Co2286	Cu3247	Fe2598
Units	ppm	ppm	ppm	ppm	ppm	ppm	ppm
Avg	.0160423	.0036749	142.8016	.1488590	.0340748	.1141491	226.3360
Stddev	.0001254	.0001577	.1713	.0001754	.0006887	.0027091	.5546
%RSD	.7818508	4.291309	.1199837	.1178054	2.021041	2.373309	.2450448
#1	.0160945	.0036479	142.6321	.1489550	.0332927	.1155188	226.3374
#2	.0161333	.0035324	142.9748	.1489654	.0345903	.1110286	226.8899
#3	.0158992	.0038443	142.7981	.1486566	.0343414	.1158999	225.7807

Elem	Mn2576	Mg2790	Ni2316	Ag3280	Na8183	V_2924	Zn2138
Units	ppm	ppm	ppm	ppm	ppm	ppm	ppm
Avg	3.836275	52.65323	.1847389	-.001854	.5263373	.2391386	.5319362
Stddev	.008275	.24377	.0013218	.000539	.0344574	.0084357	.0025893
%RSD	.2157127	.4629802	.7155045	29.05198	6.546638	3.527552	.4867726
#1	3.845461	52.64363	.1841678	-.001580	.4925370	.2464873	.5337547
#2	3.833963	52.90166	.1837986	-.001507	.5614162	.2410013	.5330823
#3	3.829403	52.41439	.1862502	-.002474	.5250587	.2299272	.5289716

Elem	K_7698	P_1774	B_2496	Mo2020	S_1820	Si2516	Sn1899
Units	ppm	ppm	ppm	ppm	ppm	ppm	ppm
Avg	5.429517	6.155086	.0902414	.0047164	2.463398	15.11938	.0312986
Stddev	.129875	.017016	.0007818	.0003230	.014227	.02468	.0034592
%RSD	2.392022	.2764537	.8663157	6.847888	.5775308	.1632468	11.05236
#1	5.469343	6.142555	.0893432	.0044190	2.471834	15.13993	.0279377
#2	5.284393	6.148246	.0906125	.0046702	2.446972	15.12621	.0348484
#3	5.534816	6.174458	.0907685	.0050600	2.471387	15.09200	.0311098

Reviewed By:mohan
On:12/31/2024
11:25:59 PM
Inst Id :P5

Sample Name: P5038-13 Acquired: 12/29/2024 10:42:26 Type: Unk
Method: SFAM01.1 INSTRUMENT P5 WITH 6 POINT ICAL-2(v49) Mode: CONC Corr. Factor: 1.000000
User: Kareem Custom ID1: MBHKA4 Custom ID2: Custom ID3:
Comment:

Elem	Ti3361	Sr4077	Li6707
Units	ppm	ppm	ppm
Avg	.8267543	.0521969	.1455585
Stddev	.0063670	.0009668	.0005590
%RSD	.7701239	1.852183	.3840030
#1	.8330838	.0511496	.1456742
#2	.8268287	.0523857	.1449507
#3	.8203503	.0530553	.1460505

Int. Std.	Y_2243	Y_3600	Y_3710	Y_2243	In2306
Units	Cts/S	Cts/S	Cts/S	Cts/S	Cts/S
Avg	2343.890	29604.60	2233.091	1497.172	1825.102
Stddev	12.044	17.13	2.825	5.268	6.582
%RSD	.5138589	.0578652	.1265081	.3518387	.3606375
#1	2357.374	29612.76	2231.347	1493.862	1831.979
#2	2334.198	29584.92	2231.576	1494.407	1824.464
#3	2340.099	29616.13	2236.351	1503.246	1818.862

Reviewed By:mohan
On:12/31/2024
11:25:59 PM
Inst Id :P5

Sample Name: CCV039 Acquired: 12/29/2024 10:46:18 Type: Unk
Method: SFAM01.1 INSTRUMENT P5 WITH 6 POINT ICAL-2(v49) Mode: CONC Corr. Factor: 1.000000
User: Kareem Custom ID1: CCV039 Custom ID2: Custom ID3:
Comment:

Elem	As1890	Tl1908	Pb2203	Se1960	Sb2068	Al3961	Ba4934
Units	ppm	ppm	ppm	ppm	ppm	ppm	ppm
Avg	5.195062	4.809963	24.75647	5.113146	5.021666	415.2927	10.41219
Stddev	.004554	.015943	.04193	.008224	.016059	4.1570	.10491
%RSD	.0876640	.3314616	.1693617	.1608400	.3197882	1.000980	1.007614
#1	5.191014	4.823262	24.75332	5.107199	5.007094	419.8598	10.52672
#2	5.194180	4.792289	24.71620	5.109708	5.038883	414.2886	10.38913
#3	5.199993	4.814338	24.79988	5.122531	5.019022	411.7297	10.32072

Elem	Be2348	Cd2144	Ca3736	Cr2677	Co2286	Cu3247	Fe2598
Units	ppm	ppm	ppm	ppm	ppm	ppm	ppm
Avg	.5368841	2.498584	408.4193	15.39664	2.405817	14.93398	413.5394
Stddev	.0049647	.002653	4.6219	.00807	.004609	.13598	4.5616
%RSD	.9247146	.1061629	1.131665	.0524319	.1915948	.9105156	1.103058
#1	.5426088	2.497246	413.4832	15.39876	2.403795	15.08900	418.6205
#2	.5337603	2.496868	407.3471	15.38772	2.402564	14.87808	412.2009
#3	.5342831	2.501640	404.4278	15.40344	2.411092	14.83487	409.7968

Elem	Mn2576	Mg2790	Ni2316	Ag3280	Na8183	V_2924	Zn2138
Units	ppm	ppm	ppm	ppm	ppm	ppm	ppm
Avg	14.90748	408.4210	2.514141	1.279351	432.3119	2.510280	15.13199
Stddev	.13733	4.8194	.000882	.001231	5.2410	.015513	.05692
%RSD	.9211908	1.180018	.0350903	.0962152	1.212323	.6179889	.3761761
#1	15.05472	413.6324	2.515062	1.280730	438.1829	2.514919	15.17878
#2	14.88486	407.5060	2.514058	1.278364	430.6478	2.522944	15.14857
#3	14.78287	404.1247	2.513303	1.278959	428.1049	2.492976	15.06862

Elem	K_7698	P_1774	B_2496	Mo2020	S_1820	Si2516	Sn1899
Units	ppm	ppm	ppm	ppm	ppm	ppm	ppm
Avg	154.5462	5.021740	5.179747	5.003264	5.127075	5.071128	5.030394
Stddev	1.4987	.011286	.055567	.005808	.011128	.042280	.011371
%RSD	.9697582	.2247476	1.072780	.1160766	.2170523	.8337368	.2260485
#1	156.1615	5.019036	5.234934	4.996564	5.130178	5.118060	5.018986
#2	154.2766	5.012052	5.123807	5.006855	5.114725	5.036015	5.030469
#3	153.2006	5.034133	5.180500	5.006373	5.136323	5.059310	5.041728

Reviewed By:mohan
On:12/31/2024
11:25:59 PM
Inst Id :P5

Sample Name: CCV039 Acquired: 12/29/2024 10:46:18 Type: Unk
Method: SFAM01.1 INSTRUMENT P5 WITH 6 POINT ICAL-2(v49) Mode: CONC Corr. Factor: 1.000000
User: Kareem Custom ID1: CCV039 Custom ID2: Custom ID3:
Comment:

Elem	Ti3361	Sr4077	Li6707
Units	ppm	ppm	ppm
Avg	5.087420	4.774801	5.244703
Stddev	.044298	.050058	.044226
%RSD	.8707292	1.048378	.8432530
#1	5.137085	4.828164	5.294258
#2	5.073186	4.767358	5.230613
#3	5.051989	4.728882	5.209239

Int. Std.	Y_2243	Y_3600	Y_3710	Y_2243	In2306
Units	Cts/S	Cts/S	Cts/S	Cts/S	Cts/S
Avg	1849.863	24146.68	1875.707	1168.279	1567.307
Stddev	1.589	101.42	21.268	8.100	3.555
%RSD	.0859100	.4200096	1.133856	.6933666	.2267918
#1	1850.581	24039.09	1851.176	1160.753	1566.552
#2	1850.967	24160.43	1888.967	1167.231	1571.179
#3	1848.042	24240.52	1886.979	1176.852	1564.191

Reviewed By:mohan
On:12/31/2024
11:25:59 PM
Inst Id :P5

Sample Name: CCB039 Acquired: 12/29/2024 10:50:06 Type: Unk
Method: SFAM01.1 INSTRUMENT P5 WITH 6 POINT ICAL-2(v49) Mode: CONC Corr. Factor: 1.000000
User: Kareem Custom ID1: CCB039 Custom ID2: Custom ID3:
Comment:

Elem	As1890	Tl1908	Pb2203	Se1960	Sb2068	Al3961
Units	ppm	ppm	ppm	ppm	ppm	ppm
Avg	-.002748	.0001796	.0011675	.0021872	-.000909	.0359448
Stddev	.003518	.0006986	.0012771	.0040288	.001896	.0183086
%RSD	128.0049	389.0694	109.3902	184.2059	208.6675	50.93538
#1	.001114	.0009478	-.000200	.0003691	-.003001	.0387192
#2	-.003590	-.000417	.001372	.0068046	.000695	.0527080
#3	-.005768	.000008	.002330	-.000612	-.000420	.0164074

Elem	Ba4934	Be2348	Cd2144	Ca3736	Cr2677	Co2286
Units	ppm	ppm	ppm	ppm	ppm	ppm
Avg	-.000013	-.000186	.0000066	-.034275	.0000563	-.000171
Stddev	.002837	.000097	.0000506	.017068	.0007700	.000301
%RSD	22357.35	52.28711	763.4056	49.79866	1367.376	175.5404
#1	-.001780	-.000264	.0000153	-.032624	.0008383	-.000005
#2	.003260	-.000077	.0000523	-.052108	.0000318	.000009
#3	-.001518	-.000216	-.000048	-.018092	-.000701	-.000519

Elem	Cu3247	Fe2598	Mn2576	Mg2790	Ni2316	Ag3280
Units	ppm	ppm	ppm	ppm	ppm	ppm
Avg	-.006660	.0114364	-.000238	-.066504	.0001797	.0009629
Stddev	.009136	.0239371	.000514	.088803	.0002176	.0008097
%RSD	137.1810	209.3062	215.9257	133.5290	121.0593	84.09037
#1	-.002879	.0226386	.000045	-.089912	.0003040	.0018270
#2	-.017080	.0277183	-.000831	.031657	.0003066	.0008401
#3	-.000021	-.016048	.000072	-.141259	-.000072	.0002216

Elem	Na8183	V_2924	Zn2138	K_7698	P_1774	B_2496
Units	ppm	ppm	ppm	ppm	ppm	ppm
Avg	.0129713	-.012288	.0030037	.2112007	.0015996	.0104454
Stddev	.0368740	.003542	.0011845	.1857852	.0016259	.0017805
%RSD	284.2727	28.82624	39.43610	87.96617	101.6440	17.04581
#1	.0291331	-.015428	.0039658	.1041184	.0019073	.0084826
#2	-.029224	-.008448	.0033646	.4257269	.0030497	.0108971
#3	.039005	-.012988	.0016807	.1037570	-.000158	.0119566

Reviewed By:mohan
On:12/31/2024
11:25:59 PM
Inst Id :P5

Sample Name: CCB039 Acquired: 12/29/2024 10:50:06 Type: Unk
Method: SFAM01.1 INSTRUMENT P5 WITH 6 POINT ICAL-2(v49) Mode: CONC Corr. Factor: 1.000000
User: Kareem Custom ID1: CCB039 Custom ID2: Custom ID3:
Comment:

Elem	Mo2020	S_1820	Si2516	Sn1899	Ti3361	Sr4077
Units	ppm	ppm	ppm	ppm	ppm	ppm
Avg	.0003043	.0060664	.0011194	-.000821	.0015868	.0001074
Stddev	.0006104	.0030945	.0006390	.000614	.0010836	.0002485
%RSD	200.5794	51.01037	57.08436	74.74343	68.28768	231.3946
#1	.0008551	.0096123	.0005052	-.000339	.0014304	.0003127
#2	-.000352	.0039113	.0017806	-.001512	.0005899	-.000169
#3	.000410	.0046757	.0010725	-.000612	.0027400	.000178

Elem	Li6707
Units	ppm
Avg	F .0273869
Stddev	.0038766
%RSD	14.15505
#1	.0282542
#2	.0307564
#3	.0231501

Int. Std.	Y_2243	Y_3600	Y_3710	Y_2243	In2306
Units	Cts/S	Cts/S	Cts/S	Cts/S	Cts/S
Avg	2028.286	25263.05	1926.149	1277.714	1826.388
Stddev	4.617	581.97	40.791	27.480	1.458
%RSD	.2276392	2.303640	2.117754	2.150696	.0798434
#1	2031.271	25335.14	1951.109	1281.281	1826.935
#2	2022.967	25805.61	1879.076	1303.236	1824.736
#3	2030.618	24648.39	1948.261	1248.625	1827.494

Reviewed By:mohan
On:12/31/2024
11:25:59 PM
Inst Id :P5

Sample Name: P5038-14 Acquired: 12/29/2024 10:54:09 Type: Unk
Method: SFAM01.1 INSTRUMENT P5 WITH 6 POINT ICAL-2(v49) Mode: CONC Corr. Factor: 1.000000
User: Kareem Custom ID1: MBHKA5 Custom ID2: Custom ID3:
Comment:

Elem	As1890	Tl1908	Pb2203	Se1960	Sb2068	Al3961	Ba4934
Units	ppm	ppm	ppm	ppm	ppm	ppm	ppm
Avg	.0611934	-.057479	.3608399	.0759536	.0195777	90.72917	.8362698
Stddev	.0066274	.004896	.0037418	.0043973	.0023537	.23638	.0017991
%RSD	10.83031	8.518623	1.036977	5.789426	12.02215	.2605291	.2151384
#1	.0638207	-.058696	.3646728	.0757349	.0222399	90.59922	.8347937
#2	.0661044	-.061651	.3571964	.0716697	.0187202	91.00201	.8382738
#3	.0536551	-.052088	.3606505	.0804561	.0177730	90.58627	.8357418

Elem	Be2348	Cd2144	Ca3736	Cr2677	Co2286	Cu3247	Fe2598
Units	ppm	ppm	ppm	ppm	ppm	ppm	ppm
Avg	.0126153	.0033110	139.1555	.1239819	.0380519	.1254876	176.8538
Stddev	.0001028	.0001142	.4633	.0022154	.0003757	.0045933	.4370
%RSD	.8150160	3.449526	.3329696	1.786871	.9874117	3.660326	.2470820
#1	.0127258	.0032725	138.7115	.1229757	.0379545	.1222760	176.6677
#2	.0125226	.0032210	139.6360	.1265218	.0377345	.1307488	177.3530
#3	.0125974	.0034395	139.1190	.1224481	.0384668	.1234379	176.5407

Elem	Mn2576	Mg2790	Ni2316	Ag3280	Na8183	V_2924	Zn2138
Units	ppm	ppm	ppm	ppm	ppm	ppm	ppm
Avg	3.404346	56.38898	.1518761	-.000007	.5500119	.1846302	.5052112
Stddev	.004646	.33275	.0008897	.000374	.0195809	.0027942	.0016772
%RSD	.1364772	.5901034	.5857767	5380.036	3.560087	1.513398	.3319818
#1	3.401066	56.02345	.1528923	.000416	.5424543	.1852492	.5070709
#2	3.409663	56.67429	.1514985	-.000293	.5722454	.1815784	.5038132
#3	3.402309	56.46919	.1512376	-.000143	.5353361	.1870629	.5047493

Elem	K_7698	P_1774	B_2496	Mo2020	S_1820	Si2516	Sn1899
Units	ppm	ppm	ppm	ppm	ppm	ppm	ppm
Avg	5.664641	6.206869	.0747555	.0051683	2.901489	15.77039	.0336388
Stddev	.144954	.014852	.0002200	.0008703	.007813	.08460	.0018948
%RSD	2.558928	.2392837	.2942934	16.83931	.2692846	.5364680	5.632744
#1	5.559147	6.224004	.0749109	.0060124	2.909030	15.86803	.0348844
#2	5.829927	6.197690	.0745037	.0042740	2.902006	15.71898	.0314583
#3	5.604850	6.198912	.0748518	.0052185	2.893429	15.72415	.0345738

Reviewed By:mohan
On:12/31/2024
11:25:59 PM
Inst Id :P5

Sample Name: P5038-14 Acquired: 12/29/2024 10:54:09 Type: Unk
Method: SFAM01.1 INSTRUMENT P5 WITH 6 POINT ICAL-2(v49) Mode: CONC Corr. Factor: 1.000000
User: Kareem Custom ID1: MBHKA5 Custom ID2: Custom ID3:
Comment:

Elem	Ti3361	Sr4077	Li6707
Units	ppm	ppm	ppm
Avg	.7716541	.0621945	.1123443
Stddev	.0037577	.0004535	.0033927
%RSD	.4869731	.7291651	3.019911
#1	.7683076	.0617416	.1162321
#2	.7757193	.0626486	.1108178
#3	.7709355	.0621932	.1099830

Int. Std.	Y_2243	Y_3600	Y_3710	Y_2243	In2306
Units	Cts/S	Cts/S	Cts/S	Cts/S	Cts/S
Avg	2318.358	29367.88	2231.524	1487.720	1827.208
Stddev	7.757	30.76	15.975	11.997	8.066
%RSD	.3345920	.1047418	.7158954	.8063695	.4414516
#1	2320.503	29339.63	2214.907	1474.452	1827.030
#2	2324.816	29400.65	2246.769	1497.803	1835.362
#3	2309.753	29363.35	2232.895	1490.904	1819.233

Reviewed By:mohan
On:12/31/2024
11:25:59 PM
Inst Id :P5

Sample Name: P5038-15 Acquired: 12/29/2024 10:58:02 Type: Unk
Method: SFAM01.1 INSTRUMENT P5 WITH 6 POINT ICAL-2(v49) Mode: CONC Corr. Factor: 1.000000
User: Kareem Custom ID1: MBHKA6 Custom ID2: Custom ID3:
Comment:

Elem	As1890	Tl1908	Pb2203	Se1960	Sb2068	Al3961
Units	ppm	ppm	ppm	ppm	ppm	ppm
Avg	.0246149	.0173120	.9586343	-.008694	-.018197	28.26668
Stddev	.0040187	.0005594	.0047370	.005160	.003736	.14819
%RSD	16.32647	3.231206	.4941447	59.35426	20.52902	.5242611
#1	.0243688	.0167171	.9584662	-.012821	-.020725	28.20821
#2	.0287511	.0173914	.9539835	-.010354	-.013906	28.43518
#3	.0207249	.0178274	.9634531	-.002908	-.019960	28.15664

Elem	Ba4934	Be2348	Cd2144	Ca3736	Cr2677	Co2286
Units	ppm	ppm	ppm	ppm	ppm	ppm
Avg	.2690827	.0053056	.0085298	F 1555.835	.0677257	.0590086
Stddev	.0013788	.0002212	.0001008	20.753	.0003942	.0013628
%RSD	.5124188	4.168319	1.181527	1.333901	.5820990	2.309428
#1	.2686685	.0055318	.0085344	1556.088	.0675690	.0593102
#2	.2706212	.0050899	.0086281	1576.461	.0674339	.0575203
#3	.2679585	.0052951	.0084267	1534.957	.0681742	.0601953

Elem	Cu3247	Fe2598	Mn2576	Mg2790	Ni2316	Ag3280
Units	ppm	ppm	ppm	ppm	ppm	ppm
Avg	.0706961	85.53559	8.453333	F 824.8211	.0939927	.0010028
Stddev	.0094000	.59356	.043118	6.4167	.0007745	.0017989
%RSD	13.29637	.6939359	.5100767	.7779447	.8239688	179.3836
#1	.0598553	85.13810	8.427034	821.5403	.0947309	.0007004
#2	.0756493	86.21788	8.503095	832.2148	.0931864	.0029337
#3	.0765836	85.25080	8.429871	820.7082	.0940607	-.000626

Elem	Na8183	V_2924	Zn2138	K_7698	P_1774	B_2496
Units	ppm	ppm	ppm	ppm	ppm	ppm
Avg	1.849849	.1147369	1.532544	2.629501	3.102724	.0917250
Stddev	.025866	.0052344	.002583	.044132	.008223	.0006017
%RSD	1.398259	4.562103	.1685218	1.678340	.2650106	.6560211
#1	1.877731	.1103355	1.529904	2.597529	3.112206	.0918110
#2	1.845179	.1133502	1.535066	2.679852	3.097562	.0922791
#3	1.826636	.1205251	1.532662	2.611121	3.098405	.0910848

Reviewed By:mohan
On:12/31/2024
11:25:59 PM
Inst Id :P5

Sample Name: P5038-15 Acquired: 12/29/2024 10:58:02 Type: Unk
Method: SFAM01.1 INSTRUMENT P5 WITH 6 POINT ICAL-2(v49) Mode: CONC Corr. Factor: 1.000000
User: Kareem Custom ID1: MBHKA6 Custom ID2: Custom ID3:
Comment:

Elem	Mo2020	S_1820	Si2516	Sn1899	Ti3361	Sr4077
Units	ppm	ppm	ppm	ppm	ppm	ppm
Avg	.0007328	16.56685	8.905453	.0362777	.3016026	.4957150
Stddev	.0002936	.02813	.065781	.0010328	.0031940	.0030873
%RSD	40.06978	.1697761	.7386614	2.846936	1.058993	.6228007
#1	.0009323	16.59899	8.952650	.0359167	.3020491	.4966508
#2	.0003956	16.54672	8.933395	.0374425	.3045498	.4982260
#3	.0008705	16.55485	8.830313	.0354738	.2982089	.4922680

Elem	Li6707
Units	ppm
Avg	.0531105
Stddev	.0026996
%RSD	5.083029
#1	.0519126
#2	.0562018
#3	.0512172

Int. Std.	Y_2243	Y_3600	Y_3710	Y_2243	In2306
Units	Cts/S	Cts/S	Cts/S	Cts/S	Cts/S
Avg	1957.698	25253.04	1977.732	1250.913	1467.509
Stddev	1.534	39.88	14.018	5.903	.441
%RSD	.0783727	.1579356	.7087887	.4718622	.0300582
#1	1958.661	25222.89	1972.580	1250.897	1468.001
#2	1955.929	25237.96	1967.019	1245.019	1467.378
#3	1958.505	25298.26	1993.597	1256.824	1467.149

Reviewed By:mohan
On:12/31/2024
11:25:59 PM
Inst Id :P5

Sample Name: P5038-16 Acquired: 12/29/2024 11:02:01 Type: Unk
Method: SFAM01.1 INSTRUMENT P5 WITH 6 POINT ICAL-2(v49) Mode: CONC Corr. Factor: 1.000000
User: Kareem Custom ID1: MBHKA7 Custom ID2: Custom ID3:
Comment:

Elem	As1890	Tl1908	Pb2203	Se1960	Sb2068	Al3961
Units	ppm	ppm	ppm	ppm	ppm	ppm
Avg	.0176371	.0140166	.1617259	-.002882	-.017020	48.21293
Stddev	.0049344	.0025771	.0021851	.006107	.001763	.10947
%RSD	27.97735	18.38595	1.351110	211.8551	10.35741	.2270454
#1	.0119726	.0128254	.1634149	.000673	-.015629	48.26168
#2	.0199371	.0169738	.1592581	.000614	-.019002	48.08756
#3	.0210016	.0122506	.1625048	-.009934	-.016429	48.28956

Elem	Ba4934	Be2348	Cd2144	Ca3736	Cr2677	Co2286
Units	ppm	ppm	ppm	ppm	ppm	ppm
Avg	.3196599	.0057358	.0032419	F 1172.239	.0654796	.0541930
Stddev	.0015000	.0001476	.0000637	2.206	.0006029	.0003601
%RSD	.4692350	2.573340	1.965016	.1881497	.9206883	.6644194
#1	.3179294	.0056640	.0033078	1171.199	.0658684	.0542930
#2	.3204631	.0056378	.0032373	1170.747	.0647852	.0544925
#3	.3205872	.0059055	.0031807	1174.773	.0657853	.0537935

Elem	Cu3247	Fe2598	Mn2576	Mg2790	Ni2316	Ag3280
Units	ppm	ppm	ppm	ppm	ppm	ppm
Avg	.0564447	82.99534	4.863700	352.8307	.0938233	-.000831
Stddev	.0066493	.11697	.011067	1.2016	.0008051	.001307
%RSD	11.78019	.1409352	.2275346	.3405685	.8581295	157.2940
#1	.0556579	83.01080	4.868716	352.8353	.0947419	-.001954
#2	.0634524	82.87140	4.851013	351.6267	.0934884	-.001142
#3	.0502238	83.10381	4.871369	354.0300	.0932398	.000603

Elem	Na8183	V_2924	Zn2138	K_7698	P_1774	B_2496
Units	ppm	ppm	ppm	ppm	ppm	ppm
Avg	1.541651	.1260446	.5527041	1.087712	2.250861	.1200972
Stddev	.045405	.0063571	.0022931	.109377	.013676	.0015125
%RSD	2.945242	5.043558	.4148848	10.05572	.6075793	1.259377
#1	1.496468	.1268616	.5520223	1.154013	2.250337	.1214925
#2	1.587276	.1193185	.5552608	.961467	2.237454	.1203091
#3	1.541209	.1319537	.5508293	1.147654	2.264791	.1184899

Reviewed By:mohan
On:12/31/2024
11:25:59 PM
Inst Id :P5

Sample Name: P5038-16 Acquired: 12/29/2024 11:02:01 Type: Unk
Method: SFAM01.1 INSTRUMENT P5 WITH 6 POINT ICAL-2(v49) Mode: CONC Corr. Factor: 1.000000
User: Kareem Custom ID1: MBHKA7 Custom ID2: Custom ID3:
Comment:

Elem	Mo2020	S_1820	Si2516	Sn1899	Ti3361	Sr4077
Units	ppm	ppm	ppm	ppm	ppm	ppm
Avg	.0189100	20.99610	17.02075	.0213921	1.563211	.6863325
Stddev	.0002442	.07183	.01500	.0004435	.002844	.0007492
%RSD	1.291125	.3421326	.0881376	2.072988	.1819530	.1091626
#1	.0187718	20.94766	17.03783	.0218317	1.564019	.6860098
#2	.0191919	20.96202	17.01467	.0209449	1.560050	.6857986
#3	.0187663	21.07863	17.00974	.0213996	1.565563	.6871889

Elem	Li6707
Units	ppm
Avg	.0379729
Stddev	.0019670
%RSD	5.179899
#1	.0367962
#2	.0402436
#3	.0368788

Int. Std.	Y_2243	Y_3600	Y_3710	Y_2243	In2306
Units	Cts/S	Cts/S	Cts/S	Cts/S	Cts/S
Avg	2053.916	26285.77	2031.794	1314.497	1579.211
Stddev	3.272	185.24	15.266	6.519	4.782
%RSD	.1593012	.7047061	.7513583	.4959534	.3027855
#1	2057.479	26348.77	2030.200	1317.575	1578.021
#2	2053.223	26431.29	2047.794	1318.907	1584.475
#3	2051.046	26077.25	2017.387	1307.008	1575.137

Reviewed By:mohan
On:12/31/2024
11:25:59 PM
Inst Id :P5

Sample Name: P5038-17 Acquired: 12/29/2024 11:05:54 Type: Unk
Method: SFAM01.1 INSTRUMENT P5 WITH 6 POINT ICAL-2(v49) Mode: CONC Corr. Factor: 1.000000
User: Kareem Custom ID1: MBHKA8 Custom ID2: Custom ID3:
Comment:

Elem	As1890	Tl1908	Pb2203	Se1960	Sb2068	Al3961
Units	ppm	ppm	ppm	ppm	ppm	ppm
Avg	.0271956	.0189710	.4774734	-.008877	-.021347	19.92270
Stddev	.0067793	.0095361	.0013082	.007640	.009146	.15864
%RSD	24.92785	50.26658	.2739928	86.05642	42.84412	.7962916
#1	.0216588	.0081208	.4784477	-.001497	-.024813	19.90668
#2	.0251717	.0227709	.4779860	-.016752	-.010975	20.08874
#3	.0347563	.0260214	.4759864	-.008383	-.028253	19.77267

Elem	Ba4934	Be2348	Cd2144	Ca3736	Cr2677	Co2286
Units	ppm	ppm	ppm	ppm	ppm	ppm
Avg	.2475342	.0053350	.0070128	F 1689.370	.0535791	.0542078
Stddev	.0028548	.0001996	.0000753	11.841	.0011427	.0015347
%RSD	1.153286	3.741725	1.073759	.7009108	2.132779	2.831100
#1	.2489637	.0055493	.0069848	1702.170	.0544113	.0547520
#2	.2493918	.0051543	.0069555	1687.132	.0540497	.0524752
#3	.2442470	.0053015	.0070981	1678.807	.0522762	.0553962

Elem	Cu3247	Fe2598	Mn2576	Mg2790	Ni2316	Ag3280
Units	ppm	ppm	ppm	ppm	ppm	ppm
Avg	.0406501	97.01151	8.029091	F 915.7076	.0987436	.0000102
Stddev	.0123015	.77729	.075183	9.0081	.0010613	.0001265
%RSD	30.26179	.8012370	.9363811	.9837290	1.074783	1245.153
#1	.0334073	97.24668	8.049692	918.6708	.0996327	-.000080
#2	.0336893	97.64406	8.091825	922.8609	.0990294	.000155
#3	.0548537	96.14379	7.945755	905.5912	.0975687	-.000045

Elem	Na8183	V_2924	Zn2138	K_7698	P_1774	B_2496
Units	ppm	ppm	ppm	ppm	ppm	ppm
Avg	2.064698	.0949013	1.321424	3.401904	2.315112	.1114523
Stddev	.025269	.0023135	.004638	.191121	.008527	.0026772
%RSD	1.223866	2.437819	.3510042	5.618058	.3683304	2.402135
#1	2.080240	.0975566	1.317206	3.371371	2.319499	.1083634
#2	2.078314	.0933198	1.326391	3.606454	2.305285	.1128882
#3	2.035541	.0938276	1.320675	3.227888	2.320553	.1131052

Reviewed By:mohan
On:12/31/2024
11:25:59 PM
Inst Id :P5

Sample Name: P5038-17 Acquired: 12/29/2024 11:05:54 Type: Unk
Method: SFAM01.1 INSTRUMENT P5 WITH 6 POINT ICAL-2(v49) Mode: CONC Corr. Factor: 1.000000
User: Kareem Custom ID1: MBHKA8 Custom ID2: Custom ID3:
Comment:

Elem	Mo2020	S_1820	Si2516	Sn1899	Ti3361	Sr4077
Units	ppm	ppm	ppm	ppm	ppm	ppm
Avg	.0027180	37.22664	8.113977	.0260299	.1487740	.7117497
Stddev	.0005498	.03971	.111801	.0037597	.0011028	.0084189
%RSD	20.22673	.1066819	1.377886	14.44387	.7412508	1.182847
#1	.0028110	37.26271	8.138875	.0265997	.1475009	.7145337
#2	.0032153	37.18408	8.211230	.0294722	.1493892	.7184240
#3	.0021277	37.23313	7.991825	.0220178	.1494321	.7022914

Elem	Li6707
Units	ppm
Avg	.0457894
Stddev	.0040020
%RSD	8.740037
#1	.0445823
#2	.0502560
#3	.0425298

Int. Std.	Y_2243	Y_3600	Y_3710	Y_2243	In2306
Units	Cts/S	Cts/S	Cts/S	Cts/S	Cts/S
Avg	1943.856	25050.50	1989.126	1240.722	1472.094
Stddev	4.367	103.89	16.017	5.653	2.713
%RSD	.2246487	.4147025	.8052380	.4556137	.1842915
#1	1941.445	25151.81	1991.315	1247.185	1469.468
#2	1948.897	25055.47	1972.127	1238.282	1474.886
#3	1941.226	24944.21	2003.936	1236.699	1471.928

Reviewed By:mohan
On:12/31/2024
11:25:59 PM
Inst Id :P5

Sample Name: P5038-18 Acquired: 12/29/2024 11:09:55 Type: Unk
Method: SFAM01.1 INSTRUMENT P5 WITH 6 POINT ICAL-2(v49) Mode: CONC Corr. Factor: 1.000000
User: Kareem Custom ID1: MBHKA9 Custom ID2: Custom ID3:
Comment:

Elem	As1890	Tl1908	Pb2203	Se1960	Sb2068	Al3961
Units	ppm	ppm	ppm	ppm	ppm	ppm
Avg	.0717461	.0149197	1.921346	.0052331	-.010892	31.64852
Stddev	.0039385	.0034956	.002746	.0034275	.002531	.12104
%RSD	5.489524	23.42939	.1429371	65.49724	23.23663	.3824389
#1	.0759633	.0110005	1.920873	.0027962	-.013022	31.74788
#2	.0681633	.0177155	1.918867	.0091522	-.011559	31.68397
#3	.0711117	.0160429	1.924298	.0037508	-.008094	31.51372

Elem	Ba4934	Be2348	Cd2144	Ca3736	Cr2677	Co2286
Units	ppm	ppm	ppm	ppm	ppm	ppm
Avg	.7835182	.0072116	.0074208	F 1193.853	.0694548	.0644951
Stddev	.0017489	.0000350	.0000662	1.733	.0007106	.0006718
%RSD	.2232083	.4856229	.8925803	.1451966	1.023043	1.041617
#1	.7816234	.0071720	.0074973	1195.128	.0686360	.0649330
#2	.7850705	.0072385	.0073819	1194.550	.0699093	.0637217
#3	.7838606	.0072244	.0073832	1191.879	.0698191	.0648307

Elem	Cu3247	Fe2598	Mn2576	Mg2790	Ni2316	Ag3280
Units	ppm	ppm	ppm	ppm	ppm	ppm
Avg	.2488040	99.42872	6.215166	660.6550	.1124601	.0004100
Stddev	.0128393	.18476	.014890	1.5216	.0004863	.0026376
%RSD	5.160427	.1858209	.2395790	.2303242	.4323876	643.2536
#1	.2574337	99.59161	6.232250	661.8219	.1121517	.0031007
#2	.2549293	99.46659	6.208307	661.2093	.1130206	-.002171
#3	.2340491	99.22796	6.204941	658.9339	.1122079	.000301

Elem	Na8183	V_2924	Zn2138	K_7698	P_1774	B_2496
Units	ppm	ppm	ppm	ppm	ppm	ppm
Avg	1.605327	.0783757	1.601667	4.608698	4.663638	.0957474
Stddev	.018703	.0085709	.025422	.108944	.005595	.0023670
%RSD	1.165080	10.93566	1.587194	2.363884	.1199656	2.472081
#1	1.599028	.0867791	1.578717	4.644859	4.660241	.0945173
#2	1.590587	.0696466	1.628993	4.694963	4.660577	.0942488
#3	1.626367	.0787014	1.597292	4.486271	4.670095	.0984761

Reviewed By:mohan
On:12/31/2024
11:25:59 PM
Inst Id :P5

Sample Name: P5038-18 Acquired: 12/29/2024 11:09:55 Type: Unk
Method: SFAM01.1 INSTRUMENT P5 WITH 6 POINT ICAL-2(v49) Mode: CONC Corr. Factor: 1.000000
User: Kareem Custom ID1: MBHKA9 Custom ID2: Custom ID3:
Comment:

Elem	Mo2020	S_1820	Si2516	Sn1899	Ti3361	Sr4077
Units	ppm	ppm	ppm	ppm	ppm	ppm
Avg	.0037344	25.67317	8.523713	.0729158	.2895140	2.031526
Stddev	.0007735	.04088	.028693	.0030035	.0025065	.003175
%RSD	20.71281	.1592508	.3366252	4.119102	.8657532	.1562755
#1	.0037893	25.67545	8.523430	.0737255	.2902085	2.030646
#2	.0029349	25.63120	8.552547	.0695905	.2916001	2.035048
#3	.0044790	25.71288	8.495163	.0754314	.2867335	2.028884

Elem	Li6707
Units	ppm
Avg	.0568538
Stddev	.0038380
%RSD	6.750555
#1	.0567162
#2	.0607587
#3	.0530865

Int. Std.	Y_2243	Y_3600	Y_3710	Y_2243	In2306
Units	Cts/S	Cts/S	Cts/S	Cts/S	Cts/S
Avg	2106.933	27004.07	2111.072	1340.173	1534.682
Stddev	4.300	322.05	16.137	21.431	4.406
%RSD	.2040755	1.192598	.7644219	1.599146	.2870787
#1	2102.870	27135.61	2109.073	1355.719	1531.112
#2	2111.436	26637.07	2096.027	1315.725	1539.606
#3	2106.493	27239.53	2128.116	1349.074	1533.328

Reviewed By:mohan
On:12/31/2024
11:25:59 PM
Inst Id :P5

Sample Name: P5038-19 Acquired: 12/29/2024 11:13:45 Type: Unk
Method: SFAM01.1 INSTRUMENT P5 WITH 6 POINT ICAL-2(v49) Mode: CONC Corr. Factor: 1.000000
User: Kareem Custom ID1: MBHKB1 Custom ID2: Custom ID3:
Comment:

Elem	As1890	Tl1908	Pb2203	Se1960	Sb2068	Al3961
Units	ppm	ppm	ppm	ppm	ppm	ppm
Avg	.0509329	-.005007	.3328749	.0176842	-.000053	39.07800
Stddev	.0039558	.003286	.0008065	.0058090	.001850	.12268
%RSD	7.766709	65.63409	.2422894	32.84851	3519.848	.3139413
#1	.0495350	-.005723	.3324554	.0226113	-.002115	38.97577
#2	.0478658	-.007876	.3323646	.0112789	.001463	39.04420
#3	.0553979	-.001422	.3338047	.0191624	.000495	39.21404

Elem	Ba4934	Be2348	Cd2144	Ca3736	Cr2677	Co2286
Units	ppm	ppm	ppm	ppm	ppm	ppm
Avg	.4617626	.0050969	.0025724	110.5081	.0632599	.0345135
Stddev	.0018104	.0000686	.0001138	.3416	.0005260	.0005429
%RSD	.3920584	1.346465	4.422535	.3090894	.8315564	1.573046
#1	.4596890	.0050186	.0025324	110.2308	.0633569	.0350744
#2	.4625699	.0051470	.0024840	110.4037	.0626921	.0339905
#3	.4630289	.0051249	.0027008	110.8896	.0637307	.0344756

Elem	Cu3247	Fe2598	Mn2576	Mg2790	Ni2316	Ag3280
Units	ppm	ppm	ppm	ppm	ppm	ppm
Avg	.0975365	73.64601	3.006120	19.73753	.0601364	.0004491
Stddev	.0037734	.24181	.003176	.26195	.0006828	.0004080
%RSD	3.868686	.3283398	.1056495	1.327165	1.135491	90.84974
#1	.0966139	73.67673	3.002735	19.44121	.0608981	.0009201
#2	.0943099	73.87098	3.006590	19.93826	.0599320	.0002249
#3	.1016856	73.39030	3.009035	19.83311	.0595791	.0002024

Elem	Na8183	V_2924	Zn2138	K_7698	P_1774	B_2496
Units	ppm	ppm	ppm	ppm	ppm	ppm
Avg	.6124418	.0845020	.6490727	5.445468	F 10.56630	.0620018
Stddev	.0069860	.0031783	.0020754	.166778	.01280	.0011168
%RSD	1.140673	3.761154	.3197496	3.062697	.1211808	1.801275
#1	.6200294	.0824662	.6492879	5.291047	10.55989	.0609141
#2	.6062764	.0881643	.6510322	5.423026	10.55796	.0631456
#3	.6110197	.0828754	.6468981	5.622330	10.58104	.0619457

Reviewed By:mohan
On:12/31/2024
11:25:59 PM
Inst Id :P5

Sample Name: P5038-19 Acquired: 12/29/2024 11:13:45 Type: Unk
Method: SFAM01.1 INSTRUMENT P5 WITH 6 POINT ICAL-2(v49) Mode: CONC Corr. Factor: 1.000000
User: Kareem Custom ID1: MBHKB1 Custom ID2: Custom ID3:
Comment:

Elem	Mo2020	S_1820	Si2516	Sn1899	Ti3361	Sr4077
Units	ppm	ppm	ppm	ppm	ppm	ppm
Avg	.0072967	4.822975	9.151279	.0234443	.6678706	.2699265
Stddev	.0004584	.021352	.086615	.0018242	.0010087	.0013206
%RSD	6.282865	.4427051	.9464831	7.781044	.1510329	.4892419
#1	.0067713	4.837119	9.100782	.0216252	.6681512	.2690731
#2	.0076158	4.798414	9.101762	.0252736	.6687094	.2692587
#3	.0075028	4.833392	9.251292	.0234341	.6667513	.2714476

Elem	Li6707
Units	ppm
Avg	.0264189
Stddev	.0026597
%RSD	10.06749
#1	.0254021
#2	.0294370
#3	.0244176

Int. Std.	Y_2243	Y_3600	Y_3710	Y_2243	In2306
Units	Cts/S	Cts/S	Cts/S	Cts/S	Cts/S
Avg	2259.485	28626.59	2175.002	1437.035	1895.758
Stddev	7.299	170.18	6.220	11.235	5.691
%RSD	.3230248	.5944859	.2859965	.7818397	.3001810
#1	2253.291	28496.17	2172.699	1433.113	1889.308
#2	2257.633	28564.51	2182.046	1428.286	1897.896
#3	2267.531	28819.10	2170.262	1449.706	1900.070

Reviewed By:mohan
On:12/31/2024
11:25:59 PM
Inst Id :P5

Sample Name: P5038-20 Acquired: 12/29/2024 11:17:40 Type: Unk
Method: SFAM01.1 INSTRUMENT P5 WITH 6 POINT ICAL-2(v49) Mode: CONC Corr. Factor: 1.000000
User: Kareem Custom ID1: MBHKB2 Custom ID2: Custom ID3:
Comment:

Elem	As1890	Tl1908	Pb2203	Se1960	Sb2068	Al3961	Ba4934
Units	ppm	ppm	ppm	ppm	ppm	ppm	ppm
Avg	.1107658	-.063387	.8093759	.0974766	.0289278	81.27042	1.037122
Stddev	.0059568	.004453	.0009735	.0014950	.0049121	.09756	.001509
%RSD	5.377823	7.024597	.1202795	1.533663	16.98064	.1200390	.1455343
#1	.1147996	-.058269	.8083768	.0957514	.0337343	81.22586	1.037403
#2	.1039240	-.066370	.8094293	.0982879	.0291327	81.38230	1.038471
#3	.1135739	-.065521	.8103216	.0983905	.0239164	81.20311	1.035492

Elem	Be2348	Cd2144	Ca3736	Cr2677	Co2286	Cu3247	Fe2598
Units	ppm	ppm	ppm	ppm	ppm	ppm	ppm
Avg	.0130863	.0061713	50.39930	.1256063	.0374910	.2026203	179.3223
Stddev	.0000722	.0001278	.14932	.0001649	.0002335	.0065229	.1035
%RSD	.5514982	2.070241	.2962681	.1312909	.6229012	3.219250	.0577309
#1	.0131681	.0062842	50.53141	.1254363	.0375522	.2075482	179.2856
#2	.0130590	.0060326	50.42919	.1257657	.0372330	.1952234	179.4392
#3	.0130318	.0061970	50.23730	.1256168	.0376878	.2050894	179.2421

Elem	Mn2576	Mg2790	Ni2316	Ag3280	Na8183	V_2924	Zn2138
Units	ppm	ppm	ppm	ppm	ppm	ppm	ppm
Avg	8.584602	25.32149	.1780460	-.001051	.3942018	.1820958	.9270182
Stddev	.014707	.17201	.0009370	.000462	.0139038	.0083652	.0023296
%RSD	.1713159	.6792886	.5262571	43.96432	3.527069	4.593871	.2512986
#1	8.572741	25.12366	.1777664	-.000969	.3955427	.1731782	.9296807
#2	8.601058	25.40511	.1790909	-.000635	.4073866	.1833399	.9253547
#3	8.580008	25.43570	.1772806	-.001548	.3796762	.1897694	.9260193

Elem	K_7698	P_1774	B_2496	Mo2020	S_1820	Si2516	Sn1899
Units	ppm	ppm	ppm	ppm	ppm	ppm	ppm
Avg	8.416203	8.156610	.0939240	.0079409	3.875401	13.67214	.0432597
Stddev	.094485	.011583	.0008318	.0003047	.006599	.14875	.0010346
%RSD	1.122657	.1420072	.8856343	3.836986	.1702676	1.087972	2.391659
#1	8.525276	8.158673	.0945477	.0081005	3.882348	13.64192	.0432241
#2	8.363846	8.167023	.0929795	.0075896	3.869218	13.83368	.0422434
#3	8.359488	8.144134	.0942446	.0081327	3.874637	13.54082	.0443117

Reviewed By:mohan
On:12/31/2024
11:25:59 PM
Inst Id :P5

Sample Name: P5038-20 Acquired: 12/29/2024 11:17:40 Type: Unk
Method: SFAM01.1 INSTRUMENT P5 WITH 6 POINT ICAL-2(v49) Mode: CONC Corr. Factor: 1.000000
User: Kareem Custom ID1: MBHKB2 Custom ID2: Custom ID3:
Comment:

Elem	Ti3361	Sr4077	Li6707
Units	ppm	ppm	ppm
Avg	.6412146	-.040921	.0848018
Stddev	.0025175	.000601	.0043244
%RSD	.3926101	1.468459	5.099359
#1	.6386593	-.040738	.0810178
#2	.6412920	-.040433	.0895154
#3	.6436924	-.041592	.0838724

Int. Std.	Y_2243	Y_3600	Y_3710	Y_2243	In2306
Units	Cts/S	Cts/S	Cts/S	Cts/S	Cts/S
Avg	2442.667	30819.25	2366.635	1555.934	1869.508
Stddev	3.474	150.84	23.379	12.301	1.860
%RSD	.1422407	.4894366	.9878713	.7905581	.0995159
#1	2446.222	30648.34	2354.429	1542.423	1869.559
#2	2439.279	30875.59	2351.884	1566.484	1867.622
#3	2442.500	30933.80	2393.591	1558.894	1871.342

Reviewed By:mohan
On:12/31/2024
11:25:59 PM
Inst Id :P5

Sample Name: P5038-21 Acquired: 12/29/2024 11:21:34 Type: Unk
Method: SFAM01.1 INSTRUMENT P5 WITH 6 POINT ICAL-2(v49) Mode: CONC Corr. Factor: 1.000000
User: Kareem Custom ID1: MBHKB3 Custom ID2: Custom ID3:
Comment:

Elem	As1890	Tl1908	Pb2203	Se1960	Sb2068	Al3961	Ba4934
Units	ppm	ppm	ppm	ppm	ppm	ppm	ppm
Avg	.1640063	-.040362	1.497652	.0855218	.0188596	67.44177	1.253244
Stddev	.0068642	.004227	.006829	.0015450	.0032756	.16476	.002943
%RSD	4.185330	10.47330	.4559611	1.806549	17.36832	.2442999	.2348357
#1	.1718653	-.044442	1.501884	.0872554	.0213147	67.60187	1.255872
#2	.1609680	-.040641	1.501298	.0850196	.0151403	67.27272	1.250064
#3	.1591856	-.036002	1.489774	.0842904	.0201237	67.45071	1.253795

Elem	Be2348	Cd2144	Ca3736	Cr2677	Co2286	Cu3247	Fe2598
Units	ppm	ppm	ppm	ppm	ppm	ppm	ppm
Avg	.0121456	.0096500	84.03725	.1128528	.0645636	.3463057	161.9150
Stddev	.0004163	.0001698	.18964	.0009001	.0001600	.0069935	.4272
%RSD	3.427941	1.759323	.2256616	.7976228	.2477659	2.019450	.2638154
#1	.0117505	.0098427	84.23050	.1118146	.0645640	.3525568	162.3795
#2	.0121059	.0095225	83.85143	.1134152	.0644034	.3476075	161.5390
#3	.0125804	.0095847	84.02981	.1133286	.0647233	.3387528	161.8264

Elem	Mn2576	Mg2790	Ni2316	Ag3280	Na8183	V_2924	Zn2138
Units	ppm	ppm	ppm	ppm	ppm	ppm	ppm
Avg	12.81851	28.32313	.2059586	.0003004	.4518404	.1540209	1.282646
Stddev	.04285	.02317	.0009596	.0005985	.0261696	.0020496	.007490
%RSD	.3342790	.0818106	.4659122	199.2401	5.791786	1.330714	.5839126
#1	12.86065	28.34504	.2063138	-.000390	.4257575	.1536697	1.291278
#2	12.77498	28.32546	.2066899	.000617	.4516678	.1562234	1.278787
#3	12.81989	28.29888	.2048721	.000674	.4780959	.1521696	1.277872

Elem	K_7698	P_1774	B_2496	Mo2020	S_1820	Si2516	Sn1899
Units	ppm	ppm	ppm	ppm	ppm	ppm	ppm
Avg	6.915609	8.788951	.0934676	.0082478	3.889047	11.56280	.0832709
Stddev	.017045	.018406	.0026691	.0009696	.009593	.01476	.0006834
%RSD	.2464757	.2094252	2.855640	11.75587	.2466745	.1276519	.8206867
#1	6.919352	8.790033	.0951699	.0071671	3.892303	11.57962	.0825633
#2	6.897004	8.806792	.0903914	.0090416	3.896589	11.55202	.0833221
#3	6.930473	8.770028	.0948415	.0085348	3.878250	11.55676	.0839272

Reviewed By:mohan
On:12/31/2024
11:25:59 PM
Inst Id :P5

Sample Name: P5038-21 Acquired: 12/29/2024 11:21:34 Type: Unk
Method: SFAM01.1 INSTRUMENT P5 WITH 6 POINT ICAL-2(v49) Mode: CONC Corr. Factor: 1.000000
User: Kareem Custom ID1: MBHKB3 Custom ID2: Custom ID3:
Comment:

Elem	Ti3361	Sr4077	Li6707
Units	ppm	ppm	ppm
Avg	.6633332	.0137278	.0715386
Stddev	.0010840	.0007594	.0033296
%RSD	.1634092	5.532182	4.654296
#1	.6643459	.0133918	.0738762
#2	.6634637	.0131943	.0677264
#3	.6621898	.0145973	.0730134

Int. Std.	Y_2243	Y_3600	Y_3710	Y_2243	In2306
Units	Cts/S	Cts/S	Cts/S	Cts/S	Cts/S
Avg	2579.755	32375.32	2505.533	1641.642	1861.686
Stddev	4.000	86.59	5.630	2.951	3.004
%RSD	.1550462	.2674456	.2246987	.1797291	.1613706
#1	2575.678	32474.99	2510.289	1638.318	1859.434
#2	2579.916	32332.29	2506.992	1642.658	1860.528
#3	2583.672	32318.68	2499.316	1643.951	1865.097

Reviewed By:mohan
On:12/31/2024
11:25:59 PM
Inst Id :P5

Sample Name: P5054-01 Acquired: 12/29/2024 11:25:26 Type: Unk
Method: SFAM01.1 INSTRUMENT P5 WITH 6 POINT ICAL-2(v49) Mode: CONC Corr. Factor: 1.000000
User: Kareem Custom ID1: MBHKR0 Custom ID2: Custom ID3:
Comment:

Elem	As1890	Tl1908	Pb2203	Se1960	Sb2068	Al3961
Units	ppm	ppm	ppm	ppm	ppm	ppm
Avg	.1648721	-.035984	1.395085	.0804139	.1091790	73.61744
Stddev	.0042846	.005767	.003959	.0018313	.0039090	.44299
%RSD	2.598764	16.02685	.2837565	2.277328	3.580373	.6017519
#1	.1697063	-.029438	1.390624	.0801125	.1065388	73.30724
#2	.1615432	-.038196	1.396454	.0787521	.1073285	73.42030
#3	.1633670	-.040317	1.398178	.0823772	.1136696	74.12478

Elem	Ba4934	Be2348	Cd2144	Ca3736	Cr2677	Co2286
Units	ppm	ppm	ppm	ppm	ppm	ppm
Avg	1.555380	.0134487	.0084524	146.0422	.1343699	.1195585
Stddev	.009106	.0002265	.0001341	.9460	.0003918	.0004748
%RSD	.5854770	1.684508	1.586328	.6477468	.2916101	.3970894
#1	1.553349	.0131957	.0084477	145.8001	.1348110	.1195359
#2	1.547461	.0136329	.0083207	145.2408	.1340621	.1190954
#3	1.565331	.0135174	.0085887	147.0857	.1342365	.1200441

Elem	Cu3247	Fe2598	Mn2576	Mg2790	Ni2316	Ag3280
Units	ppm	ppm	ppm	ppm	ppm	ppm
Avg	.3182116	166.1415	15.10107	44.04538	.2447685	-.000148
Stddev	.0058193	.7986	.06665	.32165	.0013763	.000765
%RSD	1.828738	.4806961	.4413720	.7302805	.5622798	517.1944
#1	.3161030	165.6567	15.06827	43.68071	.2432552	.000275
#2	.3137405	165.7044	15.05717	44.28874	.2451050	.000312
#3	.3247911	167.0632	15.17777	44.16670	.2459453	-.001031

Elem	Na8183	V_2924	Zn2138	K_7698	P_1774	B_2496
Units	ppm	ppm	ppm	ppm	ppm	ppm
Avg	2.955210	.2156122	2.033248	11.73756	F 13.42522	.6703748
Stddev	.010205	.0129044	.007123	.13004	.02840	.0010046
%RSD	.3453368	5.985012	.3503327	1.107906	.2115134	.1498493
#1	2.943467	.2031464	2.041456	11.62361	13.39368	.6713715
#2	2.960233	.2147756	2.029603	11.70985	13.43322	.6693626
#3	2.961931	.2289145	2.028685	11.87923	13.44876	.6703904

Reviewed By:mohan
On:12/31/2024
11:25:59 PM
Inst Id :P5

Sample Name: P5054-01 Acquired: 12/29/2024 11:25:26 Type: Unk
Method: SFAM01.1 INSTRUMENT P5 WITH 6 POINT ICAL-2(v49) Mode: CONC Corr. Factor: 1.000000
User: Kareem Custom ID1: MBHKR0 Custom ID2: Custom ID3:
Comment:

Elem	Mo2020	S_1820	Si2516	Sn1899	Ti3361	Sr4077
Units	ppm	ppm	ppm	ppm	ppm	ppm
Avg	.0177113	6.477408	11.22452	.3329507	1.079430	.1532464
Stddev	.0006184	.015526	.05646	.0031764	.007337	.0007376
%RSD	3.491719	.2396995	.5030252	.9540209	.6796741	.4812964
#1	.0174938	6.460134	11.16102	.3316167	1.077672	.1524108
#2	.0184091	6.490203	11.24346	.3306588	1.073131	.1538066
#3	.0172310	6.481885	11.26907	.3365765	1.087485	.1535219

Elem	Li6707
Units	ppm
Avg	.1091954
Stddev	.0039229
%RSD	3.592500
#1	.1052427
#2	.1092559
#3	.1130877

Int. Std.	Y_2243	Y_3600	Y_3710	Y_2243	In2306
Units	Cts/S	Cts/S	Cts/S	Cts/S	Cts/S
Avg	2428.390	30591.19	2330.841	1557.277	1787.327
Stddev	6.749	66.29	7.007	4.132	2.295
%RSD	.2779121	.2167114	.3006311	.2653631	.1284149
#1	2421.222	30516.20	2338.870	1552.737	1784.687
#2	2434.621	30615.38	2325.955	1558.277	1788.852
#3	2429.327	30642.00	2327.699	1560.818	1788.442

Reviewed By:mohan
On:12/31/2024
11:25:59 PM
Inst Id :P5

Sample Name: P5054-02 Acquired: 12/29/2024 11:29:16 Type: Unk
Method: SFAM01.1 INSTRUMENT P5 WITH 6 POINT ICAL-2(v49) Mode: CONC Corr. Factor: 1.000000
User: Kareem Custom ID1: MBHKR1 Custom ID2: Custom ID3:
Comment:

Elem	As1890	Tl1908	Pb2203	Se1960	Sb2068	Al3961
Units	ppm	ppm	ppm	ppm	ppm	ppm
Avg	.1864996	-.033330	1.534099	.0607841	.0108774	77.71659
Stddev	.0032487	.005221	.004974	.0080100	.0042628	3.93124
%RSD	1.741936	15.66368	.3242072	13.17773	39.18966	5.058430
#1	.1877351	-.027344	1.528497	.0515359	.0060968	73.20615
#2	.1828144	-.036939	1.535806	.0652979	.0142831	79.52848
#3	.1889492	-.035708	1.537995	.0655186	.0122523	80.41516

Elem	Ba4934	Be2348	Cd2144	Ca3736	Cr2677	Co2286
Units	ppm	ppm	ppm	ppm	ppm	ppm
Avg	1.269556	.0143513	.0072608	152.5645	.1181898	.0787011
Stddev	.064683	.0006109	.0001694	7.6633	.0004127	.0037864
%RSD	5.094942	4.257023	2.332877	5.022996	.3491956	4.811090
#1	1.195461	.0136463	.0074060	143.7497	.1184550	.0830498
#2	1.298460	.0147270	.0070747	156.2997	.1184000	.0769185
#3	1.314748	.0146805	.0073017	157.6439	.1177143	.0761351

Elem	Cu3247	Fe2598	Mn2576	Mg2790	Ni2316	Ag3280
Units	ppm	ppm	ppm	ppm	ppm	ppm
Avg	.2893934	148.1109	8.680454	34.69560	.2411300	-.001923
Stddev	.0104204	7.8587	.459014	1.80258	.0010136	.001447
%RSD	3.600769	5.305953	5.287899	5.195419	.4203638	75.25453
#1	.2774656	139.1341	8.157733	32.65278	.2403914	-.003542
#2	.2967287	151.4501	8.865879	35.37138	.2407129	-.001469
#3	.2939858	153.7486	9.017748	36.06264	.2422856	-.000757

Elem	Na8183	V_2924	Zn2138	K_7698	P_1774	B_2496
Units	ppm	ppm	ppm	ppm	ppm	ppm
Avg	1.162136	.2023782	1.307258	10.03361	F 11.76293	.1246135
Stddev	.035725	.0107062	.007533	.67518	.03037	.0078775
%RSD	3.074117	5.290213	.5762089	6.729153	.2581512	6.321557
#1	1.122312	.1908968	1.311667	9.27019	11.73153	.1155452
#2	1.172731	.2041493	1.311546	10.27837	11.76512	.1285319
#3	1.191366	.2120884	1.298560	10.55227	11.79215	.1297634

Reviewed By:mohan
On:12/31/2024
11:25:59 PM
Inst Id :P5

Sample Name: P5054-02 Acquired: 12/29/2024 11:29:16 Type: Unk
Method: SFAM01.1 INSTRUMENT P5 WITH 6 POINT ICAL-2(v49) Mode: CONC Corr. Factor: 1.000000
User: Kareem Custom ID1: MBHKR1 Custom ID2: Custom ID3:
Comment:

Elem	Mo2020	S_1820	Si2516	Sn1899	Ti3361	Sr4077
Units	ppm	ppm	ppm	ppm	ppm	ppm
Avg	.0162510	5.800143	10.77796	.0688187	1.007999	.2480618
Stddev	.0002591	.008623	.43492	.0014749	.054596	.0115096
%RSD	1.594321	.1486699	4.035260	2.143223	5.416293	4.639830
#1	.0160384	5.794270	10.28969	.0676149	.945407	.2347782
#2	.0161751	5.796116	10.92039	.0704640	1.032783	.2543383
#3	.0165396	5.810043	11.12381	.0683773	1.045808	.2550687

Elem	Li6707
Units	ppm
Avg	.1113753
Stddev	.0089385
%RSD	8.025599
#1	.1016472
#2	.1132526
#3	.1192261

Int. Std.	Y_2243	Y_3600	Y_3710	Y_2243	In2306
Units	Cts/S	Cts/S	Cts/S	Cts/S	Cts/S
Avg	2478.204	31306.82	2454.157	1585.681	1795.052
Stddev	4.543	73.00	108.497	1.843	2.020
%RSD	.1833000	.2331731	4.420937	.1162135	.1125284
#1	2483.376	31299.95	2572.739	1587.640	1796.468
#2	2476.376	31383.01	2429.869	1585.421	1795.948
#3	2474.860	31237.49	2359.863	1583.982	1792.739

Reviewed By:mohan
On:12/31/2024
11:25:59 PM
Inst Id :P5

Sample Name: P5054-03 Acquired: 12/29/2024 11:33:06 Type: Unk
Method: SFAM01.1 INSTRUMENT P5 WITH 6 POINT ICAL-2(v49) Mode: CONC Corr. Factor: 1.000000
User: Kareem Custom ID1: MBHKR2 Custom ID2: Custom ID3:
Comment:

Elem	As1890	Tl1908	Pb2203	Se1960	Sb2068	Al3961	Ba4934
Units	ppm	ppm	ppm	ppm	ppm	ppm	ppm
Avg	.2105207	-.033601	1.204795	.0520813	.0079584	90.78683	1.412850
Stddev	.0022034	.005156	.003731	.0012584	.0013902	.65009	.012172
%RSD	1.046643	15.34441	.3096880	2.416209	17.46854	.7160611	.8615050
#1	.2084005	-.037687	1.201330	.0531429	.0083718	91.51838	1.426500
#2	.2103629	-.035307	1.204309	.0524098	.0064084	90.56679	1.408925
#3	.2127988	-.027808	1.208745	.0506912	.0090950	90.27532	1.403125

Elem	Be2348	Cd2144	Ca3736	Cr2677	Co2286	Cu3247	Fe2598
Units	ppm	ppm	ppm	ppm	ppm	ppm	ppm
Avg	.0142404	.0068829	190.5964	.1353175	.1189999	.3739672	136.8034
Stddev	.0002176	.0001011	1.3870	.0005300	.0005049	.0001922	1.0528
%RSD	1.527939	1.468137	.7277117	.3916741	.4243112	.0513921	.7695751
#1	.0143711	.0069056	192.1405	.1350458	.1185138	.3741745	137.9760
#2	.0143609	.0067724	190.1926	.1349785	.1195218	.3737949	136.4948
#3	.0139892	.0069706	189.4562	.1359283	.1189642	.3739323	135.9394

Elem	Mn2576	Mg2790	Ni2316	Ag3280	Na8183	V_2924	Zn2138
Units	ppm	ppm	ppm	ppm	ppm	ppm	ppm
Avg	4.846277	43.93638	.2656636	-.001569	1.399858	.2777803	1.590070
Stddev	.035087	.36781	.0006765	.000485	.009848	.0066963	.004349
%RSD	.7239981	.8371346	.2546591	30.92909	.7035072	2.410636	.2734836
#1	4.881521	44.31861	.2657258	-.001030	1.400601	.2764180	1.588141
#2	4.845959	43.90559	.2649582	-.001972	1.389660	.2718699	1.587019
#3	4.811350	43.58493	.2663070	-.001704	1.409314	.2850529	1.595049

Elem	K_7698	P_1774	B_2496	Mo2020	S_1820	Si2516	Sn1899
Units	ppm	ppm	ppm	ppm	ppm	ppm	ppm
Avg	10.22673	7.032493	.0982358	.0232429	3.679496	10.89159	.0617037
Stddev	.05111	.016250	.0026370	.0002245	.013270	.06497	.0013016
%RSD	.4997549	.2310669	2.684382	.9659098	.3606448	.5964785	2.109448
#1	10.22229	7.020246	.1010898	.0230340	3.667563	10.95941	.0629057
#2	10.27992	7.026305	.0958896	.0234803	3.677139	10.88544	.0618841
#3	10.17799	7.050927	.0977279	.0232145	3.693787	10.82992	.0603213

Reviewed By:mohan
On:12/31/2024
11:25:59 PM
Inst Id :P5

Sample Name: P5054-03 Acquired: 12/29/2024 11:33:06 Type: Unk
Method: SFAM01.1 INSTRUMENT P5 WITH 6 POINT ICAL-2(v49) Mode: CONC Corr. Factor: 1.000000
User: Kareem Custom ID1: MBHKR2 Custom ID2: Custom ID3:
Comment:

Elem	Ti3361	Sr4077	Li6707
Units	ppm	ppm	ppm
Avg	.8262022	.3314309	.2207476
Stddev	.0052853	.0024245	.0056196
%RSD	.6397154	.7315244	2.545706
#1	.8322347	.3341329	.2269328
#2	.8239867	.3307147	.2159559
#3	.8223851	.3294453	.2193542

Int. Std.	Y_2243	Y_3600	Y_3710	Y_2243	In2306
Units	Cts/S	Cts/S	Cts/S	Cts/S	Cts/S
Avg	2398.550	30259.52	2333.874	1533.077	1771.092
Stddev	6.757	97.77	24.020	7.414	5.720
%RSD	.2817287	.3231031	1.029184	.4836256	.3229629
#1	2398.130	30289.58	2310.672	1530.751	1769.309
#2	2405.508	30150.24	2332.314	1527.104	1777.491
#3	2392.013	30338.72	2358.635	1541.376	1766.475

Reviewed By:mohan
On:12/31/2024
11:25:59 PM
Inst Id :P5

Sample Name: P5054-04 Acquired: 12/29/2024 11:36:58 Type: Unk
Method: SFAM01.1 INSTRUMENT P5 WITH 6 POINT ICAL-2(v49) Mode: CONC Corr. Factor: 1.000000
User: Kareem Custom ID1: MBHKR2D Custom ID2: Custom ID3:
Comment:

Elem	As1890	Tl1908	Pb2203	Se1960	Sb2068	Al3961	Ba4934
Units	ppm	ppm	ppm	ppm	ppm	ppm	ppm
Avg	.2041845	-.034741	1.191097	.0500619	.0125979	89.74890	1.399241
Stddev	.0100323	.000968	.002437	.0013554	.0035165	.11035	.003002
%RSD	4.913346	2.787452	.2045736	2.707471	27.91363	.1229594	.2145733
#1	.2053656	-.033999	1.189745	.0485577	.0154550	89.85912	1.397490
#2	.2135740	-.034387	1.193910	.0504396	.0136681	89.63841	1.397526
#3	.1936140	-.035837	1.189637	.0511885	.0086706	89.74916	1.402708

Elem	Be2348	Cd2144	Ca3736	Cr2677	Co2286	Cu3247	Fe2598
Units	ppm	ppm	ppm	ppm	ppm	ppm	ppm
Avg	.0143545	.0069216	188.2120	.1346314	.1184400	.3595652	134.8717
Stddev	.0001034	.0000448	.7719	.0000708	.0001964	.0151714	.3952
%RSD	.7202830	.6475805	.4101341	.0525975	.1658537	4.219363	.2929876
#1	.0144647	.0069717	189.0749	.1346123	.1186465	.3441337	135.0794
#2	.0142596	.0068854	187.5870	.1347097	.1184178	.3600994	134.4160
#3	.0143391	.0069076	187.9742	.1345720	.1182555	.3744623	135.1196

Elem	Mn2576	Mg2790	Ni2316	Ag3280	Na8183	V_2924	Zn2138
Units	ppm	ppm	ppm	ppm	ppm	ppm	ppm
Avg	4.781420	43.26953	.2644160	-.001049	1.429844	.2707441	1.591287
Stddev	.011757	.13311	.0006931	.000781	.012640	.0012958	.009991
%RSD	.2458827	.3076205	.2621204	74.47210	.8839800	.4786149	.6278362
#1	4.790240	43.21502	.2644478	-.000267	1.440266	.2695745	1.589586
#2	4.768073	43.17234	.2650926	-.001830	1.433482	.2705207	1.602019
#3	4.785948	43.42124	.2637075	-.001051	1.415785	.2721371	1.582256

Elem	K_7698	P_1774	B_2496	Mo2020	S_1820	Si2516	Sn1899
Units	ppm	ppm	ppm	ppm	ppm	ppm	ppm
Avg	10.04544	6.994756	.0953741	.0232887	3.667507	11.09258	.0611440
Stddev	.06138	.015465	.0015332	.0008258	.010578	.10082	.0013514
%RSD	.6110684	.2210907	1.607601	3.545955	.2884149	.9089357	2.210259
#1	10.03087	7.012603	.0971383	.0236617	3.679105	11.20542	.0624249
#2	9.99266	6.986340	.0946204	.0238622	3.665025	11.06098	.0612755
#3	10.11280	6.985324	.0943636	.0223422	3.658392	11.01134	.0597317

Reviewed By:mohan
On:12/31/2024
11:25:59 PM
Inst Id :P5

Sample Name: P5054-04 Acquired: 12/29/2024 11:36:58 Type: Unk
Method: SFAM01.1 INSTRUMENT P5 WITH 6 POINT ICAL-2(v49) Mode: CONC Corr. Factor: 1.000000
User: Kareem Custom ID1: MBHKR2D Custom ID2: Custom ID3:
Comment:

Elem	Ti3361	Sr4077	Li6707
Units	ppm	ppm	ppm
Avg	.8217319	.3273453	.2205885
Stddev	.0036740	.0022595	.0022922
%RSD	.4471093	.6902546	1.039119
#1	.8174979	.3296867	.2205783
#2	.8240809	.3271716	.2183015
#3	.8236168	.3251776	.2228858

Int. Std.	Y_2243	Y_3600	Y_3710	Y_2243	In2306
Units	Cts/S	Cts/S	Cts/S	Cts/S	Cts/S
Avg	2421.513	30365.51	2297.902	1532.231	1789.630
Stddev	.417	66.02	16.279	5.637	3.073
%RSD	.0172296	.2174177	.7084332	.3679147	.1716950
#1	2421.986	30425.05	2279.121	1537.460	1790.289
#2	2421.198	30376.97	2307.975	1526.259	1786.281
#3	2421.355	30294.51	2306.610	1532.975	1792.320

Reviewed By:mohan
On:12/31/2024
11:25:59 PM
Inst Id :P5

Sample Name: P5054-03LX5 Acquired: 12/29/2024 11:40:49 Type: Unk
Method: SFAM01.1 INSTRUMENT P5 WITH 6 POINT ICAL-2(v49) Mode: CONC Corr. Factor: 1.000000
User: Kareem Custom ID1: MBHKR2L Custom ID2: Custom ID3:
Comment:

Elem	As1890	Tl1908	Pb2203	Se1960	Sb2068	Al3961	Ba4934
Units	ppm	ppm	ppm	ppm	ppm	ppm	ppm
Avg	.0396153	.0037532	.2425032	.0010519	-.007270	20.65230	.3208060
Stddev	.0077308	.0016945	.0016763	.0023385	.001932	.05216	.0000261
%RSD	19.51458	45.14822	.6912323	222.3183	26.57506	.2525515	.0081330
#1	.0458452	.0018139	.2438004	.0033193	-.005243	20.62456	.3208353
#2	.0309636	.0049477	.2430986	-.001352	-.009091	20.71246	.3207852
#3	.0420372	.0044981	.2406105	.001188	-.007477	20.61987	.3207975

Elem	Be2348	Cd2144	Ca3736	Cr2677	Co2286	Cu3247	Fe2598
Units	ppm	ppm	ppm	ppm	ppm	ppm	ppm
Avg	.0032718	.0013322	43.63623	.0311115	.0388662	.0740074	31.41400
Stddev	.0002196	.0000290	.13559	.0004020	.0002756	.0057339	.04904
%RSD	6.710209	2.176545	.3107317	1.292101	.7091948	7.747703	.1560953
#1	.0031680	.0013179	43.79001	.0307399	.0390621	.0726440	31.43810
#2	.0031235	.0013655	43.53383	.0310564	.0389856	.0803001	31.35757
#3	.0035240	.0013130	43.58487	.0315382	.0385510	.0690782	31.44631

Elem	Mn2576	Mg2790	Ni2316	Ag3280	Na8183	V_2924	Zn2138
Units	ppm	ppm	ppm	ppm	ppm	ppm	ppm
Avg	1.111819	10.06541	.0525960	-.001157	.3081974	.0516559	.3705992
Stddev	.003574	.05324	.0005850	.000541	.0345606	.0043051	.0012092
%RSD	.3214893	.5289533	1.112277	46.76903	11.21377	8.334146	.3262776
#1	1.111824	10.12685	.0523268	-.001566	.2846352	.0521627	.3697028
#2	1.115390	10.03663	.0521940	-.000543	.3478720	.0556852	.3701204
#3	1.108241	10.03276	.0532671	-.001360	.2920851	.0471199	.3719745

Elem	K_7698	P_1774	B_2496	Mo2020	S_1820	Si2516	Sn1899
Units	ppm	ppm	ppm	ppm	ppm	ppm	ppm
Avg	2.203412	1.402539	.0200583	.0062128	.7482006	2.739633	.0124196
Stddev	.013611	.002119	.0013809	.0001844	.0022884	.010500	.0014349
%RSD	.6177219	.1510700	6.884217	2.968381	.3058533	.3832735	11.55307
#1	2.219128	1.402147	.0216127	.0060466	.7485639	2.750530	.0108281
#2	2.195590	1.400644	.0195888	.0064112	.7457523	2.738787	.0136141
#3	2.195517	1.404827	.0189735	.0061805	.7502856	2.729581	.0128167

Reviewed By:mohan
On:12/31/2024
11:25:59 PM
Inst Id :P5

Sample Name: P5054-03LX5 Acquired: 12/29/2024 11:40:49 Type: Unk
Method: SFAM01.1 INSTRUMENT P5 WITH 6 POINT ICAL-2(v49) Mode: CONC Corr. Factor: 1.000000
User: Kareem Custom ID1: MBHKR2L Custom ID2: Custom ID3:
Comment:

Elem	Ti3361	Sr4077	Li6707
Units	ppm	ppm	ppm
Avg	.2076602	.0743667	.0481129
Stddev	.0021907	.0006185	.0062222
%RSD	1.054940	.8316888	12.93256
#1	.2051703	.0750351	.0409889
#2	.2085185	.0738145	.0508671
#3	.2092917	.0742506	.0524827

Int. Std.	Y_2243	Y_3600	Y_3710	Y_2243	In2306
Units	Cts/S	Cts/S	Cts/S	Cts/S	Cts/S
Avg	2145.750	27142.63	2014.945	1371.587	1851.443
Stddev	4.281	38.65	4.293	1.958	4.126
%RSD	.1995248	.1423970	.2130688	.1427872	.2228502
#1	2147.208	27138.04	2010.278	1372.730	1853.899
#2	2140.930	27183.37	2018.727	1372.706	1846.680
#3	2149.111	27106.48	2015.831	1369.326	1853.751

Reviewed By:mohan
On:12/31/2024
11:25:59 PM
Inst Id :P5

Sample Name: P5054-05 Acquired: 12/29/2024 11:44:48 Type: Unk
Method: SFAM01.1 INSTRUMENT P5 WITH 6 POINT ICAL-2(v49) Mode: CONC Corr. Factor: 1.000000
User: Kareem Custom ID1: MBHKR2S Custom ID2: Custom ID3:
Comment:

Elem	As1890	Tl1908	Pb2203	Se1960	Sb2068	Al3961	Ba4934
Units	ppm	ppm	ppm	ppm	ppm	ppm	ppm
Avg	.2909902	.0433645	1.207172	.2100527	.1782434	92.14099	4.896455
Stddev	.0020503	.0054247	.004840	.0030079	.0046810	.28232	.016424
%RSD	.7045981	12.50952	.4009360	1.431957	2.626162	.3063962	.3354301
#1	.2933214	.0490185	1.212726	.2067602	.1738457	91.95379	4.888442
#2	.2894668	.0382026	1.203860	.2107417	.1777206	92.00346	4.885575
#3	.2901825	.0428724	1.204929	.2126563	.1831638	92.46572	4.915347

Elem	Be2348	Cd2144	Ca3736	Cr2677	Co2286	Cu3247	Fe2598
Units	ppm	ppm	ppm	ppm	ppm	ppm	ppm
Avg	.1007091	.1048927	185.7323	.4961008	1.120336	.7657150	134.5510
Stddev	.0004501	.0002959	.7855	.0011103	.001580	.0083259	.4710
%RSD	.4468978	.2820900	.4229142	.2238078	.1409875	1.087340	.3500732
#1	.1007903	.1045805	185.2150	.4961961	1.120789	.7566350	134.2280
#2	.1002240	.1051691	185.3458	.4971603	1.121640	.7675189	134.3336
#3	.1011131	.1049284	186.6362	.4949459	1.118580	.7729911	135.0915

Elem	Mn2576	Mg2790	Ni2316	Ag3280	Na8183	V_2924	Zn2138
Units	ppm	ppm	ppm	ppm	ppm	ppm	ppm
Avg	5.576279	42.67636	1.261334	.0628741	1.418721	1.155685	2.386343
Stddev	.022137	.19690	.001588	.0009024	.041678	.013957	.004100
%RSD	.3969876	.4613862	.1259221	1.435264	2.937689	1.207687	.1718116
#1	5.562737	42.46328	1.262369	.0621500	1.438136	1.162017	2.382688
#2	5.564275	42.71419	1.262128	.0638851	1.370878	1.139684	2.390777
#3	5.601826	42.85159	1.259506	.0625872	1.447149	1.165354	2.385566

Elem	K_7698	P_1774	B_2496	Mo2020	S_1820	Si2516	Sn1899
Units	ppm	ppm	ppm	ppm	ppm	ppm	ppm
Avg	9.901121	6.854917	.0893535	.0229302	3.550027	10.86151	.0599425
Stddev	.097054	.011883	.0029697	.0005397	.013342	.02510	.0016371
%RSD	.9802364	.1733468	3.323560	2.353759	.3758339	.2310644	2.731164
#1	9.791627	6.868637	.0920388	.0224981	3.564793	10.85325	.0597981
#2	9.976552	6.847896	.0861640	.0227572	3.546454	10.84159	.0583824
#3	9.935184	6.848218	.0898576	.0235352	3.538836	10.88970	.0616471

Reviewed By:mohan
On:12/31/2024
11:25:59 PM
Inst Id :P5

Sample Name: P5054-05 Acquired: 12/29/2024 11:44:48 Type: Unk
Method: SFAM01.1 INSTRUMENT P5 WITH 6 POINT ICAL-2(v49) Mode: CONC Corr. Factor: 1.000000
User: Kareem Custom ID1: MBHKR2S Custom ID2: Custom ID3:
Comment:

Elem	Ti3361	Sr4077	Li6707
Units	ppm	ppm	ppm
Avg	.8175352	.3216274	.2184017
Stddev	.0067762	.0019652	.0036824
%RSD	.8288585	.6110159	1.686055
#1	.8191198	.3199448	.2151537
#2	.8101071	.3211502	.2224022
#3	.8233787	.3237873	.2176492

Int. Std.	Y_2243	Y_3600	Y_3710	Y_2243	In2306
Units	Cts/S	Cts/S	Cts/S	Cts/S	Cts/S
Avg	2374.513	30114.27	2306.263	1520.079	1764.127
Stddev	3.449	93.75	.539	4.452	3.191
%RSD	.1452550	.3113088	.0233857	.2928697	.1808773
#1	2373.301	30123.34	2306.271	1523.120	1760.443
#2	2378.405	30016.32	2306.799	1514.969	1765.909
#3	2371.834	30203.15	2305.720	1522.147	1766.028

Reviewed By:mohan
On:12/31/2024
11:25:59 PM
Inst Id :P5

Sample Name: P5054-06 Acquired: 12/29/2024 11:48:37 Type: Unk
Method: SFAM01.1 INSTRUMENT P5 WITH 6 POINT ICAL-2(v49) Mode: CONC Corr. Factor: 1.000000
User: Kareem Custom ID1: MBHKR3 Custom ID2: Custom ID3:
Comment:

Elem	As1890	Tl1908	Pb2203	Se1960	Sb2068	Al3961
Units	ppm	ppm	ppm	ppm	ppm	ppm
Avg	.1506460	-.030701	.7489585	.0770290	.0143253	72.42220
Stddev	.0019269	.002943	.0028452	.0094028	.0048466	1.11345
%RSD	1.279114	9.584799	.3798831	12.20677	33.83221	1.537438
#1	.1503742	-.033838	.7517818	.0747842	.0193299	72.81792
#2	.1488693	-.028002	.7490016	.0689518	.0139920	71.16494
#3	.1526944	-.030264	.7460920	.0873510	.0096540	73.28374

Elem	Ba4934	Be2348	Cd2144	Ca3736	Cr2677	Co2286
Units	ppm	ppm	ppm	ppm	ppm	ppm
Avg	.9493367	.0130226	.0086716	481.7246	.1146936	.0984510
Stddev	.0150473	.0002529	.0001664	8.6168	.0009225	.0002155
%RSD	1.585037	1.942244	1.919169	1.788732	.8042786	.2188697
#1	.9565152	.0132454	.0086341	485.8122	.1144479	.0985714
#2	.9320444	.0127477	.0088536	471.8247	.1157140	.0985794
#3	.9594505	.0130747	.0085271	487.5368	.1139188	.0982022

Elem	Cu3247	Fe2598	Mn2576	Mg2790	Ni2316	Ag3280
Units	ppm	ppm	ppm	ppm	ppm	ppm
Avg	.2856382	181.8383	13.40137	78.10754	.1985743	-.001244
Stddev	.0112424	3.4139	.21261	1.41057	.0003062	.000321
%RSD	3.935889	1.877453	1.586455	1.805940	.1541892	25.84073
#1	.2886133	183.0040	13.46478	78.22133	.1982258	-.001477
#2	.2732075	177.9942	13.16427	76.64352	.1986971	-.000877
#3	.2950939	184.5168	13.57506	79.45777	.1988000	-.001378

Elem	Na8183	V_2924	Zn2138	K_7698	P_1774	B_2496
Units	ppm	ppm	ppm	ppm	ppm	ppm
Avg	.7332545	.1701956	1.511773	9.212932	F 11.72969	.1077072
Stddev	.0183365	.0062454	.011234	.256645	.01362	.0044972
%RSD	2.500706	3.669520	.7431035	2.785707	.1161085	4.175399
#1	.7464003	.1633698	1.504576	9.386948	11.73323	.1089124
#2	.7410557	.1756237	1.524718	8.918185	11.71464	.1027301
#3	.7123073	.1715933	1.506026	9.333663	11.74118	.1114789

Reviewed By:mohan
On:12/31/2024
11:25:59 PM
Inst Id :P5

Sample Name: P5054-06 Acquired: 12/29/2024 11:48:37 Type: Unk
Method: SFAM01.1 INSTRUMENT P5 WITH 6 POINT ICAL-2(v49) Mode: CONC Corr. Factor: 1.000000
User: Kareem Custom ID1: MBHKR3 Custom ID2: Custom ID3:
Comment:

Elem	Mo2020	S_1820	Si2516	Sn1899	Ti3361	Sr4077
Units	ppm	ppm	ppm	ppm	ppm	ppm
Avg	.0101899	2.464003	10.71233	.0674189	.7708068	.2502141
Stddev	.0003230	.006164	.12045	.0019533	.0129888	.0046643
%RSD	3.169529	.2501784	1.124442	2.897298	1.685094	1.864113
#1	.0103596	2.460123	10.74829	.0663361	.7726979	.2531426
#2	.0103926	2.460775	10.57799	.0696739	.7569761	.2448353
#3	.0098174	2.471111	10.81070	.0662468	.7827464	.2526643

Elem	Li6707
Units	ppm
Avg	.1148092
Stddev	.0022416
%RSD	1.952467
#1	.1167448
#2	.1123531
#3	.1153295

Int. Std.	Y_2243	Y_3600	Y_3710	Y_2243	In2306
Units	Cts/S	Cts/S	Cts/S	Cts/S	Cts/S
Avg	2555.628	32552.05	2491.136	1636.760	1644.718
Stddev	7.786	83.01	20.473	14.245	4.101
%RSD	.3046472	.2550066	.8218509	.8702973	.2493569
#1	2555.321	32538.76	2481.297	1640.613	1644.890
#2	2563.563	32476.48	2514.672	1620.985	1648.731
#3	2548.000	32640.90	2477.440	1648.682	1640.534

Reviewed By:mohan
On:12/31/2024
11:25:59 PM
Inst Id :P5

Sample Name: P5054-07 Acquired: 12/29/2024 11:52:29 Type: Unk
Method: SFAM01.1 INSTRUMENT P5 WITH 6 POINT ICAL-2(v49) Mode: CONC Corr. Factor: 1.000000
User: Kareem Custom ID1: MBHKR4 Custom ID2: Custom ID3:
Comment:

Elem	As1890	Tl1908	Pb2203	Se1960	Sb2068	Al3961	Ba4934
Units	ppm	ppm	ppm	ppm	ppm	ppm	ppm
Avg	.1399053	-.039014	1.550787	.0964781	.0229710	81.88201	1.266834
Stddev	.0057876	.004590	.009284	.0060588	.0022164	.22857	.002990
%RSD	4.136805	11.76533	.5986339	6.279961	9.648520	.2791469	.2360535
#1	.1350883	-.036718	1.540116	.1022392	.0205727	81.96122	1.270008
#2	.1463255	-.044299	1.555245	.0901601	.0249437	82.06044	1.266425
#3	.1383021	-.036026	1.557002	.0970352	.0233967	81.62437	1.264069

Elem	Be2348	Cd2144	Ca3736	Cr2677	Co2286	Cu3247	Fe2598
Units	ppm	ppm	ppm	ppm	ppm	ppm	ppm
Avg	.0136341	.0074770	197.1699	.1954228	.0914578	.2338865	194.8979
Stddev	.0002240	.0000890	.3666	.0012136	.0018669	.0111977	.3127
%RSD	1.642678	1.189790	.1859291	.6209956	2.041284	4.787645	.1604584
#1	.0136606	.0073753	197.2824	.1965734	.0893369	.2223685	195.0699
#2	.0133981	.0075400	197.4670	.1941548	.0921840	.2345574	195.0868
#3	.0138437	.0075158	196.7602	.1955400	.0928525	.2447336	194.5369

Elem	Mn2576	Mg2790	Ni2316	Ag3280	Na8183	V_2924	Zn2138
Units	ppm	ppm	ppm	ppm	ppm	ppm	ppm
Avg	15.79117	42.28712	.2239713	-.000550	.4559079	.1792324	.8556506
Stddev	.03472	.35762	.0004739	.000131	.0096766	.0030662	.0056965
%RSD	.2198456	.8457011	.2115878	23.84139	2.122491	1.710712	.6657499
#1	15.81838	42.40207	.2234712	-.000568	.4468270	.1808472	.8584598
#2	15.80306	42.57313	.2240291	-.000671	.4660866	.1811537	.8490951
#3	15.75207	41.88616	.2244137	-.000411	.4548101	.1756964	.8593968

Elem	K_7698	P_1774	B_2496	Mo2020	S_1820	Si2516	Sn1899
Units	ppm	ppm	ppm	ppm	ppm	ppm	ppm
Avg	8.656791	7.651388	.0972083	.0089956	2.089981	11.05976	.0427431
Stddev	.005789	.033585	.0016159	.0000788	.011271	.02678	.0019756
%RSD	.0668727	.4389362	1.662337	.8764438	.5392690	.2421283	4.622102
#1	8.659120	7.614246	.0989745	.0090857	2.077124	11.08590	.0436382
#2	8.650200	7.660303	.0958039	.0089614	2.094659	11.06099	.0404783
#3	8.661053	7.679616	.0968466	.0089396	2.098159	11.03239	.0441127

Reviewed By:mohan
On:12/31/2024
11:25:59 PM
Inst Id :P5

Sample Name: P5054-07 Acquired: 12/29/2024 11:52:29 Type: Unk
Method: SFAM01.1 INSTRUMENT P5 WITH 6 POINT ICAL-2(v49) Mode: CONC Corr. Factor: 1.000000
User: Kareem Custom ID1: MBHKR4 Custom ID2: Custom ID3:
Comment:

Elem	Ti3361	Sr4077	Li6707
Units	ppm	ppm	ppm
Avg	.7047171	.0870721	.0794033
Stddev	.0037346	.0003663	.0047643
%RSD	.5299381	.4206651	6.000070
#1	.7038888	.0872035	.0742970
#2	.7014662	.0866583	.0801838
#3	.7087963	.0873546	.0837291

Int. Std.	Y_2243	Y_3600	Y_3710	Y_2243	In2306
Units	Cts/S	Cts/S	Cts/S	Cts/S	Cts/S
Avg	2632.220	33309.62	2521.388	1673.944	1754.134
Stddev	7.877	152.54	7.600	5.437	6.580
%RSD	.2992546	.4579317	.3014066	.3248112	.3751176
#1	2637.637	33446.29	2519.063	1680.024	1760.421
#2	2635.840	33145.07	2515.221	1672.259	1754.684
#3	2623.184	33337.50	2529.878	1669.548	1747.296

Reviewed By:mohan
On:12/31/2024
11:25:59 PM
Inst Id :P5

Sample Name: P5054-08 Acquired: 12/29/2024 11:56:21 Type: Unk
Method: SFAM01.1 INSTRUMENT P5 WITH 6 POINT ICAL-2(v49) Mode: CONC Corr. Factor: 1.000000
User: Kareem Custom ID1: MBHKR5 Custom ID2: Custom ID3:
Comment:

Elem	As1890	Tl1908	Pb2203	Se1960	Sb2068	Al3961	Ba4934
Units	ppm	ppm	ppm	ppm	ppm	ppm	ppm
Avg	.1085371	-.051557	.3322985	.0989145	.0245282	76.73336	.8309117
Stddev	.0047974	.001750	.0029239	.0060239	.0024778	.88492	.0104337
%RSD	4.420014	3.393382	.8799086	6.090036	10.10186	1.153237	1.255694
#1	.1138520	-.053050	.3303457	.0922470	.0255765	75.86790	.8199012
#2	.1045274	-.051989	.3308897	.1005319	.0263096	77.63653	.8406523
#3	.1072319	-.049632	.3356601	.1039646	.0216986	76.69565	.8321817

Elem	Be2348	Cd2144	Ca3736	Cr2677	Co2286	Cu3247	Fe2598
Units	ppm	ppm	ppm	ppm	ppm	ppm	ppm
Avg	.0121202	.0051332	58.26791	.1001898	.0680909	.1620809	172.5502
Stddev	.0002791	.0001901	.60170	.0013117	.0011463	.0018453	2.2855
%RSD	2.302717	3.703054	1.032638	1.309219	1.683449	1.138535	1.324518
#1	.0118086	.0052043	57.73490	.1000081	.0675988	.1630042	170.3390
#2	.0123471	.0049178	58.92038	.0989784	.0672729	.1632823	174.9033
#3	.0122050	.0052775	58.14845	.1015829	.0694011	.1599561	172.4081

Elem	Mn2576	Mg2790	Ni2316	Ag3280	Na8183	V_2924	Zn2138
Units	ppm	ppm	ppm	ppm	ppm	ppm	ppm
Avg	14.95483	21.50061	.1296703	-.000555	.3150998	.1748555	.4954004
Stddev	.19224	.16799	.0011943	.000705	.0128561	.0088777	.0036835
%RSD	1.285463	.7813096	.9209872	127.0995	4.080013	5.077147	.7435356
#1	14.77118	21.31943	.1294212	.000201	.3144061	.1850414	.4926784
#2	15.15463	21.65120	.1286203	-.001196	.3026046	.1687632	.4995918
#3	14.93866	21.53120	.1309695	-.000669	.3282887	.1707619	.4939309

Elem	K_7698	P_1774	B_2496	Mo2020	S_1820	Si2516	Sn1899
Units	ppm	ppm	ppm	ppm	ppm	ppm	ppm
Avg	5.102462	4.727131	.0846772	.0068857	1.391493	11.60939	.0256170
Stddev	.095003	.013332	.0022015	.0008195	.007551	.13423	.0012035
%RSD	1.861899	.2820259	2.599910	11.90092	.5426232	1.156187	4.698006
#1	5.015357	4.716965	.0823297	.0078272	1.390522	11.48268	.0254768
#2	5.203764	4.722202	.0866957	.0063334	1.384475	11.75005	.0268845
#3	5.088265	4.742225	.0850062	.0064964	1.399482	11.59544	.0244898

Reviewed By:mohan
On:12/31/2024
11:25:59 PM
Inst Id :P5

Sample Name: P5054-08 Acquired: 12/29/2024 11:56:21 Type: Unk
Method: SFAM01.1 INSTRUMENT P5 WITH 6 POINT ICAL-2(v49) Mode: CONC Corr. Factor: 1.000000
User: Kareem Custom ID1: MBHKR5 Custom ID2: Custom ID3:
Comment:

Elem	Ti3361	Sr4077	Li6707
Units	ppm	ppm	ppm
Avg	.7097651	-.030206	.0592102
Stddev	.0074563	.001451	.0027075
%RSD	1.050525	4.804957	4.572625
#1	.7034827	-.028678	.0606433
#2	.7180047	-.031566	.0608998
#3	.7078077	-.030374	.0560874

Int. Std.	Y_2243	Y_3600	Y_3710	Y_2243	In2306
Units	Cts/S	Cts/S	Cts/S	Cts/S	Cts/S
Avg	2469.130	31291.28	2388.484	1582.570	1850.118
Stddev	3.598	149.28	28.376	10.625	3.617
%RSD	.1457123	.4770666	1.188020	.6713718	.1954969
#1	2472.212	31212.94	2408.028	1584.758	1853.904
#2	2470.000	31197.47	2355.937	1571.022	1849.752
#3	2465.176	31463.42	2401.487	1591.931	1846.698

Reviewed By:mohan
On:12/31/2024
11:25:59 PM
Inst Id :P5

Sample Name: P5054-09 Acquired: 12/29/2024 12:00:14 Type: Unk
Method: SFAM01.1 INSTRUMENT P5 WITH 6 POINT ICAL-2(v49) Mode: CONC Corr. Factor: 1.000000
User: Kareem Custom ID1: MBHKR6 Custom ID2: Custom ID3:
Comment:

Elem	As1890	Tl1908	Pb2203	Se1960	Sb2068	Al3961	Ba4934
Units	ppm	ppm	ppm	ppm	ppm	ppm	ppm
Avg	.0783106	-.046687	.2820330	.0841770	.0189688	63.18860	.8230266
Stddev	.0043245	.004358	.0030026	.0060494	.0022048	.29823	.0042815
%RSD	5.522277	9.334971	1.064629	7.186548	11.62332	.4719753	.5202084
#1	.0786049	-.047024	.2789914	.0836356	.0189275	62.84860	.8181124
#2	.0738465	-.042170	.2821126	.0904790	.0211940	63.31124	.8250158
#3	.0824805	-.050866	.2849950	.0784165	.0167849	63.40597	.8259516

Elem	Be2348	Cd2144	Ca3736	Cr2677	Co2286	Cu3247	Fe2598
Units	ppm	ppm	ppm	ppm	ppm	ppm	ppm
Avg	.0107361	.0049343	58.85921	.0992838	.0551668	.1177367	159.1171
Stddev	.0001850	.0000905	.09987	.0010674	.0002564	.0099141	.5644
%RSD	1.723003	1.833223	.1696706	1.075066	.4647863	8.420552	.3546949
#1	.0105639	.0048838	58.75494	.1003526	.0549607	.1130373	158.6166
#2	.0107127	.0048804	58.95400	.0982178	.0554539	.1291267	159.0060
#3	.0109317	.0050388	58.86871	.0992810	.0550858	.1110462	159.7288

Elem	Mn2576	Mg2790	Ni2316	Ag3280	Na8183	V_2924	Zn2138
Units	ppm	ppm	ppm	ppm	ppm	ppm	ppm
Avg	13.67892	15.97016	.1018087	-.000978	.3438307	.1597800	.4435554
Stddev	.03849	.05390	.0006077	.001392	.0430375	.0076624	.0016902
%RSD	.2813616	.3375209	.5969033	142.3555	12.51707	4.795620	.3810536
#1	13.63509	16.01064	.1019860	-.001393	.3786916	.1636482	.4416411
#2	13.69447	15.99085	.1011320	.000574	.2957283	.1509545	.4441836
#3	13.70720	15.90897	.1023080	-.002115	.3570721	.1647372	.4448416

Elem	K_7698	P_1774	B_2496	Mo2020	S_1820	Si2516	Sn1899
Units	ppm	ppm	ppm	ppm	ppm	ppm	ppm
Avg	3.476813	8.141818	.0827563	.0086395	1.286628	10.89814	.0251230
Stddev	.086391	.012430	.0014595	.0004048	.003589	.00769	.0003413
%RSD	2.484785	.1526744	1.763661	4.685660	.2789130	.0705738	1.358474
#1	3.453647	8.137017	.0844122	.0082383	1.290080	10.89207	.0251687
#2	3.404366	8.132504	.0816567	.0086322	1.282917	10.90679	.0247612
#3	3.572425	8.155933	.0821999	.0090479	1.286887	10.89555	.0254392

Reviewed By:mohan
On:12/31/2024
11:25:59 PM
Inst Id :P5

Sample Name: P5054-09 Acquired: 12/29/2024 12:00:14 Type: Unk
Method: SFAM01.1 INSTRUMENT P5 WITH 6 POINT ICAL-2(v49) Mode: CONC Corr. Factor: 1.000000
User: Kareem Custom ID1: MBHKR6 Custom ID2: Custom ID3:
Comment:

Elem	Ti3361	Sr4077	Li6707
Units	ppm	ppm	ppm
Avg	.8158000	-.021780	.0442469
Stddev	.0060012	.000612	.0011987
%RSD	.7356262	2.811657	2.709055
#1	.8088770	-.021683	.0443917
#2	.8195236	-.021222	.0429824
#3	.8189994	-.022435	.0453666

Int. Std.	Y_2243	Y_3600	Y_3710	Y_2243	In2306
Units	Cts/S	Cts/S	Cts/S	Cts/S	Cts/S
Avg	2481.933	31434.21	2390.203	1596.021	1844.354
Stddev	4.137	45.07	2.801	9.810	3.275
%RSD	.1666879	.1433859	.1171926	.6146615	.1775942
#1	2486.681	31426.94	2388.252	1598.708	1846.931
#2	2479.103	31482.48	2393.413	1604.208	1845.463
#3	2480.016	31393.22	2388.945	1585.148	1840.668

Reviewed By:mohan
On:12/31/2024
11:25:59 PM
Inst Id :P5

Sample Name: P5054-10 Acquired: 12/29/2024 12:04:08 Type: Unk
Method: SFAM01.1 INSTRUMENT P5 WITH 6 POINT ICAL-2(v49) Mode: CONC Corr. Factor: 1.000000
User: Kareem Custom ID1: MBHKR7 Custom ID2: Custom ID3:
Comment:

Elem	As1890	Tl1908	Pb2203	Se1960	Sb2068	Al3961
Units	ppm	ppm	ppm	ppm	ppm	ppm
Avg	.1356070	-.041126	2.009774	.0758896	.0148933	69.97983
Stddev	.0047041	.002819	.004340	.0016949	.0049491	1.14955
%RSD	3.468944	6.853879	.2159289	2.233426	33.23008	1.642684
#1	.1364686	-.044377	2.005182	.0777305	.0166081	70.36492
#2	.1305316	-.039356	2.010334	.0755447	.0093149	68.68718
#3	.1398207	-.039646	2.013807	.0743936	.0187569	70.88739

Elem	Ba4934	Be2348	Cd2144	Ca3736	Cr2677	Co2286
Units	ppm	ppm	ppm	ppm	ppm	ppm
Avg	1.612992	.0125466	.0093784	102.5768	.1386867	.0605495
Stddev	.029241	.0000763	.0000389	1.7090	.0009636	.0006172
%RSD	1.812831	.6081813	.4143278	1.666066	.6948052	1.019330
#1	1.626660	.0124910	.0093390	103.5528	.1381332	.0607594
#2	1.579420	.0125152	.0094166	100.6035	.1381276	.0610344
#3	1.632896	.0126336	.0093796	103.5742	.1397994	.0598547

Elem	Cu3247	Fe2598	Mn2576	Mg2790	Ni2316	Ag3280
Units	ppm	ppm	ppm	ppm	ppm	ppm
Avg	.3545577	152.9395	7.940535	32.63469	.2321507	-.000157
Stddev	.0112460	2.7859	.126480	.53694	.0004438	.001184
%RSD	3.171836	1.821571	1.592842	1.645290	.1911863	755.0247
#1	.3579724	154.2618	7.998844	32.94091	.2325906	.000307
#2	.3420001	149.7387	7.795418	32.01470	.2317030	-.001502
#3	.3637006	154.8180	8.027342	32.94845	.2321586	.000725

Elem	Na8183	V_2924	Zn2138	K_7698	P_1774	B_2496
Units	ppm	ppm	ppm	ppm	ppm	ppm
Avg	.4883876	.1890152	2.029590	8.708387	F 16.69263	.1048719
Stddev	.0240571	.0073100	.006186	.232824	.05033	.0029434
%RSD	4.925812	3.867435	.3047739	2.673556	.3015175	2.806677
#1	.5156372	.1906299	2.036305	8.946290	16.66191	.1046483
#2	.4700898	.1810328	2.024124	8.480999	16.66526	.1020467
#3	.4794359	.1953828	2.028342	8.697873	16.75071	.1079208

Reviewed By:mohan
On:12/31/2024
11:25:59 PM
Inst Id :P5

Sample Name: P5054-10 Acquired: 12/29/2024 12:04:08 Type: Unk
Method: SFAM01.1 INSTRUMENT P5 WITH 6 POINT ICAL-2(v49) Mode: CONC Corr. Factor: 1.000000
User: Kareem Custom ID1: MBHKR7 Custom ID2: Custom ID3:
Comment:

Elem	Mo2020	S_1820	Si2516	Sn1899	Ti3361	Sr4077
Units	ppm	ppm	ppm	ppm	ppm	ppm
Avg	.0105792	5.356806	10.50782	.1223048	.9865862	.1170030
Stddev	.0007032	.015617	.06767	.0015312	.0142074	.0027316
%RSD	6.647193	.2915328	.6439816	1.251913	1.440061	2.334602
#1	.0105519	5.347874	10.55568	.1217188	.9911989	.1186685
#2	.0098900	5.347706	10.43040	.1211531	.9706455	.1138506
#3	.0112957	5.374839	10.53739	.1240424	.9979141	.1184899

Elem	Li6707
Units	ppm
Avg	.1001253
Stddev	.0034624
%RSD	3.458098
#1	.0993228
#2	.0971346
#3	.1039185

Int. Std.	Y_2243	Y_3600	Y_3710	Y_2243	In2306
Units	Cts/S	Cts/S	Cts/S	Cts/S	Cts/S
Avg	2536.370	32256.03	2441.518	1624.310	1811.219
Stddev	5.855	139.49	20.338	8.419	5.130
%RSD	.2308443	.4324524	.8330001	.5183194	.2832166
#1	2541.892	32271.59	2434.089	1623.778	1816.721
#2	2530.231	32387.09	2464.526	1632.982	1806.568
#3	2536.988	32109.41	2425.940	1616.169	1810.369

Reviewed By:mohan
On:12/31/2024
11:25:59 PM
Inst Id :P5

Sample Name: P5054-11 Acquired: 12/29/2024 12:07:58 Type: Unk
Method: SFAM01.1 INSTRUMENT P5 WITH 6 POINT ICAL-2(v49) Mode: CONC Corr. Factor: 1.000000
User: Kareem Custom ID1: MBHKR8 Custom ID2: Custom ID3:
Comment:

Elem	As1890	Tl1908	Pb2203	Se1960	Sb2068	Al3961
Units	ppm	ppm	ppm	ppm	ppm	ppm
Avg	.2208109	-.051942	2.200420	.0943984	.0213237	81.49054
Stddev	.0055251	.006386	.003393	.0066766	.0016115	.33160
%RSD	2.502190	12.29396	.1541975	7.072832	7.557491	.4069139
#1	.2231831	-.048853	2.204196	.0942412	.0197088	81.87129
#2	.2144958	-.047688	2.199436	.0878018	.0229318	81.33516
#3	.2247537	-.059285	2.197628	.1011523	.0213304	81.26516

Elem	Ba4934	Be2348	Cd2144	Ca3736	Cr2677	Co2286
Units	ppm	ppm	ppm	ppm	ppm	ppm
Avg	1.835196	.0147350	.0098110	132.7356	.1394305	.0701949
Stddev	.010173	.0002263	.0000427	.7576	.0006787	.0004804
%RSD	.5543038	1.535834	.4353604	.5707892	.4867989	.6843942
#1	1.846648	.0148500	.0098074	133.5474	.1402125	.0698251
#2	1.827207	.0148807	.0098555	132.6121	.1389947	.0707379
#3	1.831733	.0144743	.0097703	132.0472	.1390843	.0700217

Elem	Cu3247	Fe2598	Mn2576	Mg2790	Ni2316	Ag3280
Units	ppm	ppm	ppm	ppm	ppm	ppm
Avg	.4444893	184.9330	11.24992	32.63292	.2375076	.0006993
Stddev	.0043726	.9437	.05686	.22296	.0009058	.0011630
%RSD	.9837272	.5102789	.5054306	.6832509	.3813773	166.2977
#1	.4489375	185.9998	11.31413	32.87559	.2377356	.0019076
#2	.4401965	184.2072	11.22966	32.43711	.2365096	-.000412
#3	.4443339	184.5921	11.20596	32.58606	.2382777	.000603

Elem	Na8183	V_2924	Zn2138	K_7698	P_1774	B_2496
Units	ppm	ppm	ppm	ppm	ppm	ppm
Avg	.7475362	.2666485	1.344976	7.745261	F 17.01683	.1093186
Stddev	.0493905	.0020569	.008048	.088465	.03183	.0015070
%RSD	6.607103	.7713766	.5983611	1.142179	.1870452	1.378533
#1	.7837501	.2676071	1.336197	7.801672	16.99545	.1101614
#2	.7675846	.2680510	1.346727	7.790809	17.05341	.1075787
#3	.6912738	.2642873	1.352004	7.643304	17.00162	.1102155

Reviewed By:mohan
On:12/31/2024
11:25:59 PM
Inst Id :P5

Sample Name: P5054-11 Acquired: 12/29/2024 12:07:58 Type: Unk
Method: SFAM01.1 INSTRUMENT P5 WITH 6 POINT ICAL-2(v49) Mode: CONC Corr. Factor: 1.000000
User: Kareem Custom ID1: MBHKR8 Custom ID2: Custom ID3:
Comment:

Elem	Mo2020	S_1820	Si2516	Sn1899	Ti3361	Sr4077
Units	ppm	ppm	ppm	ppm	ppm	ppm
Avg	.0103132	4.002423	11.02966	.1509072	.9497779	.2045503
Stddev	.0009017	.000780	.05538	.0039746	.0035997	.0006730
%RSD	8.742931	.0194886	.5020833	2.633833	.3790025	.3290228
#1	.0107023	4.002232	11.09063	.1470118	.9477215	.2050151
#2	.0109551	4.001756	11.01587	.1549566	.9539344	.2048572
#3	.0092824	4.003281	10.98248	.1507532	.9476779	.2037785

Elem	Li6707
Units	ppm
Avg	.1348568
Stddev	.0019806
%RSD	1.468670
#1	.1371382
#2	.1338544
#3	.1335778

Int. Std.	Y_2243	Y_3600	Y_3710	Y_2243	In2306
Units	Cts/S	Cts/S	Cts/S	Cts/S	Cts/S
Avg	2611.929	32963.90	2502.931	1663.587	1824.487
Stddev	6.130	81.17	14.765	1.838	3.361
%RSD	.2346951	.2462408	.5899225	.1105088	.1841960
#1	2605.831	32870.22	2485.949	1664.859	1820.872
#2	2618.091	33008.00	2510.109	1664.423	1827.515
#3	2611.866	33013.46	2512.734	1661.479	1825.074

Reviewed By:mohan
On:12/31/2024
11:25:59 PM
Inst Id :P5

Sample Name: CCV040 Acquired: 12/29/2024 12:20:27 Type: Unk
Method: SFAM01.1 INSTRUMENT P5 WITH 6 POINT ICAL-2(v49) Mode: CONC Corr. Factor: 1.000000
User: Kareem Custom ID1: CCV040 Custom ID2: Custom ID3:
Comment:

Elem	As1890	Tl1908	Pb2203	Se1960	Sb2068	Al3961	Ba4934
Units	ppm	ppm	ppm	ppm	ppm	ppm	ppm
Avg	5.017978	4.741310	24.44424	5.066486	4.999728	410.4564	10.22416
Stddev	.021263	.010338	.05573	.012093	.012720	2.1022	.05333
%RSD	.4237427	.2180497	.2279698	.2386918	.2544091	.5121497	.5216283
#1	4.994864	4.745690	24.49635	5.079336	4.986186	408.6241	10.18848
#2	5.022363	4.729502	24.38549	5.064794	5.001574	409.9937	10.19853
#3	5.036707	4.748737	24.45089	5.055327	5.011424	412.7513	10.28547

Elem	Be2348	Cd2144	Ca3736	Cr2677	Co2286	Cu3247	Fe2598
Units	ppm	ppm	ppm	ppm	ppm	ppm	ppm
Avg	.5191936	2.466421	403.3511	15.19199	2.382794	14.79323	406.6497
Stddev	.0032923	.003727	1.4876	.04785	.005850	.05185	2.1928
%RSD	.6341220	.1510991	.3688163	.3149483	.2455055	.3505036	.5392261
#1	.5158199	2.470464	402.3520	15.16619	2.389427	14.74572	404.9235
#2	.5223980	2.463122	402.6405	15.24720	2.378371	14.78543	405.9087
#3	.5193628	2.465678	405.0607	15.16257	2.380585	14.84854	409.1170

Elem	Mn2576	Mg2790	Ni2316	Ag3280	Na8183	V_2924	Zn2138
Units	ppm	ppm	ppm	ppm	ppm	ppm	ppm
Avg	14.65055	401.8042	2.483706	1.258430	422.2192	2.472441	14.93592
Stddev	.05505	1.6691	.003482	.006846	4.6535	.007653	.10504
%RSD	.3757724	.4154005	.1401813	.5439904	1.102143	.3095206	.7032875
#1	14.61476	400.7499	2.487708	1.253640	424.0913	2.463616	14.92657
#2	14.62296	400.9341	2.481379	1.266271	416.9213	2.476463	15.04533
#3	14.71395	403.7286	2.482030	1.255380	425.6451	2.477243	14.83587

Elem	K_7698	P_1774	B_2496	Mo2020	S_1820	Si2516	Sn1899
Units	ppm	ppm	ppm	ppm	ppm	ppm	ppm
Avg	150.9298	4.955085	5.049592	4.974813	5.005398	4.911621	4.944573
Stddev	.6521	.003986	.030792	.006898	.017443	.026935	.012071
%RSD	.4320489	.0804437	.6097944	.1386615	.3484835	.5484019	.2441333
#1	150.3215	4.959079	5.014346	4.970503	5.017267	4.886936	4.954764
#2	150.8497	4.951107	5.071267	4.971166	4.985371	4.940349	4.931242
#3	151.6183	4.955068	5.063165	4.982769	5.013556	4.907578	4.947714

Reviewed By:mohan
On:12/31/2024
11:25:59 PM
Inst Id :P5

Sample Name: CCV040 Acquired: 12/29/2024 12:20:27 Type: Unk
Method: SFAM01.1 INSTRUMENT P5 WITH 6 POINT ICAL-2(v49) Mode: CONC Corr. Factor: 1.000000
User: Kareem Custom ID1: CCV040 Custom ID2: Custom ID3:
Comment:

Elem	Ti3361	Sr4077	Li6707
Units	ppm	ppm	ppm
Avg	4.989205	4.698872	5.192508
Stddev	.025974	.018020	.039395
%RSD	.5205976	.3834926	.7586818
#1	4.966432	4.679896	5.156576
#2	4.983689	4.700965	5.186315
#3	5.017494	4.715753	5.234632

Int. Std.	Y_2243	Y_3600	Y_3710	Y_2243	In2306
Units	Cts/S	Cts/S	Cts/S	Cts/S	Cts/S
Avg	1804.058	23650.44	1869.792	1140.590	1537.886
Stddev	2.849	18.90	5.814	3.714	4.016
%RSD	.1579319	.0799075	.3109691	.3256192	.2611532
#1	1801.015	23671.94	1876.439	1140.953	1533.368
#2	1804.498	23636.44	1865.650	1136.709	1539.239
#3	1806.662	23642.93	1867.287	1144.110	1541.051

Reviewed By:mohan
On:12/31/2024
11:25:59 PM
Inst Id :P5

Sample Name: CCB040 Acquired: 12/29/2024 12:24:13 Type: Unk
Method: SFAM01.1 INSTRUMENT P5 WITH 6 POINT ICAL-2(v49) Mode: CONC Corr. Factor: 1.000000
User: Kareem Custom ID1: CCB040 Custom ID2: Custom ID3:
Comment:

Elem	As1890	Tl1908	Pb2203	Se1960	Sb2068	Al3961
Units	ppm	ppm	ppm	ppm	ppm	ppm
Avg	-.005652	.0003731	.0044236	-.001528	.0002508	.0942839
Stddev	.001549	.0020353	.0015731	.004629	.0028090	.0199500
%RSD	27.40924	545.4483	35.56287	303.0079	1120.126	21.15952
#1	-.003863	.0016676	.0059182	-.006645	-.001892	.1017894
#2	-.006546	-.001973	.0045703	-.000304	-.000787	.0716697
#3	-.006547	.001425	.0027822	.002366	.003431	.1093926

Elem	Ba4934	Be2348	Cd2144	Ca3736	Cr2677	Co2286
Units	ppm	ppm	ppm	ppm	ppm	ppm
Avg	.0002900	.0001811	.0003207	.0465001	.0017992	.0005077
Stddev	.0006720	.0000889	.0000981	.0454341	.0003589	.0001531
%RSD	231.7344	49.11735	30.57918	97.70759	19.94788	30.15124
#1	-.000280	.0001684	.0002099	.0928782	.0017697	.0004036
#2	.000118	.0000992	.0003962	.0020728	.0021720	.0006835
#3	.001031	.0002757	.0003561	.0445492	.0014560	.0004360

Elem	Cu3247	Fe2598	Mn2576	Mg2790	Ni2316	Ag3280
Units	ppm	ppm	ppm	ppm	ppm	ppm
Avg	-.009646	.0523445	.0018692	-.005832	.0006835	-.000398
Stddev	.006300	.0352522	.0012603	.112774	.0001819	.000161
%RSD	65.31356	67.34654	67.42506	1933.691	26.60959	40.32345
#1	-.002390	.0864954	.0022597	-.075648	.0004907	-.000520
#2	-.013729	.0544525	.0028881	-.066120	.0008519	-.000216
#3	-.012819	.0160856	.0004599	.124272	.0007079	-.000459

Elem	Na8183	V_2924	Zn2138	K_7698	P_1774	B_2496
Units	ppm	ppm	ppm	ppm	ppm	ppm
Avg	.0778930	-.019712	.0029607	-.134630	.0055497	.0137790
Stddev	.0335216	.016198	.0002217	.076402	.0009266	.0029618
%RSD	43.03545	82.17226	7.488282	56.74968	16.69638	21.49528
#1	.1114992	-.012023	.0029129	-.050945	.0045108	.0149023
#2	.0444566	-.038323	.0032024	-.200656	.0058475	.0104198
#3	.0777233	-.008791	.0027668	-.152289	.0062908	.0160147

Reviewed By:mohan
On:12/31/2024
11:25:59 PM
Inst Id :P5

Sample Name: CCB040 Acquired: 12/29/2024 12:24:13 Type: Unk
Method: SFAM01.1 INSTRUMENT P5 WITH 6 POINT ICAL-2(v49) Mode: CONC Corr. Factor: 1.000000
User: Kareem Custom ID1: CCB040 Custom ID2: Custom ID3:
Comment:

Elem	Mo2020	S_1820	Si2516	Sn1899	Ti3361	Sr4077
Units	ppm	ppm	ppm	ppm	ppm	ppm
Avg	.0012940	.0018048	.0030774	.0002450	.0000911	.0008393
Stddev	.0005717	.0013499	.0010730	.0014280	.0013472	.0003890
%RSD	44.18017	74.79184	34.86762	582.9766	1478.217	46.35010
#1	.0016952	.0028922	.0028455	.0018641	.0008579	.0010242
#2	.0015473	.0022282	.0042474	-.000294	.0008800	.0003923
#3	.0006394	.0002940	.0021393	-.000835	-.001464	.0011013

Elem	Li6707
Units	ppm
Avg	F .0327141
Stddev	.0073782
%RSD	22.55347
#1	.0272610
#2	.0297719
#3	.0411094

Int. Std.	Y_2243	Y_3600	Y_3710	Y_2243	In2306
Units	Cts/S	Cts/S	Cts/S	Cts/S	Cts/S
Avg	2046.745	26006.62	1915.385	1311.553	1850.856
Stddev	1.281	130.63	11.976	7.599	2.691
%RSD	.0625717	.5022876	.6252666	.5793615	.1454090
#1	2045.282	26052.88	1922.458	1318.971	1850.600
#2	2047.287	26107.82	1922.140	1311.902	1848.302
#3	2047.665	25859.16	1901.558	1303.786	1853.666

Reviewed By:mohan
On:12/31/2024
11:25:59 PM
Inst Id :P5

Sample Name: P5054-12 Acquired: 12/29/2024 12:28:16 Type: Unk
Method: SFAM01.1 INSTRUMENT P5 WITH 6 POINT ICAL-2(v49) Mode: CONC Corr. Factor: 1.000000
User: Kareem Custom ID1: MBHKR9 Custom ID2: Custom ID3:
Comment:

Elem	As1890	Tl1908	Pb2203	Se1960	Sb2068	Al3961
Units	ppm	ppm	ppm	ppm	ppm	ppm
Avg	.2229142	-.050346	1.576592	.0933495	.0162739	71.99741
Stddev	.0062047	.000455	.016514	.0076317	.0016466	1.53945
%RSD	2.783464	.9028531	1.047438	8.175412	10.11780	2.138200
#1	.2296448	-.050746	1.593384	.0891642	.0153818	70.97148
#2	.2174222	-.050440	1.560371	.1021582	.0152660	73.76756
#3	.2216755	-.049852	1.576021	.0887261	.0181740	71.25320

Elem	Ba4934	Be2348	Cd2144	Ca3736	Cr2677	Co2286
Units	ppm	ppm	ppm	ppm	ppm	ppm
Avg	1.634250	.0131783	.0083503	110.0502	.1405146	.0597847
Stddev	.036312	.0002105	.0001416	2.2281	.0007561	.0031906
%RSD	2.221923	1.597715	1.695857	2.024613	.5381139	5.336741
#1	1.614884	.0130005	.0084765	108.7129	.1397969	.0616304
#2	1.676140	.0134108	.0081971	112.6223	.1404429	.0561006
#3	1.611727	.0131237	.0083773	108.8154	.1413041	.0616232

Elem	Cu3247	Fe2598	Mn2576	Mg2790	Ni2316	Ag3280
Units	ppm	ppm	ppm	ppm	ppm	ppm
Avg	.4763933	180.4047	12.69150	23.72372	.1794629	.0001087
Stddev	.0166729	4.3242	.29029	.52118	.0023176	.0001205
%RSD	3.499827	2.396960	2.287278	2.196868	1.291422	110.7878
#1	.4675572	177.9621	12.49665	23.40150	.1808813	.0000815
#2	.4956245	185.3975	13.02513	24.32501	.1767883	.0000042
#3	.4659981	177.8545	12.55273	23.44464	.1807190	.0002405

Elem	Na8183	V_2924	Zn2138	K_7698	P_1774	B_2496
Units	ppm	ppm	ppm	ppm	ppm	ppm
Avg	.7071274	.2041940	1.075063	7.801339	F 11.68715	.1073815
Stddev	.0116738	.0216603	.008294	.314953	.10919	.0070490
%RSD	1.650873	10.60773	.7715106	4.037163	.9342481	6.564491
#1	.7076427	.1942753	1.070817	7.717861	11.78156	.1043798
#2	.7185351	.2290376	1.069751	8.149621	11.56758	.1154345
#3	.6952046	.1892690	1.084620	7.536535	11.71231	.1023300

Reviewed By:mohan
On:12/31/2024
11:25:59 PM
Inst Id :P5

Sample Name: P5054-12 Acquired: 12/29/2024 12:28:16 Type: Unk
Method: SFAM01.1 INSTRUMENT P5 WITH 6 POINT ICAL-2(v49) Mode: CONC Corr. Factor: 1.000000
User: Kareem Custom ID1: MBHKR9 Custom ID2: Custom ID3:
Comment:

Elem	Mo2020	S_1820	Si2516	Sn1899	Ti3361	Sr4077
Units	ppm	ppm	ppm	ppm	ppm	ppm
Avg	.0116648	3.003090	11.32518	.4206415	.8102112	.1023988
Stddev	.0006004	.023432	.13790	.0075902	.0209325	.0019297
%RSD	5.147312	.7802612	1.217654	1.804445	2.583588	1.884518
#1	.0112754	3.025428	11.23142	.4255693	.7956103	.1006205
#2	.0113627	2.978699	11.48353	.4119007	.8341934	.1044507
#3	.0123562	3.005142	11.26061	.4244547	.8008299	.1021251

Elem	Li6707
Units	ppm
Avg	.1161115
Stddev	.0005285
%RSD	.4551635
#1	.1163013
#2	.1155143
#3	.1165189

Int. Std.	Y_2243	Y_3600	Y_3710	Y_2243	In2306
Units	Cts/S	Cts/S	Cts/S	Cts/S	Cts/S
Avg	2590.890	32997.86	2462.493	1664.110	1833.882
Stddev	19.111	178.37	29.834	12.293	14.367
%RSD	.7376309	.5405498	1.211551	.7386996	.7834326
#1	2575.005	33087.89	2488.459	1672.506	1821.756
#2	2612.099	33113.28	2429.903	1669.823	1849.750
#3	2585.565	32792.42	2469.116	1650.000	1830.140

Reviewed By:mohan
On:12/31/2024
11:25:59 PM
Inst Id :P5

Sample Name: P5054-13 Acquired: 12/29/2024 12:32:07 Type: Unk
Method: SFAM01.1 INSTRUMENT P5 WITH 6 POINT ICAL-2(v49) Mode: CONC Corr. Factor: 1.000000
User: Kareem Custom ID1: MBHKS1 Custom ID2: Custom ID3:
Comment:

Elem	As1890	Tl1908	Pb2203	Se1960	Sb2068	Al3961
Units	ppm	ppm	ppm	ppm	ppm	ppm
Avg	.1883002	-.040943	1.017661	.1144745	.0267535	85.04222
Stddev	.0055495	.003819	.005133	.0009584	.0027136	.54597
%RSD	2.947143	9.328643	.5043548	.8372253	10.14311	.6419982
#1	.1836724	-.040259	1.013087	.1155631	.0236705	84.45916
#2	.1944526	-.045058	1.016684	.1141029	.0278100	85.12612
#3	.1867754	-.037512	1.023212	.1137576	.0287799	85.54139

Elem	Ba4934	Be2348	Cd2144	Ca3736	Cr2677	Co2286
Units	ppm	ppm	ppm	ppm	ppm	ppm
Avg	2.010526	.0144119	.0106895	73.27581	.1281373	.0812271
Stddev	.013406	.0001707	.0001554	.29687	.0003384	.0008359
%RSD	.6667753	1.184257	1.453447	.4051368	.2641079	1.029124
#1	1.995894	.0142156	.0105131	72.93628	.1281959	.0803449
#2	2.013466	.0145253	.0108062	73.40472	.1284426	.0820074
#3	2.022217	.0144947	.0107490	73.48643	.1277734	.0813291

Elem	Cu3247	Fe2598	Mn2576	Mg2790	Ni2316	Ag3280
Units	ppm	ppm	ppm	ppm	ppm	ppm
Avg	.3478879	202.6567	22.29902	26.77846	.1930635	.0015036
Stddev	.0023715	1.4913	.14872	.21578	.0014642	.0006035
%RSD	.6816893	.7358638	.6669271	.8058007	.7584015	40.13820
#1	.3484696	201.0979	22.13458	26.57106	.1914525	.0008180
#2	.3499144	202.8025	22.33838	26.76256	.1943134	.0017381
#3	.3452796	204.0698	22.42409	27.00175	.1934246	.0019547

Elem	Na8183	V_2924	Zn2138	K_7698	P_1774	B_2496
Units	ppm	ppm	ppm	ppm	ppm	ppm
Avg	.4663299	.1907208	.7617234	8.271652	F 10.85481	.1123801
Stddev	.0079304	.0069096	.0029957	.067733	.08182	.0008359
%RSD	1.700591	3.622901	.3932783	.8188520	.7537749	.7437808
#1	.4601366	.1942421	.7611244	8.229903	10.76197	.1115963
#2	.4752680	.1951604	.7649734	8.235252	10.88605	.1122843
#3	.4635850	.1827599	.7590725	8.349802	10.91640	.1132598

Reviewed By:mohan
On:12/31/2024
11:25:59 PM
Inst Id :P5

Sample Name: P5054-13 Acquired: 12/29/2024 12:32:07 Type: Unk
Method: SFAM01.1 INSTRUMENT P5 WITH 6 POINT ICAL-2(v49) Mode: CONC Corr. Factor: 1.000000
User: Kareem Custom ID1: MBHKS1 Custom ID2: Custom ID3:
Comment:

Elem	Mo2020	S_1820	Si2516	Sn1899	Ti3361	Sr4077
Units	ppm	ppm	ppm	ppm	ppm	ppm
Avg	.0171122	2.674240	11.31797	.1086617	.6111856	-.002182
Stddev	.0004976	.017168	.07767	.0017665	.0029602	.000680
%RSD	2.907840	.6419611	.6862458	1.625649	.4843378	31.16227
#1	.0165390	2.655129	11.23580	.1107006	.6078228	-.001841
#2	.0173652	2.688355	11.39017	.1076932	.6123367	-.001740
#3	.0174325	2.679238	11.32794	.1075914	.6133974	-.002965

Elem	Li6707
Units	ppm
Avg	.1159671
Stddev	.0001855
%RSD	.1599194
#1	.1161745
#2	.1159092
#3	.1158174

Int. Std.	Y_2243	Y_3600	Y_3710	Y_2243	In2306
Units	Cts/S	Cts/S	Cts/S	Cts/S	Cts/S
Avg	2835.866	35737.28	2666.389	1807.860	1830.938
Stddev	2.326	125.70	7.883	2.238	5.377
%RSD	.0820055	.3517352	.2956322	.1237681	.2936658
#1	2838.549	35592.63	2675.462	1806.265	1837.144
#2	2834.624	35799.23	2662.487	1806.898	1827.696
#3	2834.425	35819.97	2661.218	1810.418	1827.973

Reviewed By:mohan
On:12/31/2024
11:25:59 PM
Inst Id :P5

Sample Name: P5054-14 Acquired: 12/29/2024 12:36:00 Type: Unk
Method: SFAM01.1 INSTRUMENT P5 WITH 6 POINT ICAL-2(v49) Mode: CONC Corr. Factor: 1.000000
User: Kareem Custom ID1: MBHKS2 Custom ID2: Custom ID3:
Comment:

Elem	As1890	Tl1908	Pb2203	Se1960	Sb2068	Al3961	Ba4934
Units	ppm	ppm	ppm	ppm	ppm	ppm	ppm
Avg	.1654765	-.044725	.5028190	.1088158	.0245190	80.99432	1.624035
Stddev	.0072152	.005213	.0006998	.0015256	.0047005	.13111	.001587
%RSD	4.360244	11.65668	.1391799	1.401991	19.17090	.1618768	.0977082
#1	.1572001	-.038978	.5020259	.1070748	.0193017	80.96063	1.624352
#2	.1687875	-.046046	.5030815	.1094541	.0258313	81.13899	1.625439
#3	.1704419	-.049151	.5033497	.1099186	.0284238	80.88335	1.622313

Elem	Be2348	Cd2144	Ca3736	Cr2677	Co2286	Cu3247	Fe2598
Units	ppm	ppm	ppm	ppm	ppm	ppm	ppm
Avg	.0130234	.0095557	50.12590	.1122853	.0694918	.2538386	181.3376
Stddev	.0001351	.0000850	.10515	.0007742	.0005405	.0028393	.0199
%RSD	1.037472	.8897427	.2097753	.6895293	.7777852	1.118542	.0109724
#1	.0131793	.0095406	50.04488	.1120880	.0698245	.2521742	181.3146
#2	.0129411	.0096473	50.24472	.1116288	.0697826	.2571170	181.3492
#3	.0129497	.0094793	50.08809	.1131391	.0688681	.2522246	181.3490

Elem	Mn2576	Mg2790	Ni2316	Ag3280	Na8183	V_2924	Zn2138
Units	ppm	ppm	ppm	ppm	ppm	ppm	ppm
Avg	22.27685	21.29329	.1782579	.0012532	.5603446	.1692876	.6335748
Stddev	.02207	.17103	.0007614	.0006293	.0121093	.0035586	.0028067
%RSD	.0990867	.8031933	.4271242	50.21685	2.161042	2.102106	.4429975
#1	22.30134	21.49019	.1785404	.0016940	.5521508	.1678311	.6341353
#2	22.27075	21.18177	.1773956	.0005325	.5546292	.1666883	.6305301
#3	22.25847	21.20789	.1788376	.0015331	.5742538	.1733434	.6360590

Elem	K_7698	P_1774	B_2496	Mo2020	S_1820	Si2516	Sn1899
Units	ppm	ppm	ppm	ppm	ppm	ppm	ppm
Avg	7.074919	9.219823	.1028195	.0173625	2.270185	10.91722	.0620210
Stddev	.039054	.008737	.0011484	.0003416	.010350	.01332	.0011870
%RSD	.5520024	.0947595	1.116949	1.967389	.4559180	.1220002	1.913795
#1	7.079111	9.211856	.1027317	.0176926	2.259595	10.90579	.0606593
#2	7.111707	9.229166	.1017174	.0170104	2.280278	10.91403	.0628367
#3	7.033938	9.218447	.1040093	.0173846	2.270682	10.93185	.0625670

Reviewed By:mohan
On:12/31/2024
11:25:59 PM
Inst Id :P5

Sample Name: P5054-14 Acquired: 12/29/2024 12:36:00 Type: Unk
Method: SFAM01.1 INSTRUMENT P5 WITH 6 POINT ICAL-2(v49) Mode: CONC Corr. Factor: 1.000000
User: Kareem Custom ID1: MBHKS2 Custom ID2: Custom ID3:
Comment:

Elem	Ti3361	Sr4077	Li6707
Units	ppm	ppm	ppm
Avg	.5250930	-.019387	.0950496
Stddev	.0040841	.000805	.0027479
%RSD	.7777963	4.152552	2.891071
#1	.5222942	-.019757	.0945675
#2	.5297796	-.018463	.0925746
#3	.5232053	-.019941	.0980067

Int. Std.	Y_2243	Y_3600	Y_3710	Y_2243	In2306
Units	Cts/S	Cts/S	Cts/S	Cts/S	Cts/S
Avg	2834.494	35512.94	2700.860	1799.428	1825.208
Stddev	4.265	96.76	7.849	8.303	1.921
%RSD	.1504556	.2724690	.2905979	.4614503	.1052515
#1	2830.725	35449.27	2692.435	1789.841	1823.926
#2	2833.634	35465.26	2707.965	1804.333	1824.280
#3	2839.123	35624.29	2702.181	1804.110	1827.417

Reviewed By:mohan
On:12/31/2024
11:25:59 PM
Inst Id :P5

Sample Name: P5054-15 Acquired: 12/29/2024 12:39:51 Type: Unk
Method: SFAM01.1 INSTRUMENT P5 WITH 6 POINT ICAL-2(v49) Mode: CONC Corr. Factor: 1.000000
User: Kareem Custom ID1: MBHKS3 Custom ID2: Custom ID3:
Comment:

Elem	As1890	Tl1908	Pb2203	Se1960	Sb2068	Al3961	Ba4934
Units	ppm	ppm	ppm	ppm	ppm	ppm	ppm
Avg	.0872317	-.017822	.2505435	.0554820	.0097729	54.47388	1.081400
Stddev	.0059079	.001334	.0012624	.0036141	.0008148	.03191	.001704
%RSD	6.772633	7.482441	.5038484	6.513962	8.337772	.0585877	.1575693
#1	.0940120	-.017455	.2505176	.0594940	.0104094	54.50536	1.081431
#2	.0844927	-.019301	.2518186	.0524813	.0088546	54.44155	1.079681
#3	.0831904	-.016711	.2492943	.0544708	.0100548	54.47473	1.083088

Elem	Be2348	Cd2144	Ca3736	Cr2677	Co2286	Cu3247	Fe2598
Units	ppm	ppm	ppm	ppm	ppm	ppm	ppm
Avg	.0095186	.0035947	155.1269	.0824498	.0599364	.1481724	137.2677
Stddev	.0001730	.0002124	.2193	.0007891	.0002740	.0059850	.3113
%RSD	1.817106	5.908654	.1413687	.9571240	.4571457	4.039186	.2268132
#1	.0093432	.0033870	155.3753	.0816599	.0602493	.1521752	137.2718
#2	.0096890	.0035857	154.9601	.0832382	.0598201	.1510499	136.9543
#3	.0095235	.0038115	155.0452	.0824512	.0597397	.1412922	137.5769

Elem	Mn2576	Mg2790	Ni2316	Ag3280	Na8183	V_2924	Zn2138
Units	ppm	ppm	ppm	ppm	ppm	ppm	ppm
Avg	9.854893	48.42146	.1261493	.0000673	.5554256	.1361247	.3717808
Stddev	.007430	.18262	.0006907	.0007170	.0145157	.0031542	.0023923
%RSD	.0753902	.3771562	.5474883	1065.991	2.613444	2.317147	.6434807
#1	9.849871	48.21108	.1269463	.0003647	.5482342	.1360755	.3717122
#2	9.851381	48.51414	.1257261	.0005877	.5721331	.1329954	.3694235
#3	9.863428	48.53917	.1257756	-.000751	.5459095	.1393032	.3742067

Elem	K_7698	P_1774	B_2496	Mo2020	S_1820	Si2516	Sn1899
Units	ppm	ppm	ppm	ppm	ppm	ppm	ppm
Avg	4.731612	6.735057	.0810287	.0053199	1.062350	10.10093	.0299975
Stddev	.015747	.007589	.0005728	.0002946	.006023	.06362	.0004836
%RSD	.3327942	.1126726	.7068883	5.537482	.5669180	.6298588	1.611951
#1	4.713824	6.732183	.0804799	.0055712	1.056149	10.13099	.0294753
#2	4.737242	6.729325	.0809834	.0049957	1.062723	10.14394	.0300875
#3	4.743769	6.743662	.0816228	.0053927	1.068177	10.02784	.0304297

Reviewed By:mohan
On:12/31/2024
11:25:59 PM
Inst Id :P5

Sample Name: P5054-15 Acquired: 12/29/2024 12:39:51 Type: Unk
Method: SFAM01.1 INSTRUMENT P5 WITH 6 POINT ICAL-2(v49) Mode: CONC Corr. Factor: 1.000000
User: Kareem Custom ID1: MBHKS3 Custom ID2: Custom ID3:
Comment:

Elem	Ti3361	Sr4077	Li6707
Units	ppm	ppm	ppm
Avg	.7347183	.0302813	.0665386
Stddev	.0066195	.0004665	.0037204
%RSD	.9009528	1.540415	5.591369
#1	.7280925	.0303618	.0654745
#2	.7347308	.0307022	.0634662
#3	.7413314	.0297798	.0706751

Int. Std.	Y_2243	Y_3600	Y_3710	Y_2243	In2306
Units	Cts/S	Cts/S	Cts/S	Cts/S	Cts/S
Avg	2505.632	31744.33	2416.190	1593.502	1782.319
Stddev	6.575	70.43	13.596	5.372	5.455
%RSD	.2624086	.2218653	.5626874	.3371236	.3060645
#1	2511.767	31678.33	2411.106	1590.102	1787.139
#2	2498.691	31736.17	2405.869	1599.695	1776.397
#3	2506.437	31818.48	2431.595	1590.710	1783.422

Reviewed By:mohan
On:12/31/2024
11:25:59 PM
Inst Id :P5

Sample Name: P5054-16 Acquired: 12/29/2024 12:43:42 Type: Unk
Method: SFAM01.1 INSTRUMENT P5 WITH 6 POINT ICAL-2(v49) Mode: CONC Corr. Factor: 1.000000
User: Kareem Custom ID1: MBHKT8 Custom ID2: Custom ID3:
Comment:

Elem	As1890	Tl1908	Pb2203	Se1960	Sb2068	Al3961
Units	ppm	ppm	ppm	ppm	ppm	ppm
Avg	.1067388	-.028978	1.347296	.0644654	.0128059	58.63271
Stddev	.0029954	.006436	.008161	.0024666	.0031520	.18204
%RSD	2.806329	22.21160	.6057674	3.826266	24.61344	.3104671
#1	.1077529	-.025744	1.338392	.0617005	.0149157	58.68121
#2	.1090956	-.036390	1.354422	.0652558	.0143195	58.78559
#3	.1033680	-.024799	1.349074	.0664401	.0091827	58.43134

Elem	Ba4934	Be2348	Cd2144	Ca3736	Cr2677	Co2286
Units	ppm	ppm	ppm	ppm	ppm	ppm
Avg	1.290533	.0107326	.0082643	159.2148	.1480958	.0554935
Stddev	.005793	.0001053	.0000626	.2961	.0008176	.0011544
%RSD	.4488670	.9811336	.7568395	.1859546	.5520524	2.080325
#1	1.294732	.0107627	.0082677	159.3949	.1475851	.0546887
#2	1.292942	.0108196	.0082001	159.3764	.1490388	.0568162
#3	1.283924	.0106156	.0083250	158.8731	.1476636	.0549755

Elem	Cu3247	Fe2598	Mn2576	Mg2790	Ni2316	Ag3280
Units	ppm	ppm	ppm	ppm	ppm	ppm
Avg	.3051429	143.9264	7.611971	33.79656	.1622576	.0009066
Stddev	.0045181	.3999	.023174	.23449	.0006008	.0010121
%RSD	1.480635	.2778484	.3044450	.6938168	.3702592	111.6412
#1	.3006342	144.0968	7.624842	33.98386	.1620341	.0012271
#2	.3096703	144.2128	7.625852	33.87224	.1629381	-.000227
#3	.3051242	143.4695	7.585218	33.53358	.1618006	.001720

Elem	Na8183	V_2924	Zn2138	K_7698	P_1774	B_2496
Units	ppm	ppm	ppm	ppm	ppm	ppm
Avg	.4472532	.1531866	1.603527	11.48887	F 15.43443	.1076470
Stddev	.0216298	.0107417	.000629	.21239	.08482	.0015750
%RSD	4.836153	7.012163	.0392333	1.848670	.5495380	1.463081
#1	.4714151	.1504422	1.602813	11.52683	15.36786	.1064249
#2	.4406499	.1440833	1.603770	11.26006	15.52993	.1094244
#3	.4296947	.1650342	1.603999	11.67972	15.40551	.1070917

Reviewed By:mohan
On:12/31/2024
11:25:59 PM
Inst Id :P5

Sample Name: P5054-16 Acquired: 12/29/2024 12:43:42 Type: Unk
Method: SFAM01.1 INSTRUMENT P5 WITH 6 POINT ICAL-2(v49) Mode: CONC Corr. Factor: 1.000000
User: Kareem Custom ID1: MBHKT8 Custom ID2: Custom ID3:
Comment:

Elem	Mo2020	S_1820	Si2516	Sn1899	Ti3361	Sr4077
Units	ppm	ppm	ppm	ppm	ppm	ppm
Avg	.0087183	4.790827	11.05230	.1262703	.8604264	.1064447
Stddev	.0007156	.017839	.06528	.0018701	.0075712	.0002531
%RSD	8.208653	.3723676	.5906254	1.481028	.8799327	.2377405
#1	.0084582	4.787857	11.12147	.1282015	.8691613	.1064580
#2	.0095276	4.809966	10.99177	.1244680	.8563727	.1061853
#3	.0081691	4.774659	11.04368	.1261415	.8557452	.1066909

Elem	Li6707
Units	ppm
Avg	.0767609
Stddev	.0031321
%RSD	4.080292
#1	.0734479
#2	.0796735
#3	.0771612

Int. Std.	Y_2243	Y_3600	Y_3710	Y_2243	In2306
Units	Cts/S	Cts/S	Cts/S	Cts/S	Cts/S
Avg	2433.719	30785.40	2356.889	1556.681	1798.086
Stddev	12.452	158.55	17.296	5.435	11.078
%RSD	.5116614	.5150209	.7338370	.3491403	.6160849
#1	2446.777	30736.36	2337.583	1555.417	1808.997
#2	2421.977	30657.17	2362.114	1551.990	1786.849
#3	2432.401	30962.68	2370.970	1562.637	1798.413

Reviewed By:mohan
On:12/31/2024
11:25:59 PM
Inst Id :P5

Sample Name: P5054-17 Acquired: 12/29/2024 12:47:30 Type: Unk
Method: SFAM01.1 INSTRUMENT P5 WITH 6 POINT ICAL-2(v49) Mode: CONC Corr. Factor: 1.000000
User: Kareem Custom ID1: MBHKT9 Custom ID2: Custom ID3:
Comment:

Elem	As1890	Tl1908	Pb2203	Se1960	Sb2068	Al3961
Units	ppm	ppm	ppm	ppm	ppm	ppm
Avg	.1342784	-.037180	1.697102	.0764161	.0133778	66.81106
Stddev	.0033651	.001202	.002356	.0031530	.0027012	.87317
%RSD	2.506061	3.233935	.1388024	4.126126	20.19151	1.306931
#1	.1375294	-.038443	1.697013	.0736804	.0125273	67.15000
#2	.1308098	-.036049	1.694792	.0757035	.0112042	67.46396
#3	.1344962	-.037049	1.699501	.0798644	.0164018	65.81924

Elem	Ba4934	Be2348	Cd2144	Ca3736	Cr2677	Co2286
Units	ppm	ppm	ppm	ppm	ppm	ppm
Avg	1.490218	.0120416	.0098429	157.1646	.1833571	.0602746
Stddev	.020193	.0002430	.0000759	2.0218	.0068800	.0010758
%RSD	1.355029	2.018128	.7706519	1.286432	3.752259	1.784804
#1	1.501040	.0121801	.0097729	158.3321	.1912978	.0594183
#2	1.502693	.0121838	.0098323	158.3317	.1791769	.0599235
#3	1.466921	.0117610	.0099235	154.8300	.1795967	.0614821

Elem	Cu3247	Fe2598	Mn2576	Mg2790	Ni2316	Ag3280
Units	ppm	ppm	ppm	ppm	ppm	ppm
Avg	.3698778	159.9773	8.443056	37.99480	.2017005	.0006117
Stddev	.0090816	2.2303	.115171	.46263	.0003219	.0020308
%RSD	2.455303	1.394115	1.364090	1.217610	.1596007	331.9844
#1	.3594307	161.3264	8.505751	38.13332	.2016707	-.000579
#2	.3758880	161.2025	8.513279	38.37235	.2013945	.002957
#3	.3743148	157.4030	8.310140	37.47874	.2020362	-.000542

Elem	Na8183	V_2924	Zn2138	K_7698	P_1774	B_2496
Units	ppm	ppm	ppm	ppm	ppm	ppm
Avg	.5281262	.1699769	1.812147	11.41601	F 18.94652	.1123456
Stddev	.0147186	.0098307	.060736	.12893	.01857	.0019976
%RSD	2.786938	5.783579	3.351621	1.129345	.0980072	1.778110
#1	.5427398	.1630233	1.881829	11.43100	18.94749	.1123866
#2	.5283340	.1812241	1.770438	11.53678	18.96458	.1143224
#3	.5133049	.1656833	1.784173	11.28024	18.92748	.1103278

Reviewed By:mohan
On:12/31/2024
11:25:59 PM
Inst Id :P5

Sample Name: P5054-17 Acquired: 12/29/2024 12:47:30 Type: Unk
Method: SFAM01.1 INSTRUMENT P5 WITH 6 POINT ICAL-2(v49) Mode: CONC Corr. Factor: 1.000000
User: Kareem Custom ID1: MBHKT9 Custom ID2: Custom ID3:
Comment:

Elem	Mo2020	S_1820	Si2516	Sn1899	Ti3361	Sr4077
Units	ppm	ppm	ppm	ppm	ppm	ppm
Avg	.0088746	4.442074	10.89926	.1518324	.9060320	.1281303
Stddev	.0007549	.000630	.17959	.0009279	.0110530	.0010014
%RSD	8.506592	.0141929	1.647747	.6111559	1.219939	.7815156
#1	.0080693	4.441384	10.99746	.1520624	.9102435	.1286197
#2	.0089883	4.442217	11.00833	.1526236	.9143601	.1287929
#3	.0095662	4.442621	10.69198	.1508110	.8934923	.1269784

Elem	Li6707
Units	ppm
Avg	.0886132
Stddev	.0029296
%RSD	3.306099
#1	.0909434
#2	.0895718
#3	.0853243

Int. Std.	Y_2243	Y_3600	Y_3710	Y_2243	In2306
Units	Cts/S	Cts/S	Cts/S	Cts/S	Cts/S
Avg	2481.376	31004.32	2457.377	1565.621	1783.401
Stddev	2.463	1025.72	41.437	50.981	1.013
%RSD	.0992710	3.308327	1.686216	3.256295	.0568295
#1	2481.202	29824.43	2440.134	1506.807	1784.531
#2	2479.005	31504.72	2427.346	1597.211	1783.097
#3	2483.922	31683.80	2504.651	1592.846	1782.574

Reviewed By:mohan
On:12/31/2024
11:25:59 PM
Inst Id :P5

Sample Name: P5054-18 Acquired: 12/29/2024 12:51:20 Type: Unk
Method: SFAM01.1 INSTRUMENT P5 WITH 6 POINT ICAL-2(v49) Mode: CONC Corr. Factor: 1.000000
User: Kareem Custom ID1: MBHKW0 Custom ID2: Custom ID3:
Comment:

Elem	As1890	Tl1908	Pb2203	Se1960	Sb2068	Al3961
Units	ppm	ppm	ppm	ppm	ppm	ppm
Avg	.1809183	-.056287	23.10486	.1040864	-.004216	77.83528
Stddev	.0009398	.005050	.00550	.0004831	.003106	.05782
%RSD	.5194698	8.971855	.0237842	.4641127	73.67255	.0742840
#1	.1814019	-.061914	23.10039	.1037460	-.000756	77.81554
#2	.1815178	-.054799	23.11099	.1046393	-.005128	77.78992
#3	.1798351	-.052148	23.10320	.1038740	-.006764	77.90039

Elem	Ba4934	Be2348	Cd2144	Ca3736	Cr2677	Co2286
Units	ppm	ppm	ppm	ppm	ppm	ppm
Avg	1.692456	.0144818	.0100296	143.0889	.1688467	.0677576
Stddev	.001319	.0000988	.0001055	.2282	.0007353	.0001514
%RSD	.0779398	.6820045	1.052114	.1594833	.4354771	.2234355
#1	1.692312	.0145948	.0101090	142.8722	.1681287	.0679119
#2	1.691214	.0144383	.0099098	143.3271	.1695981	.0677516
#3	1.693841	.0144123	.0100700	143.0676	.1688134	.0676093

Elem	Cu3247	Fe2598	Mn2576	Mg2790	Ni2316	Ag3280
Units	ppm	ppm	ppm	ppm	ppm	ppm
Avg	.4901691	201.1417	11.35914	37.10639	.1979764	.0006276
Stddev	.0014354	.5577	.01034	.08809	.0001674	.0009386
%RSD	.2928410	.2772861	.0910305	.2373907	.0845312	149.5659
#1	.4915732	200.5667	11.35315	37.00573	.1979224	.0000372
#2	.4902296	201.1780	11.35318	37.14408	.1978428	.0001356
#3	.4887043	201.6804	11.37108	37.16936	.1981642	.0017099

Elem	Na8183	V_2924	Zn2138	K_7698	P_1774	B_2496
Units	ppm	ppm	ppm	ppm	ppm	ppm
Avg	.5709787	.2084003	1.450122	11.64451	F 19.40464	.1226183
Stddev	.0204597	.0102422	.002491	.11262	.02348	.0025880
%RSD	3.583264	4.914686	.1717634	.9671690	.1210092	2.110586
#1	.5797219	.1971225	1.448661	11.62389	19.42038	.1196309
#2	.5856140	.2171234	1.452997	11.76602	19.37765	.1241764
#3	.5476001	.2109548	1.448706	11.54362	19.41589	.1240476

Reviewed By:mohan
On:12/31/2024
11:25:59 PM
Inst Id :P5

Sample Name: P5054-18 Acquired: 12/29/2024 12:51:20 Type: Unk
Method: SFAM01.1 INSTRUMENT P5 WITH 6 POINT ICAL-2(v49) Mode: CONC Corr. Factor: 1.000000
User: Kareem Custom ID1: MBHKW0 Custom ID2: Custom ID3:
Comment:

Elem	Mo2020	S_1820	Si2516	Sn1899	Ti3361	Sr4077
Units	ppm	ppm	ppm	ppm	ppm	ppm
Avg	.0081041	3.591261	11.16418	4.518022	.9262273	.0835145
Stddev	.0001912	.019050	.04277	.002407	.0044602	.0007453
%RSD	2.359631	.5304663	.3831391	.0532858	.4815457	.8924571
#1	.0083249	3.583060	11.21249	4.516427	.9298035	.0842706
#2	.0079948	3.577685	11.13111	4.516848	.9276488	.0834925
#3	.0079926	3.613039	11.14895	4.520791	.9212296	.0827804

Elem	Li6707
Units	ppm
Avg	.1049750
Stddev	.0007591
%RSD	.7231540
#1	.1041477
#2	.1051376
#3	.1056396

Int. Std.	Y_2243	Y_3600	Y_3710	Y_2243	In2306
Units	Cts/S	Cts/S	Cts/S	Cts/S	Cts/S
Avg	2579.953	32697.21	2433.473	1639.530	1771.448
Stddev	6.169	131.71	4.173	12.056	3.572
%RSD	.2391066	.4028266	.1714927	.7353390	.2016496
#1	2572.842	32709.83	2429.023	1641.468	1767.501
#2	2583.149	32559.63	2434.097	1626.622	1772.384
#3	2583.869	32822.15	2437.299	1650.499	1774.459

Reviewed By:mohan
On:12/31/2024
11:25:59 PM
Inst Id :P5

Sample Name: P5054-19 Acquired: 12/29/2024 12:55:09 Type: Unk
Method: SFAM01.1 INSTRUMENT P5 WITH 6 POINT ICAL-2(v49) Mode: CONC Corr. Factor: 1.000000
User: Kareem Custom ID1: MBHKW1 Custom ID2: Custom ID3:
Comment:

Elem	As1890	Tl1908	Pb2203	Se1960	Sb2068	Al3961
Units	ppm	ppm	ppm	ppm	ppm	ppm
Avg	.1340549	-.045234	.3882660	.0814560	.0201787	74.84162
Stddev	.0047642	.006494	.0009022	.0024428	.0022109	.29476
%RSD	3.553923	14.35579	.2323543	2.998892	10.95669	.3938464
#1	.1359292	-.052665	.3884484	.0790727	.0196065	74.50792
#2	.1286386	-.042388	.3890630	.0839542	.0226195	74.95046
#3	.1375969	-.040649	.3872866	.0813411	.0183102	75.06649

Elem	Ba4934	Be2348	Cd2144	Ca3736	Cr2677	Co2286
Units	ppm	ppm	ppm	ppm	ppm	ppm
Avg	1.163615	.0129414	.0056906	345.6504	.1214987	.0653973
Stddev	.005602	.0001103	.0000633	1.1406	.0005630	.0007974
%RSD	.4813916	.8522290	1.112498	.3299898	.4633371	1.219263
#1	1.158543	.0130264	.0056457	344.3839	.1220879	.0650100
#2	1.169627	.0129810	.0057630	345.9710	.1209663	.0663143
#3	1.162675	.0128168	.0056630	346.5965	.1214420	.0648675

Elem	Cu3247	Fe2598	Mn2576	Mg2790	Ni2316	Ag3280
Units	ppm	ppm	ppm	ppm	ppm	ppm
Avg	.1594089	191.1283	9.805713	86.08434	.1617276	-.003846
Stddev	.0011037	.3813	.034213	.30435	.0006513	.000391
%RSD	.6923563	.1995113	.3489040	.3535430	.4026867	10.16467
#1	.1604961	190.6892	9.767086	85.78747	.1613879	-.003648
#2	.1582894	191.3193	9.817854	86.06992	.1624785	-.003593
#3	.1594413	191.3764	9.832200	86.39564	.1613165	-.004296

Elem	Na8183	V_2924	Zn2138	K_7698	P_1774	B_2496
Units	ppm	ppm	ppm	ppm	ppm	ppm
Avg	.6706738	.1950146	.5005641	8.269493	F 10.12547	.1085548
Stddev	.0140200	.0088956	.0022698	.029650	.05292	.0009908
%RSD	2.090438	4.561507	.4534443	.3585517	.5226723	.9127079
#1	.6799300	.2045844	.5008107	8.238920	10.09783	.1078157
#2	.6545434	.1869977	.4981812	8.298126	10.18649	.1096806
#3	.6775479	.1934618	.5027006	8.271435	10.09209	.1081680

Reviewed By:mohan
On:12/31/2024
11:25:59 PM
Inst Id :P5

Sample Name: P5054-19 Acquired: 12/29/2024 12:55:09 Type: Unk
Method: SFAM01.1 INSTRUMENT P5 WITH 6 POINT ICAL-2(v49) Mode: CONC Corr. Factor: 1.000000
User: Kareem Custom ID1: MBHKW1 Custom ID2: Custom ID3:
Comment:

Elem	Mo2020	S_1820	Si2516	Sn1899	Ti3361	Sr4077
Units	ppm	ppm	ppm	ppm	ppm	ppm
Avg	.0047903	1.522854	10.28942	.0804056	1.002363	.0833732
Stddev	.0006507	.016347	.02594	.0016965	.010672	.0002739
%RSD	13.58458	1.073455	.2521364	2.109964	1.064699	.3284745
#1	.0041301	1.513685	10.31788	.0800569	.990399	.0830854
#2	.0048096	1.541728	10.26709	.0822494	1.005788	.0836306
#3	.0054312	1.513150	10.28328	.0789105	1.010902	.0834035

Elem	Li6707
Units	ppm
Avg	.1026334
Stddev	.0032814
%RSD	3.197189
#1	.1047182
#2	.0988510
#3	.1043309

Int. Std.	Y_2243	Y_3600	Y_3710	Y_2243	In2306
Units	Cts/S	Cts/S	Cts/S	Cts/S	Cts/S
Avg	2555.265	32509.06	2513.894	1630.325	1711.243
Stddev	4.393	182.67	16.231	13.582	4.030
%RSD	.1719270	.5619180	.6456570	.8330764	.2355244
#1	2560.125	32613.74	2518.070	1640.325	1714.816
#2	2554.095	32615.31	2527.629	1635.787	1706.874
#3	2551.575	32298.13	2495.983	1614.862	1712.039

Reviewed By:mohan
On:12/31/2024
11:25:59 PM
Inst Id :P5

Sample Name: P5054-20 Acquired: 12/29/2024 12:58:58 Type: Unk
Method: SFAM01.1 INSTRUMENT P5 WITH 6 POINT ICAL-2(v49) Mode: CONC Corr. Factor: 1.000000
User: Kareem Custom ID1: MBHKW2 Custom ID2: Custom ID3:
Comment:

Elem	As1890	Tl1908	Pb2203	Se1960	Sb2068	Al3961
Units	ppm	ppm	ppm	ppm	ppm	ppm
Avg	.0924503	-.008844	.3215010	.0300048	-.009369	42.49653
Stddev	.0038663	.004448	.0039971	.0015173	.002047	.32621
%RSD	4.182049	50.29838	1.243249	5.056864	21.85187	.7676196
#1	.0881789	-.008613	.3202765	.0312839	-.011629	42.82994
#2	.0934614	-.004516	.3182595	.0283284	-.008843	42.48161
#3	.0957106	-.013404	.3259671	.0304020	-.007637	42.17803

Elem	Ba4934	Be2348	Cd2144	Ca3736	Cr2677	Co2286
Units	ppm	ppm	ppm	ppm	ppm	ppm
Avg	.7108178	.0086238	.0045638	F 1669.592	.0685946	.0779018
Stddev	.0051695	.0000379	.0001405	21.383	.0009917	.0005378
%RSD	.7272640	.4392262	3.077440	1.280713	1.445743	.6902933
#1	.7162575	.0086498	.0044317	1645.086	.0688200	.0782337
#2	.7102265	.0085803	.0047113	1679.235	.0694541	.0781903
#3	.7059693	.0086412	.0045484	1684.454	.0675096	.0772813

Elem	Cu3247	Fe2598	Mn2576	Mg2790	Ni2316	Ag3280
Units	ppm	ppm	ppm	ppm	ppm	ppm
Avg	.2139938	137.1449	10.23367	233.9645	.1361015	-.003653
Stddev	.0080333	1.2320	.05682	1.5250	.0005334	.000490
%RSD	3.753986	.8983285	.5551828	.6518077	.3918861	13.42110
#1	.2085562	138.5110	10.29767	235.7252	.1366532	-.003314
#2	.2232209	136.8058	10.21418	233.1052	.1360627	-.003429
#3	.2102042	136.1180	10.18917	233.0630	.1355886	-.004215

Elem	Na8183	V_2924	Zn2138	K_7698	P_1774	B_2496
Units	ppm	ppm	ppm	ppm	ppm	ppm
Avg	1.531545	.1197574	.4986937	7.849540	6.364877	.1134410
Stddev	.024204	.0079811	.0026653	.169938	.026176	.0012349
%RSD	1.580360	6.664365	.5344515	2.164948	.4112560	1.088599
#1	1.521695	.1270283	.4957382	7.960547	6.335003	.1139292
#2	1.513819	.1112181	.5009146	7.934169	6.375831	.1143572
#3	1.559121	.1210259	.4994285	7.653904	6.383796	.1120366

Reviewed By:mohan
On:12/31/2024
11:25:59 PM
Inst Id :P5

Sample Name: P5054-20 Acquired: 12/29/2024 12:58:58 Type: Unk
Method: SFAM01.1 INSTRUMENT P5 WITH 6 POINT ICAL-2(v49) Mode: CONC Corr. Factor: 1.000000
User: Kareem Custom ID1: MBHKW2 Custom ID2: Custom ID3:
Comment:

Elem	Mo2020	S_1820	Si2516	Sn1899	Ti3361	Sr4077
Units	ppm	ppm	ppm	ppm	ppm	ppm
Avg	.0014898	2.225103	8.764361	.0424555	.4191292	1.109052
Stddev	.0004844	.000442	.053986	.0018702	.0057757	.010446
%RSD	32.51693	.0198467	.6159673	4.405030	1.378018	.9418891
#1	.0009372	2.225235	8.708421	.0419227	.4250570	1.120082
#2	.0016911	2.225463	8.816153	.0445342	.4188120	1.107767
#3	.0018412	2.224610	8.768510	.0409095	.4135187	1.099309

Elem	Li6707
Units	ppm
Avg	.0902054
Stddev	.0026889
%RSD	2.980830
#1	.0920089
#2	.0914924
#3	.0871149

Int. Std.	Y_2243	Y_3600	Y_3710	Y_2243	In2306
Units	Cts/S	Cts/S	Cts/S	Cts/S	Cts/S
Avg	2198.746	28103.67	2225.440	1413.451	1528.664
Stddev	2.688	36.79	9.406	2.191	1.647
%RSD	.1222300	.1308999	.4226557	.1549773	.1077401
#1	2200.406	28065.38	2229.609	1411.706	1530.181
#2	2195.645	28138.75	2214.670	1412.737	1526.912
#3	2200.187	28106.89	2232.040	1415.909	1528.898

Reviewed By:mohan
On:12/31/2024
11:25:59 PM
Inst Id :P5

Sample Name: P5054-21 Acquired: 12/29/2024 13:02:58 Type: Unk
Method: SFAM01.1 INSTRUMENT P5 WITH 6 POINT ICAL-2(v49) Mode: CONC Corr. Factor: 1.000000
User: Kareem Custom ID1: MBHKW3 Custom ID2: Custom ID3:
Comment:

Elem	As1890	Tl1908	Pb2203	Se1960	Sb2068	Al3961
Units	ppm	ppm	ppm	ppm	ppm	ppm
Avg	.0274895	.0278705	.1746076	-.004274	-.013004	30.02291
Stddev	.0067863	.0045276	.0024500	.003104	.003195	.17497
%RSD	24.68678	16.24504	1.403155	72.62163	24.57203	.5827818
#1	.0334670	.0231748	.1741946	-.000691	-.011431	29.93936
#2	.0201126	.0282280	.1723903	-.006004	-.016680	30.22399
#3	.0288889	.0322088	.1772378	-.006127	-.010899	29.90539

Elem	Ba4934	Be2348	Cd2144	Ca3736	Cr2677	Co2286
Units	ppm	ppm	ppm	ppm	ppm	ppm
Avg	.4050573	.0055059	.0043659	F 1119.509	.0617868	.0726938
Stddev	.0015184	.0001562	.0000800	4.458	.0007035	.0011235
%RSD	.3748669	2.836821	1.832318	.3982534	1.138508	1.545504
#1	.4048366	.0055698	.0044486	1115.765	.0618288	.0720534
#2	.4066741	.0056200	.0043603	1124.441	.0610634	.0720370
#3	.4036614	.0053279	.0042889	1118.322	.0624684	.0739911

Elem	Cu3247	Fe2598	Mn2576	Mg2790	Ni2316	Ag3280
Units	ppm	ppm	ppm	ppm	ppm	ppm
Avg	.1245141	80.22416	10.89033	60.13003	.1047061	-.000267
Stddev	.0061084	.21782	.03142	.13208	.0021115	.001284
%RSD	4.905804	.2715137	.2885195	.2196608	2.016595	480.8751
#1	.1221481	80.13222	10.87291	60.14372	.1022694	.000411
#2	.1314516	80.47288	10.92661	60.25473	.1058504	.000536
#3	.1199426	80.06739	10.87149	59.99164	.1059984	-.001748

Elem	Na8183	V_2924	Zn2138	K_7698	P_1774	B_2496
Units	ppm	ppm	ppm	ppm	ppm	ppm
Avg	.7527352	.0556039	.3050671	8.840641	3.839629	.0817646
Stddev	.0146529	.0056850	.0013962	.019923	.022135	.0024127
%RSD	1.946623	10.22418	.4576566	.2253611	.5764872	2.950757
#1	.7585287	.0557247	.3036449	8.854826	3.815867	.0792937
#2	.7360713	.0498595	.3064357	8.849234	3.843354	.0841145
#3	.7636056	.0612277	.3051208	8.817863	3.859664	.0818857

Reviewed By:mohan
On:12/31/2024
11:25:59 PM
Inst Id :P5

Sample Name: P5054-21 Acquired: 12/29/2024 13:02:58 Type: Unk
Method: SFAM01.1 INSTRUMENT P5 WITH 6 POINT ICAL-2(v49) Mode: CONC Corr. Factor: 1.000000
User: Kareem Custom ID1: MBHKW3 Custom ID2: Custom ID3:
Comment:

Elem	Mo2020	S_1820	Si2516	Sn1899	Ti3361	Sr4077
Units	ppm	ppm	ppm	ppm	ppm	ppm
Avg	.0005745	1.038950	7.837981	.0314935	.3712300	.6788051
Stddev	.0004034	.012570	.037135	.0026503	.0050628	.0052347
%RSD	70.22372	1.209923	.4737859	8.415363	1.363795	.7711693
#1	.0001164	1.032718	7.808665	.0339913	.3752028	.6734552
#2	.0008768	1.030713	7.879740	.0317758	.3655295	.6839166
#3	.0007304	1.053419	7.825539	.0287133	.3729578	.6790435

Elem	Li6707
Units	ppm
Avg	.0613235
Stddev	.0029008
%RSD	4.730311
#1	.0588911
#2	.0645340
#3	.0605456

Int. Std.	Y_2243	Y_3600	Y_3710	Y_2243	In2306
Units	Cts/S	Cts/S	Cts/S	Cts/S	Cts/S
Avg	2290.369	29168.27	2310.158	1461.121	1612.021
Stddev	7.685	169.38	15.654	8.951	5.263
%RSD	.3355540	.5806893	.6776207	.6125827	.3264882
#1	2283.119	28974.80	2302.863	1455.767	1608.800
#2	2298.426	29240.24	2299.483	1456.142	1618.095
#3	2289.561	29289.79	2328.128	1471.454	1609.169

Reviewed By:mohan
On:12/31/2024
11:25:59 PM
Inst Id :P5

Sample Name: P5056-01 Acquired: 12/29/2024 13:06:48 Type: Unk
Method: SFAM01.1 INSTRUMENT P5 WITH 6 POINT ICAL-2(v49) Mode: CONC Corr. Factor: 1.000000
User: Kareem Custom ID1: MBHKX9 Custom ID2: Custom ID3:
Comment:

Elem	As1890	Tl1908	Pb2203	Se1960	Sb2068	Al3961
Units	ppm	ppm	ppm	ppm	ppm	ppm
Avg	.1197117	-.049067	1.321207	.0753226	.0215167	56.24883
Stddev	.0031436	.002562	.005437	.0014360	.0032981	.05862
%RSD	2.625938	5.221145	.4115396	1.906478	15.32816	.1042115
#1	.1205215	-.046699	1.319438	.0736962	.0198765	56.18115
#2	.1223711	-.051787	1.316874	.0758559	.0193602	56.28192
#3	.1162424	-.048716	1.327308	.0764156	.0253133	56.28341

Elem	Ba4934	Be2348	Cd2144	Ca3736	Cr2677	Co2286
Units	ppm	ppm	ppm	ppm	ppm	ppm
Avg	1.260335	.0121174	.0069148	81.22893	.1046241	.0393890
Stddev	.001398	.0002173	.0000666	.07589	.0011035	.0004055
%RSD	.1108910	1.793389	.9623912	.0934245	1.054714	1.029558
#1	1.258854	.0123368	.0069046	81.21111	.1055027	.0396543
#2	1.261630	.0121132	.0069859	81.31214	.1049839	.0389222
#3	1.260522	.0119022	.0068540	81.16354	.1033856	.0395905

Elem	Cu3247	Fe2598	Mn2576	Mg2790	Ni2316	Ag3280
Units	ppm	ppm	ppm	ppm	ppm	ppm
Avg	.2621529	158.6888	5.894173	29.18119	.1687054	-.002335
Stddev	.0039457	.5395	.024516	.08406	.0005476	.000928
%RSD	1.505094	.3399972	.4159331	.2880623	.3245934	39.74311
#1	.2629611	158.2376	5.868015	29.11132	.1681607	-.003034
#2	.2656319	158.5424	5.897882	29.15779	.1692559	-.002689
#3	.2578657	159.2864	5.916624	29.27448	.1686997	-.001282

Elem	Na8183	V_2924	Zn2138	K_7698	P_1774	B_2496
Units	ppm	ppm	ppm	ppm	ppm	ppm
Avg	.4784384	.1593709	1.246088	8.416025	F 13.99765	.0963211
Stddev	.0048470	.0069048	.006470	.070260	.03299	.0009099
%RSD	1.013089	4.332561	.5192069	.8348381	.2356592	.9446876
#1	.4840302	.1672264	1.248225	8.474941	13.98087	.0958503
#2	.4754370	.1566246	1.251220	8.338264	13.97643	.0973699
#3	.4758480	.1542618	1.238820	8.434871	14.03565	.0957430

Reviewed By:mohan
On:12/31/2024
11:25:59 PM
Inst Id :P5

Sample Name: P5056-01 Acquired: 12/29/2024 13:06:48 Type: Unk
Method: SFAM01.1 INSTRUMENT P5 WITH 6 POINT ICAL-2(v49) Mode: CONC Corr. Factor: 1.000000
User: Kareem Custom ID1: MBHKX9 Custom ID2: Custom ID3:
Comment:

Elem	Mo2020	S_1820	Si2516	Sn1899	Ti3361	Sr4077
Units	ppm	ppm	ppm	ppm	ppm	ppm
Avg	.0101414	4.667761	12.02608	.0685496	.7296040	.0647640
Stddev	.0003359	.015444	.11473	.0011058	.0048955	.0010228
%RSD	3.311967	.3308717	.9539899	1.613059	.6709768	1.579198
#1	.0105239	4.651608	12.10034	.0672870	.7261652	.0652892
#2	.0098947	4.669293	11.89395	.0693453	.7274379	.0654175
#3	.0100056	4.682382	12.08396	.0690165	.7352088	.0635853

Elem	Li6707
Units	ppm
Avg	.0739207
Stddev	.0028708
%RSD	3.883650
#1	.0718565
#2	.0771991
#3	.0727066

Int. Std.	Y_2243	Y_3600	Y_3710	Y_2243	In2306
Units	Cts/S	Cts/S	Cts/S	Cts/S	Cts/S
Avg	2460.261	31251.58	2334.867	1587.355	1834.348
Stddev	4.264	138.24	21.462	12.334	5.717
%RSD	.1732986	.4423508	.9192120	.7769942	.3116893
#1	2463.615	31092.01	2317.256	1574.770	1838.876
#2	2461.705	31327.79	2358.773	1587.873	1836.244
#3	2455.463	31334.95	2328.572	1599.421	1827.923

Reviewed By:mohan
On:12/31/2024
11:25:59 PM
Inst Id :P5

Sample Name: P5056-02 Acquired: 12/29/2024 13:10:38 Type: Unk
Method: SFAM01.1 INSTRUMENT P5 WITH 6 POINT ICAL-2(v49) Mode: CONC Corr. Factor: 1.000000
User: Kareem Custom ID1: MBHKY0 Custom ID2: Custom ID3:
Comment:

Elem	As1890	Tl1908	Pb2203	Se1960	Sb2068	Al3961
Units	ppm	ppm	ppm	ppm	ppm	ppm
Avg	.1319510	-.046094	1.367687	.0705784	.0158329	57.57790
Stddev	.0061180	.002715	.004447	.0020601	.0040097	.62805
%RSD	4.636565	5.891027	.3251169	2.918926	25.32536	1.090786
#1	.1389158	-.046088	1.370045	.0683484	.0162682	57.85278
#2	.1294929	-.043382	1.362558	.0724106	.0196072	56.85927
#3	.1274444	-.048813	1.370458	.0709763	.0116233	58.02165

Elem	Ba4934	Be2348	Cd2144	Ca3736	Cr2677	Co2286
Units	ppm	ppm	ppm	ppm	ppm	ppm
Avg	1.494370	.0112788	.0069920	85.05820	.1059433	.0489461
Stddev	.018984	.0001763	.0000860	1.14039	.0002074	.0009940
%RSD	1.270389	1.563280	1.230338	1.340720	.1957310	2.030718
#1	1.498878	.0114350	.0070770	85.37770	.1057087	.0486900
#2	1.473537	.0113137	.0069050	83.79213	.1060189	.0500430
#3	1.510694	.0110876	.0069939	86.00476	.1061022	.0481052

Elem	Cu3247	Fe2598	Mn2576	Mg2790	Ni2316	Ag3280
Units	ppm	ppm	ppm	ppm	ppm	ppm
Avg	.2482302	152.0231	6.886669	33.17827	.1683380	-.002104
Stddev	.0026217	1.6674	.079781	.46202	.0009325	.000244
%RSD	1.056174	1.096787	1.158479	1.392552	.5539212	11.61059
#1	.2506626	152.6042	6.918521	33.22637	.1694121	-.001871
#2	.2454532	150.1430	6.795883	32.69408	.1678666	-.002359
#3	.2485747	153.3223	6.945603	33.61436	.1677354	-.002083

Elem	Na8183	V_2924	Zn2138	K_7698	P_1774	B_2496
Units	ppm	ppm	ppm	ppm	ppm	ppm
Avg	.4379995	.1720118	1.375485	7.396858	F 11.49266	.0872333
Stddev	.0404092	.0021180	.002340	.221101	.02246	.0019891
%RSD	9.225854	1.231322	.1701257	2.989127	.1954025	2.280201
#1	.4019229	.1699955	1.372792	7.607005	11.49261	.0876037
#2	.4304105	.1718211	1.376644	7.166228	11.47023	.0850850
#3	.4816651	.1742187	1.377019	7.417340	11.51514	.0890111

Reviewed By:mohan
On:12/31/2024
11:25:59 PM
Inst Id :P5

Sample Name: P5056-02 Acquired: 12/29/2024 13:10:38 Type: Unk
Method: SFAM01.1 INSTRUMENT P5 WITH 6 POINT ICAL-2(v49) Mode: CONC Corr. Factor: 1.000000
User: Kareem Custom ID1: MBHKY0 Custom ID2: Custom ID3:
Comment:

Elem	Mo2020	S_1820	Si2516	Sn1899	Ti3361	Sr4077
Units	ppm	ppm	ppm	ppm	ppm	ppm
Avg	.0078888	3.088788	12.11966	.0716289	.6776970	.0636247
Stddev	.0004534	.008261	.01971	.0008229	.0127070	.0014300
%RSD	5.746976	.2674505	.1626487	1.148794	1.875024	2.247618
#1	.0075471	3.097248	12.14191	.0724582	.6836159	.0644221
#2	.0077162	3.080741	12.10438	.0708126	.6631103	.0619738
#3	.0084031	3.088376	12.11269	.0716159	.6863647	.0644783

Elem	Li6707
Units	ppm
Avg	.0829527
Stddev	.0042671
%RSD	5.144041
#1	.0780367
#2	.0856988
#3	.0851226

Int. Std.	Y_2243	Y_3600	Y_3710	Y_2243	In2306
Units	Cts/S	Cts/S	Cts/S	Cts/S	Cts/S
Avg	2502.404	31716.48	2417.756	1608.626	1859.898
Stddev	9.156	135.25	15.140	7.028	8.065
%RSD	.3659014	.4264278	.6262038	.4368708	.4336392
#1	2512.862	31730.20	2414.765	1609.961	1868.731
#2	2495.826	31844.35	2434.169	1614.890	1858.038
#3	2498.524	31574.90	2404.335	1601.027	1852.925

Reviewed By:mohan
On:12/31/2024
11:25:59 PM
Inst Id :P5

Sample Name: P5056-03 Acquired: 12/29/2024 13:14:29 Type: Unk
Method: SFAM01.1 INSTRUMENT P5 WITH 6 POINT ICAL-2(v49) Mode: CONC Corr. Factor: 1.000000
User: Kareem Custom ID1: MBHKY1 Custom ID2: Custom ID3:
Comment:

Elem	As1890	Tl1908	Pb2203	Se1960	Sb2068	Al3961
Units	ppm	ppm	ppm	ppm	ppm	ppm
Avg	.1331616	-.052700	1.113804	.0717797	.0199220	67.40234
Stddev	.0017590	.004299	.002207	.0011676	.0014752	.05444
%RSD	1.320976	8.156798	.1981897	1.626659	7.405040	.0807706
#1	.1334697	-.057368	1.115762	.0712263	.0204515	67.40157
#2	.1312689	-.051827	1.114238	.0731211	.0182551	67.34829
#3	.1347462	-.048905	1.111412	.0709917	.0210594	67.45717

Elem	Ba4934	Be2348	Cd2144	Ca3736	Cr2677	Co2286
Units	ppm	ppm	ppm	ppm	ppm	ppm
Avg	1.297147	.0116467	.0054467	75.42991	.1132844	.0452996
Stddev	.002435	.0000910	.0000117	.09221	.0007744	.0004892
%RSD	.1877539	.7810886	.2141092	.1222506	.6835995	1.079926
#1	1.299900	.0116651	.0054556	75.53318	.1139419	.0455752
#2	1.295276	.0115479	.0054335	75.35582	.1134805	.0455888
#3	1.296264	.0117271	.0054511	75.40071	.1124308	.0447347

Elem	Cu3247	Fe2598	Mn2576	Mg2790	Ni2316	Ag3280
Units	ppm	ppm	ppm	ppm	ppm	ppm
Avg	.2033929	156.1813	5.966315	28.43174	.1470591	-.002013
Stddev	.0088007	.2646	.008942	.15311	.0006912	.000988
%RSD	4.326943	.1693945	.1498824	.5385175	.4700251	49.09013
#1	.1959907	155.9324	5.976244	28.51736	.1474755	-.003069
#2	.2131238	156.1524	5.958896	28.25497	.1474407	-.001859
#3	.2010642	156.4591	5.963806	28.52289	.1462612	-.001111

Elem	Na8183	V_2924	Zn2138	K_7698	P_1774	B_2496
Units	ppm	ppm	ppm	ppm	ppm	ppm
Avg	.5552038	.1837664	.9233785	6.557081	F 10.71180	.0871094
Stddev	.0232758	.0074416	.0004170	.036531	.02030	.0006801
%RSD	4.192302	4.049497	.0451544	.5571234	.1894882	.7807904
#1	.5483279	.1851066	.9237483	6.554701	10.73398	.0870654
#2	.5811430	.1904469	.9234607	6.521798	10.69416	.0864524
#3	.5361406	.1757458	.9229266	6.594744	10.70725	.0878105

Reviewed By:mohan
On:12/31/2024
11:25:59 PM
Inst Id :P5

Sample Name: P5056-03 Acquired: 12/29/2024 13:14:29 Type: Unk
Method: SFAM01.1 INSTRUMENT P5 WITH 6 POINT ICAL-2(v49) Mode: CONC Corr. Factor: 1.000000
User: Kareem Custom ID1: MBHKY1 Custom ID2: Custom ID3:
Comment:

Elem	Mo2020	S_1820	Si2516	Sn1899	Ti3361	Sr4077
Units	ppm	ppm	ppm	ppm	ppm	ppm
Avg	.0060620	2.496742	12.79324	.0619285	.7032696	.0637256
Stddev	.0001361	.013076	.03747	.0006883	.0048168	.0005139
%RSD	2.245193	.5237119	.2928517	1.111422	.6849133	.8064698
#1	.0061209	2.508458	12.75063	.0611513	.6978915	.0640865
#2	.0059063	2.482636	12.80804	.0624611	.7047306	.0639530
#3	.0061587	2.499131	12.82104	.0621730	.7071868	.0631372

Elem	Li6707
Units	ppm
Avg	.1135782
Stddev	.0027037
%RSD	2.380448
#1	.1151076
#2	.1151704
#3	.1104564

Int. Std.	Y_2243	Y_3600	Y_3710	Y_2243	In2306
Units	Cts/S	Cts/S	Cts/S	Cts/S	Cts/S
Avg	2572.323	32405.06	2417.332	1643.959	1861.361
Stddev	9.050	223.67	7.200	7.737	7.054
%RSD	.3518156	.6902444	.2978312	.4706613	.3789804
#1	2568.875	32197.83	2409.301	1637.395	1856.983
#2	2582.591	32375.17	2419.485	1641.991	1869.498
#3	2565.505	32642.18	2423.208	1652.490	1857.600

Reviewed By:mohan
On:12/31/2024
11:25:59 PM
Inst Id :P5

Sample Name: P5056-04 Acquired: 12/29/2024 13:18:20 Type: Unk
Method: SFAM01.1 INSTRUMENT P5 WITH 6 POINT ICAL-2(v49) Mode: CONC Corr. Factor: 1.000000
User: Kareem Custom ID1: MBHKY2 Custom ID2: Custom ID3:
Comment:

Elem	As1890	Tl1908	Pb2203	Se1960	Sb2068	Al3961	Ba4934
Units	ppm	ppm	ppm	ppm	ppm	ppm	ppm
Avg	.0877772	-.043296	.2477107	.0690203	.0153540	57.65282	.7398913
Stddev	.0034928	.005245	.0023813	.0019974	.0013036	.05390	.0011169
%RSD	3.979144	12.11366	.9613182	2.893878	8.489934	.0934948	.1509581
#1	.0859699	-.042930	.2503161	.0684295	.0138979	57.62363	.7391692
#2	.0855584	-.048714	.2471693	.0673849	.0157521	57.61982	.7393270
#3	.0918033	-.038244	.2456468	.0712464	.0164121	57.71503	.7411779

Elem	Be2348	Cd2144	Ca3736	Cr2677	Co2286	Cu3247	Fe2598
Units	ppm	ppm	ppm	ppm	ppm	ppm	ppm
Avg	.0104073	.0035521	168.8525	.0924065	.0442299	.1303270	157.5998
Stddev	.0000292	.0000549	.1714	.0006628	.0006833	.0047142	.1748
%RSD	.2810193	1.544556	.1015184	.7172377	1.544767	3.617247	.1108831
#1	.0103890	.0035858	168.6836	.0921774	.0444481	.1258190	157.4456
#2	.0103918	.0034888	168.8476	.0931534	.0447774	.1352235	157.7896
#3	.0104410	.0035816	169.0263	.0918886	.0434642	.1299383	157.5642

Elem	Mn2576	Mg2790	Ni2316	Ag3280	Na8183	V_2924	Zn2138
Units	ppm	ppm	ppm	ppm	ppm	ppm	ppm
Avg	5.119540	44.33737	.1210145	-.002823	.5349967	.1468984	.4358465
Stddev	.003481	.28415	.0004671	.000265	.0097216	.0032203	.0012749
%RSD	.0679902	.6408731	.3859943	9.392272	1.817133	2.192191	.2925046
#1	5.117322	44.02614	.1215469	-.003103	.5452088	.1494800	.4352540
#2	5.117746	44.58294	.1206736	-.002791	.5258541	.1479253	.4373098
#3	5.123552	44.40302	.1208231	-.002576	.5339271	.1432899	.4349757

Elem	K_7698	P_1774	B_2496	Mo2020	S_1820	Si2516	Sn1899
Units	ppm	ppm	ppm	ppm	ppm	ppm	ppm
Avg	2.947436	6.269541	.0713450	.0067255	1.209367	11.84995	.0309354
Stddev	.137180	.018870	.0024410	.0004939	.012622	.08792	.0002290
%RSD	4.654217	.3009819	3.421462	7.343272	1.043721	.7419831	.7403169
#1	3.013308	6.288390	.0741314	.0070090	1.220085	11.92016	.0308745
#2	2.789744	6.269584	.0695835	.0070122	1.212562	11.75133	.0307429
#3	3.039255	6.250650	.0703203	.0061552	1.195454	11.87835	.0311887

Reviewed By:mohan
On:12/31/2024
11:25:59 PM
Inst Id :P5

Sample Name: P5056-04 Acquired: 12/29/2024 13:18:20 Type: Unk
Method: SFAM01.1 INSTRUMENT P5 WITH 6 POINT ICAL-2(v49) Mode: CONC Corr. Factor: 1.000000
User: Kareem Custom ID1: MBHKY2 Custom ID2: Custom ID3:
Comment:

Elem	Ti3361	Sr4077	Li6707
Units	ppm	ppm	ppm
Avg	.5373757	.0452445	.0832573
Stddev	.0041206	.0006373	.0020036
%RSD	.7667964	1.408630	2.406477
#1	.5326222	.0448899	.0822029
#2	.5399310	.0448634	.0855679
#3	.5395741	.0459803	.0820012

Int. Std.	Y_2243	Y_3600	Y_3710	Y_2243	In2306
Units	Cts/S	Cts/S	Cts/S	Cts/S	Cts/S
Avg	2513.229	31860.18	2440.003	1607.928	1811.758
Stddev	7.200	86.61	12.232	3.938	4.488
%RSD	.2864972	.2718458	.5013260	.2449197	.2477147
#1	2520.758	31956.65	2434.166	1610.053	1814.232
#2	2506.410	31834.79	2454.061	1603.384	1806.578
#3	2512.518	31789.10	2431.783	1610.347	1814.465

Reviewed By:mohan
On:12/31/2024
11:25:59 PM
Inst Id :P5

Sample Name: P5056-05 Acquired: 12/29/2024 13:22:15 Type: Unk
Method: SFAM01.1 INSTRUMENT P5 WITH 6 POINT ICAL-2(v49) Mode: CONC Corr. Factor: 1.000000
User: Kareem Custom ID1: MBHKY3 Custom ID2: Custom ID3:
Comment:

Elem	As1890	Tl1908	Pb2203	Se1960	Sb2068	Al3961	Ba4934
Units	ppm	ppm	ppm	ppm	ppm	ppm	ppm
Avg	.0762927	-.027911	.2026168	.0495780	.0054364	50.07307	.6297732
Stddev	.0021784	.007519	.0012237	.0027149	.0110073	.17790	.0041279
%RSD	2.855307	26.94007	.6039315	5.475972	202.4726	.3552854	.6554617
#1	.0757368	-.036494	.2012266	.0508339	-.006192	49.89254	.6260374
#2	.0744460	-.024750	.2030929	.0464625	.015695	50.24823	.6342048
#3	.0786951	-.022488	.2035308	.0514375	.006806	50.07843	.6290772

Elem	Be2348	Cd2144	Ca3736	Cr2677	Co2286	Cu3247	Fe2598
Units	ppm	ppm	ppm	ppm	ppm	ppm	ppm
Avg	.0096156	.0031937	354.6832	.0833587	.0577604	.1430283	150.2946
Stddev	.0000565	.0000407	.9877	.0004732	.0004051	.0052006	.5169
%RSD	.5880173	1.275693	.2784780	.5676663	.7012760	3.636064	.3439149
#1	.0096038	.0032161	354.1793	.0839050	.0582267	.1451247	149.7665
#2	.0096771	.0031466	355.8212	.0830822	.0575585	.1468535	150.7995
#3	.0095659	.0032182	354.0491	.0830887	.0574959	.1371067	150.3177

Elem	Mn2576	Mg2790	Ni2316	Ag3280	Na8183	V_2924	Zn2138
Units	ppm	ppm	ppm	ppm	ppm	ppm	ppm
Avg	5.953004	98.48915	.1261965	-.003759	.8300690	.1314698	.4361233
Stddev	.020635	.30660	.0008134	.000723	.0519866	.0056329	.0039094
%RSD	.3466300	.3113059	.6445288	19.22291	6.262922	4.284575	.8964078
#1	5.932582	98.41996	.1266047	-.004121	.8096202	.1377888	.4399312
#2	5.952584	98.82444	.1252599	-.004229	.7914161	.1269752	.4363191
#3	5.973845	98.22306	.1267250	-.002927	.8891707	.1296454	.4321196

Elem	K_7698	P_1774	B_2496	Mo2020	S_1820	Si2516	Sn1899
Units	ppm	ppm	ppm	ppm	ppm	ppm	ppm
Avg	3.407241	7.166936	.0707123	.0051258	.9174170	10.93795	.0335568
Stddev	.096238	.012445	.0035491	.0007114	.0076014	.05228	.0014882
%RSD	2.824515	.1736393	5.019079	13.87862	.8285614	.4779826	4.434925
#1	3.504396	7.152852	.0669772	.0059416	.9087622	10.94108	.0318570
#2	3.311947	7.171513	.0711195	.0046347	.9230095	10.98860	.0341880
#3	3.405379	7.176445	.0740403	.0048010	.9204795	10.88418	.0346254

Reviewed By:mohan
On:12/31/2024
11:25:59 PM
Inst Id :P5

Sample Name: P5056-05 Acquired: 12/29/2024 13:22:15 Type: Unk
Method: SFAM01.1 INSTRUMENT P5 WITH 6 POINT ICAL-2(v49) Mode: CONC Corr. Factor: 1.000000
User: Kareem Custom ID1: MBHKY3 Custom ID2: Custom ID3:
Comment:

Elem	Ti3361	Sr4077	Li6707
Units	ppm	ppm	ppm
Avg	.6309131	.1737727	.0812373
Stddev	.0059894	.0009906	.0027550
%RSD	.9493198	.5700329	3.391294
#1	.6259426	.1739550	.0843461
#2	.6292337	.1746594	.0802674
#3	.6375629	.1727036	.0790985

Int. Std.	Y_2243	Y_3600	Y_3710	Y_2243	In2306
Units	Cts/S	Cts/S	Cts/S	Cts/S	Cts/S
Avg	2375.127	30451.89	2289.665	1521.248	1706.557
Stddev	1.732	38.83	14.037	11.510	2.810
%RSD	.0729296	.1275183	.6130742	.7566190	.1646794
#1	2375.216	30473.90	2291.288	1516.758	1705.103
#2	2376.814	30407.05	2274.887	1512.660	1709.797
#3	2373.353	30474.71	2302.821	1534.326	1704.772

Reviewed By:mohan
On:12/31/2024
11:25:59 PM
Inst Id :P5

Sample Name: P5056-06 Acquired: 12/29/2024 13:26:07 Type: Unk
Method: SFAM01.1 INSTRUMENT P5 WITH 6 POINT ICAL-2(v49) Mode: CONC Corr. Factor: 1.000000
User: Kareem Custom ID1: MBHKY4 Custom ID2: Custom ID3:
Comment:

Elem	As1890	Tl1908	Pb2203	Se1960	Sb2068	Al3961	Ba4934
Units	ppm	ppm	ppm	ppm	ppm	ppm	ppm
Avg	.0548886	-.012540	.1281716	.0316717	.0020059	40.16087	.4659586
Stddev	.0052961	.005485	.0016005	.0031269	.0050567	.45459	.0044547
%RSD	9.648821	43.73717	1.248677	9.872717	252.0954	1.131929	.9560375
#1	.0583682	-.006209	.1282218	.0330687	-.001470	40.21812	.4676083
#2	.0487936	-.015577	.1297463	.0280899	.007807	40.58413	.4693533
#3	.0575041	-.015835	.1265466	.0338565	-.000320	39.68037	.4609144

Elem	Be2348	Cd2144	Ca3736	Cr2677	Co2286	Cu3247	Fe2598
Units	ppm	ppm	ppm	ppm	ppm	ppm	ppm
Avg	.0078421	.0026152	445.7969	.0638571	.0591770	.1234549	125.0066
Stddev	.0003189	.0001850	4.2879	.0006334	.0004661	.0083488	1.4504
%RSD	4.065940	7.074368	.9618437	.9919641	.7876367	6.762646	1.160245
#1	.0075839	.0024091	446.8602	.0631922	.0586689	.1169415	125.3113
#2	.0081985	.0026697	449.4530	.0639256	.0592774	.1328666	126.2804
#3	.0077439	.0027668	441.0774	.0644535	.0595848	.1205566	123.4281

Elem	Mn2576	Mg2790	Ni2316	Ag3280	Na8183	V_2924	Zn2138
Units	ppm	ppm	ppm	ppm	ppm	ppm	ppm
Avg	5.466271	142.1684	.1060363	-.003117	.9046956	.1138812	.3357867
Stddev	.061433	1.6944	.0010023	.000878	.0098403	.0092602	.0040203
%RSD	1.123855	1.191827	.9452349	28.16139	1.087690	8.131501	1.197267
#1	5.496424	142.4712	.1049202	-.002196	.9160198	.1235842	.3311449
#2	5.506801	143.6909	.1068594	-.003210	.8998422	.1051385	.3381613
#3	5.395588	140.3430	.1063295	-.003944	.8982249	.1129210	.3380538

Elem	K_7698	P_1774	B_2496	Mo2020	S_1820	Si2516	Sn1899
Units	ppm	ppm	ppm	ppm	ppm	ppm	ppm
Avg	2.449505	5.155505	.0637380	.0036047	.7226377	9.759770	.0265229
Stddev	.032488	.017412	.0021193	.0004732	.0014849	.080339	.0021656
%RSD	1.326295	.3377343	3.325091	13.12842	.2054795	.8231646	8.164815
#1	2.440591	5.146100	.0644888	.0030583	.7209342	9.784977	.0288281
#2	2.485519	5.144817	.0653798	.0038700	.7233215	9.824482	.0245312
#3	2.422405	5.175597	.0613455	.0038857	.7236575	9.669850	.0262094

Reviewed By:mohan
On:12/31/2024
11:25:59 PM
Inst Id :P5

Sample Name: P5056-06 Acquired: 12/29/2024 13:26:07 Type: Unk
Method: SFAM01.1 INSTRUMENT P5 WITH 6 POINT ICAL-2(v49) Mode: CONC Corr. Factor: 1.000000
User: Kareem Custom ID1: MBHKY4 Custom ID2: Custom ID3:
Comment:

Elem	Ti3361	Sr4077	Li6707
Units	ppm	ppm	ppm
Avg	.5969235	.2475438	.0637432
Stddev	.0084313	.0022933	.0027298
%RSD	1.412452	.9264045	4.282564
#1	.6005763	.2479562	.0634949
#2	.6029124	.2496028	.0665887
#3	.5872818	.2450723	.0611459

Int. Std.	Y_2243	Y_3600	Y_3710	Y_2243	In2306
Units	Cts/S	Cts/S	Cts/S	Cts/S	Cts/S
Avg	2273.085	29231.68	2242.961	1470.674	1669.680
Stddev	3.214	239.51	17.615	12.978	3.201
%RSD	.1413931	.8193608	.7853648	.8824569	.1917379
#1	2275.455	29500.85	2244.987	1485.250	1671.460
#2	2269.427	29152.10	2224.420	1460.373	1665.984
#3	2274.374	29042.09	2259.476	1466.399	1671.596

Reviewed By:mohan
On:12/31/2024
11:25:59 PM
Inst Id :P5

Sample Name: P5056-07 Acquired: 12/29/2024 13:29:59 Type: Unk
Method: SFAM01.1 INSTRUMENT P5 WITH 6 POINT ICAL-2(v49) Mode: CONC Corr. Factor: 1.000000
User: Kareem Custom ID1: MBHKY5 Custom ID2: Custom ID3:
Comment:

Elem	As1890	Tl1908	Pb2203	Se1960	Sb2068	Al3961
Units	ppm	ppm	ppm	ppm	ppm	ppm
Avg	.1028587	-.021594	.2080800	.0458114	.0061904	34.69539
Stddev	.0031440	.006486	.0011827	.0065498	.0069819	.19516
%RSD	3.056619	30.03645	.5683695	14.29734	112.7858	.5624980
#1	.1022696	-.016770	.2091745	.0533744	.0135322	34.79831
#2	.1000510	-.019044	.2068255	.0420482	-.000365	34.81754
#3	.1062556	-.028967	.2082399	.0420116	.005404	34.47031

Elem	Ba4934	Be2348	Cd2144	Ca3736	Cr2677	Co2286
Units	ppm	ppm	ppm	ppm	ppm	ppm
Avg	.2979096	.0093074	.0037593	F 1036.992	.0649120	.0523799
Stddev	.0032839	.0000564	.0000552	7.591	.0009223	.0005435
%RSD	1.102298	.6063157	1.469453	.7320006	1.420905	1.037691
#1	.2985280	.0093163	.0038194	1041.619	.0658402	.0520916
#2	.3008403	.0092470	.0037477	1041.126	.0649002	.0530068
#3	.2943605	.0093588	.0037108	1028.232	.0639956	.0520411

Elem	Cu3247	Fe2598	Mn2576	Mg2790	Ni2316	Ag3280
Units	ppm	ppm	ppm	ppm	ppm	ppm
Avg	.1697700	160.8954	6.184163	237.7446	.0973532	-.003948
Stddev	.0039417	1.0470	.034618	1.5020	.0015530	.000340
%RSD	2.321781	.6507441	.5597816	.6317613	1.595240	8.607613
#1	.1743208	160.9873	6.202831	239.0013	.0988699	-.004174
#2	.1675601	161.8934	6.205441	238.1513	.0974233	-.004114
#3	.1674290	159.8054	6.144219	236.0811	.0957663	-.003557

Elem	Na8183	V_2924	Zn2138	K_7698	P_1774	B_2496
Units	ppm	ppm	ppm	ppm	ppm	ppm
Avg	1.126589	.1439893	.4730402	3.647017	5.563102	.0902108
Stddev	.004950	.0066750	.0017268	.236180	.003902	.0042521
%RSD	.4393958	4.635753	.3650520	6.475973	.0701445	4.713534
#1	1.132271	.1516614	.4717019	3.773360	5.559203	.0892787
#2	1.124291	.1407933	.4724292	3.793152	5.567008	.0948516
#3	1.123206	.1395132	.4749894	3.374540	5.563095	.0865020

Reviewed By:mohan
On:12/31/2024
11:25:59 PM
Inst Id :P5

Sample Name: P5056-07 Acquired: 12/29/2024 13:29:59 Type: Unk
Method: SFAM01.1 INSTRUMENT P5 WITH 6 POINT ICAL-2(v49) Mode: CONC Corr. Factor: 1.000000
User: Kareem Custom ID1: MBHKY5 Custom ID2: Custom ID3:
Comment:

Elem	Mo2020	S_1820	Si2516	Sn1899	Ti3361	Sr4077
Units	ppm	ppm	ppm	ppm	ppm	ppm
Avg	.0023031	1.286235	7.724860	.0334269	.6569276	.6500375
Stddev	.0006793	.005578	.035939	.0019658	.0040901	.0059650
%RSD	29.49392	.4336470	.4652406	5.880888	.6226130	.9176354
#1	.0023846	1.287134	7.752688	.0332396	.6556422	.6538679
#2	.0029379	1.291309	7.684285	.0354796	.6615060	.6530798
#3	.0015867	1.280263	7.737608	.0315614	.6536346	.6431648

Elem	Li6707
Units	ppm
Avg	.0650584
Stddev	.0036123
%RSD	5.552414
#1	.0609096
#2	.0667593
#3	.0675063

Int. Std.	Y_2243	Y_3600	Y_3710	Y_2243	In2306
Units	Cts/S	Cts/S	Cts/S	Cts/S	Cts/S
Avg	2315.165	29499.60	2362.901	1474.051	1613.666
Stddev	1.492	137.80	15.317	4.490	2.429
%RSD	.0644427	.4671385	.6482328	.3045879	.1505178
#1	2316.882	29384.19	2345.215	1473.130	1616.368
#2	2314.179	29462.44	2371.615	1470.093	1611.663
#3	2314.435	29652.17	2371.873	1478.930	1612.968

Reviewed By:mohan
On:12/31/2024
11:25:59 PM
Inst Id :P5

Sample Name: P5056-08 Acquired: 12/29/2024 13:33:57 Type: Unk
Method: SFAM01.1 INSTRUMENT P5 WITH 6 POINT ICAL-2(v49) Mode: CONC Corr. Factor: 1.000000
User: Kareem Custom ID1: MBHL35 Custom ID2: Custom ID3:
Comment:

Elem	As1890	Tl1908	Pb2203	Se1960	Sb2068	Al3961	Ba4934
Units	ppm	ppm	ppm	ppm	ppm	ppm	ppm
Avg	.1210616	-.045820	.5781732	.0695096	.0190283	58.83156	.7031509
Stddev	.0062219	.002851	.0009025	.0057484	.0024455	.15885	.0044185
%RSD	5.139483	6.222244	.1560989	8.269906	12.85162	.2700005	.6283885
#1	.1140638	-.046556	.5777222	.0758023	.0215611	58.66902	.6992860
#2	.1259698	-.048231	.5775851	.0681922	.0188433	58.83923	.7021987
#3	.1231510	-.042673	.5792124	.0645343	.0166807	58.98643	.7079678

Elem	Be2348	Cd2144	Ca3736	Cr2677	Co2286	Cu3247	Fe2598
Units	ppm	ppm	ppm	ppm	ppm	ppm	ppm
Avg	.0107166	.0053160	40.81535	.0959720	.0407858	.1931569	138.3146
Stddev	.0002661	.0001663	.16636	.0014980	.0007406	.0024682	.4453
%RSD	2.482665	3.127994	.4075801	1.560858	1.815802	1.277798	.3219615
#1	.0107043	.0052499	40.70786	.0970943	.0416409	.1956170	137.8092
#2	.0109887	.0051930	40.73123	.0942710	.0403679	.1931731	138.6494
#3	.0104570	.0055052	41.00697	.0965508	.0403486	.1906807	138.4853

Elem	Mn2576	Mg2790	Ni2316	Ag3280	Na8183	V_2924	Zn2138
Units	ppm	ppm	ppm	ppm	ppm	ppm	ppm
Avg	6.697448	16.97328	.1357379	-.001719	.3007604	.1407238	.6386461
Stddev	.018685	.07681	.0011464	.000400	.0227023	.0107760	.0042460
%RSD	.2789818	.4525423	.8445686	23.25459	7.548307	7.657537	.6648372
#1	6.684295	16.90030	.1370533	-.001307	.3269128	.1293881	.6369378
#2	6.689214	17.05342	.1352088	-.001744	.2861241	.1508355	.6355204
#3	6.718835	16.96613	.1349517	-.002105	.2892442	.1419477	.6434801

Elem	K_7698	P_1774	B_2496	Mo2020	S_1820	Si2516	Sn1899
Units	ppm	ppm	ppm	ppm	ppm	ppm	ppm
Avg	6.064270	5.551602	.0835792	.0071912	3.286436	11.42822	.0420685
Stddev	.064925	.020477	.0026102	.0008828	.015682	.07956	.0013572
%RSD	1.070609	.3688478	3.123032	12.27582	.4771774	.6961698	3.226124
#1	6.090583	5.535057	.0817804	.0081284	3.280161	11.51096	.0405420
#2	5.990319	5.545246	.0865730	.0070698	3.274864	11.35228	.0431386
#3	6.111907	5.574503	.0823843	.0063754	3.304284	11.42143	.0425250

Reviewed By:mohan
On:12/31/2024
11:25:59 PM
Inst Id :P5

Sample Name: P5056-08 Acquired: 12/29/2024 13:33:57 Type: Unk
Method: SFAM01.1 INSTRUMENT P5 WITH 6 POINT ICAL-2(v49) Mode: CONC Corr. Factor: 1.000000
User: Kareem Custom ID1: MBHL35 Custom ID2: Custom ID3:
Comment:

Elem	Ti3361	Sr4077	Li6707
Units	ppm	ppm	ppm
Avg	.5471522	-.044766	.0448677
Stddev	.0024716	.000414	.0007505
%RSD	.4517189	.9239524	1.672680
#1	.5468210	-.044718	.0440258
#2	.5497727	-.045201	.0451107
#3	.5448629	-.044378	.0454665

Int. Std.	Y_2243	Y_3600	Y_3710	Y_2243	In2306
Units	Cts/S	Cts/S	Cts/S	Cts/S	Cts/S
Avg	2507.637	31647.67	2345.766	1600.306	1867.254
Stddev	6.501	111.06	10.672	7.122	3.075
%RSD	.2592539	.3509118	.4549350	.4450278	.1646954
#1	2509.517	31715.81	2333.464	1605.379	1868.494
#2	2500.403	31519.52	2352.535	1603.376	1863.752
#3	2512.991	31707.67	2351.299	1592.164	1869.516

Reviewed By:mohan
On:12/31/2024
11:25:59 PM
Inst Id :P5

Sample Name: P5056-09 Acquired: 12/29/2024 13:37:48 Type: Unk
Method: SFAM01.1 INSTRUMENT P5 WITH 6 POINT ICAL-2(v49) Mode: CONC Corr. Factor: 1.000000
User: Kareem Custom ID1: MBHL36 Custom ID2: Custom ID3:
Comment:

Elem	As1890	Tl1908	Pb2203	Se1960	Sb2068	Al3961	Ba4934
Units	ppm	ppm	ppm	ppm	ppm	ppm	ppm
Avg	.1587184	-.065931	.6264107	.0920617	.0224093	69.74242	.7727388
Stddev	.0041039	.001364	.0011248	.0049181	.0031283	.23084	.0026439
%RSD	2.585670	2.069097	.1795572	5.342169	13.95971	.3309896	.3421421
#1	.1591367	-.066037	.6256385	.0924798	.0211739	69.48601	.7696880
#2	.1625972	-.067239	.6277012	.0869479	.0200875	69.80755	.7741676
#3	.1544213	-.064517	.6258924	.0967574	.0259667	69.93370	.7743609

Elem	Be2348	Cd2144	Ca3736	Cr2677	Co2286	Cu3247	Fe2598
Units	ppm	ppm	ppm	ppm	ppm	ppm	ppm
Avg	.0130232	.0068949	52.55343	.1126688	.0488207	.2021567	172.5902
Stddev	.0002505	.0001931	.15746	.0001344	.0002407	.0072753	1.0287
%RSD	1.923153	2.801058	.2996276	.1193133	.4930304	3.598840	.5960489
#1	.0132550	.0067556	52.49349	.1126350	.0490214	.1942443	171.6181
#2	.0127575	.0068137	52.43475	.1125545	.0485539	.2085573	172.4851
#3	.0130570	.0071153	52.73207	.1128169	.0488870	.2036685	173.6675

Elem	Mn2576	Mg2790	Ni2316	Ag3280	Na8183	V_2924	Zn2138
Units	ppm	ppm	ppm	ppm	ppm	ppm	ppm
Avg	7.580422	21.80632	.1634382	-.002428	.3121535	.1798980	.7308212
Stddev	.036064	.10057	.0010246	.000497	.0311404	.0059531	.0021291
%RSD	.4757482	.4611872	.6268848	20.46786	9.975985	3.309130	.2913285
#1	7.553375	21.86498	.1634867	-.002539	.3129490	.1762739	.7307978
#2	7.566524	21.69020	.1644377	-.002860	.2806229	.1766516	.7329619
#3	7.621367	21.86379	.1623903	-.001885	.3428885	.1867686	.7287039

Elem	K_7698	P_1774	B_2496	Mo2020	S_1820	Si2516	Sn1899
Units	ppm	ppm	ppm	ppm	ppm	ppm	ppm
Avg	6.644733	6.307637	.0850255	.0068893	2.916405	11.60209	.0424343
Stddev	.018062	.019906	.0007117	.0001312	.010734	.07781	.0002857
%RSD	.2718240	.3155867	.8370336	1.904200	.3680497	.6706617	.6733601
#1	6.655977	6.317031	.0851637	.0067971	2.919291	11.68287	.0421214
#2	6.623898	6.284772	.0856580	.0068312	2.904524	11.52764	.0426815
#3	6.654322	6.321108	.0842549	.0070395	2.925401	11.59577	.0424999

Reviewed By:mohan
On:12/31/2024
11:25:59 PM
Inst Id :P5

Sample Name: P5056-09 Acquired: 12/29/2024 13:37:48 Type: Unk
Method: SFAM01.1 INSTRUMENT P5 WITH 6 POINT ICAL-2(v49) Mode: CONC Corr. Factor: 1.000000
User: Kareem Custom ID1: MBHL36 Custom ID2: Custom ID3:
Comment:

Elem	Ti3361	Sr4077	Li6707
Units	ppm	ppm	ppm
Avg	.4732891	-.051145	.0551341
Stddev	.0006433	.000908	.0042580
%RSD	.1359223	1.775840	7.723047
#1	.4730685	-.050364	.0507689
#2	.4727851	-.050929	.0553573
#3	.4740137	-.052142	.0592762

Int. Std.	Y_2243	Y_3600	Y_3710	Y_2243	In2306
Units	Cts/S	Cts/S	Cts/S	Cts/S	Cts/S
Avg	2578.355	32364.74	2433.287	1645.675	1880.874
Stddev	11.387	63.00	12.629	3.333	8.227
%RSD	.4416279	.1946677	.5190142	.2025263	.4373912
#1	2591.435	32308.33	2419.936	1643.650	1889.325
#2	2570.657	32432.73	2445.043	1643.852	1880.405
#3	2572.972	32353.18	2434.882	1649.521	1872.892

Reviewed By:mohan
On:12/31/2024
11:25:59 PM
Inst Id :P5

Sample Name: P5056-10 Acquired: 12/29/2024 13:41:39 Type: Unk
Method: SFAM01.1 INSTRUMENT P5 WITH 6 POINT ICAL-2(v49) Mode: CONC Corr. Factor: 1.000000
User: Kareem Custom ID1: MBHL37 Custom ID2: Custom ID3:
Comment:

Elem	As1890	Tl1908	Pb2203	Se1960	Sb2068	Al3961	Ba4934
Units	ppm	ppm	ppm	ppm	ppm	ppm	ppm
Avg	.1363971	-.052004	.5121795	.0852201	.0204748	71.66926	.7461304
Stddev	.0035742	.006335	.0017914	.0033569	.0039781	1.13438	.0114446
%RSD	2.620456	12.18098	.3497647	3.939129	19.42901	1.582793	1.533857
#1	.1326542	-.055388	.5141651	.0820177	.0181316	70.36231	.7329779
#2	.1367625	-.055928	.5106845	.0887127	.0250679	72.39832	.7538191
#3	.1397746	-.044696	.5116889	.0849298	.0182249	72.24715	.7515942

Elem	Be2348	Cd2144	Ca3736	Cr2677	Co2286	Cu3247	Fe2598
Units	ppm	ppm	ppm	ppm	ppm	ppm	ppm
Avg	.0127456	.0069631	72.17968	.1038302	.0570965	.1886536	166.8684
Stddev	.0002296	.0002265	.95000	.0005357	.0016626	.0054283	2.4223
%RSD	1.801757	3.252114	1.316156	.5159008	2.911891	2.877404	1.451626
#1	.0124829	.0070042	71.09946	.1037814	.0589042	.1885541	164.1132
#2	.0128458	.0067189	72.88514	.1033206	.0556328	.1941310	168.6631
#3	.0129082	.0071662	72.55444	.1043886	.0567524	.1832757	167.8290

Elem	Mn2576	Mg2790	Ni2316	Ag3280	Na8183	V_2924	Zn2138
Units	ppm	ppm	ppm	ppm	ppm	ppm	ppm
Avg	8.257981	20.22383	.1447521	-.002938	.3052990	.1654690	.5854001
Stddev	.118242	.32038	.0007088	.000845	.0260105	.0006664	.0009384
%RSD	1.431857	1.584152	.4896807	28.75126	8.519674	.4027381	.1603004
#1	8.121566	19.86738	.1444081	-.003807	.3004949	.1661988	.5851992
#2	8.331138	20.48780	.1442809	-.002120	.3333767	.1648928	.5864227
#3	8.321238	20.31629	.1455672	-.002886	.2820255	.1653153	.5845784

Elem	K_7698	P_1774	B_2496	Mo2020	S_1820	Si2516	Sn1899
Units	ppm	ppm	ppm	ppm	ppm	ppm	ppm
Avg	5.188054	3.964833	.0847154	.0060922	2.081226	11.94473	.0515312
Stddev	.273819	.007967	.0016828	.0002698	.003631	.15734	.0018441
%RSD	5.277866	.2009372	1.986388	4.428698	.1744846	1.317273	3.578526
#1	5.065696	3.955738	.0835798	.0057840	2.077228	11.76675	.0534809
#2	5.501716	3.968185	.0839177	.0062072	2.084319	12.06535	.0512976
#3	4.996749	3.970576	.0866487	.0062855	2.082131	12.00209	.0498151

Reviewed By:mohan
On:12/31/2024
11:25:59 PM
Inst Id :P5

Sample Name: P5056-10 Acquired: 12/29/2024 13:41:39 Type: Unk
Method: SFAM01.1 INSTRUMENT P5 WITH 6 POINT ICAL-2(v49) Mode: CONC Corr. Factor: 1.000000
User: Kareem Custom ID1: MBHL37 Custom ID2: Custom ID3:
Comment:

Elem	Ti3361	Sr4077	Li6707
Units	ppm	ppm	ppm
Avg	.5349358	-.041979	.0466456
Stddev	.0095867	.001081	.0009099
%RSD	1.792131	2.575149	1.950725
#1	.5240373	-.040864	.0459812
#2	.5420652	-.042050	.0462729
#3	.5387050	-.043023	.0476827

Int. Std.	Y_2243	Y_3600	Y_3710	Y_2243	In2306
Units	Cts/S	Cts/S	Cts/S	Cts/S	Cts/S
Avg	2644.360	33395.05	2560.008	1691.626	1838.961
Stddev	5.375	170.79	24.363	4.472	1.711
%RSD	.2032649	.5114293	.9516807	.2643611	.0930179
#1	2638.153	33269.08	2588.037	1690.289	1838.693
#2	2647.413	33589.45	2548.081	1696.613	1840.789
#3	2647.513	33326.63	2543.908	1687.974	1837.400

Reviewed By:mohan
On:12/31/2024
11:25:59 PM
Inst Id :P5

Sample Name: CCV041 Acquired: 12/29/2024 13:45:29 Type: Unk
Method: SFAM01.1 INSTRUMENT P5 WITH 6 POINT ICAL-2(v49) Mode: CONC Corr. Factor: 1.000000
User: Kareem Custom ID1: CCV041 Custom ID2: Custom ID3:
Comment:

Elem	As1890	Tl1908	Pb2203	Se1960	Sb2068	Al3961	Ba4934
Units	ppm	ppm	ppm	ppm	ppm	ppm	ppm
Avg	5.056291	4.781238	24.69992	5.108647	5.038781	413.6713	10.41146
Stddev	.009698	.024883	.11199	.037497	.043371	.3820	.01915
%RSD	.1918017	.5204250	.4534042	.7339849	.8607466	.0923375	.1839656
#1	5.066761	4.809960	24.82280	5.151875	5.086634	413.9642	10.42523
#2	5.047616	4.767511	24.60359	5.084915	5.002063	413.8105	10.41956
#3	5.054496	4.766241	24.67338	5.089149	5.027645	413.2393	10.38958

Elem	Be2348	Cd2144	Ca3736	Cr2677	Co2286	Cu3247	Fe2598
Units	ppm	ppm	ppm	ppm	ppm	ppm	ppm
Avg	.5331225	2.494850	407.2735	15.38267	2.410805	14.89473	409.5154
Stddev	.0051788	.013099	.8237	.03156	.013333	.02848	.2933
%RSD	.9714075	.5250374	.2022552	.2051399	.5530570	.1912055	.0716201
#1	.5385048	2.509888	407.1630	15.34894	2.425884	14.92667	409.7141
#2	.5326880	2.485925	408.1469	15.41148	2.400574	14.88553	409.1785
#3	.5281746	2.488738	406.5106	15.38757	2.405956	14.87198	409.6535

Elem	Mn2576	Mg2790	Ni2316	Ag3280	Na8183	V_2924	Zn2138
Units	ppm	ppm	ppm	ppm	ppm	ppm	ppm
Avg	14.79856	403.7564	2.514272	1.274291	432.6960	2.509069	15.21114
Stddev	.03662	.5350	.013732	.003834	5.1058	.008356	.04945
%RSD	.2474514	.1325085	.5461615	.3008891	1.180006	.3330318	.3250693
#1	14.83344	404.2572	2.529977	1.273309	438.5840	2.501368	15.21277
#2	14.80182	403.8193	2.508313	1.271043	429.4921	2.507886	15.16090
#3	14.76042	403.1928	2.504526	1.278520	430.0117	2.517954	15.25976

Elem	K_7698	P_1774	B_2496	Mo2020	S_1820	Si2516	Sn1899
Units	ppm	ppm	ppm	ppm	ppm	ppm	ppm
Avg	152.3422	5.015528	5.172371	5.018720	5.099585	5.037025	4.993800
Stddev	.2229	.026654	.044457	.036531	.020500	.050542	.025082
%RSD	.1463473	.5314369	.8595086	.7278890	.4019853	1.003418	.5022658
#1	152.4990	5.045342	5.216373	5.059866	5.112179	5.091148	5.022437
#2	152.4407	4.994002	5.173267	4.990101	5.075930	5.028872	4.975733
#3	152.0870	5.007239	5.127473	5.006192	5.110644	4.991054	4.983229

Reviewed By:mohan
On:12/31/2024
11:25:59 PM
Inst Id :P5

Sample Name: CCV041 Acquired: 12/29/2024 13:45:29 Type: Unk
Method: SFAM01.1 INSTRUMENT P5 WITH 6 POINT ICAL-2(v49) Mode: CONC Corr. Factor: 1.000000
User: Kareem Custom ID1: CCV041 Custom ID2: Custom ID3:
Comment:

Elem	Ti3361	Sr4077	Li6707
Units	ppm	ppm	ppm
Avg	5.091669	4.718194	5.214369
Stddev	.025403	.012237	.001786
%RSD	.4989088	.2593647	.0342456
#1	5.088622	4.712556	5.214804
#2	5.118458	4.732234	5.212406
#3	5.067927	4.709792	5.215897

Int. Std.	Y_2243	Y_3600	Y_3710	Y_2243	In2306
Units	Cts/S	Cts/S	Cts/S	Cts/S	Cts/S
Avg	1799.304	23550.27	1841.136	1135.696	1533.001
Stddev	12.385	86.71	14.721	5.258	6.410
%RSD	.6883291	.3682037	.7995387	.4629650	.4181578
#1	1785.478	23642.50	1824.893	1136.634	1525.872
#2	1809.384	23537.90	1844.918	1140.423	1538.290
#3	1803.049	23470.40	1853.597	1130.033	1534.840

Reviewed By:mohan
On:12/31/2024
11:25:59 PM
Inst Id :P5

Sample Name: CCB041 Acquired: 12/29/2024 13:49:14 Type: Unk
Method: SFAM01.1 INSTRUMENT P5 WITH 6 POINT ICAL-2(v49) Mode: CONC Corr. Factor: 1.000000
User: Kareem Custom ID1: CCB041 Custom ID2: Custom ID3:
Comment:

Elem	As1890	Tl1908	Pb2203	Se1960	Sb2068	Al3961
Units	ppm	ppm	ppm	ppm	ppm	ppm
Avg	-.003390	-.002572	.0012873	-.001952	-.001855	.0236713
Stddev	.004425	.002287	.0007874	.006807	.003118	.0395473
%RSD	130.5290	88.91751	61.16468	348.7894	168.1159	167.0685
#1	-.008213	-.004346	.0020298	.004177	.001507	-.014367
#2	.000483	.000009	.0013705	-.000754	-.002419	.020808
#3	-.002441	-.003378	.0004617	-.009278	-.004652	.064572

Elem	Ba4934	Be2348	Cd2144	Ca3736	Cr2677	Co2286
Units	ppm	ppm	ppm	ppm	ppm	ppm
Avg	-.000269	-.000068	-.000018	.0045391	.0009827	.0002131
Stddev	.000437	.000040	.000054	.0870301	.0005540	.0001758
%RSD	162.1358	59.82345	302.4497	1917.347	56.37155	82.50084
#1	.000226	-.000103	-.000049	-.074516	.0015978	.0000106
#2	-.000601	-.000076	-.000049	.097797	.0008275	.0003268
#3	-.000433	-.000024	.000044	-.009664	.0005229	.0003020

Elem	Cu3247	Fe2598	Mn2576	Mg2790	Ni2316	Ag3280
Units	ppm	ppm	ppm	ppm	ppm	ppm
Avg	-.004154	.0154584	-.000358	-.068139	-.000202	-.000321
Stddev	.001290	.0116430	.001863	.096340	.000387	.001065
%RSD	31.06249	75.31787	520.0000	141.3881	191.6594	331.3052
#1	-.003291	.0124059	.000578	-.147890	.000244	-.001221
#2	-.003535	.0056459	-.002504	-.095429	-.000446	.000854
#3	-.005638	.0283236	.000851	.038902	-.000404	-.000598

Elem	Na8183	V_2924	Zn2138	K_7698	P_1774	B_2496
Units	ppm	ppm	ppm	ppm	ppm	ppm
Avg	.0410389	-.012904	.0015489	-.601944	.0040409	.0109750
Stddev	.0180839	.012713	.0005196	.172777	.0009789	.0009958
%RSD	44.06534	98.51780	33.54988	28.70323	24.22468	9.073286
#1	.0396048	-.020203	.0021454	-.787448	.0029230	.0120223
#2	.0597971	-.020284	.0013069	-.572779	.0044549	.0108623
#3	.0237147	.001775	.0011943	-.445606	.0047447	.0100403

Reviewed By:mohan
On:12/31/2024
11:25:59 PM
Inst Id :P5

Sample Name: CCB041 Acquired: 12/29/2024 13:49:14 Type: Unk
Method: SFAM01.1 INSTRUMENT P5 WITH 6 POINT ICAL-2(v49) Mode: CONC Corr. Factor: 1.000000
User: Kareem Custom ID1: CCB041 Custom ID2: Custom ID3:
Comment:

Elem	Mo2020	S_1820	Si2516	Sn1899	Ti3361	Sr4077
Units	ppm	ppm	ppm	ppm	ppm	ppm
Avg	.0007660	.0051243	.0016161	.0002983	.0000941	.0001943
Stddev	.0002665	.0028302	.0016877	.0017778	.0013540	.0004573
%RSD	34.79654	55.23059	104.4315	596.0302	1439.503	235.3791
#1	.0010349	.0083911	.0020315	.0021493	.0007629	.0004123
#2	.0005019	.0035684	-.000241	-.001396	-.001464	.0005018
#3	.0007610	.0034134	.003057	.000141	.000984	-.000331

Elem	Li6707
Units	ppm
Avg	F .0165822
Stddev	.0046035
%RSD	27.76184
#1	.0155287
#2	.0216211
#3	.0125967

Int. Std.	Y_2243	Y_3600	Y_3710	Y_2243	In2306
Units	Cts/S	Cts/S	Cts/S	Cts/S	Cts/S
Avg	2036.131	25699.63	1889.333	1298.751	1845.979
Stddev	4.144	113.64	26.915	4.362	3.161
%RSD	.2035257	.4421779	1.424551	.3358898	.1712287
#1	2040.164	25619.72	1870.197	1296.372	1847.077
#2	2031.884	25649.46	1877.694	1296.095	1842.416
#3	2036.347	25829.72	1920.108	1303.786	1848.444

Reviewed By:mohan
On:12/31/2024
11:25:59 PM
Inst Id :P5

Sample Name: P5056-11 Acquired: 12/29/2024 13:53:15 Type: Unk
Method: SFAM01.1 INSTRUMENT P5 WITH 6 POINT ICAL-2(v49) Mode: CONC Corr. Factor: 1.000000
User: Kareem Custom ID1: MBHL38 Custom ID2: Custom ID3:
Comment:

Elem	As1890	Tl1908	Pb2203	Se1960	Sb2068	Al3961	Ba4934
Units	ppm	ppm	ppm	ppm	ppm	ppm	ppm
Avg	.1046386	-.037854	.2869788	.0646179	.0138223	65.68953	.7122060
Stddev	.0018251	.004221	.0015771	.0020358	.0031410	.26239	.0043489
%RSD	1.744164	11.15068	.5495684	3.150533	22.72424	.3994382	.6106251
#1	.1040218	-.042031	.2886989	.0624656	.0102033	65.38664	.7075792
#2	.1066922	-.033590	.2866368	.0665127	.0154244	65.84743	.7128288
#3	.1032019	-.037941	.2856008	.0648755	.0158392	65.83451	.7162099

Elem	Be2348	Cd2144	Ca3736	Cr2677	Co2286	Cu3247	Fe2598
Units	ppm	ppm	ppm	ppm	ppm	ppm	ppm
Avg	.0119575	.0060562	163.8382	.0790948	.0581470	.1873530	158.9539
Stddev	.0001487	.0000860	.4560	.0007869	.0003088	.0022697	1.0120
%RSD	1.243667	1.419178	.2782956	.9948685	.5311333	1.211459	.6366886
#1	.0118354	.0059623	163.3348	.0784120	.0585028	.1897510	157.7870
#2	.0121231	.0060756	163.9563	.0799554	.0579895	.1852381	159.4819
#3	.0119140	.0061309	164.2234	.0789170	.0579486	.1870700	159.5927

Elem	Mn2576	Mg2790	Ni2316	Ag3280	Na8183	V_2924	Zn2138
Units	ppm	ppm	ppm	ppm	ppm	ppm	ppm
Avg	7.764447	20.09545	.1249508	-.003888	.3886329	.1394353	.5770369
Stddev	.032386	.18734	.0006724	.000318	.0163121	.0041743	.0050439
%RSD	.4171011	.9322266	.5381470	8.185110	4.197300	2.993697	.8740998
#1	7.727427	20.09083	.1256699	-.003729	.4074273	.1350475	.5797899
#2	7.778377	19.91047	.1243376	-.004254	.3781577	.1433569	.5712156
#3	7.787537	20.28506	.1248448	-.003681	.3803137	.1399016	.5801052

Elem	K_7698	P_1774	B_2496	Mo2020	S_1820	Si2516	Sn1899
Units	ppm	ppm	ppm	ppm	ppm	ppm	ppm
Avg	2.700105	3.396516	.0936840	.0028251	.8723948	10.91694	.0284744
Stddev	.167769	.012845	.0027214	.0001195	.0033507	.12051	.0018237
%RSD	6.213428	.3781953	2.904840	4.229250	.3840760	1.103891	6.404806
#1	2.620299	3.381871	.0936812	.0027225	.8687341	10.84632	.0270143
#2	2.892879	3.405876	.0909640	.0029563	.8753098	11.05609	.0305186
#3	2.587137	3.401800	.0964067	.0027965	.8731404	10.84842	.0278903

Reviewed By:mohan
On:12/31/2024
11:25:59 PM
Inst Id :P5

Sample Name: P5056-11 Acquired: 12/29/2024 13:53:15 Type: Unk
Method: SFAM01.1 INSTRUMENT P5 WITH 6 POINT ICAL-2(v49) Mode: CONC Corr. Factor: 1.000000
User: Kareem Custom ID1: MBHL38 Custom ID2: Custom ID3:
Comment:

Elem	Ti3361	Sr4077	Li6707
Units	ppm	ppm	ppm
Avg	.3570647	.0290824	.0490208
Stddev	.0059077	.0010483	.0016568
%RSD	1.654515	3.604449	3.379715
#1	.3589070	.0300690	.0503529
#2	.3618317	.0279818	.0495437
#3	.3504554	.0291965	.0471656

Int. Std.	Y_2243	Y_3600	Y_3710	Y_2243	In2306
Units	Cts/S	Cts/S	Cts/S	Cts/S	Cts/S
Avg	2732.144	34718.72	2632.147	1748.311	1808.485
Stddev	2.295	140.99	23.469	17.264	3.197
%RSD	.0839984	.4061010	.8916461	.9874627	.1767572
#1	2734.155	34615.94	2640.187	1732.654	1811.464
#2	2729.644	34879.45	2605.714	1766.825	1805.108
#3	2732.633	34660.77	2650.540	1745.454	1808.883

Reviewed By:mohan
On:12/31/2024
11:25:59 PM
Inst Id :P5

Sample Name: P5056-12 Acquired: 12/29/2024 13:57:07 Type: Unk
Method: SFAM01.1 INSTRUMENT P5 WITH 6 POINT ICAL-2(v49) Mode: CONC Corr. Factor: 1.000000
User: Kareem Custom ID1: MBHL39 Custom ID2: Custom ID3:
Comment:

Elem	As1890	Tl1908	Pb2203	Se1960	Sb2068	Al3961
Units	ppm	ppm	ppm	ppm	ppm	ppm
Avg	.0497483	.0088059	.1953001	.0119836	-.006099	49.32492
Stddev	.0072955	.0040651	.0008353	.0039011	.002577	.55484
%RSD	14.66475	46.16318	.4277235	32.55401	42.24814	1.124873
#1	.0578335	.0080019	.1948460	.0162829	-.009070	49.95263
#2	.0477540	.0052028	.1947901	.0109987	-.004767	49.12214
#3	.0436574	.0132128	.1962641	.0086693	-.004462	48.89999

Elem	Ba4934	Be2348	Cd2144	Ca3736	Cr2677	Co2286
Units	ppm	ppm	ppm	ppm	ppm	ppm
Avg	.5909520	.0081488	.0040261	F 969.2609	.0681674	.0598101
Stddev	.0065733	.0002175	.0001107	8.7461	.0002669	.0008297
%RSD	1.112325	2.668701	2.750239	.9023473	.3915952	1.387293
#1	.5980805	.0080496	.0039039	979.1643	.0678601	.0607388
#2	.5896452	.0079986	.0041199	966.0228	.0683007	.0591417
#3	.5851302	.0083982	.0040545	962.5956	.0683414	.0595499

Elem	Cu3247	Fe2598	Mn2576	Mg2790	Ni2316	Ag3280
Units	ppm	ppm	ppm	ppm	ppm	ppm
Avg	.1546076	103.5133	6.192823	65.37028	.0964482	-.001783
Stddev	.0054577	.9504	.055010	.68028	.0013479	.000741
%RSD	3.530013	.9181159	.8882798	1.040654	1.397555	41.56897
#1	.1546702	104.5380	6.252508	66.15544	.0964312	-.002005
#2	.1491189	103.3411	6.181807	64.99829	.0951088	-.002389
#3	.1600337	102.6608	6.144156	64.95712	.0978045	-.000957

Elem	Na8183	V_2924	Zn2138	K_7698	P_1774	B_2496
Units	ppm	ppm	ppm	ppm	ppm	ppm
Avg	.8595886	.0791774	.4983028	4.233795	3.160369	.0949579
Stddev	.0224512	.0036231	.0020600	.174421	.004319	.0020522
%RSD	2.611860	4.575865	.4134071	4.119725	.1366612	2.161121
#1	.8855123	.0758418	.4965971	4.401564	3.156557	.0957697
#2	.8467932	.0830319	.5005915	4.246412	3.159489	.0964799
#3	.8464602	.0786585	.4977199	4.053408	3.165060	.0926240

Reviewed By:mohan
On:12/31/2024
11:25:59 PM
Inst Id :P5

Sample Name: P5056-12 Acquired: 12/29/2024 13:57:07 Type: Unk
Method: SFAM01.1 INSTRUMENT P5 WITH 6 POINT ICAL-2(v49) Mode: CONC Corr. Factor: 1.000000
User: Kareem Custom ID1: MBHL39 Custom ID2: Custom ID3:
Comment:

Elem	Mo2020	S_1820	Si2516	Sn1899	Ti3361	Sr4077
Units	ppm	ppm	ppm	ppm	ppm	ppm
Avg	-.000325	1.685669	9.771570	.0279195	.1761419	.8080709
Stddev	.000441	.008709	.134516	.0002181	.0042232	.0079510
%RSD	135.7919	.5166617	1.376604	.7813054	2.397619	.9839461
#1	.000020	1.675667	9.923030	.0279189	.1808817	.8172047
#2	-.000822	1.689764	9.725666	.0277017	.1747653	.8043087
#3	-.000173	1.691576	9.666016	.0281380	.1727789	.8026992

Elem	Li6707
Units	ppm
Avg	.0672410
Stddev	.0028676
%RSD	4.264621
#1	.0668804
#2	.0702718
#3	.0645708

Int. Std.	Y_2243	Y_3600	Y_3710	Y_2243	In2306
Units	Cts/S	Cts/S	Cts/S	Cts/S	Cts/S
Avg	2344.423	29716.28	2361.338	1495.325	1640.586
Stddev	2.366	84.43	28.171	8.459	2.410
%RSD	.1009401	.2841062	1.193029	.5657025	.1469111
#1	2342.572	29812.82	2330.119	1503.992	1639.084
#2	2347.090	29679.75	2369.031	1487.091	1643.366
#3	2343.608	29656.27	2384.864	1494.891	1639.307

Reviewed By:mohan
On:12/31/2024
11:25:59 PM
Inst Id :P5

Sample Name: P5056-13 Acquired: 12/29/2024 14:01:02 Type: Unk
Method: SFAM01.1 INSTRUMENT P5 WITH 6 POINT ICAL-2(v49) Mode: CONC Corr. Factor: 1.000000
User: Kareem Custom ID1: MBHL40 Custom ID2: Custom ID3:
Comment:

Elem	As1890	Tl1908	Pb2203	Se1960	Sb2068	Al3961
Units	ppm	ppm	ppm	ppm	ppm	ppm
Avg	.0511684	.0074604	.1921937	.0223379	-.012578	47.11181
Stddev	.0026804	.0074308	.0011688	.0034620	.002481	.06793
%RSD	5.238335	99.60336	.6081137	15.49838	19.72403	.1441968
#1	.0508234	.0099993	.1932373	.0187511	-.015441	47.08707
#2	.0540047	.0132889	.1924129	.0226029	-.011053	47.05972
#3	.0486773	-.000907	.1909308	.0256599	-.011241	47.18865

Elem	Ba4934	Be2348	Cd2144	Ca3736	Cr2677	Co2286
Units	ppm	ppm	ppm	ppm	ppm	ppm
Avg	.6525964	.0085575	.0044259	F 1379.727	.0672917	.0838395
Stddev	.0009738	.0001277	.0001468	2.936	.0006437	.0011715
%RSD	.1492164	1.491754	3.316825	.2128220	.9565841	1.397367
#1	.6535941	.0086403	.0042746	1383.102	.0678963	.0849684
#2	.6516485	.0084105	.0045677	1378.319	.0673638	.0826295
#3	.6525467	.0086219	.0044354	1377.759	.0666149	.0839206

Elem	Cu3247	Fe2598	Mn2576	Mg2790	Ni2316	Ag3280
Units	ppm	ppm	ppm	ppm	ppm	ppm
Avg	.2773936	120.2914	9.103851	139.9246	.1279905	-.003191
Stddev	.0031190	.3356	.027875	.3317	.0013996	.000839
%RSD	1.124387	.2790169	.3061851	.2370730	1.093520	26.30443
#1	.2780492	119.9039	9.071732	139.6247	.1292294	-.003607
#2	.2801326	120.4794	9.118099	139.8682	.1282698	-.002225
#3	.2739989	120.4908	9.121722	140.2809	.1264723	-.003741

Elem	Na8183	V_2924	Zn2138	K_7698	P_1774	B_2496
Units	ppm	ppm	ppm	ppm	ppm	ppm
Avg	1.234210	.0842246	.3812619	6.136520	3.714180	.1173798
Stddev	.013035	.0115463	.0012937	.094261	.005829	.0026186
%RSD	1.056142	13.70889	.3393242	1.536071	.1569445	2.230853
#1	1.248127	.0713971	.3827172	6.164948	3.711150	.1193646
#2	1.232216	.0937859	.3802423	6.031317	3.710489	.1183628
#3	1.222287	.0874910	.3808261	6.213296	3.720900	.1144119

Reviewed By:mohan
On:12/31/2024
11:25:59 PM
Inst Id :P5

Sample Name: P5056-13 Acquired: 12/29/2024 14:01:02 Type: Unk
Method: SFAM01.1 INSTRUMENT P5 WITH 6 POINT ICAL-2(v49) Mode: CONC Corr. Factor: 1.000000
User: Kareem Custom ID1: MBHL40 Custom ID2: Custom ID3:
Comment:

Elem	Mo2020	S_1820	Si2516	Sn1899	Ti3361	Sr4077
Units	ppm	ppm	ppm	ppm	ppm	ppm
Avg	-.001943	1.960659	9.532052	.0333385	.2985452	.8459238
Stddev	.000847	.021241	.015139	.0019480	.0006652	.0009439
%RSD	43.61888	1.083354	.1588169	5.843120	.2228125	.1115849
#1	-.002557	1.965882	9.537340	.0312671	.2978740	.8465327
#2	-.000976	1.978802	9.514979	.0351337	.2985574	.8464023
#3	-.002295	1.937294	9.543838	.0336147	.2992042	.8448365

Elem	Li6707
Units	ppm
Avg	.0829599
Stddev	.0029368
%RSD	3.539969
#1	.0844464
#2	.0848562
#3	.0795771

Int. Std.	Y_2243	Y_3600	Y_3710	Y_2243	In2306
Units	Cts/S	Cts/S	Cts/S	Cts/S	Cts/S
Avg	2231.824	28308.66	2234.935	1429.286	1539.075
Stddev	6.688	145.52	10.174	11.957	7.380
%RSD	.2996664	.5140608	.4552358	.8365389	.4795389
#1	2228.687	28203.62	2233.295	1418.458	1537.197
#2	2239.504	28247.60	2225.680	1427.283	1547.213
#3	2227.281	28474.77	2245.829	1442.118	1532.815

Reviewed By:mohan
On:12/31/2024
11:25:59 PM
Inst Id :P5

Sample Name: P5056-14 Acquired: 12/29/2024 14:05:03 Type: Unk
Method: SFAM01.1 INSTRUMENT P5 WITH 6 POINT ICAL-2(v49) Mode: CONC Corr. Factor: 1.000000
User: Kareem Custom ID1: MBHL41 Custom ID2: Custom ID3:
Comment:

Elem	As1890	Tl1908	Pb2203	Se1960	Sb2068	Al3961
Units	ppm	ppm	ppm	ppm	ppm	ppm
Avg	.1762978	.0146428	.2730821	.0302784	-.001277	40.26757
Stddev	.0039635	.0062731	.0039705	.0019512	.004881	.65428
%RSD	2.248174	42.84096	1.453954	6.444301	382.3463	1.624839
#1	.1807496	.0121916	.2728376	.0291295	.002689	39.51705
#2	.1731526	.0099654	.2771692	.0291744	-.006727	40.71783
#3	.1749912	.0217714	.2692395	.0325314	.000209	40.56782

Elem	Ba4934	Be2348	Cd2144	Ca3736	Cr2677	Co2286
Units	ppm	ppm	ppm	ppm	ppm	ppm
Avg	.5720466	.0076997	.0043761	F 1239.332	.0679560	.1317598
Stddev	.0103603	.0001742	.0000619	20.975	.0009656	.0007990
%RSD	1.811099	2.262037	1.413702	1.692450	1.420961	.6064089
#1	.5603200	.0078433	.0044173	1215.182	.0689422	.1314931
#2	.5799599	.0077498	.0043050	1252.998	.0679134	.1311282
#3	.5758598	.0075059	.0044061	1249.817	.0670123	.1326580

Elem	Cu3247	Fe2598	Mn2576	Mg2790	Ni2316	Ag3280
Units	ppm	ppm	ppm	ppm	ppm	ppm
Avg	.3235200	129.3482	13.54995	154.5596	.1519648	.0009783
Stddev	.0124452	2.0228	.22800	2.1223	.0005308	.0004833
%RSD	3.846801	1.563855	1.682646	1.373099	.3492953	49.40333
#1	.3129421	127.0482	13.28898	152.1841	.1519563	.0006654
#2	.3203851	130.8510	13.71046	156.2687	.1514383	.0015349
#3	.3372329	130.1453	13.65042	155.2259	.1524998	.0007345

Elem	Na8183	V_2924	Zn2138	K_7698	P_1774	B_2496
Units	ppm	ppm	ppm	ppm	ppm	ppm
Avg	1.384566	.0975894	.4529013	3.576662	F 11.43732	.0958519
Stddev	.006741	.0145447	.0011498	.232767	.05217	.0026422
%RSD	.4868648	14.90396	.2538668	6.507947	.4561661	2.756565
#1	1.386307	.1118404	.4541793	3.375174	11.41753	.0928452
#2	1.377125	.0981601	.4525736	3.831459	11.39793	.0978039
#3	1.390266	.0827678	.4519510	3.523352	11.49649	.0969066

Reviewed By:mohan
On:12/31/2024
11:25:59 PM
Inst Id :P5

Sample Name: P5056-14 Acquired: 12/29/2024 14:05:03 Type: Unk
Method: SFAM01.1 INSTRUMENT P5 WITH 6 POINT ICAL-2(v49) Mode: CONC Corr. Factor: 1.000000
User: Kareem Custom ID1: MBHL41 Custom ID2: Custom ID3:
Comment:

Elem	Mo2020	S_1820	Si2516	Sn1899	Ti3361	Sr4077
Units	ppm	ppm	ppm	ppm	ppm	ppm
Avg	.0062643	4.042001	9.037434	.0347041	.4177296	1.111795
Stddev	.0008124	.023450	.118247	.0026238	.0071106	.022526
%RSD	12.96825	.5801591	1.308410	7.560381	1.702200	2.026076
#1	.0053264	4.038887	8.903237	.0332091	.4095215	1.086021
#2	.0067150	4.020263	9.082723	.0331695	.4220118	1.127711
#3	.0067513	4.066852	9.126343	.0377337	.4216553	1.121653

Elem	Li6707
Units	ppm
Avg	.0660072
Stddev	.0048124
%RSD	7.290691
#1	.0604522
#2	.0689094
#3	.0686599

Int. Std.	Y_2243	Y_3600	Y_3710	Y_2243	In2306
Units	Cts/S	Cts/S	Cts/S	Cts/S	Cts/S
Avg	2352.285	29876.30	2392.720	1501.235	1562.005
Stddev	5.425	142.87	21.621	9.307	1.293
%RSD	.2306364	.4781930	.9036142	.6199411	.0827660
#1	2352.628	29819.73	2414.328	1495.410	1561.526
#2	2346.696	29770.39	2371.086	1496.327	1561.020
#3	2357.530	30038.80	2392.748	1511.969	1563.469

Reviewed By:mohan
On:12/31/2024
11:25:59 PM
Inst Id :P5

Sample Name: P5056-15 Acquired: 12/29/2024 14:08:56 Type: Unk
Method: SFAM01.1 INSTRUMENT P5 WITH 6 POINT ICAL-2(v49) Mode: CONC Corr. Factor: 1.000000
User: Kareem Custom ID1: MBHL42 Custom ID2: Custom ID3:
Comment:

Elem	As1890	Tl1908	Pb2203	Se1960	Sb2068	Al3961	Ba4934
Units	ppm	ppm	ppm	ppm	ppm	ppm	ppm
Avg	.0408037	.0184141	.4169295	.0122800	-.011862	29.60411	.7122840
Stddev	.0027865	.0078509	.0023061	.0031277	.003278	.44159	.0087247
%RSD	6.829123	42.63545	.5531102	25.46956	27.63555	1.491642	1.224894
#1	.0439925	.0267231	.4144746	.0134945	-.015468	30.10241	.7223030
#2	.0388373	.0111199	.4172638	.0087273	-.011054	29.26128	.7063599
#3	.0395814	.0173993	.4190502	.0146183	-.009063	29.44865	.7081892

Elem	Be2348	Cd2144	Ca3736	Cr2677	Co2286	Cu3247	Fe2598
Units	ppm	ppm	ppm	ppm	ppm	ppm	ppm
Avg	.0054685	.0044333	628.3178	.0707620	.0512028	.1242482	80.94848
Stddev	.0001535	.0001849	9.1457	.0001872	.0007604	.0018598	1.10263
%RSD	2.807026	4.171405	1.455586	.2645568	1.485161	1.496803	1.362135
#1	.0056242	.0042585	638.5933	.0706146	.0503795	.1225649	82.16965
#2	.0053173	.0044145	621.0697	.0709726	.0518789	.1262446	80.02588
#3	.0054639	.0046269	625.2904	.0706987	.0513499	.1239351	80.64992

Elem	Mn2576	Mg2790	Ni2316	Ag3280	Na8183	V_2924	Zn2138
Units	ppm	ppm	ppm	ppm	ppm	ppm	ppm
Avg	6.701726	210.3695	.0824350	-.000627	.8793035	.0750204	.6260731
Stddev	.095820	2.5510	.0008486	.000592	.0411853	.0048172	.0039314
%RSD	1.429785	1.212618	1.029409	94.42095	4.683855	6.421242	.6279428
#1	6.810105	213.2505	.0829758	-.001044	.9232516	.0792256	.6218241
#2	6.628247	208.3974	.0828723	.000051	.8730664	.0697645	.6295815
#3	6.666827	209.4607	.0814570	-.000889	.8415925	.0760710	.6268137

Elem	K_7698	P_1774	B_2496	Mo2020	S_1820	Si2516	Sn1899
Units	ppm	ppm	ppm	ppm	ppm	ppm	ppm
Avg	4.926966	6.333004	.0986370	.0053727	9.875478	7.848213	.0480700
Stddev	.258494	.009900	.0027122	.0003800	.029630	.104208	.0033239
%RSD	5.246509	.1563219	2.749687	7.073516	.3000359	1.327788	6.914627
#1	5.160961	6.323904	.1017687	.0050631	9.903978	7.968332	.0444627
#2	4.649489	6.331563	.0970877	.0057969	9.844834	7.782008	.0510089
#3	4.970448	6.343545	.0970545	.0052582	9.877622	7.794298	.0487383

Reviewed By:mohan
On:12/31/2024
11:25:59 PM
Inst Id :P5

Sample Name: P5056-15 Acquired: 12/29/2024 14:08:56 Type: Unk
Method: SFAM01.1 INSTRUMENT P5 WITH 6 POINT ICAL-2(v49) Mode: CONC Corr. Factor: 1.000000
User: Kareem Custom ID1: MBHL42 Custom ID2: Custom ID3:
Comment:

Elem	Ti3361	Sr4077	Li6707
Units	ppm	ppm	ppm
Avg	.4022731	.3865417	.0237392
Stddev	.0068146	.0051608	.0038819
%RSD	1.694035	1.335131	16.35251
#1	.4101186	.3924273	.0217307
#2	.3988742	.3827905	.0212729
#3	.3978264	.3844071	.0282138

Int. Std.	Y_2243	Y_3600	Y_3710	Y_2243	In2306
Units	Cts/S	Cts/S	Cts/S	Cts/S	Cts/S
Avg	2160.030	27437.14	2128.593	1377.589	1698.105
Stddev	7.812	70.39	31.919	1.582	4.711
%RSD	.3616529	.2565630	1.499549	.1148740	.2774293
#1	2164.177	27388.13	2092.259	1376.448	1701.881
#2	2151.019	27517.80	2152.117	1379.396	1692.826
#3	2164.894	27405.49	2141.405	1376.923	1699.607

Reviewed By:mohan
On:12/31/2024
11:25:59 PM
Inst Id :P5

Sample Name: P5056-16 Acquired: 12/29/2024 14:12:47 Type: Unk
Method: SFAM01.1 INSTRUMENT P5 WITH 6 POINT ICAL-2(v49) Mode: CONC Corr. Factor: 1.000000
User: Kareem Custom ID1: MBHL43 Custom ID2: Custom ID3:
Comment:

Elem	As1890	Tl1908	Pb2203	Se1960	Sb2068	Al3961	Ba4934
Units	ppm	ppm	ppm	ppm	ppm	ppm	ppm
Avg	.0817407	-.011763	.7564696	.0429823	-.000323	54.66846	.8795697
Stddev	.0021367	.003460	.0003664	.0073485	.003395	.16568	.0036291
%RSD	2.613956	29.41064	.0484393	17.09655	1051.891	.3030619	.4126036
#1	.0842040	-.011580	.7568849	.0426916	-.000760	54.47741	.8754222
#2	.0806284	-.015311	.7563317	.0504718	.003269	54.75527	.8811240
#3	.0803896	-.008399	.7561921	.0357834	-.003478	54.77269	.8821628

Elem	Be2348	Cd2144	Ca3736	Cr2677	Co2286	Cu3247	Fe2598
Units	ppm	ppm	ppm	ppm	ppm	ppm	ppm
Avg	.0092053	.0158384	535.0461	.1023217	.0548158	.1921622	131.9817
Stddev	.0002004	.0000615	1.3143	.0004934	.0002926	.0100145	.5760
%RSD	2.176866	.3885471	.2456469	.4821600	.5338761	5.211464	.4364405
#1	.0093675	.0158543	533.6073	.1017533	.0551114	.2007687	131.3276
#2	.0089813	.0158905	535.3473	.1026382	.0548095	.1945474	132.4134
#3	.0092672	.0157705	536.1837	.1025737	.0545262	.1811705	132.2039

Elem	Mn2576	Mg2790	Ni2316	Ag3280	Na8183	V_2924	Zn2138
Units	ppm	ppm	ppm	ppm	ppm	ppm	ppm
Avg	9.057473	277.1827	.1499463	-.000181	.9315463	.1200824	3.200738
Stddev	.014610	1.1766	.0003503	.000645	.0186520	.0055967	.022766
%RSD	.1613017	.4244911	.2336431	356.5641	2.002263	4.660693	.7112771
#1	9.046170	275.8332	.1500568	-.000736	.9446768	.1219031	3.224582
#2	9.073970	277.7218	.1502281	-.000333	.9101962	.1138021	3.179230
#3	9.052279	277.9933	.1495541	.000527	.9397658	.1245420	3.198401

Elem	K_7698	P_1774	B_2496	Mo2020	S_1820	Si2516	Sn1899
Units	ppm	ppm	ppm	ppm	ppm	ppm	ppm
Avg	4.825338	6.649202	.0953248	.0067045	12.17178	12.07158	.0629220
Stddev	.079219	.011054	.0027942	.0010368	.02835	.04036	.0021369
%RSD	1.641738	.1662468	2.931186	15.46385	.2329406	.3343273	3.396194
#1	4.843944	6.660865	.0931086	.0055074	12.19484	12.06383	.0617575
#2	4.738472	6.638879	.0984636	.0073003	12.18038	12.03566	.0653882
#3	4.893599	6.647863	.0944023	.0073059	12.14013	12.11525	.0616201

Reviewed By:mohan
On:12/31/2024
11:25:59 PM
Inst Id :P5

Sample Name: P5056-16 Acquired: 12/29/2024 14:12:47 Type: Unk
Method: SFAM01.1 INSTRUMENT P5 WITH 6 POINT ICAL-2(v49) Mode: CONC Corr. Factor: 1.000000
User: Kareem Custom ID1: MBHL43 Custom ID2: Custom ID3:
Comment:

Elem	Ti3361	Sr4077	Li6707
Units	ppm	ppm	ppm
Avg	.5774146	.2115147	.0562555
Stddev	.0080950	.0007139	.0011241
%RSD	1.401940	.3374935	1.998267
#1	.5688364	.2106930	.0556062
#2	.5849193	.2118695	.0575536
#3	.5784881	.2119817	.0556068

Int. Std.	Y_2243	Y_3600	Y_3710	Y_2243	In2306
Units	Cts/S	Cts/S	Cts/S	Cts/S	Cts/S
Avg	2213.872	28204.48	2186.034	1417.267	1630.004
Stddev	5.629	121.38	4.948	12.430	2.561
%RSD	.2542578	.4303537	.2263631	.8770118	.1571108
#1	2219.378	28124.14	2181.865	1403.083	1632.647
#2	2214.111	28145.19	2191.502	1422.459	1629.830
#3	2208.128	28344.10	2184.733	1426.259	1627.534

Reviewed By:mohan
On:12/31/2024
11:25:59 PM
Inst Id :P5

Sample Name: P5056-17 Acquired: 12/29/2024 14:16:36 Type: Unk
Method: SFAM01.1 INSTRUMENT P5 WITH 6 POINT ICAL-2(v49) Mode: CONC Corr. Factor: 1.000000
User: Kareem Custom ID1: MBHL44 Custom ID2: Custom ID3:
Comment:

Elem	As1890	Tl1908	Pb2203	Se1960	Sb2068	Al3961	Ba4934
Units	ppm	ppm	ppm	ppm	ppm	ppm	ppm
Avg	.1695391	-.040387	1.595379	.0979402	.0225483	75.04595	1.474916
Stddev	.0071255	.004154	.004016	.0046197	.0025569	.23667	.002233
%RSD	4.202872	10.28564	.2517148	4.716845	11.33955	.3153728	.1513654
#1	.1777400	-.044301	1.599923	.0994247	.0220421	74.87676	1.472479
#2	.1660158	-.036029	1.593905	.1016351	.0253204	74.94469	1.476863
#3	.1648617	-.040832	1.592308	.0927607	.0202824	75.31641	1.475406

Elem	Be2348	Cd2144	Ca3736	Cr2677	Co2286	Cu3247	Fe2598
Units	ppm	ppm	ppm	ppm	ppm	ppm	ppm
Avg	.0134236	.0111951	100.5889	.1403368	.0590542	.2762464	179.8745
Stddev	.0001625	.0000655	.0858	.0006763	.0006871	.0066111	.2948
%RSD	1.210755	.5851306	.0853335	.4819284	1.163589	2.393198	.1638941
#1	.0133401	.0112344	100.4963	.1409941	.0592582	.2701598	179.7807
#2	.0136109	.0112315	100.6658	.1403732	.0596163	.2832800	179.6380
#3	.0133198	.0111195	100.6046	.1396430	.0582882	.2752994	180.2048

Elem	Mn2576	Mg2790	Ni2316	Ag3280	Na8183	V_2924	Zn2138
Units	ppm	ppm	ppm	ppm	ppm	ppm	ppm
Avg	14.87656	47.01231	.2358928	-.000225	.5447743	.1875961	1.074357
Stddev	.03578	.19798	.0011010	.000726	.0170459	.0063103	.001211
%RSD	.2405405	.4211340	.4667312	323.1904	3.128992	3.363747	.1127037
#1	14.83897	46.79002	.2370253	.000470	.5539280	.1832424	1.073432
#2	14.88049	47.07719	.2358267	-.000979	.5552880	.1948329	1.075727
#3	14.91021	47.16971	.2348263	-.000165	.5251070	.1847130	1.073912

Elem	K_7698	P_1774	B_2496	Mo2020	S_1820	Si2516	Sn1899
Units	ppm	ppm	ppm	ppm	ppm	ppm	ppm
Avg	5.473368	7.305103	.1075747	.0091968	4.894302	13.03636	.1550390
Stddev	.151281	.007974	.0038037	.0008078	.020842	.08980	.0008571
%RSD	2.763947	.1091566	3.535853	8.783741	.4258487	.6888806	.5528400
#1	5.357080	7.314310	.1039486	.0101239	4.906721	13.12872	.1542806
#2	5.418623	7.300411	.1072415	.0088225	4.870239	12.94935	.1559689
#3	5.644400	7.300587	.1115340	.0086440	4.905945	13.03102	.1548676

Reviewed By:mohan
On:12/31/2024
11:25:59 PM
Inst Id :P5

Sample Name: P5056-17 Acquired: 12/29/2024 14:16:36 Type: Unk
Method: SFAM01.1 INSTRUMENT P5 WITH 6 POINT ICAL-2(v49) Mode: CONC Corr. Factor: 1.000000
User: Kareem Custom ID1: MBHL44 Custom ID2: Custom ID3:
Comment:

Elem	Ti3361	Sr4077	Li6707
Units	ppm	ppm	ppm
Avg	.7450982	.0215761	.0774429
Stddev	.0078821	.0003753	.0036611
%RSD	1.057857	1.739313	4.727433
#1	.7440431	.0212593	.0816680
#2	.7377968	.0219905	.0752081
#3	.7534547	.0214783	.0754526

Int. Std.	Y_2243	Y_3600	Y_3710	Y_2243	In2306
Units	Cts/S	Cts/S	Cts/S	Cts/S	Cts/S
Avg	2519.726	31991.40	2434.862	1621.940	1813.526
Stddev	5.877	138.76	3.501	10.794	6.088
%RSD	.2332551	.4337468	.1438056	.6655075	.3357197
#1	2514.162	32083.60	2431.133	1632.822	1806.502
#2	2519.142	31831.81	2438.079	1611.236	1816.778
#3	2525.873	32058.78	2435.376	1621.763	1817.297

Reviewed By:mohan
On:12/31/2024
11:25:59 PM
Inst Id :P5

Sample Name: P5056-18 Acquired: 12/29/2024 14:20:26 Type: Unk
Method: SFAM01.1 INSTRUMENT P5 WITH 6 POINT ICAL-2(v49) Mode: CONC Corr. Factor: 1.000000
User: Kareem Custom ID1: MBHL45 Custom ID2: Custom ID3:
Comment:

Elem	As1890	Tl1908	Pb2203	Se1960	Sb2068	Al3961	Ba4934
Units	ppm	ppm	ppm	ppm	ppm	ppm	ppm
Avg	.1263082	-.036404	.7399476	.0998346	.0234986	82.94359	1.807840
Stddev	.0015296	.001150	.0034940	.0029838	.0026461	.04078	.001699
%RSD	1.211003	3.158212	.4721895	2.988751	11.26058	.0491620	.0939860
#1	.1280657	-.036106	.7359139	.0964674	.0258252	82.93778	1.806186
#2	.1255815	-.037673	.7420303	.1008862	.0240505	82.98696	1.807753
#3	.1252775	-.035432	.7418987	.1021502	.0206201	82.90603	1.809581

Elem	Be2348	Cd2144	Ca3736	Cr2677	Co2286	Cu3247	Fe2598
Units	ppm	ppm	ppm	ppm	ppm	ppm	ppm
Avg	.0128686	.0081157	114.8085	.1223480	.0652825	.1584734	188.1100
Stddev	.0000696	.0001334	.3329	.0013545	.0002612	.0017560	.5716
%RSD	.5411021	1.643363	.2899468	1.107071	.4001356	1.108059	.3038792
#1	.0129084	.0081573	114.8997	.1215507	.0650606	.1573829	188.6010
#2	.0127882	.0079665	114.4396	.1215815	.0652166	.1604991	188.2466
#3	.0129092	.0082233	115.0864	.1239119	.0655704	.1575383	187.4825

Elem	Mn2576	Mg2790	Ni2316	Ag3280	Na8183	V_2924	Zn2138
Units	ppm	ppm	ppm	ppm	ppm	ppm	ppm
Avg	19.25236	36.95324	.1913094	-.000881	.5100828	.1788100	.7254632
Stddev	.01955	.18292	.0008232	.000364	.0178161	.0016524	.0019536
%RSD	.1015565	.4949939	.4302923	41.27411	3.492789	.9240951	.2692954
#1	19.23196	37.12382	.1912260	-.001000	.5011649	.1777205	.7261292
#2	19.27094	36.76008	.1905311	-.000473	.4984867	.1807113	.7232636
#3	19.25418	36.97582	.1921711	-.001170	.5305969	.1779983	.7269967

Elem	K_7698	P_1774	B_2496	Mo2020	S_1820	Si2516	Sn1899
Units	ppm	ppm	ppm	ppm	ppm	ppm	ppm
Avg	3.839607	7.280306	.1006297	.0055404	3.062695	13.25157	.0801780
Stddev	.034868	.025356	.0044792	.0006316	.005796	.13368	.0019048
%RSD	.9081209	.3482788	4.451210	11.39916	.1892391	1.008788	2.375730
#1	3.816613	7.251597	.0964157	.0058994	3.058213	13.26630	.0808352
#2	3.879726	7.299634	.1053339	.0059106	3.069240	13.11113	.0816672
#3	3.822481	7.289689	.1001396	.0048112	3.060631	13.37727	.0780316

Reviewed By:mohan
On:12/31/2024
11:25:59 PM
Inst Id :P5

Sample Name: P5056-18 Acquired: 12/29/2024 14:20:26 Type: Unk
Method: SFAM01.1 INSTRUMENT P5 WITH 6 POINT ICAL-2(v49) Mode: CONC Corr. Factor: 1.000000
User: Kareem Custom ID1: MBHL45 Custom ID2: Custom ID3:
Comment:

Elem	Ti3361	Sr4077	Li6707
Units	ppm	ppm	ppm
Avg	.6225619	.0016037	.0857163
Stddev	.0028051	.0015368	.0040199
%RSD	.4505787	95.82851	4.689746
#1	.6203524	.0002312	.0849343
#2	.6257178	.0013158	.0900697
#3	.6216154	.0032642	.0821449

Int. Std.	Y_2243	Y_3600	Y_3710	Y_2243	In2306
Units	Cts/S	Cts/S	Cts/S	Cts/S	Cts/S
Avg	2570.334	32532.97	2489.149	1650.935	1810.882
Stddev	9.939	69.81	19.637	3.136	8.294
%RSD	.3866903	.2145786	.7889048	.1899566	.4580109
#1	2578.925	32457.10	2488.183	1651.747	1820.093
#2	2572.629	32594.49	2509.251	1653.586	1808.545
#3	2559.448	32547.32	2470.013	1647.473	1804.007

Reviewed By:mohan
On:12/31/2024
11:25:59 PM
Inst Id :P5

Sample Name: P5056-19 Acquired: 12/29/2024 14:24:17 Type: Unk
Method: SFAM01.1 INSTRUMENT P5 WITH 6 POINT ICAL-2(v49) Mode: CONC Corr. Factor: 1.000000
User: Kareem Custom ID1: MBHL46 Custom ID2: Custom ID3:
Comment:

Elem	As1890	Tl1908	Pb2203	Se1960	Sb2068	Al3961	Ba4934
Units	ppm	ppm	ppm	ppm	ppm	ppm	ppm
Avg	.0695408	-.022829	.2460604	.0513881	.0092204	64.41671	.9203340
Stddev	.0029620	.006192	.0026841	.0039606	.0026576	.12070	.0037518
%RSD	4.259445	27.12369	1.090823	7.707163	28.82252	.1873674	.4076570
#1	.0724621	-.024394	.2453935	.0475667	.0121599	64.44078	.9201136
#2	.0665396	-.016004	.2490150	.0511229	.0085140	64.28580	.9166973
#3	.0696206	-.028087	.2437726	.0554745	.0069875	64.52357	.9241911

Elem	Be2348	Cd2144	Ca3736	Cr2677	Co2286	Cu3247	Fe2598
Units	ppm	ppm	ppm	ppm	ppm	ppm	ppm
Avg	.0105857	.0035850	521.8059	.0948279	.0607539	.1026849	152.4091
Stddev	.0000887	.0000993	1.0794	.0007903	.0016280	.0005694	.5981
%RSD	.8380730	2.770353	.2068647	.8333797	2.679693	.5544665	.3924488
#1	.0106808	.0035823	521.6781	.0956594	.0607391	.1032690	151.9318
#2	.0105710	.0034871	520.7960	.0947378	.0623893	.1026542	152.2155
#3	.0105052	.0036857	522.9435	.0940865	.0591333	.1021315	153.0801

Elem	Mn2576	Mg2790	Ni2316	Ag3280	Na8183	V_2924	Zn2138
Units	ppm	ppm	ppm	ppm	ppm	ppm	ppm
Avg	6.074040	63.49784	.1525961	-.002397	.8035346	.1418425	.3648506
Stddev	.010851	.27277	.0017470	.000445	.0273597	.0046010	.0006029
%RSD	.1786396	.4295800	1.144836	18.55648	3.404914	3.243723	.1652516
#1	6.080465	63.44001	.1545929	-.002822	.7988600	.1377792	.3650318
#2	6.061512	63.25863	.1513495	-.001935	.8329304	.1409100	.3641779
#3	6.080142	63.79490	.1518460	-.002435	.7788134	.1468383	.3653421

Elem	K_7698	P_1774	B_2496	Mo2020	S_1820	Si2516	Sn1899
Units	ppm	ppm	ppm	ppm	ppm	ppm	ppm
Avg	2.998731	5.503676	.0784487	.0017363	1.771900	12.78030	.0395197
Stddev	.028745	.011827	.0019754	.0005274	.005008	.00882	.0012851
%RSD	.9585869	.2148980	2.518106	30.37357	.2826224	.0690224	3.251881
#1	2.983385	5.491744	.0783785	.0013961	1.769584	12.78765	.0404353
#2	2.980916	5.515396	.0804584	.0014691	1.777646	12.78273	.0400731
#3	3.031893	5.503888	.0765094	.0023438	1.768469	12.77051	.0380505

Reviewed By:mohan
On:12/31/2024
11:25:59 PM
Inst Id :P5

Sample Name: P5056-19 Acquired: 12/29/2024 14:24:17 Type: Unk
Method: SFAM01.1 INSTRUMENT P5 WITH 6 POINT ICAL-2(v49) Mode: CONC Corr. Factor: 1.000000
User: Kareem Custom ID1: MBHL46 Custom ID2: Custom ID3:
Comment:

Elem	Ti3361	Sr4077	Li6707
Units	ppm	ppm	ppm
Avg	.7053397	.2846842	.0868894
Stddev	.0030797	.0006865	.0041995
%RSD	.4366216	.2411592	4.833198
#1	.7069833	.2839816	.0866638
#2	.7017869	.2847176	.0911972
#3	.7072489	.2853535	.0828072

Int. Std.	Y_2243	Y_3600	Y_3710	Y_2243	In2306
Units	Cts/S	Cts/S	Cts/S	Cts/S	Cts/S
Avg	2325.485	29485.32	2255.174	1483.754	1698.534
Stddev	5.172	23.67	4.317	3.394	4.969
%RSD	.2224038	.0802830	.1914162	.2287303	.2925374
#1	2329.276	29511.06	2255.833	1487.667	1702.397
#2	2319.593	29464.49	2250.566	1481.972	1692.928
#3	2327.584	29480.40	2259.124	1481.622	1700.276

Reviewed By:mohan
On:12/31/2024
11:25:59 PM
Inst Id :P5

Sample Name: P5056-20 Acquired: 12/29/2024 14:28:08 Type: Unk
Method: SFAM01.1 INSTRUMENT P5 WITH 6 POINT ICAL-2(v49) Mode: CONC Corr. Factor: 1.000000
User: Kareem Custom ID1: MBHL47 Custom ID2: Custom ID3:
Comment:

Elem	As1890	Tl1908	Pb2203	Se1960	Sb2068	Al3961
Units	ppm	ppm	ppm	ppm	ppm	ppm
Avg	.0782344	-.034754	.3125316	.0618018	.0056353	73.11139
Stddev	.0041747	.002913	.0051810	.0093318	.0020687	.94062
%RSD	5.336197	8.381757	1.657748	15.09956	36.70849	1.286554
#1	.0795955	-.032472	.3070101	.0561939	.0052158	72.06739
#2	.0735490	-.038035	.3132979	.0566372	.0078816	73.89284
#3	.0815587	-.033756	.3172867	.0725742	.0038086	73.37392

Elem	Ba4934	Be2348	Cd2144	Ca3736	Cr2677	Co2286
Units	ppm	ppm	ppm	ppm	ppm	ppm
Avg	.8756954	.0118009	.0047033	F 949.3930	.1023823	.0792245
Stddev	.0133151	.0000755	.0001256	9.3956	.0008243	.0004178
%RSD	1.520514	.6401888	2.670962	.9896457	.8051251	.5273066
#1	.8606647	.0117688	.0045903	938.6698	.1026658	.0796854
#2	.8860126	.0117466	.0048386	956.1821	.1030275	.0788708
#3	.8804088	.0118872	.0046810	953.3271	.1014537	.0791174

Elem	Cu3247	Fe2598	Mn2576	Mg2790	Ni2316	Ag3280
Units	ppm	ppm	ppm	ppm	ppm	ppm
Avg	.1744416	186.7112	10.30272	222.6506	.2195415	-.004601
Stddev	.0070821	2.2478	.12326	2.6219	.0005842	.000362
%RSD	4.059847	1.203901	1.196376	1.177569	.2661173	7.874631
#1	.1677801	184.2186	10.16668	219.7745	.2191836	-.004466
#2	.1736646	188.5844	10.40698	224.9074	.2192253	-.005011
#3	.1818801	187.3306	10.33451	223.2698	.2202157	-.004325

Elem	Na8183	V_2924	Zn2138	K_7698	P_1774	B_2496
Units	ppm	ppm	ppm	ppm	ppm	ppm
Avg	1.382308	.1635982	.6441631	7.870186	6.510786	.1253133
Stddev	.025615	.0170905	.0018013	.101821	.007269	.0032176
%RSD	1.853037	10.44664	.2796349	1.293755	.1116492	2.567646
#1	1.392292	.1438642	.6462431	7.755551	6.516357	.1227961
#2	1.401427	.1733581	.6431178	7.904883	6.513437	.1242052
#3	1.353205	.1735723	.6431285	7.950123	6.502563	.1289385

Reviewed By:mohan
On:12/31/2024
11:25:59 PM
Inst Id :P5

Sample Name: P5056-20 Acquired: 12/29/2024 14:28:08 Type: Unk
Method: SFAM01.1 INSTRUMENT P5 WITH 6 POINT ICAL-2(v49) Mode: CONC Corr. Factor: 1.000000
User: Kareem Custom ID1: MBHL47 Custom ID2: Custom ID3:
Comment:

Elem	Mo2020	S_1820	Si2516	Sn1899	Ti3361	Sr4077
Units	ppm	ppm	ppm	ppm	ppm	ppm
Avg	.0016715	1.617741	12.70165	.0430712	.9640291	.7500838
Stddev	.0006810	.009436	.04457	.0013840	.0129730	.0069208
%RSD	40.74374	.5832694	.3509383	3.213260	1.345704	.9226660
#1	.0010178	1.625155	12.66348	.0424927	.9514566	.7420980
#2	.0023769	1.607120	12.69083	.0420702	.9773686	.7543366
#3	.0016196	1.620948	12.75064	.0446505	.9632622	.7538168

Elem	Li6707
Units	ppm
Avg	.1276140
Stddev	.0039899
%RSD	3.126540
#1	.1234093
#2	.1280856
#3	.1313471

Int. Std.	Y_2243	Y_3600	Y_3710	Y_2243	In2306
Units	Cts/S	Cts/S	Cts/S	Cts/S	Cts/S
Avg	2273.806	28880.19	2278.859	1450.178	1578.859
Stddev	3.471	115.73	7.742	2.104	2.619
%RSD	.1526675	.4007185	.3397512	.1450992	.1658934
#1	2274.561	28840.49	2287.796	1448.307	1580.198
#2	2276.838	28789.54	2274.568	1449.771	1580.538
#3	2270.020	29010.55	2274.212	1452.456	1575.841

Reviewed By:mohan
On:12/31/2024
11:25:59 PM
Inst Id :P5

Sample Name: P5056-21 Acquired: 12/29/2024 14:31:58 Type: Unk
Method: SFAM01.1 INSTRUMENT P5 WITH 6 POINT ICAL-2(v49) Mode: CONC Corr. Factor: 1.000000
User: Kareem Custom ID1: MBHL47D Custom ID2: Custom ID3:
Comment:

Elem	As1890	Tl1908	Pb2203	Se1960	Sb2068	Al3961
Units	ppm	ppm	ppm	ppm	ppm	ppm
Avg	.0775159	-.037747	.3133435	.0666166	.0112412	73.57494
Stddev	.0069558	.003292	.0016913	.0052542	.0045674	.07635
%RSD	8.973377	8.720285	.5397468	7.887283	40.63094	.1037697
#1	.0800338	-.037257	.3114617	.0713244	.0060159	73.51041
#2	.0828621	-.034727	.3147365	.0609484	.0132348	73.55518
#3	.0696518	-.041256	.3138323	.0675769	.0144729	73.65922

Elem	Ba4934	Be2348	Cd2144	Ca3736	Cr2677	Co2286
Units	ppm	ppm	ppm	ppm	ppm	ppm
Avg	.8770808	.0117233	.0047288	F 955.6724	.1048709	.0778625
Stddev	.0002466	.0001038	.0001510	1.0689	.0012540	.0013309
%RSD	.0281141	.8855763	3.193258	.1118495	1.195733	1.709313
#1	.8770425	.0116133	.0046741	955.6549	.1034266	.0763404
#2	.8768556	.0118196	.0048995	954.6123	.1055036	.0784403
#3	.8773443	.0117369	.0046128	956.7500	.1056826	.0788069

Elem	Cu3247	Fe2598	Mn2576	Mg2790	Ni2316	Ag3280
Units	ppm	ppm	ppm	ppm	ppm	ppm
Avg	.1869769	188.0753	10.37772	224.1941	.2192290	-.003787
Stddev	.0026639	.1373	.02821	.5716	.0005377	.000764
%RSD	1.424738	.0729949	.2718512	.2549673	.2452640	20.17150
#1	.1853313	187.9222	10.36595	223.6493	.2191861	-.004145
#2	.1900503	188.1874	10.35731	224.1436	.2197868	-.004307
#3	.1855489	188.1162	10.40992	224.7892	.2187140	-.002910

Elem	Na8183	V_2924	Zn2138	K_7698	P_1774	B_2496
Units	ppm	ppm	ppm	ppm	ppm	ppm
Avg	1.400028	.1530772	.6617554	7.860841	6.522518	.1277447
Stddev	.018241	.0110473	.0015346	.113572	.009344	.0010333
%RSD	1.302927	7.216790	.2318910	1.444778	.1432516	.8088642
#1	1.402064	.1414254	.6611615	7.917280	6.521590	.1287395
#2	1.417166	.1633996	.6606065	7.730105	6.532291	.1266768
#3	1.380854	.1544067	.6634981	7.935136	6.513673	.1278179

Reviewed By:mohan
On:12/31/2024
11:25:59 PM
Inst Id :P5

Sample Name: P5056-21 Acquired: 12/29/2024 14:31:58 Type: Unk
Method: SFAM01.1 INSTRUMENT P5 WITH 6 POINT ICAL-2(v49) Mode: CONC Corr. Factor: 1.000000
User: Kareem Custom ID1: MBHL47D Custom ID2: Custom ID3:
Comment:

Elem	Mo2020	S_1820	Si2516	Sn1899	Ti3361	Sr4077
Units	ppm	ppm	ppm	ppm	ppm	ppm
Avg	.0021468	1.625742	12.65751	.0419573	.9767793	.7552829
Stddev	.0007685	.007247	.04935	.0012859	.0049737	.0008269
%RSD	35.79648	.4457845	.3898707	3.064784	.5091936	.1094847
#1	.0012616	1.626256	12.70924	.0429560	.9710552	.7557209
#2	.0026429	1.632719	12.65235	.0405064	.9792362	.7543291
#3	.0025359	1.618251	12.61095	.0424095	.9800464	.7557988

Elem	Li6707
Units	ppm
Avg	.1298807
Stddev	.0039898
%RSD	3.071918
#1	.1253127
#2	.1316466
#3	.1326828

Int. Std.	Y_2243	Y_3600	Y_3710	Y_2243	In2306
Units	Cts/S	Cts/S	Cts/S	Cts/S	Cts/S
Avg	2278.360	28703.08	2299.015	1433.881	1581.096
Stddev	3.095	51.72	7.207	1.824	3.709
%RSD	.1358513	.1802000	.3134695	.1272260	.2346037
#1	2275.773	28643.37	2290.982	1434.918	1578.749
#2	2277.517	28731.80	2301.150	1434.951	1579.167
#3	2281.789	28734.07	2304.913	1431.775	1585.373

Reviewed By:mohan
On:12/31/2024
11:25:59 PM
Inst Id :P5

Sample Name: P5056-20LX5 Acquired: 12/29/2024 14:35:48 Type: Unk
Method: SFAM01.1 INSTRUMENT P5 WITH 6 POINT ICAL-2(v49) Mode: CONC Corr. Factor: 1.000000
User: Kareem Custom ID1: MBHL47L Custom ID2: Custom ID3:
Comment:

Elem	As1890	Tl1908	Pb2203	Se1960	Sb2068	Al3961	Ba4934
Units	ppm	ppm	ppm	ppm	ppm	ppm	ppm
Avg	.0092478	.0234875	.0689264	-.015881	-.013225	16.95333	.2019843
Stddev	.0038373	.0050616	.0036425	.001992	.003873	.02555	.0015674
%RSD	41.49400	21.55033	5.284590	12.54609	29.28926	.1506946	.7759910
#1	.0049538	.0266160	.0663098	-.015961	-.017351	16.97358	.2030475
#2	.0104484	.0261987	.0730865	-.013849	-.012658	16.92463	.2027210
#3	.0123412	.0176478	.0673830	-.017832	-.009666	16.96178	.2001843

Elem	Be2348	Cd2144	Ca3736	Cr2677	Co2286	Cu3247	Fe2598
Units	ppm	ppm	ppm	ppm	ppm	ppm	ppm
Avg	.0028795	.0007458	224.8855	.0255285	.0449126	.0346705	44.83975
Stddev	.0000851	.0001420	.0547	.0005098	.0004154	.0024168	.09798
%RSD	2.954979	19.04484	.0243409	1.996796	.9248777	6.970643	.2185098
#1	.0028724	.0008117	224.8790	.0258876	.0448775	.0344108	44.73756
#2	.0029680	.0005828	224.9431	.0257528	.0445159	.0372066	44.84880
#3	.0027983	.0008428	224.8342	.0249450	.0453445	.0323941	44.93289

Elem	Mn2576	Mg2790	Ni2316	Ag3280	Na8183	V_2924	Zn2138
Units	ppm	ppm	ppm	ppm	ppm	ppm	ppm
Avg	2.469449	53.12556	.0433379	-.000849	.3516462	.0429468	.1786519
Stddev	.006716	.22734	.0004498	.000347	.0153748	.0068309	.0006659
%RSD	.2719780	.4279227	1.037898	40.87422	4.372221	15.90548	.3727521
#1	2.461898	52.86600	.0436823	-.001218	.3355326	.0351692	.1794055
#2	2.471694	53.22139	.0435024	-.000798	.3532496	.0456985	.1781426
#3	2.474756	53.28929	.0428290	-.000530	.3661565	.0479726	.1784076

Elem	K_7698	P_1774	B_2496	Mo2020	S_1820	Si2516	Sn1899
Units	ppm	ppm	ppm	ppm	ppm	ppm	ppm
Avg	1.230650	1.264961	.0267322	.0021101	.3407171	3.154183	.0104881
Stddev	.117675	.002086	.0028872	.0003068	.0033430	.010222	.0017611
%RSD	9.562048	.1648966	10.80033	14.53737	.9811540	.3240764	16.79129
#1	1.204452	1.266411	.0298338	.0024034	.3368589	3.149238	.0091149
#2	1.128282	1.265903	.0262401	.0021356	.3425397	3.165938	.0124737
#3	1.359217	1.262571	.0241227	.0017915	.3427527	3.147374	.0098758

Reviewed By:mohan
On:12/31/2024
11:25:59 PM
Inst Id :P5

Sample Name: P5056-20LX5 Acquired: 12/29/2024 14:35:48 Type: Unk
Method: SFAM01.1 INSTRUMENT P5 WITH 6 POINT ICAL-2(v49) Mode: CONC Corr. Factor: 1.000000
User: Kareem Custom ID1: MBHL47L Custom ID2: Custom ID3:
Comment:

Elem	Ti3361	Sr4077	Li6707
Units	ppm	ppm	ppm
Avg	.2351703	.1740724	.0221481
Stddev	.0053266	.0006197	.0021449
%RSD	2.264977	.3559845	9.684401
#1	.2326251	.1735034	.0196715
#2	.2412920	.1739812	.0234094
#3	.2315938	.1747326	.0233633

Int. Std.	Y_2243	Y_3600	Y_3710	Y_2243	In2306
Units	Cts/S	Cts/S	Cts/S	Cts/S	Cts/S
Avg	2081.207	26429.06	2016.952	1334.732	1742.859
Stddev	4.685	131.39	5.275	11.230	6.115
%RSD	.2250980	.4971328	.2615454	.8413842	.3508546
#1	2084.084	26292.62	2013.193	1324.227	1748.873
#2	2083.736	26439.84	2014.680	1333.400	1743.056
#3	2075.802	26554.73	2022.983	1346.568	1736.648

Reviewed By:mohan
On:12/31/2024
11:25:59 PM
Inst Id :P5

Sample Name: P5056-22 Acquired: 12/29/2024 14:39:45 Type: Unk
Method: SFAM01.1 INSTRUMENT P5 WITH 6 POINT ICAL-2(v49) Mode: CONC Corr. Factor: 1.000000
User: Kareem Custom ID1: MBHL47S Custom ID2: Custom ID3:
Comment:

Elem	As1890	Tl1908	Pb2203	Se1960	Sb2068	Al3961
Units	ppm	ppm	ppm	ppm	ppm	ppm
Avg	.1573522	.0446435	.3474021	.2262735	.1788207	76.47766
Stddev	.0057262	.0054556	.0034828	.0018023	.0041102	.21817
%RSD	3.639094	12.22037	1.002534	.7965237	2.298498	.2852733
#1	.1537314	.0483789	.3482326	.2248113	.1753157	76.72957
#2	.1543713	.0471688	.3435791	.2282871	.1833444	76.35413
#3	.1639539	.0383827	.3503946	.2257222	.1778019	76.34929

Elem	Ba4934	Be2348	Cd2144	Ca3736	Cr2677	Co2286
Units	ppm	ppm	ppm	ppm	ppm	ppm
Avg	4.393443	.0988347	.1050893	F 948.8755	.4572576	1.101779
Stddev	.006944	.0001996	.0001578	1.5059	.0000218	.001929
%RSD	.1580596	.2019110	.1501621	.1587069	.0047615	.1750444
#1	4.401411	.0990317	.1052534	947.1874	.4572821	1.100800
#2	4.390237	.0988397	.1049387	950.0811	.4572502	1.100537
#3	4.388681	.0986327	.1050758	949.3579	.4572405	1.104001

Elem	Cu3247	Fe2598	Mn2576	Mg2790	Ni2316	Ag3280
Units	ppm	ppm	ppm	ppm	ppm	ppm
Avg	.5753239	188.1361	11.10089	222.2246	1.234222	.0634325
Stddev	.0079693	.3536	.01777	.3102	.000811	.0007242
%RSD	1.385187	.1879665	.1601092	.1395916	.0657375	1.141683
#1	.5731468	188.4900	11.11160	222.5036	1.235059	.0625966
#2	.5841555	188.1356	11.11069	222.2797	1.234170	.0638714
#3	.5686694	187.7827	11.08037	221.8906	1.233439	.0638295

Elem	Na8183	V_2924	Zn2138	K_7698	P_1774	B_2496
Units	ppm	ppm	ppm	ppm	ppm	ppm
Avg	1.494748	1.036053	1.622182	7.770983	6.478050	.1205584
Stddev	.012244	.011542	.006594	.128913	.002460	.0034856
%RSD	.8191386	1.114033	.4065203	1.658904	.0379754	2.891201
#1	1.507007	1.026732	1.628761	7.892959	6.477821	.1193950
#2	1.482519	1.048963	1.615572	7.783886	6.480616	.1244770
#3	1.494718	1.032462	1.622214	7.636103	6.475712	.1178034

Reviewed By:mohan
On:12/31/2024
11:25:59 PM
Inst Id :P5

Sample Name: P5056-22 Acquired: 12/29/2024 14:39:45 Type: Unk
Method: SFAM01.1 INSTRUMENT P5 WITH 6 POINT ICAL-2(v49) Mode: CONC Corr. Factor: 1.000000
User: Kareem Custom ID1: MBHL47S Custom ID2: Custom ID3:
Comment:

Elem	Mo2020	S_1820	Si2516	Sn1899	Ti3361	Sr4077
Units	ppm	ppm	ppm	ppm	ppm	ppm
Avg	.0012726	1.657923	12.58981	.0437888	.9652253	.7474165
Stddev	.0003759	.002642	.04273	.0015369	.0038310	.0019084
%RSD	29.54051	.1593522	.3394002	3.509681	.3969067	.2553386
#1	.0009592	1.659871	12.62451	.0443766	.9665600	.7459255
#2	.0011691	1.654916	12.54208	.0420448	.9609055	.7467566
#3	.0016894	1.658982	12.60283	.0449450	.9682106	.7495673

Elem	Li6707
Units	ppm
Avg	.1309144
Stddev	.0024191
%RSD	1.847834
#1	.1284369
#2	.1310360
#3	.1332705

Int. Std.	Y_2243	Y_3600	Y_3710	Y_2243	In2306
Units	Cts/S	Cts/S	Cts/S	Cts/S	Cts/S
Avg	2267.002	28943.27	2294.972	1450.610	1575.366
Stddev	10.178	108.30	6.672	8.507	7.152
%RSD	.4489689	.3741732	.2907191	.5864735	.4539866
#1	2274.107	28858.04	2287.352	1440.787	1580.959
#2	2271.558	28906.65	2297.794	1455.609	1577.831
#3	2255.342	29065.14	2299.768	1455.434	1567.308

Reviewed By:mohan
On:12/31/2024
11:25:59 PM
Inst Id :P5

Sample Name: P5090-12A Acquired: 12/29/2024 14:43:31 Type: Unk
Method: SFAM01.1 INSTRUMENT P5 WITH 6 POINT ICAL-2(v49) Mode: CONC Corr. Factor: 1.000000
User: Kareem Custom ID1: MBHM25A Custom ID2: Custom ID3:
Comment:

Elem	As1890	Tl1908	Pb2203	Se1960	Sb2068	Al3961
Units	ppm	ppm	ppm	ppm	ppm	ppm
Avg	.7482044	-.097013	2.121333	.4657746	.0576704	66.58197
Stddev	.0048627	.008194	.004892	.0039256	.0035457	.50346
%RSD	.6499194	8.446452	.2305943	.8428156	6.148161	.7561475
#1	.7523328	-.103723	2.126844	.4658184	.0617449	67.11901
#2	.7428442	-.099435	2.119651	.4696782	.0559808	66.50623
#3	.7494361	-.087881	2.117504	.4618273	.0552855	66.12067

Elem	Ba4934	Be2348	Cd2144	Ca3736	Cr2677	Co2286
Units	ppm	ppm	ppm	ppm	ppm	ppm
Avg	3.842029	.0212973	.0099585	258.3634	.1218416	.0267974
Stddev	.028786	.0001203	.0001109	1.7372	.0002676	.0003137
%RSD	.7492418	.5647943	1.113961	.6723729	.2196326	1.170624
#1	3.865293	.0213622	.0100438	260.3237	.1221038	.0264751
#2	3.850957	.0213713	.0099987	257.7517	.1215689	.0268154
#3	3.809837	.0211585	.0098331	257.0148	.1218522	.0271017

Elem	Cu3247	Fe2598	Mn2576	Mg2790	Ni2316	Ag3280
Units	ppm	ppm	ppm	ppm	ppm	ppm
Avg	1.146564	372.5494	9.008463	43.39898	.2669461	-.004203
Stddev	.002832	2.3368	.050595	.40410	.0007219	.000098
%RSD	.2469710	.6272473	.5616372	.9311332	.2704404	2.322140
#1	1.144646	374.7900	9.058180	43.82985	.2676432	-.004162
#2	1.145230	372.7314	9.010176	43.33868	.2662016	-.004315
#3	1.149816	370.1270	8.957034	43.02842	.2669935	-.004133

Elem	Na8183	V_2924	Zn2138	K_7698	P_1774	B_2496
Units	ppm	ppm	ppm	ppm	ppm	ppm
Avg	.8390744	.1833908	3.809480	9.063208	F 15.97092	.1914378
Stddev	.0183134	.0056202	.013406	.112141	.02453	.0022262
%RSD	2.182578	3.064599	.3519216	1.237321	.1536030	1.162871
#1	.8577831	.1898464	3.820219	9.154748	15.99478	.1897054
#2	.8382564	.1795880	3.813766	9.096753	15.94577	.1906594
#3	.8211836	.1807379	3.794455	8.938122	15.97220	.1939487

Reviewed By:mohan
On:12/31/2024
11:25:59 PM
Inst Id :P5

Sample Name: P5090-12A Acquired: 12/29/2024 14:43:31 Type: Unk
Method: SFAM01.1 INSTRUMENT P5 WITH 6 POINT ICAL-2(v49) Mode: CONC Corr. Factor: 1.000000
User: Kareem Custom ID1: MBHM25A Custom ID2: Custom ID3:
Comment:

Elem	Mo2020	S_1820	Si2516	Sn1899	Ti3361	Sr4077
Units	ppm	ppm	ppm	ppm	ppm	ppm
Avg	.0060691	2.855836	8.165682	.1550968	.9878128	-.027708
Stddev	.0003183	.006201	.081241	.0013493	.0130495	.000840
%RSD	5.244594	.2171459	.9949026	.8699515	1.321047	3.032982
#1	.0057395	2.848902	8.248668	.1541676	.9941390	-.026894
#2	.0063747	2.857755	8.162072	.1566445	.9964934	-.028572
#3	.0060933	2.860851	8.086308	.1544784	.9728060	-.027658

Elem	Li6707
Units	ppm
Avg	.0881515
Stddev	.0014191
%RSD	1.609795
#1	.0870161
#2	.0897424
#3	.0876962

Int. Std.	Y_2243	Y_3600	Y_3710	Y_2243	In2306
Units	Cts/S	Cts/S	Cts/S	Cts/S	Cts/S
Avg	2485.084	31671.23	2423.645	1586.996	1781.995
Stddev	10.142	119.68	28.177	7.526	5.490
%RSD	.4081143	.3778703	1.162572	.4742398	.3080851
#1	2496.427	31709.75	2398.547	1587.547	1788.181
#2	2476.891	31537.04	2418.265	1579.209	1777.702
#3	2481.935	31766.90	2454.124	1594.231	1780.103

Reviewed By:mohan
On:12/31/2024
11:25:59 PM
Inst Id :P5

Sample Name: P5063-07A Acquired: 12/29/2024 14:47:20 Type: Unk
Method: SFAM01.1 INSTRUMENT P5 WITH 6 POINT ICAL-2(v49) Mode: CONC Corr. Factor: 1.000000
User: Kareem Custom ID1: MBHL34A Custom ID2: Custom ID3:
Comment:

Elem	As1890	Tl1908	Pb2203	Se1960	Sb2068	Al3961	Ba4934
Units	ppm	ppm	ppm	ppm	ppm	ppm	ppm
Avg	.0519343	.0043603	.1589740	.0882699	.0925522	47.82329	.4926528
Stddev	.0053960	.0015559	.0051252	.0029268	.0066470	.25298	.0017272
%RSD	10.38995	35.68281	3.223902	3.315706	7.181867	.5289984	.3505880
#1	.0518889	.0043403	.1585270	.0874429	.0848912	48.02988	.4946468
#2	.0573529	.0028145	.1540869	.0858456	.0959781	47.54113	.4916920
#3	.0465612	.0059261	.1643080	.0915212	.0967874	47.89887	.4916197

Elem	Be2348	Cd2144	Ca3736	Cr2677	Co2286	Cu3247	Fe2598
Units	ppm	ppm	ppm	ppm	ppm	ppm	ppm
Avg	.0076522	.0031096	597.6018	.0732481	.0700655	.4893387	117.6200
Stddev	.0001118	.0001161	1.9835	.0002556	.0010917	.0024627	.4823
%RSD	1.460974	3.733691	.3319156	.3489269	1.558072	.5032689	.4100562
#1	.0077811	.0031930	599.0502	.0732783	.0697276	.4920962	118.1668
#2	.0075815	.0029770	595.3411	.0729788	.0691827	.4873584	117.2548
#3	.0075940	.0031588	598.4142	.0734873	.0712862	.4885615	117.4385

Elem	Mn2576	Mg2790	Ni2316	Ag3280	Na8183	V_2924	Zn2138
Units	ppm	ppm	ppm	ppm	ppm	ppm	ppm
Avg	9.042419	92.14864	.1160811	.0140592	.9763894	.1040379	.9975554
Stddev	.030089	.05546	.0009023	.0010843	.0137738	.0070697	.0062602
%RSD	.3327582	.0601891	.7773048	7.712369	1.410691	6.795305	.6275562
#1	9.074729	92.12317	.1162070	.0128578	.9841989	.1121849	1.001707
#2	9.015199	92.11049	.1151224	.0143547	.9604855	.1004114	1.000604
#3	9.037329	92.21226	.1169138	.0149651	.9844836	.0995173	.990355

Elem	K_7698	P_1774	B_2496	Mo2020	S_1820	Si2516	Sn1899
Units	ppm	ppm	ppm	ppm	ppm	ppm	ppm
Avg	5.078678	4.984644	.0845446	.0021054	1.276959	10.63542	.0309999
Stddev	.155899	.025348	.0009900	.0003116	.006734	.08545	.0017301
%RSD	3.069672	.5085215	1.171026	14.79859	.5273499	.8034079	5.580926
#1	5.257574	4.979625	.0835604	.0018116	1.270755	10.72435	.0324816
#2	5.006598	4.962181	.0845330	.0020725	1.284121	10.55394	.0314196
#3	4.971863	5.012126	.0855404	.0024321	1.276001	10.62797	.0290986

Reviewed By:mohan
On:12/31/2024
11:25:59 PM
Inst Id :P5

Sample Name: P5063-07A Acquired: 12/29/2024 14:47:20 Type: Unk
Method: SFAM01.1 INSTRUMENT P5 WITH 6 POINT ICAL-2(v49) Mode: CONC Corr. Factor: 1.000000
User: Kareem Custom ID1: MBHL34A Custom ID2: Custom ID3:
Comment:

Elem	Ti3361	Sr4077	Li6707
Units	ppm	ppm	ppm
Avg	.6057862	.3249609	.0689929
Stddev	.0130443	.0009787	.0009371
%RSD	2.153287	.3011657	1.358232
#1	.5908341	.3253844	.0684913
#2	.6148368	.3238417	.0684135
#3	.6116877	.3256564	.0700741

Int. Std.	Y_2243	Y_3600	Y_3710	Y_2243	In2306
Units	Cts/S	Cts/S	Cts/S	Cts/S	Cts/S
Avg	2378.599	30021.58	2347.703	1500.333	1669.803
Stddev	5.739	63.90	15.322	5.453	3.078
%RSD	.2412701	.2128317	.6526584	.3634658	.1843245
#1	2384.606	30061.97	2334.641	1495.486	1672.445
#2	2378.019	30054.86	2364.569	1499.276	1670.541
#3	2373.172	29947.92	2343.900	1506.238	1666.423

Reviewed By:mohan
On:12/31/2024
11:25:59 PM
Inst Id :P5

Sample Name: P5084-13A Acquired: 12/29/2024 14:51:11 Type: Unk
Method: SFAM01.1 INSTRUMENT P5 WITH 6 POINT ICAL-2(v49) Mode: CONC Corr. Factor: 1.000000
User: Kareem Custom ID1: MBHLX7A Custom ID2: Custom ID3:
Comment:

Elem	As1890	Tl1908	Pb2203	Se1960	Sb2068	Al3961	Ba4934
Units	ppm	ppm	ppm	ppm	ppm	ppm	ppm
Avg	.1106085	.0116627	.8848142	.1661811	.1011541	75.89065	.9183421
Stddev	.0053949	.0061631	.0064245	.0091809	.0017297	.15668	.0036287
%RSD	4.877498	52.84488	.7260836	5.524630	1.709948	.2064596	.3951367
#1	.1158043	.0161959	.8848528	.1739155	.1000341	75.90542	.9201888
#2	.1050344	.0046451	.8783705	.1685926	.1002820	76.03942	.9206761
#3	.1109867	.0141471	.8912193	.1560351	.1031463	75.72710	.9141615

Elem	Be2348	Cd2144	Ca3736	Cr2677	Co2286	Cu3247	Fe2598
Units	ppm	ppm	ppm	ppm	ppm	ppm	ppm
Avg	.0117054	.0058345	266.6812	.1476285	.0766335	.3262082	167.8894
Stddev	.0002630	.0002108	.7779	.0001888	.0009105	.0085340	.4182
%RSD	2.246420	3.612888	.2917025	.1279100	1.188096	2.616110	.2490772
#1	.0115690	.0056533	266.5613	.1477991	.0768446	.3218889	167.6313
#2	.0120085	.0060659	267.5121	.1474256	.0756360	.3206975	168.3718
#3	.0115386	.0057844	265.9701	.1476607	.0774199	.3360384	167.6650

Elem	Mn2576	Mg2790	Ni2316	Ag3280	Na8183	V_2924	Zn2138
Units	ppm	ppm	ppm	ppm	ppm	ppm	ppm
Avg	8.164210	62.24695	.1830466	.0109163	.5651628	.1722249	.7617315
Stddev	.028303	.19324	.0002504	.0002408	.0076641	.0104138	.0024019
%RSD	.3466728	.3104405	.1367860	2.206266	1.356093	6.046617	.3153270
#1	8.182337	62.13471	.1832745	.0109468	.5740021	.1653168	.7629582
#2	8.178698	62.47009	.1827786	.0106616	.5611153	.1671552	.7632723
#3	8.131597	62.13607	.1830866	.0111403	.5603709	.1842028	.7589639

Elem	K_7698	P_1774	B_2496	Mo2020	S_1820	Si2516	Sn1899
Units	ppm	ppm	ppm	ppm	ppm	ppm	ppm
Avg	6.405251	7.605701	.0937210	.0052935	1.243162	10.05092	.1018622
Stddev	.068148	.023730	.0034883	.0008773	.015911	.07521	.0027557
%RSD	1.063940	.3120089	3.721977	16.57307	1.279861	.7482595	2.705275
#1	6.408314	7.584484	.0903428	.0062950	1.233594	9.99367	.1002287
#2	6.335623	7.601293	.0935104	.0049244	1.234362	10.13610	.1003142
#3	6.471816	7.631326	.0973098	.0046610	1.261528	10.02300	.1050438

Reviewed By:mohan
On:12/31/2024
11:25:59 PM
Inst Id :P5

Sample Name: P5084-13A Acquired: 12/29/2024 14:51:11 Type: Unk
Method: SFAM01.1 INSTRUMENT P5 WITH 6 POINT ICAL-2(v49) Mode: CONC Corr. Factor: 1.000000
User: Kareem Custom ID1: MBHLX7A Custom ID2: Custom ID3:
Comment:

Elem	Ti3361	Sr4077	Li6707
Units	ppm	ppm	ppm
Avg	.7756781	.1540985	.0912802
Stddev	.0036341	.0007878	.0008922
%RSD	.4685075	.5112420	.9774364
#1	.7794735	.1534500	.0911147
#2	.7722302	.1538702	.0922435
#3	.7753306	.1549752	.0904823

Int. Std.	Y_2243	Y_3600	Y_3710	Y_2243	In2306
Units	Cts/S	Cts/S	Cts/S	Cts/S	Cts/S
Avg	2520.648	32054.08	2492.713	1612.243	1748.112
Stddev	8.961	108.06	13.967	2.741	5.885
%RSD	.3554895	.3371317	.5602999	.1699876	.3366244
#1	2510.722	31987.59	2499.288	1609.363	1741.339
#2	2523.081	32178.77	2476.672	1614.818	1751.025
#3	2528.141	31995.88	2502.178	1612.547	1751.972

Reviewed By:mohan
On:12/31/2024
11:25:59 PM
Inst Id :P5

Sample Name: P5091-07A Acquired: 12/29/2024 14:55:01 Type: Unk
Method: SFAM01.1 INSTRUMENT P5 WITH 6 POINT ICAL-2(v49) Mode: CONC Corr. Factor: 1.000000
User: Kareem Custom ID1: MBHLS0A Custom ID2: Custom ID3:
Comment:

Elem	As1890	Tl1908	Pb2203	Se1960	Sb2068	Al3961
Units	ppm	ppm	ppm	ppm	ppm	ppm
Avg	.1563254	-.015196	2.773560	.2495446	.0266792	75.68661
Stddev	.0018049	.004205	.003599	.0041246	.0031338	.37539
%RSD	1.154595	27.67060	.1297778	1.652831	11.74628	.4959854
#1	.1560185	-.010859	2.773280	.2452564	.0274421	75.37011
#2	.1582641	-.019255	2.777291	.2534833	.0232344	75.58835
#3	.1546936	-.015474	2.770109	.2498940	.0293612	76.10136

Elem	Ba4934	Be2348	Cd2144	Ca3736	Cr2677	Co2286
Units	ppm	ppm	ppm	ppm	ppm	ppm
Avg	2.219705	.0151057	.0236713	191.8499	.1488807	.0528406
Stddev	.016639	.0001070	.0001076	.7641	.0012291	.0004666
%RSD	.7495844	.7080585	.4546398	.3982933	.8255794	.8829499
#1	2.206563	.0151058	.0237833	191.4975	.1501565	.0531009
#2	2.214140	.0149987	.0235687	191.3256	.1477043	.0531190
#3	2.238413	.0152126	.0236619	192.7267	.1487814	.0523020

Elem	Cu3247	Fe2598	Mn2576	Mg2790	Ni2316	Ag3280
Units	ppm	ppm	ppm	ppm	ppm	ppm
Avg	.3213014	219.1432	9.872336	42.48889	.2225487	.0132782
Stddev	.0023859	1.1561	.053770	.32503	.0018036	.0005749
%RSD	.7425648	.5275401	.5446576	.7649721	.8104367	4.329693
#1	.3237775	218.3173	9.824420	42.45883	.2244247	.0126205
#2	.3211092	218.6478	9.862099	42.17993	.2223940	.0136847
#3	.3190174	220.4644	9.930489	42.82790	.2208275	.0135295

Elem	Na8183	V_2924	Zn2138	K_7698	P_1774	B_2496
Units	ppm	ppm	ppm	ppm	ppm	ppm
Avg	.6319976	.1871687	5.374306	11.16825	F 26.66695	.1234402
Stddev	.0145817	.0076167	.014959	.11642	.03052	.0014573
%RSD	2.307237	4.069433	.2783417	1.042408	.1144658	1.180547
#1	.6253534	.1958988	5.363770	11.03790	26.65701	.1220463
#2	.6487181	.1818800	5.367719	11.26189	26.64264	.1233207
#3	.6219213	.1837273	5.391428	11.20497	26.70121	.1249535

Reviewed By:mohan
On:12/31/2024
11:25:59 PM
Inst Id :P5

Sample Name: P5091-07A Acquired: 12/29/2024 14:55:01 Type: Unk
Method: SFAM01.1 INSTRUMENT P5 WITH 6 POINT ICAL-2(v49) Mode: CONC Corr. Factor: 1.000000
User: Kareem Custom ID1: MBHLS0A Custom ID2: Custom ID3:
Comment:

Elem	Mo2020	S_1820	Si2516	Sn1899	Ti3361	Sr4077
Units	ppm	ppm	ppm	ppm	ppm	ppm
Avg	.0100702	4.700652	8.622999	.1352173	.7489119	.1464977
Stddev	.0010406	.025525	.022509	.0026191	.0064544	.0009592
%RSD	10.33341	.5430086	.2610332	1.936978	.8618310	.6547839
#1	.0109567	4.705268	8.634296	.1381135	.7452825	.1469373
#2	.0089245	4.673134	8.597079	.1345235	.7450893	.1453974
#3	.0103295	4.723554	8.637623	.1330149	.7563639	.1471583

Elem	Li6707
Units	ppm
Avg	.0987699
Stddev	.0015917
%RSD	1.611568
#1	.0970179
#2	.1001270
#3	.0991648

Int. Std.	Y_2243	Y_3600	Y_3710	Y_2243	In2306
Units	Cts/S	Cts/S	Cts/S	Cts/S	Cts/S
Avg	2535.869	32018.93	2495.114	1620.603	1769.846
Stddev	5.016	53.66	4.930	4.635	4.160
%RSD	.1978163	.1675754	.1975736	.2859859	.2350756
#1	2534.631	31957.60	2490.438	1623.180	1769.038
#2	2531.588	32042.02	2500.263	1623.376	1766.149
#3	2541.389	32057.18	2494.640	1615.252	1774.352

Reviewed By:mohan
On:12/31/2024
11:25:59 PM
Inst Id :P5

Sample Name: P5086-07A Acquired: 12/29/2024 14:58:47 Type: Unk
Method: SFAM01.1 INSTRUMENT P5 WITH 6 POINT ICAL-2(v49) Mode: CONC Corr. Factor: 1.000000
User: Kareem Custom ID1: MBHLN2A Custom ID2: Custom ID3:
Comment:

Elem	As1890	Tl1908	Pb2203	Se1960	Sb2068	Al3961	Ba4934
Units	ppm	ppm	ppm	ppm	ppm	ppm	ppm
Avg	.0865731	-.018166	.2201254	.2003282	.1088387	73.64460	.5929245
Stddev	.0074972	.004860	.0028608	.0066805	.0008403	.31926	.0005517
%RSD	8.660013	26.75319	1.299641	3.334779	.7720848	.4335178	.0930466
#1	.0851688	-.016722	.2199900	.1950335	.1098063	73.27900	.5934476
#2	.0798774	-.023584	.2173346	.2078339	.1082914	73.78635	.5929779
#3	.0946733	-.014191	.2230515	.1981172	.1084185	73.86844	.5923481

Elem	Be2348	Cd2144	Ca3736	Cr2677	Co2286	Cu3247	Fe2598
Units	ppm	ppm	ppm	ppm	ppm	ppm	ppm
Avg	.0253536	.0033484	249.1310	.1295266	.0566135	.4493850	208.3362
Stddev	.0001707	.0000576	1.0597	.0012771	.0006258	.0062189	.5726
%RSD	.6733478	1.720659	.4253406	.9859399	1.105347	1.383865	.2748533
#1	.0253515	.0033267	247.9453	.1294511	.0572493	.4486312	207.6965
#2	.0251840	.0034138	249.4621	.1308398	.0559982	.4559465	208.8007
#3	.0255254	.0033048	249.9855	.1282890	.0565929	.4435774	208.5114

Elem	Mn2576	Mg2790	Ni2316	Ag3280	Na8183	V_2924	Zn2138
Units	ppm	ppm	ppm	ppm	ppm	ppm	ppm
Avg	4.147805	78.68746	.1934038	.0116224	.7144769	.1825265	1.368802
Stddev	.014229	.51444	.0007426	.0011717	.0115886	.0130267	.005873
%RSD	.3430565	.6537793	.3839463	10.08150	1.621969	7.136891	.4290312
#1	4.132700	78.14037	.1941245	.0110669	.7215464	.1795328	1.362118
#2	4.160957	79.16143	.1934458	.0129685	.7207814	.1967895	1.371158
#3	4.149757	78.76058	.1926411	.0108317	.7011028	.1712572	1.373132

Elem	K_7698	P_1774	B_2496	Mo2020	S_1820	Si2516	Sn1899
Units	ppm	ppm	ppm	ppm	ppm	ppm	ppm
Avg	10.70183	8.432399	.1220166	.0022396	.7515406	9.335412	.0263091
Stddev	.09060	.019809	.0011968	.0008459	.0029390	.010109	.0028578
%RSD	.8465447	.2349123	.9808795	37.76956	.3910652	.1082826	10.86243
#1	10.59733	8.439601	.1220965	.0030161	.7532089	9.336289	.0232086
#2	10.75003	8.409996	.1207818	.0013382	.7532657	9.345054	.0268811
#3	10.75814	8.447598	.1231715	.0023644	.7481471	9.324894	.0288377

Reviewed By:mohan
On:12/31/2024
11:25:59 PM
Inst Id :P5

Sample Name: P5086-07A Acquired: 12/29/2024 14:58:47 Type: Unk
Method: SFAM01.1 INSTRUMENT P5 WITH 6 POINT ICAL-2(v49) Mode: CONC Corr. Factor: 1.000000
User: Kareem Custom ID1: MBHLN2A Custom ID2: Custom ID3:
Comment:

Elem	Ti3361	Sr4077	Li6707
Units	ppm	ppm	ppm
Avg	.9801603	.0189684	.1042786
Stddev	.0029120	.0002300	.0017600
%RSD	.2970966	1.212511	1.687819
#1	.9779350	.0191043	.1036027
#2	.9790898	.0187028	.1062764
#3	.9834560	.0190980	.1029567

Int. Std.	Y_2243	Y_3600	Y_3710	Y_2243	In2306
Units	Cts/S	Cts/S	Cts/S	Cts/S	Cts/S
Avg	2561.310	32491.52	2540.682	1628.658	1764.152
Stddev	3.203	63.25	4.586	7.594	3.993
%RSD	.1250626	.1946540	.1804936	.4662457	.2263387
#1	2562.089	32423.45	2536.450	1635.874	1762.517
#2	2564.052	32502.66	2540.041	1629.364	1768.703
#3	2557.789	32548.46	2545.554	1620.736	1761.236

Reviewed By:mohan
On:12/31/2024
11:25:59 PM
Inst Id :P5

Sample Name: P5089-01A Acquired: 12/29/2024 15:02:36 Type: Unk
Method: SFAM01.1 INSTRUMENT P5 WITH 6 POINT ICAL-2(v49) Mode: CONC Corr. Factor: 1.000000
User: Kareem Custom ID1: MBHLZ4A Custom ID2: Custom ID3:
Comment:

Elem	As1890	Tl1908	Pb2203	Se1960	Sb2068	Al3961
Units	ppm	ppm	ppm	ppm	ppm	ppm
Avg	.6143939	-.010037	1.631049	.1890944	.1116075	71.48615
Stddev	.0036927	.006091	.004036	.0066033	.0056254	1.75397
%RSD	.6010330	60.68756	.2474657	3.492042	5.040369	2.453581
#1	.6120908	-.016924	1.627612	.1918552	.1111748	72.04511
#2	.6186532	-.007833	1.630042	.1815588	.1062108	69.52082
#3	.6124378	-.005355	1.635494	.1938692	.1174367	72.89252

Elem	Ba4934	Be2348	Cd2144	Ca3736	Cr2677	Co2286
Units	ppm	ppm	ppm	ppm	ppm	ppm
Avg	1.449383	.0117914	.0071671	39.44354	.1704611	.0806135
Stddev	.032006	.0001663	.0001662	.85991	.0004279	.0020619
%RSD	2.208234	1.410225	2.318352	2.180109	.2510195	2.557817
#1	1.459768	.0119759	.0071533	39.75320	.1708594	.0790054
#2	1.413475	.0116530	.0073398	38.47169	.1705152	.0829381
#3	1.474908	.0117454	.0070083	40.10574	.1700088	.0798970

Elem	Cu3247	Fe2598	Mn2576	Mg2790	Ni2316	Ag3280
Units	ppm	ppm	ppm	ppm	ppm	ppm
Avg	.7970199	149.7355	8.483049	20.44949	.2028421	.0136241
Stddev	.0123784	3.5016	.186254	.56980	.0003069	.0006022
%RSD	1.553084	2.338505	2.195607	2.786364	.1513175	4.419868
#1	.7978307	151.1114	8.548852	20.78053	.2027962	.0133460
#2	.7842560	145.7550	8.272826	19.79155	.2025608	.0132113
#3	.8089730	152.3402	8.627471	20.77639	.2031694	.0143151

Elem	Na8183	V_2924	Zn2138	K_7698	P_1774	B_2496
Units	ppm	ppm	ppm	ppm	ppm	ppm
Avg	.4227603	.1920867	2.497116	7.906988	F 13.01580	.0776889
Stddev	.0219683	.0079381	.005583	.234680	.04709	.0032463
%RSD	5.196395	4.132546	.2235805	2.968011	.3618172	4.178601
#1	.4011780	.1832482	2.500352	8.035758	12.97594	.0785490
#2	.4450953	.1944029	2.500327	7.636112	13.00369	.0740992
#3	.4220077	.1986091	2.490669	8.049094	13.06776	.0804185

Reviewed By:mohan
On:12/31/2024
11:25:59 PM
Inst Id :P5

Sample Name: P5089-01A Acquired: 12/29/2024 15:02:36 Type: Unk
Method: SFAM01.1 INSTRUMENT P5 WITH 6 POINT ICAL-2(v49) Mode: CONC Corr. Factor: 1.000000
User: Kareem Custom ID1: MBHLZ4A Custom ID2: Custom ID3:
Comment:

Elem	Mo2020	S_1820	Si2516	Sn1899	Ti3361	Sr4077
Units	ppm	ppm	ppm	ppm	ppm	ppm
Avg	.0148294	4.540636	8.656840	.0572546	1.068605	.1398781
Stddev	.0005031	.018150	.217376	.0014212	.025433	.0032903
%RSD	3.392494	.3997200	2.511031	2.482198	2.380021	2.352259
#1	.0154070	4.527408	8.746300	.0578816	1.076527	.1405332
#2	.0144869	4.533172	8.409009	.0556278	1.040153	.1363095
#3	.0145943	4.561328	8.815211	.0582545	1.089134	.1427915

Elem	Li6707
Units	ppm
Avg	.0671764
Stddev	.0046948
%RSD	6.988757
#1	.0699651
#2	.0617561
#3	.0698081

Int. Std.	Y_2243	Y_3600	Y_3710	Y_2243	In2306
Units	Cts/S	Cts/S	Cts/S	Cts/S	Cts/S
Avg	2469.939	31291.88	2397.246	1575.725	1825.307
Stddev	4.486	118.97	55.118	8.907	1.617
%RSD	.1816137	.3801980	2.299203	.5652855	.0885642
#1	2468.905	31292.98	2379.045	1570.833	1826.034
#2	2474.851	31172.36	2459.162	1570.336	1826.432
#3	2466.060	31410.30	2353.530	1586.006	1823.454

Reviewed By:mohan
On:12/31/2024
11:25:59 PM
Inst Id :P5

Sample Name: P5083-03A Acquired: 12/29/2024 15:06:23 Type: Unk
Method: SFAM01.1 INSTRUMENT P5 WITH 6 POINT ICAL-2(v49) Mode: CONC Corr. Factor: 1.000000
User: Kareem Custom ID1: MBHLK0A Custom ID2: Custom ID3:
Comment:

Elem	As1890	Tl1908	Pb2203	Se1960	Sb2068	Al3961
Units	ppm	ppm	ppm	ppm	ppm	ppm
Avg	.1385777	-.012461	2.487664	.1858050	.0253545	73.12727
Stddev	.0033771	.001043	.009315	.0058930	.0024154	.27910
%RSD	2.436953	8.367126	.3744439	3.171610	9.526504	.3816699
#1	.1347107	-.012547	2.495920	.1805836	.0280922	72.98519
#2	.1409461	-.013458	2.477565	.1846368	.0235241	72.94779
#3	.1400765	-.011378	2.489506	.1921946	.0244474	73.44883

Elem	Ba4934	Be2348	Cd2144	Ca3736	Cr2677	Co2286
Units	ppm	ppm	ppm	ppm	ppm	ppm
Avg	1.516747	.0123416	.0085758	80.24768	.2191616	.0442363
Stddev	.009238	.0001281	.0001512	.23530	.0005667	.0004617
%RSD	.6090868	1.038078	1.763617	.2932137	.2585938	1.043630
#1	1.513209	.0121940	.0086718	80.12539	.2189608	.0447392
#2	1.509800	.0124059	.0086540	80.09872	.2187225	.0438317
#3	1.527231	.0124247	.0084014	80.51895	.2198014	.0441380

Elem	Cu3247	Fe2598	Mn2576	Mg2790	Ni2316	Ag3280
Units	ppm	ppm	ppm	ppm	ppm	ppm
Avg	.2985752	172.2956	6.276718	32.22240	.1972611	.0142581
Stddev	.0093150	.7981	.023566	.22039	.0008892	.0011448
%RSD	3.119799	.4632252	.3754577	.6839656	.4507585	8.028922
#1	.3005752	171.7830	6.261443	32.14371	.1982648	.0144899
#2	.2884227	171.8885	6.264851	32.05216	.1965719	.0130152
#3	.3067277	173.2151	6.303859	32.47134	.1969466	.0152693

Elem	Na8183	V_2924	Zn2138	K_7698	P_1774	B_2496
Units	ppm	ppm	ppm	ppm	ppm	ppm
Avg	.4653500	.1941312	2.264407	6.889711	F 13.37925	.1020821
Stddev	.0180540	.0143647	.022542	.108042	.03006	.0020693
%RSD	3.879668	7.399492	.9954929	1.568158	.2246835	2.027088
#1	.4552189	.1789630	2.287395	6.838566	13.38815	.1005712
#2	.4861943	.2075281	2.242339	6.816738	13.34574	.1012346
#3	.4546368	.1959026	2.263487	7.013828	13.40385	.1044407

Reviewed By:mohan
On:12/31/2024
11:25:59 PM
Inst Id :P5

Sample Name: P5083-03A Acquired: 12/29/2024 15:06:23 Type: Unk
Method: SFAM01.1 INSTRUMENT P5 WITH 6 POINT ICAL-2(v49) Mode: CONC Corr. Factor: 1.000000
User: Kareem Custom ID1: MBHLK0A Custom ID2: Custom ID3:
Comment:

Elem	Mo2020	S_1820	Si2516	Sn1899	Ti3361	Sr4077
Units	ppm	ppm	ppm	ppm	ppm	ppm
Avg	.0063168	2.452445	8.762382	.1377136	.8774394	.0289534
Stddev	.0004459	.017371	.030103	.0028919	.0057209	.0008420
%RSD	7.058731	.7083013	.3435433	2.099942	.6520013	2.908068
#1	.0067023	2.445560	8.780400	.1401199	.8754176	.0291777
#2	.0058285	2.439572	8.727631	.1345054	.8730039	.0296605
#3	.0064196	2.472203	8.779116	.1385157	.8838966	.0280220

Elem	Li6707
Units	ppm
Avg	.0890806
Stddev	.0028187
%RSD	3.164223
#1	.0913224
#2	.0859162
#3	.0900031

Int. Std.	Y_2243	Y_3600	Y_3710	Y_2243	In2306
Units	Cts/S	Cts/S	Cts/S	Cts/S	Cts/S
Avg	2587.444	32677.89	2495.124	1652.281	1820.139
Stddev	8.356	69.29	3.268	10.459	7.426
%RSD	.3229554	.2120386	.1309791	.6330045	.4079697
#1	2579.425	32755.24	2498.308	1641.220	1814.263
#2	2596.101	32656.96	2491.778	1662.010	1828.485
#3	2586.806	32621.49	2495.286	1653.614	1817.668

Reviewed By:mohan
On:12/31/2024
11:25:59 PM
Inst Id :P5

Sample Name: CCV042 Acquired: 12/29/2024 15:10:12 Type: Unk
Method: SFAM01.1 INSTRUMENT P5 WITH 6 POINT ICAL-2(v49) Mode: CONC Corr. Factor: 1.000000
User: Kareem Custom ID1: CCV042 Custom ID2: Custom ID3:
Comment:

Elem	As1890	Tl1908	Pb2203	Se1960	Sb2068	Al3961	Ba4934
Units	ppm	ppm	ppm	ppm	ppm	ppm	ppm
Avg	5.090020	4.807838	24.71948	5.135367	5.066547	410.1758	10.29799
Stddev	.029011	.018462	.10910	.028833	.029267	1.6829	.04398
%RSD	.5699612	.3839908	.4413379	.5614679	.5776582	.4102844	.4270992
#1	5.056564	4.791206	24.62946	5.113290	5.048414	411.5610	10.33825
#2	5.108223	4.827702	24.84081	5.167988	5.100311	410.6634	10.30467
#3	5.105272	4.804606	24.68816	5.124822	5.050915	408.3030	10.25105

Elem	Be2348	Cd2144	Ca3736	Cr2677	Co2286	Cu3247	Fe2598
Units	ppm	ppm	ppm	ppm	ppm	ppm	ppm
Avg	.5107891	2.501004	405.2529	15.33546	2.418587	14.80594	406.6695
Stddev	.0026980	.011399	1.4368	.01571	.011666	.04938	1.5710
%RSD	.5282105	.4557677	.3545423	.1024369	.4823654	.3335374	.3863152
#1	.5123104	2.493257	406.6587	15.35351	2.411373	14.83030	408.1878
#2	.5123828	2.514093	405.3131	15.32492	2.432046	14.83840	406.7702
#3	.5076739	2.495663	403.7870	15.32794	2.412341	14.74910	405.0506

Elem	Mn2576	Mg2790	Ni2316	Ag3280	Na8183	V_2924	Zn2138
Units	ppm	ppm	ppm	ppm	ppm	ppm	ppm
Avg	14.68733	401.2110	2.519926	1.267237	419.4469	2.480565	15.20779
Stddev	.04900	1.6274	.011016	.001630	2.1343	.017196	.07684
%RSD	.3336365	.4056220	.4371428	.1285891	.5088255	.6932196	.5052739
#1	14.73121	402.4857	2.514056	1.266526	419.5178	2.497356	15.17161
#2	14.69634	401.7694	2.532634	1.269101	421.5449	2.481349	15.29604
#3	14.63445	399.3779	2.513088	1.266084	417.2781	2.462991	15.15571

Elem	K_7698	P_1774	B_2496	Mo2020	S_1820	Si2516	Sn1899
Units	ppm	ppm	ppm	ppm	ppm	ppm	ppm
Avg	150.0623	5.022297	4.974374	5.031421	5.145387	4.814200	5.013641
Stddev	.5504	.017467	.031731	.030484	.019080	.024758	.023538
%RSD	.3667649	.3477804	.6378905	.6058664	.3708116	.5142722	.4694787
#1	149.9504	5.005812	5.003812	5.020170	5.134527	4.835775	4.992613
#2	150.6600	5.040603	4.978546	5.065931	5.167418	4.819656	5.039068
#3	149.5765	5.020477	4.940763	5.008162	5.134216	4.787169	5.009240

Reviewed By:mohan
On:12/31/2024
11:25:59 PM
Inst Id :P5

Sample Name: CCV042 Acquired: 12/29/2024 15:10:12 Type: Unk
Method: SFAM01.1 INSTRUMENT P5 WITH 6 POINT ICAL-2(v49) Mode: CONC Corr. Factor: 1.000000
User: Kareem Custom ID1: CCV042 Custom ID2: Custom ID3:
Comment:

Elem	Ti3361	Sr4077	Li6707
Units	ppm	ppm	ppm
Avg	5.044952	4.670210	5.137119
Stddev	.024247	.013418	.010926
%RSD	.4806097	.2873056	.2126918
#1	5.068708	4.671110	5.148964
#2	5.045905	4.683156	5.134957
#3	5.020243	4.656365	5.127435

Int. Std.	Y_2243	Y_3600	Y_3710	Y_2243	In2306
Units	Cts/S	Cts/S	Cts/S	Cts/S	Cts/S
Avg	1806.725	23578.20	1916.660	1138.151	1537.161
Stddev	10.986	35.67	12.611	6.156	5.798
%RSD	.6080867	.1512863	.6579795	.5408608	.3772034
#1	1802.461	23544.56	1908.070	1139.476	1535.624
#2	1798.511	23574.44	1910.771	1131.441	1532.286
#3	1819.205	23615.60	1931.138	1143.537	1543.573

Reviewed By:mohan
On:12/31/2024
11:25:59 PM
Inst Id :P5

Sample Name: CCB042 Acquired: 12/29/2024 15:13:58 Type: Unk
Method: SFAM01.1 INSTRUMENT P5 WITH 6 POINT ICAL-2(v49) Mode: CONC Corr. Factor: 1.000000
User: Kareem Custom ID1: CCB042 Custom ID2: Custom ID3:
Comment:

Elem	As1890	Tl1908	Pb2203	Se1960	Sb2068	Al3961	Ba4934
Units	ppm	ppm	ppm	ppm	ppm	ppm	ppm
Avg	-.002390	-.001376	.0015866	.0009529	-.001983	.0235569	-.001825
Stddev	.005665	.002815	.0009105	.0062868	.003624	.0071187	.001312
%RSD	237.0132	204.5625	57.38974	659.7395	182.7133	30.21897	71.88299
#1	.001805	-.000440	.0018184	.0059107	-.003610	.0154589	-.003187
#2	-.008834	.000852	.0023588	.0030663	.002169	.0263843	-.001716
#3	-.000141	-.004540	.0005825	-.006118	-.004509	.0288276	-.000571

Elem	Be2348	Cd2144	Ca3736	Cr2677	Co2286	Cu3247	Fe2598
Units	ppm	ppm	ppm	ppm	ppm	ppm	ppm
Avg	.0000330	-.000009	-.063369	.0005909	-.000001	-.006092	.0361883
Stddev	.0001803	.000042	.025210	.0005956	.000064	.003146	.0391295
%RSD	546.1321	476.5195	39.78346	100.8013	5667.294	51.64041	108.1275
#1	.0001577	.000034	-.036008	.0003443	.000058	-.009596	.0790295
#2	.0001151	-.000012	-.085658	.0012702	.000007	-.005170	.0023340
#3	-.000174	-.000049	-.068440	.0001582	-.000068	-.003510	.0272016

Elem	Mn2576	Mg2790	Ni2316	Ag3280	Na8183	V_2924	Zn2138
Units	ppm	ppm	ppm	ppm	ppm	ppm	ppm
Avg	.0016971	-.014885	-.000242	.0001312	.0137558	-.001935	.0016951
Stddev	.0009069	.113480	.000249	.0021491	.0078256	.009994	.0005117
%RSD	53.43709	762.3970	102.7556	1637.765	56.88969	516.4043	30.18706
#1	.0018384	.106160	-.000486	-.002277	.0153530	.005276	.0014521
#2	.0025251	-.118868	.000011	.001853	.0052548	.002262	.0022830
#3	.0007279	-.031946	-.000252	.000818	.0206597	-.013344	.0013501

Elem	K_7698	P_1774	B_2496	Mo2020	S_1820	Si2516	Sn1899
Units	ppm	ppm	ppm	ppm	ppm	ppm	ppm
Avg	-.634322	.0025813	.0086768	.0001695	.0031886	.0002454	-.000252
Stddev	.123152	.0011067	.0009902	.0002445	.0045971	.0001079	.000711
%RSD	19.41472	42.87507	11.41241	144.2669	144.1745	43.96872	281.7365
#1	-.533891	.0019567	.0098118	.0003411	.0014717	.0001839	-.000563
#2	-.771724	.0019280	.0082290	.0002779	-.000303	.0003700	-.000755
#3	-.597350	.0038591	.0079896	-.000110	.008397	.0001823	.000561

Reviewed By:mohan
On:12/31/2024
11:25:59 PM
Inst Id :P5

Sample Name: CCB042 Acquired: 12/29/2024 15:13:58 Type: Unk
Method: SFAM01.1 INSTRUMENT P5 WITH 6 POINT ICAL-2(v49) Mode: CONC Corr. Factor: 1.000000
User: Kareem Custom ID1: CCB042 Custom ID2: Custom ID3:
Comment:

Elem	Ti3361	Sr4077	Li6707
Units	ppm	ppm	ppm
Avg	.0037700	.0003237	.0017397
Stddev	.0029819	.0001641	.0046890
%RSD	79.09565	50.68346	269.5373
#1	.0052052	.0001549	-.003587
#2	.0003419	.0004826	.003564
#3	.0057630	.0003337	.005243

Int. Std.	Y_2243	Y_3600	Y_3710	Y_2243	In2306
Units	Cts/S	Cts/S	Cts/S	Cts/S	Cts/S
Avg	2067.723	26083.92	2008.492	1315.678	1869.303
Stddev	3.560	202.42	24.552	16.631	4.988
%RSD	.1721803	.7760466	1.222420	1.264097	.2668313
#1	2063.956	26122.06	2003.423	1323.356	1863.726
#2	2071.032	25865.14	2035.183	1296.594	1873.339
#3	2068.180	26264.56	1986.869	1327.083	1870.843

Reviewed By:mohan
On:12/31/2024
11:25:59 PM
Inst Id :P5

Sample Name: PB165759BL Acquired: 12/29/2024 15:18:00 Type: Unk
Method: SFAM01.1 INSTRUMENT P5 WITH 6 POINT ICAL-2(v49) Mode: CONC Corr. Factor: 1.000000
User: Kareem Custom ID1: PBS759 Custom ID2: Custom ID3:
Comment:

Elem	As1890	Tl1908	Pb2203	Se1960	Sb2068	Al3961	Ba4934
Units	ppm	ppm	ppm	ppm	ppm	ppm	ppm
Avg	-.004843	.0005259	-.001625	-.003342	-.001807	-.007107	-.001052
Stddev	.002103	.0025908	.002039	.002341	.000309	.012968	.001574
%RSD	43.43117	492.5939	125.4301	70.04832	17.10971	182.4605	149.5571
#1	-.002444	-.002430	.000445	-.000672	-.001756	.006245	.000694
#2	-.006370	.001607	-.003630	-.004313	-.001526	-.007914	-.001490
#3	-.005714	.002401	-.001690	-.005040	-.002138	-.019654	-.002361

Elem	Be2348	Cd2144	Ca3736	Cr2677	Co2286	Cu3247	Fe2598
Units	ppm	ppm	ppm	ppm	ppm	ppm	ppm
Avg	-.000099	.0000328	-.017462	-.000137	.0002095	-.003824	-.017255
Stddev	.000021	.0000434	.026673	.000141	.0004252	.005731	.037552
%RSD	21.16315	132.3146	152.7449	102.7068	202.9660	149.8756	217.6242
#1	-.000100	.0000162	-.010887	.000017	-.000280	.002710	.006639
#2	-.000078	.0000002	.005308	-.000169	.000487	-.006182	-.060538
#3	-.000120	.0000821	-.046808	-.000260	.000422	-.008000	.002134

Elem	Mn2576	Mg2790	Ni2316	Ag3280	Na8183	V_2924	Zn2138
Units	ppm	ppm	ppm	ppm	ppm	ppm	ppm
Avg	-.000316	-.079684	-.000109	-.000796	.0415248	-.006198	-.000603
Stddev	.001320	.073027	.000490	.000107	.0383232	.004278	.000336
%RSD	417.4644	91.64629	447.1307	13.49366	92.28997	69.01902	55.65730
#1	.000782	-.149658	-.000013	-.000672	.0523492	-.009922	-.000472
#2	-.001781	-.003945	.000325	-.000853	.0732716	-.007146	-.000353
#3	.000051	-.085449	-.000640	-.000863	-.001046	-.001526	-.000985

Elem	K_7698	P_1774	B_2496	Mo2020	S_1820	Si2516	Sn1899
Units	ppm	ppm	ppm	ppm	ppm	ppm	ppm
Avg	-.700509	.0050962	.0016237	.0000102	.0038579	-.000780	-.000881
Stddev	.146401	.0005851	.0017848	.0004522	.0006092	.000480	.002098
%RSD	20.89916	11.48137	109.9196	4440.547	15.79228	61.50929	238.2105
#1	-.861833	.0045785	.0035927	-.000324	.0035017	-.001200	-.000403
#2	-.663599	.0049791	.0011661	.000525	.0045613	-.000257	.000938
#3	-.576096	.0057310	.0001123	-.000170	.0035106	-.000884	-.003177

Reviewed By:mohan
On:12/31/2024
11:25:59 PM
Inst Id :P5

Sample Name: PB165759BL Acquired: 12/29/2024 15:18:00 Type: Unk
Method: SFAM01.1 INSTRUMENT P5 WITH 6 POINT ICAL-2(v49) Mode: CONC Corr. Factor: 1.000000
User: Kareem Custom ID1: PBS759 Custom ID2: Custom ID3:
Comment:

Elem	Ti3361	Sr4077	Li6707
Units	ppm	ppm	ppm
Avg	.0056781	.0000138	-.008868
Stddev	.0047220	.0002003	.002610
%RSD	83.16033	1450.386	29.43106
#1	.0093772	-.000148	-.010878
#2	.0003595	.000238	-.005919
#3	.0072978	-.000048	-.009808

Int. Std.	Y_2243	Y_3600	Y_3710	Y_2243	In2306
Units	Cts/S	Cts/S	Cts/S	Cts/S	Cts/S
Avg	2041.342	26005.52	1933.554	1316.409	1845.809
Stddev	1.945	141.49	15.469	4.265	3.916
%RSD	.0952824	.5440742	.8000311	.3240133	.2121484
#1	2042.831	25927.57	1932.063	1314.906	1850.257
#2	2039.141	25920.13	1949.715	1313.098	1844.290
#3	2042.054	26168.84	1918.885	1321.222	1842.880

Reviewed By:mohan
On:12/31/2024
11:25:59 PM
Inst Id :P5

Sample Name: PB165759BS Acquired: 12/29/2024 15:22:02 Type: Unk
Method: SFAM01.1 INSTRUMENT P5 WITH 6 POINT ICAL-2(v49) Mode: CONC Corr. Factor: 1.000000
User: Kareem Custom ID1: LCS759 Custom ID2: Custom ID3:
Comment:

Elem	As1890	Tl1908	Pb2203	Se1960	Sb2068	Al3961
Units	ppm	ppm	ppm	ppm	ppm	ppm
Avg	.0196275	.0506316	.0174719	.0605038	.1072894	.4148083
Stddev	.0020359	.0008518	.0024766	.0016140	.0052742	.0171628
%RSD	10.37257	1.682413	14.17490	2.667653	4.915826	4.137518
#1	.0188554	.0512765	.0177314	.0590889	.1055359	.3978860
#2	.0180906	.0509523	.0148758	.0601607	.1132170	.4322019
#3	.0219365	.0496660	.0198086	.0622618	.1031154	.4143371

Elem	Ba4934	Be2348	Cd2144	Ca3736	Cr2677	Co2286
Units	ppm	ppm	ppm	ppm	ppm	ppm
Avg	.3980744	.0100016	.0095474	9.698606	.0195880	.1036731
Stddev	.0080376	.0003498	.0000108	.146474	.0005862	.0003566
%RSD	2.019124	3.497139	.1131685	1.510257	2.992918	.3439629
#1	.4034085	.0102748	.0095585	9.796379	.0190501	.1040614
#2	.3888299	.0096074	.0095469	9.530200	.0202129	.1035976
#3	.4019849	.0101226	.0095369	9.769240	.0195010	.1033603

Elem	Cu3247	Fe2598	Mn2576	Mg2790	Ni2316	Ag3280
Units	ppm	ppm	ppm	ppm	ppm	ppm
Avg	.0490501	.1880015	.0307623	9.831958	.0771451	.0180583
Stddev	.0064490	.0032427	.0002267	.305447	.0003323	.0005514
%RSD	13.14789	1.724829	.7368962	3.106673	.4306976	3.053195
#1	.0521599	.1903348	.0307355	10.01111	.0769598	.0183108
#2	.0416354	.1893710	.0310011	9.47927	.0775287	.0184381
#3	.0533549	.1842988	.0305501	10.00549	.0769467	.0174259

Elem	Na8183	V_2924	Zn2138	K_7698	P_1774	B_2496
Units	ppm	ppm	ppm	ppm	ppm	ppm
Avg	9.040761	.0897449	.1199066	8.325803	.0208218	F .0014744
Stddev	.150053	.0130695	.0004788	.260104	.0014115	.0011167
%RSD	1.659739	14.56290	.3993290	3.124070	6.779204	75.73772
#1	9.198052	.0897278	.1194329	8.533510	.0223771	.0021099
#2	8.899182	.0766839	.1203904	8.034074	.0196221	.0001850
#3	9.025049	.1028228	.1198965	8.409826	.0204661	.0021283

Reviewed By:mohan
On:12/31/2024
11:25:59 PM
Inst Id :P5

Sample Name: PB165759BS Acquired: 12/29/2024 15:22:02 Type: Unk
Method: SFAM01.1 INSTRUMENT P5 WITH 6 POINT ICAL-2(v49) Mode: CONC Corr. Factor: 1.000000
User: Kareem Custom ID1: LCS759 Custom ID2: Custom ID3:
Comment:

Elem	Mo2020	S_1820	Si2516	Sn1899	Ti3361	Sr4077
Units	ppm	ppm	ppm	ppm	ppm	ppm
Avg	.0203317	.1821298	F .4688368	.0111539	.1958039	.1951132
Stddev	.0001236	.0063949	.0083335	.0017601	.0048201	.0032279
%RSD	.6080200	3.511162	1.777492	15.77963	2.461703	1.654392
#1	.0203968	.1788859	.4754047	.0124519	.2004525	.1961285
#2	.0201891	.1780071	.4594623	.0091506	.1961303	.1914997
#3	.0204092	.1894965	.4716434	.0118592	.1908289	.1977114

Elem	Li6707
Units	ppm
Avg	F .0187691
Stddev	.0015178
%RSD	8.086737
#1	.0204318
#2	.0184176
#3	.0174579

Int. Std.	Y_2243	Y_3600	Y_3710	Y_2243	In2306
Units	Cts/S	Cts/S	Cts/S	Cts/S	Cts/S
Avg	2055.960	25933.45	1955.397	1320.858	1858.986
Stddev	8.245	117.96	40.440	5.042	6.423
%RSD	.4010168	.4548648	2.068139	.3817464	.3455061
#1	2046.446	26033.26	1917.017	1324.236	1851.792
#2	2060.423	25803.27	1997.623	1315.062	1861.018
#3	2061.011	25963.81	1951.551	1323.276	1864.146

Reviewed By:mohan
On:12/31/2024
11:25:59 PM
Inst Id :P5

Sample Name: PB165820BL Acquired: 12/29/2024 15:26:02 Type: Unk
Method: SFAM01.1 INSTRUMENT P5 WITH 6 POINT ICAL-2(v49) Mode: CONC Corr. Factor: 1.000000
User: Kareem Custom ID1: PBS820 Custom ID2: Custom ID3:
Comment:

Elem	As1890	Tl1908	Pb2203	Se1960	Sb2068	Al3961	Ba4934
Units	ppm	ppm	ppm	ppm	ppm	ppm	ppm
Avg	-.002705	.0011539	-.002103	-.007216	-.002143	.0106295	-.001292
Stddev	.004116	.0050871	.001587	.003538	.001971	.0078446	.000369
%RSD	152.1463	440.8698	75.48026	49.02975	91.96824	73.80016	28.56615
#1	.001818	.0067383	-.000311	-.011003	-.001480	.0053032	-.000866
#2	-.006230	-.000060	-.002665	-.003997	-.004361	.0196378	-.001485
#3	-.003703	-.003216	-.003332	-.006647	-.000589	.0069476	-.001525

Elem	Be2348	Cd2144	Ca3736	Cr2677	Co2286	Cu3247	Fe2598
Units	ppm	ppm	ppm	ppm	ppm	ppm	ppm
Avg	-.000131	-.000050	-.056947	.0002573	.0003312	.0007846	-.005701
Stddev	.000049	.000092	.025046	.0008507	.0005080	.0018987	.030160
%RSD	37.78125	184.2862	43.98024	330.5409	153.3877	242.0073	529.0161
#1	-.000074	.000030	-.084632	.0003337	-.000215	-.000752	-.011626
#2	-.000154	-.000029	-.035862	.0010673	.000419	.000198	-.032458
#3	-.000165	-.000150	-.050348	-.000629	.000790	.002907	.026981

Elem	Mn2576	Mg2790	Ni2316	Ag3280	Na8183	V_2924	Zn2138
Units	ppm	ppm	ppm	ppm	ppm	ppm	ppm
Avg	-.002096	.0316378	-.000096	-.000024	.0169500	.0000883	-.001888
Stddev	.002536	.0150017	.000097	.000569	.0342302	.0044879	.000466
%RSD	121.0049	47.41713	100.6398	2415.343	201.9481	5083.020	24.70340
#1	.000373	.0143153	-.000018	-.000527	.0560020	.0024344	-.002288
#2	-.001966	.0403150	-.000067	.000594	-.007859	.0029168	-.001376
#3	-.004694	.0402831	-.000205	-.000138	.002707	-.005086	-.001999

Elem	K_7698	P_1774	B_2496	Mo2020	S_1820	Si2516	Sn1899
Units	ppm	ppm	ppm	ppm	ppm	ppm	ppm
Avg	-.728831	.0033187	-.003108	.0000072	.0047160	-.000187	-.001878
Stddev	.168203	.0007048	.001263	.0006713	.0036511	.000873	.001688
%RSD	23.07840	21.23652	40.64486	9289.398	77.42063	466.5306	89.84573
#1	-.704128	.0038668	-.003665	.0007657	.0036500	-.001181	-.003627
#2	-.574346	.0035655	-.001662	-.000233	.0087815	.000459	-.000259
#3	-.908019	.0025237	-.003997	-.000511	.0017165	.000160	-.001749

Reviewed By:mohan
On:12/31/2024
11:25:59 PM
Inst Id :P5

Sample Name: PB165820BL Acquired: 12/29/2024 15:26:02 Type: Unk
Method: SFAM01.1 INSTRUMENT P5 WITH 6 POINT ICAL-2(v49) Mode: CONC Corr. Factor: 1.000000
User: Kareem Custom ID1: PBS820 Custom ID2: Custom ID3:
Comment:

Elem	Ti3361	Sr4077	Li6707
Units	ppm	ppm	ppm
Avg	.0038422	-.000060	-.010591
Stddev	.0030051	.000446	.000995
%RSD	78.21092	747.0050	9.399430
#1	.0060886	.000313	-.011241
#2	.0004287	.000061	-.011087
#3	.0050095	-.000553	-.009445

Int. Std.	Y_2243	Y_3600	Y_3710	Y_2243	In2306
Units	Cts/S	Cts/S	Cts/S	Cts/S	Cts/S
Avg	2045.955	25962.04	1923.641	1310.136	1844.175
Stddev	7.231	7.98	4.404	1.560	5.881
%RSD	.3534228	.0307195	.2289442	.1190755	.3188832
#1	2052.927	25953.02	1919.728	1310.019	1850.042
#2	2046.449	25964.97	1928.410	1311.751	1844.202
#3	2038.490	25968.15	1922.785	1308.637	1838.280

Reviewed By:mohan
On:12/31/2024
11:25:59 PM
Inst Id :P5

Sample Name: PB165820BS Acquired: 12/29/2024 15:30:04 Type: Unk
Method: SFAM01.1 INSTRUMENT P5 WITH 6 POINT ICAL-2(v49) Mode: CONC Corr. Factor: 1.000000
User: Kareem Custom ID1: LCS820 Custom ID2: Custom ID3:
Comment:

Elem	As1890	Tl1908	Pb2203	Se1960	Sb2068	Al3961
Units	ppm	ppm	ppm	ppm	ppm	ppm
Avg	.0173267	.0487259	.0170998	.0648023	.1145190	.4135770
Stddev	.0015323	.0017198	.0021518	.0039010	.0046228	.0216948
%RSD	8.843408	3.529606	12.58368	6.019836	4.036682	5.245651
#1	.0189168	.0472519	.0194757	.0677618	.1120996	.3944796
#2	.0158597	.0483105	.0152821	.0603817	.1116080	.4371661
#3	.0172035	.0506154	.0165416	.0662633	.1198493	.4090854

Elem	Ba4934	Be2348	Cd2144	Ca3736	Cr2677	Co2286
Units	ppm	ppm	ppm	ppm	ppm	ppm
Avg	.4033031	.0100514	.0096594	9.787558	.0200866	.1044018
Stddev	.0047462	.0001995	.0001444	.025454	.0008067	.0010465
%RSD	1.176840	1.984431	1.494456	.2600685	4.015963	1.002408
#1	.4081706	.0098771	.0096837	9.777309	.0209985	.1044983
#2	.3986882	.0100080	.0095045	9.768825	.0194661	.1033104
#3	.4030506	.0102689	.0097901	9.816539	.0197952	.1053968

Elem	Cu3247	Fe2598	Mn2576	Mg2790	Ni2316	Ag3280
Units	ppm	ppm	ppm	ppm	ppm	ppm
Avg	.0389512	.1941028	.0289552	9.966706	.0767498	.0185795
Stddev	.0033941	.0295096	.0023366	.026869	.0010297	.0002021
%RSD	8.713603	15.20309	8.069711	.2695893	1.341623	1.087856
#1	.0413032	.2270186	.0288790	9.973913	.0767958	.0187487
#2	.0350603	.1700141	.0266576	9.936968	.0756978	.0183557
#3	.0404901	.1852758	.0313289	9.989236	.0777557	.0186341

Elem	Na8183	V_2924	Zn2138	K_7698	P_1774	B_2496
Units	ppm	ppm	ppm	ppm	ppm	ppm
Avg	9.101058	.0944719	.1199000	8.612592	.0223157	F -.002306
Stddev	.085126	.0042317	.0006659	.154643	.0017332	.001926
%RSD	.9353387	4.479270	.5553508	1.795545	7.766795	83.52609
#1	9.198826	.0917734	.1191655	8.612126	.0203173	-.003819
#2	9.060974	.0922933	.1200703	8.767467	.0234089	-.000138
#3	9.043374	.0993489	.1204641	8.458182	.0232210	-.002960

Reviewed By:mohan
On:12/31/2024
11:25:59 PM
Inst Id :P5

Sample Name: PB165820BS Acquired: 12/29/2024 15:30:04 Type: Unk
Method: SFAM01.1 INSTRUMENT P5 WITH 6 POINT ICAL-2(v49) Mode: CONC Corr. Factor: 1.000000
User: Kareem Custom ID1: LCS820 Custom ID2: Custom ID3:
Comment:

Elem	Mo2020	S_1820	Si2516	Sn1899	Ti3361	Sr4077
Units	ppm	ppm	ppm	ppm	ppm	ppm
Avg	.0197797	.1862658	F .4725844	.0125189	.1994082	.1980596
Stddev	.0003801	.0060694	.0011337	.0005179	.0041009	.0005211
%RSD	1.921763	3.258454	.2398993	4.136678	2.056524	.2631299
#1	.0201182	.1926606	.4737410	.0128511	.2031186	.1985198
#2	.0198526	.1855516	.4714750	.0119222	.2001010	.1981652
#3	.0193684	.1805851	.4725373	.0127835	.1950051	.1974937

Elem	Li6707
Units	ppm
Avg	F .0142244
Stddev	.0065774
%RSD	46.23985
#1	.0070747
#2	.0155806
#3	.0200180

Int. Std.	Y_2243	Y_3600	Y_3710	Y_2243	In2306
Units	Cts/S	Cts/S	Cts/S	Cts/S	Cts/S
Avg	2052.216	25990.44	1957.508	1320.326	1856.207
Stddev	2.872	142.51	11.896	1.999	3.034
%RSD	.1399396	.5482995	.6077214	.1514144	.1634576
#1	2050.335	25849.13	1944.550	1318.107	1852.978
#2	2050.791	25988.08	1960.039	1321.987	1858.999
#3	2055.521	26134.12	1967.935	1320.883	1856.646

Reviewed By:mohan
On:12/31/2024
11:25:59 PM
Inst Id :P5

Sample Name: P5156-01 Acquired: 12/29/2024 15:34:02 Type: Unk
Method: SFAM01.1 INSTRUMENT P5 WITH 6 POINT ICAL-2(v49) Mode: CONC Corr. Factor: 1.000000
User: Kareem Custom ID1: ME28Q6 Custom ID2: Custom ID3:
Comment:

Elem	As1890	Tl1908	Pb2203	Se1960	Sb2068	Al3961
Units	ppm	ppm	ppm	ppm	ppm	ppm
Avg	.1520128	-.114355	.7337660	.1534442	.0521918	76.93617
Stddev	.0038004	.001753	.0035860	.0047819	.0004075	.78974
%RSD	2.500088	1.532570	.4887183	3.116367	.7807885	1.026491
#1	.1543349	-.112661	.7338370	.1578739	.0525334	77.49308
#2	.1540765	-.116161	.7301449	.1483745	.0523014	76.03235
#3	.1476270	-.114243	.7373160	.1540841	.0517408	77.28307

Elem	Ba4934	Be2348	Cd2144	Ca3736	Cr2677	Co2286
Units	ppm	ppm	ppm	ppm	ppm	ppm
Avg	.7040602	.0198936	.0153430	322.9644	.3503315	.0498919
Stddev	.0078354	.0004411	.0000728	2.6901	.0014800	.0012236
%RSD	1.112888	2.217481	.4746761	.8329538	.4224647	2.452563
#1	.7106401	.0200194	.0154268	324.1699	.3504274	.0496725
#2	.6953923	.0194033	.0153072	319.8824	.3517612	.0512104
#3	.7061482	.0202582	.0152951	324.8410	.3488058	.0487929

Elem	Cu3247	Fe2598	Mn2576	Mg2790	Ni2316	Ag3280
Units	ppm	ppm	ppm	ppm	ppm	ppm
Avg	.4372965	317.5647	5.581443	65.22167	.4830818	-.008478
Stddev	.0028116	2.0428	.056374	.49796	.0013869	.001037
%RSD	.6429544	.6432590	1.010024	.7634908	.2870937	12.22835
#1	.4405301	318.9774	5.612781	65.74526	.4845862	-.008632
#2	.4359301	315.2225	5.516363	64.75407	.4818542	-.009429
#3	.4354292	318.4943	5.615185	65.16568	.4828049	-.007373

Elem	Na8183	V_2924	Zn2138	K_7698	P_1774	B_2496
Units	ppm	ppm	ppm	ppm	ppm	ppm
Avg	1.728889	.2294588	2.459463	9.551623	F 13.58843	.1729652
Stddev	.020973	.0066495	.010386	.214761	.02991	.0043822
%RSD	1.213065	2.897892	.4222915	2.248420	.2201041	2.533566
#1	1.728906	.2362865	2.464739	9.743911	13.59688	.1780162
#2	1.707909	.2290867	2.466153	9.319865	13.55521	.1701764
#3	1.749854	.2230032	2.447498	9.591095	13.61321	.1707030

Reviewed By:mohan
On:12/31/2024
11:25:59 PM
Inst Id :P5

Sample Name: P5156-01 Acquired: 12/29/2024 15:34:02 Type: Unk
Method: SFAM01.1 INSTRUMENT P5 WITH 6 POINT ICAL-2(v49) Mode: CONC Corr. Factor: 1.000000
User: Kareem Custom ID1: ME28Q6 Custom ID2: Custom ID3:
Comment:

Elem	Mo2020	S_1820	Si2516	Sn1899	Ti3361	Sr4077
Units	ppm	ppm	ppm	ppm	ppm	ppm
Avg	.0450747	4.560633	10.46359	.0594622	1.148664	.2580198
Stddev	.0005865	.011547	.06879	.0019638	.007514	.0046839
%RSD	1.301201	.2531968	.6574332	3.302579	.6541193	1.815338
#1	.0446358	4.568594	10.45273	.0599797	1.153515	.2591743
#2	.0448475	4.547389	10.40087	.0611153	1.140009	.2528666
#3	.0457408	4.565916	10.53717	.0572914	1.152468	.2620186

Elem	Li6707
Units	ppm
Avg	.0896571
Stddev	.0043556
%RSD	4.858017
#1	.0896311
#2	.0940257
#3	.0853147

Int. Std.	Y_2243	Y_3600	Y_3710	Y_2243	In2306
Units	Cts/S	Cts/S	Cts/S	Cts/S	Cts/S
Avg	2274.965	28861.35	2238.454	1453.502	1755.474
Stddev	4.642	175.52	19.666	13.423	1.562
%RSD	.2040653	.6081565	.8785425	.9234802	.0889951
#1	2274.033	28658.91	2223.448	1440.770	1755.348
#2	2270.859	28954.11	2260.717	1452.213	1753.979
#3	2280.003	28971.03	2231.197	1467.522	1757.096

Reviewed By:mohan
On:12/31/2024
11:25:59 PM
Inst Id :P5

Sample Name: P5156-02 Acquired: 12/29/2024 15:37:50 Type: Unk
Method: SFAM01.1 INSTRUMENT P5 WITH 6 POINT ICAL-2(v49) Mode: CONC Corr. Factor: 1.000000
User: Kareem Custom ID1: ME28Q7 Custom ID2: Custom ID3:
Comment:

Elem	As1890	Tl1908	Pb2203	Se1960	Sb2068	Al3961
Units	ppm	ppm	ppm	ppm	ppm	ppm
Avg	.1250496	-.057609	.1082866	.0764064	.0191158	66.70339
Stddev	.0058668	.008949	.0050544	.0011736	.0019318	.33916
%RSD	4.691567	15.53386	4.667596	1.535962	10.10593	.5084662
#1	.1213527	-.067694	.1128650	.0756275	.0184205	66.33871
#2	.1318142	-.050617	.1028628	.0758355	.0176278	67.00937
#3	.1219819	-.054514	.1091319	.0777562	.0212990	66.76210

Elem	Ba4934	Be2348	Cd2144	Ca3736	Cr2677	Co2286
Units	ppm	ppm	ppm	ppm	ppm	ppm
Avg	.5066620	.0131157	.0035600	F 947.3019	.1116257	.0636644
Stddev	.0023748	.0001403	.0000742	4.5955	.0001424	.0010749
%RSD	.4687231	1.069994	2.085218	.4851145	.1275689	1.688388
#1	.5046077	.0129711	.0036441	942.6719	.1115591	.0648758
#2	.5092623	.0132513	.0035324	951.8621	.1117892	.0628246
#3	.5061160	.0131247	.0035036	947.3715	.1115288	.0632928

Elem	Cu3247	Fe2598	Mn2576	Mg2790	Ni2316	Ag3280
Units	ppm	ppm	ppm	ppm	ppm	ppm
Avg	.1593052	208.3379	2.809598	136.4294	.2581239	-.007176
Stddev	.0055799	1.6483	.014956	.8024	.0006154	.001244
%RSD	3.502623	.7911638	.5323127	.5881774	.2383977	17.33417
#1	.1648848	206.8606	2.802502	135.6575	.2579520	-.006529
#2	.1537250	210.1158	2.826781	137.2593	.2588069	-.008610
#3	.1593059	208.0374	2.799511	136.3714	.2576128	-.006389

Elem	Na8183	V_2924	Zn2138	K_7698	P_1774	B_2496
Units	ppm	ppm	ppm	ppm	ppm	ppm
Avg	1.201917	.1613753	.4805886	9.799476	4.833579	.1427338
Stddev	.010901	.0036295	.0029304	.045888	.005716	.0038797
%RSD	.9069564	2.249089	.6097424	.4682715	.1182544	2.718144
#1	1.204941	.1585997	.4819694	9.771269	4.832527	.1392631
#2	1.210986	.1654825	.4825735	9.852425	4.828462	.1469223
#3	1.189823	.1600438	.4772229	9.774734	4.839748	.1420160

Reviewed By:mohan
On:12/31/2024
11:25:59 PM
Inst Id :P5

Sample Name: P5156-02 Acquired: 12/29/2024 15:37:50 Type: Unk
Method: SFAM01.1 INSTRUMENT P5 WITH 6 POINT ICAL-2(v49) Mode: CONC Corr. Factor: 1.000000
User: Kareem Custom ID1: ME28Q7 Custom ID2: Custom ID3:
Comment:

Elem	Mo2020	S_1820	Si2516	Sn1899	Ti3361	Sr4077
Units	ppm	ppm	ppm	ppm	ppm	ppm
Avg	.0376676	1.875643	8.740723	.0327212	1.443594	1.191898
Stddev	.0004383	.008762	.038791	.0028915	.004417	.003524
%RSD	1.163489	.4671360	.4437912	8.836658	.3059740	.2956494
#1	.0381322	1.873560	8.758741	.0294391	1.441549	1.187858
#2	.0372615	1.868111	8.767227	.0348927	1.448663	1.194336
#3	.0376089	1.885259	8.696200	.0338318	1.440570	1.193502

Elem	Li6707
Units	ppm
Avg	.1147511
Stddev	.0022130
%RSD	1.928486
#1	.1166954
#2	.1123430
#3	.1152151

Int. Std.	Y_2243	Y_3600	Y_3710	Y_2243	In2306
Units	Cts/S	Cts/S	Cts/S	Cts/S	Cts/S
Avg	2209.536	28082.83	2237.847	1407.846	1633.277
Stddev	5.739	167.56	18.163	10.454	4.549
%RSD	.2597529	.5966558	.8116170	.7425658	.2785439
#1	2211.095	28275.81	2243.932	1417.124	1633.276
#2	2214.335	27974.30	2217.423	1396.519	1637.827
#3	2203.179	27998.38	2252.186	1409.893	1628.728

Reviewed By:mohan
On:12/31/2024
11:25:59 PM
Inst Id :P5

Sample Name: P5156-03 Acquired: 12/29/2024 15:41:40 Type: Unk
Method: SFAM01.1 INSTRUMENT P5 WITH 6 POINT ICAL-2(v49) Mode: CONC Corr. Factor: 1.000000
User: Kareem Custom ID1: ME28Q8 Custom ID2: Custom ID3:
Comment:

Elem	As1890	Tl1908	Pb2203	Se1960	Sb2068	Al3961
Units	ppm	ppm	ppm	ppm	ppm	ppm
Avg	.0365810	.0048219	.0674179	.0082816	-.004523	45.89449
Stddev	.0085648	.0021114	.0019064	.0013165	.002221	.30957
%RSD	23.41316	43.78802	2.827666	15.89689	49.10386	.6745303
#1	.0353217	.0024319	.0682574	.0097873	-.005697	45.60070
#2	.0457057	.0056000	.0652359	.0077095	-.001961	46.21773
#3	.0287156	.0064338	.0687605	.0073479	-.005911	45.86502

Elem	Ba4934	Be2348	Cd2144	Ca3736	Cr2677	Co2286
Units	ppm	ppm	ppm	ppm	ppm	ppm
Avg	1.178367	.0074423	.0035811	F 1481.549	.0958031	.0757690
Stddev	.007060	.0002270	.0000803	21.818	.0008885	.0014602
%RSD	.5991644	3.050366	2.241524	1.472653	.9273748	1.927179
#1	1.171303	.0077027	.0035699	1469.031	.0957911	.0751297
#2	1.185424	.0072860	.0036664	1468.874	.0949207	.0747375
#3	1.178376	.0073382	.0035071	1506.742	.0966975	.0774398

Elem	Cu3247	Fe2598	Mn2576	Mg2790	Ni2316	Ag3280
Units	ppm	ppm	ppm	ppm	ppm	ppm
Avg	.1003270	109.6242	2.427533	614.8403	.1759820	-.004276
Stddev	.0131467	.5967	.008796	3.4561	.0014698	.001364
%RSD	13.10388	.5443274	.3623533	.5621091	.8351736	31.89364
#1	.1128463	109.0284	2.420887	612.0167	.1749972	-.005837
#2	.1015027	110.2218	2.437508	618.6944	.1752775	-.003677
#3	.0866318	109.6223	2.424204	613.8098	.1776714	-.003314

Elem	Na8183	V_2924	Zn2138	K_7698	P_1774	B_2496
Units	ppm	ppm	ppm	ppm	ppm	ppm
Avg	1.727729	.1575120	.3483177	7.436402	2.812374	.1122150
Stddev	.019342	.0073138	.0008828	.044067	.010342	.0046769
%RSD	1.119529	4.643306	.2534408	.5925860	.3677178	4.167782
#1	1.740086	.1492119	.3480386	7.388304	2.804480	.1158150
#2	1.737662	.1603120	.3493063	7.446067	2.808562	.1139012
#3	1.705438	.1630121	.3476082	7.474833	2.824081	.1069289

Reviewed By:mohan
On:12/31/2024
11:25:59 PM
Inst Id :P5

Sample Name: P5156-03 Acquired: 12/29/2024 15:41:40 Type: Unk
Method: SFAM01.1 INSTRUMENT P5 WITH 6 POINT ICAL-2(v49) Mode: CONC Corr. Factor: 1.000000
User: Kareem Custom ID1: ME28Q8 Custom ID2: Custom ID3:
Comment:

Elem	Mo2020	S_1820	Si2516	Sn1899	Ti3361	Sr4077
Units	ppm	ppm	ppm	ppm	ppm	ppm
Avg	.0498131	25.62220	7.973470	.0308859	1.141344	13.13636
Stddev	.0005905	.09033	.067824	.0021599	.005977	.13852
%RSD	1.185381	.3525306	.8506254	6.993257	.5236884	1.054491
#1	.0504416	25.52612	7.920897	.0303301	1.146109	13.02798
#2	.0497279	25.63512	8.050028	.0332694	1.143286	13.08867
#3	.0492699	25.70538	7.949484	.0290582	1.134637	13.29243

Elem	Li6707
Units	ppm
Avg	.0868183
Stddev	.0042005
%RSD	4.838287
#1	.0843833
#2	.0844029
#3	.0916686

Int. Std.	Y_2243	Y_3600	Y_3710	Y_2243	In2306
Units	Cts/S	Cts/S	Cts/S	Cts/S	Cts/S
Avg	1969.365	25375.67	2035.827	1256.061	1482.990
Stddev	3.772	78.76	10.044	5.344	1.873
%RSD	.1915324	.3103625	.4933578	.4254274	.1263250
#1	1965.329	25445.59	2046.446	1261.647	1482.797
#2	1969.964	25391.06	2026.479	1255.537	1481.221
#3	1972.801	25290.35	2034.557	1250.998	1484.953

Reviewed By:mohan
On:12/31/2024
11:25:59 PM
Inst Id :P5

Sample Name: P5156-04 Acquired: 12/29/2024 15:45:47 Type: Unk
Method: SFAM01.1 INSTRUMENT P5 WITH 6 POINT ICAL-2(v49) Mode: CONC Corr. Factor: 1.000000
User: Kareem Custom ID1: ME28Q9 Custom ID2: Custom ID3:
Comment:

Elem	As1890	Tl1908	Pb2203	Se1960	Sb2068	Al3961	Ba4934
Units	ppm	ppm	ppm	ppm	ppm	ppm	ppm
Avg	.0426554	-.013937	.3026799	.0346444	.0003224	51.47046	.4964841
Stddev	.0039625	.004812	.0032211	.0031793	.0030151	.11699	.0013903
%RSD	9.289495	34.52316	1.064210	9.176821	935.1833	.2273035	.2800379
#1	.0380799	-.008395	.3056779	.0365065	.0037177	51.57487	.4980771
#2	.0449463	-.017043	.2992744	.0309735	-.002042	51.34402	.4955153
#3	.0449399	-.016374	.3030873	.0364533	-.000708	51.49250	.4958597

Elem	Be2348	Cd2144	Ca3736	Cr2677	Co2286	Cu3247	Fe2598
Units	ppm	ppm	ppm	ppm	ppm	ppm	ppm
Avg	.0095115	.0038448	629.4422	.2602721	.0488833	.1030509	137.1971
Stddev	.0000099	.0000825	1.1875	.0014229	.0009226	.0059265	.6536
%RSD	.1038138	2.144890	.1886518	.5466805	1.887406	5.751060	.4763909
#1	.0095194	.0038255	630.4606	.2599394	.0496913	.1076960	137.7093
#2	.0095004	.0039353	628.1379	.2618318	.0478780	.0963762	136.4610
#3	.0095146	.0037738	629.7280	.2590450	.0490806	.1050805	137.4211

Elem	Mn2576	Mg2790	Ni2316	Ag3280	Na8183	V_2924	Zn2138
Units	ppm	ppm	ppm	ppm	ppm	ppm	ppm
Avg	5.957486	183.2359	.1392411	-.003402	1.318546	.1878719	.5334331
Stddev	.018669	.7652	.0015984	.000868	.049079	.0066554	.0015575
%RSD	.3133623	.4176049	1.147936	25.50066	3.722235	3.542529	.2919738
#1	5.977367	184.1027	.1376828	-.002950	1.368049	.1871549	.5348638
#2	5.954762	182.6539	.1408768	-.004403	1.317686	.1816041	.5317741
#3	5.940329	182.9513	.1391636	-.002854	1.269902	.1948568	.5336614

Elem	K_7698	P_1774	B_2496	Mo2020	S_1820	Si2516	Sn1899
Units	ppm	ppm	ppm	ppm	ppm	ppm	ppm
Avg	3.562126	3.433210	.0935740	.0184469	4.148562	9.208271	.0291013
Stddev	.066813	.002834	.0025329	.0001775	.007918	.070837	.0016744
%RSD	1.875647	.0825501	2.706786	.9622994	.1908652	.7692773	5.753570
#1	3.535079	3.431515	.0963944	.0182443	4.139443	9.289906	.0299794
#2	3.513076	3.431634	.0914934	.0185212	4.152556	9.163008	.0271705
#3	3.638221	3.436482	.0928342	.0185751	4.153688	9.171901	.0301539

Reviewed By:mohan
On:12/31/2024
11:25:59 PM
Inst Id :P5

Sample Name: P5156-04 Acquired: 12/29/2024 15:45:47 Type: Unk
Method: SFAM01.1 INSTRUMENT P5 WITH 6 POINT ICAL-2(v49) Mode: CONC Corr. Factor: 1.000000
User: Kareem Custom ID1: ME28Q9 Custom ID2: Custom ID3:
Comment:

Elem	Ti3361	Sr4077	Li6707
Units	ppm	ppm	ppm
Avg	1.437155	2.125955	.0539861
Stddev	.007927	.005396	.0011685
%RSD	.5515697	.2538259	2.164437
#1	1.436742	2.123582	.0546652
#2	1.445280	2.122152	.0546563
#3	1.429442	2.132131	.0526369

Int. Std.	Y_2243	Y_3600	Y_3710	Y_2243	In2306
Units	Cts/S	Cts/S	Cts/S	Cts/S	Cts/S
Avg	2107.701	26731.14	2086.843	1349.571	1639.920
Stddev	7.016	20.00	8.565	4.708	4.419
%RSD	.3328865	.0748098	.4104122	.3488329	.2694930
#1	2111.240	26749.30	2077.716	1344.337	1640.332
#2	2112.243	26709.71	2094.704	1353.459	1644.120
#3	2099.620	26734.42	2088.110	1350.918	1635.310

Reviewed By:mohan
On:12/31/2024
11:25:59 PM
Inst Id :P5

Sample Name: P5156-05 Acquired: 12/29/2024 15:49:37 Type: Unk
Method: SFAM01.1 INSTRUMENT P5 WITH 6 POINT ICAL-2(v49) Mode: CONC Corr. Factor: 1.000000
User: Kareem Custom ID1: ME28R0 Custom ID2: Custom ID3:
Comment:

Elem	As1890	Tl1908	Pb2203	Se1960	Sb2068	Al3961	Ba4934
Units	ppm	ppm	ppm	ppm	ppm	ppm	ppm
Avg	.0907209	-.057935	.3447102	.0925555	.0261545	81.14196	.7530780
Stddev	.0069756	.005053	.0044156	.0039698	.0077701	.47130	.0031197
%RSD	7.689068	8.721330	1.280963	4.289066	29.70857	.5808318	.4142564
#1	.0844548	-.053688	.3457647	.0904358	.0273691	80.65738	.7508648
#2	.0982370	-.056594	.3398628	.0900955	.0178486	81.16975	.7566460
#3	.0894709	-.063523	.3485031	.0971352	.0332458	81.59874	.7517232

Elem	Be2348	Cd2144	Ca3736	Cr2677	Co2286	Cu3247	Fe2598
Units	ppm	ppm	ppm	ppm	ppm	ppm	ppm
Avg	.0154832	.0058635	734.8743	.4855335	.0516386	.1592939	226.3509
Stddev	.0002050	.0000931	3.7234	.0016088	.0006745	.0129533	.9852
%RSD	1.323920	1.587877	.5066669	.3313380	1.306245	8.131691	.4352452
#1	.0152971	.0058678	730.9216	.4867149	.0522015	.1452268	225.2636
#2	.0154495	.0057683	735.3860	.4861843	.0518235	.1619259	226.6050
#3	.0157029	.0059544	738.3154	.4837013	.0508909	.1707291	227.1842

Elem	Mn2576	Mg2790	Ni2316	Ag3280	Na8183	V_2924	Zn2138
Units	ppm	ppm	ppm	ppm	ppm	ppm	ppm
Avg	10.96954	184.4698	.2429159	-.007016	1.326414	.3009380	.8220213
Stddev	.04149	.8730	.0017085	.001191	.028187	.0103696	.0046956
%RSD	.3782364	.4732230	.7033278	16.97380	2.125078	3.445748	.5712259
#1	10.92165	183.5884	.2435649	-.005758	1.354645	.2944902	.8245264
#2	10.99223	184.4868	.2409781	-.008126	1.298271	.2954242	.8249331
#3	10.99473	185.3341	.2442049	-.007164	1.326326	.3128996	.8166043

Elem	K_7698	P_1774	B_2496	Mo2020	S_1820	Si2516	Sn1899
Units	ppm	ppm	ppm	ppm	ppm	ppm	ppm
Avg	8.004536	5.230638	.1500797	.0373467	7.793102	10.27644	.0418506
Stddev	.081918	.022903	.0024757	.0001663	.012916	.03405	.0010775
%RSD	1.023400	.4378711	1.649597	.4453619	.1657338	.3313597	2.574663
#1	7.959430	5.216357	.1480544	.0375048	7.779125	10.29559	.0407079
#2	8.099094	5.218501	.1493452	.0371732	7.795587	10.23713	.0428482
#3	7.955083	5.257055	.1528396	.0373622	7.804595	10.29661	.0419959

Reviewed By:mohan
On:12/31/2024
11:25:59 PM
Inst Id :P5

Sample Name: P5156-05 Acquired: 12/29/2024 15:49:37 Type: Unk
Method: SFAM01.1 INSTRUMENT P5 WITH 6 POINT ICAL-2(v49) Mode: CONC Corr. Factor: 1.000000
User: Kareem Custom ID1: ME28R0 Custom ID2: Custom ID3:
Comment:

Elem	Ti3361	Sr4077	Li6707
Units	ppm	ppm	ppm
Avg	1.753397	2.761619	.1109831
Stddev	.008859	.014633	.0070253
%RSD	.5052265	.5298700	6.330051
#1	1.744230	2.744841	.1053065
#2	1.754050	2.768276	.1188400
#3	1.761911	2.771740	.1088028

Int. Std.	Y_2243	Y_3600	Y_3710	Y_2243	In2306
Units	Cts/S	Cts/S	Cts/S	Cts/S	Cts/S
Avg	2165.195	27841.88	2174.290	1398.805	1619.035
Stddev	3.829	60.31	11.075	2.743	3.315
%RSD	.1768295	.2165992	.5093499	.1960619	.2047555
#1	2167.388	27826.15	2173.384	1398.300	1622.347
#2	2160.774	27908.50	2185.790	1396.349	1615.717
#3	2167.423	27791.01	2163.697	1401.764	1619.042

Reviewed By:mohan
On:12/31/2024
11:25:59 PM
Inst Id :P5

Sample Name: P5156-06 Acquired: 12/29/2024 15:53:24 Type: Unk
Method: SFAM01.1 INSTRUMENT P5 WITH 6 POINT ICAL-2(v49) Mode: CONC Corr. Factor: 1.000000
User: Kareem Custom ID1: ME28R1 Custom ID2: Custom ID3:
Comment:

Elem	As1890	Tl1908	Pb2203	Se1960	Sb2068	Al3961	Ba4934
Units	ppm	ppm	ppm	ppm	ppm	ppm	ppm
Avg	.0905375	-.052626	.1003592	.0755028	.0182513	84.07246	.7198279
Stddev	.0033610	.006154	.0020602	.0065437	.0055742	.26813	.0020540
%RSD	3.712260	11.69398	2.052870	8.666835	30.54142	.3189294	.2853508
#1	.0878802	-.048042	.0998307	.0697732	.0223086	83.87778	.7186179
#2	.0894166	-.050215	.1026322	.0826336	.0118954	83.96130	.7186663
#3	.0943157	-.059620	.0986147	.0741016	.0205498	84.37829	.7221996

Elem	Be2348	Cd2144	Ca3736	Cr2677	Co2286	Cu3247	Fe2598
Units	ppm	ppm	ppm	ppm	ppm	ppm	ppm
Avg	.0141268	.0050270	609.0391	.1571326	.0805088	.1311824	201.9548
Stddev	.0001520	.0000667	2.9594	.0008401	.0006825	.0081541	.9659
%RSD	1.075828	1.327753	.4859068	.5346710	.8477000	6.215846	.4782901
#1	.0141896	.0049895	607.0022	.1568184	.0812176	.1250745	200.9114
#2	.0142373	.0051040	607.6814	.1564948	.0804526	.1404419	202.1352
#3	.0139535	.0049873	612.4337	.1580845	.0798561	.1280308	202.8178

Elem	Mn2576	Mg2790	Ni2316	Ag3280	Na8183	V_2924	Zn2138
Units	ppm	ppm	ppm	ppm	ppm	ppm	ppm
Avg	3.200341	192.5989	.3288065	-.007001	1.400465	.2729048	.4545635
Stddev	.006376	1.2668	.0007985	.000799	.017865	.0107201	.0024874
%RSD	.1992330	.6577580	.2428361	11.40727	1.275652	3.928153	.5472015
#1	3.196235	191.1361	.3288681	-.006850	1.420944	.2706394	.4531767
#2	3.197101	193.3209	.3279791	-.007864	1.392372	.2634984	.4574351
#3	3.207686	193.3396	.3295724	-.006288	1.388079	.2845765	.4530787

Elem	K_7698	P_1774	B_2496	Mo2020	S_1820	Si2516	Sn1899
Units	ppm	ppm	ppm	ppm	ppm	ppm	ppm
Avg	14.49007	3.442708	.1719322	.0576632	28.75104	9.205311	.0326919
Stddev	.02849	.010628	.0008980	.0008488	.08197	.059785	.0010605
%RSD	.1966256	.3087176	.5222986	1.472066	.2851036	.6494625	3.243936
#1	14.47935	3.447914	.1729127	.0573465	28.69242	9.204221	.0314737
#2	14.46848	3.430481	.1717342	.0586249	28.71600	9.146078	.0331925
#3	14.52236	3.449731	.1711498	.0570183	28.84471	9.265633	.0334093

Reviewed By:mohan
On:12/31/2024
11:25:59 PM
Inst Id :P5

Sample Name: P5156-06 Acquired: 12/29/2024 15:53:24 Type: Unk
Method: SFAM01.1 INSTRUMENT P5 WITH 6 POINT ICAL-2(v49) Mode: CONC Corr. Factor: 1.000000
User: Kareem Custom ID1: ME28R1 Custom ID2: Custom ID3:
Comment:

Elem	Ti3361	Sr4077	Li6707
Units	ppm	ppm	ppm
Avg	1.535200	1.653821	.1937680
Stddev	.009469	.012787	.0011044
%RSD	.6167920	.7731902	.5699723
#1	1.545949	1.647101	.1926041
#2	1.528090	1.645794	.1938987
#3	1.531562	1.668567	.1948013

Int. Std.	Y_2243	Y_3600	Y_3710	Y_2243	In2306
Units	Cts/S	Cts/S	Cts/S	Cts/S	Cts/S
Avg	2146.252	27375.59	2146.792	1372.053	1636.135
Stddev	7.178	117.47	8.609	9.608	5.860
%RSD	.3344591	.4290934	.4010225	.7002993	.3581796
#1	2142.449	27454.97	2156.046	1376.046	1632.480
#2	2154.532	27240.65	2145.312	1361.092	1642.895
#3	2141.775	27431.15	2139.019	1379.021	1633.031

Reviewed By:mohan
On:12/31/2024
11:25:59 PM
Inst Id :P5

Sample Name: P5156-07 Acquired: 12/29/2024 15:57:12 Type: Unk
Method: SFAM01.1 INSTRUMENT P5 WITH 6 POINT ICAL-2(v49) Mode: CONC Corr. Factor: 1.000000
User: Kareem Custom ID1: ME28R2 Custom ID2: Custom ID3:
Comment:

Elem	As1890	Tl1908	Pb2203	Se1960	Sb2068	Al3961	Ba4934
Units	ppm	ppm	ppm	ppm	ppm	ppm	ppm
Avg	.1212255	-.120771	.7967258	.1649735	.0662705	60.80136	.9590038
Stddev	.0008250	.005505	.0014217	.0014544	.0032276	.30227	.0056522
%RSD	.6805855	4.558304	.1784418	.8815660	4.870338	.4971400	.5893830
#1	.1213784	-.115042	.7982998	.1654241	.0626283	60.46143	.9525576
#2	.1203347	-.126022	.7955349	.1661492	.0687760	60.90275	.9631115
#3	.1219633	-.121248	.7963428	.1633472	.0674072	61.03990	.9613422

Elem	Be2348	Cd2144	Ca3736	Cr2677	Co2286	Cu3247	Fe2598
Units	ppm	ppm	ppm	ppm	ppm	ppm	ppm
Avg	.0192560	.0168863	604.8352	.4535815	-.013742	.6605374	343.4090
Stddev	.0002227	.0001724	1.3376	.0012902	.001621	.0054366	1.8056
%RSD	1.156320	1.020885	.2211463	.2844365	11.79248	.8230638	.5257978
#1	.0195087	.0167311	603.3254	.4540862	-.012041	.6553144	341.6006
#2	.0190888	.0170719	605.3082	.4521153	-.015268	.6601327	345.2118
#3	.0191704	.0168559	605.8721	.4545429	-.013916	.6661651	343.4146

Elem	Mn2576	Mg2790	Ni2316	Ag3280	Na8183	V_2924	Zn2138
Units	ppm	ppm	ppm	ppm	ppm	ppm	ppm
Avg	5.456129	73.05256	.5451028	-.008538	2.756608	.2263695	3.243893
Stddev	.028280	.40561	.0008909	.000743	.015053	.0097732	.007377
%RSD	.5183091	.5552316	.1634429	8.704499	.5460644	4.317363	.2274137
#1	5.423516	72.62919	.5441640	-.008940	2.740716	.2295483	3.240501
#2	5.471005	73.09080	.5452080	-.008994	2.770651	.2154026	3.238821
#3	5.473865	73.43770	.5459365	-.007681	2.758457	.2341575	3.252355

Elem	K_7698	P_1774	B_2496	Mo2020	S_1820	Si2516	Sn1899
Units	ppm	ppm	ppm	ppm	ppm	ppm	ppm
Avg	11.10887	8.796115	.3575308	.0893618	20.45666	9.128190	.0815584
Stddev	.14081	.007648	.0024014	.0005489	.02422	.084768	.0022471
%RSD	1.267575	.0869494	.6716553	.6142825	.1183880	.9286434	2.755177
#1	11.21864	8.788593	.3586212	.0894146	20.44456	9.225226	.0800638
#2	10.95011	8.795869	.3591935	.0887884	20.44089	9.068552	.0804687
#3	11.15787	8.803884	.3547777	.0898825	20.48455	9.090791	.0841425

Reviewed By:mohan
On:12/31/2024
11:25:59 PM
Inst Id :P5

Sample Name: P5156-07 Acquired: 12/29/2024 15:57:12 Type: Unk
Method: SFAM01.1 INSTRUMENT P5 WITH 6 POINT ICAL-2(v49) Mode: CONC Corr. Factor: 1.000000
User: Kareem Custom ID1: ME28R2 Custom ID2: Custom ID3:
Comment:

Elem	Ti3361	Sr4077	Li6707
Units	ppm	ppm	ppm
Avg	1.114830	1.904694	.0968914
Stddev	.017045	.008255	.0049318
%RSD	1.528895	.4334092	5.090078
#1	1.095205	1.903491	.0913280
#2	1.125930	1.897107	.1007266
#3	1.123355	1.913485	.0986195

Int. Std.	Y_2243	Y_3600	Y_3710	Y_2243	In2306
Units	Cts/S	Cts/S	Cts/S	Cts/S	Cts/S
Avg	2128.572	27300.33	2156.817	1372.069	1714.663
Stddev	2.149	8.72	16.195	1.307	1.116
%RSD	.1009406	.0319442	.7508825	.0952650	.0651009
#1	2126.115	27309.66	2139.201	1372.601	1715.791
#2	2130.100	27292.39	2171.060	1373.025	1714.638
#3	2129.501	27298.94	2160.190	1370.579	1713.559

Reviewed By:mohan
On:12/31/2024
11:25:59 PM
Inst Id :P5

Sample Name: P5156-08 Acquired: 12/29/2024 16:00:58 Type: Unk
Method: SFAM01.1 INSTRUMENT P5 WITH 6 POINT ICAL-2(v49) Mode: CONC Corr. Factor: 1.000000
User: Kareem Custom ID1: ME28T4 Custom ID2: Custom ID3:
Comment:

Elem	As1890	Tl1908	Pb2203	Se1960	Sb2068	Al3961
Units	ppm	ppm	ppm	ppm	ppm	ppm
Avg	.0928994	-.091478	.4287764	.1602487	.0429508	83.98955
Stddev	.0027847	.005076	.0008880	.0059867	.0031221	.63408
%RSD	2.997531	5.548766	.2070981	3.735894	7.268930	.7549514
#1	.0899378	-.085620	.4284708	.1668981	.0443956	83.27467
#2	.0932957	-.094571	.4280815	.1585610	.0450888	84.20998
#3	.0954648	-.094243	.4297768	.1552870	.0393680	84.48400

Elem	Ba4934	Be2348	Cd2144	Ca3736	Cr2677	Co2286
Units	ppm	ppm	ppm	ppm	ppm	ppm
Avg	.8855488	.0193838	.0072758	F 813.9699	1.121927	.0162052
Stddev	.0058909	.0002052	.0002220	4.5846	.023971	.0014371
%RSD	.6652314	1.058605	3.051461	.5632450	2.136547	8.868378
#1	.8787860	.0191857	.0073783	808.6788	1.126902	.0176505
#2	.8895637	.0193702	.0074280	816.4651	1.095860	.0147763
#3	.8882967	.0195954	.0070210	816.7657	1.143021	.0161887

Elem	Cu3247	Fe2598	Mn2576	Mg2790	Ni2316	Ag3280
Units	ppm	ppm	ppm	ppm	ppm	ppm
Avg	.1725837	328.4615	20.65893	247.3017	.4960039	-.007773
Stddev	.0070859	2.1972	.15254	2.1094	.0006072	.001317
%RSD	4.105746	.6689257	.7383790	.8529636	.1224115	16.94793
#1	.1665715	326.0220	20.48464	244.9838	.4965282	-.007245
#2	.1707836	329.0775	20.76807	247.8125	.4961448	-.006802
#3	.1803960	330.2848	20.72409	249.1088	.4953386	-.009273

Elem	Na8183	V_2924	Zn2138	K_7698	P_1774	B_2496
Units	ppm	ppm	ppm	ppm	ppm	ppm
Avg	1.641636	.4032579	1.424002	12.03345	5.436995	.2509270
Stddev	.012765	.0057043	.035918	.15209	.005253	.0045638
%RSD	.7775783	1.414563	2.522303	1.263904	.0966220	1.818768
#1	1.650806	.3968785	1.430776	11.86764	5.431587	.2464282
#2	1.627057	.4078678	1.385179	12.06622	5.442079	.2507998
#3	1.647044	.4050274	1.456050	12.16649	5.437318	.2555531

Reviewed By:mohan
On:12/31/2024
11:25:59 PM
Inst Id :P5

Sample Name: P5156-08 Acquired: 12/29/2024 16:00:58 Type: Unk
Method: SFAM01.1 INSTRUMENT P5 WITH 6 POINT ICAL-2(v49) Mode: CONC Corr. Factor: 1.000000
User: Kareem Custom ID1: ME28T4 Custom ID2: Custom ID3:
Comment:

Elem	Mo2020	S_1820	Si2516	Sn1899	Ti3361	Sr4077
Units	ppm	ppm	ppm	ppm	ppm	ppm
Avg	.0367033	8.409815	10.06602	.0605474	2.126109	1.397344
Stddev	.0009009	.023733	.04379	.0006620	.014665	.005019
%RSD	2.454423	.2822001	.4350217	1.093315	.6897397	.3592082
#1	.0359515	8.435245	10.02204	.0612828	2.109994	1.391849
#2	.0364567	8.405944	10.10962	.0599991	2.129665	1.398492
#3	.0377018	8.388256	10.06640	.0603604	2.138670	1.401689

Elem	Li6707
Units	ppm
Avg	.1304530
Stddev	.0052925
%RSD	4.056990
#1	.1250473
#2	.1306872
#3	.1356244

Int. Std.	Y_2243	Y_3600	Y_3710	Y_2243	In2306
Units	Cts/S	Cts/S	Cts/S	Cts/S	Cts/S
Avg	2119.761	27326.12	2152.557	1363.691	1610.464
Stddev	5.248	555.28	11.822	25.853	4.279
%RSD	.2475740	2.032065	.5492201	1.895825	.2657096
#1	2113.790	27202.80	2162.369	1354.591	1605.531
#2	2123.643	27932.69	2139.431	1392.864	1613.183
#3	2121.849	26842.86	2155.870	1343.619	1612.677

Reviewed By:mohan
On:12/31/2024
11:25:59 PM
Inst Id :P5

Sample Name: P5156-09 Acquired: 12/29/2024 16:04:44 Type: Unk
Method: SFAM01.1 INSTRUMENT P5 WITH 6 POINT ICAL-2(v49) Mode: CONC Corr. Factor: 1.000000
User: Kareem Custom ID1: ME28T5 Custom ID2: Custom ID3:
Comment:

Elem	As1890	Tl1908	Pb2203	Se1960	Sb2068	Al3961
Units	ppm	ppm	ppm	ppm	ppm	ppm
Avg	.0872467	-.121487	.6753172	.2096196	.0697805	85.52539
Stddev	.0098567	.001670	.0024582	.0058343	.0032805	.29030
%RSD	11.29750	1.375032	.3640014	2.783259	4.701182	.3394358
#1	.0939701	-.121472	.6778549	.2103086	.0660368	85.23495
#2	.0759319	-.119825	.6751497	.2150788	.0721529	85.52565
#3	.0918380	-.123166	.6729471	.2034715	.0711517	85.81556

Elem	Ba4934	Be2348	Cd2144	Ca3736	Cr2677	Co2286
Units	ppm	ppm	ppm	ppm	ppm	ppm
Avg	.8337826	.0212383	.0087139	695.7467	1.907807	-.025439
Stddev	.0014589	.0001704	.0000956	2.5416	.005255	.001400
%RSD	.1749767	.8021889	1.097222	.3653028	.2754620	5.501507
#1	.8325620	.0212921	.0088086	692.8239	1.904248	-.023880
#2	.8333874	.0210476	.0086174	697.4374	1.913843	-.026586
#3	.8353984	.0213753	.0087157	696.9788	1.905330	-.025852

Elem	Cu3247	Fe2598	Mn2576	Mg2790	Ni2316	Ag3280
Units	ppm	ppm	ppm	ppm	ppm	ppm
Avg	.1567225	402.9002	F 37.90778	187.5418	.3339712	-.008636
Stddev	.0028199	1.7848	.13642	.9307	.0012016	.001650
%RSD	1.799318	.4429988	.3598774	.4962812	.3597820	19.10956
#1	.1571362	401.0841	37.76684	186.4760	.3351336	-.009092
#2	.1593128	402.9643	37.91732	187.9546	.3327340	-.010011
#3	.1537186	404.6521	38.03918	188.1947	.3340461	-.006806

Elem	Na8183	V_2924	Zn2138	K_7698	P_1774	B_2496
Units	ppm	ppm	ppm	ppm	ppm	ppm
Avg	1.302057	.6749029	2.378916	9.305069	6.418242	.2415350
Stddev	.017120	.0109189	.005561	.118820	.007173	.0041085
%RSD	1.314869	1.617848	.2337690	1.276939	.1117649	1.700989
#1	1.304277	.6765535	2.373252	9.168588	6.409959	.2368437
#2	1.283935	.6849026	2.384369	9.385469	6.422456	.2432695
#3	1.317959	.6632527	2.379126	9.361150	6.422311	.2444918

Reviewed By:mohan
On:12/31/2024
11:25:59 PM
Inst Id :P5

Sample Name: P5156-09 Acquired: 12/29/2024 16:04:44 Type: Unk
Method: SFAM01.1 INSTRUMENT P5 WITH 6 POINT ICAL-2(v49) Mode: CONC Corr. Factor: 1.000000
User: Kareem Custom ID1: ME28T5 Custom ID2: Custom ID3:
Comment:

Elem	Mo2020	S_1820	Si2516	Sn1899	Ti3361	Sr4077
Units	ppm	ppm	ppm	ppm	ppm	ppm
Avg	.0240893	10.74174	9.891989	.0479743	2.153669	.8951375
Stddev	.0003891	.02274	.019380	.0016844	.010452	.0039793
%RSD	1.615390	.2116848	.1959207	3.511103	.4853121	.4445430
#1	.0242719	10.72499	9.909429	.0461062	2.157692	.8905648
#2	.0243536	10.76762	9.871125	.0484392	2.141803	.8978141
#3	.0236425	10.73259	9.895414	.0493774	2.161512	.8970337

Elem	Li6707
Units	ppm
Avg	.1209012
Stddev	.0039371
%RSD	3.256456
#1	.1204549
#2	.1250425
#3	.1172063

Int. Std.	Y_2243	Y_3600	Y_3710	Y_2243	In2306
Units	Cts/S	Cts/S	Cts/S	Cts/S	Cts/S
Avg	2164.110	27547.89	2152.648	1381.674	1713.852
Stddev	5.060	166.92	13.398	9.403	5.444
%RSD	.2338221	.6059340	.6224070	.6805535	.3176683
#1	2161.278	27561.77	2140.066	1383.515	1709.229
#2	2169.952	27374.46	2151.142	1371.486	1719.853
#3	2161.099	27707.43	2166.736	1390.020	1712.474

Reviewed By:mohan
On:12/31/2024
11:25:59 PM
Inst Id :P5

Sample Name: P5156-10 Acquired: 12/29/2024 16:08:33 Type: Unk
Method: SFAM01.1 INSTRUMENT P5 WITH 6 POINT ICAL-2(v49) Mode: CONC Corr. Factor: 1.000000
User: Kareem Custom ID1: ME28T6 Custom ID2: Custom ID3:
Comment:

Elem	As1890	Tl1908	Pb2203	Se1960	Sb2068	Al3961
Units	ppm	ppm	ppm	ppm	ppm	ppm
Avg	.1233438	-.283657	.7877129	.3964912	.1374167	67.26736
Stddev	.0021283	.008039	.0008886	.0022962	.0032596	.44663
%RSD	1.725503	2.834166	.1128037	.5791254	2.372077	.6639573
#1	.1228420	-.275442	.7875240	.3979362	.1348892	66.75164
#2	.1256782	-.284021	.7869339	.3938435	.1362651	67.52759
#3	.1215113	-.291508	.7886807	.3976940	.1410958	67.52284

Elem	Ba4934	Be2348	Cd2144	Ca3736	Cr2677	Co2286
Units	ppm	ppm	ppm	ppm	ppm	ppm
Avg	1.109296	.0364090	.0134070	F 1192.291	1.519349	-.151929
Stddev	.004096	.0003584	.0002112	8.639	.002707	.002196
%RSD	.3692214	.9843997	1.575606	.7245793	.1781671	1.445578
#1	1.105381	.0360120	.0136358	1183.075	1.520162	-.149414
#2	1.108956	.0365060	.0132194	1193.592	1.516328	-.153467
#3	1.113551	.0367089	.0133658	1200.206	1.521556	-.152907

Elem	Cu3247	Fe2598	Mn2576	Mg2790	Ni2316	Ag3280
Units	ppm	ppm	ppm	ppm	ppm	ppm
Avg	.2166293	725.1644	F 34.19231	456.2285	.4687033	-.019766
Stddev	.0065303	5.0896	.27247	3.2847	.0012711	.001040
%RSD	3.014489	.7018486	.7968626	.7199638	.2711954	5.263749
#1	.2184007	719.3750	33.88362	452.4990	.4678285	-.018604
#2	.2093961	727.1835	34.29400	457.4954	.4681200	-.020610
#3	.2220912	728.9345	34.39930	458.6910	.4701613	-.020085

Elem	Na8183	V_2924	Zn2138	K_7698	P_1774	B_2496
Units	ppm	ppm	ppm	ppm	ppm	ppm
Avg	2.131835	.6390615	3.550691	5.585390	5.684797	.3744746
Stddev	.043056	.0098643	.011846	.146237	.007576	.0054847
%RSD	2.019649	1.543555	.3336379	2.618214	.1332697	1.464627
#1	2.082396	.6300852	3.562285	5.416722	5.680927	.3699831
#2	2.161097	.6496220	3.551180	5.676700	5.679937	.3728536
#3	2.152011	.6374773	3.538607	5.662748	5.693526	.3805870

Reviewed By:mohan
On:12/31/2024
11:25:59 PM
Inst Id :P5

Sample Name: P5156-10 Acquired: 12/29/2024 16:08:33 Type: Unk
Method: SFAM01.1 INSTRUMENT P5 WITH 6 POINT ICAL-2(v49) Mode: CONC Corr. Factor: 1.000000
User: Kareem Custom ID1: ME28T6 Custom ID2: Custom ID3:
Comment:

Elem	Mo2020	S_1820	Si2516	Sn1899	Ti3361	Sr4077
Units	ppm	ppm	ppm	ppm	ppm	ppm
Avg	.0270267	11.53060	3.849041	.0862866	1.922720	3.143480
Stddev	.0007108	.02051	.019593	.0017595	.014398	.023631
%RSD	2.629984	.1778546	.5090452	2.039083	.7488543	.7517319
#1	.0272153	11.54072	3.834920	.0850398	1.908218	3.118891
#2	.0262406	11.54408	3.871410	.0882992	1.922931	3.145530
#3	.0276241	11.50700	3.840794	.0855209	1.937012	3.166019

Elem	Li6707
Units	ppm
Avg	.0891354
Stddev	.0007678
%RSD	.8613383
#1	.0890150
#2	.0899562
#3	.0884349

Int. Std.	Y_2243	Y_3600	Y_3710	Y_2243	In2306
Units	Cts/S	Cts/S	Cts/S	Cts/S	Cts/S
Avg	2025.411	26039.07	2067.708	1294.442	1623.123
Stddev	2.504	133.96	10.201	6.286	1.434
%RSD	.1236079	.5144577	.4933458	.4856117	.0883662
#1	2027.600	25922.90	2078.025	1287.480	1624.521
#2	2025.953	26185.61	2057.627	1299.701	1623.193
#3	2022.681	26008.71	2067.471	1296.145	1621.655

Reviewed By:mohan
On:12/31/2024
11:25:59 PM
Inst Id :P5

Sample Name: P5156-11 Acquired: 12/29/2024 16:12:19 Type: Unk
Method: SFAM01.1 INSTRUMENT P5 WITH 6 POINT ICAL-2(v49) Mode: CONC Corr. Factor: 1.000000
User: Kareem Custom ID1: ME28T7 Custom ID2: Custom ID3:
Comment:

Elem	As1890	Tl1908	Pb2203	Se1960	Sb2068	Al3961
Units	ppm	ppm	ppm	ppm	ppm	ppm
Avg	.0710352	-.046841	.2250312	.0724108	.0096495	70.22611
Stddev	.0044968	.000233	.0058269	.0016986	.0042036	.15718
%RSD	6.330441	.4983876	2.589360	2.345765	43.56301	.2238176
#1	.0726951	-.046844	.2256925	.0730657	.0123648	70.09058
#2	.0744662	-.047073	.2189019	.0736846	.0117762	70.39842
#3	.0659444	-.046606	.2304992	.0704823	.0048075	70.18935

Elem	Ba4934	Be2348	Cd2144	Ca3736	Cr2677	Co2286
Units	ppm	ppm	ppm	ppm	ppm	ppm
Avg	.5444314	.0127837	.0081541	F 850.0086	.2852432	.0607430
Stddev	.0020308	.0000656	.0001891	1.5820	.0017623	.0006769
%RSD	.3730172	.5129555	2.319293	.1861179	.6178193	1.114350
#1	.5425585	.0127543	.0082427	848.5107	.2864922	.0600467
#2	.5465899	.0128588	.0079370	851.6631	.2832274	.0607837
#3	.5441459	.0127379	.0082828	849.8522	.2860100	.0613986

Elem	Cu3247	Fe2598	Mn2576	Mg2790	Ni2316	Ag3280
Units	ppm	ppm	ppm	ppm	ppm	ppm
Avg	.1197639	195.1834	6.921009	298.2722	.2483366	-.006056
Stddev	.0054630	.4385	.019902	.5840	.0011242	.001399
%RSD	4.561442	.2246393	.2875572	.1957808	.4526857	23.10610
#1	.1255010	194.8095	6.902732	297.6236	.2495718	-.006081
#2	.1191663	195.6660	6.942212	298.7562	.2480649	-.004645
#3	.1146242	195.0747	6.918083	298.4368	.2473732	-.007443

Elem	Na8183	V_2924	Zn2138	K_7698	P_1774	B_2496
Units	ppm	ppm	ppm	ppm	ppm	ppm
Avg	1.361736	.2285055	.7865815	7.898401	4.535061	.1354716
Stddev	.033063	.0022634	.0071289	.094636	.007295	.0022327
%RSD	2.427992	.9905350	.9063189	1.198166	.1608583	1.648106
#1	1.369915	.2278520	.7897650	7.791001	4.526684	.1362837
#2	1.389941	.2266406	.7915639	7.934640	4.538483	.1371846
#3	1.325351	.2310237	.7784155	7.969561	4.540016	.1329465

Reviewed By:mohan
On:12/31/2024
11:25:59 PM
Inst Id :P5

Sample Name: P5156-11 Acquired: 12/29/2024 16:12:19 Type: Unk
Method: SFAM01.1 INSTRUMENT P5 WITH 6 POINT ICAL-2(v49) Mode: CONC Corr. Factor: 1.000000
User: Kareem Custom ID1: ME28T7 Custom ID2: Custom ID3:
Comment:

Elem	Mo2020	S_1820	Si2516	Sn1899	Ti3361	Sr4077
Units	ppm	ppm	ppm	ppm	ppm	ppm
Avg	.0251028	19.26848	9.239526	.0251781	.6981220	1.225152
Stddev	.0003279	.01322	.084303	.0022719	.0034182	.001347
%RSD	1.306182	.0685893	.9124162	9.023467	.4896346	.1099417
#1	.0248007	19.26167	9.309968	.0277970	.6971065	1.223746
#2	.0254515	19.26006	9.262490	.0237365	.6953265	1.225278
#3	.0250561	19.28371	9.146120	.0240007	.7019329	1.226431

Elem	Li6707
Units	ppm
Avg	.1188568
Stddev	.0040034
%RSD	3.368285
#1	.1229213
#2	.1149174
#3	.1187316

Int. Std.	Y_2243	Y_3600	Y_3710	Y_2243	In2306
Units	Cts/S	Cts/S	Cts/S	Cts/S	Cts/S
Avg	2161.759	27550.60	2206.860	1383.341	1667.336
Stddev	3.123	40.96	15.044	6.420	3.705
%RSD	.1444865	.1486843	.6817044	.4641192	.2222110
#1	2162.978	27570.08	2192.523	1381.126	1668.484
#2	2164.089	27578.20	2205.533	1378.321	1670.331
#3	2158.210	27503.54	2222.523	1390.575	1663.193

Reviewed By:mohan
On:12/31/2024
11:25:59 PM
Inst Id :P5

Sample Name: P5156-12 Acquired: 12/29/2024 16:16:08 Type: Unk
Method: SFAM01.1 INSTRUMENT P5 WITH 6 POINT ICAL-2(v49) Mode: CONC Corr. Factor: 1.000000
User: Kareem Custom ID1: ME28T8 Custom ID2: Custom ID3:
Comment:

Elem	As1890	Tl1908	Pb2203	Se1960	Sb2068	Al3961
Units	ppm	ppm	ppm	ppm	ppm	ppm
Avg	.0821794	-.072342	.2730555	.1374442	.0386800	69.78276
Stddev	.0046171	.004452	.0003371	.0060194	.0016863	.37568
%RSD	5.618263	6.154402	.1234480	4.379538	4.359635	.5383531
#1	.0798761	-.069620	.2731478	.1340552	.0367606	69.39164
#2	.0874950	-.069926	.2726819	.1338834	.0393561	69.81583
#3	.0791672	-.077480	.2733368	.1443942	.0399234	70.14081

Elem	Ba4934	Be2348	Cd2144	Ca3736	Cr2677	Co2286
Units	ppm	ppm	ppm	ppm	ppm	ppm
Avg	.7740375	.0156869	.0053307	F 912.0304	1.462965	.0120932
Stddev	.0052840	.0001035	.0001089	4.4839	.000504	.0012100
%RSD	.6826596	.6595131	2.041937	.4916423	.0344221	10.00536
#1	.7695500	.0156743	.0052940	909.9165	1.463146	.0131835
#2	.7727011	.0157961	.0054532	908.9943	1.462395	.0123046
#3	.7798614	.0155903	.0052450	917.1806	1.463352	.0107914

Elem	Cu3247	Fe2598	Mn2576	Mg2790	Ni2316	Ag3280
Units	ppm	ppm	ppm	ppm	ppm	ppm
Avg	.1693364	302.8970	F 32.93189	332.2505	.4609489	-.005168
Stddev	.0033648	1.8441	.17396	2.0221	.0011510	.001029
%RSD	1.987072	.6088151	.5282315	.6086153	.2497035	19.91049
#1	.1671332	301.1207	32.76293	330.4795	.4616857	-.005890
#2	.1732096	302.7683	32.92228	331.8182	.4596225	-.005624
#3	.1676665	304.8021	33.11045	334.4538	.4615384	-.003990

Elem	Na8183	V_2924	Zn2138	K_7698	P_1774	B_2496
Units	ppm	ppm	ppm	ppm	ppm	ppm
Avg	1.299028	.5249273	.9072409	5.889143	5.302670	.1787204
Stddev	.010539	.0050543	.0049399	.191993	.012001	.0038737
%RSD	.8112931	.9628634	.5445006	3.260119	.2263260	2.167475
#1	1.292673	.5277158	.9088649	5.709889	5.291963	.1748420
#2	1.293218	.5190929	.9111644	5.865798	5.300406	.1825894
#3	1.311193	.5279731	.9016934	6.091741	5.315643	.1787297

Reviewed By:mohan
On:12/31/2024
11:25:59 PM
Inst Id :P5

Sample Name: P5156-12 Acquired: 12/29/2024 16:16:08 Type: Unk
Method: SFAM01.1 INSTRUMENT P5 WITH 6 POINT ICAL-2(v49) Mode: CONC Corr. Factor: 1.000000
User: Kareem Custom ID1: ME28T8 Custom ID2: Custom ID3:
Comment:

Elem	Mo2020	S_1820	Si2516	Sn1899	Ti3361	Sr4077
Units	ppm	ppm	ppm	ppm	ppm	ppm
Avg	.0285684	10.34207	10.57391	.0385440	1.834368	1.248947
Stddev	.0008846	.03681	.05426	.0019921	.012298	.005368
%RSD	3.096521	.3558823	.5131209	5.168509	.6704028	.4298386
#1	.0285304	10.38442	10.60401	.0408442	1.826339	1.248098
#2	.0294714	10.31781	10.51128	.0374169	1.828239	1.244054
#3	.0277034	10.32398	10.60645	.0373709	1.848525	1.254689

Elem	Li6707
Units	ppm
Avg	.0938924
Stddev	.0029223
%RSD	3.112346
#1	.0955881
#2	.0955710
#3	.0905181

Int. Std.	Y_2243	Y_3600	Y_3710	Y_2243	In2306
Units	Cts/S	Cts/S	Cts/S	Cts/S	Cts/S
Avg	2068.711	26545.80	2096.493	1329.588	1622.040
Stddev	2.647	166.43	6.013	10.162	3.323
%RSD	.1279317	.6269507	.2868099	.7643101	.2048363
#1	2071.767	26662.89	2101.637	1334.849	1625.680
#2	2067.166	26355.29	2089.882	1317.873	1621.270
#3	2067.202	26619.23	2097.959	1336.040	1619.170

Reviewed By:mohan
On:12/31/2024
11:25:59 PM
Inst Id :P5

Sample Name: P5156-13 Acquired: 12/29/2024 16:19:56 Type: Unk
Method: SFAM01.1 INSTRUMENT P5 WITH 6 POINT ICAL-2(v49) Mode: CONC Corr. Factor: 1.000000
User: Kareem Custom ID1: ME28T9 Custom ID2: Custom ID3:
Comment:

Elem	As1890	Tl1908	Pb2203	Se1960	Sb2068	Al3961
Units	ppm	ppm	ppm	ppm	ppm	ppm
Avg	.1698989	-.316460	3.768185	.4728460	.1665677	106.2923
Stddev	.0097054	.004738	.006203	.0039236	.0051111	.3457
%RSD	5.712468	1.497262	.1646205	.8297781	3.068496	.3252586
#1	.1737913	-.311023	3.775330	.4710703	.1607949	105.9003
#2	.1588515	-.318643	3.764174	.4773435	.1705173	106.5539
#3	.1770540	-.319712	3.765051	.4701242	.1683908	106.4225

Elem	Ba4934	Be2348	Cd2144	Ca3736	Cr2677	Co2286
Units	ppm	ppm	ppm	ppm	ppm	ppm
Avg	1.438905	.0419877	.0288317	F 819.4573	2.720998	-.166615
Stddev	.005600	.0004697	.0001151	2.8119	.006806	.001822
%RSD	.3892167	1.118702	.3991187	.3431409	.2501202	1.093495
#1	1.434725	.0415933	.0289138	816.5140	2.716665	-.164911
#2	1.445269	.0425074	.0287002	822.1161	2.728842	-.168535
#3	1.436723	.0418624	.0288812	819.7418	2.717486	-.166398

Elem	Cu3247	Fe2598	Mn2576	Mg2790	Ni2316	Ag3280
Units	ppm	ppm	ppm	ppm	ppm	ppm
Avg	.5206783	F 831.2306	F 57.21027	161.5501	1.041686	-.008839
Stddev	.0022344	3.6421	.27695	.9946	.001321	.000972
%RSD	.4291408	.4381630	.4840921	.6156611	.1267914	11.00086
#1	.5231568	827.3624	56.90527	160.4548	1.042398	-.008422
#2	.5200599	834.5940	57.44604	162.3968	1.040162	-.008145
#3	.5188181	831.7354	57.27948	161.7988	1.042498	-.009950

Elem	Na8183	V_2924	Zn2138	K_7698	P_1774	B_2496
Units	ppm	ppm	ppm	ppm	ppm	ppm
Avg	2.735369	.9381872	8.275796	12.48497	9.601501	.5602573
Stddev	.028158	.0125884	.025525	.16346	.020456	.0082074
%RSD	1.029387	1.341776	.3084338	1.309237	.2130508	1.464928
#1	2.751321	.9281611	8.288814	12.44829	9.621128	.5541266
#2	2.751928	.9523148	8.246386	12.34297	9.580306	.5570641
#3	2.702857	.9340857	8.292187	12.66365	9.603070	.5695814

Reviewed By:mohan
On:12/31/2024
11:25:59 PM
Inst Id :P5

Sample Name: P5156-13 Acquired: 12/29/2024 16:19:56 Type: Unk
Method: SFAM01.1 INSTRUMENT P5 WITH 6 POINT ICAL-2(v49) Mode: CONC Corr. Factor: 1.000000
User: Kareem Custom ID1: ME28T9 Custom ID2: Custom ID3:
Comment:

Elem	Mo2020	S_1820	Si2516	Sn1899	Ti3361	Sr4077
Units	ppm	ppm	ppm	ppm	ppm	ppm
Avg	.0607256	12.00383	11.35553	.1029707	3.731582	1.149618
Stddev	.0003588	.02450	.12414	.0030447	.028965	.002181
%RSD	.5909282	.2041118	1.093238	2.956835	.7762152	.1896817
#1	.0603252	12.00559	11.34781	.0995412	3.698274	1.147824
#2	.0608336	11.97850	11.48335	.1040153	3.745599	1.152045
#3	.0610181	12.02741	11.23542	.1053556	3.750872	1.148985

Elem	Li6707
Units	ppm
Avg	.1366422
Stddev	.0022633
%RSD	1.656373
#1	.1351813
#2	.1354959
#3	.1392493

Int. Std.	Y_2243	Y_3600	Y_3710	Y_2243	In2306
Units	Cts/S	Cts/S	Cts/S	Cts/S	Cts/S
Avg	2136.279	27499.36	2192.671	1360.534	1701.157
Stddev	5.412	22.95	16.187	4.728	1.921
%RSD	.2533281	.0834395	.7382292	.3475070	.1129170
#1	2134.848	27501.81	2192.241	1356.235	1701.150
#2	2131.726	27520.99	2176.704	1365.598	1699.239
#3	2142.262	27475.29	2209.069	1359.768	1703.081

Reviewed By:mohan
On:12/31/2024
11:25:59 PM
Inst Id :P5

Sample Name: P5156-14 Acquired: 12/29/2024 16:23:41 Type: Unk
Method: SFAM01.1 INSTRUMENT P5 WITH 6 POINT ICAL-2(v49) Mode: CONC Corr. Factor: 1.000000
User: Kareem Custom ID1: ME28W0 Custom ID2: Custom ID3:
Comment:

Elem	As1890	Tl1908	Pb2203	Se1960	Sb2068	Al3961
Units	ppm	ppm	ppm	ppm	ppm	ppm
Avg	.2105650	-.542454	3.688998	.7892641	.2860411	83.31458
Stddev	.0028743	.005874	.002139	.0134992	.0060915	.70313
%RSD	1.365042	1.082805	.0579841	1.710353	2.129576	.8439446
#1	.2074654	-.536713	3.688545	.7797279	.2793234	82.51257
#2	.2131424	-.548452	3.691326	.8047104	.2875942	83.82502
#3	.2110873	-.542198	3.687121	.7833541	.2912057	83.60615

Elem	Ba4934	Be2348	Cd2144	Ca3736	Cr2677	Co2286
Units	ppm	ppm	ppm	ppm	ppm	ppm
Avg	1.262614	.0635723	.0331841	783.4707	3.957529	-.409001
Stddev	.008445	.0005410	.0000265	6.0907	.009404	.004815
%RSD	.6688146	.8510485	.0797895	.7773987	.2376332	1.177256
#1	1.253217	.0629560	.0332115	776.5708	3.964934	-.403549
#2	1.269568	.0639689	.0331823	788.0995	3.946948	-.412670
#3	1.265057	.0637920	.0331586	785.7419	3.960706	-.410784

Elem	Cu3247	Fe2598	Mn2576	Mg2790	Ni2316	Ag3280
Units	ppm	ppm	ppm	ppm	ppm	ppm
Avg	.3291084	F 1348.409	F 88.05868	140.8640	.9270732	-.025127
Stddev	.0054439	12.821	.82070	1.5423	.0014256	.001458
%RSD	1.654134	.9507919	.9319941	1.094880	.1537763	5.802129
#1	.3247047	1333.978	87.13631	139.1479	.9287193	-.026512
#2	.3274256	1358.482	88.70822	142.1342	.9262613	-.025263
#3	.3351950	1352.769	88.33150	141.3098	.9262391	-.023605

Elem	Na8183	V_2924	Zn2138	K_7698	P_1774	B_2496
Units	ppm	ppm	ppm	ppm	ppm	ppm
Avg	3.293860	1.191217	12.90347	7.977485	9.178486	.7751744
Stddev	.047021	.008599	.02082	.266405	.011388	.0018799
%RSD	1.427538	.7218964	.1613332	3.339457	.1240680	.2425089
#1	3.250128	1.189178	12.87985	7.670891	9.185995	.7763938
#2	3.343594	1.183820	12.91143	8.109066	9.184080	.7730095
#3	3.287859	1.200652	12.91914	8.152498	9.165384	.7761199

Reviewed By:mohan
On:12/31/2024
11:25:59 PM
Inst Id :P5

Sample Name: P5156-14 Acquired: 12/29/2024 16:23:41 Type: Unk
Method: SFAM01.1 INSTRUMENT P5 WITH 6 POINT ICAL-2(v49) Mode: CONC Corr. Factor: 1.000000
User: Kareem Custom ID1: ME28W0 Custom ID2: Custom ID3:
Comment:

Elem	Mo2020	S_1820	Si2516	Sn1899	Ti3361	Sr4077
Units	ppm	ppm	ppm	ppm	ppm	ppm
Avg	.0617913	8.682588	11.62219	.2061775	6.016531	.4407533
Stddev	.0003779	.004492	.16317	.0018480	.051122	.0015711
%RSD	.6115808	.0517313	1.403986	.8963026	.8497003	.3564600
#1	.0618447	8.687773	11.46050	.2059807	5.957559	.4418127
#2	.0621396	8.680105	11.78681	.2081159	6.048311	.4389482
#3	.0613895	8.679887	11.61925	.2044357	6.043722	.4414991

Elem	Li6707
Units	ppm
Avg	.0628529
Stddev	.0025058
%RSD	3.986779
#1	.0600084
#2	.0638159
#3	.0647343

Int. Std.	Y_2243	Y_3600	Y_3710	Y_2243	In2306
Units	Cts/S	Cts/S	Cts/S	Cts/S	Cts/S
Avg	2000.605	25868.94	2031.648	1275.786	1721.480
Stddev	11.455	165.71	20.736	6.976	6.865
%RSD	.5725994	.6405663	1.020634	.5468395	.3987970
#1	1988.154	25694.23	2050.779	1267.836	1714.115
#2	2010.698	26023.87	2009.614	1280.888	1727.702
#3	2002.964	25888.71	2034.552	1278.633	1722.621

Reviewed By:mohan
On:12/31/2024
11:25:59 PM
Inst Id :P5

Sample Name: P5156-15 Acquired: 12/29/2024 16:27:26 Type: Unk
Method: SFAM01.1 INSTRUMENT P5 WITH 6 POINT ICAL-2(v49) Mode: CONC Corr. Factor: 1.000000
User: Kareem Custom ID1: ME28W1 Custom ID2: Custom ID3:
Comment:

Elem	As1890	Tl1908	Pb2203	Se1960	Sb2068	Al3961
Units	ppm	ppm	ppm	ppm	ppm	ppm
Avg	.1714936	-.357062	2.895117	.5205464	.1864668	107.0085
Stddev	.0025949	.006027	.006826	.0113089	.0045017	.2269
%RSD	1.513115	1.687854	.2357915	2.172512	2.414213	.2120244
#1	.1708889	-.362295	2.902726	.5166140	.1867624	106.7478
#2	.1743375	-.350473	2.889530	.5332966	.1818247	107.1616
#3	.1692545	-.358419	2.893096	.5117286	.1908135	107.1159

Elem	Ba4934	Be2348	Cd2144	Ca3736	Cr2677	Co2286
Units	ppm	ppm	ppm	ppm	ppm	ppm
Avg	1.023643	.0464311	.0245096	666.8682	3.531904	-.227032
Stddev	.002446	.0003526	.0000931	1.2687	.010064	.000472
%RSD	.2389840	.7593277	.3799164	.1902419	.2849528	.2080648
#1	1.020905	.0461988	.0245438	667.0816	3.543523	-.227412
#2	1.025614	.0462577	.0244042	665.5064	3.526274	-.227182
#3	1.024410	.0468368	.0245807	668.0167	3.525915	-.226503

Elem	Cu3247	Fe2598	Mn2576	Mg2790	Ni2316	Ag3280
Units	ppm	ppm	ppm	ppm	ppm	ppm
Avg	.3167008	F 906.7910	F 52.64921	121.0856	.8311132	-.014273
Stddev	.0109635	1.4694	.08402	.1651	.0033746	.001006
%RSD	3.461791	.1620426	.1595790	.1363532	.4060368	7.045574
#1	.3209963	905.7018	52.56414	120.8967	.8298997	-.015072
#2	.3248662	906.2090	52.65136	121.2023	.8285132	-.013144
#3	.3042400	908.4622	52.73213	121.1578	.8349268	-.014603

Elem	Na8183	V_2924	Zn2138	K_7698	P_1774	B_2496
Units	ppm	ppm	ppm	ppm	ppm	ppm
Avg	3.240929	.8140259	9.064176	13.05238	6.977790	.5710232
Stddev	.020366	.0078145	.055772	.13572	.025169	.0039390
%RSD	.6284052	.9599789	.6153016	1.039847	.3607028	.6898220
#1	3.264238	.8052069	9.069175	12.94578	6.988782	.5670843
#2	3.226571	.8200891	9.006073	13.00620	6.948995	.5749623
#3	3.231979	.8167818	9.117280	13.20517	6.995594	.5710230

Reviewed By:mohan
On:12/31/2024
11:25:59 PM
Inst Id :P5

Sample Name: P5156-15 Acquired: 12/29/2024 16:27:26 Type: Unk
Method: SFAM01.1 INSTRUMENT P5 WITH 6 POINT ICAL-2(v49) Mode: CONC Corr. Factor: 1.000000
User: Kareem Custom ID1: ME28W1 Custom ID2: Custom ID3:
Comment:

Elem	Mo2020	S_1820	Si2516	Sn1899	Ti3361	Sr4077
Units	ppm	ppm	ppm	ppm	ppm	ppm
Avg	.0630377	7.258091	9.603550	.1439812	4.315936	.7567360
Stddev	.0006134	.024358	.069125	.0034186	.013456	.0050135
%RSD	.9731122	.3356035	.7197857	2.374313	.3117758	.6625108
#1	.0636236	7.270767	9.609675	.1400390	4.302658	.7583831
#2	.0624000	7.230009	9.531566	.1457764	4.315585	.7511062
#3	.0630895	7.273497	9.669409	.1461282	4.329564	.7607187

Elem	Li6707
Units	ppm
Avg	.1224794
Stddev	.0069170
%RSD	5.647488
#1	.1145632
#2	.1273567
#3	.1255183

Int. Std.	Y_2243	Y_3600	Y_3710	Y_2243	In2306
Units	Cts/S	Cts/S	Cts/S	Cts/S	Cts/S
Avg	2098.883	27051.85	2141.284	1340.524	1719.834
Stddev	4.105	161.20	21.191	10.319	1.649
%RSD	.1955955	.5958951	.9896276	.7697499	.0958978
#1	2099.849	26878.85	2130.145	1333.458	1717.931
#2	2094.381	27197.84	2165.722	1352.366	1720.847
#3	2102.419	27078.86	2127.987	1335.749	1720.724

Reviewed By:mohan
On:12/31/2024
11:25:59 PM
Inst Id :P5

Sample Name: P5156-16 Acquired: 12/29/2024 16:31:12 Type: Unk
Method: SFAM01.1 INSTRUMENT P5 WITH 6 POINT ICAL-2(v49) Mode: CONC Corr. Factor: 1.000000
User: Kareem Custom ID1: ME28W2 Custom ID2: Custom ID3:
Comment:

Elem	As1890	Tl1908	Pb2203	Se1960	Sb2068	Al3961
Units	ppm	ppm	ppm	ppm	ppm	ppm
Avg	.1548122	-.299471	3.594244	.4314796	.1576839	106.4137
Stddev	.0062860	.005042	.005911	.0108066	.0023795	.2544
%RSD	4.060374	1.683542	.1644586	2.504549	1.509061	.2390636
#1	.1475542	-.300432	3.595264	.4268467	.1551647	106.1790
#2	.1585091	-.294018	3.587889	.4237619	.1598934	106.3780
#3	.1583732	-.303964	3.599579	.4438303	.1579935	106.6840

Elem	Ba4934	Be2348	Cd2144	Ca3736	Cr2677	Co2286
Units	ppm	ppm	ppm	ppm	ppm	ppm
Avg	1.218681	.0470075	.0241351	737.3563	2.691355	-.172584
Stddev	.001598	.0000796	.0002777	2.1050	.005245	.001690
%RSD	.1311245	.1694194	1.150449	.2854855	.1948943	.9791761
#1	1.220177	.0470392	.0238156	735.1032	2.685556	-.172738
#2	1.216997	.0469169	.0243182	737.6930	2.692740	-.170822
#3	1.218867	.0470664	.0242715	739.2727	2.695769	-.174192

Elem	Cu3247	Fe2598	Mn2576	Mg2790	Ni2316	Ag3280
Units	ppm	ppm	ppm	ppm	ppm	ppm
Avg	.3264726	782.7414	F 38.63187	167.5911	1.057934	-.013071
Stddev	.0057460	3.5920	.15596	.6676	.001421	.001253
%RSD	1.760017	.4589043	.4037206	.3983218	.1343132	9.587320
#1	.3218516	780.9824	38.53699	167.0119	1.056645	-.012262
#2	.3246600	780.3678	38.54675	167.4403	1.059457	-.012437
#3	.3329064	786.8739	38.81188	168.3212	1.057699	-.014515

Elem	Na8183	V_2924	Zn2138	K_7698	P_1774	B_2496
Units	ppm	ppm	ppm	ppm	ppm	ppm
Avg	3.192530	.5746208	7.772294	11.65793	6.175780	.6147846
Stddev	.022341	.0061767	.021246	.11969	.005062	.0088415
%RSD	.6997751	1.074922	.2733528	1.026708	.0819649	1.438149
#1	3.183893	.5817522	7.794735	11.77310	6.177364	.6101093
#2	3.175797	.5709592	7.769657	11.53417	6.179860	.6092622
#3	3.217900	.5711509	7.752489	11.66651	6.170115	.6249822

Reviewed By:mohan
On:12/31/2024
11:25:59 PM
Inst Id :P5

Sample Name: P5156-16 Acquired: 12/29/2024 16:31:12 Type: Unk
Method: SFAM01.1 INSTRUMENT P5 WITH 6 POINT ICAL-2(v49) Mode: CONC Corr. Factor: 1.000000
User: Kareem Custom ID1: ME28W2 Custom ID2: Custom ID3:
Comment:

Elem	Mo2020	S_1820	Si2516	Sn1899	Ti3361	Sr4077
Units	ppm	ppm	ppm	ppm	ppm	ppm
Avg	.0878420	9.513447	6.806024	.1328586	2.665227	.9053097
Stddev	.0004515	.015666	.015981	.0009676	.008784	.0057781
%RSD	.5140202	.1646741	.2348054	.7282832	.3295629	.6382456
#1	.0874810	9.517769	6.821577	.1317430	2.658842	.8998666
#2	.0883483	9.496074	6.806848	.1334692	2.661594	.9113728
#3	.0876967	9.526499	6.789647	.1333636	2.675244	.9046896

Elem	Li6707
Units	ppm
Avg	.1305721
Stddev	.0018206
%RSD	1.394316
#1	.1326676
#2	.1293786
#3	.1296702

Int. Std.	Y_2243	Y_3600	Y_3710	Y_2243	In2306
Units	Cts/S	Cts/S	Cts/S	Cts/S	Cts/S
Avg	2183.067	28067.68	2207.526	1388.338	1679.005
Stddev	6.926	55.79	7.141	4.149	7.051
%RSD	.3172732	.1987867	.3234786	.2988517	.4199444
#1	2190.908	28117.35	2199.923	1385.619	1686.688
#2	2180.510	28007.31	2208.564	1386.282	1677.498
#3	2177.782	28078.38	2214.091	1393.114	1672.830

Reviewed By:mohan
On:12/31/2024
11:25:59 PM
Inst Id :P5

Sample Name: CCV043 Acquired: 12/29/2024 16:34:58 Type: Unk
Method: SFAM01.1 INSTRUMENT P5 WITH 6 POINT ICAL-2(v49) Mode: CONC Corr. Factor: 1.000000
User: Kareem Custom ID1: CCV043 Custom ID2: Custom ID3:
Comment:

Elem	As1890	Tl1908	Pb2203	Se1960	Sb2068	Al3961	Ba4934
Units	ppm	ppm	ppm	ppm	ppm	ppm	ppm
Avg	5.040751	4.778462	24.57775	5.116052	5.043271	410.4654	10.28852
Stddev	.025686	.006335	.04074	.013762	.028391	1.5429	.03921
%RSD	.5095694	.1325696	.1657398	.2690033	.5629470	.3758834	.3811387
#1	5.013656	4.780849	24.53707	5.115821	5.061756	409.1453	10.25137
#2	5.064748	4.783256	24.57763	5.102407	5.010581	412.1615	10.32952
#3	5.043848	4.771281	24.61854	5.129929	5.057475	410.0893	10.28466

Elem	Be2348	Cd2144	Ca3736	Cr2677	Co2286	Cu3247	Fe2598
Units	ppm	ppm	ppm	ppm	ppm	ppm	ppm
Avg	.5081406	2.485340	405.3793	15.34583	2.404856	14.81647	404.9870
Stddev	.0037642	.003203	1.4567	.01476	.001324	.04294	1.8329
%RSD	.7407722	.1288716	.3593341	.0961704	.0550623	.2897883	.4525883
#1	.5117425	2.482527	404.2199	15.33072	2.403328	14.79805	404.1913
#2	.5084464	2.484667	407.0143	15.36021	2.405560	14.86555	407.0833
#3	.5042328	2.488826	404.9037	15.34656	2.405679	14.78583	403.6864

Elem	Mn2576	Mg2790	Ni2316	Ag3280	Na8183	V_2924	Zn2138
Units	ppm	ppm	ppm	ppm	ppm	ppm	ppm
Avg	14.62255	398.9632	2.505031	1.264587	416.5131	2.480746	15.19669
Stddev	.06724	1.1198	.004871	.002590	4.0614	.007412	.04172
%RSD	.4598701	.2806720	.1944452	.2047720	.9751064	.2987857	.2745602
#1	14.55384	397.8932	2.499432	1.263455	420.8685	2.486280	15.19356
#2	14.68823	400.1269	2.507371	1.262755	415.8417	2.483632	15.23989
#3	14.62559	398.8694	2.508291	1.267549	412.8292	2.472325	15.15662

Elem	K_7698	P_1774	B_2496	Mo2020	S_1820	Si2516	Sn1899
Units	ppm	ppm	ppm	ppm	ppm	ppm	ppm
Avg	150.5079	4.983527	4.976643	5.005320	5.097884	4.806856	4.977243
Stddev	.6627	.008057	.036423	.013635	.010550	.048642	.009583
%RSD	.4403062	.1616820	.7318748	.2724163	.2069449	1.011927	.1925341
#1	150.0989	4.987708	5.006470	5.005838	5.093996	4.849325	4.966315
#2	151.2725	4.974238	4.987410	4.991434	5.109826	4.817454	4.981205
#3	150.1523	4.988634	4.936051	5.018690	5.089831	4.753789	4.984210

Reviewed By:mohan
On:12/31/2024
11:25:59 PM
Inst Id :P5

Sample Name: CCV043 Acquired: 12/29/2024 16:34:58 Type: Unk
Method: SFAM01.1 INSTRUMENT P5 WITH 6 POINT ICAL-2(v49) Mode: CONC Corr. Factor: 1.000000
User: Kareem Custom ID1: CCV043 Custom ID2: Custom ID3:
Comment:

Elem	Ti3361	Sr4077	Li6707
Units	ppm	ppm	ppm
Avg	5.015399	4.691415	5.129890
Stddev	.025581	.021229	.023754
%RSD	.5100566	.4524981	.4630433
#1	4.992657	4.676516	5.103440
#2	5.043095	4.715721	5.149403
#3	5.010445	4.682006	5.136826

Int. Std.	Y_2243	Y_3600	Y_3710	Y_2243	In2306
Units	Cts/S	Cts/S	Cts/S	Cts/S	Cts/S
Avg	1801.179	23482.87	1914.657	1130.201	1534.204
Stddev	5.790	82.05	20.115	5.228	1.567
%RSD	.3214503	.3494239	1.050574	.4625698	.1021435
#1	1799.497	23510.74	1900.318	1129.119	1533.551
#2	1807.624	23390.51	1906.002	1125.598	1535.992
#3	1796.417	23547.37	1937.651	1135.885	1533.069

Reviewed By:mohan
On:12/31/2024
11:25:59 PM
Inst Id :P5

Sample Name: CCB043 Acquired: 12/29/2024 16:38:44 Type: Unk
Method: SFAM01.1 INSTRUMENT P5 WITH 6 POINT ICAL-2(v49) Mode: CONC Corr. Factor: 1.000000
User: Kareem Custom ID1: CCB043 Custom ID2: Custom ID3:
Comment:

Elem	As1890	Tl1908	Pb2203	Se1960	Sb2068	Al3961	Ba4934
Units	ppm	ppm	ppm	ppm	ppm	ppm	ppm
Avg	-.006994	-.000799	.0001900	-.002569	-.002507	-.000018	-.001008
Stddev	.002818	.001813	.0000952	.004675	.003739	.036792	.000501
%RSD	40.29777	226.8982	50.08170	181.9686	149.1682	206910.3	49.72365
#1	-.009764	.001293	.0000952	-.006947	.001716	.031527	-.001506
#2	-.007087	-.001906	.0002855	-.003116	-.003839	-.040435	-.000503
#3	-.004130	-.001783	.0001894	.002355	-.005396	.008854	-.001015

Elem	Be2348	Cd2144	Ca3736	Cr2677	Co2286	Cu3247	Fe2598
Units	ppm	ppm	ppm	ppm	ppm	ppm	ppm
Avg	-.000099	.0000946	-.020152	.0005146	.0001979	-.000757	.0080228
Stddev	.000191	.0000744	.057950	.0016475	.0005312	.000691	.0317354
%RSD	193.3749	78.67318	287.5559	320.1354	268.3695	91.21351	395.5647
#1	-.000318	.0001801	-.032962	.0007508	-.000411	-.000153	-.012216
#2	-.000011	.0000450	-.070626	.0020313	.000563	-.000608	.044598
#3	.000033	.0000586	.043130	-.001238	.000442	-.001511	-.008313

Elem	Mn2576	Mg2790	Ni2316	Ag3280	Na8183	V_2924	Zn2138
Units	ppm	ppm	ppm	ppm	ppm	ppm	ppm
Avg	.0016414	-.011597	.0001441	.0008719	.0334810	-.003452	.0048631
Stddev	.0006553	.150971	.0001980	.0005442	.0267231	.006970	.0007599
%RSD	39.92091	1301.780	137.4010	62.41735	79.81565	201.9271	15.62515
#1	.0021067	-.123320	.0001198	.0003289	.0495967	.003276	.0049465
#2	.0019255	.160155	-.000041	.0008695	.0026342	-.010640	.0055779
#3	.0008920	-.071627	.000353	.0014174	.0482120	-.002991	.0040650

Elem	K_7698	P_1774	B_2496	Mo2020	S_1820	Si2516	Sn1899
Units	ppm	ppm	ppm	ppm	ppm	ppm	ppm
Avg	-.641701	.0042423	.0097053	.0006730	.0095583	.0004800	-.000479
Stddev	.138521	.0034140	.0003813	.0001194	.0033085	.0007099	.001199
%RSD	21.58650	80.47451	3.928616	17.73616	34.61401	147.9082	250.3375
#1	-.739008	.0032192	.0092750	.0005954	.0133659	.0012695	-.000223
#2	-.702985	.0080509	.0100011	.0006131	.0079249	-.000106	.000571
#3	-.483109	.0014569	.0098399	.0008104	.0073842	.000276	-.001786

Reviewed By:mohan
On:12/31/2024
11:25:59 PM
Inst Id :P5

Sample Name: CCB043 Acquired: 12/29/2024 16:38:44 Type: Unk
Method: SFAM01.1 INSTRUMENT P5 WITH 6 POINT ICAL-2(v49) Mode: CONC Corr. Factor: 1.000000
User: Kareem Custom ID1: CCB043 Custom ID2: Custom ID3:
Comment:

Elem	Ti3361	Sr4077	Li6707
Units	ppm	ppm	ppm
Avg	.0025742	.0000739	.0099799
Stddev	.0001850	.0002039	.0024604
%RSD	7.188111	275.9478	24.65399
#1	.0023649	.0001830	.0124809
#2	.0026415	-.000161	.0098968
#3	.0027162	.000200	.0075621

Int. Std.	Y_2243	Y_3600	Y_3710	Y_2243	In2306
Units	Cts/S	Cts/S	Cts/S	Cts/S	Cts/S
Avg	2056.031	25939.38	1943.336	1316.434	1853.954
Stddev	7.935	172.71	5.496	5.626	3.589
%RSD	.3859290	.6658068	.2827988	.4274017	.1936066
#1	2055.347	25841.64	1938.182	1311.213	1853.704
#2	2064.286	25837.70	1949.119	1315.696	1857.662
#3	2048.461	26138.79	1942.708	1322.393	1850.496

Reviewed By:mohan
On:12/31/2024
11:25:59 PM
Inst Id :P5

Sample Name: P5156-17 Acquired: 12/29/2024 16:42:46 Type: Unk
Method: SFAM01.1 INSTRUMENT P5 WITH 6 POINT ICAL-2(v49) Mode: CONC Corr. Factor: 1.000000
User: Kareem Custom ID1: ME28W2D Custom ID2: Custom ID3:
Comment:

Elem	As1890	Tl1908	Pb2203	Se1960	Sb2068	Al3961
Units	ppm	ppm	ppm	ppm	ppm	ppm
Avg	.1565062	-.312162	3.541979	.4432969	.1652043	107.0531
Stddev	.0055346	.003436	.004628	.0019744	.0032151	.1772
%RSD	3.536323	1.100824	.1306569	.4453994	1.946147	.1655705
#1	.1627730	-.308776	3.543838	.4455604	.1649194	106.9540
#2	.1544576	-.312063	3.545389	.4424013	.1621412	106.9476
#3	.1522881	-.315646	3.536711	.4419289	.1685524	107.2578

Elem	Ba4934	Be2348	Cd2144	Ca3736	Cr2677	Co2286
Units	ppm	ppm	ppm	ppm	ppm	ppm
Avg	1.222674	.0469997	.0245821	731.8645	2.662414	-.178380
Stddev	.004062	.0004851	.0001512	.4977	.004388	.000980
%RSD	.3322195	1.032112	.6150818	.0680060	.1648069	.5493519
#1	1.219335	.0473322	.0247476	731.6281	2.667435	-.177266
#2	1.221492	.0464431	.0245475	732.4364	2.660488	-.178763
#3	1.227197	.0472239	.0244512	731.5291	2.659318	-.179111

Elem	Cu3247	Fe2598	Mn2576	Mg2790	Ni2316	Ag3280
Units	ppm	ppm	ppm	ppm	ppm	ppm
Avg	.3348800	F 800.3546	F 39.59305	165.2442	1.046704	-.012294
Stddev	.0059083	1.6818	.11663	.5652	.000830	.000273
%RSD	1.764307	.2101271	.2945843	.3420502	.0792548	2.220322
#1	.3280595	798.5144	39.47976	164.7264	1.047614	-.012386
#2	.3381522	800.7374	39.58662	165.1591	1.046507	-.011986
#3	.3384283	801.8119	39.71276	165.8471	1.045990	-.012508

Elem	Na8183	V_2924	Zn2138	K_7698	P_1774	B_2496
Units	ppm	ppm	ppm	ppm	ppm	ppm
Avg	3.117924	.5908416	7.802462	11.76620	6.323216	.6152794
Stddev	.060579	.0037880	.032663	.18297	.006579	.0072263
%RSD	1.942913	.6411119	.4186280	1.555010	.1040475	1.174474
#1	3.185838	.5874756	7.771115	11.87809	6.320549	.6070396
#2	3.098475	.5901058	7.799973	11.86545	6.330710	.6205390
#3	3.069459	.5949435	7.836299	11.55506	6.318390	.6182595

Reviewed By:mohan
On:12/31/2024
11:25:59 PM
Inst Id :P5

Sample Name: P5156-17 Acquired: 12/29/2024 16:42:46 Type: Unk
Method: SFAM01.1 INSTRUMENT P5 WITH 6 POINT ICAL-2(v49) Mode: CONC Corr. Factor: 1.000000
User: Kareem Custom ID1: ME28W2D Custom ID2: Custom ID3:
Comment:

Elem	Mo2020	S_1820	Si2516	Sn1899	Ti3361	Sr4077
Units	ppm	ppm	ppm	ppm	ppm	ppm
Avg	.0864459	9.514196	7.570461	.1348524	2.777057	.8920451
Stddev	.0006116	.019106	.108092	.0020784	.009073	.0048475
%RSD	.7074581	.2008115	1.427815	1.541280	.3267136	.5434120
#1	.0869306	9.502335	7.686517	.1357126	2.769351	.8941818
#2	.0857588	9.504019	7.472657	.1363627	2.774763	.8954571
#3	.0866482	9.536236	7.552210	.1324819	2.787057	.8864963

Elem	Li6707
Units	ppm
Avg	.1375781
Stddev	.0020667
%RSD	1.502212
#1	.1368590
#2	.1359669
#3	.1399083

Int. Std.	Y_2243	Y_3600	Y_3710	Y_2243	In2306
Units	Cts/S	Cts/S	Cts/S	Cts/S	Cts/S
Avg	2201.530	28287.25	2263.814	1402.103	1695.067
Stddev	5.655	81.57	23.406	7.368	2.392
%RSD	.2568661	.2883701	1.033934	.5254924	.1411246
#1	2196.159	28355.06	2238.228	1410.568	1692.673
#2	2201.000	28196.73	2284.150	1398.603	1695.071
#3	2207.432	28309.96	2269.062	1397.137	1697.458

Reviewed By:mohan
On:12/31/2024
11:25:59 PM
Inst Id :P5

Sample Name: P5156-16LX5 Acquired: 12/29/2024 16:46:32 Type: Unk
Method: SFAM01.1 INSTRUMENT P5 WITH 6 POINT ICAL-2(v49) Mode: CONC Corr. Factor: 1.000000
User: Kareem Custom ID1: ME28W2L Custom ID2: Custom ID3:
Comment:

Elem	As1890	Tl1908	Pb2203	Se1960	Sb2068	Al3961	Ba4934
Units	ppm	ppm	ppm	ppm	ppm	ppm	ppm
Avg	.0263444	-.043924	.7563803	.0734027	.0245087	23.21854	.2693969
Stddev	.0063305	.006325	.0016474	.0041602	.0082947	.06191	.0005573
%RSD	24.02993	14.39904	.2177971	5.667670	33.84388	.2666191	.2068493
#1	.0308543	-.038909	.7564157	.0752966	.0188723	23.16750	.2700274
#2	.0191073	-.051029	.7547155	.0762789	.0206204	23.20072	.2691929
#3	.0290714	-.041834	.7580097	.0686325	.0340332	23.28740	.2689705

Elem	Be2348	Cd2144	Ca3736	Cr2677	Co2286	Cu3247	Fe2598
Units	ppm	ppm	ppm	ppm	ppm	ppm	ppm
Avg	.0110952	.0044138	166.1263	.6131448	-.013560	.0677796	180.2319
Stddev	.0002076	.0000258	.3635	.0032488	.000454	.0048507	.3146
%RSD	1.870855	.5846564	.2187868	.5298542	3.344343	7.156526	.1745411
#1	.0108556	.0044398	165.7067	.6095516	-.013078	.0679448	179.9601
#2	.0112201	.0044134	166.3418	.6158748	-.013978	.0725455	180.1591
#3	.0112100	.0043882	166.3304	.6140079	-.013625	.0628484	180.5765

Elem	Mn2576	Mg2790	Ni2316	Ag3280	Na8183	V_2924	Zn2138
Units	ppm	ppm	ppm	ppm	ppm	ppm	ppm
Avg	8.896867	38.15982	.2193250	-.002044	.6758453	.1275816	1.765612
Stddev	.008576	.09552	.0006749	.001287	.0127149	.0159131	.004276
%RSD	.0963975	.2503192	.3077024	62.99518	1.881340	12.47288	.2421805
#1	8.887169	38.07545	.2191389	-.002322	.6832337	.1187396	1.760852
#2	8.899980	38.14048	.2187628	-.003169	.6831387	.1459522	1.766856
#3	8.903453	38.26353	.2200735	-.000640	.6611634	.1180530	1.769129

Elem	K_7698	P_1774	B_2496	Mo2020	S_1820	Si2516	Sn1899
Units	ppm	ppm	ppm	ppm	ppm	ppm	ppm
Avg	1.761471	1.250675	.1471338	.0214114	1.933712	1.578627	.0295241
Stddev	.136419	.003489	.0026150	.0003610	.007306	.004701	.0018422
%RSD	7.744611	.2789582	1.777317	1.686108	.3778300	.2977612	6.239497
#1	1.606948	1.248928	.1489502	.0209963	1.932701	1.582645	.0316140
#2	1.865229	1.254692	.1441366	.0215857	1.941471	1.579779	.0288228
#3	1.812236	1.248404	.1483147	.0216523	1.926965	1.573458	.0281357

Reviewed By:mohan
On:12/31/2024
11:25:59 PM
Inst Id :P5

Sample Name: P5156-16LX5 Acquired: 12/29/2024 16:46:32 Type: Unk
Method: SFAM01.1 INSTRUMENT P5 WITH 6 POINT ICAL-2(v49) Mode: CONC Corr. Factor: 1.000000
User: Kareem Custom ID1: ME28W2L Custom ID2: Custom ID3:
Comment:

Elem	Ti3361	Sr4077	Li6707
Units	ppm	ppm	ppm
Avg	.5985035	.1885449	.0181878
Stddev	.0016498	.0014749	.0061331
%RSD	.2756533	.7822304	33.72082
#1	.5966162	.1870515	.0112285
#2	.5996717	.1885829	.0205313
#3	.5992226	.1900004	.0228037

Int. Std.	Y_2243	Y_3600	Y_3710	Y_2243	In2306
Units	Cts/S	Cts/S	Cts/S	Cts/S	Cts/S
Avg	2083.371	26490.13	2016.926	1335.245	1783.402
Stddev	5.680	95.12	10.864	7.518	3.680
%RSD	.2726504	.3590923	.5386545	.5630473	.2063195
#1	2082.510	26505.82	2004.417	1335.074	1786.458
#2	2089.433	26576.43	2022.365	1342.847	1784.430
#3	2078.171	26388.13	2023.997	1327.813	1779.318

Reviewed By:mohan
On:12/31/2024
11:25:59 PM
Inst Id :P5

Sample Name: P5156-18 Acquired: 12/29/2024 16:50:25 Type: Unk
Method: SFAM01.1 INSTRUMENT P5 WITH 6 POINT ICAL-2(v49) Mode: CONC Corr. Factor: 1.000000
User: Kareem Custom ID1: ME28W2S Custom ID2: Custom ID3:
Comment:

Elem	As1890	Tl1908	Pb2203	Se1960	Sb2068	Al3961
Units	ppm	ppm	ppm	ppm	ppm	ppm
Avg	.2251348	-.220051	3.529650	.5750394	.3141646	117.9797
Stddev	.0016568	.003887	.004292	.0057158	.0043410	.5836
%RSD	.7359325	1.766374	.1216086	.9939860	1.381759	.4946371
#1	.2243494	-.216421	3.534252	.5685058	.3091525	117.5262
#2	.2270383	-.219580	3.528942	.5791151	.3167277	117.7747
#3	.2240167	-.224152	3.525756	.5774974	.3166136	118.6381

Elem	Ba4934	Be2348	Cd2144	Ca3736	Cr2677	Co2286
Units	ppm	ppm	ppm	ppm	ppm	ppm
Avg	4.563460	.1276777	.1127731	742.9466	2.878114	.7578773
Stddev	.026079	.0004245	.0001436	2.9076	.010021	.0017915
%RSD	.5714845	.3324603	.1273244	.3913655	.3481754	.2363829
#1	4.536984	.1280226	.1129387	740.6878	2.871107	.7593599
#2	4.564271	.1272036	.1126959	741.9248	2.873643	.7558867
#3	4.589124	.1278068	.1126845	746.2272	2.889592	.7583853

Elem	Cu3247	Fe2598	Mn2576	Mg2790	Ni2316	Ag3280
Units	ppm	ppm	ppm	ppm	ppm	ppm
Avg	.6913940	750.7614	F 38.18642	177.2660	1.942318	.0531505
Stddev	.0084400	3.4083	.21614	1.2778	.003373	.0010506
%RSD	1.220728	.4539740	.5660159	.7208415	.1736677	1.976642
#1	.6967885	747.6091	38.01380	176.3617	1.944136	.0532172
#2	.6957258	750.2972	38.11662	176.7083	1.938426	.0520682
#3	.6816676	754.3780	38.42884	178.7278	1.944393	.0541662

Elem	Na8183	V_2924	Zn2138	K_7698	P_1774	B_2496
Units	ppm	ppm	ppm	ppm	ppm	ppm
Avg	3.124274	1.391919	8.172312	11.10647	6.035639	.6071294
Stddev	.030107	.018523	.039018	.10126	.007443	.0028960
%RSD	.9636560	1.330740	.4774406	.9116902	.1233226	.4769935
#1	3.123273	1.374752	8.130806	11.09619	6.042274	.6040622
#2	3.154870	1.389454	8.208243	11.01075	6.027590	.6075095
#3	3.094680	1.411550	8.177887	11.21248	6.037054	.6098166

Reviewed By:mohan
On:12/31/2024
11:25:59 PM
Inst Id :P5

Sample Name: P5156-18 Acquired: 12/29/2024 16:50:25 Type: Unk
Method: SFAM01.1 INSTRUMENT P5 WITH 6 POINT ICAL-2(v49) Mode: CONC Corr. Factor: 1.000000
User: Kareem Custom ID1: ME28W2S Custom ID2: Custom ID3:
Comment:

Elem	Mo2020	S_1820	Si2516	Sn1899	Ti3361	Sr4077
Units	ppm	ppm	ppm	ppm	ppm	ppm
Avg	.0836385	9.607657	8.508262	.1273485	2.698781	.9138359
Stddev	.0006844	.024169	.049124	.0018435	.019732	.0033698
%RSD	.8183428	.2515595	.5773697	1.447573	.7311330	.3687556
#1	.0828715	9.601102	8.562545	.1284069	2.679163	.9148905
#2	.0838571	9.587442	8.466866	.1284188	2.698554	.9100649
#3	.0841870	9.634428	8.495374	.1252199	2.718624	.9165523

Elem	Li6707
Units	ppm
Avg	.1310306
Stddev	.0028649
%RSD	2.186428
#1	.1277396
#2	.1329675
#3	.1323846

Int. Std.	Y_2243	Y_3600	Y_3710	Y_2243	In2306
Units	Cts/S	Cts/S	Cts/S	Cts/S	Cts/S
Avg	2243.895	28989.56	2304.808	1435.828	1693.706
Stddev	1.484	86.64	15.431	8.206	1.082
%RSD	.0661166	.2988764	.6695222	.5715262	.0638590
#1	2245.469	29006.01	2290.533	1444.722	1694.189
#2	2243.694	29066.80	2321.180	1434.213	1692.467
#3	2242.522	28895.88	2302.709	1428.550	1694.462

Reviewed By:mohan
On:12/31/2024
11:25:59 PM
Inst Id :P5

Sample Name: P5156-19 Acquired: 12/29/2024 16:54:09 Type: Unk
Method: SFAM01.1 INSTRUMENT P5 WITH 6 POINT ICAL-2(v49) Mode: CONC Corr. Factor: 1.000000
User: Kareem Custom ID1: ME28W3 Custom ID2: Custom ID3:
Comment:

Elem	As1890	Tl1908	Pb2203	Se1960	Sb2068	Al3961	Ba4934
Units	ppm	ppm	ppm	ppm	ppm	ppm	ppm
Avg	.1306435	-.164033	1.066895	.2395401	.0804187	98.19822	.8614221
Stddev	.0058170	.003957	.007679	.0099239	.0049697	.40094	.0028957
%RSD	4.452584	2.412126	.7197086	4.142903	6.179768	.4083013	.3361592
#1	.1373235	-.166175	1.075596	.2282599	.0805702	97.79081	.8581531
#2	.1279126	-.166457	1.064019	.2469270	.0853109	98.21148	.8636653
#3	.1266945	-.159467	1.061070	.2434333	.0753750	98.59237	.8624480

Elem	Be2348	Cd2144	Ca3736	Cr2677	Co2286	Cu3247	Fe2598
Units	ppm	ppm	ppm	ppm	ppm	ppm	ppm
Avg	.0266682	.0118927	601.8534	1.552901	-.021727	.2144498	467.2594
Stddev	.0002967	.0002794	2.5593	.003601	.001821	.0020863	1.7401
%RSD	1.112421	2.349386	.4252415	.2318837	8.383427	.9728448	.3724116
#1	.0264282	.0122060	599.1927	1.551327	-.019632	.2124416	465.3452
#2	.0265764	.0116693	602.0700	1.550355	-.022932	.2166062	467.6872
#3	.0269999	.0118028	604.2976	1.557021	-.022618	.2143017	468.7457

Elem	Mn2576	Mg2790	Ni2316	Ag3280	Na8183	V_2924	Zn2138
Units	ppm	ppm	ppm	ppm	ppm	ppm	ppm
Avg	20.43782	124.9092	.4824245	-.009816	1.494986	.4416486	3.272286
Stddev	.05839	.6775	.0048965	.000928	.019975	.0084794	.016386
%RSD	.2856895	.5423609	1.014982	9.449355	1.336139	1.919946	.5007421
#1	20.37517	124.3251	.4880686	-.010178	1.478083	.4346010	3.261810
#2	20.44756	124.7507	.4793131	-.008762	1.517029	.4510587	3.263880
#3	20.49072	125.6519	.4798917	-.010508	1.489847	.4392861	3.291169

Elem	K_7698	P_1774	B_2496	Mo2020	S_1820	Si2516	Sn1899
Units	ppm	ppm	ppm	ppm	ppm	ppm	ppm
Avg	17.18790	6.128005	.2648888	.0445028	8.139966	11.18304	.0741714
Stddev	.10174	.054801	.0026854	.0006161	.063595	.12497	.0014116
%RSD	.5919467	.8942734	1.013788	1.384460	.7812692	1.117516	1.903124
#1	17.13399	6.189869	.2671854	.0451995	8.210445	11.09295	.0753682
#2	17.12444	6.085547	.2655448	.0442790	8.086870	11.13046	.0745313
#3	17.30525	6.108600	.2619362	.0440298	8.122582	11.32571	.0726148

Reviewed By:mohan
On:12/31/2024
11:25:59 PM
Inst Id :P5

Sample Name: P5156-19 Acquired: 12/29/2024 16:54:09 Type: Unk
Method: SFAM01.1 INSTRUMENT P5 WITH 6 POINT ICAL-2(v49) Mode: CONC Corr. Factor: 1.000000
User: Kareem Custom ID1: ME28W3 Custom ID2: Custom ID3:
Comment:

Elem	Ti3361	Sr4077	Li6707
Units	ppm	ppm	ppm
Avg	2.008286	1.033438	.1477982
Stddev	.012153	.004232	.0028135
%RSD	.6051494	.4094794	1.903611
#1	1.995763	1.029357	.1448062
#2	2.020032	1.033151	.1481979
#3	2.009063	1.037806	.1503905

Int. Std.	Y_2243	Y_3600	Y_3710	Y_2243	In2306
Units	Cts/S	Cts/S	Cts/S	Cts/S	Cts/S
Avg	2185.063	28055.35	2210.889	1404.983	1671.237
Stddev	16.681	98.51	17.354	5.057	15.164
%RSD	.7634196	.3511264	.7849156	.3599239	.9073258
#1	2167.736	28116.35	2229.146	1410.493	1653.915
#2	2186.439	27941.71	2208.914	1400.554	1677.690
#3	2201.013	28108.00	2194.608	1403.902	1682.108

Reviewed By:mohan
On:12/31/2024
11:25:59 PM
Inst Id :P5

Sample Name: P5156-20 Acquired: 12/29/2024 16:57:54 Type: Unk
Method: SFAM01.1 INSTRUMENT P5 WITH 6 POINT ICAL-2(v49) Mode: CONC Corr. Factor: 1.000000
User: Kareem Custom ID1: ME28W4 Custom ID2: Custom ID3:
Comment:

Elem	As1890	Tl1908	Pb2203	Se1960	Sb2068	Al3961	Ba4934
Units	ppm	ppm	ppm	ppm	ppm	ppm	ppm
Avg	.1064848	-.092700	.5385924	.1273918	.0434944	95.89800	.8331574
Stddev	.0068497	.005860	.0030342	.0032535	.0012695	.35458	.0041956
%RSD	6.432548	6.320954	.5633648	2.553957	2.918783	.3697492	.5035802
#1	.1077319	-.089078	.5355964	.1269104	.0448282	95.57617	.8283835
#2	.0990972	-.099461	.5385174	.1244058	.0433542	95.83971	.8362591
#3	.1126252	-.089562	.5416635	.1308592	.0423008	96.27812	.8348295

Elem	Be2348	Cd2144	Ca3736	Cr2677	Co2286	Cu3247	Fe2598
Units	ppm	ppm	ppm	ppm	ppm	ppm	ppm
Avg	.0178334	.0053571	409.3777	.4071739	.0564361	.1596200	275.6547
Stddev	.0003133	.0002001	.8781	.0006017	.0011470	.0087569	.9903
%RSD	1.756737	3.735674	.2144869	.1477675	2.032372	5.486062	.3592574
#1	.0176603	.0053816	408.6868	.4072407	.0571387	.1503316	274.7482
#2	.0176448	.0051459	409.0805	.4077394	.0570570	.1608035	275.5043
#3	.0181951	.0055439	410.3658	.4065416	.0551125	.1677250	276.7116

Elem	Mn2576	Mg2790	Ni2316	Ag3280	Na8183	V_2924	Zn2138
Units	ppm	ppm	ppm	ppm	ppm	ppm	ppm
Avg	8.556875	94.62799	.3438039	-.009248	1.093671	.3157508	1.001412
Stddev	.039925	.30113	.0009612	.000689	.040881	.0014851	.004770
%RSD	.4665826	.3182255	.2795909	7.448286	3.737974	.4703252	.4763678
#1	8.513330	94.36453	.3427155	-.009846	1.132552	.3174654	1.001363
#2	8.565538	94.56320	.3441593	-.009405	1.051047	.3149154	.996667
#3	8.591757	94.95624	.3445368	-.008495	1.097414	.3148716	1.006207

Elem	K_7698	P_1774	B_2496	Mo2020	S_1820	Si2516	Sn1899
Units	ppm	ppm	ppm	ppm	ppm	ppm	ppm
Avg	14.82294	4.533430	.1624832	.0308983	3.756077	10.73951	.0403655
Stddev	.15579	.019317	.0022178	.0005382	.005430	.09989	.0006195
%RSD	1.051040	.4261079	1.364957	1.741963	.1445555	.9301134	1.534670
#1	14.70104	4.520049	.1648049	.0313786	3.751726	10.68626	.0408167
#2	14.76931	4.524666	.1622584	.0309997	3.762161	10.67753	.0406206
#3	14.99846	4.555576	.1603864	.0303166	3.754342	10.85474	.0396592

Reviewed By:mohan
On:12/31/2024
11:25:59 PM
Inst Id :P5

Sample Name: P5156-20 Acquired: 12/29/2024 16:57:54 Type: Unk
Method: SFAM01.1 INSTRUMENT P5 WITH 6 POINT ICAL-2(v49) Mode: CONC Corr. Factor: 1.000000
User: Kareem Custom ID1: ME28W4 Custom ID2: Custom ID3:
Comment:

Elem	Ti3361	Sr4077	Li6707
Units	ppm	ppm	ppm
Avg	1.441838	.9187025	.1409069
Stddev	.004350	.0018735	.0048513
%RSD	.3017110	.2039307	3.442886
#1	1.441929	.9171628	.1355268
#2	1.437443	.9181563	.1449482
#3	1.446142	.9207884	.1422456

Int. Std.	Y_2243	Y_3600	Y_3710	Y_2243	In2306
Units	Cts/S	Cts/S	Cts/S	Cts/S	Cts/S
Avg	2275.864	29002.44	2252.560	1453.706	1711.930
Stddev	6.169	176.25	13.239	6.736	3.278
%RSD	.2710531	.6077221	.5877249	.4633978	.1914559
#1	2271.548	28837.52	2249.336	1445.959	1708.962
#2	2273.115	28981.63	2267.113	1456.976	1711.379
#3	2282.929	29188.18	2241.231	1458.184	1715.448

Reviewed By:mohan
On:12/31/2024
11:25:59 PM
Inst Id :P5

Sample Name: P5156-21 Acquired: 12/29/2024 17:01:44 Type: Unk
Method: SFAM01.1 INSTRUMENT P5 WITH 6 POINT ICAL-2(v49) Mode: CONC Corr. Factor: 1.000000
User: Kareem Custom ID1: ME28W5 Custom ID2: Custom ID3:
Comment:

Elem	As1890	Tl1908	Pb2203	Se1960	Sb2068	Al3961
Units	ppm	ppm	ppm	ppm	ppm	ppm
Avg	.4967143	-.720178	6.931045	.9177734	.3908774	56.67533
Stddev	.0067472	.004300	.009391	.0079416	.0002428	.07566
%RSD	1.358370	.5971370	.1354962	.8653074	.0621195	.1335003
#1	.5043462	-.723268	6.931380	.9248591	.3910457	56.76252
#2	.4942547	-.715267	6.921490	.9192717	.3909875	56.62692
#3	.4915419	-.722000	6.940264	.9091894	.3905990	56.63654

Elem	Ba4934	Be2348	Cd2144	Ca3736	Cr2677	Co2286
Units	ppm	ppm	ppm	ppm	ppm	ppm
Avg	3.352089	.0787248	.0381368	437.1918	3.647811	-.481393
Stddev	.004441	.0005369	.0003135	.0963	.006152	.001420
%RSD	.1324781	.6820342	.8220456	.0220272	.1686625	.2948949
#1	3.355682	.0792003	.0377753	437.2971	3.642631	-.483006
#2	3.347125	.0788317	.0383325	437.1082	3.646192	-.480844
#3	3.353462	.0781425	.0383028	437.1701	3.654612	-.480331

Elem	Cu3247	Fe2598	Mn2576	Mg2790	Ni2316	Ag3280
Units	ppm	ppm	ppm	ppm	ppm	ppm
Avg	14.62336	F 1607.658	F 36.25129	71.48660	2.049449	-.032592
Stddev	.04572	2.033	.01294	.13436	.001378	.001429
%RSD	.3126323	.1264431	.0356892	.1879577	.0672240	4.384817
#1	14.59528	1609.841	36.26487	71.55947	2.048664	-.032770
#2	14.59869	1607.313	36.24990	71.56878	2.048643	-.033924
#3	14.67611	1605.820	36.23911	71.33154	2.051040	-.031083

Elem	Na8183	V_2924	Zn2138	K_7698	P_1774	B_2496
Units	ppm	ppm	ppm	ppm	ppm	ppm
Avg	2.764365	.3544963	19.85889	5.032803	6.029844	.7967639
Stddev	.048305	.0110796	.01430	.076372	.008222	.0041431
%RSD	1.747431	3.125437	.0720177	1.517492	.1363626	.5199886
#1	2.790450	.3442380	19.84873	5.114068	6.027522	.8010083
#2	2.794020	.3662460	19.87524	5.021832	6.023032	.7927302
#3	2.708625	.3530050	19.85269	4.962510	6.038977	.7965533

Reviewed By:mohan
On:12/31/2024
11:25:59 PM
Inst Id :P5

Sample Name: P5156-21 Acquired: 12/29/2024 17:01:44 Type: Unk
Method: SFAM01.1 INSTRUMENT P5 WITH 6 POINT ICAL-2(v49) Mode: CONC Corr. Factor: 1.000000
User: Kareem Custom ID1: ME28W5 Custom ID2: Custom ID3:
Comment:

Elem	Mo2020	S_1820	Si2516	Sn1899	Ti3361	Sr4077
Units	ppm	ppm	ppm	ppm	ppm	ppm
Avg	.4229032	20.81200	9.703838	.5148905	1.917687	-.452748
Stddev	.0020481	.01908	.025035	.0018493	.008724	.002745
%RSD	.4842983	.0916649	.2579859	.3591597	.4549213	.6063589
#1	.4224512	20.79053	9.711697	.5143207	1.923607	-.454110
#2	.4211189	20.81851	9.724000	.5133931	1.907668	-.454546
#3	.4251396	20.82698	9.675817	.5169576	1.921786	-.449588

Elem	Li6707
Units	ppm
Avg	.0621483
Stddev	.0043035
%RSD	6.924643
#1	.0580779
#2	.0666521
#3	.0617148

Int. Std.	Y_2243	Y_3600	Y_3710	Y_2243	In2306
Units	Cts/S	Cts/S	Cts/S	Cts/S	Cts/S
Avg	2039.440	26578.85	2096.301	1297.792	1801.868
Stddev	5.232	48.18	10.709	.994	5.417
%RSD	.2565546	.1812875	.5108358	.0765718	.3006553
#1	2043.567	26527.78	2086.037	1297.449	1804.962
#2	2033.556	26623.50	2095.462	1298.912	1795.612
#3	2041.199	26585.27	2107.405	1297.015	1805.029

Reviewed By:mohan
On:12/31/2024
11:25:59 PM
Inst Id :P5

Sample Name: P5156-22 Acquired: 12/29/2024 17:05:27 Type: Unk
Method: SFAM01.1 INSTRUMENT P5 WITH 6 POINT ICAL-2(v49) Mode: CONC Corr. Factor: 1.000000
User: Kareem Custom ID1: ME28W6 Custom ID2: Custom ID3:
Comment:

Elem	As1890	Tl1908	Pb2203	Se1960	Sb2068	Al3961
Units	ppm	ppm	ppm	ppm	ppm	ppm
Avg	.3511673	-.507950	4.546946	.6494055	.2609206	68.03090
Stddev	.0034848	.005040	.007348	.0138705	.0034831	.23417
%RSD	.9923438	.9922777	.1616100	2.135870	1.334915	.3442152
#1	.3489480	-.513437	4.543088	.6536745	.2648083	67.76878
#2	.3493700	-.506884	4.542330	.6606397	.2580845	68.21946
#3	.3551838	-.503527	4.555420	.6339023	.2598690	68.10446

Elem	Ba4934	Be2348	Cd2144	Ca3736	Cr2677	Co2286
Units	ppm	ppm	ppm	ppm	ppm	ppm
Avg	3.480215	.0591188	.0254222	398.6619	2.600919	-.287344
Stddev	.016049	.0004192	.0000547	1.4815	.004399	.002335
%RSD	.4611596	.7090024	.2151231	.3716096	.1691481	.8126106
#1	3.463186	.0595948	.0253596	396.9624	2.601076	-.285926
#2	3.495061	.0589569	.0254462	399.6803	2.605237	-.290039
#3	3.482399	.0588048	.0254608	399.3431	2.596443	-.286066

Elem	Cu3247	Fe2598	Mn2576	Mg2790	Ni2316	Ag3280
Units	ppm	ppm	ppm	ppm	ppm	ppm
Avg	7.232073	F 1163.590	26.41999	76.64479	1.580247	-.025217
Stddev	.045744	3.439	.08084	.33171	.002356	.000693
%RSD	.6325186	.2955151	.3059773	.4327901	.1491096	2.749232
#1	7.179843	1160.130	26.34773	76.41255	1.577528	-.025965
#2	7.265009	1167.007	26.50729	77.02469	1.581540	-.025089
#3	7.251367	1163.634	26.40495	76.49713	1.581674	-.024596

Elem	Na8183	V_2924	Zn2138	K_7698	P_1774	B_2496
Units	ppm	ppm	ppm	ppm	ppm	ppm
Avg	1.927748	.3633115	12.38119	7.350972	6.690996	.5525290
Stddev	.024734	.0045295	.01134	.107412	.012933	.0064468
%RSD	1.283051	1.246714	.0916053	1.461195	.1932956	1.166780
#1	1.950842	.3605086	12.39428	7.289510	6.685322	.5454966
#2	1.901649	.3685370	12.37422	7.474999	6.681870	.5581595
#3	1.930753	.3608888	12.37508	7.288407	6.705797	.5539309

Reviewed By:mohan
On:12/31/2024
11:25:59 PM
Inst Id :P5

Sample Name: P5156-22 Acquired: 12/29/2024 17:05:27 Type: Unk
Method: SFAM01.1 INSTRUMENT P5 WITH 6 POINT ICAL-2(v49) Mode: CONC Corr. Factor: 1.000000
User: Kareem Custom ID1: ME28W6 Custom ID2: Custom ID3:
Comment:

Elem	Mo2020	S_1820	Si2516	Sn1899	Ti3361	Sr4077
Units	ppm	ppm	ppm	ppm	ppm	ppm
Avg	.2951002	19.78050	10.25923	.3076701	1.677962	.1840807
Stddev	.0015309	.04914	.04531	.0026845	.006442	.0030472
%RSD	.5187665	.2484504	.4416565	.8725217	.3839097	1.655359
#1	.2959165	19.72964	10.27549	.3060099	1.672083	.1810836
#2	.2933342	19.78412	10.20803	.3107672	1.684848	.1839829
#3	.2960500	19.82773	10.29417	.3062333	1.676956	.1871756

Elem	Li6707
Units	ppm
Avg	.0682150
Stddev	.0021880
%RSD	3.207506
#1	.0659317
#2	.0702932
#3	.0684201

Int. Std.	Y_2243	Y_3600	Y_3710	Y_2243	In2306
Units	Cts/S	Cts/S	Cts/S	Cts/S	Cts/S
Avg	2110.913	27267.56	2147.893	1348.445	1784.242
Stddev	4.718	181.14	6.841	8.780	3.031
%RSD	.2235243	.6643195	.3184764	.6511490	.1698692
#1	2112.214	27401.97	2155.732	1355.487	1785.926
#2	2114.845	27061.56	2144.816	1338.607	1786.057
#3	2105.681	27339.14	2143.132	1351.240	1780.743

Reviewed By:mohan
On:12/31/2024
11:25:59 PM
Inst Id :P5

Sample Name: P5259-01 Acquired: 12/29/2024 17:09:12 Type: Unk
Method: SFAM01.1 INSTRUMENT P5 WITH 6 POINT ICAL-2(v49) Mode: CONC Corr. Factor: 1.000000
User: Kareem Custom ID1: ME28W7 Custom ID2: Custom ID3:
Comment:

Elem	As1890	Tl1908	Pb2203	Se1960	Sb2068	Al3961	Ba4934
Units	ppm	ppm	ppm	ppm	ppm	ppm	ppm
Avg	.0987993	-.076692	.3430993	.0976151	.0251121	93.17755	.8988717
Stddev	.0076981	.004475	.0010072	.0040847	.0027292	1.02693	.0095170
%RSD	7.791610	5.834987	.2935669	4.184491	10.86786	1.102123	1.058773
#1	.1076057	-.074513	.3432526	.0948809	.0221127	92.01353	.8878989
#2	.0954429	-.073724	.3440211	.1023105	.0274490	93.56363	.9038357
#3	.0933494	-.081840	.3420242	.0956538	.0257746	93.95549	.9048804

Elem	Be2348	Cd2144	Ca3736	Cr2677	Co2286	Cu3247	Fe2598
Units	ppm	ppm	ppm	ppm	ppm	ppm	ppm
Avg	.0165141	.0049370	514.5833	.2158649	.0550524	.1429592	241.1320
Stddev	.0001467	.0000524	5.9421	.0014183	.0006990	.0095605	2.6293
%RSD	.8885311	1.061058	1.154732	.6570285	1.269767	6.687546	1.090411
#1	.0163963	.0049912	507.8275	.2160807	.0552002	.1342282	238.2052
#2	.0164675	.0048867	516.9232	.2143510	.0556656	.1414739	241.8964
#3	.0166785	.0049332	518.9993	.2171628	.0542912	.1531753	243.2945

Elem	Mn2576	Mg2790	Ni2316	Ag3280	Na8183	V_2924	Zn2138
Units	ppm	ppm	ppm	ppm	ppm	ppm	ppm
Avg	4.932285	104.7265	.2973663	-.008950	.8625360	.2337395	.9095359
Stddev	.052506	1.2393	.0004715	.000580	.0059616	.0022784	.0007697
%RSD	1.064543	1.183407	.1585478	6.485720	.6911687	.9747732	.0846221
#1	4.872393	103.2984	.2976787	-.009586	.8567170	.2341190	.9091644
#2	4.954073	105.3613	.2975962	-.008813	.8622604	.2358043	.9104209
#3	4.970390	105.5198	.2968240	-.008450	.8686306	.2312951	.9090225

Elem	K_7698	P_1774	B_2496	Mo2020	S_1820	Si2516	Sn1899
Units	ppm	ppm	ppm	ppm	ppm	ppm	ppm
Avg	11.96908	3.997773	.1401738	.0258708	3.440314	8.148813	.0378501
Stddev	.11218	.003140	.0008749	.0007116	.014882	.005077	.0020935
%RSD	.9372418	.0785508	.6241525	2.750791	.4325824	.0623005	5.530934
#1	11.84129	3.998334	.1393583	.0259553	3.453664	8.143012	.0371358
#2	12.01468	3.994390	.1400652	.0251207	3.424268	8.152445	.0362073
#3	12.05128	4.000595	.1410980	.0265365	3.443009	8.150980	.0402073

Reviewed By:mohan
On:12/31/2024
11:25:59 PM
Inst Id :P5

Sample Name: P5259-01 Acquired: 12/29/2024 17:09:12 Type: Unk
Method: SFAM01.1 INSTRUMENT P5 WITH 6 POINT ICAL-2(v49) Mode: CONC Corr. Factor: 1.000000
User: Kareem Custom ID1: ME28W7 Custom ID2: Custom ID3:
Comment:

Elem	Ti3361	Sr4077	Li6707
Units	ppm	ppm	ppm
Avg	1.342370	.7639181	.1392223
Stddev	.017965	.0097594	.0095151
%RSD	1.338274	1.277550	6.834492
#1	1.323279	.7531087	.1289859
#2	1.344888	.7665637	.1477973
#3	1.358942	.7720820	.1408838

Int. Std.	Y_2243	Y_3600	Y_3710	Y_2243	In2306
Units	Cts/S	Cts/S	Cts/S	Cts/S	Cts/S
Avg	2188.257	27751.51	2188.014	1401.793	1672.396
Stddev	.721	77.75	7.720	7.054	2.035
%RSD	.0329369	.2801691	.3528394	.5032291	.1216793
#1	2189.012	27815.12	2193.720	1409.899	1674.461
#2	2188.183	27664.84	2179.229	1397.048	1670.393
#3	2187.576	27774.58	2191.091	1398.431	1672.333

Reviewed By:mohan
On:12/31/2024
11:25:59 PM
Inst Id :P5

Sample Name: P5259-02 Acquired: 12/29/2024 17:13:01 Type: Unk
Method: SFAM01.1 INSTRUMENT P5 WITH 6 POINT ICAL-2(v49) Mode: CONC Corr. Factor: 1.000000
User: Kareem Custom ID1: ME28W8 Custom ID2: Custom ID3:
Comment:

Elem	As1890	Tl1908	Pb2203	Se1960	Sb2068	Al3961	Ba4934
Units	ppm	ppm	ppm	ppm	ppm	ppm	ppm
Avg	.1295908	-.174676	1.134989	.2346449	.0733079	94.16052	1.015833
Stddev	.0084323	.003936	.004704	.0023943	.0039695	.31566	.003735
%RSD	6.506853	2.253041	.4144730	1.020392	5.414888	.3352372	.3676330
#1	.1392643	-.178018	1.138324	.2367586	.0769921	94.19966	1.017433
#2	.1257143	-.175672	1.129608	.2320447	.0691042	93.82712	1.011565
#3	.1237940	-.170339	1.137033	.2351314	.0738275	94.45479	1.018501

Elem	Be2348	Cd2144	Ca3736	Cr2677	Co2286	Cu3247	Fe2598
Units	ppm	ppm	ppm	ppm	ppm	ppm	ppm
Avg	.0259603	.0098774	364.9651	.5465014	.0085199	.2092180	446.3814
Stddev	.0002774	.0000911	.5354	.0003665	.0010057	.0041139	1.1417
%RSD	1.068499	.9218718	.1467018	.0670590	11.80474	1.966346	.2557751
#1	.0258346	.0098281	364.8676	.5467531	.0074394	.2129350	446.4881
#2	.0262783	.0098216	364.4851	.5466701	.0086914	.2047978	445.1900
#3	.0257680	.0099825	365.5426	.5460809	.0094289	.2099214	447.4660

Elem	Mn2576	Mg2790	Ni2316	Ag3280	Na8183	V_2924	Zn2138
Units	ppm	ppm	ppm	ppm	ppm	ppm	ppm
Avg	12.29290	91.81720	.4689004	-.010707	.9329247	.2894605	2.932744
Stddev	.03971	.35414	.0011146	.001883	.0036695	.0067296	.018701
%RSD	.3230458	.3856966	.2377080	17.58651	.3933374	2.324881	.6376728
#1	12.30903	92.04021	.4695136	-.010706	.9322153	.2972312	2.954006
#2	12.24766	91.40886	.4676139	-.012591	.9296616	.2855876	2.918845
#3	12.32201	92.00254	.4695738	-.008825	.9368971	.2855628	2.925380

Elem	K_7698	P_1774	B_2496	Mo2020	S_1820	Si2516	Sn1899
Units	ppm	ppm	ppm	ppm	ppm	ppm	ppm
Avg	15.17714	5.103893	.2221791	.0348462	4.020301	8.637962	.0629596
Stddev	.16029	.010962	.0038220	.0008534	.017660	.030831	.0018712
%RSD	1.056159	.2147765	1.720219	2.449101	.4392770	.3569201	2.972092
#1	15.23432	5.106276	.2184152	.0356307	4.007582	8.673414	.0648365
#2	15.30101	5.091936	.2220654	.0339375	4.012856	8.623043	.0610942
#3	14.99610	5.113468	.2260566	.0349704	4.040464	8.617428	.0629480

Reviewed By:mohan
On:12/31/2024
11:25:59 PM
Inst Id :P5

Sample Name: P5259-02 Acquired: 12/29/2024 17:13:01 Type: Unk
Method: SFAM01.1 INSTRUMENT P5 WITH 6 POINT ICAL-2(v49) Mode: CONC Corr. Factor: 1.000000
User: Kareem Custom ID1: ME28W8 Custom ID2: Custom ID3:
Comment:

Elem	Ti3361	Sr4077	Li6707
Units	ppm	ppm	ppm
Avg	1.406295	.2328848	.1404920
Stddev	.011871	.0008298	.0011168
%RSD	.8441135	.3563103	.7949137
#1	1.417793	.2321350	.1395012
#2	1.394084	.2337764	.1417022
#3	1.407008	.2327430	.1402725

Int. Std.	Y_2243	Y_3600	Y_3710	Y_2243	In2306
Units	Cts/S	Cts/S	Cts/S	Cts/S	Cts/S
Avg	2247.061	28531.03	2216.759	1430.210	1739.631
Stddev	2.913	68.29	2.924	6.178	6.058
%RSD	.1296375	.2393561	.1319053	.4319765	.3482171
#1	2246.062	28609.83	2214.358	1427.819	1739.332
#2	2250.342	28494.13	2220.015	1437.226	1745.833
#3	2244.779	28489.12	2215.904	1425.584	1733.729

Reviewed By:mohan
On:12/31/2024
11:25:59 PM
Inst Id :P5

Sample Name: P5259-03 Acquired: 12/29/2024 17:16:48 Type: Unk
Method: SFAM01.1 INSTRUMENT P5 WITH 6 POINT ICAL-2(v49) Mode: CONC Corr. Factor: 1.000000
User: Kareem Custom ID1: ME28W9 Custom ID2: Custom ID3:
Comment:

Elem	As1890	Tl1908	Pb2203	Se1960	Sb2068	Al3961	Ba4934
Units	ppm	ppm	ppm	ppm	ppm	ppm	ppm
Avg	.0986349	-.082380	.4647881	.1082163	.0305001	93.69871	.8454523
Stddev	.0048571	.003089	.0010931	.0034688	.0009498	1.04735	.0080649
%RSD	4.924350	3.750049	.2351897	3.205411	3.114117	1.117790	.9539120
#1	.1004103	-.085128	.4650933	.1083386	.0315649	92.96876	.8405069
#2	.1023546	-.079036	.4635748	.1116223	.0301953	93.22861	.8410912
#3	.0931399	-.082976	.4656962	.1046880	.0297401	94.89875	.8547587

Elem	Be2348	Cd2144	Ca3736	Cr2677	Co2286	Cu3247	Fe2598
Units	ppm	ppm	ppm	ppm	ppm	ppm	ppm
Avg	.0167341	.0068255	345.9116	.2789433	.0621546	.2125064	246.4134
Stddev	.0001166	.0001429	3.5932	.0008220	.0004552	.0106427	2.7797
%RSD	.6964890	2.093167	1.038770	.2946964	.7324378	5.008167	1.128049
#1	.0168142	.0069533	343.3206	.2786822	.0622281	.2234190	244.0390
#2	.0166004	.0066713	344.4007	.2798642	.0625685	.2119443	245.7302
#3	.0167878	.0068520	350.0136	.2782835	.0616670	.2021559	249.4709

Elem	Mn2576	Mg2790	Ni2316	Ag3280	Na8183	V_2924	Zn2138
Units	ppm	ppm	ppm	ppm	ppm	ppm	ppm
Avg	5.246960	158.8554	.3330611	-.007817	1.012396	.2842552	.9261150
Stddev	.044611	1.7359	.0001159	.001578	.007849	.0048596	.0060835
%RSD	.8502263	1.092777	.0348096	20.18912	.7752742	1.709597	.6568882
#1	5.214924	157.4858	.3329453	-.009639	1.003829	.2897301	.9302747
#2	5.228044	158.2726	.3330609	-.006938	1.014120	.2825827	.9289375
#3	5.297913	160.8077	.3331772	-.006874	1.019240	.2804526	.9191329

Elem	K_7698	P_1774	B_2496	Mo2020	S_1820	Si2516	Sn1899
Units	ppm	ppm	ppm	ppm	ppm	ppm	ppm
Avg	14.34262	5.671484	.1730135	.0158285	6.716635	8.357574	.0495687
Stddev	.36256	.010495	.0014815	.0006008	.003370	.091145	.0029215
%RSD	2.527835	.1850451	.8562747	3.795824	.0501720	1.090569	5.893785
#1	14.24640	5.662014	.1713381	.0151842	6.713584	8.392167	.0498472
#2	14.03788	5.682767	.1741505	.0159278	6.716068	8.254197	.0523410
#3	14.74358	5.669671	.1735518	.0163735	6.720252	8.426359	.0465180

Reviewed By:mohan
On:12/31/2024
11:25:59 PM
Inst Id :P5

Sample Name: P5259-03 Acquired: 12/29/2024 17:16:48 Type: Unk
Method: SFAM01.1 INSTRUMENT P5 WITH 6 POINT ICAL-2(v49) Mode: CONC Corr. Factor: 1.000000
User: Kareem Custom ID1: ME28W9 Custom ID2: Custom ID3:
Comment:

Elem	Ti3361	Sr4077	Li6707
Units	ppm	ppm	ppm
Avg	1.712112	.1614496	.1710526
Stddev	.010517	.0019879	.0047256
%RSD	.6142905	1.231276	2.762683
#1	1.703949	.1612371	.1693254
#2	1.708406	.1595765	.1674335
#3	1.723980	.1635352	.1763989

Int. Std.	Y_2243	Y_3600	Y_3710	Y_2243	In2306
Units	Cts/S	Cts/S	Cts/S	Cts/S	Cts/S
Avg	2248.796	28491.16	2218.896	1432.200	1706.024
Stddev	9.636	96.47	17.303	10.988	6.931
%RSD	.4285168	.3385871	.7797988	.7672045	.4062571
#1	2254.745	28472.32	2205.067	1425.564	1710.733
#2	2253.965	28405.50	2238.299	1426.152	1709.274
#3	2237.677	28595.66	2213.320	1444.883	1698.065

Reviewed By:mohan
On:12/31/2024
11:25:59 PM
Inst Id :P5

Sample Name: P5259-04 Acquired: 12/29/2024 17:20:37 Type: Unk
Method: SFAM01.1 INSTRUMENT P5 WITH 6 POINT ICAL-2(v49) Mode: CONC Corr. Factor: 1.000000
User: Kareem Custom ID1: ME28X0 Custom ID2: Custom ID3:
Comment:

Elem	As1890	Tl1908	Pb2203	Se1960	Sb2068	Al3961	Ba4934
Units	ppm	ppm	ppm	ppm	ppm	ppm	ppm
Avg	.1130479	-.097175	.4716401	.1250680	.0333910	107.8557	1.075208
Stddev	.0034470	.002769	.0021764	.0039591	.0015744	.2243	.001202
%RSD	3.049188	2.849474	.4614596	3.165529	4.714982	.2079350	.1118276
#1	.1149000	-.099486	.4713645	.1296191	.0351516	107.8927	1.075826
#2	.1151729	-.097933	.4696147	.1231664	.0329031	107.6152	1.073822
#3	.1090707	-.094106	.4739413	.1224185	.0321183	108.0591	1.075976

Elem	Be2348	Cd2144	Ca3736	Cr2677	Co2286	Cu3247	Fe2598
Units	ppm	ppm	ppm	ppm	ppm	ppm	ppm
Avg	.0184437	.0085173	341.4624	.3197246	.0691399	.2537111	269.7834
Stddev	.0001394	.0000395	.9850	.0018692	.0008233	.0017271	.5860
%RSD	.7557631	.4635402	.2884552	.5846256	1.190723	.6807306	.2172023
#1	.0185166	.0085578	341.6211	.3183057	.0682459	.2526893	269.7023
#2	.0182830	.0085150	340.4077	.3218425	.0693071	.2527389	269.2422
#3	.0185316	.0084789	342.3584	.3190254	.0698668	.2557052	270.4057

Elem	Mn2576	Mg2790	Ni2316	Ag3280	Na8183	V_2924	Zn2138
Units	ppm	ppm	ppm	ppm	ppm	ppm	ppm
Avg	7.041010	159.7454	.3867222	-.007082	1.199695	.3486641	1.270426
Stddev	.008954	.5762	.0002263	.000657	.017197	.0070294	.005569
%RSD	.1271750	.3607008	.0585137	9.272321	1.433420	2.016092	.4383265
#1	7.049201	160.0341	.3865652	-.007776	1.217249	.3547108	1.271569
#2	7.031450	159.0819	.3866198	-.006470	1.198957	.3503300	1.264374
#3	7.042380	160.1201	.3869816	-.007001	1.182880	.3409514	1.275334

Elem	K_7698	P_1774	B_2496	Mo2020	S_1820	Si2516	Sn1899
Units	ppm	ppm	ppm	ppm	ppm	ppm	ppm
Avg	15.86729	6.506028	.1859211	.0142806	6.576077	8.706874	.0487716
Stddev	.02613	.012575	.0005193	.0006961	.013996	.016831	.0023841
%RSD	.1646915	.1932783	.2792920	4.874340	.2128293	.1933119	4.888342
#1	15.84583	6.493467	.1854865	.0150404	6.560050	8.714716	.0490897
#2	15.85966	6.506002	.1857805	.0136736	6.585890	8.687552	.0462444
#3	15.89639	6.518616	.1864961	.0141278	6.582291	8.718352	.0509807

Reviewed By:mohan
On:12/31/2024
11:25:59 PM
Inst Id :P5

Sample Name: P5259-04 Acquired: 12/29/2024 17:20:37 Type: Unk
Method: SFAM01.1 INSTRUMENT P5 WITH 6 POINT ICAL-2(v49) Mode: CONC Corr. Factor: 1.000000
User: Kareem Custom ID1: ME28X0 Custom ID2: Custom ID3:
Comment:

Elem	Ti3361	Sr4077	Li6707
Units	ppm	ppm	ppm
Avg	2.137974	.1654266	.2029151
Stddev	.009780	.0007491	.0052157
%RSD	.4574377	.4528028	2.570370
#1	2.137271	.1651759	.2089028
#2	2.128564	.1648350	.1993606
#3	2.148086	.1662688	.2004821

Int. Std.	Y_2243	Y_3600	Y_3710	Y_2243	In2306
Units	Cts/S	Cts/S	Cts/S	Cts/S	Cts/S
Avg	2278.207	28990.35	2258.787	1456.983	1706.586
Stddev	5.033	208.28	18.432	3.674	1.108
%RSD	.2209020	.7184580	.8160143	.2521423	.0648961
#1	2278.798	28775.16	2237.571	1452.885	1706.727
#2	2282.918	29004.92	2267.938	1458.084	1707.616
#3	2272.905	29190.96	2270.854	1459.981	1705.415

Reviewed By:mohan
On:12/31/2024
11:25:59 PM
Inst Id :P5

Sample Name: P5259-05 Acquired: 12/29/2024 17:24:25 Type: Unk
Method: SFAM01.1 INSTRUMENT P5 WITH 6 POINT ICAL-2(v49) Mode: CONC Corr. Factor: 1.000000
User: Kareem Custom ID1: ME28X0D Custom ID2: Custom ID3:
Comment:

Elem	As1890	Tl1908	Pb2203	Se1960	Sb2068	Al3961	Ba4934
Units	ppm	ppm	ppm	ppm	ppm	ppm	ppm
Avg	.1103860	-.090208	.4621304	.1227657	.0334676	107.8915	1.076856
Stddev	.0010761	.003568	.0017247	.0050034	.0023634	.3171	.003252
%RSD	.9748642	3.954769	.3732042	4.075549	7.061612	.2938696	.3019960
#1	.1113002	-.089337	.4641113	.1250260	.0353531	107.6874	1.076001
#2	.1106578	-.094131	.4609618	.1170310	.0342333	107.7303	1.074117
#3	.1092001	-.087158	.4613182	.1262402	.0308163	108.2567	1.080450

Elem	Be2348	Cd2144	Ca3736	Cr2677	Co2286	Cu3247	Fe2598
Units	ppm	ppm	ppm	ppm	ppm	ppm	ppm
Avg	.0184301	.0080669	362.0089	.3089226	.0712286	.2600519	268.2656
Stddev	.0001268	.0001113	.4638	.0002803	.0006959	.0152217	.8742
%RSD	.6880783	1.379910	.1281105	.0907326	.9769268	5.853338	.3258701
#1	.0182871	.0081588	361.4959	.3087190	.0714404	.2473846	267.4632
#2	.0184741	.0079431	362.1326	.3088065	.0717939	.2769380	268.1365
#3	.0185290	.0080988	362.3984	.3092423	.0704514	.2558329	269.1972

Elem	Mn2576	Mg2790	Ni2316	Ag3280	Na8183	V_2924	Zn2138
Units	ppm	ppm	ppm	ppm	ppm	ppm	ppm
Avg	6.969848	165.4199	.3918818	-.005994	1.237311	.3318881	1.195493
Stddev	.020645	.0314	.0014540	.000517	.043930	.0122834	.001964
%RSD	.2962011	.0189893	.3710365	8.628036	3.550433	3.701061	.1643154
#1	6.956750	165.4193	.3910175	-.006095	1.269264	.3240359	1.195255
#2	6.959148	165.3887	.3910673	-.005433	1.187216	.3255849	1.193659
#3	6.993646	165.4516	.3935605	-.006453	1.255454	.3460435	1.197566

Elem	K_7698	P_1774	B_2496	Mo2020	S_1820	Si2516	Sn1899
Units	ppm	ppm	ppm	ppm	ppm	ppm	ppm
Avg	15.87181	6.345141	.1822628	.0153536	6.917372	8.652582	.0483906
Stddev	.11354	.010182	.0024597	.0012780	.033640	.086218	.0011631
%RSD	.7153868	.1604659	1.349536	8.323789	.4863052	.9964387	2.403455
#1	15.79175	6.356280	.1803840	.0141100	6.953351	8.637922	.0470647
#2	16.00175	6.342831	.1850468	.0166634	6.912062	8.574634	.0492382
#3	15.82190	6.336313	.1813574	.0152875	6.886704	8.745189	.0488690

Reviewed By:mohan
On:12/31/2024
11:25:59 PM
Inst Id :P5

Sample Name: P5259-05 Acquired: 12/29/2024 17:24:25 Type: Unk
Method: SFAM01.1 INSTRUMENT P5 WITH 6 POINT ICAL-2(v49) Mode: CONC Corr. Factor: 1.000000
User: Kareem Custom ID1: ME28X0D Custom ID2: Custom ID3:
Comment:

Elem	Ti3361	Sr4077	Li6707
Units	ppm	ppm	ppm
Avg	2.103669	.1804362	.2070019
Stddev	.002707	.0013109	.0015378
%RSD	.1286914	.7265110	.7428959
#1	2.103714	.1796529	.2083997
#2	2.100939	.1819495	.2072514
#3	2.106353	.1797061	.2053546

Int. Std.	Y_2243	Y_3600	Y_3710	Y_2243	In2306
Units	Cts/S	Cts/S	Cts/S	Cts/S	Cts/S
Avg	2252.968	28749.85	2237.593	1444.700	1686.684
Stddev	8.476	173.79	6.725	5.495	4.716
%RSD	.3761991	.6045052	.3005456	.3803431	.2796128
#1	2255.629	28704.94	2235.815	1441.632	1687.429
#2	2259.794	28602.91	2245.028	1441.424	1690.983
#3	2243.481	28941.69	2231.935	1451.044	1681.640

Reviewed By:mohan
On:12/31/2024
11:25:59 PM
Inst Id :P5

Sample Name: P5259-04LX5 Acquired: 12/29/2024 17:28:13 Type: Unk
Method: SFAM01.1 INSTRUMENT P5 WITH 6 POINT ICAL-2(v49) Mode: CONC Corr. Factor: 1.000000
User: Kareem Custom ID1: ME28X0L Custom ID2: Custom ID3:
Comment:

Elem	As1890	Tl1908	Pb2203	Se1960	Sb2068	Al3961	Ba4934
Units	ppm	ppm	ppm	ppm	ppm	ppm	ppm
Avg	.0153466	-.001206	.0911412	.0083576	-.001539	22.87812	.2275279
Stddev	.0056117	.005195	.0016823	.0059960	.002302	.22651	.0034843
%RSD	36.56661	430.7508	1.845805	71.74310	149.5392	.9900914	1.531374
#1	.0216407	-.002041	.0925663	.0152420	.000941	22.62789	.2238690
#2	.0135338	-.005933	.0892854	.0055512	-.003607	22.93729	.2308064
#3	.0108654	.004356	.0915717	.0042794	-.001951	23.06917	.2279083

Elem	Be2348	Cd2144	Ca3736	Cr2677	Co2286	Cu3247	Fe2598
Units	ppm	ppm	ppm	ppm	ppm	ppm	ppm
Avg	.0040277	.0013218	73.63540	.0687182	.0335082	.0594352	58.71571
Stddev	.0000638	.0001200	.35904	.0008983	.0007566	.0103281	.24020
%RSD	1.584036	9.080748	.4875981	1.307255	2.258094	17.37701	.4090845
#1	.0040595	.0014577	73.22518	.0697509	.0330434	.0480424	58.45030
#2	.0040694	.0012773	73.78856	.0682858	.0343812	.0681849	58.77869
#3	.0039543	.0012304	73.89248	.0681178	.0330998	.0620783	58.91814

Elem	Mn2576	Mg2790	Ni2316	Ag3280	Na8183	V_2924	Zn2138
Units	ppm	ppm	ppm	ppm	ppm	ppm	ppm
Avg	1.538197	34.67625	.0724015	-.001405	.2662563	.0660381	.2748262
Stddev	.012630	.10454	.0003171	.000654	.0149111	.0096229	.0014974
%RSD	.8210824	.3014692	.4380247	46.54552	5.600265	14.57175	.5448637
#1	1.523624	34.55704	.0722114	-.001955	.2502748	.0680411	.2756982
#2	1.545960	34.75226	.0727676	-.001578	.2797953	.0745018	.2756834
#3	1.545007	34.71946	.0722254	-.000682	.2686989	.0555713	.2730972

Elem	K_7698	P_1774	B_2496	Mo2020	S_1820	Si2516	Sn1899
Units	ppm	ppm	ppm	ppm	ppm	ppm	ppm
Avg	2.415792	1.209985	.0387325	.0042565	1.239067	1.890219	.0112958
Stddev	.170906	.003294	.0009228	.0001019	.005219	.010192	.0007484
%RSD	7.074519	.2722020	2.382586	2.393493	.4211987	.5392078	6.625250
#1	2.381371	1.213416	.0393113	.0043168	1.242868	1.878940	.0107034
#2	2.264717	1.209689	.0376683	.0043138	1.233117	1.898768	.0110471
#3	2.601289	1.206849	.0392181	.0041389	1.241216	1.892949	.0121368

Reviewed By:mohan
On:12/31/2024
11:25:59 PM
Inst Id :P5

Sample Name: P5259-04LX5 Acquired: 12/29/2024 17:28:13 Type: Unk
Method: SFAM01.1 INSTRUMENT P5 WITH 6 POINT ICAL-2(v49) Mode: CONC Corr. Factor: 1.000000
User: Kareem Custom ID1: ME28X0L Custom ID2: Custom ID3:
Comment:

Elem	Ti3361	Sr4077	Li6707
Units	ppm	ppm	ppm
Avg	.4571055	.0335634	.0269332
Stddev	.0063288	.0005966	.0030711
%RSD	1.384526	1.777473	11.40283
#1	.4497987	.0334872	.0234814
#2	.4608639	.0330086	.0293631
#3	.4606539	.0341944	.0279552

Int. Std.	Y_2243	Y_3600	Y_3710	Y_2243	In2306
Units	Cts/S	Cts/S	Cts/S	Cts/S	Cts/S
Avg	2102.121	26792.04	2015.329	1347.705	1808.534
Stddev	2.234	73.65	10.372	2.013	3.546
%RSD	.1062890	.2749045	.5146355	.1493793	.1960698
#1	2101.927	26722.54	2027.124	1348.182	1804.467
#2	2104.446	26869.24	2007.634	1345.496	1810.975
#3	2099.990	26784.35	2011.230	1349.436	1810.161

Reviewed By:mohan
On:12/31/2024
11:25:59 PM
Inst Id :P5

Sample Name: P5259-06 Acquired: 12/29/2024 17:32:10 Type: Unk
Method: SFAM01.1 INSTRUMENT P5 WITH 6 POINT ICAL-2(v49) Mode: CONC Corr. Factor: 1.000000
User: Kareem Custom ID1: ME28X0S Custom ID2: Custom ID3:
Comment:

Elem	As1890	Tl1908	Pb2203	Se1960	Sb2068	Al3961	Ba4934
Units	ppm	ppm	ppm	ppm	ppm	ppm	ppm
Avg	.1907840	-.019720	.4945836	.2793942	.2036294	110.0521	4.576582
Stddev	.0068089	.003468	.0016868	.0027506	.0031579	.5679	.024498
%RSD	3.568881	17.58537	.3410627	.9844680	1.550794	.5160482	.5352801
#1	.1974947	-.017326	.4927722	.2763218	.2072757	109.4298	4.550827
#2	.1838811	-.018138	.4961095	.2816275	.2018271	110.1841	4.579329
#3	.1909761	-.023697	.4948692	.2802333	.2017853	110.5424	4.599591

Elem	Be2348	Cd2144	Ca3736	Cr2677	Co2286	Cu3247	Fe2598
Units	ppm	ppm	ppm	ppm	ppm	ppm	ppm
Avg	.1033578	.1024699	335.6689	.6682148	1.030349	.6541943	267.7370
Stddev	.0003293	.0000839	1.8809	.0002867	.002331	.0053781	1.7279
%RSD	.3186058	.0818496	.5603556	.0429032	.2262062	.8220945	.6453571
#1	.1037181	.1023762	333.7139	.6682685	1.028042	.6499062	265.8890
#2	.1032830	.1025381	335.8270	.6679050	1.030303	.6524483	268.0098
#3	.1030724	.1024955	337.4658	.6684708	1.032702	.6602285	269.3122

Elem	Mn2576	Mg2790	Ni2316	Ag3280	Na8183	V_2924	Zn2138
Units	ppm	ppm	ppm	ppm	ppm	ppm	ppm
Avg	7.802588	157.7879	1.335841	.0549893	1.219370	1.208292	2.081770
Stddev	.056294	.9887	.001836	.0006394	.022256	.017151	.008315
%RSD	.7214789	.6266311	.1374209	1.162706	1.825201	1.419438	.3994405
#1	7.743512	156.8450	1.333841	.0556825	1.193671	1.191791	2.090614
#2	7.808642	157.7019	1.336234	.0544227	1.232176	1.226026	2.080588
#3	7.855611	158.8169	1.337449	.0548626	1.232263	1.207059	2.074110

Elem	K_7698	P_1774	B_2496	Mo2020	S_1820	Si2516	Sn1899
Units	ppm	ppm	ppm	ppm	ppm	ppm	ppm
Avg	15.57687	6.325039	.1891224	.0142675	6.405161	8.277557	.0495970
Stddev	.18891	.012863	.0017445	.0006627	.021468	.028725	.0015984
%RSD	1.212741	.2033736	.9224183	4.644790	.3351702	.3470198	3.222718
#1	15.41741	6.310217	.1896406	.0141842	6.380599	8.248834	.0492167
#2	15.52769	6.331619	.1871775	.0136504	6.420340	8.306284	.0513512
#3	15.78550	6.333282	.1905491	.0149679	6.414546	8.277553	.0482231

Reviewed By:mohan
On:12/31/2024
11:25:59 PM
Inst Id :P5

Sample Name: P5259-06 Acquired: 12/29/2024 17:32:10 Type: Unk
Method: SFAM01.1 INSTRUMENT P5 WITH 6 POINT ICAL-2(v49) Mode: CONC Corr. Factor: 1.000000
User: Kareem Custom ID1: ME28X0S Custom ID2: Custom ID3:
Comment:

Elem	Ti3361	Sr4077	Li6707
Units	ppm	ppm	ppm
Avg	2.105810	.1566334	.2012656
Stddev	.010664	.0006963	.0019092
%RSD	.5064185	.4445397	.9485892
#1	2.094187	.1569976	.1990616
#2	2.108103	.1558306	.2023267
#3	2.115142	.1570721	.2024085

Int. Std.	Y_2243	Y_3600	Y_3710	Y_2243	In2306
Units	Cts/S	Cts/S	Cts/S	Cts/S	Cts/S
Avg	2256.084	28706.38	2243.507	1442.928	1701.277
Stddev	4.833	34.54	6.508	7.398	4.051
%RSD	.2142035	.1203077	.2901010	.5126949	.2381407
#1	2253.233	28732.69	2250.580	1434.695	1700.997
#2	2261.663	28719.18	2242.170	1445.072	1705.462
#3	2253.354	28667.27	2237.771	1449.017	1697.374

Reviewed By:mohan
On:12/31/2024
11:25:59 PM
Inst Id :P5

Sample Name: P5259-07 Acquired: 12/29/2024 17:35:55 Type: Unk
Method: SFAM01.1 INSTRUMENT P5 WITH 6 POINT ICAL-2(v49) Mode: CONC Corr. Factor: 1.000000
User: Kareem Custom ID1: ME28X1 Custom ID2: Custom ID3:
Comment:

Elem	As1890	Tl1908	Pb2203	Se1960	Sb2068	Al3961	Ba4934
Units	ppm	ppm	ppm	ppm	ppm	ppm	ppm
Avg	.0863387	-.077595	.8220103	.1043016	.0324149	79.15451	.9305905
Stddev	.0018659	.002994	.0049410	.0044370	.0004157	.14690	.0009980
%RSD	2.161144	3.857874	.6010861	4.254047	1.282321	.1855809	.1072458
#1	.0878132	-.074150	.8230541	.1068771	.0326716	79.00977	.9306891
#2	.0869618	-.079560	.8166308	.0991782	.0326377	79.15028	.9295468
#3	.0842409	-.079075	.8263460	.1068496	.0319353	79.30347	.9315355

Elem	Be2348	Cd2144	Ca3736	Cr2677	Co2286	Cu3247	Fe2598
Units	ppm	ppm	ppm	ppm	ppm	ppm	ppm
Avg	.0160847	.0075413	408.3003	.2897992	.0453207	.2021870	241.5967
Stddev	.0003735	.0001845	1.0047	.0037050	.0004803	.0071436	.6094
%RSD	2.322275	2.446878	.2460606	1.278478	1.059776	3.533184	.2522231
#1	.0161398	.0073284	407.3104	.2894683	.0448126	.1967238	241.2050
#2	.0164277	.0076548	408.2712	.2862707	.0457673	.2102709	241.2864
#3	.0156867	.0076407	409.3192	.2936585	.0453823	.1995664	242.2988

Elem	Mn2576	Mg2790	Ni2316	Ag3280	Na8183	V_2924	Zn2138
Units	ppm	ppm	ppm	ppm	ppm	ppm	ppm
Avg	6.898080	155.4475	.2939613	-.006717	1.121713	.2454776	1.318970
Stddev	.030436	.7290	.0001038	.000896	.025883	.0121810	.014426
%RSD	.4412187	.4689646	.0353014	13.34286	2.307466	4.962157	1.093745
#1	6.880941	155.0461	.2939740	-.005749	1.107288	.2570133	1.307742
#2	6.880077	155.0074	.2940581	-.006882	1.106257	.2327404	1.313926
#3	6.933220	156.2890	.2938517	-.007518	1.151594	.2466791	1.335240

Elem	K_7698	P_1774	B_2496	Mo2020	S_1820	Si2516	Sn1899
Units	ppm	ppm	ppm	ppm	ppm	ppm	ppm
Avg	12.09407	5.285910	.1783099	.0160460	6.701492	7.906903	.0513319
Stddev	.00948	.007882	.0017917	.0006617	.011454	.040992	.0022681
%RSD	.0783557	.1491119	1.004846	4.123752	.1709182	.5184303	4.418459
#1	12.09264	5.286358	.1763825	.0167725	6.697671	7.861429	.0536120
#2	12.08540	5.277814	.1786225	.0158879	6.692436	7.918260	.0490760
#3	12.10418	5.293559	.1799248	.0154777	6.714368	7.941018	.0513078

Reviewed By:mohan
On:12/31/2024
11:25:59 PM
Inst Id :P5

Sample Name: P5259-07 Acquired: 12/29/2024 17:35:55 Type: Unk
Method: SFAM01.1 INSTRUMENT P5 WITH 6 POINT ICAL-2(v49) Mode: CONC Corr. Factor: 1.000000
User: Kareem Custom ID1: ME28X1 Custom ID2: Custom ID3:
Comment:

Elem	Ti3361	Sr4077	Li6707
Units	ppm	ppm	ppm
Avg	1.951648	.2491917	.1220353
Stddev	.009444	.0018114	.0029213
%RSD	.4838740	.7269274	2.393802
#1	1.953130	.2490789	.1201958
#2	1.941551	.2510569	.1254038
#3	1.960262	.2474393	.1205064

Int. Std.	Y_2243	Y_3600	Y_3710	Y_2243	In2306
Units	Cts/S	Cts/S	Cts/S	Cts/S	Cts/S
Avg	2190.828	27859.52	2202.142	1406.979	1683.093
Stddev	1.109	218.65	6.705	13.813	2.093
%RSD	.0506253	.7848165	.3044964	.9817413	.1243445
#1	2189.568	27937.43	2209.531	1416.949	1683.356
#2	2191.656	28028.53	2200.453	1412.775	1680.881
#3	2191.259	27612.58	2196.443	1391.212	1685.042

Reviewed By:mohan
On:12/31/2024
11:25:59 PM
Inst Id :P5

Sample Name: P5259-08 Acquired: 12/29/2024 17:39:43 Type: Unk
Method: SFAM01.1 INSTRUMENT P5 WITH 6 POINT ICAL-2(v49) Mode: CONC Corr. Factor: 1.000000
User: Kareem Custom ID1: ME28X2 Custom ID2: Custom ID3:
Comment:

Elem	As1890	Tl1908	Pb2203	Se1960	Sb2068	Al3961	Ba4934
Units	ppm	ppm	ppm	ppm	ppm	ppm	ppm
Avg	.0895888	-.080940	.7734217	.1137833	.0332073	82.91920	.9882115
Stddev	.0004555	.004749	.0005885	.0093802	.0031196	.27827	.0006053
%RSD	.5084806	5.867530	.0760942	8.243962	9.394356	.3355920	.0612538
#1	.0894133	-.079832	.7732696	.1048850	.0340899	82.61676	.9875251
#2	.0901060	-.086146	.7740714	.1235808	.0297415	82.97644	.9886691
#3	.0892471	-.076843	.7729242	.1128842	.0357905	83.16440	.9884403

Elem	Be2348	Cd2144	Ca3736	Cr2677	Co2286	Cu3247	Fe2598
Units	ppm	ppm	ppm	ppm	ppm	ppm	ppm
Avg	.0167804	.0063638	384.5716	.2750789	.0461213	.2111722	251.2640
Stddev	.0000740	.0001267	1.5350	.0018819	.0006200	.0015028	.6758
%RSD	.4412072	1.990708	.3991366	.6841335	1.344328	.7116288	.2689530
#1	.0167318	.0064058	382.9262	.2765668	.0464859	.2112566	250.4836
#2	.0167439	.0064641	384.8238	.2729634	.0454054	.2096290	251.6511
#3	.0168656	.0062214	385.9649	.2757066	.0464726	.2126309	251.6571

Elem	Mn2576	Mg2790	Ni2316	Ag3280	Na8183	V_2924	Zn2138
Units	ppm	ppm	ppm	ppm	ppm	ppm	ppm
Avg	6.579128	156.2344	.2900070	-.007251	1.160222	.2461575	1.245333
Stddev	.018573	.3721	.0011322	.000378	.020110	.0111853	.005102
%RSD	.2822961	.2381752	.3903979	5.209744	1.733275	4.543973	.4097272
#1	6.559179	155.8555	.2888857	-.007688	1.163337	.2439199	1.250943
#2	6.595919	156.5993	.2911497	-.007033	1.138737	.2582925	1.244088
#3	6.582288	156.2485	.2899856	-.007034	1.178593	.2362601	1.240969

Elem	K_7698	P_1774	B_2496	Mo2020	S_1820	Si2516	Sn1899
Units	ppm	ppm	ppm	ppm	ppm	ppm	ppm
Avg	12.75909	5.044821	.1787314	.0162591	6.311972	7.874473	.0515634
Stddev	.03998	.012783	.0013053	.0009269	.009544	.048418	.0028723
%RSD	.3133369	.2533859	.7303088	5.700468	.1512098	.6148785	5.570462
#1	12.79757	5.057298	.1791906	.0173262	6.322305	7.845891	.0505883
#2	12.71776	5.031753	.1797451	.0156551	6.310124	7.847151	.0493056
#3	12.76195	5.045413	.1772586	.0157960	6.303487	7.930377	.0547964

Reviewed By:mohan
On:12/31/2024
11:25:59 PM
Inst Id :P5

Sample Name: P5259-08 Acquired: 12/29/2024 17:39:43 Type: Unk
Method: SFAM01.1 INSTRUMENT P5 WITH 6 POINT ICAL-2(v49) Mode: CONC Corr. Factor: 1.000000
User: Kareem Custom ID1: ME28X2 Custom ID2: Custom ID3:
Comment:

Elem	Ti3361	Sr4077	Li6707
Units	ppm	ppm	ppm
Avg	2.006460	.2308197	.1312973
Stddev	.006106	.0023935	.0039715
%RSD	.3043203	1.036980	3.024807
#1	2.008817	.2290386	.1300205
#2	1.999527	.2298801	.1357502
#3	2.011037	.2335405	.1281213

Int. Std.	Y_2243	Y_3600	Y_3710	Y_2243	In2306
Units	Cts/S	Cts/S	Cts/S	Cts/S	Cts/S
Avg	2194.366	27854.35	2173.333	1410.782	1675.901
Stddev	3.877	36.11	9.887	.983	4.424
%RSD	.1767017	.1296493	.4549235	.0696742	.2639900
#1	2194.041	27813.07	2179.002	1409.786	1673.133
#2	2198.396	27869.89	2179.079	1411.752	1681.004
#3	2190.661	27880.09	2161.916	1410.807	1673.567

Reviewed By:mohan
On:12/31/2024
11:25:59 PM
Inst Id :P5

Sample Name: P5259-09 Acquired: 12/29/2024 17:43:31 Type: Unk
Method: SFAM01.1 INSTRUMENT P5 WITH 6 POINT ICAL-2(v49) Mode: CONC Corr. Factor: 1.000000
User: Kareem Custom ID1: ME28X3 Custom ID2: Custom ID3:
Comment:

Elem	As1890	Tl1908	Pb2203	Se1960	Sb2068	Al3961	Ba4934
Units	ppm	ppm	ppm	ppm	ppm	ppm	ppm
Avg	.0941924	-.062364	.7758513	.0806491	.0220995	85.59464	.8653597
Stddev	.0033079	.005650	.0027712	.0034332	.0023925	.29282	.0036805
%RSD	3.511832	9.059876	.3571798	4.256981	10.82600	.3420963	.4253112
#1	.0903753	-.056679	.7730216	.0838543	.0243595	85.81319	.8664285
#2	.0962200	-.062435	.7759724	.0810667	.0195935	85.26194	.8612631
#3	.0959819	-.067978	.7785600	.0770261	.0223456	85.70879	.8683874

Elem	Be2348	Cd2144	Ca3736	Cr2677	Co2286	Cu3247	Fe2598
Units	ppm	ppm	ppm	ppm	ppm	ppm	ppm
Avg	.0151149	.0058496	458.2917	.2033659	.0730071	.1879673	219.0847
Stddev	.0001272	.0000913	2.3245	.0012583	.0004899	.0052493	1.4178
%RSD	.8412659	1.561133	.5072163	.6187218	.6710211	2.792669	.6471565
#1	.0152402	.0057448	459.6436	.2033741	.0735723	.1832627	219.7889
#2	.0149860	.0058916	455.6075	.2046200	.0727043	.1870097	217.4527
#3	.0151184	.0059124	459.6238	.2021035	.0727446	.1936294	220.0127

Elem	Mn2576	Mg2790	Ni2316	Ag3280	Na8183	V_2924	Zn2138
Units	ppm	ppm	ppm	ppm	ppm	ppm	ppm
Avg	5.486283	191.4832	.3044508	-.008163	1.120007	.2414210	1.324175
Stddev	.029200	1.3415	.0013190	.000873	.008670	.0112119	.006234
%RSD	.5322300	.7006007	.4332369	10.69652	.7741459	4.644109	.4708107
#1	5.508713	192.4599	.3031871	-.007179	1.127863	.2493359	1.322000
#2	5.453267	189.9536	.3043463	-.008847	1.110704	.2463360	1.331206
#3	5.496869	192.0362	.3058189	-.008461	1.121454	.2285910	1.319320

Elem	K_7698	P_1774	B_2496	Mo2020	S_1820	Si2516	Sn1899
Units	ppm	ppm	ppm	ppm	ppm	ppm	ppm
Avg	12.71625	6.395720	.1676513	.0185891	9.870818	7.510571	.0476956
Stddev	.09083	.002808	.0015798	.0003923	.007378	.075004	.0011668
%RSD	.7142589	.0438974	.9422903	2.110565	.0747457	.9986428	2.446387
#1	12.79163	6.397916	.1666639	.0184685	9.863071	7.574703	.0486642
#2	12.74171	6.392557	.1668167	.0182712	9.877761	7.428098	.0464002
#3	12.61541	6.396687	.1694733	.0190275	9.871622	7.528914	.0480223

Reviewed By:mohan
On:12/31/2024
11:25:59 PM
Inst Id :P5

Sample Name: P5259-09 Acquired: 12/29/2024 17:43:31 Type: Unk
Method: SFAM01.1 INSTRUMENT P5 WITH 6 POINT ICAL-2(v49) Mode: CONC Corr. Factor: 1.000000
User: Kareem Custom ID1: ME28X3 Custom ID2: Custom ID3:
Comment:

Elem	Ti3361	Sr4077	Li6707
Units	ppm	ppm	ppm
Avg	1.696396	.2758485	.1564223
Stddev	.003904	.0004020	.0049217
%RSD	.2301262	.1457216	3.146447
#1	1.700819	.2753862	.1612557
#2	1.693430	.2761158	.1565943
#3	1.694941	.2760435	.1514168

Int. Std.	Y_2243	Y_3600	Y_3710	Y_2243	In2306
Units	Cts/S	Cts/S	Cts/S	Cts/S	Cts/S
Avg	2224.457	28271.38	2220.012	1425.540	1667.502
Stddev	6.883	134.95	17.674	8.162	6.560
%RSD	.3094435	.4773518	.7961399	.5725508	.3934208
#1	2225.650	28408.21	2210.121	1434.130	1666.640
#2	2230.667	28138.38	2240.417	1417.888	1674.451
#3	2217.056	28267.55	2209.498	1424.600	1661.416

Reviewed By:mohan
On:12/31/2024
11:25:59 PM
Inst Id :P5

Sample Name: P5259-10 Acquired: 12/29/2024 17:47:19 Type: Unk
Method: SFAM01.1 INSTRUMENT P5 WITH 6 POINT ICAL-2(v49) Mode: CONC Corr. Factor: 1.000000
User: Kareem Custom ID1: ME28X4 Custom ID2: Custom ID3:
Comment:

Elem	As1890	Tl1908	Pb2203	Se1960	Sb2068	Al3961	Ba4934
Units	ppm	ppm	ppm	ppm	ppm	ppm	ppm
Avg	.1251329	-.085847	.3688924	.1126948	.0331680	97.33741	.9971083
Stddev	.0059045	.007099	.0052093	.0049126	.0028349	.21187	.0015658
%RSD	4.718624	8.269341	1.412135	4.359248	8.547070	.2176631	.1570347
#1	.1305608	-.090557	.3714870	.1177966	.0309072	97.43927	.9988989
#2	.1188458	-.077682	.3628954	.1122915	.0322481	97.09385	.9959962
#3	.1259920	-.089301	.3722948	.1079962	.0363486	97.47911	.9964297

Elem	Be2348	Cd2144	Ca3736	Cr2677	Co2286	Cu3247	Fe2598
Units	ppm	ppm	ppm	ppm	ppm	ppm	ppm
Avg	.0179745	.0059914	392.5755	.2291024	.0741366	.2018160	260.4693
Stddev	.0000763	.0000297	.5812	.0012985	.0003937	.0068668	.2550
%RSD	.4243290	.4959880	.1480409	.5667745	.5310757	3.402497	.0978905
#1	.0180475	.0059594	392.9808	.2281541	.0738194	.2073921	260.6950
#2	.0179808	.0059967	391.9096	.2285707	.0745772	.1941460	260.1927
#3	.0178953	.0060182	392.8361	.2305823	.0740130	.2039099	260.5201

Elem	Mn2576	Mg2790	Ni2316	Ag3280	Na8183	V_2924	Zn2138
Units	ppm	ppm	ppm	ppm	ppm	ppm	ppm
Avg	5.857565	201.6378	.3618652	-.008812	1.226272	.2738035	.8769305
Stddev	.015829	.2415	.0002658	.000330	.019124	.0093514	.0036012
%RSD	.2702271	.1197856	.0734461	3.746142	1.559557	3.415368	.4106579
#1	5.875756	201.8877	.3619921	-.009144	1.245515	.2793514	.8772223
#2	5.850010	201.4056	.3615598	-.008484	1.207269	.2790523	.8731923
#3	5.846929	201.6200	.3620438	-.008808	1.226032	.2630068	.8803768

Elem	K_7698	P_1774	B_2496	Mo2020	S_1820	Si2516	Sn1899
Units	ppm	ppm	ppm	ppm	ppm	ppm	ppm
Avg	14.93454	6.007716	.1880970	.0168173	8.674513	8.565528	.0425892
Stddev	.06547	.010251	.0017823	.0005136	.009075	.013480	.0027031
%RSD	.4383571	.1706321	.9475193	3.053917	.1046176	.1573698	6.346897
#1	14.93410	6.016446	.1865539	.0169113	8.676075	8.550479	.0453435
#2	15.00023	5.996428	.1876894	.0172775	8.682706	8.569611	.0399404
#3	14.86930	6.010274	.1900478	.0162633	8.664759	8.576494	.0424837

Reviewed By:mohan
On:12/31/2024
11:25:59 PM
Inst Id :P5

Sample Name: P5259-10 Acquired: 12/29/2024 17:47:19 Type: Unk
Method: SFAM01.1 INSTRUMENT P5 WITH 6 POINT ICAL-2(v49) Mode: CONC Corr. Factor: 1.000000
User: Kareem Custom ID1: ME28X4 Custom ID2: Custom ID3:
Comment:

Elem	Ti3361	Sr4077	Li6707
Units	ppm	ppm	ppm
Avg	2.045446	.2190882	.1800258
Stddev	.005786	.0006731	.0029284
%RSD	.2828590	.3072184	1.626631
#1	2.048790	.2186125	.1833153
#2	2.048783	.2187938	.1777030
#3	2.038765	.2198583	.1790590

Int. Std.	Y_2243	Y_3600	Y_3710	Y_2243	In2306
Units	Cts/S	Cts/S	Cts/S	Cts/S	Cts/S
Avg	2265.241	28923.19	2268.211	1457.882	1673.333
Stddev	5.535	40.94	1.603	5.000	5.814
%RSD	.2443597	.1415521	.0706630	.3429965	.3474510
#1	2258.964	28916.47	2267.079	1453.162	1666.811
#2	2267.335	28967.07	2270.045	1463.122	1675.214
#3	2269.423	28886.02	2267.509	1457.360	1677.973

Reviewed By:mohan
On:12/31/2024
11:25:59 PM
Inst Id :P5

Sample Name: P5259-11 Acquired: 12/29/2024 17:51:07 Type: Unk
Method: SFAM01.1 INSTRUMENT P5 WITH 6 POINT ICAL-2(v49) Mode: CONC Corr. Factor: 1.000000
User: Kareem Custom ID1: ME28X5 Custom ID2: Custom ID3:
Comment:

Elem	As1890	Tl1908	Pb2203	Se1960	Sb2068	Al3961	Ba4934
Units	ppm	ppm	ppm	ppm	ppm	ppm	ppm
Avg	.1044187	-.077101	.4274597	.0993797	.0289079	80.30434	.8790992
Stddev	.0073725	.005811	.0026977	.0060095	.0026387	.44421	.0043992
%RSD	7.060489	7.536862	.6311032	6.046976	9.127978	.5531637	.5004222
#1	.1054035	-.077253	.4274299	.1028336	.0307965	80.11722	.8784457
#2	.1112493	-.071216	.4247770	.1028650	.0258929	80.81150	.8837886
#3	.0966033	-.082835	.4301722	.0924406	.0300343	79.98429	.8750633

Elem	Be2348	Cd2144	Ca3736	Cr2677	Co2286	Cu3247	Fe2598
Units	ppm	ppm	ppm	ppm	ppm	ppm	ppm
Avg	.0157824	.0056021	368.5532	.2101865	.0594188	.1797367	241.5758
Stddev	.0000513	.0000395	2.0176	.0003975	.0007225	.0030227	1.4113
%RSD	.3248584	.7048096	.5474469	.1891305	1.215879	1.681725	.5841987
#1	.0157527	.0055810	368.4793	.2097733	.0601445	.1831790	241.6404
#2	.0158416	.0055776	370.6069	.2102202	.0586996	.1785148	242.9537
#3	.0157528	.0056476	366.5736	.2105662	.0594121	.1775162	240.1333

Elem	Mn2576	Mg2790	Ni2316	Ag3280	Na8183	V_2924	Zn2138
Units	ppm	ppm	ppm	ppm	ppm	ppm	ppm
Avg	5.833855	174.9491	.3170104	-.006708	1.057994	.2471737	.9741054
Stddev	.039109	.9628	.0006486	.001563	.007953	.0011088	.0018345
%RSD	.6703759	.5503111	.2045845	23.30075	.7516769	.4485736	.1883312
#1	5.842169	175.1099	.3163429	-.007277	1.065523	.2460129	.9759999
#2	5.868138	175.8213	.3176382	-.004941	1.058781	.2472863	.9739789
#3	5.791258	173.9160	.3170500	-.007908	1.049677	.2482218	.9723374

Elem	K_7698	P_1774	B_2496	Mo2020	S_1820	Si2516	Sn1899
Units	ppm	ppm	ppm	ppm	ppm	ppm	ppm
Avg	12.68812	5.702998	.1727477	.0154787	7.918243	7.811714	.0394501
Stddev	.06391	.005150	.0016263	.0005312	.007894	.083810	.0012375
%RSD	.5036655	.0903057	.9414299	3.431976	.0996968	1.072871	3.136962
#1	12.63248	5.705216	.1729127	.0148733	7.910068	7.820312	.0408617
#2	12.67397	5.697110	.1742852	.0158670	7.918839	7.890893	.0389369
#3	12.75792	5.706667	.1710452	.0156958	7.925823	7.723936	.0385517

Reviewed By:mohan
On:12/31/2024
11:25:59 PM
Inst Id :P5

Sample Name: P5259-11 Acquired: 12/29/2024 17:51:07 Type: Unk
Method: SFAM01.1 INSTRUMENT P5 WITH 6 POINT ICAL-2(v49) Mode: CONC Corr. Factor: 1.000000
User: Kareem Custom ID1: ME28X5 Custom ID2: Custom ID3:
Comment:

Elem	Ti3361	Sr4077	Li6707
Units	ppm	ppm	ppm
Avg	1.666155	.2194505	.1424098
Stddev	.003910	.0013885	.0013612
%RSD	.2346824	.6326924	.9558344
#1	1.664091	.2178563	.1439360
#2	1.670665	.2201007	.1419721
#3	1.663710	.2203946	.1413213

Int. Std.	Y_2243	Y_3600	Y_3710	Y_2243	In2306
Units	Cts/S	Cts/S	Cts/S	Cts/S	Cts/S
Avg	2237.773	28549.67	2225.535	1441.347	1700.681
Stddev	3.787	74.02	25.450	7.601	3.208
%RSD	.1692323	.2592555	1.143547	.5273878	.1886498
#1	2240.216	28541.76	2223.141	1433.776	1704.085
#2	2239.691	28479.92	2201.366	1441.285	1700.246
#3	2233.410	28627.32	2252.097	1448.979	1697.713

Reviewed By:mohan
On:12/31/2024
11:25:59 PM
Inst Id :P5

Sample Name: P5259-12 Acquired: 12/29/2024 17:54:55 Type: Unk
Method: SFAM01.1 INSTRUMENT P5 WITH 6 POINT ICAL-2(v49) Mode: CONC Corr. Factor: 1.000000
User: Kareem Custom ID1: ME28X6 Custom ID2: Custom ID3:
Comment:

Elem	As1890	Tl1908	Pb2203	Se1960	Sb2068	Al3961
Units	ppm	ppm	ppm	ppm	ppm	ppm
Avg	.0918771	-.050627	.1620647	.0712380	.0160653	70.16074
Stddev	.0064683	.002840	.0027033	.0032391	.0033924	.31300
%RSD	7.040147	5.609005	1.668059	4.546932	21.11641	.4461134
#1	.0844358	-.052090	.1620843	.0687807	.0176419	69.98735
#2	.0950425	-.047354	.1593517	.0700246	.0183825	69.97280
#3	.0961531	-.052437	.1647582	.0749086	.0121715	70.52205

Elem	Ba4934	Be2348	Cd2144	Ca3736	Cr2677	Co2286
Units	ppm	ppm	ppm	ppm	ppm	ppm
Avg	.5754866	.0137430	.0046055	F 825.8897	.1406261	.0832025
Stddev	.0037174	.0000587	.0001707	3.0948	.0004718	.0007568
%RSD	.6459654	.4271055	3.705800	.3747266	.3355145	.9096421
#1	.5735113	.0138108	.0047470	823.9080	.1401653	.0823926
#2	.5731739	.0137086	.0044160	824.3051	.1411082	.0838919
#3	.5797748	.0137096	.0046536	829.4559	.1406048	.0833230

Elem	Cu3247	Fe2598	Mn2576	Mg2790	Ni2316	Ag3280
Units	ppm	ppm	ppm	ppm	ppm	ppm
Avg	.1611398	212.1937	5.386691	123.7485	.3022782	-.007719
Stddev	.0053339	1.1290	.026832	.7010	.0020401	.001070
%RSD	3.310091	.5320436	.4981114	.5664898	.6749113	13.86462
#1	.1668398	211.4904	5.379433	123.5369	.3013962	-.006909
#2	.1603103	211.5947	5.364235	123.1776	.3008273	-.008932
#3	.1562693	213.4959	5.416405	124.5309	.3046109	-.007316

Elem	Na8183	V_2924	Zn2138	K_7698	P_1774	B_2496
Units	ppm	ppm	ppm	ppm	ppm	ppm
Avg	1.086482	.1746039	.8715976	10.16549	4.964601	.1391744
Stddev	.020928	.0122002	.0055061	.20257	.001672	.0025738
%RSD	1.926256	6.987354	.6317291	1.992715	.0336699	1.849315
#1	1.080379	.1848254	.8779504	10.19985	4.962703	.1416061
#2	1.109783	.1778887	.8681993	9.94794	4.965251	.1364789
#3	1.069283	.1610976	.8686432	10.34869	4.965851	.1394381

Reviewed By:mohan
On:12/31/2024
11:25:59 PM
Inst Id :P5

Sample Name: P5259-12 Acquired: 12/29/2024 17:54:55 Type: Unk
Method: SFAM01.1 INSTRUMENT P5 WITH 6 POINT ICAL-2(v49) Mode: CONC Corr. Factor: 1.000000
User: Kareem Custom ID1: ME28X6 Custom ID2: Custom ID3:
Comment:

Elem	Mo2020	S_1820	Si2516	Sn1899	Ti3361	Sr4077
Units	ppm	ppm	ppm	ppm	ppm	ppm
Avg	.0467937	4.514573	5.830811	.0326384	1.246876	.7947924
Stddev	.0008353	.015279	.024155	.0025199	.004684	.0031909
%RSD	1.784984	.3384358	.4142730	7.720582	.3756639	.4014764
#1	.0468529	4.497132	5.803032	.0313287	1.247410	.7911100
#2	.0475977	4.525596	5.842518	.0310431	1.241948	.7967426
#3	.0459304	4.520992	5.846882	.0355435	1.251271	.7965246

Elem	Li6707
Units	ppm
Avg	.1112811
Stddev	.0011645
%RSD	1.046399
#1	.1117865
#2	.1121075
#3	.1099494

Int. Std.	Y_2243	Y_3600	Y_3710	Y_2243	In2306
Units	Cts/S	Cts/S	Cts/S	Cts/S	Cts/S
Avg	2216.766	28268.70	2208.884	1424.768	1644.892
Stddev	4.537	75.77	14.121	8.183	2.290
%RSD	.2046734	.2680178	.6392618	.5743391	.1392290
#1	2214.425	28229.45	2219.422	1415.812	1647.013
#2	2213.877	28356.03	2214.389	1431.854	1642.464
#3	2221.995	28220.61	2192.840	1426.636	1645.199

Reviewed By:mohan
On:12/31/2024
11:25:59 PM
Inst Id :P5

Sample Name: CCV044 Acquired: 12/29/2024 17:58:45 Type: Unk
Method: SFAM01.1 INSTRUMENT P5 WITH 6 POINT ICAL-2(v49) Mode: CONC Corr. Factor: 1.000000
User: Kareem Custom ID1: CCV044 Custom ID2: Custom ID3:
Comment:

Elem	As1890	Tl1908	Pb2203	Se1960	Sb2068	Al3961	Ba4934
Units	ppm	ppm	ppm	ppm	ppm	ppm	ppm
Avg	4.997641	4.696708	24.17842	4.993035	4.952793	403.6991	10.15368
Stddev	.012294	.011499	.02500	.011820	.015737	6.1380	.13011
%RSD	.2459962	.2448367	.1034156	.2367325	.3177334	1.520432	1.281386
#1	4.993777	4.709642	24.20114	4.990767	4.940688	397.7253	10.02226
#2	5.011402	4.692840	24.15163	4.982514	4.947109	403.3828	10.15635
#3	4.987743	4.687641	24.18249	5.005825	4.970582	409.9891	10.28243

Elem	Be2348	Cd2144	Ca3736	Cr2677	Co2286	Cu3247	Fe2598
Units	ppm	ppm	ppm	ppm	ppm	ppm	ppm
Avg	.5078485	2.445948	398.8455	15.16513	2.364660	14.42709	399.0387
Stddev	.0094579	.002438	6.3049	.16053	.005369	.23383	6.8144
%RSD	1.862354	.0996565	1.580779	1.058527	.2270662	1.620800	1.707698
#1	.4983665	2.448436	393.2611	15.34001	2.370845	14.25905	392.3557
#2	.5078970	2.443564	397.5926	15.13091	2.361946	14.32808	398.7832
#3	.5172821	2.445844	405.6827	15.02448	2.361190	14.69414	405.9772

Elem	Mn2576	Mg2790	Ni2316	Ag3280	Na8183	V_2924	Zn2138
Units	ppm	ppm	ppm	ppm	ppm	ppm	ppm
Avg	14.42097	394.5939	2.464388	1.253121	416.9955	2.431132	15.06693
Stddev	.21116	6.3272	.000227	.009777	5.6136	.036577	.13656
%RSD	1.464229	1.603478	.0092231	.7801901	1.346201	1.504526	.9063800
#1	14.20526	388.5018	2.464649	1.261853	410.6123	2.398234	15.21675
#2	14.43039	394.1473	2.464231	1.254953	419.2103	2.424644	15.03459
#3	14.62725	401.1326	2.464285	1.242558	421.1638	2.470519	14.94943

Elem	K_7698	P_1774	B_2496	Mo2020	S_1820	Si2516	Sn1899
Units	ppm	ppm	ppm	ppm	ppm	ppm	ppm
Avg	147.2654	4.902996	4.934779	4.919580	5.033266	4.767148	4.892227
Stddev	1.9970	.004997	.083299	.012189	.015122	.076244	.001913
%RSD	1.356031	.1019093	1.687999	.2477724	.3004388	1.599366	.0391060
#1	145.6414	4.897980	4.846279	4.920065	5.020297	4.687893	4.894396
#2	146.6597	4.907973	4.946401	4.907156	5.029624	4.773575	4.890777
#3	149.4951	4.903036	5.011656	4.931520	5.049876	4.839975	4.891509

Reviewed By:mohan
On:12/31/2024
11:25:59 PM
Inst Id :P5

Sample Name: CCV044 Acquired: 12/29/2024 17:58:45 Type: Unk
Method: SFAM01.1 INSTRUMENT P5 WITH 6 POINT ICAL-2(v49) Mode: CONC Corr. Factor: 1.000000
User: Kareem Custom ID1: CCV044 Custom ID2: Custom ID3:
Comment:

Elem	Ti3361	Sr4077	Li6707
Units	ppm	ppm	ppm
Avg	4.976348	4.567802	5.019727
Stddev	.064433	.070724	.065898
%RSD	1.294791	1.548310	1.312780
#1	4.912240	4.513961	4.954363
#2	4.975701	4.541545	5.018671
#3	5.041102	4.647899	5.086146

Int. Std.	Y_2243	Y_3600	Y_3710	Y_2243	In2306
Units	Cts/S	Cts/S	Cts/S	Cts/S	Cts/S
Avg	1823.234	23537.52	1908.875	1136.741	1548.919
Stddev	4.965	256.32	29.154	10.213	3.480
%RSD	.2723017	1.088988	1.527288	.8984582	.2246837
#1	1820.544	23255.94	1938.228	1125.698	1546.018
#2	1828.963	23599.34	1908.472	1138.681	1552.778
#3	1820.194	23757.27	1879.924	1145.846	1547.962

Reviewed By:mohan
On:12/31/2024
11:25:59 PM
Inst Id :P5

Sample Name: CCB044 Acquired: 12/29/2024 18:02:31 Type: Unk
Method: SFAM01.1 INSTRUMENT P5 WITH 6 POINT ICAL-2(v49) Mode: CONC Corr. Factor: 1.000000
User: Kareem Custom ID1: CCB044 Custom ID2: Custom ID3:
Comment:

Elem	As1890	Tl1908	Pb2203	Se1960	Sb2068	Al3961	Ba4934
Units	ppm	ppm	ppm	ppm	ppm	ppm	ppm
Avg	.0018628	-.000448	-.000178	-.002523	-.001245	.0263250	-.001299
Stddev	.0054550	.002452	.001130	.003326	.003515	.0157688	.000568
%RSD	292.8418	547.2525	634.9760	131.8334	282.3574	59.90049	43.70864
#1	.0075255	-.003104	.001005	-.005566	-.005291	.0403218	-.000667
#2	-.003358	.000030	-.001247	-.003028	.001054	.0294123	-.001465
#3	.001421	.001730	-.000291	.001027	.000503	.0092409	-.001766

Elem	Be2348	Cd2144	Ca3736	Cr2677	Co2286	Cu3247	Fe2598
Units	ppm	ppm	ppm	ppm	ppm	ppm	ppm
Avg	-.000029	.0000206	-.008948	.0012540	.0003186	.0035703	.0147125
Stddev	.000186	.0001362	.040971	.0007191	.0002791	.0065072	.0182569
%RSD	638.3659	660.0060	457.8759	57.34672	87.61118	182.2615	124.0917
#1	-.000155	-.000038	-.039217	.0011459	.0005246	-.001369	.0349454
#2	-.000118	-.000076	-.025302	.0005950	.0004304	.010944	.0097229
#3	.000185	.000176	.037674	.0020210	.0000009	.001136	-.000531

Elem	Mn2576	Mg2790	Ni2316	Ag3280	Na8183	V_2924	Zn2138
Units	ppm	ppm	ppm	ppm	ppm	ppm	ppm
Avg	.0000686	-.031948	.0001575	-.001114	.0217957	-.016227	.0020284
Stddev	.0019835	.052125	.0001893	.000369	.0396693	.004114	.0004017
%RSD	2891.343	163.1564	120.2474	33.10638	182.0050	25.35253	19.80266
#1	.0006876	.026965	-.000047	-.000822	.0675746	-.013759	.0024869
#2	-.002151	-.050729	.000327	-.000992	.0002781	-.020976	.0018594
#3	.001669	-.072079	.000193	-.001529	-.002465	-.013946	.0017388

Elem	K_7698	P_1774	B_2496	Mo2020	S_1820	Si2516	Sn1899
Units	ppm	ppm	ppm	ppm	ppm	ppm	ppm
Avg	-.706642	.0023178	.0084426	.0003582	.0010466	.0001459	-.000912
Stddev	.154996	.0022101	.0014053	.0004151	.0009821	.0001489	.000912
%RSD	21.93415	95.35250	16.64540	115.9008	93.83528	102.0865	100.0867
#1	-.556712	.0048689	.0068476	.0007121	.0007631	.0001981	-.001844
#2	-.696964	.0009852	.0094986	-.000099	.0021392	-.000022	-.000870
#3	-.866251	.0010993	.0089815	.000461	.0002374	.000262	-.000021

Reviewed By:mohan
On:12/31/2024
11:25:59 PM
Inst Id :P5

Sample Name: CCB044 Acquired: 12/29/2024 18:02:31 Type: Unk
Method: SFAM01.1 INSTRUMENT P5 WITH 6 POINT ICAL-2(v49) Mode: CONC Corr. Factor: 1.000000
User: Kareem Custom ID1: CCB044 Custom ID2: Custom ID3:
Comment:

Elem	Ti3361	Sr4077	Li6707
Units	ppm	ppm	ppm
Avg	.0017787	.0004469	.0039576
Stddev	.0022376	.0003187	.0049237
%RSD	125.8022	71.31866	124.4102
#1	-.000803	.0004363	.0019896
#2	.002980	.0007708	.0003224
#3	.003159	.0001336	.0095610

Int. Std.	Y_2243	Y_3600	Y_3710	Y_2243	In2306
Units	Cts/S	Cts/S	Cts/S	Cts/S	Cts/S
Avg	2042.382	26107.22	1946.258	1322.909	1848.260
Stddev	4.800	275.28	9.904	14.303	1.000
%RSD	.2350374	1.054418	.5088495	1.081190	.0540905
#1	2037.337	26070.37	1948.056	1319.783	1849.402
#2	2042.914	26399.06	1955.140	1338.517	1847.542
#3	2046.893	25852.22	1935.579	1310.428	1847.836

Reviewed By:mohan
On:1/2/2025 2:18:34 AM
Inst Id :P5

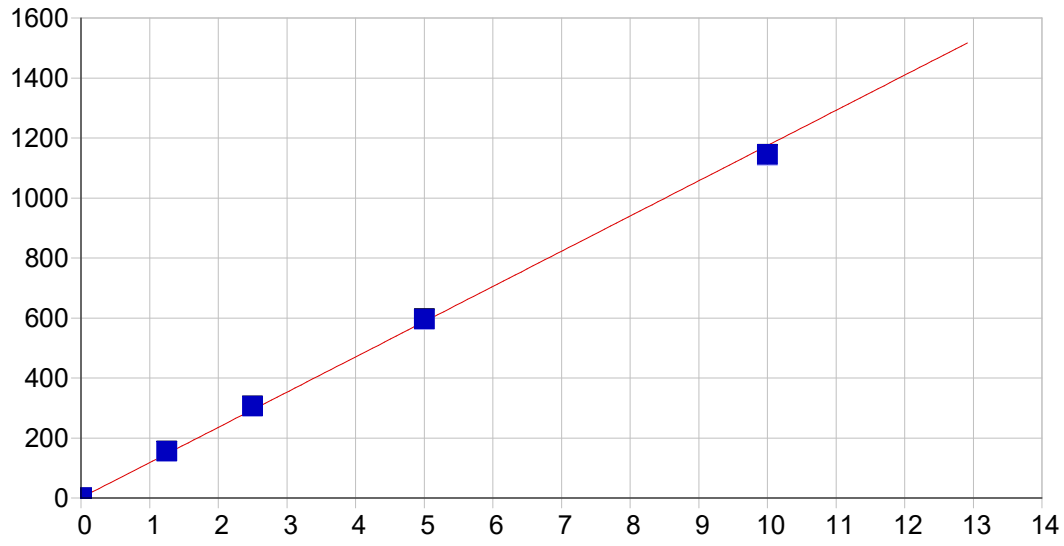

As 189.042 {478}

Date of Fit:	12/30/2024 18:57:49	Type of Fit:	Linear	Weighting:	1/Conc

A0 (Offset):	0.487541	Re-Slope:	1.000000
A1 (Gain):	117.421288	Y-int:	0.000000
A2 (Curvature):	0.000000		
n (Exponent):	1.000000		
Correlation:	0.999548	Status:	OK.
Std Error of Est:	0.058949		
Predicted MDL:	0.006092		
Predicted MQL:	0.020308		

Std. Name	Stated Conc.	Found Conc.	Difference	% Diff.	(S)IR	Std Dev	Emphasis
S0	.00000	.00000	.000	.000	.48771	.366	1
S1	.01000	.00763	-.002	-23.7	1.3820	.511	1
S2	1.2500	1.3236	.074	5.89	155.29	.349	1
S3	2.5000	2.6043	.104	4.17	305.05	.377	1
S4	5.0000	5.0772	.077	1.54	594.19	.796	1
S5	10.000	9.7473	-.253	-2.53	1140.1	.765	1

Reviewed By:mohan
On:1/2/2025 2:18:34 AM
Inst Id :P5

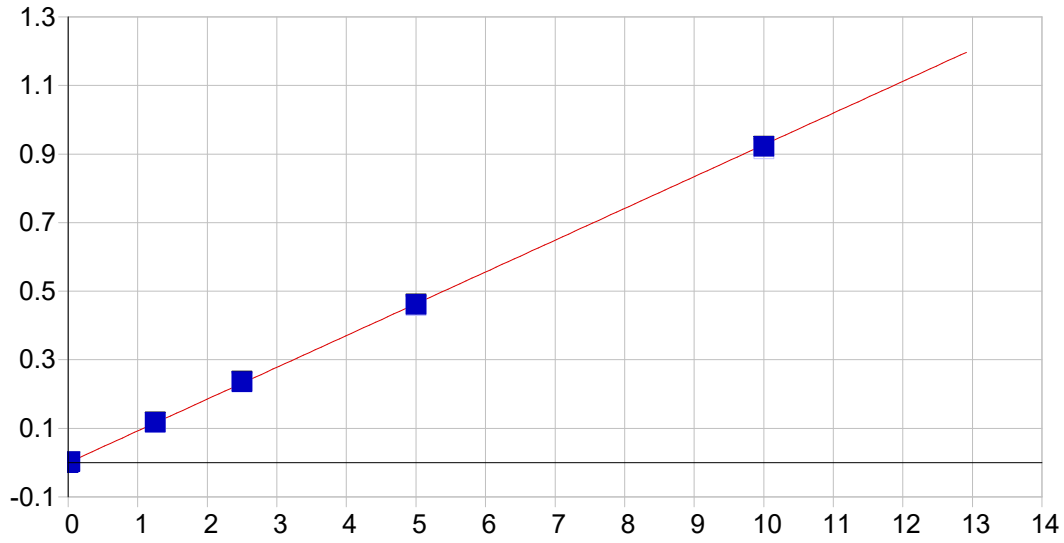

Tl 190.856 {477}

Date of Fit:	12/30/2024 18:57:49	Type of Fit:	Linear	Weighting:	1/Conc

A0 (Offset):	-0.000178	Re-Slope:	1.000000
A1 (Gain):	0.092687	Y-int:	0.000000
A2 (Curvature):	0.000000		
n (Exponent):	1.000000		
Correlation:	0.999947	Status:	OK.
Std Error of Est:	0.000025		
Predicted MDL:	0.003364		
Predicted MQL:	0.011214		

Std. Name	Stated Conc.	Found Conc.	Difference	% Diff.	(S)IR	Std Dev	Emphasis
S0	.00000	-.00000	-.000	.000	-.00018	.000	1
S1	.02500	.02740	.002	9.61	.00228	.000	1
S2	1.2500	1.2724	.022	1.79	.11676	.000	1
S3	2.5000	2.5488	.049	1.95	.23407	.002	1
S4	5.0000	4.9764	-.024	-.472	.45709	.002	1
S5	10.000	9.9501	-.050	-.499	.91411	.001	1

Reviewed By:mohan
On:1/2/2025 2:18:34 AM
Inst Id :P5

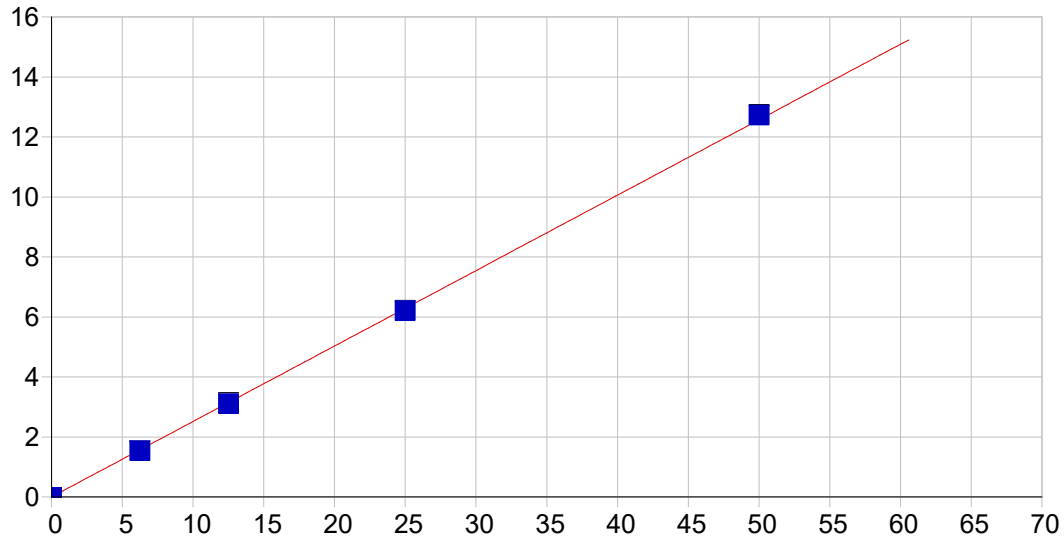

Pb 220.353 {453}

Date of Fit:	12/30/2024 18:57:49	Type of Fit:	Linear	Weighting:	1/Conc

A0 (Offset):	0.000232	Re-Slope:	1.000000
A1 (Gain):	0.251458	Y-int:	0.000000
A2 (Curvature):	0.000000		
n (Exponent):	1.000000		
Correlation:	0.999915	Status:	OK.
Std Error of Est:	0.000123		
Predicted MDL:	0.002610		
Predicted MQL:	0.008701		

Std. Name	Stated Conc.	Found Conc.	Difference	% Diff.	(S)IR	Std Dev	Emphasis
S0	.00000	-.00000	-.000	.000	.00023	.000	1
S1	.01000	.01046	.000	4.55	.00285	.000	1
S2	6.2500	6.1203	-.130	-2.08	1.5375	.002	1
S3	12.500	12.360	-.140	-1.12	3.1049	.033	1
S4	25.000	24.669	-.331	-1.32	6.1967	.019	1
S5	50.000	50.600	.600	1.20	12.710	.018	1

Reviewed By:mohan
On:1/2/2025 2:18:34 AM
Inst Id :P5

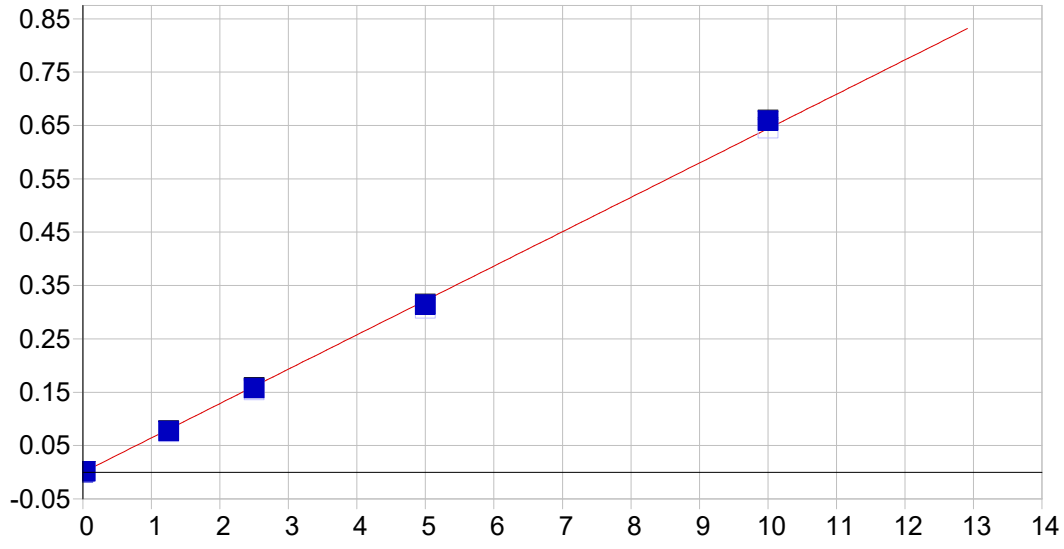

Se 196.090 {472}

Date of Fit:	12/30/2024 18:57:49	Type of Fit:	Linear	Weighting:	1/Conc

A0 (Offset):	-0.000074	Re-Slope:	1.000000
A1 (Gain):	0.064417	Y-int:	0.000000
A2 (Curvature):	0.000000		
n (Exponent):	1.000000		
Correlation:	0.999649	Status:	OK.
Std Error of Est:	0.000052		
Predicted MDL:	0.006553		
Predicted MQL:	0.021842		

Std. Name	Stated Conc.	Found Conc.	Difference	% Diff.	(S)IR	Std Dev	Emphasis
S0	.00000	.00001	.000	.000	-.00007	.000	1
S1	.03500	.02902	-.006	-17.1	.00179	.000	1
S2	1.2500	1.1970	-.053	-4.24	.07522	.001	1
S3	2.5000	2.4479	-.052	-2.08	.15399	.001	1
S4	5.0000	4.8798	-.120	-2.40	.30702	.001	1
S5	10.000	10.231	.231	2.31	.64451	.001	1

Reviewed By:mohan
On:1/2/2025 2:18:34 AM
Inst Id :P5

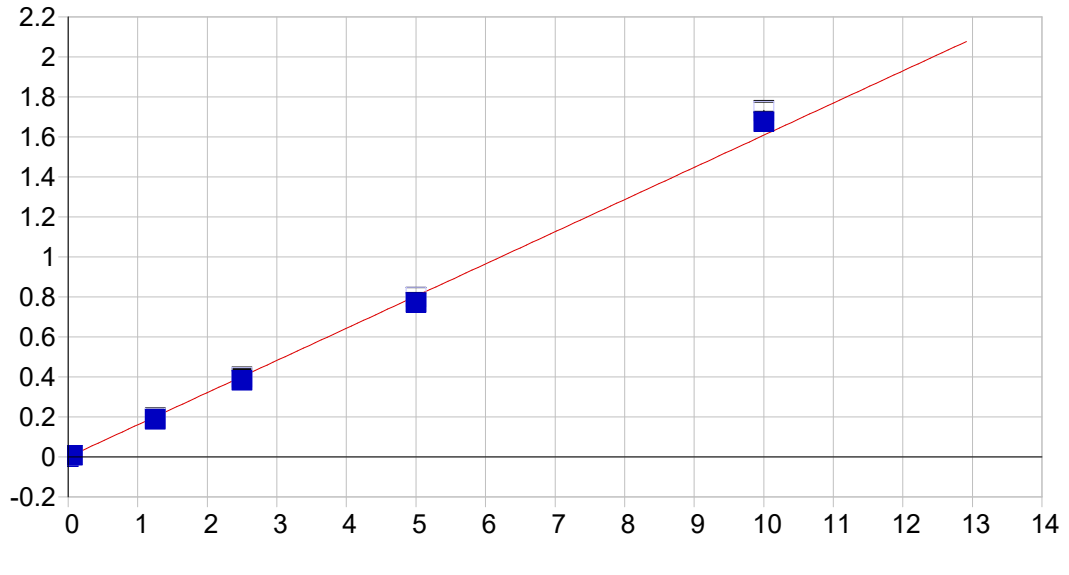

Sb 206.833 {463}

Date of Fit:	12/30/2024 18:57:49	Type of Fit:	Linear	Weighting:	1/Conc

A0 (Offset):	-0.000312	Re-Slope:	1.000000
A1 (Gain):	0.160865	Y-int:	0.000000
A2 (Curvature):	0.000000		
n (Exponent):	1.000000		
Correlation:	0.999083	Status:	OK.
Std Error of Est:	0.000293		
Predicted MDL:	0.003552		
Predicted MQL:	0.011838		

Std. Name	Stated Conc.	Found Conc.	Difference	% Diff.	(S)IR	Std Dev	Emphasis
S0	.00000	.00001	.000	.000	-.00031	.000	1
S1	.06000	.05564	-.004	-7.27	.00864	.001	1
S2	1.2500	1.1671	-.083	-6.63	.19415	.000	1
S3	2.5000	2.3809	-.119	-4.76	.39614	.004	1
S4	5.0000	4.7946	-.205	-4.11	.79786	.001	1
S5	10.000	10.412	.412	4.12	1.7283	.004	1

Reviewed By:mohan
On:1/2/2025 2:18:34 AM
Inst Id :P5

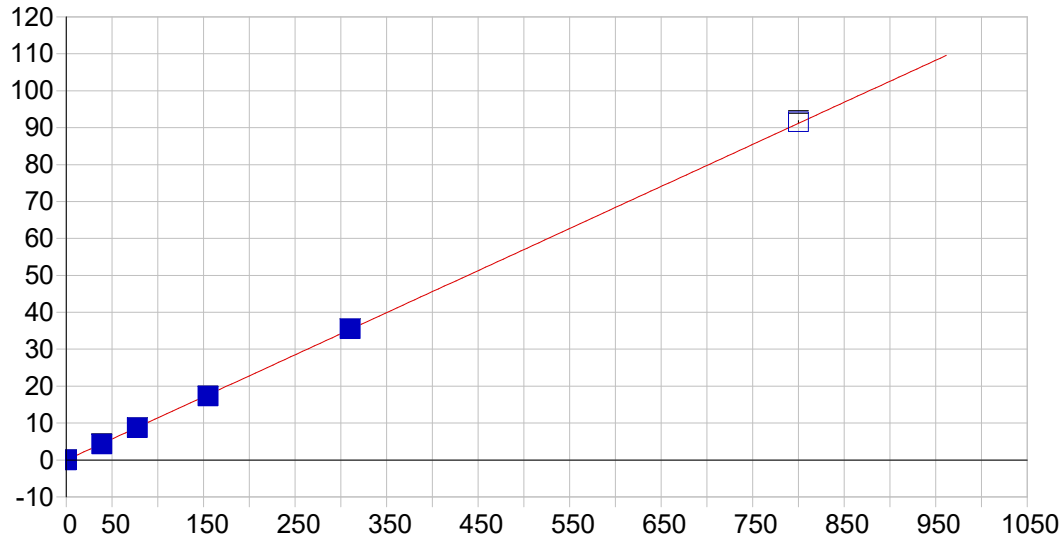

Al 396.152 { 85}

Date of Fit:	12/30/2024 18:57:49	Type of Fit:	Linear	Weighting:	1/Conc

A0 (Offset):	0.000875	Re-Slope:	1.000000
A1 (Gain):	0.113968	Y-int:	0.000000
A2 (Curvature):	0.000000		
n (Exponent):	1.000000		
Correlation:	0.999951	Status:	OK.
Std Error of Est:	0.000702		
Predicted MDL:	0.024766		
Predicted MQL:	0.082552		

Std. Name	Stated Conc.	Found Conc.	Difference	% Diff.	(S)IR	Std Dev	Emphasis
S0	.00000	.00001	.000	.000	.00088	.004	1
S1	.20000	.19692	-.003	-1.54	.02336	.004	1
S2	38.750	37.889	-.861	-2.22	4.3239	.022	1
S3	77.500	76.718	-.782	-1.01	8.7538	.052	1
S4	155.00	151.41	-3.59	-2.32	17.276	.046	1
S5	310.00	311.86	1.86	.599	35.581	.036	1
S6	800.00	803.38	3.38	.423	91.561	.340	1

Reviewed By:mohan
On:1/2/2025 2:18:34 AM
Inst Id :P5

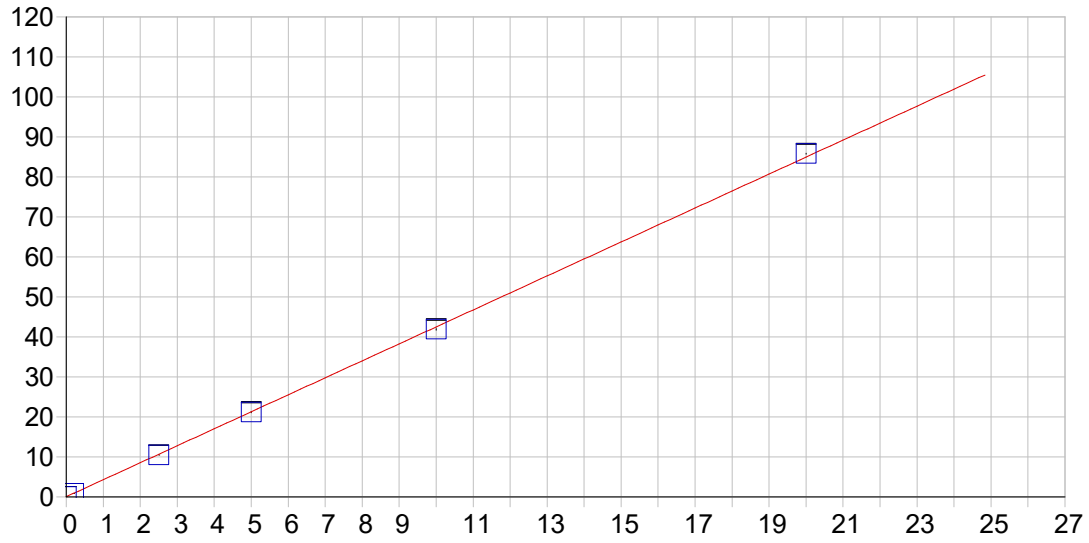

Ba 493.409 { 68}

Date of Fit:	12/30/2024 18:57:49	Type of Fit:	Linear	Weighting:	1/Conc

A0 (Offset):	0.053605	Re-Slope:	1.000000
A1 (Gain):	4.245252	Y-int:	0.000000
A2 (Curvature):	0.000000		
n (Exponent):	1.000000		
Correlation:	0.999935	Status:	OK.
Std Error of Est:	0.005162		
Predicted MDL:	0.001435		
Predicted MQL:	0.004784		

Std. Name	Stated Conc.	Found Conc.	Difference	% Diff.	(S)IR	Std Dev	Emphasis
S0	.00000	.00000	.000	.000	.05361	.002	1
S1	.20000	.20272	.003	1.36	.91421	.000	1
S2	2.5000	2.4567	-.043	-1.73	10.483	.032	1
S3	5.0000	4.9861	-.014	-.278	21.221	.148	1
S4	10.000	9.8546	-.145	-1.45	41.889	.180	1
S5	20.000	20.200	.200	.999	85.807	.127	1

Reviewed By:mohan
On:1/2/2025 2:18:34 AM
Inst Id :P5

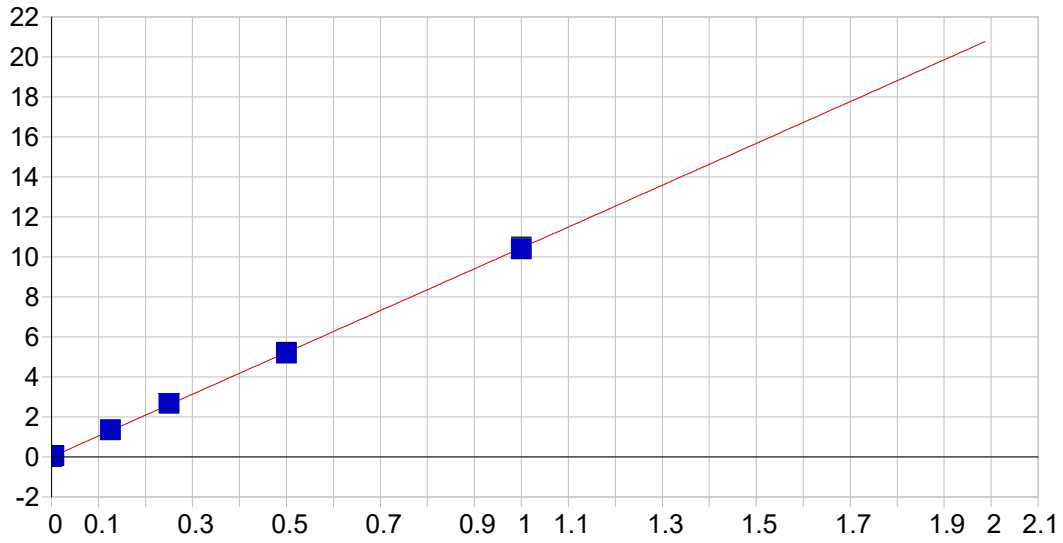

Be 234.861 {144}

Date of Fit:	12/30/2024 18:57:49	Type of Fit:	Linear	Weighting:	1/Conc

A0 (Offset):	-0.000173	Re-Slope:	1.000000
A1 (Gain):	10.450081	Y-int:	0.000000
A2 (Curvature):	0.000000		
n (Exponent):	1.000000		
Correlation:	0.999925	Status:	OK.
Std Error of Est:	0.000477		
Predicted MDL:	0.000141		
Predicted MQL:	0.000469		

Std. Name	Stated Conc.	Found Conc.	Difference	% Diff.	(S)IR	Std Dev	Emphasis
S0	.00000	-.00000	-.000	.000	-.00018	.001	1
S1	.00500	.00532	.000	6.46	.05540	.002	1
S2	.12500	.12825	.003	2.60	1.3341	.006	1
S3	.25000	.25540	.005	2.16	2.6568	.005	1
S4	.50000	.49601	-.004	-.799	5.1591	.043	1
S5	1.0000	.99502	-.005	-.498	10.350	.101	1

Reviewed By:mohan
On:1/2/2025 2:18:34 AM
Inst Id :P5

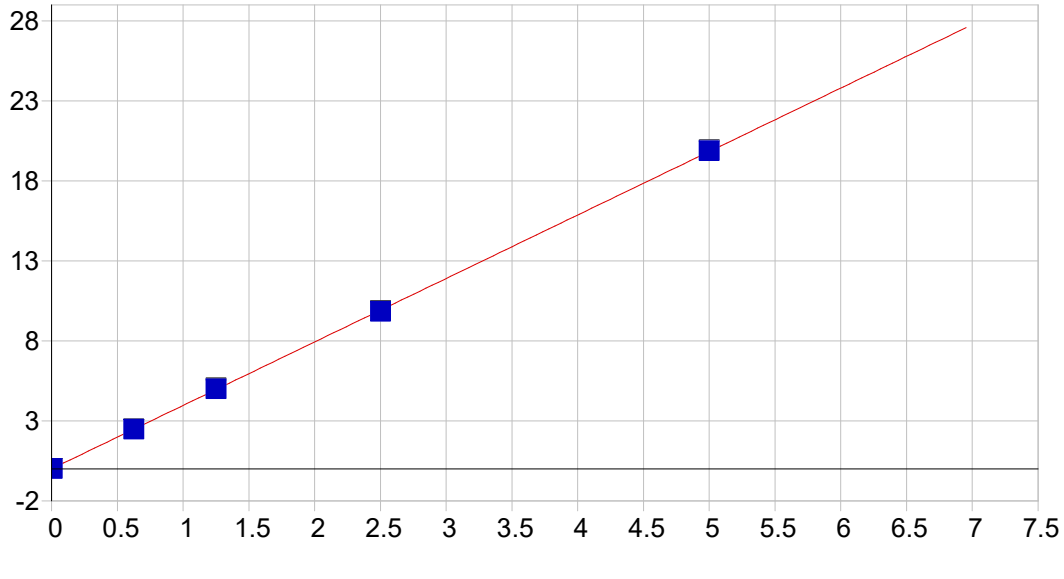

Cd 214.438 {457}

Date of Fit:	12/30/2024 18:57:49	Type of Fit:	Linear	Weighting:	1/Conc

A0 (Offset):	0.000151	Re-Slope:	1.000000
A1 (Gain):	3.967115	Y-int:	0.000000
A2 (Curvature):	0.000000		
n (Exponent):	1.000000		
Correlation:	0.999988	Status:	OK.
Std Error of Est:	0.000162		
Predicted MDL:	0.000112		
Predicted MQL:	0.000372		

Std. Name	Stated Conc.	Found Conc.	Difference	% Diff.	(S)IR	Std Dev	Emphasis
S0	.00000	.00000	.000	.000	.00015	.000	1
S1	.00500	.00494	-.000	-1.24	.01982	.000	1
S2	.62500	.62359	-.001	-.226	2.4778	.003	1
S3	1.2500	1.2579	.008	.633	4.9981	.056	1
S4	2.5000	2.4813	-.019	-.747	9.8590	.027	1
S5	5.0000	5.0122	.012	.245	19.915	.032	1

Reviewed By:mohan
On:1/2/2025 2:18:34 AM
Inst Id :P5

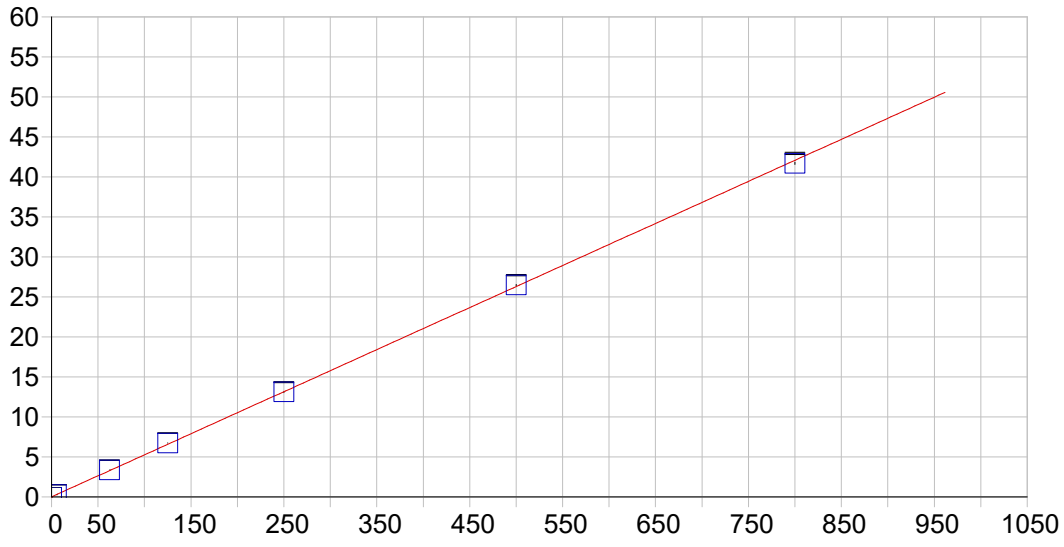

Ca 373.690 { 90}

Date of Fit:	12/30/2024 18:57:49	Type of Fit:	Linear	Weighting:	1/Conc

A0 (Offset):	0.005249	Re-Slope:	1.000000
A1 (Gain):	0.052583	Y-int:	0.000000
A2 (Curvature):	0.000000		
n (Exponent):	1.000000		
Correlation:	0.999947	Status:	OK.
Std Error of Est:	0.001892		
Predicted MDL:	0.035846		
Predicted MQL:	0.119486		

Std. Name	Stated Conc.	Found Conc.	Difference	% Diff.	(S)IR	Std Dev	Emphasis
S0	.00000	-.00025	-.000	.000	.00524	.000	1
S1	5.0000	5.0615	.061	1.23	.27139	.003	1
S2	62.500	63.753	1.25	2.01	3.3576	.009	1
S3	125.00	127.86	2.86	2.29	6.7287	.027	1
S4	250.00	249.14	-.856	-.342	13.106	.057	1
S5	500.00	503.75	3.75	.751	26.494	.078	1
S6	800.00	792.92	-7.08	-.885	41.699	.136	1

Reviewed By:mohan
On:1/2/2025 2:18:34 AM
Inst Id :P5

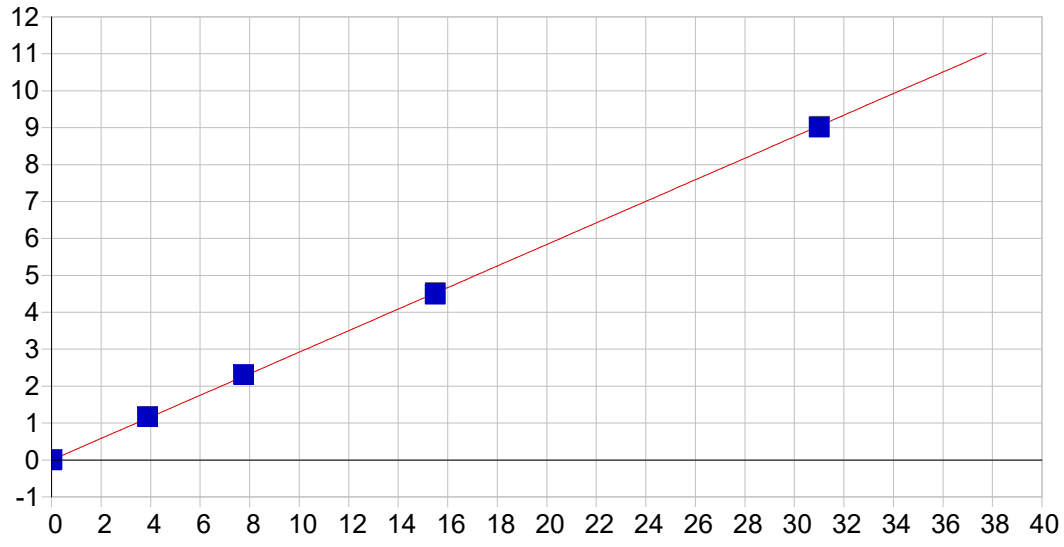

Cr 267.716 {126}

Date of Fit:	12/30/2024 18:57:49	Type of Fit:	Linear	Weighting:	1/Conc

A0 (Offset):	-0.000123	Re-Slope:	1.000000
A1 (Gain):	0.291879	Y-int:	0.000000
A2 (Curvature):	0.000000		
n (Exponent):	1.000000		
Correlation:	0.999926	Status:	OK.
Std Error of Est:	0.000105		
Predicted MDL:	0.000838		
Predicted MQL:	0.002792		

Std. Name	Stated Conc.	Found Conc.	Difference	% Diff.	(S)IR	Std Dev	Emphasis
S0	.00000	-.00000	-.000	.000	-.00012	.000	1
S1	.01000	.01079	.001	7.89	.00303	.000	1
S2	3.8750	3.9911	.116	3.00	1.1657	.001	1
S3	7.7500	7.9095	.159	2.06	2.3102	.002	1
S4	15.500	15.363	-.137	-.887	4.4874	.036	1
S5	31.000	30.861	-.139	-.448	9.0146	.021	1

Reviewed By:mohan
On:1/2/2025 2:18:34 AM
Inst Id :P5

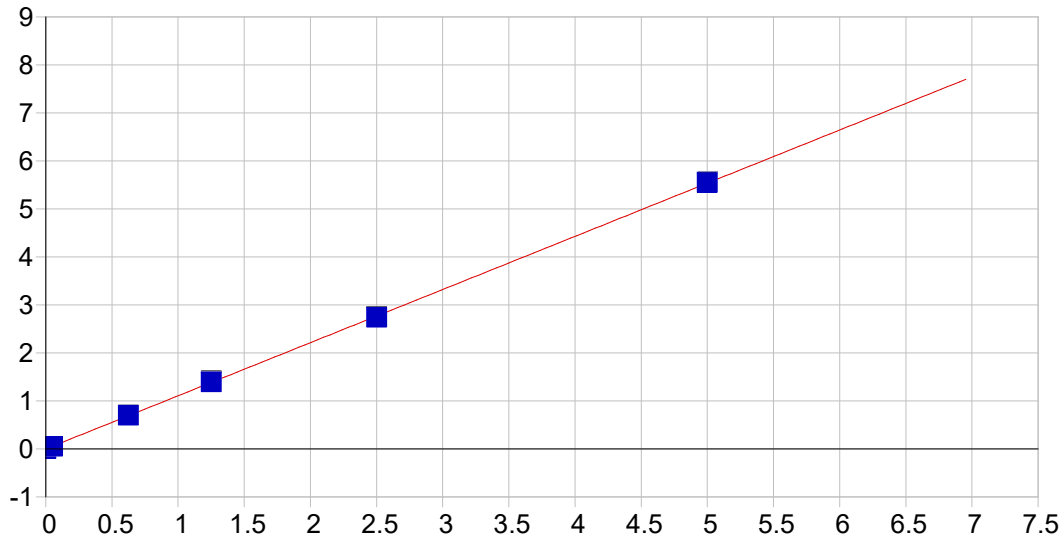

Co 228.616 {448}

Date of Fit:	12/30/2024 18:57:49	Type of Fit:	Linear	Weighting:	1/Conc

A0 (Offset):	-0.000442	Re-Slope:	1.000000
A1 (Gain):	1.107243	Y-int:	0.000000
A2 (Curvature):	0.000000		
n (Exponent):	1.000000		
Correlation:	0.999977	Status:	OK.
Std Error of Est:	0.000202		
Predicted MDL:	0.000431		
Predicted MQL:	0.001438		

Std. Name	Stated Conc.	Found Conc.	Difference	% Diff.	(S)IR	Std Dev	Emphasis
S0	.00000	-.00000	-.000	.000	-.00044	.000	1
S1	.05000	.05071	.001	1.42	.05588	.001	1
S2	.62500	.63052	.006	.883	.69992	.001	1
S3	1.2500	1.2609	.011	.869	1.4001	.016	1
S4	2.5000	2.4738	-.026	-1.05	2.7476	.008	1
S5	5.0000	5.0091	.009	.181	5.5637	.012	1

Reviewed By:mohan
On:1/2/2025 2:18:34 AM
Inst Id :P5

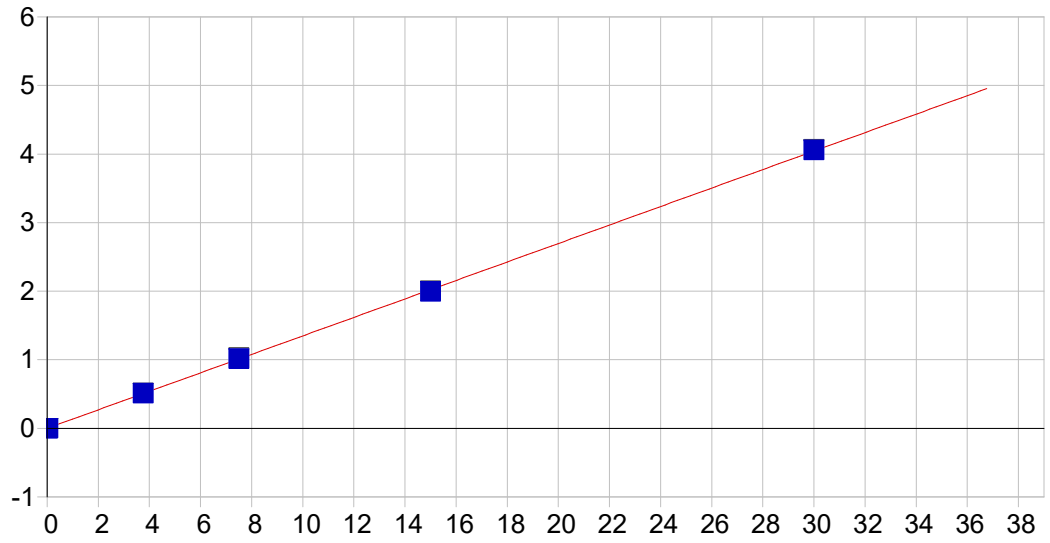

Cu 324.754 {104}

Date of Fit:	12/30/2024 18:57:49	Type of Fit:	Linear	Weighting:	1/Conc

A0 (Offset):	0.000698	Re-Slope:	1.000000
A1 (Gain):	0.134754	Y-int:	0.000000
A2 (Curvature):	0.000000		
n (Exponent):	1.000000		
Correlation:	0.999947	Status:	OK.
Std Error of Est:	0.000064		
Predicted MDL:	0.009928		
Predicted MQL:	0.033093		

Std. Name	Stated Conc.	Found Conc.	Difference	% Diff.	(S)IR	Std Dev	Emphasis
S0	.00000	-.00001	-.000	.000	.00070	.001	1
S1	.02500	.03233	.007	29.3	.00505	.001	1
S2	3.7500	3.7869	.037	.984	.51094	.001	1
S3	7.5000	7.5440	.044	.586	1.0172	.006	1
S4	15.000	14.796	-.204	-1.36	1.9943	.007	1
S5	30.000	30.116	.116	.387	4.0585	.009	1

Reviewed By:mohan
On:1/2/2025 2:18:34 AM
Inst Id :P5

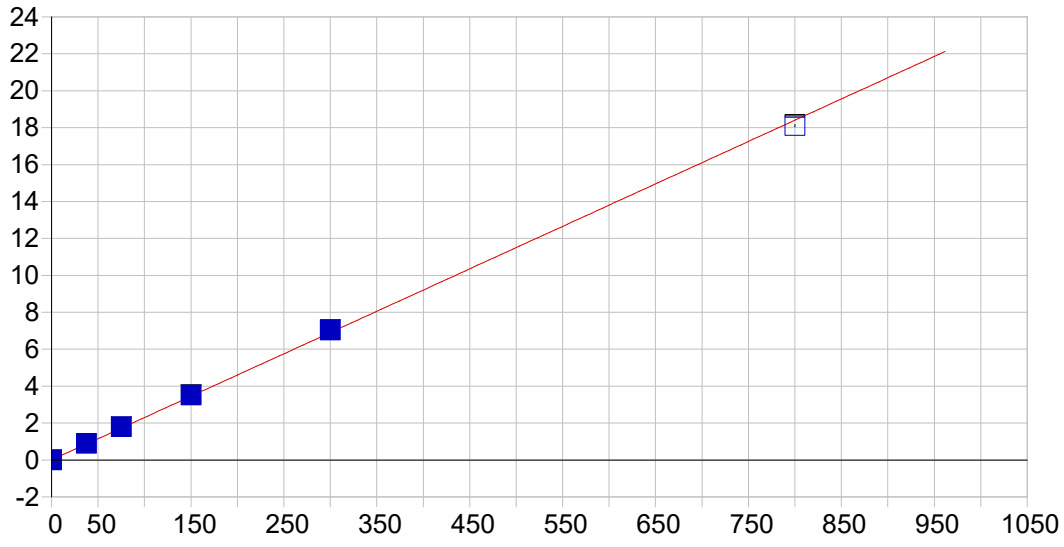

Fe 259.837 {130}

Date of Fit:	12/30/2024 18:57:49	Type of Fit:	Linear	Weighting:	1/Conc

A0 (Offset):	0.000335	Re-Slope:	1.000000
A1 (Gain):	0.023007	Y-int:	0.000000
A2 (Curvature):	0.000000		
n (Exponent):	1.000000		
Correlation:	0.999784	Status:	OK.
Std Error of Est:	0.000209		
Predicted MDL:	0.030909		
Predicted MQL:	0.103030		

Std. Name	Stated Conc.	Found Conc.	Difference	% Diff.	(S)IR	Std Dev	Emphasis
S0	.00000	.00001	.000	.000	.00033	.001	1
S1	.10000	.07923	-.021	-20.8	.00216	.001	1
S2	37.500	38.915	1.41	3.77	.89583	.003	1
S3	75.000	78.396	3.40	4.53	1.8044	.011	1
S4	150.00	152.69	2.69	1.79	3.5140	.010	1
S5	300.00	305.77	5.77	1.92	7.0366	.023	1
S6	800.00	786.75	-13.2	-1.66	18.101	.066	1

Reviewed By:mohan
On:1/2/2025 2:18:34 AM
Inst Id :P5

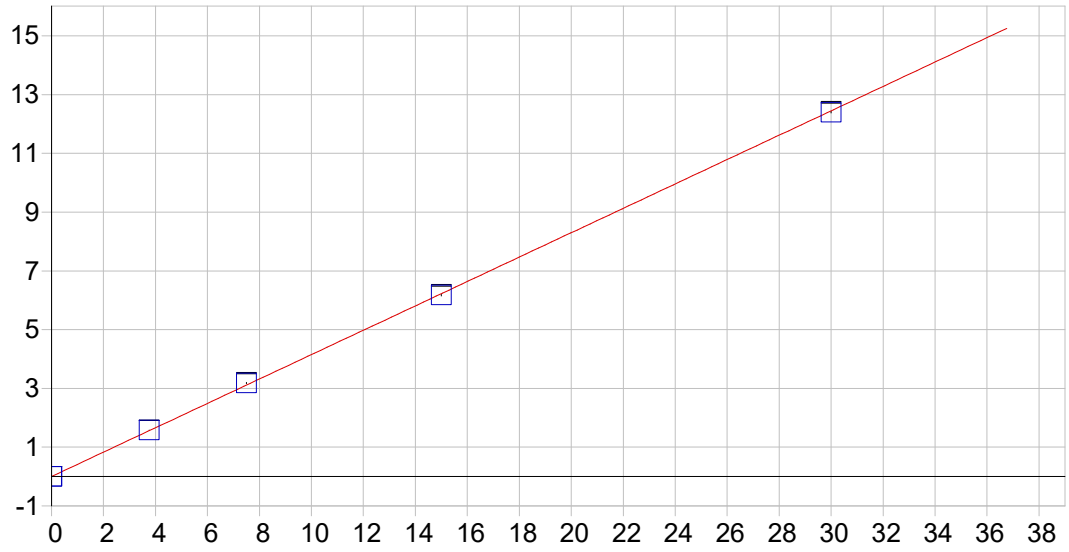

Mn 257.610 {131}

Date of Fit:	12/30/2024 18:57:49	Type of Fit:	Linear	Weighting:	1/Conc

A0 (Offset):	0.000007	Re-Slope:	1.000000
A1 (Gain):	0.414990	Y-int:	0.000000
A2 (Curvature):	0.000000		
n (Exponent):	1.000000		
Correlation:	0.999945	Status:	OK.
Std Error of Est:	0.000155		
Predicted MDL:	0.001440		
Predicted MQL:	0.004801		

Std. Name	Stated Conc.	Found Conc.	Difference	% Diff.	(S)IR	Std Dev	Emphasis
S0	.00000	-.00000	-.000	.000	.00001	.001	1
S1	.01500	.01584	.001	5.58	.00658	.000	1
S2	3.7500	3.8023	.052	1.40	1.5779	.005	1
S3	7.5000	7.6753	.175	2.34	3.1852	.022	1
S4	15.000	14.886	-.114	-.757	6.1778	.027	1
S5	30.000	29.885	-.115	-.383	12.402	.029	1

Reviewed By:mohan
On:1/2/2025 2:18:34 AM
Inst Id :P5

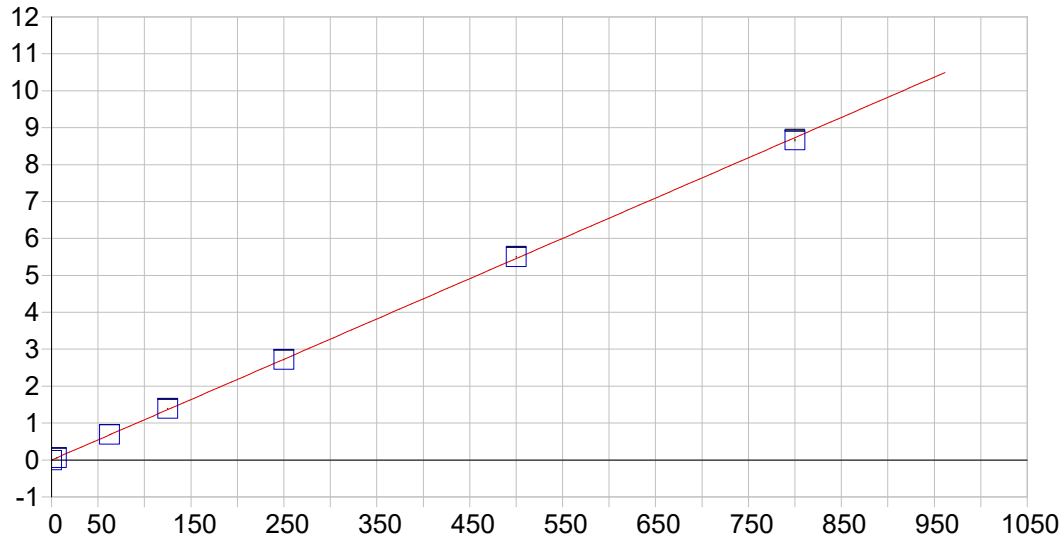

Mg 279.079 {121}

Date of Fit:	12/30/2024 18:57:49	Type of Fit:	Linear	Weighting:	1/Conc

A0 (Offset):	-0.001169	Re-Slope:	1.000000
A1 (Gain):	0.010916	Y-int:	0.000000
A2 (Curvature):	0.000000		
n (Exponent):	1.000000		
Correlation:	0.999957	Status:	OK.
Std Error of Est:	0.000352		
Predicted MDL:	0.082729		
Predicted MQL:	0.275763		

Std. Name	Stated Conc.	Found Conc.	Difference	% Diff.	(S)IR	Std Dev	Emphasis
S0	.00000	-.00030	-.000	.000	-.00117	.001	1
S1	5.0000	5.1700	.170	3.40	.05527	.000	1
S2	62.500	63.240	.740	1.18	.68914	.000	1
S3	125.00	127.33	2.33	1.87	1.3888	.012	1
S4	250.00	248.82	-1.18	-.473	2.7148	.010	1
S5	500.00	504.23	4.23	.846	5.5028	.016	1
S6	800.00	793.71	-6.29	-.786	8.6628	.025	1

Reviewed By:mohan
On:1/2/2025 2:18:34 AM
Inst Id :P5

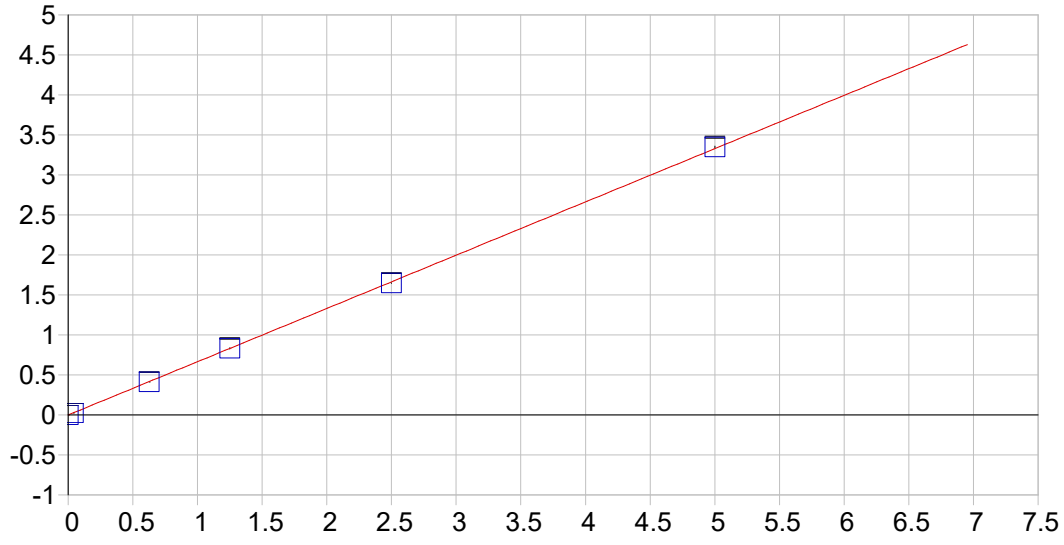

Ni 231.604 {446}

Date of Fit:	12/30/2024 18:57:49	Type of Fit:	Linear	Weighting:	1/Conc

A0 (Offset):	-0.001016	Re-Slope:	1.000000
A1 (Gain):	0.665882	Y-int:	0.000000
A2 (Curvature):	0.000000		
n (Exponent):	1.000000		
Correlation:	0.999973	Status:	OK.
Std Error of Est:	0.000115		
Predicted MDL:	0.000743		
Predicted MQL:	0.002475		

Std. Name	Stated Conc.	Found Conc.	Difference	% Diff.	(S)IR	Std Dev	Emphasis
S0	.00000	.00000	.000	.000	-.00102	.000	1
S1	.04000	.03859	-.001	-3.54	.02468	.001	1
S2	.62500	.61828	-.007	-1.07	.41069	.000	1
S3	1.2500	1.2512	.001	.094	.83212	.009	1
S4	2.5000	2.4775	-.023	-.901	1.6487	.003	1
S5	5.0000	5.0295	.029	.590	3.3480	.011	1

Reviewed By:mohan
On:1/2/2025 2:18:34 AM
Inst Id :P5

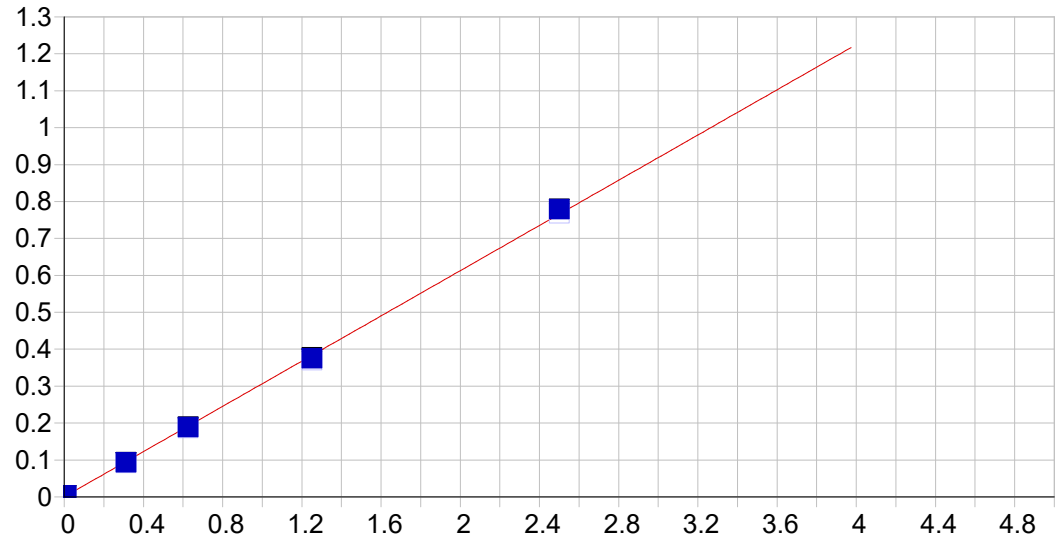

Ag 328.068 {103}

Date of Fit:	12/30/2024 18:57:49	Type of Fit:	Linear	Weighting:	1/Conc

A0 (Offset):	0.000378	Re-Slope:	1.000000
A1 (Gain):	0.306197	Y-int:	0.000000
A2 (Curvature):	0.000000		
n (Exponent):	1.000000		
Correlation:	0.999823	Status:	OK.
Std Error of Est:	0.000048		
Predicted MDL:	0.001408		
Predicted MQL:	0.004694		

Std. Name	Stated Conc.	Found Conc.	Difference	% Diff.	(S)IR	Std Dev	Emphasis
S0	.00000	.00000	.000	.000	.00038	.000	1
S1	.01000	.01034	.000	3.36	.00354	.000	1
S2	.31250	.30442	-.008	-2.58	.09221	.000	1
S3	.62500	.61524	-.010	-1.56	.18601	.001	1
S4	1.2500	1.2247	-.025	-2.02	.36987	.003	1
S5	2.5000	2.5428	.043	1.71	.76795	.001	1

Reviewed By:mohan
On:1/2/2025 2:18:34 AM
Inst Id :P5

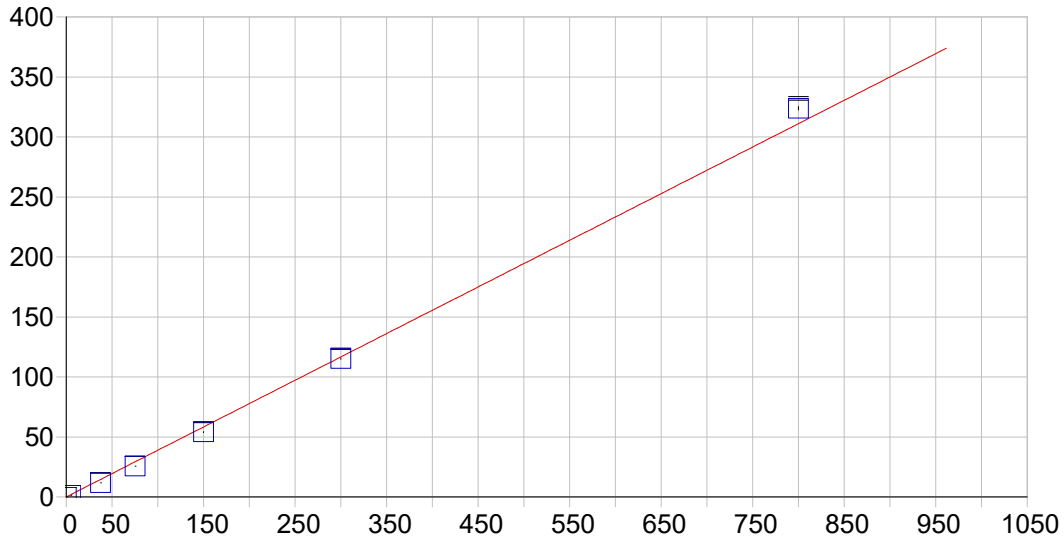

Na 818.326 { 41}

Date of Fit:	12/30/2024 18:57:49	Type of Fit:	Linear	Weighting:	1/Conc

A0 (Offset):	0.006771	Re-Slope:	1.000000
A1 (Gain):	0.388794	Y-int:	0.000000
A2 (Curvature):	0.000000		
n (Exponent):	1.000000		
Correlation:	0.998069	Status:	OK.
Std Error of Est:	0.074804		
Predicted MDL:	0.024427		
Predicted MQL:	0.081424		

Std. Name	Stated Conc.	Found Conc.	Difference	% Diff.	(S)IR	Std Dev	Emphasis
S0	.00000	.00338	.003	.000	.00809	.008	1
S1	5.0000	3.4397	-1.56	-31.2	1.3441	.018	1
S2	37.500	30.223	-7.28	-19.4	11.757	.037	1
S3	75.000	65.587	-9.41	-12.6	25.506	.035	1
S4	150.00	138.97	-11.0	-7.35	54.039	.366	1
S5	300.00	296.33	-3.67	-1.22	115.22	.528	1
S6	800.00	832.94	32.9	4.12	323.85	1.50	1

Reviewed By:mohan
On:1/2/2025 2:18:34 AM
Inst Id :P5

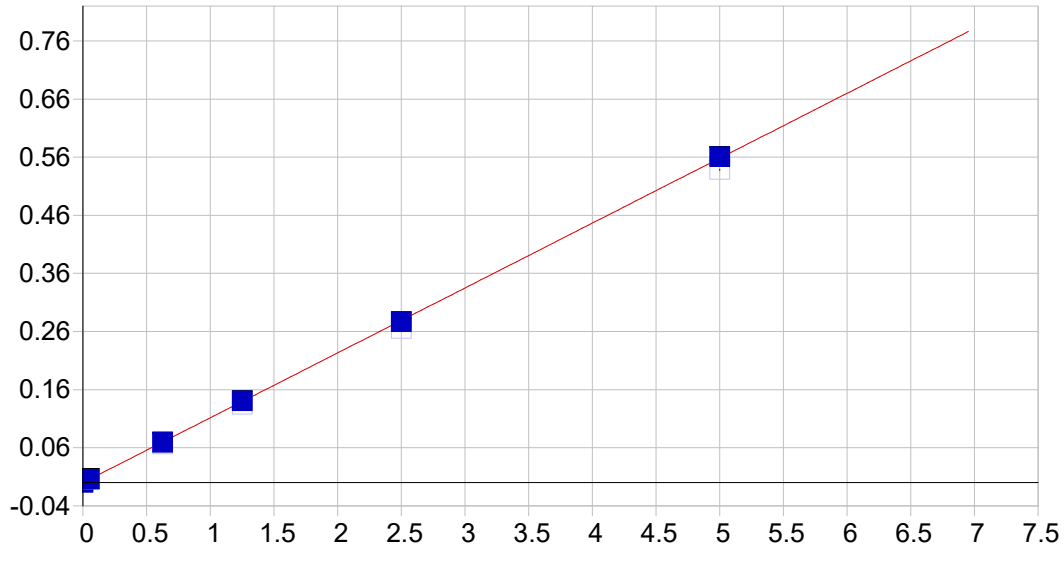

V 292.402 {115}

Date of Fit:	12/30/2024 18:57:49	Type of Fit:	Linear	Weighting:	1/Conc

A0 (Offset):	-0.000002	Re-Slope:	1.000000
A1 (Gain):	0.111652	Y-int:	0.000000
A2 (Curvature):	0.000000		
n (Exponent):	1.000000		
Correlation:	0.999976	Status:	OK.
Std Error of Est:	0.000020		
Predicted MDL:	0.009828		
Predicted MQL:	0.032760		

Std. Name	Stated Conc.	Found Conc.	Difference	% Diff.	(S)IR	Std Dev	Emphasis
S0	.00000	.00000	.000	.000	-.00000	.000	1
S1	.05000	.04957	-.000	-.863	.00552	.002	1
S2	.62500	.61975	-.005	-.839	.06640	.001	1
S3	1.2500	1.2573	.007	.585	.13479	.001	1
S4	2.5000	2.4760	-.024	-.962	.26526	.001	1
S5	5.0000	5.0224	.022	.449	.53839	.001	1

Reviewed By:mohan
On:1/2/2025 2:18:34 AM
Inst Id :P5

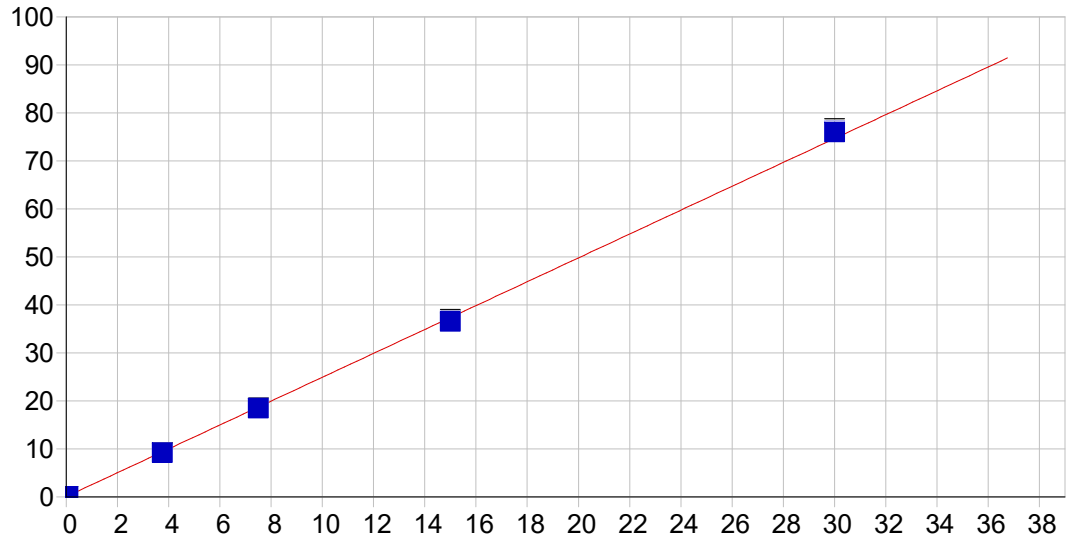

Zn 213.856 {158}

Date of Fit:	12/30/2024 18:57:49	Type of Fit:	Linear	Weighting:	1/Conc

A0 (Offset):	0.070515	Re-Slope:	1.000000
A1 (Gain):	2.486116	Y-int:	0.000000
A2 (Curvature):	0.000000		
n (Exponent):	1.000000		
Correlation:	0.999817	Status:	OK.
Std Error of Est:	0.003397		
Predicted MDL:	n/a		
Predicted MQL:	n/a		

Std. Name	Stated Conc.	Found Conc.	Difference	% Diff.	(S)IR	Std Dev	Emphasis
S0	.00000	.00000	.000	.000	.07052	.000	1
S1	.06000	.05901	-.001	-1.65	.21769	.003	1
S2	3.7500	3.6616	-.088	-2.36	9.2194	.074	1
S3	7.5000	7.3918	-.108	-1.44	18.539	.042	1
S4	15.000	14.663	-.337	-2.25	36.707	.266	1
S5	30.000	30.535	.535	1.78	76.348	.417	1

Reviewed By:mohan
On:1/2/2025 2:18:34 AM
Inst Id :P5

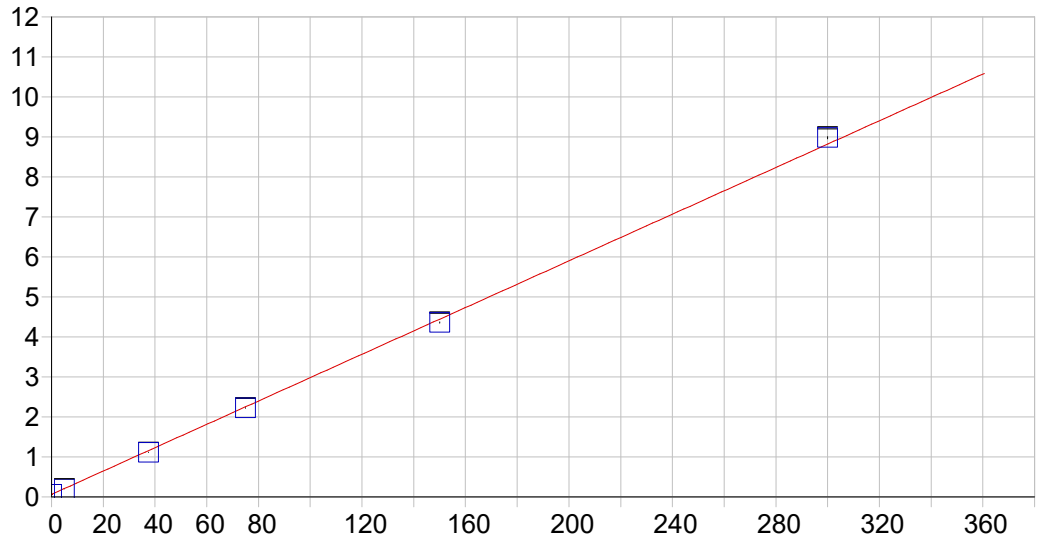

K 769.896 { 44}

Date of Fit:	12/30/2024 18:57:49	Type of Fit:	Linear	Weighting:	1/Conc

A0 (Offset):	0.063542	Re-Slope:	1.000000
A1 (Gain):	0.029187	Y-int:	0.000000
A2 (Curvature):	0.000000		
n (Exponent):	1.000000		
Correlation:	0.999790	Status:	OK.
Std Error of Est:	0.001234		
Predicted MDL:	0.139000		
Predicted MQL:	0.463334		

Std. Name	Stated Conc.	Found Conc.	Difference	% Diff.	(S)IR	Std Dev	Emphasis
S0	.00000	.00053	.001	.000	.06356	.003	1
S1	5.0000	4.7361	-.264	-5.28	.20177	.004	1
S2	37.500	36.018	-1.48	-3.95	1.1148	.003	1
S3	75.000	73.917	-1.08	-1.44	2.2209	.007	1
S4	150.00	147.30	-2.70	-1.80	4.3628	.017	1
S5	300.00	305.53	5.53	1.84	8.9808	.025	1

Reviewed By:mohan
On:1/2/2025 2:18:34 AM
Inst Id :P5

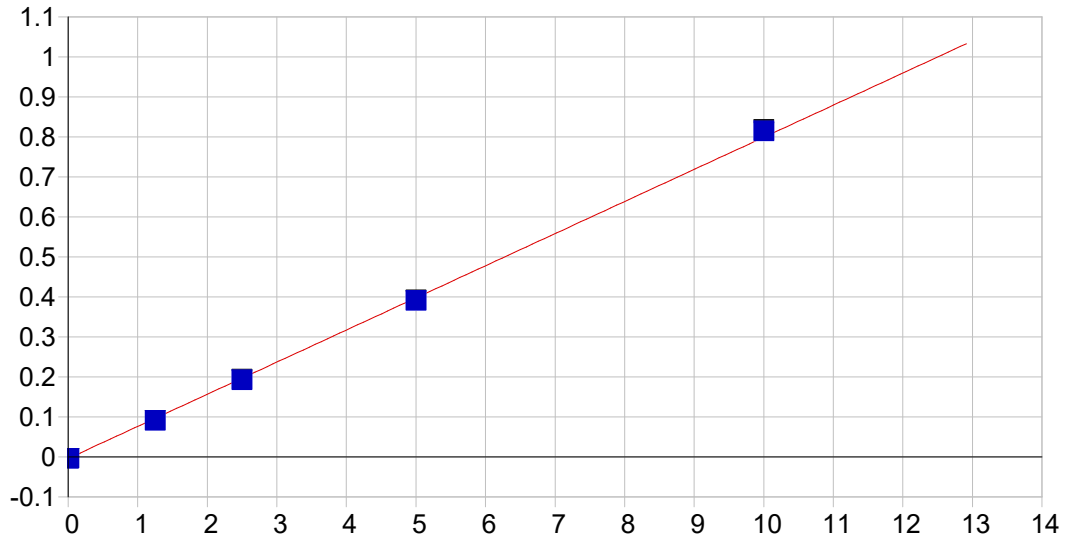

P 177.495 {490}

Date of Fit:	12/30/2024 18:57:49	Type of Fit:	Linear	Weighting:	1/Conc

A0 (Offset):	-0.003951	Re-Slope:	1.000000
A1 (Gain):	0.080303	Y-int:	0.000000
A2 (Curvature):	0.000000		
n (Exponent):	1.000000		
Correlation:	0.999733	Status:	OK.
Std Error of Est:	0.000031		
Predicted MDL:	0.003405		
Predicted MQL:	0.011350		

Std. Name	Stated Conc.	Found Conc.	Difference	% Diff.	(S)IR	Std Dev	Emphasis
S0	.00000	.00000	.000	.000	-.00395	.000	1
S1	.01000	.00769	-.002	-23.1	-.00333	.000	1
S2	1.2500	1.1868	-.063	-5.05	.09121	.000	1
S3	2.5000	2.4484	-.052	-2.07	.19237	.002	1
S4	5.0000	4.9194	-.081	-1.61	.39050	.001	1
S5	10.000	10.198	.198	1.98	.81379	.003	1

Reviewed By:mohan
On:1/2/2025 2:18:34 AM
Inst Id :P5

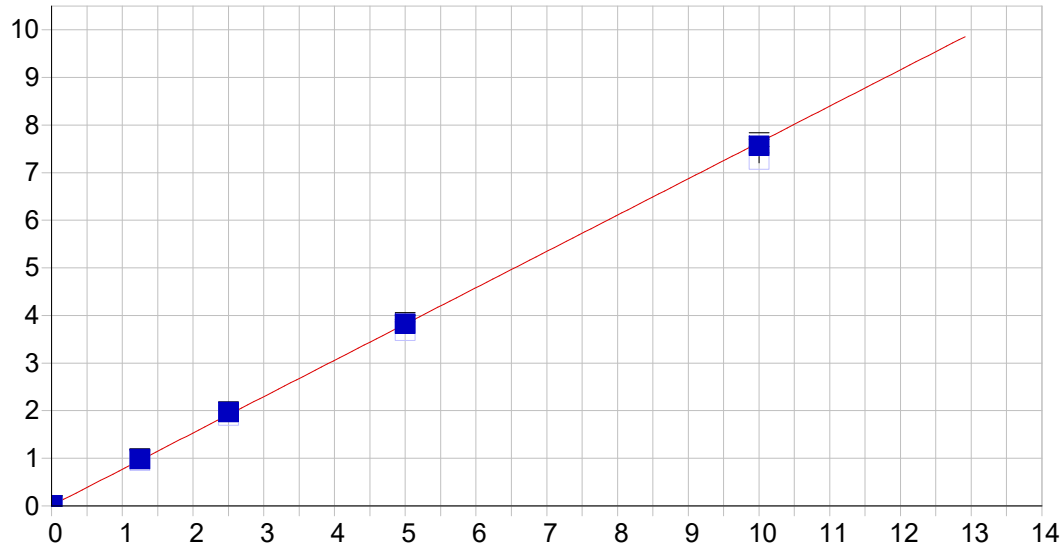

B 249.678 {135}

Date of Fit:	12/30/2024 18:57:49	Type of Fit:	Linear	Weighting:	1/Conc

A0 (Offset):	0.006534	Re-Slope:	1.000000
A1 (Gain):	0.762832	Y-int:	0.000000
A2 (Curvature):	0.000000		
n (Exponent):	1.000000		
Correlation:	0.999296	Status:	OK.
Std Error of Est:	0.000462		
Predicted MDL:	0.002176		
Predicted MQL:	0.007255		

Std. Name	Stated Conc.	Found Conc.	Difference	% Diff.	(S)IR	Std Dev	Emphasis
S0	.00000	.00001	.000	.000	.00654	.002	1
S1	.01000	-.00434	-.014	-143.	.00318	.001	1
S2	1.2500	1.2817	.032	2.54	.94803	.001	1
S3	2.5000	2.5736	.074	2.94	1.8972	.006	1
S4	5.0000	5.0044	.004	.089	3.6790	.025	1
S5	10.000	9.9050	-.095	-.950	7.2723	.067	1

Reviewed By:mohan
On:1/2/2025 2:18:34 AM
Inst Id :P5

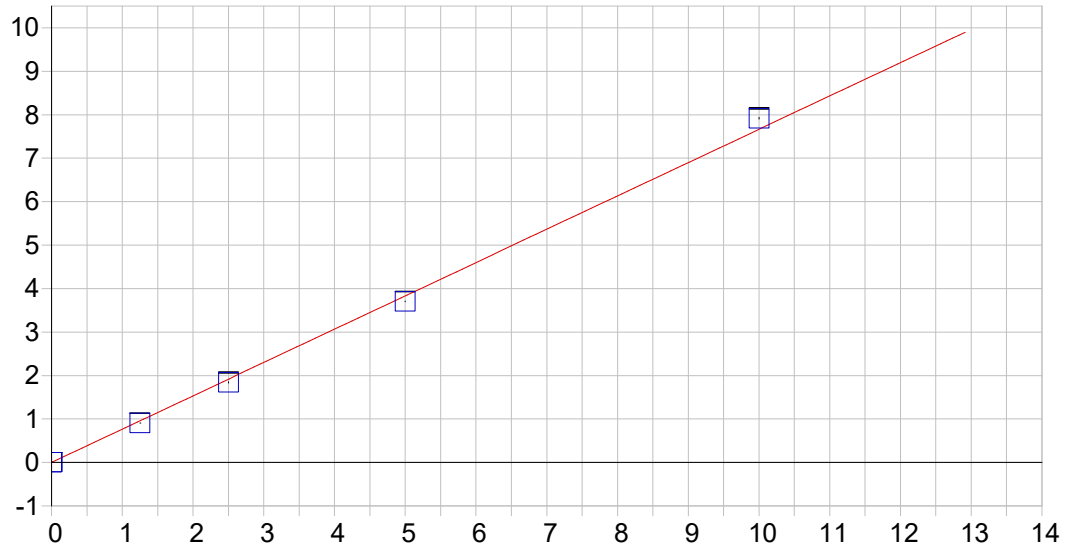

Mo 202.030 {467}

Date of Fit:	12/30/2024 18:57:49	Type of Fit:	Linear	Weighting:	1/Conc

A0 (Offset):	-0.000025	Re-Slope:	1.000000
A1 (Gain):	0.766525	Y-int:	0.000000
A2 (Curvature):	0.000000		
n (Exponent):	1.000000		
Correlation:	0.999370	Status:	OK.
Std Error of Est:	0.000456		
Predicted MDL:	0.000537		
Predicted MQL:	0.001789		

Std. Name	Stated Conc.	Found Conc.	Difference	% Diff.	(S)IR	Std Dev	Emphasis
S0	.00000	.00000	.000	.000	-.00002	.000	1
S1	.01000	.00944	-.001	-5.57	.00721	.000	1
S2	1.2500	1.1830	-.067	-5.36	.90680	.004	1
S3	2.5000	2.4057	-.094	-3.77	1.8440	.014	1
S4	5.0000	4.8325	-.168	-3.35	3.7042	.008	1
S5	10.000	10.329	.329	3.29	7.9177	.019	1

Reviewed By:mohan
On:1/2/2025 2:18:34 AM
Inst Id :P5

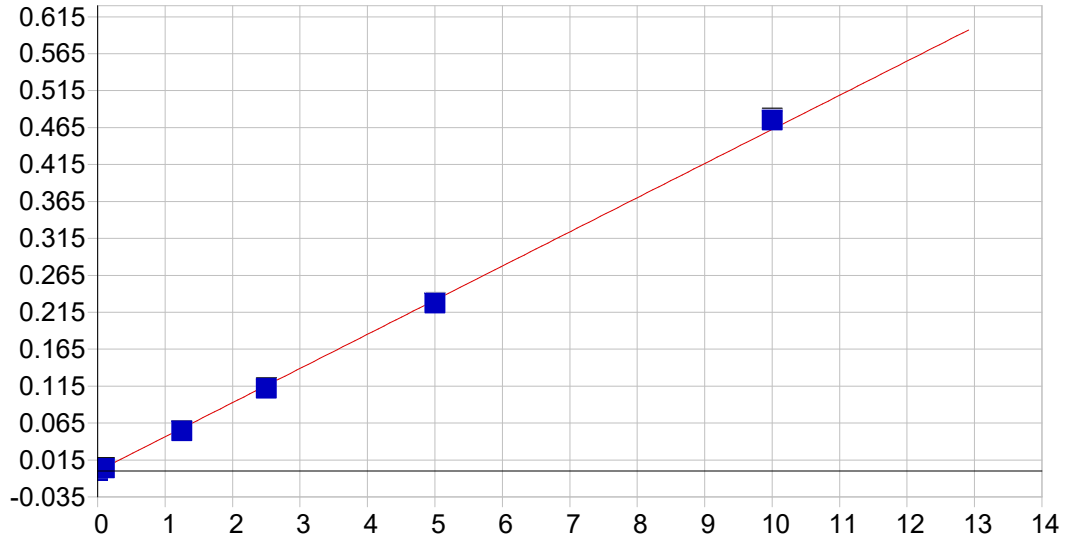

S 182.034 {485}

Date of Fit:	12/30/2024 18:57:49	Type of Fit:	Linear	Weighting:	1/Conc

A0 (Offset):	0.000099	Re-Slope:	1.000000
A1 (Gain):	0.046242	Y-int:	0.000000
A2 (Curvature):	0.000000		
n (Exponent):	1.000000		
Correlation:	0.999510	Status:	OK.
Std Error of Est:	0.000077		
Predicted MDL:	0.005146		
Predicted MQL:	0.017152		

Std. Name	Stated Conc.	Found Conc.	Difference	% Diff.	(S)IR	Std Dev	Emphasis
S0	.00000	.00002	.000	.000	.00010	.000	1
S1	.10000	.08812	-.012	-11.9	.00417	.000	1
S2	1.2500	1.1663	-.084	-6.69	.05422	.000	1
S3	2.5000	2.4155	-.084	-3.38	.11217	.001	1
S4	5.0000	4.9120	-.088	-1.76	.22798	.001	1
S5	10.000	10.268	.268	2.68	.47640	.002	1

Reviewed By:mohan
On:1/2/2025 2:18:34 AM
Inst Id :P5

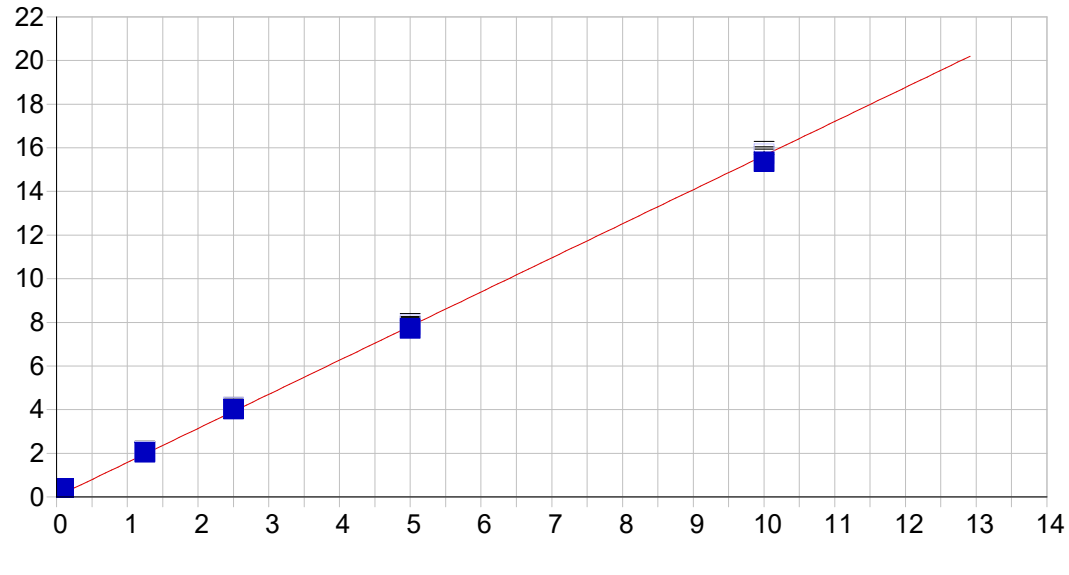

Si 251.611 {134}

Date of Fit:	12/30/2024 18:57:49	Type of Fit:	Linear	Weighting:	1/Conc

A0 (Offset):	0.013342	Re-Slope:	1.000000
A1 (Gain):	1.563030	Y-int:	0.000000
A2 (Curvature):	0.000000		
n (Exponent):	1.000000		
Correlation:	0.994404	Status:	OK.
Std Error of Est:	0.009024		
Predicted MDL:	0.001097		
Predicted MQL:	0.003655		

Std. Name	Stated Conc.	Found Conc.	Difference	% Diff.	(S)IR	Std Dev	Emphasis
S0	.00000	-.00015	-.000	.000	.01311	.003	1
S1	.10000	.24651	.147	147.	.40085	.003	1
S2	1.2500	1.2974	.047	3.79	2.0855	.005	1
S3	2.5000	2.5611	.061	2.44	4.1051	.007	1
S4	5.0000	4.9262	-.074	-1.48	7.8905	.066	1
S5	10.000	9.8201	-.180	-1.80	15.717	.129	1

Reviewed By:mohan
On:1/2/2025 2:18:34 AM
Inst Id :P5

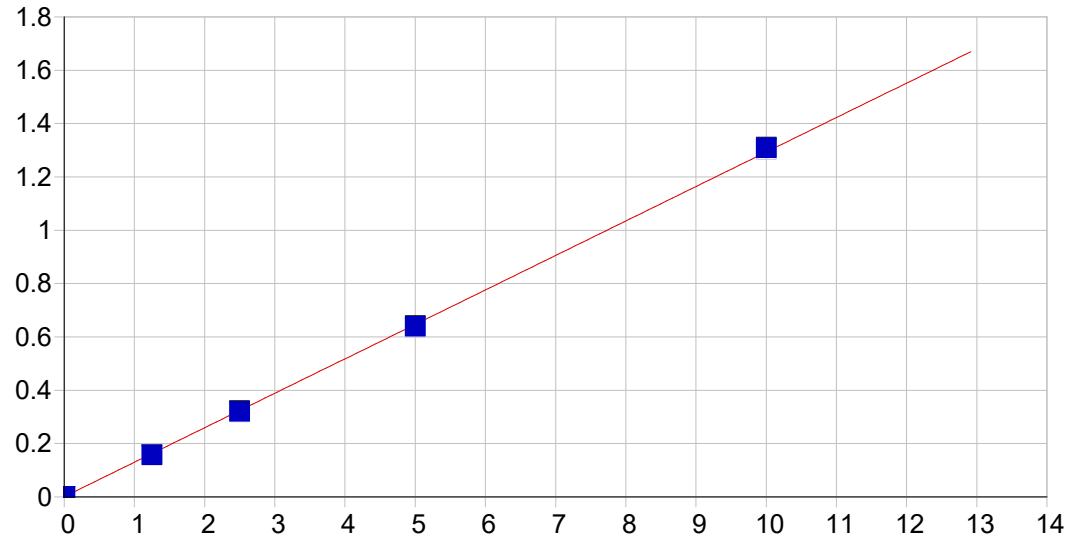

Sn 189.989 {478}

Date of Fit:	12/30/2024 18:57:49	Type of Fit:	Linear	Weighting:	1/Conc

A0 (Offset):	0.000797	Re-Slope:	1.000000
A1 (Gain):	0.129221	Y-int:	0.000000
A2 (Curvature):	0.000000		
n (Exponent):	1.000000		
Correlation:	0.999898	Status:	OK.
Std Error of Est:	0.000026		
Predicted MDL:	0.001670		
Predicted MQL:	0.005568		

Std. Name	Stated Conc.	Found Conc.	Difference	% Diff.	(S)IR	Std Dev	Emphasis
S0	.00000	.00000	.000	.000	.00080	.000	1
S1	.00700	.00560	-.001	-20.1	.00148	.000	1
S2	1.2500	1.2142	-.036	-2.86	.15689	.000	1
S3	2.5000	2.4716	-.028	-1.14	.31856	.003	1
S4	5.0000	4.9428	-.057	-1.14	.63628	.002	1
S5	10.000	10.123	.123	1.23	1.3024	.003	1

Reviewed By:mohan
On:1/2/2025 2:18:34 AM
Inst Id :P5

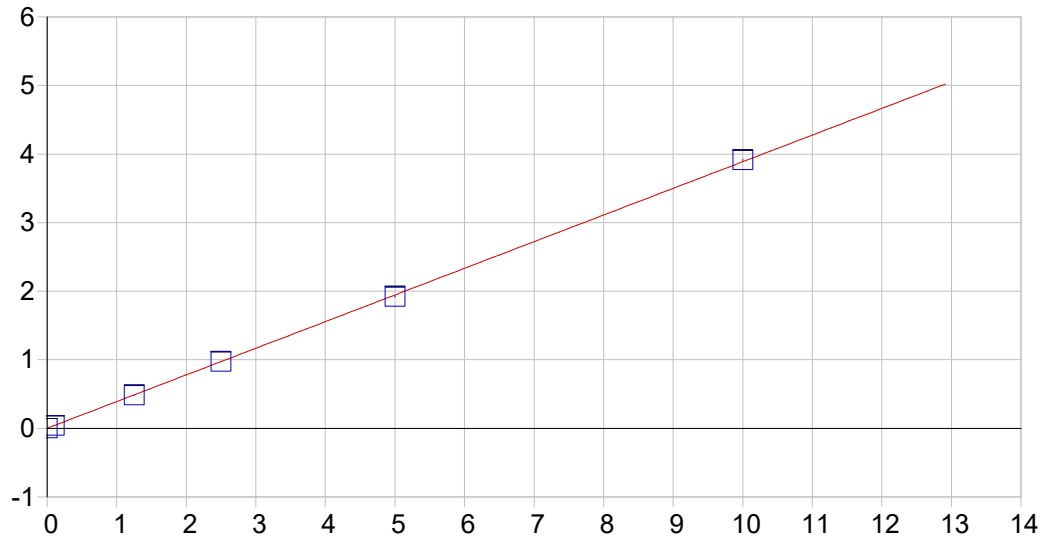

Ti 336.121 {100}

Date of Fit:	12/30/2024 18:57:49	Type of Fit:	Linear	Weighting:	1/Conc

A0 (Offset):	0.002097	Re-Slope:	1.000000
A1 (Gain):	0.388603	Y-int:	0.000000
A2 (Curvature):	0.000000		
n (Exponent):	1.000000		
Correlation:	0.999965	Status:	OK.
Std Error of Est:	0.000173		
Predicted MDL:	0.004024		
Predicted MQL:	0.013415		

Std. Name	Stated Conc.	Found Conc.	Difference	% Diff.	(S)IR	Std Dev	Emphasis
S0	.00000	.00000	.000	.000	.00210	.002	1
S1	.10000	.09714	-.003	-2.86	.03985	.002	1
S2	1.2500	1.2373	-.013	-1.02	.48291	.004	1
S3	2.5000	2.5026	.003	.103	.97461	.005	1
S4	5.0000	4.9439	-.056	-1.12	1.9233	.008	1
S5	10.000	10.069	.069	.691	3.9150	.005	1

Reviewed By:mohan
On:1/2/2025 2:18:34 AM
Inst Id :P5

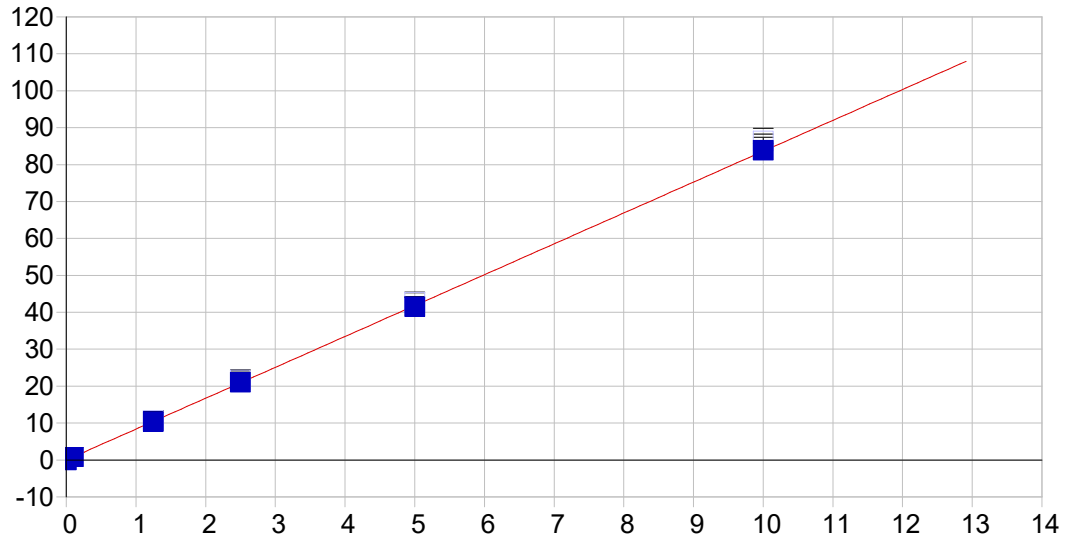

Sr 407.771 { 83}

Date of Fit:	12/30/2024 18:57:49	Type of Fit:	Linear	Weighting:	1/Conc

A0 (Offset):	-0.001176	Re-Slope:	1.000000
A1 (Gain):	8.362116	Y-int:	0.000000
A2 (Curvature):	0.000000		
n (Exponent):	1.000000		
Correlation:	0.999979	Status:	OK.
Std Error of Est:	0.002942		
Predicted MDL:	0.000258		
Predicted MQL:	0.000859		

Std. Name	Stated Conc.	Found Conc.	Difference	% Diff.	(S)IR	Std Dev	Emphasis
S0	.00000	-.00000	-.000	.000	-.00120	.002	1
S1	.10000	.10392	.004	3.92	.86866	.004	1
S2	1.2500	1.2398	-.010	-.818	10.680	.048	1
S3	2.5000	2.5160	.016	.639	21.665	.084	1
S4	5.0000	4.9568	-.043	-.864	42.702	.098	1
S5	10.000	10.034	.034	.336	86.410	.786	1

Reviewed By:mohan
On:1/2/2025 2:18:34 AM
Inst Id :P5

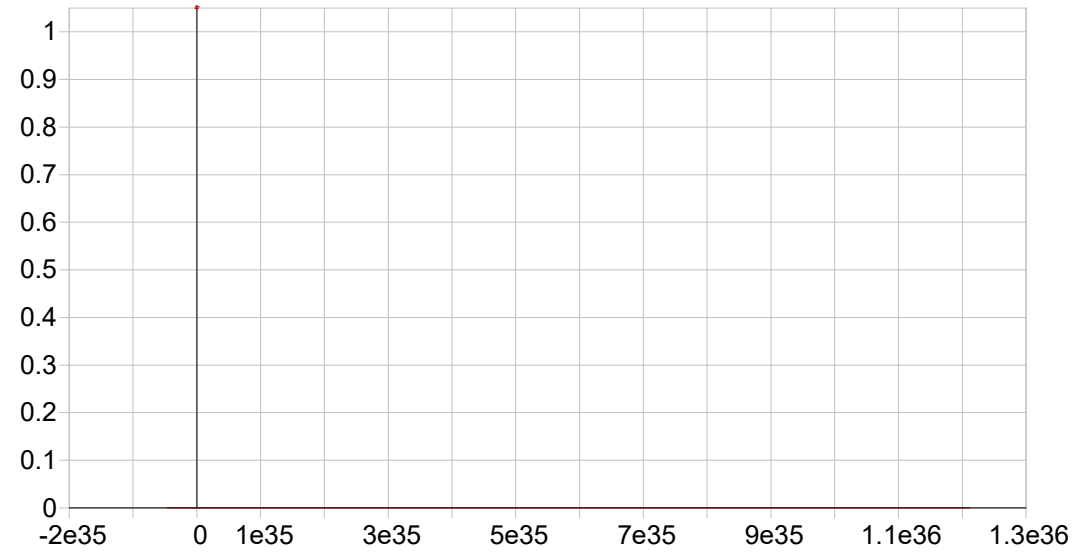

Y 224.306 {450}*

Date of Fit:	<not fit>	Type of Fit:	Linear	Weighting:	1/Conc

A0 (Offset):	0.000000	Re-Slope:	1.000000
A1 (Gain):	0.000000	Y-int:	0.000000
A2 (Curvature):	0.000000		
n (Exponent):	1.000000		
Correlation:	0.000000	Status:	Warning Zero Gain
Std Error of Est:	0.000000		
Predicted MDL:	n/a		
Predicted MQL:	n/a		

Std. Name	Stated Conc.	Found Conc.	Difference	% Diff.	(S)IR	Std Dev	Emphasis

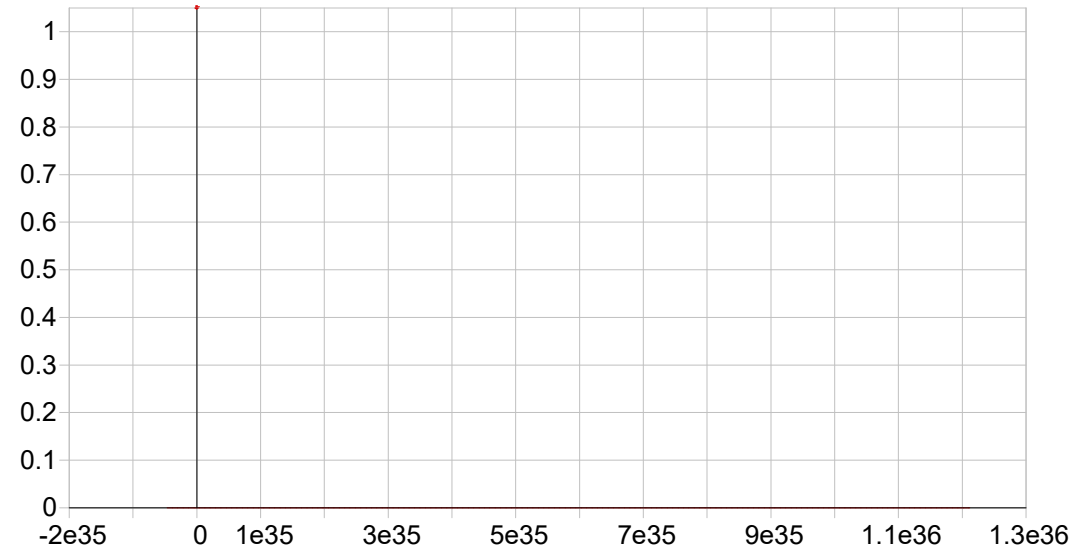

Y 360.073 { 94}*

Date of Fit:	<not fit>	Type of Fit:	Linear	Weighting:	1/Conc

A0 (Offset):	0.000000	Re-Slope:	1.000000
A1 (Gain):	0.000000	Y-int:	0.000000

Reviewed By:mohan
On:1/2/2025 2:18:34 AM
Inst Id :P5

A2 (Curvature):	0.000000				
n (Exponent):	1.000000				
Correlation:	0.000000	Status:	Warning	Zero Gain	
Std Error of Est:	0.000000				
Predicted MDL:	n/a				
Predicted MQL:	n/a				

Std. Name	Stated Conc.	Found Conc.	Difference	% Diff.	(S)IR	Std Dev	Emphasis

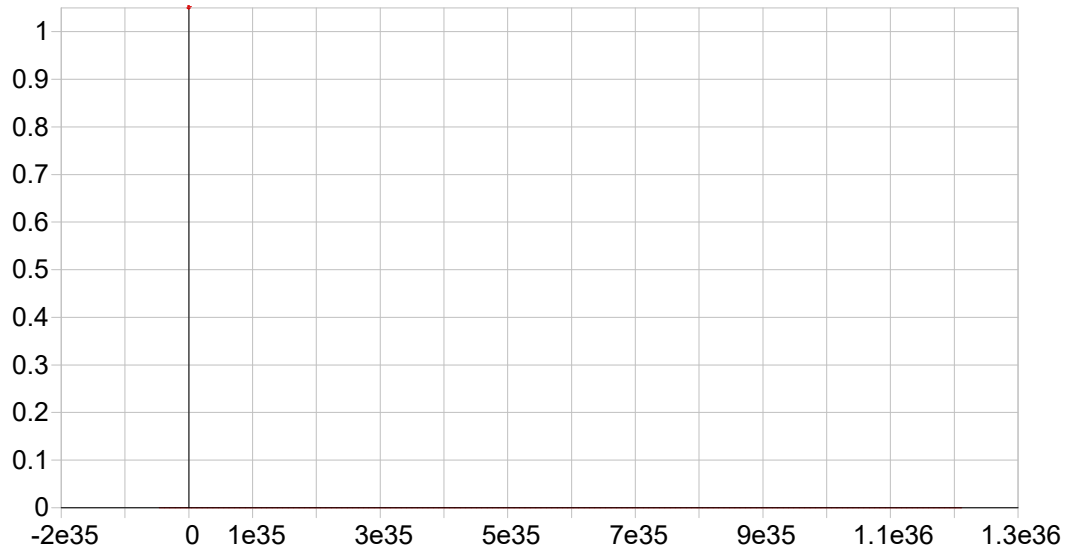

Y 371.030 { 91}*

Date of Fit:	<not fit>	Type of Fit:	Linear	Weighting:	1/Conc

A0 (Offset):	0.000000	Re-Slope:	1.000000
A1 (Gain):	0.000000	Y-int:	0.000000
A2 (Curvature):	0.000000		
n (Exponent):	1.000000		
Correlation:	0.000000	Status:	Warning Zero Gain
Std Error of Est:	0.000000		
Predicted MDL:	n/a		
Predicted MQL:	n/a		

Std. Name	Stated Conc.	Found Conc.	Difference	% Diff.	(S)IR	Std Dev	Emphasis

Reviewed By:mohan
On:1/2/2025 2:18:34 AM
Inst Id :P5

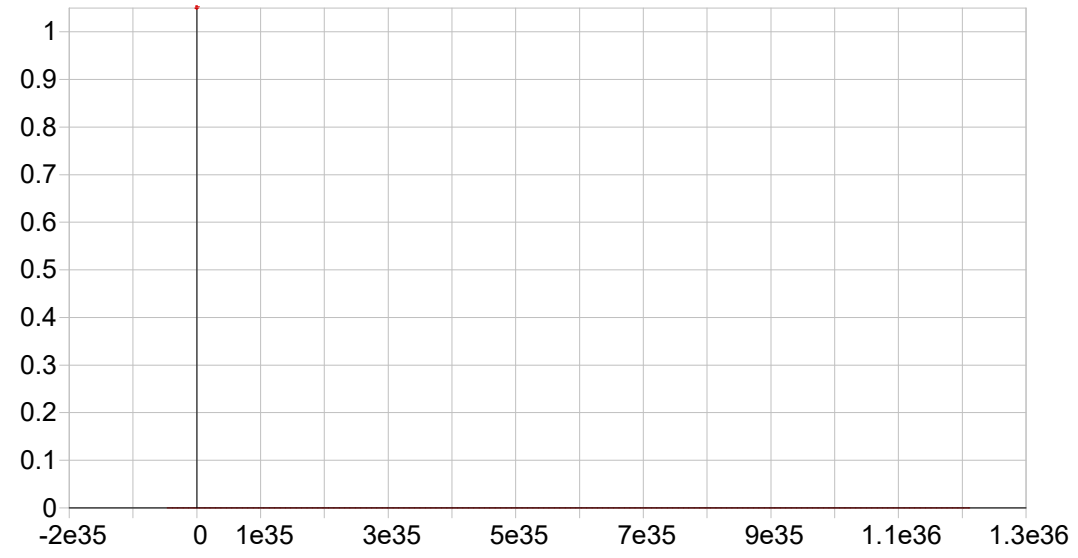

Y 224.306 {150}*

Date of Fit:	<not fit>	Type of Fit:	Linear	Weighting:	1/Conc
A0 (Offset):	0.000000		Re-Slope:	1.000000	
A1 (Gain):	0.000000		Y-int:	0.000000	
A2 (Curvature):	0.000000				
n (Exponent):	1.000000				
Correlation:	0.000000		Status:	Warning	Zero Gain
Std Error of Est:	0.000000				
Predicted MDL:	n/a				
Predicted MQL:	n/a				

Std. Name	Stated Conc.	Found Conc.	Difference	% Diff.	(S)IR	Std Dev	Emphasis

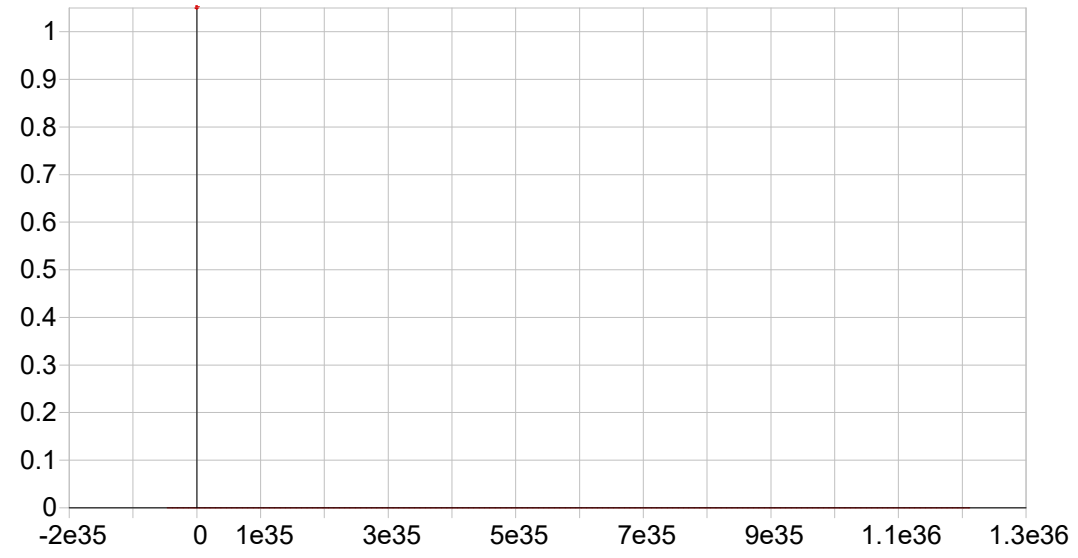

ln 230.606 {446}*

Date of Fit:	<not fit>	Type of Fit:	Linear	Weighting:	1/Conc
A0 (Offset):	0.000000		Re-Slope:	1.000000	
A1 (Gain):	0.000000		Y-int:	0.000000	

Reviewed By:mohan
On:1/2/2025 2:18:34 AM
Inst Id :P5

A2 (Curvature):	0.000000				
n (Exponent):	1.000000				
Correlation:	0.000000	Status:	Warning	Zero Gain	
Std Error of Est:	0.000000				
Predicted MDL:	n/a				
Predicted MQL:	n/a				

Std. Name	Stated Conc.	Found Conc.	Difference	% Diff.	(S)IR	Std Dev	Emphasis

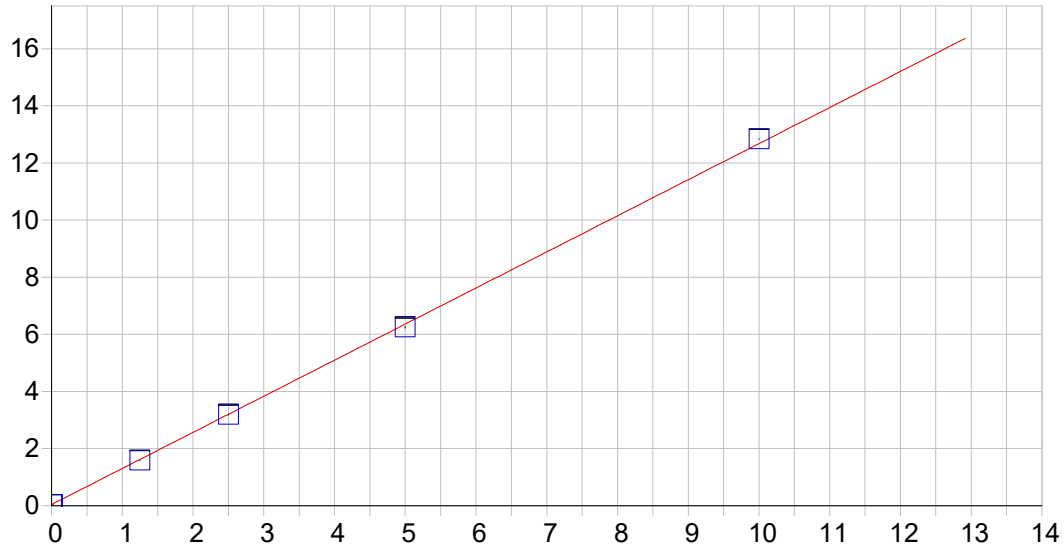

Li 670.784 { 50}

Date of Fit:	12/30/2024 18:57:49	Type of Fit:	Linear	Weighting:	1/Conc

A0 (Offset):	0.042925	Re-Slope:	1.000000
A1 (Gain):	1.263612	Y-int:	0.000000
A2 (Curvature):	0.000000		
n (Exponent):	1.000000		
Correlation:	0.999886	Status:	OK.
Std Error of Est:	0.000391		
Predicted MDL:	0.003626		
Predicted MQL:	0.012087		

Std. Name	Stated Conc.	Found Conc.	Difference	% Diff.	(S)IR	Std Dev	Emphasis
S0	.00000	.00000	.000	.000	.04293	.005	1
S5	10.000	10.124	.124	1.24	12.836	.010	1
S4	5.0000	4.9118	-.088	-1.76	6.2495	.028	1
S3	2.5000	2.4909	-.009	-.366	3.1904	.024	1
S2	1.2500	1.2263	-.024	-1.90	1.5925	.008	1
S1	.01500	.01181	-.003	-21.3	.05784	.004	1

Reviewed By:mohan
On:1/2/2025 2:18:34 AM
Inst Id :P5

Sample Name: S0 Acquired: 12/30/2024 18:31:54 Type: Cal
Method: SFAM01.1 INSTRUMENT P5 WITH 6 POINT ICAL-2(v55) Mode: IR Corr. Factor: 1.000000
User: Kareem Custom ID1: S0 Custom ID2: Custom ID3:
Comment:

Elem	As1890	Tl1908	Pb2203	Se1960	Sb2068	Al3961	Ba4934	Be2348
Units	Cts/S	Cts/S	Cts/S	Cts/S	Cts/S	Cts/S	Cts/S	Cts/S
Avg	.48771	-.00018	.00023	-.00007	-.00031	.00088	.05361	-.00018
Stddev	.36601	.00012	.00021	.00027	.00041	.00428	.00201	.00143
%RSD	75.047	67.224	89.359	364.32	132.22	488.47	3.7550	802.64
#1	.06555	-.00021	.00000	-.00036	-.00052	.00551	.05197	-.00104
#2	.68158	-.00028	.00040	.00017	-.00057	.00005	.05301	.00147
#3	.71602	-.00004	.00030	-.00003	.00016	-.00293	.05586	-.00096

Elem	Cd2144	Ca3736	Cr2677	Co2286	Cu3247	Fe2598	Mn2576	Mg2790
Units	Cts/S	Cts/S	Cts/S	Cts/S	Cts/S	Cts/S	Cts/S	Cts/S
Avg	.00015	.00524	-.00012	-.00044	.00070	.00033	.00001	-.00117
Stddev	.00040	.00019	.00013	.00009	.00090	.00069	.00067	.00112
%RSD	262.17	3.5611	104.42	20.663	128.77	205.07	10345.	95.638
#1	-.00013	.00509	-.00026	-.00047	.00018	.00054	-.00042	-.00004
#2	.00061	.00517	-.00010	-.00034	.00173	-.00043	.00078	-.00228
#3	-.00002	.00545	-.00001	-.00052	.00018	.00090	-.00034	-.00120

Elem	Ni2316	Ag3280	Na8183	V_2924	Zn2138	K_7698	P_1774	B_2496
Units	Cts/S	Cts/S	Cts/S	Cts/S	Cts/S	Cts/S	Cts/S	Cts/S
Avg	-.00102	.00038	.00809	-.00000	.07052	.06356	-.00395	.00654
Stddev	.00048	.00014	.00777	.00033	.00026	.00290	.00010	.00228
%RSD	46.986	36.901	96.117	20248.	.36704	4.5598	2.4303	34.807
#1	-.00067	.00026	.00212	-.00009	.07040	.06675	-.00386	.00500
#2	-.00156	.00035	.01687	.00036	.07082	.06108	-.00405	.00548
#3	-.00082	.00053	.00526	-.00028	.07035	.06285	-.00395	.00916

Elem	Mo2020	S_1820	Si2516	Sn1899	Ti3361	Sr4077	Li6707
Units	Cts/S	Cts/S	Cts/S	Cts/S	Cts/S	Cts/S	Cts/S
Avg	-.00002	.00010	.01311	.00080	.00210	-.00120	.04293
Stddev	.00026	.00038	.00263	.00017	.00218	.00183	.00544
%RSD	1113.1	381.33	20.034	20.718	103.87	152.07	12.677
#1	-.00003	-.00018	.01612	.00095	-.00037	.00088	.03678
#2	-.00028	-.00005	.01127	.00063	.00376	-.00256	.04711
#3	.00024	.00053	.01194	.00081	.00290	-.00193	.04490

Reviewed By:mohan
On:1/2/2025 2:18:34 AM
Inst Id :P5

Sample Name: S0 Acquired: 12/30/2024 18:31:54 Type: Cal
Method: SFAM01.1 INSTRUMENT P5 WITH 6 POINT ICAL-2(v55) Mode: IR Corr. Factor: 1.000000
User: Kareem Custom ID1: S0 Custom ID2: Custom ID3:
Comment:

Int. Std.	Y_2243	Y_3600	Y_3710	Y_2243	In2306
Units	Cts/S	Cts/S	Cts/S	Cts/S	Cts/S
Avg	1639.6	20600.	2264.6	1361.8	1934.7
Stddev	5.3	91.	17.0	1.3	3.6
%RSD	.32023	.44136	.75257	.09292	.18563
#1	1634.2	20686.	2256.6	1363.2	1930.9
#2	1640.1	20609.	2284.2	1360.7	1935.3
#3	1644.6	20504.	2253.0	1361.4	1938.0

Reviewed By:mohan
On:1/2/2025 2:18:34 AM
Inst Id :P5

Sample Name: S1 Acquired: 12/30/2024 18:36:02 Type: Cal
Method: SFAM01.1 INSTRUMENT P5 WITH 6 POINT ICAL-2(v55) Mode: IR Corr. Factor: 1.000000
User: Kareem Custom ID1: S01 Custom ID2: Custom ID3:
Comment:

Elem	As1890	Tl1908	Pb2203	Se1960	Sb2068	Al3961	Ba4934	Be2348
Units	Cts/S	Cts/S	Cts/S	Cts/S	Cts/S	Cts/S	Cts/S	Cts/S
Avg	1.3820	.00228	.00285	.00179	.00864	.02336	.91421	.05540
Stddev	.5105	.00020	.00007	.00027	.00094	.00350	.00047	.00156
%RSD	36.939	8.7924	2.4382	15.327	10.933	14.998	.05156	2.8150
#1	.91488	.00250	.00292	.00170	.00917	.01942	.91368	.05582
#2	1.3043	.00211	.00284	.00157	.00755	.02612	.91459	.05671
#3	1.9270	.00223	.00278	.00210	.00921	.02453	.91434	.05368

Elem	Cd2144	Ca3736	Cr2677	Co2286	Cu3247	Fe2598	Mn2576	Mg2790
Units	Cts/S	Cts/S	Cts/S	Cts/S	Cts/S	Cts/S	Cts/S	Cts/S
Avg	.01982	.27139	.00303	.05588	.00505	.00216	.00658	.05527
Stddev	.00013	.00313	.00013	.00053	.00057	.00051	.00029	.00039
%RSD	.67127	1.1522	4.2074	.94534	11.267	23.597	4.4785	.70442
#1	.01972	.27257	.00311	.05647	.00515	.00182	.00692	.05545
#2	.01976	.26785	.00288	.05574	.00556	.00191	.00639	.05552
#3	.01997	.27376	.00309	.05544	.00444	.00274	.00643	.05482

Elem	Ni2316	Ag3280	Na8183	V_2924	Zn2138	K_7698	P_1774	B_2496
Units	Cts/S	Cts/S	Cts/S	Cts/S	Cts/S	Cts/S	Cts/S	Cts/S
Avg	.02468	.00354	1.3441	.00552	.21769	.20177	-.00333	.00318
Stddev	.00051	.00015	.0179	.00181	.00266	.00354	.00036	.00070
%RSD	2.0528	4.3105	1.3288	32.737	1.2220	1.7551	10.706	22.053
#1	.02490	.00361	1.3612	.00540	.21973	.20077	-.00372	.00391
#2	.02503	.00336	1.3256	.00377	.21468	.20571	-.00326	.00251
#3	.02410	.00365	1.3456	.00738	.21865	.19884	-.00301	.00313

Elem	Mo2020	S_1820	Si2516	Sn1899	Ti3361	Sr4077	Li6707
Units	Cts/S	Cts/S	Cts/S	Cts/S	Cts/S	Cts/S	Cts/S
Avg	.00721	.00417	.40085	.00148	.03985	.86866	.05784
Stddev	.00039	.00007	.00346	.00015	.00199	.00369	.00355
%RSD	5.3484	1.7529	.86390	9.9932	4.9955	.42486	6.1326
#1	.00703	.00422	.40047	.00156	.04171	.86598	.05417
#2	.00766	.00421	.39760	.00131	.03775	.86714	.05811
#3	.00695	.00409	.40449	.00157	.04009	.87287	.06125

Reviewed By:mohan
On:1/2/2025 2:18:34 AM
Inst Id :P5

Sample Name: S1 Acquired: 12/30/2024 18:36:02 Type: Cal
Method: SFAM01.1 INSTRUMENT P5 WITH 6 POINT ICAL-2(v55) Mode: IR Corr. Factor: 1.000000
User: Kareem Custom ID1: S01 Custom ID2: Custom ID3:
Comment:

Int. Std.	Y_2243	Y_3600	Y_3710	Y_2243	In2306
Units	Cts/S	Cts/S	Cts/S	Cts/S	Cts/S
Avg	1671.7	20999.	2283.5	1389.8	1978.9
Stddev	3.6	63.	10.6	2.1	3.5
%RSD	.21736	.29841	.46504	.15268	.17545
#1	1675.6	21058.	2276.4	1387.8	1982.8
#2	1668.5	21006.	2295.7	1392.0	1977.7
#3	1670.9	20933.	2278.4	1389.6	1976.2

Reviewed By:mohan
On:1/2/2025 2:18:34 AM
Inst Id :P5

Sample Name: S2 Acquired: 12/30/2024 18:40:09 Type: Cal
Method: SFAM01.1 INSTRUMENT P5 WITH 6 POINT ICAL-2(v55) Mode: IR Corr. Factor: 1.000000
User: Kareem Custom ID1: S02 Custom ID2: Custom ID3:
Comment:

Elem	As1890	Tl1908	Pb2203	Se1960	Sb2068	Al3961	Ba4934	Be2348
Units	Cts/S	Cts/S	Cts/S	Cts/S	Cts/S	Cts/S	Cts/S	Cts/S
Avg	155.29	.11676	1.5375	.07522	.19415	4.3239	10.483	1.3341
Stddev	.35	.00025	.0019	.00060	.00043	.0220	.032	.0058
%RSD	.22466	.21246	.12189	.79447	.22352	.50772	.30081	.43554
#1	155.69	.11648	1.5358	.07477	.19376	4.3037	10.449	1.3279
#2	155.04	.11694	1.5395	.07500	.19407	4.3472	10.512	1.3395
#3	155.13	.11686	1.5373	.07590	.19462	4.3207	10.488	1.3347

Elem	Cd2144	Ca3736	Cr2677	Co2286	Cu3247	Fe2598	Mn2576	Mg2790
Units	Cts/S	Cts/S	Cts/S	Cts/S	Cts/S	Cts/S	Cts/S	Cts/S
Avg	2.4778	3.3576	1.1657	.69992	.51094	.89583	1.5779	.68914
Stddev	.0030	.0093	.0009	.00131	.00134	.00271	.0046	.00014
%RSD	.11954	.27582	.08027	.18775	.26195	.30272	.28911	.02071
#1	2.4744	3.3473	1.1667	.69960	.51028	.89678	1.5769	.68919
#2	2.4798	3.3601	1.1652	.70137	.51248	.89794	1.5829	.68898
#3	2.4793	3.3653	1.1650	.69880	.51006	.89277	1.5740	.68924

Elem	Ni2316	Ag3280	Na8183	V_2924	Zn2138	K_7698	P_1774	B_2496
Units	Cts/S	Cts/S	Cts/S	Cts/S	Cts/S	Cts/S	Cts/S	Cts/S
Avg	.41069	.09221	11.757	.06640	9.2194	1.1148	.09121	.94803
Stddev	.00021	.00018	.037	.00087	.0742	.0031	.00018	.00121
%RSD	.05046	.19289	.31262	1.3055	.80526	.28113	.20013	.12792
#1	.41046	.09242	11.725	.06627	9.1533	1.1119	.09141	.94672
#2	.41074	.09212	11.749	.06560	9.2053	1.1143	.09115	.94911
#3	.41086	.09210	11.797	.06732	9.2997	1.1181	.09106	.94826

Elem	Mo2020	S_1820	Si2516	Sn1899	Ti3361	Sr4077	Li6707
Units	Cts/S	Cts/S	Cts/S	Cts/S	Cts/S	Cts/S	Cts/S
Avg	.90680	.05422	2.0855	.15689	.48291	10.680	1.5925
Stddev	.00351	.00016	.0051	.00050	.00362	.048	.0083
%RSD	.38728	.28681	.24254	.31819	.74884	.45263	.51824
#1	.90315	.05404	2.0798	.15638	.48191	10.624	1.5836
#2	.90709	.05433	2.0875	.15738	.48692	10.710	1.5939
#3	.91015	.05428	2.0893	.15691	.47990	10.705	1.6000

Reviewed By:mohan
On:1/2/2025 2:18:34 AM
Inst Id :P5

Sample Name: S2 Acquired: 12/30/2024 18:40:09 Type: Cal
Method: SFAM01.1 INSTRUMENT P5 WITH 6 POINT ICAL-2(v55) Mode: IR Corr. Factor: 1.000000
User: Kareem Custom ID1: S02 Custom ID2: Custom ID3:
Comment:

Int. Std.	Y_2243	Y_3600	Y_3710	Y_2243	In2306
Units	Cts/S	Cts/S	Cts/S	Cts/S	Cts/S
Avg	1617.5	20628.	2283.7	1343.4	1841.2
Stddev	3.5	54.	7.9	8.8	2.7
%RSD	.21621	.26008	.34596	.65207	.14665
#1	1621.4	20585.	2290.9	1349.6	1842.2
#2	1616.3	20688.	2284.9	1347.3	1838.1
#3	1614.7	20613.	2275.2	1333.4	1843.2

Reviewed By:mohan
On:1/2/2025 2:18:34 AM
Inst Id :P5

Sample Name: S3 Acquired: 12/30/2024 18:44:01 Type: Cal
Method: SFAM01.1 INSTRUMENT P5 WITH 6 POINT ICAL-2(v55) Mode: IR Corr. Factor: 1.000000
User: Kareem Custom ID1: S03 Custom ID2: Custom ID3:
Comment:

Elem	As1890	Tl1908	Pb2203	Se1960	Sb2068	Al3961	Ba4934	Be2348
Units	Cts/S	Cts/S	Cts/S	Cts/S	Cts/S	Cts/S	Cts/S	Cts/S
Avg	305.05	.23407	3.1049	.15399	.39614	8.7538	21.221	2.6568
Stddev	.38	.00207	.0328	.00135	.00427	.0517	.147	.0054
%RSD	.12356	.88581	1.0574	.87878	1.0792	.59121	.69510	.20348
#1	304.94	.23416	3.1080	.15400	.39737	8.6985	21.061	2.6621
#2	304.74	.23610	3.1361	.15534	.39967	8.7621	21.248	2.6568
#3	305.47	.23195	3.0707	.15263	.39139	8.8010	21.353	2.6513

Elem	Cd2144	Ca3736	Cr2677	Co2286	Cu3247	Fe2598	Mn2576	Mg2790
Units	Cts/S	Cts/S	Cts/S	Cts/S	Cts/S	Cts/S	Cts/S	Cts/S
Avg	4.9981	6.7287	2.3102	1.4001	1.0172	1.8044	3.1852	1.3888
Stddev	.0564	.0274	.0024	.0156	.0064	.0107	.0221	.0120
%RSD	1.1286	.40670	.10165	1.1133	.62877	.59271	.69314	.86705
#1	4.9991	6.6994	2.3076	1.4019	1.0100	1.7924	3.1681	1.3825
#2	5.0539	6.7330	2.3112	1.4147	1.0191	1.8080	3.1773	1.3812
#3	4.9411	6.7537	2.3120	1.3837	1.0223	1.8128	3.2101	1.4027

Elem	Ni2316	Ag3280	Na8183	V_2924	Zn2138	K_7698	P_1774	B_2496
Units	Cts/S	Cts/S	Cts/S	Cts/S	Cts/S	Cts/S	Cts/S	Cts/S
Avg	.83212	.18601	25.506	.13479	18.539	2.2209	.19237	1.8972
Stddev	.00905	.00123	.035	.00094	.042	.0073	.00163	.0064
%RSD	1.0876	.66380	.13767	.69406	.22900	.32713	.84583	.33568
#1	.83279	.18482	25.474	.13378	18.502	2.2126	.19226	1.8977
#2	.84081	.18728	25.543	.13494	18.585	2.2247	.19404	1.9034
#3	.82275	.18592	25.502	.13564	18.529	2.2255	.19079	1.8907

Elem	Mo2020	S_1820	Si2516	Sn1899	Ti3361	Sr4077	Li6707
Units	Cts/S	Cts/S	Cts/S	Cts/S	Cts/S	Cts/S	Cts/S
Avg	1.8440	.11217	4.1051	.31856	.97461	21.665	3.1904
Stddev	.0137	.00121	.0066	.00312	.00538	.084	.0242
%RSD	.74473	1.0793	.15964	.97865	.55245	.38935	.75691
#1	1.8446	.11220	4.0977	.31816	.96887	21.573	3.1671
#2	1.8574	.11336	4.1073	.32186	.97540	21.682	3.1887
#3	1.8299	.11094	4.1102	.31567	.97955	21.739	3.2154

Reviewed By:mohan
On:1/2/2025 2:18:34 AM
Inst Id :P5

Sample Name: S3 Acquired: 12/30/2024 18:44:01 Type: Cal
Method: SFAM01.1 INSTRUMENT P5 WITH 6 POINT ICAL-2(v55) Mode: IR Corr. Factor: 1.000000
User: Kareem Custom ID1: S03 Custom ID2: Custom ID3:
Comment:

Int. Std.	Y_2243	Y_3600	Y_3710	Y_2243	In2306
Units	Cts/S	Cts/S	Cts/S	Cts/S	Cts/S
Avg	1561.5	20211.	2259.2	1295.9	1763.7
Stddev	14.8	50.	3.7	3.4	19.6
%RSD	.94807	.24650	.16502	.26284	1.1134
#1	1556.8	20266.	2263.4	1299.2	1760.1
#2	1549.5	20199.	2256.3	1292.3	1746.1
#3	1578.0	20168.	2257.9	1296.1	1784.9

Reviewed By:mohan
On:1/2/2025 2:18:34 AM
Inst Id :P5

Sample Name: S4 Acquired: 12/30/2024 18:47:50 Type: Cal
Method: SFAM01.1 INSTRUMENT P5 WITH 6 POINT ICAL-2(v55) Mode: IR Corr. Factor: 1.000000
User: Kareem Custom ID1: S04 Custom ID2: Custom ID3:
Comment:

Elem	As1890	Tl1908	Pb2203	Se1960	Sb2068	Al3961	Ba4934	Be2348
Units	Cts/S	Cts/S	Cts/S	Cts/S	Cts/S	Cts/S	Cts/S	Cts/S
Avg	594.19	.45709	6.1967	.30702	.79786	17.276	41.889	5.1591
Stddev	.80	.00152	.0186	.00115	.00133	.046	.180	.0428
%RSD	.13396	.33317	.29951	.37504	.16721	.26773	.42994	.83007
#1	595.10	.45637	6.1879	.30758	.79926	17.301	41.967	5.1630
#2	593.84	.45607	6.1843	.30570	.79772	17.304	42.017	5.1999
#3	593.63	.45884	6.2181	.30778	.79660	17.223	41.683	5.1145

Elem	Cd2144	Ca3736	Cr2677	Co2286	Cu3247	Fe2598	Mn2576	Mg2790
Units	Cts/S	Cts/S	Cts/S	Cts/S	Cts/S	Cts/S	Cts/S	Cts/S
Avg	9.8590	13.106	4.4874	2.7476	1.9943	3.5140	6.1778	2.7148
Stddev	.0270	.057	.0355	.0083	.0067	.0095	.0271	.0097
%RSD	.27331	.43262	.79189	.30304	.33537	.27053	.43881	.35654
#1	9.8472	13.153	4.4478	2.7459	1.9980	3.5192	6.1949	2.7128
#2	9.8401	13.121	4.5164	2.7403	1.9982	3.5197	6.1918	2.7254
#3	9.8899	13.043	4.4979	2.7567	1.9865	3.5030	6.1465	2.7064

Elem	Ni2316	Ag3280	Na8183	V_2924	Zn2138	K_7698	P_1774	B_2496
Units	Cts/S	Cts/S	Cts/S	Cts/S	Cts/S	Cts/S	Cts/S	Cts/S
Avg	1.6487	.36987	54.039	.26526	36.707	4.3628	.39050	3.6790
Stddev	.0030	.00289	.366	.00083	.266	.0167	.00113	.0250
%RSD	.18373	.78165	.67732	.31359	.72487	.38380	.28878	.67872
#1	1.6498	.36654	54.230	.26437	36.426	4.3779	.39131	3.6739
#2	1.6452	.37175	54.269	.26602	36.955	4.3658	.38921	3.7062
#3	1.6510	.37132	53.617	.26539	36.739	4.3448	.39098	3.6570

Elem	Mo2020	S_1820	Si2516	Sn1899	Ti3361	Sr4077	Li6707
Units	Cts/S	Cts/S	Cts/S	Cts/S	Cts/S	Cts/S	Cts/S
Avg	3.7042	.22798	7.8905	.63628	1.9233	42.702	6.2495
Stddev	.0076	.00053	.0662	.00239	.0082	.098	.0279
%RSD	.20655	.23070	.83839	.37525	.42790	.23019	.44639
#1	3.7083	.22767	7.8990	.63532	1.9317	42.771	6.2568
#2	3.6954	.22769	7.9520	.63452	1.9230	42.747	6.2731
#3	3.7089	.22859	7.8205	.63900	1.9152	42.590	6.2187

Reviewed By:mohan
On:1/2/2025 2:18:34 AM
Inst Id :P5

Sample Name: S4 Acquired: 12/30/2024 18:47:50 Type: Cal
Method: SFAM01.1 INSTRUMENT P5 WITH 6 POINT ICAL-2(v55) Mode: IR Corr. Factor: 1.000000
User: Kareem Custom ID1: S04 Custom ID2: Custom ID3:
Comment:

Int. Std.	Y_2243	Y_3600	Y_3710	Y_2243	In2306
Units	Cts/S	Cts/S	Cts/S	Cts/S	Cts/S
Avg	1499.0	19874.	2261.1	1243.3	1699.6
Stddev	2.1	76.	21.0	5.2	5.5
%RSD	.14157	.38012	.92956	.41884	.32074
#1	1499.2	19938.	2247.1	1246.4	1702.5
#2	1501.0	19790.	2251.0	1237.3	1702.9
#3	1496.8	19892.	2285.3	1246.3	1693.3

Reviewed By:mohan
On:1/2/2025 2:18:34 AM
Inst Id :P5

Sample Name: S5 Acquired: 12/30/2024 18:51:37 Type: Cal
Method: SFAM01.1 INSTRUMENT P5 WITH 6 POINT ICAL-2(v55) Mode: IR Corr. Factor: 1.000000
User: Kareem Custom ID1: S05 Custom ID2: Custom ID3:
Comment:

Elem	As1890	Tl1908	Pb2203	Se1960	Sb2068	Al3961	Ba4934	Be2348
Units	Cts/S	Cts/S	Cts/S	Cts/S	Cts/S	Cts/S	Cts/S	Cts/S
Avg	1140.1	.91411	12.710	.64451	1.7283	35.581	85.807	10.350
Stddev	.8	.00117	.018	.00139	.0041	.036	.127	.101
%RSD	.06710	.12806	.14539	.21644	.23912	.10092	.14769	.97868
#1	1140.6	.91279	12.712	.64489	1.7289	35.589	85.952	10.467
#2	1139.2	.91455	12.691	.64297	1.7239	35.541	85.717	10.289
#3	1140.4	.91500	12.728	.64568	1.7321	35.612	85.752	10.294

Elem	Cd2144	Ca3736	Cr2677	Co2286	Cu3247	Fe2598	Mn2576	Mg2790
Units	Cts/S	Cts/S	Cts/S	Cts/S	Cts/S	Cts/S	Cts/S	Cts/S
Avg	19.915	26.494	9.0146	5.5637	4.0585	7.0366	12.402	5.5028
Stddev	.032	.078	.0211	.0124	.0091	.0226	.029	.0155
%RSD	.16066	.29331	.23397	.22230	.22492	.32061	.23783	.28171
#1	19.915	26.566	9.0291	5.5589	4.0661	7.0627	12.430	5.5199
#2	19.883	26.411	9.0243	5.5544	4.0484	7.0235	12.371	5.4895
#3	19.947	26.504	8.9904	5.5777	4.0611	7.0236	12.404	5.4992

Elem	Ni2316	Ag3280	Na8183	V_2924	Zn2138	K_7698	P_1774	B_2496
Units	Cts/S	Cts/S	Cts/S	Cts/S	Cts/S	Cts/S	Cts/S	Cts/S
Avg	3.3480	.76795	115.22	.53839	76.348	8.9808	.81379	7.2723
Stddev	.0110	.00063	.53	.00057	.417	.0254	.00315	.0670
%RSD	.32868	.08189	.45805	.10559	.54574	.28279	.38680	.92133
#1	3.3518	.76856	115.58	.53830	75.968	9.0094	.81357	7.3478
#2	3.3356	.76730	114.61	.53900	76.283	8.9609	.81076	7.2198
#3	3.3567	.76799	115.47	.53787	76.794	8.9720	.81704	7.2493

Elem	Mo2020	S_1820	Si2516	Sn1899	Ti3361	Sr4077	Li6707
Units	Cts/S	Cts/S	Cts/S	Cts/S	Cts/S	Cts/S	Cts/S
Avg	7.9177	.47640	15.717	1.3024	3.9150	86.410	12.836
Stddev	.0191	.00174	.129	.0025	.0053	.786	.010
%RSD	.24092	.36460	.81948	.19257	.13590	.90961	.08134
#1	7.9092	.47744	15.866	1.3014	3.9211	85.799	12.841
#2	7.9043	.47439	15.633	1.3006	3.9121	87.297	12.824
#3	7.9396	.47735	15.653	1.3052	3.9117	86.134	12.843

Reviewed By:mohan
On:1/2/2025 2:18:34 AM
Inst Id :P5

Sample Name: S5 Acquired: 12/30/2024 18:51:37 Type: Cal
Method: SFAM01.1 INSTRUMENT P5 WITH 6 POINT ICAL-2(v55) Mode: IR Corr. Factor: 1.000000
User: Kareem Custom ID1: S05 Custom ID2: Custom ID3:
Comment:

Int. Std.	Y_2243	Y_3600	Y_3710	Y_2243	In2306
Units	Cts/S	Cts/S	Cts/S	Cts/S	Cts/S
Avg	1332.0	18781.	2196.3	1101.3	1563.0
Stddev	2.4	13.	15.3	7.2	2.4
%RSD	.18182	.06791	.69769	.65430	.15263
#1	1334.3	18789.	2179.4	1108.8	1565.2
#2	1332.3	18767.	2209.2	1100.8	1563.4
#3	1329.5	18788.	2200.5	1094.4	1560.5

Reviewed By:mohan
On:1/2/2025 2:18:34 AM
Inst Id :P5

Sample Name: S6 Acquired: 12/30/2024 18:55:40 Type: Cal
Method: SFAM01.1 INSTRUMENT P5 WITH 6 POINT ICAL-2(v55) Mode: IR Corr. Factor: 1.000000
User: Kareem Custom ID1: S06 Custom ID2: Custom ID3:
Comment:

Elem	Al3961	Ca3736	Fe2598	Mg2790	Na8183
Units	Cts/S	Cts/S	Cts/S	Cts/S	Cts/S
Avg	91.561	41.699	18.101	8.6628	323.85
Stddev	.340	.136	.066	.0251	1.50
%RSD	.37135	.32567	.36613	.28962	.46347
#1	91.559	41.747	18.130	8.6725	323.18
#2	91.222	41.546	18.025	8.6343	325.57
#3	91.902	41.804	18.148	8.6815	322.80

Int. Std.	Y_3710
Units	Cts/S
Avg	2140.5
Stddev	2.6
%RSD	.12357
#1	2140.0
#2	2138.1
#3	2143.3

Reviewed By:mohan
On:1/2/2025 2:18:34 AM
Inst Id :P5

Sample Name: ICV005 Acquired: 12/30/2024 19:07:11 Type: Unk
Method: SFAM01.1 INSTRUMENT P5 WITH 6 POINT ICAL-2(v55) Mode: CONC Corr. Factor: 1.000000
User: Kareem Custom ID1: ICV005 Custom ID2: Custom ID3:
Comment:

Elem	As1890	Tl1908	Pb2203	Se1960	Sb2068	Al3961
Units	ppm	ppm	ppm	ppm	ppm	ppm
Avg	1.080223	1.029759	.9950504	1.002528	.9538177	2.512872
Stddev	.006231	.003851	.0014438	.008291	.0025610	.031874
%RSD	.5768535	.3739331	.1450981	.8270506	.2684958	1.268415
#1	1.082836	1.025542	.9966301	1.005659	.9542617	2.496117
#2	1.084722	1.033088	.9937991	.993127	.9510637	2.549629
#3	1.073110	1.030647	.9947220	1.008797	.9561276	2.492870

Elem	Ba4934	Be2348	Cd2144	Ca3736	Cr2677	Co2286
Units	ppm	ppm	ppm	ppm	ppm	ppm
Avg	.5410605	.5418135	.5131480	10.63053	.5619677	.5137286
Stddev	.0115337	.0093399	.0007659	.23816	.0075221	.0001505
%RSD	2.131690	1.723813	.1492525	2.240294	1.338531	.0292946
#1	.5376641	.5380958	.5125968	10.49550	.5688669	.5137301
#2	.5539110	.5524397	.5128248	10.90551	.5539483	.5135774
#3	.5316063	.5349049	.5140226	10.49057	.5630878	.5138784

Elem	Cu3247	Fe2598	Mn2576	Mg2790	Ni2316	Ag3280
Units	ppm	ppm	ppm	ppm	ppm	ppm
Avg	.5330611	10.90618	.5503640	6.441025	.5209222	.2501392
Stddev	.0036034	.24624	.0084662	.095550	.0004804	.0025269
%RSD	.6759847	2.257772	1.538295	1.483457	.0922211	1.010200
#1	.5304848	10.74570	.5479440	6.414045	.5208427	.2518996
#2	.5371788	11.18969	.5597768	6.547164	.5204865	.2472438
#3	.5315195	10.78315	.5433713	6.361866	.5214374	.2512741

Elem	Na8183	V_2924	Zn2138	K_7698	P_1774	B_2496
Units	ppm	ppm	ppm	ppm	ppm	ppm
Avg	9.432906	.5373080	.9847268	9.838333	F -.002858	F -.022855
Stddev	.115921	.0244940	.0156095	.112916	.003258	.000228
%RSD	1.228903	4.558655	1.585158	1.147713	113.9792	.9955645
#1	9.380408	.5333702	.9967002	9.732140	-.002683	-.022994
#2	9.565789	.5635324	.9670725	9.956945	-.006200	-.022980
#3	9.352522	.5150214	.9904077	9.825915	.000309	-.022593

Reviewed By:mohan
On:1/2/2025 2:18:34 AM
Inst Id :P5

Sample Name: ICV005 Acquired: 12/30/2024 19:07:11 Type: Unk
Method: SFAM01.1 INSTRUMENT P5 WITH 6 POINT ICAL-2(v55) Mode: CONC Corr. Factor: 1.000000
User: Kareem Custom ID1: ICV005 Custom ID2: Custom ID3:
Comment:

Elem	Mo2020	S_1820	Si2516	Sn1899	Ti3361	Sr4077
Units	ppm	ppm	ppm	ppm	ppm	ppm
Avg	F .0007553	F .0103732	F .0002918	F .0014187	F .0004416	F -.009780
Stddev	.0001869	.0019412	.0008796	.0004184	.0046983	.000215
%RSD	24.73849	18.71314	301.4705	29.49398	1063.990	2.193752
#1	.0008575	.0119618	.0009212	.0010072	-.001756	-.009668
#2	.0005397	.0082095	.0006675	.0014052	.005836	-.010027
#3	.0008688	.0109484	-.000713	.0018437	-.002755	-.009644

Elem	Li6707
Units	ppm
Avg	F .0206045
Stddev	.0063842
%RSD	30.98433
#1	.0166640
#2	.0279703
#3	.0171792

Int. Std.	Y_2243	Y_3600	Y_3710	Y_2243	In2306
Units	Cts/S	Cts/S	Cts/S	Cts/S	Cts/S
Avg	1665.388	20948.27	2254.700	1386.999	1953.339
Stddev	.951	323.02	30.597	26.015	1.037
%RSD	.0571213	1.541967	1.357019	1.875631	.0530879
#1	1665.616	20722.96	2275.379	1370.115	1952.328
#2	1666.205	21318.35	2219.552	1416.958	1954.400
#3	1664.344	20803.51	2269.169	1373.925	1953.288

Reviewed By:mohan
On:1/2/2025 2:18:34 AM
Inst Id :P5

Sample Name: ICB005 Acquired: 12/30/2024 19:11:07 Type: Unk
Method: SFAM01.1 INSTRUMENT P5 WITH 6 POINT ICAL-2(v55) Mode: CONC Corr. Factor: 1.000000
User: Kareem Custom ID1: ICB005 Custom ID2: Custom ID3:
Comment:

Elem	As1890	Tl1908	Pb2203	Se1960	Sb2068	Al3961
Units	ppm	ppm	ppm	ppm	ppm	ppm
Avg	-.004422	-.000055	.0006760	.0094432	.0032602	-.017424
Stddev	.000589	.003508	.0012038	.0063903	.0008928	.034597
%RSD	13.31514	6376.647	178.0634	67.67020	27.38489	198.5532
#1	-.005050	.002086	.0020641	.0092697	.0039381	-.005690
#2	-.003883	-.004103	.0000456	.0159185	.0035939	.009779
#3	-.004332	.001852	-.000082	.0031415	.0022486	-.056362

Elem	Ba4934	Be2348	Cd2144	Ca3736	Cr2677	Co2286
Units	ppm	ppm	ppm	ppm	ppm	ppm
Avg	.0018960	.0001969	.0000913	.0117123	-.000236	-.000205
Stddev	.0008401	.0001511	.0000552	.0144878	.000398	.000308
%RSD	44.30695	76.73582	60.39428	123.6977	169.0779	150.1010
#1	.0028649	.0002296	.0001479	-.004512	-.000642	-.000371
#2	.0013708	.0003289	.0000377	.016291	-.000219	.000150
#3	.0014524	.0000321	.0000884	.023357	.000154	-.000395

Elem	Cu3247	Fe2598	Mn2576	Mg2790	Ni2316	Ag3280
Units	ppm	ppm	ppm	ppm	ppm	ppm
Avg	.0061687	-.023173	-.000546	.0481811	-.000764	.0008865
Stddev	.0089478	.014484	.001420	.0353511	.000402	.0011057
%RSD	145.0504	62.50541	260.2503	73.37118	52.61609	124.7215
#1	.0147270	-.030691	-.001316	.0120598	-.001218	.0020471
#2	-.003123	-.006475	.001093	.0497756	-.000623	-.000155
#3	.006903	-.032352	-.001414	.0827080	-.000452	.000767

Elem	Na8183	V_2924	Zn2138	K_7698	P_1774	B_2496
Units	ppm	ppm	ppm	ppm	ppm	ppm
Avg	.0262150	-.007058	.0006547	.1011701	-.001412	-.001380
Stddev	.0123692	.006383	.0000754	.1566626	.001358	.001677
%RSD	47.18383	90.43841	11.51386	154.8506	96.17765	121.5110
#1	.0197096	-.004658	.0005681	.0568419	-.002017	-.000752
#2	.0184559	-.002222	.0007059	.2752204	.000143	-.000108
#3	.0404793	-.014293	.0006900	-.028552	-.002363	-.003281

Reviewed By:mohan
On:1/2/2025 2:18:34 AM
Inst Id :P5

Sample Name: ICB005 Acquired: 12/30/2024 19:11:07 Type: Unk
Method: SFAM01.1 INSTRUMENT P5 WITH 6 POINT ICAL-2(v55) Mode: CONC Corr. Factor: 1.000000
User: Kareem Custom ID1: ICB005 Custom ID2: Custom ID3:
Comment:

Elem	Mo2020	S_1820	Si2516	Sn1899	Ti3361	Sr4077
Units	ppm	ppm	ppm	ppm	ppm	ppm
Avg	.0004424	.0011069	.0001734	.0008751	-.001252	-.000130
Stddev	.0004210	.0022354	.0010305	.0010993	.002767	.000249
%RSD	95.15588	201.9442	594.1416	125.6246	220.9722	190.6955
#1	.0008973	-.000199	-.000174	.0021129	.000030	-.000046
#2	.0003632	.003688	-.000639	.0000127	.000641	.000065
#3	.0000667	-.000168	.001333	.0004996	-.004428	-.000410

Elem	Li6707
Units	ppm
Avg	F .0201766
Stddev	.0028008
%RSD	13.88160
#1	.0217487
#2	.0218383
#3	.0169429

Int. Std.	Y_2243	Y_3600	Y_3710	Y_2243	In2306
Units	Cts/S	Cts/S	Cts/S	Cts/S	Cts/S
Avg	1617.831	20661.87	2244.670	1370.334	1905.590
Stddev	21.190	131.88	16.038	8.275	24.201
%RSD	1.309759	.6382684	.7144734	.6038481	1.270015
#1	1639.371	20747.44	2226.211	1377.092	1929.791
#2	1597.010	20728.18	2252.616	1372.805	1881.389
#3	1617.111	20510.00	2255.183	1361.106	1905.590

Reviewed By:mohan
On:1/2/2025 2:18:34 AM
Inst Id :P5

Sample Name: ICSA005 Acquired: 12/30/2024 19:15:12 Type: Unk
Method: SFAM01.1 INSTRUMENT P5 WITH 6 POINT ICAL-2(v55) Mode: CONC Corr. Factor: 1.000000
User: Kareem Custom ID1: ICSA005 Custom ID2: Custom ID3:
Comment:

Elem	As1890	Tl1908	Pb2203	Se1960	Sb2068	Al3961
Units	ppm	ppm	ppm	ppm	ppm	ppm
Avg	.0019224	.0064219	.0070429	-.006256	.0029989	247.5376
Stddev	.0056777	.0073943	.0009340	.004508	.0029282	.4298
%RSD	295.3463	115.1420	13.26176	72.06210	97.64188	.1736117
#1	-.001574	.0017314	.0059875	-.010565	.0016897	247.6627
#2	-.001133	.0149457	.0073784	-.006632	.0063534	247.8909
#3	.008474	.0025885	.0077629	-.001572	.0009537	247.0592

Elem	Ba4934	Be2348	Cd2144	Ca3736	Cr2677	Co2286
Units	ppm	ppm	ppm	ppm	ppm	ppm
Avg	.0069434	.0014372	.0009415	254.8073	.0546590	.0362012
Stddev	.0003974	.0000756	.0000864	.1908	.0008419	.0006535
%RSD	5.723151	5.260761	9.175395	.0748799	1.540249	1.805307
#1	.0067619	.0014009	.0009821	254.9558	.0554176	.0356354
#2	.0066692	.0013865	.0010001	254.8739	.0548062	.0360516
#3	.0073992	.0015241	.0008423	254.5921	.0537533	.0369166

Elem	Cu3247	Fe2598	Mn2576	Mg2790	Ni2316	Ag3280
Units	ppm	ppm	ppm	ppm	ppm	ppm
Avg	.0040628	104.5612	.0081151	265.9305	.0072743	-.005853
Stddev	.0140723	.1068	.0005219	1.0380	.0008964	.000520
%RSD	346.3688	.1021870	6.431323	.3903212	12.32247	8.889388
#1	.0195258	104.6501	.0087000	265.8863	.0062648	-.006372
#2	-.007993	104.5908	.0076968	266.9899	.0079770	-.005331
#3	.000656	104.4426	.0079487	264.9154	.0075810	-.005857

Elem	Na8183	V_2924	Zn2138	K_7698	P_1774	B_2496
Units	ppm	ppm	ppm	ppm	ppm	ppm
Avg	.1246495	.0057452	-.022565	-.217994	.0058272	F -.244283
Stddev	.0361432	.0033235	.000251	.046698	.0041154	.005263
%RSD	28.99587	57.84806	1.110835	21.42165	70.62349	2.154508
#1	.1481180	.0049062	-.022385	-.242136	.0014085	-.245926
#2	.1428025	.0094078	-.022459	-.164167	.0095507	-.238395
#3	.0830279	.0029216	-.022851	-.247679	.0065225	-.248529

Reviewed By:mohan
On:1/2/2025 2:18:34 AM
Inst Id :P5

Sample Name: ICSA005 Acquired: 12/30/2024 19:15:12 Type: Unk
Method: SFAM01.1 INSTRUMENT P5 WITH 6 POINT ICAL-2(v55) Mode: CONC Corr. Factor: 1.000000
User: Kareem Custom ID1: ICSA005 Custom ID2: Custom ID3:
Comment:

Elem	Mo2020	S_1820	Si2516	Sn1899	Ti3361	Sr4077
Units	ppm	ppm	ppm	ppm	ppm	ppm
Avg	.0024792	.0159462	-.001970	F .0146502	-.005251	.0039033
Stddev	.0005627	.0087397	.000571	.0010760	.001646	.0003420
%RSD	22.69673	54.80710	28.99347	7.344695	31.34462	8.762206
#1	.0030583	.0091696	-.001514	.0143841	-.003557	.0036702
#2	.0019344	.0128584	-.001786	.0158343	-.006845	.0037439
#3	.0024449	.0258106	-.002611	.0137322	-.005351	.0042960

Elem	Li6707
Units	ppm
Avg	F .0249194
Stddev	.0031040
%RSD	12.45628
#1	.0228785
#2	.0284916
#3	.0233883

Int. Std.	Y_2243	Y_3600	Y_3710	Y_2243	In2306
Units	Cts/S	Cts/S	Cts/S	Cts/S	Cts/S
Avg	1570.153	19536.80	2239.211	1305.365	1734.218
Stddev	7.818	110.80	17.790	3.274	4.926
%RSD	.4979338	.5671282	.7944773	.2508457	.2840742
#1	1572.784	19553.67	2219.631	1305.838	1737.591
#2	1576.317	19418.53	2254.383	1301.879	1736.499
#3	1561.358	19638.20	2243.618	1308.377	1728.565

Reviewed By:mohan
On:1/2/2025 2:18:34 AM
Inst Id :P5

Sample Name: ICSAB005 Acquired: 12/30/2024 19:50:45 Type: Unk
Method: SFAM01.1 INSTRUMENT P5 WITH 6 POINT ICAL-2(v55) Mode: CONC Corr. Factor: 1.000000
User: Kareem Custom ID1: ICSAB005 Custom ID2: Custom ID3:
Comment:

Elem	As1890	Tl1908	Pb2203	Se1960	Sb2068	Al3961
Units	ppm	ppm	ppm	ppm	ppm	ppm
Avg	.1018566	.0998692	.0576695	.0392489	.5991666	231.7798
Stddev	.0087626	.0051157	.0041732	.0025021	.0026822	.8584
%RSD	8.602880	5.122373	7.236340	6.374888	.4476521	.3703320
#1	.1117581	.0953886	.0624386	.0397611	.5994371	230.8086
#2	.0987096	.0987759	.0558827	.0414552	.5963595	232.4369
#3	.0951021	.1054432	.0546873	.0365303	.6017033	232.0938

Elem	Ba4934	Be2348	Cd2144	Ca3736	Cr2677	Co2286
Units	ppm	ppm	ppm	ppm	ppm	ppm
Avg	.5424965	.5405325	1.061315	240.3109	.6203899	.5472687
Stddev	.0017840	.0053971	.002727	.5044	.0016266	.0016058
%RSD	.3288520	.9984758	.2569782	.2099028	.2621899	.2934155
#1	.5405982	.5416880	1.060308	239.7791	.6217169	.5463216
#2	.5427530	.5452582	1.059235	240.3713	.6208775	.5463618
#3	.5441385	.5346512	1.064403	240.7825	.6185753	.5491228

Elem	Cu3247	Fe2598	Mn2576	Mg2790	Ni2316	Ag3280
Units	ppm	ppm	ppm	ppm	ppm	ppm
Avg	.4965447	98.16970	.5467131	248.7891	1.054149	.2109795
Stddev	.0148174	.29137	.0034264	.7576	.002468	.0013625
%RSD	2.984093	.2968029	.6267227	.3045110	.2341084	.6457770
#1	.5081233	98.05458	.5436099	247.9197	1.053344	.2123633
#2	.5016645	97.95347	.5461391	249.1404	1.052183	.2096394
#3	.4798464	98.50104	.5503902	249.3074	1.056918	.2109358

Elem	Na8183	V_2924	Zn2138	K_7698	P_1774	B_2496
Units	ppm	ppm	ppm	ppm	ppm	ppm
Avg	.0714130	.5313850	1.008942	-.628636	.0017804	F -.238675
Stddev	.0119023	.0095604	.004816	.200760	.0048004	.004835
%RSD	16.66690	1.799156	.4773220	31.93583	269.6189	2.025929
#1	.0682484	.5208842	1.013824	-.672055	.0000757	-.243424
#2	.0614127	.5336856	1.008806	-.804135	-.001935	-.238844
#3	.0845777	.5395853	1.004195	-.409720	.007201	-.233757

Reviewed By:mohan
On:1/2/2025 2:18:34 AM
Inst Id :P5

Sample Name: ICSAB005 Acquired: 12/30/2024 19:50:45 Type: Unk
Method: SFAM01.1 INSTRUMENT P5 WITH 6 POINT ICAL-2(v55) Mode: CONC Corr. Factor: 1.000000
User: Kareem Custom ID1: ICSAB005 Custom ID2: Custom ID3:
Comment:

Elem	Mo2020	S_1820	Si2516	Sn1899	Ti3361	Sr4077
Units	ppm	ppm	ppm	ppm	ppm	ppm
Avg	.0025634	.0324169	.0005468	F .0112974	-.007134	.0036982
Stddev	.0003400	.0051773	.0016273	.0012809	.000854	.0006773
%RSD	13.26177	15.97086	297.6038	11.33775	11.96583	18.31451
#1	.0029113	.0275147	.0018078	.0106119	-.006225	.0038987
#2	.0025470	.0319049	.0011228	.0127751	-.007257	.0042526
#3	.0022320	.0378311	-.001290	.0105052	-.007919	.0029433

Elem	Li6707
Units	ppm
Avg	.0008555
Stddev	.0034199
%RSD	399.7545
#1	-.003093
#2	.002809
#3	.002850

Int. Std.	Y_2243	Y_3600	Y_3710	Y_2243	In2306
Units	Cts/S	Cts/S	Cts/S	Cts/S	Cts/S
Avg	1577.431	19662.38	2278.562	1311.421	1746.493
Stddev	1.087	25.04	14.844	5.340	3.671
%RSD	.0688916	.1273550	.6514606	.4071694	.2101737
#1	1577.503	19633.49	2272.191	1305.447	1749.292
#2	1578.480	19675.91	2267.967	1315.730	1747.850
#3	1576.310	19677.75	2295.528	1313.085	1742.337

Reviewed By:mohan
On:1/2/2025 2:18:34 AM
Inst Id :P5

Sample Name: CCV049 Acquired: 12/30/2024 19:54:36 Type: Unk
Method: SFAM01.1 INSTRUMENT P5 WITH 6 POINT ICAL-2(v55) Mode: CONC Corr. Factor: 1.000000
User: Kareem Custom ID1: CCV049 Custom ID2: Custom ID3:
Comment:

Elem	As1890	Tl1908	Pb2203	Se1960	Sb2068	Al3961
Units	ppm	ppm	ppm	ppm	ppm	ppm
Avg	4.954220	4.820814	24.67484	4.928340	4.904377	403.6664
Stddev	.007127	.007446	.03523	.013375	.003710	.9030
%RSD	.1438658	.1544526	.1427659	.2713935	.0756367	.2236967
#1	4.945997	4.816615	24.64162	4.915678	4.901798	404.7090
#2	4.958622	4.829411	24.67113	4.942329	4.902706	403.1340
#3	4.958041	4.816416	24.71178	4.927014	4.908629	403.1561

Elem	Ba4934	Be2348	Cd2144	Ca3736	Cr2677	Co2286
Units	ppm	ppm	ppm	ppm	ppm	ppm
Avg	10.08487	.5058581	2.489382	410.2640	15.50336	2.486900
Stddev	.01531	.0032236	.003768	1.2386	.01266	.004228
%RSD	.1518013	.6372583	.1513674	.3019055	.0816549	.1700255
#1	10.10234	.5086082	2.485410	411.6817	15.48968	2.483209
#2	10.07379	.5066555	2.489831	409.7188	15.51465	2.485977
#3	10.07847	.5023106	2.492906	409.3915	15.50576	2.491513

Elem	Cu3247	Fe2598	Mn2576	Mg2790	Ni2316	Ag3280
Units	ppm	ppm	ppm	ppm	ppm	ppm
Avg	15.10156	409.0644	15.03071	403.3444	2.512215	1.264303
Stddev	.05823	1.4306	.04156	1.3341	.003856	.000396
%RSD	.3856014	.3497168	.2765299	.3307560	.1535020	.0312870
#1	15.16880	410.7104	15.07272	404.3779	2.510054	1.264560
#2	15.06804	408.3616	15.02979	403.8170	2.509923	1.264502
#3	15.06784	408.1212	14.98961	401.8384	2.516667	1.263848

Elem	Na8183	V_2924	Zn2138	K_7698	P_1774	B_2496
Units	ppm	ppm	ppm	ppm	ppm	ppm
Avg	408.0286	2.487329	14.90307	152.7635	4.894061	F 4.350231
Stddev	.7441	.021434	.10303	.5062	.004398	.025270
%RSD	.1823611	.8617170	.6913187	.3313353	.0898542	.5808821
#1	408.6593	2.511326	14.84620	153.3260	4.892494	4.378696
#2	407.2079	2.480575	14.84100	152.6196	4.890661	4.341554
#3	408.2185	2.470086	15.02200	152.3448	4.899027	4.330443

Reviewed By:mohan
On:1/2/2025 2:18:34 AM
Inst Id :P5

Sample Name: CCV049 Acquired: 12/30/2024 19:54:36 Type: Unk
Method: SFAM01.1 INSTRUMENT P5 WITH 6 POINT ICAL-2(v55) Mode: CONC Corr. Factor: 1.000000
User: Kareem Custom ID1: CCV049 Custom ID2: Custom ID3:
Comment:

Elem	Mo2020	S_1820	Si2516	Sn1899	Ti3361	Sr4077
Units	ppm	ppm	ppm	ppm	ppm	ppm
Avg	4.808307	4.977871	4.974573	5.033391	5.032397	4.821186
Stddev	.010329	.002191	.032792	.003314	.003508	.011616
%RSD	.2148122	.0440048	.6592003	.0658485	.0697171	.2409266
#1	4.811806	4.979539	5.007911	5.029929	5.034703	4.833882
#2	4.796683	4.978684	4.973453	5.036535	5.028359	4.818582
#3	4.816432	4.975390	4.942354	5.033709	5.034128	4.811094

Elem	Li6707
Units	ppm
Avg	5.079033
Stddev	.007151
%RSD	.1407868
#1	5.080603
#2	5.071227
#3	5.085268

Int. Std.	Y_2243	Y_3600	Y_3710	Y_2243	In2306
Units	Cts/S	Cts/S	Cts/S	Cts/S	Cts/S
Avg	1433.484	18782.51	2183.176	1178.744	1607.459
Stddev	3.230	15.63	13.211	8.838	2.571
%RSD	.2253068	.0832173	.6051132	.7497961	.1599591
#1	1429.774	18799.28	2169.567	1183.743	1604.982
#2	1435.017	18779.90	2184.012	1183.950	1607.281
#3	1435.662	18768.35	2195.949	1168.539	1610.116

Reviewed By:mohan
On:1/2/2025 2:18:34 AM
Inst Id :P5

Sample Name: CCB049 Acquired: 12/30/2024 19:58:22 Type: Unk
Method: SFAM01.1 INSTRUMENT P5 WITH 6 POINT ICAL-2(v55) Mode: CONC Corr. Factor: 1.000000
User: Kareem Custom ID1: CCB049 Custom ID2: Custom ID3:
Comment:

Elem	As1890	Tl1908	Pb2203	Se1960	Sb2068	Al3961	Ba4934
Units	ppm	ppm	ppm	ppm	ppm	ppm	ppm
Avg	-.000949	-.003074	.0029558	.0010957	-.000451	.0226319	.0009061
Stddev	.005150	.001956	.0013712	.0069894	.003450	.0108423	.0008298
%RSD	542.9495	63.64263	46.38867	637.8645	765.5776	47.90740	91.57721
#1	-.003628	-.003773	.0014111	-.006901	.003000	.0296089	.0018244
#2	.004989	-.000864	.0040290	.004148	-.000451	.0101407	.0002100
#3	-.004206	-.004585	.0034273	.006040	-.003900	.0281460	.0006840

Elem	Be2348	Cd2144	Ca3736	Cr2677	Co2286	Cu3247	Fe2598
Units	ppm	ppm	ppm	ppm	ppm	ppm	ppm
Avg	.0001324	.0001528	.0424126	.0006210	-.000032	.0018386	.0400512
Stddev	.0000846	.0001138	.0206334	.0004698	.000216	.0055688	.0126412
%RSD	63.92587	74.50172	48.64930	75.64381	679.4934	302.8769	31.56255
#1	.0001725	.0000235	.0655014	.0000787	-.000154	-.003238	.0263144
#2	.0001895	.0002381	.0359590	.0008831	.000218	.000959	.0426450
#3	.0000352	.0001968	.0257773	.0009013	-.000160	.007795	.0511944

Elem	Mn2576	Mg2790	Ni2316	Ag3280	Na8183	V_2924	Zn2138
Units	ppm	ppm	ppm	ppm	ppm	ppm	ppm
Avg	.0004557	.0982321	-.000608	.0011610	.0644596	.0010683	.0026544
Stddev	.0013445	.0577988	.000352	.0010077	.0186929	.0105502	.0011254
%RSD	295.0460	58.83898	57.95804	86.79613	28.99945	987.5905	42.39569
#1	.0002183	.1615614	-.000987	.0000443	.0763259	.0035315	.0039440
#2	.0019031	.0848089	-.000546	.0014362	.0741412	-.010496	.0021476
#3	-.000754	.0483261	-.000290	.0020026	.0429118	.010169	.0018716

Elem	K_7698	P_1774	B_2496	Mo2020	S_1820	Si2516	Sn1899
Units	ppm	ppm	ppm	ppm	ppm	ppm	ppm
Avg	.0807830	-.002732	.0110931	.0006819	-.000283	.0009773	.0000654
Stddev	.1041563	.002413	.0038659	.0008693	.002653	.0009751	.0027229
%RSD	128.9334	88.34133	34.84942	127.4760	938.4186	99.77931	4164.445
#1	.0028219	-.000841	.0066842	.0016815	.002056	.0020288	.0013661
#2	.0404535	-.005450	.0126923	.0002610	.000261	.0001028	.0018940
#3	.1990736	-.001904	.0139028	.0001032	-.003166	.0008003	-.003064

Reviewed By:mohan
On:1/2/2025 2:18:34 AM
Inst Id :P5

Sample Name: CCB049 Acquired: 12/30/2024 19:58:22 Type: Unk
Method: SFAM01.1 INSTRUMENT P5 WITH 6 POINT ICAL-2(v55) Mode: CONC Corr. Factor: 1.000000
User: Kareem Custom ID1: CCB049 Custom ID2: Custom ID3:
Comment:

Elem	Ti3361	Sr4077	Li6707
Units	ppm	ppm	ppm
Avg	-.002024	.0001103	.0129394
Stddev	.002339	.0001582	.0023618
%RSD	115.5596	143.4285	18.25233
#1	-.000220	.0001140	.0156661
#2	-.004667	.0002665	.0115308
#3	-.001186	-.000050	.0116215

Int. Std.	Y_2243	Y_3600	Y_3710	Y_2243	In2306
Units	Cts/S	Cts/S	Cts/S	Cts/S	Cts/S
Avg	1682.786	21083.90	2236.699	1399.218	1981.144
Stddev	16.505	315.78	29.053	22.991	19.347
%RSD	.9808192	1.497727	1.298921	1.643165	.9765643
#1	1692.481	20723.13	2211.502	1372.684	1991.795
#2	1692.148	21310.08	2268.478	1413.235	1992.826
#3	1663.728	21218.51	2230.118	1411.735	1958.812

Reviewed By:mohan
On:1/2/2025 2:18:34 AM
Inst Id :P5

Sample Name: P5027-07DLX2 Acquired: 12/30/2024 20:02:23 Type: Unk
Method: SFAM01.1 INSTRUMENT P5 WITH 6 POINT ICAL-2(v55) Mode: CONC Corr. Factor: 1.000000
User: Kareem Custom ID1: MBHK19 Custom ID2: Custom ID3:
Comment:

Elem	As1890	Tl1908	Pb2203	Se1960	Sb2068	Al3961	Ba4934
Units	ppm	ppm	ppm	ppm	ppm	ppm	ppm
Avg	.0434769	.0152753	.1535327	-.010542	-.001019	29.50271	.4568861
Stddev	.0048016	.0029561	.0011148	.005923	.003943	.31674	.0036984
%RSD	11.04408	19.35199	.7260735	56.18337	386.9164	1.073607	.8094768
#1	.0379325	.0130014	.1523278	-.010729	.003094	29.15822	.4527649
#2	.0462272	.0186169	.1545273	-.004528	-.001386	29.56854	.4579774
#3	.0462710	.0142076	.1537431	-.016369	-.004765	29.78136	.4599161

Elem	Be2348	Cd2144	Ca3736	Cr2677	Co2286	Cu3247	Fe2598
Units	ppm	ppm	ppm	ppm	ppm	ppm	ppm
Avg	.0026668	.0024728	521.4104	.0505103	.0832344	.1460967	87.91561
Stddev	.0000291	.0000549	4.6044	.0017262	.0004957	.0130964	.91273
%RSD	1.090688	2.219615	.8830671	3.417497	.5954972	8.964195	1.038185
#1	.0026796	.0024948	516.1791	.0486272	.0829271	.1423857	86.94671
#2	.0026873	.0024104	523.2038	.0520178	.0838062	.1606481	88.04091
#3	.0026335	.0025133	524.8482	.0508858	.0829698	.1352562	88.75921

Elem	Mn2576	Mg2790	Ni2316	Ag3280	Na8183	V_2924	Zn2138
Units	ppm	ppm	ppm	ppm	ppm	ppm	ppm
Avg	9.524421	200.4422	.0989303	-.003429	.9743230	.0839301	.2318832
Stddev	.097009	1.9120	.0008919	.000394	.0052467	.0091151	.0049619
%RSD	1.018526	.9539038	.9015509	11.49256	.5384931	10.86034	2.139806
#1	9.413764	198.3301	.0999109	-.002977	.9701377	.0747330	.2298778
#2	9.564687	200.9413	.0981674	-.003613	.9726224	.0840964	.2375338
#3	9.594812	202.0551	.0987127	-.003698	.9802091	.0929610	.2282378

Elem	K_7698	P_1774	B_2496	Mo2020	S_1820	Si2516	Sn1899
Units	ppm	ppm	ppm	ppm	ppm	ppm	ppm
Avg	5.548820	3.422686	-.159906	.0023690	.8012198	5.040831	.0129702
Stddev	.085756	.015837	.001230	.0005166	.0048860	.048420	.0014488
%RSD	1.545490	.4627029	.7689385	21.80501	.6098213	.9605602	11.17050
#1	5.458350	3.407501	-.160379	.0018836	.7968836	5.014882	.0125860
#2	5.559190	3.421455	-.158510	.0023115	.8002620	5.010916	.0145725
#3	5.628920	3.439102	-.160828	.0029119	.8065137	5.096695	.0117522

Reviewed By:mohan
On:1/2/2025 2:18:34 AM
Inst Id :P5

Sample Name: P5027-07DLX2 Acquired: 12/30/2024 20:02:23 Type: Unk
Method: SFAM01.1 INSTRUMENT P5 WITH 6 POINT ICAL-2(v55) Mode: CONC Corr. Factor: 1.000000
User: Kareem Custom ID1: MBHK19 Custom ID2: Custom ID3:
Comment:

Elem	Ti3361	Sr4077	Li6707
Units	ppm	ppm	ppm
Avg	.5939829	.2956660	.0803411
Stddev	.0070245	.0017308	.0042452
%RSD	1.182609	.5854063	5.283919
#1	.5865940	.2938127	.0850147
#2	.5947796	.2972405	.0792846
#3	.6005750	.2959447	.0767239

Int. Std.	Y_2243	Y_3600	Y_3710	Y_2243	In2306
Units	Cts/S	Cts/S	Cts/S	Cts/S	Cts/S
Avg	1728.204	21664.23	2489.576	1417.586	1697.679
Stddev	4.479	392.98	16.633	24.680	3.417
%RSD	.2591981	1.813954	.6680963	1.740962	.2012988
#1	1728.233	21884.92	2505.587	1430.153	1700.772
#2	1723.710	21210.51	2490.756	1389.152	1694.010
#3	1732.669	21897.26	2472.385	1433.453	1698.256

Reviewed By:mohan
On:1/2/2025 2:18:34 AM
Inst Id :P5

Sample Name: P5027-13DLX2 Acquired: 12/30/2024 20:06:18 Type: Unk
Method: SFAM01.1 INSTRUMENT P5 WITH 6 POINT ICAL-2(v55) Mode: CONC Corr. Factor: 1.000000
User: Kareem Custom ID1: MBHK23 Custom ID2: Custom ID3:
Comment:

Elem	As1890	Tl1908	Pb2203	Se1960	Sb2068	Al3961	Ba4934
Units	ppm	ppm	ppm	ppm	ppm	ppm	ppm
Avg	.0580937	.0103484	.3262740	.0004320	.0024288	35.08406	.6049268
Stddev	.0075167	.0069200	.0012861	.0050586	.0029262	.45199	.0071075
%RSD	12.93890	66.87013	.3941804	1170.952	120.4785	1.288309	1.174929
#1	.0499609	.0081716	.3276401	-.001468	.0008137	34.62289	.5968587
#2	.0647858	.0047785	.3250865	.006165	.0006661	35.10301	.6076588
#3	.0595343	.0180950	.3260956	-.003402	.0058066	35.52627	.6102629

Elem	Be2348	Cd2144	Ca3736	Cr2677	Co2286	Cu3247	Fe2598
Units	ppm	ppm	ppm	ppm	ppm	ppm	ppm
Avg	.0038395	.0033934	611.7892	.0581775	.0864383	.2000040	90.97233
Stddev	.0001401	.0001222	5.1209	.0005526	.0004154	.0069012	.86534
%RSD	3.650095	3.600275	.8370397	.9498399	.4805242	3.450527	.9512107
#1	.0039182	.0033591	606.3923	.0585159	.0869176	.2079120	90.04368
#2	.0036777	.0035290	612.3951	.0584768	.0861829	.1951990	91.11724
#3	.0039227	.0032920	616.5802	.0575398	.0862145	.1969009	91.75606

Elem	Mn2576	Mg2790	Ni2316	Ag3280	Na8183	V_2924	Zn2138
Units	ppm	ppm	ppm	ppm	ppm	ppm	ppm
Avg	6.010547	53.02422	.0939538	-.003085	.5768913	.0843874	.4749167
Stddev	.058443	.75308	.0005495	.000601	.0148632	.0056459	.0011618
%RSD	.9723470	1.420248	.5848752	19.47017	2.576421	6.690417	.2446370
#1	5.951096	52.21052	.0945861	-.002747	.5651840	.0891141	.4740317
#2	6.012616	53.16547	.0935926	-.003778	.5936132	.0859123	.4762324
#3	6.067928	53.69666	.0936825	-.002729	.5718768	.0781357	.4744861

Elem	K_7698	P_1774	B_2496	Mo2020	S_1820	Si2516	Sn1899
Units	ppm	ppm	ppm	ppm	ppm	ppm	ppm
Avg	7.485326	4.069600	-.160573	.0030091	1.050995	5.453320	.0341282
Stddev	.204710	.013572	.002359	.0001781	.006494	.033933	.0013950
%RSD	2.734821	.3334896	1.468907	5.917778	.6178887	.6222391	4.087527
#1	7.253695	4.077374	-.159185	.0030318	1.057830	5.420552	.0356846
#2	7.641965	4.053929	-.163296	.0028208	1.044906	5.451102	.0337094
#3	7.560318	4.077498	-.159237	.0031748	1.050247	5.488308	.0329905

Reviewed By:mohan
On:1/2/2025 2:18:34 AM
Inst Id :P5

Sample Name: P5027-13DLX2 Acquired: 12/30/2024 20:06:18 Type: Unk
Method: SFAM01.1 INSTRUMENT P5 WITH 6 POINT ICAL-2(v55) Mode: CONC Corr. Factor: 1.000000
User: Kareem Custom ID1: MBHK23 Custom ID2: Custom ID3:
Comment:

Elem	Ti3361	Sr4077	Li6707
Units	ppm	ppm	ppm
Avg	.3202627	.4610435	.0675465
Stddev	.0078198	.0040460	.0038397
%RSD	2.441697	.8775810	5.684528
#1	.3123699	.4567498	.0662864
#2	.3204108	.4615956	.0644952
#3	.3280075	.4647852	.0718579

Int. Std.	Y_2243	Y_3600	Y_3710	Y_2243	In2306
Units	Cts/S	Cts/S	Cts/S	Cts/S	Cts/S
Avg	1795.661	22722.39	2559.554	1486.537	1727.095
Stddev	3.799	82.70	10.815	2.342	4.158
%RSD	.2115717	.3639530	.4225368	.1575140	.2407441
#1	1792.971	22655.16	2570.484	1486.775	1724.240
#2	1800.007	22697.27	2559.321	1484.085	1731.865
#3	1794.004	22814.73	2548.858	1488.750	1725.180

Reviewed By:mohan
On:1/2/2025 2:18:34 AM
Inst Id :P5

Sample Name: P5027-14DLX2 Acquired: 12/30/2024 20:10:09 Type: Unk
Method: SFAM01.1 INSTRUMENT P5 WITH 6 POINT ICAL-2(v55) Mode: CONC Corr. Factor: 1.000000
User: Kareem Custom ID1: MBHK24 Custom ID2: Custom ID3:
Comment:

Elem	As1890	Tl1908	Pb2203	Se1960	Sb2068	Al3961	Ba4934
Units	ppm	ppm	ppm	ppm	ppm	ppm	ppm
Avg	.0536274	.0148332	.2585458	-.004387	-.003227	29.99283	.3959171
Stddev	.0023569	.0047180	.0024000	.000456	.005561	.11192	.0026728
%RSD	4.394880	31.80682	.9282750	10.39385	172.3572	.3731402	.6750995
#1	.0559850	.0095077	.2566094	-.004895	-.009373	29.88220	.3937628
#2	.0536259	.0184903	.2577971	-.004014	-.001763	29.99032	.3950803
#3	.0512712	.0165016	.2612309	-.004252	.001456	30.10599	.3989082

Elem	Be2348	Cd2144	Ca3736	Cr2677	Co2286	Cu3247	Fe2598
Units	ppm	ppm	ppm	ppm	ppm	ppm	ppm
Avg	.0028649	.0036196	623.0600	.0485587	.0883845	.1831172	85.88856
Stddev	.0000623	.0000840	3.1653	.0008382	.0001652	.0100484	.53369
%RSD	2.175552	2.321185	.5080301	1.726099	.1869100	5.487426	.6213797
#1	.0028248	.0035238	619.4597	.0494535	.0885734	.1946696	85.36017
#2	.0029367	.0036809	624.3147	.0477918	.0883133	.1782780	85.87810
#3	.0028331	.0036540	625.4057	.0484309	.0882668	.1764040	86.42741

Elem	Mn2576	Mg2790	Ni2316	Ag3280	Na8183	V_2924	Zn2138
Units	ppm	ppm	ppm	ppm	ppm	ppm	ppm
Avg	7.477869	69.85676	.0918938	-.002459	.8027131	.0815111	.6663326
Stddev	.031825	.14128	.0006842	.000544	.0158954	.0061581	.0034675
%RSD	.4255852	.2022404	.7445482	22.14581	1.980208	7.554919	.5203904
#1	7.450154	69.74537	.0926451	-.003002	.7880935	.0760294	.6688004
#2	7.470827	69.80922	.0917299	-.001913	.8196335	.0803296	.6678293
#3	7.512624	70.01567	.0913064	-.002460	.8004121	.0881743	.6623681

Elem	K_7698	P_1774	B_2496	Mo2020	S_1820	Si2516	Sn1899
Units	ppm	ppm	ppm	ppm	ppm	ppm	ppm
Avg	5.190310	7.601224	-.156952	.0045916	.9077847	5.228611	.0282725
Stddev	.049401	.018547	.002428	.0006528	.0100594	.013119	.0012023
%RSD	.9517936	.2440014	1.547161	14.21664	1.108131	.2508984	4.252690
#1	5.198329	7.597071	-.159332	.0053030	.8970923	5.235675	.0282632
#2	5.137391	7.585105	-.157045	.0040202	.9092005	5.236683	.0270748
#3	5.235212	7.621495	-.154478	.0044516	.9170612	5.213474	.0294795

Reviewed By:mohan
On:1/2/2025 2:18:34 AM
Inst Id :P5

Sample Name: P5027-14DLX2 Acquired: 12/30/2024 20:10:09 Type: Unk
Method: SFAM01.1 INSTRUMENT P5 WITH 6 POINT ICAL-2(v55) Mode: CONC Corr. Factor: 1.000000
User: Kareem Custom ID1: MBHK24 Custom ID2: Custom ID3:
Comment:

Elem	Ti3361	Sr4077	Li6707
Units	ppm	ppm	ppm
Avg	.5137295	.5452238	.0636905
Stddev	.0047193	.0042832	.0023767
%RSD	.9186420	.7855931	3.731565
#1	.5106212	.5402833	.0652205
#2	.5114074	.5478920	.0648985
#3	.5191600	.5474963	.0609525

Int. Std.	Y_2243	Y_3600	Y_3710	Y_2243	In2306
Units	Cts/S	Cts/S	Cts/S	Cts/S	Cts/S
Avg	1805.903	22559.84	2587.391	1486.042	1716.802
Stddev	2.963	28.31	8.721	4.404	1.289
%RSD	.1640700	.1254694	.3370761	.2963247	.0751095
#1	1809.175	22577.33	2580.987	1482.940	1718.290
#2	1803.403	22527.18	2583.862	1484.104	1716.024
#3	1805.129	22575.01	2597.324	1491.082	1716.091

Reviewed By:mohan
On:1/2/2025 2:18:34 AM
Inst Id :P5

Sample Name: P5027-15DLX2 Acquired: 12/30/2024 20:14:00 Type: Unk
Method: SFAM01.1 INSTRUMENT P5 WITH 6 POINT ICAL-2(v55) Mode: CONC Corr. Factor: 1.000000
User: Kareem Custom ID1: MBHK25 Custom ID2: Custom ID3:
Comment:

Elem	As1890	Tl1908	Pb2203	Se1960	Sb2068	Al3961	Ba4934
Units	ppm	ppm	ppm	ppm	ppm	ppm	ppm
Avg	.0397766	.0214879	.0636681	-.028189	-.006000	20.26041	.3428308
Stddev	.0032157	.0034830	.0009764	.007246	.004547	.21154	.0045712
%RSD	8.084387	16.20930	1.533518	25.70389	75.78489	1.044117	1.333363
#1	.0374935	.0253014	.0643190	-.034807	-.000803	20.01685	.3375799
#2	.0434542	.0184745	.0641397	-.020447	-.007951	20.39831	.3449910
#3	.0383822	.0206880	.0625454	-.029314	-.009245	20.36608	.3459215

Elem	Be2348	Cd2144	Ca3736	Cr2677	Co2286	Cu3247	Fe2598
Units	ppm	ppm	ppm	ppm	ppm	ppm	ppm
Avg	.0019996	.0023251	488.6351	.0426390	.0764463	.0999365	55.65061
Stddev	.0001177	.0000686	5.2570	.0009071	.0006889	.0041684	.50736
%RSD	5.887339	2.948742	1.075858	2.127479	.9011329	4.171097	.9116953
#1	.0019872	.0022598	483.0047	.0416904	.0758919	.1034186	55.15670
#2	.0018885	.0023965	493.4150	.0427288	.0772175	.1010733	56.17044
#3	.0021230	.0023189	489.4857	.0434980	.0762295	.0953175	55.62467

Elem	Mn2576	Mg2790	Ni2316	Ag3280	Na8183	V_2924	Zn2138
Units	ppm	ppm	ppm	ppm	ppm	ppm	ppm
Avg	5.087665	21.79728	.0624460	-.002048	.4227535	.0352964	.1798317
Stddev	.047357	.24424	.0004281	.000772	.0282039	.0083330	.0007123
%RSD	.9308200	1.120508	.6854650	37.70840	6.671489	23.60871	.3960772
#1	5.034833	21.51658	.0627520	-.002937	.3960661	.0332751	.1792574
#2	5.126300	21.96131	.0626291	-.001540	.4199324	.0281600	.1806287
#3	5.101862	21.91394	.0619568	-.001667	.4522620	.0444541	.1796088

Elem	K_7698	P_1774	B_2496	Mo2020	S_1820	Si2516	Sn1899
Units	ppm	ppm	ppm	ppm	ppm	ppm	ppm
Avg	5.121523	4.171243	-.099240	.0063253	.5335168	5.210184	.0111181
Stddev	.082212	.001566	.002993	.0003920	.0102113	.017358	.0013447
%RSD	1.605224	.0375308	3.016094	6.197428	1.913960	.3331575	12.09420
#1	5.027332	4.169517	-.099389	.0064739	.5289737	5.227764	.0119587
#2	5.158381	4.171640	-.102155	.0066212	.5452113	5.209731	.0095673
#3	5.178856	4.172572	-.096174	.0058807	.5263655	5.193057	.0118284

Reviewed By:mohan
On:1/2/2025 2:18:34 AM
Inst Id :P5

Sample Name: P5027-15DLX2 Acquired: 12/30/2024 20:14:00 Type: Unk
Method: SFAM01.1 INSTRUMENT P5 WITH 6 POINT ICAL-2(v55) Mode: CONC Corr. Factor: 1.000000
User: Kareem Custom ID1: MBHK25 Custom ID2: Custom ID3:
Comment:

Elem	Ti3361	Sr4077	Li6707
Units	ppm	ppm	ppm
Avg	.3487715	.3187374	.0430200
Stddev	.0069614	.0043855	.0103670
%RSD	1.995965	1.375906	24.09804
#1	.3412551	.3142136	.0315729
#2	.3500624	.3229701	.0517763
#3	.3549971	.3190286	.0457106

Int. Std.	Y_2243	Y_3600	Y_3710	Y_2243	In2306
Units	Cts/S	Cts/S	Cts/S	Cts/S	Cts/S
Avg	1726.894	21797.32	2438.080	1434.772	1783.644
Stddev	4.017	61.86	7.247	6.717	3.558
%RSD	.2326077	.2838074	.2972258	.4681483	.1994687
#1	1722.960	21748.48	2440.621	1437.250	1779.543
#2	1730.989	21776.60	2429.905	1427.169	1785.906
#3	1726.733	21866.88	2443.714	1439.898	1785.482

Reviewed By:mohan
On:1/2/2025 2:18:34 AM
Inst Id :P5

Sample Name: P5027-17DLX2 Acquired: 12/30/2024 20:17:56 Type: Unk
Method: SFAM01.1 INSTRUMENT P5 WITH 6 POINT ICAL-2(v55) Mode: CONC Corr. Factor: 1.000000
User: Kareem Custom ID1: MBHK27 Custom ID2: Custom ID3:
Comment:

Elem	As1890	Tl1908	Pb2203	Se1960	Sb2068	Al3961
Units	ppm	ppm	ppm	ppm	ppm	ppm
Avg	.0079321	.0337417	.0386367	-.059444	-.018527	3.740971
Stddev	.0114662	.0014946	.0042286	.009310	.002611	.066382
%RSD	144.5538	4.429439	10.94447	15.66139	14.09221	1.774458
#1	-.004804	.0328219	.0379551	-.048759	-.021542	3.668964
#2	.011168	.0354662	.0347903	-.063767	-.017077	3.799729
#3	.017433	.0329371	.0431646	-.065807	-.016964	3.754220

Elem	Ba4934	Be2348	Cd2144	Ca3736	Cr2677	Co2286
Units	ppm	ppm	ppm	ppm	ppm	ppm
Avg	.0277708	.0010782	.0007658	F 1291.503	.0262064	.0522824
Stddev	.0009119	.0001410	.0001223	18.833	.0004479	.0009197
%RSD	3.283762	13.07839	15.97090	1.458204	1.709138	1.759164
#1	.0276415	.0010044	.0008354	1276.726	.0256947	.0512208
#2	.0287405	.0012408	.0006246	1312.708	.0263969	.0528386
#3	.0269304	.0009895	.0008374	1285.074	.0265275	.0527879

Elem	Cu3247	Fe2598	Mn2576	Mg2790	Ni2316	Ag3280
Units	ppm	ppm	ppm	ppm	ppm	ppm
Avg	.0090678	20.46903	.6691677	58.89462	.0353388	-.000910
Stddev	.0058597	.19135	.0088488	.87453	.0014202	.000790
%RSD	64.62119	.9348162	1.322356	1.484913	4.018701	86.75671
#1	.0050774	20.27878	.6609195	58.06866	.0349869	-.001762
#2	.0157952	20.66146	.6785145	59.81074	.0369019	-.000202
#3	.0063308	20.46687	.6680691	58.80447	.0341277	-.000767

Elem	Na8183	V_2924	Zn2138	K_7698	P_1774	B_2496
Units	ppm	ppm	ppm	ppm	ppm	ppm
Avg	.8174411	.0145783	.1079640	2.374843	.6524216	-.020310
Stddev	.0291345	.0043222	.0010407	.191902	.0080907	.000868
%RSD	3.564107	29.64852	.9638850	8.080637	1.240107	4.274847
#1	.8256493	.0195646	.1086629	2.242627	.6610866	-.020378
#2	.8415910	.0122692	.1084610	2.594950	.6511138	-.021143
#3	.7850831	.0119010	.1067680	2.286952	.6450645	-.019410

Reviewed By:mohan
On:1/2/2025 2:18:34 AM
Inst Id :P5

Sample Name: P5027-17DLX2 Acquired: 12/30/2024 20:17:56 Type: Unk
Method: SFAM01.1 INSTRUMENT P5 WITH 6 POINT ICAL-2(v55) Mode: CONC Corr. Factor: 1.000000
User: Kareem Custom ID1: MBHK27 Custom ID2: Custom ID3:
Comment:

Elem	Mo2020	S_1820	Si2516	Sn1899	Ti3361	Sr4077
Units	ppm	ppm	ppm	ppm	ppm	ppm
Avg	.0035319	14.62169	3.029351	.0095312	-.006435	.8529834
Stddev	.0005418	.00605	.042751	.0024568	.003908	.0125724
%RSD	15.33919	.0414111	1.411241	25.77666	60.72842	1.473931
#1	.0041423	14.62175	3.013964	.0122624	-.006502	.8435726
#2	.0031080	14.62772	3.077666	.0075011	-.002495	.8672618
#3	.0033454	14.61561	2.996424	.0088301	-.010310	.8481157

Elem	Li6707
Units	ppm
Avg	.0280142
Stddev	.0041455
%RSD	14.79784
#1	.0233026
#2	.0296381
#3	.0311020

Int. Std.	Y_2243	Y_3600	Y_3710	Y_2243	In2306
Units	Cts/S	Cts/S	Cts/S	Cts/S	Cts/S
Avg	1632.581	20640.60	2344.226	1346.883	1680.756
Stddev	2.730	47.84	36.256	11.887	3.247
%RSD	.1671928	.2317875	1.546627	.8825209	.1931767
#1	1630.399	20592.64	2354.377	1338.215	1677.752
#2	1631.702	20640.84	2303.976	1342.001	1680.314
#3	1635.642	20688.32	2374.325	1360.433	1684.200

Reviewed By:mohan
On:1/2/2025 2:18:34 AM
Inst Id :P5

Sample Name: P5030-10DLX2 Acquired: 12/30/2024 20:21:57 Type: Unk
Method: SFAM01.1 INSTRUMENT P5 WITH 6 POINT ICAL-2(v55) Mode: CONC Corr. Factor: 1.000000
User: Kareem Custom ID1: MBHK48 Custom ID2: Custom ID3:
Comment:

Elem	As1890	Tl1908	Pb2203	Se1960	Sb2068	Al3961	Ba4934
Units	ppm	ppm	ppm	ppm	ppm	ppm	ppm
Avg	.0099155	.0282640	.1234359	-.039048	-.013768	13.80895	.0394042
Stddev	.0077967	.0040048	.0023295	.008539	.002835	.08496	.0009147
%RSD	78.63110	14.16932	1.887180	21.86694	20.58887	.6152685	2.321239
#1	.0184939	.0290579	.1207508	-.034615	-.011918	13.72200	.0385738
#2	.0032607	.0318125	.1246415	-.033638	-.012355	13.89178	.0403846
#3	.0079919	.0239217	.1249155	-.048892	-.017032	13.81307	.0392542

Elem	Be2348	Cd2144	Ca3736	Cr2677	Co2286	Cu3247	Fe2598
Units	ppm	ppm	ppm	ppm	ppm	ppm	ppm
Avg	.0020148	.0012205	664.8337	.0303679	.0640053	.0483471	44.01879
Stddev	.0000135	.0000434	2.1724	.0003129	.0003882	.0048560	.20499
%RSD	.6709663	3.552208	.3267559	1.030422	.6065352	10.04413	.4656945
#1	.0020190	.0012613	662.4755	.0306623	.0644355	.0534603	43.79456
#2	.0019997	.0012251	666.7533	.0304021	.0638991	.0437974	44.19659
#3	.0020258	.0011750	665.2723	.0300393	.0636812	.0477837	44.06521

Elem	Mn2576	Mg2790	Ni2316	Ag3280	Na8183	V_2924	Zn2138
Units	ppm	ppm	ppm	ppm	ppm	ppm	ppm
Avg	2.804957	353.4758	.0538243	-.000828	.9238745	.0251931	.2590000
Stddev	.013877	1.1816	.0009372	.001622	.0219556	.0041600	.0014751
%RSD	.4947297	.3342905	1.741151	195.8841	2.376465	16.51264	.5695509
#1	2.792372	352.3520	.0527422	-.002031	.9055718	.0282370	.2595826
#2	2.819839	354.7079	.0543681	.001017	.9482181	.0268893	.2573225
#3	2.802659	353.3675	.0543628	-.001470	.9178336	.0204529	.2600948

Elem	K_7698	P_1774	B_2496	Mo2020	S_1820	Si2516	Sn1899
Units	ppm	ppm	ppm	ppm	ppm	ppm	ppm
Avg	7.878635	.9125984	-.008169	.0010382	14.73552	3.720595	.0088576
Stddev	.023876	.0046350	.001282	.0004899	.02213	.018239	.0018952
%RSD	.3030461	.5078873	15.69439	47.19164	.1501866	.4902282	21.39584
#1	7.881162	.9116064	-.009125	.0015860	14.74983	3.735316	.0097863
#2	7.853596	.9176491	-.008669	.0006420	14.74671	3.726279	.0066772
#3	7.901147	.9085398	-.006712	.0008865	14.71003	3.700191	.0101093

Reviewed By:mohan
On:1/2/2025 2:18:34 AM
Inst Id :P5

Sample Name: P5030-10DLX2 Acquired: 12/30/2024 20:21:57 Type: Unk
Method: SFAM01.1 INSTRUMENT P5 WITH 6 POINT ICAL-2(v55) Mode: CONC Corr. Factor: 1.000000
User: Kareem Custom ID1: MBHK48 Custom ID2: Custom ID3:
Comment:

Elem	Ti3361	Sr4077	Li6707
Units	ppm	ppm	ppm
Avg	.0285731	.3295543	.0411102
Stddev	.0031601	.0013356	.0020419
%RSD	11.05980	.4052687	4.966913
#1	.0249340	.3308906	.0414462
#2	.0301595	.3295530	.0389212
#3	.0306257	.3282194	.0429633

Int. Std.	Y_2243	Y_3600	Y_3710	Y_2243	In2306
Units	Cts/S	Cts/S	Cts/S	Cts/S	Cts/S
Avg	1624.802	20526.58	2355.912	1348.661	1677.547
Stddev	2.356	118.46	10.060	6.754	1.405
%RSD	.1450070	.5770826	.4270281	.5008092	.0837770
#1	1623.557	20474.69	2349.845	1345.722	1675.937
#2	1627.520	20662.13	2350.365	1356.387	1678.173
#3	1623.330	20442.92	2367.525	1343.875	1678.530

Reviewed By:mohan
On:1/2/2025 2:18:34 AM
Inst Id :P5

Sample Name: P5030-11DLX2 Acquired: 12/30/2024 20:25:51 Type: Unk
Method: SFAM01.1 INSTRUMENT P5 WITH 6 POINT ICAL-2(v55) Mode: CONC Corr. Factor: 1.000000
User: Kareem Custom ID1: MBHK49 Custom ID2: Custom ID3:
Comment:

Elem	As1890	Tl1908	Pb2203	Se1960	Sb2068	Al3961
Units	ppm	ppm	ppm	ppm	ppm	ppm
Avg	.0132751	.0237057	.4183176	-.047361	-.015705	11.51761
Stddev	.0069128	.0047474	.0051107	.007936	.001714	.04682
%RSD	52.07335	20.02622	1.221728	16.75684	10.91130	.4064997
#1	.0207022	.0279905	.4129686	-.047522	-.017487	11.46983
#2	.0070288	.0245243	.4231509	-.039346	-.015559	11.51959
#3	.0120943	.0186023	.4188335	-.055216	-.014070	11.56341

Elem	Ba4934	Be2348	Cd2144	Ca3736	Cr2677	Co2286
Units	ppm	ppm	ppm	ppm	ppm	ppm
Avg	.0762997	.0018489	.0046122	F 980.1238	.0396173	.0651560
Stddev	.0012679	.0000684	.0001681	5.8294	.0004047	.0004667
%RSD	1.661688	3.702034	3.645842	.5947644	1.021472	.7162679
#1	.0767460	.0019275	.0047697	973.9092	.0399855	.0656627
#2	.0772841	.0018019	.0046316	980.9914	.0396823	.0650615
#3	.0748691	.0018174	.0044351	985.4708	.0391840	.0647437

Elem	Cu3247	Fe2598	Mn2576	Mg2790	Ni2316	Ag3280
Units	ppm	ppm	ppm	ppm	ppm	ppm
Avg	.0372822	49.46481	3.400884	546.0403	.0516490	-.001937
Stddev	.0044612	.34471	.019516	3.7657	.0003041	.000922
%RSD	11.96612	.6968756	.5738424	.6896381	.5887212	47.59868
#1	.0416542	49.12683	3.385600	541.7315	.0517257	-.002913
#2	.0374556	49.45174	3.394185	547.6886	.0513140	-.001080
#3	.0327368	49.81587	3.422867	548.7008	.0519074	-.001819

Elem	Na8183	V_2924	Zn2138	K_7698	P_1774	B_2496
Units	ppm	ppm	ppm	ppm	ppm	ppm
Avg	1.242105	.0246641	1.053924	6.025246	.9894511	-.030828
Stddev	.008639	.0099360	.002231	.121126	.0045213	.004440
%RSD	.6954976	40.28507	.2116611	2.010313	.4569520	14.40228
#1	1.241038	.0295428	1.051366	5.885702	.9851893	-.027933
#2	1.234050	.0312176	1.054942	6.086829	.9941935	-.035939
#3	1.251228	.0132319	1.055464	6.103209	.9889706	-.028610

Reviewed By:mohan
On:1/2/2025 2:18:34 AM
Inst Id :P5

Sample Name: P5030-11DLX2 Acquired: 12/30/2024 20:25:51 Type: Unk
Method: SFAM01.1 INSTRUMENT P5 WITH 6 POINT ICAL-2(v55) Mode: CONC Corr. Factor: 1.000000
User: Kareem Custom ID1: MBHK49 Custom ID2: Custom ID3:
Comment:

Elem	Mo2020	S_1820	Si2516	Sn1899	Ti3361	Sr4077
Units	ppm	ppm	ppm	ppm	ppm	ppm
Avg	.0014203	23.13428	4.065107	.0118491	.0440856	.3987235
Stddev	.0004455	.05831	.022290	.0020197	.0037497	.0005899
%RSD	31.36310	.2520637	.5483309	17.04546	8.505502	.1479418
#1	.0017508	23.08523	4.086760	.0128482	.0473398	.3980432
#2	.0009137	23.19875	4.066330	.0131745	.0399850	.3990929
#3	.0015964	23.11884	4.042230	.0095245	.0449319	.3990343

Elem	Li6707
Units	ppm
Avg	.0386572
Stddev	.0035001
%RSD	9.054083
#1	.0359129
#2	.0374600
#3	.0425988

Int. Std.	Y_2243	Y_3600	Y_3710	Y_2243	In2306
Units	Cts/S	Cts/S	Cts/S	Cts/S	Cts/S
Avg	1569.136	20072.83	2313.992	1309.722	1599.604
Stddev	3.915	89.30	3.102	4.862	6.248
%RSD	.2495198	.4448587	.1340532	.3712410	.3906086
#1	1573.647	20172.40	2310.552	1315.185	1606.676
#2	1567.148	20046.25	2314.849	1305.869	1594.831
#3	1566.615	19999.85	2316.575	1308.112	1597.305

Reviewed By:mohan
On:1/2/2025 2:18:34 AM
Inst Id :P5

Sample Name: P5030-12DLX2 Acquired: 12/30/2024 20:29:43 Type: Unk
Method: SFAM01.1 INSTRUMENT P5 WITH 6 POINT ICAL-2(v55) Mode: CONC Corr. Factor: 1.000000
User: Kareem Custom ID1: MBHK50 Custom ID2: Custom ID3:
Comment:

Elem	As1890	Tl1908	Pb2203	Se1960	Sb2068	Al3961
Units	ppm	ppm	ppm	ppm	ppm	ppm
Avg	.0139581	.0184250	1.320186	-.030378	-.015268	7.831066
Stddev	.0068813	.0028345	.006263	.009291	.003939	.056578
%RSD	49.29929	15.38391	.4744334	30.58491	25.79714	.7224861
#1	.0110913	.0189728	1.327416	-.035122	-.011023	7.775362
#2	.0089738	.0209456	1.316731	-.036339	-.015977	7.829357
#3	.0218093	.0153566	1.316411	-.019672	-.018804	7.888480

Elem	Ba4934	Be2348	Cd2144	Ca3736	Cr2677	Co2286
Units	ppm	ppm	ppm	ppm	ppm	ppm
Avg	.0827917	.0018233	.0149798	F 1186.411	.0270655	.0647188
Stddev	.0017558	.0001719	.0000864	2.317	.0007065	.0006972
%RSD	2.120712	9.427094	.5768160	.1952601	2.610241	1.077263
#1	.0809817	.0019124	.0148811	1184.916	.0265242	.0645299
#2	.0829058	.0019324	.0150421	1185.238	.0268076	.0654910
#3	.0844877	.0016251	.0150160	1189.080	.0278647	.0641356

Elem	Cu3247	Fe2598	Mn2576	Mg2790	Ni2316	Ag3280
Units	ppm	ppm	ppm	ppm	ppm	ppm
Avg	.0287839	64.44469	4.157253	658.3639	.0480961	.0001920
Stddev	.0020681	.27404	.015962	2.1741	.0006457	.0007423
%RSD	7.185083	.4252286	.3839627	.3302249	1.342453	386.6879
#1	.0263958	64.19094	4.146466	657.2610	.0481405	-.000590
#2	.0299776	64.40783	4.149704	656.9624	.0487185	.000887
#3	.0299783	64.73529	4.175590	660.8684	.0474294	.000278

Elem	Na8183	V_2924	Zn2138	K_7698	P_1774	B_2496
Units	ppm	ppm	ppm	ppm	ppm	ppm
Avg	1.379398	.0242053	2.846177	4.635684	.5260061	-.074999
Stddev	.037123	.0085664	.012328	.083860	.0010464	.000998
%RSD	2.691229	35.39077	.4331429	1.809003	.1989386	1.330101
#1	1.347015	.0249107	2.853031	4.541336	.5248038	-.073928
#2	1.419912	.0323972	2.853555	4.663984	.5267114	-.075169
#3	1.371267	.0153079	2.831945	4.701733	.5265032	-.075901

Reviewed By:mohan
On:1/2/2025 2:18:34 AM
Inst Id :P5

Sample Name: P5030-12DLX2 Acquired: 12/30/2024 20:29:43 Type: Unk
Method: SFAM01.1 INSTRUMENT P5 WITH 6 POINT ICAL-2(v55) Mode: CONC Corr. Factor: 1.000000
User: Kareem Custom ID1: MBHK50 Custom ID2: Custom ID3:
Comment:

Elem	Mo2020	S_1820	Si2516	Sn1899	Ti3361	Sr4077
Units	ppm	ppm	ppm	ppm	ppm	ppm
Avg	.0027165	46.25797	3.479757	.0146657	.0028766	.3902675
Stddev	.0006830	.13947	.007084	.0009196	.0023667	.0009279
%RSD	25.14276	.3015130	.2035771	6.270662	82.27489	.2377526
#1	.0024866	46.36837	3.487106	.0144319	.0007099	.3906663
#2	.0034847	46.10122	3.479195	.0156796	.0054023	.3892069
#3	.0021780	46.30432	3.472971	.0138855	.0025175	.3909293

Elem	Li6707
Units	ppm
Avg	.0323806
Stddev	.0051898
%RSD	16.02741
#1	.0280897
#2	.0309032
#3	.0381488

Int. Std.	Y_2243	Y_3600	Y_3710	Y_2243	In2306
Units	Cts/S	Cts/S	Cts/S	Cts/S	Cts/S
Avg	1579.197	19939.72	2317.757	1300.962	1608.703
Stddev	1.953	48.34	.200	6.159	5.213
%RSD	.1236641	.2424114	.0086139	.4734091	.3240273
#1	1577.107	19991.61	2317.865	1303.415	1603.872
#2	1580.976	19931.58	2317.527	1293.955	1614.228
#3	1579.507	19895.97	2317.880	1305.517	1608.011

Reviewed By:mohan
On:1/2/2025 2:18:34 AM
Inst Id :P5

Sample Name: P5032-05DLX2 Acquired: 12/30/2024 20:33:34 Type: Unk
Method: SFAM01.1 INSTRUMENT P5 WITH 6 POINT ICAL-2(v55) Mode: CONC Corr. Factor: 1.000000
User: Kareem Custom ID1: MBHK59 Custom ID2: Custom ID3:
Comment:

Elem	As1890	Tl1908	Pb2203	Se1960	Sb2068	Al3961	Ba4934
Units	ppm	ppm	ppm	ppm	ppm	ppm	ppm
Avg	.0770724	.0033416	.7826234	.0140419	.0047378	25.27143	.4440852
Stddev	.0017154	.0032902	.0044737	.0037181	.0044356	.06604	.0019360
%RSD	2.225745	98.46227	.5716230	26.47864	93.62064	.2613083	.4359589
#1	.0752149	-.000382	.7780979	.0172540	.0002977	25.26987	.4447446
#2	.0774055	.004551	.7870433	.0099689	.0047468	25.33823	.4419056
#3	.0785969	.005856	.7827290	.0149027	.0091688	25.20619	.4456055

Elem	Be2348	Cd2144	Ca3736	Cr2677	Co2286	Cu3247	Fe2598
Units	ppm	ppm	ppm	ppm	ppm	ppm	ppm
Avg	.0032986	.0033047	500.3123	.0442720	.0852953	.1430900	120.8493
Stddev	.0001285	.0001650	1.0184	.0004290	.0001596	.0026940	.2605
%RSD	3.896336	4.993477	.2035547	.9690156	.1871070	1.882756	.2155533
#1	.0031502	.0034917	501.4792	.0446253	.0853740	.1417935	120.6355
#2	.0033700	.0031798	499.8549	.0443962	.0854002	.1461872	120.7730
#3	.0033757	.0032425	499.6027	.0437946	.0851116	.1412894	121.1394

Elem	Mn2576	Mg2790	Ni2316	Ag3280	Na8183	V_2924	Zn2138
Units	ppm	ppm	ppm	ppm	ppm	ppm	ppm
Avg	11.84621	114.6830	.0879194	-.002805	.5255535	.1084705	.7475267
Stddev	.01516	.2248	.0004793	.000183	.0102150	.0016305	.0045001
%RSD	.1279482	.1959923	.5451420	6.530899	1.943668	1.503214	.6019943
#1	11.83278	114.4791	.0876714	-.003016	.5307921	.1079658	.7490828
#2	11.84320	114.6460	.0876149	-.002687	.5137820	.1071520	.7424551
#3	11.86265	114.9240	.0884719	-.002713	.5320866	.1102938	.7510421

Elem	K_7698	P_1774	B_2496	Mo2020	S_1820	Si2516	Sn1899
Units	ppm	ppm	ppm	ppm	ppm	ppm	ppm
Avg	3.986135	6.336467	-.257005	.0093522	.9374934	6.271100	.0444684
Stddev	.033090	.009986	.002850	.0006558	.0069375	.057718	.0010467
%RSD	.8301333	.1575959	1.108820	7.012561	.7400091	.9203868	2.353931
#1	3.949194	6.335281	-.258024	.0096959	.9295431	6.256880	.0437553
#2	3.996147	6.327126	-.253786	.0097646	.9423193	6.221820	.0439798
#3	4.013062	6.346992	-.259205	.0085959	.9406178	6.334599	.0456701

Reviewed By:mohan
On:1/2/2025 2:18:34 AM
Inst Id :P5

Sample Name: P5032-05DLX2 Acquired: 12/30/2024 20:33:34 Type: Unk
Method: SFAM01.1 INSTRUMENT P5 WITH 6 POINT ICAL-2(v55) Mode: CONC Corr. Factor: 1.000000
User: Kareem Custom ID1: MBHK59 Custom ID2: Custom ID3:
Comment:

Elem	Ti3361	Sr4077	Li6707
Units	ppm	ppm	ppm
Avg	.2472109	.2789600	.0341459
Stddev	.0018939	.0024150	.0024274
%RSD	.7661223	.8657037	7.108789
#1	.2492080	.2811007	.0367440
#2	.2469841	.2794373	.0337576
#3	.2454406	.2763421	.0319361

Int. Std.	Y_2243	Y_3600	Y_3710	Y_2243	In2306
Units	Cts/S	Cts/S	Cts/S	Cts/S	Cts/S
Avg	1773.122	22228.83	2527.614	1468.094	1763.451
Stddev	3.298	105.07	16.976	5.184	4.678
%RSD	.1860158	.4726662	.6716319	.3530789	.2652730
#1	1776.053	22114.44	2530.512	1465.385	1768.750
#2	1773.763	22251.05	2542.955	1474.071	1761.712
#3	1769.551	22321.02	2509.376	1464.827	1759.892

Reviewed By:mohan
On:1/2/2025 2:18:34 AM
Inst Id :P5

Sample Name: P5032-06DLX2 Acquired: 12/30/2024 20:37:26 Type: Unk
Method: SFAM01.1 INSTRUMENT P5 WITH 6 POINT ICAL-2(v55) Mode: CONC Corr. Factor: 1.000000
User: Kareem Custom ID1: MBHK60 Custom ID2: Custom ID3:
Comment:

Elem	As1890	Tl1908	Pb2203	Se1960	Sb2068	Al3961	Ba4934
Units	ppm	ppm	ppm	ppm	ppm	ppm	ppm
Avg	.0454914	.0092931	.1679383	.0210328	.0084297	17.85559	.3801514
Stddev	.0041856	.0049218	.0011188	.0066006	.0019761	.06434	.0002456
%RSD	9.200885	52.96243	.6661972	31.38256	23.44260	.3603509	.0645943
#1	.0406607	.0038805	.1691334	.0209610	.0079906	17.91975	.3803039
#2	.0480396	.0104984	.1669158	.0144684	.0105884	17.79107	.3798681
#3	.0477739	.0135003	.1677659	.0276691	.0067100	17.85597	.3802821

Elem	Be2348	Cd2144	Ca3736	Cr2677	Co2286	Cu3247	Fe2598
Units	ppm	ppm	ppm	ppm	ppm	ppm	ppm
Avg	.0027346	.0027336	738.7848	.0344801	.0877611	.0899887	137.1512
Stddev	.0000870	.0000986	1.1225	.0006409	.0005969	.0072776	.2225
%RSD	3.181220	3.606688	.1519347	1.858798	.6801738	8.087266	.1622510
#1	.0028316	.0028467	740.0044	.0349499	.0881241	.0982950	137.1802
#2	.0027084	.0026654	737.7950	.0337500	.0880870	.0869397	136.9156
#3	.0026636	.0026888	738.5552	.0347403	.0870722	.0847316	137.3579

Elem	Mn2576	Mg2790	Ni2316	Ag3280	Na8183	V_2924	Zn2138
Units	ppm	ppm	ppm	ppm	ppm	ppm	ppm
Avg	20.96692	257.4808	.0799205	-.002821	.5501284	.0675911	.1689408
Stddev	.00196	.2861	.0009620	.001572	.0295603	.0091498	.0018169
%RSD	.0093349	.1111140	1.203765	55.72495	5.373344	13.53705	1.075436
#1	20.96891	257.7070	.0809241	-.004230	.5379337	.0772087	.1672516
#2	20.96687	257.1592	.0790062	-.003108	.5286163	.0665699	.1687080
#3	20.96499	257.5763	.0798312	-.001125	.5838351	.0589947	.1708629

Elem	K_7698	P_1774	B_2496	Mo2020	S_1820	Si2516	Sn1899
Units	ppm	ppm	ppm	ppm	ppm	ppm	ppm
Avg	3.704808	5.085254	-.285505	.0085040	1.013741	4.799894	.0208530
Stddev	.028134	.009515	.005393	.0009204	.005308	.051741	.0015745
%RSD	.7594003	.1871033	1.889000	10.82378	.5235637	1.077953	7.550634
#1	3.677961	5.095814	-.290367	.0087271	1.010120	4.839060	.0224419
#2	3.702390	5.082600	-.286445	.0074925	1.019834	4.819382	.0208237
#3	3.734074	5.077348	-.279704	.0092924	1.011269	4.741239	.0192933

Reviewed By:mohan
On:1/2/2025 2:18:34 AM
Inst Id :P5

Sample Name: P5032-06DLX2 Acquired: 12/30/2024 20:37:26 Type: Unk
Method: SFAM01.1 INSTRUMENT P5 WITH 6 POINT ICAL-2(v55) Mode: CONC Corr. Factor: 1.000000
User: Kareem Custom ID1: MBHK60 Custom ID2: Custom ID3:
Comment:

Elem	Ti3361	Sr4077	Li6707
Units	ppm	ppm	ppm
Avg	.0787777	.3343793	.0224111
Stddev	.0031238	.0012373	.0039873
%RSD	3.965382	.3700451	17.79146
#1	.0818263	.3357756	.0215035
#2	.0755837	.3339433	.0189558
#3	.0789232	.3334189	.0267739

Int. Std.	Y_2243	Y_3600	Y_3710	Y_2243	In2306
Units	Cts/S	Cts/S	Cts/S	Cts/S	Cts/S
Avg	1736.095	22004.85	2510.868	1446.496	1675.222
Stddev	4.671	200.93	22.243	10.925	3.934
%RSD	.2690569	.9131091	.8858703	.7552747	.2348463
#1	1730.776	22080.76	2495.331	1457.304	1670.683
#2	1737.982	22156.77	2500.925	1446.728	1677.347
#3	1739.528	21777.03	2536.348	1435.457	1677.637

Reviewed By:mohan
On:1/2/2025 2:18:34 AM
Inst Id :P5

Sample Name: P5032-07DLX2 Acquired: 12/30/2024 20:41:19 Type: Unk
Method: SFAM01.1 INSTRUMENT P5 WITH 6 POINT ICAL-2(v55) Mode: CONC Corr. Factor: 1.000000
User: Kareem Custom ID1: MBHK61 Custom ID2: Custom ID3:
Comment:

Elem	As1890	Tl1908	Pb2203	Se1960	Sb2068	Al3961	Ba4934
Units	ppm	ppm	ppm	ppm	ppm	ppm	ppm
Avg	.0225109	.0183794	.1544769	-.020227	-.004532	26.61781	.1549077
Stddev	.0027230	.0036411	.0047593	.003099	.002609	.07247	.0006017
%RSD	12.09625	19.81096	3.080933	15.31898	57.57210	.2722725	.3884293
#1	.0256351	.0142118	.1599046	-.017490	-.005565	26.62658	.1544726
#2	.0206416	.0209441	.1525091	-.019599	-.006467	26.54135	.1546560
#3	.0212560	.0199824	.1510171	-.023591	-.001565	26.68550	.1555943

Elem	Be2348	Cd2144	Ca3736	Cr2677	Co2286	Cu3247	Fe2598
Units	ppm	ppm	ppm	ppm	ppm	ppm	ppm
Avg	.0026252	.0017444	454.9794	.0394921	.0725077	.1531952	72.16054
Stddev	.0001152	.0000236	1.5380	.0005689	.0016365	.0055206	.20303
%RSD	4.388236	1.355728	.3380467	1.440639	2.257009	3.603648	.2813588
#1	.0026406	.0017635	454.6024	.0391640	.0740166	.1476189	72.19669
#2	.0025030	.0017519	453.6648	.0391632	.0727383	.1586584	71.94186
#3	.0027319	.0017180	456.6708	.0401490	.0707681	.1533082	72.34307

Elem	Mn2576	Mg2790	Ni2316	Ag3280	Na8183	V_2924	Zn2138
Units	ppm	ppm	ppm	ppm	ppm	ppm	ppm
Avg	5.231090	77.22059	.0747605	-.001191	.5365697	.0533780	.2307199
Stddev	.022636	.40271	.0012001	.000709	.0266241	.0097242	.0015537
%RSD	.4327213	.5215110	1.605304	59.55821	4.961903	18.21761	.6733903
#1	5.242429	77.32538	.0760734	-.001481	.5654201	.0501415	.2315400
#2	5.205025	76.77584	.0744883	-.000383	.5129476	.0643078	.2289280
#3	5.245815	77.56054	.0737199	-.001710	.5313412	.0456848	.2316916

Elem	K_7698	P_1774	B_2496	Mo2020	S_1820	Si2516	Sn1899
Units	ppm	ppm	ppm	ppm	ppm	ppm	ppm
Avg	4.474017	5.052149	-.141566	.0030094	.6717474	5.744468	.0122768
Stddev	.090821	.063899	.000753	.0003273	.0114627	.014676	.0011029
%RSD	2.029974	1.264782	.5318473	10.87556	1.706400	.2554737	8.983163
#1	4.576283	5.123569	-.140929	.0028928	.6846117	5.757097	.0131126
#2	4.443002	5.032484	-.142397	.0033790	.6680127	5.747939	.0110268
#3	4.402766	5.000394	-.141373	.0027564	.6626178	5.728368	.0126911

Reviewed By:mohan
On:1/2/2025 2:18:34 AM
Inst Id :P5

Sample Name: P5032-07DLX2 Acquired: 12/30/2024 20:41:19 Type: Unk
Method: SFAM01.1 INSTRUMENT P5 WITH 6 POINT ICAL-2(v55) Mode: CONC Corr. Factor: 1.000000
User: Kareem Custom ID1: MBHK61 Custom ID2: Custom ID3:
Comment:

Elem	Ti3361	Sr4077	Li6707
Units	ppm	ppm	ppm
Avg	.2432369	.3379085	.0332405
Stddev	.0056709	.0024015	.0017321
%RSD	2.331429	.7106931	5.210922
#1	.2367189	.3353149	.0352274
#2	.2470400	.3383558	.0320483
#3	.2459518	.3400550	.0324459

Int. Std.	Y_2243	Y_3600	Y_3710	Y_2243	In2306
Units	Cts/S	Cts/S	Cts/S	Cts/S	Cts/S
Avg	1778.983	22298.23	2503.955	1470.102	1799.133
Stddev	11.860	140.83	10.782	9.242	17.477
%RSD	.6666931	.6315528	.4305875	.6286880	.9714174
#1	1766.395	22177.32	2491.681	1462.385	1780.870
#2	1780.606	22452.85	2508.290	1480.345	1800.831
#3	1789.948	22264.51	2511.895	1467.576	1815.700

Reviewed By:mohan
On:1/2/2025 2:18:34 AM
Inst Id :P5

Sample Name: P5038-08DLX2 Acquired: 12/30/2024 20:45:13 Type: Unk
Method: SFAM01.1 INSTRUMENT P5 WITH 6 POINT ICAL-2(v55) Mode: CONC Corr. Factor: 1.000000
User: Kareem Custom ID1: MBHK88 Custom ID2: Custom ID3:
Comment:

Elem	As1890	Tl1908	Pb2203	Se1960	Sb2068	Al3961
Units	ppm	ppm	ppm	ppm	ppm	ppm
Avg	.0634160	.0136663	1.959905	-.019193	-.000209	20.61737
Stddev	.0066322	.0046554	.001871	.006520	.001296	.04412
%RSD	10.45819	34.06502	.0954765	33.97145	620.2637	.2140078
#1	.0675340	.0177737	1.960570	-.014255	-.001668	20.58538
#2	.0557653	.0146159	1.957792	-.026584	.000235	20.59902
#3	.0669488	.0086093	1.961354	-.016739	.000807	20.66771

Elem	Ba4934	Be2348	Cd2144	Ca3736	Cr2677	Co2286
Units	ppm	ppm	ppm	ppm	ppm	ppm
Avg	.6078060	.0026273	.0056857	F 843.6060	.0887184	.0768290
Stddev	.0014942	.0003511	.0001732	1.3564	.0007726	.0007677
%RSD	.2458344	13.36471	3.046171	.1607891	.8708318	.9992197
#1	.6093473	.0022257	.0056456	843.8503	.0878277	.0772933
#2	.6063638	.0028762	.0058754	842.1441	.0892076	.0759429
#3	.6077069	.0027800	.0055361	844.8238	.0891198	.0772508

Elem	Cu3247	Fe2598	Mn2576	Mg2790	Ni2316	Ag3280
Units	ppm	ppm	ppm	ppm	ppm	ppm
Avg	.2850232	83.49426	5.504634	89.58710	.0798922	-.000390
Stddev	.0091863	.17901	.011707	.43554	.0007460	.000293
%RSD	3.222993	.2143977	.2126670	.4861654	.9337006	75.15432
#1	.2896272	83.44674	5.504041	89.56565	.0806165	-.000482
#2	.2744454	83.34380	5.493235	89.16268	.0799338	-.000627
#3	.2909971	83.69223	5.516625	90.03297	.0791263	-.000062

Elem	Na8183	V_2924	Zn2138	K_7698	P_1774	B_2496
Units	ppm	ppm	ppm	ppm	ppm	ppm
Avg	.8581375	.0627088	1.842426	2.452147	4.688598	-.166963
Stddev	.0261034	.0097875	.011573	.123907	.011505	.003088
%RSD	3.041868	15.60784	.6281568	5.052996	.2453920	1.849426
#1	.8315414	.0541821	1.829321	2.471790	4.689351	-.164544
#2	.8591524	.0605483	1.851246	2.565060	4.676734	-.170441
#3	.8837186	.0733961	1.846710	2.319592	4.699708	-.165904

Reviewed By:mohan
On:1/2/2025 2:18:34 AM
Inst Id :P5

Sample Name: P5038-08DLX2 Acquired: 12/30/2024 20:45:13 Type: Unk
Method: SFAM01.1 INSTRUMENT P5 WITH 6 POINT ICAL-2(v55) Mode: CONC Corr. Factor: 1.000000
User: Kareem Custom ID1: MBHK88 Custom ID2: Custom ID3:
Comment:

Elem	Mo2020	S_1820	Si2516	Sn1899	Ti3361	Sr4077
Units	ppm	ppm	ppm	ppm	ppm	ppm
Avg	.0038855	1.490180	5.274852	.1265216	.2355107	.4962138
Stddev	.0003162	.002763	.022640	.0034918	.0047611	.0005658
%RSD	8.138927	.1853969	.4292016	2.759853	2.021591	.1140262
#1	.0042422	1.486990	5.253960	.1226009	.2304300	.4968669
#2	.0036395	1.491783	5.271689	.1276676	.2398698	.4959008
#3	.0037748	1.491768	5.298907	.1292965	.2362322	.4958736

Elem	Li6707
Units	ppm
Avg	.0182313
Stddev	.0048088
%RSD	26.37646
#1	.0147637
#2	.0162093
#3	.0237209

Int. Std.	Y_2243	Y_3600	Y_3710	Y_2243	In2306
Units	Cts/S	Cts/S	Cts/S	Cts/S	Cts/S
Avg	1679.519	21389.38	2416.140	1402.580	1700.717
Stddev	4.471	32.28	11.237	2.573	3.063
%RSD	.2662237	.1509093	.4650725	.1834792	.1801277
#1	1680.920	21420.46	2415.857	1401.039	1702.617
#2	1674.515	21356.03	2427.515	1401.150	1697.183
#3	1683.122	21391.66	2405.047	1405.551	1702.351

Reviewed By:mohan
On:1/2/2025 2:18:34 AM
Inst Id :P5

Sample Name: P5038-15DLX2 Acquired: 12/30/2024 20:49:05 Type: Unk
Method: SFAM01.1 INSTRUMENT P5 WITH 6 POINT ICAL-2(v55) Mode: CONC Corr. Factor: 1.000000
User: Kareem Custom ID1: MBHKA6 Custom ID2: Custom ID3:
Comment:

Elem	As1890	Tl1908	Pb2203	Se1960	Sb2068	Al3961
Units	ppm	ppm	ppm	ppm	ppm	ppm
Avg	.0053926	.0280241	.5031683	-.048235	-.015576	14.28467
Stddev	.0046193	.0039805	.0019336	.005264	.003064	.37632
%RSD	85.65936	14.20389	.3842742	10.91286	19.67327	2.634448
#1	.0020573	.0268247	.5049732	-.044206	-.018622	14.04388
#2	.0106650	.0324663	.5011277	-.054191	-.015612	14.09180
#3	.0034554	.0247811	.5034039	-.046309	-.012494	14.71833

Elem	Ba4934	Be2348	Cd2144	Ca3736	Cr2677	Co2286
Units	ppm	ppm	ppm	ppm	ppm	ppm
Avg	.1344386	.0014276	.0044984	F 816.2273	.0378147	.0584548
Stddev	.0027996	.0000944	.0001460	20.0560	.0009451	.0007025
%RSD	2.082398	6.611780	3.246169	2.457155	2.499254	1.201723
#1	.1330253	.0015366	.0045352	804.2233	.0367393	.0580360
#2	.1326274	.0013742	.0046225	805.0779	.0381920	.0592658
#3	.1376631	.0013720	.0043375	839.3807	.0385129	.0580626

Elem	Cu3247	Fe2598	Mn2576	Mg2790	Ni2316	Ag3280
Units	ppm	ppm	ppm	ppm	ppm	ppm
Avg	.0444772	44.53398	4.484706	426.0423	.0521107	-.001059
Stddev	.0028881	1.00019	.090887	9.7870	.0008413	.001612
%RSD	6.493417	2.245902	2.026601	2.297179	1.614380	152.2564
#1	.0443547	43.94730	4.422797	420.1048	.0512099	.000392
#2	.0416522	43.96579	4.442271	420.6838	.0528760	-.002795
#3	.0474245	45.68885	4.589049	437.3384	.0522461	-.000775

Elem	Na8183	V_2924	Zn2138	K_7698	P_1774	B_2496
Units	ppm	ppm	ppm	ppm	ppm	ppm
Avg	.9040362	.0631643	.7896274	1.390576	1.570580	-.069388
Stddev	.0274835	.0141980	.0003363	.137071	.005195	.001358
%RSD	3.040084	22.47781	.0425925	9.857156	.3307499	1.956566
#1	.8943037	.0470049	.7898370	1.234666	1.565067	-.070945
#2	.8827434	.0688490	.7898058	1.444922	1.575383	-.068769
#3	.9350616	.0736391	.7892395	1.492142	1.571290	-.068450

Reviewed By:mohan
On:1/2/2025 2:18:34 AM
Inst Id :P5

Sample Name: P5038-15DLX2 Acquired: 12/30/2024 20:49:05 Type: Unk
Method: SFAM01.1 INSTRUMENT P5 WITH 6 POINT ICAL-2(v55) Mode: CONC Corr. Factor: 1.000000
User: Kareem Custom ID1: MBHKA6 Custom ID2: Custom ID3:
Comment:

Elem	Mo2020	S_1820	Si2516	Sn1899	Ti3361	Sr4077
Units	ppm	ppm	ppm	ppm	ppm	ppm
Avg	.0019945	8.043955	4.990583	.0188539	.1558197	.2568009
Stddev	.0001103	.026470	.075587	.0014504	.0041502	.0065996
%RSD	5.531631	.3290730	1.514583	7.692858	2.663458	2.569926
#1	.0019002	8.031929	4.975626	.0192133	.1511173	.2529223
#2	.0019675	8.074304	4.923594	.0172576	.1573709	.2530594
#3	.0021159	8.025633	5.072530	.0200909	.1589708	.2644211

Elem	Li6707
Units	ppm
Avg	.0147990
Stddev	.0030531
%RSD	20.63069
#1	.0114527
#2	.0174330
#3	.0155114

Int. Std.	Y_2243	Y_3600	Y_3710	Y_2243	In2306
Units	Cts/S	Cts/S	Cts/S	Cts/S	Cts/S
Avg	1560.669	20027.93	2341.868	1307.430	1615.540
Stddev	2.532	50.96	32.709	2.463	4.714
%RSD	.1622164	.2544595	1.396707	.1883934	.2918171
#1	1562.418	20084.72	2349.269	1308.117	1619.328
#2	1557.766	20012.92	2370.243	1309.477	1610.260
#3	1561.822	19986.16	2306.093	1304.697	1617.033

Reviewed By:mohan
On:1/2/2025 2:18:34 AM
Inst Id :P5

Sample Name: P5038-16DLX2 Acquired: 12/30/2024 20:52:57 Type: Unk
Method: SFAM01.1 INSTRUMENT P5 WITH 6 POINT ICAL-2(v55) Mode: CONC Corr. Factor: 1.000000
User: Kareem Custom ID1: MBHKA7 Custom ID2: Custom ID3:
Comment:

Elem	As1890	Tl1908	Pb2203	Se1960	Sb2068	Al3961	Ba4934
Units	ppm	ppm	ppm	ppm	ppm	ppm	ppm
Avg	.0029864	.0255793	.0849543	-.044734	-.012702	21.27622	.1400296
Stddev	.0032890	.0029423	.0025299	.004127	.005681	.05809	.0014023
%RSD	110.1320	11.50285	2.978002	9.225657	44.72717	.2730293	1.001407
#1	.0022149	.0275081	.0875208	-.044404	-.018978	21.22852	.1412808
#2	.0065926	.0221927	.0848797	-.040782	-.011219	21.25923	.1402940
#3	.0001517	.0270371	.0824626	-.049016	-.007910	21.34091	.1385139

Elem	Be2348	Cd2144	Ca3736	Cr2677	Co2286	Cu3247	Fe2598
Units	ppm	ppm	ppm	ppm	ppm	ppm	ppm
Avg	.0015998	.0014411	546.9444	.0313501	.0513613	.0366131	38.28404
Stddev	.0001026	.0001294	1.9124	.0002843	.0004488	.0085183	.15091
%RSD	6.410088	8.977170	.3496536	.9069317	.8738381	23.26574	.3941888
#1	.0016164	.0013687	544.7362	.0312523	.0511343	.0269523	38.11230
#2	.0016930	.0013642	548.0640	.0316705	.0518782	.0430442	38.39549
#3	.0014899	.0015905	548.0329	.0311277	.0510713	.0398430	38.34432

Elem	Mn2576	Mg2790	Ni2316	Ag3280	Na8183	V_2924	Zn2138
Units	ppm	ppm	ppm	ppm	ppm	ppm	ppm
Avg	2.282624	161.4135	.0436045	-.000267	.6727229	.0482201	.2448848
Stddev	.005032	1.0795	.0013277	.001376	.0196005	.0052965	.0043340
%RSD	.2204330	.6687586	3.044815	515.6868	2.913601	10.98402	1.769801
#1	2.279386	160.1931	.0446685	-.001320	.6504544	.0543354	.2495484
#2	2.280066	162.2433	.0440283	.001290	.6803552	.0452313	.2409810
#3	2.288421	161.8040	.0421166	-.000770	.6873591	.0450935	.2441248

Elem	K_7698	P_1774	B_2496	Mo2020	S_1820	Si2516	Sn1899
Units	ppm	ppm	ppm	ppm	ppm	ppm	ppm
Avg	.3993125	.9733149	-.046410	.0097707	8.695395	8.016388	.0089174
Stddev	.0243001	.0018993	.001427	.0003401	.012616	.095511	.0004181
%RSD	6.085483	.1951373	3.074020	3.480362	.1450911	1.191443	4.688864
#1	.3932328	.9742995	-.046401	.0094381	8.684867	7.955385	.0093810
#2	.3786295	.9711254	-.044988	.0097562	8.691939	8.126459	.0085689
#3	.4260751	.9745197	-.047841	.0101177	8.709379	7.967319	.0088022

Reviewed By:mohan
On:1/2/2025 2:18:34 AM
Inst Id :P5

Sample Name: P5038-16DLX2 Acquired: 12/30/2024 20:52:57 Type: Unk
Method: SFAM01.1 INSTRUMENT P5 WITH 6 POINT ICAL-2(v55) Mode: CONC Corr. Factor: 1.000000
User: Kareem Custom ID1: MBHKA7 Custom ID2: Custom ID3:
Comment:

Elem	Ti3361	Sr4077	Li6707
Units	ppm	ppm	ppm
Avg	.7076012	.3179595	-.000214
Stddev	.0075973	.0020838	.004818
%RSD	1.073670	.6553703	2255.818
#1	.7028159	.3156286	-.005657
#2	.7163613	.3196422	.003504
#3	.7036263	.3186077	.001513

Int. Std.	Y_2243	Y_3600	Y_3710	Y_2243	In2306
Units	Cts/S	Cts/S	Cts/S	Cts/S	Cts/S
Avg	1621.301	20368.22	2317.090	1340.072	1727.695
Stddev	1.598	292.72	25.114	20.025	3.967
%RSD	.0985580	1.437117	1.083864	1.494358	.2296241
#1	1620.454	20030.29	2330.700	1318.279	1732.250
#2	1620.304	20531.08	2288.108	1357.663	1725.839
#3	1623.144	20543.28	2332.461	1344.275	1724.995

Reviewed By:mohan
On:1/2/2025 2:18:34 AM
Inst Id :P5

Sample Name: P5038-17DLX2 Acquired: 12/30/2024 20:56:52 Type: Unk
Method: SFAM01.1 INSTRUMENT P5 WITH 6 POINT ICAL-2(v55) Mode: CONC Corr. Factor: 1.000000
User: Kareem Custom ID1: MBHKA8 Custom ID2: Custom ID3:
Comment:

Elem	As1890	Tl1908	Pb2203	Se1960	Sb2068	Al3961
Units	ppm	ppm	ppm	ppm	ppm	ppm
Avg	.0075128	.0234952	.2616126	-.034675	-.016475	10.34350
Stddev	.0047675	.0033565	.0038328	.002862	.001391	.09691
%RSD	63.45779	14.28585	1.465071	8.252492	8.440226	.9368828
#1	.0123353	.0196332	.2577278	-.036787	-.015883	10.23455
#2	.0074010	.0257091	.2617188	-.031418	-.018063	10.42008
#3	.0028023	.0251432	.2653912	-.035820	-.015478	10.37586

Elem	Ba4934	Be2348	Cd2144	Ca3736	Cr2677	Co2286
Units	ppm	ppm	ppm	ppm	ppm	ppm
Avg	.1287838	.0015244	.0036256	F 923.7737	.0304536	.0577709
Stddev	.0018038	.0002228	.0000467	5.1276	.0004648	.0009056
%RSD	1.400657	14.61291	1.289135	.5550748	1.526328	1.567548
#1	.1308564	.0012686	.0036530	918.4027	.0307274	.0567316
#2	.1279261	.0016752	.0035716	928.6172	.0307165	.0581906
#3	.1275688	.0016296	.0036521	924.3012	.0299169	.0583905

Elem	Cu3247	Fe2598	Mn2576	Mg2790	Ni2316	Ag3280
Units	ppm	ppm	ppm	ppm	ppm	ppm
Avg	.0371568	51.87307	4.382138	484.1897	.0550607	-.001239
Stddev	.0003913	.32179	.028551	3.5968	.0011709	.000344
%RSD	1.053038	.6203349	.6515364	.7428452	2.126539	27.76803
#1	.0371051	51.57112	4.350902	481.2790	.0553616	-.001130
#2	.0367939	52.21157	4.406889	488.2107	.0537687	-.001625
#3	.0375713	51.83651	4.388625	483.0793	.0560517	-.000963

Elem	Na8183	V_2924	Zn2138	K_7698	P_1774	B_2496
Units	ppm	ppm	ppm	ppm	ppm	ppm
Avg	1.014865	.0397610	.6794441	1.801885	1.174292	-.076643
Stddev	.038947	.0007508	.0032089	.062267	.002563	.001680
%RSD	3.837621	1.888243	.4722851	3.455659	.2182750	2.192155
#1	1.058431	.0389059	.6758230	1.740358	1.172354	-.075093
#2	.983419	.0403124	.6805742	1.864867	1.177199	-.076409
#3	1.002745	.0400645	.6819350	1.800429	1.173324	-.078428

Reviewed By:mohan
On:1/2/2025 2:18:34 AM
Inst Id :P5

Sample Name: P5038-17DLX2 Acquired: 12/30/2024 20:56:52 Type: Unk
Method: SFAM01.1 INSTRUMENT P5 WITH 6 POINT ICAL-2(v55) Mode: CONC Corr. Factor: 1.000000
User: Kareem Custom ID1: MBHKA8 Custom ID2: Custom ID3:
Comment:

Elem	Mo2020	S_1820	Si2516	Sn1899	Ti3361	Sr4077
Units	ppm	ppm	ppm	ppm	ppm	ppm
Avg	.0033913	18.05706	4.748546	.0138660	.0816691	.3860318
Stddev	.0004546	.03144	.023876	.0020503	.0051282	.0029790
%RSD	13.40428	.1741242	.5027997	14.78672	6.279213	.7716995
#1	.0030686	18.06534	4.721116	.0115484	.0791854	.3827620
#2	.0031942	18.02230	4.759860	.0154435	.0875662	.3867417
#3	.0039112	18.08353	4.764661	.0146062	.0782557	.3885918

Elem	Li6707
Units	ppm
Avg	.0078930
Stddev	.0010324
%RSD	13.07955
#1	.0090446
#2	.0070504
#3	.0075839

Int. Std.	Y_2243	Y_3600	Y_3710	Y_2243	In2306
Units	Cts/S	Cts/S	Cts/S	Cts/S	Cts/S
Avg	1568.252	19863.95	2288.350	1296.868	1627.618
Stddev	3.759	93.18	9.977	7.367	1.161
%RSD	.2396701	.4690732	.4359783	.5680347	.0713292
#1	1565.371	19867.88	2282.983	1290.035	1627.863
#2	1572.504	19768.87	2282.205	1295.897	1628.636
#3	1566.881	19955.10	2299.861	1304.672	1626.354

Reviewed By:mohan
On:1/2/2025 2:18:34 AM
Inst Id :P5

Sample Name: P5038-18DLX2 Acquired: 12/30/2024 21:00:45 Type: Unk
Method: SFAM01.1 INSTRUMENT P5 WITH 6 POINT ICAL-2(v55) Mode: CONC Corr. Factor: 1.000000
User: Kareem Custom ID1: MBHKA9 Custom ID2: Custom ID3:
Comment:

Elem	As1890	Tl1908	Pb2203	Se1960	Sb2068	Al3961	Ba4934
Units	ppm	ppm	ppm	ppm	ppm	ppm	ppm
Avg	.0291530	.0203127	.9841245	-.037964	-.010297	15.99588	.3919684
Stddev	.0018559	.0018126	.0018713	.005516	.000648	.27176	.0065168
%RSD	6.365925	8.923543	.1901524	14.52870	6.293105	1.698947	1.662576
#1	.0278657	.0182463	.9820017	-.043728	-.011035	15.98078	.3932025
#2	.0283129	.0210575	.9855357	-.037429	-.010034	15.73198	.3849229
#3	.0312803	.0216342	.9848360	-.032736	-.009822	16.27488	.3977799

Elem	Be2348	Cd2144	Ca3736	Cr2677	Co2286	Cu3247	Fe2598
Units	ppm	ppm	ppm	ppm	ppm	ppm	ppm
Avg	.0021850	.0036962	637.0969	.0391334	.0623937	.1435112	52.19191
Stddev	.0000479	.0000321	10.9056	.0008952	.0000848	.0102101	1.00650
%RSD	2.190237	.8673086	1.711770	2.287589	.1358745	7.114487	1.928466
#1	.0021411	.0036806	636.9538	.0392009	.0624386	.1529262	52.07548
#2	.0022360	.0036749	626.2635	.0382064	.0622959	.1326585	51.24868
#3	.0021777	.0037330	648.0734	.0399930	.0624465	.1449488	53.25156

Elem	Mn2576	Mg2790	Ni2316	Ag3280	Na8183	V_2924	Zn2138
Units	ppm	ppm	ppm	ppm	ppm	ppm	ppm
Avg	3.324355	345.1545	.0600930	-.000418	.7514779	.0408389	.8246647
Stddev	.057897	5.6564	.0005642	.001434	.0204958	.0042839	.0022342
%RSD	1.741614	1.638812	.9388599	342.8604	2.727393	10.48977	.2709226
#1	3.320554	344.2341	.0607435	.001234	.7751041	.0442706	.8267059
#2	3.268451	340.0147	.0597372	-.001336	.7384706	.0360377	.8222778
#3	3.384058	351.2147	.0597983	-.001152	.7408590	.0422085	.8250105

Elem	K_7698	P_1774	B_2496	Mo2020	S_1820	Si2516	Sn1899
Units	ppm	ppm	ppm	ppm	ppm	ppm	ppm
Avg	2.314764	2.344334	-.091716	.0029708	12.28897	4.929067	.0355262
Stddev	.159795	.007968	.003075	.0003302	.04099	.053133	.0025013
%RSD	6.903289	.3398812	3.353013	11.11638	.3335181	1.077955	7.040850
#1	2.158133	2.352830	-.090500	.0032442	12.32729	4.930054	.0369344
#2	2.308612	2.343147	-.095214	.0030643	12.29385	4.875447	.0326382
#3	2.477545	2.337027	-.089435	.0026039	12.24575	4.981699	.0370060

Reviewed By:mohan
On:1/2/2025 2:18:34 AM
Inst Id :P5

Sample Name: P5038-18DLX2 Acquired: 12/30/2024 21:00:45 Type: Unk
Method: SFAM01.1 INSTRUMENT P5 WITH 6 POINT ICAL-2(v55) Mode: CONC Corr. Factor: 1.000000
User: Kareem Custom ID1: MBHKA9 Custom ID2: Custom ID3:
Comment:

Elem	Ti3361	Sr4077	Li6707
Units	ppm	ppm	ppm
Avg	.1578239	1.062058	.0150609
Stddev	.0068493	.017883	.0042019
%RSD	4.339854	1.683792	27.89937
#1	.1635863	1.064856	.0127696
#2	.1596342	1.042941	.0125027
#3	.1502513	1.078376	.0199104

Int. Std.	Y_2243	Y_3600	Y_3710	Y_2243	In2306
Units	Cts/S	Cts/S	Cts/S	Cts/S	Cts/S
Avg	1647.892	20796.31	2412.015	1361.372	1685.608
Stddev	3.466	38.42	25.718	2.069	2.721
%RSD	.2103034	.1847607	1.066255	.1519667	.1614362
#1	1643.991	20753.87	2410.463	1362.762	1683.109
#2	1650.613	20828.74	2438.474	1362.360	1685.207
#3	1649.074	20806.32	2387.107	1358.995	1688.507

Reviewed By:mohan
On:1/2/2025 2:18:34 AM
Inst Id :P5

Sample Name: P5266-18DLX2 Acquired: 12/30/2024 21:04:38 Type: Unk
Method: SFAM01.1 INSTRUMENT P5 WITH 6 POINT ICAL-2(v55) Mode: CONC Corr. Factor: 1.000000
User: Kareem Custom ID1: ME2903 Custom ID2: Custom ID3:
Comment:

Elem	As1890	Tl1908	Pb2203	Se1960	Sb2068	Al3961
Units	ppm	ppm	ppm	ppm	ppm	ppm
Avg	.1067487	-.146903	3.182111	.3141003	.1539216	30.71852
Stddev	.0020422	.001521	.002721	.0084350	.0061007	.26068
%RSD	1.913141	1.035423	.0855123	2.685442	3.963494	.8486072
#1	.1056717	-.145150	3.182226	.3100620	.1472741	30.45363
#2	.1054704	-.147870	3.184773	.3237953	.1552264	30.72715
#3	.1091040	-.147689	3.179335	.3084436	.1592643	30.97477

Elem	Ba4934	Be2348	Cd2144	Ca3736	Cr2677	Co2286
Units	ppm	ppm	ppm	ppm	ppm	ppm
Avg	.5271403	.0116709	.0174185	253.9450	1.233524	.0832770
Stddev	.0056068	.0003907	.0000900	2.1148	.004621	.0005748
%RSD	1.063621	3.347550	.5167791	.8327971	.3746383	.6902734
#1	.5207029	.0120472	.0175208	251.6748	1.233461	.0828709
#2	.5297631	.0116983	.0173835	254.3008	1.228935	.0830254
#3	.5309550	.0112672	.0173513	255.8593	1.238177	.0839348

Elem	Cu3247	Fe2598	Mn2576	Mg2790	Ni2316	Ag3280
Units	ppm	ppm	ppm	ppm	ppm	ppm
Avg	.2286944	645.9123	23.01727	49.68624	.6391422	-.018644
Stddev	.0020967	5.1688	.19228	.51910	.0016359	.000880
%RSD	.9168304	.8002308	.8353848	1.044754	.2559491	4.721160
#1	.2262781	640.1354	22.81857	49.09344	.6386027	-.017652
#2	.2297710	647.5019	23.03081	49.90579	.6378442	-.019331
#3	.2300342	650.0996	23.20242	50.05949	.6409797	-.018950

Elem	Na8183	V_2924	Zn2138	K_7698	P_1774	B_2496
Units	ppm	ppm	ppm	ppm	ppm	ppm
Avg	1.027365	.1564128	5.828271	4.006914	4.286381	F -1.38618
Stddev	.030315	.0062955	.007730	.008702	.003580	.01184
%RSD	2.950748	4.024899	.1326349	.2171782	.0835180	.8543948
#1	1.044563	.1623423	5.831039	4.016318	4.284439	-1.39816
#2	1.045170	.1498062	5.834236	4.005276	4.290513	-1.37448
#3	.992362	.1570899	5.819538	3.999147	4.284193	-1.38592

Reviewed By:mohan
On:1/2/2025 2:18:34 AM
Inst Id :P5

Sample Name: P5266-18DLX2 Acquired: 12/30/2024 21:04:38 Type: Unk
Method: SFAM01.1 INSTRUMENT P5 WITH 6 POINT ICAL-2(v55) Mode: CONC Corr. Factor: 1.000000
User: Kareem Custom ID1: ME2903 Custom ID2: Custom ID3:
Comment:

Elem	Mo2020	S_1820	Si2516	Sn1899	Ti3361	Sr4077
Units	ppm	ppm	ppm	ppm	ppm	ppm
Avg	.0451689	5.129105	6.596744	.0825551	1.119571	-.213817
Stddev	.0002293	.006092	.018785	.0014358	.016683	.002375
%RSD	.5076783	.1187664	.2847631	1.739237	1.490119	1.110908
#1	.0453730	5.133495	6.598706	.0826143	1.101430	-.211138
#2	.0449208	5.131670	6.577055	.0839604	1.123032	-.215665
#3	.0452128	5.122151	6.614471	.0810906	1.134253	-.214649

Elem	Li6707
Units	ppm
Avg	.0128837
Stddev	.0027529
%RSD	21.36715
#1	.0098556
#2	.0135604
#3	.0152352

Int. Std.	Y_2243	Y_3600	Y_3710	Y_2243	In2306
Units	Cts/S	Cts/S	Cts/S	Cts/S	Cts/S
Avg	1647.636	20832.60	2340.940	1366.148	1867.286
Stddev	6.005	34.65	7.178	1.367	5.771
%RSD	.3644900	.1663111	.3066464	.1000298	.3090343
#1	1649.557	20820.93	2333.456	1364.590	1865.715
#2	1652.446	20871.58	2347.767	1366.712	1873.680
#3	1640.905	20805.30	2341.598	1367.142	1862.465

Reviewed By:mohan
On:1/2/2025 2:18:34 AM
Inst Id :P5

Sample Name: P5259-12DLX2 Acquired: 12/30/2024 21:08:25 Type: Unk
Method: SFAM01.1 INSTRUMENT P5 WITH 6 POINT ICAL-2(v55) Mode: CONC Corr. Factor: 1.000000
User: Kareem Custom ID1: ME28X6 Custom ID2: Custom ID3:
Comment:

Elem	As1890	Tl1908	Pb2203	Se1960	Sb2068	Al3961	Ba4934
Units	ppm	ppm	ppm	ppm	ppm	ppm	ppm
Avg	.0410487	.0020017	.1032533	-.000247	.0063167	36.75294	.2973920
Stddev	.0028402	.0029388	.0010109	.007601	.0057849	.11721	.0023945
%RSD	6.918977	146.8141	.9790802	3082.408	91.58043	.3189212	.8051606
#1	.0411140	.0006816	.1044114	-.005499	.0094959	36.80036	.3000845
#2	.0381764	.0053692	.1025469	-.003709	.0098147	36.83902	.2965900
#3	.0438556	-.000045	.1028018	.008469	-.000361	36.61945	.2955014

Elem	Be2348	Cd2144	Ca3736	Cr2677	Co2286	Cu3247	Fe2598
Units	ppm	ppm	ppm	ppm	ppm	ppm	ppm
Avg	.0039659	.0021296	447.5727	.0796295	.0919373	.0912863	116.0985
Stddev	.0001371	.0000641	2.1404	.0006643	.0008293	.0024879	.2461
%RSD	3.457012	3.010461	.4782160	.8341909	.9020600	2.725384	.2119914
#1	.0038627	.0020721	449.1511	.0803461	.0910906	.0911008	116.1258
#2	.0041215	.0021178	448.4304	.0795083	.0927480	.0938618	116.3298
#3	.0039135	.0021987	445.1365	.0790343	.0919733	.0888964	115.8398

Elem	Mn2576	Mg2790	Ni2316	Ag3280	Na8183	V_2924	Zn2138
Units	ppm	ppm	ppm	ppm	ppm	ppm	ppm
Avg	2.980082	67.79481	.1560311	-.004544	.5093130	.0992221	.4567266
Stddev	.013773	.24945	.0004078	.000441	.0039144	.0052871	.0044755
%RSD	.4621822	.3679461	.2613652	9.704281	.7685570	5.328576	.9799054
#1	2.983134	67.91532	.1560853	-.004792	.5113899	.1022834	.4608108
#2	2.992073	67.96112	.1564092	-.004035	.5047979	.1022660	.4574267
#3	2.965038	67.50799	.1555990	-.004805	.5117513	.0931171	.4519423

Elem	K_7698	P_1774	B_2496	Mo2020	S_1820	Si2516	Sn1899
Units	ppm	ppm	ppm	ppm	ppm	ppm	ppm
Avg	5.908013	2.496334	-.237939	.0246651	2.163766	4.091548	.0166429
Stddev	.071479	.004728	.002749	.0007738	.002247	.038645	.0022882
%RSD	1.209860	.1893933	1.155471	3.137341	.1038252	.9445156	13.74884
#1	5.957779	2.497739	-.236874	.0247730	2.163193	4.110517	.0142537
#2	5.826106	2.500201	-.241062	.0238429	2.166244	4.117043	.0188146
#3	5.940154	2.491063	-.235881	.0253792	2.161862	4.047083	.0168604

Reviewed By:mohan
On:1/2/2025 2:18:34 AM
Inst Id :P5

Sample Name: P5259-12DLX2 Acquired: 12/30/2024 21:08:25 Type: Unk
Method: SFAM01.1 INSTRUMENT P5 WITH 6 POINT ICAL-2(v55) Mode: CONC Corr. Factor: 1.000000
User: Kareem Custom ID1: ME28X6 Custom ID2: Custom ID3:
Comment:

Elem	Ti3361	Sr4077	Li6707
Units	ppm	ppm	ppm
Avg	.6752053	.4375542	.0516295
Stddev	.0043504	.0029441	.0055016
%RSD	.6443042	.6728533	10.65598
#1	.6720122	.4395370	.0482453
#2	.6734434	.4389542	.0579776
#3	.6801603	.4341713	.0486656

Int. Std.	Y_2243	Y_3600	Y_3710	Y_2243	In2306
Units	Cts/S	Cts/S	Cts/S	Cts/S	Cts/S
Avg	1711.977	21395.01	2427.246	1411.247	1794.023
Stddev	3.932	73.79	18.289	1.879	5.082
%RSD	.2296663	.3448725	.7534783	.1331645	.2832517
#1	1715.365	21422.17	2417.978	1410.540	1798.312
#2	1707.666	21451.36	2415.446	1409.823	1788.411
#3	1712.902	21311.49	2448.313	1413.377	1795.346

Reviewed By:mohan
On:1/2/2025 2:18:34 AM
Inst Id :P5

Sample Name: P5259-14DLX2 Acquired: 12/30/2024 21:12:18 Type: Unk
Method: SFAM01.1 INSTRUMENT P5 WITH 6 POINT ICAL-2(v55) Mode: CONC Corr. Factor: 1.000000
User: Kareem Custom ID1: ME28X8 Custom ID2: Custom ID3:
Comment:

Elem	As1890	Tl1908	Pb2203	Se1960	Sb2068	Al3961	Ba4934
Units	ppm	ppm	ppm	ppm	ppm	ppm	ppm
Avg	.0257297	.0158750	.0522529	-.034082	-.005358	22.28767	.5343548
Stddev	.0033492	.0041541	.0014671	.001480	.002149	.04805	.0003219
%RSD	13.01701	26.16787	2.807637	4.341663	40.10078	.2155909	.0602387
#1	.0289516	.0110783	.0511774	-.035790	-.007734	22.33781	.5342577
#2	.0259712	.0183022	.0516571	-.033284	-.004791	22.24203	.5340926
#3	.0222662	.0182443	.0539241	-.033173	-.003550	22.28315	.5347140

Elem	Be2348	Cd2144	Ca3736	Cr2677	Co2286	Cu3247	Fe2598
Units	ppm	ppm	ppm	ppm	ppm	ppm	ppm
Avg	.0021861	.0020422	636.9479	.0521352	.0726791	.0817863	69.09924
Stddev	.0000367	.0001520	.4355	.0003949	.0006473	.0056178	.16975
%RSD	1.678184	7.441190	.0683745	.7575469	.8906631	6.868920	.2456547
#1	.0021837	.0019721	637.2931	.0520292	.0733778	.0847858	68.95541
#2	.0022239	.0019380	637.0919	.0525724	.0720997	.0753053	69.05584
#3	.0021507	.0022166	636.4586	.0518041	.0725599	.0852676	69.28647

Elem	Mn2576	Mg2790	Ni2316	Ag3280	Na8183	V_2924	Zn2138
Units	ppm	ppm	ppm	ppm	ppm	ppm	ppm
Avg	1.702514	191.7388	.0998536	-.002194	.7244717	.0752231	.2116891
Stddev	.005504	.7007	.0005088	.000961	.0246390	.0032373	.0009575
%RSD	.3232676	.3654313	.5095343	43.79126	3.400967	4.303546	.4523176
#1	1.696164	191.2284	.0995103	-.002571	.7456907	.0762630	.2118205
#2	1.705490	191.4505	.0996124	-.002910	.6974488	.0715937	.2125741
#3	1.705890	192.5377	.1004382	-.001102	.7302756	.0778126	.2106727

Elem	K_7698	P_1774	B_2496	Mo2020	S_1820	Si2516	Sn1899
Units	ppm	ppm	ppm	ppm	ppm	ppm	ppm
Avg	3.809960	1.620362	-.124446	.0221179	21.08478	3.381853	.0162210
Stddev	.115897	.002162	.001991	.0006981	.04773	.013048	.0020587
%RSD	3.041939	.1334460	1.599746	3.156453	.2263615	.3858279	12.69138
#1	3.879419	1.617866	-.126600	.0213613	21.11776	3.396485	.0175803
#2	3.874295	1.621678	-.122673	.0227371	21.03005	3.377648	.0172303
#3	3.676167	1.621541	-.124065	.0222554	21.10653	3.371425	.0138525

Reviewed By:mohan
On:1/2/2025 2:18:34 AM
Inst Id :P5

Sample Name: P5259-14DLX2 Acquired: 12/30/2024 21:12:18 Type: Unk
Method: SFAM01.1 INSTRUMENT P5 WITH 6 POINT ICAL-2(v55) Mode: CONC Corr. Factor: 1.000000
User: Kareem Custom ID1: ME28X8 Custom ID2: Custom ID3:
Comment:

Elem	Ti3361	Sr4077	Li6707
Units	ppm	ppm	ppm
Avg	.5963156	3.878261	.0383796
Stddev	.0057778	.010296	.0014563
%RSD	.9689143	.2654866	3.794389
#1	.5899144	3.885715	.0399325
#2	.5978880	3.882555	.0381619
#3	.6011445	3.866512	.0370445

Int. Std.	Y_2243	Y_3600	Y_3710	Y_2243	In2306
Units	Cts/S	Cts/S	Cts/S	Cts/S	Cts/S
Avg	1632.959	20587.88	2339.162	1349.385	1713.719
Stddev	2.458	32.00	10.974	2.906	3.331
%RSD	.1505288	.1554437	.4691257	.2153789	.1943960
#1	1635.225	20566.72	2327.947	1346.421	1716.153
#2	1633.306	20624.70	2339.662	1349.506	1715.081
#3	1630.346	20572.24	2349.878	1352.230	1709.922

Reviewed By:mohan
On:1/2/2025 2:18:34 AM
Inst Id :P5

Sample Name: P5259-20DLX2 Acquired: 12/30/2024 21:16:11 Type: Unk
Method: SFAM01.1 INSTRUMENT P5 WITH 6 POINT ICAL-2(v55) Mode: CONC Corr. Factor: 1.000000
User: Kareem Custom ID1: ME28Y4 Custom ID2: Custom ID3:
Comment:

Elem	As1890	Tl1908	Pb2203	Se1960	Sb2068	Al3961	Ba4934
Units	ppm	ppm	ppm	ppm	ppm	ppm	ppm
Avg	.0345750	.0051322	.0868962	-.001157	.0077393	35.98056	.3194953
Stddev	.0050978	.0018623	.0039299	.003895	.0018177	.07376	.0011171
%RSD	14.74413	36.28542	4.522509	336.5928	23.48622	.2050029	.3496347
#1	.0389139	.0041569	.0913836	.002614	.0063741	36.00578	.3190843
#2	.0289606	.0072796	.0840682	-.000920	.0070413	35.89749	.3186419
#3	.0358504	.0039603	.0852366	-.005165	.0098025	36.03840	.3207596

Elem	Be2348	Cd2144	Ca3736	Cr2677	Co2286	Cu3247	Fe2598
Units	ppm	ppm	ppm	ppm	ppm	ppm	ppm
Avg	.0036548	.0020840	442.6321	.1009184	.0857032	.0785578	103.7381
Stddev	.0001761	.0000807	1.2965	.0001421	.0008439	.0116285	.3594
%RSD	4.818970	3.874192	.2929126	.1408388	.9846860	14.80245	.3464227
#1	.0037222	.0021745	443.5389	.1007601	.0847627	.0670240	104.0600
#2	.0034550	.0020195	441.1470	.1009600	.0859527	.0902787	103.3504
#3	.0037874	.0020579	443.2103	.1010350	.0863943	.0783707	103.8041

Elem	Mn2576	Mg2790	Ni2316	Ag3280	Na8183	V_2924	Zn2138
Units	ppm	ppm	ppm	ppm	ppm	ppm	ppm
Avg	2.248040	91.52643	.1418867	-.003996	.6070770	.0990389	.2669450
Stddev	.005727	.21113	.0002172	.000083	.0078287	.0051073	.0011519
%RSD	.2547351	.2306732	.1530495	2.081019	1.289578	5.156838	.4315200
#1	2.254264	91.56929	.1421010	-.003906	.5984443	.0939811	.2678880
#2	2.242995	91.29716	.1416668	-.004012	.6090701	.1041943	.2656611
#3	2.246862	91.71284	.1418923	-.004070	.6137164	.0989413	.2672859

Elem	K_7698	P_1774	B_2496	Mo2020	S_1820	Si2516	Sn1899
Units	ppm	ppm	ppm	ppm	ppm	ppm	ppm
Avg	6.044354	2.080542	-.204917	.0194831	13.95171	4.680108	.0153047
Stddev	.023267	.010955	.003675	.0001246	.02239	.064276	.0008478
%RSD	.3849417	.5265619	1.793358	.6395133	.1605080	1.373396	5.539317
#1	6.040846	2.080564	-.204244	.0193400	13.97164	4.695730	.0150753
#2	6.069177	2.069576	-.201625	.0195676	13.92748	4.609460	.0145953
#3	6.023041	2.091487	-.208882	.0195417	13.95600	4.735133	.0162436

Reviewed By:mohan
On:1/2/2025 2:18:34 AM
Inst Id :P5

Sample Name: P5259-20DLX2 Acquired: 12/30/2024 21:16:11 Type: Unk
Method: SFAM01.1 INSTRUMENT P5 WITH 6 POINT ICAL-2(v55) Mode: CONC Corr. Factor: 1.000000
User: Kareem Custom ID1: ME28Y4 Custom ID2: Custom ID3:
Comment:

Elem	Ti3361	Sr4077	Li6707
Units	ppm	ppm	ppm
Avg	.5744581	.4362065	.0648738
Stddev	.0061910	.0008231	.0008392
%RSD	1.077705	.1886962	1.293611
#1	.5790810	.4357432	.0654327
#2	.5674244	.4357196	.0639088
#3	.5768689	.4371569	.0652800

Int. Std.	Y_2243	Y_3600	Y_3710	Y_2243	In2306
Units	Cts/S	Cts/S	Cts/S	Cts/S	Cts/S
Avg	1680.234	21171.59	2374.523	1398.132	1776.844
Stddev	6.495	95.53	17.441	3.123	5.233
%RSD	.3865774	.4512224	.7344987	.2233984	.2945154
#1	1687.675	21214.78	2373.345	1400.285	1781.448
#2	1677.326	21062.09	2392.523	1394.549	1777.932
#3	1675.700	21237.89	2357.701	1399.561	1771.153

Reviewed By:mohan
On:1/2/2025 2:18:34 AM
Inst Id :P5

Sample Name: CCV050 Acquired: 12/30/2024 21:20:03 Type: Unk
Method: SFAM01.1 INSTRUMENT P5 WITH 6 POINT ICAL-2(v55) Mode: CONC Corr. Factor: 1.000000
User: Kareem Custom ID1: CCV050 Custom ID2: Custom ID3:
Comment:

Elem	As1890	Tl1908	Pb2203	Se1960	Sb2068	Al3961
Units	ppm	ppm	ppm	ppm	ppm	ppm
Avg	4.930407	4.755433	24.38187	4.853586	4.817536	405.7120
Stddev	.012680	.017704	.02221	.006347	.002665	1.1653
%RSD	.2571817	.3722803	.0910836	.1307683	.0553172	.2872272
#1	4.919618	4.763208	24.40683	4.858729	4.820540	407.0282
#2	4.944374	4.735172	24.36432	4.855537	4.815454	404.8119
#3	4.927230	4.767919	24.37446	4.846493	4.816616	405.2958

Elem	Ba4934	Be2348	Cd2144	Ca3736	Cr2677	Co2286
Units	ppm	ppm	ppm	ppm	ppm	ppm
Avg	10.08952	.5057314	2.458517	410.8749	15.54501	2.454927
Stddev	.03107	.0017709	.002232	.9893	.07757	.001727
%RSD	.3079492	.3501734	.0907894	.2407879	.4990315	.0703662
#1	10.12533	.5062945	2.460883	412.0156	15.58106	2.456715
#2	10.07357	.5037473	2.456449	410.3569	15.59800	2.453267
#3	10.06967	.5071523	2.458219	410.2520	15.45597	2.454799

Elem	Cu3247	Fe2598	Mn2576	Mg2790	Ni2316	Ag3280
Units	ppm	ppm	ppm	ppm	ppm	ppm
Avg	15.11072	410.3914	15.09348	406.5694	2.478886	1.270489
Stddev	.01697	1.2363	.05527	1.8722	.004997	.007213
%RSD	.1122846	.3012546	.3661736	.4604811	.2015657	.5677577
#1	15.13001	411.5252	15.14285	408.7105	2.483938	1.274938
#2	15.09813	409.0733	15.03377	405.2403	2.473946	1.274362
#3	15.10401	410.5757	15.10381	405.7575	2.478775	1.262166

Elem	Na8183	V_2924	Zn2138	K_7698	P_1774	B_2496
Units	ppm	ppm	ppm	ppm	ppm	ppm
Avg	411.6580	2.496128	14.88302	153.0550	4.840022	F 4.342615
Stddev	2.0127	.008435	.10032	.5002	.009217	.026418
%RSD	.4889211	.3379367	.6740562	.3268316	.1904419	.6083376
#1	413.8177	2.503812	14.94422	153.5571	4.847120	4.357642
#2	409.8348	2.497470	14.93759	152.5566	4.829604	4.312111
#3	411.3214	2.487102	14.76724	153.0512	4.843341	4.358091

Reviewed By:mohan
On:1/2/2025 2:18:34 AM
Inst Id :P5

Sample Name: CCV050 Acquired: 12/30/2024 21:20:03 Type: Unk
Method: SFAM01.1 INSTRUMENT P5 WITH 6 POINT ICAL-2(v55) Mode: CONC Corr. Factor: 1.000000
User: Kareem Custom ID1: CCV050 Custom ID2: Custom ID3:
Comment:

Elem	Mo2020	S_1820	Si2516	Sn1899	Ti3361	Sr4077
Units	ppm	ppm	ppm	ppm	ppm	ppm
Avg	4.741539	4.896273	4.989297	4.958816	5.035435	4.817609
Stddev	.002921	.005074	.024250	.008498	.014905	.001469
%RSD	.0616049	.1036201	.4860467	.1713659	.2959975	.0304991
#1	4.744570	4.898217	5.002633	4.967723	5.052528	4.816192
#2	4.738742	4.900087	4.961305	4.957930	5.025150	4.819125
#3	4.741304	4.890515	5.003952	4.950797	5.028627	4.817510

Elem	Li6707
Units	ppm
Avg	5.098836
Stddev	.016850
%RSD	.3304710
#1	5.118282
#2	5.088553
#3	5.089674

Int. Std.	Y_2243	Y_3600	Y_3710	Y_2243	In2306
Units	Cts/S	Cts/S	Cts/S	Cts/S	Cts/S
Avg	1450.215	18782.35	2187.450	1181.685	1623.867
Stddev	1.667	111.06	8.985	7.505	3.376
%RSD	.1149380	.5913116	.4107414	.6351358	.2079259
#1	1448.479	18726.11	2179.399	1176.276	1622.102
#2	1451.803	18710.66	2197.142	1178.525	1627.760
#3	1450.363	18910.28	2185.808	1190.253	1621.740

Reviewed By:mohan
On:1/2/2025 2:18:34 AM
Inst Id :P5

Sample Name: CCB050 Acquired: 12/30/2024 21:23:48 Type: Unk
Method: SFAM01.1 INSTRUMENT P5 WITH 6 POINT ICAL-2(v55) Mode: CONC Corr. Factor: 1.000000
User: Kareem Custom ID1: CCB050 Custom ID2: Custom ID3:
Comment:

Elem	As1890	Tl1908	Pb2203	Se1960	Sb2068	Al3961	Ba4934
Units	ppm	ppm	ppm	ppm	ppm	ppm	ppm
Avg	-.004040	-.001370	.0019890	.0058435	.0031484	-.005453	.0003322
Stddev	.003737	.001575	.0014023	.0008808	.0025574	.014416	.0002500
%RSD	92.48369	114.9977	70.50250	15.07339	81.22782	264.3788	75.25992
#1	-.008346	-.002566	.0011955	.0054665	.0002673	-.002279	.0000851
#2	-.001650	.000415	.0011634	.0068500	.0051497	-.021191	.0005850
#3	-.002124	-.001958	.0036082	.0052139	.0040283	.007111	.0003263

Elem	Be2348	Cd2144	Ca3736	Cr2677	Co2286	Cu3247	Fe2598
Units	ppm	ppm	ppm	ppm	ppm	ppm	ppm
Avg	.0002629	.0002408	.0315557	.0015187	.0002469	.0046798	.0331732
Stddev	.0001338	.0000635	.0167619	.0003598	.0003221	.0169227	.0209174
%RSD	50.90596	26.36111	53.11856	23.69057	130.4840	361.6109	63.05512
#1	.0001087	.0001908	.0124726	.0018508	.0000356	.0241286	.0149953
#2	.0003306	.0002195	.0382974	.0015687	.0006176	-.003405	.0284886
#3	.0003493	.0003122	.0438971	.0011365	.0000874	-.006684	.0560358

Elem	Mn2576	Mg2790	Ni2316	Ag3280	Na8183	V_2924	Zn2138
Units	ppm	ppm	ppm	ppm	ppm	ppm	ppm
Avg	.0014178	.1034333	-.000251	.0011397	.0496476	-.005387	.0026383
Stddev	.0013226	.1081158	.000504	.0017556	.0414117	.015561	.0003657
%RSD	93.29096	104.5271	200.6833	154.0462	83.41121	288.8813	13.86144
#1	.0028277	.1558833	-.000222	.0030770	.0755412	.012239	.0029454
#2	.0002045	.1753195	-.000769	-.000346	.0715156	-.011174	.0027357
#3	.0012211	-.020903	.000237	.000688	.0018860	-.017225	.0022338

Elem	K_7698	P_1774	B_2496	Mo2020	S_1820	Si2516	Sn1899
Units	ppm	ppm	ppm	ppm	ppm	ppm	ppm
Avg	.0735260	-.001480	.0110022	.0003556	.0002746	.0006148	-.000521
Stddev	.0634451	.001999	.0037062	.0002370	.0064710	.0003893	.000985
%RSD	86.28931	135.0790	33.68658	66.63705	2356.769	63.31914	188.9918
#1	.0321205	-.003623	.0110308	.0005939	.0038421	.0007603	-.001512
#2	.0418889	-.001149	.0146940	.0001200	-.007195	.0009105	-.000510
#3	.1465687	.000333	.0072817	.0003529	.004177	.0001737	.000458

Reviewed By:mohan
On:1/2/2025 2:18:34 AM
Inst Id :P5

Sample Name: CCB050 Acquired: 12/30/2024 21:23:48 Type: Unk
Method: SFAM01.1 INSTRUMENT P5 WITH 6 POINT ICAL-2(v55) Mode: CONC Corr. Factor: 1.000000
User: Kareem Custom ID1: CCB050 Custom ID2: Custom ID3:
Comment:

Elem	Ti3361	Sr4077	Li6707
Units	ppm	ppm	ppm
Avg	-.001931	.0003255	.0078899
Stddev	.003138	.0004216	.0050451
%RSD	162.5736	129.5471	63.94317
#1	.000594	.0006628	.0102695
#2	-.005444	-.000147	.0020952
#3	-.000941	.000461	.0113051

Int. Std.	Y_2243	Y_3600	Y_3710	Y_2243	In2306
Units	Cts/S	Cts/S	Cts/S	Cts/S	Cts/S
Avg	1651.730	20850.48	2251.576	1384.177	1947.192
Stddev	6.904	94.67	5.754	5.521	7.634
%RSD	.4179809	.4540331	.2555520	.3988694	.3920541
#1	1646.487	20742.01	2246.961	1378.163	1938.630
#2	1649.150	20893.01	2249.743	1385.350	1949.655
#3	1659.552	20916.43	2258.023	1389.016	1953.290

Reviewed By:mohan
On:1/2/2025 2:18:34 AM
Inst Id :P5

Sample Name: P5259-21DLX2 Acquired: 12/30/2024 21:27:49 Type: Unk
Method: SFAM01.1 INSTRUMENT P5 WITH 6 POINT ICAL-2(v55) Mode: CONC Corr. Factor: 1.000000
User: Kareem Custom ID1: ME28Y5 Custom ID2: Custom ID3:
Comment:

Elem	As1890	Tl1908	Pb2203	Se1960	Sb2068	Al3961	Ba4934
Units	ppm	ppm	ppm	ppm	ppm	ppm	ppm
Avg	.0472713	-.001421	.0846425	.0136016	.0067599	40.21872	.4002722
Stddev	.0019219	.003701	.0032681	.0027167	.0017306	.14471	.0026561
%RSD	4.065731	260.5287	3.861020	19.97337	25.60110	.3597986	.6635767
#1	.0494805	-.000156	.0839746	.0158917	.0060364	40.28333	.4030257
#2	.0459840	-.005588	.0881929	.0143132	.0087348	40.31985	.4000654
#3	.0463494	.001483	.0817600	.0105999	.0055084	40.05296	.3977255

Elem	Be2348	Cd2144	Ca3736	Cr2677	Co2286	Cu3247	Fe2598
Units	ppm	ppm	ppm	ppm	ppm	ppm	ppm
Avg	.0041700	.0021671	469.1640	.0797140	.0951847	.1035088	126.6536
Stddev	.0001817	.0001565	1.9314	.0001737	.0005556	.0053117	.6402
%RSD	4.358180	7.221764	.4116775	.2179137	.5837354	5.131653	.5054864
#1	.0040613	.0023234	469.8347	.0796332	.0952900	.1093803	127.0251
#2	.0040690	.0020104	470.6707	.0795954	.0956802	.0990372	127.0214
#3	.0043799	.0021675	466.9866	.0799134	.0945840	.1021089	125.9144

Elem	Mn2576	Mg2790	Ni2316	Ag3280	Na8183	V_2924	Zn2138
Units	ppm	ppm	ppm	ppm	ppm	ppm	ppm
Avg	2.562981	87.31283	.1637734	-.006056	.7673971	.1038018	.2965723
Stddev	.012715	.74950	.0019455	.000653	.0224742	.0112209	.0030604
%RSD	.4961020	.8584098	1.187910	10.78162	2.928624	10.80994	1.031913
#1	2.565184	87.43352	.1627333	-.006594	.7728895	.0916688	.2978745
#2	2.574451	87.99467	.1660178	-.005330	.7866160	.1138056	.2930762
#3	2.549309	86.51031	.1625690	-.006245	.7426859	.1059309	.2987661

Elem	K_7698	P_1774	B_2496	Mo2020	S_1820	Si2516	Sn1899
Units	ppm	ppm	ppm	ppm	ppm	ppm	ppm
Avg	6.727975	2.360819	-.244155	.0428434	15.36509	4.339354	.0214743
Stddev	.096861	.006641	.003741	.0010481	.01330	.034299	.0011498
%RSD	1.439681	.2813109	1.532162	2.446382	.0865398	.7904180	5.354453
#1	6.628651	2.353567	-.244365	.0428693	15.35508	4.366907	.0202856
#2	6.822169	2.366605	-.247787	.0438784	15.36001	4.350216	.0225809
#3	6.733106	2.362284	-.240314	.0417826	15.38018	4.300939	.0215563

Reviewed By:mohan
On:1/2/2025 2:18:34 AM
Inst Id :P5

Sample Name: P5259-21DLX2 Acquired: 12/30/2024 21:27:49 Type: Unk
Method: SFAM01.1 INSTRUMENT P5 WITH 6 POINT ICAL-2(v55) Mode: CONC Corr. Factor: 1.000000
User: Kareem Custom ID1: ME28Y5 Custom ID2: Custom ID3:
Comment:

Elem	Ti3361	Sr4077	Li6707
Units	ppm	ppm	ppm
Avg	.7330896	.5536875	.0800161
Stddev	.0033373	.0012088	.0040159
%RSD	.4552367	.2183161	5.018880
#1	.7366577	.5531788	.0794734
#2	.7325661	.5550675	.0762991
#3	.7300449	.5528163	.0842757

Int. Std.	Y_2243	Y_3600	Y_3710	Y_2243	In2306
Units	Cts/S	Cts/S	Cts/S	Cts/S	Cts/S
Avg	1696.449	21428.75	2405.428	1414.515	1772.072
Stddev	4.408	17.18	17.436	8.209	2.121
%RSD	.2598657	.0801559	.7248772	.5803419	.1196917
#1	1699.423	21420.00	2392.753	1407.429	1774.480
#2	1691.384	21417.71	2398.217	1423.510	1770.481
#3	1698.540	21448.54	2425.313	1412.605	1771.256

Reviewed By:mohan
On:1/2/2025 2:18:34 AM
Inst Id :P5

Sample Name: P5156-02DLX2 Acquired: 12/30/2024 21:31:40 Type: Unk
Method: SFAM01.1 INSTRUMENT P5 WITH 6 POINT ICAL-2(v55) Mode: CONC Corr. Factor: 1.000000
User: Kareem Custom ID1: ME28Q7 Custom ID2: Custom ID3:
Comment:

Elem	As1890	Tl1908	Pb2203	Se1960	Sb2068	Al3961	Ba4934
Units	ppm	ppm	ppm	ppm	ppm	ppm	ppm
Avg	.0620528	-.004552	.0797783	.0006889	.0070645	35.99263	.2725931
Stddev	.0063219	.001033	.0018143	.0102650	.0024089	.08928	.0014902
%RSD	10.18790	22.68752	2.274132	1490.057	34.09908	.2480564	.5466817
#1	.0589162	-.003660	.0806169	.0088032	.0042832	35.93683	.2731054
#2	.0693296	-.004314	.0776965	.0041142	.0084893	35.94546	.2737596
#3	.0579125	-.005683	.0810217	-.010851	.0084211	36.09560	.2709143

Elem	Be2348	Cd2144	Ca3736	Cr2677	Co2286	Cu3247	Fe2598
Units	ppm	ppm	ppm	ppm	ppm	ppm	ppm
Avg	.0038469	.0016051	528.5826	.0633168	.0834776	.0969392	117.2804
Stddev	.0002872	.0000917	1.3788	.0000917	.0001994	.0103807	.2157
%RSD	7.464891	5.714384	.2608413	.1448077	.2388350	10.70848	.1839027
#1	.0035694	.0014993	528.1853	.0633964	.0837072	.0872978	117.4484
#2	.0038283	.0016535	527.4461	.0632165	.0833779	.1079277	117.3556
#3	.0041429	.0016625	530.1164	.0633374	.0833478	.0955922	117.0372

Elem	Mn2576	Mg2790	Ni2316	Ag3280	Na8183	V_2924	Zn2138
Units	ppm	ppm	ppm	ppm	ppm	ppm	ppm
Avg	1.619622	77.36733	.1371995	-.004442	.6425915	.0787613	.2543927
Stddev	.003650	.18067	.0003919	.000434	.0120451	.0065343	.0016320
%RSD	.2253869	.2335160	.2856096	9.780490	1.874450	8.296288	.6415240
#1	1.617174	77.57518	.1373958	-.003944	.6458127	.0860928	.2562264
#2	1.623818	77.27888	.1374544	-.004636	.6526984	.0735516	.2530997
#3	1.617874	77.24794	.1367483	-.004745	.6292633	.0766396	.2538519

Elem	K_7698	P_1774	B_2496	Mo2020	S_1820	Si2516	Sn1899
Units	ppm	ppm	ppm	ppm	ppm	ppm	ppm
Avg	5.634520	2.480943	-.237681	.0213714	.9443148	5.289131	.0183065
Stddev	.041980	.004026	.003861	.0008050	.0033315	.033953	.0002344
%RSD	.7450564	.1622902	1.624291	3.766803	.3527962	.6419318	1.280399
#1	5.613762	2.485335	-.241502	.0215189	.9407733	5.321602	.0183423
#2	5.606963	2.480070	-.233782	.0220925	.9447848	5.291921	.0180563
#3	5.682836	2.477425	-.237758	.0205029	.9473864	5.253869	.0185210

Reviewed By:mohan
On:1/2/2025 2:18:34 AM
Inst Id :P5

Sample Name: P5156-02DLX2 Acquired: 12/30/2024 21:31:40 Type: Unk
Method: SFAM01.1 INSTRUMENT P5 WITH 6 POINT ICAL-2(v55) Mode: CONC Corr. Factor: 1.000000
User: Kareem Custom ID1: ME28Q7 Custom ID2: Custom ID3:
Comment:

Elem	Ti3361	Sr4077	Li6707
Units	ppm	ppm	ppm
Avg	.8099812	.6556978	.0546099
Stddev	.0044953	.0043532	.0033777
%RSD	.5549861	.6639095	6.185173
#1	.8113769	.6532449	.0531739
#2	.8049536	.6531244	.0521874
#3	.8136130	.6607240	.0584683

Int. Std.	Y_2243	Y_3600	Y_3710	Y_2243	In2306
Units	Cts/S	Cts/S	Cts/S	Cts/S	Cts/S
Avg	1699.797	21469.23	2386.188	1413.632	1773.067
Stddev	2.184	141.19	12.114	9.484	2.095
%RSD	.1284712	.6576617	.5076679	.6708608	.1181445
#1	1702.053	21427.84	2373.874	1405.327	1775.467
#2	1699.643	21626.50	2386.598	1423.965	1771.609
#3	1697.694	21353.36	2398.091	1411.603	1772.124

Reviewed By:mohan
On:1/2/2025 2:18:34 AM
Inst Id :P5

Sample Name: P5156-03DLX2 Acquired: 12/30/2024 21:35:32 Type: Unk
Method: SFAM01.1 INSTRUMENT P5 WITH 6 POINT ICAL-2(v55) Mode: CONC Corr. Factor: 1.000000
User: Kareem Custom ID1: ME28Q8 Custom ID2: Custom ID3:
Comment:

Elem	As1890	Tl1908	Pb2203	Se1960	Sb2068	Al3961	Ba4934
Units	ppm	ppm	ppm	ppm	ppm	ppm	ppm
Avg	.0152049	.0256635	.0516055	-.029314	-.007544	23.66781	.6052085
Stddev	.0062026	.0023910	.0012159	.009241	.001679	.06333	.0019913
%RSD	40.79329	9.316790	2.356227	31.52301	22.26284	.2675737	.3290344
#1	.0179780	.0239659	.0530074	-.025240	-.008693	23.59549	.6029584
#2	.0195371	.0283979	.0509710	-.022811	-.005616	23.71337	.6059238
#3	.0080996	.0246267	.0508381	-.039892	-.008322	23.69456	.6067435

Elem	Be2348	Cd2144	Ca3736	Cr2677	Co2286	Cu3247	Fe2598
Units	ppm	ppm	ppm	ppm	ppm	ppm	ppm
Avg	.0023656	.0019266	798.9207	.0523173	.0701217	.0564589	58.65355
Stddev	.0000826	.0001810	1.0124	.0007460	.0006982	.0099661	.22730
%RSD	3.493343	9.397244	.1267191	1.425871	.9957454	17.65200	.3875353
#1	.0023264	.0021355	797.8874	.0519234	.0699016	.0478826	58.52527
#2	.0024605	.0018164	798.9639	.0518509	.0709035	.0541018	58.91599
#3	.0023098	.0018278	799.9108	.0531777	.0695601	.0673923	58.51939

Elem	Mn2576	Mg2790	Ni2316	Ag3280	Na8183	V_2924	Zn2138
Units	ppm	ppm	ppm	ppm	ppm	ppm	ppm
Avg	1.334500	328.4756	.0944756	-.002377	.8358044	.0858686	.1810534
Stddev	.005285	.4297	.0006302	.001075	.0216423	.0068611	.0004912
%RSD	.3960360	.1308241	.6670883	45.22483	2.589398	7.990280	.2713139
#1	1.340387	327.9919	.0939734	-.001258	.8460904	.0795216	.1813937
#2	1.332948	328.6219	.0942705	-.003401	.8109374	.0931484	.1812763
#3	1.330164	328.8132	.0951828	-.002471	.8503855	.0849356	.1804903

Elem	K_7698	P_1774	B_2496	Mo2020	S_1820	Si2516	Sn1899
Units	ppm	ppm	ppm	ppm	ppm	ppm	ppm
Avg	4.305930	1.420145	-.098990	.0257616	12.27692	4.688773	.0144577
Stddev	.099077	.015993	.002988	.0001837	.01267	.041019	.0031299
%RSD	2.300932	1.126174	3.018010	.7130623	.1031624	.8748280	21.64908
#1	4.418821	1.415499	-.098354	.0259317	12.28064	4.716574	.0126363
#2	4.233423	1.406988	-.096371	.0257864	12.26281	4.641663	.0180718
#3	4.265548	1.437946	-.102244	.0255668	12.28730	4.708081	.0126649

Reviewed By:mohan
On:1/2/2025 2:18:34 AM
Inst Id :P5

Sample Name: P5156-03DLX2 Acquired: 12/30/2024 21:35:32 Type: Unk
Method: SFAM01.1 INSTRUMENT P5 WITH 6 POINT ICAL-2(v55) Mode: CONC Corr. Factor: 1.000000
User: Kareem Custom ID1: ME28Q8 Custom ID2: Custom ID3:
Comment:

Elem	Ti3361	Sr4077	Li6707
Units	ppm	ppm	ppm
Avg	.6108719	7.050066	.0455273
Stddev	.0013332	.015134	.0010009
%RSD	.2182416	.2146652	2.198374
#1	.6115448	7.034001	.0444130
#2	.6117345	7.064055	.0463499
#3	.6093364	7.052143	.0458190

Int. Std.	Y_2243	Y_3600	Y_3710	Y_2243	In2306
Units	Cts/S	Cts/S	Cts/S	Cts/S	Cts/S
Avg	1595.266	20166.36	2301.545	1319.423	1659.848
Stddev	6.329	59.95	10.373	3.552	6.286
%RSD	.3967265	.2972968	.4506925	.2692431	.3787067
#1	1594.484	20205.19	2298.680	1317.358	1661.440
#2	1601.950	20097.31	2313.049	1317.387	1665.185
#3	1589.365	20196.58	2292.906	1323.525	1652.919

Reviewed By:mohan
On:1/2/2025 2:18:34 AM
Inst Id :P5

Sample Name: P5156-08DLX2 Acquired: 12/30/2024 21:39:25 Type: Unk
Method: SFAM01.1 INSTRUMENT P5 WITH 6 POINT ICAL-2(v55) Mode: CONC Corr. Factor: 1.000000
User: Kareem Custom ID1: ME28T4 Custom ID2: Custom ID3:
Comment:

Elem	As1890	Tl1908	Pb2203	Se1960	Sb2068	Al3961	Ba4934
Units	ppm	ppm	ppm	ppm	ppm	ppm	ppm
Avg	.0436121	-.018080	.2487736	.0388478	.0202248	44.17257	.4651570
Stddev	.0009179	.002506	.0004843	.0038496	.0027029	.03297	.0010411
%RSD	2.104765	13.86020	.1946691	9.909481	13.36410	.0746465	.2238246
#1	.0446679	-.018746	.2482194	.0401509	.0176520	44.21060	.4644300
#2	.0430030	-.020186	.2491149	.0345158	.0199810	44.15522	.4663497
#3	.0431654	-.015309	.2489867	.0418767	.0230412	44.15190	.4646912

Elem	Be2348	Cd2144	Ca3736	Cr2677	Co2286	Cu3247	Fe2598
Units	ppm	ppm	ppm	ppm	ppm	ppm	ppm
Avg	.0051728	.0035153	444.3647	.6193211	.0832892	.0946451	181.2196
Stddev	.0001534	.0001761	.3899	.0019825	.0006061	.0101688	.5515
%RSD	2.966155	5.009200	.0877422	.3201033	.7277596	10.74408	.3043263
#1	.0053019	.0033248	444.8134	.6197019	.0828037	.0947800	181.7550
#2	.0050031	.0036722	444.1729	.6210856	.0830952	.0844096	181.2505
#3	.0052133	.0035488	444.1079	.6171759	.0839686	.1047458	180.6533

Elem	Mn2576	Mg2790	Ni2316	Ag3280	Na8183	V_2924	Zn2138
Units	ppm	ppm	ppm	ppm	ppm	ppm	ppm
Avg	11.62425	135.2717	.2621750	-.005116	.8142329	.2157034	.7485596
Stddev	.00702	.4700	.0013548	.000375	.0181501	.0038198	.0030849
%RSD	.0603882	.3474609	.5167427	7.329022	2.229104	1.770873	.4121163
#1	11.63222	135.8048	.2623907	-.005075	.8073543	.2200351	.7521199
#2	11.62158	134.9171	.2634090	-.004764	.8005276	.2142577	.7466804
#3	11.61897	135.0931	.2607253	-.005510	.8348169	.2128175	.7468784

Elem	K_7698	P_1774	B_2496	Mo2020	S_1820	Si2516	Sn1899
Units	ppm	ppm	ppm	ppm	ppm	ppm	ppm
Avg	6.725057	2.769844	-.355375	.0197220	4.149095	6.053384	.0325622
Stddev	.010478	.010644	.005571	.0003704	.001892	.050958	.0014179
%RSD	.1558068	.3842848	1.567684	1.877926	.0455889	.8418049	4.354529
#1	6.729988	2.778662	-.359787	.0195144	4.151154	6.094530	.0341238
#2	6.732161	2.758021	-.349115	.0195020	4.148696	5.996384	.0313553
#3	6.713024	2.772849	-.357222	.0201496	4.147435	6.069239	.0322076

Reviewed By:mohan
On:1/2/2025 2:18:34 AM
Inst Id :P5

Sample Name: P5156-08DLX2 Acquired: 12/30/2024 21:39:25 Type: Unk
Method: SFAM01.1 INSTRUMENT P5 WITH 6 POINT ICAL-2(v55) Mode: CONC Corr. Factor: 1.000000
User: Kareem Custom ID1: ME28T4 Custom ID2: Custom ID3:
Comment:

Elem	Ti3361	Sr4077	Li6707
Units	ppm	ppm	ppm
Avg	1.167871	.7497202	.0600868
Stddev	.011792	.0022764	.0038436
%RSD	1.009710	.3036305	6.396788
#1	1.155620	.7474179	.0587211
#2	1.168848	.7497731	.0571126
#3	1.179143	.7519697	.0644268

Int. Std.	Y_2243	Y_3600	Y_3710	Y_2243	In2306
Units	Cts/S	Cts/S	Cts/S	Cts/S	Cts/S
Avg	1675.154	21214.72	2397.722	1395.228	1766.680
Stddev	4.487	76.88	16.762	8.426	7.511
%RSD	.2678391	.3624119	.6990760	.6039413	.4251341
#1	1680.056	21177.37	2382.237	1385.963	1774.901
#2	1674.157	21163.64	2415.520	1397.288	1764.960
#3	1671.250	21303.14	2395.408	1402.433	1760.178

Reviewed By:mohan
On:1/2/2025 2:18:34 AM
Inst Id :P5

Sample Name: P5156-10DLX2 Acquired: 12/30/2024 21:43:14 Type: Unk
Method: SFAM01.1 INSTRUMENT P5 WITH 6 POINT ICAL-2(v55) Mode: CONC Corr. Factor: 1.000000
User: Kareem Custom ID1: ME28T6 Custom ID2: Custom ID3:
Comment:

Elem	As1890	Tl1908	Pb2203	Se1960	Sb2068	Al3961
Units	ppm	ppm	ppm	ppm	ppm	ppm
Avg	.0655687	-.103169	.4832778	.2046957	.0857918	34.69360
Stddev	.0016019	.003566	.0034799	.0059507	.0036187	.03331
%RSD	2.443093	3.456936	.7200712	2.907115	4.217947	.0960100
#1	.0639209	-.107228	.4868896	.2110749	.0883663	34.71633
#2	.0656647	-.100536	.4829970	.1992946	.0873548	34.65537
#3	.0671204	-.101742	.4799468	.2037177	.0816543	34.70911

Elem	Ba4934	Be2348	Cd2144	Ca3736	Cr2677	Co2286
Units	ppm	ppm	ppm	ppm	ppm	ppm
Avg	.5667293	.0083298	.0066299	638.1728	.8336270	.0838528
Stddev	.0017236	.0000897	.0001014	1.2776	.0027488	.0006587
%RSD	.3041381	1.076980	1.530046	.2002014	.3297381	.7855615
#1	.5687019	.0084100	.0067275	639.6091	.8367271	.0842896
#2	.5655134	.0083466	.0065250	637.1629	.8314873	.0830952
#3	.5659726	.0082329	.0066372	637.7464	.8326666	.0841737

Elem	Cu3247	Fe2598	Mn2576	Mg2790	Ni2316	Ag3280
Units	ppm	ppm	ppm	ppm	ppm	ppm
Avg	.1204210	484.1999	19.04694	245.0276	.2690713	-.013950
Stddev	.0145137	.9846	.05544	.6363	.0006859	.001595
%RSD	12.05244	.2033470	.2910910	.2597031	.2549251	11.43625
#1	.1113763	485.1892	19.08574	245.4564	.2686850	-.015444
#2	.1371618	483.2201	18.98344	244.2965	.2686656	-.012269
#3	.1127248	484.1903	19.07164	245.3300	.2698633	-.014138

Elem	Na8183	V_2924	Zn2138	K_7698	P_1774	B_2496
Units	ppm	ppm	ppm	ppm	ppm	ppm
Avg	1.031115	.3282792	1.781497	3.098682	2.920257	F -1.11386
Stddev	.008327	.0051153	.003343	.131242	.005439	.00345
%RSD	.8075713	1.558217	.1876273	4.235401	.1862435	.3098428
#1	1.021994	.3274353	1.785348	2.975409	2.926182	-1.11113
#2	1.038309	.3337639	1.779802	3.083983	2.915491	-1.11773
#3	1.033043	.3236383	1.779342	3.236654	2.919097	-1.11271

Reviewed By:mohan
On:1/2/2025 2:18:34 AM
Inst Id :P5

Sample Name: P5156-10DLX2 Acquired: 12/30/2024 21:43:14 Type: Unk
Method: SFAM01.1 INSTRUMENT P5 WITH 6 POINT ICAL-2(v55) Mode: CONC Corr. Factor: 1.000000
User: Kareem Custom ID1: ME28T6 Custom ID2: Custom ID3:
Comment:

Elem	Mo2020	S_1820	Si2516	Sn1899	Ti3361	Sr4077
Units	ppm	ppm	ppm	ppm	ppm	ppm
Avg	.0143375	5.781396	3.760924	.0510969	1.177303	1.553200
Stddev	.0002772	.015498	.018419	.0007092	.009074	.004531
%RSD	1.933455	.2680665	.4897515	1.387923	.7707020	.2917244
#1	.0141682	5.792871	3.781246	.0502847	1.186367	1.558369
#2	.0141870	5.787550	3.745329	.0514120	1.168220	1.549914
#3	.0146575	5.763766	3.756196	.0515938	1.177323	1.551318

Elem	Li6707
Units	ppm
Avg	.0354645
Stddev	.0034974
%RSD	9.861785
#1	.0315827
#2	.0383701
#3	.0364406

Int. Std.	Y_2243	Y_3600	Y_3710	Y_2243	In2306
Units	Cts/S	Cts/S	Cts/S	Cts/S	Cts/S
Avg	1610.925	20516.68	2311.629	1343.515	1739.902
Stddev	6.574	54.40	13.853	1.179	5.959
%RSD	.4080749	.2651723	.5992740	.0877286	.3424711
#1	1616.428	20456.31	2295.981	1343.146	1746.669
#2	1612.701	20561.90	2322.326	1344.834	1737.596
#3	1603.645	20531.84	2316.580	1342.566	1735.442

Reviewed By:mohan
On:1/2/2025 2:18:34 AM
Inst Id :P5

Sample Name: P5156-11DLX2 Acquired: 12/30/2024 21:47:01 Type: Unk
Method: SFAM01.1 INSTRUMENT P5 WITH 6 POINT ICAL-2(v55) Mode: CONC Corr. Factor: 1.000000
User: Kareem Custom ID1: ME28T7 Custom ID2: Custom ID3:
Comment:

Elem	As1890	Tl1908	Pb2203	Se1960	Sb2068	Al3961	Ba4934
Units	ppm	ppm	ppm	ppm	ppm	ppm	ppm
Avg	.0298745	.0055538	.1342092	-.004738	.0036748	36.41970	.2768377
Stddev	.0036547	.0053823	.0021739	.009655	.0000663	.23575	.0036001
%RSD	12.23352	96.91181	1.619780	203.7708	1.804584	.6473266	1.300434
#1	.0340011	.0020816	.1352301	.005837	.0037189	36.38060	.2765754
#2	.0285762	.0028259	.1317127	-.013083	.0037070	36.67256	.2805617
#3	.0270461	.0117539	.1356847	-.006968	.0035985	36.20594	.2733759

Elem	Be2348	Cd2144	Ca3736	Cr2677	Co2286	Cu3247	Fe2598
Units	ppm	ppm	ppm	ppm	ppm	ppm	ppm
Avg	.0038329	.0037703	455.6713	.1548305	.0790255	.0871220	105.0463
Stddev	.0000456	.0001758	2.7886	.0004926	.0000824	.0041519	.8745
%RSD	1.188412	4.662573	.6119866	.3181575	.1043253	4.765643	.8324733
#1	.0038508	.0037956	455.4129	.1548492	.0789304	.0918168	104.8201
#2	.0038667	.0039320	458.5802	.1543287	.0790768	.0856156	106.0117
#3	.0037811	.0035832	453.0209	.1553134	.0790692	.0839335	104.3072

Elem	Mn2576	Mg2790	Ni2316	Ag3280	Na8183	V_2924	Zn2138
Units	ppm	ppm	ppm	ppm	ppm	ppm	ppm
Avg	3.803675	160.9573	.1313899	-.003167	.6479362	.1104206	.3946864
Stddev	.028370	1.3764	.0005198	.000668	.0209918	.0108570	.0033896
%RSD	.7458487	.8551483	.3956300	21.09884	3.239794	9.832429	.8588123
#1	3.791911	160.6046	.1319693	-.002484	.6710391	.1221085	.3973552
#2	3.836034	162.4757	.1312360	-.003820	.6427365	.1085032	.3958316
#3	3.783079	159.7915	.1309645	-.003199	.6300329	.1006499	.3908726

Elem	K_7698	P_1774	B_2496	Mo2020	S_1820	Si2516	Sn1899
Units	ppm	ppm	ppm	ppm	ppm	ppm	ppm
Avg	4.333094	2.253455	-.218318	.0135274	9.090645	5.668397	.0118866
Stddev	.091496	.018776	.002582	.0004724	.051884	.032812	.0012703
%RSD	2.111554	.8332011	1.182611	3.492288	.5707380	.5788636	10.68716
#1	4.262696	2.254782	-.218088	.0131646	9.133522	5.695421	.0125143
#2	4.436517	2.271533	-.215859	.0140616	9.105444	5.677884	.0127208
#3	4.300069	2.234052	-.221007	.0133560	9.032970	5.631887	.0104246

Reviewed By:mohan
On:1/2/2025 2:18:34 AM
Inst Id :P5

Sample Name: P5156-11DLX2 Acquired: 12/30/2024 21:47:01 Type: Unk
Method: SFAM01.1 INSTRUMENT P5 WITH 6 POINT ICAL-2(v55) Mode: CONC Corr. Factor: 1.000000
User: Kareem Custom ID1: ME28T7 Custom ID2: Custom ID3:
Comment:

Elem	Ti3361	Sr4077	Li6707
Units	ppm	ppm	ppm
Avg	.3802295	.6534186	.0525068
Stddev	.0035621	.0038711	.0023627
%RSD	.9368346	.5924442	4.499760
#1	.3839848	.6503183	.0500911
#2	.3798050	.6577575	.0526167
#3	.3768986	.6521801	.0548127

Int. Std.	Y_2243	Y_3600	Y_3710	Y_2243	In2306
Units	Cts/S	Cts/S	Cts/S	Cts/S	Cts/S
Avg	1664.131	21106.66	2336.836	1386.828	1758.951
Stddev	8.185	121.08	22.671	11.165	7.990
%RSD	.4918657	.5736694	.9701694	.8050443	.4542533
#1	1658.649	21100.81	2331.109	1386.420	1754.589
#2	1660.205	20988.61	2317.577	1375.873	1754.090
#3	1673.540	21230.56	2361.821	1398.191	1768.172

Reviewed By:mohan
On:1/2/2025 2:18:34 AM
Inst Id :P5

Sample Name: P5156-12DLX2 Acquired: 12/30/2024 21:50:52 Type: Unk
Method: SFAM01.1 INSTRUMENT P5 WITH 6 POINT ICAL-2(v55) Mode: CONC Corr. Factor: 1.000000
User: Kareem Custom ID1: ME28T8 Custom ID2: Custom ID3:
Comment:

Elem	As1890	Tl1908	Pb2203	Se1960	Sb2068	Al3961	Ba4934
Units	ppm	ppm	ppm	ppm	ppm	ppm	ppm
Avg	.0359000	-.006188	.1704069	.0353143	.0157568	35.89278	.3943828
Stddev	.0032786	.002379	.0014222	.0072221	.0029279	.03800	.0016666
%RSD	9.132663	38.44543	.8345958	20.45098	18.58158	.1058670	.4225922
#1	.0393691	-.008439	.1706041	.0330891	.0191340	35.93653	.3928787
#2	.0354783	-.003699	.1717201	.0294667	.0139326	35.86798	.3961745
#3	.0328527	-.006426	.1688963	.0433872	.0142038	35.87384	.3940953

Elem	Be2348	Cd2144	Ca3736	Cr2677	Co2286	Cu3247	Fe2598
Units	ppm	ppm	ppm	ppm	ppm	ppm	ppm
Avg	.0033945	.0023001	482.9991	.7824974	.0772708	.0997968	162.4807
Stddev	.0000308	.0001549	.7230	.0023379	.0005975	.0080647	.3571
%RSD	.9066548	6.735703	.1496883	.2987784	.7732474	8.081079	.2197921
#1	.0034258	.0021683	483.4784	.7813218	.0767933	.0938051	162.5253
#2	.0033643	.0022614	483.3515	.7851898	.0770783	.0966190	162.8134
#3	.0033934	.0024708	482.1675	.7809806	.0779408	.1089662	162.1033

Elem	Mn2576	Mg2790	Ni2316	Ag3280	Na8183	V_2924	Zn2138
Units	ppm	ppm	ppm	ppm	ppm	ppm	ppm
Avg	18.04905	177.9685	.2445837	-.004754	.6190464	.2679697	.4537720
Stddev	.03543	.2095	.0010291	.000590	.0259995	.0094868	.0024845
%RSD	.1962987	.1176935	.4207485	12.41262	4.199924	3.540266	.5475259
#1	18.07737	178.0329	.2448188	-.005242	.5945507	.2788557	.4559455
#2	18.06044	178.1381	.2434575	-.004921	.6463257	.2614678	.4543068
#3	18.00932	177.7344	.2454750	-.004098	.6162629	.2635855	.4510636

Elem	K_7698	P_1774	B_2496	Mo2020	S_1820	Si2516	Sn1899
Units	ppm	ppm	ppm	ppm	ppm	ppm	ppm
Avg	3.312877	2.660731	-.333755	.0157389	5.002442	6.198059	.0195721
Stddev	.109105	.009357	.000404	.0005271	.018361	.018130	.0024084
%RSD	3.293372	.3516659	.1209450	3.349248	.3670357	.2925115	12.30551
#1	3.279865	2.654129	-.333733	.0153009	4.987870	6.211300	.0201636
#2	3.434676	2.671439	-.334170	.0163239	4.996392	6.205482	.0216297
#3	3.224090	2.656624	-.333363	.0155920	5.023064	6.177396	.0169230

Reviewed By:mohan
On:1/2/2025 2:18:34 AM
Inst Id :P5

Sample Name: P5156-12DLX2 Acquired: 12/30/2024 21:50:52 Type: Unk
Method: SFAM01.1 INSTRUMENT P5 WITH 6 POINT ICAL-2(v55) Mode: CONC Corr. Factor: 1.000000
User: Kareem Custom ID1: ME28T8 Custom ID2: Custom ID3:
Comment:

Elem	Ti3361	Sr4077	Li6707
Units	ppm	ppm	ppm
Avg	.9866734	.6512038	.0440762
Stddev	.0055309	.0008807	.0026529
%RSD	.5605622	.1352452	6.018976
#1	.9912820	.6519622	.0410742
#2	.9805400	.6514114	.0450491
#3	.9881981	.6502379	.0461054

Int. Std.	Y_2243	Y_3600	Y_3710	Y_2243	In2306
Units	Cts/S	Cts/S	Cts/S	Cts/S	Cts/S
Avg	1640.869	20918.37	2337.432	1370.011	1746.729
Stddev	4.655	83.42	6.244	4.660	4.579
%RSD	.2836790	.3987947	.2671300	.3401483	.2621380
#1	1643.251	20968.62	2338.740	1370.990	1749.558
#2	1643.851	20822.07	2330.638	1364.939	1749.183
#3	1635.505	20964.42	2342.919	1374.104	1741.447

Reviewed By:mohan
On:1/2/2025 2:18:34 AM
Inst Id :P5

Sample Name: P5156-13DLX2 Acquired: 12/30/2024 21:54:41 Type: Unk
Method: SFAM01.1 INSTRUMENT P5 WITH 6 POINT ICAL-2(v55) Mode: CONC Corr. Factor: 1.000000
User: Kareem Custom ID1: ME28T9 Custom ID2: Custom ID3:
Comment:

Elem	As1890	Tl1908	Pb2203	Se1960	Sb2068	Al3961
Units	ppm	ppm	ppm	ppm	ppm	ppm
Avg	.0809531	-.082649	2.031196	.2035347	.0852783	54.95340
Stddev	.0031166	.005230	.004702	.0096230	.0042701	.41484
%RSD	3.849867	6.327512	.2315073	4.727921	5.007206	.7548869
#1	.0845408	-.079964	2.027373	.1970053	.0810867	54.64927
#2	.0789159	-.088675	2.029768	.1990131	.0896227	54.78497
#3	.0794025	-.079307	2.036447	.2145857	.0851254	55.42596

Elem	Ba4934	Be2348	Cd2144	Ca3736	Cr2677	Co2286
Units	ppm	ppm	ppm	ppm	ppm	ppm
Avg	.7389446	.0088850	.0140609	441.4162	1.505693	.0945890
Stddev	.0040573	.0001115	.0001231	2.0682	.001524	.0012731
%RSD	.5490608	1.255211	.8752537	.4685417	.1012452	1.345916
#1	.7383303	.0087611	.0140693	440.3282	1.505999	.0945256
#2	.7352296	.0089774	.0139339	440.1191	1.504038	.0933488
#3	.7432740	.0089165	.0141796	443.8013	1.507041	.0958926

Elem	Cu3247	Fe2598	Mn2576	Mg2790	Ni2316	Ag3280
Units	ppm	ppm	ppm	ppm	ppm	ppm
Avg	.3034629	452.2030	F 31.65503	87.40918	.5606803	-.013054
Stddev	.0063102	3.1804	.18670	.53532	.0011045	.001480
%RSD	2.079394	.7033111	.5897925	.6124294	.1969946	11.34107
#1	.2961817	449.4634	31.53674	87.48640	.5604347	-.014620
#2	.3073414	451.4548	31.55809	86.83944	.5618870	-.012863
#3	.3068655	455.6908	31.87025	87.90169	.5597193	-.011678

Elem	Na8183	V_2924	Zn2138	K_7698	P_1774	B_2496
Units	ppm	ppm	ppm	ppm	ppm	ppm
Avg	1.343388	.4889409	4.217494	6.731705	4.946280	-.926882
Stddev	.013211	.0181783	.005370	.119754	.008968	.022281
%RSD	.9834028	3.717894	.1273244	1.778948	.1813098	2.403826
#1	1.331925	.4877981	4.223486	6.770866	4.956616	-.950078
#2	1.340404	.4713610	4.213118	6.597274	4.940570	-.905646
#3	1.357836	.5076637	4.215879	6.826975	4.941653	-.924924

Reviewed By:mohan
On:1/2/2025 2:18:34 AM
Inst Id :P5

Sample Name: P5156-13DLX2 Acquired: 12/30/2024 21:54:41 Type: Unk
Method: SFAM01.1 INSTRUMENT P5 WITH 6 POINT ICAL-2(v55) Mode: CONC Corr. Factor: 1.000000
User: Kareem Custom ID1: ME28T9 Custom ID2: Custom ID3:
Comment:

Elem	Mo2020	S_1820	Si2516	Sn1899	Ti3361	Sr4077
Units	ppm	ppm	ppm	ppm	ppm	ppm
Avg	.0315703	5.990794	6.920368	.0524611	1.997491	.6173681
Stddev	.0009074	.026179	.083814	.0004456	.013478	.0012652
%RSD	2.874368	.4369843	1.211122	.8493453	.6747699	.2049337
#1	.0325051	6.014308	6.998646	.0519507	1.989120	.6187611
#2	.0306930	5.962586	6.831942	.0527728	1.990314	.6162904
#3	.0315129	5.995490	6.930515	.0526597	2.013039	.6170528

Elem	Li6707
Units	ppm
Avg	.0656923
Stddev	.0018724
%RSD	2.850325
#1	.0637139
#2	.0659261
#3	.0674368

Int. Std.	Y_2243	Y_3600	Y_3710	Y_2243	In2306
Units	Cts/S	Cts/S	Cts/S	Cts/S	Cts/S
Avg	1671.922	21264.29	2381.973	1394.644	1806.580
Stddev	5.905	63.23	25.898	5.500	5.286
%RSD	.3532022	.2973454	1.087258	.3943990	.2926161
#1	1671.731	21194.25	2354.591	1389.005	1807.827
#2	1677.920	21317.16	2406.075	1399.995	1811.131
#3	1666.114	21281.47	2385.251	1394.932	1800.781

Reviewed By:mohan
On:1/2/2025 2:18:34 AM
Inst Id :P5

Sample Name: P5156-14DLX2 Acquired: 12/30/2024 21:58:27 Type: Unk
Method: SFAM01.1 INSTRUMENT P5 WITH 6 POINT ICAL-2(v55) Mode: CONC Corr. Factor: 1.000000
User: Kareem Custom ID1: ME28W0 Custom ID2: Custom ID3:
Comment:

Elem	As1890	Tl1908	Pb2203	Se1960	Sb2068	Al3961
Units	ppm	ppm	ppm	ppm	ppm	ppm
Avg	.0989572	-.151520	2.083272	.3447981	.1457724	41.27661
Stddev	.0013153	.008851	.004644	.0183992	.0083482	1.39151
%RSD	1.329206	5.841683	.2229134	5.336226	5.726849	3.371177
#1	.0996554	-.152781	2.084761	.3638433	.1462542	41.96431
#2	.0974400	-.142105	2.078066	.3271213	.1371938	39.67515
#3	.0997762	-.159673	2.086988	.3434298	.1538693	42.19038

Elem	Ba4934	Be2348	Cd2144	Ca3736	Cr2677	Co2286
Units	ppm	ppm	ppm	ppm	ppm	ppm
Avg	.6211474	.0111185	.0166347	408.0440	2.179901	.0778564
Stddev	.0230896	.0004327	.0004649	13.5430	.008681	.0010259
%RSD	3.717246	3.891878	2.794862	3.319004	.3982366	1.317691
#1	.6334021	.0111818	.0163096	414.6860	2.177794	.0787231
#2	.5945141	.0106576	.0171673	392.4622	2.189442	.0781225
#3	.6355260	.0115161	.0164273	416.9836	2.172468	.0767237

Elem	Cu3247	Fe2598	Mn2576	Mg2790	Ni2316	Ag3280
Units	ppm	ppm	ppm	ppm	ppm	ppm
Avg	.1720125	704.6971	F 46.67829	73.52433	.5143280	-.025220
Stddev	.0056276	23.6323	1.56157	2.43938	.0006919	.002511
%RSD	3.271606	3.353544	3.345388	3.317790	.1345229	9.958395
#1	.1673068	716.4446	47.42436	74.63154	.5149510	-.023938
#2	.1704843	677.4930	44.88363	70.72771	.5144495	-.028113
#3	.1782463	720.1536	47.72689	75.21376	.5135834	-.023608

Elem	Na8183	V_2924	Zn2138	K_7698	P_1774	B_2496
Units	ppm	ppm	ppm	ppm	ppm	ppm
Avg	1.483725	.5846944	6.686058	4.125433	4.805451	F -1.55689
Stddev	.060162	.0164831	.015625	.357613	.016156	.04345
%RSD	4.054817	2.819102	.2336932	8.668495	.3362074	2.790566
#1	1.527128	.5852182	6.680695	4.093017	4.790522	-1.58103
#2	1.415049	.5679556	6.703658	3.785131	4.822604	-1.50673
#3	1.508998	.6009094	6.673821	4.498150	4.803227	-1.58291

Reviewed By:mohan
On:1/2/2025 2:18:34 AM
Inst Id :P5

Sample Name: P5156-14DLX2 Acquired: 12/30/2024 21:58:27 Type: Unk
Method: SFAM01.1 INSTRUMENT P5 WITH 6 POINT ICAL-2(v55) Mode: CONC Corr. Factor: 1.000000
User: Kareem Custom ID1: ME28W0 Custom ID2: Custom ID3:
Comment:

Elem	Mo2020	S_1820	Si2516	Sn1899	Ti3361	Sr4077
Units	ppm	ppm	ppm	ppm	ppm	ppm
Avg	.0318705	4.395835	6.650357	.1043076	3.046175	.2379554
Stddev	.0001500	.012505	.216950	.0017369	.102032	.0085759
%RSD	.4706342	.2844799	3.262234	1.665147	3.349515	3.603986
#1	.0320437	4.384817	6.746970	.1032026	3.088250	.2414057
#2	.0317818	4.393260	6.401883	.1034106	2.929833	.2281917
#3	.0317861	4.409427	6.802218	.1063096	3.120441	.2442687

Elem	Li6707
Units	ppm
Avg	.0285478
Stddev	.0024739
%RSD	8.665985
#1	.0292964
#2	.0257861
#3	.0305610

Int. Std.	Y_2243	Y_3600	Y_3710	Y_2243	In2306
Units	Cts/S	Cts/S	Cts/S	Cts/S	Cts/S
Avg	1609.552	20407.64	2346.748	1333.894	1812.440
Stddev	4.548	113.14	69.268	8.653	4.571
%RSD	.2825361	.5544162	2.951677	.6487034	.2521874
#1	1607.109	20383.81	2307.020	1331.536	1808.137
#2	1606.748	20308.30	2426.732	1326.664	1811.945
#3	1614.799	20530.79	2306.494	1343.482	1817.238

Reviewed By:mohan
On:1/2/2025 2:18:34 AM
Inst Id :P5

Sample Name: P5156-15DLX2 Acquired: 12/30/2024 22:02:15 Type: Unk
Method: SFAM01.1 INSTRUMENT P5 WITH 6 POINT ICAL-2(v55) Mode: CONC Corr. Factor: 1.000000
User: Kareem Custom ID1: ME28W1 Custom ID2: Custom ID3:
Comment:

Elem	As1890	Tl1908	Pb2203	Se1960	Sb2068	Al3961
Units	ppm	ppm	ppm	ppm	ppm	ppm
Avg	.0801370	-.099575	1.603064	.2095568	.0958661	54.18059
Stddev	.0024845	.006529	.002218	.0066471	.0056738	2.30199
%RSD	3.100301	6.556661	.1383385	3.171964	5.918500	4.248742
#1	.0787232	-.093030	1.604893	.2030497	.0896733	51.90536
#2	.0830058	-.099609	1.603702	.2092851	.1008144	54.12797
#3	.0786821	-.106088	1.600598	.2163355	.0971105	56.50844

Elem	Ba4934	Be2348	Cd2144	Ca3736	Cr2677	Co2286
Units	ppm	ppm	ppm	ppm	ppm	ppm
Avg	.5141317	.0095931	.0119745	352.1083	1.965954	.0803627
Stddev	.0224418	.0000291	.0005512	15.4188	.008605	.0004715
%RSD	4.364986	.3027971	4.603531	4.378987	.4377222	.5866621
#1	.4923915	.0095619	.0126077	336.4600	1.974156	.0798557
#2	.5127889	.0096194	.0117143	352.5780	1.956996	.0804444
#3	.5372147	.0095980	.0116016	367.2869	1.966711	.0807879

Elem	Cu3247	Fe2598	Mn2576	Mg2790	Ni2316	Ag3280
Units	ppm	ppm	ppm	ppm	ppm	ppm
Avg	.1768318	479.6143	28.39859	63.98487	.4506056	-.016000
Stddev	.0048138	19.9297	1.22858	2.56575	.0010449	.001633
%RSD	2.722252	4.155366	4.326194	4.009936	.2318809	10.20561
#1	.1721417	460.0272	27.19320	61.37336	.4496280	-.017885
#2	.1765934	478.9457	28.35346	64.07897	.4517067	-.015057
#3	.1817604	499.8699	29.64911	66.50227	.4504819	-.015057

Elem	Na8183	V_2924	Zn2138	K_7698	P_1774	B_2496
Units	ppm	ppm	ppm	ppm	ppm	ppm
Avg	1.543069	.4078499	4.776826	7.009490	3.633148	F -1.02071
Stddev	.049743	.0189953	.011219	.540103	.008780	.03805
%RSD	3.223668	4.657428	.2348727	7.705319	.2416736	3.728095
#1	1.488460	.3868974	4.788651	6.518217	3.642955	-.98147
#2	1.554952	.4127077	4.766331	6.922409	3.626017	-1.02321
#3	1.585794	.4239446	4.775497	7.587842	3.630473	-1.05745

Reviewed By:mohan
On:1/2/2025 2:18:34 AM
Inst Id :P5

Sample Name: P5156-15DLX2 Acquired: 12/30/2024 22:02:15 Type: Unk
Method: SFAM01.1 INSTRUMENT P5 WITH 6 POINT ICAL-2(v55) Mode: CONC Corr. Factor: 1.000000
User: Kareem Custom ID1: ME28W1 Custom ID2: Custom ID3:
Comment:

Elem	Mo2020	S_1820	Si2516	Sn1899	Ti3361	Sr4077
Units	ppm	ppm	ppm	ppm	ppm	ppm
Avg	.0332107	3.654614	5.771964	.0751159	2.243606	.4070586
Stddev	.0006769	.007177	.210810	.0031025	.096890	.0202247
%RSD	2.038195	.1963695	3.652306	4.130228	4.318476	4.968509
#1	.0327977	3.650876	5.563411	.0754851	2.149027	.3850983
#2	.0328425	3.662888	5.767521	.0718453	2.239140	.4111577
#3	.0339919	3.650078	5.984960	.0780172	2.342652	.4249198

Elem	Li6707
Units	ppm
Avg	.0555015
Stddev	.0039650
%RSD	7.143906
#1	.0521489
#2	.0544776
#3	.0598780

Int. Std.	Y_2243	Y_3600	Y_3710	Y_2243	In2306
Units	Cts/S	Cts/S	Cts/S	Cts/S	Cts/S
Avg	1645.795	20827.53	2419.693	1362.461	1812.400
Stddev	2.677	71.44	85.629	1.653	4.601
%RSD	.1626630	.3429894	3.538828	.1213058	.2538389
#1	1642.707	20797.19	2509.065	1364.212	1807.424
#2	1647.218	20909.13	2411.636	1362.243	1813.277
#3	1647.461	20776.27	2338.377	1360.928	1816.498

Reviewed By:mohan
On:1/2/2025 2:18:34 AM
Inst Id :P5

Sample Name: P5156-16DLX2 Acquired: 12/30/2024 22:06:02 Type: Unk
Method: SFAM01.1 INSTRUMENT P5 WITH 6 POINT ICAL-2(v55) Mode: CONC Corr. Factor: 1.000000
User: Kareem Custom ID1: ME28W2 Custom ID2: Custom ID3:
Comment:

Elem	As1890	Tl1908	Pb2203	Se1960	Sb2068	Al3961	Ba4934
Units	ppm	ppm	ppm	ppm	ppm	ppm	ppm
Avg	.0746995	-.080025	1.935774	.1894079	.0788561	67.49574	.6709631
Stddev	.0044319	.006231	.008160	.0098367	.0058930	.50452	.0048464
%RSD	5.932992	7.786646	.4215206	5.193371	7.473063	.7474829	.7223006
#1	.0794210	-.082599	1.936148	.1856837	.0720753	67.30788	.6722380
#2	.0706292	-.072919	1.927434	.1819771	.0817545	67.11211	.6656067
#3	.0740481	-.084557	1.943741	.2005628	.0827386	68.06724	.6750446

Elem	Be2348	Cd2144	Ca3736	Cr2677	Co2286	Cu3247	Fe2598
Units	ppm	ppm	ppm	ppm	ppm	ppm	ppm
Avg	.0136216	.0114788	436.5258	1.478713	.0812625	.1828757	425.0692
Stddev	.0003201	.0002047	4.1576	.006333	.0002025	.0104183	3.7157
%RSD	2.349794	1.783379	.9524384	.4282775	.2492096	5.696910	.8741347
#1	.0139848	.0116108	436.0992	1.479425	.0814836	.1708998	424.8221
#2	.0133809	.0115825	432.5980	1.472054	.0810860	.1898500	421.4833
#3	.0134989	.0112430	440.8804	1.484660	.0812179	.1878774	428.9023

Elem	Mn2576	Mg2790	Ni2316	Ag3280	Na8183	V_2924	Zn2138
Units	ppm	ppm	ppm	ppm	ppm	ppm	ppm
Avg	21.70454	106.8619	.5582515	-.011926	1.587650	.2878696	4.039165
Stddev	.18947	.8244	.0002757	.000629	.031475	.0067241	.039679
%RSD	.8729313	.7714336	.0493920	5.276151	1.982464	2.335830	.9823608
#1	21.69457	106.9869	.5585084	-.012054	1.622481	.2830425	4.081775
#2	21.52026	105.9821	.5582860	-.012481	1.561249	.2850165	4.003274
#3	21.89880	107.6165	.5579602	-.011242	1.579219	.2955499	4.032446

Elem	K_7698	P_1774	B_2496	Mo2020	S_1820	Si2516	Sn1899
Units	ppm	ppm	ppm	ppm	ppm	ppm	ppm
Avg	6.419586	3.168529	-.806927	.0448185	5.022106	6.557522	.0691507
Stddev	.117263	.004791	.004641	.0010207	.013149	.062082	.0019901
%RSD	1.826642	.1512006	.5751518	2.277474	.2618164	.9467333	2.877964
#1	6.335260	3.163631	-.811908	.0436399	5.032705	6.598127	.0711096
#2	6.553496	3.173205	-.802724	.0454156	5.007392	6.486057	.0692119
#3	6.370003	3.168752	-.806149	.0454001	5.026220	6.588382	.0671307

Reviewed By:mohan
On:1/2/2025 2:18:34 AM
Inst Id :P5

Sample Name: P5156-16DLX2 Acquired: 12/30/2024 22:06:02 Type: Unk
Method: SFAM01.1 INSTRUMENT P5 WITH 6 POINT ICAL-2(v55) Mode: CONC Corr. Factor: 1.000000
User: Kareem Custom ID1: ME28W2 Custom ID2: Custom ID3:
Comment:

Elem	Ti3361	Sr4077	Li6707
Units	ppm	ppm	ppm
Avg	1.579061	.5568599	.0673977
Stddev	.019972	.0063046	.0064160
%RSD	1.264827	1.132167	9.519658
#1	1.580248	.5550162	.0601081
#2	1.558521	.5516827	.0698975
#3	1.598413	.5638808	.0721877

Int. Std.	Y_2243	Y_3600	Y_3710	Y_2243	In2306
Units	Cts/S	Cts/S	Cts/S	Cts/S	Cts/S
Avg	1720.003	21763.29	2455.877	1425.373	1793.207
Stddev	4.664	30.64	18.488	10.306	4.615
%RSD	.2711503	.1407721	.7528002	.7230574	.2573707
#1	1716.794	21754.17	2442.709	1413.939	1789.387
#2	1725.353	21797.46	2477.013	1433.948	1798.335
#3	1717.862	21738.26	2447.908	1428.232	1791.899

Reviewed By:mohan
On:1/2/2025 2:18:34 AM
Inst Id :P5

Sample Name: P5156-17DLX2 Acquired: 12/30/2024 22:09:50 Type: Unk
Method: SFAM01.1 INSTRUMENT P5 WITH 6 POINT ICAL-2(v55) Mode: CONC Corr. Factor: 1.000000
User: Kareem Custom ID1: ME28W2D Custom ID2: Custom ID3:
Comment:

Elem	As1890	Tl1908	Pb2203	Se1960	Sb2068	Al3961	Ba4934
Units	ppm	ppm	ppm	ppm	ppm	ppm	ppm
Avg	.0691773	-.074282	1.849179	.1780454	.0755592	64.74697	.6429524
Stddev	.0036140	.004032	.008324	.0055563	.0034827	.15768	.0031946
%RSD	5.224282	5.427813	.4501473	3.120715	4.609218	.2435401	.4968605
#1	.0732973	-.070780	1.849403	.1731107	.0740210	64.67970	.6425664
#2	.0665428	-.073375	1.840746	.1840637	.0731105	64.63407	.6399684
#3	.0676917	-.078690	1.857390	.1769619	.0795462	64.92713	.6463225

Elem	Be2348	Cd2144	Ca3736	Cr2677	Co2286	Cu3247	Fe2598
Units	ppm	ppm	ppm	ppm	ppm	ppm	ppm
Avg	.0129308	.0110097	416.7298	1.415950	.0785036	.1751125	406.6037
Stddev	.0000306	.0002434	1.0992	.000508	.0008385	.0030579	.9172
%RSD	.2366873	2.210886	.2637655	.0358935	1.068168	1.746220	.2255805
#1	.0129488	.0107820	416.6080	1.416104	.0787127	.1775510	406.0783
#2	.0128955	.0109810	415.6966	1.415382	.0775804	.1716817	406.0701
#3	.0129483	.0112662	417.8848	1.416363	.0792179	.1761047	407.6628

Elem	Mn2576	Mg2790	Ni2316	Ag3280	Na8183	V_2924	Zn2138
Units	ppm	ppm	ppm	ppm	ppm	ppm	ppm
Avg	20.75424	102.5534	.5336907	-.013078	1.531801	.2717231	3.849011
Stddev	.03902	.0990	.0006804	.000662	.015975	.0147005	.009778
%RSD	.1880094	.0965464	.1274914	5.063232	1.042888	5.410087	.2540301
#1	20.71515	102.4835	.5343598	-.013842	1.549800	.2645106	3.859446
#2	20.75438	102.5101	.5329995	-.012694	1.526300	.2886368	3.847525
#3	20.79319	102.6667	.5337127	-.012697	1.519304	.2620219	3.840061

Elem	K_7698	P_1774	B_2496	Mo2020	S_1820	Si2516	Sn1899
Units	ppm	ppm	ppm	ppm	ppm	ppm	ppm
Avg	6.119095	3.021365	-.756311	.0430125	4.791702	6.336279	.0669855
Stddev	.097577	.005070	.016263	.0005786	.005771	.067869	.0020441
%RSD	1.594624	.1678160	2.150368	1.345161	.1204326	1.071123	3.051519
#1	6.131847	3.015684	-.773382	.0436788	4.791492	6.411058	.0687517
#2	6.209669	3.022977	-.754554	.0427216	4.797575	6.278583	.0674582
#3	6.015770	3.025433	-.740998	.0426371	4.786040	6.319196	.0647464

Reviewed By:mohan
On:1/2/2025 2:18:34 AM
Inst Id :P5

Sample Name: P5156-17DLX2 Acquired: 12/30/2024 22:09:50 Type: Unk
Method: SFAM01.1 INSTRUMENT P5 WITH 6 POINT ICAL-2(v55) Mode: CONC Corr. Factor: 1.000000
User: Kareem Custom ID1: ME28W2D Custom ID2: Custom ID3:
Comment:

Elem	Ti3361	Sr4077	Li6707
Units	ppm	ppm	ppm
Avg	1.512349	.5271318	.0611702
Stddev	.012290	.0028688	.0034037
%RSD	.8126625	.5442280	5.564289
#1	1.503457	.5259525	.0591617
#2	1.507216	.5250407	.0592488
#3	1.526373	.5304024	.0651001

Int. Std.	Y_2243	Y_3600	Y_3710	Y_2243	In2306
Units	Cts/S	Cts/S	Cts/S	Cts/S	Cts/S
Avg	1759.234	22238.06	2526.269	1459.718	1839.899
Stddev	1.214	46.49	18.688	.813	4.111
%RSD	.0689971	.2090346	.7397357	.0556749	.2234399
#1	1759.814	22290.19	2506.128	1458.908	1844.517
#2	1757.839	22223.04	2543.046	1459.712	1836.638
#3	1760.050	22200.93	2529.633	1460.533	1838.540

Reviewed By:mohan
On:1/2/2025 2:18:34 AM
Inst Id :P5

Sample Name: P5156-16LDLX10 Acquired: 12/30/2024 22:13:37 Type: Unk
Method: SFAM01.1 INSTRUMENT P5 WITH 6 POINT ICAL-2(v55) Mode: CONC Corr. Factor: 1.000000
User: Kareem Custom ID1: ME28W2L Custom ID2: Custom ID3:
Comment:

Elem	As1890	Tl1908	Pb2203	Se1960	Sb2068	Al3961	Ba4934
Units	ppm	ppm	ppm	ppm	ppm	ppm	ppm
Avg	.0063505	-.001416	.4055015	.0086659	.0088358	14.87211	.1482259
Stddev	.0050919	.004340	.0016988	.0052616	.0013874	.05134	.0015253
%RSD	80.18108	306.5469	.4189249	60.71637	15.70206	.3451818	1.029036
#1	.0108501	.001009	.4035411	.0129005	.0077195	14.82816	.1467043
#2	.0073784	-.006427	.4065408	.0103217	.0103891	14.85963	.1482184
#3	.0008231	.001170	.4064225	.0027756	.0083988	14.92853	.1497549

Elem	Be2348	Cd2144	Ca3736	Cr2677	Co2286	Cu3247	Fe2598
Units	ppm	ppm	ppm	ppm	ppm	ppm	ppm
Avg	.0032009	.0022573	95.69223	.3295771	.0348715	.0448146	94.12142
Stddev	.0000947	.0000807	.32734	.0014445	.0003165	.0093729	.50505
%RSD	2.960180	3.574531	.3420707	.4382761	.9075355	20.91485	.5365992
#1	.0033010	.0023403	95.55935	.3284875	.0352122	.0408719	93.54063
#2	.0031126	.0022524	95.45224	.3290282	.0348155	.0380571	94.45761
#3	.0031892	.0021791	96.06512	.3312155	.0345867	.0555148	94.36601

Elem	Mn2576	Mg2790	Ni2316	Ag3280	Na8183	V_2924	Zn2138
Units	ppm	ppm	ppm	ppm	ppm	ppm	ppm
Avg	4.811781	23.61650	.1130093	-.001861	.3168605	.0709366	.8802200
Stddev	.015202	.19783	.0007317	.000761	.0071779	.0050663	.0047356
%RSD	.3159355	.8376826	.6474917	40.91669	2.265303	7.141976	.5380023
#1	4.794344	23.40371	.1136508	-.002736	.3170012	.0678117	.8850102
#2	4.818747	23.65091	.1131646	-.001495	.3239670	.0767820	.8755410
#3	4.822252	23.79486	.1122123	-.001351	.3096134	.0682161	.8801088

Elem	K_7698	P_1774	B_2496	Mo2020	S_1820	Si2516	Sn1899
Units	ppm	ppm	ppm	ppm	ppm	ppm	ppm
Avg	1.196017	.6275737	-.183450	.0110185	1.004855	1.886039	.0147048
Stddev	.090951	.0013933	.005072	.0001040	.011439	.034234	.0012580
%RSD	7.604517	.2220174	2.765005	.9439813	1.138333	1.815102	8.555018
#1	1.243067	.6291551	-.177881	.0109201	1.012169	1.908817	.0135450
#2	1.091179	.6265264	-.187807	.0110080	.991673	1.846671	.0160421
#3	1.253806	.6270396	-.184661	.0111273	1.010723	1.902629	.0145273

Reviewed By:mohan
On:1/2/2025 2:18:34 AM
Inst Id :P5

Sample Name: P5156-16LDLX10 Acquired: 12/30/2024 22:13:37 Type: Unk
Method: SFAM01.1 INSTRUMENT P5 WITH 6 POINT ICAL-2(v55) Mode: CONC Corr. Factor: 1.000000
User: Kareem Custom ID1: ME28W2L Custom ID2: Custom ID3:
Comment:

Elem	Ti3361	Sr4077	Li6707
Units	ppm	ppm	ppm
Avg	.3605445	.1182684	.0006471
Stddev	.0026214	.0011608	.0056823
%RSD	.7270533	.9814960	878.1404
#1	.3589726	.1193886	-.005530
#2	.3635706	.1170709	.001820
#3	.3590902	.1183457	.005651

Int. Std.	Y_2243	Y_3600	Y_3710	Y_2243	In2306
Units	Cts/S	Cts/S	Cts/S	Cts/S	Cts/S
Avg	1682.148	21151.66	2329.112	1402.638	1909.937
Stddev	.835	53.08	7.060	2.015	.453
%RSD	.0496655	.2509602	.3031271	.1436505	.0237342
#1	1682.259	21187.03	2325.706	1401.903	1910.364
#2	1682.922	21090.62	2337.230	1404.917	1909.987
#3	1681.263	21177.34	2324.402	1401.094	1909.461

Reviewed By:mohan
On:1/2/2025 2:18:34 AM
Inst Id :P5

Sample Name: P5156-18DLX2 Acquired: 12/30/2024 22:17:29 Type: Unk
Method: SFAM01.1 INSTRUMENT P5 WITH 6 POINT ICAL-2(v55) Mode: CONC Corr. Factor: 1.000000
User: Kareem Custom ID1: ME28W2S Custom ID2: Custom ID3:
Comment:

Elem	As1890	Tl1908	Pb2203	Se1960	Sb2068	Al3961	Ba4934
Units	ppm	ppm	ppm	ppm	ppm	ppm	ppm
Avg	.1149824	-.032801	1.918163	.2640540	.1671053	68.16601	2.556126
Stddev	.0030393	.003694	.006597	.0142767	.0004853	.15269	.005121
%RSD	2.643261	11.26099	.3439123	5.406730	.2903935	.2239950	.2003495
#1	.1152157	-.034953	1.925476	.2492051	.1673325	68.23568	2.557786
#2	.1178982	-.034915	1.912661	.2652771	.1674352	67.99091	2.550380
#3	.1118331	-.028536	1.916353	.2776797	.1665481	68.27144	2.560211

Elem	Be2348	Cd2144	Ca3736	Cr2677	Co2286	Cu3247	Fe2598
Units	ppm	ppm	ppm	ppm	ppm	ppm	ppm
Avg	.0610758	.0610425	427.9620	1.648656	.5736895	.4021199	418.5131
Stddev	.0007270	.0001692	1.3407	.004715	.0009254	.0046638	.4019
%RSD	1.190314	.2772085	.3132761	.2860184	.1613125	1.159803	.0960357
#1	.0615498	.0610813	426.9513	1.653554	.5740845	.3991366	418.7561
#2	.0602388	.0608573	427.4518	1.648269	.5726321	.4074943	418.0492
#3	.0614388	.0611889	429.4829	1.644147	.5743519	.3997287	418.7340

Elem	Mn2576	Mg2790	Ni2316	Ag3280	Na8183	V_2924	Zn2138
Units	ppm	ppm	ppm	ppm	ppm	ppm	ppm
Avg	21.82415	104.9287	1.053552	.0250554	1.579294	.7759416	4.395766
Stddev	.00744	.2181	.000399	.0011704	.018908	.0074017	.011121
%RSD	.0341115	.2078200	.0378379	4.671069	1.197256	.9538993	.2529960
#1	21.83000	105.1297	1.053696	.0257395	1.585380	.7843493	4.408437
#2	21.81577	104.9596	1.053102	.0237040	1.558093	.7704082	4.387626
#3	21.82668	104.6969	1.053860	.0257227	1.594411	.7730673	4.391235

Elem	K_7698	P_1774	B_2496	Mo2020	S_1820	Si2516	Sn1899
Units	ppm	ppm	ppm	ppm	ppm	ppm	ppm
Avg	6.243177	3.095040	-.789260	.0437371	4.938149	6.386249	.0673428
Stddev	.068434	.002880	.007057	.0007240	.005305	.067379	.0011539
%RSD	1.096133	.0930623	.8940985	1.655371	.1074291	1.055071	1.713452
#1	6.166467	3.098290	-.796235	.0432393	4.938714	6.427427	.0685116
#2	6.297957	3.094028	-.782124	.0445676	4.932584	6.308491	.0662045
#3	6.265109	3.092802	-.789422	.0434043	4.943149	6.422829	.0673122

Reviewed By:mohan
On:1/2/2025 2:18:34 AM
Inst Id :P5

Sample Name: P5156-18DLX2 Acquired: 12/30/2024 22:17:29 Type: Unk
Method: SFAM01.1 INSTRUMENT P5 WITH 6 POINT ICAL-2(v55) Mode: CONC Corr. Factor: 1.000000
User: Kareem Custom ID1: ME28W2S Custom ID2: Custom ID3:
Comment:

Elem	Ti3361	Sr4077	Li6707
Units	ppm	ppm	ppm
Avg	1.550473	.5388811	.0596091
Stddev	.008114	.0056888	.0021353
%RSD	.5233248	1.055676	3.582192
#1	1.546688	.5334355	.0572015
#2	1.544943	.5384224	.0603523
#3	1.559788	.5447854	.0612735

Int. Std.	Y_2243	Y_3600	Y_3710	Y_2243	In2306
Units	Cts/S	Cts/S	Cts/S	Cts/S	Cts/S
Avg	1726.463	21771.41	2464.899	1428.424	1801.288
Stddev	6.819	168.39	18.934	10.737	5.609
%RSD	.3949776	.7734632	.7681321	.7516728	.3113747
#1	1733.674	21713.37	2443.074	1422.771	1807.012
#2	1725.598	21639.71	2476.930	1421.694	1801.051
#3	1720.119	21961.15	2474.692	1440.807	1795.802

Reviewed By:mohan
On:1/2/2025 2:18:34 AM
Inst Id :P5

Sample Name: P5156-21DLX2 Acquired: 12/30/2024 22:21:14 Type: Unk
Method: SFAM01.1 INSTRUMENT P5 WITH 6 POINT ICAL-2(v55) Mode: CONC Corr. Factor: 1.000000
User: Kareem Custom ID1: ME28W5 Custom ID2: Custom ID3:
Comment:

Elem	As1890	Tl1908	Pb2203	Se1960	Sb2068	Al3961
Units	ppm	ppm	ppm	ppm	ppm	ppm
Avg	.2488316	-.204089	3.785960	.4100899	.1980894	28.26455
Stddev	.0058147	.003140	.008036	.0041487	.0024224	.08670
%RSD	2.336807	1.538512	.2122598	1.011667	1.222868	.3067310
#1	.2441183	-.200537	3.792479	.4066164	.1960297	28.16918
#2	.2553295	-.206495	3.776981	.4089694	.1974802	28.28587
#3	.2470472	-.205235	3.788420	.4146838	.2007582	28.33859

Elem	Ba4934	Be2348	Cd2144	Ca3736	Cr2677	Co2286
Units	ppm	ppm	ppm	ppm	ppm	ppm
Avg	1.659667	.0146116	.0187958	226.5920	1.956574	.0921555
Stddev	.005577	.0001949	.0002833	.8276	.004104	.0002133
%RSD	.3360579	1.333846	1.507364	.3652279	.2097715	.2314467
#1	1.653261	.0144017	.0188657	225.6764	1.960456	.0919100
#2	1.662298	.0147869	.0184841	226.8127	1.952279	.0922954
#3	1.663442	.0146462	.0190377	227.2868	1.956988	.0922612

Elem	Cu3247	Fe2598	Mn2576	Mg2790	Ni2316	Ag3280
Units	ppm	ppm	ppm	ppm	ppm	ppm
Avg	7.666525	F 844.2688	19.30875	37.38711	1.093237	-.026725
Stddev	.024674	2.2920	.07262	.26930	.001967	.000743
%RSD	.3218415	.2714811	.3761077	.7203023	.1799670	2.781738
#1	7.649242	841.7105	19.23700	37.26100	1.092037	-.025867
#2	7.655552	844.9611	19.30704	37.20401	1.092166	-.027171
#3	7.694783	846.1350	19.38221	37.69632	1.095508	-.027138

Elem	Na8183	V_2924	Zn2138	K_7698	P_1774	B_2496
Units	ppm	ppm	ppm	ppm	ppm	ppm
Avg	1.231585	.1615026	10.23224	2.891987	3.082436	F -1.92654
Stddev	.013944	.0087981	.07120	.162470	.005806	.02496
%RSD	1.132172	5.447686	.6958564	5.617921	.1883587	1.295686
#1	1.245005	.1574521	10.17653	2.761564	3.086567	-1.91008
#2	1.217171	.1715964	10.31246	2.840413	3.075797	-1.95526
#3	1.232579	.1554592	10.20773	3.073983	3.084943	-1.91428

Reviewed By:mohan
On:1/2/2025 2:18:34 AM
Inst Id :P5

Sample Name: P5156-21DLX2 Acquired: 12/30/2024 22:21:14 Type: Unk
Method: SFAM01.1 INSTRUMENT P5 WITH 6 POINT ICAL-2(v55) Mode: CONC Corr. Factor: 1.000000
User: Kareem Custom ID1: ME28W5 Custom ID2: Custom ID3:
Comment:

Elem	Mo2020	S_1820	Si2516	Sn1899	Ti3361	Sr4077
Units	ppm	ppm	ppm	ppm	ppm	ppm
Avg	.2064900	10.44184	5.589936	.2658563	.9946852	-.238619
Stddev	.0004501	.02780	.038947	.0034648	.0057434	.000530
%RSD	.2179586	.2662310	.6967257	1.303264	.5774074	.2223187
#1	.2059840	10.47212	5.564720	.2646431	.9881209	-.238020
#2	.2066404	10.41747	5.634792	.2631613	.9971498	-.239031
#3	.2068456	10.43594	5.570296	.2697646	.9987850	-.238804

Elem	Li6707
Units	ppm
Avg	.0175640
Stddev	.0011801
%RSD	6.718565
#1	.0186844
#2	.0176754
#3	.0163322

Int. Std.	Y_2243	Y_3600	Y_3710	Y_2243	In2306
Units	Cts/S	Cts/S	Cts/S	Cts/S	Cts/S
Avg	1657.032	21061.02	2368.928	1370.875	1905.059
Stddev	2.182	75.73	11.837	6.214	3.753
%RSD	.1316665	.3595733	.4996885	.4533057	.1969993
#1	1659.524	20976.17	2366.661	1371.250	1907.078
#2	1655.465	21121.78	2358.388	1364.481	1907.371
#3	1656.108	21085.10	2381.735	1376.893	1900.729

Reviewed By:mohan
On:1/2/2025 2:18:34 AM
Inst Id :P5

Sample Name: P5156-22DLX2 Acquired: 12/30/2024 22:25:01 Type: Unk
Method: SFAM01.1 INSTRUMENT P5 WITH 6 POINT ICAL-2(v55) Mode: CONC Corr. Factor: 1.000000
User: Kareem Custom ID1: ME28W6 Custom ID2: Custom ID3:
Comment:

Elem	As1890	Tl1908	Pb2203	Se1960	Sb2068	Al3961
Units	ppm	ppm	ppm	ppm	ppm	ppm
Avg	.1772947	-.142069	2.477688	.2862318	.1356625	34.41898
Stddev	.0032452	.001283	.006171	.0057776	.0012650	.14162
%RSD	1.830403	.9027435	.2490607	2.018496	.9324578	.4114543
#1	.1758870	-.140738	2.471598	.2857867	.1343629	34.25632
#2	.1810061	-.143296	2.477530	.2806897	.1357348	34.48573
#3	.1749910	-.142172	2.483937	.2922191	.1368897	34.51489

Elem	Ba4934	Be2348	Cd2144	Ca3736	Cr2677	Co2286
Units	ppm	ppm	ppm	ppm	ppm	ppm
Avg	1.749840	.0117589	.0120631	209.0280	1.405157	.0993235
Stddev	.007724	.0000733	.0001020	.6232	.001360	.0004128
%RSD	.4414067	.6229370	.8457377	.2981404	.0967914	.4155865
#1	1.741721	.0116964	.0120311	208.3316	1.406117	.0997919
#2	1.750700	.0117408	.0121773	209.2190	1.405752	.0991655
#3	1.757097	.0118395	.0119809	209.5333	1.403600	.0990130

Elem	Cu3247	Fe2598	Mn2576	Mg2790	Ni2316	Ag3280
Units	ppm	ppm	ppm	ppm	ppm	ppm
Avg	3.847771	616.6116	14.20486	40.62340	.8360721	-.022259
Stddev	.021852	2.8771	.07819	.17497	.0017556	.000855
%RSD	.5679133	.4665945	.5504520	.4307070	.2099863	3.839808
#1	3.830115	613.3556	14.12538	40.42292	.8345864	-.022351
#2	3.840988	617.6684	14.20751	40.74533	.8356206	-.023064
#3	3.872211	618.8109	14.28169	40.70194	.8380094	-.021362

Elem	Na8183	V_2924	Zn2138	K_7698	P_1774	B_2496
Units	ppm	ppm	ppm	ppm	ppm	ppm
Avg	.9056905	.1660597	6.414393	4.052277	3.460842	F -1.43012
Stddev	.0204117	.0078056	.023382	.034182	.010782	.01091
%RSD	2.253719	4.700468	.3645311	.8435200	.3115405	.7629201
#1	.9243088	.1683099	6.426717	4.024674	3.451458	-1.43837
#2	.9088978	.1573762	6.429035	4.090511	3.458448	-1.43424
#3	.8838651	.1724930	6.387426	4.041645	3.472620	-1.41775

Reviewed By:mohan
On:1/2/2025 2:18:34 AM
Inst Id :P5

Sample Name: P5156-22DLX2 Acquired: 12/30/2024 22:25:01 Type: Unk
Method: SFAM01.1 INSTRUMENT P5 WITH 6 POINT ICAL-2(v55) Mode: CONC Corr. Factor: 1.000000
User: Kareem Custom ID1: ME28W6 Custom ID2: Custom ID3:
Comment:

Elem	Mo2020	S_1820	Si2516	Sn1899	Ti3361	Sr4077
Units	ppm	ppm	ppm	ppm	ppm	ppm
Avg	.1462749	9.887408	6.041185	.1594482	.8825770	.0951648
Stddev	.0009214	.037216	.014446	.0018344	.0047931	.0017385
%RSD	.6299022	.3763948	.2391277	1.150445	.5430756	1.826855
#1	.1473387	9.875680	6.032678	.1587363	.8798489	.0971661
#2	.1457358	9.857469	6.057865	.1615318	.8797707	.0940276
#3	.1457500	9.929075	6.033011	.1580766	.8881113	.0943007

Elem	Li6707
Units	ppm
Avg	.0235481
Stddev	.0026331
%RSD	11.18185
#1	.0253584
#2	.0205274
#3	.0247584

Int. Std.	Y_2243	Y_3600	Y_3710	Y_2243	In2306
Units	Cts/S	Cts/S	Cts/S	Cts/S	Cts/S
Avg	1680.873	21370.58	2392.006	1398.278	1886.520
Stddev	2.085	50.15	4.927	6.105	2.867
%RSD	.1240347	.2346881	.2059797	.4366192	.1519846
#1	1682.790	21331.52	2391.284	1393.637	1889.824
#2	1678.653	21353.08	2387.479	1396.004	1885.060
#3	1681.177	21427.14	2397.254	1405.194	1884.678

Reviewed By:mohan
On:1/2/2025 2:18:34 AM
Inst Id :P5

Sample Name: PB165326BL Acquired: 12/30/2024 22:28:48 Type: Unk
Method: SFAM01.1 INSTRUMENT P5 WITH 6 POINT ICAL-2(v55) Mode: CONC Corr. Factor: 1.000000
User: Kareem Custom ID1: PBS326 Custom ID2: Custom ID3:
Comment:

Elem	As1890	Tl1908	Pb2203	Se1960	Sb2068	Al3961
Units	ppm	ppm	ppm	ppm	ppm	ppm
Avg	-.001362	-.003624	-.002616	-.000886	-.001396	.0058362
Stddev	.004300	.003767	.000686	.004463	.003031	.0114976
%RSD	315.6879	103.9432	26.20407	503.8674	217.1385	197.0060
#1	-.001670	-.000671	-.003361	.001037	.001484	.0172301
#2	-.005500	-.007866	-.002475	.002293	-.004558	.0060407
#3	.003084	-.002335	-.002012	-.005987	-.001114	-.005762

Elem	Ba4934	Be2348	Cd2144	Ca3736	Cr2677	Co2286
Units	ppm	ppm	ppm	ppm	ppm	ppm
Avg	.0020385	.0002357	.0000258	.0029858	.0001356	-.000374
Stddev	.0022510	.0000816	.0000666	.0557031	.0003757	.000443
%RSD	110.4215	34.61925	258.6403	1865.622	277.0920	118.4038
#1	-.000096	.0002372	.0000605	.0591049	.0001724	-.000884
#2	.001821	.0001534	-.000051	.0021441	.0004916	-.000154
#3	.004390	.0003165	.000068	-.052292	-.000257	-.000084

Elem	Cu3247	Fe2598	Mn2576	Mg2790	Ni2316	Ag3280
Units	ppm	ppm	ppm	ppm	ppm	ppm
Avg	.0109430	.0158310	.0019908	.0011576	-.000461	.0003400
Stddev	.0051393	.0122344	.0009555	.0903984	.000219	.0007250
%RSD	46.96393	77.28151	47.99710	7809.354	47.43172	213.2119
#1	.0105327	.0163468	.0010011	.0452284	-.000493	.0010684
#2	.0060212	.0277993	.0029081	.0610684	-.000228	-.000381
#3	.0162751	.0033468	.0020632	-.102824	-.000663	.000333

Elem	Na8183	V_2924	Zn2138	K_7698	P_1774	B_2496
Units	ppm	ppm	ppm	ppm	ppm	ppm
Avg	-.039332	-.003878	.0029053	-.417289	-.003336	-.004569
Stddev	.017951	.005247	.0007346	.082128	.002016	.002724
%RSD	45.64014	135.2970	25.28639	19.68141	60.44964	59.62588
#1	-.044899	-.003302	.0028588	-.353194	-.003709	-.006981
#2	-.019257	-.009389	.0036620	-.509867	-.001159	-.001614
#3	-.053840	.001057	.0021949	-.388805	-.005140	-.005113

Reviewed By:mohan
On:1/2/2025 2:18:34 AM
Inst Id :P5

Sample Name: PB165326BL Acquired: 12/30/2024 22:28:48 Type: Unk
Method: SFAM01.1 INSTRUMENT P5 WITH 6 POINT ICAL-2(v55) Mode: CONC Corr. Factor: 1.000000
User: Kareem Custom ID1: PBS326 Custom ID2: Custom ID3:
Comment:

Elem	Mo2020	S_1820	Si2516	Sn1899	Ti3361	Sr4077
Units	ppm	ppm	ppm	ppm	ppm	ppm
Avg	.0000654	.0013822	.0005515	-.002579	-.004720	-.000231
Stddev	.0002026	.0022555	.0006624	.000593	.004025	.000096
%RSD	309.7062	163.1755	120.1104	22.99832	85.28335	41.73264
#1	-.000012	.0012962	.0011809	-.003095	-.000173	-.000161
#2	.000295	-.000829	-.000140	-.002711	-.006157	-.000341
#3	-.000087	.003680	.000613	-.001931	-.007828	-.000191

Elem	Li6707
Units	ppm
Avg	F -.022341
Stddev	.002972
%RSD	13.30348
#1	-.021106
#2	-.020186
#3	-.025732

Int. Std.	Y_2243	Y_3600	Y_3710	Y_2243	In2306
Units	Cts/S	Cts/S	Cts/S	Cts/S	Cts/S
Avg	1654.712	20699.24	2253.207	1372.540	1948.299
Stddev	4.354	78.42	45.769	8.616	2.763
%RSD	.2631058	.3788339	2.031280	.6277429	.1418399
#1	1652.216	20750.17	2217.173	1374.303	1945.580
#2	1659.739	20608.94	2304.705	1363.178	1951.105
#3	1652.180	20738.60	2237.743	1380.138	1948.214

Reviewed By:mohan
On:1/2/2025 2:18:34 AM
Inst Id :P5

Sample Name: PB165326BS Acquired: 12/30/2024 22:32:49 Type: Unk
Method: SFAM01.1 INSTRUMENT P5 WITH 6 POINT ICAL-2(v55) Mode: CONC Corr. Factor: 1.000000
User: Kareem Custom ID1: LCS326 Custom ID2: Custom ID3:
Comment:

Elem	As1890	Tl1908	Pb2203	Se1960	Sb2068	Al3961
Units	ppm	ppm	ppm	ppm	ppm	ppm
Avg	.0197018	.0503997	.0185482	.0600995	.1096520	.4105000
Stddev	.0018605	.0017362	.0040789	.0065169	.0029795	.0058362
%RSD	9.443475	3.444869	21.99078	10.84347	2.717243	1.421729
#1	.0213597	.0521485	.0148275	.0668098	.1124404	.4038626
#2	.0176896	.0486763	.0179075	.0537950	.1100031	.4148287
#3	.0200561	.0503744	.0229095	.0596937	.1065125	.4128086

Elem	Ba4934	Be2348	Cd2144	Ca3736	Cr2677	Co2286
Units	ppm	ppm	ppm	ppm	ppm	ppm
Avg	.4090659	.0106733	.0099401	10.34428	.0214047	.1016843
Stddev	.0018470	.0002431	.0000244	.09343	.0002199	.0003688
%RSD	.4515155	2.277420	.2451098	.9031573	1.027479	.3626558
#1	.4111985	.0109053	.0099311	10.40394	.0212822	.1015167
#2	.4080151	.0104205	.0099677	10.39230	.0216586	.1021071
#3	.4079840	.0106942	.0099215	10.23661	.0212733	.1014290

Elem	Cu3247	Fe2598	Mn2576	Mg2790	Ni2316	Ag3280
Units	ppm	ppm	ppm	ppm	ppm	ppm
Avg	.0584732	.2272363	.0320006	10.57722	.0787463	.0195321
Stddev	.0095398	.0441638	.0000239	.09815	.0007743	.0008130
%RSD	16.31481	19.43518	.0746805	.9279578	.9833283	4.162526
#1	.0543245	.2652089	.0320027	10.67285	.0781338	.0200047
#2	.0517102	.2377289	.0320233	10.58208	.0796167	.0185933
#3	.0693849	.1787712	.0319757	10.47673	.0784884	.0199983

Elem	Na8183	V_2924	Zn2138	K_7698	P_1774	B_2496
Units	ppm	ppm	ppm	ppm	ppm	ppm
Avg	7.349000	.1054393	.1208793	9.414014	.0172038	F -.005717
Stddev	.087998	.0096133	.0003216	.163348	.0020280	.001419
%RSD	1.197410	9.117339	.2660604	1.735156	11.78835	24.81160
#1	7.444716	.1123293	.1205249	9.596910	.0167607	-.007027
#2	7.271605	.1095315	.1209605	9.362495	.0194167	-.004210
#3	7.330679	.0944570	.1211525	9.282637	.0154339	-.005915

Reviewed By:mohan
On:1/2/2025 2:18:34 AM
Inst Id :P5

Sample Name: PB165326BS Acquired: 12/30/2024 22:32:49 Type: Unk
Method: SFAM01.1 INSTRUMENT P5 WITH 6 POINT ICAL-2(v55) Mode: CONC Corr. Factor: 1.000000
User: Kareem Custom ID1: LCS326 Custom ID2: Custom ID3:
Comment:

Elem	Mo2020	S_1820	Si2516	Sn1899	Ti3361	Sr4077
Units	ppm	ppm	ppm	ppm	ppm	ppm
Avg	.0196597	.1843814	F .5037240	.0124246	.1978090	.2098771
Stddev	.0007285	.0037522	.0055492	.0012422	.0030285	.0013407
%RSD	3.705592	2.035038	1.101640	9.997677	1.531016	.6387958
#1	.0201213	.1882336	.5099466	.0120599	.1950485	.2113948
#2	.0188199	.1841726	.4992886	.0138083	.2010484	.2088539
#3	.0200380	.1807379	.5019367	.0114056	.1973300	.2093826

Elem	Li6707
Units	ppm
Avg	F .0071362
Stddev	.0017022
%RSD	23.85336
#1	.0054099
#2	.0088132
#3	.0071854

Int. Std.	Y_2243	Y_3600	Y_3710	Y_2243	In2306
Units	Cts/S	Cts/S	Cts/S	Cts/S	Cts/S
Avg	1694.332	21251.32	2299.802	1419.981	1994.526
Stddev	2.533	81.86	25.323	3.383	1.158
%RSD	.1495166	.3851826	1.101116	.2382212	.0580387
#1	1692.211	21299.60	2271.132	1422.253	1995.230
#2	1697.137	21156.80	2309.152	1416.094	1995.158
#3	1693.648	21297.54	2319.120	1421.598	1993.190

Reviewed By:mohan
On:1/2/2025 2:18:34 AM
Inst Id :P5

Sample Name: P5027-10A Acquired: 12/30/2024 22:36:47 Type: Unk
Method: SFAM01.1 INSTRUMENT P5 WITH 6 POINT ICAL-2(v55) Mode: CONC Corr. Factor: 1.000000
User: Kareem Custom ID1: MBHK22A Custom ID2: Custom ID3:
Comment:

Elem	As1890	Tl1908	Pb2203	Se1960	Sb2068	Al3961
Units	ppm	ppm	ppm	ppm	ppm	ppm
Avg	.1866791	.0264389	5.216219	.1217514	-.079311	74.62675
Stddev	.0082640	.0050524	.008408	.0019343	.005297	.36386
%RSD	4.426845	19.10971	.1611929	1.588735	6.678152	.4875730
#1	.1925779	.0309633	5.212396	.1236403	-.075109	74.47334
#2	.1772338	.0209870	5.225859	.1197747	-.077564	75.04219
#3	.1902257	.0273664	5.210401	.1218393	-.085261	74.36472

Elem	Ba4934	Be2348	Cd2144	Ca3736	Cr2677	Co2286
Units	ppm	ppm	ppm	ppm	ppm	ppm
Avg	2.805254	.0073835	.0118945	174.8019	.1608553	.1167191
Stddev	.015712	.0001260	.0001001	.8473	.0002834	.0002164
%RSD	.5600760	1.706433	.8419606	.4847224	.1762020	.1853916
#1	2.801478	.0073585	.0119555	174.5499	.1607241	.1169404
#2	2.822510	.0072719	.0117789	175.7466	.1611806	.1167090
#3	2.791775	.0075202	.0119491	174.1091	.1606613	.1165080

Elem	Cu3247	Fe2598	Mn2576	Mg2790	Ni2316	Ag3280
Units	ppm	ppm	ppm	ppm	ppm	ppm
Avg	.5773142	172.7262	8.124901	62.99952	.1814349	-.000359
Stddev	.0010451	1.2032	.037333	.43168	.0009515	.000166
%RSD	.1810299	.6965968	.4594839	.6852162	.5244078	46.29330
#1	.5784754	172.1644	8.106252	62.94859	.1804499	-.000194
#2	.5770185	174.1076	8.167883	63.45441	.1815060	-.000526
#3	.5764489	171.9067	8.100567	62.59557	.1823488	-.000357

Elem	Na8183	V_2924	Zn2138	K_7698	P_1774	B_2496
Units	ppm	ppm	ppm	ppm	ppm	ppm
Avg	.8965970	.2174821	2.880263	7.468761	F 13.65410	-.361341
Stddev	.0185992	.0117547	.012697	.086218	.01899	.004200
%RSD	2.074425	5.404916	.4408411	1.154383	.1390866	1.162446
#1	.8929476	.2135928	2.872508	7.434211	13.64545	-.365457
#2	.9167505	.2306885	2.873365	7.405177	13.67587	-.361503
#3	.8800930	.2081649	2.894916	7.566896	13.64096	-.357061

Reviewed By:mohan
On:1/2/2025 2:18:34 AM
Inst Id :P5

Sample Name: P5027-10A Acquired: 12/30/2024 22:36:47 Type: Unk
Method: SFAM01.1 INSTRUMENT P5 WITH 6 POINT ICAL-2(v55) Mode: CONC Corr. Factor: 1.000000
User: Kareem Custom ID1: MBHK22A Custom ID2: Custom ID3:
Comment:

Elem	Mo2020	S_1820	Si2516	Sn1899	Ti3361	Sr4077
Units	ppm	ppm	ppm	ppm	ppm	ppm
Avg	.0075655	3.206377	9.454857	F 10.54572	1.279501	.1256911
Stddev	.0003084	.003521	.070233	.01715	.011997	.0003368
%RSD	4.076599	.1098067	.7428222	.1626537	.9376296	.2679385
#1	.0074803	3.206578	9.493723	10.52921	1.273811	.1259980
#2	.0073087	3.209793	9.497065	10.56345	1.293284	.1253308
#3	.0079076	3.202760	9.373782	10.54451	1.271406	.1257443

Elem	Li6707
Units	ppm
Avg	.1090156
Stddev	.0031006
%RSD	2.844216
#1	.1084309
#2	.1062490
#3	.1123670

Int. Std.	Y_2243	Y_3600	Y_3710	Y_2243	In2306
Units	Cts/S	Cts/S	Cts/S	Cts/S	Cts/S
Avg	1979.200	24805.50	2758.975	1634.550	1836.302
Stddev	8.565	50.07	21.479	1.428	8.155
%RSD	.4327573	.2018566	.7785120	.0873727	.4440850
#1	1973.430	24775.65	2745.897	1632.903	1834.765
#2	1975.128	24777.53	2747.264	1635.450	1829.024
#3	1989.041	24863.31	2783.764	1635.296	1845.115

Reviewed By:mohan
On:1/2/2025 2:18:34 AM
Inst Id :P5

Sample Name: P5030-04A Acquired: 12/30/2024 22:40:35 Type: Unk
Method: SFAM01.1 INSTRUMENT P5 WITH 6 POINT ICAL-2(v55) Mode: CONC Corr. Factor: 1.000000
User: Kareem Custom ID1: MBHK44A Custom ID2: Custom ID3:
Comment:

Elem	As1890	Tl1908	Pb2203	Se1960	Sb2068	Al3961	Ba4934
Units	ppm	ppm	ppm	ppm	ppm	ppm	ppm
Avg	.8102030	.0092744	5.131152	.1008665	.0428315	90.53762	1.296467
Stddev	.0036451	.0026681	.014628	.0019599	.0028697	.04832	.002697
%RSD	.4498963	28.76864	.2850915	1.943045	6.699908	.0533669	.2079923
#1	.8115674	.0062019	5.140935	.1012092	.0403769	90.53550	1.293353
#2	.8129691	.0106146	5.114335	.1026325	.0421311	90.58697	1.298039
#3	.8060726	.0110068	5.138186	.0987579	.0459866	90.49040	1.298008

Elem	Be2348	Cd2144	Ca3736	Cr2677	Co2286	Cu3247	Fe2598
Units	ppm	ppm	ppm	ppm	ppm	ppm	ppm
Avg	.0088750	.0119970	88.10440	.1395805	.1622330	.5299936	225.2793
Stddev	.0000753	.0001419	.02297	.0003383	.0004675	.0038686	.1396
%RSD	.8489372	1.182374	.0260670	.2423431	.2881432	.7299400	.0619833
#1	.0087891	.0121177	88.07881	.1399583	.1625875	.5337402	225.4308
#2	.0089064	.0118407	88.11119	.1394775	.1617032	.5260135	225.1558
#3	.0089296	.0120325	88.12321	.1393058	.1624084	.5302271	225.2512

Elem	Mn2576	Mg2790	Ni2316	Ag3280	Na8183	V_2924	Zn2138
Units	ppm	ppm	ppm	ppm	ppm	ppm	ppm
Avg	17.05148	33.43719	.2755356	-.004214	.4595282	.2280493	1.327120
Stddev	.01012	.21716	.0016416	.000591	.0336477	.0072126	.004563
%RSD	.0593260	.6494439	.5957874	14.03370	7.322236	3.162753	.3438406
#1	17.04787	33.52255	.2759970	-.004306	.4758196	.2197212	1.327301
#2	17.06290	33.59869	.2737127	-.004755	.4819294	.2322809	1.322469
#3	17.04366	33.19032	.2768972	-.003583	.4208356	.2321456	1.331590

Elem	K_7698	P_1774	B_2496	Mo2020	S_1820	Si2516	Sn1899
Units	ppm	ppm	ppm	ppm	ppm	ppm	ppm
Avg	9.394391	8.829562	-.495377	.0091072	3.362036	12.65022	.0958894
Stddev	.101513	.028736	.006246	.0000728	.002575	.03975	.0014024
%RSD	1.080570	.3254512	1.260953	.7991735	.0765986	.3142384	1.462524
#1	9.455183	8.856103	-.500802	.0090684	3.359094	12.66544	.0974754
#2	9.450789	8.799045	-.488548	.0091912	3.363130	12.60511	.0953794
#3	9.277201	8.833537	-.496782	.0090621	3.363883	12.68011	.0948133

Reviewed By:mohan
On:1/2/2025 2:18:34 AM
Inst Id :P5

Sample Name: P5030-04A Acquired: 12/30/2024 22:40:35 Type: Unk
Method: SFAM01.1 INSTRUMENT P5 WITH 6 POINT ICAL-2(v55) Mode: CONC Corr. Factor: 1.000000
User: Kareem Custom ID1: MBHK44A Custom ID2: Custom ID3:
Comment:

Elem	Ti3361	Sr4077	Li6707
Units	ppm	ppm	ppm
Avg	.8834891	-.022660	.0692534
Stddev	.0019197	.000357	.0010948
%RSD	.2172893	1.575649	1.580897
#1	.8812803	-.022826	.0700352
#2	.8844315	-.022903	.0680021
#3	.8847555	-.022250	.0697228

Int. Std.	Y_2243	Y_3600	Y_3710	Y_2243	In2306
Units	Cts/S	Cts/S	Cts/S	Cts/S	Cts/S
Avg	2161.800	27121.87	2981.559	1797.822	1932.466
Stddev	5.849	143.50	2.015	5.349	6.693
%RSD	.2705560	.5290928	.0675927	.2975056	.3463529
#1	2162.596	27026.01	2979.761	1794.498	1929.682
#2	2167.209	27052.76	2983.737	1794.976	1940.102
#3	2155.593	27286.85	2981.179	1803.992	1927.614

Reviewed By:mohan
On:1/2/2025 2:18:34 AM
Inst Id :P5

Sample Name: CCV051 Acquired: 12/30/2024 22:44:24 Type: Unk
Method: SFAM01.1 INSTRUMENT P5 WITH 6 POINT ICAL-2(v55) Mode: CONC Corr. Factor: 1.000000
User: Kareem Custom ID1: CCV051 Custom ID2: Custom ID3:
Comment:

Elem	As1890	Tl1908	Pb2203	Se1960	Sb2068	Al3961
Units	ppm	ppm	ppm	ppm	ppm	ppm
Avg	4.963584	4.808250	24.59269	4.877112	4.884009	403.3365
Stddev	.002968	.023034	.00928	.005381	.007553	3.1826
%RSD	.0597928	.4790453	.0377464	.1103286	.1546495	.7890643
#1	4.966914	4.825019	24.58204	4.871960	4.889856	399.7329
#2	4.961218	4.781987	24.59910	4.876681	4.875481	405.7620
#3	4.962619	4.817744	24.59693	4.882695	4.886690	404.5148

Elem	Ba4934	Be2348	Cd2144	Ca3736	Cr2677	Co2286
Units	ppm	ppm	ppm	ppm	ppm	ppm
Avg	10.05596	.5035767	2.480096	408.7467	15.53174	2.470711
Stddev	.07387	.0084528	.001852	3.0474	.05621	.002399
%RSD	.7345445	1.678556	.0746610	.7455440	.3619110	.0971138
#1	9.97070	.4950859	2.480002	405.5172	15.49013	2.470243
#2	10.10086	.5119910	2.478293	411.5716	15.59569	2.468580
#3	10.09630	.5036533	2.481993	409.1514	15.50941	2.473310

Elem	Cu3247	Fe2598	Mn2576	Mg2790	Ni2316	Ag3280
Units	ppm	ppm	ppm	ppm	ppm	ppm
Avg	15.02644	407.1909	15.00125	403.0701	2.502149	1.265768
Stddev	.14276	3.2687	.09726	3.4494	.001249	.005266
%RSD	.9500539	.8027476	.6483693	.8557763	.0499269	.4160299
#1	14.87406	403.5523	14.89015	399.0910	2.503535	1.260411
#2	15.15709	409.8791	15.07105	405.2119	2.501110	1.270938
#3	15.04819	408.1413	15.04254	404.9075	2.501802	1.265956

Elem	Na8183	V_2924	Zn2138	K_7698	P_1774	B_2496
Units	ppm	ppm	ppm	ppm	ppm	ppm
Avg	411.0752	2.466909	14.88631	152.5305	4.862851	F 4.309786
Stddev	7.3458	.006883	.08123	1.5327	.021167	.057171
%RSD	1.786968	.2790025	.5456741	1.004877	.4352796	1.326530
#1	402.8191	2.467721	14.81473	150.7616	4.877017	4.248537
#2	416.8881	2.459656	14.97459	153.3663	4.838518	4.361739
#3	413.5183	2.473349	14.86960	153.4638	4.873016	4.319082

Reviewed By:mohan
On:1/2/2025 2:18:34 AM
Inst Id :P5

Sample Name: CCV051 Acquired: 12/30/2024 22:44:24 Type: Unk
Method: SFAM01.1 INSTRUMENT P5 WITH 6 POINT ICAL-2(v55) Mode: CONC Corr. Factor: 1.000000
User: Kareem Custom ID1: CCV051 Custom ID2: Custom ID3:
Comment:

Elem	Mo2020	S_1820	Si2516	Sn1899	Ti3361	Sr4077
Units	ppm	ppm	ppm	ppm	ppm	ppm
Avg	4.787030	4.958011	4.945617	5.006629	5.022815	4.773429
Stddev	.010836	.015097	.069964	.002613	.052163	.033468
%RSD	.2263549	.3045031	1.414674	.0521976	1.038527	.7011369
#1	4.790969	4.942260	4.876130	5.005311	4.963270	4.738885
#2	4.774775	4.959416	5.016049	5.004937	5.044726	4.805706
#3	4.795345	4.972356	4.944672	5.009639	5.060449	4.775697

Elem	Li6707
Units	ppm
Avg	5.070041
Stddev	.041486
%RSD	.8182532
#1	5.022163
#2	5.092640
#3	5.095321

Int. Std.	Y_2243	Y_3600	Y_3710	Y_2243	In2306
Units	Cts/S	Cts/S	Cts/S	Cts/S	Cts/S
Avg	1439.603	18742.58	2191.641	1182.392	1614.944
Stddev	1.150	12.08	24.030	3.177	1.044
%RSD	.0798821	.0644367	1.096451	.2686602	.0646521
#1	1438.292	18738.72	2216.395	1184.966	1616.024
#2	1440.442	18732.91	2168.407	1178.842	1613.940
#3	1440.076	18756.12	2190.121	1183.368	1614.868

Reviewed By:mohan
On:1/2/2025 2:18:34 AM
Inst Id :P5

Sample Name: CCB051 Acquired: 12/30/2024 22:48:10 Type: Unk
Method: SFAM01.1 INSTRUMENT P5 WITH 6 POINT ICAL-2(v55) Mode: CONC Corr. Factor: 1.000000
User: Kareem Custom ID1: CCB051 Custom ID2: Custom ID3:
Comment:

Elem	As1890	Tl1908	Pb2203	Se1960	Sb2068	Al3961	Ba4934
Units	ppm	ppm	ppm	ppm	ppm	ppm	ppm
Avg	-.003973	-.000394	.0046388	-.002349	.0008410	-.009922	.0007284
Stddev	.002704	.004002	.0020895	.001064	.0032919	.026807	.0009245
%RSD	68.05094	1016.797	45.04310	45.30905	391.4435	270.1816	126.9326
#1	-.000973	-.000842	.0070513	-.001656	-.001330	.020834	.0015438
#2	-.006221	-.004152	.0034023	-.001816	-.000776	-.028332	-.000276
#3	-.004726	.003814	.0034629	-.003574	.004629	-.022267	.000917

Elem	Be2348	Cd2144	Ca3736	Cr2677	Co2286	Cu3247	Fe2598
Units	ppm	ppm	ppm	ppm	ppm	ppm	ppm
Avg	.0001749	.0003514	.0298803	.0019599	.0000307	.0025495	.0256376
Stddev	.0001202	.0000865	.0209884	.0002013	.0002449	.0023815	.0365193
%RSD	68.71728	24.61819	70.24159	10.27130	798.1942	93.41177	142.4444
#1	.0002821	.0002551	.0223559	.0021888	.0003125	.0006588	.0022789
#2	.0000450	.0004226	.0535937	.0018807	-.000130	.0017655	.0069124
#3	.0001977	.0003764	.0136913	.0018102	-.000090	.0052241	.0677214

Elem	Mn2576	Mg2790	Ni2316	Ag3280	Na8183	V_2924	Zn2138
Units	ppm	ppm	ppm	ppm	ppm	ppm	ppm
Avg	.0029602	.0434325	.0000199	.0009122	.0485208	-.006243	.0041225
Stddev	.0002381	.0071387	.0005241	.0014349	.0129373	.017392	.0001602
%RSD	8.045034	16.43640	2630.520	157.2977	26.66339	278.5759	3.886250
#1	.0029795	.0511006	.0006172	.0006998	.0556685	.013082	.0041435
#2	.0031881	.0422178	-.000363	.0024416	.0335867	-.011174	.0042712
#3	.0027130	.0369790	-.000194	-.000405	.0563073	-.020638	.0039528

Elem	K_7698	P_1774	B_2496	Mo2020	S_1820	Si2516	Sn1899
Units	ppm	ppm	ppm	ppm	ppm	ppm	ppm
Avg	-.278086	.0009659	.0100678	.0010046	.0015440	-.000123	-.005124
Stddev	.050492	.0028759	.0010910	.0000849	.0026273	.000950	.000823
%RSD	18.15698	297.7364	10.83601	8.452874	170.1594	769.7124	16.06499
#1	-.238724	.0024212	.0099970	.0010965	-.001313	.000468	-.004176
#2	-.335015	.0028233	.0090140	.0009291	.003856	.000381	-.005652
#3	-.260518	-.002347	.0111925	.0009882	.002090	-.001219	-.005545

Reviewed By:mohan
On:1/2/2025 2:18:34 AM
Inst Id :P5

Sample Name: CCB051 Acquired: 12/30/2024 22:48:10 Type: Unk
Method: SFAM01.1 INSTRUMENT P5 WITH 6 POINT ICAL-2(v55) Mode: CONC Corr. Factor: 1.000000
User: Kareem Custom ID1: CCB051 Custom ID2: Custom ID3:
Comment:

Elem	Ti3361	Sr4077	Li6707
Units	ppm	ppm	ppm
Avg	-.001272	.0000973	.0026521
Stddev	.003603	.0001484	.0036077
%RSD	283.2239	152.4256	136.0324
#1	-.005427	.0002372	.0006676
#2	.000991	.0001132	.0004723
#3	.000619	-.000058	.0068164

Int. Std.	Y_2243	Y_3600	Y_3710	Y_2243	In2306
Units	Cts/S	Cts/S	Cts/S	Cts/S	Cts/S
Avg	1656.804	20835.85	2254.904	1383.696	1951.205
Stddev	2.226	129.97	19.214	8.415	3.158
%RSD	.1343437	.6237947	.8521071	.6081732	.1618314
#1	1658.329	20985.90	2246.427	1393.117	1949.068
#2	1654.249	20763.27	2276.899	1381.048	1949.714
#3	1657.832	20758.37	2241.387	1376.924	1954.832

Reviewed By:mohan
On:1/2/2025 2:18:27 AM
Inst Id :P5

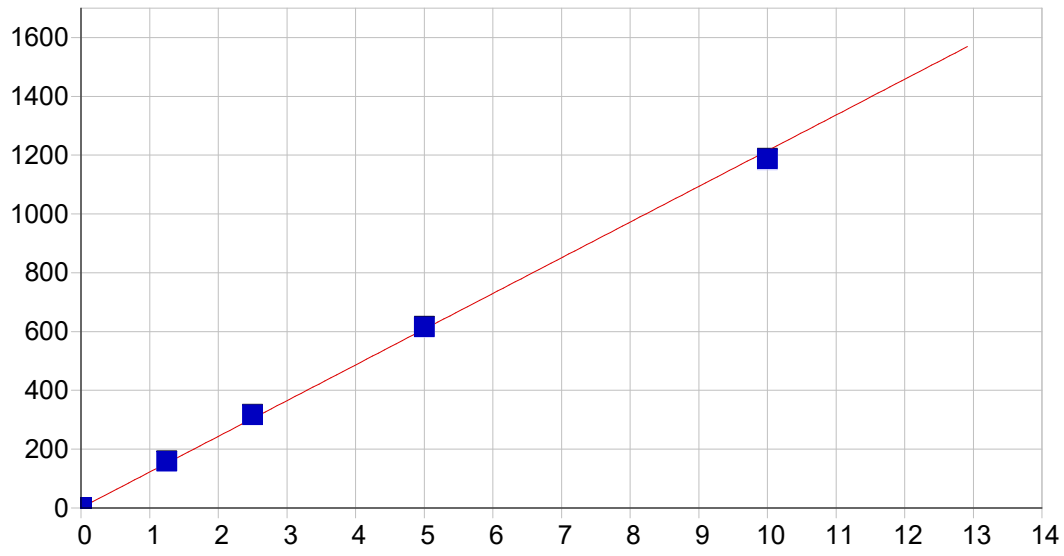

As 189.042 {478}

Date of Fit:	12/31/2024 12:50:58	Type of Fit:	Linear	Weighting:	1/Conc

A0 (Offset):	0.701325	Re-Slope:	1.000000
A1 (Gain):	121.442660	Y-int:	0.000000
A2 (Curvature):	0.000000		
n (Exponent):	1.000000		
Correlation:	0.999659	Status:	OK.
Std Error of Est:	0.052980		
Predicted MDL:	0.006053		
Predicted MQL:	0.020176		

Std. Name	Stated Conc.	Found Conc.	Difference	% Diff.	(S)IR	Std Dev	Emphasis
S0	.00000	-.00000	-.000	.000	.70122	.351	1
S1	.01000	.01011	.000	1.14	1.9279	.620	1
S2	1.2500	1.3032	.053	4.26	158.33	.573	1
S3	2.5000	2.6058	.106	4.23	315.89	2.11	1
S4	5.0000	5.0661	.066	1.32	613.39	2.66	1
S5	10.000	9.7747	-.225	-2.25	1182.7	1.71	1

Reviewed By:mohan
On:1/2/2025 2:18:27 AM
Inst Id :P5

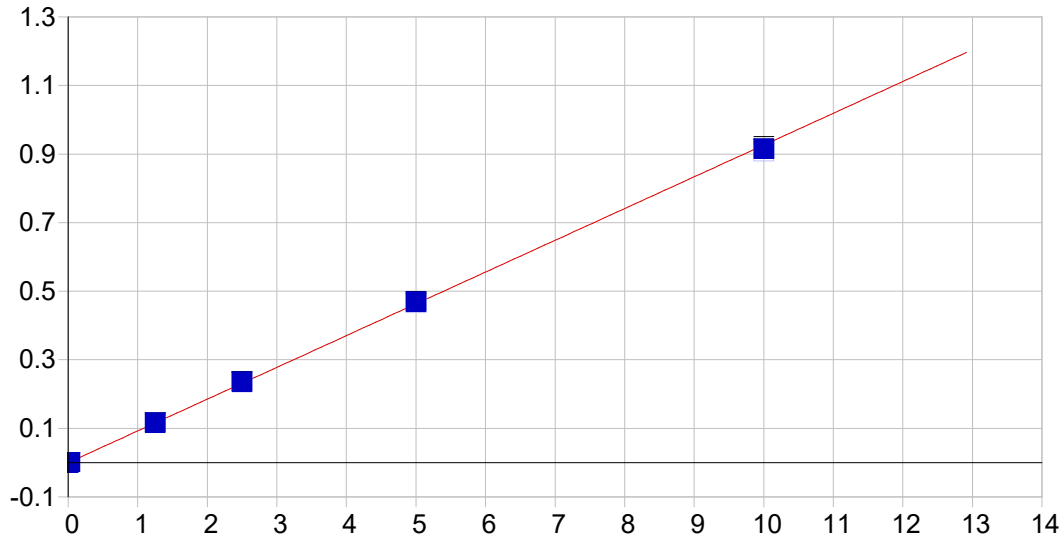

Tl 190.856 {477}

Date of Fit:	12/31/2024 12:50:58	Type of Fit:	Linear	Weighting:	1/Conc

A0 (Offset):	-0.000135	Re-Slope:	1.000000
A1 (Gain):	0.092640	Y-int:	0.000000
A2 (Curvature):	0.000000		
n (Exponent):	1.000000		
Correlation:	0.999896	Status:	OK.
Std Error of Est:	0.000035		
Predicted MDL:	0.003429		
Predicted MQL:	0.011430		

Std. Name	Stated Conc.	Found Conc.	Difference	% Diff.	(S)IR	Std Dev	Emphasis
S0	.00000	.00000	.000	.000	-.00013	.000	1
S1	.02500	.02076	-.004	-17.0	.00171	.000	1
S2	1.2500	1.2550	.005	.404	.11514	.000	1
S3	2.5000	2.5477	.048	1.91	.23390	.001	1
S4	5.0000	5.0662	.066	1.32	.46522	.001	1
S5	10.000	9.8852	-.115	-1.15	.90768	.006	1

Reviewed By:mohan
On:1/2/2025 2:18:27 AM
Inst Id :P5

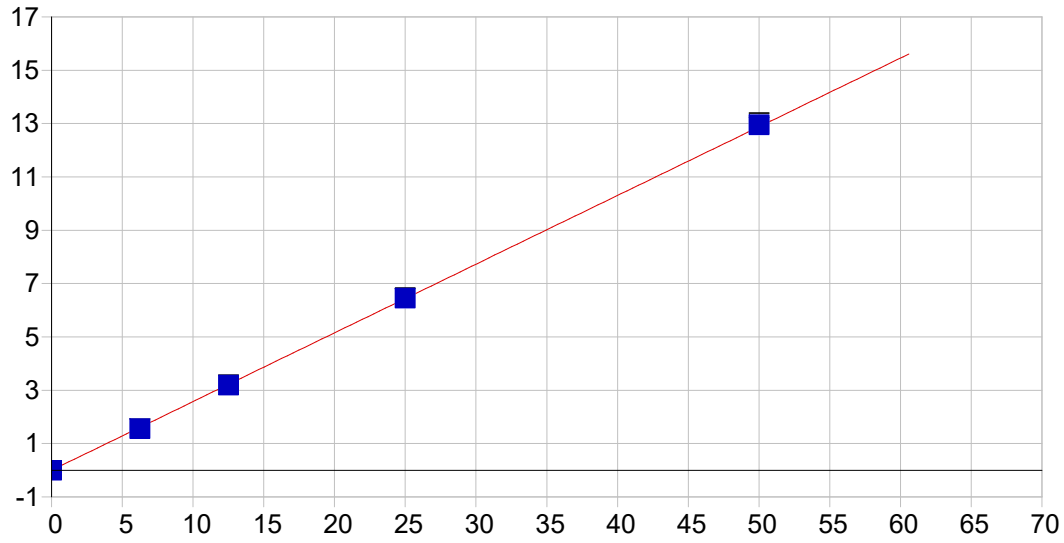

Pb 220.353 {453}

Date of Fit:	12/31/2024 12:50:58	Type of Fit:	Linear	Weighting:	1/Conc

A0 (Offset):	-0.000160	Re-Slope:	1.000000
A1 (Gain):	0.257599	Y-int:	0.000000
A2 (Curvature):	0.000000		
n (Exponent):	1.000000		
Correlation:	0.999947	Status:	OK.
Std Error of Est:	0.000099		
Predicted MDL:	0.003204		
Predicted MQL:	0.010679		

Std. Name	Stated Conc.	Found Conc.	Difference	% Diff.	(S)IR	Std Dev	Emphasis
S0	.00000	.00000	.000	.000	-.00016	.000	1
S1	.01000	.00885	-.001	-11.5	.00210	.001	1
S2	6.2500	6.0398	-.210	-3.36	1.5536	.004	1
S3	12.500	12.388	-.112	-.898	3.1867	.011	1
S4	25.000	25.039	.039	.157	6.4414	.008	1
S5	50.000	50.284	.284	.569	12.936	.080	1

Reviewed By:mohan
On:1/2/2025 2:18:27 AM
Inst Id :P5

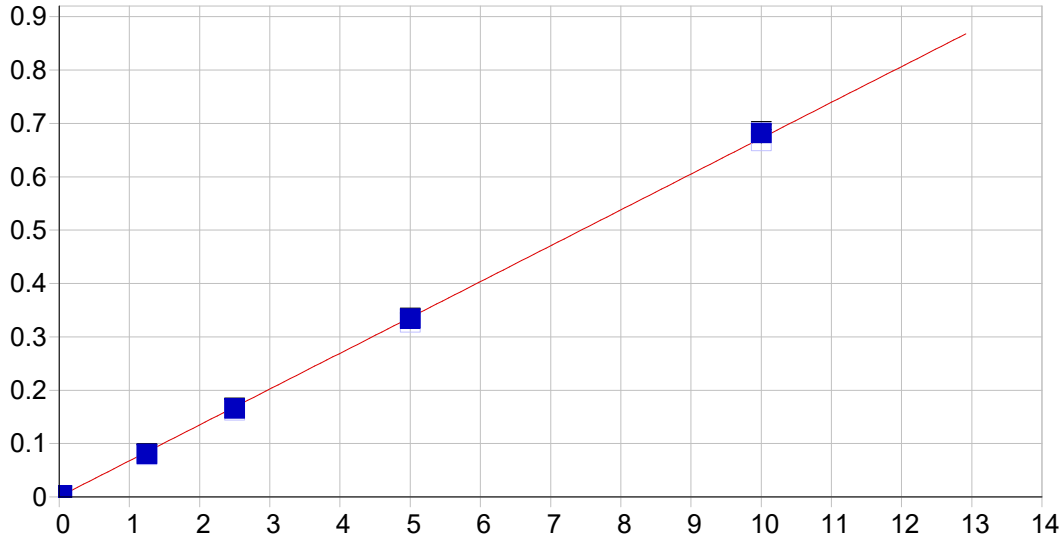

Se 196.090 {472}

Date of Fit:	12/31/2024 12:50:58	Type of Fit:	Linear	Weighting:	1/Conc

A0 (Offset):	0.000506	Re-Slope:	1.000000
A1 (Gain):	0.067168	Y-int:	0.000000
A2 (Curvature):	0.000000		
n (Exponent):	1.000000		
Correlation:	0.999755	Status:	OK.
Std Error of Est:	0.000046		
Predicted MDL:	0.006342		
Predicted MQL:	0.021138		

Std. Name	Stated Conc.	Found Conc.	Difference	% Diff.	(S)IR	Std Dev	Emphasis
S0	.00000	.00001	.000	.000	.00051	.000	1
S1	.03500	.02447	-.011	-30.1	.00214	.000	1
S2	1.2500	1.1924	-.058	-4.61	.07871	.000	1
S3	2.5000	2.4574	-.043	-1.71	.16178	.001	1
S4	5.0000	4.9682	-.032	-.636	.32666	.001	1
S5	10.000	10.143	.143	1.43	.66666	.003	1

Reviewed By:mohan
On:1/2/2025 2:18:27 AM
Inst Id :P5

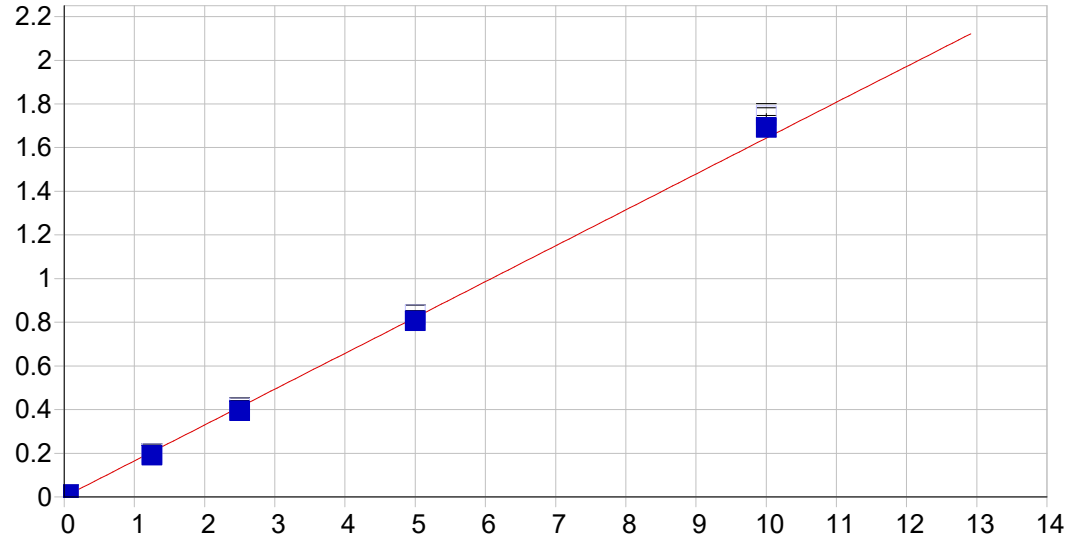

Sb 206.833 {463}

Date of Fit:	12/31/2024 12:50:58	Type of Fit:	Linear	Weighting:	1/Conc

A0 (Offset):	0.000618	Re-Slope:	1.000000
A1 (Gain):	0.164253	Y-int:	0.000000
A2 (Curvature):	0.000000		
n (Exponent):	1.000000		
Correlation:	0.999456	Status:	OK.
Std Error of Est:	0.000230		
Predicted MDL:	0.003533		
Predicted MQL:	0.011778		

Std. Name	Stated Conc.	Found Conc.	Difference	% Diff.	(S)IR	Std Dev	Emphasis
S0	.00000	.00001	.000	.000	.00062	.000	1
S1	.06000	.05539	-.005	-7.68	.00972	.001	1
S2	1.2500	1.1582	-.092	-7.34	.19772	.001	1
S3	2.5000	2.3964	-.104	-4.14	.40797	.001	1
S4	5.0000	4.9049	-.095	-1.90	.83373	.001	1
S5	10.000	10.295	.295	2.95	1.7465	.010	1

Reviewed By:mohan
On:1/2/2025 2:18:27 AM
Inst Id :P5

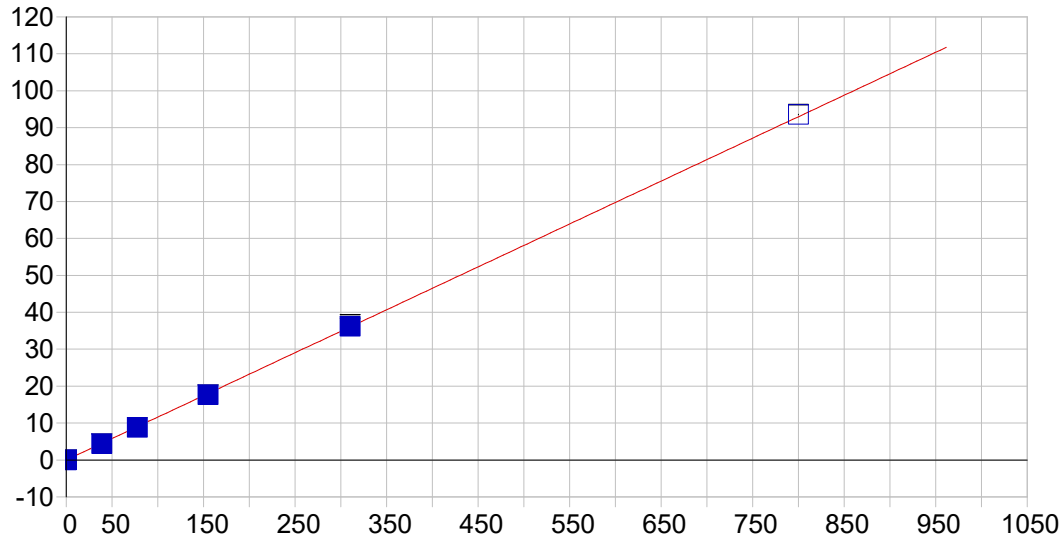

Al 396.152 { 85}

Date of Fit:	12/31/2024 12:50:58	Type of Fit:	Linear	Weighting:	1/Conc

A0 (Offset):	-0.002383	Re-Slope:	1.000000
A1 (Gain):	0.116225	Y-int:	0.000000
A2 (Curvature):	0.000000		
n (Exponent):	1.000000		
Correlation:	0.999935	Status:	OK.
Std Error of Est:	0.000826		
Predicted MDL:	0.026230		
Predicted MQL:	0.087434		

Std. Name	Stated Conc.	Found Conc.	Difference	% Diff.	(S)IR	Std Dev	Emphasis
S0	.00000	.00001	.000	.000	-.00238	.003	1
S1	.20000	.20246	.002	1.23	.02119	.001	1
S2	38.750	37.536	-1.21	-3.13	4.3652	.002	1
S3	77.500	75.773	-1.73	-2.23	8.8141	.020	1
S4	155.00	151.75	-3.25	-2.10	17.655	.043	1
S5	310.00	311.16	1.16	.373	36.201	.478	1
S6	800.00	805.04	5.04	.629	93.563	.087	1

Reviewed By:mohan
On:1/2/2025 2:18:27 AM
Inst Id :P5

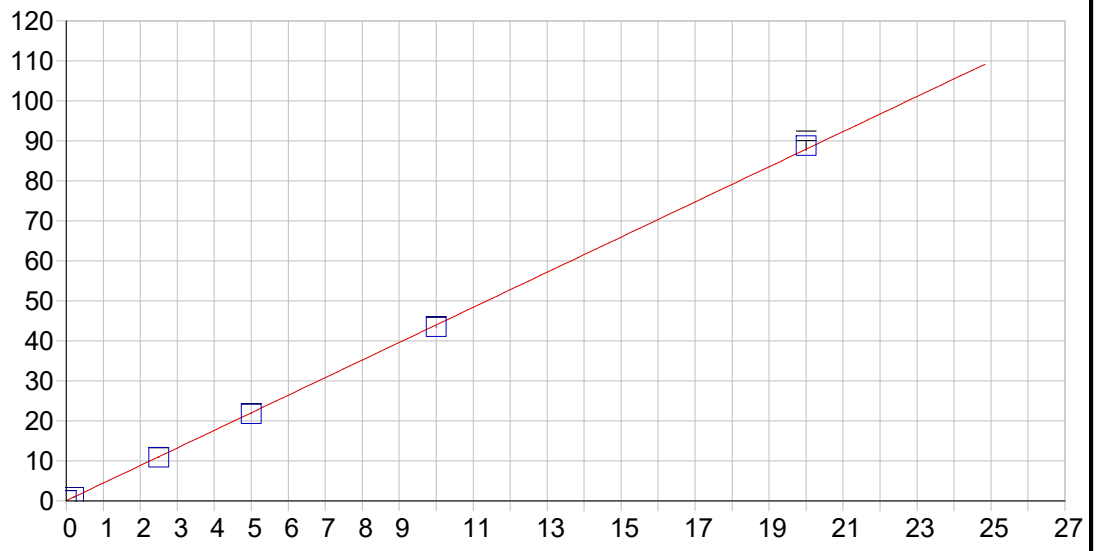

Ba 493.409 { 68}

Date of Fit:	12/31/2024 12:50:58	Type of Fit:	Linear	Weighting:	1/Conc

A0 (Offset):	0.059957	Re-Slope:	1.000000
A1 (Gain):	4.393278	Y-int:	0.000000
A2 (Curvature):	0.000000		
n (Exponent):	1.000000		
Correlation:	0.999937	Status:	OK.
Std Error of Est:	0.005236		
Predicted MDL:	0.001498		
Predicted MQL:	0.004992		

Std. Name	Stated Conc.	Found Conc.	Difference	% Diff.	(S)IR	Std Dev	Emphasis
S0	.00000	.00000	.000	.000	.05997	.006	1
S1	.20000	.20324	.003	1.62	.95285	.005	1
S2	2.5000	2.4538	-.046	-1.85	10.840	.023	1
S3	5.0000	4.9465	-.054	-1.07	21.791	.030	1
S4	10.000	9.8919	-.108	-1.08	43.518	.066	1
S5	20.000	20.205	.205	1.02	88.824	1.19	1

Reviewed By:mohan
On:1/2/2025 2:18:27 AM
Inst Id :P5

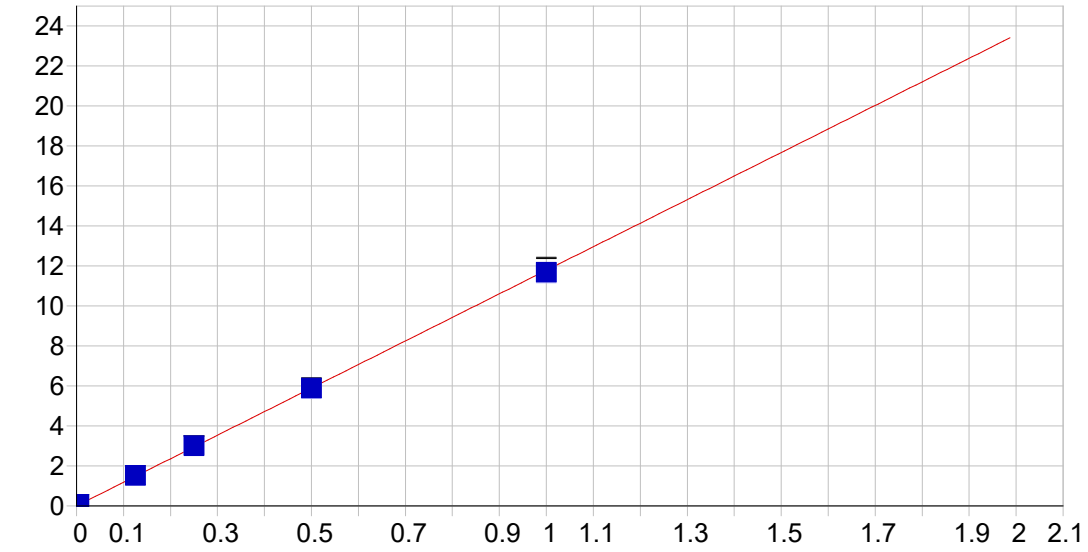

Be 234.861 {144}

Date of Fit:	12/31/2024 12:50:58	Type of Fit:	Linear	Weighting:	1/Conc

A0 (Offset):	0.003304	Re-Slope:	1.000000
A1 (Gain):	11.780982	Y-int:	0.000000
A2 (Curvature):	0.000000		
n (Exponent):	1.000000		
Correlation:	0.999923	Status:	OK.
Std Error of Est:	0.000546		
Predicted MDL:	0.000144		
Predicted MQL:	0.000482		

Std. Name	Stated Conc.	Found Conc.	Difference	% Diff.	(S)IR	Std Dev	Emphasis
S0	.00000	-.00000	-.000	.000	.00330	.002	1
S1	.00500	.00532	.000	6.31	.06587	.001	1
S2	.12500	.12828	.003	2.62	1.5078	.005	1
S3	.25000	.25534	.005	2.14	2.9980	.016	1
S4	.50000	.49914	-.001	-.173	5.8566	.022	1
S5	1.0000	.99192	-.008	-.808	11.635	.248	1

Reviewed By:mohan
On:1/2/2025 2:18:27 AM
Inst Id :P5

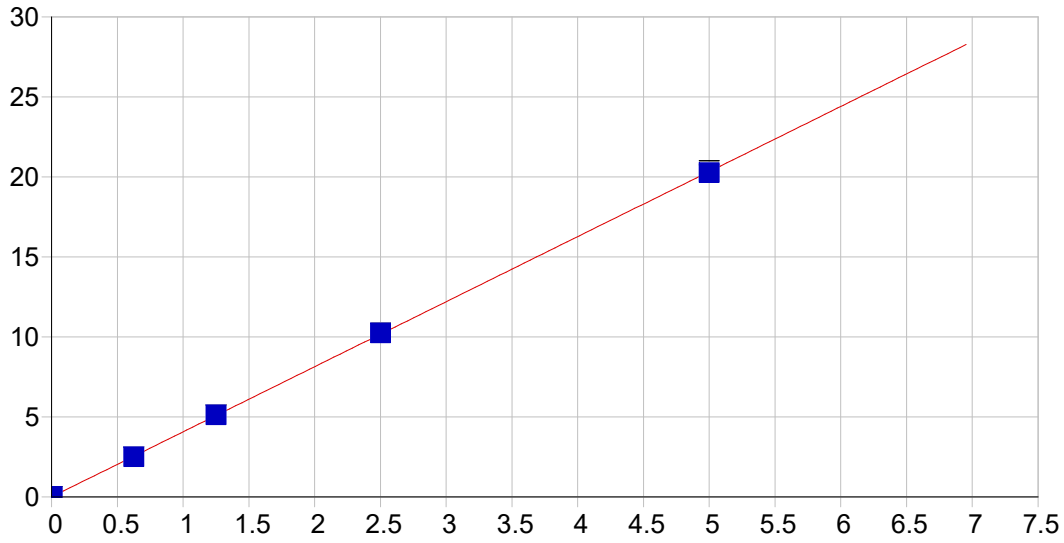

Cd 214.438 {457}

Date of Fit:	12/31/2024 12:50:58	Type of Fit:	Linear	Weighting:	1/Conc

A0 (Offset):	0.001108	Re-Slope:	1.000000
A1 (Gain):	4.066746	Y-int:	0.000000
A2 (Curvature):	0.000000		
n (Exponent):	1.000000		
Correlation:	0.999978	Status:	OK.
Std Error of Est:	0.000227		
Predicted MDL:	0.000111		
Predicted MQL:	0.000372		

Std. Name	Stated Conc.	Found Conc.	Difference	% Diff.	(S)IR	Std Dev	Emphasis
S0	.00000	.00000	.000	.000	.00111	.001	1
S1	.00500	.00489	-.000	-2.12	.02109	.000	1
S2	.62500	.61675	-.008	-1.32	2.5132	.004	1
S3	1.2500	1.2607	.011	.853	5.1357	.014	1
S4	2.5000	2.5181	.018	.724	10.257	.007	1
S5	5.0000	4.9796	-.020	-.408	20.283	.124	1

Reviewed By:mohan
On:1/2/2025 2:18:27 AM
Inst Id :P5

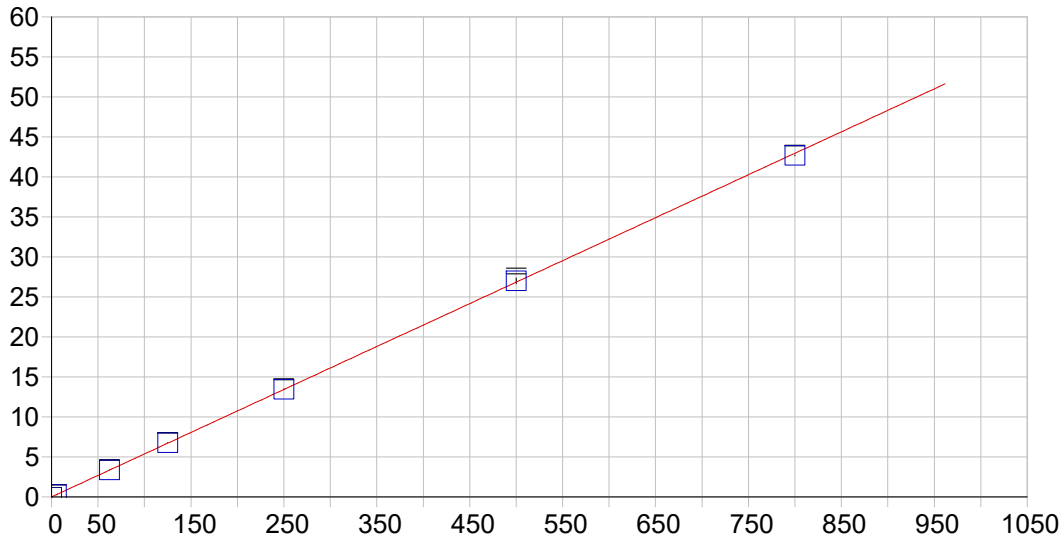

Ca 373.690 { 90}

Date of Fit:	12/31/2024 12:50:58	Type of Fit:	Linear	Weighting:	1/Conc

A0 (Offset):	0.005749	Re-Slope:	1.000000
A1 (Gain):	0.053687	Y-int:	0.000000
A2 (Curvature):	0.000000		
n (Exponent):	1.000000		
Correlation:	0.999981	Status:	OK.
Std Error of Est:	0.001166		
Predicted MDL:	0.037921		
Predicted MQL:	0.126402		

Std. Name	Stated Conc.	Found Conc.	Difference	% Diff.	(S)IR	Std Dev	Emphasis
S0	.00000	-.00022	-.000	.000	.00574	.002	1
S1	5.0000	5.1407	.141	2.81	.28174	.003	1
S2	62.500	62.823	.323	.517	3.3785	.003	1
S3	125.00	126.16	1.16	.931	6.7791	.022	1
S4	250.00	250.61	.605	.242	13.460	.043	1
S5	500.00	502.89	2.89	.578	27.004	.349	1
S6	800.00	794.88	-5.12	-.640	42.680	.046	1

Reviewed By:mohan
On:1/2/2025 2:18:27 AM
Inst Id :P5

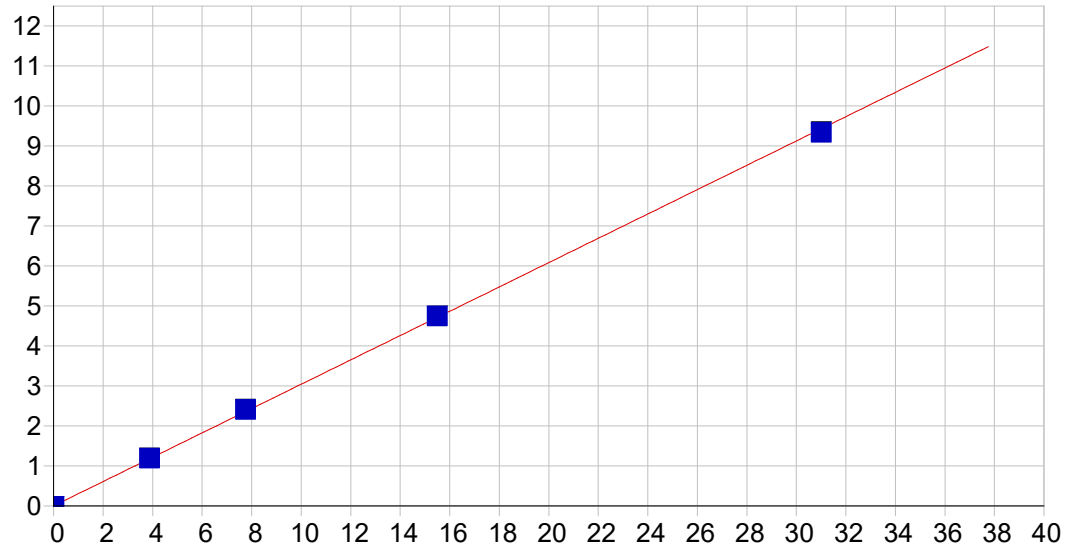

Cr 267.716 {126}

Date of Fit:	12/31/2024 12:50:58	Type of Fit:	Linear	Weighting:	1/Conc

A0 (Offset):	0.000422	Re-Slope:	1.000000
A1 (Gain):	0.304189	Y-int:	0.000000
A2 (Curvature):	0.000000		
n (Exponent):	1.000000		
Correlation:	0.999935	Status:	OK.
Std Error of Est:	0.000103		
Predicted MDL:	0.000839		
Predicted MQL:	0.002798		

Std. Name	Stated Conc.	Found Conc.	Difference	% Diff.	(S)IR	Std Dev	Emphasis
S0	.00000	.00000	.000	.000	.00042	.000	1
S1	.01000	.00957	-.000	-4.32	.00334	.000	1
S2	3.8750	3.9054	.030	.785	1.1893	.001	1
S3	7.7500	7.9159	.166	2.14	2.4102	.006	1
S4	15.500	15.609	.109	.706	4.7523	.012	1
S5	31.000	30.695	-.305	-.985	9.3447	.018	1

Reviewed By:mohan
On:1/2/2025 2:18:27 AM
Inst Id :P5

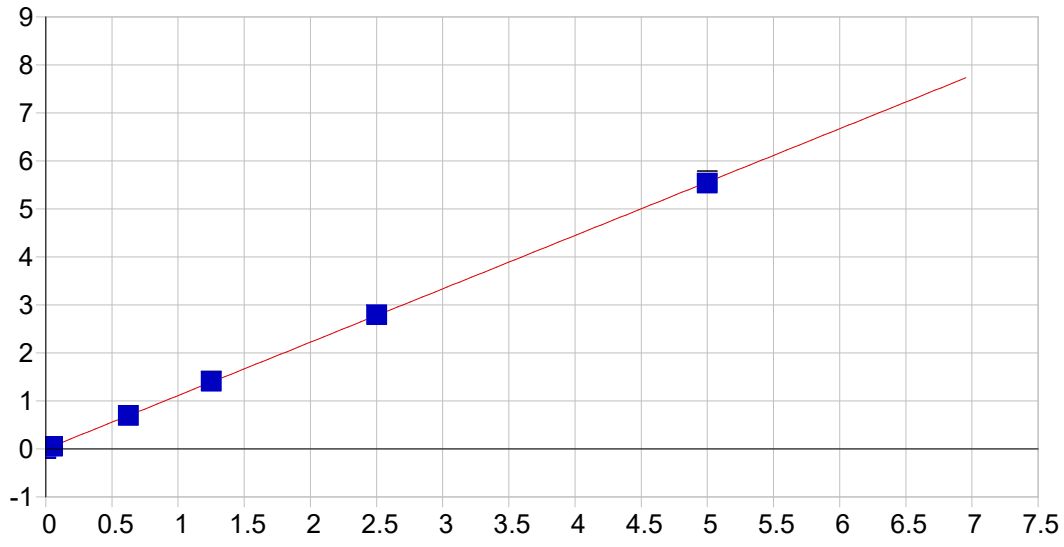

Co 228.616 {448}

Date of Fit:	12/31/2024 12:50:58	Type of Fit:	Linear	Weighting:	1/Conc

A0 (Offset):	-0.000372	Re-Slope:	1.000000
A1 (Gain):	1.111775	Y-int:	0.000000
A2 (Curvature):	0.000000		
n (Exponent):	1.000000		
Correlation:	0.999984	Status:	OK.
Std Error of Est:	0.000167		
Predicted MDL:	0.000439		
Predicted MQL:	0.001464		

Std. Name	Stated Conc.	Found Conc.	Difference	% Diff.	(S)IR	Std Dev	Emphasis
S0	.00000	-.00000	-.000	.000	-.00037	.000	1
S1	.05000	.05096	.001	1.91	.05646	.000	1
S2	.62500	.62130	-.004	-.592	.69261	.001	1
S3	1.2500	1.2629	.013	1.04	1.4082	.005	1
S4	2.5000	2.5104	.010	.418	2.7996	.002	1
S5	5.0000	4.9794	-.021	-.413	5.5535	.034	1

Reviewed By:mohan
On:1/2/2025 2:18:27 AM
Inst Id :P5

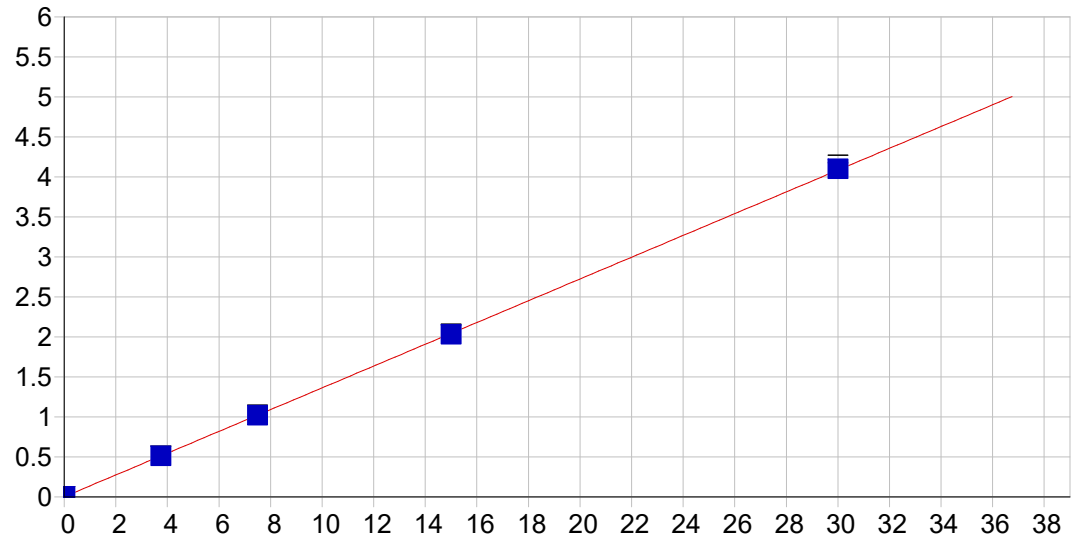

Cu 324.754 {104}

Date of Fit:	12/31/2024 12:50:58	Type of Fit:	Linear	Weighting:	1/Conc

A0 (Offset):	0.002278	Re-Slope:	1.000000
A1 (Gain):	0.136088	Y-int:	0.000000
A2 (Curvature):	0.000000		
n (Exponent):	1.000000		
Correlation:	0.999907	Status:	OK.
Std Error of Est:	0.000085		
Predicted MDL:	0.010581		
Predicted MQL:	0.035272		

Std. Name	Stated Conc.	Found Conc.	Difference	% Diff.	(S)IR	Std Dev	Emphasis
S0	.00000	-.00002	-.000	.000	.00228	.001	1
S1	.02500	.04038	.015	61.5	.00777	.002	1
S2	3.7500	3.7430	-.007	-.186	.51160	.001	1
S3	7.5000	7.4833	-.017	-.223	1.0206	.004	1
S4	15.000	14.904	-.096	-.637	2.0304	.005	1
S5	30.000	30.104	.104	.346	4.0986	.048	1

Reviewed By:mohan
On:1/2/2025 2:18:27 AM
Inst Id :P5

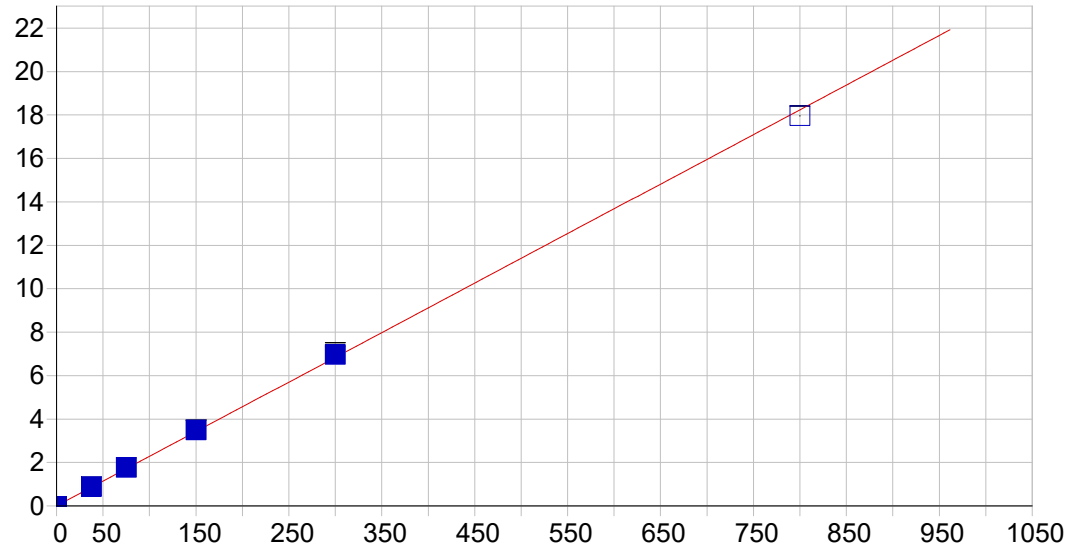

Fe 259.837 {130}

Date of Fit:	12/31/2024 12:50:58	Type of Fit:	Linear	Weighting:	1/Conc

A0 (Offset):	0.001631	Re-Slope:	1.000000
A1 (Gain):	0.022795	Y-int:	0.000000
A2 (Curvature):	0.000000		
n (Exponent):	1.000000		
Correlation:	0.999824	Status:	OK.
Std Error of Est:	0.000187		
Predicted MDL:	0.033702		
Predicted MQL:	0.112340		

Std. Name	Stated Conc.	Found Conc.	Difference	% Diff.	(S)IR	Std Dev	Emphasis
S0	.00000	.00000	.000	.000	.00163	.001	1
S1	.10000	.08884	-.011	-11.2	.00366	.000	1
S2	37.500	38.818	1.32	3.51	.88667	.002	1
S3	75.000	77.397	2.40	3.20	1.7663	.001	1
S4	150.00	153.12	3.12	2.08	3.4928	.008	1
S5	300.00	305.49	5.49	1.83	6.9668	.087	1
S6	800.00	787.68	-12.3	-1.54	17.957	.014	1

Reviewed By:mohan
On:1/2/2025 2:18:27 AM
Inst Id :P5

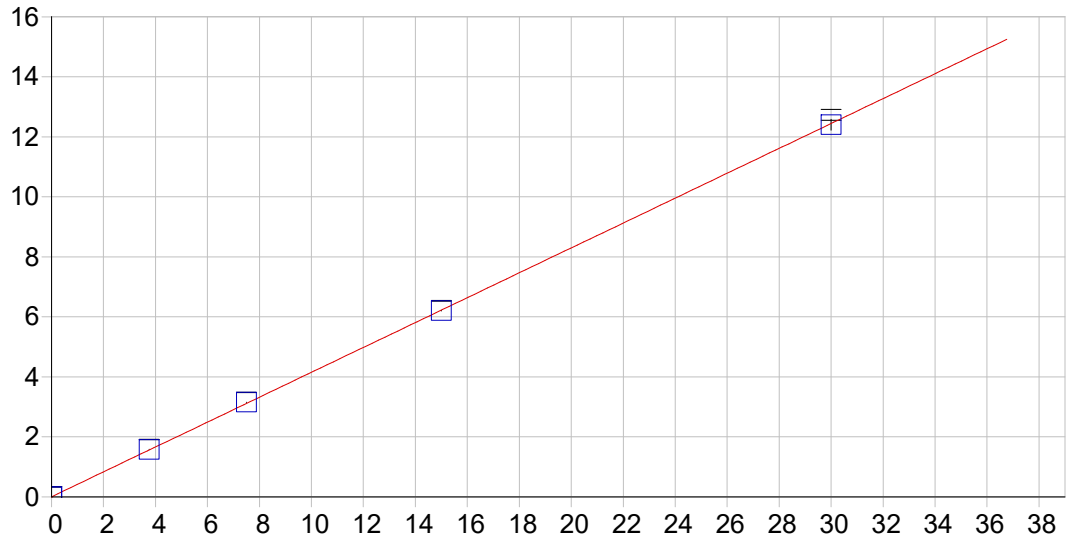

Mn 257.610 {131}

Date of Fit:	12/31/2024 12:50:58	Type of Fit:	Linear	Weighting:	1/Conc

A0 (Offset):	0.005245	Re-Slope:	1.000000
A1 (Gain):	0.414666	Y-int:	0.000000
A2 (Curvature):	0.000000		
n (Exponent):	1.000000		
Correlation:	0.999981	Status:	OK.
Std Error of Est:	0.000091		
Predicted MDL:	0.001843		
Predicted MQL:	0.006145		

Std. Name	Stated Conc.	Found Conc.	Difference	% Diff.	(S)IR	Std Dev	Emphasis
S0	.00000	-.00000	-.000	.000	.00524	.001	1
S1	.01500	.01590	.001	6.01	.01184	.000	1
S2	3.7500	3.7986	.049	1.30	1.5804	.006	1
S3	7.5000	7.5882	.088	1.18	3.1518	.005	1
S4	15.000	14.962	-.038	-.251	6.2096	.009	1
S5	30.000	29.900	-.100	-.334	12.404	.183	1

Reviewed By:mohan
On:1/2/2025 2:18:27 AM
Inst Id :P5

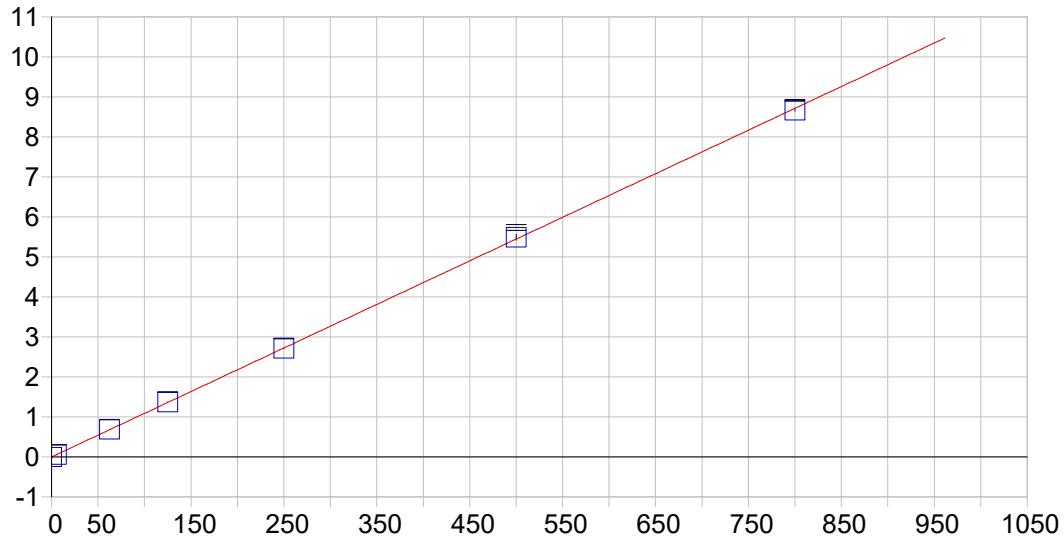

Mg 279.079 {121}

Date of Fit:	12/31/2024 12:50:58	Type of Fit:	Linear	Weighting:	1/Conc

A0 (Offset):	-0.000885	Re-Slope:	1.000000
A1 (Gain):	0.010894	Y-int:	0.000000
A2 (Curvature):	0.000000		
n (Exponent):	1.000000		
Correlation:	0.999981	Status:	OK.
Std Error of Est:	0.000235		
Predicted MDL:	0.088784		
Predicted MQL:	0.295946		

Std. Name	Stated Conc.	Found Conc.	Difference	% Diff.	(S)IR	Std Dev	Emphasis
S0	.00000	-.00012	-.000	.000	-.00089	.001	1
S1	5.0000	5.0563	.056	1.13	.05420	.001	1
S2	62.500	62.926	.426	.682	.68463	.003	1
S3	125.00	125.95	.947	.758	1.3712	.003	1
S4	250.00	249.22	-.777	-.311	2.7142	.007	1
S5	500.00	503.79	3.79	.759	5.4875	.072	1
S6	800.00	795.55	-4.45	-.556	8.6659	.019	1

Reviewed By:mohan
On:1/2/2025 2:18:27 AM
Inst Id :P5

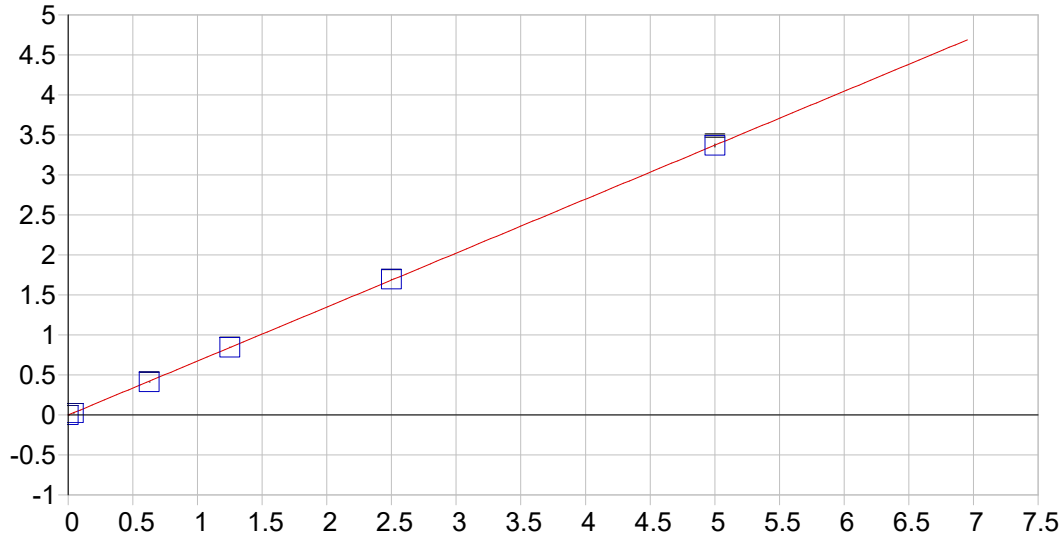

Ni 231.604 {446}

Date of Fit:	12/31/2024 12:50:58	Type of Fit:	Linear	Weighting:	1/Conc

A0 (Offset):	-0.001170	Re-Slope:	1.000000
A1 (Gain):	0.674444	Y-int:	0.000000
A2 (Curvature):	0.000000		
n (Exponent):	1.000000		
Correlation:	0.999978	Status:	OK.
Std Error of Est:	0.000107		
Predicted MDL:	0.000919		
Predicted MQL:	0.003064		

Std. Name	Stated Conc.	Found Conc.	Difference	% Diff.	(S)IR	Std Dev	Emphasis
S0	.00000	.00000	.000	.000	-.00117	.001	1
S1	.04000	.03923	-.001	-1.92	.02529	.000	1
S2	.62500	.61146	-.014	-2.17	.41123	.001	1
S3	1.2500	1.2556	.006	.447	.84566	.000	1
S4	2.5000	2.5144	.014	.577	1.6947	.002	1
S5	5.0000	4.9943	-.006	-.114	3.3672	.020	1

Reviewed By:mohan
On:1/2/2025 2:18:27 AM
Inst Id :P5

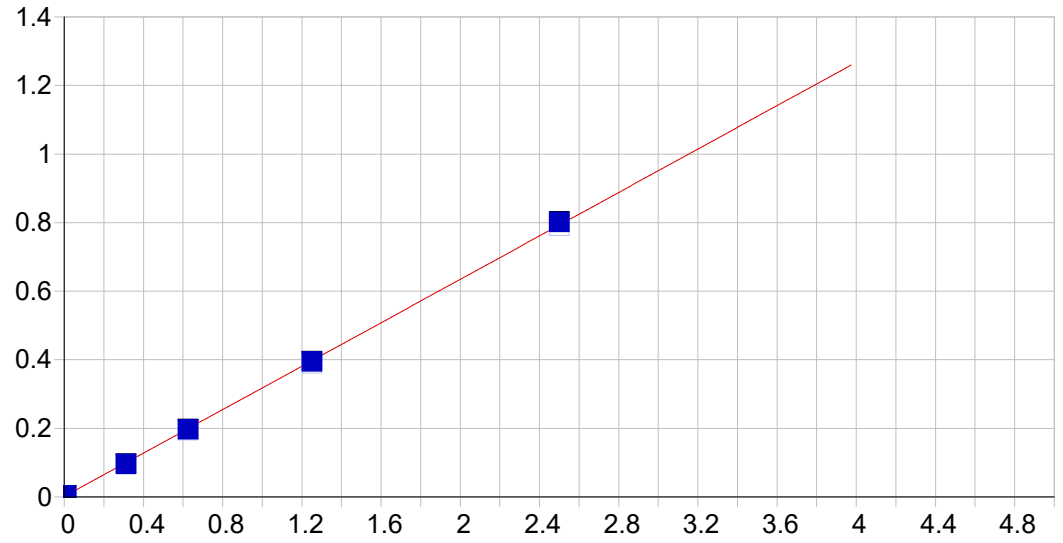

Ag 328.068 {103}

Date of Fit:	12/31/2024 12:50:58	Type of Fit:	Linear	Weighting:	1/Conc

A0 (Offset):	0.001266	Re-Slope:	1.000000
A1 (Gain):	0.316682	Y-int:	0.000000
A2 (Curvature):	0.000000		
n (Exponent):	1.000000		
Correlation:	0.999877	Status:	OK.
Std Error of Est:	0.000041		
Predicted MDL:	0.001410		
Predicted MQL:	0.004699		

Std. Name	Stated Conc.	Found Conc.	Difference	% Diff.	(S)IR	Std Dev	Emphasis
S0	.00000	.00000	.000	.000	.00127	.000	1
S1	.01000	.00842	-.002	-15.8	.00393	.000	1
S2	.31250	.30040	-.012	-3.87	.09497	.000	1
S3	.62500	.61772	-.007	-1.16	.19404	.001	1
S4	1.2500	1.2439	-.006	-.490	.38948	.001	1
S5	2.5000	2.5271	.027	1.08	.79015	.002	1

Reviewed By:mohan
On:1/2/2025 2:18:27 AM
Inst Id :P5

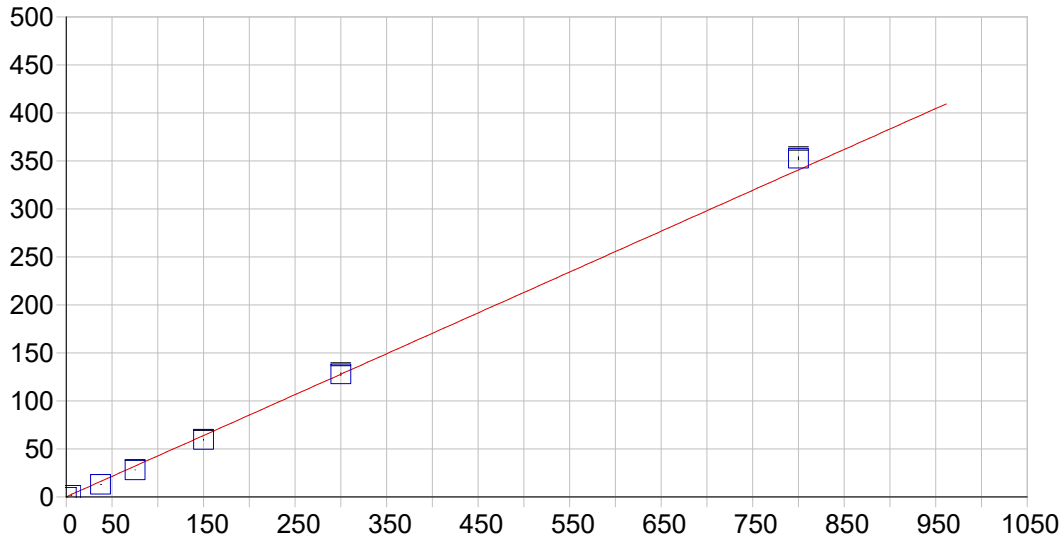

Na 818.326 { 41}

Date of Fit:	12/31/2024 12:50:58	Type of Fit:	Linear	Weighting:	1/Conc

A0 (Offset):	0.145186	Re-Slope:	1.000000
A1 (Gain):	0.425644	Y-int:	0.000000
A2 (Curvature):	0.000000		
n (Exponent):	1.000000		
Correlation:	0.998291	Status:	OK.
Std Error of Est:	0.077045		
Predicted MDL:	0.025576		
Predicted MQL:	0.085253		

Std. Name	Stated Conc.	Found Conc.	Difference	% Diff.	(S)IR	Std Dev	Emphasis
S0	.00000	.00330	.003	.000	.14659	.002	1
S1	5.0000	3.4307	-1.57	-31.4	1.6054	.018	1
S2	37.500	30.445	-7.05	-18.8	13.104	.026	1
S3	75.000	65.707	-9.29	-12.4	28.113	.153	1
S4	150.00	139.60	-10.4	-6.94	59.563	.413	1
S5	300.00	300.16	.163	.054	127.91	1.46	1
S6	800.00	828.16	28.2	3.52	352.65	1.61	1

Reviewed By:mohan
On:1/2/2025 2:18:27 AM
Inst Id :P5

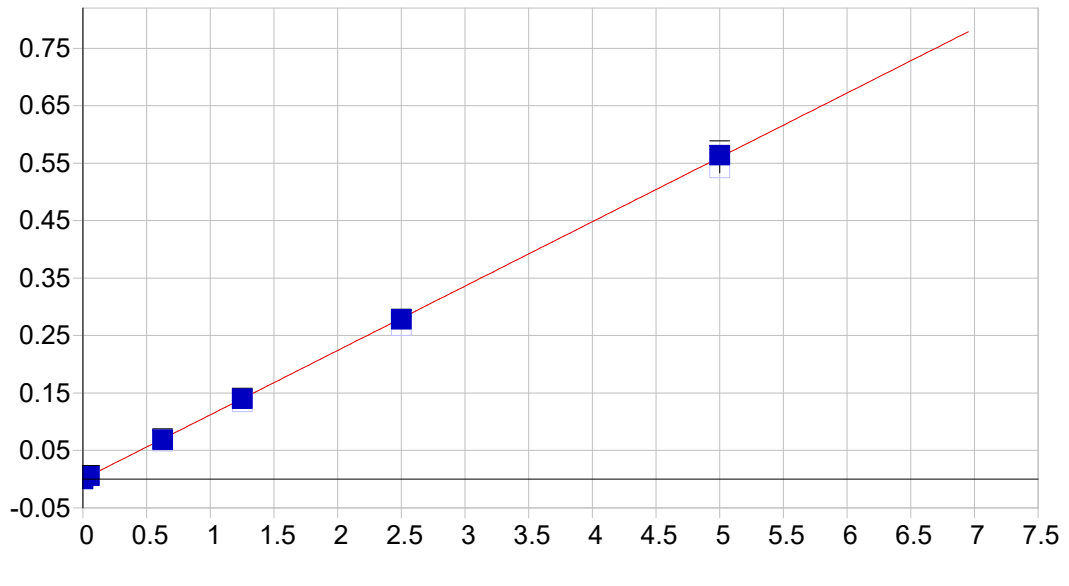

V 292.402 {115}

Date of Fit:	12/31/2024 12:50:58	Type of Fit:	Linear	Weighting:	1/Conc

A0 (Offset):	-0.000038	Re-Slope:	1.000000
A1 (Gain):	0.112037	Y-int:	0.000000
A2 (Curvature):	0.000000		
n (Exponent):	1.000000		
Correlation:	0.999968	Status:	OK.
Std Error of Est:	0.000023		
Predicted MDL:	0.010512		
Predicted MQL:	0.035039		

Std. Name	Stated Conc.	Found Conc.	Difference	% Diff.	(S)IR	Std Dev	Emphasis
S0	.00000	.00000	.000	.000	-.00004	.002	1
S1	.05000	.04908	-.001	-1.85	.00544	.001	1
S2	.62500	.61438	-.011	-1.70	.06599	.002	1
S3	1.2500	1.2492	-.001	-.065	.13430	.001	1
S4	2.5000	2.4805	-.019	-.779	.26665	.001	1
S5	5.0000	5.0319	.032	.638	.54127	.008	1

Reviewed By:mohan
On:1/2/2025 2:18:27 AM
Inst Id :P5

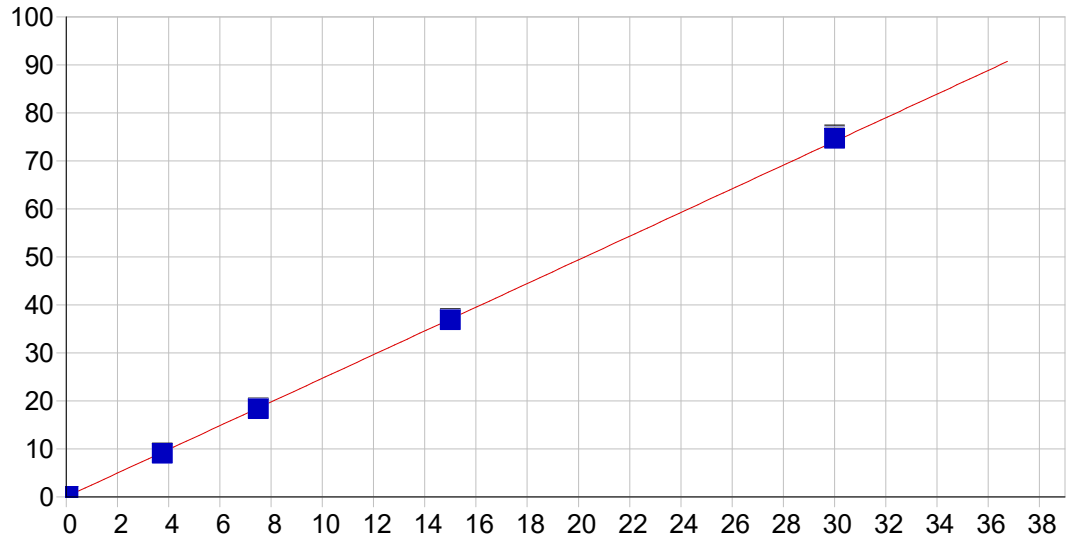

Zn 213.856 {158}

Date of Fit:	12/31/2024 12:50:58	Type of Fit:	Linear	Weighting:	1/Conc

A0 (Offset):	0.037870	Re-Slope:	1.000000
A1 (Gain):	2.467046	Y-int:	0.000000
A2 (Curvature):	0.000000		
n (Exponent):	1.000000		
Correlation:	0.999941	Status:	OK.
Std Error of Est:	0.001918		
Predicted MDL:	0.000619		
Predicted MQL:	0.002064		

Std. Name	Stated Conc.	Found Conc.	Difference	% Diff.	(S)IR	Std Dev	Emphasis
S0	.00000	.00001	.000	.000	.03789	.004	1
S1	.06000	.05370	-.006	-10.5	.17081	.000	1
S2	3.7500	3.6518	-.098	-2.62	9.0923	.028	1
S3	7.5000	7.4262	-.074	-.985	18.449	.061	1
S4	15.000	14.916	-.084	-.559	37.018	.103	1
S5	30.000	30.262	.262	.874	75.058	.342	1

Reviewed By:mohan
On:1/2/2025 2:18:27 AM
Inst Id :P5

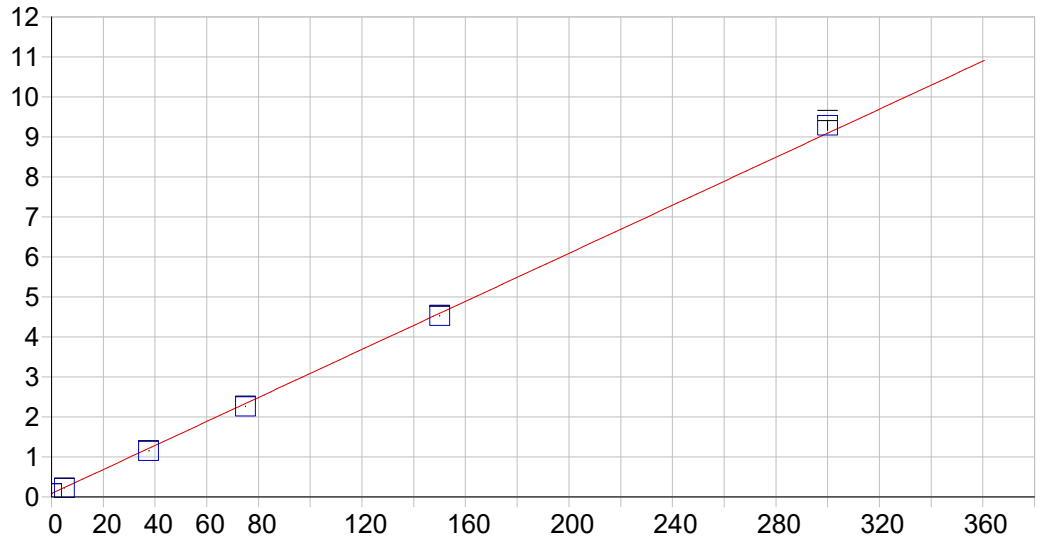

K 769.896 { 44}

Date of Fit:	12/31/2024 12:50:58	Type of Fit:	Linear	Weighting:	1/Conc

A0 (Offset):	0.084576	Re-Slope:	1.000000
A1 (Gain):	0.030024	Y-int:	0.000000
A2 (Curvature):	0.000000		
n (Exponent):	1.000000		
Correlation:	0.999666	Status:	OK.
Std Error of Est:	0.001600		
Predicted MDL:	0.176191		
Predicted MQL:	0.587304		

Std. Name	Stated Conc.	Found Conc.	Difference	% Diff.	(S)IR	Std Dev	Emphasis
S0	.00000	.00079	.001	.000	.08460	.006	1
S1	5.0000	4.5737	-.426	-8.53	.22190	.005	1
S2	37.500	35.563	-1.94	-5.17	1.1523	.003	1
S3	75.000	72.648	-2.35	-3.14	2.2658	.009	1
S4	150.00	148.11	-1.89	-1.26	4.5316	.013	1
S5	300.00	306.60	6.60	2.20	9.2900	.129	1

Reviewed By:mohan
On:1/2/2025 2:18:27 AM
Inst Id :P5

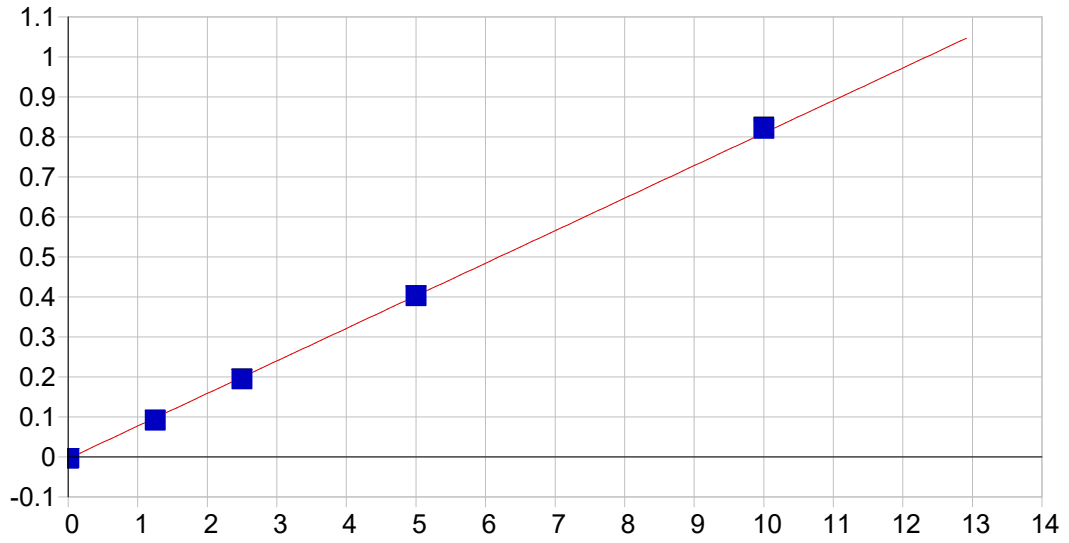

P 177.495 {490}

Date of Fit:	12/31/2024 12:50:58	Type of Fit:	Linear	Weighting:	1/Conc

A0 (Offset):	-0.004186	Re-Slope:	1.000000
A1 (Gain):	0.081379	Y-int:	0.000000
A2 (Curvature):	0.000000		
n (Exponent):	1.000000		
Correlation:	0.999778	Status:	OK.
Std Error of Est:	0.000029		
Predicted MDL:	0.003422		
Predicted MQL:	0.011405		

Std. Name	Stated Conc.	Found Conc.	Difference	% Diff.	(S)IR	Std Dev	Emphasis
S0	.00000	.00000	.000	.000	-.00419	.000	1
S1	.01000	.00831	-.002	-16.9	-.00351	.000	1
S2	1.2500	1.1736	-.076	-6.11	.09118	.001	1
S3	2.5000	2.4419	-.058	-2.32	.19424	.000	1
S4	5.0000	4.9950	-.005	-.099	.40171	.001	1
S5	10.000	10.141	.141	1.41	.81990	.004	1

Reviewed By:mohan
On:1/2/2025 2:18:27 AM
Inst Id :P5

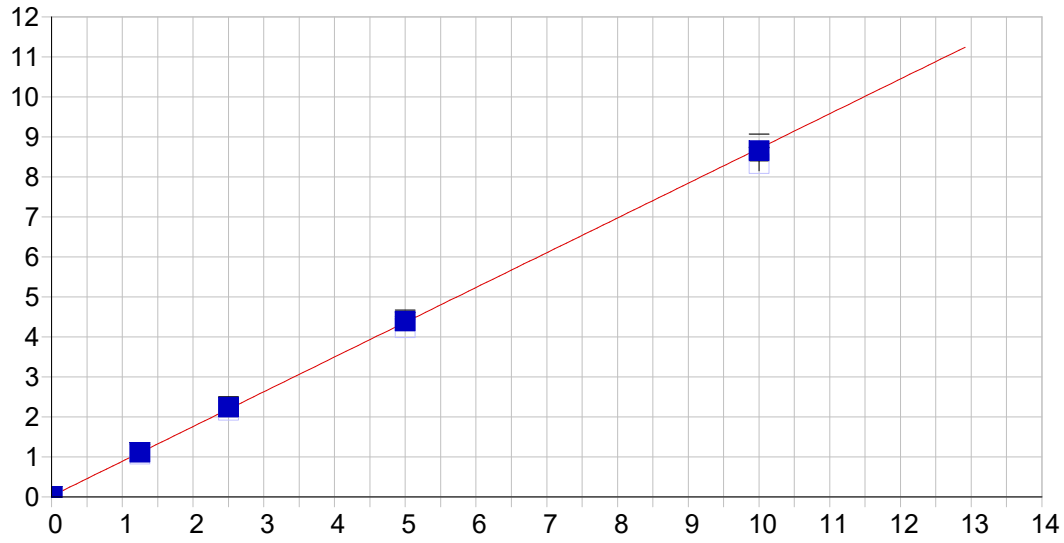

B 249.678 {135}

Date of Fit:	12/31/2024 12:50:58	Type of Fit:	Linear	Weighting:	1/Conc

A0 (Offset):	0.021015	Re-Slope:	1.000000
A1 (Gain):	0.868994	Y-int:	0.000000
A2 (Curvature):	0.000000		
n (Exponent):	1.000000		
Correlation:	0.998268	Status:	OK.
Std Error of Est:	0.000826		
Predicted MDL:	0.002232		
Predicted MQL:	0.007439		

Std. Name	Stated Conc.	Found Conc.	Difference	% Diff.	(S)IR	Std Dev	Emphasis
S0	.00000	.00002	.000	.000	.02104	.002	1
S1	.01000	-.01416	-.024	-242.	.00866	.002	1
S2	1.2500	1.2513	.001	.103	1.0671	.002	1
S3	2.5000	2.5564	.056	2.26	2.1599	.010	1
S4	5.0000	5.0306	.031	.613	4.2274	.031	1
S5	10.000	9.9366	-.063	-.634	8.3254	.172	1

Reviewed By:mohan
On:1/2/2025 2:18:27 AM
Inst Id :P5

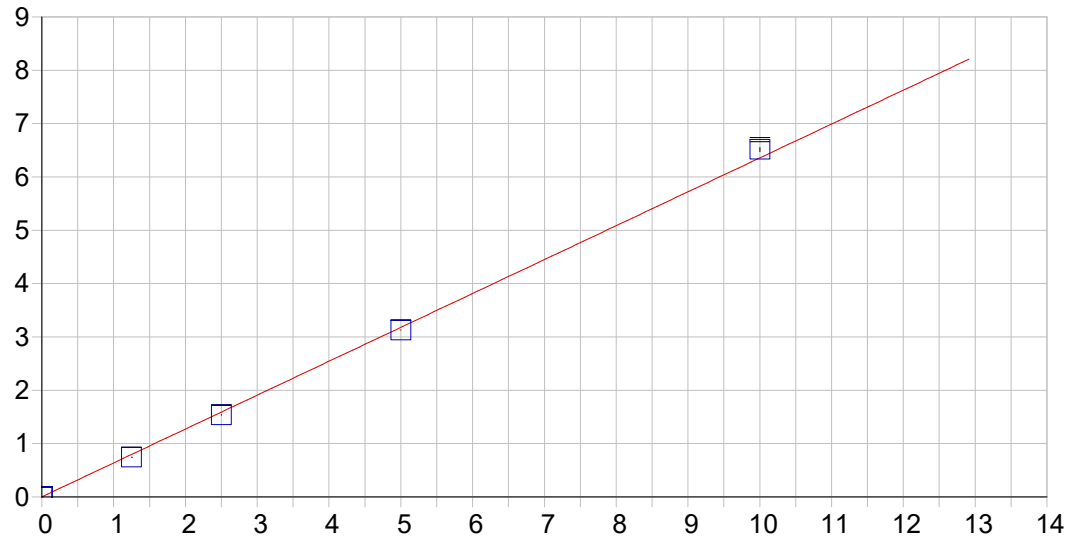

Mo 202.030 {467}

Date of Fit:	12/31/2024 12:50:58	Type of Fit:	Linear	Weighting:	1/Conc

A0 (Offset):	0.001919	Re-Slope:	1.000000
A1 (Gain):	0.635437	Y-int:	0.000000
A2 (Curvature):	0.000000		
n (Exponent):	1.000000		
Correlation:	0.999580	Status:	OK.
Std Error of Est:	0.000309		
Predicted MDL:	0.000741		
Predicted MQL:	0.002472		

Std. Name	Stated Conc.	Found Conc.	Difference	% Diff.	(S)IR	Std Dev	Emphasis
S0	.00000	.00000	.000	.000	.00192	.000	1
S1	.01000	.00917	-.001	-8.32	.00774	.000	1
S2	1.2500	1.1691	-.081	-6.47	.74479	.001	1
S3	2.5000	2.4154	-.085	-3.39	1.5367	.004	1
S4	5.0000	4.9171	-.083	-1.66	3.1264	.003	1
S5	10.000	10.249	.249	2.49	6.5147	.040	1

Reviewed By:mohan
On:1/2/2025 2:18:27 AM
Inst Id :P5

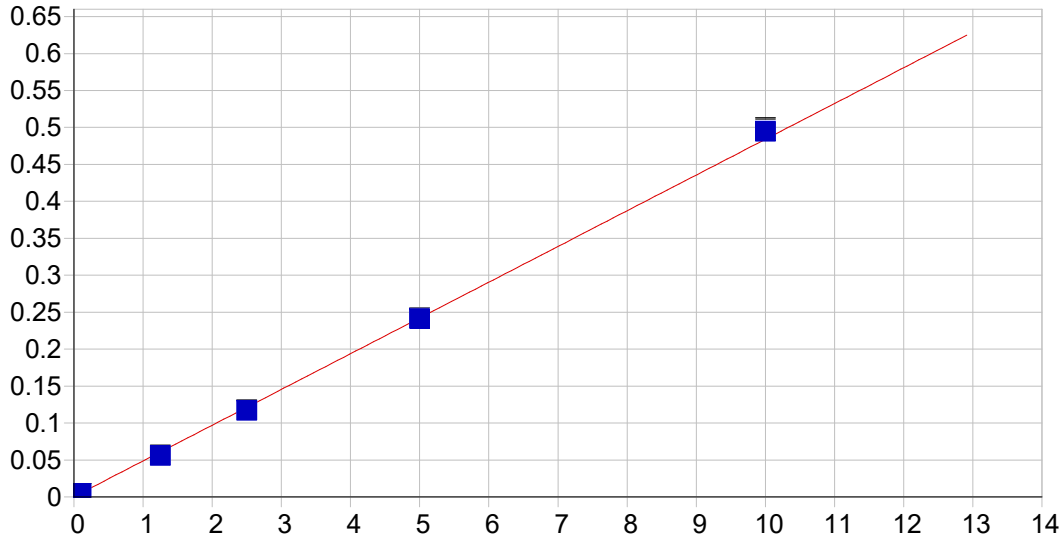

S 182.034 {485}

Date of Fit:	12/31/2024 12:50:58	Type of Fit:	Linear	Weighting:	1/Conc

A0 (Offset):	0.000327	Re-Slope:	1.000000
A1 (Gain):	0.048368	Y-int:	0.000000
A2 (Curvature):	0.000000		
n (Exponent):	1.000000		
Correlation:	0.999573	Status:	OK.
Std Error of Est:	0.000075		
Predicted MDL:	0.005066		
Predicted MQL:	0.016888		

Std. Name	Stated Conc.	Found Conc.	Difference	% Diff.	(S)IR	Std Dev	Emphasis
S0	.00000	.00002	.000	.000	.00033	.000	1
S1	.10000	.09161	-.008	-8.39	.00476	.000	1
S2	1.2500	1.1525	-.098	-7.80	.05626	.000	1
S3	2.5000	2.4102	-.090	-3.59	.11729	.001	1
S4	5.0000	4.9815	-.018	-.369	.24205	.000	1
S5	10.000	10.214	.214	2.14	.49592	.004	1

Reviewed By:mohan
On:1/2/2025 2:18:27 AM
Inst Id :P5

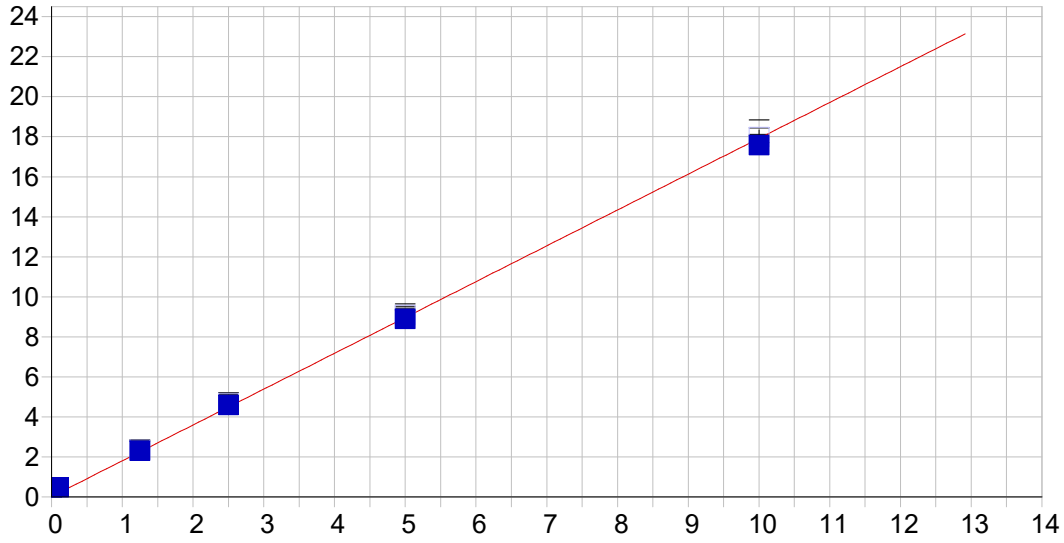

Si 251.611 {134}

Date of Fit:	12/31/2024 12:50:58	Type of Fit:	Linear	Weighting:	1/Conc

A0 (Offset):	0.013886	Re-Slope:	1.000000
A1 (Gain):	1.790648	Y-int:	0.000000
A2 (Curvature):	0.000000		
n (Exponent):	1.000000		
Correlation:	0.993739	Status:	OK.
Std Error of Est:	0.010941		
Predicted MDL:	0.001120		
Predicted MQL:	0.003733		

Std. Name	Stated Conc.	Found Conc.	Difference	% Diff.	(S)IR	Std Dev	Emphasis
S0	.00000	-.00016	-.000	.000	.01360	.003	1
S1	.10000	.25586	.156	156.	.47457	.006	1
S2	1.2500	1.2799	.030	2.40	2.3566	.014	1
S3	2.5000	2.5534	.053	2.14	4.6878	.025	1
S4	5.0000	4.9552	-.045	-.896	9.0901	.056	1
S5	10.000	9.8069	-.193	-1.93	17.981	.361	1

Reviewed By:mohan
On:1/2/2025 2:18:27 AM
Inst Id :P5

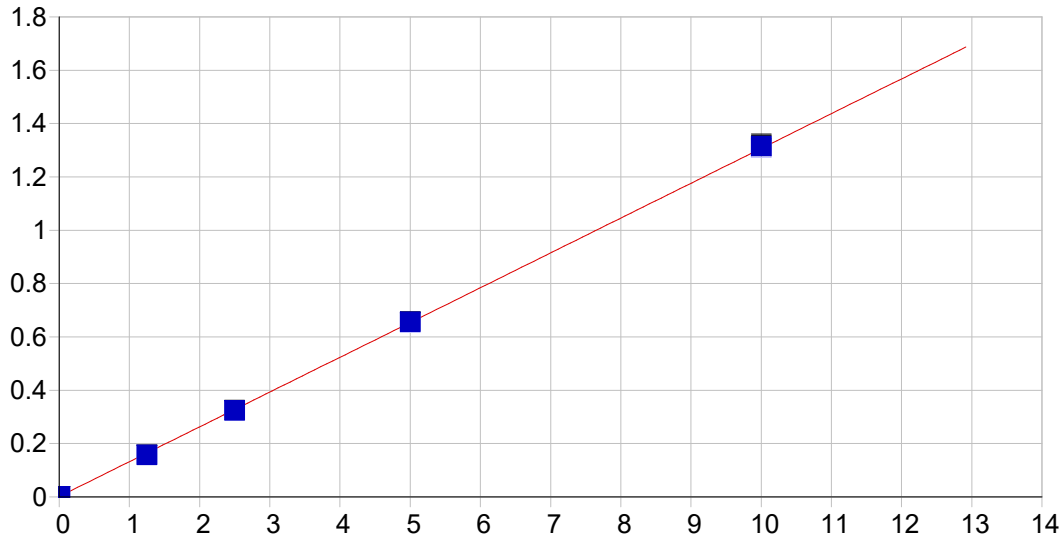

Sn 189.989 {478}

Date of Fit:	12/31/2024 12:50:58	Type of Fit:	Linear	Weighting:	1/Conc

A0 (Offset):	0.001564	Re-Slope:	1.000000
A1 (Gain):	0.130498	Y-int:	0.000000
A2 (Curvature):	0.000000		
n (Exponent):	1.000000		
Correlation:	0.999843	Status:	OK.
Std Error of Est:	0.000032		
Predicted MDL:	0.001688		
Predicted MQL:	0.005626		

Std. Name	Stated Conc.	Found Conc.	Difference	% Diff.	(S)IR	Std Dev	Emphasis
S0	.00000	.00000	.000	.000	.00156	.000	1
S1	.00700	.00278	-.004	-60.3	.00189	.000	1
S2	1.2500	1.1943	-.056	-4.45	.15660	.000	1
S3	2.5000	2.4739	-.026	-1.04	.32277	.001	1
S4	5.0000	5.0162	.016	.324	.65290	.001	1
S5	10.000	10.070	.070	.696	1.3091	.008	1

Reviewed By:mohan
On:1/2/2025 2:18:27 AM
Inst Id :P5

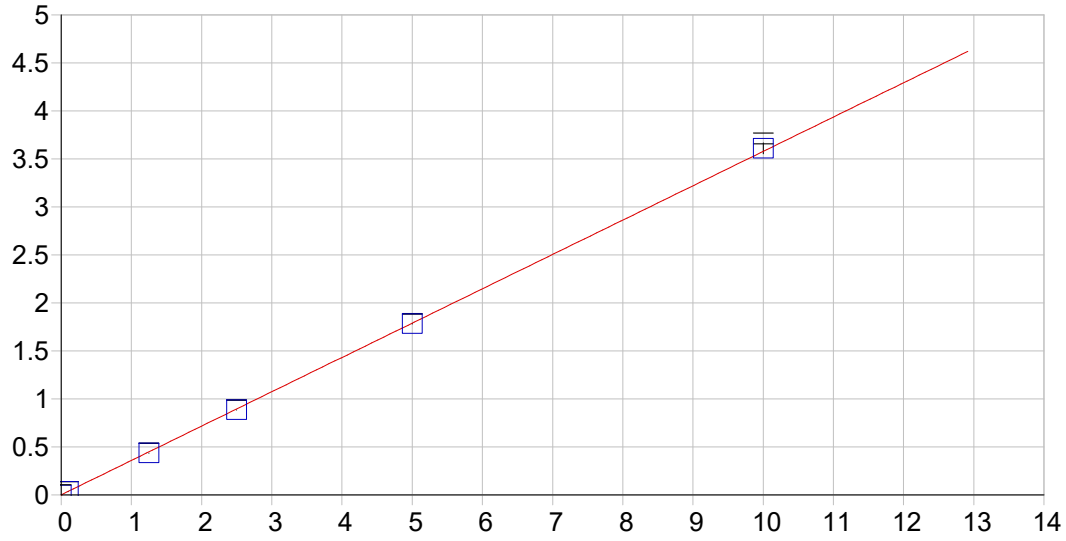

Ti 336.121 {100}

Date of Fit:	12/31/2024 12:50:58	Type of Fit:	Linear	Weighting:	1/Conc

A0 (Offset):	0.001301	Re-Slope:	1.000000
A1 (Gain):	0.357653	Y-int:	0.000000
A2 (Curvature):	0.000000		
n (Exponent):	1.000000		
Correlation:	0.999937	Status:	OK.
Std Error of Est:	0.000213		
Predicted MDL:	0.004534		
Predicted MQL:	0.015113		

Std. Name	Stated Conc.	Found Conc.	Difference	% Diff.	(S)IR	Std Dev	Emphasis
S0	.00000	.00001	.000	.000	.00130	.001	1
S1	.10000	.09675	-.003	-3.25	.03590	.002	1
S2	1.2500	1.2131	-.037	-2.95	.43516	.001	1
S3	2.5000	2.4716	-.028	-1.14	.88528	.003	1
S4	5.0000	4.9811	-.019	-.379	1.7828	.003	1
S5	10.000	10.088	.088	.875	3.6091	.057	1

Reviewed By:mohan
On:1/2/2025 2:18:27 AM
Inst Id :P5

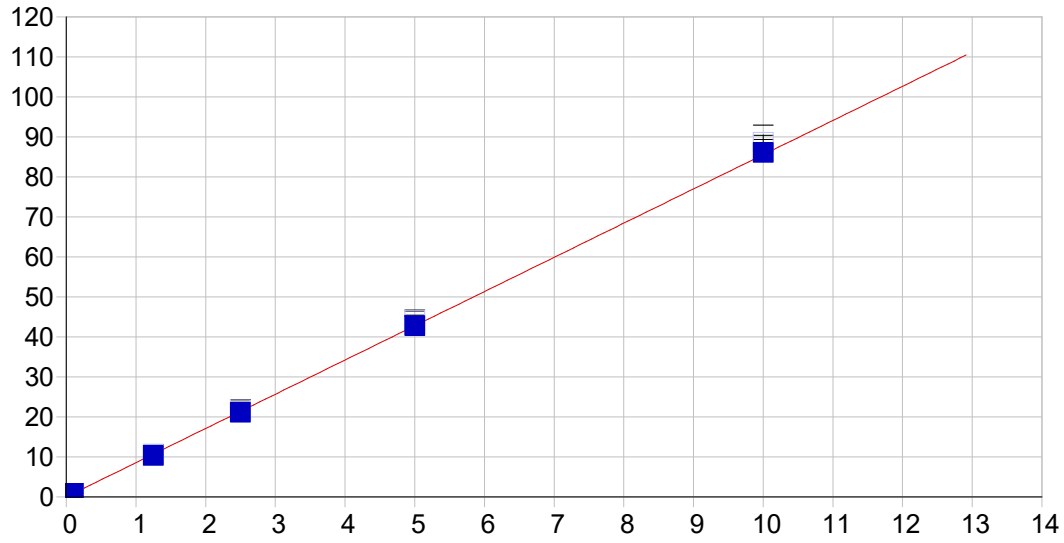

Sr 407.771 { 83}

Date of Fit:	12/31/2024 12:50:58	Type of Fit:	Linear	Weighting:	1/Conc

A0 (Offset):	0.002994	Re-Slope:	1.000000
A1 (Gain):	8.554425	Y-int:	0.000000
A2 (Curvature):	0.000000		
n (Exponent):	1.000000		
Correlation:	0.999935	Status:	OK.
Std Error of Est:	0.005345		
Predicted MDL:	0.000272		
Predicted MQL:	0.000906		

Std. Name	Stated Conc.	Found Conc.	Difference	% Diff.	(S)IR	Std Dev	Emphasis
S0	.00000	.00000	.000	.000	.00300	.002	1
S1	.10000	.10320	.003	3.20	.88669	.004	1
S2	1.2500	1.2032	-.047	-3.74	10.616	.018	1
S3	2.5000	2.4720	-.028	-1.12	21.791	.063	1
S4	5.0000	5.0061	.006	.122	44.110	.147	1
S5	10.000	10.066	.066	.656	88.674	1.81	1

Reviewed By:mohan
On:1/2/2025 2:18:27 AM
Inst Id :P5

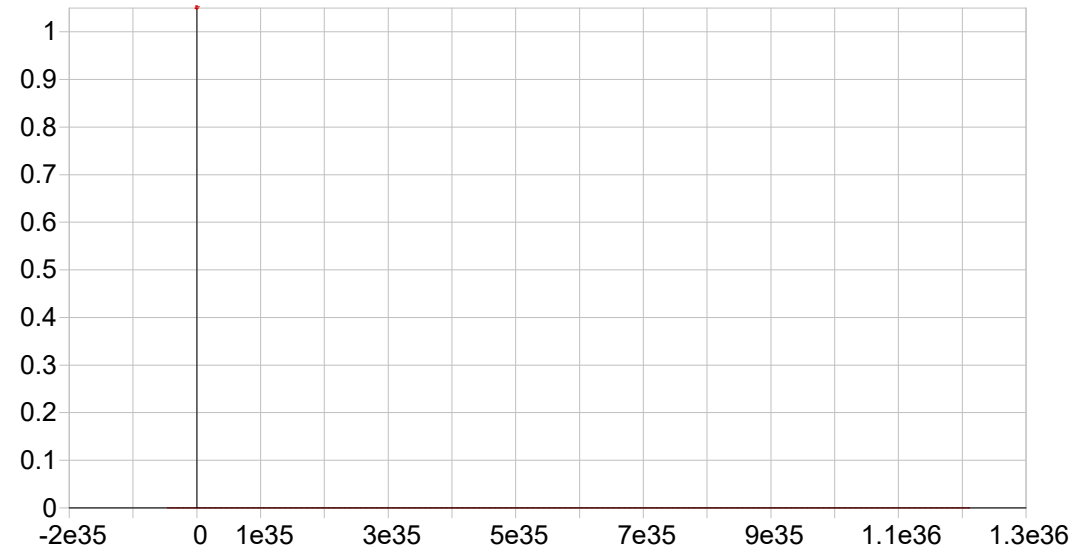

Y 224.306 {450}*

Date of Fit:	<not fit>	Type of Fit:	Linear	Weighting:	1/Conc
A0 (Offset):	0.000000		Re-Slope:	1.000000	
A1 (Gain):	0.000000		Y-int:	0.000000	
A2 (Curvature):	0.000000				
n (Exponent):	1.000000				
Correlation:	0.000000		Status:	Warning	Zero Gain
Std Error of Est:	0.000000				
Predicted MDL:	n/a				
Predicted MQL:	n/a				

Std. Name	Stated Conc.	Found Conc.	Difference	% Diff.	(S)IR	Std Dev	Emphasis

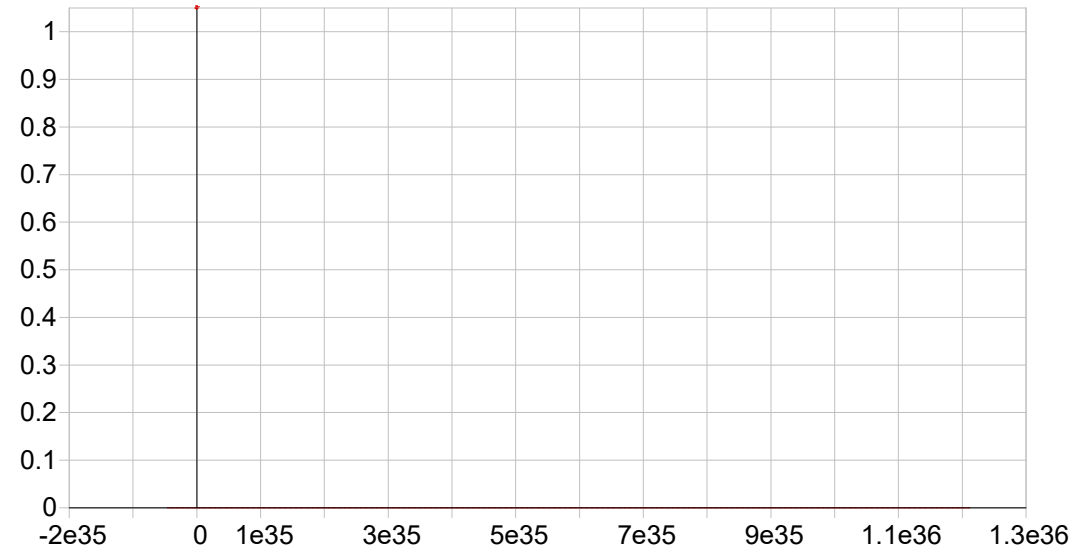

Y 360.073 { 94}*

Date of Fit:	<not fit>	Type of Fit:	Linear	Weighting:	1/Conc
A0 (Offset):	0.000000		Re-Slope:	1.000000	
A1 (Gain):	0.000000		Y-int:	0.000000	

Reviewed By:mohan
On:1/2/2025 2:18:27 AM
Inst Id :P5

A2 (Curvature):	0.000000					
n (Exponent):	1.000000					
Correlation:	0.000000		Status:	Warning	Zero Gain	
Std Error of Est:	0.000000					
Predicted MDL:	n/a					
Predicted MQL:	n/a					

Std. Name	Stated Conc.	Found Conc.	Difference	% Diff.	(S)IR	Std Dev	Emphasis

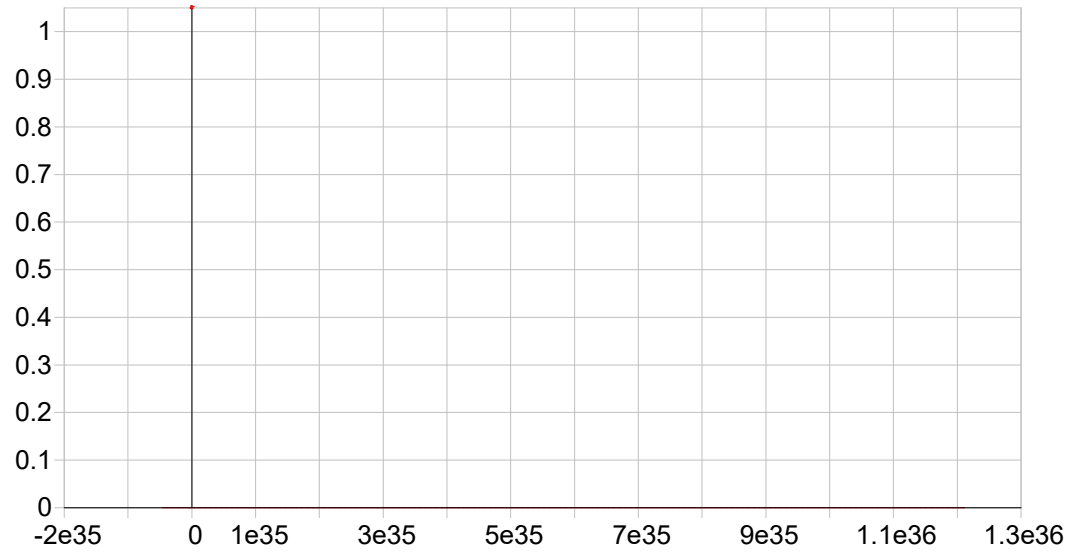

Y 371.030 { 91}*

Date of Fit:	<not fit>		Type of Fit:	Linear	Weighting:	1/Conc
A0 (Offset):		0.000000		Re-Slope:	1.000000	
A1 (Gain):		0.000000		Y-int:	0.000000	
A2 (Curvature):		0.000000				
n (Exponent):		1.000000				
Correlation:		0.000000		Status:	Warning	Zero Gain
Std Error of Est:		0.000000				
Predicted MDL:		n/a				
Predicted MQL:		n/a				

Std. Name	Stated Conc.	Found Conc.	Difference	% Diff.	(S)IR	Std Dev	Emphasis

Reviewed By:mohan
On:1/2/2025 2:18:27 AM
Inst Id :P5

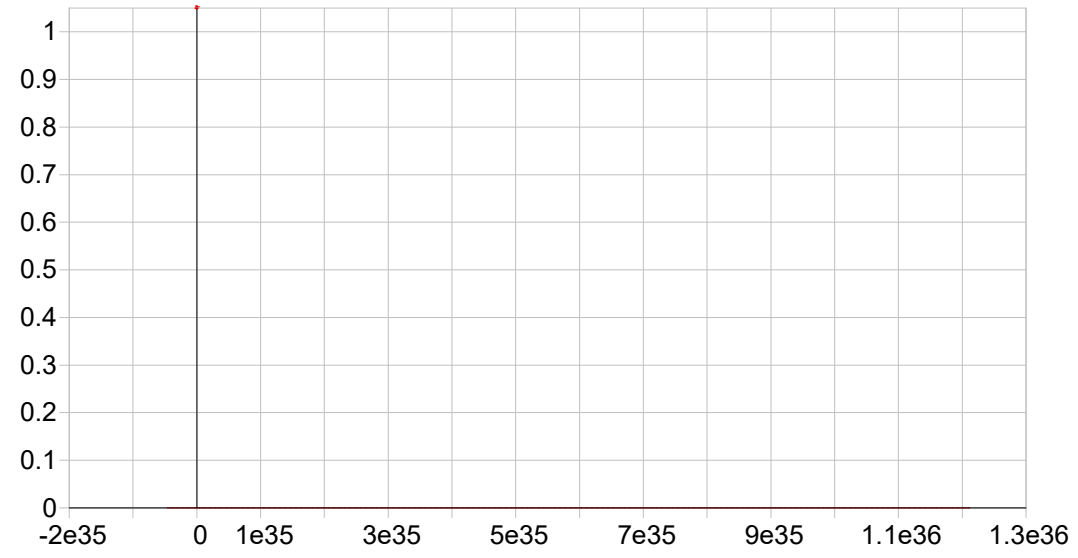

Y 224.306 {150}*

Date of Fit:	<not fit>	Type of Fit:	Linear	Weighting:	1/Conc
A0 (Offset):	0.000000		Re-Slope:	1.000000	
A1 (Gain):	0.000000		Y-int:	0.000000	
A2 (Curvature):	0.000000				
n (Exponent):	1.000000				
Correlation:	0.000000		Status:	Warning	Zero Gain
Std Error of Est:	0.000000				
Predicted MDL:	n/a				
Predicted MQL:	n/a				

Std. Name	Stated Conc.	Found Conc.	Difference	% Diff.	(S)IR	Std Dev	Emphasis

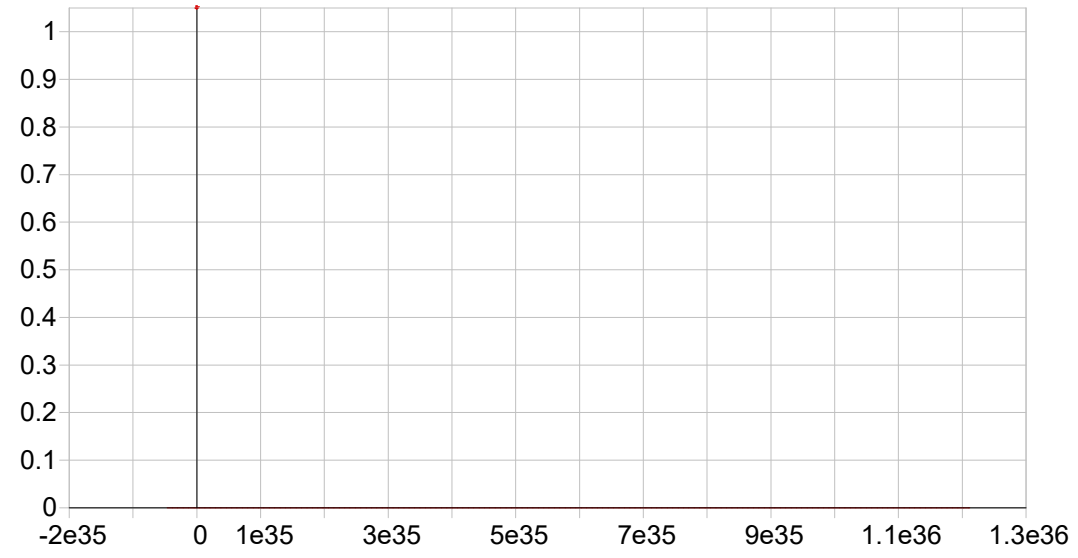

In 230.606 {446}*

Date of Fit:	<not fit>	Type of Fit:	Linear	Weighting:	1/Conc
A0 (Offset):	0.000000		Re-Slope:	1.000000	
A1 (Gain):	0.000000		Y-int:	0.000000	

Reviewed By:mohan
On:1/2/2025 2:18:27 AM
Inst Id :P5

A2 (Curvature):	0.000000				
n (Exponent):	1.000000				
Correlation:	0.000000	Status:	Warning	Zero Gain	
Std Error of Est:	0.000000				
Predicted MDL:	n/a				
Predicted MQL:	n/a				

Std. Name	Stated Conc.	Found Conc.	Difference	% Diff.	(S)IR	Std Dev	Emphasis

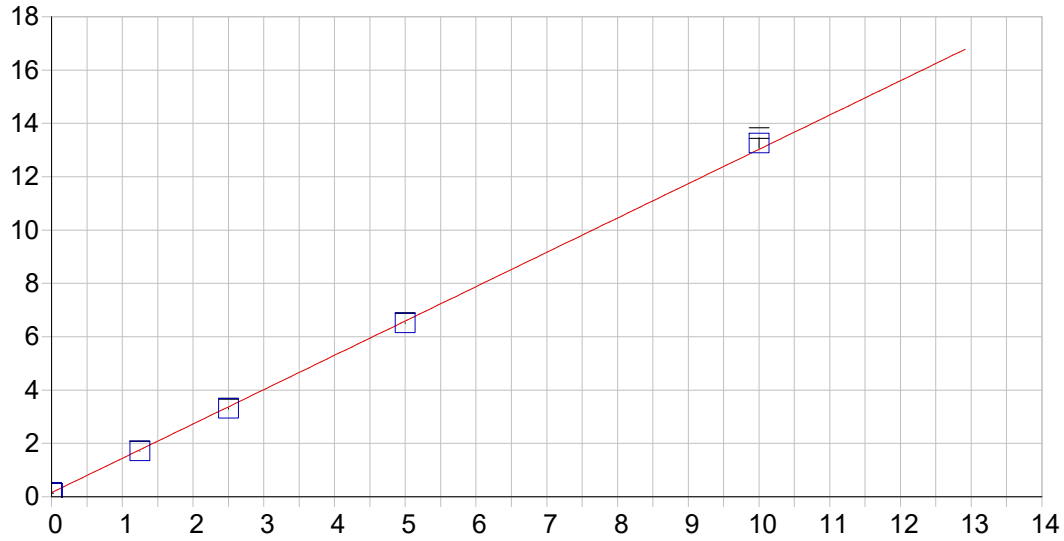

Li 670.784 { 50}

Date of Fit:	12/31/2024 12:50:58	Type of Fit:	Linear	Weighting:	1/Conc

A0 (Offset):	0.153812	Re-Slope:	1.000000
A1 (Gain):	1.287354	Y-int:	0.000000
A2 (Curvature):	0.000000		
n (Exponent):	1.000000		
Correlation:	0.997962	Status:	OK.
Std Error of Est:	0.001690		
Predicted MDL:	0.003860		
Predicted MQL:	0.012866		

Std. Name	Stated Conc.	Found Conc.	Difference	% Diff.	(S)IR	Std Dev	Emphasis
S0	.00000	.00003	.000	.000	.15386	.004	1
S5	10.000	10.183	.183	1.83	13.263	.195	1
S4	5.0000	4.9387	-.061	-1.23	6.5116	.012	1
S3	2.5000	2.4517	-.048	-1.93	3.3100	.016	1
S2	1.2500	1.2089	-.041	-3.29	1.7101	.010	1
S1	.01500	-.01746	-.032	-216.	.13134	.005	1

Reviewed By:mohan
On:1/2/2025 2:18:27 AM
Inst Id :P5

Sample Name: S0 Acquired: 12/31/2024 12:16:41 Type: Cal
Method: SFAM01.1 INSTRUMENT P5 WITH 6 POINT ICAL-2(v58) Mode: IR Corr. Factor: 1.000000
User: Kareem Custom ID1: S0 Custom ID2: Custom ID3:
Comment:

Elem	As1890	Tl1908	Pb2203	Se1960	Sb2068	Al3961	Ba4934	Be2348
Units	Cts/S	Cts/S	Cts/S	Cts/S	Cts/S	Cts/S	Cts/S	Cts/S
Avg	.70122	-.00013	-.00016	.00051	.00062	-.00238	.05997	.00330
Stddev	.35094	.00016	.00029	.00016	.00010	.00318	.00567	.00206
%RSD	50.048	119.13	181.83	32.352	16.486	133.31	9.4554	62.493
#1	1.0423	-.00008	-.00049	.00034	.00067	-.00536	.06183	.00117
#2	.72021	-.00031	-.00002	.00066	.00050	.00096	.06448	.00528
#3	.34117	-.00001	.00003	.00052	.00069	-.00275	.05360	.00345

Elem	Cd2144	Ca3736	Cr2677	Co2286	Cu3247	Fe2598	Mn2576	Mg2790
Units	Cts/S	Cts/S	Cts/S	Cts/S	Cts/S	Cts/S	Cts/S	Cts/S
Avg	.00111	.00574	.00042	-.00037	.00228	.00163	.00524	-.00089
Stddev	.00055	.00192	.00011	.00029	.00065	.00054	.00079	.00101
%RSD	49.477	33.497	26.524	77.387	28.667	33.136	15.012	114.40
#1	.00062	.00788	.00033	-.00027	.00182	.00129	.00436	.00028
#2	.00170	.00516	.00039	-.00070	.00302	.00135	.00585	-.00159
#3	.00100	.00417	.00055	-.00015	.00199	.00225	.00552	-.00134

Elem	Ni2316	Ag3280	Na8183	V_2924	Zn2138	K_7698	P_1774	B_2496
Units	Cts/S	Cts/S	Cts/S	Cts/S	Cts/S	Cts/S	Cts/S	Cts/S
Avg	-.00117	.00127	.14659	-.00004	.03789	.08460	-.00419	.02104
Stddev	.00065	.00009	.00248	.00155	.00412	.00641	.00027	.00171
%RSD	55.953	6.7247	1.6891	4091.8	10.881	7.5794	6.3351	8.1221
#1	-.00046	.00135	.14523	-.00182	.04265	.08209	-.00414	.02081
#2	-.00129	.00118	.14509	.00103	.03544	.09189	-.00395	.02285
#3	-.00175	.00126	.14945	.00067	.03558	.07982	-.00447	.01945

Elem	Mo2020	S_1820	Si2516	Sn1899	Ti3361	Sr4077	Li6707
Units	Cts/S	Cts/S	Cts/S	Cts/S	Cts/S	Cts/S	Cts/S
Avg	.00192	.00033	.01360	.00156	.00130	.00300	.15386
Stddev	.00040	.00018	.00273	.00021	.00126	.00210	.00363
%RSD	20.873	53.536	20.046	13.144	96.735	69.817	2.3565
#1	.00167	.00021	.01675	.00138	.00232	.00540	.15059
#2	.00238	.00024	.01191	.00179	.00170	.00156	.15776
#3	.00171	.00053	.01216	.00153	-.00011	.00204	.15321

Reviewed By:mohan
On:1/2/2025 2:18:27 AM
Inst Id :P5

Sample Name: S0 Acquired: 12/31/2024 12:16:41 Type: Cal
Method: SFAM01.1 INSTRUMENT P5 WITH 6 POINT ICAL-2(v58) Mode: IR Corr. Factor: 1.000000
User: Kareem Custom ID1: S0 Custom ID2: Custom ID3:
Comment:

Int. Std.	Y_2243	Y_3600	Y_3710	Y_2243	In2306
Units	Cts/S	Cts/S	Cts/S	Cts/S	Cts/S
Avg	1646.4	20195.	1991.1	1362.2	1925.0
Stddev	2.8	45.	6.8	6.0	1.8
%RSD	.16929	.22523	.34041	.43782	.09273
#1	1649.6	20150.	1992.6	1355.3	1923.9
#2	1644.8	20194.	1983.7	1365.4	1927.1
#3	1644.8	20241.	1997.0	1365.9	1924.1

Reviewed By:mohan
On:1/2/2025 2:18:27 AM
Inst Id :P5

Sample Name: S1 Acquired: 12/31/2024 12:20:45 Type: Cal
Method: SFAM01.1 INSTRUMENT P5 WITH 6 POINT ICAL-2(v58) Mode: IR Corr. Factor: 1.000000
User: Kareem Custom ID1: S01 Custom ID2: Custom ID3:
Comment:

Elem	As1890	Tl1908	Pb2203	Se1960	Sb2068	Al3961	Ba4934	Be2348
Units	Cts/S	Cts/S	Cts/S	Cts/S	Cts/S	Cts/S	Cts/S	Cts/S
Avg	1.9279	.00171	.00210	.00214	.00972	.02119	.95285	.06587
Stddev	.6195	.00009	.00071	.00022	.00073	.00072	.00524	.00140
%RSD	32.134	5.2245	33.978	10.319	7.5021	3.4125	.54969	2.1193
#1	2.0358	.00169	.00254	.00190	.00947	.02048	.95580	.06735
#2	1.2615	.00180	.00249	.00221	.01054	.02193	.95595	.06458
#3	2.4863	.00162	.00128	.00232	.00915	.02115	.94680	.06568

Elem	Cd2144	Ca3736	Cr2677	Co2286	Cu3247	Fe2598	Mn2576	Mg2790
Units	Cts/S	Cts/S	Cts/S	Cts/S	Cts/S	Cts/S	Cts/S	Cts/S
Avg	.02109	.28174	.00334	.05646	.00777	.00366	.01184	.05420
Stddev	.00036	.00261	.00015	.00046	.00219	.00019	.00032	.00101
%RSD	1.7294	.92559	4.3601	.81550	28.201	5.0747	2.6713	1.8690
#1	.02150	.28172	.00343	.05612	.01020	.00363	.01216	.05303
#2	.02096	.28436	.00317	.05698	.00715	.00385	.01153	.05485
#3	.02080	.27914	.00340	.05627	.00595	.00349	.01182	.05472

Elem	Ni2316	Ag3280	Na8183	V_2924	Zn2138	K_7698	P_1774	B_2496
Units	Cts/S	Cts/S	Cts/S	Cts/S	Cts/S	Cts/S	Cts/S	Cts/S
Avg	.02529	.00393	1.6054	.00544	.17081	.22190	-.00351	.00866
Stddev	.00016	.00020	.0185	.00104	.00020	.00548	.00017	.00245
%RSD	.64062	5.0299	1.1508	19.037	.11872	2.4693	4.8401	28.241
#1	.02516	.00414	1.6248	.00592	.17104	.22189	-.00338	.01016
#2	.02524	.00390	1.5880	.00615	.17067	.21642	-.00370	.00584
#3	.02547	.00375	1.6035	.00426	.17072	.22738	-.00344	.00999

Elem	Mo2020	S_1820	Si2516	Sn1899	Ti3361	Sr4077	Li6707
Units	Cts/S	Cts/S	Cts/S	Cts/S	Cts/S	Cts/S	Cts/S
Avg	.00774	.00476	.47457	.00189	.03590	.88669	.13134
Stddev	.00041	.00009	.00589	.00010	.00226	.00379	.00461
%RSD	5.2579	1.8221	1.2421	5.4586	6.2884	.42714	3.5127
#1	.00753	.00484	.47604	.00200	.03851	.88371	.13539
#2	.00749	.00467	.46808	.00181	.03456	.89095	.12632
#3	.00821	.00477	.47959	.00185	.03464	.88542	.13230

Reviewed By:mohan
On:1/2/2025 2:18:27 AM
Inst Id :P5

Sample Name: S1 Acquired: 12/31/2024 12:20:45 Type: Cal
Method: SFAM01.1 INSTRUMENT P5 WITH 6 POINT ICAL-2(v58) Mode: IR Corr. Factor: 1.000000
User: Kareem Custom ID1: S01 Custom ID2: Custom ID3:
Comment:

Int. Std.	Y_2243	Y_3600	Y_3710	Y_2243	In2306
Units	Cts/S	Cts/S	Cts/S	Cts/S	Cts/S
Avg	1645.2	20288.	1994.0	1361.5	1936.1
Stddev	2.1	117.	8.9	8.5	2.8
%RSD	.12586	.57851	.44725	.62119	.14460
#1	1643.5	20228.	1991.1	1352.9	1933.5
#2	1644.6	20212.	2004.0	1361.7	1935.6
#3	1647.5	20423.	1986.8	1369.8	1939.1

Reviewed By:mohan
On:1/2/2025 2:18:27 AM
Inst Id :P5

Sample Name: S2 Acquired: 12/31/2024 12:24:50 Type: Cal
Method: SFAM01.1 INSTRUMENT P5 WITH 6 POINT ICAL-2(v58) Mode: IR Corr. Factor: 1.000000
User: Kareem Custom ID1: S02 Custom ID2: Custom ID3:
Comment:

Elem	As1890	Tl1908	Pb2203	Se1960	Sb2068	Al3961	Ba4934	Be2348
Units	Cts/S	Cts/S	Cts/S	Cts/S	Cts/S	Cts/S	Cts/S	Cts/S
Avg	158.33	.11514	1.5536	.07871	.19772	4.3652	10.840	1.5078
Stddev	.57	.00008	.0039	.00042	.00052	.0020	.023	.0045
%RSD	.36180	.07188	.25151	.53494	.26080	.04655	.21404	.30143
#1	157.85	.11506	1.5513	.07916	.19714	4.3630	10.856	1.5127
#2	158.18	.11513	1.5581	.07833	.19793	4.3670	10.851	1.5069
#3	158.97	.11523	1.5513	.07863	.19811	4.3656	10.814	1.5038

Elem	Cd2144	Ca3736	Cr2677	Co2286	Cu3247	Fe2598	Mn2576	Mg2790
Units	Cts/S	Cts/S	Cts/S	Cts/S	Cts/S	Cts/S	Cts/S	Cts/S
Avg	2.5132	3.3785	1.1893	.69261	.51160	.88667	1.5804	.68463
Stddev	.0035	.0028	.0008	.00128	.00139	.00216	.0063	.00298
%RSD	.14097	.08346	.06292	.18458	.27132	.24361	.40203	.43591
#1	2.5100	3.3800	1.1885	.69302	.51157	.88687	1.5848	.68675
#2	2.5170	3.3753	1.1894	.69363	.51023	.88872	1.5832	.68122
#3	2.5125	3.3803	1.1900	.69118	.51301	.88441	1.5731	.68593

Elem	Ni2316	Ag3280	Na8183	V_2924	Zn2138	K_7698	P_1774	B_2496
Units	Cts/S	Cts/S	Cts/S	Cts/S	Cts/S	Cts/S	Cts/S	Cts/S
Avg	.41123	.09497	13.104	.06599	9.0923	1.1523	.09118	1.0671
Stddev	.00078	.00015	.026	.00176	.0279	.0027	.00057	.0019
%RSD	.18953	.15428	.19497	2.6601	.30636	.23329	.62823	.17836
#1	.41047	.09486	13.133	.06491	9.0843	1.1515	.09052	1.0673
#2	.41203	.09491	13.090	.06504	9.0693	1.1501	.09142	1.0651
#3	.41119	.09514	13.089	.06801	9.1232	1.1553	.09158	1.0688

Elem	Mo2020	S_1820	Si2516	Sn1899	Ti3361	Sr4077	Li6707
Units	Cts/S	Cts/S	Cts/S	Cts/S	Cts/S	Cts/S	Cts/S
Avg	.74479	.05626	2.3566	.15660	.43516	10.616	1.7101
Stddev	.00076	.00031	.0140	.00020	.00136	.018	.0096
%RSD	.10240	.54558	.59494	.12722	.31250	.17041	.56195
#1	.74438	.05610	2.3726	.15661	.43401	10.613	1.7012
#2	.74432	.05608	2.3506	.15680	.43666	10.600	1.7203
#3	.74567	.05662	2.3466	.15640	.43480	10.636	1.7088

Reviewed By:mohan
On:1/2/2025 2:18:27 AM
Inst Id :P5

Sample Name: S2 Acquired: 12/31/2024 12:24:50 Type: Cal
Method: SFAM01.1 INSTRUMENT P5 WITH 6 POINT ICAL-2(v58) Mode: IR Corr. Factor: 1.000000
User: Kareem Custom ID1: S02 Custom ID2: Custom ID3:
Comment:

Int. Std.	Y_2243	Y_3600	Y_3710	Y_2243	In2306
Units	Cts/S	Cts/S	Cts/S	Cts/S	Cts/S
Avg	1623.2	20114.	2017.4	1341.4	1847.4
Stddev	1.9	31.	8.5	5.0	3.6
%RSD	.11411	.15435	.42124	.37547	.19636
#1	1624.6	20103.	2007.6	1341.3	1847.8
#2	1621.1	20150.	2022.4	1346.5	1843.5
#3	1623.9	20091.	2022.2	1336.4	1850.7

Reviewed By:mohan
On:1/2/2025 2:18:27 AM
Inst Id :P5

Sample Name: S3 Acquired: 12/31/2024 12:28:40 Type: Cal
Method: SFAM01.1 INSTRUMENT P5 WITH 6 POINT ICAL-2(v58) Mode: IR Corr. Factor: 1.000000
User: Kareem Custom ID1: S03 Custom ID2: Custom ID3:
Comment:

Elem	As1890	Tl1908	Pb2203	Se1960	Sb2068	Al3961	Ba4934	Be2348
Units	Cts/S	Cts/S	Cts/S	Cts/S	Cts/S	Cts/S	Cts/S	Cts/S
Avg	315.89	.23390	3.1867	.16178	.40797	8.8141	21.791	2.9980
Stddev	2.11	.00073	.0107	.00102	.00120	.0204	.030	.0156
%RSD	.66689	.31315	.33409	.63094	.29326	.23105	.13649	.51939
#1	313.48	.23321	3.1768	.16141	.40751	8.7993	21.796	3.0089
#2	316.79	.23383	3.1853	.16101	.40707	8.8057	21.759	2.9802
#3	317.39	.23467	3.1979	.16294	.40933	8.8373	21.818	3.0049

Elem	Cd2144	Ca3736	Cr2677	Co2286	Cu3247	Fe2598	Mn2576	Mg2790
Units	Cts/S	Cts/S	Cts/S	Cts/S	Cts/S	Cts/S	Cts/S	Cts/S
Avg	5.1357	6.7791	2.4102	1.4082	1.0206	1.7663	3.1518	1.3712
Stddev	.0135	.0224	.0057	.0051	.0043	.0010	.0050	.0034
%RSD	.26347	.33101	.23591	.36077	.42044	.05607	.15789	.24532
#1	5.1256	6.7731	2.4036	1.4030	1.0206	1.7658	3.1461	1.3746
#2	5.1305	6.7603	2.4131	1.4085	1.0163	1.7674	3.1542	1.3679
#3	5.1511	6.8039	2.4138	1.4132	1.0248	1.7656	3.1552	1.3711

Elem	Ni2316	Ag3280	Na8183	V_2924	Zn2138	K_7698	P_1774	B_2496
Units	Cts/S	Cts/S	Cts/S	Cts/S	Cts/S	Cts/S	Cts/S	Cts/S
Avg	.84566	.19404	28.113	.13430	18.449	2.2658	.19424	2.1599
Stddev	.00039	.00109	.153	.00096	.061	.0095	.00016	.0101
%RSD	.04611	.56043	.54434	.71723	.32851	.41855	.08319	.46710
#1	.84530	.19281	28.196	.13407	18.514	2.2642	.19406	2.1646
#2	.84560	.19487	27.936	.13348	18.439	2.2572	.19439	2.1483
#3	.84607	.19444	28.206	.13536	18.394	2.2760	.19426	2.1668

Elem	Mo2020	S_1820	Si2516	Sn1899	Ti3361	Sr4077	Li6707
Units	Cts/S	Cts/S	Cts/S	Cts/S	Cts/S	Cts/S	Cts/S
Avg	1.5367	.11729	4.6878	.32277	.88528	21.791	3.3100
Stddev	.0044	.00059	.0249	.00079	.00292	.063	.0161
%RSD	.28565	.49955	.53111	.24462	.32950	.29133	.48724
#1	1.5344	.11662	4.6948	.32194	.88202	21.784	3.3090
#2	1.5340	.11754	4.6601	.32285	.88765	21.732	3.2944
#3	1.5418	.11771	4.7084	.32351	.88616	21.858	3.3266

Reviewed By:mohan
On:1/2/2025 2:18:27 AM
Inst Id :P5

Sample Name: S3 Acquired: 12/31/2024 12:28:40 Type: Cal
Method: SFAM01.1 INSTRUMENT P5 WITH 6 POINT ICAL-2(v58) Mode: IR Corr. Factor: 1.000000
User: Kareem Custom ID1: S03 Custom ID2: Custom ID3:
Comment:

Int. Std.	Y_2243	Y_3600	Y_3710	Y_2243	In2306
Units	Cts/S	Cts/S	Cts/S	Cts/S	Cts/S
Avg	1562.6	19633.	2014.2	1286.9	1766.8
Stddev	6.8	94.	4.9	4.4	6.0
%RSD	.43412	.47668	.24572	.33985	.33781
#1	1557.1	19736.	2013.5	1289.4	1762.8
#2	1570.2	19553.	2019.5	1281.9	1773.6
#3	1560.7	19609.	2009.7	1289.4	1763.8

Reviewed By:mohan
On:1/2/2025 2:18:27 AM
Inst Id :P5

Sample Name: S4 Acquired: 12/31/2024 12:32:18 Type: Cal
Method: SFAM01.1 INSTRUMENT P5 WITH 6 POINT ICAL-2(v58) Mode: IR Corr. Factor: 1.000000
User: Kareem Custom ID1: S04 Custom ID2: Custom ID3:
Comment:

Elem	As1890	Tl1908	Pb2203	Se1960	Sb2068	Al3961	Ba4934	Be2348
Units	Cts/S	Cts/S	Cts/S	Cts/S	Cts/S	Cts/S	Cts/S	Cts/S
Avg	613.39	.46522	6.4414	.32666	.83373	17.655	43.518	5.8566
Stddev	2.66	.00084	.0083	.00101	.00096	.043	.066	.0219
%RSD	.43444	.17962	.12857	.30864	.11549	.24123	.15153	.37401
#1	610.32	.46442	6.4454	.32583	.83478	17.648	43.524	5.8639
#2	614.99	.46516	6.4319	.32636	.83290	17.700	43.580	5.8739
#3	614.88	.46609	6.4469	.32778	.83349	17.615	43.449	5.8319

Elem	Cd2144	Ca3736	Cr2677	Co2286	Cu3247	Fe2598	Mn2576	Mg2790
Units	Cts/S	Cts/S	Cts/S	Cts/S	Cts/S	Cts/S	Cts/S	Cts/S
Avg	10.257	13.460	4.7523	2.7996	2.0304	3.4928	6.2096	2.7142
Stddev	.007	.043	.0124	.0017	.0049	.0085	.0089	.0067
%RSD	.07075	.32065	.26158	.06202	.24123	.24213	.14265	.24530
#1	10.254	13.482	4.7385	2.7993	2.0357	3.4959	6.1996	2.7132
#2	10.252	13.487	4.7626	2.7981	2.0293	3.4993	6.2164	2.7213
#3	10.265	13.410	4.7559	2.8015	2.0261	3.4832	6.2128	2.7081

Elem	Ni2316	Ag3280	Na8183	V_2924	Zn2138	K_7698	P_1774	B_2496
Units	Cts/S	Cts/S	Cts/S	Cts/S	Cts/S	Cts/S	Cts/S	Cts/S
Avg	1.6947	.38948	59.563	.26665	37.018	4.5316	.40171	4.2274
Stddev	.0017	.00091	.413	.00092	.103	.0126	.00109	.0311
%RSD	.09780	.23388	.69298	.34344	.27922	.27743	.27074	.73592
#1	1.6937	.38846	59.677	.26749	37.015	4.5256	.40102	4.2091
#2	1.6937	.38976	59.907	.26678	37.122	4.5461	.40297	4.2633
#3	1.6966	.39022	59.105	.26567	36.916	4.5232	.40116	4.2098

Elem	Mo2020	S_1820	Si2516	Sn1899	Ti3361	Sr4077	Li6707
Units	Cts/S	Cts/S	Cts/S	Cts/S	Cts/S	Cts/S	Cts/S
Avg	3.1264	.24205	9.0901	.65290	1.7828	44.110	6.5116
Stddev	.0034	.00025	.0562	.00075	.0031	.147	.0118
%RSD	.10917	.10528	.61797	.11487	.17450	.33409	.18130
#1	3.1303	.24231	9.0519	.65279	1.7839	44.148	6.5194
#2	3.1238	.24204	9.1546	.65221	1.7852	44.235	6.5174
#3	3.1252	.24180	9.0638	.65370	1.7793	43.948	6.4980

Reviewed By:mohan
On:1/2/2025 2:18:27 AM
Inst Id :P5

Sample Name: S4 Acquired: 12/31/2024 12:32:18 Type: Cal
Method: SFAM01.1 INSTRUMENT P5 WITH 6 POINT ICAL-2(v58) Mode: IR Corr. Factor: 1.000000
User: Kareem Custom ID1: S04 Custom ID2: Custom ID3:
Comment:

Int. Std.	Y_2243	Y_3600	Y_3710	Y_2243	In2306
Units	Cts/S	Cts/S	Cts/S	Cts/S	Cts/S
Avg	1479.7	19121.	2012.6	1222.2	1675.7
Stddev	4.7	50.	14.3	6.4	4.4
%RSD	.32065	.25990	.70839	.52653	.25975
#1	1474.3	19080.	2004.3	1218.5	1671.2
#2	1483.3	19106.	2004.4	1218.4	1679.9
#3	1481.5	19176.	2029.0	1229.6	1676.0

Reviewed By:mohan
On:1/2/2025 2:18:27 AM
Inst Id :P5

Sample Name: S5 Acquired: 12/31/2024 12:35:57 Type: Cal
Method: SFAM01.1 INSTRUMENT P5 WITH 6 POINT ICAL-2(v58) Mode: IR Corr. Factor: 1.000000
User: Kareem Custom ID1: S05 Custom ID2: Custom ID3:
Comment:

Elem	As1890	Tl1908	Pb2203	Se1960	Sb2068	Al3961	Ba4934	Be2348
Units	Cts/S	Cts/S	Cts/S	Cts/S	Cts/S	Cts/S	Cts/S	Cts/S
Avg	1182.7	.90768	12.936	.66666	1.7465	36.201	88.824	11.635
Stddev	1.7	.00649	.080	.00317	.0098	.478	1.191	.248
%RSD	.14488	.71480	.61529	.47561	.56216	1.3209	1.3408	2.1354
#1	1181.6	.90047	12.847	.66318	1.7360	35.906	88.170	11.541
#2	1181.7	.90953	12.963	.66742	1.7479	35.944	88.104	11.447
#3	1184.6	.91304	12.999	.66939	1.7555	36.752	90.199	11.917

Elem	Cd2144	Ca3736	Cr2677	Co2286	Cu3247	Fe2598	Mn2576	Mg2790
Units	Cts/S	Cts/S	Cts/S	Cts/S	Cts/S	Cts/S	Cts/S	Cts/S
Avg	20.283	27.004	9.3447	5.5535	4.0986	6.9668	12.404	5.4875
Stddev	.124	.349	.0179	.0338	.0482	.0871	.184	.0723
%RSD	.61239	1.2938	.19104	.60807	1.1767	1.2495	1.4794	1.3170
#1	20.146	26.821	9.3651	5.5162	4.0725	6.9133	12.307	5.4432
#2	20.316	26.785	9.3369	5.5621	4.0690	6.9199	12.289	5.4484
#3	20.388	27.407	9.3321	5.5821	4.1543	7.0672	12.615	5.5709

Elem	Ni2316	Ag3280	Na8183	V_2924	Zn2138	K_7698	P_1774	B_2496
Units	Cts/S	Cts/S	Cts/S	Cts/S	Cts/S	Cts/S	Cts/S	Cts/S
Avg	3.3672	.79015	127.91	.54127	75.058	9.2900	.81990	8.3254
Stddev	.0198	.00199	1.46	.00793	.342	.1295	.00367	.1719
%RSD	.58838	.25155	1.1396	1.4656	.45601	1.3936	.44717	2.0645
#1	3.3453	.79208	128.32	.53589	74.958	9.2100	.81625	8.2570
#2	3.3726	.79026	126.29	.53754	74.777	9.2207	.81988	8.1983
#3	3.3838	.78811	129.11	.55038	75.440	9.4394	.82358	8.5210

Elem	Mo2020	S_1820	Si2516	Sn1899	Ti3361	Sr4077	Li6707
Units	Cts/S	Cts/S	Cts/S	Cts/S	Cts/S	Cts/S	Cts/S
Avg	6.5147	.49592	17.981	1.3091	3.6091	88.674	13.263
Stddev	.0399	.00385	.361	.0082	.0570	1.814	.195
%RSD	.61303	.77636	2.0061	.62887	1.5805	2.0451	1.4701
#1	6.4689	.49159	17.873	1.2998	3.5730	87.389	13.145
#2	6.5327	.49721	17.687	1.3119	3.5796	87.885	13.156
#3	6.5425	.49896	18.383	1.3155	3.6749	90.749	13.488

Reviewed By:mohan
On:1/2/2025 2:18:27 AM
Inst Id :P5

Sample Name: S5 Acquired: 12/31/2024 12:35:57 Type: Cal
Method: SFAM01.1 INSTRUMENT P5 WITH 6 POINT ICAL-2(v58) Mode: IR Corr. Factor: 1.000000
User: Kareem Custom ID1: S05 Custom ID2: Custom ID3:
Comment:

Int. Std.	Y_2243	Y_3600	Y_3710	Y_2243	In2306
Units	Cts/S	Cts/S	Cts/S	Cts/S	Cts/S
Avg	1362.1	18443.	1966.2	1113.1	1587.3
Stddev	6.7	116.	29.3	2.8	7.8
%RSD	.49450	.63028	1.4892	.24913	.49064
#1	1369.7	18430.	1982.6	1113.3	1596.3
#2	1357.0	18335.	1983.6	1110.2	1583.2
#3	1359.6	18566.	1932.4	1115.7	1582.4

Reviewed By:mohan
On:1/2/2025 2:18:27 AM
Inst Id :P5

Sample Name: S6 Acquired: 12/31/2024 12:39:52 Type: Cal
Method: SFAM01.1 INSTRUMENT P5 WITH 6 POINT ICAL-2(v58) Mode: IR Corr. Factor: 1.000000
User: Kareem Custom ID1: S06 Custom ID2: Custom ID3:
Comment:

Elem	Al3961	Ca3736	Fe2598	Mg2790	Na8183
Units	Cts/S	Cts/S	Cts/S	Cts/S	Cts/S
Avg	93.563	42.680	17.957	8.6659	352.65
Stddev	.087	.046	.014	.0189	1.61
%RSD	.09258	.10856	.07931	.21809	.45691
#1	93.463	42.718	17.969	8.6689	354.48
#2	93.607	42.695	17.960	8.6832	351.98
#3	93.619	42.628	17.941	8.6457	351.47

Int. Std.	Y_3710
Units	Cts/S
Avg	1925.0
Stddev	8.2
%RSD	.42826
#1	1915.5
#2	1930.8
#3	1928.6

Reviewed By:mohan
On:1/2/2025 2:18:27 AM
Inst Id :P5

Sample Name: ICV006 Acquired: 12/31/2024 13:00:32 Type: Unk
Method: SFAM01.1 INSTRUMENT P5 WITH 6 POINT ICAL-2(v58) Mode: CONC Corr. Factor: 1.000000
User: Kareem Custom ID1: ICV006 Custom ID2: Custom ID3:
Comment:

Elem	As1890	Tl1908	Pb2203	Se1960	Sb2068	Al3961
Units	ppm	ppm	ppm	ppm	ppm	ppm
Avg	1.089046	1.030706	1.008777	.9997228	.9456896	2.474549
Stddev	.006995	.002053	.002243	.0067332	.0015387	.035710
%RSD	.6423464	.1991945	.2223017	.6735021	.1627098	1.443110
#1	1.092876	1.029139	1.009781	1.006521	.9474482	2.504249
#2	1.080972	1.029949	1.006208	.999591	.9450298	2.484471
#3	1.093290	1.033030	1.010343	.993056	.9445908	2.434927

Elem	Ba4934	Be2348	Cd2144	Ca3736	Cr2677	Co2286
Units	ppm	ppm	ppm	ppm	ppm	ppm
Avg	.5320317	.5447920	.5239655	10.56470	.5657880	.5207834
Stddev	.0009374	.0038034	.0004907	.02469	.0006716	.0008964
%RSD	.1761901	.6981375	.0936528	.2337276	.1186924	.1721178
#1	.5310792	.5438503	.5241242	10.53970	.5656272	.5214423
#2	.5329532	.5489778	.5234151	10.58907	.5652114	.5197627
#3	.5320626	.5415479	.5243573	10.56533	.5665253	.5211453

Elem	Cu3247	Fe2598	Mn2576	Mg2790	Ni2316	Ag3280
Units	ppm	ppm	ppm	ppm	ppm	ppm
Avg	.5215411	10.73883	.5357825	6.283708	.5306575	.2509477
Stddev	.0065030	.05556	.0077105	.144116	.0009307	.0010369
%RSD	1.246884	.5174174	1.439104	2.293488	.1753861	.4131890
#1	.5289771	10.69997	.5333970	6.324209	.5296787	.2503013
#2	.5187279	10.80248	.5444039	6.403239	.5307625	.2521437
#3	.5169183	10.71404	.5295468	6.123674	.5315312	.2503981

Elem	Na8183	V_2924	Zn2138	K_7698	P_1774	B_2496
Units	ppm	ppm	ppm	ppm	ppm	ppm
Avg	9.271686	.5331944	1.011492	9.813354	F -.001235	F -.045952
Stddev	.051277	.0111586	.004156	.167863	.000371	.002540
%RSD	.5530526	2.092774	.4108796	1.710554	30.04807	5.527346
#1	9.254016	.5322366	1.015683	9.909058	-.001009	-.044944
#2	9.329461	.5448010	1.011421	9.619528	-.001033	-.048841
#3	9.231580	.5225457	1.007372	9.911476	-.001664	-.044071

Reviewed By:mohan
On:1/2/2025 2:18:27 AM
Inst Id :P5

Sample Name: ICV006 Acquired: 12/31/2024 13:00:32 Type: Unk
Method: SFAM01.1 INSTRUMENT P5 WITH 6 POINT ICAL-2(v58) Mode: CONC Corr. Factor: 1.000000
User: Kareem Custom ID1: ICV006 Custom ID2: Custom ID3:
Comment:

Elem	Mo2020	S_1820	Si2516	Sn1899	Ti3361	Sr4077
Units	ppm	ppm	ppm	ppm	ppm	ppm
Avg	F -.000297	F .0099096	F .0006762	F -.006855	F -.006255	F -.010071
Stddev	.000607	.0057819	.0014066	.001649	.003890	.000396
%RSD	204.3301	58.34626	208.0249	24.04870	62.19215	3.929916
#1	.000321	.0158665	-.000351	-.005793	-.010605	-.010438
#2	-.000892	.0043203	.000100	-.006018	-.003109	-.009652
#3	-.000319	.0095420	.002279	-.008754	-.005051	-.010122

Elem	Li6707
Units	ppm
Avg	F -.051132
Stddev	.003225
%RSD	6.307484
#1	-.053939
#2	-.051849
#3	-.047609

Int. Std.	Y_2243	Y_3600	Y_3710	Y_2243	In2306
Units	Cts/S	Cts/S	Cts/S	Cts/S	Cts/S
Avg	1667.157	20438.47	2037.555	1372.724	1950.275
Stddev	5.306	12.82	14.688	5.149	4.893
%RSD	.3182902	.0627193	.7208683	.3751032	.2508832
#1	1661.346	20441.63	2041.737	1368.445	1944.679
#2	1668.378	20424.37	2021.229	1371.288	1952.397
#3	1671.746	20449.42	2049.698	1378.438	1953.748

Reviewed By:mohan
On:1/2/2025 2:18:27 AM
Inst Id :P5

Sample Name: ICB006 Acquired: 12/31/2024 13:04:26 Type: Unk
Method: SFAM01.1 INSTRUMENT P5 WITH 6 POINT ICAL-2(v58) Mode: CONC Corr. Factor: 1.000000
User: Kareem Custom ID1: ICB006 Custom ID2: Custom ID3:
Comment:

Elem	As1890	Tl1908	Pb2203	Se1960	Sb2068	Al3961
Units	ppm	ppm	ppm	ppm	ppm	ppm
Avg	-.001819	-.001218	-.000785	-.011283	.0011402	.0151240
Stddev	.003745	.002731	.002772	.001425	.0019947	.0123717
%RSD	205.8805	224.1592	352.9684	12.62884	174.9425	81.80172
#1	.000690	.001161	.002374	-.012786	.0025231	.0091541
#2	-.000023	-.000616	-.001924	-.009951	-.001146	.0068693
#3	-.006124	-.004201	-.002807	-.011113	.002044	.0293486

Elem	Ba4934	Be2348	Cd2144	Ca3736	Cr2677	Co2286
Units	ppm	ppm	ppm	ppm	ppm	ppm
Avg	-.002732	-.000093	-.000115	.0310353	-.001025	-.000301
Stddev	.001729	.000033	.000081	.0374691	.000353	.000290
%RSD	63.27969	35.37168	70.58130	120.7306	34.41764	96.26138
#1	-.000745	-.000130	-.000075	.0741059	-.001064	-.000046
#2	-.003554	-.000069	-.000062	.0130526	-.000654	-.000241
#3	-.003896	-.000079	-.000208	.0059473	-.001356	-.000616

Elem	Cu3247	Fe2598	Mn2576	Mg2790	Ni2316	Ag3280
Units	ppm	ppm	ppm	ppm	ppm	ppm
Avg	-.000597	-.037756	-.009242	-.003645	-.000497	-.001428
Stddev	.009337	.021233	.000891	.093540	.000410	.000671
%RSD	1563.763	56.23655	9.641684	2566.441	82.57699	46.96258
#1	-.009326	-.055183	-.008708	.094150	-.000033	-.000709
#2	.009247	-.014108	-.008748	-.092251	-.000647	-.001539
#3	-.001712	-.043977	-.010271	-.012834	-.000810	-.002036

Elem	Na8183	V_2924	Zn2138	K_7698	P_1774	B_2496
Units	ppm	ppm	ppm	ppm	ppm	ppm
Avg	-.214856	-.008022	-.009948	-1.06299	.0002226	-.017557
Stddev	.021391	.003239	.000795	.09566	.0031200	.001886
%RSD	9.955918	40.36993	7.987051	8.998702	1401.370	10.74092
#1	-.230739	-.004859	-.009031	-1.14229	-.003360	-.019080
#2	-.190533	-.007877	-.010383	-1.08993	.002344	-.018144
#3	-.223297	-.011331	-.010431	-.95676	.001684	-.015448

Reviewed By:mohan
On:1/2/2025 2:18:27 AM
Inst Id :P5

Sample Name: ICB006 Acquired: 12/31/2024 13:04:26 Type: Unk
Method: SFAM01.1 INSTRUMENT P5 WITH 6 POINT ICAL-2(v58) Mode: CONC Corr. Factor: 1.000000
User: Kareem Custom ID1: ICB006 Custom ID2: Custom ID3:
Comment:

Elem	Mo2020	S_1820	Si2516	Sn1899	Ti3361	Sr4077
Units	ppm	ppm	ppm	ppm	ppm	ppm
Avg	-.000879	-.001402	-.000133	F -.009394	-.001789	-.000313
Stddev	.000444	.005611	.001263	.001991	.006144	.000139
%RSD	50.58701	400.2257	947.5960	21.18916	343.3696	44.39530
#1	-.000549	.002282	-.001478	-.007297	.004321	-.000196
#2	-.001384	-.007860	.001027	-.009628	-.007967	-.000277
#3	-.000702	.001371	.000051	-.011257	-.001723	-.000467

Elem	Li6707
Units	ppm
Avg	F -.055338
Stddev	.002418
%RSD	4.368897
#1	-.053733
#2	-.058119
#3	-.054162

Int. Std.	Y_2243	Y_3600	Y_3710	Y_2243	In2306
Units	Cts/S	Cts/S	Cts/S	Cts/S	Cts/S
Avg	1661.225	20361.03	2020.683	1373.358	1940.579
Stddev	6.251	121.68	6.867	8.838	7.209
%RSD	.3763164	.5975953	.3398249	.6435241	.3714619
#1	1654.110	20478.61	2027.010	1377.070	1932.589
#2	1663.731	20235.63	2021.659	1363.270	1942.553
#3	1665.835	20368.84	2013.381	1379.735	1946.595

Reviewed By:mohan
On:1/2/2025 2:18:27 AM
Inst Id :P5

Sample Name: ICSA006 Acquired: 12/31/2024 13:08:29 Type: Unk
Method: SFAM01.1 INSTRUMENT P5 WITH 6 POINT ICAL-2(v58) Mode: CONC Corr. Factor: 1.000000
User: Kareem Custom ID1: ICSA006 Custom ID2: Custom ID3:
Comment:

Elem	As1890	Tl1908	Pb2203	Se1960	Sb2068	Al3961
Units	ppm	ppm	ppm	ppm	ppm	ppm
Avg	.0070538	.0019532	-.009138	.0094582	.0134073	239.5197
Stddev	.0020733	.0030061	.001566	.0034547	.0059690	.7444
%RSD	29.39209	153.9039	17.14131	36.52569	44.52025	.3107720
#1	.0080391	.0021250	-.008232	.0133685	.0195118	239.7026
#2	.0084507	-.001135	-.010947	.0068193	.0075837	240.1556
#3	.0046716	.004870	-.008236	.0081870	.0131265	238.7010

Elem	Ba4934	Be2348	Cd2144	Ca3736	Cr2677	Co2286
Units	ppm	ppm	ppm	ppm	ppm	ppm
Avg	.0050243	.0012617	.0006473	247.5765	.0505345	.0352820
Stddev	.0014991	.0001429	.0001721	1.2754	.0006320	.0005699
%RSD	29.83717	11.32271	26.59221	.5151571	1.250645	1.615248
#1	.0065344	.0012250	.0008454	248.1014	.0500239	.0346346
#2	.0035364	.0011407	.0005353	248.5057	.0512414	.0357076
#3	.0050020	.0014193	.0005610	246.1224	.0503382	.0355039

Elem	Cu3247	Fe2598	Mn2576	Mg2790	Ni2316	Ag3280
Units	ppm	ppm	ppm	ppm	ppm	ppm
Avg	-.005230	101.0433	-.005332	257.5876	.0028720	-.005195
Stddev	.012617	.2839	.001937	.8456	.0003974	.000673
%RSD	241.2408	.2809217	36.32427	.3282723	13.83701	12.95027
#1	-.002090	101.1309	-.003704	257.8306	.0029744	-.004720
#2	-.019120	101.2730	-.007473	258.2851	.0024334	-.004901
#3	.005521	100.7260	-.004818	256.6472	.0032081	-.005965

Elem	Na8183	V_2924	Zn2138	K_7698	P_1774	B_2496
Units	ppm	ppm	ppm	ppm	ppm	ppm
Avg	-.173822	.0011820	-.044469	-1.46908	.0075606	F -.274589
Stddev	.015300	.0064069	.000858	.24032	.0029725	.003338
%RSD	8.802022	542.0196	1.929313	16.35832	39.31572	1.215690
#1	-.176133	-.003658	-.045324	-1.69874	.0051200	-.276783
#2	-.187834	-.001243	-.044474	-1.21937	.0108710	-.276237
#3	-.157498	.008447	-.043608	-1.48912	.0066908	-.270748

Reviewed By:mohan
On:1/2/2025 2:18:27 AM
Inst Id :P5

Sample Name: ICSA006 Acquired: 12/31/2024 13:08:29 Type: Unk
Method: SFAM01.1 INSTRUMENT P5 WITH 6 POINT ICAL-2(v58) Mode: CONC Corr. Factor: 1.000000
User: Kareem Custom ID1: ICSA006 Custom ID2: Custom ID3:
Comment:

Elem	Mo2020	S_1820	Si2516	Sn1899	Ti3361	Sr4077
Units	ppm	ppm	ppm	ppm	ppm	ppm
Avg	.0049187	.0145219	-.002508	.0023657	-.006865	.0039620
Stddev	.0011975	.0078259	.000946	.0002458	.004851	.0003023
%RSD	24.34659	53.89018	37.72209	10.39068	70.65791	7.628763
#1	.0038728	.0077197	-.001569	.0024888	-.010937	.0040453
#2	.0046583	.0230749	-.002494	.0025256	-.001498	.0042139
#3	.0062250	.0127711	-.003461	.0020827	-.008162	.0036269

Elem	Li6707
Units	ppm
Avg	F -.050169
Stddev	.004391
%RSD	8.751734
#1	-.055219
#2	-.047254
#3	-.048035

Int. Std.	Y_2243	Y_3600	Y_3710	Y_2243	In2306
Units	Cts/S	Cts/S	Cts/S	Cts/S	Cts/S
Avg	1587.916	19455.58	2023.007	1312.804	1752.576
Stddev	5.967	60.63	12.344	4.776	7.447
%RSD	.3758065	.3116287	.6101934	.3638285	.4249010
#1	1591.431	19390.47	2013.570	1311.664	1757.658
#2	1581.026	19510.42	2036.977	1308.701	1744.028
#3	1591.291	19465.84	2018.474	1318.048	1756.042

Reviewed By:mohan
On:1/2/2025 2:18:27 AM
Inst Id :P5

Sample Name: ICSAB006 Acquired: 12/31/2024 13:27:50 Type: Unk
Method: SFAM01.1 INSTRUMENT P5 WITH 6 POINT ICAL-2(v58) Mode: CONC Corr. Factor: 1.000000
User: Kareem Custom ID1: ICSAB006 Custom ID2: Custom ID3:
Comment:

Elem	As1890	Tl1908	Pb2203	Se1960	Sb2068	Al3961
Units	ppm	ppm	ppm	ppm	ppm	ppm
Avg	.1028563	.1039387	.0455731	.0554643	.6083243	229.7453
Stddev	.0071214	.0003218	.0039942	.0092364	.0057364	.6324
%RSD	6.923609	.3095630	8.764362	16.65278	.9429915	.2752492
#1	.1045222	.1035916	.0478506	.0544356	.6076247	230.4730
#2	.1089971	.1042270	.0479076	.0651720	.6029697	229.3290
#3	.0950497	.1039975	.0409612	.0467854	.6143784	229.4340

Elem	Ba4934	Be2348	Cd2144	Ca3736	Cr2677	Co2286
Units	ppm	ppm	ppm	ppm	ppm	ppm
Avg	.5412480	.5392485	1.066583	238.1908	.6109691	F .5543858
Stddev	.0034587	.0042281	.002920	.7467	.0036767	.0031954
%RSD	.6390220	.7840795	.2737866	.3134684	.6017787	.5763897
#1	.5446681	.5435293	1.064098	239.0472	.6125760	.5513914
#2	.5377520	.5350751	1.065852	237.8484	.6067626	.5540159
#3	.5413239	.5391411	1.069799	237.6766	.6135689	.5577501

Elem	Cu3247	Fe2598	Mn2576	Mg2790	Ni2316	Ag3280
Units	ppm	ppm	ppm	ppm	ppm	ppm
Avg	.4811764	97.87285	.5291075	248.0745	1.057374	.2038909
Stddev	.0015251	.29796	.0047987	1.0182	.003094	.0015465
%RSD	.3169513	.3044407	.9069416	.4104340	.2926081	.7584747
#1	.4798275	98.03920	.5346371	249.2501	1.054938	.2040715
#2	.4828313	98.05050	.5266512	247.4994	1.056329	.2022621
#3	.4808705	97.52885	.5260342	247.4740	1.060855	.2053392

Elem	Na8183	V_2924	Zn2138	K_7698	P_1774	B_2496
Units	ppm	ppm	ppm	ppm	ppm	ppm
Avg	-.172990	.5259482	.9899038	-1.46931	.0063633	F -.256630
Stddev	.002257	.0063322	.0103828	.21629	.0035470	.002856
%RSD	1.304695	1.203966	1.048866	14.72069	55.74146	1.112912
#1	-.175566	.5323522	.9925705	-1.23129	.0028216	-.259717
#2	-.172039	.5196902	.9784477	-1.65384	.0063527	-.254081
#3	-.171363	.5258023	.9986931	-1.52281	.0099156	-.256092

Reviewed By:mohan
On:1/2/2025 2:18:27 AM
Inst Id :P5

Sample Name: ICSAB006 Acquired: 12/31/2024 13:27:50 Type: Unk
Method: SFAM01.1 INSTRUMENT P5 WITH 6 POINT ICAL-2(v58) Mode: CONC Corr. Factor: 1.000000
User: Kareem Custom ID1: ICSAB006 Custom ID2: Custom ID3:
Comment:

Elem	Mo2020	S_1820	Si2516	Sn1899	Ti3361	Sr4077
Units	ppm	ppm	ppm	ppm	ppm	ppm
Avg	.0046991	.0226592	-.000200	.0012391	-.008923	.0034989
Stddev	.0001119	.0051669	.001628	.0014510	.004188	.0002028
%RSD	2.382252	22.80265	813.4583	117.1029	46.93368	5.796530
#1	.0047272	.0251860	-.000021	.0028134	-.006420	.0035131
#2	.0045758	.0260764	-.001911	-.000045	-.006590	.0032893
#3	.0047943	.0167152	.001331	.000949	-.013757	.0036942

Elem	Li6707
Units	ppm
Avg	F -.073183
Stddev	.004641
%RSD	6.341697
#1	-.078500
#2	-.069944
#3	-.071104

Int. Std.	Y_2243	Y_3600	Y_3710	Y_2243	In2306
Units	Cts/S	Cts/S	Cts/S	Cts/S	Cts/S
Avg	1598.990	19506.61	2062.421	1319.740	1760.943
Stddev	8.572	101.13	6.730	9.889	8.477
%RSD	.5360633	.5184325	.3263003	.7493114	.4813991
#1	1597.956	19541.43	2054.766	1321.753	1761.023
#2	1608.031	19585.72	2067.404	1328.468	1769.380
#3	1590.982	19392.67	2065.094	1308.999	1752.426

Reviewed By:mohan
On:1/2/2025 2:18:27 AM
Inst Id :P5

Sample Name: CCV053 Acquired: 12/31/2024 13:32:31 Type: Unk
Method: SFAM01.1 INSTRUMENT P5 WITH 6 POINT ICAL-2(v58) Mode: CONC Corr. Factor: 1.000000
User: Kareem Custom ID1: CCV053 Custom ID2: Custom ID3:
Comment:

Elem	As1890	Tl1908	Pb2203	Se1960	Sb2068	Al3961
Units	ppm	ppm	ppm	ppm	ppm	ppm
Avg	4.881025	4.796540	24.43456	4.901896	4.886203	398.3969
Stddev	.030100	.012203	.02286	.006642	.008892	.8595
%RSD	.6166713	.2544159	.0935646	.1354935	.1819729	.2157478
#1	4.884540	4.800576	24.44125	4.894237	4.892925	397.9274
#2	4.909214	4.806214	24.45334	4.906072	4.889563	397.8743
#3	4.849322	4.782830	24.40911	4.905379	4.876121	399.3889

Elem	Ba4934	Be2348	Cd2144	Ca3736	Cr2677	Co2286
Units	ppm	ppm	ppm	ppm	ppm	ppm
Avg	10.04313	.5066432	2.456092	403.5243	15.37062	2.484175
Stddev	.03814	.0025471	.005017	.0807	.04077	.005402
%RSD	.3797775	.5027354	.2042769	.0199875	.2652435	.2174539
#1	10.02030	.5088436	2.459450	403.4864	15.36202	2.485432
#2	10.02193	.5072331	2.458501	403.6169	15.41500	2.488838
#3	10.08716	.5038529	2.450325	403.4697	15.33484	2.478256

Elem	Cu3247	Fe2598	Mn2576	Mg2790	Ni2316	Ag3280
Units	ppm	ppm	ppm	ppm	ppm	ppm
Avg	14.84459	406.6335	14.89803	402.8383	2.484295	1.250666
Stddev	.00193	1.4339	.04980	.8958	.004206	.001477
%RSD	.0130184	.3526220	.3342952	.2223777	.1693002	.1180634
#1	14.84477	406.7621	14.88776	402.4191	2.487599	1.251057
#2	14.84643	405.1396	14.85416	402.2289	2.485724	1.251907
#3	14.84258	407.9987	14.95217	403.8668	2.479560	1.249033

Elem	Na8183	V_2924	Zn2138	K_7698	P_1774	B_2496
Units	ppm	ppm	ppm	ppm	ppm	ppm
Avg	414.0266	2.485467	14.92695	151.6724	4.908805	F 4.308525
Stddev	.9293	.008362	.02451	.6795	.011402	.036620
%RSD	.2244539	.3364518	.1641712	.4480056	.2322863	.8499486
#1	415.0454	2.494205	14.92245	151.1793	4.910832	4.330902
#2	413.8088	2.477539	14.90501	151.3904	4.919058	4.328409
#3	413.2255	2.484657	14.95340	152.4475	4.896525	4.266264

Reviewed By:mohan
On:1/2/2025 2:18:27 AM
Inst Id :P5

Sample Name: CCV053 Acquired: 12/31/2024 13:32:31 Type: Unk
Method: SFAM01.1 INSTRUMENT P5 WITH 6 POINT ICAL-2(v58) Mode: CONC Corr. Factor: 1.000000
User: Kareem Custom ID1: CCV053 Custom ID2: Custom ID3:
Comment:

Elem	Mo2020	S_1820	Si2516	Sn1899	Ti3361	Sr4077
Units	ppm	ppm	ppm	ppm	ppm	ppm
Avg	4.833996	4.922661	4.976926	4.971301	4.889105	4.730855
Stddev	.003139	.015048	.034369	.011921	.024991	.006389
%RSD	.0649305	.3056961	.6905601	.2397882	.5111646	.1350509
#1	4.831390	4.908848	5.007573	4.983553	4.915564	4.733021
#2	4.837480	4.938697	4.983438	4.970607	4.885850	4.735880
#3	4.833118	4.920437	4.939768	4.959742	4.865901	4.723665

Elem	Li6707
Units	ppm
Avg	5.004156
Stddev	.018886
%RSD	.3773997
#1	4.991258
#2	4.995377
#3	5.025833

Int. Std.	Y_2243	Y_3600	Y_3710	Y_2243	In2306
Units	Cts/S	Cts/S	Cts/S	Cts/S	Cts/S
Avg	1441.063	18444.52	1954.426	1176.366	1622.454
Stddev	2.405	63.39	2.661	7.190	1.070
%RSD	.1669073	.3436863	.1361307	.6112445	.0659514
#1	1443.048	18506.87	1951.618	1180.073	1623.189
#2	1441.752	18446.58	1956.910	1180.947	1622.946
#3	1438.388	18380.13	1954.749	1168.079	1621.227

Reviewed By:mohan
On:1/2/2025 2:18:27 AM
Inst Id :P5

Sample Name: CCB053 Acquired: 12/31/2024 13:36:19 Type: Unk
Method: SFAM01.1 INSTRUMENT P5 WITH 6 POINT ICAL-2(v58) Mode: CONC Corr. Factor: 1.000000
User: Kareem Custom ID1: CCB053 Custom ID2: Custom ID3:
Comment:

Elem	As1890	Tl1908	Pb2203	Se1960	Sb2068	Al3961
Units	ppm	ppm	ppm	ppm	ppm	ppm
Avg	-.004078	-.002526	.0007140	-.001742	-.000123	.0795269
Stddev	.001481	.003234	.0012002	.003707	.005240	.0034545
%RSD	36.31843	128.0496	168.0931	212.8590	4274.527	4.343755
#1	-.005391	-.002314	.0019258	.001037	-.001450	.0812487
#2	-.002473	.000598	.0006903	-.000310	-.004571	.0755499
#3	-.004371	-.005860	-.000474	-.005951	.005653	.0817821

Elem	Ba4934	Be2348	Cd2144	Ca3736	Cr2677	Co2286
Units	ppm	ppm	ppm	ppm	ppm	ppm
Avg	-.000830	-.000063	.0000487	.0257046	-.000985	-.000024
Stddev	.001093	.000140	.0000385	.0514801	.000419	.000167
%RSD	131.6768	221.8492	79.15387	200.2757	42.53835	697.5533
#1	-.000346	-.000042	.0000930	-.009817	-.000560	.000164
#2	-.002081	.000065	.0000295	.002187	-.000997	-.000155
#3	-.000062	-.000213	.0000235	.084743	-.001399	-.000080

Elem	Cu3247	Fe2598	Mn2576	Mg2790	Ni2316	Ag3280
Units	ppm	ppm	ppm	ppm	ppm	ppm
Avg	.0021942	.0090784	-.006004	.0361114	-.000348	-.001215
Stddev	.0034226	.0367746	.000315	.0935890	.000439	.001775
%RSD	155.9848	405.0789	5.244396	259.1672	126.0592	146.0438
#1	.0061102	.0288202	-.005643	.0674972	-.000190	.000834
#2	-.000225	.0317660	-.006146	.1099735	-.000844	-.002274
#3	.000697	-.033351	-.006222	-.069136	-.000010	-.002206

Elem	Na8183	V_2924	Zn2138	K_7698	P_1774	B_2496
Units	ppm	ppm	ppm	ppm	ppm	ppm
Avg	-.140026	.0005662	-.001450	-.971571	.0012164	-.005594
Stddev	.037380	.0092889	.000789	.115605	.0012868	.000751
%RSD	26.69476	1640.574	54.44720	11.89876	105.7878	13.42026
#1	-.100625	.0046723	-.000547	-.884832	.0000552	-.005980
#2	-.144464	-.010068	-.002013	-.927066	.0009941	-.004729
#3	-.174988	.007094	-.001789	-1.10281	.0025998	-.006074

Reviewed By:mohan
On:1/2/2025 2:18:27 AM
Inst Id :P5

Sample Name: CCB053 Acquired: 12/31/2024 13:36:19 Type: Unk
Method: SFAM01.1 INSTRUMENT P5 WITH 6 POINT ICAL-2(v58) Mode: CONC Corr. Factor: 1.000000
User: Kareem Custom ID1: CCB053 Custom ID2: Custom ID3:
Comment:

Elem	Mo2020	S_1820	Si2516	Sn1899	Ti3361	Sr4077
Units	ppm	ppm	ppm	ppm	ppm	ppm
Avg	-.000996	-.005542	.0002223	F -.009201	-.003482	-.000306
Stddev	.000620	.006517	.0010156	.000820	.002995	.000189
%RSD	62.23858	117.5841	456.8530	8.911339	86.02583	61.60976
#1	-.000596	-.012384	.0010407	-.009689	-.005206	-.000432
#2	-.000682	.000591	.0005404	-.008254	-.000023	-.000398
#3	-.001711	-.004834	-.000914	-.009660	-.005217	-.000089

Elem	Li6707
Units	ppm
Avg	F -.043545
Stddev	.003351
%RSD	7.695341
#1	-.046959
#2	-.040261
#3	-.043415

Int. Std.	Y_2243	Y_3600	Y_3710	Y_2243	In2306
Units	Cts/S	Cts/S	Cts/S	Cts/S	Cts/S
Avg	1636.860	20107.71	1990.915	1357.963	1914.044
Stddev	2.596	111.51	7.732	11.427	4.963
%RSD	.1586167	.5545632	.3883824	.8414974	.2592932
#1	1638.072	20085.92	1981.998	1357.766	1914.605
#2	1638.628	20008.70	1994.994	1346.636	1918.703
#3	1633.879	20228.50	1995.754	1369.488	1908.825

Reviewed By:mohan
On:1/2/2025 2:18:27 AM
Inst Id :P5

Sample Name: P5027-17DLX4 Acquired: 12/31/2024 13:40:24 Type: Unk
Method: SFAM01.1 INSTRUMENT P5 WITH 6 POINT ICAL-2(v58) Mode: CONC Corr. Factor: 1.000000
User: Kareem Custom ID1: MBHK27 Custom ID2: Custom ID3:
Comment:

Elem	As1890	Tl1908	Pb2203	Se1960	Sb2068	Al3961	Ba4934
Units	ppm	ppm	ppm	ppm	ppm	ppm	ppm
Avg	-.003800	.0324690	.0191170	-.054347	-.008354	1.978990	.0124115
Stddev	.007098	.0042427	.0014133	.006456	.001499	.024128	.0016396
%RSD	186.7681	13.06703	7.392861	11.87842	17.94499	1.219232	13.20991
#1	-.011993	.0281485	.0200019	-.061714	-.006847	2.001253	.0139070
#2	.000493	.0326291	.0198620	-.049676	-.008371	1.982365	.0106584
#3	.000099	.0366295	.0174871	-.051652	-.009845	1.953351	.0126691

Elem	Be2348	Cd2144	Ca3736	Cr2677	Co2286	Cu3247	Fe2598
Units	ppm	ppm	ppm	ppm	ppm	ppm	ppm
Avg	.0003264	.0002212	660.1017	.0126323	.0430820	.0141696	10.65215
Stddev	.0001395	.0001171	7.1529	.0012713	.0006082	.0094962	.12400
%RSD	42.73362	52.93115	1.083603	10.06351	1.411738	67.01763	1.164083
#1	.0004127	.0002177	663.2009	.0134797	.0424040	.0250077	10.57170
#2	.0004011	.0001059	665.1823	.0111706	.0435794	.0073089	10.79495
#3	.0001655	.0003399	651.9219	.0132467	.0432627	.0101923	10.58980

Elem	Mn2576	Mg2790	Ni2316	Ag3280	Na8183	V_2924	Zn2138
Units	ppm	ppm	ppm	ppm	ppm	ppm	ppm
Avg	.3414058	30.74151	.0143074	-.001909	.2067475	.0016823	.0466965
Stddev	.0016254	.45969	.0001028	.000133	.0098993	.0081648	.0008397
%RSD	.4760937	1.495335	.7188023	6.989317	4.788120	485.3212	1.798108
#1	.3432061	31.10008	.0142438	-.001870	.2157192	-.001647	.0474831
#2	.3409650	30.90118	.0144261	-.002057	.2083957	.010986	.0467941
#3	.3400462	30.22328	.0142524	-.001799	.1961275	-.004291	.0458123

Elem	K_7698	P_1774	B_2496	Mo2020	S_1820	Si2516	Sn1899
Units	ppm	ppm	ppm	ppm	ppm	ppm	ppm
Avg	.1440025	.3327827	-.025286	.0038138	7.161828	1.617223	-.000340
Stddev	.0585857	.0044315	.002379	.0006014	.018346	.013433	.002051
%RSD	40.68383	1.331640	9.406699	15.76841	.2561655	.8306214	604.1369
#1	.1304928	.3280687	-.024382	.0037471	7.140813	1.617865	.001774
#2	.0933517	.3334158	-.023492	.0044457	7.174647	1.630325	-.002323
#3	.2081629	.3368635	-.027985	.0032485	7.170025	1.603482	-.000470

Reviewed By:mohan
On:1/2/2025 2:18:27 AM
Inst Id :P5

Sample Name: P5027-17DLX4 Acquired: 12/31/2024 13:40:24 Type: Unk
Method: SFAM01.1 INSTRUMENT P5 WITH 6 POINT ICAL-2(v58) Mode: CONC Corr. Factor: 1.000000
User: Kareem Custom ID1: MBHK27 Custom ID2: Custom ID3:
Comment:

Elem	Ti3361	Sr4077	Li6707
Units	ppm	ppm	ppm
Avg	-.005669	.4351944	-.043662
Stddev	.004677	.0048337	.005897
%RSD	82.50784	1.110706	13.50503
#1	-.010893	.4378487	-.050444
#2	-.001870	.4381195	-.040790
#3	-.004243	.4296151	-.039752

Int. Std.	Y_2243	Y_3600	Y_3710	Y_2243	In2306
Units	Cts/S	Cts/S	Cts/S	Cts/S	Cts/S
Avg	1640.949	20292.33	2076.806	1353.876	1778.182
Stddev	1.362	7.33	18.200	8.665	1.066
%RSD	.0829992	.0361406	.8763299	.6399889	.0599529
#1	1642.488	20296.74	2071.670	1347.039	1779.093
#2	1639.898	20283.86	2061.726	1350.968	1777.009
#3	1640.461	20296.39	2097.021	1363.621	1778.443

Reviewed By:mohan
On:1/2/2025 2:18:27 AM
Inst Id :P5

Sample Name: P5030-11DLX4 Acquired: 12/31/2024 13:44:23 Type: Unk
Method: SFAM01.1 INSTRUMENT P5 WITH 6 POINT ICAL-2(v58) Mode: CONC Corr. Factor: 1.000000
User: Kareem Custom ID1: MBHK49 Custom ID2: Custom ID3:
Comment:

Elem	As1890	Tl1908	Pb2203	Se1960	Sb2068	Al3961	Ba4934
Units	ppm	ppm	ppm	ppm	ppm	ppm	ppm
Avg	-.000433	.0294349	.2239496	-.045288	-.003542	6.002304	.0397708
Stddev	.005963	.0045020	.0043825	.002722	.003006	.024848	.0018414
%RSD	1376.776	15.29461	1.956893	6.010294	84.87925	.4139784	4.630029
#1	-.006079	.0345665	.2283248	-.042989	-.004944	5.990952	.0412116
#2	-.001024	.0275886	.2239640	-.044581	-.000091	5.985159	.0404045
#3	.005804	.0261497	.2195600	-.048293	-.005591	6.030801	.0376962

Elem	Be2348	Cd2144	Ca3736	Cr2677	Co2286	Cu3247	Fe2598
Units	ppm	ppm	ppm	ppm	ppm	ppm	ppm
Avg	.0008836	.0021634	513.7030	.0199313	.0501240	.0280812	26.42671
Stddev	.0000701	.0001158	2.0982	.0003892	.0004903	.0063227	.09986
%RSD	7.937759	5.351641	.4084449	1.952640	.9780837	22.51565	.3778748
#1	.0008165	.0021776	511.4837	.0202628	.0499876	.0279754	26.38215
#2	.0009565	.0022714	513.9710	.0195028	.0506680	.0344561	26.35688
#3	.0008779	.0020412	515.6543	.0200283	.0497163	.0218121	26.54109

Elem	Mn2576	Mg2790	Ni2316	Ag3280	Na8183	V_2924	Zn2138
Units	ppm	ppm	ppm	ppm	ppm	ppm	ppm
Avg	1.799217	288.9608	.0231469	-.001989	.3852054	.0083630	.5457908
Stddev	.007334	1.3472	.0009736	.001462	.0067028	.0036725	.0075137
%RSD	.4076280	.4662228	4.206022	73.50087	1.740062	43.91375	1.376670
#1	1.795668	287.4146	.0232586	-.003499	.3881562	.0111935	.5448657
#2	1.794332	289.5867	.0221223	-.001888	.3899265	.0042131	.5387824
#3	1.807650	289.8813	.0240598	-.000580	.3775334	.0096823	.5537242

Elem	K_7698	P_1774	B_2496	Mo2020	S_1820	Si2516	Sn1899
Units	ppm	ppm	ppm	ppm	ppm	ppm	ppm
Avg	2.085237	.5126596	-.032264	.0035070	11.60372	2.195296	-.002355
Stddev	.151714	.0009566	.003437	.0011412	.03580	.024222	.001891
%RSD	7.275626	.1865935	10.65290	32.54022	.3084945	1.103344	80.29890
#1	1.921970	.5121508	-.028602	.0047689	11.59596	2.181918	-.003653
#2	2.221871	.5120649	-.032769	.0025474	11.57243	2.180714	-.003228
#3	2.111870	.5137631	-.035420	.0032048	11.64275	2.223256	-.000185

Reviewed By:mohan
On:1/2/2025 2:18:27 AM
Inst Id :P5

Sample Name: P5030-11DLX4 Acquired: 12/31/2024 13:44:23 Type: Unk
Method: SFAM01.1 INSTRUMENT P5 WITH 6 POINT ICAL-2(v58) Mode: CONC Corr. Factor: 1.000000
User: Kareem Custom ID1: MBHK49 Custom ID2: Custom ID3:
Comment:

Elem	Ti3361	Sr4077	Li6707
Units	ppm	ppm	ppm
Avg	.0227289	.2080877	-.043319
Stddev	.0028878	.0010984	.007057
%RSD	12.70539	.5278497	16.29047
#1	.0194267	.2068295	-.051355
#2	.0239788	.2085785	-.040468
#3	.0247812	.2088552	-.038133

Int. Std.	Y_2243	Y_3600	Y_3710	Y_2243	In2306
Units	Cts/S	Cts/S	Cts/S	Cts/S	Cts/S
Avg	1590.393	19756.29	2067.903	1313.204	1686.991
Stddev	3.985	70.01	17.269	12.058	1.993
%RSD	.2505467	.3543801	.8351210	.9182490	.1181418
#1	1594.994	19717.68	2078.388	1307.842	1688.711
#2	1588.158	19837.11	2077.350	1327.013	1687.457
#3	1588.028	19714.08	2047.971	1304.756	1684.807

Reviewed By:mohan
On:1/2/2025 2:18:27 AM
Inst Id :P5

Sample Name: P5266-04 Acquired: 12/31/2024 13:48:19 Type: Unk
Method: SFAM01.1 INSTRUMENT P5 WITH 6 POINT ICAL-2(v58) Mode: CONC Corr. Factor: 1.000000
User: Kareem Custom ID1: ME28Y9 Custom ID2: Custom ID3:
Comment:

Elem	As1890	Tl1908	Pb2203	Se1960	Sb2068	Al3961	Ba4934
Units	ppm	ppm	ppm	ppm	ppm	ppm	ppm
Avg	.0098832	.0054448	.0877611	-.009601	.0070269	11.88336	.1846593
Stddev	.0068932	.0013429	.0020245	.003186	.0029359	.06568	.0006605
%RSD	69.74660	24.66480	2.306826	33.18142	41.78037	.5526735	.3577055
#1	.0098596	.0043369	.0858208	-.009638	.0093849	11.82153	.1848598
#2	.0167882	.0069384	.0876020	-.006396	.0037386	11.87624	.1839218
#3	.0030019	.0050591	.0898604	-.012767	.0079572	11.95231	.1851964

Elem	Be2348	Cd2144	Ca3736	Cr2677	Co2286	Cu3247	Fe2598
Units	ppm	ppm	ppm	ppm	ppm	ppm	ppm
Avg	.0012407	.0010691	70.06305	.0425080	.0416687	.0386128	42.28636
Stddev	.0001311	.0001093	.08333	.0004289	.0000699	.0069861	.23177
%RSD	10.56814	10.22249	.1189400	1.009095	.1677743	18.09270	.5480907
#1	.0013120	.0011650	69.97071	.0428061	.0416684	.0399464	42.01948
#2	.0010894	.0009501	70.13265	.0420164	.0417387	.0310560	42.43711
#3	.0013208	.0010921	70.08581	.0427014	.0415989	.0448359	42.40248

Elem	Mn2576	Mg2790	Ni2316	Ag3280	Na8183	V_2924	Zn2138
Units	ppm	ppm	ppm	ppm	ppm	ppm	ppm
Avg	1.590159	33.43669	.0525114	-.003556	-.101865	.0350008	.1709466
Stddev	.010562	.14753	.0002561	.001404	.003448	.0042004	.0003003
%RSD	.6642248	.4412308	.4877326	39.49088	3.384870	12.00094	.1756824
#1	1.584229	33.38482	.0525461	-.002333	-.098540	.0311008	.1707968
#2	1.583895	33.32211	.0522397	-.003246	-.101630	.0394480	.1712924
#3	1.602354	33.60316	.0527484	-.005090	-.105424	.0344534	.1707507

Elem	K_7698	P_1774	B_2496	Mo2020	S_1820	Si2516	Sn1899
Units	ppm	ppm	ppm	ppm	ppm	ppm	ppm
Avg	.9079919	.8874031	-.103600	.0048430	1.054259	3.406308	.0001905
Stddev	.0341324	.0042596	.005449	.0006611	.006440	.010190	.0006161
%RSD	3.759111	.4800062	5.259662	13.64963	.6108995	.2991638	323.4587
#1	.9378310	.8859624	-.107371	.0041114	1.047818	3.417492	.0003182
#2	.8707734	.8921962	-.106076	.0050201	1.060699	3.403885	.0007327
#3	.9153713	.8840507	-.097353	.0053974	1.054260	3.397548	-.000479

Reviewed By:mohan
On:1/2/2025 2:18:27 AM
Inst Id :P5

Sample Name: P5266-04 Acquired: 12/31/2024 13:48:19 Type: Unk
Method: SFAM01.1 INSTRUMENT P5 WITH 6 POINT ICAL-2(v58) Mode: CONC Corr. Factor: 1.000000
User: Kareem Custom ID1: ME28Y9 Custom ID2: Custom ID3:
Comment:

Elem	Ti3361	Sr4077	Li6707
Units	ppm	ppm	ppm
Avg	.2041877	.0336330	-.041908
Stddev	.0020905	.0008132	.006128
%RSD	1.023812	2.417725	14.62273
#1	.2027619	.0338714	-.048981
#2	.2032138	.0343003	-.038190
#3	.2065875	.0327273	-.038553

Int. Std.	Y_2243	Y_3600	Y_3710	Y_2243	In2306
Units	Cts/S	Cts/S	Cts/S	Cts/S	Cts/S
Avg	1709.428	20941.26	2134.245	1413.334	1917.960
Stddev	2.185	76.12	12.440	3.486	1.694
%RSD	.1278038	.3635122	.5828617	.2466856	.0883278
#1	1707.082	20976.34	2120.602	1412.590	1916.111
#2	1711.405	20993.51	2144.959	1417.132	1919.437
#3	1709.795	20853.92	2137.175	1410.279	1918.333

Reviewed By:mohan
On:1/2/2025 2:18:27 AM
Inst Id :P5

Sample Name: P5030-12DLX4 Acquired: 12/31/2024 13:52:17 Type: Unk
Method: SFAM01.1 INSTRUMENT P5 WITH 6 POINT ICAL-2(v58) Mode: CONC Corr. Factor: 1.000000
User: Kareem Custom ID1: MBHK50 Custom ID2: Custom ID3:
Comment:

Elem	As1890	Tl1908	Pb2203	Se1960	Sb2068	Al3961	Ba4934
Units	ppm	ppm	ppm	ppm	ppm	ppm	ppm
Avg	-.000628	.0255780	.6940298	-.041632	-.004838	4.081580	.0416302
Stddev	.006284	.0030916	.0019621	.000848	.002404	.041409	.0015819
%RSD	1001.215	12.08686	.2827109	2.037253	49.69854	1.014544	3.799803
#1	.006625	.0247122	.6954767	-.041754	-.007612	4.125254	.0406796
#2	-.004044	.0230115	.6948162	-.042413	-.003351	4.042886	.0434562
#3	-.004464	.0290101	.6917965	-.040730	-.003551	4.076600	.0407547

Elem	Be2348	Cd2144	Ca3736	Cr2677	Co2286	Cu3247	Fe2598
Units	ppm	ppm	ppm	ppm	ppm	ppm	ppm
Avg	.0009810	.0075818	623.3021	.0131735	.0500936	.0139665	34.31310
Stddev	.0000861	.0000455	2.5335	.0008816	.0004542	.0136692	.06693
%RSD	8.782375	.5999699	.4064571	6.692281	.9066507	97.87171	.1950462
#1	.0009330	.0075349	624.5000	.0137547	.0505015	.0072517	34.27219
#2	.0010804	.0076257	620.3918	.0136068	.0501752	.0296945	34.27677
#3	.0009295	.0075850	625.0145	.0121591	.0496042	.0049533	34.39033

Elem	Mn2576	Mg2790	Ni2316	Ag3280	Na8183	V_2924	Zn2138
Units	ppm	ppm	ppm	ppm	ppm	ppm	ppm
Avg	2.189468	347.3603	.0215010	-.002740	.4607727	.0111031	1.501990
Stddev	.014951	1.2751	.0002280	.001111	.0339484	.0104471	.006801
%RSD	.6828654	.3670898	1.060557	40.53093	7.367701	94.09197	.4528320
#1	2.178509	347.0426	.0214066	-.003502	.4985111	.0032968	1.498789
#2	2.183396	346.2740	.0217610	-.003252	.4510878	.0229711	1.509801
#3	2.206500	348.7642	.0213352	-.001466	.4327192	.0070415	1.497380

Elem	K_7698	P_1774	B_2496	Mo2020	S_1820	Si2516	Sn1899
Units	ppm	ppm	ppm	ppm	ppm	ppm	ppm
Avg	1.262165	.2739190	-.058351	.0041121	23.72229	1.880849	.0010863
Stddev	.167063	.0015422	.001589	.0009434	.04545	.007040	.0019978
%RSD	13.23621	.5630211	2.722429	22.94106	.1916045	.3742780	183.9100
#1	1.455068	.2754954	-.058043	.0050189	23.67203	1.882946	-.000076
#2	1.166838	.2724134	-.060071	.0031360	23.76052	1.872999	-.000058
#3	1.164589	.2738482	-.056940	.0041812	23.73433	1.886602	.003393

Reviewed By:mohan
On:1/2/2025 2:18:27 AM
Inst Id :P5

Sample Name: P5030-12DLX4 Acquired: 12/31/2024 13:52:17 Type: Unk
Method: SFAM01.1 INSTRUMENT P5 WITH 6 POINT ICAL-2(v58) Mode: CONC Corr. Factor: 1.000000
User: Kareem Custom ID1: MBHK50 Custom ID2: Custom ID3:
Comment:

Elem	Ti3361	Sr4077	Li6707
Units	ppm	ppm	ppm
Avg	-.002447	.2038388	-.055925
Stddev	.005358	.0007502	.001090
%RSD	219.0074	.3680140	1.948944
#1	.003696	.2040794	-.054730
#2	-.004877	.2029979	-.056864
#3	-.006159	.2044392	-.056182

Int. Std.	Y_2243	Y_3600	Y_3710	Y_2243	In2306
Units	Cts/S	Cts/S	Cts/S	Cts/S	Cts/S
Avg	1576.537	19482.63	2054.956	1293.955	1668.975
Stddev	2.590	95.47	14.210	2.116	2.670
%RSD	.1642626	.4900048	.6914768	.1635562	.1599562
#1	1573.581	19436.81	2052.928	1292.516	1666.098
#2	1578.406	19592.37	2070.070	1296.385	1669.455
#3	1577.625	19418.71	2041.869	1292.965	1671.371

Reviewed By:mohan
On:1/2/2025 2:18:27 AM
Inst Id :P5

Sample Name: P5038-08DLX4 Acquired: 12/31/2024 13:56:10 Type: Unk
Method: SFAM01.1 INSTRUMENT P5 WITH 6 POINT ICAL-2(v58) Mode: CONC Corr. Factor: 1.000000
User: Kareem Custom ID1: MBHK88 Custom ID2: Custom ID3:
Comment:

Elem	As1890	Tl1908	Pb2203	Se1960	Sb2068	Al3961	Ba4934
Units	ppm	ppm	ppm	ppm	ppm	ppm	ppm
Avg	.0264742	.0245734	1.067590	-.040247	.0026816	10.94717	.3241727
Stddev	.0004164	.0026734	.004167	.007970	.0017518	.26309	.0092168
%RSD	1.573013	10.87938	.3902847	19.80137	65.32459	2.403259	2.843175
#1	.0266154	.0224163	1.072390	-.048641	.0044316	10.77874	.3185009
#2	.0260055	.0275644	1.065467	-.032784	.0009281	10.81243	.3192097
#3	.0268016	.0237395	1.064912	-.039318	.0026852	11.25034	.3348075

Elem	Be2348	Cd2144	Ca3736	Cr2677	Co2286	Cu3247	Fe2598
Units	ppm	ppm	ppm	ppm	ppm	ppm	ppm
Avg	.0014857	.0029060	455.4437	.0495965	.0567201	.1502859	45.33175
Stddev	.0002417	.0000283	11.8302	.0008493	.0004512	.0030968	1.09563
%RSD	16.26583	.9732321	2.597511	1.712496	.7954388	2.060575	2.416910
#1	.0014325	.0029180	447.9509	.0486380	.0571176	.1499074	44.60922
#2	.0012751	.0028738	449.2984	.0502557	.0562297	.1535545	44.79365
#3	.0017496	.0029264	469.0819	.0498957	.0568129	.1473958	46.59238

Elem	Mn2576	Mg2790	Ni2316	Ag3280	Na8183	V_2924	Zn2138
Units	ppm	ppm	ppm	ppm	ppm	ppm	ppm
Avg	2.952169	48.19181	.0384208	-.001191	.1731869	.0152063	1.030317
Stddev	.078361	1.32089	.0003844	.000849	.0192493	.0062439	.001466
%RSD	2.654365	2.740894	1.000509	71.25898	11.11473	41.06140	.1422460
#1	2.894166	47.49030	.0380783	-.000217	.1631882	.0082203	1.028891
#2	2.921028	47.36968	.0388366	-.001775	.1609946	.0171554	1.030242
#3	3.041315	49.71545	.0383476	-.001581	.1953779	.0202432	1.031819

Elem	K_7698	P_1774	B_2496	Mo2020	S_1820	Si2516	Sn1899
Units	ppm	ppm	ppm	ppm	ppm	ppm	ppm
Avg	.1033982	2.522004	-.115339	.0042851	.8165599	3.009158	.0610297
Stddev	.0200615	.015929	.003917	.0005019	.0070877	.089815	.0024677
%RSD	19.40212	.6315987	3.396220	11.71242	.8679984	2.984729	4.043433
#1	.0838796	2.539665	-.114791	.0044063	.8233960	2.980487	.0638777
#2	.1239617	2.508726	-.111725	.0047152	.8170388	2.937178	.0595270
#3	.1023534	2.517620	-.119501	.0037337	.8092449	3.109808	.0596844

Reviewed By:mohan
On:1/2/2025 2:18:27 AM
Inst Id :P5

Sample Name: P5038-08DLX4 Acquired: 12/31/2024 13:56:10 Type: Unk
Method: SFAM01.1 INSTRUMENT P5 WITH 6 POINT ICAL-2(v58) Mode: CONC Corr. Factor: 1.000000
User: Kareem Custom ID1: MBHK88 Custom ID2: Custom ID3:
Comment:

Elem	Ti3361	Sr4077	Li6707
Units	ppm	ppm	ppm
Avg	.1225312	.2738025	-.065630
Stddev	.0056006	.0071532	.001670
%RSD	4.570787	2.612532	2.544447
#1	.1273751	.2690850	-.067146
#2	.1163985	.2702895	-.065905
#3	.1238199	.2820329	-.063840

Int. Std.	Y_2243	Y_3600	Y_3710	Y_2243	In2306
Units	Cts/S	Cts/S	Cts/S	Cts/S	Cts/S
Avg	1637.462	20105.54	2126.837	1349.678	1745.057
Stddev	3.686	33.78	62.995	4.364	4.612
%RSD	.2251196	.1680265	2.961891	.3233556	.2642931
#1	1633.762	20143.10	2146.861	1349.685	1740.225
#2	1641.134	20095.86	2177.385	1354.038	1745.536
#3	1637.488	20077.65	2056.264	1345.309	1749.411

Reviewed By:mohan
On:1/2/2025 2:18:27 AM
Inst Id :P5

Sample Name: P5038-15DLX4 Acquired: 12/31/2024 14:00:04 Type: Unk
Method: SFAM01.1 INSTRUMENT P5 WITH 6 POINT ICAL-2(v58) Mode: CONC Corr. Factor: 1.000000
User: Kareem Custom ID1: MBHKA6 Custom ID2: Custom ID3:
Comment:

Elem	As1890	Tl1908	Pb2203	Se1960	Sb2068	Al3961	Ba4934
Units	ppm	ppm	ppm	ppm	ppm	ppm	ppm
Avg	-.002636	.0303729	.2519694	-.040020	-.005691	7.291642	.0666394
Stddev	.004403	.0013996	.0011912	.007538	.004927	.043243	.0002333
%RSD	167.0332	4.608217	.4727620	18.83607	86.57636	.5930442	.3501514
#1	.000231	.0291852	.2522688	-.036944	-.007203	7.328061	.0669089
#2	-.000434	.0300176	.2529824	-.048610	-.000185	7.303016	.0665034
#3	-.007705	.0319160	.2506571	-.034507	-.009683	7.243849	.0665060

Elem	Be2348	Cd2144	Ca3736	Cr2677	Co2286	Cu3247	Fe2598
Units	ppm	ppm	ppm	ppm	ppm	ppm	ppm
Avg	.0005818	.0019674	419.4810	.0182363	.0447758	.0180939	23.06495
Stddev	.0001775	.0001125	3.0808	.0004670	.0008908	.0063345	.13566
%RSD	30.50807	5.720104	.7344314	2.560731	1.989442	35.00912	.5881765
#1	.0007296	.0020968	419.3856	.0187312	.0455425	.0140589	23.00568
#2	.0006310	.0019121	422.6083	.0181744	.0449864	.0148279	23.22017
#3	.0003849	.0018932	416.4489	.0178034	.0437987	.0253948	22.96902

Elem	Mn2576	Mg2790	Ni2316	Ag3280	Na8183	V_2924	Zn2138
Units	ppm	ppm	ppm	ppm	ppm	ppm	ppm
Avg	2.319808	219.2315	.0221542	-.003101	.1793148	.0306607	.3877055
Stddev	.010123	.9494	.0002294	.000791	.0242645	.0065781	.0016690
%RSD	.4363848	.4330412	1.035515	25.51980	13.53177	21.45445	.4304877
#1	2.314114	218.4832	.0220773	-.002838	.1755755	.0358293	.3895042
#2	2.331497	220.2994	.0219731	-.003991	.2052319	.0232561	.3862068
#3	2.313815	218.9119	.0224122	-.002475	.1571371	.0328968	.3874055

Elem	K_7698	P_1774	B_2496	Mo2020	S_1820	Si2516	Sn1899
Units	ppm	ppm	ppm	ppm	ppm	ppm	ppm
Avg	-.595990	.7697766	-.055349	.0048587	3.870765	2.698446	.0020901
Stddev	.118778	.0051946	.003962	.0009893	.040372	.027962	.0008898
%RSD	19.92948	.6748132	7.158001	20.36086	1.043007	1.036239	42.57152
#1	-.464329	.7757554	-.053628	.0054154	3.915702	2.683494	.0023471
#2	-.695096	.7663699	-.059880	.0037165	3.837553	2.730706	.0011001
#3	-.628545	.7672047	-.052538	.0054443	3.859039	2.681139	.0028232

Reviewed By:mohan
On:1/2/2025 2:18:27 AM
Inst Id :P5

Sample Name: P5038-15DLX4 Acquired: 12/31/2024 14:00:04 Type: Unk
Method: SFAM01.1 INSTRUMENT P5 WITH 6 POINT ICAL-2(v58) Mode: CONC Corr. Factor: 1.000000
User: Kareem Custom ID1: MBHKA6 Custom ID2: Custom ID3:
Comment:

Elem	Ti3361	Sr4077	Li6707
Units	ppm	ppm	ppm
Avg	.0792748	.1324022	-.067275
Stddev	.0042128	.0007921	.004392
%RSD	5.314241	.5982526	6.528793
#1	.0768648	.1323285	-.071987
#2	.0768202	.1332285	-.066541
#3	.0841393	.1316495	-.063295

Int. Std.	Y_2243	Y_3600	Y_3710	Y_2243	In2306
Units	Cts/S	Cts/S	Cts/S	Cts/S	Cts/S
Avg	1614.619	19883.04	2034.944	1319.113	1736.333
Stddev	8.885	61.56	17.908	3.642	11.801
%RSD	.5502855	.3096215	.8800077	.2760780	.6796389
#1	1604.463	19815.89	2038.445	1315.212	1722.857
#2	1618.441	19936.81	2015.545	1322.424	1741.321
#3	1620.954	19896.41	2050.843	1319.702	1744.821

Reviewed By:mohan
On:1/2/2025 2:18:27 AM
Inst Id :P5

Sample Name: P5038-17DLX4 Acquired: 12/31/2024 14:03:59 Type: Unk
Method: SFAM01.1 INSTRUMENT P5 WITH 6 POINT ICAL-2(v58) Mode: CONC Corr. Factor: 1.000000
User: Kareem Custom ID1: MBHKA8 Custom ID2: Custom ID3:
Comment:

Elem	As1890	Tl1908	Pb2203	Se1960	Sb2068	Al3961	Ba4934
Units	ppm	ppm	ppm	ppm	ppm	ppm	ppm
Avg	-.006904	.0288132	.1291879	-.040550	-.005424	5.227399	.0600920
Stddev	.001918	.0047051	.0041331	.005282	.000756	.043723	.0005643
%RSD	27.78265	16.32954	3.199307	13.02641	13.93746	.8364258	.9390743
#1	-.008628	.0341530	.1275558	-.035416	-.005084	5.202345	.0596464
#2	-.007246	.0252759	.1261201	-.040265	-.004898	5.201966	.0607265
#3	-.004838	.0270107	.1338879	-.045969	-.006291	5.277886	.0599031

Elem	Be2348	Cd2144	Ca3736	Cr2677	Co2286	Cu3247	Fe2598
Units	ppm	ppm	ppm	ppm	ppm	ppm	ppm
Avg	.0006726	.0016121	457.6930	.0139451	.0455523	.0231454	26.35929
Stddev	.0001755	.0001406	.6053	.0006957	.0002349	.0062048	.11621
%RSD	26.09838	8.723054	.1322566	4.988511	.5157251	26.80786	.4408528
#1	.0005988	.0015235	457.5146	.0147257	.0457007	.0188356	26.30804
#2	.0008729	.0017742	457.1969	.0133906	.0452814	.0203436	26.27752
#3	.0005460	.0015385	458.3675	.0137190	.0456746	.0302570	26.49231

Elem	Mn2576	Mg2790	Ni2316	Ag3280	Na8183	V_2924	Zn2138
Units	ppm	ppm	ppm	ppm	ppm	ppm	ppm
Avg	2.203204	244.4404	.0233515	-.002568	.2507822	.0161737	.3328478
Stddev	.003048	.4860	.0009486	.001551	.0291086	.0016320	.0025377
%RSD	.1383464	.1988201	4.062485	60.39221	11.60714	10.09053	.7624114
#1	2.205334	243.9763	.0242790	-.004338	.2255078	.0142971	.3302152
#2	2.204566	244.3993	.0233924	-.001922	.2826084	.0169630	.3352784
#3	2.199713	244.9457	.0223831	-.001445	.2442304	.0172609	.3330500

Elem	K_7698	P_1774	B_2496	Mo2020	S_1820	Si2516	Sn1899
Units	ppm	ppm	ppm	ppm	ppm	ppm	ppm
Avg	-.193722	.5888737	-.057366	.0051002	8.766186	2.583124	-.001139
Stddev	.222251	.0047981	.001620	.0009038	.012859	.005192	.001575
%RSD	114.7270	.8147974	2.823821	17.72047	.1466863	.2010044	138.2794
#1	-.070014	.5863970	-.056824	.0060807	8.769991	2.586517	-.002824
#2	-.450301	.5858201	-.059188	.0049195	8.751854	2.585709	-.000890
#3	-.060851	.5944041	-.056088	.0043005	8.776712	2.577147	.000296

Reviewed By:mohan
On:1/2/2025 2:18:27 AM
Inst Id :P5

Sample Name: P5038-17DLX4 Acquired: 12/31/2024 14:03:59 Type: Unk
Method: SFAM01.1 INSTRUMENT P5 WITH 6 POINT ICAL-2(v58) Mode: CONC Corr. Factor: 1.000000
User: Kareem Custom ID1: MBHKA8 Custom ID2: Custom ID3:
Comment:

Elem	Ti3361	Sr4077	Li6707
Units	ppm	ppm	ppm
Avg	.0456703	.1889456	-.071139
Stddev	.0008884	.0004638	.001841
%RSD	1.945252	.2454607	2.588257
#1	.0459088	.1892805	-.072256
#2	.0464151	.1884162	-.072148
#3	.0446870	.1891400	-.069014

Int. Std.	Y_2243	Y_3600	Y_3710	Y_2243	In2306
Units	Cts/S	Cts/S	Cts/S	Cts/S	Cts/S
Avg	1590.659	19778.11	2030.457	1313.764	1710.694
Stddev	7.070	58.38	14.137	2.513	5.565
%RSD	.4444753	.2951568	.6962236	.1912786	.3253274
#1	1598.240	19721.28	2017.343	1313.337	1717.047
#2	1589.491	19775.11	2045.432	1311.491	1708.352
#3	1584.245	19837.92	2028.596	1316.462	1706.682

Reviewed By:mohan
On:1/2/2025 2:18:27 AM
Inst Id :P5

Sample Name: P5156-13DLX4 Acquired: 12/31/2024 14:07:54 Type: Unk
Method: SFAM01.1 INSTRUMENT P5 WITH 6 POINT ICAL-2(v58) Mode: CONC Corr. Factor: 1.000000
User: Kareem Custom ID1: ME28T9 Custom ID2: Custom ID3:
Comment:

Elem	As1890	Tl1908	Pb2203	Se1960	Sb2068	Al3961	Ba4934
Units	ppm	ppm	ppm	ppm	ppm	ppm	ppm
Avg	.0315667	-.036662	1.058968	.0918198	.0498617	28.35091	.3846743
Stddev	.0058256	.004491	.021922	.0079974	.0062805	.12102	.0020824
%RSD	18.45483	12.24905	2.070162	8.709916	12.59587	.4268599	.5413426
#1	.0377917	-.041300	1.081639	.0923654	.0568687	28.29612	.3823760
#2	.0306620	-.032335	1.037881	.0835636	.0447390	28.26697	.3852109
#3	.0262464	-.036350	1.057383	.0995305	.0479775	28.48963	.3864358

Elem	Be2348	Cd2144	Ca3736	Cr2677	Co2286	Cu3247	Fe2598
Units	ppm	ppm	ppm	ppm	ppm	ppm	ppm
Avg	.0045393	.0065383	228.1203	.7935076	.0624256	.1551291	239.7627
Stddev	.0001649	.0002784	.8628	.0013871	.0009327	.0079988	1.1896
%RSD	3.632392	4.258504	.3782165	.1748026	1.494022	5.156219	.4961512
#1	.0047271	.0068595	227.6543	.7926107	.0634944	.1583656	238.6886
#2	.0044186	.0063895	227.5908	.7928069	.0620059	.1460192	239.5583
#3	.0044721	.0063658	229.1159	.7951052	.0617766	.1610024	241.0413

Elem	Mn2576	Mg2790	Ni2316	Ag3280	Na8183	V_2924	Zn2138
Units	ppm	ppm	ppm	ppm	ppm	ppm	ppm
Avg	16.68159	45.92620	.2832807	-.009297	.3728112	.2490998	2.243067
Stddev	.09230	.35761	.0064484	.000221	.0048841	.0038307	.002215
%RSD	.5533177	.7786720	2.276345	2.378131	1.310063	1.537822	.0987682
#1	16.62337	45.59949	.2907175	-.009269	.3727956	.2452841	2.242618
#2	16.63340	45.87085	.2798835	-.009091	.3679349	.2490701	2.245473
#3	16.78802	46.30826	.2792411	-.009531	.3777030	.2529453	2.241111

Elem	K_7698	P_1774	B_2496	Mo2020	S_1820	Si2516	Sn1899
Units	ppm	ppm	ppm	ppm	ppm	ppm	ppm
Avg	2.589449	2.586668	-.496022	.0208101	3.051924	3.850413	.0209344
Stddev	.112423	.051323	.005031	.0011432	.053502	.008425	.0009635
%RSD	4.341595	1.984135	1.014273	5.493494	1.753067	.2188010	4.602337
#1	2.474780	2.645295	-.495702	.0212192	3.113634	3.850772	.0210102
#2	2.594082	2.549857	-.491159	.0216924	3.018539	3.841815	.0218577
#3	2.699483	2.564852	-.501206	.0195186	3.023599	3.858653	.0199353

Reviewed By:mohan
On:1/2/2025 2:18:27 AM
Inst Id :P5

Sample Name: P5156-13DLX4 Acquired: 12/31/2024 14:07:54 Type: Unk
Method: SFAM01.1 INSTRUMENT P5 WITH 6 POINT ICAL-2(v58) Mode: CONC Corr. Factor: 1.000000
User: Kareem Custom ID1: ME28T9 Custom ID2: Custom ID3:
Comment:

Elem	Ti3361	Sr4077	Li6707
Units	ppm	ppm	ppm
Avg	1.051006	.3108103	-.050560
Stddev	.004109	.0019875	.001868
%RSD	.3909322	.6394412	3.695612
#1	1.054740	.3090870	-.051580
#2	1.046604	.3103595	-.051696
#3	1.051672	.3129844	-.048403

Int. Std.	Y_2243	Y_3600	Y_3710	Y_2243	In2306
Units	Cts/S	Cts/S	Cts/S	Cts/S	Cts/S
Avg	1680.158	20562.40	2104.312	1379.685	1865.410
Stddev	25.656	64.33	7.518	6.066	29.770
%RSD	1.526983	.3128637	.3572733	.4396366	1.595901
#1	1650.550	20523.42	2099.203	1377.300	1831.219
#2	1695.826	20636.66	2112.945	1386.581	1885.592
#3	1694.098	20527.13	2100.787	1375.175	1879.417

Reviewed By:mohan
On:1/2/2025 2:18:27 AM
Inst Id :P5

Sample Name: P5156-14DLX4 Acquired: 12/31/2024 14:11:43 Type: Unk
Method: SFAM01.1 INSTRUMENT P5 WITH 6 POINT ICAL-2(v58) Mode: CONC Corr. Factor: 1.000000
User: Kareem Custom ID1: ME28W0 Custom ID2: Custom ID3:
Comment:

Elem	As1890	Tl1908	Pb2203	Se1960	Sb2068	Al3961	Ba4934
Units	ppm	ppm	ppm	ppm	ppm	ppm	ppm
Avg	.0457595	-.073048	1.109881	.1659278	.0799146	21.09860	.3207138
Stddev	.0006400	.001609	.004058	.0006302	.0029800	.03433	.0027176
%RSD	1.398594	2.202501	.3656676	.3797969	3.728999	.1627067	.8473532
#1	.0450619	-.072001	1.105626	.1666520	.0797056	21.06981	.3218358
#2	.0458969	-.072242	1.113710	.1656267	.0770445	21.13659	.3226908
#3	.0463196	-.074900	1.110308	.1655046	.0829935	21.08939	.3176149

Elem	Be2348	Cd2144	Ca3736	Cr2677	Co2286	Cu3247	Fe2598
Units	ppm	ppm	ppm	ppm	ppm	ppm	ppm
Avg	.0055911	.0081632	209.8331	1.121035	.0538253	.0891267	368.7790
Stddev	.0002371	.0001100	.7817	.017815	.0007143	.0091226	1.0391
%RSD	4.240596	1.348035	.3725456	1.589184	1.327080	10.23557	.2817548
#1	.0057553	.0080447	210.6897	1.100563	.0537062	.0934453	369.9787
#2	.0056987	.0081829	209.6513	1.133023	.0545917	.0786467	368.1710
#3	.0053193	.0082621	209.1582	1.129518	.0531781	.0952882	368.1871

Elem	Mn2576	Mg2790	Ni2316	Ag3280	Na8183	V_2924	Zn2138
Units	ppm	ppm	ppm	ppm	ppm	ppm	ppm
Avg	24.38333	38.17744	.2592607	-.011472	.4561941	.2942578	3.459605
Stddev	.04543	.15696	.0009507	.001166	.0190893	.0087388	.057237
%RSD	.1863302	.4111324	.3666876	10.16487	4.184475	2.969790	1.654433
#1	24.42662	38.31855	.2595727	-.010142	.4515548	.3037290	3.395850
#2	24.38737	38.00838	.2581933	-.012320	.4398520	.2925370	3.506565
#3	24.33602	38.20538	.2600163	-.011954	.4771754	.2865074	3.476402

Elem	K_7698	P_1774	B_2496	Mo2020	S_1820	Si2516	Sn1899
Units	ppm	ppm	ppm	ppm	ppm	ppm	ppm
Avg	.9467570	2.535539	-.838350	.0214311	2.281156	3.543816	.0473739
Stddev	.2553235	.012541	.003803	.0010262	.024446	.014382	.0039285
%RSD	26.96822	.4946035	.4536744	4.788277	1.071642	.4058317	8.292619
#1	.9264258	2.524671	-.834171	.0216812	2.254216	3.527230	.0480207
#2	1.211638	2.532686	-.839272	.0203030	2.287325	3.552831	.0431622
#3	.702207	2.549261	-.841608	.0223090	2.301926	3.551386	.0509390

Reviewed By:mohan
On:1/2/2025 2:18:27 AM
Inst Id :P5

Sample Name: P5156-14DLX4 Acquired: 12/31/2024 14:11:43 Type: Unk
Method: SFAM01.1 INSTRUMENT P5 WITH 6 POINT ICAL-2(v58) Mode: CONC Corr. Factor: 1.000000
User: Kareem Custom ID1: ME28W0 Custom ID2: Custom ID3:
Comment:

Elem	Ti3361	Sr4077	Li6707
Units	ppm	ppm	ppm
Avg	1.578001	.1144416	-.065126
Stddev	.001418	.0020296	.002629
%RSD	.0898796	1.773483	4.037259
#1	1.577563	.1165127	-.068128
#2	1.579587	.1143560	-.064017
#3	1.576854	.1124562	-.063233

Int. Std.	Y_2243	Y_3600	Y_3710	Y_2243	In2306
Units	Cts/S	Cts/S	Cts/S	Cts/S	Cts/S
Avg	1647.516	20437.91	2107.165	1368.151	1868.737
Stddev	5.324	243.55	6.422	14.741	6.040
%RSD	.3231456	1.191653	.3047870	1.077414	.3231995
#1	1647.521	20715.92	2100.124	1385.088	1871.782
#2	1642.189	20262.16	2112.701	1358.220	1861.781
#3	1652.837	20335.65	2108.670	1361.144	1872.648

Reviewed By:mohan
On:1/2/2025 2:18:27 AM
Inst Id :P5

Sample Name: P5156-21DLX4 Acquired: 12/31/2024 14:15:34 Type: Unk
Method: SFAM01.1 INSTRUMENT P5 WITH 6 POINT ICAL-2(v58) Mode: CONC Corr. Factor: 1.000000
User: Kareem Custom ID1: ME28W5 Custom ID2: Custom ID3:
Comment:

Elem	As1890	Tl1908	Pb2203	Se1960	Sb2068	Al3961
Units	ppm	ppm	ppm	ppm	ppm	ppm
Avg	.1300433	-.099967	2.059814	.2206012	.1112122	14.87154
Stddev	.0027509	.002771	.024394	.0067652	.0005865	.03232
%RSD	2.115360	2.771819	1.184275	3.066729	.5273790	.2173530
#1	.1298514	-.102125	2.069890	.2132298	.1118535	14.85583
#2	.1328851	-.100933	2.077555	.2220475	.1107031	14.90871
#3	.1273934	-.096842	2.031996	.2265264	.1110800	14.85007

Elem	Ba4934	Be2348	Cd2144	Ca3736	Cr2677	Co2286
Units	ppm	ppm	ppm	ppm	ppm	ppm
Avg	.8850536	.0075910	.0097080	120.3605	1.048874	.0596842
Stddev	.0024544	.0001294	.0000455	.2483	.007360	.0004741
%RSD	.2773173	1.704934	.4681863	.2063231	.7016630	.7943067
#1	.8843947	.0076549	.0097398	120.2498	1.057291	.0598559
#2	.8829958	.0074421	.0097282	120.1868	1.043648	.0600484
#3	.8877702	.0076761	.0096559	120.6449	1.045684	.0591481

Elem	Cu3247	Fe2598	Mn2576	Mg2790	Ni2316	Ag3280
Units	ppm	ppm	ppm	ppm	ppm	ppm
Avg	4.121089	454.2923	10.34166	19.99993	.5838892	-.014658
Stddev	.004966	.2651	.01266	.10702	.0061293	.001081
%RSD	.1205107	.0583520	.1223862	.5351114	1.049731	7.376947
#1	4.116118	454.3290	10.32709	19.90672	.5871481	-.013545
#2	4.121097	454.0107	10.34798	19.97627	.5877005	-.014726
#3	4.126051	454.5371	10.34991	20.11680	.5768189	-.015704

Elem	Na8183	V_2924	Zn2138	K_7698	P_1774	B_2496
Units	ppm	ppm	ppm	ppm	ppm	ppm
Avg	.3183445	.0883595	5.562530	.4395154	1.687409	F -1.07870
Stddev	.0183022	.0146055	.025374	.1805256	.014088	.01011
%RSD	5.749194	16.52966	.4561653	41.07378	.8349182	.9369848
#1	.3390403	.1026252	5.588491	.2329529	1.698114	-1.06703
#2	.3117025	.0734363	5.561313	.5185387	1.692665	-1.08457
#3	.3042906	.0890171	5.537787	.5670545	1.671448	-1.08450

Reviewed By:mohan
On:1/2/2025 2:18:27 AM
Inst Id :P5

Sample Name: P5156-21DLX4 Acquired: 12/31/2024 14:15:34 Type: Unk
Method: SFAM01.1 INSTRUMENT P5 WITH 6 POINT ICAL-2(v58) Mode: CONC Corr. Factor: 1.000000
User: Kareem Custom ID1: ME28W5 Custom ID2: Custom ID3:
Comment:

Elem	Mo2020	S_1820	Si2516	Sn1899	Ti3361	Sr4077
Units	ppm	ppm	ppm	ppm	ppm	ppm
Avg	.1147841	5.642023	3.125200	.1341814	.5204155	-.131391
Stddev	.0014926	.075023	.017379	.0021492	.0050705	.001238
%RSD	1.300319	1.329724	.5560941	1.601722	.9743238	.9422556
#1	.1155299	5.687600	3.105134	.1334611	.5262703	-.132498
#2	.1157568	5.683035	3.135032	.1365982	.5175270	-.131620
#3	.1130657	5.555434	3.135434	.1324848	.5174492	-.130054

Elem	Li6707
Units	ppm
Avg	-.069078
Stddev	.001209
%RSD	1.750528
#1	-.070367
#2	-.067969
#3	-.068896

Int. Std.	Y_2243	Y_3600	Y_3710	Y_2243	In2306
Units	Cts/S	Cts/S	Cts/S	Cts/S	Cts/S
Avg	1636.001	20204.06	2069.248	1352.583	1880.832
Stddev	16.529	183.85	5.617	9.288	18.485
%RSD	1.010325	.9099639	.2714643	.6866834	.9828205
#1	1625.243	20028.24	2075.667	1342.429	1868.388
#2	1627.727	20395.00	2065.230	1360.650	1872.035
#3	1655.033	20188.94	2066.848	1354.670	1902.072

Reviewed By:mohan
On:1/2/2025 2:18:27 AM
Inst Id :P5

Sample Name: P5035-05DLX4 Acquired: 12/31/2024 14:19:23 Type: Unk
Method: SFAM01.1 INSTRUMENT P5 WITH 6 POINT ICAL-2(v58) Mode: CONC Corr. Factor: 1.000000
User: Kareem Custom ID1: MBHKM6 Custom ID2: Custom ID3:
Comment:

Elem	As1890	Tl1908	Pb2203	Se1960	Sb2068	Al3961	Ba4934
Units	ppm	ppm	ppm	ppm	ppm	ppm	ppm
Avg	-.005948	.0263871	.0847880	-.052036	-.004754	4.978162	.0373164
Stddev	.004900	.0013674	.0030916	.005889	.003165	.014908	.0018599
%RSD	82.37164	5.182228	3.646259	11.31674	66.58423	.2994692	4.984124
#1	-.004857	.0256528	.0817412	-.045504	-.008180	4.961207	.0359833
#2	-.001687	.0279648	.0847003	-.056938	-.001938	4.989218	.0365248
#3	-.011302	.0255436	.0879225	-.053667	-.004143	4.984060	.0394412

Elem	Be2348	Cd2144	Ca3736	Cr2677	Co2286	Cu3247	Fe2598
Units	ppm	ppm	ppm	ppm	ppm	ppm	ppm
Avg	.0007277	.0004975	479.0560	.0117676	.0457551	.0201660	18.32048
Stddev	.0000805	.0000730	1.3922	.0003925	.0005397	.0115188	.06322
%RSD	11.05968	14.66503	.2906174	3.335813	1.179511	57.11990	.3450871
#1	.0006352	.0004214	479.9943	.0113173	.0451733	.0182779	18.25612
#2	.0007657	.0005043	479.7174	.0120378	.0462394	.0097079	18.32284
#3	.0007821	.0005669	477.4564	.0119477	.0458526	.0325122	18.38249

Elem	Mn2576	Mg2790	Ni2316	Ag3280	Na8183	V_2924	Zn2138
Units	ppm	ppm	ppm	ppm	ppm	ppm	ppm
Avg	.7835978	74.96872	.0193682	-.002884	.1731935	.0137889	.0764980
Stddev	.0057162	.23846	.0007759	.000916	.0080607	.0035753	.0006671
%RSD	.7294781	.3180831	4.006207	31.77448	4.654139	25.92911	.8720859
#1	.7892745	75.14841	.0195889	-.001846	.1668033	.0157582	.0765014
#2	.7836760	75.05956	.0185059	-.003583	.1822494	.0159467	.0771634
#3	.7778429	74.69819	.0200099	-.003223	.1705279	.0096619	.0758292

Elem	K_7698	P_1774	B_2496	Mo2020	S_1820	Si2516	Sn1899
Units	ppm	ppm	ppm	ppm	ppm	ppm	ppm
Avg	.0147006	.6514461	-.042791	.0028000	6.899106	1.812889	-.000798
Stddev	.1283716	.0058785	.001172	.0001593	.005314	.012303	.001207
%RSD	873.2383	.9023686	2.738559	5.690259	.0770268	.6786489	151.2586
#1	-.124593	.6483788	-.044018	.0026323	6.905011	1.819628	.000578
#2	.040448	.6477357	-.041683	.0029495	6.897600	1.820350	-.001675
#3	.128247	.6582238	-.042674	.0028181	6.894708	1.798688	-.001297

Reviewed By:mohan
On:1/2/2025 2:18:27 AM
Inst Id :P5

Sample Name: P5035-05DLX4 Acquired: 12/31/2024 14:19:23 Type: Unk
Method: SFAM01.1 INSTRUMENT P5 WITH 6 POINT ICAL-2(v58) Mode: CONC Corr. Factor: 1.000000
User: Kareem Custom ID1: MBHKM6 Custom ID2: Custom ID3:
Comment:

Elem	Ti3361	Sr4077	Li6707
Units	ppm	ppm	ppm
Avg	.0385139	.2904714	-.078942
Stddev	.0062326	.0015276	.003497
%RSD	16.18282	.5258904	4.429309
#1	.0313616	.2902724	-.080471
#2	.0413975	.2920887	-.081413
#3	.0427826	.2890531	-.074941

Int. Std.	Y_2243	Y_3600	Y_3710	Y_2243	In2306
Units	Cts/S	Cts/S	Cts/S	Cts/S	Cts/S
Avg	1613.363	19827.91	2052.263	1331.711	1745.346
Stddev	4.625	104.09	4.540	6.606	4.190
%RSD	.2866632	.5249670	.2212057	.4960419	.2400673
#1	1608.062	19746.81	2050.568	1334.288	1741.007
#2	1616.578	19945.28	2048.815	1324.206	1749.369
#3	1615.448	19791.63	2057.407	1336.640	1745.661

Reviewed By:mohan
On:1/2/2025 2:18:27 AM
Inst Id :P5

Sample Name: P5035-20DLX4 Acquired: 12/31/2024 14:23:21 Type: Unk
Method: SFAM01.1 INSTRUMENT P5 WITH 6 POINT ICAL-2(v58) Mode: CONC Corr. Factor: 1.000000
User: Kareem Custom ID1: MBHKN9 Custom ID2: Custom ID3:
Comment:

Elem	As1890	Tl1908	Pb2203	Se1960	Sb2068	Al3961	Ba4934
Units	ppm	ppm	ppm	ppm	ppm	ppm	ppm
Avg	.0084673	.0260002	.1720645	-.029362	-.001609	13.80186	.4726193
Stddev	.0057406	.0032777	.0068529	.004664	.002495	.04791	.0011704
%RSD	67.79805	12.60634	3.982734	15.88401	155.0432	.3471607	.2476387
#1	.0117929	.0258942	.1690545	-.032763	-.003719	13.75230	.4713323
#2	.0117704	.0293295	.1672318	-.024046	.001145	13.80535	.4736198
#3	.0018386	.0227768	.1799073	-.031278	-.002254	13.84794	.4729059

Elem	Be2348	Cd2144	Ca3736	Cr2677	Co2286	Cu3247	Fe2598
Units	ppm	ppm	ppm	ppm	ppm	ppm	ppm
Avg	.0013684	.0012128	711.2622	.0232965	.0573391	.0869314	38.06416
Stddev	.0000739	.0001019	3.7295	.0007137	.0005328	.0117021	.11691
%RSD	5.400450	8.402736	.5243555	3.063509	.9292039	13.46125	.3071287
#1	.0014313	.0013233	707.4153	.0237923	.0567879	.0882971	37.95714
#2	.0012870	.0011926	711.5091	.0236186	.0573780	.0746064	38.18892
#3	.0013868	.0011225	714.8621	.0224785	.0578513	.0978907	38.04642

Elem	Mn2576	Mg2790	Ni2316	Ag3280	Na8183	V_2924	Zn2138
Units	ppm	ppm	ppm	ppm	ppm	ppm	ppm
Avg	6.127546	18.96818	.0401025	-.001919	.1258170	.0198297	.1328963
Stddev	.012505	.10821	.0006059	.000938	.0083133	.0086666	.0018368
%RSD	.2040839	.5704567	1.510870	48.89529	6.607437	43.70499	1.382165
#1	6.113107	18.89875	.0396207	-.002189	.1195291	.0290214	.1339522
#2	6.134658	19.09286	.0399041	-.002693	.1352424	.0118070	.1339615
#3	6.134874	18.91293	.0407827	-.000875	.1226794	.0186607	.1307753

Elem	K_7698	P_1774	B_2496	Mo2020	S_1820	Si2516	Sn1899
Units	ppm	ppm	ppm	ppm	ppm	ppm	ppm
Avg	.1778068	2.193340	-.096687	.0021647	1.031138	2.958849	.0120152
Stddev	.1537237	.029475	.002436	.0012638	.011913	.017088	.0016126
%RSD	86.45547	1.343819	2.519208	58.38273	1.155305	.5775119	13.42104
#1	.3017529	2.161073	-.094756	.0007358	1.022971	2.972099	.0107267
#2	.2258746	2.200098	-.095881	.0031360	1.025636	2.964886	.0138236
#3	.0057929	2.218849	-.099423	.0026222	1.044807	2.939562	.0114953

Reviewed By:mohan
On:1/2/2025 2:18:27 AM
Inst Id :P5

Sample Name: P5035-20DLX4 Acquired: 12/31/2024 14:23:21 Type: Unk
Method: SFAM01.1 INSTRUMENT P5 WITH 6 POINT ICAL-2(v58) Mode: CONC Corr. Factor: 1.000000
User: Kareem Custom ID1: MBHKN9 Custom ID2: Custom ID3:
Comment:

Elem	Ti3361	Sr4077	Li6707
Units	ppm	ppm	ppm
Avg	.0581649	.5852816	-.071911
Stddev	.0027909	.0022428	.000767
%RSD	4.798231	.3831927	1.066707
#1	.0607526	.5830829	-.072787
#2	.0552076	.5851960	-.071361
#3	.0585346	.5875660	-.071584

Int. Std.	Y_2243	Y_3600	Y_3710	Y_2243	In2306
Units	Cts/S	Cts/S	Cts/S	Cts/S	Cts/S
Avg	1737.839	21006.25	2138.847	1405.864	1801.079
Stddev	13.369	145.72	4.644	11.454	16.044
%RSD	.7692748	.6937168	.2171261	.8147398	.8908105
#1	1750.500	20945.32	2135.133	1398.516	1818.160
#2	1739.158	20900.89	2137.353	1400.015	1798.751
#3	1723.860	21172.56	2144.054	1419.062	1786.325

Reviewed By:mohan
On:1/2/2025 2:18:27 AM
Inst Id :P5

Sample Name: P5266-19DLX2 Acquired: 12/31/2024 14:27:17 Type: Unk
Method: SFAM01.1 INSTRUMENT P5 WITH 6 POINT ICAL-2(v58) Mode: CONC Corr. Factor: 1.000000
User: Kareem Custom ID1: ME28Y9D Custom ID2: Custom ID3:
Comment:

Elem	As1890	Tl1908	Pb2203	Se1960	Sb2068	Al3961
Units	ppm	ppm	ppm	ppm	ppm	ppm
Avg	.0945857	-.124394	2.276943	.2771759	.1455144	21.97759
Stddev	.0015131	.006237	.002560	.0028408	.0039209	.07929
%RSD	1.599697	5.013736	.1124276	1.024906	2.694497	.3607615
#1	.0960094	-.121150	2.273988	.2740285	.1417589	21.88764
#2	.0929968	-.120447	2.278374	.2779492	.1495820	22.03733
#3	.0947510	-.131584	2.278469	.2795499	.1452024	22.00779

Elem	Ba4934	Be2348	Cd2144	Ca3736	Cr2677	Co2286
Units	ppm	ppm	ppm	ppm	ppm	ppm
Avg	.5552448	.0090763	.0142989	205.7816	1.412705	.0767081
Stddev	.0017450	.0002246	.0001906	.7668	.005576	.0000358
%RSD	.3142705	2.474681	1.333079	.3726460	.3947160	.0466177
#1	.5536064	.0090893	.0145106	204.9237	1.418923	.0767428
#2	.5550483	.0092940	.0141410	206.4004	1.408147	.0766713
#3	.5570797	.0088454	.0142450	206.0207	1.411047	.0767101

Elem	Cu3247	Fe2598	Mn2576	Mg2790	Ni2316	Ag3280
Units	ppm	ppm	ppm	ppm	ppm	ppm
Avg	.1571730	569.7218	21.66007	39.15932	.6649587	-.019756
Stddev	.0068527	2.6403	.06790	.06839	.0015768	.001704
%RSD	4.359949	.4634358	.3134770	.1746555	.2371282	8.623056
#1	.1611492	567.0802	21.58404	39.09516	.6659787	-.018381
#2	.1611095	572.3608	21.71467	39.23128	.6631425	-.021662
#3	.1492602	569.7242	21.68151	39.15152	.6657548	-.019225

Elem	Na8183	V_2924	Zn2138	K_7698	P_1774	B_2496
Units	ppm	ppm	ppm	ppm	ppm	ppm
Avg	.5822262	.1517358	4.904724	1.937559	3.240904	F -1.25901
Stddev	.0094978	.0223037	.018882	.074136	.008528	.01002
%RSD	1.631298	14.69906	.3849770	3.826270	.2631234	.7956053
#1	.5749398	.1529346	4.887660	2.009643	3.250672	-1.26960
#2	.5929680	.1734159	4.925009	1.941506	3.234941	-1.25776
#3	.5787708	.1288568	4.901501	1.861529	3.237100	-1.24968

Reviewed By:mohan
On:1/2/2025 2:18:27 AM
Inst Id :P5

Sample Name: P5266-19DLX2 Acquired: 12/31/2024 14:27:17 Type: Unk
Method: SFAM01.1 INSTRUMENT P5 WITH 6 POINT ICAL-2(v58) Mode: CONC Corr. Factor: 1.000000
User: Kareem Custom ID1: ME28Y9D Custom ID2: Custom ID3:
Comment:

Elem	Mo2020	S_1820	Si2516	Sn1899	Ti3361	Sr4077
Units	ppm	ppm	ppm	ppm	ppm	ppm
Avg	.0462203	4.237703	4.773594	.0639728	1.063310	-.235953
Stddev	.0009356	.015755	.030562	.0016232	.004300	.001088
%RSD	2.024219	.3717829	.6402395	2.537316	.4043575	.4611057
#1	.0463480	4.251278	4.759929	.0656752	1.066651	-.234770
#2	.0470855	4.241405	4.808605	.0624425	1.058459	-.236910
#3	.0452274	4.220427	4.752248	.0638008	1.064819	-.236178

Elem	Li6707
Units	ppm
Avg	-.070224
Stddev	.003149
%RSD	4.484182
#1	-.073808
#2	-.067902
#3	-.068962

Int. Std.	Y_2243	Y_3600	Y_3710	Y_2243	In2306
Units	Cts/S	Cts/S	Cts/S	Cts/S	Cts/S
Avg	1689.865	21192.71	2162.722	1407.989	1924.793
Stddev	1.340	108.38	13.655	1.222	2.219
%RSD	.0792906	.5114191	.6313878	.0868101	.1152859
#1	1688.867	21072.60	2163.317	1408.013	1922.320
#2	1689.340	21283.23	2148.779	1406.756	1926.609
#3	1691.388	21222.29	2176.070	1409.200	1925.451

Reviewed By:mohan
On:1/2/2025 2:18:27 AM
Inst Id :P5

Sample Name: P5266-19DL2X4 Acquired: 12/31/2024 14:31:04 Type: Unk
Method: SFAM01.1 INSTRUMENT P5 WITH 6 POINT ICAL-2(v58) Mode: CONC Corr. Factor: 1.000000
User: Kareem Custom ID1: ME28Y9D Custom ID2: Custom ID3:
Comment:

Elem	As1890	Tl1908	Pb2203	Se1960	Sb2068	Al3961	Ba4934
Units	ppm	ppm	ppm	ppm	ppm	ppm	ppm
Avg	.0459531	-.064376	1.213278	.1391438	.0780658	11.65628	.2950265
Stddev	.0045583	.000725	.007294	.0060985	.0050184	.11053	.0020261
%RSD	9.919560	1.126457	.6011577	4.382883	6.428417	.9482278	.6867433
#1	.0426829	-.063870	1.213958	.1460930	.0838211	11.57838	.2929292
#2	.0511600	-.065207	1.220207	.1346824	.0757726	11.78278	.2969730
#3	.0440164	-.064052	1.205668	.1366560	.0746037	11.60769	.2951772

Elem	Be2348	Cd2144	Ca3736	Cr2677	Co2286	Cu3247	Fe2598
Units	ppm	ppm	ppm	ppm	ppm	ppm	ppm
Avg	.0048821	.0073548	110.6288	.7586649	.0512265	.0965097	306.0011
Stddev	.0002131	.0000209	.3959	.0032369	.0005367	.0090928	1.6558
%RSD	4.365857	.2847103	.3579011	.4266586	1.047755	9.421634	.5411178
#1	.0046685	.0073582	110.1806	.7575560	.0512730	.0869969	304.8145
#2	.0048829	.0073738	110.9308	.7623105	.0506681	.1051143	307.8928
#3	.0050948	.0073323	110.7750	.7561282	.0517385	.0974179	305.2961

Elem	Mn2576	Mg2790	Ni2316	Ag3280	Na8183	V_2924	Zn2138
Units	ppm	ppm	ppm	ppm	ppm	ppm	ppm
Avg	11.66046	20.90623	.3489515	-.008988	.1273030	.0777234	2.625407
Stddev	.06177	.14380	.0012533	.000139	.0103024	.0078822	.000509
%RSD	.5297740	.6878536	.3591516	1.543336	8.092834	10.14132	.0193859
#1	11.62252	20.81770	.3485018	-.009146	.1154083	.0699587	2.625840
#2	11.73174	21.07216	.3479852	-.008933	.1334156	.0857180	2.624847
#3	11.62713	20.82884	.3503676	-.008885	.1330851	.0774935	2.625535

Elem	K_7698	P_1774	B_2496	Mo2020	S_1820	Si2516	Sn1899
Units	ppm	ppm	ppm	ppm	ppm	ppm	ppm
Avg	.5645247	1.704253	-.699168	.0257740	2.243612	2.593286	.0275590
Stddev	.1562814	.003943	.015949	.0006438	.009234	.023355	.0002043
%RSD	27.68371	.2313698	2.281152	2.497712	.4115828	.9006011	.7413242
#1	.6717675	1.702358	-.682574	.0253317	2.243994	2.566762	.0276479
#2	.3852128	1.701615	-.714383	.0265125	2.252649	2.610770	.0277039
#3	.6365939	1.708786	-.700547	.0254778	2.234192	2.602326	.0273253

Reviewed By:mohan
On:1/2/2025 2:18:27 AM
Inst Id :P5

Sample Name: P5266-19DL2X4 Acquired: 12/31/2024 14:31:04 Type: Unk
Method: SFAM01.1 INSTRUMENT P5 WITH 6 POINT ICAL-2(v58) Mode: CONC Corr. Factor: 1.000000
User: Kareem Custom ID1: ME28Y9D Custom ID2: Custom ID3:
Comment:

Elem	Ti3361	Sr4077	Li6707
Units	ppm	ppm	ppm
Avg	.5646556	-.128630	-.077189
Stddev	.0055691	.001123	.001850
%RSD	.9862863	.8731020	2.396888
#1	.5584293	-.128851	-.077691
#2	.5663758	-.129625	-.078737
#3	.5691616	-.127412	-.075140

Int. Std.	Y_2243	Y_3600	Y_3710	Y_2243	In2306
Units	Cts/S	Cts/S	Cts/S	Cts/S	Cts/S
Avg	1682.580	20739.81	2095.506	1389.905	1928.665
Stddev	7.618	138.74	11.202	10.472	8.209
%RSD	.4527290	.6689708	.5345961	.7534404	.4256268
#1	1683.919	20636.15	2101.620	1380.503	1929.709
#2	1674.382	20685.85	2082.577	1388.020	1919.984
#3	1689.440	20897.43	2102.322	1401.191	1936.302

Reviewed By:mohan
On:1/2/2025 2:18:27 AM
Inst Id :P5

Sample Name: PB165641TB Acquired: 12/31/2024 14:34:57 Type: Unk
Method: SFAM01.1 INSTRUMENT P5 WITH 6 POINT ICAL-2(v58) Mode: CONC Corr. Factor: 1.000000
User: Kareem Custom ID1: LEB641 Custom ID2: Custom ID3:
Comment:

Elem	As1890	Tl1908	Pb2203	Se1960	Sb2068	Al3961
Units	ppm	ppm	ppm	ppm	ppm	ppm
Avg	-.002626	-.005215	-.002787	-.008627	-.005237	.0003317
Stddev	.001343	.003099	.000954	.004121	.002400	.0239813
%RSD	51.12321	59.43305	34.22525	47.77246	45.82990	7230.244
#1	-.003478	-.008388	-.002174	-.007133	-.003516	-.002189
#2	-.001078	-.002195	-.003886	-.013286	-.007978	-.022290
#3	-.003322	-.005061	-.002300	-.005460	-.004216	.025474

Elem	Ba4934	Be2348	Cd2144	Ca3736	Cr2677	Co2286
Units	ppm	ppm	ppm	ppm	ppm	ppm
Avg	-.000252	-.000068	-.000249	.0104940	-.001288	-.000218
Stddev	.000470	.000067	.000024	.0426095	.001196	.000139
%RSD	186.7488	97.73968	9.454933	406.0365	92.86800	63.64867
#1	.000192	-.000006	-.000272	.0572591	-.000495	-.000139
#2	-.000202	-.000139	-.000225	-.026130	-.002664	-.000137
#3	-.000745	-.000059	-.000250	.000353	-.000705	-.000379

Elem	Cu3247	Fe2598	Mn2576	Mg2790	Ni2316	Ag3280
Units	ppm	ppm	ppm	ppm	ppm	ppm
Avg	-.001172	.0138942	-.013480	-.007719	.0003252	-.003419
Stddev	.003350	.0252427	.001058	.060444	.0009988	.000532
%RSD	285.9862	181.6784	7.851926	783.0039	307.1577	15.55764
#1	-.003299	.0072801	-.014696	-.075978	.0013618	-.003292
#2	-.002906	-.007383	-.012769	.039020	.0002446	-.002963
#3	.002691	.041785	-.012975	.013800	-.000631	-.004003

Elem	Na8183	V_2924	Zn2138	K_7698	P_1774	B_2496
Units	ppm	ppm	ppm	ppm	ppm	ppm
Avg	F 125.6561	-.000039	-.014795	-3.42174	.0007467	-.021520
Stddev	1.4045	.005135	.000103	.13090	.0028322	.000802
%RSD	1.117711	13321.11	.6953011	3.825518	379.2730	3.727624
#1	127.1030	.005795	-.014716	-3.56844	-.002442	-.022156
#2	125.5671	-.002036	-.014758	-3.37995	.001711	-.020619
#3	124.2983	-.003874	-.014911	-3.31685	.002971	-.021785

Reviewed By:mohan
On:1/2/2025 2:18:27 AM
Inst Id :P5

Sample Name: PB165641TB Acquired: 12/31/2024 14:34:57 Type: Unk
Method: SFAM01.1 INSTRUMENT P5 WITH 6 POINT ICAL-2(v58) Mode: CONC Corr. Factor: 1.000000
User: Kareem Custom ID1: LEB641 Custom ID2: Custom ID3:
Comment:

Elem	Mo2020	S_1820	Si2516	Sn1899	Ti3361	Sr4077
Units	ppm	ppm	ppm	ppm	ppm	ppm
Avg	-.002335	.0044224	-.001017	F -.012185	-.001329	-.000911
Stddev	.000563	.0013578	.000247	.002663	.000919	.000280
%RSD	24.12562	30.70336	24.26994	21.85478	69.12167	30.72767
#1	-.002979	.0036082	-.001252	-.014969	-.002374	-.001176
#2	-.002094	.0059898	-.000760	-.011922	-.000649	-.000618
#3	-.001932	.0036690	-.001039	-.009663	-.000964	-.000940

Elem	Li6707
Units	ppm
Avg	F -.135333
Stddev	.003251
%RSD	2.402138
#1	-.138938
#2	-.132625
#3	-.134437

Int. Std.	Y_2243	Y_3600	Y_3710	Y_2243	In2306
Units	Cts/S	Cts/S	Cts/S	Cts/S	Cts/S
Avg	1747.226	21198.10	2129.632	1440.558	2008.167
Stddev	4.344	122.02	16.405	8.606	5.926
%RSD	.2486173	.5756059	.7703106	.5973912	.2950726
#1	1751.990	21332.65	2119.436	1450.429	2014.571
#2	1746.204	21094.63	2120.905	1436.613	2007.051
#3	1743.484	21167.02	2148.556	1434.631	2002.879

Reviewed By:mohan
On:1/2/2025 2:18:27 AM
Inst Id :P5

Sample Name: CCV054 Acquired: 12/31/2024 14:38:58 Type: Unk
Method: SFAM01.1 INSTRUMENT P5 WITH 6 POINT ICAL-2(v58) Mode: CONC Corr. Factor: 1.000000
User: Kareem Custom ID1: CCV054 Custom ID2: Custom ID3:
Comment:

Elem	As1890	Tl1908	Pb2203	Se1960	Sb2068	Al3961
Units	ppm	ppm	ppm	ppm	ppm	ppm
Avg	4.925860	4.862763	24.81602	4.959981	4.955038	400.7819
Stddev	.030183	.008654	.09062	.014906	.012443	.3535
%RSD	.6127446	.1779656	.3651815	.3005286	.2511209	.0882058
#1	4.891046	4.853990	24.71845	4.949320	4.940683	400.6615
#2	4.941856	4.863008	24.83206	4.953608	4.962758	400.5043
#3	4.944679	4.871293	24.89756	4.977014	4.961672	401.1799

Elem	Ba4934	Be2348	Cd2144	Ca3736	Cr2677	Co2286
Units	ppm	ppm	ppm	ppm	ppm	ppm
Avg	10.10964	.5090965	2.494837	406.3816	15.58085	2.519728
Stddev	.01272	.0020176	.008706	.3634	.00870	.005870
%RSD	.1257778	.3963071	.3489795	.0894150	.0558474	.2329772
#1	10.12326	.5099092	2.485828	405.9767	15.58301	2.513783
#2	10.09808	.5105811	2.495479	406.6794	15.58826	2.519882
#3	10.10758	.5067994	2.503205	406.4888	15.57127	2.525520

Elem	Cu3247	Fe2598	Mn2576	Mg2790	Ni2316	Ag3280
Units	ppm	ppm	ppm	ppm	ppm	ppm
Avg	14.98732	407.7238	14.87931	401.2043	2.518931	1.263819
Stddev	.02277	.9231	.02475	.3844	.004735	.001372
%RSD	.1519162	.2263937	.1663506	.0958065	.1879781	.1085378
#1	14.98409	408.2358	14.85279	400.9700	2.515719	1.264562
#2	14.96635	408.2775	14.90181	401.6479	2.516704	1.264659
#3	15.01154	406.6582	14.88332	400.9950	2.524369	1.262236

Elem	Na8183	V_2924	Zn2138	K_7698	P_1774	B_2496
Units	ppm	ppm	ppm	ppm	ppm	ppm
Avg	410.5884	2.476493	15.02436	152.7336	4.989324	F 4.360410
Stddev	.5616	.012921	.10563	.2097	.003509	.024943
%RSD	.1367863	.5217308	.7030718	.1373167	.0703277	.5720332
#1	409.9491	2.488373	15.14201	152.4950	4.989488	4.364847
#2	410.8135	2.478368	14.99343	152.8887	4.985736	4.382837
#3	411.0026	2.462737	14.93765	152.8170	4.992748	4.333546

Reviewed By:mohan
On:1/2/2025 2:18:27 AM
Inst Id :P5

Sample Name: CCV054 Acquired: 12/31/2024 14:38:58 Type: Unk
Method: SFAM01.1 INSTRUMENT P5 WITH 6 POINT ICAL-2(v58) Mode: CONC Corr. Factor: 1.000000
User: Kareem Custom ID1: CCV054 Custom ID2: Custom ID3:
Comment:

Elem	Mo2020	S_1820	Si2516	Sn1899	Ti3361	Sr4077
Units	ppm	ppm	ppm	ppm	ppm	ppm
Avg	4.901850	5.045769	5.027893	5.035179	4.980724	4.818841
Stddev	.023539	.005138	.022321	.018786	.003409	.000811
%RSD	.4802118	.1018357	.4439391	.3731002	.0684386	.0168282
#1	4.876443	5.040286	5.035560	5.021819	4.981762	4.819197
#2	4.906188	5.046547	5.045369	5.027058	4.983493	4.819413
#3	4.922919	5.050474	5.002749	5.056659	4.976916	4.817913

Elem	Li6707
Units	ppm
Avg	5.116431
Stddev	.017295
%RSD	.3380282
#1	5.096896
#2	5.122606
#3	5.129792

Int. Std.	Y_2243	Y_3600	Y_3710	Y_2243	In2306
Units	Cts/S	Cts/S	Cts/S	Cts/S	Cts/S
Avg	1431.690	18282.00	1952.154	1168.175	1610.351
Stddev	1.567	57.51	6.137	3.200	1.973
%RSD	.1094242	.3145868	.3143564	.2739366	.1225360
#1	1430.714	18344.90	1957.251	1164.491	1608.927
#2	1433.497	18269.01	1945.342	1169.773	1612.603
#3	1430.858	18232.10	1953.868	1170.262	1609.523

Reviewed By:mohan
On:1/2/2025 2:18:27 AM
Inst Id :P5

Sample Name: CCB054 Acquired: 12/31/2024 14:42:44 Type: Unk
Method: SFAM01.1 INSTRUMENT P5 WITH 6 POINT ICAL-2(v58) Mode: CONC Corr. Factor: 1.000000
User: Kareem Custom ID1: CCB054 Custom ID2: Custom ID3:
Comment:

Elem	As1890	Tl1908	Pb2203	Se1960	Sb2068	Al3961
Units	ppm	ppm	ppm	ppm	ppm	ppm
Avg	-.005127	-.002325	-.001849	-.006353	-.001893	.0177330
Stddev	.002439	.002321	.002403	.003164	.003173	.0239922
%RSD	47.56325	99.83897	129.9111	49.79678	167.6053	135.2969
#1	-.007706	.000000	-.004249	-.009901	-.000585	.0219219
#2	-.002857	-.002333	-.001855	-.005335	.000416	-.008078
#3	-.004820	-.004642	.000556	-.003824	-.005511	.039355

Elem	Ba4934	Be2348	Cd2144	Ca3736	Cr2677	Co2286
Units	ppm	ppm	ppm	ppm	ppm	ppm
Avg	-.001030	-.000051	-.000008	.0644016	-.001148	-.000290
Stddev	.000384	.000150	.000082	.0190060	.000721	.000305
%RSD	37.29436	292.4517	1043.846	29.51164	62.79831	105.2146
#1	-.000963	-.000221	-.000102	.0767135	-.001671	-.000364
#2	-.001443	-.000000	.000025	.0739790	-.001446	-.000550
#3	-.000683	.000067	.000053	.0425123	-.000326	.000045

Elem	Cu3247	Fe2598	Mn2576	Mg2790	Ni2316	Ag3280
Units	ppm	ppm	ppm	ppm	ppm	ppm
Avg	.0043702	.0072050	-.003768	-.038241	-.000548	-.001826
Stddev	.0083907	.0380346	.001705	.101384	.000957	.001388
%RSD	191.9985	527.8927	45.23938	265.1155	174.6995	75.99849
#1	.0005305	.0295268	-.004676	.024379	-.001385	-.000688
#2	.0139937	-.036712	-.004828	.016109	-.000755	-.001418
#3	-.001414	.028800	-.001802	-.155212	.000496	-.003372

Elem	Na8183	V_2924	Zn2138	K_7698	P_1774	B_2496
Units	ppm	ppm	ppm	ppm	ppm	ppm
Avg	-.165922	-.000839	.0019417	-.249597	-.000764	-.005279
Stddev	.017958	.006916	.0019580	.086368	.002965	.003056
%RSD	10.82304	823.9209	100.8386	34.60289	388.1573	57.90035
#1	-.148831	-.006010	.0039240	-.263596	-.002593	-.002152
#2	-.184637	-.003525	.0018922	-.328111	.002658	-.008259
#3	-.164297	.007017	.0000089	-.157085	-.002357	-.005426

Reviewed By:mohan
On:1/2/2025 2:18:27 AM
Inst Id :P5

Sample Name: CCB054 Acquired: 12/31/2024 14:42:44 Type: Unk
Method: SFAM01.1 INSTRUMENT P5 WITH 6 POINT ICAL-2(v58) Mode: CONC Corr. Factor: 1.000000
User: Kareem Custom ID1: CCB054 Custom ID2: Custom ID3:
Comment:

Elem	Mo2020	S_1820	Si2516	Sn1899	Ti3361	Sr4077
Units	ppm	ppm	ppm	ppm	ppm	ppm
Avg	-.000882	-.000622	.0002733	-.005485	-.001294	-.000170
Stddev	.000255	.002400	.0008811	.000794	.001924	.000207
%RSD	28.95481	385.7138	322.3994	14.47261	148.6699	121.6795
#1	-.000830	.000579	.0003308	-.006054	.000906	-.000311
#2	-.001160	.000940	-.000635	-.004578	-.002658	-.000267
#3	-.000657	-.003385	.001124	-.005823	-.002130	.000068

Elem	Li6707
Units	ppm
Avg	F -.017085
Stddev	.003252
%RSD	19.03256
#1	-.017877
#2	-.013511
#3	-.019869

Int. Std.	Y_2243	Y_3600	Y_3710	Y_2243	In2306
Units	Cts/S	Cts/S	Cts/S	Cts/S	Cts/S
Avg	1642.644	20010.31	2019.176	1351.380	1922.084
Stddev	1.410	23.51	7.786	2.806	4.035
%RSD	.0858589	.1174932	.3855792	.2076560	.2099071
#1	1641.948	19983.89	2010.196	1354.080	1918.240
#2	1644.267	20018.13	2024.023	1351.583	1921.728
#3	1641.718	20028.92	2023.311	1348.478	1926.285

284 Sheffield Street, Mountainside, New Jersey 07092, Phone : 908 789 8900, Fax : 908 789 8922

Prep Standard - Chemical Standard Summary

Order ID : P5156

Test : Metals CLP12

Prepbatch ID : PB165759,

Sequence ID/Qc Batch ID: LB134116,LB134132,LB134139,

Standard ID :
MP83134,MP83141,MP83498,MP83500,MP83501,MP83502,MP83503,MP83504,MP83505,MP83506,MP83507,MP835
08,MP83509,MP83510,MP83511,MP83512,MP83513,MP83514,

Chemical ID :
M5130,M5218,M5223,M5289,M5295,M5296,M5390,M5393,M5429,M5473,M5476,M5496,M5497,M5498,M5513,M5515
,M5519,M5658,M5697,M5698,M5751,M5768,M5769,M5798,M5799,M5800,M5801,M5802,M5806,M5815,M5816,M581
7,M5818,M5819,M5820,M5875,M5959,M5960,M5962,M5970,M5976,M5978,M5982,M5985,M5990,M5999,M6021,M60
23,M6025,M6028,M6030,M6033,M6111,M6117,M6121,M6125,M6126,W3112,

284 Sheffield Street, Mountainside, New Jersey 07092, Phone : 908 789 8900,
Fax : 908 789 8922

Metals STANDARD PREPARATION LOG

Recipe ID	NAME	NO.	Prep Date	Expiration Date	Prepared By	ScaleID	PipetteID	Supervised By
902	ICP AES CAL BLK (SO/ICB/CCB)	MP83134	10/30/2024	12/06/2024	Kareem Khairalla	None	None	Mohan Bera 11/08/2024

FROM 125.00000ml of M6111 + 2350.00000ml of W3112 + 25.00000ml of M6117 = Final Quantity: 2500.000 ml

Recipe ID	NAME	NO.	Prep Date	Expiration Date	Prepared By	ScaleID	PipetteID	Supervised By
994	ICPAES ISM01.2 S1 (CONC.)	MP83141	10/30/2024	12/06/2024	Kareem Khairalla	None	None	Mohan Bera 11/08/2024

FROM 0.02000ml of M5815 + 0.03000ml of M5429 + 0.10000ml of M5798 + 0.10000ml of M6028 + 0.14000ml of M5799 + 0.20000ml of M5476 + 0.20000ml of M5515 + 0.20000ml of M5658 + 0.20000ml of M5801 + 0.20000ml of M5817 + 0.20000ml of M5976 + 0.20000ml of M6025 + 0.20000ml of M6030 + 0.30000ml of M5698 + 0.40000ml of M6033 + 0.50000ml of M5751 + 0.50000ml of M6023 + 0.70000ml of M5962 + 0.80000ml of M5960 + 1.00000ml of M5800 + 1.00000ml of M6021 + 1.20000ml of M5802 + 1.20000ml of M5819 + 10.00000ml of M5498 + 10.00000ml of M5519 + 10.00000ml of M5768 + 10.00000ml of M5806 + 10.00000ml of M5818 + 2.00000ml of M5978 + 4.00000ml of M5390 + 34.24000ml of MP83134 = Final Quantity: 100.000 ml

284 Sheffield Street, Mountainside, New Jersey 07092, Phone : 908 789 8900,
Fax : 908 789 8922

Metals STANDARD PREPARATION LOG

Recipe ID	NAME	NO.	Prep Date	Expiration Date	Prepared By	ScaleID	PipetteID	Supervised By
169	1:1HNO3	MP83498	12/09/2024	01/03/2025	Janvi Patel	None	None	Sarabjit Jaswal 12/09/2024

FROM 1250.00000ml of M6126 + 1250.00000ml of W3112 = Final Quantity: 2500.000 ml

Recipe ID	NAME	NO.	Prep Date	Expiration Date	Prepared By	ScaleID	PipetteID	Supervised By
902	ICP AES CAL BLK (SO/ICB/CCB)	MP83500	12/06/2024	01/06/2025	Kareem Khairalla	None	None	Sarabjit Jaswal 12/09/2024

FROM 125.00000ml of M6121 + 2350.00000ml of W3112 + 25.00000ml of M6126 = Final Quantity: 2500.000 ml

284 Sheffield Street, Mountainside, New Jersey 07092, Phone : 908 789 8900,
Fax : 908 789 8922

Metals STANDARD PREPARATION LOG

Recipe ID	NAME	NO.	Prep Date	Expiration Date	Prepared By	ScaleID	PipetteID	Supervised By
2480	ICP AES STD 6 ISM01.3	MP83501	12/06/2024	01/06/2025	Kareem Khairalla	None	None	Sarabjit Jaswal 12/09/2024

FROM 4.00000ml of M5289 + 4.00000ml of M5498 + 4.00000ml of M5515 + 4.00000ml of M5768 + 4.00000ml of M5806 + 30.00000ml of MP83500 = Final Quantity: 50.000 ml

Recipe ID	NAME	NO.	Prep Date	Expiration Date	Prepared By	ScaleID	PipetteID	Supervised By
1004	ICPAES ISM01.2 (S5)	MP83502	12/06/2024	01/06/2025	Kareem Khairalla	None	None	Sarabjit Jaswal 12/09/2024

FROM 0.25000ml of M5798 + 0.50000ml of M5429 + 0.50000ml of M5473 + 0.50000ml of M5815 + 0.50000ml of M5817 + 12.50000ml of M5519 + 12.50000ml of M5698 + 12.50000ml of M5806 + 12.50000ml of M5819 + 13.75000ml of M5697 + 14.50000ml of M5496 + 14.50000ml of M5515 + 14.50000ml of M5658 + 2.00000ml of M5513 + 22.50000ml of M5497 + 22.50000ml of M5768 + 5.00000ml of M5296 + 5.00000ml of M5393 + 5.00000ml of M5802 + 5.00000ml of M5818 + 5.00000ml of M5875 + 303.50000ml of MP83500 = Final Quantity: 500.000 ml

284 Sheffield Street, Mountainside, New Jersey 07092, Phone : 908 789 8900,
Fax : 908 789 8922

Metals STANDARD PREPARATION LOG

Recipe ID	NAME	NO.	Prep Date	Expiration Date	Prepared By	ScaleID	PipetteID	Supervised By
1005	ICPAES ISM01.2(S4)	MP83503	12/09/2024	01/06/2025	Kareem Khairalla	None	None	Sarabjit Jaswal 12/09/2024

FROM 250.00000ml of MP83500 + 250.00000ml of MP83502 = Final Quantity: 500.000 ml

Recipe ID	NAME	NO.	Prep Date	Expiration Date	Prepared By	ScaleID	PipetteID	Supervised By
1007	ICPAES ISM01.2(S3)	MP83504	12/09/2024	01/06/2025	Kareem Khairalla	None	None	Sarabjit Jaswal 12/09/2024

FROM 25.00000ml of MP83502 + 75.00000ml of MP83500 = Final Quantity: 100.000 ml

284 Sheffield Street, Mountainside, New Jersey 07092, Phone : 908 789 8900,
Fax : 908 789 8922

Metals STANDARD PREPARATION LOG

Recipe ID	NAME	NO.	Prep Date	Expiration Date	Prepared By	ScaleID	PipetteID	Supervised By
1008	ICPAES ISM01.2(S2)	MP83505	12/09/2024	01/06/2025	Kareem Khairalla	None	None	Sarabjit Jaswal 12/09/2024

FROM 12.50000ml of MP83502 + 87.50000ml of MP83500 = Final Quantity: 100.000 ml

Recipe ID	NAME	NO.	Prep Date	Expiration Date	Prepared By	ScaleID	PipetteID	Supervised By
994	ICPAES ISM01.2 S1 (CONC.)	MP83506	12/09/2024	01/06/2025	Kareem Khairalla	None	None	Sarabjit Jaswal 12/09/2024

FROM 0.02000ml of M5815 + 0.03000ml of M5429 + 0.10000ml of M5798 + 0.10000ml of M6028 + 0.14000ml of M5799 + 0.20000ml of M5473 + 0.20000ml of M5515 + 0.20000ml of M5658 + 0.20000ml of M5801 + 0.20000ml of M5817 + 0.20000ml of M5976 + 0.20000ml of M6025 + 0.20000ml of M6030 + 0.30000ml of M5698 + 0.40000ml of M5496 + 0.50000ml of M5697 + 0.50000ml of M6023 + 0.70000ml of M5962 + 0.80000ml of M5960 + 1.00000ml of M5800 + 1.00000ml of M6021 + 1.20000ml of M5802 + 1.20000ml of M5819 + 10.00000ml of M5498 + 10.00000ml of M5519 + 10.00000ml of M5769 + 10.00000ml of M5806 + 10.00000ml of M5818 + 2.00000ml of M5978 + 4.00000ml of M5390 + 34.24000ml of MP83500 = Final Quantity: 100.000 ml

284 Sheffield Street, Mountainside, New Jersey 07092, Phone : 908 789 8900,
Fax : 908 789 8922

Metals STANDARD PREPARATION LOG

Recipe ID	NAME	NO.	Prep Date	Expiration Date	Prepared By	ScaleID	PipetteID	Supervised By
1003	ICPAES ISM01.2 S1	MP83507	12/09/2024	01/06/2025	Kareem Khairalla	None	None	Sarabjit Jaswal 12/09/2024

FROM 0.50000ml of MP83506 + 99.50000ml of MP83500 = Final Quantity: 100.000 ml

Recipe ID	NAME	NO.	Prep Date	Expiration Date	Prepared By	ScaleID	PipetteID	Supervised By
2054	ICV-ICPAES	MP83508	12/09/2024	01/06/2025	Kareem Khairalla	None	None	Sarabjit Jaswal 12/09/2024

FROM 0.50000ml of M5218 + 0.50000ml of M5816 + 0.50000ml of M5820 + 0.50000ml of M5970 + 0.50000ml of M5982 + 10.00000ml of M5295 + 87.50000ml of MP83500 = Final Quantity: 100.000 ml

284 Sheffield Street, Mountainside, New Jersey 07092, Phone : 908 789 8900,
Fax : 908 789 8922

Metals STANDARD PREPARATION LOG

Recipe ID	NAME	NO.	Prep Date	Expiration Date	Prepared By	ScaleID	PipetteID	Supervised By
904	ICP AES ICSA SOLN	MP83509	12/09/2024	01/06/2025	Kareem Khairalla	None	METALS_PIPETTE_3 (A)	Sarabjit Jaswal 12/09/2024

FROM 10.00000ml of M5130 + 90.00000ml of MP83500 = Final Quantity: 250.000 ml

Recipe ID	NAME	NO.	Prep Date	Expiration Date	Prepared By	ScaleID	PipetteID	Supervised By
905	ICP AES ICSAB SOLN	MP83510	12/09/2024	01/06/2025	Kareem Khairalla	None	None	Sarabjit Jaswal 12/09/2024

FROM 10.00000ml of M5130 + 10.00000ml of M5223 + 80.00000ml of MP83500 = Final Quantity: 250.000 ml

284 Sheffield Street, Mountainside, New Jersey 07092, Phone : 908 789 8900,
Fax : 908 789 8922

Metals STANDARD PREPARATION LOG

Recipe ID	NAME	NO.	Prep Date	Expiration Date	Prepared By	ScaleID	PipetteID	Supervised By
1119	ICPAES ISM01.2(CCV)	MP83511	12/09/2024	01/06/2025	Kareem Khairalla	None	None	Sarabjit Jaswal 12/09/2024

FROM 0.75000ml of M5497 + 0.75000ml of M5769 + 1.22500ml of M5496 + 1.25000ml of M5515 + 1.25000ml of M5806 + 19.77500ml of MP83500 + 25.00000ml of MP83502 = Final Quantity: 50.000 ml

Recipe ID	NAME	NO.	Prep Date	Expiration Date	Prepared By	ScaleID	PipetteID	Supervised By
921	ICPAES SPIKE SOL#6	MP83512	12/09/2024	01/06/2025	Kareem Khairalla	None	None	Sarabjit Jaswal 12/09/2024

FROM 2.50000ml of M5962 + 50.00000ml of M5990 + 50.00000ml of M5999 + 147.50000ml of MP83500 = Final Quantity: 250.000 ml

284 Sheffield Street, Mountainside, New Jersey 07092, Phone : 908 789 8900,
Fax : 908 789 8922

Metals STANDARD PREPARATION LOG

Recipe ID	NAME	NO.	Prep Date	Expiration Date	Prepared By	ScaleID	PipetteID	Supervised By
919	ICP AES INTERNAL STD	MP83513	12/09/2024	01/06/2025	Kareem Khairalla	None	None	Sarabjit Jaswal 12/09/2024

FROM 1.00000ml of M5959 + 10.00000ml of M5985 + 1969.00000ml of W3112 + 20.00000ml of M6126 = Final Quantity: 2000.000 ml

Recipe ID	NAME	NO.	Prep Date	Expiration Date	Prepared By	ScaleID	PipetteID	Supervised By
513	RINSE SOLN	MP83514	12/09/2024	01/06/2025	Kareem Khairalla	None	None	Sarabjit Jaswal 12/09/2024

FROM 200.00000ml of M6126 + 9800.00000ml of W3112 = Final Quantity: 10000.000 ml

284 Sheffield Street, Mountainside, New Jersey 07092, Phone : 908 789 8900,
Fax : 908 789 8922

CHEMICAL RECEIPT LOG BOOK

Supplier	ItemCode / ItemName	Lot #	Expiration Date	Date Opened / Opened By	Received Date / Received By	Chemtech Lot #
EPA	PART A / ICSA (ICP) STOCK SOLN	ICSA-1211	12/28/2024	05/20/2024 / jaswal	04/20/2021 / bin	M5130

Supplier	ItemCode / ItemName	Lot #	Expiration Date	Date Opened / Opened By	Received Date / Received By	Chemtech Lot #
Inorganic Ventures	CHEM-QC-4 / CHEM-QC-4, Second Source, 1000 ug/ml, B, Mo, Si, Sn, Ti	S2-MEB711674	11/02/2026	07/01/2022 / bin	09/10/2021 / bin	M5218

Supplier	ItemCode / ItemName	Lot #	Expiration Date	Date Opened / Opened By	Received Date / Received By	Chemtech Lot #
EPA	PART B / ICSAB (ICP) STOCK SOLN	ICSB-0710	12/28/2024	05/20/2024 / jaswal	04/20/2021 / bin	M5223

Supplier	ItemCode / ItemName	Lot #	Expiration Date	Date Opened / Opened By	Received Date / Received By	Chemtech Lot #
Absolute Standards, Inc.	58113 / Aluminum (Al) 10,000PPM	070622	07/06/2025	09/02/2022 / jaswal	07/12/2022 / jaswal	M5289

Supplier	ItemCode / ItemName	Lot #	Expiration Date	Date Opened / Opened By	Received Date / Received By	Chemtech Lot #
EPA	ICV-1 / ICV (ICP/ICPMS) STOCK SOLN	ICV-1014	02/05/2025	08/07/2024 / jaswal	04/20/2021 / bin	M5295

Supplier	ItemCode / ItemName	Lot #	Expiration Date	Date Opened / Opened By	Received Date / Received By	Chemtech Lot #
Inorganic Ventures	Z9651Q / CHEM-CLP-4/.25L	S2-MEB711673	11/02/2026	09/19/2022 / jaswal	08/20/2022 / jaswal	M5296

Alliance TECHNICAL GROUP
284 Sheffield Street, Mountainside, New Jersey 07092, Phone : 908 789 8900,
Fax : 908 789 8922

CHEMICAL RECEIPT LOG BOOK

Supplier	ItemCode / ItemName	Lot #	Expiration Date	Date Opened / Opened By	Received Date / Received By	Chemtech Lot #
Absolute Standards, Inc.	57056 / Ba, 1000 PPM, 125 ml	072122	07/21/2025	08/07/2024 / jaswal	09/18/2022 / bin	M5390

Supplier	ItemCode / ItemName	Lot #	Expiration Date	Date Opened / Opened By	Received Date / Received By	Chemtech Lot #
Inorganic Ventures	CLPP-CAL-3 / CLP CAL SOLUTION #3, 125mL	T2-MEB714159	01/13/2027	10/12/2022 / bin	09/19/2022 / bin	M5393

Supplier	ItemCode / ItemName	Lot #	Expiration Date	Date Opened / Opened By	Received Date / Received By	Chemtech Lot #
Absolute Standards, Inc.	57103 / Li, 10000 PPM, 125 ml	070622	07/06/2025	01/30/2023 / bin	01/26/2023 / bin	M5429

Supplier	ItemCode / ItemName	Lot #	Expiration Date	Date Opened / Opened By	Received Date / Received By	Chemtech Lot #
Absolute Standards, Inc.	57138 / Sr, 10000 PPM, 125 ml	082922	08/29/2025	03/16/2023 / jaswal	03/16/2023 / jaswal	M5473

Supplier	ItemCode / ItemName	Lot #	Expiration Date	Date Opened / Opened By	Received Date / Received By	Chemtech Lot #
Absolute Standards, Inc.	57138 / Sr, 10000 PPM, 125 ml	082922	08/29/2025	07/29/2024 / jaswal	03/16/2023 / jaswal	M5476

Supplier	ItemCode / ItemName	Lot #	Expiration Date	Date Opened / Opened By	Received Date / Received By	Chemtech Lot #
Absolute Standards, Inc.	58113 / Al, 10000 PPM, 500 ml	011623	01/16/2026	08/15/2023 / jaswal	03/17/2023 / bin	M5496

284 Sheffield Street, Mountainside, New Jersey 07092, Phone : 908 789 8900,
Fax : 908 789 8922

CHEMICAL RECEIPT LOG BOOK

Supplier	ItemCode / ItemName	Lot #	Expiration Date	Date Opened / Opened By	Received Date / Received By	Chemtech Lot #
Absolute Standards, Inc.	58120 / Ca, 10000 PPM, 500 ml	031523	03/15/2026	03/18/2023 / bin	03/17/2023 / bin	M5497

Supplier	ItemCode / ItemName	Lot #	Expiration Date	Date Opened / Opened By	Received Date / Received By	Chemtech Lot #
Absolute Standards, Inc.	58120 / Ca, 10000 PPM, 500 ml	031523	03/15/2026	08/15/2023 / jaswal	03/17/2023 / bin	M5498

Supplier	ItemCode / ItemName	Lot #	Expiration Date	Date Opened / Opened By	Received Date / Received By	Chemtech Lot #
Absolute Standards, Inc.	57182 / Pb, 10000 PPM, 125 ml	061522	06/15/2025	03/19/2023 / bin	03/17/2023 / bin	M5513

Supplier	ItemCode / ItemName	Lot #	Expiration Date	Date Opened / Opened By	Received Date / Received By	Chemtech Lot #
Absolute Standards, Inc.	58126 / Fe, 10000 PPM, 500 ml	092122	09/21/2025	08/01/2024 / Jaswal	03/17/2023 / bin	M5515

Supplier	ItemCode / ItemName	Lot #	Expiration Date	Date Opened / Opened By	Received Date / Received By	Chemtech Lot #
Absolute Standards, Inc.	57119 / Potassium (K) 10,000PPM	120822	12/08/2025	01/08/2024 / bin	03/17/2023 / bin	M5519

Supplier	ItemCode / ItemName	Lot #	Expiration Date	Date Opened / Opened By	Received Date / Received By	Chemtech Lot #
Absolute Standards, Inc.	58024 / Chromium, Cr, 500 ml, 1000 PPM	060523	06/05/2026	08/28/2023 / jaswal	08/25/2023 / jaswal	M5658

284 Sheffield Street, Mountainside, New Jersey 07092, Phone : 908 789 8900,
Fax : 908 789 8922

CHEMICAL RECEIPT LOG BOOK

Supplier	ItemCode / ItemName	Lot #	Expiration Date	Date Opened / Opened By	Received Date / Received By	Chemtech Lot #
Absolute Standards, Inc.	58029 / Cu, 1000 PPM, 500 ml	102523	10/25/2026	04/03/2024 / jaswal	10/27/2023 / jaswal	M5697

Supplier	ItemCode / ItemName	Lot #	Expiration Date	Date Opened / Opened By	Received Date / Received By	Chemtech Lot #
Absolute Standards, Inc.	58025 / Mn, 1000 PPM, 500 ml	102623	10/26/2026	04/18/2024 / jaswal	10/27/2023 / jaswal	M5698

Supplier	ItemCode / ItemName	Lot #	Expiration Date	Date Opened / Opened By	Received Date / Received By	Chemtech Lot #
Absolute Standards, Inc.	58029 / Cu, 1000 PPM, 500 ml	071723	07/17/2026	10/01/2024 / Jaswal	08/25/2023 / jaswal	M5751

Supplier	ItemCode / ItemName	Lot #	Expiration Date	Date Opened / Opened By	Received Date / Received By	Chemtech Lot #
Absolute Standards, Inc.	58112 / Mg, 10000 PPM, 500 ml	091823	09/18/2026	01/08/2024 / bin	01/03/2024 / bin	M5768

Supplier	ItemCode / ItemName	Lot #	Expiration Date	Date Opened / Opened By	Received Date / Received By	Chemtech Lot #
Absolute Standards, Inc.	58112 / Mg, 10000 PPM, 500 ml	091823	09/18/2026	05/24/2024 / Jaswal	01/03/2024 / bin	M5769

Supplier	ItemCode / ItemName	Lot #	Expiration Date	Date Opened / Opened By	Received Date / Received By	Chemtech Lot #
Absolute Standards, Inc.	57004 / Be, 1000 PPM, 125 ml	102523	10/25/2026	02/09/2024 / bin	02/09/2024 / bin	M5798

284 Sheffield Street, Mountainside, New Jersey 07092, Phone : 908 789 8900,
Fax : 908 789 8922

CHEMICAL RECEIPT LOG BOOK

Supplier	ItemCode / ItemName	Lot #	Expiration Date	Date Opened / Opened By	Received Date / Received By	Chemtech Lot #
Absolute Standards, Inc.	57050 / Sn, 1000 PPM, 125 ml	071123	07/11/2026	02/09/2024 / bin	02/09/2024 / bin	M5799

Supplier	ItemCode / ItemName	Lot #	Expiration Date	Date Opened / Opened By	Received Date / Received By	Chemtech Lot #
Absolute Standards, Inc.	57027 / CO, 1000 PPM, 125 ml	091923	09/19/2026	05/31/2024 / bin	02/09/2024 / bin	M5800

Supplier	ItemCode / ItemName	Lot #	Expiration Date	Date Opened / Opened By	Received Date / Received By	Chemtech Lot #
Absolute Standards, Inc.	57033 / As, 1000 PPM, 125 ml	111323	11/13/2026	02/09/2024 / bin	02/09/2024 / bin	M5801

Supplier	ItemCode / ItemName	Lot #	Expiration Date	Date Opened / Opened By	Received Date / Received By	Chemtech Lot #
Absolute Standards, Inc.	57051 / Sb, 1000 PPM, 125 ml	120523	12/05/2026	08/07/2024 / jaswal	01/03/2024 / jaswal	M5802

Supplier	ItemCode / ItemName	Lot #	Expiration Date	Date Opened / Opened By	Received Date / Received By	Chemtech Lot #
Absolute Standards, Inc.	58111 / Na, 10000 PPM, 500 ml	122223	12/22/2026	08/01/2024 / Jaswal	01/03/2024 / jaswal	M5806

Supplier	ItemCode / ItemName	Lot #	Expiration Date	Date Opened / Opened By	Received Date / Received By	Chemtech Lot #
Absolute Standards, Inc.	57115 / P, 10000 PPM, 125 ml	041723	04/17/2026	05/21/2024 / Jaswal	02/09/2024 / jaswal	M5815

284 Sheffield Street, Mountainside, New Jersey 07092, Phone : 908 789 8900,
Fax : 908 789 8922

CHEMICAL RECEIPT LOG BOOK

Supplier	ItemCode / ItemName	Lot #	Expiration Date	Date Opened / Opened By	Received Date / Received By	Chemtech Lot #
Absolute Standards, Inc.	57016 / S, 1000 PPM, 125 ml	122923	12/29/2026	05/20/2024 / Jaswal	02/09/2024 / jaswal	M5816

Supplier	ItemCode / ItemName	Lot #	Expiration Date	Date Opened / Opened By	Received Date / Received By	Chemtech Lot #
Absolute Standards, Inc.	57116 / S, 10000 PPM, 125 ml	071123	07/11/2026	03/01/2024 / jaswal	02/09/2024 / jaswal	M5817

Supplier	ItemCode / ItemName	Lot #	Expiration Date	Date Opened / Opened By	Received Date / Received By	Chemtech Lot #
Absolute Standards, Inc.	57014 / Si, 1000 PPM, 125 ml	122023	12/20/2026	03/06/2024 / jaswal	02/09/2024 / jaswal	M5818

Supplier	ItemCode / ItemName	Lot #	Expiration Date	Date Opened / Opened By	Received Date / Received By	Chemtech Lot #
Absolute Standards, Inc.	58030 / Zinc, Zn, 500 ml, 1000 PPM	111623	11/16/2026	03/20/2024 / jaswal	02/09/2024 / jaswal	M5819

Supplier	ItemCode / ItemName	Lot #	Expiration Date	Date Opened / Opened By	Received Date / Received By	Chemtech Lot #
Absolute Standards, Inc.	57015 / P, 1000 PPM, 125 ml	091123	09/11/2026	05/01/2024 / jaswal	02/09/2024 / jaswal	M5820

Supplier	ItemCode / ItemName	Lot #	Expiration Date	Date Opened / Opened By	Received Date / Received By	Chemtech Lot #
Inorganic Ventures	CLPP-CAL-1 / CLP CAL SOLUTION #1, 125mL	T2-MEB714417	01/27/2027	04/19/2024 / jaswal	02/22/2024 / jaswal	M5875

284 Sheffield Street, Mountainside, New Jersey 07092, Phone : 908 789 8900,
Fax : 908 789 8922

CHEMICAL RECEIPT LOG BOOK

Supplier	ItemCode / ItemName	Lot #	Expiration Date	Date Opened / Opened By	Received Date / Received By	Chemtech Lot #
Inorganic Ventures	CGY10-1 / YTTRIUM 125mL 10,000ug/mL	V2-Y740548	02/20/2029	07/01/2024 / Jaswal	06/14/2024 / Jaswal	M5959

Supplier	ItemCode / ItemName	Lot #	Expiration Date	Date Opened / Opened By	Received Date / Received By	Chemtech Lot #
Absolute Standards, Inc.	57028 / Ni, 1000 PPM, 125 ml	041124	04/11/2027	07/03/2024 / kareem	06/11/2024 / kareem	M5960

Supplier	ItemCode / ItemName	Lot #	Expiration Date	Date Opened / Opened By	Received Date / Received By	Chemtech Lot #
Absolute Standards, Inc.	57034 / Se, 1000 PPM, 125 ml	060624	06/06/2027	07/02/2024 / Jaswal	06/14/2024 / Jaswal	M5962

Supplier	ItemCode / ItemName	Lot #	Expiration Date	Date Opened / Opened By	Received Date / Received By	Chemtech Lot #
Absolute Standards, Inc.	57003 / Li, 1000 PPM, 125 ml	061224	06/21/2027	07/01/2024 / Jaswal	07/01/2024 / Jaswal	M5970

Supplier	ItemCode / ItemName	Lot #	Expiration Date	Date Opened / Opened By	Received Date / Received By	Chemtech Lot #
Inorganic Ventures	CGMO1-1 / MOLYBDENUM 125mL 1000ug/mL	T2-MO720876	07/17/2027	08/07/2024 / jaswal	02/22/2024 / Jaswal	M5976

Supplier	ItemCode / ItemName	Lot #	Expiration Date	Date Opened / Opened By	Received Date / Received By	Chemtech Lot #
Inorganic Ventures	CGTI1-1 / TITANIUM 125mL 1000ug/mL	T2-TI719972	06/17/2027	08/07/2024 / jaswal	02/22/2024 / Jaswal	M5978

284 Sheffield Street, Mountainside, New Jersey 07092, Phone : 908 789 8900,
Fax : 908 789 8922

CHEMICAL RECEIPT LOG BOOK

Supplier	ItemCode / ItemName	Lot #	Expiration Date	Date Opened / Opened By	Received Date / Received By	Chemtech Lot #
Absolute Standards, Inc.	57038 / Sr, 1000 PPM, 125 ml	031524	03/15/2027	07/01/2024 / Jaswal	06/11/2024 / Jaswal	M5982

Supplier	ItemCode / ItemName	Lot #	Expiration Date	Date Opened / Opened By	Received Date / Received By	Chemtech Lot #
Inorganic Ventures	CGIN10-5 / INDIUM 1 x 500 ml	U2-IN729349	02/21/2028	10/08/2024 / Jaswal	06/14/2024 / Jaswal	M5985

Supplier	ItemCode / ItemName	Lot #	Expiration Date	Date Opened / Opened By	Received Date / Received By	Chemtech Lot #
Inorganic Ventures	CLPP-SPK-5 / CLP Spike Standard 5	V2-MEB742037	03/12/2029	10/04/2024 / Jaswal	02/22/2024 / Jaswal	M5990

Supplier	ItemCode / ItemName	Lot #	Expiration Date	Date Opened / Opened By	Received Date / Received By	Chemtech Lot #
Inorganic Ventures	CLPP-SPK-1 / SOIL/WATER SPIKE SOLN 1, 125mL	T2-MEB721963	07/27/2027	09/04/2024 / Jaswal	02/22/2024 / kareem	M5999

Supplier	ItemCode / ItemName	Lot #	Expiration Date	Date Opened / Opened By	Received Date / Received By	Chemtech Lot #
Absolute Standards, Inc.	57023 / V, 1000 PPM, 125 ml	062424	06/24/2027	09/28/2024 / jaswal	08/05/2024 / Jaswal	M6021

Supplier	ItemCode / ItemName	Lot #	Expiration Date	Date Opened / Opened By	Received Date / Received By	Chemtech Lot #
Absolute Standards, Inc.	57081 / Tl, 1000 PPM, 125 ml	0624724	06/27/2027	08/05/2024 / kareem	08/05/2024 / Jaswal	M6023

284 Sheffield Street, Mountainside, New Jersey 07092, Phone : 908 789 8900,
Fax : 908 789 8922

CHEMICAL RECEIPT LOG BOOK

Supplier	ItemCode / ItemName	Lot #	Expiration Date	Date Opened / Opened By	Received Date / Received By	Chemtech Lot #
Absolute Standards, Inc.	57082 / Pb, 1000 PPM, 125 ml	061224	11/09/2026	08/05/2024 / Jaswal	08/05/2024 / Jaswal	M6025

Supplier	ItemCode / ItemName	Lot #	Expiration Date	Date Opened / Opened By	Received Date / Received By	Chemtech Lot #
Absolute Standards, Inc.	57048 / Cd, 1000 PPM, 125 ml	070124	07/01/2027	08/05/2024 / kareem	08/05/2024 / Jaswal	M6028

Supplier	ItemCode / ItemName	Lot #	Expiration Date	Date Opened / Opened By	Received Date / Received By	Chemtech Lot #
Absolute Standards, Inc.	57047 / Ag, 1000 PPM, 125 ml	122823	12/28/2026	08/05/2024 / kareem	08/05/2024 / Jaswal	M6030

Supplier	ItemCode / ItemName	Lot #	Expiration Date	Date Opened / Opened By	Received Date / Received By	Chemtech Lot #
Absolute Standards, Inc.	58113 / Al, 10000 PPM, 500 ml	011623	01/16/2026	08/07/2024 / Jaswal	01/03/2024 / Jaswal	M6033

Supplier	ItemCode / ItemName	Lot #	Expiration Date	Date Opened / Opened By	Received Date / Received By	Chemtech Lot #
Seidler Chemical	BA-9530-33 / Hydrochloric Acid, Instra-Analyzed (cs/6x2.5L)	22F0762009	05/09/2027	11/04/2024 / Eman	09/29/2024 / Janvi	M6111

Supplier	ItemCode / ItemName	Lot #	Expiration Date	Date Opened / Opened By	Received Date / Received By	Chemtech Lot #
Seidler Chemical	BA-9598-34 / Nitric Acid, Instra-Analyzed (cs/4x2.5L)	24B1362001	05/06/2025	11/06/2024 / Janvi	09/29/2024 / Eman	M6117

284 Sheffield Street, Mountainside, New Jersey 07092, Phone : 908 789 8900,
Fax : 908 789 8922

CHEMICAL RECEIPT LOG BOOK

Supplier	ItemCode / ItemName	Lot #	Expiration Date	Date Opened / Opened By	Received Date / Received By	Chemtech Lot #
Seidler Chemical	BA-9530-33 / Hydrochloric Acid, Instra-Analyzed (cs/6x2.5L)	0000275677	05/13/2025	11/13/2024 / Eman	10/13/2024 / Eman	M6121

Supplier	ItemCode / ItemName	Lot #	Expiration Date	Date Opened / Opened By	Received Date / Received By	Chemtech Lot #
PCI Scientific Supply, Inc.	1403 / Hydrogen Peroxide, 30% 1 gal	820803	05/25/2025	11/26/2024 / Eman	11/22/2024 / Eman	M6125

Supplier	ItemCode / ItemName	Lot #	Expiration Date	Date Opened / Opened By	Received Date / Received By	Chemtech Lot #
Seidler Chemical	BA-9598-34 / Nitric Acid, Instra-Analyzed (cs/4x2.5L)	24D1062002	06/03/2025	12/03/2024 / Janvi	11/12/2024 / Janvi	M6126

Supplier	ItemCode / ItemName	Lot #	Expiration Date	Date Opened / Opened By	Received Date / Received By	Chemtech Lot #
Seidler Chemical	DIW / DI Water	Daily Lab-Certified	07/03/2029	07/03/2024 / Iwona	07/03/2024 / Iwona	W3112

INORGANIC VENTURES™

Refine your results. Redefine your industry.

Certificate of Analysis

R: 02/22/24 M5986 M5987, M5988, M5989-M5990

300 Technology Drive
Christiansburg, VA 24073 USA
inorganicventures.com

P: 800-669-6799/540-585-3030
F: 540-585-3012
info@inorganicventures.com

1.0 ACCREDITATION / REGISTRATION

INORGANIC VENTURES is accredited to ISO 17034, "General Requirements for the Competence of Reference Material Producers" and ISO/IEC 17025, "General Requirements for the Competence of Testing and Calibration Laboratories". Inorganic Ventures is also an ISO 9001 registered manufacturer (QSR Certificate Number QSR-1034).

ACCREDITED Testing Laboratory Certificate 883.01 ACCREDITED Reference Material Producer Certificate 883.02

2.0 PRODUCT DESCRIPTION

Product Code:	Multi Analyte Custom Grade Solution
Catalog Number:	CLPP-SPK-5
Lot Number:	V2-MEB742037
Matrix:	5% (v/v) HNO_3
Value / Analyte(s):	100 µg/mL ea: Antimony,
	50 µg/mL ea: Selenium, Cadmium, Thallium,
	40 µg/mL ea: Arsenic,
	20 µg/mL ea: Lead

3.0 CERTIFIED VALUES AND UNCERTAINTIES

ANALYTE	CERTIFIED VALUE	ANALYTE	CERTIFIED VALUE
Antimony, Sb	100.0 ± 0.7 µg/mL	Arsenic, As	40.00 ± 0.26 µg/mL
Cadmium, Cd	49.99 ± 0.22 µg/mL	Lead, Pb	19.99 ± 0.09 µg/mL
Selenium, Se	50.00 ± 0.23 µg/mL	Thallium, Tl	50.00 ± 0.22 µg/mL

Density: 1.025 g/mL (measured at 20 ± 4 °C)

Assay Information:

842

ANALYTE	METHOD	NIST SRM#	SRM LOT#
As	ICP Assay	3103a	100818
Cd	ICP Assay	3108	130116
Cd	EDTA	928	928
Cd	Calculated		See Sec. 4.2
Pb	ICP Assay	3128	101026
Pb	EDTA	928	928
Pb	Calculated		See Sec. 4.2
Sb	ICP Assay	3102a	140911
Se	ICP Assay	3149	100901
Se	Calculated		See Sec. 4.2
Tl	ICP Assay	3158	151215
Tl	Calculated		See Sec. 4.2

The following equations are used in the calculation of the certified value and the uncertainty. Reported uncertainties represent expanded uncertainties expressed at approximately the 95% confidence level using a coverage factor of k = 2.

Characterization of CRM/RM by Two or More Methods

Certified Value, $X_{CRM/RM}$, where two or more methods of characterization are used is the weighted mean of the results:

$X_{CRM/RM} = \Sigma(w_i)(X_i)$

X_i = mean of Assay Method i with standard uncertainty $u_{char\ i}$

w_i = the weighting factors for each method calculated using the inverse square of the variance:

$w_i = (1/u_{char\ i})^2 / (\Sigma(1/(u_{char\ i})^2)$

CRM/RM Expanded Uncertainty (±) = $U_{CRM/RM} = k\,(u^2_{char} + u^2_{bb} + u^2_{lts} + u^2_{ts})^{1/2}$

k = coverage factor = 2

$u_{char} = [\Sigma((w_i)^2\,(u_{char\ i})^2)]^{1/2}$ where $u_{char\ i}$ are the errors from each characterization method

u_{bb} = bottle to bottle homogeneity standard uncertainty

u_{lts} = long term stability standard uncertainty (storage)

u_{ts} = transport stability standard uncertainty

Characterization of CRM/RM by One Method

Certified Value, $X_{CRM/RM}$, where one method of characterization is used is the mean of individual results:

$X_{CRM/RM} = (X_a)\,(u_{char\ a})$

X_a = mean of Assay Method A with

$u_{char\ a}$ = the standard uncertainty of characterization Method A

CRM/RM Expanded Uncertainty (±) = $U_{CRM/RM} = k\,(u^2_{char\ a} + u^2_{bb} + u^2_{lts} + u^2_{ts})^{1/2}$

k = coverage factor = 2

$u_{char\ a}$ = the errors from characterization

u_{bb} = bottle to bottle homogeneity standard uncertainty

u_{lts} = long term stability standard uncertainty (storage)

u_{ts} = transport stability standard uncertainty

4.0 TRACEABILITY TO NIST

- This product is traceable to NIST via an unbroken chain of comparisons. The uncertainties for each certified value are reported, taking into account the SRM/RM uncertainty error and the measurement, weighing and volume dilution errors. In rare cases where no NIST SRM/RM are available, the term 'in-house std.' is specified.

4.1 Thermometer Calibration

- All thermometers are NIST traceable through thermometers that are calibrated by an accredited calibration laboratory.

4.2 Balance Calibration

- All analytical balances are calibrated by an accredited calibration laboratory and procedure. The weights used for testing are annually compared to master weights and are traceable to NIST.

4.3 Glassware Calibration

- An in-house procedure is used to calibrate all Class A glassware used in the manufacturing and quality control of CRM/RMs.

5.0 TRACE METALLIC IMPURITIES (TMI) DETERMINED BY ICP-MS AND ICP-OES (µg/mL)

N/A

6.0 INTENDED USE

6.1 This standard is intended for the calibration of analytical instruments and validation of analytical methods as appropriate. This CRM may be used in connection with EPA Methods 6010, 6020 (all versions), Standard Methods 3120 B and USP <232> / ICH Q3D.

6.2 For products attaining traceability through Inorganic Ventures' Primary Certified Reference Materials (PCRM™) see the Limited License to Use PCRM™ in the Inorganic Ventures Terms and Conditions of Sale, https://www.inorganicventures.com/terms-and-conditions-sale. The Terms and Conditions contain information on the use of materials traceable to PCRM™ certified reference materials. This Limited License agreement is especially pertinent for laboratories accredited under ISO:17034.

7.0 INSTRUCTIONS FOR THE CORRECT USE OF THIS REFERENCE MATERIAL

7.1 Storage and Handling Recommendations

- Store between approximately 4° - 30° C while in sealed TCT bag.

- While stored in the sealed TCT bag, transpiration of this CRM/RM is negligible. After opening the sealed TCT bag transpiration of the CRM/RM will occur, resulting in a gradual increase in the analyte concentration(s). It is the responsibility of the user to account for this effect. When the bottle is weighed both before and after being placed in storage, the mass difference observed will be a measure of transpiration mass loss.

- After opening the sealed TCT bag, keep cap tightly sealed when not in use and store between 4° - 24° C to minimize the effects of transpiration. Use at 20° ± 4° C to minimize volumetric dilution error when using the reported density. Do not pipette from the container. Do not return removed aliquots to container.

- For more information, visit **www.inorganicventures.com/TCT**

8.0 HAZARDOUS INFORMATION

- Please refer to the Safety Data Sheet for information regarding this CRM/RM.

9.0 HOMOGENEITY

- This solution was mixed according to an in-house procedure and is guaranteed to be homogeneous. Homogeneity data indicate that the end user should take a minimum sample size of 0.2 mL to assure homogeneity.

10.0 QUALITY STANDARD DOCUMENTATION

10.1 ISO 9001 Quality Management System Registration

- QSR Certificate Number QSR-1034

10.2 ISO/IEC 17025 "General Requirements for the Competence of Testing and Calibration Laboratories"

- Chemical Testing - Accredited / A2LA Certificate Number 883.01

10.3 ISO 17034 "General Requirements for the Competence of Reference Material Producers"

- Reference Material Producer - Accredited / A2LA Certificate Number 883.02

Inorganic Ventures, 300 Technology Drive, Christiansburg, Va. 24073, USA; Telephone: 800.669.6799; 540.585.3030, Fax: 540.585.3012; inorganicventures.com; info@inorganicventures.com

11.0 CERTIFICATION, LOT EXPIRATION AND PERIOD OF VALIDITY

11.1 Certification Issue Date

March 12, 2024

- The certification is valid within the measurement uncertainty specified provided the CRM/RM is stored and handled in accordance with instructions given in Sec 7.1. This certification is nullified if instructions in Sec 7.1 are not followed or if the CRM/RM is damaged, contaminated, or otherwise modified.

11.2 Lot Expiration Date

- March 12, 2029

- The date after which this CRM/RM should not be used.

- The lot expiration date reflects the period of time that the stability of a CRM/RM can be supported by long term stability studies conducted on properly stored and handled CRM/RMs. Lot expiration is limited primarily by transpiration (loss of water from the solution) and infrequently by chemical stability.

11.3 Period of Validity

- Sealed TCT Bag Open Date: _____

- This CRM/RM should not be used longer than one year (or six months in the case of a 30 mL bottle) from the date of opening the aluminized bag or after the date given in Sec. 11.2, whichever comes first. This is contingent upon the CRM/RM being stored and handled in accordance with the instructions given in Sec. 7.1.

12.0 NAMES AND SIGNATURES OF CERTIFYING OFFICERS

Certificate Approved By:

Joseph Burns
Custom VS Manager



Certifying Officer:

Paul Gaines
Chairman / Senior Technical Director



Absolute Standards, Inc.
800-368-1131
www.absolutestandards.com

Certified Reference Material CRM

R 8/5/24

M6028

ANAB ISO 17034 Accredited
AR-1539 Certificate Number
https://Absolutestandards.com

846

CERTIFIED WEIGHT REPORT:

Part Number:	**57048**		**Lot #**		
Lot Number:	**070124**	**Solvent:**	24002546	Nitric Acid	
Description:	**Cadmium (Cd)**	2%	40.0 (mL)	Nitric Acid	
Expiration Date:	070127				
Recommended Storage:	Ambient (20 °C)				
Nominal Concentration (µg/mL):	**1000**				
NIST Test Number:	6UTB	5E-05	Balance Uncertainty		
Weight shown below was diluted to (mL):	2000.07	0.100	Flask Uncertainty		

Aleah O'Brady

Formulated By:	Aleah O'Brady	070124
Reviewed By:	Pedro L. Rentas	070124

Compound	RM#	Lot Number	Nominal Conc. (µg/mL)	Purity (%)	Uncertainty Purity (%)	Assay (%)	Target Weight (g)	Actual Weight (g)	Actual Conc. (µg/mL)	Expanded Uncertainty +/- (µg/mL)	SDS Information (Solvent Safety Info. On Attached pg.) CAS#	OSHA PEL (TWA)	LD50	NIST SRM
1. Cadmium nitrate tetrahydrate (Cd)	IN024	CDM092021A1	1000	99.999	0.10	36.5	5.4797	5.4804	**1000.1**	**2.0**	10022-68-1	0.01 mg/m3	orl-rat 60.2mg/kg	3108

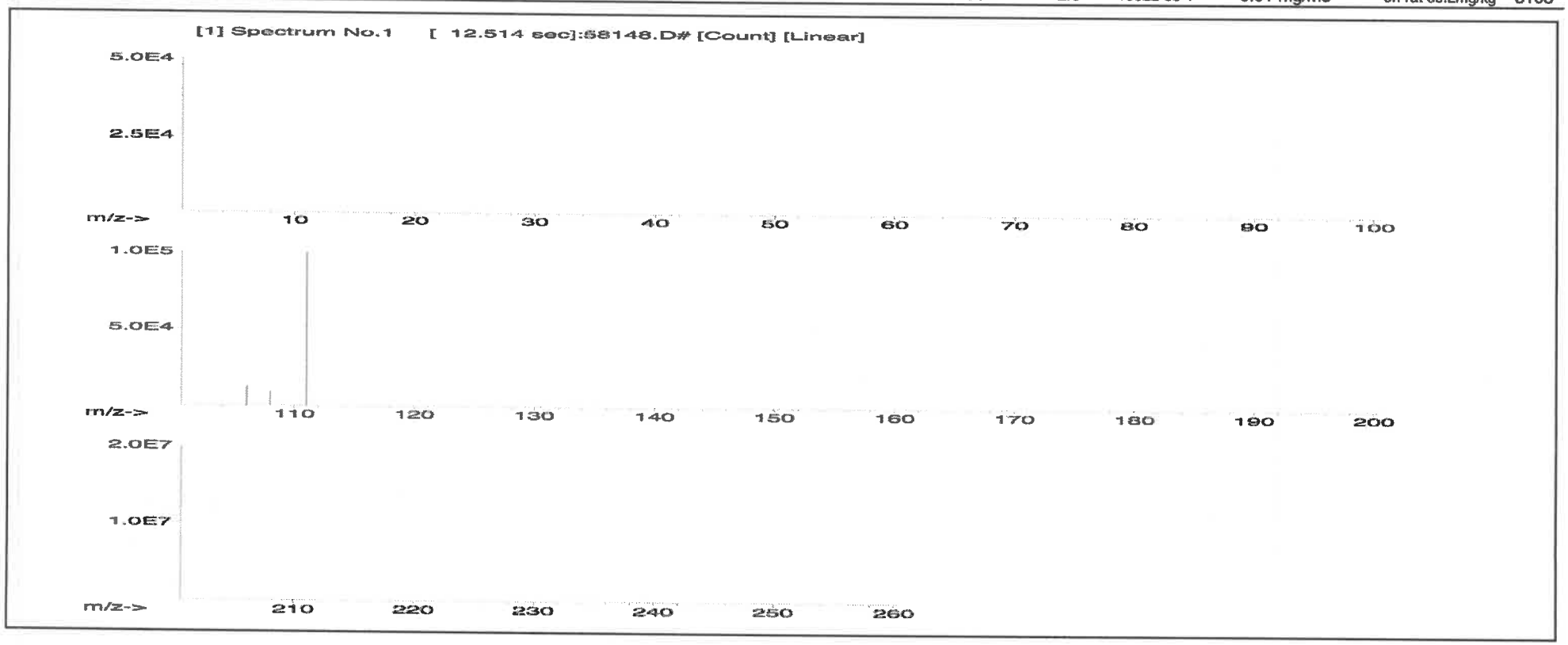

847

Instrumental Analysis by Inductively Coupled Plasma Mass Spectrometry (ICP-MS):

Trace Metals Verification by ICP-MS (µg/mL)																	
Al	<0.02	Cd	T	Dy	<0.02	Hf	<0.02	Li	<0.02	Ni	<0.02	Pr	<0.02	Se	<0.2	Tb	<0.02	W	<0.02
Sb	<0.02	Ca	<0.2	Er	<0.02	Ho	<0.02	Lu	<0.02	Nb	<0.02	Re	<0.02	Si	<0.02	Te	<0.02	U	<0.02
As	<0.2	Ce	<0.02	Eu	<0.02	In	<0.02	Mg	<0.01	Os	<0.02	Rh	<0.02	Ag	<0.02	Tl	<0.02	V	<0.02
Ba	<0.02	Cs	<0.02	Gd	<0.02	Ir	<0.02	Mn	<0.02	Pd	<0.02	Rb	<0.02	Na	<0.2	Th	<0.02	Yb	<0.02
Be	<0.01	Cr	<0.02	Ga	<0.02	Fe	<0.2	Hg	<0.2	P	<0.02	Ru	<0.02	Sr	<0.02	Tm	<0.02	Y	<0.02
Bi	<0.02	Co	<0.02	Ge	<0.02	La	<0.02	Mo	<0.02	Pt	<0.02	Sm	<0.02	S	<0.02	Sn	<0.02	Zn	<0.02
B	<0.02	Cu	<0.02	Au	<0.02	Pb	<0.02	Nd	<0.02	K	<0.2	Sc	<0.02	Ta	<0.02	Ti	<0.02	Zr	<0.02

(T) = Target analyte

Physical Characterization:

Certified by:

Homogeneity: No heterogeneity was observed in the preparation of this standard.

* The certified value is the concentration calculated from gravimetric and volumetric measurements unless otherwise stated.
* Purified acids, 18.2 megohm deionized water, calibrated Class A glassware and the highest purity raw materials are used in the preparation of all standards.
* All standard containers are meticulously cleaned prior to use.
* Standards are prepared gravimetrically using balances that are calibrated with weights traceable to NIST (see above).
* Standards are certifed (+/-) 0.5% of the stated value, unless otherwise stated.
* All standards should be stored with caps tight and under appropriate laboratory conditions.
* Uncertainty Reference: Taylor, B.N. and Kuyat, C.E., "Guidelines for Evaluating and Expressing the Uncertainty of NIST Measurement Result," NIST Technical Note 1297, U.S. Government Printing Office, Washington, D.C. (1994).

M5296 OP: 09/19/2022 BH

INORGANIC VENTURES™
Refine your results. Redefine your industry.

Certificate of Analysis

300 Technology Drive
Christiansburg, VA 24073 USA
inorganicventures.com

P: 800-669-6799/540-585-3030
F: 540-585-3012
info@inorganicventures.com

1.0 ACCREDITATION / REGISTRATION

INORGANIC VENTURES is accredited to ISO 17034, "General Requirements for the Competence of Reference Material Producers" and ISO/IEC 17025, "General Requirements for the Competence of Testing and Calibration Laboratories". Inorganic Ventures is also an ISO 9001 registered manufacturer (QSR Certificate Number QSR-1034).

ACCREDITED Testing Laboratory Certificate 883.01
ACCREDITED Reference Material Producer Certificate 883.02

2.0 PRODUCT DESCRIPTION

Product Code:	Multi Analyte Custom Grade Solution
Catalog Number:	CHEM-CLP-4
Lot Number:	S2-MEB711673
Matrix:	3% (v/v) HNO3 3% (v/v) HF
Value / Analyte(s):	1 000 µg/mL ea: Boron, Molybdenum, Silicon, Tin, Titanium

3.0 CERTIFIED VALUES AND UNCERTAINTIES

ANALYTE	CERTIFIED VALUE	ANALYTE	CERTIFIED VALUE
Boron, B	**1 000 ± 6 µg/mL**	**Molybdenum, Mo**	**1 000 ± 6 µg/mL**
Silicon, Si	**1 000 ± 7 µg/mL**	**Tin, Sn**	**1 000 ± 6 µg/mL**
Titanium, Ti	**1 000 ± 7 µg/mL**		

Density: 1.030 g/mL (measured at 20 ± 4 ºC)

Assay Information:

ANALYTE	METHOD	NIST SRM#	SRM LOT#
B	ICP Assay	3107	110830
Mo	ICP Assay	3134	130418
Si	ICP Assay	3150	130912
Sn	ICP Assay	3161a	140917
Ti	ICP Assay	3162a	130925

The following equations are used in the calculation of the certified value and the uncertainty. Reported uncertainties represent expanded uncertainties expressed at approximately the 95% confidence level using a coverage factor of k = 2.

848

Characterization of CRM/RM by Two or More Methods

Certified Value, $X_{CRM/RM}$, where two or more methods of characterization are used is the weighted mean of the results:

$X_{CRM/RM} = \Sigma(w_i)(X_i)$

X_i = mean of Assay Method i with standard uncertainty $u_{char\ i}$

w_i = the weighting factors for each method calculated using the inverse square of the variance:

$w_i = (1/u_{char\ i})^2 / (\Sigma(1/(u_{char\ i})^2)$

CRM/RM Expanded Uncertainty (±) = $U_{CRM/RM} = k\,(u^2_{char} + u^2_{bb} + u^2_{lts} + u^2_{ts})^{½}$

k = coverage factor = 2

$u_{char} = [\Sigma((w_i)^2\,(u_{char\ i})^2)]^{½}$ where $u_{char\ i}$ are the errors from each characterization method

u_{bb} = bottle to bottle homogeneity standard uncertainty

u_{lts} = long term stability standard uncertainty (storage)

u_{ts} = transport stability standard uncertainty

Characterization of CRM/RM by One Method

Certified Value, $X_{CRM/RM}$, where one method of characterization is used is the mean of individual results:

$X_{CRM/RM} = (X_a)\,(u_{char\ a})$

X_a = mean of Assay Method A with

$u_{char\ a}$ = the standard uncertainty of characterization Method A

CRM/RM Expanded Uncertainty (±) = $U_{CRM/RM} = k\,(u^2_{char\ a} + u^2_{bb} + u^2_{lts} + u^2_{ts})^{½}$

k = coverage factor = 2

$u_{char\ a}$ = the errors from characterization

u_{bb} = bottle to bottle homogeneity standard uncertainty

u_{lts} = long term stability standard uncertainty (storage)

u_{ts} = transport stability standard uncertainty

4.0 TRACEABILITY TO NIST

- This product is traceable to NIST via an unbroken chain of comparisons. The uncertainties for each certified value are reported, taking into account the SRM/RM uncertainty error and the measurement, weighing and volume dilution errors. In rare cases where no NIST SRM/RM are available, the term 'in-house std.' is specified.

4.1 Thermometer Calibration

- All thermometers are NIST traceable through thermometers that are calibrated by an accredited calibration laboratory.

4.2 Balance Calibration

- All analytical balances are calibrated by an accredited calibration laboratory and procedure. The weights used for testing are annually compared to master weights and are traceable to NIST.

4.3 Glassware Calibration

- An in-house procedure is used to calibrate all Class A glassware used in the manufacturing and quality control of CRM/RMs.

5.0 TRACE METALLIC IMPURITIES (TMI) DETERMINED BY ICP-MS AND ICP-OES (µg/mL)

N/A

6.0 INTENDED USE

- For the calibration of analytical instruments and validation of analytical methods as appropriate.

7.0 INSTRUCTIONS FOR THE CORRECT USE OF THIS REFERENCE MATERIAL

7.1 Storage and Handling Recommendations

- Store between approximately 4° - 30° C while in sealed TCT bag.

- While stored in the sealed TCT bag, transpiration of this CRM/RM is negligible. After opening the sealed TCT bag transpiration of the CRM/RM will occur, resulting in a gradual increase in the analyte concentration(s). It is the responsibility of the user to account for this effect. When the bottle is weighed both before and after being placed in storage, the mass difference observed will be a measure of transpiration mass loss.

- After opening the sealed TCT bag, keep cap tightly sealed when not in use and store between 4° - 24° C to minimize the effects of transpiration. Use at 20° ± 4° C to minimize volumetric dilution error when using the reported density. Do not pipette from the container. Do not return removed aliquots to container.

- For more information, visit **www.inorganicventures.com/TCT**

HF Note: This standard should not be prepared or stored in glass.

8.0 HAZARDOUS INFORMATION

- Please refer to the Safety Data Sheet for information regarding this CRM/RM.

9.0 HOMOGENEITY

- This solution was mixed according to an in-house procedure and is guaranteed to be homogeneous. Homogeneity data indicate that the end user should take a minimum sample size of 0.2 mL to assure homogeneity.

10.0 QUALITY STANDARD DOCUMENTATION

10.1 ISO 9001 Quality Management System Registration

- QSR Certificate Number QSR-1034

10.2 ISO/IEC 17025 "General Requirements for the Competence of Testing and Calibration Laboratories"

- Chemical Testing - Accredited / A2LA Certificate Number 883.01

10.3 ISO 17034 "General Requirements for the Competence of Reference Material Producers"

- Reference Material Producer - Accredited / A2LA Certificate Number 883.02

Inorganic Ventures, 300 Technology Drive, Christiansburg, Va. 24073, USA; Telephone: 800.669.6799; 540.585.3030, Fax: 540.585.3012; inorganicventures.com; info@inorganicventures.com

11.0 CERTIFICATION, LOT EXPIRATION AND PERIOD OF VALIDITY

11.1 Certification Issue Date

November 02, 2021

- The certification is valid within the measurement uncertainty specified provided the CRM/RM is stored and handled in accordance with instructions given in Sec 7.1. This certification is nullified if instructions in Sec 7.1 are not followed or if the CRM/RM is damaged, contaminated, or otherwise modified.

11.2 Lot Expiration Date

- **November 02, 2026**

- The date after which this CRM/RM should not be used.

- The lot expiration date reflects the period of time that the stability of a CRM/RM can be supported by long term stability studies conducted on properly stored and handled CRM/RMs. Lot expiration is limited primarily by transpiration (loss of water from the solution) and infrequently by chemical stability.

11.3 Period of Validity

- Sealed TCT Bag Open Date: _____

- This CRM/RM should not be used longer than one year (or six months in the case of a 30 mL bottle) from the date of opening the aluminized bag or after the date given in Sec. 11.2, whichever comes first. This is contingent upon the CRM/RM being stored and handled in accordance with the instructions given in Sec. 7.1.

12.0 NAMES AND SIGNATURES OF CERTIFYING OFFICERS

Certificate Approved By:

Michael Booth
Director, Quality Control



Certifying Officer:

Paul Gaines
Chairman / Senior Technical Director



INORGANIC VENTURES™
Refine your results. Redefine your industry.

Certificate of Analysis

300 Technology Drive
Christiansburg, VA 24073 USA
inorganicventures.com

P: 800-669-6799/540-585-3030
F: 540-585-3012
info@inorganicventures.com

1.0 ACCREDITATION / REGISTRATION

INORGANIC VENTURES is accredited to ISO 17034, "General Requirements for the Competence of Reference Material Producers" and ISO/IEC 17025, "General Requirements for the Competence of Testing and Calibration Laboratories". Inorganic Ventures is also an ISO 9001 registered manufacturer (QSR Certificate Number QSR-1034).

ACCREDITED Testing Laboratory Certificate 883.01
ACCREDITED Reference Material Producer Certificate 883.02

2.0 PRODUCT DESCRIPTION

Product Code:	Multi Analyte Custom Grade Solution
Catalog Number:	CLPP-CAL-1
Lot Number:	T2-MEB714417
Matrix:	5% (v/v) HNO3
Value / Analyte(s):	5 000 µg/mL ea: Calcium, Potassium, Magnesium, Sodium, 2 000 µg/mL ea: Aluminum, Barium, 1 000 µg/mL ea: Iron, 500 µg/mL ea: Nickel, Vanadium, Zinc, Cobalt, Manganese, 250 µg/mL ea: Silver, Copper, 200 µg/mL ea: Chromium, 50 µg/mL ea: Beryllium

3.0 CERTIFIED VALUES AND UNCERTAINTIES

ANALYTE	CERTIFIED VALUE	ANALYTE	CERTIFIED VALUE
Aluminum, Al	**2 000 ± 7 µg/mL**	**Barium, Ba**	**2 000 ± 9 µg/mL**
Beryllium, Be	**50.00 ± 0.26 µg/mL**	**Calcium, Ca**	**5 000 ± 22 µg/mL**
Chromium, Cr	**200.0 ± 1.0 µg/mL**	**Cobalt, Co**	**500.0 ± 2.4 µg/mL**
Copper, Cu	**250.0 ± 1.0 µg/mL**	**Iron, Fe**	**1 000 ± 4 µg/mL**
Magnesium, Mg	**5 000 ± 20 µg/mL**	**Manganese, Mn**	**500.0 ± 2.0 µg/mL**
Nickel, Ni	**500.0 ± 2.2 µg/mL**	**Potassium, K**	**5 000 ± 19 µg/mL**
Silver, Ag	**250.0 ± 1.1 µg/mL**	**Sodium, Na**	**5 000 ± 18 µg/mL**
Vanadium, V	**499.7 ± 2.2 µg/mL**	**Zinc, Zn**	**500.0 ± 2.2 µg/mL**

Density: 1.118 g/mL (measured at 20 ± 4 ºC)

Assay Information:

ANALYTE	METHOD	NIST SRM#	SRM LOT#
Ag	ICP Assay	3151	160729
Ag	Volhard	999c	999c
Al	ICP Assay	3101a	140903
Al	EDTA	928	928
Ba	ICP Assay	3104a	140909
Ba	Gravimetric		See Sec. 4.2
Be	ICP Assay	3105a	090514
Be	Calculated		See Sec. 4.2
Ca	ICP Assay	3109a	130213
Ca	EDTA	928	928
Co	ICP Assay	3113	190630
Co	EDTA	928	928
Cr	ICP Assay	3112a	170630
Cr	Calculated		See Sec. 4.2
Cu	ICP Assay	3114	121207
Cu	EDTA	928	928
Fe	ICP Assay	3126a	140812
Fe	EDTA	928	928
K	ICP Assay	3141a	140813
K	Gravimetric		See Sec. 4.2
Mg	ICP Assay	3131a	140110
Mg	EDTA	928	928
Mn	ICP Assay	3132	050429
Mn	EDTA	928	928
Na	ICP Assay	3152a	120715
Na	Gravimetric		See Sec. 4.2
Ni	ICP Assay	3136	120619
Ni	EDTA	928	928
V	IC Assay	3165	160906
V	EDTA	928	928
Zn	ICP Assay	3168a	120629
Zn	EDTA	928	928

The following equations are used in the calculation of the certified value and the uncertainty. Reported uncertainties represent expanded uncertainties expressed at approximately the 95% confidence level using a coverage factor of k = 2.

Characterization of CRM/RM by Two or More Methods

Certified Value, $X_{CRM/RM}$, where two or more methods of characterization are used is the weighted mean of the results:

$X_{CRM/RM} = \Sigma(w_i)(X_i)$

X_i = mean of Assay Method i with standard uncertainty $u_{char\ i}$

w_i = the weighting factors for each method calculated using the inverse square of the variance:

$w_i = (1/u_{char\ i})^2 / (\Sigma(1/(u_{char\ i})^2)$

$CRM/RM\ Expanded\ Uncertainty\ (\pm) = U_{CRM/RM} = k\ (u^2_{char} + u^2_{bb} + u^2_{lts} + u^2_{ts})^{½}$

k = coverage factor = 2

$u_{char} = [\Sigma((w_i)^2\ (u_{char\ i})^2)]^{½}$ where $u_{char\ i}$ are the errors from each characterization method

u_{bb} = bottle to bottle homogeneity standard uncertainty

u_{lts} = long term stability standard uncertainty (storage)

u_{ts} = transport stability standard uncertainty

Characterization of CRM/RM by One Method

Certified Value, $X_{CRM/RM}$, where one method of characterization is used is the mean of individual results:

$X_{CRM/RM} = (X_a)\ (u_{char\ a})$

X_a = mean of Assay Method A with

$u_{char\ a}$ = the standard uncertainty of characterization Method A

$CRM/RM\ Expanded\ Uncertainty\ (\pm) = U_{CRM/RM} = k\ (u^2_{char\ a} + u^2_{bb} + u^2_{lts} + u^2_{ts})^{½}$

k = coverage factor = 2

$u_{char\ a}$ = the errors from characterization

u_{bb} = bottle to bottle homogeneity standard uncertainty

u_{lts} = long term stability standard uncertainty (storage)

u_{ts} = transport stability standard uncertainty

4.0 TRACEABILITY TO NIST

- This product is traceable to NIST via an unbroken chain of comparisons. The uncertainties for each certified value are reported, taking into account the SRM/RM uncertainty error and the measurement, weighing and volume dilution errors. In rare cases where no NIST SRM/RM are available, the term 'in-house std.' is specified.

4.1 Thermometer Calibration

- All thermometers are NIST traceable through thermometers that are calibrated by an accredited calibration laboratory.

4.2 Balance Calibration

- All analytical balances are calibrated by an accredited calibration laboratory and procedure. The weights used for testing are annually compared to master weights and are traceable to NIST.

4.3 Glassware Calibration

- An in-house procedure is used to calibrate all Class A glassware used in the manufacturing and quality control of CRM/RMs.

5.0 TRACE METALLIC IMPURITIES (TMI) DETERMINED BY ICP-MS AND ICP-OES (µg/mL)

N/A

6.0 INTENDED USE

- For the calibration of analytical instruments and validation of analytical methods as appropriate.

7.0 INSTRUCTIONS FOR THE CORRECT USE OF THIS REFERENCE MATERIAL

7.1 Storage and Handling Recommendations

- Store between approximately 4° - 30° C while in sealed TCT bag.

- While stored in the sealed TCT bag, transpiration of this CRM/RM is negligible. After opening the sealed TCT bag transpiration of the CRM/RM will occur, resulting in a gradual increase in the analyte concentration(s). It is the responsibility of the user to account for this effect. When the bottle is weighed both before and after being placed in storage, the mass difference observed will be a measure of transpiration mass loss.

- After opening the sealed TCT bag, keep cap tightly sealed when not in use and store between 4° - 24° C to minimize the effects of transpiration. Use at 20° ± 4° C to minimize volumetric dilution error when using the reported density. Do not pipette from the container. Do not return removed aliquots to container.

- For more information, visit **www.inorganicventures.com/TCT**

Note: This solution contains Silver (Ag), please refer to our Sample Preparation Guide for more information.

https://www.inorganicventures.com/sample-preparation-guide/samples-containing-silver

8.0 HAZARDOUS INFORMATION

- Please refer to the Safety Data Sheet for information regarding this CRM/RM.

9.0 HOMOGENEITY

- This solution was mixed according to an in-house procedure and is guaranteed to be homogeneous. Homogeneity data indicate that the end user should take a minimum sample size of 0.2 mL to assure homogeneity.

10.0 QUALITY STANDARD DOCUMENTATION

10.1 ISO 9001 Quality Management System Registration

- QSR Certificate Number QSR-1034

10.2 ISO/IEC 17025 "General Requirements for the Competence of Testing and Calibration Laboratories"

- Chemical Testing - Accredited / A2LA Certificate Number 883.01

10.3 ISO 17034 "General Requirements for the Competence of Reference Material Producers"

- Reference Material Producer - Accredited / A2LA Certificate Number 883.02

Inorganic Ventures, 300 Technology Drive, Christiansburg, Va. 24073, USA; Telephone: 800.669.6799; 540.585.3030, Fax: 540.585.3012; inorganicventures.com; info@inorganicventures.com

11.0 CERTIFICATION, LOT EXPIRATION AND PERIOD OF VALIDITY

11.1 Certification Issue Date

January 27, 2022

- The certification is valid within the measurement uncertainty specified provided the CRM/RM is stored and handled in accordance with instructions given in Sec 7.1. This certification is nullified if instructions in Sec 7.1 are not followed or if the CRM/RM is damaged, contaminated, or otherwise modified.

11.2 Lot Expiration Date

- **January 27, 2027**

- The date after which this CRM/RM should not be used.

- The lot expiration date reflects the period of time that the stability of a CRM/RM can be supported by long term stability studies conducted on properly stored and handled CRM/RMs. Lot expiration is limited primarily by transpiration (loss of water from the solution) and infrequently by chemical stability.

11.3 Period of Validity

- Sealed TCT Bag Open Date: _____

- This CRM/RM should not be used longer than one year (or six months in the case of a 30 mL bottle) from the date of opening the aluminized bag or after the date given in Sec. 11.2, whichever comes first. This is contingent upon the CRM/RM being stored and handled in accordance with the instructions given in Sec. 7.1.

12.0 NAMES AND SIGNATURES OF CERTIFYING OFFICERS

Certificate Approved By:

Thomas Kozikowski
Manager, Quality Control

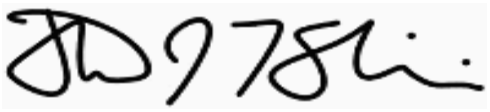

Certifying Officer:

Paul Gaines
Chairman / Senior Technical Director



INORGANIC VENTURES™
Refine your results. Redefine your industry.

Certificate of Analysis

300 Technology Drive
Christiansburg, VA 24073 USA
inorganicventures.com

P: 800-669-6799/540-585-3030
F: 540-585-3012
info@inorganicventures.com

1.0 ACCREDITATION / REGISTRATION

INORGANIC VENTURES is accredited to ISO 17034, "General Requirements for the Competence of Reference Material Producers" and ISO/IEC 17025, "General Requirements for the Competence of Testing and Calibration Laboratories". Inorganic Ventures is also an ISO 9001 registered manufacturer (QSR Certificate Number QSR-1034).

ACCREDITED Testing Laboratory Certificate 883.01
ACCREDITED Reference Material Producer Certificate 883.02

2.0 PRODUCT DESCRIPTION

Product Code:	Multi Analyte Custom Grade Solution
Catalog Number:	CLPP-CAL-3
Lot Number:	T2-MEB714159
Matrix:	7% (v/v) HNO3
Value / Analyte(s):	1 000 µg/mL ea: Arsenic, Lead, Selenium, Thallium, 500 µg/mL ea: Cadmium

3.0 CERTIFIED VALUES AND UNCERTAINTIES

ANALYTE	CERTIFIED VALUE	ANALYTE	CERTIFIED VALUE
Arsenic, As	**1 000 ± 8 µg/mL**	**Cadmium, Cd**	**500.0 ± 2.1 µg/mL**
Lead, Pb	**1 000 ± 5 µg/mL**	**Selenium, Se**	**1 000 ± 8 µg/mL**
Thallium, Tl	**1 000 ± 7 µg/mL**		

Density: 1.043 g/mL (measured at 20 ± 4 ºC)

Assay Information:

ANALYTE	METHOD	NIST SRM#	SRM LOT#
As	ICP Assay	3103a	100818
Cd	ICP Assay	3108	130116
Cd	EDTA	928	928
Pb	ICP Assay	3128	101026
Pb	EDTA	928	928
Se	ICP Assay	3149	100901
Tl	ICP Assay	3158	151215

The following equations are used in the calculation of the certified value and the uncertainty. Reported uncertainties represent expanded uncertainties expressed at approximately the 95% confidence level using a coverage factor of k = 2.

855

Characterization of CRM/RM by Two or More Methods

Certified Value, $X_{CRM/RM}$, where two or more methods of characterization are used is the weighted mean of the results:

$X_{CRM/RM} = \Sigma(w_i)(X_i)$

X_i = mean of Assay Method i with standard uncertainty $u_{char\ i}$

w_i = the weighting factors for each method calculated using the inverse square of the variance:

$w_i = (1/u_{char\ i})^2 / (\Sigma(1/(u_{char\ i})^2)$

$CRM/RM\ Expanded\ Uncertainty\ (\pm) = U_{CRM/RM} = k\ (u^2_{char} + u^2_{bb} + u^2_{lts} + u^2_{ts})^{½}$

k = coverage factor = 2

$u_{char} = [\Sigma((w_i)^2\ (u_{char\ i})^2)]^{½}$ where $u_{char\ i}$ are the errors from each characterization method

u_{bb} = bottle to bottle homogeneity standard uncertainty

u_{lts} = long term stability standard uncertainty (storage)

u_{ts} = transport stability standard uncertainty

Characterization of CRM/RM by One Method

Certified Value, $X_{CRM/RM}$, where one method of characterization is used is the mean of individual results:

$X_{CRM/RM} = (X_a)\ (u_{char\ a})$

X_a = mean of Assay Method A with

$u_{char\ a}$ = the standard uncertainty of characterization Method A

$CRM/RM\ Expanded\ Uncertainty\ (\pm) = U_{CRM/RM} = k\ (u^2_{char\ a} + u^2_{bb} + u^2_{lts} + u^2_{ts})^{½}$

k = coverage factor = 2

$u_{char\ a}$ = the errors from characterization

u_{bb} = bottle to bottle homogeneity standard uncertainty

u_{lts} = long term stability standard uncertainty (storage)

u_{ts} = transport stability standard uncertainty

4.0 TRACEABILITY TO NIST

- This product is traceable to NIST via an unbroken chain of comparisons. The uncertainties for each certified value are reported, taking into account the SRM/RM uncertainty error and the measurement, weighing and volume dilution errors. In rare cases where no NIST SRM/RM are available, the term 'in-house std.' is specified.

4.1 Thermometer Calibration

- All thermometers are NIST traceable through thermometers that are calibrated by an accredited calibration laboratory.

4.2 Balance Calibration

- All analytical balances are calibrated by an accredited calibration laboratory and procedure. The weights used for testing are annually compared to master weights and are traceable to NIST.

4.3 Glassware Calibration

- An in-house procedure is used to calibrate all Class A glassware used in the manufacturing and quality control of CRM/RMs.

5.0 TRACE METALLIC IMPURITIES (TMI) DETERMINED BY ICP-MS AND ICP-OES (µg/mL)

N/A

6.0 INTENDED USE

- For the calibration of analytical instruments and validation of analytical methods as appropriate.

7.0 INSTRUCTIONS FOR THE CORRECT USE OF THIS REFERENCE MATERIAL

7.1 Storage and Handling Recommendations

- Store between approximately 4° - 30° C while in sealed TCT bag.

- While stored in the sealed TCT bag, transpiration of this CRM/RM is negligible. After opening the sealed TCT bag transpiration of the CRM/RM will occur, resulting in a gradual increase in the analyte concentration(s). It is the responsibility of the user to account for this effect. When the bottle is weighed both before and after being placed in storage, the mass difference observed will be a measure of transpiration mass loss.

- After opening the sealed TCT bag, keep cap tightly sealed when not in use and store between 4° - 24° C to minimize the effects of transpiration. Use at 20° ± 4° C to minimize volumetric dilution error when using the reported density. Do not pipette from the container. Do not return removed aliquots to container.

- For more information, visit **www.inorganicventures.com/TCT**

8.0 HAZARDOUS INFORMATION

- Please refer to the Safety Data Sheet for information regarding this CRM/RM.

9.0 HOMOGENEITY

- This solution was mixed according to an in-house procedure and is guaranteed to be homogeneous. Homogeneity data indicate that the end user should take a minimum sample size of 0.2 mL to assure homogeneity.

10.0 QUALITY STANDARD DOCUMENTATION

10.1 ISO 9001 Quality Management System Registration

- QSR Certificate Number QSR-1034

10.2 ISO/IEC 17025 "General Requirements for the Competence of Testing and Calibration Laboratories"

- Chemical Testing - Accredited / A2LA Certificate Number 883.01

10.3 ISO 17034 "General Requirements for the Competence of Reference Material Producers"

- Reference Material Producer - Accredited / A2LA Certificate Number 883.02

Inorganic Ventures, 300 Technology Drive, Christiansburg, Va. 24073, USA; Telephone: 800.669.6799; 540.585.3030, Fax: 540.585.3012; inorganicventures.com; info@inorganicventures.com

11.0 CERTIFICATION, LOT EXPIRATION AND PERIOD OF VALIDITY

11.1 Certification Issue Date

January 13, 2022

- The certification is valid within the measurement uncertainty specified provided the CRM/RM is stored and handled in accordance with instructions given in Sec 7.1. This certification is nullified if instructions in Sec 7.1 are not followed or if the CRM/RM is damaged, contaminated, or otherwise modified.

11.2 Lot Expiration Date

- **January 13, 2027**

- The date after which this CRM/RM should not be used.

- The lot expiration date reflects the period of time that the stability of a CRM/RM can be supported by long term stability studies conducted on properly stored and handled CRM/RMs. Lot expiration is limited primarily by transpiration (loss of water from the solution) and infrequently by chemical stability.

11.3 Period of Validity

- Sealed TCT Bag Open Date: _____

- This CRM/RM should not be used longer than one year (or six months in the case of a 30 mL bottle) from the date of opening the aluminized bag or after the date given in Sec. 11.2, whichever comes first. This is contingent upon the CRM/RM being stored and handled in accordance with the instructions given in Sec. 7.1.

12.0 NAMES AND SIGNATURES OF CERTIFYING OFFICERS

Certificate Approved By:

Thomas Kozikowski
Manager, Quality Control

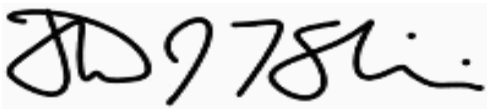

Certifying Officer:

Paul Gaines
Chairman / Senior Technical Director



Absolute Standards, Inc.
800-368-1131
www.absolutestandards.com

Certified Reference Material CRM

R: 8/5/24 M6025

ANAB ISO 17034 Accredited
AR-1539 Certificate Number
https://Absolutestandards.com

858

CERTIFIED WEIGHT REPORT:

Part Number: 57182
Lot Number: 110923
Description: Lead (Pb)

Expiration Date: 110926
Recommended Storage: Ambient (20 °C)
Nominal Concentration (µg/mL): 10000
NIST Test Number: 6UTB
Weight shown below was diluted to (mL): 2000.02

	Lot #		
Solvent:	24002546	Nitric Acid	
2%	40.0 (mL)	Nitric Acid	

5E-05 Balance Uncertainty
0.058 Flask Uncertainty

Formulated By:	Lawence Barry	110923
Reviewed By:	Pedro L. Rentas	110923

Compound	RM#	Lot Number	Nominal Conc. (µg/mL)	Purity (%)	Uncertainty Purity (%)	Assay (%)	Target Weight (g)	Actual Weight (g)	Actual Conc. (µg/mL)	Expanded Uncertainty +/- (µg/mL)	SDS Information (Solvent Safety Info. On Attached pg.) CAS#	OSHA PEL (TWA)	LD50	NIST SRM
1. Lead(II) nitrate (Pb)	IN029	PBD122016A1	10000	99.999	0.10	62.5	32.0006	32.0040	**10001.1**	**20.0**	10099-74-8	0.05 mg/m3	intrvns-rat 93 mg/kg	3128

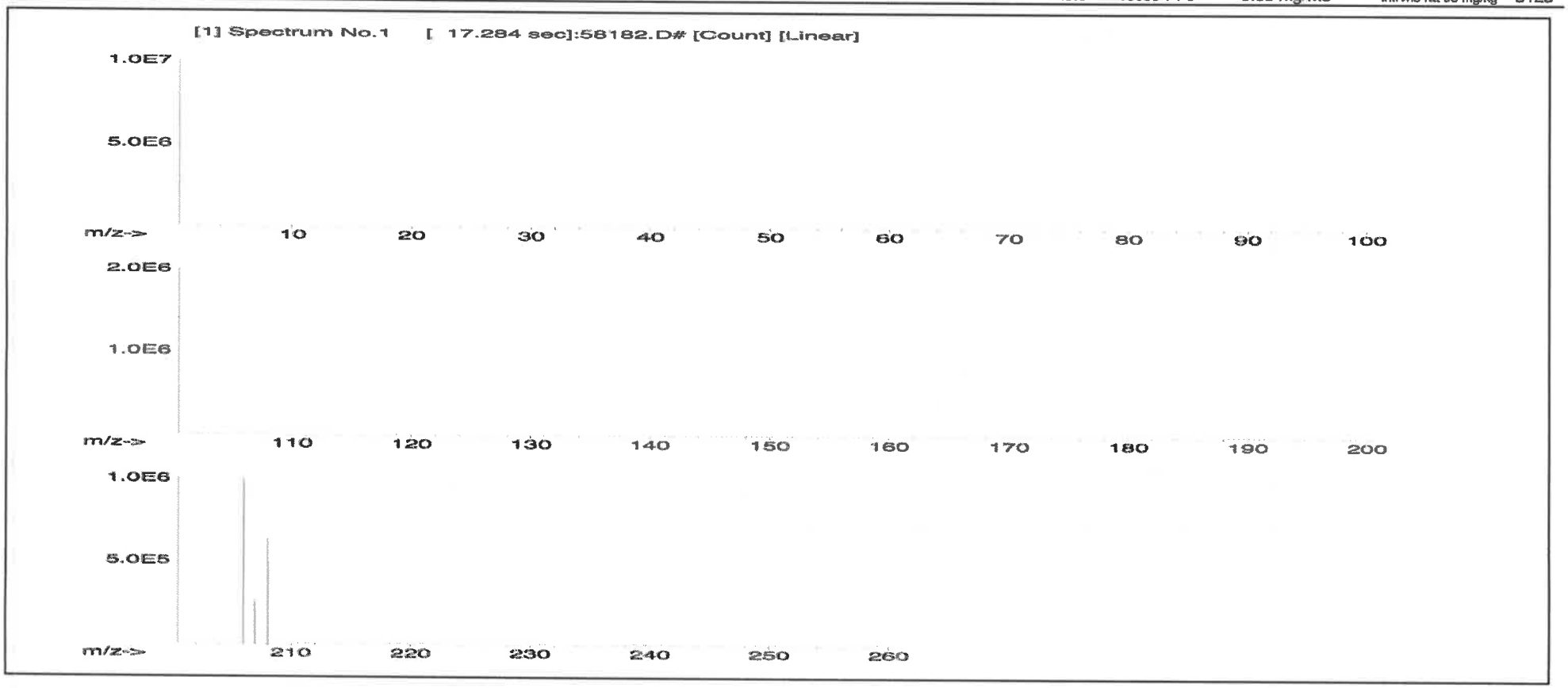

859

Instrumental Analysis by Inductively Coupled Plasma Mass Spectrometry (ICP-MS):

Trace Metals Verification by ICP-MS (µg/mL)																	
Al	<0.02	Cd	<0.02	Dy	<0.02	Hf	<0.02	Li	<0.02	Ni	<0.02	Pr	<0.02	Se	<0.2	Tb	<0.02	W	<0.02
Sb	<0.02	Ca	<0.2	Er	<0.02	Ho	<0.02	Lu	<0.02	Nb	<0.02	Re	<0.02	Si	<0.02	Te	<0.02	U	<0.02
As	<0.2	Ce	<0.02	Eu	<0.02	In	<0.02	Mg	<0.01	Os	<0.02	Rh	<0.02	Ag	<0.02	Tl	<0.02	V	<0.02
Ba	<0.02	Cs	<0.02	Gd	<0.02	Ir	<0.02	Mn	<0.02	Pd	<0.02	Rb	<0.02	Na	<0.2	Th	<0.02	Yb	<0.02
Be	<0.01	Cr	<0.02	Ga	<0.02	Fe	<0.2	Hg	<0.2	P	<0.02	Ru	<0.02	Sr	<0.02	Tm	<0.02	Y	<0.02
Bi	<0.02	Co	<0.02	Ge	<0.02	La	<0.02	Mo	<0.02	Pt	<0.02	Sm	<0.02	S	<0.02	Sn	<0.02	Zn	<0.02
B	<0.02	Cu	<0.02	Au	<0.02	Pb	T	Nd	<0.02	K	<0.2	Sc	<0.02	Ta	<0.02	Ti	<0.02	Zr	<0.02

(T)= Target analyte

Physical Characterization:

Certified by:

Homogeneity: No heterogeneity was observed in the preparation of this standard.

* The certified value is the concentration calculated from gravimetric and volumetric measurements unless otherwise stated.
* Purified acids, 18.2 megohm deionized water, calibrated Class A glassware and the highest purity raw materials are used in the preparation of all standards.
* All standard containers are meticulously cleaned prior to use.
* Standards are prepared gravimetrically using balances that are calibrated with weights traceable to NIST (see above).
* Standards are certifed (+/-) 0.5% of the stated value, unless otherwise stated.
* All Standards should be stored with caps tight and under appropriate laboratory conditions.
* Uncertainty Reference: Taylor, B.N. and Kuyat, C.E., "Guidelines for Evaluating and Expressing the Uncertainty of NIST Measurement Result," NIST Technical Note 1297, U.S. Government Printing Office, Washington, D.C. (1994).

QATS LABORATORY INORGANIC REFERENCE MATERIAL INTERFERENCE CHECK SAMPLE SET FOR ICP-AES (ICSA WITH ICSB)

NOTE: These instructions are for advisory purposes only. If any apparent conflict exists between these instructions and the analytical protocol or your contract, disregard these instructions.

APPLICATION: For use with the CLP SFAM01.0 SOW and revisions.

CAUTION: Read instructions carefully before opening bottle(s) and proceeding with the analyses.

Contains Heavy Metals
HAZARDOUS MATERIAL

Safety Data Sheets
Available Upon Request

(A) *SAMPLE DESCRIPTION*

Enclosed is a set of one (1) or more bottles of Aqueous Reference Material, each composed of metals at various concentrations and prepared with nitrate salts and oxy-acids of the respective elements in a 5% nitric acid matrix. **For the reference material source in reporting ICSA and ICSAB mixture use "USEPA". For the reference material lot number for the ICSA use "ICSA-1211" and for the ICSAB mixture use "ICSA-1211+ICSB-0710".**

CAUTION: The bottle(s) should be protected from light during storage to ensure the stability of silver which is contained in the ICSB solution. The bottle(s) should be stored at room temperature. **Do not allow the solution(s) to freeze.**

(B) *BREAKAGE OR MISSING ITEMS*

Check the contents of the shipment carefully for any broken, leaking, or missing items. Check that the seal is intact on each bottle. Refer to the enclosed chain of custody record. Report any problems to Mr. Keith Strout, APTIM Federal Services, LLC, at (702) 895-8722. If requested, return the chain-of-custody record with appropriate annotations and signatures to the address provided below.

QUALITY ASSURANCE TECHNICAL SUPPORT LABORATORY
APTIM Federal Services, LLC
2700 Chandler Avenue - Building C
Las Vegas, NV 89120

(C) *ANALYSIS OF SAMPLES*

The interference check sample set is to be used to verify inter-element and background correction factors of inductively-coupled plasma (ICP) spectrometers. This reference material set consists of two (2) concentrated solutions. The ICSA solution contains the four (4) interferent elements: Al, Ca, Fe, and Mg. The ICSB solution contains the analytes: Ag, As, Sb, Ba, Be,

Cd, Co, Cr, Cu, Mn, Ni, Pb, Tl, Se, V, and Zn. This instruction sheet provides the nominal values for ICP-AES Part A and Part B target analytes when diluted as directed.

Using Class "A" glassware, preparation and analysis must be performed according to the following instructions:

ICSA-1211, Interferents: Pipet 10 mL of the ICSA solution into a 100 mL volumetric flask and dilute to volume with 2% v/v HNO_3. Analyze this ICSA solution by ICP-AES.

ICSB-0710, Analytes, mixed with ICSA-1211, Interferents: Pipet 10 mL of the ICSA solution and 10 mL of the ICSB solution into a 100 mL volumetric flask and dilute to volume with 2% v/v HNO_3. Analyze this ICSAB solution by ICP-AES.

(D) *"CERTIFIED VALUE" CONCENTRATIONS OF QATS ICP-AES ICS SOLUTION(S)*

The "Certified Value" concentrations of the elements, listed in Table 1 below, were derived from statistically pooled analysis results from the following sources, if available: QATS Laboratory, CLP laboratories, Quarterly Blind (QB)/Proficiency Testing (PT) events, CLP pre-award events, and external referee laboratories.

Table 1. "CERTIFIED VALUES" FOR INTERFERENCE CHECK SAMPLE ICP-AES ICSA-1211, AND ICSA-1211 MIXED WITH ICSB-0710

Element	CRQL	Part A (µg/L)	Low Limit (µg/L)	High Limit (µg/L)	Part A +Part B (µg/L)	Low Limit (µg/L)	High Limit (µg/L)
Al	200	255000	216000	294000	247000	209000	285000
Sb	60	(0.0)	-60.0	60.0	618	525	711
As	10	(0.0)	-10.0	10.0	104	88.4	120
Ba	200	(6.0)	-194	206	(537)	337	737
Be	5.0	(0.0)	-5.0	5.0	495	420	570
Cd	5.0	(1.0)	-4.0	6.0	972	826	1120
Ca	5000	245000	208000	282000	235000	199000	271000
Cr	10	(52.0)	42.0	62.0	542	460	624
Co	50	(0.0)	-50.0	50.0	476	404	548
Cu	25	(2.0)	-23.0	27.0	511	434	588
Fe	100	101000	85600	116500	99300	84400	114500
Pb	10	(0.0)	-10.0	10.0	(49.0)	39.0	59.0
Mg	5000	255000	216000	294000	248000	210000	286000
Mn	15	(7.0)	-8.0	22.0	507	430	584
Ni	40	(2.0)	-38.0	42.0	954	810	1100
Se	35	(0.0)	-35.0	35.0	(46.0)	11.0	81.0
Ag	10	(0.0)	-10.0	10.0	201	170	232
Tl	25	(0.0)	-25.0	25.0	(108)	83.0	133
V	50	(0.0)	-50.0	50.0	491	417	565
Zn	60	(0.0)	-60.0	60.0	952	809	1095

ICSA M5126 M5127 M5128 M5129 M5130

ICSB M5219 M5220 M5221 M5222 M5223

The acceptance ranges for all analytes in parentheses in the above table were determined using the listed certified value ± 1 times the associated CLP SOW CRQL. The acceptance ranges for all other analytes were determined using the certified value ± 15 percent of the listed certified value.

INORGANIC VENTURES™
Refine your results. Redefine your industry.

Certificate of Analysis

300 Technology Drive
Christiansburg, VA 24073 USA
inorganicventures.com

P: 800-669-6799/540-585-3030
F: 540-585-3012
info@inorganicventures.com

1.0 ACCREDITATION / REGISTRATION

INORGANIC VENTURES is accredited to ISO 17034, "General Requirements for the Competence of Reference Material Producers" and ISO/IEC 17025, "General Requirements for the Competence of Testing and Calibration Laboratories". Inorganic Ventures is also an ISO 9001 registered manufacturer (QSR Certificate Number QSR-1034).

ACCREDITED Testing Laboratory Certificate 883.01
ACCREDITED Reference Material Producer Certificate 883.02

2.0 PRODUCT DESCRIPTION

Product Code:	Multi Analyte Custom Grade Solution
Catalog Number:	CHEM-QC-4
Lot Number:	S2-MEB711674
Matrix:	3% (v/v) HNO3 3% (v/v) HF
Value / Analyte(s):	1 000 µg/mL ea: Boron, Molybdenum, Silicon, Tin, Titanium

Second Source: Whenever possible, this solution was manufactured from a second set of concentrates in our manufacturing facility.

3.0 CERTIFIED VALUES AND UNCERTAINTIES

ANALYTE	CERTIFIED VALUE	ANALYTE	CERTIFIED VALUE
Boron, B	**1 000 ± 7 µg/mL**	**Molybdenum, Mo**	**1 000 ± 5 µg/mL**
Silicon, Si	**1 000 ± 7 µg/mL**	**Tin, Sn**	**1 000 ± 5 µg/mL**
Titanium, Ti	**1 001 ± 6 µg/mL**		

Density: 1.032 g/mL (measured at 20 ± 4 ºC)

Assay Information:

ANALYTE	METHOD	NIST SRM#	SRM LOT#
B	ICP Assay	3107	110830
Mo	ICP Assay	3134	130418
Si	ICP Assay	3150	130912
Sn	ICP Assay	3161a	140917
Ti	ICP Assay	3162a	130925

The following equations are used in the calculation of the certified value and the uncertainty. Reported uncertainties represent expanded uncertainties expressed at approximately the 95% confidence level using a coverage factor of k = 2.

Characterization of CRM/RM by Two or More Methods

Certified Value, $X_{CRM/RM}$, where two or more methods of characterization are used is the weighted mean of the results:

$X_{CRM/RM} = \Sigma(w_i)(X_i)$

X_i = mean of Assay Method i with standard uncertainty $u_{char\ i}$

w_i = the weighting factors for each method calculated using the inverse square of the variance:

$w_i = (1/u_{char\ i})^2 / (\Sigma(1/(u_{char\ i})^2)$

CRM/RM Expanded Uncertainty (±) = $U_{CRM/RM} = k\,(u^2_{char} + u^2_{bb} + u^2_{lts} + u^2_{ts})^{½}$

k = coverage factor = 2

$u_{char} = [\Sigma((w_i)^2\,(u_{char\ i})^2)]^{½}$ where $u_{char\ i}$ are the errors from each characterization method

u_{bb} = bottle to bottle homogeneity standard uncertainty

u_{lts} = long term stability standard uncertainty (storage)

u_{ts} = transport stability standard uncertainty

Characterization of CRM/RM by One Method

Certified Value, $X_{CRM/RM}$, where one method of characterization is used is the mean of individual results:

$X_{CRM/RM} = (X_a)\,(u_{char\ a})$

X_a = mean of Assay Method A with

$u_{char\ a}$ = the standard uncertainty of characterization Method A

CRM/RM Expanded Uncertainty (±) = $U_{CRM/RM} = k\,(u^2_{char\ a} + u^2_{bb} + u^2_{lts} + u^2_{ts})^{½}$

k = coverage factor = 2

$u_{char\ a}$ = the errors from characterization

u_{bb} = bottle to bottle homogeneity standard uncertainty

u_{lts} = long term stability standard uncertainty (storage)

u_{ts} = transport stability standard uncertainty

4.0 TRACEABILITY TO NIST

- This product is traceable to NIST via an unbroken chain of comparisons. The uncertainties for each certified value are reported, taking into account the SRM/RM uncertainty error and the measurement, weighing and volume dilution errors. In rare cases where no NIST SRM/RM are available, the term 'in-house std.' is specified.

4.1 Thermometer Calibration

- All thermometers are NIST traceable through thermometers that are calibrated by an accredited calibration laboratory.

4.2 Balance Calibration

- All analytical balances are calibrated by an accredited calibration laboratory and procedure. The weights used for testing are annually compared to master weights and are traceable to NIST.

4.3 Glassware Calibration

- An in-house procedure is used to calibrate all Class A glassware used in the manufacturing and quality control of CRM/RMs.

5.0 TRACE METALLIC IMPURITIES (TMI) DETERMINED BY ICP-MS AND ICP-OES (µg/mL)

N/A

6.0 INTENDED USE

- For the calibration of analytical instruments and validation of analytical methods as appropriate.

7.0 INSTRUCTIONS FOR THE CORRECT USE OF THIS REFERENCE MATERIAL

7.1 Storage and Handling Recommendations

- Store between approximately 4° - 30° C while in sealed TCT bag.

- While stored in the sealed TCT bag, transpiration of this CRM/RM is negligible. After opening the sealed TCT bag transpiration of the CRM/RM will occur, resulting in a gradual increase in the analyte concentration(s). It is the responsibility of the user to account for this effect. When the bottle is weighed both before and after being placed in storage, the mass difference observed will be a measure of transpiration mass loss.

- After opening the sealed TCT bag, keep cap tightly sealed when not in use and store between 4° - 24° C to minimize the effects of transpiration. Use at 20° ± 4° C to minimize volumetric dilution error when using the reported density. Do not pipette from the container. Do not return removed aliquots to container.

- For more information, visit **www.inorganicventures.com/TCT**

HF Note: This standard should not be prepared or stored in glass.

8.0 HAZARDOUS INFORMATION

- Please refer to the Safety Data Sheet for information regarding this CRM/RM.

9.0 HOMOGENEITY

- This solution was mixed according to an in-house procedure and is guaranteed to be homogeneous. Homogeneity data indicate that the end user should take a minimum sample size of 0.2 mL to assure homogeneity.

10.0 QUALITY STANDARD DOCUMENTATION

10.1 ISO 9001 Quality Management System Registration

- QSR Certificate Number QSR-1034

10.2 ISO/IEC 17025 "General Requirements for the Competence of Testing and Calibration Laboratories"

- Chemical Testing - Accredited / A2LA Certificate Number 883.01

10.3 ISO 17034 "General Requirements for the Competence of Reference Material Producers"

- Reference Material Producer - Accredited / A2LA Certificate Number 883.02

Inorganic Ventures, 300 Technology Drive, Christiansburg, Va. 24073, USA; Telephone: 800.669.6799; 540.585.3030, Fax: 540.585.3012; inorganicventures.com; info@inorganicventures.com

11.0 CERTIFICATION, LOT EXPIRATION AND PERIOD OF VALIDITY

11.1 Certification Issue Date

November 02, 2021

- The certification is valid within the measurement uncertainty specified provided the CRM/RM is stored and handled in accordance with instructions given in Sec 7.1. This certification is nullified if instructions in Sec 7.1 are not followed or if the CRM/RM is damaged, contaminated, or otherwise modified.

11.2 Lot Expiration Date

- **November 02, 2026**

- The date after which this CRM/RM should not be used.

- The lot expiration date reflects the period of time that the stability of a CRM/RM can be supported by long term stability studies conducted on properly stored and handled CRM/RMs. Lot expiration is limited primarily by transpiration (loss of water from the solution) and infrequently by chemical stability.

11.3 Period of Validity

- Sealed TCT Bag Open Date: _____

- This CRM/RM should not be used longer than one year (or six months in the case of a 30 mL bottle) from the date of opening the aluminized bag or after the date given in Sec. 11.2, whichever comes first. This is contingent upon the CRM/RM being stored and handled in accordance with the instructions given in Sec. 7.1.

12.0 NAMES AND SIGNATURES OF CERTIFYING OFFICERS

Certificate Approved By:

Michael Booth
Director, Quality Control



Certifying Officer:

Paul Gaines
Chairman / Senior Technical Director



QATS LABORATORY INORGANIC REFERENCE MATERIAL
INTERFERENCE CHECK SAMPLE SET FOR ICP-AES (ICSA WITH ICSB)

NOTE: These instructions are for advisory purposes only. If any apparent conflict exists between these instructions and the analytical protocol or your contract, disregard these instructions.

APPLICATION: For use with the CLP SFAM01.0 SOW and revisions.

CAUTION: Read instructions carefully before opening bottle(s) and proceeding with the analyses.

Contains Heavy Metals
HAZARDOUS MATERIAL

Safety Data Sheets
Available Upon Request

(A) *SAMPLE DESCRIPTION*

Enclosed is a set of one (1) or more bottles of Aqueous Reference Material, each composed of metals at various concentrations and prepared with nitrate salts and oxy-acids of the respective elements in a 5% nitric acid matrix. **For the reference material source in reporting ICSA and ICSAB mixture use "USEPA". For the reference material lot number for the ICSA use "ICSA-1211" and for the ICSAB mixture use "ICSA-1211+ICSB-0710".**

CAUTION: The bottle(s) should be protected from light during storage to ensure the stability of silver which is contained in the ICSB solution. The bottle(s) should be stored at room temperature. **Do not allow the solution(s) to freeze.**

(B) *BREAKAGE OR MISSING ITEMS*

Check the contents of the shipment carefully for any broken, leaking, or missing items. Check that the seal is intact on each bottle. Refer to the enclosed chain of custody record. Report any problems to Mr. Keith Strout, APTIM Federal Services, LLC, at (702) 895-8722. If requested, return the chain-of-custody record with appropriate annotations and signatures to the address provided below.

QUALITY ASSURANCE TECHNICAL SUPPORT LABORATORY
APTIM Federal Services, LLC
2700 Chandler Avenue - Building C
Las Vegas, NV 89120

(C) *ANALYSIS OF SAMPLES*

The interference check sample set is to be used to verify inter-element and background correction factors of inductively-coupled plasma (ICP) spectrometers. This reference material set consists of two (2) concentrated solutions. The ICSA solution contains the four (4) interferent elements: Al, Ca, Fe, and Mg. The ICSB solution contains the analytes: Ag, As, Sb, Ba, Be,

Cd, Co, Cr, Cu, Mn, Ni, Pb, Tl, Se, V, and Zn. This instruction sheet provides the nominal values for ICP-AES Part A and Part B target analytes when diluted as directed.

Using Class "A" glassware, preparation and analysis must be performed according to the following instructions:

ICSA-1211, Interferents: Pipet 10 mL of the ICSA solution into a 100 mL volumetric flask and dilute to volume with 2% v/v HNO_3. Analyze this ICSA solution by ICP-AES.

ICSB-0710, Analytes, mixed with ICSA-1211, Interferents: Pipet 10 mL of the ICSA solution and 10 mL of the ICSB solution into a 100 mL volumetric flask and dilute to volume with 2% v/v HNO_3. Analyze this ICSAB solution by ICP-AES.

(D) *"CERTIFIED VALUE" CONCENTRATIONS OF QATS ICP-AES ICS SOLUTION(S)*

The "Certified Value" concentrations of the elements, listed in Table 1 below, were derived from statistically pooled analysis results from the following sources, if available: QATS Laboratory, CLP laboratories, Quarterly Blind (QB)/Proficiency Testing (PT) events, CLP pre-award events, and external referee laboratories.

Table 1. "CERTIFIED VALUES" FOR INTERFERENCE CHECK SAMPLE ICP-AES ICSA-1211, AND ICSA-1211 MIXED WITH ICSB-0710

Element	CRQL	Part A (µg/L)	Low Limit (µg/L)	High Limit (µg/L)	Part A +Part B (µg/L)	Low Limit (µg/L)	High Limit (µg/L)
Al	200	255000	216000	294000	247000	209000	285000
Sb	60	(0.0)	-60.0	60.0	618	525	711
As	10	(0.0)	-10.0	10.0	104	88.4	120
Ba	200	(6.0)	-194	206	(537)	337	737
Be	5.0	(0.0)	-5.0	5.0	495	420	570
Cd	5.0	(1.0)	-4.0	6.0	972	826	1120
Ca	5000	245000	208000	282000	235000	199000	271000
Cr	10	(52.0)	42.0	62.0	542	460	624
Co	50	(0.0)	-50.0	50.0	476	404	548
Cu	25	(2.0)	-23.0	27.0	511	434	588
Fe	100	101000	85600	116500	99300	84400	114500
Pb	10	(0.0)	-10.0	10.0	(49.0)	39.0	59.0
Mg	5000	255000	216000	294000	248000	210000	286000
Mn	15	(7.0)	-8.0	22.0	507	430	584
Ni	40	(2.0)	-38.0	42.0	954	810	1100
Se	35	(0.0)	-35.0	35.0	(46.0)	11.0	81.0
Ag	10	(0.0)	-10.0	10.0	201	170	232
Tl	25	(0.0)	-25.0	25.0	(108)	83.0	133
V	50	(0.0)	-50.0	50.0	491	417	565
Zn	60	(0.0)	-60.0	60.0	952	809	1095

ICSA M5126 M5127 M5128 M5129 M5130

ICSB M5219 M5220 M5221 M5222 M5223

The acceptance ranges for all analytes in parentheses in the above table were determined using the listed certified value ± 1 times the associated CLP SOW CRQL. The acceptance ranges for all other analytes were determined using the certified value ± 15 percent of the listed certified value.

Absolute Standards, Inc.
800-368-1131
www.absolutestandards.com

M5289 R: 07/12/22 BH

Certified Reference Material CRM

ANAB ISO 17034 Accredited
AR-1539 Certificate Number
https://Absolutestandards.com

CERTIFIED WEIGHT REPORT:

Part Number: 58113
Lot Number: 070622
Description: Aluminum (Al)

Expiration Date: 070625
Recommended Storage: Ambient (20 °C)
Nominal Concentration (µg/mL): 10000
NIST Test Number: 6UTB
Weight shown below was diluted to (mL): 2000.02

		Lot #	
Solvent:	20370011	Nitric Acid	
2%	40.0 (mL)	Nitric Acid	
	5E-05	Balance Uncertainty	
	0.058	Flask Uncertainty	

Formulated By: Lawrence Barry 070622

Reviewed By: Pedro L. Rentas 070622

Compound	RM#	Lot Number	Nominal Conc. (µg/mL)	Purity (%)	Uncertainty Purity (%)	Assay (%)	Target Weight (g)	Actual Weight (g)	Actual Conc. (µg/mL)	Expanded Uncertainty +/- (µg/mL)	SDS Information (Solvent Safety Info. On Attached pg.) CAS#	OSHA PEL (TWA)	LD50	NIST SRM
1. Aluminum nitrate nonahydrate (Al)	IN022	ALD012021A1	10000	99.999	0.10	7.10	281.6956	281.6977	**10000.1**	**20.0**	7784-27-2	2 mg/m3	orl-rat 3671 mg/kg	3101a

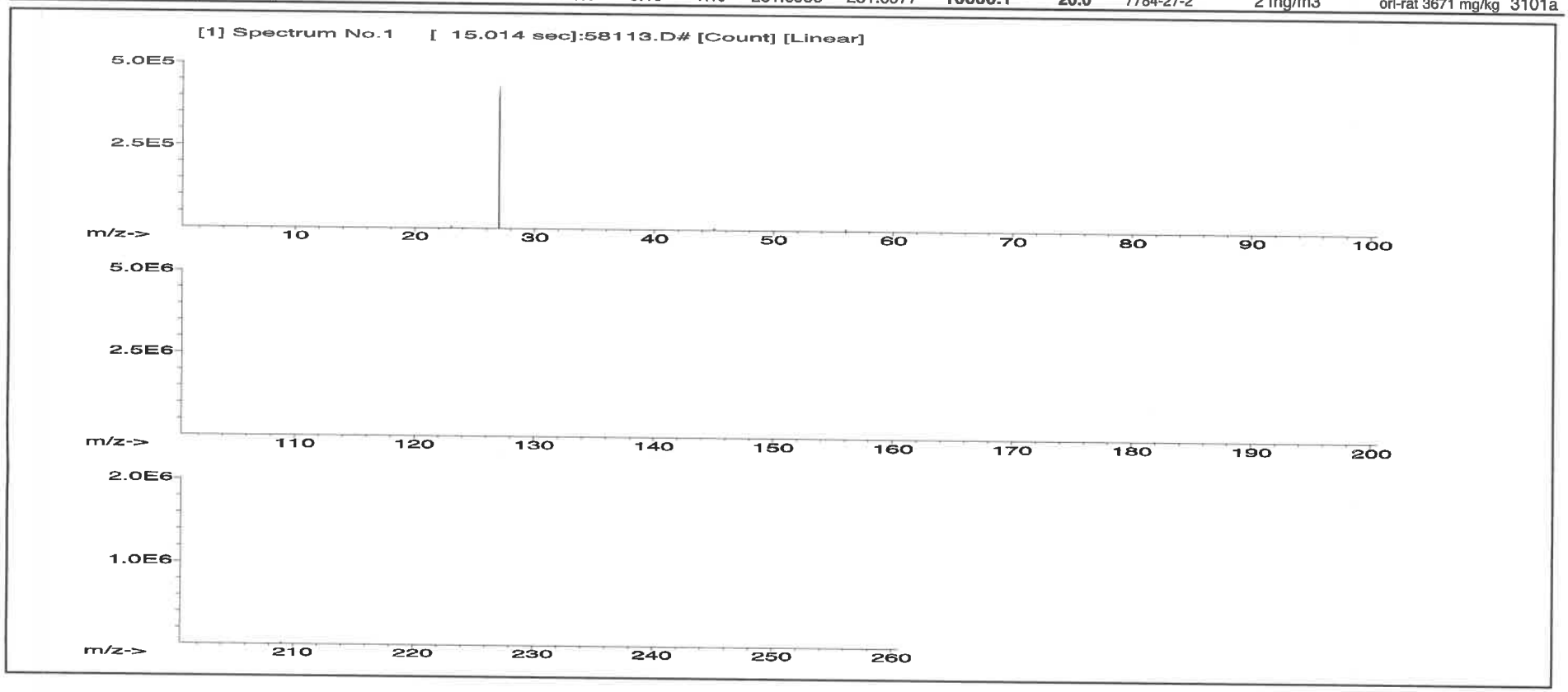

Instrumental Analysis by Inductively Coupled Plasma Mass Spectroscopy (ICP-MS):

Trace Metals Verification by ICP-MS (µg/mL)																	
Al	T	Cd	<0.02	Dy	<0.02	Hf	<0.02	Li	<0.02	Ni	<0.02	Pr	<0.02	Se	<0.2	Tb	<0.02	W	<0.02
Sb	<0.02	Ca	<0.2	Er	<0.02	Ho	<0.02	Lu	<0.02	Nb	<0.02	Re	<0.02	Si	<0.02	Te	<0.02	U	<0.02
As	<0.2	Ce	<0.02	Eu	<0.02	In	<0.02	Mg	<0.01	Os	<0.02	Rh	<0.02	Ag	<0.02	Tl	<0.02	V	<0.02
Ba	<0.02	Cs	<0.02	Gd	<0.02	Ir	<0.02	Mn	<0.02	Pd	<0.02	Rb	<0.02	Na	<0.2	Th	<0.02	Yb	<0.02
Be	<0.01	Cr	<0.02	Ga	<0.02	Fe	<0.2	Hg	<0.2	P	<0.02	Ru	<0.02	Sr	<0.02	Tm	<0.02	Y	<0.02
Bi	<0.02	Co	<0.02	Ge	<0.02	La	<0.02	Mo	<0.02	Pt	<0.02	Sm	<0.02	S	<0.02	Sn	<0.02	Zn	<0.02
B	<0.02	Cu	<0.02	Au	<0.02	Pb	<0.02	Nd	<0.02	K	<0.2	Sc	<0.02	Ta	<0.02	Ti	<0.02	Zr	<0.02

(T)= Target analyte

Physical Characterization:

Certified by:

Homogeneity: No heterogeneity was observed in the preparation of this standard.

* The certified value is the concentration calculated from gravimetric and volumetric measurements unless otherwise stated.
* Purified acids, 18.2 megohm deionized water, calibrated Class A glassware and the highest purity raw materials are used in the preparation of all standards.
* All standard containers are meticulously cleaned prior to use.
* Standards are prepared gravimetrically using balances that are calibrated with weights traceable to NIST (see above).
* Standards are certifed (+/-) 0.5% of the stated value, unless otherwise stated.
* All Standards should be stored with caps tight and under appropriate laboratory conditions.
* Uncertainty Reference: Taylor, B.N. and Kuyat, C.E., "Guidelines for Evaluating and Expressing the Uncertainty of NIST Measurement Result," NIST Technical Note 1297, U.S. Government Printing Office, Washington, D.C. (1994).

QATS LABORATORY INORGANIC REFERENCE MATERIAL INITIAL CALIBRATION VERIFICATION SOLUTIONS (ICV1, ICV5, AND ICV6)

NOTE: These instructions are for advisory purposes only. If any apparent conflict exists between these instructions and the analytical protocol or your contract, disregard these instructions.

APPLICATION: For use with the CLP SFAM01.0 SOW and revisions.

CAUTION: Read instructions carefully before opening bottle(s) and proceeding with the analyses.

Contains Metals in Dilute Acidic or Cyanide in Basic Aqueous Solutions
HAZARDOUS MATERIAL

Safety Data Sheets Available Upon Request

M5291
M5292
M5293
M5294
M5295

(A) *SAMPLE DESCRIPTION*

Enclosed is a set of one (1) or more Aqueous Inorganic Reference Materials containing various analyte concentrations. ICV1 and ICV5 are in a matrix of dilute nitric acid. ICV6 is in a matrix of dilute basic solution. **For the reference material source in reporting ICVs use "USEPA". For the reference material lot number for the ICV1, ICV5, and ICV6 solutions use "ICV1-1014", "ICV5-0415", and "ICV6-0400", respectively.**

(B) *BREAKAGE OR MISSING ITEMS*

Check the contents of the shipment carefully for any broken, leaking, or missing items. Check that the seal is intact on each bottle. Refer to the enclosed chain of custody record. Report any problems to Mr. Keith Strout, APTIM Federal Services, LLC, at (702) 895-8722. If requested, return the chain-of-custody record with appropriate annotations and signatures to the address provided below.

QUALITY ASSURANCE TECHNICAL SUPPORT LABORATORY
APTIM Federal Services, LLC
2700 Chandler Avenue - Building C
Las Vegas, NV 89120

(C) *ANALYSIS OF SAMPLES*

The Initial Calibration Verification Solutions (ICVs) are to be used to evaluate the accuracy of the initial calibrations of ICP, AA, and Cyanide colorimetric instruments, and are to be used with the CLP SOWs and revisions. The values for each element in the ICVs are listed below in µg/L (ppb) for the resulting solution(s) after the dilution of the concentrate(s) according to the following instructions. Use Class 'A' glassware to prepare the solution(s).

ICV1-1014 For ICP-AES analysis, use a 10-fold dilution by pipetting 10 mL of the ICV1 concentrate into a 100 mL volumetric flask and dilute to volume with 2% (v/v) nitric acid.

ICV1-1014 For ICP-MS analysis, use a 50-fold dilution by pipetting 2 mL of the ICV1 concentrate into a 100 mL volumetric flask and dilute to volume with 1% (v/v) nitric acid.

ICV5-0415 For the cold vapor analysis of mercury by AA, use a 100-fold dilution by pipetting 1 mL of the ICV5 concentrate into a 100 mL volumetric flask and dilute to volume with 2% (v/v) nitric acid. The ICV5 concentrate is prepared in 0.05% (w/v) $K_2Cr_2O_7$ and 5% (v/v) nitric acid.

ICV6-0400 For the analysis of cyanide, use a 100-fold dilution by pipetting 1 mL of the ICV6 concentrate into a 100 mL volumetric flask and dilute to volume with Type II water. Distill this solution along with the samples before analysis. The cyanide concentrate is prepared from $K_3Fe(CN)_6$, Type II water, and 0.1 % sodium hydroxide, and will decompose rapidly if exposed to light.

NOTE: USE TYPE II WATER AND HIGH-PURITY ACIDS FOR ALL DILUTIONS.

(D) *CERTIFIED CONCENTRATIONS OF QATS ICV1, ICV5, AND ICV6 SOLUTIONS*

ICV1-1014		
Element	**Concentration (µg/L) (after 10-fold dilution)**	**Concentration (µg/L) (after 50-fold dilution)**
Al	2500	500
Sb	1000	200
As	1000	200
Ba	520	100
Be	510	100
Cd	510	100
Ca	10000	2000
Cr	520	100
Co	520	100
Cu	510	100
Fe	10000	2000
Pb	1000	200
Mg	6000	1200
Mn	520	100
Ni	530	110
K	9900	2000
Se	1000	200
Ag	250	50
Na	10000	2000
Tl	1000	210
V	500	100
Zn	1000	200

ICV5-0415		ICV6-0400	
Element	**Concentration (µg/L) (after 100-fold dilution)**	**Analyte**	**Concentration (µg/L) (after 100-fold dilution)**
Hg	4.0	**CN^-**	99

Absolute Standards, Inc.
800-368-1131
www.absolutestandards.com

R: 09/08/22 (BH)

Certified Reference Material CRM

M5387 . M5389 . M5390 . M5391 . M5392

ANAB ISO 17034 Accredited
AR-1539 Certificate Number
https://Absolutestandards.com

871

CERTIFIED WEIGHT REPORT:

				Lot #	
Part Number:	**57056**		**Solvent:**	20510011	Nitric Acid
Lot Number:	**072122**				
Description:	**Barium (Ba)**		2%	40.0 (mL)	Nitric Acid
Expiration Date:	072125				
Recommended Storage:	Ambient (20 °C)				
Nominal Concentration (µg/mL):	**1000**				
NIST Test Number:	6UTB	5E-05	Balance Uncertainty		
Weight shown below was diluted to (mL):	2000.02	0.058	Flask Uncertainty		

Giovanni Esposito

Formulated By:	Giovanni Esposito	072122
Reviewed By:	Pedro L. Rentas	072122

Compound	RM#	Lot Number	Nominal Conc. (µg/mL)	Purity (%)	Uncertainty Purity (%)	Assay (%)	Target Weight (g)	Actual Weight (g)	Actual Conc. (µg/mL)	Expanded Uncertainty +/- (µg/mL)	SDS Information (Solvent Safety Info. On Attached pg.) CAS#	OSHA PEL (TWA)	LD50	NIST SRM
1. Barium nitrate (Ba)	IN023	BAD022019A1	1000	99.999	0.10	52.3	3.82417	3.82426	**1000.0**	2.0	10022-31-8	0.5 mg/m3	orl-rat 355 mg/kg	3104a

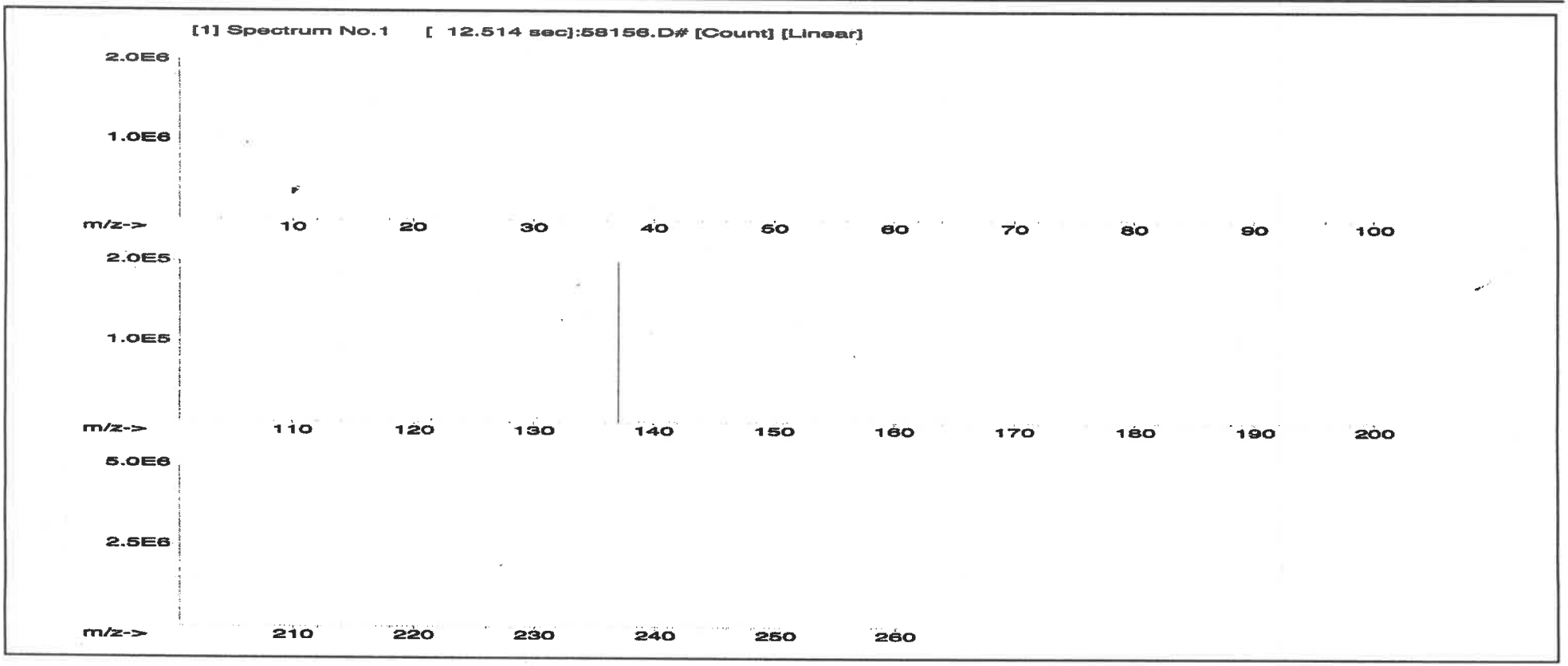

Instrumental Analysis by Inductively Coupled Plasma Mass Spectrometry (ICP-MS):

Trace Metals Verification by ICP-MS (µg/mL)																	
Al	<0.02	Cd	<0.02	Dy	<0.02	Hf	<0.02	Li	<0.02	Ni	<0.02	Pr	<0.02	Se	<0.2	Tb	<0.02	W	<0.02
Sb	<0.02	Ca	<0.2	Er	<0.02	Ho	<0.02	Lu	<0.02	Nb	<0.02	Re	<0.02	Si	<0.02	Te	<0.02	U	<0.02
As	<0.2	Ce	<0.02	Eu	<0.02	In	<0.02	Mg	<0.01	Os	<0.02	Rh	<0.02	Ag	<0.02	Tl	<0.02	V	<0.02
Ba	T	Cs	<0.02	Gd	<0.02	Ir	<0.02	Mn	<0.02	Pd	<0.02	Rb	<0.02	Na	<0.2	Th	<0.02	Yb	<0.02
Be	<0.01	Cr	<0.02	Ga	<0.02	Fe	<0.2	Hg	<0.2	P	<0.02	Ru	<0.02	Sr	<0.02	Tm	<0.02	Y	<0.02
Bi	<0.02	Co	<0.02	Ge	<0.02	La	<0.02	Mo	<0.02	Pt	<0.02	Sm	<0.02	S	<0.02	Sn	<0.02	Zn	<0.02
B	<0.02	Cu	<0.02	Au	<0.02	Pb	<0.02	Nd	<0.02	K	<0.2	Sc	<0.02	Ta	<0.02	Ti	<0.02	Zr	<0.02

(T)= Target analyte

Physical Characterization:

Certified by:

Homogeneity: No heterogeneity was observed in the preparation of this standard.

* The certified value is the concentration calculated from gravimetric and volumetric measurements unless otherwise stated.
* Purified acids, 18.2 megohm deionized water, calibrated Class A glassware and the highest purity raw materials are used in the preparation of all standards.
* All standard containers are meticulously cleaned prior to use.
* Standards are prepared gravimetrically using balances that are calibrated with weights traceable to NIST (see above).
* Standards are certifed (+/-) 0.5% of the stated value, unless otherwise stated.
* All Standards should be stored with caps tight and under appropriate laboratory conditions.
* Uncertainty Reference: Taylor, B.N. and Kuyat, C.E., "Guidelines for Evaluating and Expressing the Uncertainty of NIST Measurement Result," NIST Technical Note 1297, U.S. Government Printing Office, Washington, D.C. (1994).

Absolute Standards, Inc.
800-368-1131
www.absolutestandards.com

Certified Reference Material CRM

M5429 R1 01/26/23 BH

ANAB ISO 17034 Accredited
AR-1539 Certificate Number
https://Absolutestandards.com

CERTIFIED WEIGHT REPORT:

Part Number: 57103
Lot Number: 070622
Description: Lithium (Li)

Expiration Date: 070625
Recommended Storage: Ambient (20 °C)
Nominal Concentration (µg/mL): 10000
NIST Test Number: 6UTB
Weight shown below was diluted to (mL): 1000.12

	Lot #		
Solvent:	20510011	Nitric Acid	
2%	20.0 (mL)	Nitric Acid	

5E-05 Balance Uncertainty
0.058 Flask Uncertainty

Formulated By:	Lawrence Barry	070622
Reviewed By:	Pedro L. Rentas	070622

Compound	RM#	Lot Number	Nominal Conc. (µg/mL)	Purity (%)	Uncertainty Purity (%)	Assay (%)	Target Weight (g)	Actual Weight (g)	Actual Conc. (µg/mL)	Expanded Uncertainty +/- (µg/mL)	SDS Information (Solvent Safety Info. On Attached pg.) CAS#	OSHA PEL (TWA)	LD50	NIST SRM
1. Lithium nitrate (Li)	IN019	LIZ042018A1	10000	99.999	0.10	10.0	100.0134	100.0173	**10000.4**	**20.0**	7790-69-4	5 mg/m3	orl-rat 1426 mg/kg	NA

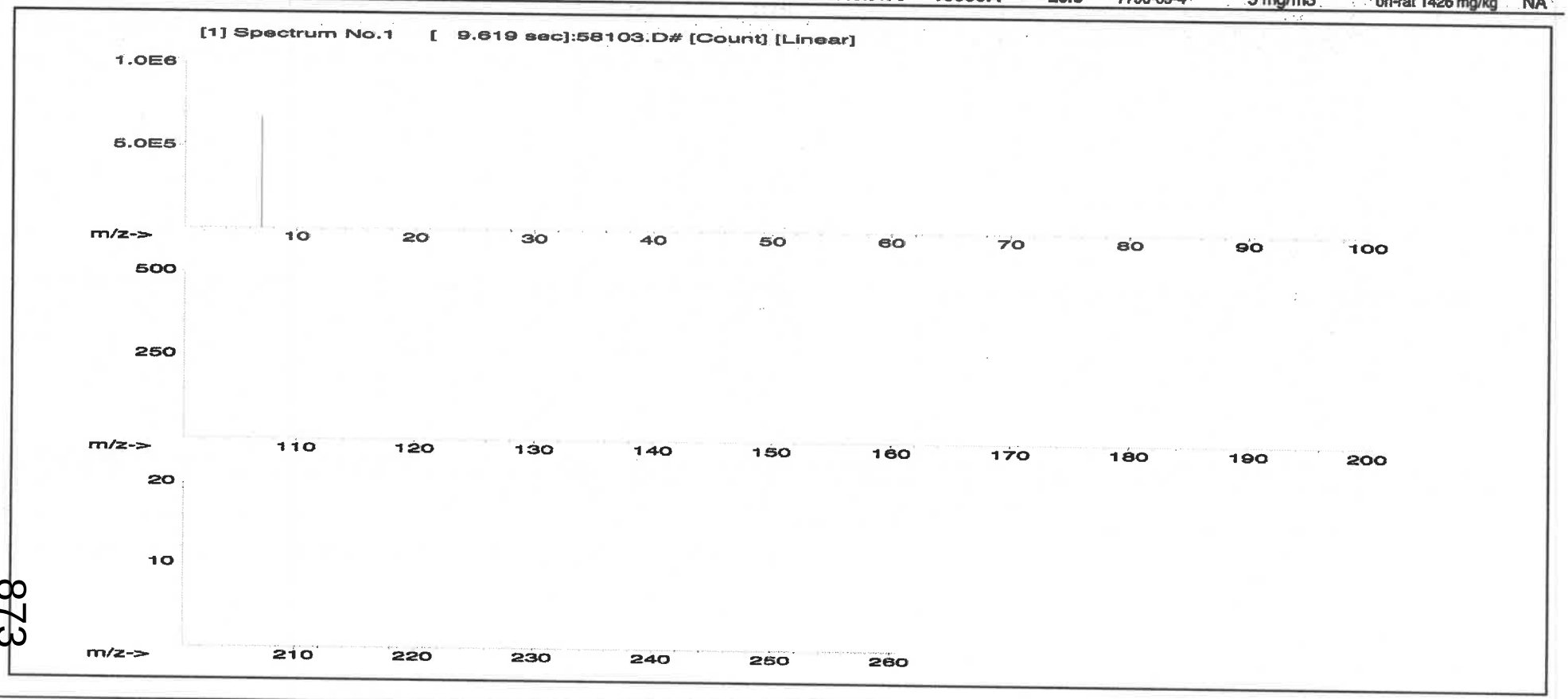

873

Instrumental Analysis by Inductively Coupled Plasma Mass Spectroscopy (ICP-MS):

Trace Metals Verification by ICP-MS (µg/mL)

Al	<0.02	Cd	<0.02	Dy	<0.02	Hf	<0.02	Li	T	Ni	<0.02	Pr	<0.02	Se	<0.2	Tb	<0.02	W	<0.02
Sb	<0.02	Ca	<0.2	Er	<0.02	Ho	<0.02	Lu	<0.02	Nb	<0.02	Re	<0.02	Si	<0.02	Te	<0.02	U	<0.02
As	<0.2	Ce	<0.02	Eu	<0.02	In	<0.02	Mg	<0.01	Os	<0.02	Rh	<0.02	Ag	<0.02	Tl	<0.02	V	<0.02
Ba	<0.02	Cs	<0.02	Gd	<0.02	Ir	<0.02	Mn	<0.02	Pd	<0.02	Rb	<0.02	Na	<0.2	Th	<0.02	Yb	<0.02
Be	<0.01	Cr	<0.02	Ga	<0.02	Fe	<0.2	Hg	<0.2	P	<0.02	Ru	<0.02	Sr	<0.02	Tm	<0.02	Y	<0.02
Bi	<0.02	Co	<0.02	Ge	<0.02	La	<0.02	Mo	<0.02	Pt	<0.02	Sm	<0.02	S	<0.02	Sn	<0.02	Zn	<0.02
B	<0.02	Cu	<0.02	Au	<0.02	Pb	<0.02	Nd	<0.02	K	<0.2	Sc	<0.02	Ta	<0.02	Ti	<0.02	Zr	<0.02

(T)= Target analyte

Physical Characterization:

Certified by:

Homogeneity: No heterogeneity was observed in the preparation of this standard.

* The certified value is the concentration calculated from gravimetric and volumetric measurements unless otherwise stated.
* Purified acids, 18.2 megohm deionized water, calibrated Class A glassware and the highest purity raw materials are used in the preparation of all standards.
* All standard containers are meticulously cleaned prior to use.
* Standards are prepared gravimetrically using balances that are calibrated with weights traceable to NIST (see above).
* Standards are certifed (+/-) 0.5% of the stated value, unless otherwise stated.
* All Standards should be stored with caps tight and under appropriate laboratory conditions.
* Uncertainty Reference: Taylor, B.N. and Kuyat, C.E., "Guidelines for Evaluating and Expressing the Uncertainty of NIST Measurement Result," NIST Technical Note 1297, U.S. Government Printing Office, Washington, D.C. (1994).

874

Absolute Standards, Inc.
800-368-1131
www.absolutestandards.com

Certified Reference Material CRM

IN5497 - IN5498 R: 03/17/23 BH

ANAB ISO 17034 Accredited
AR-1539 Certificate Number
https://Absolutestandards.com

CERTIFIED WEIGHT REPORT:

Part Number: 58120
Lot Number: 031523
Description: Calcium (Ca)

Expiration Date: 031526
Recommended Storage: Ambient (20 °C)
Nominal Concentration (µg/mL): 10000
NIST Test Number: 6UTB
Weight shown below was diluted to (mL): 3000.41

	Lot #		
Solvent:	21110221	Nitric Acid	
2%	60.0 (mL)	Nitric Acid	
	5E-05	Balance Uncertainty	
	0.058	Flask Uncertainty	

Giovanni Esposito
Formulated By: Giovanni Esposito 031523

Pedro Rentas
Reviewed By: Pedro L. Rentas 031523

Compound	RM#	Lot Number	Nominal Conc. (µg/mL)	Purity (%)	Uncertainty Purity (%)	Assay (%)	Target Weight (g)	Actual Weight (g)	Actual Conc. (µg/mL)	Expanded Uncertainty +/- (µg/mL)	SDS Information (Solvent Safety Info. On Attached pg.) CAS#	OSHA PEL (TWA)	LD50	NIST SRM
1. Calcium carbonate (Ca)	IN014	CAD072022A1	10000	99.999	0.10	39.9	75.1990	75.2093	**10001.4**	**20.0**	471-34-1	5 mg/m3	orl-rat >2000mg/kg	3109a

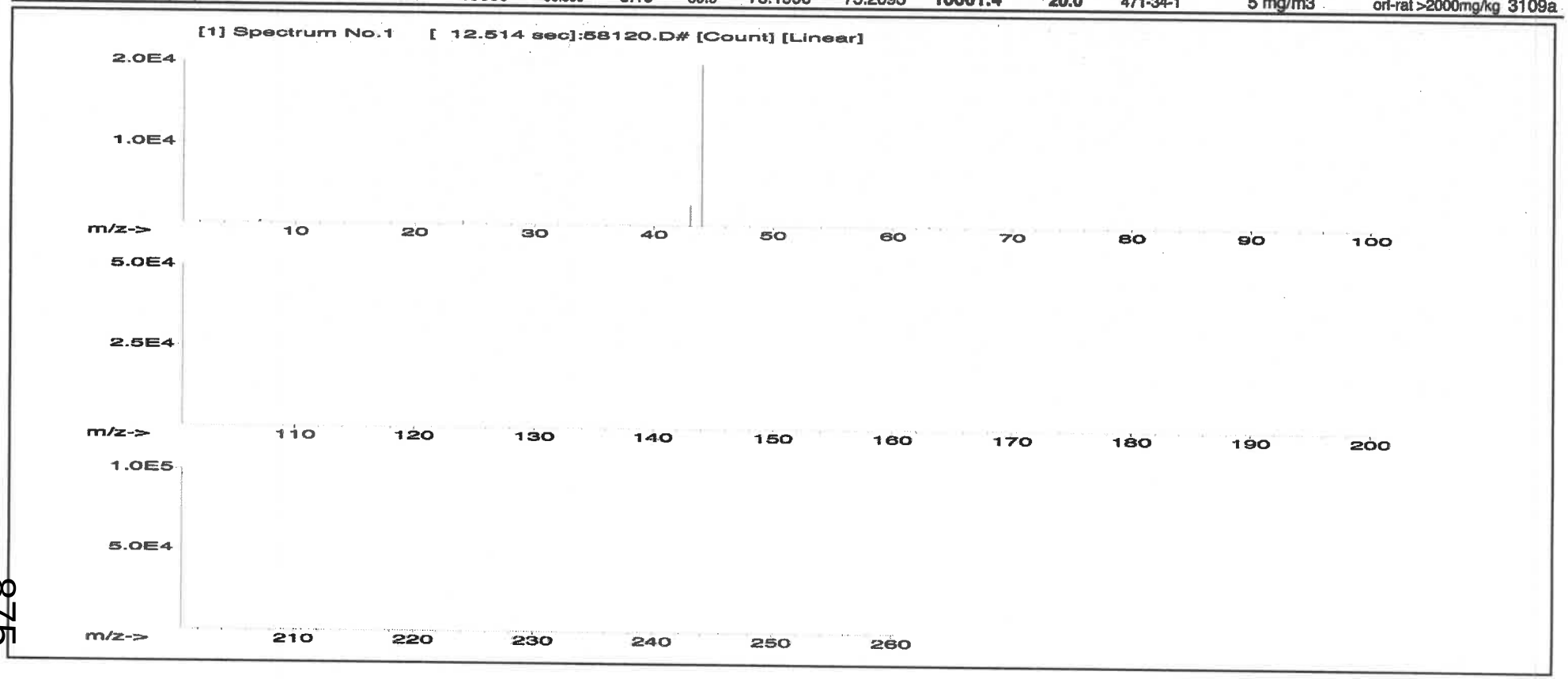

875

Instrumental Analysis by Inductively Coupled Plasma Mass Spectrometry (ICP-MS):

Trace Metals Verification by ICP-MS (µg/mL)																	
Al	<0.02	Cd	<0.02	Dy	<0.02	Hf	<0.02	Li	<0.02	Ni	<0.02	Pr	<0.02	Se	<0.2	Tb	<0.02	W	<0.02
Sb	<0.02	Ca	T	Er	<0.02	Ho	<0.02	Lu	<0.02	Nb	<0.02	Re	<0.02	Si	<0.02	Te	<0.02	U	<0.02
As	<0.2	Ce	<0.02	Eu	<0.02	In	<0.02	Mg	<0.01	Os	<0.02	Rh	<0.02	Ag	<0.02	Tl	<0.02	V	<0.02
Ba	<0.02	Cs	<0.02	Gd	<0.02	Ir	<0.02	Mn	<0.02	Pd	<0.02	Rb	<0.02	Na	<0.2	Th	<0.02	Yb	<0.02
Be	<0.01	Cr	<0.02	Ga	<0.02	Fe	<0.2	Hg	<0.2	P	<0.02	Ru	<0.02	Sr	<0.02	Tm	<0.02	Y	<0.02
Bi	<0.02	Co	<0.02	Ge	<0.02	La	<0.02	Mo	<0.02	Pt	<0.02	Sm	<0.02	S	<0.02	Sn	<0.02	Zn	<0.02
B	<0.02	Cu	<0.02	Au	<0.02	Pb	<0.02	Nd	<0.02	K	<0.2	Sc	<0.02	Ta	<0.02	Ti	<0.02	Zr	<0.02

(T) = Target analyte

Physical Characterization:

Certified by:

Homogeneity: No heterogeneity was observed in the preparation of this standard.

* The certified value is the concentration calculated from gravimetric and volumetric measurements unless otherwise stated.
* Purified acids, 18.2 megohm deionized water, calibrated Class A glassware and the highest purity raw materials are used in the preparation of all standards.
* All standard containers are meticulously cleaned prior to use.
* Standards are prepared gravimetrically using balances that are calibrated with weights traceable to NIST (see above).
* Standards are certifed (+/-) 0.5% of the stated value, unless otherwise stated.
* All Standards should be stored with caps tight and under appropriate laboratory conditions.
* Uncertainty Reference: Taylor, B.N. and Kuyat, C.E., "Guidelines for Evaluating and Expressing the Uncertainty of NIST Measurement Result," NIST Technical Note 1297, U.S. Government Printing Office, Washington, D.C. (1994).

9/8/16

Absolute Standards, Inc.
800-368-1131
www.absolutestandards.com

Certified Reference Material CRM

IN5497 - IN5498 R: 03/17/23 BH

ANAB ISO 17034 Accredited
AR-1539 Certificate Number
https://Absolutestandards.com

CERTIFIED WEIGHT REPORT:

Part Number: 58120
Lot Number: 031523
Description: Calcium (Ca)

Expiration Date: 031526
Recommended Storage: Ambient (20 °C)
Nominal Concentration (µg/mL): 10000
NIST Test Number: 6UTB
Weight shown below was diluted to (mL): 3000.41

	Lot #		
Solvent:	21110221	Nitric Acid	
2%	60.0 (mL)	Nitric Acid	
	5E-05	Balance Uncertainty	
	0.058	Flask Uncertainty	

Giovanni Esposito
Formulated By: Giovanni Esposito 031523

Pedro Rentas
Reviewed By: Pedro L. Rentas 031523

Compound	RM#	Lot Number	Nominal Conc. (µg/mL)	Purity (%)	Uncertainty Purity (%)	Assay (%)	Target Weight (g)	Actual Weight (g)	Actual Conc. (µg/mL)	Expanded Uncertainty +/- (µg/mL)	SDS Information (Solvent Safety Info. On Attached pg.) CAS#	OSHA PEL (TWA)	LD50	NIST SRM
1. Calcium carbonate (Ca)	IN014	CAD072022A1	10000	99.999	0.10	39.9	75.1990	75.2093	**10001.4**	**20.0**	471-34-1	5 mg/m3	orl-rat >2000mg/kg	3109a

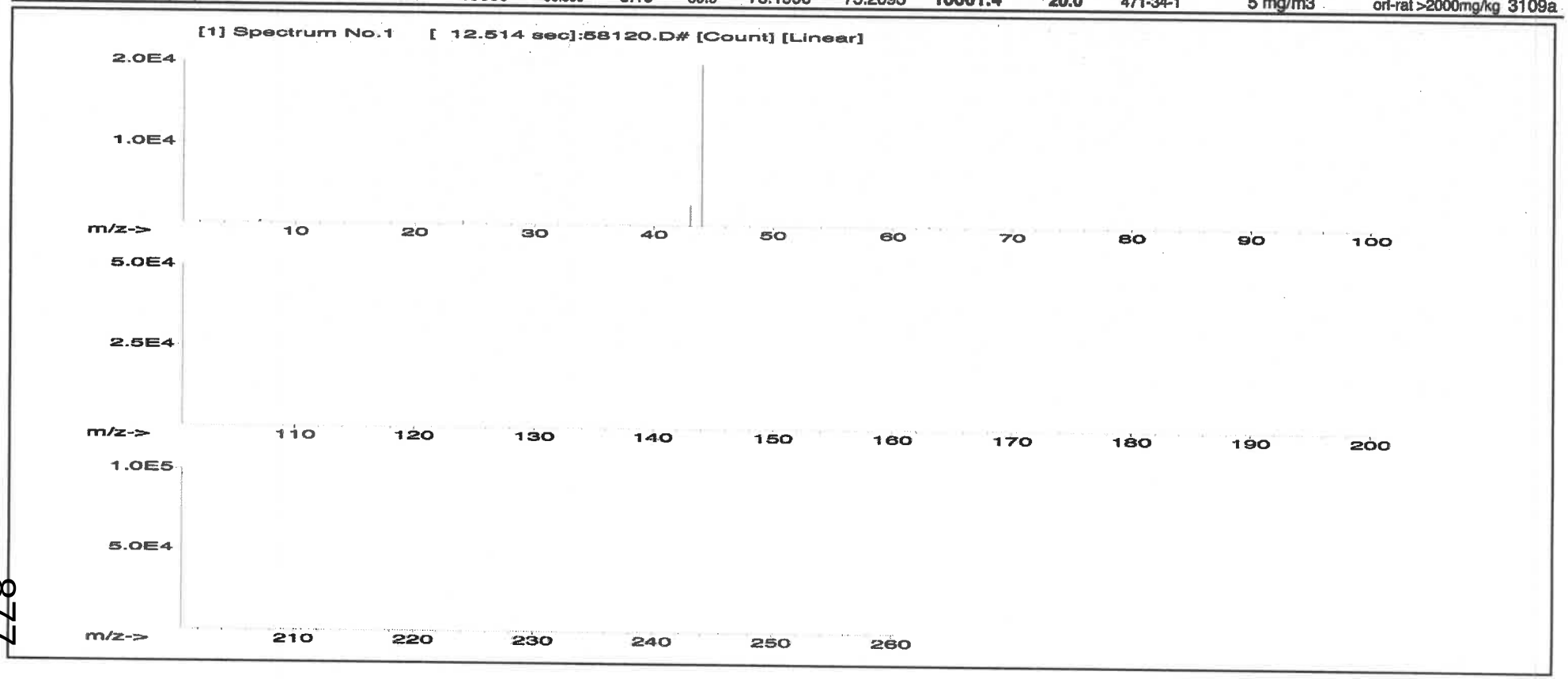

877

Instrumental Analysis by Inductively Coupled Plasma Mass Spectrometry (ICP-MS):

Trace Metals Verification by ICP-MS (µg/mL)																	
Al	<0.02	Cd	<0.02	Dy	<0.02	Hf	<0.02	Li	<0.02	Ni	<0.02	Pr	<0.02	Se	<0.2	Tb	<0.02	W	<0.02
Sb	<0.02	Ca	T	Er	<0.02	Ho	<0.02	Lu	<0.02	Nb	<0.02	Re	<0.02	Si	<0.02	Te	<0.02	U	<0.02
As	<0.2	Ce	<0.02	Eu	<0.02	In	<0.02	Mg	<0.01	Os	<0.02	Rh	<0.02	Ag	<0.02	Tl	<0.02	V	<0.02
Ba	<0.02	Cs	<0.02	Gd	<0.02	Ir	<0.02	Mn	<0.02	Pd	<0.02	Rb	<0.02	Na	<0.2	Th	<0.02	Yb	<0.02
Be	<0.01	Cr	<0.02	Ga	<0.02	Fe	<0.2	Hg	<0.2	P	<0.02	Ru	<0.02	Sr	<0.02	Tm	<0.02	Y	<0.02
Bi	<0.02	Co	<0.02	Ge	<0.02	La	<0.02	Mo	<0.02	Pt	<0.02	Sm	<0.02	S	<0.02	Sn	<0.02	Zn	<0.02
B	<0.02	Cu	<0.02	Au	<0.02	Pb	<0.02	Nd	<0.02	K	<0.2	Sc	<0.02	Ta	<0.02	Ti	<0.02	Zr	<0.02

(T) = Target analyte

Physical Characterization:

Certified by:

Homogeneity: No heterogeneity was observed in the preparation of this standard.

* The certified value is the concentration calculated from gravimetric and volumetric measurements unless otherwise stated.
* Purified acids, 18.2 megohm deionized water, calibrated Class A glassware and the highest purity raw materials are used in the preparation of all standards.
* All standard containers are meticulously cleaned prior to use.
* Standards are prepared gravimetrically using balances that are calibrated with weights traceable to NIST (see above).
* Standards are certifed (+/-) 0.5% of the stated value, unless otherwise stated.
* All Standards should be stored with caps tight and under appropriate laboratory conditions.
* Uncertainty Reference: Taylor, B.N. and Kuyat, C.E., "Guidelines for Evaluating and Expressing the Uncertainty of NIST Measurement Result," NIST Technical Note 1297, U.S. Government Printing Office, Washington, D.C. (1994).

Absolute Standards, Inc.
800-368-1131
www.absolutestandards.com

Certified Reference Material CRM

MS513 R:03/17/23

ANAB ISO 17034 Accredited
AR-1539 Certificate Number
https://Absolutestandards.com

CERTIFIED WEIGHT REPORT:

Part Number: 57182
Lot Number: 061522
Description: Lead (Pb)

Expiration Date: 061525
Recommended Storage: Ambient (20 °C)
Nominal Concentration (µg/mL): 10000
NIST Test Number: 6UTB
Weight shown below was diluted to (mL): 2000.02

	Lot #		
Solvent:	20510011	Nitric Acid	
2%	40.0 (mL)	Nitric Acid	

5E-05 Balance Uncertainty
0.058 Flask Uncertainty

Giovanni Esposito

Formulated By:	Giovanni Esposito	061522
Reviewed By:	Pedro L. Rentas	061522

Compound	RM#	Lot Number	Nominal Conc. (µg/mL)	Purity (%)	Uncertainty Purity (%)	Assay (%)	Target Weight (g)	Actual Weight (g)	Actual Conc. (µg/mL)	Expanded Uncertainty +/- (µg/mL)	SDS Information (Solvent Safety Info. On Attached pg.) CAS#	OSHA PEL (TWA)	LD50	NIST SRM
1. Lead(II) nitrate (Pb)	IN029	PBD122016A1	10000	99.999	0.10	62.5	32.0006	32.0041	**10001.1**	**20.0**	10099-74-8	0.05 mg/m3	Intrvns-rat 93 mg/kg	3128

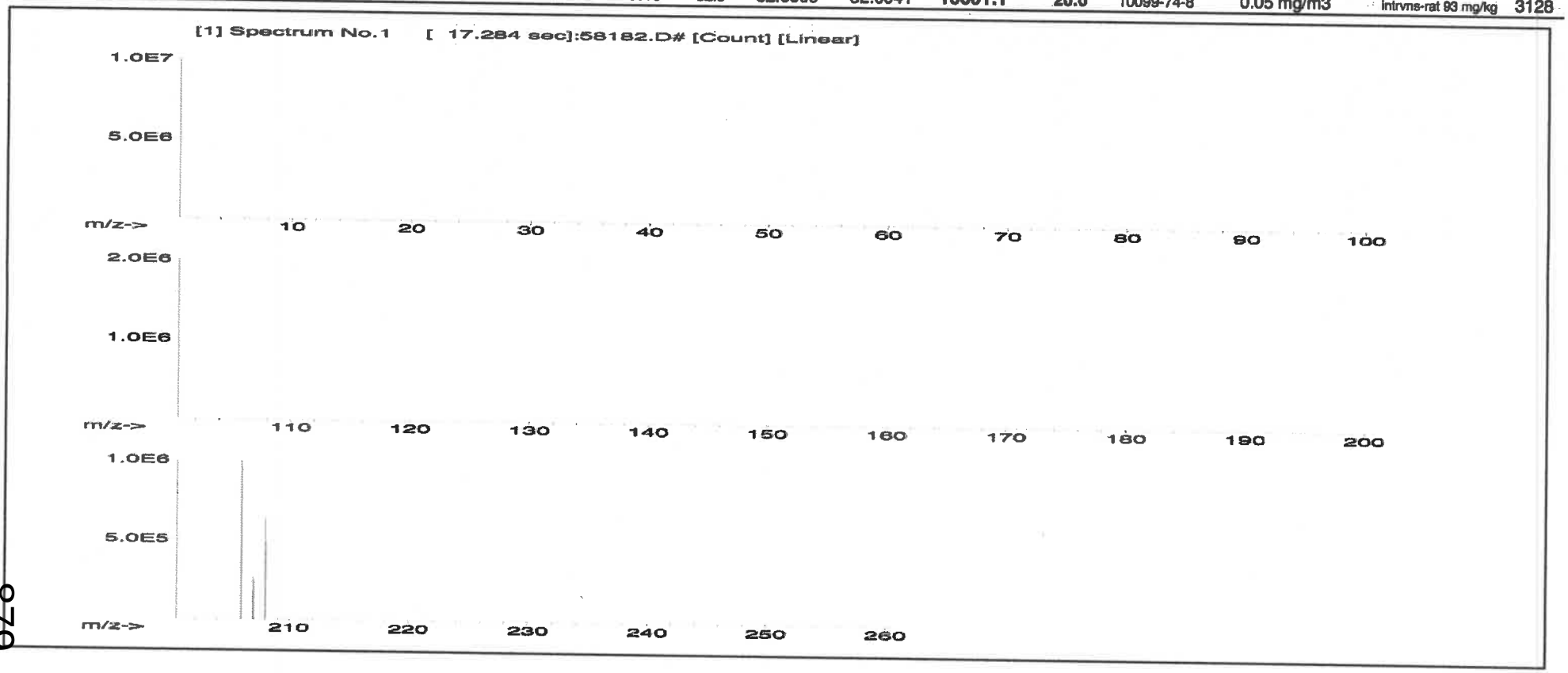

879

Instrumental Analysis by Inductively Coupled Plasma Mass Spectrometry (ICP-MS):

Trace Metals Verification by ICP-MS (µg/mL)

Al	<0.02	Cd	<0.02	Dy	<0.02	Hf	<0.02	Li	<0.02	Ni	<0.02	Pr	<0.02	Se	<0.2	Tb	<0.02	W	<0.02
Sb	<0.02	Ca	<0.2	Er	<0.02	Ho	<0.02	Lu	<0.02	Nb	<0.02	Re	<0.02	Si	<0.02	Te	<0.02	U	<0.02
As	<0.2	Ce	<0.02	Eu	<0.02	In	<0.02	Mg	<0.01	Os	<0.02	Rh	<0.02	Ag	<0.02	Tl	<0.02	V	<0.02
Ba	<0.02	Cs	<0.02	Gd	<0.02	Ir	<0.02	Mn	<0.02	Pd	<0.02	Rb	<0.02	Na	<0.2	Th	<0.02	Yb	<0.02
Be	<0.01	Cr	<0.02	Ga	<0.02	Fe	<0.2	Hg	<0.2	P	<0.02	Ru	<0.02	Sr	<0.02	Tm	<0.02	Y	<0.02
Bi	<0.02	Co	<0.02	Ge	<0.02	La	<0.02	Mo	<0.02	Pt	<0.02	Sm	<0.02	S	<0.02	Sn	<0.02	Zn	<0.02
B	<0.02	Cu	<0.02	Au	<0.02	Pb	T	Nd	<0.02	K	<0.2	Sc	<0.02	Ta	<0.02	Ti	<0.02	Zr	<0.02

(T)= Target analyte

Physical Characterization:

Certified by:

Homogeneity: No heterogeneity was observed in the preparation of this standard.

* The certified value is the concentration calculated from gravimetric and volumetric measurements unless otherwise stated.
* Purified acids, 18.2 megohm deionized water, calibrated Class A glassware and the highest purity raw materials are used in the preparation of all standards.
* All standard containers are meticulously cleaned prior to use.
* Standards are prepared gravimetrically using balances that are calibrated with weights traceable to NIST (see above).
* Standards are certifed (+/-) 0.5% of the stated value, unless otherwise stated.
* All Standards should be stored with caps tight and under appropriate laboratory conditions.
* Uncertainty Reference: Taylor, B.N. and Kuyat, C.E., "Guidelines for Evaluating and Expressing the Uncertainty of NIST Measurement Result," NIST Technical Note 1297, U.S. Government Printing Office, Washington, D.C. (1994).

Absolute Standards, Inc.
800-368-1131
www.absolutestandards.com

Certified Reference Material CRM

M5514 , M5515 R: 03/17/23

ANAB ISO 17034 Accredited
AR-1539 Certificate Number
https://Absolutestandards.com

881

CERTIFIED WEIGHT REPORT:

Part Number:	**58126**		**Lot #**		
Lot Number:	**092122**		**Solvent:**	20510011	Nitric Acid
Description:	**Iron (Fe)**		7.0%	350.0 (mL)	Nitric Acid
Expiration Date:	092125				
Recommended Storage:	Ambient (20 °C)				
Nominal Concentration (µg/mL):	**10000**				
NIST Test Number:	6UTB	5E-05	Balance Uncertainty		
Weight shown below was diluted to (mL):	5000.1	0.12	Flask Uncertainty		

Giovanni Esposito

Formulated By:	Giovanni Esposito	092122
Reviewed By:	Pedro L. Rentas	092122

Compound	RM#	Lot Number	Nominal Conc. (µg/mL)	Purity (%)	Uncertainty Purity (%)	Assay (%)	Target Weight (g)	Actual Weight (g)	**Actual Conc. (µg/mL)**	Expanded Uncertainty +/- (µg/mL)	SDS Information (Solvent Safety Info. On Attached pg.) CAS#	OSHA PEL (TWA)	LD50	NIST SRM
1. Iron (Fe)	IN346	2224912-500	10000	99.995	0.10	100.0	50.0034	50.0111	**10001.5**	**20.0**	7439-89-6	5 mg/m3	orl-rat 7500mg/kg	3126a

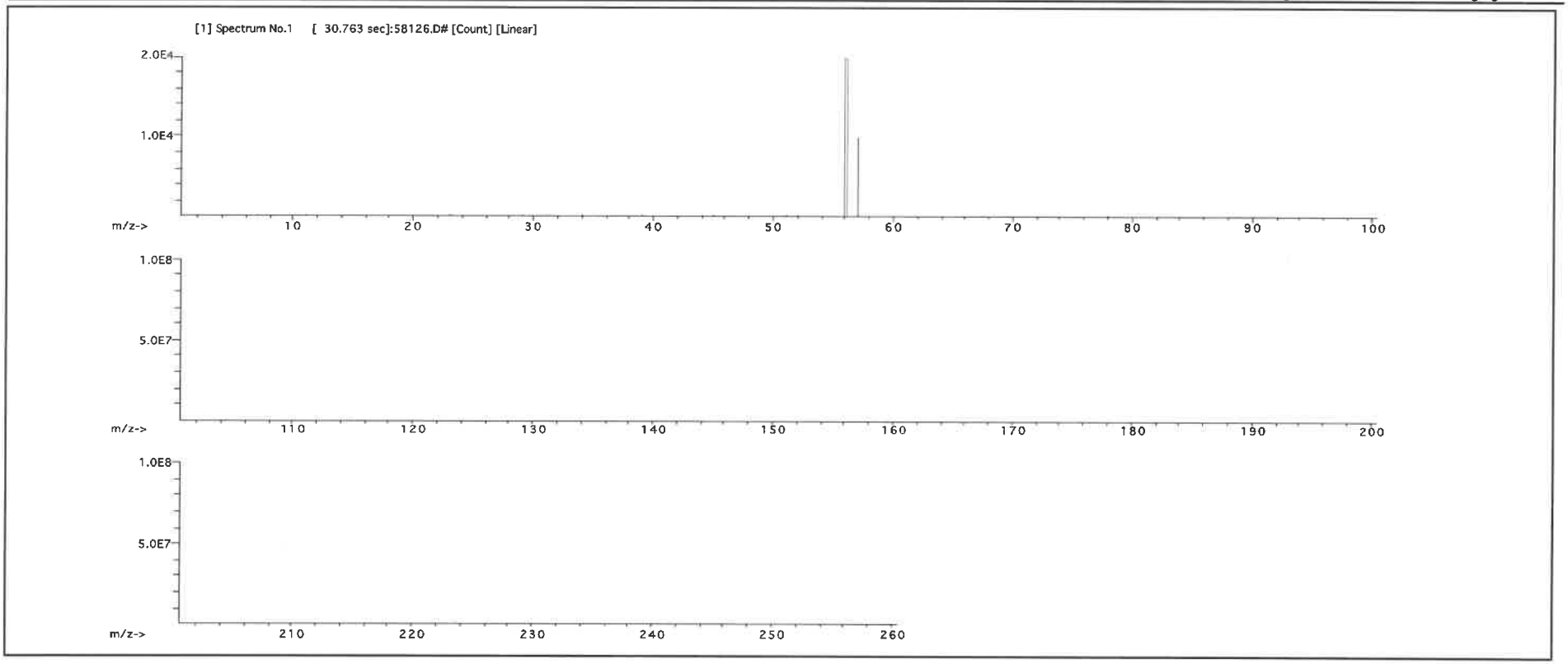

Instrumental Analysis by Inductively Coupled Plasma Mass Spectrometry (ICP-MS):

Trace Metals Verification by ICP-MS (µg/mL)																	
Al	<0.02	Cd	<0.02	Dy	<0.02	Hf	<0.02	Li	<0.02	Ni	<0.10	Pr	<0.02	Se	<0.2	Tb	<0.02	W	<0.02
Sb	<0.02	Ca	<0.2	Er	<0.02	Ho	<0.02	Lu	<0.02	Nb	<0.02	Re	<0.02	Si	<0.02	Te	<0.02	U	<0.02
As	<0.2	Ce	<0.02	Eu	<0.02	In	<0.02	Mg	<0.01	Os	<0.02	Rh	<0.02	Ag	<0.02	Tl	<0.02	V	<0.02
Ba	<0.02	Cs	<0.02	Gd	<0.02	Ir	<0.02	Mn	<0.10	Pd	<0.02	Rb	<0.02	Na	<0.2	Th	<0.02	Yb	<0.02
Be	<0.01	Cr	<0.05	Ga	<0.02	Fe	<0.2	Hg	<0.2	P	<0.02	Ru	<0.02	Sr	<0.02	Tm	<0.02	Y	<0.02
Bi	<0.02	Co	<0.10	Ge	<0.10	La	<0.02	Mo	<0.02	Pt	<0.02	Sm	<0.02	S	<0.02	Sn	<0.02	Zn	<0.05
B	<0.02	Cu	<0.10	Au	<0.02	Pb	<0.02	Nd	<0.02	K	<0.2	Sc	<0.02	Ta	<0.02	Ti	<0.02	Zr	<0.02

(T)= Target analyte

Physical Characterization:

Certified by:

Homogeneity: No heterogeneity was observed in the preparation of this standard.

* The certified value is the concentration calculated from gravimetric and volumetric measurements unless otherwise stated.
* Purified acids, 18.2 megohm deionized water, calibrated Class A glassware and the highest purity raw materials are used in the preparation of all standards.
* All standard containers are meticulously cleaned prior to use.
* Standards are prepared gravimetrically using balances that are calibrated with weights traceable to NIST (see above).
* Standards are certifed (+/-) 0.5% of the stated value, unless otherwise stated.
* All Standards should be stored with caps tight and under appropriate laboratory conditions.
* Uncertainty Reference: Taylor, B.N. and Kuyat, C.E., "Guidelines for Evaluating and Expressing the Uncertainty of NIST Measurement Result," NIST Technical Note 1297, U.S. Government Printing Office, Washington, D.C. (1994).

882

Absolute Standards, Inc.
800-368-1131
www.absolutestandards.com

Certified Reference Material CRM

M5519. M5520 (BH) R:03/17/23

ANAB ISO 17034 Accredited
AR-1539 Certificate Number
https://Absolutestandards.com

883

CERTIFIED WEIGHT REPORT:

Part Number: 58119
Lot Number: 120822
Description: Potassium (K)

Expiration Date: 120825
Recommended Storage: Ambient (20 °C)
Nominal Concentration (µg/mL): 10000
NIST Test Number: 6UTB
Weight shown below was diluted to (mL): 3000.4

	Lot #		
Solvent:	20510011	Nitric Acid	
2%	60.0 (mL)	Nitric Acid	

5E-05 Balance Uncertainty
0.06 Flask Uncertainty

Giovanni Esposito

Formulated By:	Giovanni Esposito	120822
Reviewed By:	Pedro L. Rentas	120822

Compound	RM#	Lot Number	Nominal Conc. (µg/mL)	Purity (%)	Uncertainty Purity (%)	Assay (%)	Target Weight (g)	Actual Weight (g)	Actual Conc. (µg/mL)	Expanded Uncertainty +/- (µg/mL)	SDS Information (Solvent Safety Info. On Attached pg.) CAS#	OSHA PEL (TWA)	LD50	NIST SRM
1. Potassium nitrate (K)	IN034	KD022021A1	10000	99.999	0.10	37.6	79.7990	79.8075	**10001.1**	**20.0**	7757-79-1	5 mg/m3	orl-rat 3015 mg/kg	3141a

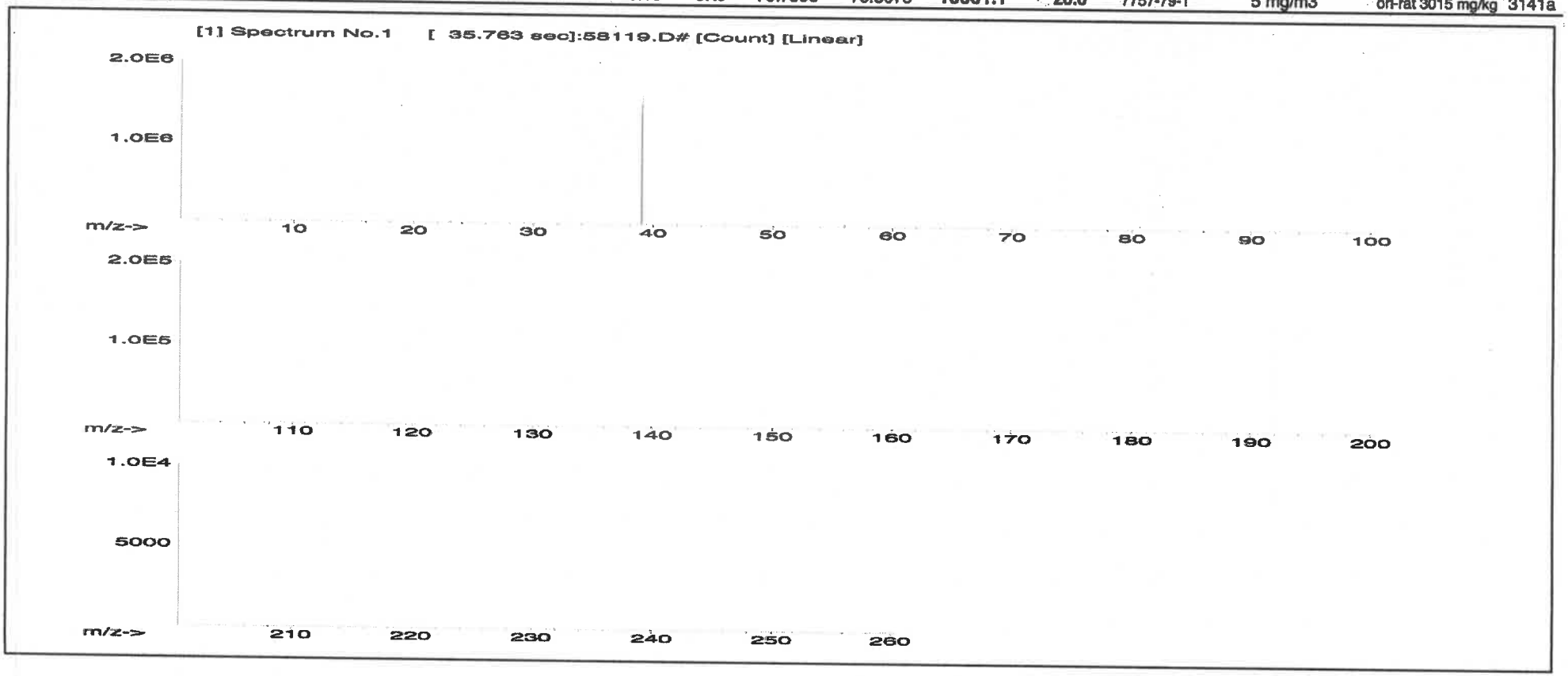

884

Instrumental Analysis by Inductively Coupled Plasma Mass Spectrometry (ICP-MS):

Trace Metals Verification by ICP-MS (µg/mL)

Al	<0.02	Cd	<0.02	Dy	<0.02	Hf	<0.02	Li	<0.02	Ni	<0.02	Pr	<0.02	Se	<0.2	Tb	<0.02	W	<0.02
Sb	<0.02	Ca	<0.2	Er	<0.02	Ho	<0.02	Lu	<0.02	Nb	<0.02	Re	<0.02	Si	<0.02	Te	<0.02	U	<0.02
As	<0.2	Ce	<0.02	Eu	<0.02	In	<0.02	Mg	<0.01	Os	<0.02	Rh	<0.02	Ag	<0.02	Tl	<0.02	V	<0.02
Ba	<0.02	Cs	<0.02	Gd	<0.02	Ir	<0.02	Mn	<0.02	Pd	<0.02	Rb	<0.02	Na	<0.2	Th	<0.02	Yb	<0.02
Be	<0.01	Cr	<0.02	Ga	<0.02	Fe	<0.2	Hg	<0.2	P	<0.02	Ru	<0.02	Sr	<0.02	Tm	<0.02	Y	<0.02
Bi	<0.02	Co	<0.02	Ge	<0.02	La	<0.02	Mo	<0.02	Pt	<0.02	Sm	<0.02	S	<0.02	Sn	<0.02	Zn	<0.02
B	<0.02	Cu	<0.02	Au	<0.02	Pb	<0.02	Nd	<0.02	K	T	Sc	<0.02	Ta	<0.02	Ti	<0.02	Zr	<0.02

(T) = Target analyte

Physical Characterization:

Homogeneity: No heterogeneity was observed in the preparation of this standard.

Certified by:

* The certified value is the concentration calculated from gravimetric and volumetric measurements unless otherwise stated.
* Purified acids, 18.2 megohm deionized water, calibrated Class A glassware and the highest purity raw materials are used in the preparation of all standards.
* All standard containers are meticulously cleaned prior to use.
* Standards are prepared gravimetrically using balances that are calibrated with weights traceable to NIST (see above).
* Standards are certifed (+/-) 0.5% of the stated value, unless otherwise stated.
* All standards should be stored with caps tight and under appropriate laboratory conditions.
* Uncertainty Reference: Taylor, B.N. and Kuyat, C.E., "Guidelines for Evaluating and Expressing the Uncertainty of NIST Measurement Result," NIST Technical Note 1297, U.S. Government Printing Office, Washington, D.C. (1994).

Absolute Standards, Inc.
800-368-1131
www.absolutestandards.com

Certified Reference Material CRM

M5658 R ! 8/25/23

ANAB ISO 17034 Accredited
AR-1539 Certificate Number
https://Absolutestandards.com

885

CERTIFIED WEIGHT REPORT:

		Lot #	Solvent:	
Part Number:	**58024**	21110221	Nitric Acid	
Lot Number:	**060523**			
Description:	**Chromium (Cr)**			
		2.0%	40.0 (mL)	Nitric Acid
Expiration Date:	060526			
Recommended Storage:	Ambient (20 °C)			
Nominal Concentration (µg/mL):	**1000**			
NIST Test Number:	6UTB	5E-05	Balance Uncertainty	
Volume shown below was diluted to (mL):	2000.02	0.058	Flask Uncertainty	

Formulated By:	Lawrence Barry	060523
Reviewed By:	Pedro L. Rentas	060523

Compound	Part Number	Lot Number	Dilution Factor	Initial Vol. (mL)	Uncertainty Pipette (mL)	Nominal Conc. (µg/mL)	Initial Conc. (µg/mL)	Final Conc. (µg/mL)	Expanded Uncertainty +/- (µg/mL)	SDS Information (Solvent Safety Info. On Attached pg.) CAS#	OSHA PEL (TWA)	LD50	NIST SRM
1. Chromium(III) nitrate nonahydrate (Cr)	58124	071122	0.1000	200.0	0.084	1000	10000.1	**1000.0**	**2.2**	7789-02-8	0.5 mg(Cr)/m3	orl-rat 3250 mg/kg	3112a

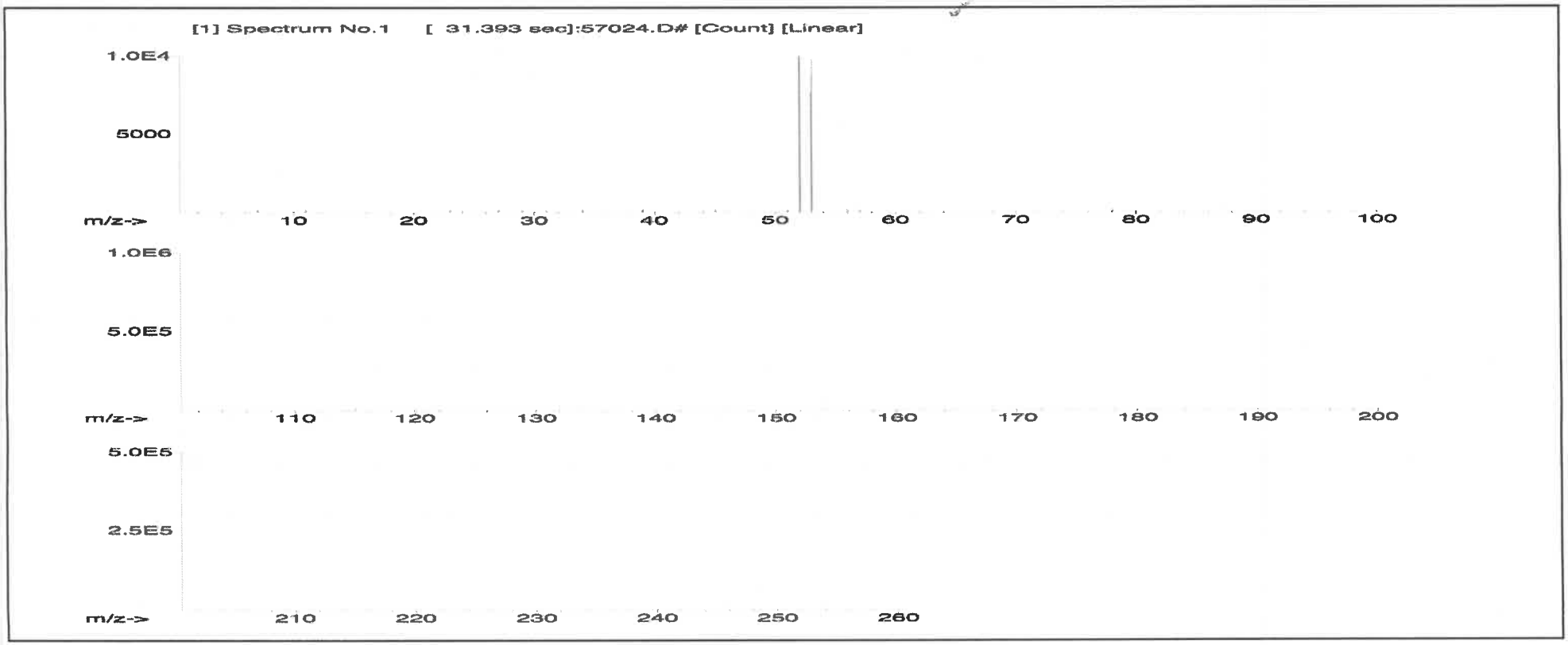

988

Instrumental Analysis by Inductively Coupled Plasma Mass Spectrometry (ICP-MS):

Trace Metals Verification by ICP-MS (µg/mL)																	
Al	<0.02	Cd	<0.02	Dy	<0.02	Hf	<0.02	Li	<0.02	Ni	<0.02	Pr	<0.02	Se	<0.2	Tb	<0.02	W	<0.02
Sb	<0.02	Ca	<0.2	Er	<0.02	Ho	<0.02	Lu	<0.02	Nb	<0.02	Re	<0.02	Si	<0.02	Te	<0.02	U	<0.02
As	<0.2	Ce	<0.02	Eu	<0.02	In	<0.02	Mg	<0.01	Os	<0.02	Rh	<0.02	Ag	<0.02	Tl	<0.02	V	<0.02
Ba	<0.02	Cs	<0.02	Gd	<0.02	Ir	<0.02	Mn	<0.02	Pd	<0.02	Rb	<0.02	Na	<0.2	Th	<0.02	Yb	<0.02
Be	<0.01	Cr	T	Ga	<0.02	Fe	<0.2	Hg	<0.2	P	<0.02	Ru	<0.02	Sr	<0.02	Tm	<0.02	Y	<0.02
Bi	<0.02	Co	<0.02	Ge	<0.02	La	<0.02	Mo	<0.02	Pt	<0.02	Sm	<0.02	S	<0.02	Sn	<0.02	Zn	<0.02
B	<0.02	Cu	<0.02	Au	<0.02	Pb	<0.02	Nd	<0.02	K	<0.2	Sc	<0.02	Ta	<0.02	Ti	<0.02	Zr	<0.02

(T)= Target analyte

Physical Characterization:

Certified by:

Homogeneity: No heterogeneity was observed in the preparation of this standard.

* The certified value is the concentration calculated from gravimetric and volumetric measurements unless otherwise stated.
* Purified acids, 18.2 megohm deionized water, calibrated Class A glassware and the highest purity raw materials are used in the preparation of all standards.
* All standard containers are meticulously cleaned prior to use.
* Standards are prepared gravimetrically using balances that are calibrated with weights traceable to NIST (see above).
* Standards are certifed (+/-) 0.5% of the stated value, unless otherwise stated.
* All standards should be stored with caps tight and under appropriate laboratory conditions.
* Uncertainty Reference: Taylor, B.N. and Kuyat, C.E., "Guidelines for Evaluating and Expressing the Uncertainty of NIST Measurement Result," NIST Technical Note 1297, U.S. Government Printing Office, Washington, D.C. (1994).

Absolute Standards, Inc.
800-368-1131
www.absolutestandards.com

Certified Reference Material CRM

M5697 R: 10/27/23

ANAB ISO 17034 Accredited
AR-1539 Certificate Number
https://Absolutestandards.com

887

CERTIFIED WEIGHT REPORT:

		Lot #	Solvent:		
Part Number:	**58029**	24002546	Nitric Acid		
Lot Number:	**102523**				
Description:	**Copper (Cu)**	2.0%	40.0 (mL)	Nitric Acid	
Expiration Date:	102526				
Recommended Storage:	Ambient (20 °C)				
Nominal Concentration (µg/mL):	**1000**				
NIST Test Number:	6UTB	5E-05	Balance Uncertainty		
Volume shown below was diluted to (mL):	2000.02	0.058	Flask Uncertainty		

Formulated By:	Benson Chan	102523
Reviewed By:	Pedro L. Rentas	102523

Compound	Part Number	Lot Number	Dilution Factor	Initial Vol. (mL)	Uncertainty Pipette (mL)	Nominal Conc. (µg/mL)	Initial Conc. (µg/mL)	Final Conc. (µg/mL)	Expanded Uncertainty +/- (µg/mL)	SDS Information (Solvent Safety Info. On Attached pg.) CAS#	OSHA PEL (TWA)	LD50	NIST SRM
1. Copper(II) nitrate trihydrate (Cu)	58129	100223	0.1000	200.0	0.084	1000	10000.1	**1000.0**	**2.2**	10031-43-3	1 mg/m3	orl-rat 794 mg/kg	3114

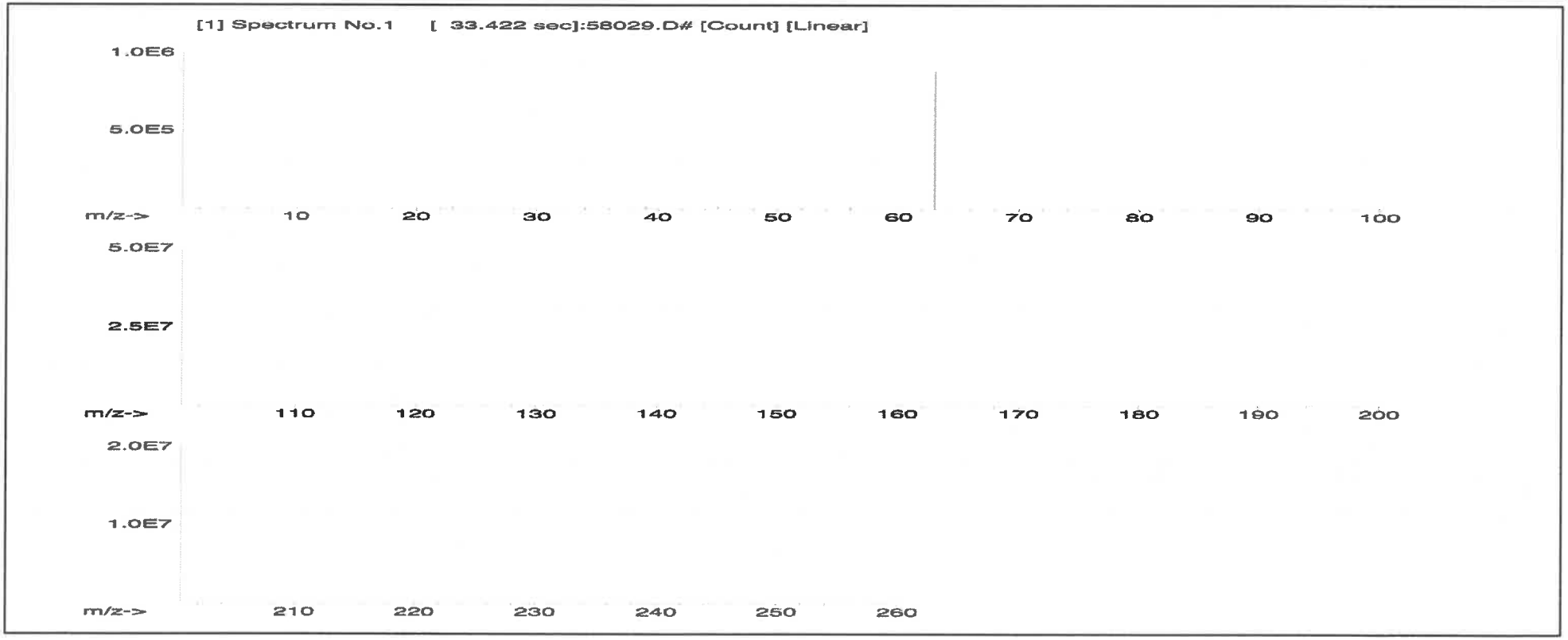

888

Instrumental Analysis by Inductively Coupled Plasma Mass Spectrometry (ICP-MS):

Trace Metals Verification by ICP-MS (µg/mL)																	
Al	<0.02	Cd	<0.02	Dy	<0.02	Hf	<0.02	Li	<0.02	Ni	<0.02	Pr	<0.02	Se	<0.2	Tb	<0.02	W	<0.02
Sb	<0.02	Ca	<0.2	Er	<0.02	Ho	<0.02	Lu	<0.02	Nb	<0.02	Re	<0.02	Si	<0.02	Te	<0.02	U	<0.02
As	<0.2	Ce	<0.02	Eu	<0.02	In	<0.02	Mg	<0.01	Os	<0.02	Rh	<0.02	Ag	<0.02	Tl	<0.02	V	<0.02
Ba	<0.02	Cs	<0.02	Gd	<0.02	Ir	<0.02	Mn	<0.02	Pd	<0.02	Rb	<0.02	Na	<0.2	Th	<0.02	Yb	<0.02
Be	<0.01	Cr	<0.02	Ga	<0.02	Fe	<0.2	Hg	<0.2	P	<0.02	Ru	<0.02	Sr	<0.02	Tm	<0.02	Y	<0.02
Bi	<0.02	Co	<0.02	Ge	<0.02	La	<0.02	Mo	<0.02	Pt	<0.02	Sm	<0.02	S	<0.02	Sn	<0.02	Zn	<0.02
B	<0.02	Cu	T	Au	<0.02	Pb	<0.02	Nd	<0.02	K	<0.2	Sc	<0.02	Ta	<0.02	Ti	<0.02	Zr	<0.02

(T) = Target analyte

Physical Characterization:

Homogeneity: No heterogeneity was observed in the preparation of this standard.

Certified by:

* The certified value is the concentration calculated from gravimetric and volumetric measurements unless otherwise stated.
* Purified acids, 18.2 megohm deionized water, calibrated Class A glassware and the highest purity raw materials are used in the preparation of all standards.
* All standard containers are meticulously cleaned prior to use.
* Standards are prepared gravimetrically using balances that are calibrated with weights traceable to NIST (see above).
* Standards are certifed (+/-) 0.5% of the stated value, unless otherwise stated.
* All Standards should be stored with caps tight and under appropriate laboratory conditions.
* Uncertainty Reference: Taylor, B.N. and Kuyat, C.E., "Guidelines for Evaluating and Expressing the Uncertainty of NIST Measurement Result," NIST Technical Note 1297, U.S. Government Printing Office, Washington, D.C. (1994).

Absolute Standards, Inc.
800-368-1131
www.absolutestandards.com

Certified Reference Material CRM

M5648 R: 10/27/23

ANAB ISO 17034 Accredited
AR-1539 Certificate Number
https://Absolutestandards.com

CERTIFIED WEIGHT REPORT:

		Lot #	Solvent:	
Part Number:	**58025**	24002546	Nitric Acid	
Lot Number:	**102623**			
Description:	**Manganese (Mn)**			
		2.0%	60.0 (mL)	Nitric Acid
Expiration Date:	102626			
Recommended Storage:	Ambient (20 °C)			
Nominal Concentration (µg/mL):	**1000**			
NIST Test Number:	6UTB	5E-05	Balance Uncertainty	
Volume shown below was diluted to (mL):	3000.41	0.058	Flask Uncertainty	

Formulated By:	Benson Chan	102623
Reviewed By:	Pedro L. Rentas	102623

889

Compound	Part Number	Lot Number	Dilution Factor	Initial Vol. (mL)	Uncertainty Pipette (mL)	Nominal Conc. (µg/mL)	Initial Conc. (µg/mL)	Final Conc. (µg/mL)	Expanded Uncertainty +/- (µg/mL)	SDS Information (Solvent Safety Info. On Attached pg.) CAS#	OSHA PEL (TWA)	LD50	NIST SRM
1. Manganese(II) nitrate tetrahydrate (Mn)	58125	071123	0.1000	300.0	0.084	1000	10000.1	**1000.0**	**2.1**	20694-39-7	5 mg/m3	orl-rat >300mg/kg	3132

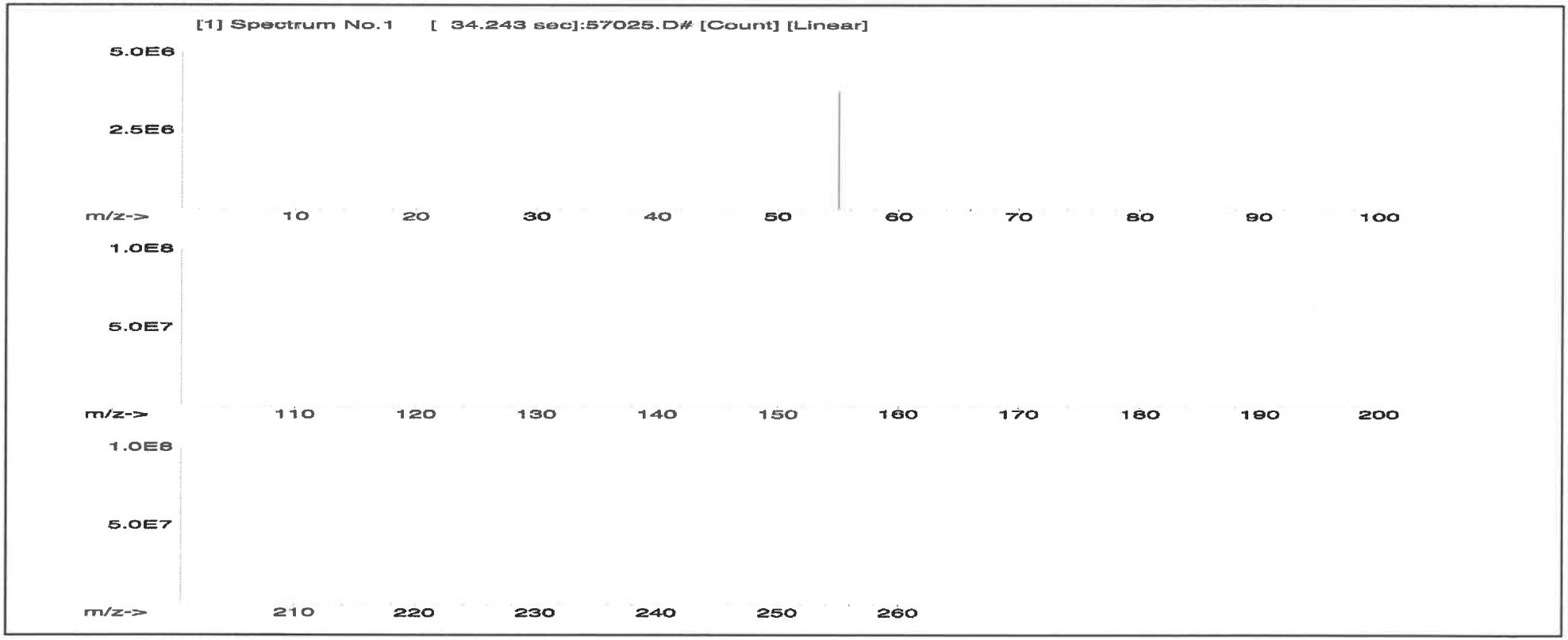

068

Instrumental Analysis by Inductively Coupled Plasma Mass Spectrometry (ICP-MS):

Trace Metals Verification by ICP-MS (µg/mL)																	
Al	<0.02	Cd	<0.02	Dy	<0.02	Hf	<0.02	Li	<0.02	Ni	<0.02	Pr	<0.02	Se	<0.2	Tb	<0.02	W	<0.02
Sb	<0.02	Ca	<0.2	Er	<0.02	Ho	<0.02	Lu	<0.02	Nb	<0.02	Re	<0.02	Si	<0.02	Te	<0.02	U	<0.02
As	<0.2	Ce	<0.02	Eu	<0.02	In	<0.02	Mg	<0.01	Os	<0.02	Rh	<0.02	Ag	<0.02	Tl	<0.02	V	<0.02
Ba	<0.02	Cs	<0.02	Gd	<0.02	Ir	<0.02	Mn	T	Pd	<0.02	Rb	<0.02	Na	<0.2	Th	<0.02	Yb	<0.02
Be	<0.01	Cr	<0.02	Ga	<0.02	Fe	<0.2	Hg	<0.2	P	<0.02	Ru	<0.02	Sr	<0.02	Tm	<0.02	Y	<0.02
Bi	<0.02	Co	<0.02	Ge	<0.02	La	<0.02	Mo	<0.02	Pt	<0.02	Sm	<0.02	S	<0.02	Sn	<0.02	Zn	<0.02
B	<0.02	Cu	<0.02	Au	<0.02	Pb	<0.02	Nd	<0.02	K	<0.2	Sc	<0.02	Ta	<0.02	Ti	<0.02	Zr	<0.02

(T) = Target analyte

Physical Characterization:

Homogeneity: No heterogeneity was observed in the preparation of this standard.

Certified by:

* The certified value is the concentration calculated from gravimetric and volumetric measurements unless otherwise stated.
* Purified acids, 18.2 megohm deionized water, calibrated Class A glassware and the highest purity raw materials are used in the balances that are calibrated with weights traceable to NIST (see above).
* Standards are certifed (+/-) 0.5% of the stated value, unless otherwise stated.
* All standards should be stored with caps tight and under appropriate laboratory conditions.
* Uncertainty Reference: Taylor, B.N. and Kuyat, C.E., "Guidelines for Evaluating and Expressing the Uncertainty of NIST Measurement Result," NIST Technical Note 1297, U.S. Government Printing Office, Washington, D.C. (1994).

Absolute Standards, Inc.
800-368-1131
www.absolutestandards.com

Certified Reference Material CRM

R: 8/25/23 M5751

ANAB ISO 17034 Accredited
AR-1539 Certificate Number
https://Absolutestandards.com

891

CERTIFIED WEIGHT REPORT:

		Lot #	Solvent:	
Part Number:	**58029**	21110221	Nitric Acid	
Lot Number:	**071723**			
Description:	**Copper (Cu)**	2.0%	40.0 (mL)	Nitric Acid
Expiration Date:	071726			
Recommended Storage:	Ambient (20 °C)			
Nominal Concentration (µg/mL):	**1000**			
NIST Test Number:	6UTB	5E-05	Balance Uncertainty	
Volume shown below was diluted to (mL):	2000.02	0.058	Flask Uncertainty	

Formulated By:	Benson Chan	071723
Reviewed By:	Pedro L. Rentas	071723

Compound	Part Number	Lot Number	Dilution Factor	Initial Vol. (mL)	Uncertainty Pipette (mL)	Nominal Conc. (µg/mL)	Initial Conc. (µg/mL)	Final Conc. (µg/mL)	Expanded Uncertainty +/- (µg/mL)	SDS Information (Solvent Safety Info. On Attached pg.) CAS#	OSHA PEL (TWA)	LD50	NIST SRM
1. Copper(II) nitrate trihydrate (Cu)	58129	022723	0.1000	200.0	0.084	1000	10000.5	**1000.0**	**2.2**	10031-43-3	1 mg/m3	orl-rat 794 mg/kg	3114

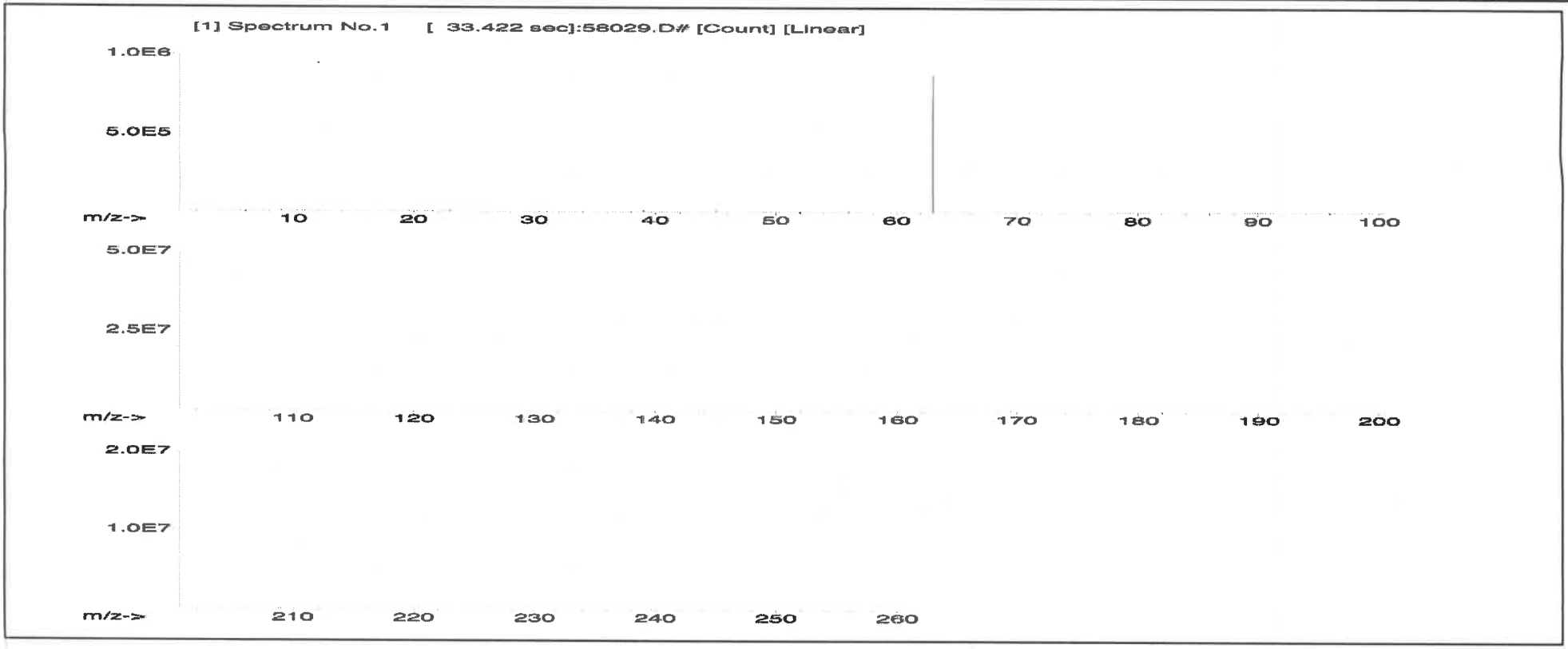

892

Instrumental Analysis by Inductively Coupled Plasma Mass Spectrometry (ICP-MS):

Trace Metals Verification by ICP-MS (µg/mL)																	
Al	<0.02	Cd	<0.02	Dy	<0.02	Hf	<0.02	Li	<0.02	Ni	<0.02	Pr	<0.02	Se	<0.2	Tb	<0.02	W	<0.02
Sb	<0.02	Ca	<0.2	Er	<0.02	Ho	<0.02	Lu	<0.02	Nb	<0.02	Re	<0.02	Si	<0.02	Te	<0.02	U	<0.02
As	<0.2	Ce	<0.02	Eu	<0.02	In	<0.02	Mg	<0.01	Os	<0.02	Rh	<0.02	Ag	<0.02	Tl	<0.02	V	<0.02
Ba	<0.02	Cs	<0.02	Gd	<0.02	Ir	<0.02	Mn	<0.02	Pd	<0.02	Rb	<0.02	Na	<0.2	Th	<0.02	Yb	<0.02
Be	<0.01	Cr	<0.02	Ga	<0.02	Fe	<0.2	Hg	<0.2	P	<0.02	Ru	<0.02	Sr	<0.02	Tm	<0.02	Y	<0.02
Bi	<0.02	Co	<0.02	Ge	<0.02	La	<0.02	Mo	<0.02	Pt	<0.02	Sm	<0.02	S	<0.02	Sn	<0.02	Zn	<0.02
B	<0.02	Cu	T	Au	<0.02	Pb	<0.02	Nd	<0.02	K	<0.2	Sc	<0.02	Ta	<0.02	Ti	<0.02	Zr	<0.02

(T) = Target analyte

Physical Characterization:

Certified by:

Homogeneity: No heterogeneity was observed in the preparation of this standard.

* The certified value is the concentration calculated from gravimetric and volumetric measurements unless otherwise stated.
* Purified acids, 18.2 megohm deionized water, calibrated Class A glassware and the highest purity raw materials are used in the preparation of all standards.
* All standard containers are meticulously cleaned prior to use.
* Standards are prepared gravimetrically using balances that are calibrated with weights traceable to NIST (see above).
* Standards are certifed (+/-) 0.5% of the stated value, unless otherwise stated.
* All Standards should be stored with caps tight and under appropriate laboratory conditions.
* Uncertainty Reference: Taylor, B.N. and Kuyat, C.E., "Guidelines for Evaluating and Expressing the Uncertainty of NIST Measurement Result," NIST Technical Note 1297, U.S. Government Printing Office, Washington, D.C. (1994).

Absolute Standards, Inc.
800-368-1131
www.absolutestandards.com

M5768 M5769 (BP) R:1/3/24

Certified Reference Material CRM

ANAB ISO 17034 Accredited
AR-1539 Certificate Number
https://Absolutestandards.com

893

CERTIFIED WEIGHT REPORT:

			Lot #	
Part Number:	**58112**	**Solvent:**	24002546	Nitric Acid
Lot Number:	**091823**			
Description:	**Magnesium (Mg)**	2%	40.0 (mL)	Nitric Acid
Expiration Date:	091826			
Recommended Storage:	Ambient (20 °C)	M5768, M5769 (BP) R: 1/3/24		
Nominal Concentration (µg/mL):	**10000**			
NIST Test Number:	6UTB	5E-05 Balance Uncertainty		
Weight shown below was diluted to (mL):	2000.02	0.058 Flask Uncertainty		

Formulated By:	Lawrence Barry	091823
Reviewed By:	Pedro L. Rentas	091823

Compound	RM#	Lot Number	Nominal Conc. (µg/mL)	Purity (%)	Uncertainty Purity (%)	Assay (%)	Target Weight (g)	Actual Weight (g)	Actual Conc. (µg/mL)	Expanded Uncertainty +/- (µg/mL)	SDS Information (Solvent Safety Info. On Attached pg.) CAS#	OSHA PEL (TWA)	LD50	NIST SRM
1. Magnesium nitrate hexahydrate (Mg)	IN030	MGD052023A1	10000	99.999	0.10	8.51	234.9118	234.9126	**10000.0**	**20.0**	13446-18-9	NA	orl-rat 5440 mg/kg	3131a

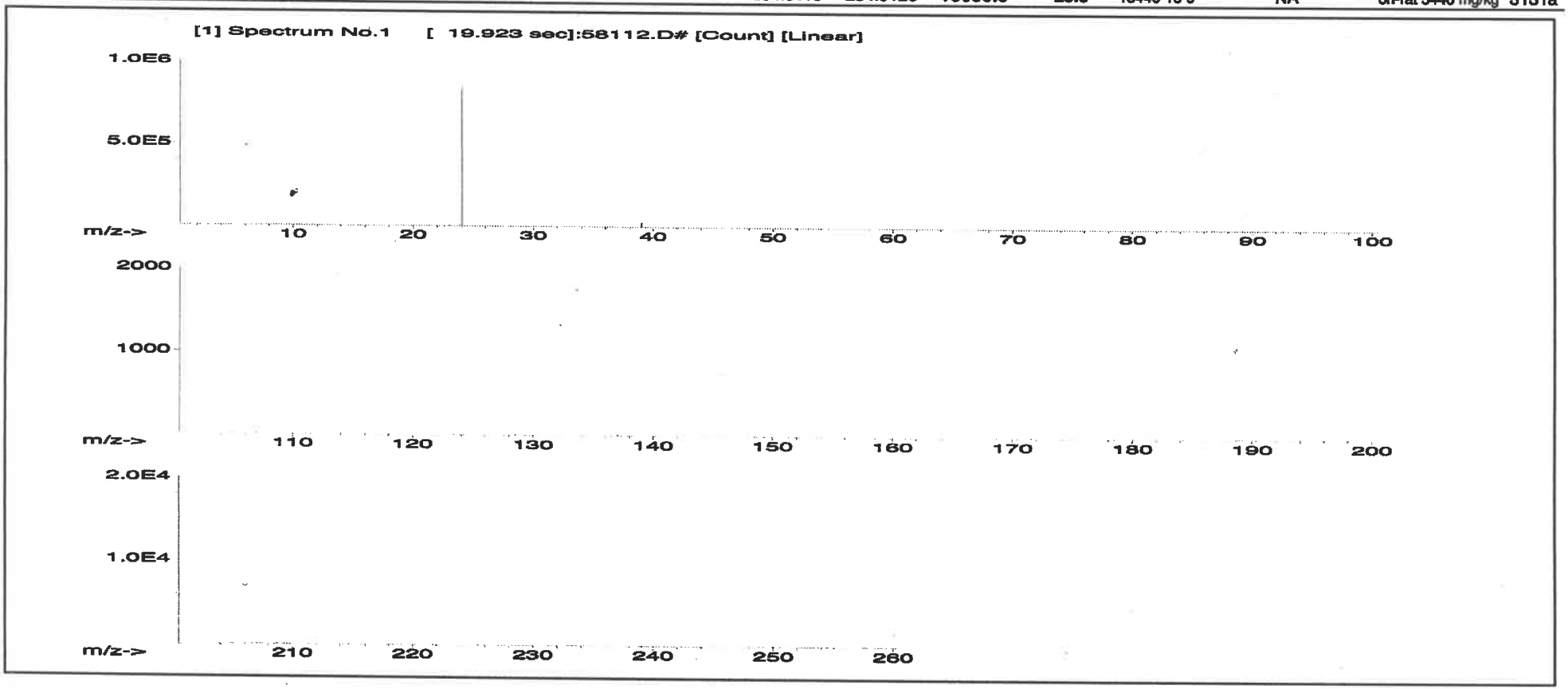

894

Instrumental Analysis by Inductively Coupled Plasma Mass Spectrometry (ICP-MS):

Trace Metals Verification by ICP-MS (µg/mL)																	
Al	<0.02	Cd	<0.02	Dy	<0.02	Hf	<0.02	Li	<0.02	Ni	<0.02	Pr	<0.02	Se	<0.2	Tb	<0.02	W	<0.02
Sb	<0.02	Ca	<0.2	Er	<0.02	Ho	<0.02	Lu	<0.02	Nb	<0.02	Re	<0.02	Si	<0.02	Te	<0.02	U	<0.02
As	<0.2	Ce	<0.02	Eu	<0.02	In	<0.02	Mg	T	Os	<0.02	Rh	<0.02	Ag	<0.02	Tl	<0.02	V	<0.02
Ba	<0.02	Cs	<0.02	Gd	<0.02	Ir	<0.02	Mn	<0.02	Pd	<0.02	Rb	<0.02	Na	<0.2	Th	<0.02	Yb	<0.02
Be	<0.01	Cr	<0.02	Ga	<0.02	Fe	<0.2	Hg	<0.2	P	<0.02	Ru	<0.02	Sr	<0.02	Tm	<0.02	Y	<0.02
Bi	<0.02	Co	<0.02	Ge	<0.02	La	<0.02	Mo	<0.02	Pt	<0.02	Sm	<0.02	S	<0.02	Sn	<0.02	Zn	<0.02
B	<0.02	Cu	<0.02	Au	<0.02	Pb	<0.02	Nd	<0.02	K	<0.2	Sc	<0.02	Ta	<0.02	Ti	<0.02	Zr	<0.02

(T) = Target analyte

Physical Characterization:

Homogeneity: No heterogeneity was observed in the preparation of this standard.

Certified by:

* The certified value is the concentration calculated from gravimetric and volumetric measurements unless otherwise stated.
* Purified acids, 18.2 megohm deionized water, calibrated Class A glassware and the highest purity raw materials are used in the preparation of all standards.
* All standard containers are meticulously cleaned prior to use.
* Standards are prepared gravimetrically using balances that are calibrated with weights traceable to NIST (see above).
* Standards are certifed (+/-) 0.5% of the stated value, unless otherwise stated.
* All Standards should be stored with caps tight and under appropriate laboratory conditions.
* Uncertainty Reference: Taylor, B.N. and Kuyat, C.E., "Guidelines for Evaluating and Expressing the Uncertainty of NIST Measurement Result," NIST Technical Note 1297, U.S. Government Printing Office, Washington, D.C. (1994).

Absolute Standards, Inc.
800-368-1131
www.absolutestandards.com

M5768 M5769 (BH) R:1/3/24

Certified Reference Material CRM

ANAB ISO 17034 Accredited
AR-1539 Certificate Number
https://Absolutestandards.com

895

CERTIFIED WEIGHT REPORT:

Part Number:	**58112**		**Lot #**	
Lot Number:	**091823**	**Solvent:**	24002546	Nitric Acid
Description:	**Magnesium (Mg)**			
		2%	40.0 (mL)	Nitric Acid
Expiration Date:	091826			
Recommended Storage:	Ambient (20 °C)			
Nominal Concentration (µg/mL):	**10000**			
NIST Test Number:	6UTB	5E-05	Balance Uncertainty	
Weight shown below was diluted to (mL):	2000.02	0.058	Flask Uncertainty	

M5768. M5769 (BH) R: 1/3/24

Formulated By:	Lawrence Barry	091823
Reviewed By:	Pedro L. Rentas	091823

Compound	RM#	Lot Number	Nominal Conc. (µg/mL)	Purity (%)	Uncertainty Purity (%)	Assay (%)	Target Weight (g)	Actual Weight (g)	Actual Conc. (µg/mL)	Expanded Uncertainty +/- (µg/mL)	SDS Information (Solvent Safety Info. On Attached pg.) CAS#	OSHA PEL (TWA)	LD50	NIST SRM
1. Magnesium nitrate hexahydrate (Mg)	IN030	MGD052023A1	10000	99.999	0.10	8.51	234.9118	234.9126	**10000.0**	**20.0**	13446-18-9	NA	orl-rat 5440 mg/kg	3131a

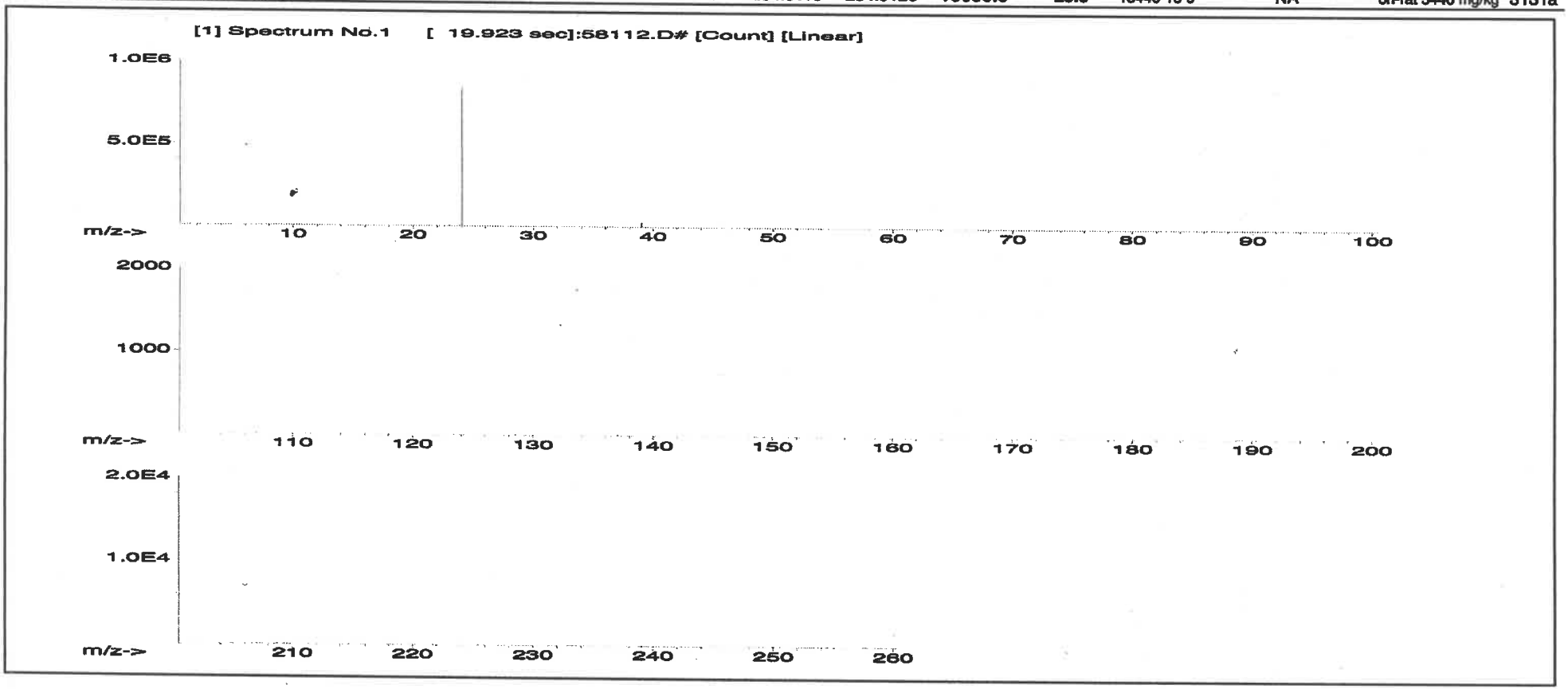

Instrumental Analysis by Inductively Coupled Plasma Mass Spectrometry (ICP-MS):

Trace Metals Verification by ICP-MS (µg/mL)																	
Al	<0.02	Cd	<0.02	Dy	<0.02	Hf	<0.02	Li	<0.02	Ni	<0.02	Pr	<0.02	Se	<0.2	Tb	<0.02	W	<0.02
Sb	<0.02	Ca	<0.2	Er	<0.02	Ho	<0.02	Lu	<0.02	Nb	<0.02	Re	<0.02	Si	<0.02	Te	<0.02	U	<0.02
As	<0.2	Ce	<0.02	Eu	<0.02	In	<0.02	Mg	T	Os	<0.02	Rh	<0.02	Ag	<0.02	Tl	<0.02	V	<0.02
Ba	<0.02	Cs	<0.02	Gd	<0.02	Ir	<0.02	Mn	<0.02	Pd	<0.02	Rb	<0.02	Na	<0.2	Th	<0.02	Yb	<0.02
Be	<0.01	Cr	<0.02	Ga	<0.02	Fe	<0.2	Hg	<0.2	P	<0.02	Ru	<0.02	Sr	<0.02	Tm	<0.02	Y	<0.02
Bi	<0.02	Co	<0.02	Ge	<0.02	La	<0.02	Mo	<0.02	Pt	<0.02	Sm	<0.02	S	<0.02	Sn	<0.02	Zn	<0.02
B	<0.02	Cu	<0.02	Au	<0.02	Pb	<0.02	Nd	<0.02	K	<0.2	Sc	<0.02	Ta	<0.02	Ti	<0.02	Zr	<0.02

(T) = Target analyte

Physical Characterization:

Certified by:

Homogeneity: No heterogeneity was observed in the preparation of this standard.

* The certified value is the concentration calculated from gravimetric and volumetric measurements unless otherwise stated.
* Purified acids, 18.2 megohm deionized water, calibrated Class A glassware and the highest purity raw materials are used in the preparation of all standards.
* All standard containers are meticulously cleaned prior to use.
* Standards are prepared gravimetrically using balances that are calibrated with weights traceable to NIST (see above).
* Standards are certifed (+/-) 0.5% of the stated value, unless otherwise stated.
* All Standards should be stored with caps tight and under appropriate laboratory conditions.
* Uncertainty Reference: Taylor, B.N. and Kuyat, C.E., "Guidelines for Evaluating and Expressing the Uncertainty of NIST Measurement Result," NIST Technical Note 1297, U.S. Government Printing Office, Washington, D.C. (1994).

Absolute Standards, Inc.
800-368-1131
www.absolutestandards.com

Certified Reference Material CRM

R: 02/09/24 M5798

ANAB ISO 17034 Accredited
AR-1539 Certificate Number
https://Absolutestandards.com

897

CERTIFIED WEIGHT REPORT:

		Lot #	Solvent:	
Part Number:	**57004**	24002546	Nitric Acid	
Lot Number:	**102523**			
Description:	**Beryllium (Be)**	2.0%	40.0 (mL)	Nitric Acid
Expiration Date:	102526			
Recommended Storage:	Ambient (20 °C)			
Nominal Concentration (µg/mL):	**1000**			
NIST Test Number:	6UTB	5E-05	Balance Uncertainty	
Volume shown below was diluted to (mL):	2000.02	0.058	Flask Uncertainty	

Formulated By:	Benson Chan	102523
Reviewed By:	Pedro L. Rentas	102523

Compound	Part Number	Lot Number	Dilution Factor	Initial Vol. (mL)	Uncertainty Pipette (mL)	Nominal Conc. (µg/mL)	Initial Conc. (µg/mL)	Final Conc. (µg/mL)	Expanded Uncertainty +/- (µg/mL)	SDS Information (Solvent Safety Info. On Attached pg.) CAS#	OSHA PEL (TWA)	LD50	NIST SRM
1. Beryllium nitrate (Be)	58104	091423	0.1000	200.0	0.084	1000	10001.5	**1000.0**	**2.2**	13597-99-4	0.2ug/m3	intrvns-rat 3.16mg/kg	NA

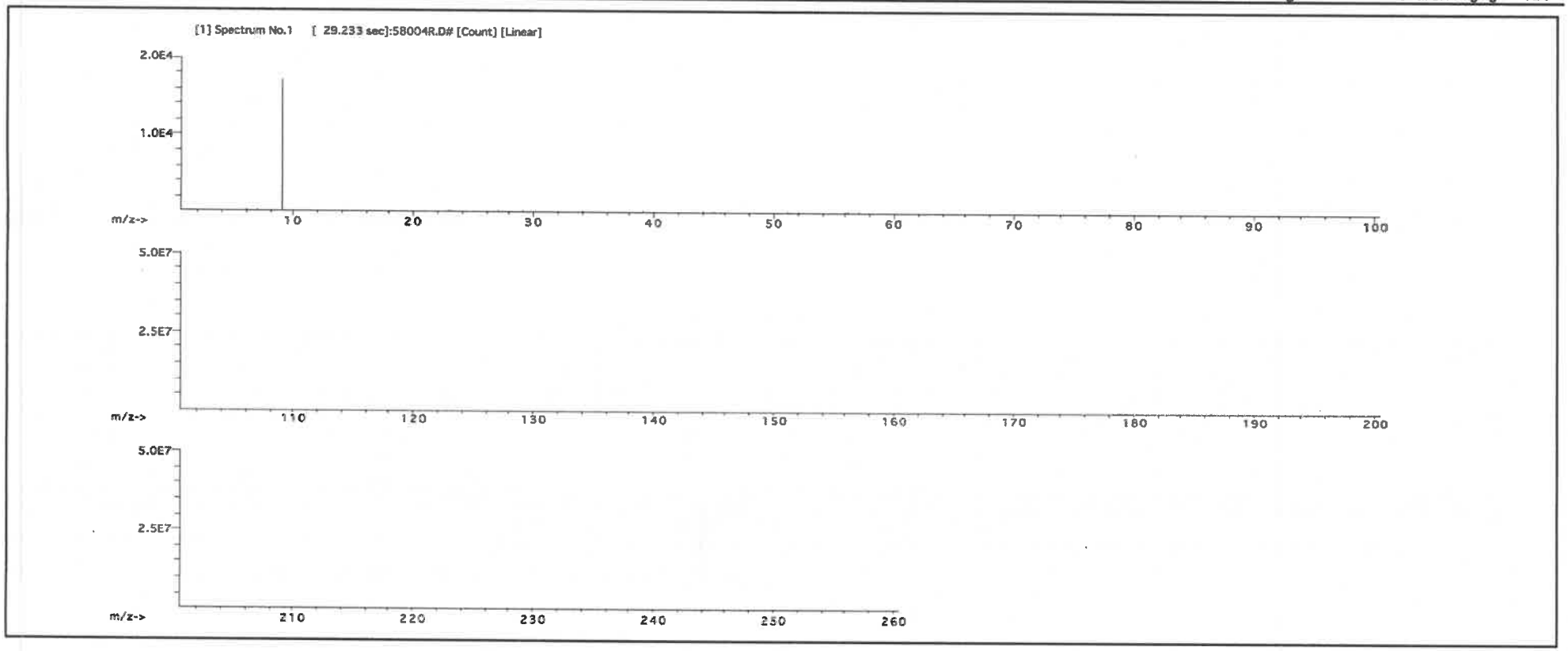

Instrumental Analysis by Inductively Coupled Plasma Mass Spectrometry (ICP-MS):

Trace Metals Verification by ICP-MS (µg/mL)																	
Al	<0.02	Cd	<0.02	Dy	<0.02	Hf	<0.02	Li	<0.02	Ni	<0.02	Pr	<0.02	Se	<0.2	Tb	<0.02	W	<0.02
Sb	<0.02	Ca	<0.2	Er	<0.02	Ho	<0.02	Lu	<0.02	Nb	<0.02	Re	<0.02	Si	<0.02	Te	<0.02	U	<0.02
As	<0.2	Ce	<0.02	Eu	<0.02	In	<0.02	Mg	<0.01	Os	<0.02	Rh	<0.02	Ag	<0.02	Tl	<0.02	V	<0.02
Ba	<0.02	Cs	<0.02	Gd	<0.02	Ir	<0.02	Mn	<0.02	Pd	<0.02	Rb	<0.02	Na	<0.2	Th	<0.02	Yb	<0.02
Be	T	Cr	<0.02	Ga	<0.02	Fe	<0.2	Hg	<0.2	P	<0.02	Ru	<0.02	Sr	<0.02	Tm	<0.02	Y	<0.02
Bi	<0.02	Co	<0.02	Ge	<0.02	La	<0.02	Mo	<0.02	Pt	<0.02	Sm	<0.02	S	<0.02	Sn	<0.02	Zn	<0.02
B	<0.02	Cu	<0.02	Au	<0.02	Pb	<0.02	Nd	<0.02	K	<0.2	Sc	<0.02	Ta	<0.02	Ti	<0.02	Zr	<0.02

(T) = Target analyte

Physical Characterization:

Certified by:

Homogeneity: No heterogeneity was observed in the preparation of this standard.

* The certified value is the concentration calculated from gravimetric and volumetric measurements unless otherwise stated.
* Purified acids, 18.2 megohm deionized water, calibrated Class A glassware and the highest purity raw materials are used in the preparation of all standards.
* All standard containers are meticulously cleaned prior to use.
* Standards are prepared gravimetrically using balances that are calibrated with weights traceable to NIST (see above).
* Standards are certifed (+/-) 0.5% of the stated value, unless otherwise stated.
* All Standards should be stored with caps tight and under appropriate laboratory conditions.
* Uncertainty Reference: Taylor, B.N. and Kuyat, C.E., "Guidelines for Evaluating and Expressing the Uncertainty of NIST Measurement Result," NIST Technical Note 1297, U.S. Government Printing Office, Washington, D.C. (1994).

898

Absolute Standards, Inc.
800-368-1131
www.absolutestandards.com

Certified Reference Material CRM

R: 02/09/24 M5799 BH

ANAB ISO 17034 Accredited
AR-1539 Certificate Number
https://Absolutestandards.com

668

CERTIFIED WEIGHT REPORT:

Part Number:	57050
Lot Number:	071123
Description:	Tin (Sn)
Expiration Date:	071126
Recommended Storage:	Ambient (20 °C)
Nominal Concentration (µg/mL):	1000
NIST Test Number:	6UTB
Weight shown below was diluted to (mL):	499.93

	Lot #	
Solvents:	21110221	Nitric Acid
	22D0562008	Hydrochloric acid
2%	10.0	Nitric Acid
6%	30.0	Hydrochloric acid
	(mL)	

5E-05 Balance Uncertainty
0.058 Flask Uncertainty

Formulated By:	Benson Chan	071123
Reviewed By:	Pedro L. Rentas	071123

Compound	RM#	Lot Number	Nominal Conc. (µg/mL)	Purity (%)	Uncertainty Purity (%)	Assay (%)	Target Weight (g)	Actual Weight (g)	Actual Conc. (µg/mL)	Expanded Uncertainty +/- (µg/mL)	SDS Information (Solvent Safety Info. On Attached pg.) CAS#	OSHA PEL (TWA)	LD50	NIST SRM
1. Ammonium hexafluorostannate(IV) (Sn)	IN010	SND042023A1	1000	99.999	0.10	44.2	1.13107	1.13286	1001.6	2.0	16919-24-7	7 mg/m3	NA	3161a

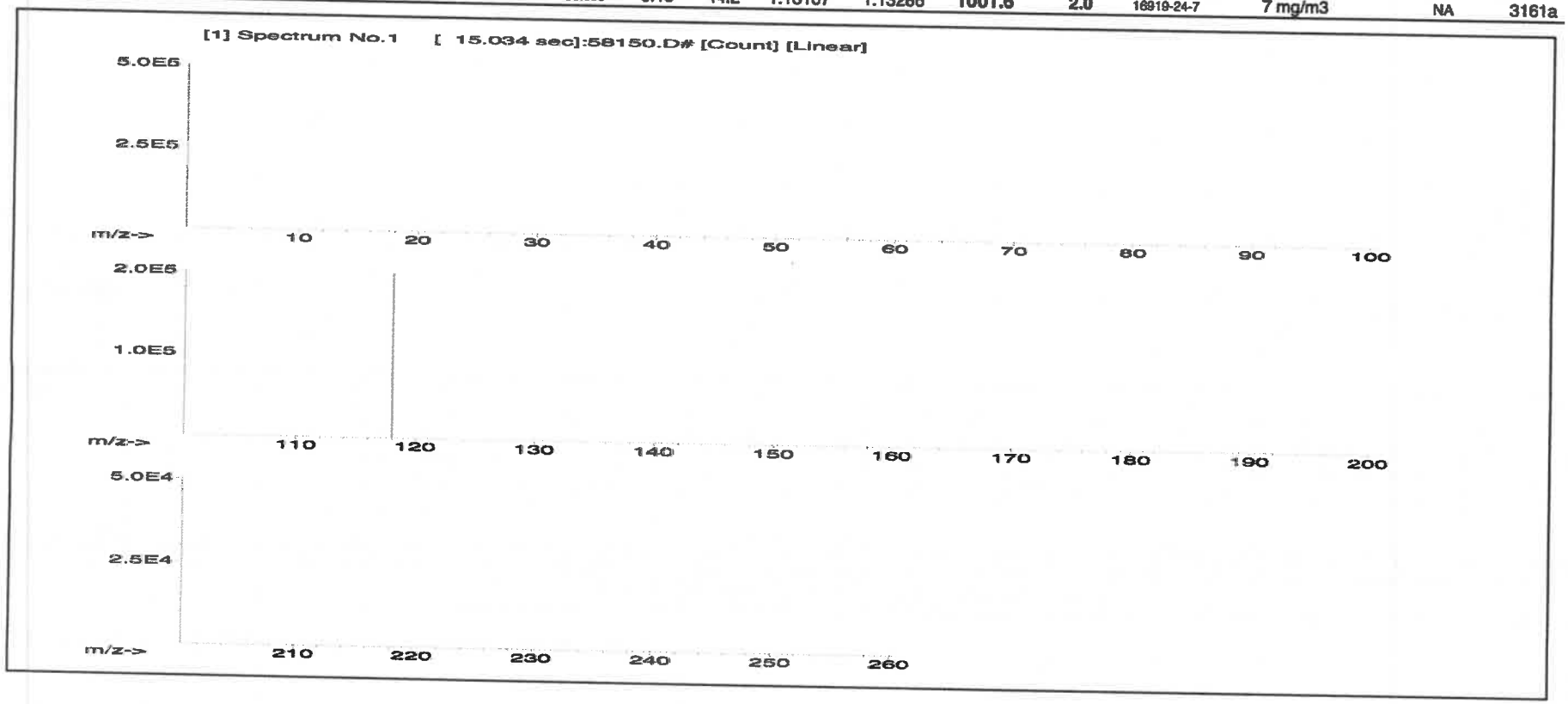

900

Instrumental Analysis by Inductively Coupled Plasma Mass Spectrometry (ICP-MS):

Trace Metals Verification by ICP-MS (µg/mL)																	
Al	<0.02	Cd	<0.02	Dy	<0.02	Hf	<0.02	Li	<0.02	Ni	<0.02	Pr	<0.02	Se	<0.2	Tb	<0.02	W	<0.02
Sb	<0.02	Ca	<0.2	Er	<0.02	Ho	<0.02	Lu	<0.02	Nb	<0.02	Re	<0.02	Si	<0.02	Te	<0.02	U	<0.02
As	<0.2	Ce	<0.02	Eu	<0.02	In	<0.02	Mg	<0.01	Os	<0.02	Rh	<0.02	Ag	<0.02	Tl	<0.02	V	<0.02
Ba	<0.02	Cs	<0.02	Gd	<0.02	Ir	<0.02	Mn	<0.02	Pd	<0.02	Rb	<0.02	Na	<500	Th	<0.02	Yb	<0.02
Be	<0.01	Cr	<0.02	Ga	<0.02	Fe	<0.2	Hg	<0.2	P	<0.02	Ru	<0.02	Sr	<0.02	Tm	<0.02	Y	<0.02
Bi	<0.02	Co	<0.02	Ge	<0.02	La	<0.02	Mo	<0.02	Pt	<0.02	Sm	<0.02	S	<0.02	Sn	T	Zn	<0.02
B	<0.02	Cu	<0.02	Au	<0.02	Pb	<0.02	Nd	<0.02	K	<0.2	Sc	<0.02	Ta	<0.02	Ti	<0.02	Zr	<0.02

(T) = Target analyte

Physical Characterization:

Homogeneity: No heterogeneity was observed in the preparation of this standard.

Certified by:

* The certified value is the concentration calculated from gravimetric and volumetric measurements unless otherwise stated.
* Purified acids, 18.2 megohm deionized water, calibrated Class A glassware and the highest purity raw materials are used in the preparation of all standards.
* All standard containers are meticulously cleaned prior to use.
* Standards are prepared gravimetrically using balances that are calibrated with weights traceable to NIST (see above).
* Standards are certifed (+/-) 0.5% of the stated value, unless otherwise stated.
* All standards should be stored with caps tight and under appropriate laboratory conditions.
* Uncertainty Reference: Taylor, B.N. and Kuyat, C.E., "Guidelines for Evaluating and Expressing the Uncertainty of NIST Measurement Result," NIST Technical Note 1297, U.S. Government Printing Office, Washington, D.C. (1994).

Absolute Standards, Inc.
800-368-1131
www.absolutestandards.com

Certified Reference Material CRM

R: 02/09/24 IM5800 BH

ANAB ISO 17034 Accredited
AR-1539 Certificate Number
https://Absolutestandards.com

CERTIFIED WEIGHT REPORT:

		Lot #	Solvent:		
Part Number:	**57027**	24002546	Nitric Acid		
Lot Number:	**091923**				
Description:	**Cobalt (Co)**	2.0%	40.0 (mL)	Nitric Acid	
Expiration Date:	091926				
Recommended Storage:	Ambient (20 °C)				
Nominal Concentration (µg/mL):	**1000**				
NIST Test Number:	6UTB	5E-05	Balance Uncertainty		
Volume shown below was diluted to (mL):	2000.02	0.058	Flask Uncertainty		

Formulated By:	Lawrence Barry	091923
Reviewed By:	Pedro L. Rentas	091923

Compound	Part Number	Lot Number	Dilution Factor	Initial Vol. (mL)	Uncertainty Pipette (mL)	Nominal Conc. (µg/mL)	Initial Conc. (µg/mL)	Final Conc. (µg/mL)	Expanded Uncertainty +/- (µg/mL)	SDS Information (Solvent Safety Info. On Attached pg.) CAS#	OSHA PEL (TWA)	LD50	NIST SRM
1. Cobalt(II) nitrate hexahydrate (Co)	58127	050923	0.1000	200.0	0.084	1000	10000.0	**1000.0**	**2.2**	10026-22-9	0.02 mg/m3	orl-rat 691 mg/kg	3113

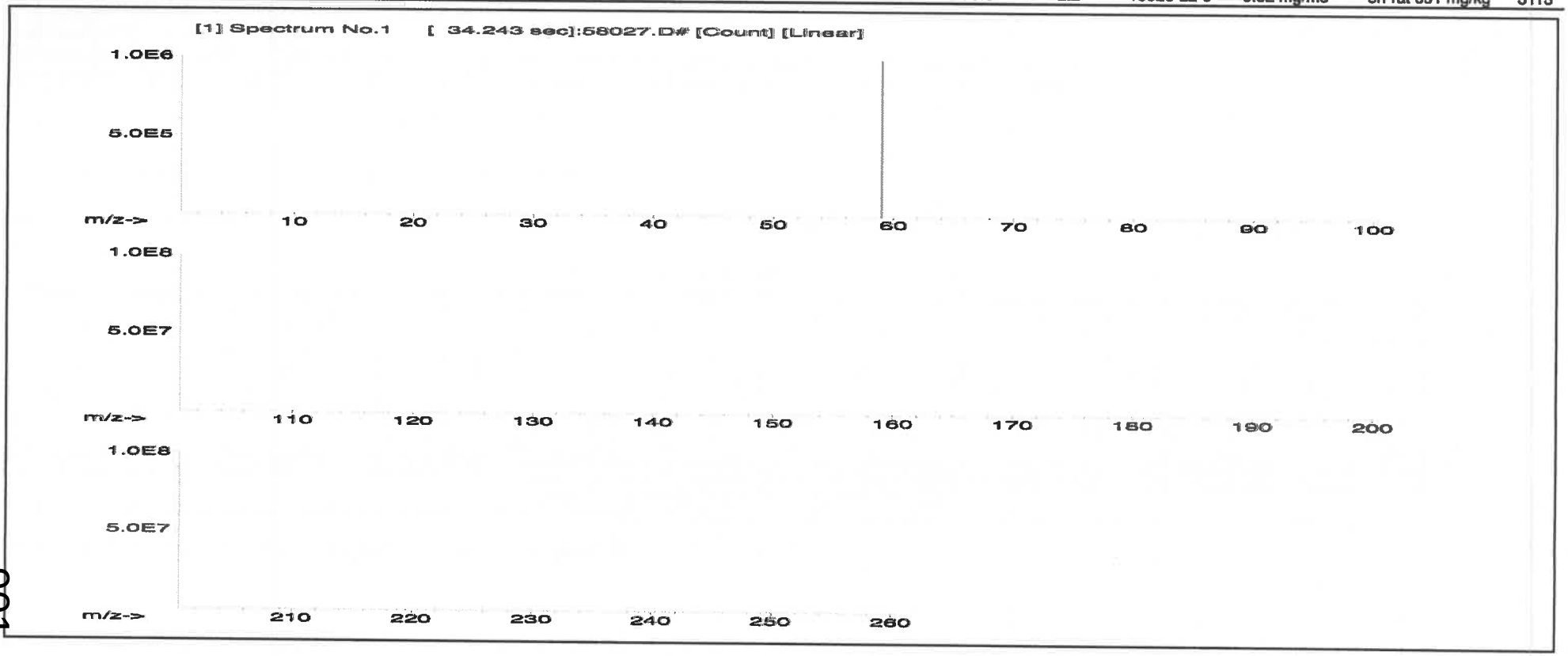

901

Instrumental Analysis by Inductively Coupled Plasma Mass Spectroscopy (ICP-MS):

Trace Metals Verification by ICP-MS (µg/mL)																	
Al	<0.02	Cd	<0.02	Dy	<0.02	Hf	<0.02	Li	<0.02	Ni	<0.02	Pr	<0.02	Se	<0.2	Tb	<0.02	W	<0.02
Sb	<0.02	Ca	<0.2	Er	<0.02	Ho	<0.02	Lu	<0.02	Nb	<0.02	Re	<0.02	Si	<0.02	Te	<0.02	U	<0.02
As	<0.2	Ce	<0.02	Eu	<0.02	In	<0.02	Mg	<0.01	Os	<0.02	Rh	<0.02	Ag	<0.02	Tl	<0.02	V	<0.02
Ba	<0.02	Cs	<0.02	Gd	<0.02	Ir	<0.02	Mn	<0.02	Pd	<0.02	Rb	<0.02	Na	<0.2	Th	<0.02	Yb	<0.02
Be	<0.01	Cr	<0.02	Ga	<0.02	Fe	<0.2	Hg	<0.2	P	<0.02	Ru	<0.02	Sr	<0.02	Tm	<0.02	Y	<0.02
Bi	<0.02	Co	T	Gé	<0.02	La	<0.02	Mo	<0.02	Pt	<0.02	Sm	<0.02	S	<0.02	Sn	<0.02	Zn	<0.02
B	<0.02	Cu	<0.02	Au	<0.02	Pb	<0.02	Nd	<0.02	K	<0.2	Sc	<0.02	Ta	<0.02	Ti	<0.02	Zr	<0.02

(T)= Target analyte

Physical Characterization:

Certified by:

Homogeneity: No heterogeneity was observed in the preparation of this standard.

* The certified value is the concentration calculated from gravimetric and volumetric measurements unless otherwise stated.
* Purified acids, 18.2 megohm deionized water, calibrated Class A glassware and the highest purity raw materials are used in the preparation of all standards.
* All standard containers are meticulously cleaned prior to use.
* Standards are prepared gravimetrically using balances that are calibrated with weights traceable to NIST (see above).
* Standards are certifed (+/-) 0.5% of the stated value, unless otherwise stated.
* All standards should be stored with caps tight and under appropriate laboratory conditions.
* Uncertainty Reference: Taylor, B.N. and Kuyat, C.E., "Guidelines for Evaluating and Expressing the Uncertainty of NIST Measurement Result," NIST Technical Note 1297, U.S. Government Printing Office, Washington, D.C. (1994).

902

Absolute Standards, Inc.
800-368-1131
www.absolutestandards.com

Certified Reference Material CRM

R: 02/09/24 IM5801 BH

ANAB ISO 17034 Accredited
AR-1539 Certificate Number
https://Absolutestandards.com

903

CERTIFIED **WEIGHT** REPORT:

		Lot #	Solvent:		
Part Number:	**57033**	24002546	Nitric Acid		
Lot Number:	**111323**				
Description:	**Arsenic (As)**	2.0%	80.0 (mL)	Nitric Acid	
Expiration Date:	111326				
Recommended Storage:	Ambient (20 °C)				
Nominal Concentration (µg/mL):	**1000**				
NIST Test Number:	6UTB	5E-05	Balance Uncertainty		
Volume shown below was diluted to (mL):	4000.0	0.06	Flask Uncertainty		

Formulated By:	Lawrence Barry	111323
Reviewed By:	Pedro L. Rentas	111323

Compound	Part Number	Lot Number	Dilution Factor	Initial Vol. (mL)	Uncertainty Pipette (mL)	Nominal Conc. (µg/mL)	Initial Conc. (µg/mL)	Final Conc. (µg/mL)	Expanded Uncertainty +/- (µg/mL)	SDS Information (Solvent Safety Info. On Attached pg.) CAS#	OSHA PEL (TWA)	LD50	NIST SRM
1. Arsenic (As)	58133	020522	0.1000	400.0	0.084	1000	10001.0	**1000.0**	**2.0**	7440-38-2	0.5 mg/m3	orl-rat 500 mg/kg	3103a

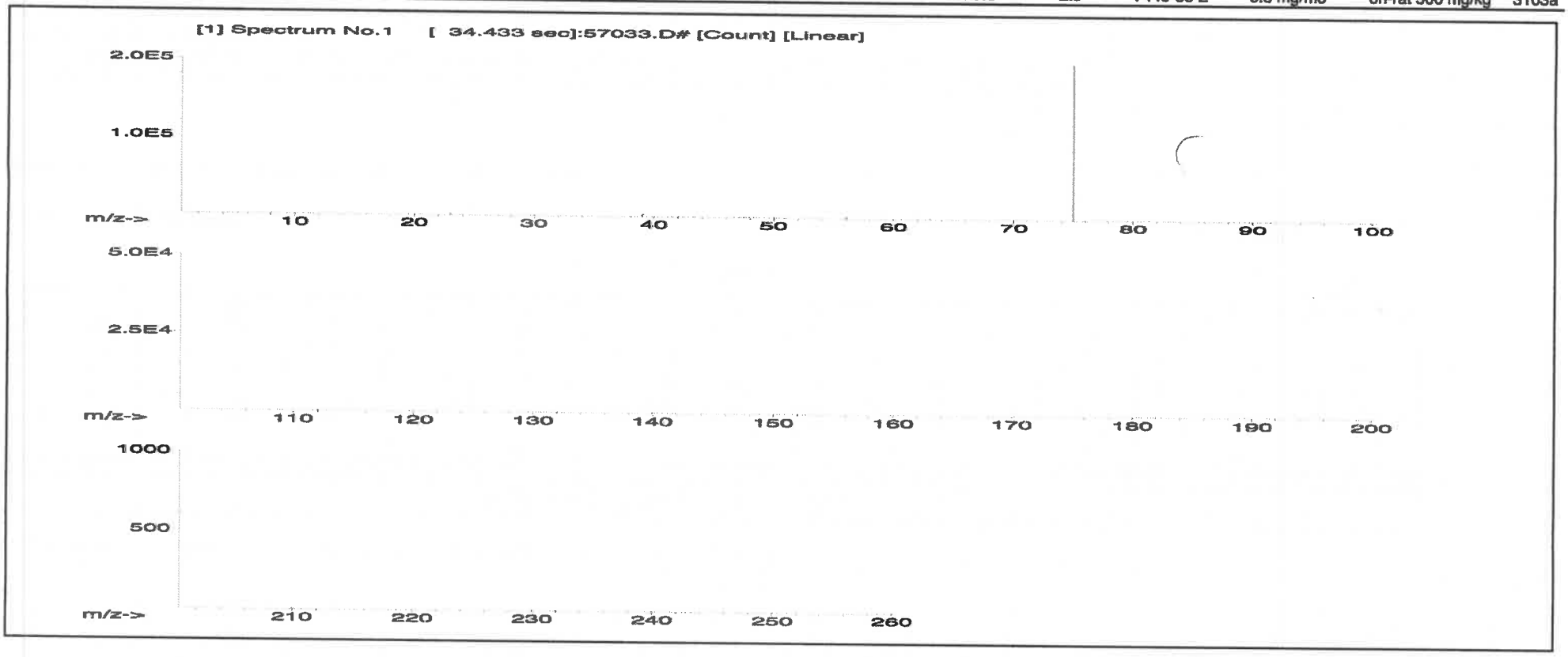

904

Instrumental Analysis by Inductively Coupled Plasma Mass Spectrometry (ICP-MS):

Trace Metals Verification by ICP-MS (µg/mL)																	
Al	<0.02	Cd	<0.02	Dy	<0.02	Hf	<0.02	Li	<0.02	Ni	<0.02	Pr	<0.02	Se	<0.2	Tb	<0.02	W	<0.02
Sb	<0.02	Ca	<0.2	Er	<0.02	Ho	<0.02	Lu	<0.02	Nb	<0.02	Re	<0.02	Si	<0.02	Te	<0.02	U	<0.02
As	T	Ce	<0.02	Eu	<0.02	In	<0.02	Mg	<0.01	Os	<0.02	Rh	<0.02	Ag	<0.02	Tl	<0.02	V	<0.02
Ba	<0.02	Cs	<0.02	Gd	<0.02	Ir	<0.02	Mn	<0.02	Pd	<0.02	Rb	<0.02	Na	<0.2	Th	<0.02	Yb	<0.02
Be	<0.01	Cr	<0.02	Ga	<0.02	Fe	<0.2	Hg	<0.2	P	<0.02	Ru	<0.02	Sr	<0.02	Tm	<0.02	Y	<0.02
Bi	<0.02	Co	<0.02	Ge*	<0.02	La	<0.02	Mo	<0.02	Pt	<0.02	Sm	<0.02	S	<0.02	Sn	<0.02	Zn	<0.02
B	<0.02	Cu	<0.02	Au	<0.02	Pb	<0.02	Nd	<0.02	K	<0.2	Sc	<0.02	Ta	<0.02	Ti	<0.02	Zr	<0.02

(T) = Target analyte

Physical Characterization:

Certified by:

Homogeneity: No heterogeneity was observed in the preparation of this standard.

* The certified value is the concentration calculated from gravimetric and volumetric measurements unless otherwise stated.
* Purified acids, 18.2 megohm deionized water, calibrated Class A glassware and the highest purity raw materials are used in the preparation of all standards.
* All standard containers are meticulously cleaned prior to use.
* Standards are prepared gravimetrically using balances that are calibrated with weights traceable to NIST (see above).
* Standards are certifed (+/-) 0.5% of the stated value, unless otherwise stated.
* All standards should be stored with caps tight and under appropriate laboratory conditions.
* Uncertainty Reference: Taylor, B.N. and Kuyat, C.E., "Guidelines for Evaluating and Expressing the Uncertainty of NIST Measurement Result," NIST Technical Note 1297, U.S. Government Printing Office, Washington, D.C. (1994).

Absolute Standards, Inc.
800-368-1131
www.absolutestandards.com

Certified Reference Material CRM

R1 02/09/24. M58165

ANAB ISO 17034 Accredited
AR-1539 Certificate Number
https://Absolutestandards.com

905

CERTIFIED WEIGHT REPORT:

			Lot #	
Part Number:	**57115**	**Solvent:**	21110221	Nitric Acid
Lot Number:	**041723**			
Description:	**Phosphorous (P)**	2%	40.0 (mL)	Nitric Acid
Expiration Date:	041726			
Recommended Storage:	Ambient (20 °C)			
Nominal Concentration (µg/mL):	**10000**			
NIST Test Number:	6UTB	5E-05	Balance Uncertainty	
Weight shown below was diluted to (mL):	2000.02	0.058	Flask Uncertainty	

Formulated By:	Lawrence Barry	041723
Reviewed By:	Pedro L. Rentas	041723

Compound	RM#	Lot Number	Nominal Conc. (µg/mL)	Purity (%)	Uncertainty Purity (%)	Assay (%)	Target Weight (g)	Actual Weight (g)	Actual Conc. (µg/mL)	Expanded Uncertainty +/- (µg/mL)	SDS Information (Solvent Safety Info. On Attached pg.) CAS#	OSHA PEL (TWA)	LD50	NIST SRM
1. Ammonium dihydrogen phosphate (P)	IN008	PV082019A1	10000	99.999	0.10	27.5	72.7287	72.7289	**10000.0**	**20.0**	7722-76-1	5 mg/m3	orl-rat >2000mg/kg	3186

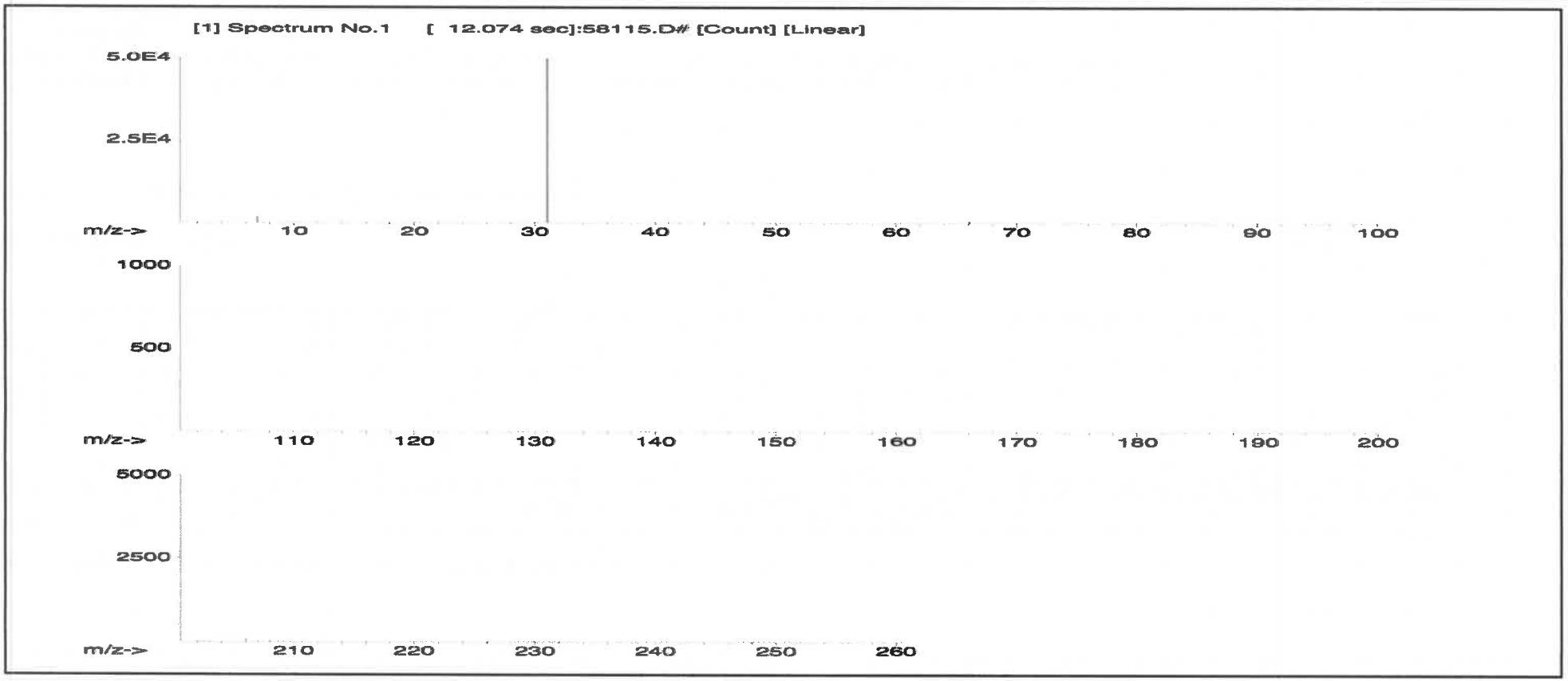

Instrumental Analysis by Inductively Coupled Plasma Mass Spectroscopy (ICP-MS):

Trace Metals Verification by ICP-MS (µg/mL)																	
Al	<0.02	Cd	<0.02	Dy	<0.02	Hf	<0.02	Li	<0.02	Ni	<0.02	Pr	<0.02	Se	<0.2	Tb	<0.02	W	<0.02
Sb	<0.02	Ca	<0.2	Er	<0.02	Ho	<0.02	Lu	<0.02	Nb	<0.02	Re	<0.02	Si	<0.02	Te	<0.02	U	<0.02
As	<0.2	Ce	<0.02	Eu	<0.02	In	<0.02	Mg	<0.01	Os	<0.02	Rh	<0.02	Ag	<0.02	Tl	<0.02	V	<0.02
Ba	<0.02	Cs	<0.02	Gd	<0.02	Ir	<0.02	Mn	<0.02	Pd	<0.02	Rb	<0.02	Na	<0.2	Th	<0.02	Yb	<0.02
Be	<0.01	Cr	<0.02	Ga	<0.02	Fe	<0.2	Hg	<0.2	P	T	Ru	<0.02	Sr	<0.02	Tm	<0.02	Y	<0.02
Bi	<0.02	Co	<0.02	Ge	<0.02	La	<0.02	Mo	<0.02	Pt	<0.02	Sm	<0.02	S	<0.02	Sn	<0.02	Zn	<0.02
B	<0.02	Cu	<0.02	Au	<0.02	Pb	<0.02	Nd	<0.02	K	<0.2	Sc	<0.02	Ta	<0.02	Ti	<0.02	Zr	<0.02

(T)= Target analyte

Physical Characterization:

Certified by:

Homogeneity: No heterogeneity was observed in the preparation of this standard.

* The certified value is the concentration calculated from gravimetric and volumetric measurements unless otherwise stated.
* Purified acids, 18.2 megohm deionized water, calibrated Class A glassware and the highest purity raw materials are used in the preparation of all standards.
* All standard containers are meticulously cleaned prior to use.
* Standards are prepared gravimetrically using balances that are calibrated with weights traceable to NIST (see above).
* Standards are certifed (+/-) 0.5% of the stated value, unless otherwise stated.
* All Standards should be stored with caps tight and under appropriate laboratory conditions.
* Uncertainty Reference: Taylor, B.N. and Kuyat, C.E., "Guidelines for Evaluating and Expressing the Uncertainty of NIST Measurement Result," NIST Technical Note 1297, U.S. Government Printing Office, Washington, D.C. (1994).

Absolute Standards, Inc.
800-368-1131
www.absolutestandards.com

Certified Reference Material CRM

R: 02/09/24 M5816

ANAB ISO 17034 Accredited
AR-1539 Certificate Number
https://Absolutestandards.com

907

CERTIFIED WEIGHT REPORT:

Part Number:	**57016**	**Solvent:**	**Lot #** 122923	ASTM Type 1 Water
Lot Number:	**122923**			
Description:	**Sulfur (S)**			
Expiration Date:	122926			
Recommended Storage:	Ambient (20 °C)			
Nominal Concentration (µg/mL):	**1000**			
NIST Test Number:	6UTB	5E-05	Balance Uncertainty	
Weight shown below was diluted to (mL):	4000.0	0.06	Flask Uncertainty	

Formulated By:	Benson Chan	122923
Reviewed By:	Pedro L. Rentas	122923

Compound	RM#	Lot Number	Nominal Conc. (µg/mL)	Purity (%)	Uncertainty Purity (%)	Assay (%)	Target Weight (g)	Actual Weight (g)	Actual Conc. (µg/mL)	Expanded Uncertainty +/- (µg/mL)	SDS Information (Solvent Safety Info. On Attached pg.) CAS#	OSHA PEL (TWA)	LD50	NIST SRM
1. Ammonium sulfate (S)	IN117	SLBR7225V	1000	99.9	0.10	24.3	16.4979	16.4980	**1000.0**	**2.0**	7783-20-2	NA	orl-rat 4250mg/kg	3181

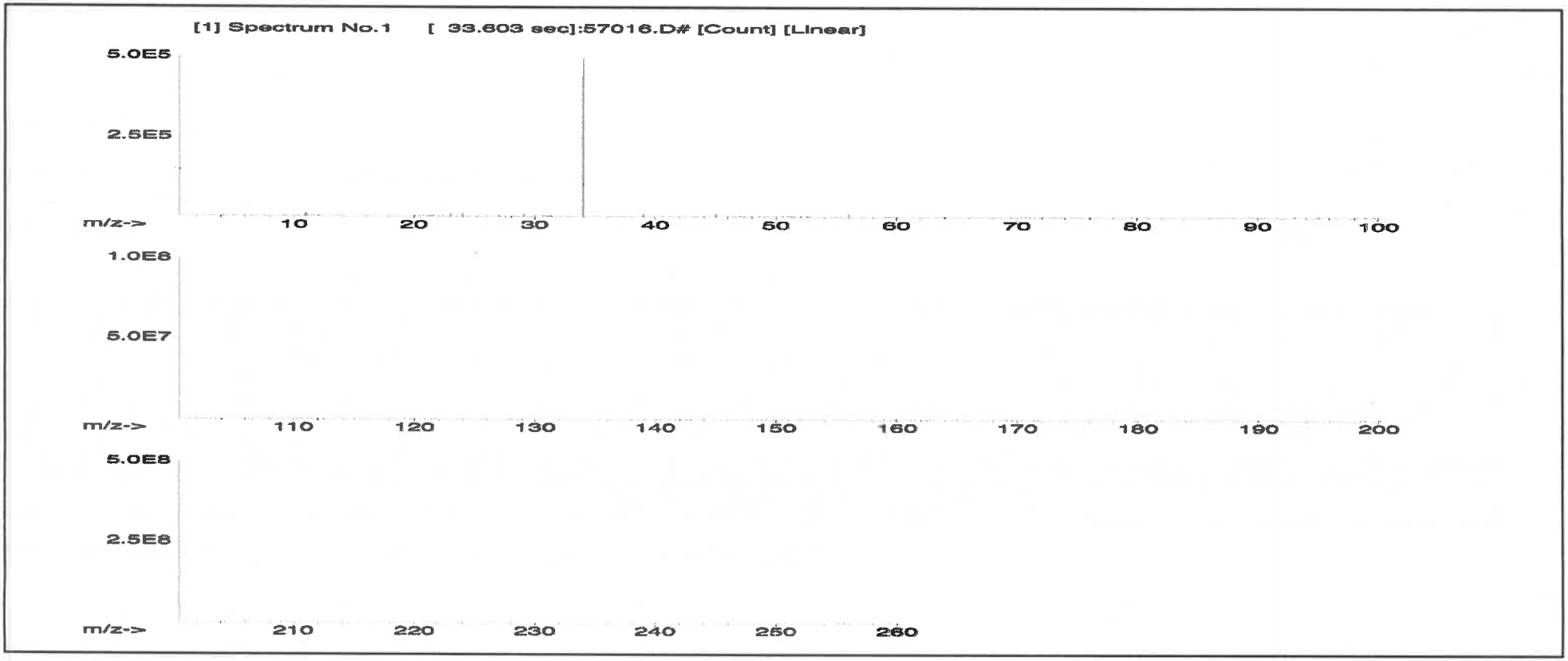

908

Instrumental Analysis by Inductively Coupled Plasma Mass Spectrometry (ICP-MS):

Trace Metals Verification by ICP-MS (µg/mL)																	
Al	<0.02	Cd	<0.02	Dy	<0.02	Hf	<0.02	Li	<0.02	Ni	<0.02	Pr	<0.02	Se	<0.2	Tb	<0.02	W	<0.02
Sb	<0.02	Ca	<0.2	Er	<0.02	Ho	<0.02	Lu	<0.02	Nb	<0.02	Re	<0.02	Si	<0.02	Te	<0.02	U	<0.02
As	<0.2	Ce	<0.02	Eu	<0.02	In	<0.02	Mg	<0.01	Os	<0.02	Rh	<0.02	Ag	<0.02	Tl	<0.02	V	<0.02
Ba	<0.02	Cs	<0.02	Gd	<0.02	Ir	<0.02	Mn	<0.02	Pd	<0.02	Rb	<0.02	Na	<0.2	Th	<0.02	Yb	<0.02
Be	<0.01	Cr	<0.02	Ga	<0.02	Fe	<0.2	Hg	<0.2	P	<0.02	Ru	<0.02	Sr	<0.02	Tm	<0.02	Y	<0.02
Bi	<0.02	Co	<0.02	Ge	<0.02	La	<0.02	Mo	<0.02	Pt	<0.02	Sm	<0.02	S	T	Sn	<0.02	Zn	<0.02
B	<0.02	Cu	<0.02	Au	<0.02	Pb	<0.02	Nd	<0.02	K	<0.2	Sc	<0.02	Ta	<0.02	Ti	<0.02	Zr	<0.02

(T) = Target analyte

Physical Characterization:

Homogeneity: No heterogeneity was observed in the preparation of this standard.

Certified by:

* The certified value is the concentration calculated from gravimetric and volumetric measurements unless otherwise stated.
* Purified acids, 18.2 megohm deionized water, calibrated Class A glassware and the highest purity raw materials are used in the preparation of all standards.
* All standard containers are meticulously cleaned prior to use.
* Standards are prepared gravimetrically using balances that are calibrated with weights traceable to NIST (see above).
* Standards are certifed (+/-) 0.5% of the stated value, unless otherwise stated.
* All standards should be stored with caps tight and under appropriate laboratory conditions.
* Uncertainty Reference: Taylor, B.N. and Kuyat, C.E., "Guidelines for Evaluating and Expressing the Uncertainty of NIST Measurement Result," NIST Technical Note 1297, U.S. Government Printing Office, Washington, D.C. (1994).

Absolute Standards, Inc.
800-368-1131
www.absolutestandards.com

Certified Reference Material CRM

R: 02/09/24 M5817

ANAB ISO 17034 Accredited
AR-1539 Certificate Number
https://Absolutestandards.com

606

CERTIFIED WEIGHT REPORT:

Part Number: 57116
Lot Number: 071123
Description: Sulfur (S)

Lot #
Solvent: 071123 ASTM Type 1 Water

Expiration Date: 071126
Recommended Storage: Ambient (20 °C)
Nominal Concentration (µg/mL): 10000
NIST Test Number: 6UTB 5E-05 Balance Uncertainty
Weight shown below was diluted to (mL): 1999.48 0.058 Flask Uncertainty

Formulated By:	Lawrence Barry	071123
Reviewed By:	Pedro L. Rentas	071123

Compound	RM#	Lot Number	Nominal Conc. (µg/mL)	Purity (%)	Uncertainty Purity (%)	Assay (%)	Target Weight (g)	Actual Weight (g)	Actual Conc. (µg/mL)	Expanded Uncertainty +/- (µg/mL)	SDS Information (Solvent Safety Info. On Attached pg.) CAS#	OSHA PEL (TWA)	LD50	NIST SRM
1. Ammonium sulfate (S)	IN117	SLBR7225V	10000	99.9	0.10	24.3	82.4675	82.4682	**10000.1**	**20.0**	7783-20-2	NA	orl-rat 4250mg/kg	3181

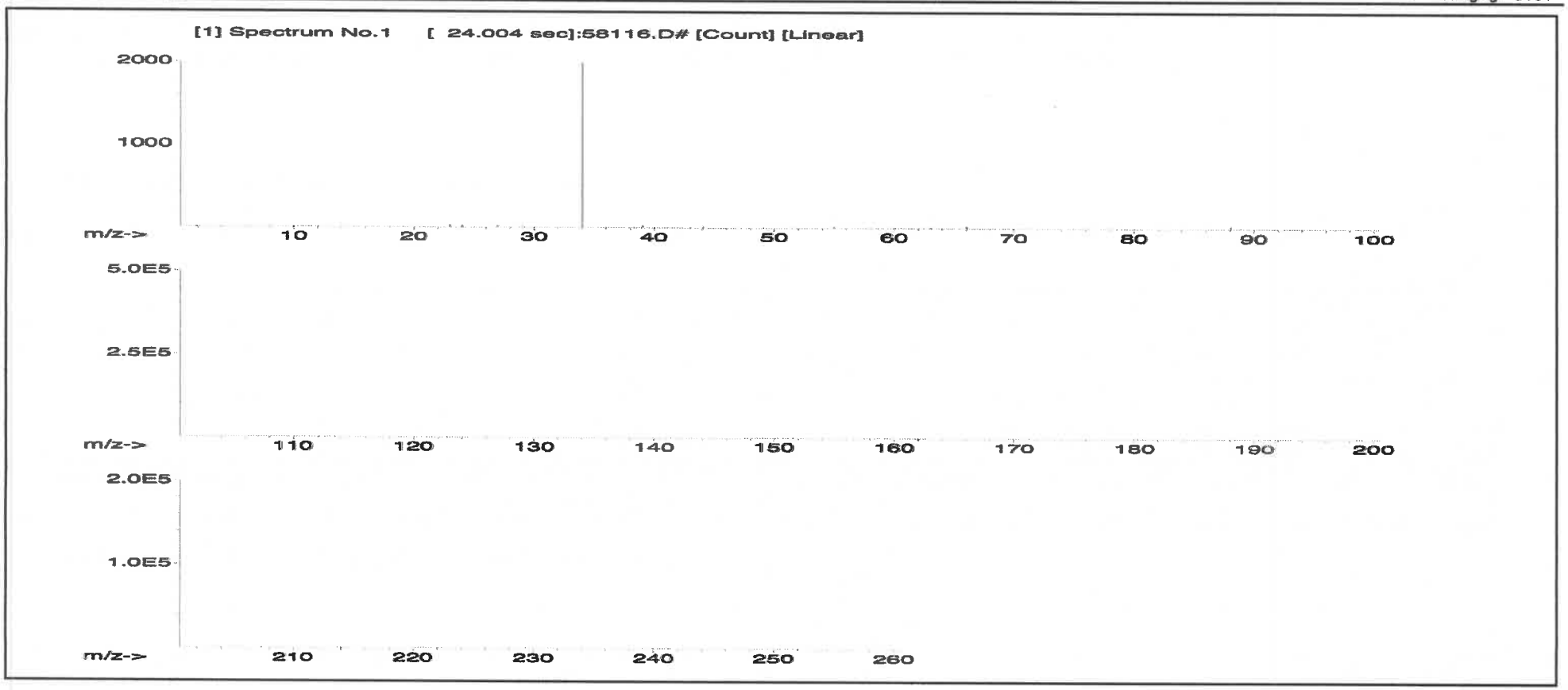

910

Instrumental Analysis by Inductively Coupled Plasma Mass Spectrometry (ICP-MS):

Trace Metals Verification by ICP-MS (µg/mL)

Al	<0.02	Cd	<0.02	Dy	<0.02	Hf	<0.02	Li	<0.02	Ni	<0.02	Pr	<0.02	Se	<0.2	Tb	<0.02	W	<0.02
Sb	<0.02	Ca	<0.2	Er	<0.02	Ho	<0.02	Lu	<0.02	Nb	<0.02	Re	<0.02	Si	<0.02	Te	<0.02	U	<0.02
As	<0.2	Ce	<0.02	Eu	<0.02	In	<0.02	Mg	<0.01	Os	<0.02	Rh	<0.02	Ag	<0.02	Tl	<0.02	V	<0.02
Ba	<0.02	Cs	<0.02	Gd	<0.02	Ir	<0.02	Mn	<0.02	Pd	<0.02	Rb	<0.02	Na	<0.2	Th	<0.02	Yb	<0.02
Be	<0.01	Cr	<0.02	Ga	<0.02	Fe	<0.2	Hg	<0.2	P	<0.02	Ru	<0.02	Sr	<0.02	Tm	<0.02	Y	<0.02
Bi	<0.02	Co	<0.02	Ge	<0.02	La	<0.02	Mo	<0.02	Pt	<0.02	Sm	<0.02	S	T	Sn	<0.02	Zn	<0.02
B	<0.02	Cu	<0.02	Au	<0.02	Pb	<0.02	Nd	<0.02	K	<0.2	Sc	<0.02	Ta	<0.02	Ti	<0.02	Zr	<0.02

(T)= Target analyte

Physical Characterization:

Homogeneity: No heterogeneity was observed in the preparation of this standard.

Certified by:

* The certified value is the concentration calculated from gravimetric and volumetric measurements unless otherwise stated.
* Purified acids, 18.2 megohm deionized water, calibrated Class A glassware and the highest purity raw materials are used in the preparation of all standards.
* All standard containers are meticulously cleaned prior to use.
* Standards are prepared gravimetrically using balances that are calibrated with weights traceable to NIST (see above).
* Standards are certifed (+/-) 0.5% of the stated value, unless otherwise stated.
* All standards should be stored with caps tight and under appropriate laboratory conditions.
* Uncertainty Reference: Taylor, B.N. and Kuyat, C.E., "Guidelines for Evaluating and Expressing the Uncertainty of NIST Measurement Result," NIST Technical Note 1297, U.S. Government Printing Office, Washington, D.C. (1994).

Absolute Standards, Inc.
800-368-1131
www.absolutestandards.com

Certified Reference Material CRM

R: 02/09/24 M.5818

ANAB ISO 17034 Accredited
AR-1539 Certificate Number
https://Absolutestandards.com

911

CERTIFIED WEIGHT REPORT:

Part Number: 57014
Lot Number: 122023
Description: Silicon (Si)

Expiration Date: 122026
Recommended Storage: Ambient (20 °C)
Nominal Concentration (µg/mL): 1000
NIST Test Number: 6UTB

Weight shown below was diluted to (mL): 1999.48 ± 0.058 Flask Uncertainty

Solvent: 24002546 Nitric Acid

2% 40.0 (mL) Nitric Acid

5E-05 Balance Uncertainty

Aleah O'Brady

Formulated By: Aleah O'Brady 122023

Pedro Rentas

Reviewed By: Pedro L. Rentas 122023

Compound	RM#	Lot Number	Nominal Conc. (µg/mL)	Purity (%)	Uncertainty Purity (%)	Assay (%)	Target Weight (g)	Actual Weight (g)	Actual Conc. (µg/mL)	Expanded Uncertainty +/- (µg/mL)	SDS Information (Solvent Safety Info. On Attached pg.) CAS#	OSHA PEL (TWA)	LD50	NIST SRM
1. Ammonium hexafluorosilicate (Si)	IN009	SID082022A1	1000	99.999	0.10	14.4	13.8854	13.8855	**1000.0**	**2.0**	16919-19-0	2.5 mg/m3	orl-mus 70 mg/kg	NA

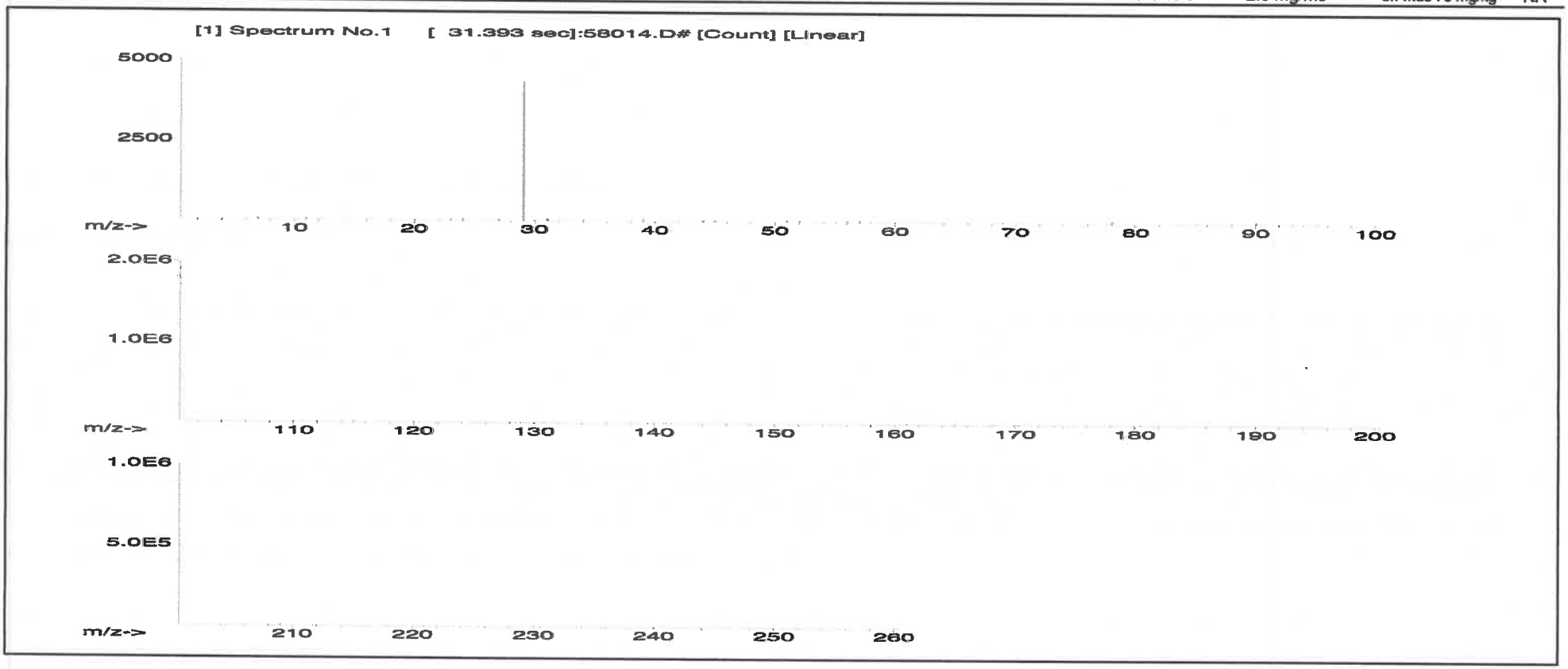

912

Instrumental Analysis by Inductively Coupled Plasma Mass Spectrometry (ICP-MS):

Trace Metals Verification by ICP-MS (µg/mL)																	
Al	<0.02	Cd	<0.02	Dy	<0.02	Hf	<0.02	Li	<0.02	Ni	<0.02	Pr	<0.02	Se	<0.2	Tb	<0.02	W	<0.02
Sb	<0.02	Ca	<0.2	Er	<0.02	Ho	<0.02	Lu	<0.02	Nb	<0.02	Re	<0.02	Si	T	Te	<0.02	U	<0.02
As	<0.2	Ce	<0.02	Eu	<0.02	In	<0.02	Mg	<0.01	Os	<0.02	Rh	<0.02	Ag	<0.02	Tl	<0.02	V	<0.02
Ba	<0.02	Cs	<0.02	Gd	<0.02	Ir	<0.02	Mn	<0.02	Pd	<0.02	Rb	<0.02	Na	<0.2	Th	<0.02	Yb	<0.02
Be	<0.01	Cr	<0.02	Ga	<0.02	Fe	<0.2	Hg	<0.2	P	<0.02	Ru	<0.02	Sr	<0.02	Tm	<0.02	Y	<0.02
Bi	<0.02	Co	<0.02	Ge	<0.02	La	<0.02	Mo	<0.02	Pt	<0.02	Sm	<0.02	S	<0.02	Sn	<0.02	Zn	<0.02
B	<0.02	Cu	<0.02	Au	<0.02	Pb	<0.02	Nd	<0.02	K	<0.2	Sc	<0.02	Ta	<0.02	Ti	<0.02	Zr	<0.02

(T) = Target analyte

Physical Characterization:

Homogeneity: No heterogeneity was observed in the preparation of this standard.

Certified by:

* The certified value is the concentration calculated from gravimetric and volumetric measurements unless otherwise stated.
* Purified acids, 18.2 megohm deionized water, calibrated Class A glassware and the highest purity raw materials are used in the preparation of all standards.
* All standard containers are meticulously cleaned prior to use.
* Standards are prepared gravimetrically using balances that are calibrated with weights traceable to NIST (see above).
* Standards are certifed (+/-) 0.5% of the stated value, unless otherwise stated.
* All Standards should be stored with caps tight and under appropriate laboratory conditions.
* Uncertainty Reference: Taylor, B.N. and Kuyat, C.E., "Guidelines for Evaluating and Expressing the Uncertainty of NIST Measurement Result," NIST Technical Note 1297, U.S. Government Printing Office, Washington, D.C. (1994).

Absolute Standards, Inc.
800-368-1131
www.absolutestandards.com

Certified Reference Material CRM

R: 02/09/24 M5819

ANAB ISO 17034 Accredited
AR-1539 Certificate Number
https://Absolutestandards.com

913

CERTIFIED WEIGHT REPORT:

Part Number: 58030
Lot Number: 111623
Description: Zinc (Zn)

Expiration Date: 111626
Recommended Storage: Ambient (20 °C)
Nominal Concentration (µg/mL): 1000
NIST Test Number: 6UTB

Weight shown below was diluted to (mL): 3000.4 0.06 Flask Uncertainty

	Lot #		
Solvent:	24002546	Nitric Acid	
	2%	60.0 (mL)	Nitric Acid

5E-05 Balance Uncertainty

Formulated By:	Benson Chan	111623
Reviewed By:	Pedro L. Rentas	111623

Compound	RM#	Lot Number	Nominal Conc. (µg/mL)	Purity (%)	Uncertainty Purity (%)	Assay (%)	Target Weight (g)	Actual Weight (g)	Actual Conc. (µg/mL)	Expanded Uncertainty +/- (µg/mL)	SDS Information (Solvent Safety Info. On Attached pg.) CAS#	OSHA PEL (TWA)	LD50	NIST SRM
1. Zinc nitrate hexahydrate (Zn)	IN016	ZNE032021A1	1000	99.999	0.10	24.3	12.3475	12.3502	**1000.2**	**2.0**	10196-18-6	1 mg/m3	orl-rat 1190mg/kg	3168

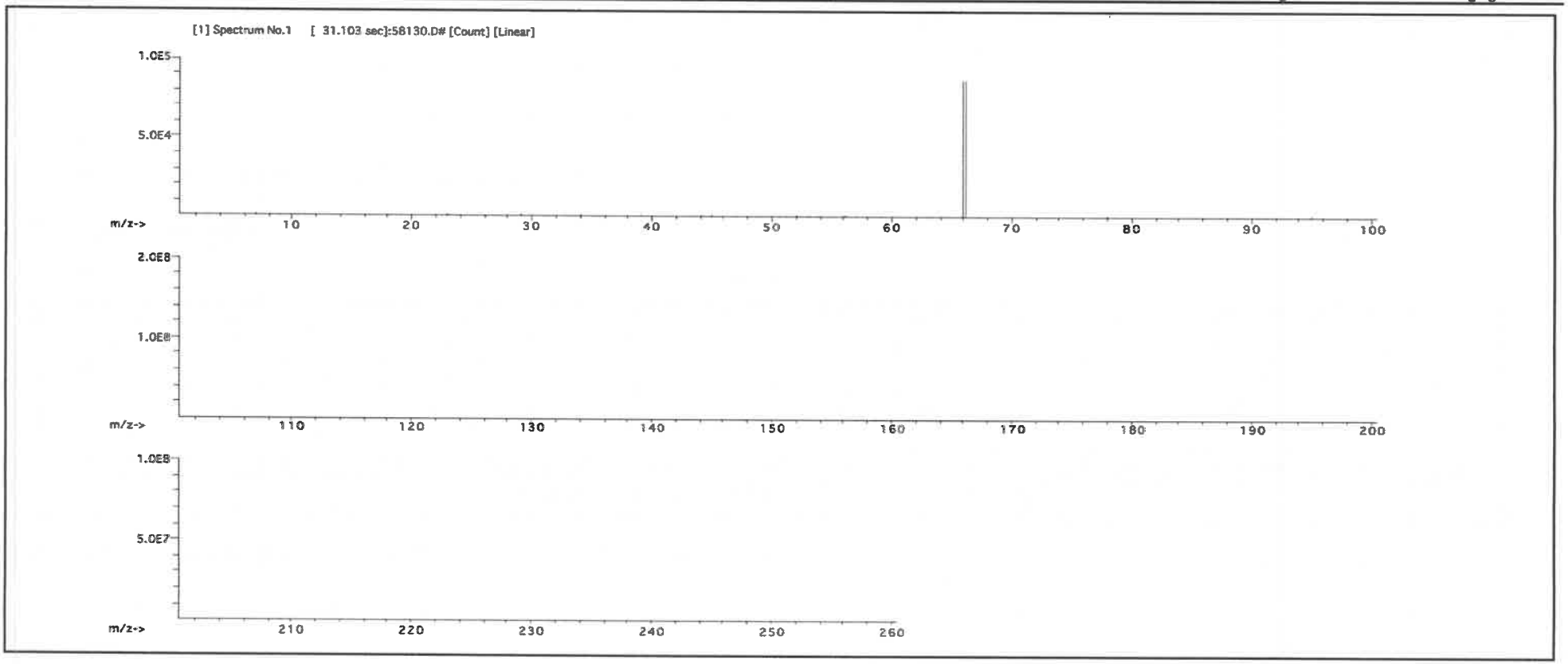

914

Instrumental Analysis by Inductively Coupled Plasma Mass Spectrometry (ICP-MS):

Trace Metals Verification by ICP-MS (µg/mL)

Al	<0.02	Cd	<0.02	Dy	<0.02	Hf	<0.02	Li	<0.02	Ni	<0.02	Pr	<0.02	Se	<0.2	Tb	<0.02	W	<0.02
Sb	<0.02	Ca	<0.2	Er	<0.02	Ho	<0.02	Lu	<0.02	Nb	<0.02	Re	<0.02	Si	<0.02	Te	<0.02	U	<0.02
As	<0.2	Ce	<0.02	Eu	<0.02	In	<0.02	Mg	<0.01	Os	<0.02	Rh	<0.02	Ag	<0.02	Tl	<0.02	V	<0.02
Ba	<0.02	Cs	<0.02	Gd	<0.02	Ir	<0.02	Mn	<0.02	Pd	<0.02	Rb	<0.02	Na	<0.2	Th	<0.02	Yb	<0.02
Be	<0.01	Cr	<0.02	Ga	<0.02	Fe	<0.2	Hg	<0.2	P	<0.02	Ru	<0.02	Sr	<0.02	Tm	<0.02	Y	<0.02
Bi	<0.02	Co	<0.02	Ge	<0.02	La	<0.02	Mo	<0.02	Pt	<0.02	Sm	<0.02	S	<0.02	Sn	<0.02	Zn	T
B	<0.02	Cu	<0.02	Au	<0.02	Pb	<0.02	Nd	<0.02	K	<0.2	Sc	<0.02	Ta	<0.02	Ti	<0.02	Zr	<0.02

(T) = Target analyte

Physical Characterization:

Homogeneity: No heterogeneity was observed in the preparation of this standard.

Certified by:

* The certified value is the concentration calculated from gravimetric and volumetric measurements unless otherwise stated.
* Purified acids, 18.2 megohm deionized water, calibrated Class A glassware and the highest purity raw materials are used in the preparation of all standards.
* All standard containers are meticulously cleaned prior to use.
* Standards are prepared gravimetrically using balances that are calibrated with weights traceable to NIST (see above).
* Standards are certifed (+/-) 0.5% of the stated value, unless otherwise stated.
* All standards should be stored with caps tight and under appropriate laboratory conditions.
* Uncertainty Reference: Taylor, B.N. and Kuyat, C.E., "Guidelines for Evaluating and Expressing the Uncertainty of NIST Measurement Result," NIST Technical Note 1297, U.S. Government Printing Office, Washington, D.C. (1994).

Absolute Standards, Inc.
800-368-1131
www.absolutestandards.com

Certified Reference Material CRM

R: 02/09/24 M5820

ANAB ISO 17034 Accredited
AR-1539 Certificate Number
https://Absolutestandards.com

915

CERTIFIED WEIGHT REPORT:

Part Number:	**57015**		**Solvent:**	**Lot #** 24002546	Nitric Acid
Lot Number:	**091123**				
Description:	**Phosphorous (P)**		2%	40.0 (mL)	Nitric Acid
Expiration Date:	091126				
Recommended Storage:	Ambient (20 °C)				
Nominal Concentration (µg/mL):	**1000**				
NIST Test Number:	6UTB	5E-05	Balance Uncertainty		
Weight shown below was diluted to (mL):	2000.02	0.058	Flask Uncertainty		

Formulated By:	Lawrence Barry	091123
Reviewed By:	Pedro L. Rentas	091123

Compound	RM#	Lot Number	Nominal Conc. (µg/mL)	Purity (%)	Uncertainty Purity (%)	Assay (%)	Target Weight (g)	Actual Weight (g)	Actual Conc. (µg/mL)	Expanded Uncertainty +/- (µg/mL)	SDS Information (Solvent Safety Info. On Attached pg.) CAS#	OSHA PEL (TWA)	LD50	NIST SRM
1. Ammonium dihydrogen phosphate (P)	IN008	PV082019A1	1000	99.999	0.10	27.5	7.2729	7.2730	**1000.0**	**2.0**	7722-76-1	5 mg/m3	orl-rat >2000mg/k	3186

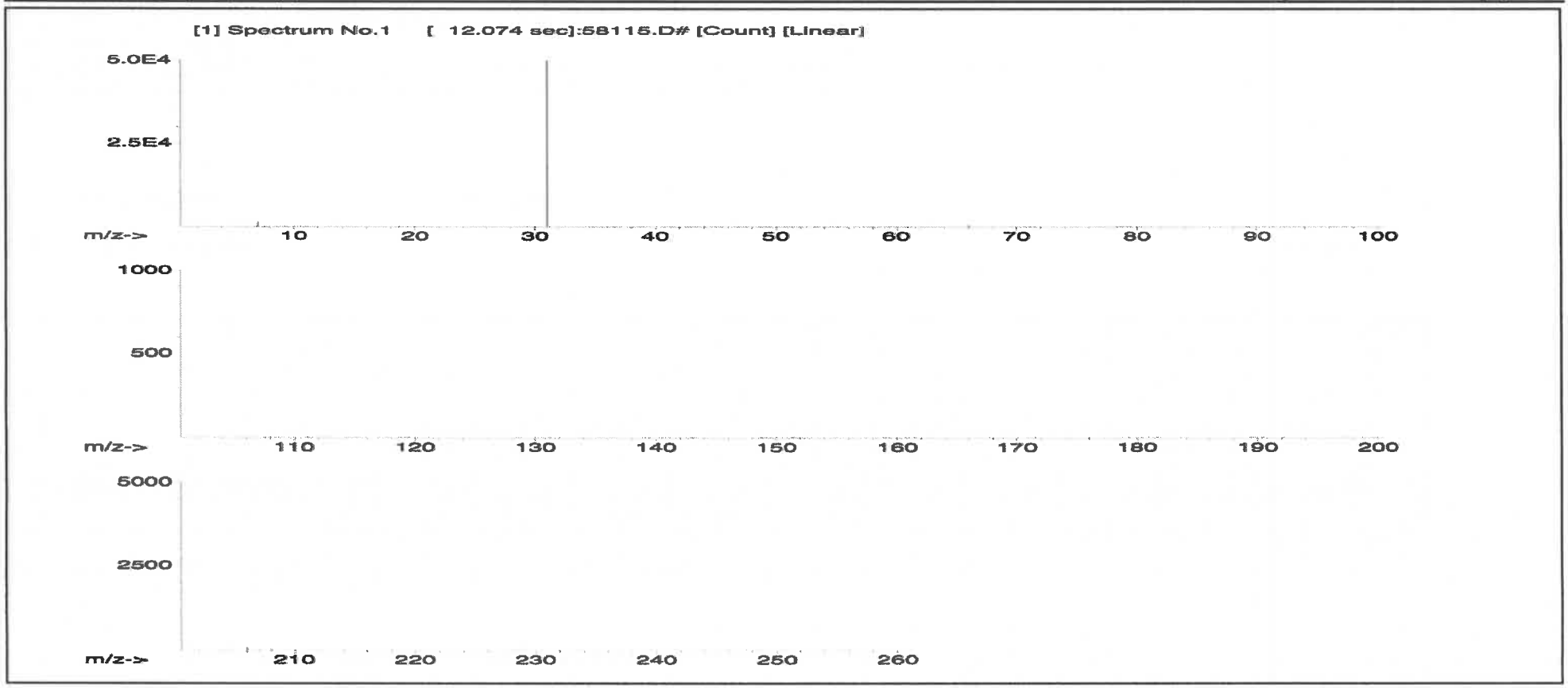

916

Instrumental Analysis by Inductively Coupled Plasma Mass Spectrometry (ICP-MS):

Trace Metals Verification by ICP-MS (µg/mL)																	
Al	<0.02	Cd	<0.02	Dy	<0.02	Hf	<0.02	Li	<0.02	Ni	<0.02	Pr	<0.02	Se	<0.2	Tb	<0.02	W	<0.02
Sb	<0.02	Ca	<0.2	Er	<0.02	Ho	<0.02	Lu	<0.02	Nb	<0.02	Re	<0.02	Si	<0.02	Te	<0.02	U	<0.02
As	<0.2	Ce	<0.02	Eu	<0.02	In	<0.02	Mg	<0.01	Os	<0.02	Rh	<0.02	Ag	<0.02	Tl	<0.02	V	<0.02
Ba	<0.02	Cs	<0.02	Gd	<0.02	Ir	<0.02	Mn	<0.02	Pd	<0.02	Rb	<0.02	Na	<0.2	Th	<0.02	Yb	<0.02
Be	<0.01	Cr	<0.02	Ga	<0.02	Fe	<0.2	Hg	<0.2	P	T	Ru	<0.02	Sr	<0.02	Tm	<0.02	Y	<0.02
Bi	<0.02	Co	<0.02	Ge	<0.02	La	<0.02	Mo	<0.02	Pt	<0.02	Sm	<0.02	S	<0.02	Sn	<0.02	Zn	<0.02
B	<0.02	Cu	<0.02	Au	<0.02	Pb	<0.02	Nd	<0.02	K	<0.2	Sc	<0.02	Ta	<0.02	Ti	<0.02	Zr	<0.02

(T) = Target analyte

Physical Characterization:

Certified by:

Homogeneity: No heterogeneity was observed in the preparation of this standard.

* The certified value is the concentration calculated from gravimetric and volumetric measurements unless otherwise stated.
* Purified acids, 18.2 megohm deionized water, calibrated Class A glassware and the highest purity raw materials are used in the preparation of all standards.
* All standard containers are meticulously cleaned prior to use.
* Standards are prepared gravimetrically using balances that are calibrated with weights traceable to NIST (see above).
* Standards are certifed (+/-) 0.5% of the stated value, unless otherwise stated.
* All Standards should be stored with caps tight and under appropriate laboratory conditions.
* Uncertainty Reference: Taylor, B.N. and Kuyat, C.E., "Guidelines for Evaluating and Expressing the Uncertainty of NIST Measurement Result," NIST Technical Note 1297, U.S. Government Printing Office, Washington, D.C. (1994).

INORGANIC VENTURES
Refine your results. Redefine your industry.

Certificate of Analysis

M5959 R: 6/14/24.

300 Technology Drive
Christiansburg, VA 24073 USA
inorganicventures.com

P: 800-669-6799/540-585-3030
F: 540-585-3012
info@inorganicventures.com

1.0 ACCREDITATION / REGISTRATION

INORGANIC VENTURES is accredited to ISO 17034, "General Requirements for the Competence of Reference Material Producers" and ISO/IEC 17025, "General Requirements for the Competence of Testing and Calibration Laboratories". Inorganic Ventures is also an ISO 9001 registered manufacturer (QSR Certificate Number QSR-1034).

ACCREDITED Testing Laboratory Certificate 863.01
ACCREDITED Reference Material Producer Certificate 863.02

2.0 PRODUCT DESCRIPTION

Product Code:	Single Analyte Custom Grade Solution
Catalog Number:	CGY10
Lot Number:	V2-Y740548
Matrix:	2% (v/v) HNO3
Value / Analyte(s):	10 000 µg/mL ea: Yttrium
Starting Material:	Yttrium Oxide
Starting Material Lot#:	2661 and 06230520YL
Starting Material Purity:	99.9984%

3.0 CERTIFIED VALUES AND UNCERTAINTIES

Certified Value: 10000 ± 30 µg/mL

Density: 1.032 g/mL (measured at 20 ± 4 °C)

Assay Information:

Assay Method #1	**10011 ± 25 µg/mL** EDTA NIST SRM 928 Lot Number: 928
Assay Method #2	**9997 ± 50 µg/mL** ICP Assay NIST SRM 3167a Lot Number: 190730
Assay Method #3	**9984 ± 31 µg/mL** Calculated NIST SRM Lot Number: See Sec. 4.2

- The Calculated Value is a value calculated from the weight of a starting material that has been certified directly vs. a National Institute of Standards and Technology (NIST) SRM/RM. See Sec 4.2 for balance traceability.

The following equations are used in the calculation of the certified value and the uncertainty. Reported uncertainties represent expanded uncertainties expressed at approximately the 95% confidence level using a coverage factor of k = 2.

Characterization of CRM/RM by Two or More Methods

Certified Value, $X_{CRM/RM}$, where two or more methods of characterization are used is the weighted mean of the results:

$X_{CRM/RM} = \Sigma(w_i)(X_i)$

X_i = mean of Assay Method i with standard uncertainty $u_{char\ i}$

w_i = the weighting factors for each method calculated using the inverse square of the variance:

$w_i = (1/u_{char\ i})^2 / (\Sigma(1/(u_{char\ i})^2)$

CRM/RM Expanded Uncertainty (±) = $U_{CRM/RM} = k\,(u^2_{char} + u^2_{bb} + u^2_{lts} + u^2_{ts})^{1/2}$

k = coverage factor = 2

$u_{char} = [\Sigma((w_i)^2\,(u_{char\ i})^2)]^{1/2}$ where $u_{char\ i}$ are the errors from each characterization method

u_{bb} = bottle to bottle homogeneity standard uncertainty

u_{lts} = long term stability standard uncertainty (storage)

u_{ts} = transport stability standard uncertainty

Characterization of CRM/RM by One Method

Certified Value, $X_{CRM/RM}$, where one method of characterization is used is the mean of individual results:

$X_{CRM/RM} = (X_a)\,(u_{char\ a})$

X_a = mean of Assay Method A with

$u_{char\ a}$ = the standard uncertainty of characterization Method A

CRM/RM Expanded Uncertainty (±) = $U_{CRM/RM} = k\,(u^2_{char\ a} + u^2_{bb} + u^2_{lts} + u^2_{ts})^{1/2}$

k = coverage factor = 2

$u_{char\ a}$ = the errors from characterization

u_{bb} = bottle to bottle homogeneity standard uncertainty

u_{lts} = long term stability standard uncertainty (storage)

u_{ts} = transport stability standard uncertainty

4.0 TRACEABILITY TO NIST

- This product is traceable to NIST via an unbroken chain of comparisons. The uncertainties for each certified value are reported, taking into account the SRM/RM uncertainty error and the measurement, weighing and volume dilution errors. In rare cases where no NIST SRM/RM are available, the term 'in-house std.' is specified.

4.1 Thermometer Calibration

- All thermometers are NIST traceable through thermometers that are calibrated by an accredited calibration laboratory.

4.2 Balance Calibration

- All analytical balances are calibrated by an accredited calibration laboratory and procedure. The weights used for testing are annually compared to master weights and are traceable to NIST.

4.3 Glassware Calibration

- An in-house procedure is used to calibrate all Class A glassware used in the manufacturing and quality control of CRM/RMs.

5.0 TRACE METALLIC IMPURITIES (TMI) DETERMINED BY ICP-MS AND ICP-OES (µg/mL)

CRM/RMs are tested for trace metallic impurities by Axial ICP-OES and ICP-MS. The result from the most sensitive method for each element, is reported below. Solutions tested by ICP-MS were analyzed in an ULPA-Filtered Clean Room. An ULPA-Filter is 99.9985% efficient for the removal of particles down to 0.3 µm.

M	Ag	<	0.004600	M	Eu		0.009037	M	Na		0.086360	M	Se	<	0.005200	M	Zn		0.030125
M	Al		0.014862	O	Fe		0.002410	M	Nb	<	0.000570	O	Si		0.024100	O	Zr	<	0.002600
M	As	<	0.003500	M	Ga	<	0.000570	M	Nd		0.000923	M	Sm		0.000461				
M	Au	<	0.001700	M	Gd	<	0.003500	M	Ni	<	0.005700	M	Sn	<	0.002300				
O	B		0.002209	M	Ge	<	0.005200	M	Os	<	0.001200	M	Sr	<	0.004600				
O	Ba	<	0.002500	M	Hf	<	0.000570	n	P	<		M	Ta	<	0.000570				
O	Be	<	0.001400	M	Hg	<	0.000570	M	Pb		0.005020	M	Tb		0.001044				
M	Bi	<	0.003500	M	Ho		0.009037	M	Pd	<	0.005100	M	Te	<	0.002300				
O	Ca		0.009841	M	In	<	0.002300	M	Pr	<	0.002300	M	Th	<	0.000570				
M	Cd	<	0.000570	M	Ir	<	0.000570	M	Pt	<	0.000570	M	Ti	<	0.003500				
M	Ce	<	0.002300	O	K		0.018677	M	Rb	<	0.000570	M	Tl	<	0.000570				
M	Co	<	0.000570	M	La		0.000461	M	Re	<	0.000570	M	Tm	<	0.003500				
M	Cr	<	0.004000	O	Li	<	0.009300	M	Rh	<	0.008000	M	U	<	0.000570				
M	Cs	<	0.000570	M	Lu		0.000582	M	Ru	<	0.000570	M	V		0.001265				
M	Cu		0.002610	O	Mg		0.001486	n	S	<		M	W	<	0.002300				
M	Dy		0.003815	M	Mn		0.000582	M	Sb		0.005422	s	Y	<					
M	Er		0.003615	M	Mo	<	0.005700	M	Sc	<	0.001200	M	Yb		0.001827				

M - Checked by ICP-MS O - Checked by ICP-OES i - Spectral Interference
n - Not Checked For s - Solution Standard Element

6.0 INTENDED USE

6.1 This standard is intended for the calibration of analytical instruments and validation of analytical methods as appropriate. This CRM may be used in connection with EPA Methods 6010, 6020 (all versions), Standard Methods 3120 B and USP <232> / ICH Q3D.

6.2 For products attaining traceability through Inorganic Ventures' Primary Certified Reference Materials (PCRM™) see the Limited License to Use PCRM™ in the Inorganic Ventures Terms and Conditions of Sale, https://www.inorganicventures.com/terms-and-conditions-sale. The Terms and Conditions contain information on the use of materials traceable to PCRM™ certified reference materials. This Limited License agreement is especially pertinent for laboratories accredited under ISO:17034.

7.0 INSTRUCTIONS FOR THE CORRECT USE OF THIS REFERENCE MATERIAL

7.1 Storage and Handling Recommendations

- Store between approximately 4° - 30° C while in sealed TCT bag.

- While stored in the sealed TCT bag, transpiration of this CRM/RM is negligible. After opening the sealed TCT bag transpiration of the CRM/RM will occur, resulting in a gradual increase in the analyte concentration(s). It is the responsibility of the user to account for this effect. When the bottle is weighed both before and after being placed in storage, the mass difference observed will be a measure of transpiration mass loss.

- After opening the sealed TCT bag, keep cap tightly sealed when not in use and store between 4° - 24° C to minimize the effects of transpiration. Use at 20° ± 4° C to minimize volumetric dilution error when using the reported density. Do not pipette from the container. Do not return removed aliquots to container.

- For more information, visit **www.inorganicventures.com/TCT**

Atomic Weight; Valence; Coordination Number; Chemical Form in Solution - 88.91 +3 6 Y(OH)(H2O)x+2

Chemical Compatibility -Soluble in HCl, H2SO4 and HNO3. Avoid HF, H3PO4 and neutral to basic media. Stable with most metals and inorganic anions forming an insoluble carbonate, oxide, oxalate, and fluoride. Avoid mixing with elements / solutions containing moderate amounts of fluoride.

Stability - 2-100 ppb levels stable for months in 1% HNO3 / LDPE container. 1-10,000 ppm solutions chemically stable for years in 2-5% HNO3 / LDPE container.

Y Containing Samples (Preparation and Solution) - Metal (Soluble in acids); Oxide (Dissolve by heating in H2O/ HNO3); Ores (Carbonate fusion in Pt0 followed by HCl dissolution); Organic Matrices (Dry ash and dissolve in 1:1 H2O / HCl or HNO3).

Atomic Spectroscopic Information (ICP-OES D.L.s are given as radial/axial view):

Technique/Line	**Estimated D.L.**	**Order**	**Interferences** (underlined indicates severe)
ICP-MS 89 amu	0.8 ppt	N/A	73Ge16O, 178Hf+2
ICP-OES 360.073 nm	0.005 / 0.000036 µg/mL	1	Ce, Th
ICP-OES 371.030 nm	0.004 / 0.00007 µg/mL	1	Ce
ICP-OES 377.433 nm	0.005 / 0.0009 µg/mL	1	Ta, Th

8.0 HAZARDOUS INFORMATION

- Please refer to the Safety Data Sheet for information regarding this CRM/RM.

9.0 HOMOGENEITY

- This solution was mixed according to an in-house procedure and is guaranteed to be homogeneous. Homogeneity data indicate that the end user should take a minimum sample size of 0.2 mL to assure homogeneity.

10.0 QUALITY STANDARD DOCUMENTATION

10.1 ISO 9001 Quality Management System Registration

- QSR Certificate Number QSR-1034

10.2 ISO/IEC 17025 "General Requirements for the Competence of Testing and Calibration Laboratories"

- Chemical Testing - Accredited / A2LA Certificate Number 883.01

10.3 ISO 17034 "General Requirements for the Competence of Reference Material Producers"

- Reference Material Producer - Accredited / A2LA Certificate Number 883.02

Inorganic Ventures, 300 Technology Drive, Christiansburg, Va. 24073, USA; Telephone: 800.669.6799; 540.585.3030, Fax: 540.585.3012; inorganicventures.com; info@inorganicventures.com

11.0 CERTIFICATION, LOT EXPIRATION AND PERIOD OF VALIDITY

11.1 Certification Issue Date

February 20, 2024

- The certification is valid within the measurement uncertainty specified provided the CRM/RM is stored and handled in accordance with instructions given in Sec 7.1. This certification is nullified if instructions in Sec 7.1 are not followed or if the CRM/RM is damaged, contaminated, or otherwise modified.

11.2 Lot Expiration Date

- February 20, 2029

- The date after which this CRM/RM should not be used.

- The lot expiration date reflects the period of time that the stability of a CRM/RM can be supported by long term stability studies conducted on properly stored and handled CRM/RMs. Lot expiration is limited primarily by transpiration (loss of water from the solution) and infrequently by chemical stability.

11.3 Period of Validity

- Sealed TCT Bag Open Date: _____

- This CRM/RM should not be used longer than one year (or six months in the case of a 30 mL bottle) from the date of opening the aluminized bag or after the date given in Sec. 11.2, whichever comes first. This is contingent upon the CRM/RM being stored and handled in accordance with the instructions given in Sec. 7.1.

12.0 NAMES AND SIGNATURES OF CERTIFYING OFFICERS

Certificate Prepared By:

Uyen Truong
Custom Processing Supervisor



Certificate Approved By:

Muzzammil Khan
Stock Laboratory Supervisor



Certifying Officer:

Paul Gaines
Chairman / Senior Technical Director



Absolute Standards, Inc.
800-368-1131
www.absolutestandards.com

Certified Reference Material CRM

M5960 KK R. 6/11/24

ANAB ISO 17034 Accredited
AR-1539 Certificate Number
https://Absolutestandards.com

CERTIFIED WEIGHT REPORT:

Part Number: 57028
Lot Number: 041124
Description: Nickel (Ni)

Expiration Date: 041127
Recommended Storage: Ambient (20 °C)
Nominal Concentration (µg/mL): 1000
NIST Test Number: 6UTB
Weight shown below was diluted to (mL): 249.85

	Lot #		
Solvent:	24002546	Nitric Acid	
2%	5.0 (mL)	Nitric Acid	

5E-05 Balance Uncertainty
0.002 Flask Uncertainty

Formulated By:	Brian Geddes	041124
Reviewed By:	Pedro L. Rentas	041124

Compound	RM#	Lot Number	Nominal Conc. (µg/mL)	Purity (%)	Uncertainty Purity (%)	Assay (%)	Target Weight (g)	Actual Weight (g)	**Actual Conc. (µg/mL)**	Expanded Uncertainty +/- (µg/mL)	SDS Information (Solvent Safety Info. On Attached pg.) CAS#	OSHA PEL (TWA)	LD50	NIST SRM
1. Nickel(II) nitrate hexahydrate (Ni)	IN033	NIM052023A1	1000	99.999	0.10	20.2	1.2369	1.2369	**1000.0**	**2.0**	13478-00-7	1 mg/m3	orl-rat 1620 mg/kg	3136

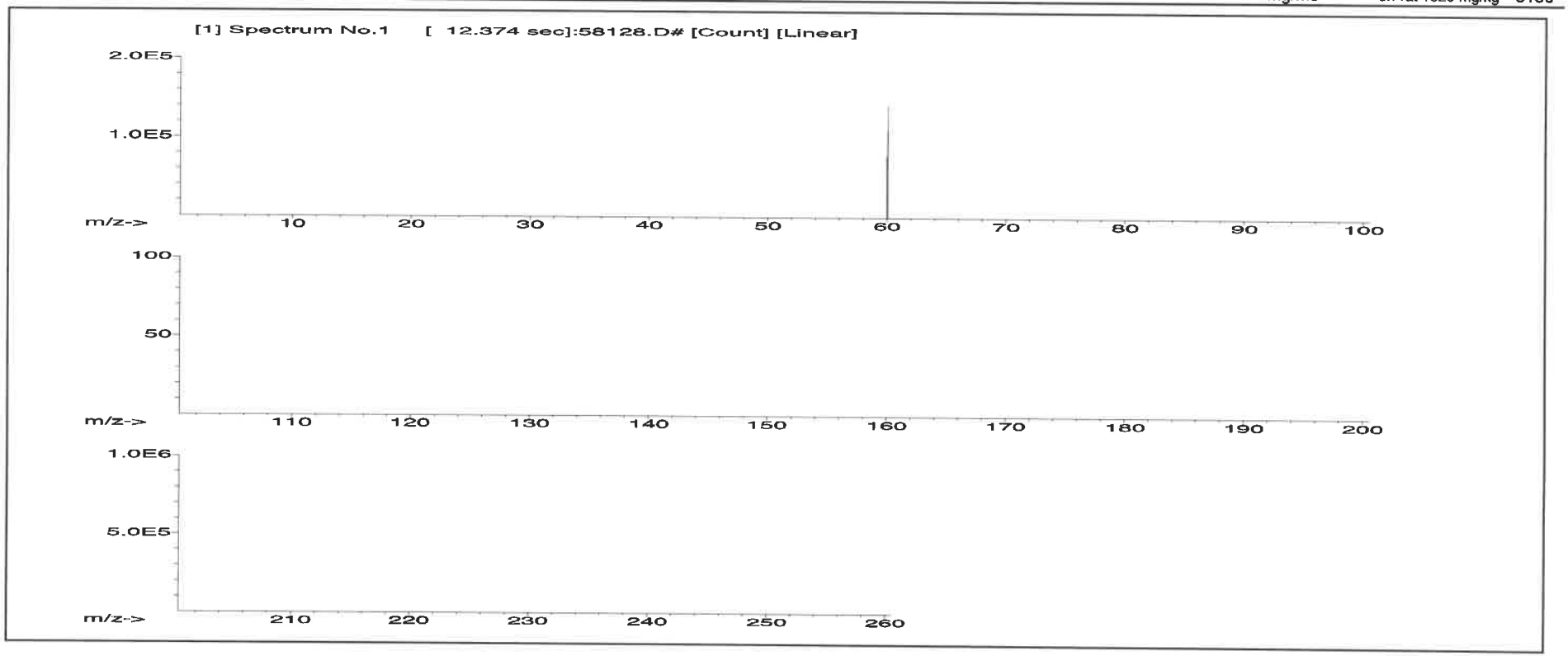

921

Instrumental Analysis by Inductively Coupled Plasma Mass Spectrometry (ICP-MS):

Trace Metals Verification by ICP-MS (µg/mL)

Al	<0.02	Cd	<0.02	Dy	<0.02	Hf	<0.02	Li	<0.02	Ni	T	Pr	<0.02	Sc	<0.2	Tb	<0.02	W	<0.02
Sb	<0.02	Ca	<0.2	Er	<0.02	Ho	<0.02	Lu	<0.02	Nb	<0.02	Re	<0.02	Si	<0.02	Te	<0.02	U	<0.02
As	<0.2	Ce	<0.02	Eu	<0.02	In	<0.02	Mg	<0.01	Os	<0.02	Rh	<0.02	Ag	<0.02	Tl	<0.02	V	<0.02
Ba	<0.02	Cs	<0.02	Gd	<0.02	Ir	<0.02	Mn	<0.02	Pd	<0.02	Rb	<0.02	Na	<0.2	Th	<0.02	Yb	<0.02
Be	<0.01	Cr	<0.02	Ga	<0.02	Fe	<0.2	Hg	<0.2	P	<0.02	Ru	<0.02	Sr	<0.02	Tm	<0.02	Y	<0.02
Bi	<0.02	Co	<0.02	Ge	<0.02	La	<0.02	Mo	<0.02	Pt	<0.02	Sm	<0.02	S	<0.02	Sn	<0.02	Zn	<0.02
B	<0.02	Cu	<0.02	Au	<0.02	Pb	<0.02	Nd	<0.02	K	<0.2	Sc	<0.02	Ta	<0.02	Ti	<0.02	Zr	<0.02

(T) = Target analyte

Physical Characterization:

Homogeneity: No heterogeneity was observed in the preparation of this standard.

Certified by:



* The certified value is the concentration calculated from gravimetric and volumetric measurements unless otherwise stated.
* Purified acids, 18.2 megohm deionized water, calibrated Class A glassware and the highest purity raw materials are used in the preparation of all standards.
* All standard containers are meticulously cleaned prior to use.
* Standards are prepared gravimetrically using balances that are calibrated with weights traceable to NIST (see above).
* Standards are certifed (+/-) 0.5% of the stated value, unless otherwise stated.
* All standards should be stored with caps tight and under appropriate laboratory conditions.
* Uncertainty Reference: Taylor, B.N. and Kuyat, C.E., "Guidelines for Evaluating and Expressing the Uncertainty of NIST Measurement Result," NIST Technical Note 1297, U.S. Government Printing Office, Washington, D.C. (1994).

922

Absolute Standards, Inc.
800-368-1131
www.absolutestandards.com

Certified Reference Material CRM

M5962 R! 06/14/24.

ANAB ISO 17034 Accredited
AR-1539 Certificate Number
https://Absolutestandards.com

923

CERTIFIED WEIGHT REPORT:

		Lot #	Solvent:	
Part Number:	**57034**	24002546	Nitric Acid	
Lot Number:	**060624**			
Description:	**Selenium (Se)**			
		2.0%	40.0 (mL)	Nitric Acid
Expiration Date:	060627			
Recommended Storage:	Ambient (20 °C)			
Nominal Concentration (µg/mL):	**1000**			
NIST Test Number:	6UTB	5E-05	Balance Uncertainty	
Volume shown below was diluted to (mL):	2000.07	0.100	Flask Uncertainty	

Formulated By:	Benson Chan	060624
Reviewed By:	Pedro L. Rentas	060624

Compound	Part Number	Lot Number	Dilution Factor	Initial Vol. (mL)	Uncertainty Pipette (mL)	Nominal Conc. (µg/mL)	Initial Conc. (µg/mL)	Final Conc. (µg/mL)	Expanded Uncertainty +/- (µg/mL)	SDS Information (Solvent Safety Info. On Attached pg.) CAS#	OSHA PEL (TWA)	LD50	NIST SRM
1. Selenium (Se)	58134	071223	0.1000	200.0	0.084	1000	10002.5	**1000.0**	**2.2**	7782-49-2	0.2 mg/m3	orl-rat 6700 mg/kg	3149

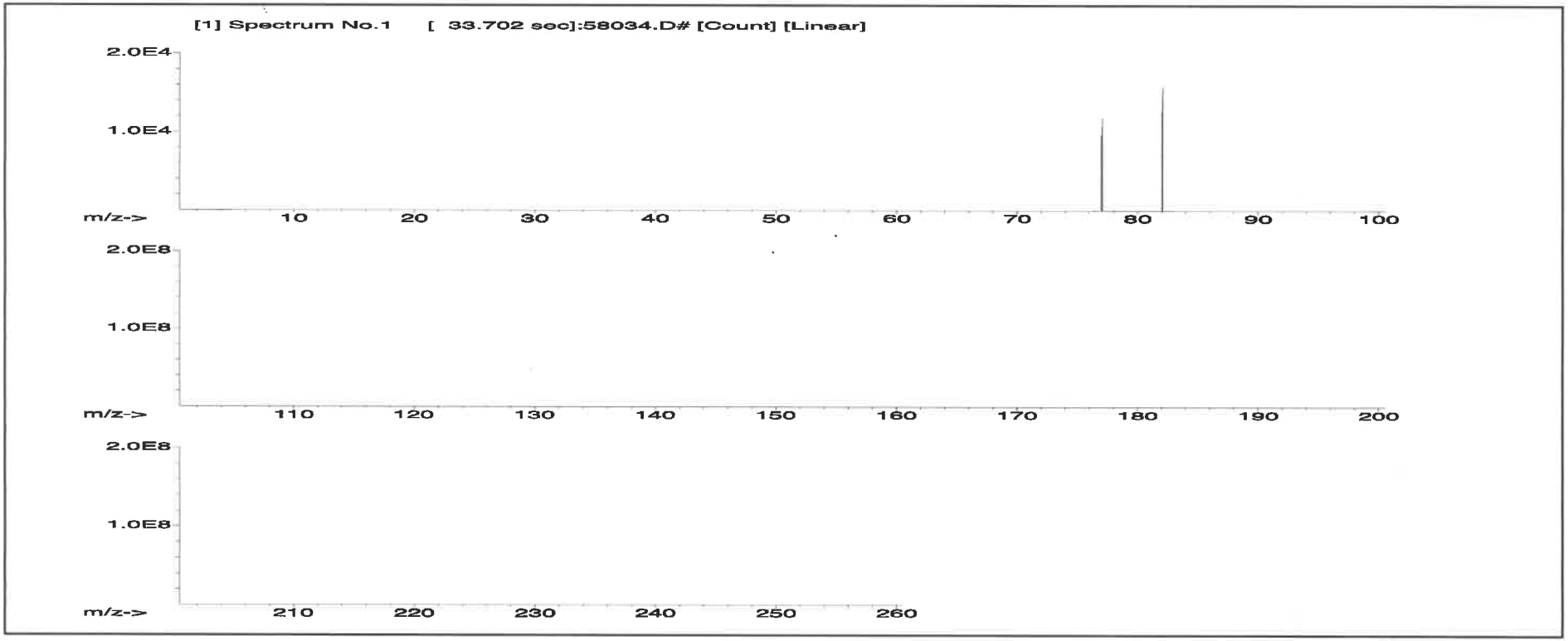

924

Instrumental Analysis by Inductively Coupled Plasma Mass Spectrometry (ICP-MS):

Trace Metals Verification by ICP-MS (µg/mL)																		
Al	<0.02	Cd	<0.02	Dy	<0.02	Hf	<0.02	Li	<0.02	Ni	<0.02	Pr	<0.02	Se	T	Tb	<0.02	W	<0.02
Sb	<0.02	Ca	<0.2	Er	<0.02	Ho	<0.02	Lu	<0.02	Nb	<0.02	Re	<0.02	Si	<0.02	Te	<0.02	U	<0.02
As	<0.2	Ce	<0.02	Eu	<0.02	In	<0.02	Mg	<0.01	Os	<0.02	Rh	<0.02	Ag	<0.02	Tl	<0.02	V	<0.02
Ba	<0.02	Cs	<0.02	Gd	<0.02	Ir	<0.02	Mn	<0.02	Pd	<0.02	Rb	<0.02	Na	<0.2	Th	<0.02	Yb	<0.02
Be	<0.01	Cr	<0.02	Ga	<0.02	Fe	<0.2	Hg	<0.2	P	<0.02	Ru	<0.02	Sr	<0.02	Tm	<0.02	Y	<0.02
Bi	<0.02	Co	<0.02	Ge	<0.02	La	<0.02	Mo	<0.02	Pt	<0.02	Sm	<0.02	S	<0.02	Sn	<0.02	Zn	<0.02
B	<0.02	Cu	<0.02	Au	<0.02	Pb	<0.02	Nd	<0.02	K	<0.2	Sc	<0.02	Ta	<0.02	Ti	<0.02	Zr	<0.02

(T) = Target analyte

Physical Characterization:

Homogeneity: No heterogeneity was observed in the preparation of this standard.

Certified by:



* The certified value is the concentration calculated from gravimetric and volumetric measurements unless otherwise stated.
* Purified acids, 18.2 megohm deionized water, calibrated Class A glassware and the highest purity raw materials are used in the preparation of all standards.
* All standard containers are meticulously cleaned prior to use.
* Standards are prepared gravimetrically using balances that are calibrated with weights traceable to NIST (see above).
* Standards are certifed (+/-) 0.5% of the stated value, unless otherwise stated.
* All standards should be stored with caps tight and under appropriate laboratory conditions.
* Uncertainty Reference: Taylor, B.N. and Kuyat, C.E., "Guidelines for Evaluating and Expressing the Uncertainty of NIST Measurement Result," NIST Technical Note 1297, U.S. Government Printing Office, Washington, D.C. (1994).

Absolute Standards, Inc.
800-368-1131
www.absolutestandards.com

Certified Reference Material CRM

M5970, M5971 R: 7/01/24

ANAB ISO 17034 Accredited
AR-1539 Certificate Number
https://Absolutestandards.com

CERTIFIED WEIGHT REPORT:

Part Number: 57003
Lot Number: 062124
Description: Lithium (Li)
Expiration Date: 062127
Recommended Storage: Ambient (20 °C)
Nominal Concentration (µg/mL): 1000
NIST Test Number: 6UTB
Volume shown below was diluted to (mL): 250.11

Lot #	Solvent:		
24002546	Nitric Acid		
2.0%	5.0 (mL)	Nitric Acid	

5E-05 Balance Uncertainty
0.016 Flask Uncertainty

Giovanni Esposito
Formulated By: Giovanni Esposito 062124

Pedro Rentas
Reviewed By: Pedro L. Rentas 062124

Compound	Part Number	Lot Number	Dilution Factor	Initial Vol. (mL)	Uncertainty Pipette (mL)	Nominal Conc. (µg/mL)	Initial Conc. (µg/mL)	Final Conc. (µg/mL)	Expanded Uncertainty +/- (µg/mL)	SDS Information (Solvent Safety Info. On Attached pg.) CAS#	OSHA PEL (TWA)	LD50	NIST SRM
1. Lithium nitrate (Li)	58103	070622	0.1000	25.0	0.004	1000	10000.4	**1000.0**	**2.0**	7790-69-4	5 mg/m3	orl-rat 1426 mg/kg	NA

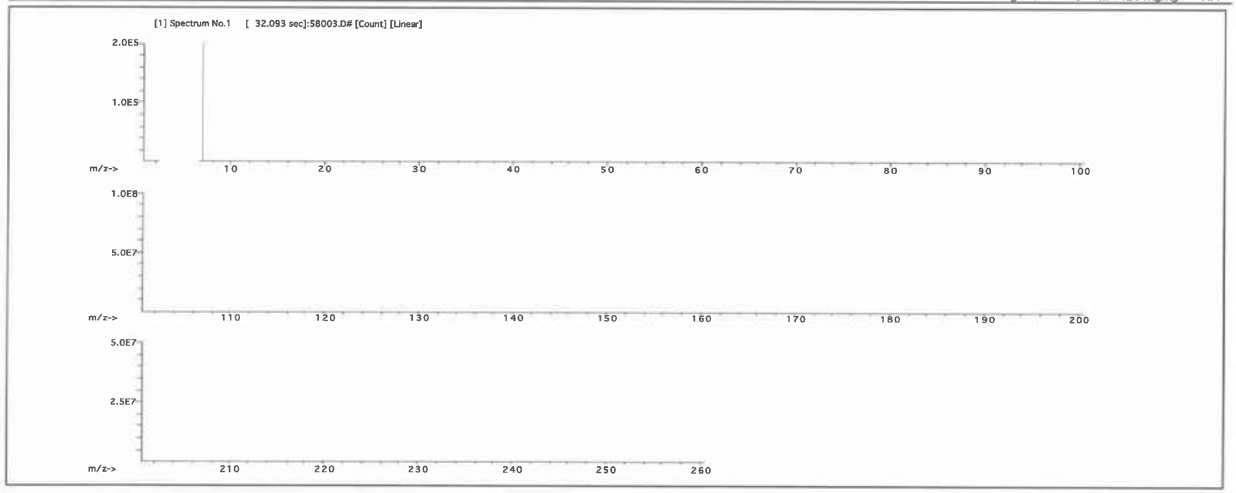

Absolute Standards, Inc.
800-368-1131
www.absolutestandards.com



Certified Reference Material CRM



ANAB ISO 17034 Accredited
AR-1539 Certificate Number
https://Absolutestandards.com

Instrumental Analysis by Inductively Coupled Plasma Mass Spectrometry (ICP-MS):

Trace Metals Verification by ICP-MS (µg/mL)

Al	<0.02	Cd	<0.02	Dy	<0.02	Hf	<0.02	Li	T	Ni	<0.02	Pr	<0.02	Sc	<0.2	Tb	<0.02	W	<0.02
Sb	<0.02	Ca	<0.2	Er	<0.02	Ho	<0.02	Lu	<0.02	Nb	<0.02	Re	<0.02	Si	<0.02	Te	<0.02	U	<0.02
As	<0.2	Ce	<0.02	Eu	<0.02	In	<0.02	Mg	<0.01	Os	<0.02	Rh	<0.02	Ag	<0.02	Tl	<0.02	V	<0.02
Ba	<0.02	Cs	<0.02	Gd	<0.02	Ir	<0.02	Mn	<0.02	Pd	<0.02	Rb	<0.02	Na	<0.2	Th	<0.02	Yb	<0.02
Be	<0.01	Cr	<0.02	Ga	<0.02	Fe	<0.2	Hg	<0.2	P	<0.02	Ru	<0.02	Sr	<0.02	Tm	<0.02	Y	<0.02
Bi	<0.02	Co	<0.02	Ge	<0.02	La	<0.02	Mo	<0.02	Pt	<0.02	Sm	<0.02	S	<0.02	Sn	<0.02	Zn	<0.02
B	<0.02	Cu	<0.02	Au	<0.02	Pb	<0.02	Nd	<0.02	K	<0.2	Sc	<0.02	Ta	<0.02	Ti	<0.02	Zr	<0.02

(T) = Target analyte

Physical Characterization:

Homogeneity: No heterogeneity was observed in the preparation of this standard.

Certified by:



* The certified value is the concentration calculated from gravimetric and volumetric measurements unless otherwise stated.
* Purified acids, 18.2 megohm deionized water, calibrated Class A glassware and the highest purity raw materials are used in the preparation of all standards.
* All standard containers are meticulously cleaned prior to use.
* Standards are prepared gravimetrically using balances that are calibrated with weights traceable to NIST (see above).
* Standards are certifed (+/-) 0.5% of the stated value, unless otherwise stated.
* All Standards should be stored with caps tight and under appropriate laboratory conditions.
* Uncertainty Reference: Taylor, B.N. and Kuyat, C.E., "Guidelines for Evaluating and Expressing the Uncertainty of NIST Measurement Result," NIST Technical Note 1297, U.S. Government Printing Office, Washington, D.C. (1994).

INORGANIC VENTURES
Refine your results. Redefine your industry.

Certificate of Analysis

M5976, M5977
R: 02/22/24

300 Technology Drive
Christiansburg, VA 24073 USA
inorganicventures.com

P: 800-669-6799/540-585-3030
F: 540-585-3012
info@inorganicventures.com

1.0 ACCREDITATION / REGISTRATION

INORGANIC VENTURES is accredited to ISO 17034, "General Requirements for the Competence of Reference Material Producers" and ISO/IEC 17025, "General Requirements for the Competence of Testing and Calibration Laboratories". Inorganic Ventures is also an ISO 9001 registered manufacturer (QSR Certificate Number QSR-1034).

ACCREDITED Testing Laboratory Certificate 883.01 — ACCREDITED Reference Material Producer Certificate 883.02

2.0 PRODUCT DESCRIPTION

Product Code:	Single Analyte Custom Grade Solution
Catalog Number:	CGMO1
Lot Number:	T2-MO720876
Matrix:	H2O tr. NH4OH
Value / Analyte(s):	1 000 µg/mL ea: Molybdenum
Starting Material:	Ammonium Molybdate
Starting Material Lot#:	2361
Starting Material Purity:	99.9893%

3.0 CERTIFIED VALUES AND UNCERTAINTIES

Certified Value: 998 ± 7 µg/mL

Density: 1.000 g/mL (measured at 20 ± 4 °C)

Assay Information:

Assay Method #1 **998 ± 4 µg/mL**
ICP Assay NIST SRM 3134 Lot Number: 130418

- The Calculated Value is a value calculated from the weight of a starting material that has been certified directly vs. a National Institute of Standards and Technology (NIST) SRM/RM. See Sec 4.2 for balance traceability.

The following equations are used in the calculation of the certified value and the uncertainty. Reported uncertainties represent expanded uncertainties expressed at approximately the 95% confidence level using a coverage factor of k = 2.

Characterization of CRM/RM by Two or More Methods

Certified Value, $X_{CRM/RM}$, where two or more methods of characterization are used is the weighted mean of the results:

$X_{CRM/RM} = \Sigma(w_i)(X_i)$

X_i = mean of Assay Method i with standard uncertainty $u_{char\ i}$

w_i = the weighting factors for each method calculated using the inverse square of the variance.

$w_i = (1/u_{char\ i})^2 / (\Sigma(1/(u_{char\ i})^2)$

CRM/RM Expanded Uncertainty (±) = $U_{CRM/RM} = k\,(u^2_{char} + u^2_{bb} + u^2_{lts} + u^2_{ts})^{½}$

k = coverage factor = 2

$u_{char} = [\Sigma((w_i)^2\,(u_{char\ i})^2)]^{½}$ where $u_{char\ i}$ are the errors from each characterization method

u_{bb} = bottle to bottle homogeneity standard uncertainty

u_{lts} = long term stability standard uncertainty (storage)

u_{ts} = transport stability standard uncertainty

Characterization of CRM/RM by One Method

Certified Value, $X_{CRM/RM}$, where one method of characterization is used is the mean of individual results:

$X_{CRM/RM} = (X_a)\,(u_{char\ a})$

X_a = mean of Assay Method A with

$u_{char\ a}$ = the standard uncertainty of characterization Method A

CRM/RM Expanded Uncertainty (±) = $U_{CRM/RM} = k\,(u^2_{char\ a} + u^2_{bb} + u^2_{lts} + u^2_{ts})^{½}$

k = coverage factor = 2

$u_{char\ a}$ = the errors from characterization

u_{bb} = bottle to bottle homogeneity standard uncertainty

u_{lts} = long term stability standard uncertainty (storage)

u_{ts} = transport stability standard uncertainty

927

4.0 TRACEABILITY TO NIST

- This product is traceable to NIST via an unbroken chain of comparisons. The uncertainties for each certified value are reported, taking into account the SRM/RM uncertainty error and the measurement, weighing and volume dilution errors. In rare cases where no NIST SRM/RM are available, the term 'in-house std.' is specified.

4.1 Thermometer Calibration

- All thermometers are NIST traceable through thermometers that are calibrated by an accredited calibration laboratory.

4.2 Balance Calibration

- All analytical balances are calibrated by an accredited calibration laboratory and procedure. The weights used for testing are annually compared to master weights and are traceable to NIST.

4.3 Glassware Calibration

- An in-house procedure is used to calibrate all Class A glassware used in the manufacturing and quality control of CRM/RMs.

5.0 TRACE METALLIC IMPURITIES (TMI) DETERMINED BY ICP-MS AND ICP-OES (µg/mL)

CRM/RMs are tested for trace metallic impurities by Axial ICP-OES and ICP-MS. The result from the most sensitive method for each element, is reported below. Solutions tested by ICP-MS were analyzed in an ULPA-Filtered Clean Room. An ULPA-Filter is 99.9985% efficient for the removal of particles down to 0.3 µm.

M	Ag	<	0.000590	M	Eu	<	0.000300	M	Na		0.000879	M	Se	<	0.008000	M	Zn		0.000598
M	Al		0.000563	M	Fe	<	0.006500	M	Nb	<	0.029000	i	Si	<		M	Zr	<	0.001800
M	As	<	0.002100	M	Ga	<	0.000300	i	Nd	<		M	Sm	<	0.000300				
M	Au	<	0.000300	M	Gd	<	0.000300	M	Ni	<	0.008000	M	Sn	<	0.008900				
M	B	<	0.003300	M	Ge	<	0.000300	M	Os	<	0.000590	M	Sr		0.000175				
M	Ba		0.001689	M	Hf	<	0.001800	i	P	<		M	Ta	<	0.004200				
M	Be	<	0.000890	M	Hg	<	0.003300	M	Pb	<	0.000300	M	Tb	<	0.000300				
M	Bi	<	0.000890	M	Ho	<	0.000300	M	Pd	<	0.001800	M	Te	<	0.021000				
O	Ca		0.006334	M	In	<	0.032000	M	Pr	<	0.013000	M	Th	<	0.000300				
O	Cd	<	0.026000	M	Ir	<	0.000300	M	Pt	<	0.000300	O	Tl	<	0.032000				
M	Ce	<	0.008300	M	K		0.130213	M	Rb		0.004575	M	Tl		0.001266				
M	Co		0.000598	M	La	<	0.000300	M	Re	<	0.000300	M	Tm	<	0.000300				
M	Cr		0.000527	O	Li		0.000059	M	Rh	<	0.000300	M	U	<	0.005300				
M	Cs		0.000527	M	Lu	<	0.000300	M	Ru	<	0.079000	M	V	<	0.000890				
M	Cu		0.002252	M	Mg		0.000563	i	S	<		M	W		0.087982				
M	Dy	<	0.000300	M	Mn	<	0.005900	M	Sb		0.001513	M	Y	<	0.000300				
M	Er	<	0.000300	s	Mo	<		M	Sc	<	0.001200	M	Yb	<	0.000300				

M - Checked by ICP-MS O - Checked by ICP-OES i - Spectral Interference
n - Not Checked For s - Solution Standard Element

6.0 INTENDED USE

- For the calibration of analytical instruments and validation of analytical methods as appropriate.

7.0 INSTRUCTIONS FOR THE CORRECT USE OF THIS REFERENCE MATERIAL

7.1 Storage and Handling Recommendations

- Store between approximately 4° - 30° C while in sealed TCT bag.

- While stored in the sealed TCT bag, transpiration of this CRM/RM is negligible. After opening the sealed TCT bag transpiration of the CRM/RM will occur, resulting in a gradual increase in the analyte concentration(s). It is the responsibility of the user to account for this effect. When the bottle is weighed both before and after being placed in storage, the mass difference observed will be a measure of transpiration mass loss.

- After opening the sealed TCT bag, keep cap tightly sealed when not in use and store between 4° - 24° C to minimize the effects of transpiration. Use at 20° ± 4° C to minimize volumetric dilution error when using the reported density. Do not pipette from the container. Do not return removed aliquots to container.

- For more information, visit **www.inorganicventures.com/TCT**

Atomic Weight; Valence; Coordination Number; Chemical Form in Solution - 95.94 +6 6,7,8,9 [MoO4]-2(chemical form as received)

Chemical Compatibility -Mo is received in a NH4OH matrix giving the operator the option of using HCl or HF to stabilize acidic solutions. The [MoO4]-2 is soluble in concentrated HCl [MoOCl5]-2, dilute HF / HNO3 [MoOF5]-2 and basic media [MoO4]-2. Stable at ppm levels with some metals provided it is fluorinated. Do not mix with Alkaline or Rare Earths when HF is present. Stable with most inorganic anions provided it is in the [MoO4]-2 chemical form.

Stability - 2-100 ppb levels stable (alone or mixed with all other metals that are at comparable levels) as the [MoOF5]-2 for months in 1% HNO3 / LDPE container. 1-10,000 ppm single element solutions as the [MoO4]-2 chemically stable for years in 1% NH4OH in a LDPE container.

Mo Containing Samples (Preparation and Solution) -Metal (Soluble in HF / HNO3 or hot dilute HCl); Oxide (soluble in HF or NH4OH) ; Organic Matrices (Dry ash at 450EC in Pt0 and dissolve oxide with HF or HCl).

Atomic Spectroscopic Information (ICP-OES D.L.s are given as radial/axial view):

Technique/Line	**Estimated D.L.**	**Order**	**Interferences** (underlined indicates severe)
ICP-MS 95 amu	3 ppt	n/a	40Ar39K16O,79Br1 6O,190Os2+,190Pt 2+
ICP-OES 202.030 nm	0.008 / 0.0002 µg/mL	1	Os, Hf
ICP-OES 203.844 nm	0.012 / 0.002 µg/mL	1	
ICP-OES 204.598 nm	0.012 / 0.001 µg/mL	1	Ir, Ta

8.0 HAZARDOUS INFORMATION

- Please refer to the Safety Data Sheet for information regarding this CRM/RM.

9.0 HOMOGENEITY

- This solution was mixed according to an in-house procedure and is guaranteed to be homogeneous. Homogeneity data indicate that the end user should take a minimum sample size of 0.2 mL to assure homogeneity.

10.0 QUALITY STANDARD DOCUMENTATION

10.1 ISO 9001 Quality Management System Registration

- QSR Certificate Number QSR-1034

10.2 ISO/IEC 17025 "General Requirements for the Competence of Testing and Calibration Laboratories"

- Chemical Testing - Accredited / A2LA Certificate Number 883.01

10.3 ISO 17034 "General Requirements for the Competence of Reference Material Producers"

- Reference Material Producer - Accredited / A2LA Certificate Number 883.02

Inorganic Ventures, 300 Technology Drive, Christiansburg, Va. 24073, USA; Telephone: 800.669.6799; 540.585.3030, Fax: 540.585.3012; inorganicventures.com; info@inorganicventures.com

11.0 CERTIFICATION, LOT EXPIRATION AND PERIOD OF VALIDITY

11.1 Certification Issue Date

July 17, 2022

- The certification is valid within the measurement uncertainty specified provided the CRM/RM is stored and handled in accordance with instructions given in Sec 7.1. This certification is nullified if instructions in Sec 7.1 are not followed or if the CRM/RM is damaged, contaminated, or otherwise modified.

11.2 Lot Expiration Date

- July 17, 2027

- The date after which this CRM/RM should not be used.

- The lot expiration date reflects the period of time that the stability of a CRM/RM can be supported by long term stability studies conducted on properly stored and handled CRM/RMs. Lot expiration is limited primarily by transpiration (loss of water from the solution) and infrequently by chemical stability.

11.3 Period of Validity

- Sealed TCT Bag Open Date: _____

- This CRM/RM should not be used longer than one year (or six months in the case of a 30 mL bottle) from the date of opening the aluminized bag or after the date given in Sec. 11.2, whichever comes first. This is contingent upon the CRM/RM being stored and handled in accordance with the instructions given in Sec. 7.1.

12.0 NAMES AND SIGNATURES OF CERTIFYING OFFICERS

Certificate Prepared By:

Uyen Truong
Supervisor, Product Documentation



Certificate Approved By:

Michael Booth
Director, Technical



Certifying Officer:

Paul Gaines
Chairman / Senior Technical Director



931

M5978, M5979

INORGANIC VENTURES™
Refine your results. Redefine your industry.

Certificate of Analysis

300 Technology Drive
Christiansburg, VA 24073 USA
inorganicventures.com

R: 2/22/24

P: 800-669-6799/540-585-3030
F: 540-585-3012
info@inorganicventures.com

1.0 ACCREDITATION / REGISTRATION

INORGANIC VENTURES is accredited to ISO 17034, "General Requirements for the Competence of Reference Material Producers" and ISO/IEC 17025, "General Requirements for the Competence of Testing and Calibration Laboratories". Inorganic Ventures is also an ISO 9001 registered manufacturer (QSR Certificate Number QSR-1034).

ACCREDITED Testing Laboratory Certificate 883.01 ACCREDITED Reference Material Producer Certificate 883.02

2.0 PRODUCT DESCRIPTION

Product Code:	Single Analyte Custom Grade Solution
Catalog Number:	CGTI1
Lot Number:	T2-TI719972
Matrix:	2% (v/v) HNO3 tr. HF
Value / Analyte(s):	1 000 µg/mL ea: Titanium
Starting Material:	Ti Metal
Starting Material Lot#:	2094
Starting Material Purity:	99.9975%

3.0 CERTIFIED VALUES AND UNCERTAINTIES

Certified Value: 1002 ± 5 µg/mL

Density: 1.012 g/mL (measured at 20 ± 4 °C)

Assay Information:

Assay Method #1 **1002 ± 4 µg/mL**
ICP Assay NIST SRM 3162a Lot Number: 130925

- The Calculated Value is a value calculated from the weight of a starting material that has been certified directly vs. a National Institute of Standards and Technology (NIST) SRM/RM. See Sec 4.2 for balance traceability.

The following equations are used in the calculation of the certified value and the uncertainty. Reported uncertainties represent expanded uncertainties expressed at approximately the 95% confidence level using a coverage factor of k = 2.

Characterization of CRM/RM by Two or More Methods

Certified Value, $X_{CRM/RM}$, where two or more methods of characterization are used is the weighted mean of the results:

$X_{CRM/RM} = \Sigma(w_i)(X_i)$

X_i = mean of Assay Method i with standard uncertainty $u_{char\ i}$

w_i = the weighting factors for each method calculated using the inverse square of the variance

$w_i = (1/u_{char\ i}^2) / (\Sigma(1/u_{char\ i}^2))$

CRM/RM Expanded Uncertainty (±) $= U_{CRM/RM} = k\ (u^2_{char} + u^2_{bb} + u^2_{lts} + u^2_{ts})^{1/2}$

k = coverage factor = 2

$u_{char} = [\Sigma(w_i)^2\ (u_{char\ i})^2]^{1/2}$ where $u_{char\ i}$ are the errors from each characterization method

u_{bb} = bottle to bottle homogeneity standard uncertainty

u_{lts} = long term stability standard uncertainty (storage)

u_{ts} = transport stability standard uncertainty

Characterization of CRM/RM by One Method

Certified Value, $X_{CRM/RM}$, where one method of characterization is used is the mean of individual results:

$X_{CRM/RM} = (X_a)\ (u_{char\ a})$

X_a = mean of Assay Method A with

$u_{char\ a}$ = the standard uncertainty of characterization Method A

CRM/RM Expanded Uncertainty (±) $= U_{CRM/RM} = k\ (u^2_{char\ a} + u^2_{bb} + u^2_{lts} + u^2_{ts})^{1/2}$

k = coverage factor = 2

$u_{char\ a}$ = the errors from characterization

u_{bb} = bottle to bottle homogeneity standard uncertainty

u_{lts} = long term stability standard uncertainty (storage)

u_{ts} = transport stability standard uncertainty

4.0 TRACEABILITY TO NIST

- This product is traceable to NIST via an unbroken chain of comparisons. The uncertainties for each certified value are reported, taking into account the SRM/RM uncertainty error and the measurement, weighing and volume dilution errors. In rare cases where no NIST SRM/RM are available, the term 'in-house std.' is specified.

4.1 Thermometer Calibration

- All thermometers are NIST traceable through thermometers that are calibrated by an accredited calibration laboratory.

4.2 Balance Calibration

- All analytical balances are calibrated by an accredited calibration laboratory and procedure. The weights used for testing are annually compared to master weights and are traceable to NIST.

4.3 Glassware Calibration

- An in-house procedure is used to calibrate all Class A glassware used in the manufacturing and quality control of CRM/RMs.

5.0 TRACE METALLIC IMPURITIES (TMI) DETERMINED BY ICP-MS AND ICP-OES (µg/mL)

CRM/RMs are tested for trace metallic impurities by Axial ICP-OES and ICP-MS. The result from the most sensitive method for each element, is reported below. Solutions tested by ICP-MS were analyzed in an ULPA-Filtered Clean Room. An ULPA-Filter is 99.9985% efficient for the removal of particles down to 0.3 µm.

M	Ag	<	0.000536	M	Eu	<	0.000268	O	Na	<	0.032670	M	Se		0.001204	O	Zn	<	0.003267
O	Al		0.000872	O	Fe		0.003225	O	Nb	<	0.043560	O	Si		0.004735	O	Zr	<	0.043560
M	As	<	0.008586	M	Ga	<	0.000268	M	Nd	<	0.000268	M	Sm	<	0.000268				
M	Au	<	0.004577	M	Gd	<	0.000268	O	Ni	<	0.010890	M	Sn		0.000096				
O	B	<	0.008929	M	Ge	<	0.002146	M	Os	<	0.000269	O	Sr		0.000096				
M	Ba	<	0.002683	M	Hf		0.002161	O	P	<	0.054450	M	Ta		0.010560				
M	Be	<	0.005366	M	Hg	<	0.003231	M	Pb	<	0.001073	M	Tb	<	0.000268				
M	Bi	<	0.001609	M	Ho	<	0.000268	M	Pd	<	0.000268	M	Te	<	0.001341				
O	Ca		0.000676	M	In	<	0.002683	M	Pr	<	0.000268	M	Th	<	0.053663				
M	Cd	<	0.000268	M	Ir	<	0.000269	M	Pt	<	0.000536	s	Ti	<					
M	Ce	<	0.000268	M	K		0.001172	M	Rb	<	0.000268	M	Tl	<	0.000268				
M	Co	<	0.004293	M	La	<	0.000268	M	Re	<	0.000268	M	Tm	<	0.000268				
M	Cr		0.000752	O	Li	<	0.027225	M	Rh	<	0.000268	M	U	<	0.000268				
M	Cs	<	0.000268	M	Lu	<	0.000268	M	Ru	<	0.000269	M	V	<	0.019855				
O	Cu	<	0.010890	O	Mg	<	0.005445	i	S	<		M	W		0.000473				
M	Dy	<	0.000268	O	Mn	<	0.003267	M	Sb	<	0.006976	M	Y	<	0.002146				
M	Er	<	0.000268	M	Mo		0.000774	O	Sc	<	0.004900	M	Yb	<	0.000536				

M - Checked by ICP-MS O - Checked by ICP-OES i - Spectral Interference
n - Not Checked For s - Solution Standard Element

6.0 INTENDED USE

- For the calibration of analytical instruments and validation of analytical methods as appropriate.

7.0 INSTRUCTIONS FOR THE CORRECT USE OF THIS REFERENCE MATERIAL

7.1 Storage and Handling Recommendations

- Store between approximately 4° - 30° C while in sealed TCT bag.

- While stored in the sealed TCT bag, transpiration of this CRM/RM is negligible. After opening the sealed TCT bag transpiration of the CRM/RM will occur, resulting in a gradual increase in the analyte concentration(s). It is the responsibility of the user to account for this effect. When the bottle is weighed both before and after being placed in storage, the mass difference observed will be a measure of transpiration mass loss.

- After opening the sealed TCT bag, keep cap tightly sealed when not in use and store between 4° - 24° C to minimize the effects of transpiration. Use at 20° ± 4° C to minimize volumetric dilution error when using the reported density. Do not pipette from the container. Do not return removed aliquots to container.

- For more information, visit **www.inorganicventures.com/TCT**

Atomic Weight; Valence; Coordination Number; Chemical Form in Solution - 47.87 +4 6 Ti(F)6-2

Chemical Compatibility - Soluble in concentrated HCl, HF, H3PO4 H2SO4 and HNO3. Avoid neutral to basic media. Unstable at ppm levels with metals that would pull F- away (i.e. Do not mix with Alkaline or Rare Earths or high levels of transition elements unless they are fluorinated). Stable with most inorganic anions with a tendency to hydrolyze forming the hydrated oxide in all dilute acids except HF.

Stability - 2-100 ppb levels stable (Alone or mixed with all other metals) as the Ti(F)6-2 for months in 1% HNO3 / LDPE container. 1-10,000 ppm single element solutions as the Ti(F)6-2 chemically stable for years in 2-5% HNO3 / trace HF in an LDPE container.

Ti Containing Samples (Preparation and Solution) - Metal (Soluble in H2O / HF caution -powder reacts violently); Oxide - low temperature history anatase or rutile (Dissolved by heating in 1:1:1 H2O / HF / H2SO4); Oxide - high temperature history (~800EC) brookite (fuse in Pt0 with K2S2O7); Ores (fuse in Pt0 with KF + K2S2O7 - no KF if silica not present); Organic Matrices (Dry ash at 450EC in Pt0 and dissolve by heating with 1:1:1 H2O / HF / H2SO4 or fuse ash with pyrosulfate if oxide is as plastic pigment and likely in brookite crystalline form).

Atomic Spectroscopic Information (ICP-OES D.L.s are given as radial/axial view):

Technique/Line	Estimated D.L.	Order	Interferences (underlined indicates severe)
ICP-MS 48 amu	14 ppt	N/A	32S16O, 32S14N, 14N16O18O, 14N17N2, 36Ar12C, 48Ca, [96X=2 (where X = Zr, Mo, Ru)]
ICP-OES 323.452 nm	0.0054 / 0.00092 µg/mL	1	Ce, Ar, Ni
ICP-OES 334.941 nm	0.0038 / 0.000028 µg/mL	1	Nb, Ta, Cr, U
ICP-OES 336.121 nm	0.0053 / 0.000034 µg/mL	1	W, Mo, Co

HF Note: This standard should not be prepared or stored in glass.

8.0 HAZARDOUS INFORMATION

- Please refer to the Safety Data Sheet for information regarding this CRM/RM.

9.0 HOMOGENEITY

- This solution was mixed according to an in-house procedure and is guaranteed to be homogeneous. Homogeneity data indicate that the end user should take a minimum sample size of 0.2 mL to assure homogeneity.

10.0 QUALITY STANDARD DOCUMENTATION

10.1 ISO 9001 Quality Management System Registration

- QSR Certificate Number QSR-1034

10.2 ISO/IEC 17025 "General Requirements for the Competence of Testing and Calibration Laboratories"

- Chemical Testing - Accredited / A2LA Certificate Number 883.01

10.3 ISO 17034 "General Requirements for the Competence of Reference Material Producers"

- Reference Material Producer - Accredited / A2LA Certificate Number 883.02

Inorganic Ventures, 300 Technology Drive, Christiansburg, Va. 24073, USA; Telephone: 800.669.6799; 540.585.3030, Fax: 540.585.3012; inorganicventures.com; info@inorganicventures.com

11.0 CERTIFICATION, LOT EXPIRATION AND PERIOD OF VALIDITY

11.1 Certification Issue Date

June 17, 2022

- The certification is valid within the measurement uncertainty specified provided the CRM/RM is stored and handled in accordance with instructions given in Sec 7.1. This certification is nullified if instructions in Sec 7.1 are not followed or if the CRM/RM is damaged, contaminated, or otherwise modified.

11.2 Lot Expiration Date

- June 17, 2027

- The date after which this CRM/RM should not be used.

- The lot expiration date reflects the period of time that the stability of a CRM/RM can be supported by long term stability studies conducted on properly stored and handled CRM/RMs. Lot expiration is limited primarily by transpiration (loss of water from the solution) and infrequently by chemical stability.

11.3 Period of Validity

- Sealed TCT Bag Open Date: _____

- This CRM/RM should not be used longer than one year (or six months in the case of a 30 mL bottle) from the date of opening the aluminized bag or after the date given in Sec. 11.2, whichever comes first. This is contingent upon the CRM/RM being stored and handled in accordance with the instructions given in Sec. 7.1.

12.0 NAMES AND SIGNATURES OF CERTIFYING OFFICERS

Certificate Approved By:

Thomas Kozikowski
Manager, Quality Control



Certifying Officer:

Paul Gaines
Chairman / Senior Technical Director



Absolute Standards, Inc.
800-368-1131
www.absolutestandards.com

Certified Reference Material CRM

ANAB ISO 17034 Accredited
AR-1539 Certificate Number
https://Absolutestandards.com

45982 R: 6/11/24

CERTIFIED WEIGHT REPORT:

Part Number:	**57038**		**Lot #**		
Lot Number:	**031524**	**Solvent:**	24002546	Nitric Acid	
Description:	**Strontium (Sr)**				
		2%	40.0 (mL)	Nitric Acid	
Expiration Date:	031527				
Recommended Storage:	Ambient (20 °C)				
Nominal Concentration (µg/mL):	**1000**				
NIST Test Number:	6UTB	5E-05	Balance Uncertainty		
Weight shown below was diluted to (mL):	2000.07	0.100	Flask Uncertainty		

Formulated By:	Benson Chan	031524
Reviewed By:	Pedro L. Rentas	031524

Compound	RM#	Lot Number	Nominal Conc. (µg/mL)	Purity (%)	Uncertainty Purity (%)	Assay (%)	Target Weight (g)	Actual Weight (g)	Actual Conc. (µg/mL)	Expanded Uncertainty +/- (µg/mL)	SDS Information (Solvent Safety Info. On Attached pg.) CAS#	OSHA PEL (TWA)	LD50	NIST SRM
1. Strontium nitrate (Sr)	IN017	SRZ022018A1	1000	99.997	0.10	41.2	4.85470	4.85502	**1000.1**	**2.0**	10042-76-9	NA	orl-rat >2000mg/kg	3153a

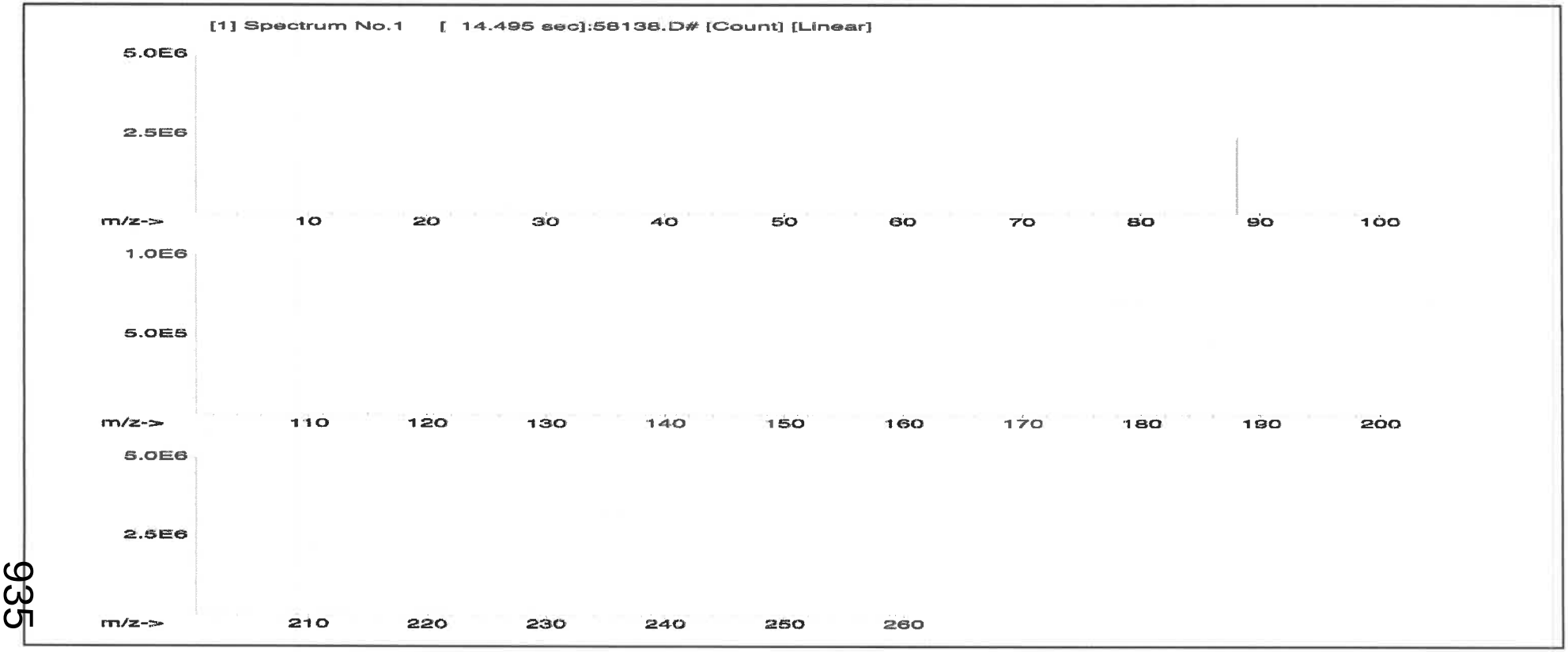

935

Instrumental Analysis by Inductively Coupled Plasma Mass Spectrometry (ICP-MS):

Trace Metals Verification by ICP-MS (µg/mL)																	
Al	<0.02	Cd	<0.02	Dy	<0.02	Hf	<0.02	Li	<0.02	Ni	<0.02	Pr	<0.02	Se	<0.2	Tb	<0.02	W	<0.02
Sb	<0.02	Ca	<0.2	Er	<0.02	Ho	<0.02	Lu	<0.02	Nb	<0.02	Re	<0.02	Si	<0.02	Te	<0.02	U	<0.02
As	<0.2	Ce	<0.02	Eu	<0.02	In	<0.02	Mg	<0.01	Os	<0.02	Rh	<0.02	Ag	<0.02	Tl	<0.02	V	<0.02
Ba	<0.02	Cs	<0.02	Gd	<0.02	Ir	<0.02	Mn	<0.02	Pd	<0.02	Rb	<0.02	Na	<0.2	Th	<0.02	Yb	<0.02
Be	<0.01	Cr	<0.02	Ga	<0.02	Fe	<0.2	Hg	<0.2	P	<0.02	Ru	<0.02	Sr	T	Tm	<0.02	Y	<0.02
Bi	<0.02	Co	<0.02	Ge	<0.02	La	<0.02	Mo	<0.02	Pt	<0.02	Sm	<0.02	S	<0.02	Sn	<0.02	Zn	<0.02
B	<0.02	Cu	<0.02	Au	<0.02	Pb	<0.02	Nd	<0.02	K	<0.2	Sc	<0.02	Ta	<0.02	Ti	<0.02	Zr	<0.02

(T) = Target analyte

Physical Characterization:

Certified by:

Homogeneity: No heterogeneity was observed in the preparation of this standard.

* The certified value is the concentration calculated from gravimetric and volumetric measurements unless otherwise stated.
* Purified acids, 18.2 megohm deionized water, calibrated Class A glassware and the highest purity raw materials are used in the preparation of all standards.
* All standard containers are meticulously cleaned prior to use.
* Standards are prepared gravimetrically using balances that are calibrated with weights traceable to NIST (see above).
* Standards are certifed (+/-) 0.5% of the stated value, unless otherwise stated.
* All Standards should be stored with caps tight and under appropriate laboratory conditions.
* Uncertainty Reference: Taylor, B.N. and Kuyat, C.E., "Guidelines for Evaluating and Expressing the Uncertainty of NIST Measurement Result," NIST Technical Note 1297, U.S. Government Printing Office, Washington, D.C. (1994).

936

INORGANIC VENTURES™
Refine your results. Redefine your industry.

Certificate of Analysis

300 Technology Drive
Christiansburg, VA 24073 USA
inorganicventures.com

P: 800-669-6799/540-585-3030
F: 540-585-3012
info@inorganicventures.com

MS985
R: 6/14/24

1.0 ACCREDITATION / REGISTRATION

INORGANIC VENTURES is accredited to ISO 17034, "General Requirements for the Competence of Reference Material Producers" and ISO/IEC 17025, "General Requirements for the Competence of Testing and Calibration Laboratories". Inorganic Ventures is also an ISO 9001 registered manufacturer (QSR Certificate Number QSR-1034).

ACCREDITED Testing Laboratory Certificate 863.01
ACCREDITED Reference Material Producer Certificate 863.02

2.0 PRODUCT DESCRIPTION

Product Code:	Single Analyte Custom Grade Solution
Catalog Number:	CGIN10
Lot Number:	U2-IN729349
Matrix:	5% (v/v) HNO3
Value / Analyte(s):	10 000 µg/mL ea: Indium
Starting Material:	Indium Metal
Starting Material Lot#:	2511
Starting Material Purity:	99.9995%

3.0 CERTIFIED VALUES AND UNCERTAINTIES

Certified Value: 10022 ± 30 µg/mL

Density: 1.044 g/mL (measured at 20 ± 4 °C)

Assay Information:

Assay Method #1	**10021 ± 56 µg/mL** ICP Assay NIST SRM 3124a Lot Number: 110516
Assay Method #2	**10035 ± 25 µg/mL** EDTA NIST SRM 928 Lot Number: 928
Assay Method #3	**10001 ± 33 µg/mL** Calculated NIST SRM Lot Number: See Sec. 4.2

- The Calculated Value is a value calculated from the weight of a starting material that has been certified directly vs. a National Institute of Standards and Technology (NIST) SRM/RM. See Sec 4.2 for balance traceability.

The following equations are used in the calculation of the certified value and the uncertainty. Reported uncertainties represent expanded uncertainties expressed at approximately the 95% confidence level using a coverage factor of k = 2.

937

Characterization of CRM/RM by Two or More Methods

Certified Value, $X_{CRM/RM}$, where two or more methods of characterization are used is the weighted mean of the results:

$X_{CRM/RM} = \Sigma(w_i)(X_i)$

X_i = mean of Assay Method i with standard uncertainty $u_{char\ i}$

w_i = the weighting factors for each method calculated using the inverse square of the variance:

$w_i = (1/u_{char\ i})^2 / (\Sigma(1/(u_{char\ i})^2)$

CRM/RM Expanded Uncertainty (±) = $U_{CRM/RM} = k\ (u^2_{char} + u^2_{bb} + u^2_{lts} + u^2_{ts})^{½}$

k = coverage factor = 2

$u_{char} = [\Sigma((w_i)^2\ (u_{char\ i})^2)]^{½}$ where $u_{char\ i}$ are the errors from each characterization method

u_{bb} = bottle to bottle homogeneity standard uncertainty

u_{lts} = long term stability standard uncertainty (storage)

u_{ts} = transport stability standard uncertainty

Characterization of CRM/RM by One Method

Certified Value, $X_{CRM/RM}$, where one method of characterization is used is the mean of individual results:

$X_{CRM/RM} = (X_a)\ (u_{char\ a})$

X_a = mean of Assay Method A with

$u_{char\ a}$ = the standard uncertainty of characterization Method A

CRM/RM Expanded Uncertainty (±) = $U_{CRM/RM} = k\ (u^2_{char\ a} + u^2_{bb} + u^2_{lts} + u^2_{ts})^{½}$

k = coverage factor = 2

$u_{char\ a}$ = the errors from characterization

u_{bb} = bottle to bottle homogeneity standard uncertainty

u_{lts} = long term stability standard uncertainty (storage)

u_{ts} = transport stability standard uncertainty

4.0 TRACEABILITY TO NIST

- This product is traceable to NIST via an unbroken chain of comparisons. The uncertainties for each certified value are reported, taking into account the SRM/RM uncertainty error and the measurement, weighing and volume dilution errors. In rare cases where no NIST SRM/RM are available, the term 'in-house std.' is specified.

4.1 Thermometer Calibration

- All thermometers are NIST traceable through thermometers that are calibrated by an accredited calibration laboratory.

4.2 Balance Calibration

- All analytical balances are calibrated by an accredited calibration laboratory and procedure. The weights used for testing are annually compared to master weights and are traceable to NIST.

4.3 Glassware Calibration

- An in-house procedure is used to calibrate all Class A glassware used in the manufacturing and quality control of CRM/RMs.

5.0 TRACE METALLIC IMPURITIES (TMI) DETERMINED BY ICP-MS AND ICP-OES (µg/mL)

CRM/RMs are tested for trace metallic impurities by Axial ICP-OES and ICP-MS. The result from the most sensitive method for each element, is reported below. Solutions tested by ICP-MS were analyzed in an ULPA-Filtered Clean Room. An ULPA-Filter is 99.9985% efficient for the removal of particles down to 0.3 µm.

M	Ag	<	0.000760	M	Eu	<	0.000760	O	Na		0.012771	M	Se	<	0.023000	M	Zn	<	0.006100
M	Al		0.003385	O	Fe		0.004462	M	Nb	<	0.000760	O	Si		0.024619	M	Zr	<	0.000760
M	As	<	0.004600	M	Ga	<	0.000760	M	Nd	<	0.000760	M	Sm	<	0.000760				
M	Au	<	0.002300	M	Gd	<	0.000760	O	Ni	<	0.005100	M	Sn	<	0.000760				
O	B		0.003692	M	Ge	<	0.001600	M	Os	<	0.000760	O	Sr	<	0.000610				
M	Ba	<	0.001600	M	Hf	<	0.000760	n	P	<		M	Ta	<	0.000760				
O	Be	<	0.000130	M	Hg	<	0.003100	M	Pb		0.001400	M	Tb	<	0.000760				
M	Bi	<	0.000760	M	Ho	<	0.000760	M	Pd	<	0.001600	M	Te	<	0.000760				
O	Ca		0.004616	s	In	<		M	Pr	<	0.000760	M	Th	<	0.000760				
M	Cd	<	0.000760	M	Ir	<	0.000760	M	Pt	<	0.000760	O	Ti	<	0.001100				
M	Ce	<	0.000760	O	K		0.007078	M	Rb	<	0.000760	M	Tl	<	0.000760				
M	Co	<	0.000760	M	La	<	0.000760	M	Re	<	0.000760	M	Tm	<	0.000760				
O	Cr	<	0.001300	O	Li	<	0.000130	M	Rh	<	0.000760	M	U	<	0.000760				
M	Cs	<	0.000760	M	Lu	<	0.000760	M	Ru	<	0.000760	M	V	<	0.001600				
M	Cu	<	0.003800	O	Mg		0.000707	n	S	<		M	W	<	0.001600				
M	Dy	<	0.000760	O	Mn		0.000149	M	Sb	<	0.000760	M	Y	<	0.000760				
M	Er	<	0.000760	M	Mo	<	0.002300	M	Sc	<	0.000760	M	Yb	<	0.000760				

M - Checked by ICP-MS O - Checked by ICP-OES i - Spectral Interference
n - Not Checked For s - Solution Standard Element

6.0 INTENDED USE

6.1 This standard is intended for the calibration of analytical instruments and validation of analytical methods as appropriate. This CRM may be used in connection with EPA Methods 6010, 6020 (all versions), Standard Methods 3120 B and USP <232> / ICH Q3D.

6.2 For products attaining traceability through Inorganic Ventures' Primary Certified Reference Materials (PCRM™) see the Limited License to Use PCRM™ in the Inorganic Ventures Terms and Conditions of Sale, https://www.inorganicventures.com/terms-and-conditions-sale. The Terms and Conditions contain information on the use of materials traceable to PCRM™ certified reference materials. This Limited License agreement is especially pertinent for laboratories accredited under ISO:17034.

7.0 INSTRUCTIONS FOR THE CORRECT USE OF THIS REFERENCE MATERIAL

7.1 Storage and Handling Recommendations

- Store between approximately 4° - 30° C while in sealed TCT bag.

- While stored in the sealed TCT bag, transpiration of this CRM/RM is negligible. After opening the sealed TCT bag transpiration of the CRM/RM will occur, resulting in a gradual increase in the analyte concentration(s). It is the responsibility of the user to account for this effect. When the bottle is weighed both before and after being placed in storage, the mass difference observed will be a measure of transpiration mass loss.

- After opening the sealed TCT bag, keep cap tightly sealed when not in use and store between 4° - 24° C to minimize the effects of transpiration. Use at 20° ± 4° C to minimize volumetric dilution error when using the reported density. Do not pipette from the container. Do not return removed aliquots to container.

- For more information, visit **www.inorganicventures.com/TCT**

Atomic Weight; Valence; Coordination Number; Chemical Form in Solution - 114.82 +3 6 In(H2O)6+3

Chemical Compatibility -Soluble in HCl, HNO3, and H2SO4. Avoid neutral and basic media. Stable with most metals and inorganic anions. The oxalate, sulfide, carbonate, hydroxide and phosphate are insoluble in water.

Stability - 2-100 ppb levels stable for months in 1% HNO3 / LDPE container. 1-10,000 ppm solutions chemically stable for years in 2-5% HNO3 / LDPE container.

In Containing Samples (Preparation and Solution) -Metal (Best dissolved in HCl / HNO3); Oxide (Soluble in mineral acids); Ores (Carbonate fusion in Pt0 followed by HCl dissolution); Organic Matrices (Sulfuric/peroxide digestion or dry ash and dissolution in dilute HCl).

Atomic Spectroscopic Information (ICP-OES D.L.s are given as radial/axial view):

Technique/Line	**Estimated D.L.**	**Order**	**Interferences** (underlined indicates severe)
ICP-MS 115 amu	1 ppt	n/a	115Sn, 99Ru16O
ICP-OES 158.583 nm	0.05 / 0.002 µg/mL	1	
ICP-OES 230.606 nm	0.1 / 0.03 µg/mL	1	Ni, Os
ICP-OES 325.609 nm	0.2 / 0.05 µg/mL	1	Mn, Mo, Th

8.0 HAZARDOUS INFORMATION

- Please refer to the Safety Data Sheet for information regarding this CRM/RM.

9.0 HOMOGENEITY

- This solution was mixed according to an in-house procedure and is guaranteed to be homogeneous. Homogeneity data indicate that the end user should take a minimum sample size of 0.2 mL to assure homogeneity.

10.0 QUALITY STANDARD DOCUMENTATION

10.1 ISO 9001 Quality Management System Registration

- QSR Certificate Number QSR-1034

10.2 ISO/IEC 17025 "General Requirements for the Competence of Testing and Calibration Laboratories"

- Chemical Testing - Accredited / A2LA Certificate Number 883.01

10.3 ISO 17034 "General Requirements for the Competence of Reference Material Producers"

- Reference Material Producer - Accredited / A2LA Certificate Number 883.02

Inorganic Ventures, 300 Technology Drive, Christiansburg, Va. 24073, USA; Telephone: 800.669.6799; 540.585.3030, Fax: 540.585.3012; inorganicventures.com; info@inorganicventures.com

11.0 CERTIFICATION, LOT EXPIRATION AND PERIOD OF VALIDITY

11.1 Certification Issue Date

February 21, 2023

- The certification is valid within the measurement uncertainty specified provided the CRM/RM is stored and handled in accordance with instructions given in Sec 7.1. This certification is nullified if instructions in Sec 7.1 are not followed or if the CRM/RM is damaged, contaminated, or otherwise modified.

11.2 Lot Expiration Date

- February 21, 2028

- The date after which this CRM/RM should not be used.

- The lot expiration date reflects the period of time that the stability of a CRM/RM can be supported by long term stability studies conducted on properly stored and handled CRM/RMs. Lot expiration is limited primarily by transpiration (loss of water from the solution) and infrequently by chemical stability.

11.3 Period of Validity

- Sealed TCT Bag Open Date: _____

- This CRM/RM should not be used longer than one year (or six months in the case of a 30 mL bottle) from the date of opening the aluminized bag or after the date given in Sec. 11.2, whichever comes first. This is contingent upon the CRM/RM being stored and handled in accordance with the instructions given in Sec. 7.1.

12.0 NAMES AND SIGNATURES OF CERTIFYING OFFICERS

Certificate Approved By:

Thomas Kozikowski
Manager, Quality Control



Certifying Officer:

Paul Gaines
Chairman / Senior Technical Director



INORGANIC VENTURES™
Refine your results. Redefine your industry.

Certificate of Analysis

300 Technology Drive
Christiansburg, VA 24073 USA
inorganicventures.com

R: 2/22/2024
M5999

P: 800-669-6799/540-585-3030
F: 540-585-3012
info@inorganicventures.com

1.0 ACCREDITATION / REGISTRATION

INORGANIC VENTURES is accredited to ISO 17034, "General Requirements for the Competence of Reference Material Producers" and ISO/IEC 17025, "General Requirements for the Competence of Testing and Calibration Laboratories". Inorganic Ventures is also an ISO 9001 registered manufacturer (QSR Certificate Number QSR-1034).

ACCREDITED Testing Laboratory Certificate 883.01 ACCREDITED Reference Material Producer Certificate 883.02

2.0 PRODUCT DESCRIPTION

Product Code:	Multi Analyte Custom Grade Solution
Catalog Number:	CLPP-SPK-1
Lot Number:	T2-MEB721963
Matrix:	7% (v/v) HNO3
Value / Analyte(s):	2 000 µg/mL ea: Aluminum, Barium, 1 000 µg/mL ea: Iron, 500 µg/mL ea: Manganese, Nickel, Vanadium, Zinc, Cobalt, 250 µg/mL ea: Copper, 200 µg/mL ea: Chromium, 50 µg/mL ea: Beryllium, Silver

3.0 CERTIFIED VALUES AND UNCERTAINTIES

ANALYTE	CERTIFIED VALUE	ANALYTE	CERTIFIED VALUE
Aluminum, Al	2 000 ± 7 µg/mL	Barium, Ba	2 000 ± 9 µg/mL
Beryllium, Be	50.00 ± 0.26 µg/mL	Chromium, Cr	200.0 ± 1.1 µg/mL
Cobalt, Co	500.0 ± 2.4 µg/mL	Copper, Cu	250.0 ± 1.0 µg/mL
Iron, Fe	1 000 ± 4 µg/mL	Manganese, Mn	500.0 ± 2.0 µg/mL
Nickel, Ni	500.0 ± 2.2 µg/mL	Silver, Ag	50.00 ± 0.22 µg/mL
Vanadium, V	500.0 ± 2.2 µg/mL	Zinc, Zn	500.0 ± 2.2 µg/mL

Density: 1.070 g/mL (measured at 20 ± 4 °C)

Assay Information:

941

ANALYTE	METHOD	NIST SRM#	SRM LOT#
Ag	ICP Assay	3151	160729
Ag	Volhard	999c	999c
Ag	Calculated		See Sec. 4.2
Al	ICP Assay	3101a	140903
Al	EDTA	928	928
Ba	ICP Assay	3104a	140909
Ba	Gravimetric		See Sec. 4.2
Be	ICP Assay	3105a	090514
Be	Calculated		See Sec. 4.2
Co	ICP Assay	3113	190630
Co	EDTA	928	928
Cr	ICP Assay	3112a	170630
Cu	ICP Assay	3114	121207
Cu	EDTA	928	928
Fe	ICP Assay	3126a	140812
Fe	EDTA	928	928
Mn	ICP Assay	3132	050429
Mn	EDTA	928	928
Ni	ICP Assay	3136	120619
Ni	EDTA	928	928
V	IC Assay	3165	160906
V	EDTA	928	928
Zn	ICP Assay	3168a	120629
Zn	EDTA	928	928

The following equations are used in the calculation of the certified value and the uncertainty. Reported uncertainties represent expanded uncertainties expressed at approximately the 95% confidence level using a coverage factor of k = 2.

Characterization of CRM/RM by Two or More Methods

Certified Value, $X_{CRM/RM}$, where two or more methods of characterization are used is the weighted mean of the results:

$X_{CRM/RM} = \Sigma(w_i)\,(X_i)$

X_i = mean of Assay Method i with standard uncertainty $u_{char\ i}$

w_i = the weighting factors for each method calculated using the inverse square of the variance:

$w_i = (1/u_{char\ i})^2 / (\Sigma(1/(u_{char\ i})^2)$

CRM/RM Expanded Uncertainty (±) = $U_{CRM/RM} = k\,(u^2_{char} + u^2_{bb} + u^2_{lts} + u^2_{ts})^{1/2}$

k = coverage factor = 2

$u_{char} = [\Sigma((w_i)^2\,(u_{char\ i})^2)]^{1/2}$ where $u_{char\ i}$ are the errors from each characterization method

u_{bb} = bottle to bottle homogeneity standard uncertainty

u_{lts} = long term stability standard uncertainty (storage)

u_{ts} = transport stability standard uncertainty

Characterization of CRM/RM by One Method

Certified Value, $X_{CRM/RM}$, where one method of characterization is used is the mean of individual results:

$X_{CRM/RM} = (X_a)\,(u_{char\ a})$

X_a = mean of Assay Method A with

$u_{char\ a}$ = the standard uncertainty of characterization Method A

CRM/RM Expanded Uncertainty (±) = $U_{CRM/RM} = k\,(u^2_{char\ a} + u^2_{bb} + u^2_{lts} + u^2_{ts})^{1/2}$

k = coverage factor = 2

$u_{char\ a}$ = the errors from characterization

u_{bb} = bottle to bottle homogeneity standard uncertainty

u_{lts} = long term stability standard uncertainty (storage)

u_{ts} = transport stability standard uncertainty

4.0 TRACEABILITY TO NIST

- This product is traceable to NIST via an unbroken chain of comparisons. The uncertainties for each certified value are reported, taking into account the SRM/RM uncertainty error and the measurement, weighing and volume dilution errors. In rare cases where no NIST SRM/RM are available, the term 'in-house std.' is specified.

4.1 Thermometer Calibration

- All thermometers are NIST traceable through thermometers that are calibrated by an accredited calibration laboratory.

4.2 Balance Calibration

- All analytical balances are calibrated by an accredited calibration laboratory and procedure. The weights used for testing are annually compared to master weights and are traceable to NIST.

4.3 Glassware Calibration

- An in-house procedure is used to calibrate all Class A glassware used in the manufacturing and quality control of CRM/RMs.

5.0 TRACE METALLIC IMPURITIES (TMI) DETERMINED BY ICP-MS AND ICP-OES (µg/mL)

N/A

6.0 INTENDED USE

- For the calibration of analytical instruments and validation of analytical methods as appropriate.

7.0 INSTRUCTIONS FOR THE CORRECT USE OF THIS REFERENCE MATERIAL

7.1 Storage and Handling Recommendations

- Store between approximately 4° - 30° C while in sealed TCT bag.

- While stored in the sealed TCT bag, transpiration of this CRM/RM is negligible. After opening the sealed TCT bag transpiration of the CRM/RM will occur, resulting in a gradual increase in the analyte concentration(s). It is the responsibility of the user to account for this effect. When the bottle is weighed both before and after being placed in storage, the mass difference observed will be a measure of transpiration mass loss.

- After opening the sealed TCT bag, keep cap tightly sealed when not in use and store between 4° - 24° C to minimize the effects of transpiration. Use at 20° ± 4° C to minimize volumetric dilution error when using the reported density. Do not pipette from the container. Do not return removed aliquots to container.

- For more information, visit **www.inorganicventures.com/TCT**

Note: This solution contains Silver (Ag), please refer to our Sample Preparation Guide for more information.

https://www.inorganicventures.com/sample-preparation-guide/samples-containing-silver

8.0 HAZARDOUS INFORMATION

- Please refer to the Safety Data Sheet for information regarding this CRM/RM.

9.0 HOMOGENEITY

- This solution was mixed according to an in-house procedure and is guaranteed to be homogeneous. Homogeneity data indicate that the end user should take a minimum sample size of 0.2 mL to assure homogeneity.

10.0 QUALITY STANDARD DOCUMENTATION

10.1 ISO 9001 Quality Management System Registration

- QSR Certificate Number QSR-1034

10.2 ISO/IEC 17025 "General Requirements for the Competence of Testing and Calibration Laboratories"

- Chemical Testing - Accredited / A2LA Certificate Number 883.01

10.3 ISO 17034 "General Requirements for the Competence of Reference Material Producers"

- Reference Material Producer - Accredited / A2LA Certificate Number 883.02

11.0 CERTIFICATION, LOT EXPIRATION AND PERIOD OF VALIDITY

11.1 Certification Issue Date

July 27, 2022

- The certification is valid within the measurement uncertainty specified provided the CRM/RM is stored and handled in accordance with instructions given in Sec 7.1. This certification is nullified if instructions in Sec 7.1 are not followed or if the CRM/RM is damaged, contaminated, or otherwise modified.

11.2 Lot Expiration Date

- July 27, 2027

- The date after which this CRM/RM should not be used.

- The lot expiration date reflects the period of time that the stability of a CRM/RM can be supported by long term stability studies conducted on properly stored and handled CRM/RMs. Lot expiration is limited primarily by transpiration (loss of water from the solution) and infrequently by chemical stability.

11.3 Period of Validity

- Sealed TCT Bag Open Date: _____

- This CRM/RM should not be used longer than one year (or six months in the case of a 30 mL bottle) from the date of opening the aluminized bag or after the date given in Sec. 11.2, whichever comes first. This is contingent upon the CRM/RM being stored and handled in accordance with the instructions given in Sec. 7.1.

12.0 NAMES AND SIGNATURES OF CERTIFYING OFFICERS

Certificate Approved By:

Thomas Kozikowski
Manager, Quality Control



Certifying Officer:

Paul Gaines
Chairman / Senior Technical Director



Absolute Standards, Inc.
800-368-1131
www.absolutestandards.com

Certified Reference Material CRM

R: 01/03/24 M6033

ANAB ISO 17034 Accredited
AR-1539 Certificate Number
https://Absolutestandards.com

945

CERTIFIED WEIGHT REPORT:

Part Number:	**58113**		**Solvent:**	20510011	Nitric Acid
Lot Number:	**011623**				
Description:	**Aluminum (Al)**				
			2%	40.0 (mL)	Nitric Acid
Expiration Date:	011626				
Recommended Storage:	Ambient (20 °C)				
Nominal Concentration (µg/mL):	**10000**				
NIST Test Number:	6UTB	5E-05	Balance Uncertainty		
Weight shown below was diluted to (mL):	2000.02	0.058	Flask Uncertainty		

Lot #

Giovanni Esposito

Formulated By:	Giovanni Esposito	011623
Reviewed By:	Pedro L. Rentas	011623

Compound	RM#	Lot Number	Nominal Conc. (µg/mL)	Purity (%)	Uncertainty Purity (%)	Assay (%)	Target Weight (g)	Actual Weight (g)	Actual Conc. (µg/mL)	Expanded Uncertainty +/- (µg/mL)	SDS Information (Solvent Safety Info. On Attached pg.) CAS#	OSHA PEL (TWA)	LD50	NIST SRM
1. Aluminum nitrate nonahydrate (Al)	IN022	ALM112021A1	10000	99.999	0.10	7.30	273.9779	274.0078	**10001.1**	**20.0**	7784-27-2	2 mg/m3	orl-rat 3671 mg/kg	3101a

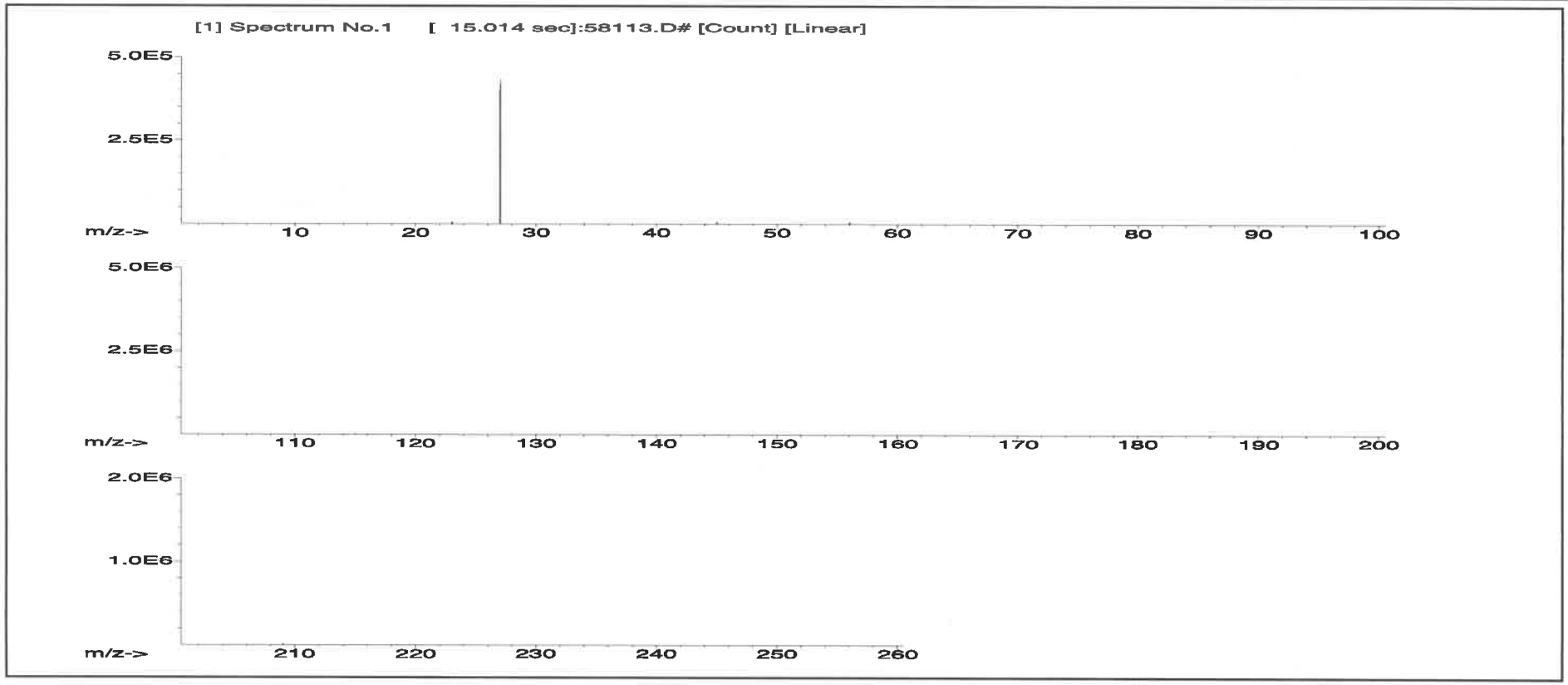

Hydrochloric Acid, 36.5–38.0%
BAKER INSTRA-ANALYZED® Reagent
For Trace Metal Analysis

M6109
M6110
M6111

Received date 9/29/24 Met dig.

avantor™ | J.T.Baker®

Material No.: 9530-33
Batch No.: 22F0762009
Manufactured Date: 2022-05-10
Retest Date: 2027-05-09
Revision No.: 0

Certificate of Analysis

Test	Specification	Result
ACS – Assay (as HCl) (by acid-base titrn)	36.5 – 38.0 %	37.6 %
ACS – Color (APHA)	≤ 10	5
ACS – Residue after Ignition	≤ 3 ppm	< 1 ppm
ACS – Specific Gravity at 60°/60°F	1.185 – 1.192	1.190
ACS – Bromide (Br)	≤ 0.005 %	< 0.005 %
ACS – Extractable Organic Substances	≤ 5 ppm	< 1 ppm
ACS – Free Chlorine (as Cl_2)	≤ 0.5 ppm	< 0.5 ppm
Phosphate (PO_4)	≤ 0.05 ppm	< 0.03 ppm
Sulfate (SO_4)	≤ 0.5 ppm	< 0.3 ppm
Sulfite (SO_3)	≤ 0.8 ppm	0.3 ppm
Ammonium (NH_4)	≤ 3 ppm	< 1 ppm
Trace Impurities – Arsenic (As)	≤ 0.010 ppm	< 0.003 ppm
Trace Impurities – Aluminum (Al)	≤ 10.0 ppb	0.8 ppb
Arsenic and Antimony (as As)	≤ 5.0 ppb	< 3.0 ppb
Trace Impurities – Barium (Ba)	≤ 1.0 ppb	< 0.2 ppb
Trace Impurities – Beryllium (Be)	≤ 1.0 ppb	< 0.2 ppb
Trace Impurities – Bismuth (Bi)	≤ 10.0 ppb	< 1.0 ppb
Trace Impurities – Boron (B)	≤ 20.0 ppb	< 5.0 ppb
Trace Impurities – Cadmium (Cd)	≤ 1.0 ppb	< 0.3 ppb
Trace Impurities – Calcium (Ca)	≤ 50.0 ppb	14.9 ppb
Trace Impurities – Chromium (Cr)	≤ 1.0 ppb	< 0.4 ppb
Trace Impurities – Cobalt (Co)	≤ 1.0 ppb	< 0.3 ppb
Trace Impurities – Copper (Cu)	≤ 1.0 ppb	< 0.1 ppb
Trace Impurities – Gallium (Ga)	≤ 1.0 ppb	< 0.2 ppb
Trace Impurities – Germanium (Ge)	≤ 3.0 ppb	< 2.0 ppb
Trace Impurities – Gold (Au)	≤ 4.0 ppb	0.2 ppb
Heavy Metals (as Pb)	≤ 100 ppb	< 50 ppb
Trace Impurities – Iron (Fe)	≤ 15 ppb	6 ppb

>>> Continued on page 2 >>>

Hydrochloric Acid, 36.5-38.0%
BAKER INSTRA-ANALYZED® Reagent
For Trace Metal Analysis

avantor™ | J.T.Baker®

Material No.: 9530-33
Batch No.: 22F0762009

Test	Specification	Result
Trace Impurities - Lead (Pb)	≤ 1.0 ppb	< 0.5 ppb
Trace Impurities - Lithium (Li)	≤ 1.0 ppb	< 0.2 ppb
Trace Impurities - Magnesium (Mg)	≤ 10.0 ppb	0.8 ppb
Trace Impurities - Manganese (Mn)	≤ 1.0 ppb	< 0.4 ppb
Trace Impurities - Mercury (Hg)	≤ 0.5 ppb	0.1 ppb
Trace Impurities - Molybdenum (Mo)	≤ 10.0 ppb	< 3.0 ppb
Trace Impurities - Nickel (Ni)	≤ 4.0 ppb	< 0.3 ppb
Trace Impurities - Niobium (Nb)	≤ 1.0 ppb	< 0.2 ppb
Trace Impurities - Potassium (K)	≤ 9.0 ppb	< 2.0 ppb
Trace Impurities - Selenium (Se), For Information Only		< 1.0 ppb
Trace Impurities - Silicon (Si)	≤ 100.0 ppb	1.0 ppb
Trace Impurities - Silver (Ag)	≤ 1.0 ppb	< 0.3 ppb
Trace Impurities - Sodium (Na)	≤ 100.0 ppb	0.7 ppb
Trace Impurities - Strontium (Sr)	≤ 1.0 ppb	< 0.2 ppb
Trace Impurities - Tantalum (Ta)	≤ 1.0 ppb	< 0.9 ppb
Trace Impurities - Thallium (Tl)	≤ 5.0 ppb	< 2.0 ppb
Trace Impurities - Tin (Sn)	≤ 5.0 ppb	< 0.8 ppb
Trace Impurities - Titanium (Ti)	≤ 1.0 ppb	0.2 ppb
Trace Impurities - Vanadium (V)	≤ 1.0 ppb	< 0.2 ppb
Trace Impurities - Zinc (Zn)	≤ 5.0 ppb	0.8 ppb
Trace Impurities - Zirconium (Zr)	≤ 1.0 ppb	< 0.1 ppb

>>> Continued on page 3 >>>

Hydrochloric Acid, 36.5–38.0%
BAKER INSTRA-ANALYZED® Reagent
For Trace Metal Analysis

avantor™ | J.T.Baker®

Material No.: 9530-33
Batch No.: 22F0762009

Test	Specification	Result

For Laboratory,Research,or Manufacturing Use
Product Information (not specifications):
Appearance (clear, fuming liquid)
Meets ACS Specifications
Storage Condition: Store below 25 °C.

Country of Origin: USA
Packaging Site: Phillipsburg Mfg Ctr & DC

James T Ethier

Jamie Ethier
Vice President Global Quality

Nitric Acid 69%
CMOS

M6112
M6113
M6114
M6115
M6116
M6117

Receive:
9/29/24
Met dig

avantor™ | J.T.Baker®

Material No.: 9606-03
Batch No.: 24B1362001
Manufactured Date: 2024-01-25
Retest Date: 2029-01-23
Revision No.: 0

Certificate of Analysis

Test	Specification	Result
Assay (HNO_3)	69.0 - 70.0 %	69.6 %
Appearance	Passes Test	Passes Test
Color (APHA)	≤ 10	5
Residue after Ignition	≤ 2 ppm	< 1 ppm
Chloride (Cl)	≤ 0.08 ppm	< 0.03 ppm
Phosphate (PO_4)	≤ 0.10 ppm	< 0.03 ppm
Sulfate (SO_4)	≤ 0.2 ppm	< 0.2 ppm
Trace Impurities - Aluminum (Al)	≤ 40.0 ppb	< 1.0 ppb
Arsenic and Antimony (as As)	≤ 5.0 ppb	< 2.0 ppb
Trace Impurities - Barium (Ba)	≤ 10.0 ppb	< 1.0 ppb
Trace Impurities - Beryllium (Be)	≤ 10.0 ppb	< 1.0 ppb
Trace Impurities - Bismuth (Bi)	≤ 20.0 ppb	< 10.0 ppb
Trace Impurities - Boron (B)	≤ 10.0 ppb	< 5.0 ppb
Trace Impurities - Cadmium (Cd)	≤ 50 ppb	< 1 ppb
Trace Impurities - Calcium (Ca)	≤ 50.0 ppb	< 0.2 ppb
Trace Impurities - Chromium (Cr)	≤ 30.0 ppb	< 1.0 ppb
Trace Impurities - Cobalt (Co)	≤ 10.0 ppb	< 1.0 ppb
Trace Impurities - Copper (Cu)	≤ 10.0 ppb	< 1.0 ppb
Trace Impurities - Gallium (Ga)	≤ 10.0 ppb	< 1.0 ppb
Trace Impurities - Germanium (Ge)	≤ 20 ppb	< 10 ppb
Trace Impurities - Gold (Au)	≤ 20 ppb	< 5 ppb
Heavy Metals (as Pb)	≤ 100 ppb	< 50 ppb
Trace Impurities - Iron (Fe)	≤ 40.0 ppb	< 1.0 ppb
Trace Impurities - Lead (Pb)	≤ 20.0 ppb	< 10.0 ppb
Trace Impurities - Lithium (Li)	≤ 10.0 ppb	< 1.0 ppb
Trace Impurities - Magnesium (Mg)	≤ 20 ppb	< 1 ppb
Trace Impurities - Manganese (Mn)	≤ 10.0 ppb	< 1.0 ppb
Trace Impurities - Nickel (Ni)	≤ 20.0 ppb	< 5.0 ppb

>>> Continued on page 2 >>>

Nitric Acid 69%
CMOS

avantor™ | J.T.Baker®

Material No.: 9606-03
Batch No.: 24B1362001

Test	Specification	Result
Trace Impurities – Niobium (Nb)	≤ 50.0 ppb	< 1.0 ppb
Trace Impurities – Potassium (K)	≤ 50 ppb	< 10 ppb
Trace Impurities – Silicon (Si)	≤ 50 ppb	< 10 ppb
Trace Impurities – Silver (Ag)	≤ 20.0 ppb	< 1.0 ppb
Trace Impurities – Sodium (Na)	≤ 150.0 ppb	< 5.0 ppb
Trace Impurities – Strontium (Sr)	≤ 30.0 ppb	< 1.0 ppb
Trace Impurities – Tantalum (Ta)	≤ 10.0 ppb	< 5.0 ppb
Trace Impurities – Thallium (Tl)	≤ 10.0 ppb	< 5.0 ppb
Trace Impurities – Tin (Sn)	≤ 20.0 ppb	< 10.0 ppb
Trace Impurities – Titanium (Ti)	≤ 10.0 ppb	< 1.0 ppb
Trace Impurities – Vanadium (V)	≤ 10.0 ppb	< 1.0 ppb
Trace Impurities – Zinc (Zn)	≤ 20.0 ppb	< 1.0 ppb
Trace Impurities – Zirconium (Zr)	≤ 10.0 ppb	< 1.0 ppb
Particle Count – 0.5 µm and greater	≤ 60 par/ml	3 par/ml
Particle Count – 1.0 µm and greater	≤ 10 par/ml	1 par/ml

>>> Continued on page 3 >>>

Nitric Acid 69%
CMOS

avantor™ | J.T.Baker®

Material No.: 9606-03
Batch No.: 24B1362001

Test	Specification	Result

For Microelectronic Use

Country of Origin: USA
Packaging Site: Phillipsburg Mfg Ctr & DC

Ken Koehnlein
Sr. Manager, Quality Assurance

Hydrochloric Acid, 36.5-38.0%
BAKER INSTRA-ANALYZED® Reagent
For Trace Metal Analysis

avantor™ | J.T.Baker®

R → 10/13/24
Met dig

M 6121

Material No.: 9530-33
Batch No.: 0000275677
Manufactured Date: 2020/12/16
Retest Date: 2025/12/15
Revision No: 1

Certificate of Analysis

Test	Specification	Result
ACS - Assay (as HCl) (by acid-base titrn)	36.5 - 38.0 %	37.6
ACS - Color (APHA)	<= 10	5
ACS - Residue after Ignition	<= 3 ppm	1
ACS - Specific Gravity at 60°/60°F	1.185 - 1.192	1.190
ACS - Bromide (Br)	<= 0.005 %	< 0.005
ACS - Extractable Organic Substances	<= 5 ppm	1
ACS - Free Chlorine (as Cl_2)	<= 0.5 ppm	< 0.5
Phosphate (PO_4)	<= 0.05 ppm	< 0.03
Sulfate (SO_4)	<= 0.5 ppm	< 0.3
Sulfite (SO_3)	<= 0.8 ppm	0.3
Ammonium (NH_4)	<= 3 ppm	< 1
Trace Impurities - Arsenic (As)	<= 0.010 ppm	< 0.003
Trace Impurities - Aluminum (Al)	<= 10.0 ppb	< 0.2
Arsenic and Antimony (as As)	<= 5 ppb	< 3
Trace Impurities - Barium (Ba)	<= 1.0 ppb	< 0.2
Trace Impurities - Beryllium (Be)	<= 1.0 ppb	< 0.2
Trace Impurities - Bismuth (Bi)	<= 10.0 ppb	< 1.0
Trace Impurities - Boron (B)	<= 20.0 ppb	< 5.0
Trace Impurities - Cadmium (Cd)	<= 1.0 ppb	< 0.3
Trace Impurities - Calcium (Ca)	<= 50.0 ppb	29.7
Trace Impurities - Chromium (Cr)	<= 1.0 ppb	< 0.4
Trace Impurities - Cobalt (Co)	<= 1.0 ppb	< 0.3
Trace Impurities - Copper (Cu)	<= 1.0 ppb	< 0.1
Trace Impurities - Gallium (Ga)	<= 1.0 ppb	< 0.2

For questions on this Certificate of Analysis please contact Technical Services at 855.282.6867 or +1.610.386.1700
Avantor Performance Materials, LLC
100 Matsonford Rd, Suite 200, Radnor, PA 19087. U.S.A. Phone: 610.386.1700

952

Material No.: 9530-33
Batch No.: 0000275677

Test	Specification	Result
Trace Impurities - Germanium (Ge)	<= 3.0 ppb	< 2.0
Trace Impurities - Gold (Au)	<= 4.0 ppb	< 0.2
Heavy Metals (as Pb)	<= 100 ppb	< 50
Trace Impurities - Iron (Fe)	<= 15.0 ppb	<1
Trace Impurities - Lead (Pb)	<= 1.0 ppb	< 0.5
Trace Impurities - Lithium (Li)	<= 1.0 ppb	0.2
Trace Impurities - Magnesium (Mg)	<= 10.0 ppb	0.4
Trace Impurities - Manganese (Mn)	<= 1.0 ppb	< 0.4
Trace Impurities - Mercury (Hg)	<= 0.5 ppb	0.1
Trace Impurities - Molybdenum (Mo)	<= 10.0 ppb	< 5.0
Trace Impurities - Nickel (Ni)	<= 4.0 ppb	< 0.3
Trace Impurities - Niobium (Nb)	<= 1.0 ppb	< 0.2
Trace Impurities - Potassium (K)	<= 9.0 ppb	< 2.0
Trace Impurities - Selenium (Se), For Information Only	ppb	1.0
Trace Impurities - Silicon (Si)	<= 100.0 ppb	< 10.0
Trace Impurities - Silver (Ag)	<= 1.0 ppb	< 0.3
Trace Impurities - Sodium (Na)	<= 100.0 ppb	< 5.0
Trace Impurities - Strontium (Sr)	<= 1.0 ppb	< 0.2
Trace Impurities - Tantalum (Ta)	<= 1.0 ppb	< 0.9
Trace Impurities - Thallium (Tl)	<= 5.0 ppb	< 2.0
Trace Impurities - Tin (Sn)	<= 5.0 ppb	< 0.8
Trace Impurities - Titanium (Ti)	<= 1.0 ppb	0.2
Trace Impurities - Vanadium (V)	<= 1.0 ppb	< 0.2
Trace Impurities - Zinc (Zn)	<= 5.0 ppb	0.3
Trace Impurities - Zirconium (Zr)	<= 1.0 ppb	< 0.1

For Laboratory, Research or Manufacturing Use
Product Information (not specifications):
Appearance (clear, fuming liquid)
Meets ACS Specifications

Country of Origin: US
Packaging Site: Phillipsburg Mfg Ctr & DC



Jamie Ethier
Vice President Global Quality

For questions on this Certificate of Analysis please contact Technical Services at 855.282.6867 or +1.610.386.1700
Avantor Performance Materials, LLC
100 Matsonford Rd, Suite 200, Radnor, PA 19087. U.S.A. Phone: 610.386.1700

953

M6125 Receive -> 11/22/24

CORCO CHEMICAL CORPORATION

Manufacturers of ACS Reagents and Semiconductor Grade Chemicals

Office and Plant
299 Cedar Lane
Fairless Hills, PA 19030

Phone: 215-295-5006
Fax: 215-295-0781

Hydrogen Peroxide 30%, ACS

Reagent Grade

SPECIFICATION	MAXIMUM LIMITS
Appearance	Colorless and free from suspended matter or sediment
Assay	29-32%
Color (APHA)	10
Residue after Evaporation	0.002%
Titratable Acid	0.0006 meq/g
Chloride (Cl)	3 ppm
Nitrate (NO_3)	2 ppm
Phosphate	2 ppm
Sulfate (SO_4)	5 ppm
Ammonium (NH_4)	5 ppm
Heavy Metals (as Pb)	1 ppm
Iron (Fe)	0.5 ppm

Nitric Acid 69%
CMOS

avantor™ | J.T.Baker®

R -> 11/12/24

Material No.: 9606-03
Batch No.: 24D1062002
Manufactured Date: 2024-03-26
Retest Date: 2029-03-25
Revision No.: 0

M6126

Certificate of Analysis

Test	Specification	Result
Assay (HNO_3)	69.0 - 70.0 %	69.7 %
Appearance	Passes Test	Passes Test
Color (APHA)	≤ 10	5
Residue after Ignition	≤ 2 ppm	1 ppm
Chloride (Cl)	≤ 0.08 ppm	< 0.03 ppm
Phosphate (PO_4)	≤ 0.10 ppm	< 0.03 ppm
Sulfate (SO_4)	≤ 0.2 ppm	< 0.2 ppm
Trace Impurities - Aluminum (Al)	≤ 40.0 ppb	< 1.0 ppb
Arsenic and Antimony (as As)	≤ 5.0 ppb	< 2.0 ppb
Trace Impurities - Barium (Ba)	≤ 10.0 ppb	< 1.0 ppb
Trace Impurities - Beryllium (Be)	≤ 10.0 ppb	< 1.0 ppb
Trace Impurities - Bismuth (Bi)	≤ 20.0 ppb	< 10.0 ppb
Trace Impurities - Boron (B)	≤ 10.0 ppb	< 5.0 ppb
Trace Impurities - Cadmium (Cd)	≤ 50 ppb	< 1 ppb
Trace Impurities - Calcium (Ca)	≤ 50.0 ppb	2.3 ppb
Trace Impurities - Chromium (Cr)	≤ 30.0 ppb	< 1.0 ppb
Trace Impurities - Cobalt (Co)	≤ 10.0 ppb	< 1.0 ppb
Trace Impurities - Copper (Cu)	≤ 10.0 ppb	< 1.0 ppb
Trace Impurities - Gallium (Ga)	≤ 10.0 ppb	< 1.0 ppb
Trace Impurities - Germanium (Ge)	≤ 20 ppb	< 10 ppb
Trace Impurities - Gold (Au)	≤ 20 ppb	< 5 ppb
Heavy Metals (as Pb)	≤ 100 ppb	100 ppb
Trace Impurities - Iron (Fe)	≤ 40.0 ppb	< 1.0 ppb
Trace Impurities - Lead (Pb)	≤ 20.0 ppb	< 10.0 ppb
Trace Impurities - Lithium (Li)	≤ 10.0 ppb	< 1.0 ppb
Trace Impurities - Magnesium (Mg)	≤ 20 ppb	< 1 ppb
Trace Impurities - Manganese (Mn)	≤ 10.0 ppb	< 1.0 ppb
Trace Impurities - Nickel (Ni)	≤ 20.0 ppb	< 5.0 ppb

>>> Continued on page 2 >>>

Nitric Acid 69%
CMOS

avantor™ | J.T.Baker®

Material No.: 9606-03
Batch No.: 24D1062002

Test	Specification	Result

For Microelectronic Use

Country of Origin: USA
Packaging Site: Phillipsburg Mfg Ctr & DC

Jamie Croak
Director Quality Operations, Bioscience Production

Absolute Standards, Inc.
800-368-1131
www.absolutestandards.com

Certified Reference Material CRM

R: 01/03/24 M5806, M5807

ANAB ISO 17034 Accredited
AR-1539 Certificate Number
https://Absolutestandards.com

958

CERTIFIED WEIGHT REPORT:

Part Number: 58111
Lot Number: 122223
Description: Sodium (Na)

Expiration Date: 122226
Recommended Storage: Ambient (20 °C)
Nominal Concentration (µg/mL): 10000
NIST Test Number: 6UTB

Weight shown below was diluted to (mL): 3000.4 ± 0.06 Flask Uncertainty

	Lot #		
Solvent:	24002546	Nitric Acid	
2%	60.0 (mL)	Nitric Acid	

5E-05 Balance Uncertainty

Aleah O'Brady

Formulated By: Aleah O'Brady 122223

Reviewed By: Pedro L. Rentas 122223

Compound	RM#	Lot Number	Nominal Conc. (µg/mL)	Purity (%)	Uncertainty Purity (%)	Assay (%)	Target Weight (g)	Actual Weight (g)	Actual Conc. (µg/mL)	Expanded Uncertainty +/- (µg/mL)	SDS Information (Solvent Safety Info. On Attached pg.) CAS#	OSHA PEL (TWA)	LD50	NIST SRM
1. Sodium nitrate (Na)	IN036	NAV012015I1	10000	99.999	0.10	26.9	111.5406	111.5479	**10000.7**	**20.0**	7631-99-4	5 mg/m3	orl-rat 3430 mg/kg	3152a

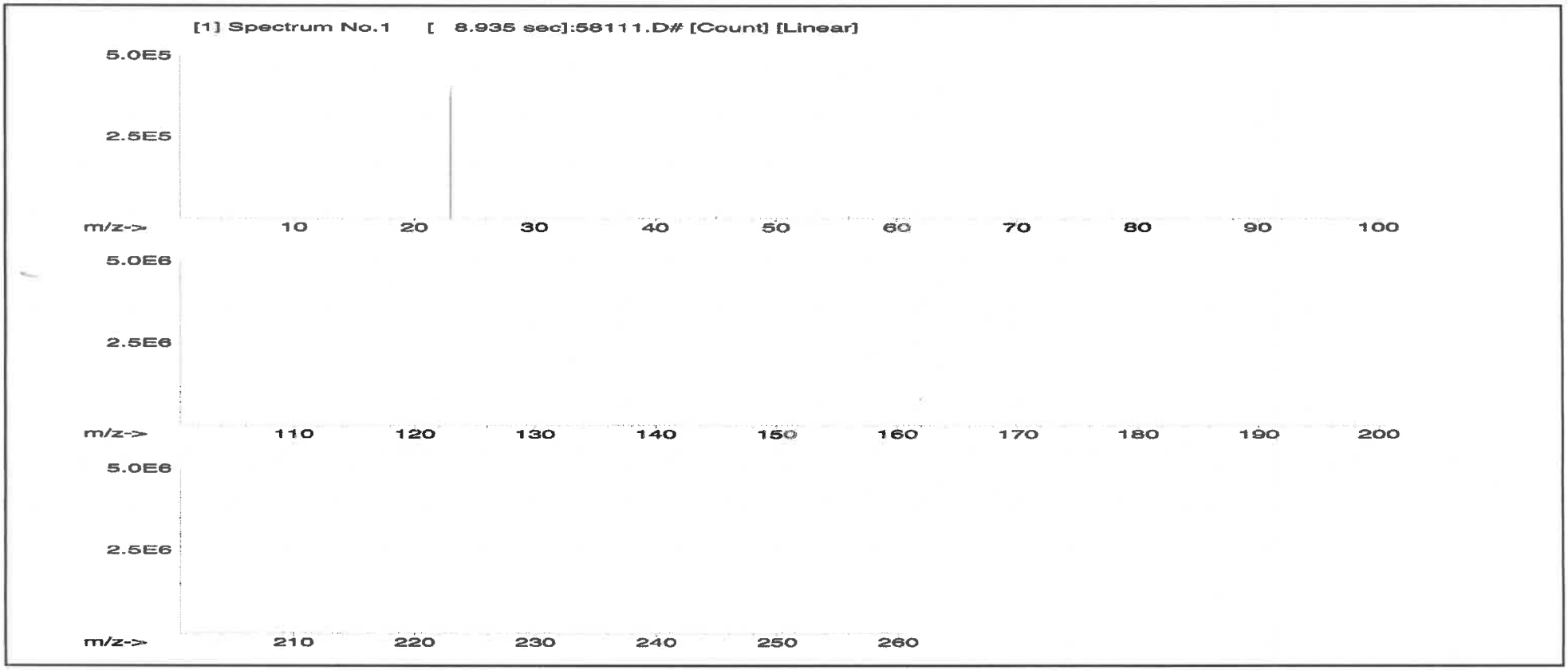

959

Instrumental Analysis by Inductively Coupled Plasma Mass Spectrometry (ICP-MS):

Trace Metals Verification by ICP-MS (µg/mL)

Al	<0.02	Cd	<0.02	Dy	<0.02	Hf	<0.02	Li	<0.02	Ni	<0.02	Pr	<0.02	Se	<0.2	Tb	<0.02	W	<0.02
Sb	<0.02	Ca	<0.2	Er	<0.02	Ho	<0.02	Lu	<0.02	Nb	<0.02	Re	<0.02	Si	<0.02	Te	<0.02	U	<0.02
As	<0.2	Ce	<0.02	Eu	<0.02	In	<0.02	Mg	<0.01	Os	<0.02	Rh	<0.02	Ag	<0.02	Tl	<0.02	V	<0.02
Ba	<0.02	Cs	<0.02	Gd	<0.02	Ir	<0.02	Mn	<0.02	Pd	<0.02	Rb	<0.02	Na	T	Th	<0.02	Yb	<0.02
Be	<0.01	Cr	<0.02	Ga	<0.02	Fe	<0.2	Hg	<0.2	P	<0.02	Ru	<0.02	Sr	<0.02	Tm	<0.02	Y	<0.02
Bi	<0.02	Co	<0.02	Ge	<0.02	La	<0.02	Mo	<0.02	Pt	<0.02	Sm	<0.02	S	<0.02	Sn	<0.02	Zn	<0.02
B	<0.02	Cu	<0.02	Au	<0.02	Pb	<0.02	Nd	<0.02	K	<0.2	Sc	<0.02	Ta	<0.02	Ti	<0.02	Zr	<0.02

(T) = Target analyte

Physical Characterization:

Homogeneity: No heterogeneity was observed in the preparation of this standard.

Certified by:



* The certified value is the concentration calculated from gravimetric and volumetric measurements unless otherwise stated.
* Purified acids, 18.2 megohm deionized water, calibrated Class A glassware and the highest purity raw materials are used in the preparation of all standards.
* All standard containers are meticulously cleaned prior to use.
* Standards are prepared gravimetrically using balances that are calibrated with weights traceable to NIST (see above).
* Standards are certifed (+/-) 0.5% of the stated value, unless otherwise stated.
* All Standards should be stored with caps tight and under appropriate laboratory conditions.
* Uncertainty Reference: Taylor, B.N. and Kuyat, C.E., "Guidelines for Evaluating and Expressing the Uncertainty of NIST Measurement Result," NIST Technical Note 1297, U.S. Government Printing Office, Washington, D.C. (1994).

Absolute Standards, Inc.
800-368-1131
www.absolutestandards.com

Certified Reference Material CRM

ANAB ISO 17034 Accredited
AR-1539 Certificate Number
https://Absolutestandards.com

R: 01/03/24 M5802, M5803

960

CERTIFIED WEIGHT REPORT:

		Lot #	Solvent:	
Part Number:	**57051**	24002546	Nitric Acid	
Lot Number:	**120523**			
Description:	**Antimony (Sb)**			
		2.0%	60.0 (mL)	Nitric Acid
Expiration Date:	120526			
Recommended Storage:	Ambient (20 °C)			
Nominal Concentration (µg/mL):	**1000**			
NIST Test Number:	6UTB	5E-05	Balance Uncertainty	
Volume shown below was diluted to (mL):	3000.41	0.058	Flask Uncertainty	

Formulated By:	Lawrence Barry	120523
Reviewed By:	Pedro L. Rentas	120523

Compound	Part Number	Lot Number	Dilution Factor	Initial Vol. (mL)	Uncertainty Pipette (mL)	Nominal Conc. (µg/mL)	Initial Conc. (µg/mL)	Final Conc. (µg/mL)	Expanded Uncertainty +/- (µg/mL)	SDS Information (Solvent Safety Info. On Attached pg.) CAS#	OSHA PEL (TWA)	LD50	NIST SRM
1. Antimony (Sb)	58151	100923	0.1000	300.0	0.084	1000	10001.4	**1000.0**	2.1	7440-36-0	0.5 mg/m3	orl-rat 7000 mg/kg	3102a

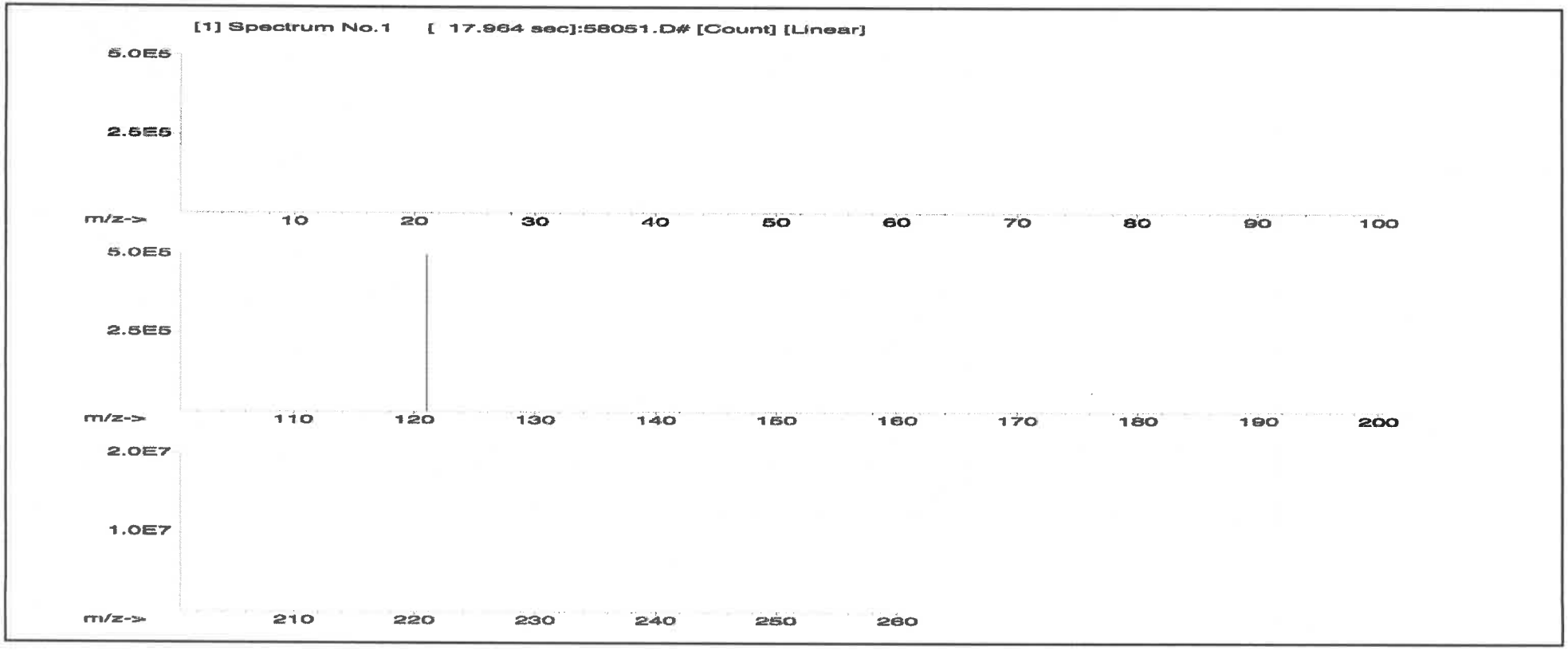

961

Instrumental Analysis by Inductively Coupled Plasma Mass Spectrometry (ICP-MS):

Trace Metals Verification by ICP-MS (µg/mL)																	
Al	<0.02	Cd	<0.02	Dy	<0.02	Hf	<0.02	Li	<0.02	Ni	<0.02	Pr	<0.02	Se	<0.2	Tb	<0.02	W	<0.02
Sb	T	Ca	<0.2	Er	<0.02	Ho	<0.02	Lu	<0.02	Nb	<0.02	Re	<0.02	Si	<0.02	Te	<0.02	U	<0.02
As	<0.2	Ce	<0.02	Eu	<0.02	In	<0.02	Mg	<0.01	Os	<0.02	Rh	<0.02	Ag	<0.02	Tl	<0.02	V	<0.02
Ba	<0.02	Cs	<0.02	Gd	<0.02	Ir	<0.02	Mn	<0.02	Pd	<0.02	Rb	<0.02	Na	<0.2	Th	<0.02	Yb	<0.02
Be	<0.01	Cr	<0.02	Ga	<0.02	Fe	<0.2	Hg	<0.2	P	<0.02	Ru	<0.02	Sr	<0.02	Tm	<0.02	Y	<0.02
Bi	<0.02	Co	<0.02	Ge	<0.02	La	<0.02	Mo	<0.02	Pt	<0.02	Sm	<0.02	S	<0.02	Sn	<0.02	Zn	<0.02
B	<0.02	Cu	<0.02	Au	<0.02	Pb	<0.02	Nd	<0.02	K	<0.2	Sc	<0.02	Ta	<0.02	Ti	<0.02	Zr	<0.02

(T) = Target analyte

Physical Characterization:

Homogeneity: No heterogeneity was observed in the preparation of this standard.

Certified by:

* The certified value is the concentration calculated from gravimetric and volumetric measurements unless otherwise stated.
* Purified acids, 18.2 megohm deionized water, calibrated Class A glassware and the highest purity raw materials are used in the preparation of all standards.
* All standard containers are meticulously cleaned prior to use.
* Standards are prepared gravimetrically using balances that are calibrated with weights traceable to NIST (see above).
* Standards are certifed (+/-) 0.5% of the stated value, unless otherwise stated.
* All Standards should be stored with caps tight and under appropriate laboratory conditions.
* Uncertainty Reference: Taylor, B.N. and Kuyat, C.E., "Guidelines for Evaluating and Expressing the Uncertainty of NIST Measurement Result," NIST Technical Note 1297, U.S. Government Printing Office, Washington, D.C. (1994).

Absolute Standards, Inc.
800-368-1131
www.absolutestandards.com

Certified Reference Material CRM

M6030

R: 8/5/24

ANAB ISO 17034 Accredited
AR-1539 Certificate Number
https://Absolutestandards.com

962

CERTIFIED WEIGHT REPORT:

Part Number: 57047
Lot Number: 122823
Description: Silver (Ag)

Expiration Date: 122826
Recommended Storage: Ambient (20 °C)
Nominal Concentration (µg/mL): 1000
NIST Test Number: 6UTB

Weight shown below was diluted to (mL): 4000.30 0.058 Flask Uncertainty

	Lot #		
Solvent:	24002546	Nitric Acid	
2%	80.0 (mL)	Nitric Acid	

5E-05 Balance Uncertainty

Formulated By:	Benson Chan	122823
Reviewed By:	Pedro L. Rentas	122823

Compound	RM#	Lot Number	Nominal Conc. (µg/mL)	Purity (%)	Uncertainty Purity (%)	Assay (%)	Target Weight (g)	Actual Weight (g)	Actual Conc. (µg/mL)	Expanded Uncertainty +/- (µg/mL)	SDS Information (Solvent Safety Info. On Attached pg.) CAS#	OSHA PEL (TWA)	LD50	NIST SRM
1. Silver nitrate (Ag)	IN035	J0612AGA1	1000.0	99.9999	0.10	63.7	6.27992	6.27998	**1000.0**	**2.0**	7761-88-8	10 ug/m3	NA	3151

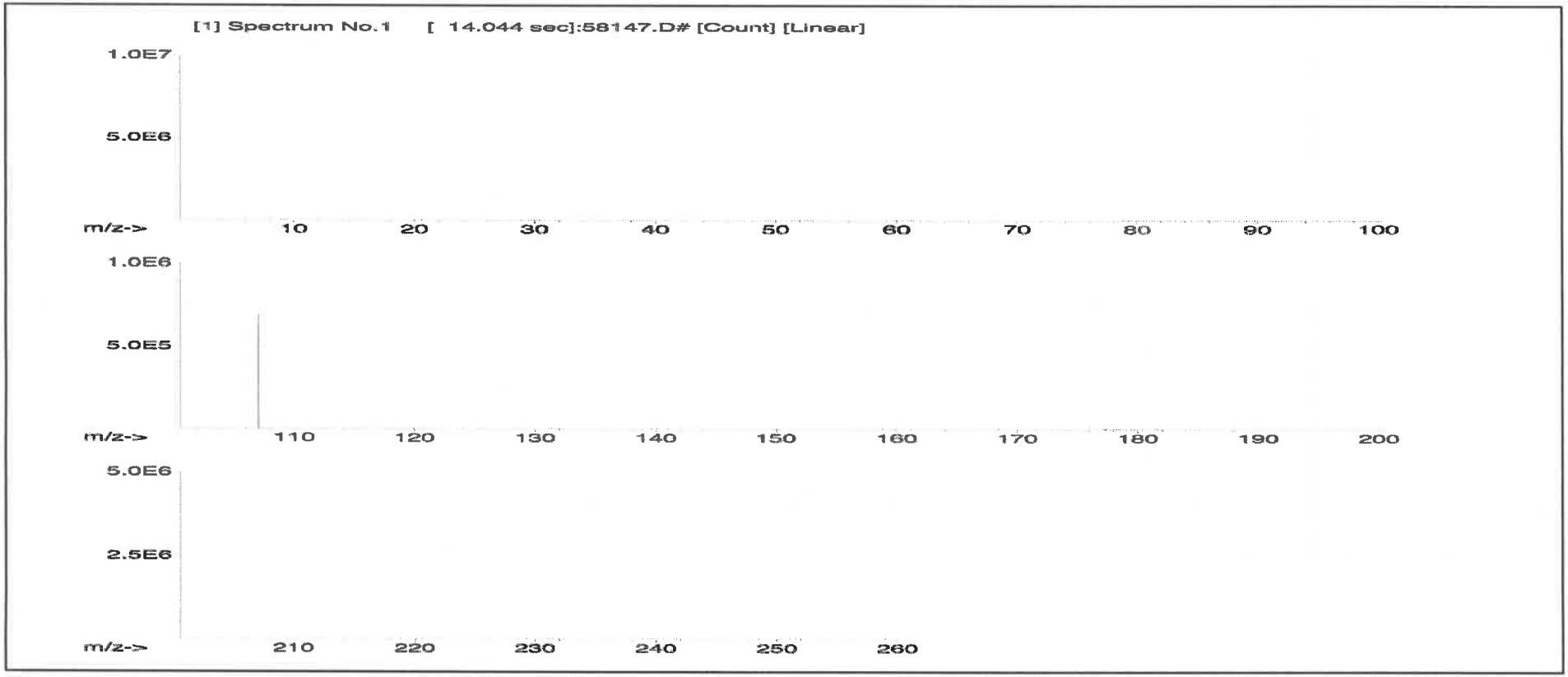

963

Instrumental Analysis by Inductively Coupled Plasma Mass Spectrometry (ICP-MS):

Trace Metals Verification by ICP-MS (µg/mL)																	
Al	<0.02	Cd	<0.02	Dy	<0.02	Hf	<0.02	Li	<0.02	Ni	<0.02	Pr	<0.02	Se	<0.2	Tb	<0.02	W	<0.02
Sb	<0.02	Ca	<0.2	Er	<0.02	Ho	<0.02	Lu	<0.02	Nb	<0.02	Re	<0.02	Si	<0.02	Te	<0.02	U	<0.02
As	<0.2	Ce	<0.02	Eu	<0.02	In	<0.02	Mg	<0.01	Os	<0.02	Rh	<0.02	Ag	T	Tl	<0.02	V	<0.02
Ba	<0.02	Cs	<0.02	Gd	<0.02	Ir	<0.02	Mn	<0.02	Pd	<0.02	Rb	<0.02	Na	<0.2	Th	<0.02	Yb	<0.02
Be	<0.01	Cr	<0.02	Ga	<0.02	Fe	<0.2	Hg	<0.2	P	<0.02	Ru	<0.02	Sr	<0.02	Tm	<0.02	Y	<0.02
Bi	<0.02	Co	<0.02	Ge	<0.02	La	<0.02	Mo	<0.02	Pt	<0.02	Sm	<0.02	S	<0.02	Sn	<0.02	Zn	<0.02
B	<0.02	Cu	<0.02	Au	<0.02	Pb	<0.02	Nd	<0.02	K	<0.2	Sc	<0.02	Ta	<0.02	Ti	<0.02	Zr	<0.02

(T)= Target analyte

Physical Characterization:

Homogeneity: No heterogeneity was observed in the preparation of this standard.

Certified by:

* The certified value is the concentration calculated from gravimetric and volumetric measurements unless otherwise stated.
* Purified acids, 18.2 megohm deionized water, calibrated Class A glassware and the highest purity raw materials are used in the preparation of all standards.
* All standard containers are meticulously cleaned prior to use.
* Standards are prepared gravimetrically using balances that are calibrated with weights traceable to NIST (see above).
* Standards are certifed (+/-) 0.5% of the stated value, unless otherwise stated.
* All Standards should be stored with caps tight and under appropriate laboratory conditions.
* Uncertainty Reference: Taylor, B.N. and Kuyat, C.E., "Guidelines for Evaluating and Expressing the Uncertainty of NIST Measurement Result," NIST Technical Note 1297, U.S. Government Printing Office, Washington, D.C. (1994).

Absolute Standards, Inc.
800-368-1131
www.absolutestandards.com

Certified Reference Material CRM

R: 03/16/23 M5473, M5474, M5475, M5476

ANAB ISO 17034 Accredited
AR-1539 Certificate Number
https://Absolutestandards.com

964

CERTIFIED WEIGHT REPORT:

Part Number:	**56138**		**Lot #**		
Lot Number:	**082922**	**Solvent:**	20510011	Nitric Acid	
Description:	**Strontium (Sr)**	2%	20.0 (mL)	Nitric Acid	
Expiration Date:	082925				
Recommended Storage:	Ambient (20 °C)				
Nominal Concentration (µg/mL):	**10000**				
NIST Test Number:	6UTB	5E-05	Balance Uncertainty		
Weight shown below was diluted to (mL):	1000.12	0.058	Flask Uncertainty		

Formulated By:	Lawrence Barry	082922
Reviewed By:	Pedro L. Rentas	082922

Compound	RM#	Lot Number	Nominal Conc. (µg/mL)	Purity (%)	Uncertainty Purity (%)	Assay (%)	Target Weight (g)	Actual Weight (g)	**Actual Conc. (µg/mL)**	Expanded Uncertainty +/- (µg/mL)	SDS Information (Solvent Safety Info. On Attached pg.) CAS#	OSHA PEL (TWA)	LD50	NIST SRM
1. Strontium nitrate (Sr)	IN017	SRZ022018A1	10000	99.997	0.10	41.2	24.2756	24.2758	**10000.1**	**20.0**	10042-76-9	NA	orl-rat >2000mg/kg	3153a

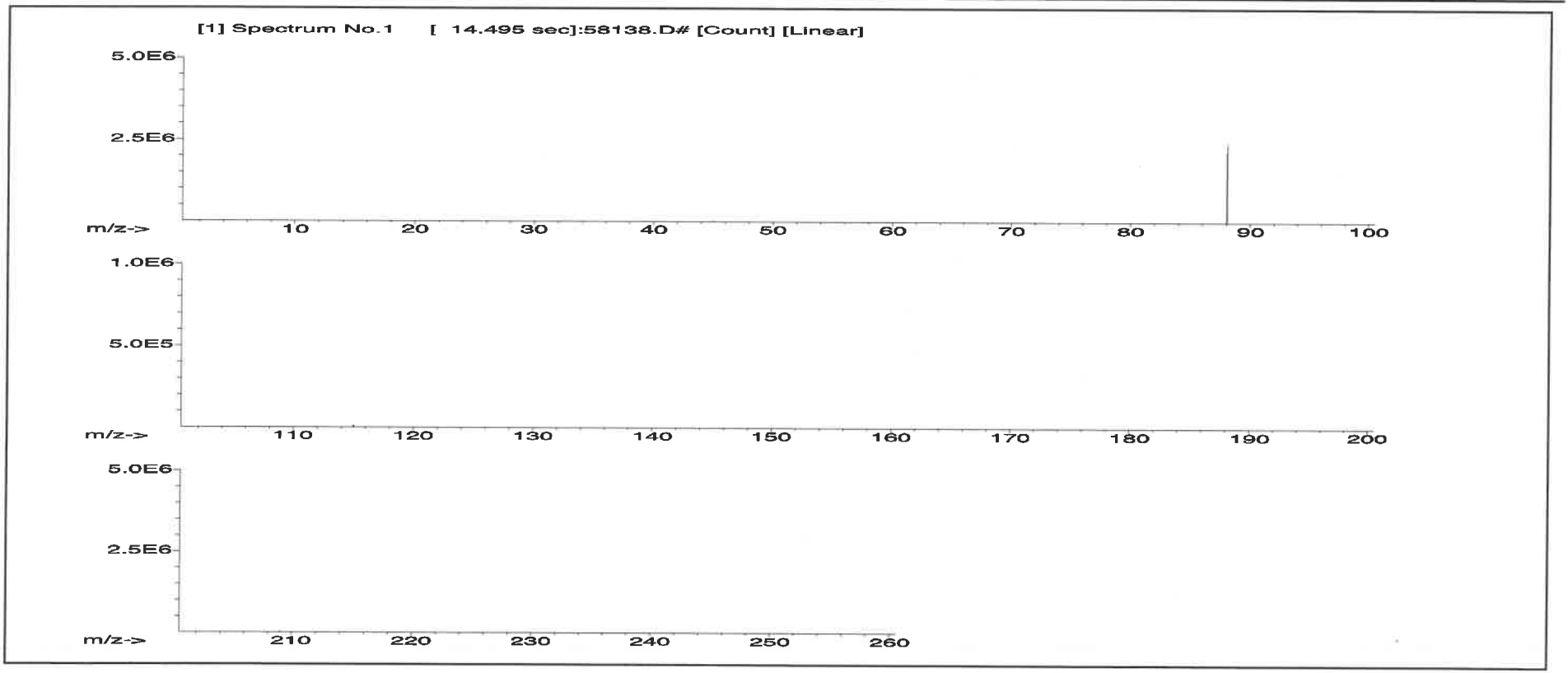

Instrumental Analysis by Inductively Coupled Plasma Mass Spectroscopy (ICP-MS):

Trace Metals Verification by ICP-MS (µg/mL)																	
Al	<0.02	Cd	<0.02	Dy	<0.02	Hf	<0.02	Li	<0.02	Ni	<0.02	Pr	<0.02	Se	<0.2	Tb	<0.02	W	<0.02
Sb	<0.02	Ca	<0.2	Er	<0.02	Ho	<0.02	Lu	<0.02	Nb	<0.02	Re	<0.02	Si	<0.02	Te	<0.02	U	<0.02
As	<0.2	Ce	<0.02	Eu	<0.02	In	<0.02	Mg	<0.01	Os	<0.02	Rh	<0.02	Ag	<0.02	Tl	<0.02	V	<0.02
Ba	<0.02	Cs	<0.02	Gd	<0.02	Ir	<0.02	Mn	<0.02	Pd	<0.02	Rb	<0.02	Na	<0.2	Th	<0.02	Yb	<0.02
Be	<0.01	Cr	<0.02	Ga	<0.02	Fe	<0.2	Hg	<0.2	P	<0.02	Ru	<0.02	Sr	T	Tm	<0.02	Y	<0.02
Bi	<0.02	Co	<0.02	Ge	<0.02	La	<0.02	Mo	<0.02	Pt	<0.02	Sm	<0.02	S	<0.02	Sn	<0.02	Zn	<0.02
B	<0.02	Cu	<0.02	Au	<0.02	Pb	<0.02	Nd	<0.02	K	<0.2	Sc	<0.02	Ta	<0.02	Ti	<0.02	Zr	<0.02

(T)= Target analyte

Physical Characterization:

Certified by:

Homogeneity: No heterogeneity was observed in the preparation of this standard.

* The certified value is the concentration calculated from gravimetric and volumetric measurements unless otherwise stated.
* Purified acids, 18.2 megohm deionized water, calibrated Class A glassware and the highest purity raw materials are used in the preparation of all standards.
* All standard containers are meticulously cleaned prior to use.
* Standards are prepared gravimetrically using balances that are calibrated with weights traceable to NIST (see above).
* Standards are certifed (+/-) 0.5% of the stated value, unless otherwise stated.
* All Standards should be stored with caps tight and under appropriate laboratory conditions.
* Uncertainty Reference: Taylor, B.N. and Kuyat, C.E., "Guidelines for Evaluating and Expressing the Uncertainty of NIST Measurement Result," NIST Technical Note 1297, U.S. Government Printing Office, Washington, D.C. (1994).

Absolute Standards, Inc.
800-368-1131
www.absolutestandards.com

Certified Reference Material CRM

R: 03/16/23 M5473, M5474, M5475, M5476

ANAB ISO 17034 Accredited
AR-1539 Certificate Number
https://Absolutestandards.com

996

CERTIFIED WEIGHT REPORT:

Part Number:	**56138**		**Lot #**		
Lot Number:	**082922**	**Solvent:**	20510011	Nitric Acid	
Description:	**Strontium (Sr)**	2%	20.0 (mL)	Nitric Acid	
Expiration Date:	082925				
Recommended Storage:	Ambient (20 °C)				
Nominal Concentration (µg/mL):	**10000**				
NIST Test Number:	6UTB	5E-05	Balance Uncertainty		
Weight shown below was diluted to (mL):	1000.12	0.058	Flask Uncertainty		

Formulated By:	Lawrence Barry	082922
Reviewed By:	Pedro L. Rentas	082922

Compound	RM#	Lot Number	Nominal Conc. (µg/mL)	Purity (%)	Uncertainty Purity (%)	Assay (%)	Target Weight (g)	Actual Weight (g)	**Actual Conc. (µg/mL)**	Expanded Uncertainty +/- (µg/mL)	SDS Information (Solvent Safety Info. On Attached pg.) CAS#	OSHA PEL (TWA)	LD50	NIST SRM
1. Strontium nitrate (Sr)	IN017	SRZ022018A1	10000	99.997	0.10	41.2	24.2756	24.2758	**10000.1**	**20.0**	10042-76-9	NA	orl-rat >2000mg/kg	3153a

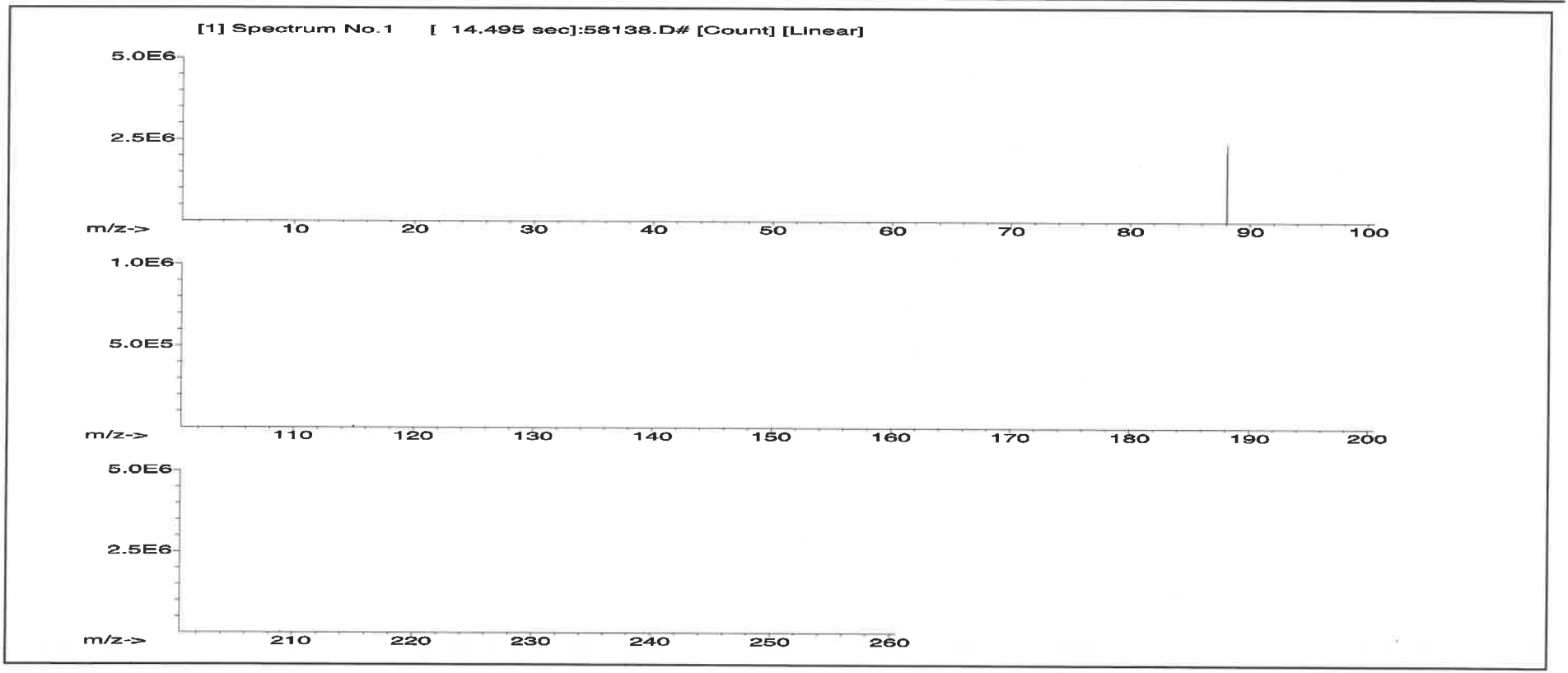

Instrumental Analysis by Inductively Coupled Plasma Mass Spectroscopy (ICP-MS):

Trace Metals Verification by ICP-MS (µg/mL)																	
Al	<0.02	Cd	<0.02	Dy	<0.02	Hf	<0.02	Li	<0.02	Ni	<0.02	Pr	<0.02	Se	<0.2	Tb	<0.02	W	<0.02
Sb	<0.02	Ca	<0.2	Er	<0.02	Ho	<0.02	Lu	<0.02	Nb	<0.02	Re	<0.02	Si	<0.02	Te	<0.02	U	<0.02
As	<0.2	Ce	<0.02	Eu	<0.02	In	<0.02	Mg	<0.01	Os	<0.02	Rh	<0.02	Ag	<0.02	Tl	<0.02	V	<0.02
Ba	<0.02	Cs	<0.02	Gd	<0.02	Ir	<0.02	Mn	<0.02	Pd	<0.02	Rb	<0.02	Na	<0.2	Th	<0.02	Yb	<0.02
Be	<0.01	Cr	<0.02	Ga	<0.02	Fe	<0.2	Hg	<0.2	P	<0.02	Ru	<0.02	Sr	T	Tm	<0.02	Y	<0.02
Bi	<0.02	Co	<0.02	Ge	<0.02	La	<0.02	Mo	<0.02	Pt	<0.02	Sm	<0.02	S	<0.02	Sn	<0.02	Zn	<0.02
B	<0.02	Cu	<0.02	Au	<0.02	Pb	<0.02	Nd	<0.02	K	<0.2	Sc	<0.02	Ta	<0.02	Ti	<0.02	Zr	<0.02

(T)= Target analyte

Physical Characterization:

Certified by:

Homogeneity: No heterogeneity was observed in the preparation of this standard.

* The certified value is the concentration calculated from gravimetric and volumetric measurements unless otherwise stated.
* Purified acids, 18.2 megohm deionized water, calibrated Class A glassware and the highest purity raw materials are used in the preparation of all standards.
* All standard containers are meticulously cleaned prior to use.
* Standards are prepared gravimetrically using balances that are calibrated with weights traceable to NIST (see above).
* Standards are certifed (+/-) 0.5% of the stated value, unless otherwise stated.
* All Standards should be stored with caps tight and under appropriate laboratory conditions.
* Uncertainty Reference: Taylor, B.N. and Kuyat, C.E., "Guidelines for Evaluating and Expressing the Uncertainty of NIST Measurement Result," NIST Technical Note 1297, U.S. Government Printing Office, Washington, D.C. (1994).

Absolute Standards, Inc.
800-368-1131
www.absolutestandards.com

Certified Reference Material CRM

M6023

R ! 8/5/24

ANAB ISO 17034 Accredited
AR-1539 Certificate Number
https://Absolutestandards.com

998

CERTIFIED WEIGHT REPORT:

Part Number:	**57081**		**Lot #**		
Lot Number:	**062724**	**Solvent:**	24002546	Nitric Acid	
Description:	**Thallium (Tl)**	2%	40.0 (mL)	Nitric Acid	
Expiration Date:	062727				
Recommended Storage:	Ambient (20 °C)				
Nominal Concentration (µg/mL):	**1000**				
NIST Test Number:	6UTB	5E-05	Balance Uncertainty		
Weight shown below was diluted to (mL):	2000.1	0.10	Flask Uncertainty		

Aleah O'Brady

Formulated By:	Aleah O'Brady	062724
Reviewed By:	Pedro L. Rentas	062724

Compound	RM#	Lot Number	Nominal Conc. (µg/mL)	Purity (%)	Uncertainty Purity (%)	Assay (%)	Target Weight (g)	Actual Weight (g)	Actual Conc. (µg/mL)	Expanded Uncertainty +/- (µg/mL)	SDS Information (Solvent Safety Info. On Attached pg.) CAS#	OSHA PEL (TWA)	LD50	NIST SRM
1. Thallium nitrate (Tl)	IN037	BCCF4399	1000	99.999	0.10	77.0	2.5975	2.5977	**1000.1**	**2.0**	10102-45-1	0.1 mg/m3	orl-mus 15mg/kg	3158

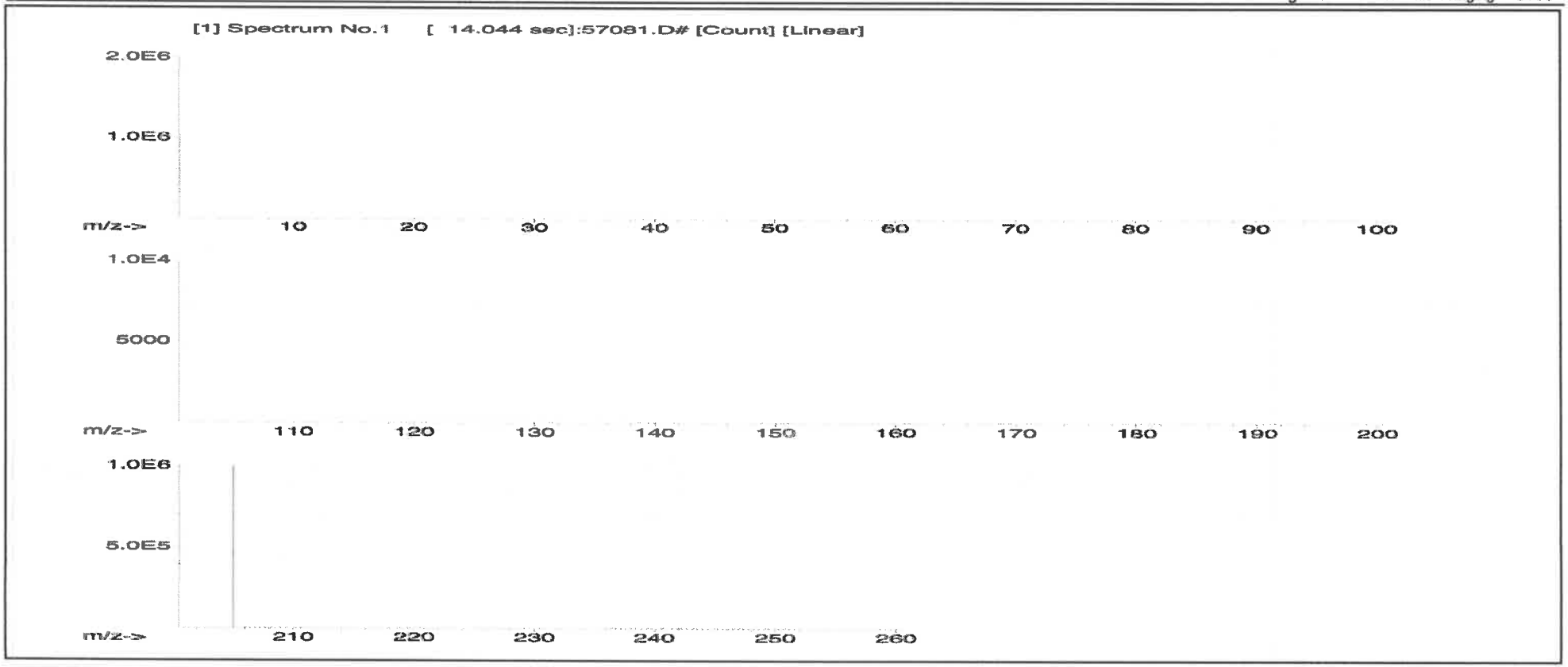

696

Instrumental Analysis by Inductively Coupled Plasma Mass Spectrometry (ICP-MS):

Trace Metals Verification by ICP-MS (µg/mL)																	
Al	<0.02	Cd	<0.02	Dy	<0.02	Hf	<0.02	Li	<0.02	Ni	<0.02	Pr	<0.02	Se	<0.2	Tb	<0.02	W	<0.02
Sb	<0.02	Ca	<0.2	Er	<0.02	Ho	<0.02	Lu	<0.02	Nb	<0.02	Re	<0.02	Si	<0.02	Te	<0.02	U	<0.02
As	<0.2	Ce	<0.02	Eu	<0.02	In	<0.02	Mg	<0.01	Os	<0.02	Rh	<0.02	Ag	<0.02	Tl	T	V	<0.02
Ba	<0.02	Cs	<0.02	Gd	<0.02	Ir	<0.02	Mn	<0.02	Pd	<0.02	Rb	<0.02	Na	<0.2	Th	<0.02	Yb	<0.02
Be	<0.01	Cr	<0.02	Ga	<0.02	Fe	<0.2	Hg	<0.2	P	<0.02	Ru	<0.02	Sr	<0.02	Tm	<0.02	Y	<0.02
Bi	<0.02	Co	<0.02	Ge	<0.02	La	<0.02	Mo	<0.02	Pt	<0.02	Sm	<0.02	S	<0.02	Sn	<0.02	Zn	<0.02
B	<0.02	Cu	<0.02	Au	<0.02	Pb	<0.02	Nd	<0.02	K	<0.2	Sc	<0.02	Ta	<0.02	Ti	<0.02	Zr	<0.02

(T) = Target analyte

Physical Characterization:

Homogeneity: No heterogeneity was observed in the preparation of this standard.

Certified by:



* The certified value is the concentration calculated from gravimetric and volumetric measurements unless otherwise stated.
* Purified acids, 18.2 megohm deionized water, calibrated Class A glassware and the highest purity raw materials are used in the preparation of all standards.
* All standard containers are meticulously cleaned prior to use.
* Standards are prepared gravimetrically using balances that are calibrated with weights traceable to NIST (see above).
* Standards are certifed (+/-) 0.5% of the stated value, unless otherwise stated.
* All Standards should be stored with caps tight and under appropriate laboratory conditions.
* Uncertainty Reference: Taylor, B.N. and Kuyat, C.E., "Guidelines for Evaluating and Expressing the Uncertainty of NIST Measurement Result," NIST Technical Note 1297, U.S. Government Printing Office, Washington, D.C. (1994).

Absolute Standards, Inc.
800-368-1131
www.absolutestandards.com

Certified Reference Material CRM

M6021

ANAB ISO 17034 Accredited
AR-1539 Certificate Number
https://Absolutestandards.com

Rc. 8/5/24

970

CERTIFIED WEIGHT REPORT:

		Lot #	Solvent:	
Part Number:	**57023**	24002546	Nitric Acid	
Lot Number:	**062424**			
Description:	**Vanadium (V)**			
		2.0%	40.0 (mL)	Nitric Acid
Expiration Date:	062427			
Recommended Storage:	Ambient (20 °C)			
Nominal Concentration (µg/mL):	**1000**			
NIST Test Number:	6UTB	5E-05	Balance Uncertainty	
Volume shown below was diluted to (mL):	2000.3	0.06	Flask Uncertainty	

Aleah O'Brady

Formulated By:	Aleah O'Brady	062424

Pedro Rentas

Reviewed By:	Pedro L. Rentas	062424

Compound	Part Number	Lot Number	Dilution Factor	Initial Vol. (mL)	Uncertainty Pipette (mL)	Nominal Conc. (µg/mL)	Initial Conc. (µg/mL)	Final Conc. (µg/mL)	Expanded Uncertainty +/- (µg/mL)	SDS Information (Solvent Safety Info. On Attached pg.) CAS#	OSHA PEL (TWA)	LD50	NIST SRM
1. Ammonium metavanadate (V)	58123	021224	0.1000	200.0	0.084	1000	10000.3	**1000.0**	**2.2**	7803-55-6	0.05 mg/m3	orl-rat 58.1mg/kg	3165

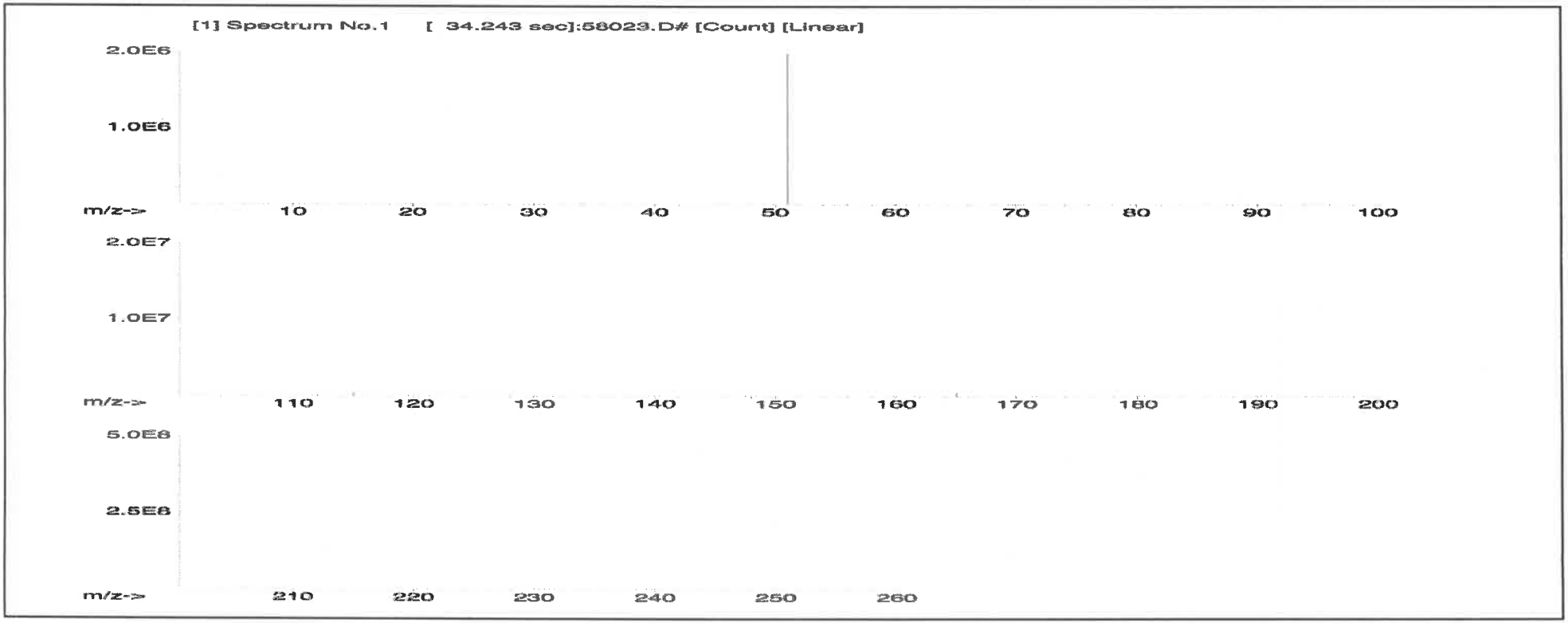

971

Instrumental Analysis by Inductively Coupled Plasma Mass Spectrometry (ICP-MS):

Trace Metals Verification by ICP-MS (µg/mL)																	
Al	<0.02	Cd	<0.02	Dy	<0.02	Hf	<0.02	Li	<0.02	Ni	<0.02	Pr	<0.02	Se	<0.2	Tb	<0.02	W	<0.02
Sb	<0.02	Ca	<0.2	Er	<0.02	Ho	<0.02	Lu	<0.02	Nb	<0.02	Re	<0.02	Si	<0.02	Te	<0.02	U	<0.02
As	<0.2	Ce	<0.02	Eu	<0.02	In	<0.02	Mg	<0.01	Os	<0.02	Rh	<0.02	Ag	<0.02	Tl	<0.02	V	T
Ba	<0.02	Cs	<0.02	Gd	<0.02	Ir	<0.02	Mn	<0.02	Pd	<0.02	Rb	<0.02	Na	<0.2	Th	<0.02	Yb	<0.02
Be	<0.01	Cr	<0.02	Ga	<0.02	Fe	<0.2	Hg	<0.2	P	<0.02	Ru	<0.02	Sr	<0.02	Tm	<0.02	Y	<0.02
Bi	<0.02	Co	<0.02	Ge	<0.02	La	<0.02	Mo	<0.02	Pt	<0.02	Sm	<0.02	S	<0.02	Sn	<0.02	Zn	<0.02
B	<0.02	Cu	<0.02	Au	<0.02	Pb	<0.02	Nd	<0.02	K	<0.2	Sc	<0.02	Ta	<0.02	Ti	<0.02	Zr	<0.02

(T) = Target analyte

Physical Characterization:

Homogeneity: No heterogeneity was observed in the preparation of this standard.

Certified by:

* The certified value is the concentration calculated from gravimetric and volumetric measurements unless otherwise stated.
* Purified acids, 18.2 megohm deionized water, calibrated Class A glassware and the highest purity raw materials are used in the preparation of all standards.
* All standard containers are meticulously cleaned prior to use.
* Standards are prepared gravimetrically using balances that are calibrated with weights traceable to NIST (see above).
* Standards are certifed (+/-) 0.5% of the stated value, unless otherwise stated.
* All Standards should be stored with caps tight and under appropriate laboratory conditions.
* Uncertainty Reference: Taylor, B.N. and Kuyat, C.E., "Guidelines for Evaluating and Expressing the Uncertainty of NIST Measurement Result," NIST Technical Note 1297, U.S. Government Printing Office, Washington, D.C. (1994).

Alliance TECHNICAL GROUP

Soil/Sludge Metals Preparation Sheet

PB165759

SOP ID : M3050B-Digestion-20, MSFAM01.1-Trace Metals-2

SDG No : ME28Q6

Matrix : SOIL

Pippete ID: ICP A

Balance ID : M SC-2

Filter paper ID : N/A

pH Strip ID : N/A

Hood ID : #3

Block ID: 1. HOT BLOCK #5 2. N/A

Start Digest Date: 12/19/2024 **Time :** 12:05 **Temp :** 96 °C

End Digest Date: 12/19/2024 **Time :** 14:10 **Temp :** 96 °C

Digestion tube ID: M6054

Block thermometer ID: MET-DIG. # 5

Dig Technician Signature: SLD.

Supervisor Signature: MB

Temp : 1. 96°C 2. N/A

Standared Name	MLS USED	STD REF. # FROM LOG
LCSS	1.00	MP83506
Spike Sol 6	1.00	MP83512
N/A	N/A	N/A
N/A	N/A	N/A
N/A	N/A	N/A

Chemical Used	ML/SAMPLE USED	Lot Number
1:1 HNO3	10.00	MP83498
Conc. HNO3	5.00	M6126
30% H2O2	3.00	M6125
Conc. HCL	10.00	M6121
N/A	N/A	N/A
N/A	N/A	N/A
N/A	N/A	N/A
N/A	N/A	N/A
N/A	N/A	N/A
N/A	N/A	N/A

Extraction Conformance/Non-Conformance Comments:

HOT BLOCK #5 CELL #35 : 96 C

Date / Time	Prepped Sample Relinquished By/Location	Received By/Location
12/19/24 15:20	SLD. met digestion.	MB - Metal Lab
	Preparation Group	Analysis Group

Alliance TECHNICAL GROUP

Soil/Sludge Metals Preparation Sheet

PB165759

Lab Sample ID	Client Sample ID	pH	Initial Weight (g)	Final Vol (ml)	Color Before	Color After	Texture	Artifact	Comment	Prep Pos
P5156-01	ME28Q6	N/A	1.27	100	Brown	Yellow	Medium	N/A	N/A	1
P5156-02	ME28Q7	N/A	1.21	100	Brown	Yellow	Medium	N/A	N/A	2
P5156-03	ME28Q8	N/A	1.26	100	Brown	Yellow	Medium	N/A	N/A	3
P5156-04	ME28Q9	N/A	1.23	100	Brown	Yellow	Medium	N/A	N/A	4
P5156-05	ME28R0	N/A	1.44	100	Brown	Yellow	Medium	N/A	N/A	5
P5156-06	ME28R1	N/A	1.26	100	Brown	Yellow	Medium	N/A	N/A	6
P5156-07	ME28R2	N/A	1.15	100	Brown	Yellow	Medium	N/A	N/A	7
P5156-08	ME28T4	N/A	1.23	100	Brown	Yellow	Medium	N/A	N/A	8
P5156-09	ME28T5	N/A	1.27	100	Brown	Yellow	Medium	N/A	N/A	9
P5156-10	ME28T6	N/A	1.47	100	Brown	Yellow	Medium	N/A	N/A	10
P5156-11	ME28T7	N/A	1.39	100	Brown	Yellow	Medium	N/A	N/A	11
P5156-12	ME28T8	N/A	1.15	100	Brown	Yellow	Medium	N/A	N/A	12
P5156-13	ME28T9	N/A	1.45	100	Brown	Yellow	Medium	N/A	N/A	13
P5156-14	ME28W0	N/A	1.25	100	Brown	Yellow	Medium	N/A	N/A	14
P5156-15	ME28W1	N/A	1.22	100	Brown	Yellow	Medium	N/A	N/A	15
P5156-16	ME28W2	N/A	1.43	100	Brown	Yellow	Medium	N/A	N/A	16
P5156-17	ME28W2D	N/A	1.21	100	Brown	Yellow	Medium	N/A	N/A	17
P5156-18	ME28W2S	N/A	1.21	100	Brown	Yellow	Medium	N/A	MP83512	18
P5156-19	ME28W3	N/A	1.40	100	Brown	Yellow	Medium	N/A	N/A	19
P5156-20	ME28W4	N/A	1.19	100	Brown	Yellow	Medium	N/A	N/A	20
P5156-21	ME28W5	N/A	1.19	100	Brown	Yellow	Medium	N/A	N/A	21
P5156-22	ME28W6	N/A	1.25	100	Brown	Yellow	Medium	N/A	N/A	22
PB165759BL	PBS759	N/A	1.00	100	Colorless	Colorless	Fine	N/A	N/A	23
PB165759BS	LCS759	N/A	1.00	100	Colorless	Colorless	Fine	N/A	MP83506	24

284 Sheffield Street, Mountainside, New Jersey 07092, Phone : 908 789 8900,
Fax : 908 789 8922

Instrument ID: P5

Daily Analysis Runlog For Sequence/QCBatch ID # LB134116

Review By	Kareem Khairalla	Review On	12/31/2024 7:49:56 PM
Supervise By	Mohan Bera	Supervise On	12/31/2024 11:25:59 PM

STD. NAME	STD REF.#
ICAL Standard	MP83500,MP83507,MP83505,MP83504,MP83503,MP83502,MP83501
ICV Standard	MP83508
CCV Standard	MP83511
ICSA Standard	MP83509,MP83510
CRI Standard	
LCS Standard	MP83506
Chk Standard	MP83513,MP83514

Sr#	SampleId	ClientID	QcType	Date	Comment	Operator	Status
1	S0	S0	CAL1	12/29/24 01:11		Kareem	OK
2	S1	S01	CAL2	12/29/24 01:16		Kareem	OK
3	S2	S02	CAL3	12/29/24 01:20		Kareem	OK
4	S3	S03	CAL4	12/29/24 01:23		Kareem	OK
5	S4	S04	CAL5	12/29/24 01:27		Kareem	OK
6	S5	S05	CAL6	12/29/24 01:31		Kareem	OK
7	S6	S06	CAL7	12/29/24 01:35		Kareem	OK
8	ICV004	ICV004	ICV	12/29/24 01:54	Inst. paused for calibration review	Kareem	OK
9	ICB004	ICB004	ICB	12/29/24 01:58		Kareem	OK
10	ICSA004	ICSA004	ICSA	12/29/24 02:02		Kareem	OK
11	ICSAB004	ICSAB004	ICSAB	12/29/24 02:06		Kareem	OK
12	CCV033	CCV033	CCV	12/29/24 02:10		Kareem	OK
13	CCB033	CCB033	CCB	12/29/24 02:14		Kareem	OK
14	PB165360BL	PBS360	MB	12/29/24 02:18		Kareem	OK
15	PB165360BS	LCS360	LCS	12/29/24 02:22		Kareem	OK
16	PB165369BL	PBS369	MB	12/29/24 02:26		Kareem	OK
17	PB165369BS	LCS369	LCS	12/29/24 02:30		Kareem	OK
18	PB165395BL	PBS395	MB	12/29/24 02:34		Kareem	OK

284 Sheffield Street, Mountainside, New Jersey 07092, Phone : 908 789 8900,
Fax : 908 789 8922

Instrument ID: P5

Daily Analysis Runlog For Sequence/QCBatch ID # LB134116

Review By	Kareem Khairalla	Review On	12/31/2024 7:49:56 PM
Supervise By	Mohan Bera	Supervise On	12/31/2024 11:25:59 PM

STD. NAME	STD REF.#
ICAL Standard	MP83500,MP83507,MP83505,MP83504,MP83503,MP83502,MP83501
ICV Standard	MP83508
CCV Standard	MP83511
ICSA Standard	MP83509,MP83510
CRI Standard	
LCS Standard	MP83506
Chk Standard	MP83513,MP83514

19	PB165395BS	LCS395	LCS	12/29/24 02:38		Kareem	OK
20	PB165396BL	PBS396	MB	12/29/24 02:42		Kareem	OK
21	PB165396BS	LCS396	LCS	12/29/24 02:46		Kareem	OK
22	PB165434BL	PBS434	MB	12/29/24 02:51		Kareem	OK
23	PB165434BS	LCS434	LCS	12/29/24 02:55		Kareem	OK
24	PB165465BL	PBS465	MB	12/29/24 02:59		Kareem	OK
25	PB165465BS	LCS465	LCS	12/29/24 03:03		Kareem	OK
26	PB165488BL	PBS488	MB	12/29/24 03:07		Kareem	OK
27	PB165488BS	LCS488	LCS	12/29/24 03:11		Kareem	OK
28	P5030-01	MBHK41	SAM	12/29/24 03:15		Kareem	OK
29	P5030-02	MBHK42	SAM	12/29/24 03:19		Kareem	OK
30	P5030-03	MBHK43	SAM	12/29/24 03:23		Kareem	OK
31	P5030-04	MBHK44	SAM	12/29/24 03:27		Kareem	OK
32	P5030-05	MBHK44D	DUP	12/29/24 03:31		Kareem	OK
33	P5030-04L	MBHK44L	SD	12/29/24 03:35		Kareem	OK
34	CCV034	CCV034	CCV	12/29/24 03:39		Kareem	OK
35	CCB034	CCB034	CCB	12/29/24 03:42		Kareem	OK
36	P5030-06	MBHK44S	MS	12/29/24 03:46	MS fail for As (267.34 ppb) & Ag,Tl (Below RL)	Kareem	OK
37	P5030-07	MBHK45	SAM	12/29/24 03:50		Kareem	OK

284 Sheffield Street, Mountainside, New Jersey 07092, Phone : 908 789 8900,
Fax : 908 789 8922

Instrument ID: P5

Daily Analysis Runlog For Sequence/QCBatch ID # LB134116

Review By	Kareem Khairalla	Review On	12/31/2024 7:49:56 PM
Supervise By	Mohan Bera	Supervise On	12/31/2024 11:25:59 PM

STD. NAME	STD REF.#
ICAL Standard	MP83500,MP83507,MP83505,MP83504,MP83503,MP83502,MP83501
ICV Standard	MP83508
CCV Standard	MP83511
ICSA Standard	MP83509,MP83510
CRI Standard	
LCS Standard	MP83506
Chk Standard	MP83513,MP83514

38	P5030-08	MBHK46	SAM	12/29/24 03:54		Kareem	OK
39	P5030-09	MBHK47	SAM	12/29/24 03:58		Kareem	OK
40	P5030-10	MBHK48	SAM	12/29/24 04:02	Ca high	Kareem	Dilution
41	P5030-11	MBHK49	SAM	12/29/24 04:06	Ca,Mg high	Kareem	Dilution
42	P5030-12	MBHK50	SAM	12/29/24 04:10	Ca,Mg high	Kareem	Dilution
43	P5030-13	MBHKC4	SAM	12/29/24 04:14		Kareem	OK
44	P5030-14	MBHKC5	SAM	12/29/24 04:18		Kareem	OK
45	P5030-15	MBHKC6	SAM	12/29/24 04:22		Kareem	OK
46	P5030-16	MBHKC7	SAM	12/29/24 04:26		Kareem	OK
47	P5030-17	MBHKC8	SAM	12/29/24 04:30		Kareem	OK
48	P5030-18	MBHKC9	SAM	12/29/24 04:34		Kareem	OK
49	P5030-19	MBHKD0	SAM	12/29/24 04:38		Kareem	OK
50	P5030-20	MBHKD1	SAM	12/29/24 04:42		Kareem	OK
51	P5030-21	MBHKG4	SAM	12/29/24 04:45		Kareem	OK
52	P5030-22	MBHKG5	SAM	12/29/24 04:49		Kareem	OK
53	P5032-01	MBHK55	SAM	12/29/24 04:53		Kareem	OK
54	P5032-02	MBHK56	SAM	12/29/24 04:57		Kareem	OK
55	P5032-03	MBHK57	SAM	12/29/24 05:01		Kareem	OK
56	CCV035	CCV035	CCV	12/29/24 05:05		Kareem	OK
57	CCB035	CCB035	CCB	12/29/24 05:09		Kareem	OK

284 Sheffield Street, Mountainside, New Jersey 07092, Phone : 908 789 8900,
Fax : 908 789 8922

Instrument ID: P5

Daily Analysis Runlog For Sequence/QCBatch ID # LB134116

Review By	Kareem Khairalla	Review On	12/31/2024 7:49:56 PM
Supervise By	Mohan Bera	Supervise On	12/31/2024 11:25:59 PM

STD. NAME	STD REF.#
ICAL Standard	MP83500,MP83507,MP83505,MP83504,MP83503,MP83502,MP83501
ICV Standard	MP83508
CCV Standard	MP83511
ICSA Standard	MP83509,MP83510
CRI Standard	
LCS Standard	MP83506
Chk Standard	MP83513,MP83514

58	P5032-04	MBHK58	SAM	12/29/24 05:13		Kareem	OK
59	P5032-05	MBHK59	SAM	12/29/24 05:17	Ca high	Kareem	Dilution
60	P5032-06	MBHK60	SAM	12/29/24 05:20	Ca,Mn high	Kareem	Dilution
61	P5032-07	MBHK61	SAM	12/29/24 05:24	Ca high	Kareem	Dilution
62	P5032-08	MBHK62	SAM	12/29/24 05:28		Kareem	OK
63	P5032-09	MBHK63	SAM	12/29/24 05:32		Kareem	OK
64	P5032-10	MBHK64	SAM	12/29/24 05:36		Kareem	OK
65	P5032-11	MBHK65	SAM	12/29/24 05:40		Kareem	OK
66	P5032-12	MBHK66	SAM	12/29/24 05:44		Kareem	OK
67	P5032-13	MBHK67	SAM	12/29/24 05:48		Kareem	OK
68	P5032-14	MBHK68	SAM	12/29/24 05:51		Kareem	OK
69	P5032-15	MBHK69	SAM	12/29/24 05:55		Kareem	OK
70	P5032-16	MBHK70	SAM	12/29/24 05:59		Kareem	OK
71	P5032-17	MBHK71	SAM	12/29/24 06:03		Kareem	OK
72	P5032-18	MBHK72	SAM	12/29/24 06:07		Kareem	OK
73	P5032-19	MBHK72D	DUP	12/29/24 06:11		Kareem	OK
74	P5032-18L	MBHK72L	SD	12/29/24 06:15		Kareem	OK
75	P5032-20	MBHK72S	MS	12/29/24 06:19	MS fail for Cu (193.67 ppb), Se (95.29 ppb) & Ag,Tl (Below RL)	Kareem	OK
76	P5032-21	MBHK73	SAM	12/29/24 06:22		Kareem	OK

284 Sheffield Street, Mountainside, New Jersey 07092, Phone : 908 789 8900,
Fax : 908 789 8922

Instrument ID: P5

Daily Analysis Runlog For Sequence/QCBatch ID # LB134116

Review By	Kareem Khairalla	Review On	12/31/2024 7:49:56 PM
Supervise By	Mohan Bera	Supervise On	12/31/2024 11:25:59 PM

STD. NAME	STD REF.#
ICAL Standard	MP83500,MP83507,MP83505,MP83504,MP83503,MP83502,MP83501
ICV Standard	MP83508
CCV Standard	MP83511
ICSA Standard	MP83509,MP83510
CRI Standard	
LCS Standard	MP83506
Chk Standard	MP83513,MP83514

77	P5032-22	MBHK74	SAM	12/29/24 06:26		Kareem	OK
78	CCV036	CCV036	CCV	12/29/24 06:30		Kareem	OK
79	CCB036	CCB036	CCB	12/29/24 06:34		Kareem	OK
80	P5035-01	MBHKK8	SAM	12/29/24 06:38		Kareem	OK
81	P5035-02	MBHKK9	SAM	12/29/24 06:42		Kareem	OK
82	P5035-03	MBHKL0	SAM	12/29/24 06:46		Kareem	OK
83	P5035-04	MBHKL1	SAM	12/29/24 06:50		Kareem	OK
84	P5035-05	MBHKM6	SAM	12/29/24 06:53	Ca high	Kareem	Dilution
85	P5035-06	MBHKM7	SAM	12/29/24 06:57	Ca high	Kareem	Dilution
86	P5035-07	MBHKM8	SAM	12/29/24 07:01	Ca high	Kareem	Dilution
87	P5035-08	MBHKM9	SAM	12/29/24 07:05		Kareem	OK
88	P5035-09	MBHKM9D	DUP	12/29/24 07:09		Kareem	OK
89	P5035-08L	MBHKM9L	SD	12/29/24 07:13		Kareem	OK
90	P5035-10	MBHKM9S	MS	12/29/24 07:17	MS fail for Ag,Tl (Below RL)	Kareem	OK
91	P5035-11	MBHKN0	SAM	12/29/24 07:21		Kareem	OK
92	P5035-12	MBHKN1	SAM	12/29/24 07:24		Kareem	OK
93	P5035-13	MBHKN2	SAM	12/29/24 07:28		Kareem	OK
94	P5035-14	MBHKN3	SAM	12/29/24 07:32		Kareem	OK
95	P5035-15	MBHKN4	SAM	12/29/24 07:36		Kareem	OK
96	P5035-16	MBHKN5	SAM	12/29/24 07:40		Kareem	OK

284 Sheffield Street, Mountainside, New Jersey 07092, Phone : 908 789 8900,
Fax : 908 789 8922

Instrument ID: P5

Daily Analysis Runlog For Sequence/QCBatch ID # LB134116

Review By	Kareem Khairalla	Review On	12/31/2024 7:49:56 PM
Supervise By	Mohan Bera	Supervise On	12/31/2024 11:25:59 PM

STD. NAME	STD REF.#
ICAL Standard	MP83500,MP83507,MP83505,MP83504,MP83503,MP83502,MP83501
ICV Standard	MP83508
CCV Standard	MP83511
ICSA Standard	MP83509,MP83510
CRI Standard	
LCS Standard	MP83506
Chk Standard	MP83513,MP83514

97	P5035-17	MBHKN6	SAM	12/29/24 07:44		Kareem	OK
98	P5035-18	MBHKN7	SAM	12/29/24 07:48		Kareem	OK
99	P5035-19	MBHKN8	SAM	12/29/24 07:51		Kareem	OK
100	CCV037	CCV037	CCV	12/29/24 07:55		Kareem	OK
101	CCB037	CCB037	CCB	12/29/24 07:59		Kareem	OK
102	P5035-20	MBHKN9	SAM	12/29/24 08:03	Ca high	Kareem	Dilution
103	P5035-21	MBHKQ0	SAM	12/29/24 08:07		Kareem	OK
104	P5035-22	MBHKQ1	SAM	12/29/24 08:11		Kareem	OK
105	P5036-01	MBHK33	SAM	12/29/24 08:15		Kareem	OK
106	P5036-02	MBHKF3	SAM	12/29/24 08:19		Kareem	OK
107	P5036-03	MBHKF4	SAM	12/29/24 08:22		Kareem	OK
108	P5036-04	MBHKF5	SAM	12/29/24 08:26		Kareem	OK
109	P5036-05	MBHKF6	SAM	12/29/24 08:30		Kareem	OK
110	P5036-06	MBHKF7	SAM	12/29/24 08:34		Kareem	OK
111	P5036-07	MBHKF8	SAM	12/29/24 08:38		Kareem	OK
112	P5036-08	MBHKF8D	DUP	12/29/24 08:42		Kareem	OK
113	P5036-07L	MBHKF8L	SD	12/29/24 08:46		Kareem	OK
114	P5036-09	MBHKF8S	MS	12/29/24 08:50	MS fail for Pb (115.58 ppb) & Ag,Tl (Below RL)	Kareem	OK
115	P5036-10	MBHKF9	SAM	12/29/24 08:54		Kareem	OK

284 Sheffield Street, Mountainside, New Jersey 07092, Phone : 908 789 8900,
Fax : 908 789 8922

Instrument ID: P5

Daily Analysis Runlog For Sequence/QCBatch ID # LB134116

Review By	Kareem Khairalla	Review On	12/31/2024 7:49:56 PM
Supervise By	Mohan Bera	Supervise On	12/31/2024 11:25:59 PM

STD. NAME	STD REF.#
ICAL Standard	MP83500,MP83507,MP83505,MP83504,MP83503,MP83502,MP83501
ICV Standard	MP83508
CCV Standard	MP83511
ICSA Standard	MP83509,MP83510
CRI Standard	
LCS Standard	MP83506
Chk Standard	MP83513,MP83514

116	P5036-11	MBHKG0	SAM	12/29/24 08:57		Kareem	OK
117	P5036-12	MBHKG1	SAM	12/29/24 09:01		Kareem	OK
118	P5036-13	MBHKD5	SAM	12/29/24 09:05		Kareem	OK
119	P5036-14	MBHKD7	SAM	12/29/24 09:09		Kareem	OK
120	P5036-15	MBHKD8	SAM	12/29/24 09:13		Kareem	OK
121	P5036-16	MBHKD9	SAM	12/29/24 09:17		Kareem	OK
122	CCV038	CCV038	CCV	12/29/24 09:21		Kareem	OK
123	CCB038	CCB038	CCB	12/29/24 09:24		Kareem	OK
124	P5036-17	MBHKE0	SAM	12/29/24 09:29		Kareem	OK
125	P5036-18	MBHKE1	SAM	12/29/24 09:32		Kareem	OK
126	P5036-19	MBHKE2	SAM	12/29/24 09:36		Kareem	OK
127	P5036-20	MBHKE3	SAM	12/29/24 09:40		Kareem	OK
128	P5036-21	MBHKE4	SAM	12/29/24 09:44		Kareem	OK
129	P5036-22	MBHK51	SAM	12/29/24 09:48		Kareem	OK
130	P5038-01	MBHK83	SAM	12/29/24 09:52		Kareem	OK
131	P5038-02	MBHK84	SAM	12/29/24 09:56		Kareem	OK
132	P5038-03	MBHK84D	DUP	12/29/24 09:59		Kareem	OK
133	P5038-02L	MBHK84L	SD	12/29/24 10:03		Kareem	OK
134	P5038-04	MBHK84S	MS	12/29/24 10:07	MS fail for Ag,Tl (Below RL)	Kareem	OK
135	P5038-05	MBHK85	SAM	12/29/24 10:11		Kareem	OK

284 Sheffield Street, Mountainside, New Jersey 07092, Phone : 908 789 8900,
Fax : 908 789 8922

Instrument ID: P5

Daily Analysis Runlog For Sequence/QCBatch ID # LB134116

Review By	Kareem Khairalla	Review On	12/31/2024 7:49:56 PM
Supervise By	Mohan Bera	Supervise On	12/31/2024 11:25:59 PM

STD. NAME	STD REF.#
ICAL Standard	MP83500,MP83507,MP83505,MP83504,MP83503,MP83502,MP83501
ICV Standard	MP83508
CCV Standard	MP83511
ICSA Standard	MP83509,MP83510
CRI Standard	
LCS Standard	MP83506
Chk Standard	MP83513,MP83514

136	P5038-06	MBHK86	SAM	12/29/24 10:15		Kareem	OK
137	P5038-07	MBHK87	SAM	12/29/24 10:19		Kareem	OK
138	P5038-08	MBHK88	SAM	12/29/24 10:23	Ca high	Kareem	Dilution
139	P5038-09	MBHK89	SAM	12/29/24 10:27		Kareem	OK
140	P5038-10	MBHK90	SAM	12/29/24 10:30		Kareem	OK
141	P5038-11	MBHK91	SAM	12/29/24 10:34		Kareem	OK
142	P5038-12	MBHK92	SAM	12/29/24 10:38		Kareem	OK
143	P5038-13	MBHKA4	SAM	12/29/24 10:42		Kareem	OK
144	CCV039	CCV039	CCV	12/29/24 10:46		Kareem	OK
145	CCB039	CCB039	CCB	12/29/24 10:50		Kareem	OK
146	P5038-14	MBHKA5	SAM	12/29/24 10:54		Kareem	OK
147	P5038-15	MBHKA6	SAM	12/29/24 10:58	Ca,Mg high	Kareem	Dilution
148	P5038-16	MBHKA7	SAM	12/29/24 11:02	Ca high	Kareem	Dilution
149	P5038-17	MBHKA8	SAM	12/29/24 11:05	Ca,Mg high	Kareem	Dilution
150	P5038-18	MBHKA9	SAM	12/29/24 11:09	Ca high	Kareem	Dilution
151	P5038-19	MBHKB1	SAM	12/29/24 11:13		Kareem	OK
152	P5038-20	MBHKB2	SAM	12/29/24 11:17		Kareem	OK
153	P5038-21	MBHKB3	SAM	12/29/24 11:21		Kareem	OK
154	P5054-01	MBHKR0	SAM	12/29/24 11:25		Kareem	OK
155	P5054-02	MBHKR1	SAM	12/29/24 11:29		Kareem	OK

284 Sheffield Street, Mountainside, New Jersey 07092, Phone : 908 789 8900,
Fax : 908 789 8922

Instrument ID: P5

Daily Analysis Runlog For Sequence/QCBatch ID # LB134116

Review By	Kareem Khairalla	Review On	12/31/2024 7:49:56 PM
Supervise By	Mohan Bera	Supervise On	12/31/2024 11:25:59 PM

STD. NAME	STD REF.#
ICAL Standard	MP83500,MP83507,MP83505,MP83504,MP83503,MP83502,MP83501
ICV Standard	MP83508
CCV Standard	MP83511
ICSA Standard	MP83509,MP83510
CRI Standard	
LCS Standard	MP83506
Chk Standard	MP83513,MP83514

156	P5054-03	MBHKR2	SAM	12/29/24 11:33		Kareem	OK
157	P5054-04	MBHKR2D	DUP	12/29/24 11:36		Kareem	OK
158	P5054-03L	MBHKR2L	SD	12/29/24 11:40		Kareem	OK
159	P5054-05	MBHKR2S	MS	12/29/24 11:44	MS fail for Cu (373.96 ppb), Zn (1590.07 ppb) & Ag,Tl (Below RL)	Kareem	OK
160	P5054-06	MBHKR3	SAM	12/29/24 11:48		Kareem	OK
161	P5054-07	MBHKR4	SAM	12/29/24 11:52		Kareem	OK
162	P5054-08	MBHKR5	SAM	12/29/24 11:56		Kareem	OK
163	P5054-09	MBHKR6	SAM	12/29/24 12:00		Kareem	OK
164	P5054-10	MBHKR7	SAM	12/29/24 12:04		Kareem	OK
165	P5054-11	MBHKR9	SAM	12/29/24 12:07		Kareem	OK
166	CCV040	CCV040	CCV	12/29/24 12:20		Kareem	OK
167	CCB040	CCB040	CCB	12/29/24 12:24		Kareem	OK
168	P5054-12	MBHKS0	SAM	12/29/24 12:28		Kareem	OK
169	P5054-13	MBHKS1	SAM	12/29/24 12:32		Kareem	OK
170	P5054-14	MBHKS2	SAM	12/29/24 12:36		Kareem	OK
171	P5054-15	MBHKS3	SAM	12/29/24 12:39		Kareem	OK
172	P5054-16	MBHKT8	SAM	12/29/24 12:43		Kareem	OK
173	P5054-17	MBHKT9	SAM	12/29/24 12:47		Kareem	OK
174	P5054-18	MBHKW0	SAM	12/29/24 12:51		Kareem	OK

284 Sheffield Street, Mountainside, New Jersey 07092, Phone : 908 789 8900,
Fax : 908 789 8922

Instrument ID: P5

Daily Analysis Runlog For Sequence/QCBatch ID # LB134116

Review By	Kareem Khairalla	Review On	12/31/2024 7:49:56 PM
Supervise By	Mohan Bera	Supervise On	12/31/2024 11:25:59 PM

STD. NAME	STD REF.#
ICAL Standard	MP83500,MP83507,MP83505,MP83504,MP83503,MP83502,MP83501
ICV Standard	MP83508
CCV Standard	MP83511
ICSA Standard	MP83509,MP83510
CRI Standard	
LCS Standard	MP83506
Chk Standard	MP83513,MP83514

175	P5054-19	MBHKW1	SAM	12/29/24 12:55		Kareem	OK
176	P5054-20	MBHKW2	SAM	12/29/24 12:58	Ca high	Kareem	Dilution
177	P5054-21	MBHKW3	SAM	12/29/24 13:02	Ca high	Kareem	Dilution
178	P5056-01	MBHKX9	SAM	12/29/24 13:06		Kareem	OK
179	P5056-02	MBHKY0	SAM	12/29/24 13:10		Kareem	OK
180	P5056-03	MBHKY1	SAM	12/29/24 13:14		Kareem	OK
181	P5056-04	MBHKY2	SAM	12/29/24 13:18		Kareem	OK
182	P5056-05	MBHKY3	SAM	12/29/24 13:22		Kareem	OK
183	P5056-06	MBHKY4	SAM	12/29/24 13:26		Kareem	OK
184	P5056-07	MBHKY5	SAM	12/29/24 13:29	Ca high	Kareem	Dilution
185	P5056-08	MBHL35	SAM	12/29/24 13:33		Kareem	OK
186	P5056-09	MBHL36	SAM	12/29/24 13:37		Kareem	OK
187	P5056-10	MBHL37	SAM	12/29/24 13:41		Kareem	OK
188	CCV041	CCV041	CCV	12/29/24 13:45		Kareem	OK
189	CCB041	CCB041	CCB	12/29/24 13:49		Kareem	OK
190	P5056-11	MBHL38	SAM	12/29/24 13:53		Kareem	OK
191	P5056-12	MBHL39	SAM	12/29/24 13:57	Ca high	Kareem	Dilution
192	P5056-13	MBHL40	SAM	12/29/24 14:01	Ca high	Kareem	Dilution
193	P5056-14	MBHL41	SAM	12/29/24 14:05	Ca high	Kareem	Dilution
194	P5056-15	MBHL42	SAM	12/29/24 14:08		Kareem	OK

284 Sheffield Street, Mountainside, New Jersey 07092, Phone : 908 789 8900,
Fax : 908 789 8922

Instrument ID: P5

Daily Analysis Runlog For Sequence/QCBatch ID # LB134116

Review By	Kareem Khairalla	Review On	12/31/2024 7:49:56 PM
Supervise By	Mohan Bera	Supervise On	12/31/2024 11:25:59 PM

STD. NAME	STD REF.#
ICAL Standard	MP83500,MP83507,MP83505,MP83504,MP83503,MP83502,MP83501
ICV Standard	MP83508
CCV Standard	MP83511
ICSA Standard	MP83509,MP83510
CRI Standard	
LCS Standard	MP83506
Chk Standard	MP83513,MP83514

195	P5056-16	MBHL43	SAM	12/29/24 14:12		Kareem	OK
196	P5056-17	MBHL44	SAM	12/29/24 14:16		Kareem	OK
197	P5056-18	MBHL45	SAM	12/29/24 14:20		Kareem	OK
198	P5056-19	MBHL46	SAM	12/29/24 14:24		Kareem	OK
199	P5056-20	MBHL47	SAM	12/29/24 14:28	DUP fail for many parameter	Kareem	Not Ok
200	P5056-21	MBHL47D	DUP	12/29/24 14:31	DUP fail for many parameter	Kareem	Not Ok
201	P5056-20L	MBHL47L	SD	12/29/24 14:35	DUP fail for many parameter	Kareem	Not Ok
202	P5056-22	MBHL47S	MS	12/29/24 14:39	DUP fail for many parameter	Kareem	Not Ok
203	P5090-12A	MBHM25A	PS	12/29/24 14:43	PS for As,Ba,Cu,Se,Tl,Zn	Kareem	OK
204	P5063-07A	MBHL34A	PS	12/29/24 14:47	PS for Cu,Se,Zn	Kareem	OK
205	P5084-13A	MBHLX7A	PS	12/29/24 14:51	PS for Se,Tl	Kareem	OK
206	P5091-07A	MBHLS0A	PS	12/29/24 14:55	PS for Se,Tl	Kareem	OK
207	P5086-07A	MBHLN2A	PS	12/29/24 14:58	PS for Be,Cu,Se,Tl,Zn	Kareem	OK
208	P5089-01A	MBHLZ4A	PS	12/29/24 15:02	PS for As,Cu,Se,Tl,Zn	Kareem	OK
209	P5083-03A	MBHLK0A	PS	12/29/24 15:06	PS for Se,Tl,Zn	Kareem	OK
210	CCV042	CCV042	CCV	12/29/24 15:10		Kareem	OK
211	CCB042	CCB042	CCB	12/29/24 15:13		Kareem	OK
212	PB165759BL	PBS759	MB	12/29/24 15:18		Kareem	OK
213	PB165759BS	LCS759	LCS	12/29/24 15:22		Kareem	OK

284 Sheffield Street, Mountainside, New Jersey 07092, Phone : 908 789 8900,
Fax : 908 789 8922

Instrument ID: P5

Daily Analysis Runlog For Sequence/QCBatch ID # LB134116

Review By	Kareem Khairalla	Review On	12/31/2024 7:49:56 PM
Supervise By	Mohan Bera	Supervise On	12/31/2024 11:25:59 PM

STD. NAME	STD REF.#
ICAL Standard	MP83500,MP83507,MP83505,MP83504,MP83503,MP83502,MP83501
ICV Standard	MP83508
CCV Standard	MP83511
ICSA Standard	MP83509,MP83510
CRI Standard	
LCS Standard	MP83506
Chk Standard	MP83513,MP83514

214	PB165820BL	PBS820	MB	12/29/24 15:26		Kareem	OK
215	PB165820BS	LCS820	LCS	12/29/24 15:30		Kareem	OK
216	P5156-01	ME28Q6	SAM	12/29/24 15:34		Kareem	OK
217	P5156-02	ME28Q7	SAM	12/29/24 15:37	Ca high	Kareem	Dilution
218	P5156-03	ME28Q8	SAM	12/29/24 15:41	Ca high	Kareem	Dilution
219	P5156-04	ME28Q9	SAM	12/29/24 15:45		Kareem	OK
220	P5156-05	ME28R0	SAM	12/29/24 15:49		Kareem	OK
221	P5156-06	ME28R1	SAM	12/29/24 15:53		Kareem	OK
222	P5156-07	ME28R2	SAM	12/29/24 15:57		Kareem	OK
223	P5156-08	ME28T4	SAM	12/29/24 16:00	Ca high	Kareem	Dilution
224	P5156-09	ME28T5	SAM	12/29/24 16:04		Kareem	OK
225	P5156-10	ME28T6	SAM	12/29/24 16:08	Ca high	Kareem	Dilution
226	P5156-11	ME28T7	SAM	12/29/24 16:12	Ca high	Kareem	Dilution
227	P5156-12	ME28T8	SAM	12/29/24 16:16	Ca high	Kareem	Dilution
228	P5156-13	ME28T9	SAM	12/29/24 16:19	Ca,Fe high	Kareem	Dilution
229	P5156-14	ME28W0	SAM	12/29/24 16:23	Fe high	Kareem	Dilution
230	P5156-15	ME28W1	SAM	12/29/24 16:27	Fe high	Kareem	Dilution
231	P5156-16	ME28W2	SAM	12/29/24 16:31	Fe high	Kareem	Dilution
232	CCV043	CCV043	CCV	12/29/24 16:34		Kareem	OK
233	CCB043	CCB043	CCB	12/29/24 16:38		Kareem	OK

284 Sheffield Street, Mountainside, New Jersey 07092, Phone : 908 789 8900,
Fax : 908 789 8922

Instrument ID: P5

Daily Analysis Runlog For Sequence/QCBatch ID # LB134116

Review By	Kareem Khairalla	Review On	12/31/2024 7:49:56 PM
Supervise By	Mohan Bera	Supervise On	12/31/2024 11:25:59 PM

STD. NAME	STD REF.#
ICAL Standard	MP83500,MP83507,MP83505,MP83504,MP83503,MP83502,MP83501
ICV Standard	MP83508
CCV Standard	MP83511
ICSA Standard	MP83509,MP83510
CRI Standard	
LCS Standard	MP83506
Chk Standard	MP83513,MP83514

234	P5156-17	ME28W2D	DUP	12/29/24 16:42	Fe high	Kareem	Dilution
235	P5156-16L	ME28W2L	SD	12/29/24 16:46	Fe high	Kareem	Dilution
236	P5156-18	ME28W2S	MS	12/29/24 16:50	Fe high	Kareem	Dilution
237	P5156-19	ME28W3	SAM	12/29/24 16:54		Kareem	OK
238	P5156-20	ME28W4	SAM	12/29/24 16:57		Kareem	OK
239	P5156-21	ME28W5	SAM	12/29/24 17:01	Fe high	Kareem	Dilution
240	P5156-22	ME28W6	SAM	12/29/24 17:05	Fe high	Kareem	Dilution
241	P5259-01	ME28W7	SAM	12/29/24 17:09		Kareem	OK
242	P5259-02	ME28W8	SAM	12/29/24 17:13		Kareem	OK
243	P5259-03	ME28W9	SAM	12/29/24 17:16		Kareem	OK
244	P5259-04	ME28X0	SAM	12/29/24 17:20		Kareem	OK
245	P5259-05	ME28X0D	DUP	12/29/24 17:24		Kareem	OK
246	P5259-04L	ME28X0L	SD	12/29/24 17:28		Kareem	OK
247	P5259-06	ME28X0S	MS	12/29/24 17:32		Kareem	OK
248	P5259-07	ME28X1	SAM	12/29/24 17:35		Kareem	OK
249	P5259-08	ME28X2	SAM	12/29/24 17:39		Kareem	OK
250	P5259-09	ME28X3	SAM	12/29/24 17:43		Kareem	OK
251	P5259-10	ME28X4	SAM	12/29/24 17:47		Kareem	OK
252	P5259-11	ME28X5	SAM	12/29/24 17:51		Kareem	OK
253	P5259-12	ME28X6	SAM	12/29/24 17:54	Ca high	Kareem	Dilution

284 Sheffield Street, Mountainside, New Jersey 07092, Phone : 908 789 8900,
Fax : 908 789 8922

Instrument ID: P5

Daily Analysis Runlog For Sequence/QCBatch ID # LB134116

Review By	Kareem Khairalla	Review On	12/31/2024 7:49:56 PM
Supervise By	Mohan Bera	Supervise On	12/31/2024 11:25:59 PM

STD. NAME	STD REF.#
ICAL Standard	MP83500,MP83507,MP83505,MP83504,MP83503,MP83502,MP83501
ICV Standard	MP83508
CCV Standard	MP83511
ICSA Standard	MP83509,MP83510
CRI Standard	
LCS Standard	MP83506
Chk Standard	MP83513,MP83514

254	CCV044	CCV044	CCV	12/29/24 17:58		Kareem	OK
255	CCB044	CCB044	CCB	12/29/24 18:02		Kareem	OK
256	P5259-13	ME28X7	SAM	12/29/24 18:06		Kareem	OK
257	P5259-14	ME28X8	SAM	12/29/24 18:10	Ca high	Kareem	Dilution
258	P5259-15	ME28X9	SAM	12/29/24 18:14		Kareem	OK
259	P5259-16	ME28Y0	SAM	12/29/24 18:18		Kareem	OK
260	P5259-17	ME28Y1	SAM	12/29/24 18:21		Kareem	OK
261	P5259-18	ME28Y2	SAM	12/29/24 18:25		Kareem	OK
262	P5259-19	ME28Y3	SAM	12/29/24 18:29		Kareem	OK
263	P5259-20	ME28Y4	SAM	12/29/24 18:33	Ca high	Kareem	Dilution
264	P5259-21	ME28Y5	SAM	12/29/24 18:37	Ca high	Kareem	Dilution
265	PB165851BL	PBS851	MB	12/29/24 18:40		Kareem	OK
266	PB165851BS	LCS851	LCS	12/29/24 18:44		Kareem	OK
267	P5125-01	MBHM90	SAM	12/29/24 18:48		Kareem	OK
268	P5125-02	MBHM91	SAM	12/29/24 18:52		Kareem	OK
269	P5125-03	MBHM92	SAM	12/29/24 18:56		Kareem	OK
270	P5125-04	MBHM93	SAM	12/29/24 19:00		Kareem	OK
271	P5125-05	MBHM94	SAM	12/29/24 19:04		Kareem	OK
272	P5125-06	MBHM94D	DUP	12/29/24 19:07		Kareem	OK
273	P5125-05L	MBHM94L	SD	12/29/24 19:11		Kareem	OK

284 Sheffield Street, Mountainside, New Jersey 07092, Phone : 908 789 8900,
Fax : 908 789 8922

Instrument ID: P5

Daily Analysis Runlog For Sequence/QCBatch ID # LB134116

Review By	Kareem Khairalla	Review On	12/31/2024 7:49:56 PM
Supervise By	Mohan Bera	Supervise On	12/31/2024 11:25:59 PM

STD. NAME	STD REF.#
ICAL Standard	MP83500,MP83507,MP83505,MP83504,MP83503,MP83502,MP83501
ICV Standard	MP83508
CCV Standard	MP83511
ICSA Standard	MP83509,MP83510
CRI Standard	
LCS Standard	MP83506
Chk Standard	MP83513,MP83514

274	P5125-07	MBHM94S	MS	12/29/24 19:15	MS fail for Cu (596.26 ppb), Se (105.64 ppb), Zn (3225.59 ppb) & Ag,Tl (Below RL)	Kareem	OK
275	P5125-08	MBHM95	SAM	12/29/24 19:19		Kareem	OK
276	CCV045	CCV045	CCV	12/29/24 19:23		Kareem	OK
277	CCB045	CCB045	CCB	12/29/24 19:27		Kareem	OK
278	P5125-09	MBHM96	SAM	12/29/24 19:31		Kareem	OK
279	P5125-10	MBHM97	SAM	12/29/24 19:34		Kareem	OK
280	P5125-11	MBHMB2	SAM	12/29/24 19:38		Kareem	OK
281	P5125-12	MBHMB3	SAM	12/29/24 19:42		Kareem	OK
282	P5125-13	MBHMB4	SAM	12/29/24 19:46		Kareem	OK
283	P5125-14	MBHMB5	SAM	12/29/24 19:50		Kareem	OK
284	P5125-15	MBHMB6	SAM	12/29/24 19:54		Kareem	OK
285	P5125-16	MBHMB7	SAM	12/29/24 19:57		Kareem	OK
286	P5125-17	MBHMB8	SAM	12/29/24 20:01		Kareem	OK
287	P5125-18	MBHMD5	SAM	12/29/24 20:05		Kareem	OK
288	P5125-19	MBHMD6	SAM	12/29/24 20:09		Kareem	OK
289	PB165881BL	PBS881	MB	12/29/24 20:13		Kareem	OK
290	PB165881BS	LCS881	LCS	12/29/24 20:17		Kareem	OK
291	P5130-01	MBHMF4	SAM	12/29/24 20:21		Kareem	OK

284 Sheffield Street, Mountainside, New Jersey 07092, Phone : 908 789 8900,
Fax : 908 789 8922

Instrument ID: P5

Daily Analysis Runlog For Sequence/QCBatch ID # LB134116

Review By	Kareem Khairalla	Review On	12/31/2024 7:49:56 PM
Supervise By	Mohan Bera	Supervise On	12/31/2024 11:25:59 PM

STD. NAME	STD REF.#
ICAL Standard	MP83500,MP83507,MP83505,MP83504,MP83503,MP83502,MP83501
ICV Standard	MP83508
CCV Standard	MP83511
ICSA Standard	MP83509,MP83510
CRI Standard	
LCS Standard	MP83506
Chk Standard	MP83513,MP83514

292	P5130-02	MBHMF5	SAM	12/29/24 20:24		Kareem	OK
293	P5130-03	MBHMF6	SAM	12/29/24 20:28		Kareem	OK
294	P5130-04	MBHMF7	SAM	12/29/24 20:32		Kareem	OK
295	P5130-05	MBHMF8	SAM	12/29/24 20:36		Kareem	OK
296	P5130-06	MBHMF9	SAM	12/29/24 20:40		Kareem	OK
297	P5130-07	MBHMG3	SAM	12/29/24 20:44		Kareem	OK
298	CCV046	CCV046	CCV	12/29/24 20:47		Kareem	OK
299	CCB046	CCB046	CCB	12/29/24 20:51		Kareem	OK
300	P5130-08	MBHMG4	SAM	12/29/24 20:55		Kareem	OK
301	P5130-09	MBHMG5	SAM	12/29/24 20:59		Kareem	OK
302	P5130-10	MBHMG6	SAM	12/29/24 21:03		Kareem	OK
303	P5130-11	MBHMG7	SAM	12/29/24 21:07		Kareem	OK
304	P5130-12	MBHMH2	SAM	12/29/24 21:11		Kareem	OK
305	P5130-13	MBHMH3	SAM	12/29/24 21:14		Kareem	OK
306	P5130-14	MBHMH4	SAM	12/29/24 21:18		Kareem	OK
307	P5130-15	MBHMH5	SAM	12/29/24 21:22	MS,SD fail for many parameter	Kareem	Not Ok
308	P5130-16	MBHMH5D	DUP	12/29/24 21:26	MS,SD fail for many parameter	Kareem	Not Ok
309	P5130-15L	MBHMH5L	SD	12/29/24 21:30	MS,SD fail for many parameter	Kareem	Not Ok
310	P5130-17	MBHMH5S	MS	12/29/24 21:34	MS,SD fail for many parameter	Kareem	Not Ok

284 Sheffield Street, Mountainside, New Jersey 07092, Phone : 908 789 8900,
Fax : 908 789 8922

Instrument ID: P5

Daily Analysis Runlog For Sequence/QCBatch ID # LB134116

Review By	Kareem Khairalla	Review On	12/31/2024 7:49:56 PM
Supervise By	Mohan Bera	Supervise On	12/31/2024 11:25:59 PM

STD. NAME	STD REF.#
ICAL Standard	MP83500,MP83507,MP83505,MP83504,MP83503,MP83502,MP83501
ICV Standard	MP83508
CCV Standard	MP83511
ICSA Standard	MP83509,MP83510
CRI Standard	
LCS Standard	MP83506
Chk Standard	MP83513,MP83514

311	P5130-18	MBHML5	SAM	12/29/24 21:37		Kareem	OK
312	P5130-19	MBHML6	SAM	12/29/24 21:41		Kareem	OK
313	P5130-20	MBHML7	SAM	12/29/24 21:45		Kareem	OK
314	P5130-21	MBHML8	SAM	12/29/24 21:49		Kareem	OK
315	P5130-22	MBHML9	SAM	12/29/24 21:53		Kareem	OK
316	CCV047	CCV047	CCV	12/29/24 21:56		Kareem	OK
317	CCB047	CCB047	CCB	12/29/24 22:00		Kareem	OK

284 Sheffield Street, Mountainside, New Jersey 07092, Phone : 908 789 8900,
Fax : 908 789 8922

Instrument ID: P5

Daily Analysis Runlog For Sequence/QCBatch ID # LB134132

Review By	Sarabjit Jaswal	Review On	1/2/2025 2:17:00 AM
Supervise By	Mohan Bera	Supervise On	1/2/2025 2:18:34 AM

STD. NAME	STD REF.#
ICAL Standard	MP83500,MP83507,MP83505,MP83504,MP83503,MP83502,MP83501
ICV Standard	MP83508
CCV Standard	MP83511
ICSA Standard	MP83509,MP83510
CRI Standard	M5751,MP83836,MP83726
LCS Standard	
Chk Standard	MP83513,MP83514

Sr#	SampleId	ClientID	QcType	Date	Comment	Operator	Status
1	S0	S0	CAL1	12/30/24 18:31		Kareem	OK
2	S1	S01	CAL2	12/30/24 18:36		Kareem	OK
3	S2	S02	CAL3	12/30/24 18:40		Kareem	OK
4	S3	S03	CAL4	12/30/24 18:44		Kareem	OK
5	S4	S04	CAL5	12/30/24 18:47		Kareem	OK
6	S5	S05	CAL6	12/30/24 18:51		Kareem	OK
7	S6	S06	CAL7	12/30/24 18:55		Kareem	OK
8	ICV005	ICV005	ICV	12/30/24 19:07	Inst. paused for calibration review	Kareem	OK
9	ICB005	ICB005	ICB	12/30/24 19:11		Kareem	OK
10	ICSA005	ICSA005	ICSA	12/30/24 19:15		Kareem	OK
11	ICSAB005	ICSAB005	ICSAB	12/30/24 19:50	Inst. paused for review	Kareem	OK
12	CCV049	CCV049	CCV	12/30/24 19:54		Kareem	OK
13	CCB049	CCB049	CCB	12/30/24 19:58		Kareem	OK
14	P5027-07DL	MBHK19	SAM	12/30/24 20:02	2x for Ca	Kareem	Confirms
15	P5027-13DL	MBHK23	SAM	12/30/24 20:06	2x for Ca	Kareem	Confirms
16	P5027-14DL	MBHK24	SAM	12/30/24 20:10	2x for Ca	Kareem	Confirms
17	P5027-15DL	MBHK25	SAM	12/30/24 20:14	2x for Ca	Kareem	Confirms
18	P5027-17DL	MBHK27	SAM	12/30/24 20:17	2x for Ca, Still Ca high	Kareem	Dilution

284 Sheffield Street, Mountainside, New Jersey 07092, Phone : 908 789 8900,
Fax : 908 789 8922

Instrument ID: P5

Daily Analysis Runlog For Sequence/QCBatch ID # LB134132

Review By	Sarabjit Jaswal	Review On	1/2/2025 2:17:00 AM
Supervise By	Mohan Bera	Supervise On	1/2/2025 2:18:34 AM

STD. NAME	STD REF.#
ICAL Standard	MP83500,MP83507,MP83505,MP83504,MP83503,MP83502,MP83501
ICV Standard	MP83508
CCV Standard	MP83511
ICSA Standard	MP83509,MP83510
CRI Standard	M5751,MP83836,MP83726
LCS Standard	
Chk Standard	MP83513,MP83514

19	P5030-10DL	MBHK48	SAM	12/30/24 20:21	2x for Ca	Kareem	Confirms
20	P5030-11DL	MBHK49	SAM	12/30/24 20:25	2x for Ca,Mg, Still Ca high	Kareem	Dilution
21	P5030-12DL	MBHK50	SAM	12/30/24 20:29	2x for Ca,Mg, Still Ca high	Kareem	Dilution
22	P5032-05DL	MBHK59	SAM	12/30/24 20:33	2x for Ca	Kareem	Confirms
23	P5032-06DL	MBHK60	SAM	12/30/24 20:37	2x for Ca,Mn	Kareem	Confirms
24	P5032-07DL	MBHK61	SAM	12/30/24 20:41	2x for Ca	Kareem	Confirms
25	P5038-08DL	MBHK88	SAM	12/30/24 20:45	Not Use	Kareem	Not Ok
26	P5038-15DL	MBHKA6	SAM	12/30/24 20:49	2x for Ca,Mg, Still Ca high	Kareem	Dilution
27	P5038-16DL	MBHKA7	SAM	12/30/24 20:52	2x for Ca	Kareem	Confirms
28	P5038-17DL	MBHKA8	SAM	12/30/24 20:56	2x for Ca,Mg, Still Ca high	Kareem	Dilution
29	P5038-18DL	MBHKA9	SAM	12/30/24 21:00	2x for Ca	Kareem	Confirms
30	P5266-18DL	ME2903	SAM	12/30/24 21:04	2x for Fe	Kareem	Confirms
31	P5259-12DL	ME28X6	SAM	12/30/24 21:08	2x for Ca	Kareem	Confirms
32	P5259-14DL	ME28X8	SAM	12/30/24 21:12	2x for Ca	Kareem	Confirms
33	P5259-20DL	ME28Y4	SAM	12/30/24 21:16	2x for Ca	Kareem	Confirms
34	CCV050	CCV050	CCV	12/30/24 21:20		Kareem	OK
35	CCB050	CCB050	CCB	12/30/24 21:23		Kareem	OK
36	P5259-21DL	ME28Y5	SAM	12/30/24 21:27	2x for Ca	Kareem	Confirms
37	P5156-02DL	ME28Q7	SAM	12/30/24 21:31	2x for Ca	Kareem	Confirms
38	P5156-03DL	ME28Q8	SAM	12/30/24 21:35	2x for Ca	Kareem	Confirms

284 Sheffield Street, Mountainside, New Jersey 07092, Phone : 908 789 8900,
Fax : 908 789 8922

Instrument ID: P5

Daily Analysis Runlog For Sequence/QCBatch ID # LB134132

Review By	Sarabjit Jaswal	Review On	1/2/2025 2:17:00 AM
Supervise By	Mohan Bera	Supervise On	1/2/2025 2:18:34 AM

STD. NAME	STD REF.#
ICAL Standard	MP83500,MP83507,MP83505,MP83504,MP83503,MP83502,MP83501
ICV Standard	MP83508
CCV Standard	MP83511
ICSA Standard	MP83509,MP83510
CRI Standard	M5751,MP83836,MP83726
LCS Standard	
Chk Standard	MP83513,MP83514

39	P5156-08DL	ME28T4	SAM	12/30/24 21:39	2x for Ca	Kareem	Confirms
40	P5156-10DL	ME28T6	SAM	12/30/24 21:43	2x for Ca	Kareem	Confirms
41	P5156-11DL	ME28T7	SAM	12/30/24 21:47	2x for Ca	Kareem	Confirms
42	P5156-12DL	ME28T8	SAM	12/30/24 21:50	2x for Ca	Kareem	Confirms
43	P5156-13DL	ME28T9	SAM	12/30/24 21:54	2x for Ca,Fe	Kareem	Confirms
44	P5156-14DL	ME28W0	SAM	12/30/24 21:58	2x for Fe	Kareem	Confirms
45	P5156-15DL	ME28W1	SAM	12/30/24 22:02	2x for Fe	Kareem	Confirms
46	P5156-16DL	ME28W2	SAM	12/30/24 22:06	2x for Fe	Kareem	Confirms
47	P5156-17DL	ME28W2D	DUP	12/30/24 22:09	2x for Fe	Kareem	Confirms
48	P5156-16LDL	ME28W2L	SD	12/30/24 22:13	10x for Fe	Kareem	Confirms
49	P5156-18DL	ME28W2S	MS	12/30/24 22:17	2x for Fe	Kareem	Confirms
50	P5156-21DL	ME28W5	SAM	12/30/24 22:21	Not Use	Kareem	Not Ok
51	P5156-22DL	ME28W6	SAM	12/30/24 22:25	2x for Fe	Kareem	Confirms
52	PB165326BL	PBS326	MB	12/30/24 22:28	Not Use	Kareem	Not Ok
53	PB165326BS	LCS326	LCS	12/30/24 22:32	Not Use	Kareem	Not Ok
54	P5027-10A	MBHK22A	PS	12/30/24 22:36	PS for Se,Tl,Zn	Kareem	OK
55	P5030-04A	MBHK44A	PS	12/30/24 22:40	PS For As,Tl-(As-0.0054ml m5801,Tl-0.05 ml mp83836-10 ml Sample)-10ml Sample	Kareem	OK
56	CCV051	CCV051	CCV	12/30/24 22:44		Kareem	OK

284 Sheffield Street, Mountainside, New Jersey 07092, Phone : 908 789 8900,
Fax : 908 789 8922

Instrument ID: P5

Daily Analysis Runlog For Sequence/QCBatch ID # LB134132

Review By	Sarabjit Jaswal	Review On	1/2/2025 2:17:00 AM
Supervise By	Mohan Bera	Supervise On	1/2/2025 2:18:34 AM

STD. NAME	STD REF.#
ICAL Standard	MP83500,MP83507,MP83505,MP83504,MP83503,MP83502,MP83501
ICV Standard	MP83508
CCV Standard	MP83511
ICSA Standard	MP83509,MP83510
CRI Standard	M5751,MP83836,MP83726
LCS Standard	
Chk Standard	MP83513,MP83514

57	CCB051	CCB051	CCB	12/30/24 22:48		Kareem	OK
58	P5032-18A	MBHK72A	PS	12/30/24 22:52	PS For Cu,Se,Tl - (0.0038ml m5751,0.019ml mp83726,0.05 ml mp83836 - 10ml Sample)	Kareem	OK
59	P5036-07A	MBHKF8A	PS	12/30/24 22:56	PS For Pb,Tl-(0.0023ml m6025,0.05ml mp83836-10 ml Sample)	Kareem	OK
60	P5038-02A	MBHK84A	PS	12/30/24 22:59	PS For Tl-0.05ml mp83836 - 10ml Sample	Kareem	OK
61	P5169-04	MJNLH4	SAM	12/30/24 23:03		Kareem	OK
62	P5169-05	MJNLH4D	DUP	12/30/24 23:07		Kareem	OK
63	P5169-04L	MJNLH4L	SD	12/30/24 23:11		Kareem	OK
64	P5169-06	MJNLH4S	MS	12/30/24 23:15	MS fail for Ba (714.33 ppb) & Ag,Se,Cd,Cr (Below RL)	Kareem	OK
65	PB165673BL	PBW673	MB	12/30/24 23:23		Kareem	OK
66	PB165673BS	LCS673	LCS	12/30/24 23:27		Kareem	OK
67	P5035-05DL	MBHKM6	SAM	12/30/24 23:31	Not Use	Kareem	Not Ok
68	P5035-06DL	MBHKM7	SAM	12/30/24 23:35	2X For Ca	Kareem	Confirms
69	P5035-07DL	MBHKM8	SAM	12/30/24 23:39	2X For Ca	Kareem	Confirms
70	P5035-20DL	MBHKN9	SAM	12/30/24 23:43	Not Use	Kareem	Not Ok
71	P5035-08A	MBHKM9A	PS	12/30/24 23:47	PS For Tl - 0.05ml mp83836-10ml Sample	Kareem	OK
72	P5266-19	ME28Y9D	DUP	12/30/24 23:51	NOT USE	Kareem	Not Ok
73	CCV052	CCV052	CCV	12/30/24 23:54		Kareem	OK

284 Sheffield Street, Mountainside, New Jersey 07092, Phone : 908 789 8900,
Fax : 908 789 8922

Instrument ID: P5

Daily Analysis Runlog For Sequence/QCBatch ID # LB134132

Review By	Sarabjit Jaswal	Review On	1/2/2025 2:17:00 AM
Supervise By	Mohan Bera	Supervise On	1/2/2025 2:18:34 AM

STD. NAME	STD REF.#
ICAL Standard	MP83500,MP83507,MP83505,MP83504,MP83503,MP83502,MP83501
ICV Standard	MP83508
CCV Standard	MP83511
ICSA Standard	MP83509,MP83510
CRI Standard	M5751,MP83836,MP83726
LCS Standard	
Chk Standard	MP83513,MP83514

74	CCB052	CCB052	CCB	12/30/24 23:58		Kareem	OK

284 Sheffield Street, Mountainside, New Jersey 07092, Phone : 908 789 8900,
Fax : 908 789 8922

Instrument ID: P5

Daily Analysis Runlog For Sequence/QCBatch ID # LB134139

Review By	Sarabjit Jaswal	Review On	1/2/2025 2:17:07 AM
Supervise By	Mohan Bera	Supervise On	1/2/2025 2:18:27 AM

STD. NAME	STD REF.#
ICAL Standard	MP83500,MP83507,MP83505,MP83504,MP83503,MP83502,MP83501
ICV Standard	MP83508
CCV Standard	MP83511
ICSA Standard	MP83509,MP83510
CRI Standard	
LCS Standard	
Chk Standard	MP83513,MP83514

Sr#	SampleId	ClientID	QcType	Date	Comment	Operator	Status
1	S0	S0	CAL1	12/31/24 12:16		Kareem	OK
2	S1	S01	CAL2	12/31/24 12:20		Kareem	OK
3	S2	S02	CAL3	12/31/24 12:24		Kareem	OK
4	S3	S03	CAL4	12/31/24 12:28		Kareem	OK
5	S4	S04	CAL5	12/31/24 12:32		Kareem	OK
6	S5	S05	CAL6	12/31/24 12:35		Kareem	OK
7	S6	S06	CAL7	12/31/24 12:39		Kareem	OK
8	ICV006	ICV006	ICV	12/31/24 13:00	Inst. paused for calibration review	Kareem	OK
9	ICB006	ICB006	ICB	12/31/24 13:04		Kareem	OK
10	ICSA006	ICSA006	ICSA	12/31/24 13:08		Kareem	OK
11	ICSAB006	ICSAB006	ICSAB	12/31/24 13:27	Inst. paused for review	Kareem	OK
12	CCV053	CCV053	CCV	12/31/24 13:32		Kareem	OK
13	CCB053	CCB053	CCB	12/31/24 13:36		Kareem	OK
14	P5027-17DL	MBHK27	SAM	12/31/24 13:40	4X For Ca	Kareem	Confirms
15	P5030-11DL	MBHK49	SAM	12/31/24 13:44	4X For Ca	Kareem	Confirms
16	P5266-04	ME28Y9	SAM	12/31/24 13:48	Not Use	Kareem	Not Ok
17	P5030-12DL	MBHK50	SAM	12/31/24 13:52	4X For Ca	Kareem	Confirms
18	P5038-08DL	MBHK88	SAM	12/31/24 13:56	4X For Ca	Kareem	Confirms

284 Sheffield Street, Mountainside, New Jersey 07092, Phone : 908 789 8900,
Fax : 908 789 8922

Instrument ID: P5

Daily Analysis Runlog For Sequence/QCBatch ID # LB134139

Review By	Sarabjit Jaswal	Review On	1/2/2025 2:17:07 AM
Supervise By	Mohan Bera	Supervise On	1/2/2025 2:18:27 AM

STD. NAME	STD REF.#
ICAL Standard	MP83500,MP83507,MP83505,MP83504,MP83503,MP83502,MP83501
ICV Standard	MP83508
CCV Standard	MP83511
ICSA Standard	MP83509,MP83510
CRI Standard	
LCS Standard	
Chk Standard	MP83513,MP83514

19	P5038-15DL	MBHKA6	SAM	12/31/24 14:00	4X For Ca	Kareem	Confirms
20	P5038-17DL	MBHKA8	SAM	12/31/24 14:03	4X For Ca	Kareem	Confirms
21	P5156-13DL	ME28T9	SAM	12/31/24 14:07	Not Use	Kareem	Not Ok
22	P5156-14DL	ME28W0	SAM	12/31/24 14:11	Not Use	Kareem	Not Ok
23	P5156-21DL	ME28W5	SAM	12/31/24 14:15	4X for Fe	Kareem	Confirms
24	P5035-05DL	MBHKM6	SAM	12/31/24 14:19	4X For Ca	Kareem	Confirms
25	P5035-20DL	MBHKN9	SAM	12/31/24 14:23	4X For Ca	Kareem	Confirms
26	P5266-19DL	ME28Y9D	DUP	12/31/24 14:27	Not Use	Kareem	Not Ok
27	P5266-19DL2	ME28Y9D	DUP	12/31/24 14:31	Not Use	Kareem	Not Ok
28	PB165641TB	LEB641	MB	12/31/24 14:34	Not Use	Kareem	Not Ok
29	CCV054	CCV054	CCV	12/31/24 14:38		Kareem	OK
30	CCB054	CCB054	CCB	12/31/24 14:42		Kareem	OK

EPA SAMPLE NO.

ME28Q6

FORM 1 - IN

INORGANIC ANALYSIS DATA SHEET

Lab Name: Alliance Technical Group, LLC Contract: 68HERH20D0011

Lab Code: ACE Case No.: 51847 MA No. : SDG No.: ME28Q6

Matrix: SOIL Lab Sample ID: P5156-01

% Solids: 82.6 Date Received: 12/06/2024

Analytical Method: ICP_MS

Concentration Units (µg/L, mg/L, mg/kg dry weight, µg, or µg/cm²): mg/kg

CAS No.	Analyte	Concentration	Q	Date Analyzed	Time Analyzed
7440-36-0	Antimony	0.70	J	12/23/2024	2018
7440-38-2	Arsenic	9.4		12/23/2024	2018
7440-39-3	Barium	60		12/23/2024	2018
7440-41-7	Beryllium	0.52		12/23/2024	2018
7440-43-9	Cadmium	1.1		12/23/2024	2018
7440-47-3	Chromium	32		12/23/2024	2018
7440-48-4	Cobalt	11		12/23/2024	2018
7440-50-8	Copper	50	*	12/23/2024	2018
7439-92-1	Lead	61		12/23/2024	2018
7439-96-5	Manganese	520		12/23/2024	2018
7440-02-0	Nickel	36		12/23/2024	2018
7782-49-2	Selenium	2.6	U	12/23/2024	2018
7440-22-4	Silver	0.16	J	12/23/2024	2018
7440-28-0	Thallium	0.15	J	12/23/2024	2018
7440-62-2	Vanadium	18		12/23/2024	2018
7440-66-6	Zinc	250		12/23/2024	2018

NOTE: Hardness (total) is reported in mg/L

Comments:

EPA SAMPLE NO.

ME28Q7

FORM 1 - IN
INORGANIC ANALYSIS DATA SHEET

Lab Name: Alliance Technical Group, LLC Contract: 68HERH20D0011

Lab Code: ACE Case No.: 51847 MA No. : SDG No.: ME28Q6

Matrix: SOIL Lab Sample ID: P5156-02

% Solids: 89.6 Date Received: 12/06/2024

Analytical Method: ICP_MS

Concentration Units (µg/L, mg/L, mg/kg dry weight, µg, or µg/cm²): mg/kg

CAS No.	Analyte	Concentration	Q	Date Analyzed	Time Analyzed
7440-36-0	Antimony	0.16	J	12/23/2024	2021
7440-38-2	Arsenic	9.9		12/23/2024	2021
7440-39-3	Barium	48		12/23/2024	2021
7440-41-7	Beryllium	0.34	J	12/23/2024	2021
7440-43-9	Cadmium	0.16	J	12/23/2024	2021
7440-47-3	Chromium	11		12/23/2024	2021
7440-48-4	Cobalt	7.4		12/23/2024	2021
7440-50-8	Copper	19	*	12/23/2024	2021
7439-92-1	Lead	7.6		12/23/2024	2021
7439-96-5	Manganese	290		12/23/2024	2021
7440-02-0	Nickel	20		12/23/2024	2021
7782-49-2	Selenium	0.33	J	12/23/2024	2021
7440-22-4	Silver	0.47	U	12/23/2024	2021
7440-28-0	Thallium	0.14	J	12/23/2024	2021
7440-62-2	Vanadium	13		12/23/2024	2021
7440-66-6	Zinc	53		12/23/2024	2021

NOTE: Hardness (total) is reported in mg/L

Comments:

EPA SAMPLE NO.

ME28Q8

FORM 1 - IN

INORGANIC ANALYSIS DATA SHEET

Lab Name: Alliance Technical Group, LLC Contract: 68HERH20D0011

Lab Code: ACE Case No.: 51847 MA No. : SDG No.: ME28Q6

Matrix: SOIL Lab Sample ID: P5156-03

% Solids: 92.6 Date Received: 12/06/2024

Analytical Method: ICP_MS

Concentration Units (µg/L, mg/L, mg/kg dry weight, µg, or µg/cm²): mg/kg

CAS No.	Analyte	Concentration	Q	Date Analyzed	Time Analyzed
7440-36-0	Antimony	0.22	J	12/23/2024	2024
7440-38-2	Arsenic	4.0		12/23/2024	2024
7440-39-3	Barium	88		12/23/2024	2024
7440-41-7	Beryllium	0.21	J	12/23/2024	2024
7440-43-9	Cadmium	0.23	J	12/23/2024	2024
7440-47-3	Chromium	8.3		12/23/2024	2024
7440-48-4	Cobalt	4.3		12/23/2024	2024
7440-50-8	Copper	10	*	12/23/2024	2024
7439-92-1	Lead	5.0		12/23/2024	2024
7439-96-5	Manganese	250		12/23/2024	2024
7440-02-0	Nickel	13		12/23/2024	2024
7782-49-2	Selenium	0.44	J	12/23/2024	2024
7440-22-4	Silver	0.39	U	12/23/2024	2024
7440-28-0	Thallium	0.050	J	12/23/2024	2024
7440-62-2	Vanadium	11		12/23/2024	2024
7440-66-6	Zinc	35		12/23/2024	2024

NOTE: Hardness (total) is reported in mg/L

Comments:

EPA SAMPLE NO.

ME28Q9

FORM 1 - IN

INORGANIC ANALYSIS DATA SHEET

Lab Name: Alliance Technical Group, LLC Contract: 68HERH20D0011

Lab Code: ACE Case No.: 51847 MA No. : SDG No.: ME28Q6

Matrix: SOIL Lab Sample ID: P5156-04

% Solids: 94 Date Received: 12/06/2024

Analytical Method: ICP_MS

Concentration Units (µg/L, mg/L, mg/kg dry weight, µg, or µg/cm²): mg/kg

CAS No.	Analyte	Concentration	Q	Date Analyzed	Time Analyzed
7440-36-0	Antimony	0.44	J	12/23/2024	2028
7440-38-2	Arsenic	4.7		12/23/2024	2028
7440-39-3	Barium	51		12/23/2024	2028
7440-41-7	Beryllium	0.32	J	12/23/2024	2028
7440-43-9	Cadmium	0.47		12/23/2024	2028
7440-47-3	Chromium	91		12/23/2024	2028
7440-48-4	Cobalt	4.3		12/23/2024	2028
7440-50-8	Copper	17	*	12/23/2024	2028
7439-92-1	Lead	26		12/23/2024	2028
7439-96-5	Manganese	1200		12/23/2024	2028
7440-02-0	Nickel	13		12/23/2024	2028
7782-49-2	Selenium	2.2	U	12/23/2024	2028
7440-22-4	Silver	0.043	J	12/23/2024	2028
7440-28-0	Thallium	0.074	J	12/23/2024	2028
7440-62-2	Vanadium	21		12/23/2024	2028
7440-66-6	Zinc	150		12/23/2024	2028

NOTE: Hardness (total) is reported in mg/L

Comments:

EPA SAMPLE NO.

ME28R0

FORM 1 - IN

INORGANIC ANALYSIS DATA SHEET

Lab Name: Alliance Technical Group, LLC Contract: 68HERH20D0011

Lab Code: ACE Case No.: 51847 MA No. : SDG No.: ME28Q6

Matrix: SOIL Lab Sample ID: P5156-05

% Solids: 92.3 Date Received: 12/06/2024

Analytical Method: ICP_MS

Concentration Units (µg/L, mg/L, mg/kg dry weight, µg, or µg/cm²): mg/kg

CAS No.	Analyte	Concentration	Q	Date Analyzed	Time Analyzed
7440-36-0	Antimony	0.16	J	12/23/2024	2031
7440-38-2	Arsenic	5.1		12/23/2024	2031
7440-39-3	Barium	55		12/23/2024	2031
7440-41-7	Beryllium	0.40	J	12/23/2024	2031
7440-43-9	Cadmium	0.30	J	12/23/2024	2031
7440-47-3	Chromium	34		12/23/2024	2031
7440-48-4	Cobalt	5.8		12/23/2024	2031
7440-50-8	Copper	17	*	12/23/2024	2031
7439-92-1	Lead	22		12/23/2024	2031
7439-96-5	Manganese	780		12/23/2024	2031
7440-02-0	Nickel	16		12/23/2024	2031
7782-49-2	Selenium	2.2	U	12/23/2024	2031
7440-22-4	Silver	0.052	J	12/23/2024	2031
7440-28-0	Thallium	0.11	J	12/23/2024	2031
7440-62-2	Vanadium	19		12/23/2024	2031
7440-66-6	Zinc	72		12/23/2024	2031

NOTE: Hardness (total) is reported in mg/L

Comments:

EPA SAMPLE NO.

ME28R1

FORM 1 - IN

INORGANIC ANALYSIS DATA SHEET

Lab Name: Alliance Technical Group, LLC Contract: 68HERH20D0011

Lab Code: ACE Case No.: 51847 MA No. : SDG No.: ME28Q6

Matrix: SOIL Lab Sample ID: P5156-06

% Solids: 82.7 Date Received: 12/06/2024

Analytical Method: ICP_MS

Concentration Units (µg/L, mg/L, mg/kg dry weight, µg, or µg/cm²): mg/kg

CAS No.	Analyte	Concentration	Q	Date Analyzed	Time Analyzed
7440-36-0	Antimony	0.31	J	12/23/2024	2034
7440-38-2	Arsenic	6.5		12/23/2024	2034
7440-39-3	Barium	67		12/23/2024	2034
7440-41-7	Beryllium	0.42	J	12/23/2024	2034
7440-43-9	Cadmium	1.1		12/23/2024	2034
7440-47-3	Chromium	17		12/23/2024	2034
7440-48-4	Cobalt	9.5		12/23/2024	2034
7440-50-8	Copper	18	*	12/23/2024	2034
7439-92-1	Lead	8.0		12/23/2024	2034
7439-96-5	Manganese	330		12/23/2024	2034
7440-02-0	Nickel	27		12/23/2024	2034
7782-49-2	Selenium	0.28	J	12/23/2024	2034
7440-22-4	Silver	0.059	J	12/23/2024	2034
7440-28-0	Thallium	0.059	J	12/23/2024	2034
7440-62-2	Vanadium	24		12/23/2024	2034
7440-66-6	Zinc	76		12/23/2024	2034

NOTE: Hardness (total) is reported in mg/L

Comments:

EPA SAMPLE NO.

ME28R2

FORM 1 - IN
INORGANIC ANALYSIS DATA SHEET

Lab Name: Alliance Technical Group, LLC Contract: 68HERH20D0011

Lab Code: ACE Case No.: 51847 MA No. : SDG No.: ME28Q6

Matrix: SOIL Lab Sample ID: P5156-07

% Solids: 72.4 Date Received: 12/06/2024

Analytical Method: ICP_MS

Concentration Units (µg/L, mg/L, mg/kg dry weight, µg, or µg/cm²): mg/kg

CAS No.	Analyte	Concentration	Q	Date Analyzed	Time Analyzed
7440-36-0	Antimony	2.6		12/23/2024	2037
7440-38-2	Arsenic	11		12/23/2024	2037
7440-39-3	Barium	110		12/23/2024	2037
7440-41-7	Beryllium	0.48	J	12/23/2024	2037
7440-43-9	Cadmium	2.0		12/23/2024	2037
7440-47-3	Chromium	52		12/23/2024	2037
7440-48-4	Cobalt	7.9		12/23/2024	2037
7440-50-8	Copper	91	*	12/23/2024	2037
7439-92-1	Lead	94		12/23/2024	2037
7439-96-5	Manganese	670		12/23/2024	2037
7440-02-0	Nickel	61		12/23/2024	2037
7782-49-2	Selenium	0.95	J	12/23/2024	2037
7440-22-4	Silver	0.35	J	12/23/2024	2037
7440-28-0	Thallium	0.24	J	12/23/2024	2037
7440-62-2	Vanadium	26		12/23/2024	2037
7440-66-6	Zinc	420		12/23/2024	2037

NOTE: Hardness (total) is reported in mg/L

Comments:

EPA SAMPLE NO.

ME28T4

FORM 1 - IN

INORGANIC ANALYSIS DATA SHEET

Lab Name: Alliance Technical Group, LLC Contract: 68HERH20D0011

Lab Code: ACE Case No.: 51847 MA No. : SDG No.: ME28Q6

Matrix: SOIL Lab Sample ID: P5156-08

% Solids: 81.1 Date Received: 12/10/2024

Analytical Method: ICP_MS

Concentration Units (µg/L, mg/L, mg/kg dry weight, µg, or µg/cm²): mg/kg

CAS No.	Analyte	Concentration	Q	Date Analyzed	Time Analyzed
7440-36-0	Antimony	0.32	J	12/23/2024	2040
7440-38-2	Arsenic	6.8		12/23/2024	2040
7440-39-3	Barium	78		12/23/2024	2040
7440-41-7	Beryllium	0.48		12/23/2024	2040
7440-43-9	Cadmium	0.45		12/23/2024	2040
7440-47-3	Chromium	71		12/23/2024	2040
7440-48-4	Cobalt	7.7		12/23/2024	2040
7440-50-8	Copper	23	*	12/23/2024	2040
7439-92-1	Lead	39		12/23/2024	2040
7439-96-5	Manganese	1600		12/23/2024	2040
7440-02-0	Nickel	31		12/23/2024	2040
7782-49-2	Selenium	0.36	J	12/23/2024	2040
7440-22-4	Silver	0.15	J	12/23/2024	2040
7440-28-0	Thallium	0.22	J	12/23/2024	2040
7440-62-2	Vanadium	30		12/23/2024	2040
7440-66-6	Zinc	160		12/23/2024	2040

NOTE: Hardness (total) is reported in mg/L

Comments:

EPA SAMPLE NO.

ME28T5

FORM 1 - IN

INORGANIC ANALYSIS DATA SHEET

Lab Name: Alliance Technical Group, LLC Contract: 68HERH20D0011

Lab Code: ACE Case No.: 51847 MA No. : SDG No.: ME28Q6

Matrix: SOIL Lab Sample ID: P5156-09

% Solids: 77.7 Date Received: 12/10/2024

Analytical Method: ICP_MS

Concentration Units (µg/L, mg/L, mg/kg dry weight, µg, or µg/cm²): mg/kg

CAS No.	Analyte	Concentration	Q	Date Analyzed	Time Analyzed
7440-36-0	Antimony	0.37	J	12/23/2024	2043
7440-38-2	Arsenic	7.0		12/23/2024	2043
7440-39-3	Barium	73		12/23/2024	2043
7440-41-7	Beryllium	0.58		12/23/2024	2043
7440-43-9	Cadmium	0.65		12/23/2024	2043
7440-47-3	Chromium	140		12/23/2024	2043
7440-48-4	Cobalt	8.4		12/23/2024	2043
7440-50-8	Copper	26	*	12/23/2024	2043
7439-92-1	Lead	69		12/23/2024	2043
7439-96-5	Manganese	3100		12/23/2024	2043
7440-02-0	Nickel	36		12/23/2024	2043
7782-49-2	Selenium	2.3	U	12/23/2024	2043
7440-22-4	Silver	0.28	J	12/23/2024	2043
7440-28-0	Thallium	0.32	J	12/23/2024	2043
7440-62-2	Vanadium	54		12/23/2024	2043
7440-66-6	Zinc	310		12/23/2024	2043

NOTE: Hardness (total) is reported in mg/L

Comments:

EPA SAMPLE NO.

ME28T6

FORM 1 - IN

INORGANIC ANALYSIS DATA SHEET

Lab Name: Alliance Technical Group, LLC Contract: 68HERH20D0011

Lab Code: ACE Case No.: 51847 MA No. : SDG No.: ME28Q6

Matrix: SOIL Lab Sample ID: P5156-10

% Solids: 81.7 Date Received: 12/10/2024

Analytical Method: ICP_MS

Concentration Units (µg/L, mg/L, mg/kg dry weight, µg, or µg/cm²): mg/kg

CAS No.	Analyte	Concentration	Q	Date Analyzed	Time Analyzed
7440-36-0	Antimony	0.40	J	12/23/2024	2046
7440-38-2	Arsenic	5.9		12/23/2024	2046
7440-39-3	Barium	100		12/23/2024	2046
7440-41-7	Beryllium	0.60		12/23/2024	2046
7440-43-9	Cadmium	0.58		12/23/2024	2046
7440-47-3	Chromium	170		12/23/2024	2046
7440-48-4	Cobalt	6.2		12/23/2024	2046
7440-50-8	Copper	22	*	12/23/2024	2046
7439-92-1	Lead	56		12/23/2024	2046
7439-96-5	Manganese	4400		12/23/2024	2046
7440-02-0	Nickel	46		12/23/2024	2046
7782-49-2	Selenium	0.43	J	12/23/2024	2046
7440-22-4	Silver	0.19	J	12/23/2024	2046
7440-28-0	Thallium	0.29	J	12/23/2024	2046
7440-62-2	Vanadium	64		12/23/2024	2046
7440-66-6	Zinc	210		12/23/2024	2046

NOTE: Hardness (total) is reported in mg/L

Comments:

EPA SAMPLE NO.

ME28T7

FORM 1 - IN

INORGANIC ANALYSIS DATA SHEET

Lab Name: Alliance Technical Group, LLC Contract: 68HERH20D0011

Lab Code: ACE Case No.: 51847 MA No. : SDG No.: ME28Q6

Matrix: SOIL Lab Sample ID: P5156-11

% Solids: 83 Date Received: 12/10/2024

Analytical Method: ICP_MS

Concentration Units (µg/L, mg/L, mg/kg dry weight, µg, or µg/cm²): mg/kg

CAS No.	Analyte	Concentration	Q	Date Analyzed	Time Analyzed
7440-36-0	Antimony	0.27	J	12/23/2024	2050
7440-38-2	Arsenic	6.8		12/23/2024	2050
7440-39-3	Barium	110		12/23/2024	2050
7440-41-7	Beryllium	0.50	J	12/23/2024	2050
7440-43-9	Cadmium	0.86		12/23/2024	2050
7440-47-3	Chromium	59		12/23/2024	2050
7440-48-4	Cobalt	8.8		12/23/2024	2050
7440-50-8	Copper	21	*	12/23/2024	2050
7439-92-1	Lead	29		12/23/2024	2050
7439-96-5	Manganese	1800		12/23/2024	2050
7440-02-0	Nickel	28		12/23/2024	2050
7782-49-2	Selenium	0.39	J	12/23/2024	2050
7440-22-4	Silver	0.12	J	12/23/2024	2050
7440-28-0	Thallium	0.20	J	12/23/2024	2050
7440-62-2	Vanadium	37		12/23/2024	2050
7440-66-6	Zinc	130		12/23/2024	2050

NOTE: Hardness (total) is reported in mg/L

Comments:

EPA SAMPLE NO.

ME28T8

FORM 1 - IN

INORGANIC ANALYSIS DATA SHEET

Lab Name: Alliance Technical Group, LLC Contract: 68HERH20D0011

Lab Code: ACE Case No.: 51847 MA No. : SDG No.: ME28Q6

Matrix: SOIL Lab Sample ID: P5156-12

% Solids: 84.2 Date Received: 12/10/2024

Analytical Method: ICP_MS

Concentration Units (µg/L, mg/L, mg/kg dry weight, µg, or µg/cm²): mg/kg

CAS No.	Analyte	Concentration	Q	Date Analyzed	Time Analyzed
7440-36-0	Antimony	0.27	J	12/23/2024	2059
7440-38-2	Arsenic	6.4		12/23/2024	2059
7440-39-3	Barium	65		12/23/2024	2059
7440-41-7	Beryllium	0.50		12/23/2024	2059
7440-43-9	Cadmium	0.36	J	12/23/2024	2059
7440-47-3	Chromium	75		12/23/2024	2059
7440-48-4	Cobalt	7.9		12/23/2024	2059
7440-50-8	Copper	22	*	12/23/2024	2059
7439-92-1	Lead	26		12/23/2024	2059
7439-96-5	Manganese	1600		12/23/2024	2059
7440-02-0	Nickel	24		12/23/2024	2059
7782-49-2	Selenium	0.32	J	12/23/2024	2059
7440-22-4	Silver	0.21	J	12/23/2024	2059
7440-28-0	Thallium	0.21	J	12/23/2024	2059
7440-62-2	Vanadium	35		12/23/2024	2059
7440-66-6	Zinc	110		12/23/2024	2059

NOTE: Hardness (total) is reported in mg/L

Comments:

EPA SAMPLE NO.

ME28T9

FORM 1 - IN

INORGANIC ANALYSIS DATA SHEET

Lab Name: Alliance Technical Group, LLC Contract: 68HERH20D0011

Lab Code: ACE Case No.: 51847 MA No. : SDG No.: ME28Q6

Matrix: SOIL Lab Sample ID: P5156-13

% Solids: 76.8 Date Received: 12/10/2024

Analytical Method: ICP_MS

Concentration Units (µg/L, mg/L, mg/kg dry weight, µg, or µg/cm²): mg/kg

CAS No.	Analyte	Concentration	Q	Date Analyzed	Time Analyzed
7440-36-0	Antimony	0.79	J	12/23/2024	2102
7440-38-2	Arsenic	9.1		12/23/2024	2102
7440-39-3	Barium	110		12/23/2024	2102
7440-41-7	Beryllium	0.80		12/23/2024	2102
7440-43-9	Cadmium	2.3		12/23/2024	2102
7440-47-3	Chromium	380		12/23/2024	2102
7440-48-4	Cobalt	10		12/23/2024	2102
7440-50-8	Copper	64	*	12/23/2024	2102
7439-92-1	Lead	410		12/23/2024	2102
7439-96-5	Manganese	5300	D	12/23/2024	2303
7440-02-0	Nickel	140		12/23/2024	2102
7782-49-2	Selenium	0.44	J	12/23/2024	2102
7440-22-4	Silver	1.0		12/23/2024	2102
7440-28-0	Thallium	0.70		12/23/2024	2102
7440-62-2	Vanadium	70		12/23/2024	2102
7440-66-6	Zinc	960		12/23/2024	2102

NOTE: Hardness (total) is reported in mg/L

Comments:

EPA SAMPLE NO.

ME28W0

FORM 1 - IN

INORGANIC ANALYSIS DATA SHEET

Lab Name: Alliance Technical Group, LLC Contract: 68HERH20D0011

Lab Code: ACE Case No.: 51847 MA No. : SDG No.: ME28Q6

Matrix: SOIL Lab Sample ID: P5156-14

% Solids: 77.7 Date Received: 12/10/2024

Analytical Method: ICP_MS

Concentration Units (µg/L, mg/L, mg/kg dry weight, µg, or µg/cm²): mg/kg

CAS No.	Analyte	Concentration	Q	Date Analyzed	Time Analyzed
7440-36-0	Antimony	1.2		12/23/2024	2105
7440-38-2	Arsenic	8.5		12/23/2024	2105
7440-39-3	Barium	130		12/23/2024	2105
7440-41-7	Beryllium	1.4		12/23/2024	2105
7440-43-9	Cadmium	3.0		12/23/2024	2105
7440-47-3	Chromium	510		12/23/2024	2105
7440-48-4	Cobalt	6.6		12/23/2024	2105
7440-50-8	Copper	56	*	12/23/2024	2105
7439-92-1	Lead	420		12/23/2024	2105
7439-96-5	Manganese	9500	D	12/23/2024	2307
7440-02-0	Nickel	150		12/23/2024	2105
7782-49-2	Selenium	0.73	J	12/23/2024	2105
7440-22-4	Silver	1.5		12/23/2024	2105
7440-28-0	Thallium	1.4		12/23/2024	2105
7440-62-2	Vanadium	120		12/23/2024	2105
7440-66-6	Zinc	1600		12/23/2024	2105

NOTE: Hardness (total) is reported in mg/L

Comments:

EPA SAMPLE NO.

ME28W1

FORM 1 - IN

INORGANIC ANALYSIS DATA SHEET

Lab Name: Alliance Technical Group, LLC Contract: 68HERH20D0011

Lab Code: ACE Case No.: 51847 MA No. : SDG No.: ME28Q6

Matrix: SOIL Lab Sample ID: P5156-15

% Solids: 78.4 Date Received: 12/11/2024

Analytical Method: ICP_MS

Concentration Units (µg/L, mg/L, mg/kg dry weight, µg, or µg/cm²): mg/kg

CAS No.	Analyte	Concentration	Q	Date Analyzed	Time Analyzed
7440-36-0	Antimony	1.1		12/23/2024	2108
7440-38-2	Arsenic	11		12/23/2024	2108
7440-39-3	Barium	120		12/23/2024	2108
7440-41-7	Beryllium	1.1		12/23/2024	2108
7440-43-9	Cadmium	2.3		12/23/2024	2108
7440-47-3	Chromium	290		12/23/2024	2108
7440-48-4	Cobalt	8.3		12/23/2024	2108
7440-50-8	Copper	51	*	12/23/2024	2108
7439-92-1	Lead	370		12/23/2024	2108
7439-96-5	Manganese	5300		12/23/2024	2108
7440-02-0	Nickel	100		12/23/2024	2108
7782-49-2	Selenium	0.44	J	12/23/2024	2108
7440-22-4	Silver	1.4		12/23/2024	2108
7440-28-0	Thallium	1.2		12/23/2024	2108
7440-62-2	Vanadium	72		12/23/2024	2108
7440-66-6	Zinc	1300		12/23/2024	2108

NOTE: Hardness (total) is reported in mg/L

Comments:

EPA SAMPLE NO.

ME28W2

FORM 1 - IN

INORGANIC ANALYSIS DATA SHEET

Lab Name: Alliance Technical Group, LLC Contract: 68HERH20D0011

Lab Code: ACE Case No.: 51847 MA No. : SDG No.: ME28Q6

Matrix: SOIL Lab Sample ID: P5156-16

% Solids: 75.3 Date Received: 12/11/2024

Analytical Method: ICP_MS

Concentration Units (µg/L, mg/L, mg/kg dry weight, µg, or µg/cm²): mg/kg

CAS No.	Analyte	Concentration	Q	Date Analyzed	Time Analyzed
7440-36-0	Antimony	1.0		12/23/2024	2111
7440-38-2	Arsenic	11		12/23/2024	2111
7440-39-3	Barium	130		12/23/2024	2111
7440-41-7	Beryllium	1.1		12/23/2024	2111
7440-43-9	Cadmium	2.4		12/23/2024	2111
7440-47-3	Chromium	280		12/23/2024	2111
7440-48-4	Cobalt	9.3		12/23/2024	2111
7440-50-8	Copper	60	*	12/23/2024	2111
7439-92-1	Lead	370		12/23/2024	2111
7439-96-5	Manganese	5900	D	12/23/2024	2311
7440-02-0	Nickel	92		12/23/2024	2111
7782-49-2	Selenium	0.50	J	12/23/2024	2111
7440-22-4	Silver	1.3		12/23/2024	2111
7440-28-0	Thallium	1.2		12/23/2024	2111
7440-62-2	Vanadium	76		12/23/2024	2111
7440-66-6	Zinc	1200		12/23/2024	2111

NOTE: Hardness (total) is reported in mg/L

Comments:

EPA SAMPLE NO.

ME28W3

FORM 1 - IN

INORGANIC ANALYSIS DATA SHEET

Lab Name: Alliance Technical Group, LLC Contract: 68HERH20D0011

Lab Code: ACE Case No.: 51847 MA No. : SDG No.: ME28Q6

Matrix: SOIL Lab Sample ID: P5156-19

% Solids: 78.4 Date Received: 12/11/2024

Analytical Method: ICP_MS

Concentration Units (µg/L, mg/L, mg/kg dry weight, µg, or µg/cm²): mg/kg

CAS No.	Analyte	Concentration	Q	Date Analyzed	Time Analyzed
7440-36-0	Antimony	0.42	J	12/23/2024	2123
7440-38-2	Arsenic	6.8		12/23/2024	2123
7440-39-3	Barium	74		12/23/2024	2123
7440-41-7	Beryllium	0.56		12/23/2024	2123
7440-43-9	Cadmium	0.84		12/23/2024	2123
7440-47-3	Chromium	150		12/23/2024	2123
7440-48-4	Cobalt	8.2		12/23/2024	2123
7440-50-8	Copper	27	*	12/23/2024	2123
7439-92-1	Lead	120		12/23/2024	2123
7439-96-5	Manganese	4100		12/23/2024	2123
7440-02-0	Nickel	40		12/23/2024	2123
7782-49-2	Selenium	0.39	J	12/23/2024	2123
7440-22-4	Silver	0.44	J	12/23/2024	2123
7440-28-0	Thallium	0.45	J	12/23/2024	2123
7440-62-2	Vanadium	45		12/23/2024	2123
7440-66-6	Zinc	400		12/23/2024	2123

NOTE: Hardness (total) is reported in mg/L

Comments:

EPA SAMPLE NO.

ME28W4

FORM 1 - IN

INORGANIC ANALYSIS DATA SHEET

Lab Name: Alliance Technical Group, LLC Contract: 68HERH20D0011

Lab Code: ACE Case No.: 51847 MA No. : SDG No.: ME28Q6

Matrix: SOIL Lab Sample ID: P5156-20

% Solids: 80.8 Date Received: 12/11/2024

Analytical Method: ICP_MS

Concentration Units (µg/L, mg/L, mg/kg dry weight, µg, or µg/cm²): mg/kg

CAS No.	Analyte	Concentration	Q	Date Analyzed	Time Analyzed
7440-36-0	Antimony	0.21	J	12/23/2024	2127
7440-38-2	Arsenic	8.4		12/23/2024	2127
7440-39-3	Barium	97		12/23/2024	2127
7440-41-7	Beryllium	0.68		12/23/2024	2127
7440-43-9	Cadmium	0.43	J	12/23/2024	2127
7440-47-3	Chromium	43		12/23/2024	2127
7440-48-4	Cobalt	13		12/23/2024	2127
7440-50-8	Copper	24	*	12/23/2024	2127
7439-92-1	Lead	38		12/23/2024	2127
7439-96-5	Manganese	1100		12/23/2024	2127
7440-02-0	Nickel	39		12/23/2024	2127
7782-49-2	Selenium	0.47	J	12/23/2024	2127
7440-22-4	Silver	0.18	J	12/23/2024	2127
7440-28-0	Thallium	0.24	J	12/23/2024	2127
7440-62-2	Vanadium	31		12/23/2024	2127
7440-66-6	Zinc	160		12/23/2024	2127

NOTE: Hardness (total) is reported in mg/L

Comments:

EPA SAMPLE NO.

ME28W5

FORM 1 - IN

INORGANIC ANALYSIS DATA SHEET

Lab Name: Alliance Technical Group, LLC Contract: 68HERH20D0011

Lab Code: ACE Case No.: 51847 MA No. : SDG No.: ME28Q6

Matrix: SOIL Lab Sample ID: P5156-21

% Solids: 78.1 Date Received: 12/11/2024

Analytical Method: ICP_MS

Concentration Units (µg/L, mg/L, mg/kg dry weight, µg, or µg/cm²): mg/kg

CAS No.	Analyte	Concentration	Q	Date Analyzed	Time Analyzed
7440-36-0	Antimony	6.3		12/23/2024	2130
7440-38-2	Arsenic	30		12/23/2024	2130
7440-39-3	Barium	310		12/23/2024	2130
7440-41-7	Beryllium	0.90		12/23/2024	2130
7440-43-9	Cadmium	3.4		12/23/2024	2130
7440-47-3	Chromium	440		12/23/2024	2130
7440-48-4	Cobalt	12		12/23/2024	2130
7440-50-8	Copper	1400	*	12/23/2024	2130
7439-92-1	Lead	750		12/23/2024	2130
7439-96-5	Manganese	4200		12/23/2024	2130
7440-02-0	Nickel	280		12/23/2024	2130
7782-49-2	Selenium	0.57	J	12/23/2024	2130
7440-22-4	Silver	1.8		12/23/2024	2130
7440-28-0	Thallium	0.66		12/23/2024	2130
7440-62-2	Vanadium	37		12/23/2024	2130
7440-66-6	Zinc	2400		12/23/2024	2130

NOTE: Hardness (total) is reported in mg/L

Comments:

EPA SAMPLE NO.

ME28W6

FORM 1 - IN
INORGANIC ANALYSIS DATA SHEET

Lab Name: Alliance Technical Group, LLC Contract: 68HERH20D0011

Lab Code: ACE Case No.: 51847 MA No. : SDG No.: ME28Q6

Matrix: SOIL Lab Sample ID: P5156-22

% Solids: 77.9 Date Received: 12/11/2024

Analytical Method: ICP_MS

Concentration Units (µg/L, mg/L, mg/kg dry weight, µg, or µg/cm²): mg/kg

CAS No.	Analyte	Concentration	Q	Date Analyzed	Time Analyzed
7440-36-0	Antimony	5.3		12/23/2024	2133
7440-38-2	Arsenic	27		12/23/2024	2133
7440-39-3	Barium	350		12/23/2024	2133
7440-41-7	Beryllium	0.94		12/23/2024	2133
7440-43-9	Cadmium	2.4		12/23/2024	2133
7440-47-3	Chromium	390		12/23/2024	2133
7440-48-4	Cobalt	12		12/23/2024	2133
7440-50-8	Copper	1100	*	12/23/2024	2133
7439-92-1	Lead	530		12/23/2024	2133
7439-96-5	Manganese	3200		12/23/2024	2133
7440-02-0	Nickel	220		12/23/2024	2133
7782-49-2	Selenium	0.56	J	12/23/2024	2133
7440-22-4	Silver	1.1		12/23/2024	2133
7440-28-0	Thallium	0.50	J	12/23/2024	2133
7440-62-2	Vanadium	39		12/23/2024	2133
7440-66-6	Zinc	1800		12/23/2024	2133

NOTE: Hardness (total) is reported in mg/L

Comments:

Reviewed By:Mohan
On:12/25/2024 3:49:22 AM
Inst Id :P7

Calibration for 011CALS.d

Batch Folder: D:\Agilent\ICPMH\1\DATA\P7122324MS.b\
Analysis File: P7122324MS.batch.bin
DA Date-Time: 2024-12-23 17:01:15
Calibration Title:
Calibration Method: External Calibration
VIS Interpolation Fit:

Level	Standard Data File	Sample Name	Acq. Date-Time
1	004CALB.d	S00	2024-12-23 10:59:16
2	006CALS.d	S02	2024-12-23 11:05:51
3	007CALS.d	S03	2024-12-23 11:09:06
4	008CALS.d	S04	2024-12-23 11:12:08
5	009CALS.d	S05	2024-12-23 11:14:58
6	010CALS.d	S06	2024-12-23 11:17:46
7	011CALS.d	S07	2024-12-23 11:20:30
8	012CALS.d	S08	2024-12-23 11:23:17

Reviewed By:Mohan
On:12/25/2024 3:49:22 AM
Inst Id :P7

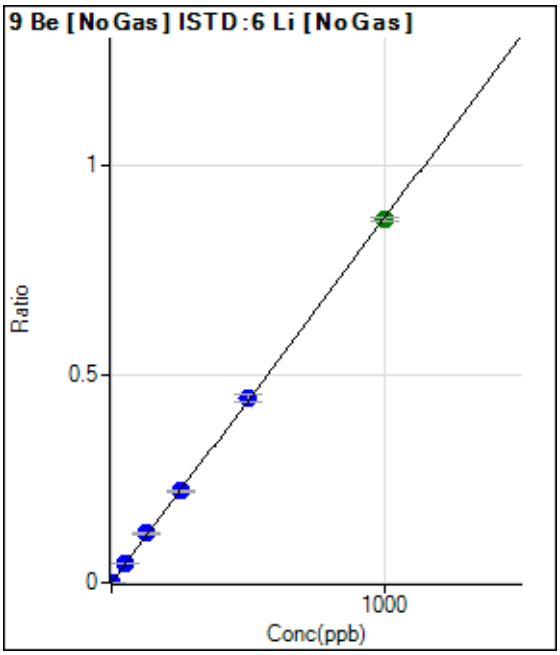

	Rjct	Conc.	Calc Conc.	CPS	Ratio	Det.	RSD
1	☐	0.000	0.000	56.67	0.0000	P	11.8
2	☐	1.000	1.175	1823.46	0.0011	P	6.6
3	☐	50.000	54.527	83405.72	0.0477	P	1.3
4	☐	125.000	135.026	209945.46	0.1182	P	2.2
5	☐	250.000	251.410	399224.25	0.2200	P	1.6
6	☐	500.000	506.043	759413.90	0.4428	P	3.3
7	☐	1000.000	995.146	1486101.64	0.8707	A	0.9
8	☐			530.01	0.0003	P	7.2

y = 8.7489E-004 * x + 3.3492E-005

R = 0.9999

DL = 0.01351

BEC = 0.03828

Weight: <None>

Min Conc: 0

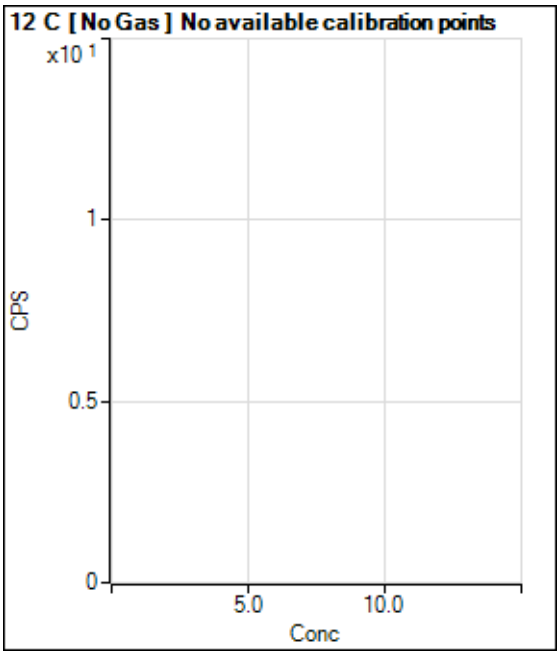

	Rjct	Conc.	Calc Conc.	CPS	Ratio	Det.	RSD
1	☐						
2	☐						
3	☐						
4	☐						
5	☐						
6	☐						
7	☐						
8	☐						

Reviewed By:Mohan
On:12/25/2024 3:49:22 AM
Inst Id :P7

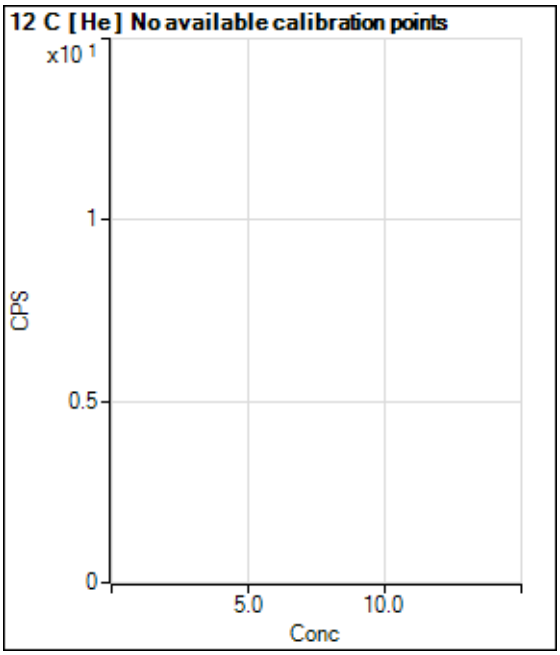

	Rjct	Conc.	Calc Conc.	CPS	Ratio	Det.	RSD
1	☐						
2	☐						
3	☐						
4	☐						
5	☐						
6	☐						
7	☐						
8	☐						

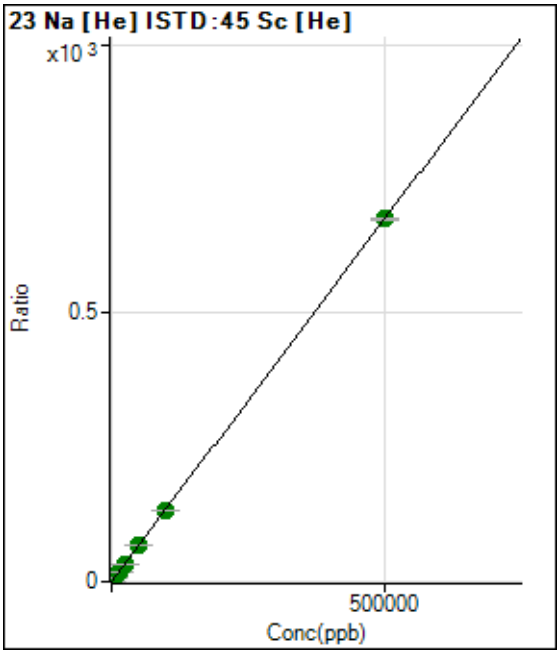

	Rjct	Conc.	Calc Conc.	CPS	Ratio	Det.	RSD
1	☐	0.000	0.000	22209.44	0.0375	P	1.7
2	☐	500.000	509.986	434280.33	0.7258	P	0.3
3	☐	5000.000	4936.720	3985543.38	6.7000	A	1.2
4	☐	12500.000	12559.490	9771609.85	16.9876	A	0.4
5	☐	25000.000	24690.286	16732555.31	33.3592	A	1.0
6	☐	50000.000	49576.905	32400303.68	66.9458	A	0.5
7	☐	100000.00	98623.807	64898651.81	133.1388	A	0.2
8	☐	500000.00	500332.16	350546243.67	675.2788	A	0.8

y = 0.0013 * x + 0.0375
R = 1.0000
DL = 1.398
BEC = 27.78

Weight: <None>
Min Conc: 0

Reviewed By:Mohan
On:12/25/2024 3:49:22 AM
Inst Id :P7

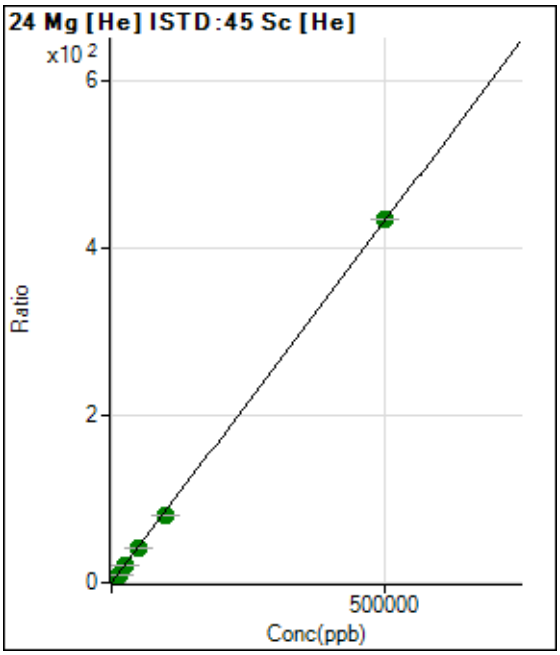

	Rjct	Conc.	Calc Conc.	CPS	Ratio	Det.	RSD
1	☐	0.000	0.000	582.24	0.0010	P	5.9
2	☐	500.000	522.237	271108.56	0.4531	P	0.1
3	☐	5000.000	4700.869	2421363.60	4.0704	A	0.4
4	☐	12500.000	11775.989	5864395.05	10.1952	A	0.6
5	☐	25000.000	23316.065	10125072.49	20.1852	A	0.4
6	☐	50000.000	46762.604	19592580.82	40.4823	A	0.4
7	☐	100000.00	92700.541	39117677.47	80.2498	A	0.4
8	☐	500000.00	501888.89	225542414.42	434.4750	A	0.1

y = 8.6568E-004 * x + 9.8288E-004
R = 0.9999
DL = 0.2012
BEC = 1.135

Weight: <None>
Min Conc: 0

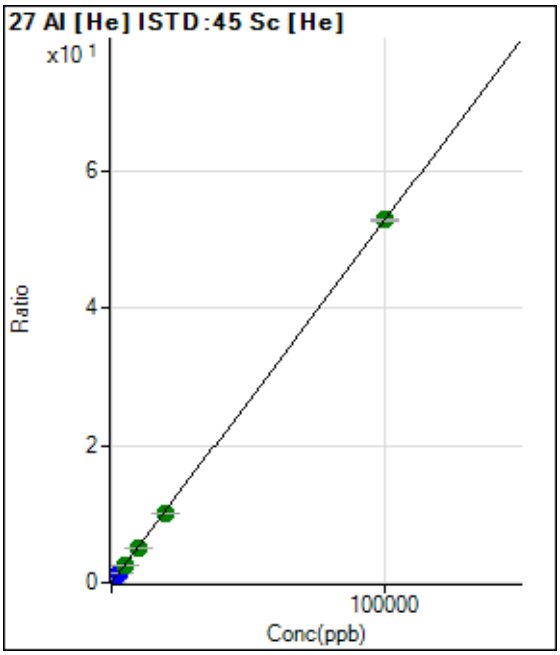

	Rjct	Conc.	Calc Conc.	CPS	Ratio	Det.	RSD
1	☐	0.000	0.000	151.12	0.0003	P	13.4
2	☐	20.000	19.892	6434.73	0.0108	P	2.6
3	☐	1000.000	971.777	305255.07	0.5132	P	0.8
4	☐	2500.000	2457.738	746262.79	1.2974	P	1.2
5	☐	5000.000	4804.346	1272026.55	2.5360	A	0.9
6	☐	10000.000	9691.032	2475598.02	5.1152	A	0.7
7	☐	20000.000	19212.774	4943020.69	10.1407	A	1.0
8	☐	100000.00	100199.46	27453679.31	52.8853	A	0.6

y = 5.2780E-004 * x + 2.5514E-004
R = 1.0000
DL = 0.1943
BEC = 0.4834

Weight: <None>
Min Conc: 0

Reviewed By:Mohan
On:12/25/2024 3:49:22 AM
Inst Id :P7

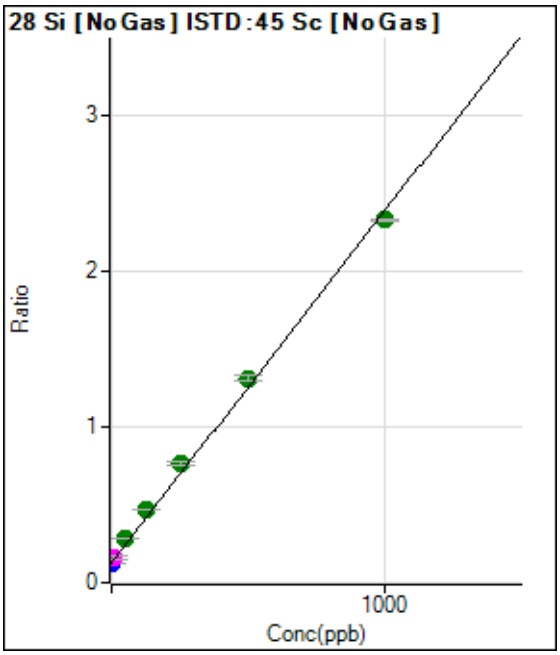

	Rjct	Conc.	Calc Conc.	CPS	Ratio	Det.	RSD
1	☐	0.000	0.000	850085.00	0.1280	P	0.8
2	☐	10.000	14.916	1063374.44	0.1616	M	15.2
3	☐	50.000	71.146	1922438.81	0.2882	A	0.9
4	☐	125.000	151.579	3097499.08	0.4694	A	0.4
5	☐	250.000	280.694	4760621.56	0.7602	A	3.3
6	☐	500.000	525.120	7304793.78	1.3108	A	2.7
7	☐	1000.000	975.338	13142040.91	2.3249	A	0.5
8	☐			754768.23	0.1293	P	4.4

y = 0.0023 * x + 0.1280
R = 0.9989
DL = 1.316
BEC = 56.82

Weight: <None>
Min Conc: 0

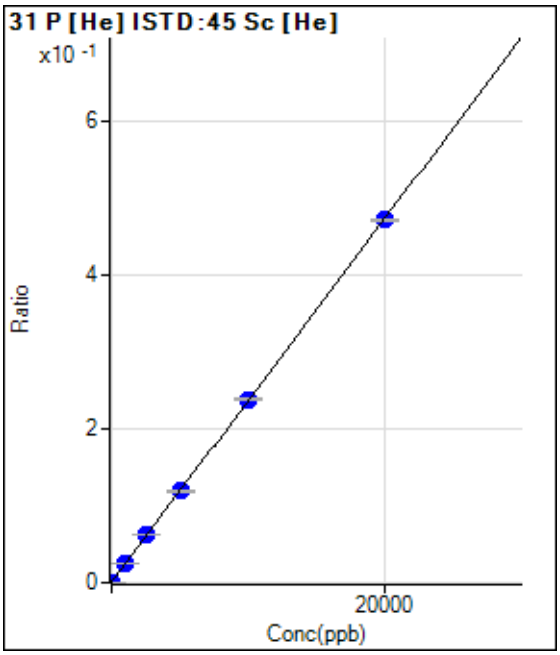

	Rjct	Conc.	Calc Conc.	CPS	Ratio	Det.	RSD
1	☐	0.000	-15.688	177.78	0.0003	P	9.1
2	☐	0.000	15.688	623.35	0.0010	P	11.3
3	☐	1000.000	1031.310	14901.80	0.0251	P	1.2
4	☐	2500.000	2622.293	36043.40	0.0627	P	0.4
5	☐	5000.000	5009.190	59732.46	0.1191	P	0.9
6	☐	10000.000	10056.228	115377.06	0.2384	P	0.7
7	☐	20000.000	19952.736	230239.19	0.4723	P	0.7
8	☐			252.22	0.0005	P	15.7

y = 2.3639E-005 * x + 6.7098E-004
R = 1.0000
DL = 9.185
BEC = 28.38

Weight: <None>
Min Conc: 0

Reviewed By:Mohan
On:12/25/2024 3:49:22 AM
Inst Id :P7

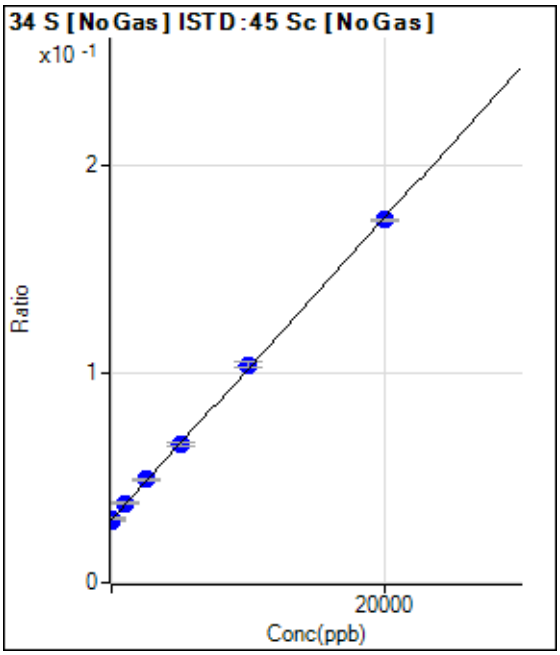

	Rjct	Conc.	Calc Conc.	CPS	Ratio	Det.	RSD
1	☐	0.000	-77.910	196606.49	0.0296	P	0.6
2	☐	0.000	77.910	202372.66	0.0307	P	2.5
3	☐	1000.000	1090.931	253700.38	0.0380	P	0.9
4	☐	2500.000	2643.072	324925.97	0.0492	P	0.4
5	☐	5000.000	4971.865	413639.16	0.0661	P	2.9
6	☐	10000.000	10257.775	580680.73	0.1042	P	3.2
7	☐	20000.000	19855.716	980722.64	0.1735	P	0.2
8	☐			157410.28	0.0270	P	5.2

y = 7.2186E-006 * x + 0.0302

R = 0.9998

DL = 196.2

BEC = 4178

Weight: <None>

Min Conc: 0

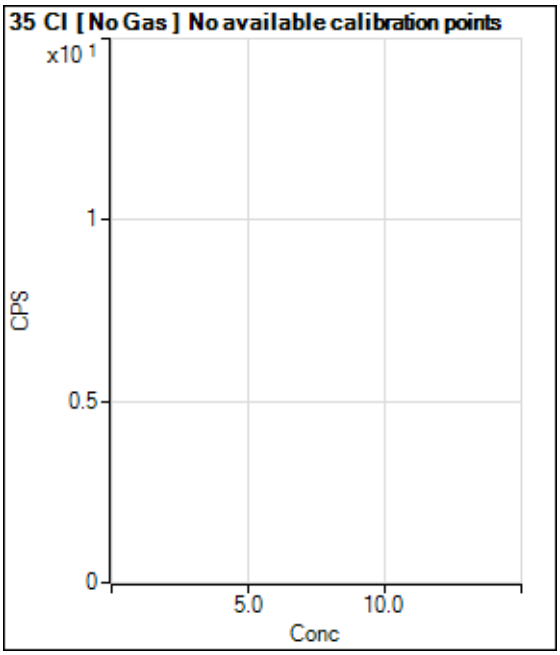

	Rjct	Conc.	Calc Conc.	CPS	Ratio	Det.	RSD
1	☐						
2	☐						
3	☐						
4	☐						
5	☐						
6	☐						
7	☐						
8	☐						

Reviewed By:Mohan
On:12/25/2024 3:49:22 AM
Inst Id :P7

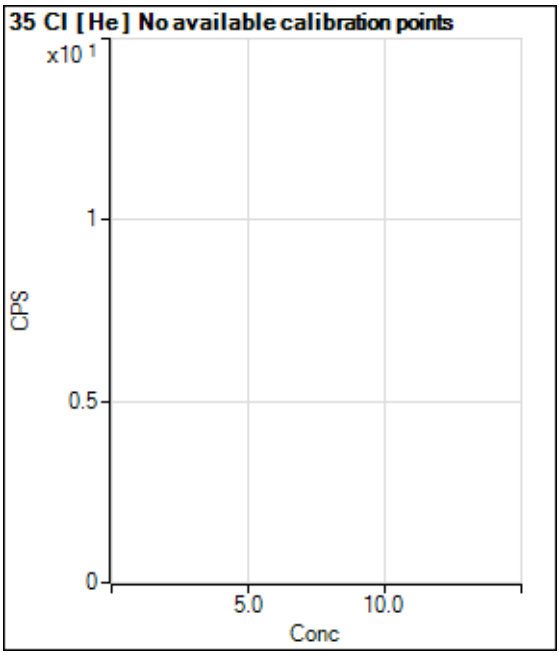

	Rjct	Conc.	Calc Conc.	CPS	Ratio	Det.	RSD
1	☐						
2	☐						
3	☐						
4	☐						
5	☐						
6	☐						
7	☐						
8	☐						

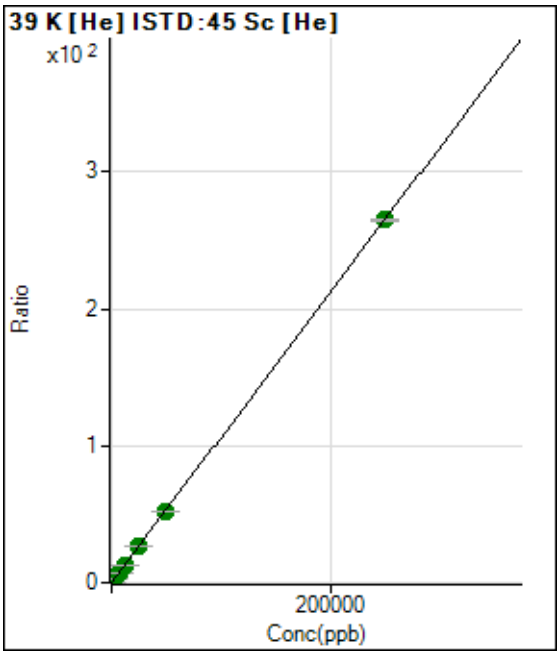

	Rjct	Conc.	Calc Conc.	CPS	Ratio	Det.	RSD
1	☐	0.000	0.000	51499.00	0.0870	P	0.7
2	☐	500.000	550.087	400419.98	0.6692	P	0.1
3	☐	2500.000	2518.457	1637320.50	2.7525	A	2.0
4	☐	6250.000	6304.056	3887990.74	6.7593	A	0.7
5	☐	12500.000	12150.258	6494166.85	12.9470	A	0.8
6	☐	25000.000	24577.965	12632125.64	26.1007	A	0.4
7	☐	50000.000	48986.099	25315818.79	51.9346	A	0.6
8	☐	250000.00	250260.83	137548343.51	264.9669	A	0.3

y = 0.0011 * x + 0.0870
R = 1.0000
DL = 1.604
BEC = 82.15

Weight: <None>
Min Conc: 0

Reviewed By:Mohan
On:12/25/2024 3:49:22 AM
Inst Id :P7

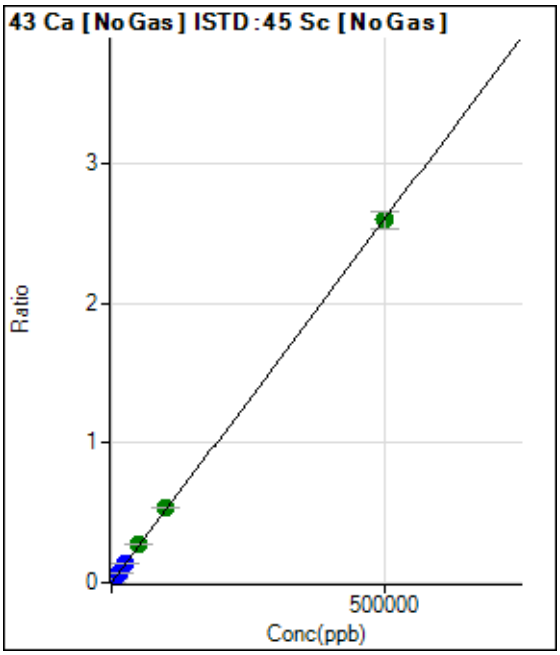

	Rjct	Conc.	Calc Conc.	CPS	Ratio	Det.	RSD
1	☐	0.000	0.000	314.45	0.0000	P	13.1
2	☐	500.000	587.545	20450.52	0.0031	P	2.1
3	☐	5000.000	5443.947	189259.65	0.0284	P	0.2
4	☐	12500.000	13678.357	469954.87	0.0712	P	1.3
5	☐	25000.000	26526.710	864768.21	0.1381	P	2.4
6	☐	50000.000	52825.661	1532080.20	0.2749	A	2.8
7	☐	100000.00	102459.83	3014058.12	0.5332	A	0.6
8	☐	500000.00	499115.14	15152756.58	2.5972	A	5.0

y = 5.2034E-006 * x + 4.7351E-005
R = 1.0000
DL = 3.58
BEC = 9.1

Weight: <None>
Min Conc: 0

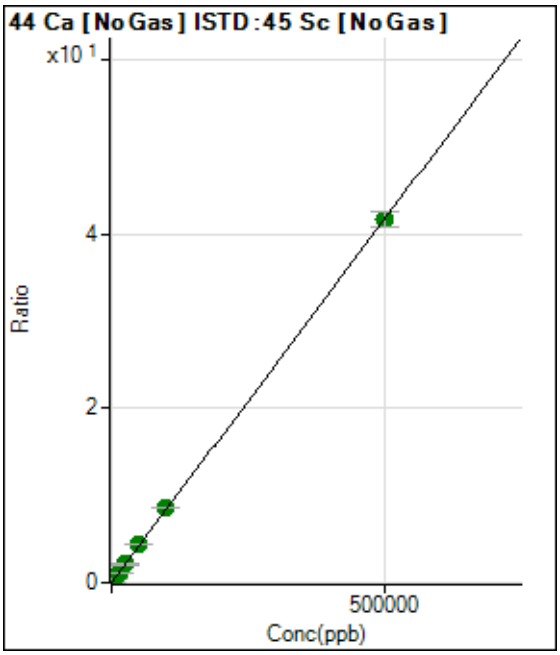

	Rjct	Conc.	Calc Conc.	CPS	Ratio	Det.	RSD
1	☐	0.000	0.000	11684.60	0.0018	P	0.7
2	☐	500.000	586.291	333470.32	0.0506	P	1.2
3	☐	5000.000	5125.377	2860913.29	0.4289	A	0.8
4	☐	12500.000	12950.889	7134322.25	1.0811	A	0.1
5	☐	25000.000	25223.599	13178846.05	2.1040	A	1.9
6	☐	50000.000	52529.936	24407824.36	4.3798	A	2.7
7	☐	100000.00	102348.60	48229505.39	8.5319	A	0.5
8	☐	500000.00	499253.49	242823911.94	41.6114	A	4.4

y = 8.3344E-005 * x + 0.0018
R = 1.0000
DL = 0.4546
BEC = 21.11

Weight: <None>
Min Conc: 0

Reviewed By:Mohan
On:12/25/2024 3:49:22 AM
Inst Id :P7

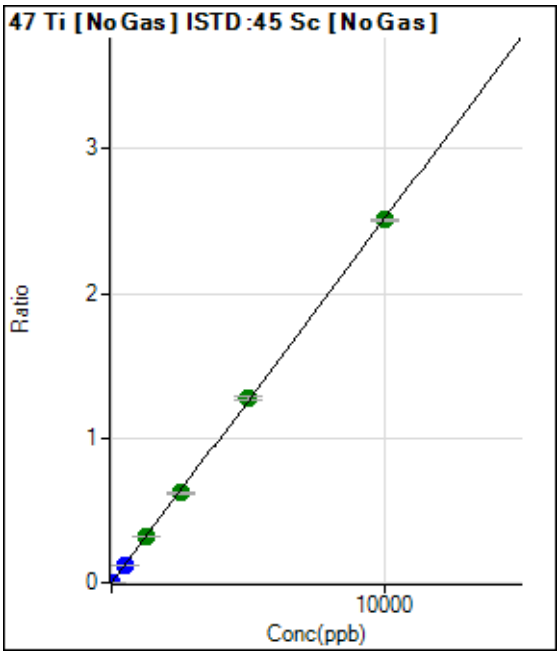

	Rjct	Conc.	Calc Conc.	CPS	Ratio	Det.	RSD
1	☐	0.000	0.000	100.00	0.0000	P	11.6
2	☐	5.000	5.388	9024.99	0.0014	P	2.4
3	☐	500.000	501.054	840285.09	0.1260	P	0.3
4	☐	1250.000	1262.737	2094847.38	0.3175	A	0.9
5	☐	2500.000	2470.623	3889649.60	0.6211	A	2.8
6	☐	5000.000	5063.171	7094422.74	1.2729	A	2.2
7	☐	10000.000	9974.114	14174578.54	2.5075	A	0.4
8	☐			4023.92	0.0007	P	17.4

y = 2.5140E-004 * x + 1.5055E-005
R = 1.0000
DL = 0.02078
BEC = 0.05989

Weight: <None>
Min Conc: 0

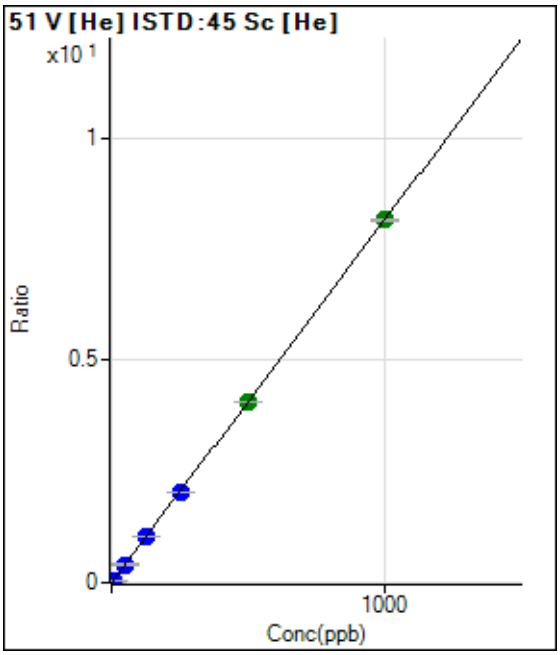

	Rjct	Conc.	Calc Conc.	CPS	Ratio	Det.	RSD
1	☐	0.000	0.000	11.11	0.0000	P	45.5
2	☐	5.000	5.431	26491.02	0.0443	P	0.3
3	☐	50.000	50.298	243796.96	0.4098	P	0.7
4	☐	125.000	127.486	597494.36	1.0388	P	1.0
5	☐	250.000	248.044	1013816.15	2.0211	P	0.2
6	☐	500.000	498.830	1967070.04	4.0644	A	0.6
7	☐	1000.000	1000.746	3974628.41	8.1540	A	0.7
8	☐			904.48	0.0017	P	4.9

y = 0.0081 * x + 1.8744E-005
R = 1.0000
DL = 0.003143
BEC = 0.0023

Weight: <None>
Min Conc: 0

Reviewed By:Mohan
On:12/25/2024 3:49:22 AM
Inst Id :P7

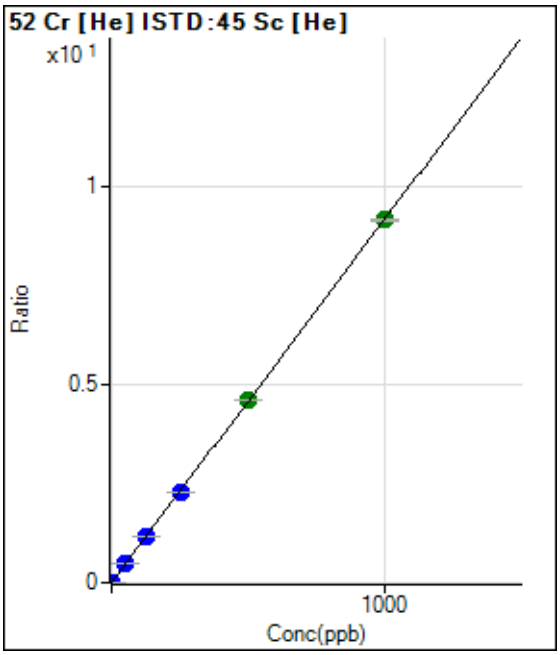

	Rjct	Conc.	Calc Conc.	CPS	Ratio	Det.	RSD
1	☐	0.000	0.000	1567.87	0.0026	P	1.9
2	☐	2.000	2.192	13612.89	0.0227	P	1.9
3	☐	50.000	50.715	278220.19	0.4677	P	1.3
4	☐	125.000	128.183	677647.26	1.1781	P	0.7
5	☐	250.000	249.059	1146964.14	2.2866	P	0.3
6	☐	500.000	501.646	2227665.99	4.6028	A	0.1
7	☐	1000.000	998.978	4466704.21	9.1634	A	0.5
8	☐			7403.18	0.0143	P	2.6

y = 0.0092 * x + 0.0026
R = 1.0000
DL = 0.01602
BEC = 0.2887

Weight: <None>
Min Conc: 0

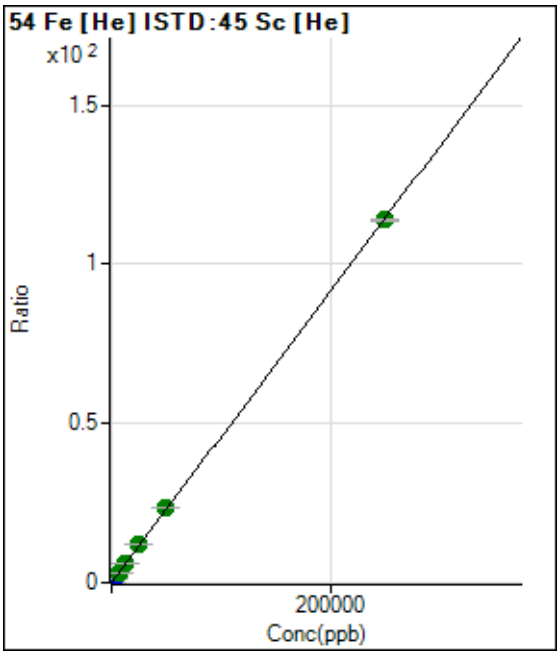

	Rjct	Conc.	Calc Conc.	CPS	Ratio	Det.	RSD
1	☐	0.000	0.000	2503.57	0.0042	P	2.7
2	☐	50.000	60.076	18954.26	0.0317	P	1.1
3	☐	2500.000	2691.404	733985.63	1.2339	P	0.8
4	☐	6250.000	6647.884	1749468.41	3.0415	A	1.2
5	☐	12500.000	13027.820	2987924.44	5.9564	A	0.6
6	☐	25000.000	26133.002	5780691.58	11.9440	A	0.8
7	☐	50000.000	51748.608	11526849.41	23.6473	A	0.5
8	☐	250000.00	249498.72	59176762.45	113.9961	A	0.6

y = 4.5688E-004 * x + 0.0042
R = 1.0000
DL = 0.7513
BEC = 9.253

Weight: <None>
Min Conc: 0

Reviewed By:Mohan
On:12/25/2024 3:49:22 AM
Inst Id :P7

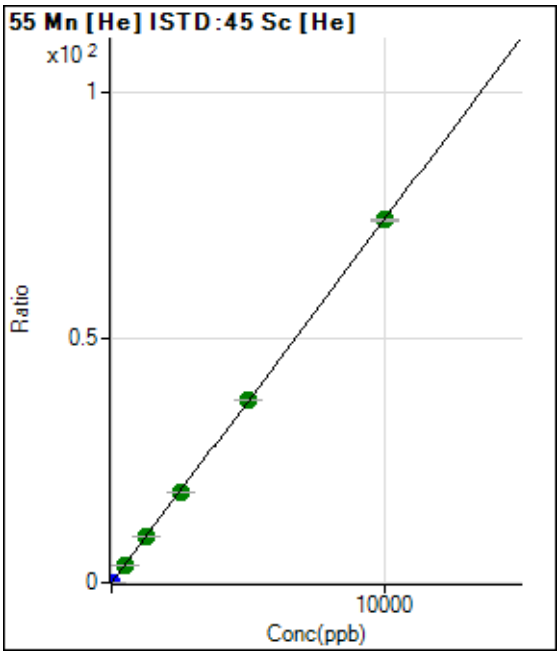

	Rjct	Conc.	Calc Conc.	CPS	Ratio	Det.	RSD
1	☐	0.000	0.000	262.23	0.0004	P	9.6
2	☐	1.000	1.105	5166.49	0.0086	P	4.1
3	☐	500.000	497.267	2193194.03	3.6869	A	0.6
4	☐	1250.000	1259.459	5370900.75	9.3373	A	0.8
5	☐	2500.000	2497.757	9288500.77	18.5174	A	0.5
6	☐	5000.000	5028.939	18043984.04	37.2821	A	0.5
7	☐	10000.000	9985.046	36083213.90	74.0238	A	0.7
8	☐			17960.17	0.0346	P	9.5

y = 0.0074 * x + 4.4277E-004
R = 1.0000
DL = 0.01718
BEC = 0.05972

Weight: <None>
Min Conc: 0

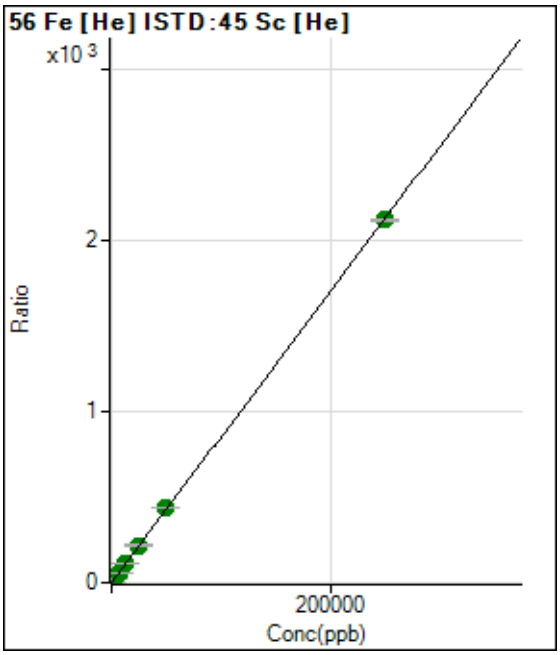

	Rjct	Conc.	Calc Conc.	CPS	Ratio	Det.	RSD
1	☐	0.000	0.000	20023.41	0.0338	P	0.9
2	☐	50.000	56.467	307187.22	0.5134	P	0.5
3	☐	2500.000	2557.956	12942913.00	21.7579	A	0.7
4	☐	6250.000	6498.422	31765592.86	55.2234	A	1.1
5	☐	12500.000	12779.640	54460526.97	108.5684	A	0.6
6	☐	25000.000	25770.815	105943836.20	218.8995	A	0.6
7	☐	50000.000	51346.411	212583070.17	436.1072	A	0.7
8	☐	250000.00	249632.86	1100580036.9	2,120.109	A	0.2

y = 0.0085 * x + 0.0338
R = 1.0000
DL = 0.1113
BEC = 3.981

Weight: <None>
Min Conc: 0

Reviewed By:Mohan
On:12/25/2024 3:49:22 AM
Inst Id :P7

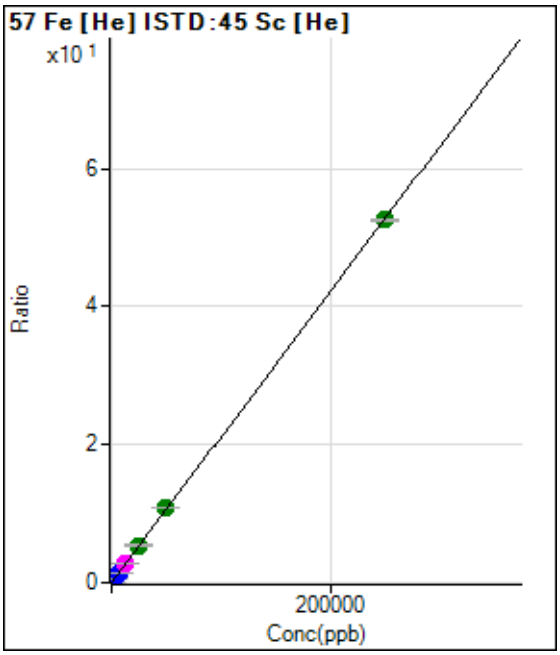

	Rjct	Conc.	Calc Conc.	CPS	Ratio	Det.	RSD
1	☐	0.000	0.000	916.71	0.0015	P	5.2
2	☐	50.000	58.166	8252.32	0.0138	P	2.3
3	☐	2500.000	2632.356	330526.62	0.5556	P	0.5
4	☐	6250.000	6643.138	805198.64	1.3999	P	1.1
5	☐	12500.000	13011.322	1374445.87	2.7403	M	1.7
6	☐	25000.000	25791.527	2628201.58	5.4305	A	1.3
7	☐	50000.000	51152.350	5249196.13	10.7687	A	0.5
8	☐	250000.00	249653.65	27280362.09	52.5516	A	0.7

y = 2.1049E-004 * x + 0.0015
R = 1.0000
DL = 1.14
BEC = 7.353

Weight: <None>
Min Conc: 0

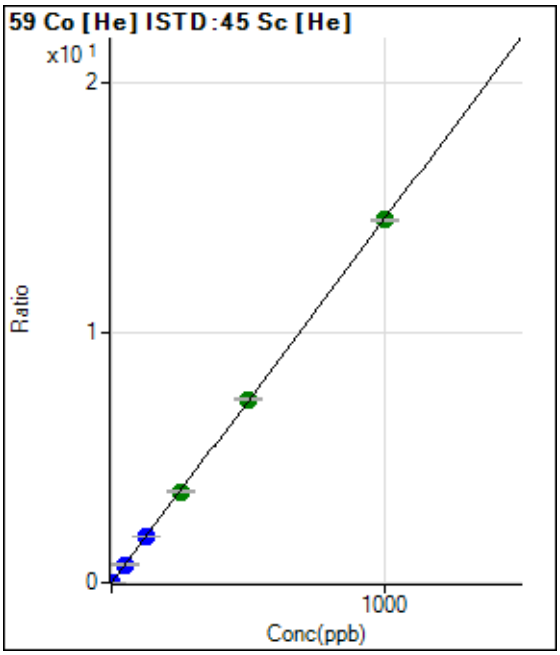

	Rjct	Conc.	Calc Conc.	CPS	Ratio	Det.	RSD
1	☐	0.000	0.000	112.22	0.0002	P	12.5
2	☐	1.000	1.138	10032.31	0.0168	P	1.0
3	☐	50.000	50.218	435327.46	0.7318	P	0.6
4	☐	125.000	126.742	1062210.56	1.8467	P	0.9
5	☐	250.000	250.994	1834407.14	3.6569	A	0.9
6	☐	500.000	503.762	3552153.70	7.3394	A	0.6
7	☐	1000.000	997.641	7084861.84	14.5347	A	0.6
8	☐			18961.01	0.0365	P	1.8

y = 0.0146 * x + 1.8955E-004
R = 1.0000
DL = 0.004884
BEC = 0.01301

Weight: <None>
Min Conc: 0

Reviewed By:Mohan
On:12/25/2024 3:49:22 AM
Inst Id :P7

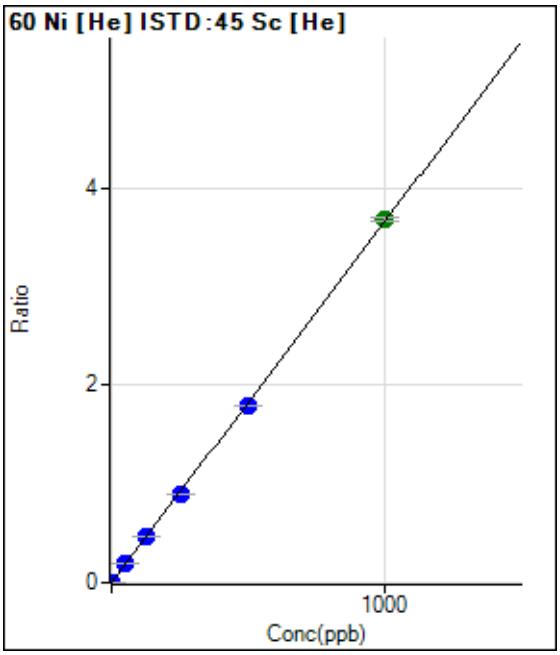

	Rjct	Conc.	Calc Conc.	CPS	Ratio	Det.	RSD
1	☐	0.000	0.000	398.90	0.0007	P	7.5
2	☐	1.000	1.087	2782.51	0.0046	P	6.6
3	☐	50.000	50.954	111266.28	0.1870	P	0.8
4	☐	125.000	128.045	269780.06	0.4690	P	0.7
5	☐	250.000	246.718	453002.69	0.9031	P	0.4
6	☐	500.000	489.451	866767.63	1.7909	P	0.3
7	☐	1000.000	1005.667	1793400.28	3.6791	A	1.2
8	☐			6426.99	0.0124	P	2.7

y = 0.0037 * x + 6.7336E-004
R = 0.9999
DL = 0.04162
BEC = 0.1841

Weight: <None>
Min Conc: 0

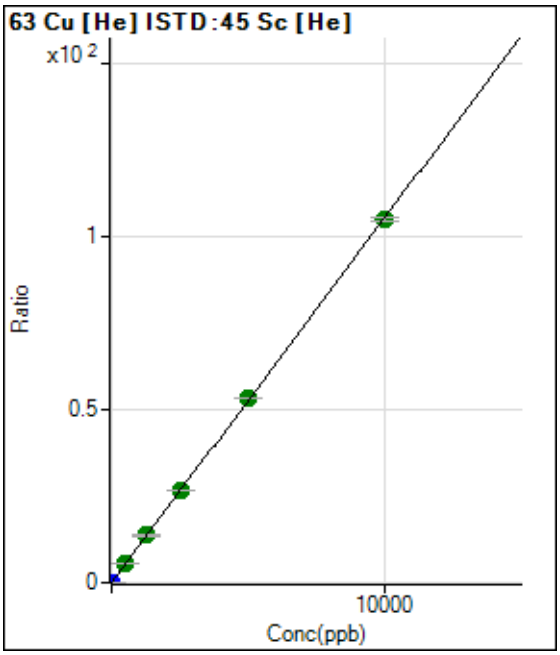

	Rjct	Conc.	Calc Conc.	CPS	Ratio	Det.	RSD
1	☐	0.000	0.000	733.36	0.0012	P	1.6
2	☐	2.000	2.075	13805.34	0.0231	P	1.4
3	☐	500.000	522.393	3270862.21	5.4986	A	1.1
4	☐	1250.000	1300.955	7874730.16	13.6918	A	2.0
5	☐	2500.000	2534.439	13379105.36	26.6723	A	0.7
6	☐	5000.000	5065.681	25800506.28	53.3097	A	0.6
7	☐	10000.000	9951.061	51045819.79	104.7207	A	0.9
8	☐			10493.76	0.0202	P	6.7

y = 0.0105 * x + 0.0012
R = 1.0000
DL = 0.005674
BEC = 0.1177

Weight: <None>
Min Conc: 0

Reviewed By:Mohan
On:12/25/2024 3:49:22 AM
Inst Id :P7

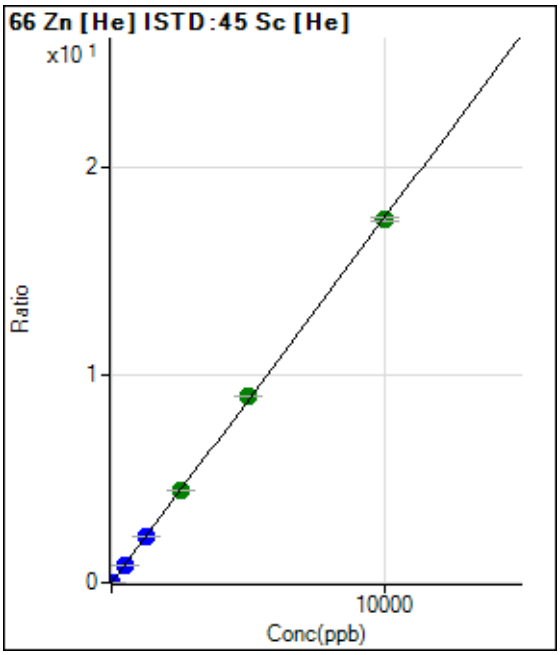

	Rjct	Conc.	Calc Conc.	CPS	Ratio	Det.	RSD
1	☐	0.000	0.000	245.56	0.0004	P	10.7
2	☐	5.000	5.403	5920.12	0.0099	P	3.1
3	☐	500.000	494.481	516305.88	0.8680	P	1.1
4	☐	1250.000	1252.271	1263976.50	2.1975	P	0.8
5	☐	2500.000	2538.916	2234460.90	4.4548	A	1.1
6	☐	5000.000	5100.369	4331003.72	8.9488	A	0.2
7	☐	10000.000	9940.078	8501006.68	17.4398	A	1.1
8	☐			6474.79	0.0125	P	1.4

y = 0.0018 * x + 4.1474E-004
R = 0.9999
DL = 0.07555
BEC = 0.2364

Weight: <None>
Min Conc: 0

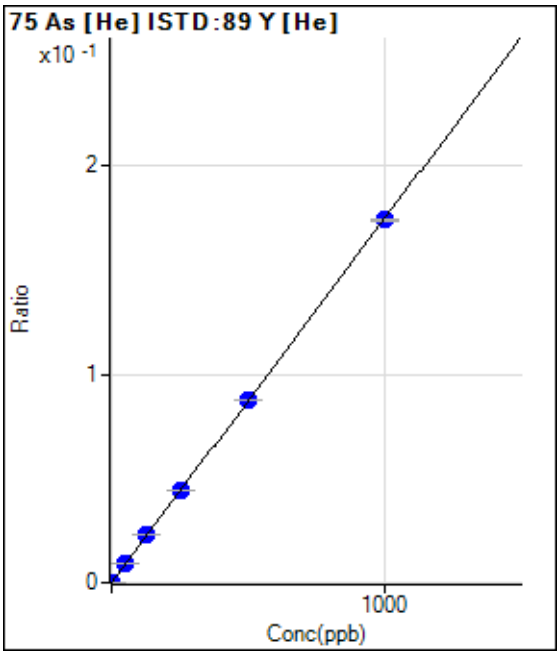

	Rjct	Conc.	Calc Conc.	CPS	Ratio	Det.	RSD
1	☐	0.000	0.000	11.11	0.0000	P	92.2
2	☐	1.000	1.134	771.14	0.0002	P	6.3
3	☐	50.000	53.752	35423.32	0.0094	P	0.6
4	☐	125.000	133.814	86966.01	0.0234	P	0.5
5	☐	250.000	254.727	148978.87	0.0445	P	0.5
6	☐	500.000	501.218	288340.05	0.0875	P	0.5
7	☐	1000.000	996.920	573343.30	0.1741	P	0.3
8	☐			357.79	0.0001	P	9.1

y = 1.7464E-004 * x + 2.9089E-006
R = 1.0000
DL = 0.04605
BEC = 0.01666

Weight: <None>
Min Conc: 0

Reviewed By:Mohan
On:12/25/2024 3:49:22 AM
Inst Id :P7

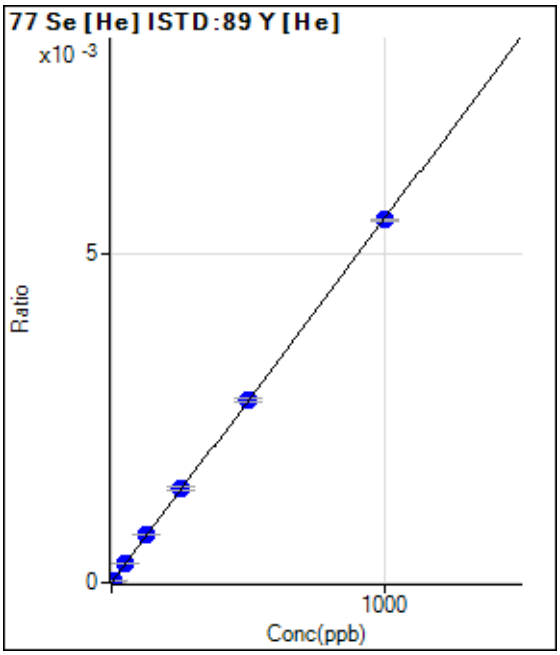

	Rjct	Conc.	Calc Conc.	CPS	Ratio	Det.	RSD
1	☐	0.000	0.000	3.33	0.0000	P	173.
2	☐	5.000	6.137	133.34	0.0000	P	7.5
3	☐	50.000	53.167	1110.05	0.0003	P	6.8
4	☐	125.000	130.751	2689.16	0.0007	P	1.0
5	☐	250.000	258.154	4774.15	0.0014	P	3.1
6	☐	500.000	500.892	9110.64	0.0028	P	2.0
7	☐	1000.000	996.633	18120.05	0.0055	P	0.7
8	☐			2.22	0.0000	P	86.6

y = 5.5204E-006 * x + 8.6202E-007
R = 1.0000
DL = 0.8114
BEC = 0.1562

Weight: <None>
Min Conc: 0

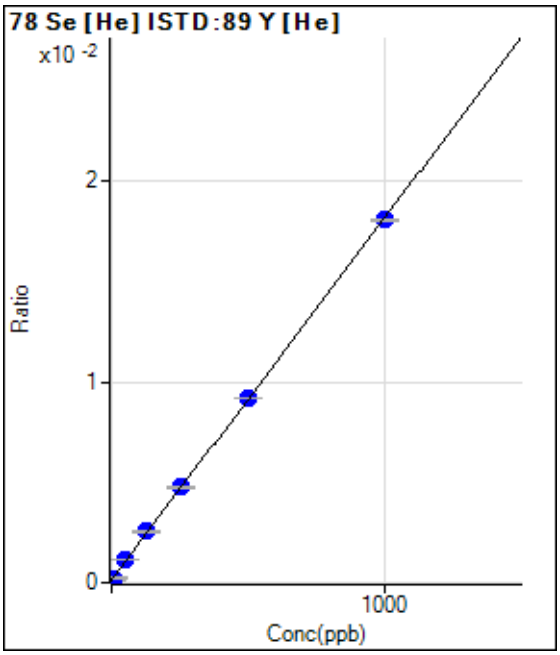

	Rjct	Conc.	Calc Conc.	CPS	Ratio	Det.	RSD
1	☐	0.000	0.000	527.79	0.0001	P	17.4
2	☐	5.000	5.028	877.81	0.0002	P	10.6
3	☐	50.000	54.345	4217.30	0.0011	P	2.6
4	☐	125.000	134.794	9556.51	0.0026	P	3.1
5	☐	250.000	256.046	15925.32	0.0048	P	1.8
6	☐	500.000	504.263	30406.78	0.0092	P	0.2
7	☐	1000.000	994.916	59534.62	0.0181	P	0.3
8	☐			393.34	0.0001	P	3.4

y = 1.8033E-005 * x + 1.3803E-004
R = 0.9999
DL = 4.003
BEC = 7.654

Weight: <None>
Min Conc: 0

Reviewed By:Mohan
On:12/25/2024 3:49:22 AM
Inst Id :P7

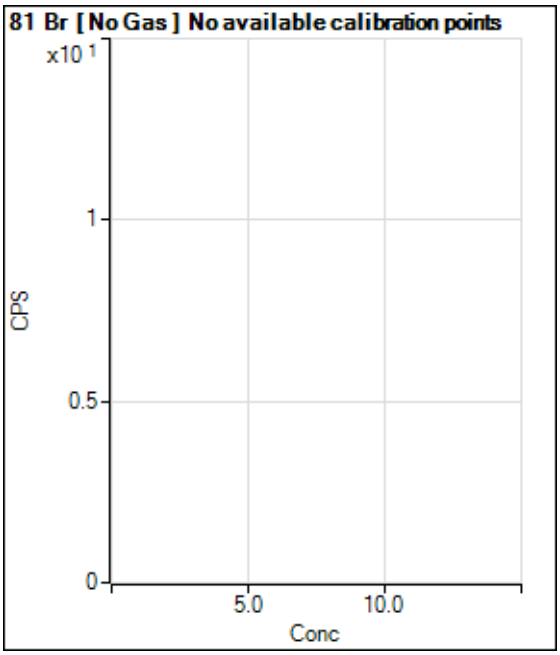

	Rjct	Conc.	Calc Conc.	CPS	Ratio	Det.	RSD
1	☐			15671.74		P	1.2
2	☐			15380.34		P	2.8
3	☐			15245.75		P	2.6
4	☐			15280.22		P	0.7
5	☐			13510.72		P	2.0
6	☐			11581.28		P	1.9
7	☐			11748.10		P	1.5
8	☐			12931.30		P	2.6

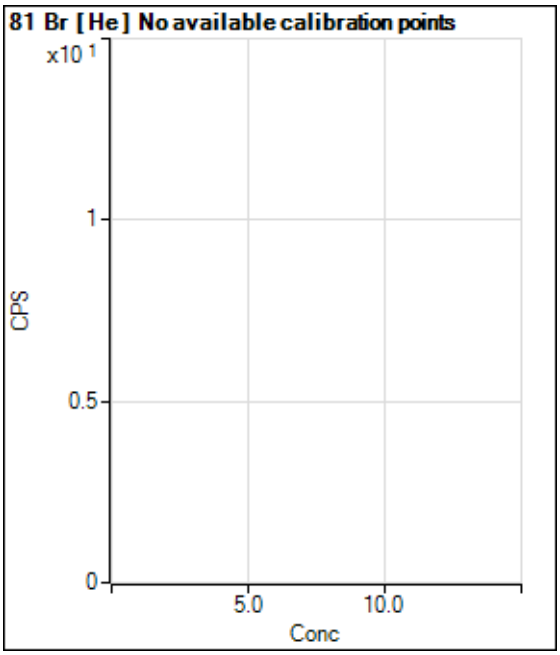

	Rjct	Conc.	Calc Conc.	CPS	Ratio	Det.	RSD
1	☐			183.34		P	10.9
2	☐			177.78		P	7.6
3	☐			177.78		P	6.6
4	☐			162.22		P	6.6
5	☐			126.67		P	16.0
6	☐			120.00		P	12.1
7	☐			91.11		P	26.0
8	☐			152.22		P	13.9

Reviewed By:Mohan
On:12/25/2024 3:49:22 AM
Inst Id :P7

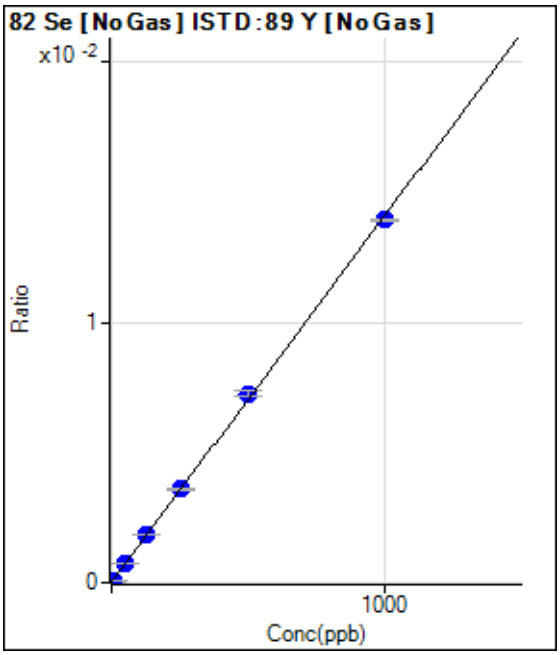

	Rjct	Conc.	Calc Conc.	CPS	Ratio	Det.	RSD
1	☐	0.000	0.000	182.27	0.0000	P	7.5
2	☐	5.000	5.558	1266.46	0.0001	P	2.6
3	☐	50.000	52.248	10443.85	0.0007	P	1.4
4	☐	125.000	131.768	25953.74	0.0019	P	0.9
5	☐	250.000	254.426	47552.65	0.0036	P	2.6
6	☐	500.000	516.089	87623.98	0.0073	P	3.3
7	☐	1000.000	989.888	171104.76	0.0139	P	0.4
8	☐			329.06	0.0000	P	4.8

y = 1.4064E-005 * x + 1.3125E-005

R = 0.9998

DL = 0.2095

BEC = 0.9332

Weight: <None>

Min Conc: 0

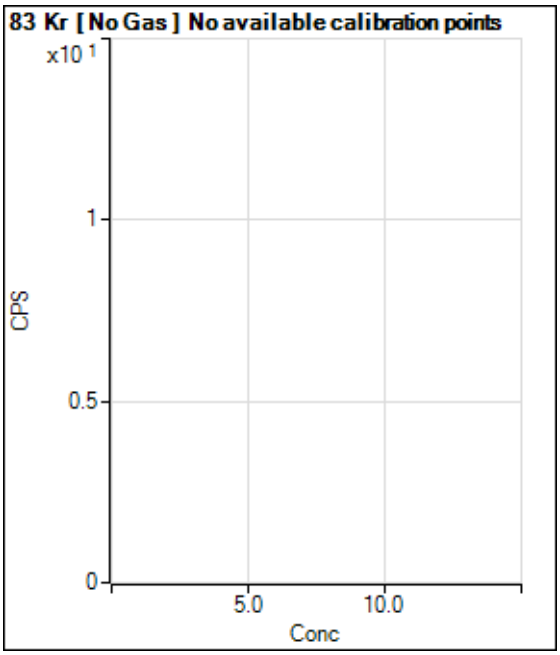

	Rjct	Conc.	Calc Conc.	CPS	Ratio	Det.	RSD
1	☐			258.89		P	12.7
2	☐			223.34		P	14.2
3	☐			226.67		P	1.5
4	☐			235.56		P	14.2
5	☐			207.78		P	14.6
6	☐			207.78		P	25.0
7	☐			212.23		P	4.8
8	☐			235.56		P	10.6

Reviewed By:Mohan
On:12/25/2024 3:49:22 AM
Inst Id :P7

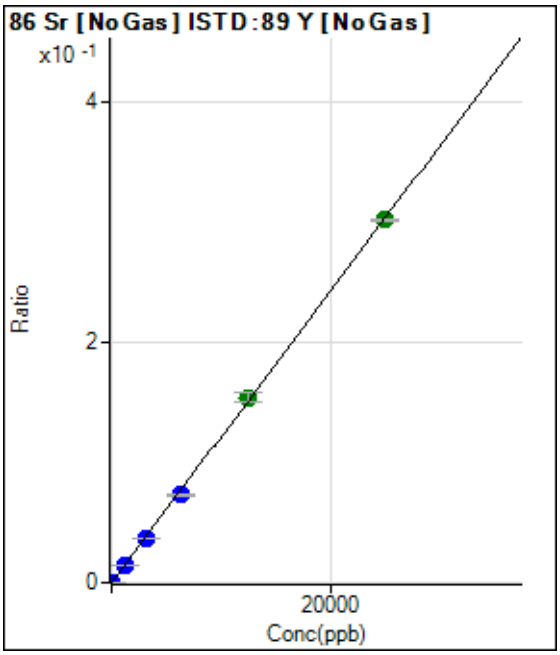

	Rjct	Conc.	Calc Conc.	CPS	Ratio	Det.	RSD
1	☐	0.000	0.000	464.46	0.0000	P	15.8
2	☐	1.000	25.848	4801.93	0.0003	P	3.1
3	☐	1250.000	1233.482	208867.66	0.0150	P	0.5
4	☐	3125.000	3091.355	520635.86	0.0374	P	0.2
5	☐	6250.000	6014.990	964042.26	0.0728	P	2.9
6	☐	12500.000	12749.833	1859013.60	0.1543	A	4.4
7	☐	25000.000	24938.866	3705524.77	0.3018	A	0.6
8	☐			11343.33	0.0009	P	4.2

y = 1.2100E-005 * x + 3.3422E-005
R = 0.9999
DL = 1.313
BEC = 2.762

Weight: <None>
Min Conc: 0

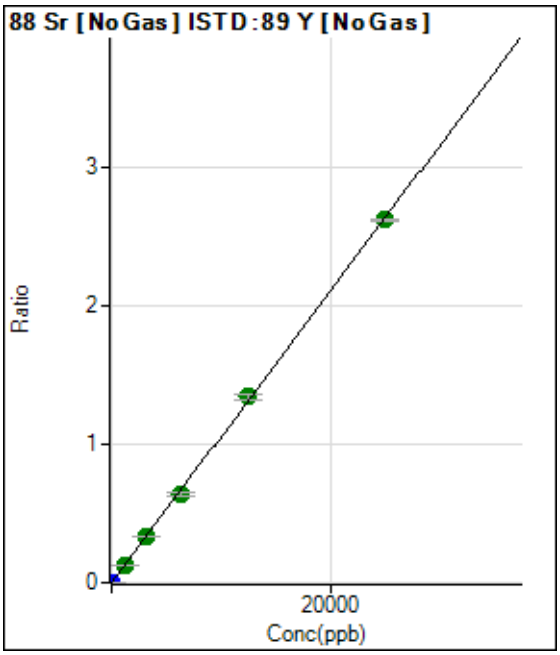

	Rjct	Conc.	Calc Conc.	CPS	Ratio	Det.	RSD
1	☐	0.000	0.000	343.34	0.0000	P	8.5
2	☐	1.000	26.554	39094.08	0.0028	P	1.3
3	☐	1250.000	1240.705	1822756.57	0.1305	A	1.2
4	☐	3125.000	3162.427	4626550.49	0.3327	A	0.9
5	☐	6250.000	6073.357	8461102.93	0.6389	A	2.3
6	☐	12500.000	12751.911	16165625.73	1.3415	A	3.1
7	☐	25000.000	24913.991	32180308.69	2.6209	A	0.6
8	☐			97916.53	0.0080	P	1.5

y = 1.0520E-004 * x + 2.4720E-005
R = 0.9999
DL = 0.06011
BEC = 0.235

Weight: <None>
Min Conc: 0

Reviewed By:Mohan
On:12/25/2024 3:49:22 AM
Inst Id :P7

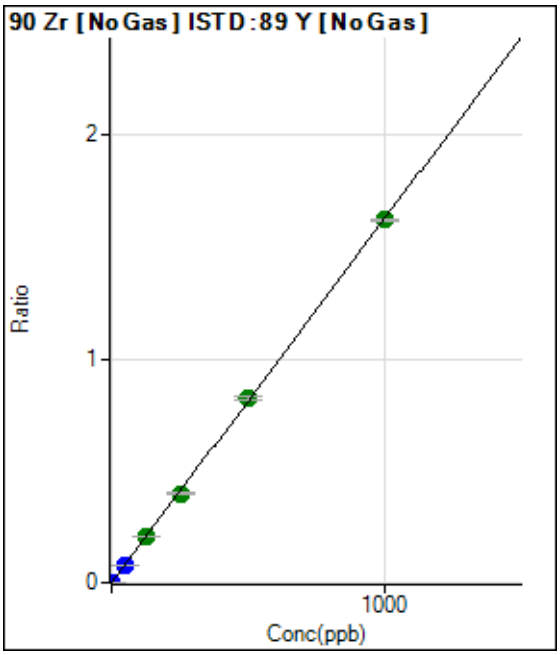

	Rjct	Conc.	Calc Conc.	CPS	Ratio	Det.	RSD
1	☐	0.000	0.000	666.69	0.0000	P	12.4
2	☐	1.000	1.026	23802.67	0.0017	P	0.4
3	☐	50.000	48.778	1107548.40	0.0793	P	0.5
4	☐	125.000	125.182	2829620.93	0.2035	A	1.6
5	☐	250.000	245.408	5281868.04	0.3989	A	2.4
6	☐	500.000	508.006	9951248.81	0.8256	A	2.1
7	☐	1000.000	997.183	19898436.79	1.6206	A	0.7
8	☐			14686.33	0.0012	P	5.8

y = 0.0016 * x + 4.8023E-005
R = 0.9999
DL = 0.01096
BEC = 0.02955

Weight: <None>
Min Conc: 0

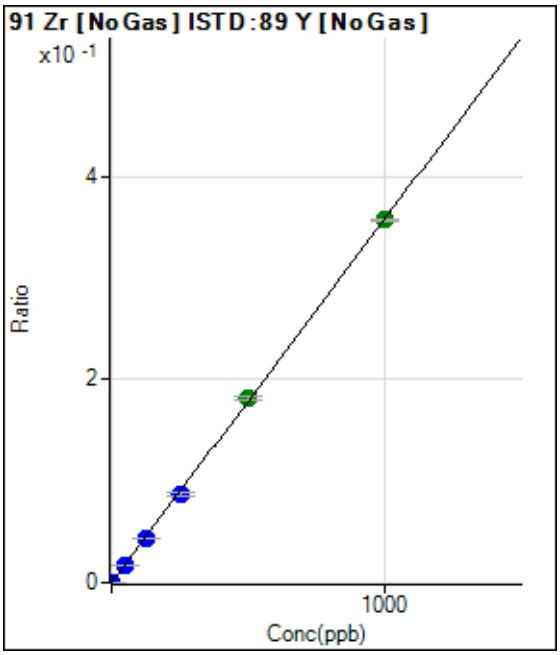

	Rjct	Conc.	Calc Conc.	CPS	Ratio	Det.	RSD
1	☐	0.000	0.000	134.45	0.0000	P	28.3
2	☐	1.000	1.034	5259.88	0.0004	P	4.1
3	☐	50.000	49.431	246845.03	0.0177	P	1.3
4	☐	125.000	124.087	616951.41	0.0444	P	0.4
5	☐	250.000	242.998	1150076.40	0.0869	P	3.1
6	☐	500.000	506.851	2183925.63	0.1812	A	1.8
7	☐	1000.000	998.468	4382250.94	0.3569	A	0.9
8	☐			3252.61	0.0003	P	6.9

y = 3.5745E-004 * x + 9.6958E-006
R = 0.9999
DL = 0.02303
BEC = 0.02712

Weight: <None>
Min Conc: 0

Reviewed By:Mohan
On:12/25/2024 3:49:22 AM
Inst Id :P7

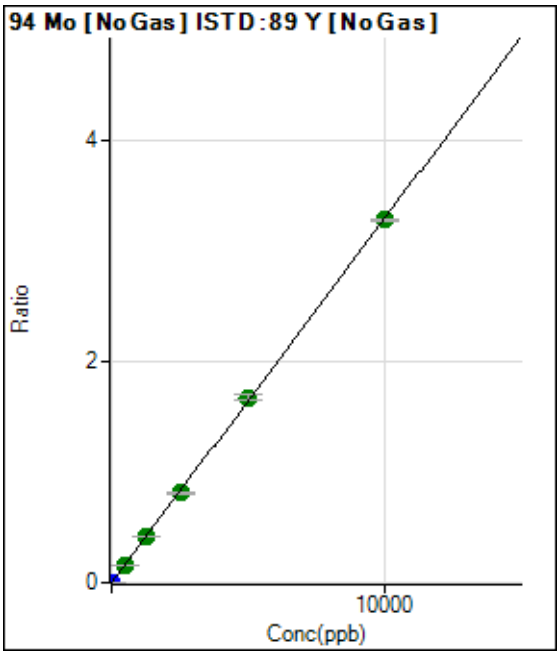

	Rjct	Conc.	Calc Conc.	CPS	Ratio	Det.	RSD
1	☐	0.000	0.000	341.12	0.0000	P	3.8
2	☐	5.000	6.201	28619.10	0.0021	P	3.0
3	☐	500.000	499.152	2291813.37	0.1641	A	0.7
4	☐	1250.000	1258.738	5755325.47	0.4139	A	0.6
5	☐	2500.000	2459.207	10705659.91	0.8086	A	3.1
6	☐	5000.000	5086.625	20155013.87	1.6724	A	2.7
7	☐	10000.000	9965.835	40231511.90	3.2766	A	0.6
8	☐			15205.88	0.0012	P	13.0

y = 3.2878E-004 * x + 2.4559E-005
R = 0.9999
DL = 0.008426
BEC = 0.0747

Weight: <None>
Min Conc: 0

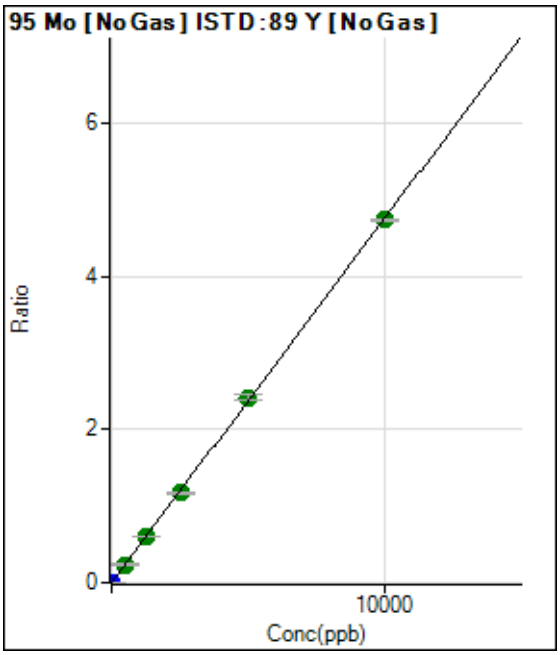

	Rjct	Conc.	Calc Conc.	CPS	Ratio	Det.	RSD
1	☐	0.000	0.000	156.67	0.0000	P	3.3
2	☐	5.000	5.185	34360.28	0.0025	P	1.2
3	☐	500.000	499.077	3313653.67	0.2373	A	1.5
4	☐	1250.000	1254.380	8294689.25	0.5965	A	0.5
5	☐	2500.000	2467.886	15537025.74	1.1735	A	3.1
6	☐	5000.000	5083.154	29127958.46	2.4171	A	2.9
7	☐	10000.000	9965.950	58185831.91	4.7388	A	0.7
8	☐			16300.58	0.0013	P	18.7

y = 4.7550E-004 * x + 1.1277E-005
R = 0.9999
DL = 0.002336
BEC = 0.02372

Weight: <None>
Min Conc: 0

Reviewed By:Mohan
On:12/25/2024 3:49:22 AM
Inst Id :P7

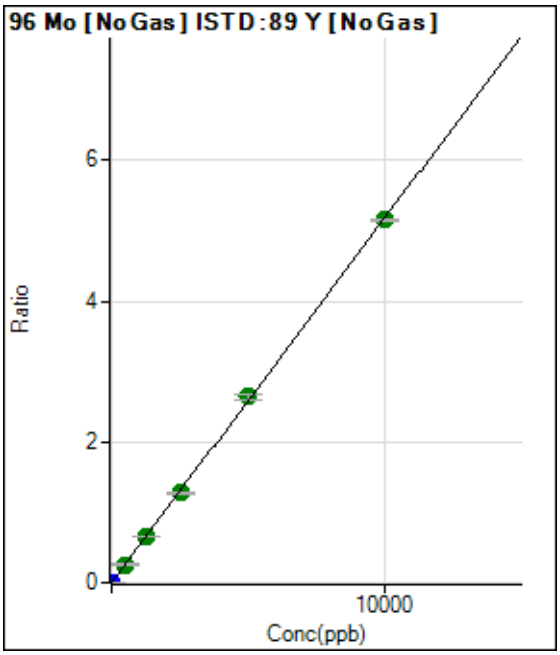

	Rjct	Conc.	Calc Conc.	CPS	Ratio	Det.	RSD
1	☐	0.000	0.000	260.00	0.0000	P	8.3
2	☐	5.000	5.372	38840.33	0.0028	P	2.3
3	☐	500.000	499.862	3613911.37	0.2588	A	1.3
4	☐	1250.000	1264.473	9104699.17	0.6547	A	0.6
5	☐	2500.000	2468.137	16920377.80	1.2779	A	3.0
6	☐	5000.000	5094.899	31786878.14	2.6380	A	3.5
7	☐	10000.000	9958.714	63311186.84	5.1562	A	0.4
8	☐			28398.00	0.0023	P	11.6

y = 5.1776E-004 * x + 1.8709E-005
R = 0.9999
DL = 0.008997
BEC = 0.03613

Weight: <None>
Min Conc: 0

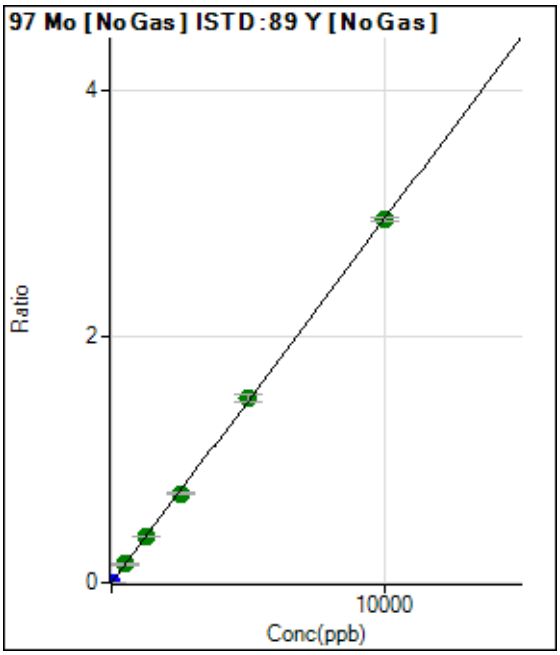

	Rjct	Conc.	Calc Conc.	CPS	Ratio	Det.	RSD
1	☐	0.000	0.000	97.78	0.0000	P	10.8
2	☐	5.000	5.277	21708.40	0.0016	P	0.6
3	☐	500.000	502.604	2071773.96	0.1484	A	1.0
4	☐	1250.000	1254.935	5151704.85	0.3705	A	1.3
5	☐	2500.000	2448.491	9569060.14	0.7228	A	3.3
6	☐	5000.000	5073.847	18047362.51	1.4978	A	3.8
7	☐	10000.000	9975.206	36156090.01	2.9447	A	1.1
8	☐			9999.13	0.0008	P	16.0

y = 2.9520E-004 * x + 7.0385E-006
R = 0.9999
DL = 0.007726
BEC = 0.02384

Weight: <None>
Min Conc: 0

Reviewed By:Mohan
On:12/25/2024 3:49:22 AM
Inst Id :P7

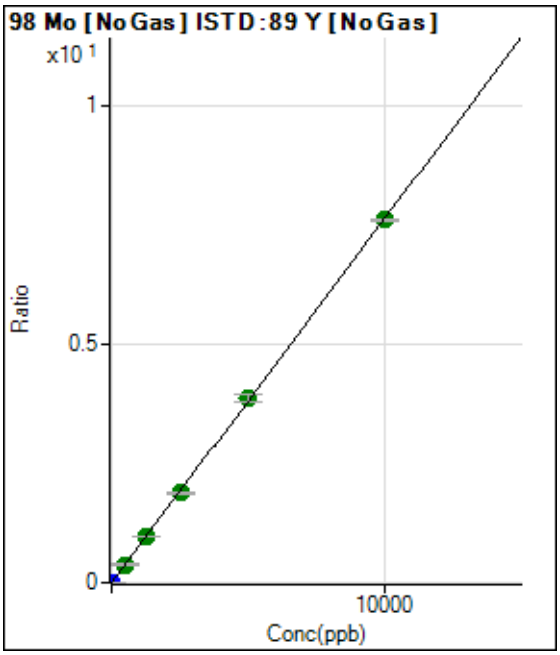

	Rjct	Conc.	Calc Conc.	CPS	Ratio	Det.	RSD
1	☐	0.000	0.000	252.23	0.0000	P	9.5
2	☐	5.000	5.203	55359.96	0.0040	P	1.0
3	☐	500.000	498.475	5314070.79	0.3806	A	1.8
4	☐	1250.000	1255.829	13333659.94	0.9588	A	0.7
5	☐	2500.000	2460.325	24869089.91	1.8785	A	3.2
6	☐	5000.000	5073.166	46673103.75	3.8733	A	3.5
7	☐	10000.000	9972.683	93488689.72	7.6141	A	0.8
8	☐			25282.50	0.0021	P	17.2

y = 7.6349E-004 * x + 1.8157E-005
R = 1.0000
DL = 0.00681
BEC = 0.02378

Weight: <None>
Min Conc: 0

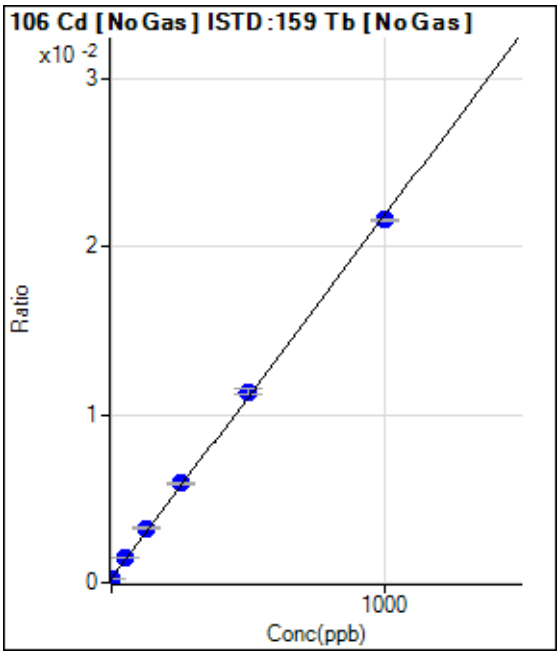

	Rjct	Conc.	Calc Conc.	CPS	Ratio	Det.	RSD
1	☐	0.000	0.000	3512.68	0.0002	P	1.4
2	☐	1.000	1.081	3820.55	0.0003	P	5.5
3	☐	50.000	56.224	21159.92	0.0015	P	2.4
4	☐	125.000	139.462	47228.73	0.0033	P	0.6
5	☐	250.000	261.807	84091.52	0.0059	P	2.3
6	☐	500.000	514.259	153930.91	0.0114	P	3.1
7	☐	1000.000	987.800	298585.78	0.0216	P	0.8
8	☐			3122.59	0.0002	P	3.6

y = 2.1618E-005 * x + 2.4610E-004
R = 0.9997
DL = 0.4883
BEC = 11.38

Weight: <None>
Min Conc: 0

Reviewed By:Mohan
On:12/25/2024 3:49:22 AM
Inst Id :P7

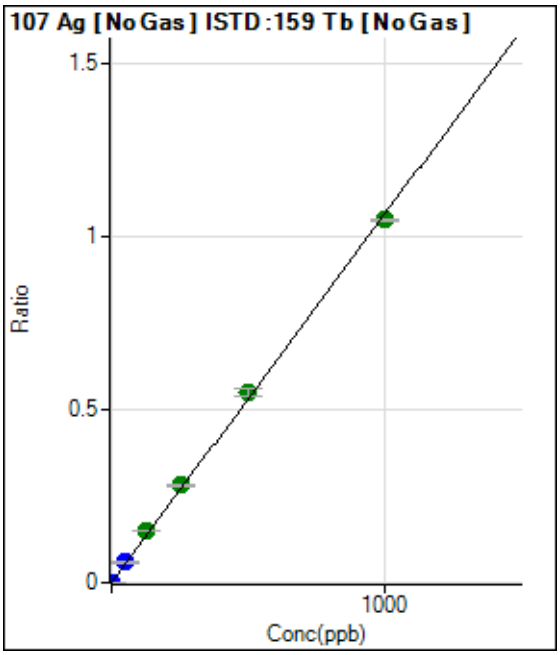

	Rjct	Conc.	Calc Conc.	CPS	Ratio	Det.	RSD
1	☐	0.000	0.000	82.22	0.0000	P	25.9
2	☐	1.000	1.141	17289.25	0.0012	P	1.1
3	☐	50.000	54.979	846906.39	0.0585	P	1.0
4	☐	125.000	139.692	2152307.23	0.1486	A	0.7
5	☐	250.000	265.355	4019862.02	0.2823	A	1.9
6	☐	500.000	517.280	7453121.21	0.5503	A	4.0
7	☐	1000.000	985.436	14491065.76	1.0483	A	0.4
8	☐			3931.70	0.0003	P	17.3

y = 0.0011 * x + 5.7617E-006
R = 0.9996
DL = 0.004201
BEC = 0.005416

Weight: <None>
Min Conc: 0

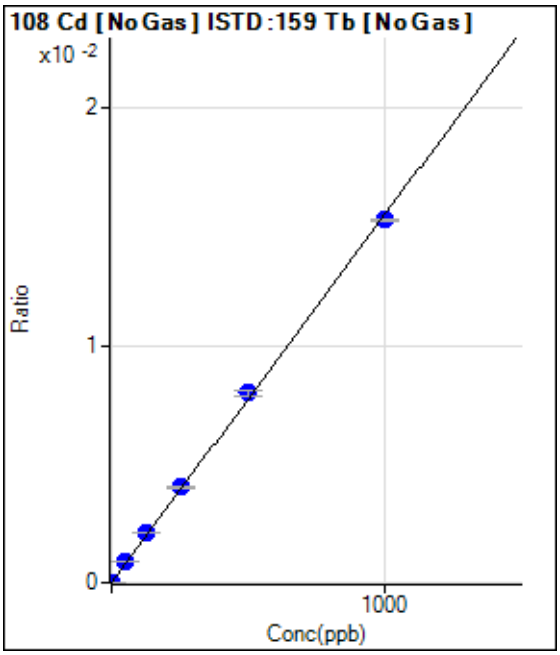

	Rjct	Conc.	Calc Conc.	CPS	Ratio	Det.	RSD
1	☐	0.000	0.000	10.00	0.0000	P	32.9
2	☐	1.000	1.073	245.56	0.0000	P	23.3
3	☐	50.000	55.646	12489.89	0.0009	P	1.8
4	☐	125.000	138.112	30995.32	0.0021	P	0.2
5	☐	250.000	260.915	57561.37	0.0040	P	1.9
6	☐	500.000	516.741	108447.81	0.0080	P	2.9
7	☐	1000.000	986.980	211351.12	0.0153	P	0.6
8	☐			117.78	0.0000	P	28.8

y = 1.5490E-005 * x + 7.0001E-007
R = 0.9997
DL = 0.04463
BEC = 0.04519

Weight: <None>
Min Conc: 0

Reviewed By:Mohan
On:12/25/2024 3:49:22 AM
Inst Id :P7

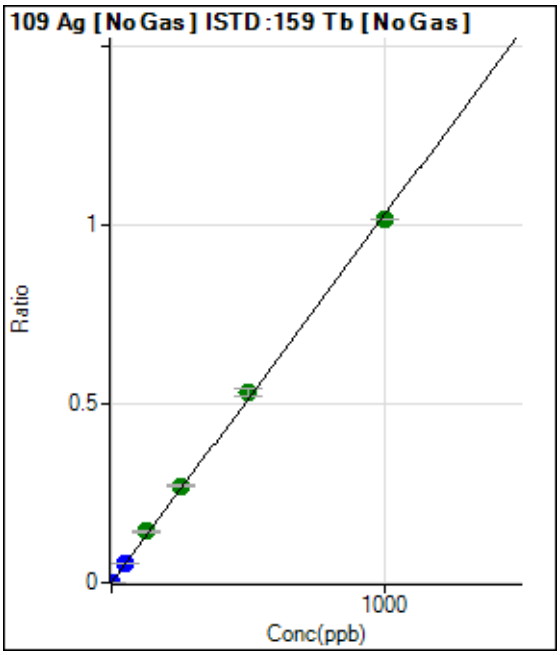

	Rjct	Conc.	Calc Conc.	CPS	Ratio	Det.	RSD
1	☐	0.000	0.000	53.33	0.0000	P	25.2
2	☐	1.000	1.146	16756.42	0.0012	P	3.1
3	☐	50.000	53.922	802658.53	0.0554	P	1.2
4	☐	125.000	139.727	2080399.24	0.1436	A	2.1
5	☐	250.000	263.396	3856258.48	0.2708	A	1.3
6	☐	500.000	516.525	7192360.45	0.5310	A	3.6
7	☐	1000.000	986.352	14016827.01	1.0140	A	0.1
8	☐			3720.54	0.0003	P	16.0

y = 0.0010 * x + 3.7384E-006
R = 0.9996
DL = 0.002752
BEC = 0.003636

Weight: <None>
Min Conc: 0

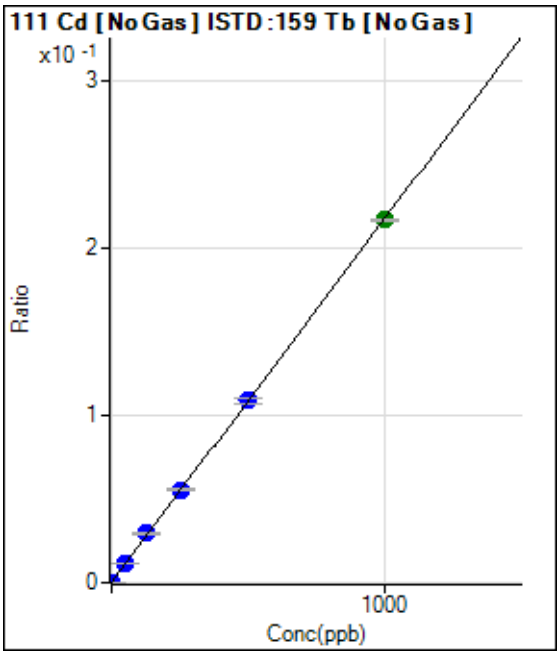

	Rjct	Conc.	Calc Conc.	CPS	Ratio	Det.	RSD
1	☐	0.000	0.000	2467.43	0.0002	P	1.3
2	☐	1.000	1.196	6127.43	0.0004	P	2.0
3	☐	50.000	53.837	171565.86	0.0118	P	1.3
4	☐	125.000	134.238	424185.30	0.0293	P	0.8
5	☐	250.000	253.431	785150.91	0.0551	P	2.2
6	☐	500.000	500.511	1472970.22	0.1087	P	2.9
7	☐	1000.000	997.540	2993167.45	0.2165	A	0.5
8	☐			2957.84	0.0002	P	1.0

y = 2.1689E-004 * x + 1.7287E-004
R = 1.0000
DL = 0.03124
BEC = 0.797

Weight: <None>
Min Conc: 0

Reviewed By:Mohan
On:12/25/2024 3:49:22 AM
Inst Id :P7

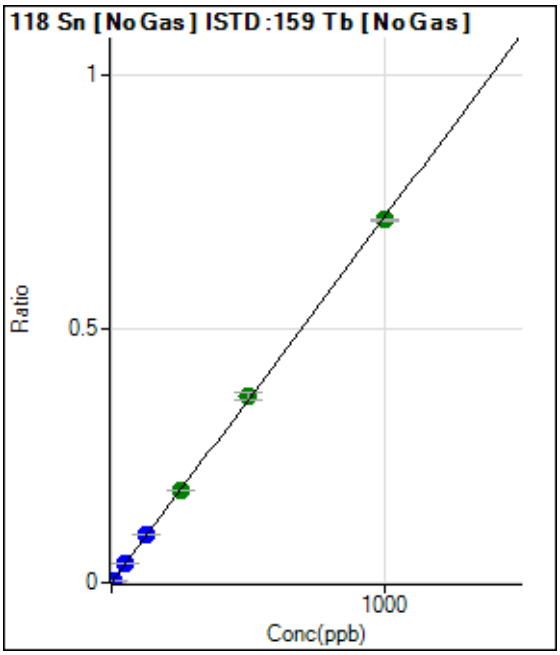

	Rjct	Conc.	Calc Conc.	CPS	Ratio	Det.	RSD
1	☐	0.000	0.000	1402.30	0.0001	P	5.3
2	☐	5.000	5.632	58819.27	0.0041	P	0.8
3	☐	50.000	51.664	539364.34	0.0373	P	1.2
4	☐	125.000	129.293	1348071.49	0.0931	P	0.3
5	☐	250.000	252.608	2588634.92	0.1818	A	1.4
6	☐	500.000	511.538	4983926.87	0.3680	A	3.7
7	☐	1000.000	992.956	9872287.08	0.7142	A	0.5
8	☐			5017.59	0.0004	P	8.5

y = 7.1915E-004 * x + 9.8256E-005
R = 0.9999
DL = 0.02175
BEC = 0.1366

Weight: <None>
Min Conc: 0

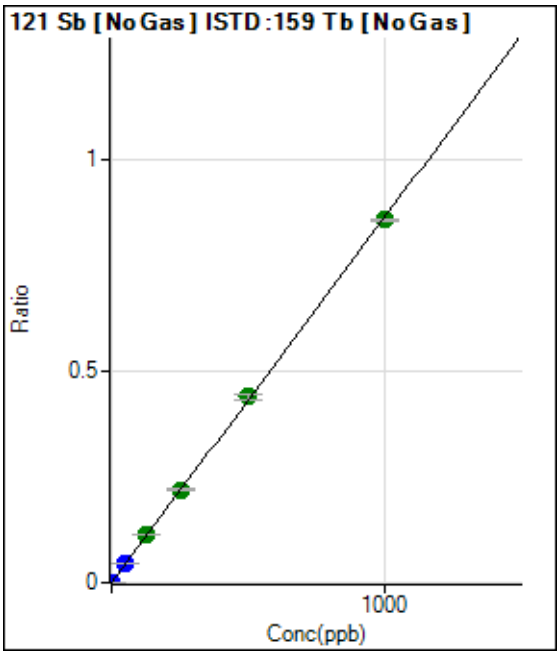

	Rjct	Conc.	Calc Conc.	CPS	Ratio	Det.	RSD
1	☐	0.000	0.000	23.33	0.0000	P	0.4
2	☐	2.000	2.227	27293.72	0.0019	P	2.0
3	☐	50.000	51.220	640689.40	0.0443	P	1.0
4	☐	125.000	132.452	1657237.93	0.1144	A	0.1
5	☐	250.000	254.397	3129205.16	0.2198	A	2.5
6	☐	500.000	508.852	5955041.02	0.4396	A	3.0
7	☐	1000.000	993.482	11864001.49	0.8583	A	0.7
8	☐			7154.07	0.0005	P	6.3

y = 8.6389E-004 * x + 1.6345E-006
R = 0.9999
DL = 2.281E-05
BEC = 0.001892

Weight: <None>
Min Conc: 0

Reviewed By:Mohan
On:12/25/2024 3:49:22 AM
Inst Id :P7

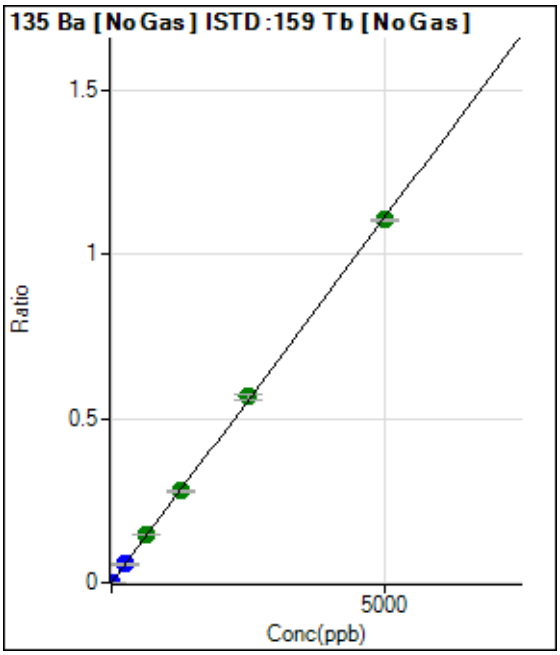

	Rjct	Conc.	Calc Conc.	CPS	Ratio	Det.	RSD
1	☐	0.000	0.000	64.44	0.0000	P	29.3
2	☐	10.000	10.730	33896.95	0.0024	P	0.5
3	☐	250.000	251.001	808302.17	0.0558	P	0.8
4	☐	625.000	661.236	2129891.44	0.1471	A	0.9
5	☐	1250.000	1258.861	3986598.76	0.2800	A	2.1
6	☐	2500.000	2545.594	7668355.93	0.5661	A	3.5
7	☐	5000.000	4970.407	15279932.14	1.1054	A	0.5
8	☐			8074.60	0.0006	P	8.3

y = 2.2239E-004 * x + 4.5132E-006
R = 0.9999
DL = 0.01783
BEC = 0.02029

Weight: <None>
Min Conc: 0

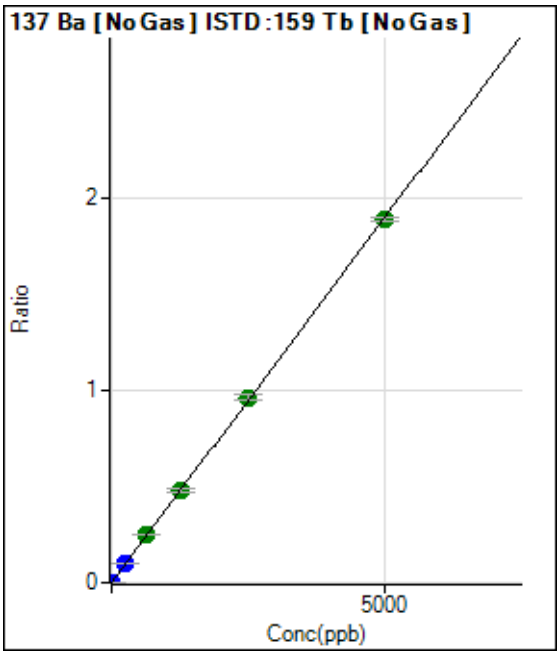

	Rjct	Conc.	Calc Conc.	CPS	Ratio	Det.	RSD
1	☐	0.000	0.000	115.56	0.0000	P	13.2
2	☐	10.000	10.887	58613.37	0.0041	P	0.6
3	☐	250.000	253.880	1393337.79	0.0962	P	0.9
4	☐	625.000	667.783	3665758.14	0.2531	A	0.7
5	☐	1250.000	1261.689	6808608.51	0.4782	A	2.7
6	☐	2500.000	2536.028	13020290.08	0.9612	A	3.3
7	☐	5000.000	4973.520	26056757.11	1.8850	A	1.1
8	☐			13873.55	0.0010	P	6.4

y = 3.7901E-004 * x + 8.0932E-006
R = 0.9999
DL = 0.008466
BEC = 0.02135

Weight: <None>
Min Conc: 0

Reviewed By:Mohan
On:12/25/2024 3:49:22 AM
Inst Id :P7

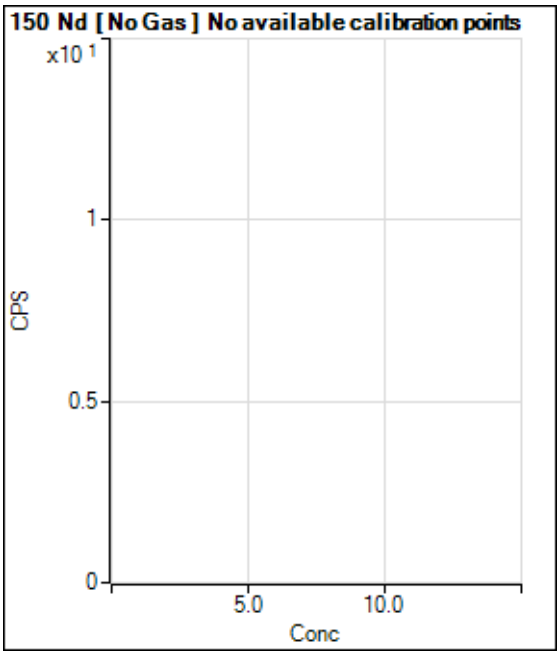

	Rjct	Conc.	Calc Conc.	CPS	Ratio	Det.	RSD
1	☐			6.67		P	100.
2	☐			10.00		P	0.0
3	☐			51.11		P	7.5
4	☐			101.11		P	21.2
5	☐			193.34		P	9.0
6	☐			330.01		P	11.6
7	☐			677.80		P	4.0
8	☐			245.56		P	14.5

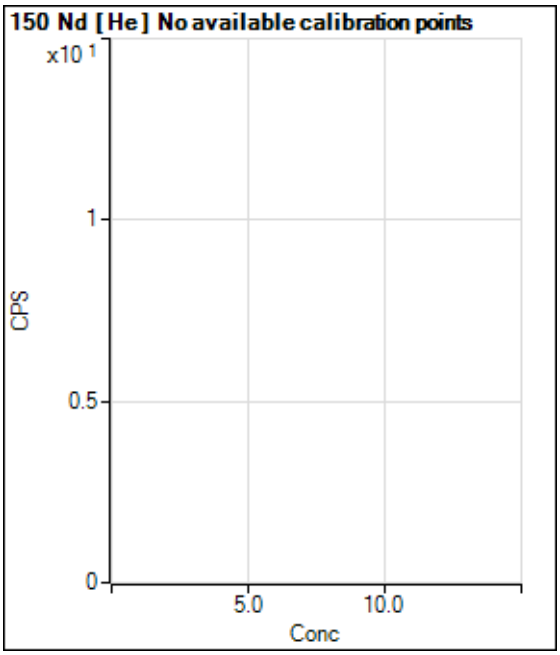

	Rjct	Conc.	Calc Conc.	CPS	Ratio	Det.	RSD
1	☐			2.22		P	86.6
2	☐			3.33		P	100.
3	☐			17.78		P	75.8
4	☐			24.44		P	34.3
5	☐			40.00		P	16.7
6	☐			83.33		P	17.4
7	☐			118.89		P	8.6
8	☐			155.56		P	14.3

Reviewed By:Mohan
On:12/25/2024 3:49:22 AM
Inst Id :P7

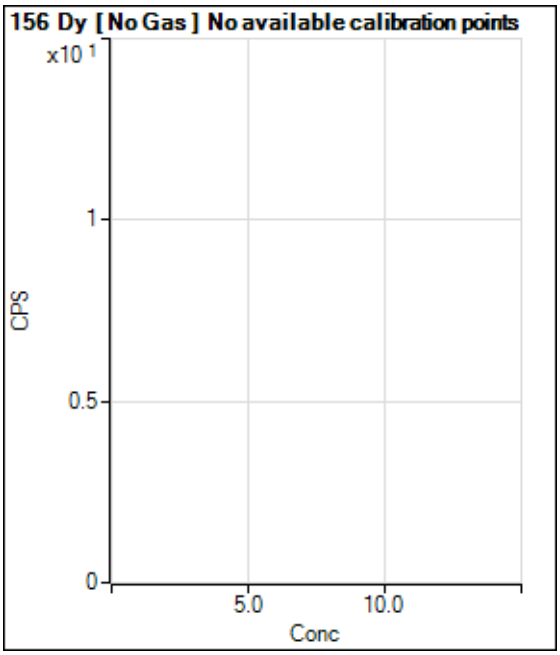

	Rjct	Conc.	Calc Conc.	CPS	Ratio	Det.	RSD
1	☐			17.78		P	10.8
2	☐			26.67		P	33.1
3	☐			37.78		P	13.5
4	☐			54.45		P	24.7
5	☐			80.00		P	16.7
6	☐			134.45		P	24.8
7	☐			222.23		P	8.3
8	☐			408.90		P	13.1

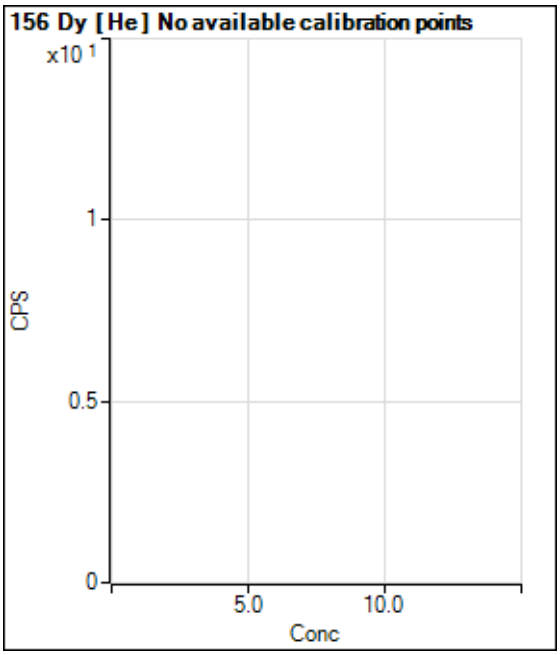

	Rjct	Conc.	Calc Conc.	CPS	Ratio	Det.	RSD
1	☐			6.67		P	50.0
2	☐			12.22		P	41.7
3	☐			47.78		P	8.1
4	☐			84.45		P	4.6
5	☐			125.56		P	25.1
6	☐			265.56		P	6.2
7	☐			587.79		P	2.4
8	☐			367.79		P	6.9

Reviewed By:Mohan
On:12/25/2024 3:49:22 AM
Inst Id :P7

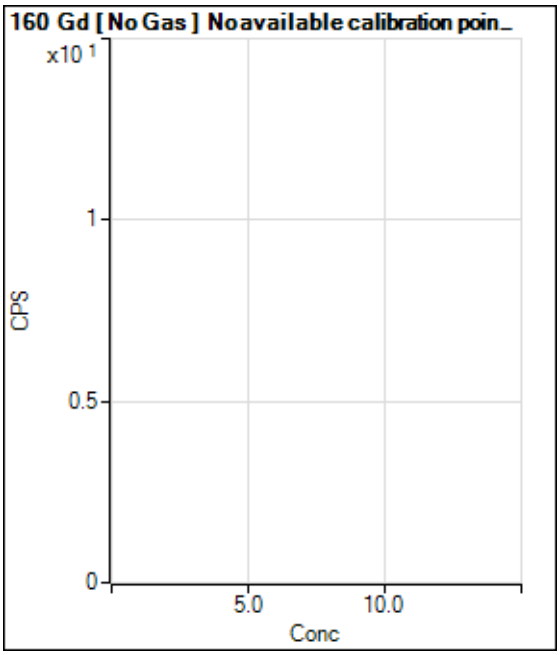

	Rjct	Conc.	Calc Conc.	CPS	Ratio	Det.	RSD
1	☐			71.11		P	28.6
2	☐			67.78		P	2.8
3	☐			54.44		P	9.4
4	☐			78.89		P	20.0
5	☐			84.44		P	16.4
6	☐			105.56		P	23.7
7	☐			188.89		P	11.7
8	☐			465.57		P	10.1

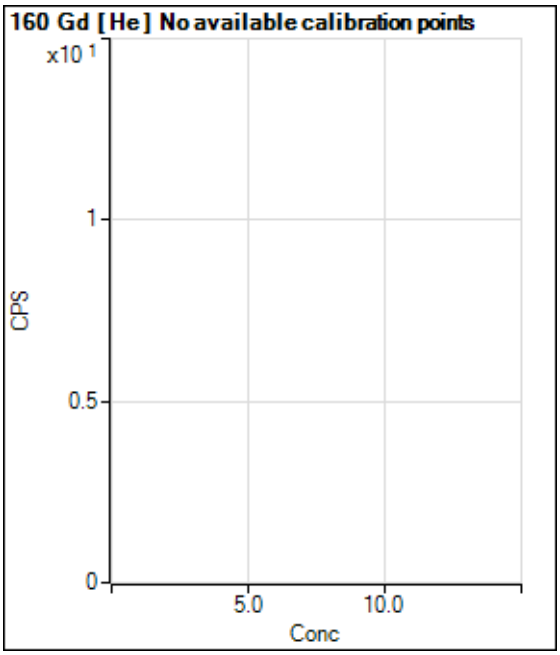

	Rjct	Conc.	Calc Conc.	CPS	Ratio	Det.	RSD
1	☐			383.34		P	19.9
2	☐			377.79		P	13.4
3	☐			421.12		P	5.9
4	☐			408.90		P	16.8
5	☐			378.90		P	7.1
6	☐			402.23		P	5.0
7	☐			485.57		P	11.5
8	☐			711.14		P	9.8

Reviewed By:Mohan
On:12/25/2024 3:49:22 AM
Inst Id :P7

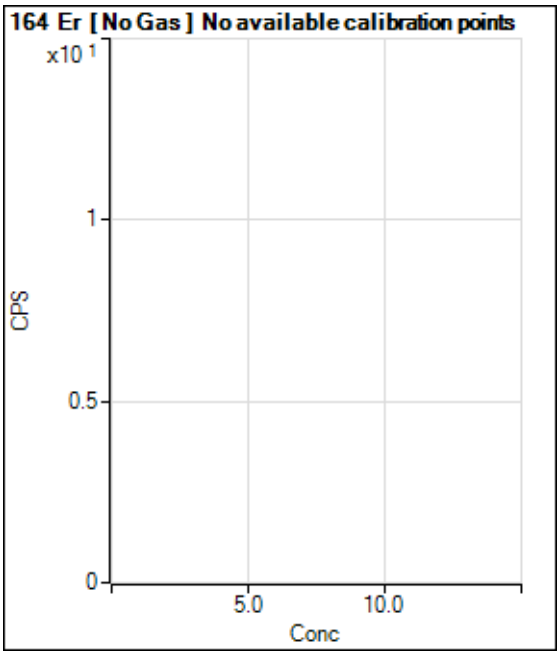

	Rjct	Conc.	Calc Conc.	CPS	Ratio	Det.	RSD
1	☐			47.78		P	14.5
2	☐			50.00		P	24.0
3	☐			48.89		P	10.4
4	☐			71.11		P	11.8
5	☐			73.33		P	9.1
6	☐			111.11		P	20.0
7	☐			183.34		P	7.9
8	☐			500.02		P	10.5

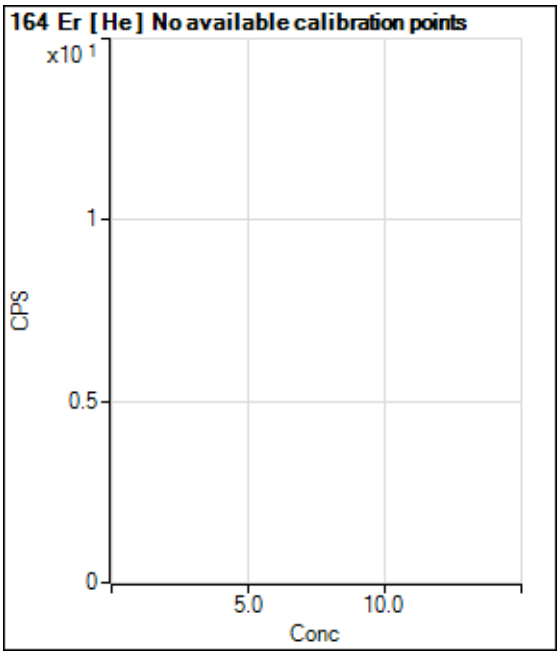

	Rjct	Conc.	Calc Conc.	CPS	Ratio	Det.	RSD
1	☐			35.56		P	5.4
2	☐			46.67		P	7.1
3	☐			25.56		P	37.7
4	☐			42.22		P	40.5
5	☐			61.11		P	43.8
6	☐			97.78		P	20.8
7	☐			140.00		P	18.0
8	☐			336.67		P	6.9

Reviewed By:Mohan
On:12/25/2024 3:49:22 AM
Inst Id :P7

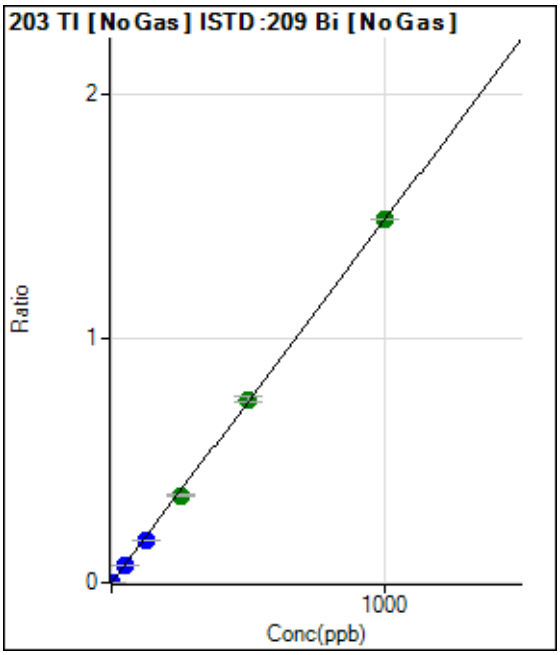

	Rjct	Conc.	Calc Conc.	CPS	Ratio	Det.	RSD
1	☐	0.000	0.000	276.67	0.0000	P	16.0
2	☐	1.000	0.969	11700.68	0.0015	P	2.1
3	☐	50.000	45.748	547882.63	0.0679	P	1.2
4	☐	125.000	114.755	1378979.17	0.1703	P	0.8
5	☐	250.000	240.659	2896712.53	0.3571	A	1.6
6	☐	500.000	505.822	5827649.71	0.7506	A	3.1
7	☐	1000.000	1000.917	11591823.99	1.4852	A	0.1
8	☐			2544.72	0.0004	P	16.3

y = 0.0015 * x + 3.5033E-005
R = 0.9999
DL = 0.01135
BEC = 0.02361

Weight: <None>
Min Conc: 0

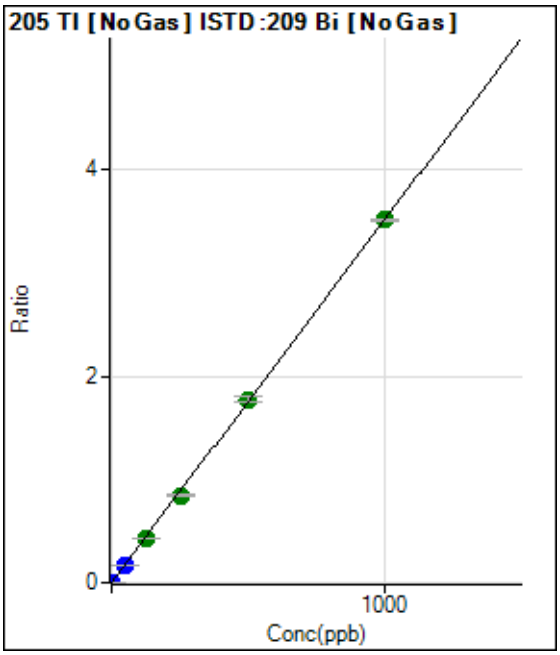

	Rjct	Conc.	Calc Conc.	CPS	Ratio	Det.	RSD
1	☐	0.000	0.000	646.69	0.0001	P	3.4
2	☐	1.000	0.957	27347.53	0.0034	P	2.8
3	☐	50.000	45.329	1285368.32	0.1593	P	1.3
4	☐	125.000	123.654	3518330.50	0.4345	A	0.2
5	☐	250.000	240.778	6862042.95	0.8460	A	1.9
6	☐	500.000	504.857	13771933.13	1.7738	A	3.2
7	☐	1000.000	1000.279	27429529.03	3.5143	A	0.3
8	☐			5962.51	0.0009	P	15.8

y = 0.0035 * x + 8.1913E-005
R = 0.9999
DL = 0.00238
BEC = 0.02332

Weight: <None>
Min Conc: 0

Reviewed By:Mohan
On:12/25/2024 3:49:22 AM
Inst Id :P7

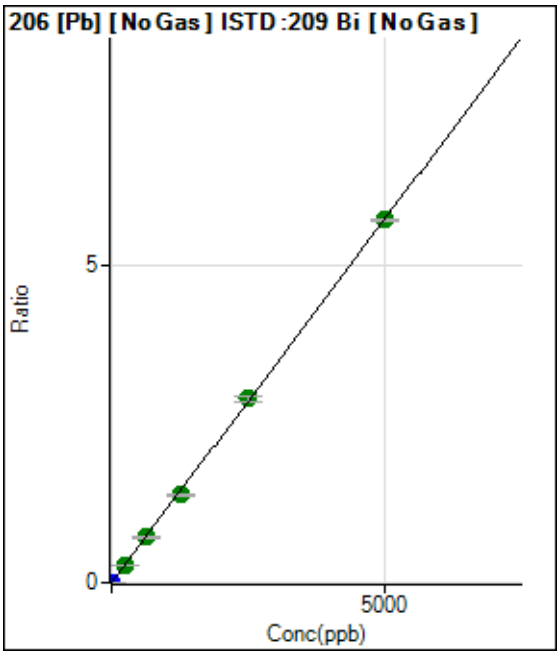

	Rjct	Conc.	Calc Conc.	CPS	Ratio	Det.	RSD
1	☐	0.000	0.000	357.79	0.0000	P	6.5
2	☐	1.000	0.989	9362.20	0.0012	P	3.0
3	☐	250.000	244.918	2264672.69	0.2807	A	0.5
4	☐	625.000	624.411	5794023.66	0.7156	A	1.3
5	☐	1250.000	1211.313	11258592.96	1.3881	A	2.6
6	☐	2500.000	2529.494	22503956.19	2.8987	A	3.5
7	☐	5000.000	4995.253	44678270.17	5.7243	A	0.3
8	☐			13580.35	0.0019	P	11.4

y = 0.0011 * x + 4.5332E-005
R = 0.9999
DL = 0.007655
BEC = 0.03956

Weight: <None>
Min Conc: 0

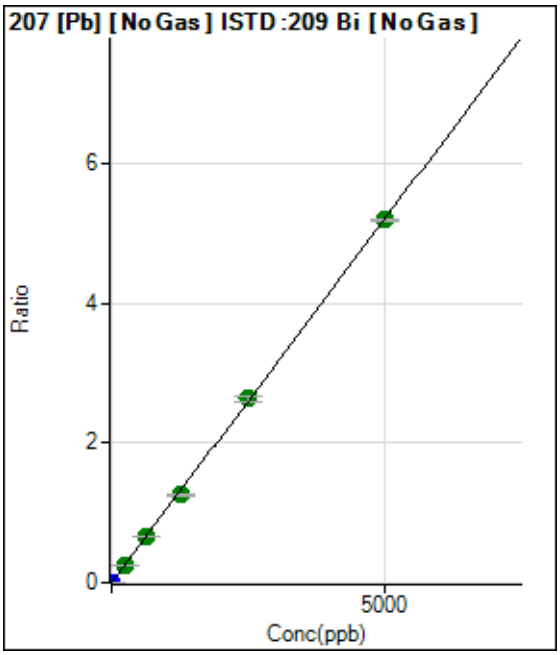

	Rjct	Conc.	Calc Conc.	CPS	Ratio	Det.	RSD
1	☐	0.000	0.000	266.67	0.0000	P	13.7
2	☐	1.000	0.976	8339.28	0.0011	P	1.5
3	☐	250.000	246.495	2071847.33	0.2568	A	0.7
4	☐	625.000	628.658	5303135.75	0.6549	A	0.5
5	☐	1250.000	1212.916	10248580.06	1.2636	A	2.5
6	☐	2500.000	2533.868	20494306.22	2.6397	A	3.3
7	☐	5000.000	4992.055	40589001.34	5.2005	A	0.8
8	☐			12432.51	0.0018	P	8.9

y = 0.0010 * x + 3.3778E-005
R = 0.9999
DL = 0.01337
BEC = 0.03242

Weight: <None>
Min Conc: 0

Reviewed By:Mohan
On:12/25/2024 3:49:22 AM
Inst Id :P7

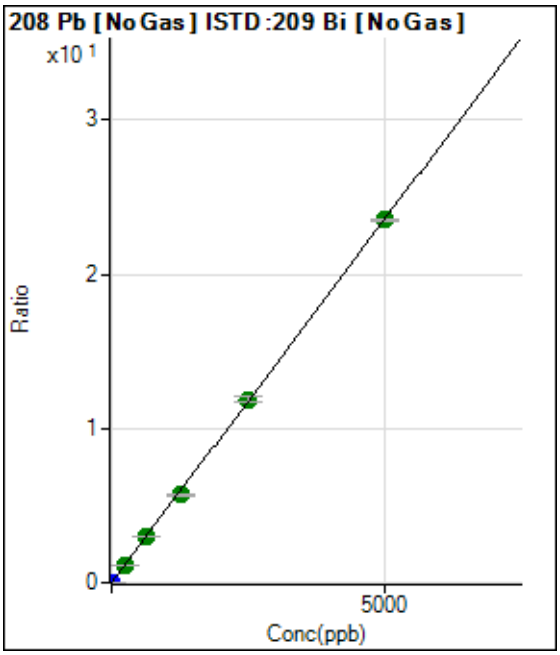

	Rjct	Conc.	Calc Conc.	CPS	Ratio	Det.	RSD
1	☐	0.000	0.000	1303.37	0.0002	P	4.3
2	☐	1.000	0.975	37736.36	0.0048	P	1.7
3	☐	250.000	246.382	9356550.50	1.1598	A	0.3
4	☐	625.000	624.374	23795958.40	2.9388	A	0.5
5	☐	1250.000	1215.182	46389028.20	5.7195	A	2.4
6	☐	2500.000	2527.501	92364922.79	11.8960	A	3.0
7	☐	5000.000	4995.213	183495095.60	23.5105	A	0.7
8	☐			55506.56	0.0080	P	10.7

y = 0.0047 * x + 1.6509E-004
R = 1.0000
DL = 0.004501
BEC = 0.03508

Weight: <None>
Min Conc: 0

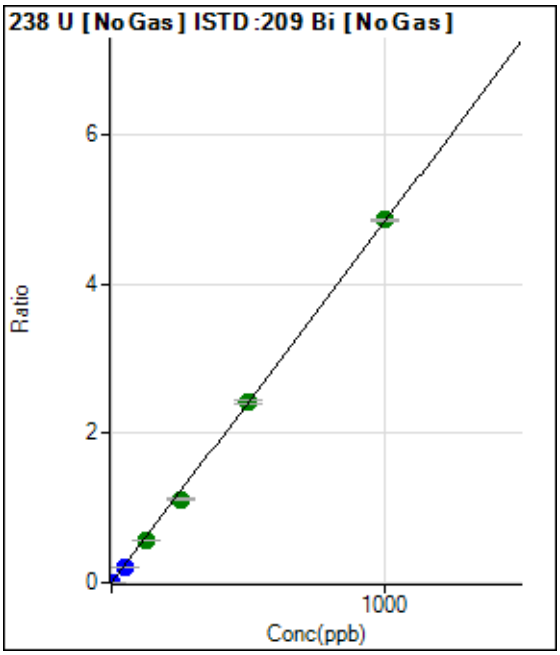

	Rjct	Conc.	Calc Conc.	CPS	Ratio	Det.	RSD
1	☐	0.000	0.000	8.89	0.0000	P	56.8
2	☐	1.000	0.895	34396.50	0.0043	P	1.8
3	☐	50.000	43.119	1683865.39	0.2087	P	1.5
4	☐	125.000	118.885	4659868.61	0.5755	A	1.1
5	☐	250.000	231.269	9080149.45	1.1195	A	2.6
6	☐	500.000	501.152	18838300.69	2.4260	A	2.5
7	☐	1000.000	1005.215	37979421.65	4.8661	A	0.7
8	☐			7383.32	0.0011	P	22.0

y = 0.0048 * x + 1.1228E-006
R = 0.9998
DL = 0.0003955
BEC = 0.0002319

Weight: <None>
Min Conc: 0

Reviewed By:Mohan
On:12/25/2024 3:49:22 AM
Inst Id :P7

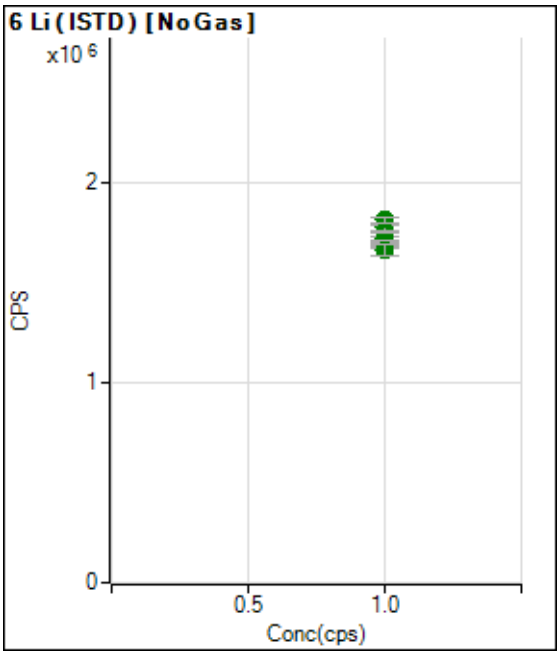

	Rjct	Conc.	Calc Conc.	CPS	Ratio	Det.	RSD
1	☐	1.000		1694229.80		A	1.9
2	☐	1.000		1718946.97		A	1.7
3	☐	1.000		1747056.95		A	1.5
4	☐	1.000		1777074.02		A	1.5
5	☐	1.000		1815047.99		A	1.6
6	☐	1.000		1716786.35		A	4.3
7	☐	1.000		1706915.16		A	0.9
8	☐	1.000		1664780.58		A	3.6

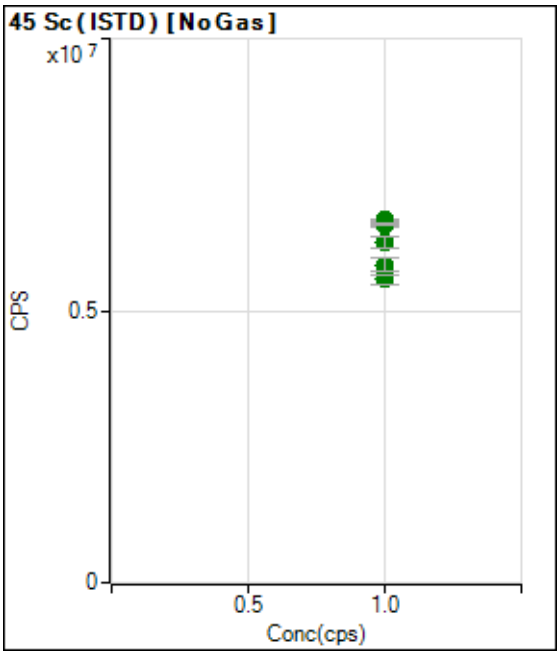

	Rjct	Conc.	Calc Conc.	CPS	Ratio	Det.	RSD
1	☐	1.000		6642528.37		A	0.3
2	☐	1.000		6587929.83		A	1.3
3	☐	1.000		6670014.55		A	0.5
4	☐	1.000		6598898.16		A	0.8
5	☐	1.000		6266154.56		A	3.4
6	☐	1.000		5575614.64		A	2.8
7	☐	1.000		5652817.76		A	0.2
8	☐	1.000		5842567.34		A	4.2

Reviewed By:Mohan
On:12/25/2024 3:49:22 AM
Inst Id :P7

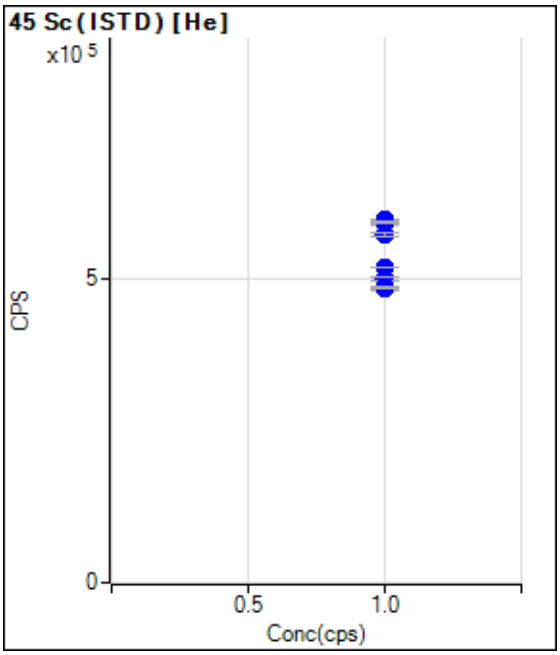

	Rjct	Conc.	Calc Conc.	CPS	Ratio	Det.	RSD
1	☐	1.000		592280.24		P	0.5
2	☐	1.000		598379.63		P	0.3
3	☐	1.000		594868.37		P	0.4
4	☐	1.000		575232.58		P	1.2
5	☐	1.000		501625.21		P	1.1
6	☐	1.000		483980.04		P	0.3
7	☐	1.000		487450.14		P	0.3
8	☐	1.000		519115.01		P	0.1

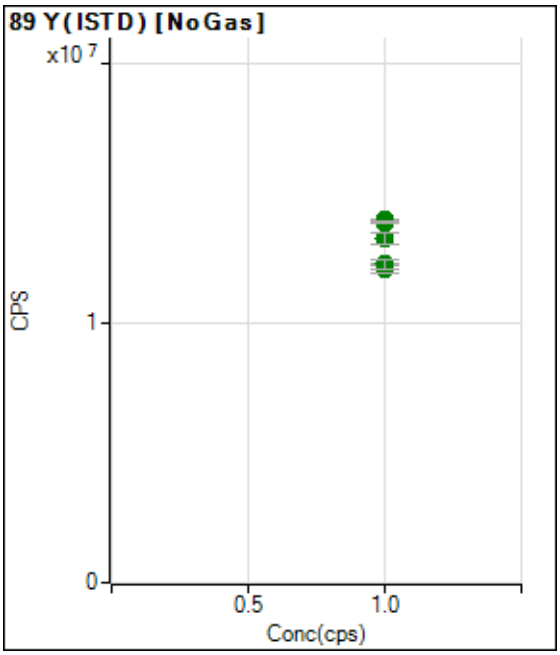

	Rjct	Conc.	Calc Conc.	CPS	Ratio	Det.	RSD
1	☐	1.000		13890455.77		A	1.0
2	☐	1.000		13872947.43		A	0.9
3	☐	1.000		13963417.99		A	0.6
4	☐	1.000		13906513.26		A	0.6
5	☐	1.000		13247836.33		A	3.2
6	☐	1.000		12057812.18		A	2.9
7	☐	1.000		12278465.09		A	0.3
8	☐	1.000		12271259.54		A	3.1

Reviewed By:Mohan
On:12/25/2024 3:49:22 AM
Inst Id :P7

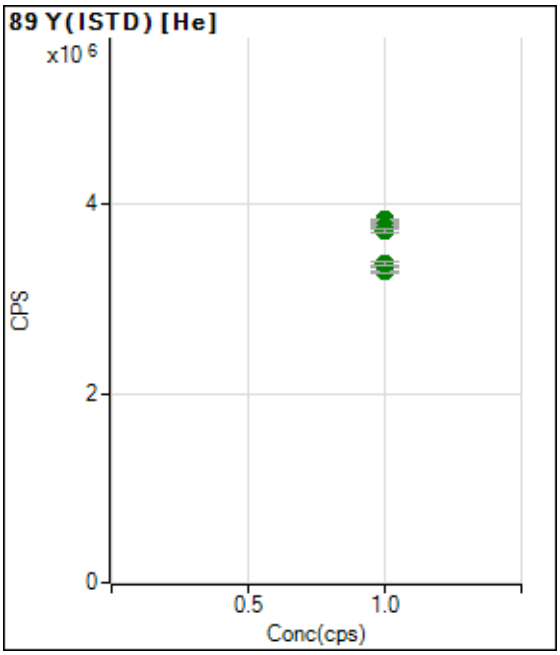

	Rjct	Conc.	Calc Conc.	CPS	Ratio	Det.	RSD
1	☐	1.000		3828367.06		A	1.0
2	☐	1.000		3838246.02		A	0.2
3	☐	1.000		3772364.25		A	0.8
4	☐	1.000		3720958.63		A	1.2
5	☐	1.000		3348664.39		A	1.0
6	☐	1.000		3293916.82		A	0.2
7	☐	1.000		3293014.85		A	0.5
8	☐	1.000		3371383.98		A	1.0

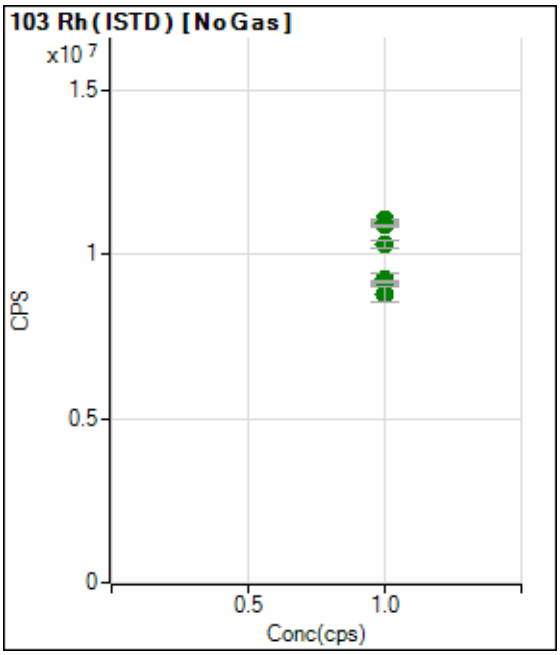

	Rjct	Conc.	Calc Conc.	CPS	Ratio	Det.	RSD
1	☐	1.000		10991170.25		A	0.2
2	☐	1.000		10982415.39		A	1.1
3	☐	1.000		11056227.20		A	0.7
4	☐	1.000		10885566.92		A	0.5
5	☐	1.000		10319097.42		A	2.7
6	☐	1.000		9254455.21		A	3.3
7	☐	1.000		9172414.72		A	0.5
8	☐	1.000		8791840.28		A	4.8

Reviewed By:Mohan
On:12/25/2024 3:49:22 AM
Inst Id :P7

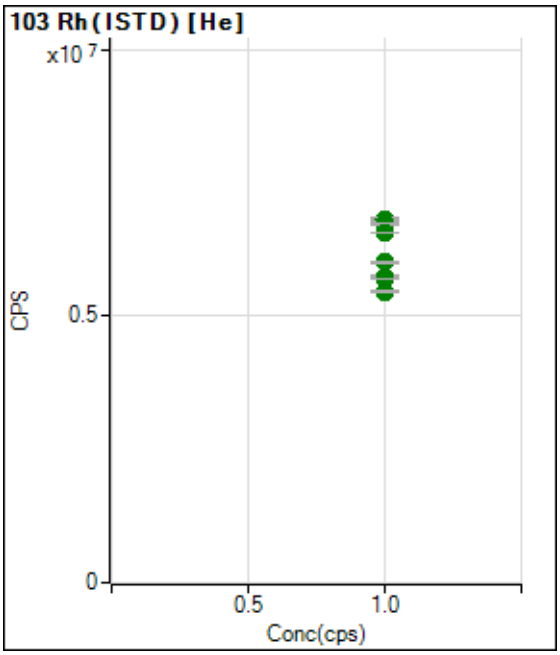

	Rjct	Conc.	Calc Conc.	CPS	Ratio	Det.	RSD
1	☐	1.000		6793131.43		A	0.3
2	☐	1.000		6801067.75		A	0.9
3	☐	1.000		6731431.43		A	0.8
4	☐	1.000		6558537.40		A	0.5
5	☐	1.000		6009121.44		A	0.6
6	☐	1.000		5746823.73		A	1.0
7	☐	1.000		5691404.84		A	0.3
8	☐	1.000		5455781.38		A	0.4

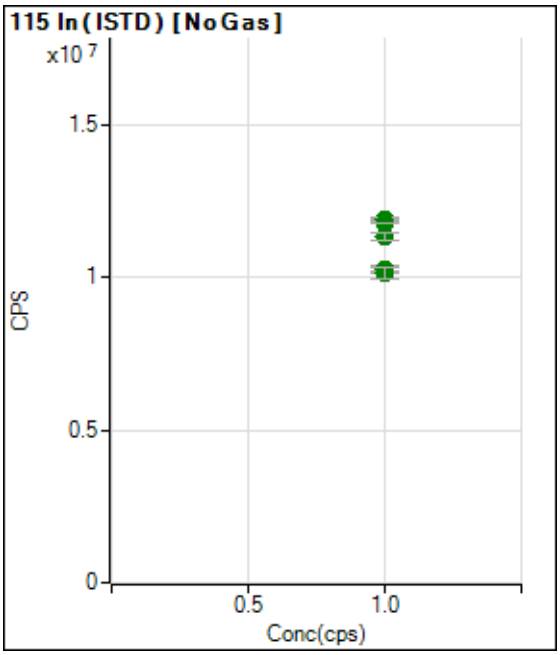

	Rjct	Conc.	Calc Conc.	CPS	Ratio	Det.	RSD
1	☐	1.000		11874820.08		A	1.1
2	☐	1.000		11824149.34		A	0.8
3	☐	1.000		11873820.93		A	1.0
4	☐	1.000		11786364.14		A	0.2
5	☐	1.000		11342123.49		A	2.5
6	☐	1.000		10259192.49		A	3.0
7	☐	1.000		10244099.36		A	1.1
8	☐	1.000		10136351.45		A	3.7

Reviewed By:Mohan
On:12/25/2024 3:49:22 AM
Inst Id :P7

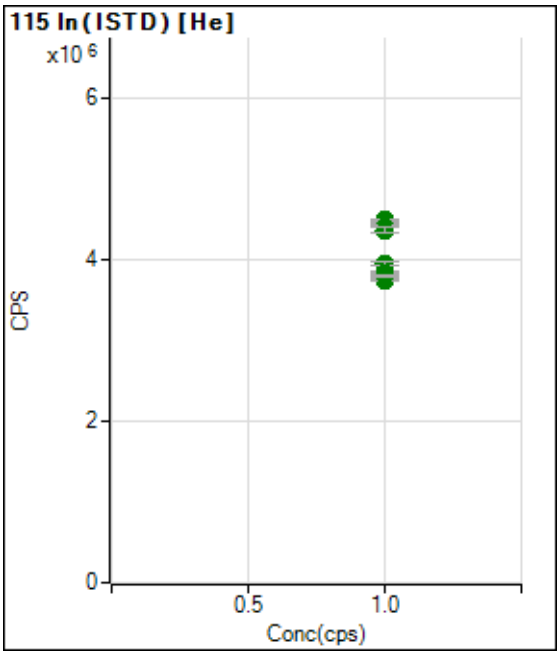

	Rjct	Conc.	Calc Conc.	CPS	Ratio	Det.	RSD
1	☐	1.000		4474689.53		A	1.1
2	☐	1.000		4491569.47		A	0.7
3	☐	1.000		4413885.91		A	0.7
4	☐	1.000		4359012.06		A	1.6
5	☐	1.000		3951140.16		A	0.9
6	☐	1.000		3839043.01		A	0.6
7	☐	1.000		3743256.40		A	0.7
8	☐	1.000		3801104.30		A	0.6

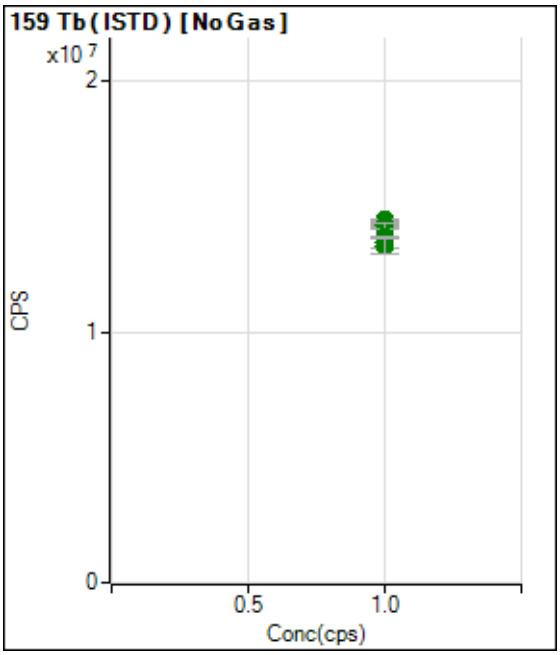

	Rjct	Conc.	Calc Conc.	CPS	Ratio	Det.	RSD
1	☐	1.000		14273211.04		A	0.4
2	☐	1.000		14177542.29		A	0.2
3	☐	1.000		14479295.06		A	0.7
4	☐	1.000		14483112.98		A	0.3
5	☐	1.000		14242980.06		A	2.0
6	☐	1.000		13555779.52		A	3.4
7	☐	1.000		13823226.60		A	0.3
8	☐	1.000		13433491.33		A	4.1

Reviewed By:Mohan
On:12/25/2024 3:49:22 AM
Inst Id :P7

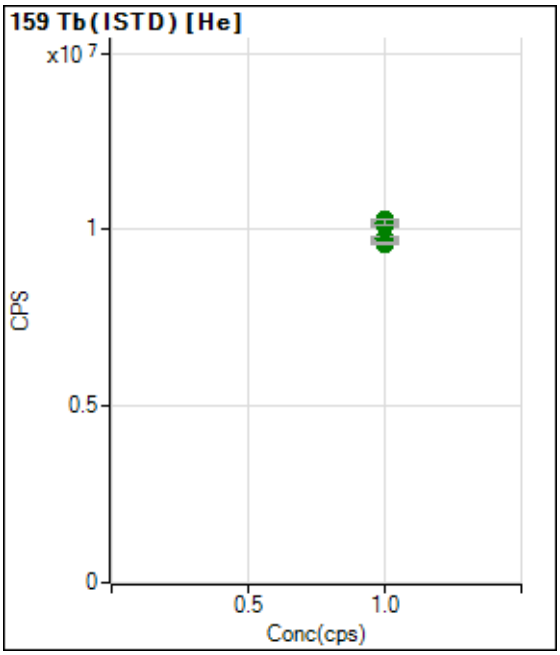

	Rjct	Conc.	Calc Conc.	CPS	Ratio	Det.	RSD
1	☐	1.000		10110838.67		A	0.9
2	☐	1.000		10273290.89		A	0.3
3	☐	1.000		10233664.99		A	0.5
4	☐	1.000		10206288.39		A	1.3
5	☐	1.000		9748617.77		A	1.2
6	☐	1.000		9725609.58		A	0.2
7	☐	1.000		9735786.66		A	0.9
8	☐	1.000		9603271.24		A	0.3

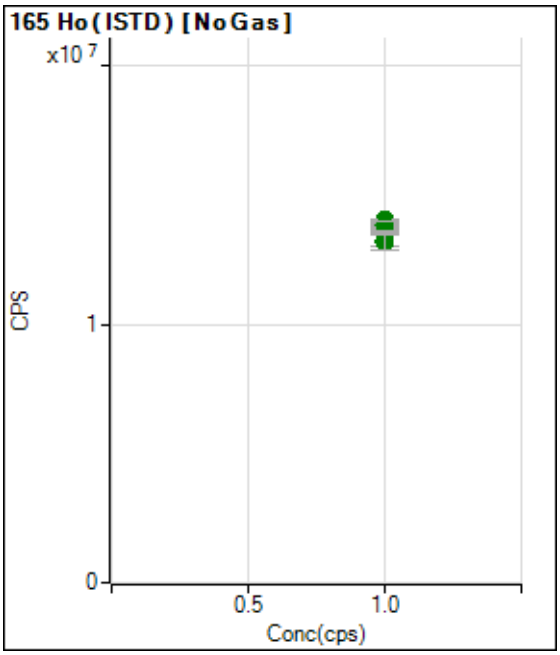

	Rjct	Conc.	Calc Conc.	CPS	Ratio	Det.	RSD
1	☐	1.000		13835410.49		A	1.3
2	☐	1.000		13767330.07		A	0.5
3	☐	1.000		14030545.62		A	0.3
4	☐	1.000		13976514.79		A	0.7
5	☐	1.000		13855477.44		A	1.9
6	☐	1.000		13241210.64		A	3.2
7	☐	1.000		13574044.10		A	0.2
8	☐	1.000		13166572.58		A	4.4

Reviewed By:Mohan
On:12/25/2024 3:49:22 AM
Inst Id :P7

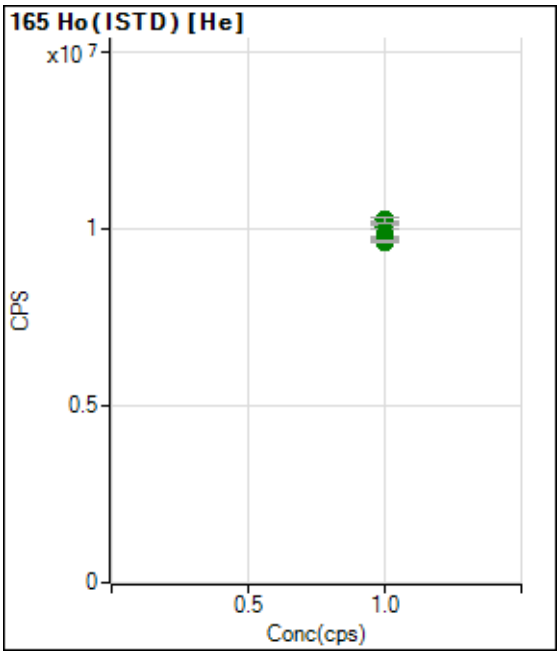

	Rjct	Conc.	Calc Conc.	CPS	Ratio	Det.	RSD
1	☐	1.000		10062582.35		A	1.2
2	☐	1.000		10184896.86		A	0.9
3	☐	1.000		10171756.24		A	1.0
4	☐	1.000		10264872.49		A	1.4
5	☐	1.000		9762886.59		A	0.7
6	☐	1.000		9780862.98		A	0.8
7	☐	1.000		9738434.99		A	0.4
8	☐	1.000		9645286.94		A	0.6

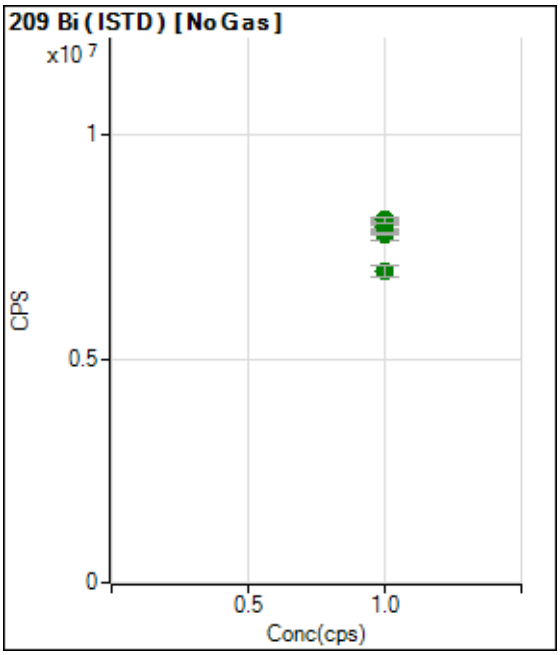

	Rjct	Conc.	Calc Conc.	CPS	Ratio	Det.	RSD
1	☐	1.000		7893526.69		A	0.7
2	☐	1.000		7941956.20		A	1.3
3	☐	1.000		8067521.96		A	0.7
4	☐	1.000		8097234.60		A	0.6
5	☐	1.000		8112489.67		A	1.4
6	☐	1.000		7769202.73		A	3.2
7	☐	1.000		7805061.76		A	0.7
8	☐	1.000		6960975.66		A	4.2

Reviewed By:Mohan
On:12/25/2024 3:49:22 AM
Inst Id :P7

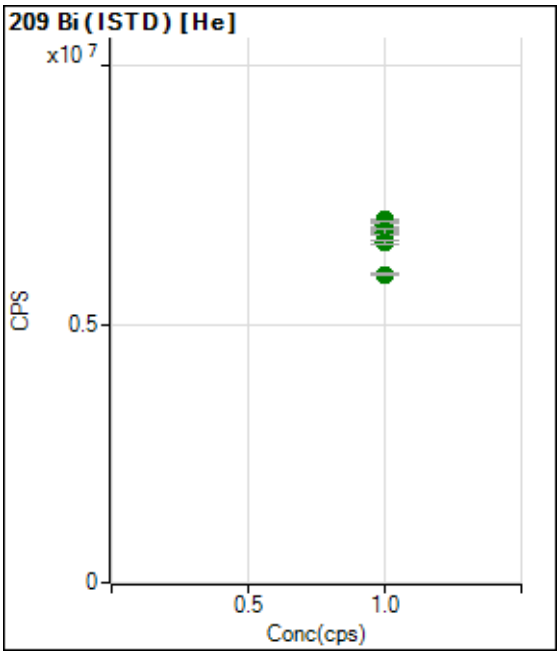

	Rjct	Conc.	Calc Conc.	CPS	Ratio	Det.	RSD
1	☐	1.000		6921079.00		A	0.7
2	☐	1.000		6985818.23		A	0.6
3	☐	1.000		7019977.60		A	0.9
4	☐	1.000		6980726.22		A	0.6
5	☐	1.000		6793355.80		A	0.9
6	☐	1.000		6775103.72		A	1.6
7	☐	1.000		6586026.71		A	0.8
8	☐	1.000		5967244.36		A	0.3

Reviewed By:Mohan
On:12/25/2024 3:49:22 AM
Inst Id :P7
ClientSampleId :TUNE007

US EPA Tune Check Report

Operator Name	Jaswal
Acq/Data Batch	D:\Agilent\ICPMH\1\DATA\P7122324MS.b
Acq. Date-Time	2024-12-23 10:04:46
Report Comment	---
Instrument Name	G8403A JP14410463

[No Gas]

Sensitivity

Mass	Conc. [ug/l]	Count	CPS	Resp (Required) [cps/ug/l]	Resp (Flag)	RSD%	RSD% (Required)
9		7807	78072.60			0.564	5.000
24		246811	2468108.82			0.722	5.000
25		30340	303397.03			0.492	5.000
26		34397	343971.65			0.668	5.000
59		99131	991313.99			0.855	5.000
113		12681	126806.55			0.704	5.000
115		164586	1645864.52			1.145	5.000
206		29974	299736.11			0.409	5.000
207		25980	259800.37			0.593	5.000
208		62521	625213.62			0.641	5.000
220		0	2.60			34.401	

Mass	RSD% (Flag)
9	
24	
25	
26	
59	
113	
115	
206	
207	
208	
220	

Mass	Rep#1 Count	Rep#2 Count	Rep#3 Count	Rep#4 Count	Rep#5 Count
9	7822	7761	7871	7812	7771
24	245599	249806	246568	245330	246751
25	30322	30102	30506	30403	30365
26	34344	34021	34534	34594	34493
59	98519	100361	98302	98864	99610
113	12795	12594	12703	12725	12587
115	166506	166646	163926	163344	162511
206	30000	29804	30103	30064	29897
207	26145	25735	26067	25964	25989
208	62835	61924	62839	62713	62296

US EPA Tune Check Report

Mass	Rep#1 Count	Rep#2 Count	Rep#3 Count	Rep#4 Count	Rep#5 Count
220	0	0	0	0	0

Integration Time [sec] 0.1

Resolution/Axis



Mass	Peak Height	Axis	Axis (Required)	Axis (Flag)
9	13938.06	9.10	8.90 - 9.10	
24	418713.38	24.00	23.90 - 24.10	
25	52722.64	25.00	24.90 - 25.10	
26	59555.39	26.00	25.90 - 26.10	
59	171377.09	59.00	58.90 - 59.10	
113	24822.11	113.00	112.90 - 113.10	
115	317927.88	115.05	114.90 - 115.10	
206	62411.91	206.05	205.90 - 206.10	
207	53587.97	207.05	206.90 - 207.10	
208	128552.86	208.05	207.90 - 208.10	
220			-	

Mass	W-50%	W-5%	W-5% (Required)	W-5% (Flag)
9	0.59	0.733	0.900	
24	0.63	0.742	0.900	
25	0.61	0.757	0.900	
26	0.61	0.777	0.900	
59	0.61	0.777	0.900	
113	0.52	0.741	0.900	
115	0.52	0.748	0.900	
206	0.51	0.751	0.900	
207	0.51	0.729	0.900	
208	0.50	0.774	0.900	
220				

Integration Time [sec] 0.1
Acquisition Time [sec] 256.770000000002
Y Axis Linear

Tune Parameters

Plasma Parameters

Plasma Mode --- Nebulizer Gas 0.82 L/min Dilution Gas 0.40 L/min

Reviewed By:Mohan
On:12/25/2024 3:49:22 AM
Inst Id :P7
ClientSampleId :TUNE007

US EPA Tune Check Report

RF Power	1600 W	Option Gas	---	Auxiliary Gas	0.9
RF Matching	1.80 V	Nebulizer Pump	0.10 rps	Plasma Gas	15.0 L/min
Sample Depth	9.0 mm	S/C Temp	2 °C		

Lens Parameters

Extract 1	0.0 V	Omega Lens	7.8 V	Deflect	15.8 V
Extract 2	-135.0 V	Cell Entrance	-30 V	Plate Bias	-35 V
Omega Bias	-65 V	Cell Exit	-50 V		

Cell Parameters

Use Gas	No	3rd Gas Flow	---	Energy Discrimination	5.0 V
He Flow	0.0 mL/min	OctP Bias	-8.0 V		
H2 Flow	---	OctP RF	180 V		

QP Parameters

Mass Gain	136	Axis Gain	0.9973	QP Bias	-3.0 V
Mass Offset	131	Axis Offset	0.17		

Hardware Settings

Torch

Torch H	0.4 mm	Torch V	0.4 mm		

EM

Discriminator	4.8 mV	Analog HV	2237 V	Pulse HV	1013 V

[He]

Sensitivity

Mass	Conc. [ug/l]	Count	CPS	Resp (Required) [cps/ug/l]	Resp (Flag)	RSD%	RSD% (Required)
59		33953	339530.58			0.383	
89		58512	585118.13			0.434	
205		35632	356316.59			0.265	

Mass	RSD% (Flag)
59	
89	
205	

Mass	Rep#1 Count	Rep#2 Count	Rep#3 Count	Rep#4 Count	Rep#5 Count
59	34113	33943	34010	33943	33756
89	58847	58636	58510	58396	58171
205	35749	35672	35664	35562	35511

Integration Time [sec] 0.1

Tune Parameters

Plasma Parameters

Plasma Mode	---	Nebulizer Gas	0.82 L/min	Dilution Gas	0.40 L/min
RF Power	1600 W	Option Gas	---	Auxiliary Gas	0.90 L/min
RF Matching	1.80 V	Nebulizer Pump	0.10 rps	Plasma Gas	15.0 L/min
Sample Depth	9.0 mm	S/C Temp	2 °C		

Lens Parameters

Extract 1	0.0 V	Omega Lens	8.9 V	Deflect	3.8 V

US EPA Tune Check Report

Reviewed By:Mohan
On:12/25/2024 3:49:22 AM
Inst Id :P7
ClientSampleId :TUNE007

Extract 2	-145.0 V	Cell Entrance	-40 V	Plate Bias	-60
Omega Bias	-70 V	Cell Exit	-60 V		

Cell Parameters

Use Gas	Yes	3rd Gas Flow	---	Energy Discrimination	5.0 V
He Flow	3.9 mL/min	OctP Bias	-18.0 V		
H2 Flow	---	OctP RF	200 V		

QP Parameters

Mass Gain	136	Axis Gain	0.9973	QP Bias	-13.0 V
Mass Offset	131	Axis Offset	0.17		

Hardware Settings

Torch

Torch H	0.4 mm	Torch V	0.4 mm		

EM

Discriminator	4.8 mV	Analog HV	2237 V	Pulse HV	1013 V

Reviewed By:Mohan
On:12/25/2024 3:49:22 AM
Inst Id :P7

LB Number :	LB134068	Operator :	Jaswal
Lab Sample ID :	S00	Instrumnet Name :	P7
Client Sample ID :	S0	Dilution Factor :	1
Date & Time Acquired :	2024-12-23 10:59:16	DataFile Name :	004CALB.d

Parameter	Mass	ConRep1	ConRep2	ConRep3	Avg. Conc.	ConcRSD	Units
Aluminium	27-2	-0.06	0.07	-0.01	0.00	N/A	ppb
Antimony	121-1	0.00	0.00	0.00	0.00	N/A	ppb
Arsenic	75-2	-0.02	0.01	0.00	0.00	N/A	ppb
Barium	135-1	0.00	0.00	-0.01	0.00	N/A	ppb
Barium	137-1	0.00	0.00	0.00	0.00	N/A	ppb
Beryllium	9-1	-0.01	0.00	0.00	0.00	N/A	ppb
Bismuth	209-1				100		%
Bismuth	209-2				100		%
Bromine	81-1						cps
Bromine	81-2						cps
Cadmium	108-1	0.01	0.00	-0.01	0.00	N/A	ppb
Cadmium	106-1	0.17	-0.16	-0.01	0.00	N/A	ppb
Cadmium	111-1	0.01	-0.01	0.00	0.00	N/A	ppb
Calcium	43-1	-0.90	-0.45	1.35	0.00	N/A	ppb
Calcium	44-1	-0.17	0.11	0.06	0.00	N/A	ppb
Carbon	12-1						cps
Carbon	12-2						cps
Chlorine	35-1						cps
Chlorine	35-2						cps
Chromium	52-2	-0.01	0.00	0.00	0.00	N/A	ppb
Cobalt	59-2	0.00	0.00	0.00	0.00	N/A	ppb
Copper	63-2	0.00	0.00	0.00	0.00	N/A	ppb
Dysprosium	156-1						cps
Dysprosium	156-2						cps
Erbium	164-1						cps
Erbium	164-2						cps
Gadolinium	160-1						cps
Gadolinium	160-2						cps
Holmium	165-1				100		%
Holmium	165-2				100		%
Indium	115-1				100		%
Indium	115-2				100		%
Iron	56-2	-0.02	-0.03	0.04	0.00	N/A	ppb
Iron	57-2	-0.26	0.44	-0.17	0.00	N/A	ppb
Iron	54-2	-0.15	-0.13	0.29	0.00	N/A	ppb
Krypton	83-1						cps

Reviewed By:Mohan
On:12/25/2024 3:49:22 AM
Inst Id :P7

LB Number :	LB134068	Operator :	Jaswal
Lab Sample ID :	S00	Instrumnet Name :	P7
Client Sample ID :	S0	Dilution Factor :	1
Date & Time Acquired :	2024-12-23 10:59:16	DataFile Name :	004CALB.d

Parameter	Mass	ConRep1	ConRep2	ConRep3	Avg. Conc.	ConcRSD	Units
Lead	206-1	0.00	0.00	0.00	0.00	N/A	ppb
Lead	207-1	0.00	0.00	0.00	0.00	N/A	ppb
Lead	208-1	0.00	0.00	0.00	0.00	N/A	ppb
Lithium	6-1				100		%
Magnesium	24-2	0.01	0.06	-0.07	0.00	N/A	ppb
Manganese	55-2	-0.01	0.01	0.00	0.00	N/A	ppb
Molybdenum	94-1	0.00	0.00	0.00	0.00	N/A	ppb
Molybdenum	95-1	0.00	0.00	0.00	0.00	N/A	ppb
Molybdenum	96-1	0.00	0.00	0.00	0.00	N/A	ppb
Molybdenum	97-1	0.00	0.00	0.00	0.00	N/A	ppb
Molybdenum	98-1	0.00	0.00	0.00	0.00	N/A	ppb
Neodymium	150-1						cps
Neodymium	150-2						cps
Nickel	60-2	0.00	0.01	-0.01	0.00	N/A	ppb
Phosphorus	31-2	-16.52	-14.37	-16.17	-15.69		ppb
Potassium	39-2	-0.49	-0.08	0.57	0.00	N/A	ppb
Rhodium	103-1				100		%
Rhodium	103-2				100		%
Scandium	45-1				100		%
Scandium	45-2				100		%
Selenium	82-1	0.00	0.07	-0.07	0.00	N/A	ppb
Selenium	77-2	-0.16	-0.16	0.31	0.00	N/A	ppb
Selenium	78-2	0.02	1.32	-1.34	0.00	N/A	ppb
Silicon	28-1	-0.28	-0.22	0.51	0.00	N/A	ppb
Silver	107-1	0.00	0.00	0.00	0.00	N/A	ppb
Silver	109-1	0.00	0.00	0.00	0.00	N/A	ppb
Sodium	23-2	0.23	0.30	-0.54	0.00	N/A	ppb
Strontium	86-1	-0.07	-0.40	0.47	0.00	N/A	ppb
Strontium	88-1	0.01	0.01	-0.02	0.00	N/A	ppb
Sulfur	34-1	-71.20	-105.03	-57.50	-77.91		ppb
Terbium	159-1				100		%
Terbium	159-2				100		%
Thallium	203-1	0.00	0.00	0.00	0.00	N/A	ppb
Thallium	205-1	0.00	0.00	0.00	0.00	N/A	ppb
Tin	118-1	-0.01	0.01	0.00	0.00	N/A	ppb
Titanium	47-1	-0.01	0.00	0.00	0.00	N/A	ppb

Reviewed By:Mohan
On:12/25/2024 3:49:22 AM
Inst Id :P7

LB Number :	LB134068	Operator :	Jaswal
Lab Sample ID :	S00	Instrumnet Name :	P7
Client Sample ID :	S0	Dilution Factor :	1
Date & Time Acquired :	2024-12-23 10:59:16	DataFile Name :	004CALB.d

Parameter	Mass	ConRep1	ConRep2	ConRep3	Avg. Conc.	ConcRSD	Units
Uranium	238-1	0.00	0.00	0.00	0.00	N/A	ppb
Vanadium	51-2	0.00	0.00	0.00	0.00	N/A	ppb
Yttrium	89-1				100		%
Yttrium	89-2				100		%
Zinc	66-2	-0.03	0.00	0.02	0.00	N/A	ppb
Zirconium	90-1	0.00	0.00	0.00	0.00	N/A	ppb
Zirconium	91-1	-0.01	0.01	0.00	0.00	N/A	ppb

Reviewed By:Mohan
On:12/25/2024 3:49:22 AM
Inst Id :P7

LB Number :	LB134068	Operator :	Jaswal
Lab Sample ID :	S02	Instrumnet Name :	P7
Client Sample ID :	S02	Dilution Factor :	1
Date & Time Acquired :	2024-12-23 11:05:51	DataFile Name :	006CALS.d

Parameter	Mass	ConRep1	ConRep2	ConRep3	Avg. Conc.	ConcRSD	Units
Aluminium	27-2	19.39	19.85	20.44	19.89	2.65	ppb
Antimony	121-1	2.19	2.28	2.21	2.23	1.99	ppb
Arsenic	75-2	1.06	1.13	1.21	1.13	6.40	ppb
Barium	135-1	10.74	10.67	10.78	10.73	0.51	ppb
Barium	137-1	10.85	10.85	10.96	10.89	0.58	ppb
Beryllium	9-1	1.25	1.09	1.18	1.17	6.83	ppb
Bismuth	209-1				101		%
Bismuth	209-2				101		%
Bromine	81-1						cps
Bromine	81-2						cps
Cadmium	108-1	0.77	1.25	1.20	1.07	24.31	ppb
Cadmium	106-1	1.83	0.47	0.94	1.08	63.82	ppb
Cadmium	111-1	1.23	1.20	1.16	1.20	3.25	ppb
Calcium	43-1	586.75	600.29	575.59	587.54	2.10	ppb
Calcium	44-1	577.85	591.05	589.97	586.29	1.25	ppb
Carbon	12-1						cps
Carbon	12-2						cps
Chlorine	35-1						cps
Chlorine	35-2						cps
Chromium	52-2	2.23	2.20	2.14	2.19	2.14	ppb
Cobalt	59-2	1.15	1.14	1.12	1.14	1.02	ppb
Copper	63-2	2.07	2.10	2.05	2.07	1.44	ppb
Dysprosium	156-1						cps
Dysprosium	156-2						cps
Erbium	164-1						cps
Erbium	164-2						cps
Gadolinium	160-1						cps
Gadolinium	160-2						cps
Holmium	165-1				100		%
Holmium	165-2				101		%
Indium	115-1				100		%
Indium	115-2				100		%
Iron	56-2	56.15	56.77	56.49	56.47	0.55	ppb
Iron	57-2	57.77	56.91	59.82	58.17	2.56	ppb
Iron	54-2	60.92	59.43	59.88	60.08	1.27	ppb
Krypton	83-1						cps

Reviewed By:Mohan
On:12/25/2024 3:49:22 AM
Inst Id :P7

LB Number :	LB134068	Operator :	Jaswal
Lab Sample ID :	S02	Instrumnet Name :	P7
Client Sample ID :	S02	Dilution Factor :	1
Date & Time Acquired :	2024-12-23 11:05:51	DataFile Name :	006CALS.d

Parameter	Mass	ConRep1	ConRep2	ConRep3	Avg. Conc.	ConcRSD	Units
Lead	206-1	0.96	1.02	1.00	0.99	3.09	ppb
Lead	207-1	0.96	0.98	0.99	0.98	1.50	ppb
Lead	208-1	0.96	0.99	0.98	0.97	1.77	ppb
Lithium	6-1				101		%
Magnesium	24-2	521.90	522.26	522.55	522.24	0.06	ppb
Manganese	55-2	1.06	1.16	1.09	1.11	4.31	ppb
Molybdenum	94-1	6.07	6.12	6.41	6.20	2.99	ppb
Molybdenum	95-1	5.12	5.18	5.25	5.19	1.24	ppb
Molybdenum	96-1	5.33	5.28	5.51	5.37	2.27	ppb
Molybdenum	97-1	5.31	5.27	5.25	5.28	0.57	ppb
Molybdenum	98-1	5.26	5.17	5.18	5.20	0.97	ppb
Neodymium	150-1						cps
Neodymium	150-2						cps
Nickel	60-2	1.13	0.99	1.14	1.09	7.71	ppb
Phosphorus	31-2	12.23	13.44	21.39	15.69	31.69	ppb
Potassium	39-2	550.16	549.24	550.86	550.09	0.15	ppb
Rhodium	103-1				100		%
Rhodium	103-2				100		%
Scandium	45-1				99		%
Scandium	45-2				101		%
Selenium	82-1	5.72	5.38	5.57	5.56	3.08	ppb
Selenium	77-2	6.62	5.67	6.12	6.14	7.70	ppb
Selenium	78-2	3.53	6.14	5.41	5.03	26.74	ppb
Silicon	28-1	2.35	21.23	21.17	14.92	72.99	ppb
Silver	107-1	1.13	1.15	1.14	1.14	1.11	ppb
Silver	109-1	1.16	1.11	1.17	1.15	3.08	ppb
Sodium	23-2	508.32	511.77	509.87	509.99	0.34	ppb
Strontium	86-1	25.25	25.44	26.87	25.85	3.43	ppb
Strontium	88-1	26.93	26.23	26.51	26.55	1.32	ppb
Sulfur	34-1	-44.19	127.45	150.46	77.91	136.52	ppb
Terbium	159-1				99		%
Terbium	159-2				102		%
Thallium	203-1	0.97	0.95	0.99	0.97	2.11	ppb
Thallium	205-1	0.95	0.93	0.99	0.96	2.88	ppb
Tin	118-1	5.64	5.68	5.58	5.63	0.81	ppb
Titanium	47-1	5.53	5.27	5.36	5.39	2.43	ppb

Reviewed By:Mohan
On:12/25/2024 3:49:22 AM
Inst Id :P7

LB Number :	LB134068	Operator :	Jaswal
Lab Sample ID :	S02	Instrumnet Name :	P7
Client Sample ID :	S02	Dilution Factor :	1
Date & Time Acquired :	2024-12-23 11:05:51	DataFile Name :	006CALS.d

Parameter	Mass	ConRep1	ConRep2	ConRep3	Avg. Conc.	ConcRSD	Units
Uranium	238-1	0.88	0.91	0.89	0.89	1.82	ppb
Vanadium	51-2	5.44	5.42	5.44	5.43	0.26	ppb
Yttrium	89-1				100		%
Yttrium	89-2				100		%
Zinc	66-2	5.33	5.60	5.28	5.40	3.20	ppb
Zirconium	90-1	1.02	1.03	1.03	1.03	0.43	ppb
Zirconium	91-1	0.98	1.05	1.06	1.03	4.17	ppb

Reviewed By:Mohan
On:12/25/2024 3:49:22 AM
Inst Id :P7

LB Number :	LB134068	Operator :	Jaswal
Lab Sample ID :	S03	Instrumnet Name :	P7
Client Sample ID :	S03	Dilution Factor :	1
Date & Time Acquired :	2024-12-23 11:09:06	DataFile Name :	007CALS.d

Parameter	Mass	ConRep1	ConRep2	ConRep3	Avg. Conc.	ConcRSD	Units
Aluminium	27-2	978.26	973.48	963.60	971.78	0.77	ppb
Antimony	121-1	50.63	51.35	51.68	51.22	1.04	ppb
Arsenic	75-2	53.61	54.11	53.53	53.75	0.58	ppb
Barium	135-1	248.80	252.55	251.66	251.00	0.78	ppb
Barium	137-1	251.14	255.37	255.13	253.88	0.94	ppb
Beryllium	9-1	53.90	54.36	55.32	54.53	1.33	ppb
Bismuth	209-1				102		%
Bismuth	209-2				101		%
Bromine	81-1						cps
Bromine	81-2						cps
Cadmium	108-1	54.86	55.33	56.75	55.65	1.76	ppb
Cadmium	106-1	54.39	56.67	57.60	56.22	2.94	ppb
Cadmium	111-1	53.06	53.96	54.49	53.84	1.34	ppb
Calcium	43-1	5446.16	5453.18	5432.50	5443.95	0.19	ppb
Calcium	44-1	5170.14	5122.18	5083.82	5125.38	0.84	ppb
Carbon	12-1						cps
Carbon	12-2						cps
Chlorine	35-1						cps
Chlorine	35-2						cps
Chromium	52-2	51.36	50.70	50.09	50.72	1.26	ppb
Cobalt	59-2	50.55	50.19	49.92	50.22	0.63	ppb
Copper	63-2	528.81	520.05	518.32	522.39	1.08	ppb
Dysprosium	156-1						cps
Dysprosium	156-2						cps
Erbium	164-1						cps
Erbium	164-2						cps
Gadolinium	160-1						cps
Gadolinium	160-2						cps
Holmium	165-1				101		%
Holmium	165-2				101		%
Indium	115-1				100		%
Indium	115-2				99		%
Iron	56-2	2572.09	2563.10	2538.68	2557.96	0.68	ppb
Iron	57-2	2646.55	2628.32	2622.21	2632.36	0.48	ppb
Iron	54-2	2716.25	2678.70	2679.26	2691.40	0.80	ppb
Krypton	83-1						cps

Reviewed By:Mohan
On:12/25/2024 3:49:22 AM
Inst Id :P7

LB Number :	LB134068	Operator :	Jaswal
Lab Sample ID :	S03	Instrumnet Name :	P7
Client Sample ID :	S03	Dilution Factor :	1
Date & Time Acquired :	2024-12-23 11:09:06	DataFile Name :	007CALS.d

Parameter	Mass	ConRep1	ConRep2	ConRep3	Avg. Conc.	ConcRSD	Units
Lead	206-1	245.53	245.73	243.49	244.92	0.51	ppb
Lead	207-1	246.76	244.69	248.03	246.50	0.68	ppb
Lead	208-1	245.71	247.13	246.30	246.38	0.29	ppb
Lithium	6-1				103		%
Magnesium	24-2	4693.78	4723.98	4684.85	4700.87	0.44	ppb
Manganese	55-2	498.66	499.37	493.78	497.27	0.61	ppb
Molybdenum	94-1	495.47	499.16	502.83	499.15	0.74	ppb
Molybdenum	95-1	498.54	491.98	506.72	499.08	1.48	ppb
Molybdenum	96-1	495.62	496.51	507.46	499.86	1.32	ppb
Molybdenum	97-1	498.68	500.65	508.48	502.60	1.03	ppb
Molybdenum	98-1	493.18	493.40	508.85	498.48	1.80	ppb
Neodymium	150-1						cps
Neodymium	150-2						cps
Nickel	60-2	51.15	51.25	50.46	50.95	0.84	ppb
Phosphorus	31-2	1031.47	1018.43	1044.03	1031.31	1.24	ppb
Potassium	39-2	2554.76	2543.07	2457.54	2518.46	2.11	ppb
Rhodium	103-1				101		%
Rhodium	103-2				99		%
Scandium	45-1				100		%
Scandium	45-2				100		%
Selenium	82-1	51.42	52.64	52.68	52.25	1.37	ppb
Selenium	77-2	49.06	56.01	54.43	53.17	6.86	ppb
Selenium	78-2	52.86	54.17	56.01	54.35	2.91	ppb
Silicon	28-1	71.99	69.80	71.65	71.15	1.66	ppb
Silver	107-1	54.37	55.23	55.34	54.98	0.97	ppb
Silver	109-1	53.37	53.80	54.60	53.92	1.15	ppb
Sodium	23-2	4967.74	4975.96	4866.45	4936.72	1.24	ppb
Strontium	86-1	1226.77	1236.32	1237.35	1233.48	0.47	ppb
Strontium	88-1	1224.71	1244.48	1252.92	1240.70	1.17	ppb
Sulfur	34-1	1056.54	1073.15	1143.11	1090.93	4.21	ppb
Terbium	159-1				101		%
Terbium	159-2				101		%
Thallium	203-1	45.21	45.74	46.30	45.75	1.20	ppb
Thallium	205-1	44.82	45.22	45.95	45.33	1.26	ppb
Tin	118-1	50.96	51.94	52.09	51.66	1.19	ppb
Titanium	47-1	501.37	499.39	502.40	501.05	0.30	ppb

Reviewed By:Mohan
On:12/25/2024 3:49:22 AM
Inst Id :P7

LB Number :	LB134068	Operator :	Jaswal
Lab Sample ID :	S03	Instrumnet Name :	P7
Client Sample ID :	S03	Dilution Factor :	1
Date & Time Acquired :	2024-12-23 11:09:06	DataFile Name :	007CALS.d

Parameter	Mass	ConRep1	ConRep2	ConRep3	Avg. Conc.	ConcRSD	Units
Uranium	238-1	42.51	43.03	43.82	43.12	1.53	ppb
Vanadium	51-2	50.61	50.37	49.91	50.30	0.71	ppb
Yttrium	89-1				101		%
Yttrium	89-2				99		%
Zinc	66-2	500.52	491.59	491.33	494.48	1.06	ppb
Zirconium	90-1	48.58	48.72	49.03	48.78	0.47	ppb
Zirconium	91-1	48.73	49.61	49.95	49.43	1.27	ppb

Reviewed By:Mohan
On:12/25/2024 3:49:22 AM
Inst Id :P7

LB Number :	LB134068	Operator :	Jaswal
Lab Sample ID :	S04	Instrumnet Name :	P7
Client Sample ID :	S04	Dilution Factor :	1
Date & Time Acquired :	2024-12-23 11:12:08	DataFile Name :	008CALS.d

Parameter	Mass	ConRep1	ConRep2	ConRep3	Avg. Conc.	ConcRSD	Units
Aluminium	27-2	2423.88	2468.64	2480.70	2457.74	1.22	ppb
Antimony	121-1	132.60	132.26	132.50	132.45	0.13	ppb
Arsenic	75-2	133.66	133.29	134.49	133.81	0.46	ppb
Barium	135-1	655.90	667.25	660.56	661.24	0.86	ppb
Barium	137-1	666.20	673.15	664.00	667.78	0.72	ppb
Beryllium	9-1	134.51	138.24	132.33	135.03	2.21	ppb
Bismuth	209-1				103		%
Bismuth	209-2				101		%
Bromine	81-1						cps
Bromine	81-2						cps
Cadmium	108-1	138.39	138.13	137.82	138.11	0.20	ppb
Cadmium	106-1	138.77	140.55	139.07	139.46	0.68	ppb
Cadmium	111-1	133.74	135.52	133.45	134.24	0.84	ppb
Calcium	43-1	13619.93	13538.18	13876.97	13678.36	1.29	ppb
Calcium	44-1	12951.14	12964.57	12936.96	12950.89	0.11	ppb
Carbon	12-1						cps
Carbon	12-2						cps
Chlorine	35-1						cps
Chlorine	35-2						cps
Chromium	52-2	127.24	128.35	128.96	128.18	0.68	ppb
Cobalt	59-2	125.47	127.47	127.28	126.74	0.87	ppb
Copper	63-2	1275.97	1299.68	1327.22	1300.95	1.97	ppb
Dysprosium	156-1						cps
Dysprosium	156-2						cps
Erbium	164-1						cps
Erbium	164-2						cps
Gadolinium	160-1						cps
Gadolinium	160-2						cps
Holmium	165-1				101		%
Holmium	165-2				102		%
Indium	115-1				99		%
Indium	115-2				97		%
Iron	56-2	6442.29	6578.09	6474.88	6498.42	1.09	ppb
Iron	57-2	6560.70	6698.31	6670.40	6643.14	1.10	ppb
Iron	54-2	6559.35	6710.17	6674.13	6647.88	1.18	ppb
Krypton	83-1						cps

Reviewed By:Mohan
On:12/25/2024 3:49:22 AM
Inst Id :P7

LB Number :	LB134068	Operator :	Jaswal
Lab Sample ID :	S04	Instrumnet Name :	P7
Client Sample ID :	S04	Dilution Factor :	1
Date & Time Acquired :	2024-12-23 11:12:08	DataFile Name :	008CALS.d

Parameter	Mass	ConRep1	ConRep2	ConRep3	Avg. Conc.	ConcRSD	Units
Lead	206-1	631.45	615.88	625.91	624.41	1.26	ppb
Lead	207-1	631.76	625.56	628.65	628.66	0.49	ppb
Lead	208-1	626.69	621.01	625.42	624.37	0.48	ppb
Lithium	6-1				105		%
Magnesium	24-2	11701.54	11819.62	11806.81	11775.99	0.55	ppb
Manganese	55-2	1248.19	1267.89	1262.30	1259.46	0.81	ppb
Molybdenum	94-1	1266.19	1251.27	1258.76	1258.74	0.59	ppb
Molybdenum	95-1	1261.09	1249.83	1252.22	1254.38	0.47	ppb
Molybdenum	96-1	1260.94	1259.78	1272.69	1264.47	0.56	ppb
Molybdenum	97-1	1273.23	1244.00	1247.58	1254.93	1.27	ppb
Molybdenum	98-1	1265.09	1248.21	1254.19	1255.83	0.68	ppb
Neodymium	150-1						cps
Neodymium	150-2						cps
Nickel	60-2	127.27	127.75	129.12	128.04	0.75	ppb
Phosphorus	31-2	2621.37	2611.49	2634.02	2622.29	0.43	ppb
Potassium	39-2	6253.70	6341.49	6316.98	6304.06	0.72	ppb
Rhodium	103-1				99		%
Rhodium	103-2				97		%
Scandium	45-1				99		%
Scandium	45-2				97		%
Selenium	82-1	133.00	130.73	131.58	131.77	0.87	ppb
Selenium	77-2	129.95	132.30	130.00	130.75	1.03	ppb
Selenium	78-2	138.64	129.98	135.76	134.79	3.27	ppb
Silicon	28-1	150.54	151.92	152.27	151.58	0.61	ppb
Silver	107-1	140.71	139.48	138.88	139.69	0.67	ppb
Silver	109-1	141.12	141.65	136.42	139.73	2.06	ppb
Sodium	23-2	12542.87	12519.66	12615.93	12559.49	0.40	ppb
Strontium	86-1	3087.41	3087.83	3098.83	3091.35	0.21	ppb
Strontium	88-1	3192.98	3138.41	3155.89	3162.43	0.88	ppb
Sulfur	34-1	2615.79	2641.96	2671.47	2643.07	1.05	ppb
Terbium	159-1				101		%
Terbium	159-2				101		%
Thallium	203-1	114.17	114.35	115.74	114.75	0.75	ppb
Thallium	205-1	123.45	123.51	124.00	123.65	0.24	ppb
Tin	118-1	129.22	129.70	128.96	129.29	0.29	ppb
Titanium	47-1	1253.63	1258.85	1275.73	1262.74	0.91	ppb

Reviewed By:Mohan
On:12/25/2024 3:49:22 AM
Inst Id :P7

LB Number :	LB134068	Operator :	Jaswal
Lab Sample ID :	S04	Instrumnet Name :	P7
Client Sample ID :	S04	Dilution Factor :	1
Date & Time Acquired :	2024-12-23 11:12:08	DataFile Name :	008CALS.d

Parameter	Mass	ConRep1	ConRep2	ConRep3	Avg. Conc.	ConcRSD	Units
Uranium	238-1	119.18	117.49	119.99	118.89	1.07	ppb
Vanadium	51-2	126.13	128.60	127.73	127.49	0.98	ppb
Yttrium	89-1				100		%
Yttrium	89-2				97		%
Zinc	66-2	1241.39	1255.65	1259.77	1252.27	0.77	ppb
Zirconium	90-1	125.88	122.94	126.72	125.18	1.59	ppb
Zirconium	91-1	123.86	123.74	124.67	124.09	0.41	ppb

Reviewed By:Mohan
On:12/25/2024 3:49:22 AM
Inst Id :P7

LB Number :	LB134068	Operator :	Jaswal
Lab Sample ID :	S05	Instrumnet Name :	P7
Client Sample ID :	S05	Dilution Factor :	1
Date & Time Acquired :	2024-12-23 11:14:58	DataFile Name :	009CALS.d

Parameter	Mass	ConRep1	ConRep2	ConRep3	Avg. Conc.	ConcRSD	Units
Aluminium	27-2	4756.29	4820.85	4835.90	4804.35	0.88	ppb
Antimony	121-1	247.69	255.32	260.18	254.40	2.47	ppb
Arsenic	75-2	254.07	256.25	253.86	254.73	0.52	ppb
Barium	135-1	1229.27	1277.93	1269.39	1258.86	2.06	ppb
Barium	137-1	1222.20	1276.01	1286.86	1261.69	2.74	ppb
Beryllium	9-1	247.64	250.76	255.83	251.41	1.65	ppb
Bismuth	209-1				103		%
Bismuth	209-2				98		%
Bromine	81-1						cps
Bromine	81-2						cps
Cadmium	108-1	255.05	263.91	263.78	260.91	1.95	ppb
Cadmium	106-1	254.53	265.95	264.94	261.81	2.42	ppb
Cadmium	111-1	246.91	257.25	256.13	253.43	2.24	ppb
Calcium	43-1	25783.20	26913.01	26883.92	26526.71	2.43	ppb
Calcium	44-1	24683.71	25542.76	25444.32	25223.60	1.86	ppb
Carbon	12-1						cps
Carbon	12-2						cps
Chlorine	35-1						cps
Chlorine	35-2						cps
Chromium	52-2	248.10	249.61	249.47	249.06	0.33	ppb
Cobalt	59-2	251.00	253.27	248.72	250.99	0.91	ppb
Copper	63-2	2521.03	2553.80	2528.49	2534.44	0.68	ppb
Dysprosium	156-1						cps
Dysprosium	156-2						cps
Erbium	164-1						cps
Erbium	164-2						cps
Gadolinium	160-1						cps
Gadolinium	160-2						cps
Holmium	165-1				100		%
Holmium	165-2				97		%
Indium	115-1				96		%
Indium	115-2				88		%
Iron	56-2	12761.22	12869.38	12708.32	12779.64	0.64	ppb
Iron	57-2	12756.31	13165.12	13112.54	13011.32	1.71	ppb
Iron	54-2	13061.19	12939.35	13082.92	13027.82	0.59	ppb
Krypton	83-1						cps

Reviewed By:Mohan
On:12/25/2024 3:49:22 AM
Inst Id :P7

LB Number :	LB134068	Operator :	Jaswal
Lab Sample ID :	S05	Instrumnet Name :	P7
Client Sample ID :	S05	Dilution Factor :	1
Date & Time Acquired :	2024-12-23 11:14:58	DataFile Name :	009CALS.d

Parameter	Mass	ConRep1	ConRep2	ConRep3	Avg. Conc.	ConcRSD	Units
Lead	206-1	1175.36	1232.61	1225.96	1211.31	2.58	ppb
Lead	207-1	1179.29	1220.17	1239.29	1212.92	2.53	ppb
Lead	208-1	1181.56	1229.39	1234.59	1215.18	2.41	ppb
Lithium	6-1				107		%
Magnesium	24-2	23205.57	23341.09	23401.54	23316.06	0.43	ppb
Manganese	55-2	2487.85	2491.98	2513.44	2497.76	0.55	ppb
Molybdenum	94-1	2376.13	2524.92	2476.58	2459.21	3.09	ppb
Molybdenum	95-1	2381.37	2526.76	2495.53	2467.89	3.10	ppb
Molybdenum	96-1	2386.42	2529.96	2488.03	2468.14	2.99	ppb
Molybdenum	97-1	2354.26	2492.90	2498.32	2448.49	3.33	ppb
Molybdenum	98-1	2368.49	2510.43	2502.06	2460.32	3.24	ppb
Neodymium	150-1						cps
Neodymium	150-2						cps
Nickel	60-2	245.84	247.73	246.59	246.72	0.39	ppb
Phosphorus	31-2	4962.50	5054.96	5010.11	5009.19	0.92	ppb
Potassium	39-2	12049.07	12170.15	12231.56	12150.26	0.76	ppb
Rhodium	103-1				94		%
Rhodium	103-2				88		%
Scandium	45-1				94		%
Scandium	45-2				85		%
Selenium	82-1	246.72	257.21	259.34	254.43	2.66	ppb
Selenium	77-2	250.58	257.37	266.51	258.15	3.10	ppb
Selenium	78-2	261.38	253.22	253.54	256.05	1.81	ppb
Silicon	28-1	268.04	289.31	284.73	280.69	3.99	ppb
Silver	107-1	259.90	269.55	266.61	265.35	1.86	ppb
Silver	109-1	259.71	266.74	263.74	263.40	1.34	ppb
Sodium	23-2	24422.23	24720.84	24927.79	24690.29	1.03	ppb
Strontium	86-1	5811.05	6116.13	6117.79	6014.99	2.94	ppb
Strontium	88-1	5928.44	6203.81	6087.83	6073.36	2.28	ppb
Sulfur	34-1	4670.08	5143.11	5102.41	4971.86	5.27	ppb
Terbium	159-1				100		%
Terbium	159-2				96		%
Thallium	203-1	236.40	242.06	243.52	240.66	1.56	ppb
Thallium	205-1	235.67	244.54	242.13	240.78	1.90	ppb
Tin	118-1	250.09	256.51	251.23	252.61	1.36	ppb
Titanium	47-1	2394.86	2486.50	2530.51	2470.62	2.80	ppb

Reviewed By:Mohan
On:12/25/2024 3:49:22 AM
Inst Id :P7

LB Number :	LB134068	Operator :	Jaswal
Lab Sample ID :	S05	Instrumnet Name :	P7
Client Sample ID :	S05	Dilution Factor :	1
Date & Time Acquired :	2024-12-23 11:14:58	DataFile Name :	009CALS.d

Parameter	Mass	ConRep1	ConRep2	ConRep3	Avg. Conc.	ConcRSD	Units
Uranium	238-1	224.43	235.24	234.13	231.27	2.57	ppb
Vanadium	51-2	248.35	247.55	248.23	248.04	0.17	ppb
Yttrium	89-1				95		%
Yttrium	89-2				87		%
Zinc	66-2	2507.63	2545.50	2563.62	2538.92	1.13	ppb
Zirconium	90-1	238.96	250.19	247.08	245.41	2.36	ppb
Zirconium	91-1	234.31	246.48	248.20	243.00	3.12	ppb

Reviewed By:Mohan
On:12/25/2024 3:49:22 AM
Inst Id :P7

LB Number :	LB134068	Operator :	Jaswal
Lab Sample ID :	S06	Instrumnet Name :	P7
Client Sample ID :	S06	Dilution Factor :	1
Date & Time Acquired :	2024-12-23 11:17:46	DataFile Name :	010CALS.d

Parameter	Mass	ConRep1	ConRep2	ConRep3	Avg. Conc.	ConcRSD	Units
Aluminium	27-2	9751.88	9706.99	9614.23	9691.03	0.72	ppb
Antimony	121-1	526.54	501.39	498.62	508.85	3.02	ppb
Arsenic	75-2	498.62	503.05	501.98	501.22	0.46	ppb
Barium	135-1	2647.20	2482.66	2506.93	2545.59	3.49	ppb
Barium	137-1	2630.74	2477.87	2499.47	2536.03	3.26	ppb
Beryllium	9-1	523.66	490.10	504.37	506.04	3.33	ppb
Bismuth	209-1				98		%
Bismuth	209-2				98		%
Bromine	81-1						cps
Bromine	81-2						cps
Cadmium	108-1	533.71	506.27	510.24	516.74	2.87	ppb
Cadmium	106-1	532.83	506.20	503.75	514.26	3.14	ppb
Cadmium	111-1	517.20	493.20	491.13	500.51	2.90	ppb
Calcium	43-1	54397.87	51435.51	52643.61	52825.66	2.82	ppb
Calcium	44-1	54164.15	51663.82	51761.84	52529.94	2.70	ppb
Carbon	12-1						cps
Carbon	12-2						cps
Chlorine	35-1						cps
Chlorine	35-2						cps
Chromium	52-2	501.68	502.02	501.24	501.65	0.08	ppb
Cobalt	59-2	506.53	500.71	504.04	503.76	0.58	ppb
Copper	63-2	5091.34	5072.07	5033.63	5065.68	0.58	ppb
Dysprosium	156-1						cps
Dysprosium	156-2						cps
Erbium	164-1						cps
Erbium	164-2						cps
Gadolinium	160-1						cps
Gadolinium	160-2						cps
Holmium	165-1				96		%
Holmium	165-2				97		%
Indium	115-1				86		%
Indium	115-2				86		%
Iron	56-2	25848.64	25603.56	25860.25	25770.81	0.56	ppb
Iron	57-2	26171.12	25592.50	25610.96	25791.53	1.28	ppb
Iron	54-2	26298.08	25885.28	26215.65	26133.00	0.84	ppb
Krypton	83-1						cps

Reviewed By:Mohan
On:12/25/2024 3:49:22 AM
Inst Id :P7

LB Number :	LB134068	Operator :	Jaswal
Lab Sample ID :	S06	Instrumnet Name :	P7
Client Sample ID :	S06	Dilution Factor :	1
Date & Time Acquired :	2024-12-23 11:17:46	DataFile Name :	010CALS.d

Parameter	Mass	ConRep1	ConRep2	ConRep3	Avg. Conc.	ConcRSD	Units
Lead	206-1	2629.27	2500.95	2458.27	2529.49	3.52	ppb
Lead	207-1	2625.11	2512.21	2464.29	2533.87	3.26	ppb
Lead	208-1	2607.62	2517.24	2457.64	2527.50	2.99	ppb
Lithium	6-1				101		%
Magnesium	24-2	46977.57	46638.62	46671.62	46762.60	0.40	ppb
Manganese	55-2	5031.60	5000.34	5054.88	5028.94	0.54	ppb
Molybdenum	94-1	5242.10	5000.86	5016.92	5086.63	2.65	ppb
Molybdenum	95-1	5254.57	4988.95	5005.93	5083.15	2.93	ppb
Molybdenum	96-1	5299.78	5019.87	4965.05	5094.90	3.52	ppb
Molybdenum	97-1	5295.18	4960.76	4965.60	5073.85	3.78	ppb
Molybdenum	98-1	5275.81	4989.21	4954.47	5073.17	3.48	ppb
Neodymium	150-1						cps
Neodymium	150-2						cps
Nickel	60-2	488.76	491.25	488.35	489.45	0.32	ppb
Phosphorus	31-2	9980.45	10126.93	10061.31	10056.23	0.73	ppb
Potassium	39-2	24671.57	24561.64	24500.69	24577.96	0.35	ppb
Rhodium	103-1				84		%
Rhodium	103-2				85		%
Scandium	45-1				84		%
Scandium	45-2				82		%
Selenium	82-1	535.58	505.44	507.25	516.09	3.27	ppb
Selenium	77-2	494.98	495.04	512.66	500.89	2.03	ppb
Selenium	78-2	505.45	503.73	503.61	504.26	0.21	ppb
Silicon	28-1	542.91	514.11	518.35	525.12	2.96	ppb
Silver	107-1	540.54	509.12	502.18	517.28	3.95	ppb
Silver	109-1	538.25	505.65	505.67	516.52	3.64	ppb
Sodium	23-2	49857.89	49422.72	49450.10	49576.91	0.49	ppb
Strontium	86-1	13394.70	12465.17	12389.62	12749.83	4.39	ppb
Strontium	88-1	13204.95	12476.07	12574.72	12751.91	3.10	ppb
Sulfur	34-1	10780.55	9938.94	10053.84	10257.77	4.45	ppb
Terbium	159-1				95		%
Terbium	159-2				96		%
Thallium	203-1	523.78	496.90	496.78	505.82	3.07	ppb
Thallium	205-1	520.97	504.98	488.62	504.86	3.20	ppb
Tin	118-1	533.62	500.71	500.29	511.54	3.74	ppb
Titanium	47-1	5178.21	4955.57	5055.73	5063.17	2.20	ppb

Reviewed By:Mohan
On:12/25/2024 3:49:22 AM
Inst Id :P7

LB Number :	LB134068	Operator :	Jaswal
Lab Sample ID :	S06	Instrumnet Name :	P7
Client Sample ID :	S06	Dilution Factor :	1
Date & Time Acquired :	2024-12-23 11:17:46	DataFile Name :	010CALS.d

Parameter	Mass	ConRep1	ConRep2	ConRep3	Avg. Conc.	ConcRSD	Units
Uranium	238-1	515.48	496.28	491.70	501.15	2.52	ppb
Vanadium	51-2	499.42	501.58	495.49	498.83	0.62	ppb
Yttrium	89-1				87		%
Yttrium	89-2				86		%
Zinc	66-2	5107.12	5102.03	5091.96	5100.37	0.15	ppb
Zirconium	90-1	520.29	500.84	502.88	508.01	2.10	ppb
Zirconium	91-1	517.39	502.95	500.21	506.85	1.82	ppb

Reviewed By:Mohan
On:12/25/2024 3:49:22 AM
Inst Id :P7

LB Number :	LB134068	Operator :	Jaswal
Lab Sample ID :	S07	Instrumnet Name :	P7
Client Sample ID :	S07	Dilution Factor :	1
Date & Time Acquired :	2024-12-23 11:20:30	DataFile Name :	011CALS.d

Parameter	Mass	ConRep1	ConRep2	ConRep3	Avg. Conc.	ConcRSD	Units
Aluminium	27-2	19422.13	19059.23	19156.96	19212.77	0.98	ppb
Antimony	121-1	990.74	1001.72	987.98	993.48	0.73	ppb
Arsenic	75-2	993.90	999.63	997.23	996.92	0.29	ppb
Barium	135-1	4990.43	4974.58	4946.21	4970.41	0.45	ppb
Barium	137-1	5023.50	4980.33	4916.74	4973.52	1.08	ppb
Beryllium	9-1	995.78	985.75	1003.91	995.15	0.91	ppb
Bismuth	209-1				99		%
Bismuth	209-2				95		%
Bromine	81-1						cps
Bromine	81-2						cps
Cadmium	108-1	980.86	986.51	993.57	986.98	0.65	ppb
Cadmium	106-1	979.25	989.06	995.09	987.80	0.81	ppb
Cadmium	111-1	999.60	991.65	1001.37	997.54	0.52	ppb
Calcium	43-1	101811.21	102683.34	102884.95	102459.83	0.56	ppb
Calcium	44-1	101698.61	102677.89	102669.31	102348.60	0.55	ppb
Carbon	12-1						cps
Carbon	12-2						cps
Chlorine	35-1						cps
Chlorine	35-2						cps
Chromium	52-2	1004.08	998.42	994.43	998.98	0.49	ppb
Cobalt	59-2	1000.22	991.29	1001.41	997.64	0.55	ppb
Copper	63-2	10056.02	9916.05	9881.11	9951.06	0.93	ppb
Dysprosium	156-1						cps
Dysprosium	156-2						cps
Erbium	164-1						cps
Erbium	164-2						cps
Gadolinium	160-1						cps
Gadolinium	160-2						cps
Holmium	165-1				98		%
Holmium	165-2				97		%
Indium	115-1				86		%
Indium	115-2				84		%
Iron	56-2	51426.72	51663.97	50948.54	51346.41	0.71	ppb
Iron	57-2	50928.65	51136.85	51391.55	51152.35	0.45	ppb
Iron	54-2	51561.85	51655.24	52028.74	51748.61	0.48	ppb
Krypton	83-1						cps

Reviewed By:Mohan
On:12/25/2024 3:49:22 AM
Inst Id :P7

LB Number :	LB134068	Operator :	Jaswal
Lab Sample ID :	S07	Instrumnet Name :	P7
Client Sample ID :	S07	Dilution Factor :	1
Date & Time Acquired :	2024-12-23 11:20:30	DataFile Name :	011CALS.d

Parameter	Mass	ConRep1	ConRep2	ConRep3	Avg. Conc.	ConcRSD	Units
Lead	206-1	5007.38	4978.88	4999.50	4995.25	0.29	ppb
Lead	207-1	4983.01	4959.50	5033.66	4992.05	0.76	ppb
Lead	208-1	5007.17	4955.58	5022.89	4995.21	0.70	ppb
Lithium	6-1				101		%
Magnesium	24-2	93129.46	92576.83	92395.34	92700.54	0.41	ppb
Manganese	55-2	10024.19	10026.53	9904.42	9985.05	0.70	ppb
Molybdenum	94-1	9902.33	10022.13	9973.05	9965.84	0.60	ppb
Molybdenum	95-1	9881.63	9992.85	10023.36	9965.95	0.75	ppb
Molybdenum	96-1	9926.49	10003.20	9946.45	9958.71	0.40	ppb
Molybdenum	97-1	9937.13	9885.91	10102.58	9975.21	1.14	ppb
Molybdenum	98-1	9903.92	9955.48	10058.65	9972.68	0.79	ppb
Neodymium	150-1						cps
Neodymium	150-2						cps
Nickel	60-2	992.75	1016.31	1007.95	1005.67	1.19	ppb
Phosphorus	31-2	20107.87	19848.50	19901.85	19952.74	0.69	ppb
Potassium	39-2	48940.09	49282.68	48735.53	48986.10	0.56	ppb
Rhodium	103-1				83		%
Rhodium	103-2				84		%
Scandium	45-1				85		%
Scandium	45-2				82		%
Selenium	82-1	985.02	993.65	990.99	989.89	0.45	ppb
Selenium	77-2	988.69	1000.77	1000.44	996.63	0.69	ppb
Selenium	78-2	998.32	994.82	991.61	994.92	0.34	ppb
Silicon	28-1	980.45	974.38	971.19	975.34	0.48	ppb
Silver	107-1	986.56	988.49	981.25	985.44	0.38	ppb
Silver	109-1	985.96	987.61	985.48	986.35	0.11	ppb
Sodium	23-2	98385.31	98733.04	98753.07	98623.81	0.21	ppb
Strontium	86-1	24781.63	24988.07	25046.90	24938.87	0.56	ppb
Strontium	88-1	24807.99	24855.67	25078.31	24913.99	0.58	ppb
Sulfur	34-1	19805.76	19853.16	19908.23	19855.72	0.26	ppb
Terbium	159-1				97		%
Terbium	159-2				96		%
Thallium	203-1	1001.37	1000.05	1001.33	1000.92	0.08	ppb
Thallium	205-1	1002.68	997.56	1000.60	1000.28	0.26	ppb
Tin	118-1	991.40	989.24	998.23	992.96	0.47	ppb
Titanium	47-1	9956.15	9941.40	10024.79	9974.11	0.45	ppb

Reviewed By:Mohan
On:12/25/2024 3:49:22 AM
Inst Id :P7

LB Number :	LB134068	Operator :	Jaswal
Lab Sample ID :	S07	Instrumnet Name :	P7
Client Sample ID :	S07	Dilution Factor :	1
Date & Time Acquired :	2024-12-23 11:20:30	DataFile Name :	011CALS.d

Parameter	Mass	ConRep1	ConRep2	ConRep3	Avg. Conc.	ConcRSD	Units
Uranium	238-1	1009.07	997.32	1009.26	1005.22	0.68	ppb
Vanadium	51-2	1008.80	997.67	995.77	1000.75	0.70	ppb
Yttrium	89-1				88		%
Yttrium	89-2				86		%
Zinc	66-2	10059.78	9926.23	9834.23	9940.08	1.14	ppb
Zirconium	90-1	995.27	991.65	1004.63	997.18	0.67	ppb
Zirconium	91-1	998.70	989.68	1007.03	998.47	0.87	ppb

Reviewed By:Mohan
On:12/25/2024 3:49:22 AM
Inst Id :P7

LB Number :	LB134068	Operator :	Jaswal
Lab Sample ID :	S08	Instrumnet Name :	P7
Client Sample ID :	S08	Dilution Factor :	1
Date & Time Acquired :	2024-12-23 11:23:17	DataFile Name :	012CALS.d

Parameter	Mass	ConRep1	ConRep2	ConRep3	Avg. Conc.	ConcRSD	Units
Aluminium	27-2	100056.97	99640.34	100901.08	100199.46	0.64	ppb
Antimony	121-1	0.64	0.63	0.57	0.61	6.36	ppb
Arsenic	75-2	0.64	0.61	0.53	0.59	9.38	ppb
Barium	135-1	2.89	2.69	2.45	2.68	8.39	ppb
Barium	137-1	2.81	2.79	2.50	2.70	6.41	ppb
Beryllium	9-1	0.36	0.31	0.31	0.32	8.09	ppb
Bismuth	209-1				88		%
Bismuth	209-2				86		%
Bromine	81-1						cps
Bromine	81-2						cps
Cadmium	108-1	0.43	0.71	0.43	0.52	31.24	ppb
Cadmium	106-1	-1.02	-0.25	-0.60	-0.62		ppb
Cadmium	111-1	0.22	0.23	0.21	0.22	4.75	ppb
Calcium	43-1	470444.93	517213.20	509687.30	499115.15	5.03	ppb
Calcium	44-1	473953.28	512752.71	511054.49	499253.49	4.39	ppb
Carbon	12-1						cps
Carbon	12-2						cps
Chlorine	35-1						cps
Chlorine	35-2						cps
Chromium	52-2	1.30	1.22	1.28	1.27	3.25	ppb
Cobalt	59-2	2.46	2.48	2.54	2.49	1.83	ppb
Copper	63-2	1.95	1.77	1.70	1.80	7.11	ppb
Dysprosium	156-1						cps
Dysprosium	156-2						cps
Erbium	164-1						cps
Erbium	164-2						cps
Gadolinium	160-1						cps
Gadolinium	160-2						cps
Holmium	165-1				95		%
Holmium	165-2				96		%
Indium	115-1				85		%
Indium	115-2				85		%
Iron	56-2	249046.45	249758.50	250093.63	249632.86	0.21	ppb
Iron	57-2	248166.08	249116.92	251677.97	249653.66	0.73	ppb
Iron	54-2	248371.34	251217.33	248907.51	249498.72	0.61	ppb
Krypton	83-1						cps

Reviewed By:Mohan
On:12/25/2024 3:49:22 AM
Inst Id :P7

LB Number :	LB134068	Operator :	Jaswal
Lab Sample ID :	S08	Instrumnet Name :	P7
Client Sample ID :	S08	Dilution Factor :	1
Date & Time Acquired :	2024-12-23 11:23:17	DataFile Name :	012CALS.d

Parameter	Mass	ConRep1	ConRep2	ConRep3	Avg. Conc.	ConcRSD	Units
Lead	206-1	1.85	1.65	1.47	1.66	11.64	ppb
Lead	207-1	1.82	1.70	1.52	1.68	9.02	ppb
Lead	208-1	1.83	1.66	1.47	1.65	10.96	ppb
Lithium	6-1				98		%
Magnesium	24-2	502102.86	502054.27	501509.57	501888.90	0.07	ppb
Manganese	55-2	5.11	4.46	4.26	4.61	9.67	ppb
Molybdenum	94-1	4.14	3.76	3.17	3.69	13.30	ppb
Molybdenum	95-1	3.27	2.79	2.23	2.76	18.88	ppb
Molybdenum	96-1	4.91	4.48	3.88	4.43	11.69	ppb
Molybdenum	97-1	3.13	2.80	2.26	2.73	16.17	ppb
Molybdenum	98-1	3.11	2.71	2.19	2.67	17.31	ppb
Neodymium	150-1						cps
Neodymium	150-2						cps
Nickel	60-2	3.17	3.30	3.13	3.20	2.84	ppb
Phosphorus	31-2	-4.23	-8.79	-10.47	-7.83		ppb
Potassium	39-2	249481.06	250188.45	251113.00	250260.83	0.33	ppb
Rhodium	103-1				80		%
Rhodium	103-2				80		%
Scandium	45-1				88		%
Scandium	45-2				88		%
Selenium	82-1	0.88	0.98	1.06	0.97	9.42	ppb
Selenium	77-2	-0.16	0.02	0.02	-0.04		ppb
Selenium	78-2	-1.22	-0.94	-1.39	-1.18		ppb
Silicon	28-1	-2.25	2.65	1.43	0.61	420.07	ppb
Silver	107-1	0.31	0.27	0.22	0.27	17.62	ppb
Silver	109-1	0.30	0.27	0.22	0.26	16.25	ppb
Sodium	23-2	495608.51	502215.58	503172.42	500332.17	0.82	ppb
Strontium	86-1	70.65	77.07	73.36	73.70	4.37	ppb
Strontium	88-1	74.37	76.65	75.89	75.64	1.54	ppb
Sulfur	34-1	-659.34	-371.62	-292.20	-441.06		ppb
Terbium	159-1				94		%
Terbium	159-2				95		%
Thallium	203-1	0.27	0.21	0.19	0.22	18.07	ppb
Thallium	205-1	0.26	0.22	0.18	0.22	17.49	ppb
Tin	118-1	0.41	0.40	0.33	0.38	11.49	ppb
Titanium	47-1	3.12	2.72	2.17	2.67	17.76	ppb

Reviewed By:Mohan
On:12/25/2024 3:49:22 AM
Inst Id :P7

LB Number :	LB134068	Operator :	Jaswal
Lab Sample ID :	S08	Instrumnet Name :	P7
Client Sample ID :	S08	Dilution Factor :	1
Date & Time Acquired :	2024-12-23 11:23:17	DataFile Name :	012CALS.d

Parameter	Mass	ConRep1	ConRep2	ConRep3	Avg. Conc.	ConcRSD	Units
Uranium	238-1	0.26	0.22	0.17	0.22	21.98	ppb
Vanadium	51-2	0.22	0.21	0.20	0.21	4.93	ppb
Yttrium	89-1				88		%
Yttrium	89-2				88		%
Zinc	66-2	6.99	6.82	6.81	6.87	1.45	ppb
Zirconium	90-1	0.73	0.73	0.66	0.71	6.09	ppb
Zirconium	91-1	0.76	0.72	0.66	0.71	7.13	ppb

Reviewed By:Mohan
On:12/25/2024 3:49:22 AM
Inst Id :P7

LB Number :	LB134068	Operator :	Jaswal
Lab Sample ID :	ICV007	Instrumnet Name :	P7
Client Sample ID :	ICV007	Dilution Factor :	1
Date & Time Acquired :	2024-12-23 12:06:59	DataFile Name :	017ICV.d

Parameter	Mass	ConRep1	ConRep2	ConRep3	Avg. Conc.	ConcRSD	Units
Aluminium	27-2	477.31	474.07	474.05	475.15	0.40	ppb
Antimony	121-1	212.53	210.86	215.03	212.81	0.99	ppb
Arsenic	75-2	215.17	218.71	218.60	217.49	0.92	ppb
Barium	135-1	99.82	100.43	100.89	100.38	0.53	ppb
Barium	137-1	101.33	101.86	102.31	101.83	0.48	ppb
Beryllium	9-1	106.22	109.98	105.39	107.20	2.28	ppb
Bismuth	209-1				102		%
Bismuth	209-2				102		%
Bromine	81-1						cps
Bromine	81-2						cps
Cadmium	108-1	95.73	97.55	100.45	97.91	2.43	ppb
Cadmium	106-1	94.30	93.66	96.55	94.84	1.60	ppb
Cadmium	111-1	107.66	107.22	108.49	107.79	0.60	ppb
Calcium	43-1	2100.13	2098.90	2092.76	2097.26	0.19	ppb
Calcium	44-1	2114.85	2131.20	2109.10	2118.38	0.54	ppb
Carbon	12-1						cps
Carbon	12-2						cps
Chlorine	35-1						cps
Chlorine	35-2						cps
Chromium	52-2	103.25	103.53	104.62	103.80	0.70	ppb
Cobalt	59-2	102.30	102.02	102.77	102.36	0.37	ppb
Copper	63-2	97.46	96.99	97.52	97.32	0.30	ppb
Dysprosium	156-1						cps
Dysprosium	156-2						cps
Erbium	164-1						cps
Erbium	164-2						cps
Gadolinium	160-1						cps
Gadolinium	160-2						cps
Holmium	165-1				99		%
Holmium	165-2				100		%
Indium	115-1				97		%
Indium	115-2				95		%
Iron	56-2	2025.65	2012.69	2041.12	2026.49	0.70	ppb
Iron	57-2	2085.50	2089.97	2076.00	2083.82	0.34	ppb
Iron	54-2	2176.10	2171.60	2169.47	2172.39	0.16	ppb
Krypton	83-1						cps

Reviewed By:Mohan
On:12/25/2024 3:49:22 AM
Inst Id :P7

LB Number :	LB134068	Operator :	Jaswal
Lab Sample ID :	ICV007	Instrumnet Name :	P7
Client Sample ID :	ICV007	Dilution Factor :	1
Date & Time Acquired :	2024-12-23 12:06:59	DataFile Name :	017ICV.d

Parameter	Mass	ConRep1	ConRep2	ConRep3	Avg. Conc.	ConcRSD	Units
Lead	206-1	204.87	199.68	202.64	202.39	1.29	ppb
Lead	207-1	177.90	178.48	181.24	179.21	1.00	ppb
Lead	208-1	194.18	193.37	194.91	194.15	0.40	ppb
Lithium	6-1				106		%
Magnesium	24-2	1106.35	1100.31	1105.70	1104.12	0.30	ppb
Manganese	55-2	100.36	100.96	100.38	100.57	0.34	ppb
Molybdenum	94-1	0.02	0.03	0.01	0.02	57.71	ppb
Molybdenum	95-1	0.02	0.02	0.02	0.02	11.60	ppb
Molybdenum	96-1	0.05	0.04	0.03	0.04	18.72	ppb
Molybdenum	97-1	0.02	0.02	0.02	0.02	7.10	ppb
Molybdenum	98-1	0.02	0.02	0.02	0.02	12.15	ppb
Neodymium	150-1						cps
Neodymium	150-2						cps
Nickel	60-2	105.17	104.50	104.62	104.76	0.34	ppb
Phosphorus	31-2	-12.15	-12.66	-17.37	-14.06		ppb
Potassium	39-2	1926.10	1924.85	2025.88	1958.94	2.96	ppb
Rhodium	103-1				98		%
Rhodium	103-2				96		%
Scandium	45-1				97		%
Scandium	45-2				95		%
Selenium	82-1	216.99	219.95	216.70	217.88	0.82	ppb
Selenium	77-2	224.77	224.59	227.88	225.75	0.82	ppb
Selenium	78-2	216.27	223.69	225.10	221.69	2.14	ppb
Silicon	28-1	-7.72	-7.29	-7.70	-7.57		ppb
Silver	107-1	50.85	51.57	52.27	51.57	1.38	ppb
Silver	109-1	50.74	51.48	51.65	51.29	0.94	ppb
Sodium	23-2	1946.08	1935.58	1914.69	1932.12	0.83	ppb
Strontium	86-1	5.74	5.59	5.71	5.68	1.41	ppb
Strontium	88-1	6.00	5.81	6.05	5.95	2.12	ppb
Sulfur	34-1	-143.00	-101.77	-112.50	-119.09		ppb
Terbium	159-1				99		%
Terbium	159-2				99		%
Thallium	203-1	200.59	197.44	201.19	199.74	1.01	ppb
Thallium	205-1	197.34	198.31	198.37	198.01	0.29	ppb
Tin	118-1	0.01	0.01	0.01	0.01	4.42	ppb
Titanium	47-1	0.02	0.02	0.00	0.01	93.22	ppb

Reviewed By:Mohan
On:12/25/2024 3:49:22 AM
Inst Id :P7

LB Number :	LB134068	Operator :	Jaswal
Lab Sample ID :	ICV007	Instrumnet Name :	P7
Client Sample ID :	ICV007	Dilution Factor :	1
Date & Time Acquired :	2024-12-23 12:06:59	DataFile Name :	017ICV.d

Parameter	Mass	ConRep1	ConRep2	ConRep3	Avg. Conc.	ConcRSD	Units
Uranium	238-1	0.00	0.00	0.00	0.00	39.53	ppb
Vanadium	51-2	101.01	100.84	100.62	100.82	0.19	ppb
Yttrium	89-1				97		%
Yttrium	89-2				95		%
Zinc	66-2	198.54	197.78	196.51	197.61	0.52	ppb
Zirconium	90-1	0.01	0.00	0.01	0.00	25.22	ppb
Zirconium	91-1	0.04	0.05	0.06	0.05	17.14	ppb

Reviewed By:Mohan
On:12/25/2024 3:49:22 AM
Inst Id :P7

LB Number :	LB134068	Operator :	Jaswal
Lab Sample ID :	ICB007	Instrumnet Name :	P7
Client Sample ID :	ICB007	Dilution Factor :	1
Date & Time Acquired :	2024-12-23 12:25:40	DataFile Name :	021CCBE.d

Parameter	Mass	ConRep1	ConRep2	ConRep3	Avg. Conc.	ConcRSD	Units
Aluminium	27-2	0.10	0.07	0.01	0.06	71.31	ppb
Antimony	121-1	0.01	0.01	0.01	0.01	18.62	ppb
Arsenic	75-2	-0.02	-0.02	-0.01	-0.01		ppb
Barium	135-1	0.00	-0.01	0.00	0.00		ppb
Barium	137-1	0.00	0.00	0.01	0.00	188.07	ppb
Beryllium	9-1	0.00	-0.03	0.00	-0.01		ppb
Bismuth	209-1				101		%
Bismuth	209-2				101		%
Bromine	81-1						cps
Bromine	81-2						cps
Cadmium	108-1	0.08	0.02	0.03	0.04	74.09	ppb
Cadmium	106-1	-1.12	-1.42	-1.15	-1.23		ppb
Cadmium	111-1	-0.08	-0.10	-0.09	-0.09		ppb
Calcium	43-1	4.21	2.40	3.24	3.29	27.52	ppb
Calcium	44-1	-1.79	-1.11	-1.22	-1.37		ppb
Carbon	12-1						cps
Carbon	12-2						cps
Chlorine	35-1						cps
Chlorine	35-2						cps
Chromium	52-2	0.00	-0.03	-0.02	-0.02		ppb
Cobalt	59-2	0.00	0.00	0.00	0.00		ppb
Copper	63-2	0.02	-0.01	0.01	0.01	190.21	ppb
Dysprosium	156-1						cps
Dysprosium	156-2						cps
Erbium	164-1						cps
Erbium	164-2						cps
Gadolinium	160-1						cps
Gadolinium	160-2						cps
Holmium	165-1				97		%
Holmium	165-2				99		%
Indium	115-1				97		%
Indium	115-2				96		%
Iron	56-2	-0.09	-0.03	-0.07	-0.06		ppb
Iron	57-2	0.22	0.78	0.57	0.52	53.70	ppb
Iron	54-2	1.07	0.68	0.71	0.82	26.11	ppb
Krypton	83-1						cps

Reviewed By:Mohan
On:12/25/2024 3:49:22 AM
Inst Id :P7

LB Number :	LB134068	Operator :	Jaswal
Lab Sample ID :	ICB007	Instrumnet Name :	P7
Client Sample ID :	ICB007	Dilution Factor :	1
Date & Time Acquired :	2024-12-23 12:25:40	DataFile Name :	021CCBE.d

Parameter	Mass	ConRep1	ConRep2	ConRep3	Avg. Conc.	ConcRSD	Units
Lead	206-1	0.00	0.01	0.00	0.00	106.85	ppb
Lead	207-1	0.01	0.01	0.01	0.01	14.22	ppb
Lead	208-1	0.01	0.01	0.01	0.01	16.44	ppb
Lithium	6-1				102		%
Magnesium	24-2	0.21	0.18	0.11	0.17	31.04	ppb
Manganese	55-2	-0.01	0.01	0.00	0.00		ppb
Molybdenum	94-1	-0.01	-0.01	-0.01	-0.01		ppb
Molybdenum	95-1	0.00	0.00	0.01	0.00	56.51	ppb
Molybdenum	96-1	0.00	-0.01	0.00	0.00		ppb
Molybdenum	97-1	0.00	0.00	0.00	0.00	59.98	ppb
Molybdenum	98-1	0.00	-0.01	0.00	0.00		ppb
Neodymium	150-1						cps
Neodymium	150-2						cps
Nickel	60-2	0.00	0.01	0.00	0.00		ppb
Phosphorus	31-2	-17.14	-16.36	-13.34	-15.61		ppb
Potassium	39-2	1.47	2.04	2.24	1.92	20.63	ppb
Rhodium	103-1				97		%
Rhodium	103-2				97		%
Scandium	45-1				97		%
Scandium	45-2				97		%
Selenium	82-1	-0.29	-0.31	-0.45	-0.35		ppb
Selenium	77-2	-0.16	-0.16	-0.16	-0.16		ppb
Selenium	78-2	-0.65	-1.86	-0.79	-1.10		ppb
Silicon	28-1	-4.74	-4.80	-5.57	-5.04		ppb
Silver	107-1	0.00	0.01	0.00	0.01	29.10	ppb
Silver	109-1	0.01	0.00	0.01	0.01	29.14	ppb
Sodium	23-2	-0.02	0.05	0.03	0.02	192.15	ppb
Strontium	86-1	-0.01	0.15	-0.27	-0.04		ppb
Strontium	88-1	0.03	-0.02	-0.01	0.00		ppb
Sulfur	34-1	167.91	107.31	53.55	109.59	52.21	ppb
Terbium	159-1				97		%
Terbium	159-2				98		%
Thallium	203-1	0.00	0.01	0.00	0.00	856.91	ppb
Thallium	205-1	0.00	0.00	0.00	0.00	92.71	ppb
Tin	118-1	0.01	0.02	0.01	0.01	48.58	ppb
Titanium	47-1	0.01	0.00	-0.01	0.00		ppb

Reviewed By:Mohan
On:12/25/2024 3:49:22 AM
Inst Id :P7

LB Number :	LB134068	Operator :	Jaswal
Lab Sample ID :	ICB007	Instrumnet Name :	P7
Client Sample ID :	ICB007	Dilution Factor :	1
Date & Time Acquired :	2024-12-23 12:25:40	DataFile Name :	021CCBE.d

Parameter	Mass	ConRep1	ConRep2	ConRep3	Avg. Conc.	ConcRSD	Units
Uranium	238-1	0.00	0.00	0.00	0.00	73.35	ppb
Vanadium	51-2	0.00	0.00	0.00	0.00	477.26	ppb
Yttrium	89-1				97		%
Yttrium	89-2				97		%
Zinc	66-2	0.04	0.02	0.04	0.03	33.14	ppb
Zirconium	90-1	0.00	0.00	0.00	0.00	398.64	ppb
Zirconium	91-1	0.00	0.00	-0.01	0.00		ppb

Reviewed By:Mohan
On:12/25/2024 3:49:22 AM
Inst Id :P7

LB Number :	LB134068	Operator :	Jaswal
Lab Sample ID :	ICSA007	Instrumnet Name :	P7
Client Sample ID :	ICSA007	Dilution Factor :	1
Date & Time Acquired :	2024-12-23 12:29:38	DataFile Name :	022ICSA.d

Parameter	Mass	ConRep1	ConRep2	ConRep3	Avg. Conc.	ConcRSD	Units
Aluminium	27-2	93288.72	93231.23	93599.84	93373.26	0.21	ppb
Antimony	121-1	1.12	1.11	1.11	1.11	0.74	ppb
Arsenic	75-2	0.30	0.37	0.38	0.35	11.92	ppb
Barium	135-1	1.45	1.34	1.39	1.40	4.00	ppb
Barium	137-1	1.40	1.42	1.43	1.42	0.80	ppb
Beryllium	9-1	0.31	0.28	0.30	0.30	5.77	ppb
Bismuth	209-1				98		%
Bismuth	209-2				97		%
Bromine	81-1						cps
Bromine	81-2						cps
Cadmium	108-1	9.74	9.37	8.88	9.33	4.67	ppb
Cadmium	106-1	-1.62	-2.41	-2.65	-2.22		ppb
Cadmium	111-1	0.26	0.23	0.17	0.22	19.37	ppb
Calcium	43-1	103466.27	102323.46	105595.69	103795.14	1.60	ppb
Calcium	44-1	103058.98	101867.83	105154.91	103360.57	1.61	ppb
Carbon	12-1						cps
Carbon	12-2						cps
Chlorine	35-1						cps
Chlorine	35-2						cps
Chromium	52-2	20.69	20.87	20.78	20.78	0.42	ppb
Cobalt	59-2	1.31	1.19	1.27	1.26	4.69	ppb
Copper	63-2	7.30	7.19	7.15	7.22	1.10	ppb
Dysprosium	156-1						cps
Dysprosium	156-2						cps
Erbium	164-1						cps
Erbium	164-2						cps
Gadolinium	160-1						cps
Gadolinium	160-2						cps
Holmium	165-1				98		%
Holmium	165-2				100		%
Indium	115-1				91		%
Indium	115-2				89		%
Iron	56-2	107012.82	104547.86	105416.03	105658.91	1.18	ppb
Iron	57-2	106049.52	104501.31	104891.57	105147.46	0.77	ppb
Iron	54-2	105830.05	105004.62	104986.88	105273.85	0.46	ppb
Krypton	83-1						cps

Reviewed By:Mohan
On:12/25/2024 3:49:22 AM
Inst Id :P7

LB Number :	LB134068	Operator :	Jaswal
Lab Sample ID :	ICSA007	Instrumnet Name :	P7
Client Sample ID :	ICSA007	Dilution Factor :	1
Date & Time Acquired :	2024-12-23 12:29:38	DataFile Name :	022ICSA.d

Parameter	Mass	ConRep1	ConRep2	ConRep3	Avg. Conc.	ConcRSD	Units
Lead	206-1	4.78	4.91	4.98	4.89	2.01	ppb
Lead	207-1	4.30	4.43	4.41	4.38	1.62	ppb
Lead	208-1	4.49	4.59	4.59	4.56	1.29	ppb
Lithium	6-1				101		%
Magnesium	24-2	95440.82	94504.69	94140.44	94695.32	0.71	ppb
Manganese	55-2	8.46	8.38	8.26	8.36	1.20	ppb
Molybdenum	94-1	1639.01	1629.20	1647.97	1638.73	0.57	ppb
Molybdenum	95-1	1996.84	2006.22	2033.96	2012.34	0.96	ppb
Molybdenum	96-1	1982.92	2008.00	1993.10	1994.68	0.63	ppb
Molybdenum	97-1	1986.85	2043.13	2025.13	2018.37	1.42	ppb
Molybdenum	98-1	2003.53	2031.76	2019.23	2018.17	0.70	ppb
Neodymium	150-1						cps
Neodymium	150-2						cps
Nickel	60-2	5.52	5.48	5.37	5.46	1.41	ppb
Phosphorus	31-2	103879.63	102850.30	103763.66	103497.86	0.54	ppb
Potassium	39-2	100085.54	99936.03	100529.74	100183.77	0.31	ppb
Rhodium	103-1				88		%
Rhodium	103-2				86		%
Scandium	45-1				91		%
Scandium	45-2				87		%
Selenium	82-1	-0.08	-0.23	-0.23	-0.18		ppb
Selenium	77-2	0.02	0.19	0.19	0.13	73.67	ppb
Selenium	78-2	-1.12	-1.57	-1.19	-1.29		ppb
Silicon	28-1	-3.68	-5.02	-3.67	-4.13		ppb
Silver	107-1	0.05	0.04	0.03	0.04	24.72	ppb
Silver	109-1	0.05	0.04	0.04	0.04	14.54	ppb
Sodium	23-2	100408.10	100464.99	100167.65	100346.92	0.16	ppb
Strontium	86-1	860.09	861.29	859.90	860.43	0.09	ppb
Strontium	88-1	852.18	861.26	863.25	858.90	0.69	ppb
Sulfur	34-1	103256.55	101879.85	104626.57	103254.32	1.33	ppb
Terbium	159-1				99		%
Terbium	159-2				98		%
Thallium	203-1	0.10	0.10	0.10	0.10	2.56	ppb
Thallium	205-1	0.11	0.10	0.09	0.10	9.62	ppb
Tin	118-1	0.24	0.23	0.21	0.23	6.83	ppb
Titanium	47-1	2060.97	2042.92	2073.92	2059.27	0.76	ppb

Reviewed By:Mohan
On:12/25/2024 3:49:22 AM
Inst Id :P7

LB Number :	LB134068	Operator :	Jaswal
Lab Sample ID :	ICSA007	Instrumnet Name :	P7
Client Sample ID :	ICSA007	Dilution Factor :	1
Date & Time Acquired :	2024-12-23 12:29:38	DataFile Name :	022ICSA.d

Parameter	Mass	ConRep1	ConRep2	ConRep3	Avg. Conc.	ConcRSD	Units
Uranium	238-1	0.02	0.02	0.02	0.02	5.38	ppb
Vanadium	51-2	0.17	0.18	0.16	0.17	6.08	ppb
Yttrium	89-1				92		%
Yttrium	89-2				90		%
Zinc	66-2	11.28	11.55	11.43	11.42	1.17	ppb
Zirconium	90-1	0.02	0.02	0.03	0.02	24.61	ppb
Zirconium	91-1	0.03	0.04	0.03	0.03	12.15	ppb

Reviewed By:Mohan
On:12/25/2024 3:49:22 AM
Inst Id :P7

LB Number :	LB134068	Operator :	Jaswal
Lab Sample ID :	ICSAB007	Instrumnet Name :	P7
Client Sample ID :	ICSAB007	Dilution Factor :	1
Date & Time Acquired :	2024-12-23 12:32:42	DataFile Name :	023ICSB.d

Parameter	Mass	ConRep1	ConRep2	ConRep3	Avg. Conc.	ConcRSD	Units
Aluminium	27-2	91965.04	90983.78	92105.70	91684.84	0.67	ppb
Antimony	121-1	19.82	21.10	21.35	20.76	3.96	ppb
Arsenic	75-2	20.97	21.65	21.45	21.36	1.64	ppb
Barium	135-1	19.80	20.86	21.14	20.60	3.45	ppb
Barium	137-1	19.97	21.69	21.72	21.13	4.75	ppb
Beryllium	9-1	20.42	21.54	21.13	21.03	2.71	ppb
Bismuth	209-1				100		%
Bismuth	209-2				99		%
Bromine	81-1						cps
Bromine	81-2						cps
Cadmium	108-1	24.46	27.23	26.23	25.97	5.40	ppb
Cadmium	106-1	14.68	15.96	15.91	15.52	4.66	ppb
Cadmium	111-1	18.40	19.94	20.11	19.48	4.84	ppb
Calcium	43-1	97190.00	103881.55	104064.39	101711.98	3.85	ppb
Calcium	44-1	96309.68	102850.59	105002.21	101387.50	4.47	ppb
Carbon	12-1						cps
Carbon	12-2						cps
Chlorine	35-1						cps
Chlorine	35-2						cps
Chromium	52-2	40.99	40.92	40.96	40.95	0.08	ppb
Cobalt	59-2	21.49	21.16	21.36	21.34	0.78	ppb
Copper	63-2	26.17	25.68	25.88	25.91	0.96	ppb
Dysprosium	156-1						cps
Dysprosium	156-2						cps
Erbium	164-1						cps
Erbium	164-2						cps
Gadolinium	160-1						cps
Gadolinium	160-2						cps
Holmium	165-1				103		%
Holmium	165-2				101		%
Indium	115-1				95		%
Indium	115-2				91		%
Iron	56-2	103515.61	103586.22	103774.75	103625.53	0.13	ppb
Iron	57-2	103669.26	101246.17	102457.31	102457.58	1.18	ppb
Iron	54-2	103956.41	104349.14	103607.56	103971.04	0.36	ppb
Krypton	83-1						cps

Reviewed By:Mohan
On:12/25/2024 3:49:22 AM
Inst Id :P7

LB Number :	LB134068	Operator :	Jaswal
Lab Sample ID :	ICSAB007	Instrumnet Name :	P7
Client Sample ID :	ICSAB007	Dilution Factor :	1
Date & Time Acquired :	2024-12-23 12:32:42	DataFile Name :	023ICSB.d

Parameter	Mass	ConRep1	ConRep2	ConRep3	Avg. Conc.	ConcRSD	Units
Lead	206-1	23.29	24.65	24.77	24.24	3.39	ppb
Lead	207-1	22.07	23.16	23.18	22.80	2.79	ppb
Lead	208-1	22.55	23.55	23.61	23.24	2.55	ppb
Lithium	6-1				101		%
Magnesium	24-2	93590.59	92518.51	93439.60	93182.90	0.62	ppb
Manganese	55-2	28.16	27.90	28.43	28.16	0.94	ppb
Molybdenum	94-1	1536.17	1646.73	1629.61	1604.17	3.71	ppb
Molybdenum	95-1	1862.89	1979.68	1982.27	1941.61	3.51	ppb
Molybdenum	96-1	1856.94	1947.61	1969.38	1924.64	3.10	ppb
Molybdenum	97-1	1873.82	1964.92	2004.80	1947.85	3.45	ppb
Molybdenum	98-1	1885.96	1964.56	2002.63	1951.05	3.05	ppb
Neodymium	150-1						cps
Neodymium	150-2						cps
Nickel	60-2	25.02	25.49	25.04	25.18	1.05	ppb
Phosphorus	31-2	102010.17	102033.85	102309.02	102117.68	0.16	ppb
Potassium	39-2	98372.97	98594.68	98409.86	98459.17	0.12	ppb
Rhodium	103-1				91		%
Rhodium	103-2				89		%
Scandium	45-1				93		%
Scandium	45-2				89		%
Selenium	82-1	18.95	21.65	20.42	20.34	6.65	ppb
Selenium	77-2	22.83	20.58	21.17	21.53	5.41	ppb
Selenium	78-2	21.54	20.03	21.15	20.91	3.74	ppb
Silicon	28-1	-5.62	-2.66	-1.53	-3.27		ppb
Silver	107-1	17.86	19.22	19.44	18.84	4.55	ppb
Silver	109-1	17.76	19.04	19.34	18.71	4.50	ppb
Sodium	23-2	98915.01	97478.19	99140.32	98511.17	0.92	ppb
Strontium	86-1	803.31	848.80	868.13	840.08	3.96	ppb
Strontium	88-1	795.38	844.88	858.74	833.00	4.00	ppb
Sulfur	34-1	95906.65	100370.66	103279.80	99852.37	3.72	ppb
Terbium	159-1				103		%
Terbium	159-2				100		%
Thallium	203-1	18.46	19.68	19.68	19.27	3.67	ppb
Thallium	205-1	18.50	19.41	19.53	19.15	2.95	ppb
Tin	118-1	0.13	0.16	0.17	0.16	14.72	ppb
Titanium	47-1	1914.46	2064.21	2061.04	2013.24	4.25	ppb

Reviewed By:Mohan
On:12/25/2024 3:49:22 AM
Inst Id :P7

LB Number :	LB134068	Operator :	Jaswal
Lab Sample ID :	ICSAB007	Instrumnet Name :	P7
Client Sample ID :	ICSAB007	Dilution Factor :	1
Date & Time Acquired :	2024-12-23 12:32:42	DataFile Name :	023ICSB.d

Parameter	Mass	ConRep1	ConRep2	ConRep3	Avg. Conc.	ConcRSD	Units
Uranium	238-1	0.02	0.01	0.02	0.02	4.84	ppb
Vanadium	51-2	20.21	20.37	20.73	20.44	1.29	ppb
Yttrium	89-1				97		%
Yttrium	89-2				92		%
Zinc	66-2	31.83	30.96	31.62	31.47	1.44	ppb
Zirconium	90-1	0.02	0.02	0.02	0.02	17.06	ppb
Zirconium	91-1	0.01	0.02	0.03	0.02	40.41	ppb

Reviewed By:Mohan
On:12/25/2024 3:49:22 AM
Inst Id :P7

LB Number :	LB134068	Operator :	Jaswal
Lab Sample ID :	CCV041	Instrumnet Name :	P7
Client Sample ID :	CCV041	Dilution Factor :	1
Date & Time Acquired :	2024-12-23 12:35:47	DataFile Name :	024CCV.d

Parameter	Mass	ConRep1	ConRep2	ConRep3	Avg. Conc.	ConcRSD	Units
Aluminium	27-2	51151.93	50763.98	50413.52	50776.48	0.73	ppb
Antimony	121-1	459.95	513.82	514.17	495.98	6.29	ppb
Arsenic	75-2	503.69	504.42	505.21	504.44	0.15	ppb
Barium	135-1	2373.45	2593.56	2580.30	2515.77	4.91	ppb
Barium	137-1	2365.10	2631.82	2626.06	2541.00	6.00	ppb
Beryllium	9-1	469.63	518.22	529.00	505.62	6.26	ppb
Bismuth	209-1				96		%
Bismuth	209-2				92		%
Bromine	81-1						cps
Bromine	81-2						cps
Cadmium	108-1	458.17	505.96	503.13	489.08	5.48	ppb
Cadmium	106-1	457.85	507.06	506.72	490.54	5.77	ppb
Cadmium	111-1	440.78	488.94	485.28	471.66	5.68	ppb
Calcium	43-1	237599.87	261497.12	267395.01	255497.33	6.18	ppb
Calcium	44-1	237710.68	263626.48	265018.30	255451.82	6.02	ppb
Carbon	12-1						cps
Carbon	12-2						cps
Chlorine	35-1						cps
Chlorine	35-2						cps
Chromium	52-2	508.48	504.89	505.16	506.18	0.40	ppb
Cobalt	59-2	497.99	489.92	488.86	492.26	1.01	ppb
Copper	63-2	4837.52	4824.50	4755.69	4805.90	0.91	ppb
Dysprosium	156-1						cps
Dysprosium	156-2						cps
Erbium	164-1						cps
Erbium	164-2						cps
Gadolinium	160-1						cps
Gadolinium	160-2						cps
Holmium	165-1				100		%
Holmium	165-2				98		%
Indium	115-1				90		%
Indium	115-2				86		%
Iron	56-2	129626.88	128593.74	127039.27	128419.96	1.01	ppb
Iron	57-2	129432.58	128077.71	127094.45	128201.58	0.92	ppb
Iron	54-2	129283.58	128126.12	128298.97	128569.56	0.49	ppb
Krypton	83-1						cps

Reviewed By:Mohan
On:12/25/2024 3:49:22 AM
Inst Id :P7

LB Number :	LB134068	Operator :	Jaswal
Lab Sample ID :	CCV041	Instrumnet Name :	P7
Client Sample ID :	CCV041	Dilution Factor :	1
Date & Time Acquired :	2024-12-23 12:35:47	DataFile Name :	024CCV.d

Parameter	Mass	ConRep1	ConRep2	ConRep3	Avg. Conc.	ConcRSD	Units
Lead	206-1	2349.73	2614.96	2588.49	2517.73	5.80	ppb
Lead	207-1	2356.43	2631.37	2633.45	2540.42	6.27	ppb
Lead	208-1	2364.04	2622.38	2632.53	2539.65	5.99	ppb
Lithium	6-1				98		%
Magnesium	24-2	240801.67	239310.21	237686.87	239266.25	0.65	ppb
Manganese	55-2	5053.81	4968.18	4961.01	4994.34	1.03	ppb
Molybdenum	94-1	4687.50	5174.03	5278.29	5046.61	6.25	ppb
Molybdenum	95-1	4630.22	5145.16	5274.13	5016.50	6.79	ppb
Molybdenum	96-1	4678.47	5218.99	5293.47	5063.64	6.63	ppb
Molybdenum	97-1	4665.97	5213.50	5258.28	5045.91	6.54	ppb
Molybdenum	98-1	4694.47	5200.81	5252.94	5049.41	6.11	ppb
Neodymium	150-1						cps
Neodymium	150-2						cps
Nickel	60-2	473.44	468.59	465.36	469.13	0.87	ppb
Phosphorus	31-2	10154.80	10179.35	10065.96	10133.37	0.59	ppb
Potassium	39-2	125882.51	125749.16	125246.53	125626.07	0.27	ppb
Rhodium	103-1				86		%
Rhodium	103-2				84		%
Scandium	45-1				91		%
Scandium	45-2				88		%
Selenium	82-1	442.70	494.81	497.89	478.46	6.48	ppb
Selenium	77-2	503.30	486.90	476.35	488.85	2.78	ppb
Selenium	78-2	495.80	486.19	499.53	493.84	1.39	ppb
Silicon	28-1	187.10	211.88	211.85	203.61	7.02	ppb
Silver	107-1	463.83	503.81	508.00	491.88	4.96	ppb
Silver	109-1	464.74	510.45	504.60	493.27	5.04	ppb
Sodium	23-2	249551.88	246861.12	248253.85	248222.29	0.54	ppb
Strontium	86-1	11719.73	12820.77	13055.06	12531.85	5.69	ppb
Strontium	88-1	11611.27	12641.45	13100.78	12451.16	6.13	ppb
Sulfur	34-1	8581.05	9775.27	9965.67	9440.66	7.95	ppb
Terbium	159-1				99		%
Terbium	159-2				96		%
Thallium	203-1	476.59	524.57	526.44	509.20	5.55	ppb
Thallium	205-1	479.57	524.29	525.82	509.89	5.15	ppb
Tin	118-1	468.26	515.50	515.39	499.71	5.45	ppb
Titanium	47-1	4706.14	5059.76	5176.74	4980.88	4.92	ppb

1100

Reviewed By:Mohan
On:12/25/2024 3:49:22 AM
Inst Id :P7

LB Number :	LB134068	Operator :	Jaswal
Lab Sample ID :	CCV041	Instrumnet Name :	P7
Client Sample ID :	CCV041	Dilution Factor :	1
Date & Time Acquired :	2024-12-23 12:35:47	DataFile Name :	024CCV.d

Parameter	Mass	ConRep1	ConRep2	ConRep3	Avg. Conc.	ConcRSD	Units
Uranium	238-1	476.91	525.93	518.80	507.21	5.22	ppb
Vanadium	51-2	509.36	505.93	508.31	507.87	0.35	ppb
Yttrium	89-1				93		%
Yttrium	89-2				89		%
Zinc	66-2	4781.91	4702.80	4709.62	4731.44	0.93	ppb
Zirconium	90-1	464.97	513.73	526.56	501.75	6.48	ppb
Zirconium	91-1	469.65	520.23	531.61	507.16	6.50	ppb

Reviewed By:Mohan
On:12/25/2024 3:49:22 AM
Inst Id :P7

LB Number :	LB134068	Operator :	Jaswal
Lab Sample ID :	CCB041	Instrumnet Name :	P7
Client Sample ID :	CCB041	Dilution Factor :	1
Date & Time Acquired :	2024-12-23 12:43:41	DataFile Name :	026CCBE.d

Parameter	Mass	ConRep1	ConRep2	ConRep3	Avg. Conc.	ConcRSD	Units
Aluminium	27-2	0.05	-0.04	0.01	0.01	666.41	ppb
Antimony	121-1	0.04	0.04	0.03	0.04	17.61	ppb
Arsenic	75-2	-0.01	-0.01	-0.01	-0.01		ppb
Barium	135-1	0.00	0.01	0.01	0.00	92.00	ppb
Barium	137-1	0.02	0.01	0.01	0.01	30.83	ppb
Beryllium	9-1	0.02	0.00	0.03	0.01	113.08	ppb
Bismuth	209-1				105		%
Bismuth	209-2				103		%
Bromine	81-1						cps
Bromine	81-2						cps
Cadmium	108-1	0.03	-0.01	0.02	0.01	217.22	ppb
Cadmium	106-1	-1.95	-1.73	-1.54	-1.74		ppb
Cadmium	111-1	-0.13	-0.12	-0.10	-0.12		ppb
Calcium	43-1	1.87	0.55	1.34	1.25	52.93	ppb
Calcium	44-1	-0.88	-1.59	-1.28	-1.25		ppb
Carbon	12-1						cps
Carbon	12-2						cps
Chlorine	35-1						cps
Chlorine	35-2						cps
Chromium	52-2	0.00	0.01	-0.03	-0.01		ppb
Cobalt	59-2	0.00	0.00	0.00	0.00		ppb
Copper	63-2	0.03	0.04	0.03	0.03	12.92	ppb
Dysprosium	156-1						cps
Dysprosium	156-2						cps
Erbium	164-1						cps
Erbium	164-2						cps
Gadolinium	160-1						cps
Gadolinium	160-2						cps
Holmium	165-1				99		%
Holmium	165-2				100		%
Indium	115-1				96		%
Indium	115-2				95		%
Iron	56-2	0.35	0.31	0.22	0.29	22.62	ppb
Iron	57-2	-0.43	-0.02	0.29	-0.05		ppb
Iron	54-2	-0.12	0.44	0.25	0.19	147.54	ppb
Krypton	83-1						cps

Reviewed By:Mohan
On:12/25/2024 3:49:22 AM
Inst Id :P7

LB Number :	LB134068	Operator :	Jaswal
Lab Sample ID :	CCB041	Instrumnet Name :	P7
Client Sample ID :	CCB041	Dilution Factor :	1
Date & Time Acquired :	2024-12-23 12:43:41	DataFile Name :	026CCBE.d

Parameter	Mass	ConRep1	ConRep2	ConRep3	Avg. Conc.	ConcRSD	Units
Lead	206-1	0.05	0.04	0.04	0.05	5.60	ppb
Lead	207-1	0.06	0.05	0.05	0.05	12.75	ppb
Lead	208-1	0.05	0.05	0.04	0.05	7.75	ppb
Lithium	6-1				104		%
Magnesium	24-2	0.91	0.86	0.83	0.87	4.53	ppb
Manganese	55-2	0.02	0.01	0.02	0.02	39.32	ppb
Molybdenum	94-1	0.05	0.05	0.05	0.05	6.66	ppb
Molybdenum	95-1	0.05	0.06	0.04	0.05	17.20	ppb
Molybdenum	96-1	0.04	0.05	0.04	0.04	12.73	ppb
Molybdenum	97-1	0.04	0.04	0.04	0.04	5.55	ppb
Molybdenum	98-1	0.05	0.05	0.04	0.05	11.51	ppb
Neodymium	150-1						cps
Neodymium	150-2						cps
Nickel	60-2	-0.02	0.00	0.00	-0.01		ppb
Phosphorus	31-2	-9.74	-17.41	-16.61	-14.59		ppb
Potassium	39-2	-0.16	0.48	1.00	0.44	132.95	ppb
Rhodium	103-1				96		%
Rhodium	103-2				95		%
Scandium	45-1				95		%
Scandium	45-2				91		%
Selenium	82-1	-0.25	-0.43	-0.53	-0.41		ppb
Selenium	77-2	-0.16	-0.16	-0.16	-0.16		ppb
Selenium	78-2	-1.44	-0.78	-1.55	-1.25		ppb
Silicon	28-1	-11.60	-11.77	-11.44	-11.60		ppb
Silver	107-1	0.01	0.01	0.01	0.01	15.00	ppb
Silver	109-1	0.01	0.01	0.01	0.01	11.14	ppb
Sodium	23-2	14.06	13.80	13.71	13.86	1.30	ppb
Strontium	86-1	0.06	-0.08	-0.47	-0.16		ppb
Strontium	88-1	0.07	0.06	0.08	0.07	11.99	ppb
Sulfur	34-1	-329.77	-340.53	-314.07	-328.13		ppb
Terbium	159-1				99		%
Terbium	159-2				100		%
Thallium	203-1	0.03	0.02	0.02	0.03	19.98	ppb
Thallium	205-1	0.03	0.03	0.03	0.03	5.61	ppb
Tin	118-1	0.00	0.04	0.00	0.01	192.85	ppb
Titanium	47-1	0.04	0.05	0.00	0.03	103.15	ppb

Reviewed By:Mohan
On:12/25/2024 3:49:22 AM
Inst Id :P7

LB Number :	LB134068	Operator :	Jaswal
Lab Sample ID :	CCB041	Instrumnet Name :	P7
Client Sample ID :	CCB041	Dilution Factor :	1
Date & Time Acquired :	2024-12-23 12:43:41	DataFile Name :	026CCBE.d

Parameter	Mass	ConRep1	ConRep2	ConRep3	Avg. Conc.	ConcRSD	Units
Uranium	238-1	0.00	0.00	0.00	0.00	19.68	ppb
Vanadium	51-2	0.01	0.00	0.00	0.00	123.90	ppb
Yttrium	89-1				96		%
Yttrium	89-2				93		%
Zinc	66-2	0.03	0.02	0.09	0.05	79.16	ppb
Zirconium	90-1	0.01	0.01	0.01	0.01	12.64	ppb
Zirconium	91-1	0.00	0.01	0.02	0.01	81.99	ppb

Reviewed By:Mohan
On:12/25/2024 3:49:22 AM
Inst Id :P7

LB Number :	LB134068	Operator :	Jaswal
Lab Sample ID :	PB165834BL	Instrumnet Name :	P7
Client Sample ID :	PBW834	Dilution Factor :	1
Date & Time Acquired :	2024-12-23 12:56:05	DataFile Name :	029CCBE.d

Parameter	Mass	ConRep1	ConRep2	ConRep3	Avg. Conc.	ConcRSD	Units
Aluminium	27-2	0.78	0.57	0.88	0.75	21.65	ppb
Antimony	121-1	0.01	0.01	0.01	0.01	16.70	ppb
Arsenic	75-2	-0.01	-0.01	0.00	-0.01		ppb
Barium	135-1	0.01	0.00	0.01	0.00	131.55	ppb
Barium	137-1	0.01	-0.01	0.00	0.00	668.79	ppb
Beryllium	9-1	0.00	0.01	0.01	0.01	65.90	ppb
Bismuth	209-1				103		%
Bismuth	209-2				105		%
Bromine	81-1						cps
Bromine	81-2						cps
Cadmium	108-1	0.05	-0.03	0.04	0.02	242.09	ppb
Cadmium	106-1	-1.02	-1.45	-1.22	-1.23		ppb
Cadmium	111-1	-0.08	-0.10	-0.08	-0.09		ppb
Calcium	43-1	1.02	2.21	1.70	1.64	36.38	ppb
Calcium	44-1	-1.93	-1.94	-0.73	-1.53		ppb
Carbon	12-1						cps
Carbon	12-2						cps
Chlorine	35-1						cps
Chlorine	35-2						cps
Chromium	52-2	-0.01	0.01	0.01	0.00	234.22	ppb
Cobalt	59-2	0.00	0.00	0.00	0.00	79.65	ppb
Copper	63-2	0.06	0.05	0.06	0.06	17.92	ppb
Dysprosium	156-1						cps
Dysprosium	156-2						cps
Erbium	164-1						cps
Erbium	164-2						cps
Gadolinium	160-1						cps
Gadolinium	160-2						cps
Holmium	165-1				98		%
Holmium	165-2				100		%
Indium	115-1				96		%
Indium	115-2				97		%
Iron	56-2	0.04	0.15	-0.02	0.06	151.27	ppb
Iron	57-2	0.29	0.05	0.22	0.18	66.68	ppb
Iron	54-2	0.18	-0.13	0.91	0.32	167.33	ppb
Krypton	83-1						cps

Reviewed By:Mohan
On:12/25/2024 3:49:22 AM
Inst Id :P7

LB Number :	LB134068	Operator :	Jaswal
Lab Sample ID :	PB165834BL	Instrumnet Name :	P7
Client Sample ID :	PBW834	Dilution Factor :	1
Date & Time Acquired :	2024-12-23 12:56:05	DataFile Name :	029CCBE.d

Parameter	Mass	ConRep1	ConRep2	ConRep3	Avg. Conc.	ConcRSD	Units
Lead	206-1	0.01	0.01	0.01	0.01	19.10	ppb
Lead	207-1	0.01	0.01	0.02	0.02	26.55	ppb
Lead	208-1	0.01	0.01	0.02	0.02	17.96	ppb
Lithium	6-1				103		%
Magnesium	24-2	1.00	0.61	0.70	0.77	26.80	ppb
Manganese	55-2	0.04	0.06	0.04	0.05	16.97	ppb
Molybdenum	94-1	0.00	-0.01	0.00	0.00		ppb
Molybdenum	95-1	0.01	0.01	0.01	0.01	19.97	ppb
Molybdenum	96-1	0.00	0.01	0.00	0.00	224.32	ppb
Molybdenum	97-1	0.00	0.01	0.01	0.01	86.45	ppb
Molybdenum	98-1	0.00	0.00	0.00	0.00	20.36	ppb
Neodymium	150-1						cps
Neodymium	150-2						cps
Nickel	60-2	-0.02	0.00	-0.01	-0.01		ppb
Phosphorus	31-2	-17.13	-12.98	-18.04	-16.05		ppb
Potassium	39-2	1.13	0.65	3.04	1.61	78.92	ppb
Rhodium	103-1				96		%
Rhodium	103-2				97		%
Scandium	45-1				95		%
Scandium	45-2				95		%
Selenium	82-1	-0.30	0.03	-0.85	-0.37		ppb
Selenium	77-2	-0.16	-0.16	-0.16	-0.16		ppb
Selenium	78-2	-0.73	-0.65	-1.45	-0.94		ppb
Silicon	28-1	-10.29	-8.16	-6.65	-8.37		ppb
Silver	107-1	0.01	0.01	0.01	0.01	3.05	ppb
Silver	109-1	0.01	0.01	0.01	0.01	14.25	ppb
Sodium	23-2	5.32	6.31	6.20	5.95	9.10	ppb
Strontium	86-1	-0.27	0.28	0.33	0.11	301.28	ppb
Strontium	88-1	0.01	0.02	0.04	0.02	52.69	ppb
Sulfur	34-1	-162.59	-29.58	81.74	-36.81		ppb
Terbium	159-1				97		%
Terbium	159-2				100		%
Thallium	203-1	0.02	0.01	0.02	0.01	21.96	ppb
Thallium	205-1	0.01	0.02	0.01	0.01	10.09	ppb
Tin	118-1	0.01	0.01	0.00	0.01	55.33	ppb
Titanium	47-1	0.02	0.01	-0.03	0.00		ppb

Reviewed By:Mohan
On:12/25/2024 3:49:22 AM
Inst Id :P7

LB Number :	LB134068	Operator :	Jaswal
Lab Sample ID :	PB165834BL	Instrumnet Name :	P7
Client Sample ID :	PBW834	Dilution Factor :	1
Date & Time Acquired :	2024-12-23 12:56:05	DataFile Name :	029CCBE.d

Parameter	Mass	ConRep1	ConRep2	ConRep3	Avg. Conc.	ConcRSD	Units
Uranium	238-1	0.00	0.00	0.00	0.00	4.48	ppb
Vanadium	51-2	0.00	0.00	0.00	0.00		ppb
Yttrium	89-1				95		%
Yttrium	89-2				96		%
Zinc	66-2	0.19	0.21	0.23	0.21	9.98	ppb
Zirconium	90-1	0.00	0.00	0.00	0.00	622.12	ppb
Zirconium	91-1	0.00	0.00	0.00	0.00	261.07	ppb

Reviewed By:Mohan
On:12/25/2024 3:49:22 AM
Inst Id :P7

LB Number :	LB134068	Operator :	Jaswal
Lab Sample ID :	PB165834BS	Instrumnet Name :	P7
Client Sample ID :	LCS834	Dilution Factor :	1
Date & Time Acquired :	2024-12-23 12:59:23	DataFile Name :	030LCS6.d

Parameter	Mass	ConRep1	ConRep2	ConRep3	Avg. Conc.	ConcRSD	Units
Aluminium	27-2	9752.09	9702.87	9697.23	9717.40	0.31	ppb
Antimony	121-1	503.75	520.40	518.04	514.06	1.75	ppb
Arsenic	75-2	513.50	510.80	501.93	508.74	1.19	ppb
Barium	135-1	2516.49	2544.33	2586.10	2548.97	1.37	ppb
Barium	137-1	2530.18	2587.85	2590.55	2569.52	1.33	ppb
Beryllium	9-1	486.20	493.69	486.83	488.91	0.85	ppb
Bismuth	209-1				103		%
Bismuth	209-2				100		%
Bromine	81-1						cps
Bromine	81-2						cps
Cadmium	108-1	511.13	526.24	526.90	521.42	1.71	ppb
Cadmium	106-1	512.66	527.09	527.85	522.53	1.64	ppb
Cadmium	111-1	491.89	505.79	509.30	502.33	1.83	ppb
Calcium	43-1	49853.73	51440.91	52025.82	51106.82	2.20	ppb
Calcium	44-1	49508.78	51597.17	51777.82	50961.25	2.47	ppb
Carbon	12-1						cps
Carbon	12-2						cps
Chlorine	35-1						cps
Chlorine	35-2						cps
Chromium	52-2	499.95	503.49	499.44	500.96	0.44	ppb
Cobalt	59-2	497.81	504.33	505.48	502.54	0.82	ppb
Copper	63-2	5028.21	5038.86	5004.61	5023.89	0.35	ppb
Dysprosium	156-1						cps
Dysprosium	156-2						cps
Erbium	164-1						cps
Erbium	164-2						cps
Gadolinium	160-1						cps
Gadolinium	160-2						cps
Holmium	165-1				100		%
Holmium	165-2				98		%
Indium	115-1				93		%
Indium	115-2				89		%
Iron	56-2	25584.58	25583.41	25553.24	25573.74	0.07	ppb
Iron	57-2	25615.37	25585.75	25890.06	25697.06	0.65	ppb
Iron	54-2	25967.93	25986.97	25797.89	25917.59	0.40	ppb
Krypton	83-1						cps

Reviewed By:Mohan
On:12/25/2024 3:49:22 AM
Inst Id :P7

LB Number :	LB134068	Operator :	Jaswal
Lab Sample ID :	PB165834BS	Instrumnet Name :	P7
Client Sample ID :	LCS834	Dilution Factor :	1
Date & Time Acquired :	2024-12-23 12:59:23	DataFile Name :	030LCS6.d

Parameter	Mass	ConRep1	ConRep2	ConRep3	Avg. Conc.	ConcRSD	Units
Lead	206-1	2416.22	2487.23	2423.82	2442.42	1.60	ppb
Lead	207-1	2422.50	2486.65	2455.91	2455.02	1.31	ppb
Lead	208-1	2405.21	2475.29	2445.30	2441.93	1.44	ppb
Lithium	6-1				107		%
Magnesium	24-2	46250.51	46726.33	46759.24	46578.69	0.61	ppb
Manganese	55-2	4948.81	5036.65	4964.32	4983.26	0.94	ppb
Molybdenum	94-1	4827.39	4906.34	4928.54	4887.42	1.09	ppb
Molybdenum	95-1	4866.90	4891.90	4972.02	4910.27	1.12	ppb
Molybdenum	96-1	4903.02	4921.19	4956.55	4926.92	0.55	ppb
Molybdenum	97-1	4859.01	4933.10	4953.65	4915.26	1.01	ppb
Molybdenum	98-1	4846.70	4942.35	4972.08	4920.37	1.33	ppb
Neodymium	150-1						cps
Neodymium	150-2						cps
Nickel	60-2	481.74	480.86	484.10	482.24	0.35	ppb
Phosphorus	31-2	10118.54	10144.53	10084.87	10115.98	0.30	ppb
Potassium	39-2	24507.63	24653.41	24471.97	24544.34	0.39	ppb
Rhodium	103-1				92		%
Rhodium	103-2				88		%
Scandium	45-1				93		%
Scandium	45-2				87		%
Selenium	82-1	494.06	509.23	502.38	501.89	1.51	ppb
Selenium	77-2	515.27	519.94	497.73	510.98	2.29	ppb
Selenium	78-2	528.70	521.93	519.29	523.31	0.93	ppb
Silicon	28-1	501.89	504.83	513.05	506.59	1.14	ppb
Silver	107-1	516.46	522.46	531.66	523.53	1.46	ppb
Silver	109-1	518.39	522.98	535.90	525.75	1.73	ppb
Sodium	23-2	48976.80	49476.91	49386.49	49280.07	0.54	ppb
Strontium	86-1	12178.04	12645.20	12333.99	12385.74	1.92	ppb
Strontium	88-1	12116.85	12391.31	12305.78	12271.31	1.14	ppb
Sulfur	34-1	9615.01	9798.76	9877.19	9763.65	1.38	ppb
Terbium	159-1				99		%
Terbium	159-2				98		%
Thallium	203-1	488.28	492.94	485.68	488.97	0.75	ppb
Thallium	205-1	481.41	491.65	481.59	484.88	1.21	ppb
Tin	118-1	499.73	514.70	518.78	511.07	1.96	ppb
Titanium	47-1	4892.31	4998.71	5022.52	4971.18	1.39	ppb

Reviewed By:Mohan
On:12/25/2024 3:49:22 AM
Inst Id :P7

LB Number :	LB134068	Operator :	Jaswal
Lab Sample ID :	PB165834BS	Instrumnet Name :	P7
Client Sample ID :	LCS834	Dilution Factor :	1
Date & Time Acquired :	2024-12-23 12:59:23	DataFile Name :	030LCS6.d

Parameter	Mass	ConRep1	ConRep2	ConRep3	Avg. Conc.	ConcRSD	Units
Uranium	238-1	463.75	478.03	466.36	469.38	1.62	ppb
Vanadium	51-2	494.87	500.06	501.71	498.88	0.71	ppb
Yttrium	89-1				95		%
Yttrium	89-2				89		%
Zinc	66-2	5053.01	5044.58	5054.94	5050.84	0.11	ppb
Zirconium	90-1	483.26	491.89	491.48	488.88	1.00	ppb
Zirconium	91-1	481.70	489.39	501.89	491.00	2.08	ppb

Reviewed By:Mohan
On:12/25/2024 3:49:22 AM
Inst Id :P7

LB Number :	LB134068	Operator :	Jaswal
Lab Sample ID :	P5306-02DLX5	Instrumnet Name :	P7
Client Sample ID :	OU4-VSL-07-121224	Dilution Factor :	5
Date & Time Acquired :	2024-12-23 13:02:02	DataFile Name :	031SMPL.d

Parameter	Mass	ConRep1	ConRep2	ConRep3	Avg. Conc.	ConcRSD	Units
Aluminium	27-2	24920.21	24712.97	24590.30	24741.16	0.67	ppb
Antimony	121-1	0.29	0.24	0.20	0.24	19.07	ppb
Arsenic	75-2	1.42	1.36	1.52	1.43	5.58	ppb
Barium	135-1	41.88	41.89	41.99	41.92	0.14	ppb
Barium	137-1	42.35	42.44	42.82	42.54	0.58	ppb
Beryllium	9-1	0.82	0.67	0.74	0.74	10.07	ppb
Bismuth	209-1				100		%
Bismuth	209-2				99		%
Bromine	81-1						cps
Bromine	81-2						cps
Cadmium	108-1	0.31	0.34	0.25	0.30	16.00	ppb
Cadmium	106-1	1.27	1.19	1.15	1.20	5.09	ppb
Cadmium	111-1	0.26	0.23	0.20	0.23	11.65	ppb
Calcium	43-1	90026.54	90574.78	91079.54	90560.29	0.58	ppb
Calcium	44-1	88598.93	90420.31	90527.32	89848.86	1.21	ppb
Carbon	12-1						cps
Carbon	12-2						cps
Chlorine	35-1						cps
Chlorine	35-2						cps
Chromium	52-2	7.99	8.14	7.94	8.02	1.28	ppb
Cobalt	59-2	68.79	68.62	68.42	68.61	0.27	ppb
Copper	63-2	15.96	15.87	15.66	15.83	1.00	ppb
Dysprosium	156-1						cps
Dysprosium	156-2						cps
Erbium	164-1						cps
Erbium	164-2						cps
Gadolinium	160-1						cps
Gadolinium	160-2						cps
Holmium	165-1				99		%
Holmium	165-2				100		%
Indium	115-1				92		%
Indium	115-2				91		%
Iron	56-2	215397.12	215596.92	214400.37	215131.47	0.30	ppb
Iron	57-2	213764.46	213157.66	211889.26	212937.13	0.45	ppb
Iron	54-2	213914.84	218112.61	213939.39	215322.28	1.12	ppb
Krypton	83-1						cps

1111

LB Number :	LB134068	Operator :	Jaswal
Lab Sample ID :	P5306-02DLX5	Instrumnet Name :	P7
Client Sample ID :	OU4-VSL-07-121224	Dilution Factor :	5
Date & Time Acquired :	2024-12-23 13:02:02	DataFile Name :	031SMPL.d

Parameter	Mass	ConRep1	ConRep2	ConRep3	Avg. Conc.	ConcRSD	Units
Lead	206-1	1.24	1.11	1.07	1.14	8.11	ppb
Lead	207-1	1.14	1.10	1.02	1.09	5.58	ppb
Lead	208-1	1.19	1.10	1.04	1.11	6.82	ppb
Lithium	6-1				98		%
Magnesium	24-2	38914.42	38543.14	38856.31	38771.29	0.52	ppb
Manganese	55-2	3343.12	3361.54	3318.81	3341.16	0.64	ppb
Molybdenum	94-1	2.00	1.85	1.83	1.89	4.80	ppb
Molybdenum	95-1	0.76	0.61	0.53	0.64	18.35	ppb
Molybdenum	96-1	2.09	1.92	1.86	1.96	6.24	ppb
Molybdenum	97-1	0.77	0.66	0.53	0.65	18.23	ppb
Molybdenum	98-1	0.75	0.55	0.49	0.60	23.01	ppb
Neodymium	150-1						cps
Neodymium	150-2						cps
Nickel	60-2	27.51	27.49	27.15	27.38	0.74	ppb
Phosphorus	31-2	621.89	619.54	622.76	621.39	0.27	ppb
Potassium	39-2	741.41	741.35	734.89	739.22	0.51	ppb
Rhodium	103-1				88		%
Rhodium	103-2				89		%
Scandium	45-1				90		%
Scandium	45-2				88		%
Selenium	82-1	0.32	0.36	0.24	0.31	19.63	ppb
Selenium	77-2	16.42	15.15	16.24	15.94	4.32	ppb
Selenium	78-2	-0.04	1.43	0.92	0.77	96.90	ppb
Silicon	28-1	11047.89	11323.67	11335.07	11235.54	1.45	ppb
Silver	107-1	0.15	0.12	0.09	0.12	23.40	ppb
Silver	109-1	0.13	0.12	0.09	0.11	19.79	ppb
Sodium	23-2	12742.27	12706.69	12761.50	12736.82	0.22	ppb
Strontium	86-1	4048.09	4050.68	4083.22	4060.66	0.48	ppb
Strontium	88-1	4167.09	4214.13	4173.84	4185.02	0.61	ppb
Sulfur	34-1	243341.61	246619.44	245887.05	245282.70	0.70	ppb
Terbium	159-1				98		%
Terbium	159-2				98		%
Thallium	203-1	0.13	0.10	0.09	0.10	18.13	ppb
Thallium	205-1	0.11	0.10	0.09	0.10	12.55	ppb
Tin	118-1	0.28	0.25	0.24	0.25	8.05	ppb
Titanium	47-1	4.90	4.39	4.24	4.51	7.62	ppb

Reviewed By:Mohan
On:12/25/2024 3:49:22 AM
Inst Id :P7

LB Number :	LB134068	Operator :	Jaswal
Lab Sample ID :	P5306-02DLX5	Instrumnet Name :	P7
Client Sample ID :	OU4-VSL-07-121224	Dilution Factor :	5
Date & Time Acquired :	2024-12-23 13:02:02	DataFile Name :	031SMPL.d

Parameter	Mass	ConRep1	ConRep2	ConRep3	Avg. Conc.	ConcRSD	Units
Uranium	238-1	2.57	2.58	2.47	2.54	2.46	ppb
Vanadium	51-2	248.98	250.62	249.15	249.58	0.36	ppb
Yttrium	89-1				118		%
Yttrium	89-2				116		%
Zinc	66-2	248.78	246.52	248.79	248.03	0.53	ppb
Zirconium	90-1	0.72	0.71	0.70	0.71	1.51	ppb
Zirconium	91-1	0.78	0.68	0.71	0.72	7.25	ppb

Reviewed By:Mohan
On:12/25/2024 3:49:22 AM
Inst Id :P7

LB Number :	LB134068	Operator :	Jaswal
Lab Sample ID :	P5306-02DUPDLX5	Instrumnet Name :	P7
Client Sample ID :	OU4-VSL-07-121224	Dilution Factor :	5
Date & Time Acquired :	2024-12-23 13:05:13	DataFile Name :	032SMPL.d

Parameter	Mass	ConRep1	ConRep2	ConRep3	Avg. Conc.	ConcRSD	Units
Aluminium	27-2	24613.57	24702.81	24295.10	24537.16	0.87	ppb
Antimony	121-1	0.07	0.07	0.07	0.07	4.78	ppb
Arsenic	75-2	1.59	1.37	1.44	1.46	7.82	ppb
Barium	135-1	40.78	41.69	41.19	41.22	1.11	ppb
Barium	137-1	42.13	42.45	42.75	42.44	0.73	ppb
Beryllium	9-1	0.70	0.63	0.70	0.68	6.16	ppb
Bismuth	209-1				100		%
Bismuth	209-2				100		%
Bromine	81-1						cps
Bromine	81-2						cps
Cadmium	108-1	0.30	0.23	0.17	0.23	29.27	ppb
Cadmium	106-1	1.54	1.56	1.09	1.40	19.00	ppb
Cadmium	111-1	0.20	0.19	0.17	0.19	6.85	ppb
Calcium	43-1	89562.98	89045.29	88348.25	88985.51	0.69	ppb
Calcium	44-1	89562.10	88737.89	88498.75	88932.91	0.63	ppb
Carbon	12-1						cps
Carbon	12-2						cps
Chlorine	35-1						cps
Chlorine	35-2						cps
Chromium	52-2	7.70	7.81	7.82	7.77	0.83	ppb
Cobalt	59-2	67.96	68.89	68.36	68.40	0.68	ppb
Copper	63-2	15.54	15.41	15.21	15.38	1.06	ppb
Dysprosium	156-1						cps
Dysprosium	156-2						cps
Erbium	164-1						cps
Erbium	164-2						cps
Gadolinium	160-1						cps
Gadolinium	160-2						cps
Holmium	165-1				100		%
Holmium	165-2				101		%
Indium	115-1				93		%
Indium	115-2				93		%
Iron	56-2	213632.79	214765.60	213227.27	213875.22	0.37	ppb
Iron	57-2	212199.35	214301.36	213707.45	213402.72	0.51	ppb
Iron	54-2	213801.49	215773.32	214849.12	214807.98	0.46	ppb
Krypton	83-1						cps

Reviewed By:Mohan
On:12/25/2024 3:49:22 AM
Inst Id :P7

LB Number :	LB134068	Operator :	Jaswal
Lab Sample ID :	P5306-02DUPDLX5	Instrumnet Name :	P7
Client Sample ID :	OU4-VSL-07-121224	Dilution Factor :	5
Date & Time Acquired :	2024-12-23 13:05:13	DataFile Name :	032SMPL.d

Parameter	Mass	ConRep1	ConRep2	ConRep3	Avg. Conc.	ConcRSD	Units
Lead	206-1	0.89	0.88	0.90	0.89	0.86	ppb
Lead	207-1	0.82	0.84	0.79	0.82	3.21	ppb
Lead	208-1	0.85	0.85	0.82	0.84	2.29	ppb
Lithium	6-1				98		%
Magnesium	24-2	38504.19	38897.77	38391.39	38597.78	0.69	ppb
Manganese	55-2	3311.12	3356.99	3321.80	3329.97	0.72	ppb
Molybdenum	94-1	1.39	1.30	1.32	1.34	3.49	ppb
Molybdenum	95-1	0.21	0.18	0.17	0.19	10.99	ppb
Molybdenum	96-1	1.57	1.56	1.52	1.55	1.51	ppb
Molybdenum	97-1	0.23	0.20	0.16	0.19	17.10	ppb
Molybdenum	98-1	0.17	0.16	0.13	0.15	13.41	ppb
Neodymium	150-1						cps
Neodymium	150-2						cps
Nickel	60-2	27.00	27.52	27.11	27.21	0.99	ppb
Phosphorus	31-2	627.60	625.17	624.07	625.61	0.29	ppb
Potassium	39-2	728.53	743.12	735.35	735.67	0.99	ppb
Rhodium	103-1				91		%
Rhodium	103-2				91		%
Scandium	45-1				93		%
Scandium	45-2				90		%
Selenium	82-1	0.41	0.29	0.41	0.37	19.75	ppb
Selenium	77-2	14.89	14.64	17.11	15.54	8.74	ppb
Selenium	78-2	1.76	1.04	1.13	1.31	30.01	ppb
Silicon	28-1	11027.01	11057.13	10943.56	11009.23	0.53	ppb
Silver	107-1	0.04	0.03	0.04	0.04	11.71	ppb
Silver	109-1	0.04	0.04	0.04	0.04	9.03	ppb
Sodium	23-2	12612.71	12790.35	12528.32	12643.79	1.06	ppb
Strontium	86-1	4054.77	4027.59	4035.14	4039.17	0.35	ppb
Strontium	88-1	4149.42	4146.20	4154.08	4149.90	0.10	ppb
Sulfur	34-1	239219.15	241805.47	240713.00	240579.21	0.54	ppb
Terbium	159-1				100		%
Terbium	159-2				99		%
Thallium	203-1	0.05	0.05	0.05	0.05	1.24	ppb
Thallium	205-1	0.04	0.04	0.04	0.04	8.21	ppb
Tin	118-1	0.20	0.21	0.21	0.21	1.28	ppb
Titanium	47-1	3.91	3.78	3.73	3.80	2.42	ppb

Reviewed By:Mohan
On:12/25/2024 3:49:22 AM
Inst Id :P7

LB Number :	LB134068	Operator :	Jaswal
Lab Sample ID :	P5306-02DUPDLX5	Instrumnet Name :	P7
Client Sample ID :	OU4-VSL-07-121224	Dilution Factor :	5
Date & Time Acquired :	2024-12-23 13:05:13	DataFile Name :	032SMPL.d

Parameter	Mass	ConRep1	ConRep2	ConRep3	Avg. Conc.	ConcRSD	Units
Uranium	238-1	2.46	2.54	2.48	2.49	1.70	ppb
Vanadium	51-2	247.87	250.05	248.42	248.78	0.46	ppb
Yttrium	89-1				122		%
Yttrium	89-2				119		%
Zinc	66-2	245.64	248.16	246.72	246.84	0.51	ppb
Zirconium	90-1	0.62	0.60	0.59	0.60	2.36	ppb
Zirconium	91-1	0.66	0.63	0.60	0.63	4.79	ppb

Reviewed By:Mohan
On:12/25/2024 3:49:22 AM
Inst Id :P7

LB Number :	LB134068	Operator :	Jaswal
Lab Sample ID :	P5306-02LDLX25	Instrumnet Name :	P7
Client Sample ID :	OU4-VSL-07-121224L	Dilution Factor :	25
Date & Time Acquired :	2024-12-23 13:08:22	DataFile Name :	033SMPL.d

Parameter	Mass	ConRep1	ConRep2	ConRep3	Avg. Conc.	ConcRSD	Units
Aluminium	27-2	5043.27	4995.42	5026.92	5021.87	0.48	ppb
Antimony	121-1	0.03	0.03	0.02	0.03	12.87	ppb
Arsenic	75-2	0.33	0.35	0.30	0.33	6.84	ppb
Barium	135-1	8.52	8.57	8.46	8.52	0.59	ppb
Barium	137-1	8.51	8.46	8.44	8.47	0.48	ppb
Beryllium	9-1	0.14	0.17	0.16	0.15	10.38	ppb
Bismuth	209-1				106		%
Bismuth	209-2				105		%
Bromine	81-1						cps
Bromine	81-2						cps
Cadmium	108-1	0.10	-0.02	0.07	0.05	116.64	ppb
Cadmium	106-1	-1.00	-1.53	-1.29	-1.27		ppb
Cadmium	111-1	-0.06	-0.09	-0.07	-0.07		ppb
Calcium	43-1	18265.69	18882.41	19005.22	18717.77	2.12	ppb
Calcium	44-1	17761.87	17773.88	18206.99	17914.25	1.42	ppb
Carbon	12-1						cps
Carbon	12-2						cps
Chlorine	35-1						cps
Chlorine	35-2						cps
Chromium	52-2	1.67	1.58	1.62	1.62	2.68	ppb
Cobalt	59-2	14.30	13.89	14.01	14.07	1.48	ppb
Copper	63-2	3.25	3.29	3.28	3.27	0.61	ppb
Dysprosium	156-1						cps
Dysprosium	156-2						cps
Erbium	164-1						cps
Erbium	164-2						cps
Gadolinium	160-1						cps
Gadolinium	160-2						cps
Holmium	165-1				104		%
Holmium	165-2				103		%
Indium	115-1				99		%
Indium	115-2				97		%
Iron	56-2	44294.70	43914.22	44176.41	44128.44	0.44	ppb
Iron	57-2	43552.04	43213.16	43291.80	43352.33	0.41	ppb
Iron	54-2	44384.81	44277.16	43691.66	44117.88	0.85	ppb
Krypton	83-1						cps

Reviewed By:Mohan
On:12/25/2024 3:49:22 AM
Inst Id :P7

LB Number :	LB134068	Operator :	Jaswal
Lab Sample ID :	P5306-02LDLX25	Instrumnet Name :	P7
Client Sample ID :	OU4-VSL-07-121224L	Dilution Factor :	25
Date & Time Acquired :	2024-12-23 13:08:22	DataFile Name :	033SMPL.d

Parameter	Mass	ConRep1	ConRep2	ConRep3	Avg. Conc.	ConcRSD	Units
Lead	206-1	0.20	0.21	0.20	0.20	1.91	ppb
Lead	207-1	0.20	0.18	0.19	0.19	4.20	ppb
Lead	208-1	0.20	0.19	0.19	0.19	0.95	ppb
Lithium	6-1				101		%
Magnesium	24-2	7717.59	7806.84	7833.71	7786.05	0.78	ppb
Manganese	55-2	687.48	677.23	676.74	680.48	0.89	ppb
Molybdenum	94-1	0.31	0.31	0.34	0.32	5.95	ppb
Molybdenum	95-1	0.05	0.05	0.05	0.05	4.04	ppb
Molybdenum	96-1	0.38	0.38	0.37	0.38	1.93	ppb
Molybdenum	97-1	0.06	0.03	0.05	0.05	31.32	ppb
Molybdenum	98-1	0.03	0.03	0.02	0.03	8.21	ppb
Neodymium	150-1						cps
Neodymium	150-2						cps
Nickel	60-2	5.76	5.72	5.52	5.67	2.24	ppb
Phosphorus	31-2	123.51	115.11	115.16	117.92	4.10	ppb
Potassium	39-2	147.04	147.23	147.68	147.31	0.22	ppb
Rhodium	103-1				98		%
Rhodium	103-2				97		%
Scandium	45-1				97		%
Scandium	45-2				95		%
Selenium	82-1	0.23	-0.29	-0.37	-0.14		ppb
Selenium	77-2	3.84	3.39	4.15	3.80	10.06	ppb
Selenium	78-2	-0.69	-0.38	-0.87	-0.65		ppb
Silicon	28-1	2196.13	2275.42	2285.08	2252.21	2.17	ppb
Silver	107-1	0.01	0.01	0.01	0.01	24.42	ppb
Silver	109-1	0.01	0.01	0.01	0.01	11.38	ppb
Sodium	23-2	2562.85	2587.40	2553.28	2567.84	0.69	ppb
Strontium	86-1	969.57	993.24	980.48	981.10	1.21	ppb
Strontium	88-1	1002.56	1029.05	1025.42	1019.01	1.41	ppb
Sulfur	34-1	49203.96	49607.60	50188.05	49666.54	1.00	ppb
Terbium	159-1				104		%
Terbium	159-2				102		%
Thallium	203-1	0.02	0.02	0.02	0.02	18.54	ppb
Thallium	205-1	0.01	0.01	0.01	0.01	6.32	ppb
Tin	118-1	0.06	0.06	0.07	0.06	5.03	ppb
Titanium	47-1	0.76	0.76	0.72	0.74	2.87	ppb

Reviewed By:Mohan
On:12/25/2024 3:49:22 AM
Inst Id :P7

LB Number :	LB134068	Operator :	Jaswal
Lab Sample ID :	P5306-02LDLX25	Instrumnet Name :	P7
Client Sample ID :	OU4-VSL-07-121224L	Dilution Factor :	25
Date & Time Acquired :	2024-12-23 13:08:22	DataFile Name :	033SMPL.d

Parameter	Mass	ConRep1	ConRep2	ConRep3	Avg. Conc.	ConcRSD	Units
Uranium	238-1	0.47	0.49	0.47	0.48	1.91	ppb
Vanadium	51-2	50.52	50.48	50.27	50.43	0.27	ppb
Yttrium	89-1				105		%
Yttrium	89-2				102		%
Zinc	66-2	51.91	51.95	52.71	52.19	0.86	ppb
Zirconium	90-1	0.14	0.15	0.15	0.15	3.87	ppb
Zirconium	91-1	0.15	0.15	0.14	0.15	5.14	ppb

Reviewed By:Mohan
On:12/25/2024 3:49:22 AM
Inst Id :P7

LB Number :	LB134068	Operator :	Jaswal
Lab Sample ID :	P5306-02MSDLX5	Instrumnet Name :	P7
Client Sample ID :	OU4-VSL-07-121224	Dilution Factor :	5
Date & Time Acquired :	2024-12-23 13:11:31	DataFile Name :	034SMPL.d

Parameter	Mass	ConRep1	ConRep2	ConRep3	Avg. Conc.	ConcRSD	Units
Aluminium	27-2	25160.10	25210.30	25064.27	25144.89	0.30	ppb
Antimony	121-1	113.39	114.30	114.68	114.13	0.58	ppb
Arsenic	75-2	100.10	99.00	98.13	99.07	1.00	ppb
Barium	135-1	606.44	599.64	598.32	601.47	0.73	ppb
Barium	137-1	596.54	601.13	590.19	595.96	0.92	ppb
Beryllium	9-1	121.41	123.91	119.98	121.77	1.63	ppb
Bismuth	209-1				101		%
Bismuth	209-2				100		%
Bromine	81-1						cps
Bromine	81-2						cps
Cadmium	108-1	126.01	121.82	123.99	123.94	1.69	ppb
Cadmium	106-1	128.97	127.98	127.28	128.07	0.66	ppb
Cadmium	111-1	122.57	123.47	123.26	123.10	0.38	ppb
Calcium	43-1	93327.45	92761.74	92052.55	92713.92	0.69	ppb
Calcium	44-1	92517.29	93233.97	92567.03	92772.77	0.43	ppb
Carbon	12-1						cps
Carbon	12-2						cps
Chlorine	35-1						cps
Chlorine	35-2						cps
Chromium	52-2	123.42	123.99	122.87	123.43	0.45	ppb
Cobalt	59-2	182.64	183.12	182.43	182.73	0.19	ppb
Copper	63-2	1023.09	1017.47	1014.88	1018.48	0.41	ppb
Dysprosium	156-1						cps
Dysprosium	156-2						cps
Erbium	164-1						cps
Erbium	164-2						cps
Gadolinium	160-1						cps
Gadolinium	160-2						cps
Holmium	165-1				102		%
Holmium	165-2				101		%
Indium	115-1				94		%
Indium	115-2				91		%
Iron	56-2	206815.95	209318.38	207686.18	207940.17	0.61	ppb
Iron	57-2	206559.84	208698.14	206363.30	207207.09	0.62	ppb
Iron	54-2	208259.55	210353.56	209643.22	209418.78	0.51	ppb
Krypton	83-1						cps

Reviewed By:Mohan
On:12/25/2024 3:49:22 AM
Inst Id :P7

LB Number :	LB134068	Operator :	Jaswal
Lab Sample ID :	P5306-02MSDLX5	Instrumnet Name :	P7
Client Sample ID :	OU4-VSL-07-121224	Dilution Factor :	5
Date & Time Acquired :	2024-12-23 13:11:31	DataFile Name :	034SMPL.d

Parameter	Mass	ConRep1	ConRep2	ConRep3	Avg. Conc.	ConcRSD	Units
Lead	206-1	479.47	477.37	471.93	476.25	0.82	ppb
Lead	207-1	480.05	489.40	490.85	486.77	1.20	ppb
Lead	208-1	475.33	483.34	479.73	479.47	0.84	ppb
Lithium	6-1				98		%
Magnesium	24-2	44940.23	44959.32	44788.07	44895.87	0.21	ppb
Manganese	55-2	4029.52	4097.61	4051.38	4059.50	0.86	ppb
Molybdenum	94-1	592.92	601.36	595.25	596.51	0.73	ppb
Molybdenum	95-1	513.02	519.71	524.49	519.08	1.11	ppb
Molybdenum	96-1	528.10	535.11	531.79	531.67	0.66	ppb
Molybdenum	97-1	519.67	522.57	518.37	520.20	0.41	ppb
Molybdenum	98-1	513.51	520.53	517.30	517.11	0.68	ppb
Neodymium	150-1						cps
Neodymium	150-2						cps
Nickel	60-2	140.41	141.17	141.03	140.87	0.29	ppb
Phosphorus	31-2	590.30	592.55	579.58	587.48	1.18	ppb
Potassium	39-2	6111.94	6071.88	6033.71	6072.51	0.64	ppb
Rhodium	103-1				93		%
Rhodium	103-2				90		%
Scandium	45-1				95		%
Scandium	45-2				89		%
Selenium	82-1	92.77	95.76	94.46	94.33	1.59	ppb
Selenium	77-2	108.03	112.54	109.76	110.11	2.07	ppb
Selenium	78-2	95.65	104.65	100.97	100.42	4.51	ppb
Silicon	28-1	10366.20	10403.14	10359.02	10376.12	0.23	ppb
Silver	107-1	0.21	0.21	0.21	0.21	0.51	ppb
Silver	109-1	0.12	0.13	0.12	0.12	4.80	ppb
Sodium	23-2	21170.70	21224.09	20951.97	21115.59	0.68	ppb
Strontium	86-1	6014.09	6134.37	6131.80	6093.42	1.13	ppb
Strontium	88-1	6193.51	6362.18	6331.14	6295.61	1.43	ppb
Sulfur	34-1	225087.14	225095.37	225080.40	225087.64	0.00	ppb
Terbium	159-1				101		%
Terbium	159-2				99		%
Thallium	203-1	106.73	108.86	107.59	107.73	0.99	ppb
Thallium	205-1	118.50	119.05	117.08	118.21	0.86	ppb
Tin	118-1	105.79	107.45	107.28	106.84	0.86	ppb
Titanium	47-1	421.60	419.40	423.30	421.43	0.46	ppb

Reviewed By:Mohan
On:12/25/2024 3:49:22 AM
Inst Id :P7

LB Number :	LB134068	Operator :	Jaswal
Lab Sample ID :	P5306-02MSDLX5	Instrumnet Name :	P7
Client Sample ID :	OU4-VSL-07-121224	Dilution Factor :	5
Date & Time Acquired :	2024-12-23 13:11:31	DataFile Name :	034SMPL.d

Parameter	Mass	ConRep1	ConRep2	ConRep3	Avg. Conc.	ConcRSD	Units
Uranium	238-1	115.15	116.36	118.14	116.55	1.29	ppb
Vanadium	51-2	362.25	356.52	355.64	358.13	1.00	ppb
Yttrium	89-1				122		%
Yttrium	89-2				116		%
Zinc	66-2	1174.73	1180.55	1166.01	1173.76	0.62	ppb
Zirconium	90-1	92.69	95.57	94.23	94.16	1.53	ppb
Zirconium	91-1	91.74	94.25	92.86	92.95	1.35	ppb

Reviewed By:Mohan
On:12/25/2024 3:49:22 AM
Inst Id :P7

LB Number :	LB134068	Operator :	Jaswal
Lab Sample ID :	P5306-02MSDDLX5	Instrumnet Name :	P7
Client Sample ID :	OU4-VSL-07-121224	Dilution Factor :	5
Date & Time Acquired :	2024-12-23 13:14:22	DataFile Name :	035SMPL.d

Parameter	Mass	ConRep1	ConRep2	ConRep3	Avg. Conc.	ConcRSD	Units
Aluminium	27-2	24757.14	24625.31	24984.21	24788.89	0.73	ppb
Antimony	121-1	111.86	114.01	113.29	113.06	0.97	ppb
Arsenic	75-2	97.82	98.55	96.44	97.60	1.10	ppb
Barium	135-1	586.35	596.66	592.94	591.98	0.88	ppb
Barium	137-1	588.70	594.48	592.65	591.94	0.50	ppb
Beryllium	9-1	118.55	114.99	120.71	118.08	2.45	ppb
Bismuth	209-1				102		%
Bismuth	209-2				99		%
Bromine	81-1						cps
Bromine	81-2						cps
Cadmium	108-1	121.25	122.88	123.63	122.59	0.99	ppb
Cadmium	106-1	123.63	127.80	126.19	125.87	1.67	ppb
Cadmium	111-1	119.74	121.36	122.55	121.22	1.16	ppb
Calcium	43-1	93422.23	93459.48	93831.93	93571.21	0.24	ppb
Calcium	44-1	92267.31	93332.45	92969.66	92856.47	0.58	ppb
Carbon	12-1						cps
Carbon	12-2						cps
Chlorine	35-1						cps
Chlorine	35-2						cps
Chromium	52-2	120.12	120.99	121.31	120.81	0.51	ppb
Cobalt	59-2	177.41	177.63	179.14	178.06	0.53	ppb
Copper	63-2	1009.00	1007.56	1022.94	1013.17	0.84	ppb
Dysprosium	156-1						cps
Dysprosium	156-2						cps
Erbium	164-1						cps
Erbium	164-2						cps
Gadolinium	160-1						cps
Gadolinium	160-2						cps
Holmium	165-1				102		%
Holmium	165-2				100		%
Indium	115-1				95		%
Indium	115-2				91		%
Iron	56-2	203883.96	203814.73	206407.14	204701.95	0.72	ppb
Iron	57-2	202900.40	202659.38	202886.07	202815.28	0.07	ppb
Iron	54-2	205023.22	204966.55	206975.89	205655.22	0.56	ppb
Krypton	83-1						cps

Reviewed By:Mohan
On:12/25/2024 3:49:22 AM
Inst Id :P7

LB Number :	LB134068	Operator :	Jaswal
Lab Sample ID :	P5306-02MSDDLX5	Instrumnet Name :	P7
Client Sample ID :	OU4-VSL-07-121224	Dilution Factor :	5
Date & Time Acquired :	2024-12-23 13:14:22	DataFile Name :	035SMPL.d

Parameter	Mass	ConRep1	ConRep2	ConRep3	Avg. Conc.	ConcRSD	Units
Lead	206-1	485.51	469.05	475.94	476.83	1.73	ppb
Lead	207-1	485.50	477.45	483.03	482.00	0.86	ppb
Lead	208-1	480.65	470.57	481.05	477.42	1.24	ppb
Lithium	6-1				99		%
Magnesium	24-2	44284.83	43901.09	44600.89	44262.27	0.79	ppb
Manganese	55-2	3978.34	3979.74	4017.15	3991.74	0.55	ppb
Molybdenum	94-1	587.01	590.96	599.68	592.55	1.09	ppb
Molybdenum	95-1	513.48	513.77	524.78	517.34	1.25	ppb
Molybdenum	96-1	527.38	527.38	534.42	529.73	0.77	ppb
Molybdenum	97-1	510.81	517.26	529.07	519.04	1.78	ppb
Molybdenum	98-1	511.99	516.45	521.49	516.64	0.92	ppb
Neodymium	150-1						cps
Neodymium	150-2						cps
Nickel	60-2	137.27	136.96	137.43	137.22	0.17	ppb
Phosphorus	31-2	555.11	603.83	603.02	587.32	4.75	ppb
Potassium	39-2	5930.14	6027.25	6093.19	6016.86	1.36	ppb
Rhodium	103-1				92		%
Rhodium	103-2				90		%
Scandium	45-1				94		%
Scandium	45-2				90		%
Selenium	82-1	93.39	94.05	95.68	94.37	1.25	ppb
Selenium	77-2	109.70	108.89	105.22	107.94	2.21	ppb
Selenium	78-2	93.34	99.00	92.72	95.02	3.64	ppb
Silicon	28-1	10333.05	10350.36	10399.83	10361.08	0.33	ppb
Silver	107-1	0.21	0.21	0.22	0.21	3.61	ppb
Silver	109-1	0.12	0.12	0.12	0.12	1.70	ppb
Sodium	23-2	20748.07	20986.91	20939.36	20891.44	0.61	ppb
Strontium	86-1	6018.48	6092.78	6126.91	6079.39	0.91	ppb
Strontium	88-1	6241.40	6295.03	6239.16	6258.53	0.51	ppb
Sulfur	34-1	225374.10	224799.88	229491.62	226555.20	1.13	ppb
Terbium	159-1				101		%
Terbium	159-2				100		%
Thallium	203-1	107.22	106.93	107.11	107.09	0.14	ppb
Thallium	205-1	116.50	115.51	115.98	115.99	0.43	ppb
Tin	118-1	105.26	107.09	108.40	106.92	1.48	ppb
Titanium	47-1	416.12	423.34	421.33	420.27	0.89	ppb

Reviewed By:Mohan
On:12/25/2024 3:49:22 AM
Inst Id :P7

LB Number :	LB134068	Operator :	Jaswal
Lab Sample ID :	P5306-02MSDDLX5	Instrumnet Name :	P7
Client Sample ID :	OU4-VSL-07-121224	Dilution Factor :	5
Date & Time Acquired :	2024-12-23 13:14:22	DataFile Name :	035SMPL.d

Parameter	Mass	ConRep1	ConRep2	ConRep3	Avg. Conc.	ConcRSD	Units
Uranium	238-1	116.10	115.97	116.61	116.23	0.29	ppb
Vanadium	51-2	352.52	353.83	351.29	352.55	0.36	ppb
Yttrium	89-1				121		%
Yttrium	89-2				115		%
Zinc	66-2	1155.11	1159.26	1164.55	1159.64	0.41	ppb
Zirconium	90-1	91.96	94.34	93.72	93.34	1.33	ppb
Zirconium	91-1	90.70	91.43	93.82	91.98	1.77	ppb

Reviewed By:Mohan
On:12/25/2024 3:49:22 AM
Inst Id :P7

LB Number :	LB134068	Operator :	Jaswal
Lab Sample ID :	P5306-02ADLX5	Instrumnet Name :	P7
Client Sample ID :	OU4-VSL-07-121224A	Dilution Factor :	5
Date & Time Acquired :	2024-12-23 13:17:16	DataFile Name :	036SMPL.d

Parameter	Mass	ConRep1	ConRep2	ConRep3	Avg. Conc.	ConcRSD	Units
Aluminium	27-2	24758.91	25136.71	24873.70	24923.11	0.78	ppb
Antimony	121-1	113.14	114.95	114.83	114.31	0.89	ppb
Arsenic	75-2	96.56	99.59	97.46	97.87	1.59	ppb
Barium	135-1	582.35	607.30	603.04	597.56	2.23	ppb
Barium	137-1	592.08	607.36	610.72	603.39	1.65	ppb
Beryllium	9-1	119.79	121.50	122.49	121.26	1.13	ppb
Bismuth	209-1				103		%
Bismuth	209-2				100		%
Bromine	81-1						cps
Bromine	81-2						cps
Cadmium	108-1	120.58	124.20	122.50	122.43	1.48	ppb
Cadmium	106-1	125.27	128.07	126.21	126.52	1.13	ppb
Cadmium	111-1	120.79	124.53	123.18	122.83	1.54	ppb
Calcium	43-1	91445.87	93972.60	94974.65	93464.37	1.95	ppb
Calcium	44-1	92375.13	94454.39	94854.70	93894.74	1.42	ppb
Carbon	12-1						cps
Carbon	12-2						cps
Chlorine	35-1						cps
Chlorine	35-2						cps
Chromium	52-2	122.61	123.64	122.12	122.79	0.63	ppb
Cobalt	59-2	188.83	187.88	180.45	185.72	2.47	ppb
Copper	63-2	1027.28	1031.94	1019.31	1026.18	0.62	ppb
Dysprosium	156-1						cps
Dysprosium	156-2						cps
Erbium	164-1						cps
Erbium	164-2						cps
Gadolinium	160-1						cps
Gadolinium	160-2						cps
Holmium	165-1				102		%
Holmium	165-2				101		%
Indium	115-1				95		%
Indium	115-2				93		%
Iron	56-2	209577.69	208656.92	207087.48	208440.70	0.60	ppb
Iron	57-2	208243.06	209148.94	204173.18	207188.39	1.28	ppb
Iron	54-2	210480.13	209537.93	207265.61	209094.56	0.79	ppb
Krypton	83-1						cps

Reviewed By:Mohan
On:12/25/2024 3:49:22 AM
Inst Id :P7

LB Number :	LB134068	Operator :	Jaswal
Lab Sample ID :	P5306-02ADLX5	Instrumnet Name :	P7
Client Sample ID :	OU4-VSL-07-121224A	Dilution Factor :	5
Date & Time Acquired :	2024-12-23 13:17:16	DataFile Name :	036SMPL.d

Parameter	Mass	ConRep1	ConRep2	ConRep3	Avg. Conc.	ConcRSD	Units
Lead	206-1	476.02	485.48	488.23	483.24	1.32	ppb
Lead	207-1	490.52	496.73	490.99	492.75	0.70	ppb
Lead	208-1	481.42	487.80	488.07	485.77	0.77	ppb
Lithium	6-1				98		%
Magnesium	24-2	44323.96	45067.84	44792.59	44728.13	0.84	ppb
Manganese	55-2	4102.25	4087.36	4046.55	4078.72	0.71	ppb
Molybdenum	94-1	598.76	606.36	600.43	601.85	0.66	ppb
Molybdenum	95-1	527.26	526.53	529.39	527.73	0.28	ppb
Molybdenum	96-1	538.17	540.80	532.54	537.17	0.79	ppb
Molybdenum	97-1	528.03	530.79	524.52	527.78	0.60	ppb
Molybdenum	98-1	519.83	529.94	526.37	525.38	0.98	ppb
Neodymium	150-1						cps
Neodymium	150-2						cps
Nickel	60-2	142.67	141.05	139.16	140.96	1.25	ppb
Phosphorus	31-2	591.95	594.62	591.97	592.85	0.26	ppb
Potassium	39-2	6094.58	5990.86	6135.47	6073.63	1.23	ppb
Rhodium	103-1				92		%
Rhodium	103-2				91		%
Scandium	45-1				94		%
Scandium	45-2				90		%
Selenium	82-1	94.16	95.21	95.48	94.95	0.73	ppb
Selenium	77-2	103.15	107.55	114.92	108.54	5.48	ppb
Selenium	78-2	97.24	98.45	97.05	97.58	0.78	ppb
Silicon	28-1	10026.18	10544.23	10684.06	10418.16	3.33	ppb
Silver	107-1	0.23	0.22	0.21	0.22	3.96	ppb
Silver	109-1	0.13	0.12	0.13	0.13	5.94	ppb
Sodium	23-2	20751.77	21200.74	21073.79	21008.77	1.10	ppb
Strontium	86-1	6109.52	6104.63	6146.79	6120.31	0.38	ppb
Strontium	88-1	6294.30	6291.40	6383.56	6323.09	0.83	ppb
Sulfur	34-1	221611.89	229403.25	230950.15	227321.76	2.20	ppb
Terbium	159-1				101		%
Terbium	159-2				100		%
Thallium	203-1	107.10	107.57	108.34	107.67	0.58	ppb
Thallium	205-1	115.51	117.29	116.31	116.37	0.77	ppb
Tin	118-1	106.75	108.21	108.61	107.86	0.91	ppb
Titanium	47-1	414.63	431.62	434.36	426.87	2.50	ppb

Reviewed By:Mohan
On:12/25/2024 3:49:22 AM
Inst Id :P7

LB Number :	LB134068	Operator :	Jaswal
Lab Sample ID :	P5306-02ADLX5	Instrumnet Name :	P7
Client Sample ID :	OU4-VSL-07-121224A	Dilution Factor :	5
Date & Time Acquired :	2024-12-23 13:17:16	DataFile Name :	036SMPL.d

Parameter	Mass	ConRep1	ConRep2	ConRep3	Avg. Conc.	ConcRSD	Units
Uranium	238-1	114.20	115.71	115.97	115.30	0.83	ppb
Vanadium	51-2	363.90	356.27	361.81	360.66	1.09	ppb
Yttrium	89-1				121		%
Yttrium	89-2				116		%
Zinc	66-2	1183.10	1193.66	1185.11	1187.29	0.47	ppb
Zirconium	90-1	94.24	95.67	95.32	95.08	0.78	ppb
Zirconium	91-1	93.14	93.79	93.93	93.62	0.45	ppb

Reviewed By:Mohan
On:12/25/2024 3:49:22 AM
Inst Id :P7

LB Number :	LB134068	Operator :	Jaswal
Lab Sample ID :	CCV042	Instrumnet Name :	P7
Client Sample ID :	CCV042	Dilution Factor :	1
Date & Time Acquired :	2024-12-23 13:20:07	DataFile Name :	037CCV.d

Parameter	Mass	ConRep1	ConRep2	ConRep3	Avg. Conc.	ConcRSD	Units
Aluminium	27-2	50822.60	51386.56	51023.46	51077.54	0.56	ppb
Antimony	121-1	506.80	503.08	515.52	508.47	1.26	ppb
Arsenic	75-2	499.18	491.17	493.71	494.69	0.83	ppb
Barium	135-1	2550.59	2548.25	2589.90	2562.91	0.91	ppb
Barium	137-1	2588.22	2567.76	2616.76	2590.91	0.95	ppb
Beryllium	9-1	495.26	510.83	503.85	503.31	1.55	ppb
Bismuth	209-1				98		%
Bismuth	209-2				95		%
Bromine	81-1						cps
Bromine	81-2						cps
Cadmium	108-1	496.55	485.86	503.45	495.29	1.79	ppb
Cadmium	106-1	494.78	491.06	507.92	497.92	1.78	ppb
Cadmium	111-1	478.41	472.90	485.46	478.92	1.31	ppb
Calcium	43-1	255792.67	258248.10	267257.53	260432.77	2.32	ppb
Calcium	44-1	256635.32	257245.81	267178.08	260353.07	2.27	ppb
Carbon	12-1						cps
Carbon	12-2						cps
Chlorine	35-1						cps
Chlorine	35-2						cps
Chromium	52-2	504.57	511.41	503.74	506.57	0.83	ppb
Cobalt	59-2	483.03	494.02	493.01	490.02	1.24	ppb
Copper	63-2	4809.15	4887.43	4858.66	4851.75	0.82	ppb
Dysprosium	156-1						cps
Dysprosium	156-2						cps
Erbium	164-1						cps
Erbium	164-2						cps
Gadolinium	160-1						cps
Gadolinium	160-2						cps
Holmium	165-1				99		%
Holmium	165-2				99		%
Indium	115-1				89		%
Indium	115-2				86		%
Iron	56-2	130081.09	130552.50	129277.11	129970.23	0.50	ppb
Iron	57-2	129832.98	129808.32	128803.17	129481.49	0.45	ppb
Iron	54-2	129872.23	130279.32	130956.11	130369.22	0.42	ppb
Krypton	83-1						cps

Reviewed By:Mohan
On:12/25/2024 3:49:22 AM
Inst Id :P7

LB Number :	LB134068	Operator :	Jaswal
Lab Sample ID :	CCV042	Instrumnet Name :	P7
Client Sample ID :	CCV042	Dilution Factor :	1
Date & Time Acquired :	2024-12-23 13:20:07	DataFile Name :	037CCV.d

Parameter	Mass	ConRep1	ConRep2	ConRep3	Avg. Conc.	ConcRSD	Units
Lead	206-1	2520.40	2575.37	2551.96	2549.24	1.08	ppb
Lead	207-1	2522.67	2565.37	2594.15	2560.73	1.40	ppb
Lead	208-1	2538.18	2566.07	2572.76	2559.00	0.72	ppb
Lithium	6-1				97		%
Magnesium	24-2	240984.62	243046.30	240815.79	241615.57	0.51	ppb
Manganese	55-2	5024.26	5031.97	5005.87	5020.70	0.27	ppb
Molybdenum	94-1	5083.90	5145.31	5216.64	5148.62	1.29	ppb
Molybdenum	95-1	5083.95	5152.26	5240.68	5158.96	1.52	ppb
Molybdenum	96-1	5101.94	5117.56	5243.55	5154.35	1.51	ppb
Molybdenum	97-1	5071.95	5087.72	5202.21	5120.63	1.39	ppb
Molybdenum	98-1	5080.08	5114.37	5171.98	5122.15	0.91	ppb
Neodymium	150-1						cps
Neodymium	150-2						cps
Nickel	60-2	467.49	474.38	466.92	469.60	0.88	ppb
Phosphorus	31-2	10026.40	10110.79	10131.98	10089.72	0.55	ppb
Potassium	39-2	124743.07	127233.76	126401.17	126126.00	1.01	ppb
Rhodium	103-1				85		%
Rhodium	103-2				84		%
Scandium	45-1				89		%
Scandium	45-2				87		%
Selenium	82-1	478.78	486.61	496.25	487.22	1.80	ppb
Selenium	77-2	503.61	462.48	476.49	480.86	4.35	ppb
Selenium	78-2	497.07	491.42	490.76	493.08	0.70	ppb
Silicon	28-1	204.55	208.43	217.79	210.26	3.24	ppb
Silver	107-1	501.98	487.09	510.10	499.72	2.34	ppb
Silver	109-1	492.22	489.80	500.03	494.02	1.08	ppb
Sodium	23-2	248446.65	249296.91	250104.51	249282.69	0.33	ppb
Strontium	86-1	12661.39	12742.48	12908.54	12770.80	0.99	ppb
Strontium	88-1	12686.33	12901.75	12843.00	12810.36	0.87	ppb
Sulfur	34-1	9261.57	9585.75	10019.56	9622.29	3.95	ppb
Terbium	159-1				98		%
Terbium	159-2				97		%
Thallium	203-1	509.21	516.29	506.07	510.53	1.03	ppb
Thallium	205-1	507.96	511.87	513.19	511.00	0.53	ppb
Tin	118-1	508.03	499.32	515.43	507.60	1.59	ppb
Titanium	47-1	4949.07	5043.17	5169.32	5053.86	2.19	ppb

Reviewed By:Mohan
On:12/25/2024 3:49:22 AM
Inst Id :P7

LB Number :	LB134068	Operator :	Jaswal
Lab Sample ID :	CCV042	Instrumnet Name :	P7
Client Sample ID :	CCV042	Dilution Factor :	1
Date & Time Acquired :	2024-12-23 13:20:07	DataFile Name :	037CCV.d

Parameter	Mass	ConRep1	ConRep2	ConRep3	Avg. Conc.	ConcRSD	Units
Uranium	238-1	492.72	514.55	508.46	505.24	2.23	ppb
Vanadium	51-2	512.64	511.62	522.68	515.65	1.19	ppb
Yttrium	89-1				92		%
Yttrium	89-2				90		%
Zinc	66-2	4761.34	4816.23	4772.19	4783.25	0.61	ppb
Zirconium	90-1	505.98	507.82	515.87	509.89	1.03	ppb
Zirconium	91-1	503.94	512.15	522.22	512.77	1.79	ppb

Reviewed By:Mohan
On:12/25/2024 3:49:22 AM
Inst Id :P7

LB Number :	LB134068	Operator :	Jaswal
Lab Sample ID :	CCB042	Instrumnet Name :	P7
Client Sample ID :	CCB042	Dilution Factor :	1
Date & Time Acquired :	2024-12-23 13:23:36	DataFile Name :	038CCBE.d

Parameter	Mass	ConRep1	ConRep2	ConRep3	Avg. Conc.	ConcRSD	Units
Aluminium	27-2	3.35	2.88	2.71	2.98	11.10	ppb
Antimony	121-1	0.18	0.17	0.14	0.16	12.32	ppb
Arsenic	75-2	0.03	0.01	0.03	0.02	50.41	ppb
Barium	135-1	0.26	0.25	0.22	0.24	9.52	ppb
Barium	137-1	0.27	0.24	0.20	0.24	14.10	ppb
Beryllium	9-1	0.11	0.10	0.07	0.09	21.88	ppb
Bismuth	209-1				108		%
Bismuth	209-2				106		%
Bromine	81-1						cps
Bromine	81-2						cps
Cadmium	108-1	0.13	0.18	-0.02	0.10	103.13	ppb
Cadmium	106-1	-1.85	-1.51	-1.93	-1.76		ppb
Cadmium	111-1	-0.08	-0.05	-0.09	-0.07		ppb
Calcium	43-1	32.22	27.73	20.10	26.68	22.97	ppb
Calcium	44-1	27.72	25.91	20.81	24.81	14.45	ppb
Carbon	12-1						cps
Carbon	12-2						cps
Chlorine	35-1						cps
Chlorine	35-2						cps
Chromium	52-2	0.01	0.01	0.03	0.02	68.45	ppb
Cobalt	59-2	0.03	0.03	0.02	0.03	20.05	ppb
Copper	63-2	0.39	0.33	0.29	0.34	15.90	ppb
Dysprosium	156-1						cps
Dysprosium	156-2						cps
Erbium	164-1						cps
Erbium	164-2						cps
Gadolinium	160-1						cps
Gadolinium	160-2						cps
Holmium	165-1				101		%
Holmium	165-2				101		%
Indium	115-1				97		%
Indium	115-2				95		%
Iron	56-2	11.06	10.36	9.28	10.24	8.76	ppb
Iron	57-2	10.03	11.07	8.65	9.92	12.22	ppb
Iron	54-2	12.01	10.58	8.72	10.44	15.77	ppb
Krypton	83-1						cps

Reviewed By:Mohan
On:12/25/2024 3:49:22 AM
Inst Id :P7

LB Number :	LB134068	Operator :	Jaswal
Lab Sample ID :	CCB042	Instrumnet Name :	P7
Client Sample ID :	CCB042	Dilution Factor :	1
Date & Time Acquired :	2024-12-23 13:23:36	DataFile Name :	038CCBE.d

Parameter	Mass	ConRep1	ConRep2	ConRep3	Avg. Conc.	ConcRSD	Units
Lead	206-1	0.30	0.26	0.24	0.27	11.62	ppb
Lead	207-1	0.31	0.28	0.23	0.28	15.50	ppb
Lead	208-1	0.30	0.27	0.24	0.27	12.33	ppb
Lithium	6-1				107		%
Magnesium	24-2	15.83	14.68	13.91	14.81	6.55	ppb
Manganese	55-2	0.38	0.36	0.30	0.34	12.01	ppb
Molybdenum	94-1	0.69	0.59	0.47	0.58	18.62	ppb
Molybdenum	95-1	0.64	0.55	0.44	0.55	18.59	ppb
Molybdenum	96-1	0.61	0.56	0.48	0.55	11.85	ppb
Molybdenum	97-1	0.62	0.54	0.49	0.55	12.02	ppb
Molybdenum	98-1	0.62	0.56	0.47	0.55	13.36	ppb
Neodymium	150-1						cps
Neodymium	150-2						cps
Nickel	60-2	0.07	-0.01	0.02	0.03	142.98	ppb
Phosphorus	31-2	-12.08	-12.92	-11.04	-12.01		ppb
Potassium	39-2	8.95	8.74	6.35	8.01	18.03	ppb
Rhodium	103-1				96		%
Rhodium	103-2				95		%
Scandium	45-1				94		%
Scandium	45-2				89		%
Selenium	82-1	-0.22	-0.25	-0.04	-0.17		ppb
Selenium	77-2	0.01	0.01	-0.16	-0.04		ppb
Selenium	78-2	-0.67	-0.98	-0.68	-0.78		ppb
Silicon	28-1	-13.30	-12.81	-12.17	-12.76		ppb
Silver	107-1	0.08	0.08	0.06	0.07	14.77	ppb
Silver	109-1	0.09	0.07	0.06	0.07	17.63	ppb
Sodium	23-2	26.85	25.66	23.99	25.50	5.63	ppb
Strontium	86-1	0.92	0.58	0.34	0.61	47.01	ppb
Strontium	88-1	1.46	1.42	1.21	1.36	9.77	ppb
Sulfur	34-1	-539.91	-528.72	-489.83	-519.49		ppb
Terbium	159-1				102		%
Terbium	159-2				100		%
Thallium	203-1	0.06	0.06	0.05	0.06	8.40	ppb
Thallium	205-1	0.07	0.06	0.06	0.06	10.97	ppb
Tin	118-1	0.08	0.06	0.06	0.07	14.16	ppb
Titanium	47-1	0.59	0.52	0.39	0.50	20.12	ppb

Reviewed By:Mohan
On:12/25/2024 3:49:22 AM
Inst Id :P7

LB Number :	LB134068	Operator :	Jaswal
Lab Sample ID :	CCB042	Instrumnet Name :	P7
Client Sample ID :	CCB042	Dilution Factor :	1
Date & Time Acquired :	2024-12-23 13:23:36	DataFile Name :	038CCBE.d

Parameter	Mass	ConRep1	ConRep2	ConRep3	Avg. Conc.	ConcRSD	Units
Uranium	238-1	0.05	0.05	0.04	0.05	11.84	ppb
Vanadium	51-2	0.03	0.04	0.03	0.03	15.07	ppb
Yttrium	89-1				96		%
Yttrium	89-2				93		%
Zinc	66-2	0.30	0.32	0.34	0.32	6.11	ppb
Zirconium	90-1	0.06	0.06	0.05	0.06	8.24	ppb
Zirconium	91-1	0.06	0.07	0.05	0.06	17.56	ppb

Reviewed By:Mohan
On:12/25/2024 3:49:22 AM
Inst Id :P7

LB Number :	LB134068	Operator :	Jaswal
Lab Sample ID :	P5306-04DLX5	Instrumnet Name :	P7
Client Sample ID :	OU4-VSL-08-121224	Dilution Factor :	5
Date & Time Acquired :	2024-12-23 13:27:13	DataFile Name :	039SMPL.d

Parameter	Mass	ConRep1	ConRep2	ConRep3	Avg. Conc.	ConcRSD	Units
Aluminium	27-2	30341.01	30279.89	30025.33	30215.41	0.55	ppb
Antimony	121-1	0.07	0.08	0.08	0.08	5.68	ppb
Arsenic	75-2	1.83	1.53	1.64	1.67	8.86	ppb
Barium	135-1	37.70	38.45	39.13	38.43	1.86	ppb
Barium	137-1	38.63	39.28	39.42	39.11	1.07	ppb
Beryllium	9-1	0.39	0.41	0.37	0.39	4.96	ppb
Bismuth	209-1				102		%
Bismuth	209-2				101		%
Bromine	81-1						cps
Bromine	81-2						cps
Cadmium	108-1	0.12	0.18	0.20	0.17	24.71	ppb
Cadmium	106-1	1.58	0.48	0.09	0.72	107.29	ppb
Cadmium	111-1	0.21	0.13	0.10	0.15	40.42	ppb
Calcium	43-1	58313.05	58914.28	58621.01	58616.11	0.51	ppb
Calcium	44-1	57893.34	58376.31	59687.34	58652.33	1.58	ppb
Carbon	12-1						cps
Carbon	12-2						cps
Chlorine	35-1						cps
Chlorine	35-2						cps
Chromium	52-2	12.92	13.01	12.98	12.97	0.36	ppb
Cobalt	59-2	60.16	60.51	60.99	60.55	0.69	ppb
Copper	63-2	27.39	27.48	27.06	27.31	0.81	ppb
Dysprosium	156-1						cps
Dysprosium	156-2						cps
Erbium	164-1						cps
Erbium	164-2						cps
Gadolinium	160-1						cps
Gadolinium	160-2						cps
Holmium	165-1				101		%
Holmium	165-2				100		%
Indium	115-1				94		%
Indium	115-2				91		%
Iron	56-2	173128.03	173833.97	174325.32	173762.44	0.35	ppb
Iron	57-2	171795.34	172544.94	172812.78	172384.35	0.31	ppb
Iron	54-2	173571.86	173959.49	174606.75	174046.03	0.30	ppb
Krypton	83-1						cps

Reviewed By:Mohan
On:12/25/2024 3:49:22 AM
Inst Id :P7

LB Number :	LB134068	Operator :	Jaswal
Lab Sample ID :	P5306-04DLX5	Instrumnet Name :	P7
Client Sample ID :	OU4-VSL-08-121224	Dilution Factor :	5
Date & Time Acquired :	2024-12-23 13:27:13	DataFile Name :	039SMPL.d

Parameter	Mass	ConRep1	ConRep2	ConRep3	Avg. Conc.	ConcRSD	Units
Lead	206-1	1.46	1.46	1.50	1.47	1.61	ppb
Lead	207-1	1.35	1.32	1.42	1.37	3.53	ppb
Lead	208-1	1.40	1.41	1.47	1.43	2.54	ppb
Lithium	6-1				101		%
Magnesium	24-2	42531.18	42529.86	42488.81	42516.62	0.06	ppb
Manganese	55-2	1893.84	1895.10	1920.09	1903.01	0.78	ppb
Molybdenum	94-1	1.12	1.16	1.10	1.13	2.72	ppb
Molybdenum	95-1	0.11	0.12	0.13	0.12	6.12	ppb
Molybdenum	96-1	1.22	1.26	1.20	1.23	2.43	ppb
Molybdenum	97-1	0.14	0.12	0.13	0.13	7.90	ppb
Molybdenum	98-1	0.10	0.09	0.11	0.10	8.07	ppb
Neodymium	150-1						cps
Neodymium	150-2						cps
Nickel	60-2	54.45	55.24	54.70	54.80	0.73	ppb
Phosphorus	31-2	1191.92	1239.18	1203.75	1211.62	2.03	ppb
Potassium	39-2	864.51	872.28	877.15	871.31	0.73	ppb
Rhodium	103-1				91		%
Rhodium	103-2				90		%
Scandium	45-1				92		%
Scandium	45-2				87		%
Selenium	82-1	0.46	0.47	0.52	0.48	6.45	ppb
Selenium	77-2	11.50	12.14	14.72	12.78	13.33	ppb
Selenium	78-2	1.24	0.98	0.70	0.97	27.88	ppb
Silicon	28-1	9565.37	9718.09	9829.80	9704.42	1.37	ppb
Silver	107-1	0.04	0.04	0.04	0.04	6.60	ppb
Silver	109-1	0.03	0.04	0.03	0.03	4.19	ppb
Sodium	23-2	21446.28	21557.65	21478.67	21494.20	0.27	ppb
Strontium	86-1	3319.48	3341.92	3368.14	3343.18	0.73	ppb
Strontium	88-1	3447.30	3509.76	3446.31	3467.79	1.05	ppb
Sulfur	34-1	223144.65	223959.74	228521.81	225208.73	1.29	ppb
Terbium	159-1				99		%
Terbium	159-2				98		%
Thallium	203-1	0.04	0.04	0.04	0.04	8.91	ppb
Thallium	205-1	0.04	0.04	0.04	0.04	6.53	ppb
Tin	118-1	0.19	0.19	0.20	0.20	4.04	ppb
Titanium	47-1	6.11	5.98	6.18	6.09	1.66	ppb

Reviewed By:Mohan
On:12/25/2024 3:49:22 AM
Inst Id :P7

LB Number :	LB134068	Operator :	Jaswal
Lab Sample ID :	P5306-04DLX5	Instrumnet Name :	P7
Client Sample ID :	OU4-VSL-08-121224	Dilution Factor :	5
Date & Time Acquired :	2024-12-23 13:27:13	DataFile Name :	039SMPL.d

Parameter	Mass	ConRep1	ConRep2	ConRep3	Avg. Conc.	ConcRSD	Units
Uranium	238-1	2.19	2.21	2.20	2.20	0.32	ppb
Vanadium	51-2	255.16	256.88	253.39	255.14	0.68	ppb
Yttrium	89-1				114		%
Yttrium	89-2				109		%
Zinc	66-2	298.38	295.90	297.34	297.21	0.42	ppb
Zirconium	90-1	0.51	0.53	0.53	0.52	2.76	ppb
Zirconium	91-1	0.54	0.59	0.55	0.56	4.97	ppb

Reviewed By:Mohan
On:12/25/2024 3:49:22 AM
Inst Id :P7

LB Number :	LB134068	Operator :	Jaswal
Lab Sample ID :	P5306-06DLX5	Instrumnet Name :	P7
Client Sample ID :	OU4-VSL-09-121224	Dilution Factor :	5
Date & Time Acquired :	2024-12-23 13:30:23	DataFile Name :	040SMPL.d

Parameter	Mass	ConRep1	ConRep2	ConRep3	Avg. Conc.	ConcRSD	Units
Aluminium	27-2	16450.85	16157.02	16106.91	16238.26	1.14	ppb
Antimony	121-1	0.05	0.05	0.04	0.05	11.59	ppb
Arsenic	75-2	1.90	1.67	1.77	1.78	6.52	ppb
Barium	135-1	40.93	41.31	40.91	41.05	0.55	ppb
Barium	137-1	42.03	42.50	42.44	42.32	0.60	ppb
Beryllium	9-1	0.47	0.47	0.48	0.47	1.34	ppb
Bismuth	209-1				102		%
Bismuth	209-2				99		%
Bromine	81-1						cps
Bromine	81-2						cps
Cadmium	108-1	0.18	0.27	0.15	0.20	31.50	ppb
Cadmium	106-1	1.14	1.30	1.72	1.39	21.90	ppb
Cadmium	111-1	0.16	0.15	0.18	0.16	10.83	ppb
Calcium	43-1	103743.82	103797.84	104375.09	103972.25	0.34	ppb
Calcium	44-1	102369.91	103091.88	103835.76	103099.18	0.71	ppb
Carbon	12-1						cps
Carbon	12-2						cps
Chlorine	35-1						cps
Chlorine	35-2						cps
Chromium	52-2	4.28	4.28	4.20	4.25	1.15	ppb
Cobalt	59-2	56.92	56.80	56.07	56.60	0.81	ppb
Copper	63-2	3.63	3.62	3.67	3.64	0.67	ppb
Dysprosium	156-1						cps
Dysprosium	156-2						cps
Erbium	164-1						cps
Erbium	164-2						cps
Gadolinium	160-1						cps
Gadolinium	160-2						cps
Holmium	165-1				101		%
Holmium	165-2				101		%
Indium	115-1				94		%
Indium	115-2				90		%
Iron	56-2	222593.02	220707.51	219942.28	221080.93	0.62	ppb
Iron	57-2	220638.49	219116.83	218385.61	219380.31	0.52	ppb
Iron	54-2	221771.23	220844.52	220989.56	221201.77	0.23	ppb
Krypton	83-1						cps

Reviewed By:Mohan
On:12/25/2024 3:49:22 AM
Inst Id :P7

LB Number :	LB134068	Operator :	Jaswal
Lab Sample ID :	P5306-06DLX5	Instrumnet Name :	P7
Client Sample ID :	OU4-VSL-09-121224	Dilution Factor :	5
Date & Time Acquired :	2024-12-23 13:30:23	DataFile Name :	040SMPL.d

Parameter	Mass	ConRep1	ConRep2	ConRep3	Avg. Conc.	ConcRSD	Units
Lead	206-1	0.47	0.46	0.46	0.46	1.04	ppb
Lead	207-1	0.41	0.41	0.42	0.42	1.94	ppb
Lead	208-1	0.43	0.43	0.43	0.43	0.33	ppb
Lithium	6-1				99		%
Magnesium	24-2	34371.41	33916.65	33952.33	34080.13	0.74	ppb
Manganese	55-2	3652.96	3621.56	3632.81	3635.78	0.44	ppb
Molybdenum	94-1	0.97	0.91	0.96	0.95	3.24	ppb
Molybdenum	95-1	0.15	0.14	0.14	0.14	3.11	ppb
Molybdenum	96-1	1.44	1.43	1.39	1.42	1.71	ppb
Molybdenum	97-1	0.17	0.13	0.14	0.15	13.86	ppb
Molybdenum	98-1	0.11	0.11	0.09	0.10	9.24	ppb
Neodymium	150-1						cps
Neodymium	150-2						cps
Nickel	60-2	18.33	18.30	18.25	18.29	0.20	ppb
Phosphorus	31-2	134.68	142.43	142.81	139.98	3.28	ppb
Potassium	39-2	663.11	663.46	657.13	661.23	0.54	ppb
Rhodium	103-1				90		%
Rhodium	103-2				89		%
Scandium	45-1				91		%
Scandium	45-2				86		%
Selenium	82-1	0.63	0.22	0.41	0.42	48.85	ppb
Selenium	77-2	13.79	13.71	16.03	14.51	9.08	ppb
Selenium	78-2	1.13	1.79	1.13	1.35	27.96	ppb
Silicon	28-1	9349.72	9576.15	9463.49	9463.12	1.20	ppb
Silver	107-1	0.02	0.02	0.02	0.02	4.71	ppb
Silver	109-1	0.03	0.03	0.03	0.03	7.02	ppb
Sodium	23-2	9564.76	9584.83	9509.36	9552.99	0.41	ppb
Strontium	86-1	5138.82	5229.99	5171.21	5180.01	0.89	ppb
Strontium	88-1	5332.00	5376.98	5403.06	5370.68	0.67	ppb
Sulfur	34-1	230293.72	231176.59	233261.88	231577.40	0.66	ppb
Terbium	159-1				100		%
Terbium	159-2				99		%
Thallium	203-1	0.04	0.03	0.03	0.03	13.28	ppb
Thallium	205-1	0.03	0.04	0.03	0.03	4.15	ppb
Tin	118-1	0.17	0.20	0.17	0.18	9.37	ppb
Titanium	47-1	2.53	2.61	2.67	2.60	2.78	ppb

Reviewed By:Mohan
On:12/25/2024 3:49:22 AM
Inst Id :P7

LB Number :	LB134068	Operator :	Jaswal
Lab Sample ID :	P5306-06DLX5	Instrumnet Name :	P7
Client Sample ID :	OU4-VSL-09-121224	Dilution Factor :	5
Date & Time Acquired :	2024-12-23 13:30:23	DataFile Name :	040SMPL.d

Parameter	Mass	ConRep1	ConRep2	ConRep3	Avg. Conc.	ConcRSD	Units
Uranium	238-1	4.14	4.21	4.17	4.17	0.84	ppb
Vanadium	51-2	292.96	292.71	291.21	292.29	0.32	ppb
Yttrium	89-1				120		%
Yttrium	89-2				117		%
Zinc	66-2	234.69	234.24	232.80	233.91	0.42	ppb
Zirconium	90-1	0.40	0.41	0.39	0.40	1.70	ppb
Zirconium	91-1	0.39	0.41	0.39	0.40	2.67	ppb

Reviewed By:Mohan
On:12/25/2024 3:49:22 AM
Inst Id :P7

LB Number :	LB134068	Operator :	Jaswal
Lab Sample ID :	P5306-08DLX5	Instrumnet Name :	P7
Client Sample ID :	OU4-VSL-10-121224	Dilution Factor :	5
Date & Time Acquired :	2024-12-23 13:33:31	DataFile Name :	041SMPL.d

Parameter	Mass	ConRep1	ConRep2	ConRep3	Avg. Conc.	ConcRSD	Units
Aluminium	27-2	21416.53	21294.77	21160.09	21290.47	0.60	ppb
Antimony	121-1	0.04	0.03	0.04	0.04	2.43	ppb
Arsenic	75-2	1.13	1.21	1.16	1.17	3.69	ppb
Barium	135-1	35.95	37.10	37.49	36.85	2.18	ppb
Barium	137-1	36.64	37.65	37.99	37.43	1.88	ppb
Beryllium	9-1	0.65	0.63	0.74	0.68	8.45	ppb
Bismuth	209-1				103		%
Bismuth	209-2				103		%
Bromine	81-1						cps
Bromine	81-2						cps
Cadmium	108-1	0.22	0.32	0.15	0.23	38.42	ppb
Cadmium	106-1	1.05	1.21	1.18	1.15	7.37	ppb
Cadmium	111-1	0.12	0.12	0.14	0.13	9.22	ppb
Calcium	43-1	75378.92	79253.12	78509.81	77713.95	2.65	ppb
Calcium	44-1	75272.05	77522.18	78288.79	77027.68	2.04	ppb
Carbon	12-1						cps
Carbon	12-2						cps
Chlorine	35-1						cps
Chlorine	35-2						cps
Chromium	52-2	5.61	5.62	5.41	5.55	2.11	ppb
Cobalt	59-2	67.50	67.06	65.45	66.67	1.62	ppb
Copper	63-2	13.42	13.35	13.00	13.26	1.69	ppb
Dysprosium	156-1						cps
Dysprosium	156-2						cps
Erbium	164-1						cps
Erbium	164-2						cps
Gadolinium	160-1						cps
Gadolinium	160-2						cps
Holmium	165-1				103		%
Holmium	165-2				103		%
Indium	115-1				97		%
Indium	115-2				93		%
Iron	56-2	207037.66	203329.49	198832.36	203066.51	2.02	ppb
Iron	57-2	202602.12	200057.29	195285.65	199315.02	1.86	ppb
Iron	54-2	205933.47	202749.64	199006.29	202563.13	1.71	ppb
Krypton	83-1						cps

Reviewed By:Mohan
On:12/25/2024 3:49:22 AM
Inst Id :P7

LB Number :	LB134068	Operator :	Jaswal
Lab Sample ID :	P5306-08DLX5	Instrumnet Name :	P7
Client Sample ID :	OU4-VSL-10-121224	Dilution Factor :	5
Date & Time Acquired :	2024-12-23 13:33:31	DataFile Name :	041SMPL.d

Parameter	Mass	ConRep1	ConRep2	ConRep3	Avg. Conc.	ConcRSD	Units
Lead	206-1	0.57	0.59	0.59	0.58	2.15	ppb
Lead	207-1	0.51	0.55	0.53	0.53	4.10	ppb
Lead	208-1	0.54	0.55	0.57	0.55	2.35	ppb
Lithium	6-1				99		%
Magnesium	24-2	31091.50	30799.39	29874.77	30588.56	2.08	ppb
Manganese	55-2	3090.63	3064.31	2991.01	3048.65	1.69	ppb
Molybdenum	94-1	1.58	1.61	1.60	1.60	1.11	ppb
Molybdenum	95-1	0.09	0.10	0.09	0.09	8.28	ppb
Molybdenum	96-1	1.40	1.44	1.41	1.42	1.59	ppb
Molybdenum	97-1	0.09	0.09	0.09	0.09	1.36	ppb
Molybdenum	98-1	0.05	0.05	0.06	0.06	8.37	ppb
Neodymium	150-1						cps
Neodymium	150-2						cps
Nickel	60-2	16.59	16.31	15.88	16.26	2.22	ppb
Phosphorus	31-2	469.64	490.81	490.60	483.68	2.51	ppb
Potassium	39-2	729.12	708.08	696.86	711.35	2.30	ppb
Rhodium	103-1				94		%
Rhodium	103-2				93		%
Scandium	45-1				95		%
Scandium	45-2				92		%
Selenium	82-1	0.70	0.78	0.35	0.61	37.07	ppb
Selenium	77-2	13.96	15.12	13.50	14.19	5.87	ppb
Selenium	78-2	0.05	0.89	0.67	0.53	81.18	ppb
Silicon	28-1	11006.82	11600.56	11601.87	11403.08	3.01	ppb
Silver	107-1	0.03	0.03	0.02	0.03	8.38	ppb
Silver	109-1	0.02	0.02	0.02	0.02	7.42	ppb
Sodium	23-2	10721.17	10600.88	10286.91	10536.32	2.13	ppb
Strontium	86-1	3831.09	3940.36	3898.05	3889.83	1.42	ppb
Strontium	88-1	3967.29	4095.35	4018.19	4026.94	1.60	ppb
Sulfur	34-1	209052.52	212422.78	216256.93	212577.41	1.70	ppb
Terbium	159-1				103		%
Terbium	159-2				101		%
Thallium	203-1	0.03	0.03	0.02	0.03	20.02	ppb
Thallium	205-1	0.03	0.03	0.03	0.03	4.95	ppb
Tin	118-1	0.22	0.23	0.24	0.23	4.09	ppb
Titanium	47-1	3.88	3.96	3.95	3.93	1.16	ppb

Reviewed By:Mohan
On:12/25/2024 3:49:22 AM
Inst Id :P7

LB Number :	LB134068	Operator :	Jaswal
Lab Sample ID :	P5306-08DLX5	Instrumnet Name :	P7
Client Sample ID :	OU4-VSL-10-121224	Dilution Factor :	5
Date & Time Acquired :	2024-12-23 13:33:31	DataFile Name :	041SMPL.d

Parameter	Mass	ConRep1	ConRep2	ConRep3	Avg. Conc.	ConcRSD	Units
Uranium	238-1	2.18	2.29	2.32	2.26	3.25	ppb
Vanadium	51-2	220.96	216.66	212.36	216.66	1.98	ppb
Yttrium	89-1				123		%
Yttrium	89-2				119		%
Zinc	66-2	248.46	244.83	238.68	243.99	2.03	ppb
Zirconium	90-1	0.79	0.83	0.82	0.81	2.33	ppb
Zirconium	91-1	0.84	0.83	0.86	0.84	1.60	ppb

Reviewed By:Mohan
On:12/25/2024 3:49:22 AM
Inst Id :P7

LB Number :	LB134068	Operator :	Jaswal
Lab Sample ID :	P5306-10DLX5	Instrumnet Name :	P7
Client Sample ID :	OU4-VSL-11-121224	Dilution Factor :	5
Date & Time Acquired :	2024-12-23 13:36:42	DataFile Name :	042SMPL.d

Parameter	Mass	ConRep1	ConRep2	ConRep3	Avg. Conc.	ConcRSD	Units
Aluminium	27-2	19943.39	19554.93	19535.99	19678.10	1.17	ppb
Antimony	121-1	0.03	0.03	0.04	0.03	7.54	ppb
Arsenic	75-2	1.19	1.37	1.14	1.24	9.47	ppb
Barium	135-1	37.04	37.22	37.03	37.10	0.28	ppb
Barium	137-1	37.63	37.70	37.99	37.77	0.50	ppb
Beryllium	9-1	0.66	0.67	0.62	0.65	3.70	ppb
Bismuth	209-1				103		%
Bismuth	209-2				101		%
Bromine	81-1						cps
Bromine	81-2						cps
Cadmium	108-1	0.25	0.19	0.07	0.17	51.89	ppb
Cadmium	106-1	2.09	1.16	0.16	1.14	85.25	ppb
Cadmium	111-1	0.22	0.16	0.07	0.15	48.66	ppb
Calcium	43-1	91642.10	92268.36	94501.54	92804.00	1.62	ppb
Calcium	44-1	92197.26	92067.53	93377.95	92547.58	0.78	ppb
Carbon	12-1						cps
Carbon	12-2						cps
Chlorine	35-1						cps
Chlorine	35-2						cps
Chromium	52-2	4.77	4.69	4.71	4.72	0.88	ppb
Cobalt	59-2	61.77	62.28	62.01	62.02	0.41	ppb
Copper	63-2	10.18	10.14	10.06	10.13	0.63	ppb
Dysprosium	156-1						cps
Dysprosium	156-2						cps
Erbium	164-1						cps
Erbium	164-2						cps
Gadolinium	160-1						cps
Gadolinium	160-2						cps
Holmium	165-1				103		%
Holmium	165-2				102		%
Indium	115-1				96		%
Indium	115-2				94		%
Iron	56-2	199442.42	199109.54	198319.73	198957.23	0.29	ppb
Iron	57-2	198958.67	197696.92	197454.56	198036.72	0.41	ppb
Iron	54-2	197647.46	200106.06	198883.17	198878.90	0.62	ppb
Krypton	83-1						cps

Reviewed By:Mohan
On:12/25/2024 3:49:22 AM
Inst Id :P7

LB Number :	LB134068	Operator :	Jaswal
Lab Sample ID :	P5306-10DLX5	Instrumnet Name :	P7
Client Sample ID :	OU4-VSL-11-121224	Dilution Factor :	5
Date & Time Acquired :	2024-12-23 13:36:42	DataFile Name :	042SMPL.d

Parameter	Mass	ConRep1	ConRep2	ConRep3	Avg. Conc.	ConcRSD	Units
Lead	206-1	0.42	0.44	0.45	0.44	3.54	ppb
Lead	207-1	0.42	0.41	0.43	0.42	3.05	ppb
Lead	208-1	0.41	0.42	0.43	0.42	2.14	ppb
Lithium	6-1				99		%
Magnesium	24-2	31195.97	31151.49	31267.62	31205.02	0.19	ppb
Manganese	55-2	3473.13	3524.35	3476.25	3491.24	0.82	ppb
Molybdenum	94-1	1.28	1.30	1.33	1.30	1.90	ppb
Molybdenum	95-1	0.09	0.08	0.09	0.08	9.30	ppb
Molybdenum	96-1	1.30	1.33	1.34	1.33	1.50	ppb
Molybdenum	97-1	0.08	0.09	0.09	0.08	7.14	ppb
Molybdenum	98-1	0.04	0.03	0.04	0.04	3.21	ppb
Neodymium	150-1						cps
Neodymium	150-2						cps
Nickel	60-2	15.64	15.70	15.11	15.48	2.10	ppb
Phosphorus	31-2	379.76	377.14	371.07	375.99	1.19	ppb
Potassium	39-2	701.48	698.63	702.09	700.73	0.26	ppb
Rhodium	103-1				93		%
Rhodium	103-2				91		%
Scandium	45-1				94		%
Scandium	45-2				89		%
Selenium	82-1	0.55	0.44	0.62	0.54	17.56	ppb
Selenium	77-2	12.70	14.76	13.91	13.79	7.48	ppb
Selenium	78-2	0.75	1.52	1.29	1.19	33.13	ppb
Silicon	28-1	10100.80	10126.58	10297.81	10175.06	1.05	ppb
Silver	107-1	0.03	0.02	0.02	0.02	12.65	ppb
Silver	109-1	0.02	0.02	0.02	0.02	13.72	ppb
Sodium	23-2	9442.34	9334.84	9376.62	9384.60	0.58	ppb
Strontium	86-1	4296.39	4307.92	4356.72	4320.35	0.74	ppb
Strontium	88-1	4446.71	4478.94	4485.33	4470.33	0.46	ppb
Sulfur	34-1	217978.55	219476.73	220839.28	219431.52	0.65	ppb
Terbium	159-1				102		%
Terbium	159-2				100		%
Thallium	203-1	0.02	0.03	0.02	0.02	12.78	ppb
Thallium	205-1	0.02	0.02	0.02	0.02	4.07	ppb
Tin	118-1	0.17	0.19	0.18	0.18	5.47	ppb
Titanium	47-1	3.34	3.25	3.34	3.31	1.56	ppb

Reviewed By:Mohan
On:12/25/2024 3:49:22 AM
Inst Id :P7

LB Number :	LB134068	Operator :	Jaswal
Lab Sample ID :	P5306-10DLX5	Instrumnet Name :	P7
Client Sample ID :	OU4-VSL-11-121224	Dilution Factor :	5
Date & Time Acquired :	2024-12-23 13:36:42	DataFile Name :	042SMPL.d

Parameter	Mass	ConRep1	ConRep2	ConRep3	Avg. Conc.	ConcRSD	Units
Uranium	238-1	2.39	2.42	2.46	2.42	1.40	ppb
Vanadium	51-2	217.72	217.93	217.33	217.66	0.14	ppb
Yttrium	89-1				123		%
Yttrium	89-2				116		%
Zinc	66-2	231.93	233.00	230.87	231.94	0.46	ppb
Zirconium	90-1	0.64	0.63	0.64	0.64	0.97	ppb
Zirconium	91-1	0.64	0.63	0.67	0.65	2.96	ppb

Reviewed By:Mohan
On:12/25/2024 3:49:22 AM
Inst Id :P7

LB Number :	LB134068	Operator :	Jaswal
Lab Sample ID :	P5306-12DLX5	Instrumnet Name :	P7
Client Sample ID :	OU4-VSL-12-121224	Dilution Factor :	5
Date & Time Acquired :	2024-12-23 13:39:49	DataFile Name :	043SMPL.d

Parameter	Mass	ConRep1	ConRep2	ConRep3	Avg. Conc.	ConcRSD	Units
Aluminium	27-2	33149.76	33315.41	33424.27	33296.48	0.42	ppb
Antimony	121-1	0.02	0.02	0.02	0.02	5.31	ppb
Arsenic	75-2	1.52	1.73	1.53	1.59	7.54	ppb
Barium	135-1	32.15	32.79	32.85	32.60	1.18	ppb
Barium	137-1	32.98	33.26	33.56	33.27	0.88	ppb
Beryllium	9-1	0.16	0.16	0.19	0.17	11.87	ppb
Bismuth	209-1				103		%
Bismuth	209-2				101		%
Bromine	81-1						cps
Bromine	81-2						cps
Cadmium	108-1	0.10	0.19	0.27	0.18	44.65	ppb
Cadmium	106-1	0.67	0.99	0.14	0.60	71.41	ppb
Cadmium	111-1	0.14	0.15	0.07	0.12	33.65	ppb
Calcium	43-1	46705.09	48033.90	47080.00	47273.00	1.45	ppb
Calcium	44-1	45936.82	47791.84	47651.25	47126.63	2.19	ppb
Carbon	12-1						cps
Carbon	12-2						cps
Chlorine	35-1						cps
Chlorine	35-2						cps
Chromium	52-2	16.24	16.06	16.17	16.16	0.57	ppb
Cobalt	59-2	55.50	55.67	55.56	55.58	0.15	ppb
Copper	63-2	31.34	31.39	31.30	31.34	0.15	ppb
Dysprosium	156-1						cps
Dysprosium	156-2						cps
Erbium	164-1						cps
Erbium	164-2						cps
Gadolinium	160-1						cps
Gadolinium	160-2						cps
Holmium	165-1				103		%
Holmium	165-2				103		%
Indium	115-1				98		%
Indium	115-2				93		%
Iron	56-2	152645.70	151617.41	152207.30	152156.80	0.34	ppb
Iron	57-2	151417.07	148999.56	151420.64	150612.42	0.93	ppb
Iron	54-2	152102.18	151487.03	152214.20	151934.47	0.26	ppb
Krypton	83-1						cps

Reviewed By:Mohan
On:12/25/2024 3:49:22 AM
Inst Id :P7

LB Number :	LB134068	Operator :	Jaswal
Lab Sample ID :	P5306-12DLX5	Instrumnet Name :	P7
Client Sample ID :	OU4-VSL-12-121224	Dilution Factor :	5
Date & Time Acquired :	2024-12-23 13:39:49	DataFile Name :	043SMPL.d

Parameter	Mass	ConRep1	ConRep2	ConRep3	Avg. Conc.	ConcRSD	Units
Lead	206-1	1.41	1.41	1.40	1.41	0.36	ppb
Lead	207-1	1.31	1.29	1.31	1.30	0.97	ppb
Lead	208-1	1.34	1.35	1.36	1.35	0.52	ppb
Lithium	6-1				99		%
Magnesium	24-2	44661.35	44709.52	44440.36	44603.74	0.32	ppb
Manganese	55-2	1212.08	1200.70	1208.55	1207.11	0.48	ppb
Molybdenum	94-1	0.88	0.91	0.97	0.92	4.91	ppb
Molybdenum	95-1	0.07	0.06	0.08	0.07	15.86	ppb
Molybdenum	96-1	1.07	1.14	1.12	1.11	3.23	ppb
Molybdenum	97-1	0.10	0.10	0.09	0.10	7.65	ppb
Molybdenum	98-1	0.06	0.06	0.06	0.06	2.46	ppb
Neodymium	150-1						cps
Neodymium	150-2						cps
Nickel	60-2	72.18	71.57	72.47	72.07	0.64	ppb
Phosphorus	31-2	1164.80	1188.36	1193.25	1182.14	1.29	ppb
Potassium	39-2	901.30	902.46	894.29	899.35	0.49	ppb
Rhodium	103-1				95		%
Rhodium	103-2				92		%
Scandium	45-1				97		%
Scandium	45-2				92		%
Selenium	82-1	0.98	0.52	0.45	0.65	44.10	ppb
Selenium	77-2	13.33	14.13	11.67	13.04	9.64	ppb
Selenium	78-2	1.64	1.96	1.11	1.57	27.27	ppb
Silicon	28-1	8555.19	8810.15	8933.19	8766.18	2.20	ppb
Silver	107-1	0.04	0.04	0.04	0.04	9.12	ppb
Silver	109-1	0.03	0.04	0.04	0.04	17.21	ppb
Sodium	23-2	23296.63	23243.30	23292.86	23277.60	0.13	ppb
Strontium	86-1	2909.46	3043.07	3047.78	3000.10	2.62	ppb
Strontium	88-1	3058.82	3118.86	3094.82	3090.83	0.98	ppb
Sulfur	34-1	213474.15	220269.68	222484.38	218742.73	2.15	ppb
Terbium	159-1				103		%
Terbium	159-2				100		%
Thallium	203-1	0.02	0.03	0.03	0.03	5.65	ppb
Thallium	205-1	0.02	0.03	0.02	0.02	13.22	ppb
Tin	118-1	0.12	0.13	0.14	0.13	4.72	ppb
Titanium	47-1	3.99	3.95	4.21	4.05	3.46	ppb

Reviewed By:Mohan
On:12/25/2024 3:49:22 AM
Inst Id :P7

LB Number :	LB134068	Operator :	Jaswal
Lab Sample ID :	P5306-12DLX5	Instrumnet Name :	P7
Client Sample ID :	OU4-VSL-12-121224	Dilution Factor :	5
Date & Time Acquired :	2024-12-23 13:39:49	DataFile Name :	043SMPL.d

Parameter	Mass	ConRep1	ConRep2	ConRep3	Avg. Conc.	ConcRSD	Units
Uranium	238-1	2.08	2.12	2.15	2.12	1.74	ppb
Vanadium	51-2	279.63	278.20	277.44	278.42	0.40	ppb
Yttrium	89-1				117		%
Yttrium	89-2				111		%
Zinc	66-2	297.75	298.50	300.13	298.80	0.41	ppb
Zirconium	90-1	0.42	0.44	0.45	0.44	3.12	ppb
Zirconium	91-1	0.42	0.49	0.44	0.45	7.82	ppb

Reviewed By:Mohan
On:12/25/2024 3:49:22 AM
Inst Id :P7

LB Number :	LB134068	Operator :	Jaswal
Lab Sample ID :	P5306-14DLX5	Instrumnet Name :	P7
Client Sample ID :	OU4-VSL-13-121224	Dilution Factor :	5
Date & Time Acquired :	2024-12-23 13:43:00	DataFile Name :	044SMPL.d

Parameter	Mass	ConRep1	ConRep2	ConRep3	Avg. Conc.	ConcRSD	Units
Aluminium	27-2	25015.33	24952.41	25238.78	25068.84	0.60	ppb
Antimony	121-1	0.02	0.03	0.02	0.03	5.88	ppb
Arsenic	75-2	1.78	1.72	1.92	1.81	5.62	ppb
Barium	135-1	35.42	35.55	35.37	35.45	0.27	ppb
Barium	137-1	35.93	36.27	35.86	36.02	0.60	ppb
Beryllium	9-1	0.21	0.26	0.23	0.23	11.34	ppb
Bismuth	209-1				103		%
Bismuth	209-2				102		%
Bromine	81-1						cps
Bromine	81-2						cps
Cadmium	108-1	0.16	0.07	0.23	0.16	52.10	ppb
Cadmium	106-1	0.74	1.23	0.44	0.80	49.80	ppb
Cadmium	111-1	0.13	0.15	0.10	0.12	21.88	ppb
Calcium	43-1	57403.87	58680.01	60849.69	58977.85	2.95	ppb
Calcium	44-1	58406.80	57850.28	58345.42	58200.83	0.52	ppb
Carbon	12-1						cps
Carbon	12-2						cps
Chlorine	35-1						cps
Chlorine	35-2						cps
Chromium	52-2	14.82	14.58	14.66	14.69	0.85	ppb
Cobalt	59-2	59.08	58.77	58.20	58.68	0.76	ppb
Copper	63-2	27.88	27.68	27.90	27.82	0.42	ppb
Dysprosium	156-1						cps
Dysprosium	156-2						cps
Erbium	164-1						cps
Erbium	164-2						cps
Gadolinium	160-1						cps
Gadolinium	160-2						cps
Holmium	165-1				103		%
Holmium	165-2				102		%
Indium	115-1				98		%
Indium	115-2				94		%
Iron	56-2	172806.33	173775.23	173776.33	173452.63	0.32	ppb
Iron	57-2	172894.01	170748.04	171514.10	171718.72	0.63	ppb
Iron	54-2	175392.69	174443.76	174502.73	174779.73	0.30	ppb
Krypton	83-1						cps

Reviewed By:Mohan
On:12/25/2024 3:49:22 AM
Inst Id :P7

LB Number :	LB134068	Operator :	Jaswal
Lab Sample ID :	P5306-14DLX5	Instrumnet Name :	P7
Client Sample ID :	OU4-VSL-13-121224	Dilution Factor :	5
Date & Time Acquired :	2024-12-23 13:43:00	DataFile Name :	044SMPL.d

Parameter	Mass	ConRep1	ConRep2	ConRep3	Avg. Conc.	ConcRSD	Units
Lead	206-1	1.06	1.03	1.04	1.04	1.10	ppb
Lead	207-1	0.97	0.98	0.97	0.97	0.57	ppb
Lead	208-1	1.01	0.99	1.02	1.01	1.30	ppb
Lithium	6-1				98		%
Magnesium	24-2	43503.63	43625.02	43862.44	43663.70	0.42	ppb
Manganese	55-2	1669.06	1651.99	1663.10	1661.39	0.52	ppb
Molybdenum	94-1	1.02	1.04	1.09	1.05	3.30	ppb
Molybdenum	95-1	0.10	0.09	0.08	0.09	9.48	ppb
Molybdenum	96-1	1.22	1.29	1.28	1.27	3.21	ppb
Molybdenum	97-1	0.11	0.10	0.12	0.11	9.50	ppb
Molybdenum	98-1	0.07	0.07	0.07	0.07	1.44	ppb
Neodymium	150-1						cps
Neodymium	150-2						cps
Nickel	60-2	63.84	64.18	63.62	63.88	0.44	ppb
Phosphorus	31-2	1062.81	1056.83	1050.00	1056.55	0.61	ppb
Potassium	39-2	929.41	922.67	920.25	924.11	0.51	ppb
Rhodium	103-1				95		%
Rhodium	103-2				93		%
Scandium	45-1				96		%
Scandium	45-2				91		%
Selenium	82-1	0.44	0.22	0.40	0.35	32.70	ppb
Selenium	77-2	14.57	12.17	13.18	13.31	9.06	ppb
Selenium	78-2	1.75	1.74	1.41	1.63	11.79	ppb
Silicon	28-1	9386.20	9507.33	9542.57	9478.70	0.87	ppb
Silver	107-1	0.03	0.04	0.03	0.03	18.01	ppb
Silver	109-1	0.03	0.04	0.03	0.03	14.96	ppb
Sodium	23-2	26858.81	26611.12	26609.08	26693.00	0.54	ppb
Strontium	86-1	3558.24	3591.31	3621.02	3590.19	0.87	ppb
Strontium	88-1	3691.70	3690.44	3718.20	3700.11	0.42	ppb
Sulfur	34-1	218781.99	217439.42	217838.94	218020.12	0.32	ppb
Terbium	159-1				102		%
Terbium	159-2				101		%
Thallium	203-1	0.02	0.03	0.02	0.02	20.75	ppb
Thallium	205-1	0.02	0.02	0.02	0.02	7.93	ppb
Tin	118-1	0.48	0.49	0.48	0.48	0.55	ppb
Titanium	47-1	5.22	5.21	5.56	5.33	3.74	ppb

Reviewed By:Mohan
On:12/25/2024 3:49:22 AM
Inst Id :P7

LB Number :	LB134068	Operator :	Jaswal
Lab Sample ID :	P5306-14DLX5	Instrumnet Name :	P7
Client Sample ID :	OU4-VSL-13-121224	Dilution Factor :	5
Date & Time Acquired :	2024-12-23 13:43:00	DataFile Name :	044SMPL.d

Parameter	Mass	ConRep1	ConRep2	ConRep3	Avg. Conc.	ConcRSD	Units
Uranium	238-1	2.11	2.14	2.13	2.12	0.78	ppb
Vanadium	51-2	270.00	270.64	270.25	270.30	0.12	ppb
Yttrium	89-1				118		%
Yttrium	89-2				112		%
Zinc	66-2	291.90	286.19	287.93	288.68	1.01	ppb
Zirconium	90-1	0.48	0.49	0.48	0.49	0.84	ppb
Zirconium	91-1	0.49	0.45	0.49	0.48	4.88	ppb

Reviewed By:Mohan
On:12/25/2024 3:49:22 AM
Inst Id :P7

LB Number :	LB134068	Operator :	Jaswal
Lab Sample ID :	P5306-16DLX5	Instrumnet Name :	P7
Client Sample ID :	OU4-VSL-14-121224	Dilution Factor :	5
Date & Time Acquired :	2024-12-23 13:46:07	DataFile Name :	045SMPL.d

Parameter	Mass	ConRep1	ConRep2	ConRep3	Avg. Conc.	ConcRSD	Units
Aluminium	27-2	32836.29	32636.49	32275.02	32582.60	0.87	ppb
Antimony	121-1	0.49	0.49	0.50	0.49	1.74	ppb
Arsenic	75-2	1.48	1.57	1.45	1.50	3.99	ppb
Barium	135-1	34.53	35.23	35.75	35.17	1.74	ppb
Barium	137-1	35.44	35.64	36.09	35.72	0.93	ppb
Beryllium	9-1	0.21	0.20	0.24	0.22	8.25	ppb
Bismuth	209-1				103		%
Bismuth	209-2				101		%
Bromine	81-1						cps
Bromine	81-2						cps
Cadmium	108-1	0.23	0.17	0.33	0.24	31.22	ppb
Cadmium	106-1	1.52	1.11	0.54	1.06	46.32	ppb
Cadmium	111-1	0.20	0.18	0.14	0.17	17.07	ppb
Calcium	43-1	45352.00	45689.24	45579.15	45540.13	0.38	ppb
Calcium	44-1	45536.34	45413.69	45427.93	45459.32	0.15	ppb
Carbon	12-1						cps
Carbon	12-2						cps
Chlorine	35-1						cps
Chlorine	35-2						cps
Chromium	52-2	16.39	16.38	16.24	16.34	0.50	ppb
Cobalt	59-2	54.69	54.94	54.92	54.85	0.25	ppb
Copper	63-2	30.87	30.87	30.71	30.82	0.30	ppb
Dysprosium	156-1						cps
Dysprosium	156-2						cps
Erbium	164-1						cps
Erbium	164-2						cps
Gadolinium	160-1						cps
Gadolinium	160-2						cps
Holmium	165-1				103		%
Holmium	165-2				102		%
Indium	115-1				98		%
Indium	115-2				94		%
Iron	56-2	136788.05	137743.63	137029.87	137187.18	0.36	ppb
Iron	57-2	135604.87	135860.75	135298.79	135588.14	0.21	ppb
Iron	54-2	136014.08	137879.15	137900.78	137264.67	0.79	ppb
Krypton	83-1						cps

Reviewed By:Mohan
On:12/25/2024 3:49:22 AM
Inst Id :P7

LB Number :	LB134068	Operator :	Jaswal
Lab Sample ID :	P5306-16DLX5	Instrumnet Name :	P7
Client Sample ID :	OU4-VSL-14-121224	Dilution Factor :	5
Date & Time Acquired :	2024-12-23 13:46:07	DataFile Name :	045SMPL.d

Parameter	Mass	ConRep1	ConRep2	ConRep3	Avg. Conc.	ConcRSD	Units
Lead	206-1	2.08	2.10	2.13	2.10	1.26	ppb
Lead	207-1	1.91	1.98	1.92	1.93	1.98	ppb
Lead	208-1	1.99	2.05	2.03	2.02	1.46	ppb
Lithium	6-1				99		%
Magnesium	24-2	45156.82	45061.52	44770.21	44996.18	0.45	ppb
Manganese	55-2	1311.30	1329.90	1318.15	1319.78	0.71	ppb
Molybdenum	94-1	0.76	0.74	0.79	0.76	3.22	ppb
Molybdenum	95-1	0.09	0.09	0.08	0.09	7.62	ppb
Molybdenum	96-1	1.03	1.07	1.03	1.04	2.26	ppb
Molybdenum	97-1	0.10	0.11	0.11	0.11	7.29	ppb
Molybdenum	98-1	0.07	0.09	0.07	0.08	10.72	ppb
Neodymium	150-1						cps
Neodymium	150-2						cps
Nickel	60-2	66.86	66.69	67.42	66.99	0.57	ppb
Phosphorus	31-2	837.74	785.48	809.14	810.79	3.23	ppb
Potassium	39-2	866.18	868.04	866.48	866.90	0.12	ppb
Rhodium	103-1				96		%
Rhodium	103-2				93		%
Scandium	45-1				97		%
Scandium	45-2				93		%
Selenium	82-1	0.26	0.02	0.39	0.23	83.62	ppb
Selenium	77-2	14.17	12.86	13.11	13.38	5.18	ppb
Selenium	78-2	1.29	0.79	1.76	1.28	38.14	ppb
Silicon	28-1	8410.30	8428.20	8492.43	8443.64	0.51	ppb
Silver	107-1	0.04	0.04	0.04	0.04	2.21	ppb
Silver	109-1	0.04	0.04	0.04	0.04	4.31	ppb
Sodium	23-2	21678.36	21734.47	21519.00	21643.94	0.52	ppb
Strontium	86-1	2628.27	2651.71	2648.63	2642.87	0.48	ppb
Strontium	88-1	2724.15	2725.32	2739.74	2729.74	0.32	ppb
Sulfur	34-1	225830.35	222094.50	224557.79	224160.88	0.85	ppb
Terbium	159-1				103		%
Terbium	159-2				102		%
Thallium	203-1	0.03	0.02	0.03	0.03	20.02	ppb
Thallium	205-1	0.03	0.02	0.03	0.03	6.39	ppb
Tin	118-1	0.48	0.49	0.50	0.49	2.65	ppb
Titanium	47-1	5.30	5.01	5.27	5.19	3.09	ppb

Reviewed By:Mohan
On:12/25/2024 3:49:22 AM
Inst Id :P7

LB Number :	LB134068	Operator :	Jaswal
Lab Sample ID :	P5306-16DLX5	Instrumnet Name :	P7
Client Sample ID :	OU4-VSL-14-121224	Dilution Factor :	5
Date & Time Acquired :	2024-12-23 13:46:07	DataFile Name :	045SMPL.d

Parameter	Mass	ConRep1	ConRep2	ConRep3	Avg. Conc.	ConcRSD	Units
Uranium	238-1	1.97	2.06	2.07	2.03	2.68	ppb
Vanadium	51-2	267.84	268.73	269.11	268.56	0.24	ppb
Yttrium	89-1				117		%
Yttrium	89-2				112		%
Zinc	66-2	291.07	293.49	290.58	291.71	0.54	ppb
Zirconium	90-1	0.34	0.36	0.33	0.34	3.74	ppb
Zirconium	91-1	0.32	0.35	0.35	0.34	5.16	ppb

Reviewed By:Mohan
On:12/25/2024 3:49:22 AM
Inst Id :P7

LB Number :	LB134068	Operator :	Jaswal
Lab Sample ID :	P5306-18DLX5	Instrumnet Name :	P7
Client Sample ID :	OU4-VSL-06R-121224	Dilution Factor :	5
Date & Time Acquired :	2024-12-23 13:49:18	DataFile Name :	046SMPL.d

Parameter	Mass	ConRep1	ConRep2	ConRep3	Avg. Conc.	ConcRSD	Units
Aluminium	27-2	20275.73	19972.40	19833.34	20027.16	1.13	ppb
Antimony	121-1	2.21	2.26	2.28	2.25	1.57	ppb
Arsenic	75-2	1.48	1.52	1.56	1.52	2.71	ppb
Barium	135-1	39.20	39.93	40.34	39.82	1.45	ppb
Barium	137-1	39.76	40.67	40.62	40.35	1.26	ppb
Beryllium	9-1	0.49	0.52	0.44	0.48	9.32	ppb
Bismuth	209-1				104		%
Bismuth	209-2				102		%
Bromine	81-1						cps
Bromine	81-2						cps
Cadmium	108-1	0.13	0.22	0.31	0.22	41.10	ppb
Cadmium	106-1	1.64	1.34	1.22	1.40	15.35	ppb
Cadmium	111-1	0.17	0.15	0.17	0.16	7.78	ppb
Calcium	43-1	87692.53	87411.98	88360.49	87821.67	0.55	ppb
Calcium	44-1	87103.53	87221.65	87340.56	87221.91	0.14	ppb
Carbon	12-1						cps
Carbon	12-2						cps
Chlorine	35-1						cps
Chlorine	35-2						cps
Chromium	52-2	8.51	8.50	8.38	8.47	0.90	ppb
Cobalt	59-2	63.07	62.09	61.92	62.36	1.00	ppb
Copper	63-2	16.99	16.74	16.58	16.77	1.23	ppb
Dysprosium	156-1						cps
Dysprosium	156-2						cps
Erbium	164-1						cps
Erbium	164-2						cps
Gadolinium	160-1						cps
Gadolinium	160-2						cps
Holmium	165-1				104		%
Holmium	165-2				101		%
Indium	115-1				97		%
Indium	115-2				93		%
Iron	56-2	199116.84	198609.51	198581.95	198769.43	0.15	ppb
Iron	57-2	201700.29	197770.10	195865.34	198445.25	1.50	ppb
Iron	54-2	204138.13	200068.12	197156.36	200454.20	1.75	ppb
Krypton	83-1						cps

Reviewed By:Mohan
On:12/25/2024 3:49:22 AM
Inst Id :P7

LB Number :	LB134068	Operator :	Jaswal
Lab Sample ID :	P5306-18DLX5	Instrumnet Name :	P7
Client Sample ID :	OU4-VSL-06R-121224	Dilution Factor :	5
Date & Time Acquired :	2024-12-23 13:49:18	DataFile Name :	046SMPL.d

Parameter	Mass	ConRep1	ConRep2	ConRep3	Avg. Conc.	ConcRSD	Units
Lead	206-1	0.60	0.58	0.62	0.60	3.42	ppb
Lead	207-1	0.57	0.54	0.54	0.55	3.18	ppb
Lead	208-1	0.57	0.57	0.58	0.57	1.13	ppb
Lithium	6-1				99		%
Magnesium	24-2	37630.96	36992.86	36892.30	37172.04	1.08	ppb
Manganese	55-2	3037.18	2999.10	2983.86	3006.71	0.91	ppb
Molybdenum	94-1	1.05	1.03	1.04	1.04	0.80	ppb
Molybdenum	95-1	0.11	0.11	0.11	0.11	2.29	ppb
Molybdenum	96-1	1.38	1.30	1.34	1.34	2.81	ppb
Molybdenum	97-1	0.09	0.12	0.12	0.11	12.62	ppb
Molybdenum	98-1	0.06	0.06	0.07	0.06	8.25	ppb
Neodymium	150-1						cps
Neodymium	150-2						cps
Nickel	60-2	35.98	35.63	35.03	35.55	1.35	ppb
Phosphorus	31-2	352.40	360.38	357.53	356.77	1.13	ppb
Potassium	39-2	869.66	853.16	845.20	856.01	1.46	ppb
Rhodium	103-1				95		%
Rhodium	103-2				91		%
Scandium	45-1				96		%
Scandium	45-2				90		%
Selenium	82-1	0.40	0.77	0.53	0.57	33.27	ppb
Selenium	77-2	13.04	16.30	16.38	15.24	12.50	ppb
Selenium	78-2	1.66	0.76	0.84	1.09	46.20	ppb
Silicon	28-1	9981.44	10256.46	10134.64	10124.18	1.36	ppb
Silver	107-1	0.04	0.03	0.03	0.03	7.66	ppb
Silver	109-1	0.03	0.04	0.04	0.03	16.53	ppb
Sodium	23-2	19729.66	19260.39	19058.04	19349.36	1.78	ppb
Strontium	86-1	4436.87	4449.59	4443.40	4443.29	0.14	ppb
Strontium	88-1	4585.65	4631.36	4610.82	4609.28	0.50	ppb
Sulfur	34-1	230648.24	226556.59	227439.80	228214.88	0.94	ppb
Terbium	159-1				103		%
Terbium	159-2				100		%
Thallium	203-1	0.03	0.02	0.02	0.02	16.84	ppb
Thallium	205-1	0.02	0.02	0.02	0.02	9.34	ppb
Tin	118-1	0.14	0.17	0.17	0.16	10.23	ppb
Titanium	47-1	2.97	3.14	3.09	3.07	2.78	ppb

Reviewed By:Mohan
On:12/25/2024 3:49:22 AM
Inst Id :P7

LB Number :	LB134068	Operator :	Jaswal
Lab Sample ID :	P5306-18DLX5	Instrumnet Name :	P7
Client Sample ID :	OU4-VSL-06R-121224	Dilution Factor :	5
Date & Time Acquired :	2024-12-23 13:49:18	DataFile Name :	046SMPL.d

Parameter	Mass	ConRep1	ConRep2	ConRep3	Avg. Conc.	ConcRSD	Units
Uranium	238-1	2.57	2.59	2.54	2.56	1.04	ppb
Vanadium	51-2	253.25	249.58	250.37	251.07	0.77	ppb
Yttrium	89-1				124		%
Yttrium	89-2				117		%
Zinc	66-2	266.80	261.37	258.96	262.37	1.53	ppb
Zirconium	90-1	0.48	0.49	0.48	0.48	1.28	ppb
Zirconium	91-1	0.49	0.48	0.45	0.47	4.69	ppb

Reviewed By:Mohan
On:12/25/2024 3:49:22 AM
Inst Id :P7

LB Number :	LB134068	Operator :	Jaswal
Lab Sample ID :	PB165699TB	Instrumnet Name :	P7
Client Sample ID :	PB165699TB	Dilution Factor :	1
Date & Time Acquired :	2024-12-23 13:52:26	DataFile Name :	047SMPL.d

Parameter	Mass	ConRep1	ConRep2	ConRep3	Avg. Conc.	ConcRSD	Units
Aluminium	27-2	3.12	3.32	3.21	3.21	3.12	ppb
Antimony	121-1	1.75	1.74	1.78	1.76	1.39	ppb
Arsenic	75-2	0.01	0.01	0.00	0.01	56.69	ppb
Barium	135-1	0.01	0.03	0.01	0.02	42.16	ppb
Barium	137-1	0.02	0.03	0.02	0.02	25.47	ppb
Beryllium	9-1	0.03	0.00	0.03	0.02	84.85	ppb
Bismuth	209-1				107		%
Bismuth	209-2				106		%
Bromine	81-1						cps
Bromine	81-2						cps
Cadmium	108-1	-0.02	0.06	-0.03	0.00	1305.80	ppb
Cadmium	106-1	-1.40	-1.53	-1.64	-1.52		ppb
Cadmium	111-1	-0.09	-0.11	-0.11	-0.10		ppb
Calcium	43-1	23.89	18.47	11.44	17.93	34.79	ppb
Calcium	44-1	20.00	12.28	9.29	13.85	39.89	ppb
Carbon	12-1						cps
Carbon	12-2						cps
Chlorine	35-1						cps
Chlorine	35-2						cps
Chromium	52-2	0.19	0.19	0.18	0.19	4.19	ppb
Cobalt	59-2	0.02	0.02	0.01	0.01	22.23	ppb
Copper	63-2	0.06	0.06	0.05	0.06	4.75	ppb
Dysprosium	156-1						cps
Dysprosium	156-2						cps
Erbium	164-1						cps
Erbium	164-2						cps
Gadolinium	160-1						cps
Gadolinium	160-2						cps
Holmium	165-1				103		%
Holmium	165-2				103		%
Indium	115-1				100		%
Indium	115-2				98		%
Iron	56-2	12.97	12.13	10.73	11.94	9.45	ppb
Iron	57-2	13.98	14.42	12.11	13.50	9.11	ppb
Iron	54-2	15.59	13.18	11.44	13.41	15.55	ppb
Krypton	83-1						cps

Reviewed By:Mohan
On:12/25/2024 3:49:22 AM
Inst Id :P7

LB Number :	LB134068	Operator :	Jaswal
Lab Sample ID :	PB165699TB	Instrumnet Name :	P7
Client Sample ID :	PB165699TB	Dilution Factor :	1
Date & Time Acquired :	2024-12-23 13:52:26	DataFile Name :	047SMPL.d

Parameter	Mass	ConRep1	ConRep2	ConRep3	Avg. Conc.	ConcRSD	Units
Lead	206-1	0.13	0.14	0.13	0.13	1.12	ppb
Lead	207-1	0.15	0.15	0.14	0.15	5.13	ppb
Lead	208-1	0.14	0.14	0.14	0.14	2.10	ppb
Lithium	6-1				99		%
Magnesium	24-2	2.56	2.52	2.20	2.43	8.11	ppb
Manganese	55-2	1.78	1.74	1.74	1.75	1.19	ppb
Molybdenum	94-1	0.02	0.02	0.00	0.01	71.12	ppb
Molybdenum	95-1	0.01	0.01	0.00	0.01	69.74	ppb
Molybdenum	96-1	0.00	0.00	0.00	0.00	68.55	ppb
Molybdenum	97-1	0.01	0.01	0.01	0.01	24.33	ppb
Molybdenum	98-1	0.01	0.00	0.01	0.01	85.07	ppb
Neodymium	150-1						cps
Neodymium	150-2						cps
Nickel	60-2	0.10	0.14	0.07	0.10	35.56	ppb
Phosphorus	31-2	-14.91	-18.54	-13.78	-15.74		ppb
Potassium	39-2	4.71	3.38	3.61	3.90	18.18	ppb
Rhodium	103-1				101		%
Rhodium	103-2				99		%
Scandium	45-1				97		%
Scandium	45-2				94		%
Selenium	82-1	-0.29	-0.27	-0.44	-0.33		ppb
Selenium	77-2	0.01	-0.16	-0.16	-0.10		ppb
Selenium	78-2	-0.22	0.22	-1.17	-0.39		ppb
Silicon	28-1	-3.10	-2.88	-3.74	-3.24		ppb
Silver	107-1	0.00	0.00	0.00	0.00	16.75	ppb
Silver	109-1	0.00	0.00	0.00	0.00	27.40	ppb
Sodium	23-2	130.87	130.48	128.55	129.97	0.96	ppb
Strontium	86-1	0.74	0.28	0.16	0.40	77.00	ppb
Strontium	88-1	1.18	0.89	0.69	0.92	26.95	ppb
Sulfur	34-1	3236.74	3231.34	3225.40	3231.16	0.18	ppb
Terbium	159-1				103		%
Terbium	159-2				101		%
Thallium	203-1	0.00	0.01	0.00	0.00	71.11	ppb
Thallium	205-1	0.00	0.00	0.00	0.00		ppb
Tin	118-1	0.09	0.11	0.13	0.11	17.44	ppb
Titanium	47-1	0.06	0.08	0.07	0.07	18.55	ppb

Reviewed By:Mohan
On:12/25/2024 3:49:22 AM
Inst Id :P7

LB Number :	LB134068	Operator :	Jaswal
Lab Sample ID :	PB165699TB	Instrumnet Name :	P7
Client Sample ID :	PB165699TB	Dilution Factor :	1
Date & Time Acquired :	2024-12-23 13:52:26	DataFile Name :	047SMPL.d

Parameter	Mass	ConRep1	ConRep2	ConRep3	Avg. Conc.	ConcRSD	Units
Uranium	238-1	0.00	0.00	0.00	0.00	66.91	ppb
Vanadium	51-2	0.01	0.02	0.02	0.02	21.85	ppb
Yttrium	89-1				100		%
Yttrium	89-2				98		%
Zinc	66-2	0.69	0.70	0.81	0.73	9.63	ppb
Zirconium	90-1	0.00	0.00	0.00	0.00	234.14	ppb
Zirconium	91-1	0.01	0.00	0.00	0.00	170.50	ppb

Reviewed By:Mohan
On:12/25/2024 3:49:22 AM
Inst Id :P7

LB Number :	LB134068	Operator :	Jaswal
Lab Sample ID :	CCV043	Instrumnet Name :	P7
Client Sample ID :	CCV043	Dilution Factor :	1
Date & Time Acquired :	2024-12-23 13:55:45	DataFile Name :	048CCV.d

Parameter	Mass	ConRep1	ConRep2	ConRep3	Avg. Conc.	ConcRSD	Units
Aluminium	27-2	51828.04	51522.72	51312.50	51554.42	0.50	ppb
Antimony	121-1	510.17	506.56	498.45	505.06	1.19	ppb
Arsenic	75-2	504.19	504.31	502.60	503.70	0.19	ppb
Barium	135-1	2580.57	2581.66	2564.96	2575.73	0.36	ppb
Barium	137-1	2582.50	2626.54	2556.79	2588.61	1.36	ppb
Beryllium	9-1	491.15	502.42	492.00	495.19	1.27	ppb
Bismuth	209-1				100		%
Bismuth	209-2				95		%
Bromine	81-1						cps
Bromine	81-2						cps
Cadmium	108-1	499.83	496.09	502.40	499.44	0.63	ppb
Cadmium	106-1	501.76	501.70	498.57	500.68	0.36	ppb
Cadmium	111-1	478.86	477.82	476.09	477.59	0.29	ppb
Calcium	43-1	260243.52	260798.51	261145.64	260729.22	0.17	ppb
Calcium	44-1	262662.84	260600.52	261585.85	261616.40	0.39	ppb
Carbon	12-1						cps
Carbon	12-2						cps
Chlorine	35-1						cps
Chlorine	35-2						cps
Chromium	52-2	512.82	511.62	516.91	513.78	0.54	ppb
Cobalt	59-2	501.18	498.33	502.05	500.52	0.39	ppb
Copper	63-2	4837.28	4868.26	4846.04	4850.53	0.33	ppb
Dysprosium	156-1						cps
Dysprosium	156-2						cps
Erbium	164-1						cps
Erbium	164-2						cps
Gadolinium	160-1						cps
Gadolinium	160-2						cps
Holmium	165-1				102		%
Holmium	165-2				99		%
Indium	115-1				92		%
Indium	115-2				87		%
Iron	56-2	129652.87	131552.36	130575.40	130593.54	0.73	ppb
Iron	57-2	128938.91	130464.53	130005.08	129802.84	0.60	ppb
Iron	54-2	130570.45	131117.23	131159.56	130949.08	0.25	ppb
Krypton	83-1						cps

Reviewed By:Mohan
On:12/25/2024 3:49:22 AM
Inst Id :P7

LB Number :	LB134068	Operator :	Jaswal
Lab Sample ID :	CCV043	Instrumnet Name :	P7
Client Sample ID :	CCV043	Dilution Factor :	1
Date & Time Acquired :	2024-12-23 13:55:45	DataFile Name :	048CCV.d

Parameter	Mass	ConRep1	ConRep2	ConRep3	Avg. Conc.	ConcRSD	Units
Lead	206-1	2592.04	2587.00	2554.58	2577.87	0.79	ppb
Lead	207-1	2586.18	2560.94	2539.35	2562.16	0.91	ppb
Lead	208-1	2577.74	2571.26	2548.97	2565.99	0.59	ppb
Lithium	6-1				100		%
Magnesium	24-2	241643.53	241298.42	241592.76	241511.57	0.08	ppb
Manganese	55-2	5071.41	5103.74	5075.77	5083.64	0.35	ppb
Molybdenum	94-1	5071.03	5131.79	5057.28	5086.70	0.78	ppb
Molybdenum	95-1	5123.06	5090.46	5065.98	5093.17	0.56	ppb
Molybdenum	96-1	5111.06	5160.43	5133.81	5135.10	0.48	ppb
Molybdenum	97-1	5077.91	5129.83	5076.82	5094.86	0.59	ppb
Molybdenum	98-1	5051.42	5137.22	5065.36	5084.67	0.91	ppb
Neodymium	150-1						cps
Neodymium	150-2						cps
Nickel	60-2	470.06	472.57	474.28	472.30	0.45	ppb
Phosphorus	31-2	10094.41	10184.23	10156.41	10145.02	0.45	ppb
Potassium	39-2	127234.98	128048.02	127593.04	127625.35	0.32	ppb
Rhodium	103-1				88		%
Rhodium	103-2				84		%
Scandium	45-1				92		%
Scandium	45-2				87		%
Selenium	82-1	478.39	491.14	483.79	484.44	1.32	ppb
Selenium	77-2	476.60	479.79	489.73	482.04	1.42	ppb
Selenium	78-2	493.02	492.02	492.06	492.37	0.12	ppb
Silicon	28-1	207.56	204.93	209.44	207.31	1.09	ppb
Silver	107-1	502.93	494.15	497.47	498.18	0.89	ppb
Silver	109-1	503.14	497.29	501.52	500.65	0.60	ppb
Sodium	23-2	248742.49	251630.23	253823.38	251398.70	1.01	ppb
Strontium	86-1	12699.74	12834.07	12779.62	12771.14	0.53	ppb
Strontium	88-1	12682.74	12727.00	12615.24	12674.99	0.44	ppb
Sulfur	34-1	9901.28	9691.00	9793.12	9795.13	1.07	ppb
Terbium	159-1				101		%
Terbium	159-2				97		%
Thallium	203-1	524.24	510.84	509.26	514.78	1.60	ppb
Thallium	205-1	521.36	517.59	510.85	516.60	1.03	ppb
Tin	118-1	505.90	511.07	506.69	507.89	0.55	ppb
Titanium	47-1	5018.72	5050.82	5013.95	5027.83	0.40	ppb

Reviewed By:Mohan
On:12/25/2024 3:49:22 AM
Inst Id :P7

LB Number :	LB134068	Operator :	Jaswal
Lab Sample ID :	CCV043	Instrumnet Name :	P7
Client Sample ID :	CCV043	Dilution Factor :	1
Date & Time Acquired :	2024-12-23 13:55:45	DataFile Name :	048CCV.d

Parameter	Mass	ConRep1	ConRep2	ConRep3	Avg. Conc.	ConcRSD	Units
Uranium	238-1	509.33	505.30	508.96	507.87	0.44	ppb
Vanadium	51-2	514.07	519.16	528.01	520.42	1.36	ppb
Yttrium	89-1				95		%
Yttrium	89-2				89		%
Zinc	66-2	4810.45	4805.28	4793.59	4803.11	0.18	ppb
Zirconium	90-1	505.55	507.00	498.94	503.83	0.85	ppb
Zirconium	91-1	506.49	508.82	507.35	507.55	0.23	ppb

Reviewed By:Mohan
On:12/25/2024 3:49:22 AM
Inst Id :P7

LB Number :	LB134068	Operator :	Jaswal
Lab Sample ID :	CCB043	Instrumnet Name :	P7
Client Sample ID :	CCB043	Dilution Factor :	1
Date & Time Acquired :	2024-12-23 13:58:28	DataFile Name :	049CCBE.d

Parameter	Mass	ConRep1	ConRep2	ConRep3	Avg. Conc.	ConcRSD	Units
Aluminium	27-2	0.95	0.85	1.23	1.01	19.29	ppb
Antimony	121-1	0.25	0.22	0.18	0.22	15.80	ppb
Arsenic	75-2	0.00	0.02	0.00	0.01	190.00	ppb
Barium	135-1	0.25	0.12	0.09	0.15	55.83	ppb
Barium	137-1	0.23	0.11	0.07	0.14	62.35	ppb
Beryllium	9-1	0.09	0.08	0.09	0.09	9.99	ppb
Bismuth	209-1				107		%
Bismuth	209-2				107		%
Bromine	81-1						cps
Bromine	81-2						cps
Cadmium	108-1	0.08	0.06	0.03	0.06	48.04	ppb
Cadmium	106-1	-1.54	-1.58	-2.27	-1.80		ppb
Cadmium	111-1	-0.05	-0.08	-0.14	-0.09		ppb
Calcium	43-1	25.24	14.91	10.27	16.80	45.60	ppb
Calcium	44-1	22.55	10.07	5.17	12.60	71.12	ppb
Carbon	12-1						cps
Carbon	12-2						cps
Chlorine	35-1						cps
Chlorine	35-2						cps
Chromium	52-2	0.00	0.01	-0.01	0.00	643.16	ppb
Cobalt	59-2	0.01	0.01	0.01	0.01	17.21	ppb
Copper	63-2	0.15	0.15	0.12	0.14	12.18	ppb
Dysprosium	156-1						cps
Dysprosium	156-2						cps
Erbium	164-1						cps
Erbium	164-2						cps
Gadolinium	160-1						cps
Gadolinium	160-2						cps
Holmium	165-1				100		%
Holmium	165-2				100		%
Indium	115-1				96		%
Indium	115-2				95		%
Iron	56-2	3.78	3.68	3.50	3.65	3.82	ppb
Iron	57-2	4.46	3.45	4.38	4.10	13.64	ppb
Iron	54-2	4.36	4.17	3.87	4.14	6.01	ppb
Krypton	83-1						cps

Reviewed By:Mohan
On:12/25/2024 3:49:22 AM
Inst Id :P7

LB Number :	LB134068	Operator :	Jaswal
Lab Sample ID :	CCB043	Instrumnet Name :	P7
Client Sample ID :	CCB043	Dilution Factor :	1
Date & Time Acquired :	2024-12-23 13:58:28	DataFile Name :	049CCBE.d

Parameter	Mass	ConRep1	ConRep2	ConRep3	Avg. Conc.	ConcRSD	Units
Lead	206-1	0.22	0.15	0.10	0.16	38.19	ppb
Lead	207-1	0.26	0.14	0.12	0.17	44.83	ppb
Lead	208-1	0.24	0.15	0.11	0.17	41.17	ppb
Lithium	6-1				104		%
Magnesium	24-2	6.07	5.84	5.37	5.76	6.19	ppb
Manganese	55-2	0.15	0.15	0.15	0.15	0.83	ppb
Molybdenum	94-1	0.59	0.39	0.26	0.41	39.72	ppb
Molybdenum	95-1	0.59	0.35	0.24	0.39	44.96	ppb
Molybdenum	96-1	0.57	0.34	0.24	0.38	44.54	ppb
Molybdenum	97-1	0.55	0.34	0.24	0.38	41.87	ppb
Molybdenum	98-1	0.55	0.34	0.25	0.38	39.57	ppb
Neodymium	150-1						cps
Neodymium	150-2						cps
Nickel	60-2	0.03	-0.02	-0.02	0.00		ppb
Phosphorus	31-2	-12.64	-12.84	-13.61	-13.03		ppb
Potassium	39-2	10.75	10.73	8.97	10.15	10.05	ppb
Rhodium	103-1				95		%
Rhodium	103-2				95		%
Scandium	45-1				91		%
Scandium	45-2				89		%
Selenium	82-1	-0.19	-0.48	-0.58	-0.42		ppb
Selenium	77-2	-0.16	-0.16	-0.16	-0.16		ppb
Selenium	78-2	-1.05	-0.59	-1.79	-1.14		ppb
Silicon	28-1	-8.12	-11.52	-12.79	-10.81		ppb
Silver	107-1	0.09	0.06	0.05	0.07	27.55	ppb
Silver	109-1	0.08	0.05	0.05	0.06	31.25	ppb
Sodium	23-2	18.00	17.51	18.08	17.86	1.71	ppb
Strontium	86-1	0.97	0.65	0.47	0.70	36.40	ppb
Strontium	88-1	1.17	0.57	0.45	0.73	52.76	ppb
Sulfur	34-1	-63.27	-246.23	-346.73	-218.74		ppb
Terbium	159-1				100		%
Terbium	159-2				100		%
Thallium	203-1	0.06	0.05	0.03	0.04	26.42	ppb
Thallium	205-1	0.07	0.04	0.03	0.05	40.78	ppb
Tin	118-1	0.09	0.07	0.05	0.07	31.40	ppb
Titanium	47-1	0.54	0.28	0.23	0.35	47.98	ppb

Reviewed By:Mohan
On:12/25/2024 3:49:22 AM
Inst Id :P7

LB Number :	LB134068	Operator :	Jaswal
Lab Sample ID :	CCB043	Instrumnet Name :	P7
Client Sample ID :	CCB043	Dilution Factor :	1
Date & Time Acquired :	2024-12-23 13:58:28	DataFile Name :	049CCBE.d

Parameter	Mass	ConRep1	ConRep2	ConRep3	Avg. Conc.	ConcRSD	Units
Uranium	238-1	0.04	0.02	0.02	0.03	41.07	ppb
Vanadium	51-2	0.01	0.01	0.01	0.01	8.39	ppb
Yttrium	89-1				95		%
Yttrium	89-2				92		%
Zinc	66-2	0.15	0.19	0.18	0.17	10.94	ppb
Zirconium	90-1	0.06	0.04	0.03	0.04	29.25	ppb
Zirconium	91-1	0.06	0.04	0.02	0.04	40.34	ppb

Reviewed By:Mohan
On:12/25/2024 3:49:22 AM
Inst Id :P7

LB Number :	LB134068	Operator :	Jaswal
Lab Sample ID :	P5184-20A	Instrumnet Name :	P7
Client Sample ID :	MYCZF8ARE	Dilution Factor :	1
Date & Time Acquired :	2024-12-23 14:01:46	DataFile Name :	050SMPL.d

Parameter	Mass	ConRep1	ConRep2	ConRep3	Avg. Conc.	ConcRSD	Units
Aluminium	27-2	74050.66	74058.88	74795.53	74301.69	0.58	ppb
Antimony	121-1	0.61	0.63	0.62	0.62	1.73	ppb
Arsenic	75-2	245.92	245.81	245.36	245.70	0.12	ppb
Barium	135-1	165.99	167.46	168.95	167.47	0.89	ppb
Barium	137-1	169.30	170.57	170.43	170.10	0.41	ppb
Beryllium	9-1	0.90	0.85	0.97	0.91	6.91	ppb
Bismuth	209-1				112		%
Bismuth	209-2				107		%
Bromine	81-1						cps
Bromine	81-2						cps
Cadmium	108-1	6.17	6.70	6.97	6.62	6.15	ppb
Cadmium	106-1	6.40	6.31	6.04	6.25	2.99	ppb
Cadmium	111-1	6.46	6.53	6.33	6.44	1.56	ppb
Calcium	43-1	9479.80	9706.06	9579.23	9588.37	1.18	ppb
Calcium	44-1	9103.03	9161.26	9074.28	9112.86	0.49	ppb
Carbon	12-1						cps
Carbon	12-2						cps
Chlorine	35-1						cps
Chlorine	35-2						cps
Chromium	52-2	328.49	323.27	330.02	327.26	1.08	ppb
Cobalt	59-2	95.62	95.39	95.69	95.57	0.16	ppb
Copper	63-2	2480.23	2469.80	2476.87	2475.63	0.21	ppb
Dysprosium	156-1						cps
Dysprosium	156-2						cps
Erbium	164-1						cps
Erbium	164-2						cps
Gadolinium	160-1						cps
Gadolinium	160-2						cps
Holmium	165-1				110		%
Holmium	165-2				107		%
Indium	115-1				103		%
Indium	115-2				97		%
Iron	56-2	158882.62	156231.07	157144.69	157419.46	0.86	ppb
Iron	57-2	155507.22	155635.51	155038.01	155393.58	0.20	ppb
Iron	54-2	157701.33	157360.16	158011.38	157690.96	0.21	ppb
Krypton	83-1						cps

Reviewed By:Mohan
On:12/25/2024 3:49:22 AM
Inst Id :P7

LB Number :	LB134068	Operator :	Jaswal
Lab Sample ID :	P5184-20A	Instrumnet Name :	P7
Client Sample ID :	MYCZF8ARE	Dilution Factor :	1
Date & Time Acquired :	2024-12-23 14:01:46	DataFile Name :	050SMPL.d

Parameter	Mass	ConRep1	ConRep2	ConRep3	Avg. Conc.	ConcRSD	Units
Lead	206-1	486.26	489.64	496.62	490.84	1.08	ppb
Lead	207-1	496.25	503.35	502.39	500.66	0.77	ppb
Lead	208-1	488.47	493.55	495.88	492.63	0.77	ppb
Lithium	6-1				110		%
Magnesium	24-2	50948.78	50886.26	51422.12	51085.72	0.57	ppb
Manganese	55-2	2851.92	2836.02	2826.05	2838.00	0.46	ppb
Molybdenum	94-1	7.66	7.89	7.88	7.81	1.64	ppb
Molybdenum	95-1	0.54	0.56	0.57	0.55	2.84	ppb
Molybdenum	96-1	2.46	2.45	2.52	2.48	1.54	ppb
Molybdenum	97-1	0.55	0.59	0.59	0.58	4.03	ppb
Molybdenum	98-1	0.51	0.53	0.52	0.52	1.78	ppb
Neodymium	150-1						cps
Neodymium	150-2						cps
Nickel	60-2	180.65	181.64	181.79	181.36	0.34	ppb
Phosphorus	31-2	750.46	759.73	769.30	759.83	1.24	ppb
Potassium	39-2	1746.73	1772.75	1765.45	1761.64	0.76	ppb
Rhodium	103-1				100		%
Rhodium	103-2				97		%
Scandium	45-1				118		%
Scandium	45-2				112		%
Selenium	82-1	1.90	2.33	1.92	2.05	12.01	ppb
Selenium	77-2	8.17	11.94	10.06	10.05	18.73	ppb
Selenium	78-2	2.72	2.62	1.91	2.42	18.30	ppb
Silicon	28-1	2852.20	2918.07	2850.92	2873.73	1.34	ppb
Silver	107-1	3.38	3.38	3.40	3.39	0.39	ppb
Silver	109-1	3.30	3.33	3.38	3.34	1.25	ppb
Sodium	23-2	73.49	73.86	73.03	73.46	0.57	ppb
Strontium	86-1	1023.49	1053.51	1050.44	1042.48	1.58	ppb
Strontium	88-1	1062.99	1089.26	1092.72	1081.66	1.50	ppb
Sulfur	34-1	-1006.12	-1029.62	-1052.95	-1029.56		ppb
Terbium	159-1				108		%
Terbium	159-2				106		%
Thallium	203-1	0.19	0.18	0.18	0.18	1.68	ppb
Thallium	205-1	0.18	0.18	0.18	0.18	1.93	ppb
Tin	118-1	0.17	0.21	0.17	0.18	10.33	ppb
Titanium	47-1	1098.63	1137.06	1126.93	1120.87	1.78	ppb

Reviewed By:Mohan
On:12/25/2024 3:49:22 AM
Inst Id :P7

LB Number :	LB134068	Operator :	Jaswal
Lab Sample ID :	P5184-20A	Instrumnet Name :	P7
Client Sample ID :	MYCZF8ARE	Dilution Factor :	1
Date & Time Acquired :	2024-12-23 14:01:46	DataFile Name :	050SMPL.d

Parameter	Mass	ConRep1	ConRep2	ConRep3	Avg. Conc.	ConcRSD	Units
Uranium	238-1	0.54	0.53	0.53	0.53	1.01	ppb
Vanadium	51-2	423.31	419.80	421.83	421.65	0.42	ppb
Yttrium	89-1				111		%
Yttrium	89-2				105		%
Zinc	66-2	490.69	489.45	491.22	490.45	0.19	ppb
Zirconium	90-1	3.96	4.07	4.03	4.02	1.39	ppb
Zirconium	91-1	3.95	4.05	4.18	4.06	2.85	ppb

Reviewed By:Mohan
On:12/25/2024 3:49:22 AM
Inst Id :P7

LB Number :	LB134068	Operator :	Jaswal
Lab Sample ID :	P5191-13A	Instrumnet Name :	P7
Client Sample ID :	MYD033ARE	Dilution Factor :	1
Date & Time Acquired :	2024-12-23 14:04:49	DataFile Name :	051SMPL.d

Parameter	Mass	ConRep1	ConRep2	ConRep3	Avg. Conc.	ConcRSD	Units
Aluminium	27-2	28263.60	28240.92	28142.33	28215.61	0.23	ppb
Antimony	121-1	0.11	0.11	0.12	0.11	4.02	ppb
Arsenic	75-2	35.08	34.25	34.87	34.73	1.24	ppb
Barium	135-1	190.56	193.99	190.53	191.70	1.04	ppb
Barium	137-1	191.70	196.77	192.86	193.78	1.37	ppb
Beryllium	9-1	0.67	0.75	0.67	0.70	6.72	ppb
Bismuth	209-1				110		%
Bismuth	209-2				106		%
Bromine	81-1						cps
Bromine	81-2						cps
Cadmium	108-1	0.75	0.89	0.62	0.75	17.64	ppb
Cadmium	106-1	-0.04	0.42	-0.28	0.04	1001.13	ppb
Cadmium	111-1	0.13	0.16	0.16	0.15	10.07	ppb
Calcium	43-1	14825.53	15154.86	14969.68	14983.36	1.10	ppb
Calcium	44-1	14142.12	14542.40	14437.52	14374.01	1.44	ppb
Carbon	12-1						cps
Carbon	12-2						cps
Chlorine	35-1						cps
Chlorine	35-2						cps
Chromium	52-2	89.02	89.86	89.24	89.37	0.48	ppb
Cobalt	59-2	32.02	32.12	32.15	32.10	0.21	ppb
Copper	63-2	93.36	93.73	93.24	93.44	0.27	ppb
Dysprosium	156-1						cps
Dysprosium	156-2						cps
Erbium	164-1						cps
Erbium	164-2						cps
Gadolinium	160-1						cps
Gadolinium	160-2						cps
Holmium	165-1				105		%
Holmium	165-2				104		%
Indium	115-1				101		%
Indium	115-2				98		%
Iron	56-2	65612.78	66073.40	66130.81	65939.00	0.43	ppb
Iron	57-2	65073.92	65281.01	65032.23	65129.05	0.20	ppb
Iron	54-2	66285.88	65886.30	66039.21	66070.46	0.31	ppb
Krypton	83-1						cps

Reviewed By:Mohan
On:12/25/2024 3:49:22 AM
Inst Id :P7

LB Number :	LB134068	Operator :	Jaswal
Lab Sample ID :	P5191-13A	Instrumnet Name :	P7
Client Sample ID :	MYD033ARE	Dilution Factor :	1
Date & Time Acquired :	2024-12-23 14:04:49	DataFile Name :	051SMPL.d

Parameter	Mass	ConRep1	ConRep2	ConRep3	Avg. Conc.	ConcRSD	Units
Lead	206-1	19.01	19.42	19.56	19.33	1.47	ppb
Lead	207-1	15.14	15.25	15.23	15.21	0.40	ppb
Lead	208-1	16.22	16.43	16.43	16.36	0.75	ppb
Lithium	6-1				107		%
Magnesium	24-2	21853.35	21825.68	21839.38	21839.47	0.06	ppb
Manganese	55-2	1046.43	1047.54	1055.08	1049.68	0.45	ppb
Molybdenum	94-1	10.28	10.76	10.29	10.44	2.62	ppb
Molybdenum	95-1	0.41	0.41	0.39	0.40	3.19	ppb
Molybdenum	96-1	1.91	1.94	1.92	1.93	0.86	ppb
Molybdenum	97-1	0.41	0.40	0.41	0.41	0.93	ppb
Molybdenum	98-1	0.38	0.41	0.40	0.40	4.11	ppb
Neodymium	150-1						cps
Neodymium	150-2						cps
Nickel	60-2	63.65	63.43	63.87	63.65	0.34	ppb
Phosphorus	31-2	1800.02	1803.19	1763.62	1788.94	1.23	ppb
Potassium	39-2	2222.39	2226.50	2239.85	2229.58	0.41	ppb
Rhodium	103-1				100		%
Rhodium	103-2				97		%
Scandium	45-1				102		%
Scandium	45-2				98		%
Selenium	82-1	-0.22	0.15	-0.40	-0.15		ppb
Selenium	77-2	4.13	6.82	4.03	4.99	31.71	ppb
Selenium	78-2	1.34	-0.06	1.75	1.01	93.67	ppb
Silicon	28-1	1354.00	1383.90	1387.56	1375.15	1.34	ppb
Silver	107-1	0.06	0.06	0.05	0.06	8.43	ppb
Silver	109-1	0.05	0.05	0.05	0.05	3.02	ppb
Sodium	23-2	272.79	271.95	273.43	272.72	0.27	ppb
Strontium	86-1	1658.32	1679.56	1656.27	1664.72	0.77	ppb
Strontium	88-1	1688.11	1745.72	1716.13	1716.65	1.68	ppb
Sulfur	34-1	-759.40	-692.37	-670.66	-707.48		ppb
Terbium	159-1				106		%
Terbium	159-2				103		%
Thallium	203-1	0.09	0.08	0.09	0.09	5.86	ppb
Thallium	205-1	0.08	0.08	0.08	0.08	0.74	ppb
Tin	118-1	0.47	0.48	0.48	0.48	0.76	ppb
Titanium	47-1	1635.27	1651.49	1650.50	1645.75	0.55	ppb

Reviewed By:Mohan
On:12/25/2024 3:49:22 AM
Inst Id :P7

LB Number :	LB134068	Operator :	Jaswal
Lab Sample ID :	P5191-13A	Instrumnet Name :	P7
Client Sample ID :	MYD033ARE	Dilution Factor :	1
Date & Time Acquired :	2024-12-23 14:04:49	DataFile Name :	051SMPL.d

Parameter	Mass	ConRep1	ConRep2	ConRep3	Avg. Conc.	ConcRSD	Units
Uranium	238-1	1.36	1.37	1.37	1.37	0.33	ppb
Vanadium	51-2	118.06	118.37	117.50	117.98	0.37	ppb
Yttrium	89-1				106		%
Yttrium	89-2				102		%
Zinc	66-2	169.26	170.57	170.10	169.97	0.39	ppb
Zirconium	90-1	5.49	5.65	5.52	5.56	1.54	ppb
Zirconium	91-1	5.59	5.71	5.58	5.62	1.24	ppb

Reviewed By:Mohan
On:12/25/2024 3:49:22 AM
Inst Id :P7

LB Number :	LB134068	Operator :	Jaswal
Lab Sample ID :	P5248-01DLX2	Instrumnet Name :	P7
Client Sample ID :	MJNKD0	Dilution Factor :	2
Date & Time Acquired :	2024-12-23 14:08:00	DataFile Name :	052SMPL.d

Parameter	Mass	ConRep1	ConRep2	ConRep3	Avg. Conc.	ConcRSD	Units
Aluminium	27-2	8402.49	8297.87	8301.82	8334.06	0.71	ppb
Antimony	121-1	290.85	305.92	302.01	299.59	2.61	ppb
Arsenic	75-2	800.43	787.28	797.28	795.00	0.86	ppb
Barium	135-1	118.29	122.82	122.10	121.07	2.01	ppb
Barium	137-1	119.71	124.66	124.47	122.95	2.28	ppb
Beryllium	9-1	0.32	0.36	0.35	0.34	5.79	ppb
Bismuth	209-1				112		%
Bismuth	209-2				108		%
Bromine	81-1						cps
Bromine	81-2						cps
Cadmium	108-1	2.70	2.87	3.08	2.88	6.53	ppb
Cadmium	106-1	2.08	2.07	1.54	1.90	16.38	ppb
Cadmium	111-1	1.31	1.44	1.39	1.38	4.65	ppb
Calcium	43-1	7092.64	7359.89	7260.79	7237.77	1.87	ppb
Calcium	44-1	6803.59	7152.09	6870.01	6941.90	2.67	ppb
Carbon	12-1						cps
Carbon	12-2						cps
Chlorine	35-1						cps
Chlorine	35-2						cps
Chromium	52-2	21.81	21.67	21.43	21.64	0.89	ppb
Cobalt	59-2	81.81	80.70	80.05	80.85	1.10	ppb
Copper	63-2	519.30	509.33	503.90	510.84	1.53	ppb
Dysprosium	156-1						cps
Dysprosium	156-2						cps
Erbium	164-1						cps
Erbium	164-2						cps
Gadolinium	160-1						cps
Gadolinium	160-2						cps
Holmium	165-1				107		%
Holmium	165-2				104		%
Indium	115-1				107		%
Indium	115-2				104		%
Iron	56-2	51198.37	50811.54	50153.78	50721.23	1.04	ppb
Iron	57-2	50867.68	49397.15	49249.42	49838.08	1.80	ppb
Iron	54-2	51250.38	50683.57	50794.58	50909.51	0.59	ppb
Krypton	83-1						cps

Reviewed By:Mohan
On:12/25/2024 3:49:22 AM
Inst Id :P7

LB Number :	LB134068	Operator :	Jaswal
Lab Sample ID :	P5248-01DLX2	Instrumnet Name :	P7
Client Sample ID :	MJNKD0	Dilution Factor :	2
Date & Time Acquired :	2024-12-23 14:08:00	DataFile Name :	052SMPL.d

Parameter	Mass	ConRep1	ConRep2	ConRep3	Avg. Conc.	ConcRSD	Units
Lead	206-1	766.91	790.08	788.77	781.92	1.66	ppb
Lead	207-1	773.91	782.07	779.17	778.38	0.53	ppb
Lead	208-1	767.08	782.17	781.71	776.99	1.10	ppb
Lithium	6-1				107		%
Magnesium	24-2	4932.53	4920.20	4836.73	4896.49	1.06	ppb
Manganese	55-2	354.61	342.47	344.77	347.29	1.86	ppb
Molybdenum	94-1	18.34	19.54	19.09	18.99	3.20	ppb
Molybdenum	95-1	10.39	10.82	10.53	10.58	2.08	ppb
Molybdenum	96-1	11.66	12.12	11.89	11.89	1.95	ppb
Molybdenum	97-1	10.44	10.98	10.78	10.73	2.53	ppb
Molybdenum	98-1	10.33	10.81	10.61	10.59	2.25	ppb
Neodymium	150-1						cps
Neodymium	150-2						cps
Nickel	60-2	23.75	22.97	23.07	23.26	1.81	ppb
Phosphorus	31-2	699.99	697.25	678.02	691.75	1.73	ppb
Potassium	39-2	2099.69	2106.13	2105.08	2103.63	0.16	ppb
Rhodium	103-1				102		%
Rhodium	103-2				99		%
Scandium	45-1				102		%
Scandium	45-2				99		%
Selenium	82-1	0.96	0.31	0.22	0.50	81.53	ppb
Selenium	77-2	2.36	4.36	2.80	3.17	33.14	ppb
Selenium	78-2	0.23	-0.17	2.15	0.74	168.72	ppb
Silicon	28-1	1145.04	1176.59	1173.34	1164.99	1.49	ppb
Silver	107-1	1.46	1.58	1.53	1.52	4.07	ppb
Silver	109-1	1.46	1.57	1.51	1.51	3.78	ppb
Sodium	23-2	6311.06	6265.82	6245.41	6274.10	0.54	ppb
Strontium	86-1	1440.21	1513.48	1498.04	1483.91	2.60	ppb
Strontium	88-1	1503.85	1553.97	1524.95	1527.59	1.65	ppb
Sulfur	34-1	685.33	846.56	692.13	741.34	12.30	ppb
Terbium	159-1				106		%
Terbium	159-2				103		%
Thallium	203-1	0.34	0.38	0.35	0.35	5.46	ppb
Thallium	205-1	0.35	0.35	0.36	0.35	1.58	ppb
Tin	118-1	98.46	102.53	101.61	100.87	2.12	ppb
Titanium	47-1	362.21	374.66	368.99	368.62	1.69	ppb

Reviewed By:Mohan
On:12/25/2024 3:49:22 AM
Inst Id :P7

LB Number :	LB134068	Operator :	Jaswal
Lab Sample ID :	P5248-01DLX2	Instrumnet Name :	P7
Client Sample ID :	MJNKD0	Dilution Factor :	2
Date & Time Acquired :	2024-12-23 14:08:00	DataFile Name :	052SMPL.d

Parameter	Mass	ConRep1	ConRep2	ConRep3	Avg. Conc.	ConcRSD	Units
Uranium	238-1	1.01	1.04	1.03	1.03	1.77	ppb
Vanadium	51-2	30.07	29.50	29.38	29.65	1.25	ppb
Yttrium	89-1				104		%
Yttrium	89-2				101		%
Zinc	66-2	3597.02	3506.30	3550.28	3551.20	1.28	ppb
Zirconium	90-1	5.50	5.71	5.60	5.60	1.83	ppb
Zirconium	91-1	5.72	5.95	5.92	5.86	2.17	ppb

Reviewed By:Mohan
On:12/25/2024 3:49:22 AM
Inst Id :P7

LB Number :	LB134068	Operator :	Jaswal
Lab Sample ID :	P5248-02DLX2	Instrumnet Name :	P7
Client Sample ID :	MJNKD0D	Dilution Factor :	2
Date & Time Acquired :	2024-12-23 14:11:01	DataFile Name :	053SMPL.d

Parameter	Mass	ConRep1	ConRep2	ConRep3	Avg. Conc.	ConcRSD	Units
Aluminium	27-2	8282.63	8353.65	8235.81	8290.70	0.72	ppb
Antimony	121-1	296.95	303.31	300.49	300.25	1.06	ppb
Arsenic	75-2	782.17	800.20	805.34	795.90	1.53	ppb
Barium	135-1	118.75	122.58	121.76	121.03	1.67	ppb
Barium	137-1	120.01	124.25	123.18	122.48	1.80	ppb
Beryllium	9-1	0.35	0.34	0.34	0.34	1.98	ppb
Bismuth	209-1				111		%
Bismuth	209-2				109		%
Bromine	81-1						cps
Bromine	81-2						cps
Cadmium	108-1	2.69	2.58	3.12	2.80	10.19	ppb
Cadmium	106-1	2.17	2.39	2.31	2.29	4.93	ppb
Cadmium	111-1	1.36	1.45	1.38	1.40	3.34	ppb
Calcium	43-1	7112.96	7227.78	7297.56	7212.77	1.29	ppb
Calcium	44-1	6808.30	6940.79	6934.47	6894.52	1.08	ppb
Carbon	12-1						cps
Carbon	12-2						cps
Chlorine	35-1						cps
Chlorine	35-2						cps
Chromium	52-2	21.76	21.73	21.82	21.77	0.21	ppb
Cobalt	59-2	80.51	80.55	81.20	80.75	0.48	ppb
Copper	63-2	508.08	510.16	520.77	513.00	1.33	ppb
Dysprosium	156-1						cps
Dysprosium	156-2						cps
Erbium	164-1						cps
Erbium	164-2						cps
Gadolinium	160-1						cps
Gadolinium	160-2						cps
Holmium	165-1				106		%
Holmium	165-2				105		%
Indium	115-1				108		%
Indium	115-2				105		%
Iron	56-2	50599.93	51233.05	50721.44	50851.47	0.66	ppb
Iron	57-2	49547.11	50298.99	50198.83	50014.97	0.82	ppb
Iron	54-2	50858.55	50892.27	50757.42	50836.08	0.14	ppb
Krypton	83-1						cps

Reviewed By:Mohan
On:12/25/2024 3:49:22 AM
Inst Id :P7

LB Number :	LB134068	Operator :	Jaswal
Lab Sample ID :	P5248-02DLX2	Instrumnet Name :	P7
Client Sample ID :	MJNKD0D	Dilution Factor :	2
Date & Time Acquired :	2024-12-23 14:11:01	DataFile Name :	053SMPL.d

Parameter	Mass	ConRep1	ConRep2	ConRep3	Avg. Conc.	ConcRSD	Units
Lead	206-1	768.28	786.07	786.42	780.26	1.33	ppb
Lead	207-1	774.27	774.91	794.52	781.24	1.47	ppb
Lead	208-1	764.96	777.98	787.50	776.82	1.46	ppb
Lithium	6-1				106		%
Magnesium	24-2	4799.32	4837.80	4922.78	4853.30	1.30	ppb
Manganese	55-2	350.16	348.48	346.88	348.51	0.47	ppb
Molybdenum	94-1	18.42	19.00	18.78	18.73	1.56	ppb
Molybdenum	95-1	10.32	10.66	10.52	10.50	1.65	ppb
Molybdenum	96-1	11.66	11.95	11.80	11.80	1.24	ppb
Molybdenum	97-1	10.43	10.74	10.53	10.56	1.51	ppb
Molybdenum	98-1	10.36	10.74	10.58	10.56	1.82	ppb
Neodymium	150-1						cps
Neodymium	150-2						cps
Nickel	60-2	22.84	23.16	23.75	23.25	1.98	ppb
Phosphorus	31-2	706.34	707.57	731.33	715.08	1.97	ppb
Potassium	39-2	2055.77	2118.75	2152.60	2109.04	2.33	ppb
Rhodium	103-1				102		%
Rhodium	103-2				99		%
Scandium	45-1				103		%
Scandium	45-2				99		%
Selenium	82-1	0.77	-0.02	0.78	0.51	90.27	ppb
Selenium	77-2	2.28	1.88	2.21	2.13	10.13	ppb
Selenium	78-2	-0.05	1.60	0.33	0.63	138.22	ppb
Silicon	28-1	1140.41	1179.57	1193.44	1171.14	2.35	ppb
Silver	107-1	1.45	1.55	1.51	1.50	3.20	ppb
Silver	109-1	1.45	1.49	1.52	1.49	2.54	ppb
Sodium	23-2	6267.70	6226.72	6317.50	6270.64	0.73	ppb
Strontium	86-1	1441.04	1474.86	1484.12	1466.67	1.55	ppb
Strontium	88-1	1493.59	1538.80	1530.53	1520.97	1.58	ppb
Sulfur	34-1	516.36	646.19	687.31	616.62	14.47	ppb
Terbium	159-1				106		%
Terbium	159-2				104		%
Thallium	203-1	0.31	0.32	0.32	0.32	1.34	ppb
Thallium	205-1	0.31	0.31	0.33	0.32	4.37	ppb
Tin	118-1	98.99	101.47	101.49	100.65	1.43	ppb
Titanium	47-1	360.16	371.50	371.47	367.71	1.78	ppb

Reviewed By:Mohan
On:12/25/2024 3:49:22 AM
Inst Id :P7

LB Number :	LB134068	Operator :	Jaswal
Lab Sample ID :	P5248-02DLX2	Instrumnet Name :	P7
Client Sample ID :	MJNKD0D	Dilution Factor :	2
Date & Time Acquired :	2024-12-23 14:11:01	DataFile Name :	053SMPL.d

Parameter	Mass	ConRep1	ConRep2	ConRep3	Avg. Conc.	ConcRSD	Units
Uranium	238-1	1.01	1.02	1.03	1.02	1.02	ppb
Vanadium	51-2	29.76	29.59	29.69	29.68	0.30	ppb
Yttrium	89-1				105		%
Yttrium	89-2				101		%
Zinc	66-2	3516.50	3532.80	3617.00	3555.43	1.52	ppb
Zirconium	90-1	5.47	5.65	5.55	5.55	1.59	ppb
Zirconium	91-1	5.63	5.78	5.79	5.73	1.60	ppb

Reviewed By:Mohan
On:12/25/2024 3:49:22 AM
Inst Id :P7

LB Number :	LB134068	Operator :	Jaswal
Lab Sample ID :	P5248-01LDLX10	Instrumnet Name :	P7
Client Sample ID :	MJNKD0L	Dilution Factor :	10
Date & Time Acquired :	2024-12-23 14:14:03	DataFile Name :	054SMPL.d

Parameter	Mass	ConRep1	ConRep2	ConRep3	Avg. Conc.	ConcRSD	Units
Aluminium	27-2	1667.54	1655.34	1639.59	1654.16	0.85	ppb
Antimony	121-1	55.78	57.70	57.88	57.12	2.04	ppb
Arsenic	75-2	166.04	165.31	164.43	165.26	0.49	ppb
Barium	135-1	23.87	24.97	24.66	24.50	2.32	ppb
Barium	137-1	23.97	24.91	25.01	24.63	2.34	ppb
Beryllium	9-1	0.09	0.10	0.07	0.09	19.02	ppb
Bismuth	209-1				109		%
Bismuth	209-2				105		%
Bromine	81-1						cps
Bromine	81-2						cps
Cadmium	108-1	0.62	0.80	0.69	0.70	12.98	ppb
Cadmium	106-1	-0.42	-1.40	-1.16	-0.99		ppb
Cadmium	111-1	0.22	0.17	0.13	0.17	27.23	ppb
Calcium	43-1	1427.25	1469.06	1484.49	1460.27	2.03	ppb
Calcium	44-1	1439.78	1472.03	1482.95	1464.92	1.53	ppb
Carbon	12-1						cps
Carbon	12-2						cps
Chlorine	35-1						cps
Chlorine	35-2						cps
Chromium	52-2	4.44	4.30	4.42	4.39	1.76	ppb
Cobalt	59-2	16.40	16.47	16.56	16.48	0.47	ppb
Copper	63-2	100.63	100.28	100.33	100.42	0.19	ppb
Dysprosium	156-1						cps
Dysprosium	156-2						cps
Erbium	164-1						cps
Erbium	164-2						cps
Gadolinium	160-1						cps
Gadolinium	160-2						cps
Holmium	165-1				104		%
Holmium	165-2				102		%
Indium	115-1				103		%
Indium	115-2				99		%
Iron	56-2	10225.95	10270.37	10194.40	10230.24	0.37	ppb
Iron	57-2	10321.10	10383.31	10227.13	10310.51	0.76	ppb
Iron	54-2	10313.57	10281.14	10314.80	10303.17	0.19	ppb
Krypton	83-1						cps

LB Number :	LB134068	Operator :	Jaswal
Lab Sample ID :	P5248-01LDLX10	Instrumnet Name :	P7
Client Sample ID :	MJNKD0L	Dilution Factor :	10
Date & Time Acquired :	2024-12-23 14:14:03	DataFile Name :	054SMPL.d

Parameter	Mass	ConRep1	ConRep2	ConRep3	Avg. Conc.	ConcRSD	Units
Lead	206-1	144.67	146.65	147.44	146.25	0.97	ppb
Lead	207-1	140.04	143.38	144.23	142.55	1.55	ppb
Lead	208-1	147.95	151.19	153.01	150.72	1.70	ppb
Lithium	6-1				105		%
Magnesium	24-2	973.34	976.27	958.54	969.38	0.98	ppb
Manganese	55-2	69.36	68.89	67.79	68.68	1.17	ppb
Molybdenum	94-1	3.79	3.81	3.84	3.81	0.58	ppb
Molybdenum	95-1	2.18	2.17	2.19	2.18	0.63	ppb
Molybdenum	96-1	2.35	2.46	2.41	2.41	2.24	ppb
Molybdenum	97-1	2.14	2.10	2.15	2.13	1.05	ppb
Molybdenum	98-1	2.13	2.18	2.12	2.14	1.72	ppb
Neodymium	150-1						cps
Neodymium	150-2						cps
Nickel	60-2	4.87	4.86	4.64	4.79	2.73	ppb
Phosphorus	31-2	127.68	121.80	127.08	125.52	2.57	ppb
Potassium	39-2	445.29	443.68	444.62	444.53	0.18	ppb
Rhodium	103-1				101		%
Rhodium	103-2				99		%
Scandium	45-1				100		%
Scandium	45-2				97		%
Selenium	82-1	0.28	-0.23	-0.32	-0.09		ppb
Selenium	77-2	0.98	1.30	0.49	0.92	44.05	ppb
Selenium	78-2	-0.14	-0.14	-0.87	-0.38		ppb
Silicon	28-1	231.50	238.24	242.95	237.57	2.42	ppb
Silver	107-1	0.29	0.31	0.32	0.31	5.32	ppb
Silver	109-1	0.30	0.30	0.29	0.30	2.30	ppb
Sodium	23-2	1264.08	1256.47	1237.64	1252.73	1.09	ppb
Strontium	86-1	294.99	300.05	302.57	299.20	1.29	ppb
Strontium	88-1	296.15	300.22	301.24	299.20	0.90	ppb
Sulfur	34-1	-753.33	-677.28	-649.35	-693.32		ppb
Terbium	159-1				104		%
Terbium	159-2				101		%
Thallium	203-1	0.07	0.07	0.08	0.07	1.45	ppb
Thallium	205-1	0.08	0.07	0.07	0.07	4.20	ppb
Tin	118-1	20.02	20.74	20.68	20.48	1.96	ppb
Titanium	47-1	72.88	74.54	75.56	74.32	1.82	ppb

Reviewed By:Mohan
On:12/25/2024 3:49:22 AM
Inst Id :P7

LB Number :	LB134068	Operator :	Jaswal
Lab Sample ID :	P5248-01LDLX10	Instrumnet Name :	P7
Client Sample ID :	MJNKD0L	Dilution Factor :	10
Date & Time Acquired :	2024-12-23 14:14:03	DataFile Name :	054SMPL.d

Parameter	Mass	ConRep1	ConRep2	ConRep3	Avg. Conc.	ConcRSD	Units
Uranium	238-1	0.20	0.20	0.21	0.20	0.93	ppb
Vanadium	51-2	6.03	6.03	5.99	6.01	0.39	ppb
Yttrium	89-1				102		%
Yttrium	89-2				97		%
Zinc	66-2	700.11	699.41	694.72	698.08	0.42	ppb
Zirconium	90-1	1.10	1.12	1.14	1.12	2.02	ppb
Zirconium	91-1	1.15	1.23	1.16	1.18	3.58	ppb

Reviewed By:Mohan
On:12/25/2024 3:49:22 AM
Inst Id :P7

LB Number :	LB134068	Operator :	Jaswal
Lab Sample ID :	P5248-03DLX2	Instrumnet Name :	P7
Client Sample ID :	MJNKD0S	Dilution Factor :	2
Date & Time Acquired :	2024-12-23 14:17:18	DataFile Name :	055SMPL.d

Parameter	Mass	ConRep1	ConRep2	ConRep3	Avg. Conc.	ConcRSD	Units
Aluminium	27-2	8576.54	8657.31	8566.62	8600.16	0.58	ppb
Antimony	121-1	317.36	320.71	322.45	320.17	0.81	ppb
Arsenic	75-2	826.01	824.82	820.92	823.91	0.32	ppb
Barium	135-1	327.99	334.19	336.69	332.96	1.35	ppb
Barium	137-1	351.85	356.42	355.12	354.46	0.66	ppb
Beryllium	9-1	5.61	5.75	5.81	5.72	1.79	ppb
Bismuth	209-1				110		%
Bismuth	209-2				109		%
Bromine	81-1						cps
Bromine	81-2						cps
Cadmium	108-1	8.34	8.54	8.18	8.36	2.14	ppb
Cadmium	106-1	7.04	7.20	7.06	7.10	1.22	ppb
Cadmium	111-1	6.99	7.03	7.15	7.06	1.22	ppb
Calcium	43-1	7476.22	7495.57	7573.82	7515.20	0.69	ppb
Calcium	44-1	7134.91	7066.23	7122.49	7107.87	0.51	ppb
Carbon	12-1						cps
Carbon	12-2						cps
Chlorine	35-1						cps
Chlorine	35-2						cps
Chromium	52-2	43.82	43.34	43.77	43.64	0.60	ppb
Cobalt	59-2	134.56	135.94	135.72	135.40	0.55	ppb
Copper	63-2	539.90	544.70	542.36	542.32	0.44	ppb
Dysprosium	156-1						cps
Dysprosium	156-2						cps
Erbium	164-1						cps
Erbium	164-2						cps
Gadolinium	160-1						cps
Gadolinium	160-2						cps
Holmium	165-1				104		%
Holmium	165-2				105		%
Indium	115-1				106		%
Indium	115-2				103		%
Iron	56-2	51639.58	51667.72	51464.42	51590.57	0.21	ppb
Iron	57-2	50963.72	50745.92	51347.25	51018.96	0.60	ppb
Iron	54-2	51451.34	51963.30	52570.82	51995.15	1.08	ppb
Krypton	83-1						cps

Reviewed By:Mohan
On:12/25/2024 3:49:22 AM
Inst Id :P7

LB Number :	LB134068	Operator :	Jaswal
Lab Sample ID :	P5248-03DLX2	Instrumnet Name :	P7
Client Sample ID :	MJNKD0S	Dilution Factor :	2
Date & Time Acquired :	2024-12-23 14:17:18	DataFile Name :	055SMPL.d

Parameter	Mass	ConRep1	ConRep2	ConRep3	Avg. Conc.	ConcRSD	Units
Lead	206-1	780.46	785.29	790.66	785.47	0.65	ppb
Lead	207-1	788.36	788.43	807.88	794.89	1.42	ppb
Lead	208-1	786.64	789.86	798.77	791.75	0.79	ppb
Lithium	6-1				105		%
Magnesium	24-2	4952.76	4932.19	4856.83	4913.93	1.03	ppb
Manganese	55-2	403.01	403.04	402.36	402.80	0.10	ppb
Molybdenum	94-1	19.04	19.44	19.01	19.16	1.25	ppb
Molybdenum	95-1	10.77	10.82	10.93	10.84	0.76	ppb
Molybdenum	96-1	12.14	12.01	12.16	12.10	0.67	ppb
Molybdenum	97-1	10.94	10.90	10.96	10.93	0.24	ppb
Molybdenum	98-1	10.81	10.83	11.03	10.89	1.13	ppb
Neodymium	150-1						cps
Neodymium	150-2						cps
Nickel	60-2	76.87	78.23	77.19	77.43	0.92	ppb
Phosphorus	31-2	706.92	704.06	728.28	713.09	1.86	ppb
Potassium	39-2	2140.78	2137.57	2151.58	2143.31	0.34	ppb
Rhodium	103-1				101		%
Rhodium	103-2				99		%
Scandium	45-1				100		%
Scandium	45-2				99		%
Selenium	82-1	12.01	12.23	11.59	11.94	2.71	ppb
Selenium	77-2	14.81	13.85	14.79	14.48	3.77	ppb
Selenium	78-2	13.19	11.79	12.38	12.45	5.63	ppb
Silicon	28-1	1196.71	1203.36	1214.82	1204.96	0.76	ppb
Silver	107-1	7.09	7.13	7.27	7.16	1.27	ppb
Silver	109-1	7.04	7.05	7.18	7.09	1.07	ppb
Sodium	23-2	6330.70	6347.62	6344.76	6341.03	0.14	ppb
Strontium	86-1	1501.01	1513.50	1521.95	1512.15	0.70	ppb
Strontium	88-1	1543.52	1559.60	1559.06	1554.06	0.59	ppb
Sulfur	34-1	683.94	576.56	600.48	620.33	9.09	ppb
Terbium	159-1				104		%
Terbium	159-2				104		%
Thallium	203-1	5.00	4.99	5.08	5.02	0.93	ppb
Thallium	205-1	4.93	5.01	5.08	5.01	1.45	ppb
Tin	118-1	102.53	104.29	104.57	103.80	1.06	ppb
Titanium	47-1	377.91	378.52	382.44	379.63	0.65	ppb

Reviewed By:Mohan
On:12/25/2024 3:49:22 AM
Inst Id :P7

LB Number :	LB134068	Operator :	Jaswal
Lab Sample ID :	P5248-03DLX2	Instrumnet Name :	P7
Client Sample ID :	MJNKD0S	Dilution Factor :	2
Date & Time Acquired :	2024-12-23 14:17:18	DataFile Name :	055SMPL.d

Parameter	Mass	ConRep1	ConRep2	ConRep3	Avg. Conc.	ConcRSD	Units
Uranium	238-1	1.02	1.04	1.05	1.04	1.71	ppb
Vanadium	51-2	82.88	82.84	83.56	83.09	0.49	ppb
Yttrium	89-1				103		%
Yttrium	89-2				100		%
Zinc	66-2	3557.07	3637.93	3648.34	3614.45	1.38	ppb
Zirconium	90-1	5.59	5.71	5.65	5.65	1.09	ppb
Zirconium	91-1	5.86	5.98	5.89	5.91	1.08	ppb

Reviewed By:Mohan
On:12/25/2024 3:49:22 AM
Inst Id :P7

LB Number :	LB134068	Operator :	Jaswal
Lab Sample ID :	P5248-12DLX2	Instrumnet Name :	P7
Client Sample ID :	MJNLH6	Dilution Factor :	2
Date & Time Acquired :	2024-12-23 14:20:22	DataFile Name :	056SMPL.d

Parameter	Mass	ConRep1	ConRep2	ConRep3	Avg. Conc.	ConcRSD	Units
Aluminium	27-2	7747.22	7904.97	7822.30	7824.83	1.01	ppb
Antimony	121-1	309.51	315.22	315.00	313.24	1.03	ppb
Arsenic	75-2	767.68	770.42	779.66	772.59	0.81	ppb
Barium	135-1	113.58	115.32	115.04	114.65	0.81	ppb
Barium	137-1	115.10	116.90	117.92	116.64	1.22	ppb
Beryllium	9-1	0.40	0.34	0.32	0.35	11.75	ppb
Bismuth	209-1				110		%
Bismuth	209-2				108		%
Bromine	81-1						cps
Bromine	81-2						cps
Cadmium	108-1	3.02	2.49	2.68	2.73	9.79	ppb
Cadmium	106-1	1.95	1.96	1.25	1.72	23.72	ppb
Cadmium	111-1	1.21	1.29	1.13	1.21	6.85	ppb
Calcium	43-1	8672.92	8823.45	8737.91	8744.76	0.86	ppb
Calcium	44-1	8258.35	8343.39	8428.86	8343.53	1.02	ppb
Carbon	12-1						cps
Carbon	12-2						cps
Chlorine	35-1						cps
Chlorine	35-2						cps
Chromium	52-2	20.43	20.76	20.51	20.57	0.84	ppb
Cobalt	59-2	77.58	77.79	77.98	77.78	0.25	ppb
Copper	63-2	481.33	472.03	476.36	476.57	0.98	ppb
Dysprosium	156-1						cps
Dysprosium	156-2						cps
Erbium	164-1						cps
Erbium	164-2						cps
Gadolinium	160-1						cps
Gadolinium	160-2						cps
Holmium	165-1				106		%
Holmium	165-2				103		%
Indium	115-1				107		%
Indium	115-2				104		%
Iron	56-2	49020.24	49168.80	48654.29	48947.78	0.54	ppb
Iron	57-2	48052.84	48592.09	47769.02	48137.98	0.87	ppb
Iron	54-2	49035.61	49064.44	48574.70	48891.58	0.56	ppb
Krypton	83-1						cps

Reviewed By:Mohan
On:12/25/2024 3:49:22 AM
Inst Id :P7

LB Number :	LB134068	Operator :	Jaswal
Lab Sample ID :	P5248-12DLX2	Instrumnet Name :	P7
Client Sample ID :	MJNLH6	Dilution Factor :	2
Date & Time Acquired :	2024-12-23 14:20:22	DataFile Name :	056SMPL.d

Parameter	Mass	ConRep1	ConRep2	ConRep3	Avg. Conc.	ConcRSD	Units
Lead	206-1	724.02	725.53	727.83	725.79	0.26	ppb
Lead	207-1	723.54	721.83	727.03	724.14	0.37	ppb
Lead	208-1	720.50	725.03	723.75	723.09	0.32	ppb
Lithium	6-1				106		%
Magnesium	24-2	4573.05	4510.42	4579.52	4554.33	0.84	ppb
Manganese	55-2	339.13	344.97	334.75	339.62	1.51	ppb
Molybdenum	94-1	17.03	17.43	17.83	17.43	2.28	ppb
Molybdenum	95-1	9.79	10.07	9.99	9.95	1.44	ppb
Molybdenum	96-1	11.05	11.04	11.17	11.09	0.64	ppb
Molybdenum	97-1	9.81	10.10	10.18	10.03	1.94	ppb
Molybdenum	98-1	9.83	10.01	10.18	10.01	1.78	ppb
Neodymium	150-1						cps
Neodymium	150-2						cps
Nickel	60-2	21.81	22.14	22.47	22.14	1.49	ppb
Phosphorus	31-2	705.17	744.89	729.23	726.43	2.75	ppb
Potassium	39-2	2057.39	2064.72	2080.03	2067.38	0.56	ppb
Rhodium	103-1				102		%
Rhodium	103-2				100		%
Scandium	45-1				102		%
Scandium	45-2				98		%
Selenium	82-1	0.24	0.44	0.57	0.42	39.62	ppb
Selenium	77-2	2.80	2.81	3.35	2.98	10.48	ppb
Selenium	78-2	-0.50	-0.02	-0.20	-0.24		ppb
Silicon	28-1	959.12	972.33	972.60	968.02	0.80	ppb
Silver	107-1	1.40	1.44	1.44	1.43	1.51	ppb
Silver	109-1	1.40	1.44	1.42	1.42	1.20	ppb
Sodium	23-2	5877.78	5827.73	5859.14	5854.88	0.43	ppb
Strontium	86-1	1554.66	1552.16	1569.78	1558.87	0.61	ppb
Strontium	88-1	1594.29	1612.16	1637.13	1614.53	1.33	ppb
Sulfur	34-1	160.59	201.46	217.41	193.15	15.17	ppb
Terbium	159-1				106		%
Terbium	159-2				103		%
Thallium	203-1	0.27	0.27	0.31	0.28	9.12	ppb
Thallium	205-1	0.27	0.27	0.28	0.27	0.53	ppb
Tin	118-1	91.63	92.60	93.51	92.58	1.02	ppb
Titanium	47-1	329.91	338.33	337.23	335.16	1.37	ppb

Reviewed By:Mohan
On:12/25/2024 3:49:22 AM
Inst Id :P7

LB Number :	LB134068	Operator :	Jaswal
Lab Sample ID :	P5248-12DLX2	Instrumnet Name :	P7
Client Sample ID :	MJNLH6	Dilution Factor :	2
Date & Time Acquired :	2024-12-23 14:20:22	DataFile Name :	056SMPL.d

Parameter	Mass	ConRep1	ConRep2	ConRep3	Avg. Conc.	ConcRSD	Units
Uranium	238-1	0.91	0.89	0.93	0.91	1.85	ppb
Vanadium	51-2	28.47	28.82	28.62	28.64	0.60	ppb
Yttrium	89-1				105		%
Yttrium	89-2				101		%
Zinc	66-2	3353.70	3366.39	3341.99	3354.03	0.36	ppb
Zirconium	90-1	5.08	5.09	5.22	5.13	1.50	ppb
Zirconium	91-1	5.31	5.20	5.39	5.30	1.83	ppb

Reviewed By:Mohan
On:12/25/2024 3:49:22 AM
Inst Id :P7

LB Number :	LB134068	Operator :	Jaswal
Lab Sample ID :	CCV044	Instrumnet Name :	P7
Client Sample ID :	CCV044	Dilution Factor :	1
Date & Time Acquired :	2024-12-23 14:23:22	DataFile Name :	057CCV.d

Parameter	Mass	ConRep1	ConRep2	ConRep3	Avg. Conc.	ConcRSD	Units
Aluminium	27-2	50539.08	49880.48	49845.50	50088.35	0.78	ppb
Antimony	121-1	472.00	501.39	490.35	487.91	3.04	ppb
Arsenic	75-2	487.52	484.68	482.30	484.84	0.54	ppb
Barium	135-1	2382.94	2519.81	2486.81	2463.18	2.90	ppb
Barium	137-1	2415.01	2541.24	2523.31	2493.19	2.74	ppb
Beryllium	9-1	471.08	478.26	480.85	476.73	1.06	ppb
Bismuth	209-1				98		%
Bismuth	209-2				94		%
Bromine	81-1						cps
Bromine	81-2						cps
Cadmium	108-1	466.45	496.54	485.67	482.89	3.16	ppb
Cadmium	106-1	474.39	494.84	486.70	485.31	2.12	ppb
Cadmium	111-1	447.24	468.93	468.94	461.70	2.71	ppb
Calcium	43-1	243768.20	255604.20	257487.91	252286.77	2.95	ppb
Calcium	44-1	240314.06	258072.71	258919.64	252435.47	4.16	ppb
Carbon	12-1						cps
Carbon	12-2						cps
Chlorine	35-1						cps
Chlorine	35-2						cps
Chromium	52-2	502.66	490.66	489.51	494.27	1.47	ppb
Cobalt	59-2	485.29	484.58	481.96	483.94	0.36	ppb
Copper	63-2	4707.82	4716.02	4733.48	4719.10	0.28	ppb
Dysprosium	156-1						cps
Dysprosium	156-2						cps
Erbium	164-1						cps
Erbium	164-2						cps
Gadolinium	160-1						cps
Gadolinium	160-2						cps
Holmium	165-1				101		%
Holmium	165-2				98		%
Indium	115-1				90		%
Indium	115-2				86		%
Iron	56-2	126349.35	125773.73	125535.47	125886.19	0.33	ppb
Iron	57-2	125867.15	126698.16	126134.01	126233.10	0.34	ppb
Iron	54-2	127307.23	127934.13	126110.36	127117.24	0.73	ppb
Krypton	83-1						cps

Reviewed By:Mohan
On:12/25/2024 3:49:22 AM
Inst Id :P7

LB Number :	LB134068	Operator :	Jaswal
Lab Sample ID :	CCV044	Instrumnet Name :	P7
Client Sample ID :	CCV044	Dilution Factor :	1
Date & Time Acquired :	2024-12-23 14:23:22	DataFile Name :	057CCV.d

Parameter	Mass	ConRep1	ConRep2	ConRep3	Avg. Conc.	ConcRSD	Units
Lead	206-1	2414.67	2612.99	2495.08	2507.58	3.98	ppb
Lead	207-1	2412.25	2587.64	2492.21	2497.37	3.52	ppb
Lead	208-1	2417.30	2584.44	2499.82	2500.52	3.34	ppb
Lithium	6-1				100		%
Magnesium	24-2	236200.78	234535.70	236503.74	235746.74	0.45	ppb
Manganese	55-2	4924.12	4866.91	4851.91	4880.98	0.78	ppb
Molybdenum	94-1	4735.36	4888.50	4927.01	4850.29	2.09	ppb
Molybdenum	95-1	4718.52	4924.62	4904.90	4849.35	2.35	ppb
Molybdenum	96-1	4718.65	4941.30	4903.49	4854.48	2.45	ppb
Molybdenum	97-1	4742.53	4958.29	4889.08	4863.30	2.27	ppb
Molybdenum	98-1	4749.58	4956.52	4888.98	4865.03	2.17	ppb
Neodymium	150-1						cps
Neodymium	150-2						cps
Nickel	60-2	463.03	457.36	457.43	459.27	0.71	ppb
Phosphorus	31-2	9841.57	9764.47	9832.02	9812.69	0.43	ppb
Potassium	39-2	123152.68	122423.27	122371.48	122649.14	0.36	ppb
Rhodium	103-1				87		%
Rhodium	103-2				83		%
Scandium	45-1				91		%
Scandium	45-2				85		%
Selenium	82-1	450.37	475.18	474.54	466.70	3.03	ppb
Selenium	77-2	476.34	476.50	484.84	479.23	1.01	ppb
Selenium	78-2	485.50	491.56	467.41	481.49	2.61	ppb
Silicon	28-1	188.07	206.24	207.61	200.64	5.44	ppb
Silver	107-1	477.28	489.67	478.37	481.77	1.42	ppb
Silver	109-1	472.11	483.88	485.88	480.62	1.55	ppb
Sodium	23-2	246240.53	247689.88	245291.49	246407.30	0.49	ppb
Strontium	86-1	11837.44	12424.60	12472.57	12244.87	2.89	ppb
Strontium	88-1	11829.60	12313.43	12465.08	12202.70	2.72	ppb
Sulfur	34-1	9092.69	9956.56	9896.48	9648.58	5.00	ppb
Terbium	159-1				99		%
Terbium	159-2				96		%
Thallium	203-1	481.54	511.63	510.02	501.06	3.38	ppb
Thallium	205-1	483.34	518.90	501.19	501.14	3.55	ppb
Tin	118-1	475.59	502.25	490.78	489.54	2.73	ppb
Titanium	47-1	4694.91	4963.88	5028.86	4895.88	3.62	ppb

Reviewed By:Mohan
On:12/25/2024 3:49:22 AM
Inst Id :P7

LB Number :	LB134068	Operator :	Jaswal
Lab Sample ID :	CCV044	Instrumnet Name :	P7
Client Sample ID :	CCV044	Dilution Factor :	1
Date & Time Acquired :	2024-12-23 14:23:22	DataFile Name :	057CCV.d

Parameter	Mass	ConRep1	ConRep2	ConRep3	Avg. Conc.	ConcRSD	Units
Uranium	238-1	468.53	498.62	493.20	486.79	3.29	ppb
Vanadium	51-2	502.04	504.43	501.73	502.73	0.29	ppb
Yttrium	89-1				94		%
Yttrium	89-2				88		%
Zinc	66-2	4638.75	4633.49	4635.00	4635.75	0.06	ppb
Zirconium	90-1	471.24	493.46	491.18	485.29	2.52	ppb
Zirconium	91-1	466.98	493.31	500.01	486.76	3.59	ppb

Reviewed By:Mohan
On:12/25/2024 3:49:22 AM
Inst Id :P7

LB Number :	LB134068	Operator :	Jaswal
Lab Sample ID :	CCB044	Instrumnet Name :	P7
Client Sample ID :	CCB044	Dilution Factor :	1
Date & Time Acquired :	2024-12-23 14:26:08	DataFile Name :	058CCBE.d

Parameter	Mass	ConRep1	ConRep2	ConRep3	Avg. Conc.	ConcRSD	Units
Aluminium	27-2	2.83	2.01	1.53	2.12	31.02	ppb
Antimony	121-1	0.26	0.22	0.22	0.23	10.23	ppb
Arsenic	75-2	0.07	0.02	0.02	0.04	86.73	ppb
Barium	135-1	0.39	0.36	0.26	0.34	19.72	ppb
Barium	137-1	0.36	0.38	0.31	0.35	9.83	ppb
Beryllium	9-1	0.15	0.11	0.11	0.12	20.33	ppb
Bismuth	209-1				110		%
Bismuth	209-2				107		%
Bromine	81-1						cps
Bromine	81-2						cps
Cadmium	108-1	0.06	0.06	0.03	0.05	34.70	ppb
Cadmium	106-1	-1.12	-1.72	-0.89	-1.25		ppb
Cadmium	111-1	0.00	-0.03	0.03	0.00		ppb
Calcium	43-1	47.45	43.31	32.55	41.10	18.71	ppb
Calcium	44-1	38.43	39.33	27.68	35.15	18.44	ppb
Carbon	12-1						cps
Carbon	12-2						cps
Chlorine	35-1						cps
Chlorine	35-2						cps
Chromium	52-2	0.02	0.02	0.01	0.02	32.99	ppb
Cobalt	59-2	0.03	0.02	0.02	0.02	39.08	ppb
Copper	63-2	0.34	0.23	0.21	0.26	26.75	ppb
Dysprosium	156-1						cps
Dysprosium	156-2						cps
Erbium	164-1						cps
Erbium	164-2						cps
Gadolinium	160-1						cps
Gadolinium	160-2						cps
Holmium	165-1				104		%
Holmium	165-2				101		%
Indium	115-1				99		%
Indium	115-2				95		%
Iron	56-2	7.76	6.00	4.59	6.11	25.93	ppb
Iron	57-2	7.76	6.10	5.26	6.37	19.92	ppb
Iron	54-2	8.75	5.91	4.39	6.35	34.80	ppb
Krypton	83-1						cps

Reviewed By:Mohan
On:12/25/2024 3:49:22 AM
Inst Id :P7

LB Number :	LB134068	Operator :	Jaswal
Lab Sample ID :	CCB044	Instrumnet Name :	P7
Client Sample ID :	CCB044	Dilution Factor :	1
Date & Time Acquired :	2024-12-23 14:26:08	DataFile Name :	058CCBE.d

Parameter	Mass	ConRep1	ConRep2	ConRep3	Avg. Conc.	ConcRSD	Units
Lead	206-1	0.43	0.46	0.35	0.42	13.52	ppb
Lead	207-1	0.45	0.44	0.35	0.41	13.85	ppb
Lead	208-1	0.44	0.44	0.35	0.41	12.00	ppb
Lithium	6-1				107		%
Magnesium	24-2	14.43	10.25	8.50	11.06	27.55	ppb
Manganese	55-2	0.34	0.25	0.17	0.25	34.97	ppb
Molybdenum	94-1	0.82	0.85	0.68	0.78	11.92	ppb
Molybdenum	95-1	0.83	0.85	0.64	0.77	14.60	ppb
Molybdenum	96-1	0.85	0.80	0.66	0.77	12.99	ppb
Molybdenum	97-1	0.82	0.80	0.71	0.78	7.91	ppb
Molybdenum	98-1	0.86	0.81	0.64	0.77	14.71	ppb
Neodymium	150-1						cps
Neodymium	150-2						cps
Nickel	60-2	0.00	0.01	0.01	0.01	63.96	ppb
Phosphorus	31-2	-12.51	-16.89	-17.02	-15.47		ppb
Potassium	39-2	12.93	13.06	10.12	12.04	13.80	ppb
Rhodium	103-1				97		%
Rhodium	103-2				96		%
Scandium	45-1				94		%
Scandium	45-2				89		%
Selenium	82-1	-0.33	-0.49	-0.37	-0.40		ppb
Selenium	77-2	0.01	0.02	0.01	0.01	13.78	ppb
Selenium	78-2	-1.05	-0.64	-0.41	-0.70		ppb
Silicon	28-1	-14.47	-13.57	-14.97	-14.34		ppb
Silver	107-1	0.13	0.12	0.10	0.12	15.84	ppb
Silver	109-1	0.13	0.11	0.10	0.11	13.43	ppb
Sodium	23-2	29.25	27.04	23.34	26.54	11.24	ppb
Strontium	86-1	1.40	1.11	1.16	1.22	13.07	ppb
Strontium	88-1	1.94	1.73	1.55	1.74	11.16	ppb
Sulfur	34-1	-282.38	-150.53	-280.21	-237.70		ppb
Terbium	159-1				103		%
Terbium	159-2				100		%
Thallium	203-1	0.12	0.12	0.08	0.11	21.47	ppb
Thallium	205-1	0.14	0.12	0.10	0.12	17.01	ppb
Tin	118-1	0.10	0.09	0.08	0.09	12.54	ppb
Titanium	47-1	0.74	0.77	0.58	0.70	14.70	ppb

Reviewed By:Mohan
On:12/25/2024 3:49:22 AM
Inst Id :P7

LB Number :	LB134068	Operator :	Jaswal
Lab Sample ID :	CCB044	Instrumnet Name :	P7
Client Sample ID :	CCB044	Dilution Factor :	1
Date & Time Acquired :	2024-12-23 14:26:08	DataFile Name :	058CCBE.d

Parameter	Mass	ConRep1	ConRep2	ConRep3	Avg. Conc.	ConcRSD	Units
Uranium	238-1	0.07	0.07	0.05	0.06	16.30	ppb
Vanadium	51-2	0.03	0.02	0.02	0.02	25.51	ppb
Yttrium	89-1				98		%
Yttrium	89-2				93		%
Zinc	66-2	0.32	0.32	0.22	0.29	21.39	ppb
Zirconium	90-1	0.09	0.09	0.07	0.08	10.89	ppb
Zirconium	91-1	0.09	0.10	0.08	0.09	13.02	ppb

Reviewed By:Mohan
On:12/25/2024 3:49:22 AM
Inst Id :P7

LB Number :	LB134068	Operator :	Jaswal
Lab Sample ID :	PB165532BL	Instrumnet Name :	P7
Client Sample ID :	PBS532	Dilution Factor :	1
Date & Time Acquired :	2024-12-23 14:35:44	DataFile Name :	059CCBE.d

Parameter	Mass	ConRep1	ConRep2	ConRep3	Avg. Conc.	ConcRSD	Units
Aluminium	27-2	0.30	0.42	0.24	0.32	28.64	ppb
Antimony	121-1	0.03	0.03	0.02	0.03	14.21	ppb
Arsenic	75-2	-0.02	0.00	0.00	-0.01		ppb
Barium	135-1	0.00	0.00	0.00	0.00		ppb
Barium	137-1	0.00	0.00	0.00	0.00	373.10	ppb
Beryllium	9-1	0.00	0.02	0.01	0.01	129.43	ppb
Bismuth	209-1				109		%
Bismuth	209-2				107		%
Bromine	81-1						cps
Bromine	81-2						cps
Cadmium	108-1	0.00	-0.03	-0.02	-0.02		ppb
Cadmium	106-1	-1.93	-1.92	-2.05	-1.96		ppb
Cadmium	111-1	-0.14	-0.13	-0.14	-0.13		ppb
Calcium	43-1	0.63	1.42	1.85	1.30	47.61	ppb
Calcium	44-1	-3.76	-3.45	-3.26	-3.49		ppb
Carbon	12-1						cps
Carbon	12-2						cps
Chlorine	35-1						cps
Chlorine	35-2						cps
Chromium	52-2	-0.03	0.01	-0.01	-0.01		ppb
Cobalt	59-2	0.01	0.00	0.01	0.00	80.36	ppb
Copper	63-2	0.00	0.01	0.02	0.01	131.71	ppb
Dysprosium	156-1						cps
Dysprosium	156-2						cps
Erbium	164-1						cps
Erbium	164-2						cps
Gadolinium	160-1						cps
Gadolinium	160-2						cps
Holmium	165-1				103		%
Holmium	165-2				102		%
Indium	115-1				100		%
Indium	115-2				97		%
Iron	56-2	0.22	0.20	0.19	0.20	7.39	ppb
Iron	57-2	0.54	0.05	0.28	0.29	84.10	ppb
Iron	54-2	1.15	0.25	0.21	0.54	98.39	ppb
Krypton	83-1						cps

Reviewed By:Mohan
On:12/25/2024 3:49:22 AM
Inst Id :P7

LB Number :	LB134068	Operator :	Jaswal
Lab Sample ID :	PB165532BL	Instrumnet Name :	P7
Client Sample ID :	PBS532	Dilution Factor :	1
Date & Time Acquired :	2024-12-23 14:35:44	DataFile Name :	059CCBE.d

Parameter	Mass	ConRep1	ConRep2	ConRep3	Avg. Conc.	ConcRSD	Units
Lead	206-1	0.03	0.04	0.04	0.04	11.82	ppb
Lead	207-1	0.04	0.04	0.04	0.04	4.85	ppb
Lead	208-1	0.04	0.04	0.04	0.04	3.20	ppb
Lithium	6-1				107		%
Magnesium	24-2	0.63	0.69	0.72	0.68	6.66	ppb
Manganese	55-2	0.01	0.02	0.01	0.01	44.33	ppb
Molybdenum	94-1	0.02	0.01	0.01	0.01	61.77	ppb
Molybdenum	95-1	0.01	0.01	0.01	0.01	17.70	ppb
Molybdenum	96-1	0.00	0.01	0.01	0.00	112.35	ppb
Molybdenum	97-1	0.01	0.01	0.00	0.01	63.70	ppb
Molybdenum	98-1	0.01	0.01	0.00	0.01	56.88	ppb
Neodymium	150-1						cps
Neodymium	150-2						cps
Nickel	60-2	-0.02	0.00	-0.03	-0.02		ppb
Phosphorus	31-2	-14.93	-18.93	-16.59	-16.82		ppb
Potassium	39-2	0.16	0.74	0.68	0.53	60.74	ppb
Rhodium	103-1				100		%
Rhodium	103-2				98		%
Scandium	45-1				99		%
Scandium	45-2				93		%
Selenium	82-1	-0.19	-0.36	-0.39	-0.32		ppb
Selenium	77-2	0.33	-0.16	-0.16	0.01	4913.88	ppb
Selenium	78-2	-1.91	-1.25	-1.59	-1.58		ppb
Silicon	28-1	-13.97	-13.39	-13.16	-13.51		ppb
Silver	107-1	0.00	0.01	0.00	0.00	35.69	ppb
Silver	109-1	0.00	0.00	0.01	0.00	37.83	ppb
Sodium	23-2	7.43	6.10	6.49	6.67	10.26	ppb
Strontium	86-1	-0.47	-0.44	-0.54	-0.48		ppb
Strontium	88-1	0.04	0.02	-0.03	0.01	391.56	ppb
Sulfur	34-1	-221.98	-138.86	-183.34	-181.40		ppb
Terbium	159-1				103		%
Terbium	159-2				101		%
Thallium	203-1	0.02	0.02	0.02	0.02	7.26	ppb
Thallium	205-1	0.02	0.02	0.02	0.02	5.28	ppb
Tin	118-1	0.00	0.00	-0.01	0.00		ppb
Titanium	47-1	-0.01	0.00	-0.02	-0.01		ppb

Reviewed By:Mohan
On:12/25/2024 3:49:22 AM
Inst Id :P7

LB Number :	LB134068	Operator :	Jaswal
Lab Sample ID :	PB165532BL	Instrumnet Name :	P7
Client Sample ID :	PBS532	Dilution Factor :	1
Date & Time Acquired :	2024-12-23 14:35:44	DataFile Name :	059CCBE.d

Parameter	Mass	ConRep1	ConRep2	ConRep3	Avg. Conc.	ConcRSD	Units
Uranium	238-1	0.00	0.00	0.00	0.00	98.13	ppb
Vanadium	51-2	0.00	0.00	0.00	0.00	75.32	ppb
Yttrium	89-1				100		%
Yttrium	89-2				96		%
Zinc	66-2	0.04	0.05	0.05	0.04	12.43	ppb
Zirconium	90-1	0.01	0.00	0.00	0.00	80.42	ppb
Zirconium	91-1	0.00	0.00	0.01	0.00	71.04	ppb

Reviewed By:Mohan
On:12/25/2024 3:49:22 AM
Inst Id :P7

LB Number :	LB134068	Operator :	Jaswal
Lab Sample ID :	PB165532BS	Instrumnet Name :	P7
Client Sample ID :	LCS532	Dilution Factor :	1
Date & Time Acquired :	2024-12-23 14:39:00	DataFile Name :	060LCSE.d

Parameter	Mass	ConRep1	ConRep2	ConRep3	Avg. Conc.	ConcRSD	Units
Aluminium	27-2	38.25	38.01	37.29	37.85	1.32	ppb
Antimony	121-1	3.88	4.07	4.01	3.99	2.51	ppb
Arsenic	75-2	2.23	2.27	2.16	2.22	2.59	ppb
Barium	135-1	18.79	19.44	18.82	19.01	1.93	ppb
Barium	137-1	19.09	19.51	19.04	19.21	1.36	ppb
Beryllium	9-1	2.06	2.17	2.12	2.12	2.47	ppb
Bismuth	209-1				107		%
Bismuth	209-2				105		%
Bromine	81-1						cps
Bromine	81-2						cps
Cadmium	108-1	1.98	2.17	1.74	1.96	11.06	ppb
Cadmium	106-1	0.95	0.97	0.61	0.85	23.89	ppb
Cadmium	111-1	2.11	2.06	2.07	2.08	1.45	ppb
Calcium	43-1	1056.18	1070.92	1050.10	1059.06	1.01	ppb
Calcium	44-1	1062.93	1049.40	1057.82	1056.72	0.65	ppb
Carbon	12-1						cps
Carbon	12-2						cps
Chlorine	35-1						cps
Chlorine	35-2						cps
Chromium	52-2	3.83	3.84	3.89	3.85	0.76	ppb
Cobalt	59-2	2.00	2.03	2.03	2.02	0.95	ppb
Copper	63-2	4.08	4.22	4.19	4.16	1.67	ppb
Dysprosium	156-1						cps
Dysprosium	156-2						cps
Erbium	164-1						cps
Erbium	164-2						cps
Gadolinium	160-1						cps
Gadolinium	160-2						cps
Holmium	165-1				103		%
Holmium	165-2				101		%
Indium	115-1				100		%
Indium	115-2				97		%
Iron	56-2	416.42	413.26	409.45	413.05	0.84	ppb
Iron	57-2	423.93	423.17	417.75	421.62	0.80	ppb
Iron	54-2	421.84	420.04	428.14	423.34	1.00	ppb
Krypton	83-1						cps

Reviewed By:Mohan
On:12/25/2024 3:49:22 AM
Inst Id :P7

LB Number :	LB134068	Operator :	Jaswal
Lab Sample ID :	PB165532BS	Instrumnet Name :	P7
Client Sample ID :	LCS532	Dilution Factor :	1
Date & Time Acquired :	2024-12-23 14:39:00	DataFile Name :	060LCSE.d

Parameter	Mass	ConRep1	ConRep2	ConRep3	Avg. Conc.	ConcRSD	Units
Lead	206-1	1.83	1.84	1.85	1.84	0.61	ppb
Lead	207-1	1.78	1.88	1.81	1.82	2.66	ppb
Lead	208-1	1.83	1.84	1.81	1.83	0.77	ppb
Lithium	6-1				104		%
Magnesium	24-2	912.34	921.44	914.00	915.93	0.53	ppb
Manganese	55-2	1.98	2.04	2.06	2.03	2.02	ppb
Molybdenum	94-1	11.45	11.52	11.46	11.47	0.32	ppb
Molybdenum	95-1	9.67	9.59	9.59	9.62	0.48	ppb
Molybdenum	96-1	9.78	9.73	9.87	9.79	0.69	ppb
Molybdenum	97-1	9.52	9.63	9.70	9.62	0.97	ppb
Molybdenum	98-1	9.66	9.64	9.52	9.61	0.81	ppb
Neodymium	150-1						cps
Neodymium	150-2						cps
Nickel	60-2	2.06	2.03	2.02	2.04	1.02	ppb
Phosphorus	31-2	32.05	33.81	28.59	31.48	8.44	ppb
Potassium	39-2	1015.23	1020.96	1019.13	1018.44	0.29	ppb
Rhodium	103-1				100		%
Rhodium	103-2				97		%
Scandium	45-1				98		%
Scandium	45-2				95		%
Selenium	82-1	10.35	9.48	9.77	9.87	4.46	ppb
Selenium	77-2	13.76	7.80	9.45	10.33	29.79	ppb
Selenium	78-2	7.78	9.79	9.98	9.19	13.28	ppb
Silicon	28-1	-2.09	-2.55	-2.10	-2.25		ppb
Silver	107-1	2.02	2.12	2.02	2.05	2.72	ppb
Silver	109-1	1.99	2.07	2.01	2.03	1.91	ppb
Sodium	23-2	953.69	952.00	953.92	953.20	0.11	ppb
Strontium	86-1	47.55	47.82	49.91	48.43	2.67	ppb
Strontium	88-1	48.69	47.79	48.40	48.30	0.95	ppb
Sulfur	34-1	-22.40	-41.26	-58.31	-40.66		ppb
Terbium	159-1				102		%
Terbium	159-2				100		%
Thallium	203-1	1.77	1.79	1.78	1.78	0.36	ppb
Thallium	205-1	1.80	1.80	1.75	1.79	1.59	ppb
Tin	118-1	9.85	10.14	9.86	9.95	1.67	ppb
Titanium	47-1	2.21	2.41	2.50	2.37	6.37	ppb

Reviewed By:Mohan
On:12/25/2024 3:49:22 AM
Inst Id :P7

LB Number :	LB134068	Operator :	Jaswal
Lab Sample ID :	PB165532BS	Instrumnet Name :	P7
Client Sample ID :	LCS532	Dilution Factor :	1
Date & Time Acquired :	2024-12-23 14:39:00	DataFile Name :	060LCSE.d

Parameter	Mass	ConRep1	ConRep2	ConRep3	Avg. Conc.	ConcRSD	Units
Uranium	238-1	1.62	1.62	1.61	1.62	0.42	ppb
Vanadium	51-2	9.86	10.00	10.03	9.96	0.92	ppb
Yttrium	89-1				99		%
Yttrium	89-2				96		%
Zinc	66-2	10.30	10.36	10.22	10.29	0.70	ppb
Zirconium	90-1	1.92	1.96	1.92	1.93	1.24	ppb
Zirconium	91-1	1.92	1.93	1.97	1.94	1.40	ppb

Reviewed By:Mohan
On:12/25/2024 3:49:22 AM
Inst Id :P7

LB Number :	LB134068	Operator :	Jaswal
Lab Sample ID :	P5154-01	Instrumnet Name :	P7
Client Sample ID :	ME28N9	Dilution Factor :	1
Date & Time Acquired :	2024-12-23 14:43:10	DataFile Name :	061SMPL.d

Parameter	Mass	ConRep1	ConRep2	ConRep3	Avg. Conc.	ConcRSD	Units
Aluminium	27-2	15014.94	15046.07	14746.11	14935.71	1.10	ppb
Antimony	121-1	0.25	0.25	0.26	0.25	1.38	ppb
Arsenic	75-2	16.06	15.44	15.96	15.82	2.11	ppb
Barium	135-1	131.28	130.58	133.86	131.91	1.31	ppb
Barium	137-1	133.88	133.75	136.73	134.78	1.25	ppb
Beryllium	9-1	1.30	1.16	1.28	1.25	6.27	ppb
Bismuth	209-1				112		%
Bismuth	209-2				109		%
Bromine	81-1						cps
Bromine	81-2						cps
Cadmium	108-1	1.22	1.04	1.21	1.16	8.66	ppb
Cadmium	106-1	-0.16	-0.74	-0.27	-0.39		ppb
Cadmium	111-1	0.64	0.58	0.68	0.64	7.96	ppb
Calcium	43-1	11356.73	11519.45	11466.21	11447.46	0.72	ppb
Calcium	44-1	10963.51	11139.73	10996.48	11033.24	0.85	ppb
Carbon	12-1						cps
Carbon	12-2						cps
Chlorine	35-1						cps
Chlorine	35-2						cps
Chromium	52-2	27.87	27.75	27.58	27.73	0.54	ppb
Cobalt	59-2	16.99	16.99	16.81	16.93	0.61	ppb
Copper	63-2	35.14	35.15	34.93	35.07	0.36	ppb
Dysprosium	156-1						cps
Dysprosium	156-2						cps
Erbium	164-1						cps
Erbium	164-2						cps
Gadolinium	160-1						cps
Gadolinium	160-2						cps
Holmium	165-1				109		%
Holmium	165-2				106		%
Indium	115-1				105		%
Indium	115-2				99		%
Iron	56-2	35098.38	35212.57	34601.36	34970.77	0.93	ppb
Iron	57-2	34633.18	34726.73	34748.54	34702.82	0.18	ppb
Iron	54-2	35616.56	35157.78	34957.24	35243.86	0.96	ppb
Krypton	83-1						cps

Reviewed By:Mohan
On:12/25/2024 3:49:22 AM
Inst Id :P7

LB Number :	LB134068	Operator :	Jaswal
Lab Sample ID :	P5154-01	Instrumnet Name :	P7
Client Sample ID :	ME28N9	Dilution Factor :	1
Date & Time Acquired :	2024-12-23 14:43:10	DataFile Name :	061SMPL.d

Parameter	Mass	ConRep1	ConRep2	ConRep3	Avg. Conc.	ConcRSD	Units
Lead	206-1	38.46	38.55	39.09	38.70	0.88	ppb
Lead	207-1	34.89	35.27	35.70	35.29	1.14	ppb
Lead	208-1	36.19	36.55	36.75	36.50	0.76	ppb
Lithium	6-1				109		%
Magnesium	24-2	5739.52	5656.33	5619.06	5671.63	1.09	ppb
Manganese	55-2	1347.96	1359.07	1329.68	1345.57	1.10	ppb
Molybdenum	94-1	12.04	12.06	12.13	12.07	0.38	ppb
Molybdenum	95-1	9.35	9.50	9.44	9.43	0.82	ppb
Molybdenum	96-1	9.97	10.10	10.06	10.04	0.67	ppb
Molybdenum	97-1	9.26	9.68	9.41	9.45	2.27	ppb
Molybdenum	98-1	9.48	9.61	9.63	9.57	0.86	ppb
Neodymium	150-1						cps
Neodymium	150-2						cps
Nickel	60-2	93.46	92.58	92.39	92.81	0.61	ppb
Phosphorus	31-2	677.10	651.77	674.63	667.83	2.09	ppb
Potassium	39-2	3273.83	3278.68	3281.27	3277.93	0.12	ppb
Rhodium	103-1				104		%
Rhodium	103-2				101		%
Scandium	45-1				104		%
Scandium	45-2				99		%
Selenium	82-1	0.69	0.61	0.81	0.71	14.39	ppb
Selenium	77-2	9.60	6.79	8.42	8.27	17.07	ppb
Selenium	78-2	0.70	0.85	0.27	0.61	49.26	ppb
Silicon	28-1	2628.87	2647.89	2680.76	2652.51	0.99	ppb
Silver	107-1	0.20	0.15	0.15	0.17	17.71	ppb
Silver	109-1	0.21	0.15	0.15	0.17	20.33	ppb
Sodium	23-2	332.03	334.48	328.18	331.56	0.96	ppb
Strontium	86-1	1135.67	1152.75	1155.70	1148.04	0.94	ppb
Strontium	88-1	1166.12	1205.95	1169.64	1180.57	1.87	ppb
Sulfur	34-1	313.23	243.76	155.31	237.43	33.34	ppb
Terbium	159-1				108		%
Terbium	159-2				104		%
Thallium	203-1	0.40	0.36	0.38	0.38	5.25	ppb
Thallium	205-1	0.39	0.37	0.37	0.37	2.65	ppb
Tin	118-1	0.65	0.67	0.64	0.65	2.88	ppb
Titanium	47-1	107.96	109.95	110.12	109.34	1.10	ppb

Reviewed By:Mohan
On:12/25/2024 3:49:22 AM
Inst Id :P7

LB Number :	LB134068	Operator :	Jaswal
Lab Sample ID :	P5154-01	Instrumnet Name :	P7
Client Sample ID :	ME28N9	Dilution Factor :	1
Date & Time Acquired :	2024-12-23 14:43:10	DataFile Name :	061SMPL.d

Parameter	Mass	ConRep1	ConRep2	ConRep3	Avg. Conc.	ConcRSD	Units
Uranium	238-1	1.33	1.35	1.36	1.35	1.07	ppb
Vanadium	51-2	37.19	36.80	36.61	36.87	0.81	ppb
Yttrium	89-1				112		%
Yttrium	89-2				106		%
Zinc	66-2	129.01	127.04	126.70	127.59	0.98	ppb
Zirconium	90-1	2.33	2.39	2.37	2.36	1.16	ppb
Zirconium	91-1	2.36	2.36	2.49	2.40	3.17	ppb

Reviewed By:Mohan
On:12/25/2024 3:49:22 AM
Inst Id :P7

LB Number :	LB134068	Operator :	Jaswal
Lab Sample ID :	P5154-02	Instrumnet Name :	P7
Client Sample ID :	ME28P0	Dilution Factor :	1
Date & Time Acquired :	2024-12-23 14:46:17	DataFile Name :	062SMPL.d

Parameter	Mass	ConRep1	ConRep2	ConRep3	Avg. Conc.	ConcRSD	Units
Aluminium	27-2	21104.78	21273.82	21152.29	21176.97	0.41	ppb
Antimony	121-1	0.15	0.16	0.17	0.16	5.00	ppb
Arsenic	75-2	15.65	15.76	15.46	15.63	0.98	ppb
Barium	135-1	137.48	139.55	140.04	139.02	0.98	ppb
Barium	137-1	139.44	142.00	142.56	141.33	1.18	ppb
Beryllium	9-1	1.28	1.48	1.44	1.40	7.47	ppb
Bismuth	209-1				110		%
Bismuth	209-2				107		%
Bromine	81-1						cps
Bromine	81-2						cps
Cadmium	108-1	1.04	0.90	0.99	0.97	7.35	ppb
Cadmium	106-1	0.21	-0.33	-0.10	-0.07		ppb
Cadmium	111-1	0.54	0.53	0.48	0.52	6.57	ppb
Calcium	43-1	5325.86	5330.92	5395.93	5350.90	0.73	ppb
Calcium	44-1	5046.90	5122.72	5114.93	5094.85	0.82	ppb
Carbon	12-1						cps
Carbon	12-2						cps
Chlorine	35-1						cps
Chlorine	35-2						cps
Chromium	52-2	36.99	36.94	37.56	37.16	0.93	ppb
Cobalt	59-2	23.63	23.64	23.87	23.71	0.58	ppb
Copper	63-2	41.00	41.02	41.40	41.14	0.54	ppb
Dysprosium	156-1						cps
Dysprosium	156-2						cps
Erbium	164-1						cps
Erbium	164-2						cps
Gadolinium	160-1						cps
Gadolinium	160-2						cps
Holmium	165-1				106		%
Holmium	165-2				104		%
Indium	115-1				102		%
Indium	115-2				98		%
Iron	56-2	49848.16	49447.95	49500.37	49598.83	0.44	ppb
Iron	57-2	49003.42	49000.36	49892.92	49298.90	1.04	ppb
Iron	54-2	50190.73	49701.04	50366.06	50085.94	0.69	ppb
Krypton	83-1						cps

Reviewed By:Mohan
On:12/25/2024 3:49:22 AM
Inst Id :P7

LB Number :	LB134068	Operator :	Jaswal
Lab Sample ID :	P5154-02	Instrumnet Name :	P7
Client Sample ID :	ME28P0	Dilution Factor :	1
Date & Time Acquired :	2024-12-23 14:46:17	DataFile Name :	062SMPL.d

Parameter	Mass	ConRep1	ConRep2	ConRep3	Avg. Conc.	ConcRSD	Units
Lead	206-1	25.68	25.93	25.75	25.79	0.50	ppb
Lead	207-1	23.42	23.84	23.48	23.58	0.97	ppb
Lead	208-1	24.08	24.50	24.21	24.26	0.89	ppb
Lithium	6-1				107		%
Magnesium	24-2	6831.95	6848.23	6840.09	6840.09	0.12	ppb
Manganese	55-2	836.78	832.93	826.70	832.13	0.61	ppb
Molybdenum	94-1	13.69	14.13	13.93	13.92	1.57	ppb
Molybdenum	95-1	9.45	9.71	9.62	9.59	1.37	ppb
Molybdenum	96-1	10.43	10.77	10.39	10.53	2.01	ppb
Molybdenum	97-1	9.55	9.71	9.68	9.64	0.87	ppb
Molybdenum	98-1	9.66	9.73	9.56	9.65	0.90	ppb
Neodymium	150-1						cps
Neodymium	150-2						cps
Nickel	60-2	63.80	63.17	63.26	63.41	0.54	ppb
Phosphorus	31-2	474.58	474.67	468.97	472.74	0.69	ppb
Potassium	39-2	3221.81	3206.41	3241.16	3223.13	0.54	ppb
Rhodium	103-1				101		%
Rhodium	103-2				99		%
Scandium	45-1				102		%
Scandium	45-2				97		%
Selenium	82-1	0.47	0.18	0.76	0.47	61.90	ppb
Selenium	77-2	12.35	12.40	13.61	12.79	5.60	ppb
Selenium	78-2	1.45	0.67	1.55	1.22	39.58	ppb
Silicon	28-1	2945.05	2988.39	2992.21	2975.22	0.88	ppb
Silver	107-1	0.08	0.08	0.09	0.08	6.66	ppb
Silver	109-1	0.08	0.09	0.09	0.09	6.76	ppb
Sodium	23-2	301.53	301.54	303.84	302.30	0.44	ppb
Strontium	86-1	925.72	943.22	932.05	933.66	0.95	ppb
Strontium	88-1	962.97	967.63	962.64	964.41	0.29	ppb
Sulfur	34-1	-859.88	-949.41	-972.91	-927.40		ppb
Terbium	159-1				107		%
Terbium	159-2				104		%
Thallium	203-1	0.40	0.43	0.44	0.42	4.64	ppb
Thallium	205-1	0.43	0.43	0.45	0.43	2.39	ppb
Tin	118-1	0.63	0.65	0.65	0.64	1.49	ppb
Titanium	47-1	137.00	138.42	138.98	138.13	0.74	ppb

Reviewed By:Mohan
On:12/25/2024 3:49:22 AM
Inst Id :P7

LB Number :	LB134068	Operator :	Jaswal
Lab Sample ID :	P5154-02	Instrumnet Name :	P7
Client Sample ID :	ME28P0	Dilution Factor :	1
Date & Time Acquired :	2024-12-23 14:46:17	DataFile Name :	062SMPL.d

Parameter	Mass	ConRep1	ConRep2	ConRep3	Avg. Conc.	ConcRSD	Units
Uranium	238-1	1.59	1.63	1.58	1.60	1.48	ppb
Vanadium	51-2	46.91	47.04	47.15	47.03	0.25	ppb
Yttrium	89-1				113		%
Yttrium	89-2				107		%
Zinc	66-2	121.44	121.68	122.13	121.75	0.29	ppb
Zirconium	90-1	3.23	3.29	3.27	3.26	0.95	ppb
Zirconium	91-1	3.21	3.34	3.25	3.27	2.08	ppb

Reviewed By:Mohan
On:12/25/2024 3:49:22 AM
Inst Id :P7

LB Number :	LB134068	Operator :	Jaswal
Lab Sample ID :	P5154-03	Instrumnet Name :	P7
Client Sample ID :	ME28P1	Dilution Factor :	1
Date & Time Acquired :	2024-12-23 14:49:28	DataFile Name :	063SMPL.d

Parameter	Mass	ConRep1	ConRep2	ConRep3	Avg. Conc.	ConcRSD	Units
Aluminium	27-2	13921.50	12417.95	12371.88	12903.78	6.83	ppb
Antimony	121-1	0.33	0.35	0.33	0.34	2.91	ppb
Arsenic	75-2	12.02	11.32	11.32	11.55	3.50	ppb
Barium	135-1	146.57	147.55	147.95	147.36	0.48	ppb
Barium	137-1	149.23	151.38	150.89	150.50	0.75	ppb
Beryllium	9-1	0.77	0.84	0.80	0.80	4.74	ppb
Bismuth	209-1				105		%
Bismuth	209-2				100		%
Bromine	81-1						cps
Bromine	81-2						cps
Cadmium	108-1	1.02	1.07	0.88	0.99	10.10	ppb
Cadmium	106-1	0.86	-0.19	0.57	0.41	130.70	ppb
Cadmium	111-1	0.59	0.55	0.62	0.59	6.18	ppb
Calcium	43-1	175738.87	176188.45	176034.33	175987.22	0.13	ppb
Calcium	44-1	177110.59	175783.87	174642.94	175845.80	0.70	ppb
Carbon	12-1						cps
Carbon	12-2						cps
Chlorine	35-1						cps
Chlorine	35-2						cps
Chromium	52-2	32.08	28.47	28.16	29.57	7.38	ppb
Cobalt	59-2	18.22	16.29	16.01	16.84	7.14	ppb
Copper	63-2	34.36	30.50	29.54	31.47	8.10	ppb
Dysprosium	156-1						cps
Dysprosium	156-2						cps
Erbium	164-1						cps
Erbium	164-2						cps
Gadolinium	160-1						cps
Gadolinium	160-2						cps
Holmium	165-1				105		%
Holmium	165-2				99		%
Indium	115-1				100		%
Indium	115-2				91		%
Iron	56-2	38587.41	34286.64	34021.59	35631.88	7.19	ppb
Iron	57-2	39159.44	35094.25	34686.98	36313.56	6.81	ppb
Iron	54-2	38424.46	34365.65	34103.46	35631.19	6.80	ppb
Krypton	83-1						cps

Reviewed By:Mohan
On:12/25/2024 3:49:22 AM
Inst Id :P7

LB Number :	LB134068	Operator :	Jaswal
Lab Sample ID :	P5154-03	Instrumnet Name :	P7
Client Sample ID :	ME28P1	Dilution Factor :	1
Date & Time Acquired :	2024-12-23 14:49:28	DataFile Name :	063SMPL.d

Parameter	Mass	ConRep1	ConRep2	ConRep3	Avg. Conc.	ConcRSD	Units
Lead	206-1	15.59	15.49	15.37	15.48	0.70	ppb
Lead	207-1	13.65	13.45	13.37	13.49	1.08	ppb
Lead	208-1	14.30	14.18	14.04	14.18	0.92	ppb
Lithium	6-1				106		%
Magnesium	24-2	63094.52	56500.63	56214.38	58603.18	6.64	ppb
Manganese	55-2	710.08	655.06	640.37	668.50	5.50	ppb
Molybdenum	94-1	14.34	14.32	14.54	14.40	0.83	ppb
Molybdenum	95-1	6.32	6.19	6.29	6.26	1.08	ppb
Molybdenum	96-1	7.35	7.30	7.29	7.31	0.42	ppb
Molybdenum	97-1	6.35	6.30	6.22	6.29	1.05	ppb
Molybdenum	98-1	6.24	6.19	6.34	6.26	1.26	ppb
Neodymium	150-1						cps
Neodymium	150-2						cps
Nickel	60-2	49.91	44.42	44.02	46.11	7.14	ppb
Phosphorus	31-2	759.63	666.59	665.74	697.32	7.74	ppb
Potassium	39-2	2487.64	2194.15	2163.99	2281.93	7.84	ppb
Rhodium	103-1				97		%
Rhodium	103-2				91		%
Scandium	45-1				101		%
Scandium	45-2				91		%
Selenium	82-1	1.19	0.27	0.60	0.69	68.22	ppb
Selenium	77-2	8.69	10.02	7.00	8.57	17.71	ppb
Selenium	78-2	0.42	0.43	-0.37	0.16	292.42	ppb
Silicon	28-1	2429.96	2489.91	2465.21	2461.69	1.22	ppb
Silver	107-1	0.12	0.11	0.12	0.12	6.87	ppb
Silver	109-1	0.10	0.11	0.10	0.10	5.27	ppb
Sodium	23-2	347.50	307.01	306.30	320.27	7.37	ppb
Strontium	86-1	10461.25	10361.31	10414.28	10412.28	0.48	ppb
Strontium	88-1	10302.48	10316.80	10375.96	10331.75	0.38	ppb
Sulfur	34-1	5170.58	5386.90	5242.70	5266.73	2.09	ppb
Terbium	159-1				105		%
Terbium	159-2				98		%
Thallium	203-1	0.22	0.21	0.22	0.22	0.98	ppb
Thallium	205-1	0.22	0.21	0.22	0.21	1.11	ppb
Tin	118-1	0.49	0.49	0.44	0.48	5.95	ppb
Titanium	47-1	197.31	198.96	197.52	197.93	0.46	ppb

Reviewed By:Mohan
On:12/25/2024 3:49:22 AM
Inst Id :P7

LB Number :	LB134068	Operator :	Jaswal
Lab Sample ID :	P5154-03	Instrumnet Name :	P7
Client Sample ID :	ME28P1	Dilution Factor :	1
Date & Time Acquired :	2024-12-23 14:49:28	DataFile Name :	063SMPL.d

Parameter	Mass	ConRep1	ConRep2	ConRep3	Avg. Conc.	ConcRSD	Units
Uranium	238-1	2.45	2.46	2.42	2.44	0.82	ppb
Vanadium	51-2	44.82	39.78	39.25	41.28	7.46	ppb
Yttrium	89-1				106		%
Yttrium	89-2				97		%
Zinc	66-2	106.55	94.32	92.92	97.93	7.65	ppb
Zirconium	90-1	5.10	5.04	5.16	5.10	1.20	ppb
Zirconium	91-1	5.14	5.18	5.22	5.18	0.76	ppb

Reviewed By:Mohan
On:12/25/2024 3:49:22 AM
Inst Id :P7

LB Number :	LB134068	Operator :	Jaswal
Lab Sample ID :	P5154-04	Instrumnet Name :	P7
Client Sample ID :	ME28P2	Dilution Factor :	1
Date & Time Acquired :	2024-12-23 14:52:35	DataFile Name :	064SMPL.d

Parameter	Mass	ConRep1	ConRep2	ConRep3	Avg. Conc.	ConcRSD	Units
Aluminium	27-2	13986.56	13824.93	13773.12	13861.54	0.80	ppb
Antimony	121-1	0.20	0.20	0.21	0.20	2.24	ppb
Arsenic	75-2	14.19	13.99	13.95	14.04	0.92	ppb
Barium	135-1	194.11	196.03	199.29	196.48	1.33	ppb
Barium	137-1	199.05	200.12	201.67	200.28	0.66	ppb
Beryllium	9-1	0.94	0.94	0.87	0.92	4.44	ppb
Bismuth	209-1				107		%
Bismuth	209-2				103		%
Bromine	81-1						cps
Bromine	81-2						cps
Cadmium	108-1	0.85	1.02	0.96	0.94	8.79	ppb
Cadmium	106-1	0.63	0.20	0.26	0.36	64.37	ppb
Cadmium	111-1	0.64	0.58	0.58	0.60	6.23	ppb
Calcium	43-1	161083.46	161177.31	158607.17	160289.32	0.91	ppb
Calcium	44-1	160877.29	161280.44	158777.92	160311.89	0.84	ppb
Carbon	12-1						cps
Carbon	12-2						cps
Chlorine	35-1						cps
Chlorine	35-2						cps
Chromium	52-2	32.52	32.06	32.24	32.27	0.71	ppb
Cobalt	59-2	17.09	16.96	16.80	16.95	0.87	ppb
Copper	63-2	32.58	32.70	32.14	32.47	0.90	ppb
Dysprosium	156-1						cps
Dysprosium	156-2						cps
Erbium	164-1						cps
Erbium	164-2						cps
Gadolinium	160-1						cps
Gadolinium	160-2						cps
Holmium	165-1				105		%
Holmium	165-2				101		%
Indium	115-1				100		%
Indium	115-2				94		%
Iron	56-2	36934.64	36061.46	36151.29	36382.46	1.32	ppb
Iron	57-2	37310.19	36923.18	36809.45	37014.27	0.71	ppb
Iron	54-2	37316.17	36427.10	35953.81	36565.69	1.89	ppb
Krypton	83-1						cps

Reviewed By:Mohan
On:12/25/2024 3:49:22 AM
Inst Id :P7

LB Number :	LB134068	Operator :	Jaswal
Lab Sample ID :	P5154-04	Instrumnet Name :	P7
Client Sample ID :	ME28P2	Dilution Factor :	1
Date & Time Acquired :	2024-12-23 14:52:35	DataFile Name :	064SMPL.d

Parameter	Mass	ConRep1	ConRep2	ConRep3	Avg. Conc.	ConcRSD	Units
Lead	206-1	29.10	28.95	28.95	29.00	0.31	ppb
Lead	207-1	26.46	26.70	26.55	26.57	0.46	ppb
Lead	208-1	27.27	27.48	27.28	27.34	0.44	ppb
Lithium	6-1				107		%
Magnesium	24-2	46173.52	46029.18	45821.16	46007.95	0.39	ppb
Manganese	55-2	962.39	950.37	955.93	956.23	0.63	ppb
Molybdenum	94-1	8.26	8.49	8.27	8.34	1.55	ppb
Molybdenum	95-1	5.15	5.14	5.33	5.21	2.11	ppb
Molybdenum	96-1	5.77	5.83	5.81	5.80	0.54	ppb
Molybdenum	97-1	5.35	5.27	5.32	5.31	0.72	ppb
Molybdenum	98-1	5.22	5.20	5.24	5.22	0.36	ppb
Neodymium	150-1						cps
Neodymium	150-2						cps
Nickel	60-2	41.74	41.21	41.28	41.41	0.69	ppb
Phosphorus	31-2	675.46	691.59	698.35	688.47	1.71	ppb
Potassium	39-2	1437.63	1422.95	1421.86	1427.48	0.62	ppb
Rhodium	103-1				97		%
Rhodium	103-2				95		%
Scandium	45-1				100		%
Scandium	45-2				94		%
Selenium	82-1	0.60	0.57	0.47	0.55	12.02	ppb
Selenium	77-2	7.77	6.82	6.27	6.95	10.89	ppb
Selenium	78-2	1.67	1.23	0.41	1.10	57.92	ppb
Silicon	28-1	2985.01	2988.71	2949.69	2974.47	0.72	ppb
Silver	107-1	0.09	0.10	0.10	0.09	5.35	ppb
Silver	109-1	0.09	0.11	0.09	0.10	8.46	ppb
Sodium	23-2	231.54	228.47	231.35	230.45	0.75	ppb
Strontium	86-1	12704.06	12756.92	12668.17	12709.72	0.35	ppb
Strontium	88-1	12612.20	12579.78	12686.72	12626.24	0.43	ppb
Sulfur	34-1	1140.46	1181.21	1172.60	1164.76	1.84	ppb
Terbium	159-1				105		%
Terbium	159-2				101		%
Thallium	203-1	0.32	0.34	0.34	0.33	4.11	ppb
Thallium	205-1	0.32	0.33	0.32	0.32	1.61	ppb
Tin	118-1	0.58	0.60	0.57	0.58	2.65	ppb
Titanium	47-1	92.37	91.90	90.81	91.69	0.87	ppb

Reviewed By:Mohan
On:12/25/2024 3:49:22 AM
Inst Id :P7

LB Number :	LB134068	Operator :	Jaswal
Lab Sample ID :	P5154-04	Instrumnet Name :	P7
Client Sample ID :	ME28P2	Dilution Factor :	1
Date & Time Acquired :	2024-12-23 14:52:35	DataFile Name :	064SMPL.d

Parameter	Mass	ConRep1	ConRep2	ConRep3	Avg. Conc.	ConcRSD	Units
Uranium	238-1	1.97	2.01	2.01	2.00	0.93	ppb
Vanadium	51-2	39.08	38.84	38.46	38.79	0.80	ppb
Yttrium	89-1				107		%
Yttrium	89-2				101		%
Zinc	66-2	129.98	129.90	130.09	129.99	0.07	ppb
Zirconium	90-1	2.14	2.16	2.15	2.15	0.28	ppb
Zirconium	91-1	2.14	2.16	2.20	2.16	1.45	ppb

Reviewed By:Mohan
On:12/25/2024 3:49:22 AM
Inst Id :P7

LB Number :	LB134068	Operator :	Jaswal
Lab Sample ID :	P5154-05	Instrumnet Name :	P7
Client Sample ID :	ME28P3	Dilution Factor :	1
Date & Time Acquired :	2024-12-23 14:55:46	DataFile Name :	065SMPL.d

Parameter	Mass	ConRep1	ConRep2	ConRep3	Avg. Conc.	ConcRSD	Units
Aluminium	27-2	11349.89	11358.54	11321.24	11343.23	0.17	ppb
Antimony	121-1	1.64	1.65	1.68	1.66	1.28	ppb
Arsenic	75-2	86.35	87.96	86.50	86.93	1.02	ppb
Barium	135-1	744.73	749.48	730.35	741.52	1.34	ppb
Barium	137-1	752.01	752.74	746.66	750.47	0.44	ppb
Beryllium	9-1	1.16	1.22	1.13	1.17	3.81	ppb
Bismuth	209-1				109		%
Bismuth	209-2				104		%
Bromine	81-1						cps
Bromine	81-2						cps
Cadmium	108-1	5.84	6.38	6.27	6.16	4.64	ppb
Cadmium	106-1	7.10	5.68	5.72	6.17	13.09	ppb
Cadmium	111-1	5.61	5.53	5.67	5.60	1.26	ppb
Calcium	43-1	163457.99	162670.73	164359.28	163496.00	0.52	ppb
Calcium	44-1	160790.72	162630.79	163263.74	162228.42	0.79	ppb
Carbon	12-1						cps
Carbon	12-2						cps
Chlorine	35-1						cps
Chlorine	35-2						cps
Chromium	52-2	44.67	44.69	44.64	44.66	0.06	ppb
Cobalt	59-2	9.89	9.78	9.76	9.81	0.71	ppb
Copper	63-2	89.06	89.41	88.42	88.96	0.57	ppb
Dysprosium	156-1						cps
Dysprosium	156-2						cps
Erbium	164-1						cps
Erbium	164-2						cps
Gadolinium	160-1						cps
Gadolinium	160-2						cps
Holmium	165-1				105		%
Holmium	165-2				101		%
Indium	115-1				99		%
Indium	115-2				96		%
Iron	56-2	51679.91	51821.79	52096.16	51865.95	0.41	ppb
Iron	57-2	52571.98	52156.37	52390.40	52372.92	0.40	ppb
Iron	54-2	51761.84	52008.96	51871.59	51880.79	0.24	ppb
Krypton	83-1						cps

Reviewed By:Mohan
On:12/25/2024 3:49:22 AM
Inst Id :P7

LB Number :	LB134068	Operator :	Jaswal
Lab Sample ID :	P5154-05	Instrumnet Name :	P7
Client Sample ID :	ME28P3	Dilution Factor :	1
Date & Time Acquired :	2024-12-23 14:55:46	DataFile Name :	065SMPL.d

Parameter	Mass	ConRep1	ConRep2	ConRep3	Avg. Conc.	ConcRSD	Units
Lead	206-1	1310.37	1321.02	1315.42	1315.60	0.40	ppb
Lead	207-1	1205.13	1211.09	1228.99	1215.07	1.02	ppb
Lead	208-1	1241.59	1250.29	1255.18	1249.02	0.55	ppb
Lithium	6-1				106		%
Magnesium	24-2	19291.53	19327.52	19057.38	19225.48	0.76	ppb
Manganese	55-2	573.91	569.78	579.12	574.27	0.82	ppb
Molybdenum	94-1	22.69	22.98	22.64	22.77	0.81	ppb
Molybdenum	95-1	5.72	5.72	5.78	5.74	0.62	ppb
Molybdenum	96-1	7.96	7.92	7.88	7.92	0.50	ppb
Molybdenum	97-1	5.77	5.92	5.73	5.81	1.72	ppb
Molybdenum	98-1	5.79	5.87	5.78	5.81	0.86	ppb
Neodymium	150-1						cps
Neodymium	150-2						cps
Nickel	60-2	36.43	36.70	36.25	36.46	0.62	ppb
Phosphorus	31-2	566.39	581.28	556.36	568.01	2.21	ppb
Potassium	39-2	1586.45	1584.01	1581.01	1583.82	0.17	ppb
Rhodium	103-1				97		%
Rhodium	103-2				94		%
Scandium	45-1				99		%
Scandium	45-2				95		%
Selenium	82-1	6.51	5.99	5.73	6.08	6.52	ppb
Selenium	77-2	12.39	8.67	11.80	10.96	18.25	ppb
Selenium	78-2	5.15	5.76	5.28	5.40	5.96	ppb
Silicon	28-1	3017.58	3011.35	3067.16	3032.03	1.01	ppb
Silver	107-1	0.14	0.15	0.14	0.14	4.40	ppb
Silver	109-1	0.12	0.14	0.13	0.13	5.96	ppb
Sodium	23-2	464.48	464.20	465.23	464.64	0.11	ppb
Strontium	86-1	15268.95	15363.20	15254.05	15295.40	0.39	ppb
Strontium	88-1	15091.90	15338.55	15221.87	15217.44	0.81	ppb
Sulfur	34-1	2830.57	2786.91	2907.08	2841.52	2.14	ppb
Terbium	159-1				104		%
Terbium	159-2				100		%
Thallium	203-1	0.71	0.68	0.73	0.71	2.96	ppb
Thallium	205-1	0.70	0.71	0.73	0.72	2.35	ppb
Tin	118-1	6.43	6.45	6.40	6.43	0.37	ppb
Titanium	47-1	455.59	457.70	463.36	458.88	0.88	ppb

Reviewed By:Mohan
On:12/25/2024 3:49:22 AM
Inst Id :P7

LB Number :	LB134068	Operator :	Jaswal
Lab Sample ID :	P5154-05	Instrumnet Name :	P7
Client Sample ID :	ME28P3	Dilution Factor :	1
Date & Time Acquired :	2024-12-23 14:55:46	DataFile Name :	065SMPL.d

Parameter	Mass	ConRep1	ConRep2	ConRep3	Avg. Conc.	ConcRSD	Units
Uranium	238-1	1.99	2.01	2.01	2.00	0.64	ppb
Vanadium	51-2	41.33	41.85	41.01	41.40	1.02	ppb
Yttrium	89-1				104		%
Yttrium	89-2				98		%
Zinc	66-2	1208.09	1217.50	1212.82	1212.80	0.39	ppb
Zirconium	90-1	9.94	9.99	9.95	9.96	0.24	ppb
Zirconium	91-1	10.13	10.06	10.17	10.12	0.55	ppb

Reviewed By:Mohan
On:12/25/2024 3:49:22 AM
Inst Id :P7

LB Number :	LB134068	Operator :	Jaswal
Lab Sample ID :	P5154-06	Instrumnet Name :	P7
Client Sample ID :	ME28P4	Dilution Factor :	1
Date & Time Acquired :	2024-12-23 14:58:50	DataFile Name :	066SMPL.d

Parameter	Mass	ConRep1	ConRep2	ConRep3	Avg. Conc.	ConcRSD	Units
Aluminium	27-2	13024.78	13027.09	13136.00	13062.62	0.49	ppb
Antimony	121-1	0.38	0.38	0.35	0.37	3.60	ppb
Arsenic	75-2	10.42	10.62	10.53	10.52	0.97	ppb
Barium	135-1	139.59	139.73	140.13	139.81	0.20	ppb
Barium	137-1	140.88	143.39	142.70	142.32	0.91	ppb
Beryllium	9-1	1.18	1.14	1.19	1.17	2.11	ppb
Bismuth	209-1				105		%
Bismuth	209-2				102		%
Bromine	81-1						cps
Bromine	81-2						cps
Cadmium	108-1	1.42	1.22	1.64	1.43	14.71	ppb
Cadmium	106-1	1.30	0.68	0.93	0.97	32.01	ppb
Cadmium	111-1	0.51	0.47	0.50	0.49	4.83	ppb
Calcium	43-1	240216.51	238786.95	239014.45	239339.30	0.32	ppb
Calcium	44-1	239260.92	239475.45	239273.21	239336.53	0.05	ppb
Carbon	12-1						cps
Carbon	12-2						cps
Chlorine	35-1						cps
Chlorine	35-2						cps
Chromium	52-2	29.99	30.20	30.75	30.31	1.30	ppb
Cobalt	59-2	11.78	12.05	12.18	12.00	1.67	ppb
Copper	63-2	36.11	36.21	36.33	36.22	0.31	ppb
Dysprosium	156-1						cps
Dysprosium	156-2						cps
Erbium	164-1						cps
Erbium	164-2						cps
Gadolinium	160-1						cps
Gadolinium	160-2						cps
Holmium	165-1				106		%
Holmium	165-2				102		%
Indium	115-1				98		%
Indium	115-2				92		%
Iron	56-2	31258.88	31261.32	31772.86	31431.02	0.94	ppb
Iron	57-2	31949.19	32319.09	32470.89	32246.39	0.83	ppb
Iron	54-2	31248.80	31591.27	31820.56	31553.55	0.91	ppb
Krypton	83-1						cps

Reviewed By:Mohan
On:12/25/2024 3:49:22 AM
Inst Id :P7

LB Number :	LB134068	Operator :	Jaswal
Lab Sample ID :	P5154-06	Instrumnet Name :	P7
Client Sample ID :	ME28P4	Dilution Factor :	1
Date & Time Acquired :	2024-12-23 14:58:50	DataFile Name :	066SMPL.d

Parameter	Mass	ConRep1	ConRep2	ConRep3	Avg. Conc.	ConcRSD	Units
Lead	206-1	31.97	31.94	31.83	31.91	0.24	ppb
Lead	207-1	29.43	28.77	28.60	28.93	1.52	ppb
Lead	208-1	30.24	29.73	29.58	29.85	1.15	ppb
Lithium	6-1				105		%
Magnesium	24-2	53896.20	54000.37	54332.28	54076.28	0.42	ppb
Manganese	55-2	993.76	999.39	1004.92	999.36	0.56	ppb
Molybdenum	94-1	21.72	21.72	21.94	21.79	0.58	ppb
Molybdenum	95-1	5.84	5.69	5.69	5.74	1.48	ppb
Molybdenum	96-1	7.74	7.72	7.63	7.70	0.81	ppb
Molybdenum	97-1	5.85	5.84	5.83	5.84	0.12	ppb
Molybdenum	98-1	5.80	5.83	5.75	5.79	0.77	ppb
Neodymium	150-1						cps
Neodymium	150-2						cps
Nickel	60-2	34.03	34.68	34.70	34.47	1.10	ppb
Phosphorus	31-2	674.55	706.21	688.26	689.67	2.30	ppb
Potassium	39-2	2285.99	2260.80	2247.14	2264.64	0.87	ppb
Rhodium	103-1				95		%
Rhodium	103-2				91		%
Scandium	45-1				99		%
Scandium	45-2				91		%
Selenium	82-1	1.38	0.58	0.52	0.82	58.36	ppb
Selenium	77-2	7.69	9.22	7.02	7.97	14.13	ppb
Selenium	78-2	0.58	0.31	1.03	0.64	56.83	ppb
Silicon	28-1	9070.11	9179.66	9103.64	9117.80	0.62	ppb
Silver	107-1	0.09	0.11	0.10	0.10	6.81	ppb
Silver	109-1	0.09	0.08	0.08	0.08	1.61	ppb
Sodium	23-2	756.18	761.70	761.42	759.77	0.41	ppb
Strontium	86-1	24897.10	25143.79	25540.93	25193.94	1.29	ppb
Strontium	88-1	24911.21	25006.40	25470.44	25129.35	1.19	ppb
Sulfur	34-1	2980.04	2967.45	2982.21	2976.57	0.27	ppb
Terbium	159-1				105		%
Terbium	159-2				99		%
Thallium	203-1	0.31	0.31	0.32	0.31	2.70	ppb
Thallium	205-1	0.33	0.31	0.32	0.32	2.92	ppb
Tin	118-1	7.00	7.03	7.05	7.03	0.38	ppb
Titanium	47-1	289.73	291.43	289.89	290.35	0.32	ppb

Reviewed By:Mohan
On:12/25/2024 3:49:22 AM
Inst Id :P7

LB Number :	LB134068	Operator :	Jaswal
Lab Sample ID :	P5154-06	Instrumnet Name :	P7
Client Sample ID :	ME28P4	Dilution Factor :	1
Date & Time Acquired :	2024-12-23 14:58:50	DataFile Name :	066SMPL.d

Parameter	Mass	ConRep1	ConRep2	ConRep3	Avg. Conc.	ConcRSD	Units
Uranium	238-1	2.24	2.21	2.21	2.22	0.82	ppb
Vanadium	51-2	28.13	28.15	27.85	28.04	0.59	ppb
Yttrium	89-1				105		%
Yttrium	89-2				98		%
Zinc	66-2	169.88	171.44	169.38	170.23	0.63	ppb
Zirconium	90-1	9.35	9.30	9.43	9.36	0.73	ppb
Zirconium	91-1	9.32	9.25	9.48	9.35	1.29	ppb

Reviewed By:Mohan
On:12/25/2024 3:49:22 AM
Inst Id :P7

LB Number :	LB134068	Operator :	Jaswal
Lab Sample ID :	P5154-07	Instrumnet Name :	P7
Client Sample ID :	ME28P5	Dilution Factor :	1
Date & Time Acquired :	2024-12-23 15:02:02	DataFile Name :	067SMPL.d

Parameter	Mass	ConRep1	ConRep2	ConRep3	Avg. Conc.	ConcRSD	Units
Aluminium	27-2	20035.54	20154.80	19923.45	20037.93	0.58	ppb
Antimony	121-1	0.18	0.18	0.19	0.18	1.63	ppb
Arsenic	75-2	20.37	19.70	20.13	20.07	1.69	ppb
Barium	135-1	153.61	165.22	162.11	160.31	3.75	ppb
Barium	137-1	155.92	167.80	165.86	163.19	3.91	ppb
Beryllium	9-1	1.57	1.73	1.62	1.64	4.99	ppb
Bismuth	209-1				112		%
Bismuth	209-2				107		%
Bromine	81-1						cps
Bromine	81-2						cps
Cadmium	108-1	0.86	1.24	1.18	1.10	18.52	ppb
Cadmium	106-1	0.44	0.33	0.02	0.26	82.49	ppb
Cadmium	111-1	0.65	0.67	0.61	0.64	5.43	ppb
Calcium	43-1	10041.90	10588.73	10465.55	10365.39	2.77	ppb
Calcium	44-1	9529.48	10113.49	9931.66	9858.21	3.03	ppb
Carbon	12-1						cps
Carbon	12-2						cps
Chlorine	35-1						cps
Chlorine	35-2						cps
Chromium	52-2	39.41	39.61	39.74	39.59	0.42	ppb
Cobalt	59-2	28.62	29.12	29.02	28.92	0.91	ppb
Copper	63-2	40.57	41.04	40.95	40.85	0.62	ppb
Dysprosium	156-1						cps
Dysprosium	156-2						cps
Erbium	164-1						cps
Erbium	164-2						cps
Gadolinium	160-1						cps
Gadolinium	160-2						cps
Holmium	165-1				108		%
Holmium	165-2				104		%
Indium	115-1				103		%
Indium	115-2				98		%
Iron	56-2	54082.38	54745.67	54765.55	54531.20	0.71	ppb
Iron	57-2	52658.46	53579.77	53912.45	53383.56	1.22	ppb
Iron	54-2	54018.24	54713.76	54927.32	54553.11	0.87	ppb
Krypton	83-1						cps

Reviewed By:Mohan
On:12/25/2024 3:49:22 AM
Inst Id :P7

LB Number :	LB134068	Operator :	Jaswal
Lab Sample ID :	P5154-07	Instrumnet Name :	P7
Client Sample ID :	ME28P5	Dilution Factor :	1
Date & Time Acquired :	2024-12-23 15:02:02	DataFile Name :	067SMPL.d

Parameter	Mass	ConRep1	ConRep2	ConRep3	Avg. Conc.	ConcRSD	Units
Lead	206-1	40.00	42.00	41.03	41.01	2.43	ppb
Lead	207-1	35.96	37.91	37.23	37.03	2.67	ppb
Lead	208-1	37.36	39.60	38.58	38.51	2.91	ppb
Lithium	6-1				107		%
Magnesium	24-2	6945.22	7044.66	6954.15	6981.34	0.79	ppb
Manganese	55-2	2065.04	2088.56	2073.44	2075.68	0.57	ppb
Molybdenum	94-1	10.70	11.55	11.44	11.23	4.11	ppb
Molybdenum	95-1	6.44	6.87	6.93	6.75	4.00	ppb
Molybdenum	96-1	7.19	7.69	7.64	7.51	3.67	ppb
Molybdenum	97-1	6.52	6.92	6.84	6.76	3.16	ppb
Molybdenum	98-1	6.52	6.87	6.80	6.73	2.81	ppb
Neodymium	150-1						cps
Neodymium	150-2						cps
Nickel	60-2	47.00	47.65	47.38	47.34	0.68	ppb
Phosphorus	31-2	528.17	525.28	516.93	523.46	1.11	ppb
Potassium	39-2	1609.68	1625.73	1620.70	1618.70	0.51	ppb
Rhodium	103-1				102		%
Rhodium	103-2				98		%
Scandium	45-1				102		%
Scandium	45-2				96		%
Selenium	82-1	0.90	1.07	0.69	0.88	21.52	ppb
Selenium	77-2	8.93	9.37	11.51	9.94	13.87	ppb
Selenium	78-2	1.26	1.19	0.57	1.00	37.87	ppb
Silicon	28-1	2751.04	2891.74	2864.66	2835.82	2.63	ppb
Silver	107-1	0.12	0.13	0.12	0.12	2.90	ppb
Silver	109-1	0.12	0.12	0.13	0.12	5.56	ppb
Sodium	23-2	341.98	347.49	349.23	346.23	1.09	ppb
Strontium	86-1	3805.85	4061.54	4009.81	3959.07	3.41	ppb
Strontium	88-1	4006.01	4180.94	4121.58	4102.84	2.17	ppb
Sulfur	34-1	-105.32	27.23	-202.38	-93.49		ppb
Terbium	159-1				108		%
Terbium	159-2				103		%
Thallium	203-1	0.37	0.37	0.34	0.36	3.91	ppb
Thallium	205-1	0.35	0.38	0.36	0.36	4.24	ppb
Tin	118-1	0.66	0.76	0.73	0.71	7.29	ppb
Titanium	47-1	102.29	108.68	108.42	106.46	3.40	ppb

Reviewed By:Mohan
On:12/25/2024 3:49:22 AM
Inst Id :P7

LB Number :	LB134068	Operator :	Jaswal
Lab Sample ID :	P5154-07	Instrumnet Name :	P7
Client Sample ID :	ME28P5	Dilution Factor :	1
Date & Time Acquired :	2024-12-23 15:02:02	DataFile Name :	067SMPL.d

Parameter	Mass	ConRep1	ConRep2	ConRep3	Avg. Conc.	ConcRSD	Units
Uranium	238-1	2.26	2.40	2.30	2.32	3.06	ppb
Vanadium	51-2	55.02	56.48	55.73	55.74	1.32	ppb
Yttrium	89-1				110		%
Yttrium	89-2				103		%
Zinc	66-2	128.19	129.71	128.97	128.96	0.59	ppb
Zirconium	90-1	2.99	3.20	3.18	3.12	3.61	ppb
Zirconium	91-1	2.98	3.22	3.11	3.10	3.83	ppb

Reviewed By:Mohan
On:12/25/2024 3:49:22 AM
Inst Id :P7

LB Number :	LB134068	Operator :	Jaswal
Lab Sample ID :	P5154-08	Instrumnet Name :	P7
Client Sample ID :	ME28P6	Dilution Factor :	1
Date & Time Acquired :	2024-12-23 15:05:12	DataFile Name :	068SMPL.d

Parameter	Mass	ConRep1	ConRep2	ConRep3	Avg. Conc.	ConcRSD	Units
Aluminium	27-2	12425.78	12792.16	12532.12	12583.35	1.50	ppb
Antimony	121-1	0.26	0.25	0.25	0.26	1.07	ppb
Arsenic	75-2	13.24	13.95	13.03	13.41	3.60	ppb
Barium	135-1	134.68	133.85	134.61	134.38	0.34	ppb
Barium	137-1	137.45	136.32	136.77	136.85	0.42	ppb
Beryllium	9-1	0.72	0.71	0.70	0.71	1.03	ppb
Bismuth	209-1				108		%
Bismuth	209-2				102		%
Bromine	81-1						cps
Bromine	81-2						cps
Cadmium	108-1	0.90	0.78	0.76	0.82	9.53	ppb
Cadmium	106-1	0.49	0.24	0.15	0.29	59.66	ppb
Cadmium	111-1	0.32	0.31	0.30	0.31	3.65	ppb
Calcium	43-1	229839.30	230408.74	230641.80	230296.61	0.18	ppb
Calcium	44-1	229877.04	228078.31	228186.99	228714.11	0.44	ppb
Carbon	12-1						cps
Carbon	12-2						cps
Chlorine	35-1						cps
Chlorine	35-2						cps
Chromium	52-2	25.81	25.88	26.08	25.92	0.52	ppb
Cobalt	59-2	16.01	16.09	16.12	16.08	0.36	ppb
Copper	63-2	37.82	38.40	38.41	38.21	0.88	ppb
Dysprosium	156-1						cps
Dysprosium	156-2						cps
Erbium	164-1						cps
Erbium	164-2						cps
Gadolinium	160-1						cps
Gadolinium	160-2						cps
Holmium	165-1				105		%
Holmium	165-2				101		%
Indium	115-1				99		%
Indium	115-2				93		%
Iron	56-2	37397.36	38124.38	37494.19	37671.98	1.05	ppb
Iron	57-2	37878.43	38382.82	38270.97	38177.40	0.69	ppb
Iron	54-2	37670.55	38346.10	37712.02	37909.56	1.00	ppb
Krypton	83-1						cps

Reviewed By:Mohan
On:12/25/2024 3:49:22 AM
Inst Id :P7

LB Number :	LB134068	Operator :	Jaswal
Lab Sample ID :	P5154-08	Instrumnet Name :	P7
Client Sample ID :	ME28P6	Dilution Factor :	1
Date & Time Acquired :	2024-12-23 15:05:12	DataFile Name :	068SMPL.d

Parameter	Mass	ConRep1	ConRep2	ConRep3	Avg. Conc.	ConcRSD	Units
Lead	206-1	18.61	18.72	18.45	18.59	0.72	ppb
Lead	207-1	16.62	16.87	16.55	16.68	0.99	ppb
Lead	208-1	17.44	17.38	17.26	17.36	0.53	ppb
Lithium	6-1				107		%
Magnesium	24-2	29210.80	29769.98	29422.86	29467.88	0.96	ppb
Manganese	55-2	932.48	946.55	935.44	938.16	0.79	ppb
Molybdenum	94-1	16.48	16.30	16.32	16.37	0.62	ppb
Molybdenum	95-1	9.20	9.30	9.36	9.28	0.85	ppb
Molybdenum	96-1	10.39	10.41	10.26	10.35	0.83	ppb
Molybdenum	97-1	9.33	9.44	9.20	9.33	1.28	ppb
Molybdenum	98-1	9.46	9.42	9.47	9.45	0.26	ppb
Neodymium	150-1						cps
Neodymium	150-2						cps
Nickel	60-2	43.25	43.52	43.06	43.28	0.54	ppb
Phosphorus	31-2	941.30	986.28	951.63	959.74	2.45	ppb
Potassium	39-2	1892.11	1918.59	1893.75	1901.48	0.78	ppb
Rhodium	103-1				96		%
Rhodium	103-2				93		%
Scandium	45-1				99		%
Scandium	45-2				92		%
Selenium	82-1	0.74	0.23	0.47	0.48	52.93	ppb
Selenium	77-2	11.43	9.88	9.60	10.30	9.55	ppb
Selenium	78-2	-0.07	-0.32	1.21	0.27	301.92	ppb
Silicon	28-1	2296.18	2256.07	2237.87	2263.37	1.32	ppb
Silver	107-1	0.07	0.07	0.07	0.07	7.26	ppb
Silver	109-1	0.06	0.06	0.07	0.06	1.97	ppb
Sodium	23-2	409.93	418.15	414.60	414.23	1.00	ppb
Strontium	86-1	8476.30	8533.68	8443.63	8484.54	0.54	ppb
Strontium	88-1	8322.03	8469.06	8475.45	8422.18	1.03	ppb
Sulfur	34-1	246.05	204.64	234.72	228.47	9.37	ppb
Terbium	159-1				105		%
Terbium	159-2				99		%
Thallium	203-1	0.38	0.39	0.36	0.38	3.69	ppb
Thallium	205-1	0.37	0.37	0.37	0.37	0.83	ppb
Tin	118-1	0.53	0.52	0.51	0.52	1.96	ppb
Titanium	47-1	222.60	221.97	221.45	222.01	0.26	ppb

Reviewed By:Mohan
On:12/25/2024 3:49:22 AM
Inst Id :P7

LB Number :	LB134068	Operator :	Jaswal
Lab Sample ID :	P5154-08	Instrumnet Name :	P7
Client Sample ID :	ME28P6	Dilution Factor :	1
Date & Time Acquired :	2024-12-23 15:05:12	DataFile Name :	068SMPL.d

Parameter	Mass	ConRep1	ConRep2	ConRep3	Avg. Conc.	ConcRSD	Units
Uranium	238-1	1.90	1.87	1.84	1.87	1.46	ppb
Vanadium	51-2	32.48	32.79	32.38	32.55	0.66	ppb
Yttrium	89-1				106		%
Yttrium	89-2				98		%
Zinc	66-2	106.30	107.87	107.94	107.37	0.86	ppb
Zirconium	90-1	4.85	4.87	4.83	4.85	0.38	ppb
Zirconium	91-1	4.84	4.77	4.87	4.83	1.04	ppb

Reviewed By:Mohan
On:12/25/2024 3:49:22 AM
Inst Id :P7

LB Number :	LB134068	Operator :	Jaswal
Lab Sample ID :	P5154-09	Instrumnet Name :	P7
Client Sample ID :	ME28P7	Dilution Factor :	1
Date & Time Acquired :	2024-12-23 15:08:25	DataFile Name :	069SMPL.d

Parameter	Mass	ConRep1	ConRep2	ConRep3	Avg. Conc.	ConcRSD	Units
Aluminium	27-2	1442.00	1451.78	1417.37	1437.05	1.23	ppb
Antimony	121-1	0.17	0.17	0.17	0.17	1.58	ppb
Arsenic	75-2	2.41	2.85	2.56	2.61	8.66	ppb
Barium	135-1	43.25	44.51	44.27	44.01	1.52	ppb
Barium	137-1	43.97	44.50	44.89	44.45	1.03	ppb
Beryllium	9-1	0.10	0.16	0.11	0.12	24.38	ppb
Bismuth	209-1				103		%
Bismuth	209-2				99		%
Bromine	81-1						cps
Bromine	81-2						cps
Cadmium	108-1	0.33	0.33	0.42	0.36	14.68	ppb
Cadmium	106-1	0.47	-0.04	0.57	0.33	98.41	ppb
Cadmium	111-1	0.14	0.12	0.15	0.14	12.63	ppb
Calcium	43-1	453954.66	460088.43	456743.35	456928.82	0.67	ppb
Calcium	44-1	449798.43	459419.95	461496.92	456905.10	1.37	ppb
Carbon	12-1						cps
Carbon	12-2						cps
Chlorine	35-1						cps
Chlorine	35-2						cps
Chromium	52-2	9.38	9.53	9.37	9.43	0.95	ppb
Cobalt	59-2	2.05	2.13	2.08	2.09	1.99	ppb
Copper	63-2	5.21	5.29	5.27	5.26	0.86	ppb
Dysprosium	156-1						cps
Dysprosium	156-2						cps
Erbium	164-1						cps
Erbium	164-2						cps
Gadolinium	160-1						cps
Gadolinium	160-2						cps
Holmium	165-1				107		%
Holmium	165-2				103		%
Indium	115-1				100		%
Indium	115-2				96		%
Iron	56-2	4879.53	4885.52	4804.44	4856.50	0.93	ppb
Iron	57-2	6890.86	7034.90	6968.96	6964.91	1.04	ppb
Iron	54-2	4950.07	4951.77	4869.87	4923.90	0.95	ppb
Krypton	83-1						cps

Reviewed By:Mohan
On:12/25/2024 3:49:22 AM
Inst Id :P7

LB Number :	LB134068	Operator :	Jaswal
Lab Sample ID :	P5154-09	Instrumnet Name :	P7
Client Sample ID :	ME28P7	Dilution Factor :	1
Date & Time Acquired :	2024-12-23 15:08:25	DataFile Name :	069SMPL.d

Parameter	Mass	ConRep1	ConRep2	ConRep3	Avg. Conc.	ConcRSD	Units
Lead	206-1	5.36	5.32	5.30	5.33	0.57	ppb
Lead	207-1	4.22	4.22	4.20	4.21	0.36	ppb
Lead	208-1	4.48	4.49	4.53	4.50	0.55	ppb
Lithium	6-1				102		%
Magnesium	24-2	233908.65	236967.66	231949.87	234275.39	1.08	ppb
Manganese	55-2	182.87	186.09	181.88	183.61	1.20	ppb
Molybdenum	94-1	6.46	6.53	6.53	6.51	0.56	ppb
Molybdenum	95-1	1.82	1.87	1.90	1.86	2.38	ppb
Molybdenum	96-1	2.32	2.44	2.43	2.40	2.70	ppb
Molybdenum	97-1	1.83	1.81	1.95	1.86	4.04	ppb
Molybdenum	98-1	1.91	1.91	1.86	1.89	1.36	ppb
Neodymium	150-1						cps
Neodymium	150-2						cps
Nickel	60-2	10.05	10.22	9.87	10.05	1.71	ppb
Phosphorus	31-2	110.11	108.83	112.65	110.53	1.76	ppb
Potassium	39-2	414.60	426.27	417.02	419.30	1.47	ppb
Rhodium	103-1				97		%
Rhodium	103-2				95		%
Scandium	45-1				102		%
Scandium	45-2				101		%
Selenium	82-1	0.67	0.79	0.58	0.68	15.32	ppb
Selenium	77-2	1.38	1.90	1.70	1.66	15.72	ppb
Selenium	78-2	0.08	0.20	0.14	0.14	43.74	ppb
Silicon	28-1	745.71	761.03	754.71	753.82	1.02	ppb
Silver	107-1	0.03	0.05	0.05	0.04	21.08	ppb
Silver	109-1	0.03	0.04	0.05	0.04	29.29	ppb
Sodium	23-2	541.25	541.80	536.40	539.82	0.55	ppb
Strontium	86-1	10635.36	10776.06	10514.31	10641.91	1.23	ppb
Strontium	88-1	10584.22	10770.72	10554.92	10636.62	1.10	ppb
Sulfur	34-1	2340.07	2517.89	2536.04	2464.67	4.39	ppb
Terbium	159-1				107		%
Terbium	159-2				102		%
Thallium	203-1	0.10	0.11	0.12	0.11	6.75	ppb
Thallium	205-1	0.10	0.10	0.11	0.10	6.28	ppb
Tin	118-1	0.18	0.17	0.18	0.18	3.42	ppb
Titanium	47-1	37.58	38.51	38.27	38.12	1.28	ppb

Reviewed By:Mohan
On:12/25/2024 3:49:22 AM
Inst Id :P7

LB Number :	LB134068	Operator :	Jaswal
Lab Sample ID :	P5154-09	Instrumnet Name :	P7
Client Sample ID :	ME28P7	Dilution Factor :	1
Date & Time Acquired :	2024-12-23 15:08:25	DataFile Name :	069SMPL.d

Parameter	Mass	ConRep1	ConRep2	ConRep3	Avg. Conc.	ConcRSD	Units
Uranium	238-1	3.63	3.65	3.65	3.64	0.29	ppb
Vanadium	51-2	10.62	10.64	10.53	10.60	0.58	ppb
Yttrium	89-1				106		%
Yttrium	89-2				101		%
Zinc	66-2	20.36	20.57	19.87	20.27	1.76	ppb
Zirconium	90-1	2.72	2.71	2.74	2.72	0.57	ppb
Zirconium	91-1	2.73	2.85	2.67	2.75	3.29	ppb

Reviewed By:Mohan
On:12/25/2024 3:49:22 AM
Inst Id :P7

LB Number :	LB134068	Operator :	Jaswal
Lab Sample ID :	P5154-10	Instrumnet Name :	P7
Client Sample ID :	ME28P8	Dilution Factor :	1
Date & Time Acquired :	2024-12-23 15:11:38	DataFile Name :	070SMPL.d

Parameter	Mass	ConRep1	ConRep2	ConRep3	Avg. Conc.	ConcRSD	Units
Aluminium	27-2	13979.25	13892.87	13791.04	13887.72	0.68	ppb
Antimony	121-1	2.96	2.95	2.95	2.95	0.17	ppb
Arsenic	75-2	25.97	25.07	25.03	25.36	2.10	ppb
Barium	135-1	277.06	276.89	275.06	276.34	0.40	ppb
Barium	137-1	295.99	293.27	293.23	294.16	0.54	ppb
Beryllium	9-1	1.42	1.29	1.30	1.33	5.56	ppb
Bismuth	209-1				112		%
Bismuth	209-2				105		%
Bromine	81-1						cps
Bromine	81-2						cps
Cadmium	108-1	2.92	2.73	2.97	2.87	4.44	ppb
Cadmium	106-1	2.53	2.75	2.10	2.46	13.56	ppb
Cadmium	111-1	2.25	2.14	2.21	2.20	2.45	ppb
Calcium	43-1	70937.79	72406.42	72063.00	71802.41	1.07	ppb
Calcium	44-1	70622.37	71891.20	71834.51	71449.36	1.00	ppb
Carbon	12-1						cps
Carbon	12-2						cps
Chlorine	35-1						cps
Chlorine	35-2						cps
Chromium	52-2	398.65	396.27	399.99	398.30	0.47	ppb
Cobalt	59-2	15.71	15.72	15.71	15.71	0.03	ppb
Copper	63-2	644.75	645.48	640.73	643.65	0.40	ppb
Dysprosium	156-1						cps
Dysprosium	156-2						cps
Erbium	164-1						cps
Erbium	164-2						cps
Gadolinium	160-1						cps
Gadolinium	160-2						cps
Holmium	165-1				107		%
Holmium	165-2				101		%
Indium	115-1				100		%
Indium	115-2				92		%
Iron	56-2	74268.81	73795.85	73675.95	73913.54	0.42	ppb
Iron	57-2	73202.85	72469.83	72975.09	72882.59	0.51	ppb
Iron	54-2	74095.94	73981.64	74164.74	74080.77	0.12	ppb
Krypton	83-1						cps

Reviewed By:Mohan
On:12/25/2024 3:49:22 AM
Inst Id :P7

LB Number :	LB134068	Operator :	Jaswal
Lab Sample ID :	P5154-10	Instrumnet Name :	P7
Client Sample ID :	ME28P8	Dilution Factor :	1
Date & Time Acquired :	2024-12-23 15:11:38	DataFile Name :	070SMPL.d

Parameter	Mass	ConRep1	ConRep2	ConRep3	Avg. Conc.	ConcRSD	Units
Lead	206-1	373.35	379.66	373.18	375.40	0.98	ppb
Lead	207-1	368.67	373.12	371.58	371.12	0.61	ppb
Lead	208-1	366.02	374.80	371.77	370.86	1.20	ppb
Lithium	6-1				111		%
Magnesium	24-2	13451.43	13529.48	13308.84	13429.91	0.83	ppb
Manganese	55-2	1045.96	1045.76	1053.48	1048.40	0.42	ppb
Molybdenum	94-1	38.97	39.54	40.40	39.64	1.82	ppb
Molybdenum	95-1	41.30	42.19	43.19	42.23	2.24	ppb
Molybdenum	96-1	42.18	42.76	43.08	42.68	1.07	ppb
Molybdenum	97-1	42.10	42.80	43.33	42.74	1.44	ppb
Molybdenum	98-1	42.07	42.74	43.90	42.90	2.16	ppb
Neodymium	150-1						cps
Neodymium	150-2						cps
Nickel	60-2	238.39	238.54	237.88	238.27	0.14	ppb
Phosphorus	31-2	1145.65	1091.00	1115.79	1117.48	2.45	ppb
Potassium	39-2	3539.47	3561.22	3556.64	3552.44	0.32	ppb
Rhodium	103-1				98		%
Rhodium	103-2				93		%
Scandium	45-1				99		%
Scandium	45-2				89		%
Selenium	82-1	0.07	-0.16	0.59	0.17	232.55	ppb
Selenium	77-2	9.92	8.83	7.12	8.62	16.38	ppb
Selenium	78-2	-0.44	-0.04	0.95	0.16	458.86	ppb
Silicon	28-1	3751.25	3857.15	3833.51	3813.97	1.46	ppb
Silver	107-1	0.95	0.96	0.93	0.95	1.55	ppb
Silver	109-1	0.96	0.95	0.94	0.95	0.90	ppb
Sodium	23-2	760.70	753.90	755.36	756.65	0.47	ppb
Strontium	86-1	7105.69	7197.10	7446.59	7249.79	2.43	ppb
Strontium	88-1	7399.94	7450.33	7626.04	7492.10	1.58	ppb
Sulfur	34-1	2394.56	2526.13	2518.26	2479.65	2.98	ppb
Terbium	159-1				106		%
Terbium	159-2				100		%
Thallium	203-1	0.18	0.20	0.20	0.19	6.56	ppb
Thallium	205-1	0.20	0.20	0.20	0.20	1.06	ppb
Tin	118-1	73.57	73.92	73.91	73.80	0.27	ppb
Titanium	47-1	384.09	393.52	391.15	389.59	1.26	ppb

Reviewed By:Mohan
On:12/25/2024 3:49:22 AM
Inst Id :P7

LB Number :	LB134068	Operator :	Jaswal
Lab Sample ID :	P5154-10	Instrumnet Name :	P7
Client Sample ID :	ME28P8	Dilution Factor :	1
Date & Time Acquired :	2024-12-23 15:11:38	DataFile Name :	070SMPL.d

Parameter	Mass	ConRep1	ConRep2	ConRep3	Avg. Conc.	ConcRSD	Units
Uranium	238-1	1.59	1.62	1.59	1.60	1.07	ppb
Vanadium	51-2	48.46	48.63	48.16	48.41	0.49	ppb
Yttrium	89-1				106		%
Yttrium	89-2				98		%
Zinc	66-2	1030.11	1037.52	1032.07	1033.23	0.37	ppb
Zirconium	90-1	2.52	2.56	2.68	2.59	3.31	ppb
Zirconium	91-1	2.55	2.64	2.67	2.62	2.42	ppb

Reviewed By:Mohan
On:12/25/2024 3:49:22 AM
Inst Id :P7

LB Number :	LB134068	Operator :	Jaswal
Lab Sample ID :	P5154-11	Instrumnet Name :	P7
Client Sample ID :	ME28P9	Dilution Factor :	1
Date & Time Acquired :	2024-12-23 15:14:41	DataFile Name :	071SMPL.d

Parameter	Mass	ConRep1	ConRep2	ConRep3	Avg. Conc.	ConcRSD	Units
Aluminium	27-2	23094.50	23330.02	23281.16	23235.23	0.53	ppb
Antimony	121-1	6.71	4.13	4.07	4.97	30.36	ppb
Arsenic	75-2	28.48	28.78	29.19	28.82	1.23	ppb
Barium	135-1	565.64	348.74	342.58	418.99	30.32	ppb
Barium	137-1	612.61	370.51	360.37	447.83	31.89	ppb
Beryllium	9-1	2.38	1.47	1.45	1.76	29.95	ppb
Bismuth	209-1				95		%
Bismuth	209-2				104		%
Bromine	81-1						cps
Bromine	81-2						cps
Cadmium	108-1	5.36	2.62	3.14	3.71	39.24	ppb
Cadmium	106-1	5.17	3.15	2.49	3.60	38.70	ppb
Cadmium	111-1	3.38	2.12	2.05	2.52	29.78	ppb
Calcium	43-1	90704.96	57923.15	55899.55	68175.89	28.66	ppb
Calcium	44-1	89556.34	57156.89	55204.50	67305.91	28.67	ppb
Carbon	12-1						cps
Carbon	12-2						cps
Chlorine	35-1						cps
Chlorine	35-2						cps
Chromium	52-2	470.75	472.05	473.51	472.10	0.29	ppb
Cobalt	59-2	39.87	39.79	39.61	39.75	0.34	ppb
Copper	63-2	669.00	660.80	665.59	665.13	0.62	ppb
Dysprosium	156-1						cps
Dysprosium	156-2						cps
Erbium	164-1						cps
Erbium	164-2						cps
Gadolinium	160-1						cps
Gadolinium	160-2						cps
Holmium	165-1				94		%
Holmium	165-2				103		%
Indium	115-1				88		%
Indium	115-2				96		%
Iron	56-2	328166.29	329143.30	327925.76	328411.78	0.20	ppb
Iron	57-2	325990.13	328874.55	329234.02	328032.90	0.54	ppb
Iron	54-2	329433.20	329760.83	329703.52	329632.52	0.05	ppb
Krypton	83-1						cps

Reviewed By:Mohan
On:12/25/2024 3:49:22 AM
Inst Id :P7

LB Number :	LB134068	Operator :	Jaswal
Lab Sample ID :	P5154-11	Instrumnet Name :	P7
Client Sample ID :	ME28P9	Dilution Factor :	1
Date & Time Acquired :	2024-12-23 15:14:41	DataFile Name :	071SMPL.d

Parameter	Mass	ConRep1	ConRep2	ConRep3	Avg. Conc.	ConcRSD	Units
Lead	206-1	497.60	307.82	302.11	369.18	30.14	ppb
Lead	207-1	491.42	296.11	300.86	362.80	30.71	ppb
Lead	208-1	492.12	300.94	297.51	363.53	30.64	ppb
Lithium	6-1				92		%
Magnesium	24-2	13493.31	13396.24	13578.19	13489.25	0.67	ppb
Manganese	55-2	2035.75	2044.91	2031.47	2037.38	0.34	ppb
Molybdenum	94-1	72.38	46.82	45.36	54.85	27.71	ppb
Molybdenum	95-1	57.90	37.16	36.37	43.81	27.87	ppb
Molybdenum	96-1	63.50	40.77	39.73	48.00	27.99	ppb
Molybdenum	97-1	58.10	37.51	36.53	44.05	27.66	ppb
Molybdenum	98-1	58.11	37.41	36.32	43.94	27.94	ppb
Neodymium	150-1						cps
Neodymium	150-2						cps
Nickel	60-2	335.45	334.00	333.97	334.47	0.25	ppb
Phosphorus	31-2	751.74	757.19	769.25	759.39	1.18	ppb
Potassium	39-2	3058.13	3082.67	3115.87	3085.56	0.94	ppb
Rhodium	103-1				86		%
Rhodium	103-2				97		%
Scandium	45-1				88		%
Scandium	45-2				96		%
Selenium	82-1	0.92	0.34	0.40	0.55	57.32	ppb
Selenium	77-2	5.17	5.68	6.48	5.78	11.44	ppb
Selenium	78-2	0.26	-0.51	0.24	0.00		ppb
Silicon	28-1	6996.10	4435.78	4304.18	5245.35	28.93	ppb
Silver	107-1	1.01	0.63	0.62	0.75	29.14	ppb
Silver	109-1	1.03	0.63	0.61	0.76	31.34	ppb
Sodium	23-2	550.45	550.19	549.82	550.15	0.06	ppb
Strontium	86-1	5967.17	3824.25	3715.59	4502.34	28.20	ppb
Strontium	88-1	6148.61	3960.93	3793.95	4634.50	28.35	ppb
Sulfur	34-1	4343.57	1218.89	1063.66	2208.71	83.78	ppb
Terbium	159-1				93		%
Terbium	159-2				102		%
Thallium	203-1	0.16	0.10	0.10	0.12	28.63	ppb
Thallium	205-1	0.18	0.10	0.10	0.12	35.05	ppb
Tin	118-1	106.82	66.35	65.15	79.44	29.86	ppb
Titanium	47-1	2102.03	1350.12	1291.11	1581.09	28.60	ppb

Reviewed By:Mohan
On:12/25/2024 3:49:22 AM
Inst Id :P7

LB Number :	LB134068	Operator :	Jaswal
Lab Sample ID :	P5154-11	Instrumnet Name :	P7
Client Sample ID :	ME28P9	Dilution Factor :	1
Date & Time Acquired :	2024-12-23 15:14:41	DataFile Name :	071SMPL.d

Parameter	Mass	ConRep1	ConRep2	ConRep3	Avg. Conc.	ConcRSD	Units
Uranium	238-1	2.70	1.70	1.63	2.01	29.83	ppb
Vanadium	51-2	61.15	61.39	61.33	61.29	0.21	ppb
Yttrium	89-1				95		%
Yttrium	89-2				102		%
Zinc	66-2	453.26	454.16	450.47	452.63	0.42	ppb
Zirconium	90-1	13.33	8.58	8.31	10.07	28.03	ppb
Zirconium	91-1	13.28	8.77	8.43	10.16	26.65	ppb

Reviewed By:Mohan
On:12/25/2024 3:49:22 AM
Inst Id :P7

LB Number :	LB134068	Operator :	Jaswal
Lab Sample ID :	P5154-12	Instrumnet Name :	P7
Client Sample ID :	ME28Q0	Dilution Factor :	1
Date & Time Acquired :	2024-12-23 15:17:42	DataFile Name :	072SMPL.d

Parameter	Mass	ConRep1	ConRep2	ConRep3	Avg. Conc.	ConcRSD	Units
Aluminium	27-2	17838.61	17562.67	17622.29	17674.52	0.82	ppb
Antimony	121-1	2.04	2.00	2.03	2.02	1.00	ppb
Arsenic	75-2	17.76	17.31	17.33	17.47	1.47	ppb
Barium	135-1	707.52	715.46	698.47	707.15	1.20	ppb
Barium	137-1	719.25	701.11	705.07	708.47	1.35	ppb
Beryllium	9-1	1.96	2.07	2.07	2.03	3.13	ppb
Bismuth	209-1				110		%
Bismuth	209-2				105		%
Bromine	81-1						cps
Bromine	81-2						cps
Cadmium	108-1	5.11	4.29	4.87	4.76	8.83	ppb
Cadmium	106-1	5.69	4.53	4.13	4.79	16.93	ppb
Cadmium	111-1	4.31	4.29	4.10	4.23	2.68	ppb
Calcium	43-1	79762.52	79094.33	79212.55	79356.47	0.45	ppb
Calcium	44-1	78405.46	78017.79	78966.51	78463.25	0.61	ppb
Carbon	12-1						cps
Carbon	12-2						cps
Chlorine	35-1						cps
Chlorine	35-2						cps
Chromium	52-2	182.24	181.85	181.25	181.78	0.28	ppb
Cobalt	59-2	16.33	16.71	16.37	16.47	1.25	ppb
Copper	63-2	445.86	439.85	440.95	442.22	0.72	ppb
Dysprosium	156-1						cps
Dysprosium	156-2						cps
Erbium	164-1						cps
Erbium	164-2						cps
Gadolinium	160-1						cps
Gadolinium	160-2						cps
Holmium	165-1				107		%
Holmium	165-2				102		%
Indium	115-1				101		%
Indium	115-2				93		%
Iron	56-2	54996.79	55058.25	55044.16	55033.07	0.06	ppb
Iron	57-2	55372.66	55250.39	54363.03	54995.36	1.00	ppb
Iron	54-2	55467.97	54672.48	55269.54	55136.66	0.75	ppb
Krypton	83-1						cps

Reviewed By:Mohan
On:12/25/2024 3:49:22 AM
Inst Id :P7

LB Number :	LB134068	Operator :	Jaswal
Lab Sample ID :	P5154-12	Instrumnet Name :	P7
Client Sample ID :	ME28Q0	Dilution Factor :	1
Date & Time Acquired :	2024-12-23 15:17:42	DataFile Name :	072SMPL.d

Parameter	Mass	ConRep1	ConRep2	ConRep3	Avg. Conc.	ConcRSD	Units
Lead	206-1	968.53	965.26	986.42	973.40	1.17	ppb
Lead	207-1	936.62	917.52	945.74	933.29	1.54	ppb
Lead	208-1	939.40	933.45	953.76	942.20	1.11	ppb
Lithium	6-1				106		%
Magnesium	24-2	20120.48	20071.23	19970.59	20054.10	0.38	ppb
Manganese	55-2	2162.86	2126.68	2153.57	2147.70	0.88	ppb
Molybdenum	94-1	23.33	22.99	23.64	23.32	1.40	ppb
Molybdenum	95-1	16.37	16.14	16.56	16.35	1.28	ppb
Molybdenum	96-1	17.42	17.42	17.52	17.45	0.35	ppb
Molybdenum	97-1	16.42	16.32	16.48	16.41	0.51	ppb
Molybdenum	98-1	16.39	16.16	16.46	16.34	0.97	ppb
Neodymium	150-1						cps
Neodymium	150-2						cps
Nickel	60-2	273.83	273.90	273.63	273.79	0.05	ppb
Phosphorus	31-2	1689.20	1725.52	1722.54	1712.42	1.18	ppb
Potassium	39-2	4492.07	4515.13	4511.01	4506.07	0.27	ppb
Rhodium	103-1				98		%
Rhodium	103-2				94		%
Scandium	45-1				99		%
Scandium	45-2				91		%
Selenium	82-1	0.86	0.72	1.17	0.92	25.06	ppb
Selenium	77-2	11.20	6.75	8.35	8.77	25.70	ppb
Selenium	78-2	2.50	1.14	0.76	1.46	62.30	ppb
Silicon	28-1	6392.15	6452.58	6424.93	6423.22	0.47	ppb
Silver	107-1	1.10	1.06	1.06	1.08	1.93	ppb
Silver	109-1	1.07	1.06	1.03	1.05	1.93	ppb
Sodium	23-2	1522.80	1514.61	1508.51	1515.31	0.47	ppb
Strontium	86-1	6534.58	6426.81	6596.62	6519.34	1.32	ppb
Strontium	88-1	6777.59	6643.22	6795.79	6738.87	1.24	ppb
Sulfur	34-1	2868.71	2890.70	2853.65	2871.02	0.65	ppb
Terbium	159-1				106		%
Terbium	159-2				101		%
Thallium	203-1	0.21	0.21	0.22	0.22	2.68	ppb
Thallium	205-1	0.20	0.21	0.20	0.20	1.24	ppb
Tin	118-1	11.93	11.84	11.79	11.85	0.59	ppb
Titanium	47-1	761.71	756.91	747.16	755.26	0.98	ppb

Reviewed By:Mohan
On:12/25/2024 3:49:22 AM
Inst Id :P7

LB Number :	LB134068	Operator :	Jaswal
Lab Sample ID :	P5154-12	Instrumnet Name :	P7
Client Sample ID :	ME28Q0	Dilution Factor :	1
Date & Time Acquired :	2024-12-23 15:17:42	DataFile Name :	072SMPL.d

Parameter	Mass	ConRep1	ConRep2	ConRep3	Avg. Conc.	ConcRSD	Units
Uranium	238-1	2.04	2.04	2.06	2.05	0.59	ppb
Vanadium	51-2	40.61	40.43	40.73	40.59	0.37	ppb
Yttrium	89-1				112		%
Yttrium	89-2				103		%
Zinc	66-2	995.38	996.41	996.77	996.18	0.07	ppb
Zirconium	90-1	5.41	5.34	5.51	5.42	1.59	ppb
Zirconium	91-1	5.42	5.48	5.65	5.51	2.17	ppb

Reviewed By:Mohan
On:12/25/2024 3:49:22 AM
Inst Id :P7

LB Number :	LB134068	Operator :	Jaswal
Lab Sample ID :	P5154-13	Instrumnet Name :	P7
Client Sample ID :	ME28Q1	Dilution Factor :	1
Date & Time Acquired :	2024-12-23 15:20:44	DataFile Name :	073SMPL.d

Parameter	Mass	ConRep1	ConRep2	ConRep3	Avg. Conc.	ConcRSD	Units
Aluminium	27-2	14657.32	14451.27	14506.27	14538.29	0.73	ppb
Antimony	121-1	6.52	7.22	7.17	6.97	5.61	ppb
Arsenic	75-2	57.13	57.01	56.77	56.97	0.32	ppb
Barium	135-1	359.88	393.89	400.34	384.70	5.65	ppb
Barium	137-1	386.82	425.83	431.08	414.57	5.83	ppb
Beryllium	9-1	1.48	1.72	1.78	1.66	9.63	ppb
Bismuth	209-1				113		%
Bismuth	209-2				104		%
Bromine	81-1						cps
Bromine	81-2						cps
Cadmium	108-1	4.86	5.15	5.08	5.03	3.00	ppb
Cadmium	106-1	3.83	4.00	4.84	4.23	12.81	ppb
Cadmium	111-1	3.63	4.15	4.23	4.01	8.13	ppb
Calcium	43-1	64642.26	71568.56	71675.33	69295.38	5.82	ppb
Calcium	44-1	63330.49	71236.54	71128.37	68565.13	6.61	ppb
Carbon	12-1						cps
Carbon	12-2						cps
Chlorine	35-1						cps
Chlorine	35-2						cps
Chromium	52-2	853.63	851.19	858.20	854.34	0.42	ppb
Cobalt	59-2	35.10	34.83	35.14	35.02	0.48	ppb
Copper	63-2	2008.75	1981.55	1993.77	1994.69	0.68	ppb
Dysprosium	156-1						cps
Dysprosium	156-2						cps
Erbium	164-1						cps
Erbium	164-2						cps
Gadolinium	160-1						cps
Gadolinium	160-2						cps
Holmium	165-1				110		%
Holmium	165-2				102		%
Indium	115-1				104		%
Indium	115-2				94		%
Iron	56-2	220917.29	219731.31	222575.47	221074.69	0.65	ppb
Iron	57-2	218928.98	218273.01	220904.47	219368.82	0.62	ppb
Iron	54-2	221080.74	219617.17	222178.02	220958.64	0.58	ppb
Krypton	83-1						cps

Reviewed By:Mohan
On:12/25/2024 3:49:22 AM
Inst Id :P7

LB Number :	LB134068	Operator :	Jaswal
Lab Sample ID :	P5154-13	Instrumnet Name :	P7
Client Sample ID :	ME28Q1	Dilution Factor :	1
Date & Time Acquired :	2024-12-23 15:20:44	DataFile Name :	073SMPL.d

Parameter	Mass	ConRep1	ConRep2	ConRep3	Avg. Conc.	ConcRSD	Units
Lead	206-1	940.75	1049.94	1024.61	1005.10	5.69	ppb
Lead	207-1	922.10	1031.62	1010.74	988.15	5.88	ppb
Lead	208-1	927.81	1033.87	1022.63	994.77	5.86	ppb
Lithium	6-1				106		%
Magnesium	24-2	15351.71	15288.40	15446.64	15362.25	0.52	ppb
Manganese	55-2	2616.29	2608.77	2626.04	2617.03	0.33	ppb
Molybdenum	94-1	78.76	90.67	89.93	86.46	7.72	ppb
Molybdenum	95-1	87.64	98.65	99.68	95.32	7.00	ppb
Molybdenum	96-1	87.89	99.87	99.65	95.80	7.15	ppb
Molybdenum	97-1	88.08	100.40	99.82	96.10	7.24	ppb
Molybdenum	98-1	88.17	99.47	99.80	95.82	6.91	ppb
Neodymium	150-1						cps
Neodymium	150-2						cps
Nickel	60-2	404.12	403.55	405.15	404.27	0.20	ppb
Phosphorus	31-2	904.48	847.34	854.88	868.90	3.57	ppb
Potassium	39-2	3136.89	3139.36	3172.80	3149.69	0.64	ppb
Rhodium	103-1				103		%
Rhodium	103-2				96		%
Scandium	45-1				103		%
Scandium	45-2				94		%
Selenium	82-1	0.40	0.13	0.63	0.39	63.62	ppb
Selenium	77-2	7.95	9.20	7.49	8.21	10.78	ppb
Selenium	78-2	0.50	0.65	0.51	0.55	14.90	ppb
Silicon	28-1	5212.27	5831.63	5867.72	5637.21	6.54	ppb
Silver	107-1	0.98	1.08	1.11	1.06	6.36	ppb
Silver	109-1	0.97	1.06	1.07	1.03	5.39	ppb
Sodium	23-2	641.63	634.39	641.27	639.10	0.64	ppb
Strontium	86-1	3604.42	4114.91	4118.75	3946.03	7.50	ppb
Strontium	88-1	3731.68	4266.87	4214.26	4070.94	7.25	ppb
Sulfur	34-1	943.44	1335.75	1431.67	1236.95	20.91	ppb
Terbium	159-1				109		%
Terbium	159-2				101		%
Thallium	203-1	0.12	0.14	0.14	0.13	6.75	ppb
Thallium	205-1	0.13	0.15	0.15	0.14	5.84	ppb
Tin	118-1	551.13	614.13	623.56	596.27	6.60	ppb
Titanium	47-1	431.76	484.30	487.79	467.95	6.71	ppb

Reviewed By:Mohan
On:12/25/2024 3:49:22 AM
Inst Id :P7

LB Number :	LB134068	Operator :	Jaswal
Lab Sample ID :	P5154-13	Instrumnet Name :	P7
Client Sample ID :	ME28Q1	Dilution Factor :	1
Date & Time Acquired :	2024-12-23 15:20:44	DataFile Name :	073SMPL.d

Parameter	Mass	ConRep1	ConRep2	ConRep3	Avg. Conc.	ConcRSD	Units
Uranium	238-1	1.38	1.55	1.53	1.49	6.34	ppb
Vanadium	51-2	71.19	70.66	71.54	71.13	0.63	ppb
Yttrium	89-1				113		%
Yttrium	89-2				101		%
Zinc	66-2	1325.09	1306.56	1317.16	1316.27	0.71	ppb
Zirconium	90-1	3.55	4.07	4.11	3.91	7.95	ppb
Zirconium	91-1	3.69	4.12	4.17	3.99	6.59	ppb

Reviewed By:Mohan
On:12/25/2024 3:49:22 AM
Inst Id :P7

LB Number :	LB134068	Operator :	Jaswal
Lab Sample ID :	P5154-14	Instrumnet Name :	P7
Client Sample ID :	ME28Q2	Dilution Factor :	1
Date & Time Acquired :	2024-12-23 15:23:43	DataFile Name :	074SMPL.d

Parameter	Mass	ConRep1	ConRep2	ConRep3	Avg. Conc.	ConcRSD	Units
Aluminium	27-2	16045.10	16241.72	16207.31	16164.71	0.65	ppb
Antimony	121-1	2.14	2.15	2.16	2.15	0.53	ppb
Arsenic	75-2	19.50	19.91	20.48	19.96	2.45	ppb
Barium	135-1	254.69	260.67	254.44	256.60	1.37	ppb
Barium	137-1	260.72	264.10	260.62	261.81	0.76	ppb
Beryllium	9-1	1.49	1.33	1.40	1.41	5.62	ppb
Bismuth	209-1				111		%
Bismuth	209-2				105		%
Bromine	81-1						cps
Bromine	81-2						cps
Cadmium	108-1	2.30	2.64	2.70	2.55	8.45	ppb
Cadmium	106-1	2.15	2.54	1.89	2.19	14.89	ppb
Cadmium	111-1	1.91	1.95	1.88	1.91	1.87	ppb
Calcium	43-1	69832.36	72296.31	72366.67	71498.45	2.02	ppb
Calcium	44-1	69747.05	72008.69	71888.79	71214.84	1.79	ppb
Carbon	12-1						cps
Carbon	12-2						cps
Chlorine	35-1						cps
Chlorine	35-2						cps
Chromium	52-2	549.05	544.90	541.79	545.24	0.67	ppb
Cobalt	59-2	20.33	20.62	20.50	20.48	0.69	ppb
Copper	63-2	402.55	403.35	401.07	402.32	0.29	ppb
Dysprosium	156-1						cps
Dysprosium	156-2						cps
Erbium	164-1						cps
Erbium	164-2						cps
Gadolinium	160-1						cps
Gadolinium	160-2						cps
Holmium	165-1				108		%
Holmium	165-2				103		%
Indium	115-1				101		%
Indium	115-2				94		%
Iron	56-2	111166.95	112554.94	113310.68	112344.19	0.97	ppb
Iron	57-2	111091.80	113187.81	112277.17	112185.59	0.94	ppb
Iron	54-2	112928.03	113384.91	113802.01	113371.65	0.39	ppb
Krypton	83-1						cps

Reviewed By:Mohan
On:12/25/2024 3:49:22 AM
Inst Id :P7

LB Number :	LB134068	Operator :	Jaswal
Lab Sample ID :	P5154-14	Instrumnet Name :	P7
Client Sample ID :	ME28Q2	Dilution Factor :	1
Date & Time Acquired :	2024-12-23 15:23:43	DataFile Name :	074SMPL.d

Parameter	Mass	ConRep1	ConRep2	ConRep3	Avg. Conc.	ConcRSD	Units
Lead	206-1	287.05	290.96	286.86	288.29	0.80	ppb
Lead	207-1	277.52	279.64	283.43	280.20	1.07	ppb
Lead	208-1	280.25	282.41	283.73	282.13	0.62	ppb
Lithium	6-1				104		%
Magnesium	24-2	19284.70	19473.17	19496.78	19418.22	0.60	ppb
Manganese	55-2	1614.78	1632.31	1649.47	1632.19	1.06	ppb
Molybdenum	94-1	43.04	44.56	44.70	44.10	2.08	ppb
Molybdenum	95-1	44.32	45.24	45.67	45.08	1.54	ppb
Molybdenum	96-1	44.83	46.30	46.50	45.88	1.99	ppb
Molybdenum	97-1	44.54	46.16	46.09	45.60	2.00	ppb
Molybdenum	98-1	44.49	45.59	46.12	45.40	1.83	ppb
Neodymium	150-1						cps
Neodymium	150-2						cps
Nickel	60-2	228.45	231.97	232.70	231.04	0.98	ppb
Phosphorus	31-2	713.93	697.76	725.80	712.49	1.98	ppb
Potassium	39-2	2452.06	2460.82	2474.37	2462.42	0.46	ppb
Rhodium	103-1				99		%
Rhodium	103-2				94		%
Scandium	45-1				99		%
Scandium	45-2				90		%
Selenium	82-1	0.18	0.55	-0.03	0.23	125.51	ppb
Selenium	77-2	7.30	6.73	10.68	8.24	25.94	ppb
Selenium	78-2	0.94	1.11	-0.52	0.51	176.24	ppb
Silicon	28-1	3937.78	4043.00	4066.73	4015.84	1.71	ppb
Silver	107-1	0.44	0.46	0.47	0.46	2.79	ppb
Silver	109-1	0.45	0.47	0.45	0.45	2.16	ppb
Sodium	23-2	444.91	450.95	450.61	448.82	0.76	ppb
Strontium	86-1	4198.34	4287.55	4315.70	4267.19	1.44	ppb
Strontium	88-1	4304.73	4483.06	4416.20	4401.33	2.05	ppb
Sulfur	34-1	1273.88	1421.52	1494.12	1396.51	8.04	ppb
Terbium	159-1				106		%
Terbium	159-2				101		%
Thallium	203-1	0.20	0.21	0.21	0.21	1.53	ppb
Thallium	205-1	0.20	0.20	0.19	0.20	1.88	ppb
Tin	118-1	68.95	70.66	69.85	69.82	1.23	ppb
Titanium	47-1	400.39	417.16	416.61	411.39	2.32	ppb

Reviewed By:Mohan
On:12/25/2024 3:49:22 AM
Inst Id :P7

LB Number :	LB134068	Operator :	Jaswal
Lab Sample ID :	P5154-14	Instrumnet Name :	P7
Client Sample ID :	ME28Q2	Dilution Factor :	1
Date & Time Acquired :	2024-12-23 15:23:43	DataFile Name :	074SMPL.d

Parameter	Mass	ConRep1	ConRep2	ConRep3	Avg. Conc.	ConcRSD	Units
Uranium	238-1	1.66	1.69	1.69	1.68	1.23	ppb
Vanadium	51-2	54.15	54.27	54.55	54.32	0.38	ppb
Yttrium	89-1				108		%
Yttrium	89-2				98		%
Zinc	66-2	948.33	965.02	961.65	958.34	0.92	ppb
Zirconium	90-1	3.58	3.74	3.72	3.68	2.29	ppb
Zirconium	91-1	3.66	3.75	3.80	3.74	1.96	ppb

Reviewed By:Mohan
On:12/25/2024 3:49:22 AM
Inst Id :P7

LB Number :	LB134068	Operator :	Jaswal
Lab Sample ID :	P5154-15	Instrumnet Name :	P7
Client Sample ID :	ME28Q3	Dilution Factor :	1
Date & Time Acquired :	2024-12-23 15:26:48	DataFile Name :	075SMPL.d

Parameter	Mass	ConRep1	ConRep2	ConRep3	Avg. Conc.	ConcRSD	Units
Aluminium	27-2	8833.72	8657.10	8821.37	8770.73	1.12	ppb
Antimony	121-1	3.54	3.61	3.56	3.57	1.05	ppb
Arsenic	75-2	28.18	27.62	28.36	28.05	1.37	ppb
Barium	135-1	264.99	270.03	269.12	268.05	1.00	ppb
Barium	137-1	270.18	293.46	287.91	283.85	4.28	ppb
Beryllium	9-1	1.70	1.66	1.67	1.68	1.26	ppb
Bismuth	209-1				112		%
Bismuth	209-2				106		%
Bromine	81-1						cps
Bromine	81-2						cps
Cadmium	108-1	10.58	10.48	10.48	10.51	0.58	ppb
Cadmium	106-1	9.23	11.18	10.03	10.15	9.67	ppb
Cadmium	111-1	9.40	9.73	9.52	9.55	1.76	ppb
Calcium	43-1	94388.74	96171.84	96238.37	95599.65	1.10	ppb
Calcium	44-1	94711.06	95431.01	95629.15	95257.07	0.51	ppb
Carbon	12-1						cps
Carbon	12-2						cps
Chlorine	35-1						cps
Chlorine	35-2						cps
Chromium	52-2	540.88	544.97	541.80	542.55	0.40	ppb
Cobalt	59-2	14.52	14.63	14.53	14.56	0.41	ppb
Copper	63-2	119.94	118.68	119.06	119.23	0.54	ppb
Dysprosium	156-1						cps
Dysprosium	156-2						cps
Erbium	164-1						cps
Erbium	164-2						cps
Gadolinium	160-1						cps
Gadolinium	160-2						cps
Holmium	165-1				105		%
Holmium	165-2				102		%
Indium	115-1				100		%
Indium	115-2				95		%
Iron	56-2	333649.59	328624.07	328845.48	330373.04	0.86	ppb
Iron	57-2	330940.21	327060.19	322107.80	326702.73	1.36	ppb
Iron	54-2	333968.79	329169.48	330723.33	331287.20	0.74	ppb
Krypton	83-1						cps

Reviewed By:Mohan
On:12/25/2024 3:49:22 AM
Inst Id :P7

LB Number :	LB134068	Operator :	Jaswal
Lab Sample ID :	P5154-15	Instrumnet Name :	P7
Client Sample ID :	ME28Q3	Dilution Factor :	1
Date & Time Acquired :	2024-12-23 15:26:48	DataFile Name :	075SMPL.d

Parameter	Mass	ConRep1	ConRep2	ConRep3	Avg. Conc.	ConcRSD	Units
Lead	206-1	1804.68	1878.02	1846.36	1843.02	2.00	ppb
Lead	207-1	1711.86	1755.32	1726.87	1731.35	1.28	ppb
Lead	208-1	1749.33	1784.15	1766.25	1766.58	0.99	ppb
Lithium	6-1				102		%
Magnesium	24-2	15078.65	14911.96	15185.13	15058.58	0.91	ppb
Manganese	55-2	13898.91	13687.55	13743.61	13776.69	0.79	ppb
Molybdenum	94-1	22.02	22.51	22.51	22.35	1.27	ppb
Molybdenum	95-1	19.90	20.71	20.13	20.25	2.05	ppb
Molybdenum	96-1	22.39	22.85	22.45	22.56	1.12	ppb
Molybdenum	97-1	19.83	20.27	20.33	20.14	1.35	ppb
Molybdenum	98-1	19.85	20.30	20.20	20.12	1.16	ppb
Neodymium	150-1						cps
Neodymium	150-2						cps
Nickel	60-2	287.02	285.64	284.94	285.87	0.37	ppb
Phosphorus	31-2	1157.90	1141.47	1183.41	1160.93	1.82	ppb
Potassium	39-2	1720.93	1688.65	1715.71	1708.43	1.01	ppb
Rhodium	103-1				98		%
Rhodium	103-2				95		%
Scandium	45-1				97		%
Scandium	45-2				92		%
Selenium	82-1	0.74	0.71	0.42	0.62	28.60	ppb
Selenium	77-2	4.92	2.43	2.29	3.21	46.04	ppb
Selenium	78-2	0.11	0.20	0.34	0.22	52.21	ppb
Silicon	28-1	2485.74	2486.27	2492.21	2488.07	0.14	ppb
Silver	107-1	5.50	5.64	5.62	5.58	1.38	ppb
Silver	109-1	5.45	5.56	5.57	5.53	1.26	ppb
Sodium	23-2	636.86	633.28	638.70	636.28	0.43	ppb
Strontium	86-1	3145.96	3190.37	3160.03	3165.45	0.72	ppb
Strontium	88-1	3251.75	3268.04	3281.21	3267.00	0.45	ppb
Sulfur	34-1	1083.15	1052.91	1069.75	1068.60	1.42	ppb
Terbium	159-1				104		%
Terbium	159-2				100		%
Thallium	203-1	2.40	2.42	2.37	2.40	1.02	ppb
Thallium	205-1	2.35	2.42	2.42	2.40	1.78	ppb
Tin	118-1	17.17	17.24	17.15	17.19	0.28	ppb
Titanium	47-1	568.44	573.85	570.56	570.95	0.48	ppb

Reviewed By:Mohan
On:12/25/2024 3:49:22 AM
Inst Id :P7

LB Number :	LB134068	Operator :	Jaswal
Lab Sample ID :	P5154-15	Instrumnet Name :	P7
Client Sample ID :	ME28Q3	Dilution Factor :	1
Date & Time Acquired :	2024-12-23 15:26:48	DataFile Name :	075SMPL.d

Parameter	Mass	ConRep1	ConRep2	ConRep3	Avg. Conc.	ConcRSD	Units
Uranium	238-1	0.73	0.75	0.74	0.74	1.51	ppb
Vanadium	51-2	62.91	62.55	63.22	62.90	0.53	ppb
Yttrium	89-1				103		%
Yttrium	89-2				97		%
Zinc	66-2	5291.10	5193.90	5144.24	5209.74	1.43	ppb
Zirconium	90-1	3.19	3.12	3.05	3.12	2.20	ppb
Zirconium	91-1	3.04	3.22	3.14	3.13	2.93	ppb

Reviewed By:Mohan
On:12/25/2024 3:49:22 AM
Inst Id :P7

LB Number :	LB134068	Operator :	Jaswal
Lab Sample ID :	P5154-16	Instrumnet Name :	P7
Client Sample ID :	ME28Q4	Dilution Factor :	1
Date & Time Acquired :	2024-12-23 15:29:51	DataFile Name :	076SMPL.d

Parameter	Mass	ConRep1	ConRep2	ConRep3	Avg. Conc.	ConcRSD	Units
Aluminium	27-2	9219.42	9230.16	9417.86	9289.14	1.20	ppb
Antimony	121-1	3.50	3.51	3.53	3.51	0.50	ppb
Arsenic	75-2	28.25	28.73	28.72	28.57	0.96	ppb
Barium	135-1	239.52	240.45	241.74	240.57	0.46	ppb
Barium	137-1	243.78	245.35	245.76	244.96	0.43	ppb
Beryllium	9-1	1.70	1.94	1.75	1.80	6.99	ppb
Bismuth	209-1				129		%
Bismuth	209-2				123		%
Bromine	81-1						cps
Bromine	81-2						cps
Cadmium	108-1	16.35	17.05	16.27	16.56	2.58	ppb
Cadmium	106-1	16.58	16.16	16.05	16.26	1.72	ppb
Cadmium	111-1	9.26	9.04	8.92	9.07	1.88	ppb
Calcium	43-1	100297.62	101487.81	101908.01	101231.14	0.83	ppb
Calcium	44-1	100979.05	102023.75	101668.44	101557.08	0.52	ppb
Carbon	12-1						cps
Carbon	12-2						cps
Chlorine	35-1						cps
Chlorine	35-2						cps
Chromium	52-2	526.12	530.37	539.69	532.06	1.31	ppb
Cobalt	59-2	14.61	14.36	14.55	14.51	0.89	ppb
Copper	63-2	115.55	115.16	116.06	115.59	0.39	ppb
Dysprosium	156-1						cps
Dysprosium	156-2						cps
Erbium	164-1						cps
Erbium	164-2						cps
Gadolinium	160-1						cps
Gadolinium	160-2						cps
Holmium	165-1				106		%
Holmium	165-2				103		%
Indium	115-1				102		%
Indium	115-2				96		%
Iron	56-2	325496.39	319652.87	325907.39	323685.55	1.08	ppb
Iron	57-2	324284.76	316318.44	322538.63	321047.27	1.30	ppb
Iron	54-2	323554.03	321411.75	326255.55	323740.44	0.75	ppb
Krypton	83-1						cps

Reviewed By:Mohan
On:12/25/2024 3:49:22 AM
Inst Id :P7

LB Number :	LB134068	Operator :	Jaswal
Lab Sample ID :	P5154-16	Instrumnet Name :	P7
Client Sample ID :	ME28Q4	Dilution Factor :	1
Date & Time Acquired :	2024-12-23 15:29:51	DataFile Name :	076SMPL.d

Parameter	Mass	ConRep1	ConRep2	ConRep3	Avg. Conc.	ConcRSD	Units
Lead	206-1	4724.74	4695.76	4726.32	4715.61	0.36	ppb
Lead	207-1	4457.41	4421.65	4448.14	4442.40	0.42	ppb
Lead	208-1	4542.91	4513.35	4534.40	4530.22	0.34	ppb
Lithium	6-1				101		%
Magnesium	24-2	18570.87	18445.71	18628.62	18548.40	0.50	ppb
Manganese	55-2	10778.17	10730.07	10891.27	10799.84	0.77	ppb
Molybdenum	94-1	19.92	20.25	20.06	20.08	0.82	ppb
Molybdenum	95-1	17.45	17.68	17.66	17.59	0.74	ppb
Molybdenum	96-1	20.05	20.52	20.45	20.34	1.26	ppb
Molybdenum	97-1	17.31	17.80	17.75	17.62	1.51	ppb
Molybdenum	98-1	17.39	17.89	17.78	17.69	1.49	ppb
Neodymium	150-1						cps
Neodymium	150-2						cps
Nickel	60-2	261.97	261.46	263.74	262.39	0.46	ppb
Phosphorus	31-2	1058.72	1052.05	1096.67	1069.15	2.25	ppb
Potassium	39-2	1939.53	1929.39	1951.65	1940.19	0.57	ppb
Rhodium	103-1				99		%
Rhodium	103-2				96		%
Scandium	45-1				99		%
Scandium	45-2				94		%
Selenium	82-1	0.44	0.83	0.66	0.64	29.83	ppb
Selenium	77-2	3.49	5.53	3.56	4.20	27.63	ppb
Selenium	78-2	0.31	-0.44	-0.23	-0.12		ppb
Silicon	28-1	2591.43	2617.91	2623.97	2611.10	0.66	ppb
Silver	107-1	5.29	5.37	5.43	5.37	1.34	ppb
Silver	109-1	5.26	5.25	5.30	5.27	0.53	ppb
Sodium	23-2	673.97	672.48	677.64	674.70	0.39	ppb
Strontium	86-1	3338.41	3383.00	3348.97	3356.80	0.69	ppb
Strontium	88-1	3404.41	3479.74	3496.13	3460.09	1.41	ppb
Sulfur	34-1	1620.81	1684.81	1700.52	1668.71	2.53	ppb
Terbium	159-1				106		%
Terbium	159-2				102		%
Thallium	203-1	1.79	1.83	1.82	1.81	1.19	ppb
Thallium	205-1	1.79	1.78	1.83	1.80	1.27	ppb
Tin	118-1	17.30	17.14	17.21	17.22	0.45	ppb
Titanium	47-1	383.95	389.94	386.75	386.88	0.77	ppb

Reviewed By:Mohan
On:12/25/2024 3:49:22 AM
Inst Id :P7

LB Number :	LB134068	Operator :	Jaswal
Lab Sample ID :	P5154-16	Instrumnet Name :	P7
Client Sample ID :	ME28Q4	Dilution Factor :	1
Date & Time Acquired :	2024-12-23 15:29:51	DataFile Name :	076SMPL.d

Parameter	Mass	ConRep1	ConRep2	ConRep3	Avg. Conc.	ConcRSD	Units
Uranium	238-1	0.74	0.75	0.74	0.74	0.70	ppb
Vanadium	51-2	52.94	52.51	53.59	53.01	1.03	ppb
Yttrium	89-1				105		%
Yttrium	89-2				99		%
Zinc	66-2	24606.44	24350.29	24461.64	24472.79	0.52	ppb
Zirconium	90-1	2.89	2.97	2.92	2.93	1.32	ppb
Zirconium	91-1	2.94	2.99	3.01	2.98	1.31	ppb

Reviewed By:Mohan
On:12/25/2024 3:49:22 AM
Inst Id :P7

LB Number :	LB134068	Operator :	Jaswal
Lab Sample ID :	P5154-17	Instrumnet Name :	P7
Client Sample ID :	ME28Q4D	Dilution Factor :	1
Date & Time Acquired :	2024-12-23 15:32:58	DataFile Name :	077SMPL.d

Parameter	Mass	ConRep1	ConRep2	ConRep3	Avg. Conc.	ConcRSD	Units
Aluminium	27-2	9204.71	9263.94	9122.91	9197.19	0.77	ppb
Antimony	121-1	3.36	3.57	3.50	3.48	3.02	ppb
Arsenic	75-2	29.40	28.77	29.46	29.21	1.32	ppb
Barium	135-1	231.26	242.79	242.23	238.76	2.72	ppb
Barium	137-1	235.95	247.62	246.69	243.42	2.66	ppb
Beryllium	9-1	1.71	1.78	1.82	1.77	2.96	ppb
Bismuth	209-1				130		%
Bismuth	209-2				124		%
Bromine	81-1						cps
Bromine	81-2						cps
Cadmium	108-1	15.36	17.40	16.09	16.29	6.35	ppb
Cadmium	106-1	16.34	16.80	16.12	16.42	2.11	ppb
Cadmium	111-1	8.77	9.12	9.18	9.02	2.47	ppb
Calcium	43-1	96986.78	101390.34	103558.64	100645.26	3.33	ppb
Calcium	44-1	97003.95	101930.11	104767.61	101233.89	3.88	ppb
Carbon	12-1						cps
Carbon	12-2						cps
Chlorine	35-1						cps
Chlorine	35-2						cps
Chromium	52-2	533.23	527.61	528.35	529.73	0.58	ppb
Cobalt	59-2	14.51	14.76	14.58	14.62	0.86	ppb
Copper	63-2	115.35	115.13	115.94	115.47	0.36	ppb
Dysprosium	156-1						cps
Dysprosium	156-2						cps
Erbium	164-1						cps
Erbium	164-2						cps
Gadolinium	160-1						cps
Gadolinium	160-2						cps
Holmium	165-1				107		%
Holmium	165-2				103		%
Indium	115-1				102		%
Indium	115-2				96		%
Iron	56-2	321554.98	321230.54	323636.06	322140.52	0.41	ppb
Iron	57-2	320388.37	321527.62	323634.45	321850.15	0.51	ppb
Iron	54-2	321308.26	320840.06	324080.59	322076.30	0.54	ppb
Krypton	83-1						cps

Reviewed By:Mohan
On:12/25/2024 3:49:22 AM
Inst Id :P7

LB Number :	LB134068	Operator :	Jaswal
Lab Sample ID :	P5154-17	Instrumnet Name :	P7
Client Sample ID :	ME28Q4D	Dilution Factor :	1
Date & Time Acquired :	2024-12-23 15:32:58	DataFile Name :	077SMPL.d

Parameter	Mass	ConRep1	ConRep2	ConRep3	Avg. Conc.	ConcRSD	Units
Lead	206-1	4572.76	4744.01	4722.43	4679.74	1.99	ppb
Lead	207-1	4320.23	4464.12	4488.09	4424.15	2.05	ppb
Lead	208-1	4393.04	4560.01	4585.20	4512.75	2.31	ppb
Lithium	6-1				102		%
Magnesium	24-2	18591.88	18625.32	18711.73	18642.98	0.33	ppb
Manganese	55-2	10590.89	10693.41	10819.49	10701.26	1.07	ppb
Molybdenum	94-1	19.43	20.52	20.47	20.14	3.08	ppb
Molybdenum	95-1	17.10	18.14	18.17	17.80	3.43	ppb
Molybdenum	96-1	19.74	20.81	20.86	20.47	3.11	ppb
Molybdenum	97-1	17.04	18.01	17.86	17.63	2.96	ppb
Molybdenum	98-1	17.04	17.86	18.03	17.64	3.01	ppb
Neodymium	150-1						cps
Neodymium	150-2						cps
Nickel	60-2	259.41	260.47	261.65	260.51	0.43	ppb
Phosphorus	31-2	1086.78	1087.03	1118.08	1097.30	1.64	ppb
Potassium	39-2	1942.40	1936.29	1936.36	1938.35	0.18	ppb
Rhodium	103-1				101		%
Rhodium	103-2				97		%
Scandium	45-1				100		%
Scandium	45-2				96		%
Selenium	82-1	0.82	0.86	1.00	0.89	10.81	ppb
Selenium	77-2	4.45	4.12	3.66	4.08	9.68	ppb
Selenium	78-2	0.41	1.26	0.24	0.64	86.14	ppb
Silicon	28-1	2498.12	2629.37	2655.72	2594.41	3.25	ppb
Silver	107-1	5.17	5.41	5.41	5.33	2.58	ppb
Silver	109-1	5.01	5.38	5.31	5.23	3.73	ppb
Sodium	23-2	667.66	671.50	675.67	671.61	0.60	ppb
Strontium	86-1	3218.87	3415.59	3397.78	3344.08	3.25	ppb
Strontium	88-1	3357.44	3523.93	3496.29	3459.22	2.58	ppb
Sulfur	34-1	1414.51	1675.02	1731.78	1607.10	10.53	ppb
Terbium	159-1				107		%
Terbium	159-2				101		%
Thallium	203-1	1.72	1.83	1.84	1.80	3.65	ppb
Thallium	205-1	1.73	1.79	1.84	1.79	3.22	ppb
Tin	118-1	16.57	17.50	17.50	17.19	3.14	ppb
Titanium	47-1	372.38	389.73	394.54	385.55	3.02	ppb

Reviewed By:Mohan
On:12/25/2024 3:49:22 AM
Inst Id :P7

LB Number :	LB134068	Operator :	Jaswal
Lab Sample ID :	P5154-17	Instrumnet Name :	P7
Client Sample ID :	ME28Q4D	Dilution Factor :	1
Date & Time Acquired :	2024-12-23 15:32:58	DataFile Name :	077SMPL.d

Parameter	Mass	ConRep1	ConRep2	ConRep3	Avg. Conc.	ConcRSD	Units
Uranium	238-1	0.71	0.74	0.76	0.74	3.91	ppb
Vanadium	51-2	52.47	52.98	53.15	52.87	0.67	ppb
Yttrium	89-1				106		%
Yttrium	89-2				99		%
Zinc	66-2	24495.15	24404.59	24195.90	24365.21	0.63	ppb
Zirconium	90-1	2.84	3.01	3.00	2.95	3.27	ppb
Zirconium	91-1	2.80	3.02	3.09	2.97	5.04	ppb

Reviewed By:Mohan
On:12/25/2024 3:49:22 AM
Inst Id :P7

LB Number :	LB134068	Operator :	Jaswal
Lab Sample ID :	P5154-16LX5	Instrumnet Name :	P7
Client Sample ID :	ME28Q4L	Dilution Factor :	5
Date & Time Acquired :	2024-12-23 15:36:00	DataFile Name :	078SMPL.d

Parameter	Mass	ConRep1	ConRep2	ConRep3	Avg. Conc.	ConcRSD	Units
Aluminium	27-2	1846.83	1835.17	1833.06	1838.35	0.40	ppb
Antimony	121-1	0.69	0.67	0.70	0.68	1.87	ppb
Arsenic	75-2	6.02	5.94	5.62	5.86	3.60	ppb
Barium	135-1	46.95	47.36	48.39	47.57	1.56	ppb
Barium	137-1	47.80	48.61	48.76	48.39	1.07	ppb
Beryllium	9-1	0.34	0.37	0.36	0.36	4.23	ppb
Bismuth	209-1				113		%
Bismuth	209-2				108		%
Bromine	81-1						cps
Bromine	81-2						cps
Cadmium	108-1	3.21	3.25	3.34	3.27	2.00	ppb
Cadmium	106-1	3.11	1.72	2.88	2.57	29.15	ppb
Cadmium	111-1	1.79	1.69	1.89	1.79	5.56	ppb
Calcium	43-1	20791.52	21118.64	21576.95	21162.37	1.86	ppb
Calcium	44-1	19972.84	20201.82	20708.44	20294.37	1.85	ppb
Carbon	12-1						cps
Carbon	12-2						cps
Chlorine	35-1						cps
Chlorine	35-2						cps
Chromium	52-2	104.95	105.20	104.96	105.04	0.14	ppb
Cobalt	59-2	3.04	2.99	2.88	2.97	2.74	ppb
Copper	63-2	23.76	23.82	23.81	23.80	0.14	ppb
Dysprosium	156-1						cps
Dysprosium	156-2						cps
Erbium	164-1						cps
Erbium	164-2						cps
Gadolinium	160-1						cps
Gadolinium	160-2						cps
Holmium	165-1				104		%
Holmium	165-2				101		%
Indium	115-1				101		%
Indium	115-2				95		%
Iron	56-2	65156.67	65344.94	65235.87	65245.83	0.14	ppb
Iron	57-2	64516.65	64278.86	64264.71	64353.41	0.22	ppb
Iron	54-2	66178.05	65912.86	65211.10	65767.34	0.76	ppb
Krypton	83-1						cps

Reviewed By:Mohan
On:12/25/2024 3:49:22 AM
Inst Id :P7

LB Number :	LB134068	Operator :	Jaswal
Lab Sample ID :	P5154-16LX5	Instrumnet Name :	P7
Client Sample ID :	ME28Q4L	Dilution Factor :	5
Date & Time Acquired :	2024-12-23 15:36:00	DataFile Name :	078SMPL.d

Parameter	Mass	ConRep1	ConRep2	ConRep3	Avg. Conc.	ConcRSD	Units
Lead	206-1	1045.67	1072.32	1084.80	1067.60	1.87	ppb
Lead	207-1	997.23	1009.67	1016.28	1007.73	0.96	ppb
Lead	208-1	1012.24	1031.78	1043.69	1029.24	1.54	ppb
Lithium	6-1				100		%
Magnesium	24-2	3752.32	3846.43	3710.33	3769.69	1.85	ppb
Manganese	55-2	2175.75	2173.08	2169.71	2172.85	0.14	ppb
Molybdenum	94-1	3.93	4.09	4.12	4.05	2.63	ppb
Molybdenum	95-1	3.48	3.65	3.69	3.61	3.17	ppb
Molybdenum	96-1	3.98	4.24	4.12	4.11	3.09	ppb
Molybdenum	97-1	3.56	3.63	3.69	3.63	1.70	ppb
Molybdenum	98-1	3.47	3.60	3.73	3.60	3.62	ppb
Neodymium	150-1						cps
Neodymium	150-2						cps
Nickel	60-2	53.37	53.06	52.89	53.11	0.46	ppb
Phosphorus	31-2	203.91	215.44	207.71	209.02	2.81	ppb
Potassium	39-2	427.10	431.55	429.86	429.50	0.52	ppb
Rhodium	103-1				100		%
Rhodium	103-2				96		%
Scandium	45-1				97		%
Scandium	45-2				92		%
Selenium	82-1	0.14	-0.24	-0.39	-0.16		ppb
Selenium	77-2	0.50	-0.16	1.33	0.56	133.22	ppb
Selenium	78-2	-1.81	-0.90	-0.49	-1.07		ppb
Silicon	28-1	516.99	524.40	537.73	526.37	2.00	ppb
Silver	107-1	1.06	1.08	1.11	1.08	2.53	ppb
Silver	109-1	1.02	1.07	1.08	1.06	2.82	ppb
Sodium	23-2	158.88	157.93	156.10	157.63	0.90	ppb
Strontium	86-1	681.02	697.15	709.85	696.01	2.08	ppb
Strontium	88-1	675.59	683.95	705.86	688.47	2.27	ppb
Sulfur	34-1	145.01	209.82	259.85	204.90	28.10	ppb
Terbium	159-1				104		%
Terbium	159-2				100		%
Thallium	203-1	0.39	0.38	0.41	0.40	2.94	ppb
Thallium	205-1	0.39	0.41	0.41	0.40	2.72	ppb
Tin	118-1	3.36	3.41	3.43	3.40	0.95	ppb
Titanium	47-1	75.96	77.59	78.70	77.42	1.78	ppb

Reviewed By:Mohan
On:12/25/2024 3:49:22 AM
Inst Id :P7

LB Number :	LB134068	Operator :	Jaswal
Lab Sample ID :	P5154-16LX5	Instrumnet Name :	P7
Client Sample ID :	ME28Q4L	Dilution Factor :	5
Date & Time Acquired :	2024-12-23 15:36:00	DataFile Name :	078SMPL.d

Parameter	Mass	ConRep1	ConRep2	ConRep3	Avg. Conc.	ConcRSD	Units
Uranium	238-1	0.17	0.16	0.16	0.16	2.47	ppb
Vanadium	51-2	10.60	10.50	10.50	10.53	0.54	ppb
Yttrium	89-1				101		%
Yttrium	89-2				96		%
Zinc	66-2	5022.95	5093.22	5030.35	5048.84	0.76	ppb
Zirconium	90-1	0.55	0.57	0.58	0.57	3.03	ppb
Zirconium	91-1	0.53	0.59	0.55	0.55	5.68	ppb

Reviewed By:Mohan
On:12/25/2024 3:49:22 AM
Inst Id :P7

LB Number :	LB134068	Operator :	Jaswal
Lab Sample ID :	P5154-18	Instrumnet Name :	P7
Client Sample ID :	ME28Q4S	Dilution Factor :	1
Date & Time Acquired :	2024-12-23 15:39:09	DataFile Name :	079SMPL.d

Parameter	Mass	ConRep1	ConRep2	ConRep3	Avg. Conc.	ConcRSD	Units
Aluminium	27-2	9449.89	9606.09	9612.64	9556.21	0.96	ppb
Antimony	121-1	23.93	24.03	24.42	24.13	1.09	ppb
Arsenic	75-2	37.37	36.29	35.75	36.47	2.26	ppb
Barium	135-1	681.31	675.48	695.90	684.23	1.54	ppb
Barium	137-1	675.50	675.70	684.69	678.63	0.77	ppb
Beryllium	9-1	12.13	11.97	11.61	11.90	2.26	ppb
Bismuth	209-1				129		%
Bismuth	209-2				123		%
Bromine	81-1						cps
Bromine	81-2						cps
Cadmium	108-1	26.22	26.64	26.21	26.35	0.93	ppb
Cadmium	106-1	25.31	25.69	26.22	25.74	1.79	ppb
Cadmium	111-1	19.47	19.36	19.71	19.51	0.92	ppb
Calcium	43-1	99226.88	102335.05	97792.63	99784.86	2.33	ppb
Calcium	44-1	99321.63	101467.57	99009.35	99932.85	1.34	ppb
Carbon	12-1						cps
Carbon	12-2						cps
Chlorine	35-1						cps
Chlorine	35-2						cps
Chromium	52-2	568.66	566.78	577.04	570.83	0.96	ppb
Cobalt	59-2	118.78	118.44	118.54	118.59	0.15	ppb
Copper	63-2	162.63	162.53	163.91	163.02	0.47	ppb
Dysprosium	156-1						cps
Dysprosium	156-2						cps
Erbium	164-1						cps
Erbium	164-2						cps
Gadolinium	160-1						cps
Gadolinium	160-2						cps
Holmium	165-1				107		%
Holmium	165-2				102		%
Indium	115-1				101		%
Indium	115-2				95		%
Iron	56-2	318518.77	316661.55	320552.04	318577.45	0.61	ppb
Iron	57-2	317421.78	310793.13	315352.88	314522.60	1.08	ppb
Iron	54-2	320331.70	320840.59	320502.94	320558.41	0.08	ppb
Krypton	83-1						cps

Reviewed By:Mohan
On:12/25/2024 3:49:22 AM
Inst Id :P7

LB Number :	LB134068	Operator :	Jaswal
Lab Sample ID :	P5154-18	Instrumnet Name :	P7
Client Sample ID :	ME28Q4S	Dilution Factor :	1
Date & Time Acquired :	2024-12-23 15:39:09	DataFile Name :	079SMPL.d

Parameter	Mass	ConRep1	ConRep2	ConRep3	Avg. Conc.	ConcRSD	Units
Lead	206-1	4629.15	4705.35	4652.32	4662.27	0.84	ppb
Lead	207-1	4403.53	4391.29	4366.33	4387.05	0.43	ppb
Lead	208-1	4507.85	4488.11	4461.67	4485.88	0.52	ppb
Lithium	6-1				102		%
Magnesium	24-2	18445.00	18467.52	18385.14	18432.56	0.23	ppb
Manganese	55-2	10590.98	10655.47	10747.39	10664.61	0.74	ppb
Molybdenum	94-1	19.53	20.20	19.94	19.89	1.72	ppb
Molybdenum	95-1	17.40	17.79	17.71	17.63	1.18	ppb
Molybdenum	96-1	19.78	20.25	20.42	20.15	1.65	ppb
Molybdenum	97-1	17.20	17.81	17.39	17.47	1.77	ppb
Molybdenum	98-1	17.28	17.57	17.50	17.45	0.89	ppb
Neodymium	150-1						cps
Neodymium	150-2						cps
Nickel	60-2	360.42	360.39	362.06	360.95	0.26	ppb
Phosphorus	31-2	1066.70	1062.17	1067.87	1065.58	0.28	ppb
Potassium	39-2	1900.83	1904.89	1912.53	1906.08	0.31	ppb
Rhodium	103-1				99		%
Rhodium	103-2				96		%
Scandium	45-1				100		%
Scandium	45-2				94		%
Selenium	82-1	21.63	22.81	21.79	22.07	2.90	ppb
Selenium	77-2	26.49	22.47	22.95	23.97	9.15	ppb
Selenium	78-2	19.67	19.37	22.21	20.41	7.63	ppb
Silicon	28-1	2583.75	2596.54	2557.03	2579.11	0.78	ppb
Silver	107-1	15.64	15.79	15.96	15.80	1.02	ppb
Silver	109-1	15.41	15.52	15.76	15.56	1.12	ppb
Sodium	23-2	657.74	658.93	662.16	659.61	0.35	ppb
Strontium	86-1	3289.12	3350.98	3348.65	3329.58	1.05	ppb
Strontium	88-1	3464.07	3486.05	3471.56	3473.89	0.32	ppb
Sulfur	34-1	1600.63	1653.28	1521.20	1591.70	4.18	ppb
Terbium	159-1				107		%
Terbium	159-2				101		%
Thallium	203-1	9.63	9.86	9.66	9.72	1.30	ppb
Thallium	205-1	9.66	9.82	9.59	9.69	1.20	ppb
Tin	118-1	16.65	16.77	16.97	16.80	0.98	ppb
Titanium	47-1	381.06	387.10	376.96	381.71	1.34	ppb

Reviewed By:Mohan
On:12/25/2024 3:49:22 AM
Inst Id :P7

LB Number :	LB134068	Operator :	Jaswal
Lab Sample ID :	P5154-18	Instrumnet Name :	P7
Client Sample ID :	ME28Q4S	Dilution Factor :	1
Date & Time Acquired :	2024-12-23 15:39:09	DataFile Name :	079SMPL.d

Parameter	Mass	ConRep1	ConRep2	ConRep3	Avg. Conc.	ConcRSD	Units
Uranium	238-1	0.73	0.75	0.74	0.74	1.24	ppb
Vanadium	51-2	157.93	157.16	158.84	157.98	0.53	ppb
Yttrium	89-1				105		%
Yttrium	89-2				99		%
Zinc	66-2	24132.82	24057.69	24240.64	24143.72	0.38	ppb
Zirconium	90-1	2.85	2.95	2.90	2.90	1.69	ppb
Zirconium	91-1	2.93	3.00	2.86	2.93	2.38	ppb

Reviewed By:Mohan
On:12/25/2024 3:49:22 AM
Inst Id :P7

LB Number :	LB134068	Operator :	Jaswal
Lab Sample ID :	P5154-19	Instrumnet Name :	P7
Client Sample ID :	ME28Q5	Dilution Factor :	1
Date & Time Acquired :	2024-12-23 15:42:08	DataFile Name :	080SMPL.d

Parameter	Mass	ConRep1	ConRep2	ConRep3	Avg. Conc.	ConcRSD	Units
Aluminium	27-2	13099.25	13047.67	13140.65	13095.86	0.36	ppb
Antimony	121-1	0.36	0.40	0.38	0.38	4.68	ppb
Arsenic	75-2	20.00	20.64	20.72	20.45	1.94	ppb
Barium	135-1	114.26	121.09	118.62	117.99	2.93	ppb
Barium	137-1	116.29	122.88	121.76	120.31	2.93	ppb
Beryllium	9-1	0.98	1.10	1.07	1.05	6.21	ppb
Bismuth	209-1				110		%
Bismuth	209-2				104		%
Bromine	81-1						cps
Bromine	81-2						cps
Cadmium	108-1	1.76	1.92	1.61	1.76	8.87	ppb
Cadmium	106-1	0.50	1.14	0.68	0.77	43.03	ppb
Cadmium	111-1	1.42	1.48	1.51	1.47	2.89	ppb
Calcium	43-1	71403.42	73112.82	73276.19	72597.47	1.43	ppb
Calcium	44-1	70695.69	74120.71	72978.49	72598.30	2.40	ppb
Carbon	12-1						cps
Carbon	12-2						cps
Chlorine	35-1						cps
Chlorine	35-2						cps
Chromium	52-2	44.16	44.36	44.18	44.23	0.24	ppb
Cobalt	59-2	21.34	21.57	21.77	21.56	0.99	ppb
Copper	63-2	82.33	82.78	82.69	82.60	0.29	ppb
Dysprosium	156-1						cps
Dysprosium	156-2						cps
Erbium	164-1						cps
Erbium	164-2						cps
Gadolinium	160-1						cps
Gadolinium	160-2						cps
Holmium	165-1				106		%
Holmium	165-2				101		%
Indium	115-1				100		%
Indium	115-2				92		%
Iron	56-2	46983.20	47102.27	46962.91	47016.13	0.16	ppb
Iron	57-2	46715.88	46578.46	46531.55	46608.63	0.21	ppb
Iron	54-2	46970.59	46650.83	47127.69	46916.37	0.52	ppb
Krypton	83-1						cps

Reviewed By:Mohan
On:12/25/2024 3:49:22 AM
Inst Id :P7

LB Number :	LB134068	Operator :	Jaswal
Lab Sample ID :	P5154-19	Instrumnet Name :	P7
Client Sample ID :	ME28Q5	Dilution Factor :	1
Date & Time Acquired :	2024-12-23 15:42:08	DataFile Name :	080SMPL.d

Parameter	Mass	ConRep1	ConRep2	ConRep3	Avg. Conc.	ConcRSD	Units
Lead	206-1	58.17	60.40	60.65	59.74	2.29	ppb
Lead	207-1	53.54	55.30	55.37	54.74	1.89	ppb
Lead	208-1	55.20	56.94	57.36	56.50	2.03	ppb
Lithium	6-1				105		%
Magnesium	24-2	12114.68	12158.20	12204.52	12159.14	0.37	ppb
Manganese	55-2	1075.11	1073.97	1077.29	1075.45	0.16	ppb
Molybdenum	94-1	8.59	8.80	9.03	8.81	2.50	ppb
Molybdenum	95-1	5.82	6.13	6.22	6.06	3.47	ppb
Molybdenum	96-1	6.53	6.71	6.79	6.68	1.98	ppb
Molybdenum	97-1	5.98	6.11	6.20	6.10	1.82	ppb
Molybdenum	98-1	6.01	6.11	6.19	6.10	1.47	ppb
Neodymium	150-1						cps
Neodymium	150-2						cps
Nickel	60-2	64.99	64.61	65.54	65.05	0.72	ppb
Phosphorus	31-2	1957.26	1963.03	1949.07	1956.45	0.36	ppb
Potassium	39-2	1896.50	1904.49	1899.87	1900.29	0.21	ppb
Rhodium	103-1				99		%
Rhodium	103-2				93		%
Scandium	45-1				98		%
Scandium	45-2				87		%
Selenium	82-1	0.67	0.44	0.86	0.66	31.66	ppb
Selenium	77-2	9.27	10.27	11.62	10.39	11.35	ppb
Selenium	78-2	1.65	-0.15	0.62	0.71	128.02	ppb
Silicon	28-1	2452.15	2545.67	2497.41	2498.41	1.87	ppb
Silver	107-1	0.24	0.20	0.22	0.22	8.88	ppb
Silver	109-1	0.24	0.20	0.20	0.21	9.11	ppb
Sodium	23-2	328.18	328.45	329.79	328.81	0.26	ppb
Strontium	86-1	2420.19	2448.65	2507.56	2458.80	1.81	ppb
Strontium	88-1	2476.58	2537.95	2560.81	2525.12	1.73	ppb
Sulfur	34-1	56.53	240.41	132.70	143.21	64.51	ppb
Terbium	159-1				106		%
Terbium	159-2				99		%
Thallium	203-1	0.24	0.27	0.27	0.26	6.19	ppb
Thallium	205-1	0.26	0.27	0.27	0.27	2.66	ppb
Tin	118-1	1.77	1.93	1.85	1.85	4.17	ppb
Titanium	47-1	91.18	94.24	93.44	92.95	1.71	ppb

Reviewed By:Mohan
On:12/25/2024 3:49:22 AM
Inst Id :P7

LB Number :	LB134068	Operator :	Jaswal
Lab Sample ID :	P5154-19	Instrumnet Name :	P7
Client Sample ID :	ME28Q5	Dilution Factor :	1
Date & Time Acquired :	2024-12-23 15:42:08	DataFile Name :	080SMPL.d

Parameter	Mass	ConRep1	ConRep2	ConRep3	Avg. Conc.	ConcRSD	Units
Uranium	238-1	1.45	1.49	1.51	1.48	2.10	ppb
Vanadium	51-2	40.33	40.96	40.11	40.47	1.10	ppb
Yttrium	89-1				106		%
Yttrium	89-2				96		%
Zinc	66-2	206.38	207.45	206.24	206.69	0.32	ppb
Zirconium	90-1	2.03	2.08	2.21	2.11	4.62	ppb
Zirconium	91-1	2.05	2.10	2.15	2.10	2.32	ppb

Reviewed By:Mohan
On:12/25/2024 3:49:22 AM
Inst Id :P7

LB Number :	LB134068	Operator :	Jaswal
Lab Sample ID :	P5154-20	Instrumnet Name :	P7
Client Sample ID :	ME28R3	Dilution Factor :	1
Date & Time Acquired :	2024-12-23 15:45:18	DataFile Name :	081SMPL.d

Parameter	Mass	ConRep1	ConRep2	ConRep3	Avg. Conc.	ConcRSD	Units
Aluminium	27-2	13656.54	13611.83	13623.52	13630.63	0.17	ppb
Antimony	121-1	1.47	1.57	1.52	1.52	3.20	ppb
Arsenic	75-2	17.32	17.01	17.26	17.20	0.94	ppb
Barium	135-1	183.74	191.82	191.48	189.02	2.42	ppb
Barium	137-1	185.72	194.90	195.16	191.93	2.80	ppb
Beryllium	9-1	1.09	1.22	1.21	1.18	5.99	ppb
Bismuth	209-1				111		%
Bismuth	209-2				103		%
Bromine	81-1						cps
Bromine	81-2						cps
Cadmium	108-1	6.89	6.85	7.30	7.01	3.54	ppb
Cadmium	106-1	4.29	5.04	5.47	4.93	12.09	ppb
Cadmium	111-1	5.67	6.12	6.16	5.98	4.50	ppb
Calcium	43-1	105472.44	109689.71	110698.20	108620.11	2.55	ppb
Calcium	44-1	106251.51	110611.64	110728.05	109197.07	2.34	ppb
Carbon	12-1						cps
Carbon	12-2						cps
Chlorine	35-1						cps
Chlorine	35-2						cps
Chromium	52-2	416.65	413.96	411.72	414.11	0.60	ppb
Cobalt	59-2	15.91	16.24	15.89	16.02	1.23	ppb
Copper	63-2	158.59	162.02	158.77	159.79	1.21	ppb
Dysprosium	156-1						cps
Dysprosium	156-2						cps
Erbium	164-1						cps
Erbium	164-2						cps
Gadolinium	160-1						cps
Gadolinium	160-2						cps
Holmium	165-1				106		%
Holmium	165-2				101		%
Indium	115-1				99		%
Indium	115-2				91		%
Iron	56-2	151099.40	154136.41	152333.24	152523.02	1.00	ppb
Iron	57-2	150166.55	153033.93	150378.92	151193.13	1.06	ppb
Iron	54-2	150680.55	153883.09	152142.26	152235.30	1.05	ppb
Krypton	83-1						cps

Reviewed By:Mohan
On:12/25/2024 3:49:22 AM
Inst Id :P7

LB Number :	LB134068	Operator :	Jaswal
Lab Sample ID :	P5154-20	Instrumnet Name :	P7
Client Sample ID :	ME28R3	Dilution Factor :	1
Date & Time Acquired :	2024-12-23 15:45:18	DataFile Name :	081SMPL.d

Parameter	Mass	ConRep1	ConRep2	ConRep3	Avg. Conc.	ConcRSD	Units
Lead	206-1	617.58	643.11	638.44	633.05	2.15	ppb
Lead	207-1	588.90	610.66	614.65	604.74	2.29	ppb
Lead	208-1	589.98	626.22	621.34	612.51	3.21	ppb
Lithium	6-1				106		%
Magnesium	24-2	15633.58	15788.35	15677.14	15699.69	0.51	ppb
Manganese	55-2	6203.63	6331.03	6216.65	6250.44	1.12	ppb
Molybdenum	94-1	19.57	20.78	20.87	20.41	3.57	ppb
Molybdenum	95-1	18.30	19.06	19.35	18.91	2.86	ppb
Molybdenum	96-1	19.64	20.27	20.61	20.17	2.44	ppb
Molybdenum	97-1	18.31	19.11	19.54	18.99	3.29	ppb
Molybdenum	98-1	18.29	19.34	19.46	19.03	3.37	ppb
Neodymium	150-1						cps
Neodymium	150-2						cps
Nickel	60-2	198.26	201.13	198.74	199.38	0.77	ppb
Phosphorus	31-2	1605.00	1600.10	1615.47	1606.86	0.49	ppb
Potassium	39-2	3428.80	3475.66	3465.18	3456.55	0.71	ppb
Rhodium	103-1				97		%
Rhodium	103-2				92		%
Scandium	45-1				96		%
Scandium	45-2				86		%
Selenium	82-1	0.87	0.92	0.79	0.86	7.73	ppb
Selenium	77-2	5.15	7.20	5.23	5.86	19.82	ppb
Selenium	78-2	1.69	-0.75	-0.39	0.18	720.88	ppb
Silicon	28-1	2820.24	2977.51	2997.25	2931.67	3.31	ppb
Silver	107-1	2.22	2.33	2.30	2.28	2.52	ppb
Silver	109-1	2.19	2.32	2.34	2.28	3.37	ppb
Sodium	23-2	419.30	423.09	424.31	422.23	0.62	ppb
Strontium	86-1	5111.88	5324.06	5407.25	5281.06	2.88	ppb
Strontium	88-1	5299.95	5506.49	5591.79	5466.08	2.75	ppb
Sulfur	34-1	1237.21	1423.52	1461.14	1373.96	8.73	ppb
Terbium	159-1				105		%
Terbium	159-2				100		%
Thallium	203-1	0.84	0.82	0.84	0.83	1.18	ppb
Thallium	205-1	0.82	0.84	0.84	0.83	1.96	ppb
Tin	118-1	9.11	9.57	9.49	9.39	2.64	ppb
Titanium	47-1	362.26	372.57	374.46	369.76	1.77	ppb

Reviewed By:Mohan
On:12/25/2024 3:49:22 AM
Inst Id :P7

LB Number :	LB134068	Operator :	Jaswal
Lab Sample ID :	P5154-20	Instrumnet Name :	P7
Client Sample ID :	ME28R3	Dilution Factor :	1
Date & Time Acquired :	2024-12-23 15:45:18	DataFile Name :	081SMPL.d

Parameter	Mass	ConRep1	ConRep2	ConRep3	Avg. Conc.	ConcRSD	Units
Uranium	238-1	1.15	1.19	1.21	1.18	2.83	ppb
Vanadium	51-2	89.36	91.94	90.10	90.47	1.47	ppb
Yttrium	89-1				104		%
Yttrium	89-2				94		%
Zinc	66-2	2180.47	2236.91	2203.07	2206.81	1.29	ppb
Zirconium	90-1	2.51	2.64	2.69	2.61	3.61	ppb
Zirconium	91-1	2.54	2.72	2.60	2.62	3.51	ppb

Reviewed By:Mohan
On:12/25/2024 3:49:22 AM
Inst Id :P7

LB Number :	LB134068	Operator :	Jaswal
Lab Sample ID :	P5154-21	Instrumnet Name :	P7
Client Sample ID :	ME28R4	Dilution Factor :	1
Date & Time Acquired :	2024-12-23 15:48:20	DataFile Name :	082SMPL.d

Parameter	Mass	ConRep1	ConRep2	ConRep3	Avg. Conc.	ConcRSD	Units
Aluminium	27-2	14229.95	14125.25	14220.77	14191.99	0.41	ppb
Antimony	121-1	1.83	1.94	1.92	1.90	3.01	ppb
Arsenic	75-2	20.87	21.69	21.01	21.19	2.08	ppb
Barium	135-1	203.96	207.98	206.57	206.17	0.99	ppb
Barium	137-1	207.66	212.82	209.13	209.87	1.27	ppb
Beryllium	9-1	1.25	1.24	1.27	1.26	1.10	ppb
Bismuth	209-1				110		%
Bismuth	209-2				104		%
Bromine	81-1						cps
Bromine	81-2						cps
Cadmium	108-1	6.65	7.12	7.58	7.12	6.57	ppb
Cadmium	106-1	6.31	6.23	6.52	6.35	2.38	ppb
Cadmium	111-1	6.56	6.66	6.51	6.58	1.17	ppb
Calcium	43-1	111673.13	112265.80	113056.17	112331.70	0.62	ppb
Calcium	44-1	111256.35	111327.78	113125.78	111903.30	0.95	ppb
Carbon	12-1						cps
Carbon	12-2						cps
Chlorine	35-1						cps
Chlorine	35-2						cps
Chromium	52-2	384.42	388.33	384.56	385.77	0.57	ppb
Cobalt	59-2	19.41	19.71	19.66	19.59	0.81	ppb
Copper	63-2	177.09	178.34	178.46	177.96	0.43	ppb
Dysprosium	156-1						cps
Dysprosium	156-2						cps
Erbium	164-1						cps
Erbium	164-2						cps
Gadolinium	160-1						cps
Gadolinium	160-2						cps
Holmium	165-1				105		%
Holmium	165-2				101		%
Indium	115-1				98		%
Indium	115-2				92		%
Iron	56-2	192346.56	191975.74	190834.46	191718.92	0.41	ppb
Iron	57-2	190970.82	191006.30	190052.08	190676.40	0.28	ppb
Iron	54-2	192017.42	193334.74	191846.61	192399.59	0.42	ppb
Krypton	83-1						cps

Reviewed By:Mohan
On:12/25/2024 3:49:22 AM
Inst Id :P7

LB Number :	LB134068	Operator :	Jaswal
Lab Sample ID :	P5154-21	Instrumnet Name :	P7
Client Sample ID :	ME28R4	Dilution Factor :	1
Date & Time Acquired :	2024-12-23 15:48:20	DataFile Name :	082SMPL.d

Parameter	Mass	ConRep1	ConRep2	ConRep3	Avg. Conc.	ConcRSD	Units
Lead	206-1	715.62	719.23	722.40	719.08	0.47	ppb
Lead	207-1	683.86	683.14	689.59	685.53	0.52	ppb
Lead	208-1	691.14	694.25	700.01	695.13	0.65	ppb
Lithium	6-1				104		%
Magnesium	24-2	16545.95	16535.12	16524.45	16535.17	0.07	ppb
Manganese	55-2	6477.60	6429.10	6462.22	6456.31	0.38	ppb
Molybdenum	94-1	17.84	17.74	17.85	17.81	0.32	ppb
Molybdenum	95-1	15.64	15.90	16.00	15.85	1.18	ppb
Molybdenum	96-1	17.25	17.32	17.73	17.43	1.48	ppb
Molybdenum	97-1	15.80	15.97	15.89	15.89	0.54	ppb
Molybdenum	98-1	15.69	15.94	16.16	15.93	1.46	ppb
Neodymium	150-1						cps
Neodymium	150-2						cps
Nickel	60-2	205.09	205.24	206.19	205.51	0.29	ppb
Phosphorus	31-2	1687.87	1740.84	1712.74	1713.82	1.55	ppb
Potassium	39-2	3443.56	3525.92	3452.85	3474.11	1.30	ppb
Rhodium	103-1				96		%
Rhodium	103-2				92		%
Scandium	45-1				96		%
Scandium	45-2				88		%
Selenium	82-1	0.57	1.12	0.78	0.82	33.69	ppb
Selenium	77-2	5.91	4.62	6.06	5.53	14.37	ppb
Selenium	78-2	-0.38	0.11	0.01	-0.09		ppb
Silicon	28-1	2567.79	2613.11	2626.96	2602.62	1.19	ppb
Silver	107-1	2.52	2.51	2.49	2.51	0.75	ppb
Silver	109-1	2.48	2.49	2.53	2.50	0.98	ppb
Sodium	23-2	443.48	441.13	443.11	442.57	0.29	ppb
Strontium	86-1	5340.47	5423.59	5404.49	5389.52	0.81	ppb
Strontium	88-1	5467.15	5567.25	5629.23	5554.54	1.47	ppb
Sulfur	34-1	1547.62	1598.77	1567.46	1571.28	1.64	ppb
Terbium	159-1				104		%
Terbium	159-2				99		%
Thallium	203-1	0.91	0.91	0.94	0.92	1.68	ppb
Thallium	205-1	0.91	0.90	0.94	0.92	2.06	ppb
Tin	118-1	12.09	12.18	12.09	12.12	0.44	ppb
Titanium	47-1	366.84	370.45	369.51	368.93	0.51	ppb

Reviewed By:Mohan
On:12/25/2024 3:49:22 AM
Inst Id :P7

LB Number :	LB134068	Operator :	Jaswal
Lab Sample ID :	P5154-21	Instrumnet Name :	P7
Client Sample ID :	ME28R4	Dilution Factor :	1
Date & Time Acquired :	2024-12-23 15:48:20	DataFile Name :	082SMPL.d

Parameter	Mass	ConRep1	ConRep2	ConRep3	Avg. Conc.	ConcRSD	Units
Uranium	238-1	1.23	1.23	1.26	1.24	1.68	ppb
Vanadium	51-2	96.84	97.52	96.75	97.04	0.43	ppb
Yttrium	89-1				103		%
Yttrium	89-2				96		%
Zinc	66-2	2312.74	2317.32	2319.73	2316.60	0.15	ppb
Zirconium	90-1	2.55	2.57	2.60	2.57	0.89	ppb
Zirconium	91-1	2.59	2.69	2.66	2.65	1.86	ppb

Reviewed By:Mohan
On:12/25/2024 3:49:22 AM
Inst Id :P7

LB Number :	LB134068	Operator :	Jaswal
Lab Sample ID :	CCV045	Instrumnet Name :	P7
Client Sample ID :	CCV045	Dilution Factor :	1
Date & Time Acquired :	2024-12-23 15:59:06	DataFile Name :	083CCV.d

Parameter	Mass	ConRep1	ConRep2	ConRep3	Avg. Conc.	ConcRSD	Units
Aluminium	27-2	49881.48	49594.68	49375.98	49617.38	0.51	ppb
Antimony	121-1	470.58	487.35	487.46	481.80	2.02	ppb
Arsenic	75-2	471.66	475.94	475.39	474.33	0.49	ppb
Barium	135-1	2362.24	2461.68	2458.58	2427.50	2.33	ppb
Barium	137-1	2372.13	2498.58	2476.33	2449.02	2.76	ppb
Beryllium	9-1	461.86	490.36	483.38	478.53	3.10	ppb
Bismuth	209-1				97		%
Bismuth	209-2				93		%
Bromine	81-1						cps
Bromine	81-2						cps
Cadmium	108-1	457.13	483.47	483.57	474.73	3.21	ppb
Cadmium	106-1	463.40	488.80	477.75	476.65	2.67	ppb
Cadmium	111-1	438.01	459.23	457.50	451.58	2.61	ppb
Calcium	43-1	242746.09	250422.37	250007.22	247725.23	1.74	ppb
Calcium	44-1	239380.03	247322.55	251184.59	245962.39	2.45	ppb
Carbon	12-1						cps
Carbon	12-2						cps
Chlorine	35-1						cps
Chlorine	35-2						cps
Chromium	52-2	493.99	507.23	488.70	496.64	1.92	ppb
Cobalt	59-2	492.17	490.36	482.76	488.43	1.02	ppb
Copper	63-2	4790.07	4861.87	4773.72	4808.55	0.98	ppb
Dysprosium	156-1						cps
Dysprosium	156-2						cps
Erbium	164-1						cps
Erbium	164-2						cps
Gadolinium	160-1						cps
Gadolinium	160-2						cps
Holmium	165-1				99		%
Holmium	165-2				96		%
Indium	115-1				88		%
Indium	115-2				84		%
Iron	56-2	127065.37	128124.46	127126.53	127438.79	0.47	ppb
Iron	57-2	126785.17	127645.79	126576.59	127002.51	0.45	ppb
Iron	54-2	127283.42	128549.10	127062.93	127631.82	0.63	ppb
Krypton	83-1						cps

Reviewed By:Mohan
On:12/25/2024 3:49:22 AM
Inst Id :P7

LB Number :	LB134068	Operator :	Jaswal
Lab Sample ID :	CCV045	Instrumnet Name :	P7
Client Sample ID :	CCV045	Dilution Factor :	1
Date & Time Acquired :	2024-12-23 15:59:06	DataFile Name :	083CCV.d

Parameter	Mass	ConRep1	ConRep2	ConRep3	Avg. Conc.	ConcRSD	Units
Lead	206-1	2376.65	2492.77	2511.08	2460.17	2.96	ppb
Lead	207-1	2352.64	2485.12	2504.09	2447.28	3.37	ppb
Lead	208-1	2354.06	2474.72	2507.12	2445.30	3.30	ppb
Lithium	6-1				96		%
Magnesium	24-2	236141.58	235333.65	232180.33	234551.85	0.89	ppb
Manganese	55-2	4902.14	4972.77	4917.22	4930.71	0.75	ppb
Molybdenum	94-1	4639.67	4899.66	4883.51	4807.61	3.03	ppb
Molybdenum	95-1	4649.99	4896.44	4876.73	4807.72	2.85	ppb
Molybdenum	96-1	4659.03	4919.94	4909.65	4829.54	3.06	ppb
Molybdenum	97-1	4683.28	4894.10	4921.38	4832.92	2.70	ppb
Molybdenum	98-1	4698.80	4888.45	4961.16	4849.47	2.79	ppb
Neodymium	150-1						cps
Neodymium	150-2						cps
Nickel	60-2	462.75	463.81	456.62	461.06	0.84	ppb
Phosphorus	31-2	9787.96	9826.03	9594.84	9736.28	1.27	ppb
Potassium	39-2	123048.57	123820.86	123293.69	123387.71	0.32	ppb
Rhodium	103-1				86		%
Rhodium	103-2				81		%
Scandium	45-1				91		%
Scandium	45-2				81		%
Selenium	82-1	451.30	463.80	476.96	464.02	2.77	ppb
Selenium	77-2	450.09	474.97	479.45	468.17	3.38	ppb
Selenium	78-2	473.99	467.76	482.07	474.60	1.51	ppb
Silicon	28-1	189.37	195.86	200.53	195.25	2.87	ppb
Silver	107-1	468.28	481.19	479.11	476.19	1.46	ppb
Silver	109-1	463.37	490.29	480.07	477.91	2.84	ppb
Sodium	23-2	242985.82	248755.20	242420.15	244720.39	1.43	ppb
Strontium	86-1	11908.54	12476.26	12286.28	12223.69	2.36	ppb
Strontium	88-1	11875.15	12187.67	12367.75	12143.52	2.05	ppb
Sulfur	34-1	8922.51	9432.41	9525.75	9293.56	3.49	ppb
Terbium	159-1				98		%
Terbium	159-2				95		%
Thallium	203-1	477.24	505.02	500.34	494.20	3.01	ppb
Thallium	205-1	480.30	493.90	496.79	490.33	1.80	ppb
Tin	118-1	467.43	498.66	492.10	486.06	3.39	ppb
Titanium	47-1	4614.48	4828.48	4883.62	4775.53	2.98	ppb

Reviewed By:Mohan
On:12/25/2024 3:49:22 AM
Inst Id :P7

LB Number :	LB134068	Operator :	Jaswal
Lab Sample ID :	CCV045	Instrumnet Name :	P7
Client Sample ID :	CCV045	Dilution Factor :	1
Date & Time Acquired :	2024-12-23 15:59:06	DataFile Name :	083CCV.d

Parameter	Mass	ConRep1	ConRep2	ConRep3	Avg. Conc.	ConcRSD	Units
Uranium	238-1	456.34	474.29	487.14	472.59	3.27	ppb
Vanadium	51-2	500.90	508.07	501.84	503.60	0.77	ppb
Yttrium	89-1				92		%
Yttrium	89-2				86		%
Zinc	66-2	4763.71	4756.81	4700.97	4740.50	0.73	ppb
Zirconium	90-1	468.89	487.42	492.96	483.09	2.61	ppb
Zirconium	91-1	470.24	494.29	497.52	487.35	3.06	ppb

Reviewed By:Mohan
On:12/25/2024 3:49:22 AM
Inst Id :P7

LB Number :	LB134068	Operator :	Jaswal
Lab Sample ID :	CCB045	Instrumnet Name :	P7
Client Sample ID :	CCB045	Dilution Factor :	1
Date & Time Acquired :	2024-12-23 16:03:31	DataFile Name :	084CCBE.d

Parameter	Mass	ConRep1	ConRep2	ConRep3	Avg. Conc.	ConcRSD	Units
Aluminium	27-2	1.41	1.40	1.62	1.48	8.32	ppb
Antimony	121-1	0.09	0.10	0.08	0.09	10.60	ppb
Arsenic	75-2	-0.02	-0.01	0.01	-0.01		ppb
Barium	135-1	0.11	0.07	0.05	0.08	36.31	ppb
Barium	137-1	0.12	0.06	0.05	0.08	46.92	ppb
Beryllium	9-1	0.04	0.05	0.03	0.04	31.61	ppb
Bismuth	209-1				110		%
Bismuth	209-2				106		%
Bromine	81-1						cps
Bromine	81-2						cps
Cadmium	108-1	0.03	0.01	0.00	0.01	98.99	ppb
Cadmium	106-1	-1.52	-2.66	-2.06	-2.08		ppb
Cadmium	111-1	-0.09	-0.18	-0.13	-0.13		ppb
Calcium	43-1	11.01	10.76	6.14	9.31	29.48	ppb
Calcium	44-1	6.75	4.05	1.74	4.18	59.97	ppb
Carbon	12-1						cps
Carbon	12-2						cps
Chlorine	35-1						cps
Chlorine	35-2						cps
Chromium	52-2	0.01	0.00	0.02	0.01	103.31	ppb
Cobalt	59-2	0.01	0.01	0.00	0.01	59.14	ppb
Copper	63-2	0.19	0.18	0.16	0.18	9.41	ppb
Dysprosium	156-1						cps
Dysprosium	156-2						cps
Erbium	164-1						cps
Erbium	164-2						cps
Gadolinium	160-1						cps
Gadolinium	160-2						cps
Holmium	165-1				103		%
Holmium	165-2				99		%
Indium	115-1				99		%
Indium	115-2				92		%
Iron	56-2	3.75	2.90	2.64	3.10	18.73	ppb
Iron	57-2	3.51	3.38	3.52	3.47	2.23	ppb
Iron	54-2	2.79	1.95	3.35	2.70	26.06	ppb
Krypton	83-1						cps

Reviewed By:Mohan
On:12/25/2024 3:49:22 AM
Inst Id :P7

LB Number :	LB134068	Operator :	Jaswal
Lab Sample ID :	CCB045	Instrumnet Name :	P7
Client Sample ID :	CCB045	Dilution Factor :	1
Date & Time Acquired :	2024-12-23 16:03:31	DataFile Name :	084CCBE.d

Parameter	Mass	ConRep1	ConRep2	ConRep3	Avg. Conc.	ConcRSD	Units
Lead	206-1	0.16	0.14	0.11	0.14	18.28	ppb
Lead	207-1	0.17	0.13	0.12	0.14	17.76	ppb
Lead	208-1	0.17	0.14	0.12	0.14	17.91	ppb
Lithium	6-1				105		%
Magnesium	24-2	4.02	3.73	3.49	3.75	7.18	ppb
Manganese	55-2	0.15	0.14	0.13	0.14	5.51	ppb
Molybdenum	94-1	0.30	0.18	0.17	0.22	33.34	ppb
Molybdenum	95-1	0.27	0.20	0.13	0.20	36.14	ppb
Molybdenum	96-1	0.27	0.18	0.13	0.20	37.08	ppb
Molybdenum	97-1	0.27	0.20	0.15	0.21	30.82	ppb
Molybdenum	98-1	0.29	0.19	0.14	0.20	36.92	ppb
Neodymium	150-1						cps
Neodymium	150-2						cps
Nickel	60-2	-0.01	0.00	-0.02	-0.01		ppb
Phosphorus	31-2	-14.13	-17.52	-17.69	-16.45		ppb
Potassium	39-2	7.32	7.90	7.61	7.61	3.84	ppb
Rhodium	103-1				97		%
Rhodium	103-2				93		%
Scandium	45-1				94		%
Scandium	45-2				86		%
Selenium	82-1	-0.66	-0.89	-0.65	-0.73		ppb
Selenium	77-2	0.02	-0.16	-0.16	-0.10		ppb
Selenium	78-2	-0.29	0.56	-1.92	-0.55		ppb
Silicon	28-1	-17.51	-15.45	-14.53	-15.83		ppb
Silver	107-1	0.03	0.03	0.02	0.03	21.68	ppb
Silver	109-1	0.03	0.03	0.02	0.03	15.08	ppb
Sodium	23-2	15.71	14.88	15.15	15.24	2.80	ppb
Strontium	86-1	-0.28	0.43	-0.17	-0.01		ppb
Strontium	88-1	0.53	0.37	0.29	0.40	30.02	ppb
Sulfur	34-1	-433.46	-230.47	-144.47	-269.47		ppb
Terbium	159-1				103		%
Terbium	159-2				98		%
Thallium	203-1	0.04	0.04	0.03	0.04	7.24	ppb
Thallium	205-1	0.04	0.03	0.04	0.04	8.03	ppb
Tin	118-1	0.02	0.03	0.02	0.02	37.59	ppb
Titanium	47-1	0.21	0.19	0.08	0.16	44.51	ppb

Reviewed By:Mohan
On:12/25/2024 3:49:22 AM
Inst Id :P7

LB Number :	LB134068	Operator :	Jaswal
Lab Sample ID :	CCB045	Instrumnet Name :	P7
Client Sample ID :	CCB045	Dilution Factor :	1
Date & Time Acquired :	2024-12-23 16:03:31	DataFile Name :	084CCBE.d

Parameter	Mass	ConRep1	ConRep2	ConRep3	Avg. Conc.	ConcRSD	Units
Uranium	238-1	0.02	0.01	0.01	0.01	32.28	ppb
Vanadium	51-2	0.01	0.01	0.01	0.01	17.14	ppb
Yttrium	89-1				97		%
Yttrium	89-2				90		%
Zinc	66-2	0.33	0.24	0.43	0.33	28.31	ppb
Zirconium	90-1	0.03	0.02	0.02	0.03	11.76	ppb
Zirconium	91-1	0.04	0.03	0.02	0.03	27.44	ppb

Reviewed By:Mohan
On:12/25/2024 3:49:22 AM
Inst Id :P7

LB Number :	LB134068	Operator :	Jaswal
Lab Sample ID :	P5154-16DL2X5	Instrumnet Name :	P7
Client Sample ID :	ME28Q4	Dilution Factor :	5
Date & Time Acquired :	2024-12-23 16:16:47	DataFile Name :	087SMPL.d

Parameter	Mass	ConRep1	ConRep2	ConRep3	Avg. Conc.	ConcRSD	Units
Aluminium	27-2	1874.08	1849.46	1861.89	1861.81	0.66	ppb
Antimony	121-1	0.68	0.70	0.69	0.69	1.43	ppb
Arsenic	75-2	5.58	5.86	5.71	5.71	2.42	ppb
Barium	135-1	48.07	48.52	48.44	48.34	0.50	ppb
Barium	137-1	48.46	49.39	49.18	49.01	1.00	ppb
Beryllium	9-1	0.35	0.37	0.37	0.36	2.57	ppb
Bismuth	209-1				113		%
Bismuth	209-2				110		%
Bromine	81-1						cps
Bromine	81-2						cps
Cadmium	108-1	3.70	3.77	3.51	3.66	3.68	ppb
Cadmium	106-1	1.30	0.79	1.34	1.14	26.65	ppb
Cadmium	111-1	1.71	1.74	1.69	1.71	1.40	ppb
Calcium	43-1	21015.14	21421.68	21479.56	21305.46	1.19	ppb
Calcium	44-1	20399.12	20580.97	20431.12	20470.41	0.47	ppb
Carbon	12-1						cps
Carbon	12-2						cps
Chlorine	35-1						cps
Chlorine	35-2						cps
Chromium	52-2	106.17	104.92	105.28	105.46	0.61	ppb
Cobalt	59-2	2.90	2.92	2.94	2.92	0.67	ppb
Copper	63-2	24.23	24.26	24.26	24.25	0.06	ppb
Dysprosium	156-1						cps
Dysprosium	156-2						cps
Erbium	164-1						cps
Erbium	164-2						cps
Gadolinium	160-1						cps
Gadolinium	160-2						cps
Holmium	165-1				103		%
Holmium	165-2				102		%
Indium	115-1				101		%
Indium	115-2				98		%
Iron	56-2	65537.47	65436.60	65369.91	65447.99	0.13	ppb
Iron	57-2	65311.97	64538.79	65231.82	65027.53	0.65	ppb
Iron	54-2	66501.38	65812.52	65648.84	65987.58	0.69	ppb
Krypton	83-1						cps

Reviewed By:Mohan
On:12/25/2024 3:49:22 AM
Inst Id :P7

LB Number :	LB134068	Operator :	Jaswal
Lab Sample ID :	P5154-16DL2X5	Instrumnet Name :	P7
Client Sample ID :	ME28Q4	Dilution Factor :	5
Date & Time Acquired :	2024-12-23 16:16:47	DataFile Name :	087SMPL.d

Parameter	Mass	ConRep1	ConRep2	ConRep3	Avg. Conc.	ConcRSD	Units
Lead	206-1	1069.32	1076.33	1093.00	1079.55	1.13	ppb
Lead	207-1	1003.05	1008.19	1029.42	1013.55	1.38	ppb
Lead	208-1	1027.09	1030.58	1045.70	1034.46	0.96	ppb
Lithium	6-1				101		%
Magnesium	24-2	3860.20	3845.90	3817.51	3841.20	0.57	ppb
Manganese	55-2	2188.51	2169.10	2188.64	2182.08	0.52	ppb
Molybdenum	94-1	4.06	4.11	4.05	4.07	0.84	ppb
Molybdenum	95-1	3.58	3.60	3.62	3.60	0.54	ppb
Molybdenum	96-1	4.14	4.23	4.13	4.17	1.22	ppb
Molybdenum	97-1	3.44	3.59	3.57	3.53	2.34	ppb
Molybdenum	98-1	3.54	3.61	3.62	3.59	1.23	ppb
Neodymium	150-1						cps
Neodymium	150-2						cps
Nickel	60-2	53.37	53.88	53.29	53.51	0.60	ppb
Phosphorus	31-2	215.20	206.73	211.86	211.26	2.02	ppb
Potassium	39-2	395.65	394.67	400.45	396.92	0.78	ppb
Rhodium	103-1				100		%
Rhodium	103-2				98		%
Scandium	45-1				99		%
Scandium	45-2				95		%
Selenium	82-1	-0.29	-0.03	-0.30	-0.21		ppb
Selenium	77-2	0.17	0.64	0.82	0.54	62.31	ppb
Selenium	78-2	-0.70	-0.68	-1.23	-0.87		ppb
Silicon	28-1	519.42	531.88	527.65	526.32	1.20	ppb
Silver	107-1	1.09	1.10	1.11	1.10	0.57	ppb
Silver	109-1	1.09	1.09	1.08	1.09	0.25	ppb
Sodium	23-2	142.33	140.40	140.63	141.12	0.75	ppb
Strontium	86-1	684.74	680.01	702.70	689.15	1.74	ppb
Strontium	88-1	684.57	686.34	696.72	689.21	0.95	ppb
Sulfur	34-1	173.62	247.17	215.52	212.10	17.39	ppb
Terbium	159-1				104		%
Terbium	159-2				101		%
Thallium	203-1	0.40	0.39	0.41	0.40	2.03	ppb
Thallium	205-1	0.40	0.40	0.41	0.40	0.98	ppb
Tin	118-1	3.41	3.52	3.48	3.47	1.66	ppb
Titanium	47-1	76.19	77.95	77.57	77.24	1.20	ppb

Reviewed By:Mohan
On:12/25/2024 3:49:22 AM
Inst Id :P7

LB Number :	LB134068	Operator :	Jaswal
Lab Sample ID :	P5154-16DL2X5	Instrumnet Name :	P7
Client Sample ID :	ME28Q4	Dilution Factor :	5
Date & Time Acquired :	2024-12-23 16:16:47	DataFile Name :	087SMPL.d

Parameter	Mass	ConRep1	ConRep2	ConRep3	Avg. Conc.	ConcRSD	Units
Uranium	238-1	0.16	0.16	0.16	0.16	0.93	ppb
Vanadium	51-2	10.63	10.64	10.39	10.55	1.32	ppb
Yttrium	89-1				102		%
Yttrium	89-2				98		%
Zinc	66-2	5066.13	4992.66	4975.38	5011.39	0.96	ppb
Zirconium	90-1	0.57	0.60	0.59	0.59	2.85	ppb
Zirconium	91-1	0.61	0.60	0.62	0.61	1.96	ppb

Reviewed By:Mohan
On:12/25/2024 3:49:22 AM
Inst Id :P7

LB Number :	LB134068	Operator :	Jaswal
Lab Sample ID :	P5154-17DL2X5	Instrumnet Name :	P7
Client Sample ID :	ME28Q4D	Dilution Factor :	5
Date & Time Acquired :	2024-12-23 16:20:43	DataFile Name :	088SMPL.d

Parameter	Mass	ConRep1	ConRep2	ConRep3	Avg. Conc.	ConcRSD	Units
Aluminium	27-2	1906.82	1902.33	1898.19	1902.45	0.23	ppb
Antimony	121-1	0.71	0.74	0.74	0.73	2.49	ppb
Arsenic	75-2	6.05	6.21	5.99	6.09	1.81	ppb
Barium	135-1	48.27	50.39	49.40	49.35	2.15	ppb
Barium	137-1	49.64	50.17	50.31	50.04	0.71	ppb
Beryllium	9-1	0.35	0.39	0.37	0.37	4.68	ppb
Bismuth	209-1				112		%
Bismuth	209-2				109		%
Bromine	81-1						cps
Bromine	81-2						cps
Cadmium	108-1	3.12	3.33	3.47	3.31	5.31	ppb
Cadmium	106-1	2.18	2.48	1.46	2.04	25.79	ppb
Cadmium	111-1	1.86	1.82	1.87	1.85	1.54	ppb
Calcium	43-1	21357.28	21852.82	21863.97	21691.35	1.33	ppb
Calcium	44-1	20963.80	20946.02	21186.38	21032.07	0.64	ppb
Carbon	12-1						cps
Carbon	12-2						cps
Chlorine	35-1						cps
Chlorine	35-2						cps
Chromium	52-2	107.99	107.16	107.65	107.60	0.39	ppb
Cobalt	59-2	2.99	3.00	2.99	3.00	0.27	ppb
Copper	63-2	24.74	24.61	24.72	24.69	0.29	ppb
Dysprosium	156-1						cps
Dysprosium	156-2						cps
Erbium	164-1						cps
Erbium	164-2						cps
Gadolinium	160-1						cps
Gadolinium	160-2						cps
Holmium	165-1				103		%
Holmium	165-2				103		%
Indium	115-1				101		%
Indium	115-2				97		%
Iron	56-2	67262.24	66315.99	66755.62	66777.95	0.71	ppb
Iron	57-2	66586.67	65998.28	66277.75	66287.56	0.44	ppb
Iron	54-2	67908.76	67098.47	66960.38	67322.54	0.76	ppb
Krypton	83-1						cps

Reviewed By:Mohan
On:12/25/2024 3:49:22 AM
Inst Id :P7

LB Number :	LB134068	Operator :	Jaswal
Lab Sample ID :	P5154-17DL2X5	Instrumnet Name :	P7
Client Sample ID :	ME28Q4D	Dilution Factor :	5
Date & Time Acquired :	2024-12-23 16:20:43	DataFile Name :	088SMPL.d

Parameter	Mass	ConRep1	ConRep2	ConRep3	Avg. Conc.	ConcRSD	Units
Lead	206-1	1111.29	1097.31	1100.78	1103.13	0.66	ppb
Lead	207-1	1038.09	1035.63	1045.51	1039.74	0.49	ppb
Lead	208-1	1056.92	1056.28	1063.17	1058.79	0.36	ppb
Lithium	6-1				100		%
Magnesium	24-2	3943.34	3901.00	3927.35	3923.90	0.54	ppb
Manganese	55-2	2251.21	2209.27	2216.21	2225.56	1.01	ppb
Molybdenum	94-1	4.23	4.20	4.24	4.22	0.53	ppb
Molybdenum	95-1	3.66	3.66	3.76	3.70	1.57	ppb
Molybdenum	96-1	4.30	4.30	4.33	4.31	0.43	ppb
Molybdenum	97-1	3.60	3.70	3.77	3.69	2.35	ppb
Molybdenum	98-1	3.72	3.69	3.70	3.70	0.38	ppb
Neodymium	150-1						cps
Neodymium	150-2						cps
Nickel	60-2	54.10	54.20	54.63	54.31	0.51	ppb
Phosphorus	31-2	207.94	218.70	206.68	211.11	3.13	ppb
Potassium	39-2	406.99	403.57	407.18	405.91	0.50	ppb
Rhodium	103-1				101		%
Rhodium	103-2				99		%
Scandium	45-1				100		%
Scandium	45-2				96		%
Selenium	82-1	-0.40	-0.28	-0.41	-0.37		ppb
Selenium	77-2	0.65	1.31	1.13	1.03	33.38	ppb
Selenium	78-2	-1.18	0.02	-0.86	-0.67		ppb
Silicon	28-1	526.77	539.22	535.93	533.97	1.21	ppb
Silver	107-1	1.13	1.14	1.13	1.13	0.33	ppb
Silver	109-1	1.10	1.10	1.10	1.10	0.19	ppb
Sodium	23-2	142.58	142.94	144.13	143.22	0.56	ppb
Strontium	86-1	698.69	704.85	709.70	704.41	0.78	ppb
Strontium	88-1	705.54	708.62	708.70	707.62	0.25	ppb
Sulfur	34-1	150.68	208.80	189.86	183.11	16.19	ppb
Terbium	159-1				104		%
Terbium	159-2				102		%
Thallium	203-1	0.40	0.41	0.41	0.41	1.39	ppb
Thallium	205-1	0.42	0.42	0.41	0.42	1.76	ppb
Tin	118-1	3.90	3.51	3.63	3.68	5.33	ppb
Titanium	47-1	77.53	79.92	80.44	79.30	1.96	ppb

Reviewed By:Mohan
On:12/25/2024 3:49:22 AM
Inst Id :P7

LB Number :	LB134068	Operator :	Jaswal
Lab Sample ID :	P5154-17DL2X5	Instrumnet Name :	P7
Client Sample ID :	ME28Q4D	Dilution Factor :	5
Date & Time Acquired :	2024-12-23 16:20:43	DataFile Name :	088SMPL.d

Parameter	Mass	ConRep1	ConRep2	ConRep3	Avg. Conc.	ConcRSD	Units
Uranium	238-1	0.17	0.16	0.17	0.17	1.39	ppb
Vanadium	51-2	10.67	10.87	10.78	10.78	0.92	ppb
Yttrium	89-1				102		%
Yttrium	89-2				98		%
Zinc	66-2	5156.89	5106.19	5071.40	5111.49	0.84	ppb
Zirconium	90-1	0.60	0.62	0.61	0.61	1.38	ppb
Zirconium	91-1	0.63	0.59	0.61	0.61	2.84	ppb

Reviewed By:Mohan
On:12/25/2024 3:49:22 AM
Inst Id :P7

LB Number :	LB134068	Operator :	Jaswal
Lab Sample ID :	P5154-16LDL2X25	Instrumnet Name :	P7
Client Sample ID :	ME28Q4L	Dilution Factor :	25
Date & Time Acquired :	2024-12-23 16:23:49	DataFile Name :	089SMPL.d

Parameter	Mass	ConRep1	ConRep2	ConRep3	Avg. Conc.	ConcRSD	Units
Aluminium	27-2	375.10	370.74	376.59	374.15	0.81	ppb
Antimony	121-1	0.14	0.15	0.15	0.15	6.43	ppb
Arsenic	75-2	1.28	1.26	1.08	1.21	8.93	ppb
Barium	135-1	9.69	9.63	9.83	9.72	1.05	ppb
Barium	137-1	9.62	9.73	10.01	9.79	2.01	ppb
Beryllium	9-1	0.10	0.05	0.05	0.07	45.77	ppb
Bismuth	209-1				110		%
Bismuth	209-2				107		%
Bromine	81-1						cps
Bromine	81-2						cps
Cadmium	108-1	0.55	0.65	0.78	0.66	17.33	ppb
Cadmium	106-1	-0.52	-0.57	0.00	-0.36		ppb
Cadmium	111-1	0.29	0.29	0.33	0.30	7.26	ppb
Calcium	43-1	4222.58	4255.28	4305.12	4260.99	0.98	ppb
Calcium	44-1	4041.41	4107.97	4078.48	4075.95	0.82	ppb
Carbon	12-1						cps
Carbon	12-2						cps
Chlorine	35-1						cps
Chlorine	35-2						cps
Chromium	52-2	21.14	20.99	21.02	21.05	0.37	ppb
Cobalt	59-2	0.58	0.55	0.59	0.57	3.63	ppb
Copper	63-2	5.66	5.59	5.74	5.66	1.36	ppb
Dysprosium	156-1						cps
Dysprosium	156-2						cps
Erbium	164-1						cps
Erbium	164-2						cps
Gadolinium	160-1						cps
Gadolinium	160-2						cps
Holmium	165-1				104		%
Holmium	165-2				102		%
Indium	115-1				102		%
Indium	115-2				98		%
Iron	56-2	13293.10	13042.79	13061.79	13132.56	1.06	ppb
Iron	57-2	13126.40	13054.62	12935.23	13038.75	0.74	ppb
Iron	54-2	13276.27	13224.36	13235.33	13245.32	0.21	ppb
Krypton	83-1						cps

LB Number :	LB134068	Operator :	Jaswal
Lab Sample ID :	P5154-16LDL2X25	Instrumnet Name :	P7
Client Sample ID :	ME28Q4L	Dilution Factor :	25
Date & Time Acquired :	2024-12-23 16:23:49	DataFile Name :	089SMPL.d

Parameter	Mass	ConRep1	ConRep2	ConRep3	Avg. Conc.	ConcRSD	Units
Lead	206-1	219.48	223.99	226.17	223.21	1.53	ppb
Lead	207-1	206.12	209.47	214.30	209.96	1.96	ppb
Lead	208-1	209.68	215.21	216.62	213.84	1.72	ppb
Lithium	6-1				99		%
Magnesium	24-2	745.18	739.61	746.00	743.60	0.47	ppb
Manganese	55-2	445.68	436.40	442.40	441.49	1.07	ppb
Molybdenum	94-1	0.76	0.82	0.78	0.79	4.05	ppb
Molybdenum	95-1	0.72	0.74	0.76	0.74	2.14	ppb
Molybdenum	96-1	0.80	0.83	0.86	0.83	3.37	ppb
Molybdenum	97-1	0.76	0.69	0.70	0.72	5.60	ppb
Molybdenum	98-1	0.68	0.73	0.69	0.70	3.64	ppb
Neodymium	150-1						cps
Neodymium	150-2						cps
Nickel	60-2	10.83	10.84	10.80	10.83	0.19	ppb
Phosphorus	31-2	27.18	26.15	34.70	29.34	15.91	ppb
Potassium	39-2	82.65	81.12	82.26	82.01	0.97	ppb
Rhodium	103-1				101		%
Rhodium	103-2				99		%
Scandium	45-1				99		%
Scandium	45-2				95		%
Selenium	82-1	-0.15	-0.65	-0.83	-0.54		ppb
Selenium	77-2	0.17	0.01	0.01	0.06	157.75	ppb
Selenium	78-2	-0.62	-0.78	-1.36	-0.92		ppb
Silicon	28-1	106.90	110.45	109.05	108.80	1.64	ppb
Silver	107-1	0.22	0.22	0.21	0.22	1.64	ppb
Silver	109-1	0.22	0.22	0.22	0.22	0.43	ppb
Sodium	23-2	31.97	31.89	32.54	32.13	1.10	ppb
Strontium	86-1	136.03	138.16	139.79	137.99	1.37	ppb
Strontium	88-1	135.07	138.33	139.13	137.51	1.57	ppb
Sulfur	34-1	-108.08	-45.30	1.18	-50.73		ppb
Terbium	159-1				103		%
Terbium	159-2				101		%
Thallium	203-1	0.08	0.08	0.08	0.08	3.88	ppb
Thallium	205-1	0.08	0.09	0.09	0.09	5.64	ppb
Tin	118-1	0.67	0.70	0.71	0.69	3.00	ppb
Titanium	47-1	15.42	15.85	15.72	15.66	1.42	ppb

Reviewed By:Mohan
On:12/25/2024 3:49:22 AM
Inst Id :P7

LB Number :	LB134068	Operator :	Jaswal
Lab Sample ID :	P5154-16LDL2X25	Instrumnet Name :	P7
Client Sample ID :	ME28Q4L	Dilution Factor :	25
Date & Time Acquired :	2024-12-23 16:23:49	DataFile Name :	089SMPL.d

Parameter	Mass	ConRep1	ConRep2	ConRep3	Avg. Conc.	ConcRSD	Units
Uranium	238-1	0.03	0.03	0.04	0.03	8.99	ppb
Vanadium	51-2	2.13	2.09	2.09	2.10	1.12	ppb
Yttrium	89-1				102		%
Yttrium	89-2				97		%
Zinc	66-2	979.19	976.32	976.22	977.24	0.17	ppb
Zirconium	90-1	0.11	0.12	0.12	0.12	3.71	ppb
Zirconium	91-1	0.12	0.12	0.11	0.12	7.19	ppb

Reviewed By:Mohan
On:12/25/2024 3:49:22 AM
Inst Id :P7

LB Number :	LB134068	Operator :	Jaswal
Lab Sample ID :	P5154-18DL2X5	Instrumnet Name :	P7
Client Sample ID :	ME28Q4S	Dilution Factor :	5
Date & Time Acquired :	2024-12-23 16:27:36	DataFile Name :	090SMPL.d

Parameter	Mass	ConRep1	ConRep2	ConRep3	Avg. Conc.	ConcRSD	Units
Aluminium	27-2	1911.83	1911.32	1924.31	1915.82	0.38	ppb
Antimony	121-1	4.73	4.96	5.48	5.06	7.61	ppb
Arsenic	75-2	7.13	7.30	7.77	7.40	4.49	ppb
Barium	135-1	123.11	130.91	142.10	132.04	7.23	ppb
Barium	137-1	127.31	133.12	143.58	134.67	6.12	ppb
Beryllium	9-1	2.39	2.62	2.63	2.55	5.33	ppb
Bismuth	209-1				111		%
Bismuth	209-2				110		%
Bromine	81-1						cps
Bromine	81-2						cps
Cadmium	108-1	5.19	5.43	5.68	5.43	4.49	ppb
Cadmium	106-1	3.83	3.12	4.67	3.87	20.12	ppb
Cadmium	111-1	3.83	3.86	4.49	4.06	9.18	ppb
Calcium	43-1	20209.33	21088.03	23112.11	21469.82	6.93	ppb
Calcium	44-1	19657.20	20432.07	22068.94	20719.41	5.94	ppb
Carbon	12-1						cps
Carbon	12-2						cps
Chlorine	35-1						cps
Chlorine	35-2						cps
Chromium	52-2	112.38	112.83	112.65	112.62	0.20	ppb
Cobalt	59-2	24.22	24.19	24.37	24.26	0.41	ppb
Copper	63-2	34.22	34.18	34.43	34.28	0.38	ppb
Dysprosium	156-1						cps
Dysprosium	156-2						cps
Erbium	164-1						cps
Erbium	164-2						cps
Gadolinium	160-1						cps
Gadolinium	160-2						cps
Holmium	165-1				102		%
Holmium	165-2				103		%
Indium	115-1				100		%
Indium	115-2				99		%
Iron	56-2	64896.21	65323.22	64821.42	65013.62	0.42	ppb
Iron	57-2	63697.50	64579.00	64315.77	64197.43	0.70	ppb
Iron	54-2	65530.66	65318.07	65544.65	65464.46	0.19	ppb
Krypton	83-1						cps

Reviewed By:Mohan
On:12/25/2024 3:49:22 AM
Inst Id :P7

LB Number :	LB134068	Operator :	Jaswal
Lab Sample ID :	P5154-18DL2X5	Instrumnet Name :	P7
Client Sample ID :	ME28Q4S	Dilution Factor :	5
Date & Time Acquired :	2024-12-23 16:27:36	DataFile Name :	090SMPL.d

Parameter	Mass	ConRep1	ConRep2	ConRep3	Avg. Conc.	ConcRSD	Units
Lead	206-1	1070.08	1085.43	1153.69	1103.07	4.03	ppb
Lead	207-1	990.94	1008.77	1085.90	1028.54	4.91	ppb
Lead	208-1	1008.17	1032.84	1107.64	1049.55	4.93	ppb
Lithium	6-1				99		%
Magnesium	24-2	3727.42	3765.20	3791.23	3761.28	0.85	ppb
Manganese	55-2	2163.66	2181.99	2179.73	2175.13	0.46	ppb
Molybdenum	94-1	3.86	3.98	4.28	4.04	5.32	ppb
Molybdenum	95-1	3.45	3.63	3.91	3.67	6.35	ppb
Molybdenum	96-1	4.05	4.10	4.47	4.21	5.36	ppb
Molybdenum	97-1	3.52	3.58	3.86	3.65	5.00	ppb
Molybdenum	98-1	3.41	3.64	3.86	3.64	6.17	ppb
Neodymium	150-1						cps
Neodymium	150-2						cps
Nickel	60-2	74.52	74.81	74.69	74.67	0.20	ppb
Phosphorus	31-2	198.75	199.30	206.29	201.45	2.09	ppb
Potassium	39-2	386.75	391.78	394.77	391.10	1.04	ppb
Rhodium	103-1				101		%
Rhodium	103-2				99		%
Scandium	45-1				99		%
Scandium	45-2				96		%
Selenium	82-1	3.96	4.36	4.50	4.27	6.59	ppb
Selenium	77-2	5.58	4.17	5.14	4.96	14.59	ppb
Selenium	78-2	4.64	2.49	4.09	3.74	29.85	ppb
Silicon	28-1	500.22	522.06	573.40	531.89	7.06	ppb
Silver	107-1	3.16	3.35	3.57	3.36	6.13	ppb
Silver	109-1	3.07	3.37	3.55	3.33	7.20	ppb
Sodium	23-2	134.82	138.04	138.35	137.07	1.43	ppb
Strontium	86-1	665.30	693.66	732.69	697.22	4.85	ppb
Strontium	88-1	658.56	688.95	737.56	695.03	5.73	ppb
Sulfur	34-1	60.54	200.18	569.27	276.67	95.00	ppb
Terbium	159-1				102		%
Terbium	159-2				102		%
Thallium	203-1	2.13	2.19	2.41	2.24	6.53	ppb
Thallium	205-1	2.13	2.19	2.37	2.23	5.55	ppb
Tin	118-1	3.31	3.50	3.75	3.52	6.35	ppb
Titanium	47-1	73.72	77.42	85.22	78.79	7.45	ppb

Reviewed By:Mohan
On:12/25/2024 3:49:22 AM
Inst Id :P7

LB Number :	LB134068	Operator :	Jaswal
Lab Sample ID :	P5154-18DL2X5	Instrumnet Name :	P7
Client Sample ID :	ME28Q4S	Dilution Factor :	5
Date & Time Acquired :	2024-12-23 16:27:36	DataFile Name :	090SMPL.d

Parameter	Mass	ConRep1	ConRep2	ConRep3	Avg. Conc.	ConcRSD	Units
Uranium	238-1	0.16	0.16	0.17	0.17	4.27	ppb
Vanadium	51-2	31.72	32.00	32.08	31.93	0.60	ppb
Yttrium	89-1				101		%
Yttrium	89-2				99		%
Zinc	66-2	5029.47	4981.33	5012.40	5007.73	0.49	ppb
Zirconium	90-1	0.56	0.59	0.61	0.59	4.54	ppb
Zirconium	91-1	0.57	0.62	0.65	0.61	6.78	ppb

Reviewed By:Mohan
On:12/25/2024 3:49:22 AM
Inst Id :P7

LB Number :	LB134068	Operator :	Jaswal
Lab Sample ID :	P5154-15DLX2	Instrumnet Name :	P7
Client Sample ID :	ME28Q3	Dilution Factor :	2
Date & Time Acquired :	2024-12-23 16:30:41	DataFile Name :	091SMPL.d

Parameter	Mass	ConRep1	ConRep2	ConRep3	Avg. Conc.	ConcRSD	Units
Aluminium	27-2	4489.56	4439.15	4430.70	4453.14	0.71	ppb
Antimony	121-1	1.78	1.84	1.82	1.81	1.51	ppb
Arsenic	75-2	13.85	14.26	14.54	14.22	2.45	ppb
Barium	135-1	135.37	134.98	137.88	136.08	1.15	ppb
Barium	137-1	137.83	137.88	139.32	138.35	0.61	ppb
Beryllium	9-1	0.87	0.96	0.97	0.94	5.86	ppb
Bismuth	209-1				110		%
Bismuth	209-2				105		%
Bromine	81-1						cps
Bromine	81-2						cps
Cadmium	108-1	4.93	5.59	5.67	5.40	7.55	ppb
Cadmium	106-1	4.68	4.78	4.49	4.65	3.18	ppb
Cadmium	111-1	4.80	4.78	5.00	4.86	2.45	ppb
Calcium	43-1	48230.87	48630.61	49610.36	48823.95	1.45	ppb
Calcium	44-1	48273.20	49246.34	49398.81	48972.78	1.25	ppb
Carbon	12-1						cps
Carbon	12-2						cps
Chlorine	35-1						cps
Chlorine	35-2						cps
Chromium	52-2	273.92	271.54	274.71	273.39	0.60	ppb
Cobalt	59-2	7.35	7.34	7.32	7.33	0.20	ppb
Copper	63-2	61.58	61.36	61.54	61.49	0.19	ppb
Dysprosium	156-1						cps
Dysprosium	156-2						cps
Erbium	164-1						cps
Erbium	164-2						cps
Gadolinium	160-1						cps
Gadolinium	160-2						cps
Holmium	165-1				106		%
Holmium	165-2				102		%
Indium	115-1				101		%
Indium	115-2				97		%
Iron	56-2	167042.98	165800.17	167107.94	166650.36	0.44	ppb
Iron	57-2	167499.57	165518.06	166683.66	166567.10	0.60	ppb
Iron	54-2	168814.27	167659.51	168241.66	168238.48	0.34	ppb
Krypton	83-1						cps

Reviewed By:Mohan
On:12/25/2024 3:49:22 AM
Inst Id :P7

LB Number :	LB134068	Operator :	Jaswal
Lab Sample ID :	P5154-15DLX2	Instrumnet Name :	P7
Client Sample ID :	ME28Q3	Dilution Factor :	2
Date & Time Acquired :	2024-12-23 16:30:41	DataFile Name :	091SMPL.d

Parameter	Mass	ConRep1	ConRep2	ConRep3	Avg. Conc.	ConcRSD	Units
Lead	206-1	959.99	943.98	963.99	955.98	1.11	ppb
Lead	207-1	883.73	882.86	878.39	881.66	0.33	ppb
Lead	208-1	906.53	898.49	907.29	904.10	0.54	ppb
Lithium	6-1				101		%
Magnesium	24-2	7825.39	7695.58	7673.94	7731.64	1.06	ppb
Manganese	55-2	6977.28	6957.53	7018.22	6984.34	0.44	ppb
Molybdenum	94-1	11.50	11.48	11.44	11.47	0.27	ppb
Molybdenum	95-1	10.33	10.10	10.45	10.29	1.74	ppb
Molybdenum	96-1	11.89	11.61	11.88	11.79	1.36	ppb
Molybdenum	97-1	10.56	10.32	10.36	10.41	1.25	ppb
Molybdenum	98-1	10.45	10.18	10.30	10.31	1.34	ppb
Neodymium	150-1						cps
Neodymium	150-2						cps
Nickel	60-2	145.82	145.45	145.94	145.74	0.18	ppb
Phosphorus	31-2	577.09	572.73	601.39	583.74	2.65	ppb
Potassium	39-2	871.44	873.47	872.63	872.51	0.12	ppb
Rhodium	103-1				100		%
Rhodium	103-2				97		%
Scandium	45-1				100		%
Scandium	45-2				94		%
Selenium	82-1	0.34	0.23	0.01	0.19	86.16	ppb
Selenium	77-2	1.46	1.29	1.64	1.46	11.64	ppb
Selenium	78-2	-0.20	-0.10	-0.08	-0.13		ppb
Silicon	28-1	1269.77	1281.64	1297.67	1283.02	1.09	ppb
Silver	107-1	2.90	2.89	2.91	2.90	0.39	ppb
Silver	109-1	2.89	2.85	2.89	2.88	0.77	ppb
Sodium	23-2	321.26	320.36	324.41	322.01	0.66	ppb
Strontium	86-1	1629.65	1620.15	1646.86	1632.22	0.83	ppb
Strontium	88-1	1676.61	1678.45	1684.48	1679.85	0.24	ppb
Sulfur	34-1	485.67	538.66	559.47	527.93	7.21	ppb
Terbium	159-1				105		%
Terbium	159-2				101		%
Thallium	203-1	1.23	1.19	1.22	1.21	1.92	ppb
Thallium	205-1	1.23	1.22	1.24	1.23	0.58	ppb
Tin	118-1	8.74	8.66	8.87	8.76	1.24	ppb
Titanium	47-1	286.46	292.44	293.28	290.73	1.28	ppb

Reviewed By:Mohan
On:12/25/2024 3:49:22 AM
Inst Id :P7

LB Number :	LB134068	Operator :	Jaswal
Lab Sample ID :	P5154-15DLX2	Instrumnet Name :	P7
Client Sample ID :	ME28Q3	Dilution Factor :	2
Date & Time Acquired :	2024-12-23 16:30:41	DataFile Name :	091SMPL.d

Parameter	Mass	ConRep1	ConRep2	ConRep3	Avg. Conc.	ConcRSD	Units
Uranium	238-1	0.38	0.37	0.37	0.37	1.70	ppb
Vanadium	51-2	31.87	31.54	31.73	31.71	0.53	ppb
Yttrium	89-1				103		%
Yttrium	89-2				98		%
Zinc	66-2	2652.55	2648.46	2622.90	2641.30	0.61	ppb
Zirconium	90-1	1.59	1.59	1.62	1.60	1.09	ppb
Zirconium	91-1	1.69	1.58	1.60	1.63	3.67	ppb

Reviewed By:Mohan
On:12/25/2024 3:49:22 AM
Inst Id :P7

LB Number :	LB134068	Operator :	Jaswal
Lab Sample ID :	P5154-16DLX2	Instrumnet Name :	P7
Client Sample ID :	ME28Q4	Dilution Factor :	2
Date & Time Acquired :	2024-12-23 16:33:45	DataFile Name :	092SMPL.d

Parameter	Mass	ConRep1	ConRep2	ConRep3	Avg. Conc.	ConcRSD	Units
Aluminium	27-2	4773.50	4852.58	4805.54	4810.54	0.83	ppb
Antimony	121-1	1.76	1.78	1.79	1.77	0.90	ppb
Arsenic	75-2	14.97	14.53	14.86	14.79	1.56	ppb
Barium	135-1	119.07	121.24	123.62	121.31	1.87	ppb
Barium	137-1	121.43	123.80	125.04	123.42	1.49	ppb
Beryllium	9-1	0.91	0.94	0.90	0.92	1.95	ppb
Bismuth	209-1				119		%
Bismuth	209-2				113		%
Bromine	81-1						cps
Bromine	81-2						cps
Cadmium	108-1	7.41	9.06	7.69	8.05	10.94	ppb
Cadmium	106-1	7.89	7.10	8.27	7.75	7.71	ppb
Cadmium	111-1	4.59	4.47	4.81	4.62	3.76	ppb
Calcium	43-1	50091.07	52130.30	51384.00	51201.79	2.02	ppb
Calcium	44-1	50395.60	52340.29	51007.87	51247.92	1.94	ppb
Carbon	12-1						cps
Carbon	12-2						cps
Chlorine	35-1						cps
Chlorine	35-2						cps
Chromium	52-2	268.18	272.64	265.96	268.93	1.27	ppb
Cobalt	59-2	7.51	7.34	7.49	7.45	1.23	ppb
Copper	63-2	59.20	59.97	59.83	59.67	0.69	ppb
Dysprosium	156-1						cps
Dysprosium	156-2						cps
Erbium	164-1						cps
Erbium	164-2						cps
Gadolinium	160-1						cps
Gadolinium	160-2						cps
Holmium	165-1				104		%
Holmium	165-2				102		%
Indium	115-1				101		%
Indium	115-2				96		%
Iron	56-2	164469.98	164694.86	165306.97	164823.94	0.26	ppb
Iron	57-2	162175.70	164628.32	162322.76	163042.26	0.84	ppb
Iron	54-2	165273.44	165603.79	163873.62	164916.95	0.56	ppb
Krypton	83-1						cps

Reviewed By:Mohan
On:12/25/2024 3:49:22 AM
Inst Id :P7

LB Number :	LB134068	Operator :	Jaswal
Lab Sample ID :	P5154-16DLX2	Instrumnet Name :	P7
Client Sample ID :	ME28Q4	Dilution Factor :	2
Date & Time Acquired :	2024-12-23 16:33:45	DataFile Name :	092SMPL.d

Parameter	Mass	ConRep1	ConRep2	ConRep3	Avg. Conc.	ConcRSD	Units
Lead	206-1	2540.54	2606.95	2550.07	2565.85	1.40	ppb
Lead	207-1	2367.77	2449.64	2454.61	2424.00	2.01	ppb
Lead	208-1	2420.49	2496.10	2486.41	2467.67	1.67	ppb
Lithium	6-1				100		%
Magnesium	24-2	9531.36	9605.42	9572.97	9569.92	0.39	ppb
Manganese	55-2	5468.87	5552.33	5453.55	5491.58	0.97	ppb
Molybdenum	94-1	9.90	10.27	10.26	10.14	2.10	ppb
Molybdenum	95-1	8.85	8.92	9.18	8.98	1.92	ppb
Molybdenum	96-1	10.23	10.45	10.31	10.33	1.05	ppb
Molybdenum	97-1	8.82	9.02	9.09	8.98	1.54	ppb
Molybdenum	98-1	8.80	8.95	8.97	8.91	1.07	ppb
Neodymium	150-1						cps
Neodymium	150-2						cps
Nickel	60-2	132.52	133.14	134.00	133.22	0.56	ppb
Phosphorus	31-2	565.33	552.79	539.38	552.50	2.35	ppb
Potassium	39-2	986.55	990.07	990.16	988.93	0.21	ppb
Rhodium	103-1				99		%
Rhodium	103-2				96		%
Scandium	45-1				99		%
Scandium	45-2				93		%
Selenium	82-1	0.56	0.28	-0.05	0.26	116.58	ppb
Selenium	77-2	1.46	1.78	1.65	1.63	10.02	ppb
Selenium	78-2	-1.33	-1.27	-0.22	-0.94		ppb
Silicon	28-1	1312.63	1336.53	1306.76	1318.64	1.20	ppb
Silver	107-1	2.71	2.73	2.79	2.74	1.44	ppb
Silver	109-1	2.67	2.72	2.72	2.70	1.06	ppb
Sodium	23-2	346.72	348.73	348.02	347.82	0.29	ppb
Strontium	86-1	1678.67	1699.20	1706.61	1694.83	0.85	ppb
Strontium	88-1	1760.40	1753.19	1775.56	1763.05	0.65	ppb
Sulfur	34-1	675.28	860.47	810.54	782.10	12.25	ppb
Terbium	159-1				104		%
Terbium	159-2				100		%
Thallium	203-1	0.96	0.97	0.97	0.97	0.92	ppb
Thallium	205-1	0.93	0.98	0.97	0.96	2.63	ppb
Tin	118-1	8.49	8.71	8.78	8.66	1.74	ppb
Titanium	47-1	192.15	197.76	192.59	194.17	1.61	ppb

Reviewed By:Mohan
On:12/25/2024 3:49:22 AM
Inst Id :P7

LB Number :	LB134068	Operator :	Jaswal
Lab Sample ID :	P5154-16DLX2	Instrumnet Name :	P7
Client Sample ID :	ME28Q4	Dilution Factor :	2
Date & Time Acquired :	2024-12-23 16:33:45	DataFile Name :	092SMPL.d

Parameter	Mass	ConRep1	ConRep2	ConRep3	Avg. Conc.	ConcRSD	Units
Uranium	238-1	0.38	0.40	0.40	0.39	3.18	ppb
Vanadium	51-2	26.51	26.69	26.69	26.63	0.38	ppb
Yttrium	89-1				103		%
Yttrium	89-2				97		%
Zinc	66-2	12601.37	12673.49	12595.88	12623.58	0.34	ppb
Zirconium	90-1	1.46	1.52	1.47	1.48	1.88	ppb
Zirconium	91-1	1.49	1.52	1.50	1.50	1.04	ppb

Reviewed By:Mohan
On:12/25/2024 3:49:22 AM
Inst Id :P7

LB Number :	LB134068	Operator :	Jaswal
Lab Sample ID :	P5154-17DLX2	Instrumnet Name :	P7
Client Sample ID :	ME28Q4D	Dilution Factor :	2
Date & Time Acquired :	2024-12-23 16:36:52	DataFile Name :	093SMPL.d

Parameter	Mass	ConRep1	ConRep2	ConRep3	Avg. Conc.	ConcRSD	Units
Aluminium	27-2	4794.49	4739.83	4791.23	4775.18	0.64	ppb
Antimony	121-1	1.76	1.69	1.74	1.73	2.05	ppb
Arsenic	75-2	13.95	14.24	14.13	14.11	1.03	ppb
Barium	135-1	120.71	120.88	120.06	120.55	0.36	ppb
Barium	137-1	122.58	122.60	121.49	122.23	0.52	ppb
Beryllium	9-1	1.00	0.89	0.90	0.93	6.40	ppb
Bismuth	209-1				117		%
Bismuth	209-2				113		%
Bromine	81-1						cps
Bromine	81-2						cps
Cadmium	108-1	8.41	7.72	7.96	8.03	4.38	ppb
Cadmium	106-1	6.92	7.17	7.73	7.27	5.76	ppb
Cadmium	111-1	4.45	4.62	4.74	4.60	3.17	ppb
Calcium	43-1	51478.08	51489.40	51759.93	51575.80	0.31	ppb
Calcium	44-1	51358.04	51741.92	51664.44	51588.14	0.39	ppb
Carbon	12-1						cps
Carbon	12-2						cps
Chlorine	35-1						cps
Chlorine	35-2						cps
Chromium	52-2	275.23	269.69	269.47	271.46	1.20	ppb
Cobalt	59-2	7.39	7.45	7.44	7.43	0.42	ppb
Copper	63-2	59.66	59.77	59.86	59.76	0.16	ppb
Dysprosium	156-1						cps
Dysprosium	156-2						cps
Erbium	164-1						cps
Erbium	164-2						cps
Gadolinium	160-1						cps
Gadolinium	160-2						cps
Holmium	165-1				104		%
Holmium	165-2				101		%
Indium	115-1				100		%
Indium	115-2				94		%
Iron	56-2	163686.65	165684.12	165008.55	164793.10	0.62	ppb
Iron	57-2	163257.02	165070.83	163021.73	163783.19	0.68	ppb
Iron	54-2	162982.61	168331.97	166371.22	165895.27	1.63	ppb
Krypton	83-1						cps

Reviewed By:Mohan
On:12/25/2024 3:49:22 AM
Inst Id :P7

LB Number :	LB134068	Operator :	Jaswal
Lab Sample ID :	P5154-17DLX2	Instrumnet Name :	P7
Client Sample ID :	ME28Q4D	Dilution Factor :	2
Date & Time Acquired :	2024-12-23 16:36:52	DataFile Name :	093SMPL.d

Parameter	Mass	ConRep1	ConRep2	ConRep3	Avg. Conc.	ConcRSD	Units
Lead	206-1	2616.83	2593.44	2627.46	2612.58	0.67	ppb
Lead	207-1	2454.25	2436.82	2453.21	2448.09	0.40	ppb
Lead	208-1	2496.80	2497.69	2504.92	2499.80	0.18	ppb
Lithium	6-1				100		%
Magnesium	24-2	9464.77	9553.22	9523.48	9513.83	0.47	ppb
Manganese	55-2	5406.07	5538.97	5487.93	5477.66	1.22	ppb
Molybdenum	94-1	10.31	10.43	10.23	10.32	1.00	ppb
Molybdenum	95-1	8.95	9.03	8.98	8.99	0.44	ppb
Molybdenum	96-1	10.35	10.34	10.34	10.34	0.08	ppb
Molybdenum	97-1	8.90	9.20	8.99	9.03	1.73	ppb
Molybdenum	98-1	8.96	9.03	9.04	9.01	0.52	ppb
Neodymium	150-1						cps
Neodymium	150-2						cps
Nickel	60-2	133.44	134.50	133.99	133.98	0.39	ppb
Phosphorus	31-2	550.31	541.62	522.29	538.07	2.67	ppb
Potassium	39-2	982.05	994.89	983.22	986.72	0.72	ppb
Rhodium	103-1				100		%
Rhodium	103-2				95		%
Scandium	45-1				98		%
Scandium	45-2				92		%
Selenium	82-1	-0.05	0.19	0.16	0.10	128.93	ppb
Selenium	77-2	1.13	1.15	1.81	1.37	28.37	ppb
Selenium	78-2	-0.72	0.22	-0.22	-0.24		ppb
Silicon	28-1	1316.97	1325.28	1325.19	1322.48	0.36	ppb
Silver	107-1	2.73	2.68	2.72	2.71	1.09	ppb
Silver	109-1	2.70	2.69	2.69	2.70	0.20	ppb
Sodium	23-2	343.75	347.44	344.60	345.26	0.56	ppb
Strontium	86-1	1717.69	1723.42	1718.88	1720.00	0.18	ppb
Strontium	88-1	1786.10	1758.38	1778.41	1774.30	0.81	ppb
Sulfur	34-1	740.33	726.49	762.75	743.19	2.46	ppb
Terbium	159-1				104		%
Terbium	159-2				100		%
Thallium	203-1	1.01	0.92	0.96	0.96	4.33	ppb
Thallium	205-1	0.98	0.99	0.98	0.98	0.35	ppb
Tin	118-1	8.65	8.74	8.65	8.68	0.62	ppb
Titanium	47-1	193.54	196.39	197.26	195.73	0.99	ppb

Reviewed By:Mohan
On:12/25/2024 3:49:22 AM
Inst Id :P7

LB Number :	LB134068	Operator :	Jaswal
Lab Sample ID :	P5154-17DLX2	Instrumnet Name :	P7
Client Sample ID :	ME28Q4D	Dilution Factor :	2
Date & Time Acquired :	2024-12-23 16:36:52	DataFile Name :	093SMPL.d

Parameter	Mass	ConRep1	ConRep2	ConRep3	Avg. Conc.	ConcRSD	Units
Uranium	238-1	0.40	0.40	0.40	0.40	1.17	ppb
Vanadium	51-2	26.61	26.63	26.75	26.66	0.29	ppb
Yttrium	89-1				103		%
Yttrium	89-2				97		%
Zinc	66-2	12556.62	12551.24	12615.35	12574.40	0.28	ppb
Zirconium	90-1	1.47	1.54	1.52	1.51	2.49	ppb
Zirconium	91-1	1.49	1.51	1.58	1.53	2.93	ppb

Reviewed By:Mohan
On:12/25/2024 3:49:22 AM
Inst Id :P7

LB Number :	LB134068	Operator :	Jaswal
Lab Sample ID :	P5154-16LDLX10	Instrumnet Name :	P7
Client Sample ID :	ME28Q4L	Dilution Factor :	10
Date & Time Acquired :	2024-12-23 16:40:05	DataFile Name :	094SMPL.d

Parameter	Mass	ConRep1	ConRep2	ConRep3	Avg. Conc.	ConcRSD	Units
Aluminium	27-2	946.62	949.11	948.88	948.20	0.14	ppb
Antimony	121-1	0.34	0.35	0.35	0.35	1.78	ppb
Arsenic	75-2	2.96	2.89	2.86	2.90	1.82	ppb
Barium	135-1	23.75	24.79	24.20	24.24	2.15	ppb
Barium	137-1	24.25	25.22	24.59	24.69	1.98	ppb
Beryllium	9-1	0.14	0.18	0.19	0.17	13.72	ppb
Bismuth	209-1				110		%
Bismuth	209-2				106		%
Bromine	81-1						cps
Bromine	81-2						cps
Cadmium	108-1	1.47	1.87	1.93	1.76	14.13	ppb
Cadmium	106-1	0.49	0.92	0.80	0.74	30.60	ppb
Cadmium	111-1	0.90	0.87	0.86	0.88	2.58	ppb
Calcium	43-1	10538.19	10741.48	11120.83	10800.17	2.74	ppb
Calcium	44-1	10117.19	10355.82	10340.27	10271.09	1.30	ppb
Carbon	12-1						cps
Carbon	12-2						cps
Chlorine	35-1						cps
Chlorine	35-2						cps
Chromium	52-2	53.80	53.54	53.64	53.66	0.24	ppb
Cobalt	59-2	1.55	1.47	1.49	1.50	2.94	ppb
Copper	63-2	12.92	12.97	12.98	12.96	0.24	ppb
Dysprosium	156-1						cps
Dysprosium	156-2						cps
Erbium	164-1						cps
Erbium	164-2						cps
Gadolinium	160-1						cps
Gadolinium	160-2						cps
Holmium	165-1				102		%
Holmium	165-2				100		%
Indium	115-1				100		%
Indium	115-2				95		%
Iron	56-2	33672.89	33719.44	33497.28	33629.87	0.35	ppb
Iron	57-2	33252.96	32956.48	32774.19	32994.55	0.73	ppb
Iron	54-2	33931.70	33674.18	33728.43	33778.11	0.40	ppb
Krypton	83-1						cps

Reviewed By:Mohan
On:12/25/2024 3:49:22 AM
Inst Id :P7

LB Number :	LB134068	Operator :	Jaswal
Lab Sample ID :	P5154-16LDLX10	Instrumnet Name :	P7
Client Sample ID :	ME28Q4L	Dilution Factor :	10
Date & Time Acquired :	2024-12-23 16:40:05	DataFile Name :	094SMPL.d

Parameter	Mass	ConRep1	ConRep2	ConRep3	Avg. Conc.	ConcRSD	Units
Lead	206-1	547.51	556.57	559.52	554.53	1.13	ppb
Lead	207-1	513.68	528.48	533.53	525.23	1.96	ppb
Lead	208-1	523.79	537.80	539.64	533.74	1.62	ppb
Lithium	6-1				100		%
Magnesium	24-2	1891.27	1878.67	1876.95	1882.30	0.42	ppb
Manganese	55-2	1116.09	1117.53	1114.37	1116.00	0.14	ppb
Molybdenum	94-1	2.01	2.06	2.13	2.07	2.85	ppb
Molybdenum	95-1	1.74	1.85	1.84	1.81	3.29	ppb
Molybdenum	96-1	2.06	2.14	2.07	2.09	2.04	ppb
Molybdenum	97-1	1.66	1.84	1.85	1.78	6.16	ppb
Molybdenum	98-1	1.72	1.82	1.87	1.80	4.42	ppb
Neodymium	150-1						cps
Neodymium	150-2						cps
Nickel	60-2	27.69	27.61	27.12	27.47	1.11	ppb
Phosphorus	31-2	87.65	98.51	97.96	94.71	6.46	ppb
Potassium	39-2	201.21	201.26	205.27	202.58	1.15	ppb
Rhodium	103-1				99		%
Rhodium	103-2				96		%
Scandium	45-1				96		%
Scandium	45-2				91		%
Selenium	82-1	-0.05	-0.53	-0.61	-0.39		ppb
Selenium	77-2	0.01	0.01	0.01	0.01	8.86	ppb
Selenium	78-2	-1.03	-0.90	0.01	-0.64		ppb
Silicon	28-1	258.46	264.03	275.88	266.12	3.34	ppb
Silver	107-1	0.52	0.54	0.57	0.54	4.88	ppb
Silver	109-1	0.54	0.56	0.53	0.54	2.45	ppb
Sodium	23-2	77.40	77.37	77.83	77.53	0.33	ppb
Strontium	86-1	340.44	348.81	350.65	346.63	1.57	ppb
Strontium	88-1	337.89	351.78	353.64	347.77	2.47	ppb
Sulfur	34-1	-92.49	-73.37	66.13	-33.24		ppb
Terbium	159-1				103		%
Terbium	159-2				99		%
Thallium	203-1	0.20	0.21	0.20	0.20	3.47	ppb
Thallium	205-1	0.20	0.21	0.21	0.20	2.10	ppb
Tin	118-1	1.69	1.75	1.74	1.73	1.92	ppb
Titanium	47-1	38.26	38.83	39.97	39.02	2.23	ppb

Reviewed By:Mohan
On:12/25/2024 3:49:22 AM
Inst Id :P7

LB Number :	LB134068	Operator :	Jaswal
Lab Sample ID :	P5154-16LDLX10	Instrumnet Name :	P7
Client Sample ID :	ME28Q4L	Dilution Factor :	10
Date & Time Acquired :	2024-12-23 16:40:05	DataFile Name :	094SMPL.d

Parameter	Mass	ConRep1	ConRep2	ConRep3	Avg. Conc.	ConcRSD	Units
Uranium	238-1	0.08	0.09	0.08	0.08	8.29	ppb
Vanadium	51-2	5.25	5.36	5.27	5.29	1.13	ppb
Yttrium	89-1				99		%
Yttrium	89-2				94		%
Zinc	66-2	2620.67	2611.36	2584.60	2605.55	0.72	ppb
Zirconium	90-1	0.29	0.29	0.30	0.29	2.12	ppb
Zirconium	91-1	0.30	0.31	0.31	0.31	2.22	ppb

Reviewed By:Mohan
On:12/25/2024 3:49:22 AM
Inst Id :P7

LB Number :	LB134068	Operator :	Jaswal
Lab Sample ID :	P5154-18DLX2	Instrumnet Name :	P7
Client Sample ID :	ME28Q4S	Dilution Factor :	2
Date & Time Acquired :	2024-12-23 16:43:13	DataFile Name :	095SMPL.d

Parameter	Mass	ConRep1	ConRep2	ConRep3	Avg. Conc.	ConcRSD	Units
Aluminium	27-2	5667.69	5276.09	4885.32	5276.36	7.41	ppb
Antimony	121-1	12.12	12.13	12.46	12.24	1.56	ppb
Arsenic	75-2	22.72	19.68	18.82	20.40	10.05	ppb
Barium	135-1	319.85	319.26	322.61	320.58	0.56	ppb
Barium	137-1	343.41	347.97	346.14	345.84	0.66	ppb
Beryllium	9-1	6.08	5.97	6.18	6.07	1.76	ppb
Bismuth	209-1				118		%
Bismuth	209-2				108		%
Bromine	81-1						cps
Bromine	81-2						cps
Cadmium	108-1	13.21	13.07	14.23	13.50	4.66	ppb
Cadmium	106-1	12.57	12.26	13.43	12.75	4.78	ppb
Cadmium	111-1	9.93	9.74	10.18	9.95	2.22	ppb
Calcium	43-1	51038.39	51240.16	52375.85	51551.47	1.40	ppb
Calcium	44-1	50724.64	50466.86	51436.54	50876.01	0.99	ppb
Carbon	12-1						cps
Carbon	12-2						cps
Chlorine	35-1						cps
Chlorine	35-2						cps
Chromium	52-2	334.28	303.85	292.48	310.20	6.97	ppb
Cobalt	59-2	71.08	64.28	61.31	65.56	7.64	ppb
Copper	63-2	98.65	88.92	84.71	90.76	7.88	ppb
Dysprosium	156-1						cps
Dysprosium	156-2						cps
Erbium	164-1						cps
Erbium	164-2						cps
Gadolinium	160-1						cps
Gadolinium	160-2						cps
Holmium	165-1				105		%
Holmium	165-2				96		%
Indium	115-1				100		%
Indium	115-2				89		%
Iron	56-2	190511.02	172055.89	165683.40	176083.44	7.32	ppb
Iron	57-2	188729.06	169825.66	162095.62	173550.11	7.89	ppb
Iron	54-2	191124.00	173844.83	163592.87	176187.23	7.90	ppb
Krypton	83-1						cps

Reviewed By:Mohan
On:12/25/2024 3:49:22 AM
Inst Id :P7

LB Number :	LB134068	Operator :	Jaswal
Lab Sample ID :	P5154-18DLX2	Instrumnet Name :	P7
Client Sample ID :	ME28Q4S	Dilution Factor :	2
Date & Time Acquired :	2024-12-23 16:43:13	DataFile Name :	095SMPL.d

Parameter	Mass	ConRep1	ConRep2	ConRep3	Avg. Conc.	ConcRSD	Units
Lead	206-1	2537.25	2576.38	2583.99	2565.88	0.98	ppb
Lead	207-1	2410.27	2397.42	2422.26	2409.98	0.52	ppb
Lead	208-1	2446.68	2463.79	2475.03	2461.83	0.58	ppb
Lithium	6-1				102		%
Magnesium	24-2	10986.57	9969.16	9616.71	10190.82	6.98	ppb
Manganese	55-2	6370.47	5776.74	5555.52	5900.91	7.14	ppb
Molybdenum	94-1	10.18	10.24	10.15	10.19	0.45	ppb
Molybdenum	95-1	8.91	8.99	9.00	8.97	0.54	ppb
Molybdenum	96-1	10.19	10.34	10.38	10.31	0.96	ppb
Molybdenum	97-1	8.80	9.10	8.98	8.96	1.70	ppb
Molybdenum	98-1	8.82	8.84	8.98	8.88	0.99	ppb
Neodymium	150-1						cps
Neodymium	150-2						cps
Nickel	60-2	215.62	196.57	185.58	199.26	7.63	ppb
Phosphorus	31-2	607.20	578.99	548.31	578.17	5.09	ppb
Potassium	39-2	1146.91	1035.65	980.61	1054.39	8.03	ppb
Rhodium	103-1				99		%
Rhodium	103-2				90		%
Scandium	45-1				97		%
Scandium	45-2				86		%
Selenium	82-1	11.45	11.12	10.95	11.17	2.30	ppb
Selenium	77-2	17.66	14.63	11.19	14.49	22.32	ppb
Selenium	78-2	14.74	12.26	10.72	12.58	16.11	ppb
Silicon	28-1	1306.71	1311.31	1329.09	1315.70	0.90	ppb
Silver	107-1	7.98	8.13	8.08	8.06	0.91	ppb
Silver	109-1	8.05	8.02	8.06	8.04	0.27	ppb
Sodium	23-2	400.90	357.57	342.53	367.00	8.26	ppb
Strontium	86-1	1697.15	1711.42	1714.28	1707.62	0.54	ppb
Strontium	88-1	1768.57	1766.39	1787.79	1774.25	0.66	ppb
Sulfur	34-1	731.40	773.15	769.21	757.92	3.04	ppb
Terbium	159-1				104		%
Terbium	159-2				94		%
Thallium	203-1	5.22	5.26	5.40	5.29	1.85	ppb
Thallium	205-1	5.17	5.30	5.34	5.27	1.76	ppb
Tin	118-1	8.42	8.52	8.66	8.53	1.41	ppb
Titanium	47-1	191.99	194.84	196.65	194.49	1.21	ppb

Reviewed By:Mohan
On:12/25/2024 3:49:22 AM
Inst Id :P7

LB Number :	LB134068	Operator :	Jaswal
Lab Sample ID :	P5154-18DLX2	Instrumnet Name :	P7
Client Sample ID :	ME28Q4S	Dilution Factor :	2
Date & Time Acquired :	2024-12-23 16:43:13	DataFile Name :	095SMPL.d

Parameter	Mass	ConRep1	ConRep2	ConRep3	Avg. Conc.	ConcRSD	Units
Uranium	238-1	0.39	0.40	0.40	0.40	2.10	ppb
Vanadium	51-2	94.04	84.64	80.06	86.25	8.27	ppb
Yttrium	89-1				101		%
Yttrium	89-2				90		%
Zinc	66-2	14820.92	13205.18	12464.88	13497.00	8.93	ppb
Zirconium	90-1	1.46	1.47	1.49	1.47	1.05	ppb
Zirconium	91-1	1.49	1.51	1.52	1.51	0.89	ppb

Reviewed By:Mohan
On:12/25/2024 3:49:22 AM
Inst Id :P7

LB Number :	LB134068	Operator :	Jaswal
Lab Sample ID :	CCV046	Instrumnet Name :	P7
Client Sample ID :	CCV046	Dilution Factor :	1
Date & Time Acquired :	2024-12-23 16:46:17	DataFile Name :	096CCV.d

Parameter	Mass	ConRep1	ConRep2	ConRep3	Avg. Conc.	ConcRSD	Units
Aluminium	27-2	49842.42	49878.24	49924.21	49881.62	0.08	ppb
Antimony	121-1	482.72	485.42	483.51	483.88	0.29	ppb
Arsenic	75-2	487.35	483.63	477.54	482.84	1.03	ppb
Barium	135-1	2456.92	2441.42	2434.47	2444.27	0.47	ppb
Barium	137-1	2441.16	2435.74	2433.49	2436.80	0.16	ppb
Beryllium	9-1	473.39	480.51	468.42	474.11	1.28	ppb
Bismuth	209-1				97		%
Bismuth	209-2				92		%
Bromine	81-1						cps
Bromine	81-2						cps
Cadmium	108-1	477.20	481.81	474.31	477.77	0.79	ppb
Cadmium	106-1	474.97	474.69	475.89	475.18	0.13	ppb
Cadmium	111-1	453.30	454.06	453.53	453.63	0.09	ppb
Calcium	43-1	252363.52	254583.96	250610.75	252519.41	0.79	ppb
Calcium	44-1	250870.40	252451.15	251613.43	251644.99	0.31	ppb
Carbon	12-1						cps
Carbon	12-2						cps
Chlorine	35-1						cps
Chlorine	35-2						cps
Chromium	52-2	496.56	491.82	499.66	496.01	0.80	ppb
Cobalt	59-2	487.29	492.41	490.05	489.92	0.52	ppb
Copper	63-2	4776.78	4832.51	4738.77	4782.69	0.99	ppb
Dysprosium	156-1						cps
Dysprosium	156-2						cps
Erbium	164-1						cps
Erbium	164-2						cps
Gadolinium	160-1						cps
Gadolinium	160-2						cps
Holmium	165-1				98		%
Holmium	165-2				94		%
Indium	115-1				87		%
Indium	115-2				82		%
Iron	56-2	127558.94	129168.18	126706.23	127811.12	0.98	ppb
Iron	57-2	126561.69	127351.41	127782.64	127231.91	0.49	ppb
Iron	54-2	128569.69	127743.74	126373.39	127562.27	0.87	ppb
Krypton	83-1						cps

Reviewed By:Mohan
On:12/25/2024 3:49:22 AM
Inst Id :P7

LB Number :	LB134068	Operator :	Jaswal
Lab Sample ID :	CCV046	Instrumnet Name :	P7
Client Sample ID :	CCV046	Dilution Factor :	1
Date & Time Acquired :	2024-12-23 16:46:17	DataFile Name :	096CCV.d

Parameter	Mass	ConRep1	ConRep2	ConRep3	Avg. Conc.	ConcRSD	Units
Lead	206-1	2460.38	2487.03	2537.59	2495.00	1.57	ppb
Lead	207-1	2452.78	2471.04	2516.89	2480.24	1.33	ppb
Lead	208-1	2441.16	2488.01	2522.50	2483.89	1.64	ppb
Lithium	6-1				96		%
Magnesium	24-2	236022.48	235124.42	234329.30	235158.73	0.36	ppb
Manganese	55-2	4952.28	4976.92	4893.36	4940.85	0.87	ppb
Molybdenum	94-1	4854.95	4996.28	4891.35	4914.20	1.49	ppb
Molybdenum	95-1	4836.51	4981.88	4873.70	4897.36	1.54	ppb
Molybdenum	96-1	4880.19	4985.23	4920.88	4928.76	1.07	ppb
Molybdenum	97-1	4877.69	5013.84	4891.35	4927.63	1.52	ppb
Molybdenum	98-1	4859.93	5011.50	4829.36	4900.26	1.99	ppb
Neodymium	150-1						cps
Neodymium	150-2						cps
Nickel	60-2	462.37	461.32	461.42	461.70	0.13	ppb
Phosphorus	31-2	9796.93	9786.53	9614.75	9732.74	1.05	ppb
Potassium	39-2	121349.94	121310.98	122197.27	121619.40	0.41	ppb
Rhodium	103-1				83		%
Rhodium	103-2				80		%
Scandium	45-1				87		%
Scandium	45-2				79		%
Selenium	82-1	468.69	478.14	472.90	473.25	1.00	ppb
Selenium	77-2	468.90	478.29	470.56	472.58	1.06	ppb
Selenium	78-2	484.23	481.85	468.35	478.14	1.79	ppb
Silicon	28-1	195.82	201.71	201.06	199.53	1.62	ppb
Silver	107-1	483.98	472.53	474.71	477.07	1.27	ppb
Silver	109-1	475.44	473.88	477.14	475.49	0.34	ppb
Sodium	23-2	243903.27	244180.08	245533.17	244538.84	0.36	ppb
Strontium	86-1	12123.57	12345.15	12375.94	12281.55	1.12	ppb
Strontium	88-1	12211.26	12333.51	12338.21	12294.33	0.59	ppb
Sulfur	34-1	9548.45	9646.79	9530.37	9575.20	0.65	ppb
Terbium	159-1				97		%
Terbium	159-2				93		%
Thallium	203-1	496.84	493.75	508.11	499.56	1.51	ppb
Thallium	205-1	491.32	490.57	503.91	495.27	1.51	ppb
Tin	118-1	486.15	485.68	492.45	488.09	0.77	ppb
Titanium	47-1	4871.47	4883.02	4840.50	4865.00	0.45	ppb

Reviewed By:Mohan
On:12/25/2024 3:49:22 AM
Inst Id :P7

LB Number :	LB134068	Operator :	Jaswal
Lab Sample ID :	CCV046	Instrumnet Name :	P7
Client Sample ID :	CCV046	Dilution Factor :	1
Date & Time Acquired :	2024-12-23 16:46:17	DataFile Name :	096CCV.d

Parameter	Mass	ConRep1	ConRep2	ConRep3	Avg. Conc.	ConcRSD	Units
Uranium	238-1	480.21	490.12	493.94	488.09	1.45	ppb
Vanadium	51-2	500.07	503.24	502.21	501.84	0.32	ppb
Yttrium	89-1				90		%
Yttrium	89-2				83		%
Zinc	66-2	4799.98	4730.24	4789.18	4773.13	0.79	ppb
Zirconium	90-1	481.18	492.95	490.60	488.24	1.28	ppb
Zirconium	91-1	484.33	501.60	495.43	493.79	1.77	ppb

Reviewed By:Mohan
On:12/25/2024 3:49:22 AM
Inst Id :P7

LB Number :	LB134068	Operator :	Jaswal
Lab Sample ID :	CCB046	Instrumnet Name :	P7
Client Sample ID :	CCB046	Dilution Factor :	1
Date & Time Acquired :	2024-12-23 16:48:59	DataFile Name :	097CCBE.d

Parameter	Mass	ConRep1	ConRep2	ConRep3	Avg. Conc.	ConcRSD	Units
Aluminium	27-2	0.89	0.54	0.45	0.63	36.62	ppb
Antimony	121-1	0.25	0.20	0.17	0.21	19.69	ppb
Arsenic	75-2	-0.01	-0.01	0.01	0.00		ppb
Barium	135-1	0.35	0.18	0.08	0.20	67.60	ppb
Barium	137-1	0.38	0.14	0.09	0.20	75.50	ppb
Beryllium	9-1	0.11	0.08	0.05	0.08	36.02	ppb
Bismuth	209-1				109		%
Bismuth	209-2				106		%
Bromine	81-1						cps
Bromine	81-2						cps
Cadmium	108-1	0.06	-0.02	0.03	0.03	151.13	ppb
Cadmium	106-1	-1.97	-1.57	-1.66	-1.73		ppb
Cadmium	111-1	-0.06	-0.08	-0.10	-0.08		ppb
Calcium	43-1	48.62	19.32	11.87	26.60	73.03	ppb
Calcium	44-1	37.65	15.71	6.43	19.93	80.44	ppb
Carbon	12-1						cps
Carbon	12-2						cps
Chlorine	35-1						cps
Chlorine	35-2						cps
Chromium	52-2	-0.02	-0.04	-0.02	-0.02		ppb
Cobalt	59-2	0.01	0.01	0.00	0.01	67.12	ppb
Copper	63-2	1.01	1.02	0.97	1.00	2.54	ppb
Dysprosium	156-1						cps
Dysprosium	156-2						cps
Erbium	164-1						cps
Erbium	164-2						cps
Gadolinium	160-1						cps
Gadolinium	160-2						cps
Holmium	165-1				101		%
Holmium	165-2				99		%
Indium	115-1				95		%
Indium	115-2				91		%
Iron	56-2	3.19	2.71	2.60	2.83	11.00	ppb
Iron	57-2	3.93	2.42	3.29	3.21	23.67	ppb
Iron	54-2	3.34	2.38	3.73	3.15	22.04	ppb
Krypton	83-1						cps

Reviewed By:Mohan
On:12/25/2024 3:49:22 AM
Inst Id :P7

LB Number :	LB134068	Operator :	Jaswal
Lab Sample ID :	CCB046	Instrumnet Name :	P7
Client Sample ID :	CCB046	Dilution Factor :	1
Date & Time Acquired :	2024-12-23 16:48:59	DataFile Name :	097CCBE.d

Parameter	Mass	ConRep1	ConRep2	ConRep3	Avg. Conc.	ConcRSD	Units
Lead	206-1	0.42	0.26	0.18	0.29	42.98	ppb
Lead	207-1	0.42	0.24	0.18	0.28	44.31	ppb
Lead	208-1	0.43	0.25	0.18	0.29	44.49	ppb
Lithium	6-1				101		%
Magnesium	24-2	4.17	3.22	3.24	3.54	15.33	ppb
Manganese	55-2	0.18	0.16	0.14	0.16	10.86	ppb
Molybdenum	94-1	0.86	0.46	0.29	0.54	54.15	ppb
Molybdenum	95-1	0.84	0.40	0.27	0.50	59.22	ppb
Molybdenum	96-1	0.83	0.41	0.25	0.50	59.60	ppb
Molybdenum	97-1	0.87	0.42	0.24	0.51	63.10	ppb
Molybdenum	98-1	0.82	0.43	0.28	0.51	55.09	ppb
Neodymium	150-1						cps
Neodymium	150-2						cps
Nickel	60-2	0.01	-0.03	-0.03	-0.02		ppb
Phosphorus	31-2	-20.01	-18.27	-17.92	-18.73		ppb
Potassium	39-2	10.21	11.00	9.95	10.39	5.26	ppb
Rhodium	103-1				92		%
Rhodium	103-2				91		%
Scandium	45-1				88		%
Scandium	45-2				82		%
Selenium	82-1	-0.79	-0.61	-0.64	-0.68		ppb
Selenium	77-2	-0.16	0.02	0.03	-0.04		ppb
Selenium	78-2	-1.23	-1.16	-1.15	-1.18		ppb
Silicon	28-1	-16.40	-16.67	-16.26	-16.44		ppb
Silver	107-1	0.11	0.06	0.04	0.07	51.87	ppb
Silver	109-1	0.10	0.05	0.04	0.06	48.27	ppb
Sodium	23-2	18.27	17.59	16.22	17.36	6.02	ppb
Strontium	86-1	1.47	0.72	-0.08	0.71	109.71	ppb
Strontium	88-1	1.86	0.78	0.47	1.04	70.36	ppb
Sulfur	34-1	-157.10	-248.44	-115.18	-173.57		ppb
Terbium	159-1				100		%
Terbium	159-2				97		%
Thallium	203-1	0.10	0.06	0.05	0.07	35.86	ppb
Thallium	205-1	0.10	0.06	0.05	0.07	37.68	ppb
Tin	118-1	0.11	0.04	0.04	0.07	55.94	ppb
Titanium	47-1	0.75	0.31	0.17	0.41	74.15	ppb

Reviewed By:Mohan
On:12/25/2024 3:49:22 AM
Inst Id :P7

LB Number :	LB134068	Operator :	Jaswal
Lab Sample ID :	CCB046	Instrumnet Name :	P7
Client Sample ID :	CCB046	Dilution Factor :	1
Date & Time Acquired :	2024-12-23 16:48:59	DataFile Name :	097CCBE.d

Parameter	Mass	ConRep1	ConRep2	ConRep3	Avg. Conc.	ConcRSD	Units
Uranium	238-1	0.06	0.03	0.02	0.04	58.86	ppb
Vanadium	51-2	0.01	0.00	0.01	0.01	41.18	ppb
Yttrium	89-1				92		%
Yttrium	89-2				88		%
Zinc	66-2	0.31	0.34	0.30	0.32	6.84	ppb
Zirconium	90-1	0.09	0.05	0.04	0.06	42.40	ppb
Zirconium	91-1	0.11	0.06	0.05	0.07	45.64	ppb

Reviewed By:Mohan
On:12/25/2024 3:49:22 AM
Inst Id :P7

LB Number :	LB134068	Operator :	Jaswal
Lab Sample ID :	P5154-16A	Instrumnet Name :	P7
Client Sample ID :	ME28Q4A	Dilution Factor :	1
Date & Time Acquired :	2024-12-23 17:29:12	DataFile Name :	098SMPL.d

Parameter	Mass	ConRep1	ConRep2	ConRep3	Avg. Conc.	ConcRSD	Units
Aluminium	27-2	9960.47	9840.42	9855.63	9885.51	0.66	ppb
Antimony	121-1	3.62	3.74	3.73	3.70	1.78	ppb
Arsenic	75-2	29.64	29.40	29.46	29.50	0.43	ppb
Barium	135-1	249.06	253.04	254.68	252.26	1.15	ppb
Barium	137-1	251.06	257.27	260.31	256.21	1.84	ppb
Beryllium	9-1	1.97	1.99	2.05	2.01	2.20	ppb
Bismuth	209-1				127		%
Bismuth	209-2				125		%
Bromine	81-1						cps
Bromine	81-2						cps
Cadmium	108-1	17.93	17.70	17.60	17.74	0.95	ppb
Cadmium	106-1	16.12	17.44	17.23	16.93	4.18	ppb
Cadmium	111-1	9.26	9.79	9.93	9.66	3.69	ppb
Calcium	43-1	104927.82	108082.72	108981.46	107330.67	1.98	ppb
Calcium	44-1	104620.58	107532.07	109953.44	107368.70	2.49	ppb
Carbon	12-1						cps
Carbon	12-2						cps
Chlorine	35-1						cps
Chlorine	35-2						cps
Chromium	52-2	564.48	560.79	568.56	564.61	0.69	ppb
Cobalt	59-2	15.67	15.43	15.42	15.51	0.90	ppb
Copper	63-2	406.97	398.28	411.33	405.53	1.64	ppb
Dysprosium	156-1						cps
Dysprosium	156-2						cps
Erbium	164-1						cps
Erbium	164-2						cps
Gadolinium	160-1						cps
Gadolinium	160-2						cps
Holmium	165-1				105		%
Holmium	165-2				105		%
Indium	115-1				103		%
Indium	115-2				97		%
Iron	56-2	344828.48	345299.44	347405.30	345844.41	0.40	ppb
Iron	57-2	346266.40	341036.92	345860.33	344387.88	0.84	ppb
Iron	54-2	345156.73	348299.10	347722.04	347059.29	0.48	ppb
Krypton	83-1						cps

Reviewed By:Mohan
On:12/25/2024 3:49:22 AM
Inst Id :P7

LB Number :	LB134068	Operator :	Jaswal
Lab Sample ID :	P5154-16A	Instrumnet Name :	P7
Client Sample ID :	ME28Q4A	Dilution Factor :	1
Date & Time Acquired :	2024-12-23 17:29:12	DataFile Name :	098SMPL.d

Parameter	Mass	ConRep1	ConRep2	ConRep3	Avg. Conc.	ConcRSD	Units
Lead	206-1	4919.37	4953.70	4984.57	4952.54	0.66	ppb
Lead	207-1	4618.66	4662.49	4638.86	4640.00	0.47	ppb
Lead	208-1	4709.62	4759.22	4743.01	4737.28	0.53	ppb
Lithium	6-1				96		%
Magnesium	24-2	20033.75	19640.78	19850.31	19841.62	0.99	ppb
Manganese	55-2	11496.07	11519.20	11611.44	11542.24	0.53	ppb
Molybdenum	94-1	20.70	20.98	21.33	21.01	1.50	ppb
Molybdenum	95-1	18.26	18.50	19.02	18.59	2.09	ppb
Molybdenum	96-1	21.18	21.24	21.83	21.42	1.70	ppb
Molybdenum	97-1	18.35	18.54	18.93	18.61	1.59	ppb
Molybdenum	98-1	18.28	18.45	18.89	18.54	1.70	ppb
Neodymium	150-1						cps
Neodymium	150-2						cps
Nickel	60-2	845.63	839.18	840.83	841.88	0.40	ppb
Phosphorus	31-2	1180.97	1147.31	1125.15	1151.14	2.44	ppb
Potassium	39-2	1990.31	1996.12	1980.81	1989.08	0.39	ppb
Rhodium	103-1				101		%
Rhodium	103-2				98		%
Scandium	45-1				104		%
Scandium	45-2				96		%
Selenium	82-1	1.53	0.95	0.93	1.13	30.14	ppb
Selenium	77-2	2.97	4.07	4.37	3.80	19.47	ppb
Selenium	78-2	1.09	1.93	0.67	1.23	52.16	ppb
Silicon	28-1	2627.53	2718.46	2806.86	2717.62	3.30	ppb
Silver	107-1	5.58	5.72	5.82	5.70	2.16	ppb
Silver	109-1	5.43	5.60	5.69	5.57	2.41	ppb
Sodium	23-2	716.31	699.64	704.42	706.79	1.21	ppb
Strontium	86-1	3465.25	3517.12	3608.94	3530.44	2.06	ppb
Strontium	88-1	3662.09	3708.15	3717.57	3695.94	0.80	ppb
Sulfur	34-1	1750.19	1840.46	1980.94	1857.20	6.26	ppb
Terbium	159-1				105		%
Terbium	159-2				103		%
Thallium	203-1	1.87	1.93	1.92	1.91	1.77	ppb
Thallium	205-1	1.90	1.91	1.92	1.91	0.57	ppb
Tin	118-1	17.86	18.27	18.42	18.18	1.59	ppb
Titanium	47-1	390.81	407.88	412.16	403.62	2.80	ppb

Reviewed By:Mohan
On:12/25/2024 3:49:22 AM
Inst Id :P7

LB Number :	LB134068	Operator :	Jaswal
Lab Sample ID :	P5154-16A	Instrumnet Name :	P7
Client Sample ID :	ME28Q4A	Dilution Factor :	1
Date & Time Acquired :	2024-12-23 17:29:12	DataFile Name :	098SMPL.d

Parameter	Mass	ConRep1	ConRep2	ConRep3	Avg. Conc.	ConcRSD	Units
Uranium	238-1	0.75	0.77	0.75	0.76	1.23	ppb
Vanadium	51-2	55.83	56.06	55.94	55.94	0.21	ppb
Yttrium	89-1				107		%
Yttrium	89-2				101		%
Zinc	66-2	26191.32	25761.22	25994.51	25982.35	0.83	ppb
Zirconium	90-1	3.02	3.05	3.17	3.08	2.54	ppb
Zirconium	91-1	3.15	3.05	3.18	3.12	2.20	ppb

Reviewed By:Mohan
On:12/25/2024 3:49:22 AM
Inst Id :P7

LB Number :	LB134068	Operator :	Jaswal
Lab Sample ID :	CCV047	Instrumnet Name :	P7
Client Sample ID :	CCV047	Dilution Factor :	1
Date & Time Acquired :	2024-12-23 17:32:11	DataFile Name :	099SMPL.d

Parameter	Mass	ConRep1	ConRep2	ConRep3	Avg. Conc.	ConcRSD	Units
Aluminium	27-2	48923.08	48405.68	48532.86	48620.54	0.55	ppb
Antimony	121-1	478.80	488.22	500.48	489.17	2.22	ppb
Arsenic	75-2	478.77	469.77	475.65	474.73	0.96	ppb
Barium	135-1	2399.64	2437.73	2521.50	2452.96	2.54	ppb
Barium	137-1	2401.25	2466.37	2536.86	2468.16	2.75	ppb
Beryllium	9-1	478.00	502.81	505.32	495.38	3.05	ppb
Bismuth	209-1				96		%
Bismuth	209-2				93		%
Bromine	81-1						cps
Bromine	81-2						cps
Cadmium	108-1	466.38	478.96	486.89	477.41	2.17	ppb
Cadmium	106-1	472.05	479.37	497.31	482.91	2.69	ppb
Cadmium	111-1	449.62	452.57	471.40	457.86	2.58	ppb
Calcium	43-1	247432.98	251915.19	261719.99	253689.39	2.88	ppb
Calcium	44-1	245559.33	250141.01	261027.08	252242.47	3.15	ppb
Carbon	12-1						cps
Carbon	12-2						cps
Chlorine	35-1						cps
Chlorine	35-2						cps
Chromium	52-2	496.02	490.57	492.77	493.12	0.56	ppb
Cobalt	59-2	485.97	483.96	488.86	486.26	0.51	ppb
Copper	63-2	4768.55	4752.67	4725.63	4748.95	0.46	ppb
Dysprosium	156-1						cps
Dysprosium	156-2						cps
Erbium	164-1						cps
Erbium	164-2						cps
Gadolinium	160-1						cps
Gadolinium	160-2						cps
Holmium	165-1				98		%
Holmium	165-2				96		%
Indium	115-1				87		%
Indium	115-2				83		%
Iron	56-2	126722.16	126133.76	127164.03	126673.32	0.41	ppb
Iron	57-2	125932.33	124834.61	126690.14	125819.03	0.74	ppb
Iron	54-2	125966.34	126070.02	125711.97	125916.11	0.15	ppb
Krypton	83-1						cps

Reviewed By:Mohan
On:12/25/2024 3:49:22 AM
Inst Id :P7

LB Number :	LB134068	Operator :	Jaswal
Lab Sample ID :	CCV047	Instrumnet Name :	P7
Client Sample ID :	CCV047	Dilution Factor :	1
Date & Time Acquired :	2024-12-23 17:32:11	DataFile Name :	099SMPL.d

Parameter	Mass	ConRep1	ConRep2	ConRep3	Avg. Conc.	ConcRSD	Units
Lead	206-1	2457.31	2526.55	2601.56	2528.47	2.85	ppb
Lead	207-1	2425.73	2491.88	2568.34	2495.31	2.86	ppb
Lead	208-1	2425.21	2491.12	2577.34	2497.89	3.05	ppb
Lithium	6-1				93		%
Magnesium	24-2	236497.08	232801.13	235966.29	235088.17	0.85	ppb
Manganese	55-2	4907.27	4853.58	4911.25	4890.70	0.66	ppb
Molybdenum	94-1	4720.23	4865.01	5099.59	4894.94	3.91	ppb
Molybdenum	95-1	4720.29	4884.92	5097.39	4900.87	3.86	ppb
Molybdenum	96-1	4715.16	4916.86	5123.37	4918.47	4.15	ppb
Molybdenum	97-1	4725.03	4936.22	5089.52	4916.92	3.72	ppb
Molybdenum	98-1	4700.27	4905.17	5045.18	4883.54	3.55	ppb
Neodymium	150-1						cps
Neodymium	150-2						cps
Nickel	60-2	458.13	454.26	457.10	456.50	0.44	ppb
Phosphorus	31-2	9789.16	9750.26	9814.52	9784.64	0.33	ppb
Potassium	39-2	121060.43	121151.23	121761.69	121324.45	0.31	ppb
Rhodium	103-1				83		%
Rhodium	103-2				80		%
Scandium	45-1				88		%
Scandium	45-2				80		%
Selenium	82-1	449.17	467.15	492.62	469.64	4.65	ppb
Selenium	77-2	479.31	465.73	471.53	472.19	1.44	ppb
Selenium	78-2	472.94	463.52	479.82	472.09	1.73	ppb
Silicon	28-1	425.49	438.86	455.75	440.03	3.45	ppb
Silver	107-1	469.83	478.93	493.43	480.73	2.48	ppb
Silver	109-1	468.86	472.56	490.35	477.26	2.41	ppb
Sodium	23-2	242867.84	239625.69	244505.09	242332.88	1.02	ppb
Strontium	86-1	11933.00	12157.24	12604.65	12231.63	2.80	ppb
Strontium	88-1	11911.02	12275.74	12693.84	12293.53	3.19	ppb
Sulfur	34-1	9370.43	9660.52	10260.84	9763.93	4.65	ppb
Terbium	159-1				97		%
Terbium	159-2				94		%
Thallium	203-1	493.29	498.77	514.89	502.32	2.23	ppb
Thallium	205-1	494.80	501.00	513.94	503.24	1.94	ppb
Tin	118-1	475.17	483.75	502.41	487.11	2.86	ppb
Titanium	47-1	4704.54	4822.69	4991.09	4839.44	2.98	ppb

Reviewed By:Mohan
On:12/25/2024 3:49:22 AM
Inst Id :P7

LB Number :	LB134068	Operator :	Jaswal
Lab Sample ID :	CCV047	Instrumnet Name :	P7
Client Sample ID :	CCV047	Dilution Factor :	1
Date & Time Acquired :	2024-12-23 17:32:11	DataFile Name :	099SMPL.d

Parameter	Mass	ConRep1	ConRep2	ConRep3	Avg. Conc.	ConcRSD	Units
Uranium	238-1	468.16	480.57	503.56	484.09	3.71	ppb
Vanadium	51-2	507.35	491.27	489.73	496.12	1.97	ppb
Yttrium	89-1				91		%
Yttrium	89-2				84		%
Zinc	66-2	4717.01	4661.40	4758.55	4712.32	1.03	ppb
Zirconium	90-1	473.75	486.08	504.94	488.26	3.22	ppb
Zirconium	91-1	477.27	489.77	511.97	493.00	3.57	ppb

Reviewed By:Mohan
On:12/25/2024 3:49:22 AM
Inst Id :P7

LB Number :	LB134068	Operator :	Jaswal
Lab Sample ID :	CCB047	Instrumnet Name :	P7
Client Sample ID :	CCB047	Dilution Factor :	1
Date & Time Acquired :	2024-12-23 17:34:55	DataFile Name :	100SMPL.d

Parameter	Mass	ConRep1	ConRep2	ConRep3	Avg. Conc.	ConcRSD	Units
Aluminium	27-2	1.63	1.12	0.96	1.24	28.53	ppb
Antimony	121-1	0.27	0.21	0.17	0.22	23.14	ppb
Arsenic	75-2	-0.01	0.00	-0.02	-0.01		ppb
Barium	135-1	0.54	0.22	0.14	0.30	71.03	ppb
Barium	137-1	0.51	0.25	0.14	0.30	63.94	ppb
Beryllium	9-1	0.14	0.09	0.07	0.10	33.98	ppb
Bismuth	209-1				108		%
Bismuth	209-2				105		%
Bromine	81-1						cps
Bromine	81-2						cps
Cadmium	108-1	0.20	0.14	0.00	0.11	89.98	ppb
Cadmium	106-1	-1.48	-1.91	-2.05	-1.81		ppb
Cadmium	111-1	0.03	-0.09	-0.11	-0.06		ppb
Calcium	43-1	54.03	26.41	17.94	32.79	57.55	ppb
Calcium	44-1	50.19	23.30	12.33	28.61	68.11	ppb
Carbon	12-1						cps
Carbon	12-2						cps
Chlorine	35-1						cps
Chlorine	35-2						cps
Chromium	52-2	-0.02	-0.02	0.00	-0.01		ppb
Cobalt	59-2	0.02	0.01	0.00	0.01	77.35	ppb
Copper	63-2	1.07	0.98	1.06	1.04	4.71	ppb
Dysprosium	156-1						cps
Dysprosium	156-2						cps
Erbium	164-1						cps
Erbium	164-2						cps
Gadolinium	160-1						cps
Gadolinium	160-2						cps
Holmium	165-1				98		%
Holmium	165-2				99		%
Indium	115-1				93		%
Indium	115-2				90		%
Iron	56-2	5.41	4.64	4.00	4.68	15.07	ppb
Iron	57-2	3.74	5.50	3.76	4.33	23.26	ppb
Iron	54-2	6.62	5.35	7.69	6.55	17.89	ppb
Krypton	83-1						cps

Reviewed By:Mohan
On:12/25/2024 3:49:22 AM
Inst Id :P7

LB Number :	LB134068	Operator :	Jaswal
Lab Sample ID :	CCB047	Instrumnet Name :	P7
Client Sample ID :	CCB047	Dilution Factor :	1
Date & Time Acquired :	2024-12-23 17:34:55	DataFile Name :	100SMPL.d

Parameter	Mass	ConRep1	ConRep2	ConRep3	Avg. Conc.	ConcRSD	Units
Lead	206-1	0.60	0.31	0.22	0.38	51.63	ppb
Lead	207-1	0.52	0.32	0.20	0.35	46.49	ppb
Lead	208-1	0.55	0.31	0.22	0.36	48.07	ppb
Lithium	6-1				99		%
Magnesium	24-2	6.40	5.65	4.45	5.50	17.81	ppb
Manganese	55-2	0.20	0.20	0.18	0.20	6.17	ppb
Molybdenum	94-1	1.04	0.57	0.37	0.66	52.21	ppb
Molybdenum	95-1	1.04	0.59	0.35	0.66	52.63	ppb
Molybdenum	96-1	1.55	0.55	0.35	0.82	78.57	ppb
Molybdenum	97-1	1.66	0.58	0.32	0.85	83.29	ppb
Molybdenum	98-1	1.61	0.55	0.36	0.84	80.65	ppb
Neodymium	150-1						cps
Neodymium	150-2						cps
Nickel	60-2	-0.03	0.01	0.02	0.00	1879.15	ppb
Phosphorus	31-2	-16.51	-14.70	-19.33	-16.85		ppb
Potassium	39-2	12.47	11.43	11.13	11.67	6.01	ppb
Rhodium	103-1				92		%
Rhodium	103-2				91		%
Scandium	45-1				88		%
Scandium	45-2				82		%
Selenium	82-1	0.00	-0.38	-0.37	-0.25		ppb
Selenium	77-2	-0.16	0.03	-0.16	-0.10		ppb
Selenium	78-2	-2.65	-0.87	-1.57	-1.70		ppb
Silicon	28-1	-16.11	-16.40	-15.24	-15.92		ppb
Silver	107-1	0.17	0.08	0.05	0.10	64.07	ppb
Silver	109-1	0.15	0.06	0.05	0.09	60.83	ppb
Sodium	23-2	21.40	19.66	19.13	20.06	5.93	ppb
Strontium	86-1	2.17	1.07	0.47	1.24	69.32	ppb
Strontium	88-1	2.33	1.26	0.72	1.44	57.12	ppb
Sulfur	34-1	-179.61	-163.23	-111.96	-151.60		ppb
Terbium	159-1				98		%
Terbium	159-2				97		%
Thallium	203-1	0.12	0.08	0.05	0.09	39.29	ppb
Thallium	205-1	0.12	0.08	0.06	0.09	35.50	ppb
Tin	118-1	0.13	0.08	0.03	0.08	60.78	ppb
Titanium	47-1	0.87	0.50	0.29	0.55	53.62	ppb

Reviewed By:Mohan
On:12/25/2024 3:49:22 AM
Inst Id :P7

LB Number :	LB134068	Operator :	Jaswal
Lab Sample ID :	CCB047	Instrumnet Name :	P7
Client Sample ID :	CCB047	Dilution Factor :	1
Date & Time Acquired :	2024-12-23 17:34:55	DataFile Name :	100SMPL.d

Parameter	Mass	ConRep1	ConRep2	ConRep3	Avg. Conc.	ConcRSD	Units
Uranium	238-1	0.08	0.05	0.02	0.05	53.78	ppb
Vanadium	51-2	0.00	0.01	0.01	0.01	41.25	ppb
Yttrium	89-1				91		%
Yttrium	89-2				88		%
Zinc	66-2	0.45	0.48	0.42	0.45	6.75	ppb
Zirconium	90-1	0.12	0.08	0.05	0.08	42.14	ppb
Zirconium	91-1	0.13	0.09	0.05	0.09	42.18	ppb

Reviewed By:Mohan
On:12/25/2024 3:49:22 AM
Inst Id :P7

LB Number :	LB134068	Operator :	Jaswal
Lab Sample ID :	PB165801BL	Instrumnet Name :	P7
Client Sample ID :	PBS801	Dilution Factor :	1
Date & Time Acquired :	2024-12-23 18:28:21	DataFile Name :	101CCBE.d

Parameter	Mass	ConRep1	ConRep2	ConRep3	Avg. Conc.	ConcRSD	Units
Aluminium	27-2	0.45	0.49	0.43	0.46	6.79	ppb
Antimony	121-1	0.01	0.01	0.01	0.01	19.30	ppb
Arsenic	75-2	-0.01	-0.01	-0.02	-0.01		ppb
Barium	135-1	0.00	0.00	0.00	0.00		ppb
Barium	137-1	0.00	0.00	0.01	0.00	199.04	ppb
Beryllium	9-1	-0.02	0.00	0.02	0.00	2674.47	ppb
Bismuth	209-1				105		%
Bismuth	209-2				107		%
Bromine	81-1						cps
Bromine	81-2						cps
Cadmium	108-1	0.06	0.00	-0.03	0.01	483.91	ppb
Cadmium	106-1	-2.01	-1.61	-2.28	-1.97		ppb
Cadmium	111-1	-0.14	-0.12	-0.16	-0.14		ppb
Calcium	43-1	3.08	2.07	1.93	2.36	26.66	ppb
Calcium	44-1	-4.43	-4.32	-4.89	-4.55		ppb
Carbon	12-1						cps
Carbon	12-2						cps
Chlorine	35-1						cps
Chlorine	35-2						cps
Chromium	52-2	-0.03	-0.02	-0.03	-0.03		ppb
Cobalt	59-2	0.00	-0.01	0.00	0.00		ppb
Copper	63-2	0.50	0.53	0.56	0.53	5.33	ppb
Dysprosium	156-1						cps
Dysprosium	156-2						cps
Erbium	164-1						cps
Erbium	164-2						cps
Gadolinium	160-1						cps
Gadolinium	160-2						cps
Holmium	165-1				102		%
Holmium	165-2				103		%
Indium	115-1				103		%
Indium	115-2				100		%
Iron	56-2	0.47	0.45	0.47	0.46	3.11	ppb
Iron	57-2	0.91	0.35	1.37	0.88	58.69	ppb
Iron	54-2	1.13	1.22	1.72	1.36	23.40	ppb
Krypton	83-1						cps

Reviewed By:Mohan
On:12/25/2024 3:49:22 AM
Inst Id :P7

LB Number :	LB134068	Operator :	Jaswal
Lab Sample ID :	PB165801BL	Instrumnet Name :	P7
Client Sample ID :	PBS801	Dilution Factor :	1
Date & Time Acquired :	2024-12-23 18:28:21	DataFile Name :	101CCBE.d

Parameter	Mass	ConRep1	ConRep2	ConRep3	Avg. Conc.	ConcRSD	Units
Lead	206-1	0.01	0.01	0.01	0.01	30.95	ppb
Lead	207-1	0.02	0.02	0.02	0.02	5.41	ppb
Lead	208-1	0.02	0.01	0.01	0.01	8.02	ppb
Lithium	6-1				95		%
Magnesium	24-2	0.48	0.50	0.40	0.46	11.42	ppb
Manganese	55-2	0.01	0.02	0.02	0.02	37.34	ppb
Molybdenum	94-1	0.01	-0.01	0.00	0.00	298.52	ppb
Molybdenum	95-1	0.00	0.00	0.00	0.00	82.20	ppb
Molybdenum	96-1	0.00	0.00	0.00	0.00		ppb
Molybdenum	97-1	0.00	0.00	0.01	0.00	102.27	ppb
Molybdenum	98-1	0.00	0.01	0.00	0.01	73.75	ppb
Neodymium	150-1						cps
Neodymium	150-2						cps
Nickel	60-2	-0.03	-0.03	-0.05	-0.04		ppb
Phosphorus	31-2	-17.01	-18.45	-16.21	-17.22		ppb
Potassium	39-2	0.11	1.28	1.29	0.89	75.47	ppb
Rhodium	103-1				104		%
Rhodium	103-2				102		%
Scandium	45-1				102		%
Scandium	45-2				98		%
Selenium	82-1	0.08	-0.47	-0.23	-0.21		ppb
Selenium	77-2	-0.16	-0.16	-0.16	-0.16		ppb
Selenium	78-2	0.72	-0.33	-0.11	0.09	603.34	ppb
Silicon	28-1	-8.59	-8.40	-9.10	-8.70		ppb
Silver	107-1	0.00	0.00	0.00	0.00		ppb
Silver	109-1	0.00	0.00	0.00	0.00		ppb
Sodium	23-2	-2.71	-3.15	-2.43	-2.77		ppb
Strontium	86-1	-0.35	-0.32	0.10	-0.19		ppb
Strontium	88-1	0.01	0.02	-0.02	0.01	301.93	ppb
Sulfur	34-1	41.44	86.72	-25.37	34.26	164.58	ppb
Terbium	159-1				101		%
Terbium	159-2				102		%
Thallium	203-1	0.00	0.00	0.00	0.00		ppb
Thallium	205-1	0.00	0.00	0.00	0.00		ppb
Tin	118-1	0.00	0.00	-0.01	0.00		ppb
Titanium	47-1	0.02	0.02	0.03	0.02	21.01	ppb

Reviewed By:Mohan
On:12/25/2024 3:49:22 AM
Inst Id :P7

LB Number :	LB134068	Operator :	Jaswal
Lab Sample ID :	PB165801BL	Instrumnet Name :	P7
Client Sample ID :	PBS801	Dilution Factor :	1
Date & Time Acquired :	2024-12-23 18:28:21	DataFile Name :	101CCBE.d

Parameter	Mass	ConRep1	ConRep2	ConRep3	Avg. Conc.	ConcRSD	Units
Uranium	238-1	0.00	0.00	0.00	0.00	129.41	ppb
Vanadium	51-2	0.00	0.00	0.00	0.00	68.22	ppb
Yttrium	89-1				103		%
Yttrium	89-2				99		%
Zinc	66-2	0.12	0.18	0.14	0.14	21.58	ppb
Zirconium	90-1	0.00	0.00	0.00	0.00	87.90	ppb
Zirconium	91-1	0.00	0.01	0.00	0.00	174.61	ppb

Reviewed By:Mohan
On:12/25/2024 3:49:22 AM
Inst Id :P7

LB Number :	LB134068	Operator :	Jaswal
Lab Sample ID :	PB165801BS	Instrumnet Name :	P7
Client Sample ID :	LCS801	Dilution Factor :	1
Date & Time Acquired :	2024-12-23 18:36:20	DataFile Name :	103LCSE.d

Parameter	Mass	ConRep1	ConRep2	ConRep3	Avg. Conc.	ConcRSD	Units
Aluminium	27-2	34.30	34.01	34.42	34.24	0.63	ppb
Antimony	121-1	3.57	3.56	3.58	3.57	0.41	ppb
Arsenic	75-2	1.85	2.03	2.05	1.98	5.60	ppb
Barium	135-1	17.31	16.88	17.07	17.09	1.25	ppb
Barium	137-1	17.23	17.54	17.75	17.51	1.51	ppb
Beryllium	9-1	2.10	2.03	2.09	2.07	1.69	ppb
Bismuth	209-1				106		%
Bismuth	209-2				105		%
Bromine	81-1						cps
Bromine	81-2						cps
Cadmium	108-1	1.81	1.91	1.97	1.90	4.15	ppb
Cadmium	106-1	0.16	0.25	0.06	0.16	58.56	ppb
Cadmium	111-1	1.74	1.71	1.80	1.75	2.48	ppb
Calcium	43-1	922.06	943.21	946.49	937.26	1.41	ppb
Calcium	44-1	933.72	929.57	943.68	935.66	0.78	ppb
Carbon	12-1						cps
Carbon	12-2						cps
Chlorine	35-1						cps
Chlorine	35-2						cps
Chromium	52-2	3.43	3.48	3.52	3.48	1.34	ppb
Cobalt	59-2	1.81	1.84	1.79	1.82	1.42	ppb
Copper	63-2	4.51	4.55	4.60	4.56	0.98	ppb
Dysprosium	156-1						cps
Dysprosium	156-2						cps
Erbium	164-1						cps
Erbium	164-2						cps
Gadolinium	160-1						cps
Gadolinium	160-2						cps
Holmium	165-1				103		%
Holmium	165-2				103		%
Indium	115-1				101		%
Indium	115-2				100		%
Iron	56-2	367.86	373.15	369.76	370.26	0.72	ppb
Iron	57-2	371.11	376.82	376.29	374.74	0.84	ppb
Iron	54-2	371.88	386.03	379.79	379.23	1.87	ppb
Krypton	83-1						cps

Reviewed By:Mohan
On:12/25/2024 3:49:22 AM
Inst Id :P7

LB Number :	LB134068	Operator :	Jaswal
Lab Sample ID :	PB165801BS	Instrumnet Name :	P7
Client Sample ID :	LCS801	Dilution Factor :	1
Date & Time Acquired :	2024-12-23 18:36:20	DataFile Name :	103LCSE.d

Parameter	Mass	ConRep1	ConRep2	ConRep3	Avg. Conc.	ConcRSD	Units
Lead	206-1	1.64	1.62	1.67	1.64	1.45	ppb
Lead	207-1	1.57	1.58	1.58	1.58	0.34	ppb
Lead	208-1	1.58	1.59	1.64	1.60	1.96	ppb
Lithium	6-1				94		%
Magnesium	24-2	808.99	812.23	815.68	812.30	0.41	ppb
Manganese	55-2	1.79	1.89	1.81	1.83	2.93	ppb
Molybdenum	94-1	10.16	10.10	10.18	10.15	0.42	ppb
Molybdenum	95-1	8.51	8.55	8.54	8.53	0.20	ppb
Molybdenum	96-1	8.71	8.78	8.76	8.75	0.42	ppb
Molybdenum	97-1	8.49	8.89	8.55	8.64	2.45	ppb
Molybdenum	98-1	8.42	8.79	8.60	8.60	2.16	ppb
Neodymium	150-1						cps
Neodymium	150-2						cps
Nickel	60-2	1.78	1.87	1.71	1.79	4.53	ppb
Phosphorus	31-2	26.28	25.46	30.03	27.26	8.95	ppb
Potassium	39-2	907.43	923.78	926.75	919.32	1.13	ppb
Rhodium	103-1				103		%
Rhodium	103-2				101		%
Scandium	45-1				103		%
Scandium	45-2				99		%
Selenium	82-1	8.95	9.32	8.86	9.04	2.74	ppb
Selenium	77-2	8.52	9.26	10.50	9.42	10.61	ppb
Selenium	78-2	7.89	9.94	8.31	8.71	12.43	ppb
Silicon	28-1	0.23	-1.07	0.06	-0.26		ppb
Silver	107-1	1.83	1.94	1.99	1.92	4.25	ppb
Silver	109-1	1.81	1.89	1.89	1.86	2.30	ppb
Sodium	23-2	832.34	845.03	841.85	839.74	0.79	ppb
Strontium	86-1	42.76	42.72	42.70	42.72	0.07	ppb
Strontium	88-1	42.69	43.84	43.89	43.47	1.56	ppb
Sulfur	34-1	170.06	95.17	172.93	146.05	30.19	ppb
Terbium	159-1				103		%
Terbium	159-2				101		%
Thallium	203-1	1.59	1.53	1.60	1.57	2.46	ppb
Thallium	205-1	1.56	1.56	1.59	1.57	1.34	ppb
Tin	118-1	8.93	8.88	9.20	9.00	1.90	ppb
Titanium	47-1	2.08	2.08	2.03	2.06	1.48	ppb

Reviewed By:Mohan
On:12/25/2024 3:49:22 AM
Inst Id :P7

LB Number :	LB134068	Operator :	Jaswal
Lab Sample ID :	PB165801BS	Instrumnet Name :	P7
Client Sample ID :	LCS801	Dilution Factor :	1
Date & Time Acquired :	2024-12-23 18:36:20	DataFile Name :	103LCSE.d

Parameter	Mass	ConRep1	ConRep2	ConRep3	Avg. Conc.	ConcRSD	Units
Uranium	238-1	1.39	1.38	1.39	1.38	0.38	ppb
Vanadium	51-2	8.97	9.04	9.08	9.03	0.61	ppb
Yttrium	89-1				102		%
Yttrium	89-2				99		%
Zinc	66-2	8.57	9.27	9.17	9.00	4.15	ppb
Zirconium	90-1	1.66	1.72	1.71	1.70	1.93	ppb
Zirconium	91-1	1.73	1.71	1.72	1.72	0.55	ppb

Reviewed By:Mohan
On:12/25/2024 3:49:22 AM
Inst Id :P7

LB Number :	LB134068	Operator :	Jaswal
Lab Sample ID :	P5335-01	Instrumnet Name :	P7
Client Sample ID :	ME2904	Dilution Factor :	1
Date & Time Acquired :	2024-12-23 18:46:14	DataFile Name :	105SMPL.d

Parameter	Mass	ConRep1	ConRep2	ConRep3	Avg. Conc.	ConcRSD	Units
Aluminium	27-2	3331.00	3339.56	3354.30	3341.62	0.35	ppb
Antimony	121-1	0.35	0.34	0.36	0.35	2.63	ppb
Arsenic	75-2	8.92	8.72	8.89	8.85	1.23	ppb
Barium	135-1	26.36	27.22	27.25	26.95	1.88	ppb
Barium	137-1	26.96	27.39	27.20	27.18	0.79	ppb
Beryllium	9-1	0.31	0.28	0.29	0.29	5.96	ppb
Bismuth	209-1				107		%
Bismuth	209-2				105		%
Bromine	81-1						cps
Bromine	81-2						cps
Cadmium	108-1	0.48	0.70	0.85	0.68	27.07	ppb
Cadmium	106-1	-1.73	-0.98	-1.28	-1.33		ppb
Cadmium	111-1	0.37	0.42	0.38	0.39	5.90	ppb
Calcium	43-1	113961.30	117538.98	114761.97	115420.75	1.63	ppb
Calcium	44-1	114794.21	116338.65	113802.77	114978.54	1.11	ppb
Carbon	12-1						cps
Carbon	12-2						cps
Chlorine	35-1						cps
Chlorine	35-2						cps
Chromium	52-2	49.17	49.56	50.34	49.69	1.20	ppb
Cobalt	59-2	6.09	6.12	6.18	6.13	0.82	ppb
Copper	63-2	16.96	17.21	17.31	17.16	1.07	ppb
Dysprosium	156-1						cps
Dysprosium	156-2						cps
Erbium	164-1						cps
Erbium	164-2						cps
Gadolinium	160-1						cps
Gadolinium	160-2						cps
Holmium	165-1				106		%
Holmium	165-2				104		%
Indium	115-1				102		%
Indium	115-2				97		%
Iron	56-2	16211.10	16321.48	16137.73	16223.44	0.57	ppb
Iron	57-2	16740.31	16783.81	16861.89	16795.34	0.37	ppb
Iron	54-2	16399.36	16268.09	16420.17	16362.54	0.50	ppb
Krypton	83-1						cps

Reviewed By:Mohan
On:12/25/2024 3:49:22 AM
Inst Id :P7

LB Number :	LB134068	Operator :	Jaswal
Lab Sample ID :	P5335-01	Instrumnet Name :	P7
Client Sample ID :	ME2904	Dilution Factor :	1
Date & Time Acquired :	2024-12-23 18:46:14	DataFile Name :	105SMPL.d

Parameter	Mass	ConRep1	ConRep2	ConRep3	Avg. Conc.	ConcRSD	Units
Lead	206-1	25.24	25.29	25.40	25.31	0.33	ppb
Lead	207-1	22.86	23.11	23.15	23.04	0.69	ppb
Lead	208-1	23.59	23.74	23.86	23.73	0.58	ppb
Lithium	6-1				100		%
Magnesium	24-2	23767.20	24011.23	24219.20	23999.21	0.94	ppb
Manganese	55-2	513.72	513.19	531.03	519.31	1.95	ppb
Molybdenum	94-1	3.66	3.83	3.85	3.78	2.71	ppb
Molybdenum	95-1	2.01	2.02	2.07	2.03	1.48	ppb
Molybdenum	96-1	2.22	2.34	2.37	2.31	3.51	ppb
Molybdenum	97-1	1.96	2.05	1.97	1.99	2.34	ppb
Molybdenum	98-1	1.96	2.03	2.09	2.03	3.09	ppb
Neodymium	150-1						cps
Neodymium	150-2						cps
Nickel	60-2	32.44	33.09	32.79	32.77	0.98	ppb
Phosphorus	31-2	594.76	588.00	611.37	598.04	2.01	ppb
Potassium	39-2	730.45	742.43	747.25	740.04	1.17	ppb
Rhodium	103-1				102		%
Rhodium	103-2				98		%
Scandium	45-1				103		%
Scandium	45-2				95		%
Selenium	82-1	0.64	0.38	0.55	0.52	25.31	ppb
Selenium	77-2	4.38	3.77	4.76	4.31	11.60	ppb
Selenium	78-2	0.40	-0.78	0.21	-0.06		ppb
Silicon	28-1	744.91	765.53	740.40	750.28	1.79	ppb
Silver	107-1	0.13	0.11	0.09	0.11	17.72	ppb
Silver	109-1	0.12	0.10	0.09	0.10	14.12	ppb
Sodium	23-2	131.58	135.71	136.73	134.67	2.02	ppb
Strontium	86-1	2532.85	2619.19	2632.41	2594.82	2.08	ppb
Strontium	88-1	2670.47	2684.77	2714.44	2689.89	0.83	ppb
Sulfur	34-1	399.67	556.22	460.57	472.15	16.71	ppb
Terbium	159-1				105		%
Terbium	159-2				102		%
Thallium	203-1	0.20	0.20	0.17	0.19	7.13	ppb
Thallium	205-1	0.22	0.19	0.17	0.19	12.28	ppb
Tin	118-1	0.68	0.66	0.65	0.66	2.12	ppb
Titanium	47-1	81.98	85.55	83.21	83.58	2.16	ppb

Reviewed By:Mohan
On:12/25/2024 3:49:22 AM
Inst Id :P7

LB Number :	LB134068	Operator :	Jaswal
Lab Sample ID :	P5335-01	Instrumnet Name :	P7
Client Sample ID :	ME2904	Dilution Factor :	1
Date & Time Acquired :	2024-12-23 18:46:14	DataFile Name :	105SMPL.d

Parameter	Mass	ConRep1	ConRep2	ConRep3	Avg. Conc.	ConcRSD	Units
Uranium	238-1	0.65	0.66	0.65	0.65	0.75	ppb
Vanadium	51-2	14.45	14.70	14.63	14.59	0.88	ppb
Yttrium	89-1				106		%
Yttrium	89-2				100		%
Zinc	66-2	138.01	138.73	140.78	139.18	1.03	ppb
Zirconium	90-1	1.18	1.22	1.25	1.21	2.72	ppb
Zirconium	91-1	1.19	1.23	1.21	1.21	1.62	ppb

Reviewed By:Mohan
On:12/25/2024 3:49:22 AM
Inst Id :P7

LB Number :	LB134068	Operator :	Jaswal
Lab Sample ID :	P5335-02	Instrumnet Name :	P7
Client Sample ID :	ME2905	Dilution Factor :	1
Date & Time Acquired :	2024-12-23 18:49:26	DataFile Name :	106SMPL.d

Parameter	Mass	ConRep1	ConRep2	ConRep3	Avg. Conc.	ConcRSD	Units
Aluminium	27-2	4271.91	4291.26	4265.64	4276.27	0.31	ppb
Antimony	121-1	0.39	0.40	0.38	0.39	2.37	ppb
Arsenic	75-2	9.39	9.47	9.35	9.40	0.62	ppb
Barium	135-1	33.49	34.02	33.95	33.82	0.85	ppb
Barium	137-1	34.53	34.55	34.28	34.45	0.44	ppb
Beryllium	9-1	0.42	0.43	0.39	0.41	5.77	ppb
Bismuth	209-1				110		%
Bismuth	209-2				105		%
Bromine	81-1						cps
Bromine	81-2						cps
Cadmium	108-1	0.78	1.04	0.90	0.91	14.17	ppb
Cadmium	106-1	0.42	-0.83	-0.10	-0.17		ppb
Cadmium	111-1	0.64	0.59	0.64	0.62	5.16	ppb
Calcium	43-1	122123.73	121661.69	121162.76	121649.39	0.40	ppb
Calcium	44-1	121879.10	122530.04	120727.49	121712.21	0.75	ppb
Carbon	12-1						cps
Carbon	12-2						cps
Chlorine	35-1						cps
Chlorine	35-2						cps
Chromium	52-2	19.76	19.66	19.93	19.79	0.69	ppb
Cobalt	59-2	7.04	7.06	7.02	7.04	0.30	ppb
Copper	63-2	21.55	21.25	21.45	21.42	0.72	ppb
Dysprosium	156-1						cps
Dysprosium	156-2						cps
Erbium	164-1						cps
Erbium	164-2						cps
Gadolinium	160-1						cps
Gadolinium	160-2						cps
Holmium	165-1				106		%
Holmium	165-2				103		%
Indium	115-1				100		%
Indium	115-2				95		%
Iron	56-2	19444.49	19616.24	19549.55	19536.76	0.44	ppb
Iron	57-2	20102.77	20077.90	19841.38	20007.35	0.72	ppb
Iron	54-2	19448.74	19787.31	19718.35	19651.46	0.91	ppb
Krypton	83-1						cps

Reviewed By:Mohan
On:12/25/2024 3:49:22 AM
Inst Id :P7

LB Number :	LB134068	Operator :	Jaswal
Lab Sample ID :	P5335-02	Instrumnet Name :	P7
Client Sample ID :	ME2905	Dilution Factor :	1
Date & Time Acquired :	2024-12-23 18:49:26	DataFile Name :	106SMPL.d

Parameter	Mass	ConRep1	ConRep2	ConRep3	Avg. Conc.	ConcRSD	Units
Lead	206-1	30.16	30.56	30.62	30.45	0.81	ppb
Lead	207-1	27.82	27.81	27.72	27.78	0.20	ppb
Lead	208-1	28.37	28.73	28.76	28.62	0.75	ppb
Lithium	6-1				103		%
Magnesium	24-2	23989.02	23881.06	24142.69	24004.26	0.55	ppb
Manganese	55-2	673.05	670.48	669.07	670.87	0.30	ppb
Molybdenum	94-1	4.60	4.53	4.49	4.54	1.32	ppb
Molybdenum	95-1	2.31	2.35	2.33	2.33	0.93	ppb
Molybdenum	96-1	2.68	2.70	2.78	2.72	1.85	ppb
Molybdenum	97-1	2.39	2.30	2.35	2.35	1.77	ppb
Molybdenum	98-1	2.32	2.34	2.36	2.34	0.87	ppb
Neodymium	150-1						cps
Neodymium	150-2						cps
Nickel	60-2	19.24	19.29	19.14	19.23	0.40	ppb
Phosphorus	31-2	664.34	661.47	674.14	666.65	1.00	ppb
Potassium	39-2	995.36	998.03	1000.48	997.96	0.26	ppb
Rhodium	103-1				99		%
Rhodium	103-2				96		%
Scandium	45-1				100		%
Scandium	45-2				92		%
Selenium	82-1	0.68	0.66	0.27	0.54	43.29	ppb
Selenium	77-2	4.62	5.09	5.45	5.05	8.20	ppb
Selenium	78-2	0.34	-0.60	0.83	0.19	379.48	ppb
Silicon	28-1	980.44	978.60	983.76	980.93	0.27	ppb
Silver	107-1	0.09	0.10	0.09	0.09	3.38	ppb
Silver	109-1	0.10	0.10	0.09	0.09	4.62	ppb
Sodium	23-2	150.39	151.01	153.38	151.59	1.04	ppb
Strontium	86-1	2487.02	2549.17	2525.59	2520.59	1.24	ppb
Strontium	88-1	2568.11	2637.06	2640.80	2615.32	1.57	ppb
Sulfur	34-1	668.90	661.59	610.72	647.07	4.90	ppb
Terbium	159-1				106		%
Terbium	159-2				102		%
Thallium	203-1	0.16	0.17	0.17	0.17	2.76	ppb
Thallium	205-1	0.16	0.17	0.17	0.17	2.34	ppb
Tin	118-1	0.75	0.77	0.75	0.76	1.78	ppb
Titanium	47-1	107.18	112.66	106.42	108.75	3.13	ppb

Reviewed By:Mohan
On:12/25/2024 3:49:22 AM
Inst Id :P7

LB Number :	LB134068	Operator :	Jaswal
Lab Sample ID :	P5335-02	Instrumnet Name :	P7
Client Sample ID :	ME2905	Dilution Factor :	1
Date & Time Acquired :	2024-12-23 18:49:26	DataFile Name :	106SMPL.d

Parameter	Mass	ConRep1	ConRep2	ConRep3	Avg. Conc.	ConcRSD	Units
Uranium	238-1	0.77	0.77	0.79	0.78	1.75	ppb
Vanadium	51-2	18.56	18.37	18.66	18.53	0.78	ppb
Yttrium	89-1				104		%
Yttrium	89-2				99		%
Zinc	66-2	167.78	165.90	166.37	166.68	0.59	ppb
Zirconium	90-1	1.39	1.42	1.42	1.41	0.91	ppb
Zirconium	91-1	1.37	1.49	1.49	1.45	4.76	ppb

Reviewed By:Mohan
On:12/25/2024 3:49:22 AM
Inst Id :P7

LB Number :	LB134068	Operator :	Jaswal
Lab Sample ID :	P5335-03	Instrumnet Name :	P7
Client Sample ID :	ME2906	Dilution Factor :	1
Date & Time Acquired :	2024-12-23 18:52:35	DataFile Name :	107SMPL.d

Parameter	Mass	ConRep1	ConRep2	ConRep3	Avg. Conc.	ConcRSD	Units
Aluminium	27-2	8840.14	8719.20	8636.37	8731.90	1.17	ppb
Antimony	121-1	4.34	4.37	4.32	4.34	0.55	ppb
Arsenic	75-2	22.15	22.53	21.82	22.17	1.62	ppb
Barium	135-1	193.10	192.98	189.69	191.92	1.01	ppb
Barium	137-1	196.21	197.97	194.74	196.31	0.82	ppb
Beryllium	9-1	1.54	1.60	1.43	1.52	5.41	ppb
Bismuth	209-1				113		%
Bismuth	209-2				109		%
Bromine	81-1						cps
Bromine	81-2						cps
Cadmium	108-1	9.02	9.73	9.81	9.52	4.55	ppb
Cadmium	106-1	9.15	8.62	8.93	8.90	2.98	ppb
Cadmium	111-1	8.37	8.43	8.28	8.36	0.90	ppb
Calcium	43-1	112183.79	115889.44	114291.95	114121.73	1.63	ppb
Calcium	44-1	110758.63	115429.58	113755.99	113314.74	2.09	ppb
Carbon	12-1						cps
Carbon	12-2						cps
Chlorine	35-1						cps
Chlorine	35-2						cps
Chromium	52-2	763.00	760.65	761.30	761.65	0.16	ppb
Cobalt	59-2	17.34	17.28	17.34	17.32	0.20	ppb
Copper	63-2	111.96	112.23	112.06	112.08	0.12	ppb
Dysprosium	156-1						cps
Dysprosium	156-2						cps
Erbium	164-1						cps
Erbium	164-2						cps
Gadolinium	160-1						cps
Gadolinium	160-2						cps
Holmium	165-1				107		%
Holmium	165-2				105		%
Indium	115-1				101		%
Indium	115-2				95		%
Iron	56-2	293453.32	293965.88	290396.94	292605.38	0.66	ppb
Iron	57-2	291893.98	291981.91	292649.14	292175.01	0.14	ppb
Iron	54-2	295569.77	294558.78	296658.50	295595.68	0.36	ppb
Krypton	83-1						cps

Reviewed By:Mohan
On:12/25/2024 3:49:22 AM
Inst Id :P7

LB Number :	LB134068	Operator :	Jaswal
Lab Sample ID :	P5335-03	Instrumnet Name :	P7
Client Sample ID :	ME2906	Dilution Factor :	1
Date & Time Acquired :	2024-12-23 18:52:35	DataFile Name :	107SMPL.d

Parameter	Mass	ConRep1	ConRep2	ConRep3	Avg. Conc.	ConcRSD	Units
Lead	206-1	1185.45	1196.51	1197.74	1193.23	0.57	ppb
Lead	207-1	1102.21	1109.98	1129.79	1113.99	1.28	ppb
Lead	208-1	1129.93	1134.23	1150.91	1138.36	0.97	ppb
Lithium	6-1				100		%
Magnesium	24-2	17660.83	17492.94	17441.80	17531.86	0.65	ppb
Manganese	55-2	12005.01	12005.93	11879.19	11963.38	0.61	ppb
Molybdenum	94-1	24.90	25.44	25.10	25.15	1.07	ppb
Molybdenum	95-1	17.52	17.77	17.78	17.69	0.82	ppb
Molybdenum	96-1	20.34	20.73	20.65	20.57	0.99	ppb
Molybdenum	97-1	17.55	17.73	17.79	17.69	0.69	ppb
Molybdenum	98-1	17.53	17.71	17.69	17.64	0.58	ppb
Neodymium	150-1						cps
Neodymium	150-2						cps
Nickel	60-2	430.90	433.77	432.23	432.30	0.33	ppb
Phosphorus	31-2	1166.00	1100.58	1113.60	1126.73	3.07	ppb
Potassium	39-2	1483.31	1479.61	1470.05	1477.66	0.46	ppb
Rhodium	103-1				99		%
Rhodium	103-2				96		%
Scandium	45-1				98		%
Scandium	45-2				93		%
Selenium	82-1	0.70	0.95	0.91	0.85	15.97	ppb
Selenium	77-2	3.50	3.06	4.51	3.69	20.13	ppb
Selenium	78-2	1.45	-0.41	0.33	0.46	203.93	ppb
Silicon	28-1	1777.39	1833.11	1813.42	1807.97	1.56	ppb
Silver	107-1	5.02	5.05	5.00	5.02	0.54	ppb
Silver	109-1	4.94	5.03	4.98	4.99	0.90	ppb
Sodium	23-2	470.68	476.46	474.71	473.95	0.63	ppb
Strontium	86-1	3048.48	3124.13	3101.31	3091.31	1.26	ppb
Strontium	88-1	3136.09	3186.08	3225.82	3182.66	1.41	ppb
Sulfur	34-1	1000.14	1148.33	1154.22	1100.90	7.93	ppb
Terbium	159-1				107		%
Terbium	159-2				103		%
Thallium	203-1	1.64	1.60	1.71	1.65	3.32	ppb
Thallium	205-1	1.62	1.65	1.65	1.64	0.80	ppb
Tin	118-1	15.44	15.54	15.11	15.36	1.47	ppb
Titanium	47-1	480.51	494.06	493.19	489.25	1.55	ppb

Reviewed By:Mohan
On:12/25/2024 3:49:22 AM
Inst Id :P7

LB Number :	LB134068	Operator :	Jaswal
Lab Sample ID :	P5335-03	Instrumnet Name :	P7
Client Sample ID :	ME2906	Dilution Factor :	1
Date & Time Acquired :	2024-12-23 18:52:35	DataFile Name :	107SMPL.d

Parameter	Mass	ConRep1	ConRep2	ConRep3	Avg. Conc.	ConcRSD	Units
Uranium	238-1	0.83	0.83	0.86	0.84	1.84	ppb
Vanadium	51-2	82.04	83.00	81.91	82.32	0.73	ppb
Yttrium	89-1				104		%
Yttrium	89-2				98		%
Zinc	66-2	3722.22	3694.44	3726.06	3714.24	0.46	ppb
Zirconium	90-1	5.64	5.79	5.83	5.75	1.66	ppb
Zirconium	91-1	5.75	5.97	5.87	5.86	1.87	ppb

Reviewed By:Mohan
On:12/25/2024 3:49:22 AM
Inst Id :P7

LB Number :	LB134068	Operator :	Jaswal
Lab Sample ID :	P5335-04	Instrumnet Name :	P7
Client Sample ID :	ME2907	Dilution Factor :	1
Date & Time Acquired :	2024-12-23 18:55:40	DataFile Name :	108SMPL.d

Parameter	Mass	ConRep1	ConRep2	ConRep3	Avg. Conc.	ConcRSD	Units
Aluminium	27-2	13898.29	13953.54	14049.64	13967.15	0.55	ppb
Antimony	121-1	1.09	1.15	1.16	1.13	3.23	ppb
Arsenic	75-2	17.47	17.19	17.96	17.54	2.22	ppb
Barium	135-1	154.85	158.32	156.39	156.52	1.11	ppb
Barium	137-1	157.38	160.74	159.17	159.10	1.06	ppb
Beryllium	9-1	1.11	1.02	1.12	1.09	4.91	ppb
Bismuth	209-1				111		%
Bismuth	209-2				106		%
Bromine	81-1						cps
Bromine	81-2						cps
Cadmium	108-1	1.76	1.45	1.45	1.55	11.65	ppb
Cadmium	106-1	0.60	0.46	0.23	0.43	42.87	ppb
Cadmium	111-1	1.21	1.30	1.19	1.24	4.64	ppb
Calcium	43-1	111319.81	113584.36	114568.03	113157.40	1.47	ppb
Calcium	44-1	109784.45	112580.14	113311.90	111892.17	1.66	ppb
Carbon	12-1						cps
Carbon	12-2						cps
Chlorine	35-1						cps
Chlorine	35-2						cps
Chromium	52-2	115.31	116.54	115.83	115.90	0.53	ppb
Cobalt	59-2	19.43	19.78	19.73	19.65	0.96	ppb
Copper	63-2	53.74	54.90	54.35	54.33	1.07	ppb
Dysprosium	156-1						cps
Dysprosium	156-2						cps
Erbium	164-1						cps
Erbium	164-2						cps
Gadolinium	160-1						cps
Gadolinium	160-2						cps
Holmium	165-1				107		%
Holmium	165-2				103		%
Indium	115-1				99		%
Indium	115-2				91		%
Iron	56-2	80160.27	80840.19	80825.32	80608.59	0.48	ppb
Iron	57-2	78850.10	80892.70	81473.01	80405.27	1.71	ppb
Iron	54-2	80325.59	81546.14	80976.12	80949.29	0.75	ppb
Krypton	83-1						cps

Reviewed By:Mohan
On:12/25/2024 3:49:22 AM
Inst Id :P7

LB Number :	LB134068	Operator :	Jaswal
Lab Sample ID :	P5335-04	Instrumnet Name :	P7
Client Sample ID :	ME2907	Dilution Factor :	1
Date & Time Acquired :	2024-12-23 18:55:40	DataFile Name :	108SMPL.d

Parameter	Mass	ConRep1	ConRep2	ConRep3	Avg. Conc.	ConcRSD	Units
Lead	206-1	228.61	236.19	235.86	233.55	1.84	ppb
Lead	207-1	213.05	219.51	221.41	217.99	2.01	ppb
Lead	208-1	219.26	223.87	227.54	223.56	1.85	ppb
Lithium	6-1				105		%
Magnesium	24-2	34945.03	35259.36	35183.24	35129.21	0.47	ppb
Manganese	55-2	3333.53	3370.56	3333.04	3345.71	0.64	ppb
Molybdenum	94-1	7.48	7.87	7.87	7.74	2.92	ppb
Molybdenum	95-1	4.55	4.65	4.70	4.63	1.59	ppb
Molybdenum	96-1	5.36	5.46	5.42	5.41	0.94	ppb
Molybdenum	97-1	4.46	4.64	4.62	4.57	2.19	ppb
Molybdenum	98-1	4.49	4.56	4.61	4.55	1.37	ppb
Neodymium	150-1						cps
Neodymium	150-2						cps
Nickel	60-2	73.56	74.80	74.50	74.28	0.87	ppb
Phosphorus	31-2	1127.41	1144.95	1147.06	1139.81	0.95	ppb
Potassium	39-2	2708.57	2752.56	2745.74	2735.62	0.87	ppb
Rhodium	103-1				97		%
Rhodium	103-2				92		%
Scandium	45-1				96		%
Scandium	45-2				86		%
Selenium	82-1	0.50	0.79	0.38	0.56	37.59	ppb
Selenium	77-2	6.62	9.39	9.21	8.41	18.42	ppb
Selenium	78-2	-0.11	0.52	-0.21	0.07	598.15	ppb
Silicon	28-1	2114.11	2173.21	2136.31	2141.21	1.39	ppb
Silver	107-1	0.71	0.74	0.72	0.72	1.77	ppb
Silver	109-1	0.70	0.71	0.71	0.71	0.56	ppb
Sodium	23-2	269.76	276.51	277.38	274.55	1.52	ppb
Strontium	86-1	2436.69	2496.70	2530.30	2487.90	1.91	ppb
Strontium	88-1	2542.02	2597.47	2619.16	2586.22	1.54	ppb
Sulfur	34-1	1358.66	1470.54	1411.65	1413.62	3.96	ppb
Terbium	159-1				106		%
Terbium	159-2				101		%
Thallium	203-1	0.50	0.52	0.53	0.52	3.30	ppb
Thallium	205-1	0.50	0.51	0.52	0.51	1.95	ppb
Tin	118-1	3.69	3.73	3.81	3.74	1.60	ppb
Titanium	47-1	267.23	274.72	271.41	271.12	1.38	ppb

Reviewed By:Mohan
On:12/25/2024 3:49:22 AM
Inst Id :P7

LB Number :	LB134068	Operator :	Jaswal
Lab Sample ID :	P5335-04	Instrumnet Name :	P7
Client Sample ID :	ME2907	Dilution Factor :	1
Date & Time Acquired :	2024-12-23 18:55:40	DataFile Name :	108SMPL.d

Parameter	Mass	ConRep1	ConRep2	ConRep3	Avg. Conc.	ConcRSD	Units
Uranium	238-1	1.22	1.27	1.28	1.26	2.42	ppb
Vanadium	51-2	52.33	52.67	52.49	52.49	0.32	ppb
Yttrium	89-1				105		%
Yttrium	89-2				96		%
Zinc	66-2	441.41	447.58	448.61	445.86	0.87	ppb
Zirconium	90-1	2.18	2.19	2.23	2.20	1.13	ppb
Zirconium	91-1	2.10	2.21	2.25	2.19	3.38	ppb

Reviewed By:Mohan
On:12/25/2024 3:49:22 AM
Inst Id :P7

LB Number :	LB134068	Operator :	Jaswal
Lab Sample ID :	P5335-05	Instrumnet Name :	P7
Client Sample ID :	ME2908	Dilution Factor :	1
Date & Time Acquired :	2024-12-23 18:58:46	DataFile Name :	109SMPL.d

Parameter	Mass	ConRep1	ConRep2	ConRep3	Avg. Conc.	ConcRSD	Units
Aluminium	27-2	14051.46	14212.33	14150.12	14137.97	0.57	ppb
Antimony	121-1	0.56	0.57	0.59	0.58	2.88	ppb
Arsenic	75-2	16.81	17.31	17.05	17.06	1.44	ppb
Barium	135-1	145.82	148.09	147.53	147.14	0.80	ppb
Barium	137-1	147.92	149.42	150.68	149.34	0.93	ppb
Beryllium	9-1	0.94	0.97	1.00	0.97	3.03	ppb
Bismuth	209-1				112		%
Bismuth	209-2				107		%
Bromine	81-1						cps
Bromine	81-2						cps
Cadmium	108-1	0.83	0.89	1.14	0.95	17.14	ppb
Cadmium	106-1	0.42	0.24	-0.12	0.18	151.27	ppb
Cadmium	111-1	0.61	0.56	0.54	0.57	6.39	ppb
Calcium	43-1	68544.84	68595.86	68602.65	68581.12	0.05	ppb
Calcium	44-1	67672.03	68609.65	68302.19	68194.62	0.70	ppb
Carbon	12-1						cps
Carbon	12-2						cps
Chlorine	35-1						cps
Chlorine	35-2						cps
Chromium	52-2	74.98	74.97	74.87	74.94	0.08	ppb
Cobalt	59-2	20.16	19.92	20.26	20.11	0.87	ppb
Copper	63-2	57.18	58.35	57.13	57.55	1.20	ppb
Dysprosium	156-1						cps
Dysprosium	156-2						cps
Erbium	164-1						cps
Erbium	164-2						cps
Gadolinium	160-1						cps
Gadolinium	160-2						cps
Holmium	165-1				107		%
Holmium	165-2				103		%
Indium	115-1				99		%
Indium	115-2				93		%
Iron	56-2	73252.11	73146.11	73107.55	73168.59	0.10	ppb
Iron	57-2	73248.19	73117.10	72976.66	73113.98	0.19	ppb
Iron	54-2	72706.64	73060.21	73239.14	73002.00	0.37	ppb
Krypton	83-1						cps

Reviewed By:Mohan
On:12/25/2024 3:49:22 AM
Inst Id :P7

LB Number :	LB134068	Operator :	Jaswal
Lab Sample ID :	P5335-05	Instrumnet Name :	P7
Client Sample ID :	ME2908	Dilution Factor :	1
Date & Time Acquired :	2024-12-23 18:58:46	DataFile Name :	109SMPL.d

Parameter	Mass	ConRep1	ConRep2	ConRep3	Avg. Conc.	ConcRSD	Units
Lead	206-1	102.94	105.96	105.62	104.84	1.58	ppb
Lead	207-1	94.45	95.27	95.37	95.03	0.53	ppb
Lead	208-1	101.55	104.24	104.45	103.41	1.56	ppb
Lithium	6-1				106		%
Magnesium	24-2	24325.73	24491.94	24914.40	24577.36	1.23	ppb
Manganese	55-2	1427.95	1442.65	1433.03	1434.54	0.52	ppb
Molybdenum	94-1	10.27	10.52	10.67	10.49	1.89	ppb
Molybdenum	95-1	6.55	6.57	6.67	6.60	1.01	ppb
Molybdenum	96-1	7.31	7.61	7.66	7.52	2.50	ppb
Molybdenum	97-1	6.63	6.53	6.69	6.62	1.26	ppb
Molybdenum	98-1	6.47	6.43	6.77	6.56	2.90	ppb
Neodymium	150-1						cps
Neodymium	150-2						cps
Nickel	60-2	69.24	68.26	68.56	68.69	0.74	ppb
Phosphorus	31-2	797.68	789.10	836.84	807.87	3.15	ppb
Potassium	39-2	1852.87	1870.55	1860.27	1861.23	0.48	ppb
Rhodium	103-1				97		%
Rhodium	103-2				94		%
Scandium	45-1				95		%
Scandium	45-2				87		%
Selenium	82-1	0.69	0.56	0.60	0.62	10.94	ppb
Selenium	77-2	6.47	7.55	7.86	7.29	9.98	ppb
Selenium	78-2	0.07	1.59	-0.15	0.50	187.78	ppb
Silicon	28-1	1736.97	1775.21	1768.63	1760.27	1.16	ppb
Silver	107-1	0.18	0.19	0.19	0.19	2.46	ppb
Silver	109-1	0.18	0.18	0.20	0.19	5.33	ppb
Sodium	23-2	194.70	198.11	195.72	196.18	0.89	ppb
Strontium	86-1	2046.19	2073.05	2093.76	2071.00	1.15	ppb
Strontium	88-1	2109.04	2180.11	2148.04	2145.73	1.66	ppb
Sulfur	34-1	1030.66	1098.80	1075.19	1068.22	3.24	ppb
Terbium	159-1				106		%
Terbium	159-2				102		%
Thallium	203-1	0.28	0.28	0.30	0.29	3.63	ppb
Thallium	205-1	0.29	0.30	0.30	0.30	3.07	ppb
Tin	118-1	1.96	1.98	2.00	1.98	1.23	ppb
Titanium	47-1	170.18	173.64	172.43	172.08	1.02	ppb

Reviewed By:Mohan
On:12/25/2024 3:49:22 AM
Inst Id :P7

LB Number :	LB134068	Operator :	Jaswal
Lab Sample ID :	P5335-05	Instrumnet Name :	P7
Client Sample ID :	ME2908	Dilution Factor :	1
Date & Time Acquired :	2024-12-23 18:58:46	DataFile Name :	109SMPL.d

Parameter	Mass	ConRep1	ConRep2	ConRep3	Avg. Conc.	ConcRSD	Units
Uranium	238-1	1.46	1.47	1.49	1.47	1.27	ppb
Vanadium	51-2	55.64	55.73	55.64	55.67	0.09	ppb
Yttrium	89-1				104		%
Yttrium	89-2				97		%
Zinc	66-2	169.39	169.94	170.71	170.01	0.39	ppb
Zirconium	90-1	2.75	2.81	2.89	2.82	2.50	ppb
Zirconium	91-1	2.77	2.93	2.81	2.83	2.93	ppb

Reviewed By:Mohan
On:12/25/2024 3:49:22 AM
Inst Id :P7

LB Number :	LB134068	Operator :	Jaswal
Lab Sample ID :	P5335-06	Instrumnet Name :	P7
Client Sample ID :	ME2909	Dilution Factor :	1
Date & Time Acquired :	2024-12-23 19:01:56	DataFile Name :	110SMPL.d

Parameter	Mass	ConRep1	ConRep2	ConRep3	Avg. Conc.	ConcRSD	Units
Aluminium	27-2	15032.42	15185.84	15092.80	15103.68	0.51	ppb
Antimony	121-1	0.87	0.85	0.84	0.85	1.38	ppb
Arsenic	75-2	16.64	16.73	15.90	16.43	2.78	ppb
Barium	135-1	204.89	207.92	208.10	206.97	0.87	ppb
Barium	137-1	206.76	213.24	210.56	210.19	1.55	ppb
Beryllium	9-1	1.09	1.10	1.23	1.14	6.97	ppb
Bismuth	209-1				114		%
Bismuth	209-2				107		%
Bromine	81-1						cps
Bromine	81-2						cps
Cadmium	108-1	1.18	1.54	1.23	1.32	14.94	ppb
Cadmium	106-1	0.51	0.36	0.16	0.34	51.44	ppb
Cadmium	111-1	0.89	0.87	0.89	0.88	1.37	ppb
Calcium	43-1	59236.66	61867.52	62000.48	61034.89	2.55	ppb
Calcium	44-1	59374.82	61807.87	61272.04	60818.24	2.10	ppb
Carbon	12-1						cps
Carbon	12-2						cps
Chlorine	35-1						cps
Chlorine	35-2						cps
Chromium	52-2	106.89	109.30	107.31	107.83	1.19	ppb
Cobalt	59-2	20.54	21.09	20.58	20.73	1.48	ppb
Copper	63-2	83.39	84.75	83.33	83.83	0.96	ppb
Dysprosium	156-1						cps
Dysprosium	156-2						cps
Erbium	164-1						cps
Erbium	164-2						cps
Gadolinium	160-1						cps
Gadolinium	160-2						cps
Holmium	165-1				108		%
Holmium	165-2				103		%
Indium	115-1				101		%
Indium	115-2				93		%
Iron	56-2	85747.11	87042.62	86193.68	86327.80	0.76	ppb
Iron	57-2	84959.68	86962.91	85614.39	85845.66	1.19	ppb
Iron	54-2	85601.46	87167.63	86367.79	86378.96	0.91	ppb
Krypton	83-1						cps

Reviewed By:Mohan
On:12/25/2024 3:49:22 AM
Inst Id :P7

LB Number :	LB134068	Operator :	Jaswal
Lab Sample ID :	P5335-06	Instrumnet Name :	P7
Client Sample ID :	ME2909	Dilution Factor :	1
Date & Time Acquired :	2024-12-23 19:01:56	DataFile Name :	110SMPL.d

Parameter	Mass	ConRep1	ConRep2	ConRep3	Avg. Conc.	ConcRSD	Units
Lead	206-1	115.80	118.67	117.60	117.36	1.23	ppb
Lead	207-1	105.07	107.69	107.21	106.66	1.31	ppb
Lead	208-1	113.41	116.73	115.79	115.31	1.48	ppb
Lithium	6-1				107		%
Magnesium	24-2	23754.60	24259.39	23804.62	23939.54	1.16	ppb
Manganese	55-2	1844.61	1877.86	1864.52	1862.33	0.90	ppb
Molybdenum	94-1	10.82	10.93	10.95	10.90	0.63	ppb
Molybdenum	95-1	7.91	8.01	8.14	8.02	1.42	ppb
Molybdenum	96-1	8.80	9.00	8.97	8.92	1.21	ppb
Molybdenum	97-1	8.03	8.13	8.17	8.11	0.88	ppb
Molybdenum	98-1	8.02	8.18	8.24	8.14	1.42	ppb
Neodymium	150-1						cps
Neodymium	150-2						cps
Nickel	60-2	100.55	102.40	101.29	101.41	0.92	ppb
Phosphorus	31-2	970.73	977.97	1019.72	989.47	2.67	ppb
Potassium	39-2	2115.72	2141.04	2143.98	2133.58	0.73	ppb
Rhodium	103-1				98		%
Rhodium	103-2				94		%
Scandium	45-1				97		%
Scandium	45-2				89		%
Selenium	82-1	0.49	0.40	0.24	0.38	34.47	ppb
Selenium	77-2	8.36	8.44	10.68	9.16	14.37	ppb
Selenium	78-2	0.27	0.99	0.56	0.61	59.78	ppb
Silicon	28-1	1874.07	1929.83	1896.26	1900.05	1.48	ppb
Silver	107-1	0.30	0.31	0.29	0.30	3.74	ppb
Silver	109-1	0.29	0.28	0.31	0.29	3.70	ppb
Sodium	23-2	184.51	189.62	187.06	187.06	1.37	ppb
Strontium	86-1	1861.21	1912.03	1897.11	1890.11	1.38	ppb
Strontium	88-1	1931.44	1975.94	1952.82	1953.40	1.14	ppb
Sulfur	34-1	965.64	1096.24	1039.80	1033.89	6.33	ppb
Terbium	159-1				107		%
Terbium	159-2				102		%
Thallium	203-1	0.35	0.35	0.36	0.36	2.56	ppb
Thallium	205-1	0.35	0.36	0.36	0.36	1.55	ppb
Tin	118-1	3.54	3.64	3.61	3.60	1.40	ppb
Titanium	47-1	198.95	203.59	200.43	200.99	1.18	ppb

Reviewed By:Mohan
On:12/25/2024 3:49:22 AM
Inst Id :P7

LB Number :	LB134068	Operator :	Jaswal
Lab Sample ID :	P5335-06	Instrumnet Name :	P7
Client Sample ID :	ME2909	Dilution Factor :	1
Date & Time Acquired :	2024-12-23 19:01:56	DataFile Name :	110SMPL.d

Parameter	Mass	ConRep1	ConRep2	ConRep3	Avg. Conc.	ConcRSD	Units
Uranium	238-1	1.33	1.34	1.33	1.33	0.34	ppb
Vanadium	51-2	59.80	60.83	59.69	60.11	1.05	ppb
Yttrium	89-1				106		%
Yttrium	89-2				98		%
Zinc	66-2	290.02	296.58	291.92	292.84	1.15	ppb
Zirconium	90-1	2.30	2.35	2.37	2.34	1.40	ppb
Zirconium	91-1	2.35	2.35	2.37	2.36	0.55	ppb

Reviewed By:Mohan
On:12/25/2024 3:49:22 AM
Inst Id :P7

LB Number :	LB134068	Operator :	Jaswal
Lab Sample ID :	P5335-07	Instrumnet Name :	P7
Client Sample ID :	ME2910	Dilution Factor :	1
Date & Time Acquired :	2024-12-23 19:05:03	DataFile Name :	111SMPL.d

Parameter	Mass	ConRep1	ConRep2	ConRep3	Avg. Conc.	ConcRSD	Units
Aluminium	27-2	10852.12	10835.72	10743.49	10810.44	0.54	ppb
Antimony	121-1	4.03	3.92	3.99	3.98	1.39	ppb
Arsenic	75-2	28.88	29.29	29.66	29.28	1.34	ppb
Barium	135-1	147.67	148.07	145.91	147.22	0.78	ppb
Barium	137-1	150.47	150.36	148.80	149.88	0.63	ppb
Beryllium	9-1	0.72	0.69	0.71	0.71	1.74	ppb
Bismuth	209-1				110		%
Bismuth	209-2				106		%
Bromine	81-1						cps
Bromine	81-2						cps
Cadmium	108-1	5.11	4.21	4.94	4.75	10.02	ppb
Cadmium	106-1	5.46	3.73	4.00	4.40	21.08	ppb
Cadmium	111-1	4.39	4.24	4.33	4.32	1.66	ppb
Calcium	43-1	152555.34	151545.71	149736.71	151279.25	0.94	ppb
Calcium	44-1	148724.01	150676.09	151268.59	150222.90	0.89	ppb
Carbon	12-1						cps
Carbon	12-2						cps
Chlorine	35-1						cps
Chlorine	35-2						cps
Chromium	52-2	25.18	25.01	24.97	25.05	0.44	ppb
Cobalt	59-2	18.60	18.32	18.66	18.53	0.98	ppb
Copper	63-2	49.88	49.78	50.12	49.93	0.35	ppb
Dysprosium	156-1						cps
Dysprosium	156-2						cps
Erbium	164-1						cps
Erbium	164-2						cps
Gadolinium	160-1						cps
Gadolinium	160-2						cps
Holmium	165-1				106		%
Holmium	165-2				103		%
Indium	115-1				98		%
Indium	115-2				92		%
Iron	56-2	41259.12	41151.70	41153.87	41188.23	0.15	ppb
Iron	57-2	41595.83	41260.96	40940.82	41265.87	0.79	ppb
Iron	54-2	40975.90	41389.24	41047.82	41137.66	0.54	ppb
Krypton	83-1						cps

Reviewed By:Mohan
On:12/25/2024 3:49:22 AM
Inst Id :P7

LB Number :	LB134068	Operator :	Jaswal
Lab Sample ID :	P5335-07	Instrumnet Name :	P7
Client Sample ID :	ME2910	Dilution Factor :	1
Date & Time Acquired :	2024-12-23 19:05:03	DataFile Name :	111SMPL.d

Parameter	Mass	ConRep1	ConRep2	ConRep3	Avg. Conc.	ConcRSD	Units
Lead	206-1	24.19	23.85	24.02	24.02	0.71	ppb
Lead	207-1	20.60	20.66	20.65	20.63	0.15	ppb
Lead	208-1	21.73	21.72	21.81	21.75	0.23	ppb
Lithium	6-1				103		%
Magnesium	24-2	45160.16	44939.42	45371.70	45157.09	0.48	ppb
Manganese	55-2	693.18	689.94	678.74	687.29	1.10	ppb
Molybdenum	94-1	44.98	45.31	45.67	45.32	0.77	ppb
Molybdenum	95-1	30.95	31.02	31.28	31.08	0.55	ppb
Molybdenum	96-1	32.61	32.99	33.25	32.95	0.96	ppb
Molybdenum	97-1	31.14	31.57	31.42	31.38	0.70	ppb
Molybdenum	98-1	30.94	31.19	31.45	31.19	0.82	ppb
Neodymium	150-1						cps
Neodymium	150-2						cps
Nickel	60-2	75.11	74.07	73.31	74.16	1.22	ppb
Phosphorus	31-2	770.05	740.19	725.24	745.16	3.06	ppb
Potassium	39-2	2229.86	2219.07	2182.75	2210.56	1.12	ppb
Rhodium	103-1				96		%
Rhodium	103-2				93		%
Scandium	45-1				96		%
Scandium	45-2				88		%
Selenium	82-1	4.17	4.58	4.45	4.40	4.80	ppb
Selenium	77-2	10.30	10.55	10.91	10.59	2.91	ppb
Selenium	78-2	3.92	5.06	5.49	4.82	16.89	ppb
Silicon	28-1	1456.12	1481.58	1466.20	1467.97	0.87	ppb
Silver	107-1	0.31	0.34	0.32	0.32	4.71	ppb
Silver	109-1	0.30	0.32	0.32	0.31	2.77	ppb
Sodium	23-2	319.32	323.91	320.60	321.27	0.74	ppb
Strontium	86-1	6588.06	6649.53	6656.25	6631.28	0.57	ppb
Strontium	88-1	6827.65	6854.31	6849.77	6843.91	0.21	ppb
Sulfur	34-1	11960.26	12161.16	12015.87	12045.76	0.86	ppb
Terbium	159-1				106		%
Terbium	159-2				102		%
Thallium	203-1	0.80	0.79	0.79	0.79	0.36	ppb
Thallium	205-1	0.79	0.77	0.79	0.78	1.42	ppb
Tin	118-1	0.65	0.62	0.64	0.63	2.37	ppb
Titanium	47-1	178.71	182.94	183.03	181.56	1.36	ppb

Reviewed By:Mohan
On:12/25/2024 3:49:22 AM
Inst Id :P7

LB Number :	LB134068	Operator :	Jaswal
Lab Sample ID :	P5335-07	Instrumnet Name :	P7
Client Sample ID :	ME2910	Dilution Factor :	1
Date & Time Acquired :	2024-12-23 19:05:03	DataFile Name :	111SMPL.d

Parameter	Mass	ConRep1	ConRep2	ConRep3	Avg. Conc.	ConcRSD	Units
Uranium	238-1	6.66	6.62	6.62	6.63	0.33	ppb
Vanadium	51-2	54.81	54.58	54.36	54.58	0.42	ppb
Yttrium	89-1				104		%
Yttrium	89-2				96		%
Zinc	66-2	249.98	249.67	249.14	249.60	0.17	ppb
Zirconium	90-1	10.69	10.86	10.91	10.82	1.05	ppb
Zirconium	91-1	10.86	10.87	10.98	10.90	0.65	ppb

Reviewed By:Mohan
On:12/25/2024 3:49:22 AM
Inst Id :P7

LB Number :	LB134068	Operator :	Jaswal
Lab Sample ID :	P5335-08	Instrumnet Name :	P7
Client Sample ID :	ME2911	Dilution Factor :	1
Date & Time Acquired :	2024-12-23 19:08:14	DataFile Name :	112SMPL.d

Parameter	Mass	ConRep1	ConRep2	ConRep3	Avg. Conc.	ConcRSD	Units
Aluminium	27-2	17447.19	17570.37	17539.59	17519.05	0.37	ppb
Antimony	121-1	2.04	2.01	2.03	2.03	0.73	ppb
Arsenic	75-2	22.13	21.05	21.69	21.62	2.52	ppb
Barium	135-1	214.09	216.11	216.53	215.58	0.61	ppb
Barium	137-1	218.92	219.87	218.85	219.21	0.26	ppb
Beryllium	9-1	2.26	2.21	2.20	2.22	1.39	ppb
Bismuth	209-1				111		%
Bismuth	209-2				107		%
Bromine	81-1						cps
Bromine	81-2						cps
Cadmium	108-1	1.46	1.59	1.81	1.62	11.07	ppb
Cadmium	106-1	1.17	0.57	1.68	1.14	48.65	ppb
Cadmium	111-1	1.18	1.18	1.15	1.17	1.27	ppb
Calcium	43-1	97183.69	97632.10	97749.86	97521.89	0.31	ppb
Calcium	44-1	96224.96	96580.81	96857.64	96554.47	0.33	ppb
Carbon	12-1						cps
Carbon	12-2						cps
Chlorine	35-1						cps
Chlorine	35-2						cps
Chromium	52-2	119.70	118.39	118.34	118.81	0.65	ppb
Cobalt	59-2	23.07	23.06	22.86	23.00	0.52	ppb
Copper	63-2	107.66	108.44	107.70	107.93	0.41	ppb
Dysprosium	156-1						cps
Dysprosium	156-2						cps
Erbium	164-1						cps
Erbium	164-2						cps
Gadolinium	160-1						cps
Gadolinium	160-2						cps
Holmium	165-1				108		%
Holmium	165-2				105		%
Indium	115-1				100		%
Indium	115-2				94		%
Iron	56-2	196451.26	194236.45	195136.35	195274.69	0.57	ppb
Iron	57-2	193012.21	192676.85	194229.01	193306.02	0.42	ppb
Iron	54-2	196083.12	192534.67	194091.14	194236.31	0.92	ppb
Krypton	83-1						cps

Reviewed By:Mohan
On:12/25/2024 3:49:22 AM
Inst Id :P7

LB Number :	LB134068	Operator :	Jaswal
Lab Sample ID :	P5335-08	Instrumnet Name :	P7
Client Sample ID :	ME2911	Dilution Factor :	1
Date & Time Acquired :	2024-12-23 19:08:14	DataFile Name :	112SMPL.d

Parameter	Mass	ConRep1	ConRep2	ConRep3	Avg. Conc.	ConcRSD	Units
Lead	206-1	138.76	141.13	141.73	140.54	1.12	ppb
Lead	207-1	126.12	128.62	130.63	128.46	1.76	ppb
Lead	208-1	136.66	138.12	140.48	138.42	1.39	ppb
Lithium	6-1				103		%
Magnesium	24-2	34452.01	34019.56	34016.93	34162.83	0.73	ppb
Manganese	55-2	3278.32	3240.41	3274.62	3264.45	0.64	ppb
Molybdenum	94-1	12.29	12.25	12.42	12.32	0.75	ppb
Molybdenum	95-1	8.67	8.61	8.77	8.68	0.93	ppb
Molybdenum	96-1	10.40	10.49	10.50	10.47	0.53	ppb
Molybdenum	97-1	8.83	8.66	8.84	8.78	1.17	ppb
Molybdenum	98-1	8.69	8.64	8.85	8.73	1.25	ppb
Neodymium	150-1						cps
Neodymium	150-2						cps
Nickel	60-2	88.82	88.79	88.62	88.74	0.12	ppb
Phosphorus	31-2	1070.91	1054.03	1056.06	1060.33	0.87	ppb
Potassium	39-2	2375.09	2384.13	2319.96	2359.73	1.47	ppb
Rhodium	103-1				99		%
Rhodium	103-2				95		%
Scandium	45-1				98		%
Scandium	45-2				91		%
Selenium	82-1	1.05	0.92	0.82	0.93	12.60	ppb
Selenium	77-2	9.26	9.67	10.60	9.84	6.98	ppb
Selenium	78-2	0.80	-0.23	-0.21	0.12	493.51	ppb
Silicon	28-1	3487.76	3459.68	3487.59	3478.34	0.46	ppb
Silver	107-1	0.37	0.39	0.38	0.38	2.92	ppb
Silver	109-1	0.36	0.37	0.38	0.37	3.61	ppb
Sodium	23-2	421.44	414.20	418.80	418.14	0.88	ppb
Strontium	86-1	3160.78	3160.13	3220.51	3180.47	1.09	ppb
Strontium	88-1	3282.62	3246.23	3315.17	3281.34	1.05	ppb
Sulfur	34-1	1832.80	1821.75	1869.31	1841.28	1.35	ppb
Terbium	159-1				107		%
Terbium	159-2				102		%
Thallium	203-1	0.48	0.45	0.48	0.47	3.59	ppb
Thallium	205-1	0.45	0.47	0.46	0.46	2.23	ppb
Tin	118-1	5.21	5.18	5.16	5.18	0.50	ppb
Titanium	47-1	291.22	288.70	290.50	290.14	0.45	ppb

Reviewed By:Mohan
On:12/25/2024 3:49:22 AM
Inst Id :P7

LB Number :	LB134068	Operator :	Jaswal
Lab Sample ID :	P5335-08	Instrumnet Name :	P7
Client Sample ID :	ME2911	Dilution Factor :	1
Date & Time Acquired :	2024-12-23 19:08:14	DataFile Name :	112SMPL.d

Parameter	Mass	ConRep1	ConRep2	ConRep3	Avg. Conc.	ConcRSD	Units
Uranium	238-1	2.23	2.21	2.29	2.24	1.75	ppb
Vanadium	51-2	61.04	60.66	60.49	60.73	0.47	ppb
Yttrium	89-1				108		%
Yttrium	89-2				102		%
Zinc	66-2	660.34	656.99	651.47	656.27	0.68	ppb
Zirconium	90-1	2.79	2.81	2.84	2.82	0.88	ppb
Zirconium	91-1	2.91	2.86	2.83	2.87	1.33	ppb

Reviewed By:Mohan
On:12/25/2024 3:49:22 AM
Inst Id :P7

LB Number :	LB134068	Operator :	Jaswal
Lab Sample ID :	P5335-09	Instrumnet Name :	P7
Client Sample ID :	ME2912	Dilution Factor :	1
Date & Time Acquired :	2024-12-23 19:11:21	DataFile Name :	113SMPL.d

Parameter	Mass	ConRep1	ConRep2	ConRep3	Avg. Conc.	ConcRSD	Units
Aluminium	27-2	10813.37	10683.08	10663.93	10720.13	0.76	ppb
Antimony	121-1	1.59	1.60	1.67	1.62	2.85	ppb
Arsenic	75-2	14.16	14.32	14.44	14.31	0.98	ppb
Barium	135-1	398.08	399.71	407.86	401.88	1.30	ppb
Barium	137-1	430.42	426.45	429.16	428.68	0.47	ppb
Beryllium	9-1	2.10	2.02	2.03	2.05	1.94	ppb
Bismuth	209-1				112		%
Bismuth	209-2				107		%
Bromine	81-1						cps
Bromine	81-2						cps
Cadmium	108-1	1.31	1.35	1.61	1.42	11.57	ppb
Cadmium	106-1	0.87	0.01	0.65	0.51	86.86	ppb
Cadmium	111-1	1.19	1.13	1.17	1.16	2.32	ppb
Calcium	43-1	76800.06	75685.58	75966.64	76150.76	0.76	ppb
Calcium	44-1	76047.89	76240.20	75448.39	75912.16	0.54	ppb
Carbon	12-1						cps
Carbon	12-2						cps
Chlorine	35-1						cps
Chlorine	35-2						cps
Chromium	52-2	73.80	74.05	74.52	74.12	0.49	ppb
Cobalt	59-2	14.68	14.57	14.61	14.62	0.39	ppb
Copper	63-2	34.12	33.95	34.36	34.14	0.61	ppb
Dysprosium	156-1						cps
Dysprosium	156-2						cps
Erbium	164-1						cps
Erbium	164-2						cps
Gadolinium	160-1						cps
Gadolinium	160-2						cps
Holmium	165-1				108		%
Holmium	165-2				106		%
Indium	115-1				102		%
Indium	115-2				95		%
Iron	56-2	262475.95	261382.53	263253.98	262370.82	0.36	ppb
Iron	57-2	260118.43	262204.56	262086.39	261469.79	0.45	ppb
Iron	54-2	262349.67	263335.21	266094.44	263926.44	0.74	ppb
Krypton	83-1						cps

Reviewed By:Mohan
On:12/25/2024 3:49:22 AM
Inst Id :P7

LB Number :	LB134068	Operator :	Jaswal
Lab Sample ID :	P5335-09	Instrumnet Name :	P7
Client Sample ID :	ME2912	Dilution Factor :	1
Date & Time Acquired :	2024-12-23 19:11:21	DataFile Name :	113SMPL.d

Parameter	Mass	ConRep1	ConRep2	ConRep3	Avg. Conc.	ConcRSD	Units
Lead	206-1	176.62	177.85	177.36	177.28	0.35	ppb
Lead	207-1	148.49	151.06	149.92	149.82	0.86	ppb
Lead	208-1	165.09	167.03	166.35	166.16	0.59	ppb
Lithium	6-1				102		%
Magnesium	24-2	21397.99	21647.18	21595.33	21546.83	0.61	ppb
Manganese	55-2	7135.17	7137.94	7158.67	7143.92	0.18	ppb
Molybdenum	94-1	6.83	6.87	7.02	6.91	1.43	ppb
Molybdenum	95-1	3.22	3.12	3.18	3.17	1.51	ppb
Molybdenum	96-1	5.55	5.47	5.55	5.52	0.81	ppb
Molybdenum	97-1	3.16	3.10	3.16	3.14	1.20	ppb
Molybdenum	98-1	3.07	3.10	3.07	3.08	0.54	ppb
Neodymium	150-1						cps
Neodymium	150-2						cps
Nickel	60-2	46.33	47.14	46.57	46.68	0.89	ppb
Phosphorus	31-2	647.80	648.67	652.26	649.58	0.36	ppb
Potassium	39-2	1860.72	1877.96	1884.20	1874.29	0.65	ppb
Rhodium	103-1				100		%
Rhodium	103-2				97		%
Scandium	45-1				99		%
Scandium	45-2				92		%
Selenium	82-1	0.98	0.66	0.90	0.84	19.93	ppb
Selenium	77-2	4.19	5.41	7.43	5.67	28.85	ppb
Selenium	78-2	-0.34	0.38	0.76	0.26	212.23	ppb
Silicon	28-1	2020.69	2037.88	2029.66	2029.41	0.42	ppb
Silver	107-1	0.47	0.48	0.49	0.48	1.33	ppb
Silver	109-1	0.47	0.49	0.47	0.48	2.06	ppb
Sodium	23-2	316.46	319.11	320.74	318.77	0.68	ppb
Strontium	86-1	2544.89	2547.56	2571.74	2554.73	0.58	ppb
Strontium	88-1	2622.61	2626.15	2623.57	2624.11	0.07	ppb
Sulfur	34-1	964.32	970.22	963.66	966.07	0.37	ppb
Terbium	159-1				108		%
Terbium	159-2				103		%
Thallium	203-1	0.65	0.68	0.70	0.68	3.78	ppb
Thallium	205-1	0.66	0.66	0.68	0.67	2.00	ppb
Tin	118-1	2.06	2.11	2.17	2.11	2.62	ppb
Titanium	47-1	327.14	326.27	325.68	326.37	0.22	ppb

Reviewed By:Mohan
On:12/25/2024 3:49:22 AM
Inst Id :P7

LB Number :	LB134068	Operator :	Jaswal
Lab Sample ID :	P5335-09	Instrumnet Name :	P7
Client Sample ID :	ME2912	Dilution Factor :	1
Date & Time Acquired :	2024-12-23 19:11:21	DataFile Name :	113SMPL.d

Parameter	Mass	ConRep1	ConRep2	ConRep3	Avg. Conc.	ConcRSD	Units
Uranium	238-1	0.95	0.98	0.96	0.96	1.43	ppb
Vanadium	51-2	40.43	40.56	40.48	40.49	0.15	ppb
Yttrium	89-1				107		%
Yttrium	89-2				100		%
Zinc	66-2	394.90	394.28	395.87	395.02	0.20	ppb
Zirconium	90-1	2.30	2.32	2.34	2.32	0.85	ppb
Zirconium	91-1	2.38	2.33	2.32	2.34	1.26	ppb

Reviewed By:Mohan
On:12/25/2024 3:49:22 AM
Inst Id :P7

LB Number :	LB134068	Operator :	Jaswal
Lab Sample ID :	CCV048	Instrumnet Name :	P7
Client Sample ID :	CCV048	Dilution Factor :	1
Date & Time Acquired :	2024-12-23 19:14:30	DataFile Name :	114CCV.d

Parameter	Mass	ConRep1	ConRep2	ConRep3	Avg. Conc.	ConcRSD	Units
Aluminium	27-2	47837.54	48806.32	48604.34	48416.07	1.06	ppb
Antimony	121-1	454.93	490.94	493.06	479.64	4.47	ppb
Arsenic	75-2	483.57	474.60	483.95	480.71	1.10	ppb
Barium	135-1	2298.10	2487.10	2470.28	2418.49	4.33	ppb
Barium	137-1	2302.82	2468.45	2496.71	2422.66	4.32	ppb
Beryllium	9-1	456.73	494.03	486.99	479.25	4.14	ppb
Bismuth	209-1				100		%
Bismuth	209-2				96		%
Bromine	81-1						cps
Bromine	81-2						cps
Cadmium	108-1	456.97	487.99	482.24	475.73	3.47	ppb
Cadmium	106-1	453.36	485.17	484.46	474.33	3.83	ppb
Cadmium	111-1	429.78	462.83	460.44	451.02	4.09	ppb
Calcium	43-1	239498.41	254743.69	255956.36	250066.15	3.67	ppb
Calcium	44-1	239141.32	255521.57	257929.35	250864.08	4.08	ppb
Carbon	12-1						cps
Carbon	12-2						cps
Chlorine	35-1						cps
Chlorine	35-2						cps
Chromium	52-2	495.36	493.15	497.89	495.47	0.48	ppb
Cobalt	59-2	489.64	492.68	494.72	492.35	0.52	ppb
Copper	63-2	4779.69	4796.68	4763.44	4779.94	0.35	ppb
Dysprosium	156-1						cps
Dysprosium	156-2						cps
Erbium	164-1						cps
Erbium	164-2						cps
Gadolinium	160-1						cps
Gadolinium	160-2						cps
Holmium	165-1				101		%
Holmium	165-2				99		%
Indium	115-1				91		%
Indium	115-2				84		%
Iron	56-2	125893.55	126378.78	127755.93	126676.09	0.76	ppb
Iron	57-2	125764.56	126464.59	127109.96	126446.37	0.53	ppb
Iron	54-2	128487.70	127588.89	126772.71	127616.43	0.67	ppb
Krypton	83-1						cps

Reviewed By:Mohan
On:12/25/2024 3:49:22 AM
Inst Id :P7

LB Number :	LB134068	Operator :	Jaswal
Lab Sample ID :	CCV048	Instrumnet Name :	P7
Client Sample ID :	CCV048	Dilution Factor :	1
Date & Time Acquired :	2024-12-23 19:14:30	DataFile Name :	114CCV.d

Parameter	Mass	ConRep1	ConRep2	ConRep3	Avg. Conc.	ConcRSD	Units
Lead	206-1	2413.21	2564.44	2545.20	2507.62	3.28	ppb
Lead	207-1	2366.99	2518.52	2513.47	2466.33	3.49	ppb
Lead	208-1	2373.57	2525.42	2510.34	2469.78	3.39	ppb
Lithium	6-1				94		%
Magnesium	24-2	233320.86	235825.43	234827.74	234658.01	0.54	ppb
Manganese	55-2	4917.15	4930.33	4898.62	4915.37	0.32	ppb
Molybdenum	94-1	4704.92	5003.45	4872.80	4860.39	3.08	ppb
Molybdenum	95-1	4754.08	5007.30	4923.50	4894.96	2.64	ppb
Molybdenum	96-1	4779.55	5047.75	4950.27	4925.86	2.76	ppb
Molybdenum	97-1	4776.35	5040.06	4948.90	4921.77	2.72	ppb
Molybdenum	98-1	4813.65	5027.32	4892.21	4911.06	2.20	ppb
Neodymium	150-1						cps
Neodymium	150-2						cps
Nickel	60-2	464.41	464.79	461.77	463.66	0.35	ppb
Phosphorus	31-2	9701.77	9751.46	9658.96	9704.06	0.48	ppb
Potassium	39-2	121470.64	121831.19	121564.93	121622.25	0.15	ppb
Rhodium	103-1				87		%
Rhodium	103-2				82		%
Scandium	45-1				90		%
Scandium	45-2				81		%
Selenium	82-1	455.32	480.62	472.31	469.41	2.75	ppb
Selenium	77-2	466.27	460.58	463.95	463.60	0.62	ppb
Selenium	78-2	495.66	475.34	478.30	483.10	2.27	ppb
Silicon	28-1	414.93	452.60	451.16	439.56	4.86	ppb
Silver	107-1	457.27	482.16	478.95	472.79	2.86	ppb
Silver	109-1	459.84	476.86	472.66	469.79	1.89	ppb
Sodium	23-2	241255.29	243010.62	242688.46	242318.12	0.39	ppb
Strontium	86-1	11777.96	12565.34	12341.32	12228.20	3.32	ppb
Strontium	88-1	11604.92	12458.64	12313.92	12125.83	3.77	ppb
Sulfur	34-1	9355.33	10034.80	10074.74	9821.62	4.12	ppb
Terbium	159-1				101		%
Terbium	159-2				96		%
Thallium	203-1	478.60	506.81	500.44	495.28	2.99	ppb
Thallium	205-1	478.71	513.18	503.21	498.37	3.56	ppb
Tin	118-1	457.03	494.00	490.82	480.62	4.26	ppb
Titanium	47-1	4592.80	4965.35	4980.59	4846.25	4.53	ppb

Reviewed By:Mohan
On:12/25/2024 3:49:22 AM
Inst Id :P7

LB Number :	LB134068	Operator :	Jaswal
Lab Sample ID :	CCV048	Instrumnet Name :	P7
Client Sample ID :	CCV048	Dilution Factor :	1
Date & Time Acquired :	2024-12-23 19:14:30	DataFile Name :	114CCV.d

Parameter	Mass	ConRep1	ConRep2	ConRep3	Avg. Conc.	ConcRSD	Units
Uranium	238-1	456.93	486.69	488.89	477.50	3.74	ppb
Vanadium	51-2	500.60	502.91	497.63	500.38	0.53	ppb
Yttrium	89-1				93		%
Yttrium	89-2				85		%
Zinc	66-2	4723.46	4754.89	4732.98	4737.11	0.34	ppb
Zirconium	90-1	466.83	502.94	492.51	487.43	3.81	ppb
Zirconium	91-1	477.21	497.29	494.39	489.63	2.22	ppb

Reviewed By:Mohan
On:12/25/2024 3:49:22 AM
Inst Id :P7

LB Number :	LB134068	Operator :	Jaswal
Lab Sample ID :	CCB048	Instrumnet Name :	P7
Client Sample ID :	CCB048	Dilution Factor :	1
Date & Time Acquired :	2024-12-23 19:17:14	DataFile Name :	115CCBE.d

Parameter	Mass	ConRep1	ConRep2	ConRep3	Avg. Conc.	ConcRSD	Units
Aluminium	27-2	3.89	3.24	3.00	3.37	13.61	ppb
Antimony	121-1	0.24	0.21	0.19	0.21	12.27	ppb
Arsenic	75-2	0.03	0.02	0.04	0.03	28.03	ppb
Barium	135-1	0.41	0.29	0.27	0.32	23.70	ppb
Barium	137-1	0.43	0.35	0.25	0.34	26.52	ppb
Beryllium	9-1	0.12	0.08	0.09	0.10	20.60	ppb
Bismuth	209-1				111		%
Bismuth	209-2				108		%
Bromine	81-1						cps
Bromine	81-2						cps
Cadmium	108-1	0.13	0.06	0.10	0.10	37.67	ppb
Cadmium	106-1	-1.72	-1.29	-1.80	-1.60		ppb
Cadmium	111-1	-0.03	-0.01	-0.07	-0.04		ppb
Calcium	43-1	53.92	40.79	31.02	41.91	27.41	ppb
Calcium	44-1	46.17	35.70	27.84	36.57	25.14	ppb
Carbon	12-1						cps
Carbon	12-2						cps
Chlorine	35-1						cps
Chlorine	35-2						cps
Chromium	52-2	-0.01	0.03	0.04	0.02	116.41	ppb
Cobalt	59-2	0.04	0.03	0.03	0.03	17.72	ppb
Copper	63-2	1.46	1.32	1.26	1.35	7.38	ppb
Dysprosium	156-1						cps
Dysprosium	156-2						cps
Erbium	164-1						cps
Erbium	164-2						cps
Gadolinium	160-1						cps
Gadolinium	160-2						cps
Holmium	165-1				102		%
Holmium	165-2				102		%
Indium	115-1				96		%
Indium	115-2				92		%
Iron	56-2	11.99	10.51	9.35	10.62	12.44	ppb
Iron	57-2	12.54	10.18	8.13	10.28	21.47	ppb
Iron	54-2	12.22	11.35	9.97	11.18	10.14	ppb
Krypton	83-1						cps

Reviewed By:Mohan
On:12/25/2024 3:49:22 AM
Inst Id :P7

LB Number :	LB134068	Operator :	Jaswal
Lab Sample ID :	CCB048	Instrumnet Name :	P7
Client Sample ID :	CCB048	Dilution Factor :	1
Date & Time Acquired :	2024-12-23 19:17:14	DataFile Name :	115CCBE.d

Parameter	Mass	ConRep1	ConRep2	ConRep3	Avg. Conc.	ConcRSD	Units
Lead	206-1	0.47	0.38	0.34	0.40	16.61	ppb
Lead	207-1	0.47	0.38	0.32	0.39	19.93	ppb
Lead	208-1	0.47	0.38	0.33	0.40	18.00	ppb
Lithium	6-1				100		%
Magnesium	24-2	19.72	17.51	14.69	17.31	14.57	ppb
Manganese	55-2	0.50	0.41	0.42	0.44	11.74	ppb
Molybdenum	94-1	1.02	0.82	0.65	0.83	22.23	ppb
Molybdenum	95-1	0.97	0.76	0.64	0.79	21.38	ppb
Molybdenum	96-1	1.00	0.78	0.62	0.80	23.48	ppb
Molybdenum	97-1	1.03	0.74	0.64	0.80	24.63	ppb
Molybdenum	98-1	0.95	0.77	0.65	0.79	19.00	ppb
Neodymium	150-1						cps
Neodymium	150-2						cps
Nickel	60-2	0.00	0.03	0.03	0.02	99.11	ppb
Phosphorus	31-2	-16.58	-17.60	-13.36	-15.84		ppb
Potassium	39-2	19.20	18.06	17.91	18.39	3.83	ppb
Rhodium	103-1				95		%
Rhodium	103-2				93		%
Scandium	45-1				89		%
Scandium	45-2				84		%
Selenium	82-1	-0.32	0.03	-0.59	-0.29		ppb
Selenium	77-2	-0.16	0.19	-0.16	-0.04		ppb
Selenium	78-2	-2.20	-0.51	-0.40	-1.04		ppb
Silicon	28-1	-15.86	-15.77	-15.68	-15.77		ppb
Silver	107-1	0.14	0.11	0.08	0.11	24.60	ppb
Silver	109-1	0.14	0.10	0.09	0.11	24.89	ppb
Sodium	23-2	46.68	42.60	40.16	43.15	7.63	ppb
Strontium	86-1	1.91	1.68	1.39	1.66	15.77	ppb
Strontium	88-1	2.23	1.85	1.51	1.86	19.24	ppb
Sulfur	34-1	-48.28	-63.68	-105.07	-72.34		ppb
Terbium	159-1				101		%
Terbium	159-2				100		%
Thallium	203-1	0.11	0.11	0.09	0.10	12.00	ppb
Thallium	205-1	0.13	0.11	0.09	0.11	19.86	ppb
Tin	118-1	0.11	0.08	0.07	0.08	21.72	ppb
Titanium	47-1	0.85	0.68	0.58	0.70	19.37	ppb

Reviewed By:Mohan
On:12/25/2024 3:49:22 AM
Inst Id :P7

LB Number :	LB134068	Operator :	Jaswal
Lab Sample ID :	CCB048	Instrumnet Name :	P7
Client Sample ID :	CCB048	Dilution Factor :	1
Date & Time Acquired :	2024-12-23 19:17:14	DataFile Name :	115CCBE.d

Parameter	Mass	ConRep1	ConRep2	ConRep3	Avg. Conc.	ConcRSD	Units
Uranium	238-1	0.07	0.05	0.04	0.06	25.65	ppb
Vanadium	51-2	0.04	0.04	0.03	0.04	26.22	ppb
Yttrium	89-1				94		%
Yttrium	89-2				90		%
Zinc	66-2	0.67	0.58	0.52	0.59	12.74	ppb
Zirconium	90-1	0.11	0.09	0.08	0.09	17.65	ppb
Zirconium	91-1	0.12	0.10	0.09	0.10	15.90	ppb

Reviewed By:Mohan
On:12/25/2024 3:49:22 AM
Inst Id :P7

LB Number :	LB134068	Operator :	Jaswal
Lab Sample ID :	P5335-10	Instrumnet Name :	P7
Client Sample ID :	ME2913	Dilution Factor :	1
Date & Time Acquired :	2024-12-23 19:20:32	DataFile Name :	116SMPL.d

Parameter	Mass	ConRep1	ConRep2	ConRep3	Avg. Conc.	ConcRSD	Units
Aluminium	27-2	9506.83	9420.06	9447.34	9458.08	0.47	ppb
Antimony	121-1	1.51	1.52	1.53	1.52	0.68	ppb
Arsenic	75-2	11.58	11.25	11.42	11.42	1.44	ppb
Barium	135-1	127.52	126.72	129.22	127.82	1.00	ppb
Barium	137-1	130.61	129.61	131.48	130.57	0.72	ppb
Beryllium	9-1	1.62	1.74	1.71	1.69	3.76	ppb
Bismuth	209-1				116		%
Bismuth	209-2				111		%
Bromine	81-1						cps
Bromine	81-2						cps
Cadmium	108-1	2.13	2.45	2.42	2.33	7.60	ppb
Cadmium	106-1	1.16	1.02	0.56	0.91	34.62	ppb
Cadmium	111-1	1.95	1.92	1.96	1.95	1.13	ppb
Calcium	43-1	51304.83	51115.96	50669.32	51030.04	0.64	ppb
Calcium	44-1	51234.91	50889.27	50751.22	50958.47	0.49	ppb
Carbon	12-1						cps
Carbon	12-2						cps
Chlorine	35-1						cps
Chlorine	35-2						cps
Chromium	52-2	105.98	105.42	106.20	105.87	0.38	ppb
Cobalt	59-2	10.21	10.25	10.27	10.24	0.33	ppb
Copper	63-2	53.02	52.58	52.92	52.84	0.44	ppb
Dysprosium	156-1						cps
Dysprosium	156-2						cps
Erbium	164-1						cps
Erbium	164-2						cps
Gadolinium	160-1						cps
Gadolinium	160-2						cps
Holmium	165-1				110		%
Holmium	165-2				107		%
Indium	115-1				102		%
Indium	115-2				97		%
Iron	56-2	102834.31	101548.07	102670.10	102350.83	0.68	ppb
Iron	57-2	100834.04	101707.05	101408.71	101316.60	0.44	ppb
Iron	54-2	102354.90	102354.86	102130.83	102280.20	0.13	ppb
Krypton	83-1						cps

Reviewed By:Mohan
On:12/25/2024 3:49:22 AM
Inst Id :P7

LB Number :	LB134068	Operator :	Jaswal
Lab Sample ID :	P5335-10	Instrumnet Name :	P7
Client Sample ID :	ME2913	Dilution Factor :	1
Date & Time Acquired :	2024-12-23 19:20:32	DataFile Name :	116SMPL.d

Parameter	Mass	ConRep1	ConRep2	ConRep3	Avg. Conc.	ConcRSD	Units
Lead	206-1	301.41	303.54	302.19	302.38	0.36	ppb
Lead	207-1	283.27	278.92	286.46	282.88	1.34	ppb
Lead	208-1	288.12	287.84	289.78	288.58	0.36	ppb
Lithium	6-1				103		%
Magnesium	24-2	9716.00	9700.51	9652.00	9689.50	0.34	ppb
Manganese	55-2	3352.67	3327.36	3333.00	3337.68	0.40	ppb
Molybdenum	94-1	8.79	8.77	8.76	8.77	0.14	ppb
Molybdenum	95-1	6.29	6.31	6.38	6.33	0.79	ppb
Molybdenum	96-1	7.20	7.25	7.47	7.31	1.96	ppb
Molybdenum	97-1	6.41	6.32	6.39	6.37	0.77	ppb
Molybdenum	98-1	6.22	6.23	6.40	6.28	1.64	ppb
Neodymium	150-1						cps
Neodymium	150-2						cps
Nickel	60-2	61.23	61.94	61.96	61.71	0.67	ppb
Phosphorus	31-2	568.00	533.99	549.73	550.58	3.09	ppb
Potassium	39-2	1273.70	1263.81	1271.11	1269.54	0.40	ppb
Rhodium	103-1				100		%
Rhodium	103-2				99		%
Scandium	45-1				98		%
Scandium	45-2				93		%
Selenium	82-1	0.46	0.36	0.18	0.33	42.65	ppb
Selenium	77-2	2.35	3.56	4.39	3.43	29.95	ppb
Selenium	78-2	0.16	-0.31	0.03	-0.04		ppb
Silicon	28-1	2153.85	2146.56	2132.80	2144.40	0.50	ppb
Silver	107-1	1.13	1.10	1.07	1.10	2.68	ppb
Silver	109-1	1.12	1.07	1.04	1.07	3.62	ppb
Sodium	23-2	285.54	281.22	285.46	284.07	0.87	ppb
Strontium	86-1	1850.28	1862.45	1908.93	1873.89	1.65	ppb
Strontium	88-1	1934.79	1927.82	1990.34	1950.98	1.76	ppb
Sulfur	34-1	557.98	444.03	480.87	494.29	11.76	ppb
Terbium	159-1				108		%
Terbium	159-2				105		%
Thallium	203-1	0.60	0.58	0.57	0.58	3.18	ppb
Thallium	205-1	0.60	0.56	0.56	0.57	4.16	ppb
Tin	118-1	4.16	4.24	4.32	4.24	1.80	ppb
Titanium	47-1	264.99	260.24	265.40	263.54	1.09	ppb

Reviewed By:Mohan
On:12/25/2024 3:49:22 AM
Inst Id :P7

LB Number :	LB134068	Operator :	Jaswal
Lab Sample ID :	P5335-10	Instrumnet Name :	P7
Client Sample ID :	ME2913	Dilution Factor :	1
Date & Time Acquired :	2024-12-23 19:20:32	DataFile Name :	116SMPL.d

Parameter	Mass	ConRep1	ConRep2	ConRep3	Avg. Conc.	ConcRSD	Units
Uranium	238-1	0.76	0.76	0.78	0.76	1.35	ppb
Vanadium	51-2	30.82	30.78	30.90	30.84	0.19	ppb
Yttrium	89-1				105		%
Yttrium	89-2				101		%
Zinc	66-2	698.47	698.85	700.73	699.35	0.17	ppb
Zirconium	90-1	1.86	1.88	2.02	1.92	4.59	ppb
Zirconium	91-1	1.93	1.83	1.96	1.91	3.69	ppb

Reviewed By:Mohan
On:12/25/2024 3:49:22 AM
Inst Id :P7

LB Number :	LB134068	Operator :	Jaswal
Lab Sample ID :	P5335-11	Instrumnet Name :	P7
Client Sample ID :	ME2914	Dilution Factor :	1
Date & Time Acquired :	2024-12-23 19:23:37	DataFile Name :	117SMPL.d

Parameter	Mass	ConRep1	ConRep2	ConRep3	Avg. Conc.	ConcRSD	Units
Aluminium	27-2	10481.45	10415.82	10369.40	10422.22	0.54	ppb
Antimony	121-1	2.45	2.43	2.44	2.44	0.53	ppb
Arsenic	75-2	18.62	18.40	18.11	18.37	1.40	ppb
Barium	135-1	252.53	250.60	250.71	251.28	0.43	ppb
Barium	137-1	255.49	254.76	253.93	254.73	0.31	ppb
Beryllium	9-1	1.48	1.50	1.46	1.48	1.45	ppb
Bismuth	209-1				115		%
Bismuth	209-2				108		%
Bromine	81-1						cps
Bromine	81-2						cps
Cadmium	108-1	4.85	4.48	4.52	4.62	4.42	ppb
Cadmium	106-1	4.09	4.21	3.40	3.90	11.17	ppb
Cadmium	111-1	4.38	4.39	4.40	4.39	0.22	ppb
Calcium	43-1	118784.28	119713.57	121238.15	119912.00	1.03	ppb
Calcium	44-1	119558.79	120263.58	120117.67	119980.01	0.31	ppb
Carbon	12-1						cps
Carbon	12-2						cps
Chlorine	35-1						cps
Chlorine	35-2						cps
Chromium	52-2	591.92	593.19	596.46	593.86	0.39	ppb
Cobalt	59-2	13.14	13.19	13.30	13.21	0.62	ppb
Copper	63-2	84.76	84.92	85.83	85.17	0.68	ppb
Dysprosium	156-1						cps
Dysprosium	156-2						cps
Erbium	164-1						cps
Erbium	164-2						cps
Gadolinium	160-1						cps
Gadolinium	160-2						cps
Holmium	165-1				109		%
Holmium	165-2				105		%
Indium	115-1				101		%
Indium	115-2				95		%
Iron	56-2	198915.88	198969.56	200730.71	199538.72	0.52	ppb
Iron	57-2	197732.09	198844.51	198032.56	198203.05	0.29	ppb
Iron	54-2	198811.29	201050.70	200016.10	199959.36	0.56	ppb
Krypton	83-1						cps

Reviewed By:Mohan
On:12/25/2024 3:49:22 AM
Inst Id :P7

LB Number :	LB134068	Operator :	Jaswal
Lab Sample ID :	P5335-11	Instrumnet Name :	P7
Client Sample ID :	ME2914	Dilution Factor :	1
Date & Time Acquired :	2024-12-23 19:23:37	DataFile Name :	117SMPL.d

Parameter	Mass	ConRep1	ConRep2	ConRep3	Avg. Conc.	ConcRSD	Units
Lead	206-1	818.82	814.22	800.79	811.28	1.16	ppb
Lead	207-1	761.94	737.11	759.42	752.82	1.81	ppb
Lead	208-1	781.50	770.55	775.62	775.89	0.71	ppb
Lithium	6-1				101		%
Magnesium	24-2	21153.87	21210.02	21237.19	21200.36	0.20	ppb
Manganese	55-2	12961.91	13036.15	13087.44	13028.50	0.48	ppb
Molybdenum	94-1	19.22	19.51	19.13	19.29	1.04	ppb
Molybdenum	95-1	14.62	15.05	14.83	14.83	1.46	ppb
Molybdenum	96-1	16.71	17.06	16.80	16.86	1.06	ppb
Molybdenum	97-1	14.70	14.82	14.91	14.81	0.69	ppb
Molybdenum	98-1	14.78	14.78	14.94	14.83	0.64	ppb
Neodymium	150-1						cps
Neodymium	150-2						cps
Nickel	60-2	224.74	226.46	225.41	225.54	0.39	ppb
Phosphorus	31-2	1403.63	1411.55	1378.94	1398.04	1.22	ppb
Potassium	39-2	1919.84	1937.58	1934.43	1930.62	0.49	ppb
Rhodium	103-1				100		%
Rhodium	103-2				96		%
Scandium	45-1				98		%
Scandium	45-2				91		%
Selenium	82-1	0.74	0.66	0.96	0.79	19.16	ppb
Selenium	77-2	5.41	5.65	3.82	4.96	20.02	ppb
Selenium	78-2	0.04	1.08	1.51	0.88	86.15	ppb
Silicon	28-1	1632.04	1674.85	1674.04	1660.31	1.47	ppb
Silver	107-1	2.40	2.39	2.33	2.37	1.50	ppb
Silver	109-1	2.31	2.36	2.39	2.36	1.66	ppb
Sodium	23-2	389.65	381.33	382.99	384.66	1.14	ppb
Strontium	86-1	3280.48	3359.19	3341.82	3327.16	1.24	ppb
Strontium	88-1	3365.66	3425.81	3446.36	3412.61	1.23	ppb
Sulfur	34-1	1003.32	1086.08	1021.67	1037.02	4.19	ppb
Terbium	159-1				108		%
Terbium	159-2				104		%
Thallium	203-1	1.19	1.23	1.18	1.20	2.36	ppb
Thallium	205-1	1.21	1.21	1.21	1.21	0.13	ppb
Tin	118-1	7.90	8.03	7.93	7.95	0.86	ppb
Titanium	47-1	668.47	680.76	676.48	675.24	0.92	ppb

Reviewed By:Mohan
On:12/25/2024 3:49:22 AM
Inst Id :P7

LB Number :	LB134068	Operator :	Jaswal
Lab Sample ID :	P5335-11	Instrumnet Name :	P7
Client Sample ID :	ME2914	Dilution Factor :	1
Date & Time Acquired :	2024-12-23 19:23:37	DataFile Name :	117SMPL.d

Parameter	Mass	ConRep1	ConRep2	ConRep3	Avg. Conc.	ConcRSD	Units
Uranium	238-1	0.94	0.92	0.91	0.92	1.69	ppb
Vanadium	51-2	115.35	115.52	115.96	115.61	0.28	ppb
Yttrium	89-1				105		%
Yttrium	89-2				99		%
Zinc	66-2	1583.53	1541.97	1539.01	1554.83	1.60	ppb
Zirconium	90-1	3.87	3.90	3.90	3.89	0.42	ppb
Zirconium	91-1	3.93	3.91	3.89	3.91	0.52	ppb

Reviewed By:Mohan
On:12/25/2024 3:49:22 AM
Inst Id :P7

LB Number :	LB134068	Operator :	Jaswal
Lab Sample ID :	P5335-12	Instrumnet Name :	P7
Client Sample ID :	ME2915	Dilution Factor :	1
Date & Time Acquired :	2024-12-23 19:26:42	DataFile Name :	118SMPL.d

Parameter	Mass	ConRep1	ConRep2	ConRep3	Avg. Conc.	ConcRSD	Units
Aluminium	27-2	20117.56	20070.16	19798.66	19995.46	0.86	ppb
Antimony	121-1	49.17	49.17	49.10	49.15	0.09	ppb
Arsenic	75-2	14.25	14.42	14.27	14.31	0.65	ppb
Barium	135-1	301.68	302.53	301.67	301.96	0.16	ppb
Barium	137-1	322.97	319.69	320.81	321.16	0.52	ppb
Beryllium	9-1	1.58	1.52	1.56	1.55	2.15	ppb
Bismuth	209-1				113		%
Bismuth	209-2				109		%
Bromine	81-1						cps
Bromine	81-2						cps
Cadmium	108-1	3.73	3.84	3.93	3.83	2.57	ppb
Cadmium	106-1	3.58	3.37	2.27	3.07	22.89	ppb
Cadmium	111-1	3.38	3.29	3.24	3.30	2.18	ppb
Calcium	43-1	130162.39	129580.04	130934.58	130225.67	0.52	ppb
Calcium	44-1	129602.49	129968.09	130319.13	129963.24	0.28	ppb
Carbon	12-1						cps
Carbon	12-2						cps
Chlorine	35-1						cps
Chlorine	35-2						cps
Chromium	52-2	562.59	565.94	557.77	562.10	0.73	ppb
Cobalt	59-2	10.78	10.69	10.55	10.67	1.08	ppb
Copper	63-2	800.56	789.57	782.15	790.76	1.17	ppb
Dysprosium	156-1						cps
Dysprosium	156-2						cps
Erbium	164-1						cps
Erbium	164-2						cps
Gadolinium	160-1						cps
Gadolinium	160-2						cps
Holmium	165-1				109		%
Holmium	165-2				105		%
Indium	115-1				101		%
Indium	115-2				95		%
Iron	56-2	216777.61	215359.10	212456.89	214864.53	1.03	ppb
Iron	57-2	214464.14	213460.79	211523.99	213149.64	0.70	ppb
Iron	54-2	216624.94	214767.30	214388.90	215260.38	0.56	ppb
Krypton	83-1						cps

Reviewed By:Mohan
On:12/25/2024 3:49:22 AM
Inst Id :P7

LB Number :	LB134068	Operator :	Jaswal
Lab Sample ID :	P5335-12	Instrumnet Name :	P7
Client Sample ID :	ME2915	Dilution Factor :	1
Date & Time Acquired :	2024-12-23 19:26:42	DataFile Name :	118SMPL.d

Parameter	Mass	ConRep1	ConRep2	ConRep3	Avg. Conc.	ConcRSD	Units
Lead	206-1	728.92	719.42	710.46	719.60	1.28	ppb
Lead	207-1	669.80	665.92	673.81	669.85	0.59	ppb
Lead	208-1	690.80	685.35	685.76	687.30	0.44	ppb
Lithium	6-1				99		%
Magnesium	24-2	20097.44	20030.72	19759.75	19962.63	0.90	ppb
Manganese	55-2	17756.31	17452.08	17580.84	17596.41	0.87	ppb
Molybdenum	94-1	17.03	17.17	17.06	17.08	0.46	ppb
Molybdenum	95-1	10.95	10.87	10.91	10.91	0.41	ppb
Molybdenum	96-1	12.98	12.76	12.92	12.89	0.89	ppb
Molybdenum	97-1	10.70	10.64	10.78	10.71	0.65	ppb
Molybdenum	98-1	10.67	10.68	10.70	10.68	0.14	ppb
Neodymium	150-1						cps
Neodymium	150-2						cps
Nickel	60-2	155.93	156.60	155.94	156.16	0.25	ppb
Phosphorus	31-2	1343.97	1294.96	1301.90	1313.61	2.02	ppb
Potassium	39-2	1530.91	1513.41	1499.94	1514.76	1.03	ppb
Rhodium	103-1				99		%
Rhodium	103-2				95		%
Scandium	45-1				97		%
Scandium	45-2				90		%
Selenium	82-1	0.69	1.01	0.83	0.84	18.77	ppb
Selenium	77-2	2.41	3.54	3.91	3.28	23.83	ppb
Selenium	78-2	0.38	0.61	0.56	0.52	22.57	ppb
Silicon	28-1	1799.39	1814.17	1807.85	1807.14	0.41	ppb
Silver	107-1	1.82	1.84	1.79	1.82	1.36	ppb
Silver	109-1	1.81	1.80	1.81	1.81	0.50	ppb
Sodium	23-2	375.89	371.09	366.39	371.12	1.28	ppb
Strontium	86-1	3059.38	3059.08	3080.38	3066.28	0.40	ppb
Strontium	88-1	3182.65	3171.67	3188.66	3180.99	0.27	ppb
Sulfur	34-1	848.45	869.79	886.56	868.27	2.20	ppb
Terbium	159-1				108		%
Terbium	159-2				103		%
Thallium	203-1	1.29	1.33	1.30	1.31	1.60	ppb
Thallium	205-1	1.33	1.32	1.31	1.32	0.89	ppb
Tin	118-1	6.55	6.62	6.48	6.55	1.12	ppb
Titanium	47-1	720.07	726.41	729.44	725.31	0.66	ppb

Reviewed By:Mohan
On:12/25/2024 3:49:22 AM
Inst Id :P7

LB Number :	LB134068	Operator :	Jaswal
Lab Sample ID :	P5335-12	Instrumnet Name :	P7
Client Sample ID :	ME2915	Dilution Factor :	1
Date & Time Acquired :	2024-12-23 19:26:42	DataFile Name :	118SMPL.d

Parameter	Mass	ConRep1	ConRep2	ConRep3	Avg. Conc.	ConcRSD	Units
Uranium	238-1	0.99	1.00	1.00	1.00	0.76	ppb
Vanadium	51-2	128.93	128.89	127.47	128.43	0.65	ppb
Yttrium	89-1				105		%
Yttrium	89-2				98		%
Zinc	66-2	1207.18	1197.36	1183.07	1195.87	1.01	ppb
Zirconium	90-1	4.53	4.59	4.59	4.57	0.78	ppb
Zirconium	91-1	4.51	4.67	4.60	4.59	1.77	ppb

Reviewed By:Mohan
On:12/25/2024 3:49:22 AM
Inst Id :P7

LB Number :	LB134068	Operator :	Jaswal
Lab Sample ID :	P5335-13	Instrumnet Name :	P7
Client Sample ID :	ME2916	Dilution Factor :	1
Date & Time Acquired :	2024-12-23 19:29:43	DataFile Name :	119SMPL.d

Parameter	Mass	ConRep1	ConRep2	ConRep3	Avg. Conc.	ConcRSD	Units
Aluminium	27-2	11152.18	11304.14	11192.80	11216.37	0.70	ppb
Antimony	121-1	1.21	1.22	1.24	1.22	0.87	ppb
Arsenic	75-2	15.17	15.32	15.21	15.23	0.50	ppb
Barium	135-1	134.49	132.26	133.40	133.38	0.84	ppb
Barium	137-1	136.61	132.67	135.72	135.00	1.53	ppb
Beryllium	9-1	0.96	0.94	0.99	0.97	2.52	ppb
Bismuth	209-1				112		%
Bismuth	209-2				106		%
Bromine	81-1						cps
Bromine	81-2						cps
Cadmium	108-1	2.96	2.62	2.41	2.66	10.52	ppb
Cadmium	106-1	1.44	1.28	1.49	1.40	7.71	ppb
Cadmium	111-1	2.21	2.13	2.12	2.15	2.40	ppb
Calcium	43-1	103831.74	102122.15	103135.08	103029.66	0.83	ppb
Calcium	44-1	103076.37	100854.50	102695.25	102208.70	1.16	ppb
Carbon	12-1						cps
Carbon	12-2						cps
Chlorine	35-1						cps
Chlorine	35-2						cps
Chromium	52-2	185.22	185.30	185.02	185.18	0.08	ppb
Cobalt	59-2	14.58	14.71	14.54	14.61	0.61	ppb
Copper	63-2	57.43	57.08	57.28	57.27	0.31	ppb
Dysprosium	156-1						cps
Dysprosium	156-2						cps
Erbium	164-1						cps
Erbium	164-2						cps
Gadolinium	160-1						cps
Gadolinium	160-2						cps
Holmium	165-1				107		%
Holmium	165-2				104		%
Indium	115-1				99		%
Indium	115-2				91		%
Iron	56-2	96248.31	96789.71	96985.07	96674.36	0.39	ppb
Iron	57-2	94823.13	96602.46	95706.39	95710.66	0.93	ppb
Iron	54-2	96683.88	97314.43	96848.60	96948.97	0.34	ppb
Krypton	83-1						cps

Reviewed By:Mohan
On:12/25/2024 3:49:22 AM
Inst Id :P7

LB Number :	LB134068	Operator :	Jaswal
Lab Sample ID :	P5335-13	Instrumnet Name :	P7
Client Sample ID :	ME2916	Dilution Factor :	1
Date & Time Acquired :	2024-12-23 19:29:43	DataFile Name :	119SMPL.d

Parameter	Mass	ConRep1	ConRep2	ConRep3	Avg. Conc.	ConcRSD	Units
Lead	206-1	359.74	352.69	357.77	356.73	1.02	ppb
Lead	207-1	333.54	330.03	330.61	331.39	0.57	ppb
Lead	208-1	341.31	336.65	337.02	338.33	0.77	ppb
Lithium	6-1				103		%
Magnesium	24-2	28832.80	29003.00	28782.87	28872.89	0.40	ppb
Manganese	55-2	3903.66	3953.10	3952.14	3936.30	0.72	ppb
Molybdenum	94-1	8.04	8.04	8.10	8.06	0.45	ppb
Molybdenum	95-1	5.39	5.35	5.52	5.42	1.67	ppb
Molybdenum	96-1	6.31	6.31	6.52	6.38	1.89	ppb
Molybdenum	97-1	5.42	5.30	5.44	5.39	1.35	ppb
Molybdenum	98-1	5.36	5.36	5.44	5.39	0.80	ppb
Neodymium	150-1						cps
Neodymium	150-2						cps
Nickel	60-2	93.69	94.67	92.34	93.57	1.25	ppb
Phosphorus	31-2	940.74	976.68	954.28	957.23	1.90	ppb
Potassium	39-2	1856.66	1876.89	1859.65	1864.40	0.59	ppb
Rhodium	103-1				97		%
Rhodium	103-2				92		%
Scandium	45-1				95		%
Scandium	45-2				86		%
Selenium	82-1	0.60	0.30	0.77	0.55	42.51	ppb
Selenium	77-2	8.00	5.54	4.79	6.11	27.46	ppb
Selenium	78-2	-0.47	0.65	-0.73	-0.18		ppb
Silicon	28-1	1698.97	1622.85	1712.99	1678.27	2.89	ppb
Silver	107-1	1.11	1.09	1.11	1.10	1.29	ppb
Silver	109-1	1.09	1.06	1.10	1.08	1.92	ppb
Sodium	23-2	277.27	279.65	278.76	278.56	0.43	ppb
Strontium	86-1	2544.50	2556.14	2592.15	2564.26	0.97	ppb
Strontium	88-1	2600.45	2646.48	2674.97	2640.63	1.42	ppb
Sulfur	34-1	1066.18	997.96	1030.72	1031.62	3.31	ppb
Terbium	159-1				108		%
Terbium	159-2				102		%
Thallium	203-1	0.49	0.50	0.49	0.49	1.38	ppb
Thallium	205-1	0.50	0.50	0.49	0.50	0.87	ppb
Tin	118-1	4.58	4.47	4.55	4.53	1.34	ppb
Titanium	47-1	296.87	290.26	293.26	293.46	1.13	ppb

Reviewed By:Mohan
On:12/25/2024 3:49:22 AM
Inst Id :P7

LB Number :	LB134068	Operator :	Jaswal
Lab Sample ID :	P5335-13	Instrumnet Name :	P7
Client Sample ID :	ME2916	Dilution Factor :	1
Date & Time Acquired :	2024-12-23 19:29:43	DataFile Name :	119SMPL.d

Parameter	Mass	ConRep1	ConRep2	ConRep3	Avg. Conc.	ConcRSD	Units
Uranium	238-1	0.99	1.01	1.01	1.01	1.19	ppb
Vanadium	51-2	59.25	59.30	59.03	59.19	0.24	ppb
Yttrium	89-1				104		%
Yttrium	89-2				95		%
Zinc	66-2	819.59	815.83	812.12	815.85	0.46	ppb
Zirconium	90-1	1.92	1.96	1.97	1.95	1.40	ppb
Zirconium	91-1	1.99	2.00	1.98	1.99	0.50	ppb

Reviewed By:Mohan
On:12/25/2024 3:49:22 AM
Inst Id :P7

LB Number :	LB134068	Operator :	Jaswal
Lab Sample ID :	P5335-14	Instrumnet Name :	P7
Client Sample ID :	ME2917	Dilution Factor :	1
Date & Time Acquired :	2024-12-23 19:32:51	DataFile Name :	120SMPL.d

Parameter	Mass	ConRep1	ConRep2	ConRep3	Avg. Conc.	ConcRSD	Units
Aluminium	27-2	11592.43	11510.16	11631.08	11577.89	0.53	ppb
Antimony	121-1	2.68	2.65	2.61	2.65	1.29	ppb
Arsenic	75-2	12.93	12.51	12.38	12.61	2.30	ppb
Barium	135-1	132.17	131.97	130.77	131.64	0.58	ppb
Barium	137-1	134.84	133.71	132.25	133.60	0.97	ppb
Beryllium	9-1	1.40	1.46	1.56	1.47	5.42	ppb
Bismuth	209-1				112		%
Bismuth	209-2				107		%
Bromine	81-1						cps
Bromine	81-2						cps
Cadmium	108-1	3.74	3.58	3.76	3.69	2.60	ppb
Cadmium	106-1	2.59	2.65	2.27	2.50	8.21	ppb
Cadmium	111-1	3.16	3.21	3.26	3.21	1.59	ppb
Calcium	43-1	89045.13	91429.86	91277.86	90584.28	1.47	ppb
Calcium	44-1	89685.98	91708.94	90828.66	90741.20	1.12	ppb
Carbon	12-1						cps
Carbon	12-2						cps
Chlorine	35-1						cps
Chlorine	35-2						cps
Chromium	52-2	219.02	217.38	218.78	218.39	0.41	ppb
Cobalt	59-2	12.72	12.25	12.66	12.54	2.03	ppb
Copper	63-2	54.53	54.67	54.47	54.56	0.19	ppb
Dysprosium	156-1						cps
Dysprosium	156-2						cps
Erbium	164-1						cps
Erbium	164-2						cps
Gadolinium	160-1						cps
Gadolinium	160-2						cps
Holmium	165-1				107		%
Holmium	165-2				104		%
Indium	115-1				99		%
Indium	115-2				93		%
Iron	56-2	114824.61	114523.62	115011.98	114786.74	0.21	ppb
Iron	57-2	114459.82	113077.88	113369.55	113635.75	0.64	ppb
Iron	54-2	115618.76	113582.33	114351.80	114517.63	0.90	ppb
Krypton	83-1						cps

Reviewed By:Mohan
On:12/25/2024 3:49:22 AM
Inst Id :P7

LB Number :	LB134068	Operator :	Jaswal
Lab Sample ID :	P5335-14	Instrumnet Name :	P7
Client Sample ID :	ME2917	Dilution Factor :	1
Date & Time Acquired :	2024-12-23 19:32:51	DataFile Name :	120SMPL.d

Parameter	Mass	ConRep1	ConRep2	ConRep3	Avg. Conc.	ConcRSD	Units
Lead	206-1	459.05	468.35	463.96	463.79	1.00	ppb
Lead	207-1	427.60	435.08	431.47	431.38	0.87	ppb
Lead	208-1	437.00	444.27	438.39	439.89	0.88	ppb
Lithium	6-1				102		%
Magnesium	24-2	26438.31	26356.50	26395.27	26396.69	0.16	ppb
Manganese	55-2	4765.12	4703.98	4725.56	4731.55	0.66	ppb
Molybdenum	94-1	7.22	7.24	7.09	7.18	1.18	ppb
Molybdenum	95-1	5.63	5.67	5.62	5.64	0.47	ppb
Molybdenum	96-1	6.59	6.61	6.65	6.61	0.46	ppb
Molybdenum	97-1	5.49	5.82	5.68	5.66	2.93	ppb
Molybdenum	98-1	5.55	5.72	5.55	5.61	1.72	ppb
Neodymium	150-1						cps
Neodymium	150-2						cps
Nickel	60-2	104.01	102.92	102.88	103.27	0.62	ppb
Phosphorus	31-2	942.85	928.05	920.80	930.56	1.21	ppb
Potassium	39-2	1645.18	1631.85	1636.64	1637.89	0.41	ppb
Rhodium	103-1				97		%
Rhodium	103-2				94		%
Scandium	45-1				95		%
Scandium	45-2				88		%
Selenium	82-1	0.63	0.69	0.72	0.68	6.27	ppb
Selenium	77-2	5.57	5.06	5.24	5.29	4.88	ppb
Selenium	78-2	-0.10	0.12	0.76	0.26	169.66	ppb
Silicon	28-1	2196.24	2237.99	2223.80	2219.35	0.96	ppb
Silver	107-1	1.74	1.78	1.76	1.76	1.21	ppb
Silver	109-1	1.74	1.76	1.75	1.75	0.48	ppb
Sodium	23-2	345.87	340.04	343.25	343.05	0.85	ppb
Strontium	86-1	2554.31	2597.57	2571.42	2574.43	0.85	ppb
Strontium	88-1	2661.05	2625.26	2627.70	2638.00	0.76	ppb
Sulfur	34-1	947.47	1044.56	1018.77	1003.60	5.01	ppb
Terbium	159-1				105		%
Terbium	159-2				102		%
Thallium	203-1	0.62	0.66	0.67	0.65	3.71	ppb
Thallium	205-1	0.64	0.65	0.63	0.64	1.17	ppb
Tin	118-1	5.40	5.40	5.37	5.39	0.25	ppb
Titanium	47-1	295.54	300.98	297.70	298.07	0.92	ppb

Reviewed By:Mohan
On:12/25/2024 3:49:22 AM
Inst Id :P7

LB Number :	LB134068	Operator :	Jaswal
Lab Sample ID :	P5335-14	Instrumnet Name :	P7
Client Sample ID :	ME2917	Dilution Factor :	1
Date & Time Acquired :	2024-12-23 19:32:51	DataFile Name :	120SMPL.d

Parameter	Mass	ConRep1	ConRep2	ConRep3	Avg. Conc.	ConcRSD	Units
Uranium	238-1	0.84	0.86	0.85	0.85	1.30	ppb
Vanadium	51-2	58.88	57.95	58.59	58.47	0.82	ppb
Yttrium	89-1				103		%
Yttrium	89-2				97		%
Zinc	66-2	1188.22	1176.73	1181.36	1182.10	0.49	ppb
Zirconium	90-1	1.39	1.48	1.42	1.43	3.44	ppb
Zirconium	91-1	1.49	1.50	1.43	1.47	2.63	ppb

Reviewed By:Mohan
On:12/25/2024 3:49:22 AM
Inst Id :P7

LB Number :	LB134068	Operator :	Jaswal
Lab Sample ID :	P5335-15	Instrumnet Name :	P7
Client Sample ID :	ME2918	Dilution Factor :	1
Date & Time Acquired :	2024-12-23 19:35:57	DataFile Name :	121SMPL.d

Parameter	Mass	ConRep1	ConRep2	ConRep3	Avg. Conc.	ConcRSD	Units
Aluminium	27-2	10820.11	10679.65	10802.54	10767.43	0.71	ppb
Antimony	121-1	2.71	2.82	2.81	2.78	2.17	ppb
Arsenic	75-2	14.99	14.90	14.66	14.85	1.12	ppb
Barium	135-1	138.25	144.12	143.54	141.97	2.28	ppb
Barium	137-1	140.44	147.24	145.82	144.50	2.48	ppb
Beryllium	9-1	1.18	1.09	1.13	1.13	4.01	ppb
Bismuth	209-1				112		%
Bismuth	209-2				108		%
Bromine	81-1						cps
Bromine	81-2						cps
Cadmium	108-1	3.86	3.85	4.22	3.98	5.26	ppb
Cadmium	106-1	3.22	3.53	3.01	3.25	8.07	ppb
Cadmium	111-1	3.56	3.83	3.77	3.72	3.80	ppb
Calcium	43-1	91614.25	93402.80	93809.23	92942.09	1.26	ppb
Calcium	44-1	91299.75	93650.19	93517.46	92822.47	1.42	ppb
Carbon	12-1						cps
Carbon	12-2						cps
Chlorine	35-1						cps
Chlorine	35-2						cps
Chromium	52-2	285.28	279.53	284.83	283.22	1.13	ppb
Cobalt	59-2	14.48	14.46	14.46	14.47	0.07	ppb
Copper	63-2	65.00	65.76	65.75	65.50	0.66	ppb
Dysprosium	156-1						cps
Dysprosium	156-2						cps
Erbium	164-1						cps
Erbium	164-2						cps
Gadolinium	160-1						cps
Gadolinium	160-2						cps
Holmium	165-1				107		%
Holmium	165-2				105		%
Indium	115-1				100		%
Indium	115-2				93		%
Iron	56-2	134572.49	135644.55	134239.33	134818.79	0.54	ppb
Iron	57-2	134021.72	135834.14	134165.98	134673.95	0.75	ppb
Iron	54-2	135000.27	136219.97	135382.29	135534.18	0.46	ppb
Krypton	83-1						cps

Reviewed By:Mohan
On:12/25/2024 3:49:22 AM
Inst Id :P7

LB Number :	LB134068	Operator :	Jaswal
Lab Sample ID :	P5335-15	Instrumnet Name :	P7
Client Sample ID :	ME2918	Dilution Factor :	1
Date & Time Acquired :	2024-12-23 19:35:57	DataFile Name :	121SMPL.d

Parameter	Mass	ConRep1	ConRep2	ConRep3	Avg. Conc.	ConcRSD	Units
Lead	206-1	540.74	546.48	542.77	543.33	0.54	ppb
Lead	207-1	499.94	512.43	501.57	504.65	1.35	ppb
Lead	208-1	511.19	521.87	510.10	514.39	1.26	ppb
Lithium	6-1				102		%
Magnesium	24-2	25153.73	25148.40	25145.03	25149.05	0.02	ppb
Manganese	55-2	6210.96	6221.67	6214.16	6215.60	0.09	ppb
Molybdenum	94-1	8.98	9.53	9.51	9.34	3.39	ppb
Molybdenum	95-1	6.94	7.39	7.25	7.19	3.22	ppb
Molybdenum	96-1	8.05	8.51	8.43	8.33	2.94	ppb
Molybdenum	97-1	6.91	7.21	7.17	7.10	2.29	ppb
Molybdenum	98-1	6.99	7.25	7.28	7.17	2.16	ppb
Neodymium	150-1						cps
Neodymium	150-2						cps
Nickel	60-2	138.31	137.99	136.27	137.52	0.80	ppb
Phosphorus	31-2	1087.15	1076.62	1083.23	1082.33	0.49	ppb
Potassium	39-2	1686.42	1698.15	1700.42	1695.00	0.44	ppb
Rhodium	103-1				99		%
Rhodium	103-2				94		%
Scandium	45-1				97		%
Scandium	45-2				89		%
Selenium	82-1	0.44	0.88	0.48	0.60	40.79	ppb
Selenium	77-2	5.42	7.17	5.71	6.10	15.35	ppb
Selenium	78-2	-1.22	0.77	0.18	-0.09		ppb
Silicon	28-1	1582.42	1630.24	1620.45	1611.03	1.57	ppb
Silver	107-1	2.00	2.08	1.98	2.02	2.48	ppb
Silver	109-1	1.94	2.00	2.02	1.98	2.17	ppb
Sodium	23-2	291.71	292.30	293.15	292.39	0.25	ppb
Strontium	86-1	2360.64	2462.89	2444.66	2422.73	2.25	ppb
Strontium	88-1	2428.82	2542.04	2514.05	2494.97	2.36	ppb
Sulfur	34-1	961.23	1178.83	1062.29	1067.45	10.20	ppb
Terbium	159-1				107		%
Terbium	159-2				102		%
Thallium	203-1	0.67	0.69	0.65	0.67	2.93	ppb
Thallium	205-1	0.66	0.67	0.67	0.67	1.48	ppb
Tin	118-1	6.21	6.43	6.31	6.32	1.81	ppb
Titanium	47-1	353.28	365.36	362.61	360.42	1.76	ppb

Reviewed By:Mohan
On:12/25/2024 3:49:22 AM
Inst Id :P7

LB Number :	LB134068	Operator :	Jaswal
Lab Sample ID :	P5335-15	Instrumnet Name :	P7
Client Sample ID :	ME2918	Dilution Factor :	1
Date & Time Acquired :	2024-12-23 19:35:57	DataFile Name :	121SMPL.d

Parameter	Mass	ConRep1	ConRep2	ConRep3	Avg. Conc.	ConcRSD	Units
Uranium	238-1	0.91	0.96	0.93	0.93	2.20	ppb
Vanadium	51-2	72.20	73.07	72.69	72.65	0.60	ppb
Yttrium	89-1				105		%
Yttrium	89-2				98		%
Zinc	66-2	1316.63	1328.54	1322.34	1322.50	0.45	ppb
Zirconium	90-1	1.82	1.88	1.93	1.88	2.97	ppb
Zirconium	91-1	1.81	1.93	1.93	1.89	3.54	ppb

Reviewed By:Mohan
On:12/25/2024 3:49:22 AM
Inst Id :P7

LB Number :	LB134068	Operator :	Jaswal
Lab Sample ID :	P5335-16	Instrumnet Name :	P7
Client Sample ID :	ME2919	Dilution Factor :	1
Date & Time Acquired :	2024-12-23 19:39:06	DataFile Name :	122SMPL.d

Parameter	Mass	ConRep1	ConRep2	ConRep3	Avg. Conc.	ConcRSD	Units
Aluminium	27-2	13915.74	14068.14	14045.14	14009.67	0.59	ppb
Antimony	121-1	1.57	1.60	1.61	1.60	1.32	ppb
Arsenic	75-2	14.90	15.07	14.93	14.97	0.59	ppb
Barium	135-1	173.04	175.57	172.73	173.78	0.90	ppb
Barium	137-1	176.07	179.25	176.81	177.38	0.94	ppb
Beryllium	9-1	1.19	1.18	1.20	1.19	0.72	ppb
Bismuth	209-1				110		%
Bismuth	209-2				106		%
Bromine	81-1						cps
Bromine	81-2						cps
Cadmium	108-1	5.09	4.69	5.37	5.05	6.79	ppb
Cadmium	106-1	4.49	4.32	4.19	4.33	3.44	ppb
Cadmium	111-1	4.64	4.72	4.64	4.67	0.99	ppb
Calcium	43-1	129165.23	131404.51	132512.00	131027.25	1.30	ppb
Calcium	44-1	130091.08	131092.43	132004.74	131062.75	0.73	ppb
Carbon	12-1						cps
Carbon	12-2						cps
Chlorine	35-1						cps
Chlorine	35-2						cps
Chromium	52-2	613.90	475.75	479.02	522.89	15.08	ppb
Cobalt	59-2	17.70	17.78	17.68	17.72	0.31	ppb
Copper	63-2	76.01	76.66	76.50	76.39	0.45	ppb
Dysprosium	156-1						cps
Dysprosium	156-2						cps
Erbium	164-1						cps
Erbium	164-2						cps
Gadolinium	160-1						cps
Gadolinium	160-2						cps
Holmium	165-1				106		%
Holmium	165-2				103		%
Indium	115-1				98		%
Indium	115-2				92		%
Iron	56-2	162458.29	163393.58	161024.41	162292.09	0.74	ppb
Iron	57-2	160634.33	162816.72	162125.46	161858.83	0.69	ppb
Iron	54-2	162151.27	164283.43	161288.50	162574.40	0.95	ppb
Krypton	83-1						cps

Reviewed By:Mohan
On:12/25/2024 3:49:22 AM
Inst Id :P7

LB Number :	LB134068	Operator :	Jaswal
Lab Sample ID :	P5335-16	Instrumnet Name :	P7
Client Sample ID :	ME2919	Dilution Factor :	1
Date & Time Acquired :	2024-12-23 19:39:06	DataFile Name :	122SMPL.d

Parameter	Mass	ConRep1	ConRep2	ConRep3	Avg. Conc.	ConcRSD	Units
Lead	206-1	558.81	561.11	565.29	561.74	0.59	ppb
Lead	207-1	522.72	525.62	524.40	524.24	0.28	ppb
Lead	208-1	533.02	534.50	535.55	534.35	0.24	ppb
Lithium	6-1				101		%
Magnesium	24-2	32266.04	32848.94	32425.00	32513.33	0.93	ppb
Manganese	55-2	10076.46	10195.98	10127.46	10133.30	0.59	ppb
Molybdenum	94-1	13.39	13.73	13.43	13.51	1.38	ppb
Molybdenum	95-1	9.12	9.26	9.17	9.18	0.79	ppb
Molybdenum	96-1	10.69	10.79	10.72	10.73	0.47	ppb
Molybdenum	97-1	9.02	9.24	9.19	9.15	1.28	ppb
Molybdenum	98-1	9.03	9.04	9.10	9.05	0.40	ppb
Neodymium	150-1						cps
Neodymium	150-2						cps
Nickel	60-2	168.71	170.00	168.14	168.95	0.56	ppb
Phosphorus	31-2	1524.42	1593.64	1495.16	1537.74	3.29	ppb
Potassium	39-2	2285.96	2246.69	2276.23	2269.63	0.90	ppb
Rhodium	103-1				96		%
Rhodium	103-2				92		%
Scandium	45-1				95		%
Scandium	45-2				87		%
Selenium	82-1	0.98	0.59	0.72	0.76	26.04	ppb
Selenium	77-2	5.19	6.98	4.96	5.71	19.33	ppb
Selenium	78-2	1.32	0.67	0.39	0.79	60.24	ppb
Silicon	28-1	1873.09	1968.10	2045.03	1962.08	4.39	ppb
Silver	107-1	2.01	2.01	2.00	2.01	0.28	ppb
Silver	109-1	1.97	1.98	1.97	1.97	0.25	ppb
Sodium	23-2	339.22	340.84	339.01	339.69	0.30	ppb
Strontium	86-1	3472.81	3535.21	3468.17	3492.06	1.07	ppb
Strontium	88-1	3589.57	3652.26	3576.54	3606.12	1.12	ppb
Sulfur	34-1	1190.53	1280.94	1307.03	1259.50	4.85	ppb
Terbium	159-1				106		%
Terbium	159-2				102		%
Thallium	203-1	0.68	0.72	0.69	0.70	2.94	ppb
Thallium	205-1	0.69	0.70	0.69	0.69	0.88	ppb
Tin	118-1	6.21	6.33	6.15	6.23	1.53	ppb
Titanium	47-1	620.60	628.52	629.69	626.27	0.79	ppb

Reviewed By:Mohan
On:12/25/2024 3:49:22 AM
Inst Id :P7

LB Number :	LB134068	Operator :	Jaswal
Lab Sample ID :	P5335-16	Instrumnet Name :	P7
Client Sample ID :	ME2919	Dilution Factor :	1
Date & Time Acquired :	2024-12-23 19:39:06	DataFile Name :	122SMPL.d

Parameter	Mass	ConRep1	ConRep2	ConRep3	Avg. Conc.	ConcRSD	Units
Uranium	238-1	1.16	1.19	1.21	1.19	2.32	ppb
Vanadium	51-2	130.09	129.74	129.61	129.82	0.19	ppb
Yttrium	89-1				104		%
Yttrium	89-2				96		%
Zinc	66-2	1397.59	1413.26	1406.89	1405.91	0.56	ppb
Zirconium	90-1	3.21	4.04	3.20	3.49	13.90	ppb
Zirconium	91-1	3.37	3.51	3.42	3.44	2.09	ppb

Reviewed By:Mohan
On:12/25/2024 3:49:22 AM
Inst Id :P7

LB Number :	LB134068	Operator :	Jaswal
Lab Sample ID :	P5335-17	Instrumnet Name :	P7
Client Sample ID :	ME2920	Dilution Factor :	1
Date & Time Acquired :	2024-12-23 19:42:09	DataFile Name :	123SMPL.d

Parameter	Mass	ConRep1	ConRep2	ConRep3	Avg. Conc.	ConcRSD	Units
Aluminium	27-2	14376.28	14349.17	14505.16	14410.20	0.58	ppb
Antimony	121-1	2.29	2.35	2.33	2.32	1.33	ppb
Arsenic	75-2	20.19	19.98	20.42	20.19	1.09	ppb
Barium	135-1	181.18	183.71	184.91	183.27	1.04	ppb
Barium	137-1	183.01	185.21	188.52	185.58	1.49	ppb
Beryllium	9-1	1.48	1.61	1.66	1.58	5.95	ppb
Bismuth	209-1				112		%
Bismuth	209-2				106		%
Bromine	81-1						cps
Bromine	81-2						cps
Cadmium	108-1	7.63	7.11	7.98	7.57	5.77	ppb
Cadmium	106-1	6.78	7.14	7.46	7.13	4.81	ppb
Cadmium	111-1	6.75	6.93	6.85	6.85	1.29	ppb
Calcium	43-1	119426.70	121747.65	124334.64	121836.33	2.02	ppb
Calcium	44-1	119150.54	121011.97	122542.14	120901.55	1.40	ppb
Carbon	12-1						cps
Carbon	12-2						cps
Chlorine	35-1						cps
Chlorine	35-2						cps
Chromium	52-2	679.42	684.79	678.71	680.97	0.49	ppb
Cobalt	59-2	17.26	16.77	16.87	16.97	1.54	ppb
Copper	63-2	106.55	105.86	107.36	106.59	0.70	ppb
Dysprosium	156-1						cps
Dysprosium	156-2						cps
Erbium	164-1						cps
Erbium	164-2						cps
Gadolinium	160-1						cps
Gadolinium	160-2						cps
Holmium	165-1				107		%
Holmium	165-2				103		%
Indium	115-1				100		%
Indium	115-2				92		%
Iron	56-2	263753.12	259207.91	261279.32	261413.45	0.87	ppb
Iron	57-2	260554.70	259682.89	257755.70	259331.10	0.55	ppb
Iron	54-2	261458.99	260662.31	261201.32	261107.54	0.16	ppb
Krypton	83-1						cps

Reviewed By:Mohan
On:12/25/2024 3:49:22 AM
Inst Id :P7

LB Number :	LB134068	Operator :	Jaswal
Lab Sample ID :	P5335-17	Instrumnet Name :	P7
Client Sample ID :	ME2920	Dilution Factor :	1
Date & Time Acquired :	2024-12-23 19:42:09	DataFile Name :	123SMPL.d

Parameter	Mass	ConRep1	ConRep2	ConRep3	Avg. Conc.	ConcRSD	Units
Lead	206-1	965.68	983.31	1002.34	983.78	1.86	ppb
Lead	207-1	904.82	917.22	916.76	912.93	0.77	ppb
Lead	208-1	925.23	941.07	945.23	937.18	1.13	ppb
Lithium	6-1				101		%
Magnesium	24-2	22925.31	22733.84	22634.64	22764.59	0.65	ppb
Manganese	55-2	13940.42	13858.30	14012.85	13937.19	0.55	ppb
Molybdenum	94-1	17.48	17.86	17.99	17.78	1.49	ppb
Molybdenum	95-1	12.78	12.97	12.94	12.90	0.79	ppb
Molybdenum	96-1	14.90	15.31	15.39	15.20	1.73	ppb
Molybdenum	97-1	12.63	13.26	12.81	12.90	2.53	ppb
Molybdenum	98-1	12.67	12.97	12.91	12.85	1.24	ppb
Neodymium	150-1						cps
Neodymium	150-2						cps
Nickel	60-2	246.81	244.50	245.66	245.65	0.47	ppb
Phosphorus	31-2	1667.62	1666.90	1661.83	1665.45	0.19	ppb
Potassium	39-2	1807.09	1803.51	1803.46	1804.68	0.12	ppb
Rhodium	103-1				97		%
Rhodium	103-2				93		%
Scandium	45-1				96		%
Scandium	45-2				88		%
Selenium	82-1	0.71	0.93	0.61	0.75	21.59	ppb
Selenium	77-2	4.81	5.09	6.14	5.35	13.16	ppb
Selenium	78-2	-0.26	-0.48	-0.30	-0.35		ppb
Silicon	28-1	1638.53	1661.40	1698.19	1666.04	1.81	ppb
Silver	107-1	3.72	3.75	3.81	3.76	1.19	ppb
Silver	109-1	3.67	3.73	3.77	3.72	1.45	ppb
Sodium	23-2	412.62	410.68	412.59	411.96	0.27	ppb
Strontium	86-1	3615.14	3757.63	3690.42	3687.73	1.93	ppb
Strontium	88-1	3776.80	3853.13	3808.21	3812.71	1.01	ppb
Sulfur	34-1	1033.02	1149.58	1134.46	1105.69	5.73	ppb
Terbium	159-1				106		%
Terbium	159-2				102		%
Thallium	203-1	1.17	1.16	1.18	1.17	1.04	ppb
Thallium	205-1	1.16	1.17	1.17	1.17	0.56	ppb
Tin	118-1	11.23	11.58	11.68	11.50	2.04	ppb
Titanium	47-1	693.14	711.73	715.63	706.83	1.70	ppb

Reviewed By:Mohan
On:12/25/2024 3:49:22 AM
Inst Id :P7

LB Number :	LB134068	Operator :	Jaswal
Lab Sample ID :	P5335-17	Instrumnet Name :	P7
Client Sample ID :	ME2920	Dilution Factor :	1
Date & Time Acquired :	2024-12-23 19:42:09	DataFile Name :	123SMPL.d

Parameter	Mass	ConRep1	ConRep2	ConRep3	Avg. Conc.	ConcRSD	Units
Uranium	238-1	1.27	1.28	1.27	1.27	0.44	ppb
Vanadium	51-2	165.92	164.80	163.96	164.89	0.60	ppb
Yttrium	89-1				105		%
Yttrium	89-2				96		%
Zinc	66-2	2821.13	2823.90	2840.84	2828.62	0.38	ppb
Zirconium	90-1	3.74	3.93	3.93	3.87	2.90	ppb
Zirconium	91-1	3.82	3.95	3.91	3.89	1.70	ppb

Reviewed By:Mohan
On:12/25/2024 3:49:22 AM
Inst Id :P7

LB Number :	LB134068	Operator :	Jaswal
Lab Sample ID :	P5335-18	Instrumnet Name :	P7
Client Sample ID :	ME2921	Dilution Factor :	1
Date & Time Acquired :	2024-12-23 19:45:16	DataFile Name :	124SMPL.d

Parameter	Mass	ConRep1	ConRep2	ConRep3	Avg. Conc.	ConcRSD	Units
Aluminium	27-2	21947.77	21751.27	21768.83	21822.62	0.50	ppb
Antimony	121-1	0.55	0.55	0.56	0.56	1.45	ppb
Arsenic	75-2	14.22	14.43	14.65	14.43	1.49	ppb
Barium	135-1	243.74	243.29	243.32	243.45	0.10	ppb
Barium	137-1	246.50	247.58	247.84	247.31	0.29	ppb
Beryllium	9-1	1.34	1.39	1.33	1.35	2.27	ppb
Bismuth	209-1				111		%
Bismuth	209-2				106		%
Bromine	81-1						cps
Bromine	81-2						cps
Cadmium	108-1	0.78	0.98	0.78	0.85	13.36	ppb
Cadmium	106-1	0.12	-0.05	-0.55	-0.16		ppb
Cadmium	111-1	0.33	0.29	0.29	0.30	7.93	ppb
Calcium	43-1	83134.97	83546.02	83609.90	83430.30	0.31	ppb
Calcium	44-1	82594.10	82248.86	83145.72	82662.90	0.55	ppb
Carbon	12-1						cps
Carbon	12-2						cps
Chlorine	35-1						cps
Chlorine	35-2						cps
Chromium	52-2	47.50	47.51	46.83	47.28	0.83	ppb
Cobalt	59-2	26.29	26.41	26.25	26.32	0.31	ppb
Copper	63-2	39.25	39.63	39.74	39.54	0.64	ppb
Dysprosium	156-1						cps
Dysprosium	156-2						cps
Erbium	164-1						cps
Erbium	164-2						cps
Gadolinium	160-1						cps
Gadolinium	160-2						cps
Holmium	165-1				107		%
Holmium	165-2				103		%
Indium	115-1				98		%
Indium	115-2				91		%
Iron	56-2	55516.49	55855.62	55556.65	55642.92	0.33	ppb
Iron	57-2	55412.99	55331.37	55264.98	55336.45	0.13	ppb
Iron	54-2	55495.85	56040.56	55754.09	55763.50	0.49	ppb
Krypton	83-1						cps

LB Number :	LB134068	Operator :	Jaswal
Lab Sample ID :	P5335-18	Instrumnet Name :	P7
Client Sample ID :	ME2921	Dilution Factor :	1
Date & Time Acquired :	2024-12-23 19:45:16	DataFile Name :	124SMPL.d

Parameter	Mass	ConRep1	ConRep2	ConRep3	Avg. Conc.	ConcRSD	Units
Lead	206-1	36.45	35.46	36.93	36.28	2.06	ppb
Lead	207-1	32.90	32.47	33.18	32.85	1.09	ppb
Lead	208-1	33.93	33.45	34.59	33.99	1.68	ppb
Lithium	6-1				105		%
Magnesium	24-2	27676.42	27617.50	27507.24	27600.39	0.31	ppb
Manganese	55-2	963.85	970.49	962.21	965.52	0.45	ppb
Molybdenum	94-1	12.35	12.60	12.65	12.53	1.29	ppb
Molybdenum	95-1	2.54	2.59	2.57	2.57	1.02	ppb
Molybdenum	96-1	3.88	4.15	4.00	4.01	3.39	ppb
Molybdenum	97-1	2.61	2.63	2.56	2.60	1.36	ppb
Molybdenum	98-1	2.54	2.62	2.59	2.58	1.56	ppb
Neodymium	150-1						cps
Neodymium	150-2						cps
Nickel	60-2	68.12	67.67	68.01	67.94	0.34	ppb
Phosphorus	31-2	856.72	883.46	878.29	872.82	1.63	ppb
Potassium	39-2	3198.59	3076.38	3136.20	3137.06	1.95	ppb
Rhodium	103-1				95		%
Rhodium	103-2				92		%
Scandium	45-1				94		%
Scandium	45-2				86		%
Selenium	82-1	0.59	0.40	0.15	0.38	57.60	ppb
Selenium	77-2	9.56	9.78	8.04	9.13	10.40	ppb
Selenium	78-2	0.11	1.02	-1.00	0.04	2378.10	ppb
Silicon	28-1	1815.75	1853.85	1853.46	1841.02	1.19	ppb
Silver	107-1	0.14	0.13	0.12	0.13	11.09	ppb
Silver	109-1	0.14	0.11	0.12	0.12	13.25	ppb
Sodium	23-2	251.61	251.86	252.93	252.14	0.28	ppb
Strontium	86-1	2828.00	2891.63	2855.29	2858.30	1.12	ppb
Strontium	88-1	2935.88	2996.94	2973.67	2968.83	1.04	ppb
Sulfur	34-1	693.86	735.23	782.42	737.17	6.01	ppb
Terbium	159-1				106		%
Terbium	159-2				101		%
Thallium	203-1	0.19	0.20	0.21	0.20	4.33	ppb
Thallium	205-1	0.19	0.20	0.20	0.20	1.72	ppb
Tin	118-1	0.92	0.93	0.93	0.93	0.78	ppb
Titanium	47-1	212.04	213.84	216.54	214.14	1.06	ppb

Reviewed By:Mohan
On:12/25/2024 3:49:22 AM
Inst Id :P7

LB Number :	LB134068	Operator :	Jaswal
Lab Sample ID :	P5335-18	Instrumnet Name :	P7
Client Sample ID :	ME2921	Dilution Factor :	1
Date & Time Acquired :	2024-12-23 19:45:16	DataFile Name :	124SMPL.d

Parameter	Mass	ConRep1	ConRep2	ConRep3	Avg. Conc.	ConcRSD	Units
Uranium	238-1	1.51	1.52	1.55	1.53	1.17	ppb
Vanadium	51-2	63.67	63.39	63.39	63.48	0.25	ppb
Yttrium	89-1				104		%
Yttrium	89-2				95		%
Zinc	66-2	149.08	148.29	147.01	148.13	0.71	ppb
Zirconium	90-1	5.65	5.85	5.79	5.76	1.74	ppb
Zirconium	91-1	5.67	5.96	5.80	5.81	2.52	ppb

Reviewed By:Mohan
On:12/25/2024 3:49:22 AM
Inst Id :P7

LB Number :	LB134068	Operator :	Jaswal
Lab Sample ID :	P5335-19	Instrumnet Name :	P7
Client Sample ID :	ME2923	Dilution Factor :	1
Date & Time Acquired :	2024-12-23 19:48:26	DataFile Name :	125SMPL.d

Parameter	Mass	ConRep1	ConRep2	ConRep3	Avg. Conc.	ConcRSD	Units
Aluminium	27-2	19677.10	19548.88	19696.63	19640.87	0.41	ppb
Antimony	121-1	0.41	0.44	0.42	0.42	2.90	ppb
Arsenic	75-2	19.10	18.46	19.02	18.86	1.85	ppb
Barium	135-1	153.48	160.44	160.46	158.13	2.55	ppb
Barium	137-1	155.53	163.06	164.71	161.10	3.04	ppb
Beryllium	9-1	1.27	1.25	1.30	1.27	1.94	ppb
Bismuth	209-1				111		%
Bismuth	209-2				105		%
Bromine	81-1						cps
Bromine	81-2						cps
Cadmium	108-1	1.15	1.10	1.05	1.10	4.60	ppb
Cadmium	106-1	-0.41	0.51	-0.36	-0.09		ppb
Cadmium	111-1	0.43	0.52	0.46	0.47	10.16	ppb
Calcium	43-1	101019.79	104807.95	104134.61	103320.78	1.96	ppb
Calcium	44-1	100885.01	105183.81	104883.85	103650.89	2.32	ppb
Carbon	12-1						cps
Carbon	12-2						cps
Chlorine	35-1						cps
Chlorine	35-2						cps
Chromium	52-2	47.60	46.72	46.68	47.00	1.10	ppb
Cobalt	59-2	26.85	26.52	27.01	26.79	0.93	ppb
Copper	63-2	53.88	53.30	53.93	53.71	0.65	ppb
Dysprosium	156-1						cps
Dysprosium	156-2						cps
Erbium	164-1						cps
Erbium	164-2						cps
Gadolinium	160-1						cps
Gadolinium	160-2						cps
Holmium	165-1				107		%
Holmium	165-2				102		%
Indium	115-1				98		%
Indium	115-2				91		%
Iron	56-2	54931.04	54657.39	55082.26	54890.23	0.39	ppb
Iron	57-2	54643.30	54006.05	54928.39	54525.91	0.87	ppb
Iron	54-2	54154.32	54847.37	54806.24	54602.64	0.71	ppb
Krypton	83-1						cps

Reviewed By:Mohan
On:12/25/2024 3:49:22 AM
Inst Id :P7

LB Number :	LB134068	Operator :	Jaswal
Lab Sample ID :	P5335-19	Instrumnet Name :	P7
Client Sample ID :	ME2923	Dilution Factor :	1
Date & Time Acquired :	2024-12-23 19:48:26	DataFile Name :	125SMPL.d

Parameter	Mass	ConRep1	ConRep2	ConRep3	Avg. Conc.	ConcRSD	Units
Lead	206-1	45.13	47.88	47.41	46.81	3.14	ppb
Lead	207-1	41.09	42.99	42.57	42.22	2.35	ppb
Lead	208-1	42.41	44.81	44.48	43.90	2.95	ppb
Lithium	6-1				104		%
Magnesium	24-2	40358.84	40218.29	40070.23	40215.79	0.36	ppb
Manganese	55-2	1108.75	1100.84	1115.87	1108.49	0.68	ppb
Molybdenum	94-1	10.86	11.34	11.51	11.24	3.02	ppb
Molybdenum	95-1	3.11	3.33	3.30	3.25	3.76	ppb
Molybdenum	96-1	4.29	4.53	4.55	4.46	3.30	ppb
Molybdenum	97-1	3.11	3.34	3.32	3.26	3.82	ppb
Molybdenum	98-1	3.11	3.30	3.27	3.23	3.21	ppb
Neodymium	150-1						cps
Neodymium	150-2						cps
Nickel	60-2	71.19	70.70	70.60	70.83	0.45	ppb
Phosphorus	31-2	1044.41	1029.17	1051.44	1041.67	1.09	ppb
Potassium	39-2	2960.99	2962.95	2983.69	2969.21	0.42	ppb
Rhodium	103-1				95		%
Rhodium	103-2				92		%
Scandium	45-1				94		%
Scandium	45-2				87		%
Selenium	82-1	0.71	0.61	0.18	0.50	55.85	ppb
Selenium	77-2	10.37	10.76	8.97	10.03	9.39	ppb
Selenium	78-2	0.67	1.67	0.33	0.89	78.37	ppb
Silicon	28-1	1718.95	1804.75	1835.47	1786.39	3.38	ppb
Silver	107-1	0.17	0.18	0.18	0.17	1.53	ppb
Silver	109-1	0.16	0.17	0.17	0.17	5.20	ppb
Sodium	23-2	266.69	266.87	266.37	266.65	0.09	ppb
Strontium	86-1	2566.53	2693.73	2711.07	2657.11	2.97	ppb
Strontium	88-1	2661.41	2838.51	2766.21	2755.37	3.23	ppb
Sulfur	34-1	777.56	995.71	978.47	917.25	13.22	ppb
Terbium	159-1				106		%
Terbium	159-2				101		%
Thallium	203-1	0.25	0.26	0.27	0.26	3.10	ppb
Thallium	205-1	0.25	0.26	0.27	0.26	3.55	ppb
Tin	118-1	1.06	1.13	1.14	1.11	4.15	ppb
Titanium	47-1	223.23	233.22	233.13	229.86	2.50	ppb

Reviewed By:Mohan
On:12/25/2024 3:49:22 AM
Inst Id :P7

LB Number :	LB134068	Operator :	Jaswal
Lab Sample ID :	P5335-19	Instrumnet Name :	P7
Client Sample ID :	ME2923	Dilution Factor :	1
Date & Time Acquired :	2024-12-23 19:48:26	DataFile Name :	125SMPL.d

Parameter	Mass	ConRep1	ConRep2	ConRep3	Avg. Conc.	ConcRSD	Units
Uranium	238-1	1.68	1.75	1.72	1.72	2.13	ppb
Vanadium	51-2	57.24	56.96	57.12	57.11	0.25	ppb
Yttrium	89-1				105		%
Yttrium	89-2				97		%
Zinc	66-2	167.60	165.34	168.55	167.17	0.99	ppb
Zirconium	90-1	4.48	4.77	4.73	4.66	3.37	ppb
Zirconium	91-1	4.45	4.80	4.85	4.70	4.64	ppb

Reviewed By:Mohan
On:12/25/2024 3:49:22 AM
Inst Id :P7

LB Number :	LB134068	Operator :	Jaswal
Lab Sample ID :	P5335-20	Instrumnet Name :	P7
Client Sample ID :	ME2923D	Dilution Factor :	1
Date & Time Acquired :	2024-12-23 19:51:37	DataFile Name :	126SMPL.d

Parameter	Mass	ConRep1	ConRep2	ConRep3	Avg. Conc.	ConcRSD	Units
Aluminium	27-2	19498.33	19676.44	19600.59	19591.79	0.46	ppb
Antimony	121-1	0.42	0.44	0.44	0.43	2.41	ppb
Arsenic	75-2	19.13	19.05	18.76	18.98	1.03	ppb
Barium	135-1	157.93	160.45	162.28	160.22	1.36	ppb
Barium	137-1	161.16	163.08	165.23	163.16	1.25	ppb
Beryllium	9-1	1.26	1.34	1.27	1.29	3.29	ppb
Bismuth	209-1				111		%
Bismuth	209-2				107		%
Bromine	81-1						cps
Bromine	81-2						cps
Cadmium	108-1	1.10	1.04	0.92	1.02	9.41	ppb
Cadmium	106-1	0.18	0.10	0.52	0.27	81.90	ppb
Cadmium	111-1	0.48	0.50	0.58	0.52	9.76	ppb
Calcium	43-1	103295.26	103738.22	105888.01	104307.16	1.33	ppb
Calcium	44-1	103351.19	104450.56	105254.47	104352.07	0.92	ppb
Carbon	12-1						cps
Carbon	12-2						cps
Chlorine	35-1						cps
Chlorine	35-2						cps
Chromium	52-2	45.94	46.04	45.49	45.82	0.63	ppb
Cobalt	59-2	26.86	27.35	26.98	27.06	0.96	ppb
Copper	63-2	53.41	54.40	53.40	53.74	1.08	ppb
Dysprosium	156-1						cps
Dysprosium	156-2						cps
Erbium	164-1						cps
Erbium	164-2						cps
Gadolinium	160-1						cps
Gadolinium	160-2						cps
Holmium	165-1				107		%
Holmium	165-2				105		%
Indium	115-1				98		%
Indium	115-2				92		%
Iron	56-2	54250.20	54908.75	54724.58	54627.84	0.62	ppb
Iron	57-2	54227.16	55584.29	54387.13	54732.86	1.36	ppb
Iron	54-2	54690.71	55134.69	54666.83	54830.74	0.48	ppb
Krypton	83-1						cps

Reviewed By:Mohan
On:12/25/2024 3:49:22 AM
Inst Id :P7

LB Number :	LB134068	Operator :	Jaswal
Lab Sample ID :	P5335-20	Instrumnet Name :	P7
Client Sample ID :	ME2923D	Dilution Factor :	1
Date & Time Acquired :	2024-12-23 19:51:37	DataFile Name :	126SMPL.d

Parameter	Mass	ConRep1	ConRep2	ConRep3	Avg. Conc.	ConcRSD	Units
Lead	206-1	46.60	46.97	47.27	46.95	0.72	ppb
Lead	207-1	42.47	42.37	42.79	42.54	0.51	ppb
Lead	208-1	43.61	43.87	44.19	43.89	0.66	ppb
Lithium	6-1				105		%
Magnesium	24-2	40247.08	40702.17	40317.32	40422.19	0.61	ppb
Manganese	55-2	1111.75	1130.48	1102.79	1115.01	1.27	ppb
Molybdenum	94-1	11.20	11.31	11.38	11.30	0.83	ppb
Molybdenum	95-1	3.22	3.27	3.28	3.26	0.93	ppb
Molybdenum	96-1	4.48	4.55	4.65	4.56	1.84	ppb
Molybdenum	97-1	3.32	3.27	3.27	3.29	0.91	ppb
Molybdenum	98-1	3.24	3.24	3.30	3.26	0.99	ppb
Neodymium	150-1						cps
Neodymium	150-2						cps
Nickel	60-2	69.78	70.84	70.51	70.37	0.77	ppb
Phosphorus	31-2	1044.96	1068.06	1033.95	1048.99	1.66	ppb
Potassium	39-2	2909.82	3008.10	2937.59	2951.84	1.72	ppb
Rhodium	103-1				97		%
Rhodium	103-2				93		%
Scandium	45-1				96		%
Scandium	45-2				87		%
Selenium	82-1	0.75	0.21	0.19	0.38	84.22	ppb
Selenium	77-2	12.07	10.77	9.43	10.76	12.27	ppb
Selenium	78-2	0.38	0.22	-0.02	0.19	104.46	ppb
Silicon	28-1	1812.22	1806.12	1802.98	1807.11	0.26	ppb
Silver	107-1	0.17	0.17	0.18	0.17	5.65	ppb
Silver	109-1	0.16	0.17	0.16	0.16	3.20	ppb
Sodium	23-2	266.80	269.38	269.50	268.56	0.57	ppb
Strontium	86-1	2647.67	2677.62	2711.59	2678.96	1.19	ppb
Strontium	88-1	2730.10	2780.27	2781.08	2763.82	1.06	ppb
Sulfur	34-1	829.39	810.72	911.80	850.63	6.32	ppb
Terbium	159-1				106		%
Terbium	159-2				102		%
Thallium	203-1	0.24	0.25	0.27	0.25	4.39	ppb
Thallium	205-1	0.26	0.26	0.25	0.25	1.36	ppb
Tin	118-1	1.10	1.09	1.10	1.10	0.70	ppb
Titanium	47-1	228.30	230.02	233.12	230.48	1.06	ppb

Reviewed By:Mohan
On:12/25/2024 3:49:22 AM
Inst Id :P7

LB Number :	LB134068	Operator :	Jaswal
Lab Sample ID :	P5335-20	Instrumnet Name :	P7
Client Sample ID :	ME2923D	Dilution Factor :	1
Date & Time Acquired :	2024-12-23 19:51:37	DataFile Name :	126SMPL.d

Parameter	Mass	ConRep1	ConRep2	ConRep3	Avg. Conc.	ConcRSD	Units
Uranium	238-1	1.69	1.70	1.75	1.71	1.98	ppb
Vanadium	51-2	56.71	57.28	56.68	56.89	0.59	ppb
Yttrium	89-1				106		%
Yttrium	89-2				98		%
Zinc	66-2	166.85	166.87	164.90	166.21	0.68	ppb
Zirconium	90-1	4.68	4.77	4.83	4.76	1.61	ppb
Zirconium	91-1	4.77	4.82	4.88	4.82	1.19	ppb

Reviewed By:Mohan
On:12/25/2024 3:49:22 AM
Inst Id :P7

LB Number :	LB134068	Operator :	Jaswal
Lab Sample ID :	P5335-19LX5	Instrumnet Name :	P7
Client Sample ID :	ME2923L	Dilution Factor :	5
Date & Time Acquired :	2024-12-23 19:54:45	DataFile Name :	127SMPL.d

Parameter	Mass	ConRep1	ConRep2	ConRep3	Avg. Conc.	ConcRSD	Units
Aluminium	27-2	5021.16	3815.83	3880.13	4239.04	16.00	ppb
Antimony	121-1	0.09	0.09	0.09	0.09	2.84	ppb
Arsenic	75-2	4.90	3.85	3.97	4.24	13.55	ppb
Barium	135-1	33.25	32.77	32.89	32.97	0.76	ppb
Barium	137-1	33.79	33.45	33.10	33.45	1.03	ppb
Beryllium	9-1	0.23	0.23	0.28	0.25	11.43	ppb
Bismuth	209-1				111		%
Bismuth	209-2				102		%
Bromine	81-1						cps
Bromine	81-2						cps
Cadmium	108-1	0.13	0.13	0.25	0.17	42.63	ppb
Cadmium	106-1	-0.70	-0.53	-0.47	-0.57		ppb
Cadmium	111-1	0.08	0.07	0.07	0.07	4.60	ppb
Calcium	43-1	22532.63	22372.01	22459.97	22454.87	0.36	ppb
Calcium	44-1	21308.37	21435.86	21397.73	21380.66	0.31	ppb
Carbon	12-1						cps
Carbon	12-2						cps
Chlorine	35-1						cps
Chlorine	35-2						cps
Chromium	52-2	12.25	9.25	9.20	10.23	17.05	ppb
Cobalt	59-2	7.06	5.42	5.42	5.97	15.92	ppb
Copper	63-2	15.16	11.30	11.59	12.68	16.94	ppb
Dysprosium	156-1						cps
Dysprosium	156-2						cps
Erbium	164-1						cps
Erbium	164-2						cps
Gadolinium	160-1						cps
Gadolinium	160-2						cps
Holmium	165-1				105		%
Holmium	165-2				99		%
Indium	115-1				100		%
Indium	115-2				91		%
Iron	56-2	14270.46	10826.97	10933.42	12010.28	16.30	ppb
Iron	57-2	14436.95	10980.57	11027.41	12148.31	16.32	ppb
Iron	54-2	14370.17	10697.35	11020.66	12029.39	16.91	ppb
Krypton	83-1						cps

Reviewed By:Mohan
On:12/25/2024 3:49:22 AM
Inst Id :P7

LB Number :	LB134068	Operator :	Jaswal
Lab Sample ID :	P5335-19LX5	Instrumnet Name :	P7
Client Sample ID :	ME2923L	Dilution Factor :	5
Date & Time Acquired :	2024-12-23 19:54:45	DataFile Name :	127SMPL.d

Parameter	Mass	ConRep1	ConRep2	ConRep3	Avg. Conc.	ConcRSD	Units
Lead	206-1	9.46	9.53	9.53	9.51	0.45	ppb
Lead	207-1	8.69	8.69	8.66	8.68	0.18	ppb
Lead	208-1	8.88	8.93	8.91	8.91	0.29	ppb
Lithium	6-1				101		%
Magnesium	24-2	10591.70	8009.96	8015.27	8872.31	16.78	ppb
Manganese	55-2	282.94	215.57	218.99	239.17	15.87	ppb
Molybdenum	94-1	2.37	2.44	2.41	2.41	1.31	ppb
Molybdenum	95-1	0.68	0.70	0.73	0.70	3.28	ppb
Molybdenum	96-1	0.94	0.94	0.96	0.95	1.56	ppb
Molybdenum	97-1	0.68	0.75	0.67	0.70	6.06	ppb
Molybdenum	98-1	0.69	0.70	0.69	0.69	0.83	ppb
Neodymium	150-1						cps
Neodymium	150-2						cps
Nickel	60-2	18.94	13.75	14.41	15.70	18.00	ppb
Phosphorus	31-2	259.29	199.78	192.81	217.29	16.81	ppb
Potassium	39-2	826.76	612.36	620.82	686.65	17.68	ppb
Rhodium	103-1				99		%
Rhodium	103-2				93		%
Scandium	45-1				96		%
Scandium	45-2				85		%
Selenium	82-1	0.02	-0.07	-0.57	-0.21		ppb
Selenium	77-2	3.68	1.75	2.58	2.67	36.22	ppb
Selenium	78-2	0.87	0.32	-1.64	-0.15		ppb
Silicon	28-1	368.75	369.01	371.85	369.87	0.46	ppb
Silver	107-1	0.04	0.04	0.04	0.04	8.73	ppb
Silver	109-1	0.03	0.04	0.04	0.04	6.72	ppb
Sodium	23-2	98.11	66.86	68.77	77.91	22.48	ppb
Strontium	86-1	574.17	570.74	580.88	575.26	0.90	ppb
Strontium	88-1	568.35	574.62	579.64	574.20	0.99	ppb
Sulfur	34-1	201.25	204.09	199.87	201.74	1.07	ppb
Terbium	159-1				105		%
Terbium	159-2				97		%
Thallium	203-1	0.04	0.03	0.04	0.04	7.61	ppb
Thallium	205-1	0.04	0.04	0.04	0.04	2.15	ppb
Tin	118-1	0.21	0.23	0.20	0.21	5.42	ppb
Titanium	47-1	47.10	47.65	47.59	47.45	0.64	ppb

Reviewed By:Mohan
On:12/25/2024 3:49:22 AM
Inst Id :P7

LB Number :	LB134068	Operator :	Jaswal
Lab Sample ID :	P5335-19LX5	Instrumnet Name :	P7
Client Sample ID :	ME2923L	Dilution Factor :	5
Date & Time Acquired :	2024-12-23 19:54:45	DataFile Name :	127SMPL.d

Parameter	Mass	ConRep1	ConRep2	ConRep3	Avg. Conc.	ConcRSD	Units
Uranium	238-1	0.33	0.35	0.33	0.34	2.11	ppb
Vanadium	51-2	14.78	11.22	11.46	12.49	15.91	ppb
Yttrium	89-1				101		%
Yttrium	89-2				92		%
Zinc	66-2	43.63	32.75	33.28	36.55	16.78	ppb
Zirconium	90-1	1.00	1.01	1.01	1.01	0.55	ppb
Zirconium	91-1	0.96	1.04	1.01	1.00	4.22	ppb

Reviewed By:Mohan
On:12/25/2024 3:49:22 AM
Inst Id :P7

LB Number :	LB134068	Operator :	Jaswal
Lab Sample ID :	P5335-21	Instrumnet Name :	P7
Client Sample ID :	ME2923S	Dilution Factor :	1
Date & Time Acquired :	2024-12-23 19:58:01	DataFile Name :	128SMPL.d

Parameter	Mass	ConRep1	ConRep2	ConRep3	Avg. Conc.	ConcRSD	Units
Aluminium	27-2	20873.49	20599.10	20353.12	20608.57	1.26	ppb
Antimony	121-1	20.38	22.00	21.36	21.25	3.86	ppb
Arsenic	75-2	27.28	27.99	27.81	27.70	1.32	ppb
Barium	135-1	571.55	610.87	600.93	594.45	3.44	ppb
Barium	137-1	584.43	634.37	612.54	610.45	4.10	ppb
Beryllium	9-1	11.21	12.08	11.69	11.66	3.74	ppb
Bismuth	209-1				113		%
Bismuth	209-2				107		%
Bromine	81-1						cps
Bromine	81-2						cps
Cadmium	108-1	9.73	10.68	10.17	10.19	4.63	ppb
Cadmium	106-1	10.57	10.36	9.80	10.24	3.88	ppb
Cadmium	111-1	10.57	11.46	11.02	11.02	4.04	ppb
Calcium	43-1	101528.60	108375.53	108213.73	106039.28	3.68	ppb
Calcium	44-1	101436.66	108080.64	108744.22	106087.17	3.81	ppb
Carbon	12-1						cps
Carbon	12-2						cps
Chlorine	35-1						cps
Chlorine	35-2						cps
Chromium	52-2	92.28	91.66	91.90	91.95	0.34	ppb
Cobalt	59-2	135.91	135.90	135.28	135.70	0.27	ppb
Copper	63-2	107.94	107.37	106.73	107.35	0.56	ppb
Dysprosium	156-1						cps
Dysprosium	156-2						cps
Erbium	164-1						cps
Erbium	164-2						cps
Gadolinium	160-1						cps
Gadolinium	160-2						cps
Holmium	165-1				110		%
Holmium	165-2				105		%
Indium	115-1				102		%
Indium	115-2				93		%
Iron	56-2	56745.03	57304.25	56350.05	56799.78	0.84	ppb
Iron	57-2	56783.52	56842.07	56500.84	56708.81	0.32	ppb
Iron	54-2	57441.38	56761.32	57444.22	57215.64	0.69	ppb
Krypton	83-1						cps

LB Number :	LB134068	Operator :	Jaswal
Lab Sample ID :	P5335-21	Instrumnet Name :	P7
Client Sample ID :	ME2923S	Dilution Factor :	1
Date & Time Acquired :	2024-12-23 19:58:01	DataFile Name :	128SMPL.d

Parameter	Mass	ConRep1	ConRep2	ConRep3	Avg. Conc.	ConcRSD	Units
Lead	206-1	50.46	53.11	52.21	51.93	2.59	ppb
Lead	207-1	45.18	48.30	48.00	47.16	3.65	ppb
Lead	208-1	47.01	49.72	49.30	48.67	2.99	ppb
Lithium	6-1				105		%
Magnesium	24-2	41856.35	42055.12	41745.91	41885.79	0.37	ppb
Manganese	55-2	1257.69	1268.45	1263.37	1263.17	0.43	ppb
Molybdenum	94-1	10.90	11.86	11.93	11.57	4.96	ppb
Molybdenum	95-1	3.23	3.36	3.47	3.35	3.65	ppb
Molybdenum	96-1	4.36	4.72	4.72	4.60	4.58	ppb
Molybdenum	97-1	3.16	3.43	3.42	3.34	4.69	ppb
Molybdenum	98-1	3.19	3.38	3.44	3.34	4.04	ppb
Neodymium	150-1						cps
Neodymium	150-2						cps
Nickel	60-2	182.30	182.44	181.59	182.11	0.25	ppb
Phosphorus	31-2	1103.98	1101.19	1078.46	1094.54	1.28	ppb
Potassium	39-2	3050.11	3133.42	3098.72	3094.08	1.35	ppb
Rhodium	103-1				100		%
Rhodium	103-2				94		%
Scandium	45-1				99		%
Scandium	45-2				89		%
Selenium	82-1	20.39	22.41	22.48	21.76	5.45	ppb
Selenium	77-2	31.42	27.70	29.46	29.53	6.31	ppb
Selenium	78-2	22.74	23.52	19.84	22.03	8.80	ppb
Silicon	28-1	1804.59	1885.53	1872.34	1854.15	2.34	ppb
Silver	107-1	10.15	11.10	10.60	10.62	4.46	ppb
Silver	109-1	9.97	10.93	10.66	10.52	4.72	ppb
Sodium	23-2	274.33	273.26	271.36	272.98	0.55	ppb
Strontium	86-1	2628.19	2790.80	2808.59	2742.53	3.63	ppb
Strontium	88-1	2713.83	2847.72	2872.35	2811.30	3.03	ppb
Sulfur	34-1	629.74	842.49	811.43	761.22	15.10	ppb
Terbium	159-1				109		%
Terbium	159-2				103		%
Thallium	203-1	9.51	10.22	9.99	9.91	3.64	ppb
Thallium	205-1	9.47	10.02	9.95	9.81	3.05	ppb
Tin	118-1	1.08	1.18	1.15	1.13	4.45	ppb
Titanium	47-1	228.10	242.86	240.30	237.09	3.33	ppb

Reviewed By:Mohan
On:12/25/2024 3:49:22 AM
Inst Id :P7

LB Number :	LB134068	Operator :	Jaswal
Lab Sample ID :	P5335-21	Instrumnet Name :	P7
Client Sample ID :	ME2923S	Dilution Factor :	1
Date & Time Acquired :	2024-12-23 19:58:01	DataFile Name :	128SMPL.d

Parameter	Mass	ConRep1	ConRep2	ConRep3	Avg. Conc.	ConcRSD	Units
Uranium	238-1	1.64	1.79	1.76	1.73	4.40	ppb
Vanadium	51-2	168.93	168.91	167.01	168.28	0.66	ppb
Yttrium	89-1				109		%
Yttrium	89-2				100		%
Zinc	66-2	280.27	280.46	278.60	279.78	0.37	ppb
Zirconium	90-1	4.58	4.94	4.95	4.83	4.36	ppb
Zirconium	91-1	4.62	5.03	5.03	4.89	4.83	ppb

Reviewed By:Mohan
On:12/25/2024 3:49:22 AM
Inst Id :P7

LB Number :	LB134068	Operator :	Jaswal
Lab Sample ID :	P5335-03DLX2	Instrumnet Name :	P7
Client Sample ID :	ME2906	Dilution Factor :	2
Date & Time Acquired :	2024-12-23 20:01:08	DataFile Name :	129SMPL.d

Parameter	Mass	ConRep1	ConRep2	ConRep3	Avg. Conc.	ConcRSD	Units
Aluminium	27-2	4475.01	4388.39	4318.16	4393.86	1.79	ppb
Antimony	121-1	2.19	2.16	2.21	2.19	1.32	ppb
Arsenic	75-2	11.22	10.99	10.75	10.99	2.16	ppb
Barium	135-1	96.53	94.93	97.15	96.20	1.19	ppb
Barium	137-1	99.18	97.44	99.35	98.66	1.07	ppb
Beryllium	9-1	0.81	0.75	0.83	0.80	5.26	ppb
Bismuth	209-1				112		%
Bismuth	209-2				108		%
Bromine	81-1						cps
Bromine	81-2						cps
Cadmium	108-1	4.70	4.67	4.85	4.74	1.98	ppb
Cadmium	106-1	3.72	3.78	3.20	3.57	8.97	ppb
Cadmium	111-1	4.17	4.13	4.05	4.11	1.45	ppb
Calcium	43-1	56810.32	58015.88	57768.32	57531.51	1.11	ppb
Calcium	44-1	56794.56	56718.42	57246.25	56919.74	0.50	ppb
Carbon	12-1						cps
Carbon	12-2						cps
Chlorine	35-1						cps
Chlorine	35-2						cps
Chromium	52-2	390.55	383.75	381.29	385.20	1.25	ppb
Cobalt	59-2	9.02	8.78	8.91	8.90	1.38	ppb
Copper	63-2	58.99	58.38	58.51	58.63	0.54	ppb
Dysprosium	156-1						cps
Dysprosium	156-2						cps
Erbium	164-1						cps
Erbium	164-2						cps
Gadolinium	160-1						cps
Gadolinium	160-2						cps
Holmium	165-1				106		%
Holmium	165-2				103		%
Indium	115-1				100		%
Indium	115-2				95		%
Iron	56-2	151518.67	147310.08	148828.13	149218.96	1.43	ppb
Iron	57-2	150845.90	146758.59	148579.02	148727.84	1.38	ppb
Iron	54-2	151357.71	148439.09	149583.15	149793.32	0.98	ppb
Krypton	83-1						cps

Reviewed By:Mohan
On:12/25/2024 3:49:22 AM
Inst Id :P7

LB Number :	LB134068	Operator :	Jaswal
Lab Sample ID :	P5335-03DLX2	Instrumnet Name :	P7
Client Sample ID :	ME2906	Dilution Factor :	2
Date & Time Acquired :	2024-12-23 20:01:08	DataFile Name :	129SMPL.d

Parameter	Mass	ConRep1	ConRep2	ConRep3	Avg. Conc.	ConcRSD	Units
Lead	206-1	622.28	612.06	606.83	613.72	1.28	ppb
Lead	207-1	572.36	575.17	569.54	572.36	0.49	ppb
Lead	208-1	586.13	585.56	580.25	583.98	0.56	ppb
Lithium	6-1				98		%
Magnesium	24-2	8896.93	8757.26	8861.44	8838.54	0.82	ppb
Manganese	55-2	6089.41	6027.76	6106.10	6074.42	0.68	ppb
Molybdenum	94-1	12.66	12.59	12.61	12.62	0.30	ppb
Molybdenum	95-1	8.91	8.94	8.91	8.92	0.18	ppb
Molybdenum	96-1	10.26	10.53	10.52	10.44	1.44	ppb
Molybdenum	97-1	8.87	9.05	9.19	9.04	1.76	ppb
Molybdenum	98-1	8.84	8.96	9.05	8.95	1.16	ppb
Neodymium	150-1						cps
Neodymium	150-2						cps
Nickel	60-2	224.44	221.34	222.60	222.79	0.70	ppb
Phosphorus	31-2	574.63	552.10	552.91	559.88	2.28	ppb
Potassium	39-2	752.90	745.46	744.14	747.50	0.63	ppb
Rhodium	103-1				99		%
Rhodium	103-2				97		%
Scandium	45-1				95		%
Scandium	45-2				90		%
Selenium	82-1	0.77	0.41	0.11	0.43	77.20	ppb
Selenium	77-2	1.96	2.31	1.63	1.97	17.23	ppb
Selenium	78-2	0.68	-1.10	-0.53	-0.32		ppb
Silicon	28-1	899.75	905.92	909.15	904.94	0.53	ppb
Silver	107-1	2.60	2.52	2.59	2.57	1.69	ppb
Silver	109-1	2.53	2.54	2.55	2.54	0.52	ppb
Sodium	23-2	251.56	245.79	246.72	248.02	1.25	ppb
Strontium	86-1	1569.05	1572.33	1549.85	1563.74	0.78	ppb
Strontium	88-1	1603.35	1594.97	1645.47	1614.60	1.68	ppb
Sulfur	34-1	497.92	432.56	521.49	483.99	9.52	ppb
Terbium	159-1				105		%
Terbium	159-2				102		%
Thallium	203-1	0.83	0.81	0.80	0.81	1.98	ppb
Thallium	205-1	0.82	0.80	0.80	0.81	1.55	ppb
Tin	118-1	7.72	7.80	7.65	7.72	0.94	ppb
Titanium	47-1	246.78	243.56	249.05	246.46	1.12	ppb

Reviewed By:Mohan
On:12/25/2024 3:49:22 AM
Inst Id :P7

LB Number :	LB134068	Operator :	Jaswal
Lab Sample ID :	P5335-03DLX2	Instrumnet Name :	P7
Client Sample ID :	ME2906	Dilution Factor :	2
Date & Time Acquired :	2024-12-23 20:01:08	DataFile Name :	129SMPL.d

Parameter	Mass	ConRep1	ConRep2	ConRep3	Avg. Conc.	ConcRSD	Units
Uranium	238-1	0.41	0.42	0.41	0.41	1.76	ppb
Vanadium	51-2	42.26	41.51	41.59	41.79	0.99	ppb
Yttrium	89-1				102		%
Yttrium	89-2				96		%
Zinc	66-2	1958.47	1918.46	1930.60	1935.84	1.06	ppb
Zirconium	90-1	2.88	2.88	2.89	2.88	0.15	ppb
Zirconium	91-1	2.93	2.83	2.91	2.89	1.72	ppb

Reviewed By:Mohan
On:12/25/2024 3:49:22 AM
Inst Id :P7

LB Number :	LB134068	Operator :	Jaswal
Lab Sample ID :	PB165758BL	Instrumnet Name :	P7
Client Sample ID :	PBS758	Dilution Factor :	1
Date & Time Acquired :	2024-12-23 20:04:14	DataFile Name :	130CCBE.d

Parameter	Mass	ConRep1	ConRep2	ConRep3	Avg. Conc.	ConcRSD	Units
Aluminium	27-2	0.79	0.59	0.60	0.66	17.70	ppb
Antimony	121-1	0.00	0.00	0.00	0.00	35.96	ppb
Arsenic	75-2	-0.01	-0.01	-0.01	-0.01		ppb
Barium	135-1	0.04	0.02	0.02	0.03	38.80	ppb
Barium	137-1	0.03	0.03	0.02	0.03	32.30	ppb
Beryllium	9-1	-0.01	-0.02	-0.01	-0.01		ppb
Bismuth	209-1				113		%
Bismuth	209-2				107		%
Bromine	81-1						cps
Bromine	81-2						cps
Cadmium	108-1	-0.05	0.03	0.00	-0.01		ppb
Cadmium	106-1	-0.31	-1.39	-1.60	-1.10		ppb
Cadmium	111-1	-0.02	-0.10	-0.11	-0.08		ppb
Calcium	43-1	14.47	11.46	9.31	11.75	22.10	ppb
Calcium	44-1	7.67	5.24	3.73	5.55	35.75	ppb
Carbon	12-1						cps
Carbon	12-2						cps
Chlorine	35-1						cps
Chlorine	35-2						cps
Chromium	52-2	0.01	-0.01	0.02	0.00	426.49	ppb
Cobalt	59-2	0.00	0.00	0.00	0.00		ppb
Copper	63-2	0.96	0.96	0.96	0.96	0.25	ppb
Dysprosium	156-1						cps
Dysprosium	156-2						cps
Erbium	164-1						cps
Erbium	164-2						cps
Gadolinium	160-1						cps
Gadolinium	160-2						cps
Holmium	165-1				106		%
Holmium	165-2				103		%
Indium	115-1				103		%
Indium	115-2				97		%
Iron	56-2	12.16	11.10	10.76	11.34	6.45	ppb
Iron	57-2	11.36	11.79	11.10	11.42	3.03	ppb
Iron	54-2	12.39	12.23	11.16	11.93	5.62	ppb
Krypton	83-1						cps

Reviewed By:Mohan
On:12/25/2024 3:49:22 AM
Inst Id :P7

LB Number :	LB134068	Operator :	Jaswal
Lab Sample ID :	PB165758BL	Instrumnet Name :	P7
Client Sample ID :	PBS758	Dilution Factor :	1
Date & Time Acquired :	2024-12-23 20:04:14	DataFile Name :	130CCBE.d

Parameter	Mass	ConRep1	ConRep2	ConRep3	Avg. Conc.	ConcRSD	Units
Lead	206-1	0.17	0.16	0.15	0.16	5.84	ppb
Lead	207-1	0.17	0.16	0.13	0.15	15.41	ppb
Lead	208-1	0.17	0.15	0.14	0.15	8.62	ppb
Lithium	6-1				98		%
Magnesium	24-2	1.69	1.25	1.32	1.42	16.65	ppb
Manganese	55-2	0.47	0.51	0.46	0.48	6.17	ppb
Molybdenum	94-1	-0.01	0.00	0.00	0.00		ppb
Molybdenum	95-1	0.00	-0.01	-0.01	-0.01		ppb
Molybdenum	96-1	-0.01	0.00	-0.01	-0.01		ppb
Molybdenum	97-1	0.01	0.00	0.00	0.00		ppb
Molybdenum	98-1	0.00	-0.01	0.00	0.00		ppb
Neodymium	150-1						cps
Neodymium	150-2						cps
Nickel	60-2	-0.02	0.01	-0.01	-0.01		ppb
Phosphorus	31-2	-15.27	-15.51	-14.39	-15.06		ppb
Potassium	39-2	6.13	4.52	6.46	5.70	18.21	ppb
Rhodium	103-1				104		%
Rhodium	103-2				99		%
Scandium	45-1				99		%
Scandium	45-2				92		%
Selenium	82-1	-0.09	-0.36	-0.56	-0.34		ppb
Selenium	77-2	-0.16	-0.16	-0.16	-0.16		ppb
Selenium	78-2	-1.21	-0.51	-0.99	-0.90		ppb
Silicon	28-1	-14.89	-11.57	-11.87	-12.77		ppb
Silver	107-1	0.01	0.00	0.01	0.00	35.03	ppb
Silver	109-1	0.00	0.01	0.00	0.00	41.58	ppb
Sodium	23-2	15.96	15.26	14.65	15.29	4.30	ppb
Strontium	86-1	0.08	0.06	-0.24	-0.03		ppb
Strontium	88-1	0.38	0.29	0.24	0.30	22.91	ppb
Sulfur	34-1	-406.46	-62.31	-82.78	-183.85		ppb
Terbium	159-1				107		%
Terbium	159-2				102		%
Thallium	203-1	-0.01	-0.01	-0.01	-0.01		ppb
Thallium	205-1	-0.01	-0.01	-0.01	-0.01		ppb
Tin	118-1	-0.02	-0.02	-0.02	-0.02		ppb
Titanium	47-1	0.04	0.03	0.02	0.03	32.62	ppb

Reviewed By:Mohan
On:12/25/2024 3:49:22 AM
Inst Id :P7

LB Number :	LB134068	Operator :	Jaswal
Lab Sample ID :	PB165758BL	Instrumnet Name :	P7
Client Sample ID :	PBS758	Dilution Factor :	1
Date & Time Acquired :	2024-12-23 20:04:14	DataFile Name :	130CCBE.d

Parameter	Mass	ConRep1	ConRep2	ConRep3	Avg. Conc.	ConcRSD	Units
Uranium	238-1	0.00	0.00	0.00	0.00	188.67	ppb
Vanadium	51-2	0.01	0.01	0.01	0.01	19.06	ppb
Yttrium	89-1				104		%
Yttrium	89-2				97		%
Zinc	66-2	0.26	0.29	0.20	0.25	18.98	ppb
Zirconium	90-1	0.00	0.00	0.00	0.00	107.30	ppb
Zirconium	91-1	-0.01	0.00	0.00	0.00		ppb

Reviewed By:Mohan
On:12/25/2024 3:49:22 AM
Inst Id :P7

LB Number :	LB134068	Operator :	Jaswal
Lab Sample ID :	PB165758BS	Instrumnet Name :	P7
Client Sample ID :	LCS758	Dilution Factor :	1
Date & Time Acquired :	2024-12-23 20:08:49	DataFile Name :	131LCSE.d

Parameter	Mass	ConRep1	ConRep2	ConRep3	Avg. Conc.	ConcRSD	Units
Aluminium	27-2	38.27	37.65	39.28	38.40	2.14	ppb
Antimony	121-1	3.64	3.98	4.05	3.89	5.70	ppb
Arsenic	75-2	2.17	2.23	2.04	2.15	4.52	ppb
Barium	135-1	17.83	19.41	19.34	18.86	4.74	ppb
Barium	137-1	17.95	19.45	19.69	19.03	4.96	ppb
Beryllium	9-1	1.91	2.09	2.06	2.02	4.69	ppb
Bismuth	209-1				112		%
Bismuth	209-2				107		%
Bromine	81-1						cps
Bromine	81-2						cps
Cadmium	108-1	1.78	2.46	2.18	2.14	15.75	ppb
Cadmium	106-1	0.13	0.10	0.74	0.32	111.93	ppb
Cadmium	111-1	1.80	1.93	2.06	1.93	6.83	ppb
Calcium	43-1	1013.51	1065.28	1080.24	1053.01	3.33	ppb
Calcium	44-1	999.21	1067.90	1068.02	1045.04	3.80	ppb
Carbon	12-1						cps
Carbon	12-2						cps
Chlorine	35-1						cps
Chlorine	35-2						cps
Chromium	52-2	3.93	3.96	3.99	3.96	0.82	ppb
Cobalt	59-2	2.06	2.05	2.12	2.07	1.94	ppb
Copper	63-2	5.20	5.08	5.19	5.16	1.34	ppb
Dysprosium	156-1						cps
Dysprosium	156-2						cps
Erbium	164-1						cps
Erbium	164-2						cps
Gadolinium	160-1						cps
Gadolinium	160-2						cps
Holmium	165-1				105		%
Holmium	165-2				104		%
Indium	115-1				103		%
Indium	115-2				98		%
Iron	56-2	418.74	421.62	425.13	421.83	0.76	ppb
Iron	57-2	429.27	426.12	433.13	429.51	0.82	ppb
Iron	54-2	427.96	425.47	433.33	428.92	0.94	ppb
Krypton	83-1						cps

Reviewed By:Mohan
On:12/25/2024 3:49:22 AM
Inst Id :P7

LB Number :	LB134068	Operator :	Jaswal
Lab Sample ID :	PB165758BS	Instrumnet Name :	P7
Client Sample ID :	LCS758	Dilution Factor :	1
Date & Time Acquired :	2024-12-23 20:08:49	DataFile Name :	131LCSE.d

Parameter	Mass	ConRep1	ConRep2	ConRep3	Avg. Conc.	ConcRSD	Units
Lead	206-1	1.77	1.88	1.93	1.86	4.50	ppb
Lead	207-1	1.73	1.83	1.86	1.81	3.94	ppb
Lead	208-1	1.74	1.85	1.88	1.83	3.97	ppb
Lithium	6-1				98		%
Magnesium	24-2	906.78	907.76	908.72	907.75	0.11	ppb
Manganese	55-2	2.09	2.09	2.16	2.12	1.79	ppb
Molybdenum	94-1	10.57	11.46	11.37	11.13	4.43	ppb
Molybdenum	95-1	8.94	9.71	9.69	9.45	4.65	ppb
Molybdenum	96-1	9.10	9.82	9.91	9.61	4.63	ppb
Molybdenum	97-1	8.93	9.81	9.86	9.53	5.54	ppb
Molybdenum	98-1	8.94	9.65	9.72	9.44	4.56	ppb
Neodymium	150-1						cps
Neodymium	150-2						cps
Nickel	60-2	1.98	2.04	1.95	1.99	2.33	ppb
Phosphorus	31-2	31.69	40.71	29.83	34.08	17.07	ppb
Potassium	39-2	1023.38	1030.30	1031.83	1028.50	0.44	ppb
Rhodium	103-1				103		%
Rhodium	103-2				100		%
Scandium	45-1				100		%
Scandium	45-2				94		%
Selenium	82-1	9.20	10.49	9.78	9.82	6.60	ppb
Selenium	77-2	11.38	10.51	10.82	10.90	4.07	ppb
Selenium	78-2	10.01	10.42	9.39	9.94	5.23	ppb
Silicon	28-1	-5.52	-3.03	-2.40	-3.65		ppb
Silver	107-1	1.87	2.02	2.05	1.98	4.85	ppb
Silver	109-1	1.89	2.05	2.07	2.00	5.00	ppb
Sodium	23-2	946.30	952.77	954.65	951.24	0.46	ppb
Strontium	86-1	43.92	50.88	46.72	47.17	7.43	ppb
Strontium	88-1	44.96	49.30	48.92	47.73	5.04	ppb
Sulfur	34-1	-274.46	-107.54	-44.42	-142.14		ppb
Terbium	159-1				106		%
Terbium	159-2				103		%
Thallium	203-1	1.66	1.76	1.82	1.75	4.52	ppb
Thallium	205-1	1.64	1.75	1.73	1.71	3.31	ppb
Tin	118-1	9.23	10.05	10.07	9.79	4.93	ppb
Titanium	47-1	2.35	2.38	2.49	2.41	2.90	ppb

1400

Reviewed By:Mohan
On:12/25/2024 3:49:22 AM
Inst Id :P7

LB Number :	LB134068	Operator :	Jaswal
Lab Sample ID :	PB165758BS	Instrumnet Name :	P7
Client Sample ID :	LCS758	Dilution Factor :	1
Date & Time Acquired :	2024-12-23 20:08:49	DataFile Name :	131LCSE.d

Parameter	Mass	ConRep1	ConRep2	ConRep3	Avg. Conc.	ConcRSD	Units
Uranium	238-1	1.49	1.57	1.58	1.55	3.34	ppb
Vanadium	51-2	10.32	10.37	10.38	10.35	0.31	ppb
Yttrium	89-1				103		%
Yttrium	89-2				97		%
Zinc	66-2	10.23	10.54	10.27	10.34	1.63	ppb
Zirconium	90-1	1.72	1.89	1.87	1.83	5.27	ppb
Zirconium	91-1	1.80	1.94	1.96	1.90	4.45	ppb

Reviewed By:Mohan
On:12/25/2024 3:49:22 AM
Inst Id :P7

LB Number :	LB134068	Operator :	Jaswal
Lab Sample ID :	PB165756BL	Instrumnet Name :	P7
Client Sample ID :	PBS756	Dilution Factor :	1
Date & Time Acquired :	2024-12-23 20:12:06	DataFile Name :	132CCBE.d

Parameter	Mass	ConRep1	ConRep2	ConRep3	Avg. Conc.	ConcRSD	Units
Aluminium	27-2	0.10	0.24	0.03	0.13	83.24	ppb
Antimony	121-1	0.00	0.00	0.00	0.00	44.60	ppb
Arsenic	75-2	-0.02	-0.02	-0.01	-0.01		ppb
Barium	135-1	0.00	0.06	0.00	0.02	172.54	ppb
Barium	137-1	0.01	0.04	0.00	0.02	125.74	ppb
Beryllium	9-1	-0.02	0.00	-0.01	-0.01		ppb
Bismuth	209-1				110		%
Bismuth	209-2				107		%
Bromine	81-1						cps
Bromine	81-2						cps
Cadmium	108-1	0.03	0.01	-0.03	0.00	1061.92	ppb
Cadmium	106-1	-1.10	-1.05	-1.73	-1.29		ppb
Cadmium	111-1	-0.08	-0.07	-0.12	-0.09		ppb
Calcium	43-1	0.87	1.03	1.15	1.02	13.98	ppb
Calcium	44-1	-4.40	-2.32	-4.14	-3.62		ppb
Carbon	12-1						cps
Carbon	12-2						cps
Chlorine	35-1						cps
Chlorine	35-2						cps
Chromium	52-2	-0.03	-0.01	-0.04	-0.02		ppb
Cobalt	59-2	0.00	0.00	0.00	0.00		ppb
Copper	63-2	0.92	0.89	0.85	0.89	4.09	ppb
Dysprosium	156-1						cps
Dysprosium	156-2						cps
Erbium	164-1						cps
Erbium	164-2						cps
Gadolinium	160-1						cps
Gadolinium	160-2						cps
Holmium	165-1				104		%
Holmium	165-2				103		%
Indium	115-1				102		%
Indium	115-2				98		%
Iron	56-2	0.37	0.32	0.42	0.37	13.86	ppb
Iron	57-2	0.72	1.50	1.32	1.18	34.74	ppb
Iron	54-2	0.05	0.34	1.25	0.54	114.61	ppb
Krypton	83-1						cps

Reviewed By:Mohan
On:12/25/2024 3:49:22 AM
Inst Id :P7

LB Number :	LB134068	Operator :	Jaswal
Lab Sample ID :	PB165756BL	Instrumnet Name :	P7
Client Sample ID :	PBS756	Dilution Factor :	1
Date & Time Acquired :	2024-12-23 20:12:06	DataFile Name :	132CCBE.d

Parameter	Mass	ConRep1	ConRep2	ConRep3	Avg. Conc.	ConcRSD	Units
Lead	206-1	0.05	0.06	0.06	0.06	15.91	ppb
Lead	207-1	0.06	0.06	0.05	0.06	10.21	ppb
Lead	208-1	0.06	0.06	0.05	0.06	11.21	ppb
Lithium	6-1				97		%
Magnesium	24-2	0.43	0.42	0.32	0.39	15.93	ppb
Manganese	55-2	0.06	0.06	0.05	0.06	4.38	ppb
Molybdenum	94-1	0.01	0.00	0.01	0.00	146.28	ppb
Molybdenum	95-1	0.00	-0.01	0.00	0.00		ppb
Molybdenum	96-1	0.00	0.00	-0.01	0.00		ppb
Molybdenum	97-1	0.00	-0.01	0.00	0.00		ppb
Molybdenum	98-1	0.00	0.00	0.00	0.00		ppb
Neodymium	150-1						cps
Neodymium	150-2						cps
Nickel	60-2	-0.06	-0.04	-0.08	-0.06		ppb
Phosphorus	31-2	-16.79	-14.28	-14.09	-15.05		ppb
Potassium	39-2	4.51	4.01	4.25	4.26	5.90	ppb
Rhodium	103-1				103		%
Rhodium	103-2				100		%
Scandium	45-1				99		%
Scandium	45-2				95		%
Selenium	82-1	-0.28	-0.56	-0.68	-0.50		ppb
Selenium	77-2	0.01	0.00	-0.16	-0.05		ppb
Selenium	78-2	-0.59	-1.31	-1.11	-1.00		ppb
Silicon	28-1	-11.55	-9.76	-10.42	-10.58		ppb
Silver	107-1	0.01	0.02	0.01	0.01	36.82	ppb
Silver	109-1	0.01	0.02	0.01	0.01	47.75	ppb
Sodium	23-2	6.79	6.43	5.97	6.40	6.45	ppb
Strontium	86-1	-0.16	-0.15	-0.37	-0.23		ppb
Strontium	88-1	0.01	0.04	0.02	0.02	56.29	ppb
Sulfur	34-1	-166.31	-45.53	-78.12	-96.65		ppb
Terbium	159-1				104		%
Terbium	159-2				102		%
Thallium	203-1	0.00	0.00	0.00	0.00	54.39	ppb
Thallium	205-1	0.00	0.00	0.00	0.00	16.95	ppb
Tin	118-1	-0.01	-0.02	-0.02	-0.01		ppb
Titanium	47-1	-0.02	-0.01	0.01	0.00		ppb

Reviewed By:Mohan
On:12/25/2024 3:49:22 AM
Inst Id :P7

LB Number :	LB134068	Operator :	Jaswal
Lab Sample ID :	PB165756BL	Instrumnet Name :	P7
Client Sample ID :	PBS756	Dilution Factor :	1
Date & Time Acquired :	2024-12-23 20:12:06	DataFile Name :	132CCBE.d

Parameter	Mass	ConRep1	ConRep2	ConRep3	Avg. Conc.	ConcRSD	Units
Uranium	238-1	0.00	0.00	0.00	0.00	64.81	ppb
Vanadium	51-2	0.01	0.00	0.00	0.00	113.42	ppb
Yttrium	89-1				102		%
Yttrium	89-2				98		%
Zinc	66-2	0.16	0.11	0.06	0.11	46.35	ppb
Zirconium	90-1	0.01	0.01	0.00	0.01	26.14	ppb
Zirconium	91-1	0.00	0.01	0.01	0.01	39.09	ppb

Reviewed By:Mohan
On:12/25/2024 3:49:22 AM
Inst Id :P7

LB Number :	LB134068	Operator :	Jaswal
Lab Sample ID :	PB165756BS	Instrumnet Name :	P7
Client Sample ID :	LCS756	Dilution Factor :	1
Date & Time Acquired :	2024-12-23 20:15:22	DataFile Name :	133LCSE.d

Parameter	Mass	ConRep1	ConRep2	ConRep3	Avg. Conc.	ConcRSD	Units
Aluminium	27-2	39.12	38.93	38.87	38.97	0.34	ppb
Antimony	121-1	4.02	4.01	4.09	4.04	1.04	ppb
Arsenic	75-2	2.28	2.25	2.24	2.25	0.90	ppb
Barium	135-1	19.42	19.42	19.55	19.47	0.39	ppb
Barium	137-1	19.63	19.90	20.17	19.90	1.34	ppb
Beryllium	9-1	2.16	2.35	2.11	2.21	5.68	ppb
Bismuth	209-1				109		%
Bismuth	209-2				107		%
Bromine	81-1						cps
Bromine	81-2						cps
Cadmium	108-1	2.17	1.92	2.02	2.03	6.15	ppb
Cadmium	106-1	0.57	0.64	1.32	0.84	48.72	ppb
Cadmium	111-1	1.93	2.18	2.11	2.07	6.09	ppb
Calcium	43-1	1081.46	1060.76	1098.86	1080.36	1.77	ppb
Calcium	44-1	1084.77	1084.06	1085.90	1084.91	0.09	ppb
Carbon	12-1						cps
Carbon	12-2						cps
Chlorine	35-1						cps
Chlorine	35-2						cps
Chromium	52-2	4.05	3.97	4.04	4.02	1.14	ppb
Cobalt	59-2	2.09	2.14	2.13	2.12	1.15	ppb
Copper	63-2	5.05	5.14	5.24	5.14	1.88	ppb
Dysprosium	156-1						cps
Dysprosium	156-2						cps
Erbium	164-1						cps
Erbium	164-2						cps
Gadolinium	160-1						cps
Gadolinium	160-2						cps
Holmium	165-1				104		%
Holmium	165-2				103		%
Indium	115-1				101		%
Indium	115-2				98		%
Iron	56-2	428.54	424.64	428.88	427.35	0.55	ppb
Iron	57-2	432.26	433.26	432.33	432.62	0.13	ppb
Iron	54-2	443.15	433.32	438.29	438.26	1.12	ppb
Krypton	83-1						cps

Reviewed By:Mohan
On:12/25/2024 3:49:22 AM
Inst Id :P7

LB Number :	LB134068	Operator :	Jaswal
Lab Sample ID :	PB165756BS	Instrumnet Name :	P7
Client Sample ID :	LCS756	Dilution Factor :	1
Date & Time Acquired :	2024-12-23 20:15:22	DataFile Name :	133LCSE.d

Parameter	Mass	ConRep1	ConRep2	ConRep3	Avg. Conc.	ConcRSD	Units
Lead	206-1	1.87	1.92	1.94	1.91	1.97	ppb
Lead	207-1	1.91	1.86	1.87	1.88	1.44	ppb
Lead	208-1	1.87	1.88	1.89	1.88	0.60	ppb
Lithium	6-1				97		%
Magnesium	24-2	932.77	912.27	916.03	920.36	1.19	ppb
Manganese	55-2	2.09	2.11	2.09	2.10	0.51	ppb
Molybdenum	94-1	11.45	11.58	11.42	11.49	0.74	ppb
Molybdenum	95-1	9.67	9.56	9.77	9.67	1.10	ppb
Molybdenum	96-1	9.89	10.04	9.89	9.94	0.88	ppb
Molybdenum	97-1	9.96	9.91	9.88	9.92	0.43	ppb
Molybdenum	98-1	9.85	9.88	9.73	9.82	0.76	ppb
Neodymium	150-1						cps
Neodymium	150-2						cps
Nickel	60-2	2.02	2.06	2.09	2.06	1.56	ppb
Phosphorus	31-2	38.10	37.63	37.10	37.61	1.33	ppb
Potassium	39-2	1055.83	1044.60	1049.68	1050.04	0.54	ppb
Rhodium	103-1				103		%
Rhodium	103-2				100		%
Scandium	45-1				99		%
Scandium	45-2				95		%
Selenium	82-1	10.03	10.16	9.84	10.01	1.61	ppb
Selenium	77-2	8.77	10.62	11.18	10.19	12.38	ppb
Selenium	78-2	11.23	10.86	10.04	10.71	5.65	ppb
Silicon	28-1	-1.28	-1.74	-1.63	-1.55		ppb
Silver	107-1	2.12	2.16	2.13	2.14	0.96	ppb
Silver	109-1	2.06	2.11	2.11	2.09	1.49	ppb
Sodium	23-2	962.74	951.16	961.08	958.33	0.65	ppb
Strontium	86-1	48.41	47.91	48.86	48.39	0.98	ppb
Strontium	88-1	48.87	48.83	49.45	49.05	0.71	ppb
Sulfur	34-1	43.01	9.10	35.97	29.36	60.94	ppb
Terbium	159-1				103		%
Terbium	159-2				101		%
Thallium	203-1	1.77	1.80	1.82	1.80	1.48	ppb
Thallium	205-1	1.78	1.83	1.81	1.81	1.51	ppb
Tin	118-1	10.14	10.22	10.26	10.21	0.60	ppb
Titanium	47-1	2.49	2.45	2.49	2.48	0.80	ppb

Reviewed By:Mohan
On:12/25/2024 3:49:22 AM
Inst Id :P7

LB Number :	LB134068	Operator :	Jaswal
Lab Sample ID :	PB165756BS	Instrumnet Name :	P7
Client Sample ID :	LCS756	Dilution Factor :	1
Date & Time Acquired :	2024-12-23 20:15:22	DataFile Name :	133LCSE.d

Parameter	Mass	ConRep1	ConRep2	ConRep3	Avg. Conc.	ConcRSD	Units
Uranium	238-1	1.58	1.60	1.63	1.60	1.39	ppb
Vanadium	51-2	10.53	10.26	10.38	10.39	1.31	ppb
Yttrium	89-1				102		%
Yttrium	89-2				98		%
Zinc	66-2	10.66	10.70	10.44	10.60	1.30	ppb
Zirconium	90-1	1.93	1.94	1.91	1.93	0.83	ppb
Zirconium	91-1	1.92	1.96	1.91	1.93	1.27	ppb

Reviewed By:Mohan
On:12/25/2024 3:49:22 AM
Inst Id :P7

LB Number :	LB134068	Operator :	Jaswal
Lab Sample ID :	P5156-01	Instrumnet Name :	P7
Client Sample ID :	ME28Q6	Dilution Factor :	1
Date & Time Acquired :	2024-12-23 20:18:41	DataFile Name :	134SMPL.d

Parameter	Mass	ConRep1	ConRep2	ConRep3	Avg. Conc.	ConcRSD	Units
Aluminium	27-2	11692.57	11582.09	11543.93	11606.19	0.67	ppb
Antimony	121-1	1.34	1.38	1.35	1.36	1.51	ppb
Arsenic	75-2	17.93	18.86	17.93	18.24	2.94	ppb
Barium	135-1	114.06	115.48	116.27	115.27	0.97	ppb
Barium	137-1	115.08	118.73	119.66	117.82	2.05	ppb
Beryllium	9-1	0.99	1.01	1.06	1.02	3.73	ppb
Bismuth	209-1				111		%
Bismuth	209-2				108		%
Bromine	81-1						cps
Bromine	81-2						cps
Cadmium	108-1	2.53	2.40	2.19	2.37	7.16	ppb
Cadmium	106-1	2.35	1.58	0.90	1.61	44.88	ppb
Cadmium	111-1	2.23	2.21	2.23	2.22	0.66	ppb
Calcium	43-1	73706.15	75977.53	76071.78	75251.82	1.78	ppb
Calcium	44-1	73700.09	75141.78	75112.90	74651.59	1.10	ppb
Carbon	12-1						cps
Carbon	12-2						cps
Chlorine	35-1						cps
Chlorine	35-2						cps
Chromium	52-2	62.74	62.79	62.15	62.56	0.57	ppb
Cobalt	59-2	21.42	21.02	21.13	21.19	0.98	ppb
Copper	63-2	98.09	97.37	96.63	97.36	0.75	ppb
Dysprosium	156-1						cps
Dysprosium	156-2						cps
Erbium	164-1						cps
Erbium	164-2						cps
Gadolinium	160-1						cps
Gadolinium	160-2						cps
Holmium	165-1				108		%
Holmium	165-2				105		%
Indium	115-1				103		%
Indium	115-2				95		%
Iron	56-2	58190.94	57923.25	57673.93	57929.37	0.45	ppb
Iron	57-2	57797.02	57815.95	57368.81	57660.59	0.44	ppb
Iron	54-2	58416.38	57728.84	57917.26	58020.82	0.61	ppb
Krypton	83-1						cps

Reviewed By:Mohan
On:12/25/2024 3:49:22 AM
Inst Id :P7

LB Number :	LB134068	Operator :	Jaswal
Lab Sample ID :	P5156-01	Instrumnet Name :	P7
Client Sample ID :	ME28Q6	Dilution Factor :	1
Date & Time Acquired :	2024-12-23 20:18:41	DataFile Name :	134SMPL.d

Parameter	Mass	ConRep1	ConRep2	ConRep3	Avg. Conc.	ConcRSD	Units
Lead	206-1	119.30	119.11	120.32	119.58	0.54	ppb
Lead	207-1	110.98	110.59	110.13	110.57	0.39	ppb
Lead	208-1	120.07	118.80	118.64	119.17	0.66	ppb
Lithium	6-1				102		%
Magnesium	24-2	12109.51	12202.99	12161.66	12158.05	0.39	ppb
Manganese	55-2	1022.19	1019.54	1018.10	1019.94	0.20	ppb
Molybdenum	94-1	7.63	7.95	7.74	7.78	2.11	ppb
Molybdenum	95-1	5.90	6.06	6.00	5.99	1.36	ppb
Molybdenum	96-1	6.55	6.79	6.79	6.71	2.02	ppb
Molybdenum	97-1	6.02	6.28	6.20	6.17	2.18	ppb
Molybdenum	98-1	5.94	6.13	6.10	6.06	1.63	ppb
Neodymium	150-1						cps
Neodymium	150-2						cps
Nickel	60-2	71.99	70.58	70.34	70.97	1.25	ppb
Phosphorus	31-2	2471.18	2544.52	2504.99	2506.90	1.46	ppb
Potassium	39-2	1805.34	1801.70	1796.96	1801.33	0.23	ppb
Rhodium	103-1				101		%
Rhodium	103-2				97		%
Scandium	45-1				100		%
Scandium	45-2				91		%
Selenium	82-1	0.58	0.84	0.31	0.58	46.13	ppb
Selenium	77-2	7.72	7.99	8.87	8.19	7.28	ppb
Selenium	78-2	1.37	0.74	0.96	1.03	31.00	ppb
Silicon	28-1	1349.89	1377.03	1375.47	1367.46	1.11	ppb
Silver	107-1	0.36	0.30	0.29	0.32	11.16	ppb
Silver	109-1	0.35	0.31	0.27	0.31	12.15	ppb
Sodium	23-2	359.60	361.90	362.34	361.28	0.41	ppb
Strontium	86-1	2670.32	2756.27	2728.08	2718.22	1.61	ppb
Strontium	88-1	2768.54	2859.01	2850.01	2825.86	1.76	ppb
Sulfur	34-1	441.71	623.13	554.06	539.64	16.97	ppb
Terbium	159-1				107		%
Terbium	159-2				103		%
Thallium	203-1	0.28	0.28	0.30	0.29	4.10	ppb
Thallium	205-1	0.31	0.30	0.29	0.30	3.39	ppb
Tin	118-1	3.36	3.31	3.37	3.35	0.86	ppb
Titanium	47-1	117.43	120.44	121.85	119.91	1.88	ppb

Reviewed By:Mohan
On:12/25/2024 3:49:22 AM
Inst Id :P7

LB Number :	LB134068	Operator :	Jaswal
Lab Sample ID :	P5156-01	Instrumnet Name :	P7
Client Sample ID :	ME28Q6	Dilution Factor :	1
Date & Time Acquired :	2024-12-23 20:18:41	DataFile Name :	134SMPL.d

Parameter	Mass	ConRep1	ConRep2	ConRep3	Avg. Conc.	ConcRSD	Units
Uranium	238-1	1.43	1.43	1.42	1.42	0.56	ppb
Vanadium	51-2	35.37	35.60	35.47	35.48	0.31	ppb
Yttrium	89-1				110		%
Yttrium	89-2				101		%
Zinc	66-2	494.81	492.35	490.50	492.55	0.44	ppb
Zirconium	90-1	1.50	1.56	1.52	1.53	2.04	ppb
Zirconium	91-1	1.47	1.55	1.58	1.53	3.68	ppb

Reviewed By:Mohan
On:12/25/2024 3:49:22 AM
Inst Id :P7

LB Number :	LB134068	Operator :	Jaswal
Lab Sample ID :	P5156-02	Instrumnet Name :	P7
Client Sample ID :	ME28Q7	Dilution Factor :	1
Date & Time Acquired :	2024-12-23 20:21:47	DataFile Name :	135SMPL.d

Parameter	Mass	ConRep1	ConRep2	ConRep3	Avg. Conc.	ConcRSD	Units
Aluminium	27-2	10866.04	11084.93	10885.82	10945.60	1.11	ppb
Antimony	121-1	0.33	0.36	0.34	0.34	5.21	ppb
Arsenic	75-2	21.39	21.15	20.71	21.09	1.64	ppb
Barium	135-1	97.35	101.33	100.22	99.63	2.06	ppb
Barium	137-1	98.76	103.91	102.76	101.81	2.65	ppb
Beryllium	9-1	0.75	0.70	0.70	0.72	4.18	ppb
Bismuth	209-1				110		%
Bismuth	209-2				105		%
Bromine	81-1						cps
Bromine	81-2						cps
Cadmium	108-1	1.06	1.22	1.27	1.18	9.20	ppb
Cadmium	106-1	1.14	1.33	0.69	1.05	31.56	ppb
Cadmium	111-1	0.34	0.37	0.34	0.35	4.14	ppb
Calcium	43-1	235433.39	242988.31	246480.74	241634.15	2.34	ppb
Calcium	44-1	235002.09	244187.03	245581.68	241590.26	2.38	ppb
Carbon	12-1						cps
Carbon	12-2						cps
Chlorine	35-1						cps
Chlorine	35-2						cps
Chromium	52-2	23.58	23.64	24.04	23.75	1.04	ppb
Cobalt	59-2	15.85	15.79	15.96	15.87	0.54	ppb
Copper	63-2	39.94	40.56	40.25	40.25	0.77	ppb
Dysprosium	156-1						cps
Dysprosium	156-2						cps
Erbium	164-1						cps
Erbium	164-2						cps
Gadolinium	160-1						cps
Gadolinium	160-2						cps
Holmium	165-1				108		%
Holmium	165-2				104		%
Indium	115-1				101		%
Indium	115-2				93		%
Iron	56-2	39641.15	39560.07	40065.66	39755.63	0.68	ppb
Iron	57-2	40628.95	40531.41	40546.08	40568.81	0.13	ppb
Iron	54-2	39854.58	39612.78	39757.13	39741.50	0.31	ppb
Krypton	83-1						cps

Reviewed By:Mohan
On:12/25/2024 3:49:22 AM
Inst Id :P7

LB Number :	LB134068	Operator :	Jaswal
Lab Sample ID :	P5156-02	Instrumnet Name :	P7
Client Sample ID :	ME28Q7	Dilution Factor :	1
Date & Time Acquired :	2024-12-23 20:21:47	DataFile Name :	135SMPL.d

Parameter	Mass	ConRep1	ConRep2	ConRep3	Avg. Conc.	ConcRSD	Units
Lead	206-1	16.98	17.61	17.75	17.44	2.37	ppb
Lead	207-1	15.01	15.91	15.68	15.54	3.00	ppb
Lead	208-1	15.63	16.40	16.44	16.16	2.83	ppb
Lithium	6-1				102		%
Magnesium	24-2	26835.38	26916.45	26814.77	26855.53	0.20	ppb
Manganese	55-2	617.90	619.76	624.00	620.55	0.50	ppb
Molybdenum	94-1	18.45	19.15	18.99	18.86	1.96	ppb
Molybdenum	95-1	6.21	6.58	6.51	6.43	3.07	ppb
Molybdenum	96-1	7.86	8.17	8.16	8.07	2.20	ppb
Molybdenum	97-1	6.34	6.64	6.52	6.50	2.30	ppb
Molybdenum	98-1	6.31	6.73	6.49	6.51	3.24	ppb
Neodymium	150-1						cps
Neodymium	150-2						cps
Nickel	60-2	42.81	43.01	43.03	42.95	0.28	ppb
Phosphorus	31-2	1027.00	1024.81	1021.04	1024.29	0.29	ppb
Potassium	39-2	1637.65	1648.64	1638.89	1641.73	0.37	ppb
Rhodium	103-1				98		%
Rhodium	103-2				93		%
Scandium	45-1				100		%
Scandium	45-2				91		%
Selenium	82-1	0.82	0.57	0.74	0.71	18.62	ppb
Selenium	77-2	9.67	9.44	9.57	9.56	1.19	ppb
Selenium	78-2	0.74	0.05	1.76	0.85	101.36	ppb
Silicon	28-1	1201.47	1252.31	1258.13	1237.30	2.52	ppb
Silver	107-1	0.08	0.08	0.09	0.08	2.33	ppb
Silver	109-1	0.07	0.07	0.08	0.07	7.77	ppb
Sodium	23-2	238.88	242.95	242.06	241.30	0.89	ppb
Strontium	86-1	7222.94	7572.49	7464.52	7419.98	2.41	ppb
Strontium	88-1	7486.15	7811.62	7717.82	7671.86	2.18	ppb
Sulfur	34-1	14.20	140.05	158.89	104.38	75.36	ppb
Terbium	159-1				108		%
Terbium	159-2				103		%
Thallium	203-1	0.28	0.29	0.30	0.29	3.82	ppb
Thallium	205-1	0.28	0.30	0.29	0.29	2.16	ppb
Tin	118-1	0.49	0.55	0.51	0.52	6.27	ppb
Titanium	47-1	190.17	198.64	200.09	196.30	2.73	ppb

Reviewed By:Mohan
On:12/25/2024 3:49:22 AM
Inst Id :P7

LB Number :	LB134068	Operator :	Jaswal
Lab Sample ID :	P5156-02	Instrumnet Name :	P7
Client Sample ID :	ME28Q7	Dilution Factor :	1
Date & Time Acquired :	2024-12-23 20:21:47	DataFile Name :	135SMPL.d

Parameter	Mass	ConRep1	ConRep2	ConRep3	Avg. Conc.	ConcRSD	Units
Uranium	238-1	1.49	1.55	1.59	1.54	3.08	ppb
Vanadium	51-2	28.04	28.28	28.31	28.21	0.52	ppb
Yttrium	89-1				108		%
Yttrium	89-2				100		%
Zinc	66-2	113.44	113.57	113.47	113.49	0.06	ppb
Zirconium	90-1	7.17	7.55	7.40	7.37	2.57	ppb
Zirconium	91-1	7.16	7.59	7.71	7.49	3.84	ppb

Reviewed By:Mohan
On:12/25/2024 3:49:22 AM
Inst Id :P7

LB Number :	LB134068	Operator :	Jaswal
Lab Sample ID :	P5156-03	Instrumnet Name :	P7
Client Sample ID :	ME28Q8	Dilution Factor :	1
Date & Time Acquired :	2024-12-23 20:24:59	DataFile Name :	136SMPL.d

Parameter	Mass	ConRep1	ConRep2	ConRep3	Avg. Conc.	ConcRSD	Units
Aluminium	27-2	7846.28	7839.05	7885.05	7856.79	0.31	ppb
Antimony	121-1	0.58	0.57	0.57	0.58	0.87	ppb
Arsenic	75-2	10.40	10.44	10.30	10.38	0.68	ppb
Barium	135-1	223.10	223.16	226.20	224.15	0.79	ppb
Barium	137-1	228.27	225.45	230.20	227.97	1.05	ppb
Beryllium	9-1	0.53	0.58	0.54	0.55	4.29	ppb
Bismuth	209-1				107		%
Bismuth	209-2				102		%
Bromine	81-1						cps
Bromine	81-2						cps
Cadmium	108-1	1.61	1.68	1.61	1.63	2.48	ppb
Cadmium	106-1	2.28	2.18	2.25	2.24	2.44	ppb
Cadmium	111-1	0.62	0.56	0.59	0.59	5.02	ppb
Calcium	43-1	387660.10	381425.96	384729.51	384605.19	0.81	ppb
Calcium	44-1	385172.12	382738.13	384185.48	384031.91	0.32	ppb
Carbon	12-1						cps
Carbon	12-2						cps
Chlorine	35-1						cps
Chlorine	35-2						cps
Chromium	52-2	21.56	21.74	21.53	21.61	0.52	ppb
Cobalt	59-2	11.20	11.17	11.23	11.20	0.27	ppb
Copper	63-2	26.66	26.42	26.42	26.50	0.52	ppb
Dysprosium	156-1						cps
Dysprosium	156-2						cps
Erbium	164-1						cps
Erbium	164-2						cps
Gadolinium	160-1						cps
Gadolinium	160-2						cps
Holmium	165-1				106		%
Holmium	165-2				104		%
Indium	115-1				98		%
Indium	115-2				93		%
Iron	56-2	24867.08	24675.86	24716.21	24753.05	0.41	ppb
Iron	57-2	26390.77	26421.13	26448.73	26420.21	0.11	ppb
Iron	54-2	24661.57	24832.35	24679.97	24724.63	0.38	ppb
Krypton	83-1						cps

Reviewed By:Mohan
On:12/25/2024 3:49:22 AM
Inst Id :P7

LB Number :	LB134068	Operator :	Jaswal
Lab Sample ID :	P5156-03	Instrumnet Name :	P7
Client Sample ID :	ME28Q8	Dilution Factor :	1
Date & Time Acquired :	2024-12-23 20:24:59	DataFile Name :	136SMPL.d

Parameter	Mass	ConRep1	ConRep2	ConRep3	Avg. Conc.	ConcRSD	Units
Lead	206-1	14.23	14.43	14.14	14.27	1.02	ppb
Lead	207-1	12.18	12.27	12.12	12.19	0.65	ppb
Lead	208-1	12.76	12.99	12.80	12.85	0.99	ppb
Lithium	6-1				103		%
Magnesium	24-2	133989.77	134494.15	135218.71	134567.54	0.46	ppb
Manganese	55-2	643.73	645.25	641.21	643.40	0.32	ppb
Molybdenum	94-1	29.12	29.81	29.72	29.55	1.26	ppb
Molybdenum	95-1	7.25	7.46	7.43	7.38	1.54	ppb
Molybdenum	96-1	9.82	10.07	10.11	10.00	1.61	ppb
Molybdenum	97-1	7.32	7.51	7.61	7.48	2.00	ppb
Molybdenum	98-1	7.39	7.52	7.46	7.46	0.89	ppb
Neodymium	150-1						cps
Neodymium	150-2						cps
Nickel	60-2	32.43	32.68	32.88	32.67	0.68	ppb
Phosphorus	31-2	620.37	626.92	617.78	621.69	0.76	ppb
Potassium	39-2	1506.57	1502.43	1513.63	1507.54	0.38	ppb
Rhodium	103-1				96		%
Rhodium	103-2				93		%
Scandium	45-1				99		%
Scandium	45-2				93		%
Selenium	82-1	1.09	1.30	1.04	1.14	12.05	ppb
Selenium	77-2	8.59	4.62	5.47	6.23	33.58	ppb
Selenium	78-2	-0.06	-0.39	-0.61	-0.36		ppb
Silicon	28-1	1149.52	1157.44	1143.17	1150.04	0.62	ppb
Silver	107-1	0.10	0.08	0.09	0.09	9.08	ppb
Silver	109-1	0.07	0.07	0.08	0.08	5.49	ppb
Sodium	23-2	362.17	362.42	366.65	363.75	0.69	ppb
Strontium	86-1	72406.01	73929.94	74012.76	73449.57	1.23	ppb
Strontium	88-1	72269.36	74150.42	73991.68	73470.49	1.42	ppb
Sulfur	34-1	4048.51	4148.34	4146.35	4114.40	1.39	ppb
Terbium	159-1				106		%
Terbium	159-2				101		%
Thallium	203-1	0.13	0.14	0.12	0.13	5.84	ppb
Thallium	205-1	0.13	0.13	0.14	0.13	3.17	ppb
Tin	118-1	0.44	0.42	0.44	0.43	2.53	ppb
Titanium	47-1	171.40	172.35	173.08	172.27	0.49	ppb

Reviewed By:Mohan
On:12/25/2024 3:49:22 AM
Inst Id :P7

LB Number :	LB134068	Operator :	Jaswal
Lab Sample ID :	P5156-03	Instrumnet Name :	P7
Client Sample ID :	ME28Q8	Dilution Factor :	1
Date & Time Acquired :	2024-12-23 20:24:59	DataFile Name :	136SMPL.d

Parameter	Mass	ConRep1	ConRep2	ConRep3	Avg. Conc.	ConcRSD	Units
Uranium	238-1	2.99	3.03	2.97	2.99	0.90	ppb
Vanadium	51-2	29.42	29.26	29.44	29.38	0.34	ppb
Yttrium	89-1				105		%
Yttrium	89-2				99		%
Zinc	66-2	90.67	91.89	90.70	91.09	0.77	ppb
Zirconium	90-1	12.56	13.05	12.96	12.85	2.03	ppb
Zirconium	91-1	12.83	13.11	13.14	13.03	1.32	ppb

Reviewed By:Mohan
On:12/25/2024 3:49:22 AM
Inst Id :P7

LB Number :	LB134068	Operator :	Jaswal
Lab Sample ID :	P5156-04	Instrumnet Name :	P7
Client Sample ID :	ME28Q9	Dilution Factor :	1
Date & Time Acquired :	2024-12-23 20:28:07	DataFile Name :	137SMPL.d

Parameter	Mass	ConRep1	ConRep2	ConRep3	Avg. Conc.	ConcRSD	Units
Aluminium	27-2	8881.41	8947.07	9046.96	8958.48	0.93	ppb
Antimony	121-1	1.01	1.03	1.03	1.02	1.06	ppb
Arsenic	75-2	10.72	10.84	11.02	10.86	1.38	ppb
Barium	135-1	112.59	116.82	115.11	114.84	1.85	ppb
Barium	137-1	115.31	118.70	116.82	116.95	1.45	ppb
Beryllium	9-1	0.72	0.73	0.74	0.73	1.24	ppb
Bismuth	209-1				112		%
Bismuth	209-2				107		%
Bromine	81-1						cps
Bromine	81-2						cps
Cadmium	108-1	1.74	1.47	1.58	1.59	8.42	ppb
Cadmium	106-1	1.23	0.41	1.30	0.98	50.68	ppb
Cadmium	111-1	1.06	1.09	1.12	1.09	2.83	ppb
Calcium	43-1	137090.63	140143.21	141389.07	139540.97	1.58	ppb
Calcium	44-1	138344.69	141433.95	140187.35	139988.66	1.11	ppb
Carbon	12-1						cps
Carbon	12-2						cps
Chlorine	35-1						cps
Chlorine	35-2						cps
Chromium	52-2	210.06	210.43	211.52	210.67	0.36	ppb
Cobalt	59-2	9.91	10.03	10.07	10.00	0.81	ppb
Copper	63-2	39.29	39.27	40.11	39.55	1.22	ppb
Dysprosium	156-1						cps
Dysprosium	156-2						cps
Erbium	164-1						cps
Erbium	164-2						cps
Gadolinium	160-1						cps
Gadolinium	160-2						cps
Holmium	165-1				108		%
Holmium	165-2				105		%
Indium	115-1				100		%
Indium	115-2				93		%
Iron	56-2	38018.98	38384.09	38139.10	38180.72	0.49	ppb
Iron	57-2	38106.85	38127.49	38625.69	38286.68	0.77	ppb
Iron	54-2	38293.56	38386.25	37978.41	38219.41	0.56	ppb
Krypton	83-1						cps

Reviewed By:Mohan
On:12/25/2024 3:49:22 AM
Inst Id :P7

LB Number :	LB134068	Operator :	Jaswal
Lab Sample ID :	P5156-04	Instrumnet Name :	P7
Client Sample ID :	ME28Q9	Dilution Factor :	1
Date & Time Acquired :	2024-12-23 20:28:07	DataFile Name :	137SMPL.d

Parameter	Mass	ConRep1	ConRep2	ConRep3	Avg. Conc.	ConcRSD	Units
Lead	206-1	61.48	63.18	62.79	62.48	1.42	ppb
Lead	207-1	56.43	58.44	58.41	57.76	1.99	ppb
Lead	208-1	58.08	59.34	59.44	58.95	1.28	ppb
Lithium	6-1				109		%
Magnesium	24-2	32526.81	32476.60	32877.12	32626.84	0.67	ppb
Manganese	55-2	2627.01	2669.21	2670.77	2655.66	0.93	ppb
Molybdenum	94-1	12.74	13.17	12.87	12.93	1.71	ppb
Molybdenum	95-1	7.32	7.54	7.45	7.44	1.44	ppb
Molybdenum	96-1	8.19	8.25	8.28	8.24	0.57	ppb
Molybdenum	97-1	7.32	7.46	7.43	7.40	0.99	ppb
Molybdenum	98-1	7.45	7.48	7.46	7.46	0.18	ppb
Neodymium	150-1						cps
Neodymium	150-2						cps
Nickel	60-2	28.72	28.78	28.88	28.79	0.28	ppb
Phosphorus	31-2	986.69	968.09	1006.29	987.02	1.94	ppb
Potassium	39-2	937.76	955.45	963.61	952.27	1.39	ppb
Rhodium	103-1				98		%
Rhodium	103-2				94		%
Scandium	45-1				97		%
Scandium	45-2				88		%
Selenium	82-1	0.50	0.53	0.35	0.46	21.19	ppb
Selenium	77-2	7.03	6.77	6.55	6.78	3.53	ppb
Selenium	78-2	0.24	0.33	0.60	0.39	48.71	ppb
Silicon	28-1	1203.31	1233.34	1258.70	1231.78	2.25	ppb
Silver	107-1	0.09	0.10	0.10	0.10	4.88	ppb
Silver	109-1	0.09	0.09	0.09	0.09	1.67	ppb
Sodium	23-2	255.86	260.12	263.21	259.73	1.42	ppb
Strontium	86-1	15991.94	16108.62	15968.38	16022.98	0.47	ppb
Strontium	88-1	15936.44	16055.52	15990.25	15994.07	0.37	ppb
Sulfur	34-1	813.15	852.19	917.87	861.07	6.15	ppb
Terbium	159-1				107		%
Terbium	159-2				102		%
Thallium	203-1	0.18	0.17	0.17	0.17	4.14	ppb
Thallium	205-1	0.17	0.18	0.17	0.17	2.76	ppb
Tin	118-1	59.07	60.94	60.15	60.05	1.56	ppb
Titanium	47-1	210.47	215.85	217.77	214.69	1.76	ppb

Reviewed By:Mohan
On:12/25/2024 3:49:22 AM
Inst Id :P7

LB Number :	LB134068	Operator :	Jaswal
Lab Sample ID :	P5156-04	Instrumnet Name :	P7
Client Sample ID :	ME28Q9	Dilution Factor :	1
Date & Time Acquired :	2024-12-23 20:28:07	DataFile Name :	137SMPL.d

Parameter	Mass	ConRep1	ConRep2	ConRep3	Avg. Conc.	ConcRSD	Units
Uranium	238-1	1.47	1.55	1.54	1.52	2.88	ppb
Vanadium	51-2	48.35	49.08	48.96	48.80	0.81	ppb
Yttrium	89-1				105		%
Yttrium	89-2				96		%
Zinc	66-2	341.10	342.24	344.03	342.46	0.43	ppb
Zirconium	90-1	3.74	3.80	3.76	3.77	0.84	ppb
Zirconium	91-1	3.77	3.69	3.83	3.76	1.80	ppb

Reviewed By:Mohan
On:12/25/2024 3:49:22 AM
Inst Id :P7

LB Number :	LB134068	Operator :	Jaswal
Lab Sample ID :	P5156-05	Instrumnet Name :	P7
Client Sample ID :	ME28R0	Dilution Factor :	1
Date & Time Acquired :	2024-12-23 20:31:17	DataFile Name :	138SMPL.d

Parameter	Mass	ConRep1	ConRep2	ConRep3	Avg. Conc.	ConcRSD	Units
Aluminium	27-2	11605.83	11703.33	11646.00	11651.72	0.42	ppb
Antimony	121-1	0.36	0.35	0.36	0.36	0.65	ppb
Arsenic	75-2	11.86	11.91	11.71	11.83	0.89	ppb
Barium	135-1	123.60	125.34	125.30	124.75	0.80	ppb
Barium	137-1	126.44	129.02	126.93	127.46	1.07	ppb
Beryllium	9-1	0.91	0.96	0.93	0.93	2.75	ppb
Bismuth	209-1				111		%
Bismuth	209-2				106		%
Bromine	81-1						cps
Bromine	81-2						cps
Cadmium	108-1	1.38	1.23	1.19	1.27	8.16	ppb
Cadmium	106-1	0.91	0.47	0.71	0.70	32.01	ppb
Cadmium	111-1	0.69	0.67	0.74	0.70	5.34	ppb
Calcium	43-1	143769.49	144482.00	144853.82	144368.44	0.38	ppb
Calcium	44-1	142021.64	144406.36	144123.81	143517.27	0.91	ppb
Carbon	12-1						cps
Carbon	12-2						cps
Chlorine	35-1						cps
Chlorine	35-2						cps
Chromium	52-2	78.70	80.56	78.81	79.36	1.32	ppb
Cobalt	59-2	13.44	13.57	13.28	13.43	1.10	ppb
Copper	63-2	38.16	38.54	38.50	38.40	0.54	ppb
Dysprosium	156-1						cps
Dysprosium	156-2						cps
Erbium	164-1						cps
Erbium	164-2						cps
Gadolinium	160-1						cps
Gadolinium	160-2						cps
Holmium	165-1				107		%
Holmium	165-2				104		%
Indium	115-1				99		%
Indium	115-2				92		%
Iron	56-2	38499.79	38768.74	37680.64	38316.39	1.48	ppb
Iron	57-2	38520.49	39050.54	38145.36	38572.13	1.18	ppb
Iron	54-2	38638.77	38709.74	38209.28	38519.26	0.70	ppb
Krypton	83-1						cps

Reviewed By:Mohan
On:12/25/2024 3:49:22 AM
Inst Id :P7

LB Number :	LB134068	Operator :	Jaswal
Lab Sample ID :	P5156-05	Instrumnet Name :	P7
Client Sample ID :	ME28R0	Dilution Factor :	1
Date & Time Acquired :	2024-12-23 20:31:17	DataFile Name :	138SMPL.d

Parameter	Mass	ConRep1	ConRep2	ConRep3	Avg. Conc.	ConcRSD	Units
Lead	206-1	54.78	55.59	55.17	55.18	0.73	ppb
Lead	207-1	49.56	50.16	50.08	49.94	0.65	ppb
Lead	208-1	51.22	51.71	52.00	51.64	0.77	ppb
Lithium	6-1				107		%
Magnesium	24-2	33543.17	33892.74	33608.63	33681.52	0.55	ppb
Manganese	55-2	1822.91	1818.95	1765.67	1802.51	1.77	ppb
Molybdenum	94-1	12.79	12.63	12.96	12.80	1.29	ppb
Molybdenum	95-1	6.16	6.21	6.38	6.25	1.84	ppb
Molybdenum	96-1	7.20	7.15	7.29	7.21	1.01	ppb
Molybdenum	97-1	6.20	6.13	6.36	6.23	1.88	ppb
Molybdenum	98-1	6.33	6.23	6.31	6.29	0.86	ppb
Neodymium	150-1						cps
Neodymium	150-2						cps
Nickel	60-2	36.43	36.30	36.62	36.45	0.43	ppb
Phosphorus	31-2	787.22	827.36	839.36	817.98	3.34	ppb
Potassium	39-2	1329.31	1329.24	1328.46	1329.00	0.04	ppb
Rhodium	103-1				97		%
Rhodium	103-2				93		%
Scandium	45-1				96		%
Scandium	45-2				87		%
Selenium	82-1	0.60	0.35	0.54	0.50	25.87	ppb
Selenium	77-2	5.09	9.24	5.94	6.76	32.42	ppb
Selenium	78-2	1.08	-0.11	1.68	0.88	103.50	ppb
Silicon	28-1	1598.07	1599.38	1589.46	1595.64	0.34	ppb
Silver	107-1	0.12	0.12	0.12	0.12	0.20	ppb
Silver	109-1	0.12	0.13	0.12	0.12	4.17	ppb
Sodium	23-2	232.74	233.97	234.59	233.77	0.40	ppb
Strontium	86-1	13314.59	13594.96	13686.88	13532.14	1.43	ppb
Strontium	88-1	13272.78	13208.50	13517.48	13332.92	1.22	ppb
Sulfur	34-1	863.37	871.26	889.43	874.69	1.53	ppb
Terbium	159-1				105		%
Terbium	159-2				101		%
Thallium	203-1	0.26	0.25	0.24	0.25	3.28	ppb
Thallium	205-1	0.24	0.26	0.26	0.25	2.97	ppb
Tin	118-1	1.55	1.61	1.58	1.58	1.91	ppb
Titanium	47-1	167.18	168.89	169.25	168.44	0.65	ppb

Reviewed By:Mohan
On:12/25/2024 3:49:22 AM
Inst Id :P7

LB Number :	LB134068	Operator :	Jaswal
Lab Sample ID :	P5156-05	Instrumnet Name :	P7
Client Sample ID :	ME28R0	Dilution Factor :	1
Date & Time Acquired :	2024-12-23 20:31:17	DataFile Name :	138SMPL.d

Parameter	Mass	ConRep1	ConRep2	ConRep3	Avg. Conc.	ConcRSD	Units
Uranium	238-1	1.57	1.60	1.60	1.59	0.96	ppb
Vanadium	51-2	44.70	44.78	44.41	44.63	0.43	ppb
Yttrium	89-1				104		%
Yttrium	89-2				96		%
Zinc	66-2	163.96	166.51	166.18	165.55	0.84	ppb
Zirconium	90-1	4.09	4.11	4.28	4.16	2.45	ppb
Zirconium	91-1	4.12	4.16	4.18	4.15	0.75	ppb

Reviewed By:Mohan
On:12/25/2024 3:49:22 AM
Inst Id :P7

LB Number :	LB134068	Operator :	Jaswal
Lab Sample ID :	P5156-06	Instrumnet Name :	P7
Client Sample ID :	ME28R1	Dilution Factor :	1
Date & Time Acquired :	2024-12-23 20:34:24	DataFile Name :	139SMPL.d

Parameter	Mass	ConRep1	ConRep2	ConRep3	Avg. Conc.	ConcRSD	Units
Aluminium	27-2	15859.29	15888.01	15889.54	15878.95	0.11	ppb
Antimony	121-1	0.64	0.72	0.68	0.68	5.30	ppb
Arsenic	75-2	14.60	13.90	14.77	14.42	3.17	ppb
Barium	135-1	139.29	147.67	148.95	145.31	3.61	ppb
Barium	137-1	141.07	150.87	151.08	147.67	3.87	ppb
Beryllium	9-1	0.95	0.91	0.95	0.93	2.59	ppb
Bismuth	209-1				113		%
Bismuth	209-2				105		%
Bromine	81-1						cps
Bromine	81-2						cps
Cadmium	108-1	3.31	3.29	3.47	3.36	2.89	ppb
Cadmium	106-1	2.86	3.47	3.11	3.15	9.75	ppb
Cadmium	111-1	2.37	2.54	2.54	2.48	4.10	ppb
Calcium	43-1	130330.60	141869.44	138894.78	137031.60	4.37	ppb
Calcium	44-1	129117.84	141005.00	139692.28	136605.04	4.77	ppb
Carbon	12-1						cps
Carbon	12-2						cps
Chlorine	35-1						cps
Chlorine	35-2						cps
Chromium	52-2	36.71	36.89	36.55	36.71	0.46	ppb
Cobalt	59-2	20.90	21.23	21.28	21.14	0.98	ppb
Copper	63-2	38.64	38.63	39.10	38.79	0.69	ppb
Dysprosium	156-1						cps
Dysprosium	156-2						cps
Erbium	164-1						cps
Erbium	164-2						cps
Gadolinium	160-1						cps
Gadolinium	160-2						cps
Holmium	165-1				108		%
Holmium	165-2				104		%
Indium	115-1				100		%
Indium	115-2				91		%
Iron	56-2	44898.08	45593.97	45059.84	45183.97	0.81	ppb
Iron	57-2	44751.71	45470.58	44457.83	44893.37	1.16	ppb
Iron	54-2	44698.23	45463.35	45344.39	45168.66	0.91	ppb
Krypton	83-1						cps

Reviewed By:Mohan
On:12/25/2024 3:49:22 AM
Inst Id :P7

LB Number :	LB134068	Operator :	Jaswal
Lab Sample ID :	P5156-06	Instrumnet Name :	P7
Client Sample ID :	ME28R1	Dilution Factor :	1
Date & Time Acquired :	2024-12-23 20:34:24	DataFile Name :	139SMPL.d

Parameter	Mass	ConRep1	ConRep2	ConRep3	Avg. Conc.	ConcRSD	Units
Lead	206-1	18.38	19.89	19.44	19.23	4.03	ppb
Lead	207-1	16.31	17.06	17.08	16.82	2.63	ppb
Lead	208-1	17.04	18.05	18.01	17.70	3.22	ppb
Lithium	6-1				109		%
Magnesium	24-2	40564.59	40476.86	40434.51	40491.99	0.16	ppb
Manganese	55-2	736.71	747.44	735.34	739.83	0.90	ppb
Molybdenum	94-1	25.15	26.76	27.18	26.36	4.06	ppb
Molybdenum	95-1	7.38	8.03	8.06	7.82	4.91	ppb
Molybdenum	96-1	9.59	10.25	10.35	10.06	4.13	ppb
Molybdenum	97-1	7.56	8.06	8.14	7.92	3.93	ppb
Molybdenum	98-1	7.41	7.81	7.90	7.71	3.38	ppb
Neodymium	150-1						cps
Neodymium	150-2						cps
Nickel	60-2	59.01	59.54	60.17	59.57	0.98	ppb
Phosphorus	31-2	791.51	779.39	780.86	783.92	0.84	ppb
Potassium	39-2	2529.97	2577.50	2539.79	2549.09	0.98	ppb
Rhodium	103-1				98		%
Rhodium	103-2				93		%
Scandium	45-1				98		%
Scandium	45-2				88		%
Selenium	82-1	0.57	0.65	0.63	0.62	6.26	ppb
Selenium	77-2	8.57	6.23	11.61	8.80	30.65	ppb
Selenium	78-2	-0.24	1.31	-1.01	0.02	5285.09	ppb
Silicon	28-1	1578.83	1711.73	1715.51	1668.69	4.67	ppb
Silver	107-1	0.13	0.14	0.14	0.13	4.09	ppb
Silver	109-1	0.12	0.11	0.13	0.12	7.88	ppb
Sodium	23-2	318.52	323.50	322.14	321.39	0.80	ppb
Strontium	86-1	9519.18	10085.57	10163.81	9922.85	3.55	ppb
Strontium	88-1	9607.68	10140.69	10105.87	9951.42	3.00	ppb
Sulfur	34-1	4338.64	5037.78	4902.46	4759.63	7.79	ppb
Terbium	159-1				107		%
Terbium	159-2				102		%
Thallium	203-1	0.12	0.13	0.13	0.13	1.90	ppb
Thallium	205-1	0.12	0.13	0.14	0.13	6.46	ppb
Tin	118-1	1.76	1.88	1.88	1.84	3.69	ppb
Titanium	47-1	209.20	228.32	227.25	221.59	4.85	ppb

Reviewed By:Mohan
On:12/25/2024 3:49:22 AM
Inst Id :P7

LB Number :	LB134068	Operator :	Jaswal
Lab Sample ID :	P5156-06	Instrumnet Name :	P7
Client Sample ID :	ME28R1	Dilution Factor :	1
Date & Time Acquired :	2024-12-23 20:34:24	DataFile Name :	139SMPL.d

Parameter	Mass	ConRep1	ConRep2	ConRep3	Avg. Conc.	ConcRSD	Units
Uranium	238-1	2.62	2.76	2.76	2.71	3.00	ppb
Vanadium	51-2	51.86	52.50	52.07	52.14	0.62	ppb
Yttrium	89-1				106		%
Yttrium	89-2				96		%
Zinc	66-2	168.37	169.74	167.82	168.64	0.59	ppb
Zirconium	90-1	10.47	11.16	11.24	10.96	3.87	ppb
Zirconium	91-1	10.55	11.16	11.44	11.05	4.11	ppb

Reviewed By:Mohan
On:12/25/2024 3:49:22 AM
Inst Id :P7

LB Number :	LB134068	Operator :	Jaswal
Lab Sample ID :	P5156-07	Instrumnet Name :	P7
Client Sample ID :	ME28R2	Dilution Factor :	1
Date & Time Acquired :	2024-12-23 20:37:33	DataFile Name :	140SMPL.d

Parameter	Mass	ConRep1	ConRep2	ConRep3	Avg. Conc.	ConcRSD	Units
Aluminium	27-2	10057.64	10217.79	10172.53	10149.32	0.81	ppb
Antimony	121-1	4.31	4.75	4.27	4.44	5.98	ppb
Arsenic	75-2	17.56	18.01	18.59	18.05	2.86	ppb
Barium	135-1	168.39	185.48	167.72	173.86	5.79	ppb
Barium	137-1	172.70	189.11	170.50	177.44	5.73	ppb
Beryllium	9-1	0.79	0.85	0.82	0.82	3.69	ppb
Bismuth	209-1				111		%
Bismuth	209-2				108		%
Bromine	81-1						cps
Bromine	81-2						cps
Cadmium	108-1	3.71	3.59	3.38	3.56	4.65	ppb
Cadmium	106-1	2.67	2.21	1.64	2.17	23.74	ppb
Cadmium	111-1	3.32	3.49	3.11	3.31	5.86	ppb
Calcium	43-1	127838.64	137129.51	126195.27	130387.80	4.52	ppb
Calcium	44-1	126971.73	138304.43	125735.09	130337.09	5.32	ppb
Carbon	12-1						cps
Carbon	12-2						cps
Chlorine	35-1						cps
Chlorine	35-2						cps
Chromium	52-2	88.00	88.74	88.68	88.47	0.46	ppb
Cobalt	59-2	13.19	13.34	13.49	13.34	1.13	ppb
Copper	63-2	152.75	154.33	155.12	154.07	0.78	ppb
Dysprosium	156-1						cps
Dysprosium	156-2						cps
Erbium	164-1						cps
Erbium	164-2						cps
Gadolinium	160-1						cps
Gadolinium	160-2						cps
Holmium	165-1				105		%
Holmium	165-2				104		%
Indium	115-1				97		%
Indium	115-2				93		%
Iron	56-2	71401.45	72300.77	72609.94	72104.05	0.87	ppb
Iron	57-2	71025.76	71544.75	72540.01	71703.51	1.07	ppb
Iron	54-2	71521.03	71939.63	72603.29	72021.31	0.76	ppb
Krypton	83-1						cps

Reviewed By:Mohan
On:12/25/2024 3:49:22 AM
Inst Id :P7

LB Number :	LB134068	Operator :	Jaswal
Lab Sample ID :	P5156-07	Instrumnet Name :	P7
Client Sample ID :	ME28R2	Dilution Factor :	1
Date & Time Acquired :	2024-12-23 20:37:33	DataFile Name :	140SMPL.d

Parameter	Mass	ConRep1	ConRep2	ConRep3	Avg. Conc.	ConcRSD	Units
Lead	206-1	155.00	170.05	156.36	160.47	5.19	ppb
Lead	207-1	142.74	156.47	142.37	147.19	5.46	ppb
Lead	208-1	154.03	169.11	155.40	159.51	5.23	ppb
Lithium	6-1				105		%
Magnesium	24-2	13253.78	13390.59	13214.77	13286.38	0.69	ppb
Manganese	55-2	1116.06	1125.38	1143.11	1128.19	1.22	ppb
Molybdenum	94-1	15.28	16.69	15.56	15.84	4.71	ppb
Molybdenum	95-1	14.30	15.42	14.29	14.67	4.42	ppb
Molybdenum	96-1	15.03	16.43	14.91	15.46	5.48	ppb
Molybdenum	97-1	14.32	15.88	14.25	14.82	6.20	ppb
Molybdenum	98-1	14.36	15.73	14.47	14.85	5.14	ppb
Neodymium	150-1						cps
Neodymium	150-2						cps
Nickel	60-2	103.56	103.65	104.29	103.83	0.38	ppb
Phosphorus	31-2	1738.56	1749.70	1726.50	1738.25	0.67	ppb
Potassium	39-2	2154.20	2175.79	2185.07	2171.69	0.73	ppb
Rhodium	103-1				94		%
Rhodium	103-2				94		%
Scandium	45-1				92		%
Scandium	45-2				86		%
Selenium	82-1	1.42	2.08	1.32	1.61	25.61	ppb
Selenium	77-2	5.50	6.67	8.26	6.81	20.37	ppb
Selenium	78-2	1.75	0.19	1.09	1.01	77.16	ppb
Silicon	28-1	1355.70	1465.43	1337.54	1386.22	4.99	ppb
Silver	107-1	0.58	0.64	0.58	0.60	5.09	ppb
Silver	109-1	0.57	0.66	0.58	0.60	7.78	ppb
Sodium	23-2	653.59	654.14	656.88	654.87	0.27	ppb
Strontium	86-1	10940.68	12030.35	10968.57	11313.20	5.49	ppb
Strontium	88-1	10950.35	11940.73	10982.36	11291.14	4.98	ppb
Sulfur	34-1	3777.56	4330.40	3642.72	3916.89	9.30	ppb
Terbium	159-1				105		%
Terbium	159-2				102		%
Thallium	203-1	0.38	0.43	0.37	0.39	7.86	ppb
Thallium	205-1	0.37	0.43	0.39	0.40	8.12	ppb
Tin	118-1	8.87	9.74	8.86	9.16	5.53	ppb
Titanium	47-1	178.57	197.51	178.19	184.76	5.98	ppb

Reviewed By:Mohan
On:12/25/2024 3:49:22 AM
Inst Id :P7

LB Number :	LB134068	Operator :	Jaswal
Lab Sample ID :	P5156-07	Instrumnet Name :	P7
Client Sample ID :	ME28R2	Dilution Factor :	1
Date & Time Acquired :	2024-12-23 20:37:33	DataFile Name :	140SMPL.d

Parameter	Mass	ConRep1	ConRep2	ConRep3	Avg. Conc.	ConcRSD	Units
Uranium	238-1	6.24	6.87	6.27	6.46	5.55	ppb
Vanadium	51-2	42.88	43.18	43.48	43.18	0.70	ppb
Yttrium	89-1				102		%
Yttrium	89-2				96		%
Zinc	66-2	704.22	714.68	714.59	711.16	0.85	ppb
Zirconium	90-1	1.98	2.17	1.99	2.05	5.29	ppb
Zirconium	91-1	2.04	2.17	2.04	2.08	3.71	ppb

Reviewed By:Mohan
On:12/25/2024 3:49:22 AM
Inst Id :P7

LB Number :	LB134068	Operator :	Jaswal
Lab Sample ID :	P5156-08	Instrumnet Name :	P7
Client Sample ID :	ME28T4	Dilution Factor :	1
Date & Time Acquired :	2024-12-23 20:40:36	DataFile Name :	141SMPL.d

Parameter	Mass	ConRep1	ConRep2	ConRep3	Avg. Conc.	ConcRSD	Units
Aluminium	27-2	13939.54	14299.37	14079.48	14106.13	1.29	ppb
Antimony	121-1	0.72	0.69	0.71	0.71	2.03	ppb
Arsenic	75-2	15.31	15.00	15.77	15.36	2.51	ppb
Barium	135-1	171.19	173.21	174.52	172.97	0.97	ppb
Barium	137-1	173.84	176.89	178.42	176.39	1.32	ppb
Beryllium	9-1	1.10	1.08	1.05	1.08	2.28	ppb
Bismuth	209-1				111		%
Bismuth	209-2				105		%
Bromine	81-1						cps
Bromine	81-2						cps
Cadmium	108-1	1.13	1.17	1.48	1.26	15.42	ppb
Cadmium	106-1	1.48	0.47	0.63	0.86	63.04	ppb
Cadmium	111-1	1.02	1.03	1.00	1.02	1.82	ppb
Calcium	43-1	183275.81	185388.43	187159.04	185274.43	1.05	ppb
Calcium	44-1	184046.88	185322.74	186605.69	185325.10	0.69	ppb
Carbon	12-1						cps
Carbon	12-2						cps
Chlorine	35-1						cps
Chlorine	35-2						cps
Chromium	52-2	159.99	160.53	160.40	160.31	0.17	ppb
Cobalt	59-2	17.30	17.36	17.05	17.24	0.94	ppb
Copper	63-2	51.02	51.61	51.35	51.33	0.58	ppb
Dysprosium	156-1						cps
Dysprosium	156-2						cps
Erbium	164-1						cps
Erbium	164-2						cps
Gadolinium	160-1						cps
Gadolinium	160-2						cps
Holmium	165-1				108		%
Holmium	165-2				104		%
Indium	115-1				99		%
Indium	115-2				92		%
Iron	56-2	64487.25	63911.27	63643.91	64014.14	0.67	ppb
Iron	57-2	63925.98	64248.74	64139.44	64104.72	0.26	ppb
Iron	54-2	64294.49	64417.34	64109.27	64273.70	0.24	ppb
Krypton	83-1						cps

Reviewed By:Mohan
On:12/25/2024 3:49:22 AM
Inst Id :P7

LB Number :	LB134068	Operator :	Jaswal
Lab Sample ID :	P5156-08	Instrumnet Name :	P7
Client Sample ID :	ME28T4	Dilution Factor :	1
Date & Time Acquired :	2024-12-23 20:40:36	DataFile Name :	141SMPL.d

Parameter	Mass	ConRep1	ConRep2	ConRep3	Avg. Conc.	ConcRSD	Units
Lead	206-1	88.06	90.62	89.93	89.54	1.48	ppb
Lead	207-1	79.77	81.58	81.38	80.91	1.23	ppb
Lead	208-1	86.03	88.60	87.66	87.43	1.49	ppb
Lithium	6-1				106		%
Magnesium	24-2	51781.34	52440.41	52120.76	52114.17	0.63	ppb
Manganese	55-2	3497.24	3522.84	3509.25	3509.77	0.36	ppb
Molybdenum	94-1	9.92	10.07	9.95	9.98	0.82	ppb
Molybdenum	95-1	6.33	6.35	6.50	6.40	1.46	ppb
Molybdenum	96-1	7.04	7.16	7.16	7.12	0.96	ppb
Molybdenum	97-1	6.20	6.26	6.35	6.27	1.24	ppb
Molybdenum	98-1	6.21	6.30	6.35	6.29	1.07	ppb
Neodymium	150-1						cps
Neodymium	150-2						cps
Nickel	60-2	69.46	68.49	69.78	69.24	0.97	ppb
Phosphorus	31-2	949.95	950.45	965.04	955.15	0.90	ppb
Potassium	39-2	2419.60	2469.19	2413.04	2433.94	1.26	ppb
Rhodium	103-1				96		%
Rhodium	103-2				93		%
Scandium	45-1				96		%
Scandium	45-2				87		%
Selenium	82-1	0.74	0.67	1.03	0.81	23.73	ppb
Selenium	77-2	8.47	5.57	8.01	7.35	21.24	ppb
Selenium	78-2	-0.63	0.10	0.31	-0.07		ppb
Silicon	28-1	1507.58	1521.30	1596.11	1541.66	3.09	ppb
Silver	107-1	0.33	0.34	0.35	0.34	2.10	ppb
Silver	109-1	0.34	0.35	0.33	0.34	1.91	ppb
Sodium	23-2	321.20	325.07	320.37	322.21	0.78	ppb
Strontium	86-1	9028.35	9142.00	9170.68	9113.68	0.83	ppb
Strontium	88-1	9093.62	9205.02	9224.75	9174.46	0.77	ppb
Sulfur	34-1	1583.07	1634.88	1802.87	1673.61	6.87	ppb
Terbium	159-1				107		%
Terbium	159-2				102		%
Thallium	203-1	0.48	0.50	0.49	0.49	2.28	ppb
Thallium	205-1	0.48	0.50	0.49	0.49	1.29	ppb
Tin	118-1	3.16	3.29	3.28	3.25	2.21	ppb
Titanium	47-1	262.99	266.47	273.78	267.74	2.06	ppb

1430

Reviewed By:Mohan
On:12/25/2024 3:49:22 AM
Inst Id :P7

LB Number :	LB134068	Operator :	Jaswal
Lab Sample ID :	P5156-08	Instrumnet Name :	P7
Client Sample ID :	ME28T4	Dilution Factor :	1
Date & Time Acquired :	2024-12-23 20:40:36	DataFile Name :	141SMPL.d

Parameter	Mass	ConRep1	ConRep2	ConRep3	Avg. Conc.	ConcRSD	Units
Uranium	238-1	1.65	1.67	1.67	1.66	0.72	ppb
Vanadium	51-2	66.41	67.29	66.71	66.81	0.67	ppb
Yttrium	89-1				106		%
Yttrium	89-2				96		%
Zinc	66-2	360.36	364.37	363.07	362.60	0.56	ppb
Zirconium	90-1	2.56	2.58	2.60	2.58	0.71	ppb
Zirconium	91-1	2.65	2.62	2.62	2.63	0.79	ppb

Reviewed By:Mohan
On:12/25/2024 3:49:22 AM
Inst Id :P7

LB Number :	LB134068	Operator :	Jaswal
Lab Sample ID :	P5156-09	Instrumnet Name :	P7
Client Sample ID :	ME28T5	Dilution Factor :	1
Date & Time Acquired :	2024-12-23 20:43:45	DataFile Name :	142SMPL.d

Parameter	Mass	ConRep1	ConRep2	ConRep3	Avg. Conc.	ConcRSD	Units
Aluminium	27-2	16191.62	16015.24	16232.08	16146.31	0.71	ppb
Antimony	121-1	0.74	0.82	0.85	0.80	7.30	ppb
Arsenic	75-2	15.13	15.45	15.32	15.30	1.03	ppb
Barium	135-1	144.26	159.84	162.98	155.69	6.44	ppb
Barium	137-1	148.27	163.42	167.07	159.59	6.25	ppb
Beryllium	9-1	1.19	1.26	1.34	1.26	6.02	ppb
Bismuth	209-1				113		%
Bismuth	209-2				104		%
Bromine	81-1						cps
Bromine	81-2						cps
Cadmium	108-1	2.08	1.76	1.74	1.86	10.42	ppb
Cadmium	106-1	1.91	1.40	1.00	1.44	31.78	ppb
Cadmium	111-1	1.35	1.46	1.43	1.42	4.01	ppb
Calcium	43-1	161186.87	184704.30	182441.81	176110.99	7.37	ppb
Calcium	44-1	161839.72	183811.08	182690.54	176113.78	7.03	ppb
Carbon	12-1						cps
Carbon	12-2						cps
Chlorine	35-1						cps
Chlorine	35-2						cps
Chromium	52-2	311.07	314.52	312.50	312.70	0.56	ppb
Cobalt	59-2	18.15	18.29	18.27	18.24	0.43	ppb
Copper	63-2	55.12	55.95	55.47	55.52	0.75	ppb
Dysprosium	156-1						cps
Dysprosium	156-2						cps
Erbium	164-1						cps
Erbium	164-2						cps
Gadolinium	160-1						cps
Gadolinium	160-2						cps
Holmium	165-1				110		%
Holmium	165-2				103		%
Indium	115-1				101		%
Indium	115-2				89		%
Iron	56-2	88767.50	88416.13	89419.12	88867.58	0.57	ppb
Iron	57-2	88031.14	88916.07	88793.05	88580.09	0.54	ppb
Iron	54-2	88645.22	89812.28	88954.24	89137.25	0.68	ppb
Krypton	83-1						cps

Reviewed By:Mohan
On:12/25/2024 3:49:22 AM
Inst Id :P7

LB Number :	LB134068	Operator :	Jaswal
Lab Sample ID :	P5156-09	Instrumnet Name :	P7
Client Sample ID :	ME28T5	Dilution Factor :	1
Date & Time Acquired :	2024-12-23 20:43:45	DataFile Name :	142SMPL.d

Parameter	Mass	ConRep1	ConRep2	ConRep3	Avg. Conc.	ConcRSD	Units
Lead	206-1	141.44	157.34	161.88	153.55	6.99	ppb
Lead	207-1	127.37	141.84	144.93	138.04	6.79	ppb
Lead	208-1	139.15	155.19	156.94	150.43	6.52	ppb
Lithium	6-1				107		%
Magnesium	24-2	47300.51	47443.26	47883.05	47542.27	0.64	ppb
Manganese	55-2	6651.37	6722.83	6729.94	6701.38	0.65	ppb
Molybdenum	94-1	10.18	11.76	11.51	11.15	7.62	ppb
Molybdenum	95-1	5.87	6.64	6.73	6.41	7.33	ppb
Molybdenum	96-1	6.73	7.71	7.74	7.39	7.80	ppb
Molybdenum	97-1	5.69	6.72	6.63	6.35	8.97	ppb
Molybdenum	98-1	5.79	6.62	6.46	6.29	6.98	ppb
Neodymium	150-1						cps
Neodymium	150-2						cps
Nickel	60-2	77.51	78.56	78.61	78.23	0.80	ppb
Phosphorus	31-2	1281.56	1245.55	1270.88	1266.00	1.46	ppb
Potassium	39-2	2177.40	2194.54	2284.27	2218.74	2.59	ppb
Rhodium	103-1				98		%
Rhodium	103-2				91		%
Scandium	45-1				97		%
Scandium	45-2				84		%
Selenium	82-1	0.64	0.55	0.58	0.59	7.98	ppb
Selenium	77-2	6.50	7.37	9.33	7.73	18.75	ppb
Selenium	78-2	1.06	1.30	0.38	0.91	52.10	ppb
Silicon	28-1	1274.22	1451.68	1477.91	1401.27	7.91	ppb
Silver	107-1	0.55	0.61	0.63	0.60	7.29	ppb
Silver	109-1	0.55	0.58	0.63	0.59	6.58	ppb
Sodium	23-2	315.42	316.46	320.02	317.30	0.76	ppb
Strontium	86-1	6675.01	7649.14	7681.20	7335.12	7.80	ppb
Strontium	88-1	7019.23	7908.17	7848.46	7591.95	6.54	ppb
Sulfur	34-1	1836.33	2474.71	2503.28	2271.44	16.60	ppb
Terbium	159-1				108		%
Terbium	159-2				100		%
Thallium	203-1	0.63	0.69	0.73	0.68	7.86	ppb
Thallium	205-1	0.62	0.71	0.73	0.69	8.31	ppb
Tin	118-1	3.09	3.49	3.50	3.36	6.95	ppb
Titanium	47-1	380.25	439.13	435.92	418.43	7.91	ppb

Reviewed By:Mohan
On:12/25/2024 3:49:22 AM
Inst Id :P7

LB Number :	LB134068	Operator :	Jaswal
Lab Sample ID :	P5156-09	Instrumnet Name :	P7
Client Sample ID :	ME28T5	Dilution Factor :	1
Date & Time Acquired :	2024-12-23 20:43:45	DataFile Name :	142SMPL.d

Parameter	Mass	ConRep1	ConRep2	ConRep3	Avg. Conc.	ConcRSD	Units
Uranium	238-1	1.73	1.96	2.00	1.90	7.57	ppb
Vanadium	51-2	117.37	117.21	118.07	117.55	0.39	ppb
Yttrium	89-1				107		%
Yttrium	89-2				94		%
Zinc	66-2	667.46	667.29	672.06	668.94	0.40	ppb
Zirconium	90-1	2.95	3.36	3.34	3.22	7.22	ppb
Zirconium	91-1	2.95	3.35	3.38	3.23	7.40	ppb

Reviewed By:Mohan
On:12/25/2024 3:49:22 AM
Inst Id :P7

LB Number :	LB134068	Operator :	Jaswal
Lab Sample ID :	P5156-10	Instrumnet Name :	P7
Client Sample ID :	ME28T6	Dilution Factor :	1
Date & Time Acquired :	2024-12-23 20:46:52	DataFile Name :	143SMPL.d

Parameter	Mass	ConRep1	ConRep2	ConRep3	Avg. Conc.	ConcRSD	Units
Aluminium	27-2	16257.02	16139.81	15932.24	16109.69	1.02	ppb
Antimony	121-1	0.78	0.79	0.79	0.79	0.75	ppb
Arsenic	75-2	11.08	12.48	11.53	11.70	6.14	ppb
Barium	135-1	201.49	204.61	205.86	203.98	1.10	ppb
Barium	137-1	205.10	207.50	208.61	207.07	0.86	ppb
Beryllium	9-1	1.16	1.17	1.28	1.20	5.41	ppb
Bismuth	209-1				108		%
Bismuth	209-2				104		%
Bromine	81-1						cps
Bromine	81-2						cps
Cadmium	108-1	1.59	1.51	1.72	1.61	6.62	ppb
Cadmium	106-1	0.79	1.30	0.35	0.81	58.28	ppb
Cadmium	111-1	1.11	1.20	1.16	1.15	3.80	ppb
Calcium	43-1	242023.22	249804.42	253687.66	248505.10	2.39	ppb
Calcium	44-1	240779.74	247907.12	250836.13	246507.66	2.10	ppb
Carbon	12-1						cps
Carbon	12-2						cps
Chlorine	35-1						cps
Chlorine	35-2						cps
Chromium	52-2	333.25	331.99	325.97	330.40	1.18	ppb
Cobalt	59-2	12.47	12.28	12.19	12.31	1.14	ppb
Copper	63-2	43.51	43.64	42.94	43.36	0.85	ppb
Dysprosium	156-1						cps
Dysprosium	156-2						cps
Erbium	164-1						cps
Erbium	164-2						cps
Gadolinium	160-1						cps
Gadolinium	160-2						cps
Holmium	165-1				106		%
Holmium	165-2				103		%
Indium	115-1				97		%
Indium	115-2				89		%
Iron	56-2	80989.26	81805.86	80487.09	81094.07	0.82	ppb
Iron	57-2	81863.14	81430.93	80592.64	81295.57	0.79	ppb
Iron	54-2	80825.33	81893.08	80689.38	81135.93	0.81	ppb
Krypton	83-1						cps

Reviewed By:Mohan
On:12/25/2024 3:49:22 AM
Inst Id :P7

LB Number :	LB134068	Operator :	Jaswal
Lab Sample ID :	P5156-10	Instrumnet Name :	P7
Client Sample ID :	ME28T6	Dilution Factor :	1
Date & Time Acquired :	2024-12-23 20:46:52	DataFile Name :	143SMPL.d

Parameter	Mass	ConRep1	ConRep2	ConRep3	Avg. Conc.	ConcRSD	Units
Lead	206-1	111.14	115.98	115.90	114.34	2.43	ppb
Lead	207-1	99.43	103.59	103.93	102.32	2.45	ppb
Lead	208-1	109.18	113.14	113.34	111.89	2.10	ppb
Lithium	6-1				105		%
Magnesium	24-2	86350.79	86087.63	85601.89	86013.44	0.44	ppb
Manganese	55-2	8774.56	8887.62	8792.60	8818.26	0.69	ppb
Molybdenum	94-1	10.80	11.25	11.03	11.03	2.00	ppb
Molybdenum	95-1	6.22	6.44	6.37	6.34	1.78	ppb
Molybdenum	96-1	7.10	7.39	7.36	7.28	2.17	ppb
Molybdenum	97-1	6.12	6.48	6.38	6.33	2.96	ppb
Molybdenum	98-1	6.07	6.27	6.34	6.22	2.26	ppb
Neodymium	150-1						cps
Neodymium	150-2						cps
Nickel	60-2	91.24	91.51	90.44	91.06	0.61	ppb
Phosphorus	31-2	1303.99	1262.37	1285.46	1283.94	1.62	ppb
Potassium	39-2	1530.18	1535.32	1521.01	1528.84	0.47	ppb
Rhodium	103-1				94		%
Rhodium	103-2				91		%
Scandium	45-1				94		%
Scandium	45-2				84		%
Selenium	82-1	1.08	0.35	1.14	0.86	51.33	ppb
Selenium	77-2	5.74	6.00	6.14	5.96	3.45	ppb
Selenium	78-2	-0.13	0.04	-0.45	-0.18		ppb
Silicon	28-1	1733.32	1751.11	1802.90	1762.44	2.05	ppb
Silver	107-1	0.38	0.37	0.39	0.38	1.94	ppb
Silver	109-1	0.38	0.38	0.39	0.38	1.24	ppb
Sodium	23-2	393.39	394.99	387.86	392.08	0.95	ppb
Strontium	86-1	13453.55	13940.20	14170.49	13854.75	2.64	ppb
Strontium	88-1	13335.72	13962.82	14075.70	13791.41	2.89	ppb
Sulfur	34-1	2192.58	2224.87	2295.71	2237.72	2.36	ppb
Terbium	159-1				105		%
Terbium	159-2				101		%
Thallium	203-1	0.55	0.60	0.59	0.58	4.39	ppb
Thallium	205-1	0.55	0.58	0.60	0.57	4.30	ppb
Tin	118-1	2.70	2.81	2.74	2.75	2.12	ppb
Titanium	47-1	480.21	493.93	493.81	489.32	1.61	ppb

Reviewed By:Mohan
On:12/25/2024 3:49:22 AM
Inst Id :P7

LB Number :	LB134068	Operator :	Jaswal
Lab Sample ID :	P5156-10	Instrumnet Name :	P7
Client Sample ID :	ME28T6	Dilution Factor :	1
Date & Time Acquired :	2024-12-23 20:46:52	DataFile Name :	143SMPL.d

Parameter	Mass	ConRep1	ConRep2	ConRep3	Avg. Conc.	ConcRSD	Units
Uranium	238-1	1.97	2.04	2.07	2.03	2.56	ppb
Vanadium	51-2	126.91	127.36	125.48	126.58	0.77	ppb
Yttrium	89-1				102		%
Yttrium	89-2				94		%
Zinc	66-2	425.42	421.31	421.37	422.70	0.56	ppb
Zirconium	90-1	3.17	3.29	3.25	3.24	1.80	ppb
Zirconium	91-1	3.21	3.38	3.28	3.29	2.61	ppb

Reviewed By:Mohan
On:12/25/2024 3:49:22 AM
Inst Id :P7

LB Number :	LB134068	Operator :	Jaswal
Lab Sample ID :	P5156-11	Instrumnet Name :	P7
Client Sample ID :	ME28T7	Dilution Factor :	1
Date & Time Acquired :	2024-12-23 20:50:01	DataFile Name :	144SMPL.d

Parameter	Mass	ConRep1	ConRep2	ConRep3	Avg. Conc.	ConcRSD	Units
Aluminium	27-2	12799.41	12638.36	12624.09	12687.29	0.77	ppb
Antimony	121-1	0.49	0.51	0.50	0.50	1.79	ppb
Arsenic	75-2	12.34	12.47	12.88	12.56	2.24	ppb
Barium	135-1	194.92	196.80	197.20	196.30	0.62	ppb
Barium	137-1	199.41	200.33	200.02	199.92	0.24	ppb
Beryllium	9-1	0.98	0.96	0.83	0.93	8.81	ppb
Bismuth	209-1				110		%
Bismuth	209-2				104		%
Bromine	81-1						cps
Bromine	81-2						cps
Cadmium	108-1	1.72	1.84	1.86	1.81	4.05	ppb
Cadmium	106-1	0.77	0.57	1.04	0.79	29.58	ppb
Cadmium	111-1	1.57	1.62	1.57	1.59	1.97	ppb
Calcium	43-1	146293.33	150254.56	148864.19	148470.70	1.35	ppb
Calcium	44-1	147222.29	150530.74	147780.92	148511.31	1.19	ppb
Carbon	12-1						cps
Carbon	12-2						cps
Chlorine	35-1						cps
Chlorine	35-2						cps
Chromium	52-2	110.26	110.20	110.11	110.19	0.07	ppb
Cobalt	59-2	16.33	16.27	16.23	16.28	0.33	ppb
Copper	63-2	39.85	39.41	39.07	39.44	0.99	ppb
Dysprosium	156-1						cps
Dysprosium	156-2						cps
Erbium	164-1						cps
Erbium	164-2						cps
Gadolinium	160-1						cps
Gadolinium	160-2						cps
Holmium	165-1				106		%
Holmium	165-2				102		%
Indium	115-1				97		%
Indium	115-2				89		%
Iron	56-2	50895.97	50259.69	50027.11	50394.26	0.89	ppb
Iron	57-2	50715.91	50121.08	50396.81	50411.27	0.59	ppb
Iron	54-2	50607.40	50780.62	50779.46	50722.49	0.20	ppb
Krypton	83-1						cps

LB Number :	LB134068	Operator :	Jaswal
Lab Sample ID :	P5156-11	Instrumnet Name :	P7
Client Sample ID :	ME28T7	Dilution Factor :	1
Date & Time Acquired :	2024-12-23 20:50:01	DataFile Name :	144SMPL.d

Parameter	Mass	ConRep1	ConRep2	ConRep3	Avg. Conc.	ConcRSD	Units
Lead	206-1	57.14	55.75	57.28	56.72	1.49	ppb
Lead	207-1	51.01	50.41	51.82	51.08	1.38	ppb
Lead	208-1	53.25	52.23	53.56	53.01	1.32	ppb
Lithium	6-1				106		%
Magnesium	24-2	41440.97	40754.41	41068.43	41087.94	0.84	ppb
Manganese	55-2	3304.43	3282.45	3264.70	3283.86	0.61	ppb
Molybdenum	94-1	8.54	8.54	8.66	8.58	0.81	ppb
Molybdenum	95-1	5.12	5.20	5.15	5.15	0.80	ppb
Molybdenum	96-1	5.82	6.00	5.83	5.88	1.74	ppb
Molybdenum	97-1	5.25	5.24	5.11	5.20	1.48	ppb
Molybdenum	98-1	5.17	5.15	5.13	5.15	0.35	ppb
Neodymium	150-1						cps
Neodymium	150-2						cps
Nickel	60-2	53.02	52.14	52.78	52.65	0.86	ppb
Phosphorus	31-2	1014.70	1017.42	1002.15	1011.43	0.81	ppb
Potassium	39-2	1781.02	1752.90	1758.94	1764.29	0.84	ppb
Rhodium	103-1				94		%
Rhodium	103-2				91		%
Scandium	45-1				92		%
Scandium	45-2				83		%
Selenium	82-1	0.74	0.86	0.58	0.73	19.71	ppb
Selenium	77-2	6.61	7.14	9.48	7.74	19.76	ppb
Selenium	78-2	-0.84	0.14	0.46	-0.08		ppb
Silicon	28-1	1423.50	1463.23	1452.41	1446.38	1.42	ppb
Silver	107-1	0.23	0.23	0.22	0.23	2.62	ppb
Silver	109-1	0.23	0.23	0.23	0.23	0.52	ppb
Sodium	23-2	253.69	250.75	251.83	252.09	0.59	ppb
Strontium	86-1	7922.27	7985.49	7991.15	7966.30	0.48	ppb
Strontium	88-1	8165.89	8360.71	8261.84	8262.82	1.18	ppb
Sulfur	34-1	1459.90	1633.10	1537.73	1543.58	5.62	ppb
Terbium	159-1				105		%
Terbium	159-2				100		%
Thallium	203-1	0.37	0.38	0.38	0.38	2.17	ppb
Thallium	205-1	0.38	0.37	0.39	0.38	2.38	ppb
Tin	118-1	1.44	1.42	1.45	1.44	1.23	ppb
Titanium	47-1	217.44	227.32	224.94	223.23	2.31	ppb

Reviewed By:Mohan
On:12/25/2024 3:49:22 AM
Inst Id :P7

LB Number :	LB134068	Operator :	Jaswal
Lab Sample ID :	P5156-11	Instrumnet Name :	P7
Client Sample ID :	ME28T7	Dilution Factor :	1
Date & Time Acquired :	2024-12-23 20:50:01	DataFile Name :	144SMPL.d

Parameter	Mass	ConRep1	ConRep2	ConRep3	Avg. Conc.	ConcRSD	Units
Uranium	238-1	1.53	1.53	1.55	1.53	0.88	ppb
Vanadium	51-2	68.17	67.92	68.27	68.12	0.27	ppb
Yttrium	89-1				102		%
Yttrium	89-2				93		%
Zinc	66-2	235.75	231.34	234.07	233.72	0.95	ppb
Zirconium	90-1	2.36	2.44	2.42	2.41	1.63	ppb
Zirconium	91-1	2.36	2.44	2.39	2.40	1.73	ppb

Reviewed By:Mohan
On:12/25/2024 3:49:22 AM
Inst Id :P7

LB Number :	LB134068	Operator :	Jaswal
Lab Sample ID :	CCV049	Instrumnet Name :	P7
Client Sample ID :	CCV049	Dilution Factor :	1
Date & Time Acquired :	2024-12-23 20:53:19	DataFile Name :	145CCV.d

Parameter	Mass	ConRep1	ConRep2	ConRep3	Avg. Conc.	ConcRSD	Units
Aluminium	27-2	48416.10	49219.84	48303.54	48646.49	1.03	ppb
Antimony	121-1	477.92	489.25	490.96	486.04	1.46	ppb
Arsenic	75-2	482.76	483.08	474.18	480.01	1.05	ppb
Barium	135-1	2419.82	2461.69	2504.84	2462.12	1.73	ppb
Barium	137-1	2439.24	2481.99	2503.01	2474.75	1.31	ppb
Beryllium	9-1	478.25	483.36	479.81	480.47	0.55	ppb
Bismuth	209-1				101		%
Bismuth	209-2				97		%
Bromine	81-1						cps
Bromine	81-2						cps
Cadmium	108-1	476.67	487.52	485.82	483.34	1.21	ppb
Cadmium	106-1	480.85	482.64	485.23	482.91	0.46	ppb
Cadmium	111-1	452.41	458.29	461.85	457.52	1.04	ppb
Calcium	43-1	256598.95	254892.91	255393.40	255628.42	0.34	ppb
Calcium	44-1	252141.45	253365.94	253485.38	252997.59	0.29	ppb
Carbon	12-1						cps
Carbon	12-2						cps
Chlorine	35-1						cps
Chlorine	35-2						cps
Chromium	52-2	491.70	506.59	491.48	496.59	1.74	ppb
Cobalt	59-2	489.51	491.85	490.05	490.47	0.25	ppb
Copper	63-2	4825.66	4799.36	4785.30	4803.44	0.43	ppb
Dysprosium	156-1						cps
Dysprosium	156-2						cps
Erbium	164-1						cps
Erbium	164-2						cps
Gadolinium	160-1						cps
Gadolinium	160-2						cps
Holmium	165-1				102		%
Holmium	165-2				100		%
Indium	115-1				92		%
Indium	115-2				86		%
Iron	56-2	127136.01	126715.72	125354.91	126402.21	0.74	ppb
Iron	57-2	126655.37	127500.10	126435.19	126863.56	0.44	ppb
Iron	54-2	127341.34	128421.67	126348.57	127370.53	0.81	ppb
Krypton	83-1						cps

Reviewed By:Mohan
On:12/25/2024 3:49:22 AM
Inst Id :P7

LB Number :	LB134068	Operator :	Jaswal
Lab Sample ID :	CCV049	Instrumnet Name :	P7
Client Sample ID :	CCV049	Dilution Factor :	1
Date & Time Acquired :	2024-12-23 20:53:19	DataFile Name :	145CCV.d

Parameter	Mass	ConRep1	ConRep2	ConRep3	Avg. Conc.	ConcRSD	Units
Lead	206-1	2477.87	2517.89	2515.00	2503.58	0.89	ppb
Lead	207-1	2397.38	2488.98	2502.47	2462.94	2.32	ppb
Lead	208-1	2432.71	2493.70	2494.35	2473.59	1.43	ppb
Lithium	6-1				97		%
Magnesium	24-2	232162.79	234010.78	230825.34	232332.97	0.69	ppb
Manganese	55-2	4871.50	4880.82	4863.26	4871.86	0.18	ppb
Molybdenum	94-1	4862.81	4911.79	4906.27	4893.63	0.55	ppb
Molybdenum	95-1	4846.03	4897.87	4896.49	4880.13	0.61	ppb
Molybdenum	96-1	4864.69	4939.83	4963.79	4922.77	1.05	ppb
Molybdenum	97-1	4847.66	4952.11	4945.75	4915.18	1.19	ppb
Molybdenum	98-1	4883.29	4911.24	4953.09	4915.87	0.71	ppb
Neodymium	150-1						cps
Neodymium	150-2						cps
Nickel	60-2	463.53	467.39	463.75	464.89	0.47	ppb
Phosphorus	31-2	9683.41	9818.37	9606.05	9702.61	1.11	ppb
Potassium	39-2	120254.70	121653.89	120853.74	120920.78	0.58	ppb
Rhodium	103-1				88		%
Rhodium	103-2				85		%
Scandium	45-1				92		%
Scandium	45-2				84		%
Selenium	82-1	467.63	471.01	475.69	471.44	0.86	ppb
Selenium	77-2	487.73	454.45	458.37	466.85	3.90	ppb
Selenium	78-2	468.67	485.72	460.25	471.55	2.75	ppb
Silicon	28-1	219.14	219.82	219.59	219.52	0.16	ppb
Silver	107-1	476.87	485.51	487.26	483.21	1.15	ppb
Silver	109-1	474.43	487.44	489.58	483.82	1.69	ppb
Sodium	23-2	243422.03	243578.27	243361.64	243453.98	0.05	ppb
Strontium	86-1	12176.29	12371.54	12258.33	12268.72	0.80	ppb
Strontium	88-1	12142.07	12173.03	12187.52	12167.54	0.19	ppb
Sulfur	34-1	9913.46	9862.51	9863.41	9879.80	0.30	ppb
Terbium	159-1				101		%
Terbium	159-2				98		%
Thallium	203-1	493.26	508.61	501.69	501.19	1.53	ppb
Thallium	205-1	490.95	505.78	502.40	499.71	1.56	ppb
Tin	118-1	477.67	488.55	497.65	487.95	2.05	ppb
Titanium	47-1	4862.62	4884.09	4858.41	4868.38	0.28	ppb

Reviewed By:Mohan
On:12/25/2024 3:49:22 AM
Inst Id :P7

LB Number :	LB134068	Operator :	Jaswal
Lab Sample ID :	CCV049	Instrumnet Name :	P7
Client Sample ID :	CCV049	Dilution Factor :	1
Date & Time Acquired :	2024-12-23 20:53:19	DataFile Name :	145CCV.d

Parameter	Mass	ConRep1	ConRep2	ConRep3	Avg. Conc.	ConcRSD	Units
Uranium	238-1	464.87	483.23	486.59	478.23	2.45	ppb
Vanadium	51-2	503.53	511.69	501.46	505.56	1.07	ppb
Yttrium	89-1				95		%
Yttrium	89-2				88		%
Zinc	66-2	4678.70	4752.77	4683.18	4704.88	0.88	ppb
Zirconium	90-1	480.41	489.81	488.35	486.19	1.04	ppb
Zirconium	91-1	489.01	484.65	502.28	491.98	1.87	ppb

Reviewed By:Mohan
On:12/25/2024 3:49:22 AM
Inst Id :P7

LB Number :	LB134068	Operator :	Jaswal
Lab Sample ID :	CCB049	Instrumnet Name :	P7
Client Sample ID :	CCB049	Dilution Factor :	1
Date & Time Acquired :	2024-12-23 20:56:04	DataFile Name :	146CCBE.d

Parameter	Mass	ConRep1	ConRep2	ConRep3	Avg. Conc.	ConcRSD	Units
Aluminium	27-2	3.91	3.54	3.60	3.68	5.42	ppb
Antimony	121-1	0.22	0.20	0.18	0.20	9.90	ppb
Arsenic	75-2	0.02	0.01	0.02	0.02	36.04	ppb
Barium	135-1	0.34	0.32	0.25	0.30	14.63	ppb
Barium	137-1	0.39	0.36	0.25	0.33	22.03	ppb
Beryllium	9-1	0.12	0.11	0.08	0.10	22.85	ppb
Bismuth	209-1				113		%
Bismuth	209-2				109		%
Bromine	81-1						cps
Bromine	81-2						cps
Cadmium	108-1	0.13	0.06	0.00	0.06	107.09	ppb
Cadmium	106-1	-1.60	-2.26	-0.58	-1.48		ppb
Cadmium	111-1	-0.01	-0.09	0.03	-0.02		ppb
Calcium	43-1	49.36	45.45	30.94	41.92	23.16	ppb
Calcium	44-1	44.57	34.86	29.56	36.33	20.96	ppb
Carbon	12-1						cps
Carbon	12-2						cps
Chlorine	35-1						cps
Chlorine	35-2						cps
Chromium	52-2	0.01	0.01	0.01	0.01	18.02	ppb
Cobalt	59-2	0.04	0.04	0.04	0.04	9.26	ppb
Copper	63-2	1.60	1.55	1.54	1.57	2.09	ppb
Dysprosium	156-1						cps
Dysprosium	156-2						cps
Erbium	164-1						cps
Erbium	164-2						cps
Gadolinium	160-1						cps
Gadolinium	160-2						cps
Holmium	165-1				104		%
Holmium	165-2				102		%
Indium	115-1				97		%
Indium	115-2				93		%
Iron	56-2	11.76	10.76	9.79	10.77	9.18	ppb
Iron	57-2	12.30	10.50	9.33	10.71	13.99	ppb
Iron	54-2	12.40	10.92	11.51	11.61	6.43	ppb
Krypton	83-1						cps

Reviewed By:Mohan
On:12/25/2024 3:49:22 AM
Inst Id :P7

LB Number :	LB134068	Operator :	Jaswal
Lab Sample ID :	CCB049	Instrumnet Name :	P7
Client Sample ID :	CCB049	Dilution Factor :	1
Date & Time Acquired :	2024-12-23 20:56:04	DataFile Name :	146CCBE.d

Parameter	Mass	ConRep1	ConRep2	ConRep3	Avg. Conc.	ConcRSD	Units
Lead	206-1	0.42	0.37	0.34	0.37	10.76	ppb
Lead	207-1	0.42	0.36	0.35	0.38	10.22	ppb
Lead	208-1	0.42	0.36	0.34	0.37	11.19	ppb
Lithium	6-1				103		%
Magnesium	24-2	20.07	18.54	17.34	18.65	7.35	ppb
Manganese	55-2	0.52	0.49	0.43	0.48	9.64	ppb
Molybdenum	94-1	0.87	0.77	0.64	0.76	15.25	ppb
Molybdenum	95-1	0.88	0.74	0.62	0.74	17.51	ppb
Molybdenum	96-1	0.90	0.71	0.59	0.73	20.92	ppb
Molybdenum	97-1	0.88	0.74	0.59	0.73	19.99	ppb
Molybdenum	98-1	0.90	0.78	0.60	0.76	20.02	ppb
Neodymium	150-1						cps
Neodymium	150-2						cps
Nickel	60-2	0.01	-0.01	-0.02	-0.01		ppb
Phosphorus	31-2	-16.85	-17.19	-16.17	-16.74		ppb
Potassium	39-2	18.84	19.90	17.21	18.65	7.25	ppb
Rhodium	103-1				98		%
Rhodium	103-2				95		%
Scandium	45-1				92		%
Scandium	45-2				86		%
Selenium	82-1	-0.03	-0.25	-0.23	-0.17		ppb
Selenium	77-2	-0.16	0.01	-0.16	-0.10		ppb
Selenium	78-2	-1.33	-1.04	-1.15	-1.17		ppb
Silicon	28-1	-14.67	-15.53	-15.55	-15.25		ppb
Silver	107-1	0.13	0.10	0.09	0.11	17.93	ppb
Silver	109-1	0.14	0.11	0.09	0.11	23.19	ppb
Sodium	23-2	50.78	48.78	44.01	47.86	7.27	ppb
Strontium	86-1	1.27	1.41	0.82	1.17	26.29	ppb
Strontium	88-1	2.21	1.80	1.32	1.78	25.12	ppb
Sulfur	34-1	-64.54	-121.94	-71.28	-85.92		ppb
Terbium	159-1				104		%
Terbium	159-2				101		%
Thallium	203-1	0.11	0.10	0.07	0.10	21.33	ppb
Thallium	205-1	0.12	0.09	0.08	0.10	20.71	ppb
Tin	118-1	0.08	0.08	0.06	0.07	14.52	ppb
Titanium	47-1	0.89	0.69	0.52	0.70	26.05	ppb

Reviewed By:Mohan
On:12/25/2024 3:49:22 AM
Inst Id :P7

LB Number :	LB134068	Operator :	Jaswal
Lab Sample ID :	CCB049	Instrumnet Name :	P7
Client Sample ID :	CCB049	Dilution Factor :	1
Date & Time Acquired :	2024-12-23 20:56:04	DataFile Name :	146CCBE.d

Parameter	Mass	ConRep1	ConRep2	ConRep3	Avg. Conc.	ConcRSD	Units
Uranium	238-1	0.06	0.06	0.04	0.05	20.75	ppb
Vanadium	51-2	0.03	0.04	0.04	0.03	8.82	ppb
Yttrium	89-1				97		%
Yttrium	89-2				92		%
Zinc	66-2	0.55	0.51	0.55	0.54	4.21	ppb
Zirconium	90-1	0.10	0.09	0.08	0.09	13.38	ppb
Zirconium	91-1	0.11	0.09	0.07	0.09	20.77	ppb

Reviewed By:Mohan
On:12/25/2024 3:49:22 AM
Inst Id :P7

LB Number :	LB134068	Operator :	Jaswal
Lab Sample ID :	P5156-12	Instrumnet Name :	P7
Client Sample ID :	ME28T8	Dilution Factor :	1
Date & Time Acquired :	2024-12-23 20:59:22	DataFile Name :	147SMPL.d

Parameter	Mass	ConRep1	ConRep2	ConRep3	Avg. Conc.	ConcRSD	Units
Aluminium	27-2	12268.38	12132.14	12115.28	12171.93	0.69	ppb
Antimony	121-1	0.55	0.55	0.57	0.55	1.95	ppb
Arsenic	75-2	12.55	13.35	12.70	12.87	3.28	ppb
Barium	135-1	126.93	128.75	129.99	128.56	1.20	ppb
Barium	137-1	128.42	130.50	131.52	130.15	1.21	ppb
Beryllium	9-1	0.98	0.96	1.06	1.00	5.14	ppb
Bismuth	209-1				110		%
Bismuth	209-2				106		%
Bromine	81-1						cps
Bromine	81-2						cps
Cadmium	108-1	1.03	1.09	1.06	1.06	2.84	ppb
Cadmium	106-1	0.70	0.79	0.68	0.72	8.23	ppb
Cadmium	111-1	0.72	0.72	0.72	0.72	0.47	ppb
Calcium	43-1	164355.26	163950.29	167414.47	165240.01	1.15	ppb
Calcium	44-1	163608.58	164693.52	165804.80	164702.30	0.67	ppb
Carbon	12-1						cps
Carbon	12-2						cps
Chlorine	35-1						cps
Chlorine	35-2						cps
Chromium	52-2	150.09	150.02	149.31	149.81	0.29	ppb
Cobalt	59-2	15.52	16.04	15.88	15.81	1.70	ppb
Copper	63-2	43.16	43.19	42.77	43.04	0.54	ppb
Dysprosium	156-1						cps
Dysprosium	156-2						cps
Erbium	164-1						cps
Erbium	164-2						cps
Gadolinium	160-1						cps
Gadolinium	160-2						cps
Holmium	165-1				108		%
Holmium	165-2				104		%
Indium	115-1				100		%
Indium	115-2				93		%
Iron	56-2	50944.46	51065.79	50209.30	50739.85	0.91	ppb
Iron	57-2	50841.15	51155.25	50531.96	50842.79	0.61	ppb
Iron	54-2	51358.38	51450.37	50638.45	51149.07	0.87	ppb
Krypton	83-1						cps

Reviewed By:Mohan
On:12/25/2024 3:49:22 AM
Inst Id :P7

LB Number :	LB134068	Operator :	Jaswal
Lab Sample ID :	P5156-12	Instrumnet Name :	P7
Client Sample ID :	ME28T8	Dilution Factor :	1
Date & Time Acquired :	2024-12-23 20:59:22	DataFile Name :	147SMPL.d

Parameter	Mass	ConRep1	ConRep2	ConRep3	Avg. Conc.	ConcRSD	Units
Lead	206-1	56.22	57.18	57.89	57.10	1.47	ppb
Lead	207-1	50.10	51.15	51.88	51.04	1.76	ppb
Lead	208-1	51.98	53.07	53.94	53.00	1.86	ppb
Lithium	6-1				104		%
Magnesium	24-2	51280.36	51304.95	50363.29	50982.86	1.05	ppb
Manganese	55-2	3259.16	3252.60	3233.92	3248.56	0.40	ppb
Molybdenum	94-1	8.84	8.93	8.74	8.84	1.05	ppb
Molybdenum	95-1	5.50	5.66	5.67	5.61	1.73	ppb
Molybdenum	96-1	6.30	6.26	6.35	6.31	0.73	ppb
Molybdenum	97-1	5.66	5.57	5.73	5.65	1.49	ppb
Molybdenum	98-1	5.46	5.73	5.58	5.59	2.40	ppb
Neodymium	150-1						cps
Neodymium	150-2						cps
Nickel	60-2	48.68	48.67	48.46	48.60	0.26	ppb
Phosphorus	31-2	887.55	903.34	866.10	885.66	2.11	ppb
Potassium	39-2	1506.98	1509.18	1492.50	1502.89	0.60	ppb
Rhodium	103-1				98		%
Rhodium	103-2				94		%
Scandium	45-1				98		%
Scandium	45-2				89		%
Selenium	82-1	0.60	0.76	0.58	0.65	15.18	ppb
Selenium	77-2	7.72	7.10	5.88	6.90	13.54	ppb
Selenium	78-2	-0.23	0.54	0.24	0.19	209.12	ppb
Silicon	28-1	1470.71	1411.42	1430.58	1437.57	2.10	ppb
Silver	107-1	0.29	0.24	0.69	0.41	60.45	ppb
Silver	109-1	0.28	0.23	0.24	0.25	11.14	ppb
Sodium	23-2	238.19	237.34	235.21	236.91	0.65	ppb
Strontium	86-1	6847.11	6991.91	6975.44	6938.15	1.14	ppb
Strontium	88-1	7129.84	7194.01	7309.53	7211.12	1.26	ppb
Sulfur	34-1	1205.06	1180.02	1278.04	1221.04	4.17	ppb
Terbium	159-1				107		%
Terbium	159-2				103		%
Thallium	203-1	0.44	0.42	0.41	0.43	3.29	ppb
Thallium	205-1	0.44	0.42	0.41	0.42	4.69	ppb
Tin	118-1	2.52	2.58	2.61	2.57	1.73	ppb
Titanium	47-1	227.45	224.02	227.86	226.44	0.93	ppb

Reviewed By:Mohan
On:12/25/2024 3:49:22 AM
Inst Id :P7

LB Number :	LB134068	Operator :	Jaswal
Lab Sample ID :	P5156-12	Instrumnet Name :	P7
Client Sample ID :	ME28T8	Dilution Factor :	1
Date & Time Acquired :	2024-12-23 20:59:22	DataFile Name :	147SMPL.d

Parameter	Mass	ConRep1	ConRep2	ConRep3	Avg. Conc.	ConcRSD	Units
Uranium	238-1	1.45	1.48	1.50	1.48	1.46	ppb
Vanadium	51-2	69.83	70.32	70.64	70.26	0.58	ppb
Yttrium	89-1				106		%
Yttrium	89-2				98		%
Zinc	66-2	220.02	221.09	217.60	219.57	0.82	ppb
Zirconium	90-1	2.28	2.34	2.33	2.32	1.33	ppb
Zirconium	91-1	2.29	2.39	2.40	2.36	2.56	ppb

Reviewed By:Mohan
On:12/25/2024 3:49:22 AM
Inst Id :P7

LB Number :	LB134068	Operator :	Jaswal
Lab Sample ID :	P5156-13	Instrumnet Name :	P7
Client Sample ID :	ME28T9	Dilution Factor :	1
Date & Time Acquired :	2024-12-23 21:02:32	DataFile Name :	148SMPL.d

Parameter	Mass	ConRep1	ConRep2	ConRep3	Avg. Conc.	ConcRSD	Units
Aluminium	27-2	17586.26	17276.41	17538.30	17466.99	0.95	ppb
Antimony	121-1	1.64	1.72	1.68	1.68	2.57	ppb
Arsenic	75-2	18.97	19.57	19.27	19.27	1.55	ppb
Barium	135-1	222.23	234.63	236.18	231.01	3.31	ppb
Barium	137-1	227.31	237.42	236.79	233.84	2.42	ppb
Beryllium	9-1	1.66	1.78	1.65	1.70	4.14	ppb
Bismuth	209-1				114		%
Bismuth	209-2				107		%
Bromine	81-1						cps
Bromine	81-2						cps
Cadmium	108-1	4.90	5.45	5.80	5.38	8.46	ppb
Cadmium	106-1	4.07	4.58	4.59	4.41	6.74	ppb
Cadmium	111-1	4.74	4.89	4.81	4.81	1.58	ppb
Calcium	43-1	139549.12	144178.30	147860.84	143862.76	2.90	ppb
Calcium	44-1	137042.57	142736.92	148848.45	142875.98	4.13	ppb
Carbon	12-1						cps
Carbon	12-2						cps
Chlorine	35-1						cps
Chlorine	35-2						cps
Chromium	52-2	804.45	801.26	790.15	798.62	0.94	ppb
Cobalt	59-2	21.93	21.64	21.57	21.71	0.87	ppb
Copper	63-2	135.36	134.45	134.57	134.79	0.36	ppb
Dysprosium	156-1						cps
Dysprosium	156-2						cps
Erbium	164-1						cps
Erbium	164-2						cps
Gadolinium	160-1						cps
Gadolinium	160-2						cps
Holmium	165-1				108		%
Holmium	165-2				104		%
Indium	115-1				100		%
Indium	115-2				92		%
Iron	56-2	204249.71	203978.95	204108.70	204112.45	0.07	ppb
Iron	57-2	205139.83	202219.81	202229.55	203196.39	0.83	ppb
Iron	54-2	205365.34	204822.04	203061.71	204416.36	0.59	ppb
Krypton	83-1						cps

Reviewed By:Mohan
On:12/25/2024 3:49:22 AM
Inst Id :P7

LB Number :	LB134068	Operator :	Jaswal
Lab Sample ID :	P5156-13	Instrumnet Name :	P7
Client Sample ID :	ME28T9	Dilution Factor :	1
Date & Time Acquired :	2024-12-23 21:02:32	DataFile Name :	148SMPL.d

Parameter	Mass	ConRep1	ConRep2	ConRep3	Avg. Conc.	ConcRSD	Units
Lead	206-1	872.26	909.15	940.35	907.25	3.76	ppb
Lead	207-1	824.00	866.66	876.82	855.83	3.28	ppb
Lead	208-1	837.44	876.86	889.70	868.00	3.14	ppb
Lithium	6-1				104		%
Magnesium	24-2	25176.39	25424.94	24882.55	25161.29	1.08	ppb
Manganese	55-2	11132.46	11127.39	10971.58	11077.14	0.83	ppb
Molybdenum	94-1	19.95	20.46	20.35	20.25	1.34	ppb
Molybdenum	95-1	14.53	14.83	14.79	14.72	1.11	ppb
Molybdenum	96-1	16.27	16.61	16.70	16.53	1.37	ppb
Molybdenum	97-1	14.54	15.02	15.02	14.86	1.88	ppb
Molybdenum	98-1	14.44	14.67	14.89	14.67	1.54	ppb
Neodymium	150-1						cps
Neodymium	150-2						cps
Nickel	60-2	299.20	297.46	297.95	298.21	0.30	ppb
Phosphorus	31-2	1555.42	1543.91	1576.57	1558.63	1.06	ppb
Potassium	39-2	2471.00	2440.80	2417.45	2443.08	1.10	ppb
Rhodium	103-1				97		%
Rhodium	103-2				93		%
Scandium	45-1				96		%
Scandium	45-2				86		%
Selenium	82-1	1.46	0.58	0.79	0.94	48.87	ppb
Selenium	77-2	8.10	6.25	7.05	7.13	13.03	ppb
Selenium	78-2	0.43	-0.22	-0.04	0.06	552.62	ppb
Silicon	28-1	2065.31	2099.04	2197.71	2120.69	3.24	ppb
Silver	107-1	2.13	2.21	2.23	2.19	2.39	ppb
Silver	109-1	2.18	2.22	2.23	2.21	1.26	ppb
Sodium	23-2	499.67	501.84	499.23	500.25	0.28	ppb
Strontium	86-1	8660.81	8814.26	8939.01	8804.69	1.58	ppb
Strontium	88-1	8638.38	8781.42	8985.32	8801.71	1.98	ppb
Sulfur	34-1	1364.91	1354.95	1527.83	1415.90	6.86	ppb
Terbium	159-1				107		%
Terbium	159-2				102		%
Thallium	203-1	1.44	1.48	1.54	1.49	3.49	ppb
Thallium	205-1	1.44	1.49	1.54	1.49	3.11	ppb
Tin	118-1	12.93	13.48	13.61	13.34	2.71	ppb
Titanium	47-1	563.04	579.14	600.50	580.89	3.23	ppb

Reviewed By:Mohan
On:12/25/2024 3:49:22 AM
Inst Id :P7

LB Number :	LB134068	Operator :	Jaswal
Lab Sample ID :	P5156-13	Instrumnet Name :	P7
Client Sample ID :	ME28T9	Dilution Factor :	1
Date & Time Acquired :	2024-12-23 21:02:32	DataFile Name :	148SMPL.d

Parameter	Mass	ConRep1	ConRep2	ConRep3	Avg. Conc.	ConcRSD	Units
Uranium	238-1	1.44	1.52	1.53	1.50	3.26	ppb
Vanadium	51-2	149.48	148.04	148.00	148.51	0.57	ppb
Yttrium	89-1				105		%
Yttrium	89-2				96		%
Zinc	66-2	2041.27	2026.54	2040.68	2036.16	0.41	ppb
Zirconium	90-1	4.38	4.45	4.52	4.45	1.67	ppb
Zirconium	91-1	4.39	4.62	4.55	4.52	2.57	ppb

Reviewed By:Mohan
On:12/25/2024 3:49:22 AM
Inst Id :P7

LB Number :	LB134068	Operator :	Jaswal
Lab Sample ID :	P5156-14	Instrumnet Name :	P7
Client Sample ID :	ME28W0	Dilution Factor :	1
Date & Time Acquired :	2024-12-23 21:05:33	DataFile Name :	149SMPL.d

Parameter	Mass	ConRep1	ConRep2	ConRep3	Avg. Conc.	ConcRSD	Units
Aluminium	27-2	19722.19	19485.98	19653.83	19620.67	0.62	ppb
Antimony	121-1	2.21	2.35	2.26	2.27	3.05	ppb
Arsenic	75-2	16.62	16.12	16.89	16.54	2.36	ppb
Barium	135-1	233.00	241.85	243.08	239.31	2.30	ppb
Barium	137-1	238.59	245.81	244.49	242.96	1.58	ppb
Beryllium	9-1	2.55	2.72	2.73	2.67	3.81	ppb
Bismuth	209-1				111		%
Bismuth	209-2				106		%
Bromine	81-1						cps
Bromine	81-2						cps
Cadmium	108-1	6.67	8.25	7.05	7.32	11.26	ppb
Cadmium	106-1	6.69	7.11	6.92	6.91	3.00	ppb
Cadmium	111-1	5.77	5.75	5.89	5.80	1.30	ppb
Calcium	43-1	186711.96	188522.82	188725.16	187986.64	0.59	ppb
Calcium	44-1	186998.23	187464.91	188773.76	187745.63	0.49	ppb
Carbon	12-1						cps
Carbon	12-2						cps
Chlorine	35-1						cps
Chlorine	35-2						cps
Chromium	52-2	993.98	997.49	986.42	992.63	0.57	ppb
Cobalt	59-2	12.99	12.90	12.68	12.86	1.25	ppb
Copper	63-2	108.20	109.22	107.89	108.44	0.64	ppb
Dysprosium	156-1						cps
Dysprosium	156-2						cps
Erbium	164-1						cps
Erbium	164-2						cps
Gadolinium	160-1						cps
Gadolinium	160-2						cps
Holmium	165-1				107		%
Holmium	165-2				103		%
Indium	115-1				98		%
Indium	115-2				90		%
Iron	56-2	234086.75	231634.79	229813.80	231845.11	0.92	ppb
Iron	57-2	231503.50	232301.97	229244.10	231016.52	0.69	ppb
Iron	54-2	232013.12	232849.48	229982.17	231614.92	0.64	ppb
Krypton	83-1						cps

Reviewed By:Mohan
On:12/25/2024 3:49:22 AM
Inst Id :P7

LB Number :	LB134068	Operator :	Jaswal
Lab Sample ID :	P5156-14	Instrumnet Name :	P7
Client Sample ID :	ME28W0	Dilution Factor :	1
Date & Time Acquired :	2024-12-23 21:05:33	DataFile Name :	149SMPL.d

Parameter	Mass	ConRep1	ConRep2	ConRep3	Avg. Conc.	ConcRSD	Units
Lead	206-1	860.88	860.07	875.48	865.48	1.00	ppb
Lead	207-1	806.85	803.47	817.56	809.29	0.91	ppb
Lead	208-1	814.40	820.16	833.88	822.81	1.22	ppb
Lithium	6-1				102		%
Magnesium	24-2	29667.65	29568.18	29432.99	29556.27	0.40	ppb
Manganese	55-2	18482.80	18375.24	18209.44	18355.83	0.75	ppb
Molybdenum	94-1	38.89	39.30	40.20	39.46	1.70	ppb
Molybdenum	95-1	25.76	25.95	26.27	26.00	0.99	ppb
Molybdenum	96-1	28.64	29.03	29.63	29.10	1.72	ppb
Molybdenum	97-1	26.00	26.51	26.47	26.32	1.07	ppb
Molybdenum	98-1	25.85	26.21	26.73	26.26	1.69	ppb
Neodymium	150-1						cps
Neodymium	150-2						cps
Nickel	60-2	288.26	290.11	289.31	289.23	0.32	ppb
Phosphorus	31-2	2049.11	2061.18	2000.13	2036.81	1.59	ppb
Potassium	39-2	2027.25	2013.31	2026.39	2022.32	0.39	ppb
Rhodium	103-1				95		%
Rhodium	103-2				91		%
Scandium	45-1				94		%
Scandium	45-2				84		%
Selenium	82-1	1.78	1.15	1.32	1.42	22.95	ppb
Selenium	77-2	3.38	2.54	7.62	4.51	60.25	ppb
Selenium	78-2	0.76	1.54	0.88	1.06	39.49	ppb
Silicon	28-1	2877.61	2998.02	3041.33	2972.32	2.85	ppb
Silver	107-1	2.89	2.97	3.01	2.96	2.03	ppb
Silver	109-1	2.88	3.01	2.97	2.95	2.21	ppb
Sodium	23-2	715.54	718.70	710.52	714.92	0.58	ppb
Strontium	86-1	9797.36	9953.32	10234.66	9995.11	2.22	ppb
Strontium	88-1	9919.19	9974.88	10193.48	10029.18	1.45	ppb
Sulfur	34-1	1743.86	1853.81	1911.56	1836.41	4.64	ppb
Terbium	159-1				106		%
Terbium	159-2				101		%
Thallium	203-1	2.63	2.65	2.76	2.68	2.62	ppb
Thallium	205-1	2.63	2.63	2.76	2.67	2.78	ppb
Tin	118-1	16.70	17.38	17.34	17.14	2.23	ppb
Titanium	47-1	1184.36	1193.91	1218.10	1198.79	1.45	ppb

Reviewed By:Mohan
On:12/25/2024 3:49:22 AM
Inst Id :P7

LB Number :	LB134068	Operator :	Jaswal
Lab Sample ID :	P5156-14	Instrumnet Name :	P7
Client Sample ID :	ME28W0	Dilution Factor :	1
Date & Time Acquired :	2024-12-23 21:05:33	DataFile Name :	149SMPL.d

Parameter	Mass	ConRep1	ConRep2	ConRep3	Avg. Conc.	ConcRSD	Units
Uranium	238-1	1.38	1.41	1.44	1.41	2.10	ppb
Vanadium	51-2	235.33	236.90	233.77	235.33	0.67	ppb
Yttrium	89-1				103		%
Yttrium	89-2				93		%
Zinc	66-2	3006.04	3011.16	3044.01	3020.41	0.68	ppb
Zirconium	90-1	9.72	9.93	9.90	9.85	1.16	ppb
Zirconium	91-1	9.85	9.93	10.19	9.99	1.78	ppb

Reviewed By:Mohan
On:12/25/2024 3:49:22 AM
Inst Id :P7

LB Number :	LB134068	Operator :	Jaswal
Lab Sample ID :	P5156-15	Instrumnet Name :	P7
Client Sample ID :	ME28W1	Dilution Factor :	1
Date & Time Acquired :	2024-12-23 21:08:38	DataFile Name :	150SMPL.d

Parameter	Mass	ConRep1	ConRep2	ConRep3	Avg. Conc.	ConcRSD	Units
Aluminium	27-2	16383.25	16188.01	16419.95	16330.40	0.76	ppb
Antimony	121-1	1.94	1.88	1.98	1.93	2.41	ppb
Arsenic	75-2	18.90	19.33	19.04	19.09	1.16	ppb
Barium	135-1	203.09	202.04	206.22	203.79	1.07	ppb
Barium	137-1	205.03	205.23	209.67	206.64	1.27	ppb
Beryllium	9-1	2.07	1.92	1.86	1.95	5.63	ppb
Bismuth	209-1				112		%
Bismuth	209-2				106		%
Bromine	81-1						cps
Bromine	81-2						cps
Cadmium	108-1	5.25	4.83	5.59	5.22	7.23	ppb
Cadmium	106-1	3.72	4.56	4.50	4.26	11.06	ppb
Cadmium	111-1	4.14	4.26	4.25	4.22	1.62	ppb
Calcium	43-1	139191.90	136265.36	137807.50	137754.92	1.06	ppb
Calcium	44-1	138558.23	136414.79	137479.36	137484.13	0.78	ppb
Carbon	12-1						cps
Carbon	12-2						cps
Chlorine	35-1						cps
Chlorine	35-2						cps
Chromium	52-2	527.29	524.59	520.02	523.97	0.70	ppb
Cobalt	59-2	15.00	14.87	14.88	14.92	0.51	ppb
Copper	63-2	91.42	90.69	90.86	90.99	0.42	ppb
Dysprosium	156-1						cps
Dysprosium	156-2						cps
Erbium	164-1						cps
Erbium	164-2						cps
Gadolinium	160-1						cps
Gadolinium	160-2						cps
Holmium	165-1				106		%
Holmium	165-2				102		%
Indium	115-1				97		%
Indium	115-2				89		%
Iron	56-2	159186.71	158189.78	159553.39	158976.62	0.44	ppb
Iron	57-2	160323.38	159393.22	159450.75	159722.45	0.33	ppb
Iron	54-2	159879.21	158173.42	159967.80	159340.14	0.63	ppb
Krypton	83-1						cps

Reviewed By:Mohan
On:12/25/2024 3:49:22 AM
Inst Id :P7

LB Number :	LB134068	Operator :	Jaswal
Lab Sample ID :	P5156-15	Instrumnet Name :	P7
Client Sample ID :	ME28W1	Dilution Factor :	1
Date & Time Acquired :	2024-12-23 21:08:38	DataFile Name :	150SMPL.d

Parameter	Mass	ConRep1	ConRep2	ConRep3	Avg. Conc.	ConcRSD	Units
Lead	206-1	700.54	698.56	713.71	704.27	1.17	ppb
Lead	207-1	645.40	644.91	659.52	649.94	1.28	ppb
Lead	208-1	664.54	660.67	677.23	667.48	1.30	ppb
Lithium	6-1				102		%
Magnesium	24-2	23105.19	23205.78	23043.93	23118.30	0.35	ppb
Manganese	55-2	9650.06	9498.91	9530.09	9559.69	0.83	ppb
Molybdenum	94-1	18.43	18.46	18.39	18.42	0.20	ppb
Molybdenum	95-1	12.29	12.38	12.48	12.38	0.75	ppb
Molybdenum	96-1	14.07	13.99	14.14	14.07	0.53	ppb
Molybdenum	97-1	12.37	12.48	12.37	12.40	0.49	ppb
Molybdenum	98-1	12.41	12.35	12.28	12.35	0.53	ppb
Neodymium	150-1						cps
Neodymium	150-2						cps
Nickel	60-2	184.33	182.05	182.36	182.91	0.67	ppb
Phosphorus	31-2	1257.40	1207.37	1239.38	1234.72	2.05	ppb
Potassium	39-2	2571.53	2525.75	2548.17	2548.48	0.90	ppb
Rhodium	103-1				94		%
Rhodium	103-2				90		%
Scandium	45-1				92		%
Scandium	45-2				83		%
Selenium	82-1	0.86	1.05	0.46	0.79	37.97	ppb
Selenium	77-2	4.63	4.77	4.67	4.69	1.58	ppb
Selenium	78-2	-0.48	-0.05	0.21	-0.11		ppb
Silicon	28-1	2287.78	2302.54	2298.60	2296.30	0.33	ppb
Silver	107-1	2.53	2.49	2.57	2.53	1.65	ppb
Silver	109-1	2.52	2.54	2.56	2.54	0.81	ppb
Sodium	23-2	681.17	680.78	680.81	680.92	0.03	ppb
Strontium	86-1	8313.23	8520.07	8655.54	8496.28	2.03	ppb
Strontium	88-1	8650.11	8538.49	8637.84	8608.81	0.71	ppb
Sulfur	34-1	1317.58	1297.53	1332.06	1315.72	1.32	ppb
Terbium	159-1				105		%
Terbium	159-2				100		%
Thallium	203-1	2.09	2.07	2.12	2.10	1.12	ppb
Thallium	205-1	2.11	2.07	2.12	2.10	1.13	ppb
Tin	118-1	13.77	13.65	13.84	13.75	0.72	ppb
Titanium	47-1	554.33	552.49	558.16	554.99	0.52	ppb

Reviewed By:Mohan
On:12/25/2024 3:49:22 AM
Inst Id :P7

LB Number :	LB134068	Operator :	Jaswal
Lab Sample ID :	P5156-15	Instrumnet Name :	P7
Client Sample ID :	ME28W1	Dilution Factor :	1
Date & Time Acquired :	2024-12-23 21:08:38	DataFile Name :	150SMPL.d

Parameter	Mass	ConRep1	ConRep2	ConRep3	Avg. Conc.	ConcRSD	Units
Uranium	238-1	1.16	1.14	1.13	1.14	1.19	ppb
Vanadium	51-2	129.97	129.27	129.90	129.72	0.30	ppb
Yttrium	89-1				101		%
Yttrium	89-2				92		%
Zinc	66-2	2425.92	2408.68	2419.86	2418.15	0.36	ppb
Zirconium	90-1	4.47	4.45	4.57	4.50	1.34	ppb
Zirconium	91-1	4.50	4.53	4.48	4.50	0.61	ppb

Reviewed By:Mohan
On:12/25/2024 3:49:22 AM
Inst Id :P7

LB Number :	LB134068	Operator :	Jaswal
Lab Sample ID :	P5156-16	Instrumnet Name :	P7
Client Sample ID :	ME28W2	Dilution Factor :	1
Date & Time Acquired :	2024-12-23 21:11:40	DataFile Name :	151SMPL.d

Parameter	Mass	ConRep1	ConRep2	ConRep3	Avg. Conc.	ConcRSD	Units
Aluminium	27-2	19148.18	19615.00	19484.35	19415.84	1.24	ppb
Antimony	121-1	1.87	2.03	2.04	1.98	4.85	ppb
Arsenic	75-2	20.65	20.90	20.90	20.82	0.69	ppb
Barium	135-1	239.11	248.34	250.58	246.01	2.47	ppb
Barium	137-1	244.23	253.99	257.31	251.84	2.70	ppb
Beryllium	9-1	2.20	2.10	2.13	2.14	2.41	ppb
Bismuth	209-1				113		%
Bismuth	209-2				105		%
Bromine	81-1						cps
Bromine	81-2						cps
Cadmium	108-1	5.44	5.41	5.25	5.37	1.93	ppb
Cadmium	106-1	4.72	5.18	5.26	5.05	5.72	ppb
Cadmium	111-1	4.54	4.78	4.76	4.69	2.77	ppb
Calcium	43-1	154554.84	161757.97	163589.45	159967.42	2.99	ppb
Calcium	44-1	155992.70	163255.15	163338.97	160862.27	2.62	ppb
Carbon	12-1						cps
Carbon	12-2						cps
Chlorine	35-1						cps
Chlorine	35-2						cps
Chromium	52-2	559.59	559.56	548.68	555.94	1.13	ppb
Cobalt	59-2	18.21	18.20	18.37	18.26	0.51	ppb
Copper	63-2	118.06	117.74	117.64	117.81	0.19	ppb
Dysprosium	156-1						cps
Dysprosium	156-2						cps
Erbium	164-1						cps
Erbium	164-2						cps
Gadolinium	160-1						cps
Gadolinium	160-2						cps
Holmium	165-1				106		%
Holmium	165-2				102		%
Indium	115-1				97		%
Indium	115-2				89		%
Iron	56-2	177021.52	178647.75	178130.16	177933.14	0.47	ppb
Iron	57-2	178073.86	177853.81	176910.14	177612.60	0.35	ppb
Iron	54-2	179510.06	178733.11	177837.26	178693.48	0.47	ppb
Krypton	83-1						cps

Reviewed By:Mohan
On:12/25/2024 3:49:22 AM
Inst Id :P7

LB Number :	LB134068	Operator :	Jaswal
Lab Sample ID :	P5156-16	Instrumnet Name :	P7
Client Sample ID :	ME28W2	Dilution Factor :	1
Date & Time Acquired :	2024-12-23 21:11:40	DataFile Name :	151SMPL.d

Parameter	Mass	ConRep1	ConRep2	ConRep3	Avg. Conc.	ConcRSD	Units
Lead	206-1	735.90	769.94	776.60	760.82	2.87	ppb
Lead	207-1	674.63	711.56	716.11	700.77	3.25	ppb
Lead	208-1	697.99	730.60	733.89	720.83	2.75	ppb
Lithium	6-1				102		%
Magnesium	24-2	30293.73	30319.13	30151.16	30254.67	0.30	ppb
Manganese	55-2	11603.82	11637.92	11634.20	11625.31	0.16	ppb
Molybdenum	94-1	22.31	23.36	23.94	23.20	3.57	ppb
Molybdenum	95-1	14.53	15.07	15.23	14.95	2.44	ppb
Molybdenum	96-1	16.45	17.18	17.47	17.03	3.06	ppb
Molybdenum	97-1	14.44	15.17	15.39	15.00	3.29	ppb
Molybdenum	98-1	14.38	15.08	15.42	14.96	3.52	ppb
Neodymium	150-1						cps
Neodymium	150-2						cps
Nickel	60-2	180.76	180.50	180.26	180.51	0.14	ppb
Phosphorus	31-2	1452.29	1448.40	1436.57	1445.75	0.57	ppb
Potassium	39-2	3185.50	3204.87	3211.67	3200.68	0.42	ppb
Rhodium	103-1				94		%
Rhodium	103-2				90		%
Scandium	45-1				92		%
Scandium	45-2				83		%
Selenium	82-1	1.21	0.78	0.95	0.98	22.05	ppb
Selenium	77-2	10.12	7.61	8.15	8.63	15.33	ppb
Selenium	78-2	1.27	0.05	2.36	1.23	94.42	ppb
Silicon	28-1	3025.89	3200.00	3235.58	3153.82	3.56	ppb
Silver	107-1	2.45	2.58	2.54	2.52	2.51	ppb
Silver	109-1	2.38	2.55	2.53	2.49	3.65	ppb
Sodium	23-2	763.96	765.61	765.45	765.01	0.12	ppb
Strontium	86-1	11474.69	11952.22	12258.70	11895.20	3.32	ppb
Strontium	88-1	11476.79	12043.10	12132.43	11884.11	2.99	ppb
Sulfur	34-1	1527.80	1713.93	1854.66	1698.80	9.65	ppb
Terbium	159-1				105		%
Terbium	159-2				99		%
Thallium	203-1	2.20	2.34	2.34	2.29	3.41	ppb
Thallium	205-1	2.24	2.34	2.35	2.31	2.57	ppb
Tin	118-1	14.39	14.97	15.05	14.80	2.44	ppb
Titanium	47-1	738.30	776.27	785.30	766.62	3.25	ppb

Reviewed By:Mohan
On:12/25/2024 3:49:22 AM
Inst Id :P7

LB Number :	LB134068	Operator :	Jaswal
Lab Sample ID :	P5156-16	Instrumnet Name :	P7
Client Sample ID :	ME28W2	Dilution Factor :	1
Date & Time Acquired :	2024-12-23 21:11:40	DataFile Name :	151SMPL.d

Parameter	Mass	ConRep1	ConRep2	ConRep3	Avg. Conc.	ConcRSD	Units
Uranium	238-1	1.55	1.63	1.62	1.60	2.99	ppb
Vanadium	51-2	149.00	148.51	148.58	148.70	0.18	ppb
Yttrium	89-1				103		%
Yttrium	89-2				93		%
Zinc	66-2	2422.83	2410.21	2414.17	2415.74	0.27	ppb
Zirconium	90-1	5.65	6.00	6.07	5.91	3.75	ppb
Zirconium	91-1	5.78	6.19	6.09	6.02	3.50	ppb

Reviewed By:Mohan
On:12/25/2024 3:49:22 AM
Inst Id :P7

LB Number :	LB134068	Operator :	Jaswal
Lab Sample ID :	P5156-17	Instrumnet Name :	P7
Client Sample ID :	ME28W2D	Dilution Factor :	1
Date & Time Acquired :	2024-12-23 21:14:43	DataFile Name :	152SMPL.d

Parameter	Mass	ConRep1	ConRep2	ConRep3	Avg. Conc.	ConcRSD	Units
Aluminium	27-2	19364.18	19388.88	19283.43	19345.50	0.29	ppb
Antimony	121-1	1.96	2.04	2.03	2.01	2.29	ppb
Arsenic	75-2	21.20	20.98	21.07	21.08	0.53	ppb
Barium	135-1	243.42	249.79	253.55	248.92	2.06	ppb
Barium	137-1	247.35	257.40	258.25	254.33	2.38	ppb
Beryllium	9-1	2.14	2.13	2.13	2.13	0.27	ppb
Bismuth	209-1				113		%
Bismuth	209-2				106		%
Bromine	81-1						cps
Bromine	81-2						cps
Cadmium	108-1	5.74	5.80	5.42	5.65	3.60	ppb
Cadmium	106-1	4.89	5.02	4.92	4.94	1.33	ppb
Cadmium	111-1	4.47	4.57	4.61	4.55	1.61	ppb
Calcium	43-1	157123.23	163969.16	164895.91	161996.10	2.62	ppb
Calcium	44-1	157163.71	164120.50	163738.20	161674.14	2.42	ppb
Carbon	12-1						cps
Carbon	12-2						cps
Chlorine	35-1						cps
Chlorine	35-2						cps
Chromium	52-2	563.41	555.81	566.48	561.90	0.98	ppb
Cobalt	59-2	18.54	18.53	18.39	18.49	0.47	ppb
Copper	63-2	119.59	118.23	119.31	119.04	0.60	ppb
Dysprosium	156-1						cps
Dysprosium	156-2						cps
Erbium	164-1						cps
Erbium	164-2						cps
Gadolinium	160-1						cps
Gadolinium	160-2						cps
Holmium	165-1				107		%
Holmium	165-2				103		%
Indium	115-1				97		%
Indium	115-2				90		%
Iron	56-2	179906.35	179797.02	179533.65	179745.68	0.11	ppb
Iron	57-2	177457.18	178992.51	178865.10	178438.26	0.48	ppb
Iron	54-2	179757.32	179534.21	178137.91	179143.15	0.49	ppb
Krypton	83-1						cps

Reviewed By:Mohan
On:12/25/2024 3:49:22 AM
Inst Id :P7

LB Number :	LB134068	Operator :	Jaswal
Lab Sample ID :	P5156-17	Instrumnet Name :	P7
Client Sample ID :	ME28W2D	Dilution Factor :	1
Date & Time Acquired :	2024-12-23 21:14:43	DataFile Name :	152SMPL.d

Parameter	Mass	ConRep1	ConRep2	ConRep3	Avg. Conc.	ConcRSD	Units
Lead	206-1	751.59	775.74	763.97	763.76	1.58	ppb
Lead	207-1	686.65	719.15	716.01	707.27	2.53	ppb
Lead	208-1	712.05	734.48	727.14	724.56	1.58	ppb
Lithium	6-1				102		%
Magnesium	24-2	30095.64	30225.41	30679.14	30333.40	1.01	ppb
Manganese	55-2	11682.19	11577.55	11678.40	11646.05	0.51	ppb
Molybdenum	94-1	23.22	23.69	23.88	23.60	1.44	ppb
Molybdenum	95-1	14.87	15.28	15.48	15.21	2.03	ppb
Molybdenum	96-1	16.93	17.47	17.44	17.28	1.76	ppb
Molybdenum	97-1	14.98	15.55	15.65	15.39	2.32	ppb
Molybdenum	98-1	14.80	15.31	15.43	15.18	2.21	ppb
Neodymium	150-1						cps
Neodymium	150-2						cps
Nickel	60-2	182.10	181.30	181.71	181.70	0.22	ppb
Phosphorus	31-2	1437.90	1454.99	1478.95	1457.28	1.41	ppb
Potassium	39-2	3148.47	3140.73	3187.53	3158.91	0.79	ppb
Rhodium	103-1				94		%
Rhodium	103-2				91		%
Scandium	45-1				93		%
Scandium	45-2				83		%
Selenium	82-1	1.09	0.98	1.10	1.06	6.17	ppb
Selenium	77-2	10.41	9.58	8.63	9.54	9.33	ppb
Selenium	78-2	0.05	1.54	0.05	0.55	157.73	ppb
Silicon	28-1	3023.23	3208.92	3229.83	3153.99	3.61	ppb
Silver	107-1	2.47	2.55	2.61	2.54	2.68	ppb
Silver	109-1	2.46	2.59	2.58	2.54	2.88	ppb
Sodium	23-2	768.71	776.79	774.00	773.17	0.53	ppb
Strontium	86-1	11887.39	12132.92	11958.27	11992.86	1.05	ppb
Strontium	88-1	11850.46	12129.09	11893.58	11957.71	1.25	ppb
Sulfur	34-1	1511.21	1770.37	1790.21	1690.59	9.21	ppb
Terbium	159-1				105		%
Terbium	159-2				100		%
Thallium	203-1	2.30	2.40	2.38	2.36	2.39	ppb
Thallium	205-1	2.33	2.40	2.34	2.36	1.69	ppb
Tin	118-1	14.74	15.24	15.43	15.14	2.35	ppb
Titanium	47-1	735.54	778.96	778.28	764.26	3.26	ppb

Reviewed By:Mohan
On:12/25/2024 3:49:22 AM
Inst Id :P7

LB Number :	LB134068	Operator :	Jaswal
Lab Sample ID :	P5156-17	Instrumnet Name :	P7
Client Sample ID :	ME28W2D	Dilution Factor :	1
Date & Time Acquired :	2024-12-23 21:14:43	DataFile Name :	152SMPL.d

Parameter	Mass	ConRep1	ConRep2	ConRep3	Avg. Conc.	ConcRSD	Units
Uranium	238-1	1.60	1.66	1.66	1.64	2.19	ppb
Vanadium	51-2	150.54	150.01	149.68	150.08	0.29	ppb
Yttrium	89-1				104		%
Yttrium	89-2				94		%
Zinc	66-2	2425.20	2436.04	2420.30	2427.18	0.33	ppb
Zirconium	90-1	5.84	6.09	6.03	5.98	2.17	ppb
Zirconium	91-1	6.00	6.14	6.08	6.07	1.14	ppb

Reviewed By:Mohan
On:12/25/2024 3:49:22 AM
Inst Id :P7

LB Number :	LB134068	Operator :	Jaswal
Lab Sample ID :	P5156-16LX5	Instrumnet Name :	P7
Client Sample ID :	ME28W2L	Dilution Factor :	5
Date & Time Acquired :	2024-12-23 21:17:44	DataFile Name :	153SMPL.d

Parameter	Mass	ConRep1	ConRep2	ConRep3	Avg. Conc.	ConcRSD	Units
Aluminium	27-2	5689.65	3851.22	3857.44	4466.10	23.73	ppb
Antimony	121-1	0.39	0.39	0.41	0.40	2.27	ppb
Arsenic	75-2	6.17	4.23	4.61	5.00	20.59	ppb
Barium	135-1	49.29	50.50	50.94	50.24	1.70	ppb
Barium	137-1	50.48	51.46	52.03	51.33	1.53	ppb
Beryllium	9-1	0.45	0.44	0.46	0.45	3.28	ppb
Bismuth	209-1				111		%
Bismuth	209-2				97		%
Bromine	81-1						cps
Bromine	81-2						cps
Cadmium	108-1	1.25	1.33	1.17	1.25	6.10	ppb
Cadmium	106-1	-0.28	0.02	-0.76	-0.34		ppb
Cadmium	111-1	0.82	0.85	0.80	0.82	3.12	ppb
Calcium	43-1	34053.18	34825.45	34491.06	34456.57	1.12	ppb
Calcium	44-1	32737.44	33007.71	33079.69	32941.61	0.55	ppb
Carbon	12-1						cps
Carbon	12-2						cps
Chlorine	35-1						cps
Chlorine	35-2						cps
Chromium	52-2	163.76	110.32	110.51	128.20	24.02	ppb
Cobalt	59-2	5.57	3.72	3.73	4.34	24.62	ppb
Copper	63-2	37.34	25.27	25.66	29.42	23.31	ppb
Dysprosium	156-1						cps
Dysprosium	156-2						cps
Erbium	164-1						cps
Erbium	164-2						cps
Gadolinium	160-1						cps
Gadolinium	160-2						cps
Holmium	165-1				104		%
Holmium	165-2				93		%
Indium	115-1				97		%
Indium	115-2				83		%
Iron	56-2	52867.66	36202.62	36292.41	41787.57	22.96	ppb
Iron	57-2	52530.50	35764.15	36043.18	41445.94	23.16	ppb
Iron	54-2	53352.81	36362.22	36367.14	42027.39	23.34	ppb
Krypton	83-1						cps

Reviewed By:Mohan
On:12/25/2024 3:49:22 AM
Inst Id :P7

LB Number :	LB134068	Operator :	Jaswal
Lab Sample ID :	P5156-16LX5	Instrumnet Name :	P7
Client Sample ID :	ME28W2L	Dilution Factor :	5
Date & Time Acquired :	2024-12-23 21:17:44	DataFile Name :	153SMPL.d

Parameter	Mass	ConRep1	ConRep2	ConRep3	Avg. Conc.	ConcRSD	Units
Lead	206-1	141.93	142.37	144.35	142.88	0.90	ppb
Lead	207-1	127.17	130.09	130.83	129.36	1.49	ppb
Lead	208-1	138.89	140.43	142.49	140.60	1.28	ppb
Lithium	6-1				98		%
Magnesium	24-2	9037.58	6114.63	6162.83	7105.01	23.56	ppb
Manganese	55-2	3461.94	2347.98	2342.58	2717.50	23.72	ppb
Molybdenum	94-1	4.79	4.89	4.78	4.82	1.33	ppb
Molybdenum	95-1	3.12	3.23	3.26	3.20	2.32	ppb
Molybdenum	96-1	3.53	3.64	3.60	3.59	1.52	ppb
Molybdenum	97-1	3.05	3.19	3.21	3.15	2.87	ppb
Molybdenum	98-1	3.12	3.28	3.14	3.18	2.78	ppb
Neodymium	150-1						cps
Neodymium	150-2						cps
Nickel	60-2	55.08	36.72	37.77	43.19	23.87	ppb
Phosphorus	31-2	449.16	279.55	278.18	335.63	29.30	ppb
Potassium	39-2	1025.34	659.79	675.60	786.91	26.26	ppb
Rhodium	103-1				95		%
Rhodium	103-2				84		%
Scandium	45-1				91		%
Scandium	45-2				75		%
Selenium	82-1	-0.13	-0.11	-0.04	-0.10		ppb
Selenium	77-2	1.08	1.53	1.42	1.34	17.56	ppb
Selenium	78-2	0.66	-0.37	-0.60	-0.10		ppb
Silicon	28-1	634.13	662.94	643.83	646.97	2.27	ppb
Silver	107-1	0.50	0.50	0.52	0.51	1.63	ppb
Silver	109-1	0.51	0.52	0.52	0.51	0.74	ppb
Sodium	23-2	261.85	167.83	168.28	199.32	27.17	ppb
Strontium	86-1	2411.10	2454.49	2455.74	2440.44	1.04	ppb
Strontium	88-1	2492.13	2533.51	2533.51	2519.72	0.95	ppb
Sulfur	34-1	413.58	460.71	377.10	417.13	10.05	ppb
Terbium	159-1				104		%
Terbium	159-2				90		%
Thallium	203-1	0.43	0.45	0.46	0.45	2.77	ppb
Thallium	205-1	0.46	0.46	0.47	0.46	0.97	ppb
Tin	118-1	2.95	2.97	3.01	2.98	1.00	ppb
Titanium	47-1	154.33	157.87	156.18	156.13	1.13	ppb

Reviewed By:Mohan
On:12/25/2024 3:49:22 AM
Inst Id :P7

LB Number :	LB134068	Operator :	Jaswal
Lab Sample ID :	P5156-16LX5	Instrumnet Name :	P7
Client Sample ID :	ME28W2L	Dilution Factor :	5
Date & Time Acquired :	2024-12-23 21:17:44	DataFile Name :	153SMPL.d

Parameter	Mass	ConRep1	ConRep2	ConRep3	Avg. Conc.	ConcRSD	Units
Uranium	238-1	0.31	0.32	0.32	0.32	0.98	ppb
Vanadium	51-2	44.20	29.73	30.08	34.67	23.81	ppb
Yttrium	89-1				97		%
Yttrium	89-2				83		%
Zinc	66-2	713.97	481.10	485.73	560.27	23.76	ppb
Zirconium	90-1	1.22	1.24	1.22	1.23	1.05	ppb
Zirconium	91-1	1.20	1.31	1.27	1.26	4.12	ppb

Reviewed By:Mohan
On:12/25/2024 3:49:22 AM
Inst Id :P7

LB Number :	LB134068	Operator :	Jaswal
Lab Sample ID :	P5156-18	Instrumnet Name :	P7
Client Sample ID :	ME28W2S	Dilution Factor :	1
Date & Time Acquired :	2024-12-23 21:20:56	DataFile Name :	154SMPL.d

Parameter	Mass	ConRep1	ConRep2	ConRep3	Avg. Conc.	ConcRSD	Units
Aluminium	27-2	19510.99	19571.67	19699.33	19593.99	0.49	ppb
Antimony	121-1	21.49	22.20	21.96	21.88	1.66	ppb
Arsenic	75-2	29.27	28.83	29.16	29.09	0.79	ppb
Barium	135-1	673.77	683.16	677.01	677.98	0.70	ppb
Barium	137-1	666.97	686.26	675.14	676.12	1.43	ppb
Beryllium	9-1	12.56	12.18	12.20	12.31	1.72	ppb
Bismuth	209-1				112		%
Bismuth	209-2				106		%
Bromine	81-1						cps
Bromine	81-2						cps
Cadmium	108-1	13.73	15.06	15.63	14.81	6.58	ppb
Cadmium	106-1	13.71	14.95	13.37	14.01	5.93	ppb
Cadmium	111-1	14.16	14.80	14.61	14.52	2.29	ppb
Calcium	43-1	159928.34	162018.25	162143.15	161363.25	0.77	ppb
Calcium	44-1	158223.40	162177.26	162992.58	161131.08	1.58	ppb
Carbon	12-1						cps
Carbon	12-2						cps
Chlorine	35-1						cps
Chlorine	35-2						cps
Chromium	52-2	598.41	600.15	593.79	597.45	0.55	ppb
Cobalt	59-2	122.97	122.62	121.64	122.41	0.56	ppb
Copper	63-2	167.66	166.81	166.51	166.99	0.36	ppb
Dysprosium	156-1						cps
Dysprosium	156-2						cps
Erbium	164-1						cps
Erbium	164-2						cps
Gadolinium	160-1						cps
Gadolinium	160-2						cps
Holmium	165-1				107		%
Holmium	165-2				103		%
Indium	115-1				98		%
Indium	115-2				89		%
Iron	56-2	178669.84	179033.78	176764.89	178156.17	0.68	ppb
Iron	57-2	178438.88	176994.11	175853.78	177095.59	0.73	ppb
Iron	54-2	179643.60	179708.50	178447.55	179266.55	0.40	ppb
Krypton	83-1						cps

Reviewed By:Mohan
On:12/25/2024 3:49:22 AM
Inst Id :P7

LB Number :	LB134068	Operator :	Jaswal
Lab Sample ID :	P5156-18	Instrumnet Name :	P7
Client Sample ID :	ME28W2S	Dilution Factor :	1
Date & Time Acquired :	2024-12-23 21:20:56	DataFile Name :	154SMPL.d

Parameter	Mass	ConRep1	ConRep2	ConRep3	Avg. Conc.	ConcRSD	Units
Lead	206-1	772.77	782.98	779.51	778.42	0.67	ppb
Lead	207-1	701.10	723.75	712.04	712.30	1.59	ppb
Lead	208-1	723.22	738.49	733.39	731.70	1.06	ppb
Lithium	6-1				101		%
Magnesium	24-2	30282.13	30007.11	30252.37	30180.54	0.50	ppb
Manganese	55-2	11754.35	11598.24	11596.40	11649.66	0.78	ppb
Molybdenum	94-1	22.74	23.47	23.86	23.35	2.43	ppb
Molybdenum	95-1	14.84	15.18	15.60	15.21	2.49	ppb
Molybdenum	96-1	16.67	17.45	17.63	17.25	2.95	ppb
Molybdenum	97-1	14.80	15.22	15.47	15.16	2.23	ppb
Molybdenum	98-1	14.66	15.32	15.44	15.14	2.78	ppb
Neodymium	150-1						cps
Neodymium	150-2						cps
Nickel	60-2	287.68	284.84	283.08	285.20	0.81	ppb
Phosphorus	31-2	1455.32	1436.41	1452.22	1447.98	0.70	ppb
Potassium	39-2	3188.49	3190.44	3152.13	3177.02	0.68	ppb
Rhodium	103-1				95		%
Rhodium	103-2				90		%
Scandium	45-1				93		%
Scandium	45-2				83		%
Selenium	82-1	21.60	21.02	21.98	21.53	2.25	ppb
Selenium	77-2	27.72	29.27	27.27	28.09	3.73	ppb
Selenium	78-2	17.39	22.62	22.02	20.67	13.85	ppb
Silicon	28-1	3085.75	3194.42	3161.74	3147.30	1.77	ppb
Silver	107-1	12.35	12.60	12.74	12.56	1.58	ppb
Silver	109-1	12.22	12.71	12.49	12.47	1.96	ppb
Sodium	23-2	752.29	756.52	750.50	753.10	0.41	ppb
Strontium	86-1	11749.89	11922.52	12186.99	11953.13	1.84	ppb
Strontium	88-1	11799.04	12144.46	12159.49	12034.33	1.69	ppb
Sulfur	34-1	1574.62	1750.21	1753.82	1692.88	6.05	ppb
Terbium	159-1				105		%
Terbium	159-2				100		%
Thallium	203-1	11.48	11.50	11.70	11.56	1.07	ppb
Thallium	205-1	11.45	11.60	11.68	11.58	1.02	ppb
Tin	118-1	14.70	15.15	14.93	14.93	1.50	ppb
Titanium	47-1	744.88	775.57	771.52	763.99	2.18	ppb

Reviewed By:Mohan
On:12/25/2024 3:49:22 AM
Inst Id :P7

LB Number :	LB134068	Operator :	Jaswal
Lab Sample ID :	P5156-18	Instrumnet Name :	P7
Client Sample ID :	ME28W2S	Dilution Factor :	1
Date & Time Acquired :	2024-12-23 21:20:56	DataFile Name :	154SMPL.d

Parameter	Mass	ConRep1	ConRep2	ConRep3	Avg. Conc.	ConcRSD	Units
Uranium	238-1	1.60	1.62	1.62	1.61	0.56	ppb
Vanadium	51-2	254.70	252.19	251.51	252.80	0.66	ppb
Yttrium	89-1				103		%
Yttrium	89-2				94		%
Zinc	66-2	2536.65	2528.08	2513.43	2526.06	0.46	ppb
Zirconium	90-1	5.77	6.02	6.09	5.96	2.86	ppb
Zirconium	91-1	5.92	6.14	6.14	6.07	2.04	ppb

Reviewed By:Mohan
On:12/25/2024 3:49:22 AM
Inst Id :P7

LB Number :	LB134068	Operator :	Jaswal
Lab Sample ID :	P5156-19	Instrumnet Name :	P7
Client Sample ID :	ME28W3	Dilution Factor :	1
Date & Time Acquired :	2024-12-23 21:23:56	DataFile Name :	155SMPL.d

Parameter	Mass	ConRep1	ConRep2	ConRep3	Avg. Conc.	ConcRSD	Units
Aluminium	27-2	16711.74	16944.07	16969.98	16875.26	0.84	ppb
Antimony	121-1	0.83	0.86	0.89	0.86	3.29	ppb
Arsenic	75-2	14.30	13.85	13.77	13.97	2.07	ppb
Barium	135-1	144.40	150.78	154.78	149.99	3.49	ppb
Barium	137-1	146.86	155.29	156.50	152.88	3.44	ppb
Beryllium	9-1	1.12	1.14	1.15	1.14	1.30	ppb
Bismuth	209-1				113		%
Bismuth	209-2				106		%
Bromine	81-1						cps
Bromine	81-2						cps
Cadmium	108-1	1.85	2.04	2.36	2.08	12.50	ppb
Cadmium	106-1	0.98	0.60	1.36	0.98	38.61	ppb
Cadmium	111-1	1.66	1.70	1.81	1.72	4.49	ppb
Calcium	43-1	137530.65	141565.40	142760.24	140618.76	1.95	ppb
Calcium	44-1	136433.33	141341.38	141200.98	139658.56	2.00	ppb
Carbon	12-1						cps
Carbon	12-2						cps
Chlorine	35-1						cps
Chlorine	35-2						cps
Chromium	52-2	321.03	316.51	314.07	317.20	1.11	ppb
Cobalt	59-2	17.01	17.08	16.65	16.91	1.35	ppb
Copper	63-2	56.50	56.08	56.11	56.23	0.42	ppb
Dysprosium	156-1						cps
Dysprosium	156-2						cps
Erbium	164-1						cps
Erbium	164-2						cps
Gadolinium	160-1						cps
Gadolinium	160-2						cps
Holmium	165-1				108		%
Holmium	165-2				102		%
Indium	115-1				99		%
Indium	115-2				90		%
Iron	56-2	81733.19	81484.86	81641.57	81619.87	0.15	ppb
Iron	57-2	82220.65	81998.92	81475.89	81898.49	0.47	ppb
Iron	54-2	82376.45	82481.91	82305.56	82387.97	0.11	ppb
Krypton	83-1						cps

Reviewed By:Mohan
On:12/25/2024 3:49:22 AM
Inst Id :P7

LB Number :	LB134068	Operator :	Jaswal
Lab Sample ID :	P5156-19	Instrumnet Name :	P7
Client Sample ID :	ME28W3	Dilution Factor :	1
Date & Time Acquired :	2024-12-23 21:23:56	DataFile Name :	155SMPL.d

Parameter	Mass	ConRep1	ConRep2	ConRep3	Avg. Conc.	ConcRSD	Units
Lead	206-1	243.36	251.21	254.52	249.70	2.30	ppb
Lead	207-1	227.07	234.42	235.54	232.34	1.98	ppb
Lead	208-1	231.83	238.88	241.46	237.39	2.10	ppb
Lithium	6-1				103		%
Magnesium	24-2	21563.57	21671.48	21637.59	21624.21	0.26	ppb
Manganese	55-2	8342.16	8334.82	8301.74	8326.24	0.26	ppb
Molybdenum	94-1	8.69	9.23	9.23	9.05	3.45	ppb
Molybdenum	95-1	6.83	7.07	7.18	7.03	2.60	ppb
Molybdenum	96-1	7.62	7.92	7.97	7.84	2.39	ppb
Molybdenum	97-1	6.87	7.14	7.22	7.08	2.57	ppb
Molybdenum	98-1	6.76	7.17	7.15	7.03	3.30	ppb
Neodymium	150-1						cps
Neodymium	150-2						cps
Nickel	60-2	82.04	82.66	81.40	82.03	0.77	ppb
Phosphorus	31-2	1563.62	1469.78	1466.47	1499.96	3.68	ppb
Potassium	39-2	2907.23	2843.53	2888.02	2879.59	1.13	ppb
Rhodium	103-1				97		%
Rhodium	103-2				90		%
Scandium	45-1				93		%
Scandium	45-2				84		%
Selenium	82-1	0.74	1.06	0.57	0.79	31.23	ppb
Selenium	77-2	7.20	5.60	10.34	7.71	31.31	ppb
Selenium	78-2	0.44	-0.46	0.64	0.21	281.55	ppb
Silicon	28-1	1118.64	1168.78	1154.04	1147.15	2.25	ppb
Silver	107-1	0.89	0.90	0.95	0.91	3.62	ppb
Silver	109-1	0.90	0.94	0.94	0.93	2.37	ppb
Sodium	23-2	305.62	310.70	311.26	309.20	1.00	ppb
Strontium	86-1	8464.00	8748.59	8846.79	8686.46	2.29	ppb
Strontium	88-1	8429.53	8735.47	8848.55	8671.18	2.50	ppb
Sulfur	34-1	1433.65	1545.88	1540.04	1506.52	4.19	ppb
Terbium	159-1				107		%
Terbium	159-2				101		%
Thallium	203-1	0.92	0.96	0.94	0.94	2.01	ppb
Thallium	205-1	0.91	0.94	0.95	0.93	1.99	ppb
Tin	118-1	4.62	4.82	4.87	4.77	2.79	ppb
Titanium	47-1	260.93	272.36	271.83	268.37	2.41	ppb

Reviewed By:Mohan
On:12/25/2024 3:49:22 AM
Inst Id :P7

LB Number :	LB134068	Operator :	Jaswal
Lab Sample ID :	P5156-19	Instrumnet Name :	P7
Client Sample ID :	ME28W3	Dilution Factor :	1
Date & Time Acquired :	2024-12-23 21:23:56	DataFile Name :	155SMPL.d

Parameter	Mass	ConRep1	ConRep2	ConRep3	Avg. Conc.	ConcRSD	Units
Uranium	238-1	1.35	1.37	1.38	1.37	1.14	ppb
Vanadium	51-2	93.37	92.90	92.76	93.01	0.34	ppb
Yttrium	89-1				104		%
Yttrium	89-2				94		%
Zinc	66-2	821.05	820.62	821.71	821.13	0.07	ppb
Zirconium	90-1	1.72	1.83	1.78	1.78	3.23	ppb
Zirconium	91-1	1.68	1.79	1.86	1.78	4.91	ppb

Reviewed By:Mohan
On:12/25/2024 3:49:22 AM
Inst Id :P7

LB Number :	LB134068	Operator :	Jaswal
Lab Sample ID :	P5156-20	Instrumnet Name :	P7
Client Sample ID :	ME28W4	Dilution Factor :	1
Date & Time Acquired :	2024-12-23 21:27:01	DataFile Name :	156SMPL.d

Parameter	Mass	ConRep1	ConRep2	ConRep3	Avg. Conc.	ConcRSD	Units
Aluminium	27-2	17742.31	17589.93	17673.55	17668.60	0.43	ppb
Antimony	121-1	0.42	0.41	0.41	0.41	1.20	ppb
Arsenic	75-2	16.79	16.19	16.60	16.53	1.86	ppb
Barium	135-1	189.85	187.62	187.19	188.22	0.76	ppb
Barium	137-1	191.97	189.70	190.01	190.56	0.65	ppb
Beryllium	9-1	1.35	1.34	1.28	1.33	2.70	ppb
Bismuth	209-1				111		%
Bismuth	209-2				106		%
Bromine	81-1						cps
Bromine	81-2						cps
Cadmium	108-1	1.09	1.31	1.38	1.26	12.25	ppb
Cadmium	106-1	-0.09	0.74	0.10	0.25	174.86	ppb
Cadmium	111-1	0.86	0.87	0.80	0.85	4.54	ppb
Calcium	43-1	113526.59	113944.11	116142.88	114537.86	1.23	ppb
Calcium	44-1	112680.26	112922.71	114575.73	113392.90	0.91	ppb
Carbon	12-1						cps
Carbon	12-2						cps
Chlorine	35-1						cps
Chlorine	35-2						cps
Chromium	52-2	85.70	85.23	85.29	85.41	0.30	ppb
Cobalt	59-2	25.33	25.24	25.18	25.25	0.30	ppb
Copper	63-2	48.25	47.89	47.95	48.03	0.40	ppb
Dysprosium	156-1						cps
Dysprosium	156-2						cps
Erbium	164-1						cps
Erbium	164-2						cps
Gadolinium	160-1						cps
Gadolinium	160-2						cps
Holmium	165-1				105		%
Holmium	165-2				102		%
Indium	115-1				97		%
Indium	115-2				90		%
Iron	56-2	59957.74	59731.08	59508.03	59732.28	0.38	ppb
Iron	57-2	59992.10	60088.76	59780.34	59953.73	0.26	ppb
Iron	54-2	59666.99	60060.80	60198.29	59975.36	0.46	ppb
Krypton	83-1						cps

Reviewed By:Mohan
On:12/25/2024 3:49:22 AM
Inst Id :P7

LB Number :	LB134068	Operator :	Jaswal
Lab Sample ID :	P5156-20	Instrumnet Name :	P7
Client Sample ID :	ME28W4	Dilution Factor :	1
Date & Time Acquired :	2024-12-23 21:27:01	DataFile Name :	156SMPL.d

Parameter	Mass	ConRep1	ConRep2	ConRep3	Avg. Conc.	ConcRSD	Units
Lead	206-1	80.50	81.32	81.42	81.08	0.63	ppb
Lead	207-1	72.04	72.60	72.81	72.48	0.55	ppb
Lead	208-1	74.51	75.08	75.03	74.88	0.42	ppb
Lithium	6-1				103		%
Magnesium	24-2	21265.48	21358.09	21173.50	21265.69	0.43	ppb
Manganese	55-2	2168.47	2166.70	2175.42	2170.20	0.21	ppb
Molybdenum	94-1	10.41	10.75	10.65	10.60	1.65	ppb
Molybdenum	95-1	6.08	6.26	6.27	6.21	1.73	ppb
Molybdenum	96-1	7.14	7.15	7.27	7.18	1.02	ppb
Molybdenum	97-1	6.32	6.40	6.41	6.37	0.78	ppb
Molybdenum	98-1	6.18	6.31	6.34	6.27	1.29	ppb
Neodymium	150-1						cps
Neodymium	150-2						cps
Nickel	60-2	77.29	75.65	76.75	76.56	1.09	ppb
Phosphorus	31-2	837.02	843.92	819.64	833.53	1.50	ppb
Potassium	39-2	3142.40	3097.50	3118.47	3119.46	0.72	ppb
Rhodium	103-1				95		%
Rhodium	103-2				92		%
Scandium	45-1				92		%
Scandium	45-2				84		%
Selenium	82-1	0.86	1.19	0.71	0.92	27.00	ppb
Selenium	77-2	8.41	11.54	11.53	10.49	17.23	ppb
Selenium	78-2	0.46	0.67	0.78	0.64	25.56	ppb
Silicon	28-1	1782.49	1786.29	1801.78	1790.19	0.57	ppb
Silver	107-1	0.35	0.37	0.35	0.36	2.57	ppb
Silver	109-1	0.35	0.33	0.34	0.34	2.52	ppb
Sodium	23-2	244.08	245.57	245.83	245.16	0.38	ppb
Strontium	86-1	6700.27	6831.90	6975.59	6835.92	2.01	ppb
Strontium	88-1	6913.06	7053.81	7105.06	7023.98	1.42	ppb
Sulfur	34-1	730.14	695.48	761.97	729.20	4.56	ppb
Terbium	159-1				105		%
Terbium	159-2				101		%
Thallium	203-1	0.48	0.46	0.45	0.46	2.46	ppb
Thallium	205-1	0.47	0.47	0.48	0.47	1.52	ppb
Tin	118-1	1.79	1.81	1.75	1.79	1.73	ppb
Titanium	47-1	160.70	163.16	165.20	163.02	1.38	ppb

Reviewed By:Mohan
On:12/25/2024 3:49:22 AM
Inst Id :P7

LB Number :	LB134068	Operator :	Jaswal
Lab Sample ID :	P5156-20	Instrumnet Name :	P7
Client Sample ID :	ME28W4	Dilution Factor :	1
Date & Time Acquired :	2024-12-23 21:27:01	DataFile Name :	156SMPL.d

Parameter	Mass	ConRep1	ConRep2	ConRep3	Avg. Conc.	ConcRSD	Units
Uranium	238-1	1.77	1.79	1.79	1.78	0.69	ppb
Vanadium	51-2	60.51	60.50	60.44	60.48	0.06	ppb
Yttrium	89-1				103		%
Yttrium	89-2				95		%
Zinc	66-2	313.89	311.89	312.12	312.63	0.35	ppb
Zirconium	90-1	2.90	2.88	2.93	2.90	0.97	ppb
Zirconium	91-1	2.92	2.94	2.98	2.95	1.08	ppb

Reviewed By:Mohan
On:12/25/2024 3:49:22 AM
Inst Id :P7

LB Number :	LB134068	Operator :	Jaswal
Lab Sample ID :	P5156-21	Instrumnet Name :	P7
Client Sample ID :	ME28W5	Dilution Factor :	1
Date & Time Acquired :	2024-12-23 21:30:08	DataFile Name :	157SMPL.d

Parameter	Mass	ConRep1	ConRep2	ConRep3	Avg. Conc.	ConcRSD	Units
Aluminium	27-2	12345.89	12131.39	12366.15	12281.14	1.06	ppb
Antimony	121-1	12.65	13.45	13.33	13.14	3.29	ppb
Arsenic	75-2	63.00	64.27	63.24	63.50	1.06	ppb
Barium	135-1	617.41	644.98	643.27	635.22	2.43	ppb
Barium	137-1	620.64	643.12	648.71	637.49	2.33	ppb
Beryllium	9-1	1.72	2.02	1.89	1.88	7.95	ppb
Bismuth	209-1				113		%
Bismuth	209-2				107		%
Bromine	81-1						cps
Bromine	81-2						cps
Cadmium	108-1	8.80	9.19	8.92	8.97	2.22	ppb
Cadmium	106-1	8.29	8.56	7.18	8.01	9.16	ppb
Cadmium	111-1	6.83	7.33	7.13	7.10	3.57	ppb
Calcium	43-1	113910.80	120231.54	117241.31	117127.88	2.70	ppb
Calcium	44-1	112912.59	117766.70	117989.11	116222.80	2.47	ppb
Carbon	12-1						cps
Carbon	12-2						cps
Chlorine	35-1						cps
Chlorine	35-2						cps
Chromium	52-2	919.03	923.59	927.66	923.43	0.47	ppb
Cobalt	59-2	24.27	24.40	24.31	24.32	0.28	ppb
Copper	63-2	2935.10	2972.84	2949.01	2952.32	0.65	ppb
Dysprosium	156-1						cps
Dysprosium	156-2						cps
Erbium	164-1						cps
Erbium	164-2						cps
Gadolinium	160-1						cps
Gadolinium	160-2						cps
Holmium	165-1				109		%
Holmium	165-2				104		%
Indium	115-1				101		%
Indium	115-2				93		%
Iron	56-2	353963.79	357546.74	358382.82	356631.12	0.66	ppb
Iron	57-2	356285.39	353098.33	352213.72	353865.81	0.61	ppb
Iron	54-2	355129.68	358773.20	360898.20	358267.02	0.81	ppb
Krypton	83-1						cps

Reviewed By:Mohan
On:12/25/2024 3:49:22 AM
Inst Id :P7

LB Number :	LB134068	Operator :	Jaswal
Lab Sample ID :	P5156-21	Instrumnet Name :	P7
Client Sample ID :	ME28W5	Dilution Factor :	1
Date & Time Acquired :	2024-12-23 21:30:08	DataFile Name :	157SMPL.d

Parameter	Mass	ConRep1	ConRep2	ConRep3	Avg. Conc.	ConcRSD	Units
Lead	206-1	1604.42	1686.07	1701.65	1664.04	3.14	ppb
Lead	207-1	1492.94	1552.32	1562.96	1536.07	2.46	ppb
Lead	208-1	1526.83	1596.45	1606.59	1576.62	2.75	ppb
Lithium	6-1				102		%
Magnesium	24-2	17655.41	17724.21	17873.47	17751.03	0.63	ppb
Manganese	55-2	8857.93	8823.74	8907.90	8863.19	0.48	ppb
Molybdenum	94-1	68.62	72.20	71.16	70.66	2.61	ppb
Molybdenum	95-1	73.77	78.01	77.50	76.43	3.03	ppb
Molybdenum	96-1	76.25	79.66	80.55	78.82	2.88	ppb
Molybdenum	97-1	74.53	78.04	78.47	77.01	2.80	ppb
Molybdenum	98-1	73.97	77.70	77.65	76.44	2.80	ppb
Neodymium	150-1						cps
Neodymium	150-2						cps
Nickel	60-2	590.16	590.78	591.76	590.90	0.14	ppb
Phosphorus	31-2	1698.55	1648.70	1684.56	1677.27	1.53	ppb
Potassium	39-2	1701.50	1706.25	1692.12	1699.96	0.42	ppb
Rhodium	103-1				98		%
Rhodium	103-2				94		%
Scandium	45-1				96		%
Scandium	45-2				88		%
Selenium	82-1	0.93	1.15	1.53	1.20	25.43	ppb
Selenium	77-2	5.56	4.55	4.56	4.89	11.89	ppb
Selenium	78-2	-0.21	0.09	0.61	0.16	253.93	ppb
Silicon	28-1	1966.63	2030.43	2031.24	2009.43	1.85	ppb
Silver	107-1	3.53	3.75	3.77	3.68	3.55	ppb
Silver	109-1	3.57	3.72	3.73	3.67	2.48	ppb
Sodium	23-2	567.47	569.12	569.62	568.74	0.20	ppb
Strontium	86-1	6525.81	6827.21	6804.18	6719.07	2.50	ppb
Strontium	88-1	6748.03	7019.76	7066.10	6944.63	2.47	ppb
Sulfur	34-1	3332.31	3634.81	3645.21	3537.44	5.02	ppb
Terbium	159-1				108		%
Terbium	159-2				102		%
Thallium	203-1	1.32	1.39	1.39	1.37	2.98	ppb
Thallium	205-1	1.30	1.38	1.43	1.37	4.60	ppb
Tin	118-1	69.94	74.63	73.29	72.62	3.32	ppb
Titanium	47-1	377.56	400.45	400.78	392.93	3.39	ppb

Reviewed By:Mohan
On:12/25/2024 3:49:22 AM
Inst Id :P7

LB Number :	LB134068	Operator :	Jaswal
Lab Sample ID :	P5156-21	Instrumnet Name :	P7
Client Sample ID :	ME28W5	Dilution Factor :	1
Date & Time Acquired :	2024-12-23 21:30:08	DataFile Name :	157SMPL.d

Parameter	Mass	ConRep1	ConRep2	ConRep3	Avg. Conc.	ConcRSD	Units
Uranium	238-1	1.37	1.40	1.43	1.40	2.42	ppb
Vanadium	51-2	77.67	77.65	77.98	77.77	0.23	ppb
Yttrium	89-1				106		%
Yttrium	89-2				98		%
Zinc	66-2	4884.64	4959.41	4974.69	4939.58	0.98	ppb
Zirconium	90-1	3.92	4.03	4.09	4.01	2.26	ppb
Zirconium	91-1	3.93	4.25	4.21	4.13	4.23	ppb

Reviewed By:Mohan
On:12/25/2024 3:49:22 AM
Inst Id :P7

LB Number :	LB134068	Operator :	Jaswal
Lab Sample ID :	P5156-22	Instrumnet Name :	P7
Client Sample ID :	ME28W6	Dilution Factor :	1
Date & Time Acquired :	2024-12-23 21:33:08	DataFile Name :	158SMPL.d

Parameter	Mass	ConRep1	ConRep2	ConRep3	Avg. Conc.	ConcRSD	Units
Aluminium	27-2	12230.70	12056.75	12127.11	12138.19	0.72	ppb
Antimony	121-1	9.47	9.50	9.48	9.49	0.19	ppb
Arsenic	75-2	48.61	48.73	48.01	48.45	0.80	ppb
Barium	135-1	627.48	622.51	623.82	624.60	0.41	ppb
Barium	137-1	638.09	622.66	621.37	627.38	1.48	ppb
Beryllium	9-1	1.62	1.67	1.68	1.66	1.94	ppb
Bismuth	209-1				113		%
Bismuth	209-2				107		%
Bromine	81-1						cps
Bromine	81-2						cps
Cadmium	108-1	5.23	5.78	5.63	5.55	5.18	ppb
Cadmium	106-1	5.24	3.87	3.68	4.26	19.94	ppb
Cadmium	111-1	4.36	4.20	4.20	4.25	2.17	ppb
Calcium	43-1	89858.20	89111.35	88802.29	89257.28	0.61	ppb
Calcium	44-1	88375.85	89271.09	89505.55	89050.83	0.67	ppb
Carbon	12-1						cps
Carbon	12-2						cps
Chlorine	35-1						cps
Chlorine	35-2						cps
Chromium	52-2	696.15	693.81	693.34	694.43	0.22	ppb
Cobalt	59-2	20.75	20.69	20.68	20.71	0.17	ppb
Copper	63-2	1922.85	1950.75	1935.09	1936.23	0.72	ppb
Dysprosium	156-1						cps
Dysprosium	156-2						cps
Erbium	164-1						cps
Erbium	164-2						cps
Gadolinium	160-1						cps
Gadolinium	160-2						cps
Holmium	165-1				107		%
Holmium	165-2				103		%
Indium	115-1				99		%
Indium	115-2				92		%
Iron	56-2	213232.25	213314.54	210176.12	212240.97	0.84	ppb
Iron	57-2	208945.46	211515.01	209122.12	209860.86	0.68	ppb
Iron	54-2	214069.69	212716.90	211635.08	212807.23	0.57	ppb
Krypton	83-1						cps

Reviewed By:Mohan
On:12/25/2024 3:49:22 AM
Inst Id :P7

LB Number :	LB134068	Operator :	Jaswal
Lab Sample ID :	P5156-22	Instrumnet Name :	P7
Client Sample ID :	ME28W6	Dilution Factor :	1
Date & Time Acquired :	2024-12-23 21:33:08	DataFile Name :	158SMPL.d

Parameter	Mass	ConRep1	ConRep2	ConRep3	Avg. Conc.	ConcRSD	Units
Lead	206-1	992.45	992.70	1003.78	996.31	0.65	ppb
Lead	207-1	903.14	921.70	919.64	914.82	1.11	ppb
Lead	208-1	930.49	947.48	948.51	942.16	1.07	ppb
Lithium	6-1				100		%
Magnesium	24-2	16665.20	16679.21	16551.28	16631.90	0.42	ppb
Manganese	55-2	5808.94	5726.19	5733.73	5756.29	0.79	ppb
Molybdenum	94-1	56.65	57.80	58.40	57.62	1.54	ppb
Molybdenum	95-1	63.24	64.37	64.60	64.07	1.13	ppb
Molybdenum	96-1	64.45	65.61	65.42	65.16	0.95	ppb
Molybdenum	97-1	63.41	64.35	64.86	64.21	1.15	ppb
Molybdenum	98-1	63.11	64.57	64.75	64.14	1.41	ppb
Neodymium	150-1						cps
Neodymium	150-2						cps
Nickel	60-2	392.57	393.56	390.48	392.20	0.40	ppb
Phosphorus	31-2	1426.71	1476.28	1461.82	1454.94	1.75	ppb
Potassium	39-2	1751.29	1766.20	1741.82	1753.10	0.70	ppb
Rhodium	103-1				97		%
Rhodium	103-2				94		%
Scandium	45-1				95		%
Scandium	45-2				85		%
Selenium	82-1	1.25	0.62	1.11	0.99	33.45	ppb
Selenium	77-2	6.62	7.52	4.48	6.21	25.21	ppb
Selenium	78-2	1.21	0.72	-0.16	0.59	117.19	ppb
Silicon	28-1	2389.42	2366.61	2381.73	2379.25	0.49	ppb
Silver	107-1	2.07	2.01	2.02	2.03	1.63	ppb
Silver	109-1	2.02	1.99	2.03	2.01	1.09	ppb
Sodium	23-2	366.03	366.12	366.00	366.05	0.02	ppb
Strontium	86-1	6914.33	7066.53	7134.71	7038.52	1.60	ppb
Strontium	88-1	7205.24	7215.00	7364.13	7261.46	1.23	ppb
Sulfur	34-1	3619.73	3525.41	3583.75	3576.30	1.33	ppb
Terbium	159-1				106		%
Terbium	159-2				101		%
Thallium	203-1	0.87	0.89	0.89	0.88	1.77	ppb
Thallium	205-1	0.89	0.90	0.88	0.89	1.14	ppb
Tin	118-1	54.95	55.05	54.82	54.94	0.21	ppb
Titanium	47-1	324.59	322.62	327.25	324.82	0.71	ppb

Reviewed By:Mohan
On:12/25/2024 3:49:22 AM
Inst Id :P7

LB Number :	LB134068	Operator :	Jaswal
Lab Sample ID :	P5156-22	Instrumnet Name :	P7
Client Sample ID :	ME28W6	Dilution Factor :	1
Date & Time Acquired :	2024-12-23 21:33:08	DataFile Name :	158SMPL.d

Parameter	Mass	ConRep1	ConRep2	ConRep3	Avg. Conc.	ConcRSD	Units
Uranium	238-1	1.23	1.24	1.24	1.24	0.42	ppb
Vanadium	51-2	68.69	69.03	68.72	68.81	0.28	ppb
Yttrium	89-1				103		%
Yttrium	89-2				95		%
Zinc	66-2	3135.42	3223.52	3150.14	3169.70	1.49	ppb
Zirconium	90-1	2.71	2.77	2.79	2.75	1.56	ppb
Zirconium	91-1	2.81	2.82	2.81	2.82	0.18	ppb

Reviewed By:Mohan
On:12/25/2024 3:49:22 AM
Inst Id :P7

LB Number :	LB134068	Operator :	Jaswal
Lab Sample ID :	P5335-11DLX2	Instrumnet Name :	P7
Client Sample ID :	ME2914	Dilution Factor :	2
Date & Time Acquired :	2024-12-23 21:36:07	DataFile Name :	159SMPL.d

Parameter	Mass	ConRep1	ConRep2	ConRep3	Avg. Conc.	ConcRSD	Units
Aluminium	27-2	5457.19	5443.69	5436.92	5445.93	0.19	ppb
Antimony	121-1	1.20	1.29	1.26	1.25	3.74	ppb
Arsenic	75-2	9.14	9.21	9.36	9.24	1.22	ppb
Barium	135-1	120.67	129.52	129.95	126.71	4.13	ppb
Barium	137-1	123.09	133.13	132.21	129.47	4.29	ppb
Beryllium	9-1	0.78	0.76	0.67	0.74	7.58	ppb
Bismuth	209-1				113		%
Bismuth	209-2				108		%
Bromine	81-1						cps
Bromine	81-2						cps
Cadmium	108-1	2.30	2.22	2.53	2.35	6.78	ppb
Cadmium	106-1	1.79	0.45	1.31	1.18	57.02	ppb
Cadmium	111-1	2.10	2.19	2.15	2.15	2.04	ppb
Calcium	43-1	58840.60	61712.71	62760.31	61104.54	3.32	ppb
Calcium	44-1	58011.34	62023.17	62438.47	60824.33	4.02	ppb
Carbon	12-1						cps
Carbon	12-2						cps
Chlorine	35-1						cps
Chlorine	35-2						cps
Chromium	52-2	312.27	311.29	311.17	311.58	0.19	ppb
Cobalt	59-2	6.86	6.87	6.90	6.88	0.29	ppb
Copper	63-2	46.18	45.72	45.43	45.78	0.83	ppb
Dysprosium	156-1						cps
Dysprosium	156-2						cps
Erbium	164-1						cps
Erbium	164-2						cps
Gadolinium	160-1						cps
Gadolinium	160-2						cps
Holmium	165-1				106		%
Holmium	165-2				103		%
Indium	115-1				98		%
Indium	115-2				90		%
Iron	56-2	105215.55	104175.58	104318.60	104569.91	0.54	ppb
Iron	57-2	104283.50	104028.90	103988.26	104100.22	0.15	ppb
Iron	54-2	105861.72	104937.58	104048.06	104949.12	0.86	ppb
Krypton	83-1						cps

Reviewed By:Mohan
On:12/25/2024 3:49:22 AM
Inst Id :P7

LB Number :	LB134068	Operator :	Jaswal
Lab Sample ID :	P5335-11DLX2	Instrumnet Name :	P7
Client Sample ID :	ME2914	Dilution Factor :	2
Date & Time Acquired :	2024-12-23 21:36:07	DataFile Name :	159SMPL.d

Parameter	Mass	ConRep1	ConRep2	ConRep3	Avg. Conc.	ConcRSD	Units
Lead	206-1	400.28	424.09	425.35	416.57	3.39	ppb
Lead	207-1	378.69	393.88	392.91	388.49	2.19	ppb
Lead	208-1	383.51	405.48	401.90	396.97	2.97	ppb
Lithium	6-1				102		%
Magnesium	24-2	11143.42	11101.35	11148.56	11131.11	0.23	ppb
Manganese	55-2	6874.02	6836.22	6782.72	6830.99	0.67	ppb
Molybdenum	94-1	9.25	9.85	10.08	9.73	4.41	ppb
Molybdenum	95-1	7.18	7.85	7.75	7.59	4.78	ppb
Molybdenum	96-1	7.93	8.69	8.63	8.42	5.04	ppb
Molybdenum	97-1	7.32	7.79	7.59	7.56	3.11	ppb
Molybdenum	98-1	7.14	7.63	7.78	7.51	4.45	ppb
Neodymium	150-1						cps
Neodymium	150-2						cps
Nickel	60-2	119.74	119.81	119.23	119.59	0.27	ppb
Phosphorus	31-2	703.86	704.58	679.65	696.03	2.04	ppb
Potassium	39-2	995.53	993.13	996.02	994.89	0.16	ppb
Rhodium	103-1				97		%
Rhodium	103-2				92		%
Scandium	45-1				93		%
Scandium	45-2				82		%
Selenium	82-1	-0.04	0.59	0.22	0.26	122.36	ppb
Selenium	77-2	2.27	2.98	3.01	2.75	15.14	ppb
Selenium	78-2	0.04	0.39	0.69	0.37	86.74	ppb
Silicon	28-1	819.72	868.05	858.24	848.67	3.01	ppb
Silver	107-1	1.14	1.18	1.24	1.18	3.99	ppb
Silver	109-1	1.14	1.22	1.22	1.19	3.69	ppb
Sodium	23-2	201.04	202.99	211.11	205.05	2.60	ppb
Strontium	86-1	1614.18	1730.83	1743.14	1696.05	4.20	ppb
Strontium	88-1	1687.12	1793.23	1812.39	1764.25	3.82	ppb
Sulfur	34-1	258.98	488.03	545.51	430.84	35.18	ppb
Terbium	159-1				105		%
Terbium	159-2				100		%
Thallium	203-1	0.57	0.59	0.60	0.58	2.63	ppb
Thallium	205-1	0.57	0.61	0.60	0.59	3.33	ppb
Tin	118-1	3.82	4.04	4.09	3.98	3.71	ppb
Titanium	47-1	324.75	348.06	350.71	341.18	4.19	ppb

Reviewed By:Mohan
On:12/25/2024 3:49:22 AM
Inst Id :P7

LB Number :	LB134068	Operator :	Jaswal
Lab Sample ID :	P5335-11DLX2	Instrumnet Name :	P7
Client Sample ID :	ME2914	Dilution Factor :	2
Date & Time Acquired :	2024-12-23 21:36:07	DataFile Name :	159SMPL.d

Parameter	Mass	ConRep1	ConRep2	ConRep3	Avg. Conc.	ConcRSD	Units
Uranium	238-1	0.46	0.48	0.49	0.47	3.24	ppb
Vanadium	51-2	60.37	60.48	59.88	60.24	0.53	ppb
Yttrium	89-1				100		%
Yttrium	89-2				90		%
Zinc	66-2	826.35	824.68	822.21	824.41	0.25	ppb
Zirconium	90-1	1.81	1.97	2.00	1.93	5.35	ppb
Zirconium	91-1	1.89	2.03	2.00	1.97	3.88	ppb

Reviewed By:Mohan
On:12/25/2024 3:49:22 AM
Inst Id :P7

LB Number :	LB134068	Operator :	Jaswal
Lab Sample ID :	P5335-12DLX2	Instrumnet Name :	P7
Client Sample ID :	ME2915	Dilution Factor :	2
Date & Time Acquired :	2024-12-23 21:39:13	DataFile Name :	160SMPL.d

Parameter	Mass	ConRep1	ConRep2	ConRep3	Avg. Conc.	ConcRSD	Units
Aluminium	27-2	10308.51	10213.94	10177.89	10233.44	0.66	ppb
Antimony	121-1	24.25	24.11	23.78	24.05	1.01	ppb
Arsenic	75-2	7.56	7.25	6.92	7.24	4.47	ppb
Barium	135-1	149.85	148.94	147.27	148.69	0.88	ppb
Barium	137-1	151.87	151.92	149.83	151.20	0.79	ppb
Beryllium	9-1	0.75	0.82	0.81	0.79	5.02	ppb
Bismuth	209-1				112		%
Bismuth	209-2				106		%
Bromine	81-1						cps
Bromine	81-2						cps
Cadmium	108-1	1.70	2.43	1.75	1.96	20.93	ppb
Cadmium	106-1	0.94	0.84	-0.31	0.49	140.88	ppb
Cadmium	111-1	1.57	1.60	1.50	1.56	3.60	ppb
Calcium	43-1	65033.80	65919.65	65869.38	65607.61	0.76	ppb
Calcium	44-1	65442.54	65591.26	65494.27	65509.36	0.12	ppb
Carbon	12-1						cps
Carbon	12-2						cps
Chlorine	35-1						cps
Chlorine	35-2						cps
Chromium	52-2	280.14	280.70	278.85	279.90	0.34	ppb
Cobalt	59-2	5.42	5.40	5.40	5.41	0.21	ppb
Copper	63-2	409.38	411.16	409.09	409.88	0.27	ppb
Dysprosium	156-1						cps
Dysprosium	156-2						cps
Erbium	164-1						cps
Erbium	164-2						cps
Gadolinium	160-1						cps
Gadolinium	160-2						cps
Holmium	165-1				105		%
Holmium	165-2				101		%
Indium	115-1				97		%
Indium	115-2				90		%
Iron	56-2	109626.00	109437.87	109577.35	109547.07	0.09	ppb
Iron	57-2	110547.24	110200.78	108722.01	109823.34	0.88	ppb
Iron	54-2	110652.85	110044.26	109250.14	109982.41	0.64	ppb
Krypton	83-1						cps

Reviewed By:Mohan
On:12/25/2024 3:49:22 AM
Inst Id :P7

LB Number :	LB134068	Operator :	Jaswal
Lab Sample ID :	P5335-12DLX2	Instrumnet Name :	P7
Client Sample ID :	ME2915	Dilution Factor :	2
Date & Time Acquired :	2024-12-23 21:39:13	DataFile Name :	160SMPL.d

Parameter	Mass	ConRep1	ConRep2	ConRep3	Avg. Conc.	ConcRSD	Units
Lead	206-1	357.34	367.72	357.17	360.74	1.67	ppb
Lead	207-1	332.69	337.80	334.12	334.87	0.79	ppb
Lead	208-1	339.60	345.39	342.10	342.36	0.85	ppb
Lithium	6-1				99		%
Magnesium	24-2	10177.32	10137.23	9986.30	10100.28	1.00	ppb
Manganese	55-2	9073.29	9012.24	8992.37	9025.97	0.47	ppb
Molybdenum	94-1	8.42	8.73	8.66	8.60	1.89	ppb
Molybdenum	95-1	5.35	5.55	5.66	5.52	2.86	ppb
Molybdenum	96-1	6.32	6.53	6.57	6.48	2.07	ppb
Molybdenum	97-1	5.33	5.35	5.39	5.36	0.53	ppb
Molybdenum	98-1	5.30	5.40	5.45	5.38	1.44	ppb
Neodymium	150-1						cps
Neodymium	150-2						cps
Nickel	60-2	79.99	80.11	79.48	79.86	0.42	ppb
Phosphorus	31-2	636.06	636.51	651.94	641.50	1.41	ppb
Potassium	39-2	755.77	759.14	755.04	756.65	0.29	ppb
Rhodium	103-1				96		%
Rhodium	103-2				91		%
Scandium	45-1				91		%
Scandium	45-2				82		%
Selenium	82-1	0.28	0.23	0.49	0.33	42.62	ppb
Selenium	77-2	2.26	1.40	2.44	2.03	27.15	ppb
Selenium	78-2	-0.17	-0.65	-0.72	-0.51		ppb
Silicon	28-1	918.65	924.59	936.00	926.41	0.95	ppb
Silver	107-1	0.92	0.90	0.89	0.91	1.49	ppb
Silver	109-1	0.89	0.88	0.87	0.88	1.42	ppb
Sodium	23-2	192.22	190.41	189.43	190.69	0.74	ppb
Strontium	86-1	1532.78	1573.32	1577.45	1561.18	1.58	ppb
Strontium	88-1	1571.46	1638.63	1605.06	1605.05	2.09	ppb
Sulfur	34-1	415.12	382.24	433.54	410.30	6.33	ppb
Terbium	159-1				104		%
Terbium	159-2				100		%
Thallium	203-1	0.61	0.65	0.62	0.63	3.71	ppb
Thallium	205-1	0.62	0.63	0.62	0.62	1.11	ppb
Tin	118-1	3.15	3.18	3.12	3.15	1.04	ppb
Titanium	47-1	364.28	365.53	367.93	365.91	0.51	ppb

Reviewed By:Mohan
On:12/25/2024 3:49:22 AM
Inst Id :P7

LB Number :	LB134068	Operator :	Jaswal
Lab Sample ID :	P5335-12DLX2	Instrumnet Name :	P7
Client Sample ID :	ME2915	Dilution Factor :	2
Date & Time Acquired :	2024-12-23 21:39:13	DataFile Name :	160SMPL.d

Parameter	Mass	ConRep1	ConRep2	ConRep3	Avg. Conc.	ConcRSD	Units
Uranium	238-1	0.49	0.51	0.50	0.50	2.53	ppb
Vanadium	51-2	65.34	65.30	64.94	65.19	0.34	ppb
Yttrium	89-1				98		%
Yttrium	89-2				91		%
Zinc	66-2	622.03	619.75	610.96	617.58	0.95	ppb
Zirconium	90-1	2.22	2.31	2.27	2.26	2.02	ppb
Zirconium	91-1	2.20	2.33	2.30	2.28	2.91	ppb

Reviewed By:Mohan
On:12/25/2024 3:49:22 AM
Inst Id :P7

LB Number :	LB134068	Operator :	Jaswal
Lab Sample ID :	P5335-16DLX2	Instrumnet Name :	P7
Client Sample ID :	ME2919	Dilution Factor :	2
Date & Time Acquired :	2024-12-23 21:42:15	DataFile Name :	161SMPL.d

Parameter	Mass	ConRep1	ConRep2	ConRep3	Avg. Conc.	ConcRSD	Units
Aluminium	27-2	7085.38	7186.93	7104.51	7125.60	0.76	ppb
Antimony	121-1	0.74	0.77	0.79	0.77	3.03	ppb
Arsenic	75-2	7.71	7.48	7.76	7.65	1.93	ppb
Barium	135-1	82.70	87.37	87.08	85.72	3.05	ppb
Barium	137-1	84.68	89.15	88.95	87.59	2.88	ppb
Beryllium	9-1	0.62	0.66	0.62	0.64	3.07	ppb
Bismuth	209-1				112		%
Bismuth	209-2				105		%
Bromine	81-1						cps
Bromine	81-2						cps
Cadmium	108-1	2.10	2.54	2.90	2.51	15.93	ppb
Cadmium	106-1	1.46	1.19	0.68	1.11	35.78	ppb
Cadmium	111-1	2.19	2.26	2.23	2.23	1.56	ppb
Calcium	43-1	64010.02	67009.14	66595.75	65871.64	2.47	ppb
Calcium	44-1	63616.73	66307.68	66924.83	65616.42	2.68	ppb
Carbon	12-1						cps
Carbon	12-2						cps
Chlorine	35-1						cps
Chlorine	35-2						cps
Chromium	52-2	240.64	243.03	240.91	241.53	0.54	ppb
Cobalt	59-2	9.16	9.12	9.02	9.10	0.83	ppb
Copper	63-2	39.76	40.09	40.33	40.06	0.72	ppb
Dysprosium	156-1						cps
Dysprosium	156-2						cps
Erbium	164-1						cps
Erbium	164-2						cps
Gadolinium	160-1						cps
Gadolinium	160-2						cps
Holmium	165-1				105		%
Holmium	165-2				100		%
Indium	115-1				97		%
Indium	115-2				89		%
Iron	56-2	83418.85	84038.16	84799.46	84085.49	0.82	ppb
Iron	57-2	82591.33	83137.17	83520.71	83083.07	0.56	ppb
Iron	54-2	83252.84	84230.54	84641.50	84041.63	0.85	ppb
Krypton	83-1						cps

Reviewed By:Mohan
On:12/25/2024 3:49:22 AM
Inst Id :P7

LB Number :	LB134068	Operator :	Jaswal
Lab Sample ID :	P5335-16DLX2	Instrumnet Name :	P7
Client Sample ID :	ME2919	Dilution Factor :	2
Date & Time Acquired :	2024-12-23 21:42:15	DataFile Name :	161SMPL.d

Parameter	Mass	ConRep1	ConRep2	ConRep3	Avg. Conc.	ConcRSD	Units
Lead	206-1	275.42	280.07	278.61	278.03	0.86	ppb
Lead	207-1	253.87	260.13	258.14	257.38	1.24	ppb
Lead	208-1	257.96	267.39	264.97	263.44	1.86	ppb
Lithium	6-1				101		%
Magnesium	24-2	16427.63	16643.59	16677.23	16582.82	0.82	ppb
Manganese	55-2	5142.36	5215.42	5252.55	5203.44	1.08	ppb
Molybdenum	94-1	6.56	6.75	6.76	6.69	1.73	ppb
Molybdenum	95-1	4.40	4.71	4.66	4.59	3.61	ppb
Molybdenum	96-1	5.19	5.51	5.38	5.36	3.04	ppb
Molybdenum	97-1	4.51	4.67	4.58	4.59	1.74	ppb
Molybdenum	98-1	4.44	4.65	4.66	4.58	2.64	ppb
Neodymium	150-1						cps
Neodymium	150-2						cps
Nickel	60-2	86.62	87.43	88.08	87.38	0.84	ppb
Phosphorus	31-2	750.33	780.79	764.28	765.13	1.99	ppb
Potassium	39-2	1169.06	1188.43	1186.48	1181.32	0.90	ppb
Rhodium	103-1				95		%
Rhodium	103-2				90		%
Scandium	45-1				91		%
Scandium	45-2				81		%
Selenium	82-1	0.06	0.05	0.10	0.07	39.75	ppb
Selenium	77-2	2.49	3.19	3.92	3.20	22.39	ppb
Selenium	78-2	-1.01	-1.19	-1.58	-1.26		ppb
Silicon	28-1	861.79	897.25	898.65	885.90	2.36	ppb
Silver	107-1	0.94	1.02	0.97	0.98	4.13	ppb
Silver	109-1	0.93	0.98	0.99	0.97	2.81	ppb
Sodium	23-2	173.76	177.32	178.60	176.56	1.42	ppb
Strontium	86-1	1716.92	1805.72	1794.52	1772.39	2.73	ppb
Strontium	88-1	1766.80	1878.20	1848.78	1831.26	3.15	ppb
Sulfur	34-1	407.72	526.47	599.48	511.22	18.93	ppb
Terbium	159-1				104		%
Terbium	159-2				99		%
Thallium	203-1	0.31	0.35	0.33	0.33	5.32	ppb
Thallium	205-1	0.31	0.33	0.33	0.33	3.36	ppb
Tin	118-1	2.98	3.14	3.16	3.09	3.12	ppb
Titanium	47-1	301.30	315.25	317.89	311.48	2.86	ppb

Reviewed By:Mohan
On:12/25/2024 3:49:22 AM
Inst Id :P7

LB Number :	LB134068	Operator :	Jaswal
Lab Sample ID :	P5335-16DLX2	Instrumnet Name :	P7
Client Sample ID :	ME2919	Dilution Factor :	2
Date & Time Acquired :	2024-12-23 21:42:15	DataFile Name :	161SMPL.d

Parameter	Mass	ConRep1	ConRep2	ConRep3	Avg. Conc.	ConcRSD	Units
Uranium	238-1	0.57	0.58	0.58	0.58	1.50	ppb
Vanadium	51-2	65.15	66.11	66.25	65.84	0.90	ppb
Yttrium	89-1				99		%
Yttrium	89-2				89		%
Zinc	66-2	727.48	732.56	733.92	731.32	0.46	ppb
Zirconium	90-1	1.52	1.62	1.57	1.57	3.27	ppb
Zirconium	91-1	1.60	1.67	1.65	1.64	2.15	ppb

Reviewed By:Mohan
On:12/25/2024 3:49:22 AM
Inst Id :P7

LB Number :	LB134068	Operator :	Jaswal
Lab Sample ID :	P5335-17DLX2	Instrumnet Name :	P7
Client Sample ID :	ME2920	Dilution Factor :	2
Date & Time Acquired :	2024-12-23 21:45:23	DataFile Name :	162SMPL.d

Parameter	Mass	ConRep1	ConRep2	ConRep3	Avg. Conc.	ConcRSD	Units
Aluminium	27-2	7536.77	7226.63	7396.23	7386.54	2.10	ppb
Antimony	121-1	1.16	1.18	1.17	1.17	1.10	ppb
Arsenic	75-2	10.36	9.88	10.48	10.24	3.06	ppb
Barium	135-1	92.92	94.06	93.95	93.64	0.67	ppb
Barium	137-1	93.70	95.08	95.33	94.70	0.93	ppb
Beryllium	9-1	0.85	0.86	0.78	0.83	5.62	ppb
Bismuth	209-1				110		%
Bismuth	209-2				106		%
Bromine	81-1						cps
Bromine	81-2						cps
Cadmium	108-1	4.26	3.96	3.70	3.97	7.02	ppb
Cadmium	106-1	2.89	3.52	2.99	3.14	10.76	ppb
Cadmium	111-1	3.32	3.48	3.49	3.43	2.75	ppb
Calcium	43-1	61617.70	62779.10	63436.61	62611.14	1.47	ppb
Calcium	44-1	62199.38	62526.14	63476.11	62733.88	1.06	ppb
Carbon	12-1						cps
Carbon	12-2						cps
Chlorine	35-1						cps
Chlorine	35-2						cps
Chromium	52-2	358.34	355.94	355.38	356.55	0.44	ppb
Cobalt	59-2	9.01	8.96	9.00	8.99	0.33	ppb
Copper	63-2	57.06	57.09	57.02	57.06	0.06	ppb
Dysprosium	156-1						cps
Dysprosium	156-2						cps
Erbium	164-1						cps
Erbium	164-2						cps
Gadolinium	160-1						cps
Gadolinium	160-2						cps
Holmium	165-1				104		%
Holmium	165-2				103		%
Indium	115-1				97		%
Indium	115-2				91		%
Iron	56-2	138030.62	135720.74	135755.05	136502.14	0.97	ppb
Iron	57-2	136262.53	134470.66	135978.68	135570.62	0.71	ppb
Iron	54-2	137253.77	136961.51	137657.01	137290.76	0.25	ppb
Krypton	83-1						cps

Reviewed By:Mohan
On:12/25/2024 3:49:22 AM
Inst Id :P7

LB Number :	LB134068	Operator :	Jaswal
Lab Sample ID :	P5335-17DLX2	Instrumnet Name :	P7
Client Sample ID :	ME2920	Dilution Factor :	2
Date & Time Acquired :	2024-12-23 21:45:23	DataFile Name :	162SMPL.d

Parameter	Mass	ConRep1	ConRep2	ConRep3	Avg. Conc.	ConcRSD	Units
Lead	206-1	517.49	510.93	519.43	515.95	0.86	ppb
Lead	207-1	472.24	472.65	477.54	474.14	0.62	ppb
Lead	208-1	487.06	483.81	490.97	487.28	0.74	ppb
Lithium	6-1				99		%
Magnesium	24-2	11772.89	11799.47	11850.04	11807.47	0.33	ppb
Manganese	55-2	7276.92	7206.18	7240.66	7241.25	0.49	ppb
Molybdenum	94-1	9.16	9.04	9.11	9.10	0.67	ppb
Molybdenum	95-1	6.68	6.74	6.66	6.69	0.60	ppb
Molybdenum	96-1	7.92	7.87	7.95	7.92	0.51	ppb
Molybdenum	97-1	6.59	6.66	6.70	6.65	0.84	ppb
Molybdenum	98-1	6.68	6.79	6.70	6.72	0.92	ppb
Neodymium	150-1						cps
Neodymium	150-2						cps
Nickel	60-2	131.70	129.47	129.36	130.18	1.02	ppb
Phosphorus	31-2	864.26	862.61	838.23	855.03	1.70	ppb
Potassium	39-2	936.74	924.39	940.02	933.72	0.88	ppb
Rhodium	103-1				95		%
Rhodium	103-2				92		%
Scandium	45-1				91		%
Scandium	45-2				83		%
Selenium	82-1	-0.01	0.29	0.16	0.15	102.05	ppb
Selenium	77-2	4.15	3.93	3.49	3.86	8.73	ppb
Selenium	78-2	-0.96	-0.21	-0.91	-0.69		ppb
Silicon	28-1	849.88	871.42	884.63	868.64	2.02	ppb
Silver	107-1	1.93	1.93	1.90	1.92	0.75	ppb
Silver	109-1	1.89	1.92	1.93	1.91	1.07	ppb
Sodium	23-2	219.35	215.49	216.28	217.04	0.94	ppb
Strontium	86-1	1915.99	1948.63	1910.78	1925.13	1.07	ppb
Strontium	88-1	2028.32	2017.53	1987.84	2011.23	1.04	ppb
Sulfur	34-1	524.91	589.79	541.69	552.13	6.10	ppb
Terbium	159-1				103		%
Terbium	159-2				100		%
Thallium	203-1	0.57	0.58	0.58	0.58	1.36	ppb
Thallium	205-1	0.58	0.59	0.60	0.59	1.64	ppb
Tin	118-1	5.89	6.02	5.97	5.96	1.06	ppb
Titanium	47-1	360.70	367.91	371.10	366.57	1.45	ppb

Reviewed By:Mohan
On:12/25/2024 3:49:22 AM
Inst Id :P7

LB Number :	LB134068	Operator :	Jaswal
Lab Sample ID :	P5335-17DLX2	Instrumnet Name :	P7
Client Sample ID :	ME2920	Dilution Factor :	2
Date & Time Acquired :	2024-12-23 21:45:23	DataFile Name :	162SMPL.d

Parameter	Mass	ConRep1	ConRep2	ConRep3	Avg. Conc.	ConcRSD	Units
Uranium	238-1	0.65	0.67	0.65	0.66	1.64	ppb
Vanadium	51-2	86.88	85.48	85.79	86.05	0.85	ppb
Yttrium	89-1				99		%
Yttrium	89-2				92		%
Zinc	66-2	1425.26	1424.73	1422.33	1424.11	0.11	ppb
Zirconium	90-1	1.97	2.02	2.03	2.00	1.67	ppb
Zirconium	91-1	2.07	2.05	2.00	2.04	1.72	ppb

Reviewed By:Mohan
On:12/25/2024 3:49:22 AM
Inst Id :P7

LB Number :	LB134068	Operator :	Jaswal
Lab Sample ID :	P5254-01	Instrumnet Name :	P7
Client Sample ID :	MJNKK5	Dilution Factor :	1
Date & Time Acquired :	2024-12-23 21:48:27	DataFile Name :	163SMPL.d

Parameter	Mass	ConRep1	ConRep2	ConRep3	Avg. Conc.	ConcRSD	Units
Aluminium	27-2	13971.35	14015.73	14065.04	14017.37	0.33	ppb
Antimony	121-1	147.72	156.23	156.77	153.57	3.31	ppb
Arsenic	75-2	454.75	450.37	452.91	452.67	0.49	ppb
Barium	135-1	384.59	406.66	407.41	399.55	3.24	ppb
Barium	137-1	413.60	436.62	440.83	430.35	3.41	ppb
Beryllium	9-1	0.38	0.39	0.36	0.38	4.97	ppb
Bismuth	209-1				115		%
Bismuth	209-2				110		%
Bromine	81-1						cps
Bromine	81-2						cps
Cadmium	108-1	5.92	6.11	6.30	6.11	3.11	ppb
Cadmium	106-1	4.83	6.35	5.58	5.58	13.58	ppb
Cadmium	111-1	3.85	4.08	4.03	3.98	3.06	ppb
Calcium	43-1	11539.60	11848.29	11727.69	11705.19	1.33	ppb
Calcium	44-1	10991.42	11207.87	11153.20	11117.50	1.01	ppb
Carbon	12-1						cps
Carbon	12-2						cps
Chlorine	35-1						cps
Chlorine	35-2						cps
Chromium	52-2	68.80	69.21	69.18	69.06	0.33	ppb
Cobalt	59-2	88.31	88.32	88.39	88.34	0.05	ppb
Copper	63-2	2704.28	2682.59	2639.97	2675.61	1.22	ppb
Dysprosium	156-1						cps
Dysprosium	156-2						cps
Erbium	164-1						cps
Erbium	164-2						cps
Gadolinium	160-1						cps
Gadolinium	160-2						cps
Holmium	165-1				109		%
Holmium	165-2				104		%
Indium	115-1				105		%
Indium	115-2				97		%
Iron	56-2	82996.27	83289.08	82245.37	82843.57	0.65	ppb
Iron	57-2	82056.92	82131.27	81787.45	81991.88	0.22	ppb
Iron	54-2	82231.56	83158.92	82772.12	82720.86	0.56	ppb
Krypton	83-1						cps

Reviewed By:Mohan
On:12/25/2024 3:49:22 AM
Inst Id :P7

LB Number :	LB134068	Operator :	Jaswal
Lab Sample ID :	P5254-01	Instrumnet Name :	P7
Client Sample ID :	MJNKK5	Dilution Factor :	1
Date & Time Acquired :	2024-12-23 21:48:27	DataFile Name :	163SMPL.d

Parameter	Mass	ConRep1	ConRep2	ConRep3	Avg. Conc.	ConcRSD	Units
Lead	206-1	1025.27	1066.69	1060.43	1050.80	2.12	ppb
Lead	207-1	996.94	1030.33	1041.12	1022.80	2.25	ppb
Lead	208-1	1003.93	1043.42	1043.71	1030.35	2.22	ppb
Lithium	6-1				102		%
Magnesium	24-2	8625.06	8734.62	8631.75	8663.81	0.71	ppb
Manganese	55-2	629.87	640.41	634.20	634.83	0.83	ppb
Molybdenum	94-1	24.34	25.37	26.02	25.24	3.35	ppb
Molybdenum	95-1	12.58	12.69	12.89	12.72	1.25	ppb
Molybdenum	96-1	14.53	14.84	15.00	14.79	1.62	ppb
Molybdenum	97-1	12.38	12.95	13.01	12.78	2.70	ppb
Molybdenum	98-1	12.39	12.95	13.25	12.86	3.39	ppb
Neodymium	150-1						cps
Neodymium	150-2						cps
Nickel	60-2	90.23	89.82	89.86	89.97	0.25	ppb
Phosphorus	31-2	1063.96	1013.59	1076.65	1051.40	3.17	ppb
Potassium	39-2	3550.46	3516.15	3528.25	3531.62	0.49	ppb
Rhodium	103-1				100		%
Rhodium	103-2				96		%
Scandium	45-1				98		%
Scandium	45-2				90		%
Selenium	82-1	2.35	2.33	2.29	2.32	1.17	ppb
Selenium	77-2	6.18	6.02	8.65	6.95	21.27	ppb
Selenium	78-2	3.33	1.25	1.28	1.95	61.00	ppb
Silicon	28-1	2444.25	2493.88	2485.87	2474.67	1.08	ppb
Silver	107-1	6.32	6.81	6.70	6.61	3.87	ppb
Silver	109-1	6.28	6.72	6.70	6.57	3.80	ppb
Sodium	23-2	15079.40	15010.22	15257.52	15115.71	0.84	ppb
Strontium	86-1	3080.52	3211.13	3216.36	3169.34	2.43	ppb
Strontium	88-1	3209.68	3260.70	3316.42	3262.27	1.64	ppb
Sulfur	34-1	8685.52	8995.07	8821.74	8834.11	1.76	ppb
Terbium	159-1				107		%
Terbium	159-2				103		%
Thallium	203-1	0.26	0.29	0.30	0.28	6.24	ppb
Thallium	205-1	0.27	0.29	0.29	0.28	3.65	ppb
Tin	118-1	79.48	83.24	83.38	82.04	2.69	ppb
Titanium	47-1	661.00	684.05	681.21	675.42	1.86	ppb

Reviewed By:Mohan
On:12/25/2024 3:49:22 AM
Inst Id :P7

LB Number :	LB134068	Operator :	Jaswal
Lab Sample ID :	P5254-01	Instrumnet Name :	P7
Client Sample ID :	MJNKK5	Dilution Factor :	1
Date & Time Acquired :	2024-12-23 21:48:27	DataFile Name :	163SMPL.d

Parameter	Mass	ConRep1	ConRep2	ConRep3	Avg. Conc.	ConcRSD	Units
Uranium	238-1	2.95	3.06	3.01	3.00	1.84	ppb
Vanadium	51-2	53.64	53.87	53.82	53.77	0.22	ppb
Yttrium	89-1				104		%
Yttrium	89-2				97		%
Zinc	66-2	5615.41	5644.95	5643.56	5634.64	0.30	ppb
Zirconium	90-1	7.84	8.14	8.14	8.04	2.14	ppb
Zirconium	91-1	7.82	8.34	8.38	8.18	3.82	ppb

Reviewed By:Mohan
On:12/25/2024 3:49:22 AM
Inst Id :P7

LB Number :	LB134068	Operator :	Jaswal
Lab Sample ID :	P5254-02	Instrumnet Name :	P7
Client Sample ID :	MJNKK5D	Dilution Factor :	1
Date & Time Acquired :	2024-12-23 21:51:29	DataFile Name :	164SMPL.d

Parameter	Mass	ConRep1	ConRep2	ConRep3	Avg. Conc.	ConcRSD	Units
Aluminium	27-2	13825.81	13383.30	13694.47	13634.53	1.67	ppb
Antimony	121-1	148.75	151.27	152.50	150.84	1.27	ppb
Arsenic	75-2	441.86	441.92	442.36	442.05	0.06	ppb
Barium	135-1	387.48	395.29	396.94	393.24	1.28	ppb
Barium	137-1	422.32	412.15	425.52	420.00	1.66	ppb
Beryllium	9-1	0.40	0.38	0.31	0.37	12.64	ppb
Bismuth	209-1				114		%
Bismuth	209-2				108		%
Bromine	81-1						cps
Bromine	81-2						cps
Cadmium	108-1	6.15	6.55	5.79	6.16	6.18	ppb
Cadmium	106-1	5.13	4.56	4.42	4.71	8.00	ppb
Cadmium	111-1	3.82	3.88	4.02	3.90	2.68	ppb
Calcium	43-1	11391.20	11686.48	11616.37	11564.68	1.33	ppb
Calcium	44-1	10723.26	11167.44	11000.55	10963.75	2.05	ppb
Carbon	12-1						cps
Carbon	12-2						cps
Chlorine	35-1						cps
Chlorine	35-2						cps
Chromium	52-2	67.51	67.50	67.14	67.38	0.31	ppb
Cobalt	59-2	86.41	85.30	86.33	86.01	0.72	ppb
Copper	63-2	2622.09	2627.38	2629.72	2626.40	0.15	ppb
Dysprosium	156-1						cps
Dysprosium	156-2						cps
Erbium	164-1						cps
Erbium	164-2						cps
Gadolinium	160-1						cps
Gadolinium	160-2						cps
Holmium	165-1				107		%
Holmium	165-2				103		%
Indium	115-1				104		%
Indium	115-2				96		%
Iron	56-2	81252.10	80548.52	80866.62	80889.08	0.44	ppb
Iron	57-2	80784.07	79304.58	79808.80	79965.82	0.94	ppb
Iron	54-2	81729.88	80863.82	81049.85	81214.52	0.56	ppb
Krypton	83-1						cps

Reviewed By:Mohan
On:12/25/2024 3:49:22 AM
Inst Id :P7

LB Number :	LB134068	Operator :	Jaswal
Lab Sample ID :	P5254-02	Instrumnet Name :	P7
Client Sample ID :	MJNKK5D	Dilution Factor :	1
Date & Time Acquired :	2024-12-23 21:51:29	DataFile Name :	164SMPL.d

Parameter	Mass	ConRep1	ConRep2	ConRep3	Avg. Conc.	ConcRSD	Units
Lead	206-1	1034.79	1038.99	1050.51	1041.43	0.78	ppb
Lead	207-1	1003.01	1010.53	1014.03	1009.19	0.56	ppb
Lead	208-1	1011.88	1014.71	1019.99	1015.52	0.41	ppb
Lithium	6-1				102		%
Magnesium	24-2	8552.55	8401.12	8509.98	8487.89	0.92	ppb
Manganese	55-2	622.27	614.46	621.25	619.33	0.68	ppb
Molybdenum	94-1	24.33	24.77	25.13	24.74	1.63	ppb
Molybdenum	95-1	12.24	12.38	12.45	12.36	0.85	ppb
Molybdenum	96-1	14.05	14.41	14.62	14.36	1.98	ppb
Molybdenum	97-1	12.21	12.53	12.57	12.44	1.60	ppb
Molybdenum	98-1	12.47	12.49	12.68	12.55	0.96	ppb
Neodymium	150-1						cps
Neodymium	150-2						cps
Nickel	60-2	87.97	88.00	88.03	88.00	0.03	ppb
Phosphorus	31-2	1015.33	1012.04	1026.01	1017.79	0.72	ppb
Potassium	39-2	3482.85	3457.09	3460.43	3466.79	0.40	ppb
Rhodium	103-1				100		%
Rhodium	103-2				95		%
Scandium	45-1				97		%
Scandium	45-2				87		%
Selenium	82-1	2.04	2.06	2.24	2.11	5.23	ppb
Selenium	77-2	6.29	4.78	5.87	5.65	13.78	ppb
Selenium	78-2	1.00	1.77	0.45	1.07	62.10	ppb
Silicon	28-1	2383.83	2472.30	2441.83	2432.65	1.85	ppb
Silver	107-1	6.43	6.63	6.62	6.56	1.72	ppb
Silver	109-1	6.36	6.56	6.50	6.48	1.57	ppb
Sodium	23-2	14902.35	14805.94	14621.11	14776.46	0.97	ppb
Strontium	86-1	3036.30	3088.68	3128.88	3084.62	1.51	ppb
Strontium	88-1	3125.54	3166.65	3215.25	3169.15	1.42	ppb
Sulfur	34-1	8279.00	8669.29	8447.78	8465.36	2.31	ppb
Terbium	159-1				106		%
Terbium	159-2				102		%
Thallium	203-1	0.27	0.28	0.27	0.27	3.03	ppb
Thallium	205-1	0.27	0.28	0.28	0.27	2.66	ppb
Tin	118-1	79.66	81.22	81.29	80.72	1.14	ppb
Titanium	47-1	655.35	679.79	671.37	668.84	1.86	ppb

Reviewed By:Mohan
On:12/25/2024 3:49:22 AM
Inst Id :P7

LB Number :	LB134068	Operator :	Jaswal
Lab Sample ID :	P5254-02	Instrumnet Name :	P7
Client Sample ID :	MJNKK5D	Dilution Factor :	1
Date & Time Acquired :	2024-12-23 21:51:29	DataFile Name :	164SMPL.d

Parameter	Mass	ConRep1	ConRep2	ConRep3	Avg. Conc.	ConcRSD	Units
Uranium	238-1	2.95	3.09	3.02	3.02	2.30	ppb
Vanadium	51-2	53.02	52.45	52.85	52.78	0.56	ppb
Yttrium	89-1				104		%
Yttrium	89-2				95		%
Zinc	66-2	5572.81	5526.25	5567.03	5555.36	0.46	ppb
Zirconium	90-1	7.75	7.95	7.96	7.88	1.51	ppb
Zirconium	91-1	7.88	8.24	8.05	8.06	2.20	ppb

Reviewed By:Mohan
On:12/25/2024 3:49:22 AM
Inst Id :P7

LB Number :	LB134068	Operator :	Jaswal
Lab Sample ID :	P5254-01LX5	Instrumnet Name :	P7
Client Sample ID :	MJNKK5L	Dilution Factor :	5
Date & Time Acquired :	2024-12-23 21:54:31	DataFile Name :	165SMPL.d

Parameter	Mass	ConRep1	ConRep2	ConRep3	Avg. Conc.	ConcRSD	Units
Aluminium	27-2	2860.73	2828.65	2854.20	2847.86	0.60	ppb
Antimony	121-1	29.16	29.98	30.01	29.72	1.62	ppb
Arsenic	75-2	94.26	92.89	92.77	93.31	0.89	ppb
Barium	135-1	81.09	82.68	81.80	81.86	0.97	ppb
Barium	137-1	82.66	84.65	84.08	83.80	1.22	ppb
Beryllium	9-1	0.09	0.04	0.07	0.07	34.92	ppb
Bismuth	209-1				111		%
Bismuth	209-2				108		%
Bromine	81-1						cps
Bromine	81-2						cps
Cadmium	108-1	1.62	1.10	1.25	1.32	20.21	ppb
Cadmium	106-1	-0.42	-0.18	-0.34	-0.32		ppb
Cadmium	111-1	0.69	0.73	0.74	0.72	4.17	ppb
Calcium	43-1	2401.58	2424.16	2457.60	2427.78	1.16	ppb
Calcium	44-1	2316.02	2359.98	2351.63	2342.54	1.00	ppb
Carbon	12-1						cps
Carbon	12-2						cps
Chlorine	35-1						cps
Chlorine	35-2						cps
Chromium	52-2	14.35	14.16	14.47	14.32	1.09	ppb
Cobalt	59-2	18.48	18.18	18.03	18.23	1.26	ppb
Copper	63-2	571.50	560.04	555.82	562.46	1.44	ppb
Dysprosium	156-1						cps
Dysprosium	156-2						cps
Erbium	164-1						cps
Erbium	164-2						cps
Gadolinium	160-1						cps
Gadolinium	160-2						cps
Holmium	165-1				103		%
Holmium	165-2				102		%
Indium	115-1				99		%
Indium	115-2				93		%
Iron	56-2	17225.60	17001.44	17097.97	17108.34	0.66	ppb
Iron	57-2	17229.01	16807.45	17043.64	17026.70	1.24	ppb
Iron	54-2	17289.80	17106.01	17302.82	17232.88	0.64	ppb
Krypton	83-1						cps

Reviewed By:Mohan
On:12/25/2024 3:49:22 AM
Inst Id :P7

LB Number :	LB134068	Operator :	Jaswal
Lab Sample ID :	P5254-01LX5	Instrumnet Name :	P7
Client Sample ID :	MJNKK5L	Dilution Factor :	5
Date & Time Acquired :	2024-12-23 21:54:31	DataFile Name :	165SMPL.d

Parameter	Mass	ConRep1	ConRep2	ConRep3	Avg. Conc.	ConcRSD	Units
Lead	206-1	216.63	223.08	218.88	219.53	1.49	ppb
Lead	207-1	212.93	215.49	210.63	213.02	1.14	ppb
Lead	208-1	214.32	216.67	213.15	214.72	0.84	ppb
Lithium	6-1				99		%
Magnesium	24-2	1770.86	1754.03	1749.12	1758.00	0.65	ppb
Manganese	55-2	129.06	127.05	127.77	127.96	0.79	ppb
Molybdenum	94-1	5.11	5.17	5.23	5.17	1.22	ppb
Molybdenum	95-1	2.72	2.67	2.70	2.70	0.77	ppb
Molybdenum	96-1	3.08	3.07	3.09	3.08	0.35	ppb
Molybdenum	97-1	2.68	2.66	2.73	2.69	1.30	ppb
Molybdenum	98-1	2.66	2.63	2.67	2.66	0.75	ppb
Neodymium	150-1						cps
Neodymium	150-2						cps
Nickel	60-2	19.25	18.42	18.67	18.78	2.26	ppb
Phosphorus	31-2	216.72	206.96	196.76	206.81	4.83	ppb
Potassium	39-2	760.54	750.41	757.15	756.03	0.68	ppb
Rhodium	103-1				99		%
Rhodium	103-2				94		%
Scandium	45-1				94		%
Scandium	45-2				86		%
Selenium	82-1	0.28	-0.03	0.23	0.16	104.64	ppb
Selenium	77-2	1.22	0.70	0.87	0.93	28.59	ppb
Selenium	78-2	-0.54	-0.53	0.69	-0.13		ppb
Silicon	28-1	509.24	512.80	509.45	510.50	0.39	ppb
Silver	107-1	1.37	1.37	1.36	1.37	0.56	ppb
Silver	109-1	1.37	1.37	1.38	1.38	0.28	ppb
Sodium	23-2	3188.54	3144.40	3097.50	3143.48	1.45	ppb
Strontium	86-1	654.57	666.89	669.18	663.55	1.18	ppb
Strontium	88-1	656.20	666.77	662.58	661.85	0.80	ppb
Sulfur	34-1	997.55	964.67	925.20	962.47	3.76	ppb
Terbium	159-1				103		%
Terbium	159-2				100		%
Thallium	203-1	0.04	0.04	0.04	0.04	3.38	ppb
Thallium	205-1	0.04	0.04	0.05	0.05	8.82	ppb
Tin	118-1	16.52	17.06	16.86	16.81	1.61	ppb
Titanium	47-1	140.15	140.16	139.32	139.88	0.35	ppb

Reviewed By:Mohan
On:12/25/2024 3:49:22 AM
Inst Id :P7

LB Number :	LB134068	Operator :	Jaswal
Lab Sample ID :	P5254-01LX5	Instrumnet Name :	P7
Client Sample ID :	MJNKK5L	Dilution Factor :	5
Date & Time Acquired :	2024-12-23 21:54:31	DataFile Name :	165SMPL.d

Parameter	Mass	ConRep1	ConRep2	ConRep3	Avg. Conc.	ConcRSD	Units
Uranium	238-1	0.62	0.61	0.62	0.62	1.16	ppb
Vanadium	51-2	10.93	11.02	11.10	11.02	0.77	ppb
Yttrium	89-1				98		%
Yttrium	89-2				92		%
Zinc	66-2	1134.41	1118.61	1126.01	1126.34	0.70	ppb
Zirconium	90-1	1.59	1.63	1.62	1.62	1.52	ppb
Zirconium	91-1	1.62	1.66	1.66	1.65	1.19	ppb

Reviewed By:Mohan
On:12/25/2024 3:49:22 AM
Inst Id :P7

LB Number :	LB134068	Operator :	Jaswal
Lab Sample ID :	P5254-03	Instrumnet Name :	P7
Client Sample ID :	MJNKK5S	Dilution Factor :	1
Date & Time Acquired :	2024-12-23 21:57:41	DataFile Name :	166SMPL.d

Parameter	Mass	ConRep1	ConRep2	ConRep3	Avg. Conc.	ConcRSD	Units
Aluminium	27-2	14091.78	14205.81	14181.78	14159.79	0.42	ppb
Antimony	121-1	173.76	173.63	172.40	173.26	0.43	ppb
Arsenic	75-2	452.07	461.78	464.96	459.60	1.46	ppb
Barium	135-1	855.36	840.68	837.44	844.49	1.13	ppb
Barium	137-1	865.34	838.96	848.92	851.07	1.57	ppb
Beryllium	9-1	10.92	10.67	10.84	10.81	1.18	ppb
Bismuth	209-1				115		%
Bismuth	209-2				110		%
Bromine	81-1						cps
Bromine	81-2						cps
Cadmium	108-1	14.94	14.89	16.16	15.33	4.68	ppb
Cadmium	106-1	14.28	13.90	14.33	14.17	1.63	ppb
Cadmium	111-1	14.47	14.33	14.31	14.37	0.64	ppb
Calcium	43-1	11449.64	11649.13	11553.26	11550.68	0.86	ppb
Calcium	44-1	10920.00	11097.35	11186.22	11067.86	1.22	ppb
Carbon	12-1						cps
Carbon	12-2						cps
Chlorine	35-1						cps
Chlorine	35-2						cps
Chromium	52-2	113.35	110.38	109.89	111.21	1.68	ppb
Cobalt	59-2	205.15	200.03	197.81	200.99	1.87	ppb
Copper	63-2	2757.10	2697.05	2722.80	2725.65	1.11	ppb
Dysprosium	156-1						cps
Dysprosium	156-2						cps
Erbium	164-1						cps
Erbium	164-2						cps
Gadolinium	160-1						cps
Gadolinium	160-2						cps
Holmium	165-1				107		%
Holmium	165-2				104		%
Indium	115-1				104		%
Indium	115-2				96		%
Iron	56-2	83711.74	81103.10	81175.76	81996.87	1.81	ppb
Iron	57-2	82626.41	80689.63	81023.13	81446.39	1.27	ppb
Iron	54-2	83247.21	81408.70	80768.54	81808.15	1.57	ppb
Krypton	83-1						cps

Reviewed By:Mohan
On:12/25/2024 3:49:22 AM
Inst Id :P7

LB Number :	LB134068	Operator :	Jaswal
Lab Sample ID :	P5254-03	Instrumnet Name :	P7
Client Sample ID :	MJNKK5S	Dilution Factor :	1
Date & Time Acquired :	2024-12-23 21:57:41	DataFile Name :	166SMPL.d

Parameter	Mass	ConRep1	ConRep2	ConRep3	Avg. Conc.	ConcRSD	Units
Lead	206-1	1049.87	1046.51	1061.35	1052.58	0.74	ppb
Lead	207-1	1014.33	1011.03	1032.59	1019.32	1.14	ppb
Lead	208-1	1023.30	1028.65	1035.71	1029.22	0.60	ppb
Lithium	6-1				102		%
Magnesium	24-2	8660.86	8590.70	8699.83	8650.46	0.64	ppb
Manganese	55-2	747.54	726.98	723.54	732.69	1.77	ppb
Molybdenum	94-1	24.57	24.83	25.38	24.93	1.66	ppb
Molybdenum	95-1	12.46	12.68	12.66	12.60	0.95	ppb
Molybdenum	96-1	14.41	14.65	14.74	14.60	1.17	ppb
Molybdenum	97-1	12.33	12.63	12.75	12.57	1.72	ppb
Molybdenum	98-1	12.44	12.67	12.61	12.57	0.95	ppb
Neodymium	150-1						cps
Neodymium	150-2						cps
Nickel	60-2	199.58	195.73	197.94	197.75	0.98	ppb
Phosphorus	31-2	1046.09	1046.36	1054.76	1049.07	0.47	ppb
Potassium	39-2	3500.41	3491.52	3541.97	3511.30	0.77	ppb
Rhodium	103-1				99		%
Rhodium	103-2				95		%
Scandium	45-1				96		%
Scandium	45-2				87		%
Selenium	82-1	22.72	23.44	22.69	22.95	1.85	ppb
Selenium	77-2	31.10	28.83	26.89	28.94	7.28	ppb
Selenium	78-2	23.12	25.02	24.70	24.28	4.20	ppb
Silicon	28-1	2425.98	2439.73	2454.60	2440.10	0.59	ppb
Silver	107-1	17.27	17.15	16.92	17.11	1.06	ppb
Silver	109-1	16.89	16.83	16.90	16.88	0.22	ppb
Sodium	23-2	14930.85	15030.84	15129.04	15030.24	0.66	ppb
Strontium	86-1	3090.04	3161.04	3120.40	3123.83	1.14	ppb
Strontium	88-1	3206.76	3243.52	3275.51	3241.93	1.06	ppb
Sulfur	34-1	8273.60	8306.51	8288.27	8289.46	0.20	ppb
Terbium	159-1				106		%
Terbium	159-2				103		%
Thallium	203-1	9.30	9.32	9.44	9.35	0.82	ppb
Thallium	205-1	9.37	9.38	9.54	9.43	1.00	ppb
Tin	118-1	81.21	81.09	80.95	81.09	0.16	ppb
Titanium	47-1	668.69	671.20	673.69	671.19	0.37	ppb

Reviewed By:Mohan
On:12/25/2024 3:49:22 AM
Inst Id :P7

LB Number :	LB134068	Operator :	Jaswal
Lab Sample ID :	P5254-03	Instrumnet Name :	P7
Client Sample ID :	MJNKK5S	Dilution Factor :	1
Date & Time Acquired :	2024-12-23 21:57:41	DataFile Name :	166SMPL.d

Parameter	Mass	ConRep1	ConRep2	ConRep3	Avg. Conc.	ConcRSD	Units
Uranium	238-1	3.00	3.01	3.04	3.02	0.66	ppb
Vanadium	51-2	160.35	156.87	157.71	158.31	1.15	ppb
Yttrium	89-1				103		%
Yttrium	89-2				95		%
Zinc	66-2	5812.70	5756.96	5791.95	5787.20	0.49	ppb
Zirconium	90-1	7.77	7.93	7.93	7.88	1.18	ppb
Zirconium	91-1	8.26	8.09	8.30	8.22	1.36	ppb

Reviewed By:Mohan
On:12/25/2024 3:49:22 AM
Inst Id :P7

LB Number :	LB134068	Operator :	Jaswal
Lab Sample ID :	P5254-04	Instrumnet Name :	P7
Client Sample ID :	MJNKL7	Dilution Factor :	1
Date & Time Acquired :	2024-12-23 22:00:39	DataFile Name :	167SMPL.d

Parameter	Mass	ConRep1	ConRep2	ConRep3	Avg. Conc.	ConcRSD	Units
Aluminium	27-2	9911.26	9748.65	9865.10	9841.67	0.85	ppb
Antimony	121-1	30.31	30.43	30.28	30.34	0.27	ppb
Arsenic	75-2	134.45	137.08	136.03	135.85	0.98	ppb
Barium	135-1	64.28	64.63	64.69	64.54	0.34	ppb
Barium	137-1	65.49	66.14	65.53	65.72	0.56	ppb
Beryllium	9-1	0.27	0.29	0.29	0.28	3.95	ppb
Bismuth	209-1				115		%
Bismuth	209-2				108		%
Bromine	81-1						cps
Bromine	81-2						cps
Cadmium	108-1	1.14	1.36	1.20	1.23	9.43	ppb
Cadmium	106-1	0.02	-0.12	-0.40	-0.17		ppb
Cadmium	111-1	0.92	0.87	0.84	0.88	5.05	ppb
Calcium	43-1	54300.10	55330.44	55494.71	55041.75	1.18	ppb
Calcium	44-1	54999.62	55028.22	55049.55	55025.80	0.05	ppb
Carbon	12-1						cps
Carbon	12-2						cps
Chlorine	35-1						cps
Chlorine	35-2						cps
Chromium	52-2	31.66	31.64	31.71	31.67	0.12	ppb
Cobalt	59-2	17.19	17.47	17.62	17.43	1.26	ppb
Copper	63-2	1203.88	1195.05	1186.40	1195.11	0.73	ppb
Dysprosium	156-1						cps
Dysprosium	156-2						cps
Erbium	164-1						cps
Erbium	164-2						cps
Gadolinium	160-1						cps
Gadolinium	160-2						cps
Holmium	165-1				108		%
Holmium	165-2				102		%
Indium	115-1				99		%
Indium	115-2				90		%
Iron	56-2	26328.24	26359.46	26161.51	26283.07	0.40	ppb
Iron	57-2	26343.80	26269.86	26225.96	26279.87	0.23	ppb
Iron	54-2	26260.96	26792.50	26298.96	26450.81	1.12	ppb
Krypton	83-1						cps

Reviewed By:Mohan
On:12/25/2024 3:49:22 AM
Inst Id :P7

LB Number :	LB134068	Operator :	Jaswal
Lab Sample ID :	P5254-04	Instrumnet Name :	P7
Client Sample ID :	MJNKL7	Dilution Factor :	1
Date & Time Acquired :	2024-12-23 22:00:39	DataFile Name :	167SMPL.d

Parameter	Mass	ConRep1	ConRep2	ConRep3	Avg. Conc.	ConcRSD	Units
Lead	206-1	248.56	245.24	250.06	247.95	1.00	ppb
Lead	207-1	243.97	242.93	243.04	243.31	0.23	ppb
Lead	208-1	244.94	243.24	245.66	244.61	0.51	ppb
Lithium	6-1				102		%
Magnesium	24-2	6015.15	6007.75	5977.90	6000.27	0.33	ppb
Manganese	55-2	171.82	173.86	171.73	172.47	0.70	ppb
Molybdenum	94-1	8.81	8.68	8.71	8.73	0.78	ppb
Molybdenum	95-1	6.24	6.28	6.33	6.28	0.69	ppb
Molybdenum	96-1	6.84	6.92	6.88	6.88	0.57	ppb
Molybdenum	97-1	6.30	6.41	6.49	6.40	1.45	ppb
Molybdenum	98-1	6.45	6.44	6.51	6.47	0.57	ppb
Neodymium	150-1						cps
Neodymium	150-2						cps
Nickel	60-2	25.41	25.28	25.49	25.39	0.41	ppb
Phosphorus	31-2	758.19	768.34	731.14	752.56	2.56	ppb
Potassium	39-2	2149.20	2152.54	2138.08	2146.61	0.35	ppb
Rhodium	103-1				97		%
Rhodium	103-2				91		%
Scandium	45-1				92		%
Scandium	45-2				82		%
Selenium	82-1	1.39	0.89	0.97	1.08	24.78	ppb
Selenium	77-2	4.19	3.74	5.10	4.34	15.98	ppb
Selenium	78-2	-0.21	0.10	-0.57	-0.22		ppb
Silicon	28-1	1526.36	1513.73	1597.09	1545.72	2.91	ppb
Silver	107-1	3.29	3.27	3.24	3.27	0.73	ppb
Silver	109-1	3.31	3.24	3.18	3.24	1.98	ppb
Sodium	23-2	14615.33	14782.54	14514.46	14637.44	0.93	ppb
Strontium	86-1	10426.56	10500.93	10678.48	10535.32	1.23	ppb
Strontium	88-1	10390.78	10488.31	10464.44	10447.84	0.49	ppb
Sulfur	34-1	6393.63	6399.11	6553.63	6448.79	1.41	ppb
Terbium	159-1				105		%
Terbium	159-2				99		%
Thallium	203-1	0.24	0.22	0.22	0.23	4.67	ppb
Thallium	205-1	0.22	0.23	0.23	0.23	1.67	ppb
Tin	118-1	24.38	24.48	24.32	24.39	0.33	ppb
Titanium	47-1	403.84	399.39	400.65	401.29	0.57	ppb

Reviewed By:Mohan
On:12/25/2024 3:49:22 AM
Inst Id :P7

LB Number :	LB134068	Operator :	Jaswal
Lab Sample ID :	P5254-04	Instrumnet Name :	P7
Client Sample ID :	MJNKL7	Dilution Factor :	1
Date & Time Acquired :	2024-12-23 22:00:39	DataFile Name :	167SMPL.d

Parameter	Mass	ConRep1	ConRep2	ConRep3	Avg. Conc.	ConcRSD	Units
Uranium	238-1	2.61	2.56	2.61	2.59	1.05	ppb
Vanadium	51-2	41.69	42.36	42.08	42.05	0.80	ppb
Yttrium	89-1				100		%
Yttrium	89-2				90		%
Zinc	66-2	610.96	617.77	612.73	613.82	0.58	ppb
Zirconium	90-1	1.93	1.91	1.88	1.91	1.20	ppb
Zirconium	91-1	1.93	2.03	2.04	2.00	2.88	ppb

Reviewed By:Mohan
On:12/25/2024 3:49:22 AM
Inst Id :P7

LB Number :	LB134068	Operator :	Jaswal
Lab Sample ID :	P5254-05	Instrumnet Name :	P7
Client Sample ID :	MJNKP2	Dilution Factor :	1
Date & Time Acquired :	2024-12-23 22:03:46	DataFile Name :	168SMPL.d

Parameter	Mass	ConRep1	ConRep2	ConRep3	Avg. Conc.	ConcRSD	Units
Aluminium	27-2	9702.83	9775.84	9844.92	9774.53	0.73	ppb
Antimony	121-1	28.69	29.04	29.51	29.08	1.42	ppb
Arsenic	75-2	200.76	199.94	199.48	200.06	0.32	ppb
Barium	135-1	59.85	59.98	60.75	60.20	0.81	ppb
Barium	137-1	60.38	61.22	61.79	61.13	1.16	ppb
Beryllium	9-1	0.25	0.24	0.24	0.25	1.26	ppb
Bismuth	209-1				115		%
Bismuth	209-2				110		%
Bromine	81-1						cps
Bromine	81-2						cps
Cadmium	108-1	2.93	2.68	2.98	2.86	5.68	ppb
Cadmium	106-1	0.28	0.63	1.12	0.68	62.28	ppb
Cadmium	111-1	1.88	2.03	1.99	1.97	4.00	ppb
Calcium	43-1	4977.23	4990.14	4959.78	4975.72	0.31	ppb
Calcium	44-1	4747.96	4746.10	4759.47	4751.18	0.15	ppb
Carbon	12-1						cps
Carbon	12-2						cps
Chlorine	35-1						cps
Chlorine	35-2						cps
Chromium	52-2	42.03	42.01	42.03	42.02	0.03	ppb
Cobalt	59-2	18.42	18.61	18.56	18.53	0.54	ppb
Copper	63-2	1592.12	1616.64	1606.57	1605.11	0.77	ppb
Dysprosium	156-1						cps
Dysprosium	156-2						cps
Erbium	164-1						cps
Erbium	164-2						cps
Gadolinium	160-1						cps
Gadolinium	160-2						cps
Holmium	165-1				108		%
Holmium	165-2				104		%
Indium	115-1				101		%
Indium	115-2				95		%
Iron	56-2	25948.31	26198.35	26280.24	26142.30	0.66	ppb
Iron	57-2	25983.41	25976.12	26219.11	26059.55	0.53	ppb
Iron	54-2	26189.65	26096.19	26725.18	26337.01	1.29	ppb
Krypton	83-1						cps

Reviewed By:Mohan
On:12/25/2024 3:49:22 AM
Inst Id :P7

LB Number :	LB134068	Operator :	Jaswal
Lab Sample ID :	P5254-05	Instrumnet Name :	P7
Client Sample ID :	MJNKP2	Dilution Factor :	1
Date & Time Acquired :	2024-12-23 22:03:46	DataFile Name :	168SMPL.d

Parameter	Mass	ConRep1	ConRep2	ConRep3	Avg. Conc.	ConcRSD	Units
Lead	206-1	313.11	313.47	316.54	314.38	0.60	ppb
Lead	207-1	305.03	305.63	311.15	307.27	1.10	ppb
Lead	208-1	304.26	307.01	311.92	307.73	1.26	ppb
Lithium	6-1				103		%
Magnesium	24-2	6035.06	6078.85	6077.61	6063.84	0.41	ppb
Manganese	55-2	145.82	146.50	146.71	146.35	0.32	ppb
Molybdenum	94-1	8.27	8.52	8.44	8.41	1.53	ppb
Molybdenum	95-1	6.31	6.41	6.52	6.42	1.62	ppb
Molybdenum	96-1	6.91	6.89	6.93	6.91	0.26	ppb
Molybdenum	97-1	6.35	6.37	6.50	6.41	1.24	ppb
Molybdenum	98-1	6.40	6.50	6.50	6.47	0.89	ppb
Neodymium	150-1						cps
Neodymium	150-2						cps
Nickel	60-2	23.04	23.16	22.57	22.92	1.35	ppb
Phosphorus	31-2	665.75	645.61	673.70	661.69	2.19	ppb
Potassium	39-2	2333.73	2302.98	2334.79	2323.83	0.78	ppb
Rhodium	103-1				100		%
Rhodium	103-2				97		%
Scandium	45-1				95		%
Scandium	45-2				87		%
Selenium	82-1	1.13	0.63	0.55	0.77	41.00	ppb
Selenium	77-2	4.35	4.67	5.13	4.72	8.25	ppb
Selenium	78-2	0.93	0.34	-0.07	0.40	126.56	ppb
Silicon	28-1	1674.96	1613.22	1622.03	1636.74	2.04	ppb
Silver	107-1	5.87	5.99	6.09	5.98	1.86	ppb
Silver	109-1	5.90	5.84	5.98	5.91	1.13	ppb
Sodium	23-2	18497.76	18829.53	18776.73	18701.34	0.95	ppb
Strontium	86-1	1390.93	1395.79	1414.16	1400.29	0.87	ppb
Strontium	88-1	1430.05	1436.25	1471.06	1445.79	1.53	ppb
Sulfur	34-1	8819.74	8822.22	8747.56	8796.51	0.48	ppb
Terbium	159-1				107		%
Terbium	159-2				102		%
Thallium	203-1	0.19	0.20	0.19	0.19	3.25	ppb
Thallium	205-1	0.19	0.19	0.19	0.19	2.00	ppb
Tin	118-1	29.67	30.02	30.42	30.04	1.26	ppb
Titanium	47-1	335.94	342.61	339.40	339.32	0.98	ppb

Reviewed By:Mohan
On:12/25/2024 3:49:22 AM
Inst Id :P7

LB Number :	LB134068	Operator :	Jaswal
Lab Sample ID :	P5254-05	Instrumnet Name :	P7
Client Sample ID :	MJNKP2	Dilution Factor :	1
Date & Time Acquired :	2024-12-23 22:03:46	DataFile Name :	168SMPL.d

Parameter	Mass	ConRep1	ConRep2	ConRep3	Avg. Conc.	ConcRSD	Units
Uranium	238-1	1.30	1.32	1.36	1.33	1.95	ppb
Vanadium	51-2	37.51	37.62	37.48	37.54	0.21	ppb
Yttrium	89-1				102		%
Yttrium	89-2				95		%
Zinc	66-2	2007.63	2002.52	2040.51	2016.88	1.02	ppb
Zirconium	90-1	1.69	1.72	1.72	1.71	1.06	ppb
Zirconium	91-1	1.75	1.82	1.77	1.78	2.00	ppb

Reviewed By:Mohan
On:12/25/2024 3:49:22 AM
Inst Id :P7

LB Number :	LB134068	Operator :	Jaswal
Lab Sample ID :	P5254-06	Instrumnet Name :	P7
Client Sample ID :	MJNKP3	Dilution Factor :	1
Date & Time Acquired :	2024-12-23 22:06:49	DataFile Name :	169SMPL.d

Parameter	Mass	ConRep1	ConRep2	ConRep3	Avg. Conc.	ConcRSD	Units
Aluminium	27-2	9657.01	9551.81	9389.53	9532.78	1.41	ppb
Antimony	121-1	83.52	86.91	86.92	85.78	2.29	ppb
Arsenic	75-2	364.55	362.29	359.66	362.17	0.67	ppb
Barium	135-1	79.38	83.33	82.32	81.68	2.51	ppb
Barium	137-1	81.43	84.78	83.66	83.29	2.05	ppb
Beryllium	9-1	0.23	0.25	0.28	0.26	8.69	ppb
Bismuth	209-1				118		%
Bismuth	209-2				111		%
Bromine	81-1						cps
Bromine	81-2						cps
Cadmium	108-1	2.09	2.20	2.01	2.10	4.46	ppb
Cadmium	106-1	0.85	0.10	0.16	0.37	111.61	ppb
Cadmium	111-1	1.55	1.59	1.53	1.56	1.95	ppb
Calcium	43-1	4788.56	4929.03	5004.29	4907.29	2.23	ppb
Calcium	44-1	4574.62	4724.28	4737.03	4678.65	1.93	ppb
Carbon	12-1						cps
Carbon	12-2						cps
Chlorine	35-1						cps
Chlorine	35-2						cps
Chromium	52-2	34.38	33.99	33.56	33.98	1.20	ppb
Cobalt	59-2	23.91	23.65	23.60	23.72	0.71	ppb
Copper	63-2	2399.13	2385.37	2354.24	2379.58	0.97	ppb
Dysprosium	156-1						cps
Dysprosium	156-2						cps
Erbium	164-1						cps
Erbium	164-2						cps
Gadolinium	160-1						cps
Gadolinium	160-2						cps
Holmium	165-1				108		%
Holmium	165-2				104		%
Indium	115-1				103		%
Indium	115-2				95		%
Iron	56-2	31884.97	31293.43	31414.56	31530.98	0.99	ppb
Iron	57-2	31773.06	30813.97	31382.99	31323.34	1.54	ppb
Iron	54-2	31866.92	31571.03	30968.85	31468.93	1.45	ppb
Krypton	83-1						cps

Reviewed By:Mohan
On:12/25/2024 3:49:22 AM
Inst Id :P7

LB Number :	LB134068	Operator :	Jaswal
Lab Sample ID :	P5254-06	Instrumnet Name :	P7
Client Sample ID :	MJNKP3	Dilution Factor :	1
Date & Time Acquired :	2024-12-23 22:06:49	DataFile Name :	169SMPL.d

Parameter	Mass	ConRep1	ConRep2	ConRep3	Avg. Conc.	ConcRSD	Units
Lead	206-1	504.95	512.24	525.17	514.12	1.99	ppb
Lead	207-1	497.12	510.34	509.35	505.60	1.46	ppb
Lead	208-1	496.04	506.50	511.91	504.82	1.60	ppb
Lithium	6-1				103		%
Magnesium	24-2	6051.89	6014.58	5971.12	6012.53	0.67	ppb
Manganese	55-2	175.81	175.29	172.43	174.51	1.04	ppb
Molybdenum	94-1	11.44	11.49	11.91	11.62	2.23	ppb
Molybdenum	95-1	8.96	9.15	9.17	9.09	1.29	ppb
Molybdenum	96-1	9.54	9.78	9.85	9.72	1.64	ppb
Molybdenum	97-1	9.01	9.31	9.30	9.21	1.88	ppb
Molybdenum	98-1	9.08	9.31	9.40	9.26	1.78	ppb
Neodymium	150-1						cps
Neodymium	150-2						cps
Nickel	60-2	27.88	27.98	27.40	27.75	1.11	ppb
Phosphorus	31-2	616.74	623.16	611.95	617.29	0.91	ppb
Potassium	39-2	2287.65	2257.68	2227.86	2257.73	1.32	ppb
Rhodium	103-1				101		%
Rhodium	103-2				96		%
Scandium	45-1				97		%
Scandium	45-2				87		%
Selenium	82-1	1.76	1.99	1.59	1.78	11.31	ppb
Selenium	77-2	4.83	4.15	5.64	4.87	15.25	ppb
Selenium	78-2	1.81	2.19	0.10	1.36	81.56	ppb
Silicon	28-1	1460.57	1502.10	1519.58	1494.09	2.03	ppb
Silver	107-1	6.62	6.88	6.76	6.75	1.89	ppb
Silver	109-1	6.61	6.86	6.67	6.71	1.91	ppb
Sodium	23-2	16475.68	16459.67	16180.52	16371.96	1.01	ppb
Strontium	86-1	1334.00	1384.56	1388.31	1368.96	2.22	ppb
Strontium	88-1	1398.75	1435.67	1428.49	1420.97	1.38	ppb
Sulfur	34-1	10126.71	10363.01	10570.38	10353.37	2.14	ppb
Terbium	159-1				108		%
Terbium	159-2				103		%
Thallium	203-1	0.28	0.29	0.28	0.29	1.26	ppb
Thallium	205-1	0.28	0.29	0.30	0.29	3.37	ppb
Tin	118-1	51.19	52.45	52.04	51.89	1.25	ppb
Titanium	47-1	373.69	385.61	389.64	382.98	2.17	ppb

Reviewed By:Mohan
On:12/25/2024 3:49:22 AM
Inst Id :P7

LB Number :	LB134068	Operator :	Jaswal
Lab Sample ID :	P5254-06	Instrumnet Name :	P7
Client Sample ID :	MJNKP3	Dilution Factor :	1
Date & Time Acquired :	2024-12-23 22:06:49	DataFile Name :	169SMPL.d

Parameter	Mass	ConRep1	ConRep2	ConRep3	Avg. Conc.	ConcRSD	Units
Uranium	238-1	1.15	1.19	1.21	1.18	2.44	ppb
Vanadium	51-2	38.81	38.86	38.40	38.69	0.66	ppb
Yttrium	89-1				104		%
Yttrium	89-2				95		%
Zinc	66-2	1048.95	1040.43	1030.24	1039.87	0.90	ppb
Zirconium	90-1	2.19	2.26	2.24	2.23	1.49	ppb
Zirconium	91-1	2.30	2.31	2.37	2.33	1.46	ppb

Reviewed By:Mohan
On:12/25/2024 3:49:22 AM
Inst Id :P7

LB Number :	LB134068	Operator :	Jaswal
Lab Sample ID :	P5254-07	Instrumnet Name :	P7
Client Sample ID :	MJNKP4	Dilution Factor :	1
Date & Time Acquired :	2024-12-23 22:09:55	DataFile Name :	170SMPL.d

Parameter	Mass	ConRep1	ConRep2	ConRep3	Avg. Conc.	ConcRSD	Units
Aluminium	27-2	9751.96	9808.64	9740.65	9767.08	0.37	ppb
Antimony	121-1	89.88	89.12	90.36	89.79	0.70	ppb
Arsenic	75-2	329.17	338.04	331.68	332.96	1.37	ppb
Barium	135-1	78.47	78.40	78.65	78.51	0.17	ppb
Barium	137-1	80.16	79.53	80.86	80.18	0.83	ppb
Beryllium	9-1	0.26	0.20	0.24	0.23	12.10	ppb
Bismuth	209-1				117		%
Bismuth	209-2				110		%
Bromine	81-1						cps
Bromine	81-2						cps
Cadmium	108-1	1.70	1.62	1.72	1.68	3.10	ppb
Cadmium	106-1	0.57	-0.31	0.34	0.20	230.87	ppb
Cadmium	111-1	1.27	1.24	1.18	1.23	3.66	ppb
Calcium	43-1	5096.82	5117.00	5079.76	5097.86	0.37	ppb
Calcium	44-1	4869.40	4846.09	4874.05	4863.18	0.31	ppb
Carbon	12-1						cps
Carbon	12-2						cps
Chlorine	35-1						cps
Chlorine	35-2						cps
Chromium	52-2	30.62	30.92	30.35	30.63	0.92	ppb
Cobalt	59-2	24.00	24.12	23.86	24.00	0.54	ppb
Copper	63-2	1988.28	1967.31	1980.67	1978.75	0.54	ppb
Dysprosium	156-1						cps
Dysprosium	156-2						cps
Erbium	164-1						cps
Erbium	164-2						cps
Gadolinium	160-1						cps
Gadolinium	160-2						cps
Holmium	165-1				108		%
Holmium	165-2				104		%
Indium	115-1				103		%
Indium	115-2				95		%
Iron	56-2	31506.37	32117.67	31679.52	31767.85	0.99	ppb
Iron	57-2	31837.83	31961.26	31637.74	31812.28	0.51	ppb
Iron	54-2	31816.57	32046.64	31885.80	31916.34	0.37	ppb
Krypton	83-1						cps

Reviewed By:Mohan
On:12/25/2024 3:49:22 AM
Inst Id :P7

LB Number :	LB134068	Operator :	Jaswal
Lab Sample ID :	P5254-07	Instrumnet Name :	P7
Client Sample ID :	MJNKP4	Dilution Factor :	1
Date & Time Acquired :	2024-12-23 22:09:55	DataFile Name :	170SMPL.d

Parameter	Mass	ConRep1	ConRep2	ConRep3	Avg. Conc.	ConcRSD	Units
Lead	206-1	525.14	522.70	546.25	531.37	2.44	ppb
Lead	207-1	513.70	515.72	527.52	518.98	1.44	ppb
Lead	208-1	514.91	514.91	529.88	519.90	1.66	ppb
Lithium	6-1				102		%
Magnesium	24-2	6053.63	6045.61	5985.04	6028.09	0.62	ppb
Manganese	55-2	250.95	252.69	250.71	251.45	0.43	ppb
Molybdenum	94-1	7.84	7.92	7.79	7.85	0.85	ppb
Molybdenum	95-1	4.53	4.49	4.56	4.53	0.80	ppb
Molybdenum	96-1	5.19	4.99	5.15	5.11	2.10	ppb
Molybdenum	97-1	4.48	4.63	4.55	4.55	1.71	ppb
Molybdenum	98-1	4.53	4.51	4.54	4.53	0.30	ppb
Neodymium	150-1						cps
Neodymium	150-2						cps
Nickel	60-2	26.61	26.81	26.73	26.72	0.38	ppb
Phosphorus	31-2	526.21	536.03	516.52	526.26	1.85	ppb
Potassium	39-2	2377.01	2336.90	2342.55	2352.15	0.92	ppb
Rhodium	103-1				99		%
Rhodium	103-2				95		%
Scandium	45-1				96		%
Scandium	45-2				86		%
Selenium	82-1	2.15	2.21	1.90	2.09	7.84	ppb
Selenium	77-2	3.82	3.96	4.20	4.00	4.81	ppb
Selenium	78-2	1.08	1.38	2.25	1.57	38.85	ppb
Silicon	28-1	1490.11	1491.44	1496.97	1492.84	0.24	ppb
Silver	107-1	5.32	5.28	5.22	5.27	0.97	ppb
Silver	109-1	5.17	5.15	5.18	5.17	0.37	ppb
Sodium	23-2	18295.30	18281.77	18264.00	18280.36	0.09	ppb
Strontium	86-1	1464.38	1443.46	1458.61	1455.48	0.74	ppb
Strontium	88-1	1541.06	1512.94	1500.11	1518.04	1.38	ppb
Sulfur	34-1	18062.12	18068.24	18320.73	18150.36	0.81	ppb
Terbium	159-1				107		%
Terbium	159-2				102		%
Thallium	203-1	0.21	0.23	0.24	0.23	7.21	ppb
Thallium	205-1	0.23	0.22	0.23	0.23	1.70	ppb
Tin	118-1	44.22	43.78	43.96	43.99	0.51	ppb
Titanium	47-1	407.04	409.30	414.74	410.36	0.97	ppb

Reviewed By:Mohan
On:12/25/2024 3:49:22 AM
Inst Id :P7

LB Number :	LB134068	Operator :	Jaswal
Lab Sample ID :	P5254-07	Instrumnet Name :	P7
Client Sample ID :	MJNKP4	Dilution Factor :	1
Date & Time Acquired :	2024-12-23 22:09:55	DataFile Name :	170SMPL.d

Parameter	Mass	ConRep1	ConRep2	ConRep3	Avg. Conc.	ConcRSD	Units
Uranium	238-1	0.96	0.96	1.00	0.97	2.44	ppb
Vanadium	51-2	42.30	42.75	42.29	42.45	0.62	ppb
Yttrium	89-1				103		%
Yttrium	89-2				94		%
Zinc	66-2	878.69	879.41	872.64	876.91	0.42	ppb
Zirconium	90-1	2.24	2.22	2.25	2.24	0.78	ppb
Zirconium	91-1	2.34	2.32	2.29	2.32	1.06	ppb

Reviewed By:Mohan
On:12/25/2024 3:49:22 AM
Inst Id :P7

LB Number :	LB134068	Operator :	Jaswal
Lab Sample ID :	P5254-08	Instrumnet Name :	P7
Client Sample ID :	MJNKP5	Dilution Factor :	1
Date & Time Acquired :	2024-12-23 22:12:59	DataFile Name :	171SMPL.d

Parameter	Mass	ConRep1	ConRep2	ConRep3	Avg. Conc.	ConcRSD	Units
Aluminium	27-2	10757.33	10798.99	10757.67	10771.33	0.22	ppb
Antimony	121-1	41.77	43.10	42.00	42.29	1.68	ppb
Arsenic	75-2	284.52	278.92	278.34	280.59	1.22	ppb
Barium	135-1	148.07	152.90	147.18	149.38	2.06	ppb
Barium	137-1	150.91	155.45	152.25	152.87	1.53	ppb
Beryllium	9-1	0.30	0.25	0.28	0.27	7.95	ppb
Bismuth	209-1				115		%
Bismuth	209-2				111		%
Bromine	81-1						cps
Bromine	81-2						cps
Cadmium	108-1	2.78	2.53	2.49	2.60	6.04	ppb
Cadmium	106-1	1.41	0.64	0.72	0.92	46.17	ppb
Cadmium	111-1	2.08	2.09	2.02	2.06	1.72	ppb
Calcium	43-1	13113.62	13643.38	13493.22	13416.74	2.04	ppb
Calcium	44-1	12696.14	12984.05	12977.10	12885.76	1.27	ppb
Carbon	12-1						cps
Carbon	12-2						cps
Chlorine	35-1						cps
Chlorine	35-2						cps
Chromium	52-2	28.80	28.93	28.69	28.81	0.41	ppb
Cobalt	59-2	24.08	24.58	24.47	24.38	1.07	ppb
Copper	63-2	2414.21	2390.73	2393.20	2399.38	0.54	ppb
Dysprosium	156-1						cps
Dysprosium	156-2						cps
Erbium	164-1						cps
Erbium	164-2						cps
Gadolinium	160-1						cps
Gadolinium	160-2						cps
Holmium	165-1				107		%
Holmium	165-2				104		%
Indium	115-1				100		%
Indium	115-2				93		%
Iron	56-2	35397.46	35804.32	35308.91	35503.57	0.74	ppb
Iron	57-2	34870.46	35498.91	35369.99	35246.45	0.94	ppb
Iron	54-2	35515.00	35993.67	35554.35	35687.67	0.74	ppb
Krypton	83-1						cps

Reviewed By:Mohan
On:12/25/2024 3:49:22 AM
Inst Id :P7

LB Number :	LB134068	Operator :	Jaswal
Lab Sample ID :	P5254-08	Instrumnet Name :	P7
Client Sample ID :	MJNKP5	Dilution Factor :	1
Date & Time Acquired :	2024-12-23 22:12:59	DataFile Name :	171SMPL.d

Parameter	Mass	ConRep1	ConRep2	ConRep3	Avg. Conc.	ConcRSD	Units
Lead	206-1	778.91	769.71	794.79	781.14	1.62	ppb
Lead	207-1	758.54	753.93	774.20	762.22	1.39	ppb
Lead	208-1	760.69	760.01	775.22	765.31	1.12	ppb
Lithium	6-1				101		%
Magnesium	24-2	6132.79	6038.81	6157.45	6109.68	1.02	ppb
Manganese	55-2	319.38	320.40	317.67	319.15	0.43	ppb
Molybdenum	94-1	10.05	10.20	10.10	10.12	0.76	ppb
Molybdenum	95-1	5.21	5.33	5.29	5.28	1.13	ppb
Molybdenum	96-1	6.07	6.12	6.08	6.09	0.42	ppb
Molybdenum	97-1	5.35	5.30	5.21	5.29	1.37	ppb
Molybdenum	98-1	5.30	5.40	5.32	5.34	1.00	ppb
Neodymium	150-1						cps
Neodymium	150-2						cps
Nickel	60-2	34.06	34.02	34.10	34.06	0.13	ppb
Phosphorus	31-2	606.08	579.77	577.46	587.77	2.70	ppb
Potassium	39-2	2481.04	2478.90	2481.59	2480.51	0.06	ppb
Rhodium	103-1				98		%
Rhodium	103-2				95		%
Scandium	45-1				94		%
Scandium	45-2				86		%
Selenium	82-1	1.71	2.20	2.08	2.00	12.95	ppb
Selenium	77-2	5.65	4.26	5.23	5.05	14.20	ppb
Selenium	78-2	-0.49	1.91	0.95	0.79	152.56	ppb
Silicon	28-1	1633.38	1641.93	1615.13	1630.15	0.84	ppb
Silver	107-1	5.94	6.14	5.97	6.02	1.81	ppb
Silver	109-1	5.88	6.14	5.87	5.96	2.51	ppb
Sodium	23-2	16467.82	16539.28	16395.61	16467.57	0.44	ppb
Strontium	86-1	3297.41	3381.71	3323.60	3334.24	1.29	ppb
Strontium	88-1	3422.05	3452.39	3453.82	3442.75	0.52	ppb
Sulfur	34-1	19497.75	20181.09	20357.65	20012.17	2.27	ppb
Terbium	159-1				106		%
Terbium	159-2				101		%
Thallium	203-1	0.19	0.18	0.19	0.19	1.52	ppb
Thallium	205-1	0.19	0.18	0.18	0.18	1.14	ppb
Tin	118-1	46.10	47.87	47.14	47.04	1.89	ppb
Titanium	47-1	471.97	486.19	485.24	481.13	1.65	ppb

1520

Reviewed By:Mohan
On:12/25/2024 3:49:22 AM
Inst Id :P7

LB Number :	LB134068	Operator :	Jaswal
Lab Sample ID :	P5254-08	Instrumnet Name :	P7
Client Sample ID :	MJNKP5	Dilution Factor :	1
Date & Time Acquired :	2024-12-23 22:12:59	DataFile Name :	171SMPL.d

Parameter	Mass	ConRep1	ConRep2	ConRep3	Avg. Conc.	ConcRSD	Units
Uranium	238-1	1.33	1.34	1.37	1.35	1.43	ppb
Vanadium	51-2	49.96	50.22	49.79	49.99	0.44	ppb
Yttrium	89-1				102		%
Yttrium	89-2				93		%
Zinc	66-2	1464.92	1457.61	1469.22	1463.92	0.40	ppb
Zirconium	90-1	3.03	3.13	3.05	3.07	1.70	ppb
Zirconium	91-1	3.18	3.21	3.19	3.19	0.59	ppb

Reviewed By:Mohan
On:12/25/2024 3:49:22 AM
Inst Id :P7

LB Number :	LB134068	Operator :	Jaswal
Lab Sample ID :	P5254-09	Instrumnet Name :	P7
Client Sample ID :	MJNKX2	Dilution Factor :	1
Date & Time Acquired :	2024-12-23 22:16:05	DataFile Name :	172SMPL.d

Parameter	Mass	ConRep1	ConRep2	ConRep3	Avg. Conc.	ConcRSD	Units
Aluminium	27-2	8241.14	8402.23	8295.42	8312.93	0.99	ppb
Antimony	121-1	22.96	24.01	23.96	23.64	2.51	ppb
Arsenic	75-2	94.67	93.56	94.70	94.31	0.69	ppb
Barium	135-1	59.48	62.37	62.74	61.53	2.90	ppb
Barium	137-1	60.79	63.74	64.30	62.94	2.99	ppb
Beryllium	9-1	0.22	0.22	0.18	0.21	12.12	ppb
Bismuth	209-1				115		%
Bismuth	209-2				108		%
Bromine	81-1						cps
Bromine	81-2						cps
Cadmium	108-1	1.23	1.17	1.31	1.24	5.59	ppb
Cadmium	106-1	-0.56	-0.23	-0.13	-0.31		ppb
Cadmium	111-1	0.61	0.67	0.67	0.65	5.13	ppb
Calcium	43-1	65966.22	69893.63	70550.26	68803.37	3.60	ppb
Calcium	44-1	65919.11	68824.65	68857.93	67867.23	2.49	ppb
Carbon	12-1						cps
Carbon	12-2						cps
Chlorine	35-1						cps
Chlorine	35-2						cps
Chromium	52-2	44.52	45.08	45.21	44.94	0.82	ppb
Cobalt	59-2	11.58	11.70	11.50	11.59	0.87	ppb
Copper	63-2	978.23	975.71	981.71	978.55	0.31	ppb
Dysprosium	156-1						cps
Dysprosium	156-2						cps
Erbium	164-1						cps
Erbium	164-2						cps
Gadolinium	160-1						cps
Gadolinium	160-2						cps
Holmium	165-1				107		%
Holmium	165-2				103		%
Indium	115-1				100		%
Indium	115-2				91		%
Iron	56-2	33908.97	34233.27	33909.34	34017.19	0.55	ppb
Iron	57-2	33643.28	34207.06	34094.17	33981.50	0.88	ppb
Iron	54-2	33542.96	34193.84	34094.87	33943.89	1.03	ppb
Krypton	83-1						cps

Reviewed By:Mohan
On:12/25/2024 3:49:22 AM
Inst Id :P7

LB Number :	LB134068	Operator :	Jaswal
Lab Sample ID :	P5254-09	Instrumnet Name :	P7
Client Sample ID :	MJNKX2	Dilution Factor :	1
Date & Time Acquired :	2024-12-23 22:16:05	DataFile Name :	172SMPL.d

Parameter	Mass	ConRep1	ConRep2	ConRep3	Avg. Conc.	ConcRSD	Units
Lead	206-1	366.65	377.09	385.68	376.47	2.53	ppb
Lead	207-1	358.89	370.53	370.70	366.71	1.85	ppb
Lead	208-1	357.29	369.02	374.02	366.78	2.34	ppb
Lithium	6-1				100		%
Magnesium	24-2	4614.96	4747.18	4685.32	4682.49	1.41	ppb
Manganese	55-2	125.57	128.43	127.67	127.22	1.17	ppb
Molybdenum	94-1	12.19	12.56	12.76	12.50	2.31	ppb
Molybdenum	95-1	6.62	6.82	6.94	6.80	2.35	ppb
Molybdenum	96-1	7.63	7.76	7.95	7.78	2.11	ppb
Molybdenum	97-1	6.75	7.03	6.88	6.88	2.03	ppb
Molybdenum	98-1	6.78	6.85	7.06	6.90	2.06	ppb
Neodymium	150-1						cps
Neodymium	150-2						cps
Nickel	60-2	32.38	32.65	32.80	32.61	0.65	ppb
Phosphorus	31-2	1261.17	1267.79	1235.32	1254.76	1.37	ppb
Potassium	39-2	1466.28	1488.15	1495.05	1483.16	1.01	ppb
Rhodium	103-1				97		%
Rhodium	103-2				92		%
Scandium	45-1				93		%
Scandium	45-2				81		%
Selenium	82-1	0.52	1.09	0.79	0.80	35.94	ppb
Selenium	77-2	4.35	3.81	5.77	4.64	21.78	ppb
Selenium	78-2	-0.17	-0.06	0.34	0.04	716.18	ppb
Silicon	28-1	1042.09	1094.37	1114.21	1083.56	3.44	ppb
Silver	107-1	1.87	1.92	1.94	1.91	1.81	ppb
Silver	109-1	1.85	1.90	1.89	1.88	1.46	ppb
Sodium	23-2	10971.29	11046.33	11009.82	11009.15	0.34	ppb
Strontium	86-1	9959.79	10070.35	10191.49	10073.88	1.15	ppb
Strontium	88-1	9788.75	10068.74	10199.31	10018.93	2.09	ppb
Sulfur	34-1	9638.78	10479.01	10583.57	10233.78	5.06	ppb
Terbium	159-1				107		%
Terbium	159-2				100		%
Thallium	203-1	0.13	0.13	0.14	0.13	3.37	ppb
Thallium	205-1	0.13	0.13	0.14	0.13	6.13	ppb
Tin	118-1	61.20	64.43	64.28	63.31	2.88	ppb
Titanium	47-1	538.72	564.80	572.39	558.64	3.16	ppb

Reviewed By:Mohan
On:12/25/2024 3:49:22 AM
Inst Id :P7

LB Number :	LB134068	Operator :	Jaswal
Lab Sample ID :	P5254-09	Instrumnet Name :	P7
Client Sample ID :	MJNKX2	Dilution Factor :	1
Date & Time Acquired :	2024-12-23 22:16:05	DataFile Name :	172SMPL.d

Parameter	Mass	ConRep1	ConRep2	ConRep3	Avg. Conc.	ConcRSD	Units
Uranium	238-1	2.70	2.76	2.81	2.76	2.07	ppb
Vanadium	51-2	47.07	48.04	47.72	47.61	1.04	ppb
Yttrium	89-1				101		%
Yttrium	89-2				91		%
Zinc	66-2	361.60	365.90	363.37	363.62	0.59	ppb
Zirconium	90-1	3.65	3.74	3.86	3.75	2.82	ppb
Zirconium	91-1	3.69	3.75	3.90	3.78	2.81	ppb

Reviewed By:Mohan
On:12/25/2024 3:49:22 AM
Inst Id :P7

LB Number :	LB134068	Operator :	Jaswal
Lab Sample ID :	P5254-10	Instrumnet Name :	P7
Client Sample ID :	MJNL82	Dilution Factor :	1
Date & Time Acquired :	2024-12-23 22:19:07	DataFile Name :	173SMPL.d

Parameter	Mass	ConRep1	ConRep2	ConRep3	Avg. Conc.	ConcRSD	Units
Aluminium	27-2	7704.64	7661.38	7659.46	7675.16	0.33	ppb
Antimony	121-1	30.47	31.03	32.05	31.18	2.57	ppb
Arsenic	75-2	180.29	180.04	180.22	180.18	0.07	ppb
Barium	135-1	80.53	81.61	84.05	82.06	2.19	ppb
Barium	137-1	81.40	82.55	84.84	82.93	2.11	ppb
Beryllium	9-1	0.16	0.21	0.18	0.18	11.25	ppb
Bismuth	209-1				116		%
Bismuth	209-2				111		%
Bromine	81-1						cps
Bromine	81-2						cps
Cadmium	108-1	1.51	1.63	1.89	1.68	11.79	ppb
Cadmium	106-1	0.56	0.57	-0.29	0.28	175.88	ppb
Cadmium	111-1	1.13	1.18	1.09	1.13	4.10	ppb
Calcium	43-1	5245.37	5464.31	5485.12	5398.26	2.46	ppb
Calcium	44-1	5021.84	5185.88	5165.45	5124.39	1.74	ppb
Carbon	12-1						cps
Carbon	12-2						cps
Chlorine	35-1						cps
Chlorine	35-2						cps
Chromium	52-2	29.34	29.61	29.20	29.39	0.71	ppb
Cobalt	59-2	20.91	20.92	21.15	20.99	0.66	ppb
Copper	63-2	3208.08	3277.62	3249.20	3244.97	1.08	ppb
Dysprosium	156-1						cps
Dysprosium	156-2						cps
Erbium	164-1						cps
Erbium	164-2						cps
Gadolinium	160-1						cps
Gadolinium	160-2						cps
Holmium	165-1				109		%
Holmium	165-2				106		%
Indium	115-1				102		%
Indium	115-2				96		%
Iron	56-2	24402.17	24455.15	24372.74	24410.02	0.17	ppb
Iron	57-2	24279.56	24855.11	24218.58	24451.08	1.44	ppb
Iron	54-2	24424.27	24454.06	24631.10	24503.14	0.46	ppb
Krypton	83-1						cps

Reviewed By:Mohan
On:12/25/2024 3:49:22 AM
Inst Id :P7

LB Number :	LB134068	Operator :	Jaswal
Lab Sample ID :	P5254-10	Instrumnet Name :	P7
Client Sample ID :	MJNL82	Dilution Factor :	1
Date & Time Acquired :	2024-12-23 22:19:07	DataFile Name :	173SMPL.d

Parameter	Mass	ConRep1	ConRep2	ConRep3	Avg. Conc.	ConcRSD	Units
Lead	206-1	240.17	245.85	249.72	245.24	1.96	ppb
Lead	207-1	238.96	237.05	241.43	239.15	0.92	ppb
Lead	208-1	236.86	242.41	242.22	240.50	1.31	ppb
Lithium	6-1				99		%
Magnesium	24-2	4649.23	4690.83	4687.90	4675.99	0.50	ppb
Manganese	55-2	160.25	161.59	161.19	161.01	0.43	ppb
Molybdenum	94-1	10.12	10.78	10.68	10.53	3.40	ppb
Molybdenum	95-1	6.03	6.29	6.36	6.23	2.74	ppb
Molybdenum	96-1	6.69	7.03	7.12	6.95	3.30	ppb
Molybdenum	97-1	6.03	6.42	6.46	6.30	3.72	ppb
Molybdenum	98-1	6.05	6.41	6.39	6.28	3.22	ppb
Neodymium	150-1						cps
Neodymium	150-2						cps
Nickel	60-2	25.58	25.89	26.00	25.82	0.83	ppb
Phosphorus	31-2	828.99	845.03	813.17	829.06	1.92	ppb
Potassium	39-2	1703.75	1719.31	1706.86	1709.97	0.48	ppb
Rhodium	103-1				100		%
Rhodium	103-2				97		%
Scandium	45-1				95		%
Scandium	45-2				88		%
Selenium	82-1	0.67	0.76	0.98	0.80	19.78	ppb
Selenium	77-2	5.09	3.63	2.16	3.62	40.41	ppb
Selenium	78-2	0.92	1.01	1.86	1.26	41.10	ppb
Silicon	28-1	1385.47	1440.83	1427.09	1417.80	2.03	ppb
Silver	107-1	5.84	6.00	6.16	6.00	2.70	ppb
Silver	109-1	5.70	5.88	6.07	5.88	3.11	ppb
Sodium	23-2	9625.73	9794.95	9853.64	9758.11	1.21	ppb
Strontium	86-1	1129.86	1174.05	1189.25	1164.39	2.65	ppb
Strontium	88-1	1169.39	1227.17	1216.00	1204.19	2.54	ppb
Sulfur	34-1	7840.17	8222.85	8098.72	8053.91	2.42	ppb
Terbium	159-1				108		%
Terbium	159-2				103		%
Thallium	203-1	0.40	0.40	0.41	0.41	2.15	ppb
Thallium	205-1	0.40	0.41	0.41	0.41	1.95	ppb
Tin	118-1	17.63	17.88	18.38	17.96	2.13	ppb
Titanium	47-1	430.46	450.45	446.17	442.36	2.38	ppb

Reviewed By:Mohan
On:12/25/2024 3:49:22 AM
Inst Id :P7

LB Number :	LB134068	Operator :	Jaswal
Lab Sample ID :	P5254-10	Instrumnet Name :	P7
Client Sample ID :	MJNL82	Dilution Factor :	1
Date & Time Acquired :	2024-12-23 22:19:07	DataFile Name :	173SMPL.d

Parameter	Mass	ConRep1	ConRep2	ConRep3	Avg. Conc.	ConcRSD	Units
Uranium	238-1	2.12	2.16	2.18	2.15	1.49	ppb
Vanadium	51-2	30.60	30.63	31.08	30.77	0.88	ppb
Yttrium	89-1				103		%
Yttrium	89-2				96		%
Zinc	66-2	752.69	761.63	763.14	759.15	0.74	ppb
Zirconium	90-1	2.85	3.01	3.03	2.96	3.17	ppb
Zirconium	91-1	2.92	3.05	3.16	3.04	4.03	ppb

Reviewed By:Mohan
On:12/25/2024 3:49:22 AM
Inst Id :P7

LB Number :	LB134068	Operator :	Jaswal
Lab Sample ID :	P5254-11	Instrumnet Name :	P7
Client Sample ID :	MJNL83	Dilution Factor :	1
Date & Time Acquired :	2024-12-23 22:22:13	DataFile Name :	174SMPL.d

Parameter	Mass	ConRep1	ConRep2	ConRep3	Avg. Conc.	ConcRSD	Units
Aluminium	27-2	7571.65	6487.28	6762.39	6940.44	8.12	ppb
Antimony	121-1	1.42	1.54	1.54	1.50	4.45	ppb
Arsenic	75-2	11.65	9.76	9.92	10.44	10.00	ppb
Barium	135-1	17.72	19.06	18.96	18.58	4.03	ppb
Barium	137-1	18.08	19.63	19.30	19.00	4.30	ppb
Beryllium	9-1	0.11	0.16	0.10	0.12	26.55	ppb
Bismuth	209-1				115		%
Bismuth	209-2				107		%
Bromine	81-1						cps
Bromine	81-2						cps
Cadmium	108-1	0.63	0.72	0.68	0.68	6.90	ppb
Cadmium	106-1	-0.57	-0.94	-1.19	-0.90		ppb
Cadmium	111-1	0.40	0.43	0.33	0.39	13.13	ppb
Calcium	43-1	3631.13	3949.19	3849.65	3809.99	4.27	ppb
Calcium	44-1	3456.32	3778.59	3764.11	3666.34	4.96	ppb
Carbon	12-1						cps
Carbon	12-2						cps
Chlorine	35-1						cps
Chlorine	35-2						cps
Chromium	52-2	31.59	27.06	28.16	28.94	8.18	ppb
Cobalt	59-2	5.93	5.14	5.37	5.48	7.38	ppb
Copper	63-2	88.70	76.07	78.89	81.22	8.16	ppb
Dysprosium	156-1						cps
Dysprosium	156-2						cps
Erbium	164-1						cps
Erbium	164-2						cps
Gadolinium	160-1						cps
Gadolinium	160-2						cps
Holmium	165-1				111		%
Holmium	165-2				103		%
Indium	115-1				103		%
Indium	115-2				93		%
Iron	56-2	12859.28	11044.78	11437.12	11780.39	8.10	ppb
Iron	57-2	12896.86	11127.60	11541.90	11855.45	7.81	ppb
Iron	54-2	13026.10	11021.78	11475.40	11841.09	8.88	ppb
Krypton	83-1						cps

Reviewed By:Mohan
On:12/25/2024 3:49:22 AM
Inst Id :P7

LB Number :	LB134068	Operator :	Jaswal
Lab Sample ID :	P5254-11	Instrumnet Name :	P7
Client Sample ID :	MJNL83	Dilution Factor :	1
Date & Time Acquired :	2024-12-23 22:22:13	DataFile Name :	174SMPL.d

Parameter	Mass	ConRep1	ConRep2	ConRep3	Avg. Conc.	ConcRSD	Units
Lead	206-1	16.26	17.30	17.69	17.08	4.32	ppb
Lead	207-1	15.57	16.58	16.91	16.36	4.28	ppb
Lead	208-1	15.74	16.73	16.99	16.49	3.99	ppb
Lithium	6-1				102		%
Magnesium	24-2	5021.00	4334.57	4493.22	4616.26	7.78	ppb
Manganese	55-2	139.17	118.79	124.60	127.52	8.23	ppb
Molybdenum	94-1	6.69	7.08	7.10	6.96	3.37	ppb
Molybdenum	95-1	1.29	1.34	1.37	1.34	2.90	ppb
Molybdenum	96-1	1.95	2.03	2.12	2.03	4.09	ppb
Molybdenum	97-1	1.27	1.40	1.44	1.37	6.44	ppb
Molybdenum	98-1	1.33	1.35	1.43	1.37	3.78	ppb
Neodymium	150-1						cps
Neodymium	150-2						cps
Nickel	60-2	24.19	20.88	21.49	22.19	7.95	ppb
Phosphorus	31-2	824.79	727.12	720.74	757.55	7.70	ppb
Potassium	39-2	1574.95	1342.53	1397.51	1438.33	8.45	ppb
Rhodium	103-1				103		%
Rhodium	103-2				96		%
Scandium	45-1				97		%
Scandium	45-2				85		%
Selenium	82-1	0.37	0.52	0.53	0.47	19.29	ppb
Selenium	77-2	5.50	3.65	2.84	4.00	34.12	ppb
Selenium	78-2	0.33	-0.75	2.06	0.55	260.32	ppb
Silicon	28-1	1076.76	1175.06	1153.47	1135.10	4.55	ppb
Silver	107-1	0.19	0.18	0.16	0.18	6.86	ppb
Silver	109-1	0.18	0.16	0.15	0.16	8.98	ppb
Sodium	23-2	7619.67	6582.04	6829.13	7010.28	7.73	ppb
Strontium	86-1	721.08	754.44	762.83	746.12	2.96	ppb
Strontium	88-1	714.29	756.25	769.76	746.77	3.87	ppb
Sulfur	34-1	1814.12	2091.24	2026.69	1977.35	7.33	ppb
Terbium	159-1				109		%
Terbium	159-2				101		%
Thallium	203-1	0.13	0.13	0.13	0.13	3.10	ppb
Thallium	205-1	0.13	0.14	0.15	0.14	6.85	ppb
Tin	118-1	0.89	1.00	1.00	0.96	6.67	ppb
Titanium	47-1	472.01	513.11	511.90	499.01	4.69	ppb

Reviewed By:Mohan
On:12/25/2024 3:49:22 AM
Inst Id :P7

LB Number :	LB134068	Operator :	Jaswal
Lab Sample ID :	P5254-11	Instrumnet Name :	P7
Client Sample ID :	MJNL83	Dilution Factor :	1
Date & Time Acquired :	2024-12-23 22:22:13	DataFile Name :	174SMPL.d

Parameter	Mass	ConRep1	ConRep2	ConRep3	Avg. Conc.	ConcRSD	Units
Uranium	238-1	1.92	2.07	2.06	2.01	4.10	ppb
Vanadium	51-2	33.59	28.84	30.01	30.81	8.04	ppb
Yttrium	89-1				105		%
Yttrium	89-2				94		%
Zinc	66-2	70.02	60.48	63.60	64.70	7.52	ppb
Zirconium	90-1	3.03	3.21	3.23	3.15	3.56	ppb
Zirconium	91-1	3.11	3.20	3.32	3.21	3.31	ppb

1530

Reviewed By:Mohan
On:12/25/2024 3:49:22 AM
Inst Id :P7

LB Number :	LB134068	Operator :	Jaswal
Lab Sample ID :	P5254-13	Instrumnet Name :	P7
Client Sample ID :	MJNKK3	Dilution Factor :	1
Date & Time Acquired :	2024-12-23 22:25:23	DataFile Name :	175SMPL.d

Parameter	Mass	ConRep1	ConRep2	ConRep3	Avg. Conc.	ConcRSD	Units
Aluminium	27-2	17263.32	16928.54	17135.79	17109.22	0.99	ppb
Antimony	121-1	219.36	227.10	225.31	223.92	1.81	ppb
Arsenic	75-2	540.80	533.29	540.27	538.12	0.78	ppb
Barium	135-1	890.29	908.35	910.55	903.06	1.23	ppb
Barium	137-1	881.01	902.35	913.93	899.09	1.86	ppb
Beryllium	9-1	0.40	0.43	0.54	0.46	15.63	ppb
Bismuth	209-1				113		%
Bismuth	209-2				109		%
Bromine	81-1						cps
Bromine	81-2						cps
Cadmium	108-1	9.38	9.18	9.68	9.41	2.63	ppb
Cadmium	106-1	9.50	8.64	10.07	9.40	7.65	ppb
Cadmium	111-1	4.78	4.91	4.96	4.88	1.91	ppb
Calcium	43-1	44716.58	46114.55	46720.82	45850.65	2.24	ppb
Calcium	44-1	44408.19	46032.73	45781.39	45407.44	1.93	ppb
Carbon	12-1						cps
Carbon	12-2						cps
Chlorine	35-1						cps
Chlorine	35-2						cps
Chromium	52-2	36.99	37.18	37.68	37.28	0.96	ppb
Cobalt	59-2	175.93	175.36	177.23	176.18	0.54	ppb
Copper	63-2	2069.64	2064.35	2077.60	2070.53	0.32	ppb
Dysprosium	156-1						cps
Dysprosium	156-2						cps
Erbium	164-1						cps
Erbium	164-2						cps
Gadolinium	160-1						cps
Gadolinium	160-2						cps
Holmium	165-1				108		%
Holmium	165-2				105		%
Indium	115-1				108		%
Indium	115-2				99		%
Iron	56-2	130258.53	130381.91	131144.28	130594.90	0.37	ppb
Iron	57-2	129784.95	129389.71	130765.12	129979.93	0.54	ppb
Iron	54-2	129824.04	131501.03	130842.37	130722.48	0.65	ppb
Krypton	83-1						cps

Reviewed By:Mohan
On:12/25/2024 3:49:22 AM
Inst Id :P7

LB Number :	LB134068	Operator :	Jaswal
Lab Sample ID :	P5254-13	Instrumnet Name :	P7
Client Sample ID :	MJNKK3	Dilution Factor :	1
Date & Time Acquired :	2024-12-23 22:25:23	DataFile Name :	175SMPL.d

Parameter	Mass	ConRep1	ConRep2	ConRep3	Avg. Conc.	ConcRSD	Units
Lead	206-1	1300.37	1335.71	1316.44	1317.51	1.34	ppb
Lead	207-1	1240.89	1282.63	1267.58	1263.70	1.67	ppb
Lead	208-1	1260.79	1302.63	1279.14	1280.86	1.64	ppb
Lithium	6-1				101		%
Magnesium	24-2	11979.54	11961.59	11925.73	11955.62	0.23	ppb
Manganese	55-2	847.59	848.07	846.86	847.51	0.07	ppb
Molybdenum	94-1	30.49	31.96	31.90	31.45	2.65	ppb
Molybdenum	95-1	15.71	16.36	16.27	16.11	2.18	ppb
Molybdenum	96-1	18.62	19.07	18.91	18.87	1.22	ppb
Molybdenum	97-1	15.91	16.58	16.42	16.30	2.15	ppb
Molybdenum	98-1	16.04	16.43	16.41	16.29	1.36	ppb
Neodymium	150-1						cps
Neodymium	150-2						cps
Nickel	60-2	40.37	40.35	41.07	40.60	1.01	ppb
Phosphorus	31-2	882.47	867.30	897.73	882.50	1.72	ppb
Potassium	39-2	3743.53	3763.81	3790.95	3766.10	0.63	ppb
Rhodium	103-1				100		%
Rhodium	103-2				97		%
Scandium	45-1				98		%
Scandium	45-2				90		%
Selenium	82-1	1.68	1.81	2.24	1.91	15.46	ppb
Selenium	77-2	4.53	5.00	6.05	5.19	14.99	ppb
Selenium	78-2	0.65	1.27	0.84	0.92	34.45	ppb
Silicon	28-1	2676.96	2792.56	2783.70	2751.07	2.34	ppb
Silver	107-1	4.91	5.09	5.05	5.02	1.88	ppb
Silver	109-1	4.83	5.02	5.12	4.99	2.98	ppb
Sodium	23-2	13999.95	13922.03	14012.03	13978.00	0.35	ppb
Strontium	86-1	12309.29	12682.26	12795.65	12595.73	2.02	ppb
Strontium	88-1	12339.14	12753.91	12749.44	12614.16	1.89	ppb
Sulfur	34-1	6181.32	6403.73	6505.97	6363.68	2.61	ppb
Terbium	159-1				108		%
Terbium	159-2				104		%
Thallium	203-1	0.21	0.21	0.21	0.21	1.97	ppb
Thallium	205-1	0.21	0.22	0.22	0.22	3.14	ppb
Tin	118-1	99.58	102.93	103.19	101.90	1.98	ppb
Titanium	47-1	904.24	954.28	943.73	934.08	2.82	ppb

Reviewed By:Mohan
On:12/25/2024 3:49:22 AM
Inst Id :P7

LB Number :	LB134068	Operator :	Jaswal
Lab Sample ID :	P5254-13	Instrumnet Name :	P7
Client Sample ID :	MJNKK3	Dilution Factor :	1
Date & Time Acquired :	2024-12-23 22:25:23	DataFile Name :	175SMPL.d

Parameter	Mass	ConRep1	ConRep2	ConRep3	Avg. Conc.	ConcRSD	Units
Uranium	238-1	4.29	4.45	4.35	4.36	1.85	ppb
Vanadium	51-2	57.84	57.57	58.01	57.81	0.39	ppb
Yttrium	89-1				105		%
Yttrium	89-2				97		%
Zinc	66-2	12986.86	12926.98	12794.08	12902.64	0.76	ppb
Zirconium	90-1	9.69	10.16	10.11	9.99	2.59	ppb
Zirconium	91-1	10.07	10.40	10.29	10.25	1.65	ppb

Reviewed By:Mohan
On:12/25/2024 3:49:22 AM
Inst Id :P7

LB Number :	LB134068	Operator :	Jaswal
Lab Sample ID :	P5254-14	Instrumnet Name :	P7
Client Sample ID :	MJNKK4	Dilution Factor :	1
Date & Time Acquired :	2024-12-23 22:28:21	DataFile Name :	176SMPL.d

Parameter	Mass	ConRep1	ConRep2	ConRep3	Avg. Conc.	ConcRSD	Units
Aluminium	27-2	6551.11	6546.55	6617.41	6571.69	0.60	ppb
Antimony	121-1	9.72	9.82	9.74	9.76	0.58	ppb
Arsenic	75-2	29.74	29.87	29.94	29.85	0.34	ppb
Barium	135-1	29.42	30.08	30.18	29.89	1.38	ppb
Barium	137-1	29.91	31.07	30.49	30.49	1.90	ppb
Beryllium	9-1	0.15	0.19	0.15	0.16	13.48	ppb
Bismuth	209-1				114		%
Bismuth	209-2				108		%
Bromine	81-1						cps
Bromine	81-2						cps
Cadmium	108-1	0.74	0.73	0.87	0.78	9.52	ppb
Cadmium	106-1	0.53	-0.81	0.15	-0.04		ppb
Cadmium	111-1	0.39	0.31	0.33	0.35	11.89	ppb
Calcium	43-1	19572.64	20905.61	20982.67	20486.97	3.87	ppb
Calcium	44-1	18950.85	19736.43	19727.79	19471.69	2.32	ppb
Carbon	12-1						cps
Carbon	12-2						cps
Chlorine	35-1						cps
Chlorine	35-2						cps
Chromium	52-2	23.21	23.01	22.88	23.03	0.74	ppb
Cobalt	59-2	8.77	8.69	8.67	8.71	0.61	ppb
Copper	63-2	93.97	93.52	93.53	93.67	0.27	ppb
Dysprosium	156-1						cps
Dysprosium	156-2						cps
Erbium	164-1						cps
Erbium	164-2						cps
Gadolinium	160-1						cps
Gadolinium	160-2						cps
Holmium	165-1				108		%
Holmium	165-2				104		%
Indium	115-1				102		%
Indium	115-2				93		%
Iron	56-2	14367.50	14347.64	14406.64	14373.93	0.21	ppb
Iron	57-2	14155.23	14258.20	14340.48	14251.30	0.65	ppb
Iron	54-2	14590.61	14500.97	14359.67	14483.75	0.80	ppb
Krypton	83-1						cps

Reviewed By:Mohan
On:12/25/2024 3:49:22 AM
Inst Id :P7

LB Number :	LB134068	Operator :	Jaswal
Lab Sample ID :	P5254-14	Instrumnet Name :	P7
Client Sample ID :	MJNKK4	Dilution Factor :	1
Date & Time Acquired :	2024-12-23 22:28:21	DataFile Name :	176SMPL.d

Parameter	Mass	ConRep1	ConRep2	ConRep3	Avg. Conc.	ConcRSD	Units
Lead	206-1	53.53	55.64	55.95	55.04	2.40	ppb
Lead	207-1	52.26	54.33	54.24	53.61	2.19	ppb
Lead	208-1	52.25	54.43	54.48	53.72	2.36	ppb
Lithium	6-1				100		%
Magnesium	24-2	3831.61	3851.99	3812.88	3832.16	0.51	ppb
Manganese	55-2	120.34	120.10	120.00	120.14	0.15	ppb
Molybdenum	94-1	7.22	7.62	7.57	7.47	2.87	ppb
Molybdenum	95-1	1.38	1.48	1.45	1.44	3.62	ppb
Molybdenum	96-1	2.13	2.26	2.26	2.22	3.32	ppb
Molybdenum	97-1	1.42	1.50	1.47	1.46	2.81	ppb
Molybdenum	98-1	1.40	1.46	1.47	1.44	2.54	ppb
Neodymium	150-1						cps
Neodymium	150-2						cps
Nickel	60-2	18.46	18.39	18.61	18.49	0.61	ppb
Phosphorus	31-2	867.32	875.86	847.89	863.69	1.66	ppb
Potassium	39-2	1339.67	1327.86	1329.06	1332.20	0.49	ppb
Rhodium	103-1				102		%
Rhodium	103-2				96		%
Scandium	45-1				97		%
Scandium	45-2				86		%
Selenium	82-1	0.33	0.17	0.00	0.17	99.12	ppb
Selenium	77-2	4.17	4.84	4.70	4.57	7.75	ppb
Selenium	78-2	-1.24	-0.16	-2.02	-1.14		ppb
Silicon	28-1	1002.90	1067.39	1109.21	1059.83	5.05	ppb
Silver	107-1	0.29	0.29	0.28	0.28	1.80	ppb
Silver	109-1	0.29	0.27	0.26	0.28	6.01	ppb
Sodium	23-2	6126.90	6167.64	6197.61	6164.05	0.58	ppb
Strontium	86-1	3951.77	4181.00	4155.79	4096.19	3.07	ppb
Strontium	88-1	4165.31	4244.79	4257.34	4222.48	1.18	ppb
Sulfur	34-1	1564.74	1965.69	2061.95	1864.13	14.15	ppb
Terbium	159-1				107		%
Terbium	159-2				101		%
Thallium	203-1	0.06	0.06	0.06	0.06	4.44	ppb
Thallium	205-1	0.06	0.06	0.06	0.06	2.48	ppb
Tin	118-1	2.53	2.57	2.56	2.55	0.88	ppb
Titanium	47-1	517.88	552.83	556.99	542.57	3.96	ppb

Reviewed By:Mohan
On:12/25/2024 3:49:22 AM
Inst Id :P7

LB Number :	LB134068	Operator :	Jaswal
Lab Sample ID :	P5254-14	Instrumnet Name :	P7
Client Sample ID :	MJNKK4	Dilution Factor :	1
Date & Time Acquired :	2024-12-23 22:28:21	DataFile Name :	176SMPL.d

Parameter	Mass	ConRep1	ConRep2	ConRep3	Avg. Conc.	ConcRSD	Units
Uranium	238-1	1.68	1.77	1.78	1.74	3.23	ppb
Vanadium	51-2	34.08	34.20	34.45	34.24	0.54	ppb
Yttrium	89-1				104		%
Yttrium	89-2				95		%
Zinc	66-2	282.84	283.36	282.08	282.76	0.23	ppb
Zirconium	90-1	3.37	3.48	3.52	3.46	2.25	ppb
Zirconium	91-1	3.29	3.62	3.61	3.51	5.41	ppb

Reviewed By:Mohan
On:12/25/2024 3:49:22 AM
Inst Id :P7

LB Number :	LB134068	Operator :	Jaswal
Lab Sample ID :	CCV050	Instrumnet Name :	P7
Client Sample ID :	CCV050	Dilution Factor :	1
Date & Time Acquired :	2024-12-23 22:31:29	DataFile Name :	177CCV.d

Parameter	Mass	ConRep1	ConRep2	ConRep3	Avg. Conc.	ConcRSD	Units
Aluminium	27-2	48255.48	48225.93	48481.78	48321.06	0.29	ppb
Antimony	121-1	484.60	480.96	489.88	485.14	0.92	ppb
Arsenic	75-2	471.03	471.45	473.15	471.87	0.24	ppb
Barium	135-1	2457.47	2451.14	2453.42	2454.01	0.13	ppb
Barium	137-1	2456.86	2446.53	2465.28	2456.22	0.38	ppb
Beryllium	9-1	479.09	485.17	478.11	480.79	0.80	ppb
Bismuth	209-1				100		%
Bismuth	209-2				96		%
Bromine	81-1						cps
Bromine	81-2						cps
Cadmium	108-1	482.51	479.05	483.77	481.78	0.51	ppb
Cadmium	106-1	477.89	480.55	488.53	482.32	1.15	ppb
Cadmium	111-1	450.47	450.05	460.00	453.51	1.24	ppb
Calcium	43-1	250443.92	256489.11	255305.20	254079.41	1.26	ppb
Calcium	44-1	247940.09	254506.56	253497.01	251981.22	1.40	ppb
Carbon	12-1						cps
Carbon	12-2						cps
Chlorine	35-1						cps
Chlorine	35-2						cps
Chromium	52-2	497.71	500.07	509.38	502.39	1.23	ppb
Cobalt	59-2	494.29	491.30	500.03	495.20	0.90	ppb
Copper	63-2	4881.85	4872.83	4873.74	4876.14	0.10	ppb
Dysprosium	156-1						cps
Dysprosium	156-2						cps
Erbium	164-1						cps
Erbium	164-2						cps
Gadolinium	160-1						cps
Gadolinium	160-2						cps
Holmium	165-1				101		%
Holmium	165-2				99		%
Indium	115-1				90		%
Indium	115-2				83		%
Iron	56-2	128085.71	127014.43	127751.78	127617.30	0.43	ppb
Iron	57-2	128049.29	126191.82	129786.46	128009.19	1.40	ppb
Iron	54-2	128118.46	126621.77	129414.77	128051.67	1.09	ppb
Krypton	83-1						cps

Reviewed By:Mohan
On:12/25/2024 3:49:22 AM
Inst Id :P7

LB Number :	LB134068	Operator :	Jaswal
Lab Sample ID :	CCV050	Instrumnet Name :	P7
Client Sample ID :	CCV050	Dilution Factor :	1
Date & Time Acquired :	2024-12-23 22:31:29	DataFile Name :	177CCV.d

Parameter	Mass	ConRep1	ConRep2	ConRep3	Avg. Conc.	ConcRSD	Units
Lead	206-1	2518.43	2507.41	2537.99	2521.28	0.61	ppb
Lead	207-1	2446.63	2446.74	2483.93	2459.10	0.87	ppb
Lead	208-1	2456.03	2469.49	2495.96	2473.83	0.82	ppb
Lithium	6-1				92		%
Magnesium	24-2	230865.38	229878.70	230905.44	230549.84	0.25	ppb
Manganese	55-2	4906.03	4901.34	4946.20	4917.86	0.50	ppb
Molybdenum	94-1	4843.01	4896.75	4886.47	4875.41	0.59	ppb
Molybdenum	95-1	4849.01	4882.87	4864.74	4865.54	0.35	ppb
Molybdenum	96-1	4860.01	4917.38	4877.11	4884.83	0.60	ppb
Molybdenum	97-1	4855.60	4889.04	4867.89	4870.84	0.35	ppb
Molybdenum	98-1	4805.17	4843.67	4867.26	4838.70	0.65	ppb
Neodymium	150-1						cps
Neodymium	150-2						cps
Nickel	60-2	471.67	467.59	469.84	469.70	0.43	ppb
Phosphorus	31-2	9760.99	9555.51	9520.71	9612.40	1.35	ppb
Potassium	39-2	121331.95	119652.53	120547.75	120510.74	0.70	ppb
Rhodium	103-1				86		%
Rhodium	103-2				83		%
Scandium	45-1				89		%
Scandium	45-2				79		%
Selenium	82-1	464.30	467.74	470.97	467.67	0.71	ppb
Selenium	77-2	449.89	455.30	449.96	451.72	0.69	ppb
Selenium	78-2	470.60	472.39	468.92	470.64	0.37	ppb
Silicon	28-1	211.27	219.34	219.10	216.57	2.12	ppb
Silver	107-1	479.39	479.32	485.37	481.36	0.72	ppb
Silver	109-1	477.43	472.33	477.81	475.86	0.64	ppb
Sodium	23-2	242159.33	238077.61	241405.28	240547.40	0.90	ppb
Strontium	86-1	12154.24	12005.44	12091.61	12083.76	0.62	ppb
Strontium	88-1	11968.73	12176.62	12239.17	12128.17	1.17	ppb
Sulfur	34-1	9431.30	9907.04	9818.41	9718.92	2.60	ppb
Terbium	159-1				100		%
Terbium	159-2				96		%
Thallium	203-1	500.76	488.24	497.57	495.52	1.31	ppb
Thallium	205-1	509.32	492.40	502.00	501.24	1.69	ppb
Tin	118-1	487.93	484.38	496.35	489.55	1.26	ppb
Titanium	47-1	4763.24	4909.50	4881.88	4851.54	1.60	ppb

Reviewed By:Mohan
On:12/25/2024 3:49:22 AM
Inst Id :P7

LB Number :	LB134068	Operator :	Jaswal
Lab Sample ID :	CCV050	Instrumnet Name :	P7
Client Sample ID :	CCV050	Dilution Factor :	1
Date & Time Acquired :	2024-12-23 22:31:29	DataFile Name :	177CCV.d

Parameter	Mass	ConRep1	ConRep2	ConRep3	Avg. Conc.	ConcRSD	Units
Uranium	238-1	469.29	478.66	483.85	477.27	1.55	ppb
Vanadium	51-2	506.26	499.62	510.43	505.44	1.08	ppb
Yttrium	89-1				94		%
Yttrium	89-2				85		%
Zinc	66-2	4733.73	4719.23	4820.66	4757.87	1.15	ppb
Zirconium	90-1	486.26	489.07	490.13	488.49	0.41	ppb
Zirconium	91-1	488.73	486.57	487.71	487.67	0.22	ppb

Reviewed By:Mohan
On:12/25/2024 3:49:22 AM
Inst Id :P7

LB Number :	LB134068	Operator :	Jaswal
Lab Sample ID :	CCB050	Instrumnet Name :	P7
Client Sample ID :	CCB050	Dilution Factor :	1
Date & Time Acquired :	2024-12-23 22:34:14	DataFile Name :	178CCBE.d

Parameter	Mass	ConRep1	ConRep2	ConRep3	Avg. Conc.	ConcRSD	Units
Aluminium	27-2	2.86	2.31	2.37	2.51	12.08	ppb
Antimony	121-1	0.70	0.19	0.17	0.35	85.53	ppb
Arsenic	75-2	0.01	0.02	0.04	0.02	64.74	ppb
Barium	135-1	1.92	0.21	0.16	0.76	131.33	ppb
Barium	137-1	1.96	0.23	0.16	0.78	129.63	ppb
Beryllium	9-1	0.55	0.07	0.09	0.23	115.82	ppb
Bismuth	209-1				97		%
Bismuth	209-2				108		%
Bromine	81-1						cps
Bromine	81-2						cps
Cadmium	108-1	0.66	0.09	0.00	0.25	144.49	ppb
Cadmium	106-1	-1.66	-1.76	-2.55	-1.99		ppb
Cadmium	111-1	0.23	-0.08	-0.14	0.00	10373.88	ppb
Calcium	43-1	222.89	28.01	19.22	90.04	127.86	ppb
Calcium	44-1	237.36	18.84	11.44	89.21	143.87	ppb
Carbon	12-1						cps
Carbon	12-2						cps
Chlorine	35-1						cps
Chlorine	35-2						cps
Chromium	52-2	-0.02	-0.04	0.00	-0.02		ppb
Cobalt	59-2	0.02	0.02	0.02	0.02	1.71	ppb
Copper	63-2	1.43	1.36	1.40	1.40	2.43	ppb
Dysprosium	156-1						cps
Dysprosium	156-2						cps
Erbium	164-1						cps
Erbium	164-2						cps
Gadolinium	160-1						cps
Gadolinium	160-2						cps
Holmium	165-1				90		%
Holmium	165-2				102		%
Indium	115-1				83		%
Indium	115-2				91		%
Iron	56-2	8.13	7.48	6.69	7.43	9.69	ppb
Iron	57-2	7.58	7.90	6.88	7.45	6.99	ppb
Iron	54-2	8.02	8.36	7.11	7.83	8.25	ppb
Krypton	83-1						cps

Reviewed By:Mohan
On:12/25/2024 3:49:22 AM
Inst Id :P7

LB Number :	LB134068	Operator :	Jaswal
Lab Sample ID :	CCB050	Instrumnet Name :	P7
Client Sample ID :	CCB050	Dilution Factor :	1
Date & Time Acquired :	2024-12-23 22:34:14	DataFile Name :	178CCBE.d

Parameter	Mass	ConRep1	ConRep2	ConRep3	Avg. Conc.	ConcRSD	Units
Lead	206-1	2.05	0.27	0.21	0.84	124.09	ppb
Lead	207-1	1.94	0.28	0.22	0.82	119.90	ppb
Lead	208-1	1.96	0.27	0.21	0.81	122.21	ppb
Lithium	6-1				85		%
Magnesium	24-2	12.50	11.55	10.51	11.52	8.62	ppb
Manganese	55-2	0.33	0.30	0.29	0.31	6.51	ppb
Molybdenum	94-1	4.51	0.55	0.42	1.82	127.49	ppb
Molybdenum	95-1	4.34	0.53	0.42	1.77	126.40	ppb
Molybdenum	96-1	4.39	0.57	0.42	1.79	125.25	ppb
Molybdenum	97-1	4.28	0.50	0.41	1.73	127.85	ppb
Molybdenum	98-1	4.29	0.52	0.37	1.73	128.30	ppb
Neodymium	150-1						cps
Neodymium	150-2						cps
Nickel	60-2	0.00	0.00	0.00	0.00		ppb
Phosphorus	31-2	-18.97	-18.77	-17.18	-18.31		ppb
Potassium	39-2	13.77	13.09	12.27	13.04	5.78	ppb
Rhodium	103-1				82		%
Rhodium	103-2				93		%
Scandium	45-1				77		%
Scandium	45-2				81		%
Selenium	82-1	-0.17	-0.36	-0.40	-0.31		ppb
Selenium	77-2	-0.16	-0.16	-0.16	-0.16		ppb
Selenium	78-2	-1.58	0.01	-1.71	-1.09		ppb
Silicon	28-1	19.92	-16.88	-17.46	-4.81		ppb
Silver	107-1	0.48	0.08	0.06	0.21	113.98	ppb
Silver	109-1	0.47	0.08	0.07	0.21	111.95	ppb
Sodium	23-2	39.18	37.63	35.59	37.47	4.80	ppb
Strontium	86-1	15.48	1.20	0.55	5.74	146.95	ppb
Strontium	88-1	12.13	1.34	0.87	4.78	133.16	ppb
Sulfur	34-1	2621.35	-238.78	-265.65	705.64	235.12	ppb
Terbium	159-1				88		%
Terbium	159-2				99		%
Thallium	203-1	0.42	0.08	0.06	0.19	106.42	ppb
Thallium	205-1	0.43	0.07	0.06	0.19	110.47	ppb
Tin	118-1	0.51	0.03	0.02	0.18	152.38	ppb
Titanium	47-1	4.62	0.46	0.31	1.80	135.79	ppb

Reviewed By:Mohan
On:12/25/2024 3:49:22 AM
Inst Id :P7

LB Number :	LB134068	Operator :	Jaswal
Lab Sample ID :	CCB050	Instrumnet Name :	P7
Client Sample ID :	CCB050	Dilution Factor :	1
Date & Time Acquired :	2024-12-23 22:34:14	DataFile Name :	178CCBE.d

Parameter	Mass	ConRep1	ConRep2	ConRep3	Avg. Conc.	ConcRSD	Units
Uranium	238-1	0.33	0.04	0.03	0.13	132.27	ppb
Vanadium	51-2	0.03	0.03	0.02	0.03	18.67	ppb
Yttrium	89-1				82		%
Yttrium	89-2				88		%
Zinc	66-2	0.47	0.42	0.40	0.43	9.45	ppb
Zirconium	90-1	0.49	0.07	0.05	0.20	122.33	ppb
Zirconium	91-1	0.48	0.07	0.07	0.21	114.76	ppb

Reviewed By:Mohan
On:12/25/2024 3:49:22 AM
Inst Id :P7

LB Number :	LB134068	Operator :	Jaswal
Lab Sample ID :	P5254-15	Instrumnet Name :	P7
Client Sample ID :	MJNKN6	Dilution Factor :	1
Date & Time Acquired :	2024-12-23 22:37:30	DataFile Name :	179SMPL.d

Parameter	Mass	ConRep1	ConRep2	ConRep3	Avg. Conc.	ConcRSD	Units
Aluminium	27-2	10279.78	10240.08	10133.94	10217.93	0.74	ppb
Antimony	121-1	82.10	84.75	84.42	83.76	1.73	ppb
Arsenic	75-2	274.82	270.79	268.16	271.25	1.24	ppb
Barium	135-1	184.06	189.83	189.24	187.71	1.69	ppb
Barium	137-1	187.56	194.17	192.32	191.35	1.78	ppb
Beryllium	9-1	0.28	0.29	0.29	0.29	0.78	ppb
Bismuth	209-1				117		%
Bismuth	209-2				111		%
Bromine	81-1						cps
Bromine	81-2						cps
Cadmium	108-1	2.58	2.92	2.87	2.79	6.49	ppb
Cadmium	106-1	1.10	1.79	1.39	1.43	24.23	ppb
Cadmium	111-1	1.74	1.88	1.88	1.83	4.47	ppb
Calcium	43-1	20456.25	20845.39	21076.67	20792.77	1.51	ppb
Calcium	44-1	19607.43	20113.63	20055.24	19925.43	1.39	ppb
Carbon	12-1						cps
Carbon	12-2						cps
Chlorine	35-1						cps
Chlorine	35-2						cps
Chromium	52-2	32.59	32.37	32.07	32.34	0.82	ppb
Cobalt	59-2	50.15	49.82	49.72	49.90	0.45	ppb
Copper	63-2	1654.96	1619.75	1621.06	1631.92	1.22	ppb
Dysprosium	156-1						cps
Dysprosium	156-2						cps
Erbium	164-1						cps
Erbium	164-2						cps
Gadolinium	160-1						cps
Gadolinium	160-2						cps
Holmium	165-1				110		%
Holmium	165-2				106		%
Indium	115-1				104		%
Indium	115-2				98		%
Iron	56-2	45541.53	45216.60	44713.22	45157.12	0.92	ppb
Iron	57-2	45409.80	44523.30	44454.60	44795.90	1.19	ppb
Iron	54-2	45584.88	44921.68	44630.67	45045.74	1.09	ppb
Krypton	83-1						cps

Reviewed By:Mohan
On:12/25/2024 3:49:22 AM
Inst Id :P7

LB Number :	LB134068	Operator :	Jaswal
Lab Sample ID :	P5254-15	Instrumnet Name :	P7
Client Sample ID :	MJNKN6	Dilution Factor :	1
Date & Time Acquired :	2024-12-23 22:37:30	DataFile Name :	179SMPL.d

Parameter	Mass	ConRep1	ConRep2	ConRep3	Avg. Conc.	ConcRSD	Units
Lead	206-1	515.69	525.16	523.42	521.42	0.97	ppb
Lead	207-1	500.85	512.67	510.53	508.01	1.24	ppb
Lead	208-1	505.28	514.74	515.82	511.95	1.13	ppb
Lithium	6-1				103		%
Magnesium	24-2	6335.85	6229.54	6254.92	6273.44	0.88	ppb
Manganese	55-2	291.01	288.69	285.24	288.31	1.01	ppb
Molybdenum	94-1	14.51	15.28	15.21	15.00	2.84	ppb
Molybdenum	95-1	11.97	12.34	12.31	12.20	1.69	ppb
Molybdenum	96-1	12.69	13.08	12.98	12.92	1.58	ppb
Molybdenum	97-1	11.94	12.61	12.44	12.33	2.82	ppb
Molybdenum	98-1	12.02	12.57	12.46	12.35	2.37	ppb
Neodymium	150-1						cps
Neodymium	150-2						cps
Nickel	60-2	26.78	26.36	26.32	26.49	0.97	ppb
Phosphorus	31-2	725.90	696.85	727.19	716.64	2.39	ppb
Potassium	39-2	2714.57	2662.90	2686.95	2688.14	0.96	ppb
Rhodium	103-1				101		%
Rhodium	103-2				98		%
Scandium	45-1				97		%
Scandium	45-2				89		%
Selenium	82-1	1.19	1.36	1.16	1.24	8.87	ppb
Selenium	77-2	4.27	3.12	4.69	4.02	20.22	ppb
Selenium	78-2	-0.18	-0.89	0.21	-0.29		ppb
Silicon	28-1	1761.42	1812.78	1818.93	1797.71	1.76	ppb
Silver	107-1	4.81	5.01	4.96	4.93	2.12	ppb
Silver	109-1	4.86	4.96	4.95	4.92	1.08	ppb
Sodium	23-2	13873.56	13651.22	13813.51	13779.43	0.83	ppb
Strontium	86-1	4125.84	4279.55	4220.01	4208.47	1.84	ppb
Strontium	88-1	4319.00	4439.12	4348.08	4368.73	1.43	ppb
Sulfur	34-1	7577.45	7690.95	7771.97	7680.12	1.27	ppb
Terbium	159-1				108		%
Terbium	159-2				106		%
Thallium	203-1	0.29	0.30	0.27	0.28	5.89	ppb
Thallium	205-1	0.29	0.29	0.28	0.29	3.30	ppb
Tin	118-1	42.54	43.79	43.84	43.39	1.69	ppb
Titanium	47-1	441.44	449.08	458.57	449.70	1.91	ppb

Reviewed By:Mohan
On:12/25/2024 3:49:22 AM
Inst Id :P7

LB Number :	LB134068	Operator :	Jaswal
Lab Sample ID :	P5254-15	Instrumnet Name :	P7
Client Sample ID :	MJNKN6	Dilution Factor :	1
Date & Time Acquired :	2024-12-23 22:37:30	DataFile Name :	179SMPL.d

Parameter	Mass	ConRep1	ConRep2	ConRep3	Avg. Conc.	ConcRSD	Units
Uranium	238-1	2.98	3.01	2.98	2.99	0.50	ppb
Vanadium	51-2	42.28	41.59	41.23	41.70	1.28	ppb
Yttrium	89-1				104		%
Yttrium	89-2				97		%
Zinc	66-2	2646.16	2587.54	2549.09	2594.26	1.88	ppb
Zirconium	90-1	2.61	2.71	2.73	2.68	2.52	ppb
Zirconium	91-1	2.79	2.92	2.76	2.82	2.95	ppb

Reviewed By:Mohan
On:12/25/2024 3:49:22 AM
Inst Id :P7

LB Number :	LB134068	Operator :	Jaswal
Lab Sample ID :	P5254-16	Instrumnet Name :	P7
Client Sample ID :	MJNKN7	Dilution Factor :	1
Date & Time Acquired :	2024-12-23 22:40:35	DataFile Name :	180SMPL.d

Parameter	Mass	ConRep1	ConRep2	ConRep3	Avg. Conc.	ConcRSD	Units
Aluminium	27-2	14358.48	14382.54	14579.42	14440.15	0.84	ppb
Antimony	121-1	97.04	96.73	97.88	97.22	0.61	ppb
Arsenic	75-2	328.95	322.11	322.68	324.58	1.17	ppb
Barium	135-1	247.13	248.15	247.28	247.52	0.22	ppb
Barium	137-1	253.17	251.38	252.62	252.39	0.36	ppb
Beryllium	9-1	0.40	0.43	0.40	0.41	4.48	ppb
Bismuth	209-1				116		%
Bismuth	209-2				111		%
Bromine	81-1						cps
Bromine	81-2						cps
Cadmium	108-1	3.88	3.94	4.41	4.08	7.15	ppb
Cadmium	106-1	2.52	2.44	2.44	2.47	1.82	ppb
Cadmium	111-1	2.56	2.46	2.53	2.51	2.13	ppb
Calcium	43-1	14005.71	14355.69	14193.09	14184.83	1.23	ppb
Calcium	44-1	13461.48	13687.48	13684.61	13611.19	0.95	ppb
Carbon	12-1						cps
Carbon	12-2						cps
Chlorine	35-1						cps
Chlorine	35-2						cps
Chromium	52-2	43.67	43.64	43.77	43.69	0.16	ppb
Cobalt	59-2	66.32	66.16	66.27	66.25	0.12	ppb
Copper	63-2	2000.43	2031.85	2009.18	2013.82	0.81	ppb
Dysprosium	156-1						cps
Dysprosium	156-2						cps
Erbium	164-1						cps
Erbium	164-2						cps
Gadolinium	160-1						cps
Gadolinium	160-2						cps
Holmium	165-1				110		%
Holmium	165-2				107		%
Indium	115-1				106		%
Indium	115-2				99		%
Iron	56-2	58655.48	58708.15	58507.61	58623.74	0.18	ppb
Iron	57-2	58242.77	58472.56	58684.39	58466.57	0.38	ppb
Iron	54-2	58410.92	59236.19	58728.47	58791.86	0.71	ppb
Krypton	83-1						cps

Reviewed By:Mohan
On:12/25/2024 3:49:22 AM
Inst Id :P7

LB Number :	LB134068	Operator :	Jaswal
Lab Sample ID :	P5254-16	Instrumnet Name :	P7
Client Sample ID :	MJNKN7	Dilution Factor :	1
Date & Time Acquired :	2024-12-23 22:40:35	DataFile Name :	180SMPL.d

Parameter	Mass	ConRep1	ConRep2	ConRep3	Avg. Conc.	ConcRSD	Units
Lead	206-1	692.51	682.75	702.71	692.66	1.44	ppb
Lead	207-1	682.21	665.84	678.30	675.45	1.27	ppb
Lead	208-1	680.63	671.40	685.28	679.10	1.04	ppb
Lithium	6-1				100		%
Magnesium	24-2	8303.40	8290.91	8401.23	8331.84	0.73	ppb
Manganese	55-2	381.71	380.03	384.25	382.00	0.56	ppb
Molybdenum	94-1	20.09	20.18	20.46	20.24	0.95	ppb
Molybdenum	95-1	15.82	15.85	16.15	15.94	1.17	ppb
Molybdenum	96-1	16.92	16.85	16.95	16.91	0.30	ppb
Molybdenum	97-1	16.17	16.10	16.07	16.11	0.31	ppb
Molybdenum	98-1	15.98	16.01	16.22	16.07	0.81	ppb
Neodymium	150-1						cps
Neodymium	150-2						cps
Nickel	60-2	37.95	37.32	38.14	37.80	1.14	ppb
Phosphorus	31-2	930.89	937.11	936.71	934.90	0.37	ppb
Potassium	39-2	3611.49	3533.53	3566.20	3570.41	1.10	ppb
Rhodium	103-1				102		%
Rhodium	103-2				98		%
Scandium	45-1				99		%
Scandium	45-2				90		%
Selenium	82-1	1.49	1.68	1.49	1.55	6.94	ppb
Selenium	77-2	7.07	7.18	5.88	6.71	10.73	ppb
Selenium	78-2	1.05	-0.03	-0.45	0.19	412.45	ppb
Silicon	28-1	2496.31	2601.10	2542.17	2546.53	2.06	ppb
Silver	107-1	6.23	6.22	6.29	6.25	0.62	ppb
Silver	109-1	6.16	6.13	6.14	6.14	0.28	ppb
Sodium	23-2	17010.52	17081.70	17028.92	17040.38	0.22	ppb
Strontium	86-1	3727.75	3731.96	3769.11	3742.94	0.61	ppb
Strontium	88-1	3852.60	3820.48	3922.95	3865.35	1.36	ppb
Sulfur	34-1	9034.76	9194.12	8864.89	9031.26	1.82	ppb
Terbium	159-1				109		%
Terbium	159-2				105		%
Thallium	203-1	0.32	0.32	0.33	0.32	1.82	ppb
Thallium	205-1	0.31	0.30	0.32	0.31	2.55	ppb
Tin	118-1	56.67	56.33	56.72	56.57	0.38	ppb
Titanium	47-1	603.10	617.72	614.85	611.89	1.27	ppb

Reviewed By:Mohan
On:12/25/2024 3:49:22 AM
Inst Id :P7

LB Number :	LB134068	Operator :	Jaswal
Lab Sample ID :	P5254-16	Instrumnet Name :	P7
Client Sample ID :	MJNKN7	Dilution Factor :	1
Date & Time Acquired :	2024-12-23 22:40:35	DataFile Name :	180SMPL.d

Parameter	Mass	ConRep1	ConRep2	ConRep3	Avg. Conc.	ConcRSD	Units
Uranium	238-1	3.92	3.91	3.89	3.91	0.30	ppb
Vanadium	51-2	57.95	58.66	58.34	58.32	0.62	ppb
Yttrium	89-1				107		%
Yttrium	89-2				99		%
Zinc	66-2	3324.18	3340.21	3343.97	3336.12	0.31	ppb
Zirconium	90-1	3.91	3.92	3.96	3.93	0.68	ppb
Zirconium	91-1	4.02	4.06	4.09	4.06	0.87	ppb

Reviewed By:Mohan
On:12/25/2024 3:49:22 AM
Inst Id :P7

LB Number :	LB134068	Operator :	Jaswal
Lab Sample ID :	P5254-17	Instrumnet Name :	P7
Client Sample ID :	MJNKN8	Dilution Factor :	1
Date & Time Acquired :	2024-12-23 22:43:39	DataFile Name :	181SMPL.d

Parameter	Mass	ConRep1	ConRep2	ConRep3	Avg. Conc.	ConcRSD	Units
Aluminium	27-2	11605.87	11553.84	11719.18	11626.30	0.73	ppb
Antimony	121-1	143.39	142.18	141.44	142.34	0.69	ppb
Arsenic	75-2	363.31	359.57	369.80	364.22	1.42	ppb
Barium	135-1	297.91	301.54	297.92	299.12	0.70	ppb
Barium	137-1	316.19	324.45	319.30	319.98	1.30	ppb
Beryllium	9-1	0.35	0.34	0.29	0.33	11.24	ppb
Bismuth	209-1				118		%
Bismuth	209-2				112		%
Bromine	81-1						cps
Bromine	81-2						cps
Cadmium	108-1	4.98	4.77	5.41	5.06	6.46	ppb
Cadmium	106-1	4.32	4.00	3.71	4.01	7.67	ppb
Cadmium	111-1	3.33	3.16	3.07	3.19	4.01	ppb
Calcium	43-1	75865.57	77827.94	77930.31	77207.94	1.51	ppb
Calcium	44-1	75545.59	76135.04	77500.72	76393.78	1.31	ppb
Carbon	12-1						cps
Carbon	12-2						cps
Chlorine	35-1						cps
Chlorine	35-2						cps
Chromium	52-2	34.65	34.02	34.98	34.55	1.42	ppb
Cobalt	59-2	76.60	74.40	76.26	75.75	1.56	ppb
Copper	63-2	2050.66	2011.59	2064.59	2042.28	1.35	ppb
Dysprosium	156-1						cps
Dysprosium	156-2						cps
Erbium	164-1						cps
Erbium	164-2						cps
Gadolinium	160-1						cps
Gadolinium	160-2						cps
Holmium	165-1				111		%
Holmium	165-2				106		%
Indium	115-1				106		%
Indium	115-2				97		%
Iron	56-2	58635.67	57274.52	58831.69	58247.29	1.46	ppb
Iron	57-2	58036.41	57375.40	57888.83	57766.88	0.60	ppb
Iron	54-2	58313.56	56807.29	57998.34	57706.40	1.38	ppb
Krypton	83-1						cps

Reviewed By:Mohan
On:12/25/2024 3:49:22 AM
Inst Id :P7

LB Number :	LB134068	Operator :	Jaswal
Lab Sample ID :	P5254-17	Instrumnet Name :	P7
Client Sample ID :	MJNKN8	Dilution Factor :	1
Date & Time Acquired :	2024-12-23 22:43:39	DataFile Name :	181SMPL.d

Parameter	Mass	ConRep1	ConRep2	ConRep3	Avg. Conc.	ConcRSD	Units
Lead	206-1	779.99	774.67	795.71	783.46	1.40	ppb
Lead	207-1	761.60	760.80	775.15	765.85	1.05	ppb
Lead	208-1	765.28	762.20	775.29	767.59	0.89	ppb
Lithium	6-1				100		%
Magnesium	24-2	7362.72	7161.67	7152.59	7225.66	1.64	ppb
Manganese	55-2	398.43	392.77	388.62	393.27	1.25	ppb
Molybdenum	94-1	20.93	21.55	21.16	21.22	1.47	ppb
Molybdenum	95-1	13.08	13.41	13.31	13.26	1.26	ppb
Molybdenum	96-1	14.50	14.76	14.67	14.64	0.89	ppb
Molybdenum	97-1	13.34	13.59	13.58	13.50	1.05	ppb
Molybdenum	98-1	13.18	13.62	13.51	13.43	1.71	ppb
Neodymium	150-1						cps
Neodymium	150-2						cps
Nickel	60-2	32.16	31.62	32.20	31.99	1.02	ppb
Phosphorus	31-2	896.13	878.06	886.13	886.77	1.02	ppb
Potassium	39-2	3090.50	2997.92	3106.43	3064.95	1.91	ppb
Rhodium	103-1				100		%
Rhodium	103-2				95		%
Scandium	45-1				97		%
Scandium	45-2				87		%
Selenium	82-1	1.25	1.63	1.79	1.56	18.03	ppb
Selenium	77-2	5.10	6.36	6.99	6.15	15.67	ppb
Selenium	78-2	-0.27	0.83	-0.38	0.06	1133.38	ppb
Silicon	28-1	1764.15	1764.34	1791.86	1773.45	0.90	ppb
Silver	107-1	5.41	5.37	5.34	5.37	0.67	ppb
Silver	109-1	5.34	5.33	5.32	5.33	0.20	ppb
Sodium	23-2	13894.22	13618.93	13861.80	13791.65	1.09	ppb
Strontium	86-1	17907.18	18062.12	18144.90	18038.07	0.67	ppb
Strontium	88-1	18009.82	18100.93	18104.43	18071.72	0.30	ppb
Sulfur	34-1	7584.64	7822.40	8019.30	7808.78	2.79	ppb
Terbium	159-1				108		%
Terbium	159-2				105		%
Thallium	203-1	0.28	0.30	0.31	0.30	3.58	ppb
Thallium	205-1	0.29	0.30	0.29	0.29	0.34	ppb
Tin	118-1	57.67	58.68	57.13	57.83	1.37	ppb
Titanium	47-1	567.29	575.10	575.50	572.63	0.81	ppb

1550

Reviewed By:Mohan
On:12/25/2024 3:49:22 AM
Inst Id :P7

LB Number :	LB134068	Operator :	Jaswal
Lab Sample ID :	P5254-17	Instrumnet Name :	P7
Client Sample ID :	MJNKN8	Dilution Factor :	1
Date & Time Acquired :	2024-12-23 22:43:39	DataFile Name :	181SMPL.d

Parameter	Mass	ConRep1	ConRep2	ConRep3	Avg. Conc.	ConcRSD	Units
Uranium	238-1	3.70	3.68	3.80	3.73	1.76	ppb
Vanadium	51-2	48.84	47.78	48.41	48.34	1.10	ppb
Yttrium	89-1				105		%
Yttrium	89-2				96		%
Zinc	66-2	4721.70	4678.46	4765.34	4721.83	0.92	ppb
Zirconium	90-1	5.49	5.66	5.55	5.57	1.54	ppb
Zirconium	91-1	5.56	5.90	5.65	5.70	3.15	ppb

Reviewed By:Mohan
On:12/25/2024 3:49:22 AM
Inst Id :P7

LB Number :	LB134068	Operator :	Jaswal
Lab Sample ID :	P5254-18	Instrumnet Name :	P7
Client Sample ID :	MJNKQ9	Dilution Factor :	1
Date & Time Acquired :	2024-12-23 22:46:42	DataFile Name :	182SMPL.d

Parameter	Mass	ConRep1	ConRep2	ConRep3	Avg. Conc.	ConcRSD	Units
Aluminium	27-2	14736.24	14596.68	14515.72	14616.21	0.76	ppb
Antimony	121-1	57.66	62.28	62.69	60.88	4.59	ppb
Arsenic	75-2	287.89	290.23	287.10	288.40	0.56	ppb
Barium	135-1	99.67	107.65	109.77	105.69	5.04	ppb
Barium	137-1	102.56	109.72	110.73	107.67	4.14	ppb
Beryllium	9-1	0.22	0.28	0.25	0.25	12.32	ppb
Bismuth	209-1				120		%
Bismuth	209-2				112		%
Bromine	81-1						cps
Bromine	81-2						cps
Cadmium	108-1	2.03	2.48	2.28	2.26	9.92	ppb
Cadmium	106-1	1.06	0.69	1.02	0.92	21.96	ppb
Cadmium	111-1	1.57	1.61	1.76	1.65	6.27	ppb
Calcium	43-1	9680.05	10443.06	10394.84	10172.65	4.20	ppb
Calcium	44-1	9272.24	9847.88	9950.93	9690.35	3.77	ppb
Carbon	12-1						cps
Carbon	12-2						cps
Chlorine	35-1						cps
Chlorine	35-2						cps
Chromium	52-2	35.68	35.65	35.20	35.51	0.76	ppb
Cobalt	59-2	30.72	31.13	30.66	30.84	0.83	ppb
Copper	63-2	3212.38	3186.45	3173.97	3190.93	0.61	ppb
Dysprosium	156-1						cps
Dysprosium	156-2						cps
Erbium	164-1						cps
Erbium	164-2						cps
Gadolinium	160-1						cps
Gadolinium	160-2						cps
Holmium	165-1				112		%
Holmium	165-2				108		%
Indium	115-1				107		%
Indium	115-2				98		%
Iron	56-2	34564.80	34365.56	34144.74	34358.36	0.61	ppb
Iron	57-2	34073.99	34363.89	34018.32	34152.07	0.54	ppb
Iron	54-2	34501.91	34616.59	34128.39	34415.63	0.74	ppb
Krypton	83-1						cps

Reviewed By:Mohan
On:12/25/2024 3:49:22 AM
Inst Id :P7

LB Number :	LB134068	Operator :	Jaswal
Lab Sample ID :	P5254-18	Instrumnet Name :	P7
Client Sample ID :	MJNKQ9	Dilution Factor :	1
Date & Time Acquired :	2024-12-23 22:46:42	DataFile Name :	182SMPL.d

Parameter	Mass	ConRep1	ConRep2	ConRep3	Avg. Conc.	ConcRSD	Units
Lead	206-1	444.84	475.76	473.75	464.78	3.72	ppb
Lead	207-1	434.82	462.76	470.46	456.01	4.11	ppb
Lead	208-1	435.26	467.86	466.01	456.38	4.01	ppb
Lithium	6-1				102		%
Magnesium	24-2	6931.96	6882.80	6769.98	6861.58	1.21	ppb
Manganese	55-2	232.95	235.79	231.49	233.41	0.94	ppb
Molybdenum	94-1	10.34	11.30	11.24	10.96	4.91	ppb
Molybdenum	95-1	6.64	7.33	7.24	7.07	5.33	ppb
Molybdenum	96-1	7.28	8.18	7.87	7.78	5.88	ppb
Molybdenum	97-1	6.68	7.35	7.25	7.10	5.13	ppb
Molybdenum	98-1	6.71	7.35	7.25	7.10	4.85	ppb
Neodymium	150-1						cps
Neodymium	150-2						cps
Nickel	60-2	30.07	30.14	30.64	30.28	1.03	ppb
Phosphorus	31-2	972.45	1005.52	975.29	984.42	1.86	ppb
Potassium	39-2	2441.08	2432.05	2429.99	2434.37	0.24	ppb
Rhodium	103-1				104		%
Rhodium	103-2				98		%
Scandium	45-1				101		%
Scandium	45-2				91		%
Selenium	82-1	1.25	1.53	1.59	1.46	12.38	ppb
Selenium	77-2	4.98	4.23	4.37	4.53	8.78	ppb
Selenium	78-2	1.19	0.85	1.65	1.23	32.72	ppb
Silicon	28-1	1399.82	1509.60	1502.08	1470.50	4.17	ppb
Silver	107-1	6.99	7.45	7.58	7.34	4.20	ppb
Silver	109-1	6.83	7.31	7.37	7.17	4.11	ppb
Sodium	23-2	18019.75	17911.86	17718.96	17883.52	0.85	ppb
Strontium	86-1	2014.50	2204.32	2150.30	2123.04	4.61	ppb
Strontium	88-1	2091.41	2275.02	2237.97	2201.47	4.41	ppb
Sulfur	34-1	12333.96	13431.63	13366.92	13044.17	4.72	ppb
Terbium	159-1				112		%
Terbium	159-2				106		%
Thallium	203-1	0.36	0.39	0.39	0.38	3.92	ppb
Thallium	205-1	0.36	0.38	0.39	0.38	3.80	ppb
Tin	118-1	35.18	37.58	38.13	36.96	4.24	ppb
Titanium	47-1	381.76	412.92	411.71	402.13	4.39	ppb

Reviewed By:Mohan
On:12/25/2024 3:49:22 AM
Inst Id :P7

LB Number :	LB134068	Operator :	Jaswal
Lab Sample ID :	P5254-18	Instrumnet Name :	P7
Client Sample ID :	MJNKQ9	Dilution Factor :	1
Date & Time Acquired :	2024-12-23 22:46:42	DataFile Name :	182SMPL.d

Parameter	Mass	ConRep1	ConRep2	ConRep3	Avg. Conc.	ConcRSD	Units
Uranium	238-1	1.19	1.24	1.26	1.23	2.82	ppb
Vanadium	51-2	41.08	40.99	40.28	40.79	1.08	ppb
Yttrium	89-1				108		%
Yttrium	89-2				98		%
Zinc	66-2	1321.22	1329.68	1311.82	1320.91	0.68	ppb
Zirconium	90-1	2.67	2.92	2.89	2.83	4.93	ppb
Zirconium	91-1	2.71	2.98	2.95	2.88	5.12	ppb

Reviewed By:Mohan
On:12/25/2024 3:49:22 AM
Inst Id :P7

LB Number :	LB134068	Operator :	Jaswal
Lab Sample ID :	P5254-19	Instrumnet Name :	P7
Client Sample ID :	MJNKT0	Dilution Factor :	1
Date & Time Acquired :	2024-12-23 22:49:49	DataFile Name :	183SMPL.d

Parameter	Mass	ConRep1	ConRep2	ConRep3	Avg. Conc.	ConcRSD	Units
Aluminium	27-2	8068.85	8140.62	7998.15	8069.21	0.88	ppb
Antimony	121-1	30.11	32.24	32.91	31.75	4.60	ppb
Arsenic	75-2	118.68	119.96	119.36	119.33	0.53	ppb
Barium	135-1	41.04	44.00	45.10	43.38	4.83	ppb
Barium	137-1	42.01	44.45	46.05	44.17	4.60	ppb
Beryllium	9-1	0.26	0.24	0.21	0.24	11.29	ppb
Bismuth	209-1				119		%
Bismuth	209-2				112		%
Bromine	81-1						cps
Bromine	81-2						cps
Cadmium	108-1	1.02	1.25	1.08	1.11	11.06	ppb
Cadmium	106-1	-0.04	-0.59	-0.57	-0.40		ppb
Cadmium	111-1	0.81	0.84	0.85	0.83	2.87	ppb
Calcium	43-1	5048.04	5489.28	5483.28	5340.20	4.74	ppb
Calcium	44-1	4865.58	5238.21	5212.28	5105.35	4.08	ppb
Carbon	12-1						cps
Carbon	12-2						cps
Chlorine	35-1						cps
Chlorine	35-2						cps
Chromium	52-2	30.37	30.34	30.07	30.26	0.54	ppb
Cobalt	59-2	12.04	12.09	11.84	11.99	1.14	ppb
Copper	63-2	1123.62	1133.24	1117.68	1124.85	0.70	ppb
Dysprosium	156-1						cps
Dysprosium	156-2						cps
Erbium	164-1						cps
Erbium	164-2						cps
Gadolinium	160-1						cps
Gadolinium	160-2						cps
Holmium	165-1				112		%
Holmium	165-2				107		%
Indium	115-1				106		%
Indium	115-2				97		%
Iron	56-2	21124.71	21122.59	21115.29	21120.86	0.02	ppb
Iron	57-2	21137.47	21180.56	20868.52	21062.19	0.80	ppb
Iron	54-2	21121.00	21306.99	20698.78	21042.26	1.48	ppb
Krypton	83-1						cps

Reviewed By:Mohan
On:12/25/2024 3:49:22 AM
Inst Id :P7

LB Number :	LB134068	Operator :	Jaswal
Lab Sample ID :	P5254-19	Instrumnet Name :	P7
Client Sample ID :	MJNKT0	Dilution Factor :	1
Date & Time Acquired :	2024-12-23 22:49:49	DataFile Name :	183SMPL.d

Parameter	Mass	ConRep1	ConRep2	ConRep3	Avg. Conc.	ConcRSD	Units
Lead	206-1	174.48	191.98	191.88	186.11	5.41	ppb
Lead	207-1	155.19	167.64	170.97	164.60	5.05	ppb
Lead	208-1	169.83	183.52	185.46	179.60	4.74	ppb
Lithium	6-1				101		%
Magnesium	24-2	4816.93	4833.44	4752.46	4800.94	0.89	ppb
Manganese	55-2	150.71	152.52	148.95	150.73	1.18	ppb
Molybdenum	94-1	7.76	8.24	8.25	8.08	3.49	ppb
Molybdenum	95-1	4.73	5.07	5.10	4.97	4.16	ppb
Molybdenum	96-1	5.32	5.64	5.63	5.53	3.32	ppb
Molybdenum	97-1	4.89	5.32	5.16	5.13	4.19	ppb
Molybdenum	98-1	4.79	5.16	5.18	5.04	4.28	ppb
Neodymium	150-1						cps
Neodymium	150-2						cps
Nickel	60-2	24.46	24.87	24.49	24.61	0.94	ppb
Phosphorus	31-2	704.66	705.80	698.52	703.00	0.56	ppb
Potassium	39-2	1543.92	1555.91	1530.97	1543.60	0.81	ppb
Rhodium	103-1				104		%
Rhodium	103-2				98		%
Scandium	45-1				100		%
Scandium	45-2				89		%
Selenium	82-1	0.61	0.60	0.39	0.53	23.34	ppb
Selenium	77-2	4.23	3.46	2.12	3.27	32.57	ppb
Selenium	78-2	1.44	-0.32	-0.53	0.20	542.87	ppb
Silicon	28-1	835.33	913.97	921.69	890.33	5.37	ppb
Silver	107-1	3.08	3.28	3.39	3.25	4.93	ppb
Silver	109-1	3.07	3.26	3.32	3.22	4.16	ppb
Sodium	23-2	9152.20	9124.89	9017.28	9098.12	0.78	ppb
Strontium	86-1	1060.09	1139.13	1139.76	1112.99	4.12	ppb
Strontium	88-1	1099.07	1164.62	1180.62	1148.10	3.76	ppb
Sulfur	34-1	6520.09	7384.98	7311.82	7072.30	6.78	ppb
Terbium	159-1				111		%
Terbium	159-2				106		%
Thallium	203-1	0.20	0.24	0.24	0.22	11.17	ppb
Thallium	205-1	0.22	0.24	0.23	0.23	3.83	ppb
Tin	118-1	14.45	15.42	15.73	15.20	4.40	ppb
Titanium	47-1	370.37	402.65	399.41	390.81	4.55	ppb

Reviewed By:Mohan
On:12/25/2024 3:49:22 AM
Inst Id :P7

LB Number :	LB134068	Operator :	Jaswal
Lab Sample ID :	P5254-19	Instrumnet Name :	P7
Client Sample ID :	MJNKT0	Dilution Factor :	1
Date & Time Acquired :	2024-12-23 22:49:49	DataFile Name :	183SMPL.d

Parameter	Mass	ConRep1	ConRep2	ConRep3	Avg. Conc.	ConcRSD	Units
Uranium	238-1	1.13	1.19	1.23	1.18	4.55	ppb
Vanadium	51-2	35.27	36.02	34.79	35.36	1.75	ppb
Yttrium	89-1				107		%
Yttrium	89-2				97		%
Zinc	66-2	463.92	471.30	460.82	465.35	1.16	ppb
Zirconium	90-1	2.04	2.19	2.20	2.14	4.02	ppb
Zirconium	91-1	2.12	2.26	2.24	2.20	3.46	ppb

Reviewed By:Mohan
On:12/25/2024 3:49:22 AM
Inst Id :P7

LB Number :	LB134068	Operator :	Jaswal
Lab Sample ID :	P5254-20	Instrumnet Name :	P7
Client Sample ID :	MJNKW1	Dilution Factor :	1
Date & Time Acquired :	2024-12-23 22:52:59	DataFile Name :	184SMPL.d

Parameter	Mass	ConRep1	ConRep2	ConRep3	Avg. Conc.	ConcRSD	Units
Aluminium	27-2	9254.80	9061.35	9177.33	9164.50	1.06	ppb
Antimony	121-1	45.28	45.27	45.88	45.48	0.77	ppb
Arsenic	75-2	164.74	163.23	164.42	164.13	0.49	ppb
Barium	135-1	106.80	106.45	107.50	106.92	0.50	ppb
Barium	137-1	108.36	108.83	109.34	108.84	0.45	ppb
Beryllium	9-1	0.22	0.27	0.30	0.27	15.17	ppb
Bismuth	209-1				116		%
Bismuth	209-2				111		%
Bromine	81-1						cps
Bromine	81-2						cps
Cadmium	108-1	2.81	2.50	2.56	2.62	6.25	ppb
Cadmium	106-1	1.56	1.51	1.16	1.41	15.35	ppb
Cadmium	111-1	1.83	1.81	1.85	1.83	1.03	ppb
Calcium	43-1	88397.56	89705.18	88665.94	88922.89	0.78	ppb
Calcium	44-1	87279.54	88884.60	88998.50	88387.55	1.09	ppb
Carbon	12-1						cps
Carbon	12-2						cps
Chlorine	35-1						cps
Chlorine	35-2						cps
Chromium	52-2	30.25	29.88	30.02	30.05	0.62	ppb
Cobalt	59-2	37.88	37.16	37.48	37.51	0.95	ppb
Copper	63-2	1252.02	1232.03	1222.79	1235.61	1.21	ppb
Dysprosium	156-1						cps
Dysprosium	156-2						cps
Erbium	164-1						cps
Erbium	164-2						cps
Gadolinium	160-1						cps
Gadolinium	160-2						cps
Holmium	165-1				110		%
Holmium	165-2				107		%
Indium	115-1				102		%
Indium	115-2				96		%
Iron	56-2	30938.26	30586.72	30754.97	30759.98	0.57	ppb
Iron	57-2	30789.36	30899.30	30705.66	30798.10	0.32	ppb
Iron	54-2	30884.19	30663.54	30386.35	30644.69	0.81	ppb
Krypton	83-1						cps

Reviewed By:Mohan
On:12/25/2024 3:49:22 AM
Inst Id :P7

LB Number :	LB134068	Operator :	Jaswal
Lab Sample ID :	P5254-20	Instrumnet Name :	P7
Client Sample ID :	MJNKW1	Dilution Factor :	1
Date & Time Acquired :	2024-12-23 22:52:59	DataFile Name :	184SMPL.d

Parameter	Mass	ConRep1	ConRep2	ConRep3	Avg. Conc.	ConcRSD	Units
Lead	206-1	335.80	339.76	341.09	338.88	0.81	ppb
Lead	207-1	333.05	334.09	333.65	333.60	0.16	ppb
Lead	208-1	331.16	333.00	336.64	333.60	0.84	ppb
Lithium	6-1				99		%
Magnesium	24-2	5994.13	6064.12	6102.42	6053.56	0.91	ppb
Manganese	55-2	217.94	215.38	214.16	215.83	0.89	ppb
Molybdenum	94-1	11.05	10.92	11.09	11.02	0.81	ppb
Molybdenum	95-1	6.68	6.82	6.85	6.78	1.29	ppb
Molybdenum	96-1	7.62	7.39	7.54	7.52	1.55	ppb
Molybdenum	97-1	6.87	6.77	6.97	6.87	1.45	ppb
Molybdenum	98-1	7.03	6.86	6.96	6.95	1.28	ppb
Neodymium	150-1						cps
Neodymium	150-2						cps
Nickel	60-2	22.90	23.03	22.92	22.95	0.30	ppb
Phosphorus	31-2	827.54	829.57	813.28	823.46	1.08	ppb
Potassium	39-2	2233.61	2192.67	2153.78	2193.35	1.82	ppb
Rhodium	103-1				100		%
Rhodium	103-2				96		%
Scandium	45-1				96		%
Scandium	45-2				88		%
Selenium	82-1	1.04	0.80	0.95	0.93	13.05	ppb
Selenium	77-2	4.77	3.94	4.40	4.37	9.58	ppb
Selenium	78-2	0.59	-0.19	-0.03	0.12	336.21	ppb
Silicon	28-1	1246.20	1258.46	1331.21	1278.63	3.59	ppb
Silver	107-1	3.57	3.54	3.59	3.56	0.68	ppb
Silver	109-1	3.49	3.49	3.57	3.52	1.40	ppb
Sodium	23-2	14332.84	14414.33	14412.97	14386.72	0.32	ppb
Strontium	86-1	20754.09	20794.13	21153.99	20900.74	1.05	ppb
Strontium	88-1	20909.56	20754.09	20806.78	20823.48	0.38	ppb
Sulfur	34-1	7129.86	7506.04	7433.41	7356.44	2.71	ppb
Terbium	159-1				108		%
Terbium	159-2				104		%
Thallium	203-1	0.28	0.27	0.28	0.28	1.86	ppb
Thallium	205-1	0.28	0.28	0.30	0.29	2.92	ppb
Tin	118-1	17.39	17.27	17.48	17.38	0.61	ppb
Titanium	47-1	367.95	377.47	377.70	374.37	1.49	ppb

Reviewed By:Mohan
On:12/25/2024 3:49:22 AM
Inst Id :P7

LB Number :	LB134068	Operator :	Jaswal
Lab Sample ID :	P5254-20	Instrumnet Name :	P7
Client Sample ID :	MJNKW1	Dilution Factor :	1
Date & Time Acquired :	2024-12-23 22:52:59	DataFile Name :	184SMPL.d

Parameter	Mass	ConRep1	ConRep2	ConRep3	Avg. Conc.	ConcRSD	Units
Uranium	238-1	2.61	2.66	2.75	2.67	2.55	ppb
Vanadium	51-2	39.34	39.12	38.97	39.14	0.48	ppb
Yttrium	89-1				103		%
Yttrium	89-2				96		%
Zinc	66-2	1605.09	1641.53	1583.57	1610.06	1.82	ppb
Zirconium	90-1	2.95	2.93	2.99	2.96	0.95	ppb
Zirconium	91-1	2.99	3.02	3.03	3.02	0.64	ppb

Reviewed By:Mohan
On:12/25/2024 3:49:22 AM
Inst Id :P7

LB Number :	LB134068	Operator :	Jaswal
Lab Sample ID :	P5254-21	Instrumnet Name :	P7
Client Sample ID :	MJNKW2	Dilution Factor :	1
Date & Time Acquired :	2024-12-23 22:56:03	DataFile Name :	185SMPL.d

Parameter	Mass	ConRep1	ConRep2	ConRep3	Avg. Conc.	ConcRSD	Units
Aluminium	27-2	5852.93	5929.57	5832.52	5871.67	0.87	ppb
Antimony	121-1	18.81	19.06	19.15	19.00	0.94	ppb
Arsenic	75-2	67.27	66.81	70.81	68.30	3.20	ppb
Barium	135-1	44.76	44.83	44.99	44.86	0.27	ppb
Barium	137-1	45.04	46.06	46.32	45.81	1.47	ppb
Beryllium	9-1	0.17	0.11	0.13	0.14	20.10	ppb
Bismuth	209-1				114		%
Bismuth	209-2				108		%
Bromine	81-1						cps
Bromine	81-2						cps
Cadmium	108-1	1.38	1.44	1.39	1.40	2.22	ppb
Cadmium	106-1	-0.60	-0.20	-0.52	-0.44		ppb
Cadmium	111-1	0.87	0.98	0.96	0.94	6.53	ppb
Calcium	43-1	236670.13	245338.11	246831.66	242946.63	2.26	ppb
Calcium	44-1	237725.78	243606.56	244613.24	241981.86	1.54	ppb
Carbon	12-1						cps
Carbon	12-2						cps
Chlorine	35-1						cps
Chlorine	35-2						cps
Chromium	52-2	19.56	19.24	19.22	19.34	0.99	ppb
Cobalt	59-2	16.50	16.34	16.38	16.41	0.48	ppb
Copper	63-2	388.20	380.90	381.34	383.48	1.07	ppb
Dysprosium	156-1						cps
Dysprosium	156-2						cps
Erbium	164-1						cps
Erbium	164-2						cps
Gadolinium	160-1						cps
Gadolinium	160-2						cps
Holmium	165-1				110		%
Holmium	165-2				106		%
Indium	115-1				103		%
Indium	115-2				95		%
Iron	56-2	16533.23	16637.98	16476.32	16549.18	0.50	ppb
Iron	57-2	17688.66	17557.16	17598.19	17614.67	0.38	ppb
Iron	54-2	16679.70	16783.37	16575.82	16679.63	0.62	ppb
Krypton	83-1						cps

Reviewed By:Mohan
On:12/25/2024 3:49:22 AM
Inst Id :P7

LB Number :	LB134068	Operator :	Jaswal
Lab Sample ID :	P5254-21	Instrumnet Name :	P7
Client Sample ID :	MJNKW2	Dilution Factor :	1
Date & Time Acquired :	2024-12-23 22:56:03	DataFile Name :	185SMPL.d

Parameter	Mass	ConRep1	ConRep2	ConRep3	Avg. Conc.	ConcRSD	Units
Lead	206-1	113.71	115.20	115.31	114.74	0.78	ppb
Lead	207-1	110.76	112.42	110.16	111.11	1.05	ppb
Lead	208-1	118.02	118.75	117.57	118.12	0.50	ppb
Lithium	6-1				100		%
Magnesium	24-2	4177.17	4139.58	4149.59	4155.45	0.47	ppb
Manganese	55-2	147.40	146.72	146.34	146.82	0.37	ppb
Molybdenum	94-1	6.49	6.46	6.47	6.47	0.28	ppb
Molybdenum	95-1	2.82	2.83	2.79	2.82	0.69	ppb
Molybdenum	96-1	3.36	3.36	3.36	3.36	0.12	ppb
Molybdenum	97-1	2.89	2.85	2.82	2.85	1.25	ppb
Molybdenum	98-1	2.88	2.92	2.84	2.88	1.34	ppb
Neodymium	150-1						cps
Neodymium	150-2						cps
Nickel	60-2	18.61	18.50	18.34	18.48	0.74	ppb
Phosphorus	31-2	631.07	606.19	626.93	621.40	2.15	ppb
Potassium	39-2	1349.70	1340.21	1339.32	1343.08	0.43	ppb
Rhodium	103-1				100		%
Rhodium	103-2				95		%
Scandium	45-1				98		%
Scandium	45-2				87		%
Selenium	82-1	0.86	1.09	1.24	1.06	17.90	ppb
Selenium	77-2	1.49	4.62	3.07	3.06	51.07	ppb
Selenium	78-2	-1.14	0.26	0.13	-0.25		ppb
Silicon	28-1	1139.62	1175.51	1185.53	1166.89	2.07	ppb
Silver	107-1	1.08	1.05	1.06	1.07	1.51	ppb
Silver	109-1	1.08	1.03	1.04	1.05	2.56	ppb
Sodium	23-2	8182.50	8266.16	8095.68	8181.45	1.04	ppb
Strontium	86-1	27254.93	27773.26	27594.02	27540.73	0.96	ppb
Strontium	88-1	27035.17	27641.26	27521.71	27399.38	1.17	ppb
Sulfur	34-1	4438.99	4598.72	4691.87	4576.53	2.79	ppb
Terbium	159-1				109		%
Terbium	159-2				104		%
Thallium	203-1	0.23	0.24	0.24	0.24	2.53	ppb
Thallium	205-1	0.24	0.24	0.24	0.24	2.24	ppb
Tin	118-1	7.00	7.02	7.01	7.01	0.16	ppb
Titanium	47-1	324.96	336.02	333.19	331.39	1.73	ppb

Reviewed By:Mohan
On:12/25/2024 3:49:22 AM
Inst Id :P7

LB Number :	LB134068	Operator :	Jaswal
Lab Sample ID :	P5254-21	Instrumnet Name :	P7
Client Sample ID :	MJNKW2	Dilution Factor :	1
Date & Time Acquired :	2024-12-23 22:56:03	DataFile Name :	185SMPL.d

Parameter	Mass	ConRep1	ConRep2	ConRep3	Avg. Conc.	ConcRSD	Units
Uranium	238-1	1.81	1.86	1.85	1.84	1.26	ppb
Vanadium	51-2	27.23	27.12	27.16	27.17	0.21	ppb
Yttrium	89-1				105		%
Yttrium	89-2				95		%
Zinc	66-2	543.30	545.43	545.72	544.82	0.24	ppb
Zirconium	90-1	2.20	2.30	2.29	2.26	2.53	ppb
Zirconium	91-1	2.29	2.30	2.28	2.29	0.42	ppb

Reviewed By:Mohan
On:12/25/2024 3:49:22 AM
Inst Id :P7

LB Number :	LB134068	Operator :	Jaswal
Lab Sample ID :	P5254-22	Instrumnet Name :	P7
Client Sample ID :	MJNKY3	Dilution Factor :	1
Date & Time Acquired :	2024-12-23 22:59:11	DataFile Name :	186SMPL.d

Parameter	Mass	ConRep1	ConRep2	ConRep3	Avg. Conc.	ConcRSD	Units
Aluminium	27-2	10775.48	10627.90	10699.93	10701.10	0.69	ppb
Antimony	121-1	9.77	9.59	9.92	9.76	1.68	ppb
Arsenic	75-2	59.78	60.40	59.63	59.94	0.68	ppb
Barium	135-1	33.39	33.17	33.13	33.23	0.42	ppb
Barium	137-1	33.80	33.98	34.09	33.96	0.43	ppb
Beryllium	9-1	0.26	0.27	0.32	0.28	12.27	ppb
Bismuth	209-1				116		%
Bismuth	209-2				111		%
Bromine	81-1						cps
Bromine	81-2						cps
Cadmium	108-1	1.35	1.22	0.91	1.16	19.56	ppb
Cadmium	106-1	-0.36	-0.30	-1.01	-0.56		ppb
Cadmium	111-1	0.70	0.74	0.65	0.70	6.19	ppb
Calcium	43-1	9887.01	9851.43	9927.40	9888.61	0.38	ppb
Calcium	44-1	9528.83	9427.06	9505.78	9487.22	0.56	ppb
Carbon	12-1						cps
Carbon	12-2						cps
Chlorine	35-1						cps
Chlorine	35-2						cps
Chromium	52-2	34.56	35.16	35.16	34.96	0.99	ppb
Cobalt	59-2	9.85	9.79	9.75	9.80	0.51	ppb
Copper	63-2	986.76	983.55	964.33	978.21	1.24	ppb
Dysprosium	156-1						cps
Dysprosium	156-2						cps
Erbium	164-1						cps
Erbium	164-2						cps
Gadolinium	160-1						cps
Gadolinium	160-2						cps
Holmium	165-1				109		%
Holmium	165-2				105		%
Indium	115-1				102		%
Indium	115-2				95		%
Iron	56-2	22537.60	22738.05	22674.99	22650.21	0.45	ppb
Iron	57-2	22424.04	22424.62	22630.45	22493.04	0.53	ppb
Iron	54-2	22635.07	22543.99	22516.24	22565.10	0.28	ppb
Krypton	83-1						cps

Reviewed By:Mohan
On:12/25/2024 3:49:22 AM
Inst Id :P7

LB Number :	LB134068	Operator :	Jaswal
Lab Sample ID :	P5254-22	Instrumnet Name :	P7
Client Sample ID :	MJNKY3	Dilution Factor :	1
Date & Time Acquired :	2024-12-23 22:59:11	DataFile Name :	186SMPL.d

Parameter	Mass	ConRep1	ConRep2	ConRep3	Avg. Conc.	ConcRSD	Units
Lead	206-1	137.72	133.54	138.89	136.71	2.06	ppb
Lead	207-1	132.05	127.96	132.90	130.97	2.02	ppb
Lead	208-1	140.34	137.34	140.57	139.42	1.29	ppb
Lithium	6-1				100		%
Magnesium	24-2	5766.91	5786.46	5679.67	5744.34	0.99	ppb
Manganese	55-2	164.02	163.26	162.61	163.30	0.43	ppb
Molybdenum	94-1	7.06	7.28	7.18	7.18	1.55	ppb
Molybdenum	95-1	4.44	4.48	4.45	4.46	0.44	ppb
Molybdenum	96-1	4.93	4.94	5.03	4.97	1.02	ppb
Molybdenum	97-1	4.56	4.55	4.43	4.51	1.63	ppb
Molybdenum	98-1	4.38	4.50	4.45	4.45	1.29	ppb
Neodymium	150-1						cps
Neodymium	150-2						cps
Nickel	60-2	30.02	29.39	29.18	29.53	1.49	ppb
Phosphorus	31-2	954.79	948.00	944.83	949.21	0.54	ppb
Potassium	39-2	1909.35	1900.68	1910.88	1906.97	0.29	ppb
Rhodium	103-1				101		%
Rhodium	103-2				97		%
Scandium	45-1				95		%
Scandium	45-2				87		%
Selenium	82-1	1.00	0.93	0.49	0.81	33.72	ppb
Selenium	77-2	2.98	5.42	4.92	4.44	29.12	ppb
Selenium	78-2	-0.19	0.13	0.51	0.15	228.87	ppb
Silicon	28-1	1645.03	1674.96	1632.46	1650.82	1.32	ppb
Silver	107-1	3.09	3.14	3.14	3.12	0.87	ppb
Silver	109-1	3.09	3.07	3.09	3.08	0.24	ppb
Sodium	23-2	11941.89	11956.95	11868.92	11922.59	0.39	ppb
Strontium	86-1	1784.58	1815.44	1812.96	1804.33	0.95	ppb
Strontium	88-1	1838.00	1888.70	1851.67	1859.45	1.41	ppb
Sulfur	34-1	8750.93	8608.92	8729.58	8696.48	0.88	ppb
Terbium	159-1				109		%
Terbium	159-2				104		%
Thallium	203-1	0.23	0.22	0.24	0.23	3.74	ppb
Thallium	205-1	0.23	0.23	0.24	0.24	3.55	ppb
Tin	118-1	12.41	12.31	12.56	12.43	1.03	ppb
Titanium	47-1	565.74	571.09	571.27	569.37	0.55	ppb

Reviewed By:Mohan
On:12/25/2024 3:49:22 AM
Inst Id :P7

LB Number :	LB134068	Operator :	Jaswal
Lab Sample ID :	P5254-22	Instrumnet Name :	P7
Client Sample ID :	MJNKY3	Dilution Factor :	1
Date & Time Acquired :	2024-12-23 22:59:11	DataFile Name :	186SMPL.d

Parameter	Mass	ConRep1	ConRep2	ConRep3	Avg. Conc.	ConcRSD	Units
Uranium	238-1	1.55	1.54	1.58	1.56	1.34	ppb
Vanadium	51-2	46.21	45.81	46.33	46.12	0.58	ppb
Yttrium	89-1				105		%
Yttrium	89-2				96		%
Zinc	66-2	305.82	308.61	305.73	306.72	0.53	ppb
Zirconium	90-1	1.90	1.96	1.91	1.92	1.62	ppb
Zirconium	91-1	1.94	2.01	1.98	1.98	1.80	ppb

Reviewed By:Mohan
On:12/25/2024 3:49:22 AM
Inst Id :P7

LB Number :	LB134068	Operator :	Jaswal
Lab Sample ID :	P5156-13DLX2	Instrumnet Name :	P7
Client Sample ID :	ME28T9	Dilution Factor :	2
Date & Time Acquired :	2024-12-23 23:03:58	DataFile Name :	187SMPL.d

Parameter	Mass	ConRep1	ConRep2	ConRep3	Avg. Conc.	ConcRSD	Units
Aluminium	27-2	8640.41	9580.51	8077.31	8766.08	8.66	ppb
Antimony	121-1	0.85	0.81	0.85	0.84	2.50	ppb
Arsenic	75-2	9.41	10.75	9.16	9.78	8.75	ppb
Barium	135-1	114.50	114.29	113.93	114.24	0.25	ppb
Barium	137-1	116.20	116.12	116.33	116.22	0.09	ppb
Beryllium	9-1	0.93	0.85	0.82	0.87	6.52	ppb
Bismuth	209-1				113		%
Bismuth	209-2				105		%
Bromine	81-1						cps
Bromine	81-2						cps
Cadmium	108-1	3.01	2.61	2.92	2.85	7.33	ppb
Cadmium	106-1	1.33	1.68	1.64	1.55	12.29	ppb
Cadmium	111-1	2.35	2.34	2.31	2.33	1.06	ppb
Calcium	43-1	72560.39	72393.33	72556.96	72503.56	0.13	ppb
Calcium	44-1	71488.38	71972.45	72387.17	71949.33	0.63	ppb
Carbon	12-1						cps
Carbon	12-2						cps
Chlorine	35-1						cps
Chlorine	35-2						cps
Chromium	52-2	392.48	446.63	375.36	404.82	9.19	ppb
Cobalt	59-2	10.74	12.00	10.34	11.03	7.89	ppb
Copper	63-2	68.00	77.21	65.35	70.19	8.87	ppb
Dysprosium	156-1						cps
Dysprosium	156-2						cps
Erbium	164-1						cps
Erbium	164-2						cps
Gadolinium	160-1						cps
Gadolinium	160-2						cps
Holmium	165-1				107		%
Holmium	165-2				101		%
Indium	115-1				99		%
Indium	115-2				89		%
Iron	56-2	100836.44	113056.96	96481.50	103458.30	8.31	ppb
Iron	57-2	100639.77	113351.63	96705.79	103565.73	8.40	ppb
Iron	54-2	101600.88	114326.01	96251.52	104059.47	8.92	ppb
Krypton	83-1						cps

Reviewed By:Mohan
On:12/25/2024 3:49:22 AM
Inst Id :P7

LB Number :	LB134068	Operator :	Jaswal
Lab Sample ID :	P5156-13DLX2	Instrumnet Name :	P7
Client Sample ID :	ME28T9	Dilution Factor :	2
Date & Time Acquired :	2024-12-23 23:03:58	DataFile Name :	187SMPL.d

Parameter	Mass	ConRep1	ConRep2	ConRep3	Avg. Conc.	ConcRSD	Units
Lead	206-1	452.34	447.16	459.44	452.98	1.36	ppb
Lead	207-1	432.61	427.31	436.26	432.06	1.04	ppb
Lead	208-1	436.15	431.91	439.18	435.75	0.84	ppb
Lithium	6-1				97		%
Magnesium	24-2	12138.79	13704.70	11717.04	12520.18	8.36	ppb
Manganese	55-2	5482.80	6150.95	5242.00	5625.25	8.37	ppb
Molybdenum	94-1	10.21	10.25	10.00	10.15	1.33	ppb
Molybdenum	95-1	7.28	7.49	7.34	7.37	1.43	ppb
Molybdenum	96-1	8.36	8.39	8.43	8.39	0.44	ppb
Molybdenum	97-1	7.35	7.36	7.33	7.35	0.19	ppb
Molybdenum	98-1	7.26	7.35	7.20	7.27	1.06	ppb
Neodymium	150-1						cps
Neodymium	150-2						cps
Nickel	60-2	147.81	168.71	143.21	153.24	8.87	ppb
Phosphorus	31-2	770.17	811.31	731.45	770.98	5.18	ppb
Potassium	39-2	1203.66	1372.28	1155.95	1243.96	9.14	ppb
Rhodium	103-1				97		%
Rhodium	103-2				90		%
Scandium	45-1				93		%
Scandium	45-2				81		%
Selenium	82-1	0.49	0.28	0.37	0.38	27.52	ppb
Selenium	77-2	5.76	3.77	1.98	3.84	49.23	ppb
Selenium	78-2	-0.51	0.22	-0.55	-0.28		ppb
Silicon	28-1	1057.14	1070.59	1056.46	1061.40	0.75	ppb
Silver	107-1	1.11	1.11	1.11	1.11	0.07	ppb
Silver	109-1	1.07	1.10	1.09	1.09	1.38	ppb
Sodium	23-2	240.51	275.81	233.20	249.84	9.12	ppb
Strontium	86-1	4292.38	4290.72	4269.97	4284.35	0.29	ppb
Strontium	88-1	4484.46	4484.28	4478.11	4482.28	0.08	ppb
Sulfur	34-1	620.05	603.04	724.28	649.12	10.11	ppb
Terbium	159-1				106		%
Terbium	159-2				99		%
Thallium	203-1	0.72	0.71	0.73	0.72	1.83	ppb
Thallium	205-1	0.71	0.73	0.72	0.72	0.86	ppb
Tin	118-1	6.67	6.56	6.62	6.62	0.78	ppb
Titanium	47-1	291.65	294.03	296.03	293.90	0.75	ppb

Reviewed By:Mohan
On:12/25/2024 3:49:22 AM
Inst Id :P7

LB Number :	LB134068	Operator :	Jaswal
Lab Sample ID :	P5156-13DLX2	Instrumnet Name :	P7
Client Sample ID :	ME28T9	Dilution Factor :	2
Date & Time Acquired :	2024-12-23 23:03:58	DataFile Name :	187SMPL.d

Parameter	Mass	ConRep1	ConRep2	ConRep3	Avg. Conc.	ConcRSD	Units
Uranium	238-1	0.73	0.72	0.75	0.73	1.70	ppb
Vanadium	51-2	72.57	82.21	69.38	74.72	8.94	ppb
Yttrium	89-1				102		%
Yttrium	89-2				90		%
Zinc	66-2	991.74	1105.70	948.74	1015.39	7.99	ppb
Zirconium	90-1	2.24	2.26	2.23	2.24	0.73	ppb
Zirconium	91-1	2.26	2.37	2.23	2.28	3.26	ppb

Reviewed By:Mohan
On:12/25/2024 3:49:22 AM
Inst Id :P7

LB Number :	LB134068	Operator :	Jaswal
Lab Sample ID :	P5156-14DLX2	Instrumnet Name :	P7
Client Sample ID :	ME28W0	Dilution Factor :	2
Date & Time Acquired :	2024-12-23 23:07:04	DataFile Name :	188SMPL.d

Parameter	Mass	ConRep1	ConRep2	ConRep3	Avg. Conc.	ConcRSD	Units
Aluminium	27-2	9766.67	9897.91	9791.86	9818.81	0.71	ppb
Antimony	121-1	1.01	1.12	1.15	1.09	6.76	ppb
Arsenic	75-2	8.26	8.22	8.18	8.22	0.53	ppb
Barium	135-1	109.47	119.67	118.25	115.79	4.77	ppb
Barium	137-1	110.85	122.26	120.49	117.87	5.21	ppb
Beryllium	9-1	1.21	1.33	1.29	1.28	4.93	ppb
Bismuth	209-1				114		%
Bismuth	209-2				106		%
Bromine	81-1						cps
Bromine	81-2						cps
Cadmium	108-1	3.05	3.91	3.53	3.50	12.27	ppb
Cadmium	106-1	2.33	2.71	2.29	2.44	9.47	ppb
Cadmium	111-1	2.55	2.89	2.84	2.76	6.59	ppb
Calcium	43-1	87285.55	93994.51	94319.78	91866.61	4.32	ppb
Calcium	44-1	86040.28	94797.33	94769.17	91868.92	5.49	ppb
Carbon	12-1						cps
Carbon	12-2						cps
Chlorine	35-1						cps
Chlorine	35-2						cps
Chromium	52-2	510.69	503.08	508.49	507.42	0.77	ppb
Cobalt	59-2	6.46	6.55	6.62	6.54	1.17	ppb
Copper	63-2	55.86	55.84	56.31	56.00	0.47	ppb
Dysprosium	156-1						cps
Dysprosium	156-2						cps
Erbium	164-1						cps
Erbium	164-2						cps
Gadolinium	160-1						cps
Gadolinium	160-2						cps
Holmium	165-1				108		%
Holmium	165-2				101		%
Indium	115-1				99		%
Indium	115-2				89		%
Iron	56-2	117507.62	116609.92	117234.81	117117.45	0.39	ppb
Iron	57-2	117174.63	117504.36	117572.04	117417.01	0.18	ppb
Iron	54-2	117765.35	117992.39	117262.16	117673.30	0.32	ppb
Krypton	83-1						cps

Reviewed By:Mohan
On:12/25/2024 3:49:22 AM
Inst Id :P7

LB Number :	LB134068	Operator :	Jaswal
Lab Sample ID :	P5156-14DLX2	Instrumnet Name :	P7
Client Sample ID :	ME28W0	Dilution Factor :	2
Date & Time Acquired :	2024-12-23 23:07:04	DataFile Name :	188SMPL.d

Parameter	Mass	ConRep1	ConRep2	ConRep3	Avg. Conc.	ConcRSD	Units
Lead	206-1	402.63	442.66	439.58	428.29	5.20	ppb
Lead	207-1	376.35	407.08	400.99	394.81	4.12	ppb
Lead	208-1	382.22	415.81	414.12	404.05	4.68	ppb
Lithium	6-1				99		%
Magnesium	24-2	14889.94	14902.74	14880.90	14891.19	0.07	ppb
Manganese	55-2	9215.36	9240.45	9286.17	9247.33	0.39	ppb
Molybdenum	94-1	19.19	20.41	21.34	20.31	5.30	ppb
Molybdenum	95-1	12.26	13.60	13.35	13.07	5.45	ppb
Molybdenum	96-1	13.70	14.99	14.81	14.50	4.80	ppb
Molybdenum	97-1	12.33	13.19	13.47	13.00	4.55	ppb
Molybdenum	98-1	12.38	13.35	13.43	13.05	4.47	ppb
Neodymium	150-1						cps
Neodymium	150-2						cps
Nickel	60-2	149.01	148.59	148.02	148.54	0.33	ppb
Phosphorus	31-2	1040.21	1046.50	1033.39	1040.03	0.63	ppb
Potassium	39-2	990.87	990.94	983.00	988.27	0.46	ppb
Rhodium	103-1				97		%
Rhodium	103-2				91		%
Scandium	45-1				93		%
Scandium	45-2				81		%
Selenium	82-1	0.30	0.46	0.55	0.44	28.69	ppb
Selenium	77-2	1.94	2.81	2.49	2.41	18.18	ppb
Selenium	78-2	0.04	-1.20	-0.59	-0.58		ppb
Silicon	28-1	1450.11	1633.39	1594.28	1559.26	6.19	ppb
Silver	107-1	1.36	1.51	1.47	1.45	5.24	ppb
Silver	109-1	1.38	1.48	1.47	1.45	3.96	ppb
Sodium	23-2	351.14	352.03	347.84	350.34	0.63	ppb
Strontium	86-1	4575.35	4914.70	4938.32	4809.46	4.22	ppb
Strontium	88-1	4793.31	5139.07	5156.33	5029.57	4.07	ppb
Sulfur	34-1	474.13	804.87	809.29	696.10	27.62	ppb
Terbium	159-1				107		%
Terbium	159-2				99		%
Thallium	203-1	1.20	1.32	1.28	1.26	4.66	ppb
Thallium	205-1	1.22	1.30	1.34	1.29	4.59	ppb
Tin	118-1	7.72	8.63	8.51	8.29	5.97	ppb
Titanium	47-1	536.98	599.60	595.92	577.50	6.08	ppb

Reviewed By:Mohan
On:12/25/2024 3:49:22 AM
Inst Id :P7

LB Number :	LB134068	Operator :	Jaswal
Lab Sample ID :	P5156-14DLX2	Instrumnet Name :	P7
Client Sample ID :	ME28W0	Dilution Factor :	2
Date & Time Acquired :	2024-12-23 23:07:04	DataFile Name :	188SMPL.d

Parameter	Mass	ConRep1	ConRep2	ConRep3	Avg. Conc.	ConcRSD	Units
Uranium	238-1	0.64	0.70	0.70	0.68	5.17	ppb
Vanadium	51-2	119.18	119.42	118.95	119.18	0.20	ppb
Yttrium	89-1				101		%
Yttrium	89-2				90		%
Zinc	66-2	1510.37	1505.14	1511.64	1509.05	0.23	ppb
Zirconium	90-1	4.64	5.08	5.10	4.94	5.21	ppb
Zirconium	91-1	4.66	5.06	5.05	4.93	4.62	ppb

Reviewed By:Mohan
On:12/25/2024 3:49:22 AM
Inst Id :P7

LB Number :	LB134068	Operator :	Jaswal
Lab Sample ID :	P5156-16DLX2	Instrumnet Name :	P7
Client Sample ID :	ME28W2	Dilution Factor :	2
Date & Time Acquired :	2024-12-23 23:11:22	DataFile Name :	189SMPL.d

Parameter	Mass	ConRep1	ConRep2	ConRep3	Avg. Conc.	ConcRSD	Units
Aluminium	27-2	9812.30	9637.61	9507.43	9652.45	1.58	ppb
Antimony	121-1	0.92	0.92	0.94	0.93	1.07	ppb
Arsenic	75-2	10.40	10.32	10.67	10.47	1.74	ppb
Barium	135-1	124.15	125.55	123.96	124.55	0.69	ppb
Barium	137-1	127.67	127.79	125.97	127.15	0.80	ppb
Beryllium	9-1	1.12	1.09	1.11	1.11	1.36	ppb
Bismuth	209-1				110		%
Bismuth	209-2				105		%
Bromine	81-1						cps
Bromine	81-2						cps
Cadmium	108-1	3.52	2.42	3.21	3.05	18.52	ppb
Cadmium	106-1	1.42	1.36	0.78	1.19	29.75	ppb
Cadmium	111-1	2.22	2.31	2.15	2.23	3.71	ppb
Calcium	43-1	80024.19	81070.90	79613.96	80236.35	0.94	ppb
Calcium	44-1	80632.66	80224.60	80394.42	80417.22	0.25	ppb
Carbon	12-1						cps
Carbon	12-2						cps
Chlorine	35-1						cps
Chlorine	35-2						cps
Chromium	52-2	275.04	272.31	272.71	273.35	0.54	ppb
Cobalt	59-2	9.30	9.30	9.24	9.28	0.40	ppb
Copper	63-2	60.64	59.90	59.52	60.02	0.95	ppb
Dysprosium	156-1						cps
Dysprosium	156-2						cps
Erbium	164-1						cps
Erbium	164-2						cps
Gadolinium	160-1						cps
Gadolinium	160-2						cps
Holmium	165-1				104		%
Holmium	165-2				101		%
Indium	115-1				97		%
Indium	115-2				89		%
Iron	56-2	89585.12	89702.62	88227.32	89171.69	0.92	ppb
Iron	57-2	89047.51	89118.81	88367.76	88844.69	0.47	ppb
Iron	54-2	90674.46	89531.47	89101.46	89769.13	0.91	ppb
Krypton	83-1						cps

Reviewed By:Mohan
On:12/25/2024 3:49:22 AM
Inst Id :P7

LB Number :	LB134068	Operator :	Jaswal
Lab Sample ID :	P5156-16DLX2	Instrumnet Name :	P7
Client Sample ID :	ME28W2	Dilution Factor :	2
Date & Time Acquired :	2024-12-23 23:11:22	DataFile Name :	189SMPL.d

Parameter	Mass	ConRep1	ConRep2	ConRep3	Avg. Conc.	ConcRSD	Units
Lead	206-1	390.88	384.51	380.40	385.26	1.37	ppb
Lead	207-1	363.58	356.84	351.05	357.16	1.76	ppb
Lead	208-1	369.04	362.77	362.51	364.77	1.01	ppb
Lithium	6-1				96		%
Magnesium	24-2	15087.52	15203.91	15040.48	15110.64	0.56	ppb
Manganese	55-2	5805.59	5780.11	5785.41	5790.37	0.23	ppb
Molybdenum	94-1	11.95	12.48	12.08	12.17	2.26	ppb
Molybdenum	95-1	7.28	7.74	7.44	7.49	3.06	ppb
Molybdenum	96-1	8.44	8.68	8.54	8.55	1.42	ppb
Molybdenum	97-1	7.33	7.69	7.47	7.50	2.40	ppb
Molybdenum	98-1	7.33	7.61	7.42	7.45	1.91	ppb
Neodymium	150-1						cps
Neodymium	150-2						cps
Nickel	60-2	91.37	90.64	90.28	90.76	0.61	ppb
Phosphorus	31-2	696.37	703.54	707.59	702.50	0.81	ppb
Potassium	39-2	1635.02	1616.60	1610.31	1620.64	0.79	ppb
Rhodium	103-1				94		%
Rhodium	103-2				90		%
Scandium	45-1				90		%
Scandium	45-2				81		%
Selenium	82-1	0.55	0.46	0.46	0.49	10.66	ppb
Selenium	77-2	3.37	3.52	5.01	3.97	22.76	ppb
Selenium	78-2	-1.06	-0.68	-0.86	-0.87		ppb
Silicon	28-1	1737.66	1727.11	1732.55	1732.44	0.30	ppb
Silver	107-1	1.29	1.28	1.27	1.28	0.87	ppb
Silver	109-1	1.27	1.25	1.26	1.26	0.86	ppb
Sodium	23-2	388.29	380.75	378.76	382.60	1.31	ppb
Strontium	86-1	5823.65	5973.86	5887.98	5895.17	1.28	ppb
Strontium	88-1	6134.10	6211.56	6189.36	6178.34	0.65	ppb
Sulfur	34-1	717.39	675.84	664.56	685.93	4.06	ppb
Terbium	159-1				103		%
Terbium	159-2				99		%
Thallium	203-1	1.11	1.11	1.07	1.10	1.89	ppb
Thallium	205-1	1.09	1.09	1.10	1.09	0.72	ppb
Tin	118-1	7.25	7.25	7.15	7.22	0.78	ppb
Titanium	47-1	395.32	399.61	400.38	398.44	0.68	ppb

Reviewed By:Mohan
On:12/25/2024 3:49:22 AM
Inst Id :P7

LB Number :	LB134068	Operator :	Jaswal
Lab Sample ID :	P5156-16DLX2	Instrumnet Name :	P7
Client Sample ID :	ME28W2	Dilution Factor :	2
Date & Time Acquired :	2024-12-23 23:11:22	DataFile Name :	189SMPL.d

Parameter	Mass	ConRep1	ConRep2	ConRep3	Avg. Conc.	ConcRSD	Units
Uranium	238-1	0.82	0.80	0.79	0.80	1.36	ppb
Vanadium	51-2	74.98	73.50	74.17	74.22	1.00	ppb
Yttrium	89-1				99		%
Yttrium	89-2				90		%
Zinc	66-2	1187.08	1171.28	1174.00	1177.45	0.72	ppb
Zirconium	90-1	3.23	3.32	3.25	3.26	1.44	ppb
Zirconium	91-1	3.21	3.44	3.31	3.32	3.45	ppb

Reviewed By:Mohan
On:12/25/2024 3:49:22 AM
Inst Id :P7

LB Number :	LB134068	Operator :	Jaswal
Lab Sample ID :	P5156-17DLX2	Instrumnet Name :	P7
Client Sample ID :	ME28W2D	Dilution Factor :	2
Date & Time Acquired :	2024-12-23 23:14:29	DataFile Name :	190SMPL.d

Parameter	Mass	ConRep1	ConRep2	ConRep3	Avg. Conc.	ConcRSD	Units
Aluminium	27-2	9867.49	9960.77	9918.25	9915.50	0.47	ppb
Antimony	121-1	0.94	1.00	0.96	0.97	3.59	ppb
Arsenic	75-2	10.46	11.17	11.02	10.88	3.46	ppb
Barium	135-1	118.79	125.37	126.52	123.56	3.38	ppb
Barium	137-1	120.51	127.96	128.41	125.63	3.53	ppb
Beryllium	9-1	1.02	1.14	1.20	1.12	8.25	ppb
Bismuth	209-1				112		%
Bismuth	209-2				106		%
Bromine	81-1						cps
Bromine	81-2						cps
Cadmium	108-1	2.83	2.93	2.96	2.90	2.38	ppb
Cadmium	106-1	1.53	1.18	1.22	1.31	14.67	ppb
Cadmium	111-1	2.19	2.23	2.22	2.21	1.05	ppb
Calcium	43-1	78657.37	83278.52	82534.30	81490.06	3.04	ppb
Calcium	44-1	78495.70	82353.95	81582.88	80810.85	2.53	ppb
Carbon	12-1						cps
Carbon	12-2						cps
Chlorine	35-1						cps
Chlorine	35-2						cps
Chromium	52-2	277.88	280.62	280.95	279.81	0.60	ppb
Cobalt	59-2	9.47	9.48	9.56	9.50	0.52	ppb
Copper	63-2	61.59	61.86	61.75	61.73	0.22	ppb
Dysprosium	156-1						cps
Dysprosium	156-2						cps
Erbium	164-1						cps
Erbium	164-2						cps
Gadolinium	160-1						cps
Gadolinium	160-2						cps
Holmium	165-1				106		%
Holmium	165-2				102		%
Indium	115-1				98		%
Indium	115-2				89		%
Iron	56-2	91665.36	91279.43	92112.50	91685.76	0.45	ppb
Iron	57-2	91241.82	90757.21	91068.88	91022.64	0.27	ppb
Iron	54-2	92036.06	91948.33	92407.41	92130.60	0.26	ppb
Krypton	83-1						cps

Reviewed By:Mohan
On:12/25/2024 3:49:22 AM
Inst Id :P7

LB Number :	LB134068	Operator :	Jaswal
Lab Sample ID :	P5156-17DLX2	Instrumnet Name :	P7
Client Sample ID :	ME28W2D	Dilution Factor :	2
Date & Time Acquired :	2024-12-23 23:14:29	DataFile Name :	190SMPL.d

Parameter	Mass	ConRep1	ConRep2	ConRep3	Avg. Conc.	ConcRSD	Units
Lead	206-1	375.97	399.29	396.10	390.45	3.24	ppb
Lead	207-1	347.31	367.15	365.35	359.94	3.05	ppb
Lead	208-1	352.82	375.38	375.51	367.90	3.55	ppb
Lithium	6-1				99		%
Magnesium	24-2	15351.92	15284.99	15433.98	15356.96	0.49	ppb
Manganese	55-2	5885.32	5939.25	5996.85	5940.48	0.94	ppb
Molybdenum	94-1	11.46	12.19	12.21	11.96	3.60	ppb
Molybdenum	95-1	7.45	7.80	7.74	7.66	2.47	ppb
Molybdenum	96-1	8.45	8.92	8.91	8.76	3.08	ppb
Molybdenum	97-1	7.29	7.93	7.83	7.69	4.48	ppb
Molybdenum	98-1	7.31	7.97	7.77	7.68	4.37	ppb
Neodymium	150-1						cps
Neodymium	150-2						cps
Nickel	60-2	93.02	93.34	93.81	93.39	0.43	ppb
Phosphorus	31-2	707.98	717.17	756.86	727.34	3.57	ppb
Potassium	39-2	1664.65	1666.85	1670.12	1667.21	0.17	ppb
Rhodium	103-1				96		%
Rhodium	103-2				91		%
Scandium	45-1				91		%
Scandium	45-2				82		%
Selenium	82-1	0.37	0.45	0.77	0.53	40.81	ppb
Selenium	77-2	3.80	4.39	4.92	4.37	12.81	ppb
Selenium	78-2	-0.34	-1.07	-0.86	-0.76		ppb
Silicon	28-1	1561.39	1639.93	1646.37	1615.90	2.93	ppb
Silver	107-1	1.22	1.25	1.29	1.25	2.66	ppb
Silver	109-1	1.20	1.30	1.30	1.27	4.43	ppb
Sodium	23-2	387.32	391.04	390.75	389.70	0.53	ppb
Strontium	86-1	5661.68	6014.70	5999.61	5892.00	3.39	ppb
Strontium	88-1	5889.97	6242.64	6217.25	6116.62	3.22	ppb
Sulfur	34-1	574.85	778.47	724.01	692.44	15.22	ppb
Terbium	159-1				106		%
Terbium	159-2				100		%
Thallium	203-1	1.12	1.18	1.17	1.16	2.51	ppb
Thallium	205-1	1.12	1.17	1.18	1.16	2.98	ppb
Tin	118-1	7.02	7.60	7.60	7.41	4.55	ppb
Titanium	47-1	376.03	396.77	398.27	390.35	3.18	ppb

Reviewed By:Mohan
On:12/25/2024 3:49:22 AM
Inst Id :P7

LB Number :	LB134068	Operator :	Jaswal
Lab Sample ID :	P5156-17DLX2	Instrumnet Name :	P7
Client Sample ID :	ME28W2D	Dilution Factor :	2
Date & Time Acquired :	2024-12-23 23:14:29	DataFile Name :	190SMPL.d

Parameter	Mass	ConRep1	ConRep2	ConRep3	Avg. Conc.	ConcRSD	Units
Uranium	238-1	0.76	0.81	0.84	0.81	4.95	ppb
Vanadium	51-2	76.46	75.65	76.28	76.13	0.56	ppb
Yttrium	89-1				101		%
Yttrium	89-2				91		%
Zinc	66-2	1211.81	1216.20	1220.96	1216.32	0.38	ppb
Zirconium	90-1	2.95	3.20	3.11	3.09	4.03	ppb
Zirconium	91-1	3.04	3.65	3.19	3.29	9.70	ppb

Reviewed By:Mohan
On:12/25/2024 3:49:22 AM
Inst Id :P7

LB Number :	LB134068	Operator :	Jaswal
Lab Sample ID :	P5156-16LDLX10	Instrumnet Name :	P7
Client Sample ID :	ME28W2L	Dilution Factor :	10
Date & Time Acquired :	2024-12-23 23:17:34	DataFile Name :	191SMPL.d

Parameter	Mass	ConRep1	ConRep2	ConRep3	Avg. Conc.	ConcRSD	Units
Aluminium	27-2	1993.94	2034.17	2017.86	2015.33	1.00	ppb
Antimony	121-1	0.19	0.20	0.19	0.19	1.89	ppb
Arsenic	75-2	2.17	2.21	2.22	2.20	1.15	ppb
Barium	135-1	25.77	26.13	25.83	25.91	0.74	ppb
Barium	137-1	26.18	26.48	26.62	26.42	0.84	ppb
Beryllium	9-1	0.18	0.24	0.30	0.24	25.68	ppb
Bismuth	209-1				110		%
Bismuth	209-2				106		%
Bromine	81-1						cps
Bromine	81-2						cps
Cadmium	108-1	0.59	0.60	0.51	0.57	9.24	ppb
Cadmium	106-1	-0.23	-0.66	-0.74	-0.55		ppb
Cadmium	111-1	0.47	0.38	0.41	0.42	10.15	ppb
Calcium	43-1	17633.49	17593.55	17638.75	17621.93	0.14	ppb
Calcium	44-1	16747.44	16877.98	16996.54	16873.99	0.74	ppb
Carbon	12-1						cps
Carbon	12-2						cps
Chlorine	35-1						cps
Chlorine	35-2						cps
Chromium	52-2	58.13	58.28	56.72	57.71	1.49	ppb
Cobalt	59-2	1.99	2.00	1.97	1.98	0.70	ppb
Copper	63-2	13.65	13.58	13.44	13.56	0.79	ppb
Dysprosium	156-1						cps
Dysprosium	156-2						cps
Erbium	164-1						cps
Erbium	164-2						cps
Gadolinium	160-1						cps
Gadolinium	160-2						cps
Holmium	165-1				102		%
Holmium	165-2				101		%
Indium	115-1				95		%
Indium	115-2				90		%
Iron	56-2	18776.41	18911.91	18841.94	18843.42	0.36	ppb
Iron	57-2	18895.30	18705.71	18639.24	18746.75	0.71	ppb
Iron	54-2	18716.12	18664.67	18883.20	18754.66	0.61	ppb
Krypton	83-1						cps

Reviewed By:Mohan
On:12/25/2024 3:49:22 AM
Inst Id :P7

LB Number :	LB134068	Operator :	Jaswal
Lab Sample ID :	P5156-16LDLX10	Instrumnet Name :	P7
Client Sample ID :	ME28W2L	Dilution Factor :	10
Date & Time Acquired :	2024-12-23 23:17:34	DataFile Name :	191SMPL.d

Parameter	Mass	ConRep1	ConRep2	ConRep3	Avg. Conc.	ConcRSD	Units
Lead	206-1	74.01	73.29	74.53	73.94	0.84	ppb
Lead	207-1	66.02	65.86	66.57	66.15	0.56	ppb
Lead	208-1	68.31	68.12	68.99	68.48	0.67	ppb
Lithium	6-1				96		%
Magnesium	24-2	3192.04	3228.52	3164.37	3194.98	1.01	ppb
Manganese	55-2	1211.76	1232.43	1221.35	1221.85	0.85	ppb
Molybdenum	94-1	2.48	2.52	2.57	2.52	1.91	ppb
Molybdenum	95-1	1.58	1.63	1.62	1.61	1.63	ppb
Molybdenum	96-1	1.84	1.81	1.83	1.83	0.67	ppb
Molybdenum	97-1	1.57	1.56	1.61	1.58	1.55	ppb
Molybdenum	98-1	1.57	1.57	1.60	1.58	1.00	ppb
Neodymium	150-1						cps
Neodymium	150-2						cps
Nickel	60-2	19.58	19.45	19.00	19.34	1.59	ppb
Phosphorus	31-2	143.86	129.45	132.97	135.43	5.55	ppb
Potassium	39-2	343.58	347.04	345.41	345.34	0.50	ppb
Rhodium	103-1				94		%
Rhodium	103-2				92		%
Scandium	45-1				89		%
Scandium	45-2				82		%
Selenium	82-1	-0.25	-0.32	-0.31	-0.29		ppb
Selenium	77-2	0.91	0.38	0.55	0.61	44.52	ppb
Selenium	78-2	-1.52	-0.71	-0.70	-0.97		ppb
Silicon	28-1	357.47	354.26	362.67	358.14	1.19	ppb
Silver	107-1	0.27	0.27	0.27	0.27	1.07	ppb
Silver	109-1	0.26	0.27	0.26	0.26	3.33	ppb
Sodium	23-2	91.05	91.61	88.88	90.51	1.59	ppb
Strontium	86-1	1247.96	1260.67	1279.70	1262.78	1.26	ppb
Strontium	88-1	1310.19	1299.99	1313.67	1307.95	0.54	ppb
Sulfur	34-1	198.74	131.91	156.81	162.48	20.79	ppb
Terbium	159-1				101		%
Terbium	159-2				99		%
Thallium	203-1	0.22	0.23	0.21	0.22	4.18	ppb
Thallium	205-1	0.23	0.22	0.23	0.22	1.03	ppb
Tin	118-1	1.50	1.60	1.48	1.53	4.05	ppb
Titanium	47-1	83.25	83.32	84.04	83.54	0.52	ppb

Reviewed By:Mohan
On:12/25/2024 3:49:22 AM
Inst Id :P7

LB Number :	LB134068	Operator :	Jaswal
Lab Sample ID :	P5156-16LDLX10	Instrumnet Name :	P7
Client Sample ID :	ME28W2L	Dilution Factor :	10
Date & Time Acquired :	2024-12-23 23:17:34	DataFile Name :	191SMPL.d

Parameter	Mass	ConRep1	ConRep2	ConRep3	Avg. Conc.	ConcRSD	Units
Uranium	238-1	0.16	0.17	0.16	0.16	1.02	ppb
Vanadium	51-2	15.62	15.48	15.49	15.53	0.49	ppb
Yttrium	89-1				95		%
Yttrium	89-2				89		%
Zinc	66-2	252.60	252.18	252.77	252.51	0.12	ppb
Zirconium	90-1	0.70	0.66	0.70	0.69	2.94	ppb
Zirconium	91-1	0.68	0.71	0.68	0.69	2.64	ppb

Reviewed By:Mohan
On:12/25/2024 3:49:22 AM
Inst Id :P7

LB Number :	LB134068	Operator :	Jaswal
Lab Sample ID :	P5156-18DLX2	Instrumnet Name :	P7
Client Sample ID :	ME28W2S	Dilution Factor :	2
Date & Time Acquired :	2024-12-23 23:20:48	DataFile Name :	192SMPL.d

Parameter	Mass	ConRep1	ConRep2	ConRep3	Avg. Conc.	ConcRSD	Units
Aluminium	27-2	9792.12	10050.50	9902.05	9914.89	1.31	ppb
Antimony	121-1	10.37	10.78	11.04	10.73	3.12	ppb
Arsenic	75-2	14.24	14.74	14.53	14.50	1.72	ppb
Barium	135-1	297.38	308.10	313.88	306.45	2.73	ppb
Barium	137-1	324.48	334.17	335.17	331.28	1.78	ppb
Beryllium	9-1	6.03	6.20	6.01	6.08	1.77	ppb
Bismuth	209-1				112		%
Bismuth	209-2				106		%
Bromine	81-1						cps
Bromine	81-2						cps
Cadmium	108-1	6.94	7.53	7.02	7.17	4.47	ppb
Cadmium	106-1	5.63	6.59	6.52	6.25	8.54	ppb
Cadmium	111-1	7.07	7.31	7.32	7.23	1.96	ppb
Calcium	43-1	75938.49	81920.82	80795.71	79551.67	4.00	ppb
Calcium	44-1	75693.25	81184.77	80619.93	79165.98	3.82	ppb
Carbon	12-1						cps
Carbon	12-2						cps
Chlorine	35-1						cps
Chlorine	35-2						cps
Chromium	52-2	291.48	295.24	294.34	293.68	0.67	ppb
Cobalt	59-2	61.42	61.83	61.99	61.74	0.48	ppb
Copper	63-2	84.10	85.39	85.20	84.90	0.82	ppb
Dysprosium	156-1						cps
Dysprosium	156-2						cps
Erbium	164-1						cps
Erbium	164-2						cps
Gadolinium	160-1						cps
Gadolinium	160-2						cps
Holmium	165-1				105		%
Holmium	165-2				102		%
Indium	115-1				97		%
Indium	115-2				89		%
Iron	56-2	89095.24	89717.80	88844.48	89219.18	0.50	ppb
Iron	57-2	88430.99	89473.51	87608.32	88504.27	1.06	ppb
Iron	54-2	90175.37	89700.55	89337.12	89737.68	0.47	ppb
Krypton	83-1						cps

Reviewed By:Mohan
On:12/25/2024 3:49:22 AM
Inst Id :P7

LB Number :	LB134068	Operator :	Jaswal
Lab Sample ID :	P5156-18DLX2	Instrumnet Name :	P7
Client Sample ID :	ME28W2S	Dilution Factor :	2
Date & Time Acquired :	2024-12-23 23:20:48	DataFile Name :	192SMPL.d

Parameter	Mass	ConRep1	ConRep2	ConRep3	Avg. Conc.	ConcRSD	Units
Lead	206-1	364.44	383.94	388.01	378.80	3.33	ppb
Lead	207-1	341.45	357.43	352.57	350.48	2.34	ppb
Lead	208-1	349.50	363.90	364.96	359.45	2.40	ppb
Lithium	6-1				98		%
Magnesium	24-2	14960.32	15100.35	15246.83	15102.50	0.95	ppb
Manganese	55-2	5882.52	5850.82	5847.85	5860.40	0.33	ppb
Molybdenum	94-1	11.27	11.98	11.88	11.71	3.29	ppb
Molybdenum	95-1	7.33	7.71	7.82	7.62	3.32	ppb
Molybdenum	96-1	8.40	8.88	8.83	8.70	3.03	ppb
Molybdenum	97-1	7.47	7.72	7.85	7.68	2.49	ppb
Molybdenum	98-1	7.27	7.69	7.85	7.60	3.92	ppb
Neodymium	150-1						cps
Neodymium	150-2						cps
Nickel	60-2	143.78	144.77	144.06	144.20	0.35	ppb
Phosphorus	31-2	712.01	707.52	719.14	712.89	0.82	ppb
Potassium	39-2	1621.66	1635.79	1626.69	1628.04	0.44	ppb
Rhodium	103-1				95		%
Rhodium	103-2				91		%
Scandium	45-1				92		%
Scandium	45-2				82		%
Selenium	82-1	10.06	11.20	11.01	10.76	5.72	ppb
Selenium	77-2	12.26	16.48	16.37	15.04	15.99	ppb
Selenium	78-2	9.03	10.68	7.58	9.10	17.06	ppb
Silicon	28-1	1466.60	1584.81	1580.64	1544.01	4.34	ppb
Silver	107-1	5.92	6.24	6.29	6.15	3.23	ppb
Silver	109-1	6.00	6.23	6.25	6.16	2.26	ppb
Sodium	23-2	376.47	384.31	378.94	379.90	1.06	ppb
Strontium	86-1	5579.26	5859.19	5917.00	5785.15	3.12	ppb
Strontium	88-1	5802.10	6102.39	6107.30	6003.93	2.91	ppb
Sulfur	34-1	493.96	720.74	771.38	662.03	22.32	ppb
Terbium	159-1				105		%
Terbium	159-2				100		%
Thallium	203-1	5.41	5.62	5.65	5.56	2.33	ppb
Thallium	205-1	5.42	5.74	5.77	5.64	3.42	ppb
Tin	118-1	7.14	7.34	7.39	7.29	1.78	ppb
Titanium	47-1	358.99	382.70	384.12	375.27	3.76	ppb

Reviewed By:Mohan
On:12/25/2024 3:49:22 AM
Inst Id :P7

LB Number :	LB134068	Operator :	Jaswal
Lab Sample ID :	P5156-18DLX2	Instrumnet Name :	P7
Client Sample ID :	ME28W2S	Dilution Factor :	2
Date & Time Acquired :	2024-12-23 23:20:48	DataFile Name :	192SMPL.d

Parameter	Mass	ConRep1	ConRep2	ConRep3	Avg. Conc.	ConcRSD	Units
Uranium	238-1	0.76	0.80	0.80	0.79	2.65	ppb
Vanadium	51-2	125.76	126.33	126.15	126.08	0.23	ppb
Yttrium	89-1				100		%
Yttrium	89-2				90		%
Zinc	66-2	1232.14	1236.17	1241.14	1236.49	0.36	ppb
Zirconium	90-1	2.82	2.99	3.03	2.95	3.82	ppb
Zirconium	91-1	2.94	2.93	3.15	3.01	4.26	ppb

Reviewed By:Mohan
On:12/25/2024 3:49:22 AM
Inst Id :P7

LB Number :	LB134068	Operator :	Jaswal
Lab Sample ID :	P5254-13DLX2	Instrumnet Name :	P7
Client Sample ID :	MJNKK3	Dilution Factor :	2
Date & Time Acquired :	2024-12-23 23:23:54	DataFile Name :	193SMPL.d

Parameter	Mass	ConRep1	ConRep2	ConRep3	Avg. Conc.	ConcRSD	Units
Aluminium	27-2	8638.71	8539.03	8651.67	8609.80	0.72	ppb
Antimony	121-1	98.41	105.51	104.58	102.83	3.75	ppb
Arsenic	75-2	270.53	265.53	273.78	269.95	1.54	ppb
Barium	135-1	396.12	419.52	412.51	409.38	2.93	ppb
Barium	137-1	430.63	446.11	449.76	442.17	2.30	ppb
Beryllium	9-1	0.19	0.24	0.23	0.22	10.89	ppb
Bismuth	209-1				113		%
Bismuth	209-2				107		%
Bromine	81-1						cps
Bromine	81-2						cps
Cadmium	108-1	4.90	4.66	4.57	4.71	3.66	ppb
Cadmium	106-1	3.02	3.35	3.49	3.29	7.42	ppb
Cadmium	111-1	2.29	2.33	2.32	2.31	0.79	ppb
Calcium	43-1	22705.66	23726.31	23712.06	23381.34	2.50	ppb
Calcium	44-1	21796.52	22766.46	22621.80	22394.93	2.34	ppb
Carbon	12-1						cps
Carbon	12-2						cps
Chlorine	35-1						cps
Chlorine	35-2						cps
Chromium	52-2	18.54	18.58	18.77	18.63	0.64	ppb
Cobalt	59-2	87.73	88.30	88.08	88.04	0.33	ppb
Copper	63-2	1037.24	1034.08	1033.76	1035.02	0.19	ppb
Dysprosium	156-1						cps
Dysprosium	156-2						cps
Erbium	164-1						cps
Erbium	164-2						cps
Gadolinium	160-1						cps
Gadolinium	160-2						cps
Holmium	165-1				106		%
Holmium	165-2				104		%
Indium	115-1				102		%
Indium	115-2				96		%
Iron	56-2	65295.44	65309.30	65306.88	65303.87	0.01	ppb
Iron	57-2	63957.84	64516.14	65276.97	64583.65	1.03	ppb
Iron	54-2	65376.03	65538.56	65523.98	65479.53	0.14	ppb
Krypton	83-1						cps

Reviewed By:Mohan
On:12/25/2024 3:49:22 AM
Inst Id :P7

LB Number :	LB134068	Operator :	Jaswal
Lab Sample ID :	P5254-13DLX2	Instrumnet Name :	P7
Client Sample ID :	MJNKK3	Dilution Factor :	2
Date & Time Acquired :	2024-12-23 23:23:54	DataFile Name :	193SMPL.d

Parameter	Mass	ConRep1	ConRep2	ConRep3	Avg. Conc.	ConcRSD	Units
Lead	206-1	626.33	643.74	653.72	641.26	2.16	ppb
Lead	207-1	603.13	631.41	629.25	621.26	2.53	ppb
Lead	208-1	608.16	631.61	638.15	625.98	2.52	ppb
Lithium	6-1				98		%
Magnesium	24-2	6080.41	6043.19	5994.92	6039.51	0.71	ppb
Manganese	55-2	427.72	428.61	424.50	426.94	0.51	ppb
Molybdenum	94-1	15.33	15.82	16.08	15.74	2.42	ppb
Molybdenum	95-1	7.71	8.11	8.15	7.99	3.04	ppb
Molybdenum	96-1	9.48	9.43	9.52	9.48	0.48	ppb
Molybdenum	97-1	7.99	8.10	8.09	8.06	0.79	ppb
Molybdenum	98-1	7.85	8.13	8.22	8.07	2.37	ppb
Neodymium	150-1						cps
Neodymium	150-2						cps
Nickel	60-2	20.50	20.56	20.41	20.49	0.38	ppb
Phosphorus	31-2	417.04	431.65	446.48	431.72	3.41	ppb
Potassium	39-2	1941.13	1950.24	1948.83	1946.73	0.25	ppb
Rhodium	103-1				99		%
Rhodium	103-2				96		%
Scandium	45-1				94		%
Scandium	45-2				88		%
Selenium	82-1	0.79	0.76	0.65	0.73	9.91	ppb
Selenium	77-2	2.01	2.95	2.37	2.45	19.51	ppb
Selenium	78-2	0.76	0.21	0.51	0.49	55.01	ppb
Silicon	28-1	1348.22	1385.90	1383.27	1372.46	1.53	ppb
Silver	107-1	2.42	2.59	2.57	2.53	3.60	ppb
Silver	109-1	2.37	2.57	2.54	2.49	4.38	ppb
Sodium	23-2	7052.07	7004.36	7098.04	7051.49	0.66	ppb
Strontium	86-1	5875.73	6068.44	6068.88	6004.35	1.86	ppb
Strontium	88-1	6079.20	6319.38	6329.23	6242.60	2.27	ppb
Sulfur	34-1	2974.39	3131.86	3156.83	3087.69	3.20	ppb
Terbium	159-1				105		%
Terbium	159-2				102		%
Thallium	203-1	0.09	0.10	0.10	0.10	4.51	ppb
Thallium	205-1	0.09	0.10	0.10	0.10	7.57	ppb
Tin	118-1	48.30	51.77	51.25	50.44	3.71	ppb
Titanium	47-1	441.03	461.91	466.95	456.63	3.01	ppb

Reviewed By:Mohan
On:12/25/2024 3:49:22 AM
Inst Id :P7

LB Number :	LB134068	Operator :	Jaswal
Lab Sample ID :	P5254-13DLX2	Instrumnet Name :	P7
Client Sample ID :	MJNKK3	Dilution Factor :	2
Date & Time Acquired :	2024-12-23 23:23:54	DataFile Name :	193SMPL.d

Parameter	Mass	ConRep1	ConRep2	ConRep3	Avg. Conc.	ConcRSD	Units
Uranium	238-1	2.03	2.14	2.14	2.10	3.03	ppb
Vanadium	51-2	28.71	28.65	28.93	28.76	0.52	ppb
Yttrium	89-1				102		%
Yttrium	89-2				95		%
Zinc	66-2	6514.53	6465.00	6555.37	6511.63	0.70	ppb
Zirconium	90-1	4.87	5.04	4.98	4.96	1.66	ppb
Zirconium	91-1	4.76	5.19	5.06	5.01	4.35	ppb

Reviewed By:Mohan
On:12/25/2024 3:49:22 AM
Inst Id :P7

LB Number :	LB134068	Operator :	Jaswal
Lab Sample ID :	CCV051	Instrumnet Name :	P7
Client Sample ID :	CCV051	Dilution Factor :	1
Date & Time Acquired :	2024-12-23 23:26:57	DataFile Name :	194CCV.d

Parameter	Mass	ConRep1	ConRep2	ConRep3	Avg. Conc.	ConcRSD	Units
Aluminium	27-2	48413.71	47889.44	48108.52	48137.22	0.55	ppb
Antimony	121-1	470.29	479.54	478.82	476.22	1.08	ppb
Arsenic	75-2	466.25	468.99	475.69	470.31	1.03	ppb
Barium	135-1	2406.86	2438.81	2438.67	2428.12	0.76	ppb
Barium	137-1	2427.71	2433.28	2443.17	2434.72	0.32	ppb
Beryllium	9-1	475.54	484.06	480.91	480.17	0.90	ppb
Bismuth	209-1				100		%
Bismuth	209-2				95		%
Bromine	81-1						cps
Bromine	81-2						cps
Cadmium	108-1	467.89	472.88	471.89	470.89	0.56	ppb
Cadmium	106-1	469.60	481.03	477.36	476.00	1.23	ppb
Cadmium	111-1	443.50	455.32	452.58	450.47	1.37	ppb
Calcium	43-1	250720.44	254599.94	256526.11	253948.83	1.16	ppb
Calcium	44-1	249754.30	249947.77	256790.59	252164.22	1.59	ppb
Carbon	12-1						cps
Carbon	12-2						cps
Chlorine	35-1						cps
Chlorine	35-2						cps
Chromium	52-2	509.04	502.03	505.72	505.60	0.69	ppb
Cobalt	59-2	496.05	493.83	493.76	494.55	0.26	ppb
Copper	63-2	4863.00	4839.14	4855.94	4852.69	0.25	ppb
Dysprosium	156-1						cps
Dysprosium	156-2						cps
Erbium	164-1						cps
Erbium	164-2						cps
Gadolinium	160-1						cps
Gadolinium	160-2						cps
Holmium	165-1				100		%
Holmium	165-2				97		%
Indium	115-1				88		%
Indium	115-2				82		%
Iron	56-2	128993.32	127062.10	127928.62	127994.68	0.76	ppb
Iron	57-2	127154.94	126940.09	128838.51	127644.51	0.81	ppb
Iron	54-2	128638.24	127256.99	127635.08	127843.44	0.56	ppb
Krypton	83-1						cps

Reviewed By:Mohan
On:12/25/2024 3:49:22 AM
Inst Id :P7

LB Number :	LB134068	Operator :	Jaswal
Lab Sample ID :	CCV051	Instrumnet Name :	P7
Client Sample ID :	CCV051	Dilution Factor :	1
Date & Time Acquired :	2024-12-23 23:26:57	DataFile Name :	194CCV.d

Parameter	Mass	ConRep1	ConRep2	ConRep3	Avg. Conc.	ConcRSD	Units
Lead	206-1	2455.70	2498.69	2518.59	2490.99	1.29	ppb
Lead	207-1	2425.17	2453.48	2485.22	2454.62	1.22	ppb
Lead	208-1	2426.82	2466.81	2482.19	2458.61	1.16	ppb
Lithium	6-1				92		%
Magnesium	24-2	233044.15	227908.68	232768.39	231240.41	1.25	ppb
Manganese	55-2	4953.74	4873.46	4916.76	4914.65	0.82	ppb
Molybdenum	94-1	4830.84	4942.70	4987.81	4920.45	1.64	ppb
Molybdenum	95-1	4841.01	4903.45	4965.66	4903.37	1.27	ppb
Molybdenum	96-1	4876.51	4953.36	4967.07	4932.31	0.99	ppb
Molybdenum	97-1	4911.22	4955.46	4935.59	4934.09	0.45	ppb
Molybdenum	98-1	4926.63	4960.07	4924.55	4937.08	0.40	ppb
Neodymium	150-1						cps
Neodymium	150-2						cps
Nickel	60-2	469.52	463.27	468.77	467.19	0.73	ppb
Phosphorus	31-2	9596.14	9598.94	9652.14	9615.74	0.33	ppb
Potassium	39-2	121346.40	119319.77	120420.68	120362.28	0.84	ppb
Rhodium	103-1				85		%
Rhodium	103-2				81		%
Scandium	45-1				86		%
Scandium	45-2				77		%
Selenium	82-1	466.08	474.16	470.99	470.41	0.87	ppb
Selenium	77-2	441.07	448.60	449.51	446.39	1.04	ppb
Selenium	78-2	468.80	469.65	475.81	471.42	0.81	ppb
Silicon	28-1	211.25	216.61	218.78	215.55	1.80	ppb
Silver	107-1	466.37	485.08	475.76	475.73	1.97	ppb
Silver	109-1	467.07	478.08	469.17	471.44	1.24	ppb
Sodium	23-2	244623.84	239743.16	244924.47	243097.15	1.20	ppb
Strontium	86-1	12347.68	12210.30	12282.56	12280.18	0.56	ppb
Strontium	88-1	12107.42	12151.26	12410.85	12223.18	1.34	ppb
Sulfur	34-1	9707.47	9704.69	9801.95	9738.03	0.57	ppb
Terbium	159-1				98		%
Terbium	159-2				95		%
Thallium	203-1	489.31	495.46	503.64	496.13	1.45	ppb
Thallium	205-1	492.16	492.86	497.00	494.01	0.53	ppb
Tin	118-1	478.18	492.30	484.87	485.12	1.46	ppb
Titanium	47-1	4840.89	4820.86	4909.39	4857.05	0.96	ppb

Reviewed By:Mohan
On:12/25/2024 3:49:22 AM
Inst Id :P7

LB Number :	LB134068	Operator :	Jaswal
Lab Sample ID :	CCV051	Instrumnet Name :	P7
Client Sample ID :	CCV051	Dilution Factor :	1
Date & Time Acquired :	2024-12-23 23:26:57	DataFile Name :	194CCV.d

Parameter	Mass	ConRep1	ConRep2	ConRep3	Avg. Conc.	ConcRSD	Units
Uranium	238-1	460.16	476.12	480.24	472.17	2.25	ppb
Vanadium	51-2	516.54	509.63	509.70	511.96	0.78	ppb
Yttrium	89-1				91		%
Yttrium	89-2				84		%
Zinc	66-2	4834.02	4794.03	4811.44	4813.16	0.42	ppb
Zirconium	90-1	478.27	487.29	493.09	486.22	1.54	ppb
Zirconium	91-1	490.21	490.10	497.15	492.49	0.82	ppb

Reviewed By:Mohan
On:12/25/2024 3:49:22 AM
Inst Id :P7

LB Number :	LB134068	Operator :	Jaswal
Lab Sample ID :	CCB051	Instrumnet Name :	P7
Client Sample ID :	CCB051	Dilution Factor :	1
Date & Time Acquired :	2024-12-23 23:29:38	DataFile Name :	195CCBE.d

Parameter	Mass	ConRep1	ConRep2	ConRep3	Avg. Conc.	ConcRSD	Units
Aluminium	27-2	4.79	4.62	4.21	4.54	6.59	ppb
Antimony	121-1	0.23	0.22	0.18	0.21	11.79	ppb
Arsenic	75-2	0.05	0.07	0.09	0.07	25.28	ppb
Barium	135-1	0.36	0.30	0.26	0.30	17.41	ppb
Barium	137-1	0.34	0.30	0.30	0.32	7.16	ppb
Beryllium	9-1	0.14	0.12	0.10	0.12	14.39	ppb
Bismuth	209-1				111		%
Bismuth	209-2				107		%
Bromine	81-1						cps
Bromine	81-2						cps
Cadmium	108-1	0.10	-0.02	0.04	0.04	134.40	ppb
Cadmium	106-1	-1.51	-1.27	-1.59	-1.46		ppb
Cadmium	111-1	-0.04	-0.02	-0.05	-0.04		ppb
Calcium	43-1	38.50	32.80	28.70	33.33	14.76	ppb
Calcium	44-1	30.98	26.42	23.89	27.10	13.26	ppb
Carbon	12-1						cps
Carbon	12-2						cps
Chlorine	35-1						cps
Chlorine	35-2						cps
Chromium	52-2	0.03	0.02	0.01	0.02	37.76	ppb
Cobalt	59-2	0.06	0.04	0.05	0.05	12.78	ppb
Copper	63-2	0.65	0.61	0.56	0.61	7.73	ppb
Dysprosium	156-1						cps
Dysprosium	156-2						cps
Erbium	164-1						cps
Erbium	164-2						cps
Gadolinium	160-1						cps
Gadolinium	160-2						cps
Holmium	165-1				102		%
Holmium	165-2				101		%
Indium	115-1				96		%
Indium	115-2				90		%
Iron	56-2	15.22	14.40	13.45	14.36	6.15	ppb
Iron	57-2	14.57	14.02	13.47	14.02	3.92	ppb
Iron	54-2	16.51	14.88	14.28	15.23	7.57	ppb
Krypton	83-1						cps

Reviewed By:Mohan
On:12/25/2024 3:49:22 AM
Inst Id :P7

LB Number :	LB134068	Operator :	Jaswal
Lab Sample ID :	CCB051	Instrumnet Name :	P7
Client Sample ID :	CCB051	Dilution Factor :	1
Date & Time Acquired :	2024-12-23 23:29:38	DataFile Name :	195CCBE.d

Parameter	Mass	ConRep1	ConRep2	ConRep3	Avg. Conc.	ConcRSD	Units
Lead	206-1	0.42	0.36	0.34	0.37	10.94	ppb
Lead	207-1	0.39	0.35	0.34	0.36	7.07	ppb
Lead	208-1	0.39	0.35	0.33	0.36	8.31	ppb
Lithium	6-1				100		%
Magnesium	24-2	24.30	24.09	22.30	23.56	4.67	ppb
Manganese	55-2	0.60	0.59	0.55	0.58	4.37	ppb
Molybdenum	94-1	0.82	0.75	0.68	0.75	8.95	ppb
Molybdenum	95-1	0.83	0.72	0.66	0.74	11.64	ppb
Molybdenum	96-1	0.85	0.74	0.67	0.75	11.58	ppb
Molybdenum	97-1	0.80	0.70	0.63	0.71	12.24	ppb
Molybdenum	98-1	0.83	0.72	0.64	0.73	12.91	ppb
Neodymium	150-1						cps
Neodymium	150-2						cps
Nickel	60-2	0.02	0.06	0.03	0.04	54.97	ppb
Phosphorus	31-2	-18.13	-15.93	-18.78	-17.61		ppb
Potassium	39-2	21.78	20.51	19.35	20.55	5.91	ppb
Rhodium	103-1				95		%
Rhodium	103-2				92		%
Scandium	45-1				89		%
Scandium	45-2				82		%
Selenium	82-1	-0.22	-0.15	-0.50	-0.29		ppb
Selenium	77-2	-0.16	-0.16	-0.16	-0.16		ppb
Selenium	78-2	-1.01	-0.97	-1.32	-1.10		ppb
Silicon	28-1	-16.72	-16.48	-16.38	-16.53		ppb
Silver	107-1	0.11	0.11	0.09	0.10	14.63	ppb
Silver	109-1	0.13	0.09	0.08	0.10	22.05	ppb
Sodium	23-2	45.37	43.21	40.59	43.05	5.56	ppb
Strontium	86-1	1.27	0.62	1.17	1.02	34.67	ppb
Strontium	88-1	1.85	1.71	1.37	1.64	15.18	ppb
Sulfur	34-1	-207.95	-187.98	-127.31	-174.41		ppb
Terbium	159-1				102		%
Terbium	159-2				99		%
Thallium	203-1	0.13	0.10	0.09	0.10	17.21	ppb
Thallium	205-1	0.12	0.10	0.09	0.10	11.42	ppb
Tin	118-1	0.05	0.05	0.05	0.05	5.43	ppb
Titanium	47-1	0.77	0.61	0.69	0.69	11.23	ppb

Reviewed By:Mohan
On:12/25/2024 3:49:22 AM
Inst Id :P7

LB Number :	LB134068	Operator :	Jaswal
Lab Sample ID :	CCB051	Instrumnet Name :	P7
Client Sample ID :	CCB051	Dilution Factor :	1
Date & Time Acquired :	2024-12-23 23:29:38	DataFile Name :	195CCBE.d

Parameter	Mass	ConRep1	ConRep2	ConRep3	Avg. Conc.	ConcRSD	Units
Uranium	238-1	0.06	0.05	0.05	0.05	12.97	ppb
Vanadium	51-2	0.05	0.06	0.04	0.05	16.05	ppb
Yttrium	89-1				94		%
Yttrium	89-2				88		%
Zinc	66-2	0.75	0.70	0.69	0.71	4.54	ppb
Zirconium	90-1	0.09	0.07	0.07	0.08	9.75	ppb
Zirconium	91-1	0.08	0.07	0.07	0.07	10.40	ppb

Reviewed By:Mohan
On:12/25/2024 3:49:22 AM
Inst Id :P7

LB Number :	LB134068	Operator :	Jaswal
Lab Sample ID :	S00	Instrumnet Name :	P7
Client Sample ID :	S0	Dilution Factor :	1
Date & Time Acquired :	2024-12-23 10:59:16	DataFile Name :	004CALB.d

Parameter	Mass	CPS1	CPS2	CPS3	CPSMean	CPSRSD	Units
Aluminium	27-2	133	173	147	151	13.48	cps
Antimony	121-1	23	23	23	23	0.00	cps
Arsenic	75-2	0	20	13	11	91.66	cps
Barium	135-1	70	80	43	64	29.41	cps
Barium	137-1	133	110	103	116	13.64	cps
Beryllium	9-1	50	60	60	57	10.19	cps
Bismuth	209-1	7951849	7837903	7890828	7893527	0.72	cps
Bismuth	209-2	6976952	6890811	6895473	6921079	0.70	cps
Bromine	81-1	15728	15458	15829	15672	1.22	cps
Bromine	81-2	203	183	163	183	10.91	cps
Cadmium	108-1	13	10	7	10	33.30	cps
Cadmium	106-1	3580	3460	3497	3513	1.75	cps
Cadmium	111-1	2510	2432	2460	2467	1.61	cps
Calcium	43-1	283	300	360	314	12.82	cps
Calcium	44-1	11591	11785	11678	11685	0.83	cps
Carbon	12-1						cps
Carbon	12-2						cps
Chlorine	35-1						cps
Chlorine	35-2						cps
Chromium	52-2	1540	1583	1580	1568	1.54	cps
Cobalt	59-2	100	110	127	112	12.01	cps
Copper	63-2	723	737	740	733	1.20	cps
Dysprosium	156-1	17	20	17	18	10.81	cps
Dysprosium	156-2	10	3	7	7	50.03	cps
Erbium	164-1	40	50	53	48	14.52	cps
Erbium	164-2	33	37	37	36	5.42	cps
Gadolinium	160-1	53	67	93	71	28.64	cps
Gadolinium	160-2	297	440	413	383	19.89	cps
Holmium	165-1	14009303	13856685	13640244	13835410	1.34	cps
Holmium	165-2	10201488	9971341	10014918	10062582	1.21	cps
Indium	115-1	11977318	11920606	11726536	11874820	1.11	cps
Indium	115-2	4510664	4419738	4493666	4474690	1.08	cps
Iron	56-2	20003	19947	20120	20023	0.44	cps
Iron	57-2	887	973	890	917	5.36	cps
Iron	54-2	2470	2474	2567	2504	2.19	cps
Krypton	83-1	297	237	243	259	12.70	cps

Reviewed By:Mohan
On:12/25/2024 3:49:22 AM
Inst Id :P7

LB Number :	LB134068	Operator :	Jaswal
Lab Sample ID :	S00	Instrumnet Name :	P7
Client Sample ID :	S0	Dilution Factor :	1
Date & Time Acquired :	2024-12-23 10:59:16	DataFile Name :	004CALB.d

Parameter	Mass	CPS1	CPS2	CPS3	CPSMean	CPSRSD	Units
Lead	206-1	363	377	333	358	6.20	cps
Lead	207-1	260	233	307	267	13.92	cps
Lead	208-1	1377	1253	1280	1303	4.98	cps
Lithium	6-1	1726347	1660938	1695405	1694230	1.93	cps
Magnesium	24-2	587	617	543	582	6.33	cps
Manganese	55-2	237	287	263	262	9.54	cps
Molybdenum	94-1	350	347	327	341	3.70	cps
Molybdenum	95-1	163	150	157	157	4.26	cps
Molybdenum	96-1	287	240	253	260	9.25	cps
Molybdenum	97-1	93	90	110	98	10.96	cps
Molybdenum	98-1	243	233	280	252	9.74	cps
Neodymium	150-1	7	0	13	7	99.98	cps
Neodymium	150-2	3	3	0	2	86.60	cps
Nickel	60-2	400	430	367	399	7.94	cps
Phosphorus	31-2	167	197	170	178	9.25	cps
Potassium	39-2	51363	51581	51554	51499	0.23	cps
Rhodium	103-1	11014207	10988398	10970906	10991170	0.20	cps
Rhodium	103-2	6802775	6804933	6771686	6793131	0.27	cps
Scandium	45-1	6643827	6664526	6619232	6642528	0.34	cps
Scandium	45-2	594270	593749	588822	592280	0.51	cps
Selenium	82-1	184	194	169	182	6.94	cps
Selenium	77-2	0	0	10	3	173.21	cps
Selenium	78-2	530	613	440	528	16.43	cps
Silicon	28-1	846039	849567	854650	850085	0.51	cps
Silver	107-1	70	107	70	82	25.75	cps
Silver	109-1	40	67	53	53	25.00	cps
Sodium	23-2	22470	22507	21652	22209	2.18	cps
Strontium	86-1	457	393	543	464	16.21	cps
Strontium	88-1	360	360	310	343	8.41	cps
Sulfur	34-1	196969	195956	196895	196606	0.29	cps
Terbium	159-1	14336934	14257282	14225417	14273211	0.40	cps
Terbium	159-2	10179293	10141589	10011633	10110839	0.87	cps
Thallium	203-1	327	267	237	277	16.57	cps
Thallium	205-1	673	620	647	647	4.12	cps
Tin	118-1	1340	1480	1387	1402	5.08	cps
Titanium	47-1	87	107	107	100	11.55	cps

Reviewed By:Mohan
On:12/25/2024 3:49:22 AM
Inst Id :P7

LB Number :	LB134068	Operator :	Jaswal
Lab Sample ID :	S00	Instrumnet Name :	P7
Client Sample ID :	S0	Dilution Factor :	1
Date & Time Acquired :	2024-12-23 10:59:16	DataFile Name :	004CALB.d

Parameter	Mass	CPS1	CPS2	CPS3	CPSMean	CPSRSD	Units
Uranium	238-1	13	3	10	9	57.30	cps
Vanadium	51-2	10	17	7	11	45.82	cps
Yttrium	89-1	14021496	13750525	13899346	13890456	0.98	cps
Yttrium	89-2	3829861	3788340	3866900	3828367	1.03	cps
Zinc	66-2	220	247	270	246	10.19	cps
Zirconium	90-1	580	687	733	667	11.79	cps
Zirconium	91-1	110	177	117	134	27.31	cps

Reviewed By:Mohan
On:12/25/2024 3:49:22 AM
Inst Id :P7

LB Number :	LB134068	Operator :	Jaswal
Lab Sample ID :	S02	Instrumnet Name :	P7
Client Sample ID :	S02	Dilution Factor :	1
Date & Time Acquired :	2024-12-23 11:05:51	DataFile Name :	006CALS.d

Parameter	Mass	CPS1	CPS2	CPS3	CPSMean	CPSRSD	Units
Aluminium	27-2	6298	6405	6601	6435	2.39	cps
Antimony	121-1	26889	27894	27099	27294	1.94	cps
Arsenic	75-2	723	767	823	771	6.50	cps
Barium	135-1	33980	33710	34001	33897	0.48	cps
Barium	137-1	58499	58429	58911	58613	0.44	cps
Beryllium	9-1	1910	1703	1857	1823	5.88	cps
Bismuth	209-1	8051830	7918237	7855801	7941956	1.26	cps
Bismuth	209-2	7021615	6936202	6999637	6985818	0.63	cps
Bromine	81-1	15178	15879	15084	15380	2.82	cps
Bromine	81-2	170	193	170	178	7.58	cps
Cadmium	108-1	180	283	273	246	23.21	cps
Cadmium	106-1	4057	3634	3771	3821	5.66	cps
Cadmium	111-1	6255	6133	5995	6127	2.12	cps
Calcium	43-1	20661	20604	20087	20451	1.55	cps
Calcium	44-1	332649	331517	336245	333470	0.74	cps
Carbon	12-1						cps
Carbon	12-2						cps
Chlorine	35-1						cps
Chlorine	35-2						cps
Chromium	52-2	13886	13633	13319	13613	2.09	cps
Cobalt	59-2	10137	10053	9907	10032	1.16	cps
Copper	63-2	13853	13957	13606	13805	1.30	cps
Dysprosium	156-1	30	17	33	27	33.06	cps
Dysprosium	156-2	17	13	7	12	41.65	cps
Erbium	164-1	53	60	37	50	24.03	cps
Erbium	164-2	50	43	47	47	7.15	cps
Gadolinium	160-1	70	67	67	68	2.84	cps
Gadolinium	160-2	323	423	387	378	13.39	cps
Holmium	165-1	13841377	13708279	13752334	13767330	0.49	cps
Holmium	165-2	10270954	10088216	10195521	10184897	0.90	cps
Indium	115-1	11856362	11894711	11721375	11824149	0.77	cps
Indium	115-2	4522600	4489120	4462989	4491569	0.67	cps
Iron	56-2	306697	307850	307015	307187	0.19	cps
Iron	57-2	8232	8072	8452	8252	2.31	cps
Iron	54-2	19256	18725	18882	18954	1.44	cps
Krypton	83-1	227	190	253	223	14.24	cps

Reviewed By:Mohan
On:12/25/2024 3:49:22 AM
Inst Id :P7

LB Number :	LB134068	Operator :	Jaswal
Lab Sample ID :	S02	Instrumnet Name :	P7
Client Sample ID :	S02	Dilution Factor :	1
Date & Time Acquired :	2024-12-23 11:05:51	DataFile Name :	006CALS.d

Parameter	Mass	CPS1	CPS2	CPS3	CPSMean	CPSRSD	Units
Lead	206-1	9183	9573	9330	9362	2.11	cps
Lead	207-1	8319	8349	8349	8339	0.21	cps
Lead	208-1	37577	38231	37400	37736	1.16	cps
Lithium	6-1	1689351	1719961	1747528	1718947	1.69	cps
Magnesium	24-2	271932	270369	271024	271109	0.29	cps
Manganese	55-2	5004	5384	5111	5166	3.80	cps
Molybdenum	94-1	27977	28545	29336	28619	2.39	cps
Molybdenum	95-1	33896	34684	34501	34360	1.20	cps
Molybdenum	96-1	38474	38554	39493	38840	1.46	cps
Molybdenum	97-1	21803	21917	21406	21708	1.24	cps
Molybdenum	98-1	55883	55525	54672	55360	1.12	cps
Neodymium	150-1	10	10	10	10	0.00	cps
Neodymium	150-2	3	0	7	3	100.05	cps
Nickel	60-2	2887	2564	2897	2783	6.82	cps
Phosphorus	31-2	577	590	703	623	11.17	cps
Potassium	39-2	401941	398777	400542	400420	0.40	cps
Rhodium	103-1	11020172	11079650	10847424	10982415	1.10	cps
Rhodium	103-2	6870745	6762545	6769914	6801068	0.89	cps
Scandium	45-1	6663741	6497829	6602219	6587930	1.27	cps
Scandium	45-2	600583	596721	597835	598380	0.33	cps
Selenium	82-1	1297	1245	1258	1266	2.14	cps
Selenium	77-2	143	123	133	133	7.50	cps
Selenium	78-2	773	953	907	878	10.64	cps
Silicon	28-1	888017	1142370	1159736	1063374	14.30	cps
Silver	107-1	17107	17444	17317	17289	0.98	cps
Silver	109-1	17040	16162	17067	16756	3.07	cps
Sodium	23-2	434530	434518	433793	434280	0.10	cps
Strontium	86-1	4694	4781	4931	4802	2.49	cps
Strontium	88-1	39576	39005	38701	39094	1.14	cps
Sulfur	34-1	198859	201959	206300	202373	1.85	cps
Terbium	159-1	14201927	14176090	14154609	14177542	0.17	cps
Terbium	159-2	10288500	10294716	10236657	10273291	0.31	cps
Thallium	203-1	11852	11432	11819	11701	2.00	cps
Thallium	205-1	27621	26559	27862	27348	2.53	cps
Tin	118-1	58970	59251	58237	58819	0.89	cps
Titanium	47-1	9366	8713	8996	9025	3.63	cps

Reviewed By:Mohan
On:12/25/2024 3:49:22 AM
Inst Id :P7

LB Number :	LB134068	Operator :	Jaswal
Lab Sample ID :	S02	Instrumnet Name :	P7
Client Sample ID :	S02	Dilution Factor :	1
Date & Time Acquired :	2024-12-23 11:05:51	DataFile Name :	006CALS.d

Parameter	Mass	CPS1	CPS2	CPS3	CPSMean	CPSRSD	Units
Uranium	238-1	34267	34942	33980	34396	1.44	cps
Vanadium	51-2	26643	26340	26490	26491	0.57	cps
Yttrium	89-1	13851695	14012449	13754698	13872947	0.94	cps
Yttrium	89-2	3833578	3833383	3847777	3838246	0.22	cps
Zinc	66-2	5861	6111	5788	5920	2.86	cps
Zirconium	90-1	23652	24117	23639	23803	1.14	cps
Zirconium	91-1	5008	5408	5364	5260	4.17	cps

Reviewed By:Mohan
On:12/25/2024 3:49:22 AM
Inst Id :P7

LB Number :	LB134068	Operator :	Jaswal
Lab Sample ID :	S03	Instrumnet Name :	P7
Client Sample ID :	S03	Dilution Factor :	1
Date & Time Acquired :	2024-12-23 11:09:06	DataFile Name :	007CALS.d

Parameter	Mass	CPS1	CPS2	CPS3	CPSMean	CPSRSD	Units
Aluminium	27-2	305989	306071	303705	305255	0.44	cps
Antimony	121-1	636096	644590	641383	640689	0.67	cps
Arsenic	75-2	35626	35365	35279	35423	0.51	cps
Barium	135-1	804678	816099	804129	808302	0.84	cps
Barium	137-1	1384282	1406377	1389354	1393338	0.83	cps
Beryllium	9-1	81201	84324	84692	83406	2.30	cps
Bismuth	209-1	8092996	8110291	7999279	8067522	0.74	cps
Bismuth	209-2	7049024	7060200	6950708	7019978	0.86	cps
Bromine	81-1	14807	15592	15338	15246	2.62	cps
Bromine	81-2	177	167	190	178	6.58	cps
Cadmium	108-1	12369	12462	12639	12490	1.10	cps
Cadmium	106-1	20678	21376	21426	21160	1.98	cps
Cadmium	111-1	169881	172546	172271	171566	0.85	cps
Calcium	43-1	188454	190686	188640	189260	0.65	cps
Calcium	44-1	2872382	2875853	2834505	2860913	0.80	cps
Carbon	12-1						cps
Carbon	12-2						cps
Chlorine	35-1						cps
Chlorine	35-2						cps
Chromium	52-2	280551	278399	275711	278220	0.87	cps
Cobalt	59-2	436316	435514	434153	435327	0.25	cps
Copper	63-2	3297039	3259229	3256319	3270862	0.69	cps
Dysprosium	156-1	37	43	33	38	13.48	cps
Dysprosium	156-2	43	50	50	48	8.06	cps
Erbium	164-1	43	53	50	49	10.42	cps
Erbium	164-2	20	37	20	26	37.66	cps
Gadolinium	160-1	53	60	50	54	9.35	cps
Gadolinium	160-2	397	447	420	421	5.94	cps
Holmium	165-1	14072726	14010332	14008579	14030546	0.26	cps
Holmium	165-2	10259764	10199410	10056095	10171756	1.03	cps
Indium	115-1	11752830	11981863	11886771	11873821	0.97	cps
Indium	115-2	4416329	4443137	4382191	4413886	0.69	cps
Iron	56-2	12959223	12980798	12888718	12942913	0.37	cps
Iron	57-2	330896	330323	330361	330527	0.10	cps
Iron	54-2	737606	731206	733145	733986	0.45	cps
Krypton	83-1	227	230	223	227	1.47	cps

1600

Reviewed By:Mohan
On:12/25/2024 3:49:22 AM
Inst Id :P7

LB Number :	LB134068	Operator :	Jaswal
Lab Sample ID :	S03	Instrumnet Name :	P7
Client Sample ID :	S03	Dilution Factor :	1
Date & Time Acquired :	2024-12-23 11:09:06	DataFile Name :	007CALS.d

Parameter	Mass	CPS1	CPS2	CPS3	CPSMean	CPSRSD	Units
Lead	206-1	2277449	2284167	2232402	2264673	1.24	cps
Lead	207-1	2080713	2067633	2067195	2071847	0.37	cps
Lead	208-1	9360451	9434867	9274333	9356551	0.86	cps
Lithium	6-1	1720679	1771806	1748685	1747057	1.47	cps
Magnesium	24-2	2407444	2435461	2421186	2421364	0.58	cps
Manganese	55-2	2189995	2204466	2185120	2193194	0.46	cps
Molybdenum	94-1	2282503	2300933	2292004	2291813	0.40	cps
Molybdenum	95-1	3321220	3279590	3340151	3313654	0.93	cps
Molybdenum	96-1	3595295	3604009	3642430	3613911	0.69	cps
Molybdenum	97-1	2062492	2071933	2080897	2071774	0.44	cps
Molybdenum	98-1	5275462	5281066	5385685	5314071	1.17	cps
Neodymium	150-1	47	53	53	51	7.52	cps
Neodymium	150-2	20	30	3	18	75.79	cps
Nickel	60-2	111215	112017	110567	111266	0.65	cps
Phosphorus	31-2	14841	14734	15131	14902	1.38	cps
Potassium	39-2	1653192	1654381	1604388	1637320	1.74	cps
Rhodium	103-1	11086177	11113897	10968607	11056227	0.70	cps
Rhodium	103-2	6789248	6724998	6680048	6731431	0.82	cps
Scandium	45-1	6638936	6708936	6662171	6670015	0.53	cps
Scandium	45-2	592341	595406	596859	594868	0.39	cps
Selenium	82-1	10315	10563	10453	10444	1.19	cps
Selenium	77-2	1033	1160	1137	1110	6.07	cps
Selenium	78-2	4151	4171	4331	4217	2.34	cps
Silicon	28-1	1926114	1913369	1927834	1922439	0.41	cps
Silver	107-1	841114	853772	845834	846906	0.76	cps
Silver	109-1	797918	803656	806402	802659	0.54	cps
Sodium	23-2	3993500	4020765	3942365	3985543	1.00	cps
Strontium	86-1	208423	210176	208004	208868	0.55	cps
Strontium	88-1	1805282	1835578	1827410	1822757	0.86	cps
Sulfur	34-1	250870	254320	255911	253700	1.02	cps
Terbium	159-1	14541941	14529229	14366714	14479295	0.67	cps
Terbium	159-2	10212603	10196192	10292199	10233665	0.50	cps
Thallium	203-1	543115	550729	549804	547883	0.76	cps
Thallium	205-1	1275086	1289116	1291903	1285368	0.70	cps
Tin	118-1	534365	544164	539565	539364	0.91	cps
Titanium	47-1	836901	842396	841558	840285	0.35	cps

Reviewed By:Mohan
On:12/25/2024 3:49:22 AM
Inst Id :P7

LB Number :	LB134068	Operator :	Jaswal
Lab Sample ID :	S03	Instrumnet Name :	P7
Client Sample ID :	S03	Dilution Factor :	1
Date & Time Acquired :	2024-12-23 11:09:06	DataFile Name :	007CALS.d

Parameter	Mass	CPS1	CPS2	CPS3	CPSMean	CPSRSD	Units
Uranium	238-1	1665466	1689376	1696754	1683865	0.97	cps
Vanadium	51-2	244282	244367	242742	243797	0.38	cps
Yttrium	89-1	14009612	14018514	13862128	13963418	0.63	cps
Yttrium	89-2	3803583	3741113	3772397	3772364	0.83	cps
Zinc	66-2	520400	513768	514749	516306	0.69	cps
Zirconium	90-1	1106756	1110659	1105230	1107548	0.25	cps
Zirconium	91-1	244182	248710	247643	246845	0.96	cps

Reviewed By:Mohan
On:12/25/2024 3:49:22 AM
Inst Id :P7

LB Number :	LB134068	Operator :	Jaswal
Lab Sample ID :	S04	Instrumnet Name :	P7
Client Sample ID :	S04	Dilution Factor :	1
Date & Time Acquired :	2024-12-23 11:12:08	DataFile Name :	008CALS.d

Parameter	Mass	CPS1	CPS2	CPS3	CPSMean	CPSRSD	Units
Aluminium	27-2	744941	749253	744594	746263	0.35	cps
Antimony	121-1	1653321	1655916	1662477	1657238	0.28	cps
Arsenic	75-2	86906	87673	86319	86966	0.78	cps
Barium	135-1	2105383	2150696	2133596	2129891	1.07	cps
Barium	137-1	3644428	3697732	3655115	3665758	0.77	cps
Beryllium	9-1	208766	211953	209117	209945	0.83	cps
Bismuth	209-1	8080363	8147836	8063505	8097235	0.55	cps
Bismuth	209-2	6992457	6935869	7013852	6980726	0.58	cps
Bromine	81-1	15158	15351	15331	15280	0.70	cps
Bromine	81-2	150	167	170	162	6.61	cps
Cadmium	108-1	30950	31020	31017	30995	0.13	cps
Cadmium	106-1	46849	47601	47237	47229	0.80	cps
Cadmium	111-1	421158	428512	422886	424185	0.91	cps
Calcium	43-1	469844	467466	472555	469955	0.54	cps
Calcium	44-1	7162847	7177030	7063090	7134322	0.87	cps
Carbon	12-1						cps
Carbon	12-2						cps
Chlorine	35-1						cps
Chlorine	35-2						cps
Chromium	52-2	680818	678214	673910	677647	0.51	cps
Cobalt	59-2	1064326	1067852	1054453	1062211	0.65	cps
Copper	63-2	7817992	7864148	7942051	7874730	0.80	cps
Dysprosium	156-1	40	67	57	54	24.75	cps
Dysprosium	156-2	87	80	87	84	4.56	cps
Erbium	164-1	63	70	80	71	11.80	cps
Erbium	164-2	57	47	23	42	40.52	cps
Gadolinium	160-1	67	97	73	79	19.97	cps
Gadolinium	160-2	357	487	383	409	16.79	cps
Holmium	165-1	13864710	14061860	14002974	13976515	0.72	cps
Holmium	165-2	10230349	10423724	10140544	10264872	1.41	cps
Indium	115-1	11812407	11788389	11758296	11786364	0.23	cps
Indium	115-2	4384769	4414000	4278268	4359012	1.64	cps
Iron	56-2	31872428	32138914	31285437	31765593	1.37	cps
Iron	57-2	804875	811514	799207	805199	0.77	cps
Iron	54-2	1747171	1765049	1736185	1749468	0.83	cps
Krypton	83-1	203	270	233	236	14.17	cps

Reviewed By:Mohan
On:12/25/2024 3:49:22 AM
Inst Id :P7

LB Number :	LB134068	Operator :	Jaswal
Lab Sample ID :	S04	Instrumnet Name :	P7
Client Sample ID :	S04	Dilution Factor :	1
Date & Time Acquired :	2024-12-23 11:12:08	DataFile Name :	008CALS.d

Parameter	Mass	CPS1	CPS2	CPS3	CPSMean	CPSRSD	Units
Lead	206-1	5847332	5750783	5783955	5794024	0.85	cps
Lead	207-1	5318296	5310048	5281063	5303136	0.37	cps
Lead	208-1	23834786	23816176	23736913	23795958	0.22	cps
Lithium	6-1	1773510	1751985	1805727	1777074	1.52	cps
Magnesium	24-2	5897908	5883294	5811983	5864395	0.78	cps
Manganese	55-2	5387373	5404290	5321039	5370901	0.82	cps
Molybdenum	94-1	5757997	5760446	5747533	5755325	0.12	cps
Molybdenum	95-1	8293782	8321285	8269001	8294689	0.32	cps
Molybdenum	96-1	9029899	9133032	9151167	9104699	0.72	cps
Molybdenum	97-1	5198567	5141962	5114586	5151705	0.83	cps
Molybdenum	98-1	13359166	13343799	13298015	13333660	0.24	cps
Neodymium	150-1	77	117	110	101	21.19	cps
Neodymium	150-2	23	33	17	24	34.31	cps
Nickel	60-2	271394	269039	268907	269780	0.52	cps
Phosphorus	31-2	36467	35879	35785	36043	1.03	cps
Potassium	39-2	3904075	3908920	3850977	3887991	0.83	cps
Rhodium	103-1	10837107	10942571	10877023	10885567	0.49	cps
Rhodium	103-2	6590253	6557514	6527845	6558537	0.48	cps
Scandium	45-1	6625188	6631439	6540067	6598898	0.77	cps
Scandium	45-2	582179	574935	568583	575233	1.18	cps
Selenium	82-1	26052	25927	25882	25954	0.34	cps
Selenium	77-2	2674	2754	2640	2689	2.17	cps
Selenium	78-2	9820	9346	9503	9557	2.53	cps
Silicon	28-1	3094370	3117955	3080172	3097499	0.62	cps
Silver	107-1	2160534	2150544	2145844	2152307	0.35	cps
Silver	109-1	2093903	2110465	2036830	2080399	1.86	cps
Sodium	23-2	9876779	9735875	9702176	9771610	0.95	cps
Strontium	86-1	517141	523600	521167	520636	0.63	cps
Strontium	88-1	4645970	4622972	4610709	4626550	0.39	cps
Sulfur	34-1	324921	326481	323376	324926	0.48	cps
Terbium	159-1	14433091	14492915	14523333	14483113	0.32	cps
Terbium	159-2	10276408	10289458	10052999	10206288	1.30	cps
Thallium	203-1	1369173	1382673	1385091	1378979	0.62	cps
Thallium	205-1	3505227	3536366	3513399	3518331	0.46	cps
Tin	118-1	1342626	1353245	1348344	1348071	0.39	cps
Titanium	47-1	2088122	2098791	2097629	2094847	0.28	cps

Reviewed By:Mohan
On:12/25/2024 3:49:22 AM
Inst Id :P7

LB Number :	LB134068	Operator :	Jaswal
Lab Sample ID :	S04	Instrumnet Name :	P7
Client Sample ID :	S04	Dilution Factor :	1
Date & Time Acquired :	2024-12-23 11:12:08	DataFile Name :	008CALS.d

Parameter	Mass	CPS1	CPS2	CPS3	CPSMean	CPSRSD	Units
Uranium	238-1	4661691	4634204	4683710	4659869	0.53	cps
Vanadium	51-2	598307	602416	591760	597494	0.90	cps
Yttrium	89-1	13830780	14001624	13887136	13906513	0.63	cps
Yttrium	89-2	3722399	3765778	3674699	3720959	1.22	cps
Zinc	66-2	1268197	1266811	1256922	1263977	0.49	cps
Zirconium	90-1	2830167	2798074	2860622	2829621	1.11	cps
Zirconium	91-1	612451	619425	618978	616951	0.63	cps

Reviewed By:Mohan
On:12/25/2024 3:49:22 AM
Inst Id :P7

LB Number :	LB134068	Operator :	Jaswal
Lab Sample ID :	S05	Instrumnet Name :	P7
Client Sample ID :	S05	Dilution Factor :	1
Date & Time Acquired :	2024-12-23 11:14:58	DataFile Name :	009CALS.d

Parameter	Mass	CPS1	CPS2	CPS3	CPSMean	CPSRSD	Units
Aluminium	27-2	1275514	1270444	1270122	1272027	0.24	cps
Antimony	121-1	3113879	3126795	3146942	3129205	0.53	cps
Arsenic	75-2	150275	149356	147305	148979	1.02	cps
Barium	135-1	3978400	4028866	3952531	3986599	0.97	cps
Barium	137-1	6741155	6855887	6828784	6808609	0.88	cps
Beryllium	9-1	398475	400028	399169	399224	0.19	cps
Bismuth	209-1	8242988	8050311	8044171	8112490	1.39	cps
Bismuth	209-2	6790956	6853662	6735450	6793356	0.87	cps
Bromine	81-1	13793	13253	13486	13511	2.01	cps
Bromine	81-2	150	117	113	127	16.00	cps
Cadmium	108-1	57503	57962	57219	57561	0.65	cps
Cadmium	106-1	83653	84990	83632	84092	0.92	cps
Cadmium	111-1	781851	793407	780195	785151	0.92	cps
Calcium	43-1	872187	870866	851252	864768	1.36	cps
Calcium	44-1	13380836	13244959	12910744	13178846	1.84	cps
Carbon	12-1						cps
Carbon	12-2						cps
Chlorine	35-1						cps
Chlorine	35-2						cps
Chromium	52-2	1157207	1144085	1139600	1146964	0.80	cps
Cobalt	59-2	1857906	1842256	1803060	1834407	1.54	cps
Copper	63-2	13479102	13417926	13240288	13379105	0.93	cps
Dysprosium	156-1	67	93	80	80	16.66	cps
Dysprosium	156-2	90	150	137	126	25.09	cps
Erbium	164-1	67	80	73	73	9.09	cps
Erbium	164-2	33	87	63	61	43.76	cps
Gadolinium	160-1	100	73	80	84	16.44	cps
Gadolinium	160-2	377	407	353	379	7.06	cps
Holmium	165-1	14162970	13744251	13659211	13855477	1.95	cps
Holmium	165-2	9838757	9703677	9746225	9762887	0.71	cps
Indium	115-1	11637312	11306301	11082757	11342123	2.46	cps
Indium	115-2	3989935	3923484	3940002	3951140	0.88	cps
Iron	56-2	55078519	54583674	53719388	54460527	1.26	cps
Iron	57-2	1364945	1384279	1374114	1374446	0.70	cps
Iron	54-2	3033898	2953589	2976287	2987924	1.39	cps
Krypton	83-1	203	240	180	208	14.56	cps

Reviewed By:Mohan
On:12/25/2024 3:49:22 AM
Inst Id :P7

LB Number :	LB134068	Operator :	Jaswal
Lab Sample ID :	S05	Instrumnet Name :	P7
Client Sample ID :	S05	Dilution Factor :	1
Date & Time Acquired :	2024-12-23 11:14:58	DataFile Name :	009CALS.d

Parameter	Mass	CPS1	CPS2	CPS3	CPSMean	CPSRSD	Units
Lead	206-1	11102858	11371470	11301450	11258593	1.24	cps
Lead	207-1	10127067	10233119	10385555	10248580	1.27	cps
Lead	208-1	45841324	46582151	46743610	46389028	1.04	cps
Lithium	6-1	1838930	1823105	1783110	1815048	1.59	cps
Magnesium	24-2	10206447	10088341	10080429	10125072	0.70	cps
Manganese	55-2	9370410	9223487	9271605	9288501	0.81	cps
Molybdenum	94-1	10718910	10882117	10515953	10705660	1.71	cps
Molybdenum	95-1	15536326	15749724	15325026	15537026	1.37	cps
Molybdenum	96-1	16953038	17171203	16636893	16920378	1.59	cps
Molybdenum	97-1	9535569	9646809	9524803	9569060	0.71	cps
Molybdenum	98-1	24811066	25125105	24671099	24869090	0.93	cps
Neodymium	150-1	183	183	213	193	8.96	cps
Neodymium	150-2	33	47	40	40	16.68	cps
Nickel	60-2	457172	452723	449113	453003	0.89	cps
Phosphorus	31-2	59940	59993	59264	59732	0.68	cps
Potassium	39-2	6523275	6474335	6484890	6494167	0.40	cps
Rhodium	103-1	10607566	10296441	10053285	10319097	2.69	cps
Rhodium	103-2	6049691	6001285	5976388	6009121	0.62	cps
Scandium	45-1	6498740	6216582	6083141	6266155	3.39	cps
Scandium	45-2	508048	499254	497574	501625	1.12	cps
Selenium	82-1	47790	47592	47276	47553	0.55	cps
Selenium	77-2	4687	4744	4891	4774	2.20	cps
Selenium	78-2	16429	15698	15648	15925	2.74	cps
Silicon	28-1	4755324	4846702	4679838	4760622	1.76	cps
Silver	107-1	4023541	4064979	3971067	4019862	1.17	cps
Silver	109-1	3885309	3887268	3796198	3856258	1.35	cps
Sodium	23-2	16764269	16675270	16758127	16732555	0.30	cps
Strontium	86-1	965177	970521	956429	964042	0.74	cps
Strontium	88-1	8557062	8555166	8271081	8461103	1.94	cps
Sulfur	34-1	415091	418296	407530	413639	1.34	cps
Terbium	159-1	14552306	14175827	14000807	14242980	1.98	cps
Terbium	159-2	9850001	9772846	9623006	9748618	1.18	cps
Thallium	203-1	2891619	2891690	2906828	2896713	0.30	cps
Thallium	205-1	6825714	6916868	6843547	6862043	0.70	cps
Tin	118-1	2618667	2616329	2530909	2588635	1.93	cps
Titanium	47-1	3912791	3886141	3870018	3889650	0.56	cps

Reviewed By:Mohan
On:12/25/2024 3:49:22 AM
Inst Id :P7

LB Number :	LB134068	Operator :	Jaswal
Lab Sample ID :	S05	Instrumnet Name :	P7
Client Sample ID :	S05	Dilution Factor :	1
Date & Time Acquired :	2024-12-23 11:14:58	DataFile Name :	009CALS.d

Parameter	Mass	CPS1	CPS2	CPS3	CPSMean	CPSRSD	Units
Uranium	238-1	8955624	9167566	9117258	9080149	1.22	cps
Vanadium	51-2	1028061	1007020	1006368	1013816	1.22	cps
Yttrium	89-1	13720382	13108487	12914640	13247836	3.17	cps
Yttrium	89-2	3386463	3337150	3322380	3348664	1.00	cps
Zinc	66-2	2235374	2229845	2238164	2234461	0.19	cps
Zirconium	90-1	5328919	5330397	5186288	5281868	1.57	cps
Zirconium	91-1	1149281	1155034	1145913	1150076	0.40	cps

Reviewed By:Mohan
On:12/25/2024 3:49:22 AM
Inst Id :P7

LB Number :	LB134068	Operator :	Jaswal
Lab Sample ID :	S06	Instrumnet Name :	P7
Client Sample ID :	S06	Dilution Factor :	1
Date & Time Acquired :	2024-12-23 11:17:46	DataFile Name :	010CALS.d

Parameter	Mass	CPS1	CPS2	CPS3	CPSMean	CPSRSD	Units
Aluminium	27-2	2487314	2473914	2465566	2475598	0.44	cps
Antimony	121-1	5927195	5986433	5951495	5955041	0.50	cps
Arsenic	75-2	287576	289235	288209	288340	0.29	cps
Barium	135-1	7671230	7630880	7702958	7668356	0.47	cps
Barium	137-1	12992370	12979823	13088678	13020290	0.46	cps
Beryllium	9-1	750408	764741	763093	759414	1.03	cps
Bismuth	209-1	7498064	7835052	7974492	7769203	3.15	cps
Bismuth	209-2	6725044	6702921	6897347	6775104	1.57	cps
Bromine	81-1	11485	11838	11421	11581	1.94	cps
Bromine	81-2	127	130	103	120	12.11	cps
Cadmium	108-1	107736	108397	109210	108448	0.68	cps
Cadmium	106-1	153296	154639	153858	153931	0.44	cps
Cadmium	111-1	1463952	1480824	1474135	1472970	0.58	cps
Calcium	43-1	1527949	1522990	1545302	1532080	0.76	cps
Calcium	44-1	24373468	24507726	24342279	24407824	0.36	cps
Carbon	12-1						cps
Carbon	12-2						cps
Chlorine	35-1						cps
Chlorine	35-2						cps
Chromium	52-2	2224371	2224099	2234528	2227666	0.27	cps
Cobalt	59-2	3566147	3522374	3567941	3552154	0.73	cps
Copper	63-2	25891280	25772970	25737269	25800506	0.31	cps
Dysprosium	156-1	137	100	167	134	24.84	cps
Dysprosium	156-2	247	277	273	266	6.19	cps
Erbium	164-1	87	130	117	111	19.97	cps
Erbium	164-2	80	120	93	98	20.83	cps
Gadolinium	160-1	120	77	120	106	23.70	cps
Gadolinium	160-2	383	400	423	402	5.00	cps
Holmium	165-1	12783934	13612336	13327363	13241211	3.18	cps
Holmium	165-2	9705621	9774382	9862586	9780863	0.80	cps
Indium	115-1	9909649	10482056	10385873	10259192	2.99	cps
Indium	115-2	3866081	3833321	3817726	3839043	0.64	cps
Iron	56-2	106098105	105009452	106723952	105943836	0.82	cps
Iron	57-2	2662764	2601858	2619983	2628202	1.19	cps
Iron	54-2	5808126	5712482	5821467	5780692	1.03	cps
Krypton	83-1	153	257	213	208	24.97	cps

Reviewed By:Mohan
On:12/25/2024 3:49:22 AM
Inst Id :P7

LB Number :	LB134068	Operator :	Jaswal
Lab Sample ID :	S06	Instrumnet Name :	P7
Client Sample ID :	S06	Dilution Factor :	1
Date & Time Acquired :	2024-12-23 11:17:46	DataFile Name :	010CALS.d

Parameter	Mass	CPS1	CPS2	CPS3	CPSMean	CPSRSD	Units
Lead	206-1	22591913	22455173	22464783	22503956	0.34	cps
Lead	207-1	20505360	20505360	20472199	20494306	0.09	cps
Lead	208-1	92024445	92827569	92242754	92364923	0.45	cps
Lithium	6-1	1637806	1783356	1729197	1716786	4.28	cps
Magnesium	24-2	19652181	19495009	19630553	19592581	0.43	cps
Manganese	55-2	18025350	17899228	18207375	18043984	0.86	cps
Molybdenum	94-1	20088526	20207071	20169444	20155014	0.30	cps
Molybdenum	95-1	29122357	29155105	29106413	29127958	0.09	cps
Molybdenum	96-1	31983347	31942956	31434331	31786878	0.96	cps
Molybdenum	97-1	18219666	17997990	17924431	18047363	0.85	cps
Molybdenum	98-1	46949451	46815451	46254409	46673104	0.79	cps
Neodymium	150-1	370	327	293	330	11.65	cps
Neodymium	150-2	67	90	93	83	17.43	cps
Nickel	60-2	864201	867923	868178	866768	0.26	cps
Phosphorus	31-2	114333	115914	115884	115377	0.78	cps
Potassium	39-2	12660483	12594321	12641573	12632126	0.27	cps
Rhodium	103-1	8912105	9496073	9355187	9254455	3.29	cps
Rhodium	103-2	5731583	5700055	5808834	5746824	0.97	cps
Scandium	45-1	5397142	5689403	5640299	5575615	2.81	cps
Scandium	45-2	483230	482849	485862	483980	0.34	cps
Selenium	82-1	87950	87527	87395	87624	0.33	cps
Selenium	77-2	9026	8999	9306	9111	1.87	cps
Selenium	78-2	30555	30358	30308	30407	0.43	cps
Silicon	28-1	7290724	7316441	7307216	7304794	0.18	cps
Silver	107-1	7492839	7485433	7381092	7453121	0.84	cps
Silver	109-1	7210249	7184507	7182326	7192360	0.22	cps
Sodium	23-2	32533434	32224215	32443262	32400304	0.49	cps
Strontium	86-1	1889460	1854066	1833514	1859014	1.52	cps
Strontium	88-1	16191264	16130136	16175478	16165626	0.20	cps
Sulfur	34-1	582793	579787	579462	580681	0.32	cps
Terbium	159-1	13030280	13820792	13816266	13555780	3.36	cps
Terbium	159-2	9731612	9704029	9741188	9725610	0.20	cps
Thallium	203-1	5827546	5777008	5878395	5827650	0.87	cps
Thallium	205-1	13724435	13901065	13690299	13771933	0.82	cps
Tin	118-1	5001651	4977950	4972180	4983927	0.31	cps
Titanium	47-1	7026123	7088151	7168994	7094423	1.01	cps

Reviewed By:Mohan
On:12/25/2024 3:49:22 AM
Inst Id :P7

LB Number :	LB134068	Operator :	Jaswal
Lab Sample ID :	S06	Instrumnet Name :	P7
Client Sample ID :	S06	Dilution Factor :	1
Date & Time Acquired :	2024-12-23 11:17:46	DataFile Name :	010CALS.d

Parameter	Mass	CPS1	CPS2	CPS3	CPSMean	CPSRSD	Units
Uranium	238-1	18710437	18823121	18981343	18838301	0.72	cps
Vanadium	51-2	1966386	1973317	1961507	1967070	0.30	cps
Yttrium	89-1	11655620	12289980	12227836	12057812	2.90	cps
Yttrium	89-2	3302280	3292075	3287396	3293917	0.23	cps
Zinc	66-2	4330023	4322298	4340690	4331004	0.21	cps
Zirconium	90-1	9855958	10003876	9993912	9951249	0.83	cps
Zirconium	91-1	2155716	2209618	2186443	2183926	1.24	cps

Reviewed By:Mohan
On:12/25/2024 3:49:22 AM
Inst Id :P7

LB Number :	LB134068	Operator :	Jaswal
Lab Sample ID :	S07	Instrumnet Name :	P7
Client Sample ID :	S07	Dilution Factor :	1
Date & Time Acquired :	2024-12-23 11:20:30	DataFile Name :	011CALS.d

Parameter	Mass	CPS1	CPS2	CPS3	CPSMean	CPSRSD	Units
Aluminium	27-2	4988355	4921790	4918917	4943021	0.79	cps
Antimony	121-1	11792236	11976783	11822985	11864001	0.83	cps
Arsenic	75-2	573149	576881	570000	573343	0.60	cps
Barium	135-1	15290981	15311304	15237512	15279932	0.25	cps
Barium	137-1	26232225	26124345	25813701	26056757	0.83	cps
Beryllium	9-1	1492681	1481667	1483957	1486102	0.39	cps
Bismuth	209-1	7809328	7856384	7749473	7805062	0.69	cps
Bismuth	209-2	6546685	6567580	6643815	6586027	0.78	cps
Bromine	81-1	11641	11948	11655	11748	1.48	cps
Bromine	81-2	70	87	117	91	25.96	cps
Cadmium	108-1	209345	211502	213206	211351	0.92	cps
Cadmium	106-1	295049	299318	301390	298586	1.08	cps
Cadmium	111-1	2989459	2979087	3010957	2993167	0.54	cps
Calcium	43-1	2986322	3025036	3030817	3014058	0.80	cps
Calcium	44-1	47784741	48455169	48448606	48229505	0.80	cps
Carbon	12-1						cps
Carbon	12-2						cps
Chlorine	35-1						cps
Chlorine	35-2						cps
Chromium	52-2	4481800	4480771	4437542	4466704	0.57	cps
Cobalt	59-2	7091055	7066009	7097522	7084862	0.23	cps
Copper	63-2	51495759	51055369	50586331	51045820	0.89	cps
Dysprosium	156-1	213	210	243	222	8.26	cps
Dysprosium	156-2	577	603	583	588	2.36	cps
Erbium	164-1	177	200	173	183	7.92	cps
Erbium	164-2	137	117	167	140	17.98	cps
Gadolinium	160-1	200	203	163	189	11.75	cps
Gadolinium	160-2	437	547	473	486	11.53	cps
Holmium	165-1	13556557	13605911	13559664	13574044	0.20	cps
Holmium	165-2	9709663	9779757	9725885	9738435	0.38	cps
Indium	115-1	10123246	10274005	10335047	10244099	1.06	cps
Indium	115-2	3744644	3715274	3769851	3743256	0.73	cps
Iron	56-2	212546617	214689203	210513390	212583070	0.98	cps
Iron	57-2	5217255	5267091	5263242	5249196	0.53	cps
Iron	54-2	11465536	11548812	11566200	11526849	0.47	cps
Krypton	83-1	203	223	210	212	4.80	cps

Reviewed By:Mohan
On:12/25/2024 3:49:22 AM
Inst Id :P7

LB Number :	LB134068	Operator :	Jaswal
Lab Sample ID :	S07	Instrumnet Name :	P7
Client Sample ID :	S07	Dilution Factor :	1
Date & Time Acquired :	2024-12-23 11:20:30	DataFile Name :	011CALS.d

Parameter	Mass	CPS1	CPS2	CPS3	CPSMean	CPSRSD	Units
Lead	206-1	44811604	44825038	44398169	44678270	0.54	cps
Lead	207-1	40538973	40590879	40637153	40589001	0.12	cps
Lead	208-1	184040461	183241758	183203067	183495096	0.26	cps
Lithium	6-1	1713297	1717958	1689491	1706915	0.89	cps
Magnesium	24-2	39231126	39210577	38911329	39117677	0.46	cps
Manganese	55-2	36162023	36367341	35720278	36083214	0.92	cps
Molybdenum	94-1	39912194	40606648	40175694	40231512	0.87	cps
Molybdenum	95-1	57603062	58556502	58397931	58185832	0.88	cps
Molybdenum	96-1	63007046	63826561	63099954	63311187	0.71	cps
Molybdenum	97-1	35962352	35964407	36541511	36156090	0.92	cps
Molybdenum	98-1	92699199	93669839	94097032	93488690	0.77	cps
Neodymium	150-1	690	697	647	678	4.01	cps
Neodymium	150-2	130	110	117	119	8.57	cps
Nickel	60-2	1767282	1819064	1793855	1793400	1.44	cps
Phosphorus	31-2	231630	229890	229198	230239	0.54	cps
Potassium	39-2	25248270	25563090	25136097	25315819	0.87	cps
Rhodium	103-1	9133155	9217774	9166315	9172415	0.46	cps
Rhodium	103-2	5712108	5685141	5676965	5691405	0.32	cps
Scandium	45-1	5636529	5661110	5660815	5652818	0.25	cps
Scandium	45-2	486611	489260	486479	487450	0.32	cps
Selenium	82-1	169997	172382	170935	171105	0.70	cps
Selenium	77-2	18024	18258	18078	18120	0.68	cps
Selenium	78-2	59897	59733	58973	59535	0.83	cps
Silicon	28-1	13169136	13149151	13107836	13142041	0.24	cps
Silver	107-1	14459829	14553612	14459756	14491066	0.37	cps
Silver	109-1	13965058	14051619	14033804	14016827	0.33	cps
Sodium	23-2	64630224	65211572	64854159	64898652	0.45	cps
Strontium	86-1	3676392	3726432	3713750	3705525	0.70	cps
Strontium	88-1	31993415	32222810	32324702	32180309	0.53	cps
Sulfur	34-1	975861	982054	984253	980723	0.44	cps
Terbium	159-1	13777605	13839888	13852187	13823227	0.29	cps
Terbium	159-2	9672089	9705399	9829872	9735787	0.85	cps
Thallium	203-1	11603450	11657965	11514057	11591824	0.63	cps
Thallium	205-1	27510625	27534975	27242987	27429529	0.59	cps
Tin	118-1	9824227	9847143	9945492	9872287	0.65	cps
Titanium	47-1	14108239	14148774	14266722	14174579	0.58	cps

Reviewed By:Mohan
On:12/25/2024 3:49:22 AM
Inst Id :P7

LB Number :	LB134068	Operator :	Jaswal
Lab Sample ID :	S07	Instrumnet Name :	P7
Client Sample ID :	S07	Dilution Factor :	1
Date & Time Acquired :	2024-12-23 11:20:30	DataFile Name :	011CALS.d

Parameter	Mass	CPS1	CPS2	CPS3	CPSMean	CPSRSD	Units
Uranium	238-1	38146975	37929774	37861515	37979422	0.39	cps
Vanadium	51-2	3999747	3977124	3947014	3974628	0.67	cps
Yttrium	89-1	12259250	12323464	12252681	12278465	0.32	cps
Yttrium	89-2	3301905	3304334	3272806	3293015	0.53	cps
Zinc	66-2	8588581	8520694	8393746	8501007	1.16	cps
Zirconium	90-1	19829476	19860751	20005084	19898437	0.47	cps
Zirconium	91-1	4376487	4359660	4410606	4382251	0.59	cps

Reviewed By:Mohan
On:12/25/2024 3:49:22 AM
Inst Id :P7

LB Number :	LB134068	Operator :	Jaswal
Lab Sample ID :	S08	Instrumnet Name :	P7
Client Sample ID :	S08	Dilution Factor :	1
Date & Time Acquired :	2024-12-23 11:23:17	DataFile Name :	012CALS.d

Parameter	Mass	CPS1	CPS2	CPS3	CPSMean	CPSRSD	Units
Aluminium	27-2	27437574	27253811	27669653	27453679	0.76	cps
Antimony	121-1	7829	7135	6498	7154	9.30	cps
Arsenic	75-2	387	363	323	358	8.95	cps
Barium	135-1	9113	7892	7219	8075	11.89	cps
Barium	137-1	15091	13940	12589	13874	9.03	cps
Beryllium	9-1	597	500	493	530	10.91	cps
Bismuth	209-1	7288883	6850332	6743712	6960976	4.15	cps
Bismuth	209-2	5952066	5959371	5990297	5967244	0.34	cps
Bromine	81-1	13039	13199	12555	12931	2.59	cps
Bromine	81-2	140	140	177	152	13.91	cps
Cadmium	108-1	103	153	97	118	26.30	cps
Cadmium	106-1	3150	3147	3070	3123	1.45	cps
Cadmium	111-1	3110	2899	2865	2958	4.48	cps
Calcium	43-1	14976617	15188909	15292744	15152757	1.06	cps
Calcium	44-1	241675876	241188763	245607096	242823912	1.00	cps
Carbon	12-1						cps
Carbon	12-2						cps
Chlorine	35-1						cps
Chlorine	35-2						cps
Chromium	52-2	7576	7175	7459	7403	2.78	cps
Cobalt	59-2	18695	18825	19363	18961	1.87	cps
Copper	63-2	11281	10277	9923	10494	6.71	cps
Dysprosium	156-1	353	460	413	409	13.08	cps
Dysprosium	156-2	390	340	373	368	6.92	cps
Erbium	164-1	443	510	547	500	10.48	cps
Erbium	164-2	337	313	360	337	6.93	cps
Gadolinium	160-1	440	437	520	466	10.13	cps
Gadolinium	160-2	780	713	640	711	9.85	cps
Holmium	165-1	13836897	12773506	12889314	13166573	4.43	cps
Holmium	165-2	9711092	9628569	9596200	9645287	0.61	cps
Indium	115-1	10574546	9929510	9904998	10136351	3.75	cps
Indium	115-2	3794820	3783794	3824699	3801104	0.56	cps
Iron	56-2	1098918997	1099257130	1103563984	1100580037	0.24	cps
Iron	57-2	27140580	27175253	27525253	27280362	0.78	cps
Iron	54-2	58959287	59483136	59087864	59176762	0.46	cps
Krypton	83-1	260	237	210	236	10.62	cps

Reviewed By:Mohan
On:12/25/2024 3:49:22 AM
Inst Id :P7

LB Number :	LB134068	Operator :	Jaswal
Lab Sample ID :	S08	Instrumnet Name :	P7
Client Sample ID :	S08	Dilution Factor :	1
Date & Time Acquired :	2024-12-23 11:23:17	DataFile Name :	012CALS.d

Parameter	Mass	CPS1	CPS2	CPS3	CPSMean	CPSRSD	Units
Lead	206-1	15809	13287	11645	13580	15.45	cps
Lead	207-1	14067	12332	10898	12433	12.77	cps
Lead	208-1	64026	54760	47733	55507	14.72	cps
Lithium	6-1	1733482	1626482	1634378	1664781	3.58	cps
Magnesium	24-2	225828477	225232150	225566617	225542414	0.13	cps
Manganese	55-2	19904	17353	16623	17960	9.59	cps
Molybdenum	94-1	17597	15098	12922	15206	15.38	cps
Molybdenum	95-1	19897	16016	12989	16301	21.24	cps
Molybdenum	96-1	32556	28020	24618	28398	14.03	cps
Molybdenum	97-1	11838	9987	8172	9999	18.33	cps
Molybdenum	98-1	30392	24968	20488	25282	19.62	cps
Neodymium	150-1	223	287	227	246	14.51	cps
Neodymium	150-2	130	167	170	156	14.27	cps
Nickel	60-2	6381	6608	6291	6427	2.54	cps
Phosphorus	31-2	297	240	220	252	15.77	cps
Potassium	39-2	137235238	137274101	138135691	137548344	0.37	cps
Rhodium	103-1	9274410	8530291	8570820	8791840	4.76	cps
Rhodium	103-2	5452161	5433528	5481654	5455781	0.44	cps
Scandium	45-1	6117952	5643634	5766116	5842567	4.21	cps
Scandium	45-2	519552	518230	519563	519115	0.15	cps
Selenium	82-1	324	323	341	329	3.05	cps
Selenium	77-2	0	3	3	2	86.60	cps
Selenium	78-2	393	403	383	393	2.54	cps
Silicon	28-1	751926	755926	756452	754768	0.33	cps
Silver	107-1	4788	3851	3157	3932	20.81	cps
Silver	109-1	4454	3694	3014	3721	19.37	cps
Sodium	23-2	347530155	351266968	352841608	350546244	0.78	cps
Strontium	86-1	11284	11571	11174	11343	1.81	cps
Strontium	88-1	99702	96893	97155	97917	1.58	cps
Sulfur	34-1	155404	155078	161749	157410	2.39	cps
Terbium	159-1	14064499	13070200	13165775	13433491	4.08	cps
Terbium	159-2	9592493	9577359	9639962	9603271	0.34	cps
Thallium	203-1	3140	2354	2140	2545	20.70	cps
Thallium	205-1	7215	5815	4858	5963	19.89	cps
Tin	118-1	5571	5044	4437	5018	11.31	cps
Titanium	47-1	4888	3947	3237	4024	20.57	cps

Reviewed By:Mohan
On:12/25/2024 3:49:22 AM
Inst Id :P7

LB Number :	LB134068	Operator :	Jaswal
Lab Sample ID :	S08	Instrumnet Name :	P7
Client Sample ID :	S08	Dilution Factor :	1
Date & Time Acquired :	2024-12-23 11:23:17	DataFile Name :	012CALS.d

Parameter	Mass	CPS1	CPS2	CPS3	CPSMean	CPSRSD	Units
Uranium	238-1	9283	7389	5478	7383	25.77	cps
Vanadium	51-2	953	893	867	904	4.91	cps
Yttrium	89-1	12703317	11979101	12131361	12271260	3.11	cps
Yttrium	89-2	3389398	3333661	3391093	3371384	0.97	cps
Zinc	66-2	6585	6418	6421	6475	1.47	cps
Zirconium	90-1	15655	14868	13536	14686	7.29	cps
Zirconium	91-1	3580	3197	2980	3253	9.34	cps

Reviewed By:Mohan
On:12/25/2024 3:49:22 AM
Inst Id :P7

LB Number :	LB134068	Operator :	Jaswal
Lab Sample ID :	ICV007	Instrumnet Name :	P7
Client Sample ID :	ICV007	Dilution Factor :	1
Date & Time Acquired :	2024-12-23 12:06:59	DataFile Name :	017ICV.d

Parameter	Mass	CPS1	CPS2	CPS3	CPSMean	CPSRSD	Units
Aluminium	27-2	142393	141528	141091	141671	0.47	cps
Antimony	121-1	2625181	2584104	2607438	2605574	0.79	cps
Arsenic	75-2	137940	138061	137916	137973	0.06	cps
Barium	135-1	317481	316887	314996	316454	0.41	cps
Barium	137-1	549209	547780	544396	547128	0.45	cps
Beryllium	9-1	167392	169676	168826	168631	0.68	cps
Bismuth	209-1	8107044	8076013	7973389	8052149	0.87	cps
Bismuth	209-2	7055122	7107131	6963112	7041789	1.04	cps
Bromine	81-1	14764	14637	14304	14568	1.63	cps
Bromine	81-2	267	183	170	207	25.35	cps
Cadmium	108-1	21212	21446	21850	21503	1.50	cps
Cadmium	106-1	32667	32212	32750	32543	0.89	cps
Cadmium	111-1	336332	332327	332717	333792	0.66	cps
Calcium	43-1	71132	70613	70600	70782	0.43	cps
Calcium	44-1	1153762	1154784	1146050	1151532	0.41	cps
Carbon	12-1						cps
Carbon	12-2						cps
Chlorine	35-1						cps
Chlorine	35-2						cps
Chromium	52-2	536111	537969	541947	538676	0.55	cps
Cobalt	59-2	841688	839967	843538	841731	0.21	cps
Copper	63-2	579785	577409	578810	578668	0.21	cps
Dysprosium	156-1	10	37	10	19	81.51	cps
Dysprosium	156-2	10	13	3	9	57.30	cps
Erbium	164-1	43	33	37	38	13.48	cps
Erbium	164-2	50	27	40	39	30.10	cps
Gadolinium	160-1	37	50	63	50	26.66	cps
Gadolinium	160-2	477	407	453	446	8.00	cps
Holmium	165-1	13839185	13651891	13571731	13687602	1.00	cps
Holmium	165-2	10050128	10078417	9933882	10020809	0.76	cps
Indium	115-1	11585537	11554165	11463732	11534478	0.55	cps
Indium	115-2	4292570	4279382	4247935	4273296	0.54	cps
Iron	56-2	9732934	9677732	9784227	9731631	0.55	cps
Iron	57-2	248742	249453	247035	248410	0.50	cps
Iron	54-2	563773	563017	560752	562514	0.28	cps
Krypton	83-1	267	250	207	241	12.85	cps

Reviewed By:Mohan
On:12/25/2024 3:49:22 AM
Inst Id :P7

LB Number :	LB134068	Operator :	Jaswal
Lab Sample ID :	ICV007	Instrumnet Name :	P7
Client Sample ID :	ICV007	Dilution Factor :	1
Date & Time Acquired :	2024-12-23 12:06:59	DataFile Name :	017ICV.d

Parameter	Mass	CPS1	CPS2	CPS3	CPSMean	CPSRSD	Units
Lead	206-1	1903622	1848323	1851883	1867943	1.66	cps
Lead	207-1	1502713	1501896	1505680	1503430	0.13	cps
Lead	208-1	7410381	7351318	7315924	7359208	0.65	cps
Lithium	6-1	1800541	1762817	1830262	1797873	1.88	cps
Magnesium	24-2	541342	538775	539760	539959	0.24	cps
Manganese	55-2	420353	423172	419470	420998	0.46	cps
Molybdenum	94-1	443	463	363	423	12.50	cps
Molybdenum	95-1	257	280	273	270	4.45	cps
Molybdenum	96-1	590	527	480	532	10.37	cps
Molybdenum	97-1	167	160	170	166	3.08	cps
Molybdenum	98-1	463	477	427	456	5.68	cps
Neodymium	150-1	27	17	20	21	24.12	cps
Neodymium	150-2	3	3	10	6	69.34	cps
Nickel	60-2	217585	216354	215942	216627	0.39	cps
Phosphorus	31-2	217	210	147	191	20.21	cps
Potassium	39-2	1200193	1200310	1256888	1219130	2.68	cps
Rhodium	103-1	10854144	10812615	10703064	10789941	0.72	cps
Rhodium	103-2	6601639	6536951	6492264	6543618	0.84	cps
Scandium	45-1	6481138	6437611	6455184	6457978	0.34	cps
Scandium	45-2	564646	565053	563329	564343	0.16	cps
Selenium	82-1	41805	41912	41310	41676	0.77	cps
Selenium	77-2	4557	4484	4547	4530	0.88	cps
Selenium	78-2	14821	15078	15161	15020	1.18	cps
Silicon	28-1	716763	718141	714211	716372	0.28	cps
Silver	107-1	773526	778377	780588	777497	0.46	cps
Silver	109-1	745824	750801	745290	747305	0.41	cps
Sodium	23-2	1504162	1497238	1476787	1492729	0.95	cps
Strontium	86-1	1403	1363	1383	1383	1.45	cps
Strontium	88-1	8946	8576	8916	8813	2.33	cps
Sulfur	34-1	188787	189435	189452	189225	0.20	cps
Terbium	159-1	14297934	14185554	14036333	14173274	0.93	cps
Terbium	159-2	9987974	10041395	10018243	10015871	0.27	cps
Thallium	203-1	2413234	2366222	2380484	2386647	1.01	cps
Thallium	205-1	5621493	5627318	5557601	5602137	0.69	cps
Tin	118-1	1537	1527	1500	1521	1.25	cps
Titanium	47-1	137	123	97	119	17.13	cps

Reviewed By:Mohan
On:12/25/2024 3:49:22 AM
Inst Id :P7

LB Number :	LB134068	Operator :	Jaswal
Lab Sample ID :	ICV007	Instrumnet Name :	P7
Client Sample ID :	ICV007	Dilution Factor :	1
Date & Time Acquired :	2024-12-23 12:06:59	DataFile Name :	017ICV.d

Parameter	Mass	CPS1	CPS2	CPS3	CPSMean	CPSRSD	Units
Uranium	238-1	23	17	27	22	22.91	cps
Vanadium	51-2	464719	464279	461854	463618	0.33	cps
Yttrium	89-1	13639574	13491437	13496099	13542370	0.62	cps
Yttrium	89-2	3670428	3614251	3612311	3632330	0.91	cps
Zinc	66-2	196920	196308	194448	195892	0.66	cps
Zirconium	90-1	767	717	760	748	3.63	cps
Zirconium	91-1	343	390	427	387	10.80	cps

Reviewed By:Mohan
On:12/25/2024 3:49:22 AM
Inst Id :P7

LB Number :	LB134068	Operator :	Jaswal
Lab Sample ID :	ICB007	Instrumnet Name :	P7
Client Sample ID :	ICB007	Dilution Factor :	1
Date & Time Acquired :	2024-12-23 12:25:40	DataFile Name :	021CCBE.d

Parameter	Mass	CPS1	CPS2	CPS3	CPSMean	CPSRSD	Units
Aluminium	27-2	177	167	150	164	8.19	cps
Antimony	121-1	160	130	117	136	16.37	cps
Arsenic	75-2	0	0	3	1	173.21	cps
Barium	135-1	70	47	60	59	19.88	cps
Barium	137-1	100	127	160	129	23.32	cps
Beryllium	9-1	63	20	57	47	50.00	cps
Bismuth	209-1	7996928	7939507	7883128	7939854	0.72	cps
Bismuth	209-2	7023467	7015579	6958430	6999159	0.51	cps
Bromine	81-1	14427	14307	14277	14337	0.55	cps
Bromine	81-2	160	183	147	163	11.36	cps
Cadmium	108-1	27	13	17	19	36.75	cps
Cadmium	106-1	3117	2980	3064	3054	2.26	cps
Cadmium	111-1	2183	2100	2136	2140	1.95	cps
Calcium	43-1	447	383	413	414	7.64	cps
Calcium	44-1	10380	10674	10667	10574	1.58	cps
Carbon	12-1						cps
Carbon	12-2						cps
Chlorine	35-1						cps
Chlorine	35-2						cps
Chromium	52-2	1517	1383	1383	1428	5.39	cps
Cobalt	59-2	117	103	107	109	6.37	cps
Copper	63-2	823	657	793	758	11.72	cps
Dysprosium	156-1	13	13	17	14	13.35	cps
Dysprosium	156-2	10	7	10	9	21.63	cps
Erbium	164-1	67	60	40	56	24.98	cps
Erbium	164-2	30	20	40	30	33.33	cps
Gadolinium	160-1	53	33	73	53	37.50	cps
Gadolinium	160-2	483	510	460	484	5.16	cps
Holmium	165-1	13677474	13503199	13256581	13479085	1.57	cps
Holmium	165-2	10082592	9976659	9879819	9979690	1.02	cps
Indium	115-1	11724216	11486348	11505376	11571980	1.14	cps
Indium	115-2	4347908	4306905	4294940	4316584	0.64	cps
Iron	56-2	19055	19269	18989	19104	0.77	cps
Iron	57-2	920	983	953	952	3.33	cps
Iron	54-2	2720	2607	2604	2644	2.51	cps
Krypton	83-1	263	263	243	257	4.50	cps

Reviewed By:Mohan
On:12/25/2024 3:49:22 AM
Inst Id :P7

LB Number :	LB134068	Operator :	Jaswal
Lab Sample ID :	ICB007	Instrumnet Name :	P7
Client Sample ID :	ICB007	Dilution Factor :	1
Date & Time Acquired :	2024-12-23 12:25:40	DataFile Name :	021CCBE.d

Parameter	Mass	CPS1	CPS2	CPS3	CPSMean	CPSRSD	Units
Lead	206-1	387	430	360	392	9.01	cps
Lead	207-1	363	387	360	370	3.93	cps
Lead	208-1	1563	1647	1607	1606	2.60	cps
Lithium	6-1	1725479	1726818	1730622	1727640	0.15	cps
Magnesium	24-2	673	653	617	648	4.44	cps
Manganese	55-2	200	297	263	253	19.38	cps
Molybdenum	94-1	297	307	303	302	1.68	cps
Molybdenum	95-1	170	167	190	176	7.19	cps
Molybdenum	96-1	240	197	230	222	10.21	cps
Molybdenum	97-1	110	100	100	103	5.59	cps
Molybdenum	98-1	280	180	243	234	21.58	cps
Neodymium	150-1	7	0	13	7	99.98	cps
Neodymium	150-2	3	0	0	1	173.21	cps
Nickel	60-2	380	400	377	386	3.27	cps
Phosphorus	31-2	153	163	203	173	15.26	cps
Potassium	39-2	51075	51199	51065	51113	0.15	cps
Rhodium	103-1	10727294	10648849	10645692	10673945	0.43	cps
Rhodium	103-2	6601868	6578340	6517266	6565824	0.67	cps
Scandium	45-1	6448850	6403501	6436602	6429651	0.36	cps
Scandium	45-2	577039	574573	571715	574443	0.46	cps
Selenium	82-1	122	118	90	110	15.84	cps
Selenium	77-2	0	0	0	0	0.00	cps
Selenium	78-2	467	390	457	438	9.52	cps
Silicon	28-1	756404	750343	743020	749922	0.89	cps
Silver	107-1	153	193	150	166	14.57	cps
Silver	109-1	133	103	147	128	17.37	cps
Sodium	23-2	21619	21585	21462	21555	0.38	cps
Strontium	86-1	450	473	403	442	8.06	cps
Strontium	88-1	377	303	313	331	12.01	cps
Sulfur	34-1	202320	198096	196622	199013	1.49	cps
Terbium	159-1	14052669	13839926	13844076	13912223	0.87	cps
Terbium	159-2	9903159	10090234	9876833	9956742	1.17	cps
Thallium	203-1	237	343	273	284	19.05	cps
Thallium	205-1	683	653	703	680	3.70	cps
Tin	118-1	1493	1567	1443	1501	4.13	cps
Titanium	47-1	107	103	80	97	15.03	cps

Reviewed By:Mohan
On:12/25/2024 3:49:22 AM
Inst Id :P7

LB Number :	LB134068	Operator :	Jaswal
Lab Sample ID :	ICB007	Instrumnet Name :	P7
Client Sample ID :	ICB007	Dilution Factor :	1
Date & Time Acquired :	2024-12-23 12:25:40	DataFile Name :	021CCBE.d

Parameter	Mass	CPS1	CPS2	CPS3	CPSMean	CPSRSD	Units
Uranium	238-1	17	17	33	22	43.28	cps
Vanadium	51-2	20	7	10	12	56.76	cps
Yttrium	89-1	13532225	13445482	13363515	13447074	0.63	cps
Yttrium	89-2	3694604	3731332	3689371	3705102	0.62	cps
Zinc	66-2	283	260	273	272	4.30	cps
Zirconium	90-1	640	737	610	662	10.00	cps
Zirconium	91-1	137	143	93	124	21.82	cps

Reviewed By:Mohan
On:12/25/2024 3:49:22 AM
Inst Id :P7

LB Number :	LB134068	Operator :	Jaswal
Lab Sample ID :	ICSA007	Instrumnet Name :	P7
Client Sample ID :	ICSA007	Dilution Factor :	1
Date & Time Acquired :	2024-12-23 12:29:38	DataFile Name :	022ICSA.d

Parameter	Mass	CPS1	CPS2	CPS3	CPSMean	CPSRSD	Units
Aluminium	27-2	25140356	25389877	25446172	25325469	0.64	cps
Antimony	121-1	13623	13493	13593	13570	0.50	cps
Arsenic	75-2	190	237	237	221	12.19	cps
Barium	135-1	4591	4261	4447	4433	3.73	cps
Barium	137-1	7565	7665	7759	7663	1.26	cps
Beryllium	9-1	537	477	500	504	6.00	cps
Bismuth	209-1	7736757	7765727	7678192	7726892	0.58	cps
Bismuth	209-2	6701859	6675553	6737614	6705009	0.46	cps
Bromine	81-1	15245	14434	14911	14863	2.74	cps
Bromine	81-2	377	400	503	427	15.80	cps
Cadmium	108-1	2124	2050	1953	2042	4.18	cps
Cadmium	106-1	2957	2727	2670	2785	5.45	cps
Cadmium	111-1	3200	3134	2975	3103	3.73	cps
Calcium	43-1	3266383	3238367	3276554	3260435	0.61	cps
Calcium	44-1	52117886	51644159	52267583	52009876	0.63	cps
Carbon	12-1						cps
Carbon	12-2						cps
Chlorine	35-1						cps
Chlorine	35-2						cps
Chromium	52-2	98237	100092	99529	99286	0.96	cps
Cobalt	59-2	9843	9079	9660	9528	4.19	cps
Copper	63-2	39870	39706	39382	39652	0.63	cps
Dysprosium	156-1	70	70	43	61	25.20	cps
Dysprosium	156-2	60	20	50	43	48.04	cps
Erbium	164-1	83	87	117	96	19.21	cps
Erbium	164-2	50	73	63	62	18.81	cps
Gadolinium	160-1	73	70	83	76	9.18	cps
Gadolinium	160-2	460	463	447	457	1.93	cps
Holmium	165-1	13679284	13605416	13493859	13592853	0.69	cps
Holmium	165-2	10016424	9926237	10143365	10028675	1.09	cps
Indium	115-1	10832720	10749511	10774890	10785707	0.40	cps
Indium	115-2	4011462	3995489	3999104	4002018	0.21	cps
Iron	56-2	464060020	458153260	461158633	461123971	0.64	cps
Iron	57-2	11398467	11350549	11373228	11374081	0.21	cps
Iron	54-2	24690241	24756083	24709090	24718472	0.14	cps
Krypton	83-1	207	260	260	242	12.71	cps

Reviewed By:Mohan
On:12/25/2024 3:49:22 AM
Inst Id :P7

LB Number :	LB134068	Operator :	Jaswal
Lab Sample ID :	ICSA007	Instrumnet Name :	P7
Client Sample ID :	ICSA007	Dilution Factor :	1
Date & Time Acquired :	2024-12-23 12:29:38	DataFile Name :	022ICSA.d

Parameter	Mass	CPS1	CPS2	CPS3	CPSMean	CPSRSD	Units
Lead	206-1	42750	44021	44135	43635	1.76	cps
Lead	207-1	34928	36125	35563	35539	1.68	cps
Lead	208-1	164705	169017	167147	166957	1.30	cps
Lithium	6-1	1740093	1711647	1688216	1713319	1.52	cps
Magnesium	24-2	42185984	42212815	41977384	42125394	0.31	cps
Manganese	55-2	32235	32265	31757	32085	0.89	cps
Molybdenum	94-1	6936525	6870771	6955379	6920892	0.64	cps
Molybdenum	95-1	12221908	12236118	12415097	12291041	0.88	cps
Molybdenum	96-1	13215418	13335505	13246995	13265973	0.47	cps
Molybdenum	97-1	7549733	7736288	7674186	7653402	1.24	cps
Molybdenum	98-1	19689953	19897120	19789987	19792353	0.52	cps
Neodymium	150-1	63	57	63	61	6.29	cps
Neodymium	150-2	43	33	23	33	30.00	cps
Nickel	60-2	10644	10694	10460	10599	1.16	cps
Phosphorus	31-2	1254166	1254839	1263790	1257598	0.43	cps
Potassium	39-2	54132309	54621639	54850838	54534929	0.67	cps
Rhodium	103-1	9845499	9642065	9592658	9693408	1.38	cps
Rhodium	103-2	5892330	5844117	5891313	5875920	0.47	cps
Scandium	45-1	6066520	6081656	5962705	6036960	1.07	cps
Scandium	45-2	510590	515976	515084	513883	0.56	cps
Selenium	82-1	155	126	126	136	12.16	cps
Selenium	77-2	3	7	7	6	34.70	cps
Selenium	78-2	403	383	403	397	2.91	cps
Silicon	28-1	726078	709501	713741	716440	1.20	cps
Silver	107-1	833	623	560	672	21.28	cps
Silver	109-1	723	600	570	631	12.88	cps
Sodium	23-2	69208927	69978552	69650819	69612766	0.55	cps
Strontium	86-1	134386	134101	133989	134159	0.15	cps
Strontium	88-1	1154223	1162425	1166018	1160889	0.52	cps
Sulfur	34-1	4704785	4656084	4683242	4681371	0.52	cps
Terbium	159-1	14002516	14060105	14137034	14066551	0.48	cps
Terbium	159-2	9868384	9969348	9990059	9942597	0.65	cps
Thallium	203-1	1443	1390	1407	1413	1.93	cps
Thallium	205-1	3657	3497	3107	3420	8.27	cps
Tin	118-1	3754	3727	3500	3661	3.80	cps
Titanium	47-1	3143341	3123590	3108955	3125295	0.55	cps

Reviewed By:Mohan
On:12/25/2024 3:49:22 AM
Inst Id :P7

LB Number :	LB134068	Operator :	Jaswal
Lab Sample ID :	ICSA007	Instrumnet Name :	P7
Client Sample ID :	ICSA007	Dilution Factor :	1
Date & Time Acquired :	2024-12-23 12:29:38	DataFile Name :	022ICSA.d

Parameter	Mass	CPS1	CPS2	CPS3	CPSMean	CPSRSD	Units
Uranium	238-1	603	583	640	609	4.72	cps
Vanadium	51-2	730	787	697	738	6.17	cps
Yttrium	89-1	12871814	12826527	12836651	12844998	0.19	cps
Yttrium	89-2	3422800	3491611	3459773	3458062	1.00	cps
Zinc	66-2	10317	10667	10544	10509	1.69	cps
Zirconium	90-1	1030	1070	1260	1120	10.97	cps
Zirconium	91-1	260	290	260	270	6.42	cps

Reviewed By:Mohan
On:12/25/2024 3:49:22 AM
Inst Id :P7

LB Number :	LB134068	Operator :	Jaswal
Lab Sample ID :	ICSAB007	Instrumnet Name :	P7
Client Sample ID :	ICSAB007	Dilution Factor :	1
Date & Time Acquired :	2024-12-23 12:32:42	DataFile Name :	023ICSB.d

Parameter	Mass	CPS1	CPS2	CPS3	CPSMean	CPSRSD	Units
Aluminium	27-2	25457408	25391525	25455161	25434698	0.15	cps
Antimony	121-1	260798	264854	265041	263564	0.91	cps
Arsenic	75-2	12996	13440	13163	13199	1.70	cps
Barium	135-1	67124	67469	67633	67409	0.39	cps
Barium	137-1	115376	119540	118411	117776	1.83	cps
Beryllium	9-1	31408	31986	31459	31618	1.01	cps
Bismuth	209-1	8075805	7831556	7831181	7912847	1.78	cps
Bismuth	209-2	6873080	6818386	6763775	6818414	0.80	cps
Bromine	81-1	14931	15628	15225	15261	2.29	cps
Bromine	81-2	350	430	420	400	10.90	cps
Cadmium	108-1	5781	6138	5848	5922	3.20	cps
Cadmium	106-1	8583	8586	8479	8549	0.71	cps
Cadmium	111-1	63407	65346	65156	64636	1.65	cps
Calcium	43-1	3248782	3309879	3254482	3271048	1.03	cps
Calcium	44-1	51570978	52494456	52602869	52222768	1.09	cps
Carbon	12-1						cps
Carbon	12-2						cps
Chlorine	35-1						cps
Chlorine	35-2						cps
Chromium	52-2	198508	199801	198056	198788	0.46	cps
Cobalt	59-2	164318	163115	163011	163482	0.44	cps
Copper	63-2	145102	143521	143268	143964	0.69	cps
Dysprosium	156-1	73	33	50	52	38.48	cps
Dysprosium	156-2	43	23	50	39	35.69	cps
Erbium	164-1	107	103	103	104	1.85	cps
Erbium	164-2	50	70	73	64	19.58	cps
Gadolinium	160-1	80	93	97	90	9.80	cps
Gadolinium	160-2	473	397	437	436	8.80	cps
Holmium	165-1	14782632	14024401	14034561	14280532	3.05	cps
Holmium	165-2	10092524	10232828	10031904	10119085	1.02	cps
Indium	115-1	11579799	11178296	11103473	11287189	2.27	cps
Indium	115-2	4053261	4085507	4051452	4063407	0.47	cps
Iron	56-2	461098633	465182446	461506260	462595780	0.49	cps
Iron	57-2	11445573	11269386	11293507	11336155	0.84	cps
Iron	54-2	24912505	25210893	24788809	24970735	0.87	cps
Krypton	83-1	283	210	247	247	14.87	cps

Reviewed By:Mohan
On:12/25/2024 3:49:22 AM
Inst Id :P7

LB Number :	LB134068	Operator :	Jaswal
Lab Sample ID :	ICSAB007	Instrumnet Name :	P7
Client Sample ID :	ICSAB007	Dilution Factor :	1
Date & Time Acquired :	2024-12-23 12:32:42	DataFile Name :	023ICSB.d

Parameter	Mass	CPS1	CPS2	CPS3	CPSMean	CPSRSD	Units
Lead	206-1	215942	221601	222667	220070	1.64	cps
Lead	207-1	185917	189182	189358	188152	1.03	cps
Lead	208-1	858524	869417	871341	866427	0.80	cps
Lithium	6-1	1755007	1694033	1698769	1715936	1.98	cps
Magnesium	24-2	42492806	42349206	42355724	42399245	0.19	cps
Manganese	55-2	109716	109595	110595	109969	0.50	cps
Molybdenum	94-1	6988174	7233360	7056783	7092772	1.78	cps
Molybdenum	95-1	12255884	12576227	12414310	12415474	1.29	cps
Molybdenum	96-1	13302566	13472102	13429759	13401475	0.66	cps
Molybdenum	97-1	7653441	7749418	7794715	7732525	0.93	cps
Molybdenum	98-1	19922445	20038798	20137763	20033002	0.54	cps
Neodymium	150-1	53	60	47	53	12.50	cps
Neodymium	150-2	47	20	37	34	39.11	cps
Nickel	60-2	48358	49648	48307	48771	1.56	cps
Phosphorus	31-2	1265084	1275714	1266739	1269179	0.45	cps
Potassium	39-2	54653291	55223834	54585456	54820860	0.64	cps
Rhodium	103-1	10300652	9956787	9874624	10044021	2.25	cps
Rhodium	103-2	6069412	6053358	6029339	6050703	0.33	cps
Scandium	45-1	6423443	6122731	6009680	6185284	3.46	cps
Scandium	45-2	524471	528756	523624	525617	0.52	cps
Selenium	82-1	3869	4244	3955	4023	4.88	cps
Selenium	77-2	450	407	413	423	5.51	cps
Selenium	78-2	1867	1773	1823	1821	2.56	cps
Silicon	28-1	740818	746953	748376	745382	0.54	cps
Silver	107-1	289389	297139	297193	294574	1.52	cps
Silver	109-1	278086	284420	285763	282756	1.45	cps
Sodium	23-2	70033606	69580392	70079701	69897900	0.39	cps
Strontium	86-1	134945	137656	138787	137129	1.44	cps
Strontium	88-1	1157986	1187717	1190094	1178599	1.52	cps
Sulfur	34-1	4640786	4620828	4661712	4641109	0.44	cps
Terbium	159-1	15229611	14526225	14368611	14708149	3.12	cps
Terbium	159-2	10222969	10078930	9968127	10090009	1.27	cps
Thallium	203-1	221436	228979	228952	226456	1.92	cps
Thallium	205-1	525484	534664	538058	532735	1.22	cps
Tin	118-1	2924	3137	3214	3091	4.86	cps
Titanium	47-1	3091684	3177443	3113999	3127709	1.42	cps

Reviewed By:Mohan
On:12/25/2024 3:49:22 AM
Inst Id :P7

LB Number :	LB134068	Operator :	Jaswal
Lab Sample ID :	ICSAB007	Instrumnet Name :	P7
Client Sample ID :	ICSAB007	Dilution Factor :	1
Date & Time Acquired :	2024-12-23 12:32:42	DataFile Name :	023ICSB.d

Parameter	Mass	CPS1	CPS2	CPS3	CPSMean	CPSRSD	Units
Uranium	238-1	650	577	587	604	6.58	cps
Vanadium	51-2	86392	87790	88457	87546	1.20	cps
Yttrium	89-1	13835703	13359717	13170484	13455301	2.55	cps
Yttrium	89-2	3546451	3552206	3510375	3536344	0.64	cps
Zinc	66-2	29506	28941	29269	29239	0.97	cps
Zirconium	90-1	1037	1040	1123	1067	4.60	cps
Zirconium	91-1	200	240	277	239	16.05	cps

Reviewed By:Mohan
On:12/25/2024 3:49:22 AM
Inst Id :P7

LB Number :	LB134068	Operator :	Jaswal
Lab Sample ID :	CCV041	Instrumnet Name :	P7
Client Sample ID :	CCV041	Dilution Factor :	1
Date & Time Acquired :	2024-12-23 12:35:47	DataFile Name :	024CCV.d

Parameter	Mass	CPS1	CPS2	CPS3	CPSMean	CPSRSD	Units
Aluminium	27-2	13919992	13902153	13879493	13900546	0.15	cps
Antimony	121-1	5892366	6074526	6132671	6033188	2.08	cps
Arsenic	75-2	299211	300882	300643	300245	0.30	cps
Barium	135-1	7827437	7893417	7922768	7881208	0.62	cps
Barium	137-1	13292956	13650769	13741770	13561832	1.75	cps
Beryllium	9-1	714724	742031	741497	732751	2.13	cps
Bismuth	209-1	7954284	7418687	7375086	7582686	4.25	cps
Bismuth	209-2	6384788	6420335	6390054	6398393	0.30	cps
Bromine	81-1	13109	13823	13510	13481	2.65	cps
Bromine	81-2	87	123	110	107	17.40	cps
Cadmium	108-1	105255	107266	107612	106711	1.19	cps
Cadmium	106-1	150423	153373	154633	152810	1.41	cps
Cadmium	111-1	1420248	1453616	1455559	1443141	1.38	cps
Calcium	43-1	7860319	8077581	8175366	8037755	2.01	cps
Calcium	44-1	125964011	130438265	129787081	128729786	1.88	cps
Carbon	12-1						cps
Carbon	12-2						cps
Chlorine	35-1						cps
Chlorine	35-2						cps
Chromium	52-2	2405489	2403657	2417749	2408965	0.32	cps
Cobalt	59-2	3740794	3703571	3715139	3719835	0.51	cps
Copper	63-2	26248037	26343623	26105839	26232500	0.46	cps
Dysprosium	156-1	320	343	303	322	6.24	cps
Dysprosium	156-2	433	460	457	450	3.23	cps
Erbium	164-1	267	310	283	287	7.63	cps
Erbium	164-2	237	217	217	223	5.17	cps
Gadolinium	160-1	300	293	320	304	4.56	cps
Gadolinium	160-2	497	640	633	590	13.71	cps
Holmium	165-1	14508392	13401079	13390671	13766714	4.67	cps
Holmium	165-2	9823755	9893602	9893030	9870129	0.41	cps
Indium	115-1	11259861	10442637	10429904	10710801	4.44	cps
Indium	115-2	3766795	3835728	3921193	3841238	2.01	cps
Iron	56-2	567627458	566679725	562802645	565703276	0.45	cps
Iron	57-2	14047814	13989055	13955381	13997417	0.33	cps
Iron	54-2	30456897	30375933	30578432	30470421	0.33	cps
Krypton	83-1	207	250	190	216	14.37	cps

Reviewed By:Mohan
On:12/25/2024 3:49:22 AM
Inst Id :P7

LB Number :	LB134068	Operator :	Jaswal
Lab Sample ID :	CCV041	Instrumnet Name :	P7
Client Sample ID :	CCV041	Dilution Factor :	1
Date & Time Acquired :	2024-12-23 12:35:47	DataFile Name :	024CCV.d

Parameter	Mass	CPS1	CPS2	CPS3	CPSMean	CPSRSD	Units
Lead	206-1	21418473	22231160	21876757	21842130	1.87	cps
Lead	207-1	19526626	20336637	20233124	20032129	2.20	cps
Lead	208-1	88504819	91565515	91379826	90483386	1.90	cps
Lithium	6-1	1739375	1636521	1602011	1659302	4.31	cps
Magnesium	24-2	107478895	107491555	107329338	107433263	0.08	cps
Manganese	55-2	19317385	19110690	19184453	19204176	0.55	cps
Molybdenum	94-1	21016218	21410461	21449964	21292214	1.13	cps
Molybdenum	95-1	30023483	30792300	30997800	30604528	1.68	cps
Molybdenum	96-1	33032415	34010059	33876451	33639642	1.58	cps
Molybdenum	97-1	18783287	19370591	19186432	19113437	1.57	cps
Molybdenum	98-1	48876293	49976569	49571831	49474898	1.12	cps
Neodymium	150-1	467	477	543	496	8.41	cps
Neodymium	150-2	160	130	150	147	10.41	cps
Nickel	60-2	893191	889664	888216	890357	0.29	cps
Phosphorus	31-2	124114	125204	124471	124596	0.45	cps
Potassium	39-2	68740142	69103464	69192931	69012179	0.35	cps
Rhodium	103-1	10041828	9260689	9072449	9458322	5.43	cps
Rhodium	103-2	5668368	5724758	5698511	5697212	0.50	cps
Scandium	45-1	6357507	5936204	5875552	6056421	4.33	cps
Scandium	45-2	515591	518866	521621	518693	0.58	cps
Selenium	82-1	85084	87754	86715	86517	1.56	cps
Selenium	77-2	9453	9183	8963	9200	2.67	cps
Selenium	78-2	30879	30415	31163	30819	1.23	cps
Silicon	28-1	3492904	3592721	3555658	3547094	1.42	cps
Silver	107-1	7317139	7334624	7461185	7370983	1.07	cps
Silver	109-1	7084881	7181402	7162127	7142803	0.72	cps
Sodium	23-2	173666167	172884877	174783391	173778145	0.55	cps
Strontium	86-1	1934216	1952886	1952885	1946662	0.55	cps
Strontium	88-1	16656921	16737692	17034610	16809741	1.18	cps
Sulfur	34-1	585555	597925	599891	594457	1.31	cps
Terbium	159-1	14829079	13684959	13806428	14106822	4.45	cps
Terbium	159-2	9675882	9778123	9759815	9737940	0.56	cps
Thallium	203-1	5625146	5774593	5761099	5720279	1.45	cps
Thallium	205-1	13402483	13665635	13625087	13564402	1.04	cps
Tin	118-1	4995059	5074582	5118607	5062749	1.24	cps
Titanium	47-1	7521848	7551119	7646753	7573240	0.86	cps

Reviewed By:Mohan
On:12/25/2024 3:49:22 AM
Inst Id :P7

LB Number :	LB134068	Operator :	Jaswal
Lab Sample ID :	CCV041	Instrumnet Name :	P7
Client Sample ID :	CCV041	Dilution Factor :	1
Date & Time Acquired :	2024-12-23 12:35:47	DataFile Name :	024CCV.d

Parameter	Mass	CPS1	CPS2	CPS3	CPSMean	CPSRSD	Units
Uranium	238-1	18363792	18887553	18522158	18591168	1.44	cps
Vanadium	51-2	2139822	2138884	2160379	2146362	0.57	cps
Yttrium	89-1	13636574	12586057	12360225	12860952	5.30	cps
Yttrium	89-2	3401282	3415367	3407297	3407982	0.21	cps
Zinc	66-2	4325825	4281284	4310256	4305788	0.52	cps
Zirconium	90-1	10305095	10508521	10577707	10463774	1.35	cps
Zirconium	91-1	2289410	2340564	2348841	2326272	1.38	cps

Reviewed By:Mohan
On:12/25/2024 3:49:22 AM
Inst Id :P7

LB Number :	LB134068	Operator :	Jaswal
Lab Sample ID :	CCB041	Instrumnet Name :	P7
Client Sample ID :	CCB041	Dilution Factor :	1
Date & Time Acquired :	2024-12-23 12:43:41	DataFile Name :	026CCBE.d

Parameter	Mass	CPS1	CPS2	CPS3	CPSMean	CPSRSD	Units
Aluminium	27-2	153	127	140	140	9.52	cps
Antimony	121-1	470	553	387	470	17.73	cps
Arsenic	75-2	7	3	3	4	43.40	cps
Barium	135-1	63	87	83	78	16.23	cps
Barium	137-1	203	163	173	180	11.56	cps
Beryllium	9-1	87	53	100	80	30.05	cps
Bismuth	209-1	8379202	8249211	8178200	8268871	1.23	cps
Bismuth	209-2	7143011	7237019	7107340	7162457	0.94	cps
Bromine	81-1	13670	13820	13773	13754	0.56	cps
Bromine	81-2	237	227	230	231	2.20	cps
Cadmium	108-1	17	7	13	12	41.65	cps
Cadmium	106-1	2900	2970	2964	2945	1.31	cps
Cadmium	111-1	2065	2105	2095	2088	0.98	cps
Calcium	43-1	360	317	340	339	6.40	cps
Calcium	44-1	10631	10257	10347	10411	1.87	cps
Carbon	12-1						cps
Carbon	12-2						cps
Chlorine	35-1						cps
Chlorine	35-2						cps
Chromium	52-2	1423	1493	1270	1396	8.19	cps
Cobalt	59-2	87	87	117	97	17.92	cps
Copper	63-2	847	887	850	861	2.58	cps
Dysprosium	156-1	20	10	20	17	34.64	cps
Dysprosium	156-2	10	3	3	6	69.34	cps
Erbium	164-1	80	43	60	61	30.04	cps
Erbium	164-2	27	43	40	37	24.04	cps
Gadolinium	160-1	40	47	67	51	27.15	cps
Gadolinium	160-2	423	447	437	436	2.69	cps
Holmium	165-1	13971139	13666494	13461776	13699803	1.87	cps
Holmium	165-2	10009943	10139362	9986782	10045362	0.82	cps
Indium	115-1	11512273	11415532	11377572	11435126	0.61	cps
Indium	115-2	4269204	4273494	4228293	4256997	0.59	cps
Iron	56-2	20013	19670	19216	19633	2.04	cps
Iron	57-2	793	833	867	831	4.42	cps
Iron	54-2	2274	2390	2340	2335	2.51	cps
Krypton	83-1	210	253	217	227	10.30	cps

Reviewed By:Mohan
On:12/25/2024 3:49:22 AM
Inst Id :P7

LB Number :	LB134068	Operator :	Jaswal
Lab Sample ID :	CCB041	Instrumnet Name :	P7
Client Sample ID :	CCB041	Dilution Factor :	1
Date & Time Acquired :	2024-12-23 12:43:41	DataFile Name :	026CCBE.d

Parameter	Mass	CPS1	CPS2	CPS3	CPSMean	CPSRSD	Units
Lead	206-1	847	793	783	808	4.22	cps
Lead	207-1	800	690	683	724	9.04	cps
Lead	208-1	3454	3280	3080	3271	5.71	cps
Lithium	6-1	1752939	1755467	1771453	1759953	0.57	cps
Magnesium	24-2	963	933	917	938	2.52	cps
Manganese	55-2	330	277	317	308	9.02	cps
Molybdenum	94-1	570	537	557	554	3.03	cps
Molybdenum	95-1	460	537	427	474	11.89	cps
Molybdenum	96-1	550	597	517	554	7.25	cps
Molybdenum	97-1	260	270	250	260	3.85	cps
Molybdenum	98-1	783	767	667	739	8.54	cps
Neodymium	150-1	13	3	10	9	57.30	cps
Neodymium	150-2	0	0	3	1	173.21	cps
Nickel	60-2	320	363	360	348	6.93	cps
Phosphorus	31-2	240	140	150	177	31.17	cps
Potassium	39-2	47267	47213	47424	47301	0.23	cps
Rhodium	103-1	10547720	10633796	10376832	10519450	1.24	cps
Rhodium	103-2	6493861	6512230	6431383	6479158	0.65	cps
Scandium	45-1	6307001	6305487	6260586	6291025	0.42	cps
Scandium	45-2	544670	539847	538869	541129	0.57	cps
Selenium	82-1	130	94	75	99	28.06	cps
Selenium	77-2	0	0	0	0	0.00	cps
Selenium	78-2	403	440	393	412	5.96	cps
Silicon	28-1	642368	639757	639939	640688	0.23	cps
Silver	107-1	253	210	220	228	9.96	cps
Silver	109-1	193	167	170	177	8.23	cps
Sodium	23-2	30757	30293	30180	30410	1.01	cps
Strontium	86-1	460	433	367	420	11.45	cps
Strontium	88-1	433	417	437	429	2.50	cps
Sulfur	34-1	175211	174679	174631	174841	0.18	cps
Terbium	159-1	14222000	14230619	13928985	14127201	1.22	cps
Terbium	159-2	10034842	10130999	10019783	10061874	0.60	cps
Thallium	203-1	690	560	577	609	11.62	cps
Thallium	205-1	1597	1560	1470	1542	4.23	cps
Tin	118-1	1380	1817	1357	1518	17.08	cps
Titanium	47-1	157	170	87	138	32.49	cps

Reviewed By:Mohan
On:12/25/2024 3:49:22 AM
Inst Id :P7

LB Number :	LB134068	Operator :	Jaswal
Lab Sample ID :	CCB041	Instrumnet Name :	P7
Client Sample ID :	CCB041	Dilution Factor :	1
Date & Time Acquired :	2024-12-23 12:43:41	DataFile Name :	026CCBE.d

Parameter	Mass	CPS1	CPS2	CPS3	CPSMean	CPSRSD	Units
Uranium	238-1	170	163	117	150	19.37	cps
Vanadium	51-2	37	23	7	22	67.63	cps
Yttrium	89-1	13483139	13341410	13229644	13351398	0.95	cps
Yttrium	89-2	3599318	3549369	3570497	3573061	0.70	cps
Zinc	66-2	257	243	310	270	13.07	cps
Zirconium	90-1	820	773	783	792	3.10	cps
Zirconium	91-1	140	167	203	170	18.71	cps

Reviewed By:Mohan
On:12/25/2024 3:49:22 AM
Inst Id :P7

LB Number :	LB134068	Operator :	Jaswal
Lab Sample ID :	PB165834BL	Instrumnet Name :	P7
Client Sample ID :	PBW834	Dilution Factor :	1
Date & Time Acquired :	2024-12-23 12:56:05	DataFile Name :	029CCBE.d

Parameter	Mass	CPS1	CPS2	CPS3	CPSMean	CPSRSD	Units
Aluminium	27-2	377	310	403	363	13.23	cps
Antimony	121-1	127	153	113	131	15.54	cps
Arsenic	75-2	7	3	10	7	50.03	cps
Barium	135-1	93	57	80	77	24.20	cps
Barium	137-1	167	87	103	119	35.50	cps
Beryllium	9-1	63	77	73	71	9.76	cps
Bismuth	209-1	8300054	8119718	7861774	8093849	2.72	cps
Bismuth	209-2	7254043	7271525	7223803	7249791	0.33	cps
Bromine	81-1	14234	14464	14097	14265	1.30	cps
Bromine	81-2	193	173	143	170	14.80	cps
Cadmium	108-1	20	3	17	13	66.16	cps
Cadmium	106-1	3200	3024	2937	3054	4.40	cps
Cadmium	111-1	2236	2124	2071	2144	3.94	cps
Calcium	43-1	340	370	347	352	4.47	cps
Calcium	44-1	10324	10043	10477	10281	2.14	cps
Carbon	12-1						cps
Carbon	12-2						cps
Chlorine	35-1						cps
Chlorine	35-2						cps
Chromium	52-2	1450	1533	1540	1508	3.33	cps
Cobalt	59-2	120	117	107	114	6.06	cps
Copper	63-2	1083	957	1030	1023	6.21	cps
Dysprosium	156-1	10	10	23	14	53.28	cps
Dysprosium	156-2	7	3	3	4	43.40	cps
Erbium	164-1	43	43	70	52	29.49	cps
Erbium	164-2	40	30	30	33	17.32	cps
Gadolinium	160-1	50	43	37	43	15.38	cps
Gadolinium	160-2	430	440	450	440	2.27	cps
Holmium	165-1	13804681	13589460	13161400	13518514	2.42	cps
Holmium	165-2	10106840	10067227	10084155	10086074	0.20	cps
Indium	115-1	11581744	11477978	10988698	11349474	2.79	cps
Indium	115-2	4339632	4371712	4323542	4344962	0.56	cps
Iron	56-2	19232	19586	18809	19209	2.03	cps
Iron	57-2	907	870	890	889	2.07	cps
Iron	54-2	2430	2327	2594	2450	5.49	cps
Krypton	83-1	263	180	307	250	25.75	cps

Reviewed By:Mohan
On:12/25/2024 3:49:22 AM
Inst Id :P7

LB Number :	LB134068	Operator :	Jaswal
Lab Sample ID :	PB165834BL	Instrumnet Name :	P7
Client Sample ID :	PBW834	Dilution Factor :	1
Date & Time Acquired :	2024-12-23 12:56:05	DataFile Name :	029CCBE.d

Parameter	Mass	CPS1	CPS2	CPS3	CPSMean	CPSRSD	Units
Lead	206-1	463	493	467	474	3.47	cps
Lead	207-1	407	393	447	416	6.68	cps
Lead	208-1	1940	1830	1970	1913	3.85	cps
Lithium	6-1	1798752	1777131	1682666	1752850	3.52	cps
Magnesium	24-2	1043	843	887	924	11.38	cps
Manganese	55-2	437	493	433	454	7.42	cps
Molybdenum	94-1	323	303	330	319	4.35	cps
Molybdenum	95-1	227	220	190	212	9.20	cps
Molybdenum	96-1	257	297	230	261	12.85	cps
Molybdenum	97-1	97	137	120	118	17.06	cps
Molybdenum	98-1	277	287	270	278	3.02	cps
Neodymium	150-1	3	7	7	6	34.70	cps
Neodymium	150-2	0	7	0	2	173.21	cps
Nickel	60-2	333	380	353	356	6.59	cps
Phosphorus	31-2	150	203	137	163	21.60	cps
Potassium	39-2	49694	48942	50380	49672	1.45	cps
Rhodium	103-1	10791667	10573389	10200417	10521824	2.84	cps
Rhodium	103-2	6580972	6635238	6575655	6597288	0.50	cps
Scandium	45-1	6458394	6288530	6169299	6305408	2.30	cps
Scandium	45-2	563771	558459	558699	560310	0.54	cps
Selenium	82-1	122	182	14	106	80.05	cps
Selenium	77-2	0	0	0	0	0.00	cps
Selenium	78-2	467	460	413	447	6.51	cps
Silicon	28-1	676842	689183	697163	687729	1.49	cps
Silver	107-1	220	223	213	219	2.33	cps
Silver	109-1	203	163	177	181	11.25	cps
Sodium	23-2	25191	25698	25625	25505	1.08	cps
Strontium	86-1	410	493	477	460	9.59	cps
Strontium	88-1	357	360	367	361	1.41	cps
Sulfur	34-1	187211	188325	189712	188416	0.66	cps
Terbium	159-1	14291362	14073605	13366295	13910421	3.48	cps
Terbium	159-2	10150583	10108034	9971620	10076746	0.93	cps
Thallium	203-1	497	417	467	460	8.79	cps
Thallium	205-1	1073	1130	1033	1079	4.50	cps
Tin	118-1	1497	1490	1340	1442	6.14	cps
Titanium	47-1	123	110	50	94	41.36	cps

Reviewed By:Mohan
On:12/25/2024 3:49:22 AM
Inst Id :P7

LB Number :	LB134068	Operator :	Jaswal
Lab Sample ID :	PB165834BL	Instrumnet Name :	P7
Client Sample ID :	PBW834	Dilution Factor :	1
Date & Time Acquired :	2024-12-23 12:56:05	DataFile Name :	029CCBE.d

Parameter	Mass	CPS1	CPS2	CPS3	CPSMean	CPSRSD	Units
Uranium	238-1	23	23	23	23	0.00	cps
Vanadium	51-2	10	13	7	10	33.30	cps
Yttrium	89-1	13621674	13406145	12744104	13257308	3.45	cps
Yttrium	89-2	3736451	3640546	3696462	3691153	1.31	cps
Zinc	66-2	423	433	460	439	4.32	cps
Zirconium	90-1	720	687	543	650	14.44	cps
Zirconium	91-1	150	140	113	134	14.10	cps

Reviewed By:Mohan
On:12/25/2024 3:49:22 AM
Inst Id :P7

LB Number :	LB134068	Operator :	Jaswal
Lab Sample ID :	PB165834BS	Instrumnet Name :	P7
Client Sample ID :	LCS834	Dilution Factor :	1
Date & Time Acquired :	2024-12-23 12:59:23	DataFile Name :	030LCS6.d

Parameter	Mass	CPS1	CPS2	CPS3	CPSMean	CPSRSD	Units
Aluminium	27-2	2649586	2623113	2616195	2629631	0.67	cps
Antimony	121-1	6282225	6308510	6169959	6253565	1.18	cps
Arsenic	75-2	303425	301912	300649	301995	0.46	cps
Barium	135-1	8078994	7940069	7929236	7982766	1.05	cps
Barium	137-1	13843439	13763291	13536571	13714434	1.16	cps
Beryllium	9-1	775316	774914	769302	773178	0.43	cps
Bismuth	209-1	8169293	8019779	8165526	8118199	1.05	cps
Bismuth	209-2	6883382	6846523	7061720	6930542	1.66	cps
Bromine	81-1	13583	12972	12892	13149	2.87	cps
Bromine	81-2	147	107	150	134	17.93	cps
Cadmium	108-1	114306	114396	112536	113746	0.92	cps
Cadmium	106-1	163535	163344	160711	162530	0.97	cps
Cadmium	111-1	1542601	1541778	1525320	1536567	0.63	cps
Calcium	43-1	1647638	1648910	1625647	1640732	0.80	cps
Calcium	44-1	26214054	26497008	25919947	26210336	1.10	cps
Carbon	12-1						cps
Carbon	12-2						cps
Chlorine	35-1						cps
Chlorine	35-2						cps
Chromium	52-2	2361261	2366135	2342311	2356569	0.53	cps
Cobalt	59-2	3733323	3763372	3764211	3753635	0.47	cps
Copper	63-2	27237840	27159870	26919800	27105837	0.61	cps
Dysprosium	156-1	120	150	150	140	12.37	cps
Dysprosium	156-2	293	307	357	319	10.47	cps
Erbium	164-1	140	113	90	114	21.86	cps
Erbium	164-2	53	83	67	68	22.18	cps
Gadolinium	160-1	100	127	117	114	11.77	cps
Gadolinium	160-2	487	427	490	468	7.62	cps
Holmium	165-1	14003908	13764344	13610524	13792925	1.44	cps
Holmium	165-2	9906907	9776784	9941621	9875104	0.88	cps
Indium	115-1	11336540	10915396	10829158	11027032	2.46	cps
Indium	115-2	3984831	3959416	4036104	3993450	0.98	cps
Iron	56-2	111863068	111302045	110942122	111369078	0.42	cps
Iron	57-2	2776205	2759215	2786280	2773900	0.49	cps
Iron	54-2	6109267	6083359	6026691	6073106	0.70	cps
Krypton	83-1	267	197	257	240	15.77	cps

Reviewed By:Mohan
On:12/25/2024 3:49:22 AM
Inst Id :P7

LB Number :	LB134068	Operator :	Jaswal
Lab Sample ID :	PB165834BS	Instrumnet Name :	P7
Client Sample ID :	LCS834	Dilution Factor :	1
Date & Time Acquired :	2024-12-23 12:59:23	DataFile Name :	030LCS6.d

Parameter	Mass	CPS1	CPS2	CPS3	CPSMean	CPSRSD	Units
Lead	206-1	22619925	22858540	22680607	22719690	0.55	cps
Lead	207-1	20616681	20775328	20891371	20761127	0.66	cps
Lead	208-1	92479913	93432697	93977929	93296846	0.81	cps
Lithium	6-1	1822526	1793941	1806048	1807505	0.79	cps
Magnesium	24-2	20609846	20718387	20690331	20672855	0.27	cps
Manganese	55-2	18884958	19124650	18811225	18940278	0.87	cps
Molybdenum	94-1	21410541	21162923	20917067	21163510	1.17	cps
Molybdenum	95-1	31218593	30517019	30518393	30751335	1.32	cps
Molybdenum	96-1	34245426	33428105	33127261	33600264	1.72	cps
Molybdenum	97-1	19349945	19105357	18876639	19110647	1.24	cps
Molybdenum	98-1	49918238	49505104	49002571	49475304	0.93	cps
Neodymium	150-1	323	360	357	347	5.85	cps
Neodymium	150-2	70	93	123	96	27.98	cps
Nickel	60-2	907359	901194	905401	904651	0.35	cps
Phosphorus	31-2	123469	123170	122196	122945	0.54	cps
Potassium	39-2	13396839	13409283	13283545	13363222	0.52	cps
Rhodium	103-1	10247859	10084918	9863483	10065420	1.92	cps
Rhodium	103-2	5966230	5941316	5986354	5964633	0.38	cps
Scandium	45-1	6350304	6159153	6004004	6171154	2.81	cps
Scandium	45-2	514744	512186	511132	512687	0.36	cps
Selenium	82-1	93913	94132	91376	93140	1.64	cps
Selenium	77-2	9627	9717	9426	9590	1.55	cps
Selenium	78-2	32723	32319	32589	32543	0.63	cps
Silicon	28-1	7991641	7791914	7706749	7830101	1.87	cps
Silver	107-1	7931188	7799137	7797589	7842638	0.98	cps
Silver	109-1	7693113	7544293	7595409	7610939	0.99	cps
Sodium	23-2	34043065	34219564	34086804	34116478	0.27	cps
Strontium	86-1	1988212	2007754	1926884	1974284	2.14	cps
Strontium	88-1	17195163	17101609	16710651	17002475	1.51	cps
Sulfur	34-1	632288	621425	609171	620962	1.86	cps
Terbium	159-1	14435645	14032221	13786712	14084859	2.33	cps
Terbium	159-2	9931981	9836482	9918124	9895529	0.52	cps
Thallium	203-1	5918917	5866089	5884663	5889890	0.46	cps
Thallium	205-1	13817601	13853371	13816490	13829154	0.15	cps
Tin	118-1	5189291	5195299	5144865	5176485	0.53	cps
Titanium	47-1	7810535	7740177	7581155	7710622	1.52	cps

Reviewed By:Mohan
On:12/25/2024 3:49:22 AM
Inst Id :P7

LB Number :	LB134068	Operator :	Jaswal
Lab Sample ID :	PB165834BS	Instrumnet Name :	P7
Client Sample ID :	LCS834	Dilution Factor :	1
Date & Time Acquired :	2024-12-23 12:59:23	DataFile Name :	030LCS6.d

Parameter	Mass	CPS1	CPS2	CPS3	CPSMean	CPSRSD	Units
Uranium	238-1	18339594	18558547	18434515	18444219	0.60	cps
Vanadium	51-2	2075544	2086854	2089434	2083944	0.35	cps
Yttrium	89-1	13489856	13119295	12908477	13172543	2.23	cps
Yttrium	89-2	3383301	3384246	3429664	3399070	0.78	cps
Zinc	66-2	4563550	4533288	4533254	4543364	0.38	cps
Zirconium	90-1	10595193	10488015	10310977	10464728	1.37	cps
Zirconium	91-1	2322870	2295116	2315927	2311304	0.62	cps

Reviewed By:Mohan
On:12/25/2024 3:49:22 AM
Inst Id :P7

LB Number :	LB134068	Operator :	Jaswal
Lab Sample ID :	P5306-02DLX5	Instrumnet Name :	P7
Client Sample ID :	OU4-VSL-07-121224	Dilution Factor :	5
Date & Time Acquired :	2024-12-23 13:02:02	DataFile Name :	031SMPL.d

Parameter	Mass	CPS1	CPS2	CPS3	CPSMean	CPSRSD	Units
Aluminium	27-2	6867094	6806194	6820548	6831279	0.47	cps
Antimony	121-1	3467	2880	2397	2915	18.39	cps
Arsenic	75-2	1117	1070	1183	1123	5.07	cps
Barium	135-1	129377	130346	131052	130259	0.65	cps
Barium	137-1	222964	225056	227778	225266	1.07	cps
Beryllium	9-1	1277	1043	1093	1138	10.80	cps
Bismuth	209-1	7771055	7862690	7979945	7871230	1.33	cps
Bismuth	209-2	6886628	6893267	6849604	6876500	0.34	cps
Bromine	81-1	13730	13940	13890	13853	0.79	cps
Bromine	81-2	597	510	590	566	8.53	cps
Cadmium	108-1	77	83	63	74	13.68	cps
Cadmium	106-1	3797	3801	3801	3799	0.05	cps
Cadmium	111-1	3168	3105	3039	3104	2.07	cps
Calcium	43-1	2801100	2813460	2838855	2817805	0.68	cps
Calcium	44-1	44159891	44992389	45200349	44784210	1.23	cps
Carbon	12-1						cps
Carbon	12-2						cps
Chlorine	35-1						cps
Chlorine	35-2						cps
Chromium	52-2	39629	40307	39642	39859	0.97	cps
Cobalt	59-2	523345	521735	523946	523009	0.22	cps
Copper	63-2	88358	87789	87232	87793	0.64	cps
Dysprosium	156-1	161604	164352	163634	163197	0.87	cps
Dysprosium	156-2	133144	134524	134634	134101	0.62	cps
Erbium	164-1	212067	213084	214775	213309	0.64	cps
Erbium	164-2	157516	155967	155350	156278	0.71	cps
Gadolinium	160-1	173966	176040	176095	175367	0.69	cps
Gadolinium	160-2	133754	133930	135037	134240	0.52	cps
Holmium	165-1	13623525	13631512	13829787	13694942	0.85	cps
Holmium	165-2	10125694	10010077	10095288	10077020	0.59	cps
Indium	115-1	10743223	10860039	11012383	10871882	1.24	cps
Indium	115-2	4085787	4024645	4116174	4075535	1.14	cps
Iron	56-2	955087106	955440332	956891319	955806252	0.10	cps
Iron	57-2	23492594	23412855	23438969	23448139	0.17	cps
Iron	54-2	51028283	52000603	51368246	51465710	0.96	cps
Krypton	83-1	633	607	620	620	2.15	cps

Reviewed By:Mohan
On:12/25/2024 3:49:22 AM
Inst Id :P7

LB Number :	LB134068	Operator :	Jaswal
Lab Sample ID :	P5306-02DLX5	Instrumnet Name :	P7
Client Sample ID :	OU4-VSL-07-121224	Dilution Factor :	5
Date & Time Acquired :	2024-12-23 13:02:02	DataFile Name :	031SMPL.d

Parameter	Mass	CPS1	CPS2	CPS3	CPSMean	CPSRSD	Units
Lead	206-1	11418	10327	10114	10620	6.59	cps
Lead	207-1	9523	9297	8783	9201	4.12	cps
Lead	208-1	44866	41825	40467	42386	5.31	cps
Lithium	6-1	1695480	1676109	1614611	1662066	2.54	cps
Magnesium	24-2	17588345	17410834	17677054	17558744	0.77	cps
Manganese	55-2	12939685	13003744	12929718	12957716	0.31	cps
Molybdenum	94-1	11101	10417	10324	10614	4.00	cps
Molybdenum	95-1	6088	4938	4371	5132	17.05	cps
Molybdenum	96-1	17948	16620	16156	16908	5.50	cps
Molybdenum	97-1	3814	3324	2700	3279	17.02	cps
Molybdenum	98-1	9617	7178	6438	7744	21.47	cps
Neodymium	150-1	184263	184048	185418	184576	0.40	cps
Neodymium	150-2	116570	115538	115757	115955	0.47	cps
Nickel	60-2	52893	52809	52542	52748	0.35	cps
Phosphorus	31-2	8026	7992	8089	8036	0.61	cps
Potassium	39-2	455090	454804	454444	454779	0.07	cps
Rhodium	103-1	9601010	9836130	9744107	9727082	1.22	cps
Rhodium	103-2	6015672	6001285	6091571	6036176	0.80	cps
Scandium	45-1	5978933	5968969	5989471	5979124	0.17	cps
Scandium	45-2	522090	521799	525508	523133	0.39	cps
Selenium	82-1	288	300	273	287	4.71	cps
Selenium	77-2	407	377	400	394	3.99	cps
Selenium	78-2	610	730	683	674	8.97	cps
Silicon	28-1	149550134	153008758	153688171	152082354	1.46	cps
Silver	107-1	2230	1920	1423	1858	21.90	cps
Silver	109-1	1890	1727	1297	1638	18.71	cps
Sodium	23-2	8997854	8967781	9070394	9012010	0.59	cps
Strontium	86-1	798093	805941	814457	806164	1.02	cps
Strontium	88-1	7138165	7285047	7233581	7218931	1.03	cps
Sulfur	34-1	10682896	10806327	10811780	10767001	0.68	cps
Terbium	159-1	13882719	13983401	14028034	13964718	0.53	cps
Terbium	159-2	9889245	9906238	9980276	9925253	0.49	cps
Thallium	203-1	1720	1443	1327	1497	13.50	cps
Thallium	205-1	3751	3504	3137	3464	8.91	cps
Tin	118-1	4114	3874	3754	3914	4.68	cps
Titanium	47-1	7453	6675	6481	6870	7.48	cps

Reviewed By:Mohan
On:12/25/2024 3:49:22 AM
Inst Id :P7

LB Number :	LB134068	Operator :	Jaswal
Lab Sample ID :	P5306-02DLX5	Instrumnet Name :	P7
Client Sample ID :	OU4-VSL-07-121224	Dilution Factor :	5
Date & Time Acquired :	2024-12-23 13:02:02	DataFile Name :	031SMPL.d

Parameter	Mass	CPS1	CPS2	CPS3	CPSMean	CPSRSD	Units
Uranium	238-1	96543	98370	95348	96753	1.57	cps
Vanadium	51-2	1059131	1065537	1066805	1063824	0.39	cps
Yttrium	89-1	16282747	16432334	16473741	16396274	0.61	cps
Yttrium	89-2	4443029	4457537	4418624	4439730	0.44	cps
Zinc	66-2	228098	225902	229599	227866	0.82	cps
Zirconium	90-1	19950	19793	19613	19786	0.85	cps
Zirconium	91-1	4704	4141	4361	4402	6.45	cps

Reviewed By:Mohan
On:12/25/2024 3:49:22 AM
Inst Id :P7

LB Number :	LB134068	Operator :	Jaswal
Lab Sample ID :	P5306-02DUPDLX5	Instrumnet Name :	P7
Client Sample ID :	OU4-VSL-07-121224	Dilution Factor :	5
Date & Time Acquired :	2024-12-23 13:05:13	DataFile Name :	032SMPL.d

Parameter	Mass	CPS1	CPS2	CPS3	CPSMean	CPSRSD	Units
Aluminium	27-2	6935879	6902433	6844352	6894221	0.67	cps
Antimony	121-1	913	833	890	879	4.68	cps
Arsenic	75-2	1283	1093	1153	1177	8.25	cps
Barium	135-1	129610	132371	130619	130866	1.07	cps
Barium	137-1	228222	229702	231061	229661	0.62	cps
Beryllium	9-1	1083	957	1073	1038	6.79	cps
Bismuth	209-1	7973785	7832804	7979820	7928803	1.05	cps
Bismuth	209-2	6939907	6907857	6899802	6915855	0.31	cps
Bromine	81-1	14421	14164	14531	14372	1.31	cps
Bromine	81-2	570	553	670	598	10.56	cps
Cadmium	108-1	77	60	47	61	24.60	cps
Cadmium	106-1	3991	3994	3844	3943	2.17	cps
Cadmium	111-1	3086	3057	3001	3048	1.42	cps
Calcium	43-1	2853889	2879527	2874908	2869441	0.48	cps
Calcium	44-1	45716498	45968483	46132159	45939047	0.46	cps
Carbon	12-1						cps
Carbon	12-2						cps
Chlorine	35-1						cps
Chlorine	35-2						cps
Chromium	52-2	39114	39304	39669	39362	0.72	cps
Cobalt	59-2	528701	531422	531659	530594	0.31	cps
Copper	63-2	87943	86478	86102	86841	1.12	cps
Dysprosium	156-1	164342	167509	168318	166723	1.26	cps
Dysprosium	156-2	134079	134551	134146	134259	0.19	cps
Erbium	164-1	216248	219195	217642	217695	0.68	cps
Erbium	164-2	159249	158888	157611	158583	0.54	cps
Gadolinium	160-1	176875	180163	178734	178591	0.92	cps
Gadolinium	160-2	137499	136514	135794	136602	0.63	cps
Holmium	165-1	13847363	13963647	13871401	13894137	0.44	cps
Holmium	165-2	10305229	10157319	10026871	10163140	1.37	cps
Indium	115-1	11167486	11051753	11029317	11082852	0.67	cps
Indium	115-2	4198293	4085101	4153463	4145619	1.37	cps
Iron	56-2	968671452	965611132	966580572	966954386	0.16	cps
Iron	57-2	23847621	23881125	24010835	23913194	0.36	cps
Iron	54-2	52153829	52191774	52395703	52247102	0.25	cps
Krypton	83-1	587	610	633	610	3.83	cps

Reviewed By:Mohan
On:12/25/2024 3:49:22 AM
Inst Id :P7

LB Number :	LB134068	Operator :	Jaswal
Lab Sample ID :	P5306-02DUPDLX5	Instrumnet Name :	P7
Client Sample ID :	OU4-VSL-07-121224	Dilution Factor :	5
Date & Time Acquired :	2024-12-23 13:05:13	DataFile Name :	032SMPL.d

Parameter	Mass	CPS1	CPS2	CPS3	CPSMean	CPSRSD	Units
Lead	206-1	8513	8263	8553	8443	1.86	cps
Lead	207-1	7095	7125	6828	7016	2.33	cps
Lead	208-1	33250	32662	32022	32644	1.88	cps
Lithium	6-1	1673495	1639703	1661988	1658395	1.04	cps
Magnesium	24-2	17796227	17826808	17739465	17787500	0.25	cps
Manganese	55-2	13105475	13175183	13144306	13141655	0.27	cps
Molybdenum	94-1	8039	7652	7842	7844	2.47	cps
Molybdenum	95-1	1840	1657	1553	1683	8.63	cps
Molybdenum	96-1	13857	13997	13777	13877	0.80	cps
Molybdenum	97-1	1233	1093	927	1085	14.16	cps
Molybdenum	98-1	2470	2384	2010	2288	10.69	cps
Neodymium	150-1	184358	188371	188630	187119	1.28	cps
Neodymium	150-2	116883	118052	116786	117240	0.60	cps
Nickel	60-2	53094	53635	53291	53340	0.51	cps
Phosphorus	31-2	8279	8179	8232	8230	0.61	cps
Potassium	39-2	458098	462416	461831	460782	0.51	cps
Rhodium	103-1	9997404	9989912	10022248	10003188	0.17	cps
Rhodium	103-2	6187788	6134030	6147189	6156336	0.46	cps
Scandium	45-1	6123137	6214059	6253033	6196743	1.08	cps
Scandium	45-2	533889	529395	533750	532345	0.48	cps
Selenium	82-1	316	290	322	309	5.51	cps
Selenium	77-2	380	370	433	394	8.63	cps
Selenium	78-2	777	710	720	736	4.89	cps
Silicon	28-1	152869188	155560668	154936714	154455523	0.91	cps
Silver	107-1	720	587	677	661	10.29	cps
Silver	109-1	673	580	590	614	8.34	cps
Sodium	23-2	9107842	9158098	9044679	9103540	0.62	cps
Strontium	86-1	818995	825159	832887	825680	0.84	cps
Strontium	88-1	7282027	7380581	7449912	7370840	1.14	cps
Sulfur	34-1	10758338	11034104	11053995	10948812	1.51	cps
Terbium	159-1	14285448	14269694	14253245	14269462	0.11	cps
Terbium	159-2	10187893	10030110	9962738	10060247	1.15	cps
Thallium	203-1	817	813	817	816	0.24	cps
Thallium	205-1	1873	1793	1693	1787	5.05	cps
Tin	118-1	3480	3517	3524	3507	0.67	cps
Titanium	47-1	6105	5991	5955	6017	1.30	cps

Reviewed By:Mohan
On:12/25/2024 3:49:22 AM
Inst Id :P7

LB Number :	LB134068	Operator :	Jaswal
Lab Sample ID :	P5306-02DUPDLX5	Instrumnet Name :	P7
Client Sample ID :	OU4-VSL-07-121224	Dilution Factor :	5
Date & Time Acquired :	2024-12-23 13:05:13	DataFile Name :	032SMPL.d

Parameter	Mass	CPS1	CPS2	CPS3	CPSMean	CPSRSD	Units
Uranium	238-1	94814	96291	95925	95677	0.80	cps
Vanadium	51-2	1078259	1078587	1080369	1079072	0.11	cps
Yttrium	89-1	16681674	16920563	17047099	16883112	1.10	cps
Yttrium	89-2	4576591	4530179	4547231	4551334	0.52	cps
Zinc	66-2	230305	230708	231263	230759	0.21	cps
Zirconium	90-1	17521	17357	17117	17331	1.17	cps
Zirconium	91-1	4091	3954	3814	3953	3.50	cps

Reviewed By:Mohan
On:12/25/2024 3:49:22 AM
Inst Id :P7

LB Number :	LB134068	Operator :	Jaswal
Lab Sample ID :	P5306-02LDLX25	Instrumnet Name :	P7
Client Sample ID :	OU4-VSL-07-121224L	Dilution Factor :	25
Date & Time Acquired :	2024-12-23 13:08:22	DataFile Name :	033SMPL.d

Parameter	Mass	CPS1	CPS2	CPS3	CPSMean	CPSRSD	Units
Aluminium	27-2	1482925	1477116	1491100	1483714	0.47	cps
Antimony	121-1	377	407	320	368	11.97	cps
Arsenic	75-2	237	250	220	236	6.38	cps
Barium	135-1	28205	28148	27871	28074	0.64	cps
Barium	137-1	48028	47385	47342	47585	0.81	cps
Beryllium	9-1	267	310	287	288	7.54	cps
Bismuth	209-1	8489818	8284008	8405072	8392966	1.23	cps
Bismuth	209-2	7273877	7244886	7280246	7266336	0.26	cps
Bromine	81-1	14707	14617	14788	14704	0.58	cps
Bromine	81-2	267	233	330	277	17.75	cps
Cadmium	108-1	33	7	27	22	62.43	cps
Cadmium	106-1	3334	3140	3224	3233	3.00	cps
Cadmium	111-1	2387	2260	2331	2326	2.73	cps
Calcium	43-1	621138	635784	633173	630032	1.24	cps
Calcium	44-1	9681035	9592301	9722207	9665181	0.69	cps
Carbon	12-1						cps
Carbon	12-2						cps
Chlorine	35-1						cps
Chlorine	35-2						cps
Chromium	52-2	9983	9593	9857	9811	2.03	cps
Cobalt	59-2	116155	113498	114828	114827	1.16	cps
Copper	63-2	19733	20070	20074	19959	0.98	cps
Dysprosium	156-1	34770	35371	34185	34775	1.71	cps
Dysprosium	156-2	28008	27767	28332	28036	1.01	cps
Erbium	164-1	44156	45290	44926	44790	1.29	cps
Erbium	164-2	32651	32257	32351	32420	0.64	cps
Gadolinium	160-1	36644	37152	36591	36796	0.84	cps
Gadolinium	160-2	28395	28880	28937	28737	1.03	cps
Holmium	165-1	14633197	14259982	14336787	14409989	1.37	cps
Holmium	165-2	10377687	10330373	10413564	10373875	0.40	cps
Indium	115-1	11899955	11742746	11771124	11804608	0.71	cps
Indium	115-2	4332835	4392206	4358974	4361338	0.68	cps
Iron	56-2	209574277	208942530	210850397	209789068	0.46	cps
Iron	57-2	5107571	5096331	5121648	5108517	0.25	cps
Iron	54-2	11298695	11334674	11219968	11284445	0.52	cps
Krypton	83-1	220	363	333	306	24.74	cps

Reviewed By:Mohan
On:12/25/2024 3:49:22 AM
Inst Id :P7

LB Number :	LB134068	Operator :	Jaswal
Lab Sample ID :	P5306-02LDLX25	Instrumnet Name :	P7
Client Sample ID :	OU4-VSL-07-121224L	Dilution Factor :	25
Date & Time Acquired :	2024-12-23 13:08:22	DataFile Name :	033SMPL.d

Parameter	Mass	CPS1	CPS2	CPS3	CPSMean	CPSRSD	Units
Lead	206-1	2307	2324	2327	2319	0.46	cps
Lead	207-1	2020	1837	1913	1923	4.79	cps
Lead	208-1	9198	8955	8971	9041	1.50	cps
Lithium	6-1	1745546	1718322	1694301	1719390	1.49	cps
Magnesium	24-2	3722199	3786406	3811377	3773327	1.22	cps
Manganese	55-2	2839318	2812728	2819507	2823851	0.49	cps
Molybdenum	94-1	1870	1823	1994	1896	4.63	cps
Molybdenum	95-1	517	507	533	519	2.60	cps
Molybdenum	96-1	3194	3127	3047	3123	2.35	cps
Molybdenum	97-1	367	237	297	300	21.69	cps
Molybdenum	98-1	590	547	533	557	5.32	cps
Neodymium	150-1	38653	39803	39174	39210	1.47	cps
Neodymium	150-2	24181	24184	24087	24151	0.23	cps
Nickel	60-2	12108	12105	11731	11982	1.81	cps
Phosphorus	31-2	2000	1900	1907	1936	2.89	cps
Potassium	39-2	135130	136001	136697	135942	0.58	cps
Rhodium	103-1	10903199	10652131	10745277	10766869	1.18	cps
Rhodium	103-2	6535653	6581042	6576445	6564380	0.38	cps
Scandium	45-1	6531981	6467741	6399577	6466433	1.02	cps
Scandium	45-2	557054	560187	561947	559729	0.44	cps
Selenium	82-1	242	131	116	163	42.26	cps
Selenium	77-2	87	77	93	86	9.80	cps
Selenium	78-2	493	513	480	496	3.39	cps
Silicon	28-1	33147642	33976762	33757889	33627431	1.28	cps
Silver	107-1	260	233	190	228	15.51	cps
Silver	109-1	227	223	193	214	8.56	cps
Sodium	23-2	1947617	1977129	1957471	1960739	0.77	cps
Strontium	86-1	174001	174403	173037	173814	0.40	cps
Strontium	88-1	1560169	1566924	1569284	1565459	0.30	cps
Sulfur	34-1	2517077	2511167	2511516	2513253	0.13	cps
Terbium	159-1	14844814	14742273	14769706	14785598	0.36	cps
Terbium	159-2	10251716	10422324	10242834	10305625	0.98	cps
Thallium	203-1	563	477	493	511	9.00	cps
Thallium	205-1	1140	1063	1120	1108	3.59	cps
Tin	118-1	2124	2100	2167	2130	1.59	cps
Titanium	47-1	1340	1327	1253	1307	3.57	cps

Reviewed By:Mohan
On:12/25/2024 3:49:22 AM
Inst Id :P7

LB Number :	LB134068	Operator :	Jaswal
Lab Sample ID :	P5306-02LDLX25	Instrumnet Name :	P7
Client Sample ID :	OU4-VSL-07-121224L	Dilution Factor :	25
Date & Time Acquired :	2024-12-23 13:08:22	DataFile Name :	033SMPL.d

Parameter	Mass	CPS1	CPS2	CPS3	CPSMean	CPSRSD	Units
Uranium	238-1	19324	19541	19261	19375	0.76	cps
Vanadium	51-2	229329	230422	230183	229978	0.25	cps
Yttrium	89-1	14789712	14471431	14544546	14601897	1.14	cps
Yttrium	89-2	3927608	3913540	3924071	3921739	0.19	cps
Zinc	66-2	50967	51294	52197	51486	1.24	cps
Zirconium	90-1	4067	4204	4237	4170	2.16	cps
Zirconium	91-1	947	940	870	919	4.62	cps

Reviewed By:Mohan
On:12/25/2024 3:49:22 AM
Inst Id :P7

LB Number :	LB134068	Operator :	Jaswal
Lab Sample ID :	P5306-02MSDLX5	Instrumnet Name :	P7
Client Sample ID :	OU4-VSL-07-121224	Dilution Factor :	5
Date & Time Acquired :	2024-12-23 13:11:31	DataFile Name :	034SMPL.d

Parameter	Mass	CPS1	CPS2	CPS3	CPSMean	CPSRSD	Units
Aluminium	27-2	7053961	7039403	7003615	7032326	0.37	cps
Antimony	121-1	1404552	1429421	1425904	1419959	0.95	cps
Arsenic	75-2	77397	76073	76559	76676	0.87	cps
Barium	135-1	1933790	1930479	1915127	1926465	0.52	cps
Barium	137-1	3241860	3298241	3219511	3253204	1.25	cps
Beryllium	9-1	177119	176762	175724	176535	0.41	cps
Bismuth	209-1	7988561	7953805	8005856	7982741	0.33	cps
Bismuth	209-2	6918325	6932664	6917076	6922689	0.13	cps
Bromine	81-1	14414	14574	14537	14508	0.58	cps
Bromine	81-2	553	653	587	598	8.52	cps
Cadmium	108-1	27997	27326	27653	27659	1.21	cps
Cadmium	106-1	43502	43612	43140	43418	0.57	cps
Cadmium	111-1	383638	390162	387261	387020	0.84	cps
Calcium	43-1	3043798	3064925	2989158	3032627	1.29	cps
Calcium	44-1	48335696	49347221	48151236	48611384	1.32	cps
Carbon	12-1						cps
Carbon	12-2						cps
Chlorine	35-1						cps
Chlorine	35-2						cps
Chromium	52-2	602596	602910	597900	601135	0.47	cps
Cobalt	59-2	1413500	1411464	1407154	1410706	0.23	cps
Copper	63-2	5719620	5665170	5654785	5679858	0.61	cps
Dysprosium	156-1	155736	159022	159663	158140	1.33	cps
Dysprosium	156-2	127714	127610	128279	127868	0.28	cps
Erbium	164-1	203983	206267	206973	205741	0.76	cps
Erbium	164-2	148931	150302	148072	149101	0.75	cps
Gadolinium	160-1	166760	170267	170611	169212	1.26	cps
Gadolinium	160-2	128015	129522	127433	128323	0.84	cps
Holmium	165-1	14137120	13967689	14026269	14043693	0.61	cps
Holmium	165-2	10139877	10158863	10100111	10132950	0.30	cps
Indium	115-1	11186868	11300160	11152623	11213217	0.69	cps
Indium	115-2	4148959	3999899	4061984	4070281	1.84	cps
Iron	56-2	933011133	940474973	933806359	935764155	0.44	cps
Iron	57-2	23096239	23240793	22997165	23111399	0.53	cps
Iron	54-2	50544611	50845998	50710406	50700338	0.30	cps
Krypton	83-1	620	600	707	642	8.83	cps

Reviewed By:Mohan
On:12/25/2024 3:49:22 AM
Inst Id :P7

LB Number :	LB134068	Operator :	Jaswal
Lab Sample ID :	P5306-02MSDLX5	Instrumnet Name :	P7
Client Sample ID :	OU4-VSL-07-121224	Dilution Factor :	5
Date & Time Acquired :	2024-12-23 13:11:31	DataFile Name :	034SMPL.d

Parameter	Mass	CPS1	CPS2	CPS3	CPSMean	CPSRSD	Units
Lead	206-1	4389635	4351367	4329955	4356986	0.69	cps
Lead	207-1	3995297	4055364	4094024	4048228	1.23	cps
Lead	208-1	17873133	18095091	18077706	18015310	0.69	cps
Lithium	6-1	1666959	1630082	1673463	1656834	1.41	cps
Magnesium	24-2	20665567	20590600	20526783	20594317	0.34	cps
Manganese	55-2	15868026	16070821	15900837	15946561	0.68	cps
Molybdenum	94-1	3320955	3327860	3308842	3319219	0.29	cps
Molybdenum	95-1	4155455	4159208	4216278	4176980	0.82	cps
Molybdenum	96-1	4657873	4663109	4655001	4658661	0.09	cps
Molybdenum	97-1	2613250	2596346	2587024	2598873	0.51	cps
Molybdenum	98-1	6678548	6688720	6677019	6681429	0.10	cps
Neodymium	150-1	176219	178487	180274	178327	1.14	cps
Neodymium	150-2	110982	110176	110609	110589	0.36	cps
Nickel	60-2	273158	273532	273458	273383	0.07	cps
Phosphorus	31-2	7769	7765	7609	7714	1.19	cps
Potassium	39-2	3482401	3445865	3426929	3451732	0.82	cps
Rhodium	103-1	10317495	10105552	10210225	10211090	1.04	cps
Rhodium	103-2	6146821	6095186	6039585	6093864	0.88	cps
Scandium	45-1	6267201	6349183	6239930	6285438	0.90	cps
Scandium	45-2	531184	529032	529409	529875	0.22	cps
Selenium	82-1	22447	22886	22680	22671	0.97	cps
Selenium	77-2	2644	2737	2710	2697	1.78	cps
Selenium	78-2	8246	8909	8749	8635	4.01	cps
Silicon	28-1	147137368	149590494	146396244	147708036	1.13	cps
Silver	107-1	3214	3277	3240	3244	0.98	cps
Silver	109-1	1837	1957	1773	1856	5.02	cps
Sodium	23-2	15196736	15173294	14989680	15119903	0.75	cps
Strontium	86-1	1240111	1249740	1254824	1248225	0.60	cps
Strontium	88-1	11098541	11264110	11259481	11207377	0.84	cps
Sulfur	34-1	10372116	10508172	10326679	10402323	0.91	cps
Terbium	159-1	14337798	14475771	14392232	14401934	0.48	cps
Terbium	159-2	9907571	10072828	10049619	10010006	0.89	cps
Thallium	203-1	1265371	1284951	1278378	1276233	0.78	cps
Thallium	205-1	3326627	3327465	3293728	3315940	0.58	cps
Tin	118-1	1092167	1119963	1111738	1107956	1.29	cps
Titanium	47-1	664358	669535	664137	666010	0.46	cps

Reviewed By:Mohan
On:12/25/2024 3:49:22 AM
Inst Id :P7

LB Number :	LB134068	Operator :	Jaswal
Lab Sample ID :	P5306-02MSDLX5	Instrumnet Name :	P7
Client Sample ID :	OU4-VSL-07-121224	Dilution Factor :	5
Date & Time Acquired :	2024-12-23 13:11:31	DataFile Name :	034SMPL.d

Parameter	Mass	CPS1	CPS2	CPS3	CPSMean	CPSRSD	Units
Uranium	238-1	4453018	4480156	4578386	4503853	1.46	cps
Vanadium	51-2	1567822	1536784	1534069	1546225	1.21	cps
Yttrium	89-1	17033813	16829614	16905174	16922867	0.61	cps
Yttrium	89-2	4426531	4399372	4466536	4430813	0.76	cps
Zinc	66-2	1094996	1095957	1083236	1091397	0.65	cps
Zirconium	90-1	2566571	2614752	2589617	2590313	0.93	cps
Zirconium	91-1	558742	567140	561284	562389	0.77	cps

Reviewed By:Mohan
On:12/25/2024 3:49:22 AM
Inst Id :P7

LB Number :	LB134068	Operator :	Jaswal
Lab Sample ID :	P5306-02MSDDLX5	Instrumnet Name :	P7
Client Sample ID :	OU4-VSL-07-121224	Dilution Factor :	5
Date & Time Acquired :	2024-12-23 13:14:22	DataFile Name :	035SMPL.d

Parameter	Mass	CPS1	CPS2	CPS3	CPSMean	CPSRSD	Units
Aluminium	27-2	6990010	6944826	7004949	6979928	0.45	cps
Antimony	121-1	1390051	1414186	1404904	1403047	0.87	cps
Arsenic	75-2	75518	75601	74908	75342	0.50	cps
Barium	135-1	1875699	1905242	1892863	1891268	0.78	cps
Barium	137-1	3209487	3235153	3224320	3222987	0.40	cps
Beryllium	9-1	173590	172532	174042	173388	0.45	cps
Bismuth	209-1	7968831	8100426	8045087	8038115	0.82	cps
Bismuth	209-2	6809478	6898387	6855493	6854453	0.65	cps
Bromine	81-1	13990	14160	14447	14199	1.63	cps
Bromine	81-2	490	547	577	538	8.18	cps
Cadmium	108-1	27025	27339	27499	27288	0.88	cps
Cadmium	106-1	41980	43201	42689	42623	1.44	cps
Cadmium	111-1	376052	380409	384004	380155	1.05	cps
Calcium	43-1	3022266	3026157	3024522	3024315	0.06	cps
Calcium	44-1	47815564	48410388	48004921	48076958	0.63	cps
Carbon	12-1						cps
Carbon	12-2						cps
Chlorine	35-1						cps
Chlorine	35-2						cps
Chromium	52-2	590658	594248	592333	592413	0.30	cps
Cobalt	59-2	1382707	1382836	1386458	1384000	0.15	cps
Copper	63-2	5680694	5666111	5719045	5688617	0.48	cps
Dysprosium	156-1	155725	157317	159332	157458	1.15	cps
Dysprosium	156-2	125882	126029	125147	125686	0.38	cps
Erbium	164-1	202029	207727	203834	204530	1.42	cps
Erbium	164-2	148837	148179	149402	148806	0.41	cps
Gadolinium	160-1	167751	169256	170520	169175	0.82	cps
Gadolinium	160-2	127955	126512	127925	127464	0.65	cps
Holmium	165-1	13912464	14194615	14090416	14065831	1.01	cps
Holmium	165-2	10194149	10004720	10064578	10087815	0.96	cps
Indium	115-1	11304490	11267709	11248745	11273648	0.25	cps
Indium	115-2	4099818	4057897	4046655	4068123	0.69	cps
Iron	56-2	926280386	924905506	931207079	927464324	0.36	cps
Iron	57-2	22847307	22794036	22686453	22775932	0.36	cps
Iron	54-2	50110618	50039399	50235246	50128421	0.20	cps
Krypton	83-1	607	557	617	593	5.42	cps

LB Number :	LB134068	Operator :	Jaswal
Lab Sample ID :	P5306-02MSDDLX5	Instrumnet Name :	P7
Client Sample ID :	OU4-VSL-07-121224	Dilution Factor :	5
Date & Time Acquired :	2024-12-23 13:14:22	DataFile Name :	035SMPL.d

Parameter	Mass	CPS1	CPS2	CPS3	CPSMean	CPSRSD	Units
Lead	206-1	4433920	4354396	4388152	4392156	0.91	cps
Lead	207-1	4030703	4029297	4048564	4036188	0.27	cps
Lead	208-1	18028401	17941789	18216236	18062142	0.78	cps
Lithium	6-1	1673087	1714444	1647470	1678334	2.01	cps
Magnesium	24-2	20508019	20307033	20510414	20441822	0.57	cps
Manganese	55-2	15777145	15764624	15820001	15787257	0.18	cps
Molybdenum	94-1	3268603	3281091	3293514	3281070	0.38	cps
Molybdenum	95-1	4134754	4125215	4168108	4142693	0.54	cps
Molybdenum	96-1	4624212	4610869	4621997	4619026	0.15	cps
Molybdenum	97-1	2553625	2578424	2608802	2580284	1.07	cps
Molybdenum	98-1	6619763	6658218	6650577	6642853	0.31	cps
Neodymium	150-1	176111	177823	178180	177371	0.62	cps
Neodymium	150-2	108873	110754	108748	109458	1.03	cps
Nickel	60-2	268951	268024	267374	268117	0.30	cps
Phosphorus	31-2	7379	7985	7929	7764	4.32	cps
Potassium	39-2	3404065	3455083	3472009	3443719	1.03	cps
Rhodium	103-1	10125325	10174153	10089673	10129717	0.42	cps
Rhodium	103-2	6116029	6086220	6105256	6102502	0.25	cps
Scandium	45-1	6216554	6222076	6194034	6210888	0.24	cps
Scandium	45-2	534935	534323	531207	533488	0.37	cps
Selenium	82-1	22464	22558	22695	22572	0.52	cps
Selenium	77-2	2680	2644	2587	2637	1.78	cps
Selenium	78-2	8049	8446	8049	8181	2.80	cps
Silicon	28-1	145484131	145856054	145888908	145743031	0.15	cps
Silver	107-1	3254	3244	3447	3315	3.46	cps
Silver	109-1	1827	1847	1883	1852	1.55	cps
Sodium	23-2	14998947	15154002	15031536	15061495	0.54	cps
Strontium	86-1	1233739	1245367	1238808	1239305	0.47	cps
Strontium	88-1	11118772	11182014	10963016	11087934	1.02	cps
Sulfur	34-1	10301174	10284533	10447961	10344556	0.87	cps
Terbium	159-1	14383783	14357833	14354002	14365206	0.11	cps
Terbium	159-2	10140500	10027444	10072452	10080132	0.56	cps
Thallium	203-1	1268057	1285494	1278848	1277466	0.69	cps
Thallium	205-1	3262149	3287860	3278787	3276265	0.40	cps
Tin	118-1	1090232	1107159	1120399	1105930	1.37	cps
Titanium	47-1	650432	662296	656187	656305	0.90	cps

Reviewed By:Mohan
On:12/25/2024 3:49:22 AM
Inst Id :P7

LB Number :	LB134068	Operator :	Jaswal
Lab Sample ID :	P5306-02MSDDLX5	Instrumnet Name :	P7
Client Sample ID :	OU4-VSL-07-121224	Dilution Factor :	5
Date & Time Acquired :	2024-12-23 13:14:22	DataFile Name :	035SMPL.d

Parameter	Mass	CPS1	CPS2	CPS3	CPSMean	CPSRSD	Units
Uranium	238-1	4478614	4547404	4541504	4522507	0.84	cps
Vanadium	51-2	1536494	1540422	1520463	1532460	0.69	cps
Yttrium	89-1	16933930	16885155	16702703	16840596	0.72	cps
Yttrium	89-2	4419700	4391612	4446941	4419418	0.63	cps
Zinc	66-2	1084309	1086959	1085548	1085605	0.12	cps
Zirconium	90-1	2531488	2589584	2544891	2555321	1.19	cps
Zirconium	91-1	549184	551979	560300	553821	1.04	cps

Reviewed By:Mohan
On:12/25/2024 3:49:22 AM
Inst Id :P7

LB Number :	LB134068	Operator :	Jaswal
Lab Sample ID :	P5306-02ADLX5	Instrumnet Name :	P7
Client Sample ID :	OU4-VSL-07-121224A	Dilution Factor :	5
Date & Time Acquired :	2024-12-23 13:17:16	DataFile Name :	036SMPL.d

Parameter	Mass	CPS1	CPS2	CPS3	CPSMean	CPSRSD	Units
Aluminium	27-2	6985489	7022598	6987723	6998603	0.30	cps
Antimony	121-1	1420849	1426803	1435640	1427764	0.52	cps
Arsenic	75-2	75722	77145	75487	76118	1.18	cps
Barium	135-1	1882778	1940592	1940814	1921395	1.74	cps
Barium	137-1	3262312	3307582	3349794	3306563	1.32	cps
Beryllium	9-1	174973	176671	176628	176091	0.55	cps
Bismuth	209-1	8076013	8075389	8133829	8095077	0.41	cps
Bismuth	209-2	6852434	6916785	6893683	6887634	0.47	cps
Bromine	81-1	14507	14844	14240	14531	2.08	cps
Bromine	81-2	580	527	603	570	6.89	cps
Cadmium	108-1	27162	27653	27469	27428	0.90	cps
Cadmium	106-1	42943	43315	43044	43100	0.45	cps
Cadmium	111-1	383355	390564	389129	387683	0.98	cps
Calcium	43-1	3025346	3028453	3040137	3031312	0.26	cps
Calcium	44-1	48955774	48761681	48638621	48785359	0.33	cps
Carbon	12-1						cps
Carbon	12-2						cps
Chlorine	35-1						cps
Chlorine	35-2						cps
Chromium	52-2	602453	601526	597436	600471	0.44	cps
Cobalt	59-2	1470642	1448918	1399406	1439655	2.54	cps
Copper	63-2	5779471	5748770	5709984	5746075	0.61	cps
Dysprosium	156-1	156515	161520	160651	159562	1.68	cps
Dysprosium	156-2	128807	128410	128602	128607	0.15	cps
Erbium	164-1	204196	207126	209961	207094	1.39	cps
Erbium	164-2	150534	150525	149591	150217	0.36	cps
Gadolinium	160-1	170369	173247	172305	171973	0.85	cps
Gadolinium	160-2	128062	128798	128718	128526	0.31	cps
Holmium	165-1	14204756	14005090	14209369	14139739	0.82	cps
Holmium	165-2	10084117	10221866	10243179	10183054	0.85	cps
Indium	115-1	11302671	11154583	11268423	11241892	0.69	cps
Indium	115-2	4143172	4146529	4152491	4147397	0.11	cps
Iron	56-2	951463932	938003106	936119053	941862030	0.89	cps
Iron	57-2	23432054	23303416	22875399	23203623	1.26	cps
Iron	54-2	51407374	50675871	50404779	50829341	1.02	cps
Krypton	83-1	630	563	597	597	5.59	cps

Reviewed By:Mohan
On:12/25/2024 3:49:22 AM
Inst Id :P7

LB Number :	LB134068	Operator :	Jaswal
Lab Sample ID :	P5306-02ADLX5	Instrumnet Name :	P7
Client Sample ID :	OU4-VSL-07-121224A	Dilution Factor :	5
Date & Time Acquired :	2024-12-23 13:17:16	DataFile Name :	036SMPL.d

Parameter	Mass	CPS1	CPS2	CPS3	CPSMean	CPSRSD	Units
Lead	206-1	4405783	4492931	4551086	4483267	1.63	cps
Lead	207-1	4127101	4179047	4160682	4155610	0.63	cps
Lead	208-1	18300434	18541466	18685765	18509221	1.05	cps
Lithium	6-1	1668952	1661441	1647652	1659349	0.65	cps
Magnesium	24-2	20511403	20651305	20639191	20600633	0.38	cps
Manganese	55-2	16256855	16039171	15967234	16087753	0.94	cps
Molybdenum	94-1	3300027	3362303	3315878	3326069	0.97	cps
Molybdenum	95-1	4202445	4222277	4227981	4217568	0.32	cps
Molybdenum	96-1	4670740	4722225	4631155	4674706	0.98	cps
Molybdenum	97-1	2612823	2642496	2600662	2618660	0.82	cps
Molybdenum	98-1	6652582	6823364	6749953	6741966	1.27	cps
Neodymium	150-1	177586	181147	180725	179820	1.08	cps
Neodymium	150-2	112739	111116	110808	111555	0.93	cps
Nickel	60-2	279312	273430	271282	274675	1.51	cps
Phosphorus	31-2	7839	7795	7805	7813	0.29	cps
Potassium	39-2	3494657	3402310	3502674	3466547	1.61	cps
Rhodium	103-1	10130150	10080322	10129816	10113429	0.28	cps
Rhodium	103-2	6208561	6151575	6128679	6162938	0.67	cps
Scandium	45-1	6357367	6192801	6151109	6233759	1.75	cps
Scandium	45-2	534551	529314	532255	532040	0.49	cps
Selenium	82-1	22416	22802	22774	22664	0.95	cps
Selenium	77-2	2560	2637	2817	2671	4.93	cps
Selenium	78-2	8493	8486	8372	8450	0.80	cps
Silicon	28-1	144385281	147874028	148815854	147025054	1.59	cps
Silver	107-1	3627	3387	3357	3457	4.28	cps
Silver	109-1	1943	1790	2023	1919	6.18	cps
Sodium	23-2	14990851	15164710	15157750	15104437	0.65	cps
Strontium	86-1	1239630	1246197	1249701	1245176	0.41	cps
Strontium	88-1	11098742	11161330	11278806	11179626	0.82	cps
Sulfur	34-1	10361855	10441931	10440319	10414702	0.44	cps
Terbium	159-1	14537003	14367878	14471209	14458696	0.59	cps
Terbium	159-2	10019970	10176890	10038785	10078548	0.85	cps
Thallium	203-1	1283685	1289160	1307768	1293538	0.98	cps
Thallium	205-1	3277991	3328262	3324469	3310240	0.85	cps
Tin	118-1	1117439	1119527	1131750	1122905	0.69	cps
Titanium	47-1	662780	672074	671783	668879	0.79	cps

Reviewed By:Mohan
On:12/25/2024 3:49:22 AM
Inst Id :P7

LB Number :	LB134068	Operator :	Jaswal
Lab Sample ID :	P5306-02ADLX5	Instrumnet Name :	P7
Client Sample ID :	OU4-VSL-07-121224A	Dilution Factor :	5
Date & Time Acquired :	2024-12-23 13:17:16	DataFile Name :	036SMPL.d

Parameter	Mass	CPS1	CPS2	CPS3	CPSMean	CPSRSD	Units
Uranium	238-1	4464819	4523412	4566380	4518203	1.13	cps
Vanadium	51-2	1584956	1536536	1569098	1563530	1.58	cps
Yttrium	89-1	16761358	16863636	16795119	16806704	0.31	cps
Yttrium	89-2	4489620	4434926	4434242	4452929	0.71	cps
Zinc	66-2	1109780	1108721	1106888	1108463	0.13	cps
Zirconium	90-1	2567969	2622659	2602602	2597743	1.07	cps
Zirconium	91-1	558223	565538	564054	562605	0.69	cps

Reviewed By:Mohan
On:12/25/2024 3:49:22 AM
Inst Id :P7

LB Number :	LB134068	Operator :	Jaswal
Lab Sample ID :	CCV042	Instrumnet Name :	P7
Client Sample ID :	CCV042	Dilution Factor :	1
Date & Time Acquired :	2024-12-23 13:20:07	DataFile Name :	037CCV.d

Parameter	Mass	CPS1	CPS2	CPS3	CPSMean	CPSRSD	Units
Aluminium	27-2	13811743	13831258	13805860	13816287	0.10	cps
Antimony	121-1	6119446	6177301	6155186	6150644	0.47	cps
Arsenic	75-2	300010	299140	296988	298713	0.52	cps
Barium	135-1	7928241	8055060	7960521	7981274	0.83	cps
Barium	137-1	13711000	13832919	13707371	13750430	0.52	cps
Beryllium	9-1	719829	728652	728068	725517	0.68	cps
Bismuth	209-1	7778527	7654633	7669992	7701050	0.88	cps
Bismuth	209-2	6611265	6527392	6583751	6574136	0.65	cps
Bromine	81-1	12612	12839	12816	12756	0.98	cps
Bromine	81-2	100	120	127	116	12.01	cps
Cadmium	108-1	107518	106984	107793	107431	0.38	cps
Cadmium	106-1	152935	154383	155155	154158	0.73	cps
Cadmium	111-1	1452713	1460322	1457609	1456881	0.26	cps
Calcium	43-1	8027494	8002666	8085078	8038413	0.53	cps
Calcium	44-1	129006165	127687415	129466238	128719939	0.72	cps
Carbon	12-1						cps
Carbon	12-2						cps
Chlorine	35-1						cps
Chlorine	35-2						cps
Chromium	52-2	2383799	2392911	2369465	2382058	0.50	cps
Cobalt	59-2	3623496	3670445	3682244	3658728	0.85	cps
Copper	63-2	26058968	26229462	26212404	26166945	0.36	cps
Dysprosium	156-1	327	383	343	351	8.29	cps
Dysprosium	156-2	443	517	513	491	8.43	cps
Erbium	164-1	400	410	323	378	12.55	cps
Erbium	164-2	177	207	257	213	18.94	cps
Gadolinium	160-1	250	293	263	269	8.26	cps
Gadolinium	160-2	567	597	643	602	6.42	cps
Holmium	165-1	13899615	13701321	13653492	13751476	0.95	cps
Holmium	165-2	9928468	9971455	9925952	9941958	0.26	cps
Indium	115-1	10759354	10482817	10403206	10548459	1.77	cps
Indium	115-2	3861133	3859227	3870492	3863617	0.16	cps
Iron	56-2	568849098	565442658	562868058	565719938	0.53	cps
Iron	57-2	14072288	13934864	13899795	13968982	0.65	cps
Iron	54-2	30554350	30356568	30674975	30528631	0.53	cps
Krypton	83-1	233	213	230	226	4.75	cps

Reviewed By:Mohan
On:12/25/2024 3:49:22 AM
Inst Id :P7

LB Number :	LB134068	Operator :	Jaswal
Lab Sample ID :	CCV042	Instrumnet Name :	P7
Client Sample ID :	CCV042	Dilution Factor :	1
Date & Time Acquired :	2024-12-23 13:20:07	DataFile Name :	037CCV.d

Parameter	Mass	CPS1	CPS2	CPS3	CPSMean	CPSRSD	Units
Lead	206-1	22466516	22590911	22430483	22495970	0.37	cps
Lead	207-1	20442206	20457088	20728126	20542473	0.78	cps
Lead	208-1	92924299	92449187	92876263	92749916	0.28	cps
Lithium	6-1	1661152	1630253	1651520	1647642	0.96	cps
Magnesium	24-2	107415668	107297065	106872318	107195017	0.27	cps
Manganese	55-2	19178556	19024034	19025025	19075872	0.47	cps
Molybdenum	94-1	21560380	21483787	21599574	21547914	0.27	cps
Molybdenum	95-1	31182206	31113087	31382557	31225950	0.45	cps
Molybdenum	96-1	34073657	33650079	34190314	33971350	0.84	cps
Molybdenum	97-1	19313051	19073895	19340098	19242348	0.76	cps
Molybdenum	98-1	50029776	49589531	49729001	49782769	0.45	cps
Neodymium	150-1	533	530	543	536	1.30	cps
Neodymium	150-2	153	167	167	162	4.74	cps
Nickel	60-2	880787	885196	875868	880617	0.53	cps
Phosphorus	31-2	122384	122230	123130	122581	0.39	cps
Potassium	39-2	68026581	68719424	68629612	68458539	0.55	cps
Rhodium	103-1	9323413	9293253	9255829	9290832	0.36	cps
Rhodium	103-2	5662087	5738005	5711512	5703868	0.68	cps
Scandium	45-1	6030953	5955137	5813652	5933247	1.86	cps
Scandium	45-2	514897	509965	512651	512504	0.48	cps
Selenium	82-1	87027	87081	88061	87390	0.67	cps
Selenium	77-2	9570	8906	9063	9180	3.78	cps
Selenium	78-2	31320	31383	30956	31220	0.74	cps
Silicon	28-1	3550485	3557911	3596014	3568136	0.68	cps
Silver	107-1	7463838	7365080	7499970	7442963	0.94	cps
Silver	109-1	7072647	7157027	7104636	7111437	0.60	cps
Sodium	23-2	172664217	171595724	173058271	172439404	0.44	cps
Strontium	86-1	1976549	1958481	1967417	1967483	0.46	cps
Strontium	88-1	17214606	17236513	17014614	17155244	0.71	cps
Sulfur	34-1	585104	591684	595833	590874	0.92	cps
Terbium	159-1	13976923	14213531	13820829	14003761	1.41	cps
Terbium	159-2	9797369	9775381	9783568	9785439	0.11	cps
Thallium	203-1	5877417	5864215	5759663	5833765	1.11	cps
Thallium	205-1	13882226	13766199	13829462	13825962	0.42	cps
Tin	118-1	5107851	5105240	5124358	5112483	0.20	cps
Titanium	47-1	7503812	7550368	7555355	7536512	0.38	cps

Reviewed By:Mohan
On:12/25/2024 3:49:22 AM
Inst Id :P7

LB Number :	LB134068	Operator :	Jaswal
Lab Sample ID :	CCV042	Instrumnet Name :	P7
Client Sample ID :	CCV042	Dilution Factor :	1
Date & Time Acquired :	2024-12-23 13:20:07	DataFile Name :	037CCV.d

Parameter	Mass	CPS1	CPS2	CPS3	CPSMean	CPSRSD	Units
Uranium	238-1	18553202	19066704	18878754	18832887	1.38	cps
Vanadium	51-2	2150694	2125859	2183265	2153273	1.34	cps
Yttrium	89-1	12898876	12699649	12593506	12730677	1.22	cps
Yttrium	89-2	3441205	3487193	3444270	3457556	0.74	cps
Zinc	66-2	4301413	4309327	4292415	4301052	0.20	cps
Zirconium	90-1	10607326	10481378	10558599	10549101	0.60	cps
Zirconium	91-1	2323658	2325040	2350914	2333204	0.66	cps

Reviewed By:Mohan
On:12/25/2024 3:49:22 AM
Inst Id :P7

LB Number :	LB134068	Operator :	Jaswal
Lab Sample ID :	CCB042	Instrumnet Name :	P7
Client Sample ID :	CCB042	Dilution Factor :	1
Date & Time Acquired :	2024-12-23 13:23:36	DataFile Name :	038CCBE.d

Parameter	Mass	CPS1	CPS2	CPS3	CPSMean	CPSRSD	Units
Aluminium	27-2	1067	940	890	966	9.43	cps
Antimony	121-1	2267	2104	1737	2036	13.33	cps
Arsenic	75-2	30	17	30	26	30.11	cps
Barium	135-1	923	880	760	854	9.90	cps
Barium	137-1	1633	1407	1227	1422	14.33	cps
Beryllium	9-1	237	213	170	207	16.37	cps
Bismuth	209-1	8612297	8461681	8515604	8529861	0.89	cps
Bismuth	209-2	7377812	7390716	7295355	7354628	0.70	cps
Bromine	81-1	13159	13173	13223	13185	0.25	cps
Bromine	81-2	287	260	227	258	11.66	cps
Cadmium	108-1	40	50	7	32	70.41	cps
Cadmium	106-1	3040	3084	2937	3020	2.50	cps
Cadmium	111-1	2310	2350	2211	2291	3.12	cps
Calcium	43-1	1363	1197	940	1167	18.28	cps
Calcium	44-1	25805	24473	21615	23965	8.93	cps
Carbon	12-1						cps
Carbon	12-2						cps
Chlorine	35-1						cps
Chlorine	35-2						cps
Chromium	52-2	1467	1430	1537	1478	3.67	cps
Cobalt	59-2	340	343	267	317	13.68	cps
Copper	63-2	2834	2510	2244	2529	11.68	cps
Dysprosium	156-1	13	23	23	20	28.87	cps
Dysprosium	156-2	0	3	3	2	86.60	cps
Erbium	164-1	57	43	50	50	13.34	cps
Erbium	164-2	30	37	50	39	26.18	cps
Gadolinium	160-1	20	50	83	51	61.98	cps
Gadolinium	160-2	427	450	393	423	6.73	cps
Holmium	165-1	14188743	14026899	13850394	14022012	1.21	cps
Holmium	165-2	10236068	10181853	9935502	10117808	1.58	cps
Indium	115-1	11512899	11539117	11472050	11508022	0.29	cps
Indium	115-2	4241349	4252418	4235968	4243245	0.20	cps
Iron	56-2	67400	64424	59537	63787	6.22	cps
Iron	57-2	1930	2050	1780	1920	7.05	cps
Iron	54-2	5124	4791	4341	4752	8.28	cps
Krypton	83-1	217	207	173	199	11.41	cps

Reviewed By:Mohan
On:12/25/2024 3:49:22 AM
Inst Id :P7

LB Number :	LB134068	Operator :	Jaswal
Lab Sample ID :	CCB042	Instrumnet Name :	P7
Client Sample ID :	CCB042	Dilution Factor :	1
Date & Time Acquired :	2024-12-23 13:23:36	DataFile Name :	038CCBE.d

Parameter	Mass	CPS1	CPS2	CPS3	CPSMean	CPSRSD	Units
Lead	206-1	3337	2944	2697	2993	10.79	cps
Lead	207-1	3110	2797	2327	2745	14.37	cps
Lead	208-1	13740	12312	10905	12319	11.50	cps
Lithium	6-1	1825741	1807227	1790641	1807870	0.97	cps
Magnesium	24-2	7749	7238	6882	7290	5.98	cps
Manganese	55-2	1710	1627	1400	1579	10.16	cps
Molybdenum	94-1	3390	2940	2367	2899	17.69	cps
Molybdenum	95-1	4304	3684	2924	3637	19.01	cps
Molybdenum	96-1	4511	4134	3520	4055	12.33	cps
Molybdenum	97-1	2567	2217	1997	2260	12.72	cps
Molybdenum	98-1	6678	5985	5031	5898	14.02	cps
Neodymium	150-1	7	3	3	4	43.40	cps
Neodymium	150-2	10	10	3	8	49.52	cps
Nickel	60-2	497	337	403	412	19.50	cps
Phosphorus	31-2	203	193	217	204	5.72	cps
Potassium	39-2	50865	50875	49503	50414	1.56	cps
Rhodium	103-1	10625024	10603426	10556265	10594905	0.33	cps
Rhodium	103-2	6427874	6497668	6345956	6423833	1.18	cps
Scandium	45-1	6341489	6244904	6187699	6258031	1.24	cps
Scandium	45-2	527514	528811	528470	528265	0.13	cps
Selenium	82-1	135	129	166	144	13.84	cps
Selenium	77-2	3	3	0	2	86.60	cps
Selenium	78-2	447	427	447	440	2.62	cps
Silicon	28-1	621638	619011	622265	620971	0.28	cps
Silver	107-1	1380	1270	1023	1225	14.92	cps
Silver	109-1	1393	1127	973	1165	18.25	cps
Sodium	23-2	38896	38140	36927	37988	2.61	cps
Strontium	86-1	603	543	497	548	9.76	cps
Strontium	88-1	2420	2337	2013	2257	9.52	cps
Sulfur	34-1	166550	164518	164748	165272	0.67	cps
Terbium	159-1	14755549	14447512	14363316	14522125	1.42	cps
Terbium	159-2	10070743	10181697	10154620	10135687	0.57	cps
Thallium	203-1	1127	1073	990	1063	6.48	cps
Thallium	205-1	2827	2610	2380	2606	8.57	cps
Tin	118-1	2274	2060	2040	2125	6.09	cps
Titanium	47-1	1043	913	707	888	19.12	cps

Reviewed By:Mohan
On:12/25/2024 3:49:22 AM
Inst Id :P7

LB Number :	LB134068	Operator :	Jaswal
Lab Sample ID :	CCB042	Instrumnet Name :	P7
Client Sample ID :	CCB042	Dilution Factor :	1
Date & Time Acquired :	2024-12-23 13:23:36	DataFile Name :	038CCBE.d

Parameter	Mass	CPS1	CPS2	CPS3	CPSMean	CPSRSD	Units
Uranium	238-1	2000	2024	1627	1883	11.82	cps
Vanadium	51-2	140	167	127	144	14.10	cps
Yttrium	89-1	13554461	13431511	13220922	13402298	1.26	cps
Yttrium	89-2	3548130	3544283	3549728	3547380	0.08	cps
Zinc	66-2	500	513	537	517	3.59	cps
Zirconium	90-1	2030	2003	1793	1942	6.67	cps
Zirconium	91-1	427	457	353	412	12.90	cps

Reviewed By:Mohan
On:12/25/2024 3:49:22 AM
Inst Id :P7

LB Number :	LB134068	Operator :	Jaswal
Lab Sample ID :	P5306-04DLX5	Instrumnet Name :	P7
Client Sample ID :	OU4-VSL-08-121224	Dilution Factor :	5
Date & Time Acquired :	2024-12-23 13:27:13	DataFile Name :	039SMPL.d

Parameter	Mass	CPS1	CPS2	CPS3	CPSMean	CPSRSD	Units
Aluminium	27-2	8281228	8262517	8205362	8249703	0.48	cps
Antimony	121-1	943	1047	993	994	5.20	cps
Arsenic	75-2	1350	1130	1213	1231	9.02	cps
Barium	135-1	119590	121119	122477	121062	1.19	cps
Barium	137-1	208840	210866	210271	209993	0.50	cps
Beryllium	9-1	657	663	603	641	5.13	cps
Bismuth	209-1	8089520	8146274	7966542	8067446	1.14	cps
Bismuth	209-2	6947399	7001573	6918117	6955696	0.61	cps
Bromine	81-1	13463	13390	14013	13622	2.50	cps
Bromine	81-2	470	507	480	486	3.90	cps
Cadmium	108-1	37	50	53	47	18.89	cps
Cadmium	106-1	3994	3630	3490	3705	7.01	cps
Cadmium	111-1	3117	2833	2733	2894	6.88	cps
Calcium	43-1	1869345	1865482	1844085	1859637	0.73	cps
Calcium	44-1	29732040	29612765	30080004	29808269	0.81	cps
Carbon	12-1						cps
Carbon	12-2						cps
Chlorine	35-1						cps
Chlorine	35-2						cps
Chromium	52-2	62629	63048	62984	62887	0.36	cps
Cobalt	59-2	453317	455871	460137	456441	0.75	cps
Copper	63-2	149683	150157	148097	149313	0.72	cps
Dysprosium	156-1	144956	146508	145101	145521	0.59	cps
Dysprosium	156-2	117201	116206	117597	117001	0.61	cps
Erbium	164-1	171769	174434	174015	173406	0.83	cps
Erbium	164-2	124552	124599	126032	125061	0.67	cps
Gadolinium	160-1	152489	152975	154120	153195	0.55	cps
Gadolinium	160-2	116395	115766	116106	116089	0.27	cps
Holmium	165-1	14016604	13948645	13987533	13984261	0.24	cps
Holmium	165-2	10117249	10127104	10009276	10084543	0.65	cps
Indium	115-1	11198954	11123076	11167651	11163227	0.34	cps
Indium	115-2	4103523	4032305	4088856	4074895	0.92	cps
Iron	56-2	760356682	763269375	766576389	763400815	0.41	cps
Iron	57-2	18700595	18777572	18834966	18771044	0.36	cps
Iron	54-2	41010838	41092319	41307154	41136770	0.37	cps
Krypton	83-1	460	457	520	479	7.44	cps

Reviewed By:Mohan
On:12/25/2024 3:49:22 AM
Inst Id :P7

LB Number :	LB134068	Operator :	Jaswal
Lab Sample ID :	P5306-04DLX5	Instrumnet Name :	P7
Client Sample ID :	OU4-VSL-08-121224	Dilution Factor :	5
Date & Time Acquired :	2024-12-23 13:27:13	DataFile Name :	039SMPL.d

Parameter	Mass	CPS1	CPS2	CPS3	CPSMean	CPSRSD	Units
Lead	206-1	13884	14041	14074	14000	0.73	cps
Lead	207-1	11692	11515	12045	11751	2.30	cps
Lead	208-1	54680	55549	56403	55544	1.55	cps
Lithium	6-1	1735550	1705776	1695769	1712365	1.21	cps
Magnesium	24-2	19039945	19034675	19044864	19039828	0.03	cps
Manganese	55-2	7260508	7263557	7370379	7298148	0.86	cps
Molybdenum	94-1	6251	6458	6135	6281	2.61	cps
Molybdenum	95-1	1017	1073	1120	1070	4.84	cps
Molybdenum	96-1	10340	10664	10170	10392	2.41	cps
Molybdenum	97-1	780	680	730	730	6.85	cps
Molybdenum	98-1	1493	1390	1580	1488	6.39	cps
Neodymium	150-1	171344	173608	174647	173200	0.98	cps
Neodymium	150-2	107298	107459	106642	107133	0.40	cps
Nickel	60-2	103343	104799	103944	104029	0.70	cps
Phosphorus	31-2	14917	15491	15081	15163	1.95	cps
Potassium	39-2	518133	522257	525709	522033	0.73	cps
Rhodium	103-1	10038003	10010879	9953822	10000901	0.43	cps
Rhodium	103-2	6145680	6039796	6108028	6097835	0.88	cps
Scandium	45-1	6159783	6084332	6044631	6096249	0.96	cps
Scandium	45-2	517119	516992	517768	517293	0.08	cps
Selenium	82-1	312	314	323	316	1.96	cps
Selenium	77-2	270	283	343	299	13.07	cps
Selenium	78-2	673	650	630	651	3.33	cps
Silicon	28-1	133504265	133962051	134608878	134025065	0.41	cps
Silver	107-1	693	613	650	652	6.14	cps
Silver	109-1	540	563	520	541	4.01	cps
Sodium	23-2	14986676	15060693	15028129	15025166	0.25	cps
Strontium	86-1	640079	642438	646034	642851	0.47	cps
Strontium	88-1	5774743	5861437	5742686	5792955	1.06	cps
Sulfur	34-1	10107969	10019956	10153634	10093853	0.67	cps
Terbium	159-1	14255423	14155811	14066921	14159385	0.67	cps
Terbium	159-2	10055665	9816991	9965686	9946114	1.21	cps
Thallium	203-1	807	773	710	763	6.43	cps
Thallium	205-1	1877	1920	1733	1843	5.30	cps
Tin	118-1	3347	3337	3447	3377	1.80	cps
Titanium	47-1	9550	9240	9483	9424	1.73	cps

Reviewed By:Mohan
On:12/25/2024 3:49:22 AM
Inst Id :P7

LB Number :	LB134068	Operator :	Jaswal
Lab Sample ID :	P5306-04DLX5	Instrumnet Name :	P7
Client Sample ID :	OU4-VSL-08-121224	Dilution Factor :	5
Date & Time Acquired :	2024-12-23 13:27:13	DataFile Name :	039SMPL.d

Parameter	Mass	CPS1	CPS2	CPS3	CPSMean	CPSRSD	Units
Uranium	238-1	85915	87032	84694	85880	1.36	cps
Vanadium	51-2	1075085	1082104	1069006	1075398	0.61	cps
Yttrium	89-1	15922913	15874366	15839072	15878784	0.27	cps
Yttrium	89-2	4196037	4175757	4181284	4184359	0.25	cps
Zinc	66-2	270923	268609	270318	269950	0.44	cps
Zirconium	90-1	13920	14564	14444	14309	2.39	cps
Zirconium	91-1	3237	3521	3264	3341	4.69	cps

Reviewed By:Mohan
On:12/25/2024 3:49:22 AM
Inst Id :P7

LB Number :	LB134068	Operator :	Jaswal
Lab Sample ID :	P5306-06DLX5	Instrumnet Name :	P7
Client Sample ID :	OU4-VSL-09-121224	Dilution Factor :	5
Date & Time Acquired :	2024-12-23 13:30:23	DataFile Name :	040SMPL.d

Parameter	Mass	CPS1	CPS2	CPS3	CPSMean	CPSRSD	Units
Aluminium	27-2	4422759	4350815	4376757	4383444	0.83	cps
Antimony	121-1	650	673	543	622	11.14	cps
Arsenic	75-2	1497	1323	1387	1402	6.26	cps
Barium	135-1	130700	131127	130121	130649	0.39	cps
Barium	137-1	228724	229874	230066	229555	0.32	cps
Beryllium	9-1	747	743	743	744	0.26	cps
Bismuth	209-1	8013078	8031080	8079114	8041091	0.42	cps
Bismuth	209-2	6885109	6897367	6870499	6884325	0.20	cps
Bromine	81-1	13603	13423	13780	13602	1.31	cps
Bromine	81-2	587	550	533	557	4.90	cps
Cadmium	108-1	50	70	43	54	25.49	cps
Cadmium	106-1	3884	3911	4051	3948	2.27	cps
Cadmium	111-1	2990	2922	3038	2984	1.97	cps
Calcium	43-1	3289860	3243838	3295749	3276482	0.87	cps
Calcium	44-1	52002096	51609311	52521429	52044279	0.88	cps
Carbon	12-1						cps
Carbon	12-2						cps
Chlorine	35-1						cps
Chlorine	35-2						cps
Chromium	52-2	21339	21378	21172	21296	0.52	cps
Cobalt	59-2	422518	422315	420678	421837	0.24	cps
Copper	63-2	20064	20077	20497	20213	1.22	cps
Dysprosium	156-1	165007	166008	166227	165747	0.39	cps
Dysprosium	156-2	131912	132497	134395	132935	0.98	cps
Erbium	164-1	219981	221346	221684	221004	0.41	cps
Erbium	164-2	161036	160093	161707	160946	0.50	cps
Gadolinium	160-1	176952	179639	181682	179424	1.32	cps
Gadolinium	160-2	135979	134828	135454	135420	0.43	cps
Holmium	165-1	13954974	13875100	13889092	13906388	0.31	cps
Holmium	165-2	10008589	10151333	10188640	10116187	0.94	cps
Indium	115-1	11206512	11098013	11131694	11145406	0.50	cps
Indium	115-2	4049750	4064747	3991089	4035195	0.96	cps
Iron	56-2	962927532	956320546	961669479	960305852	0.37	cps
Iron	57-2	23656773	23531755	23666463	23618330	0.32	cps
Iron	54-2	51612371	51480121	51982286	51691593	0.50	cps
Krypton	83-1	633	627	620	627	1.06	cps

LB Number :	LB134068	Operator :	Jaswal
Lab Sample ID :	P5306-06DLX5	Instrumnet Name :	P7
Client Sample ID :	OU4-VSL-09-121224	Dilution Factor :	5
Date & Time Acquired :	2024-12-23 13:30:23	DataFile Name :	040SMPL.d

Parameter	Mass	CPS1	CPS2	CPS3	CPSMean	CPSRSD	Units
Lead	206-1	4634	4557	4618	4603	0.88	cps
Lead	207-1	3734	3691	3847	3757	2.15	cps
Lead	208-1	17675	17608	17775	17686	0.47	cps
Lithium	6-1	1689962	1685344	1648220	1674509	1.37	cps
Magnesium	24-2	15156280	14980031	15132128	15089480	0.63	cps
Manganese	55-2	13794154	13697795	13865271	13785740	0.61	cps
Molybdenum	94-1	5765	5418	5691	5624	3.25	cps
Molybdenum	95-1	1360	1293	1293	1316	2.93	cps
Molybdenum	96-1	12812	12682	12375	12623	1.78	cps
Molybdenum	97-1	973	777	813	854	12.24	cps
Molybdenum	98-1	1700	1713	1493	1636	7.54	cps
Neodymium	150-1	180746	185016	183473	183078	1.18	cps
Neodymium	150-2	113287	112158	113270	112905	0.57	cps
Nickel	60-2	34486	34496	34720	34568	0.38	cps
Phosphorus	31-2	1963	2060	2084	2036	3.13	cps
Potassium	39-2	401781	402622	402834	402413	0.14	cps
Rhodium	103-1	9794917	9795707	9992597	9861074	1.16	cps
Rhodium	103-2	6078535	6116731	6040287	6078518	0.63	cps
Scandium	45-1	6093778	6005405	6067768	6055650	0.75	cps
Scandium	45-2	509360	510187	514825	511457	0.58	cps
Selenium	82-1	369	271	316	319	15.44	cps
Selenium	77-2	343	343	397	361	8.53	cps
Selenium	78-2	707	763	703	724	4.65	cps
Silicon	28-1	129113781	130304171	130117558	129845170	0.49	cps
Silver	107-1	430	460	437	442	3.56	cps
Silver	109-1	447	437	490	458	6.19	cps
Sodium	23-2	6594157	6618675	6626416	6613082	0.25	cps
Strontium	86-1	1044302	1056947	1047135	1049461	0.63	cps
Strontium	88-1	9415858	9442815	9507332	9455335	0.50	cps
Sulfur	34-1	10314135	10202832	10400120	10305696	0.96	cps
Terbium	159-1	14349796	14264793	14295343	14303311	0.30	cps
Terbium	159-2	10043235	9951735	9937427	9977465	0.58	cps
Thallium	203-1	700	613	627	647	7.22	cps
Thallium	205-1	1593	1653	1587	1611	2.28	cps
Tin	118-1	3154	3410	3107	3224	5.07	cps
Titanium	47-1	3961	4024	4164	4049	2.57	cps

Reviewed By:Mohan
On:12/25/2024 3:49:22 AM
Inst Id :P7

LB Number :	LB134068	Operator :	Jaswal
Lab Sample ID :	P5306-06DLX5	Instrumnet Name :	P7
Client Sample ID :	OU4-VSL-09-121224	Dilution Factor :	5
Date & Time Acquired :	2024-12-23 13:30:23	DataFile Name :	040SMPL.d

Parameter	Mass	CPS1	CPS2	CPS3	CPSMean	CPSRSD	Units
Uranium	238-1	160778	163803	162970	162517	0.96	cps
Vanadium	51-2	1215832	1216796	1221549	1218059	0.25	cps
Yttrium	89-1	16786088	16693329	16726259	16735225	0.28	cps
Yttrium	89-2	4460439	4484289	4439100	4461276	0.51	cps
Zinc	66-2	209944	209881	210482	210102	0.16	cps
Zirconium	90-1	11748	11811	11471	11677	1.55	cps
Zirconium	91-1	2510	2594	2480	2528	2.32	cps

Reviewed By:Mohan
On:12/25/2024 3:49:22 AM
Inst Id :P7

LB Number :	LB134068	Operator :	Jaswal
Lab Sample ID :	P5306-08DLX5	Instrumnet Name :	P7
Client Sample ID :	OU4-VSL-10-121224	Dilution Factor :	5
Date & Time Acquired :	2024-12-23 13:33:31	DataFile Name :	041SMPL.d

Parameter	Mass	CPS1	CPS2	CPS3	CPSMean	CPSRSD	Units
Aluminium	27-2	6031058	6079089	6167442	6092530	1.14	cps
Antimony	121-1	493	467	470	477	3.05	cps
Arsenic	75-2	907	977	937	940	3.74	cps
Barium	135-1	118437	120988	121140	120188	1.26	cps
Barium	137-1	205729	209276	209182	208063	0.97	cps
Beryllium	9-1	1020	993	1147	1053	7.78	cps
Bismuth	209-1	8292812	8092954	8004378	8130048	1.82	cps
Bismuth	209-2	7045132	6916743	7334877	7098918	3.02	cps
Bromine	81-1	14187	14564	14247	14333	1.41	cps
Bromine	81-2	610	537	540	562	7.37	cps
Cadmium	108-1	60	83	43	62	32.29	cps
Cadmium	106-1	3981	3991	3944	3972	0.62	cps
Cadmium	111-1	2961	2908	2954	2941	0.97	cps
Calcium	43-1	2500682	2587606	2544542	2544277	1.71	cps
Calcium	44-1	40003090	40546934	40647516	40399180	0.86	cps
Carbon	12-1						cps
Carbon	12-2						cps
Chlorine	35-1						cps
Chlorine	35-2						cps
Chromium	52-2	28838	29308	28861	29002	0.92	cps
Cobalt	59-2	524793	528557	526682	526677	0.36	cps
Copper	63-2	76028	76668	76253	76316	0.43	cps
Dysprosium	156-1	153950	158587	160259	157599	2.07	cps
Dysprosium	156-2	127856	127122	128312	127763	0.47	cps
Erbium	164-1	207386	210478	210924	209596	0.92	cps
Erbium	164-2	152816	151728	152630	152391	0.38	cps
Gadolinium	160-1	166979	168965	170135	168693	0.95	cps
Gadolinium	160-2	129492	128661	129677	129277	0.42	cps
Holmium	165-1	14343020	14111843	14143182	14199349	0.88	cps
Holmium	165-2	10242245	10129830	10682714	10351596	2.82	cps
Indium	115-1	11497290	11476020	11419584	11464298	0.35	cps
Indium	115-2	4088848	4145906	4241135	4158630	1.85	cps
Iron	56-2	938154466	933999639	932514279	934889462	0.31	cps
Iron	57-2	22754215	22776848	22700315	22743792	0.17	cps
Iron	54-2	50201798	50104176	50211466	50172480	0.12	cps
Krypton	83-1	580	600	590	590	1.69	cps

Reviewed By:Mohan
On:12/25/2024 3:49:22 AM
Inst Id :P7

LB Number :	LB134068	Operator :	Jaswal
Lab Sample ID :	P5306-08DLX5	Instrumnet Name :	P7
Client Sample ID :	OU4-VSL-10-121224	Dilution Factor :	5
Date & Time Acquired :	2024-12-23 13:33:31	DataFile Name :	041SMPL.d

Parameter	Mass	CPS1	CPS2	CPS3	CPSMean	CPSRSD	Units
Lead	206-1	5748	5805	5751	5768	0.55	cps
Lead	207-1	4678	4931	4728	4779	2.81	cps
Lead	208-1	22411	22384	22611	22469	0.55	cps
Lithium	6-1	1685344	1687830	1680587	1684587	0.22	cps
Magnesium	24-2	14360874	14421241	14281949	14354688	0.49	cps
Manganese	55-2	12224771	12287082	12244922	12252259	0.26	cps
Molybdenum	94-1	9336	9413	9493	9414	0.83	cps
Molybdenum	95-1	913	1007	910	943	5.82	cps
Molybdenum	96-1	12796	13013	12879	12896	0.85	cps
Molybdenum	97-1	593	587	583	588	0.87	cps
Molybdenum	98-1	1003	1003	1117	1041	6.28	cps
Neodymium	150-1	174162	177040	176384	175862	0.86	cps
Neodymium	150-2	109410	107529	110414	109118	1.34	cps
Nickel	60-2	32742	32629	32442	32604	0.47	cps
Phosphorus	31-2	6281	6638	6775	6565	3.88	cps
Potassium	39-2	458134	452377	455312	455274	0.63	cps
Rhodium	103-1	10410308	10313635	10217664	10313869	0.93	cps
Rhodium	103-2	6217106	6230528	6411066	6286233	1.72	cps
Scandium	45-1	6374786	6273956	6227948	6292230	1.19	cps
Scandium	45-2	533540	540864	552218	542207	1.74	cps
Selenium	82-1	394	409	311	371	14.15	cps
Selenium	77-2	353	383	343	360	5.78	cps
Selenium	78-2	630	700	683	671	5.45	cps
Silicon	28-1	158861818	164739761	163550004	162383861	1.91	cps
Silver	107-1	543	503	463	503	7.95	cps
Silver	109-1	377	423	390	397	6.06	cps
Sodium	23-2	7739870	7758319	7687184	7728458	0.48	cps
Strontium	86-1	797086	809869	812105	806353	1.00	cps
Strontium	88-1	7171514	7313279	7273338	7252710	1.01	cps
Sulfur	34-1	9812299	9809734	9910171	9844068	0.58	cps
Terbium	159-1	14807354	14657081	14519972	14661469	0.98	cps
Terbium	159-2	10151560	10150733	10246195	10182830	0.54	cps
Thallium	203-1	693	593	543	610	12.52	cps
Thallium	205-1	1517	1477	1533	1509	1.93	cps
Tin	118-1	3761	3827	3881	3823	1.57	cps
Titanium	47-1	6308	6335	6285	6309	0.40	cps

Reviewed By:Mohan
On:12/25/2024 3:49:22 AM
Inst Id :P7

LB Number :	LB134068	Operator :	Jaswal
Lab Sample ID :	P5306-08DLX5	Instrumnet Name :	P7
Client Sample ID :	OU4-VSL-10-121224	Dilution Factor :	5
Date & Time Acquired :	2024-12-23 13:33:31	DataFile Name :	041SMPL.d

Parameter	Mass	CPS1	CPS2	CPS3	CPSMean	CPSRSD	Units
Uranium	238-1	87481	89826	89766	89025	1.50	cps
Vanadium	51-2	960570	954806	955520	956965	0.33	cps
Yttrium	89-1	17182650	16974441	17205897	17120996	0.74	cps
Yttrium	89-2	4535200	4545568	4552790	4544519	0.19	cps
Zinc	66-2	232797	232546	231470	232271	0.30	cps
Zirconium	90-1	22991	23749	23679	23473	1.78	cps
Zirconium	91-1	5331	5218	5451	5333	2.19	cps

Reviewed By:Mohan
On:12/25/2024 3:49:22 AM
Inst Id :P7

LB Number :	LB134068	Operator :	Jaswal
Lab Sample ID :	P5306-10DLX5	Instrumnet Name :	P7
Client Sample ID :	OU4-VSL-11-121224	Dilution Factor :	5
Date & Time Acquired :	2024-12-23 13:36:42	DataFile Name :	042SMPL.d

Parameter	Mass	CPS1	CPS2	CPS3	CPSMean	CPSRSD	Units
Aluminium	27-2	5539734	5409451	5413495	5454227	1.36	cps
Antimony	121-1	423	463	480	456	6.39	cps
Arsenic	75-2	953	1067	897	972	8.90	cps
Barium	135-1	121016	120988	119009	120337	0.96	cps
Barium	137-1	209479	208896	208071	208816	0.34	cps
Beryllium	9-1	1027	1047	963	1012	4.30	cps
Bismuth	209-1	8249710	8159532	8003109	8137450	1.53	cps
Bismuth	209-2	6926337	7099452	6969959	6998583	1.29	cps
Bromine	81-1	14517	14654	13913	14362	2.74	cps
Bromine	81-2	553	570	443	522	13.18	cps
Cadmium	108-1	67	53	27	49	41.66	cps
Cadmium	106-1	4277	3961	3604	3947	8.54	cps
Cadmium	111-1	3231	3035	2724	2997	8.53	cps
Calcium	43-1	2999343	3013378	3007462	3006728	0.23	cps
Calcium	44-1	48337849	48166596	47604038	48036161	0.80	cps
Carbon	12-1						cps
Carbon	12-2						cps
Chlorine	35-1						cps
Chlorine	35-2						cps
Chromium	52-2	24413	23942	24043	24133	1.03	cps
Cobalt	59-2	473711	475625	474385	474574	0.20	cps
Copper	63-2	57038	56576	56208	56608	0.73	cps
Dysprosium	156-1	154256	157316	154826	155466	1.05	cps
Dysprosium	156-2	123581	123810	124035	123808	0.18	cps
Erbium	164-1	207788	207860	206743	207464	0.30	cps
Erbium	164-2	148695	149972	148237	148968	0.60	cps
Gadolinium	160-1	166769	166732	165090	166197	0.58	cps
Gadolinium	160-2	125012	125284	125146	125147	0.11	cps
Holmium	165-1	14318905	14291073	14027222	14212400	1.13	cps
Holmium	165-2	10380185	10266055	10166717	10270985	1.04	cps
Indium	115-1	11486217	11386183	11317389	11396597	0.74	cps
Indium	115-2	4167493	4199353	4185382	4184076	0.38	cps
Iron	56-2	891430840	886276280	884277267	887328129	0.42	cps
Iron	57-2	22040723	21810714	21821401	21890946	0.59	cps
Iron	54-2	47525776	47918684	47707674	47717378	0.41	cps
Krypton	83-1	603	630	540	591	7.82	cps

Reviewed By:Mohan
On:12/25/2024 3:49:22 AM
Inst Id :P7

LB Number :	LB134068	Operator :	Jaswal
Lab Sample ID :	P5306-10DLX5	Instrumnet Name :	P7
Client Sample ID :	OU4-VSL-11-121224	Dilution Factor :	5
Date & Time Acquired :	2024-12-23 13:36:42	DataFile Name :	042SMPL.d

Parameter	Mass	CPS1	CPS2	CPS3	CPSMean	CPSRSD	Units
Lead	206-1	4327	4507	4461	4432	2.11	cps
Lead	207-1	3867	3741	3881	3829	2.02	cps
Lead	208-1	17354	17571	17511	17479	0.64	cps
Lithium	6-1	1685226	1696765	1668802	1683598	0.83	cps
Magnesium	24-2	14212889	14134148	14211211	14186083	0.32	cps
Manganese	55-2	13550624	13693802	13530117	13591515	0.66	cps
Molybdenum	94-1	7655	7729	7779	7721	0.80	cps
Molybdenum	95-1	937	807	873	872	7.45	cps
Molybdenum	96-1	11925	12095	12035	12018	0.72	cps
Molybdenum	97-1	507	553	550	537	4.85	cps
Molybdenum	98-1	787	760	777	774	1.74	cps
Neodymium	150-1	171003	171218	170688	170970	0.16	cps
Neodymium	150-2	105319	105736	104957	105337	0.37	cps
Nickel	60-2	30461	30451	29369	30094	2.09	cps
Phosphorus	31-2	5078	5024	4958	5020	1.20	cps
Potassium	39-2	436496	433115	435784	435132	0.41	cps
Rhodium	103-1	10265106	10213418	10087147	10188557	0.90	cps
Rhodium	103-2	6332552	6196929	6089553	6206345	1.96	cps
Scandium	45-1	6289231	6275777	6115457	6226822	1.55	cps
Scandium	45-2	526274	524106	525006	525129	0.21	cps
Selenium	82-1	358	329	369	352	5.80	cps
Selenium	77-2	320	363	343	342	6.34	cps
Selenium	78-2	683	730	713	709	3.34	cps
Silicon	28-1	143894915	143951601	142632758	143493091	0.52	cps
Silver	107-1	520	420	467	469	10.67	cps
Silver	109-1	357	417	330	368	12.07	cps
Sodium	23-2	6726172	6622423	6663400	6670665	0.78	cps
Strontium	86-1	894458	892460	889348	892088	0.29	cps
Strontium	88-1	8043780	8062350	7955644	8020591	0.71	cps
Sulfur	34-1	10085848	10132145	9933460	10050484	1.03	cps
Terbium	159-1	14681154	14609595	14444264	14578338	0.83	cps
Terbium	159-2	10139542	10094271	10186973	10140262	0.46	cps
Thallium	203-1	553	600	523	559	6.91	cps
Thallium	205-1	1327	1263	1253	1281	3.10	cps
Tin	118-1	3254	3434	3244	3310	3.23	cps
Titanium	47-1	5378	5224	5228	5277	1.66	cps

Reviewed By:Mohan
On:12/25/2024 3:49:22 AM
Inst Id :P7

LB Number :	LB134068	Operator :	Jaswal
Lab Sample ID :	P5306-10DLX5	Instrumnet Name :	P7
Client Sample ID :	OU4-VSL-11-121224	Dilution Factor :	5
Date & Time Acquired :	2024-12-23 13:36:42	DataFile Name :	042SMPL.d

Parameter	Mass	CPS1	CPS2	CPS3	CPSMean	CPSRSD	Units
Uranium	238-1	95463	95486	95220	95389	0.15	cps
Vanadium	51-2	933600	930640	929672	931304	0.22	cps
Yttrium	89-1	17194795	17110497	16859969	17055087	1.02	cps
Yttrium	89-2	4507617	4413310	4422292	4447740	1.17	cps
Zinc	66-2	214366	214468	212871	213902	0.42	cps
Zirconium	90-1	18785	18392	18412	18530	1.20	cps
Zirconium	91-1	4127	4021	4191	4113	2.09	cps

Reviewed By:Mohan
On:12/25/2024 3:49:22 AM
Inst Id :P7

LB Number :	LB134068	Operator :	Jaswal
Lab Sample ID :	P5306-12DLX5	Instrumnet Name :	P7
Client Sample ID :	OU4-VSL-12-121224	Dilution Factor :	5
Date & Time Acquired :	2024-12-23 13:39:49	DataFile Name :	043SMPL.d

Parameter	Mass	CPS1	CPS2	CPS3	CPSMean	CPSRSD	Units
Aluminium	27-2	9481138	9554130	9567326	9534198	0.49	cps
Antimony	121-1	310	333	337	327	4.45	cps
Arsenic	75-2	1150	1303	1147	1200	7.46	cps
Barium	135-1	105594	107965	106417	106659	1.13	cps
Barium	137-1	184595	186627	185320	185514	0.56	cps
Beryllium	9-1	293	287	340	307	9.48	cps
Bismuth	209-1	8150146	8093537	8135015	8126233	0.36	cps
Bismuth	209-2	6932748	7105425	6914933	6984368	1.51	cps
Bromine	81-1	14761	14350	14100	14404	2.32	cps
Bromine	81-2	440	443	480	454	4.88	cps
Cadmium	108-1	33	53	70	52	35.16	cps
Cadmium	106-1	3844	3957	3627	3809	4.40	cps
Cadmium	111-1	2984	3029	2747	2920	5.20	cps
Calcium	43-1	1587342	1598926	1568906	1585058	0.96	cps
Calcium	44-1	25012899	25487405	25440468	25313591	1.03	cps
Carbon	12-1						cps
Carbon	12-2						cps
Chlorine	35-1						cps
Chlorine	35-2						cps
Chromium	52-2	82139	81452	81857	81816	0.42	cps
Cobalt	59-2	438289	440792	439096	439392	0.29	cps
Copper	63-2	179412	180160	179282	179618	0.26	cps
Dysprosium	156-1	142023	142023	142305	142117	0.11	cps
Dysprosium	156-2	114542	113917	115634	114698	0.76	cps
Erbium	164-1	157534	160207	160351	159364	1.00	cps
Erbium	164-2	114464	114246	115966	114892	0.82	cps
Gadolinium	160-1	145126	147426	148063	146871	1.05	cps
Gadolinium	160-2	112702	112325	112027	112351	0.30	cps
Holmium	165-1	14597988	14166001	14190345	14318111	1.69	cps
Holmium	165-2	10354983	10334205	10331993	10340394	0.12	cps
Indium	115-1	11595345	11581135	11633117	11603199	0.23	cps
Indium	115-2	4169504	4183003	4143440	4165316	0.48	cps
Iron	56-2	702508870	699652363	701053776	701071670	0.20	cps
Iron	57-2	17271788	17041732	17286064	17199861	0.80	cps
Iron	54-2	37659449	37607979	37717444	37661624	0.15	cps
Krypton	83-1	400	447	487	444	9.76	cps

Reviewed By:Mohan
On:12/25/2024 3:49:22 AM
Inst Id :P7

LB Number :	LB134068	Operator :	Jaswal
Lab Sample ID :	P5306-12DLX5	Instrumnet Name :	P7
Client Sample ID :	OU4-VSL-12-121224	Dilution Factor :	5
Date & Time Acquired :	2024-12-23 13:39:49	DataFile Name :	043SMPL.d

Parameter	Mass	CPS1	CPS2	CPS3	CPSMean	CPSRSD	Units
Lead	206-1	13503	13477	13453	13478	0.19	cps
Lead	207-1	11392	11115	11338	11281	1.30	cps
Lead	208-1	52817	52697	53258	52924	0.56	cps
Lithium	6-1	1705315	1650192	1670098	1675202	1.67	cps
Magnesium	24-2	20951034	21030010	20864107	20948384	0.40	cps
Manganese	55-2	4869420	4836686	4859143	4855083	0.34	cps
Molybdenum	94-1	5184	5231	5554	5323	3.79	cps
Molybdenum	95-1	710	673	837	740	11.58	cps
Molybdenum	96-1	9467	9827	9687	9660	1.88	cps
Molybdenum	97-1	623	597	543	588	6.93	cps
Molybdenum	98-1	1027	1010	1040	1026	1.47	cps
Neodymium	150-1	173695	177765	178723	176728	1.51	cps
Neodymium	150-2	108486	107737	106988	107737	0.70	cps
Nickel	60-2	143424	142600	144124	143383	0.53	cps
Phosphorus	31-2	15284	15628	15661	15525	1.34	cps
Potassium	39-2	564051	566234	560478	563587	0.52	cps
Rhodium	103-1	10600812	10465523	10327004	10464446	1.31	cps
Rhodium	103-2	6218281	6303796	6247266	6256448	0.70	cps
Scandium	45-1	6530272	6395990	6403039	6443100	1.17	cps
Scandium	45-2	541884	543341	542319	542515	0.14	cps
Selenium	82-1	444	331	315	363	19.46	cps
Selenium	77-2	320	337	277	311	9.96	cps
Selenium	78-2	720	740	670	710	5.08	cps
Silicon	28-1	126675268	127743595	129658821	128025895	1.18	cps
Silver	107-1	733	780	653	722	8.87	cps
Silver	109-1	517	710	640	622	15.73	cps
Sodium	23-2	17057590	17064341	17068530	17063487	0.03	cps
Strontium	86-1	582671	595096	598085	591951	1.38	cps
Strontium	88-1	5321181	5298233	5275637	5298350	0.43	cps
Sulfur	34-1	10260062	10362836	10476623	10366507	1.04	cps
Terbium	159-1	14757276	14797384	14558184	14704281	0.87	cps
Terbium	159-2	10151390	10192287	10098552	10147410	0.46	cps
Thallium	203-1	580	610	590	593	2.57	cps
Thallium	205-1	1307	1477	1347	1377	6.46	cps
Tin	118-1	2770	2787	2847	2801	1.44	cps
Titanium	47-1	6642	6448	6872	6654	3.19	cps

Reviewed By:Mohan
On:12/25/2024 3:49:22 AM
Inst Id :P7

LB Number :	LB134068	Operator :	Jaswal
Lab Sample ID :	P5306-12DLX5	Instrumnet Name :	P7
Client Sample ID :	OU4-VSL-12-121224	Dilution Factor :	5
Date & Time Acquired :	2024-12-23 13:39:49	DataFile Name :	043SMPL.d

Parameter	Mass	CPS1	CPS2	CPS3	CPSMean	CPSRSD	Units
Uranium	238-1	81987	83067	84724	83259	1.66	cps
Vanadium	51-2	1234630	1231627	1225937	1230731	0.36	cps
Yttrium	89-1	16535591	16147359	16203373	16295441	1.29	cps
Yttrium	89-2	4297207	4268385	4238520	4268037	0.69	cps
Zinc	66-2	283300	284777	285790	284623	0.44	cps
Zirconium	90-1	12182	12382	12642	12402	1.86	cps
Zirconium	91-1	2637	2977	2730	2781	6.32	cps

Reviewed By:Mohan
On:12/25/2024 3:49:22 AM
Inst Id :P7

LB Number :	LB134068	Operator :	Jaswal
Lab Sample ID :	P5306-14DLX5	Instrumnet Name :	P7
Client Sample ID :	OU4-VSL-13-121224	Dilution Factor :	5
Date & Time Acquired :	2024-12-23 13:43:00	DataFile Name :	044SMPL.d

Parameter	Mass	CPS1	CPS2	CPS3	CPSMean	CPSRSD	Units
Aluminium	27-2	7092431	7128982	7197195	7139536	0.74	cps
Antimony	121-1	333	370	337	347	5.85	cps
Arsenic	75-2	1353	1310	1457	1373	5.49	cps
Barium	135-1	114714	116055	114972	115247	0.62	cps
Barium	137-1	198306	201754	198661	199574	0.95	cps
Beryllium	9-1	357	427	393	392	8.93	cps
Bismuth	209-1	8140843	8147523	8118719	8135695	0.19	cps
Bismuth	209-2	7029336	7059826	7002218	7030460	0.41	cps
Bromine	81-1	14958	14687	14841	14829	0.91	cps
Bromine	81-2	453	473	430	452	4.80	cps
Cadmium	108-1	47	27	63	46	40.29	cps
Cadmium	106-1	3814	4001	3734	3849	3.56	cps
Cadmium	111-1	2914	3018	2833	2922	3.19	cps
Calcium	43-1	1917623	1963212	2010463	1963766	2.36	cps
Calcium	44-1	31257580	31006695	30882935	31049070	0.61	cps
Carbon	12-1						cps
Carbon	12-2						cps
Chlorine	35-1						cps
Chlorine	35-2						cps
Chromium	52-2	74432	73793	74051	74092	0.43	cps
Cobalt	59-2	462430	463549	458210	461396	0.61	cps
Copper	63-2	158240	158371	159300	158637	0.36	cps
Dysprosium	156-1	147344	149334	147905	148194	0.69	cps
Dysprosium	156-2	119251	121335	120193	120259	0.87	cps
Erbium	164-1	169346	171755	169832	170311	0.75	cps
Erbium	164-2	123695	123389	122961	123348	0.30	cps
Gadolinium	160-1	153945	156283	158300	156176	1.40	cps
Gadolinium	160-2	116503	118106	116661	117090	0.75	cps
Holmium	165-1	14247038	14171014	14295591	14237881	0.44	cps
Holmium	165-2	10268875	10448068	10195845	10304263	1.26	cps
Indium	115-1	11682916	11674760	11555636	11637771	0.61	cps
Indium	115-2	4229235	4152671	4190191	4190699	0.91	cps
Iron	56-2	788374095	798889215	797387188	794883499	0.72	cps
Iron	57-2	19549991	19455779	19506197	19503989	0.24	cps
Iron	54-2	43048029	43144296	43077464	43089930	0.11	cps
Krypton	83-1	510	520	530	520	1.92	cps

Reviewed By:Mohan
On:12/25/2024 3:49:22 AM
Inst Id :P7

LB Number :	LB134068	Operator :	Jaswal
Lab Sample ID :	P5306-14DLX5	Instrumnet Name :	P7
Client Sample ID :	OU4-VSL-13-121224	Dilution Factor :	5
Date & Time Acquired :	2024-12-23 13:43:00	DataFile Name :	044SMPL.d

Parameter	Mass	CPS1	CPS2	CPS3	CPSMean	CPSRSD	Units
Lead	206-1	10214	10024	10017	10085	1.11	cps
Lead	207-1	8463	8563	8493	8506	0.60	cps
Lead	208-1	39990	39369	40211	39857	1.09	cps
Lithium	6-1	1658902	1635546	1679955	1658134	1.34	cps
Magnesium	24-2	20230478	20442890	20515371	20396247	0.73	cps
Manganese	55-2	6646923	6629511	6661502	6645979	0.24	cps
Molybdenum	94-1	5895	6028	6228	6050	2.77	cps
Molybdenum	95-1	980	903	840	908	7.72	cps
Molybdenum	96-1	10654	11348	11148	11050	3.23	cps
Molybdenum	97-1	637	593	687	639	7.31	cps
Molybdenum	98-1	1147	1143	1157	1149	0.60	cps
Neodymium	150-1	177523	180168	177672	178454	0.83	cps
Neodymium	150-2	109044	109504	109914	109487	0.40	cps
Nickel	60-2	125798	127442	126094	126445	0.69	cps
Phosphorus	31-2	13856	13886	13773	13839	0.42	cps
Potassium	39-2	575127	575685	573218	574677	0.23	cps
Rhodium	103-1	10547720	10373551	10436889	10452720	0.84	cps
Rhodium	103-2	6299164	6325481	6280583	6301743	0.36	cps
Scandium	45-1	6418931	6428642	6348664	6398746	0.68	cps
Scandium	45-2	537172	541301	540280	539584	0.40	cps
Selenium	82-1	316	268	307	297	8.65	cps
Selenium	77-2	350	293	317	320	8.90	cps
Selenium	78-2	730	730	703	721	2.14	cps
Silicon	28-1	136530501	138490971	137271975	137431149	0.72	cps
Silver	107-1	480	660	577	572	15.74	cps
Silver	109-1	497	600	463	520	13.70	cps
Sodium	23-2	19491689	19460591	19422397	19458226	0.18	cps
Strontium	86-1	706345	716458	715543	712782	0.78	cps
Strontium	88-1	6366800	6396324	6383458	6382194	0.23	cps
Sulfur	34-1	10331072	10284399	10174761	10263410	0.78	cps
Terbium	159-1	14554729	14669738	14608206	14610891	0.39	cps
Terbium	159-2	10201319	10206276	10229916	10212504	0.15	cps
Thallium	203-1	523	603	500	542	9.99	cps
Thallium	205-1	1307	1257	1353	1306	3.70	cps
Tin	118-1	6478	6585	6525	6529	0.82	cps
Titanium	47-1	8512	8522	8969	8668	3.01	cps

Reviewed By:Mohan
On:12/25/2024 3:49:22 AM
Inst Id :P7

LB Number :	LB134068	Operator :	Jaswal
Lab Sample ID :	P5306-14DLX5	Instrumnet Name :	P7
Client Sample ID :	OU4-VSL-13-121224	Dilution Factor :	5
Date & Time Acquired :	2024-12-23 13:43:00	DataFile Name :	044SMPL.d

Parameter	Mass	CPS1	CPS2	CPS3	CPSMean	CPSRSD	Units
Uranium	238-1	83000	84342	83691	83677	0.80	cps
Vanadium	51-2	1181762	1193666	1189677	1188368	0.51	cps
Yttrium	89-1	16393274	16474948	16319036	16395753	0.48	cps
Yttrium	89-2	4304625	4309743	4302473	4305614	0.09	cps
Zinc	66-2	275324	272015	273155	273498	0.61	cps
Zirconium	90-1	13706	13917	13573	13732	1.26	cps
Zirconium	91-1	3054	2827	3034	2971	4.22	cps

Reviewed By:Mohan
On:12/25/2024 3:49:22 AM
Inst Id :P7

LB Number :	LB134068	Operator :	Jaswal
Lab Sample ID :	P5306-16DLX5	Instrumnet Name :	P7
Client Sample ID :	OU4-VSL-14-121224	Dilution Factor :	5
Date & Time Acquired :	2024-12-23 13:46:07	DataFile Name :	045SMPL.d

Parameter	Mass	CPS1	CPS2	CPS3	CPSMean	CPSRSD	Units
Aluminium	27-2	9571588	9467179	9370505	9469757	1.06	cps
Antimony	121-1	6278	6215	6341	6278	1.01	cps
Arsenic	75-2	1117	1193	1097	1136	4.49	cps
Barium	135-1	113410	115057	115402	114623	0.93	cps
Barium	137-1	198351	198372	198520	198414	0.05	cps
Beryllium	9-1	367	350	400	372	6.84	cps
Bismuth	209-1	8295642	8090144	8071185	8152324	1.53	cps
Bismuth	209-2	7020449	6991771	7040970	7017730	0.35	cps
Bromine	81-1	14454	14601	14497	14517	0.52	cps
Bromine	81-2	430	427	393	417	4.87	cps
Cadmium	108-1	63	50	83	66	25.59	cps
Cadmium	106-1	4117	3964	3741	3941	4.81	cps
Cadmium	111-1	3178	3096	2943	3073	3.87	cps
Calcium	43-1	1518068	1546169	1530480	1531572	0.92	cps
Calcium	44-1	24420180	24622208	24438877	24493755	0.46	cps
Carbon	12-1						cps
Carbon	12-2						cps
Chlorine	35-1						cps
Chlorine	35-2						cps
Chromium	52-2	84461	84015	83398	83958	0.64	cps
Cobalt	59-2	440174	440028	440230	440144	0.02	cps
Copper	63-2	180076	179249	178470	179265	0.45	cps
Dysprosium	156-1	137058	138350	138629	138012	0.61	cps
Dysprosium	156-2	110953	111965	112734	111884	0.80	cps
Erbium	164-1	160443	159606	158825	159625	0.51	cps
Erbium	164-2	114478	113271	115341	114363	0.91	cps
Gadolinium	160-1	145523	146207	144661	145464	0.53	cps
Gadolinium	160-2	108455	109057	109342	108951	0.42	cps
Holmium	165-1	14285297	14243854	14279140	14269430	0.16	cps
Holmium	165-2	10182978	10209857	10354564	10249133	0.90	cps
Indium	115-1	11519194	11701369	11644624	11621729	0.80	cps
Indium	115-2	4202986	4207113	4246917	4219006	0.58	cps
Iron	56-2	641603137	642949617	640176764	641576506	0.22	cps
Iron	57-2	15764855	15717948	15666610	15716471	0.31	cps
Iron	54-2	34322212	34623966	34659643	34535274	0.54	cps
Krypton	83-1	490	560	413	488	15.04	cps

Reviewed By:Mohan
On:12/25/2024 3:49:22 AM
Inst Id :P7

LB Number :	LB134068	Operator :	Jaswal
Lab Sample ID :	P5306-16DLX5	Instrumnet Name :	P7
Client Sample ID :	OU4-VSL-14-121224	Dilution Factor :	5
Date & Time Acquired :	2024-12-23 13:46:07	DataFile Name :	045SMPL.d

Parameter	Mass	CPS1	CPS2	CPS3	CPSMean	CPSRSD	Units
Lead	206-1	20135	19825	20075	20011	0.82	cps
Lead	207-1	16767	16944	16387	16699	1.71	cps
Lead	208-1	78950	79205	78282	78812	0.60	cps
Lithium	6-1	1681734	1666691	1665748	1671391	0.54	cps
Magnesium	24-2	21589699	21439581	21319587	21449622	0.63	cps
Manganese	55-2	5369033	5418776	5375595	5387802	0.50	cps
Molybdenum	94-1	4464	4364	4624	4484	2.93	cps
Molybdenum	95-1	847	900	800	849	5.89	cps
Molybdenum	96-1	8976	9266	8933	9058	2.00	cps
Molybdenum	97-1	583	653	620	619	5.66	cps
Molybdenum	98-1	1183	1360	1193	1246	7.97	cps
Neodymium	150-1	168706	169732	167644	168694	0.62	cps
Neodymium	150-2	105239	103714	104812	104588	0.75	cps
Nickel	60-2	135441	134426	136013	135293	0.59	cps
Phosphorus	31-2	11308	10574	10891	10924	3.37	cps
Potassium	39-2	554336	552727	552302	553122	0.19	cps
Rhodium	103-1	10506735	10500700	10599794	10535743	0.53	cps
Rhodium	103-2	6306708	6347851	6356009	6336856	0.42	cps
Scandium	45-1	6431571	6502286	6451849	6461902	0.56	cps
Scandium	45-2	552276	549596	550076	550649	0.26	cps
Selenium	82-1	274	218	303	265	16.32	cps
Selenium	77-2	337	310	313	320	4.54	cps
Selenium	78-2	687	657	727	690	5.09	cps
Silicon	28-1	122661608	124272508	124241911	123725343	0.74	cps
Silver	107-1	740	723	743	736	1.46	cps
Silver	109-1	677	637	617	643	4.75	cps
Sodium	23-2	16178543	16141644	15995783	16105323	0.60	cps
Strontium	86-1	519405	521072	520999	520492	0.18	cps
Strontium	88-1	4675947	4651523	4680913	4669461	0.34	cps
Sulfur	34-1	10678652	10620711	10653053	10650805	0.27	cps
Terbium	159-1	14759191	14676253	14506021	14647155	0.88	cps
Terbium	159-2	10253782	10217148	10339405	10270111	0.61	cps
Thallium	203-1	667	543	667	626	11.38	cps
Thallium	205-1	1457	1330	1383	1390	4.58	cps
Tin	118-1	6502	6648	6655	6602	1.31	cps
Titanium	47-1	8669	8286	8643	8532	2.51	cps

Reviewed By:Mohan
On:12/25/2024 3:49:22 AM
Inst Id :P7

LB Number :	LB134068	Operator :	Jaswal
Lab Sample ID :	P5306-16DLX5	Instrumnet Name :	P7
Client Sample ID :	OU4-VSL-14-121224	Dilution Factor :	5
Date & Time Acquired :	2024-12-23 13:46:07	DataFile Name :	045SMPL.d

Parameter	Mass	CPS1	CPS2	CPS3	CPSMean	CPSRSD	Units
Uranium	238-1	79200	80538	81045	80261	1.19	cps
Vanadium	51-2	1205246	1203370	1206140	1204919	0.12	cps
Yttrium	89-1	16315481	16223310	16239906	16259566	0.30	cps
Yttrium	89-2	4258408	4313884	4279047	4283780	0.65	cps
Zinc	66-2	282258	283225	280657	282047	0.46	cps
Zirconium	90-1	9680	10167	9560	9802	3.28	cps
Zirconium	91-1	2010	2160	2187	2119	4.49	cps

Reviewed By:Mohan
On:12/25/2024 3:49:22 AM
Inst Id :P7

LB Number :	LB134068	Operator :	Jaswal
Lab Sample ID :	P5306-18DLX5	Instrumnet Name :	P7
Client Sample ID :	OU4-VSL-06R-121224	Dilution Factor :	5
Date & Time Acquired :	2024-12-23 13:49:18	DataFile Name :	046SMPL.d

Parameter	Mass	CPS1	CPS2	CPS3	CPSMean	CPSRSD	Units
Aluminium	27-2	5656086	5640753	5596889	5631243	0.55	cps
Antimony	121-1	28528	28538	28856	28641	0.65	cps
Arsenic	75-2	1170	1193	1247	1203	3.27	cps
Barium	135-1	130343	129754	131638	130578	0.74	cps
Barium	137-1	225330	225231	225930	225497	0.17	cps
Beryllium	9-1	777	820	700	766	7.94	cps
Bismuth	209-1	8193684	8084525	8323988	8200733	1.46	cps
Bismuth	209-2	7095497	7041782	7074623	7070634	0.38	cps
Bromine	81-1	15165	14594	14551	14770	2.32	cps
Bromine	81-2	577	640	587	601	5.66	cps
Cadmium	108-1	40	60	80	60	33.33	cps
Cadmium	106-1	4207	4017	3997	4074	2.85	cps
Cadmium	111-1	3134	2993	3075	3068	2.30	cps
Calcium	43-1	2930763	2916377	2925981	2924374	0.25	cps
Calcium	44-1	46633278	46616409	46330981	46526889	0.37	cps
Carbon	12-1						cps
Carbon	12-2						cps
Chlorine	35-1						cps
Chlorine	35-2						cps
Chromium	52-2	42663	43148	42490	42767	0.80	cps
Cobalt	59-2	485728	484137	482404	484089	0.34	cps
Copper	63-2	95153	94939	93949	94680	0.68	cps
Dysprosium	156-1	169057	168311	167695	168354	0.41	cps
Dysprosium	156-2	133107	135785	132881	133924	1.21	cps
Erbium	164-1	213720	215845	216099	215221	0.61	cps
Erbium	164-2	152934	151559	151182	151892	0.61	cps
Gadolinium	160-1	178961	180899	179213	179691	0.59	cps
Gadolinium	160-2	133213	134354	134363	133977	0.49	cps
Holmium	165-1	14430119	14293437	14464223	14395926	0.63	cps
Holmium	165-2	10126151	10208808	10267198	10200719	0.69	cps
Indium	115-1	11461911	11467924	11634051	11521295	0.85	cps
Indium	115-2	4137968	4154889	4150019	4147625	0.21	cps
Iron	56-2	893774440	902583027	901718253	899358573	0.54	cps
Iron	57-2	22439806	22276177	22043561	22253181	0.89	cps
Iron	54-2	49295954	48913933	48162579	48790822	1.18	cps
Krypton	83-1	633	510	597	580	10.92	cps

Reviewed By:Mohan
On:12/25/2024 3:49:22 AM
Inst Id :P7

LB Number :	LB134068	Operator :	Jaswal
Lab Sample ID :	P5306-18DLX5	Instrumnet Name :	P7
Client Sample ID :	OU4-VSL-06R-121224	Dilution Factor :	5
Date & Time Acquired :	2024-12-23 13:49:18	DataFile Name :	046SMPL.d

Parameter	Mass	CPS1	CPS2	CPS3	CPSMean	CPSRSD	Units
Lead	206-1	6021	5768	6332	6040	4.67	cps
Lead	207-1	5138	4858	4928	4974	2.93	cps
Lead	208-1	23285	23148	24159	23530	2.33	cps
Lithium	6-1	1669648	1665213	1688462	1674441	0.74	cps
Magnesium	24-2	17217747	17136273	17075684	17143235	0.42	cps
Manganese	55-2	11900327	11897263	11827121	11874904	0.35	cps
Molybdenum	94-1	6375	6258	6301	6311	0.93	cps
Molybdenum	95-1	1110	1067	1073	1083	2.15	cps
Molybdenum	96-1	12622	11905	12232	12253	2.93	cps
Molybdenum	97-1	603	713	730	682	10.09	cps
Molybdenum	98-1	1107	1107	1220	1145	5.72	cps
Neodymium	150-1	187542	191843	189960	189782	1.14	cps
Neodymium	150-2	115878	114987	116674	115846	0.73	cps
Nickel	60-2	69918	70096	68871	69628	0.95	cps
Phosphorus	31-2	4757	4918	4877	4851	1.72	cps
Potassium	39-2	532439	529713	524777	528976	0.73	cps
Rhodium	103-1	10574266	10419115	10218980	10404120	1.71	cps
Rhodium	103-2	6189367	6205263	6198508	6197713	0.13	cps
Scandium	45-1	6422182	6411167	6363239	6398862	0.49	cps
Scandium	45-2	528520	535093	534654	532756	0.69	cps
Selenium	82-1	323	412	353	363	12.47	cps
Selenium	77-2	327	403	413	381	12.44	cps
Selenium	78-2	753	673	693	707	5.89	cps
Silicon	28-1	145210191	148932688	146073231	146738703	1.33	cps
Silver	107-1	673	583	597	618	7.86	cps
Silver	109-1	463	603	583	550	13.77	cps
Sodium	23-2	14092660	13929021	13771598	13931093	1.15	cps
Strontium	86-1	926474	925657	921705	924612	0.28	cps
Strontium	88-1	8320132	8371664	8310519	8334105	0.39	cps
Sulfur	34-1	10886417	10678384	10639125	10734642	1.24	cps
Terbium	159-1	14943544	14605708	14666715	14738655	1.22	cps
Terbium	159-2	9994227	10209318	10099491	10101012	1.06	cps
Thallium	203-1	600	537	520	552	7.64	cps
Thallium	205-1	1250	1253	1190	1231	2.90	cps
Tin	118-1	3014	3227	3280	3174	4.45	cps
Titanium	47-1	4894	5151	5044	5030	2.56	cps

1688

Reviewed By:Mohan
On:12/25/2024 3:49:22 AM
Inst Id :P7

LB Number :	LB134068	Operator :	Jaswal
Lab Sample ID :	P5306-18DLX5	Instrumnet Name :	P7
Client Sample ID :	OU4-VSL-06R-121224	Dilution Factor :	5
Date & Time Acquired :	2024-12-23 13:49:18	DataFile Name :	046SMPL.d

Parameter	Mass	CPS1	CPS2	CPS3	CPSMean	CPSRSD	Units
Uranium	238-1	101805	101321	102184	101770	0.43	cps
Vanadium	51-2	1090593	1088153	1090707	1089818	0.13	cps
Yttrium	89-1	17246701	17182258	17132750	17187236	0.33	cps
Yttrium	89-2	4483034	4438920	4527620	4483191	0.99	cps
Zinc	66-2	247613	245590	243128	245444	0.92	cps
Zirconium	90-1	14264	14437	14060	14254	1.32	cps
Zirconium	91-1	3187	3127	2910	3075	4.73	cps

Reviewed By:Mohan
On:12/25/2024 3:49:22 AM
Inst Id :P7

LB Number :	LB134068	Operator :	Jaswal
Lab Sample ID :	PB165699TB	Instrumnet Name :	P7
Client Sample ID :	PB165699TB	Dilution Factor :	1
Date & Time Acquired :	2024-12-23 13:52:26	DataFile Name :	047SMPL.d

Parameter	Mass	CPS1	CPS2	CPS3	CPSMean	CPSRSD	Units
Aluminium	27-2	1053	1120	1090	1088	3.07	cps
Antimony	121-1	22508	22024	22528	22353	1.28	cps
Arsenic	75-2	17	20	13	17	20.01	cps
Barium	135-1	107	150	113	123	18.92	cps
Barium	137-1	210	267	237	238	11.92	cps
Beryllium	9-1	93	57	93	81	26.10	cps
Bismuth	209-1	8517685	8505968	8431232	8484962	0.55	cps
Bismuth	209-2	7305990	7277811	7356459	7313420	0.54	cps
Bromine	81-1	15098	15201	14491	14930	2.57	cps
Bromine	81-2	127	113	153	131	15.53	cps
Cadmium	108-1	7	23	3	11	96.43	cps
Cadmium	106-1	3217	3120	3077	3138	2.28	cps
Cadmium	111-1	2271	2195	2175	2213	2.28	cps
Calcium	43-1	1103	920	687	903	23.12	cps
Calcium	44-1	22023	17847	16272	18714	15.88	cps
Carbon	12-1						cps
Carbon	12-2						cps
Chlorine	35-1						cps
Chlorine	35-2						cps
Chromium	52-2	2457	2467	2407	2444	1.32	cps
Cobalt	59-2	227	253	200	227	11.77	cps
Copper	63-2	1033	1043	1017	1031	1.31	cps
Dysprosium	156-1	60	27	13	33	72.11	cps
Dysprosium	156-2	20	17	10	16	32.73	cps
Erbium	164-1	93	40	47	60	48.43	cps
Erbium	164-2	47	47	40	44	8.66	cps
Gadolinium	160-1	97	83	57	79	25.82	cps
Gadolinium	160-2	430	433	477	447	5.83	cps
Holmium	165-1	14248354	14150808	14277176	14225446	0.47	cps
Holmium	165-2	10298633	10293238	10445285	10345719	0.83	cps
Indium	115-1	11801102	11909698	11856521	11855774	0.46	cps
Indium	115-2	4338403	4428528	4398725	4388552	1.05	cps
Iron	56-2	79824	76402	69975	75400	6.63	cps
Iron	57-2	2490	2560	2294	2448	5.65	cps
Iron	54-2	6295	5724	5294	5771	8.70	cps
Krypton	83-1	247	207	233	229	8.90	cps

Reviewed By:Mohan
On:12/25/2024 3:49:22 AM
Inst Id :P7

LB Number :	LB134068	Operator :	Jaswal
Lab Sample ID :	PB165699TB	Instrumnet Name :	P7
Client Sample ID :	PB165699TB	Dilution Factor :	1
Date & Time Acquired :	2024-12-23 13:52:26	DataFile Name :	047SMPL.d

Parameter	Mass	CPS1	CPS2	CPS3	CPSMean	CPSRSD	Units
Lead	206-1	1693	1717	1677	1696	1.18	cps
Lead	207-1	1633	1597	1490	1573	4.73	cps
Lead	208-1	7111	7174	6881	7055	2.19	cps
Lithium	6-1	1673441	1676902	1678080	1676141	0.14	cps
Magnesium	24-2	1773	1767	1617	1719	5.15	cps
Manganese	55-2	7545	7469	7455	7490	0.65	cps
Molybdenum	94-1	420	417	350	396	9.98	cps
Molybdenum	95-1	253	217	173	214	18.67	cps
Molybdenum	96-1	263	283	293	280	5.46	cps
Molybdenum	97-1	123	130	140	131	6.40	cps
Molybdenum	98-1	313	257	343	304	14.46	cps
Neodymium	150-1	37	37	37	37	0.00	cps
Neodymium	150-2	10	3	13	9	57.30	cps
Nickel	60-2	577	660	513	583	12.61	cps
Phosphorus	31-2	177	130	193	167	19.70	cps
Potassium	39-2	50978	50564	50828	50790	0.41	cps
Rhodium	103-1	11101370	11065017	10975362	11047250	0.59	cps
Rhodium	103-2	6657432	6769194	6756562	6727730	0.91	cps
Scandium	45-1	6428488	6414067	6424018	6422191	0.11	cps
Scandium	45-2	554511	558535	559935	557660	0.50	cps
Selenium	82-1	125	130	95	117	16.28	cps
Selenium	77-2	3	0	0	1	173.21	cps
Selenium	78-2	500	533	437	490	10.02	cps
Silicon	28-1	777809	779187	767982	774993	0.79	cps
Silver	107-1	143	143	160	149	6.46	cps
Silver	109-1	107	83	100	97	12.44	cps
Sodium	23-2	118733	119297	118139	118723	0.49	cps
Strontium	86-1	583	513	490	529	9.18	cps
Strontium	88-1	2044	1643	1340	1676	21.06	cps
Sulfur	34-1	344090	343068	343325	343494	0.15	cps
Terbium	159-1	14902291	14647712	14600601	14716868	1.10	cps
Terbium	159-2	10149663	10304930	10326017	10260203	0.94	cps
Thallium	203-1	320	383	330	344	9.88	cps
Thallium	205-1	720	593	620	644	10.36	cps
Tin	118-1	2434	2550	2777	2587	6.75	cps
Titanium	47-1	190	230	203	208	9.80	cps

Reviewed By:Mohan
On:12/25/2024 3:49:22 AM
Inst Id :P7

LB Number :	LB134068	Operator :	Jaswal
Lab Sample ID :	PB165699TB	Instrumnet Name :	P7
Client Sample ID :	PB165699TB	Dilution Factor :	1
Date & Time Acquired :	2024-12-23 13:52:26	DataFile Name :	047SMPL.d

Parameter	Mass	CPS1	CPS2	CPS3	CPSMean	CPSRSD	Units
Uranium	238-1	33	33	13	27	43.31	cps
Vanadium	51-2	73	107	83	88	19.49	cps
Yttrium	89-1	13762181	13938699	13836730	13845870	0.64	cps
Yttrium	89-2	3727420	3754285	3731935	3737880	0.38	cps
Zinc	66-2	897	913	1030	947	7.67	cps
Zirconium	90-1	643	667	773	694	9.98	cps
Zirconium	91-1	187	123	150	153	20.74	cps

Reviewed By:Mohan
On:12/25/2024 3:49:22 AM
Inst Id :P7

LB Number :	LB134068	Operator :	Jaswal
Lab Sample ID :	CCV043	Instrumnet Name :	P7
Client Sample ID :	CCV043	Dilution Factor :	1
Date & Time Acquired :	2024-12-23 13:55:45	DataFile Name :	048CCV.d

Parameter	Mass	CPS1	CPS2	CPS3	CPSMean	CPSRSD	Units
Aluminium	27-2	14110195	13980892	13836038	13975708	0.98	cps
Antimony	121-1	6373487	6291788	6173348	6279541	1.60	cps
Arsenic	75-2	301885	299951	297737	299858	0.69	cps
Barium	135-1	8299228	8254787	8177992	8244002	0.74	cps
Barium	137-1	14154509	14312779	13892892	14120060	1.50	cps
Beryllium	9-1	732202	733273	734375	733283	0.15	cps
Bismuth	209-1	7807184	7917467	7903690	7876114	0.76	cps
Bismuth	209-2	6541399	6603106	6549953	6564819	0.51	cps
Bromine	81-1	13736	13016	13526	13426	2.76	cps
Bromine	81-2	147	100	143	130	20.03	cps
Cadmium	108-1	111974	110496	111581	111351	0.69	cps
Cadmium	106-1	160415	159471	158046	159311	0.75	cps
Cadmium	111-1	1504441	1492494	1482876	1493270	0.72	cps
Calcium	43-1	8358845	8287455	8278243	8308181	0.53	cps
Calcium	44-1	135134608	132645735	132822431	133534258	1.04	cps
Carbon	12-1						cps
Carbon	12-2						cps
Chlorine	35-1						cps
Chlorine	35-2						cps
Chromium	52-2	2427073	2413435	2422986	2421165	0.29	cps
Cobalt	59-2	3766416	3732698	3736779	3745298	0.49	cps
Copper	63-2	26258315	26339460	26053863	26217213	0.56	cps
Dysprosium	156-1	287	317	273	292	7.59	cps
Dysprosium	156-2	423	483	547	484	12.73	cps
Erbium	164-1	357	313	250	307	17.49	cps
Erbium	164-2	207	180	187	191	7.26	cps
Gadolinium	160-1	323	330	237	297	17.55	cps
Gadolinium	160-2	623	533	593	583	7.86	cps
Holmium	165-1	14355869	13988410	14141981	14162087	1.30	cps
Holmium	165-2	10097842	9956376	9928697	9994305	0.91	cps
Indium	115-1	11050986	10830281	10837858	10906375	1.15	cps
Indium	115-2	3904913	3875200	3858099	3879404	0.61	cps
Iron	56-2	567991392	574415191	566553858	569653480	0.73	cps
Iron	57-2	14000402	14119409	13980958	14033590	0.53	cps
Iron	54-2	30773589	30800710	30616346	30730215	0.32	cps
Krypton	83-1	240	270	220	243	10.34	cps

Reviewed By:Mohan
On:12/25/2024 3:49:22 AM
Inst Id :P7

LB Number :	LB134068	Operator :	Jaswal
Lab Sample ID :	CCV043	Instrumnet Name :	P7
Client Sample ID :	CCV043	Dilution Factor :	1
Date & Time Acquired :	2024-12-23 13:55:45	DataFile Name :	048CCV.d

Parameter	Mass	CPS1	CPS2	CPS3	CPSMean	CPSRSD	Units
Lead	206-1	23190258	23472133	23137596	23266662	0.77	cps
Lead	207-1	21034069	21123037	20908497	21021868	0.51	cps
Lead	208-1	94720556	95817107	94820861	95119508	0.64	cps
Lithium	6-1	1703837	1668063	1705937	1692612	1.26	cps
Magnesium	24-2	107902165	107393332	106846228	107380575	0.49	cps
Manganese	55-2	19393191	19452561	19223966	19356573	0.61	cps
Molybdenum	94-1	22334790	22059780	21872430	22089000	1.05	cps
Molybdenum	95-1	32633324	31647220	31687638	31989394	1.74	cps
Molybdenum	96-1	35450311	34933434	34965766	35116504	0.82	cps
Molybdenum	97-1	20081099	19799387	19714636	19865041	0.97	cps
Molybdenum	98-1	51665161	51281198	50873206	51273188	0.77	cps
Neodymium	150-1	473	483	483	480	1.20	cps
Neodymium	150-2	193	167	137	166	17.12	cps
Nickel	60-2	887210	889011	886593	887604	0.14	cps
Phosphorus	31-2	123433	124118	122999	123517	0.46	cps
Potassium	39-2	69508809	69722387	69036667	69422621	0.51	cps
Rhodium	103-1	9743896	9485687	9728895	9652826	1.50	cps
Rhodium	103-2	5769691	5697072	5707178	5724647	0.69	cps
Scandium	45-1	6172494	6106754	6091858	6123702	0.70	cps
Scandium	45-2	515818	514120	510878	513605	0.49	cps
Selenium	82-1	90308	90485	89678	90157	0.47	cps
Selenium	77-2	9023	9023	9173	9073	0.96	cps
Selenium	78-2	30952	30685	30565	30734	0.65	cps
Silicon	28-1	3675739	3600387	3653475	3643200	1.06	cps
Silver	107-1	7737044	7558009	7587010	7627354	1.26	cps
Silver	109-1	7479965	7350272	7391612	7407283	0.89	cps
Sodium	23-2	173179231	174612737	175023664	174271877	0.56	cps
Strontium	86-1	2058955	2030776	2034529	2041420	0.75	cps
Strontium	88-1	17873108	17504897	17457306	17611770	1.29	cps
Sulfur	34-1	627340	611388	614388	617705	1.37	cps
Terbium	159-1	14460956	14377474	14336409	14391613	0.44	cps
Terbium	159-2	9833195	10012253	9707972	9851140	1.55	cps
Thallium	203-1	6073153	6001501	5972578	6015744	0.86	cps
Thallium	205-1	14300991	14398034	14185990	14295005	0.74	cps
Tin	118-1	5262514	5285667	5225373	5257851	0.58	cps
Titanium	47-1	7787994	7754330	7678957	7740427	0.72	cps

Reviewed By:Mohan
On:12/25/2024 3:49:22 AM
Inst Id :P7

LB Number :	LB134068	Operator :	Jaswal
Lab Sample ID :	CCV043	Instrumnet Name :	P7
Client Sample ID :	CCV043	Dilution Factor :	1
Date & Time Acquired :	2024-12-23 13:55:45	DataFile Name :	048CCV.d

Parameter	Mass	CPS1	CPS2	CPS3	CPSMean	CPSRSD	Units
Uranium	238-1	19249597	19366968	19473217	19363261	0.58	cps
Vanadium	51-2	2160569	2174767	2197903	2177746	0.87	cps
Yttrium	89-1	13396087	13074481	13154443	13208337	1.27	cps
Yttrium	89-2	3428294	3405520	3391892	3408569	0.54	cps
Zinc	66-2	4353558	4334565	4296751	4328291	0.67	cps
Zirconium	90-1	11006706	10773355	10666837	10815633	1.61	cps
Zirconium	91-1	2425403	2378058	2385708	2396390	1.06	cps

Reviewed By:Mohan
On:12/25/2024 3:49:22 AM
Inst Id :P7

LB Number :	LB134068	Operator :	Jaswal
Lab Sample ID :	CCB043	Instrumnet Name :	P7
Client Sample ID :	CCB043	Dilution Factor :	1
Date & Time Acquired :	2024-12-23 13:58:28	DataFile Name :	049CCBE.d

Parameter	Mass	CPS1	CPS2	CPS3	CPSMean	CPSRSD	Units
Aluminium	27-2	400	370	473	414	12.83	cps
Antimony	121-1	2960	2744	2337	2680	11.81	cps
Arsenic	75-2	10	20	10	13	43.30	cps
Barium	135-1	820	463	353	546	44.72	cps
Barium	137-1	1307	733	493	844	49.49	cps
Beryllium	9-1	190	177	207	191	7.86	cps
Bismuth	209-1	8210251	8540599	8700498	8483783	2.95	cps
Bismuth	209-2	7440373	7355044	7359123	7384847	0.65	cps
Bromine	81-1	13773	13717	13606	13699	0.62	cps
Bromine	81-2	297	227	193	239	22.08	cps
Cadmium	108-1	27	23	17	22	22.91	cps
Cadmium	106-1	2894	3080	2900	2958	3.58	cps
Cadmium	111-1	2217	2267	2112	2198	3.59	cps
Calcium	43-1	1033	760	623	806	25.92	cps
Calcium	44-1	21042	15805	13549	16799	22.88	cps
Carbon	12-1						cps
Carbon	12-2						cps
Chlorine	35-1						cps
Chlorine	35-2						cps
Chromium	52-2	1393	1453	1357	1401	3.48	cps
Cobalt	59-2	183	183	210	192	8.01	cps
Copper	63-2	1477	1507	1323	1436	6.85	cps
Dysprosium	156-1	7	13	10	10	33.30	cps
Dysprosium	156-2	7	7	0	4	86.60	cps
Erbium	164-1	57	63	60	60	5.55	cps
Erbium	164-2	23	33	43	33	30.00	cps
Gadolinium	160-1	47	50	40	46	11.18	cps
Gadolinium	160-2	460	413	450	441	5.57	cps
Holmium	165-1	13484747	14022742	14115561	13874350	2.45	cps
Holmium	165-2	10276082	9990060	10067227	10111123	1.46	cps
Indium	115-1	11041638	11424222	11741821	11402560	3.07	cps
Indium	115-2	4287331	4228638	4231299	4249089	0.78	cps
Iron	56-2	34807	34209	33347	34121	2.15	cps
Iron	57-2	1313	1197	1297	1269	4.97	cps
Iron	54-2	3287	3227	3147	3220	2.18	cps
Krypton	83-1	217	253	233	234	7.83	cps

Reviewed By:Mohan
On:12/25/2024 3:49:22 AM
Inst Id :P7

LB Number :	LB134068	Operator :	Jaswal
Lab Sample ID :	CCB043	Instrumnet Name :	P7
Client Sample ID :	CCB043	Dilution Factor :	1
Date & Time Acquired :	2024-12-23 13:58:28	DataFile Name :	049CCBE.d

Parameter	Mass	CPS1	CPS2	CPS3	CPSMean	CPSRSD	Units
Lead	206-1	2460	1893	1400	1918	27.66	cps
Lead	207-1	2484	1490	1363	1779	34.48	cps
Lead	208-1	10749	7241	5987	7992	30.88	cps
Lithium	6-1	1706119	1764124	1806498	1758914	2.86	cps
Magnesium	24-2	3297	3177	2957	3144	5.49	cps
Manganese	55-2	830	817	820	822	0.84	cps
Molybdenum	94-1	2774	2017	1487	2092	30.91	cps
Molybdenum	95-1	3714	2364	1697	2591	39.66	cps
Molybdenum	96-1	4031	2604	1910	2848	37.96	cps
Molybdenum	97-1	2167	1403	1063	1545	36.59	cps
Molybdenum	98-1	5558	3644	2867	4023	34.43	cps
Neodymium	150-1	3	10	0	4	114.60	cps
Neodymium	150-2	3	3	3	3	0.00	cps
Nickel	60-2	410	320	307	346	16.27	cps
Phosphorus	31-2	197	193	183	191	3.63	cps
Potassium	39-2	51955	51718	50624	51432	1.38	cps
Rhodium	103-1	9894046	10619392	10689274	10400904	4.23	cps
Rhodium	103-2	6469842	6484316	6392819	6448992	0.76	cps
Scandium	45-1	5783690	6083575	6186004	6017756	3.47	cps
Scandium	45-2	528395	526091	524891	526459	0.34	cps
Selenium	82-1	133	85	67	95	35.99	cps
Selenium	77-2	0	0	0	0	0.00	cps
Selenium	78-2	423	447	373	414	9.04	cps
Silicon	28-1	634412	620686	613431	622843	1.71	cps
Silver	107-1	1333	977	920	1077	20.81	cps
Silver	109-1	1187	860	740	929	24.89	cps
Sodium	23-2	32648	32160	32488	32432	0.77	cps
Strontium	86-1	577	547	527	550	4.58	cps
Strontium	88-1	1893	1120	977	1330	37.08	cps
Sulfur	34-1	171800	172673	171093	171855	0.46	cps
Terbium	159-1	13597139	14533134	14726238	14285504	4.23	cps
Terbium	159-2	10281553	10055872	9893338	10076921	1.93	cps
Thallium	203-1	970	883	723	859	14.57	cps
Thallium	205-1	2564	1970	1593	2042	23.95	cps
Tin	118-1	2194	2117	1933	2081	6.42	cps
Titanium	47-1	877	520	450	616	37.17	cps

Reviewed By:Mohan
On:12/25/2024 3:49:22 AM
Inst Id :P7

LB Number :	LB134068	Operator :	Jaswal
Lab Sample ID :	CCB043	Instrumnet Name :	P7
Client Sample ID :	CCB043	Dilution Factor :	1
Date & Time Acquired :	2024-12-23 13:58:28	DataFile Name :	049CCBE.d

Parameter	Mass	CPS1	CPS2	CPS3	CPSMean	CPSRSD	Units
Uranium	238-1	1567	953	780	1100	37.58	cps
Vanadium	51-2	73	67	63	68	7.51	cps
Yttrium	89-1	12781077	13224264	13485829	13163724	2.71	cps
Yttrium	89-2	3553298	3505859	3528943	3529367	0.67	cps
Zinc	66-2	360	390	387	379	4.34	cps
Zirconium	90-1	1837	1540	1373	1583	14.82	cps
Zirconium	91-1	387	333	247	322	21.93	cps

Reviewed By:Mohan
On:12/25/2024 3:49:22 AM
Inst Id :P7

LB Number :	LB134068	Operator :	Jaswal
Lab Sample ID :	P5184-20A	Instrumnet Name :	P7
Client Sample ID :	MYCZF8ARE	Dilution Factor :	1
Date & Time Acquired :	2024-12-23 14:01:46	DataFile Name :	050SMPL.d

Parameter	Mass	CPS1	CPS2	CPS3	CPSMean	CPSRSD	Units
Aluminium	27-2	26093165	26097017	26159168	26116450	0.14	cps
Antimony	121-1	8172	8349	8256	8259	1.07	cps
Arsenic	75-2	174445	171491	172273	172736	0.89	cps
Barium	135-1	573679	572766	573732	573392	0.09	cps
Barium	137-1	997191	994281	986358	992610	0.56	cps
Beryllium	9-1	1570	1420	1623	1538	6.86	cps
Bismuth	209-1	8974113	8838107	8727720	8846647	1.40	cps
Bismuth	209-2	7403036	7338186	7413047	7384757	0.55	cps
Bromine	81-1	14641	14818	15011	14823	1.25	cps
Bromine	81-2	390	387	440	406	7.37	cps
Cadmium	108-1	1497	1607	1660	1588	5.25	cps
Cadmium	106-1	5975	5881	5751	5869	1.91	cps
Cadmium	111-1	24447	24441	23609	24166	2.00	cps
Calcium	43-1	389113	393834	390946	391298	0.61	cps
Calcium	44-1	5992851	5962107	5939873	5964944	0.45	cps
Carbon	12-1						cps
Carbon	12-2						cps
Chlorine	35-1						cps
Chlorine	35-2						cps
Chromium	52-2	2012831	1980951	2007110	2000297	0.85	cps
Cobalt	59-2	930158	928003	923934	927365	0.34	cps
Copper	63-2	17425986	17353398	17272690	17350691	0.44	cps
Dysprosium	156-1	62448	62143	62213	62268	0.26	cps
Dysprosium	156-2	49082	49009	49366	49152	0.38	cps
Erbium	164-1	70138	70600	69877	70205	0.52	cps
Erbium	164-2	50203	50324	49758	50095	0.59	cps
Gadolinium	160-1	65241	66098	65264	65534	0.75	cps
Gadolinium	160-2	49203	49363	48634	49067	0.78	cps
Holmium	165-1	15480395	15140006	14967905	15196102	1.72	cps
Holmium	165-2	10703379	10701168	10756469	10720339	0.29	cps
Indium	115-1	12320083	12011307	12219036	12183475	1.29	cps
Indium	115-2	4311197	4342427	4346785	4333470	0.45	cps
Iron	56-2	900874733	885873107	884378867	890375569	1.02	cps
Iron	57-2	21854139	21872969	21625785	21784297	0.63	cps
Iron	54-2	48105438	48003131	47840713	47983094	0.28	cps
Krypton	83-1	330	283	347	320	10.26	cps

Reviewed By:Mohan
On:12/25/2024 3:49:22 AM
Inst Id :P7

LB Number :	LB134068	Operator :	Jaswal
Lab Sample ID :	P5184-20A	Instrumnet Name :	P7
Client Sample ID :	MYCZF8ARE	Dilution Factor :	1
Date & Time Acquired :	2024-12-23 14:01:46	DataFile Name :	050SMPL.d

Parameter	Mass	CPS1	CPS2	CPS3	CPSMean	CPSRSD	Units
Lead	206-1	5000973	4959445	4967300	4975906	0.44	cps
Lead	207-1	4639628	4634738	4568080	4614149	0.87	cps
Lead	208-1	20633290	20531852	20370817	20511986	0.65	cps
Lithium	6-1	1904703	1833605	1836165	1858158	2.17	cps
Magnesium	24-2	29446063	29411007	29498090	29451720	0.15	cps
Manganese	55-2	14115395	14037221	13883070	14011895	0.84	cps
Molybdenum	94-1	39262	40128	40028	39806	1.19	cps
Molybdenum	95-1	4117	4251	4304	4224	2.28	cps
Molybdenum	96-1	19970	19747	20274	19997	1.32	cps
Molybdenum	97-1	2624	2797	2774	2731	3.44	cps
Molybdenum	98-1	6311	6485	6378	6391	1.37	cps
Neodymium	150-1	82258	82385	82261	82301	0.09	cps
Neodymium	150-2	49403	48888	49429	49240	0.62	cps
Nickel	60-2	441588	444023	441065	442225	0.36	cps
Phosphorus	31-2	12292	12438	12495	12408	0.85	cps
Potassium	39-2	1292322	1310751	1295815	1299629	0.75	cps
Rhodium	103-1	11136180	10861390	10842406	10946659	1.50	cps
Rhodium	103-2	6585042	6614079	6586323	6595148	0.25	cps
Scandium	45-1	7880787	7790635	7835802	7835741	0.58	cps
Scandium	45-2	667617	667642	662641	665967	0.43	cps
Selenium	82-1	614	704	614	644	8.08	cps
Selenium	77-2	187	267	227	227	17.65	cps
Selenium	78-2	760	740	693	731	4.68	cps
Silicon	28-1	51638294	52203458	51320948	51720900	0.86	cps
Silver	107-1	56044	55375	55382	55600	0.69	cps
Silver	109-1	52799	52685	53167	52884	0.48	cps
Sodium	23-2	91251	91583	90155	90997	0.82	cps
Strontium	86-1	191714	195956	195064	194244	1.15	cps
Strontium	88-1	1726810	1757231	1759895	1747979	1.05	cps
Sulfur	34-1	180455	177069	176776	178100	1.15	cps
Terbium	159-1	15538831	15378062	15267653	15394849	0.89	cps
Terbium	159-2	10772722	10597420	10645263	10671801	0.85	cps
Thallium	203-1	2797	2690	2647	2711	2.85	cps
Thallium	205-1	6482	6188	6285	6318	2.37	cps
Tin	118-1	3460	3791	3404	3552	5.89	cps
Titanium	47-1	2176757	2227139	2220083	2207993	1.24	cps

1700

Reviewed By:Mohan
On:12/25/2024 3:49:22 AM
Inst Id :P7

LB Number :	LB134068	Operator :	Jaswal
Lab Sample ID :	P5184-20A	Instrumnet Name :	P7
Client Sample ID :	MYCZF8ARE	Dilution Factor :	1
Date & Time Acquired :	2024-12-23 14:01:46	DataFile Name :	050SMPL.d

Parameter	Mass	CPS1	CPS2	CPS3	CPSMean	CPSRSD	Units
Uranium	238-1	23421	22686	22369	22825	2.36	cps
Vanadium	51-2	2302679	2283690	2277492	2287954	0.57	cps
Yttrium	89-1	15439037	15332113	15306779	15359310	0.46	cps
Yttrium	89-2	4061399	3994446	4020089	4025312	0.84	cps
Zinc	66-2	575018	573585	571350	573318	0.32	cps
Zirconium	90-1	100135	102202	100977	101105	1.03	cps
Zirconium	91-1	21957	22350	23032	22446	2.42	cps

Reviewed By:Mohan
On:12/25/2024 3:49:22 AM
Inst Id :P7

LB Number :	LB134068	Operator :	Jaswal
Lab Sample ID :	P5191-13A	Instrumnet Name :	P7
Client Sample ID :	MYD033ARE	Dilution Factor :	1
Date & Time Acquired :	2024-12-23 14:04:49	DataFile Name :	051SMPL.d

Parameter	Mass	CPS1	CPS2	CPS3	CPSMean	CPSRSD	Units
Aluminium	27-2	8686377	8628692	8568323	8627797	0.68	cps
Antimony	121-1	1453	1487	1557	1499	3.52	cps
Arsenic	75-2	24176	23298	23716	23730	1.85	cps
Barium	135-1	650263	647428	643414	647035	0.53	cps
Barium	137-1	1114841	1119190	1109907	1114646	0.42	cps
Beryllium	9-1	1113	1243	1150	1169	5.73	cps
Bismuth	209-1	8777107	8686679	8581766	8681851	1.13	cps
Bismuth	209-2	7315314	7357874	7311027	7328072	0.35	cps
Bromine	81-1	14250	14958	14567	14592	2.43	cps
Bromine	81-2	310	223	310	281	17.80	cps
Cadmium	108-1	190	217	157	188	16.01	cps
Cadmium	106-1	3764	3831	3644	3746	2.53	cps
Cadmium	111-1	3098	3123	3144	3122	0.74	cps
Calcium	43-1	526465	531357	522853	526892	0.81	cps
Calcium	44-1	8050754	8173758	8083741	8102751	0.79	cps
Carbon	12-1						cps
Carbon	12-2						cps
Chlorine	35-1						cps
Chlorine	35-2						cps
Chromium	52-2	476900	478541	473597	476346	0.53	cps
Cobalt	59-2	271721	271006	270277	271002	0.27	cps
Copper	63-2	572810	571717	566720	570415	0.57	cps
Dysprosium	156-1	48420	47570	47918	47969	0.89	cps
Dysprosium	156-2	42370	41919	41615	41968	0.91	cps
Erbium	164-1	40218	39409	39823	39817	1.02	cps
Erbium	164-2	27858	28746	28259	28288	1.57	cps
Gadolinium	160-1	42581	42835	42956	42791	0.45	cps
Gadolinium	160-2	32337	32447	32284	32356	0.26	cps
Holmium	165-1	14758784	14531781	14433321	14574629	1.15	cps
Holmium	165-2	10582500	10504151	10422028	10502893	0.76	cps
Indium	115-1	12222808	11976353	11923274	12040811	1.33	cps
Indium	115-2	4425587	4403607	4357541	4395578	0.79	cps
Iron	56-2	324489595	324858068	323996575	324448080	0.13	cps
Iron	57-2	7976777	7955402	7897209	7943129	0.52	cps
Iron	54-2	17636963	17428225	17407216	17490802	0.73	cps
Krypton	83-1	300	263	290	284	6.66	cps

Reviewed By:Mohan
On:12/25/2024 3:49:22 AM
Inst Id :P7

LB Number :	LB134068	Operator :	Jaswal
Lab Sample ID :	P5191-13A	Instrumnet Name :	P7
Client Sample ID :	MYD033ARE	Dilution Factor :	1
Date & Time Acquired :	2024-12-23 14:04:49	DataFile Name :	051SMPL.d

Parameter	Mass	CPS1	CPS2	CPS3	CPSMean	CPSRSD	Units
Lead	206-1	191619	193702	192745	192689	0.54	cps
Lead	207-1	138737	138339	136481	137852	0.87	cps
Lead	208-1	671472	673351	664982	669935	0.66	cps
Lithium	6-1	1795956	1797616	1850854	1814809	1.72	cps
Magnesium	24-2	11016233	10937999	10906364	10953532	0.52	cps
Manganese	55-2	4517411	4495774	4512211	4508465	0.25	cps
Molybdenum	94-1	50353	52002	50654	51003	1.72	cps
Molybdenum	95-1	3050	3034	2920	3001	2.36	cps
Molybdenum	96-1	14924	14971	15058	14984	0.45	cps
Molybdenum	97-1	1887	1843	1910	1880	1.80	cps
Molybdenum	98-1	4554	4841	4854	4750	3.57	cps
Neodymium	150-1	86279	88854	87932	87688	1.49	cps
Neodymium	150-2	53106	53357	54106	53523	0.97	cps
Nickel	60-2	135956	134699	135142	135265	0.47	cps
Phosphorus	31-2	25168	25064	24436	24889	1.59	cps
Potassium	39-2	1420294	1414512	1417684	1417497	0.20	cps
Rhodium	103-1	11042332	10898550	10938062	10959648	0.68	cps
Rhodium	103-2	6572813	6587674	6541478	6567321	0.36	cps
Scandium	45-1	6820277	6734161	6708306	6754248	0.87	cps
Scandium	45-2	582286	578884	576847	579339	0.47	cps
Selenium	82-1	149	222	112	161	34.51	cps
Selenium	77-2	93	150	90	111	30.35	cps
Selenium	78-2	640	533	660	611	11.14	cps
Silicon	28-1	21673446	21853428	21824709	21783861	0.44	cps
Silver	107-1	1123	980	963	1022	8.61	cps
Silver	109-1	847	823	877	849	3.15	cps
Sodium	23-2	236205	234168	234496	234956	0.47	cps
Strontium	86-1	297307	297189	298385	297627	0.22	cps
Strontium	88-1	2627233	2681500	2683815	2664183	1.20	cps
Sulfur	34-1	168318	169451	169852	169207	0.47	cps
Terbium	159-1	15341935	15005039	15182688	15176554	1.11	cps
Terbium	159-2	10547567	10416897	10232564	10399009	1.52	cps
Thallium	203-1	1510	1363	1403	1426	5.32	cps
Thallium	205-1	3230	3234	3180	3215	0.93	cps
Tin	118-1	6745	6672	6692	6703	0.57	cps
Titanium	47-1	2803975	2796041	2783629	2794548	0.37	cps

Reviewed By:Mohan
On:12/25/2024 3:49:22 AM
Inst Id :P7

LB Number :	LB134068	Operator :	Jaswal
Lab Sample ID :	P5191-13A	Instrumnet Name :	P7
Client Sample ID :	MYD033ARE	Dilution Factor :	1
Date & Time Acquired :	2024-12-23 14:04:49	DataFile Name :	051SMPL.d

Parameter	Mass	CPS1	CPS2	CPS3	CPSMean	CPSRSD	Units
Uranium	238-1	57838	57423	56921	57394	0.80	cps
Vanadium	51-2	560149	558313	552288	556917	0.74	cps
Yttrium	89-1	14792288	14599729	14864212	14752076	0.93	cps
Yttrium	89-2	3944627	3893211	3892787	3910209	0.76	cps
Zinc	66-2	173157	173471	172385	173005	0.32	cps
Zirconium	90-1	132756	134862	134167	133928	0.80	cps
Zirconium	91-1	29680	29917	29807	29801	0.40	cps

Reviewed By:Mohan
On:12/25/2024 3:49:22 AM
Inst Id :P7

LB Number :	LB134068	Operator :	Jaswal
Lab Sample ID :	P5248-01DLX2	Instrumnet Name :	P7
Client Sample ID :	MJNKD0	Dilution Factor :	2
Date & Time Acquired :	2024-12-23 14:08:00	DataFile Name :	052SMPL.d

Parameter	Mass	CPS1	CPS2	CPS3	CPSMean	CPSRSD	Units
Aluminium	27-2	2560347	2555036	2586453	2567279	0.66	cps
Antimony	121-1	3878478	3956297	3920065	3918280	0.99	cps
Arsenic	75-2	537416	533468	540626	537170	0.67	cps
Barium	135-1	406138	408959	408067	407721	0.35	cps
Barium	137-1	700487	707406	708931	705608	0.64	cps
Beryllium	9-1	583	620	607	603	3.08	cps
Bismuth	209-1	8917921	8741831	8807805	8822519	1.01	cps
Bismuth	209-2	7541790	7476856	7501831	7506826	0.44	cps
Bromine	81-1	37955	40953	41936	40282	5.15	cps
Bromine	81-2	5564	5491	5428	5494	1.25	cps
Cadmium	108-1	657	677	727	687	5.25	cps
Cadmium	106-1	4494	4354	4197	4348	3.41	cps
Cadmium	111-1	7067	7268	7127	7154	1.45	cps
Calcium	43-1	253032	256849	257717	255866	0.97	cps
Calcium	44-1	3894721	4004649	3912795	3937388	1.50	cps
Carbon	12-1						cps
Carbon	12-2						cps
Chlorine	35-1						cps
Chlorine	35-2						cps
Chromium	52-2	117013	117459	117570	117347	0.25	cps
Cobalt	59-2	688184	685995	688463	687548	0.20	cps
Copper	63-2	3155521	3127503	3130727	3137917	0.49	cps
Dysprosium	156-1	16834	16480	16577	16630	1.10	cps
Dysprosium	156-2	13507	13820	13610	13646	1.17	cps
Erbium	164-1	15489	16193	16126	15936	2.44	cps
Erbium	164-2	11368	11585	11391	11448	1.04	cps
Gadolinium	160-1	16413	16917	16290	16540	2.01	cps
Gadolinium	160-2	12689	12849	12809	12783	0.65	cps
Holmium	165-1	15059389	14582604	14691663	14777885	1.69	cps
Holmium	165-2	10506858	10473975	10530516	10503783	0.27	cps
Indium	115-1	12953796	12606945	12612817	12724519	1.56	cps
Indium	115-2	4713839	4668218	4640108	4674055	0.80	cps
Iron	56-2	251037183	251758183	251435163	251410176	0.14	cps
Iron	57-2	6182132	6066514	6119830	6122825	0.95	cps
Iron	54-2	13520097	13511076	13700630	13577268	0.79	cps
Krypton	83-1	197	307	310	271	23.79	cps

Reviewed By:Mohan
On:12/25/2024 3:49:22 AM
Inst Id :P7

LB Number :	LB134068	Operator :	Jaswal
Lab Sample ID :	P5248-01DLX2	Instrumnet Name :	P7
Client Sample ID :	MJNKD0	Dilution Factor :	2
Date & Time Acquired :	2024-12-23 14:08:00	DataFile Name :	052SMPL.d

Parameter	Mass	CPS1	CPS2	CPS3	CPSMean	CPSRSD	Units
Lead	206-1	7837803	7915114	7961675	7904864	0.79	cps
Lead	207-1	7190132	7122446	7149604	7154061	0.48	cps
Lead	208-1	32198129	32182874	32407016	32262673	0.39	cps
Lithium	6-1	1856640	1786367	1781824	1808277	2.32	cps
Magnesium	24-2	2465612	2485288	2472001	2474300	0.41	cps
Manganese	55-2	1517895	1481350	1508919	1502721	1.27	cps
Molybdenum	94-1	88904	92181	90826	90637	1.82	cps
Molybdenum	95-1	72729	73721	72304	72918	1.00	cps
Molybdenum	96-1	88922	89988	89002	89304	0.66	cps
Molybdenum	97-1	45383	46447	45955	45929	1.16	cps
Molybdenum	98-1	116164	118244	117044	117151	0.89	cps
Neodymium	150-1	25851	25894	25066	25603	1.82	cps
Neodymium	150-2	15382	15552	15212	15382	1.11	cps
Nickel	60-2	50528	49411	50210	50050	1.15	cps
Phosphorus	31-2	9940	10007	9857	9934	0.76	cps
Potassium	39-2	1333151	1351130	1366437	1350239	1.23	cps
Rhodium	103-1	11261557	11123775	11133653	11172995	0.69	cps
Rhodium	103-2	6768721	6659187	6842234	6756714	1.36	cps
Scandium	45-1	6847324	6698524	6812794	6786214	1.15	cps
Scandium	45-2	577296	583361	590253	583637	1.11	cps
Selenium	82-1	391	250	233	291	29.72	cps
Selenium	77-2	53	97	63	71	31.91	cps
Selenium	78-2	547	523	687	586	15.09	cps
Silicon	28-1	18536559	18609725	18877445	18674577	0.96	cps
Silver	107-1	24017	25255	24537	24603	2.53	cps
Silver	109-1	23169	24227	23359	23585	2.39	cps
Sodium	23-2	4938664	4954928	4997211	4963601	0.61	cps
Strontium	86-1	256450	262280	261730	260153	1.24	cps
Strontium	88-1	2324008	2337361	2312467	2324612	0.54	cps
Sulfur	34-1	240396	242968	239518	240961	0.74	cps
Terbium	159-1	15435764	14969963	15024773	15143500	1.68	cps
Terbium	159-2	10346315	10466638	10469079	10427344	0.67	cps
Thallium	203-1	4804	5184	4844	4944	4.22	cps
Thallium	205-1	11575	11445	11765	11595	1.39	cps
Tin	118-1	1094507	1105277	1099396	1099727	0.49	cps
Titanium	47-1	623622	631042	632089	628918	0.73	cps

Reviewed By:Mohan
On:12/25/2024 3:49:22 AM
Inst Id :P7

LB Number :	LB134068	Operator :	Jaswal
Lab Sample ID :	P5248-01DLX2	Instrumnet Name :	P7
Client Sample ID :	MJNKD0	Dilution Factor :	2
Date & Time Acquired :	2024-12-23 14:08:00	DataFile Name :	052SMPL.d

Parameter	Mass	CPS1	CPS2	CPS3	CPSMean	CPSRSD	Units
Uranium	238-1	43474	44143	43825	43814	0.76	cps
Vanadium	51-2	141468	140220	141330	141006	0.49	cps
Yttrium	89-1	14688086	14296088	14412924	14465699	1.39	cps
Yttrium	89-2	3844370	3879843	3882582	3868932	0.55	cps
Zinc	66-2	3643429	3588857	3676804	3636364	1.22	cps
Zirconium	90-1	132045	133278	131778	132367	0.60	cps
Zirconium	91-1	30164	30559	30642	30455	0.84	cps

Reviewed By:Mohan
On:12/25/2024 3:49:22 AM
Inst Id :P7

LB Number :	LB134068	Operator :	Jaswal
Lab Sample ID :	P5248-02DLX2	Instrumnet Name :	P7
Client Sample ID :	MJNKD0D	Dilution Factor :	2
Date & Time Acquired :	2024-12-23 14:11:01	DataFile Name :	053SMPL.d

Parameter	Mass	CPS1	CPS2	CPS3	CPSMean	CPSRSD	Units
Aluminium	27-2	2593521	2598723	2531967	2574737	1.44	cps
Antimony	121-1	3929628	3951943	3917005	3932859	0.45	cps
Arsenic	75-2	541268	538764	537546	539193	0.35	cps
Barium	135-1	404597	411213	408666	408159	0.82	cps
Barium	137-1	696850	710341	704566	703919	0.96	cps
Beryllium	9-1	613	583	600	599	2.51	cps
Bismuth	209-1	8803975	8806598	8697418	8769330	0.71	cps
Bismuth	209-2	7606120	7513403	7517482	7545668	0.69	cps
Bromine	81-1	38928	41401	42364	40898	4.33	cps
Bromine	81-2	5581	5484	5598	5554	1.10	cps
Cadmium	108-1	650	613	740	668	9.76	cps
Cadmium	106-1	4487	4491	4467	4482	0.28	cps
Cadmium	111-1	7174	7352	7123	7216	1.66	cps
Calcium	43-1	255523	255575	257320	256140	0.40	cps
Calcium	44-1	3924547	3938014	3923466	3928676	0.21	cps
Carbon	12-1						cps
Carbon	12-2						cps
Chlorine	35-1						cps
Chlorine	35-2						cps
Chromium	52-2	119932	118991	118081	119001	0.78	cps
Cobalt	59-2	695983	691723	689134	692280	0.50	cps
Copper	63-2	3172632	3164860	3192721	3176738	0.45	cps
Dysprosium	156-1	16493	16740	16540	16591	0.79	cps
Dysprosium	156-2	13633	13477	13440	13517	0.76	cps
Erbium	164-1	15882	15926	16400	16069	1.79	cps
Erbium	164-2	11064	11602	11308	11325	2.37	cps
Gadolinium	160-1	15956	16744	16737	16479	2.75	cps
Gadolinium	160-2	12733	12586	12582	12634	0.68	cps
Holmium	165-1	14659123	14737262	14595071	14663819	0.49	cps
Holmium	165-2	10577582	10547081	10524968	10549877	0.25	cps
Indium	115-1	12849676	12887055	12687193	12807975	0.83	cps
Indium	115-2	4757359	4686492	4651847	4698566	1.14	cps
Iron	56-2	254954210	256462943	250919363	254112172	1.13	cps
Iron	57-2	6187944	6240923	6155328	6194731	0.70	cps
Iron	54-2	13787238	13706533	13509631	13667800	1.04	cps
Krypton	83-1	217	343	220	260	27.77	cps

Reviewed By:Mohan
On:12/25/2024 3:49:22 AM
Inst Id :P7

LB Number :	LB134068	Operator :	Jaswal
Lab Sample ID :	P5248-02DLX2	Instrumnet Name :	P7
Client Sample ID :	MJNKD0D	Dilution Factor :	2
Date & Time Acquired :	2024-12-23 14:11:01	DataFile Name :	053SMPL.d

Parameter	Mass	CPS1	CPS2	CPS3	CPSMean	CPSRSD	Units
Lead	206-1	7751427	7933308	7838451	7841062	1.16	cps
Lead	207-1	7101604	7109559	7199136	7136766	0.76	cps
Lead	208-1	31698861	32247966	32237819	32061549	0.98	cps
Lithium	6-1	1808877	1782692	1801205	1797591	0.75	cps
Magnesium	24-2	2465287	2468865	2482711	2472288	0.37	cps
Manganese	55-2	1540243	1522870	1498059	1520391	1.39	cps
Molybdenum	94-1	89726	91101	90718	90515	0.78	cps
Molybdenum	95-1	72559	73825	73376	73253	0.88	cps
Molybdenum	96-1	89367	90182	89693	89747	0.46	cps
Molybdenum	97-1	45527	46166	45577	45757	0.78	cps
Molybdenum	98-1	117000	119440	118512	118317	1.04	cps
Neodymium	150-1	25410	26021	25383	25604	1.41	cps
Neodymium	150-2	15519	15479	15472	15490	0.16	cps
Nickel	60-2	49970	50314	50993	50426	1.03	cps
Phosphorus	31-2	10304	10254	10460	10339	1.04	cps
Potassium	39-2	1342382	1372930	1377667	1364327	1.40	cps
Rhodium	103-1	11278821	11233695	11221817	11244777	0.27	cps
Rhodium	103-2	6781178	6791897	6692558	6755211	0.81	cps
Scandium	45-1	6895000	6786994	6768061	6816685	1.00	cps
Scandium	45-2	593237	589374	582450	588354	0.93	cps
Selenium	82-1	354	186	353	298	32.39	cps
Selenium	77-2	53	43	50	49	10.42	cps
Selenium	78-2	543	643	550	579	9.66	cps
Silicon	28-1	18593820	18901216	19059853	18851630	1.26	cps
Silver	107-1	23773	24938	24347	24353	2.39	cps
Silver	109-1	22858	23162	23683	23234	1.79	cps
Sodium	23-2	5040325	4974903	4987822	5001017	0.69	cps
Strontium	86-1	257804	259770	263250	260275	1.06	cps
Strontium	88-1	2319026	2352308	2356250	2342528	0.87	cps
Sulfur	34-1	233660	236361	237710	235910	0.87	cps
Terbium	159-1	15317976	15082005	15088803	15162928	0.89	cps
Terbium	159-2	10581046	10434510	10387812	10467789	0.96	cps
Thallium	203-1	4421	4474	4477	4457	0.71	cps
Thallium	205-1	10311	10294	10911	10505	3.35	cps
Tin	118-1	1092007	1102039	1102787	1098944	0.55	cps
Titanium	47-1	624405	633984	632159	630183	0.81	cps

Reviewed By:Mohan
On:12/25/2024 3:49:22 AM
Inst Id :P7

LB Number :	LB134068	Operator :	Jaswal
Lab Sample ID :	P5248-02DLX2	Instrumnet Name :	P7
Client Sample ID :	MJNKD0D	Dilution Factor :	2
Date & Time Acquired :	2024-12-23 14:11:01	DataFile Name :	053SMPL.d

Parameter	Mass	CPS1	CPS2	CPS3	CPSMean	CPSRSD	Units
Uranium	238-1	43099	43461	43447	43336	0.47	cps
Vanadium	51-2	143857	142084	140924	142289	1.04	cps
Yttrium	89-1	14757189	14529336	14632267	14639598	0.78	cps
Yttrium	89-2	3962283	3855130	3821873	3879762	1.89	cps
Zinc	66-2	3660237	3653252	3696382	3669957	0.63	cps
Zirconium	90-1	131859	133998	132639	132832	0.81	cps
Zirconium	91-1	29830	30144	30448	30141	1.03	cps

Reviewed By:Mohan
On:12/25/2024 3:49:22 AM
Inst Id :P7

LB Number :	LB134068	Operator :	Jaswal
Lab Sample ID :	P5248-01LDLX10	Instrumnet Name :	P7
Client Sample ID :	MJNKD0L	Dilution Factor :	10
Date & Time Acquired :	2024-12-23 14:14:03	DataFile Name :	054SMPL.d

Parameter	Mass	CPS1	CPS2	CPS3	CPSMean	CPSRSD	Units
Aluminium	27-2	501982	498915	497809	499569	0.43	cps
Antimony	121-1	730553	733916	734166	732878	0.28	cps
Arsenic	75-2	107724	107895	107193	107604	0.34	cps
Barium	135-1	80536	81823	80583	80981	0.90	cps
Barium	137-1	137830	139149	139290	138756	0.58	cps
Beryllium	9-1	210	213	163	196	14.29	cps
Bismuth	209-1	8749510	8576646	8548924	8625027	1.26	cps
Bismuth	209-2	7363868	7222950	7307572	7298130	0.97	cps
Bromine	81-1	20685	21015	20645	20781	0.98	cps
Bromine	81-2	1300	1430	1297	1342	5.66	cps
Cadmium	108-1	157	193	167	172	11.01	cps
Cadmium	106-1	3594	3177	3244	3338	6.71	cps
Cadmium	111-1	3346	3095	2941	3127	6.54	cps
Calcium	43-1	50430	50888	51072	50797	0.65	cps
Calcium	44-1	821535	823339	823760	822878	0.14	cps
Carbon	12-1						cps
Carbon	12-2						cps
Chlorine	35-1						cps
Chlorine	35-2						cps
Chromium	52-2	24737	24009	24811	24519	1.81	cps
Cobalt	59-2	136352	137073	138829	137418	0.93	cps
Copper	63-2	604550	603172	607917	605213	0.40	cps
Dysprosium	156-1	3324	3310	3284	3306	0.62	cps
Dysprosium	156-2	2580	2647	2750	2659	3.22	cps
Erbium	164-1	3087	3360	2974	3140	6.33	cps
Erbium	164-2	2257	2310	2457	2341	4.42	cps
Gadolinium	160-1	3300	3367	3217	3295	2.28	cps
Gadolinium	160-2	3050	2870	3137	3019	4.51	cps
Holmium	165-1	14542610	14497221	14226964	14422265	1.18	cps
Holmium	165-2	10451900	10239347	10243770	10311672	1.18	cps
Indium	115-1	12402343	11986683	12149462	12179496	1.72	cps
Indium	115-2	4406360	4417734	4443251	4422448	0.43	cps
Iron	56-2	49538326	49813679	49809606	49720537	0.32	cps
Iron	57-2	1239622	1248599	1238891	1242371	0.44	cps
Iron	54-2	2689202	2683999	2712615	2695272	0.57	cps
Krypton	83-1	157	227	260	214	24.59	cps

LB Number :	LB134068	Operator :	Jaswal
Lab Sample ID :	P5248-01LDLX10	Instrumnet Name :	P7
Client Sample ID :	MJNKD0L	Dilution Factor :	10
Date & Time Acquired :	2024-12-23 14:14:03	DataFile Name :	054SMPL.d

Parameter	Mass	CPS1	CPS2	CPS3	CPSMean	CPSRSD	Units
Lead	206-1	1450917	1441686	1444774	1445792	0.32	cps
Lead	207-1	1276732	1281357	1284763	1280951	0.31	cps
Lead	208-1	6094078	6104324	6158132	6118845	0.56	cps
Lithium	6-1	1805748	1782713	1755242	1781235	1.42	cps
Magnesium	24-2	480999	483034	477764	480599	0.55	cps
Manganese	55-2	293446	291816	289272	291511	0.72	cps
Molybdenum	94-1	18195	18004	18075	18091	0.53	cps
Molybdenum	95-1	14974	14674	14818	14822	1.01	cps
Molybdenum	96-1	17694	18211	17828	17911	1.50	cps
Molybdenum	97-1	9120	8853	9010	8994	1.49	cps
Molybdenum	98-1	23519	23763	22951	23411	1.78	cps
Neodymium	150-1	4891	4968	5018	4959	1.29	cps
Neodymium	150-2	3037	3060	3027	3041	0.56	cps
Nickel	60-2	10550	10540	10154	10415	2.17	cps
Phosphorus	31-2	2104	2027	2114	2081	2.28	cps
Potassium	39-2	318314	317722	320638	318891	0.48	cps
Rhodium	103-1	11249520	11119705	11040034	11136420	0.95	cps
Rhodium	103-2	6756246	6683978	6664767	6701664	0.72	cps
Scandium	45-1	6747433	6616177	6571487	6645032	1.38	cps
Scandium	45-2	570190	570880	575085	572052	0.46	cps
Selenium	82-1	245	139	121	168	39.60	cps
Selenium	77-2	23	30	13	22	37.76	cps
Selenium	78-2	503	507	457	489	5.72	cps
Silicon	28-1	4381935	4397160	4437196	4405430	0.65	cps
Silver	107-1	4737	4994	5068	4933	3.51	cps
Silver	109-1	4801	4644	4461	4635	3.67	cps
Sodium	23-2	994117	989453	982132	988568	0.61	cps
Strontium	86-1	51547	51630	51918	51698	0.38	cps
Strontium	88-1	446098	445377	445667	445714	0.08	cps
Sulfur	34-1	166816	167203	167399	167139	0.18	cps
Terbium	159-1	15159743	14723064	14682881	14855230	1.78	cps
Terbium	159-2	10306019	10210557	10208698	10241758	0.54	cps
Thallium	203-1	1257	1253	1253	1255	0.15	cps
Thallium	205-1	3054	2810	2874	2913	4.34	cps
Tin	118-1	219713	221053	219808	220191	0.34	cps
Titanium	47-1	123720	124080	124933	124244	0.50	cps

Reviewed By:Mohan
On:12/25/2024 3:49:22 AM
Inst Id :P7

LB Number :	LB134068	Operator :	Jaswal
Lab Sample ID :	P5248-01LDLX10	Instrumnet Name :	P7
Client Sample ID :	MJNKD0L	Dilution Factor :	10
Date & Time Acquired :	2024-12-23 14:14:03	DataFile Name :	054SMPL.d

Parameter	Mass	CPS1	CPS2	CPS3	CPSMean	CPSRSD	Units
Uranium	238-1	8576	8416	8519	8504	0.95	cps
Vanadium	51-2	28016	28046	28066	28043	0.09	cps
Yttrium	89-1	14307613	14091188	14052878	14150560	0.97	cps
Yttrium	89-2	3714394	3736924	3732441	3727920	0.32	cps
Zinc	66-2	700605	700756	701177	700846	0.04	cps
Zirconium	90-1	26220	26330	26788	26446	1.14	cps
Zirconium	91-1	6035	6325	5955	6105	3.19	cps

Reviewed By:Mohan
On:12/25/2024 3:49:22 AM
Inst Id :P7

LB Number :	LB134068	Operator :	Jaswal
Lab Sample ID :	P5248-03DLX2	Instrumnet Name :	P7
Client Sample ID :	MJNKD0S	Dilution Factor :	2
Date & Time Acquired :	2024-12-23 14:17:18	DataFile Name :	055SMPL.d

Parameter	Mass	CPS1	CPS2	CPS3	CPSMean	CPSRSD	Units
Aluminium	27-2	2666050	2656763	2632496	2651770	0.65	cps
Antimony	121-1	4101460	4125050	4108600	4111703	0.29	cps
Arsenic	75-2	552772	546378	550425	549858	0.59	cps
Barium	135-1	1091257	1106637	1104469	1100788	0.76	cps
Barium	137-1	1995058	2011413	1985302	1997258	0.66	cps
Beryllium	9-1	8873	8959	9169	9000	1.70	cps
Bismuth	209-1	8740520	8792404	8623140	8718688	0.99	cps
Bismuth	209-2	7579918	7507034	7542394	7543115	0.48	cps
Bromine	81-1	38470	40913	41017	40133	3.59	cps
Bromine	81-2	5401	5474	5614	5497	1.97	cps
Cadmium	108-1	1943	1980	1880	1935	2.62	cps
Cadmium	106-1	5958	5981	5881	5940	0.88	cps
Cadmium	111-1	25251	25278	25428	25319	0.38	cps
Calcium	43-1	256343	262198	260561	259701	1.16	cps
Calcium	44-1	3925222	3966097	3931625	3940982	0.56	cps
Carbon	12-1						cps
Carbon	12-2						cps
Chlorine	35-1						cps
Chlorine	35-2						cps
Chromium	52-2	238194	232620	235236	235350	1.18	cps
Cobalt	59-2	1154621	1151564	1151236	1152473	0.16	cps
Copper	63-2	3346784	3333403	3323611	3334599	0.35	cps
Dysprosium	156-1	16533	16950	16950	16811	1.43	cps
Dysprosium	156-2	13467	14020	13864	13784	2.07	cps
Erbium	164-1	16206	16093	16209	16169	0.41	cps
Erbium	164-2	11735	11872	11658	11755	0.92	cps
Gadolinium	160-1	16383	16914	16774	16690	1.65	cps
Gadolinium	160-2	12779	13123	12696	12866	1.76	cps
Holmium	165-1	14474154	14461135	14330915	14422068	0.55	cps
Holmium	165-2	10514350	10548282	10509451	10524028	0.20	cps
Indium	115-1	12387708	12621573	12593556	12534279	1.02	cps
Indium	115-2	4619336	4620241	4642169	4627249	0.28	cps
Iron	56-2	258303489	255140990	254481736	255975405	0.80	cps
Iron	57-2	6318635	6211221	6293334	6274397	0.89	cps
Iron	54-2	13846659	13805676	13985995	13879443	0.68	cps
Krypton	83-1	237	293	297	276	12.24	cps

Reviewed By:Mohan
On:12/25/2024 3:49:22 AM
Inst Id :P7

LB Number :	LB134068	Operator :	Jaswal
Lab Sample ID :	P5248-03DLX2	Instrumnet Name :	P7
Client Sample ID :	MJNKD0S	Dilution Factor :	2
Date & Time Acquired :	2024-12-23 14:17:18	DataFile Name :	055SMPL.d

Parameter	Mass	CPS1	CPS2	CPS3	CPSMean	CPSRSD	Units
Lead	206-1	7817541	7912649	7813426	7847872	0.72	cps
Lead	207-1	7178651	7221929	7257608	7219396	0.55	cps
Lead	208-1	32362032	32687312	32419620	32489655	0.53	cps
Lithium	6-1	1796909	1770285	1793577	1786924	0.81	cps
Magnesium	24-2	2525615	2482984	2448370	2485656	1.56	cps
Manganese	55-2	1759821	1737438	1736840	1744700	0.75	cps
Molybdenum	94-1	89958	92084	90594	90878	1.20	cps
Molybdenum	95-1	73423	74023	75188	74211	1.21	cps
Molybdenum	96-1	90219	89505	91165	90296	0.92	cps
Molybdenum	97-1	46300	46293	46798	46464	0.62	cps
Molybdenum	98-1	118408	118939	121903	119750	1.57	cps
Neodymium	150-1	25266	25613	25153	25344	0.95	cps
Neodymium	150-2	15782	15599	15776	15719	0.66	cps
Nickel	60-2	165977	166749	164760	165829	0.60	cps
Phosphorus	31-2	10237	10067	10414	10239	1.69	cps
Potassium	39-2	1385633	1365945	1376428	1376002	0.72	cps
Rhodium	103-1	11095704	11080211	11081018	11085644	0.08	cps
Rhodium	103-2	6850463	6679539	6725051	6751684	1.31	cps
Scandium	45-1	6581437	6714416	6603635	6633162	1.07	cps
Scandium	45-2	588931	581404	582192	584176	0.71	cps
Selenium	82-1	2604	2656	2543	2601	2.18	cps
Selenium	77-2	317	293	317	309	4.36	cps
Selenium	78-2	1440	1330	1387	1386	3.97	cps
Silicon	28-1	18582781	19058840	18914815	18852146	1.30	cps
Silver	107-1	112979	112986	114080	113348	0.56	cps
Silver	109-1	108344	107955	108871	108390	0.42	cps
Sodium	23-2	5053804	5002486	5007028	5021106	0.57	cps
Strontium	86-1	260405	263319	266382	263369	1.13	cps
Strontium	88-1	2324161	2355093	2368462	2349239	0.97	cps
Sulfur	34-1	230996	230458	227796	229750	0.75	cps
Terbium	159-1	14959560	14888828	14749296	14865894	0.72	cps
Terbium	159-2	10596143	10435468	10403246	10478286	0.99	cps
Thallium	203-1	65212	65379	65252	65281	0.13	cps
Thallium	205-1	152190	155548	154547	154095	1.12	cps
Tin	118-1	1104549	1118151	1110656	1111118	0.61	cps
Titanium	47-1	625387	639044	635018	633150	1.11	cps

Reviewed By:Mohan
On:12/25/2024 3:49:22 AM
Inst Id :P7

LB Number :	LB134068	Operator :	Jaswal
Lab Sample ID :	P5248-03DLX2	Instrumnet Name :	P7
Client Sample ID :	MJNKD0S	Dilution Factor :	2
Date & Time Acquired :	2024-12-23 14:17:18	DataFile Name :	055SMPL.d

Parameter	Mass	CPS1	CPS2	CPS3	CPSMean	CPSRSD	Units
Uranium	238-1	43113	44267	44006	43795	1.38	cps
Vanadium	51-2	397698	392417	396399	395505	0.70	cps
Yttrium	89-1	14311591	14352541	14439039	14367724	0.45	cps
Yttrium	89-2	3831769	3792905	3839154	3821276	0.65	cps
Zinc	66-2	3675583	3711092	3726748	3704474	0.71	cps
Zirconium	90-1	130719	133954	133224	132632	1.28	cps
Zirconium	91-1	30131	30836	30525	30497	1.16	cps

Reviewed By:Mohan
On:12/25/2024 3:49:22 AM
Inst Id :P7

LB Number :	LB134068	Operator :	Jaswal
Lab Sample ID :	P5248-12DLX2	Instrumnet Name :	P7
Client Sample ID :	MJNLH6	Dilution Factor :	2
Date & Time Acquired :	2024-12-23 14:20:22	DataFile Name :	056SMPL.d

Parameter	Mass	CPS1	CPS2	CPS3	CPSMean	CPSRSD	Units
Aluminium	27-2	2386473	2426482	2396918	2403291	0.86	cps
Antimony	121-1	4073699	4110841	4103336	4095959	0.48	cps
Arsenic	75-2	519936	521101	516530	519189	0.46	cps
Barium	135-1	384903	387219	385837	385986	0.30	cps
Barium	137-1	664776	668950	674045	669257	0.69	cps
Beryllium	9-1	687	587	560	611	10.93	cps
Bismuth	209-1	8691611	8791759	8651840	8711737	0.83	cps
Bismuth	209-2	7458334	7493465	7423890	7458563	0.47	cps
Bromine	81-1	34053	36244	36131	35476	3.48	cps
Bromine	81-2	4694	4454	4364	4504	3.79	cps
Cadmium	108-1	723	593	637	651	10.17	cps
Cadmium	106-1	4391	4354	4117	4287	3.46	cps
Cadmium	111-1	6621	6840	6290	6584	4.20	cps
Calcium	43-1	308870	311961	308338	309723	0.63	cps
Calcium	44-1	4717790	4731906	4770944	4740214	0.58	cps
Carbon	12-1						cps
Carbon	12-2						cps
Chlorine	35-1						cps
Chlorine	35-2						cps
Chromium	52-2	110904	112264	110709	111292	0.76	cps
Cobalt	59-2	659755	659196	659631	659527	0.04	cps
Copper	63-2	2956835	2889474	2910871	2919060	1.18	cps
Dysprosium	156-1	15852	16216	15946	16005	1.18	cps
Dysprosium	156-2	12836	13773	13090	13233	3.66	cps
Erbium	164-1	15712	15489	15319	15506	1.27	cps
Erbium	164-2	11435	11061	10868	11121	2.59	cps
Gadolinium	160-1	15525	16216	16223	15988	2.51	cps
Gadolinium	160-2	12309	12652	12566	12509	1.43	cps
Holmium	165-1	14834731	14751292	14456540	14680855	1.35	cps
Holmium	165-2	10426203	10450870	10309747	10395607	0.73	cps
Indium	115-1	12794381	12661348	12659902	12705210	0.61	cps
Indium	115-2	4663704	4643283	4682960	4663316	0.43	cps
Iron	56-2	242983216	242860650	239900170	241914679	0.72	cps
Iron	57-2	5903866	5949071	5838114	5897017	0.95	cps
Iron	54-2	13077216	13038788	12886141	13000715	0.78	cps
Krypton	83-1	263	257	220	247	9.46	cps

Reviewed By:Mohan
On:12/25/2024 3:49:22 AM
Inst Id :P7

LB Number :	LB134068	Operator :	Jaswal
Lab Sample ID :	P5248-12DLX2	Instrumnet Name :	P7
Client Sample ID :	MJNLH6	Dilution Factor :	2
Date & Time Acquired :	2024-12-23 14:20:22	DataFile Name :	056SMPL.d

Parameter	Mass	CPS1	CPS2	CPS3	CPSMean	CPSRSD	Units
Lead	206-1	7211739	7309959	7216481	7246060	0.76	cps
Lead	207-1	6551593	6611451	6553104	6572049	0.52	cps
Lead	208-1	29475390	30002389	29472682	29650154	1.03	cps
Lithium	6-1	1798302	1772653	1795988	1788981	0.79	cps
Magnesium	24-2	2310927	2271250	2302013	2294730	0.91	cps
Manganese	55-2	1467483	1487520	1440931	1465312	1.59	cps
Molybdenum	94-1	82105	84659	84964	83910	1.87	cps
Molybdenum	95-1	68131	70612	68717	69153	1.88	cps
Molybdenum	96-1	83778	84378	83741	83966	0.43	cps
Molybdenum	97-1	42371	43973	43471	43272	1.89	cps
Molybdenum	98-1	109782	112693	112496	111657	1.46	cps
Neodymium	150-1	24882	24839	24685	24802	0.42	cps
Neodymium	150-2	15712	15365	14811	15296	2.97	cps
Nickel	60-2	46943	47478	48100	47507	1.22	cps
Phosphorus	31-2	10120	10630	10397	10382	2.46	cps
Potassium	39-2	1321582	1321432	1328534	1323849	0.31	cps
Rhodium	103-1	11220168	11162076	11265417	11215887	0.46	cps
Rhodium	103-2	6787108	6751404	6781844	6773452	0.28	cps
Scandium	45-1	6836982	6787723	6774494	6799733	0.48	cps
Scandium	45-2	583601	581544	580530	581892	0.27	cps
Selenium	82-1	242	284	306	277	11.80	cps
Selenium	77-2	63	63	73	67	8.66	cps
Selenium	78-2	500	533	510	514	3.33	cps
Silicon	28-1	15645395	15734693	15708176	15696088	0.29	cps
Silver	107-1	22811	23142	23219	23057	0.94	cps
Silver	109-1	22027	22351	22120	22166	0.75	cps
Sodium	23-2	4651338	4595661	4612254	4619751	0.62	cps
Strontium	86-1	275099	276777	274682	275519	0.40	cps
Strontium	88-1	2448697	2495248	2486525	2476823	1.00	cps
Sulfur	34-1	214135	214595	214957	214563	0.19	cps
Terbium	159-1	15235432	15095957	15078682	15136690	0.57	cps
Terbium	159-2	10473210	10461793	10414062	10449688	0.30	cps
Thallium	203-1	3741	3767	4284	3931	7.79	cps
Thallium	205-1	9073	9180	9110	9121	0.59	cps
Tin	118-1	1005411	1006729	1015474	1009205	0.54	cps
Titanium	47-1	567158	577443	574442	573014	0.92	cps

Reviewed By:Mohan
On:12/25/2024 3:49:22 AM
Inst Id :P7

LB Number :	LB134068	Operator :	Jaswal
Lab Sample ID :	P5248-12DLX2	Instrumnet Name :	P7
Client Sample ID :	MJNLH6	Dilution Factor :	2
Date & Time Acquired :	2024-12-23 14:20:22	DataFile Name :	056SMPL.d

Parameter	Mass	CPS1	CPS2	CPS3	CPSMean	CPSRSD	Units
Uranium	238-1	38476	38034	38826	38445	1.03	cps
Vanadium	51-2	135411	136554	135373	135779	0.49	cps
Yttrium	89-1	14598294	14710941	14435991	14581742	0.95	cps
Yttrium	89-2	3877969	3872833	3793378	3848060	1.23	cps
Zinc	66-2	3434090	3434933	3404087	3424370	0.51	cps
Zirconium	90-1	121249	122495	123174	122306	0.80	cps
Zirconium	91-1	27873	27496	27977	27782	0.91	cps

Reviewed By:Mohan
On:12/25/2024 3:49:22 AM
Inst Id :P7

LB Number :	LB134068	Operator :	Jaswal
Lab Sample ID :	CCV044	Instrumnet Name :	P7
Client Sample ID :	CCV044	Dilution Factor :	1
Date & Time Acquired :	2024-12-23 14:23:22	DataFile Name :	057CCV.d

Parameter	Mass	CPS1	CPS2	CPS3	CPSMean	CPSRSD	Units
Aluminium	27-2	13440339	13229519	13240304	13303388	0.89	cps
Antimony	121-1	5937432	6029714	5916029	5961058	1.01	cps
Arsenic	75-2	287853	282322	281985	284053	1.16	cps
Barium	135-1	7716703	7800997	7723815	7747172	0.60	cps
Barium	137-1	13328129	13407909	13356485	13364174	0.30	cps
Beryllium	9-1	706425	711634	711030	709696	0.40	cps
Bismuth	209-1	7910891	7582644	7697214	7730250	2.16	cps
Bismuth	209-2	6521440	6452136	6528454	6500677	0.65	cps
Bromine	81-1	14924	13943	13736	14201	4.47	cps
Bromine	81-2	250	227	267	248	8.11	cps
Cadmium	108-1	105221	107081	105077	105793	1.06	cps
Cadmium	106-1	152911	152339	150375	151875	0.88	cps
Cadmium	111-1	1414989	1418240	1422875	1418701	0.28	cps
Calcium	43-1	8119942	7861521	7864439	7948634	1.87	cps
Calcium	44-1	128220921	127140121	126671188	127344077	0.62	cps
Carbon	12-1						cps
Carbon	12-2						cps
Chlorine	35-1						cps
Chlorine	35-2						cps
Chromium	52-2	2323845	2262302	2260456	2282201	1.58	cps
Cobalt	59-2	3562428	3547667	3533844	3547979	0.40	cps
Copper	63-2	24963173	24939406	25069720	24990767	0.28	cps
Dysprosium	156-1	320	317	317	318	0.61	cps
Dysprosium	156-2	500	483	517	500	3.33	cps
Erbium	164-1	310	273	283	289	6.56	cps
Erbium	164-2	193	203	200	199	2.56	cps
Gadolinium	160-1	247	320	337	301	15.90	cps
Gadolinium	160-2	560	543	553	552	1.52	cps
Holmium	165-1	14418529	13812058	13690684	13973757	2.79	cps
Holmium	165-2	9773810	9884509	9895489	9851269	0.68	cps
Indium	115-1	10980903	10490760	10506106	10659256	2.61	cps
Indium	115-2	3867861	3794706	3839355	3833974	0.96	cps
Iron	56-2	540689072	536778445	536574712	538014076	0.43	cps
Iron	57-2	13350087	13402084	13362661	13371611	0.20	cps
Iron	54-2	29309047	29374156	28999385	29227530	0.69	cps
Krypton	83-1	227	257	257	247	7.02	cps

Reviewed By:Mohan
On:12/25/2024 3:49:22 AM
Inst Id :P7

LB Number :	LB134068	Operator :	Jaswal
Lab Sample ID :	CCV044	Instrumnet Name :	P7
Client Sample ID :	CCV044	Dilution Factor :	1
Date & Time Acquired :	2024-12-23 14:23:22	DataFile Name :	057CCV.d

Parameter	Mass	CPS1	CPS2	CPS3	CPSMean	CPSRSD	Units
Lead	206-1	21890397	22705340	22008358	22201365	1.98	cps
Lead	207-1	19880086	20440633	19984291	20101670	1.48	cps
Lead	208-1	90005124	92235417	90563353	90934631	1.28	cps
Lithium	6-1	1713886	1700622	1690005	1701505	0.70	cps
Magnesium	24-2	103026975	102025582	103037832	102696796	0.57	cps
Manganese	55-2	18393470	18130903	18102441	18208938	0.88	cps
Molybdenum	94-1	21099260	20749289	20803142	20883897	0.90	cps
Molybdenum	95-1	30406482	30230586	29951742	30196270	0.76	cps
Molybdenum	96-1	33109701	33028756	32604211	32914223	0.82	cps
Molybdenum	97-1	18973191	18896268	18534859	18801439	1.24	cps
Molybdenum	98-1	49143676	48854318	47935989	48644661	1.30	cps
Neodymium	150-1	467	463	457	462	1.10	cps
Neodymium	150-2	113	170	123	136	22.31	cps
Nickel	60-2	853692	840972	842373	845679	0.82	cps
Phosphorus	31-2	117560	116328	117308	117065	0.56	cps
Potassium	39-2	65720531	65155844	65227141	65367838	0.47	cps
Rhodium	103-1	9917013	9438578	9259654	9538415	3.56	cps
Rhodium	103-2	5690475	5656280	5583714	5643490	0.97	cps
Scandium	45-1	6401315	5910615	5869553	6060494	4.88	cps
Scandium	45-2	503862	502507	503269	503213	0.13	cps
Selenium	82-1	86020	86447	85878	86115	0.34	cps
Selenium	77-2	8893	8776	8963	8877	1.06	cps
Selenium	78-2	30064	30024	28678	29588	2.67	cps
Silicon	28-1	3530954	3502223	3495904	3509693	0.53	cps
Silver	107-1	7393178	7251564	7107112	7250618	1.97	cps
Silver	109-1	7067232	6924770	6975997	6989333	1.03	cps
Sodium	23-2	167463608	167996168	166622121	167360632	0.41	cps
Strontium	86-1	1941532	1941238	1938516	1940429	0.09	cps
Strontium	88-1	16864981	16722779	16839986	16809249	0.45	cps
Sulfur	34-1	613232	603082	596347	604220	1.41	cps
Terbium	159-1	14561094	13920592	13965769	14149152	2.53	cps
Terbium	159-2	9750389	9732851	9703052	9728764	0.25	cps
Thallium	203-1	5652591	5756581	5825151	5744774	1.51	cps
Thallium	205-1	13434166	13824034	13554050	13604084	1.47	cps
Tin	118-1	4981584	5029333	4930437	4980451	0.99	cps
Titanium	47-1	7555610	7376087	7420731	7450809	1.25	cps

Reviewed By:Mohan
On:12/25/2024 3:49:22 AM
Inst Id :P7

LB Number :	LB134068	Operator :	Jaswal
Lab Sample ID :	CCV044	Instrumnet Name :	P7
Client Sample ID :	CCV044	Dilution Factor :	1
Date & Time Acquired :	2024-12-23 14:23:22	DataFile Name :	057CCV.d

Parameter	Mass	CPS1	CPS2	CPS3	CPSMean	CPSRSD	Units
Uranium	238-1	17942785	18302835	18377423	18207681	1.28	cps
Vanadium	51-2	2061082	2065317	2057390	2061263	0.19	cps
Yttrium	89-1	13552081	12909815	12842145	13101347	2.99	cps
Yttrium	89-2	3380709	3335210	3347616	3354511	0.70	cps
Zinc	66-2	4100866	4085193	4092728	4092929	0.19	cps
Zirconium	90-1	10379198	10353565	10251803	10328189	0.65	cps
Zirconium	91-1	2262250	2276537	2295373	2278053	0.73	cps

Reviewed By:Mohan
On:12/25/2024 3:49:22 AM
Inst Id :P7

LB Number :	LB134068	Operator :	Jaswal
Lab Sample ID :	CCB044	Instrumnet Name :	P7
Client Sample ID :	CCB044	Dilution Factor :	1
Date & Time Acquired :	2024-12-23 14:26:08	DataFile Name :	058CCBE.d

Parameter	Mass	CPS1	CPS2	CPS3	CPSMean	CPSRSD	Units
Aluminium	27-2	917	693	567	726	24.42	cps
Antimony	121-1	3350	2804	2800	2985	10.61	cps
Arsenic	75-2	57	23	20	33	60.84	cps
Barium	135-1	1357	1243	923	1175	19.14	cps
Barium	137-1	2117	2244	1850	2070	9.70	cps
Beryllium	9-1	303	233	237	258	15.32	cps
Bismuth	209-1	8779272	8600601	8679270	8686381	1.03	cps
Bismuth	209-2	7438271	7369529	7401226	7403009	0.46	cps
Bromine	81-1	14344	14447	14454	14415	0.43	cps
Bromine	81-2	230	280	307	272	14.30	cps
Cadmium	108-1	23	23	17	21	18.21	cps
Cadmium	106-1	3287	3084	3324	3232	4.00	cps
Cadmium	111-1	2551	2456	2622	2543	3.28	cps
Calcium	43-1	1833	1677	1373	1628	14.37	cps
Calcium	44-1	30922	30968	25769	29220	10.23	cps
Carbon	12-1						cps
Carbon	12-2						cps
Chlorine	35-1						cps
Chlorine	35-2						cps
Chromium	52-2	1507	1477	1477	1487	1.16	cps
Cobalt	59-2	357	263	223	281	24.34	cps
Copper	63-2	2500	1923	1823	2082	17.54	cps
Dysprosium	156-1	13	10	23	16	44.60	cps
Dysprosium	156-2	3	0	0	1	173.21	cps
Erbium	164-1	50	37	60	49	23.94	cps
Erbium	164-2	30	37	27	31	16.37	cps
Gadolinium	160-1	37	30	70	46	47.04	cps
Gadolinium	160-2	483	467	463	471	2.28	cps
Holmium	165-1	14326226	14432102	14210036	14322788	0.78	cps
Holmium	165-2	10101865	10284031	10189421	10191772	0.89	cps
Indium	115-1	11711960	11739050	11796748	11749253	0.37	cps
Indium	115-2	4270072	4237352	4218567	4241997	0.61	cps
Iron	56-2	52244	44693	38847	45261	14.84	cps
Iron	57-2	1667	1493	1417	1526	8.40	cps
Iron	54-2	4311	3654	3327	3764	13.31	cps
Krypton	83-1	193	227	210	210	7.94	cps

Reviewed By:Mohan
On:12/25/2024 3:49:22 AM
Inst Id :P7

LB Number :	LB134068	Operator :	Jaswal
Lab Sample ID :	CCB044	Instrumnet Name :	P7
Client Sample ID :	CCB044	Dilution Factor :	1
Date & Time Acquired :	2024-12-23 14:26:08	DataFile Name :	058CCBE.d

Parameter	Mass	CPS1	CPS2	CPS3	CPSMean	CPSRSD	Units
Lead	206-1	4774	4931	3904	4536	12.20	cps
Lead	207-1	4434	4257	3444	4045	13.06	cps
Lead	208-1	19512	19262	15881	18218	11.13	cps
Lithium	6-1	1812445	1830165	1805384	1815998	0.70	cps
Magnesium	24-2	7062	5198	4451	5570	24.14	cps
Manganese	55-2	1567	1217	893	1226	27.48	cps
Molybdenum	94-1	3994	4171	3364	3843	11.04	cps
Molybdenum	95-1	5524	5688	4334	5182	14.26	cps
Molybdenum	96-1	6241	5935	4911	5696	12.23	cps
Molybdenum	97-1	3390	3340	2944	3225	7.59	cps
Molybdenum	98-1	9123	8793	6945	8287	14.16	cps
Neodymium	150-1	10	3	0	4	114.60	cps
Neodymium	150-2	0	3	0	1	173.21	cps
Nickel	60-2	357	373	380	370	3.25	cps
Phosphorus	31-2	197	143	143	161	19.11	cps
Potassium	39-2	52744	53149	52115	52670	0.99	cps
Rhodium	103-1	10601443	10617462	10632586	10617164	0.15	cps
Rhodium	103-2	6567129	6477158	6456472	6500253	0.91	cps
Scandium	45-1	6231269	6148572	6337187	6239009	1.52	cps
Scandium	45-2	524125	527383	533617	528375	0.91	cps
Selenium	82-1	114	86	107	102	14.49	cps
Selenium	77-2	3	3	3	3	0.00	cps
Selenium	78-2	427	443	463	444	4.13	cps
Silicon	28-1	594367	598907	597351	596875	0.39	cps
Silver	107-1	2180	1940	1587	1902	15.69	cps
Silver	109-1	2020	1783	1537	1780	13.58	cps
Sodium	23-2	40339	39023	36817	38726	4.60	cps
Strontium	86-1	683	643	647	658	3.37	cps
Strontium	88-1	3097	2844	2560	2834	9.48	cps
Sulfur	34-1	175239	178766	178317	177441	1.08	cps
Terbium	159-1	14820648	14766552	14649684	14745628	0.59	cps
Terbium	159-2	10029115	10153681	10243079	10141958	1.06	cps
Thallium	203-1	1923	1803	1350	1692	17.87	cps
Thallium	205-1	5008	4231	3727	4322	14.93	cps
Tin	118-1	2547	2424	2277	2416	5.60	cps
Titanium	47-1	1257	1283	1020	1187	12.22	cps

Reviewed By:Mohan
On:12/25/2024 3:49:22 AM
Inst Id :P7

LB Number :	LB134068	Operator :	Jaswal
Lab Sample ID :	CCB044	Instrumnet Name :	P7
Client Sample ID :	CCB044	Dilution Factor :	1
Date & Time Acquired :	2024-12-23 14:26:08	DataFile Name :	058CCBE.d

Parameter	Mass	CPS1	CPS2	CPS3	CPSMean	CPSRSD	Units
Uranium	238-1	2827	2734	2064	2541	16.39	cps
Vanadium	51-2	117	117	77	103	22.35	cps
Yttrium	89-1	13555129	13743874	13643355	13647453	0.69	cps
Yttrium	89-2	3584826	3504702	3548032	3545853	1.13	cps
Zinc	66-2	513	517	423	484	10.93	cps
Zirconium	90-1	2597	2650	2274	2507	8.13	cps
Zirconium	91-1	573	623	507	568	10.31	cps

Reviewed By:Mohan
On:12/25/2024 3:49:22 AM
Inst Id :P7

LB Number :	LB134068	Operator :	Jaswal
Lab Sample ID :	PB165532BL	Instrumnet Name :	P7
Client Sample ID :	PBS532	Dilution Factor :	1
Date & Time Acquired :	2024-12-23 14:35:44	DataFile Name :	059CCBE.d

Parameter	Mass	CPS1	CPS2	CPS3	CPSMean	CPSRSD	Units
Aluminium	27-2	230	263	210	234	11.49	cps
Antimony	121-1	400	343	303	349	13.92	cps
Arsenic	75-2	0	10	10	7	86.60	cps
Barium	135-1	63	50	67	60	14.70	cps
Barium	137-1	133	130	107	123	11.78	cps
Beryllium	9-1	53	97	83	78	28.54	cps
Bismuth	209-1	8777669	8623931	8474917	8625506	1.76	cps
Bismuth	209-2	7398146	7489843	7352151	7413380	0.95	cps
Bromine	81-1	15268	14697	15061	15009	1.92	cps
Bromine	81-2	137	113	133	128	9.88	cps
Cadmium	108-1	10	3	7	7	50.03	cps
Cadmium	106-1	3047	3000	2974	3007	1.23	cps
Cadmium	111-1	2139	2131	2104	2125	0.88	cps
Calcium	43-1	337	360	373	357	5.20	cps
Calcium	44-1	9613	9676	9743	9678	0.67	cps
Carbon	12-1						cps
Carbon	12-2						cps
Chlorine	35-1						cps
Chlorine	35-2						cps
Chromium	52-2	1327	1510	1430	1422	6.46	cps
Cobalt	59-2	147	107	147	133	17.32	cps
Copper	63-2	683	717	813	738	9.15	cps
Dysprosium	156-1	27	20	7	18	57.27	cps
Dysprosium	156-2	13	3	7	8	65.47	cps
Erbium	164-1	63	97	60	73	27.65	cps
Erbium	164-2	43	63	40	49	25.81	cps
Gadolinium	160-1	43	63	53	53	18.75	cps
Gadolinium	160-2	440	403	450	431	5.70	cps
Holmium	165-1	14487632	14130334	14290673	14302880	1.25	cps
Holmium	165-2	10224783	10287157	10182044	10231328	0.52	cps
Indium	115-1	11924819	11978483	11766317	11889873	0.93	cps
Indium	115-2	4408010	4299609	4355809	4354476	1.24	cps
Iron	56-2	19813	19596	19466	19625	0.89	cps
Iron	57-2	923	860	883	889	3.60	cps
Iron	54-2	2640	2397	2377	2471	5.93	cps
Krypton	83-1	203	233	230	222	7.40	cps

Reviewed By:Mohan
On:12/25/2024 3:49:22 AM
Inst Id :P7

LB Number :	LB134068	Operator :	Jaswal
Lab Sample ID :	PB165532BL	Instrumnet Name :	P7
Client Sample ID :	PBS532	Dilution Factor :	1
Date & Time Acquired :	2024-12-23 14:35:44	DataFile Name :	059CCBE.d

Parameter	Mass	CPS1	CPS2	CPS3	CPSMean	CPSRSD	Units
Lead	206-1	733	800	783	772	4.49	cps
Lead	207-1	667	677	680	674	1.03	cps
Lead	208-1	3180	3070	2967	3072	3.47	cps
Lithium	6-1	1817727	1805888	1794713	1806109	0.64	cps
Magnesium	24-2	850	873	883	869	1.97	cps
Manganese	55-2	270	307	303	293	6.91	cps
Molybdenum	94-1	437	373	383	398	8.56	cps
Molybdenum	95-1	240	230	217	229	5.11	cps
Molybdenum	96-1	253	297	313	288	10.76	cps
Molybdenum	97-1	157	153	110	140	18.60	cps
Molybdenum	98-1	360	313	287	320	11.60	cps
Neodymium	150-1	3	3	7	4	43.40	cps
Neodymium	150-2	0	0	3	1	173.21	cps
Nickel	60-2	343	363	313	340	7.40	cps
Phosphorus	31-2	177	123	153	151	17.69	cps
Potassium	39-2	48403	48410	48199	48338	0.25	cps
Rhodium	103-1	11012628	10951694	11023173	10995832	0.35	cps
Rhodium	103-2	6819899	6613553	6574848	6669433	1.98	cps
Scandium	45-1	6648718	6576350	6549891	6591653	0.78	cps
Scandium	45-2	555594	551789	549757	552380	0.54	cps
Selenium	82-1	145	111	107	121	17.14	cps
Selenium	77-2	10	0	0	3	173.21	cps
Selenium	78-2	387	423	400	403	4.60	cps
Silicon	28-1	641621	643335	644053	643003	0.19	cps
Silver	107-1	153	167	123	148	15.02	cps
Silver	109-1	100	113	147	120	20.03	cps
Sodium	23-2	26406	25234	25428	25689	2.45	cps
Strontium	86-1	387	390	377	384	1.80	cps
Strontium	88-1	403	367	303	358	14.14	cps
Sulfur	34-1	189877	191757	188882	190172	0.77	cps
Terbium	159-1	14907924	14662509	14729448	14766627	0.86	cps
Terbium	159-2	10217579	10118061	10192512	10176051	0.51	cps
Thallium	203-1	583	613	573	590	3.53	cps
Thallium	205-1	1363	1350	1380	1365	1.10	cps
Tin	118-1	1500	1410	1387	1432	4.18	cps
Titanium	47-1	90	100	70	87	17.63	cps

Reviewed By:Mohan
On:12/25/2024 3:49:22 AM
Inst Id :P7

LB Number :	LB134068	Operator :	Jaswal
Lab Sample ID :	PB165532BL	Instrumnet Name :	P7
Client Sample ID :	PBS532	Dilution Factor :	1
Date & Time Acquired :	2024-12-23 14:35:44	DataFile Name :	059CCBE.d

Parameter	Mass	CPS1	CPS2	CPS3	CPSMean	CPSRSD	Units
Uranium	238-1	37	13	17	22	56.80	cps
Vanadium	51-2	13	13	20	16	24.76	cps
Yttrium	89-1	13925347	13864492	14035386	13941742	0.62	cps
Yttrium	89-2	3730599	3666923	3655283	3684268	1.10	cps
Zinc	66-2	267	273	273	271	1.42	cps
Zirconium	90-1	793	750	683	742	7.47	cps
Zirconium	91-1	140	157	170	156	9.66	cps

Reviewed By:Mohan
On:12/25/2024 3:49:22 AM
Inst Id :P7

LB Number :	LB134068	Operator :	Jaswal
Lab Sample ID :	PB165532BS	Instrumnet Name :	P7
Client Sample ID :	LCS532	Dilution Factor :	1
Date & Time Acquired :	2024-12-23 14:39:00	DataFile Name :	060LCSE.d

Parameter	Mass	CPS1	CPS2	CPS3	CPSMean	CPSRSD	Units
Aluminium	27-2	11494	11331	11151	11325	1.52	cps
Antimony	121-1	49538	50512	50950	50333	1.44	cps
Arsenic	75-2	1450	1453	1383	1429	2.76	cps
Barium	135-1	61847	62101	61602	61850	0.40	cps
Barium	137-1	107082	106273	106263	106539	0.44	cps
Beryllium	9-1	3264	3367	3370	3334	1.82	cps
Bismuth	209-1	8503637	8398870	8554086	8485531	0.93	cps
Bismuth	209-2	7279080	7225843	7342869	7282598	0.80	cps
Bromine	81-1	14130	14497	14841	14489	2.45	cps
Bromine	81-2	163	133	170	156	12.55	cps
Cadmium	108-1	463	493	407	454	9.68	cps
Cadmium	106-1	3944	3834	3814	3864	1.81	cps
Cadmium	111-1	9331	8883	9130	9115	2.46	cps
Calcium	43-1	35822	36795	36110	36242	1.38	cps
Calcium	44-1	583871	584153	589145	585723	0.51	cps
Carbon	12-1						cps
Carbon	12-2						cps
Chlorine	35-1						cps
Chlorine	35-2						cps
Chromium	52-2	21262	21095	21412	21256	0.75	cps
Cobalt	59-2	16486	16639	16653	16593	0.56	cps
Copper	63-2	24861	25432	25355	25216	1.23	cps
Dysprosium	156-1	27	10	10	16	61.87	cps
Dysprosium	156-2	17	10	17	14	26.66	cps
Erbium	164-1	53	50	97	67	39.06	cps
Erbium	164-2	30	17	50	32	52.06	cps
Gadolinium	160-1	47	23	50	40	36.33	cps
Gadolinium	160-2	490	497	477	488	2.09	cps
Holmium	165-1	14102159	14348644	14172120	14207641	0.89	cps
Holmium	165-2	10349207	10042427	10211096	10200910	1.51	cps
Indium	115-1	11845345	11870227	11872702	11862758	0.13	cps
Indium	115-2	4348867	4280818	4330533	4320073	0.82	cps
Iron	56-2	2007628	1976452	1964066	1982715	1.13	cps
Iron	57-2	51046	50545	50053	50548	0.98	cps
Iron	54-2	110750	109397	111784	110643	1.08	cps
Krypton	83-1	180	227	217	208	11.83	cps

Reviewed By:Mohan
On:12/25/2024 3:49:22 AM
Inst Id :P7

LB Number :	LB134068	Operator :	Jaswal
Lab Sample ID :	PB165532BS	Instrumnet Name :	P7
Client Sample ID :	LCS532	Dilution Factor :	1
Date & Time Acquired :	2024-12-23 14:39:00	DataFile Name :	060LCSE.d

Parameter	Mass	CPS1	CPS2	CPS3	CPSMean	CPSRSD	Units
Lead	206-1	18179	18102	18499	18260	1.15	cps
Lead	207-1	16056	16694	16440	16397	1.96	cps
Lead	208-1	74752	74176	74443	74457	0.39	cps
Lithium	6-1	1774453	1744068	1783024	1767181	1.16	cps
Magnesium	24-2	444654	445457	443139	444417	0.26	cps
Manganese	55-2	8509	8703	8783	8665	1.62	cps
Molybdenum	94-1	51664	52731	52219	52205	1.02	cps
Molybdenum	95-1	62857	63229	62968	63018	0.30	cps
Molybdenum	96-1	69337	69993	70599	69976	0.90	cps
Molybdenum	97-1	38407	39443	39527	39126	1.59	cps
Molybdenum	98-1	100858	102137	100321	101106	0.92	cps
Neodymium	150-1	17	7	7	10	57.72	cps
Neodymium	150-2	13	13	3	10	57.75	cps
Nickel	60-2	4614	4517	4507	4546	1.30	cps
Phosphorus	31-2	803	820	753	792	4.38	cps
Potassium	39-2	653102	651213	652010	652108	0.15	cps
Rhodium	103-1	11038840	10901235	10959098	10966391	0.63	cps
Rhodium	103-2	6692505	6558356	6594306	6615056	1.05	cps
Scandium	45-1	6462486	6547327	6551727	6520513	0.77	cps
Scandium	45-2	562300	557757	559372	559810	0.41	cps
Selenium	82-1	2163	2027	2074	2088	3.33	cps
Selenium	77-2	283	160	193	212	30.06	cps
Selenium	78-2	1027	1147	1160	1111	6.61	cps
Silicon	28-1	796705	800363	807414	801494	0.68	cps
Silver	107-1	31805	32403	31751	31986	1.13	cps
Silver	109-1	30348	30569	30509	30475	0.37	cps
Sodium	23-2	744810	737525	741107	741147	0.49	cps
Strontium	86-1	8302	8469	8776	8516	2.82	cps
Strontium	88-1	70196	69915	70451	70187	0.38	cps
Sulfur	34-1	193870	195524	194849	194747	0.43	cps
Terbium	159-1	14786662	14352706	14705245	14614871	1.58	cps
Terbium	159-2	10169736	10125084	10176664	10157161	0.28	cps
Thallium	203-1	22686	22559	22936	22727	0.84	cps
Thallium	205-1	54532	53859	53374	53922	1.08	cps
Tin	118-1	106161	106084	105711	105985	0.23	cps
Titanium	47-1	3684	4057	4224	3988	6.94	cps

1730

Reviewed By:Mohan
On:12/25/2024 3:49:22 AM
Inst Id :P7

LB Number :	LB134068	Operator :	Jaswal
Lab Sample ID :	PB165532BS	Instrumnet Name :	P7
Client Sample ID :	LCS532	Dilution Factor :	1
Date & Time Acquired :	2024-12-23 14:39:00	DataFile Name :	060LCSE.d

Parameter	Mass	CPS1	CPS2	CPS3	CPSMean	CPSRSD	Units
Uranium	238-1	66605	66046	66709	66453	0.54	cps
Vanadium	51-2	45164	45448	45709	45440	0.60	cps
Yttrium	89-1	13638057	13837594	13769924	13748525	0.74	cps
Yttrium	89-2	3688621	3644801	3647344	3660255	0.67	cps
Zinc	66-2	10397	10367	10257	10340	0.71	cps
Zirconium	90-1	43180	44755	43615	43850	1.85	cps
Zirconium	91-1	9483	9660	9823	9655	1.76	cps

Reviewed By:Mohan
On:12/25/2024 3:49:22 AM
Inst Id :P7

LB Number :	LB134068	Operator :	Jaswal
Lab Sample ID :	P5154-01	Instrumnet Name :	P7
Client Sample ID :	ME28N9	Dilution Factor :	1
Date & Time Acquired :	2024-12-23 14:43:10	DataFile Name :	061SMPL.d

Parameter	Mass	CPS1	CPS2	CPS3	CPSMean	CPSRSD	Units
Aluminium	27-2	4636384	4619675	4547527	4601195	1.03	cps
Antimony	121-1	3397	3420	3407	3408	0.34	cps
Arsenic	75-2	11301	11037	11194	11178	1.19	cps
Barium	135-1	453249	454330	452898	453492	0.16	cps
Barium	137-1	787762	793078	788384	789741	0.37	cps
Beryllium	9-1	2197	1910	2110	2072	7.10	cps
Bismuth	209-1	8958151	8860792	8717002	8845315	1.37	cps
Bismuth	209-2	7546723	7610740	7454067	7537177	1.05	cps
Bromine	81-1	20354	21673	22517	21515	5.07	cps
Bromine	81-2	1560	1643	1630	1611	2.78	cps
Cadmium	108-1	303	263	297	288	7.45	cps
Cadmium	106-1	3767	3600	3654	3674	2.32	cps
Cadmium	111-1	4832	4683	4887	4800	2.20	cps
Calcium	43-1	411459	414164	413259	412961	0.33	cps
Calcium	44-1	6369306	6422081	6355163	6382183	0.55	cps
Carbon	12-1						cps
Carbon	12-2						cps
Chlorine	35-1						cps
Chlorine	35-2						cps
Chromium	52-2	151085	149559	149304	149983	0.64	cps
Cobalt	59-2	144887	144064	143178	144043	0.59	cps
Copper	63-2	217087	215902	215475	216155	0.39	cps
Dysprosium	156-1	69085	70137	68905	69376	0.96	cps
Dysprosium	156-2	55449	55194	55101	55248	0.33	cps
Erbium	164-1	61635	62422	62516	62191	0.78	cps
Erbium	164-2	44367	43354	43715	43812	1.17	cps
Gadolinium	160-1	69193	69213	67183	68530	1.70	cps
Gadolinium	160-2	51561	50113	50568	50747	1.46	cps
Holmium	165-1	15292338	14753561	15041393	15029097	1.79	cps
Holmium	165-2	10774732	10732068	10477006	10661269	1.51	cps
Indium	115-1	12639083	12320748	12316520	12425450	1.49	cps
Indium	115-2	4465051	4478418	4400008	4447825	0.94	cps
Iron	56-2	174405504	173981617	171715237	173367453	0.83	cps
Iron	57-2	4265735	4253023	4274444	4264401	0.25	cps
Iron	54-2	9522364	9346487	9334134	9400995	1.12	cps
Krypton	83-1	290	277	257	274	6.11	cps

Reviewed By:Mohan
On:12/25/2024 3:49:22 AM
Inst Id :P7

LB Number :	LB134068	Operator :	Jaswal
Lab Sample ID :	P5154-01	Instrumnet Name :	P7
Client Sample ID :	ME28N9	Dilution Factor :	1
Date & Time Acquired :	2024-12-23 14:43:10	DataFile Name :	061SMPL.d

Parameter	Mass	CPS1	CPS2	CPS3	CPSMean	CPSRSD	Units
Lead	206-1	395220	391861	390893	392658	0.58	cps
Lead	207-1	325920	325849	324473	325414	0.25	cps
Lead	208-1	1527519	1525597	1509001	1520706	0.67	cps
Lithium	6-1	1878571	1827958	1825173	1843901	1.63	cps
Magnesium	24-2	2907312	2848949	2842651	2866304	1.24	cps
Manganese	55-2	5846406	5861202	5759735	5822447	0.94	cps
Molybdenum	94-1	62161	61646	62312	62039	0.56	cps
Molybdenum	95-1	69574	69979	69886	69813	0.30	cps
Molybdenum	96-1	80855	81053	81207	81038	0.22	cps
Molybdenum	97-1	42779	44274	43281	43444	1.75	cps
Molybdenum	98-1	113244	113668	114444	113785	0.53	cps
Neodymium	150-1	103389	104413	104207	104003	0.52	cps
Neodymium	150-2	61115	61165	61544	61275	0.38	cps
Nickel	60-2	200376	197380	197844	198533	0.81	cps
Phosphorus	31-2	9757	9353	9710	9606	2.30	cps
Potassium	39-2	2078025	2069239	2079955	2075740	0.28	cps
Rhodium	103-1	11542399	11322911	11453007	11439439	0.96	cps
Rhodium	103-2	6850796	6882588	6751632	6828339	1.00	cps
Scandium	45-1	6957208	6904095	6920982	6927428	0.39	cps
Scandium	45-2	585025	581711	584274	583670	0.30	cps
Selenium	82-1	357	336	382	358	6.42	cps
Selenium	77-2	217	157	190	188	16.01	cps
Selenium	78-2	607	627	573	602	4.47	cps
Silicon	28-1	42086841	42061363	42676614	42274939	0.82	cps
Silver	107-1	3424	2624	2497	2848	17.65	cps
Silver	109-1	3424	2544	2364	2777	20.43	cps
Sodium	23-2	284084	284399	280689	283057	0.73	cps
Strontium	86-1	215051	216014	217746	216270	0.63	cps
Strontium	88-1	1915528	1960382	1911750	1929220	1.40	cps
Sulfur	34-1	225567	220383	216502	220817	2.06	cps
Terbium	159-1	15522364	15642818	15210853	15458678	1.44	cps
Terbium	159-2	10654708	10518537	10420428	10531224	1.12	cps
Thallium	203-1	5641	5058	5194	5298	5.76	cps
Thallium	205-1	12866	12166	12022	12351	3.66	cps
Tin	118-1	8753	9116	8466	8778	3.71	cps
Titanium	47-1	188927	190951	191701	190527	0.75	cps

Reviewed By:Mohan
On:12/25/2024 3:49:22 AM
Inst Id :P7

LB Number :	LB134068	Operator :	Jaswal
Lab Sample ID :	P5154-01	Instrumnet Name :	P7
Client Sample ID :	ME28N9	Dilution Factor :	1
Date & Time Acquired :	2024-12-23 14:43:10	DataFile Name :	061SMPL.d

Parameter	Mass	CPS1	CPS2	CPS3	CPSMean	CPSRSD	Units
Uranium	238-1	57885	57878	57541	57768	0.34	cps
Vanadium	51-2	177290	174435	174287	175337	0.97	cps
Yttrium	89-1	15611904	15449959	15534273	15532045	0.52	cps
Yttrium	89-2	4024784	4088688	4011563	4041679	1.02	cps
Zinc	66-2	132663	129895	130121	130893	1.17	cps
Zirconium	90-1	59935	60641	60601	60392	0.66	cps
Zirconium	91-1	13296	13209	13987	13497	3.16	cps

Reviewed By:Mohan
On:12/25/2024 3:49:22 AM
Inst Id :P7

LB Number :	LB134068	Operator :	Jaswal
Lab Sample ID :	P5154-02	Instrumnet Name :	P7
Client Sample ID :	ME28P0	Dilution Factor :	1
Date & Time Acquired :	2024-12-23 14:46:17	DataFile Name :	062SMPL.d

Parameter	Mass	CPS1	CPS2	CPS3	CPSMean	CPSRSD	Units
Aluminium	27-2	6447360	6463171	6389048	6433193	0.61	cps
Antimony	121-1	2054	2144	2247	2148	4.50	cps
Arsenic	75-2	11231	11268	11024	11174	1.17	cps
Barium	135-1	468087	475306	472843	472079	0.78	cps
Barium	137-1	809118	824271	820349	817913	0.96	cps
Beryllium	9-1	2090	2370	2380	2280	7.22	cps
Bismuth	209-1	8649051	8601121	8715899	8655357	0.67	cps
Bismuth	209-2	7392214	7423578	7303909	7373234	0.84	cps
Bromine	81-1	18522	18318	18969	18603	1.79	cps
Bromine	81-2	1033	1077	1280	1130	11.66	cps
Cadmium	108-1	257	223	243	241	6.96	cps
Cadmium	106-1	3837	3661	3704	3734	2.47	cps
Cadmium	111-1	4440	4410	4196	4348	3.06	cps
Calcium	43-1	188384	190287	189636	189436	0.51	cps
Calcium	44-1	2866370	2935856	2886241	2896156	1.24	cps
Carbon	12-1						cps
Carbon	12-2						cps
Chlorine	35-1						cps
Chlorine	35-2						cps
Chromium	52-2	197863	196489	198623	197658	0.55	cps
Cobalt	59-2	199360	198332	199119	198937	0.27	cps
Copper	63-2	250448	249184	250005	249879	0.26	cps
Dysprosium	156-1	98270	97945	98566	98260	0.32	cps
Dysprosium	156-2	79001	79255	79647	79301	0.41	cps
Erbium	164-1	91094	92151	91527	91591	0.58	cps
Erbium	164-2	64414	65024	65271	64903	0.68	cps
Gadolinium	160-1	99383	100910	101138	100477	0.95	cps
Gadolinium	160-2	75693	74915	74560	75056	0.77	cps
Holmium	165-1	14791191	14808996	14567544	14722577	0.91	cps
Holmium	165-2	10483277	10514884	10421056	10473072	0.46	cps
Indium	115-1	12190008	11961767	12107505	12086427	0.96	cps
Indium	115-2	4393852	4391690	4332229	4372591	0.80	cps
Iron	56-2	245051356	241743956	240599276	242464863	0.95	cps
Iron	57-2	5971044	5937754	6010897	5973232	0.61	cps
Iron	54-2	13274955	13072987	13171187	13173043	0.77	cps
Krypton	83-1	340	397	320	352	11.29	cps

LB Number :	LB134068	Operator :	Jaswal
Lab Sample ID :	P5154-02	Instrumnet Name :	P7
Client Sample ID :	ME28P0	Dilution Factor :	1
Date & Time Acquired :	2024-12-23 14:46:17	DataFile Name :	062SMPL.d

Parameter	Mass	CPS1	CPS2	CPS3	CPSMean	CPSRSD	Units
Lead	206-1	254943	255989	257598	256177	0.52	cps
Lead	207-1	211290	213931	213524	212915	0.67	cps
Lead	208-1	981466	993127	994449	989681	0.72	cps
Lithium	6-1	1807473	1779210	1846301	1810995	1.86	cps
Magnesium	24-2	3423707	3412945	3389158	3408603	0.52	cps
Manganese	55-2	3590726	3554510	3507506	3550914	1.18	cps
Molybdenum	94-1	70770	72602	72287	71886	1.36	cps
Molybdenum	95-1	70455	71972	71962	71463	1.22	cps
Molybdenum	96-1	84686	87006	84777	85490	1.54	cps
Molybdenum	97-1	44183	44654	44959	44599	0.88	cps
Molybdenum	98-1	115583	115805	114883	115424	0.42	cps
Neodymium	150-1	145124	147967	146764	146618	0.97	cps
Neodymium	150-2	88612	88878	87593	88361	0.77	cps
Nickel	60-2	135458	133373	132805	133879	1.04	cps
Phosphorus	31-2	6882	6845	6728	6818	1.18	cps
Potassium	39-2	2024024	2003481	2012929	2013478	0.51	cps
Rhodium	103-1	11184639	11059367	11080580	11108195	0.60	cps
Rhodium	103-2	6718121	6814653	6651345	6728040	1.22	cps
Scandium	45-1	6786139	6848193	6742668	6792333	0.78	cps
Scandium	45-2	578794	575603	572271	575556	0.57	cps
Selenium	82-1	309	243	374	309	21.22	cps
Selenium	77-2	283	283	310	292	5.27	cps
Selenium	78-2	673	613	677	654	5.45	cps
Silicon	28-1	45884941	46973091	46307194	46388409	1.18	cps
Silver	107-1	1337	1407	1500	1415	5.79	cps
Silver	109-1	1300	1463	1440	1401	6.31	cps
Sodium	23-2	257237	255824	256119	256393	0.29	cps
Strontium	86-1	175643	177934	177596	177058	0.70	cps
Strontium	88-1	1584152	1582743	1590380	1585758	0.26	cps
Sulfur	34-1	162554	159614	156011	159393	2.06	cps
Terbium	159-1	15307911	15313263	15180622	15267265	0.49	cps
Terbium	159-2	10587993	10521879	10320966	10476946	1.33	cps
Thallium	203-1	5448	5778	5978	5735	4.67	cps
Thallium	205-1	13634	13800	14371	13935	2.77	cps
Tin	118-1	8463	8643	8579	8561	1.07	cps
Titanium	47-1	233823	238409	235687	235973	0.98	cps

Reviewed By:Mohan
On:12/25/2024 3:49:22 AM
Inst Id :P7

LB Number :	LB134068	Operator :	Jaswal
Lab Sample ID :	P5154-02	Instrumnet Name :	P7
Client Sample ID :	ME28P0	Dilution Factor :	1
Date & Time Acquired :	2024-12-23 14:46:17	DataFile Name :	062SMPL.d

Parameter	Mass	CPS1	CPS2	CPS3	CPSMean	CPSRSD	Units
Uranium	238-1	66682	67791	66806	67093	0.91	cps
Vanadium	51-2	221251	220611	219841	220568	0.32	cps
Yttrium	89-1	15634302	15545163	15701043	15626836	0.50	cps
Yttrium	89-2	4103474	4088346	4077962	4089927	0.31	cps
Zinc	66-2	123559	123119	122856	123178	0.29	cps
Zirconium	90-1	82715	83744	84223	83560	0.92	cps
Zirconium	91-1	18075	18712	18398	18395	1.73	cps

Reviewed By:Mohan
On:12/25/2024 3:49:22 AM
Inst Id :P7

LB Number :	LB134068	Operator :	Jaswal
Lab Sample ID :	P5154-03	Instrumnet Name :	P7
Client Sample ID :	ME28P1	Dilution Factor :	1
Date & Time Acquired :	2024-12-23 14:49:28	DataFile Name :	063SMPL.d

Parameter	Mass	CPS1	CPS2	CPS3	CPSMean	CPSRSD	Units
Aluminium	27-2	3689348	3652933	3682375	3674885	0.53	cps
Antimony	121-1	4307	4534	4301	4381	3.03	cps
Arsenic	75-2	7319	7515	7689	7508	2.47	cps
Barium	135-1	492567	494493	491334	492798	0.32	cps
Barium	137-1	854696	864619	853955	857757	0.69	cps
Beryllium	9-1	1303	1363	1303	1323	2.62	cps
Bismuth	209-1	8266776	8359639	8339992	8322136	0.59	cps
Bismuth	209-2	6458421	7058556	7192398	6903125	5.66	cps
Bromine	81-1	15722	16746	16166	16211	3.17	cps
Bromine	81-2	513	597	520	543	8.52	cps
Cadmium	108-1	250	260	213	241	10.19	cps
Cadmium	106-1	4001	3647	3857	3835	4.64	cps
Cadmium	111-1	4546	4395	4588	4509	2.25	cps
Calcium	43-1	6137562	6108074	6139305	6128314	0.29	cps
Calcium	44-1	99079492	97615212	97562922	98085875	0.88	cps
Carbon	12-1						cps
Carbon	12-2						cps
Chlorine	35-1						cps
Chlorine	35-2						cps
Chromium	52-2	149034	146965	147089	147696	0.79	cps
Cobalt	59-2	133376	132405	131624	132468	0.66	cps
Copper	63-2	182157	179573	176022	179251	1.72	cps
Dysprosium	156-1	53368	54197	54070	53878	0.83	cps
Dysprosium	156-2	43133	43039	43400	43191	0.43	cps
Erbium	164-1	44170	44765	43976	44303	0.93	cps
Erbium	164-2	31769	31054	31937	31587	1.48	cps
Gadolinium	160-1	52719	52638	51280	52212	1.55	cps
Gadolinium	160-2	39385	39148	38917	39150	0.60	cps
Holmium	165-1	14440299	14569221	14696315	14568612	0.88	cps
Holmium	165-2	9277505	10221218	10368747	9955823	5.95	cps
Indium	115-1	11914040	11796173	11738191	11816135	0.76	cps
Indium	115-2	3774096	4193812	4292770	4086893	6.74	cps
Iron	56-2	164558708	162305144	162953231	163272361	0.71	cps
Iron	57-2	4139367	4117838	4118145	4125117	0.30	cps
Iron	54-2	8816557	8752952	8788809	8786106	0.36	cps
Krypton	83-1	220	350	263	278	23.83	cps

Reviewed By:Mohan
On:12/25/2024 3:49:22 AM
Inst Id :P7

LB Number :	LB134068	Operator :	Jaswal
Lab Sample ID :	P5154-03	Instrumnet Name :	P7
Client Sample ID :	ME28P1	Dilution Factor :	1
Date & Time Acquired :	2024-12-23 14:49:28	DataFile Name :	063SMPL.d

Parameter	Mass	CPS1	CPS2	CPS3	CPSMean	CPSRSD	Units
Lead	206-1	148033	148771	147263	148022	0.51	cps
Lead	207-1	117846	117449	116406	117234	0.63	cps
Lead	208-1	557839	559474	552563	556625	0.65	cps
Lithium	6-1	1851476	1770681	1784470	1802209	2.40	cps
Magnesium	24-2	27424364	27259985	27442295	27375548	0.37	cps
Manganese	55-2	2643286	2706742	2677320	2675782	1.19	cps
Molybdenum	94-1	69701	70026	69939	69889	0.24	cps
Molybdenum	95-1	44340	43692	43675	43902	0.86	cps
Molybdenum	96-1	56211	56154	55244	55870	0.97	cps
Molybdenum	97-1	27663	27600	26821	27361	1.71	cps
Molybdenum	98-1	70318	70144	70747	70403	0.44	cps
Neodymium	150-1	83519	83679	82747	83315	0.60	cps
Neodymium	150-2	50497	49807	49573	49959	0.96	cps
Nickel	60-2	91990	90920	91171	91360	0.61	cps
Phosphorus	31-2	9353	9156	9253	9254	1.06	cps
Potassium	39-2	1365638	1342745	1340606	1349663	1.03	cps
Rhodium	103-1	10622304	10750400	10626357	10666354	0.68	cps
Rhodium	103-2	5727793	6388205	6445945	6187314	6.45	cps
Scandium	45-1	6711431	6662143	6702069	6691881	0.39	cps
Scandium	45-2	502089	557324	563908	541107	6.27	cps
Selenium	82-1	439	250	313	334	28.84	cps
Selenium	77-2	170	213	153	179	17.31	cps
Selenium	78-2	507	553	510	523	4.98	cps
Silicon	28-1	37593056	38216654	38072779	37960830	0.86	cps
Silver	107-1	2010	1797	2010	1939	6.35	cps
Silver	109-1	1587	1743	1607	1646	5.18	cps
Sodium	23-2	254300	251816	254249	253455	0.56	cps
Strontium	86-1	1861551	1854924	1834602	1850359	0.76	cps
Strontium	88-1	15934908	16053574	15887552	15958678	0.54	cps
Sulfur	34-1	452924	460001	455781	456236	0.78	cps
Terbium	159-1	15109401	15067716	14930231	15035783	0.62	cps
Terbium	159-2	9168922	10284107	10285552	9912860	6.50	cps
Thallium	203-1	2947	2934	2970	2950	0.63	cps
Thallium	205-1	6939	6905	7019	6954	0.84	cps
Tin	118-1	6842	6842	6241	6642	5.22	cps
Titanium	47-1	333012	333338	332904	333085	0.07	cps

Reviewed By:Mohan
On:12/25/2024 3:49:22 AM
Inst Id :P7

LB Number :	LB134068	Operator :	Jaswal
Lab Sample ID :	P5154-03	Instrumnet Name :	P7
Client Sample ID :	ME28P1	Dilution Factor :	1
Date & Time Acquired :	2024-12-23 14:49:28	DataFile Name :	063SMPL.d

Parameter	Mass	CPS1	CPS2	CPS3	CPSMean	CPSRSD	Units
Uranium	238-1	98178	99545	97799	98507	0.93	cps
Vanadium	51-2	183375	180630	180333	181446	0.92	cps
Yttrium	89-1	14702692	14791619	14555191	14683168	0.81	cps
Yttrium	89-2	3481912	3796393	3884245	3720850	5.69	cps
Zinc	66-2	94067	92460	92169	92899	1.10	cps
Zirconium	90-1	122627	121796	122751	122391	0.42	cps
Zirconium	91-1	27152	27509	27289	27317	0.66	cps

Reviewed By:Mohan
On:12/25/2024 3:49:22 AM
Inst Id :P7

LB Number :	LB134068	Operator :	Jaswal
Lab Sample ID :	P5154-04	Instrumnet Name :	P7
Client Sample ID :	ME28P2	Dilution Factor :	1
Date & Time Acquired :	2024-12-23 14:52:35	DataFile Name :	064SMPL.d

Parameter	Mass	CPS1	CPS2	CPS3	CPSMean	CPSRSD	Units
Aluminium	27-2	4074369	4074342	4046698	4065136	0.39	cps
Antimony	121-1	2674	2644	2720	2679	1.44	cps
Arsenic	75-2	9640	9316	9393	9450	1.79	cps
Barium	135-1	652651	654862	657896	655136	0.40	cps
Barium	137-1	1140576	1139307	1134617	1138167	0.28	cps
Beryllium	9-1	1567	1520	1457	1515	3.65	cps
Bismuth	209-1	8486343	8454854	8473647	8471615	0.19	cps
Bismuth	209-2	7152522	7138537	7098807	7129955	0.39	cps
Bromine	81-1	16820	17330	17003	17051	1.52	cps
Bromine	81-2	707	803	743	751	6.50	cps
Cadmium	108-1	210	247	230	229	8.02	cps
Cadmium	106-1	3927	3761	3737	3808	2.72	cps
Cadmium	111-1	4726	4480	4435	4547	3.44	cps
Calcium	43-1	5546196	5545372	5479331	5523633	0.69	cps
Calcium	44-1	88726495	88883812	87863712	88491340	0.62	cps
Carbon	12-1						cps
Carbon	12-2						cps
Chlorine	35-1						cps
Chlorine	35-2						cps
Chromium	52-2	166032	165645	166049	165909	0.14	cps
Cobalt	59-2	137519	138102	136315	137312	0.66	cps
Copper	63-2	189935	192808	188983	190575	1.04	cps
Dysprosium	156-1	60282	60319	60573	60391	0.26	cps
Dysprosium	156-2	48507	48269	48470	48415	0.26	cps
Erbium	164-1	53027	53535	52973	53178	0.58	cps
Erbium	164-2	37621	37450	37260	37443	0.48	cps
Gadolinium	160-1	61109	60681	59867	60552	1.04	cps
Gadolinium	160-2	44584	45206	44718	44836	0.73	cps
Holmium	165-1	14518915	14574407	14487479	14526934	0.30	cps
Holmium	165-2	10314551	10129201	10196627	10213460	0.92	cps
Indium	115-1	11760009	11979575	11900117	11879900	0.94	cps
Indium	115-2	4206859	4219303	4233929	4220030	0.32	cps
Iron	56-2	173139917	171022251	170925577	171695915	0.73	cps
Iron	57-2	4335259	4340427	4313868	4329851	0.33	cps
Iron	54-2	9411903	9295067	9146360	9284443	1.43	cps
Krypton	83-1	300	317	307	308	2.72	cps

Reviewed By:Mohan
On:12/25/2024 3:49:22 AM
Inst Id :P7

LB Number :	LB134068	Operator :	Jaswal
Lab Sample ID :	P5154-04	Instrumnet Name :	P7
Client Sample ID :	ME28P2	Dilution Factor :	1
Date & Time Acquired :	2024-12-23 14:52:35	DataFile Name :	064SMPL.d

Parameter	Mass	CPS1	CPS2	CPS3	CPSMean	CPSRSD	Units
Lead	206-1	283414	280892	281483	281930	0.47	cps
Lead	207-1	234178	235464	234675	234772	0.28	cps
Lead	208-1	1090635	1095071	1089266	1091658	0.28	cps
Lithium	6-1	1824658	1776456	1831312	1810809	1.65	cps
Magnesium	24-2	22061083	22249080	22081005	22130389	0.47	cps
Manganese	55-2	3937890	3934160	3945087	3939046	0.14	cps
Molybdenum	94-1	40874	41756	40335	40988	1.75	cps
Molybdenum	95-1	36693	36379	37458	36843	1.51	cps
Molybdenum	96-1	44822	45052	44481	44785	0.64	cps
Molybdenum	97-1	23649	23185	23192	23342	1.14	cps
Molybdenum	98-1	59708	59132	59059	59300	0.60	cps
Neodymium	150-1	90927	92138	91179	91415	0.70	cps
Neodymium	150-2	55435	54659	54869	54988	0.73	cps
Nickel	60-2	84623	84543	84429	84532	0.12	cps
Phosphorus	31-2	9183	9503	9563	9416	2.17	cps
Potassium	39-2	887778	889478	886124	887793	0.19	cps
Rhodium	103-1	10698081	10717153	10683799	10699678	0.16	cps
Rhodium	103-2	6481877	6419961	6404188	6435342	0.64	cps
Scandium	45-1	6616514	6611679	6638796	6622330	0.22	cps
Scandium	45-2	551908	558357	556655	555640	0.60	cps
Selenium	82-1	321	314	291	309	5.12	cps
Selenium	77-2	170	147	137	151	11.32	cps
Selenium	78-2	653	610	560	608	7.69	cps
Silicon	28-1	45333503	45355571	44958024	45215699	0.49	cps
Silver	107-1	1517	1607	1647	1590	4.19	cps
Silver	109-1	1487	1700	1467	1551	8.34	cps
Sodium	23-2	193155	193098	194674	193642	0.46	cps
Strontium	86-1	2292002	2288898	2254064	2278321	0.92	cps
Strontium	88-1	19778731	19619553	19621701	19673328	0.46	cps
Sulfur	34-1	254031	255791	256427	255416	0.49	cps
Terbium	159-1	15116724	15019591	14842524	14992946	0.93	cps
Terbium	159-2	10221673	10141664	10150809	10171382	0.43	cps
Thallium	203-1	4271	4567	4541	4460	3.68	cps
Thallium	205-1	10307	10347	10074	10243	1.44	cps
Tin	118-1	7759	7939	7525	7741	2.68	cps
Titanium	47-1	153752	152859	151661	152757	0.69	cps

Reviewed By:Mohan
On:12/25/2024 3:49:22 AM
Inst Id :P7

LB Number :	LB134068	Operator :	Jaswal
Lab Sample ID :	P5154-04	Instrumnet Name :	P7
Client Sample ID :	ME28P2	Dilution Factor :	1
Date & Time Acquired :	2024-12-23 14:52:35	DataFile Name :	064SMPL.d

Parameter	Mass	CPS1	CPS2	CPS3	CPSMean	CPSRSD	Units
Uranium	238-1	81122	82094	82363	81859	0.80	cps
Vanadium	51-2	175734	176718	174462	175638	0.64	cps
Yttrium	89-1	14907282	14825414	14702056	14811584	0.70	cps
Yttrium	89-2	3884832	3809549	3850092	3848158	0.98	cps
Zinc	66-2	126089	127485	127280	126951	0.59	cps
Zirconium	90-1	52657	52634	51958	52416	0.76	cps
Zirconium	91-1	11521	11575	11688	11595	0.73	cps

Reviewed By:Mohan
On:12/25/2024 3:49:22 AM
Inst Id :P7

LB Number :	LB134068	Operator :	Jaswal
Lab Sample ID :	P5154-05	Instrumnet Name :	P7
Client Sample ID :	ME28P3	Dilution Factor :	1
Date & Time Acquired :	2024-12-23 14:55:46	DataFile Name :	065SMPL.d

Parameter	Mass	CPS1	CPS2	CPS3	CPSMean	CPSRSD	Units
Aluminium	27-2	3357014	3355203	3364150	3358789	0.14	cps
Antimony	121-1	21149	21313	21590	21350	1.04	cps
Arsenic	75-2	56611	57792	57220	57207	1.03	cps
Barium	135-1	2472039	2484998	2413196	2456744	1.56	cps
Barium	137-1	4254111	4253467	4204511	4237363	0.67	cps
Beryllium	9-1	1920	1940	1853	1905	2.38	cps
Bismuth	209-1	8654296	8662183	8476665	8597715	1.22	cps
Bismuth	209-2	7146404	7243450	7148797	7179550	0.77	cps
Bromine	81-1	15585	15618	16306	15836	2.57	cps
Bromine	81-2	563	493	557	538	7.18	cps
Cadmium	108-1	1360	1483	1453	1432	4.49	cps
Cadmium	106-1	5965	5501	5494	5653	4.77	cps
Cadmium	111-1	20741	20450	20830	20673	0.96	cps
Calcium	43-1	5624205	5604307	5564337	5597616	0.54	cps
Calcium	44-1	88619779	89748922	88536619	88968440	0.76	cps
Carbon	12-1						cps
Carbon	12-2						cps
Chlorine	35-1						cps
Chlorine	35-2						cps
Chromium	52-2	231006	230820	231939	231255	0.26	cps
Cobalt	59-2	80836	79814	80176	80275	0.65	cps
Copper	63-2	525879	527253	524518	525883	0.26	cps
Dysprosium	156-1	33680	34319	33921	33973	0.95	cps
Dysprosium	156-2	27607	28015	27888	27837	0.75	cps
Erbium	164-1	32314	32417	32294	32342	0.20	cps
Erbium	164-2	23093	22962	22732	22929	0.80	cps
Gadolinium	160-1	33533	34138	33614	33762	0.97	cps
Gadolinium	160-2	25346	25470	25657	25491	0.61	cps
Holmium	165-1	14581575	14543144	14497754	14540824	0.29	cps
Holmium	165-2	10170530	10151448	10142374	10154784	0.14	cps
Indium	115-1	12007725	11694524	11685849	11796033	1.55	cps
Indium	115-2	4332333	4248569	4288023	4289642	0.98	cps
Iron	56-2	245968963	246323310	249105750	247132674	0.70	cps
Iron	57-2	6201913	6144886	6209304	6185368	0.57	cps
Iron	54-2	13254661	13300604	13344676	13299980	0.34	cps
Krypton	83-1	257	267	327	283	13.36	cps

Reviewed By:Mohan
On:12/25/2024 3:49:22 AM
Inst Id :P7

LB Number :	LB134068	Operator :	Jaswal
Lab Sample ID :	P5154-05	Instrumnet Name :	P7
Client Sample ID :	ME28P3	Dilution Factor :	1
Date & Time Acquired :	2024-12-23 14:55:46	DataFile Name :	065SMPL.d

Parameter	Mass	CPS1	CPS2	CPS3	CPSMean	CPSRSD	Units
Lead	206-1	12995736	13113279	12778073	12962362	1.31	cps
Lead	207-1	10865298	10928955	10852958	10882404	0.37	cps
Lead	208-1	50574054	50974776	50077862	50542230	0.89	cps
Lithium	6-1	1826673	1765239	1813902	1801938	1.80	cps
Magnesium	24-2	9358884	9364142	9288393	9337140	0.45	cps
Manganese	55-2	2384433	2364174	2417275	2388627	1.12	cps
Molybdenum	94-1	108145	109818	108626	108863	0.79	cps
Molybdenum	95-1	39433	39584	40148	39722	0.95	cps
Molybdenum	96-1	59845	59711	59651	59736	0.17	cps
Molybdenum	97-1	24708	25419	24708	24945	1.65	cps
Molybdenum	98-1	64090	65201	64485	64592	0.87	cps
Neodymium	150-1	52297	52320	50473	51697	2.05	cps
Neodymium	150-2	30971	31208	31007	31062	0.41	cps
Nickel	60-2	75056	75495	75026	75193	0.35	cps
Phosphorus	31-2	7879	8066	7782	7909	1.82	cps
Potassium	39-2	989656	986923	991027	989202	0.21	cps
Rhodium	103-1	10665623	10640744	10675501	10660622	0.17	cps
Rhodium	103-2	6398012	6386485	6452033	6412177	0.55	cps
Scandium	45-1	6612113	6620606	6505859	6579526	0.97	cps
Scandium	45-2	560371	559642	562983	560999	0.31	cps
Selenium	82-1	1513	1411	1364	1429	5.33	cps
Selenium	77-2	260	183	250	231	18.03	cps
Selenium	78-2	867	910	883	887	2.47	cps
Silicon	28-1	45788449	45754384	45779266	45774033	0.04	cps
Silver	107-1	2360	2487	2280	2376	4.39	cps
Silver	109-1	1943	2177	2023	2048	5.79	cps
Sodium	23-2	372286	371585	374587	372819	0.42	cps
Strontium	86-1	2669691	2693478	2685107	2682759	0.45	cps
Strontium	88-1	22937464	23375777	23291315	23201519	1.00	cps
Sulfur	34-1	334532	332875	332749	333385	0.30	cps
Terbium	159-1	14925255	14908544	14856850	14896883	0.24	cps
Terbium	159-2	10303973	10039818	10118230	10154007	1.34	cps
Thallium	203-1	9400	9103	9433	9312	1.95	cps
Thallium	205-1	21944	22455	22495	22298	1.38	cps
Tin	118-1	70521	70625	69875	70340	0.58	cps
Titanium	47-1	757425	761914	757955	759098	0.32	cps

1745

Reviewed By:Mohan
On:12/25/2024 3:49:22 AM
Inst Id :P7

LB Number :	LB134068	Operator :	Jaswal
Lab Sample ID :	P5154-05	Instrumnet Name :	P7
Client Sample ID :	ME28P3	Dilution Factor :	1
Date & Time Acquired :	2024-12-23 14:55:46	DataFile Name :	065SMPL.d

Parameter	Mass	CPS1	CPS2	CPS3	CPSMean	CPSRSD	Units
Uranium	238-1	83322	84305	82537	83388	1.06	cps
Vanadium	51-2	188728	190847	188137	189237	0.75	cps
Yttrium	89-1	14447534	14486854	14545149	14493179	0.34	cps
Yttrium	89-2	3753226	3761589	3787069	3767294	0.47	cps
Zinc	66-2	1187955	1195646	1198165	1193922	0.45	cps
Zirconium	90-1	234117	235857	235985	235320	0.44	cps
Zirconium	91-1	52437	52212	52992	52547	0.76	cps

Reviewed By:Mohan
On:12/25/2024 3:49:22 AM
Inst Id :P7

LB Number :	LB134068	Operator :	Jaswal
Lab Sample ID :	P5154-06	Instrumnet Name :	P7
Client Sample ID :	ME28P4	Dilution Factor :	1
Date & Time Acquired :	2024-12-23 14:58:50	DataFile Name :	066SMPL.d

Parameter	Mass	CPS1	CPS2	CPS3	CPSMean	CPSRSD	Units
Aluminium	27-2	3750819	3711286	3722753	3728286	0.55	cps
Antimony	121-1	4984	4881	4604	4823	4.08	cps
Arsenic	75-2	6875	6945	6822	6881	0.90	cps
Barium	135-1	469782	465220	465855	466952	0.53	cps
Barium	137-1	808028	813628	808505	810054	0.38	cps
Beryllium	9-1	1883	1807	1933	1875	3.40	cps
Bismuth	209-1	8243966	8340180	8334207	8306118	0.65	cps
Bismuth	209-2	7040158	7027359	7034934	7034151	0.09	cps
Bromine	81-1	15935	15441	16055	15811	2.06	cps
Bromine	81-2	527	480	443	483	8.64	cps
Cadmium	108-1	343	293	390	342	14.13	cps
Cadmium	106-1	4147	3904	3977	4009	3.11	cps
Cadmium	111-1	4290	4101	4218	4203	2.27	cps
Calcium	43-1	8182998	8128277	8138286	8149854	0.36	cps
Calcium	44-1	130552478	130572741	130498811	130541344	0.03	cps
Carbon	12-1						cps
Carbon	12-2						cps
Chlorine	35-1						cps
Chlorine	35-2						cps
Chromium	52-2	151471	150902	152835	151736	0.65	cps
Cobalt	59-2	93770	94830	95364	94655	0.86	cps
Copper	63-2	207991	206342	205967	206766	0.52	cps
Dysprosium	156-1	58186	58501	58404	58364	0.28	cps
Dysprosium	156-2	46932	47142	46453	46842	0.75	cps
Erbium	164-1	51431	50936	50042	50803	1.39	cps
Erbium	164-2	35238	35231	35699	35389	0.76	cps
Gadolinium	160-1	57856	58619	57470	57982	1.01	cps
Gadolinium	160-2	43073	42956	42357	42795	0.90	cps
Holmium	165-1	14556945	14763626	14566667	14629079	0.80	cps
Holmium	165-2	10294515	10240910	10182883	10239436	0.55	cps
Indium	115-1	11743387	11670681	11629601	11681223	0.49	cps
Indium	115-2	4123918	4141892	4143387	4136399	0.26	cps
Iron	56-2	144860691	143319561	144903148	144361133	0.63	cps
Iron	57-2	3670009	3672708	3670668	3671128	0.04	cps
Iron	54-2	7791840	7792798	7808316	7797651	0.12	cps
Krypton	83-1	243	390	283	306	24.81	cps

Reviewed By:Mohan
On:12/25/2024 3:49:22 AM
Inst Id :P7

LB Number :	LB134068	Operator :	Jaswal
Lab Sample ID :	P5154-06	Instrumnet Name :	P7
Client Sample ID :	ME28P4	Dilution Factor :	1
Date & Time Acquired :	2024-12-23 14:58:50	DataFile Name :	066SMPL.d

Parameter	Mass	CPS1	CPS2	CPS3	CPSMean	CPSRSD	Units
Lead	206-1	302370	305651	304333	304118	0.54	cps
Lead	207-1	253019	250285	248551	250618	0.90	cps
Lead	208-1	1174637	1168448	1161714	1168266	0.55	cps
Lithium	6-1	1763824	1750571	1805234	1773210	1.61	cps
Magnesium	24-2	25456330	25232217	25254615	25314388	0.49	cps
Manganese	55-2	4019748	3999195	4000309	4006417	0.29	cps
Molybdenum	94-1	104979	105258	105023	105087	0.14	cps
Molybdenum	95-1	40837	39928	39426	40064	1.78	cps
Molybdenum	96-1	58998	59002	57566	58522	1.41	cps
Molybdenum	97-1	25382	25432	25085	25300	0.74	cps
Molybdenum	98-1	65161	65707	63936	64935	1.40	cps
Neodymium	150-1	89257	89864	89357	89492	0.36	cps
Neodymium	150-2	53140	53032	52059	52744	1.13	cps
Nickel	60-2	68271	68820	68502	68531	0.40	cps
Phosphorus	31-2	9066	9373	9096	9178	1.84	cps
Potassium	39-2	1367526	1338486	1323724	1343245	1.66	cps
Rhodium	103-1	10548369	10466856	10418905	10478043	0.62	cps
Rhodium	103-2	6254371	6200368	6175682	6210140	0.65	cps
Scandium	45-1	6546402	6541553	6543375	6543777	0.04	cps
Scandium	45-2	545597	539751	536930	540759	0.82	cps
Selenium	82-1	476	312	296	362	27.62	cps
Selenium	77-2	163	193	147	168	14.10	cps
Selenium	78-2	560	537	580	559	3.88	cps
Silicon	28-1	134580868	136095378	135012785	135229677	0.58	cps
Silver	107-1	1563	1760	1653	1659	5.94	cps
Silver	109-1	1383	1333	1330	1349	2.22	cps
Sodium	23-2	577259	575088	571882	574743	0.47	cps
Strontium	86-1	4413553	4469565	4484981	4456033	0.84	cps
Strontium	88-1	38389418	38642338	38881111	38637622	0.64	cps
Sulfur	34-1	338271	337426	338217	337971	0.14	cps
Terbium	159-1	15130938	14968724	14946623	15015428	0.67	cps
Terbium	159-2	10076339	10082967	10017116	10058808	0.36	cps
Thallium	203-1	4044	4177	4297	4173	3.04	cps
Thallium	205-1	10324	9900	10084	10103	2.10	cps
Tin	118-1	77651	77175	77276	77367	0.32	cps
Titanium	47-1	476936	479377	476970	477761	0.29	cps

Reviewed By:Mohan
On:12/25/2024 3:49:22 AM
Inst Id :P7

LB Number :	LB134068	Operator :	Jaswal
Lab Sample ID :	P5154-06	Instrumnet Name :	P7
Client Sample ID :	ME28P4	Dilution Factor :	1
Date & Time Acquired :	2024-12-23 14:58:50	DataFile Name :	066SMPL.d

Parameter	Mass	CPS1	CPS2	CPS3	CPSMean	CPSRSD	Units
Uranium	238-1	89321	89075	89035	89143	0.17	cps
Vanadium	51-2	125042	123792	121840	123558	1.31	cps
Yttrium	89-1	14649124	14689504	14510997	14616541	0.64	cps
Yttrium	89-2	3771680	3737038	3704287	3737668	0.90	cps
Zinc	66-2	162843	162567	159781	161730	1.05	cps
Zirconium	90-1	223274	222602	223109	222995	0.16	cps
Zirconium	91-1	48945	48701	49329	48991	0.65	cps

Reviewed By:Mohan
On:12/25/2024 3:49:22 AM
Inst Id :P7

LB Number :	LB134068	Operator :	Jaswal
Lab Sample ID :	P5154-07	Instrumnet Name :	P7
Client Sample ID :	ME28P5	Dilution Factor :	1
Date & Time Acquired :	2024-12-23 15:02:02	DataFile Name :	067SMPL.d

Parameter	Mass	CPS1	CPS2	CPS3	CPSMean	CPSRSD	Units
Aluminium	27-2	6035239	5991716	5921134	5982696	0.96	cps
Antimony	121-1	2517	2430	2504	2484	1.88	cps
Arsenic	75-2	13963	13750	13843	13852	0.77	cps
Barium	135-1	542055	553213	550937	548735	1.07	cps
Barium	137-1	937714	957506	960693	951971	1.31	cps
Beryllium	9-1	2610	2784	2610	2668	3.75	cps
Bismuth	209-1	8999837	8629404	8819522	8816254	2.10	cps
Bismuth	209-2	7556296	7410425	7345574	7437432	1.45	cps
Bromine	81-1	17667	19022	19236	18642	4.56	cps
Bromine	81-2	1163	1057	1150	1123	5.17	cps
Cadmium	108-1	223	300	290	271	15.37	cps
Cadmium	106-1	4054	3811	3767	3877	3.99	cps
Cadmium	111-1	4992	4801	4648	4813	3.58	cps
Calcium	43-1	361048	368428	365839	365105	1.03	cps
Calcium	44-1	5495000	5643183	5567700	5568628	1.33	cps
Carbon	12-1						cps
Carbon	12-2						cps
Chlorine	35-1						cps
Chlorine	35-2						cps
Chromium	52-2	207750	206088	206679	206839	0.41	cps
Cobalt	59-2	238062	239037	238153	238417	0.23	cps
Copper	63-2	244347	243954	243358	243886	0.20	cps
Dysprosium	156-1	77730	78983	77787	78167	0.91	cps
Dysprosium	156-2	62404	63091	63067	62854	0.62	cps
Erbium	164-1	66973	69411	67240	67875	1.97	cps
Erbium	164-2	48042	48143	48163	48116	0.13	cps
Gadolinium	160-1	74611	75978	76487	75692	1.28	cps
Gadolinium	160-2	56831	56929	55844	56535	1.06	cps
Holmium	165-1	15301508	14739912	14969183	15003534	1.88	cps
Holmium	165-2	10468847	10593271	10345871	10469330	1.18	cps
Indium	115-1	12622401	12065353	12121006	12269587	2.50	cps
Indium	115-2	4369453	4377769	4368633	4371952	0.12	cps
Iron	56-2	262151836	261894116	261909303	261985085	0.06	cps
Iron	57-2	6326732	6353167	6390659	6356853	0.51	cps
Iron	54-2	14087573	14082202	14132846	14100874	0.20	cps
Krypton	83-1	253	297	310	287	10.34	cps

LB Number :	LB134068	Operator :	Jaswal
Lab Sample ID :	P5154-07	Instrumnet Name :	P7
Client Sample ID :	ME28P5	Dilution Factor :	1
Date & Time Acquired :	2024-12-23 15:02:02	DataFile Name :	067SMPL.d

Parameter	Mass	CPS1	CPS2	CPS3	CPSMean	CPSRSD	Units
Lead	206-1	412951	415694	415086	414577	0.35	cps
Lead	207-1	337460	341104	342356	340307	0.75	cps
Lead	208-1	1584104	1609743	1603012	1598953	0.83	cps
Lithium	6-1	1859865	1802673	1798816	1820451	1.88	cps
Magnesium	24-2	3431853	3435432	3390264	3419183	0.73	cps
Manganese	55-2	8737277	8721135	8655342	8704585	0.50	cps
Molybdenum	94-1	55535	57502	57432	56823	1.96	cps
Molybdenum	95-1	48165	49346	50172	49228	2.05	cps
Molybdenum	96-1	58650	60203	60287	59713	1.54	cps
Molybdenum	97-1	30275	30859	30732	30622	1.00	cps
Molybdenum	98-1	78275	79243	79062	78860	0.65	cps
Neodymium	150-1	115915	118462	118402	117593	1.24	cps
Neodymium	150-2	71744	70555	70830	71043	0.88	cps
Nickel	60-2	98504	98541	97954	98333	0.33	cps
Phosphorus	31-2	7509	7372	7258	7380	1.70	cps
Potassium	39-2	1021947	1018142	1014834	1018308	0.35	cps
Rhodium	103-1	11412373	11085949	11194938	11231086	1.48	cps
Rhodium	103-2	6669942	6654959	6580796	6635232	0.72	cps
Scandium	45-1	6903436	6681062	6712117	6765539	1.78	cps
Scandium	45-2	570710	563242	563070	565674	0.77	cps
Selenium	82-1	405	423	346	391	10.36	cps
Selenium	77-2	197	210	253	220	13.47	cps
Selenium	78-2	630	637	583	617	4.71	cps
Silicon	28-1	43661319	44372224	44169113	44067552	0.83	cps
Silver	107-1	2137	2144	2114	2131	0.74	cps
Silver	109-1	1987	1917	2114	2006	4.97	cps
Sodium	23-2	284801	285260	286494	285518	0.31	cps
Strontium	86-1	722396	740007	736540	732981	1.27	cps
Strontium	88-1	6606448	6618643	6577846	6600979	0.32	cps
Sulfur	34-1	202966	202820	192638	199475	2.97	cps
Terbium	159-1	15865532	15053821	15279971	15399775	2.72	cps
Terbium	159-2	10397707	10366970	10366688	10377122	0.17	cps
Thallium	203-1	5191	5064	4821	5025	3.74	cps
Thallium	205-1	11862	12252	11795	11970	2.06	cps
Tin	118-1	9046	9663	9547	9419	3.48	cps
Titanium	47-1	177626	182644	183059	181110	1.67	cps

Reviewed By:Mohan
On:12/25/2024 3:49:22 AM
Inst Id :P7

LB Number :	LB134068	Operator :	Jaswal
Lab Sample ID :	P5154-07	Instrumnet Name :	P7
Client Sample ID :	ME28P5	Dilution Factor :	1
Date & Time Acquired :	2024-12-23 15:02:02	DataFile Name :	067SMPL.d

Parameter	Mass	CPS1	CPS2	CPS3	CPSMean	CPSRSD	Units
Uranium	238-1	98437	100169	98262	98956	1.07	cps
Vanadium	51-2	255837	259220	255692	256916	0.78	cps
Yttrium	89-1	15675775	15047691	15170299	15297922	2.18	cps
Yttrium	89-2	3921397	3993028	3935254	3949893	0.96	cps
Zinc	66-2	128587	128413	127639	128213	0.39	cps
Zirconium	90-1	76994	78883	79095	78324	1.48	cps
Zirconium	91-1	16873	17477	16987	17112	1.88	cps

Reviewed By:Mohan
On:12/25/2024 3:49:22 AM
Inst Id :P7

LB Number :	LB134068	Operator :	Jaswal
Lab Sample ID :	P5154-08	Instrumnet Name :	P7
Client Sample ID :	ME28P6	Dilution Factor :	1
Date & Time Acquired :	2024-12-23 15:05:12	DataFile Name :	068SMPL.d

Parameter	Mass	CPS1	CPS2	CPS3	CPSMean	CPSRSD	Units
Aluminium	27-2	3592265	3638498	3580050	3603604	0.86	cps
Antimony	121-1	3364	3357	3287	3336	1.27	cps
Arsenic	75-2	8689	9103	8599	8797	3.05	cps
Barium	135-1	447969	450845	446671	448495	0.48	cps
Barium	137-1	779168	782544	773472	778395	0.59	cps
Beryllium	9-1	1167	1187	1190	1181	1.07	cps
Bismuth	209-1	8411503	8524928	8604492	8513641	1.14	cps
Bismuth	209-2	7033915	7123947	7085404	7081089	0.64	cps
Bromine	81-1	15391	15618	15845	15618	1.45	cps
Bromine	81-2	613	497	550	553	10.56	cps
Cadmium	108-1	220	193	187	200	8.82	cps
Cadmium	106-1	3837	3804	3721	3787	1.59	cps
Cadmium	111-1	3625	3634	3544	3601	1.38	cps
Calcium	43-1	7814945	7897601	7855888	7856145	0.53	cps
Calcium	44-1	125199278	125223301	124495341	124972640	0.33	cps
Carbon	12-1						cps
Carbon	12-2						cps
Chlorine	35-1						cps
Chlorine	35-2						cps
Chromium	52-2	131107	129332	130851	130430	0.74	cps
Cobalt	59-2	127869	126441	127247	127185	0.56	cps
Copper	63-2	218687	218424	219439	218850	0.24	cps
Dysprosium	156-1	67739	69169	67471	68126	1.34	cps
Dysprosium	156-2	54408	54284	53274	53989	1.15	cps
Erbium	164-1	59965	60199	59419	59861	0.67	cps
Erbium	164-2	42083	42187	41200	41824	1.30	cps
Gadolinium	160-1	67655	69360	69049	68688	1.32	cps
Gadolinium	160-2	50109	50638	50584	50444	0.58	cps
Holmium	165-1	14631310	14611941	14505684	14582979	0.46	cps
Holmium	165-2	10192357	10245447	10200058	10212621	0.28	cps
Indium	115-1	11815699	11636727	11702290	11718239	0.77	cps
Indium	115-2	4223073	4113941	4165468	4167494	1.31	cps
Iron	56-2	173979124	174498617	172361391	173613044	0.64	cps
Iron	57-2	4367890	4354611	4360821	4361107	0.15	cps
Iron	54-2	9429200	9443348	9327653	9400067	0.67	cps
Krypton	83-1	270	340	330	313	12.08	cps

LB Number :	LB134068	Operator :	Jaswal
Lab Sample ID :	P5154-08	Instrumnet Name :	P7
Client Sample ID :	ME28P6	Dilution Factor :	1
Date & Time Acquired :	2024-12-23 15:05:12	DataFile Name :	068SMPL.d

Parameter	Mass	CPS1	CPS2	CPS3	CPSMean	CPSRSD	Units
Lead	206-1	179768	183229	182303	181767	0.99	cps
Lead	207-1	145934	150075	148649	148219	1.42	cps
Lead	208-1	691896	698692	700383	696990	0.64	cps
Lithium	6-1	1766685	1817898	1837258	1807280	2.02	cps
Magnesium	24-2	13850868	13888189	13785998	13841685	0.37	cps
Manganese	55-2	3786556	3781681	3753575	3773937	0.47	cps
Molybdenum	94-1	79739	79370	79363	79491	0.27	cps
Molybdenum	95-1	64240	65358	65676	65092	1.16	cps
Molybdenum	96-1	79113	79759	78469	79113	0.82	cps
Molybdenum	97-1	40449	41201	40118	40590	1.37	cps
Molybdenum	98-1	106091	106347	106723	106387	0.30	cps
Neodymium	150-1	104795	105467	104657	104973	0.41	cps
Neodymium	150-2	61952	62196	61266	61805	0.78	cps
Nickel	60-2	87017	86152	85613	86261	0.82	cps
Phosphorus	31-2	12555	12926	12539	12673	1.73	cps
Potassium	39-2	1144515	1141149	1131883	1139182	0.57	cps
Rhodium	103-1	10604584	10628515	10565319	10599473	0.30	cps
Rhodium	103-2	6388503	6230914	6255512	6291643	1.35	cps
Scandium	45-1	6534223	6587014	6545603	6555614	0.42	cps
Scandium	45-2	547722	538883	541228	542611	0.84	cps
Selenium	82-1	345	241	291	292	17.67	cps
Selenium	77-2	240	207	203	217	9.36	cps
Selenium	78-2	513	493	603	537	10.92	cps
Silicon	28-1	34631468	34316194	33832055	34259906	1.18	cps
Silver	107-1	1140	1140	1267	1182	6.19	cps
Silver	109-1	1030	1063	1067	1053	1.92	cps
Sodium	23-2	323554	324316	323132	323667	0.19	cps
Strontium	86-1	1502947	1522949	1505072	1510323	0.73	cps
Strontium	88-1	12825041	13136418	13130530	13030663	1.37	cps
Sulfur	34-1	208684	208401	208512	208532	0.07	cps
Terbium	159-1	14953853	15143575	14918627	15005352	0.81	cps
Terbium	159-2	10077785	10005775	10077466	10053675	0.41	cps
Thallium	203-1	5038	5221	4921	5060	2.99	cps
Thallium	205-1	11638	11829	11765	11744	0.82	cps
Tin	118-1	7119	7192	6905	7072	2.11	cps
Titanium	47-1	365764	367686	364509	365986	0.44	cps

Reviewed By:Mohan
On:12/25/2024 3:49:22 AM
Inst Id :P7

LB Number :	LB134068	Operator :	Jaswal
Lab Sample ID :	P5154-08	Instrumnet Name :	P7
Client Sample ID :	ME28P6	Dilution Factor :	1
Date & Time Acquired :	2024-12-23 15:05:12	DataFile Name :	068SMPL.d

Parameter	Mass	CPS1	CPS2	CPS3	CPSMean	CPSRSD	Units
Uranium	238-1	77296	77078	76796	77057	0.32	cps
Vanadium	51-2	144954	143985	142801	143914	0.75	cps
Yttrium	89-1	14649270	14744458	14726737	14706822	0.34	cps
Yttrium	89-2	3753340	3732001	3774581	3753307	0.57	cps
Zinc	66-2	102374	102206	102720	102433	0.26	cps
Zirconium	90-1	116101	117293	116276	116557	0.55	cps
Zirconium	91-1	25512	25302	25779	25531	0.94	cps

Reviewed By:Mohan
On:12/25/2024 3:49:22 AM
Inst Id :P7

LB Number :	LB134068	Operator :	Jaswal
Lab Sample ID :	P5154-09	Instrumnet Name :	P7
Client Sample ID :	ME28P7	Dilution Factor :	1
Date & Time Acquired :	2024-12-23 15:08:25	DataFile Name :	069SMPL.d

Parameter	Mass	CPS1	CPS2	CPS3	CPSMean	CPSRSD	Units
Aluminium	27-2	457368	455307	451959	454878	0.60	cps
Antimony	121-1	2257	2197	2290	2248	2.10	cps
Arsenic	75-2	1660	1910	1760	1777	7.08	cps
Barium	135-1	149034	149589	150849	149824	0.62	cps
Barium	137-1	258272	254869	260675	257939	1.13	cps
Beryllium	9-1	217	290	227	244	16.27	cps
Bismuth	209-1	8130749	8136389	8121425	8129521	0.09	cps
Bismuth	209-2	6880593	6803422	6910062	6864692	0.80	cps
Bromine	81-1	17120	17851	17787	17586	2.30	cps
Bromine	81-2	687	757	663	702	6.92	cps
Cadmium	108-1	90	87	110	96	13.21	cps
Cadmium	106-1	3971	3704	3957	3877	3.88	cps
Cadmium	111-1	3136	2995	3150	3094	2.77	cps
Calcium	43-1	16033145	16114234	16210707	16119362	0.55	cps
Calcium	44-1	254458956	257733849	262356389	258183065	1.54	cps
Carbon	12-1						cps
Carbon	12-2						cps
Chlorine	35-1						cps
Chlorine	35-2						cps
Chromium	52-2	53264	53491	53505	53420	0.25	cps
Cobalt	59-2	18084	18585	18405	18358	1.38	cps
Copper	63-2	33654	33815	34252	33907	0.91	cps
Dysprosium	156-1	12723	12879	12396	12666	1.95	cps
Dysprosium	156-2	9964	10027	9860	9950	0.85	cps
Erbium	164-1	13480	13567	13363	13470	0.76	cps
Erbium	164-2	9507	9700	9613	9607	1.01	cps
Gadolinium	160-1	12623	12989	13133	12915	2.04	cps
Gadolinium	160-2	10094	10130	9847	10024	1.54	cps
Holmium	165-1	14981059	14705312	14649648	14778673	1.20	cps
Holmium	165-2	10343660	10349417	10425345	10372807	0.44	cps
Indium	115-1	11950886	11881928	11912802	11915205	0.29	cps
Indium	115-2	4289789	4293673	4275306	4286256	0.23	cps
Iron	56-2	24915450	24666485	24663298	24748411	0.58	cps
Iron	57-2	872284	880521	886870	879892	0.83	cps
Iron	54-2	1361178	1346386	1346315	1351293	0.63	cps
Krypton	83-1	343	287	337	322	9.61	cps

LB Number :	LB134068	Operator :	Jaswal
Lab Sample ID :	P5154-09	Instrumnet Name :	P7
Client Sample ID :	ME28P7	Dilution Factor :	1
Date & Time Acquired :	2024-12-23 15:08:25	DataFile Name :	069SMPL.d

Parameter	Mass	CPS1	CPS2	CPS3	CPSMean	CPSRSD	Units
Lead	206-1	50300	50012	49677	49996	0.62	cps
Lead	207-1	36044	36048	35770	35954	0.44	cps
Lead	208-1	172851	173219	174386	173485	0.46	cps
Lithium	6-1	1752435	1691676	1762024	1735379	2.20	cps
Magnesium	24-2	121644165	121854145	121269432	121589247	0.24	cps
Manganese	55-2	814677	819733	814618	816343	0.36	cps
Molybdenum	94-1	31561	31564	32058	31728	0.90	cps
Molybdenum	95-1	12842	13096	13536	13158	2.67	cps
Molybdenum	96-1	17934	18642	18859	18478	2.62	cps
Molybdenum	97-1	8032	7882	8609	8175	4.70	cps
Molybdenum	98-1	21676	21449	21296	21474	0.89	cps
Neodymium	150-1	16854	16834	16810	16832	0.13	cps
Neodymium	150-2	10534	10117	10244	10298	2.08	cps
Nickel	60-2	22490	22600	22220	22437	0.87	cps
Phosphorus	31-2	1967	1927	2013	1969	2.20	cps
Potassium	39-2	315851	319652	319083	318195	0.64	cps
Rhodium	103-1	10661798	10650201	10751997	10687999	0.52	cps
Rhodium	103-2	6525249	6438436	6468771	6477485	0.68	cps
Scandium	45-1	6787456	6730840	6820726	6779674	0.67	cps
Scandium	45-2	600740	594009	603947	599565	0.85	cps
Selenium	82-1	332	352	314	333	5.66	cps
Selenium	77-2	33	43	40	39	13.09	cps
Selenium	78-2	547	540	550	546	0.93	cps
Silicon	28-1	12269399	12399266	12467806	12378824	0.81	cps
Silver	107-1	653	850	943	816	18.15	cps
Silver	109-1	493	687	850	677	26.39	cps
Sodium	23-2	461347	456617	459857	459274	0.53	cps
Strontium	86-1	1889825	1896483	1879690	1888666	0.45	cps
Strontium	88-1	16347321	16476052	16401270	16408214	0.39	cps
Sulfur	34-1	319371	325346	330585	325101	1.73	cps
Terbium	159-1	15488584	15105533	15314446	15302854	1.25	cps
Terbium	159-2	10275281	10360341	10207327	10280983	0.75	cps
Thallium	203-1	1547	1630	1727	1635	5.51	cps
Thallium	205-1	3397	3644	3754	3598	5.08	cps
Tin	118-1	3557	3357	3524	3479	3.08	cps
Titanium	47-1	64222	65273	65725	65074	1.19	cps

Reviewed By:Mohan
On:12/25/2024 3:49:22 AM
Inst Id :P7

LB Number :	LB134068	Operator :	Jaswal
Lab Sample ID :	P5154-09	Instrumnet Name :	P7
Client Sample ID :	ME28P7	Dilution Factor :	1
Date & Time Acquired :	2024-12-23 15:08:25	DataFile Name :	069SMPL.d

Parameter	Mass	CPS1	CPS2	CPS3	CPSMean	CPSRSD	Units
Uranium	238-1	142948	143746	143511	143402	0.29	cps
Vanadium	51-2	51999	51507	51808	51772	0.48	cps
Yttrium	89-1	14681728	14541123	14771063	14664638	0.79	cps
Yttrium	89-2	3921202	3813869	3913719	3882930	1.54	cps
Zinc	66-2	21706	21682	21309	21566	1.03	cps
Zirconium	90-1	65652	64715	66480	65616	1.35	cps
Zirconium	91-1	14467	14954	14254	14558	2.47	cps

Reviewed By:Mohan
On:12/25/2024 3:49:22 AM
Inst Id :P7

LB Number :	LB134068	Operator :	Jaswal
Lab Sample ID :	P5154-10	Instrumnet Name :	P7
Client Sample ID :	ME28P8	Dilution Factor :	1
Date & Time Acquired :	2024-12-23 15:11:38	DataFile Name :	070SMPL.d

Parameter	Mass	CPS1	CPS2	CPS3	CPSMean	CPSRSD	Units
Aluminium	27-2	3900290	3841651	3827870	3856604	1.00	cps
Antimony	121-1	38832	38769	38592	38731	0.32	cps
Arsenic	75-2	16870	16493	16346	16569	1.63	cps
Barium	135-1	935571	936630	925272	932491	0.67	cps
Barium	137-1	1703433	1690648	1681037	1691706	0.66	cps
Beryllium	9-1	2427	2190	2144	2254	6.74	cps
Bismuth	209-1	8849887	8789886	8821437	8820403	0.34	cps
Bismuth	209-2	7255375	7262618	7244657	7254217	0.12	cps
Bromine	81-1	18438	19193	19216	18949	2.33	cps
Bromine	81-2	1303	1220	1317	1280	4.09	cps
Cadmium	108-1	697	653	707	686	4.13	cps
Cadmium	106-1	4567	4647	4407	4541	2.69	cps
Cadmium	111-1	10021	9688	9852	9854	1.69	cps
Calcium	43-1	2488876	2451661	2404870	2448469	1.72	cps
Calcium	44-1	39693906	38995449	38403164	39030839	1.66	cps
Carbon	12-1						cps
Carbon	12-2						cps
Chlorine	35-1						cps
Chlorine	35-2						cps
Chromium	52-2	1933790	1905138	1930251	1923060	0.81	cps
Cobalt	59-2	121073	120058	120475	120535	0.42	cps
Copper	63-2	3587236	3559288	3546394	3564306	0.59	cps
Dysprosium	156-1	62843	61822	61537	62067	1.11	cps
Dysprosium	156-2	49651	49728	49346	49575	0.41	cps
Erbium	164-1	58769	57722	58020	58170	0.93	cps
Erbium	164-2	41257	40626	40305	40729	1.19	cps
Gadolinium	160-1	62221	61970	61253	61814	0.81	cps
Gadolinium	160-2	45547	45069	44072	44896	1.68	cps
Holmium	165-1	14959251	14720791	14673210	14784417	1.04	cps
Holmium	165-2	10180462	10234009	10183016	10199162	0.30	cps
Indium	115-1	11896996	11817529	11755999	11823508	0.60	cps
Indium	115-2	4140105	4106691	4059594	4102130	0.99	cps
Iron	56-2	333434035	328358642	329060908	330284528	0.83	cps
Iron	57-2	8145865	7992449	8078503	8072272	0.95	cps
Iron	54-2	17897196	17710366	17821116	17809559	0.53	cps
Krypton	83-1	357	377	273	336	16.33	cps

Reviewed By:Mohan
On:12/25/2024 3:49:22 AM
Inst Id :P7

LB Number :	LB134068	Operator :	Jaswal
Lab Sample ID :	P5154-10	Instrumnet Name :	P7
Client Sample ID :	ME28P8	Dilution Factor :	1
Date & Time Acquired :	2024-12-23 15:11:38	DataFile Name :	070SMPL.d

Parameter	Mass	CPS1	CPS2	CPS3	CPSMean	CPSRSD	Units
Lead	206-1	3786737	3824567	3772846	3794717	0.71	cps
Lead	207-1	3399174	3416888	3415062	3410375	0.29	cps
Lead	208-1	15247227	15506815	15436849	15396963	0.87	cps
Lithium	6-1	1901885	1889317	1834087	1875096	1.92	cps
Magnesium	24-2	6155904	6136449	6059139	6117164	0.84	cps
Manganese	55-2	4099099	4061799	4107224	4089374	0.59	cps
Molybdenum	94-1	193666	192528	191913	192702	0.46	cps
Molybdenum	95-1	296488	296655	296354	296499	0.05	cps
Molybdenum	96-1	329766	327525	321976	326422	1.23	cps
Molybdenum	97-1	187611	186834	184563	186336	0.85	cps
Molybdenum	98-1	484842	482634	483608	483695	0.23	cps
Neodymium	150-1	94248	97437	95688	95791	1.67	cps
Neodymium	150-2	57025	57155	56593	56924	0.52	cps
Nickel	60-2	461278	457445	457908	458877	0.46	cps
Phosphorus	31-2	14670	13863	14223	14252	2.84	cps
Potassium	39-2	2026237	2020244	2025306	2023929	0.16	cps
Rhodium	103-1	10952027	10772981	10639516	10788175	1.45	cps
Rhodium	103-2	6367045	6291532	6226282	6294953	1.12	cps
Scandium	45-1	6741855	6506364	6412596	6553605	2.59	cps
Scandium	45-2	528604	523894	525869	526122	0.45	cps
Selenium	82-1	212	160	309	227	33.25	cps
Selenium	77-2	207	187	150	181	15.87	cps
Selenium	78-2	483	517	580	527	9.32	cps
Silicon	28-1	57828267	57360344	56192271	57126961	1.47	cps
Silver	107-1	15368	15652	15095	15372	1.81	cps
Silver	109-1	15018	14864	14701	14861	1.07	cps
Sodium	23-2	562502	552679	555801	556994	0.90	cps
Strontium	86-1	1297655	1287658	1299912	1295075	0.50	cps
Strontium	88-1	11744848	11584764	11569885	11633166	0.83	cps
Sulfur	34-1	319877	314883	309981	314914	1.57	cps
Terbium	159-1	15182969	15208994	15124666	15172210	0.28	cps
Terbium	159-2	10235981	10043329	9983167	10087492	1.31	cps
Thallium	203-1	2657	2934	2927	2839	5.56	cps
Thallium	205-1	6862	6945	6892	6900	0.61	cps
Tin	118-1	804777	810036	805414	806743	0.36	cps
Titanium	47-1	651092	643782	630686	641854	1.61	cps

Reviewed By:Mohan
On:12/25/2024 3:49:22 AM
Inst Id :P7

LB Number :	LB134068	Operator :	Jaswal
Lab Sample ID :	P5154-10	Instrumnet Name :	P7
Client Sample ID :	ME28P8	Dilution Factor :	1
Date & Time Acquired :	2024-12-23 15:11:38	DataFile Name :	070SMPL.d

Parameter	Mass	CPS1	CPS2	CPS3	CPSMean	CPSRSD	Units
Uranium	238-1	68049	68937	68032	68340	0.76	cps
Vanadium	51-2	208710	207574	206353	207546	0.57	cps
Yttrium	89-1	15087044	14780763	14421678	14763162	2.26	cps
Yttrium	89-2	3716481	3763952	3736369	3738934	0.64	cps
Zinc	66-2	955554	953847	952412	953938	0.16	cps
Zirconium	90-1	62569	62114	63621	62768	1.23	cps
Zirconium	91-1	13903	14104	13920	13976	0.80	cps

Reviewed By:Mohan
On:12/25/2024 3:49:22 AM
Inst Id :P7

LB Number :	LB134068	Operator :	Jaswal
Lab Sample ID :	P5154-11	Instrumnet Name :	P7
Client Sample ID :	ME28P9	Dilution Factor :	1
Date & Time Acquired :	2024-12-23 15:14:41	DataFile Name :	071SMPL.d

Parameter	Mass	CPS1	CPS2	CPS3	CPSMean	CPSRSD	Units
Aluminium	27-2	6929478	7004663	7032172	6988771	0.76	cps
Antimony	121-1	54259	53803	53743	53935	0.52	cps
Arsenic	75-2	19172	19767	19943	19627	2.06	cps
Barium	135-1	1176916	1170019	1163888	1170275	0.56	cps
Barium	137-1	2172307	2118468	2086530	2125768	2.04	cps
Beryllium	9-1	2427	2270	2327	2341	3.39	cps
Bismuth	209-1	5331472	8521140	8609092	7487235	24.94	cps
Bismuth	209-2	7246426	7237748	7164864	7216346	0.62	cps
Bromine	81-1	17541	17991	18071	17868	1.60	cps
Bromine	81-2	853	837	820	837	1.99	cps
Cadmium	108-1	783	623	753	720	11.81	cps
Cadmium	106-1	3347	4741	4581	4223	18.06	cps
Cadmium	111-1	8476	9534	9434	9148	6.38	cps
Calcium	43-1	1995442	1985838	1969912	1983731	0.65	cps
Calcium	44-1	31560592	31393105	31166657	31373451	0.63	cps
Carbon	12-1						cps
Carbon	12-2						cps
Chlorine	35-1						cps
Chlorine	35-2						cps
Chromium	52-2	2455544	2463914	2486436	2468631	0.65	cps
Cobalt	59-2	330298	329837	330328	330155	0.08	cps
Copper	63-2	4002937	3956415	4009105	3989486	0.72	cps
Dysprosium	156-1	54545	53729	53401	53892	1.09	cps
Dysprosium	156-2	44697	43918	44266	44294	0.88	cps
Erbium	164-1	51919	52311	52033	52088	0.39	cps
Erbium	164-2	36859	36103	35749	36237	1.56	cps
Gadolinium	160-1	51344	51926	50855	51375	1.04	cps
Gadolinium	160-2	38840	37918	37884	38214	1.42	cps
Holmium	165-1	9243153	14732039	15053403	13009531	25.10	cps
Holmium	165-2	10461908	10389678	10317811	10389799	0.69	cps
Indium	115-1	7505432	11948100	12039854	10497795	24.69	cps
Indium	115-2	4286272	4310064	4325430	4307255	0.46	cps
Iron	56-2	1584397896	1590140830	1593818216	1589452314	0.30	cps
Iron	57-2	39008992	39379550	39660469	39349670	0.83	cps
Iron	54-2	85565909	85706302	86208469	85826893	0.39	cps
Krypton	83-1	333	283	270	296	11.30	cps

Reviewed By:Mohan
On:12/25/2024 3:49:22 AM
Inst Id :P7

LB Number :	LB134068	Operator :	Jaswal
Lab Sample ID :	P5154-11	Instrumnet Name :	P7
Client Sample ID :	ME28P9	Dilution Factor :	1
Date & Time Acquired :	2024-12-23 15:14:41	DataFile Name :	071SMPL.d

Parameter	Mass	CPS1	CPS2	CPS3	CPSMean	CPSRSD	Units
Lead	206-1	3040373	3006178	2980860	3009137	0.99	cps
Lead	207-1	2729554	2628810	2698569	2685644	1.92	cps
Lead	208-1	12349606	12070888	12056465	12158987	1.36	cps
Lithium	6-1	1149334	1719233	1788499	1552355	22.59	cps
Magnesium	24-2	6640898	6597382	6727331	6655204	0.99	cps
Manganese	55-2	8579690	8623846	8618863	8607466	0.28	cps
Molybdenum	94-1	227338	227855	226613	227269	0.27	cps
Molybdenum	95-1	262839	261300	262487	262209	0.31	cps
Molybdenum	96-1	313953	312283	312309	312848	0.31	cps
Molybdenum	97-1	163753	163773	163684	163737	0.03	cps
Molybdenum	98-1	423542	422402	420872	422272	0.32	cps
Neodymium	150-1	84159	85122	84393	84558	0.59	cps
Neodymium	150-2	50794	50179	50386	50453	0.62	cps
Nickel	60-2	697894	695327	699455	697559	0.30	cps
Phosphorus	31-2	10484	10564	10791	10613	1.50	cps
Potassium	39-2	1889472	1905466	1937076	1910671	1.27	cps
Rhodium	103-1	6719858	10740716	10910709	9457094	25.08	cps
Rhodium	103-2	6613097	6552320	6578989	6581469	0.46	cps
Scandium	45-1	4227407	6587687	6771382	5862159	24.20	cps
Scandium	45-2	568480	568847	572280	569869	0.37	cps
Selenium	82-1	248	265	284	266	6.81	cps
Selenium	77-2	113	127	143	128	11.77	cps
Selenium	78-2	550	507	557	538	5.05	cps
Silicon	28-1	67158156	66663271	66514907	66778778	0.50	cps
Silver	107-1	10070	10187	10217	10158	0.76	cps
Silver	109-1	9943	9773	9680	9799	1.36	cps
Sodium	23-2	443626	443718	446108	444484	0.32	cps
Strontium	86-1	689345	684405	682504	685418	0.52	cps
Strontium	88-1	6172797	6158824	6054718	6128780	1.05	cps
Sulfur	34-1	260052	256654	256223	257643	0.81	cps
Terbium	159-1	9355509	15084972	15275559	13238680	25.41	cps
Terbium	159-2	10438754	10374424	10239342	10350840	0.98	cps
Thallium	203-1	1463	1577	1597	1546	4.65	cps
Thallium	205-1	3721	3707	3687	3705	0.45	cps
Tin	118-1	719575	721229	717250	719351	0.28	cps
Titanium	47-1	2234053	2236107	2198009	2222723	0.96	cps

Reviewed By:Mohan
On:12/25/2024 3:49:22 AM
Inst Id :P7

LB Number :	LB134068	Operator :	Jaswal
Lab Sample ID :	P5154-11	Instrumnet Name :	P7
Client Sample ID :	ME28P9	Dilution Factor :	1
Date & Time Acquired :	2024-12-23 15:14:41	DataFile Name :	071SMPL.d

Parameter	Mass	CPS1	CPS2	CPS3	CPSMean	CPSRSD	Units
Uranium	238-1	69802	70022	68136	69320	1.49	cps
Vanadium	51-2	283255	284566	285982	284601	0.48	cps
Yttrium	89-1	9543060	14779980	15169614	13164218	23.87	cps
Yttrium	89-2	3851983	3930543	3910214	3897580	1.05	cps
Zinc	66-2	452306	453490	452529	452775	0.14	cps
Zirconium	90-1	207142	206734	205542	206473	0.40	cps
Zirconium	91-1	45377	46453	45845	45891	1.18	cps

Reviewed By:Mohan
On:12/25/2024 3:49:22 AM
Inst Id :P7

LB Number :	LB134068	Operator :	Jaswal
Lab Sample ID :	P5154-12	Instrumnet Name :	P7
Client Sample ID :	ME28Q0	Dilution Factor :	1
Date & Time Acquired :	2024-12-23 15:17:42	DataFile Name :	072SMPL.d

Parameter	Mass	CPS1	CPS2	CPS3	CPSMean	CPSRSD	Units
Aluminium	27-2	5089864	4949898	4999168	5012976	1.42	cps
Antimony	121-1	26488	26271	26575	26444	0.59	cps
Arsenic	75-2	12215	11895	12048	12053	1.33	cps
Barium	135-1	2364529	2415665	2348303	2376166	1.48	cps
Barium	137-1	4096578	4034320	4039884	4056927	0.85	cps
Beryllium	9-1	3150	3310	3320	3260	2.93	cps
Bismuth	209-1	8679457	8707054	8647886	8678132	0.34	cps
Bismuth	209-2	7243388	7222992	7238934	7235104	0.15	cps
Bromine	81-1	33662	35496	36224	35127	3.76	cps
Bromine	81-2	4337	4457	4277	4357	2.10	cps
Cadmium	108-1	1200	1020	1150	1123	8.27	cps
Cadmium	106-1	5548	5224	5071	5281	4.61	cps
Cadmium	111-1	16643	16746	16067	16486	2.22	cps
Calcium	43-1	2745217	2702951	2681838	2710002	1.19	cps
Calcium	44-1	43228826	42710619	42828168	42922538	0.63	cps
Carbon	12-1						cps
Carbon	12-2						cps
Chlorine	35-1						cps
Chlorine	35-2						cps
Chromium	52-2	904853	891892	894749	897165	0.76	cps
Cobalt	59-2	128740	130061	128262	129021	0.72	cps
Copper	63-2	2537074	2472326	2494733	2501378	1.31	cps
Dysprosium	156-1	85652	85622	84214	85163	0.97	cps
Dysprosium	156-2	68402	69005	68466	68624	0.48	cps
Erbium	164-1	85228	86817	85426	85824	1.01	cps
Erbium	164-2	60169	59814	60326	60103	0.44	cps
Gadolinium	160-1	85334	87175	84053	85521	1.84	cps
Gadolinium	160-2	63015	62954	63279	63082	0.27	cps
Holmium	165-1	14879930	14669931	14702606	14750822	0.77	cps
Holmium	165-2	10177850	10266741	10211782	10218791	0.44	cps
Indium	115-1	12120181	11852096	11869808	11947362	1.25	cps
Indium	115-2	4191064	4109275	4187584	4162641	1.11	cps
Iron	56-2	252513310	249706383	251274476	251164723	0.56	cps
Iron	57-2	6301645	6210899	6151111	6221218	1.22	cps
Iron	54-2	13702075	13340569	13574393	13539012	1.35	cps
Krypton	83-1	360	393	287	347	15.74	cps

LB Number :	LB134068	Operator :	Jaswal
Lab Sample ID :	P5154-12	Instrumnet Name :	P7
Client Sample ID :	ME28Q0	Dilution Factor :	1
Date & Time Acquired :	2024-12-23 15:17:42	DataFile Name :	072SMPL.d

Parameter	Mass	CPS1	CPS2	CPS3	CPSMean	CPSRSD	Units
Lead	206-1	9633568	9631583	9775780	9680311	0.85	cps
Lead	207-1	8469099	8322728	8520393	8437407	1.22	cps
Lead	208-1	38376318	38254701	38821203	38484074	0.77	cps
Lithium	6-1	1803391	1798216	1799148	1800252	0.15	cps
Magnesium	24-2	9416402	9278568	9292401	9329124	0.81	cps
Manganese	55-2	8668141	8418962	8581161	8556088	1.48	cps
Molybdenum	94-1	119768	118887	119149	119268	0.38	cps
Molybdenum	95-1	121287	120510	120491	120763	0.38	cps
Molybdenum	96-1	140639	141684	138922	140415	0.99	cps
Molybdenum	97-1	75567	75638	74458	75221	0.88	cps
Molybdenum	98-1	195037	193710	192311	193686	0.70	cps
Neodymium	150-1	123280	124557	122375	123404	0.89	cps
Neodymium	150-2	72683	72223	73025	72644	0.55	cps
Nickel	60-2	541803	535326	538285	538471	0.60	cps
Phosphorus	31-2	21949	22139	22246	22112	0.68	cps
Potassium	39-2	2617217	2598267	2612911	2609465	0.38	cps
Rhodium	103-1	11040139	10847477	10577161	10821592	2.15	cps
Rhodium	103-2	6403434	6438489	6327306	6389743	0.89	cps
Scandium	45-1	6613599	6566778	6505761	6562046	0.82	cps
Scandium	45-2	540587	533982	537472	537347	0.61	cps
Selenium	82-1	392	365	452	403	11.04	cps
Selenium	77-2	247	150	187	194	25.10	cps
Selenium	78-2	720	623	603	649	9.62	cps
Silicon	28-1	96069209	96282909	94983025	95778381	0.73	cps
Silver	107-1	17668	17287	17177	17377	1.48	cps
Silver	109-1	16566	16523	16046	16378	1.76	cps
Sodium	23-2	1131257	1111534	1114373	1119055	0.95	cps
Strontium	86-1	1231099	1219825	1220197	1223707	0.52	cps
Strontium	88-1	11096948	10958000	10924534	10993161	0.83	cps
Sulfur	34-1	336428	335088	330235	333917	0.98	cps
Terbium	159-1	15027045	15181693	15117269	15108669	0.51	cps
Terbium	159-2	10176645	10196812	10132764	10168740	0.32	cps
Thallium	203-1	3017	3070	3150	3079	2.18	cps
Thallium	205-1	6848	7022	6872	6914	1.36	cps
Tin	118-1	130387	130784	129670	130280	0.43	cps
Titanium	47-1	1266568	1249671	1222121	1246120	1.80	cps

Reviewed By:Mohan
On:12/25/2024 3:49:22 AM
Inst Id :P7

LB Number :	LB134068	Operator :	Jaswal
Lab Sample ID :	P5154-12	Instrumnet Name :	P7
Client Sample ID :	ME28Q0	Dilution Factor :	1
Date & Time Acquired :	2024-12-23 15:17:42	DataFile Name :	072SMPL.d

Parameter	Mass	CPS1	CPS2	CPS3	CPSMean	CPSRSD	Units
Uranium	238-1	85771	86163	86391	86108	0.36	cps
Vanadium	51-2	178862	175915	178370	177716	0.89	cps
Yttrium	89-1	15563666	15679639	15280826	15508044	1.32	cps
Yttrium	89-2	3933673	3931749	3975862	3947095	0.63	cps
Zinc	66-2	944274	933698	940143	939372	0.57	cps
Zirconium	90-1	137493	136900	137661	137351	0.29	cps
Zirconium	91-1	30278	30852	30993	30708	1.23	cps

Reviewed By:Mohan
On:12/25/2024 3:49:22 AM
Inst Id :P7

LB Number :	LB134068	Operator :	Jaswal
Lab Sample ID :	P5154-13	Instrumnet Name :	P7
Client Sample ID :	ME28Q1	Dilution Factor :	1
Date & Time Acquired :	2024-12-23 15:20:44	DataFile Name :	073SMPL.d

Parameter	Mass	CPS1	CPS2	CPS3	CPSMean	CPSRSD	Units
Aluminium	27-2	4300469	4259806	4251730	4270668	0.61	cps
Antimony	121-1	91489	95994	93877	93787	2.40	cps
Arsenic	75-2	38677	38580	38403	38553	0.36	cps
Barium	135-1	1299574	1347042	1349725	1332114	2.12	cps
Barium	137-1	2380570	2481809	2476854	2446411	2.33	cps
Beryllium	9-1	2457	2734	2790	2660	6.71	cps
Bismuth	209-1	9245481	8748282	8687990	8893918	3.44	cps
Bismuth	209-2	7188194	7147215	7221285	7185565	0.52	cps
Bromine	81-1	18352	18352	18715	18473	1.14	cps
Bromine	81-2	960	983	873	939	6.17	cps
Cadmium	108-1	1233	1237	1203	1225	1.50	cps
Cadmium	106-1	5341	5114	5318	5258	2.37	cps
Cadmium	111-1	15601	16511	16537	16216	3.29	cps
Calcium	43-1	2425024	2507449	2464980	2465818	1.67	cps
Calcium	44-1	38060789	39982326	39187019	39076712	2.47	cps
Carbon	12-1						cps
Carbon	12-2						cps
Chlorine	35-1						cps
Chlorine	35-2						cps
Chromium	52-2	4352826	4360666	4371595	4361696	0.22	cps
Cobalt	59-2	284336	283488	284395	284073	0.18	cps
Copper	63-2	11751355	11646376	11651656	11683129	0.51	cps
Dysprosium	156-1	62572	65448	65843	64621	2.76	cps
Dysprosium	156-2	52862	53120	53444	53142	0.55	cps
Erbium	164-1	57976	60293	60115	59461	2.17	cps
Erbium	164-2	42083	41705	42722	42170	1.22	cps
Gadolinium	160-1	59553	62826	62502	61627	2.93	cps
Gadolinium	160-2	46075	45651	45621	45782	0.56	cps
Holmium	165-1	16131015	14798359	14763950	15231108	5.12	cps
Holmium	165-2	10304085	10251528	10322119	10292577	0.36	cps
Indium	115-1	12835156	12014485	12059661	12303101	3.75	cps
Indium	115-2	4221470	4161454	4181697	4188207	0.73	cps
Iron	56-2	1042957371	1042200491	1049693984	1044950616	0.39	cps
Iron	57-2	25617240	25659701	25821535	25699492	0.42	cps
Iron	54-2	56150586	56039241	56370644	56186824	0.30	cps
Krypton	83-1	280	370	267	306	18.40	cps

Reviewed By:Mohan
On:12/25/2024 3:49:22 AM
Inst Id :P7

LB Number :	LB134068	Operator :	Jaswal
Lab Sample ID :	P5154-13	Instrumnet Name :	P7
Client Sample ID :	ME28Q1	Dilution Factor :	1
Date & Time Acquired :	2024-12-23 15:20:44	DataFile Name :	073SMPL.d

Parameter	Mass	CPS1	CPS2	CPS3	CPSMean	CPSRSD	Units
Lead	206-1	9967437	10526092	10201331	10231620	2.74	cps
Lead	207-1	8881513	9401994	9148270	9143926	2.85	cps
Lead	208-1	40374854	42570238	41817434	41587509	2.68	cps
Lithium	6-1	1851958	1773853	1755703	1793838	2.85	cps
Magnesium	24-2	7387962	7391839	7425920	7401907	0.28	cps
Manganese	55-2	10781851	10801058	10810808	10797906	0.14	cps
Molybdenum	94-1	429555	454611	449356	444507	2.97	cps
Molybdenum	95-1	690826	714914	719897	708546	2.19	cps
Molybdenum	96-1	754447	788157	783723	775442	2.36	cps
Molybdenum	97-1	431021	451727	447557	443435	2.47	cps
Molybdenum	98-1	1115955	1157438	1157323	1143572	2.09	cps
Neodymium	150-1	94041	99041	98645	97242	2.86	cps
Neodymium	150-2	58039	57627	58045	57904	0.41	cps
Nickel	60-2	822039	824719	823271	823343	0.16	cps
Phosphorus	31-2	12258	11561	11594	11805	3.33	cps
Potassium	39-2	1893926	1904224	1913065	1903738	0.50	cps
Rhodium	103-1	11867034	11250538	11007224	11374932	3.90	cps
Rhodium	103-2	6495352	6446419	6530442	6490738	0.65	cps
Scandium	45-1	7208549	6732312	6608428	6849763	4.63	cps
Scandium	45-2	555878	558473	555301	556550	0.30	cps
Selenium	82-1	311	229	333	291	18.94	cps
Selenium	77-2	173	200	163	179	10.59	cps
Selenium	78-2	570	580	570	573	1.01	cps
Silicon	28-1	85553792	89293722	88187815	87678443	2.19	cps
Silver	107-1	17090	17738	18055	17627	2.79	cps
Silver	109-1	16243	16873	16703	16606	1.97	cps
Sodium	23-2	502200	499087	501404	500897	0.32	cps
Strontium	86-1	723328	759149	757256	746578	2.70	cps
Strontium	88-1	6506083	6839587	6732143	6692604	2.54	cps
Sulfur	34-1	266509	267968	267612	267363	0.28	cps
Terbium	159-1	16236603	15376654	15158972	15590743	3.65	cps
Terbium	159-2	10335105	10093332	10228583	10219007	1.19	cps
Thallium	203-1	1994	2097	2060	2050	2.56	cps
Thallium	205-1	5084	5301	5148	5178	2.15	cps
Tin	118-1	6436869	6792647	6799221	6676245	3.11	cps
Titanium	47-1	782552	819790	810490	804278	2.41	cps

Reviewed By:Mohan
On:12/25/2024 3:49:22 AM
Inst Id :P7

LB Number :	LB134068	Operator :	Jaswal
Lab Sample ID :	P5154-13	Instrumnet Name :	P7
Client Sample ID :	ME28Q1	Dilution Factor :	1
Date & Time Acquired :	2024-12-23 15:20:44	DataFile Name :	073SMPL.d

Parameter	Mass	CPS1	CPS2	CPS3	CPSMean	CPSRSD	Units
Uranium	238-1	61752	65671	64546	63990	3.15	cps
Vanadium	51-2	322449	321538	323711	322566	0.34	cps
Yttrium	89-1	16572466	15236859	15184726	15664684	5.02	cps
Yttrium	89-2	3875393	3873910	3872018	3873774	0.04	cps
Zinc	66-2	1292541	1280419	1283471	1285477	0.49	cps
Zirconium	90-1	96532	101564	102216	100104	3.11	cps
Zirconium	91-1	22027	22611	22764	22467	1.73	cps

Reviewed By:Mohan
On:12/25/2024 3:49:22 AM
Inst Id :P7

LB Number :	LB134068	Operator :	Jaswal
Lab Sample ID :	P5154-14	Instrumnet Name :	P7
Client Sample ID :	ME28Q2	Dilution Factor :	1
Date & Time Acquired :	2024-12-23 15:23:43	DataFile Name :	074SMPL.d

Parameter	Mass	CPS1	CPS2	CPS3	CPSMean	CPSRSD	Units
Aluminium	27-2	4565407	4544367	4503758	4537844	0.69	cps
Antimony	121-1	28188	27797	28331	28105	0.98	cps
Arsenic	75-2	12972	13133	13363	13156	1.49	cps
Barium	135-1	862896	867672	857467	862678	0.59	cps
Barium	137-1	1505418	1498184	1496818	1500140	0.31	cps
Beryllium	9-1	2370	2120	2227	2239	5.60	cps
Bismuth	209-1	8802019	8765348	8707199	8758189	0.55	cps
Bismuth	209-2	7265282	7280724	7209963	7251990	0.51	cps
Bromine	81-1	17170	16950	17173	17098	0.75	cps
Bromine	81-2	763	810	867	813	6.36	cps
Cadmium	108-1	553	623	643	607	7.79	cps
Cadmium	106-1	4457	4504	4347	4436	1.81	cps
Cadmium	111-1	8938	8915	8791	8881	0.89	cps
Calcium	43-1	2446272	2471613	2437681	2451855	0.72	cps
Calcium	44-1	39140878	39436984	38793074	39123645	0.82	cps
Carbon	12-1						cps
Carbon	12-2						cps
Chlorine	35-1						cps
Chlorine	35-2						cps
Chromium	52-2	2715625	2650208	2617105	2660979	1.88	cps
Cobalt	59-2	159807	159332	157325	158821	0.83	cps
Copper	63-2	2284324	2250728	2222745	2252599	1.37	cps
Dysprosium	156-1	62331	63131	62244	62568	0.78	cps
Dysprosium	156-2	50367	50765	49962	50364	0.80	cps
Erbium	164-1	58890	58940	58736	58855	0.18	cps
Erbium	164-2	41966	40883	40930	41260	1.48	cps
Gadolinium	160-1	61444	62649	61936	62010	0.98	cps
Gadolinium	160-2	45958	45891	45764	45871	0.21	cps
Holmium	165-1	14950176	14687317	14982488	14873327	1.09	cps
Holmium	165-2	10420045	10308889	10295202	10341379	0.66	cps
Indium	115-1	12261271	11945199	11923967	12043479	1.57	cps
Indium	115-2	4206910	4212500	4164200	4194537	0.63	cps
Iron	56-2	508976032	506746312	506663206	507461850	0.26	cps
Iron	57-2	12606725	12630600	12443387	12560237	0.81	cps
Iron	54-2	27816316	27463604	27376295	27552072	0.85	cps
Krypton	83-1	393	310	337	347	12.28	cps

Reviewed By:Mohan
On:12/25/2024 3:49:22 AM
Inst Id :P7

LB Number :	LB134068	Operator :	Jaswal
Lab Sample ID :	P5154-14	Instrumnet Name :	P7
Client Sample ID :	ME28Q2	Dilution Factor :	1
Date & Time Acquired :	2024-12-23 15:23:43	DataFile Name :	074SMPL.d

Parameter	Mass	CPS1	CPS2	CPS3	CPSMean	CPSRSD	Units
Lead	206-1	2895800	2922956	2862670	2893809	1.04	cps
Lead	207-1	2545005	2553810	2571177	2556664	0.52	cps
Lead	208-1	11611353	11652076	11628877	11630769	0.18	cps
Lithium	6-1	1771196	1767210	1763964	1767456	0.20	cps
Magnesium	24-2	9000181	8936743	8886448	8941124	0.64	cps
Manganese	55-2	6453630	6415015	6438184	6435610	0.30	cps
Molybdenum	94-1	216743	218745	217250	217579	0.48	cps
Molybdenum	95-1	322353	320847	320698	321299	0.29	cps
Molybdenum	96-1	355156	357639	355584	356126	0.37	cps
Molybdenum	97-1	201155	203222	200918	201765	0.63	cps
Molybdenum	98-1	519615	519163	520012	519597	0.08	cps
Neodymium	150-1	94662	95708	96165	95512	0.81	cps
Neodymium	150-2	55759	56583	56208	56184	0.73	cps
Nickel	60-2	450812	450136	448460	449803	0.27	cps
Phosphorus	31-2	9460	9099	9386	9315	2.04	cps
Potassium	39-2	1445961	1426789	1424588	1432446	0.82	cps
Rhodium	103-1	11046385	10854091	10791175	10897217	1.22	cps
Rhodium	103-2	6443805	6368151	6243669	6351875	1.59	cps
Scandium	45-1	6731331	6569301	6472814	6591148	1.98	cps
Scandium	45-2	539084	530104	526482	531890	1.22	cps
Selenium	82-1	239	311	188	246	25.13	cps
Selenium	77-2	157	143	223	174	24.57	cps
Selenium	78-2	590	597	480	556	11.79	cps
Silicon	28-1	60566112	60665282	60120122	60450506	0.48	cps
Silver	107-1	7285	7462	7639	7462	2.37	cps
Silver	109-1	7115	7225	7028	7123	1.38	cps
Sodium	23-2	343904	342497	339911	342104	0.59	cps
Strontium	86-1	777179	773851	771213	774081	0.39	cps
Strontium	88-1	6923881	7030520	6857066	6937156	1.26	cps
Sulfur	34-1	264923	265546	265039	265169	0.13	cps
Terbium	159-1	15233142	14966170	15152175	15117162	0.91	cps
Terbium	159-2	10197207	10167370	10164534	10176370	0.18	cps
Thallium	203-1	2967	3037	2980	2995	1.24	cps
Thallium	205-1	6915	6762	6615	6764	2.22	cps
Tin	118-1	756874	762020	762577	760491	0.41	cps
Titanium	47-1	677662	689046	678042	681583	0.95	cps

Reviewed By:Mohan
On:12/25/2024 3:49:22 AM
Inst Id :P7

LB Number :	LB134068	Operator :	Jaswal
Lab Sample ID :	P5154-14	Instrumnet Name :	P7
Client Sample ID :	ME28Q2	Dilution Factor :	1
Date & Time Acquired :	2024-12-23 15:23:43	DataFile Name :	074SMPL.d

Parameter	Mass	CPS1	CPS2	CPS3	CPSMean	CPSRSD	Units
Uranium	238-1	70542	71585	71430	71186	0.79	cps
Vanadium	51-2	237854	234396	234027	235426	0.90	cps
Yttrium	89-1	15288994	14906956	14759293	14985081	1.82	cps
Yttrium	89-2	3805229	3773359	3733565	3770718	0.95	cps
Zinc	66-2	897154	897726	888484	894455	0.58	cps
Zirconium	90-1	89779	91224	90010	90338	0.86	cps
Zirconium	91-1	20137	20137	20201	20158	0.18	cps

Reviewed By:Mohan
On:12/25/2024 3:49:22 AM
Inst Id :P7

LB Number :	LB134068	Operator :	Jaswal
Lab Sample ID :	P5154-15	Instrumnet Name :	P7
Client Sample ID :	ME28Q3	Dilution Factor :	1
Date & Time Acquired :	2024-12-23 15:26:48	DataFile Name :	075SMPL.d

Parameter	Mass	CPS1	CPS2	CPS3	CPSMean	CPSRSD	Units
Aluminium	27-2	2541881	2508953	2544537	2531790	0.78	cps
Antimony	121-1	45605	46227	45806	45880	0.69	cps
Arsenic	75-2	18168	18054	18338	18187	0.79	cps
Barium	135-1	878372	889448	892226	886682	0.83	cps
Barium	137-1	1526277	1647348	1626747	1600124	4.05	cps
Beryllium	9-1	2650	2590	2530	2590	2.32	cps
Bismuth	209-1	8999587	8753382	8805911	8852960	1.46	cps
Bismuth	209-2	7347926	7224802	7336084	7302938	0.93	cps
Bromine	81-1	17754	17971	18495	18073	2.11	cps
Bromine	81-2	800	833	860	831	3.62	cps
Cadmium	108-1	2454	2414	2430	2432	0.83	cps
Cadmium	106-1	6642	7225	6902	6923	4.22	cps
Cadmium	111-1	32949	33807	33352	33369	1.29	cps
Calcium	43-1	3159008	3238219	3250025	3215750	1.54	cps
Calcium	44-1	50777113	51473609	51732731	51327818	0.96	cps
Carbon	12-1						cps
Carbon	12-2						cps
Chlorine	35-1						cps
Chlorine	35-2						cps
Chromium	52-2	2705394	2745428	2716594	2722472	0.76	cps
Cobalt	59-2	115416	117119	115809	116115	0.77	cps
Copper	63-2	688732	686410	685403	686849	0.25	cps
Dysprosium	156-1	18375	18179	18302	18285	0.54	cps
Dysprosium	156-2	14875	15262	15175	15104	1.35	cps
Erbium	164-1	19046	19307	18950	19101	0.97	cps
Erbium	164-2	13333	13336	13313	13328	0.09	cps
Gadolinium	160-1	17484	17728	17738	17650	0.81	cps
Gadolinium	160-2	13210	13316	13243	13256	0.41	cps
Holmium	165-1	14603554	14491063	14655596	14583405	0.58	cps
Holmium	165-2	10173847	10241749	10250423	10222006	0.41	cps
Indium	115-1	11729724	11943473	11843713	11838970	0.90	cps
Indium	115-2	4202563	4229848	4274669	4235693	0.86	cps
Iron	56-2	1544776830	1532436511	1526258964	1534490768	0.61	cps
Iron	57-2	37976472	37800781	37053369	37610207	1.30	cps
Iron	54-2	83184819	82578275	82577982	82780359	0.42	cps
Krypton	83-1	243	223	290	252	13.56	cps

Reviewed By:Mohan
On:12/25/2024 3:49:22 AM
Inst Id :P7

LB Number :	LB134068	Operator :	Jaswal
Lab Sample ID :	P5154-15	Instrumnet Name :	P7
Client Sample ID :	ME28Q3	Dilution Factor :	1
Date & Time Acquired :	2024-12-23 15:26:48	DataFile Name :	075SMPL.d

Parameter	Mass	CPS1	CPS2	CPS3	CPSMean	CPSRSD	Units
Lead	206-1	18612141	18838598	18632194	18694311	0.67	cps
Lead	207-1	16049565	16006854	15841931	15966117	0.69	cps
Lead	208-1	74098091	73505559	73204625	73602758	0.62	cps
Lithium	6-1	1743114	1744400	1693262	1726925	1.69	cps
Magnesium	24-2	7116588	7088467	7184373	7129810	0.69	cps
Manganese	55-2	56172266	55715344	55680506	55856039	0.49	cps
Molybdenum	94-1	104600	106060	106805	105822	1.06	cps
Molybdenum	95-1	136459	140827	137834	138373	1.61	cps
Molybdenum	96-1	167184	169267	167449	167967	0.67	cps
Molybdenum	97-1	84408	85582	86427	85472	1.19	cps
Molybdenum	98-1	218544	221619	222076	220747	0.87	cps
Neodymium	150-1	28776	29458	29948	29394	2.00	cps
Neodymium	150-2	17508	18165	17421	17698	2.30	cps
Nickel	60-2	572686	574033	569936	572218	0.36	cps
Phosphorus	31-2	15288	15184	15655	15376	1.61	cps
Potassium	39-2	1040380	1029094	1039905	1036459	0.62	cps
Rhodium	103-1	10732259	10877233	10738172	10782554	0.76	cps
Rhodium	103-2	6505282	6421733	6402802	6443272	0.85	cps
Scandium	45-1	6431291	6470334	6489435	6463687	0.46	cps
Scandium	45-2	545156	549071	546489	546905	0.36	cps
Selenium	82-1	338	330	273	314	11.31	cps
Selenium	77-2	103	53	50	69	43.37	cps
Selenium	78-2	517	530	533	527	1.67	cps
Silicon	28-1	36831899	37063321	37259567	37051596	0.58	cps
Silver	107-1	87227	88893	89215	88445	1.21	cps
Silver	109-1	83505	84766	85406	84559	1.14	cps
Sodium	23-2	489002	489860	491551	490137	0.26	cps
Strontium	86-1	548657	551892	550486	550345	0.29	cps
Strontium	88-1	4926482	4911082	4965501	4934355	0.57	cps
Sulfur	34-1	244259	244329	245840	244809	0.36	cps
Terbium	159-1	14903755	14809870	14906384	14873336	0.37	cps
Terbium	159-2	10230592	10065674	10081315	10125860	0.90	cps
Thallium	203-1	32375	31687	31253	31772	1.78	cps
Thallium	205-1	74951	75270	75515	75245	0.38	cps
Tin	118-1	185542	185096	185295	185311	0.12	cps
Titanium	47-1	919178	933550	930934	927887	0.82	cps

Reviewed By:Mohan
On:12/25/2024 3:49:22 AM
Inst Id :P7

LB Number :	LB134068	Operator :	Jaswal
Lab Sample ID :	P5154-15	Instrumnet Name :	P7
Client Sample ID :	ME28Q3	Dilution Factor :	1
Date & Time Acquired :	2024-12-23 15:26:48	DataFile Name :	075SMPL.d

Parameter	Mass	CPS1	CPS2	CPS3	CPSMean	CPSRSD	Units
Uranium	238-1	31721	31781	31350	31617	0.74	cps
Vanadium	51-2	279459	279855	281511	280275	0.39	cps
Yttrium	89-1	14400811	14284252	14384559	14356541	0.44	cps
Yttrium	89-2	3689306	3740152	3700391	3709949	0.72	cps
Zinc	66-2	5060883	5003594	4932456	4998978	1.29	cps
Zirconium	90-1	75290	73097	71992	73460	2.29	cps
Zirconium	91-1	15769	16576	16289	16211	2.53	cps

Reviewed By:Mohan
On:12/25/2024 3:49:22 AM
Inst Id :P7

LB Number :	LB134068	Operator :	Jaswal
Lab Sample ID :	P5154-16	Instrumnet Name :	P7
Client Sample ID :	ME28Q4	Dilution Factor :	1
Date & Time Acquired :	2024-12-23 15:29:51	DataFile Name :	076SMPL.d

Parameter	Mass	CPS1	CPS2	CPS3	CPSMean	CPSRSD	Units
Aluminium	27-2	2723028	2737313	2759524	2739955	0.67	cps
Antimony	121-1	45665	45592	45960	45739	0.43	cps
Arsenic	75-2	18792	19176	18745	18904	1.25	cps
Barium	135-1	804276	804035	809045	805785	0.35	cps
Barium	137-1	1395055	1398181	1401753	1398330	0.24	cps
Beryllium	9-1	2590	2987	2644	2740	7.86	cps
Bismuth	209-1	10235258	10229410	10129595	10198088	0.58	cps
Bismuth	209-2	8576875	8544616	8397767	8506419	1.12	cps
Bromine	81-1	18605	18659	19179	18814	1.69	cps
Bromine	81-2	1047	950	977	991	5.04	cps
Cadmium	108-1	3834	3981	3804	3873	2.44	cps
Cadmium	106-1	9126	8953	8923	9001	1.22	cps
Cadmium	111-1	32921	32079	31711	32237	1.92	cps
Calcium	43-1	3428817	3459709	3497897	3462141	1.00	cps
Calcium	44-1	55299119	55713421	55900806	55637782	0.55	cps
Carbon	12-1						cps
Carbon	12-2						cps
Chlorine	35-1						cps
Chlorine	35-2						cps
Chromium	52-2	2701201	2734107	2748834	2728047	0.89	cps
Cobalt	59-2	119175	117666	117818	118220	0.70	cps
Copper	63-2	681134	681601	678685	680473	0.23	cps
Dysprosium	156-1	19834	19514	19440	19596	1.07	cps
Dysprosium	156-2	16296	16169	16069	16178	0.70	cps
Erbium	164-1	20141	20485	19677	20101	2.02	cps
Erbium	164-2	14334	14684	14277	14432	1.53	cps
Gadolinium	160-1	18399	19046	18385	18610	2.03	cps
Gadolinium	160-2	14261	14564	14281	14369	1.18	cps
Holmium	165-1	14819500	14753942	14419596	14664346	1.46	cps
Holmium	165-2	10400392	10379632	10272784	10350936	0.66	cps
Indium	115-1	12259519	12130993	11999983	12130165	1.07	cps
Indium	115-2	4317491	4271894	4245707	4278364	0.85	cps
Iron	56-2	1546890484	1525312457	1536531337	1536244759	0.70	cps
Iron	57-2	38197059	37410617	37689380	37765685	1.06	cps
Iron	54-2	82722470	82509745	82750059	82660758	0.16	cps
Krypton	83-1	343	290	310	314	8.57	cps

Reviewed By:Mohan
On:12/25/2024 3:49:22 AM
Inst Id :P7

LB Number :	LB134068	Operator :	Jaswal
Lab Sample ID :	P5154-16	Instrumnet Name :	P7
Client Sample ID :	ME28Q4	Dilution Factor :	1
Date & Time Acquired :	2024-12-23 15:29:51	DataFile Name :	076SMPL.d

Parameter	Mass	CPS1	CPS2	CPS3	CPSMean	CPSRSD	Units
Lead	206-1	55417074	55045631	54863283	55108663	0.51	cps
Lead	207-1	47527973	47119758	46939494	47195742	0.64	cps
Lead	208-1	218846675	217298813	216181758	217442416	0.62	cps
Lithium	6-1	1703355	1727097	1688666	1706372	1.14	cps
Magnesium	24-2	8996498	8972294	8952735	8973843	0.24	cps
Manganese	55-2	44712071	44693979	44822101	44742717	0.15	cps
Molybdenum	94-1	96797	97364	97055	97072	0.29	cps
Molybdenum	95-1	122306	122649	123297	122751	0.41	cps
Molybdenum	96-1	153118	155103	155534	154585	0.83	cps
Molybdenum	97-1	75353	76656	76917	76309	1.10	cps
Molybdenum	98-1	195763	199294	199304	198120	1.03	cps
Neodymium	150-1	30426	31335	30400	30720	1.73	cps
Neodymium	150-2	18516	18172	18472	18387	1.02	cps
Nickel	60-2	536567	537700	535896	536721	0.17	cps
Phosphorus	31-2	14380	14350	14764	14498	1.59	cps
Potassium	39-2	1197367	1196217	1194973	1196186	0.10	cps
Rhodium	103-1	10838424	10861600	10916043	10872022	0.37	cps
Rhodium	103-2	6566357	6516757	6507300	6530138	0.49	cps
Scandium	45-1	6569371	6550830	6595829	6572010	0.34	cps
Scandium	45-2	559575	561856	555127	558853	0.61	cps
Selenium	82-1	285	361	330	325	11.68	cps
Selenium	77-2	77	120	77	91	27.46	cps
Selenium	78-2	547	497	500	514	5.43	cps
Silicon	28-1	39186611	39466810	39827974	39493798	0.81	cps
Silver	107-1	85067	85976	87082	86042	1.17	cps
Silver	109-1	81645	81266	82101	81671	0.51	cps
Sodium	23-2	529964	530988	528497	529816	0.24	cps
Strontium	86-1	595267	596936	594646	595616	0.20	cps
Strontium	88-1	5273590	5334182	5392961	5333578	1.12	cps
Sulfur	34-1	275000	277250	279903	277385	0.88	cps
Terbium	159-1	15097309	15034349	15047719	15059792	0.22	cps
Terbium	159-2	10293589	10377954	10137364	10269636	1.19	cps
Thallium	203-1	27571	28209	27671	27817	1.23	cps
Thallium	205-1	65132	64957	65795	65294	0.68	cps
Tin	118-1	189296	186838	187719	187951	0.66	cps
Titanium	47-1	634205	642279	641403	639296	0.69	cps

Reviewed By:Mohan
On:12/25/2024 3:49:22 AM
Inst Id :P7

LB Number :	LB134068	Operator :	Jaswal
Lab Sample ID :	P5154-16	Instrumnet Name :	P7
Client Sample ID :	ME28Q4	Dilution Factor :	1
Date & Time Acquired :	2024-12-23 15:29:51	DataFile Name :	076SMPL.d

Parameter	Mass	CPS1	CPS2	CPS3	CPSMean	CPSRSD	Units
Uranium	238-1	36443	36931	36366	36580	0.84	cps
Vanadium	51-2	241366	240406	242409	241394	0.42	cps
Yttrium	89-1	14724244	14571054	14662540	14652612	0.53	cps
Yttrium	89-2	3806598	3819787	3735375	3787253	1.20	cps
Zinc	66-2	24157512	24003485	23824443	23995147	0.69	cps
Zirconium	90-1	69909	71007	70374	70430	0.78	cps
Zirconium	91-1	15602	15729	15932	15754	1.06	cps

Reviewed By:Mohan
On:12/25/2024 3:49:22 AM
Inst Id :P7

LB Number :	LB134068	Operator :	Jaswal
Lab Sample ID :	P5154-17	Instrumnet Name :	P7
Client Sample ID :	ME28Q4D	Dilution Factor :	1
Date & Time Acquired :	2024-12-23 15:32:58	DataFile Name :	077SMPL.d

Parameter	Mass	CPS1	CPS2	CPS3	CPSMean	CPSRSD	Units
Aluminium	27-2	2764045	2768825	2707381	2746751	1.24	cps
Antimony	121-1	45428	46501	45585	45838	1.26	cps
Arsenic	75-2	19543	19176	19543	19421	1.09	cps
Barium	135-1	803849	813882	812098	809943	0.66	cps
Barium	137-1	1397730	1414651	1409502	1407294	0.62	cps
Beryllium	9-1	2710	2760	2750	2740	0.97	cps
Bismuth	209-1	10558448	10233385	10110157	10300663	2.25	cps
Bismuth	209-2	8633483	8602162	8581849	8605831	0.30	cps
Bromine	81-1	18405	19256	19019	18893	2.32	cps
Bromine	81-2	867	870	887	874	1.23	cps
Cadmium	108-1	3731	4074	3767	3857	4.89	cps
Cadmium	106-1	9366	9183	8963	9171	2.20	cps
Cadmium	111-1	32420	32408	32626	32485	0.38	cps
Calcium	43-1	3461749	3489535	3511364	3487549	0.71	cps
Calcium	44-1	55463601	56196121	56904652	56188125	1.28	cps
Carbon	12-1						cps
Carbon	12-2						cps
Chlorine	35-1						cps
Chlorine	35-2						cps
Chromium	52-2	2783359	2741190	2725615	2750055	1.09	cps
Cobalt	59-2	120404	121853	119527	120595	0.97	cps
Copper	63-2	691308	686752	686667	688242	0.39	cps
Dysprosium	156-1	19183	19517	19163	19288	1.03	cps
Dysprosium	156-2	16370	16490	16149	16336	1.06	cps
Erbium	164-1	19757	20195	20425	20126	1.68	cps
Erbium	164-2	14171	14361	13760	14097	2.18	cps
Gadolinium	160-1	18319	19060	18976	18785	2.16	cps
Gadolinium	160-2	14244	14304	14311	14286	0.26	cps
Holmium	165-1	15251639	14673782	14486240	14803887	2.69	cps
Holmium	165-2	10500854	10371187	10201717	10357919	1.45	cps
Indium	115-1	12258660	12180494	11925681	12121612	1.44	cps
Indium	115-2	4349349	4296825	4295793	4313989	0.71	cps
Iron	56-2	1553655870	1544832670	1545387764	1547958768	0.32	cps
Iron	57-2	38367755	38324184	38302339	38331426	0.09	cps
Iron	54-2	83518907	83007347	83252412	83259555	0.31	cps
Krypton	83-1	260	290	263	271	6.07	cps

Reviewed By:Mohan
On:12/25/2024 3:49:22 AM
Inst Id :P7

LB Number :	LB134068	Operator :	Jaswal
Lab Sample ID :	P5154-17	Instrumnet Name :	P7
Client Sample ID :	ME28Q4D	Dilution Factor :	1
Date & Time Acquired :	2024-12-23 15:32:58	DataFile Name :	077SMPL.d

Parameter	Mass	CPS1	CPS2	CPS3	CPSMean	CPSRSD	Units
Lead	206-1	55328046	55632923	54712989	55224653	0.85	cps
Lead	207-1	47519853	47590838	47270248	47460313	0.35	cps
Lead	208-1	218309713	219630302	218184418	218708145	0.37	cps
Lithium	6-1	1768914	1732657	1695458	1732343	2.12	cps
Magnesium	24-2	9156949	9130532	9107981	9131820	0.27	cps
Manganese	55-2	44668174	44889723	45097638	44885178	0.48	cps
Molybdenum	94-1	96606	98673	97646	97642	1.06	cps
Molybdenum	95-1	122672	125832	125038	124514	1.32	cps
Molybdenum	96-1	154254	157286	156403	155981	1.00	cps
Molybdenum	97-1	75886	77557	76291	76578	1.14	cps
Molybdenum	98-1	196292	198965	199237	198165	0.82	cps
Neodymium	150-1	30293	31331	30567	30730	1.75	cps
Neodymium	150-2	19096	19073	18592	18921	1.50	cps
Nickel	60-2	540192	539851	538471	539505	0.17	cps
Phosphorus	31-2	14997	14931	15238	15055	1.07	cps
Potassium	39-2	1219076	1209714	1201195	1209995	0.74	cps
Rhodium	103-1	11371722	10987433	10967520	11108892	2.05	cps
Rhodium	103-2	6704085	6591235	6482772	6592697	1.68	cps
Scandium	45-1	6858858	6613655	6515697	6662737	2.65	cps
Scandium	45-2	568911	566252	562245	565803	0.59	cps
Selenium	82-1	371	368	393	377	3.69	cps
Selenium	77-2	97	90	80	89	9.44	cps
Selenium	78-2	553	613	540	569	6.87	cps
Silicon	28-1	39471946	40016039	39810114	39766033	0.69	cps
Silver	107-1	86083	86864	86831	86593	0.51	cps
Silver	109-1	80556	83348	82396	82100	1.73	cps
Sodium	23-2	533958	534400	533780	534046	0.06	cps
Strontium	86-1	587342	602613	594677	594877	1.28	cps
Strontium	88-1	5321986	5401315	5316065	5346455	0.89	cps
Sulfur	34-1	276904	279442	277973	278106	0.46	cps
Terbium	159-1	15628360	15072279	15073537	15258059	2.10	cps
Terbium	159-2	10176852	10324195	10231888	10244312	0.73	cps
Thallium	203-1	27317	28096	27949	27787	1.49	cps
Thallium	205-1	64971	65366	66290	65542	1.03	cps
Tin	118-1	187743	191208	191235	190062	1.06	cps
Titanium	47-1	642203	648091	646382	645559	0.47	cps

Reviewed By:Mohan
On:12/25/2024 3:49:22 AM
Inst Id :P7

LB Number :	LB134068	Operator :	Jaswal
Lab Sample ID :	P5154-17	Instrumnet Name :	P7
Client Sample ID :	ME28Q4D	Dilution Factor :	1
Date & Time Acquired :	2024-12-23 15:32:58	DataFile Name :	077SMPL.d

Parameter	Mass	CPS1	CPS2	CPS3	CPSMean	CPSRSD	Units
Uranium	238-1	36132	36507	37412	36684	1.79	cps
Vanadium	51-2	243222	244452	243479	243718	0.27	cps
Yttrium	89-1	15067270	14569423	14452831	14696508	2.22	cps
Yttrium	89-2	3803615	3814782	3795692	3804697	0.25	cps
Zinc	66-2	24449481	24245219	23867796	24187499	1.22	cps
Zirconium	90-1	70190	71868	71195	71084	1.19	cps
Zirconium	91-1	15231	15872	16086	15730	2.83	cps

Reviewed By:Mohan
On:12/25/2024 3:49:22 AM
Inst Id :P7

LB Number :	LB134068	Operator :	Jaswal
Lab Sample ID :	P5154-16LX5	Instrumnet Name :	P7
Client Sample ID :	ME28Q4L	Dilution Factor :	5
Date & Time Acquired :	2024-12-23 15:36:00	DataFile Name :	078SMPL.d

Parameter	Mass	CPS1	CPS2	CPS3	CPSMean	CPSRSD	Units
Aluminium	27-2	530361	526758	528349	528489	0.34	cps
Antimony	121-1	8923	8643	8896	8821	1.75	cps
Arsenic	75-2	3867	3811	3610	3763	3.58	cps
Barium	135-1	156701	156667	158787	157385	0.77	cps
Barium	137-1	271869	274061	272686	272872	0.41	cps
Beryllium	9-1	573	600	580	584	2.37	cps
Bismuth	209-1	8992782	8875007	8887889	8918559	0.72	cps
Bismuth	209-2	7406033	7567493	7391111	7454879	1.31	cps
Bromine	81-1	16239	16136	16426	16267	0.90	cps
Bromine	81-2	297	277	333	302	9.51	cps
Cadmium	108-1	757	760	773	763	1.15	cps
Cadmium	106-1	4701	4211	4547	4486	5.59	cps
Cadmium	111-1	8402	8010	8580	8331	3.50	cps
Calcium	43-1	705967	715530	716674	712723	0.82	cps
Calcium	44-1	10868969	10969847	11023514	10954110	0.72	cps
Carbon	12-1						cps
Carbon	12-2						cps
Chlorine	35-1						cps
Chlorine	35-2						cps
Chromium	52-2	524933	525956	526940	525943	0.19	cps
Cobalt	59-2	24159	23822	23001	23661	2.52	cps
Copper	63-2	136687	136987	137501	137058	0.30	cps
Dysprosium	156-1	3677	3774	3947	3799	3.60	cps
Dysprosium	156-2	3194	3414	2950	3186	7.28	cps
Erbium	164-1	3774	4091	3911	3925	4.05	cps
Erbium	164-2	2837	2790	2704	2777	2.44	cps
Gadolinium	160-1	3600	3787	3751	3713	2.66	cps
Gadolinium	160-2	3164	3034	3187	3128	2.64	cps
Holmium	165-1	14486488	14479301	14350703	14438831	0.53	cps
Holmium	165-2	10183645	10135206	10152572	10157141	0.24	cps
Indium	115-1	12278917	11901036	11750196	11976716	2.27	cps
Indium	115-2	4240706	4299638	4246376	4262240	0.76	cps
Iron	56-2	301022602	301745569	302498915	301755696	0.24	cps
Iron	57-2	7387891	7357084	7386158	7377044	0.23	cps
Iron	54-2	16449193	16375319	16268599	16364370	0.55	cps
Krypton	83-1	187	217	253	219	15.25	cps

Reviewed By:Mohan
On:12/25/2024 3:49:22 AM
Inst Id :P7

LB Number :	LB134068	Operator :	Jaswal
Lab Sample ID :	P5154-16LX5	Instrumnet Name :	P7
Client Sample ID :	ME28Q4L	Dilution Factor :	5
Date & Time Acquired :	2024-12-23 15:36:00	DataFile Name :	078SMPL.d

Parameter	Mass	CPS1	CPS2	CPS3	CPSMean	CPSRSD	Units
Lead	206-1	10776301	10906210	11049111	10910540	1.25	cps
Lead	207-1	9342598	9335315	9409990	9362635	0.44	cps
Lead	208-1	42844689	43099627	43660451	43201589	0.97	cps
Lithium	6-1	1736686	1685826	1668116	1696876	2.10	cps
Magnesium	24-2	1767470	1810902	1754133	1777502	1.67	cps
Manganese	55-2	8774143	8759084	8782021	8771749	0.13	cps
Molybdenum	94-1	18652	19236	18929	18939	1.54	cps
Molybdenum	95-1	23616	24544	24243	24134	1.96	cps
Molybdenum	96-1	29520	31073	29520	30038	2.99	cps
Molybdenum	97-1	15021	15135	15028	15061	0.42	cps
Molybdenum	98-1	37842	38828	39330	38667	1.96	cps
Neodymium	150-1	6321	5971	5955	6082	3.41	cps
Neodymium	150-2	3580	3767	3597	3648	2.83	cps
Nickel	60-2	106552	105883	105991	106142	0.34	cps
Phosphorus	31-2	2987	3134	3047	3056	2.41	cps
Potassium	39-2	293191	295610	295871	294891	0.50	cps
Rhodium	103-1	11068105	10984959	10805562	10952876	1.23	cps
Rhodium	103-2	6513388	6622272	6519143	6551601	0.94	cps
Scandium	45-1	6522550	6508550	6380546	6470549	1.21	cps
Scandium	45-2	543956	543692	545961	544536	0.23	cps
Selenium	82-1	215	138	105	152	37.02	cps
Selenium	77-2	13	0	30	14	104.07	cps
Selenium	78-2	387	447	473	436	10.19	cps
Silicon	28-1	8430303	8520761	8544772	8498612	0.71	cps
Silver	107-1	16973	17114	17534	17207	1.70	cps
Silver	109-1	15815	16343	16413	16190	2.02	cps
Sodium	23-2	137030	136269	135486	136262	0.57	cps
Strontium	86-1	117323	118888	118250	118153	0.67	cps
Strontium	88-1	1008138	1010392	1018659	1012396	0.55	cps
Sulfur	34-1	203554	206162	204412	204709	0.65	cps
Terbium	159-1	14999743	14869581	14748357	14872560	0.85	cps
Terbium	159-2	10256373	9985496	10106795	10116221	1.34	cps
Thallium	203-1	5578	5368	5681	5542	2.88	cps
Thallium	205-1	13100	13487	13570	13386	1.88	cps
Tin	118-1	37763	37906	37796	37822	0.20	cps
Titanium	47-1	124648	127054	126338	126013	0.98	cps

Reviewed By:Mohan
On:12/25/2024 3:49:22 AM
Inst Id :P7

LB Number :	LB134068	Operator :	Jaswal
Lab Sample ID :	P5154-16LX5	Instrumnet Name :	P7
Client Sample ID :	ME28Q4L	Dilution Factor :	5
Date & Time Acquired :	2024-12-23 15:36:00	DataFile Name :	078SMPL.d

Parameter	Mass	CPS1	CPS2	CPS3	CPSMean	CPSRSD	Units
Uranium	238-1	7275	6835	7012	7041	3.15	cps
Vanadium	51-2	46986	46542	46705	46744	0.48	cps
Yttrium	89-1	14180229	14038369	13714025	13977541	1.71	cps
Yttrium	89-2	3666320	3665537	3666108	3665988	0.01	cps
Zinc	66-2	4793843	4858547	4818600	4823663	0.68	cps
Zirconium	90-1	13339	13600	13666	13535	1.28	cps
Zirconium	91-1	2804	3087	2820	2904	5.48	cps

Reviewed By:Mohan
On:12/25/2024 3:49:22 AM
Inst Id :P7

LB Number :	LB134068	Operator :	Jaswal
Lab Sample ID :	P5154-18	Instrumnet Name :	P7
Client Sample ID :	ME28Q4S	Dilution Factor :	1
Date & Time Acquired :	2024-12-23 15:39:09	DataFile Name :	079SMPL.d

Parameter	Mass	CPS1	CPS2	CPS3	CPSMean	CPSRSD	Units
Aluminium	27-2	2783614	2817769	2810238	2803874	0.64	cps
Antimony	121-1	315580	317532	317821	316978	0.38	cps
Arsenic	75-2	24564	23856	23666	24028	1.97	cps
Barium	135-1	2313219	2297671	2331060	2313983	0.72	cps
Barium	137-1	3908661	3917081	3908679	3911474	0.12	cps
Beryllium	9-1	18224	18184	17824	18077	1.22	cps
Bismuth	209-1	10146287	10125079	10226871	10166079	0.53	cps
Bismuth	209-2	8558248	8432107	8555272	8515209	0.85	cps
Bromine	81-1	18889	19163	19543	19198	1.71	cps
Bromine	81-2	943	843	787	858	9.25	cps
Cadmium	108-1	6211	6321	6125	6219	1.59	cps
Cadmium	106-1	12108	12259	12245	12204	0.68	cps
Cadmium	111-1	67115	66864	66993	66991	0.19	cps
Calcium	43-1	3420198	3525345	3392048	3445864	2.04	cps
Calcium	44-1	54840344	55993559	55013099	55282334	1.13	cps
Carbon	12-1						cps
Carbon	12-2						cps
Chlorine	35-1						cps
Chlorine	35-2						cps
Chromium	52-2	2911652	2889901	2932312	2911288	0.73	cps
Cobalt	59-2	965855	959042	956680	960525	0.50	cps
Copper	63-2	955790	951188	956066	954348	0.29	cps
Dysprosium	156-1	18960	19240	19400	19200	1.16	cps
Dysprosium	156-2	16006	15659	16133	15932	1.54	cps
Erbium	164-1	20021	20565	20044	20210	1.52	cps
Erbium	164-2	14187	14204	14297	14230	0.42	cps
Gadolinium	160-1	18506	18506	18436	18482	0.22	cps
Gadolinium	160-2	13940	14084	14037	14020	0.52	cps
Holmium	165-1	14596215	14828650	14856691	14760519	0.97	cps
Holmium	165-2	10366555	10189707	10293143	10283135	0.86	cps
Indium	115-1	12081395	12017462	11851263	11983373	0.99	cps
Indium	115-2	4259122	4213108	4278784	4250338	0.79	cps
Iron	56-2	1509672671	1494581258	1507872138	1504042022	0.55	cps
Iron	57-2	37288472	36356819	36766558	36803950	1.27	cps
Iron	54-2	81679109	81466069	81107555	81417578	0.35	cps
Krypton	83-1	297	283	273	284	4.11	cps

Reviewed By:Mohan
On:12/25/2024 3:49:22 AM
Inst Id :P7

LB Number :	LB134068	Operator :	Jaswal
Lab Sample ID :	P5154-18	Instrumnet Name :	P7
Client Sample ID :	ME28Q4S	Dilution Factor :	1
Date & Time Acquired :	2024-12-23 15:39:09	DataFile Name :	079SMPL.d

Parameter	Mass	CPS1	CPS2	CPS3	CPSMean	CPSRSD	Units
Lead	206-1	53823894	54595486	54522921	54314100	0.78	cps
Lead	207-1	46545338	46318919	46518643	46460967	0.27	cps
Lead	208-1	215270323	213879433	214757328	214635695	0.33	cps
Lithium	6-1	1711197	1731265	1749296	1730586	1.10	cps
Magnesium	24-2	8911575	8885068	8815787	8870810	0.56	cps
Manganese	55-2	43817754	43899828	44130131	43949238	0.37	cps
Molybdenum	94-1	94613	96793	95277	95561	1.17	cps
Molybdenum	95-1	121617	122964	122144	122242	0.56	cps
Molybdenum	96-1	150619	152451	153412	152161	0.93	cps
Molybdenum	97-1	74669	76411	74431	75171	1.44	cps
Molybdenum	98-1	193919	195037	193764	194240	0.36	cps
Neodymium	150-1	30717	30830	30346	30631	0.83	cps
Neodymium	150-2	18602	17725	17938	18088	2.53	cps
Nickel	60-2	736083	732942	733858	734295	0.22	cps
Phosphorus	31-2	14447	14327	14353	14376	0.44	cps
Potassium	39-2	1171298	1168778	1169339	1169805	0.11	cps
Rhodium	103-1	10920692	10932079	10827616	10893462	0.53	cps
Rhodium	103-2	6535144	6532372	6580901	6549472	0.42	cps
Scandium	45-1	6623563	6619849	6665381	6636264	0.38	cps
Scandium	45-2	558075	555737	553874	555895	0.38	cps
Selenium	82-1	4659	4847	4627	4711	2.52	cps
Selenium	77-2	553	470	483	502	8.91	cps
Selenium	78-2	1853	1833	2040	1909	5.97	cps
Silicon	28-1	39395378	39563948	39242967	39400764	0.41	cps
Silver	107-1	254124	256949	255864	255646	0.56	cps
Silver	109-1	241980	244034	244004	243339	0.48	cps
Sodium	23-2	516313	515047	515731	515697	0.12	cps
Strontium	86-1	584804	589127	587293	587075	0.37	cps
Strontium	88-1	5350604	5324318	5289359	5321427	0.58	cps
Sulfur	34-1	276304	278665	274226	276399	0.80	cps
Terbium	159-1	15266414	15294674	15061539	15207542	0.84	cps
Terbium	159-2	10214988	10158038	10256842	10209956	0.49	cps
Thallium	203-1	145396	148543	146939	146960	1.07	cps
Thallium	205-1	345005	350022	345448	346825	0.80	cps
Tin	118-1	184282	185951	185340	185191	0.46	cps
Titanium	47-1	634632	644327	631764	636908	1.03	cps

Reviewed By:Mohan
On:12/25/2024 3:49:22 AM
Inst Id :P7

LB Number :	LB134068	Operator :	Jaswal
Lab Sample ID :	P5154-18	Instrumnet Name :	P7
Client Sample ID :	ME28Q4S	Dilution Factor :	1
Date & Time Acquired :	2024-12-23 15:39:09	DataFile Name :	079SMPL.d

Parameter	Mass	CPS1	CPS2	CPS3	CPSMean	CPSRSD	Units
Uranium	238-1	35761	36530	36731	36341	1.41	cps
Vanadium	51-2	718159	711619	716854	715544	0.48	cps
Yttrium	89-1	14682037	14517762	14482648	14560816	0.73	cps
Yttrium	89-2	3762127	3762339	3788960	3771142	0.41	cps
Zinc	66-2	23629022	23456759	23555922	23547234	0.37	cps
Zirconium	90-1	68783	70314	68854	69317	1.25	cps
Zirconium	91-1	15522	15732	14971	15408	2.55	cps

Reviewed By:Mohan
On:12/25/2024 3:49:22 AM
Inst Id :P7

LB Number :	LB134068	Operator :	Jaswal
Lab Sample ID :	P5154-19	Instrumnet Name :	P7
Client Sample ID :	ME28Q5	Dilution Factor :	1
Date & Time Acquired :	2024-12-23 15:42:08	DataFile Name :	080SMPL.d

Parameter	Mass	CPS1	CPS2	CPS3	CPSMean	CPSRSD	Units
Aluminium	27-2	3606782	3547966	3572723	3575823	0.83	cps
Antimony	121-1	4894	5114	4968	4992	2.24	cps
Arsenic	75-2	12989	13159	13186	13111	0.81	cps
Barium	135-1	396897	400604	394593	397365	0.76	cps
Barium	137-1	688469	692855	690319	690548	0.32	cps
Beryllium	9-1	1603	1760	1727	1697	4.86	cps
Bismuth	209-1	8798814	8642391	8558456	8666554	1.41	cps
Bismuth	209-2	7279205	7158745	7086215	7174722	1.36	cps
Bromine	81-1	19119	19269	19129	19172	0.44	cps
Bromine	81-2	1127	1090	1210	1142	5.38	cps
Cadmium	108-1	437	453	383	424	8.62	cps
Cadmium	106-1	4011	4027	3901	3979	1.73	cps
Cadmium	111-1	7523	7339	7476	7446	1.28	cps
Calcium	43-1	2475544	2431859	2432183	2446528	1.03	cps
Calcium	44-1	39264556	39494434	38804474	39187821	0.90	cps
Carbon	12-1						cps
Carbon	12-2						cps
Chlorine	35-1						cps
Chlorine	35-2						cps
Chromium	52-2	212633	210914	210059	211202	0.62	cps
Cobalt	59-2	162280	162007	163450	162579	0.47	cps
Copper	63-2	452587	449407	448862	450285	0.45	cps
Dysprosium	156-1	67983	69078	68744	68602	0.82	cps
Dysprosium	156-2	55218	55204	54482	54968	0.77	cps
Erbium	164-1	58980	59282	58472	58911	0.69	cps
Erbium	164-2	40773	40198	40900	40623	0.92	cps
Gadolinium	160-1	67177	67960	67344	67494	0.61	cps
Gadolinium	160-2	49413	49347	48982	49247	0.47	cps
Holmium	165-1	14993431	14522136	14544992	14686853	1.81	cps
Holmium	165-2	10311882	10043322	10184064	10179756	1.32	cps
Indium	115-1	12213936	11802897	11762883	11926572	2.09	cps
Indium	115-2	4106323	4131730	4048889	4095648	1.04	cps
Iron	56-2	208170417	206106184	205466250	206580950	0.68	cps
Iron	57-2	5130480	5051863	5046036	5076126	0.93	cps
Iron	54-2	11197148	10982828	11093441	11091139	0.97	cps
Krypton	83-1	297	320	263	293	9.71	cps

LB Number :	LB134068	Operator :	Jaswal
Lab Sample ID :	P5154-19	Instrumnet Name :	P7
Client Sample ID :	ME28Q5	Dilution Factor :	1
Date & Time Acquired :	2024-12-23 15:42:08	DataFile Name :	080SMPL.d

Parameter	Mass	CPS1	CPS2	CPS3	CPSMean	CPSRSD	Units
Lead	206-1	586918	598599	595205	593574	1.01	cps
Lead	207-1	491093	498211	493922	494409	0.72	cps
Lead	208-1	2287469	2317336	2312099	2305635	0.69	cps
Lithium	6-1	1805320	1765056	1776156	1782177	1.17	cps
Magnesium	24-2	5471407	5422868	5442726	5445667	0.45	cps
Manganese	55-2	4158004	4102009	4114081	4124698	0.71	cps
Molybdenum	94-1	42846	43160	43290	43099	0.53	cps
Molybdenum	95-1	41766	43307	42906	42660	1.87	cps
Molybdenum	96-1	51132	51708	51092	51311	0.67	cps
Molybdenum	97-1	26651	26808	26568	26676	0.46	cps
Molybdenum	98-1	69240	69360	68536	69045	0.64	cps
Neodymium	150-1	104702	105012	103365	104359	0.84	cps
Neodymium	150-2	61835	61771	60633	61413	1.10	cps
Nickel	60-2	124351	122099	123826	123425	0.95	cps
Phosphorus	31-2	24486	24253	24079	24273	0.84	cps
Potassium	39-2	1092488	1083276	1080597	1085454	0.57	cps
Rhodium	103-1	11314402	10780367	10579477	10891416	3.49	cps
Rhodium	103-2	6370467	6243564	6335728	6316586	1.04	cps
Scandium	45-1	6662017	6391463	6378066	6477182	2.47	cps
Scandium	45-2	521663	515185	515109	517319	0.73	cps
Selenium	82-1	339	286	364	330	12.03	cps
Selenium	77-2	193	210	237	213	10.25	cps
Selenium	78-2	623	493	543	553	11.85	cps
Silicon	28-1	37649326	37466720	36694850	37270299	1.36	cps
Silver	107-1	4097	3294	3524	3638	11.37	cps
Silver	109-1	3844	3164	3147	3385	11.75	cps
Sodium	23-2	250611	247684	248579	248958	0.60	cps
Strontium	86-1	440723	438972	439041	439579	0.23	cps
Strontium	88-1	3916845	3951536	3894165	3920849	0.74	cps
Sulfur	34-1	203651	203864	198478	201998	1.51	cps
Terbium	159-1	15617000	14873844	14955749	15148864	2.69	cps
Terbium	159-2	9987035	9955885	10133196	10025372	0.94	cps
Thallium	203-1	3450	3751	3704	3635	4.44	cps
Thallium	205-1	8673	8916	8770	8786	1.40	cps
Tin	118-1	21429	22060	21403	21631	1.72	cps
Titanium	47-1	152805	151519	149927	151417	0.95	cps

Reviewed By:Mohan
On:12/25/2024 3:49:22 AM
Inst Id :P7

LB Number :	LB134068	Operator :	Jaswal
Lab Sample ID :	P5154-19	Instrumnet Name :	P7
Client Sample ID :	ME28Q5	Dilution Factor :	1
Date & Time Acquired :	2024-12-23 15:42:08	DataFile Name :	080SMPL.d

Parameter	Mass	CPS1	CPS2	CPS3	CPSMean	CPSRSD	Units
Uranium	238-1	61829	62291	62707	62276	0.70	cps
Vanadium	51-2	171448	171960	168344	170584	1.15	cps
Yttrium	89-1	15032873	14799298	14454250	14762140	1.97	cps
Yttrium	89-2	3716334	3646872	3641198	3668135	1.14	cps
Zinc	66-2	189105	187720	186600	187808	0.67	cps
Zirconium	90-1	50195	50761	52711	51222	2.58	cps
Zirconium	91-1	11178	11241	11251	11223	0.35	cps

Reviewed By:Mohan
On:12/25/2024 3:49:22 AM
Inst Id :P7

LB Number :	LB134068	Operator :	Jaswal
Lab Sample ID :	P5154-20	Instrumnet Name :	P7
Client Sample ID :	ME28R3	Dilution Factor :	1
Date & Time Acquired :	2024-12-23 15:45:18	DataFile Name :	081SMPL.d

Parameter	Mass	CPS1	CPS2	CPS3	CPSMean	CPSRSD	Units
Aluminium	27-2	3728608	3648480	3671195	3682761	1.12	cps
Antimony	121-1	19513	20184	19443	19714	2.08	cps
Arsenic	75-2	11024	10744	10827	10865	1.32	cps
Barium	135-1	628036	636130	630141	631436	0.67	cps
Barium	137-1	1081846	1101512	1094532	1092630	0.91	cps
Beryllium	9-1	1827	1950	1957	1911	3.83	cps
Bismuth	209-1	8987058	8759854	8586781	8777898	2.29	cps
Bismuth	209-2	7162429	7155228	7169172	7162276	0.10	cps
Bromine	81-1	19173	19717	19760	19550	1.67	cps
Bromine	81-2	1203	1243	1107	1185	5.93	cps
Cadmium	108-1	1650	1593	1683	1642	2.77	cps
Cadmium	106-1	5208	5294	5391	5298	1.73	cps
Cadmium	111-1	21563	22358	22319	22080	2.03	cps
Calcium	43-1	3570988	3601098	3608338	3593475	0.55	cps
Calcium	44-1	57625576	58169936	57816697	57870736	0.48	cps
Carbon	12-1						cps
Carbon	12-2						cps
Chlorine	35-1						cps
Chlorine	35-2						cps
Chromium	52-2	1977730	1929089	1928932	1945250	1.45	cps
Cobalt	59-2	120018	120273	118305	119532	0.90	cps
Copper	63-2	863942	866489	853633	861355	0.79	cps
Dysprosium	156-1	42173	42554	41394	42040	1.41	cps
Dysprosium	156-2	33627	33226	33727	33527	0.79	cps
Erbium	164-1	37463	39211	38897	38524	2.42	cps
Erbium	164-2	26575	26469	27303	26782	1.70	cps
Gadolinium	160-1	42180	42076	41956	42071	0.27	cps
Gadolinium	160-2	31322	31365	30834	31174	0.95	cps
Holmium	165-1	14921449	14660114	14354039	14645200	1.94	cps
Holmium	165-2	10097118	10032418	10222629	10117388	0.96	cps
Indium	115-1	11892139	11861248	11598157	11783848	1.37	cps
Indium	115-2	4119577	4017571	4102973	4080041	1.34	cps
Iron	56-2	663814990	664781270	660527203	663041155	0.34	cps
Iron	57-2	16351319	16358986	16161376	16290560	0.69	cps
Iron	54-2	35613359	35705532	35490911	35603267	0.30	cps
Krypton	83-1	263	240	260	254	4.96	cps

Reviewed By:Mohan
On:12/25/2024 3:49:22 AM
Inst Id :P7

LB Number :	LB134068	Operator :	Jaswal
Lab Sample ID :	P5154-20	Instrumnet Name :	P7
Client Sample ID :	ME28R3	Dilution Factor :	1
Date & Time Acquired :	2024-12-23 15:45:18	DataFile Name :	081SMPL.d

Parameter	Mass	CPS1	CPS2	CPS3	CPSMean	CPSRSD	Units
Lead	206-1	6360679	6456101	6282659	6366480	1.36	cps
Lead	207-1	5513736	5572965	5498478	5528393	0.71	cps
Lead	208-1	24956444	25819585	25112414	25296148	1.82	cps
Lithium	6-1	1842465	1768785	1789334	1800195	2.11	cps
Magnesium	24-2	7001150	6941238	6929305	6957231	0.55	cps
Manganese	55-2	23789866	23834703	23529605	23718058	0.69	cps
Molybdenum	94-1	95854	98800	97881	97512	1.55	cps
Molybdenum	95-1	129348	130767	130912	130343	0.66	cps
Molybdenum	96-1	151176	151482	151896	151518	0.24	cps
Molybdenum	97-1	80336	81398	82092	81275	1.09	cps
Molybdenum	98-1	207568	212973	211425	210655	1.32	cps
Neodymium	150-1	64282	65698	64898	64960	1.09	cps
Neodymium	150-2	38422	38593	37603	38206	1.38	cps
Nickel	60-2	375453	373937	371480	373623	0.54	cps
Phosphorus	31-2	19973	19549	19840	19787	1.10	cps
Potassium	39-2	1922229	1912282	1916871	1917127	0.26	cps
Rhodium	103-1	10890778	10583302	10612163	10695414	1.59	cps
Rhodium	103-2	6256810	6242669	6167874	6222451	0.77	cps
Scandium	45-1	6506112	6308738	6263837	6359562	2.03	cps
Scandium	45-2	517277	507823	510546	511882	0.95	cps
Selenium	82-1	377	375	344	365	5.14	cps
Selenium	77-2	107	147	107	120	19.24	cps
Selenium	78-2	613	450	470	511	17.43	cps
Silicon	28-1	42162495	43118260	43089917	42790224	1.27	cps
Silver	107-1	36335	37004	36305	36548	1.08	cps
Silver	109-1	34728	35577	35587	35297	1.40	cps
Sodium	23-2	312111	309006	311501	310873	0.53	cps
Strontium	86-1	918508	928663	930245	925806	0.69	cps
Strontium	88-1	8275225	8346502	8359687	8327138	0.55	cps
Sulfur	34-1	254337	255105	254990	254811	0.16	cps
Terbium	159-1	15367416	14909933	14796031	15024460	2.01	cps
Terbium	159-2	10083962	10074762	10063608	10074111	0.10	cps
Thallium	203-1	11472	10965	10968	11135	2.62	cps
Thallium	205-1	26502	26710	26169	26460	1.03	cps
Tin	118-1	102166	104089	102444	102900	1.01	cps
Titanium	47-1	592631	590992	589762	591129	0.24	cps

Reviewed By:Mohan
On:12/25/2024 3:49:22 AM
Inst Id :P7

LB Number :	LB134068	Operator :	Jaswal
Lab Sample ID :	P5154-20	Instrumnet Name :	P7
Client Sample ID :	ME28R3	Dilution Factor :	1
Date & Time Acquired :	2024-12-23 15:45:18	DataFile Name :	081SMPL.d

Parameter	Mass	CPS1	CPS2	CPS3	CPSMean	CPSRSD	Units
Uranium	238-1	49883	50536	50385	50268	0.68	cps
Vanadium	51-2	376653	380425	374809	377295	0.76	cps
Yttrium	89-1	14841846	14408213	14210844	14486968	2.23	cps
Yttrium	89-2	3641475	3612425	3589488	3614463	0.72	cps
Zinc	66-2	1979067	1993187	1973559	1981938	0.51	cps
Zirconium	90-1	61213	62455	62854	62174	1.38	cps
Zirconium	91-1	13623	14160	13370	13718	2.94	cps

Reviewed By:Mohan
On:12/25/2024 3:49:22 AM
Inst Id :P7

LB Number :	LB134068	Operator :	Jaswal
Lab Sample ID :	P5154-21	Instrumnet Name :	P7
Client Sample ID :	ME28R4	Dilution Factor :	1
Date & Time Acquired :	2024-12-23 15:48:20	DataFile Name :	082SMPL.d

Parameter	Mass	CPS1	CPS2	CPS3	CPSMean	CPSRSD	Units
Aluminium	27-2	3924966	3881784	3908393	3905048	0.56	cps
Antimony	121-1	23823	24738	24648	24403	2.07	cps
Arsenic	75-2	13440	13910	13546	13632	1.81	cps
Barium	135-1	681152	680554	683029	681578	0.19	cps
Barium	137-1	1181952	1186807	1178486	1182415	0.35	cps
Beryllium	9-1	2010	1977	1987	1991	0.86	cps
Bismuth	209-1	8626574	8749177	8611506	8662419	0.87	cps
Bismuth	209-2	7123927	7192003	7180515	7165481	0.51	cps
Bromine	81-1	19039	19830	19566	19478	2.07	cps
Bromine	81-2	1217	1190	1250	1219	2.47	cps
Cadmium	108-1	1557	1633	1757	1649	6.12	cps
Cadmium	106-1	5745	5601	5755	5700	1.51	cps
Cadmium	111-1	23973	23809	23573	23785	0.85	cps
Calcium	43-1	3709135	3710864	3719738	3713246	0.15	cps
Calcium	44-1	59193986	58946779	59622157	59254307	0.58	cps
Carbon	12-1						cps
Carbon	12-2						cps
Chlorine	35-1						cps
Chlorine	35-2						cps
Chromium	52-2	1843557	1855446	1837629	1845544	0.49	cps
Cobalt	59-2	147877	149586	149213	148892	0.60	cps
Copper	63-2	974529	977770	978536	976945	0.22	cps
Dysprosium	156-1	45002	44828	45236	45022	0.45	cps
Dysprosium	156-2	36471	35729	36872	36357	1.59	cps
Erbium	164-1	41030	41261	40890	41060	0.46	cps
Erbium	164-2	29004	28345	28893	28747	1.23	cps
Gadolinium	160-1	44788	45206	44300	44765	1.01	cps
Gadolinium	160-2	33794	33193	33610	33532	0.92	cps
Holmium	165-1	14568592	14641356	14559633	14589860	0.31	cps
Holmium	165-2	10192643	10123558	10115228	10143810	0.42	cps
Indium	115-1	11664384	11616288	11598144	11626272	0.29	cps
Indium	115-2	4090965	4129419	4089374	4103253	0.55	cps
Iron	56-2	853676387	848902547	843933694	848837543	0.57	cps
Iron	57-2	21007243	20934006	20831346	20924198	0.42	cps
Iron	54-2	45847704	45992746	45642953	45827801	0.38	cps
Krypton	83-1	273	227	273	258	10.45	cps

Reviewed By:Mohan
On:12/25/2024 3:49:22 AM
Inst Id :P7

LB Number :	LB134068	Operator :	Jaswal
Lab Sample ID :	P5154-21	Instrumnet Name :	P7
Client Sample ID :	ME28R4	Dilution Factor :	1
Date & Time Acquired :	2024-12-23 15:48:20	DataFile Name :	082SMPL.d

Parameter	Mass	CPS1	CPS2	CPS3	CPSMean	CPSRSD	Units
Lead	206-1	7074666	7211468	7129290	7138474	0.96	cps
Lead	207-1	6146021	6226804	6186633	6186486	0.65	cps
Lead	208-1	28062780	28589606	28373257	28341881	0.93	cps
Lithium	6-1	1777710	1763524	1735111	1758782	1.23	cps
Magnesium	24-2	7485624	7453261	7449136	7462673	0.27	cps
Manganese	55-2	25095010	24815683	24945783	24952159	0.56	cps
Molybdenum	94-1	84706	83952	83295	83984	0.84	cps
Molybdenum	95-1	107111	108532	107719	107788	0.66	cps
Molybdenum	96-1	128710	128811	130022	129181	0.57	cps
Molybdenum	97-1	67187	67675	66410	67091	0.95	cps
Molybdenum	98-1	172552	174630	174633	173939	0.69	cps
Neodymium	150-1	67641	69031	69058	68577	1.18	cps
Neodymium	150-2	41220	40926	39993	40713	1.57	cps
Nickel	60-2	392359	391212	393058	392210	0.24	cps
Phosphorus	31-2	21201	21776	21432	21470	1.35	cps
Potassium	39-2	1950087	1988311	1948224	1962207	1.15	cps
Rhodium	103-1	10524157	10590495	10529140	10547931	0.35	cps
Rhodium	103-2	6189490	6282619	6313937	6262015	1.03	cps
Scandium	45-1	6382606	6351873	6322556	6352345	0.47	cps
Scandium	45-2	522577	520658	520706	521314	0.21	cps
Selenium	82-1	304	414	340	353	15.84	cps
Selenium	77-2	123	97	127	116	14.23	cps
Selenium	78-2	483	513	510	502	3.27	cps
Silicon	28-1	37732703	38199511	38220349	38050854	0.72	cps
Silver	107-1	40409	39383	39420	39738	1.46	cps
Silver	109-1	38324	37746	38665	38245	1.21	cps
Sodium	23-2	332363	329490	330916	330923	0.43	cps
Strontium	86-1	929867	940929	924943	931913	0.88	cps
Strontium	88-1	8272138	8393237	8371949	8345775	0.77	cps
Sulfur	34-1	263810	264885	262234	263643	0.51	cps
Terbium	159-1	15015516	14711854	14866314	14864561	1.02	cps
Terbium	159-2	9974924	9998508	9995880	9989771	0.13	cps
Thallium	203-1	11959	12146	12289	12131	1.37	cps
Thallium	205-1	28156	28497	29064	28572	1.61	cps
Tin	118-1	132028	130346	130737	131037	0.67	cps
Titanium	47-1	588718	591653	587428	589267	0.37	cps

Reviewed By:Mohan
On:12/25/2024 3:49:22 AM
Inst Id :P7

LB Number :	LB134068	Operator :	Jaswal
Lab Sample ID :	P5154-21	Instrumnet Name :	P7
Client Sample ID :	ME28R4	Dilution Factor :	1
Date & Time Acquired :	2024-12-23 15:48:20	DataFile Name :	082SMPL.d

Parameter	Mass	CPS1	CPS2	CPS3	CPSMean	CPSRSD	Units
Uranium	238-1	51171	52215	52720	52035	1.52	cps
Vanadium	51-2	412345	413698	410487	412177	0.39	cps
Yttrium	89-1	14382586	14330762	14137046	14283465	0.91	cps
Yttrium	89-2	3683991	3668602	3688735	3680443	0.29	cps
Zinc	66-2	2120617	2117019	2119408	2119014	0.09	cps
Zirconium	90-1	60276	60524	60300	60367	0.23	cps
Zirconium	91-1	13480	13923	13590	13664	1.69	cps

Reviewed By:Mohan
On:12/25/2024 3:49:22 AM
Inst Id :P7

LB Number :	LB134068	Operator :	Jaswal
Lab Sample ID :	CCV045	Instrumnet Name :	P7
Client Sample ID :	CCV045	Dilution Factor :	1
Date & Time Acquired :	2024-12-23 15:59:06	DataFile Name :	083CCV.d

Parameter	Mass	CPS1	CPS2	CPS3	CPSMean	CPSRSD	Units
Aluminium	27-2	12655112	12425131	12481441	12520562	0.96	cps
Antimony	121-1	5801177	5863220	5817808	5827402	0.55	cps
Arsenic	75-2	272726	272105	269248	271359	0.68	cps
Barium	135-1	7496764	7624081	7553826	7558224	0.84	cps
Barium	137-1	12829825	13188062	12966539	12994809	1.39	cps
Beryllium	9-1	667036	686810	680512	678119	1.49	cps
Bismuth	209-1	7819152	7665871	7548533	7677852	1.77	cps
Bismuth	209-2	6427307	6470617	6419565	6439163	0.43	cps
Bromine	81-1	13720	13757	13339	13605	1.70	cps
Bromine	81-2	160	123	103	129	22.30	cps
Cadmium	108-1	101059	104304	103496	102953	1.64	cps
Cadmium	106-1	146463	150581	146083	147709	1.69	cps
Cadmium	111-1	1358123	1389511	1373257	1373631	1.14	cps
Calcium	43-1	7800789	7872989	7634451	7769410	1.57	cps
Calcium	44-1	123219125	124547045	122862925	123543031	0.72	cps
Carbon	12-1						cps
Carbon	12-2						cps
Chlorine	35-1						cps
Chlorine	35-2						cps
Chromium	52-2	2178736	2209145	2147571	2178484	1.41	cps
Cobalt	59-2	3446709	3391121	3368560	3402130	1.18	cps
Copper	63-2	24230669	24286581	24060384	24192545	0.49	cps
Dysprosium	156-1	313	250	280	281	11.27	cps
Dysprosium	156-2	467	423	513	468	9.62	cps
Erbium	164-1	263	277	313	284	9.10	cps
Erbium	164-2	153	223	173	183	19.67	cps
Gadolinium	160-1	253	240	260	251	4.06	cps
Gadolinium	160-2	620	553	617	597	6.30	cps
Holmium	165-1	13974208	13713731	13283746	13657229	2.55	cps
Holmium	165-2	9670088	9564155	9733415	9655886	0.89	cps
Indium	115-1	10718645	10510573	10252930	10494049	2.22	cps
Indium	115-2	3778480	3744953	3726800	3750078	0.70	cps
Iron	56-2	518734846	516522646	517102592	517453361	0.22	cps
Iron	57-2	12828731	12754422	12761184	12781446	0.32	cps
Iron	54-2	27955303	27880485	27805685	27880491	0.27	cps
Krypton	83-1	163	227	150	180	22.76	cps

Reviewed By:Mohan
On:12/25/2024 3:49:22 AM
Inst Id :P7

LB Number :	LB134068	Operator :	Jaswal
Lab Sample ID :	CCV045	Instrumnet Name :	P7
Client Sample ID :	CCV045	Dilution Factor :	1
Date & Time Acquired :	2024-12-23 15:59:06	DataFile Name :	083CCV.d

Parameter	Mass	CPS1	CPS2	CPS3	CPSMean	CPSRSD	Units
Lead	206-1	21295834	21898502	21721678	21638671	1.43	cps
Lead	207-1	19163975	19846253	19691718	19567315	1.83	cps
Lead	208-1	86633943	89289162	89073215	88332107	1.67	cps
Lithium	6-1	1650642	1600800	1608996	1620146	1.65	cps
Magnesium	24-2	98262049	96702255	96263382	97075895	1.08	cps
Manganese	55-2	17468874	17499147	17459062	17475694	0.12	cps
Molybdenum	94-1	19932959	20760961	20168857	20287592	2.10	cps
Molybdenum	95-1	28892340	30006023	29128895	29342420	2.00	cps
Molybdenum	96-1	31521298	32829563	31931747	32094203	2.08	cps
Molybdenum	97-1	18065558	18619643	18249569	18311590	1.54	cps
Molybdenum	98-1	46878053	48100706	47580654	47519804	1.29	cps
Neodymium	150-1	393	470	463	442	9.60	cps
Neodymium	150-2	150	123	150	141	10.91	cps
Nickel	60-2	813916	805590	800230	806578	0.86	cps
Phosphorus	31-2	111542	110575	108951	110356	1.19	cps
Potassium	39-2	62643744	62249004	62540846	62477865	0.33	cps
Rhodium	103-1	9737282	9432455	9211020	9460252	2.79	cps
Rhodium	103-2	5547817	5484304	5571625	5534582	0.82	cps
Scandium	45-1	6175605	6041716	5868390	6028570	2.55	cps
Scandium	45-2	480679	474673	478936	478096	0.65	cps
Selenium	82-1	83111	84237	84429	83925	0.85	cps
Selenium	77-2	8229	8586	8586	8467	2.43	cps
Selenium	78-2	28755	28063	28638	28485	1.30	cps
Silicon	28-1	3424497	3438563	3401713	3421591	0.54	cps
Silver	107-1	7108826	7128725	7041372	7092974	0.65	cps
Silver	109-1	6797757	7019295	6818233	6878429	1.78	cps
Sodium	23-2	157647181	159373288	156709898	157910122	0.86	cps
Strontium	86-1	1883284	1945962	1867836	1899027	2.18	cps
Strontium	88-1	16323970	16523576	16343346	16396964	0.67	cps
Sulfur	34-1	584023	593599	580524	586049	1.16	cps
Terbium	159-1	14270013	13926131	13815234	14003792	1.69	cps
Terbium	159-2	9516484	9593676	9557305	9555822	0.40	cps
Thallium	203-1	5537169	5744587	5604219	5628658	1.88	cps
Thallium	205-1	13194902	13302422	13175477	13224267	0.52	cps
Tin	118-1	4798253	4995406	4890411	4894690	2.02	cps
Titanium	47-1	7164318	7334037	7204994	7234450	1.22	cps

Reviewed By:Mohan
On:12/25/2024 3:49:22 AM
Inst Id :P7

LB Number :	LB134068	Operator :	Jaswal
Lab Sample ID :	CCV045	Instrumnet Name :	P7
Client Sample ID :	CCV045	Dilution Factor :	1
Date & Time Acquired :	2024-12-23 15:59:06	DataFile Name :	083CCV.d

Parameter	Mass	CPS1	CPS2	CPS3	CPSMean	CPSRSD	Units
Uranium	238-1	17273014	17600848	17800846	17558236	1.52	cps
Vanadium	51-2	1961771	1964994	1958351	1961705	0.17	cps
Yttrium	89-1	13067031	12887660	12561490	12838727	2.00	cps
Yttrium	89-2	3310757	3273507	3242892	3275718	1.04	cps
Zinc	66-2	4017564	3961617	3950279	3976487	0.91	cps
Zirconium	90-1	9957816	10209231	10063998	10077015	1.25	cps
Zirconium	91-1	2196522	2277164	2234030	2235905	1.80	cps

1800

Reviewed By:Mohan
On:12/25/2024 3:49:22 AM
Inst Id :P7

LB Number :	LB134068	Operator :	Jaswal
Lab Sample ID :	CCB045	Instrumnet Name :	P7
Client Sample ID :	CCB045	Dilution Factor :	1
Date & Time Acquired :	2024-12-23 16:03:31	DataFile Name :	084CCBE.d

Parameter	Mass	CPS1	CPS2	CPS3	CPSMean	CPSRSD	Units
Aluminium	27-2	513	503	570	529	6.80	cps
Antimony	121-1	1247	1233	1007	1162	11.61	cps
Arsenic	75-2	0	7	13	7	99.98	cps
Barium	135-1	430	293	233	319	31.61	cps
Barium	137-1	827	467	407	567	40.09	cps
Beryllium	9-1	120	143	103	122	16.44	cps
Bismuth	209-1	8924810	8645180	8395311	8655100	3.06	cps
Bismuth	209-2	7341641	7327510	7342807	7337319	0.12	cps
Bromine	81-1	13810	14124	13613	13849	1.86	cps
Bromine	81-2	123	133	130	129	3.95	cps
Cadmium	108-1	17	13	10	13	25.01	cps
Cadmium	106-1	3227	2724	2904	2951	8.64	cps
Cadmium	111-1	2321	1937	2072	2110	9.22	cps
Calcium	43-1	677	637	487	600	16.69	cps
Calcium	44-1	15011	12916	11685	13204	12.74	cps
Carbon	12-1						cps
Carbon	12-2						cps
Chlorine	35-1						cps
Chlorine	35-2						cps
Chromium	52-2	1420	1333	1450	1401	4.32	cps
Cobalt	59-2	167	150	113	143	19.04	cps
Copper	63-2	1663	1593	1490	1582	5.51	cps
Dysprosium	156-1	17	3	0	7	132.33	cps
Dysprosium	156-2	10	7	7	8	24.71	cps
Erbium	164-1	50	50	37	46	16.89	cps
Erbium	164-2	23	67	17	36	76.36	cps
Gadolinium	160-1	43	47	50	47	7.15	cps
Gadolinium	160-2	530	427	483	480	10.78	cps
Holmium	165-1	14587160	14063938	13922166	14191088	2.47	cps
Holmium	165-2	10131222	9904524	9956128	9997291	1.19	cps
Indium	115-1	12092017	11534331	11463857	11696735	2.94	cps
Indium	115-2	4136765	4118450	4150955	4135390	0.39	cps
Iron	56-2	33783	29562	28931	30759	8.58	cps
Iron	57-2	1177	1143	1177	1166	1.65	cps
Iron	54-2	2830	2590	2960	2794	6.72	cps
Krypton	83-1	233	253	233	240	4.81	cps

Reviewed By:Mohan
On:12/25/2024 3:49:22 AM
Inst Id :P7

LB Number :	LB134068	Operator :	Jaswal
Lab Sample ID :	CCB045	Instrumnet Name :	P7
Client Sample ID :	CCB045	Dilution Factor :	1
Date & Time Acquired :	2024-12-23 16:03:31	DataFile Name :	084CCBE.d

Parameter	Mass	CPS1	CPS2	CPS3	CPSMean	CPSRSD	Units
Lead	206-1	2057	1823	1453	1778	17.11	cps
Lead	207-1	1880	1463	1363	1569	17.47	cps
Lead	208-1	8474	7031	5994	7166	17.38	cps
Lithium	6-1	1818787	1771956	1747025	1779256	2.05	cps
Magnesium	24-2	2297	2130	2057	2161	5.69	cps
Manganese	55-2	783	767	730	760	3.59	cps
Molybdenum	94-1	1700	1140	1070	1303	26.49	cps
Molybdenum	95-1	1940	1417	967	1441	33.80	cps
Molybdenum	96-1	2214	1513	1160	1629	32.91	cps
Molybdenum	97-1	1207	893	670	923	29.20	cps
Molybdenum	98-1	3277	2150	1677	2368	34.72	cps
Neodymium	150-1	3	0	0	1	173.21	cps
Neodymium	150-2	0	3	0	1	173.21	cps
Nickel	60-2	330	337	307	324	4.86	cps
Phosphorus	31-2	173	130	130	144	17.32	cps
Potassium	39-2	48714	48230	48855	48600	0.67	cps
Rhodium	103-1	11018365	10501718	10500279	10673454	2.80	cps
Rhodium	103-2	6404013	6197192	6336236	6312480	1.67	cps
Scandium	45-1	6466312	6159727	6136801	6254280	2.94	cps
Scandium	45-2	514417	505994	514205	511539	0.94	cps
Selenium	82-1	53	8	53	38	67.57	cps
Selenium	77-2	3	0	0	1	173.21	cps
Selenium	78-2	460	500	360	440	16.39	cps
Silicon	28-1	572575	573938	584555	577023	1.14	cps
Silver	107-1	623	493	413	510	20.78	cps
Silver	109-1	563	473	410	482	15.98	cps
Sodium	23-2	30196	29131	29792	29706	1.81	cps
Strontium	86-1	413	520	420	451	13.25	cps
Strontium	88-1	1103	863	740	902	20.48	cps
Sulfur	34-1	174797	175535	178692	176341	1.17	cps
Terbium	159-1	15126188	14442761	14402203	14657051	2.78	cps
Terbium	159-2	9970812	9877434	9958757	9935668	0.51	cps
Thallium	203-1	807	760	697	754	7.32	cps
Thallium	205-1	1953	1717	1773	1815	6.81	cps
Tin	118-1	1673	1743	1590	1669	4.60	cps
Titanium	47-1	437	393	213	348	34.05	cps

Reviewed By:Mohan
On:12/25/2024 3:49:22 AM
Inst Id :P7

LB Number :	LB134068	Operator :	Jaswal
Lab Sample ID :	CCB045	Instrumnet Name :	P7
Client Sample ID :	CCB045	Dilution Factor :	1
Date & Time Acquired :	2024-12-23 16:03:31	DataFile Name :	084CCBE.d

Parameter	Mass	CPS1	CPS2	CPS3	CPSMean	CPSRSD	Units
Uranium	238-1	803	600	390	598	34.57	cps
Vanadium	51-2	50	40	53	48	14.52	cps
Yttrium	89-1	13778043	13475999	13368357	13540800	1.57	cps
Yttrium	89-2	3463865	3377122	3480151	3440379	1.61	cps
Zinc	66-2	510	423	600	511	17.28	cps
Zirconium	90-1	1317	1193	1150	1220	7.09	cps
Zirconium	91-1	317	283	230	277	15.80	cps

1803

Reviewed By:Mohan
On:12/25/2024 3:49:22 AM
Inst Id :P7

LB Number :	LB134068	Operator :	Jaswal
Lab Sample ID :	P5154-16DL2X5	Instrumnet Name :	P7
Client Sample ID :	ME28Q4	Dilution Factor :	5
Date & Time Acquired :	2024-12-23 16:16:47	DataFile Name :	087SMPL.d

Parameter	Mass	CPS1	CPS2	CPS3	CPSMean	CPSRSD	Units
Aluminium	27-2	553914	546418	551024	550452	0.69	cps
Antimony	121-1	8786	8933	8816	8845	0.88	cps
Arsenic	75-2	3664	3887	3711	3754	3.14	cps
Barium	135-1	158367	158464	159896	158909	0.54	cps
Barium	137-1	272059	274900	276678	274546	0.85	cps
Beryllium	9-1	587	613	607	602	2.30	cps
Bismuth	209-1	8917047	8971345	8775213	8887869	1.14	cps
Bismuth	209-2	7664622	7615735	7476295	7585551	1.29	cps
Bromine	81-1	15852	16493	16393	16246	2.12	cps
Bromine	81-2	323	300	343	322	6.73	cps
Cadmium	108-1	860	867	817	848	3.20	cps
Cadmium	106-1	4061	3864	4081	4002	2.99	cps
Cadmium	111-1	8048	8063	7996	8036	0.44	cps
Calcium	43-1	724096	737343	733548	731662	0.93	cps
Calcium	44-1	11264672	11353366	11182571	11266870	0.76	cps
Carbon	12-1						cps
Carbon	12-2						cps
Chlorine	35-1						cps
Chlorine	35-2						cps
Chromium	52-2	546569	539898	542681	543049	0.62	cps
Cobalt	59-2	23769	23886	24116	23924	0.74	cps
Copper	63-2	143460	143540	143786	143595	0.12	cps
Dysprosium	156-1	3764	3777	3841	3794	1.08	cps
Dysprosium	156-2	3187	3270	3137	3198	2.11	cps
Erbium	164-1	3917	4027	3841	3928	2.39	cps
Erbium	164-2	2794	2924	2807	2841	2.52	cps
Gadolinium	160-1	3564	3724	3530	3606	2.87	cps
Gadolinium	160-2	3364	3017	2954	3111	7.10	cps
Holmium	165-1	14369823	14275080	14078864	14241255	1.04	cps
Holmium	165-2	10259840	10291008	10390097	10313648	0.66	cps
Indium	115-1	11899490	11904112	11999107	11934236	0.47	cps
Indium	115-2	4413481	4340092	4343305	4365626	0.95	cps
Iron	56-2	311631395	311025075	311235755	311297409	0.10	cps
Iron	57-2	7697545	7603333	7698021	7666300	0.71	cps
Iron	54-2	17012667	16829609	16816267	16886181	0.65	cps
Krypton	83-1	270	207	243	240	13.25	cps

Reviewed By:Mohan
On:12/25/2024 3:49:22 AM
Inst Id :P7

LB Number :	LB134068	Operator :	Jaswal
Lab Sample ID :	P5154-16DL2X5	Instrumnet Name :	P7
Client Sample ID :	ME28Q4	Dilution Factor :	5
Date & Time Acquired :	2024-12-23 16:16:47	DataFile Name :	087SMPL.d

Parameter	Mass	CPS1	CPS2	CPS3	CPSMean	CPSRSD	Units
Lead	206-1	10927161	11065760	10991499	10994807	0.63	cps
Lead	207-1	9317979	9422793	9410809	9383861	0.61	cps
Lead	208-1	43107149	43517088	43190160	43271465	0.50	cps
Lithium	6-1	1710019	1730386	1689833	1710079	1.19	cps
Magnesium	24-2	1871413	1863722	1853109	1862748	0.49	cps
Manganese	55-2	9083529	8999303	9095802	9059544	0.58	cps
Molybdenum	94-1	19226	19430	19089	19248	0.89	cps
Molybdenum	95-1	24247	24314	24360	24307	0.23	cps
Molybdenum	96-1	30605	31140	30391	30712	1.25	cps
Molybdenum	97-1	14464	15051	14928	14814	2.09	cps
Molybdenum	98-1	38517	39126	39179	38941	0.94	cps
Neodymium	150-1	5975	6125	5928	6009	1.71	cps
Neodymium	150-2	3781	3774	3474	3676	4.77	cps
Nickel	60-2	109657	110665	109653	109992	0.53	cps
Phosphorus	31-2	3224	3110	3184	3173	1.81	cps
Potassium	39-2	283125	282429	286340	283965	0.73	cps
Rhodium	103-1	11065649	10947536	10976134	10996440	0.56	cps
Rhodium	103-2	6695733	6692681	6625939	6671451	0.59	cps
Scandium	45-1	6618896	6612127	6560374	6597133	0.49	cps
Scandium	45-2	559855	559627	560577	560020	0.09	cps
Selenium	82-1	129	179	126	144	20.52	cps
Selenium	77-2	7	17	20	14	48.02	cps
Selenium	78-2	470	477	430	459	5.50	cps
Silicon	28-1	8591021	8767736	8636709	8665155	1.06	cps
Silver	107-1	17317	17327	17531	17392	0.69	cps
Silver	109-1	16596	16496	16590	16561	0.34	cps
Sodium	23-2	128530	127025	127412	127656	0.61	cps
Strontium	86-1	117769	116597	120125	118164	1.52	cps
Strontium	88-1	1019871	1019349	1031782	1023667	0.69	cps
Sulfur	34-1	207928	211225	208073	209076	0.89	cps
Terbium	159-1	14807241	14678544	14836834	14774206	0.57	cps
Terbium	159-2	10297607	10186898	10249463	10244656	0.54	cps
Thallium	203-1	5621	5505	5588	5571	1.08	cps
Thallium	205-1	13283	13403	13300	13329	0.49	cps
Tin	118-1	37773	38652	38582	38335	1.27	cps
Titanium	47-1	126877	129683	128033	128198	1.10	cps

Reviewed By:Mohan
On:12/25/2024 3:49:22 AM
Inst Id :P7

LB Number :	LB134068	Operator :	Jaswal
Lab Sample ID :	P5154-16DL2X5	Instrumnet Name :	P7
Client Sample ID :	ME28Q4	Dilution Factor :	5
Date & Time Acquired :	2024-12-23 16:16:47	DataFile Name :	087SMPL.d

Parameter	Mass	CPS1	CPS2	CPS3	CPSMean	CPSRSD	Units
Uranium	238-1	6982	7039	6989	7003	0.44	cps
Vanadium	51-2	48498	48511	47478	48162	1.23	cps
Yttrium	89-1	14157178	14113440	14072815	14114478	0.30	cps
Yttrium	89-2	3748971	3790492	3710889	3750117	1.06	cps
Zinc	66-2	4976377	4902211	4893540	4924043	0.92	cps
Zirconium	90-1	13823	14547	14167	14179	2.55	cps
Zirconium	91-1	3207	3147	3257	3204	1.72	cps

Reviewed By:Mohan
On:12/25/2024 3:49:22 AM
Inst Id :P7

LB Number :	LB134068	Operator :	Jaswal
Lab Sample ID :	P5154-17DL2X5	Instrumnet Name :	P7
Client Sample ID :	ME28Q4D	Dilution Factor :	5
Date & Time Acquired :	2024-12-23 16:20:43	DataFile Name :	088SMPL.d

Parameter	Mass	CPS1	CPS2	CPS3	CPSMean	CPSRSD	Units
Aluminium	27-2	571893	569203	566938	569344	0.44	cps
Antimony	121-1	9120	9473	9523	9372	2.35	cps
Arsenic	75-2	3994	4034	3941	3989	1.17	cps
Barium	135-1	159802	166042	163432	163092	1.92	cps
Barium	137-1	280089	281764	283699	281850	0.64	cps
Beryllium	9-1	570	633	600	601	5.27	cps
Bismuth	209-1	8814818	8879398	8766035	8820084	0.64	cps
Bismuth	209-2	7616734	7479812	7567597	7554714	0.92	cps
Bromine	81-1	16299	16266	16736	16434	1.60	cps
Bromine	81-2	323	337	337	332	2.32	cps
Cadmium	108-1	730	773	810	771	5.19	cps
Cadmium	106-1	4364	4437	4127	4310	3.76	cps
Cadmium	111-1	8568	8399	8610	8526	1.31	cps
Calcium	43-1	744987	749218	750983	748396	0.41	cps
Calcium	44-1	11719433	11509086	11662496	11630338	0.94	cps
Carbon	12-1						cps
Carbon	12-2						cps
Chlorine	35-1						cps
Chlorine	35-2						cps
Chromium	52-2	564080	558430	559978	560829	0.52	cps
Cobalt	59-2	24874	24914	24744	24844	0.36	cps
Copper	63-2	148625	147469	147852	147982	0.40	cps
Dysprosium	156-1	3944	3661	3771	3792	3.77	cps
Dysprosium	156-2	3364	3444	3247	3352	2.95	cps
Erbium	164-1	3994	4114	4137	4082	1.88	cps
Erbium	164-2	2880	2880	3064	2941	3.60	cps
Gadolinium	160-1	3894	3727	3634	3752	3.51	cps
Gadolinium	160-2	3210	3274	3390	3292	2.77	cps
Holmium	165-1	14516169	14250755	14095525	14287483	1.49	cps
Holmium	165-2	10486613	10439604	10306506	10410908	0.90	cps
Indium	115-1	12143667	11973124	11828725	11981839	1.32	cps
Indium	115-2	4412631	4323460	4347535	4361209	1.06	cps
Iron	56-2	324544575	319224769	320760609	321509984	0.85	cps
Iron	57-2	7963391	7874423	7893483	7910432	0.59	cps
Iron	54-2	17628626	17377247	17310173	17438682	0.96	cps
Krypton	83-1	283	260	283	276	4.89	cps

Reviewed By:Mohan
On:12/25/2024 3:49:22 AM
Inst Id :P7

LB Number :	LB134068	Operator :	Jaswal
Lab Sample ID :	P5154-17DL2X5	Instrumnet Name :	P7
Client Sample ID :	ME28Q4D	Dilution Factor :	5
Date & Time Acquired :	2024-12-23 16:20:43	DataFile Name :	088SMPL.d

Parameter	Mass	CPS1	CPS2	CPS3	CPSMean	CPSRSD	Units
Lead	206-1	11225832	11165880	11058177	11149963	0.76	cps
Lead	207-1	9532896	9579994	9547924	9553605	0.25	cps
Lead	208-1	43850431	44145042	43865688	43953720	0.38	cps
Lithium	6-1	1666466	1702005	1692576	1687016	1.09	cps
Magnesium	24-2	1939874	1914525	1923972	1926123	0.67	cps
Manganese	55-2	9481442	9282857	9295223	9353174	1.19	cps
Molybdenum	94-1	19954	19910	20030	19965	0.30	cps
Molybdenum	95-1	24734	24841	25415	24997	1.47	cps
Molybdenum	96-1	31644	31811	31901	31786	0.41	cps
Molybdenum	97-1	15085	15572	15812	15489	2.39	cps
Molybdenum	98-1	40295	40178	40152	40209	0.19	cps
Neodymium	150-1	6285	6175	6325	6261	1.24	cps
Neodymium	150-2	3804	3797	3797	3799	0.10	cps
Nickel	60-2	112806	112743	113425	112991	0.33	cps
Phosphorus	31-2	3174	3310	3144	3209	2.77	cps
Potassium	39-2	294120	291370	293005	292832	0.47	cps
Rhodium	103-1	11225852	11071088	10951027	11082656	1.24	cps
Rhodium	103-2	6732192	6667819	6679943	6693318	0.51	cps
Scandium	45-1	6700808	6586117	6598268	6628398	0.95	cps
Scandium	45-2	568104	566765	565741	566870	0.21	cps
Selenium	82-1	106	130	103	113	13.24	cps
Selenium	77-2	17	30	27	24	28.38	cps
Selenium	78-2	440	513	460	471	8.05	cps
Silicon	28-1	8808226	8842102	8809612	8819980	0.22	cps
Silver	107-1	17941	17974	18011	17976	0.20	cps
Silver	109-1	16867	16850	16900	16872	0.15	cps
Sodium	23-2	130621	130587	131256	130822	0.29	cps
Strontium	86-1	119752	121365	121690	120936	0.86	cps
Strontium	88-1	1047531	1057011	1052749	1052430	0.45	cps
Sulfur	34-1	209391	208570	208053	208671	0.32	cps
Terbium	159-1	14879364	14810359	14870389	14853370	0.25	cps
Terbium	159-2	10334936	10330392	10374968	10346765	0.24	cps
Thallium	203-1	5575	5761	5645	5660	1.67	cps
Thallium	205-1	13754	13967	13353	13691	2.28	cps
Tin	118-1	43141	38856	40303	40766	5.35	cps
Titanium	47-1	130712	132423	133540	132225	1.08	cps

Reviewed By:Mohan
On:12/25/2024 3:49:22 AM
Inst Id :P7

LB Number :	LB134068	Operator :	Jaswal
Lab Sample ID :	P5154-17DL2X5	Instrumnet Name :	P7
Client Sample ID :	ME28Q4D	Dilution Factor :	5
Date & Time Acquired :	2024-12-23 16:20:43	DataFile Name :	088SMPL.d

Parameter	Mass	CPS1	CPS2	CPS3	CPSMean	CPSRSD	Units
Uranium	238-1	7162	7029	7089	7093	0.94	cps
Vanadium	51-2	49417	50216	49718	49784	0.81	cps
Yttrium	89-1	14109152	14174866	14116195	14133405	0.26	cps
Yttrium	89-2	3767539	3710677	3753307	3743841	0.79	cps
Zinc	66-2	5140159	5077623	5033925	5083902	1.05	cps
Zirconium	90-1	14497	14948	14751	14732	1.53	cps
Zirconium	91-1	3297	3137	3207	3214	2.50	cps

Reviewed By:Mohan
On:12/25/2024 3:49:22 AM
Inst Id :P7

LB Number :	LB134068	Operator :	Jaswal
Lab Sample ID :	P5154-16LDL2X25	Instrumnet Name :	P7
Client Sample ID :	ME28Q4L	Dilution Factor :	25
Date & Time Acquired :	2024-12-23 16:23:49	DataFile Name :	089SMPL.d

Parameter	Mass	CPS1	CPS2	CPS3	CPSMean	CPSRSD	Units
Aluminium	27-2	111192	109937	111665	110931	0.81	cps
Antimony	121-1	1747	1960	1937	1881	6.22	cps
Arsenic	75-2	840	830	717	796	8.61	cps
Barium	135-1	31896	31916	31983	31931	0.14	cps
Barium	137-1	53995	54962	55478	54812	1.37	cps
Beryllium	9-1	210	133	123	156	30.48	cps
Bismuth	209-1	8698188	8681372	8550756	8643438	0.93	cps
Bismuth	209-2	7251358	7421851	7460103	7377771	1.51	cps
Bromine	81-1	15712	15812	16473	15999	2.58	cps
Bromine	81-2	167	170	187	174	6.14	cps
Cadmium	108-1	137	160	187	161	15.53	cps
Cadmium	106-1	3470	3474	3594	3513	2.00	cps
Cadmium	111-1	3497	3503	3568	3523	1.12	cps
Calcium	43-1	145866	147040	146243	146383	0.41	cps
Calcium	44-1	2242949	2280420	2225848	2249739	1.24	cps
Carbon	12-1						cps
Carbon	12-2						cps
Chlorine	35-1						cps
Chlorine	35-2						cps
Chromium	52-2	110215	109487	109641	109781	0.35	cps
Cobalt	59-2	4858	4594	4911	4787	3.54	cps
Copper	63-2	34092	33708	34613	34138	1.33	cps
Dysprosium	156-1	763	830	763	786	4.90	cps
Dysprosium	156-2	660	603	667	643	5.41	cps
Erbium	164-1	820	763	830	804	4.47	cps
Erbium	164-2	577	557	633	589	6.75	cps
Gadolinium	160-1	697	833	767	766	8.93	cps
Gadolinium	160-2	1050	990	1043	1028	3.20	cps
Holmium	165-1	14245894	14378535	14339837	14321422	0.48	cps
Holmium	165-2	10303418	10302217	10326732	10310789	0.13	cps
Indium	115-1	12237101	11993566	11945836	12058835	1.30	cps
Indium	115-2	4395669	4372104	4382839	4383537	0.27	cps
Iron	56-2	63343247	62171076	62260239	62591521	1.04	cps
Iron	57-2	1550666	1542693	1528559	1540639	0.73	cps
Iron	54-2	3404700	3392499	3395237	3397479	0.19	cps
Krypton	83-1	193	287	300	260	22.35	cps

Reviewed By:Mohan
On:12/25/2024 3:49:22 AM
Inst Id :P7

LB Number :	LB134068	Operator :	Jaswal
Lab Sample ID :	P5154-16LDL2X25	Instrumnet Name :	P7
Client Sample ID :	ME28Q4L	Dilution Factor :	25
Date & Time Acquired :	2024-12-23 16:23:49	DataFile Name :	089SMPL.d

Parameter	Mass	CPS1	CPS2	CPS3	CPSMean	CPSRSD	Units
Lead	206-1	2188061	2228734	2216518	2211105	0.94	cps
Lead	207-1	1868050	1894673	1909255	1890659	1.11	cps
Lead	208-1	8585348	8794730	8719264	8699781	1.22	cps
Lithium	6-1	1699251	1646399	1681605	1675752	1.61	cps
Magnesium	24-2	362386	359801	362894	361694	0.46	cps
Manganese	55-2	1853519	1815498	1840430	1836482	1.05	cps
Molybdenum	94-1	3917	4191	3937	4015	3.80	cps
Molybdenum	95-1	5064	5141	5204	5137	1.37	cps
Molybdenum	96-1	6181	6371	6502	6351	2.54	cps
Molybdenum	97-1	3310	2987	3000	3099	5.90	cps
Molybdenum	98-1	7665	8156	7649	7823	3.68	cps
Neodymium	150-1	1163	1243	1257	1221	4.13	cps
Neodymium	150-2	763	720	607	697	11.61	cps
Nickel	60-2	22590	22634	22550	22591	0.18	cps
Phosphorus	31-2	737	723	837	766	8.09	cps
Potassium	39-2	97842	96963	97637	97480	0.47	cps
Rhodium	103-1	11240502	11152532	11021032	11138022	0.99	cps
Rhodium	103-2	6759825	6678381	6788318	6742175	0.85	cps
Scandium	45-1	6624488	6626590	6514534	6588537	0.97	cps
Scandium	45-2	560912	561094	561082	561029	0.02	cps
Selenium	82-1	157	57	21	78	90.33	cps
Selenium	77-2	7	3	3	4	43.40	cps
Selenium	78-2	470	463	423	452	5.58	cps
Silicon	28-1	2442809	2496577	2433903	2457763	1.38	cps
Silver	107-1	3480	3574	3400	3485	2.49	cps
Silver	109-1	3370	3364	3320	3352	0.81	cps
Sodium	23-2	45230	45189	45677	45365	0.60	cps
Strontium	86-1	23889	24170	24193	24084	0.70	cps
Strontium	88-1	202470	206620	205637	204909	1.06	cps
Sulfur	34-1	194632	197697	196540	196290	0.79	cps
Terbium	159-1	14770288	14865976	14597352	14744539	0.92	cps
Terbium	159-2	10146603	10233352	10131844	10170600	0.54	cps
Thallium	203-1	1383	1313	1290	1329	3.66	cps
Thallium	205-1	3180	3427	3384	3330	3.96	cps
Tin	118-1	8549	8966	8846	8787	2.44	cps
Titanium	47-1	25775	26507	25845	26042	1.55	cps

Reviewed By:Mohan
On:12/25/2024 3:49:22 AM
Inst Id :P7

LB Number :	LB134068	Operator :	Jaswal
Lab Sample ID :	P5154-16LDL2X25	Instrumnet Name :	P7
Client Sample ID :	ME28Q4L	Dilution Factor :	25
Date & Time Acquired :	2024-12-23 16:23:49	DataFile Name :	089SMPL.d

Parameter	Mass	CPS1	CPS2	CPS3	CPSMean	CPSRSD	Units
Uranium	238-1	1313	1430	1543	1429	8.05	cps
Vanadium	51-2	9743	9556	9563	9621	1.10	cps
Yttrium	89-1	14225109	14175110	14025931	14142050	0.73	cps
Yttrium	89-2	3706194	3737119	3731968	3725094	0.44	cps
Zinc	66-2	963840	961337	961210	962129	0.15	cps
Zirconium	90-1	3234	3360	3377	3324	2.36	cps
Zirconium	91-1	760	740	670	723	6.53	cps

1812

Reviewed By:Mohan
On:12/25/2024 3:49:22 AM
Inst Id :P7

LB Number :	LB134068	Operator :	Jaswal
Lab Sample ID :	P5154-18DL2X5	Instrumnet Name :	P7
Client Sample ID :	ME28Q4S	Dilution Factor :	5
Date & Time Acquired :	2024-12-23 16:27:36	DataFile Name :	090SMPL.d

Parameter	Mass	CPS1	CPS2	CPS3	CPSMean	CPSRSD	Units
Aluminium	27-2	575903	571244	575092	574080	0.43	cps
Antimony	121-1	62529	62950	64480	63320	1.62	cps
Arsenic	75-2	4731	4818	5118	4889	4.15	cps
Barium	135-1	418661	427651	430118	425477	1.42	cps
Barium	137-1	737879	741135	740697	739904	0.24	cps
Beryllium	9-1	3740	3877	3724	3780	2.23	cps
Bismuth	209-1	9080296	8882374	8243654	8735441	5.01	cps
Bismuth	209-2	7584163	7603248	7588700	7592037	0.13	cps
Bromine	81-1	16403	16987	16963	16784	1.97	cps
Bromine	81-2	373	340	327	347	6.93	cps
Cadmium	108-1	1240	1247	1207	1231	1.74	cps
Cadmium	106-1	5028	4604	4724	4785	4.56	cps
Cadmium	111-1	15347	14846	15612	15268	2.55	cps
Calcium	43-1	721717	732479	737166	730454	1.08	cps
Calcium	44-1	11250948	11374033	11280625	11301869	0.57	cps
Carbon	12-1						cps
Carbon	12-2						cps
Chlorine	35-1						cps
Chlorine	35-2						cps
Chromium	52-2	589546	587221	586286	587684	0.29	cps
Cobalt	59-2	201442	199581	201098	200707	0.49	cps
Copper	63-2	206180	204348	205789	205439	0.47	cps
Dysprosium	156-1	3857	3497	3717	3691	4.92	cps
Dysprosium	156-2	3284	3210	3310	3268	1.59	cps
Erbium	164-1	3801	3877	3854	3844	1.02	cps
Erbium	164-2	2940	2924	2964	2943	0.68	cps
Gadolinium	160-1	3724	3684	3774	3727	1.21	cps
Gadolinium	160-2	3214	3317	3237	3256	1.66	cps
Holmium	165-1	14874058	14305066	13261042	14146722	5.78	cps
Holmium	165-2	10442654	10408875	10249889	10367139	0.99	cps
Indium	115-1	12425379	12059396	11086492	11857089	5.84	cps
Indium	115-2	4422993	4393163	4406983	4407713	0.34	cps
Iron	56-2	314498635	314089515	311659189	313415780	0.49	cps
Iron	57-2	7651221	7696365	7664562	7670716	0.30	cps
Iron	54-2	17085781	16897033	16954675	16979163	0.57	cps
Krypton	83-1	290	267	270	276	4.58	cps

Reviewed By:Mohan
On:12/25/2024 3:49:22 AM
Inst Id :P7

LB Number :	LB134068	Operator :	Jaswal
Lab Sample ID :	P5154-18DL2X5	Instrumnet Name :	P7
Client Sample ID :	ME28Q4S	Dilution Factor :	5
Date & Time Acquired :	2024-12-23 16:27:36	DataFile Name :	090SMPL.d

Parameter	Mass	CPS1	CPS2	CPS3	CPSMean	CPSRSD	Units
Lead	206-1	11135174	11048694	10899024	11027630	1.08	cps
Lead	207-1	9374059	9334686	9325829	9344858	0.27	cps
Lead	208-1	43087692	43180046	42976921	43081553	0.24	cps
Lithium	6-1	1761028	1664902	1597800	1674577	4.90	cps
Magnesium	24-2	1841704	1845803	1858452	1848653	0.47	cps
Manganese	55-2	9152587	9157834	9147835	9152752	0.05	cps
Molybdenum	94-1	18795	18856	18966	18872	0.46	cps
Molybdenum	95-1	23976	24611	24791	24459	1.75	cps
Molybdenum	96-1	30742	30322	30883	30649	0.95	cps
Molybdenum	97-1	15171	15068	15191	15143	0.44	cps
Molybdenum	98-1	38066	39543	39269	38960	2.02	cps
Neodymium	150-1	5788	5935	5845	5856	1.26	cps
Neodymium	150-2	3671	3654	3937	3754	4.24	cps
Nickel	60-2	155907	155295	155035	155412	0.29	cps
Phosphorus	31-2	3064	3047	3140	3084	1.61	cps
Potassium	39-2	283183	283977	285753	284304	0.46	cps
Rhodium	103-1	11494256	11260574	10436047	11063625	5.02	cps
Rhodium	103-2	6714875	6716594	6748596	6726689	0.28	cps
Scandium	45-1	6860077	6672388	6127229	6553231	5.81	cps
Scandium	45-2	570589	566122	566090	567600	0.46	cps
Selenium	82-1	999	1053	1013	1022	2.76	cps
Selenium	77-2	120	90	110	107	14.32	cps
Selenium	78-2	840	690	797	776	9.95	cps
Silicon	28-1	8607286	8700157	8697757	8668400	0.61	cps
Silver	107-1	51531	52387	51822	51914	0.84	cps
Silver	109-1	48367	50899	49691	49652	2.55	cps
Sodium	23-2	125211	126692	126924	126276	0.74	cps
Strontium	86-1	117350	119211	117877	118146	0.81	cps
Strontium	88-1	1006085	1025654	1028089	1019943	1.18	cps
Sulfur	34-1	209904	210887	209982	210258	0.26	cps
Terbium	159-1	15289435	14686655	13608649	14528246	5.86	cps
Terbium	159-2	10397200	10333941	10250909	10327350	0.71	cps
Thallium	203-1	29034	29141	29749	29308	1.32	cps
Thallium	205-1	68608	69114	69211	68978	0.47	cps
Tin	118-1	37883	38418	38084	38128	0.71	cps
Titanium	47-1	127246	129972	131361	129526	1.62	cps

Reviewed By:Mohan
On:12/25/2024 3:49:22 AM
Inst Id :P7

LB Number :	LB134068	Operator :	Jaswal
Lab Sample ID :	P5154-18DL2X5	Instrumnet Name :	P7
Client Sample ID :	ME28Q4S	Dilution Factor :	5
Date & Time Acquired :	2024-12-23 16:27:36	DataFile Name :	090SMPL.d

Parameter	Mass	CPS1	CPS2	CPS3	CPSMean	CPSRSD	Units
Uranium	238-1	7085	7069	6975	7043	0.84	cps
Vanadium	51-2	147475	147607	147994	147692	0.18	cps
Yttrium	89-1	14517159	14146891	13246320	13970124	4.68	cps
Yttrium	89-2	3789416	3772038	3762436	3774630	0.36	cps
Zinc	66-2	5035077	4947853	4978425	4987118	0.89	cps
Zirconium	90-1	13927	14240	13857	14008	1.46	cps
Zirconium	91-1	3090	3287	3207	3195	3.10	cps

Reviewed By:Mohan
On:12/25/2024 3:49:22 AM
Inst Id :P7

LB Number :	LB134068	Operator :	Jaswal
Lab Sample ID :	P5154-15DLX2	Instrumnet Name :	P7
Client Sample ID :	ME28Q3	Dilution Factor :	2
Date & Time Acquired :	2024-12-23 16:30:41	DataFile Name :	091SMPL.d

Parameter	Mass	CPS1	CPS2	CPS3	CPSMean	CPSRSD	Units
Aluminium	27-2	1324385	1310774	1300604	1311921	0.91	cps
Antimony	121-1	23142	24117	23476	23578	2.10	cps
Arsenic	75-2	9070	9340	9426	9279	2.01	cps
Barium	135-1	451808	455972	457000	454927	0.60	cps
Barium	137-1	783995	793772	787016	788261	0.64	cps
Beryllium	9-1	1363	1510	1520	1465	5.99	cps
Bismuth	209-1	8518081	8825204	8640414	8661233	1.79	cps
Bismuth	209-2	7341433	7232420	7291401	7288418	0.75	cps
Bromine	81-1	17230	17924	17791	17648	2.09	cps
Bromine	81-2	613	517	593	574	8.88	cps
Cadmium	108-1	1157	1327	1320	1268	7.59	cps
Cadmium	106-1	5211	5308	5114	5211	1.86	cps
Cadmium	111-1	18223	18382	18732	18445	1.41	cps
Calcium	43-1	1669985	1679213	1698770	1682656	0.87	cps
Calcium	44-1	26778329	27243110	27099829	27040423	0.88	cps
Carbon	12-1						cps
Carbon	12-2						cps
Chlorine	35-1						cps
Chlorine	35-2						cps
Chromium	52-2	1405253	1394371	1402369	1400664	0.40	cps
Cobalt	59-2	59939	59895	59404	59746	0.50	cps
Copper	63-2	362861	361900	360808	361856	0.28	cps
Dysprosium	156-1	9290	9600	9453	9448	1.64	cps
Dysprosium	156-2	7816	7896	8186	7966	2.45	cps
Erbium	164-1	9433	9830	9677	9647	2.07	cps
Erbium	164-2	6722	6745	6795	6754	0.55	cps
Gadolinium	160-1	8886	8856	8896	8880	0.23	cps
Gadolinium	160-2	6955	7065	6885	6968	1.30	cps
Holmium	165-1	14763912	14699956	14509364	14657744	0.90	cps
Holmium	165-2	10386914	10348292	10203814	10313007	0.94	cps
Indium	115-1	11916452	12184531	11863401	11988128	1.44	cps
Indium	115-2	4368962	4310774	4287655	4322464	0.97	cps
Iron	56-2	792837162	787694655	789249855	789927224	0.33	cps
Iron	57-2	19704420	19490035	19512131	19568862	0.60	cps
Iron	54-2	43105688	42851974	42748483	42902048	0.43	cps
Krypton	83-1	233	227	307	256	17.37	cps

Reviewed By:Mohan
On:12/25/2024 3:49:22 AM
Inst Id :P7

LB Number :	LB134068	Operator :	Jaswal
Lab Sample ID :	P5154-15DLX2	Instrumnet Name :	P7
Client Sample ID :	ME28Q3	Dilution Factor :	2
Date & Time Acquired :	2024-12-23 16:30:41	DataFile Name :	091SMPL.d

Parameter	Mass	CPS1	CPS2	CPS3	CPSMean	CPSRSD	Units
Lead	206-1	9371056	9547004	9545229	9487763	1.07	cps
Lead	207-1	7842250	8117067	7906809	7955375	1.81	cps
Lead	208-1	36345207	37321393	36897775	36854791	1.33	cps
Lithium	6-1	1710308	1725854	1718033	1718065	0.45	cps
Magnesium	24-2	3786354	3727131	3694846	3736110	1.24	cps
Manganese	55-2	28907104	28852952	28933911	28897989	0.14	cps
Molybdenum	94-1	53735	55100	54006	54280	1.33	cps
Molybdenum	95-1	69504	69819	71061	70128	1.17	cps
Molybdenum	96-1	87181	87442	87999	87541	0.48	cps
Molybdenum	97-1	44110	44277	43722	44036	0.65	cps
Molybdenum	98-1	112952	113006	112452	112803	0.27	cps
Neodymium	150-1	14915	14868	14501	14761	1.53	cps
Neodymium	150-2	8850	8706	8893	8816	1.11	cps
Nickel	60-2	298443	297971	297228	297881	0.21	cps
Phosphorus	31-2	7999	7949	8279	8076	2.20	cps
Potassium	39-2	564048	565788	561975	563937	0.34	cps
Rhodium	103-1	11099072	11081703	10940939	11040571	0.79	cps
Rhodium	103-2	6607868	6587042	6548969	6581293	0.45	cps
Scandium	45-1	6652964	6634746	6579489	6622400	0.58	cps
Scandium	45-2	558851	559388	556106	558115	0.32	cps
Selenium	82-1	252	236	190	226	14.33	cps
Selenium	77-2	33	30	37	33	10.01	cps
Selenium	78-2	503	510	507	507	0.66	cps
Silicon	28-1	19879518	20002520	20073446	19985161	0.49	cps
Silver	107-1	46330	46815	46277	46474	0.64	cps
Silver	109-1	44632	44552	44274	44486	0.42	cps
Sodium	23-2	263254	262827	264326	263469	0.29	cps
Strontium	86-1	278866	284853	284751	282823	1.21	cps
Strontium	88-1	2490467	2561626	2528294	2526796	1.41	cps
Sulfur	34-1	223984	225908	225015	224969	0.43	cps
Terbium	159-1	15004944	15187138	14902009	15031364	0.96	cps
Terbium	159-2	10152198	10365599	10198333	10238710	1.10	cps
Thallium	203-1	15886	15856	15899	15880	0.14	cps
Thallium	205-1	37529	38635	38257	38140	1.47	cps
Tin	118-1	95765	96067	96567	96133	0.42	cps
Titanium	47-1	479217	487880	485212	484103	0.92	cps

Reviewed By:Mohan
On:12/25/2024 3:49:22 AM
Inst Id :P7

LB Number :	LB134068	Operator :	Jaswal
Lab Sample ID :	P5154-15DLX2	Instrumnet Name :	P7
Client Sample ID :	ME28Q3	Dilution Factor :	2
Date & Time Acquired :	2024-12-23 16:30:41	DataFile Name :	091SMPL.d

Parameter	Mass	CPS1	CPS2	CPS3	CPSMean	CPSRSD	Units
Uranium	238-1	15586	15616	15482	15561	0.45	cps
Vanadium	51-2	145126	143743	143777	144215	0.55	cps
Yttrium	89-1	14118412	14505894	14265961	14296756	1.37	cps
Yttrium	89-2	3746200	3745368	3708526	3733364	0.58	cps
Zinc	66-2	2600987	2599473	2559284	2586581	0.91	cps
Zirconium	90-1	37063	38250	38216	37843	1.78	cps
Zirconium	91-1	8690	8349	8309	8449	2.47	cps

Reviewed By:Mohan
On:12/25/2024 3:49:22 AM
Inst Id :P7

LB Number :	LB134068	Operator :	Jaswal
Lab Sample ID :	P5154-16DLX2	Instrumnet Name :	P7
Client Sample ID :	ME28Q4	Dilution Factor :	2
Date & Time Acquired :	2024-12-23 16:33:45	DataFile Name :	092SMPL.d

Parameter	Mass	CPS1	CPS2	CPS3	CPSMean	CPSRSD	Units
Aluminium	27-2	1392913	1401775	1388213	1394300	0.49	cps
Antimony	121-1	22778	22875	22604	22753	0.60	cps
Arsenic	75-2	9793	9496	9560	9617	1.63	cps
Barium	135-1	397352	400971	402369	400231	0.65	cps
Barium	137-1	690591	697787	693628	694002	0.52	cps
Beryllium	9-1	1433	1413	1390	1412	1.54	cps
Bismuth	209-1	9537286	9250976	9283983	9357415	1.67	cps
Bismuth	209-2	7791638	7815135	7793907	7800227	0.17	cps
Bromine	81-1	17193	17284	16753	17077	1.66	cps
Bromine	81-2	620	600	567	596	4.52	cps
Cadmium	108-1	1733	2097	1753	1861	10.97	cps
Cadmium	106-1	6251	5941	6218	6137	2.77	cps
Cadmium	111-1	17516	16972	17789	17426	2.39	cps
Calcium	43-1	1738273	1758664	1751420	1749453	0.59	cps
Calcium	44-1	28017873	28288507	27853790	28053390	0.78	cps
Carbon	12-1						cps
Carbon	12-2						cps
Chlorine	35-1						cps
Chlorine	35-2						cps
Chromium	52-2	1360969	1369697	1336164	1355610	1.28	cps
Cobalt	59-2	60602	58644	59808	59685	1.65	cps
Copper	63-2	345084	346057	345253	345465	0.15	cps
Dysprosium	156-1	9320	9343	9620	9428	1.77	cps
Dysprosium	156-2	7992	8146	8086	8075	0.96	cps
Erbium	164-1	9844	9814	9733	9797	0.58	cps
Erbium	164-2	7075	6938	7169	7061	1.64	cps
Gadolinium	160-1	9313	9113	9026	9151	1.61	cps
Gadolinium	160-2	7205	7135	7192	7177	0.52	cps
Holmium	165-1	14356193	14443234	14373254	14390894	0.32	cps
Holmium	165-2	10197504	10337007	10295354	10276622	0.70	cps
Indium	115-1	11998878	12022866	11865409	11962384	0.71	cps
Indium	115-2	4294662	4253290	4288104	4278685	0.52	cps
Iron	56-2	772186788	765482042	768341589	768670140	0.44	cps
Iron	57-2	18871922	18965045	18699813	18845593	0.71	cps
Iron	54-2	41745415	41409044	40977217	41377225	0.93	cps
Krypton	83-1	213	247	327	262	22.21	cps

Reviewed By:Mohan
On:12/25/2024 3:49:22 AM
Inst Id :P7

LB Number :	LB134068	Operator :	Jaswal
Lab Sample ID :	P5154-16DLX2	Instrumnet Name :	P7
Client Sample ID :	ME28Q4	Dilution Factor :	2
Date & Time Acquired :	2024-12-23 16:33:45	DataFile Name :	092SMPL.d

Parameter	Mass	CPS1	CPS2	CPS3	CPSMean	CPSRSD	Units
Lead	206-1	27766453	27636961	27130361	27511258	1.22	cps
Lead	207-1	23525301	23608015	23740324	23624547	0.46	cps
Lead	208-1	108652322	108682564	108646943	108660609	0.02	cps
Lithium	6-1	1728554	1659074	1690969	1692866	2.05	cps
Magnesium	24-2	4561824	4551128	4535837	4549596	0.29	cps
Manganese	55-2	22412847	22526495	22126166	22355169	0.92	cps
Molybdenum	94-1	47396	48734	48202	48111	1.40	cps
Molybdenum	95-1	60966	60939	62064	61323	1.05	cps
Molybdenum	96-1	76860	77742	76033	76878	1.11	cps
Molybdenum	97-1	37745	38227	38166	38046	0.69	cps
Molybdenum	98-1	97365	98086	97482	97644	0.40	cps
Neodymium	150-1	15362	15505	14714	15194	2.77	cps
Neodymium	150-2	9276	9196	9260	9244	0.46	cps
Nickel	60-2	268324	266875	268598	267932	0.35	cps
Phosphorus	31-2	7759	7519	7345	7541	2.75	cps
Potassium	39-2	625302	621065	621128	622498	0.39	cps
Rhodium	103-1	11021979	10814721	10925008	10920569	0.95	cps
Rhodium	103-2	6586621	6539355	6524898	6550291	0.49	cps
Scandium	45-1	6667889	6482260	6549303	6566484	1.43	cps
Scandium	45-2	552810	547262	547272	549114	0.58	cps
Selenium	82-1	304	245	176	241	26.56	cps
Selenium	77-2	33	40	37	37	9.10	cps
Selenium	78-2	427	430	493	450	8.35	cps
Silicon	28-1	20567902	20344192	20115508	20342534	1.11	cps
Silver	107-1	43358	43274	43475	43369	0.23	cps
Silver	109-1	41248	41687	40918	41284	0.93	cps
Sodium	23-2	279406	278083	277564	278351	0.34	cps
Strontium	86-1	294121	294964	293469	294185	0.25	cps
Strontium	88-1	2677542	2641979	2650567	2656696	0.70	cps
Sulfur	34-1	233613	235775	235853	235080	0.54	cps
Terbium	159-1	15002654	14868736	14633516	14834969	1.26	cps
Terbium	159-2	9955040	10232094	10280032	10155722	1.73	cps
Thallium	203-1	13890	13684	13734	13769	0.78	cps
Thallium	205-1	32071	32709	32352	32377	0.99	cps
Tin	118-1	93078	94594	93830	93834	0.81	cps
Titanium	47-1	322211	322381	317193	320595	0.92	cps

Reviewed By:Mohan
On:12/25/2024 3:49:22 AM
Inst Id :P7

LB Number :	LB134068	Operator :	Jaswal
Lab Sample ID :	P5154-16DLX2	Instrumnet Name :	P7
Client Sample ID :	ME28Q4	Dilution Factor :	2
Date & Time Acquired :	2024-12-23 16:33:45	DataFile Name :	092SMPL.d

Parameter	Mass	CPS1	CPS2	CPS3	CPSMean	CPSRSD	Units
Uranium	238-1	17448	17936	17905	17763	1.54	cps
Vanadium	51-2	119437	119014	119011	119154	0.21	cps
Yttrium	89-1	14456630	14323198	14188788	14322872	0.94	cps
Yttrium	89-2	3741244	3737853	3678514	3719203	0.95	cps
Zinc	66-2	12221997	12168578	12094291	12161622	0.53	cps
Zirconium	90-1	35092	35954	34577	35208	1.98	cps
Zirconium	91-1	7845	7926	7735	7835	1.22	cps

Reviewed By:Mohan
On:12/25/2024 3:49:22 AM
Inst Id :P7

LB Number :	LB134068	Operator :	Jaswal
Lab Sample ID :	P5154-17DLX2	Instrumnet Name :	P7
Client Sample ID :	ME28Q4D	Dilution Factor :	2
Date & Time Acquired :	2024-12-23 16:36:52	DataFile Name :	093SMPL.d

Parameter	Mass	CPS1	CPS2	CPS3	CPSMean	CPSRSD	Units
Aluminium	27-2	1386003	1365703	1379069	1376925	0.75	cps
Antimony	121-1	22665	21676	22341	22227	2.27	cps
Arsenic	75-2	9166	9173	9093	9144	0.49	cps
Barium	135-1	399141	398126	397041	398102	0.26	cps
Barium	137-1	690797	688166	684695	687886	0.44	cps
Beryllium	9-1	1540	1377	1397	1438	6.20	cps
Bismuth	209-1	9295097	9318906	9157863	9257288	0.94	cps
Bismuth	209-2	7831951	7814739	7872742	7839811	0.38	cps
Bromine	81-1	17334	17594	16806	17245	2.33	cps
Bromine	81-2	613	560	633	602	6.29	cps
Cadmium	108-1	1947	1780	1843	1857	4.53	cps
Cadmium	106-1	5881	5938	6145	5988	2.32	cps
Cadmium	111-1	16904	17411	17839	17385	2.69	cps
Calcium	43-1	1770602	1752177	1738588	1753789	0.92	cps
Calcium	44-1	28300271	28208821	27802098	28103730	0.94	cps
Carbon	12-1						cps
Carbon	12-2						cps
Chlorine	35-1						cps
Chlorine	35-2						cps
Chromium	52-2	1383689	1351409	1348907	1361335	1.43	cps
Cobalt	59-2	59072	59333	59219	59208	0.22	cps
Copper	63-2	344523	344028	344160	344237	0.07	cps
Dysprosium	156-1	9390	9286	9593	9423	1.66	cps
Dysprosium	156-2	8049	8212	7896	8052	1.97	cps
Erbium	164-1	10220	9507	10090	9939	3.83	cps
Erbium	164-2	7042	7252	7492	7262	3.10	cps
Gadolinium	160-1	9507	9183	9303	9331	1.75	cps
Gadolinium	160-2	7465	7202	7135	7267	2.40	cps
Holmium	165-1	14389362	14340599	14361416	14363792	0.17	cps
Holmium	165-2	10080057	10274175	10133891	10162708	0.99	cps
Indium	115-1	11933532	11901956	11756732	11864073	0.79	cps
Indium	115-2	4242412	4200216	4214845	4219158	0.51	cps
Iron	56-2	761349189	768108122	764177935	764545082	0.44	cps
Iron	57-2	18820752	18967330	18712341	18833474	0.68	cps
Iron	54-2	40783284	41983410	41451106	41405933	1.45	cps
Krypton	83-1	307	243	237	262	14.73	cps

Reviewed By:Mohan
On:12/25/2024 3:49:22 AM
Inst Id :P7

LB Number :	LB134068	Operator :	Jaswal
Lab Sample ID :	P5154-17DLX2	Instrumnet Name :	P7
Client Sample ID :	ME28Q4D	Dilution Factor :	2
Date & Time Acquired :	2024-12-23 16:36:52	DataFile Name :	093SMPL.d

Parameter	Mass	CPS1	CPS2	CPS3	CPSMean	CPSRSD	Units
Lead	206-1	27873989	27695555	27574044	27714529	0.54	cps
Lead	207-1	23765320	23656939	23404495	23608918	0.78	cps
Lead	208-1	109231403	109550497	107968663	108916854	0.77	cps
Lithium	6-1	1703280	1702712	1700697	1702230	0.08	cps
Magnesium	24-2	4487754	4514808	4496057	4499540	0.31	cps
Manganese	55-2	21949048	22414766	22185025	22182946	1.05	cps
Molybdenum	94-1	48988	49209	47988	48729	1.33	cps
Molybdenum	95-1	61217	61331	60658	61069	0.59	cps
Molybdenum	96-1	77132	76525	76093	76583	0.68	cps
Molybdenum	97-1	37769	38798	37715	38094	1.60	cps
Molybdenum	98-1	98338	98469	98093	98300	0.19	cps
Neodymium	150-1	15021	15328	15035	15128	1.15	cps
Neodymium	150-2	9753	9477	9063	9431	3.68	cps
Nickel	60-2	267675	268901	267608	268061	0.27	cps
Phosphorus	31-2	7492	7355	7098	7315	2.73	cps
Potassium	39-2	616864	622258	614876	617999	0.62	cps
Rhodium	103-1	11014190	10893550	10915183	10940974	0.59	cps
Rhodium	103-2	6521108	6428716	6466052	6471959	0.72	cps
Scandium	45-1	6608932	6538722	6454106	6533920	1.19	cps
Scandium	45-2	547659	545860	545291	546270	0.23	cps
Selenium	82-1	179	226	218	207	12.19	cps
Selenium	77-2	27	27	40	31	24.74	cps
Selenium	78-2	470	523	493	496	5.40	cps
Silicon	28-1	20450622	20355711	20091057	20299130	0.92	cps
Silver	107-1	43324	42258	43104	42895	1.31	cps
Silver	109-1	41355	41041	41232	41209	0.38	cps
Sodium	23-2	274605	276420	274042	275022	0.45	cps
Strontium	86-1	298575	297559	295178	297104	0.59	cps
Strontium	88-1	2695222	2635587	2651272	2660694	1.16	cps
Sulfur	34-1	234651	231505	230198	232118	0.99	cps
Terbium	159-1	14865920	14806734	14867084	14846579	0.23	cps
Terbium	159-2	10232244	10202915	9987486	10140882	1.32	cps
Thallium	203-1	14211	13100	13350	13554	4.30	cps
Thallium	205-1	32753	33047	32308	32703	1.14	cps
Tin	118-1	93913	94541	93940	94131	0.38	cps
Titanium	47-1	321670	322934	320172	321592	0.43	cps

Reviewed By:Mohan
On:12/25/2024 3:49:22 AM
Inst Id :P7

LB Number :	LB134068	Operator :	Jaswal
Lab Sample ID :	P5154-17DLX2	Instrumnet Name :	P7
Client Sample ID :	ME28Q4D	Dilution Factor :	2
Date & Time Acquired :	2024-12-23 16:36:52	DataFile Name :	093SMPL.d

Parameter	Mass	CPS1	CPS2	CPS3	CPSMean	CPSRSD	Units
Uranium	238-1	18196	17889	17952	18012	0.90	cps
Vanadium	51-2	118739	118433	118850	118674	0.18	cps
Yttrium	89-1	14342711	14246431	14169780	14252974	0.61	cps
Yttrium	89-2	3757937	3684839	3679622	3707466	1.18	cps
Zinc	66-2	12065131	12020349	12069139	12051540	0.22	cps
Zirconium	90-1	34841	36295	35610	35582	2.04	cps
Zirconium	91-1	7792	7842	8132	7922	2.32	cps

Reviewed By:Mohan
On:12/25/2024 3:49:22 AM
Inst Id :P7

LB Number :	LB134068	Operator :	Jaswal
Lab Sample ID :	P5154-16LDLX10	Instrumnet Name :	P7
Client Sample ID :	ME28Q4L	Dilution Factor :	10
Date & Time Acquired :	2024-12-23 16:40:05	DataFile Name :	094SMPL.d

Parameter	Mass	CPS1	CPS2	CPS3	CPSMean	CPSRSD	Units
Aluminium	27-2	269113	269564	269575	269417	0.10	cps
Antimony	121-1	4387	4381	4454	4407	0.92	cps
Arsenic	75-2	1873	1807	1803	1828	2.16	cps
Barium	135-1	78692	79282	79303	79092	0.44	cps
Barium	137-1	136979	137483	137355	137272	0.19	cps
Beryllium	9-1	277	320	330	309	9.18	cps
Bismuth	209-1	8862395	8568633	8503159	8644729	2.21	cps
Bismuth	209-2	7415898	7328051	7203658	7315869	1.46	cps
Bromine	81-1	15321	15255	14984	15187	1.17	cps
Bromine	81-2	220	197	207	208	5.63	cps
Cadmium	108-1	350	427	450	409	12.79	cps
Cadmium	106-1	3821	3824	3877	3841	0.83	cps
Cadmium	111-1	5486	5205	5283	5325	2.73	cps
Calcium	43-1	356259	359826	362550	359545	0.88	cps
Calcium	44-1	5484937	5563027	5405983	5484649	1.43	cps
Carbon	12-1						cps
Carbon	12-2						cps
Chlorine	35-1						cps
Chlorine	35-2						cps
Chromium	52-2	267021	265491	266081	266198	0.29	cps
Cobalt	59-2	12272	11588	11788	11883	2.96	cps
Copper	63-2	73868	74048	74159	74025	0.20	cps
Dysprosium	156-1	1880	1850	1873	1868	0.84	cps
Dysprosium	156-2	1543	1630	1633	1602	3.18	cps
Erbium	164-1	1937	1953	2017	1969	2.14	cps
Erbium	164-2	1330	1487	1357	1391	6.03	cps
Gadolinium	160-1	1850	1817	1763	1810	2.42	cps
Gadolinium	160-2	1853	1747	1847	1816	3.29	cps
Holmium	165-1	14454215	14036220	13918373	14136269	1.99	cps
Holmium	165-2	10228443	10138752	9932185	10099793	1.50	cps
Indium	115-1	12133745	11896937	11673158	11901280	1.94	cps
Indium	115-2	4277502	4267542	4256512	4267185	0.25	cps
Iron	56-2	153975604	154042261	153070351	153696072	0.35	cps
Iron	57-2	3769051	3731912	3712315	3737760	0.77	cps
Iron	54-2	8348347	8277150	8292804	8306100	0.45	cps
Krypton	83-1	190	260	260	237	17.08	cps

Reviewed By:Mohan
On:12/25/2024 3:49:22 AM
Inst Id :P7

LB Number :	LB134068	Operator :	Jaswal
Lab Sample ID :	P5154-16LDLX10	Instrumnet Name :	P7
Client Sample ID :	ME28Q4L	Dilution Factor :	10
Date & Time Acquired :	2024-12-23 16:40:05	DataFile Name :	094SMPL.d

Parameter	Mass	CPS1	CPS2	CPS3	CPSMean	CPSRSD	Units
Lead	206-1	5560756	5465419	5452405	5492860	1.08	cps
Lead	207-1	4742826	4717725	4726393	4728981	0.27	cps
Lead	208-1	21849413	21690246	21598334	21712664	0.59	cps
Lithium	6-1	1742675	1692276	1671695	1702215	2.15	cps
Magnesium	24-2	881945	875241	874687	877291	0.46	cps
Manganese	55-2	4454652	4456169	4444793	4451871	0.14	cps
Molybdenum	94-1	9713	9607	9823	9714	1.12	cps
Molybdenum	95-1	11885	12192	12038	12038	1.27	cps
Molybdenum	96-1	15368	15442	14798	15202	2.32	cps
Molybdenum	97-1	7025	7555	7505	7362	3.98	cps
Molybdenum	98-1	18809	19350	19623	19261	2.15	cps
Neodymium	150-1	2857	2957	3024	2946	2.85	cps
Neodymium	150-2	1760	1973	1857	1863	5.73	cps
Nickel	60-2	54883	54676	53736	54432	1.12	cps
Phosphorus	31-2	1477	1613	1607	1566	4.92	cps
Potassium	39-2	161462	161338	163666	162155	0.81	cps
Rhodium	103-1	11038454	10754594	10729855	10840968	1.58	cps
Rhodium	103-2	6515265	6505616	6519336	6513406	0.11	cps
Scandium	45-1	6491341	6432356	6260152	6394616	1.88	cps
Scandium	45-2	538357	537847	537998	538067	0.05	cps
Selenium	82-1	177	78	62	106	58.61	cps
Selenium	77-2	3	3	3	3	0.00	cps
Selenium	78-2	430	433	497	453	8.29	cps
Silicon	28-1	4609752	4648668	4691331	4649917	0.88	cps
Silver	107-1	8272	8366	9010	8549	4.69	cps
Silver	109-1	8342	8312	8119	8258	1.47	cps
Sodium	23-2	76421	76324	76683	76476	0.24	cps
Strontium	86-1	58800	58325	57990	58372	0.70	cps
Strontium	88-1	503649	507712	504830	505397	0.41	cps
Sulfur	34-1	191451	190599	191801	191284	0.32	cps
Terbium	159-1	14888208	14371240	14722106	14660518	1.80	cps
Terbium	159-2	10185621	9917880	10023144	10042215	1.34	cps
Thallium	203-1	2940	2970	2777	2896	3.59	cps
Thallium	205-1	6952	6979	6825	6918	1.18	cps
Tin	118-1	19550	19513	19877	19647	1.02	cps
Titanium	47-1	62542	62890	63000	62811	0.38	cps

Reviewed By:Mohan
On:12/25/2024 3:49:22 AM
Inst Id :P7

LB Number :	LB134068	Operator :	Jaswal
Lab Sample ID :	P5154-16LDLX10	Instrumnet Name :	P7
Client Sample ID :	ME28Q4L	Dilution Factor :	10
Date & Time Acquired :	2024-12-23 16:40:05	DataFile Name :	094SMPL.d

Parameter	Mass	CPS1	CPS2	CPS3	CPSMean	CPSRSD	Units
Uranium	238-1	3464	3831	3287	3527	7.86	cps
Vanadium	51-2	23028	23502	23111	23213	1.09	cps
Yttrium	89-1	14159346	13710650	13561111	13810369	2.25	cps
Yttrium	89-2	3601796	3558286	3592227	3584103	0.64	cps
Zinc	66-2	2475501	2464370	2439802	2459891	0.74	cps
Zirconium	90-1	7242	7055	7189	7162	1.34	cps
Zirconium	91-1	1653	1650	1647	1650	0.20	cps

Reviewed By:Mohan
On:12/25/2024 3:49:22 AM
Inst Id :P7

LB Number :	LB134068	Operator :	Jaswal
Lab Sample ID :	P5154-18DLX2	Instrumnet Name :	P7
Client Sample ID :	ME28Q4S	Dilution Factor :	2
Date & Time Acquired :	2024-12-23 16:43:13	DataFile Name :	095SMPL.d

Parameter	Mass	CPS1	CPS2	CPS3	CPSMean	CPSRSD	Units
Aluminium	27-2	1414713	1440900	1386859	1414157	1.91	cps
Antimony	121-1	154578	156427	158243	156416	1.17	cps
Arsenic	75-2	12652	11938	12075	12222	3.10	cps
Barium	135-1	1049685	1059983	1055007	1054892	0.49	cps
Barium	137-1	1920669	1968922	1929097	1939563	1.33	cps
Beryllium	9-1	9286	9149	9396	9277	1.33	cps
Bismuth	209-1	9377617	9312829	9247479	9312641	0.70	cps
Bismuth	209-2	6854703	7634258	7851827	7446929	7.04	cps
Bromine	81-1	16222	16730	16750	16567	1.80	cps
Bromine	81-2	580	593	660	611	7.01	cps
Cadmium	108-1	3030	3034	3250	3105	4.06	cps
Cadmium	106-1	7642	7629	7889	7720	1.90	cps
Cadmium	111-1	34332	34116	35008	34485	1.35	cps
Calcium	43-1	1719947	1725594	1751548	1732363	0.97	cps
Calcium	44-1	27385593	27228316	27557982	27390630	0.60	cps
Carbon	12-1						cps
Carbon	12-2						cps
Chlorine	35-1						cps
Chlorine	35-2						cps
Chromium	52-2	1450823	1443006	1443880	1445903	0.30	cps
Cobalt	59-2	489767	484626	480493	484962	0.96	cps
Copper	63-2	491520	484809	480095	485475	1.18	cps
Dysprosium	156-1	9460	9253	9647	9453	2.08	cps
Dysprosium	156-2	8099	8046	7989	8045	0.68	cps
Erbium	164-1	9867	9900	10254	10007	2.14	cps
Erbium	164-2	7392	7145	6862	7133	3.72	cps
Gadolinium	160-1	9457	9253	8940	9216	2.83	cps
Gadolinium	160-2	7582	7162	7322	7355	2.88	cps
Holmium	165-1	14608701	14623360	14389972	14540678	0.90	cps
Holmium	165-2	8920321	9869410	10180271	9656667	6.80	cps
Indium	115-1	11709508	12014989	11740988	11821828	1.42	cps
Indium	115-2	3660556	4053411	4186811	3966926	6.90	cps
Iron	56-2	765133082	756038522	756777589	759316398	0.67	cps
Iron	57-2	18786634	18495748	18350811	18544398	1.20	cps
Iron	54-2	41295264	41096553	40199804	40863874	1.43	cps
Krypton	83-1	260	267	230	252	7.74	cps

Reviewed By:Mohan
On:12/25/2024 3:49:22 AM
Inst Id :P7

LB Number :	LB134068	Operator :	Jaswal
Lab Sample ID :	P5154-18DLX2	Instrumnet Name :	P7
Client Sample ID :	ME28Q4S	Dilution Factor :	2
Date & Time Acquired :	2024-12-23 16:43:13	DataFile Name :	095SMPL.d

Parameter	Mass	CPS1	CPS2	CPS3	CPSMean	CPSRSD	Units
Lead	206-1	27266265	27495480	27383222	27381656	0.42	cps
Lead	207-1	23546584	23259259	23335381	23380408	0.64	cps
Lead	208-1	107989112	107992870	107724476	107902153	0.14	cps
Lithium	6-1	1735893	1741561	1727215	1734889	0.42	cps
Magnesium	24-2	4498022	4465593	4477786	4480467	0.37	cps
Manganese	55-2	22333295	22157491	22150187	22213658	0.47	cps
Molybdenum	94-1	47115	47838	47309	47421	0.79	cps
Molybdenum	95-1	59413	60491	60400	60102	0.99	cps
Molybdenum	96-1	74050	75805	75909	75254	1.39	cps
Molybdenum	97-1	36412	38009	37414	37279	2.17	cps
Molybdenum	98-1	94372	95476	96751	95533	1.25	cps
Neodymium	150-1	15175	15355	15005	15178	1.15	cps
Neodymium	150-2	9450	8900	8789	9046	3.91	cps
Nickel	60-2	373274	372342	365433	370349	1.16	cps
Phosphorus	31-2	7105	7429	7332	7288	2.28	cps
Potassium	39-2	615159	612121	604954	610745	0.86	cps
Rhodium	103-1	10802754	10913604	10768384	10828247	0.70	cps
Rhodium	103-2	5629366	6197104	6514792	6113754	7.34	cps
Scandium	45-1	6475154	6470838	6425769	6457254	0.42	cps
Scandium	45-2	472888	517386	537811	509362	6.52	cps
Selenium	82-1	2435	2392	2352	2393	1.75	cps
Selenium	77-2	313	283	230	276	15.32	cps
Selenium	78-2	1287	1247	1217	1250	2.81	cps
Silicon	28-1	19886997	19940805	20059300	19962367	0.44	cps
Silver	107-1	125393	129121	126535	127016	1.50	cps
Silver	109-1	122148	123124	121900	122391	0.53	cps
Sodium	23-2	273587	269076	268781	270481	1.00	cps
Strontium	86-1	287557	292642	292404	290868	0.99	cps
Strontium	88-1	2601350	2622083	2647263	2623565	0.88	cps
Sulfur	34-1	229484	231281	229487	230084	0.45	cps
Terbium	159-1	14755624	14928016	14703555	14795731	0.79	cps
Terbium	159-2	8765779	9626818	10044850	9479149	6.88	cps
Thallium	203-1	72917	73044	74485	73482	1.19	cps
Thallium	205-1	171014	174301	174409	173241	1.11	cps
Tin	118-1	90750	92927	92967	92215	1.38	cps
Titanium	47-1	312632	317060	317775	315823	0.88	cps

Reviewed By:Mohan
On:12/25/2024 3:49:22 AM
Inst Id :P7

LB Number :	LB134068	Operator :	Jaswal
Lab Sample ID :	P5154-18DLX2	Instrumnet Name :	P7
Client Sample ID :	ME28Q4S	Dilution Factor :	2
Date & Time Acquired :	2024-12-23 16:43:13	DataFile Name :	095SMPL.d

Parameter	Mass	CPS1	CPS2	CPS3	CPSMean	CPSRSD	Units
Uranium	238-1	17622	18233	17882	17912	1.71	cps
Vanadium	51-2	362362	356835	350815	356671	1.62	cps
Yttrium	89-1	13980367	14109120	14074185	14054557	0.47	cps
Yttrium	89-2	3186275	3471005	3671422	3442901	7.08	cps
Zinc	66-2	12296490	11986921	11761601	12015004	2.24	cps
Zirconium	90-1	33775	34373	34708	34285	1.38	cps
Zirconium	91-1	7585	7755	7765	7702	1.31	cps

Reviewed By:Mohan
On:12/25/2024 3:49:22 AM
Inst Id :P7

LB Number :	LB134068	Operator :	Jaswal
Lab Sample ID :	CCV046	Instrumnet Name :	P7
Client Sample ID :	CCV046	Dilution Factor :	1
Date & Time Acquired :	2024-12-23 16:46:17	DataFile Name :	096CCV.d

Parameter	Mass	CPS1	CPS2	CPS3	CPSMean	CPSRSD	Units
Aluminium	27-2	12342824	12341149	12417342	12367105	0.35	cps
Antimony	121-1	5818610	5793544	5747713	5786622	0.62	cps
Arsenic	75-2	267211	267646	268294	267717	0.20	cps
Barium	135-1	7623952	7501186	7449964	7525034	1.19	cps
Barium	137-1	12909771	12754154	12691434	12785120	0.88	cps
Beryllium	9-1	675845	676637	673574	675352	0.24	cps
Bismuth	209-1	7693905	7678150	7567202	7646419	0.90	cps
Bismuth	209-2	6368742	6381875	6404706	6385108	0.29	cps
Bromine	81-1	12946	12515	13116	12859	2.41	cps
Bromine	81-2	137	93	137	122	20.47	cps
Cadmium	108-1	103150	103120	101109	102459	1.14	cps
Cadmium	106-1	146698	145170	144945	145604	0.66	cps
Cadmium	111-1	1374231	1362972	1355948	1364383	0.68	cps
Calcium	43-1	7708151	7561468	7444340	7571319	1.75	cps
Calcium	44-1	122737102	120103342	119718942	120853128	1.36	cps
Carbon	12-1						cps
Carbon	12-2						cps
Chlorine	35-1						cps
Chlorine	35-2						cps
Chromium	52-2	2137672	2115483	2160482	2137879	1.05	cps
Cobalt	59-2	3330958	3363080	3364528	3352855	0.57	cps
Copper	63-2	23585649	23840423	23500655	23642242	0.75	cps
Dysprosium	156-1	257	240	270	256	5.88	cps
Dysprosium	156-2	480	470	467	472	1.47	cps
Erbium	164-1	260	263	270	264	1.93	cps
Erbium	164-2	190	160	287	212	31.19	cps
Gadolinium	160-1	207	300	280	262	18.74	cps
Gadolinium	160-2	587	570	630	596	5.20	cps
Holmium	165-1	13641063	13505354	13421381	13522599	0.82	cps
Holmium	165-2	9445087	9598525	9422631	9488748	1.01	cps
Indium	115-1	10398146	10254694	10299346	10317395	0.71	cps
Indium	115-2	3642666	3651408	3701555	3665210	0.87	cps
Iron	56-2	508297326	514270206	507115592	509894375	0.75	cps
Iron	57-2	12499894	12567149	12675866	12580970	0.71	cps
Iron	54-2	27562550	27362117	27210655	27378441	0.64	cps
Krypton	83-1	197	160	213	190	14.36	cps

LB Number :	LB134068	Operator :	Jaswal
Lab Sample ID :	CCV046	Instrumnet Name :	P7
Client Sample ID :	CCV046	Dilution Factor :	1
Date & Time Acquired :	2024-12-23 16:46:17	DataFile Name :	096CCV.d

Parameter	Mass	CPS1	CPS2	CPS3	CPSMean	CPSRSD	Units
Lead	206-1	21692934	21883023	22005287	21860415	0.72	cps
Lead	207-1	19659690	19765470	19841300	19755487	0.46	cps
Lead	208-1	88400417	89912404	89841338	89384719	0.95	cps
Lithium	6-1	1631699	1609404	1643453	1628185	1.06	cps
Magnesium	24-2	95863982	95417699	95594015	95625232	0.24	cps
Manganese	55-2	17225560	17296460	17095306	17205775	0.59	cps
Molybdenum	94-1	20247914	20142020	19925939	20105291	0.82	cps
Molybdenum	95-1	29172479	29046652	28714067	28977733	0.82	cps
Molybdenum	96-1	32052015	31649360	31568615	31756663	0.82	cps
Molybdenum	97-1	18265276	18148602	17891033	18101637	1.06	cps
Molybdenum	98-1	47067796	46916163	45685416	46556458	1.63	cps
Neodymium	150-1	453	480	417	450	7.07	cps
Neodymium	150-2	177	133	173	161	14.97	cps
Nickel	60-2	793793	791326	795642	793587	0.27	cps
Phosphorus	31-2	108974	108766	107423	108388	0.78	cps
Potassium	39-2	60302249	60231442	60989549	60507747	0.69	cps
Rhodium	103-1	9363310	9108276	8975917	9149168	2.15	cps
Rhodium	103-2	5416703	5424861	5504673	5448746	0.89	cps
Scandium	45-1	5869722	5707804	5708477	5762001	1.62	cps
Scandium	45-2	469185	468784	471244	469738	0.28	cps
Selenium	82-1	83784	82618	82572	82991	0.83	cps
Selenium	77-2	8129	8369	8359	8286	1.64	cps
Selenium	78-2	27846	27970	27612	27809	0.65	cps
Silicon	28-1	3340146	3323748	3315855	3326583	0.37	cps
Silver	107-1	7183797	6944751	6948933	7025827	1.95	cps
Silver	109-1	6819711	6730360	6749691	6766587	0.69	cps
Sodium	23-2	154458378	154501644	156172904	155044309	0.63	cps
Strontium	86-1	1861216	1831985	1855823	1849675	0.84	cps
Strontium	88-1	16295117	15909074	16082125	16095439	1.20	cps
Sulfur	34-1	581617	569625	564895	572046	1.51	cps
Terbium	159-1	13952907	13815384	13760199	13842830	0.72	cps
Terbium	159-2	9439761	9345369	9444530	9409887	0.59	cps
Thallium	203-1	5672185	5625354	5705315	5667618	0.71	cps
Thallium	205-1	13281530	13234004	13397369	13304301	0.63	cps
Tin	118-1	4879437	4826721	4874434	4860197	0.60	cps
Titanium	47-1	7188702	7006969	6946769	7047480	1.79	cps

Reviewed By:Mohan
On:12/25/2024 3:49:22 AM
Inst Id :P7

LB Number :	LB134068	Operator :	Jaswal
Lab Sample ID :	CCV046	Instrumnet Name :	P7
Client Sample ID :	CCV046	Dilution Factor :	1
Date & Time Acquired :	2024-12-23 16:46:17	DataFile Name :	096CCV.d

Parameter	Mass	CPS1	CPS2	CPS3	CPSMean	CPSRSD	Units
Uranium	238-1	17885508	18217268	18094058	18065611	0.93	cps
Vanadium	51-2	1911690	1922196	1928306	1920731	0.44	cps
Yttrium	89-1	12684912	12261647	12390302	12445621	1.74	cps
Yttrium	89-2	3139390	3168652	3216874	3174972	1.23	cps
Zinc	66-2	3951346	3890616	3959758	3933907	0.96	cps
Zirconium	90-1	9920002	9823527	9879245	9874258	0.49	cps
Zirconium	91-1	2196199	2198577	2194318	2196365	0.10	cps

Reviewed By:Mohan
On:12/25/2024 3:49:22 AM
Inst Id :P7

LB Number :	LB134068	Operator :	Jaswal
Lab Sample ID :	CCB046	Instrumnet Name :	P7
Client Sample ID :	CCB046	Dilution Factor :	1
Date & Time Acquired :	2024-12-23 16:48:59	DataFile Name :	097CCBE.d

Parameter	Mass	CPS1	CPS2	CPS3	CPSMean	CPSRSD	Units
Aluminium	27-2	353	263	240	286	20.96	cps
Antimony	121-1	3100	2507	2107	2571	19.44	cps
Arsenic	75-2	7	3	13	8	65.47	cps
Barium	135-1	1183	637	320	713	61.23	cps
Barium	137-1	2167	900	600	1222	68.04	cps
Beryllium	9-1	220	173	133	176	24.71	cps
Bismuth	209-1	8573795	8664597	8464282	8567558	1.17	cps
Bismuth	209-2	7361350	7327572	7227258	7305393	0.95	cps
Bromine	81-1	13666	13536	13757	13653	0.81	cps
Bromine	81-2	177	210	183	190	9.28	cps
Cadmium	108-1	23	7	17	16	53.90	cps
Cadmium	106-1	2897	3057	2984	2979	2.69	cps
Cadmium	111-1	2285	2255	2157	2232	3.00	cps
Calcium	43-1	1730	867	637	1078	53.49	cps
Calcium	44-1	28210	17984	13393	19862	38.19	cps
Carbon	12-1						cps
Carbon	12-2						cps
Chlorine	35-1						cps
Chlorine	35-2						cps
Chromium	52-2	1210	1117	1213	1180	4.65	cps
Cobalt	59-2	150	177	107	144	24.46	cps
Copper	63-2	5771	5841	5554	5722	2.61	cps
Dysprosium	156-1	13	7	3	8	65.47	cps
Dysprosium	156-2	0	10	13	8	89.21	cps
Erbium	164-1	57	50	40	49	17.16	cps
Erbium	164-2	37	33	40	37	9.10	cps
Gadolinium	160-1	33	40	20	31	32.73	cps
Gadolinium	160-2	410	513	430	451	12.15	cps
Holmium	165-1	13865454	14119240	14029300	14004665	0.92	cps
Holmium	165-2	9996046	9944023	9924560	9954876	0.37	cps
Indium	115-1	11343881	11277874	11253889	11291881	0.41	cps
Indium	115-2	4074274	4047313	4039234	4053607	0.45	cps
Iron	56-2	29743	27749	27114	28202	4.86	cps
Iron	57-2	1160	1003	1087	1083	7.24	cps
Iron	54-2	2810	2594	2877	2760	5.37	cps
Krypton	83-1	260	223	250	244	7.75	cps

Reviewed By:Mohan
On:12/25/2024 3:49:22 AM
Inst Id :P7

LB Number :	LB134068	Operator :	Jaswal
Lab Sample ID :	CCB046	Instrumnet Name :	P7
Client Sample ID :	CCB046	Dilution Factor :	1
Date & Time Acquired :	2024-12-23 16:48:59	DataFile Name :	097CCBE.d

Parameter	Mass	CPS1	CPS2	CPS3	CPSMean	CPSRSD	Units
Lead	206-1	4521	2990	2110	3207	38.04	cps
Lead	207-1	4004	2457	1860	2774	39.89	cps
Lead	208-1	18602	11729	8501	12944	39.86	cps
Lithium	6-1	1714251	1722715	1694312	1710426	0.85	cps
Magnesium	24-2	2244	1840	1837	1973	11.85	cps
Manganese	55-2	860	787	730	792	8.23	cps
Molybdenum	94-1	3911	2264	1540	2571	47.25	cps
Molybdenum	95-1	5231	2607	1777	3205	56.26	cps
Molybdenum	96-1	5705	2957	1930	3531	55.27	cps
Molybdenum	97-1	3377	1687	1017	2027	60.01	cps
Molybdenum	98-1	8192	4424	2930	5182	52.33	cps
Neodymium	150-1	3	3	3	3	0.00	cps
Neodymium	150-2	0	13	3	6	124.93	cps
Nickel	60-2	347	270	273	297	14.61	cps
Phosphorus	31-2	97	117	120	111	11.36	cps
Potassium	39-2	47754	48116	47290	47720	0.87	cps
Rhodium	103-1	10018335	10265667	10159064	10147689	1.22	cps
Rhodium	103-2	6179893	6216527	6094326	6163582	1.02	cps
Scandium	45-1	5760763	5860711	5835766	5819080	0.89	cps
Scandium	45-2	488470	487996	485087	487184	0.38	cps
Selenium	82-1	25	58	54	46	39.17	cps
Selenium	77-2	0	3	3	2	86.60	cps
Selenium	78-2	390	397	390	392	0.98	cps
Silicon	28-1	524474	530020	533084	529192	0.82	cps
Silver	107-1	1763	997	693	1151	47.91	cps
Silver	109-1	1467	860	603	977	45.39	cps
Sodium	23-2	30360	29882	28807	29683	2.68	cps
Strontium	86-1	653	540	417	537	22.06	cps
Strontium	88-1	2817	1370	953	1713	57.08	cps
Sulfur	34-1	167217	166254	171160	168210	1.55	cps
Terbium	159-1	14230337	14413281	14196707	14280108	0.82	cps
Terbium	159-2	9813273	9898277	9777785	9829778	0.63	cps
Thallium	203-1	1623	1120	977	1240	27.39	cps
Thallium	205-1	3647	2487	2157	2764	28.32	cps
Tin	118-1	2494	1870	1847	2070	17.72	cps
Titanium	47-1	1173	547	333	684	63.79	cps

Reviewed By:Mohan
On:12/25/2024 3:49:22 AM
Inst Id :P7

LB Number :	LB134068	Operator :	Jaswal
Lab Sample ID :	CCB046	Instrumnet Name :	P7
Client Sample ID :	CCB046	Dilution Factor :	1
Date & Time Acquired :	2024-12-23 16:48:59	DataFile Name :	097CCBE.d

Parameter	Mass	CPS1	CPS2	CPS3	CPSMean	CPSRSD	Units
Uranium	238-1	2497	1290	763	1517	58.59	cps
Vanadium	51-2	43	23	33	33	30.00	cps
Yttrium	89-1	12754766	12811807	12821279	12795951	0.28	cps
Yttrium	89-2	3364456	3384752	3326472	3358560	0.88	cps
Zinc	66-2	467	497	460	474	4.12	cps
Zirconium	90-1	2490	1760	1440	1897	28.38	cps
Zirconium	91-1	617	397	337	450	32.76	cps

Reviewed By:Mohan
On:12/25/2024 3:49:22 AM
Inst Id :P7

LB Number :	LB134068	Operator :	Jaswal
Lab Sample ID :	P5154-16A	Instrumnet Name :	P7
Client Sample ID :	ME28Q4A	Dilution Factor :	1
Date & Time Acquired :	2024-12-23 17:29:12	DataFile Name :	098SMPL.d

Parameter	Mass	CPS1	CPS2	CPS3	CPSMean	CPSRSD	Units
Aluminium	27-2	2997948	2982396	2956550	2978965	0.70	cps
Antimony	121-1	47565	48548	47682	47932	1.12	cps
Arsenic	75-2	20030	19820	19897	19916	0.53	cps
Barium	135-1	841857	845188	838146	841730	0.42	cps
Barium	137-1	1446252	1464453	1459957	1456887	0.65	cps
Beryllium	9-1	2884	2874	2937	2898	1.18	cps
Bismuth	209-1	10169305	10017315	9968490	10051703	1.04	cps
Bismuth	209-2	8659311	8683849	8706762	8683307	0.27	cps
Bromine	81-1	20324	20608	20878	20603	1.34	cps
Bromine	81-2	1053	1007	910	990	7.38	cps
Cadmium	108-1	4231	4127	4044	4134	2.26	cps
Cadmium	106-1	9036	9356	9153	9182	1.76	cps
Cadmium	111-1	33135	34480	34433	34016	2.24	cps
Calcium	43-1	3872500	3906297	3831260	3870019	0.97	cps
Calcium	44-1	61851439	62255484	61919416	62008780	0.35	cps
Carbon	12-1						cps
Carbon	12-2						cps
Chlorine	35-1						cps
Chlorine	35-2						cps
Chromium	52-2	2953245	2954350	2964719	2957438	0.21	cps
Cobalt	59-2	130266	129224	127782	129090	0.97	cps
Copper	63-2	2442897	2407335	2460844	2437025	1.12	cps
Dysprosium	156-1	19881	20201	20558	20214	1.68	cps
Dysprosium	156-2	17004	17087	17324	17138	0.97	cps
Erbium	164-1	21046	20672	21430	21049	1.80	cps
Erbium	164-2	15435	14938	15062	15145	1.71	cps
Gadolinium	160-1	18859	19537	19647	19348	2.20	cps
Gadolinium	160-2	15212	15345	15202	15253	0.53	cps
Holmium	165-1	14848133	14443787	14227003	14506308	2.17	cps
Holmium	165-2	10608540	10436973	10521594	10522369	0.82	cps
Indium	115-1	12447521	12093871	12017691	12186361	1.88	cps
Indium	115-2	4341045	4415559	4321180	4359261	1.14	cps
Iron	56-2	1669988935	1683888988	1676884242	1676920722	0.41	cps
Iron	57-2	41563344	41220077	41376820	41386747	0.42	cps
Iron	54-2	89926899	91376109	90294569	90532525	0.83	cps
Krypton	83-1	227	330	310	289	18.97	cps

LB Number :	LB134068	Operator :	Jaswal
Lab Sample ID :	P5154-16A	Instrumnet Name :	P7
Client Sample ID :	ME28Q4A	Dilution Factor :	1
Date & Time Acquired :	2024-12-23 17:29:12	DataFile Name :	098SMPL.d

Parameter	Mass	CPS1	CPS2	CPS3	CPSMean	CPSRSD	Units
Lead	206-1	57327997	56865329	56940731	57044686	0.44	cps
Lead	207-1	48929976	48656101	48173506	48586528	0.79	cps
Lead	208-1	225415955	224385352	222531122	224110809	0.65	cps
Lithium	6-1	1641021	1618982	1603854	1621285	1.15	cps
Magnesium	24-2	9890062	9763446	9766985	9806831	0.74	cps
Manganese	55-2	48598889	49035033	48923688	48852536	0.46	cps
Molybdenum	94-1	102156	103966	102965	103029	0.88	cps
Molybdenum	95-1	129991	132227	132452	131557	1.03	cps
Molybdenum	96-1	164231	165393	165640	165088	0.46	cps
Molybdenum	97-1	81100	82300	81837	81746	0.74	cps
Molybdenum	98-1	209011	211816	211268	210698	0.71	cps
Neodymium	150-1	32223	32016	32928	32389	1.48	cps
Neodymium	150-2	19817	19197	19998	19671	2.14	cps
Nickel	60-2	1764162	1762859	1748316	1758446	0.50	cps
Phosphorus	31-2	16302	15958	15498	15919	2.53	cps
Potassium	39-2	1250834	1263053	1240964	1251617	0.88	cps
Rhodium	103-1	11234800	11096019	10983310	11104710	1.13	cps
Rhodium	103-2	6683750	6609465	6645116	6646110	0.56	cps
Scandium	45-1	7092065	6945156	6755575	6930932	2.43	cps
Scandium	45-2	570238	574200	568345	570928	0.52	cps
Selenium	82-1	518	397	383	433	17.16	cps
Selenium	77-2	67	90	97	84	18.65	cps
Selenium	78-2	610	667	580	619	7.11	cps
Silicon	28-1	42881187	43415506	43575457	43290717	0.84	cps
Silver	107-1	90238	91422	91717	91126	0.86	cps
Silver	109-1	84823	86583	86586	85997	1.18	cps
Sodium	23-2	572641	563705	561624	565990	1.03	cps
Strontium	86-1	627491	639522	639254	635422	1.08	cps
Strontium	88-1	5761105	5857780	5720963	5779949	1.22	cps
Sulfur	34-1	303504	301743	300357	301868	0.52	cps
Terbium	159-1	15197428	15017751	14796708	15003962	1.34	cps
Terbium	159-2	10460385	10430848	10440387	10443874	0.14	cps
Thallium	203-1	28543	29054	28757	28785	0.89	cps
Thallium	205-1	68669	68102	68076	68282	0.49	cps
Tin	118-1	196701	198772	197460	197644	0.53	cps
Titanium	47-1	696902	712275	700102	703093	1.15	cps

Reviewed By:Mohan
On:12/25/2024 3:49:22 AM
Inst Id :P7

LB Number :	LB134068	Operator :	Jaswal
Lab Sample ID :	P5154-16A	Instrumnet Name :	P7
Client Sample ID :	ME28Q4A	Dilution Factor :	1
Date & Time Acquired :	2024-12-23 17:29:12	DataFile Name :	098SMPL.d

Parameter	Mass	CPS1	CPS2	CPS3	CPSMean	CPSRSD	Units
Uranium	238-1	37021	37302	36406	36910	1.24	cps
Vanadium	51-2	259402	262285	259063	260250	0.68	cps
Yttrium	89-1	14953661	15015756	14627898	14865772	1.40	cps
Yttrium	89-2	3867193	3858162	3865123	3863492	0.12	cps
Zinc	66-2	26203413	25952199	25920200	26025271	0.60	cps
Zirconium	90-1	74213	75158	76080	75150	1.24	cps
Zirconium	91-1	16987	16499	16753	16746	1.46	cps

Reviewed By:Mohan
On:12/25/2024 3:49:22 AM
Inst Id :P7

LB Number :	LB134068	Operator :	Jaswal
Lab Sample ID :	CCV047	Instrumnet Name :	P7
Client Sample ID :	CCV047	Dilution Factor :	1
Date & Time Acquired :	2024-12-23 17:32:11	DataFile Name :	099SMPL.d

Parameter	Mass	CPS1	CPS2	CPS3	CPSMean	CPSRSD	Units
Aluminium	27-2	12176289	12115090	12145281	12145554	0.25	cps
Antimony	121-1	5847208	5860360	5748569	5818712	1.05	cps
Arsenic	75-2	267871	266346	267327	267181	0.29	cps
Barium	135-1	7544024	7532895	7455768	7510896	0.64	cps
Barium	137-1	12865459	12988686	12783836	12879327	0.80	cps
Beryllium	9-1	684453	689621	678683	684252	0.80	cps
Bismuth	209-1	7774759	7683208	7388322	7615430	2.65	cps
Bismuth	209-2	6391344	6398587	6510098	6433343	1.03	cps
Bromine	81-1	14250	13563	12742	13518	5.58	cps
Bromine	81-2	153	117	153	141	15.00	cps
Cadmium	108-1	102136	103100	100287	101841	1.40	cps
Cadmium	106-1	147732	147409	146210	147117	0.55	cps
Cadmium	111-1	1380992	1366288	1361690	1369657	0.74	cps
Calcium	43-1	7842704	7666884	7535546	7681711	2.01	cps
Calcium	44-1	124671718	121941715	120383038	122332157	1.77	cps
Carbon	12-1						cps
Carbon	12-2						cps
Chlorine	35-1						cps
Chlorine	35-2						cps
Chromium	52-2	2146149	2134494	2143772	2141472	0.29	cps
Cobalt	59-2	3338708	3343513	3376936	3353052	0.62	cps
Copper	63-2	23663813	23717305	23579167	23653428	0.29	cps
Dysprosium	156-1	280	307	273	287	6.15	cps
Dysprosium	156-2	407	470	520	466	12.20	cps
Erbium	164-1	250	280	313	281	11.27	cps
Erbium	164-2	197	160	187	181	10.47	cps
Gadolinium	160-1	250	297	287	278	8.85	cps
Gadolinium	160-2	610	623	637	623	2.14	cps
Holmium	165-1	13902932	13638680	13019781	13520464	3.35	cps
Holmium	165-2	9721863	9665036	9571589	9652830	0.79	cps
Indium	115-1	10623946	10439744	10036843	10366844	2.90	cps
Indium	115-2	3676956	3696429	3726310	3699898	0.67	cps
Iron	56-2	507510739	507987712	512067712	509188721	0.49	cps
Iron	57-2	12500491	12461037	12644539	12535356	0.77	cps
Iron	54-2	27140736	27315428	27234179	27230114	0.32	cps
Krypton	83-1	243	197	210	217	11.09	cps

Reviewed By:Mohan
On:12/25/2024 3:49:22 AM
Inst Id :P7

LB Number :	LB134068	Operator :	Jaswal
Lab Sample ID :	CCV047	Instrumnet Name :	P7
Client Sample ID :	CCV047	Dilution Factor :	1
Date & Time Acquired :	2024-12-23 17:32:11	DataFile Name :	099SMPL.d

Parameter	Mass	CPS1	CPS2	CPS3	CPSMean	CPSRSD	Units
Lead	206-1	21893551	22245427	22026698	22055226	0.81	cps
Lead	207-1	19647139	19945295	19768240	19786891	0.76	cps
Lead	208-1	88745422	90083849	89624774	89484682	0.76	cps
Lithium	6-1	1636531	1567544	1535005	1579694	3.28	cps
Magnesium	24-2	96541389	95565689	96851919	96319665	0.70	cps
Manganese	55-2	17155124	17062603	17262984	17160237	0.58	cps
Molybdenum	94-1	20437060	20205096	20045447	20229201	0.97	cps
Molybdenum	95-1	29557626	29341395	28978440	29292487	1.00	cps
Molybdenum	96-1	32149564	32158001	31714665	32007410	0.79	cps
Molybdenum	97-1	18368573	18407223	17962802	18246199	1.35	cps
Molybdenum	98-1	47258084	47307518	46052704	46872769	1.52	cps
Neodymium	150-1	480	417	453	450	7.07	cps
Neodymium	150-2	137	167	123	142	15.60	cps
Nickel	60-2	790496	788219	793025	790580	0.30	cps
Phosphorus	31-2	109437	109615	110321	109791	0.43	cps
Potassium	39-2	60462006	60846704	61144839	60817850	0.56	cps
Rhodium	103-1	9467334	9263146	8775044	9168508	3.88	cps
Rhodium	103-2	5359945	5442038	5407509	5403164	0.76	cps
Scandium	45-1	6091185	5848687	5533147	5824340	4.80	cps
Scandium	45-2	471552	474197	474133	473294	0.32	cps
Selenium	82-1	83363	83159	82990	83171	0.23	cps
Selenium	77-2	8479	8349	8379	8402	0.81	cps
Selenium	78-2	27763	27582	28287	27877	1.31	cps
Silicon	28-1	6617351	6530053	6388148	6511851	1.78	cps
Silver	107-1	7065490	7079346	6979169	7041335	0.77	cps
Silver	109-1	6813761	6750227	6702363	6755450	0.83	cps
Sodium	23-2	154578728	153370874	156472418	154807340	1.01	cps
Strontium	86-1	1901851	1858588	1823805	1861415	2.10	cps
Strontium	88-1	16500812	16312731	15965220	16259588	1.67	cps
Sulfur	34-1	595734	584265	576721	585573	1.63	cps
Terbium	159-1	14136151	13894754	13295618	13775508	3.14	cps
Terbium	159-2	9562525	9461448	9452511	9492161	0.64	cps
Thallium	203-1	5690884	5686345	5644782	5674004	0.45	cps
Thallium	205-1	13516017	13524231	13340979	13460409	0.77	cps
Tin	118-1	4831979	4835120	4805082	4824061	0.34	cps
Titanium	47-1	7204300	7091211	6942887	7079466	1.85	cps

Reviewed By:Mohan
On:12/25/2024 3:49:22 AM
Inst Id :P7

LB Number :	LB134068	Operator :	Jaswal
Lab Sample ID :	CCV047	Instrumnet Name :	P7
Client Sample ID :	CCV047	Dilution Factor :	1
Date & Time Acquired :	2024-12-23 17:32:11	DataFile Name :	099SMPL.d

Parameter	Mass	CPS1	CPS2	CPS3	CPSMean	CPSRSD	Units
Uranium	238-1	17620029	17874015	18010156	17834733	1.11	cps
Vanadium	51-2	1949326	1898126	1891925	1913126	1.65	cps
Yttrium	89-1	13168821	12631931	11955642	12585465	4.83	cps
Yttrium	89-2	3203539	3246315	3217966	3222606	0.68	cps
Zinc	66-2	3902641	3878263	3958554	3913153	1.05	cps
Zirconium	90-1	10139483	9979159	9811345	9976662	1.64	cps
Zirconium	91-1	2246726	2211562	2188050	2215446	1.33	cps

Reviewed By:Mohan
On:12/25/2024 3:49:22 AM
Inst Id :P7

LB Number :	LB134068	Operator :	Jaswal
Lab Sample ID :	CCB047	Instrumnet Name :	P7
Client Sample ID :	CCB047	Dilution Factor :	1
Date & Time Acquired :	2024-12-23 17:34:55	DataFile Name :	100SMPL.d

Parameter	Mass	CPS1	CPS2	CPS3	CPSMean	CPSRSD	Units
Aluminium	27-2	543	410	367	440	20.93	cps
Antimony	121-1	3337	2554	2120	2670	23.10	cps
Arsenic	75-2	7	10	0	6	91.64	cps
Barium	135-1	1740	743	490	991	66.68	cps
Barium	137-1	2820	1447	833	1700	59.85	cps
Beryllium	9-1	267	190	163	207	25.96	cps
Bismuth	209-1	8681122	8438246	8518476	8545948	1.45	cps
Bismuth	209-2	7311131	7234043	7178621	7241265	0.92	cps
Bromine	81-1	12819	13219	13203	13080	1.73	cps
Bromine	81-2	177	173	153	168	7.52	cps
Cadmium	108-1	53	40	10	34	64.43	cps
Cadmium	106-1	3007	2864	2827	2899	3.28	cps
Cadmium	111-1	2508	2133	2089	2243	10.26	cps
Calcium	43-1	1927	1087	817	1277	45.34	cps
Calcium	44-1	34855	21766	16175	24265	39.51	cps
Carbon	12-1						cps
Carbon	12-2						cps
Chlorine	35-1						cps
Chlorine	35-2						cps
Chromium	52-2	1180	1200	1273	1218	4.04	cps
Cobalt	59-2	217	177	103	166	34.72	cps
Copper	63-2	6105	5604	5968	5892	4.39	cps
Dysprosium	156-1	13	3	23	13	75.02	cps
Dysprosium	156-2	3	0	0	1	173.21	cps
Erbium	164-1	57	63	43	54	18.71	cps
Erbium	164-2	30	30	27	29	6.65	cps
Gadolinium	160-1	47	27	40	38	26.95	cps
Gadolinium	160-2	483	380	457	440	12.19	cps
Holmium	165-1	13757614	13687558	13390404	13611859	1.43	cps
Holmium	165-2	10100016	9899263	9782788	9927356	1.62	cps
Indium	115-1	11208843	11053129	10895335	11052436	1.42	cps
Indium	115-2	4060922	3945370	4041479	4015924	1.54	cps
Iron	56-2	38820	35462	32733	35671	8.55	cps
Iron	57-2	1137	1310	1130	1192	8.56	cps
Iron	54-2	3530	3230	3738	3500	7.29	cps
Krypton	83-1	183	193	180	186	3.74	cps

Reviewed By:Mohan
On:12/25/2024 3:49:22 AM
Inst Id :P7

LB Number :	LB134068	Operator :	Jaswal
Lab Sample ID :	CCB047	Instrumnet Name :	P7
Client Sample ID :	CCB047	Dilution Factor :	1
Date & Time Acquired :	2024-12-23 17:34:55	DataFile Name :	100SMPL.d

Parameter	Mass	CPS1	CPS2	CPS3	CPSMean	CPSRSD	Units
Lead	206-1	6346	3407	2577	4110	48.18	cps
Lead	207-1	5005	3094	2077	3392	43.83	cps
Lead	208-1	24000	13863	10035	15966	45.20	cps
Lithium	6-1	1695265	1681069	1650481	1675605	1.37	cps
Magnesium	24-2	3174	2844	2337	2785	15.14	cps
Manganese	55-2	947	947	867	920	5.02	cps
Molybdenum	94-1	4681	2727	1810	3073	47.72	cps
Molybdenum	95-1	6488	3761	2247	4165	51.61	cps
Molybdenum	96-1	10503	3857	2527	5629	75.91	cps
Molybdenum	97-1	6351	2280	1263	3298	81.63	cps
Molybdenum	98-1	15981	5584	3627	8397	79.07	cps
Neodymium	150-1	10	0	0	3	173.21	cps
Neodymium	150-2	10	3	3	6	69.34	cps
Nickel	60-2	273	350	363	329	14.77	cps
Phosphorus	31-2	137	157	103	132	20.38	cps
Potassium	39-2	48751	47972	47684	48136	1.15	cps
Rhodium	103-1	10194504	10146326	10061110	10133980	0.67	cps
Rhodium	103-2	6243932	6064148	6147715	6151932	1.46	cps
Scandium	45-1	5865672	5881410	5805075	5850719	0.69	cps
Scandium	45-2	486799	484323	482984	484702	0.40	cps
Selenium	82-1	167	99	99	122	32.29	cps
Selenium	77-2	0	3	0	1	173.21	cps
Selenium	78-2	307	407	370	361	14.01	cps
Silicon	28-1	537824	535397	543713	538978	0.79	cps
Silver	107-1	2607	1253	790	1550	60.91	cps
Silver	109-1	2150	960	753	1288	58.55	cps
Sodium	23-2	32314	31008	30580	31301	2.89	cps
Strontium	86-1	763	593	490	616	22.42	cps
Strontium	88-1	3460	2013	1257	2244	49.91	cps
Sulfur	34-1	169309	170459	170395	170054	0.38	cps
Terbium	159-1	14041985	13985916	14011491	14013131	0.20	cps
Terbium	159-2	9752285	9846320	9832595	9810400	0.52	cps
Thallium	203-1	1867	1293	993	1385	32.05	cps
Thallium	205-1	4337	3080	2450	3289	29.21	cps
Tin	118-1	2717	2210	1700	2209	23.02	cps
Titanium	47-1	1370	827	503	900	48.66	cps

Reviewed By:Mohan
On:12/25/2024 3:49:22 AM
Inst Id :P7

LB Number :	LB134068	Operator :	Jaswal
Lab Sample ID :	CCB047	Instrumnet Name :	P7
Client Sample ID :	CCB047	Dilution Factor :	1
Date & Time Acquired :	2024-12-23 17:34:55	DataFile Name :	100SMPL.d

Parameter	Mass	CPS1	CPS2	CPS3	CPSMean	CPSRSD	Units
Uranium	238-1	3280	1920	1023	2075	54.78	cps
Vanadium	51-2	27	37	50	38	30.98	cps
Yttrium	89-1	12801521	12790663	12511018	12701067	1.30	cps
Yttrium	89-2	3401543	3324287	3371808	3365879	1.16	cps
Zinc	66-2	590	610	557	586	4.60	cps
Zirconium	90-1	3127	2177	1663	2322	31.97	cps
Zirconium	91-1	713	520	360	531	33.31	cps

Reviewed By:Mohan
On:12/25/2024 3:49:22 AM
Inst Id :P7

LB Number :	LB134068	Operator :	Jaswal
Lab Sample ID :	PB165801BL	Instrumnet Name :	P7
Client Sample ID :	PBS801	Dilution Factor :	1
Date & Time Acquired :	2024-12-23 18:28:21	DataFile Name :	101CCBE.d

Parameter	Mass	CPS1	CPS2	CPS3	CPSMean	CPSRSD	Units
Aluminium	27-2	287	300	280	289	3.53	cps
Antimony	121-1	90	117	120	109	15.10	cps
Arsenic	75-2	3	7	0	3	100.05	cps
Barium	135-1	77	67	50	64	20.91	cps
Barium	137-1	113	117	157	129	18.71	cps
Beryllium	9-1	20	60	87	56	60.40	cps
Bismuth	209-1	8219138	8328588	8324675	8290800	0.75	cps
Bismuth	209-2	7398250	7471154	7370361	7413255	0.70	cps
Bromine	81-1	17167	16980	17701	17282	2.16	cps
Bromine	81-2	167	213	170	183	14.20	cps
Cadmium	108-1	23	10	3	12	83.33	cps
Cadmium	106-1	2937	3030	2870	2946	2.73	cps
Cadmium	111-1	2070	2121	2007	2066	2.76	cps
Calcium	43-1	430	393	393	406	5.22	cps
Calcium	44-1	9426	9463	9266	9385	1.12	cps
Carbon	12-1						cps
Carbon	12-2						cps
Chlorine	35-1						cps
Chlorine	35-2						cps
Chromium	52-2	1370	1450	1383	1401	3.06	cps
Cobalt	59-2	113	67	100	93	25.75	cps
Copper	63-2	3784	3957	4104	3948	4.06	cps
Dysprosium	156-1	3	7	17	9	78.08	cps
Dysprosium	156-2	3	13	3	7	86.65	cps
Erbium	164-1	67	63	43	58	21.85	cps
Erbium	164-2	43	43	43	43	0.00	cps
Gadolinium	160-1	53	67	40	53	25.00	cps
Gadolinium	160-2	500	493	447	480	6.05	cps
Holmium	165-1	14132565	14016337	14235639	14128180	0.78	cps
Holmium	165-2	10417453	10374027	10405138	10398873	0.22	cps
Indium	115-1	12281576	12147604	12167232	12198804	0.59	cps
Indium	115-2	4523160	4517743	4446334	4495745	0.95	cps
Iron	56-2	22013	21893	21906	21937	0.30	cps
Iron	57-2	1013	943	1063	1007	5.99	cps
Iron	54-2	2764	2787	2904	2818	2.66	cps
Krypton	83-1	240	263	187	230	17.09	cps

Reviewed By:Mohan
On:12/25/2024 3:49:22 AM
Inst Id :P7

LB Number :	LB134068	Operator :	Jaswal
Lab Sample ID :	PB165801BL	Instrumnet Name :	P7
Client Sample ID :	PBS801	Dilution Factor :	1
Date & Time Acquired :	2024-12-23 18:28:21	DataFile Name :	101CCBE.d

Parameter	Mass	CPS1	CPS2	CPS3	CPSMean	CPSRSD	Units
Lead	206-1	507	477	450	478	5.93	cps
Lead	207-1	437	440	427	434	1.60	cps
Lead	208-1	1977	1947	1910	1945	1.72	cps
Lithium	6-1	1586979	1603982	1643367	1611443	1.79	cps
Magnesium	24-2	817	823	770	803	3.62	cps
Manganese	55-2	307	357	363	342	9.05	cps
Molybdenum	94-1	403	320	367	363	11.49	cps
Molybdenum	95-1	163	177	170	170	3.92	cps
Molybdenum	96-1	267	237	237	247	7.02	cps
Molybdenum	97-1	110	107	140	119	15.44	cps
Molybdenum	98-1	293	373	297	321	14.09	cps
Neodymium	150-1	13	10	10	11	17.30	cps
Neodymium	150-2	7	7	0	4	86.60	cps
Nickel	60-2	320	327	287	311	6.89	cps
Phosphorus	31-2	157	137	167	153	9.96	cps
Potassium	39-2	50721	51413	51136	51090	0.68	cps
Rhodium	103-1	11461850	11395109	11349895	11402285	0.49	cps
Rhodium	103-2	6962891	6979682	6837129	6926567	1.12	cps
Scandium	45-1	6783448	6764978	6855943	6801456	0.71	cps
Scandium	45-2	582502	582208	579023	581245	0.33	cps
Selenium	82-1	204	92	139	145	38.79	cps
Selenium	77-2	0	0	0	0	0.00	cps
Selenium	78-2	580	503	513	532	7.83	cps
Silicon	28-1	736825	737766	736921	737171	0.07	cps
Silver	107-1	57	80	70	69	16.99	cps
Silver	109-1	53	57	47	52	9.75	cps
Sodium	23-2	19713	19352	19809	19625	1.23	cps
Strontium	86-1	420	420	490	443	9.12	cps
Strontium	88-1	373	387	327	362	8.70	cps
Sulfur	34-1	206624	208273	205526	206808	0.67	cps
Terbium	159-1	14486099	14348951	14580885	14471978	0.81	cps
Terbium	159-2	10315708	10361618	10297626	10324984	0.32	cps
Thallium	203-1	307	243	320	290	14.12	cps
Thallium	205-1	650	693	657	667	3.50	cps
Tin	118-1	1390	1403	1320	1371	3.27	cps
Titanium	47-1	137	130	147	138	6.09	cps

Reviewed By:Mohan
On:12/25/2024 3:49:22 AM
Inst Id :P7

LB Number :	LB134068	Operator :	Jaswal
Lab Sample ID :	PB165801BL	Instrumnet Name :	P7
Client Sample ID :	PBS801	Dilution Factor :	1
Date & Time Acquired :	2024-12-23 18:28:21	DataFile Name :	101CCBE.d

Parameter	Mass	CPS1	CPS2	CPS3	CPSMean	CPSRSD	Units
Uranium	238-1	57	30	3	30	88.90	cps
Vanadium	51-2	13	27	27	22	34.66	cps
Yttrium	89-1	14381934	14213143	14146370	14247149	0.85	cps
Yttrium	89-2	3840670	3812011	3774647	3809109	0.87	cps
Zinc	66-2	360	423	383	389	8.24	cps
Zirconium	90-1	700	717	760	726	4.27	cps
Zirconium	91-1	137	167	140	148	11.13	cps

Reviewed By:Mohan
On:12/25/2024 3:49:22 AM
Inst Id :P7

LB Number :	LB134068	Operator :	Jaswal
Lab Sample ID :	PB165801BS	Instrumnet Name :	P7
Client Sample ID :	LCS801	Dilution Factor :	1
Date & Time Acquired :	2024-12-23 18:36:20	DataFile Name :	103LCSE.d

Parameter	Mass	CPS1	CPS2	CPS3	CPSMean	CPSRSD	Units
Aluminium	27-2	10847	10584	10717	10716	1.23	cps
Antimony	121-1	45475	45271	45080	45275	0.44	cps
Arsenic	75-2	1250	1353	1353	1319	4.52	cps
Barium	135-1	56736	55370	55314	55807	1.44	cps
Barium	137-1	96242	98055	98008	97435	1.06	cps
Beryllium	9-1	2877	2960	3014	2950	2.34	cps
Bismuth	209-1	8347735	8457726	8399994	8401818	0.65	cps
Bismuth	209-2	7228195	7310194	7281640	7273343	0.57	cps
Bromine	81-1	17100	17224	17564	17296	1.39	cps
Bromine	81-2	257	257	203	239	12.89	cps
Cadmium	108-1	423	447	453	441	3.57	cps
Cadmium	106-1	3674	3704	3600	3659	1.45	cps
Cadmium	111-1	8107	8025	8194	8108	1.05	cps
Calcium	43-1	32862	34078	33871	33604	1.94	cps
Calcium	44-1	539733	544894	547735	544121	0.75	cps
Carbon	12-1						cps
Carbon	12-2						cps
Chlorine	35-1						cps
Chlorine	35-2						cps
Chromium	52-2	20147	20067	20334	20182	0.68	cps
Cobalt	59-2	15698	15725	15301	15575	1.52	cps
Copper	63-2	28798	28557	28898	28751	0.61	cps
Dysprosium	156-1	10	27	23	20	44.10	cps
Dysprosium	156-2	7	13	7	9	43.25	cps
Erbium	164-1	63	50	83	66	25.59	cps
Erbium	164-2	30	57	40	42	31.91	cps
Gadolinium	160-1	63	53	60	59	8.65	cps
Gadolinium	160-2	493	580	467	513	11.54	cps
Holmium	165-1	14185636	14061269	14324109	14190338	0.93	cps
Holmium	165-2	10417929	10327094	10249756	10331593	0.81	cps
Indium	115-1	12116681	11907849	12101521	12042017	0.97	cps
Indium	115-2	4489704	4420518	4486683	4465635	0.88	cps
Iron	56-2	1865687	1862198	1846462	1858116	0.55	cps
Iron	57-2	47063	47017	46977	47019	0.09	cps
Iron	54-2	102875	105003	103402	103760	1.07	cps
Krypton	83-1	243	203	250	232	10.87	cps

Reviewed By:Mohan
On:12/25/2024 3:49:22 AM
Inst Id :P7

LB Number :	LB134068	Operator :	Jaswal
Lab Sample ID :	PB165801BS	Instrumnet Name :	P7
Client Sample ID :	LCS801	Dilution Factor :	1
Date & Time Acquired :	2024-12-23 18:36:20	DataFile Name :	103LCSE.d

Parameter	Mass	CPS1	CPS2	CPS3	CPSMean	CPSRSD	Units
Lead	206-1	16086	16096	16443	16209	1.25	cps
Lead	207-1	13974	14248	14131	14117	0.97	cps
Lead	208-1	63518	64610	66181	64770	2.07	cps
Lithium	6-1	1540352	1633560	1618189	1597367	3.13	cps
Magnesium	24-2	414318	409378	411340	411679	0.60	cps
Manganese	55-2	8102	8409	8062	8191	2.32	cps
Molybdenum	94-1	47694	47115	48252	47687	1.19	cps
Molybdenum	95-1	57526	57375	58239	57713	0.80	cps
Molybdenum	96-1	64163	64260	65171	64531	0.86	cps
Molybdenum	97-1	35637	37037	36198	36290	1.94	cps
Molybdenum	98-1	91350	94765	94137	93417	1.95	cps
Neodymium	150-1	13	3	3	7	86.65	cps
Neodymium	150-2	0	0	0	0	0.00	cps
Nickel	60-2	4237	4374	4034	4215	4.06	cps
Phosphorus	31-2	763	740	803	769	4.17	cps
Potassium	39-2	618782	619028	621198	619669	0.21	cps
Rhodium	103-1	11278733	11357668	11340175	11325525	0.37	cps
Rhodium	103-2	6893553	6828356	6783704	6835204	0.81	cps
Scandium	45-1	6782356	6877118	6811869	6823781	0.71	cps
Scandium	45-2	590783	581412	581731	584642	0.91	cps
Selenium	82-1	1969	2031	1970	1990	1.79	cps
Selenium	77-2	183	197	220	200	9.28	cps
Selenium	78-2	1073	1200	1077	1117	6.47	cps
Silicon	28-1	871466	863497	872747	869236	0.58	cps
Silver	107-1	28688	30425	30813	29975	3.77	cps
Silver	109-1	27503	28672	28258	28144	2.11	cps
Sodium	23-2	685790	684870	682748	684469	0.23	cps
Strontium	86-1	7805	7749	7869	7808	0.77	cps
Strontium	88-1	63998	65294	66396	65229	1.84	cps
Sulfur	34-1	212888	212145	213956	212996	0.43	cps
Terbium	159-1	14721637	14731289	14549509	14667478	0.70	cps
Terbium	159-2	10314112	10238159	10096017	10216096	1.08	cps
Thallium	203-1	19965	19451	20205	19873	1.94	cps
Thallium	205-1	46322	46917	47676	46972	1.45	cps
Tin	118-1	95990	95554	97688	96410	1.17	cps
Titanium	47-1	3650	3704	3577	3644	1.75	cps

Reviewed By:Mohan
On:12/25/2024 3:49:22 AM
Inst Id :P7

LB Number :	LB134068	Operator :	Jaswal
Lab Sample ID :	PB165801BS	Instrumnet Name :	P7
Client Sample ID :	LCS801	Dilution Factor :	1
Date & Time Acquired :	2024-12-23 18:36:20	DataFile Name :	103LCSE.d

Parameter	Mass	CPS1	CPS2	CPS3	CPSMean	CPSRSD	Units
Uranium	238-1	56000	56399	56412	56270	0.42	cps
Vanadium	51-2	43195	42837	43051	43028	0.42	cps
Yttrium	89-1	14171508	14081505	14304940	14185984	0.79	cps
Yttrium	89-2	3829454	3782928	3740967	3784449	1.17	cps
Zinc	66-2	9133	9693	9596	9474	3.16	cps
Zirconium	90-1	38955	40101	40512	39856	2.03	cps
Zirconium	91-1	8893	8743	8946	8861	1.19	cps

Reviewed By:Mohan
On:12/25/2024 3:49:22 AM
Inst Id :P7

LB Number :	LB134068	Operator :	Jaswal
Lab Sample ID :	P5335-01	Instrumnet Name :	P7
Client Sample ID :	ME2904	Dilution Factor :	1
Date & Time Acquired :	2024-12-23 18:46:14	DataFile Name :	105SMPL.d

Parameter	Mass	CPS1	CPS2	CPS3	CPSMean	CPSRSD	Units
Aluminium	27-2	1005760	993170	986491	995140	0.98	cps
Antimony	121-1	4551	4501	4707	4586	2.35	cps
Arsenic	75-2	6025	5865	5921	5937	1.37	cps
Barium	135-1	88637	91011	90891	90180	1.48	cps
Barium	137-1	154495	156066	154593	155051	0.57	cps
Beryllium	9-1	520	470	490	493	5.10	cps
Bismuth	209-1	8458975	8420056	8443740	8440924	0.23	cps
Bismuth	209-2	7378333	7162512	7325574	7288806	1.54	cps
Bromine	81-1	25372	25692	26133	25732	1.49	cps
Bromine	81-2	2270	2284	2107	2220	4.43	cps
Cadmium	108-1	123	173	207	168	25.00	cps
Cadmium	106-1	3154	3377	3274	3268	3.42	cps
Cadmium	111-1	3838	3959	3837	3878	1.81	cps
Calcium	43-1	4147780	4135933	4082874	4122196	0.84	cps
Calcium	44-1	66927617	65575667	64855799	65786361	1.60	cps
Carbon	12-1						cps
Carbon	12-2						cps
Chlorine	35-1						cps
Chlorine	35-2						cps
Chromium	52-2	259408	257546	258666	258540	0.36	cps
Cobalt	59-2	50826	50321	50301	50482	0.59	cps
Copper	63-2	102776	102743	102206	102575	0.31	cps
Dysprosium	156-1	23380	23790	23046	23405	1.59	cps
Dysprosium	156-2	19647	19744	19881	19757	0.59	cps
Erbium	164-1	19437	20024	19848	19770	1.52	cps
Erbium	164-2	14474	14628	13807	14303	3.05	cps
Gadolinium	160-1	22578	22845	23136	22853	1.22	cps
Gadolinium	160-2	17584	17441	17504	17510	0.41	cps
Holmium	165-1	14770813	14558222	14527321	14618785	0.91	cps
Holmium	165-2	10676042	10444427	10410838	10510436	1.37	cps
Indium	115-1	12179745	12132583	12054213	12122180	0.52	cps
Indium	115-2	4425472	4279903	4326614	4343996	1.71	cps
Iron	56-2	78769455	78112144	76376667	77752756	1.59	cps
Iron	57-2	2016408	1991221	1978301	1995310	0.97	cps
Iron	54-2	4288119	4189797	4182054	4219990	1.40	cps
Krypton	83-1	267	270	240	259	6.35	cps

Reviewed By:Mohan
On:12/25/2024 3:49:22 AM
Inst Id :P7

LB Number :	LB134068	Operator :	Jaswal
Lab Sample ID :	P5335-01	Instrumnet Name :	P7
Client Sample ID :	ME2904	Dilution Factor :	1
Date & Time Acquired :	2024-12-23 18:46:14	DataFile Name :	105SMPL.d

Parameter	Mass	CPS1	CPS2	CPS3	CPSMean	CPSRSD	Units
Lead	206-1	245058	244414	246193	245222	0.37	cps
Lead	207-1	201731	203034	203913	202892	0.54	cps
Lead	208-1	940402	942354	949697	944151	0.52	cps
Lithium	6-1	1692480	1698458	1694933	1695290	0.18	cps
Magnesium	24-2	11769126	11711023	11681484	11720544	0.38	cps
Manganese	55-2	2178651	2143642	2193555	2171949	1.18	cps
Molybdenum	94-1	18485	18812	18722	18673	0.90	cps
Molybdenum	95-1	14531	14267	14420	14406	0.92	cps
Molybdenum	96-1	17567	18035	18105	17902	1.63	cps
Molybdenum	97-1	8813	8956	8549	8773	2.35	cps
Molybdenum	98-1	22781	22998	23359	23046	1.27	cps
Neodymium	150-1	38068	39261	38807	38712	1.56	cps
Neodymium	150-2	23603	24084	23777	23821	1.02	cps
Nickel	60-2	68264	68562	67186	68004	1.06	cps
Phosphorus	31-2	8426	8209	8426	8353	1.50	cps
Potassium	39-2	491954	491691	489085	490910	0.32	cps
Rhodium	103-1	11312314	11044981	11175411	11177569	1.20	cps
Rhodium	103-2	6749754	6566287	6617219	6644420	1.43	cps
Scandium	45-1	6994121	6761881	6836646	6864216	1.73	cps
Scandium	45-2	571991	563383	557136	564170	1.32	cps
Selenium	82-1	333	271	302	302	10.36	cps
Selenium	77-2	97	83	103	94	10.79	cps
Selenium	78-2	560	477	540	526	8.28	cps
Silicon	28-1	12630390	12524974	12276572	12477312	1.46	cps
Silver	107-1	2130	1767	1510	1802	17.29	cps
Silver	109-1	1883	1620	1423	1642	14.06	cps
Sodium	23-2	123023	124307	123702	123677	0.52	cps
Strontium	86-1	461282	464672	462493	462816	0.37	cps
Strontium	88-1	4224079	4137017	4142251	4167782	1.17	cps
Sulfur	34-1	231128	231095	228929	230384	0.55	cps
Terbium	159-1	15106885	15021638	14984403	15037642	0.42	cps
Terbium	159-2	10526142	10401406	10116578	10348042	2.03	cps
Thallium	203-1	2804	2754	2487	2681	6.35	cps
Thallium	205-1	7259	6251	5868	6459	11.12	cps
Tin	118-1	8829	8646	8456	8644	2.16	cps
Titanium	47-1	144260	145525	143125	144303	0.83	cps

Reviewed By:Mohan
On:12/25/2024 3:49:22 AM
Inst Id :P7

LB Number :	LB134068	Operator :	Jaswal
Lab Sample ID :	P5335-01	Instrumnet Name :	P7
Client Sample ID :	ME2904	Dilution Factor :	1
Date & Time Acquired :	2024-12-23 18:46:14	DataFile Name :	105SMPL.d

Parameter	Mass	CPS1	CPS2	CPS3	CPSMean	CPSRSD	Units
Uranium	238-1	26593	26867	26700	26720	0.52	cps
Vanadium	51-2	67349	67477	66425	67084	0.86	cps
Yttrium	89-1	15035041	14646760	14504981	14728927	1.86	cps
Yttrium	89-2	3858064	3843001	3806501	3835855	0.69	cps
Zinc	66-2	138737	137362	137843	137980	0.51	cps
Zirconium	90-1	29583	29657	30095	29778	0.93	cps
Zirconium	91-1	6552	6585	6395	6510	1.56	cps

Reviewed By:Mohan
On:12/25/2024 3:49:22 AM
Inst Id :P7

LB Number :	LB134068	Operator :	Jaswal
Lab Sample ID :	P5335-02	Instrumnet Name :	P7
Client Sample ID :	ME2905	Dilution Factor :	1
Date & Time Acquired :	2024-12-23 18:49:26	DataFile Name :	106SMPL.d

Parameter	Mass	CPS1	CPS2	CPS3	CPSMean	CPSRSD	Units
Aluminium	27-2	1241088	1238459	1223777	1234441	0.76	cps
Antimony	121-1	5178	5181	4998	5119	2.05	cps
Arsenic	75-2	6228	6291	6168	6229	0.99	cps
Barium	135-1	112608	114287	114704	113866	0.97	cps
Barium	137-1	197873	197853	197408	197711	0.13	cps
Beryllium	9-1	703	720	653	692	5.01	cps
Bismuth	209-1	8682413	8601704	8673338	8652485	0.51	cps
Bismuth	209-2	7311276	7285220	7251317	7282604	0.41	cps
Bromine	81-1	28120	28898	28908	28642	1.58	cps
Bromine	81-2	2767	2817	2794	2793	0.90	cps
Cadmium	108-1	193	253	223	223	13.43	cps
Cadmium	106-1	3857	3444	3704	3668	5.70	cps
Cadmium	111-1	4708	4527	4740	4658	2.47	cps
Calcium	43-1	4206567	4197165	4216022	4206585	0.22	cps
Calcium	44-1	67248359	67712522	67292264	67417715	0.38	cps
Carbon	12-1						cps
Carbon	12-2						cps
Chlorine	35-1						cps
Chlorine	35-2						cps
Chromium	52-2	101193	100029	100790	100671	0.59	cps
Cobalt	59-2	56589	56319	55659	56189	0.85	cps
Copper	63-2	125480	122916	123369	123922	1.10	cps
Dysprosium	156-1	30770	30914	31569	31084	1.37	cps
Dysprosium	156-2	27200	27507	27494	27400	0.63	cps
Erbium	164-1	23670	23490	23733	23631	0.53	cps
Erbium	164-2	16733	16453	16687	16624	0.90	cps
Gadolinium	160-1	26822	27520	27120	27154	1.29	cps
Gadolinium	160-2	20802	21176	20926	20968	0.91	cps
Holmium	165-1	14701824	14700470	14740464	14714253	0.15	cps
Holmium	165-2	10524987	10378850	10328562	10410800	0.98	cps
Indium	115-1	11859280	11963713	11880911	11901301	0.46	cps
Indium	115-2	4297427	4241744	4269157	4269443	0.65	cps
Iron	56-2	90907295	91103205	90256059	90755520	0.49	cps
Iron	57-2	2329771	2311493	2270751	2304005	1.31	cps
Iron	54-2	4892911	4945107	4898708	4912242	0.58	cps
Krypton	83-1	270	210	237	239	12.59	cps

Reviewed By:Mohan
On:12/25/2024 3:49:22 AM
Inst Id :P7

LB Number :	LB134068	Operator :	Jaswal
Lab Sample ID :	P5335-02	Instrumnet Name :	P7
Client Sample ID :	ME2905	Dilution Factor :	1
Date & Time Acquired :	2024-12-23 18:49:26	DataFile Name :	106SMPL.d

Parameter	Mass	CPS1	CPS2	CPS3	CPSMean	CPSRSD	Units
Lead	206-1	300522	301634	304692	302283	0.71	cps
Lead	207-1	251944	249474	250744	250721	0.49	cps
Lead	208-1	1160759	1164526	1175292	1166859	0.65	cps
Lithium	6-1	1746800	1752264	1759292	1752785	0.36	cps
Magnesium	24-2	11430177	11303443	11359620	11364413	0.56	cps
Manganese	55-2	2746425	2717854	2696062	2720114	0.93	cps
Molybdenum	94-1	22484	21790	21726	22000	1.91	cps
Molybdenum	95-1	16226	16289	16226	16247	0.23	cps
Molybdenum	96-1	20571	20414	21102	20696	1.74	cps
Molybdenum	97-1	10397	9897	10160	10151	2.47	cps
Molybdenum	98-1	26147	26040	26364	26183	0.63	cps
Neodymium	150-1	55806	56506	56690	56334	0.83	cps
Neodymium	150-2	33714	34064	33129	33636	1.41	cps
Nickel	60-2	39104	38954	38419	38826	0.93	cps
Phosphorus	31-2	9013	8916	9026	8985	0.67	cps
Potassium	39-2	627688	625076	622786	625183	0.39	cps
Rhodium	103-1	10863776	10948097	10914201	10908691	0.39	cps
Rhodium	103-2	6571936	6493948	6462999	6509628	0.86	cps
Scandium	45-1	6619191	6629477	6686682	6645116	0.55	cps
Scandium	45-2	550381	546739	543503	546874	0.63	cps
Selenium	82-1	331	323	245	300	15.94	cps
Selenium	77-2	100	110	117	109	7.71	cps
Selenium	78-2	547	483	577	536	8.90	cps
Silicon	28-1	15464906	15461494	15672606	15533002	0.78	cps
Silver	107-1	1607	1667	1573	1616	2.93	cps
Silver	109-1	1570	1533	1447	1517	4.18	cps
Sodium	23-2	132343	131929	132880	132384	0.36	cps
Strontium	86-1	440283	444799	443155	442746	0.52	cps
Strontium	88-1	3948617	3996459	4024507	3989861	0.96	cps
Sulfur	34-1	231602	231612	231155	231456	0.11	cps
Terbium	159-1	15110377	15098304	15184754	15131145	0.31	cps
Terbium	159-2	10358426	10262006	10286698	10302376	0.49	cps
Thallium	203-1	2370	2464	2440	2425	2.00	cps
Thallium	205-1	5708	5888	5785	5794	1.56	cps
Tin	118-1	9637	9880	9680	9732	1.33	cps
Titanium	47-1	178455	187859	178995	181769	2.90	cps

Reviewed By:Mohan
On:12/25/2024 3:49:22 AM
Inst Id :P7

LB Number :	LB134068	Operator :	Jaswal
Lab Sample ID :	P5335-02	Instrumnet Name :	P7
Client Sample ID :	ME2905	Dilution Factor :	1
Date & Time Acquired :	2024-12-23 18:49:26	DataFile Name :	106SMPL.d

Parameter	Mass	CPS1	CPS2	CPS3	CPSMean	CPSRSD	Units
Uranium	238-1	32413	32008	33315	32579	2.05	cps
Vanadium	51-2	83261	81860	82634	82585	0.85	cps
Yttrium	89-1	14614727	14405083	14485647	14501819	0.73	cps
Yttrium	89-2	3790427	3798888	3769919	3786411	0.39	cps
Zinc	66-2	162240	159360	158871	160157	1.14	cps
Zirconium	90-1	33819	33846	34053	33906	0.38	cps
Zirconium	91-1	7285	7802	7832	7640	4.02	cps

Reviewed By:Mohan
On:12/25/2024 3:49:22 AM
Inst Id :P7

LB Number :	LB134068	Operator :	Jaswal
Lab Sample ID :	P5335-03	Instrumnet Name :	P7
Client Sample ID :	ME2906	Dilution Factor :	1
Date & Time Acquired :	2024-12-23 18:52:35	DataFile Name :	107SMPL.d

Parameter	Mass	CPS1	CPS2	CPS3	CPSMean	CPSRSD	Units
Aluminium	27-2	2571705	2521808	2493606	2529040	1.56	cps
Antimony	121-1	56457	57317	57705	57160	1.12	cps
Arsenic	75-2	14694	14767	14297	14586	1.74	cps
Barium	135-1	646140	651872	652276	650096	0.53	cps
Barium	137-1	1118925	1139648	1141227	1133267	1.10	cps
Beryllium	9-1	2357	2414	2164	2311	5.67	cps
Bismuth	209-1	8993156	8952344	8863165	8936222	0.74	cps
Bismuth	209-2	7517773	7496274	7514443	7509497	0.15	cps
Bromine	81-1	27546	28387	29105	28346	2.75	cps
Bromine	81-2	2817	2714	2577	2702	4.46	cps
Cadmium	108-1	2114	2300	2360	2258	5.70	cps
Cadmium	106-1	6678	6568	6788	6678	1.65	cps
Cadmium	111-1	29923	30407	30449	30260	0.97	cps
Calcium	43-1	3858655	3902502	3880267	3880475	0.56	cps
Calcium	44-1	61025707	62264939	61865452	61718700	1.02	cps
Carbon	12-1						cps
Carbon	12-2						cps
Chlorine	35-1						cps
Chlorine	35-2						cps
Chromium	52-2	3857758	3823550	3820357	3833888	0.54	cps
Cobalt	59-2	139370	138054	138290	138571	0.51	cps
Copper	63-2	650023	647828	645774	647875	0.33	cps
Dysprosium	156-1	19924	20422	20415	20254	1.41	cps
Dysprosium	156-2	16854	16623	16583	16687	0.87	cps
Erbium	164-1	20769	20615	21003	20796	0.94	cps
Erbium	164-2	15105	14945	15108	15053	0.62	cps
Gadolinium	160-1	19864	19878	19804	19849	0.20	cps
Gadolinium	160-2	15155	15262	15182	15199	0.37	cps
Holmium	165-1	14945583	14864698	14795614	14868631	0.50	cps
Holmium	165-2	10660582	10473956	10468542	10534360	1.04	cps
Indium	115-1	12092037	11996019	11927478	12005178	0.69	cps
Indium	115-2	4286112	4283761	4229808	4266561	0.75	cps
Iron	56-2	1373616300	1368031820	1349126087	1363591402	0.94	cps
Iron	57-2	33864297	33677956	33697539	33746597	0.30	cps
Iron	54-2	74430394	73745444	74144864	74106901	0.46	cps
Krypton	83-1	257	267	240	254	5.30	cps

Reviewed By:Mohan
On:12/25/2024 3:49:22 AM
Inst Id :P7

LB Number :	LB134068	Operator :	Jaswal
Lab Sample ID :	P5335-03	Instrumnet Name :	P7
Client Sample ID :	ME2906	Dilution Factor :	1
Date & Time Acquired :	2024-12-23 18:52:35	DataFile Name :	107SMPL.d

Parameter	Mass	CPS1	CPS2	CPS3	CPSMean	CPSRSD	Units
Lead	206-1	12217245	12275233	12165482	12219320	0.45	cps
Lead	207-1	10326516	10352100	10431938	10370185	0.53	cps
Lead	208-1	47828077	47792206	48011917	47877400	0.25	cps
Lithium	6-1	1704951	1688805	1680180	1691312	0.74	cps
Magnesium	24-2	8426867	8298338	8260015	8328407	1.05	cps
Manganese	55-2	49051754	48770876	48174016	48665549	0.92	cps
Molybdenum	94-1	119777	121283	119506	120189	0.80	cps
Molybdenum	95-1	121681	122319	122246	122082	0.29	cps
Molybdenum	96-1	153887	155432	154642	154654	0.50	cps
Molybdenum	97-1	75685	75798	75929	75804	0.16	cps
Molybdenum	98-1	195446	195834	195300	195527	0.14	cps
Neodymium	150-1	30272	30914	30867	30684	1.17	cps
Neodymium	150-2	18225	18315	17965	18168	1.00	cps
Nickel	60-2	869044	869745	865196	867995	0.28	cps
Phosphorus	31-2	15561	14624	14767	14984	3.37	cps
Potassium	39-2	913207	905764	898691	905887	0.80	cps
Rhodium	103-1	10963712	10847512	10883707	10898310	0.55	cps
Rhodium	103-2	6602868	6486176	6466069	6518371	1.13	cps
Scandium	45-1	6609675	6471049	6524105	6534943	1.07	cps
Scandium	45-2	551151	547954	547022	548709	0.39	cps
Selenium	82-1	335	384	374	364	7.13	cps
Selenium	77-2	77	67	97	80	19.09	cps
Selenium	78-2	623	490	540	551	12.22	cps
Silicon	28-1	27307615	27547138	27483570	27446107	0.45	cps
Silver	107-1	80451	81715	82288	81485	1.15	cps
Silver	109-1	76534	78655	79252	78147	1.83	cps
Sodium	23-2	370772	372897	370967	371545	0.32	cps
Strontium	86-1	538484	547082	542357	542641	0.79	cps
Strontium	88-1	4812127	4846750	4900565	4853147	0.92	cps
Sulfur	34-1	247073	248814	251131	249006	0.82	cps
Terbium	159-1	15044470	15187344	15460099	15230638	1.39	cps
Terbium	159-2	10429534	10451672	10459521	10446909	0.15	cps
Thallium	203-1	22138	21631	22816	22195	2.68	cps
Thallium	205-1	52052	52484	52046	52194	0.48	cps
Tin	118-1	168479	171257	169515	169750	0.83	cps
Titanium	47-1	798551	803842	809018	803804	0.65	cps

Reviewed By:Mohan
On:12/25/2024 3:49:22 AM
Inst Id :P7

LB Number :	LB134068	Operator :	Jaswal
Lab Sample ID :	P5335-03	Instrumnet Name :	P7
Client Sample ID :	ME2906	Dilution Factor :	1
Date & Time Acquired :	2024-12-23 18:52:35	DataFile Name :	107SMPL.d

Parameter	Mass	CPS1	CPS2	CPS3	CPSMean	CPSRSD	Units
Uranium	238-1	36279	35831	36734	36282	1.24	cps
Vanadium	51-2	368425	370589	365088	368034	0.75	cps
Yttrium	89-1	14585301	14459743	14440197	14495081	0.54	cps
Yttrium	89-2	3795660	3749672	3749460	3764931	0.71	cps
Zinc	66-2	3599490	3551903	3576213	3575869	0.67	cps
Zirconium	90-1	134489	136702	137409	136200	1.12	cps
Zirconium	91-1	30101	30973	30432	30502	1.44	cps

Reviewed By:Mohan
On:12/25/2024 3:49:22 AM
Inst Id :P7

LB Number :	LB134068	Operator :	Jaswal
Lab Sample ID :	P5335-04	Instrumnet Name :	P7
Client Sample ID :	ME2907	Dilution Factor :	1
Date & Time Acquired :	2024-12-23 18:55:40	DataFile Name :	108SMPL.d

Parameter	Mass	CPS1	CPS2	CPS3	CPSMean	CPSRSD	Units
Aluminium	27-2	3801819	3753679	3770075	3775191	0.65	cps
Antimony	121-1	14374	14868	15158	14800	2.68	cps
Arsenic	75-2	11154	11211	11535	11300	1.82	cps
Barium	135-1	524860	527114	526437	526137	0.22	cps
Barium	137-1	909101	912065	913138	911435	0.23	cps
Beryllium	9-1	1770	1660	1810	1747	4.45	cps
Bismuth	209-1	8856276	8759708	8615585	8743856	1.39	cps
Bismuth	209-2	7336105	7305449	7295917	7312490	0.29	cps
Bromine	81-1	23829	24010	24040	23959	0.47	cps
Bromine	81-2	2060	1993	1923	1992	3.43	cps
Cadmium	108-1	427	347	350	374	12.09	cps
Cadmium	106-1	3947	3834	3801	3861	1.99	cps
Cadmium	111-1	6645	6812	6533	6663	2.11	cps
Calcium	43-1	3732503	3732841	3771474	3745606	0.60	cps
Calcium	44-1	58965571	59266774	59751869	59328071	0.67	cps
Carbon	12-1						cps
Carbon	12-2						cps
Chlorine	35-1						cps
Chlorine	35-2						cps
Chromium	52-2	549394	546049	541369	545604	0.74	cps
Cobalt	59-2	146786	146934	146251	146657	0.24	cps
Copper	63-2	293745	295094	291403	293414	0.64	cps
Dysprosium	156-1	61761	62635	61972	62123	0.73	cps
Dysprosium	156-2	48965	49524	49962	49483	1.01	cps
Erbium	164-1	53057	54174	54546	53926	1.44	cps
Erbium	164-2	37991	38623	37878	38164	1.05	cps
Gadolinium	160-1	60999	60821	60607	60809	0.32	cps
Gadolinium	160-2	45530	46092	45116	45579	1.08	cps
Holmium	165-1	15065222	14540112	14805851	14803728	1.77	cps
Holmium	165-2	10336950	10411486	10432989	10393808	0.48	cps
Indium	115-1	11931578	11783427	11660354	11791786	1.15	cps
Indium	115-2	4090872	4127959	4043800	4087544	1.03	cps
Iron	56-2	352839981	349935995	348996448	350590808	0.57	cps
Iron	57-2	8602512	8679090	8719480	8667027	0.69	cps
Iron	54-2	19022046	18991041	18811133	18941407	0.60	cps
Krypton	83-1	360	283	347	330	12.41	cps

LB Number :	LB134068	Operator :	Jaswal
Lab Sample ID :	P5335-04	Instrumnet Name :	P7
Client Sample ID :	ME2907	Dilution Factor :	1
Date & Time Acquired :	2024-12-23 18:55:40	DataFile Name :	108SMPL.d

Parameter	Mass	CPS1	CPS2	CPS3	CPSMean	CPSRSD	Units
Lead	206-1	2320479	2371340	2328992	2340270	1.16	cps
Lead	207-1	1965941	2003382	1987501	1985608	0.95	cps
Lead	208-1	9140940	9231163	9228039	9200048	0.56	cps
Lithium	6-1	1758971	1785810	1785102	1776628	0.86	cps
Magnesium	24-2	15678453	15557328	15484911	15573564	0.63	cps
Manganese	55-2	12807929	12735590	12562309	12701943	0.99	cps
Molybdenum	94-1	36589	37959	37297	37282	1.84	cps
Molybdenum	95-1	32068	32286	32058	32138	0.40	cps
Molybdenum	96-1	41148	41362	40325	40945	1.34	cps
Molybdenum	97-1	19493	20007	19583	19694	1.39	cps
Molybdenum	98-1	50758	50925	50527	50737	0.39	cps
Neodymium	150-1	94319	94443	94661	94475	0.18	cps
Neodymium	150-2	55823	56837	57045	56568	1.16	cps
Nickel	60-2	139784	139784	138872	139480	0.38	cps
Phosphorus	31-2	14160	14137	14127	14141	0.12	cps
Potassium	39-2	1530805	1529170	1521673	1527216	0.32	cps
Rhodium	103-1	10739522	10567546	10607759	10638276	0.85	cps
Rhodium	103-2	6270636	6265811	6238283	6258243	0.28	cps
Scandium	45-1	6443203	6315325	6325906	6361478	1.12	cps
Scandium	45-2	518260	509672	508397	512109	1.05	cps
Selenium	82-1	297	352	264	305	14.62	cps
Selenium	77-2	137	197	190	174	18.85	cps
Selenium	78-2	497	550	493	513	6.19	cps
Silicon	28-1	31506728	31722078	31249421	31492742	0.75	cps
Silver	107-1	11655	11828	11641	11708	0.89	cps
Silver	109-1	11098	10998	11134	11077	0.64	cps
Sodium	23-2	208110	209310	209383	208934	0.34	cps
Strontium	86-1	434941	439691	437573	437402	0.54	cps
Strontium	88-1	3940749	3972941	3933939	3949210	0.53	cps
Sulfur	34-1	257526	257515	255257	256766	0.51	cps
Terbium	159-1	15239150	14968780	15134506	15114145	0.90	cps
Terbium	159-2	10179312	10235662	10191385	10202120	0.29	cps
Thallium	203-1	6888	7102	7132	7041	1.89	cps
Thallium	205-1	16337	16360	16483	16393	0.48	cps
Tin	118-1	41964	41627	42957	42183	1.64	cps
Titanium	47-1	432968	436255	431729	433650	0.54	cps

Reviewed By:Mohan
On:12/25/2024 3:49:22 AM
Inst Id :P7

LB Number :	LB134068	Operator :	Jaswal
Lab Sample ID :	P5335-04	Instrumnet Name :	P7
Client Sample ID :	ME2907	Dilution Factor :	1
Date & Time Acquired :	2024-12-23 18:55:40	DataFile Name :	108SMPL.d

Parameter	Mass	CPS1	CPS2	CPS3	CPSMean	CPSRSD	Units
Uranium	238-1	52483	53661	53534	53226	1.21	cps
Vanadium	51-2	220977	218717	217440	219045	0.82	cps
Yttrium	89-1	14735264	14538564	14276606	14516811	1.59	cps
Yttrium	89-2	3652153	3731104	3674634	3685964	1.10	cps
Zinc	66-2	401568	400431	400349	400782	0.17	cps
Zirconium	90-1	52889	52520	52366	52592	0.51	cps
Zirconium	91-1	11221	11608	11601	11477	1.93	cps

Reviewed By:Mohan
On:12/25/2024 3:49:22 AM
Inst Id :P7

LB Number :	LB134068	Operator :	Jaswal
Lab Sample ID :	P5335-05	Instrumnet Name :	P7
Client Sample ID :	ME2908	Dilution Factor :	1
Date & Time Acquired :	2024-12-23 18:58:46	DataFile Name :	109SMPL.d

Parameter	Mass	CPS1	CPS2	CPS3	CPSMean	CPSRSD	Units
Aluminium	27-2	3855038	3886972	3856195	3866068	0.47	cps
Antimony	121-1	7415	7532	7762	7570	2.33	cps
Arsenic	75-2	10977	11134	11007	11040	0.75	cps
Barium	135-1	494659	498756	494906	496107	0.46	cps
Barium	137-1	855168	857674	861432	858091	0.37	cps
Beryllium	9-1	1533	1597	1603	1578	2.45	cps
Bismuth	209-1	8933280	8818440	8811072	8854264	0.77	cps
Bismuth	209-2	7505098	7394587	7307655	7402447	1.34	cps
Bromine	81-1	18572	18792	19026	18797	1.21	cps
Bromine	81-2	1013	1040	933	996	5.58	cps
Cadmium	108-1	207	220	277	234	15.85	cps
Cadmium	106-1	3891	3804	3674	3789	2.88	cps
Cadmium	111-1	4662	4462	4378	4501	3.24	cps
Calcium	43-1	2280799	2245246	2249730	2258592	0.86	cps
Calcium	44-1	36072897	35975680	35882500	35977026	0.26	cps
Carbon	12-1						cps
Carbon	12-2						cps
Chlorine	35-1						cps
Chlorine	35-2						cps
Chromium	52-2	358762	357590	355840	357398	0.41	cps
Cobalt	59-2	152741	150458	152479	151893	0.82	cps
Copper	63-2	313390	318803	311067	314420	1.26	cps
Dysprosium	156-1	57996	58294	57480	57923	0.71	cps
Dysprosium	156-2	45714	45634	46343	45897	0.85	cps
Erbium	164-1	49855	49969	49641	49822	0.33	cps
Erbium	164-2	35168	35034	34673	34958	0.73	cps
Gadolinium	160-1	56068	57260	56995	56774	1.10	cps
Gadolinium	160-2	43213	43420	42468	43034	1.16	cps
Holmium	165-1	14842223	14715492	14750491	14769402	0.44	cps
Holmium	165-2	10441682	10453577	10278674	10391311	0.94	cps
Indium	115-1	11681882	11704349	11766870	11717701	0.38	cps
Indium	115-2	4188392	4160532	4119553	4156159	0.83	cps
Iron	56-2	323383809	321905422	320591595	321960275	0.43	cps
Iron	57-2	8014944	7975566	7931941	7974150	0.52	cps
Iron	54-2	17268717	17298383	17279077	17282059	0.09	cps
Krypton	83-1	290	243	270	268	8.74	cps

Reviewed By:Mohan
On:12/25/2024 3:49:22 AM
Inst Id :P7

LB Number :	LB134068	Operator :	Jaswal
Lab Sample ID :	P5335-05	Instrumnet Name :	P7
Client Sample ID :	ME2908	Dilution Factor :	1
Date & Time Acquired :	2024-12-23 18:58:46	DataFile Name :	109SMPL.d

Parameter	Mass	CPS1	CPS2	CPS3	CPSMean	CPSRSD	Units
Lead	206-1	1054231	1071202	1066862	1064098	0.83	cps
Lead	207-1	879290	875491	875654	876811	0.24	cps
Lead	208-1	4271155	4327808	4332780	4310581	0.79	cps
Lithium	6-1	1791563	1807870	1767231	1788888	1.14	cps
Magnesium	24-2	10946302	10986603	11136356	11023087	0.91	cps
Manganese	55-2	5502677	5541942	5485389	5510003	0.53	cps
Molybdenum	94-1	49570	50323	50326	50073	0.87	cps
Molybdenum	95-1	45514	45290	45377	45393	0.25	cps
Molybdenum	96-1	55401	57148	56753	56434	1.62	cps
Molybdenum	97-1	28608	27923	28251	28261	1.21	cps
Molybdenum	98-1	72184	71129	73966	72426	1.98	cps
Neodymium	150-1	87687	89092	88287	88355	0.80	cps
Neodymium	150-2	52307	52849	51825	52327	0.98	cps
Nickel	60-2	131998	129715	129816	130509	0.99	cps
Phosphorus	31-2	10150	10013	10560	10241	2.78	cps
Potassium	39-2	1064555	1070916	1061494	1065655	0.45	cps
Rhodium	103-1	10681536	10578126	10775876	10678513	0.93	cps
Rhodium	103-2	6453735	6348623	6374239	6392199	0.86	cps
Scandium	45-1	6393873	6289525	6301465	6328288	0.90	cps
Scandium	45-2	519787	518160	516317	518088	0.34	cps
Selenium	82-1	332	302	308	314	5.07	cps
Selenium	77-2	137	157	163	152	9.12	cps
Selenium	78-2	520	613	500	544	11.11	cps
Silicon	28-1	25833895	25954084	25909991	25899324	0.23	cps
Silver	107-1	3060	3157	3164	3127	1.85	cps
Silver	109-1	2867	2897	3124	2963	4.74	cps
Sodium	23-2	156074	157967	155742	156594	0.77	cps
Strontium	86-1	361180	362698	361512	361797	0.22	cps
Strontium	88-1	3232559	3312106	3220582	3255082	1.53	cps
Sulfur	34-1	240416	239585	238966	239656	0.30	cps
Terbium	159-1	15251787	15142299	15081949	15158678	0.57	cps
Terbium	159-2	10322693	10320665	10220021	10287793	0.57	cps
Thallium	203-1	4067	4037	4261	4122	2.94	cps
Thallium	205-1	9780	10161	10124	10022	2.09	cps
Tin	118-1	22948	23065	23219	23077	0.59	cps
Titanium	47-1	273645	274647	273265	273853	0.26	cps

Reviewed By:Mohan
On:12/25/2024 3:49:22 AM
Inst Id :P7

LB Number :	LB134068	Operator :	Jaswal
Lab Sample ID :	P5335-05	Instrumnet Name :	P7
Client Sample ID :	ME2908	Dilution Factor :	1
Date & Time Acquired :	2024-12-23 18:58:46	DataFile Name :	109SMPL.d

Parameter	Mass	CPS1	CPS2	CPS3	CPSMean	CPSRSD	Units
Uranium	238-1	63018	62703	63722	63148	0.83	cps
Vanadium	51-2	235648	235289	234080	235005	0.35	cps
Yttrium	89-1	14568429	14440344	14250915	14419896	1.11	cps
Yttrium	89-2	3734690	3680503	3692468	3702554	0.77	cps
Zinc	66-2	154688	154708	154849	154748	0.06	cps
Zirconium	90-1	65840	66557	67644	66680	1.36	cps
Zirconium	91-1	14551	15248	14440	14747	2.97	cps

Reviewed By:Mohan
On:12/25/2024 3:49:22 AM
Inst Id :P7

LB Number :	LB134068	Operator :	Jaswal
Lab Sample ID :	P5335-06	Instrumnet Name :	P7
Client Sample ID :	ME2909	Dilution Factor :	1
Date & Time Acquired :	2024-12-23 19:01:56	DataFile Name :	110SMPL.d

Parameter	Mass	CPS1	CPS2	CPS3	CPSMean	CPSRSD	Units
Aluminium	27-2	4201003	4159359	4196618	4185660	0.55	cps
Antimony	121-1	11591	11141	11181	11305	2.20	cps
Arsenic	75-2	10931	10891	10380	10734	2.86	cps
Barium	135-1	705183	701584	709387	705385	0.55	cps
Barium	137-1	1212783	1226230	1223290	1220767	0.58	cps
Beryllium	9-1	1817	1793	2030	1880	6.94	cps
Bismuth	209-1	9072055	8882832	8984082	8979656	1.05	cps
Bismuth	209-2	7463308	7432839	7375814	7423987	0.60	cps
Bromine	81-1	19143	19536	20047	19575	2.32	cps
Bromine	81-2	1137	1193	1097	1142	4.25	cps
Cadmium	108-1	293	373	303	323	13.48	cps
Cadmium	106-1	3977	3851	3824	3884	2.11	cps
Cadmium	111-1	5652	5471	5595	5573	1.66	cps
Calcium	43-1	2012273	2034197	2075004	2040491	1.56	cps
Calcium	44-1	32312329	32556697	32851413	32573480	0.83	cps
Carbon	12-1						cps
Carbon	12-2						cps
Chlorine	35-1						cps
Chlorine	35-2						cps
Chromium	52-2	520375	521483	519787	520548	0.17	cps
Cobalt	59-2	158510	159527	158049	158695	0.48	cps
Copper	63-2	465291	463475	462626	463797	0.29	cps
Dysprosium	156-1	61594	61480	61969	61681	0.41	cps
Dysprosium	156-2	48617	48677	48356	48550	0.35	cps
Erbium	164-1	52341	52742	53241	52775	0.85	cps
Erbium	164-2	37056	37483	37330	37290	0.58	cps
Gadolinium	160-1	60068	60908	61544	60840	1.22	cps
Gadolinium	160-2	44607	45637	45022	45089	1.15	cps
Holmium	165-1	15170183	14829107	15004411	15001234	1.14	cps
Holmium	165-2	10455502	10288701	10427556	10390587	0.86	cps
Indium	115-1	12110291	11905429	11914566	11976762	0.97	cps
Indium	115-2	4253645	4136531	4150330	4180168	1.53	cps
Iron	56-2	385595568	383625781	385650061	384957136	0.30	cps
Iron	57-2	9469527	9499750	9494399	9487892	0.17	cps
Iron	54-2	20709837	20668716	20789903	20722819	0.30	cps
Krypton	83-1	293	313	307	304	3.34	cps

Reviewed By:Mohan
On:12/25/2024 3:49:22 AM
Inst Id :P7

LB Number :	LB134068	Operator :	Jaswal
Lab Sample ID :	P5335-06	Instrumnet Name :	P7
Client Sample ID :	ME2909	Dilution Factor :	1
Date & Time Acquired :	2024-12-23 19:01:56	DataFile Name :	110SMPL.d

Parameter	Mass	CPS1	CPS2	CPS3	CPSMean	CPSRSD	Units
Lead	206-1	1204306	1208383	1211102	1207931	0.28	cps
Lead	207-1	993353	996833	1003715	997967	0.53	cps
Lead	208-1	4843918	4881650	4897466	4874344	0.56	cps
Lithium	6-1	1834665	1802309	1823651	1820209	0.90	cps
Magnesium	24-2	10888484	10898400	10856420	10881102	0.20	cps
Manganese	55-2	7240713	7224416	7281975	7249035	0.41	cps
Molybdenum	94-1	53102	52965	52972	53013	0.15	cps
Molybdenum	95-1	55913	55926	56719	56186	0.82	cps
Molybdenum	96-1	67816	68463	68184	68154	0.48	cps
Molybdenum	97-1	35259	35222	35376	35286	0.23	cps
Molybdenum	98-1	90984	91679	92209	91624	0.67	cps
Neodymium	150-1	93369	94259	94081	93903	0.50	cps
Neodymium	150-2	55191	55723	55863	55592	0.64	cps
Nickel	60-2	195088	194713	195527	195110	0.21	cps
Phosphorus	31-2	12505	12345	13052	12634	2.94	cps
Potassium	39-2	1231689	1221069	1241238	1231332	0.82	cps
Rhodium	103-1	10868197	10717486	10763594	10783093	0.72	cps
Rhodium	103-2	6411399	6417207	6350728	6393111	0.58	cps
Scandium	45-1	6527385	6317946	6430870	6425400	1.63	cps
Scandium	45-2	529472	518927	526803	525067	1.04	cps
Selenium	82-1	297	274	240	270	10.53	cps
Selenium	77-2	177	177	223	192	14.02	cps
Selenium	78-2	537	580	553	557	3.93	cps
Silicon	28-1	28389172	28271732	28290784	28317229	0.22	cps
Silver	107-1	4951	5118	4821	4963	3.00	cps
Silver	109-1	4674	4494	4871	4680	4.03	cps
Sodium	23-2	151699	152254	152745	152233	0.34	cps
Strontium	86-1	334338	339062	336076	336492	0.71	cps
Strontium	88-1	3012337	3042314	3003664	3019438	0.67	cps
Sulfur	34-1	242372	240551	242231	241718	0.42	cps
Terbium	159-1	15474632	15170933	15326858	15324141	0.99	cps
Terbium	159-2	10246665	10322918	10254345	10274643	0.41	cps
Thallium	203-1	4978	4984	5171	5044	2.18	cps
Thallium	205-1	12005	12095	12119	12073	0.50	cps
Tin	118-1	40918	41199	41249	41122	0.43	cps
Titanium	47-1	326568	323466	324132	324722	0.50	cps

Reviewed By:Mohan
On:12/25/2024 3:49:22 AM
Inst Id :P7

LB Number :	LB134068	Operator :	Jaswal
Lab Sample ID :	P5335-06	Instrumnet Name :	P7
Client Sample ID :	ME2909	Dilution Factor :	1
Date & Time Acquired :	2024-12-23 19:01:56	DataFile Name :	110SMPL.d

Parameter	Mass	CPS1	CPS2	CPS3	CPSMean	CPSRSD	Units
Uranium	238-1	58458	57611	57989	58019	0.73	cps
Vanadium	51-2	257985	257219	256220	257141	0.34	cps
Yttrium	89-1	14824076	14634501	14619585	14692721	0.78	cps
Yttrium	89-2	3757660	3722692	3733875	3738076	0.48	cps
Zinc	66-2	269631	270234	270023	269963	0.11	cps
Zirconium	90-1	56177	56511	56920	56536	0.66	cps
Zirconium	91-1	12572	12435	12525	12511	0.56	cps

Reviewed By:Mohan
On:12/25/2024 3:49:22 AM
Inst Id :P7

LB Number :	LB134068	Operator :	Jaswal
Lab Sample ID :	P5335-07	Instrumnet Name :	P7
Client Sample ID :	ME2910	Dilution Factor :	1
Date & Time Acquired :	2024-12-23 19:05:03	DataFile Name :	111SMPL.d

Parameter	Mass	CPS1	CPS2	CPS3	CPSMean	CPSRSD	Units
Aluminium	27-2	2993304	2967349	2942033	2967562	0.86	cps
Antimony	121-1	52027	51361	52756	52048	1.34	cps
Arsenic	75-2	18949	18755	18949	18884	0.59	cps
Barium	135-1	491182	499614	496043	495613	0.85	cps
Barium	137-1	852966	864616	862120	859901	0.71	cps
Beryllium	9-1	1140	1117	1140	1132	1.19	cps
Bismuth	209-1	8631818	8712070	8712652	8685513	0.54	cps
Bismuth	209-2	7359685	7243471	7324388	7309181	0.82	cps
Bromine	81-1	16079	16980	17270	16776	3.70	cps
Bromine	81-2	613	707	647	656	7.22	cps
Cadmium	108-1	1193	1000	1180	1125	9.60	cps
Cadmium	106-1	5444	4958	5084	5162	4.89	cps
Cadmium	111-1	16809	16584	16997	16796	1.23	cps
Calcium	43-1	5087531	5028069	4981386	5032329	1.06	cps
Calcium	44-1	79447164	80078992	80609597	80045251	0.73	cps
Carbon	12-1						cps
Carbon	12-2						cps
Chlorine	35-1						cps
Chlorine	35-2						cps
Chromium	52-2	122042	120369	120188	120866	0.85	cps
Cobalt	59-2	141722	138566	141106	140465	1.19	cps
Copper	63-2	274959	272455	274301	273905	0.47	cps
Dysprosium	156-1	58330	58414	58197	58314	0.19	cps
Dysprosium	156-2	46169	46520	46109	46266	0.48	cps
Erbium	164-1	50712	50845	50488	50681	0.36	cps
Erbium	164-2	35572	35148	35194	35305	0.66	cps
Gadolinium	160-1	57906	57922	59067	58298	1.14	cps
Gadolinium	160-2	43450	43929	42839	43406	1.26	cps
Holmium	165-1	14668521	14787436	14722011	14725990	0.40	cps
Holmium	165-2	10346786	10314493	10462060	10374447	0.75	cps
Indium	115-1	11694433	11677002	11614722	11662052	0.36	cps
Indium	115-2	4094146	4135393	4108128	4112556	0.51	cps
Iron	56-2	183130604	181344071	181349931	181941535	0.57	cps
Iron	57-2	4576264	4506877	4471824	4518321	1.18	cps
Iron	54-2	9785473	9813282	9732151	9776969	0.42	cps
Krypton	83-1	293	320	307	307	4.35	cps

Reviewed By:Mohan
On:12/25/2024 3:49:22 AM
Inst Id :P7

LB Number :	LB134068	Operator :	Jaswal
Lab Sample ID :	P5335-07	Instrumnet Name :	P7
Client Sample ID :	ME2910	Dilution Factor :	1
Date & Time Acquired :	2024-12-23 19:05:03	DataFile Name :	111SMPL.d

Parameter	Mass	CPS1	CPS2	CPS3	CPSMean	CPSRSD	Units
Lead	206-1	239717	238543	240230	239497	0.36	cps
Lead	207-1	185508	187758	187681	186982	0.68	cps
Lead	208-1	884196	892059	895785	890680	0.66	cps
Lithium	6-1	1727965	1748278	1746168	1740804	0.64	cps
Magnesium	24-2	20430176	20184528	20378267	20330990	0.64	cps
Manganese	55-2	2685646	2653950	2610831	2650142	1.42	cps
Molybdenum	94-1	213219	214944	216347	214837	0.73	cps
Molybdenum	95-1	212037	212646	214077	212920	0.49	cps
Molybdenum	96-1	243356	246290	247853	245833	0.93	cps
Molybdenum	97-1	132433	134351	133520	133435	0.72	cps
Molybdenum	98-1	340307	343301	345648	343085	0.78	cps
Neodymium	150-1	89958	90907	90246	90370	0.54	cps
Neodymium	150-2	53742	52614	52939	53098	1.09	cps
Nickel	60-2	143913	140904	139461	141426	1.61	cps
Phosphorus	31-2	9863	9426	9243	9511	3.35	cps
Potassium	39-2	1278781	1263684	1243718	1262061	1.39	cps
Rhodium	103-1	10511911	10505893	10509156	10508987	0.03	cps
Rhodium	103-2	6284829	6313866	6304006	6300901	0.23	cps
Scandium	45-1	6408602	6375893	6393004	6392500	0.26	cps
Scandium	45-2	522576	518829	518818	520074	0.42	cps
Selenium	82-1	1033	1117	1088	1079	3.98	cps
Selenium	77-2	217	217	223	219	1.76	cps
Selenium	78-2	783	840	867	830	5.13	cps
Silicon	28-1	21839334	22093521	21931420	21954758	0.59	cps
Silver	107-1	4998	5538	5224	5253	5.16	cps
Silver	109-1	4737	5054	5064	4952	3.75	cps
Sodium	23-2	244795	246255	243935	244995	0.48	cps
Strontium	86-1	1148003	1159422	1158919	1155448	0.56	cps
Strontium	88-1	10339774	10386526	10364668	10363656	0.23	cps
Sulfur	34-1	746588	752024	747337	748649	0.39	cps
Terbium	159-1	14954190	15169712	15284891	15136264	1.11	cps
Terbium	159-2	10404429	10253143	10363627	10340400	0.76	cps
Thallium	203-1	10491	10541	10517	10516	0.24	cps
Thallium	205-1	24576	24352	25023	24650	1.39	cps
Tin	118-1	8409	8209	8489	8369	1.72	cps
Titanium	47-1	288017	293331	294264	291871	1.15	cps

Reviewed By:Mohan
On:12/25/2024 3:49:22 AM
Inst Id :P7

LB Number :	LB134068	Operator :	Jaswal
Lab Sample ID :	P5335-07	Instrumnet Name :	P7
Client Sample ID :	ME2910	Dilution Factor :	1
Date & Time Acquired :	2024-12-23 19:05:03	DataFile Name :	111SMPL.d

Parameter	Mass	CPS1	CPS2	CPS3	CPSMean	CPSRSD	Units
Uranium	238-1	278240	279397	279141	278926	0.22	cps
Vanadium	51-2	233397	230720	229802	231306	0.81	cps
Yttrium	89-1	14395399	14404251	14383466	14394372	0.07	cps
Yttrium	89-2	3754514	3664853	3655577	3691648	1.48	cps
Zinc	66-2	229405	227480	226992	227959	0.56	cps
Zirconium	90-1	250813	254821	255718	253784	1.03	cps
Zirconium	91-1	55996	56083	56609	56229	0.59	cps

Reviewed By:Mohan
On:12/25/2024 3:49:22 AM
Inst Id :P7

LB Number :	LB134068	Operator :	Jaswal
Lab Sample ID :	P5335-08	Instrumnet Name :	P7
Client Sample ID :	ME2911	Dilution Factor :	1
Date & Time Acquired :	2024-12-23 19:08:14	DataFile Name :	112SMPL.d

Parameter	Mass	CPS1	CPS2	CPS3	CPSMean	CPSRSD	Units
Aluminium	27-2	4936293	4994238	4976181	4968904	0.60	cps
Antimony	121-1	26965	26575	27109	26883	1.03	cps
Arsenic	75-2	15138	14474	14687	14766	2.30	cps
Barium	135-1	729491	735210	742240	735647	0.87	cps
Barium	137-1	1271284	1274770	1278519	1274858	0.28	cps
Beryllium	9-1	3520	3430	3414	3455	1.66	cps
Bismuth	209-1	8814111	8768012	8656273	8746132	0.93	cps
Bismuth	209-2	7417917	7358665	7358540	7378374	0.46	cps
Bromine	81-1	18438	18989	19143	18857	1.96	cps
Bromine	81-2	973	1057	1037	1022	4.26	cps
Cadmium	108-1	357	387	443	396	11.13	cps
Cadmium	106-1	4157	3954	4354	4155	4.82	cps
Cadmium	111-1	6554	6571	6525	6550	0.36	cps
Calcium	43-1	3268558	3324656	3311743	3301652	0.89	cps
Calcium	44-1	51842626	52684313	52566664	52364534	0.87	cps
Carbon	12-1						cps
Carbon	12-2						cps
Chlorine	35-1						cps
Chlorine	35-2						cps
Chromium	52-2	589806	586085	584729	586873	0.45	cps
Cobalt	59-2	180251	181037	179108	180132	0.54	cps
Copper	63-2	607981	615211	609868	611020	0.61	cps
Dysprosium	156-1	74979	75223	76752	75651	1.27	cps
Dysprosium	156-2	60771	60633	60911	60772	0.23	cps
Erbium	164-1	68316	68530	70299	69048	1.58	cps
Erbium	164-2	48765	49711	49303	49260	0.96	cps
Gadolinium	160-1	73796	74125	74366	74096	0.39	cps
Gadolinium	160-2	54924	55921	55513	55452	0.90	cps
Holmium	165-1	14909496	14928959	15089737	14976064	0.66	cps
Holmium	165-2	10601506	10422257	10556136	10526633	0.89	cps
Indium	115-1	11803268	11796843	12047817	11882642	1.20	cps
Indium	115-2	4271711	4221754	4186262	4226576	1.02	cps
Iron	56-2	894353720	888378893	890828093	891186902	0.34	cps
Iron	57-2	21778727	21841887	21976720	21865778	0.46	cps
Iron	54-2	48024471	47374496	47668278	47689082	0.68	cps
Krypton	83-1	260	357	357	324	17.20	cps

Reviewed By:Mohan
On:12/25/2024 3:49:22 AM
Inst Id :P7

LB Number :	LB134068	Operator :	Jaswal
Lab Sample ID :	P5335-08	Instrumnet Name :	P7
Client Sample ID :	ME2911	Dilution Factor :	1
Date & Time Acquired :	2024-12-23 19:08:14	DataFile Name :	112SMPL.d

Parameter	Mass	CPS1	CPS2	CPS3	CPSMean	CPSRSD	Units
Lead	206-1	1401968	1418382	1406278	1408876	0.60	cps
Lead	207-1	1158324	1175144	1178282	1170583	0.92	cps
Lead	208-1	5670602	5701350	5724803	5698918	0.48	cps
Lithium	6-1	1752178	1745386	1741668	1746411	0.31	cps
Magnesium	24-2	15987524	15860192	15829351	15892356	0.53	cps
Manganese	55-2	13027904	12937069	13049216	13004730	0.46	cps
Molybdenum	94-1	60936	61535	61532	61334	0.56	cps
Molybdenum	95-1	61974	62362	62606	62314	0.51	cps
Molybdenum	96-1	81003	82793	81713	81836	1.10	cps
Molybdenum	97-1	39196	38945	39192	39111	0.37	cps
Molybdenum	98-1	99764	100432	101412	100536	0.82	cps
Neodymium	150-1	113935	114578	115686	114733	0.77	cps
Neodymium	150-2	69088	67564	67648	68100	1.26	cps
Nickel	60-2	174505	175267	174593	174789	0.24	cps
Phosphorus	31-2	13930	13780	13780	13830	0.63	cps
Potassium	39-2	1394124	1405749	1366617	1388830	1.45	cps
Rhodium	103-1	10786052	10883497	10834055	10834534	0.45	cps
Rhodium	103-2	6509598	6454244	6457999	6473947	0.48	cps
Scandium	45-1	6462962	6543697	6510428	6505696	0.62	cps
Scandium	45-2	536039	538529	537523	537364	0.23	cps
Selenium	82-1	419	396	369	395	6.31	cps
Selenium	77-2	203	213	230	216	6.25	cps
Selenium	78-2	597	527	520	548	7.75	cps
Silicon	28-1	51600268	51830974	51976761	51802668	0.37	cps
Silver	107-1	6045	6391	6288	6241	2.85	cps
Silver	109-1	5681	5915	6138	5911	3.86	cps
Sodium	23-2	324980	321229	323963	323391	0.60	cps
Strontium	86-1	573716	581381	584001	579699	0.92	cps
Strontium	88-1	5176010	5188105	5222460	5195525	0.46	cps
Sulfur	34-1	280436	283417	284211	282688	0.70	cps
Terbium	159-1	15320417	15295650	15412236	15342768	0.40	cps
Terbium	159-2	10367758	10264597	10361524	10331293	0.56	cps
Thallium	203-1	6612	6181	6462	6418	3.40	cps
Thallium	205-1	14621	15172	14618	14804	2.15	cps
Tin	118-1	58910	58508	58692	58703	0.34	cps
Titanium	47-1	473267	475035	475566	474622	0.25	cps

Reviewed By:Mohan
On:12/25/2024 3:49:22 AM
Inst Id :P7

LB Number :	LB134068	Operator :	Jaswal
Lab Sample ID :	P5335-08	Instrumnet Name :	P7
Client Sample ID :	ME2911	Dilution Factor :	1
Date & Time Acquired :	2024-12-23 19:08:14	DataFile Name :	112SMPL.d

Parameter	Mass	CPS1	CPS2	CPS3	CPSMean	CPSRSD	Units
Uranium	238-1	95211	93942	95896	95016	1.04	cps
Vanadium	51-2	266620	266195	264927	265914	0.33	cps
Yttrium	89-1	14987977	15191377	14973990	15051115	0.81	cps
Yttrium	89-2	3913344	3934048	3874839	3907410	0.77	cps
Zinc	66-2	621236	620966	614594	618932	0.61	cps
Zirconium	90-1	68797	70143	69925	69622	1.04	cps
Zirconium	91-1	15725	15702	15305	15577	1.52	cps

Reviewed By:Mohan
On:12/25/2024 3:49:22 AM
Inst Id :P7

LB Number :	LB134068	Operator :	Jaswal
Lab Sample ID :	P5335-09	Instrumnet Name :	P7
Client Sample ID :	ME2912	Dilution Factor :	1
Date & Time Acquired :	2024-12-23 19:11:21	DataFile Name :	113SMPL.d

Parameter	Mass	CPS1	CPS2	CPS3	CPSMean	CPSRSD	Units
Aluminium	27-2	3139535	3083633	3075870	3099679	1.12	cps
Antimony	121-1	21186	21393	22010	21530	1.99	cps
Arsenic	75-2	9643	9510	9653	9602	0.83	cps
Barium	135-1	1364079	1376066	1379386	1373177	0.59	cps
Barium	137-1	2513575	2501986	2473611	2496391	0.82	cps
Beryllium	9-1	3210	3144	3110	3155	1.61	cps
Bismuth	209-1	8864351	8792778	8801936	8819688	0.44	cps
Bismuth	209-2	7477834	7433734	7398666	7436745	0.53	cps
Bromine	81-1	21172	23202	21970	22114	4.62	cps
Bromine	81-2	1423	1440	1420	1428	0.75	cps
Cadmium	108-1	323	333	390	349	10.31	cps
Cadmium	106-1	4081	3814	3957	3951	3.38	cps
Cadmium	111-1	6631	6484	6488	6534	1.28	cps
Calcium	43-1	2607949	2597453	2599142	2601515	0.22	cps
Calcium	44-1	41369061	41914904	41353132	41545699	0.77	cps
Carbon	12-1						cps
Carbon	12-2						cps
Chlorine	35-1						cps
Chlorine	35-2						cps
Chromium	52-2	373721	372809	374868	373799	0.28	cps
Cobalt	59-2	117740	116148	116437	116775	0.73	cps
Copper	63-2	198167	196028	198268	197488	0.64	cps
Dysprosium	156-1	35742	36344	36681	36256	1.31	cps
Dysprosium	156-2	29892	29889	29341	29707	1.07	cps
Erbium	164-1	35742	35097	35869	35570	1.16	cps
Erbium	164-2	25520	25410	25887	25606	0.98	cps
Gadolinium	160-1	35238	35448	35558	35415	0.46	cps
Gadolinium	160-2	27016	27133	26568	26906	1.11	cps
Holmium	165-1	15117321	14966780	14939768	15007956	0.64	cps
Holmium	165-2	10667788	10561741	10624458	10617996	0.50	cps
Indium	115-1	12178288	12113422	11994838	12095516	0.77	cps
Indium	115-2	4293065	4250243	4259471	4267593	0.53	cps
Iron	56-2	1226205182	1213980835	1221784702	1220656906	0.51	cps
Iron	57-2	30118677	30183288	30147777	30149914	0.11	cps
Iron	54-2	65935464	65797447	66438567	66057160	0.51	cps
Krypton	83-1	297	313	277	296	6.21	cps

Reviewed By:Mohan
On:12/25/2024 3:49:22 AM
Inst Id :P7

LB Number :	LB134068	Operator :	Jaswal
Lab Sample ID :	P5335-09	Instrumnet Name :	P7
Client Sample ID :	ME2912	Dilution Factor :	1
Date & Time Acquired :	2024-12-23 19:11:21	DataFile Name :	113SMPL.d

Parameter	Mass	CPS1	CPS2	CPS3	CPSMean	CPSRSD	Units
Lead	206-1	1794537	1792456	1789325	1792106	0.15	cps
Lead	207-1	1371507	1383962	1375004	1376824	0.47	cps
Lead	208-1	6889111	6913877	6892974	6898654	0.19	cps
Lithium	6-1	1718858	1743671	1715247	1725925	0.90	cps
Magnesium	24-2	10189895	10248479	10216506	10218293	0.29	cps
Manganese	55-2	29096715	28938397	29001345	29012152	0.27	cps
Molybdenum	94-1	33729	34106	34471	34102	1.09	cps
Molybdenum	95-1	22878	22320	22531	22576	1.25	cps
Molybdenum	96-1	42933	42578	42776	42762	0.42	cps
Molybdenum	97-1	13967	13757	13910	13878	0.78	cps
Molybdenum	98-1	35115	35570	34851	35179	1.03	cps
Neodymium	150-1	53307	53528	54625	53820	1.31	cps
Neodymium	150-2	32330	32070	32892	32431	1.30	cps
Nickel	60-2	93583	94659	93445	93896	0.71	cps
Phosphorus	31-2	8793	8753	8793	8779	0.26	cps
Potassium	39-2	1131147	1134529	1137319	1134332	0.27	cps
Rhodium	103-1	11074457	11044542	10976872	11031957	0.45	cps
Rhodium	103-2	6619027	6601078	6554514	6591539	0.51	cps
Scandium	45-1	6525227	6594652	6574528	6564802	0.54	cps
Scandium	45-2	550069	546864	546467	547800	0.36	cps
Selenium	82-1	400	334	380	371	9.15	cps
Selenium	77-2	93	117	160	123	27.43	cps
Selenium	78-2	513	550	580	548	6.10	cps
Silicon	28-1	30534691	31114995	30898217	30849301	0.95	cps
Silver	107-1	7859	7912	7942	7904	0.53	cps
Silver	109-1	7529	7846	7452	7609	2.74	cps
Sodium	23-2	255557	256021	257041	256206	0.30	cps
Strontium	86-1	457866	460624	460325	459605	0.33	cps
Strontium	88-1	4098200	4124117	4078724	4100347	0.56	cps
Sulfur	34-1	242230	245088	244028	243782	0.59	cps
Terbium	159-1	15407242	15479101	15206666	15364336	0.92	cps
Terbium	159-2	10516753	10500324	10369335	10462137	0.77	cps
Thallium	203-1	8870	9243	9463	9192	3.27	cps
Thallium	205-1	21337	21150	21894	21460	1.80	cps
Tin	118-1	24317	25022	25209	24849	1.89	cps
Titanium	47-1	536751	541031	538403	538728	0.40	cps

Reviewed By:Mohan
On:12/25/2024 3:49:22 AM
Inst Id :P7

LB Number :	LB134068	Operator :	Jaswal
Lab Sample ID :	P5335-09	Instrumnet Name :	P7
Client Sample ID :	ME2912	Dilution Factor :	1
Date & Time Acquired :	2024-12-23 19:11:21	DataFile Name :	113SMPL.d

Parameter	Mass	CPS1	CPS2	CPS3	CPSMean	CPSRSD	Units
Uranium	238-1	40839	41678	41010	41176	1.08	cps
Vanadium	51-2	181234	180714	180236	180728	0.28	cps
Yttrium	89-1	14853159	14926991	14777160	14852437	0.50	cps
Yttrium	89-2	3893928	3798611	3822558	3838366	1.29	cps
Zinc	66-2	381338	378517	379768	379875	0.37	cps
Zirconium	90-1	56204	56973	56863	56680	0.73	cps
Zirconium	91-1	12769	12572	12422	12588	1.38	cps

Reviewed By:Mohan
On:12/25/2024 3:49:22 AM
Inst Id :P7

LB Number :	LB134068	Operator :	Jaswal
Lab Sample ID :	CCV048	Instrumnet Name :	P7
Client Sample ID :	CCV048	Dilution Factor :	1
Date & Time Acquired :	2024-12-23 19:14:30	DataFile Name :	114CCV.d

Parameter	Mass	CPS1	CPS2	CPS3	CPSMean	CPSRSD	Units
Aluminium	27-2	12146847	12314894	12335525	12265755	0.84	cps
Antimony	121-1	5828737	6042138	6057421	5976099	2.14	cps
Arsenic	75-2	272759	274702	273900	273787	0.36	cps
Barium	135-1	7579916	7879801	7812642	7757453	2.03	cps
Barium	137-1	12944576	13328405	13457122	13243368	2.01	cps
Beryllium	9-1	652222	678576	681356	670718	2.40	cps
Bismuth	209-1	7965668	7787226	7875073	7875989	1.13	cps
Bismuth	209-2	6565957	6705439	6647478	6639624	1.06	cps
Bromine	81-1	14861	14744	13737	14447	4.28	cps
Bromine	81-2	173	157	170	167	5.29	cps
Cadmium	108-1	104993	107699	106242	106311	1.27	cps
Cadmium	106-1	149002	152922	152433	151452	1.41	cps
Cadmium	111-1	1385053	1432559	1422635	1413416	1.77	cps
Calcium	43-1	7755983	7787146	7721051	7754726	0.43	cps
Calcium	44-1	124048798	125113655	124627318	124596590	0.43	cps
Carbon	12-1						cps
Carbon	12-2						cps
Chlorine	35-1						cps
Chlorine	35-2						cps
Chromium	52-2	2186607	2163192	2196718	2182172	0.79	cps
Cobalt	59-2	3431915	3431520	3465848	3443094	0.57	cps
Copper	63-2	24198677	24131943	24104640	24145087	0.20	cps
Dysprosium	156-1	293	300	293	296	1.30	cps
Dysprosium	156-2	543	423	550	506	14.10	cps
Erbium	164-1	293	320	257	290	10.97	cps
Erbium	164-2	177	213	207	199	9.82	cps
Gadolinium	160-1	313	277	297	296	6.21	cps
Gadolinium	160-2	573	590	560	574	2.62	cps
Holmium	165-1	14345212	13746291	13907621	13999708	2.21	cps
Holmium	165-2	10069286	9951229	9961847	9994121	0.65	cps
Indium	115-1	11125085	10539612	10710142	10791613	2.79	cps
Indium	115-2	3741519	3743783	3774164	3753155	0.49	cps
Iron	56-2	514386686	513121606	521741019	516416437	0.90	cps
Iron	57-2	12736251	12726591	12866207	12776350	0.61	cps
Iron	54-2	28243695	27869744	27853131	27988857	0.79	cps
Krypton	83-1	220	237	203	220	7.57	cps

LB Number :	LB134068	Operator :	Jaswal
Lab Sample ID :	CCV048	Instrumnet Name :	P7
Client Sample ID :	CCV048	Dilution Factor :	1
Date & Time Acquired :	2024-12-23 19:14:30	DataFile Name :	114CCV.d

Parameter	Mass	CPS1	CPS2	CPS3	CPSMean	CPSRSD	Units
Lead	206-1	22028641	22884715	22969251	22627536	2.30	cps
Lead	207-1	19642166	20431398	20620479	20231347	2.56	cps
Lead	208-1	88988716	92560802	93045903	91531807	2.42	cps
Lithium	6-1	1632096	1569837	1599065	1600332	1.95	cps
Magnesium	24-2	97170589	97595959	97750392	97505646	0.31	cps
Manganese	55-2	17537205	17473626	17462575	17491135	0.23	cps
Molybdenum	94-1	20457106	20888468	20626810	20657461	1.05	cps
Molybdenum	95-1	29895443	30233404	30142100	30090315	0.58	cps
Molybdenum	96-1	32726743	33186261	32999330	32970778	0.70	cps
Molybdenum	97-1	18646805	18892476	18809530	18782937	0.67	cps
Molybdenum	98-1	48603219	48738479	48090186	48477295	0.71	cps
Neodymium	150-1	553	463	533	517	9.15	cps
Neodymium	150-2	140	190	160	163	15.41	cps
Nickel	60-2	817527	813052	812490	814356	0.34	cps
Phosphorus	31-2	110656	110522	110116	110431	0.25	cps
Potassium	39-2	61893371	61686536	61911131	61830346	0.20	cps
Rhodium	103-1	9958594	9394944	9370258	9574599	3.48	cps
Rhodium	103-2	5621050	5618190	5567432	5602224	0.54	cps
Scandium	45-1	6223393	5874473	5797017	5964961	3.81	cps
Scandium	45-2	481086	478061	480851	479999	0.35	cps
Selenium	82-1	84861	85999	85694	85518	0.69	cps
Selenium	77-2	8316	8429	8302	8349	0.83	cps
Selenium	78-2	29312	28865	28397	28858	1.59	cps
Silicon	28-1	6612938	6740606	6632857	6662134	1.03	cps
Silver	107-1	7214548	7307337	7245705	7255863	0.65	cps
Silver	109-1	7011146	6983980	6910115	6968414	0.75	cps
Sodium	23-2	156657204	156804448	157510758	156990803	0.29	cps
Strontium	86-1	1885106	1930984	1923019	1913037	1.28	cps
Strontium	88-1	16144931	16642142	16678275	16488449	1.81	cps
Sulfur	34-1	607986	602712	596437	602378	0.96	cps
Terbium	159-1	14830976	14246147	14220892	14432672	2.39	cps
Terbium	159-2	9661423	9712272	9746596	9706764	0.44	cps
Thallium	203-1	5656963	5856198	5847890	5787017	1.95	cps
Thallium	205-1	13397726	14040709	13923277	13787237	2.48	cps
Tin	118-1	4876004	5062439	5020989	4986477	1.96	cps
Titanium	47-1	7185839	7333158	7258677	7259225	1.01	cps

Reviewed By:Mohan
On:12/25/2024 3:49:22 AM
Inst Id :P7

LB Number :	LB134068	Operator :	Jaswal
Lab Sample ID :	CCV048	Instrumnet Name :	P7
Client Sample ID :	CCV048	Dilution Factor :	1
Date & Time Acquired :	2024-12-23 19:14:30	DataFile Name :	114CCV.d

Parameter	Mass	CPS1	CPS2	CPS3	CPSMean	CPSRSD	Units
Uranium	238-1	17619700	18346871	18637556	18201376	2.88	cps
Vanadium	51-2	1962284	1958928	1949698	1956970	0.33	cps
Yttrium	89-1	13224655	12697823	12874944	12932474	2.07	cps
Yttrium	89-2	3229622	3314115	3240577	3261438	1.41	cps
Zinc	66-2	3986993	3988283	3993083	3989453	0.08	cps
Zirconium	90-1	10033688	10379262	10305641	10239530	1.78	cps
Zirconium	91-1	2255967	2257252	2275380	2262866	0.48	cps

Reviewed By:Mohan
On:12/25/2024 3:49:22 AM
Inst Id :P7

LB Number :	LB134068	Operator :	Jaswal
Lab Sample ID :	CCB048	Instrumnet Name :	P7
Client Sample ID :	CCB048	Dilution Factor :	1
Date & Time Acquired :	2024-12-23 19:17:14	DataFile Name :	115CCBE.d

Parameter	Mass	CPS1	CPS2	CPS3	CPSMean	CPSRSD	Units
Aluminium	27-2	1157	977	913	1016	12.43	cps
Antimony	121-1	2987	2570	2384	2647	11.67	cps
Arsenic	75-2	30	23	33	29	17.63	cps
Barium	135-1	1373	993	927	1098	21.95	cps
Barium	137-1	2467	2000	1497	1988	24.41	cps
Beryllium	9-1	230	173	190	198	14.72	cps
Bismuth	209-1	8762310	8827368	8794818	8794832	0.37	cps
Bismuth	209-2	7495483	7532113	7403473	7477023	0.89	cps
Bromine	81-1	13239	13650	13369	13420	1.56	cps
Bromine	81-2	190	193	153	179	12.41	cps
Cadmium	108-1	40	23	33	32	26.04	cps
Cadmium	106-1	3010	3127	3027	3055	2.07	cps
Cadmium	111-1	2399	2456	2299	2385	3.33	cps
Calcium	43-1	1923	1550	1247	1573	21.54	cps
Calcium	44-1	32892	28270	24363	28508	14.98	cps
Carbon	12-1						cps
Carbon	12-2						cps
Chlorine	35-1						cps
Chlorine	35-2						cps
Chromium	52-2	1300	1440	1477	1406	6.63	cps
Cobalt	59-2	373	337	287	332	13.10	cps
Copper	63-2	8322	7542	7232	7699	7.30	cps
Dysprosium	156-1	27	13	10	17	52.93	cps
Dysprosium	156-2	7	0	7	4	86.60	cps
Erbium	164-1	70	50	57	59	17.29	cps
Erbium	164-2	30	23	47	33	36.07	cps
Gadolinium	160-1	43	47	43	44	4.34	cps
Gadolinium	160-2	393	370	400	388	4.06	cps
Holmium	165-1	14001869	14091808	14095029	14062902	0.38	cps
Holmium	165-2	10310700	10275491	10219255	10268482	0.45	cps
Indium	115-1	11257496	11362696	11488844	11369679	1.02	cps
Indium	115-2	4142470	4091323	4127679	4120491	0.64	cps
Iron	56-2	68026	61147	56305	61826	9.53	cps
Iron	57-2	2100	1833	1620	1851	12.99	cps
Iron	54-2	4921	4677	4367	4655	5.96	cps
Krypton	83-1	203	170	223	199	13.55	cps

Reviewed By:Mohan
On:12/25/2024 3:49:22 AM
Inst Id :P7

LB Number :	LB134068	Operator :	Jaswal
Lab Sample ID :	CCB048	Instrumnet Name :	P7
Client Sample ID :	CCB048	Dilution Factor :	1
Date & Time Acquired :	2024-12-23 19:17:14	DataFile Name :	115CCBE.d

Parameter	Mass	CPS1	CPS2	CPS3	CPSMean	CPSRSD	Units
Lead	206-1	5121	4221	3854	4399	14.82	cps
Lead	207-1	4614	3761	3224	3866	18.14	cps
Lead	208-1	20940	17251	15227	17806	16.27	cps
Lithium	6-1	1682891	1673634	1702347	1686291	0.87	cps
Magnesium	24-2	9056	8022	6812	7963	14.11	cps
Manganese	55-2	2097	1740	1750	1862	10.91	cps
Molybdenum	94-1	4664	3854	3104	3874	20.15	cps
Molybdenum	95-1	6138	4881	4097	5039	20.43	cps
Molybdenum	96-1	6935	5564	4434	5645	22.19	cps
Molybdenum	97-1	4021	2974	2567	3187	23.53	cps
Molybdenum	98-1	9607	8002	6668	8092	18.18	cps
Neodymium	150-1	13	27	0	13	100.01	cps
Neodymium	150-2	3	3	3	3	0.00	cps
Nickel	60-2	333	383	397	371	9.00	cps
Phosphorus	31-2	140	127	177	148	17.52	cps
Potassium	39-2	53811	52704	52664	53060	1.23	cps
Rhodium	103-1	10282194	10501682	10387535	10390470	1.06	cps
Rhodium	103-2	6384450	6398661	6248371	6343827	1.31	cps
Scandium	45-1	5865924	5970749	5971730	5936134	1.02	cps
Scandium	45-2	501647	496875	497277	498600	0.53	cps
Selenium	82-1	111	178	63	118	49.14	cps
Selenium	77-2	0	7	0	2	173.21	cps
Selenium	78-2	337	447	447	410	15.49	cps
Silicon	28-1	541135	552010	553392	548846	1.22	cps
Silver	107-1	2214	1787	1390	1797	22.92	cps
Silver	109-1	2137	1563	1367	1689	23.69	cps
Sodium	23-2	50415	47199	45601	47738	5.14	cps
Strontium	86-1	733	707	653	698	5.84	cps
Strontium	88-1	3360	2880	2390	2877	16.86	cps
Sulfur	34-1	174877	177339	175583	175933	0.72	cps
Terbium	159-1	14412042	14333235	14604262	14449846	0.96	cps
Terbium	159-2	10115282	10016722	10280464	10137489	1.31	cps
Thallium	203-1	1797	1693	1483	1658	9.63	cps
Thallium	205-1	4721	4061	3410	4064	16.12	cps
Tin	118-1	2510	2197	2187	2298	8.00	cps
Titanium	47-1	1340	1110	960	1137	16.84	cps

Reviewed By:Mohan
On:12/25/2024 3:49:22 AM
Inst Id :P7

LB Number :	LB134068	Operator :	Jaswal
Lab Sample ID :	CCB048	Instrumnet Name :	P7
Client Sample ID :	CCB048	Dilution Factor :	1
Date & Time Acquired :	2024-12-23 19:17:14	DataFile Name :	115CCBE.d

Parameter	Mass	CPS1	CPS2	CPS3	CPSMean	CPSRSD	Units
Uranium	238-1	3114	2314	1900	2442	25.26	cps
Vanadium	51-2	190	163	113	156	25.02	cps
Yttrium	89-1	12966659	13132972	13006991	13035541	0.67	cps
Yttrium	89-2	3420567	3466783	3415253	3434201	0.83	cps
Zinc	66-2	793	710	657	720	9.57	cps
Zirconium	90-1	3020	2534	2354	2636	13.09	cps
Zirconium	91-1	677	617	527	607	12.45	cps

Reviewed By:Mohan
On:12/25/2024 3:49:22 AM
Inst Id :P7

LB Number :	LB134068	Operator :	Jaswal
Lab Sample ID :	P5335-10	Instrumnet Name :	P7
Client Sample ID :	ME2913	Dilution Factor :	1
Date & Time Acquired :	2024-12-23 19:20:32	DataFile Name :	116SMPL.d

Parameter	Mass	CPS1	CPS2	CPS3	CPSMean	CPSRSD	Units
Aluminium	27-2	2769874	2767109	2751898	2762961	0.35	cps
Antimony	121-1	20081	20615	20488	20395	1.37	cps
Arsenic	75-2	7812	7679	7689	7727	0.96	cps
Barium	135-1	435654	440752	444397	440268	1.00	cps
Barium	137-1	760458	768267	770588	766438	0.69	cps
Beryllium	9-1	2554	2684	2674	2637	2.74	cps
Bismuth	209-1	9126353	9223420	9113304	9154359	0.66	cps
Bismuth	209-2	7612572	7741835	7630740	7661716	0.91	cps
Bromine	81-1	19406	20167	21169	20247	4.37	cps
Bromine	81-2	1300	1330	1333	1321	1.39	cps
Cadmium	108-1	517	603	590	570	8.19	cps
Cadmium	106-1	4164	4194	3991	4116	2.67	cps
Cadmium	111-1	9165	9218	9255	9213	0.50	cps
Calcium	43-1	1698207	1754905	1736958	1730023	1.68	cps
Calcium	44-1	27169530	27990331	27872447	27677436	1.60	cps
Carbon	12-1						cps
Carbon	12-2						cps
Chlorine	35-1						cps
Chlorine	35-2						cps
Chromium	52-2	537938	539470	538896	538768	0.14	cps
Cobalt	59-2	82187	83198	82706	82697	0.61	cps
Copper	63-2	308689	308607	308012	308436	0.12	cps
Dysprosium	156-1	29147	30086	30042	29758	1.78	cps
Dysprosium	156-2	24568	24314	24715	24533	0.83	cps
Erbium	164-1	30323	30153	29905	30127	0.70	cps
Erbium	164-2	21623	21740	20946	21437	2.00	cps
Gadolinium	160-1	29137	29230	29371	29246	0.40	cps
Gadolinium	160-2	22127	21910	22308	22115	0.90	cps
Holmium	165-1	15118312	15120428	15215019	15151253	0.36	cps
Holmium	165-2	10686604	10806643	10746537	10746595	0.56	cps
Indium	115-1	12043838	11961246	12232152	12079079	1.15	cps
Indium	115-2	4329250	4415324	4329600	4358058	1.14	cps
Iron	56-2	482102153	479977953	481219913	481100006	0.22	cps
Iron	57-2	11716786	11915177	11780805	11804256	0.86	cps
Iron	54-2	25815961	26027741	25753433	25865712	0.56	cps
Krypton	83-1	290	303	320	304	4.94	cps

Reviewed By:Mohan
On:12/25/2024 3:49:22 AM
Inst Id :P7

LB Number :	LB134068	Operator :	Jaswal
Lab Sample ID :	P5335-10	Instrumnet Name :	P7
Client Sample ID :	ME2913	Dilution Factor :	1
Date & Time Acquired :	2024-12-23 19:20:32	DataFile Name :	116SMPL.d

Parameter	Mass	CPS1	CPS2	CPS3	CPSMean	CPSRSD	Units
Lead	206-1	3152693	3208738	3156286	3172573	0.99	cps
Lead	207-1	2693506	2680356	2719877	2697913	0.75	cps
Lead	208-1	12377187	12496891	12431048	12435042	0.48	cps
Lithium	6-1	1758960	1720390	1749339	1742896	1.15	cps
Magnesium	24-2	4643325	4673957	4611664	4642982	0.67	cps
Manganese	55-2	13719927	13728084	13636259	13694756	0.37	cps
Molybdenum	94-1	42278	43040	42254	42524	1.05	cps
Molybdenum	95-1	43548	44574	44307	44143	1.21	cps
Molybdenum	96-1	54391	55823	56525	55580	1.96	cps
Molybdenum	97-1	27559	27706	27549	27605	0.32	cps
Molybdenum	98-1	69190	70650	71360	70400	1.57	cps
Neodymium	150-1	43972	45349	44965	44762	1.59	cps
Neodymium	150-2	26979	27013	27029	27007	0.09	cps
Nickel	60-2	123994	126464	125432	125297	0.99	cps
Phosphorus	31-2	7782	7399	7542	7574	2.56	cps
Potassium	39-2	792142	792815	790448	791802	0.15	cps
Rhodium	103-1	10956098	10971678	11119828	11015868	0.82	cps
Rhodium	103-2	6727156	6797442	6673784	6732794	0.92	cps
Scandium	45-1	6360114	6596740	6586818	6514557	2.05	cps
Scandium	45-2	551994	556523	551865	553461	0.48	cps
Selenium	82-1	285	268	228	261	11.26	cps
Selenium	77-2	53	80	97	77	28.51	cps
Selenium	78-2	543	517	533	531	2.54	cps
Silicon	28-1	31669728	32739633	32486325	32298562	1.73	cps
Silver	107-1	18479	18418	17637	18178	2.58	cps
Silver	109-1	17694	17184	16600	17159	3.19	cps
Sodium	23-2	233416	232083	233298	232932	0.32	cps
Strontium	86-1	325406	334046	336445	331966	1.75	cps
Strontium	88-1	2954262	3002054	3045753	3000690	1.53	cps
Sulfur	34-1	217445	220109	221529	219694	0.94	cps
Terbium	159-1	15359774	15636716	15461169	15485886	0.90	cps
Terbium	159-2	10609437	10642052	10610394	10620628	0.17	cps
Thallium	203-1	8506	8203	8026	8245	2.95	cps
Thallium	205-1	19978	18790	18706	19158	3.71	cps
Tin	118-1	47495	49170	49501	48722	2.21	cps
Titanium	47-1	423801	431688	439578	431689	1.83	cps

Reviewed By:Mohan
On:12/25/2024 3:49:22 AM
Inst Id :P7

LB Number :	LB134068	Operator :	Jaswal
Lab Sample ID :	P5335-10	Instrumnet Name :	P7
Client Sample ID :	ME2913	Dilution Factor :	1
Date & Time Acquired :	2024-12-23 19:20:32	DataFile Name :	116SMPL.d

Parameter	Mass	CPS1	CPS2	CPS3	CPSMean	CPSRSD	Units
Uranium	238-1	33432	33940	34234	33869	1.20	cps
Vanadium	51-2	138636	139598	138952	139062	0.35	cps
Yttrium	89-1	14513149	14801221	14545068	14619813	1.08	cps
Yttrium	89-2	3857151	3901655	3848739	3869182	0.73	cps
Zinc	66-2	676663	682579	678686	679309	0.44	cps
Zirconium	90-1	44491	46015	48472	46326	4.34	cps
Zirconium	91-1	10134	9810	10347	10097	2.68	cps

Reviewed By:Mohan
On:12/25/2024 3:49:22 AM
Inst Id :P7

LB Number :	LB134068	Operator :	Jaswal
Lab Sample ID :	P5335-11	Instrumnet Name :	P7
Client Sample ID :	ME2914	Dilution Factor :	1
Date & Time Acquired :	2024-12-23 19:23:37	DataFile Name :	117SMPL.d

Parameter	Mass	CPS1	CPS2	CPS3	CPSMean	CPSRSD	Units
Aluminium	27-2	3004539	2972564	2943857	2973654	1.02	cps
Antimony	121-1	32624	32423	32500	32516	0.31	cps
Arsenic	75-2	12355	12042	12008	12135	1.58	cps
Barium	135-1	863726	860705	860264	861565	0.22	cps
Barium	137-1	1489247	1491179	1484967	1488464	0.21	cps
Beryllium	9-1	2310	2267	2230	2269	1.77	cps
Bismuth	209-1	8998547	9060899	9112659	9057368	0.63	cps
Bismuth	209-2	7591676	7430508	7476607	7499597	1.11	cps
Bromine	81-1	21085	21492	21776	21451	1.62	cps
Bromine	81-2	1507	1393	1393	1431	4.57	cps
Cadmium	108-1	1167	1083	1090	1113	4.16	cps
Cadmium	106-1	5144	5204	4931	5093	2.82	cps
Cadmium	111-1	17265	17372	17386	17341	0.38	cps
Calcium	43-1	4079065	4026194	4075202	4060154	0.73	cps
Calcium	44-1	65767064	64790387	64675872	65077775	0.92	cps
Carbon	12-1						cps
Carbon	12-2						cps
Chlorine	35-1						cps
Chlorine	35-2						cps
Chromium	52-2	2949295	2942590	2943377	2945087	0.12	cps
Cobalt	59-2	104041	104017	104299	104119	0.15	cps
Copper	63-2	485091	483883	486490	485155	0.27	cps
Dysprosium	156-1	27998	27677	27824	27833	0.58	cps
Dysprosium	156-2	22658	22481	22385	22508	0.62	cps
Erbium	164-1	26455	26519	26482	26485	0.12	cps
Erbium	164-2	18736	18843	19016	18865	0.75	cps
Gadolinium	160-1	27337	26739	27257	27111	1.20	cps
Gadolinium	160-2	20442	20699	20325	20488	0.93	cps
Holmium	165-1	14967924	14992687	15202247	15054286	0.86	cps
Holmium	165-2	10673564	10572664	10574913	10607047	0.54	cps
Indium	115-1	11992163	11858767	11982401	11944444	0.62	cps
Indium	115-2	4251884	4232753	4282997	4255878	0.60	cps
Iron	56-2	917480413	913681800	916954200	916038804	0.22	cps
Iron	57-2	22604631	22631574	22421436	22552547	0.51	cps
Iron	54-2	49332838	49668541	49154859	49385413	0.53	cps
Krypton	83-1	320	300	277	299	7.26	cps

Reviewed By:Mohan
On:12/25/2024 3:49:22 AM
Inst Id :P7

LB Number :	LB134068	Operator :	Jaswal
Lab Sample ID :	P5335-11	Instrumnet Name :	P7
Client Sample ID :	ME2914	Dilution Factor :	1
Date & Time Acquired :	2024-12-23 19:23:37	DataFile Name :	117SMPL.d

Parameter	Mass	CPS1	CPS2	CPS3	CPSMean	CPSRSD	Units
Lead	206-1	8443960	8454697	8362702	8420453	0.60	cps
Lead	207-1	7142888	6958067	7209546	7103500	1.83	cps
Lead	208-1	33099872	32862139	33267152	33076388	0.62	cps
Lithium	6-1	1735861	1678927	1699015	1704601	1.69	cps
Magnesium	24-2	9945771	9928203	9888995	9920990	0.29	cps
Manganese	55-2	52186583	52254084	52185646	52208771	0.08	cps
Molybdenum	94-1	92996	93754	92067	92939	0.91	cps
Molybdenum	95-1	102049	104348	102992	103130	1.12	cps
Molybdenum	96-1	127127	128841	127100	127689	0.78	cps
Molybdenum	97-1	63725	63808	64280	63938	0.47	cps
Molybdenum	98-1	165630	164494	166638	165587	0.65	cps
Neodymium	150-1	41899	43005	41678	42194	1.69	cps
Neodymium	150-2	25400	25336	25283	25340	0.23	cps
Nickel	60-2	446787	448231	443829	446282	0.50	cps
Phosphorus	31-2	18384	18405	17894	18228	1.59	cps
Potassium	39-2	1150768	1155846	1148019	1151544	0.34	cps
Rhodium	103-1	11126109	10980854	10799964	10968976	1.49	cps
Rhodium	103-2	6573532	6471719	6552198	6532483	0.82	cps
Scandium	45-1	6598996	6462906	6459319	6507074	1.22	cps
Scandium	45-2	543087	540692	537868	540549	0.48	cps
Selenium	82-1	345	327	388	353	8.76	cps
Selenium	77-2	117	120	83	107	19.01	cps
Selenium	78-2	527	590	627	581	8.71	cps
Silicon	28-1	25103117	25208572	25182800	25164830	0.22	cps
Silver	107-1	39303	39380	38381	39021	1.43	cps
Silver	109-1	36646	37572	37993	37404	1.84	cps
Sodium	23-2	305955	298534	298180	300890	1.46	cps
Strontium	86-1	582301	592227	590219	588249	0.89	cps
Strontium	88-1	5189984	5247002	5287899	5241628	0.94	cps
Sulfur	34-1	246826	245597	242457	244960	0.92	cps
Terbium	159-1	15378025	15442242	15427916	15416061	0.22	cps
Terbium	159-2	10729703	10454714	10419226	10534548	1.61	cps
Thallium	203-1	16206	16884	16253	16448	2.30	cps
Thallium	205-1	39089	39280	39594	39321	0.65	cps
Tin	118-1	88858	90687	89509	89685	1.03	cps
Titanium	47-1	1109093	1106176	1098627	1104632	0.49	cps

Reviewed By:Mohan
On:12/25/2024 3:49:22 AM
Inst Id :P7

LB Number :	LB134068	Operator :	Jaswal
Lab Sample ID :	P5335-11	Instrumnet Name :	P7
Client Sample ID :	ME2914	Dilution Factor :	1
Date & Time Acquired :	2024-12-23 19:23:37	DataFile Name :	117SMPL.d

Parameter	Mass	CPS1	CPS2	CPS3	CPSMean	CPSRSD	Units
Uranium	238-1	40799	40147	39983	40310	1.07	cps
Vanadium	51-2	510417	508911	508209	509179	0.22	cps
Yttrium	89-1	14657666	14558501	14584519	14600228	0.35	cps
Yttrium	89-2	3796214	3744716	3794127	3778353	0.77	cps
Zinc	66-2	1509041	1462959	1452525	1474841	2.04	cps
Zirconium	90-1	92952	93032	93126	93037	0.09	cps
Zirconium	91-1	20728	20511	20414	20551	0.78	cps

Reviewed By:Mohan
On:12/25/2024 3:49:22 AM
Inst Id :P7

LB Number :	LB134068	Operator :	Jaswal
Lab Sample ID :	P5335-12	Instrumnet Name :	P7
Client Sample ID :	ME2915	Dilution Factor :	1
Date & Time Acquired :	2024-12-23 19:26:42	DataFile Name :	118SMPL.d

Parameter	Mass	CPS1	CPS2	CPS3	CPSMean	CPSRSD	Units
Aluminium	27-2	5655814	5660471	5605741	5640675	0.54	cps
Antimony	121-1	651165	654489	650180	651945	0.35	cps
Arsenic	75-2	9396	9476	9266	9380	1.13	cps
Barium	135-1	1028537	1036699	1028479	1031238	0.46	cps
Barium	137-1	1876594	1866990	1863939	1869175	0.35	cps
Beryllium	9-1	2420	2280	2304	2335	3.21	cps
Bismuth	209-1	8886245	8900585	8868680	8885170	0.18	cps
Bismuth	209-2	7482184	7498730	7547992	7509635	0.46	cps
Bromine	81-1	20458	20978	21936	21124	3.55	cps
Bromine	81-2	1300	1343	1277	1307	2.59	cps
Cadmium	108-1	897	927	943	922	2.56	cps
Cadmium	106-1	4958	4914	4524	4799	4.98	cps
Cadmium	111-1	13884	13662	13407	13651	1.75	cps
Calcium	43-1	4408943	4382576	4374741	4388754	0.41	cps
Calcium	44-1	70320932	70412541	69747436	70160303	0.51	cps
Carbon	12-1						cps
Carbon	12-2						cps
Chlorine	35-1						cps
Chlorine	35-2						cps
Chromium	52-2	2749379	2774535	2745216	2756377	0.58	cps
Cobalt	59-2	83718	83296	82525	83180	0.73	cps
Copper	63-2	4488074	4440576	4416026	4448225	0.82	cps
Dysprosium	156-1	23593	23773	23657	23674	0.39	cps
Dysprosium	156-2	19233	19577	19207	19339	1.07	cps
Erbium	164-1	24448	24966	24508	24641	1.15	cps
Erbium	164-2	17030	17544	17501	17359	1.64	cps
Gadolinium	160-1	22949	22862	23042	22951	0.39	cps
Gadolinium	160-2	17711	17518	17254	17494	1.31	cps
Holmium	165-1	15026981	14932849	15093225	15017685	0.54	cps
Holmium	165-2	10567136	10531068	10644074	10580759	0.55	cps
Indium	115-1	12006466	12083801	12067690	12052652	0.34	cps
Indium	115-2	4231426	4206283	4262442	4233384	0.66	cps
Iron	56-2	980649985	977337932	967938412	975308777	0.68	cps
Iron	57-2	24046211	24009993	23885204	23980469	0.35	cps
Iron	54-2	52719929	52434429	52546766	52567041	0.27	cps
Krypton	83-1	340	287	287	304	10.12	cps

Reviewed By:Mohan
On:12/25/2024 3:49:22 AM
Inst Id :P7

LB Number :	LB134068	Operator :	Jaswal
Lab Sample ID :	P5335-12	Instrumnet Name :	P7
Client Sample ID :	ME2915	Dilution Factor :	1
Date & Time Acquired :	2024-12-23 19:26:42	DataFile Name :	118SMPL.d

Parameter	Mass	CPS1	CPS2	CPS3	CPSMean	CPSRSD	Units
Lead	206-1	7423136	7338180	7220826	7327381	1.39	cps
Lead	207-1	6200862	6174858	6225649	6200457	0.41	cps
Lead	208-1	28893084	28711478	28625989	28743517	0.47	cps
Lithium	6-1	1708229	1677673	1651263	1679055	1.70	cps
Magnesium	24-2	9267520	9266193	9176598	9236770	0.56	cps
Manganese	55-2	70115682	69133944	69916397	69722008	0.74	cps
Molybdenum	94-1	81823	83234	81424	82161	1.16	cps
Molybdenum	95-1	75976	75999	75172	75716	0.62	cps
Molybdenum	96-1	98063	97224	97012	97433	0.57	cps
Molybdenum	97-1	46092	46219	46116	46143	0.15	cps
Molybdenum	98-1	118835	119954	118361	119050	0.69	cps
Neodymium	150-1	36143	36661	36507	36437	0.73	cps
Neodymium	150-2	21673	21587	21310	21523	0.88	cps
Nickel	60-2	304148	306427	306335	305637	0.42	cps
Phosphorus	31-2	17280	16716	16869	16955	1.72	cps
Potassium	39-2	909390	902390	898274	903351	0.62	cps
Rhodium	103-1	11009014	10825037	10911902	10915318	0.84	cps
Rhodium	103-2	6521985	6443033	6485720	6483579	0.61	cps
Scandium	45-1	6509208	6499357	6420626	6476397	0.75	cps
Scandium	45-2	532650	534348	536438	534479	0.35	cps
Selenium	82-1	333	401	359	364	9.44	cps
Selenium	77-2	53	77	83	71	22.15	cps
Selenium	78-2	547	560	550	552	1.26	cps
Silicon	28-1	27215185	27390327	26967184	27190899	0.78	cps
Silver	107-1	29831	30312	29356	29833	1.60	cps
Silver	109-1	28655	28551	28652	28619	0.21	cps
Sodium	23-2	290180	287648	285373	287734	0.84	cps
Strontium	86-1	539252	543785	539353	540797	0.48	cps
Strontium	88-1	4873137	4897629	4849988	4873585	0.49	cps
Sulfur	34-1	236190	236834	234743	235922	0.45	cps
Terbium	159-1	15329261	15407430	15328717	15355136	0.29	cps
Terbium	159-2	10526349	10407415	10459915	10464560	0.57	cps
Thallium	203-1	17338	17902	17448	17563	1.70	cps
Thallium	205-1	42212	42014	41403	41876	1.01	cps
Tin	118-1	73744	74897	72893	73845	1.36	cps
Titanium	47-1	1178441	1187020	1177520	1180993	0.44	cps

Reviewed By:Mohan
On:12/25/2024 3:49:22 AM
Inst Id :P7

LB Number :	LB134068	Operator :	Jaswal
Lab Sample ID :	P5335-12	Instrumnet Name :	P7
Client Sample ID :	ME2915	Dilution Factor :	1
Date & Time Acquired :	2024-12-23 19:26:42	DataFile Name :	118SMPL.d

Parameter	Mass	CPS1	CPS2	CPS3	CPSMean	CPSRSD	Units
Uranium	238-1	42578	43216	43059	42951	0.77	cps
Vanadium	51-2	559581	561159	557155	559298	0.36	cps
Yttrium	89-1	14554149	14677929	14457706	14563261	0.76	cps
Yttrium	89-2	3771060	3759160	3714867	3748362	0.79	cps
Zinc	66-2	1128340	1122731	1113672	1121581	0.66	cps
Zirconium	90-1	107896	110271	108648	108938	1.11	cps
Zirconium	91-1	23592	24644	23923	24053	2.24	cps

Reviewed By:Mohan
On:12/25/2024 3:49:22 AM
Inst Id :P7

LB Number :	LB134068	Operator :	Jaswal
Lab Sample ID :	P5335-13	Instrumnet Name :	P7
Client Sample ID :	ME2916	Dilution Factor :	1
Date & Time Acquired :	2024-12-23 19:29:43	DataFile Name :	119SMPL.d

Parameter	Mass	CPS1	CPS2	CPS3	CPSMean	CPSRSD	Units
Aluminium	27-2	3023673	3040736	3015774	3026728	0.42	cps
Antimony	121-1	16019	16513	16323	16285	1.53	cps
Arsenic	75-2	9623	9657	9733	9671	0.58	cps
Barium	135-1	456176	459203	453228	456202	0.65	cps
Barium	137-1	789707	785012	785831	786850	0.32	cps
Beryllium	9-1	1533	1507	1563	1535	1.85	cps
Bismuth	209-1	8803122	8881833	8831239	8838731	0.45	cps
Bismuth	209-2	7326136	7342245	7345304	7337895	0.14	cps
Bromine	81-1	17858	18835	18986	18560	3.30	cps
Bromine	81-2	943	973	857	924	6.55	cps
Cadmium	108-1	710	643	580	644	10.09	cps
Cadmium	106-1	4227	4274	4251	4251	0.55	cps
Cadmium	111-1	9954	9917	9651	9841	1.68	cps
Calcium	43-1	3362546	3392521	3384943	3380003	0.46	cps
Calcium	44-1	53472444	53670038	53991834	53711439	0.49	cps
Carbon	12-1						cps
Carbon	12-2						cps
Chlorine	35-1						cps
Chlorine	35-2						cps
Chromium	52-2	873843	867303	867444	869530	0.43	cps
Cobalt	59-2	109197	109335	108253	108928	0.54	cps
Copper	63-2	311091	306773	308346	308737	0.71	cps
Dysprosium	156-1	46460	48068	47125	47218	1.71	cps
Dysprosium	156-2	37564	37864	36634	37354	1.72	cps
Erbium	164-1	42167	42304	42458	42309	0.34	cps
Erbium	164-2	30761	28823	29307	29630	3.40	cps
Gadolinium	160-1	46584	46082	47296	46654	1.31	cps
Gadolinium	160-2	34402	34763	34379	34515	0.62	cps
Holmium	165-1	14940492	15048561	14615430	14868161	1.52	cps
Holmium	165-2	10438213	10491303	10331441	10420319	0.78	cps
Indium	115-1	11705946	11788558	11667778	11720760	0.53	cps
Indium	115-2	4108483	4022994	4151211	4094230	1.59	cps
Iron	56-2	419903474	418940074	420480727	419774758	0.19	cps
Iron	57-2	10253493	10363622	10284498	10300538	0.55	cps
Iron	54-2	22692912	22661026	22589906	22647948	0.23	cps
Krypton	83-1	277	357	257	297	17.84	cps

Reviewed By:Mohan
On:12/25/2024 3:49:22 AM
Inst Id :P7

LB Number :	LB134068	Operator :	Jaswal
Lab Sample ID :	P5335-13	Instrumnet Name :	P7
Client Sample ID :	ME2916	Dilution Factor :	1
Date & Time Acquired :	2024-12-23 19:29:43	DataFile Name :	119SMPL.d

Parameter	Mass	CPS1	CPS2	CPS3	CPSMean	CPSRSD	Units
Lead	206-1	3629380	3590151	3621045	3613525	0.57	cps
Lead	207-1	3059106	3053922	3041938	3051655	0.29	cps
Lead	208-1	14142851	14074227	14009582	14075553	0.47	cps
Lithium	6-1	1755200	1753775	1735047	1748007	0.64	cps
Magnesium	24-2	12821800	12795917	12719830	12779182	0.41	cps
Manganese	55-2	14865736	14935459	14956570	14919255	0.32	cps
Molybdenum	94-1	38624	38547	38233	38468	0.54	cps
Molybdenum	95-1	37274	36906	37488	37223	0.79	cps
Molybdenum	96-1	47544	47500	48259	47768	0.89	cps
Molybdenum	97-1	23252	22738	22928	22973	1.13	cps
Molybdenum	98-1	59517	59447	59293	59419	0.19	cps
Neodymium	150-1	73597	72736	72790	73041	0.66	cps
Neodymium	150-2	43784	42858	43483	43375	1.09	cps
Nickel	60-2	176384	176812	172762	175319	1.27	cps
Phosphorus	31-2	11768	12108	11858	11911	1.48	cps
Potassium	39-2	1054100	1056710	1049146	1053319	0.36	cps
Rhodium	103-1	10571880	10693905	10611689	10625825	0.59	cps
Rhodium	103-2	6330131	6254073	6232475	6272226	0.82	cps
Scandium	45-1	6223141	6383713	6306902	6304585	1.27	cps
Scandium	45-2	513676	509630	510474	511260	0.42	cps
Selenium	82-1	311	251	340	300	15.10	cps
Selenium	77-2	163	113	100	126	26.60	cps
Selenium	78-2	470	540	457	489	9.16	cps
Silicon	28-1	24611497	24151984	25141845	24635109	2.01	cps
Silver	107-1	18158	18138	18098	18131	0.17	cps
Silver	109-1	17200	17053	17274	17176	0.65	cps
Sodium	23-2	211478	211451	211184	211371	0.08	cps
Strontium	86-1	445939	447591	446472	446667	0.19	cps
Strontium	88-1	3958313	4024910	4001743	3994989	0.85	cps
Sulfur	34-1	235591	238526	237148	237088	0.62	cps
Terbium	159-1	15249721	15609470	15274188	15377793	1.31	cps
Terbium	159-2	10233390	10330448	10238009	10267282	0.53	cps
Thallium	203-1	6745	6929	6715	6796	1.70	cps
Thallium	205-1	16210	16216	15993	16140	0.79	cps
Tin	118-1	51753	51662	51522	51645	0.23	cps
Titanium	47-1	464546	465919	465069	465178	0.15	cps

Reviewed By:Mohan
On:12/25/2024 3:49:22 AM
Inst Id :P7

LB Number :	LB134068	Operator :	Jaswal
Lab Sample ID :	P5335-13	Instrumnet Name :	P7
Client Sample ID :	ME2916	Dilution Factor :	1
Date & Time Acquired :	2024-12-23 19:29:43	DataFile Name :	119SMPL.d

Parameter	Mass	CPS1	CPS2	CPS3	CPSMean	CPSRSD	Units
Uranium	238-1	42344	43584	43387	43105	1.55	cps
Vanadium	51-2	248001	246240	245529	246590	0.52	cps
Yttrium	89-1	14468449	14455994	14219745	14381396	0.97	cps
Yttrium	89-2	3628026	3605546	3659685	3631086	0.75	cps
Zinc	66-2	738844	729659	727550	732018	0.82	cps
Zirconium	90-1	45761	46798	46095	46218	1.14	cps
Zirconium	91-1	10444	10487	10214	10382	1.42	cps

Reviewed By:Mohan
On:12/25/2024 3:49:22 AM
Inst Id :P7

LB Number :	LB134068	Operator :	Jaswal
Lab Sample ID :	P5335-14	Instrumnet Name :	P7
Client Sample ID :	ME2917	Dilution Factor :	1
Date & Time Acquired :	2024-12-23 19:32:51	DataFile Name :	120SMPL.d

Parameter	Mass	CPS1	CPS2	CPS3	CPSMean	CPSRSD	Units
Aluminium	27-2	3191310	3177379	3199699	3189463	0.35	cps
Antimony	121-1	34759	34414	34227	34467	0.78	cps
Arsenic	75-2	8352	8112	7986	8150	2.29	cps
Barium	135-1	441263	440383	441001	440883	0.10	cps
Barium	137-1	767207	760406	760117	762577	0.53	cps
Beryllium	9-1	2207	2284	2377	2289	3.72	cps
Bismuth	209-1	8908576	8760811	8832155	8833848	0.84	cps
Bismuth	209-2	7394275	7503371	7381891	7426512	0.90	cps
Bromine	81-1	18645	18989	19259	18964	1.62	cps
Bromine	81-2	1023	1097	1170	1097	6.69	cps
Cadmium	108-1	880	843	893	872	2.97	cps
Cadmium	106-1	4534	4551	4474	4520	0.89	cps
Cadmium	111-1	12868	13026	13334	13076	1.81	cps
Calcium	43-1	2959333	2992711	3005976	2986006	0.80	cps
Calcium	44-1	47747198	48086926	47916209	47916778	0.35	cps
Carbon	12-1						cps
Carbon	12-2						cps
Chlorine	35-1						cps
Chlorine	35-2						cps
Chromium	52-2	1048894	1043917	1047037	1046616	0.24	cps
Cobalt	59-2	96752	93451	96226	95477	1.86	cps
Copper	63-2	299938	301537	299414	300296	0.37	cps
Dysprosium	156-1	42013	41127	40859	41333	1.46	cps
Dysprosium	156-2	33209	33637	34552	33800	2.03	cps
Erbium	164-1	36451	35980	36080	36170	0.69	cps
Erbium	164-2	26021	25657	25714	25797	0.76	cps
Gadolinium	160-1	39770	39499	39706	39658	0.36	cps
Gadolinium	160-2	30299	30416	30497	30404	0.33	cps
Holmium	165-1	15030661	14480941	14735737	14749113	1.87	cps
Holmium	165-2	10510785	10465053	10302598	10426146	1.05	cps
Indium	115-1	11813034	11646414	11688006	11715818	0.74	cps
Indium	115-2	4218797	4173691	4146788	4179759	0.87	cps
Iron	56-2	508637846	508700099	509109379	508815775	0.05	cps
Iron	57-2	12566811	12449245	12438358	12484805	0.57	cps
Iron	54-2	27553572	27142759	27232488	27309606	0.79	cps
Krypton	83-1	307	283	287	292	4.32	cps

Reviewed By:Mohan
On:12/25/2024 3:49:22 AM
Inst Id :P7

LB Number :	LB134068	Operator :	Jaswal
Lab Sample ID :	P5335-14	Instrumnet Name :	P7
Client Sample ID :	ME2917	Dilution Factor :	1
Date & Time Acquired :	2024-12-23 19:32:51	DataFile Name :	120SMPL.d

Parameter	Mass	CPS1	CPS2	CPS3	CPSMean	CPSRSD	Units
Lead	206-1	4686677	4702385	4696244	4695102	0.17	cps
Lead	207-1	3968705	3971076	3970216	3969999	0.03	cps
Lead	208-1	18324565	18320127	18224870	18289854	0.31	cps
Lithium	6-1	1756539	1742450	1703976	1734322	1.57	cps
Magnesium	24-2	11937619	11933415	11909797	11926944	0.13	cps
Manganese	55-2	18424981	18238608	18259161	18307583	0.56	cps
Molybdenum	94-1	34748	34180	33929	34286	1.22	cps
Molybdenum	95-1	38912	38437	38658	38669	0.61	cps
Molybdenum	96-1	49694	48855	49878	49476	1.10	cps
Molybdenum	97-1	23589	24524	24247	24120	1.99	cps
Molybdenum	98-1	61626	62279	61381	61762	0.75	cps
Neodymium	150-1	65350	63813	64955	64706	1.23	cps
Neodymium	150-2	39027	38964	38984	38992	0.08	cps
Nickel	60-2	198765	197235	196479	197493	0.59	cps
Phosphorus	31-2	11975	11825	11695	11831	1.19	cps
Potassium	39-2	953546	948787	948162	950165	0.31	cps
Rhodium	103-1	10747242	10582512	10806896	10712217	1.08	cps
Rhodium	103-2	6455016	6403942	6368624	6409194	0.68	cps
Scandium	45-1	6386292	6289889	6328288	6334823	0.77	cps
Scandium	45-2	521566	523001	521199	521922	0.18	cps
Selenium	82-1	319	325	334	326	2.32	cps
Selenium	77-2	117	107	110	111	4.58	cps
Selenium	78-2	503	520	560	528	5.52	cps
Silicon	28-1	32409906	32512175	32508363	32476815	0.18	cps
Silver	107-1	27860	28518	28401	28260	1.24	cps
Silver	109-1	26888	27135	27309	27111	0.78	cps
Sodium	23-2	263014	259621	260986	261207	0.65	cps
Strontium	86-1	448218	447001	448903	448040	0.22	cps
Strontium	88-1	4055641	3923840	3984280	3987921	1.65	cps
Sulfur	34-1	236295	237136	237406	236946	0.24	cps
Terbium	159-1	15009902	15002767	15161864	15058178	0.60	cps
Terbium	159-2	10474956	10240844	10210031	10308610	1.41	cps
Thallium	203-1	8573	8940	9080	8864	2.95	cps
Thallium	205-1	20706	20702	20425	20611	0.78	cps
Tin	118-1	59730	59706	60084	59840	0.35	cps
Titanium	47-1	474597	476030	473717	474781	0.25	cps

Reviewed By:Mohan
On:12/25/2024 3:49:22 AM
Inst Id :P7

LB Number :	LB134068	Operator :	Jaswal
Lab Sample ID :	P5335-14	Instrumnet Name :	P7
Client Sample ID :	ME2917	Dilution Factor :	1
Date & Time Acquired :	2024-12-23 19:32:51	DataFile Name :	120SMPL.d

Parameter	Mass	CPS1	CPS2	CPS3	CPSMean	CPSRSD	Units
Uranium	238-1	36233	36557	36259	36350	0.49	cps
Vanadium	51-2	250241	246958	248819	248673	0.66	cps
Yttrium	89-1	14486609	14206899	14412321	14368610	1.01	cps
Yttrium	89-2	3693495	3707564	3689583	3696881	0.26	cps
Zinc	66-2	1087507	1079955	1080473	1082645	0.39	cps
Zirconium	90-1	33328	34935	34013	34092	2.37	cps
Zirconium	91-1	7849	7759	7499	7702	2.36	cps

Reviewed By:Mohan
On:12/25/2024 3:49:22 AM
Inst Id :P7

LB Number :	LB134068	Operator :	Jaswal
Lab Sample ID :	P5335-15	Instrumnet Name :	P7
Client Sample ID :	ME2918	Dilution Factor :	1
Date & Time Acquired :	2024-12-23 19:35:57	DataFile Name :	121SMPL.d

Parameter	Mass	CPS1	CPS2	CPS3	CPSMean	CPSRSD	Units
Aluminium	27-2	3026914	2968588	3009469	3001657	1.00	cps
Antimony	121-1	36413	36617	36740	36590	0.45	cps
Arsenic	75-2	9930	9663	9493	9695	2.27	cps
Barium	135-1	478124	481549	483643	481106	0.58	cps
Barium	137-1	827732	838456	837322	834503	0.71	cps
Beryllium	9-1	1807	1717	1773	1766	2.58	cps
Bismuth	209-1	8987724	8751175	8892759	8877220	1.34	cps
Bismuth	209-2	7458376	7402807	7507596	7456260	0.70	cps
Bromine	81-1	19510	20214	19797	19840	1.78	cps
Bromine	81-2	1280	1187	1213	1227	3.92	cps
Cadmium	108-1	940	907	1000	949	4.98	cps
Cadmium	106-1	4908	4844	4714	4822	2.04	cps
Cadmium	111-1	14692	15075	14995	14921	1.35	cps
Calcium	43-1	3113216	3079081	3126062	3106120	0.78	cps
Calcium	44-1	49699839	49454674	49920908	49691807	0.47	cps
Carbon	12-1						cps
Carbon	12-2						cps
Chlorine	35-1						cps
Chlorine	35-2						cps
Chromium	52-2	1387940	1351326	1380011	1373092	1.40	cps
Cobalt	59-2	111903	111063	111312	111426	0.39	cps
Copper	63-2	363212	365086	365835	364711	0.37	cps
Dysprosium	156-1	41802	42614	42253	42223	0.96	cps
Dysprosium	156-2	33928	34208	33730	33955	0.71	cps
Erbium	164-1	37200	37427	37082	37236	0.47	cps
Erbium	164-2	26619	27023	26699	26780	0.80	cps
Gadolinium	160-1	40465	41388	41558	41137	1.43	cps
Gadolinium	160-2	30704	31088	31131	30974	0.76	cps
Holmium	165-1	15165893	14751235	14682494	14866541	1.76	cps
Holmium	165-2	10766287	10487452	10419359	10557699	1.74	cps
Indium	115-1	12016211	11744781	11735139	11832044	1.35	cps
Indium	115-2	4189132	4145290	4133551	4155991	0.70	cps
Iron	56-2	605759724	606694871	601754658	604736418	0.43	cps
Iron	57-2	14952567	15058203	14906595	14972455	0.52	cps
Iron	54-2	32692780	32777944	32649350	32706691	0.20	cps
Krypton	83-1	353	240	303	299	19.00	cps

1900

LB Number :	LB134068	Operator :	Jaswal
Lab Sample ID :	P5335-15	Instrumnet Name :	P7
Client Sample ID :	ME2918	Dilution Factor :	1
Date & Time Acquired :	2024-12-23 19:35:57	DataFile Name :	121SMPL.d

Parameter	Mass	CPS1	CPS2	CPS3	CPSMean	CPSRSD	Units
Lead	206-1	5569738	5480668	5531574	5527327	0.81	cps
Lead	207-1	4681205	4671908	4646869	4666661	0.38	cps
Lead	208-1	21625422	21496180	21351489	21491030	0.64	cps
Lithium	6-1	1700805	1746403	1729004	1725404	1.33	cps
Magnesium	24-2	11541438	11465468	11489607	11498838	0.34	cps
Manganese	55-2	24404149	24290455	24315480	24336694	0.25	cps
Molybdenum	94-1	44400	45778	45644	45274	1.68	cps
Molybdenum	95-1	49390	51085	50072	50182	1.70	cps
Molybdenum	96-1	62466	64096	63470	63344	1.30	cps
Molybdenum	97-1	30552	30946	30762	30753	0.64	cps
Molybdenum	98-1	79957	80453	80691	80367	0.47	cps
Neodymium	150-1	65367	66650	66047	66021	0.97	cps
Neodymium	150-2	39077	39833	39539	39483	0.96	cps
Nickel	60-2	268477	266148	263434	266020	0.95	cps
Phosphorus	31-2	13976	13756	13870	13867	0.79	cps
Potassium	39-2	992115	992328	995818	993420	0.21	cps
Rhodium	103-1	11070491	10816212	10692993	10859899	1.77	cps
Rhodium	103-2	6384854	6294286	6418803	6365981	1.01	cps
Scandium	45-1	6529991	6334734	6403529	6422752	1.54	cps
Scandium	45-2	530007	526630	527810	528149	0.32	cps
Selenium	82-1	289	370	287	315	15.06	cps
Selenium	77-2	117	150	120	129	14.24	cps
Selenium	78-2	440	563	523	509	12.37	cps
Silicon	28-1	24110683	24072060	24192368	24125037	0.25	cps
Silver	107-1	33175	33295	32069	32846	2.06	cps
Silver	109-1	31003	30926	31484	31138	0.97	cps
Sodium	23-2	228527	227493	228612	228211	0.27	cps
Strontium	86-1	426719	432395	428740	429285	0.67	cps
Strontium	88-1	3812974	3876082	3829313	3839456	0.85	cps
Sulfur	34-1	242261	244967	242241	243156	0.65	cps
Terbium	159-1	15548482	15022144	15148231	15239619	1.80	cps
Terbium	159-2	10517185	10242121	10128783	10296030	1.94	cps
Thallium	203-1	9223	9270	8903	9132	2.19	cps
Thallium	205-1	21447	21357	21797	21534	1.08	cps
Tin	118-1	70914	70984	70264	70720	0.56	cps
Titanium	47-1	580052	581959	583844	581952	0.33	cps

Reviewed By:Mohan
On:12/25/2024 3:49:22 AM
Inst Id :P7

LB Number :	LB134068	Operator :	Jaswal
Lab Sample ID :	P5335-15	Instrumnet Name :	P7
Client Sample ID :	ME2918	Dilution Factor :	1
Date & Time Acquired :	2024-12-23 19:35:57	DataFile Name :	121SMPL.d

Parameter	Mass	CPS1	CPS2	CPS3	CPSMean	CPSRSD	Units
Uranium	238-1	39793	40478	40110	40127	0.85	cps
Vanadium	51-2	311801	313561	312609	312657	0.28	cps
Yttrium	89-1	14921938	14493391	14477904	14631077	1.72	cps
Yttrium	89-2	3790036	3709471	3702706	3734071	1.30	cps
Zinc	66-2	1224514	1227714	1224727	1225651	0.15	cps
Zirconium	90-1	44892	44952	46182	45342	1.61	cps
Zirconium	91-1	9823	10150	10124	10032	1.81	cps

Reviewed By:Mohan
On:12/25/2024 3:49:22 AM
Inst Id :P7

LB Number :	LB134068	Operator :	Jaswal
Lab Sample ID :	P5335-16	Instrumnet Name :	P7
Client Sample ID :	ME2919	Dilution Factor :	1
Date & Time Acquired :	2024-12-23 19:39:06	DataFile Name :	122SMPL.d

Parameter	Mass	CPS1	CPS2	CPS3	CPSMean	CPSRSD	Units
Aluminium	27-2	3821578	3816826	3827462	3821955	0.14	cps
Antimony	121-1	20581	20822	21119	20841	1.29	cps
Arsenic	75-2	9717	9590	9543	9617	0.93	cps
Barium	135-1	582280	585868	581669	583272	0.39	cps
Barium	137-1	1009731	1019409	1014759	1014633	0.48	cps
Beryllium	9-1	1877	1807	1833	1839	1.92	cps
Bismuth	209-1	8772445	8689447	8687283	8716392	0.56	cps
Bismuth	209-2	7376293	7294190	7301724	7324069	0.62	cps
Bromine	81-1	19723	19733	19890	19782	0.47	cps
Bromine	81-2	1053	1203	1150	1136	6.70	cps
Cadmium	108-1	1203	1100	1270	1191	7.19	cps
Cadmium	106-1	5191	5094	5098	5128	1.07	cps
Cadmium	111-1	17833	17954	17864	17884	0.35	cps
Calcium	43-1	4290478	4305270	4316427	4304058	0.30	cps
Calcium	44-1	69219651	68800161	68877954	68965922	0.32	cps
Carbon	12-1						cps
Carbon	12-2						cps
Chlorine	35-1						cps
Chlorine	35-2						cps
Chromium	52-2	2930420	2243897	2269325	2481214	15.69	cps
Cobalt	59-2	134234	133258	133070	133521	0.47	cps
Copper	63-2	416807	415313	416297	416139	0.18	cps
Dysprosium	156-1	49985	49694	49734	49805	0.32	cps
Dysprosium	156-2	39957	39866	39803	39875	0.19	cps
Erbium	164-1	42725	45009	43558	43764	2.64	cps
Erbium	164-2	31359	30857	31709	31308	1.37	cps
Gadolinium	160-1	48784	48845	47958	48529	1.02	cps
Gadolinium	160-2	37086	36818	36725	36876	0.51	cps
Holmium	165-1	14717169	14725691	14616669	14686510	0.41	cps
Holmium	165-2	10521174	10447020	10198629	10388941	1.63	cps
Indium	115-1	11548586	11680762	11731681	11653676	0.81	cps
Indium	115-2	4197072	4101142	4087738	4128651	1.44	cps
Iron	56-2	717886923	713310176	706080896	712425998	0.84	cps
Iron	57-2	17593296	17617201	17620100	17610199	0.08	cps
Iron	54-2	38548265	38584001	38048410	38393559	0.78	cps
Krypton	83-1	257	277	277	270	4.28	cps

Reviewed By:Mohan
On:12/25/2024 3:49:22 AM
Inst Id :P7

LB Number :	LB134068	Operator :	Jaswal
Lab Sample ID :	P5335-16	Instrumnet Name :	P7
Client Sample ID :	ME2919	Dilution Factor :	1
Date & Time Acquired :	2024-12-23 19:39:06	DataFile Name :	122SMPL.d

Parameter	Mass	CPS1	CPS2	CPS3	CPSMean	CPSRSD	Units
Lead	206-1	5617971	5587703	5627977	5611217	0.37	cps
Lead	207-1	4777268	4758336	4746079	4760561	0.33	cps
Lead	208-1	22008770	21860975	21898413	21922719	0.35	cps
Lithium	6-1	1746671	1695673	1697162	1713169	1.69	cps
Magnesium	24-2	14533530	14617594	14492851	14547992	0.44	cps
Manganese	55-2	38867219	38853822	38763619	38828220	0.15	cps
Molybdenum	94-1	64485	65191	64481	64719	0.63	cps
Molybdenum	95-1	63323	63416	63520	63420	0.16	cps
Molybdenum	96-1	80939	80520	80875	80778	0.28	cps
Molybdenum	97-1	38885	39286	39490	39220	0.78	cps
Molybdenum	98-1	100694	99435	101136	100422	0.88	cps
Neodymium	150-1	76502	78099	77206	77269	1.04	cps
Neodymium	150-2	46346	46062	45955	46121	0.44	cps
Nickel	60-2	321417	319963	317873	319751	0.56	cps
Phosphorus	31-2	19099	19709	18595	19134	2.92	cps
Potassium	39-2	1304105	1267010	1288766	1286627	1.45	cps
Rhodium	103-1	10656535	10536000	10413413	10535316	1.15	cps
Rhodium	103-2	6330271	6251775	6223685	6268577	0.88	cps
Scandium	45-1	6383209	6296070	6259633	6312971	1.01	cps
Scandium	45-2	520300	514024	516300	516875	0.61	cps
Selenium	82-1	393	309	337	346	12.38	cps
Selenium	77-2	110	143	103	119	18.03	cps
Selenium	78-2	603	547	530	560	6.87	cps
Silicon	28-1	27748010	28716622	29635142	28699925	3.29	cps
Silver	107-1	32483	32152	32329	32322	0.51	cps
Silver	109-1	30652	30536	30689	30626	0.26	cps
Sodium	23-2	257706	255724	255580	256337	0.46	cps
Strontium	86-1	612806	614987	610030	612608	0.41	cps
Strontium	88-1	5502871	5519797	5465362	5496010	0.51	cps
Sulfur	34-1	247381	248113	247856	247783	0.15	cps
Terbium	159-1	15128798	15003311	15140646	15090918	0.50	cps
Terbium	159-2	10489358	10234779	10310545	10344894	1.26	cps
Thallium	203-1	9213	9613	9190	9339	2.55	cps
Thallium	205-1	21975	22068	21721	21921	0.82	cps
Tin	118-1	69041	69818	68425	69095	1.01	cps
Titanium	47-1	995994	994936	991029	993986	0.26	cps

Reviewed By:Mohan
On:12/25/2024 3:49:22 AM
Inst Id :P7

LB Number :	LB134068	Operator :	Jaswal
Lab Sample ID :	P5335-16	Instrumnet Name :	P7
Client Sample ID :	ME2919	Dilution Factor :	1
Date & Time Acquired :	2024-12-23 19:39:06	DataFile Name :	122SMPL.d

Parameter	Mass	CPS1	CPS2	CPS3	CPSMean	CPSRSD	Units
Uranium	238-1	49144	49923	50977	50014	1.84	cps
Vanadium	51-2	551525	543398	545251	546724	0.78	cps
Yttrium	89-1	14571950	14365876	14525326	14487718	0.75	cps
Yttrium	89-2	3728805	3639927	3655642	3674791	1.29	cps
Zinc	66-2	1275994	1274730	1274610	1275112	0.06	cps
Zirconium	90-1	76707	95114	76274	82698	13.00	cps
Zirconium	91-1	17705	18182	17911	17933	1.34	cps

Reviewed By:Mohan
On:12/25/2024 3:49:22 AM
Inst Id :P7

LB Number :	LB134068	Operator :	Jaswal
Lab Sample ID :	P5335-17	Instrumnet Name :	P7
Client Sample ID :	ME2920	Dilution Factor :	1
Date & Time Acquired :	2024-12-23 19:42:09	DataFile Name :	123SMPL.d

Parameter	Mass	CPS1	CPS2	CPS3	CPSMean	CPSRSD	Units
Aluminium	27-2	3944440	3962647	3990877	3965988	0.59	cps
Antimony	121-1	30145	30536	30088	30256	0.81	cps
Arsenic	75-2	12882	12859	13002	12915	0.60	cps
Barium	135-1	613880	614323	614177	614126	0.04	cps
Barium	137-1	1056739	1055476	1067133	1059783	0.60	cps
Beryllium	9-1	2320	2444	2537	2434	4.47	cps
Bismuth	209-1	8898503	8930679	8762851	8864011	1.00	cps
Bismuth	209-2	7405367	7343202	7363286	7370618	0.43	cps
Bromine	81-1	18762	19289	18408	18820	2.36	cps
Bromine	81-2	920	907	750	859	11.01	cps
Cadmium	108-1	1810	1667	1857	1778	5.57	cps
Cadmium	106-1	5981	6021	6085	6029	0.86	cps
Cadmium	111-1	24947	25195	24783	24975	0.83	cps
Calcium	43-1	4016077	4039081	4071068	4042075	0.68	cps
Calcium	44-1	64183341	64309554	64272702	64255199	0.10	cps
Carbon	12-1						cps
Carbon	12-2						cps
Chlorine	35-1						cps
Chlorine	35-2						cps
Chromium	52-2	3240073	3286934	3245688	3257565	0.79	cps
Cobalt	59-2	130847	127943	128192	128994	1.25	cps
Copper	63-2	583484	583534	589569	585529	0.60	cps
Dysprosium	156-1	38954	38824	38225	38667	1.00	cps
Dysprosium	156-2	31572	30366	30667	30868	2.03	cps
Erbium	164-1	34653	35716	35906	35425	1.91	cps
Erbium	164-2	24949	25226	24952	25043	0.64	cps
Gadolinium	160-1	37687	37443	37874	37668	0.57	cps
Gadolinium	160-2	28846	28105	28696	28549	1.37	cps
Holmium	165-1	15138939	14604069	14556983	14766664	2.19	cps
Holmium	165-2	10382644	10475347	10273413	10377135	0.97	cps
Indium	115-1	12065897	11776851	11722306	11855018	1.56	cps
Indium	115-2	4132279	4109191	4100628	4114033	0.40	cps
Iron	56-2	1164422516	1151810970	1156712036	1157648507	0.55	cps
Iron	57-2	28510384	28600089	28282626	28464366	0.57	cps
Iron	54-2	62098566	62312636	62210049	62207084	0.17	cps
Krypton	83-1	277	240	283	267	8.75	cps

Reviewed By:Mohan
On:12/25/2024 3:49:22 AM
Inst Id :P7

LB Number :	LB134068	Operator :	Jaswal
Lab Sample ID :	P5335-17	Instrumnet Name :	P7
Client Sample ID :	ME2920	Dilution Factor :	1
Date & Time Acquired :	2024-12-23 19:42:09	DataFile Name :	123SMPL.d

Parameter	Mass	CPS1	CPS2	CPS3	CPSMean	CPSRSD	Units
Lead	206-1	9847638	10063631	10065657	9992309	1.25	cps
Lead	207-1	8388064	8533700	8369112	8430292	1.07	cps
Lead	208-1	38751374	39557499	38985304	39098059	1.06	cps
Lithium	6-1	1748814	1696530	1706130	1717158	1.62	cps
Magnesium	24-2	10316915	10297395	10214463	10276258	0.53	cps
Manganese	55-2	53722134	53753571	54151594	53875766	0.44	cps
Molybdenum	94-1	84975	84834	86383	85397	1.00	cps
Molybdenum	95-1	89622	88847	89672	89381	0.52	cps
Molybdenum	96-1	113865	114285	116207	114786	1.09	cps
Molybdenum	97-1	54993	56412	55090	55498	1.43	cps
Molybdenum	98-1	142662	142668	143675	143002	0.41	cps
Neodymium	150-1	57932	58082	58276	58097	0.30	cps
Neodymium	150-2	34963	34485	34148	34532	1.19	cps
Nickel	60-2	469616	468256	468738	468870	0.15	cps
Phosphorus	31-2	20841	20968	20828	20879	0.37	cps
Potassium	39-2	1039441	1044231	1040332	1041335	0.24	cps
Rhodium	103-1	10794105	10633849	10626497	10684817	0.89	cps
Rhodium	103-2	6300637	6309551	6320112	6310100	0.15	cps
Scandium	45-1	6462150	6375277	6292076	6376501	1.33	cps
Scandium	45-2	519825	523211	521272	521436	0.33	cps
Selenium	82-1	341	377	317	345	8.85	cps
Selenium	77-2	100	107	127	111	12.49	cps
Selenium	78-2	487	477	483	482	1.06	cps
Silicon	28-1	24677009	24673573	24872978	24741187	0.46	cps
Silver	107-1	60388	60000	60579	60322	0.49	cps
Silver	109-1	57483	57644	58002	57710	0.46	cps
Sodium	23-2	308967	309604	309801	309457	0.14	cps
Strontium	86-1	644477	654479	650029	649662	0.77	cps
Strontium	88-1	5849560	5830738	5827752	5836017	0.20	cps
Sulfur	34-1	243093	245189	241302	243195	0.80	cps
Terbium	159-1	15233479	15034499	14933686	15067222	1.01	cps
Terbium	159-2	10376752	10198014	10215946	10263571	0.96	cps
Thallium	203-1	15806	15646	15662	15705	0.56	cps
Thallium	205-1	36927	37338	36760	37008	0.80	cps
Tin	118-1	124546	126674	126886	126035	1.03	cps
Titanium	47-1	1126165	1140826	1132108	1133033	0.65	cps

Reviewed By:Mohan
On:12/25/2024 3:49:22 AM
Inst Id :P7

LB Number :	LB134068	Operator :	Jaswal
Lab Sample ID :	P5335-17	Instrumnet Name :	P7
Client Sample ID :	ME2920	Dilution Factor :	1
Date & Time Acquired :	2024-12-23 19:42:09	DataFile Name :	123SMPL.d

Parameter	Mass	CPS1	CPS2	CPS3	CPSMean	CPSRSD	Units
Uranium	238-1	54695	55321	53885	54634	1.32	cps
Vanadium	51-2	702748	702559	696395	700567	0.52	cps
Yttrium	89-1	14722140	14384102	14546307	14550850	1.16	cps
Yttrium	89-2	3650491	3682703	3643627	3658940	0.57	cps
Zinc	66-2	2573099	2592402	2598286	2587929	0.51	cps
Zirconium	90-1	90151	92646	93636	92144	1.95	cps
Zirconium	91-1	20247	20448	20468	20388	0.60	cps

Reviewed By:Mohan
On:12/25/2024 3:49:22 AM
Inst Id :P7

LB Number :	LB134068	Operator :	Jaswal
Lab Sample ID :	P5335-18	Instrumnet Name :	P7
Client Sample ID :	ME2921	Dilution Factor :	1
Date & Time Acquired :	2024-12-23 19:45:16	DataFile Name :	124SMPL.d

Parameter	Mass	CPS1	CPS2	CPS3	CPSMean	CPSRSD	Units
Aluminium	27-2	5892999	5846630	5827455	5855695	0.58	cps
Antimony	121-1	7195	7195	7372	7254	1.41	cps
Arsenic	75-2	9116	9196	9250	9187	0.73	cps
Barium	135-1	815312	817352	815353	816006	0.14	cps
Barium	137-1	1405222	1417525	1415370	1412706	0.47	cps
Beryllium	9-1	2147	2250	2124	2174	3.10	cps
Bismuth	209-1	8763371	8888576	8685784	8779244	1.17	cps
Bismuth	209-2	7371589	7262868	7282306	7305588	0.79	cps
Bromine	81-1	16179	16025	17120	16441	3.60	cps
Bromine	81-2	690	613	713	672	7.78	cps
Cadmium	108-1	193	240	193	209	12.90	cps
Cadmium	106-1	3741	3701	3527	3656	3.10	cps
Cadmium	111-1	3683	3569	3547	3600	2.03	cps
Calcium	43-1	2743326	2730939	2698277	2724181	0.85	cps
Calcium	44-1	43660438	43068744	42984673	43237952	0.85	cps
Carbon	12-1						cps
Carbon	12-2						cps
Chlorine	35-1						cps
Chlorine	35-2						cps
Chromium	52-2	222923	223237	219135	221765	1.03	cps
Cobalt	59-2	194918	196046	194085	195017	0.50	cps
Copper	63-2	210776	212990	212712	212159	0.57	cps
Dysprosium	156-1	73909	74717	75525	74717	1.08	cps
Dysprosium	156-2	59037	58417	58936	58797	0.57	cps
Erbium	164-1	60209	60634	60969	60604	0.63	cps
Erbium	164-2	43939	43036	41665	42880	2.67	cps
Gadolinium	160-1	73448	75009	73260	73906	1.30	cps
Gadolinium	160-2	55048	54673	54351	54691	0.64	cps
Holmium	165-1	14816450	14805870	14727940	14783420	0.33	cps
Holmium	165-2	10430454	10179528	10373341	10327774	1.27	cps
Indium	115-1	11733674	11458064	11584338	11592025	1.19	cps
Indium	115-2	4096634	4072305	4048111	4072350	0.60	cps
Iron	56-2	239867643	241596903	239322550	240262365	0.49	cps
Iron	57-2	5934350	5932096	5900784	5922410	0.32	cps
Iron	54-2	12900532	13041389	12921754	12954559	0.59	cps
Krypton	83-1	283	270	290	281	3.62	cps

Reviewed By:Mohan
On:12/25/2024 3:49:22 AM
Inst Id :P7

LB Number :	LB134068	Operator :	Jaswal
Lab Sample ID :	P5335-18	Instrumnet Name :	P7
Client Sample ID :	ME2921	Dilution Factor :	1
Date & Time Acquired :	2024-12-23 19:45:16	DataFile Name :	124SMPL.d

Parameter	Mass	CPS1	CPS2	CPS3	CPSMean	CPSRSD	Units
Lead	206-1	366484	361633	367999	365372	0.91	cps
Lead	207-1	300640	300969	300548	300719	0.07	cps
Lead	208-1	1400776	1400784	1415443	1405668	0.60	cps
Lithium	6-1	1782435	1805138	1774388	1787320	0.89	cps
Magnesium	24-2	12188574	12175938	12077808	12147440	0.50	cps
Manganese	55-2	3635176	3664226	3618120	3639174	0.64	cps
Molybdenum	94-1	59262	59477	60170	59636	0.80	cps
Molybdenum	95-1	17691	17754	17731	17725	0.18	cps
Molybdenum	96-1	29410	30929	30091	30143	2.53	cps
Molybdenum	97-1	11278	11171	10971	11140	1.40	cps
Molybdenum	98-1	28401	28805	28662	28623	0.72	cps
Neodymium	150-1	112403	114413	114325	113714	1.00	cps
Neodymium	150-2	67534	68241	67098	67624	0.85	cps
Nickel	60-2	127093	126397	126514	126668	0.29	cps
Phosphorus	31-2	10644	10977	10871	10831	1.57	cps
Potassium	39-2	1766433	1702494	1727656	1732194	1.86	cps
Rhodium	103-1	10546791	10506262	10416747	10489933	0.63	cps
Rhodium	103-2	6274724	6234739	6220562	6243341	0.45	cps
Scandium	45-1	6340970	6281285	6201419	6274558	1.12	cps
Scandium	45-2	508708	509265	507186	508386	0.21	cps
Selenium	82-1	312	268	220	267	17.23	cps
Selenium	77-2	197	200	163	187	10.86	cps
Selenium	78-2	513	570	433	506	13.58	cps
Silicon	28-1	26745460	27032778	26683570	26820602	0.69	cps
Silver	107-1	2400	2140	1947	2162	10.52	cps
Silver	109-1	2264	1800	1867	1977	12.67	cps
Sodium	23-2	191816	192200	192148	192055	0.11	cps
Strontium	86-1	496970	499728	497460	498053	0.30	cps
Strontium	88-1	4481492	4498937	4500246	4493558	0.23	cps
Sulfur	34-1	223010	222786	222066	222621	0.22	cps
Terbium	159-1	15039719	15105082	15066402	15070401	0.22	cps
Terbium	159-2	10278980	10215326	10152461	10215589	0.62	cps
Thallium	203-1	2810	2937	3007	2918	3.42	cps
Thallium	205-1	6608	6878	6732	6740	2.01	cps
Tin	118-1	11425	11568	11601	11531	0.81	cps
Titanium	47-1	338111	337771	337696	337859	0.07	cps

Reviewed By:Mohan
On:12/25/2024 3:49:22 AM
Inst Id :P7

LB Number :	LB134068	Operator :	Jaswal
Lab Sample ID :	P5335-18	Instrumnet Name :	P7
Client Sample ID :	ME2921	Dilution Factor :	1
Date & Time Acquired :	2024-12-23 19:45:16	DataFile Name :	124SMPL.d

Parameter	Mass	CPS1	CPS2	CPS3	CPSMean	CPSRSD	Units
Uranium	238-1	64201	65628	65112	64980	1.11	cps
Vanadium	51-2	263896	263029	261962	262962	0.37	cps
Yttrium	89-1	14509351	14269124	14384966	14387814	0.84	cps
Yttrium	89-2	3666222	3645812	3610860	3640965	0.77	cps
Zinc	66-2	133268	132703	131025	132332	0.88	cps
Zirconium	90-1	134029	136370	135932	135443	0.92	cps
Zirconium	91-1	29536	30535	29947	30006	1.67	cps

Reviewed By:Mohan
On:12/25/2024 3:49:22 AM
Inst Id :P7

LB Number :	LB134068	Operator :	Jaswal
Lab Sample ID :	P5335-19	Instrumnet Name :	P7
Client Sample ID :	ME2923	Dilution Factor :	1
Date & Time Acquired :	2024-12-23 19:48:26	DataFile Name :	125SMPL.d

Parameter	Mass	CPS1	CPS2	CPS3	CPSMean	CPSRSD	Units
Aluminium	27-2	5293453	5319613	5344370	5319145	0.48	cps
Antimony	121-1	5584	5668	5401	5551	2.46	cps
Arsenic	75-2	12445	11958	12322	12242	2.07	cps
Barium	135-1	529520	534169	534449	532713	0.52	cps
Barium	137-1	914510	925233	934942	924895	1.11	cps
Beryllium	9-1	2063	1960	2070	2031	3.04	cps
Bismuth	209-1	8958255	8608218	8658583	8741685	2.16	cps
Bismuth	209-2	7199828	7288862	7348676	7279122	1.03	cps
Bromine	81-1	16596	16690	16336	16540	1.11	cps
Bromine	81-2	647	730	767	714	8.61	cps
Cadmium	108-1	287	267	253	269	6.24	cps
Cadmium	106-1	3681	3847	3567	3698	3.81	cps
Cadmium	111-1	4132	4287	4066	4162	2.71	cps
Calcium	43-1	3358305	3384848	3365815	3369656	0.41	cps
Calcium	44-1	53724693	54415821	54304418	54148310	0.69	cps
Carbon	12-1						cps
Carbon	12-2						cps
Chlorine	35-1						cps
Chlorine	35-2						cps
Chromium	52-2	223802	222250	221400	222484	0.55	cps
Cobalt	59-2	199493	199285	202379	200386	0.86	cps
Copper	63-2	289633	289821	292402	290619	0.53	cps
Dysprosium	156-1	82108	82601	82728	82479	0.40	cps
Dysprosium	156-2	64762	65786	65308	65285	0.79	cps
Erbium	164-1	69230	68654	69478	69121	0.61	cps
Erbium	164-2	48554	48768	49538	48953	1.06	cps
Gadolinium	160-1	80661	82491	80714	81288	1.28	cps
Gadolinium	160-2	60516	61307	60905	60909	0.65	cps
Holmium	165-1	15059141	14747194	14539350	14781895	1.77	cps
Holmium	165-2	10166374	10361637	10252463	10260158	0.95	cps
Indium	115-1	11838380	11488727	11442177	11589761	1.87	cps
Indium	115-2	4043508	4079024	4055803	4059445	0.44	cps
Iron	56-2	237792796	239337150	240502296	239210748	0.57	cps
Iron	57-2	5863139	5861605	5944516	5889754	0.81	cps
Iron	54-2	12612839	12921557	12874655	12803017	1.30	cps
Krypton	83-1	257	287	293	279	7.00	cps

Reviewed By:Mohan
On:12/25/2024 3:49:22 AM
Inst Id :P7

LB Number :	LB134068	Operator :	Jaswal
Lab Sample ID :	P5335-19	Instrumnet Name :	P7
Client Sample ID :	ME2923	Dilution Factor :	1
Date & Time Acquired :	2024-12-23 19:48:26	DataFile Name :	125SMPL.d

Parameter	Mass	CPS1	CPS2	CPS3	CPSMean	CPSRSD	Units
Lead	206-1	463736	472670	470843	469083	1.01	cps
Lead	207-1	383799	385765	384254	384606	0.27	cps
Lead	208-1	1789768	1816792	1813997	1806852	0.82	cps
Lithium	6-1	1802834	1737521	1768024	1769460	1.85	cps
Magnesium	24-2	17807665	17950314	17832689	17863556	0.43	cps
Manganese	55-2	4189639	4207732	4252863	4216745	0.77	cps
Molybdenum	94-1	53818	53935	54869	54208	1.06	cps
Molybdenum	95-1	22280	22905	22774	22653	1.45	cps
Molybdenum	96-1	33518	33976	34213	33903	1.04	cps
Molybdenum	97-1	13873	14267	14214	14118	1.51	cps
Molybdenum	98-1	35797	36452	36232	36160	0.92	cps
Neodymium	150-1	124281	127580	125334	125732	1.34	cps
Neodymium	150-2	75484	75276	76026	75596	0.51	cps
Nickel	60-2	133064	133676	133094	133278	0.26	cps
Phosphorus	31-2	12926	12889	13122	12979	0.97	cps
Potassium	39-2	1641640	1661643	1668140	1657141	0.83	cps
Rhodium	103-1	10772981	10347304	10303564	10474616	2.48	cps
Rhodium	103-2	6247143	6207228	6197192	6217188	0.42	cps
Scandium	45-1	6388282	6206072	6211075	6268476	1.66	cps
Scandium	45-2	509683	515561	514075	513106	0.60	cps
Selenium	82-1	347	312	226	295	21.03	cps
Selenium	77-2	217	223	187	209	9.35	cps
Selenium	78-2	560	623	533	572	8.08	cps
Silicon	28-1	25552069	26022599	26473354	26016007	1.77	cps
Silver	107-1	2910	2877	2887	2891	0.59	cps
Silver	109-1	2557	2724	2660	2647	3.18	cps
Sodium	23-2	202556	205021	204083	203887	0.61	cps
Strontium	86-1	465510	468729	473040	469093	0.81	cps
Strontium	88-1	4192643	4290122	4192358	4225041	1.33	cps
Sulfur	34-1	228534	231788	231202	230508	0.75	cps
Terbium	159-1	15511585	14968893	14974582	15151687	2.06	cps
Terbium	159-2	10222480	10187893	10221579	10210651	0.19	cps
Thallium	203-1	3627	3597	3711	3645	1.61	cps
Thallium	205-1	8549	8609	8803	8654	1.53	cps
Tin	118-1	13300	13673	13717	13563	1.69	cps
Titanium	47-1	358602	363960	364126	362229	0.87	cps

Reviewed By:Mohan
On:12/25/2024 3:49:22 AM
Inst Id :P7

LB Number :	LB134068	Operator :	Jaswal
Lab Sample ID :	P5335-19	Instrumnet Name :	P7
Client Sample ID :	ME2923	Dilution Factor :	1
Date & Time Acquired :	2024-12-23 19:48:26	DataFile Name :	125SMPL.d

Parameter	Mass	CPS1	CPS2	CPS3	CPSMean	CPSRSD	Units
Uranium	238-1	72801	72992	72158	72650	0.60	cps
Vanadium	51-2	237710	239277	239277	238755	0.38	cps
Yttrium	89-1	14973957	14366235	14405751	14581981	2.33	cps
Yttrium	89-2	3728642	3706504	3705950	3713699	0.35	cps
Zinc	66-2	150085	149768	152233	150695	0.89	cps
Zirconium	90-1	109726	112036	111429	111064	1.08	cps
Zirconium	91-1	23970	24778	25135	24627	2.42	cps

Reviewed By:Mohan
On:12/25/2024 3:49:22 AM
Inst Id :P7

LB Number :	LB134068	Operator :	Jaswal
Lab Sample ID :	P5335-20	Instrumnet Name :	P7
Client Sample ID :	ME2923D	Dilution Factor :	1
Date & Time Acquired :	2024-12-23 19:51:37	DataFile Name :	126SMPL.d

Parameter	Mass	CPS1	CPS2	CPS3	CPSMean	CPSRSD	Units
Aluminium	27-2	5398284	5322118	5350894	5357099	0.72	cps
Antimony	121-1	5631	5818	5725	5725	1.63	cps
Arsenic	75-2	12549	12512	12389	12483	0.67	cps
Barium	135-1	539987	542751	541959	541566	0.26	cps
Barium	137-1	939084	940149	940396	939876	0.07	cps
Beryllium	9-1	2050	2104	2043	2066	1.59	cps
Bismuth	209-1	8804641	8801853	8769074	8791856	0.22	cps
Bismuth	209-2	7376459	7446533	7379581	7400858	0.53	cps
Bromine	81-1	16710	17374	17043	17042	1.95	cps
Bromine	81-2	717	837	730	761	8.64	cps
Cadmium	108-1	273	257	223	251	10.14	cps
Cadmium	106-1	3844	3777	3864	3828	1.19	cps
Cadmium	111-1	4253	4281	4469	4334	2.70	cps
Calcium	43-1	3446998	3442230	3477472	3455567	0.55	cps
Calcium	44-1	55246978	55519229	55371861	55379356	0.25	cps
Carbon	12-1						cps
Carbon	12-2						cps
Chlorine	35-1						cps
Chlorine	35-2						cps
Chromium	52-2	222372	217695	217137	219068	1.31	cps
Cobalt	59-2	205347	204314	203375	204345	0.48	cps
Copper	63-2	295469	294029	291277	293591	0.73	cps
Dysprosium	156-1	84659	82594	84023	83759	1.26	cps
Dysprosium	156-2	66630	65619	65927	66059	0.78	cps
Erbium	164-1	70289	71143	70986	70806	0.64	cps
Erbium	164-2	49986	49731	49895	49871	0.26	cps
Gadolinium	160-1	82665	82092	82149	82302	0.38	cps
Gadolinium	160-2	61571	61805	60245	61207	1.37	cps
Holmium	165-1	14826191	14824571	14914662	14855141	0.35	cps
Holmium	165-2	10480647	10710852	10461545	10551014	1.32	cps
Indium	115-1	11706929	11622707	11596643	11642093	0.50	cps
Indium	115-2	4170607	4080625	4094551	4115261	1.18	cps
Iron	56-2	241692390	238991530	240404490	240362803	0.56	cps
Iron	57-2	5988126	5996591	5922006	5968908	0.68	cps
Iron	54-2	13109103	12911106	12920583	12980264	0.86	cps
Krypton	83-1	297	360	337	331	9.67	cps

Reviewed By:Mohan
On:12/25/2024 3:49:22 AM
Inst Id :P7

LB Number :	LB134068	Operator :	Jaswal
Lab Sample ID :	P5335-20	Instrumnet Name :	P7
Client Sample ID :	ME2923D	Dilution Factor :	1
Date & Time Acquired :	2024-12-23 19:51:37	DataFile Name :	126SMPL.d

Parameter	Mass	CPS1	CPS2	CPS3	CPSMean	CPSRSD	Units
Lead	206-1	470538	474119	475453	473370	0.54	cps
Lead	207-1	389853	388761	391158	389924	0.31	cps
Lead	208-1	1808756	1818733	1825374	1817621	0.46	cps
Lithium	6-1	1809680	1748064	1780517	1779420	1.73	cps
Magnesium	24-2	18276081	18057008	18052571	18128553	0.70	cps
Manganese	55-2	4323438	4295022	4228765	4282408	1.13	cps
Molybdenum	94-1	54758	54956	54715	54810	0.23	cps
Molybdenum	95-1	22801	22971	22808	22860	0.42	cps
Molybdenum	96-1	34547	34875	35222	34882	0.97	cps
Molybdenum	97-1	14604	14294	14124	14340	1.70	cps
Molybdenum	98-1	36876	36579	36843	36766	0.44	cps
Neodymium	150-1	127090	128058	128018	127722	0.43	cps
Neodymium	150-2	75621	76767	74496	75628	1.50	cps
Nickel	60-2	134228	133120	133740	133696	0.41	cps
Phosphorus	31-2	13309	13283	12989	13194	1.35	cps
Potassium	39-2	1661092	1676142	1653126	1663453	0.70	cps
Rhodium	103-1	10625129	10504419	10690326	10606625	0.89	cps
Rhodium	103-2	6298286	6245687	6350114	6298029	0.83	cps
Scandium	45-1	6412568	6376356	6310868	6366597	0.81	cps
Scandium	45-2	524542	512460	517224	518075	1.17	cps
Selenium	82-1	350	235	229	271	25.20	cps
Selenium	77-2	253	227	200	227	11.77	cps
Selenium	78-2	543	533	520	532	2.20	cps
Silicon	28-1	26996409	26756415	26436956	26729927	1.05	cps
Silver	107-1	2790	2904	3040	2911	4.30	cps
Silver	109-1	2567	2704	2587	2619	2.82	cps
Sodium	23-2	208539	205519	207513	207190	0.74	cps
Strontium	86-1	473930	476053	477110	475698	0.34	cps
Strontium	88-1	4244578	4293410	4250349	4262779	0.63	cps
Sulfur	34-1	231801	229633	231880	231105	0.55	cps
Terbium	159-1	15372298	15208168	15014746	15198404	1.18	cps
Terbium	159-2	10382198	10332119	10286923	10333747	0.46	cps
Thallium	203-1	3490	3634	3767	3631	3.81	cps
Thallium	205-1	8683	8616	8439	8579	1.47	cps
Tin	118-1	13693	13420	13406	13506	1.20	cps
Titanium	47-1	368153	368817	369946	368972	0.25	cps

Reviewed By:Mohan
On:12/25/2024 3:49:22 AM
Inst Id :P7

LB Number :	LB134068	Operator :	Jaswal
Lab Sample ID :	P5335-20	Instrumnet Name :	P7
Client Sample ID :	ME2923D	Dilution Factor :	1
Date & Time Acquired :	2024-12-23 19:51:37	DataFile Name :	126SMPL.d

Parameter	Mass	CPS1	CPS2	CPS3	CPSMean	CPSRSD	Units
Uranium	238-1	71836	72446	74296	72859	1.76	cps
Vanadium	51-2	242376	239168	238861	240135	0.81	cps
Yttrium	89-1	14778073	14678370	14526891	14661111	0.86	cps
Yttrium	89-2	3752313	3756698	3777711	3762241	0.36	cps
Zinc	66-2	153765	150243	149850	151286	1.43	cps
Zirconium	90-1	113128	114556	114794	114159	0.79	cps
Zirconium	91-1	25345	25406	25506	25419	0.32	cps

Reviewed By:Mohan
On:12/25/2024 3:49:22 AM
Inst Id :P7

LB Number :	LB134068	Operator :	Jaswal
Lab Sample ID :	P5335-19LX5	Instrumnet Name :	P7
Client Sample ID :	ME2923L	Dilution Factor :	5
Date & Time Acquired :	2024-12-23 19:54:45	DataFile Name :	127SMPL.d

Parameter	Mass	CPS1	CPS2	CPS3	CPSMean	CPSRSD	Units
Aluminium	27-2	1113500	1104260	1115185	1110982	0.53	cps
Antimony	121-1	1207	1157	1190	1185	2.15	cps
Arsenic	75-2	2570	2567	2614	2584	1.01	cps
Barium	135-1	109738	109497	110905	110046	0.68	cps
Barium	137-1	190045	190499	190204	190249	0.12	cps
Beryllium	9-1	403	397	483	428	11.27	cps
Bismuth	209-1	8762331	8726222	8751467	8746673	0.21	cps
Bismuth	209-2	5946758	7703978	7590844	7080527	13.89	cps
Bromine	81-1	15739	16776	16806	16440	3.70	cps
Bromine	81-2	327	293	303	308	5.56	cps
Cadmium	108-1	40	40	70	50	34.64	cps
Cadmium	106-1	3424	3524	3574	3507	2.18	cps
Cadmium	111-1	2809	2822	2856	2829	0.86	cps
Calcium	43-1	743958	743113	746564	744545	0.24	cps
Calcium	44-1	11275182	11410991	11398820	11361664	0.66	cps
Carbon	12-1						cps
Carbon	12-2						cps
Chlorine	35-1						cps
Chlorine	35-2						cps
Chromium	52-2	48294	47953	47381	47876	0.96	cps
Cobalt	59-2	43319	43376	43102	43265	0.33	cps
Copper	63-2	67531	65844	67103	66826	1.31	cps
Dysprosium	156-1	16590	16767	16279	16545	1.49	cps
Dysprosium	156-2	13523	13440	13840	13601	1.55	cps
Erbium	164-1	13834	14187	13760	13927	1.64	cps
Erbium	164-2	10080	9787	10107	9991	1.78	cps
Gadolinium	160-1	16373	16410	16653	16479	0.92	cps
Gadolinium	160-2	12759	12809	12756	12775	0.23	cps
Holmium	165-1	14648924	14593889	14544764	14595859	0.36	cps
Holmium	165-2	8358249	10883829	10574532	9938870	13.86	cps
Indium	115-1	12077374	11905019	11809066	11930487	1.14	cps
Indium	115-2	3436849	4383339	4353422	4057870	13.26	cps
Iron	56-2	50931374	50428543	50575903	50645273	0.51	cps
Iron	57-2	1277346	1267976	1264672	1269998	0.52	cps
Iron	54-2	2760095	2681748	2743832	2728558	1.52	cps
Krypton	83-1	220	203	280	234	17.20	cps

Reviewed By:Mohan
On:12/25/2024 3:49:22 AM
Inst Id :P7

LB Number :	LB134068	Operator :	Jaswal
Lab Sample ID :	P5335-19LX5	Instrumnet Name :	P7
Client Sample ID :	ME2923L	Dilution Factor :	5
Date & Time Acquired :	2024-12-23 19:54:45	DataFile Name :	127SMPL.d

Parameter	Mass	CPS1	CPS2	CPS3	CPSMean	CPSRSD	Units
Lead	206-1	95358	95741	95949	95683	0.31	cps
Lead	207-1	79615	79259	79259	79378	0.26	cps
Lead	208-1	367696	368299	368606	368200	0.13	cps
Lithium	6-1	1716329	1690059	1741657	1716015	1.50	cps
Magnesium	24-2	3852525	3801969	3778468	3810987	0.99	cps
Manganese	55-2	881411	876382	884189	880661	0.45	cps
Molybdenum	94-1	11308	11588	11418	11438	1.23	cps
Molybdenum	95-1	4697	4824	4978	4833	2.90	cps
Molybdenum	96-1	7102	7065	7232	7133	1.23	cps
Molybdenum	97-1	2904	3194	2867	2988	5.99	cps
Molybdenum	98-1	7685	7749	7592	7675	1.03	cps
Neodymium	150-1	26077	25917	26184	26060	0.52	cps
Neodymium	150-2	15662	15422	15635	15573	0.85	cps
Nickel	60-2	29389	27936	29065	28796	2.65	cps
Phosphorus	31-2	2857	2957	2847	2887	2.11	cps
Potassium	39-2	404162	402992	405111	404088	0.26	cps
Rhodium	103-1	11039700	10742102	10940904	10907568	1.39	cps
Rhodium	103-2	5261254	6930205	6661661	6284373	14.26	cps
Scandium	45-1	6342652	6380910	6385451	6369671	0.37	cps
Scandium	45-2	420123	548227	544477	504276	14.46	cps
Selenium	82-1	189	171	71	143	44.38	cps
Selenium	77-2	63	40	57	53	22.53	cps
Selenium	78-2	460	547	407	471	15.00	cps
Silicon	28-1	6079925	6120334	6165530	6121930	0.70	cps
Silver	107-1	640	753	730	708	8.46	cps
Silver	109-1	560	640	603	601	6.66	cps
Sodium	23-2	71381	70025	70949	70785	0.98	cps
Strontium	86-1	98104	97439	98721	98088	0.65	cps
Strontium	88-1	840570	849143	852743	847485	0.74	cps
Sulfur	34-1	200515	201855	201804	201391	0.38	cps
Terbium	159-1	14830036	15014521	15150636	14998398	1.07	cps
Terbium	159-2	8301631	10741758	10527175	9856855	13.71	cps
Thallium	203-1	797	757	833	796	4.82	cps
Thallium	205-1	1930	1890	1947	1922	1.52	cps
Tin	118-1	3731	3911	3694	3778	3.07	cps
Titanium	47-1	75192	76535	76495	76074	1.00	cps

Reviewed By:Mohan
On:12/25/2024 3:49:22 AM
Inst Id :P7

LB Number :	LB134068	Operator :	Jaswal
Lab Sample ID :	P5335-19LX5	Instrumnet Name :	P7
Client Sample ID :	ME2923L	Dilution Factor :	5
Date & Time Acquired :	2024-12-23 19:54:45	DataFile Name :	127SMPL.d

Parameter	Mass	CPS1	CPS2	CPS3	CPSMean	CPSRSD	Units
Uranium	238-1	14118	14625	14201	14314	1.90	cps
Vanadium	51-2	50584	50129	50859	50524	0.73	cps
Yttrium	89-1	14053351	14041662	13979307	14024773	0.28	cps
Yttrium	89-2	2991547	3800338	3749281	3513722	12.89	cps
Zinc	66-2	32332	31727	32014	32024	0.94	cps
Zirconium	90-1	23566	23793	23612	23657	0.51	cps
Zirconium	91-1	4948	5361	5198	5169	4.03	cps

Reviewed By:Mohan
On:12/25/2024 3:49:22 AM
Inst Id :P7

LB Number :	LB134068	Operator :	Jaswal
Lab Sample ID :	P5335-21	Instrumnet Name :	P7
Client Sample ID :	ME2923S	Dilution Factor :	1
Date & Time Acquired :	2024-12-23 19:58:01	DataFile Name :	128SMPL.d

Parameter	Mass	CPS1	CPS2	CPS3	CPSMean	CPSRSD	Units
Aluminium	27-2	5818345	5719342	5691779	5743155	1.16	cps
Antimony	121-1	283244	288465	286465	286058	0.92	cps
Arsenic	75-2	18418	18769	18628	18605	0.95	cps
Barium	135-1	2045079	2061445	2074452	2060325	0.71	cps
Barium	137-1	3563874	3648371	3603672	3605306	1.17	cps
Beryllium	9-1	18214	18441	18087	18247	0.98	cps
Bismuth	209-1	9187020	8811260	8860189	8952823	2.28	cps
Bismuth	209-2	7438521	7321162	7368572	7376085	0.80	cps
Bromine	81-1	17364	17707	18034	17702	1.90	cps
Bromine	81-2	807	813	773	798	2.69	cps
Cadmium	108-1	2437	2520	2457	2471	1.76	cps
Cadmium	106-1	7635	7132	7108	7292	4.08	cps
Cadmium	111-1	39674	40349	39775	39933	0.91	cps
Calcium	43-1	3570475	3645836	3647133	3621148	1.21	cps
Calcium	44-1	57143377	58243042	58709054	58031825	1.39	cps
Carbon	12-1						cps
Carbon	12-2						cps
Chlorine	35-1						cps
Chlorine	35-2						cps
Chromium	52-2	448306	443562	447896	446588	0.59	cps
Cobalt	59-2	1045782	1041602	1044328	1043904	0.20	cps
Copper	63-2	600519	595053	595756	597110	0.50	cps
Dysprosium	156-1	85857	89583	88050	87830	2.13	cps
Dysprosium	156-2	70171	70174	69444	69930	0.60	cps
Erbium	164-1	72788	73023	72983	72931	0.17	cps
Erbium	164-2	53027	53435	52883	53115	0.54	cps
Gadolinium	160-1	85140	86528	87749	86472	1.51	cps
Gadolinium	160-2	64815	64718	65593	65042	0.74	cps
Holmium	165-1	15621594	15083865	15149271	15284910	1.92	cps
Holmium	165-2	10691140	10579564	10514903	10595203	0.84	cps
Indium	115-1	12415537	12008487	12034661	12152895	1.87	cps
Indium	115-2	4140682	4169590	4136178	4148817	0.44	cps
Iron	56-2	254527590	256027583	253579303	254711492	0.48	cps
Iron	57-2	6313069	6294791	6302105	6303322	0.15	cps
Iron	54-2	13862055	13644235	13907892	13804727	1.02	cps
Krypton	83-1	243	337	320	300	16.59	cps

Reviewed By:Mohan
On:12/25/2024 3:49:22 AM
Inst Id :P7

LB Number :	LB134068	Operator :	Jaswal
Lab Sample ID :	P5335-21	Instrumnet Name :	P7
Client Sample ID :	ME2923S	Dilution Factor :	1
Date & Time Acquired :	2024-12-23 19:58:01	DataFile Name :	128SMPL.d

Parameter	Mass	CPS1	CPS2	CPS3	CPSMean	CPSRSD	Units
Lead	206-1	531697	536671	530469	532946	0.62	cps
Lead	207-1	432684	443667	443307	439886	1.42	cps
Lead	208-1	2034157	2063215	2057300	2051557	0.75	cps
Lithium	6-1	1851315	1739707	1762464	1784495	3.30	cps
Magnesium	24-2	19136228	19151687	19147901	19145272	0.04	cps
Manganese	55-2	4924240	4946913	4962607	4944587	0.39	cps
Molybdenum	94-1	56632	59039	58613	58095	2.21	cps
Molybdenum	95-1	24273	24203	24698	24392	1.10	cps
Molybdenum	96-1	35674	37054	36559	36429	1.92	cps
Molybdenum	97-1	14724	15345	15101	15057	2.08	cps
Molybdenum	98-1	38454	39129	39316	38966	1.16	cps
Neodymium	150-1	133407	136755	136126	135429	1.31	cps
Neodymium	150-2	81497	79060	79422	79993	1.64	cps
Nickel	60-2	352499	351380	352279	352052	0.17	cps
Phosphorus	31-2	14137	14047	13863	14015	1.00	cps
Potassium	39-2	1750817	1790337	1783781	1774978	1.19	cps
Rhodium	103-1	11440252	10802088	10682466	10974935	3.71	cps
Rhodium	103-2	6435032	6427488	6317007	6393175	1.03	cps
Scandium	45-1	6757845	6464560	6476528	6566311	2.53	cps
Scandium	45-2	528113	526042	529833	527996	0.36	cps
Selenium	82-1	4706	4940	4890	4845	2.54	cps
Selenium	77-2	673	590	627	630	6.63	cps
Selenium	78-2	2117	2157	1900	2058	6.71	cps
Silicon	28-1	28333900	28282811	28142678	28253130	0.35	cps
Silver	107-1	173827	179208	175190	176075	1.59	cps
Silver	109-1	164910	170559	170138	168536	1.87	cps
Sodium	23-2	215327	213722	213907	214319	0.41	cps
Strontium	86-1	499429	508590	505033	504351	0.92	cps
Strontium	88-1	4479227	4507795	4486407	4491143	0.33	cps
Sulfur	34-1	234543	234292	233274	234037	0.29	cps
Terbium	159-1	16088603	15173581	15521931	15594705	2.96	cps
Terbium	159-2	10420484	10374950	10436313	10410582	0.31	cps
Thallium	203-1	130023	133934	131699	131885	1.49	cps
Thallium	205-1	306443	310892	310507	309281	0.80	cps
Tin	118-1	14044	14317	14314	14225	1.10	cps
Titanium	47-1	387628	394789	391357	391258	0.92	cps

Reviewed By:Mohan
On:12/25/2024 3:49:22 AM
Inst Id :P7

LB Number :	LB134068	Operator :	Jaswal
Lab Sample ID :	P5335-21	Instrumnet Name :	P7
Client Sample ID :	ME2923S	Dilution Factor :	1
Date & Time Acquired :	2024-12-23 19:58:01	DataFile Name :	128SMPL.d

Parameter	Mass	CPS1	CPS2	CPS3	CPSMean	CPSRSD	Units
Uranium	238-1	73086	76227	75409	74907	2.18	cps
Vanadium	51-2	726918	723985	720982	723962	0.41	cps
Yttrium	89-1	15688490	15046305	14846508	15193768	2.90	cps
Yttrium	89-2	3862824	3837295	3833057	3844392	0.42	cps
Zinc	66-2	259901	259061	259192	259385	0.17	cps
Zirconium	90-1	117616	121615	120183	119805	1.69	cps
Zirconium	91-1	26063	27219	26818	26700	2.20	cps

1923

Reviewed By:Mohan
On:12/25/2024 3:49:22 AM
Inst Id :P7

LB Number :	LB134068	Operator :	Jaswal
Lab Sample ID :	P5335-03DLX2	Instrumnet Name :	P7
Client Sample ID :	ME2906	Dilution Factor :	2
Date & Time Acquired :	2024-12-23 20:01:08	DataFile Name :	129SMPL.d

Parameter	Mass	CPS1	CPS2	CPS3	CPSMean	CPSRSD	Units
Aluminium	27-2	1251422	1249506	1225029	1241986	1.18	cps
Antimony	121-1	28181	28268	28892	28447	1.36	cps
Arsenic	75-2	7269	7048	6975	7097	2.15	cps
Barium	135-1	319192	320040	326151	321795	1.18	cps
Barium	137-1	558888	559858	568426	562391	0.93	cps
Beryllium	9-1	1243	1147	1250	1213	4.77	cps
Bismuth	209-1	8753777	8903061	8836879	8831239	0.85	cps
Bismuth	209-2	7381850	7486659	7489469	7452659	0.82	cps
Bromine	81-1	20568	21753	21362	21228	2.84	cps
Bromine	81-2	1407	1373	1373	1385	1.39	cps
Cadmium	108-1	1093	1107	1143	1114	2.32	cps
Cadmium	106-1	4854	4968	4757	4860	2.16	cps
Cadmium	111-1	16002	16189	15863	16018	1.02	cps
Calcium	43-1	1858552	1932157	1905776	1898829	1.96	cps
Calcium	44-1	29766512	30261823	30255392	30094576	0.94	cps
Carbon	12-1						cps
Carbon	12-2						cps
Chlorine	35-1						cps
Chlorine	35-2						cps
Chromium	52-2	1898766	1899644	1880587	1892999	0.57	cps
Cobalt	59-2	69731	69078	69902	69570	0.63	cps
Copper	63-2	329526	332078	331608	331070	0.41	cps
Dysprosium	156-1	9874	9857	10054	9928	1.10	cps
Dysprosium	156-2	8076	8142	8473	8230	2.58	cps
Erbium	164-1	10374	10667	10200	10414	2.27	cps
Erbium	164-2	7219	7402	7599	7406	2.57	cps
Gadolinium	160-1	9407	9940	10130	9826	3.82	cps
Gadolinium	160-2	7742	7692	7866	7767	1.15	cps
Holmium	165-1	14563369	14746260	14611008	14640212	0.65	cps
Holmium	165-2	10347396	10440424	10360283	10382701	0.49	cps
Indium	115-1	11701293	11887109	11993860	11860754	1.25	cps
Indium	115-2	4233642	4258965	4260257	4250955	0.35	cps
Iron	56-2	681745137	674856417	679324763	678642105	0.51	cps
Iron	57-2	16822271	16663949	16809130	16765117	0.52	cps
Iron	54-2	36638001	36584634	36732166	36651600	0.20	cps
Krypton	83-1	177	210	243	210	15.87	cps

1924

Reviewed By:Mohan
On:12/25/2024 3:49:22 AM
Inst Id :P7

LB Number :	LB134068	Operator :	Jaswal
Lab Sample ID :	P5335-03DLX2	Instrumnet Name :	P7
Client Sample ID :	ME2906	Dilution Factor :	2
Date & Time Acquired :	2024-12-23 20:01:08	DataFile Name :	129SMPL.d

Parameter	Mass	CPS1	CPS2	CPS3	CPSMean	CPSRSD	Units
Lead	206-1	6242677	6244934	6145460	6211024	0.91	cps
Lead	207-1	5219821	5334877	5243390	5266029	1.15	cps
Lead	208-1	24150059	24538301	24134691	24274350	0.94	cps
Lithium	6-1	1677812	1659438	1639156	1658802	1.17	cps
Magnesium	24-2	4080812	4089765	4123325	4097967	0.55	cps
Manganese	55-2	23916267	24104436	24328650	24116451	0.86	cps
Molybdenum	94-1	58955	58664	59316	58978	0.55	cps
Molybdenum	95-1	59822	60059	60451	60111	0.53	cps
Molybdenum	96-1	75098	77075	77772	76648	1.81	cps
Molybdenum	97-1	36990	37735	38711	37812	2.28	cps
Molybdenum	98-1	95328	96630	98559	96839	1.68	cps
Neodymium	150-1	14875	15091	15625	15197	2.54	cps
Neodymium	150-2	8916	8966	9213	9032	1.76	cps
Nickel	60-2	435267	437060	437936	436755	0.31	cps
Phosphorus	31-2	7552	7402	7385	7446	1.23	cps
Potassium	39-2	468237	472501	470027	470255	0.46	cps
Rhodium	103-1	10757384	11014926	11033629	10935313	1.41	cps
Rhodium	103-2	6510476	6546197	6643712	6566795	1.05	cps
Scandium	45-1	6286190	6399367	6339036	6341531	0.89	cps
Scandium	45-2	529779	539408	537442	535543	0.95	cps
Selenium	82-1	338	267	209	271	23.96	cps
Selenium	77-2	43	50	37	43	15.38	cps
Selenium	78-2	557	433	477	489	12.80	cps
Silicon	28-1	13544351	13877172	13792447	13737990	1.26	cps
Silver	107-1	41275	40764	41666	41235	1.10	cps
Silver	109-1	38665	39651	39667	39328	1.46	cps
Sodium	23-2	199727	199154	199104	199328	0.17	cps
Strontium	86-1	267825	268578	267292	267898	0.24	cps
Strontium	88-1	2375541	2364839	2463191	2401190	2.25	cps
Sulfur	34-1	212192	212993	215054	213413	0.69	cps
Terbium	159-1	14865244	15155893	15092296	15037811	1.02	cps
Terbium	159-2	10366481	10258626	10354370	10326492	0.57	cps
Thallium	203-1	11078	11078	10761	10972	1.67	cps
Thallium	205-1	26085	25888	25621	25865	0.90	cps
Tin	118-1	83976	86494	84553	85008	1.55	cps
Titanium	47-1	390100	391934	396988	393007	0.91	cps

Reviewed By:Mohan
On:12/25/2024 3:49:22 AM
Inst Id :P7

LB Number :	LB134068	Operator :	Jaswal
Lab Sample ID :	P5335-03DLX2	Instrumnet Name :	P7
Client Sample ID :	ME2906	Dilution Factor :	2
Date & Time Acquired :	2024-12-23 20:01:08	DataFile Name :	129SMPL.d

Parameter	Mass	CPS1	CPS2	CPS3	CPSMean	CPSRSD	Units
Uranium	238-1	17545	18109	17355	17670	2.22	cps
Vanadium	51-2	182441	182438	182127	182336	0.10	cps
Yttrium	89-1	14082205	14092346	14228011	14134187	0.58	cps
Yttrium	89-2	3703179	3667836	3709993	3693669	0.61	cps
Zinc	66-2	1820555	1815790	1820610	1818985	0.15	cps
Zirconium	90-1	66553	66734	67434	66907	0.70	cps
Zirconium	91-1	14881	14414	14928	14741	1.93	cps

Reviewed By:Mohan
On:12/25/2024 3:49:22 AM
Inst Id :P7

LB Number :	LB134068	Operator :	Jaswal
Lab Sample ID :	PB165758BL	Instrumnet Name :	P7
Client Sample ID :	PBS758	Dilution Factor :	1
Date & Time Acquired :	2024-12-23 20:04:14	DataFile Name :	130CCBE.d

Parameter	Mass	CPS1	CPS2	CPS3	CPSMean	CPSRSD	Units
Aluminium	27-2	370	310	310	330	10.50	cps
Antimony	121-1	87	60	53	67	26.46	cps
Arsenic	75-2	7	3	3	4	43.40	cps
Barium	135-1	213	150	130	164	26.46	cps
Barium	137-1	333	277	217	276	21.17	cps
Beryllium	9-1	50	30	40	40	25.00	cps
Bismuth	209-1	9463466	8661871	8724245	8949860	4.98	cps
Bismuth	209-2	7431798	7344347	7405700	7393948	0.61	cps
Bromine	81-1	15812	16319	16563	16231	2.36	cps
Bromine	81-2	237	197	220	218	9.23	cps
Cadmium	108-1	0	17	10	9	94.38	cps
Cadmium	106-1	3804	3240	3137	3394	10.58	cps
Cadmium	111-1	2679	2263	2209	2384	10.80	cps
Calcium	43-1	843	693	617	718	16.06	cps
Calcium	44-1	16486	14233	13329	14683	11.07	cps
Carbon	12-1						cps
Carbon	12-2						cps
Chlorine	35-1						cps
Chlorine	35-2						cps
Chromium	52-2	1500	1380	1517	1466	5.09	cps
Cobalt	59-2	93	97	80	90	9.80	cps
Copper	63-2	6211	6218	6148	6192	0.62	cps
Dysprosium	156-1	17	20	10	16	32.73	cps
Dysprosium	156-2	13	10	13	12	15.73	cps
Erbium	164-1	80	53	40	58	35.25	cps
Erbium	164-2	37	33	37	36	5.42	cps
Gadolinium	160-1	53	57	63	58	8.81	cps
Gadolinium	160-2	440	477	470	462	4.23	cps
Holmium	165-1	15271026	14505475	14377962	14718154	3.28	cps
Holmium	165-2	10302255	10304104	10347663	10318007	0.25	cps
Indium	115-1	12938561	11920139	11882255	12246985	4.89	cps
Indium	115-2	4324491	4346144	4288887	4319841	0.67	cps
Iron	56-2	75203	70179	68110	71164	5.13	cps
Iron	57-2	2160	2207	2114	2160	2.16	cps
Iron	54-2	5424	5378	5074	5292	3.59	cps
Krypton	83-1	193	227	217	212	8.06	cps

Reviewed By:Mohan
On:12/25/2024 3:49:22 AM
Inst Id :P7

LB Number :	LB134068	Operator :	Jaswal
Lab Sample ID :	PB165758BL	Instrumnet Name :	P7
Client Sample ID :	PBS758	Dilution Factor :	1
Date & Time Acquired :	2024-12-23 20:04:14	DataFile Name :	130CCBE.d

Parameter	Mass	CPS1	CPS2	CPS3	CPSMean	CPSRSD	Units
Lead	206-1	2254	1940	1897	2030	9.59	cps
Lead	207-1	2000	1717	1433	1717	16.51	cps
Lead	208-1	8965	7584	7191	7913	11.77	cps
Lithium	6-1	1752446	1609050	1634978	1665491	4.59	cps
Magnesium	24-2	1343	1133	1157	1211	9.50	cps
Manganese	55-2	2164	2334	2087	2195	5.75	cps
Molybdenum	94-1	327	360	327	338	5.70	cps
Molybdenum	95-1	150	73	123	116	33.68	cps
Molybdenum	96-1	180	280	223	228	22.02	cps
Molybdenum	97-1	133	80	90	101	28.04	cps
Molybdenum	98-1	227	193	277	232	18.06	cps
Neodymium	150-1	20	10	13	14	35.26	cps
Neodymium	150-2	3	3	10	6	69.34	cps
Nickel	60-2	333	380	347	353	6.80	cps
Phosphorus	31-2	170	167	180	172	4.03	cps
Potassium	39-2	51253	50252	51028	50845	1.03	cps
Rhodium	103-1	12164001	11166147	11106476	11478874	5.18	cps
Rhodium	103-2	6758281	6733806	6619272	6703786	1.11	cps
Scandium	45-1	6875114	6481419	6438452	6598328	3.65	cps
Scandium	45-2	548508	547801	544073	546794	0.44	cps
Selenium	82-1	177	113	75	122	42.56	cps
Selenium	77-2	0	0	0	0	0.00	cps
Selenium	78-2	430	480	447	452	5.63	cps
Silicon	28-1	649344	660588	651846	653926	0.90	cps
Silver	107-1	197	133	167	166	19.13	cps
Silver	109-1	107	140	97	114	19.82	cps
Sodium	23-2	32384	31820	31158	31787	1.93	cps
Strontium	86-1	513	480	433	476	8.45	cps
Strontium	88-1	963	777	713	818	15.89	cps
Sulfur	34-1	187188	192570	190342	190033	1.42	cps
Terbium	159-1	15896551	15000100	14830901	15242517	3.76	cps
Terbium	159-2	10249350	10330824	10444781	10341652	0.95	cps
Thallium	203-1	213	217	233	221	4.85	cps
Thallium	205-1	487	543	543	524	6.24	cps
Tin	118-1	1293	1263	1240	1266	2.11	cps
Titanium	47-1	170	140	130	147	14.19	cps

Reviewed By:Mohan
On:12/25/2024 3:49:22 AM
Inst Id :P7

LB Number :	LB134068	Operator :	Jaswal
Lab Sample ID :	PB165758BL	Instrumnet Name :	P7
Client Sample ID :	PBS758	Dilution Factor :	1
Date & Time Acquired :	2024-12-23 20:04:14	DataFile Name :	130CCBE.d

Parameter	Mass	CPS1	CPS2	CPS3	CPSMean	CPSRSD	Units
Uranium	238-1	10	17	10	12	31.50	cps
Vanadium	51-2	37	33	43	38	13.48	cps
Yttrium	89-1	14901642	14052666	14209067	14387792	3.14	cps
Yttrium	89-2	3702527	3723931	3715014	3713824	0.29	cps
Zinc	66-2	480	510	417	469	10.16	cps
Zirconium	90-1	760	690	683	711	5.97	cps
Zirconium	91-1	103	147	143	131	18.39	cps

Reviewed By:Mohan
On:12/25/2024 3:49:22 AM
Inst Id :P7

LB Number :	LB134068	Operator :	Jaswal
Lab Sample ID :	PB165758BS	Instrumnet Name :	P7
Client Sample ID :	LCS758	Dilution Factor :	1
Date & Time Acquired :	2024-12-23 20:08:49	DataFile Name :	131LCSE.d

Parameter	Mass	CPS1	CPS2	CPS3	CPSMean	CPSRSD	Units
Aluminium	27-2	11378	11214	11641	11411	1.89	cps
Antimony	121-1	49518	51171	51766	50818	2.29	cps
Arsenic	75-2	1420	1443	1343	1402	3.73	cps
Barium	135-1	62554	64344	63665	63521	1.42	cps
Barium	137-1	107318	109884	110434	109212	1.52	cps
Beryllium	9-1	2944	2997	2987	2976	0.95	cps
Bismuth	209-1	9119964	8789698	8691570	8867077	2.53	cps
Bismuth	209-2	7362516	7439437	7414795	7405582	0.53	cps
Bromine	81-1	15805	16563	15872	16080	2.61	cps
Bromine	81-2	167	213	217	199	14.06	cps
Cadmium	108-1	447	577	510	511	12.72	cps
Cadmium	106-1	3921	3697	3874	3831	3.08	cps
Cadmium	111-1	8880	8796	9176	8951	2.23	cps
Calcium	43-1	36417	36648	37252	36772	1.17	cps
Calcium	44-1	581978	594976	596554	591169	1.35	cps
Carbon	12-1						cps
Carbon	12-2						cps
Chlorine	35-1						cps
Chlorine	35-2						cps
Chromium	52-2	21512	21709	21779	21667	0.64	cps
Cobalt	59-2	16763	16709	17233	16902	1.71	cps
Copper	63-2	31132	30464	31005	30867	1.15	cps
Dysprosium	156-1	3	20	10	11	75.52	cps
Dysprosium	156-2	17	3	7	9	78.08	cps
Erbium	164-1	43	30	73	49	45.40	cps
Erbium	164-2	33	37	20	30	29.40	cps
Gadolinium	160-1	77	43	33	51	44.40	cps
Gadolinium	160-2	373	437	517	442	16.24	cps
Holmium	165-1	15100546	14275518	14398093	14591385	3.05	cps
Holmium	165-2	10497212	10414822	10422333	10444789	0.44	cps
Indium	115-1	12760223	12046850	12022866	12276646	3.41	cps
Indium	115-2	4361187	4390189	4420215	4390530	0.67	cps
Iron	56-2	1997161	2013998	2021538	2010899	0.62	cps
Iron	57-2	51127	50839	51431	51132	0.58	cps
Iron	54-2	111123	110669	112167	111320	0.69	cps
Krypton	83-1	243	220	237	233	5.15	cps

Reviewed By:Mohan
On:12/25/2024 3:49:22 AM
Inst Id :P7

LB Number :	LB134068	Operator :	Jaswal
Lab Sample ID :	PB165758BS	Instrumnet Name :	P7
Client Sample ID :	LCS758	Dilution Factor :	1
Date & Time Acquired :	2024-12-23 20:08:49	DataFile Name :	131LCSE.d

Parameter	Mass	CPS1	CPS2	CPS3	CPSMean	CPSRSD	Units
Lead	206-1	18917	19354	19661	19310	1.94	cps
Lead	207-1	16710	17017	17171	16966	1.38	cps
Lead	208-1	76321	78112	78328	77587	1.42	cps
Lithium	6-1	1723583	1608332	1627574	1653163	3.73	cps
Magnesium	24-2	437225	438404	436906	437512	0.18	cps
Manganese	55-2	8883	8896	9126	8968	1.53	cps
Molybdenum	94-1	51962	53270	52751	52661	1.25	cps
Molybdenum	95-1	63296	65004	64732	64344	1.43	cps
Molybdenum	96-1	70221	71668	72150	71346	1.41	cps
Molybdenum	97-1	39239	40790	40914	40314	2.31	cps
Molybdenum	98-1	101698	103772	104278	103249	1.32	cps
Neodymium	150-1	13	20	23	19	26.96	cps
Neodymium	150-2	7	3	3	4	43.40	cps
Nickel	60-2	4397	4534	4331	4421	2.35	cps
Phosphorus	31-2	790	910	763	821	9.52	cps
Potassium	39-2	650931	656055	654029	653672	0.39	cps
Rhodium	103-1	11721375	11177534	11158251	11352387	2.82	cps
Rhodium	103-2	6771089	6765650	6740842	6759194	0.24	cps
Scandium	45-1	6843849	6555385	6572033	6657089	2.43	cps
Scandium	45-2	556295	557191	554705	556064	0.23	cps
Selenium	82-1	2116	2257	2113	2162	3.80	cps
Selenium	77-2	237	217	227	227	4.41	cps
Selenium	78-2	1183	1200	1150	1178	2.16	cps
Silicon	28-1	790727	794242	805591	796854	0.97	cps
Silver	107-1	31511	32149	32389	32016	1.42	cps
Silver	109-1	30642	31474	31501	31206	1.56	cps
Sodium	23-2	731313	737354	735470	734713	0.42	cps
Strontium	86-1	8389	9116	8392	8633	4.85	cps
Strontium	88-1	70615	73184	72487	72096	1.84	cps
Sulfur	34-1	192857	192627	196111	193865	1.01	cps
Terbium	159-1	15757602	14889128	14783620	15143450	3.53	cps
Terbium	159-2	10348943	10412015	10465042	10408667	0.56	cps
Thallium	203-1	22829	23253	23777	23287	2.04	cps
Thallium	205-1	53434	54766	53605	53935	1.34	cps
Tin	118-1	106128	109123	108558	107936	1.47	cps
Titanium	47-1	4154	4024	4207	4128	2.28	cps

Reviewed By:Mohan
On:12/25/2024 3:49:22 AM
Inst Id :P7

LB Number :	LB134068	Operator :	Jaswal
Lab Sample ID :	PB165758BS	Instrumnet Name :	P7
Client Sample ID :	LCS758	Dilution Factor :	1
Date & Time Acquired :	2024-12-23 20:08:49	DataFile Name :	131LCSE.d

Parameter	Mass	CPS1	CPS2	CPS3	CPSMean	CPSRSD	Units
Uranium	238-1	65601	66897	66398	66299	0.99	cps
Vanadium	51-2	46772	47076	46906	46918	0.32	cps
Yttrium	89-1	14852882	14045135	14017193	14305070	3.32	cps
Yttrium	89-2	3716057	3681350	3741700	3713036	0.82	cps
Zinc	66-2	10210	10530	10220	10320	1.76	cps
Zirconium	90-1	42177	43885	43370	43144	2.03	cps
Zirconium	91-1	9707	9863	9933	9834	1.18	cps

Reviewed By:Mohan
On:12/25/2024 3:49:22 AM
Inst Id :P7

LB Number :	LB134068	Operator :	Jaswal
Lab Sample ID :	PB165756BL	Instrumnet Name :	P7
Client Sample ID :	PBS756	Dilution Factor :	1
Date & Time Acquired :	2024-12-23 20:12:06	DataFile Name :	132CCBE.d

Parameter	Mass	CPS1	CPS2	CPS3	CPSMean	CPSRSD	Units
Aluminium	27-2	173	213	153	180	16.97	cps
Antimony	121-1	63	67	40	57	25.64	cps
Arsenic	75-2	0	0	7	2	173.21	cps
Barium	135-1	83	263	53	133	85.19	cps
Barium	137-1	173	347	123	214	54.66	cps
Beryllium	9-1	33	57	47	46	25.70	cps
Bismuth	209-1	8739167	8692548	8514959	8648891	1.37	cps
Bismuth	209-2	7440207	7425014	7414795	7426672	0.17	cps
Bromine	81-1	16142	16179	16456	16259	1.05	cps
Bromine	81-2	223	173	223	207	13.97	cps
Cadmium	108-1	17	13	3	11	62.48	cps
Cadmium	106-1	3347	3314	3097	3253	4.17	cps
Cadmium	111-1	2345	2334	2176	2285	4.14	cps
Calcium	43-1	347	343	350	347	0.96	cps
Calcium	44-1	9306	10194	9276	9592	5.44	cps
Carbon	12-1						cps
Carbon	12-2						cps
Chlorine	35-1						cps
Chlorine	35-2						cps
Chromium	52-2	1340	1440	1293	1358	5.52	cps
Cobalt	59-2	100	93	87	93	7.14	cps
Copper	63-2	6121	5965	5728	5938	3.34	cps
Dysprosium	156-1	10	30	10	17	69.28	cps
Dysprosium	156-2	7	7	3	6	34.70	cps
Erbium	164-1	47	73	57	59	22.87	cps
Erbium	164-2	37	30	37	34	11.18	cps
Gadolinium	160-1	57	70	37	54	30.81	cps
Gadolinium	160-2	490	423	457	457	7.30	cps
Holmium	165-1	14494971	14261144	14461668	14405928	0.88	cps
Holmium	165-2	10474889	10291256	10362685	10376277	0.89	cps
Indium	115-1	12096021	12033628	12053161	12060937	0.26	cps
Indium	115-2	4412645	4328178	4412062	4384295	1.11	cps
Iron	56-2	20664	20444	21018	20709	1.40	cps
Iron	57-2	950	1043	1027	1007	4.94	cps
Iron	54-2	2377	2454	2697	2509	6.66	cps
Krypton	83-1	210	260	253	241	11.26	cps

Reviewed By:Mohan
On:12/25/2024 3:49:22 AM
Inst Id :P7

LB Number :	LB134068	Operator :	Jaswal
Lab Sample ID :	PB165756BL	Instrumnet Name :	P7
Client Sample ID :	PBS756	Dilution Factor :	1
Date & Time Acquired :	2024-12-23 20:12:06	DataFile Name :	132CCBE.d

Parameter	Mass	CPS1	CPS2	CPS3	CPSMean	CPSRSD	Units
Lead	206-1	857	1017	973	949	8.72	cps
Lead	207-1	870	863	753	829	7.91	cps
Lead	208-1	3744	4094	3507	3781	7.81	cps
Lithium	6-1	1642745	1644513	1640753	1642670	0.11	cps
Magnesium	24-2	757	753	707	739	3.78	cps
Manganese	55-2	487	483	470	480	1.84	cps
Molybdenum	94-1	403	333	370	369	9.49	cps
Molybdenum	95-1	127	107	147	127	15.79	cps
Molybdenum	96-1	240	263	210	238	11.25	cps
Molybdenum	97-1	120	67	90	92	28.99	cps
Molybdenum	98-1	253	220	230	234	7.30	cps
Neodymium	150-1	0	7	3	3	100.05	cps
Neodymium	150-2	7	7	7	7	0.00	cps
Nickel	60-2	253	287	223	254	12.45	cps
Phosphorus	31-2	153	187	190	177	11.47	cps
Potassium	39-2	51299	51065	51420	51261	0.35	cps
Rhodium	103-1	11355071	11397706	11262872	11338550	0.61	cps
Rhodium	103-2	6868166	6823654	6764141	6818654	0.77	cps
Scandium	45-1	6683809	6510764	6561845	6585473	1.35	cps
Scandium	45-2	559239	559933	562249	560474	0.28	cps
Selenium	82-1	131	75	50	85	48.39	cps
Selenium	77-2	3	3	0	2	86.60	cps
Selenium	78-2	473	430	443	449	4.95	cps
Silicon	28-1	681486	690113	685797	685798	0.63	cps
Silver	107-1	250	380	250	293	25.59	cps
Silver	109-1	207	293	143	214	35.12	cps
Sodium	23-2	26095	25855	25611	25854	0.94	cps
Strontium	86-1	447	443	407	432	5.13	cps
Strontium	88-1	367	400	380	382	4.39	cps
Sulfur	34-1	193566	194231	194211	194003	0.19	cps
Terbium	159-1	15052507	14836928	14832572	14907335	0.84	cps
Terbium	159-2	10177659	10445570	10323407	10315545	1.30	cps
Thallium	203-1	363	320	343	342	6.34	cps
Thallium	205-1	803	790	803	799	0.96	cps
Tin	118-1	1410	1257	1290	1319	6.11	cps
Titanium	47-1	70	87	117	91	25.96	cps

Reviewed By:Mohan
On:12/25/2024 3:49:22 AM
Inst Id :P7

LB Number :	LB134068	Operator :	Jaswal
Lab Sample ID :	PB165756BL	Instrumnet Name :	P7
Client Sample ID :	PBS756	Dilution Factor :	1
Date & Time Acquired :	2024-12-23 20:12:06	DataFile Name :	132CCBE.d

Parameter	Mass	CPS1	CPS2	CPS3	CPSMean	CPSRSD	Units
Uranium	238-1	30	43	17	30	44.43	cps
Vanadium	51-2	60	13	23	32	76.26	cps
Yttrium	89-1	14209834	14040048	14057834	14102572	0.66	cps
Yttrium	89-2	3714508	3756339	3759176	3743341	0.67	cps
Zinc	66-2	393	340	293	342	14.62	cps
Zirconium	90-1	807	820	760	796	3.96	cps
Zirconium	91-1	157	173	180	170	7.07	cps

Reviewed By:Mohan
On:12/25/2024 3:49:22 AM
Inst Id :P7

LB Number :	LB134068	Operator :	Jaswal
Lab Sample ID :	PB165756BS	Instrumnet Name :	P7
Client Sample ID :	LCS756	Dilution Factor :	1
Date & Time Acquired :	2024-12-23 20:15:22	DataFile Name :	133LCSE.d

Parameter	Mass	CPS1	CPS2	CPS3	CPSMean	CPSRSD	Units
Aluminium	27-2	11705	11731	11628	11688	0.46	cps
Antimony	121-1	51418	51318	51903	51546	0.61	cps
Arsenic	75-2	1517	1483	1447	1482	2.36	cps
Barium	135-1	63990	64043	63969	64001	0.06	cps
Barium	137-1	110230	111835	112430	111498	1.02	cps
Beryllium	9-1	3157	3437	3087	3227	5.74	cps
Bismuth	209-1	8671132	8625034	8566885	8621017	0.61	cps
Bismuth	209-2	7409592	7384951	7336438	7376994	0.50	cps
Bromine	81-1	16793	15879	16853	16508	3.31	cps
Bromine	81-2	173	200	203	192	8.55	cps
Cadmium	108-1	507	450	470	476	6.04	cps
Cadmium	106-1	3824	3851	4034	3903	2.93	cps
Cadmium	111-1	8764	9559	9260	9194	4.37	cps
Calcium	43-1	37209	36724	38111	37348	1.88	cps
Calcium	44-1	604343	607624	609903	607290	0.46	cps
Carbon	12-1						cps
Carbon	12-2						cps
Chlorine	35-1						cps
Chlorine	35-2						cps
Chromium	52-2	22283	22003	22210	22165	0.66	cps
Cobalt	59-2	17163	17667	17454	17428	1.45	cps
Copper	63-2	30451	31186	31587	31074	1.85	cps
Dysprosium	156-1	10	17	13	13	25.01	cps
Dysprosium	156-2	20	7	20	16	49.47	cps
Erbium	164-1	60	53	43	52	16.07	cps
Erbium	164-2	57	50	33	47	25.76	cps
Gadolinium	160-1	53	40	40	44	17.32	cps
Gadolinium	160-2	457	447	510	471	7.23	cps
Holmium	165-1	14365076	14546060	14231940	14381025	1.10	cps
Holmium	165-2	10433618	10369547	10312206	10371790	0.59	cps
Indium	115-1	12048101	11927375	12008485	11994654	0.51	cps
Indium	115-2	4431475	4371246	4345752	4382824	1.00	cps
Iron	56-2	2056887	2052901	2058175	2055988	0.13	cps
Iron	57-2	51816	52304	51816	51978	0.54	cps
Iron	54-2	115740	114034	114480	114751	0.77	cps
Krypton	83-1	263	240	257	253	4.75	cps

Reviewed By:Mohan
On:12/25/2024 3:49:22 AM
Inst Id :P7

LB Number :	LB134068	Operator :	Jaswal
Lab Sample ID :	PB165756BS	Instrumnet Name :	P7
Client Sample ID :	LCS756	Dilution Factor :	1
Date & Time Acquired :	2024-12-23 20:15:22	DataFile Name :	133LCSE.d

Parameter	Mass	CPS1	CPS2	CPS3	CPSMean	CPSRSD	Units
Lead	206-1	18930	19321	19424	19225	1.36	cps
Lead	207-1	17565	17001	17014	17193	1.87	cps
Lead	208-1	77617	77701	77597	77638	0.07	cps
Lithium	6-1	1643838	1645081	1638781	1642567	0.20	cps
Magnesium	24-2	452701	445924	444522	447716	0.98	cps
Manganese	55-2	8943	9066	8913	8974	0.91	cps
Molybdenum	94-1	53206	54273	53440	53640	1.05	cps
Molybdenum	95-1	64695	64535	65857	65029	1.11	cps
Molybdenum	96-1	72130	73882	72676	72896	1.23	cps
Molybdenum	97-1	41398	41522	41332	41417	0.23	cps
Molybdenum	98-1	105803	107022	105309	106045	0.83	cps
Neodymium	150-1	0	17	27	14	93.26	cps
Neodymium	150-2	13	3	0	6	124.93	cps
Nickel	60-2	4521	4627	4651	4600	1.51	cps
Phosphorus	31-2	880	880	867	876	0.88	cps
Potassium	39-2	674445	672552	670698	672565	0.28	cps
Rhodium	103-1	11263697	11341017	11197640	11267451	0.64	cps
Rhodium	103-2	6789652	6813039	6721156	6774616	0.70	cps
Scandium	45-1	6557010	6596810	6610586	6588135	0.42	cps
Scandium	45-2	559955	563949	559872	561259	0.42	cps
Selenium	82-1	2165	2210	2142	2172	1.57	cps
Selenium	77-2	187	223	230	213	10.94	cps
Selenium	78-2	1290	1253	1173	1239	4.82	cps
Silicon	28-1	820245	818401	821750	820132	0.20	cps
Silver	107-1	33405	34070	33402	33626	1.14	cps
Silver	109-1	31331	32142	31958	31810	1.34	cps
Sodium	23-2	748542	745074	747183	746933	0.23	cps
Strontium	86-1	8693	8683	8829	8735	0.94	cps
Strontium	88-1	72524	73097	73894	73172	0.94	cps
Sulfur	34-1	199801	199399	201098	200100	0.44	cps
Terbium	159-1	14797046	14809795	14694147	14766996	0.43	cps
Terbium	159-2	10224114	10187274	10327575	10246321	0.71	cps
Thallium	203-1	23103	23383	23497	23328	0.87	cps
Thallium	205-1	54897	56236	55275	55469	1.24	cps
Tin	118-1	109345	110315	109845	109835	0.44	cps
Titanium	47-1	4197	4167	4234	4200	0.80	cps

Reviewed By:Mohan
On:12/25/2024 3:49:22 AM
Inst Id :P7

LB Number :	LB134068	Operator :	Jaswal
Lab Sample ID :	PB165756BS	Instrumnet Name :	P7
Client Sample ID :	LCS756	Dilution Factor :	1
Date & Time Acquired :	2024-12-23 20:15:22	DataFile Name :	133LCSE.d

Parameter	Mass	CPS1	CPS2	CPS3	CPSMean	CPSRSD	Units
Uranium	238-1	66435	66797	67473	66902	0.79	cps
Vanadium	51-2	48050	47147	47384	47527	0.98	cps
Yttrium	89-1	14039510	14160765	14136801	14112359	0.46	cps
Yttrium	89-2	3789204	3754269	3676655	3740043	1.54	cps
Zinc	66-2	10704	10821	10490	10672	1.57	cps
Zirconium	90-1	44628	45433	44627	44896	1.04	cps
Zirconium	91-1	9770	10057	9813	9880	1.57	cps

Reviewed By:Mohan
On:12/25/2024 3:49:22 AM
Inst Id :P7

LB Number :	LB134068	Operator :	Jaswal
Lab Sample ID :	P5156-01	Instrumnet Name :	P7
Client Sample ID :	ME28Q6	Dilution Factor :	1
Date & Time Acquired :	2024-12-23 20:18:41	DataFile Name :	134SMPL.d

Parameter	Mass	CPS1	CPS2	CPS3	CPSMean	CPSRSD	Units
Aluminium	27-2	3321403	3277144	3276191	3291579	0.78	cps
Antimony	121-1	18091	18232	17804	18043	1.21	cps
Arsenic	75-2	12008	12702	12168	12293	2.96	cps
Barium	135-1	394847	391427	393365	393213	0.44	cps
Barium	137-1	678934	685874	689918	684909	0.81	cps
Beryllium	9-1	1547	1580	1657	1595	3.54	cps
Bismuth	209-1	8744828	8809823	8846890	8800514	0.59	cps
Bismuth	209-2	7484432	7478043	7460311	7474262	0.17	cps
Bromine	81-1	22140	22701	22617	22486	1.35	cps
Bromine	81-2	1523	1510	1537	1523	0.88	cps
Cadmium	108-1	620	577	527	574	8.13	cps
Cadmium	106-1	4621	4271	4041	4311	6.78	cps
Cadmium	111-1	10223	9924	9988	10045	1.56	cps
Calcium	43-1	2628657	2599736	2602384	2610259	0.61	cps
Calcium	44-1	42106664	41188635	41163686	41486329	1.30	cps
Carbon	12-1						cps
Carbon	12-2						cps
Chlorine	35-1						cps
Chlorine	35-2						cps
Chromium	52-2	311074	310093	307865	309677	0.53	cps
Cobalt	59-2	168072	164271	165642	165995	1.16	cps
Copper	63-2	556190	549941	547416	551182	0.82	cps
Dysprosium	156-1	62957	63583	62997	63179	0.55	cps
Dysprosium	156-2	49450	49172	49851	49491	0.69	cps
Erbium	164-1	53609	54077	54211	53966	0.59	cps
Erbium	164-2	37985	38105	38546	38212	0.77	cps
Gadolinium	160-1	60771	60359	60620	60584	0.34	cps
Gadolinium	160-2	46099	45386	44962	45482	1.26	cps
Holmium	165-1	15114557	14859360	14818756	14930891	1.07	cps
Holmium	165-2	10488596	10688681	10588391	10588556	0.94	cps
Indium	115-1	12307324	12132175	12086102	12175200	0.96	cps
Indium	115-2	4208485	4321857	4269415	4266585	1.33	cps
Iron	56-2	265987296	263727596	263383856	264366249	0.53	cps
Iron	57-2	6548201	6524709	6493765	6522225	0.42	cps
Iron	54-2	14365986	14141366	14230271	14245874	0.79	cps
Krypton	83-1	317	270	317	301	8.95	cps

Reviewed By:Mohan
On:12/25/2024 3:49:22 AM
Inst Id :P7

LB Number :	LB134068	Operator :	Jaswal
Lab Sample ID :	P5156-01	Instrumnet Name :	P7
Client Sample ID :	ME28Q6	Dilution Factor :	1
Date & Time Acquired :	2024-12-23 20:18:41	DataFile Name :	134SMPL.d

Parameter	Mass	CPS1	CPS2	CPS3	CPSMean	CPSRSD	Units
Lead	206-1	1195926	1202906	1220167	1206333	1.03	cps
Lead	207-1	1011316	1015266	1015260	1013947	0.22	cps
Lead	208-1	4943221	4927189	4941543	4937318	0.18	cps
Lithium	6-1	1720508	1720497	1718858	1719954	0.06	cps
Magnesium	24-2	5642216	5663518	5661345	5655693	0.21	cps
Manganese	55-2	4078499	4052033	4058487	4063007	0.34	cps
Molybdenum	94-1	39416	39707	38882	39335	1.06	cps
Molybdenum	95-1	43839	43541	43364	43581	0.55	cps
Molybdenum	96-1	53076	53153	53474	53234	0.40	cps
Molybdenum	97-1	27753	28004	27810	27855	0.47	cps
Molybdenum	98-1	70861	70619	70743	70741	0.17	cps
Neodymium	150-1	91867	92920	93520	92769	0.90	cps
Neodymium	150-2	55328	54856	54682	54955	0.61	cps
Nickel	60-2	142075	138754	138707	139846	1.38	cps
Phosphorus	31-2	31800	32605	32201	32202	1.25	cps
Potassium	39-2	1075149	1068873	1069395	1071139	0.33	cps
Rhodium	103-1	11249117	11046665	10981889	11092557	1.26	cps
Rhodium	103-2	6573217	6607377	6625343	6601979	0.40	cps
Scandium	45-1	6853084	6575088	6573631	6667268	2.41	cps
Scandium	45-2	538178	536072	537688	537313	0.21	cps
Selenium	82-1	330	376	265	324	17.22	cps
Selenium	77-2	167	173	193	178	7.81	cps
Selenium	78-2	623	583	603	603	3.31	cps
Silicon	28-1	21714348	21235435	21207559	21385781	1.33	cps
Silver	107-1	5968	5008	4744	5240	12.29	cps
Silver	109-1	5628	4858	4327	4938	13.24	cps
Sodium	23-2	281362	281928	283096	282128	0.31	cps
Strontium	86-1	503127	502133	500151	501804	0.30	cps
Strontium	88-1	4530793	4524133	4538459	4531129	0.16	cps
Sulfur	34-1	228547	227887	224559	226997	0.94	cps
Terbium	159-1	15563072	15238794	15209933	15337266	1.28	cps
Terbium	159-2	10368715	10547247	10405424	10440462	0.90	cps
Thallium	203-1	3967	3944	4251	4054	4.21	cps
Thallium	205-1	10117	10080	9644	9947	2.65	cps
Tin	118-1	39126	37810	38321	38419	1.73	cps
Titanium	47-1	202421	199183	201469	201024	0.83	cps

1940

Reviewed By:Mohan
On:12/25/2024 3:49:22 AM
Inst Id :P7

LB Number :	LB134068	Operator :	Jaswal
Lab Sample ID :	P5156-01	Instrumnet Name :	P7
Client Sample ID :	ME28Q6	Dilution Factor :	1
Date & Time Acquired :	2024-12-23 20:18:41	DataFile Name :	134SMPL.d

Parameter	Mass	CPS1	CPS2	CPS3	CPSMean	CPSRSD	Units
Uranium	238-1	60657	60791	60681	60710	0.12	cps
Vanadium	51-2	155127	155491	155404	155341	0.12	cps
Yttrium	89-1	15555531	15041219	15136488	15244413	1.79	cps
Yttrium	89-2	3830970	3852798	3882093	3855287	0.67	cps
Zinc	66-2	467425	463280	462931	464545	0.54	cps
Zirconium	90-1	38658	38858	38043	38519	1.10	cps
Zirconium	91-1	8322	8459	8693	8491	2.20	cps

Reviewed By:Mohan
On:12/25/2024 3:49:22 AM
Inst Id :P7

LB Number :	LB134068	Operator :	Jaswal
Lab Sample ID :	P5156-02	Instrumnet Name :	P7
Client Sample ID :	ME28Q7	Dilution Factor :	1
Date & Time Acquired :	2024-12-23 20:21:47	DataFile Name :	135SMPL.d

Parameter	Mass	CPS1	CPS2	CPS3	CPSMean	CPSRSD	Units
Aluminium	27-2	3107927	3143402	3070981	3107437	1.17	cps
Antimony	121-1	4451	4737	4597	4595	3.12	cps
Arsenic	75-2	14254	14190	13933	14126	1.20	cps
Barium	135-1	341211	340802	343206	341740	0.38	cps
Barium	137-1	589972	595597	599749	595106	0.82	cps
Beryllium	9-1	1183	1113	1117	1138	3.47	cps
Bismuth	209-1	8840105	8601162	8606157	8682475	1.57	cps
Bismuth	209-2	7301453	7224948	7288113	7271505	0.56	cps
Bromine	81-1	16890	17490	17607	17329	2.22	cps
Bromine	81-2	587	580	477	548	11.26	cps
Cadmium	108-1	270	297	313	293	7.45	cps
Cadmium	106-1	4267	4157	4017	4147	3.02	cps
Cadmium	111-1	3882	3813	3806	3833	1.09	cps
Calcium	43-1	8376351	8394844	8359912	8377036	0.21	cps
Calcium	44-1	133925315	135130385	133419055	134158251	0.66	cps
Carbon	12-1						cps
Carbon	12-2						cps
Chlorine	35-1						cps
Chlorine	35-2						cps
Chromium	52-2	118625	117866	119220	118570	0.57	cps
Cobalt	59-2	125231	123688	124370	124429	0.62	cps
Copper	63-2	228458	230000	227032	228497	0.65	cps
Dysprosium	156-1	67679	68332	68509	68173	0.64	cps
Dysprosium	156-2	53893	54151	54064	54036	0.24	cps
Erbium	164-1	58375	59004	59861	59080	1.26	cps
Erbium	164-2	41618	41859	41572	41683	0.37	cps
Gadolinium	160-1	67099	68490	67887	67825	1.03	cps
Gadolinium	160-2	50738	50745	50551	50678	0.22	cps
Holmium	165-1	15320304	14886811	14751159	14986091	1.98	cps
Holmium	165-2	10530477	10392862	10541076	10488138	0.79	cps
Indium	115-1	12284501	11908307	11745436	11979415	2.31	cps
Indium	115-2	4184268	4143960	4146696	4158308	0.54	cps
Iron	56-2	182453517	180522291	181883991	181619933	0.55	cps
Iron	57-2	4635131	4584437	4562386	4593985	0.81	cps
Iron	54-2	9869555	9725747	9710716	9768673	0.90	cps
Krypton	83-1	337	333	350	340	2.59	cps

LB Number :	LB134068	Operator :	Jaswal
Lab Sample ID :	P5156-02	Instrumnet Name :	P7
Client Sample ID :	ME28Q7	Dilution Factor :	1
Date & Time Acquired :	2024-12-23 20:21:47	DataFile Name :	135SMPL.d

Parameter	Mass	CPS1	CPS2	CPS3	CPSMean	CPSRSD	Units
Lead	206-1	172368	173928	175470	173922	0.89	cps
Lead	207-1	138564	142844	140898	140769	1.52	cps
Lead	208-1	651856	665360	667512	661576	1.28	cps
Lithium	6-1	1713544	1724300	1732122	1723322	0.54	cps
Magnesium	24-2	12589114	12519091	12407323	12505176	0.73	cps
Manganese	55-2	2482526	2468674	2472729	2474643	0.29	cps
Molybdenum	94-1	93152	93298	93456	93302	0.16	cps
Molybdenum	95-1	45310	46320	46293	45974	1.25	cps
Molybdenum	96-1	62549	62734	63303	62862	0.62	cps
Molybdenum	97-1	28752	29035	28798	28862	0.53	cps
Molybdenum	98-1	73993	76140	74163	74765	1.60	cps
Neodymium	150-1	101791	104587	102807	103062	1.37	cps
Neodymium	150-2	61433	61366	60760	61186	0.61	cps
Nickel	60-2	85220	84885	84482	84862	0.44	cps
Phosphorus	31-2	13519	13376	13259	13385	0.97	cps
Potassium	39-2	986387	984197	973591	981392	0.70	cps
Rhodium	103-1	11013857	10599163	10753418	10788812	1.94	cps
Rhodium	103-2	6281162	6384011	6324850	6330008	0.82	cps
Scandium	45-1	6837220	6639273	6517968	6664820	2.42	cps
Scandium	45-2	541892	537255	534478	537875	0.70	cps
Selenium	82-1	378	311	351	347	9.73	cps
Selenium	77-2	207	203	207	206	0.94	cps
Selenium	78-2	577	533	653	588	10.34	cps
Silicon	28-1	19378222	19577495	19305256	19420324	0.73	cps
Silver	107-1	1453	1423	1483	1453	2.06	cps
Silver	109-1	1150	1203	1303	1219	6.39	cps
Sodium	23-2	195018	196304	194646	195323	0.45	cps
Strontium	86-1	1337524	1352983	1346986	1345831	0.58	cps
Strontium	88-1	12048006	12130271	12104035	12094104	0.35	cps
Sulfur	34-1	206918	206959	204064	205980	0.81	cps
Terbium	159-1	15757752	15120423	15395469	15424548	2.07	cps
Terbium	159-2	10462375	10289514	10416109	10389333	0.86	cps
Thallium	203-1	3941	3944	4114	4000	2.48	cps
Thallium	205-1	9553	9654	9590	9599	0.53	cps
Tin	118-1	7098	7512	7202	7271	2.96	cps
Titanium	47-1	326983	331662	327974	328873	0.75	cps

Reviewed By:Mohan
On:12/25/2024 3:49:22 AM
Inst Id :P7

LB Number :	LB134068	Operator :	Jaswal
Lab Sample ID :	P5156-02	Instrumnet Name :	P7
Client Sample ID :	ME28Q7	Dilution Factor :	1
Date & Time Acquired :	2024-12-23 20:21:47	DataFile Name :	135SMPL.d

Parameter	Mass	CPS1	CPS2	CPS3	CPSMean	CPSRSD	Units
Uranium	238-1	63980	64415	66247	64881	1.85	cps
Vanadium	51-2	123829	123812	123291	123644	0.25	cps
Yttrium	89-1	15298254	14760988	14908064	14989102	1.85	cps
Yttrium	89-2	3811815	3838762	3849033	3833203	0.50	cps
Zinc	66-2	108071	107275	106620	107322	0.68	cps
Zirconium	90-1	178963	181712	179920	180198	0.77	cps
Zirconium	91-1	39312	40198	41214	40242	2.36	cps

Reviewed By:Mohan
On:12/25/2024 3:49:22 AM
Inst Id :P7

LB Number :	LB134068	Operator :	Jaswal
Lab Sample ID :	P5156-03	Instrumnet Name :	P7
Client Sample ID :	ME28Q8	Dilution Factor :	1
Date & Time Acquired :	2024-12-23 20:24:59	DataFile Name :	136SMPL.d

Parameter	Mass	CPS1	CPS2	CPS3	CPSMean	CPSRSD	Units
Aluminium	27-2	2275350	2269263	2278523	2274378	0.21	cps
Antimony	121-1	7675	7562	7519	7585	1.07	cps
Arsenic	75-2	6905	6925	6765	6865	1.27	cps
Barium	135-1	754110	755222	759322	756218	0.36	cps
Barium	137-1	1315005	1300317	1316951	1310758	0.69	cps
Beryllium	9-1	877	940	890	902	3.70	cps
Bismuth	209-1	8449131	8336725	8531005	8438954	1.16	cps
Bismuth	209-2	7068546	7032624	7013103	7038091	0.40	cps
Bromine	81-1	17260	17374	17941	17525	2.08	cps
Bromine	81-2	650	673	617	647	4.40	cps
Cadmium	108-1	390	407	387	394	2.72	cps
Cadmium	106-1	4491	4461	4447	4466	0.50	cps
Cadmium	111-1	4671	4481	4533	4562	2.15	cps
Calcium	43-1	13353901	13061331	13221333	13212188	1.11	cps
Calcium	44-1	212523710	209929944	211473610	211309088	0.62	cps
Carbon	12-1						cps
Carbon	12-2						cps
Chlorine	35-1						cps
Chlorine	35-2						cps
Chromium	52-2	110074	110780	109554	110136	0.56	cps
Cobalt	59-2	89729	89334	89662	89575	0.24	cps
Copper	63-2	154811	153164	152868	153614	0.68	cps
Dysprosium	156-1	45801	46189	45654	45881	0.60	cps
Dysprosium	156-2	36564	36524	36471	36520	0.13	cps
Erbium	164-1	40117	40081	40291	40163	0.28	cps
Erbium	164-2	28730	28990	29328	29016	1.03	cps
Gadolinium	160-1	45153	45149	45754	45352	0.77	cps
Gadolinium	160-2	34132	34623	34128	34294	0.83	cps
Holmium	165-1	14763378	14559461	14674678	14665839	0.70	cps
Holmium	165-2	10662107	10372693	10472164	10502321	1.40	cps
Indium	115-1	11671304	11518295	11665449	11618349	0.75	cps
Indium	115-2	4169837	4196110	4115373	4160440	0.99	cps
Iron	56-2	116047068	114952632	114936078	115311926	0.55	cps
Iron	57-2	3052800	3050945	3048706	3050817	0.07	cps
Iron	54-2	6192695	6224612	6175443	6197583	0.40	cps
Krypton	83-1	297	320	290	302	5.21	cps

Reviewed By:Mohan
On:12/25/2024 3:49:22 AM
Inst Id :P7

LB Number :	LB134068	Operator :	Jaswal
Lab Sample ID :	P5156-03	Instrumnet Name :	P7
Client Sample ID :	ME28Q8	Dilution Factor :	1
Date & Time Acquired :	2024-12-23 20:24:59	DataFile Name :	136SMPL.d

Parameter	Mass	CPS1	CPS2	CPS3	CPSMean	CPSRSD	Units
Lead	206-1	138187	138194	138629	138337	0.18	cps
Lead	207-1	107487	106879	107961	107442	0.50	cps
Lead	208-1	508648	511198	515274	511707	0.65	cps
Lithium	6-1	1752468	1742364	1750293	1748375	0.30	cps
Magnesium	24-2	63726769	63854317	64084299	63888462	0.28	cps
Manganese	55-2	2622113	2623707	2602659	2616160	0.45	cps
Molybdenum	94-1	142169	142360	141885	142138	0.17	cps
Molybdenum	95-1	51216	51560	51326	51368	0.34	cps
Molybdenum	96-1	75540	75805	76133	75826	0.39	cps
Molybdenum	97-1	32098	32229	32660	32329	0.91	cps
Molybdenum	98-1	83839	83473	82816	83376	0.62	cps
Neodymium	150-1	67842	68026	68311	68060	0.35	cps
Neodymium	150-2	40916	41177	40364	40819	1.02	cps
Nickel	60-2	65549	65934	66205	65896	0.50	cps
Phosphorus	31-2	8426	8496	8362	8428	0.79	cps
Potassium	39-2	923833	919809	924664	922769	0.28	cps
Rhodium	103-1	10579775	10523999	10386359	10496711	0.95	cps
Rhodium	103-2	6296953	6367817	6272881	6312550	0.78	cps
Scandium	45-1	6619975	6580764	6604181	6601640	0.30	cps
Scandium	45-2	549402	548437	547463	548434	0.18	cps
Selenium	82-1	421	454	401	425	6.27	cps
Selenium	77-2	183	100	117	133	33.07	cps
Selenium	78-2	520	497	477	498	4.36	cps
Silicon	28-1	17987854	17998760	17850548	17945721	0.46	cps
Silver	107-1	1630	1383	1567	1527	8.39	cps
Silver	109-1	1190	1200	1297	1229	4.79	cps
Sodium	23-2	289135	288815	291428	289793	0.49	cps
Strontium	86-1	12975362	12959694	12973919	12969658	0.07	cps
Strontium	88-1	112591405	113004178	112759722	112785102	0.18	cps
Sulfur	34-1	393132	395545	396858	395178	0.48	cps
Terbium	159-1	15197859	15216092	15093027	15168993	0.44	cps
Terbium	159-2	10262607	10214913	10277027	10251516	0.32	cps
Thallium	203-1	1937	2024	1877	1946	3.79	cps
Thallium	205-1	4484	4497	4771	4584	3.53	cps
Tin	118-1	6285	6111	6288	6228	1.62	cps
Titanium	47-1	285351	285229	287465	286015	0.44	cps

1946

Reviewed By:Mohan
On:12/25/2024 3:49:22 AM
Inst Id :P7

LB Number :	LB134068	Operator :	Jaswal
Lab Sample ID :	P5156-03	Instrumnet Name :	P7
Client Sample ID :	ME28Q8	Dilution Factor :	1
Date & Time Acquired :	2024-12-23 20:24:59	DataFile Name :	136SMPL.d

Parameter	Mass	CPS1	CPS2	CPS3	CPSMean	CPSRSD	Units
Uranium	238-1	122128	122091	122797	122339	0.33	cps
Vanadium	51-2	131711	130764	131352	131276	0.36	cps
Yttrium	89-1	14809780	14487001	14486674	14594485	1.28	cps
Yttrium	89-2	3796670	3793638	3755117	3781809	0.61	cps
Zinc	66-2	87621	88647	87347	87872	0.78	cps
Zirconium	90-1	302908	307858	305735	305500	0.81	cps
Zirconium	91-1	68060	68017	68197	68091	0.14	cps

Reviewed By:Mohan
On:12/25/2024 3:49:22 AM
Inst Id :P7

LB Number :	LB134068	Operator :	Jaswal
Lab Sample ID :	P5156-04	Instrumnet Name :	P7
Client Sample ID :	ME28Q9	Dilution Factor :	1
Date & Time Acquired :	2024-12-23 20:28:07	DataFile Name :	137SMPL.d

Parameter	Mass	CPS1	CPS2	CPS3	CPSMean	CPSRSD	Units
Aluminium	27-2	2473042	2464245	2490950	2476079	0.55	cps
Antimony	121-1	13516	13403	13586	13502	0.69	cps
Arsenic	75-2	6935	6942	7115	6997	1.46	cps
Barium	135-1	387076	391175	390448	389566	0.56	cps
Barium	137-1	675657	677391	675322	676124	0.16	cps
Beryllium	9-1	1247	1227	1250	1241	1.02	cps
Bismuth	209-1	8969514	8744578	8756212	8823435	1.44	cps
Bismuth	209-2	7426471	7312879	7377604	7372318	0.77	cps
Bromine	81-1	17814	18405	18472	18230	1.99	cps
Bromine	81-2	750	717	783	750	4.44	cps
Cadmium	108-1	427	353	383	388	9.51	cps
Cadmium	106-1	4214	3837	4181	4077	5.12	cps
Cadmium	111-1	6228	6163	6349	6246	1.51	cps
Calcium	43-1	4701770	4676253	4669743	4682589	0.36	cps
Calcium	44-1	76003821	75595889	74166069	75255259	1.28	cps
Carbon	12-1						cps
Carbon	12-2						cps
Chlorine	35-1						cps
Chlorine	35-2						cps
Chromium	52-2	1017604	1008283	1013210	1013032	0.46	cps
Cobalt	59-2	76269	76333	76604	76402	0.23	cps
Copper	63-2	218755	216262	220832	218616	1.05	cps
Dysprosium	156-1	45152	44500	44253	44635	1.04	cps
Dysprosium	156-2	34940	35294	35525	35253	0.84	cps
Erbium	164-1	39322	39910	39238	39490	0.93	cps
Erbium	164-2	28052	28265	28416	28244	0.65	cps
Gadolinium	160-1	44253	44591	44551	44465	0.41	cps
Gadolinium	160-2	32798	33336	32718	32951	1.02	cps
Holmium	165-1	14896915	14924213	15014934	14945354	0.41	cps
Holmium	165-2	10540790	10616566	10404833	10520730	1.02	cps
Indium	115-1	12068768	11768033	11774856	11870552	1.45	cps
Indium	115-2	4192170	4154614	4165894	4170893	0.46	cps
Iron	56-2	170354587	170121101	168980704	169818797	0.43	cps
Iron	57-2	4232337	4188605	4241952	4220965	0.67	cps
Iron	54-2	9231978	9153738	9053576	9146431	0.98	cps
Krypton	83-1	290	313	337	313	7.45	cps

Reviewed By:Mohan
On:12/25/2024 3:49:22 AM
Inst Id :P7

LB Number :	LB134068	Operator :	Jaswal
Lab Sample ID :	P5156-04	Instrumnet Name :	P7
Client Sample ID :	ME28Q9	Dilution Factor :	1
Date & Time Acquired :	2024-12-23 20:28:07	DataFile Name :	137SMPL.d

Parameter	Mass	CPS1	CPS2	CPS3	CPSMean	CPSRSD	Units
Lead	206-1	632357	633534	630431	632107	0.25	cps
Lead	207-1	527612	532631	533079	531108	0.57	cps
Lead	208-1	2453548	2443576	2451010	2449378	0.21	cps
Lithium	6-1	1872518	1832469	1835597	1846861	1.21	cps
Magnesium	24-2	14854951	14670817	14846935	14790901	0.70	cps
Manganese	55-2	10274236	10325790	10328483	10309503	0.30	cps
Molybdenum	94-1	61662	63102	62088	62284	1.19	cps
Molybdenum	95-1	51116	52075	51808	51666	0.96	cps
Molybdenum	96-1	62285	62128	62777	62397	0.54	cps
Molybdenum	97-1	31708	31985	32082	31925	0.61	cps
Molybdenum	98-1	83524	82977	83332	83278	0.33	cps
Neodymium	150-1	67541	68666	66476	67561	1.62	cps
Neodymium	150-2	40067	40655	41304	40675	1.52	cps
Nickel	60-2	55766	55275	55452	55498	0.45	cps
Phosphorus	31-2	12659	12292	12759	12570	1.96	cps
Potassium	39-2	569480	573060	577379	573306	0.69	cps
Rhodium	103-1	10717328	10714187	10749717	10727077	0.18	cps
Rhodium	103-2	6415154	6385169	6361799	6387374	0.42	cps
Scandium	45-1	6590742	6412204	6346857	6449934	1.96	cps
Scandium	45-2	527544	521810	521641	523665	0.64	cps
Selenium	82-1	295	299	263	286	6.85	cps
Selenium	77-2	147	140	137	141	3.61	cps
Selenium	78-2	527	527	550	534	2.52	cps
Silicon	28-1	18706982	18633976	18806692	18715883	0.46	cps
Silver	107-1	1607	1717	1667	1663	3.31	cps
Silver	109-1	1513	1437	1450	1467	2.79	cps
Sodium	23-2	201943	202750	204861	203184	0.74	cps
Strontium	86-1	2831486	2823904	2818166	2824519	0.24	cps
Strontium	88-1	24527716	24466354	24530904	24508325	0.15	cps
Sulfur	34-1	237469	232844	233480	234598	1.07	cps
Terbium	159-1	15456588	15054253	15249290	15253377	1.32	cps
Terbium	159-2	10394609	10256298	10273723	10308210	0.73	cps
Thallium	203-1	2740	2490	2544	2591	5.08	cps
Thallium	205-1	6048	6185	6005	6079	1.55	cps
Tin	118-1	658117	661218	661185	660173	0.27	cps
Titanium	47-1	348823	348049	347575	348149	0.18	cps

Reviewed By:Mohan
On:12/25/2024 3:49:22 AM
Inst Id :P7

LB Number :	LB134068	Operator :	Jaswal
Lab Sample ID :	P5156-04	Instrumnet Name :	P7
Client Sample ID :	ME28Q9	Dilution Factor :	1
Date & Time Acquired :	2024-12-23 20:28:07	DataFile Name :	137SMPL.d

Parameter	Mass	CPS1	CPS2	CPS3	CPSMean	CPSRSD	Units
Uranium	238-1	63823	65658	65229	64903	1.48	cps
Vanadium	51-2	207837	208692	208121	208217	0.21	cps
Yttrium	89-1	14630474	14485631	14583133	14566413	0.51	cps
Yttrium	89-2	3699331	3659620	3692990	3683980	0.58	cps
Zinc	66-2	315920	313537	315074	314844	0.38	cps
Zirconium	90-1	89655	90212	89785	89884	0.32	cps
Zirconium	91-1	19843	19259	20094	19732	2.17	cps

1950

Reviewed By:Mohan
On:12/25/2024 3:49:22 AM
Inst Id :P7

LB Number :	LB134068	Operator :	Jaswal
Lab Sample ID :	P5156-05	Instrumnet Name :	P7
Client Sample ID :	ME28R0	Dilution Factor :	1
Date & Time Acquired :	2024-12-23 20:31:17	DataFile Name :	138SMPL.d

Parameter	Mass	CPS1	CPS2	CPS3	CPSMean	CPSRSD	Units
Aluminium	27-2	3162385	3164660	3173580	3166875	0.19	cps
Antimony	121-1	4674	4627	4667	4656	0.54	cps
Arsenic	75-2	7635	7762	7502	7633	1.70	cps
Barium	135-1	414398	420089	418378	417622	0.70	cps
Barium	137-1	722513	736907	722323	727248	1.15	cps
Beryllium	9-1	1490	1590	1523	1535	3.32	cps
Bismuth	209-1	8757357	8739375	8746742	8747825	0.10	cps
Bismuth	209-2	7284158	7440706	7381746	7368870	1.07	cps
Bromine	81-1	18485	18795	19213	18831	1.94	cps
Bromine	81-2	990	990	1067	1016	4.36	cps
Cadmium	108-1	333	297	287	306	8.04	cps
Cadmium	106-1	4007	3861	3924	3931	1.87	cps
Cadmium	111-1	4855	4785	5003	4881	2.28	cps
Calcium	43-1	4803715	4793530	4795745	4797663	0.11	cps
Calcium	44-1	76012322	76744282	76432857	76396487	0.48	cps
Carbon	12-1						cps
Carbon	12-2						cps
Chlorine	35-1						cps
Chlorine	35-2						cps
Chromium	52-2	373920	379839	374469	376076	0.87	cps
Cobalt	59-2	101215	101416	99983	100871	0.77	cps
Copper	63-2	207964	208430	209826	208740	0.46	cps
Dysprosium	156-1	53254	53762	53348	53455	0.51	cps
Dysprosium	156-2	42049	41040	42357	41815	1.65	cps
Erbium	164-1	47099	47360	47323	47261	0.30	cps
Erbium	164-2	33530	33316	32935	33261	0.91	cps
Gadolinium	160-1	52237	52812	52816	52622	0.63	cps
Gadolinium	160-2	39689	39312	39699	39567	0.56	cps
Holmium	165-1	14805184	14782994	14816869	14801682	0.12	cps
Holmium	165-2	10379537	10609932	10290569	10426679	1.58	cps
Indium	115-1	11732474	11787573	11664175	11728074	0.53	cps
Indium	115-2	4057198	4129439	4109588	4098742	0.91	cps
Iron	56-2	168812967	168697327	165234581	167581625	1.21	cps
Iron	57-2	4186611	4211882	4146176	4181556	0.79	cps
Iron	54-2	9115614	9062795	9015026	9064478	0.56	cps
Krypton	83-1	307	303	287	299	3.59	cps

Reviewed By:Mohan
On:12/25/2024 3:49:22 AM
Inst Id :P7

LB Number :	LB134068	Operator :	Jaswal
Lab Sample ID :	P5156-05	Instrumnet Name :	P7
Client Sample ID :	ME28R0	Dilution Factor :	1
Date & Time Acquired :	2024-12-23 20:31:17	DataFile Name :	138SMPL.d

Parameter	Mass	CPS1	CPS2	CPS3	CPSMean	CPSRSD	Units
Lead	206-1	550182	557166	553376	553574	0.63	cps
Lead	207-1	452456	456965	456653	455358	0.55	cps
Lead	208-1	2112556	2128478	2142249	2127761	0.70	cps
Lithium	6-1	1801323	1823544	1798238	1807702	0.76	cps
Magnesium	24-2	14990911	15031759	15021348	15014673	0.14	cps
Manganese	55-2	6976707	6908530	6758202	6881146	1.62	cps
Molybdenum	94-1	61471	60809	61050	61110	0.55	cps
Molybdenum	95-1	42752	43160	43387	43100	0.75	cps
Molybdenum	96-1	54444	54146	54043	54211	0.38	cps
Molybdenum	97-1	26701	26447	26838	26662	0.74	cps
Molybdenum	98-1	70492	69471	68858	69607	1.19	cps
Neodymium	150-1	81084	81182	81483	81250	0.26	cps
Neodymium	150-2	48212	48617	48095	48308	0.57	cps
Nickel	60-2	69142	68375	69500	69005	0.83	cps
Phosphorus	31-2	9953	10364	10590	10302	3.13	cps
Potassium	39-2	771220	765310	770814	769115	0.43	cps
Rhodium	103-1	10748207	10733961	10595039	10692402	0.79	cps
Rhodium	103-2	6304480	6403118	6272197	6326598	1.08	cps
Scandium	45-1	6420850	6375641	6362216	6386236	0.48	cps
Scandium	45-2	516242	512309	516282	514944	0.44	cps
Selenium	82-1	313	263	296	291	8.70	cps
Selenium	77-2	107	193	123	141	32.59	cps
Selenium	78-2	580	507	617	568	9.87	cps
Silicon	28-1	23934046	23784341	23592173	23770187	0.72	cps
Silver	107-1	1997	1993	1993	1995	0.10	cps
Silver	109-1	1863	1997	1857	1906	4.14	cps
Sodium	23-2	181509	180980	182815	181768	0.52	cps
Strontium	86-1	2341622	2394799	2359226	2365216	1.15	cps
Strontium	88-1	20290368	20224862	20253598	20256276	0.16	cps
Sulfur	34-1	233676	232394	232739	232936	0.28	cps
Terbium	159-1	15073819	15067604	15011892	15051105	0.23	cps
Terbium	159-2	10257143	10230367	10265010	10250840	0.18	cps
Thallium	203-1	3651	3547	3434	3544	3.06	cps
Thallium	205-1	8203	8583	8593	8459	2.63	cps
Tin	118-1	18268	18913	18539	18573	1.74	cps
Titanium	47-1	269964	270796	270799	270519	0.18	cps

Reviewed By:Mohan
On:12/25/2024 3:49:22 AM
Inst Id :P7

LB Number :	LB134068	Operator :	Jaswal
Lab Sample ID :	P5156-05	Instrumnet Name :	P7
Client Sample ID :	ME28R0	Dilution Factor :	1
Date & Time Acquired :	2024-12-23 20:31:17	DataFile Name :	138SMPL.d

Parameter	Mass	CPS1	CPS2	CPS3	CPSMean	CPSRSD	Units
Uranium	238-1	66643	67520	67768	67310	0.88	cps
Vanadium	51-2	188038	186932	186844	187272	0.36	cps
Yttrium	89-1	14531798	14555371	14242878	14443349	1.20	cps
Yttrium	89-2	3680568	3726768	3663858	3690398	0.88	cps
Zinc	66-2	148718	149879	150738	149778	0.68	cps
Zirconium	90-1	97370	97863	99675	98303	1.23	cps
Zirconium	91-1	21539	21760	21429	21576	0.78	cps

Reviewed By:Mohan
On:12/25/2024 3:49:22 AM
Inst Id :P7

LB Number :	LB134068	Operator :	Jaswal
Lab Sample ID :	P5156-06	Instrumnet Name :	P7
Client Sample ID :	ME28R1	Dilution Factor :	1
Date & Time Acquired :	2024-12-23 20:34:24	DataFile Name :	139SMPL.d

Parameter	Mass	CPS1	CPS2	CPS3	CPSMean	CPSRSD	Units
Aluminium	27-2	4375096	4331613	4337292	4348000	0.54	cps
Antimony	121-1	8876	9383	8843	9034	3.35	cps
Arsenic	75-2	9540	8969	9410	9306	3.21	cps
Barium	135-1	492229	496301	497314	495281	0.54	cps
Barium	137-1	849597	864132	859659	857796	0.87	cps
Beryllium	9-1	1643	1513	1577	1578	4.12	cps
Bismuth	209-1	9144168	8767450	8788325	8899981	2.38	cps
Bismuth	209-2	7376688	7287530	7237664	7300627	0.96	cps
Bromine	81-1	15962	16810	17033	16602	3.40	cps
Bromine	81-2	607	603	627	612	2.06	cps
Cadmium	108-1	827	780	817	808	3.04	cps
Cadmium	106-1	4891	4851	4704	4815	2.04	cps
Cadmium	111-1	10897	10939	10874	10903	0.30	cps
Calcium	43-1	4624234	4685804	4603594	4637877	0.92	cps
Calcium	44-1	73384149	74601711	74165609	74050489	0.83	cps
Carbon	12-1						cps
Carbon	12-2						cps
Chlorine	35-1						cps
Chlorine	35-2						cps
Chromium	52-2	177342	176085	174682	176036	0.76	cps
Cobalt	59-2	159245	159837	160464	159849	0.38	cps
Copper	63-2	213189	210637	213443	212423	0.73	cps
Dysprosium	156-1	65793	67548	67893	67078	1.68	cps
Dysprosium	156-2	53120	52832	53301	53084	0.45	cps
Erbium	164-1	54686	55225	54676	54863	0.57	cps
Erbium	164-2	38122	38824	39185	38710	1.40	cps
Gadolinium	160-1	64578	66657	65492	65576	1.59	cps
Gadolinium	160-2	49256	48380	48708	48781	0.91	cps
Holmium	165-1	15451248	14583576	14801752	14945525	3.02	cps
Holmium	165-2	10517991	10478054	10448849	10481631	0.33	cps
Indium	115-1	12381077	11806969	11546435	11911494	3.58	cps
Indium	115-2	4114604	4064236	4068920	4082586	0.68	cps
Iron	56-2	199314490	200029744	197926677	199090304	0.54	cps
Iron	57-2	4924238	4944648	4840407	4903098	1.13	cps
Iron	54-2	10676012	10731372	10716295	10707893	0.27	cps
Krypton	83-1	317	280	293	297	6.25	cps

Reviewed By:Mohan
On:12/25/2024 3:49:22 AM
Inst Id :P7

LB Number :	LB134068	Operator :	Jaswal
Lab Sample ID :	P5156-06	Instrumnet Name :	P7
Client Sample ID :	ME28R1	Dilution Factor :	1
Date & Time Acquired :	2024-12-23 20:34:24	DataFile Name :	139SMPL.d

Parameter	Mass	CPS1	CPS2	CPS3	CPSMean	CPSRSD	Units
Lead	206-1	192974	200206	196131	196437	1.85	cps
Lead	207-1	155664	156148	156712	156175	0.34	cps
Lead	208-1	735039	746385	746202	742542	0.88	cps
Lithium	6-1	1903053	1830123	1825280	1852818	2.35	cps
Magnesium	24-2	18354329	18099846	18102866	18185680	0.80	cps
Manganese	55-2	2854779	2862394	2819491	2845555	0.80	cps
Molybdenum	94-1	125768	128716	129311	127932	1.48	cps
Molybdenum	95-1	53384	55866	55471	54907	2.43	cps
Molybdenum	96-1	75557	77682	77638	76959	1.58	cps
Molybdenum	97-1	33969	34831	34765	34522	1.39	cps
Molybdenum	98-1	86119	87292	87366	86925	0.80	cps
Neodymium	150-1	99652	101975	102976	101534	1.68	cps
Neodymium	150-2	62102	60593	60941	61212	1.29	cps
Nickel	60-2	113156	112847	114163	113389	0.61	cps
Phosphorus	31-2	10130	9863	9893	9962	1.47	cps
Potassium	39-2	1445019	1454058	1435181	1444753	0.65	cps
Rhodium	103-1	11082773	10623883	10546229	10750962	2.70	cps
Rhodium	103-2	6364396	6302988	6266495	6311293	0.78	cps
Scandium	45-1	6818246	6347123	6369307	6511558	4.08	cps
Scandium	45-2	522665	516535	517162	518787	0.65	cps
Selenium	82-1	322	325	317	321	1.32	cps
Selenium	77-2	180	130	237	182	29.29	cps
Selenium	78-2	500	597	437	511	15.77	cps
Silicon	28-1	25119849	25284245	25426882	25276992	0.61	cps
Silver	107-1	2264	2324	2264	2284	1.52	cps
Silver	109-1	1993	1790	2067	1950	7.35	cps
Sodium	23-2	244278	244884	244234	244465	0.15	cps
Strontium	86-1	1747115	1780753	1775375	1767748	1.02	cps
Strontium	88-1	15326629	15562637	15343371	15410879	0.85	cps
Sulfur	34-1	419186	422254	417508	419649	0.57	cps
Terbium	159-1	15887914	15110058	15010503	15336158	3.13	cps
Terbium	159-2	10447917	10265611	10301964	10338497	0.93	cps
Thallium	203-1	2004	1983	1960	1982	1.09	cps
Thallium	205-1	4604	4814	4908	4775	3.25	cps
Tin	118-1	21716	21923	21800	21813	0.48	cps
Titanium	47-1	358688	364421	363976	362362	0.88	cps

Reviewed By:Mohan
On:12/25/2024 3:49:22 AM
Inst Id :P7

LB Number :	LB134068	Operator :	Jaswal
Lab Sample ID :	P5156-06	Instrumnet Name :	P7
Client Sample ID :	ME28R1	Dilution Factor :	1
Date & Time Acquired :	2024-12-23 20:34:24	DataFile Name :	139SMPL.d

Parameter	Mass	CPS1	CPS2	CPS3	CPSMean	CPSRSD	Units
Uranium	238-1	115937	117144	117412	116831	0.67	cps
Vanadium	51-2	220872	220953	219404	220410	0.40	cps
Yttrium	89-1	15164087	14588301	14432307	14728232	2.62	cps
Yttrium	89-2	3737771	3689648	3644948	3690789	1.26	cps
Zinc	66-2	154611	154038	152482	153710	0.72	cps
Zirconium	90-1	258763	265347	264334	262815	1.35	cps
Zirconium	91-1	57345	58342	59162	58283	1.56	cps

Reviewed By:Mohan
On:12/25/2024 3:49:22 AM
Inst Id :P7

LB Number :	LB134068	Operator :	Jaswal
Lab Sample ID :	P5156-07	Instrumnet Name :	P7
Client Sample ID :	ME28R2	Dilution Factor :	1
Date & Time Acquired :	2024-12-23 20:37:33	DataFile Name :	140SMPL.d

Parameter	Mass	CPS1	CPS2	CPS3	CPSMean	CPSRSD	Units
Aluminium	27-2	2724717	2739615	2720332	2728221	0.37	cps
Antimony	121-1	57093	57775	56801	57223	0.87	cps
Arsenic	75-2	11471	11418	11885	11591	2.21	cps
Barium	135-1	573590	580493	574122	576068	0.67	cps
Barium	137-1	1002597	1008671	994683	1001984	0.70	cps
Beryllium	9-1	1327	1320	1363	1337	1.75	cps
Bismuth	209-1	8955466	8323822	8982084	8753791	4.26	cps
Bismuth	209-2	7456065	7516046	7478813	7483641	0.40	cps
Bromine	81-1	35860	37681	37939	37160	3.05	cps
Bromine	81-2	4657	4577	4351	4529	3.51	cps
Cadmium	108-1	890	793	817	833	6.05	cps
Cadmium	106-1	4654	4134	4334	4374	6.00	cps
Cadmium	111-1	13672	13096	13033	13267	2.66	cps
Calcium	43-1	4192829	4140377	4125654	4152953	0.85	cps
Calcium	44-1	66707589	66890506	65846049	66481381	0.84	cps
Carbon	12-1						cps
Carbon	12-2						cps
Chlorine	35-1						cps
Chlorine	35-2						cps
Chromium	52-2	415555	414704	413362	414540	0.27	cps
Cobalt	59-2	98722	98832	99681	99078	0.53	cps
Copper	63-2	825703	825616	827669	826329	0.14	cps
Dysprosium	156-1	44296	44527	44708	44510	0.46	cps
Dysprosium	156-2	35164	35287	35588	35347	0.62	cps
Erbium	164-1	40087	40866	40375	40443	0.97	cps
Erbium	164-2	27925	28559	28422	28302	1.18	cps
Gadolinium	160-1	44069	45313	44965	44782	1.43	cps
Gadolinium	160-2	33269	33470	33206	33315	0.41	cps
Holmium	165-1	14942723	13665426	14931934	14513361	5.06	cps
Holmium	165-2	10509355	10419721	10484917	10471331	0.44	cps
Indium	115-1	11974154	10848473	11739761	11520796	5.16	cps
Indium	115-2	4174402	4167596	4087195	4143064	1.17	cps
Iron	56-2	311255909	311932769	312445422	311878033	0.19	cps
Iron	57-2	7674191	7650715	7736800	7687236	0.58	cps
Iron	54-2	16773838	16698382	16808235	16760152	0.34	cps
Krypton	83-1	277	217	320	271	19.14	cps

Reviewed By:Mohan
On:12/25/2024 3:49:22 AM
Inst Id :P7

LB Number :	LB134068	Operator :	Jaswal
Lab Sample ID :	P5156-07	Instrumnet Name :	P7
Client Sample ID :	ME28R2	Dilution Factor :	1
Date & Time Acquired :	2024-12-23 20:37:33	DataFile Name :	140SMPL.d

Parameter	Mass	CPS1	CPS2	CPS3	CPSMean	CPSRSD	Units
Lead	206-1	1591098	1622426	1609820	1607781	0.98	cps
Lead	207-1	1331970	1357077	1332465	1340504	1.07	cps
Lead	208-1	6493625	6626576	6571164	6563788	1.02	cps
Lithium	6-1	1828012	1695415	1819323	1780917	4.16	cps
Magnesium	24-2	5889385	5888942	5796393	5858240	0.91	cps
Manganese	55-2	4246858	4238237	4293738	4259611	0.70	cps
Molybdenum	94-1	73399	73637	74203	73746	0.56	cps
Molybdenum	95-1	99049	98120	98234	98467	0.51	cps
Molybdenum	96-1	113452	113946	111692	113030	1.05	cps
Molybdenum	97-1	61582	62724	60822	61709	1.55	cps
Molybdenum	98-1	159736	160757	159689	160060	0.38	cps
Neodymium	150-1	66817	66958	67718	67164	0.72	cps
Neodymium	150-2	39833	40227	39569	39876	0.83	cps
Nickel	60-2	194764	192933	193599	193765	0.48	cps
Phosphorus	31-2	21438	21352	21018	21269	1.04	cps
Potassium	39-2	1214882	1213988	1215783	1214884	0.07	cps
Rhodium	103-1	10700590	9717614	10622392	10346865	5.28	cps
Rhodium	103-2	6349272	6369677	6426821	6381923	0.63	cps
Scandium	45-1	6302656	5802160	6282434	6129084	4.62	cps
Scandium	45-2	513259	507978	506646	509294	0.69	cps
Selenium	82-1	481	566	458	502	11.35	cps
Selenium	77-2	117	137	170	141	19.09	cps
Selenium	78-2	633	513	577	574	10.45	cps
Silicon	28-1	20052781	19894437	19731373	19892864	0.81	cps
Silver	107-1	9573	9590	9627	9597	0.28	cps
Silver	109-1	9053	9570	9280	9301	2.79	cps
Sodium	23-2	471978	467500	468148	469209	0.52	cps
Strontium	86-1	1925851	1945715	1916153	1929240	0.78	cps
Strontium	88-1	16754333	16786575	16676195	16739034	0.34	cps
Sulfur	34-1	361960	356372	354684	357672	1.06	cps
Terbium	159-1	15315046	14071314	15390286	14925549	4.96	cps
Terbium	159-2	10407208	10382911	10254401	10348174	0.79	cps
Thallium	203-1	5328	5555	5238	5373	3.04	cps
Thallium	205-1	12439	13380	12973	12931	3.65	cps
Tin	118-1	99242	99960	99534	99579	0.36	cps
Titanium	47-1	283038	288196	281534	284256	1.23	cps

Reviewed By:Mohan
On:12/25/2024 3:49:22 AM
Inst Id :P7

LB Number :	LB134068	Operator :	Jaswal
Lab Sample ID :	P5156-07	Instrumnet Name :	P7
Client Sample ID :	ME28R2	Dilution Factor :	1
Date & Time Acquired :	2024-12-23 20:37:33	DataFile Name :	140SMPL.d

Parameter	Mass	CPS1	CPS2	CPS3	CPSMean	CPSRSD	Units
Uranium	238-1	270521	277025	272574	273373	1.22	cps
Vanadium	51-2	179345	178711	179517	179191	0.24	cps
Yttrium	89-1	14544172	13363548	14434149	14113956	4.62	cps
Yttrium	89-2	3736174	3627407	3656913	3673498	1.53	cps
Zinc	66-2	634356	637147	635398	635634	0.22	cps
Zirconium	90-1	47460	47844	47480	47595	0.45	cps
Zirconium	91-1	10721	10494	10651	10622	1.09	cps

Reviewed By:Mohan
On:12/25/2024 3:49:22 AM
Inst Id :P7

LB Number :	LB134068	Operator :	Jaswal
Lab Sample ID :	P5156-08	Instrumnet Name :	P7
Client Sample ID :	ME28T4	Dilution Factor :	1
Date & Time Acquired :	2024-12-23 20:40:36	DataFile Name :	141SMPL.d

Parameter	Mass	CPS1	CPS2	CPS3	CPSMean	CPSRSD	Units
Aluminium	27-2	3798973	3863467	3813680	3825373	0.88	cps
Antimony	121-1	9597	9113	9343	9351	2.59	cps
Arsenic	75-2	9933	9690	9987	9870	1.60	cps
Barium	135-1	587035	586925	590344	588101	0.33	cps
Barium	137-1	1015949	1021570	1028580	1022033	0.62	cps
Beryllium	9-1	1793	1740	1733	1756	1.87	cps
Bismuth	209-1	8770801	8729094	8737793	8745896	0.25	cps
Bismuth	209-2	7287134	7259392	7256811	7267779	0.23	cps
Bromine	81-1	19493	19476	18946	19305	1.61	cps
Bromine	81-2	1043	870	893	936	10.05	cps
Cadmium	108-1	280	287	360	309	14.37	cps
Cadmium	106-1	4287	3904	3951	4047	5.17	cps
Cadmium	111-1	6066	6046	5914	6008	1.37	cps
Calcium	43-1	6168455	6214531	6091757	6158248	1.01	cps
Calcium	44-1	99222429	99509485	97289622	98673845	1.22	cps
Carbon	12-1						cps
Carbon	12-2						cps
Chlorine	35-1						cps
Chlorine	35-2						cps
Chromium	52-2	758911	754887	756205	756668	0.27	cps
Cobalt	59-2	130242	129566	127607	129139	1.06	cps
Copper	63-2	277865	278654	277977	278165	0.15	cps
Dysprosium	156-1	57005	58166	57902	57691	1.06	cps
Dysprosium	156-2	44490	45871	44868	45076	1.58	cps
Erbium	164-1	51116	51585	51591	51431	0.53	cps
Erbium	164-2	36484	36939	36023	36482	1.26	cps
Gadolinium	160-1	56942	58207	57441	57530	1.11	cps
Gadolinium	160-2	42314	43858	42551	42908	1.94	cps
Holmium	165-1	14985138	14982641	14868186	14945322	0.45	cps
Holmium	165-2	10484688	10571043	10454454	10503395	0.58	cps
Indium	115-1	11792645	11794781	11638399	11741942	0.76	cps
Indium	115-2	4131287	4101609	4051200	4094699	0.99	cps
Iron	56-2	282803849	277864029	277401549	279356476	1.07	cps
Iron	57-2	6948602	6923531	6929235	6933789	0.19	cps
Iron	54-2	15169704	15067776	15033654	15090378	0.47	cps
Krypton	83-1	327	290	277	298	8.69	cps

Reviewed By:Mohan
On:12/25/2024 3:49:22 AM
Inst Id :P7

LB Number :	LB134068	Operator :	Jaswal
Lab Sample ID :	P5156-08	Instrumnet Name :	P7
Client Sample ID :	ME28T4	Dilution Factor :	1
Date & Time Acquired :	2024-12-23 20:40:36	DataFile Name :	141SMPL.d

Parameter	Mass	CPS1	CPS2	CPS3	CPSMean	CPSRSD	Units
Lead	206-1	885515	906875	900837	897742	1.23	cps
Lead	207-1	729162	742185	741074	737474	0.98	cps
Lead	208-1	3552854	3641546	3606642	3600347	1.24	cps
Lithium	6-1	1806059	1773124	1821884	1800356	1.38	cps
Magnesium	24-2	23145900	23238601	23155371	23179957	0.22	cps
Manganese	55-2	13387094	13368939	13351048	13369027	0.13	cps
Molybdenum	94-1	48674	49396	48232	48768	1.20	cps
Molybdenum	95-1	44762	44875	45424	45020	0.79	cps
Molybdenum	96-1	54263	55133	54545	54647	0.81	cps
Molybdenum	97-1	27202	27466	27553	27407	0.67	cps
Molybdenum	98-1	70542	71477	71195	71072	0.67	cps
Neodymium	150-1	84256	86536	86627	85806	1.57	cps
Neodymium	150-2	50724	50125	50152	50334	0.67	cps
Nickel	60-2	131534	128579	131335	130483	1.27	cps
Phosphorus	31-2	11941	11845	12052	11946	0.87	cps
Potassium	39-2	1367210	1382303	1355302	1368272	0.99	cps
Rhodium	103-1	10592127	10481050	10536527	10536568	0.53	cps
Rhodium	103-2	6327885	6341184	6211579	6293549	1.13	cps
Scandium	45-1	6467839	6441899	6254897	6388212	1.82	cps
Scandium	45-2	516339	511892	513187	513806	0.45	cps
Selenium	82-1	349	333	405	362	10.38	cps
Selenium	77-2	177	117	163	152	20.70	cps
Selenium	78-2	470	517	520	502	5.57	cps
Silicon	28-1	22790988	22898549	23287856	22992464	1.14	cps
Silver	107-1	5551	5631	5705	5629	1.36	cps
Silver	109-1	5431	5494	5284	5403	1.99	cps
Sodium	23-2	243188	243763	241128	242693	0.57	cps
Strontium	86-1	1618456	1638051	1624750	1627086	0.61	cps
Strontium	88-1	14168651	14335479	14205003	14236378	0.62	cps
Sulfur	34-1	268988	270319	270056	269788	0.26	cps
Terbium	159-1	15417476	15235207	15208262	15286982	0.74	cps
Terbium	159-2	10294190	10417160	10281309	10330886	0.73	cps
Thallium	203-1	6558	6805	6605	6656	1.97	cps
Thallium	205-1	15609	15916	15799	15775	0.98	cps
Tin	118-1	36593	37589	37382	37188	1.41	cps
Titanium	47-1	427724	431639	430602	429988	0.47	cps

Reviewed By:Mohan
On:12/25/2024 3:49:22 AM
Inst Id :P7

LB Number :	LB134068	Operator :	Jaswal
Lab Sample ID :	P5156-08	Instrumnet Name :	P7
Client Sample ID :	ME28T4	Dilution Factor :	1
Date & Time Acquired :	2024-12-23 20:40:36	DataFile Name :	141SMPL.d

Parameter	Mass	CPS1	CPS2	CPS3	CPSMean	CPSRSD	Units
Uranium	238-1	69929	70402	70593	70308	0.49	cps
Vanadium	51-2	279413	280668	278962	279681	0.32	cps
Yttrium	89-1	14810839	14803879	14637761	14750826	0.66	cps
Yttrium	89-2	3711411	3693838	3622141	3675797	1.29	cps
Zinc	66-2	326661	327451	327107	327073	0.12	cps
Zirconium	90-1	62439	62857	62579	62625	0.34	cps
Zirconium	91-1	14187	13987	13837	14003	1.26	cps

Reviewed By:Mohan
On:12/25/2024 3:49:22 AM
Inst Id :P7

LB Number :	LB134068	Operator :	Jaswal
Lab Sample ID :	P5156-09	Instrumnet Name :	P7
Client Sample ID :	ME28T5	Dilution Factor :	1
Date & Time Acquired :	2024-12-23 20:43:45	DataFile Name :	142SMPL.d

Parameter	Mass	CPS1	CPS2	CPS3	CPSMean	CPSRSD	Units
Aluminium	27-2	4295580	4224685	4247740	4256002	0.85	cps
Antimony	121-1	10330	10824	10901	10685	2.90	cps
Arsenic	75-2	9603	9757	9546	9635	1.13	cps
Barium	135-1	519105	539538	537562	532068	2.12	cps
Barium	137-1	909276	940146	939112	929512	1.89	cps
Beryllium	9-1	2037	2027	2120	2061	2.49	cps
Bismuth	209-1	9399760	8772237	8563555	8911851	4.88	cps
Bismuth	209-2	7288550	7283804	7110357	7227570	1.40	cps
Bromine	81-1	18074	18251	18722	18349	1.82	cps
Bromine	81-2	843	900	867	870	3.27	cps
Cadmium	108-1	533	423	410	456	14.86	cps
Cadmium	106-1	4651	4194	3971	4272	8.12	cps
Cadmium	111-1	7543	7440	7163	7382	2.66	cps
Calcium	43-1	5786152	5975804	5872009	5877988	1.62	cps
Calcium	44-1	93059202	95257989	94186529	94167906	1.17	cps
Carbon	12-1						cps
Carbon	12-2						cps
Chlorine	35-1						cps
Chlorine	35-2						cps
Chromium	52-2	1435103	1442810	1422111	1433342	0.73	cps
Cobalt	59-2	132986	133273	132088	132782	0.47	cps
Copper	63-2	292192	294908	290047	292382	0.83	cps
Dysprosium	156-1	59576	62103	60871	60850	2.08	cps
Dysprosium	156-2	47045	47935	47610	47530	0.95	cps
Erbium	164-1	53448	55567	54546	54520	1.94	cps
Erbium	164-2	38175	38286	37851	38104	0.59	cps
Gadolinium	160-1	58927	62375	60319	60540	2.87	cps
Gadolinium	160-2	46062	44892	45113	45355	1.37	cps
Holmium	165-1	15991779	14844129	14745288	15193732	4.56	cps
Holmium	165-2	10424335	10394082	10276387	10364934	0.75	cps
Indium	115-1	12573734	11760513	11481653	11938633	4.75	cps
Indium	115-2	3991059	3984807	4011742	3995869	0.35	cps
Iron	56-2	378943301	375302088	376532674	376926021	0.49	cps
Iron	57-2	9314485	9354737	9267302	9312174	0.47	cps
Iron	54-2	20359056	20510044	20152128	20340409	0.88	cps
Krypton	83-1	283	323	350	319	10.52	cps

Reviewed By:Mohan
On:12/25/2024 3:49:22 AM
Inst Id :P7

LB Number :	LB134068	Operator :	Jaswal
Lab Sample ID :	P5156-09	Instrumnet Name :	P7
Client Sample ID :	ME28T5	Dilution Factor :	1
Date & Time Acquired :	2024-12-23 20:43:45	DataFile Name :	142SMPL.d

Parameter	Mass	CPS1	CPS2	CPS3	CPSMean	CPSRSD	Units
Lead	206-1	1523945	1582014	1588973	1564977	2.28	cps
Lead	207-1	1247522	1296470	1293190	1279061	2.14	cps
Lead	208-1	6157845	6408725	6326968	6297846	2.03	cps
Lithium	6-1	1896571	1778770	1756228	1810523	4.16	cps
Magnesium	24-2	20581817	20526810	20551886	20553504	0.13	cps
Manganese	55-2	24784790	24908931	24736425	24810049	0.36	cps
Molybdenum	94-1	53139	56050	54545	54578	2.67	cps
Molybdenum	95-1	44187	45624	45979	45263	2.10	cps
Molybdenum	96-1	55200	57807	57663	56890	2.58	cps
Molybdenum	97-1	26594	28685	28124	27801	3.89	cps
Molybdenum	98-1	70027	73118	70928	71358	2.23	cps
Neodymium	150-1	87288	92829	91236	90451	3.15	cps
Neodymium	150-2	53116	53565	52661	53114	0.85	cps
Nickel	60-2	142839	143949	142896	143228	0.44	cps
Phosphorus	31-2	15565	15051	15228	15281	1.71	cps
Potassium	39-2	1202069	1204316	1241803	1216063	1.84	cps
Rhodium	103-1	11384652	10575810	10362515	10774326	5.00	cps
Rhodium	103-2	6255038	6167892	6120889	6181273	1.10	cps
Scandium	45-1	6898349	6217381	6185149	6433626	6.26	cps
Scandium	45-2	502633	499782	495796	499404	0.69	cps
Selenium	82-1	349	300	304	318	8.48	cps
Selenium	77-2	133	150	187	157	17.41	cps
Selenium	78-2	570	583	517	557	6.34	cps
Silicon	28-1	20681892	21125526	21381449	21062956	1.68	cps
Silver	107-1	9557	9983	10080	9873	2.82	cps
Silver	109-1	9246	9150	9647	9348	2.82	cps
Sodium	23-2	232813	232194	232720	232576	0.14	cps
Strontium	86-1	1273913	1334127	1331944	1313328	2.60	cps
Strontium	88-1	11642151	11987767	11828220	11819380	1.46	cps
Sulfur	34-1	299504	298589	298317	298804	0.21	cps
Terbium	159-1	16178469	15176473	14828873	15394605	4.55	cps
Terbium	159-2	10303221	10080301	10083418	10155647	1.26	cps
Thallium	203-1	9070	9350	9613	9344	2.91	cps
Thallium	205-1	21317	22492	22692	22167	3.35	cps
Tin	118-1	37572	39611	38799	38661	2.65	cps
Titanium	47-1	659559	686473	677923	674652	2.04	cps

1964

Reviewed By:Mohan
On:12/25/2024 3:49:22 AM
Inst Id :P7

LB Number :	LB134068	Operator :	Jaswal
Lab Sample ID :	P5156-09	Instrumnet Name :	P7
Client Sample ID :	ME28T5	Dilution Factor :	1
Date & Time Acquired :	2024-12-23 20:43:45	DataFile Name :	142SMPL.d

Parameter	Mass	CPS1	CPS2	CPS3	CPSMean	CPSRSD	Units
Uranium	238-1	78900	83433	82805	81713	3.01	cps
Vanadium	51-2	480695	477319	476981	478332	0.43	cps
Yttrium	89-1	15766251	14409484	14325871	14833869	5.45	cps
Yttrium	89-2	3629477	3612393	3565247	3602372	0.92	cps
Zinc	66-2	588800	585319	584797	586305	0.37	cps
Zirconium	90-1	76297	79283	78545	78042	1.99	cps
Zirconium	91-1	16786	17414	17424	17208	2.12	cps

Reviewed By:Mohan
On:12/25/2024 3:49:22 AM
Inst Id :P7

LB Number :	LB134068	Operator :	Jaswal
Lab Sample ID :	P5156-10	Instrumnet Name :	P7
Client Sample ID :	ME28T6	Dilution Factor :	1
Date & Time Acquired :	2024-12-23 20:46:52	DataFile Name :	143SMPL.d

Parameter	Mass	CPS1	CPS2	CPS3	CPSMean	CPSRSD	Units
Aluminium	27-2	4289425	4243968	4230513	4254635	0.73	cps
Antimony	121-1	10254	10270	10207	10244	0.32	cps
Arsenic	75-2	6945	7705	7345	7332	5.19	cps
Barium	135-1	677693	679144	685435	680757	0.60	cps
Barium	137-1	1175686	1173789	1183752	1177742	0.45	cps
Beryllium	9-1	1893	1867	2040	1933	4.83	cps
Bismuth	209-1	8687074	8414812	8485073	8528986	1.66	cps
Bismuth	209-2	7293753	7106486	7198600	7199613	1.30	cps
Bromine	81-1	17357	17020	17160	17179	0.99	cps
Bromine	81-2	623	810	733	722	12.99	cps
Cadmium	108-1	383	360	410	384	6.51	cps
Cadmium	106-1	3981	4091	3797	3956	3.75	cps
Cadmium	111-1	6249	6449	6352	6350	1.58	cps
Calcium	43-1	8009542	8130127	8193385	8111018	1.15	cps
Calcium	44-1	127636301	129237721	129764828	128879617	0.86	cps
Carbon	12-1						cps
Carbon	12-2						cps
Chlorine	35-1						cps
Chlorine	35-2						cps
Chromium	52-2	1528990	1517985	1505112	1517362	0.79	cps
Cobalt	59-2	90879	89200	89451	89843	1.01	cps
Copper	63-2	229482	229391	227955	228942	0.37	cps
Dysprosium	156-1	42123	43571	43654	43116	2.00	cps
Dysprosium	156-2	34793	34085	34783	34554	1.18	cps
Erbium	164-1	39673	40746	40007	40142	1.37	cps
Erbium	164-2	28786	28666	28800	28751	0.26	cps
Gadolinium	160-1	42849	42738	43096	42894	0.43	cps
Gadolinium	160-2	32401	32541	31746	32229	1.32	cps
Holmium	165-1	14805584	14490663	14721440	14672562	1.11	cps
Holmium	165-2	10321070	10252615	10454015	10342567	0.99	cps
Indium	115-1	11650206	11368955	11385411	11468191	1.38	cps
Indium	115-2	3995541	3955724	4029215	3993493	0.92	cps
Iron	56-2	343855662	346137235	343900622	344631173	0.38	cps
Iron	57-2	8614702	8539980	8535042	8563241	0.52	cps
Iron	54-2	18462086	18642116	18548450	18550884	0.49	cps
Krypton	83-1	273	317	297	296	7.34	cps

Reviewed By:Mohan
On:12/25/2024 3:49:22 AM
Inst Id :P7

LB Number :	LB134068	Operator :	Jaswal
Lab Sample ID :	P5156-10	Instrumnet Name :	P7
Client Sample ID :	ME28T6	Dilution Factor :	1
Date & Time Acquired :	2024-12-23 20:46:52	DataFile Name :	143SMPL.d

Parameter	Mass	CPS1	CPS2	CPS3	CPSMean	CPSRSD	Units
Lead	206-1	1106770	1118769	1127361	1117633	0.93	cps
Lead	207-1	900094	908391	918957	909147	1.04	cps
Lead	208-1	4465520	4482464	4527609	4491864	0.71	cps
Lithium	6-1	1806691	1760032	1770242	1778988	1.38	cps
Magnesium	24-2	37368535	37127518	37280437	37258830	0.33	cps
Manganese	55-2	32518091	32824675	32792530	32711765	0.52	cps
Molybdenum	94-1	51902	52059	51560	51840	0.49	cps
Molybdenum	95-1	43070	42980	42936	42995	0.16	cps
Molybdenum	96-1	53624	53765	54073	53821	0.43	cps
Molybdenum	97-1	26314	26868	26674	26619	1.06	cps
Molybdenum	98-1	67478	67190	68580	67749	1.08	cps
Neodymium	150-1	63549	63636	64346	63844	0.68	cps
Neodymium	150-2	37466	38579	38135	38060	1.47	cps
Nickel	60-2	167157	167078	166752	166996	0.13	cps
Phosphorus	31-2	15745	15201	15625	15524	1.84	cps
Potassium	39-2	853078	852875	853632	853195	0.05	cps
Rhodium	103-1	10616778	10240788	10300090	10385885	1.95	cps
Rhodium	103-2	6135609	6141996	6214930	6164178	0.71	cps
Scandium	45-1	6359805	6254476	6206660	6273647	1.25	cps
Scandium	45-2	499894	498188	503078	500387	0.50	cps
Selenium	82-1	411	252	412	358	25.59	cps
Selenium	77-2	117	120	127	121	4.20	cps
Selenium	78-2	487	490	473	483	1.82	cps
Silicon	28-1	25644021	25469916	25999189	25704375	1.05	cps
Silver	107-1	6151	6015	6258	6141	1.99	cps
Silver	109-1	5988	5915	6058	5987	1.20	cps
Sodium	23-2	284144	284250	282202	283532	0.41	cps
Strontium	86-1	2362675	2359689	2421656	2381340	1.47	cps
Strontium	88-1	20357452	20544779	20909383	20603871	1.36	cps
Sulfur	34-1	292477	289091	290055	290541	0.60	cps
Terbium	159-1	15122451	14923697	14970526	15005558	0.69	cps
Terbium	159-2	10138359	10185621	10228508	10184163	0.44	cps
Thallium	203-1	7432	7809	7729	7657	2.59	cps
Thallium	205-1	17415	17748	18469	17877	3.02	cps
Tin	118-1	30796	31631	30977	31135	1.41	cps
Titanium	47-1	767889	776734	770617	771747	0.59	cps

Reviewed By:Mohan
On:12/25/2024 3:49:22 AM
Inst Id :P7

LB Number :	LB134068	Operator :	Jaswal
Lab Sample ID :	P5156-10	Instrumnet Name :	P7
Client Sample ID :	ME28T6	Dilution Factor :	1
Date & Time Acquired :	2024-12-23 20:46:52	DataFile Name :	143SMPL.d

Parameter	Mass	CPS1	CPS2	CPS3	CPSMean	CPSRSD	Units
Uranium	238-1	82792	82984	85046	83607	1.49	cps
Vanadium	51-2	516911	516969	514374	516084	0.29	cps
Yttrium	89-1	14511029	13986855	14120923	14206269	1.92	cps
Yttrium	89-2	3585152	3529905	3641850	3585636	1.56	cps
Zinc	66-2	373317	368447	372119	371294	0.68	cps
Zirconium	90-1	75483	75342	75275	75366	0.14	cps
Zirconium	91-1	16773	17023	16710	16835	0.99	cps

1968

Reviewed By:Mohan
On:12/25/2024 3:49:22 AM
Inst Id :P7

LB Number :	LB134068	Operator :	Jaswal
Lab Sample ID :	P5156-11	Instrumnet Name :	P7
Client Sample ID :	ME28T7	Dilution Factor :	1
Date & Time Acquired :	2024-12-23 20:50:01	DataFile Name :	144SMPL.d

Parameter	Mass	CPS1	CPS2	CPS3	CPSMean	CPSRSD	Units
Aluminium	27-2	3335688	3303155	3290844	3309896	0.70	cps
Antimony	121-1	6432	6645	6495	6524	1.68	cps
Arsenic	75-2	7899	7759	7899	7852	1.03	cps
Barium	135-1	654054	658430	655114	655866	0.35	cps
Barium	137-1	1140337	1142302	1132447	1138362	0.46	cps
Beryllium	9-1	1597	1567	1380	1515	7.75	cps
Bismuth	209-1	8616542	8857192	8614336	8696023	1.61	cps
Bismuth	209-2	7186841	7224137	7173813	7194930	0.36	cps
Bromine	81-1	18362	18348	18916	18542	1.75	cps
Bromine	81-2	1080	980	997	1019	5.26	cps
Cadmium	108-1	413	440	440	431	3.57	cps
Cadmium	106-1	3964	3887	4011	3954	1.58	cps
Cadmium	111-1	7740	7901	7677	7773	1.49	cps
Calcium	43-1	4763718	4717534	4717872	4733041	0.56	cps
Calcium	44-1	76791334	75705777	75022512	75839874	1.18	cps
Carbon	12-1						cps
Carbon	12-2						cps
Chlorine	35-1						cps
Chlorine	35-2						cps
Chromium	52-2	500523	501717	499987	500742	0.18	cps
Cobalt	59-2	117586	117442	116850	117293	0.33	cps
Copper	63-2	207673	205980	203679	205777	0.97	cps
Dysprosium	156-1	54381	54120	53769	54090	0.57	cps
Dysprosium	156-2	42608	43831	42818	43086	1.52	cps
Erbium	164-1	48531	48581	48129	48413	0.51	cps
Erbium	164-2	34021	34085	32641	33583	2.43	cps
Gadolinium	160-1	53947	53866	54425	54079	0.56	cps
Gadolinium	160-2	40047	39516	39880	39814	0.68	cps
Holmium	165-1	14664766	14731924	14566458	14654383	0.57	cps
Holmium	165-2	10299377	10403746	10201831	10301651	0.98	cps
Indium	115-1	11529539	11514210	11420503	11488084	0.51	cps
Indium	115-2	4019489	3999440	3912695	3977208	1.43	cps
Iron	56-2	213441317	211377170	209851790	211556759	0.85	cps
Iron	57-2	5271737	5224846	5239919	5245501	0.46	cps
Iron	54-2	11418543	11490455	11460303	11456433	0.32	cps
Krypton	83-1	267	277	310	284	7.98	cps

Reviewed By:Mohan
On:12/25/2024 3:49:22 AM
Inst Id :P7

LB Number :	LB134068	Operator :	Jaswal
Lab Sample ID :	P5156-11	Instrumnet Name :	P7
Client Sample ID :	ME28T7	Dilution Factor :	1
Date & Time Acquired :	2024-12-23 20:50:01	DataFile Name :	144SMPL.d

Parameter	Mass	CPS1	CPS2	CPS3	CPSMean	CPSRSD	Units
Lead	206-1	564581	566242	565830	565551	0.15	cps
Lead	207-1	458164	465472	465295	462977	0.90	cps
Lead	208-1	2160755	2178591	2173140	2170829	0.42	cps
Lithium	6-1	1791274	1787234	1813205	1797238	0.78	cps
Magnesium	24-2	17713712	17470173	17558987	17580958	0.70	cps
Manganese	55-2	12095817	12049788	11953460	12033022	0.60	cps
Molybdenum	94-1	40325	40275	40717	40439	0.60	cps
Molybdenum	95-1	34785	35296	34861	34981	0.79	cps
Molybdenum	96-1	43140	44447	43070	43552	1.78	cps
Molybdenum	97-1	22154	22100	21489	21914	1.68	cps
Molybdenum	98-1	56439	56124	55816	56126	0.55	cps
Neodymium	150-1	83512	83807	84089	83803	0.34	cps
Neodymium	150-2	50048	49423	48490	49320	1.59	cps
Nickel	60-2	96088	94773	95669	95510	0.70	cps
Phosphorus	31-2	12175	12242	12031	12149	0.88	cps
Potassium	39-2	973689	961744	962399	965944	0.70	cps
Rhodium	103-1	10328829	10341462	10450205	10373499	0.64	cps
Rhodium	103-2	6140908	6217404	6123819	6160710	0.81	cps
Scandium	45-1	6257545	6033517	6090302	6127122	1.90	cps
Scandium	45-2	493755	495170	493882	494269	0.16	cps
Selenium	82-1	336	359	301	332	8.79	cps
Selenium	77-2	137	143	187	156	17.45	cps
Selenium	78-2	450	500	513	488	6.85	cps
Silicon	28-1	20864846	20657719	20703728	20742098	0.52	cps
Silver	107-1	3817	3747	3594	3719	3.07	cps
Silver	109-1	3597	3580	3527	3568	1.02	cps
Sodium	23-2	187567	186140	186373	186693	0.41	cps
Strontium	86-1	1364815	1374135	1370946	1369965	0.35	cps
Strontium	88-1	12226727	12504169	12318889	12349928	1.14	cps
Sulfur	34-1	254679	253104	251294	253025	0.67	cps
Terbium	159-1	15086737	15042686	14936390	15021938	0.51	cps
Terbium	159-2	10083850	10122549	10039273	10081891	0.41	cps
Thallium	203-1	5008	5358	5148	5171	3.41	cps
Thallium	205-1	12172	12256	12466	12298	1.23	cps
Tin	118-1	17154	16833	17080	17022	0.99	cps
Titanium	47-1	342163	344897	344503	343854	0.43	cps

Reviewed By:Mohan
On:12/25/2024 3:49:22 AM
Inst Id :P7

LB Number :	LB134068	Operator :	Jaswal
Lab Sample ID :	P5156-11	Instrumnet Name :	P7
Client Sample ID :	ME28T7	Dilution Factor :	1
Date & Time Acquired :	2024-12-23 20:50:01	DataFile Name :	144SMPL.d

Parameter	Mass	CPS1	CPS2	CPS3	CPSMean	CPSRSD	Units
Uranium	238-1	63806	65400	64663	64623	1.23	cps
Vanadium	51-2	274270	274027	274744	274347	0.13	cps
Yttrium	89-1	14232885	14216681	14173643	14207736	0.22	cps
Yttrium	89-2	3660598	3558596	3507669	3575621	2.18	cps
Zinc	66-2	204428	201183	203024	202878	0.80	cps
Zirconium	90-1	55344	56973	56522	56280	1.49	cps
Zirconium	91-1	12168	12562	12225	12319	1.73	cps

Reviewed By:Mohan
On:12/25/2024 3:49:22 AM
Inst Id :P7

LB Number :	LB134068	Operator :	Jaswal
Lab Sample ID :	CCV049	Instrumnet Name :	P7
Client Sample ID :	CCV049	Dilution Factor :	1
Date & Time Acquired :	2024-12-23 20:53:19	DataFile Name :	145CCV.d

Parameter	Mass	CPS1	CPS2	CPS3	CPSMean	CPSRSD	Units
Aluminium	27-2	12738154	12827652	12611766	12725857	0.85	cps
Antimony	121-1	5995833	6076566	6049315	6040571	0.68	cps
Arsenic	75-2	282878	283263	280692	282277	0.49	cps
Barium	135-1	7815185	7870902	7945155	7877080	0.83	cps
Barium	137-1	13425892	13524521	13530620	13493678	0.44	cps
Beryllium	9-1	684107	695906	695538	691850	0.97	cps
Bismuth	209-1	8012682	7887581	7909476	7936580	0.84	cps
Bismuth	209-2	6680922	6695782	6706209	6694305	0.19	cps
Bromine	81-1	15068	14724	14424	14739	2.19	cps
Bromine	81-2	140	147	147	144	2.67	cps
Cadmium	108-1	107239	108583	107343	107722	0.69	cps
Cadmium	106-1	154528	153541	153117	153729	0.47	cps
Cadmium	111-1	1427478	1431557	1431165	1430067	0.16	cps
Calcium	43-1	8107042	8097884	8049660	8084862	0.38	cps
Calcium	44-1	127601171	128933148	127974481	128169600	0.54	cps
Carbon	12-1						cps
Carbon	12-2						cps
Chlorine	35-1						cps
Chlorine	35-2						cps
Chromium	52-2	2248952	2295178	2230804	2258311	1.47	cps
Cobalt	59-2	3555055	3538418	3531869	3541781	0.34	cps
Copper	63-2	25314528	24939475	24911685	25055229	0.90	cps
Dysprosium	156-1	283	263	303	283	7.06	cps
Dysprosium	156-2	513	430	403	449	12.78	cps
Erbium	164-1	300	303	313	306	2.27	cps
Erbium	164-2	227	210	153	197	19.55	cps
Gadolinium	160-1	223	260	290	258	12.95	cps
Gadolinium	160-2	640	560	620	607	6.86	cps
Holmium	165-1	14223648	13957604	14143087	14108113	0.97	cps
Holmium	165-2	10061756	10104705	10095193	10087218	0.22	cps
Indium	115-1	10909446	11040285	10855516	10935082	0.87	cps
Indium	115-2	3811725	3814818	3854574	3827039	0.62	cps
Iron	56-2	538240845	531409112	526659445	532103134	1.09	cps
Iron	57-2	13290116	13252746	13165987	13236283	0.48	cps
Iron	54-2	29003583	28974146	28558346	28845358	0.86	cps
Krypton	83-1	213	253	197	221	13.17	cps

Reviewed By:Mohan
On:12/25/2024 3:49:22 AM
Inst Id :P7

LB Number :	LB134068	Operator :	Jaswal
Lab Sample ID :	CCV049	Instrumnet Name :	P7
Client Sample ID :	CCV049	Dilution Factor :	1
Date & Time Acquired :	2024-12-23 20:53:19	DataFile Name :	145CCV.d

Parameter	Mass	CPS1	CPS2	CPS3	CPSMean	CPSRSD	Units
Lead	206-1	22752319	22758816	22795790	22768975	0.10	cps
Lead	207-1	20011785	20452008	20619933	20361242	1.54	cps
Lead	208-1	91744363	92576102	92857082	92392515	0.63	cps
Lithium	6-1	1634871	1645456	1656770	1645699	0.67	cps
Magnesium	24-2	100183425	100029815	98847795	99687012	0.73	cps
Manganese	55-2	18002443	17867036	17835153	17901544	0.50	cps
Molybdenum	94-1	21182920	21354763	21114914	21217532	0.58	cps
Molybdenum	95-1	30530275	30796958	30476810	30601348	0.56	cps
Molybdenum	96-1	33371569	33821257	33641448	33611425	0.67	cps
Molybdenum	97-1	18960389	19331317	19111167	19134291	0.97	cps
Molybdenum	98-1	49397923	49584323	49500818	49494354	0.19	cps
Neodymium	150-1	493	523	577	531	7.95	cps
Neodymium	150-2	160	203	183	182	11.90	cps
Nickel	60-2	845470	844477	839438	843128	0.38	cps
Phosphorus	31-2	114440	114937	112664	114014	1.05	cps
Potassium	39-2	63489197	63622499	63319377	63477025	0.24	cps
Rhodium	103-1	9814620	9711473	9585307	9703800	1.18	cps
Rhodium	103-2	5790183	5730758	5785183	5768708	0.57	cps
Scandium	45-1	6071579	6105311	6057061	6077984	0.41	cps
Scandium	45-2	498477	493782	494681	495647	0.50	cps
Selenium	82-1	87312	87772	87745	87610	0.29	cps
Selenium	77-2	9036	8426	8579	8680	3.66	cps
Selenium	78-2	28818	29870	28598	29095	2.34	cps
Silicon	28-1	3774009	3804313	3771076	3783133	0.49	cps
Silver	107-1	7367052	7425514	7393031	7395199	0.40	cps
Silver	109-1	7082977	7204335	7178445	7155253	0.89	cps
Sodium	23-2	163777768	162339401	162490298	162869155	0.49	cps
Strontium	86-1	1952467	1979918	1941956	1958114	1.00	cps
Strontium	88-1	16923592	16933826	16782448	16879955	0.50	cps
Sulfur	34-1	617617	618803	613952	616791	0.41	cps
Terbium	159-1	14522151	14376910	14262559	14387206	0.90	cps
Terbium	159-2	9837458	9831862	9988162	9885827	0.90	cps
Thallium	203-1	5864694	5952796	5888078	5901856	0.77	cps
Thallium	205-1	13821269	14016506	13961499	13933091	0.72	cps
Tin	118-1	4989947	5052597	5105679	5049407	1.15	cps
Titanium	47-1	7422403	7496601	7398246	7439083	0.69	cps

Reviewed By:Mohan
On:12/25/2024 3:49:22 AM
Inst Id :P7

LB Number :	LB134068	Operator :	Jaswal
Lab Sample ID :	CCV049	Instrumnet Name :	P7
Client Sample ID :	CCV049	Dilution Factor :	1
Date & Time Acquired :	2024-12-23 20:53:19	DataFile Name :	145CCV.d

Parameter	Mass	CPS1	CPS2	CPS3	CPSMean	CPSRSD	Units
Uranium	238-1	18031414	18451250	18630936	18371200	1.67	cps
Vanadium	51-2	2045126	2058665	2021170	2041654	0.93	cps
Yttrium	89-1	13249222	13223514	13089723	13187486	0.65	cps
Yttrium	89-2	3355066	3357413	3389332	3367270	0.57	cps
Zinc	66-2	4091971	4117605	4064703	4091427	0.65	cps
Zirconium	90-1	10344710	10526714	10389227	10420217	0.91	cps
Zirconium	91-1	2316056	2290921	2350255	2319077	1.28	cps

Reviewed By:Mohan
On:12/25/2024 3:49:22 AM
Inst Id :P7

LB Number :	LB134068	Operator :	Jaswal
Lab Sample ID :	CCB049	Instrumnet Name :	P7
Client Sample ID :	CCB049	Dilution Factor :	1
Date & Time Acquired :	2024-12-23 20:56:04	DataFile Name :	146CCBE.d

Parameter	Mass	CPS1	CPS2	CPS3	CPSMean	CPSRSD	Units
Aluminium	27-2	1190	1070	1093	1118	5.69	cps
Antimony	121-1	2877	2637	2357	2624	9.92	cps
Arsenic	75-2	23	17	20	20	16.65	cps
Barium	135-1	1173	1140	900	1071	13.92	cps
Barium	137-1	2287	2177	1517	1994	20.89	cps
Beryllium	9-1	250	227	173	217	18.14	cps
Bismuth	209-1	8949118	8918317	8889242	8918892	0.34	cps
Bismuth	209-2	7571822	7552633	7428989	7517815	1.03	cps
Bromine	81-1	15074	14914	15185	15058	0.90	cps
Bromine	81-2	230	200	177	202	13.22	cps
Cadmium	108-1	40	23	10	24	61.49	cps
Cadmium	106-1	3140	2940	3457	3179	8.20	cps
Cadmium	111-1	2530	2282	2660	2491	7.71	cps
Calcium	43-1	1847	1750	1277	1625	18.78	cps
Calcium	44-1	33233	28757	25879	29290	12.65	cps
Carbon	12-1						cps
Carbon	12-2						cps
Chlorine	35-1						cps
Chlorine	35-2						cps
Chromium	52-2	1417	1393	1387	1399	1.13	cps
Cobalt	59-2	413	410	363	396	7.07	cps
Copper	63-2	9293	8866	8863	9007	2.75	cps
Dysprosium	156-1	10	13	13	12	15.73	cps
Dysprosium	156-2	17	10	0	9	94.38	cps
Erbium	164-1	53	53	47	51	7.52	cps
Erbium	164-2	30	47	37	38	22.21	cps
Gadolinium	160-1	60	57	73	63	13.92	cps
Gadolinium	160-2	377	420	447	414	8.52	cps
Holmium	165-1	14497583	14367345	14418414	14427781	0.45	cps
Holmium	165-2	10446124	10298309	10135073	10293168	1.51	cps
Indium	115-1	11556054	11459454	11640201	11551903	0.78	cps
Indium	115-2	4203078	4140317	4159544	4167646	0.77	cps
Iron	56-2	68636	63085	59393	63705	7.30	cps
Iron	57-2	2124	1893	1783	1933	8.97	cps
Iron	54-2	5078	4644	4818	4846	4.50	cps
Krypton	83-1	197	227	220	214	7.35	cps

Reviewed By:Mohan
On:12/25/2024 3:49:22 AM
Inst Id :P7

LB Number :	LB134068	Operator :	Jaswal
Lab Sample ID :	CCB049	Instrumnet Name :	P7
Client Sample ID :	CCB049	Dilution Factor :	1
Date & Time Acquired :	2024-12-23 20:56:04	DataFile Name :	146CCBE.d

Parameter	Mass	CPS1	CPS2	CPS3	CPSMean	CPSRSD	Units
Lead	206-1	4698	4151	3857	4235	10.07	cps
Lead	207-1	4227	3634	3547	3803	9.74	cps
Lead	208-1	19192	16701	15657	17183	10.57	cps
Lithium	6-1	1767521	1768035	1715151	1750235	1.74	cps
Magnesium	24-2	9423	8582	8122	8709	7.57	cps
Manganese	55-2	2214	2057	1847	2039	9.02	cps
Molybdenum	94-1	4187	3757	3184	3709	13.57	cps
Molybdenum	95-1	5801	4868	4154	4941	16.72	cps
Molybdenum	96-1	6532	5214	4427	5391	19.72	cps
Molybdenum	97-1	3607	3030	2450	3029	19.10	cps
Molybdenum	98-1	9520	8239	6448	8069	19.12	cps
Neodymium	150-1	13	20	0	11	91.66	cps
Neodymium	150-2	3	10	7	7	50.03	cps
Nickel	60-2	367	313	303	328	10.39	cps
Phosphorus	31-2	140	133	147	140	4.76	cps
Potassium	39-2	54868	54437	53420	54242	1.37	cps
Rhodium	103-1	10756997	10797544	10781947	10778829	0.19	cps
Rhodium	103-2	6562690	6404574	6426523	6464596	1.33	cps
Scandium	45-1	6071145	6165697	6128532	6121792	0.78	cps
Scandium	45-2	513283	503982	507937	508401	0.92	cps
Selenium	82-1	172	130	134	146	16.02	cps
Selenium	77-2	0	3	0	1	173.21	cps
Selenium	78-2	400	427	410	412	3.27	cps
Silicon	28-1	576312	573357	569645	573105	0.58	cps
Silver	107-1	2084	1713	1487	1761	17.10	cps
Silver	109-1	2187	1673	1410	1757	22.49	cps
Sodium	23-2	54426	52078	49215	51906	5.03	cps
Strontium	86-1	660	680	590	643	7.35	cps
Strontium	88-1	3477	2884	2224	2861	21.92	cps
Sulfur	34-1	180283	180536	181689	180836	0.41	cps
Terbium	159-1	14842768	14905971	14806115	14851618	0.34	cps
Terbium	159-2	10311389	10187273	10166356	10221673	0.77	cps
Thallium	203-1	1810	1633	1273	1572	17.40	cps
Thallium	205-1	4517	3601	3267	3795	17.06	cps
Tin	118-1	2290	2340	2110	2247	5.38	cps
Titanium	47-1	1443	1160	897	1167	23.43	cps

Reviewed By:Mohan
On:12/25/2024 3:49:22 AM
Inst Id :P7

LB Number :	LB134068	Operator :	Jaswal
Lab Sample ID :	CCB049	Instrumnet Name :	P7
Client Sample ID :	CCB049	Dilution Factor :	1
Date & Time Acquired :	2024-12-23 20:56:04	DataFile Name :	146CCBE.d

Parameter	Mass	CPS1	CPS2	CPS3	CPSMean	CPSRSD	Units
Uranium	238-1	2784	2540	1823	2382	20.95	cps
Vanadium	51-2	140	153	163	152	7.69	cps
Yttrium	89-1	13521661	13476521	13606204	13534795	0.49	cps
Yttrium	89-2	3505338	3577669	3493404	3525470	1.29	cps
Zinc	66-2	710	660	697	689	3.76	cps
Zirconium	90-1	2867	2630	2357	2618	9.75	cps
Zirconium	91-1	680	570	497	582	15.85	cps

Reviewed By:Mohan
On:12/25/2024 3:49:22 AM
Inst Id :P7

LB Number :	LB134068	Operator :	Jaswal
Lab Sample ID :	P5156-12	Instrumnet Name :	P7
Client Sample ID :	ME28T8	Dilution Factor :	1
Date & Time Acquired :	2024-12-23 20:59:22	DataFile Name :	147SMPL.d

Parameter	Mass	CPS1	CPS2	CPS3	CPSMean	CPSRSD	Units
Aluminium	27-2	3431641	3369025	3376256	3392307	1.01	cps
Antimony	121-1	7319	7239	7422	7326	1.26	cps
Arsenic	75-2	8249	8736	8219	8401	3.45	cps
Barium	135-1	433636	438177	437346	436386	0.55	cps
Barium	137-1	747736	756933	754127	752932	0.63	cps
Beryllium	9-1	1577	1523	1693	1598	5.44	cps
Bismuth	209-1	8777211	8736461	8606345	8706672	1.02	cps
Bismuth	209-2	7401850	7354503	7212398	7322917	1.35	cps
Bromine	81-1	17207	17908	18111	17742	2.67	cps
Bromine	81-2	777	843	827	816	4.25	cps
Cadmium	108-1	257	270	260	262	2.65	cps
Cadmium	106-1	4014	4027	3944	3995	1.12	cps
Cadmium	111-1	5070	5030	4976	5025	0.95	cps
Calcium	43-1	5560366	5580047	5587638	5576017	0.25	cps
Calcium	44-1	88662442	89787445	88643305	89031064	0.74	cps
Carbon	12-1						cps
Carbon	12-2						cps
Chlorine	35-1						cps
Chlorine	35-2						cps
Chromium	52-2	730783	725164	724327	726758	0.48	cps
Cobalt	59-2	119894	123046	122253	121731	1.35	cps
Copper	63-2	241346	239774	238294	239805	0.64	cps
Dysprosium	156-1	53508	55101	54422	54343	1.47	cps
Dysprosium	156-2	43076	41665	42842	42527	1.78	cps
Erbium	164-1	47885	48059	48772	48238	0.97	cps
Erbium	164-2	34519	34569	34095	34394	0.76	cps
Gadolinium	160-1	54485	55001	55583	55023	1.00	cps
Gadolinium	160-2	40508	40682	41043	40745	0.67	cps
Holmium	165-1	15091662	14944229	14724089	14919994	1.24	cps
Holmium	165-2	10516028	10471782	10518544	10502118	0.25	cps
Indium	115-1	12085895	11899994	11708477	11898122	1.59	cps
Indium	115-2	4171226	4159561	4112707	4147831	0.75	cps
Iron	56-2	229303470	228189510	225157010	227549997	0.94	cps
Iron	57-2	5672092	5665913	5616706	5651571	0.54	cps
Iron	54-2	12437281	12369569	12217514	12341455	0.91	cps
Krypton	83-1	300	267	333	300	11.11	cps

Reviewed By:Mohan
On:12/25/2024 3:49:22 AM
Inst Id :P7

LB Number :	LB134068	Operator :	Jaswal
Lab Sample ID :	P5156-12	Instrumnet Name :	P7
Client Sample ID :	ME28T8	Dilution Factor :	1
Date & Time Acquired :	2024-12-23 20:59:22	DataFile Name :	147SMPL.d

Parameter	Mass	CPS1	CPS2	CPS3	CPSMean	CPSRSD	Units
Lead	206-1	565850	572867	571307	570008	0.65	cps
Lead	207-1	458374	465858	465449	463227	0.91	cps
Lead	208-1	2148810	2183759	2186473	2173014	0.97	cps
Lithium	6-1	1762099	1746607	1765924	1758210	0.58	cps
Magnesium	24-2	23525941	23367235	23019580	23304252	1.11	cps
Manganese	55-2	12804509	12686434	12658251	12716398	0.61	cps
Molybdenum	94-1	43341	43411	42298	43016	1.45	cps
Molybdenum	95-1	38805	39650	39493	39316	1.14	cps
Molybdenum	96-1	48503	47831	48273	48202	0.71	cps
Molybdenum	97-1	24821	24200	24794	24605	1.43	cps
Molybdenum	98-1	61854	64381	62473	62902	2.09	cps
Neodymium	150-1	80528	82606	82580	81905	1.46	cps
Neodymium	150-2	48841	48627	47566	48345	1.41	cps
Nickel	60-2	94720	94005	93935	94220	0.46	cps
Phosphorus	31-2	11474	11588	11164	11409	1.92	cps
Potassium	39-2	891348	886136	879950	885811	0.64	cps
Rhodium	103-1	10886234	10783859	10681027	10783707	0.95	cps
Rhodium	103-2	6404241	6322604	6337815	6354887	0.68	cps
Scandium	45-1	6501375	6540502	6413885	6485254	1.00	cps
Scandium	45-2	529944	526117	527980	528014	0.36	cps
Selenium	82-1	319	349	311	326	6.22	cps
Selenium	77-2	163	150	123	146	13.99	cps
Selenium	78-2	503	553	527	528	4.74	cps
Silicon	28-1	22369216	21630289	21488411	21829305	2.17	cps
Silver	107-1	4831	4017	11191	6680	58.81	cps
Silver	109-1	4537	3707	3774	4006	11.51	cps
Sodium	23-2	190225	188248	187395	188623	0.77	cps
Strontium	86-1	1225100	1241359	1232012	1232824	0.66	cps
Strontium	88-1	11086748	11100337	11220077	11135720	0.66	cps
Sulfur	34-1	252642	252981	252621	252748	0.08	cps
Terbium	159-1	15359455	15300739	15126056	15262083	0.80	cps
Terbium	159-2	10440237	10477678	10393839	10437252	0.40	cps
Thallium	203-1	6055	5811	5581	5816	4.07	cps
Thallium	205-1	14441	13710	12956	13703	5.42	cps
Tin	118-1	29390	29924	29891	29735	1.01	cps
Titanium	47-1	371850	368455	367510	369272	0.62	cps

Reviewed By:Mohan
On:12/25/2024 3:49:22 AM
Inst Id :P7

LB Number :	LB134068	Operator :	Jaswal
Lab Sample ID :	P5156-12	Instrumnet Name :	P7
Client Sample ID :	ME28T8	Dilution Factor :	1
Date & Time Acquired :	2024-12-23 20:59:22	DataFile Name :	147SMPL.d

Parameter	Mass	CPS1	CPS2	CPS3	CPSMean	CPSRSD	Units
Uranium	238-1	61780	62446	62372	62199	0.59	cps
Vanadium	51-2	301535	301471	303892	302300	0.46	cps
Yttrium	89-1	14781186	14667300	14591219	14679902	0.65	cps
Yttrium	89-2	3757676	3743298	3700423	3733799	0.80	cps
Zinc	66-2	204785	204297	201784	203622	0.79	cps
Zirconium	90-1	55524	56411	56036	55991	0.80	cps
Zirconium	91-1	12242	12669	12652	12521	1.93	cps

1980

Reviewed By:Mohan
On:12/25/2024 3:49:22 AM
Inst Id :P7

LB Number :	LB134068	Operator :	Jaswal
Lab Sample ID :	P5156-13	Instrumnet Name :	P7
Client Sample ID :	ME28T9	Dilution Factor :	1
Date & Time Acquired :	2024-12-23 21:02:32	DataFile Name :	148SMPL.d

Parameter	Mass	CPS1	CPS2	CPS3	CPSMean	CPSRSD	Units
Aluminium	27-2	4737484	4676625	4738029	4717380	0.75	cps
Antimony	121-1	22137	22604	21910	22217	1.59	cps
Arsenic	75-2	12128	12582	12422	12377	1.86	cps
Barium	135-1	772543	791138	792745	785476	1.43	cps
Barium	137-1	1346666	1364335	1354497	1355166	0.65	cps
Beryllium	9-1	2654	2780	2584	2672	3.73	cps
Bismuth	209-1	9206147	8932739	8760603	8966496	2.51	cps
Bismuth	209-2	7374836	7343764	7461331	7393310	0.82	cps
Bromine	81-1	20838	22798	22938	22191	5.29	cps
Bromine	81-2	1533	1730	1687	1650	6.26	cps
Cadmium	108-1	1197	1290	1367	1285	6.63	cps
Cadmium	106-1	5221	5231	5211	5221	0.19	cps
Cadmium	111-1	18773	18708	18360	18613	1.19	cps
Calcium	43-1	4720087	4816291	4774213	4770197	1.01	cps
Calcium	44-1	74250406	76377921	76985641	75871322	1.89	cps
Carbon	12-1						cps
Carbon	12-2						cps
Chlorine	35-1						cps
Chlorine	35-2						cps
Chromium	52-2	3766382	3769666	3710000	3748683	0.89	cps
Cobalt	59-2	163142	161774	160963	161960	0.68	cps
Copper	63-2	727625	726294	725448	726456	0.15	cps
Dysprosium	156-1	50226	50393	51671	50764	1.56	cps
Dysprosium	156-2	39907	40806	40298	40337	1.12	cps
Erbium	164-1	45888	46858	46761	46503	1.15	cps
Erbium	164-2	33985	33841	33139	33655	1.34	cps
Gadolinium	160-1	51447	50989	51263	51233	0.45	cps
Gadolinium	160-2	37931	38463	38372	38255	0.74	cps
Holmium	165-1	15084323	14941427	14880063	14968604	0.70	cps
Holmium	165-2	10583663	10368480	10404375	10452173	1.10	cps
Indium	115-1	12010967	11756921	11765143	11844343	1.22	cps
Indium	115-2	4095506	4107872	4095662	4099680	0.17	cps
Iron	56-2	885349053	888470120	887259000	887026058	0.18	cps
Iron	57-2	22039190	21831016	21788448	21886218	0.61	cps
Iron	54-2	47890296	47995606	47488061	47791321	0.56	cps
Krypton	83-1	243	323	317	294	15.07	cps

Reviewed By:Mohan
On:12/25/2024 3:49:22 AM
Inst Id :P7

LB Number :	LB134068	Operator :	Jaswal
Lab Sample ID :	P5156-13	Instrumnet Name :	P7
Client Sample ID :	ME28T9	Dilution Factor :	1
Date & Time Acquired :	2024-12-23 21:02:32	DataFile Name :	148SMPL.d

Parameter	Mass	CPS1	CPS2	CPS3	CPSMean	CPSRSD	Units
Lead	206-1	9202461	9306864	9440679	9316668	1.28	cps
Lead	207-1	7902884	8065164	8002514	7990187	1.02	cps
Lead	208-1	36287379	36866874	36685848	36613367	0.81	cps
Lithium	6-1	1784020	1748546	1745461	1759342	1.22	cps
Magnesium	24-2	11124085	11288465	11025589	11146047	1.19	cps
Manganese	55-2	42121849	42307154	41631428	42020143	0.83	cps
Molybdenum	94-1	96529	98387	96810	97242	1.03	cps
Molybdenum	95-1	101468	102892	101549	101970	0.78	cps
Molybdenum	96-1	123828	125569	124944	124781	0.71	cps
Molybdenum	97-1	63038	64726	64006	63923	1.32	cps
Molybdenum	98-1	161889	163497	164107	163164	0.70	cps
Neodymium	150-1	77521	77816	77465	77601	0.24	cps
Neodymium	150-2	46045	46021	45476	45848	0.70	cps
Nickel	60-2	558895	558352	558155	558467	0.07	cps
Phosphorus	31-2	19109	19062	19419	19197	1.01	cps
Potassium	39-2	1379201	1369509	1354126	1367612	0.92	cps
Rhodium	103-1	10791473	10687327	10537930	10672243	1.19	cps
Rhodium	103-2	6326481	6308042	6255687	6296737	0.58	cps
Scandium	45-1	6499861	6419407	6204852	6374707	2.39	cps
Scandium	45-2	510382	512861	511836	511693	0.24	cps
Selenium	82-1	494	310	349	384	25.21	cps
Selenium	77-2	167	130	147	148	12.42	cps
Selenium	78-2	533	493	507	511	3.98	cps
Silicon	28-1	31069240	31172494	31509622	31250452	0.74	cps
Silver	107-1	35570	35734	35958	35754	0.54	cps
Silver	109-1	35036	34658	34635	34776	0.65	cps
Sodium	23-2	363312	366581	364041	364645	0.47	cps
Strontium	86-1	1537290	1554502	1559625	1550472	0.75	cps
Strontium	88-1	13326748	13460679	13625829	13471085	1.11	cps
Sulfur	34-1	260084	256403	255577	257354	0.93	cps
Terbium	159-1	15629806	15160512	15091338	15293885	1.92	cps
Terbium	159-2	10259189	10296180	10311446	10288938	0.26	cps
Thallium	203-1	19978	19908	20349	20078	1.18	cps
Thallium	205-1	47432	47496	47984	47637	0.63	cps
Tin	118-1	146830	148480	149149	148153	0.81	cps
Titanium	47-1	920150	934743	936810	930568	0.98	cps

Reviewed By:Mohan
On:12/25/2024 3:49:22 AM
Inst Id :P7

LB Number :	LB134068	Operator :	Jaswal
Lab Sample ID :	P5156-13	Instrumnet Name :	P7
Client Sample ID :	ME28T9	Dilution Factor :	1
Date & Time Acquired :	2024-12-23 21:02:32	DataFile Name :	148SMPL.d

Parameter	Mass	CPS1	CPS2	CPS3	CPSMean	CPSRSD	Units
Uranium	238-1	64405	65882	65095	65127	1.13	cps
Vanadium	51-2	621634	618614	617239	619162	0.36	cps
Yttrium	89-1	14664904	14571005	14415076	14550328	0.87	cps
Yttrium	89-2	3656962	3678090	3687904	3674319	0.43	cps
Zinc	66-2	1828042	1823670	1832723	1828145	0.25	cps
Zirconium	90-1	105003	105962	106697	105887	0.80	cps
Zirconium	91-1	23152	24183	23562	23632	2.20	cps

Reviewed By:Mohan
On:12/25/2024 3:49:22 AM
Inst Id :P7

LB Number :	LB134068	Operator :	Jaswal
Lab Sample ID :	P5156-14	Instrumnet Name :	P7
Client Sample ID :	ME28W0	Dilution Factor :	1
Date & Time Acquired :	2024-12-23 21:05:33	DataFile Name :	149SMPL.d

Parameter	Mass	CPS1	CPS2	CPS3	CPSMean	CPSRSD	Units
Aluminium	27-2	5236884	5101194	5159860	5165979	1.32	cps
Antimony	121-1	29303	30302	29176	29594	2.08	cps
Arsenic	75-2	10404	10090	10550	10348	2.27	cps
Barium	135-1	794987	803541	807149	801892	0.78	cps
Barium	137-1	1387372	1391855	1383565	1387597	0.30	cps
Beryllium	9-1	3921	4117	4191	4076	3.43	cps
Bismuth	209-1	8785141	8865329	8690841	8780437	0.99	cps
Bismuth	209-2	7426970	7329487	7326948	7361135	0.77	cps
Bromine	81-1	20728	20952	21509	21063	1.91	cps
Bromine	81-2	1580	1353	1407	1447	8.19	cps
Cadmium	108-1	1597	1920	1640	1719	10.21	cps
Cadmium	106-1	5995	5971	5908	5958	0.75	cps
Cadmium	111-1	21834	21214	21646	21565	1.47	cps
Calcium	43-1	6149260	6098254	6042371	6096629	0.88	cps
Calcium	44-1	98650205	97134032	96811905	97532047	1.01	cps
Carbon	12-1						cps
Carbon	12-2						cps
Chlorine	35-1						cps
Chlorine	35-2						cps
Chromium	52-2	4586889	4538166	4500659	4541905	0.95	cps
Cobalt	59-2	95327	93341	91996	93555	1.79	cps
Copper	63-2	573467	570697	565380	569848	0.72	cps
Dysprosium	156-1	35592	36096	35478	35722	0.92	cps
Dysprosium	156-2	29087	27914	28703	28568	2.09	cps
Erbium	164-1	36825	37059	36919	36934	0.32	cps
Erbium	164-2	26492	26498	25684	26225	1.79	cps
Gadolinium	160-1	35107	36558	35304	35656	2.21	cps
Gadolinium	160-2	26695	26118	27053	26622	1.77	cps
Holmium	165-1	14834083	14783108	14612628	14743273	0.79	cps
Holmium	165-2	10359234	10390574	10340324	10363377	0.24	cps
Indium	115-1	11695664	11644565	11460614	11600281	1.07	cps
Indium	115-2	4024695	4003297	4029952	4019314	0.35	cps
Iron	56-2	1000169212	975735585	970835719	982246839	1.60	cps
Iron	57-2	24515800	24253420	24002677	24257299	1.06	cps
Iron	54-2	53330458	52767874	52267286	52788539	1.01	cps
Krypton	83-1	240	303	287	277	11.86	cps

Reviewed By:Mohan
On:12/25/2024 3:49:22 AM
Inst Id :P7

LB Number :	LB134068	Operator :	Jaswal
Lab Sample ID :	P5156-14	Instrumnet Name :	P7
Client Sample ID :	ME28W0	Dilution Factor :	1
Date & Time Acquired :	2024-12-23 21:05:33	DataFile Name :	149SMPL.d

Parameter	Mass	CPS1	CPS2	CPS3	CPSMean	CPSRSD	Units
Lead	206-1	8667097	8738036	8719507	8708213	0.42	cps
Lead	207-1	7384502	7420748	7402216	7402488	0.24	cps
Lead	208-1	33675292	34222839	34110493	34002875	0.85	cps
Lithium	6-1	1729647	1703890	1728265	1720601	0.84	cps
Magnesium	24-2	12920985	12696055	12674180	12763740	1.07	cps
Manganese	55-2	68933087	67565426	67147429	67881981	1.38	cps
Molybdenum	94-1	184331	186225	186434	185663	0.62	cps
Molybdenum	95-1	176440	177654	176048	176714	0.47	cps
Molybdenum	96-1	213624	216454	216276	215452	0.74	cps
Molybdenum	97-1	110537	112657	110104	111099	1.23	cps
Molybdenum	98-1	284201	288077	287566	286615	0.73	cps
Neodymium	150-1	51534	51922	52604	52020	1.04	cps
Neodymium	150-2	31218	30269	30399	30629	1.68	cps
Nickel	60-2	530777	526646	526687	528037	0.45	cps
Phosphorus	31-2	24707	24500	23852	24353	1.83	cps
Potassium	39-2	1123198	1100039	1110073	1111103	1.05	cps
Rhodium	103-1	10677501	10374200	10264263	10438655	2.05	cps
Rhodium	103-2	6172559	6138241	6143873	6151558	0.30	cps
Scandium	45-1	6329058	6216274	6152707	6232680	1.43	cps
Scandium	45-2	503083	495988	497408	498826	0.75	cps
Selenium	82-1	549	421	447	472	14.30	cps
Selenium	77-2	70	53	153	92	58.10	cps
Selenium	78-2	543	593	550	562	4.83	cps
Silicon	28-1	41832939	42773468	42936212	42514206	1.40	cps
Silver	107-1	47314	47303	47925	47514	0.75	cps
Silver	109-1	45505	46260	45668	45811	0.87	cps
Sodium	23-2	504682	499677	495621	499993	0.91	cps
Strontium	86-1	1706253	1732759	1744016	1727676	1.12	cps
Strontium	88-1	15014816	15093457	15097801	15068691	0.31	cps
Sulfur	34-1	270562	270675	270472	270570	0.04	cps
Terbium	159-1	15340583	14938493	14929424	15069500	1.56	cps
Terbium	159-2	10275732	10207984	10142021	10208579	0.65	cps
Thallium	203-1	34560	35155	35874	35197	1.87	cps
Thallium	205-1	81747	82575	84834	83052	1.92	cps
Tin	118-1	185707	188135	187635	187159	0.68	cps
Titanium	47-1	1884568	1865911	1884245	1878241	0.57	cps

Reviewed By:Mohan
On:12/25/2024 3:49:22 AM
Inst Id :P7

LB Number :	LB134068	Operator :	Jaswal
Lab Sample ID :	P5156-14	Instrumnet Name :	P7
Client Sample ID :	ME28W0	Dilution Factor :	1
Date & Time Acquired :	2024-12-23 21:05:33	DataFile Name :	149SMPL.d

Parameter	Mass	CPS1	CPS2	CPS3	CPSMean	CPSRSD	Units
Uranium	238-1	58890	60674	60755	60107	1.75	cps
Vanadium	51-2	964633	957396	947424	956484	0.90	cps
Yttrium	89-1	14389058	14383678	14079271	14284002	1.24	cps
Yttrium	89-2	3581647	3580310	3573398	3578452	0.12	cps
Zinc	66-2	2653442	2620479	2656642	2643521	0.76	cps
Zirconium	90-1	227905	232740	227137	229261	1.33	cps
Zirconium	91-1	50798	51173	51413	51128	0.61	cps

Reviewed By:Mohan
On:12/25/2024 3:49:22 AM
Inst Id :P7

LB Number :	LB134068	Operator :	Jaswal
Lab Sample ID :	P5156-15	Instrumnet Name :	P7
Client Sample ID :	ME28W1	Dilution Factor :	1
Date & Time Acquired :	2024-12-23 21:08:38	DataFile Name :	150SMPL.d

Parameter	Mass	CPS1	CPS2	CPS3	CPSMean	CPSRSD	Units
Aluminium	27-2	4272430	4211884	4271449	4251921	0.82	cps
Antimony	121-1	25092	24641	25389	25041	1.50	cps
Arsenic	75-2	11665	11998	11655	11773	1.66	cps
Barium	135-1	675869	679714	681429	679004	0.42	cps
Barium	137-1	1162811	1176708	1180734	1173418	0.80	cps
Beryllium	9-1	3237	2937	2884	3019	6.31	cps
Bismuth	209-1	8760915	8990576	8822519	8858003	1.34	cps
Bismuth	209-2	7270422	7340746	7353691	7321620	0.61	cps
Bromine	81-1	23212	24387	23990	23863	2.51	cps
Bromine	81-2	1843	2043	2007	1965	5.42	cps
Cadmium	108-1	1227	1143	1297	1222	6.28	cps
Cadmium	106-1	4884	5214	5101	5066	3.31	cps
Cadmium	111-1	16020	16606	16263	16296	1.81	cps
Calcium	43-1	4423330	4335203	4325532	4361355	1.24	cps
Calcium	44-1	70532181	69519326	69123232	69724913	1.04	cps
Carbon	12-1						cps
Carbon	12-2						cps
Chlorine	35-1						cps
Chlorine	35-2						cps
Chromium	52-2	2390338	2372689	2351605	2371544	0.82	cps
Cobalt	59-2	108096	106877	106910	107294	0.65	cps
Copper	63-2	475915	471063	471861	472946	0.55	cps
Dysprosium	156-1	40171	41194	39816	40393	1.77	cps
Dysprosium	156-2	32257	32411	31870	32179	0.87	cps
Erbium	164-1	37981	37764	38403	38050	0.85	cps
Erbium	164-2	26826	26191	25978	26332	1.68	cps
Gadolinium	160-1	40395	41050	40655	40700	0.81	cps
Gadolinium	160-2	30062	30199	30393	30218	0.55	cps
Holmium	165-1	14465938	14775255	14645779	14628990	1.06	cps
Holmium	165-2	10324997	10292209	10259039	10292082	0.32	cps
Indium	115-1	11539262	11525899	11519735	11528299	0.09	cps
Indium	115-2	3984990	3987066	4001463	3991173	0.22	cps
Iron	56-2	667977457	662279857	667866483	666041266	0.49	cps
Iron	57-2	16674253	16539697	16542641	16585530	0.46	cps
Iron	54-2	36092542	35626019	36023562	35914041	0.70	cps
Krypton	83-1	280	277	337	298	11.32	cps

Reviewed By:Mohan
On:12/25/2024 3:49:22 AM
Inst Id :P7

LB Number :	LB134068	Operator :	Jaswal
Lab Sample ID :	P5156-15	Instrumnet Name :	P7
Client Sample ID :	ME28W1	Dilution Factor :	1
Date & Time Acquired :	2024-12-23 21:08:38	DataFile Name :	150SMPL.d

Parameter	Mass	CPS1	CPS2	CPS3	CPSMean	CPSRSD	Units
Lead	206-1	7033472	7197472	7216105	7149016	1.41	cps
Lead	207-1	5890660	6040493	6061838	5997664	1.56	cps
Lead	208-1	27403175	27957545	28122565	27827762	1.35	cps
Lithium	6-1	1751278	1715290	1734125	1733564	1.04	cps
Magnesium	24-2	9882840	9903218	9832349	9872802	0.37	cps
Manganese	55-2	35346466	34713456	34821037	34960320	0.97	cps
Molybdenum	94-1	85601	86362	85162	85709	0.71	cps
Molybdenum	95-1	82380	83577	83396	83117	0.78	cps
Molybdenum	96-1	102741	102942	102989	102891	0.13	cps
Molybdenum	97-1	51467	52300	51350	51705	1.00	cps
Molybdenum	98-1	133567	133910	131801	133093	0.85	cps
Neodymium	150-1	62240	63398	62997	62878	0.94	cps
Neodymium	150-2	36724	37533	37222	37160	1.10	cps
Nickel	60-2	333443	328582	329080	330368	0.81	cps
Phosphorus	31-2	15017	14400	14771	14729	2.11	cps
Potassium	39-2	1387714	1360661	1372108	1373494	0.99	cps
Rhodium	103-1	10402115	10335900	10340602	10359539	0.36	cps
Rhodium	103-2	6178735	6071816	6159734	6136761	0.93	cps
Scandium	45-1	6106839	6113706	6031808	6084117	0.75	cps
Scandium	45-2	494077	492950	492860	493295	0.14	cps
Selenium	82-1	355	396	276	342	17.89	cps
Selenium	77-2	93	97	93	94	2.04	cps
Selenium	78-2	457	487	497	480	4.34	cps
Silicon	28-1	32250760	32490282	32001530	32247524	0.76	cps
Silver	107-1	40302	40079	40680	40354	0.75	cps
Silver	109-1	38875	39514	39220	39203	0.81	cps
Sodium	23-2	472731	471395	471328	471818	0.17	cps
Strontium	86-1	1415851	1461681	1470051	1449195	2.01	cps
Strontium	88-1	12804374	12731604	12750812	12762263	0.30	cps
Sulfur	34-1	242271	241658	239925	241285	0.50	cps
Terbium	159-1	14962321	15125850	14856907	14981692	0.90	cps
Terbium	159-2	10238948	10067833	10120089	10142290	0.86	cps
Thallium	203-1	27531	27959	28052	27847	1.00	cps
Thallium	205-1	65600	66210	66367	66059	0.61	cps
Tin	118-1	149614	149961	149382	149653	0.19	cps
Titanium	47-1	851128	849261	846479	848956	0.28	cps

Reviewed By:Mohan
On:12/25/2024 3:49:22 AM
Inst Id :P7

LB Number :	LB134068	Operator :	Jaswal
Lab Sample ID :	P5156-15	Instrumnet Name :	P7
Client Sample ID :	ME28W1	Dilution Factor :	1
Date & Time Acquired :	2024-12-23 21:08:38	DataFile Name :	150SMPL.d

Parameter	Mass	CPS1	CPS2	CPS3	CPSMean	CPSRSD	Units
Uranium	238-1	49040	49425	48297	48921	1.17	cps
Vanadium	51-2	523237	519240	521660	521379	0.39	cps
Yttrium	89-1	14070974	14173888	14032011	14092291	0.52	cps
Yttrium	89-2	3531665	3551391	3502289	3528448	0.70	cps
Zinc	66-2	2103073	2083366	2092649	2093029	0.47	cps
Zirconium	90-1	102944	103253	104783	103660	0.95	cps
Zirconium	91-1	22748	23095	22591	22811	1.13	cps

Reviewed By:Mohan
On:12/25/2024 3:49:22 AM
Inst Id :P7

LB Number :	LB134068	Operator :	Jaswal
Lab Sample ID :	P5156-16	Instrumnet Name :	P7
Client Sample ID :	ME28W2	Dilution Factor :	1
Date & Time Acquired :	2024-12-23 21:11:40	DataFile Name :	151SMPL.d

Parameter	Mass	CPS1	CPS2	CPS3	CPSMean	CPSRSD	Units
Aluminium	27-2	4975963	5057248	5049268	5027493	0.89	cps
Antimony	121-1	24558	26100	25927	25528	3.31	cps
Arsenic	75-2	12936	13066	13016	13006	0.50	cps
Barium	135-1	808167	822936	818173	816425	0.92	cps
Barium	137-1	1406794	1434388	1431786	1424323	1.07	cps
Beryllium	9-1	3417	3154	3284	3285	4.01	cps
Bismuth	209-1	9083876	8809490	8790260	8894542	1.85	cps
Bismuth	209-2	7228195	7262368	7221681	7237414	0.30	cps
Bromine	81-1	25318	26804	27549	26557	4.28	cps
Bromine	81-2	2514	2750	2570	2611	4.73	cps
Cadmium	108-1	1290	1260	1203	1251	3.52	cps
Cadmium	106-1	5291	5334	5281	5302	0.53	cps
Cadmium	111-1	17595	18007	17682	17761	1.22	cps
Calcium	43-1	5020140	5096555	5077441	5064712	0.79	cps
Calcium	44-1	81161972	82393230	81206959	81587387	0.86	cps
Carbon	12-1						cps
Carbon	12-2						cps
Chlorine	35-1						cps
Chlorine	35-2						cps
Chromium	52-2	2527803	2507793	2471663	2502420	1.14	cps
Cobalt	59-2	130733	129640	131490	130621	0.71	cps
Copper	63-2	612294	605860	608423	608859	0.53	cps
Dysprosium	156-1	52748	54251	52922	53307	1.54	cps
Dysprosium	156-2	41825	42163	42170	42053	0.47	cps
Erbium	164-1	49246	50755	50594	50199	1.65	cps
Erbium	164-2	35000	35512	35625	35379	0.94	cps
Gadolinium	160-1	52662	53860	53251	53257	1.12	cps
Gadolinium	160-2	40652	40037	39472	40054	1.47	cps
Holmium	165-1	14969468	14494056	14421846	14628457	2.03	cps
Holmium	165-2	10323205	10402774	10207169	10311049	0.95	cps
Indium	115-1	11707672	11449652	11393436	11516920	1.45	cps
Indium	115-2	3996846	4006461	3998920	4000742	0.13	cps
Iron	56-2	740212736	741147642	742781482	741380620	0.18	cps
Iron	57-2	18455435	18287911	18283955	18342433	0.53	cps
Iron	54-2	40382024	39891576	39894722	40056107	0.70	cps
Krypton	83-1	283	357	303	314	12.06	cps

Reviewed By:Mohan
On:12/25/2024 3:49:22 AM
Inst Id :P7

LB Number :	LB134068	Operator :	Jaswal
Lab Sample ID :	P5156-16	Instrumnet Name :	P7
Client Sample ID :	ME28W2	Dilution Factor :	1
Date & Time Acquired :	2024-12-23 21:11:40	DataFile Name :	151SMPL.d

Parameter	Mass	CPS1	CPS2	CPS3	CPSMean	CPSRSD	Units
Lead	206-1	7660853	7773089	7823244	7752395	1.07	cps
Lead	207-1	6384424	6530521	6557931	6490959	1.44	cps
Lead	208-1	29843209	30294035	30363955	30167066	0.94	cps
Lithium	6-1	1744603	1685859	1731629	1720697	1.79	cps
Magnesium	24-2	12912084	12821449	12815658	12849730	0.42	cps
Manganese	55-2	42353865	42144850	42346929	42281881	0.28	cps
Molybdenum	94-1	107383	110378	111033	109598	1.78	cps
Molybdenum	95-1	101008	102841	101989	101946	0.90	cps
Molybdenum	96-1	124578	127712	127422	126571	1.37	cps
Molybdenum	97-1	62319	64250	63972	63514	1.64	cps
Molybdenum	98-1	160481	165225	165741	163816	1.77	cps
Neodymium	150-1	79402	81792	81721	80972	1.68	cps
Neodymium	150-2	49303	48704	47607	48538	1.77	cps
Nickel	60-2	325850	322834	324057	324247	0.47	cps
Phosphorus	31-2	17233	17053	17003	17096	0.71	cps
Potassium	39-2	1702800	1699443	1711675	1704639	0.37	cps
Rhodium	103-1	10547703	10130939	10262807	10313817	2.07	cps
Rhodium	103-2	6071307	6128311	6115538	6105052	0.49	cps
Scandium	45-1	6241906	6054749	5964512	6087056	2.32	cps
Scandium	45-2	492347	488481	490981	490603	0.40	cps
Selenium	82-1	440	346	372	386	12.62	cps
Selenium	77-2	203	153	163	173	15.26	cps
Selenium	78-2	577	497	643	572	12.83	cps
Silicon	28-1	43341651	44416583	44232696	43996977	1.31	cps
Silver	107-1	39754	40918	39804	40159	1.64	cps
Silver	109-1	37268	39099	38190	38186	2.40	cps
Sodium	23-2	526088	523044	525615	524916	0.31	cps
Strontium	86-1	2026338	2072618	2086069	2061675	1.52	cps
Strontium	88-1	17616401	18152579	17945844	17904941	1.51	cps
Sulfur	34-1	257102	257528	259749	258126	0.55	cps
Terbium	159-1	15196601	14899042	14680252	14925299	1.74	cps
Terbium	159-2	9993194	10019107	9912247	9974849	0.56	cps
Thallium	203-1	30003	30858	30805	30555	1.57	cps
Thallium	205-1	72382	73262	73326	72990	0.72	cps
Tin	118-1	158711	161885	160283	160293	0.99	cps
Titanium	47-1	1158644	1181708	1177632	1172662	1.05	cps

Reviewed By:Mohan
On:12/25/2024 3:49:22 AM
Inst Id :P7

LB Number :	LB134068	Operator :	Jaswal
Lab Sample ID :	P5156-16	Instrumnet Name :	P7
Client Sample ID :	ME28W2	Dilution Factor :	1
Date & Time Acquired :	2024-12-23 21:11:40	DataFile Name :	151SMPL.d

Parameter	Mass	CPS1	CPS2	CPS3	CPSMean	CPSRSD	Units
Uranium	238-1	67986	69708	69018	68904	1.26	cps
Vanadium	51-2	597726	591102	594413	594414	0.56	cps
Yttrium	89-1	14591056	14328170	14060687	14326638	1.85	cps
Yttrium	89-2	3583636	3576545	3562916	3574366	0.29	cps
Zinc	66-2	2093037	2065786	2079774	2079533	0.66	cps
Zirconium	90-1	134765	140396	139276	138146	2.16	cps
Zirconium	91-1	30308	31838	30722	30956	2.56	cps

Reviewed By:Mohan
On:12/25/2024 3:49:22 AM
Inst Id :P7

LB Number :	LB134068	Operator :	Jaswal
Lab Sample ID :	P5156-17	Instrumnet Name :	P7
Client Sample ID :	ME28W2D	Dilution Factor :	1
Date & Time Acquired :	2024-12-23 21:14:43	DataFile Name :	152SMPL.d

Parameter	Mass	CPS1	CPS2	CPS3	CPSMean	CPSRSD	Units
Aluminium	27-2	5046055	5037108	5021637	5034933	0.25	cps
Antimony	121-1	25987	26294	25984	26088	0.68	cps
Arsenic	75-2	13343	13189	13163	13232	0.73	cps
Barium	135-1	831470	829014	832768	831084	0.23	cps
Barium	137-1	1439910	1455889	1445550	1447116	0.56	cps
Beryllium	9-1	3270	3280	3247	3266	0.52	cps
Bismuth	209-1	8997132	8856380	8842457	8898656	0.96	cps
Bismuth	209-2	7478189	7308217	7281265	7355890	1.45	cps
Bromine	81-1	26951	27355	27923	27410	1.78	cps
Bromine	81-2	2544	2617	2644	2601	1.99	cps
Cadmium	108-1	1377	1350	1250	1326	5.04	cps
Cadmium	106-1	5404	5291	5204	5300	1.89	cps
Cadmium	111-1	17540	17356	17325	17407	0.67	cps
Calcium	43-1	5205240	5184586	5203173	5197667	0.22	cps
Calcium	44-1	83400324	83124377	82760355	83095019	0.39	cps
Carbon	12-1						cps
Carbon	12-2						cps
Chlorine	35-1						cps
Chlorine	35-2						cps
Chromium	52-2	2552111	2510018	2564265	2542132	1.12	cps
Cobalt	59-2	133470	132949	132246	132889	0.46	cps
Copper	63-2	621926	613036	620057	618340	0.76	cps
Dysprosium	156-1	53963	54331	55301	54532	1.27	cps
Dysprosium	156-2	43634	42952	43253	43280	0.79	cps
Erbium	164-1	50420	50621	50665	50569	0.26	cps
Erbium	164-2	35709	35913	35030	35551	1.30	cps
Gadolinium	160-1	54365	54429	54268	54354	0.15	cps
Gadolinium	160-2	41063	40605	40492	40720	0.74	cps
Holmium	165-1	15129959	14632759	14581365	14781361	2.05	cps
Holmium	165-2	10362056	10283935	10317143	10321045	0.38	cps
Indium	115-1	11718516	11390467	11466755	11525246	1.49	cps
Indium	115-2	4035454	3981702	4004962	4007373	0.67	cps
Iron	56-2	754362602	751608949	752294469	752755340	0.19	cps
Iron	57-2	18442554	18545476	18576389	18521473	0.38	cps
Iron	54-2	40549842	40376215	40157574	40361210	0.49	cps
Krypton	83-1	250	327	313	297	13.81	cps

Reviewed By:Mohan
On:12/25/2024 3:49:22 AM
Inst Id :P7

LB Number :	LB134068	Operator :	Jaswal
Lab Sample ID :	P5156-17	Instrumnet Name :	P7
Client Sample ID :	ME28W2D	Dilution Factor :	1
Date & Time Acquired :	2024-12-23 21:14:43	DataFile Name :	152SMPL.d

Parameter	Mass	CPS1	CPS2	CPS3	CPSMean	CPSRSD	Units
Lead	206-1	7749443	7873273	7741630	7788115	0.95	cps
Lead	207-1	6436117	6635314	6595941	6555791	1.61	cps
Lead	208-1	30153612	30616888	30263407	30344636	0.80	cps
Lithium	6-1	1719201	1725608	1715322	1720043	0.30	cps
Magnesium	24-2	12863246	12879382	13103830	12948820	1.04	cps
Manganese	55-2	42758231	42246220	42715681	42573377	0.67	cps
Molybdenum	94-1	111940	111393	112374	111902	0.44	cps
Molybdenum	95-1	103496	103734	105151	104127	0.86	cps
Molybdenum	96-1	128344	129194	129053	128864	0.35	cps
Molybdenum	97-1	64742	65539	65991	65424	0.97	cps
Molybdenum	98-1	165333	166858	168294	166828	0.89	cps
Neodymium	150-1	82100	83412	84246	83253	1.30	cps
Neodymium	150-2	48152	49252	49242	48882	1.29	cps
Nickel	60-2	329181	326725	328248	328051	0.38	cps
Phosphorus	31-2	17113	17260	17580	17318	1.38	cps
Potassium	39-2	1688173	1679000	1707438	1691537	0.86	cps
Rhodium	103-1	10534123	10260737	10308863	10367908	1.41	cps
Rhodium	103-2	6108151	6205824	6194403	6169459	0.87	cps
Scandium	45-1	6366266	6076274	6063788	6168776	2.77	cps
Scandium	45-2	493713	492210	493381	493101	0.16	cps
Selenium	82-1	415	384	409	403	4.05	cps
Selenium	77-2	210	193	173	192	9.55	cps
Selenium	78-2	500	597	497	531	10.69	cps
Silicon	28-1	44167019	44696671	44890308	44584666	0.84	cps
Silver	107-1	40510	40496	41095	40700	0.84	cps
Silver	109-1	38852	39778	39186	39272	1.19	cps
Sodium	23-2	530709	534465	533873	533016	0.38	cps
Strontium	86-1	2102373	2093383	2064583	2086780	0.95	cps
Strontium	88-1	18217448	18190407	17848683	18085513	1.14	cps
Sulfur	34-1	261461	260919	261251	261210	0.10	cps
Terbium	159-1	15358065	14922025	14767416	15015835	2.04	cps
Terbium	159-2	10210463	10211984	10042878	10155109	0.96	cps
Thallium	203-1	30982	31884	31600	31489	1.46	cps
Thallium	205-1	74378	75454	73306	74379	1.44	cps
Tin	118-1	164311	165006	165286	164868	0.30	cps
Titanium	47-1	1177314	1190023	1186537	1184625	0.55	cps

Reviewed By:Mohan
On:12/25/2024 3:49:22 AM
Inst Id :P7

LB Number :	LB134068	Operator :	Jaswal
Lab Sample ID :	P5156-17	Instrumnet Name :	P7
Client Sample ID :	ME28W2D	Dilution Factor :	1
Date & Time Acquired :	2024-12-23 21:14:43	DataFile Name :	152SMPL.d

Parameter	Mass	CPS1	CPS2	CPS3	CPSMean	CPSRSD	Units
Uranium	238-1	69560	70971	71163	70565	1.24	cps
Vanadium	51-2	605600	601600	601738	602979	0.38	cps
Yttrium	89-1	14613113	14256229	14265407	14378250	1.41	cps
Yttrium	89-2	3600965	3597444	3574132	3590847	0.41	cps
Zinc	66-2	2100900	2103862	2095248	2100003	0.21	cps
Zirconium	90-1	139341	141705	140366	140471	0.84	cps
Zirconium	91-1	31474	31410	31126	31337	0.59	cps

Reviewed By:Mohan
On:12/25/2024 3:49:22 AM
Inst Id :P7

LB Number :	LB134068	Operator :	Jaswal
Lab Sample ID :	P5156-16LX5	Instrumnet Name :	P7
Client Sample ID :	ME28W2L	Dilution Factor :	5
Date & Time Acquired :	2024-12-23 21:17:44	DataFile Name :	153SMPL.d

Parameter	Mass	CPS1	CPS2	CPS3	CPSMean	CPSRSD	Units
Aluminium	27-2	1032362	1016670	1010707	1019913	1.10	cps
Antimony	121-1	5114	5038	5208	5120	1.66	cps
Arsenic	75-2	2644	2650	2794	2696	3.14	cps
Barium	135-1	163820	165591	165958	165123	0.69	cps
Barium	137-1	285973	287598	288918	287497	0.51	cps
Beryllium	9-1	707	687	730	708	3.06	cps
Bismuth	209-1	8790635	8834298	8731321	8785418	0.59	cps
Bismuth	209-2	5157422	7454733	7451591	6687915	19.82	cps
Bromine	81-1	17057	18261	17380	17566	3.55	cps
Bromine	81-2	667	577	643	629	7.43	cps
Cadmium	108-1	300	313	277	297	6.26	cps
Cadmium	106-1	3587	3634	3364	3528	4.09	cps
Cadmium	111-1	5241	5261	5065	5189	2.09	cps
Calcium	43-1	1068634	1085247	1083023	1078968	0.84	cps
Calcium	44-1	16461214	16481367	16643206	16528596	0.60	cps
Carbon	12-1						cps
Carbon	12-2						cps
Chlorine	35-1						cps
Chlorine	35-2						cps
Chromium	52-2	517133	507275	504347	509585	1.31	cps
Cobalt	59-2	27983	27171	27074	27410	1.82	cps
Copper	63-2	135500	133623	134633	134585	0.70	cps
Dysprosium	156-1	10417	10911	10624	10651	2.33	cps
Dysprosium	156-2	8786	8569	8696	8684	1.25	cps
Erbium	164-1	9957	9887	9850	9898	0.55	cps
Erbium	164-2	7442	7259	7195	7299	1.76	cps
Gadolinium	160-1	10617	11118	10691	10809	2.50	cps
Gadolinium	160-2	8136	8246	8323	8235	1.14	cps
Holmium	165-1	14364237	14319210	14453128	14378859	0.47	cps
Holmium	165-2	7145060	10444332	10337083	9308825	20.14	cps
Indium	115-1	11482974	11563895	11580340	11542403	0.45	cps
Indium	115-2	2834542	4172131	4096376	3701017	20.30	cps
Iron	56-2	154352811	153779194	153009114	153713707	0.44	cps
Iron	57-2	3801452	3765586	3766613	3777883	0.54	cps
Iron	54-2	8380705	8310497	8249538	8313580	0.79	cps
Krypton	83-1	237	247	210	231	8.20	cps

Reviewed By:Mohan
On:12/25/2024 3:49:22 AM
Inst Id :P7

LB Number :	LB134068	Operator :	Jaswal
Lab Sample ID :	P5156-16LX5	Instrumnet Name :	P7
Client Sample ID :	ME28W2L	Dilution Factor :	5
Date & Time Acquired :	2024-12-23 21:17:44	DataFile Name :	153SMPL.d

Parameter	Mass	CPS1	CPS2	CPS3	CPSMean	CPSRSD	Units
Lead	206-1	1430096	1441682	1444727	1438835	0.54	cps
Lead	207-1	1164910	1197496	1190267	1184224	1.45	cps
Lead	208-1	5748013	5840313	5857143	5815156	1.01	cps
Lithium	6-1	1670130	1655313	1658731	1661391	0.47	cps
Magnesium	24-2	2689709	2647690	2648627	2662009	0.90	cps
Manganese	55-2	8822432	8705302	8620410	8716048	1.16	cps
Molybdenum	94-1	21593	21973	21593	21720	1.01	cps
Molybdenum	95-1	20201	20808	21132	20714	2.28	cps
Molybdenum	96-1	24971	25606	25472	25350	1.32	cps
Molybdenum	97-1	12245	12762	12922	12643	2.80	cps
Molybdenum	98-1	32459	33950	32636	33015	2.47	cps
Neodymium	150-1	15866	16113	16496	16158	1.97	cps
Neodymium	150-2	10127	9877	9787	9930	1.78	cps
Nickel	60-2	69480	67507	68907	68631	1.48	cps
Phosphorus	31-2	3881	3640	3597	3706	4.12	cps
Potassium	39-2	402939	392721	398097	397919	1.28	cps
Rhodium	103-1	10525035	10450205	10501595	10492278	0.36	cps
Rhodium	103-2	4407269	6473666	6302357	5727764	20.02	cps
Scandium	45-1	6029271	5987257	6032901	6016476	0.42	cps
Scandium	45-2	343750	500104	496369	446741	19.97	cps
Selenium	82-1	152	156	169	159	5.56	cps
Selenium	77-2	17	33	30	27	33.06	cps
Selenium	78-2	367	470	440	426	12.49	cps
Silicon	28-1	9383582	9706643	9521034	9537086	1.70	cps
Silver	107-1	8099	7982	8159	8080	1.11	cps
Silver	109-1	7886	7872	7836	7864	0.33	cps
Sodium	23-2	134367	132027	131344	132579	1.20	cps
Strontium	86-1	394705	399934	402382	399007	0.98	cps
Strontium	88-1	3543182	3585287	3605384	3577951	0.89	cps
Sulfur	34-1	199849	200493	198380	199574	0.54	cps
Terbium	159-1	14939657	14739006	14643881	14774182	1.02	cps
Terbium	159-2	7038558	10267019	10018074	9107884	19.72	cps
Thallium	203-1	5965	6161	6245	6124	2.35	cps
Thallium	205-1	14908	14902	14995	14935	0.35	cps
Tin	118-1	33202	32944	33155	33100	0.41	cps
Titanium	47-1	234025	237714	236966	236235	0.83	cps

Reviewed By:Mohan
On:12/25/2024 3:49:22 AM
Inst Id :P7

LB Number :	LB134068	Operator :	Jaswal
Lab Sample ID :	P5156-16LX5	Instrumnet Name :	P7
Client Sample ID :	ME28W2L	Dilution Factor :	5
Date & Time Acquired :	2024-12-23 21:17:44	DataFile Name :	153SMPL.d

Parameter	Mass	CPS1	CPS2	CPS3	CPSMean	CPSRSD	Units
Uranium	238-1	13330	13617	13474	13474	1.06	cps
Vanadium	51-2	123792	121134	121682	122203	1.15	cps
Yttrium	89-1	13513885	13451171	13526568	13497208	0.30	cps
Yttrium	89-2	2446539	3576594	3457964	3160365	19.65	cps
Zinc	66-2	430732	422324	423206	425421	1.09	cps
Zirconium	90-1	27386	27806	27573	27588	0.76	cps
Zirconium	91-1	5945	6411	6251	6202	3.83	cps

Reviewed By:Mohan
On:12/25/2024 3:49:22 AM
Inst Id :P7

LB Number :	LB134068	Operator :	Jaswal
Lab Sample ID :	P5156-18	Instrumnet Name :	P7
Client Sample ID :	ME28W2S	Dilution Factor :	1
Date & Time Acquired :	2024-12-23 21:20:56	DataFile Name :	154SMPL.d

Parameter	Mass	CPS1	CPS2	CPS3	CPSMean	CPSRSD	Units
Aluminium	27-2	5065746	5100336	5171980	5112687	1.06	cps
Antimony	121-1	282768	286085	284968	284607	0.59	cps
Arsenic	75-2	18391	18091	18288	18257	0.84	cps
Barium	135-1	2282323	2265814	2261829	2269989	0.48	cps
Barium	137-1	3850383	3879015	3844082	3857826	0.48	cps
Beryllium	9-1	18875	18531	18194	18533	1.84	cps
Bismuth	209-1	8847785	8911553	8810178	8856505	0.58	cps
Bismuth	209-2	7266676	7336230	7329258	7310721	0.52	cps
Bromine	81-1	25919	26718	27449	26695	2.87	cps
Bromine	81-2	2410	2457	2487	2451	1.58	cps
Cadmium	108-1	3250	3490	3647	3463	5.77	cps
Cadmium	106-1	8262	8489	8039	8264	2.72	cps
Cadmium	111-1	49394	50455	50207	50019	1.11	cps
Calcium	43-1	5220653	5172362	5170862	5187959	0.55	cps
Calcium	44-1	82734232	82933302	83261832	82976455	0.32	cps
Carbon	12-1						cps
Carbon	12-2						cps
Chlorine	35-1						cps
Chlorine	35-2						cps
Chromium	52-2	2700656	2718547	2709843	2709682	0.33	cps
Cobalt	59-2	881364	882143	881633	881713	0.04	cps
Copper	63-2	868499	867298	872255	869351	0.30	cps
Dysprosium	156-1	53712	54374	54780	54289	0.99	cps
Dysprosium	156-2	42414	42501	42591	42502	0.21	cps
Erbium	164-1	50140	50427	50902	50490	0.76	cps
Erbium	164-2	35378	35863	35916	35719	0.83	cps
Gadolinium	160-1	52598	53926	54271	53599	1.65	cps
Gadolinium	160-2	40224	40164	40990	40459	1.14	cps
Holmium	165-1	14907342	14782136	14571166	14753548	1.15	cps
Holmium	165-2	10312549	10303856	10429100	10348502	0.68	cps
Indium	115-1	11763648	11539724	11569075	11624149	1.05	cps
Indium	115-2	3961268	3942148	4023449	3975622	1.07	cps
Iron	56-2	746442789	750735429	746762896	747980371	0.32	cps
Iron	57-2	18476872	18395203	18413327	18428467	0.23	cps
Iron	54-2	40376243	40540529	40557039	40491270	0.25	cps
Krypton	83-1	267	347	313	309	13.01	cps

Reviewed By:Mohan
On:12/25/2024 3:49:22 AM
Inst Id :P7

LB Number :	LB134068	Operator :	Jaswal
Lab Sample ID :	P5156-18	Instrumnet Name :	P7
Client Sample ID :	ME28W2S	Dilution Factor :	1
Date & Time Acquired :	2024-12-23 21:20:56	DataFile Name :	154SMPL.d

Parameter	Mass	CPS1	CPS2	CPS3	CPSMean	CPSRSD	Units
Lead	206-1	7835568	7996246	7870348	7900721	1.07	cps
Lead	207-1	6462478	6719308	6535453	6572413	2.01	cps
Lead	208-1	30118226	30975802	30412040	30502023	1.43	cps
Lithium	6-1	1713029	1734114	1698737	1715294	1.04	cps
Magnesium	24-2	12895701	12825951	13027444	12916365	0.79	cps
Manganese	55-2	42865271	42452745	42763321	42693779	0.50	cps
Molybdenum	94-1	109411	111150	110909	110490	0.85	cps
Molybdenum	95-1	103127	103794	104724	103882	0.77	cps
Molybdenum	96-1	126192	129994	128952	128380	1.53	cps
Molybdenum	97-1	63842	64598	64481	64307	0.63	cps
Molybdenum	98-1	163510	168243	166402	166052	1.44	cps
Neodymium	150-1	81342	82761	81976	82027	0.87	cps
Neodymium	150-2	49423	48911	48526	48953	0.92	cps
Nickel	60-2	517940	514734	515375	516016	0.33	cps
Phosphorus	31-2	17253	17096	17410	17253	0.91	cps
Potassium	39-2	1702849	1710178	1702790	1705272	0.25	cps
Rhodium	103-1	10512350	10379517	10426010	10439292	0.65	cps
Rhodium	103-2	6151838	6123994	6118520	6131451	0.29	cps
Scandium	45-1	6273129	6134937	6128434	6178833	1.32	cps
Scandium	45-2	491910	493734	497425	494356	0.57	cps
Selenium	82-1	4623	4433	4543	4533	2.10	cps
Selenium	77-2	553	583	543	560	3.72	cps
Selenium	78-2	1623	1960	1920	1835	10.03	cps
Silicon	28-1	44404293	44927774	44429036	44587034	0.66	cps
Silver	107-1	200227	199948	203753	201309	1.05	cps
Silver	109-1	191448	194926	192912	193095	0.90	cps
Sodium	23-2	517875	522608	522475	520986	0.52	cps
Strontium	86-1	2074348	2071983	2079194	2075175	0.18	cps
Strontium	88-1	18105995	18345324	18032051	18161124	0.90	cps
Sulfur	34-1	260508	262545	262426	261826	0.44	cps
Terbium	159-1	15231151	14913050	15022069	15055423	1.07	cps
Terbium	159-2	10178523	10042353	10042465	10087780	0.78	cps
Thallium	203-1	151013	152361	153281	152218	0.75	cps
Thallium	205-1	356679	363866	362366	360970	1.05	cps
Tin	118-1	162522	163921	162761	163068	0.46	cps
Titanium	47-1	1174830	1196276	1188768	1186624	0.92	cps

Reviewed By:Mohan
On:12/25/2024 3:49:22 AM
Inst Id :P7

LB Number :	LB134068	Operator :	Jaswal
Lab Sample ID :	P5156-18	Instrumnet Name :	P7
Client Sample ID :	ME28W2S	Dilution Factor :	1
Date & Time Acquired :	2024-12-23 21:20:56	DataFile Name :	154SMPL.d

Parameter	Mass	CPS1	CPS2	CPS3	CPSMean	CPSRSD	Units
Uranium	238-1	68636	69681	69092	69136	0.76	cps
Vanadium	51-2	1020847	1014550	1019374	1018257	0.32	cps
Yttrium	89-1	14586997	14359454	14096796	14347749	1.71	cps
Yttrium	89-2	3595406	3590907	3588478	3591597	0.10	cps
Zinc	66-2	2189415	2190106	2193695	2191072	0.10	cps
Zirconium	90-1	137396	141258	140151	139601	1.42	cps
Zirconium	91-1	31029	31647	31063	31247	1.11	cps

2001

Reviewed By:Mohan
On:12/25/2024 3:49:22 AM
Inst Id :P7

LB Number :	LB134068	Operator :	Jaswal
Lab Sample ID :	P5156-19	Instrumnet Name :	P7
Client Sample ID :	ME28W3	Dilution Factor :	1
Date & Time Acquired :	2024-12-23 21:23:56	DataFile Name :	155SMPL.d

Parameter	Mass	CPS1	CPS2	CPS3	CPSMean	CPSRSD	Units
Aluminium	27-2	4392690	4422582	4452705	4422659	0.68	cps
Antimony	121-1	11194	11295	11385	11291	0.84	cps
Arsenic	75-2	9029	8643	8583	8752	2.77	cps
Barium	135-1	500929	509659	511381	507323	1.10	cps
Barium	137-1	868239	894564	881200	881334	1.49	cps
Beryllium	9-1	1790	1790	1797	1792	0.21	cps
Bismuth	209-1	9012220	8940107	8777003	8909777	1.35	cps
Bismuth	209-2	7359581	7302431	7283513	7315175	0.54	cps
Bromine	81-1	23586	23412	24494	23830	2.44	cps
Bromine	81-2	1987	2190	1973	2050	5.92	cps
Cadmium	108-1	457	490	553	500	9.82	cps
Cadmium	106-1	4167	3937	4091	4065	2.88	cps
Cadmium	111-1	8319	8224	8401	8315	1.06	cps
Calcium	43-1	4513401	4519398	4594260	4542353	0.99	cps
Calcium	44-1	71720821	72278924	72788896	72262880	0.74	cps
Carbon	12-1						cps
Carbon	12-2						cps
Chlorine	35-1						cps
Chlorine	35-2						cps
Chromium	52-2	1467393	1436586	1433049	1445676	1.31	cps
Cobalt	59-2	123489	123167	120714	122457	1.24	cps
Copper	63-2	296736	292464	294152	294450	0.73	cps
Dysprosium	156-1	51474	52826	51417	51905	1.54	cps
Dysprosium	156-2	40147	40859	40354	40454	0.91	cps
Erbium	164-1	46176	46146	46604	46309	0.55	cps
Erbium	164-2	33116	32752	32585	32817	0.83	cps
Gadolinium	160-1	50598	51113	51337	51016	0.74	cps
Gadolinium	160-2	38941	38092	38433	38488	1.11	cps
Holmium	165-1	15372727	14874916	14740389	14996010	2.22	cps
Holmium	165-2	10296803	10342459	10273222	10304161	0.34	cps
Indium	115-1	12191181	11540026	11511266	11747491	3.27	cps
Indium	115-2	4051695	3991643	4033605	4025648	0.77	cps
Iron	56-2	345698995	342236142	344702902	344212679	0.52	cps
Iron	57-2	8619533	8536116	8526409	8560686	0.60	cps
Iron	54-2	18745048	18637659	18695909	18692872	0.29	cps
Krypton	83-1	283	277	280	280	1.19	cps

2002

Reviewed By:Mohan
On:12/25/2024 3:49:22 AM
Inst Id :P7

LB Number :	LB134068	Operator :	Jaswal
Lab Sample ID :	P5156-19	Instrumnet Name :	P7
Client Sample ID :	ME28W3	Dilution Factor :	1
Date & Time Acquired :	2024-12-23 21:23:56	DataFile Name :	155SMPL.d

Parameter	Mass	CPS1	CPS2	CPS3	CPSMean	CPSRSD	Units
Lead	206-1	2513679	2574057	2560366	2549367	1.24	cps
Lead	207-1	2132168	2183543	2153937	2156550	1.20	cps
Lead	208-1	9834738	10052857	9976075	9954557	1.11	cps
Lithium	6-1	1764285	1735079	1727547	1742303	1.11	cps
Magnesium	24-2	9296695	9277813	9312168	9295559	0.19	cps
Manganese	55-2	30798488	30555979	30595260	30649909	0.42	cps
Molybdenum	94-1	42521	43601	43986	43370	1.75	cps
Molybdenum	95-1	48049	48075	49249	48458	1.41	cps
Molybdenum	96-1	58510	58647	59618	58925	1.02	cps
Molybdenum	97-1	30038	30124	30746	30303	1.27	cps
Molybdenum	98-1	76392	78265	78700	77786	1.58	cps
Neodymium	150-1	76858	78001	78155	77671	0.91	cps
Neodymium	150-2	45761	46613	45530	45968	1.24	cps
Nickel	60-2	149769	149843	148342	149318	0.57	cps
Phosphorus	31-2	18742	17513	17567	17941	3.87	cps
Potassium	39-2	1575677	1531305	1562791	1556591	1.47	cps
Rhodium	103-1	10933237	10487067	10440240	10620181	2.56	cps
Rhodium	103-2	6156593	6075237	6191613	6141148	0.97	cps
Scandium	45-1	6306454	6134867	6184294	6208538	1.42	cps
Scandium	45-2	498000	494514	497122	496545	0.37	cps
Selenium	82-1	348	399	304	350	13.54	cps
Selenium	77-2	147	113	207	156	30.41	cps
Selenium	78-2	527	463	533	508	7.61	cps
Silicon	28-1	16697304	16935893	16867113	16833436	0.73	cps
Silver	107-1	14801	14631	15085	14839	1.54	cps
Silver	109-1	14561	14778	14457	14599	1.12	cps
Sodium	23-2	224080	225901	227468	225816	0.75	cps
Strontium	86-1	1511252	1508414	1539080	1519582	1.12	cps
Strontium	88-1	13081447	13090740	13379656	13183948	1.29	cps
Sulfur	34-1	255474	253493	255275	254747	0.43	cps
Terbium	159-1	15596683	15197183	14854015	15215960	2.44	cps
Terbium	159-2	10333020	10244093	10111208	10229440	1.09	cps
Thallium	203-1	12669	13070	12556	12765	2.11	cps
Thallium	205-1	29619	30184	29956	29920	0.95	cps
Tin	118-1	53375	54181	53529	53695	0.80	cps
Titanium	47-1	413779	420157	422718	418885	1.10	cps

Reviewed By:Mohan
On:12/25/2024 3:49:22 AM
Inst Id :P7

LB Number :	LB134068	Operator :	Jaswal
Lab Sample ID :	P5156-19	Instrumnet Name :	P7
Client Sample ID :	ME28W3	Dilution Factor :	1
Date & Time Acquired :	2024-12-23 21:23:56	DataFile Name :	155SMPL.d

Parameter	Mass	CPS1	CPS2	CPS3	CPSMean	CPSRSD	Units
Uranium	238-1	58907	59174	58685	58922	0.42	cps
Vanadium	51-2	378856	374313	375727	376299	0.62	cps
Yttrium	89-1	14751614	14245095	14373424	14456711	1.82	cps
Yttrium	89-2	3610355	3569339	3565361	3581685	0.70	cps
Zinc	66-2	717566	712176	716884	715542	0.41	cps
Zirconium	90-1	41860	43070	42314	42414	1.44	cps
Zirconium	91-1	9026	9240	9687	9317	3.62	cps

2004

Reviewed By:Mohan
On:12/25/2024 3:49:22 AM
Inst Id :P7

LB Number :	LB134068	Operator :	Jaswal
Lab Sample ID :	P5156-20	Instrumnet Name :	P7
Client Sample ID :	ME28W4	Dilution Factor :	1
Date & Time Acquired :	2024-12-23 21:27:01	DataFile Name :	156SMPL.d

Parameter	Mass	CPS1	CPS2	CPS3	CPSMean	CPSRSD	Units
Aluminium	27-2	4632558	4604518	4617605	4618227	0.30	cps
Antimony	121-1	5361	5438	5324	5374	1.08	cps
Arsenic	75-2	10767	10374	10490	10544	1.92	cps
Barium	135-1	626882	630984	627849	628572	0.34	cps
Barium	137-1	1080297	1087276	1086125	1084566	0.35	cps
Beryllium	9-1	2100	2124	2010	2078	2.88	cps
Bismuth	209-1	8780999	8753319	8782477	8772265	0.19	cps
Bismuth	209-2	7305407	7273814	7355960	7311727	0.57	cps
Bromine	81-1	22287	23482	22848	22872	2.61	cps
Bromine	81-2	1813	1813	1860	1829	1.47	cps
Cadmium	108-1	260	317	333	303	12.67	cps
Cadmium	106-1	3624	3964	3744	3777	4.57	cps
Cadmium	111-1	5338	5477	5228	5348	2.33	cps
Calcium	43-1	3659196	3654346	3663316	3658952	0.12	cps
Calcium	44-1	58178739	58013289	57889829	58027286	0.25	cps
Carbon	12-1						cps
Carbon	12-2						cps
Chlorine	35-1						cps
Chlorine	35-2						cps
Chromium	52-2	390068	388917	388472	389152	0.21	cps
Cobalt	59-2	182670	182488	181705	182288	0.28	cps
Copper	63-2	251800	250567	250374	250914	0.31	cps
Dysprosium	156-1	73189	74339	74449	73992	0.94	cps
Dysprosium	156-2	58491	58294	58418	58401	0.17	cps
Erbium	164-1	63349	63550	63031	63310	0.41	cps
Erbium	164-2	45604	44440	45902	45315	1.70	cps
Gadolinium	160-1	71639	72540	71334	71837	0.87	cps
Gadolinium	160-2	53542	53595	53625	53587	0.08	cps
Holmium	165-1	14443596	14685716	14650754	14593355	0.90	cps
Holmium	165-2	10406282	10229777	10269886	10301982	0.90	cps
Indium	115-1	11652431	11574654	11456867	11561317	0.85	cps
Indium	115-2	4006015	4044924	4028064	4026334	0.48	cps
Iron	56-2	251915650	251605156	250188836	251236547	0.37	cps
Iron	57-2	6247608	6273676	6229606	6250297	0.35	cps
Iron	54-2	13487724	13611451	13616654	13571943	0.54	cps
Krypton	83-1	230	260	277	256	9.25	cps

2005

Reviewed By:Mohan
On:12/25/2024 3:49:22 AM
Inst Id :P7

LB Number :	LB134068	Operator :	Jaswal
Lab Sample ID :	P5156-20	Instrumnet Name :	P7
Client Sample ID :	ME28W4	Dilution Factor :	1
Date & Time Acquired :	2024-12-23 21:27:01	DataFile Name :	156SMPL.d

Parameter	Mass	CPS1	CPS2	CPS3	CPSMean	CPSRSD	Units
Lead	206-1	810390	816092	819847	815443	0.58	cps
Lead	207-1	659282	662339	666460	662693	0.54	cps
Lead	208-1	3080835	3094749	3102934	3092839	0.36	cps
Lithium	6-1	1726679	1761264	1736707	1741550	1.02	cps
Magnesium	24-2	9107226	9170274	9073731	9117077	0.54	cps
Manganese	55-2	7952732	7966538	7983392	7967554	0.19	cps
Molybdenum	94-1	49831	50958	50038	50276	1.19	cps
Molybdenum	95-1	41987	42819	42492	42432	0.99	cps
Molybdenum	96-1	53688	53280	53658	53542	0.42	cps
Molybdenum	97-1	27065	27145	26941	27051	0.38	cps
Molybdenum	98-1	68520	69223	68888	68877	0.51	cps
Neodymium	150-1	109954	110139	110532	110209	0.27	cps
Neodymium	150-2	65494	66091	64888	65491	0.92	cps
Nickel	60-2	140184	137563	139299	139016	0.96	cps
Phosphorus	31-2	10120	10227	9923	10090	1.53	cps
Potassium	39-2	1688331	1669079	1676890	1678100	0.58	cps
Rhodium	103-1	10520666	10422870	10459960	10467832	0.47	cps
Rhodium	103-2	6304936	6148347	6225720	6226334	1.26	cps
Scandium	45-1	6193879	6163007	6061181	6139356	1.13	cps
Scandium	45-2	494688	495953	495010	495217	0.13	cps
Selenium	82-1	364	428	327	373	13.65	cps
Selenium	77-2	173	237	233	214	16.62	cps
Selenium	78-2	537	550	550	546	1.41	cps
Silicon	28-1	25661019	25585776	25374608	25540468	0.58	cps
Silver	107-1	5675	6011	5721	5802	3.14	cps
Silver	109-1	5384	5238	5261	5294	1.49	cps
Sodium	23-2	181506	182966	182788	182420	0.44	cps
Strontium	86-1	1172726	1184629	1198052	1185136	1.07	cps
Strontium	88-1	10515543	10629797	10605373	10583571	0.57	cps
Sulfur	34-1	219459	216823	216150	217477	0.80	cps
Terbium	159-1	14846035	15120630	15080109	15015591	0.99	cps
Terbium	159-2	10255171	10024420	10209618	10163070	1.20	cps
Thallium	203-1	6498	6251	6221	6324	2.40	cps
Thallium	205-1	15102	15239	15546	15295	1.49	cps
Tin	118-1	20615	21216	20501	20777	1.85	cps
Titanium	47-1	250320	252892	251822	251678	0.51	cps

Reviewed By:Mohan
On:12/25/2024 3:49:22 AM
Inst Id :P7

LB Number :	LB134068	Operator :	Jaswal
Lab Sample ID :	P5156-20	Instrumnet Name :	P7
Client Sample ID :	ME28W4	Dilution Factor :	1
Date & Time Acquired :	2024-12-23 21:27:01	DataFile Name :	156SMPL.d

Parameter	Mass	CPS1	CPS2	CPS3	CPSMean	CPSRSD	Units
Uranium	238-1	75178	75939	75932	75683	0.58	cps
Vanadium	51-2	243896	244469	243771	244045	0.15	cps
Yttrium	89-1	14459238	14324698	14188706	14324214	0.94	cps
Yttrium	89-2	3667689	3664983	3615930	3649534	0.80	cps
Zinc	66-2	272634	271590	271269	271831	0.26	cps
Zirconium	90-1	68837	67661	68311	68270	0.86	cps
Zirconium	91-1	15228	15205	15261	15231	0.19	cps

2007

Reviewed By:Mohan
On:12/25/2024 3:49:22 AM
Inst Id :P7

LB Number :	LB134068	Operator :	Jaswal
Lab Sample ID :	P5156-21	Instrumnet Name :	P7
Client Sample ID :	ME28W5	Dilution Factor :	1
Date & Time Acquired :	2024-12-23 21:30:08	DataFile Name :	157SMPL.d

Parameter	Mass	CPS1	CPS2	CPS3	CPSMean	CPSRSD	Units
Aluminium	27-2	3406107	3324018	3378204	3369443	1.24	cps
Antimony	121-1	170653	177038	176819	174837	2.07	cps
Arsenic	75-2	41835	41785	40996	41539	1.13	cps
Barium	135-1	2144603	2185905	2196699	2175735	1.26	cps
Barium	137-1	3674055	3714554	3775356	3721322	1.37	cps
Beryllium	9-1	2720	3057	2884	2887	5.83	cps
Bismuth	209-1	9085978	8883602	8893967	8954515	1.27	cps
Bismuth	209-2	7389405	7367115	7503662	7420061	0.99	cps
Bromine	81-1	17617	17864	18235	17905	1.74	cps
Bromine	81-2	640	630	603	624	3.04	cps
Cadmium	108-1	2140	2180	2134	2151	1.17	cps
Cadmium	106-1	6642	6572	6161	6458	4.02	cps
Cadmium	111-1	25832	26867	26399	26366	1.97	cps
Calcium	43-1	3844201	3947699	3874756	3888886	1.37	cps
Calcium	44-1	61039641	61940546	62464252	61814813	1.17	cps
Carbon	12-1						cps
Carbon	12-2						cps
Chlorine	35-1						cps
Chlorine	35-2						cps
Chromium	52-2	4406513	4398022	4404213	4402916	0.10	cps
Cobalt	59-2	184880	184606	183372	184286	0.44	cps
Copper	63-2	16145409	16241067	16062715	16149730	0.55	cps
Dysprosium	156-1	37193	38800	38777	38256	2.41	cps
Dysprosium	156-2	30613	30326	30714	30551	0.66	cps
Erbium	164-1	37286	37788	38429	37834	1.51	cps
Erbium	164-2	27073	27110	27250	27144	0.34	cps
Gadolinium	160-1	36491	37517	37784	37264	1.83	cps
Gadolinium	160-2	28907	28589	28739	28745	0.55	cps
Holmium	165-1	15219536	15167400	14945277	15110738	0.96	cps
Holmium	165-2	10492542	10302026	10592394	10462321	1.41	cps
Indium	115-1	12166981	11861535	11908120	11978879	1.37	cps
Indium	115-2	4171028	4136138	4147266	4151477	0.43	cps
Iron	56-2	1571319710	1576359763	1575318590	1574332688	0.17	cps
Iron	57-2	39200650	38584054	38372244	38718982	1.11	cps
Iron	54-2	84811610	85095199	85343102	85083304	0.31	cps
Krypton	83-1	273	277	270	273	1.22	cps

Reviewed By:Mohan
On:12/25/2024 3:49:22 AM
Inst Id :P7

LB Number :	LB134068	Operator :	Jaswal
Lab Sample ID :	P5156-21	Instrumnet Name :	P7
Client Sample ID :	ME28W5	Dilution Factor :	1
Date & Time Acquired :	2024-12-23 21:30:08	DataFile Name :	157SMPL.d

Parameter	Mass	CPS1	CPS2	CPS3	CPSMean	CPSRSD	Units
Lead	206-1	16705601	17164741	17343572	17071305	1.93	cps
Lead	207-1	14131494	14366244	14481657	14326465	1.25	cps
Lead	208-1	65294524	66751138	67253306	66432990	1.53	cps
Lithium	6-1	1767842	1699615	1704930	1724129	2.20	cps
Magnesium	24-2	7989383	7965609	8008656	7987883	0.27	cps
Manganese	55-2	34324597	33958022	34179362	34153994	0.54	cps
Molybdenum	94-1	336318	348492	345564	343458	1.85	cps
Molybdenum	95-1	522512	544166	543880	536853	2.31	cps
Molybdenum	96-1	588164	605101	615610	602958	2.30	cps
Molybdenum	97-1	327751	337935	341872	335852	2.17	cps
Molybdenum	98-1	841318	870293	874981	862197	2.11	cps
Neodymium	150-1	56078	58233	57567	57292	1.93	cps
Neodymium	150-2	33851	34963	34235	34350	1.65	cps
Nickel	60-2	1128666	1122101	1120597	1123788	0.38	cps
Phosphorus	31-2	21338	20581	20958	20959	1.81	cps
Potassium	39-2	986773	982629	971949	980451	0.78	cps
Rhodium	103-1	10902375	10792333	10669342	10788017	1.08	cps
Rhodium	103-2	6410294	6375941	6453454	6413230	0.61	cps
Scandium	45-1	6485090	6309607	6350962	6381887	1.44	cps
Scandium	45-2	522699	519120	517567	519795	0.51	cps
Selenium	82-1	390	430	512	444	14.01	cps
Selenium	77-2	120	97	97	104	12.90	cps
Selenium	78-2	510	520	553	528	4.30	cps
Silicon	28-1	29557200	29664235	29870238	29697224	0.54	cps
Silver	107-1	58795	60800	61710	60435	2.47	cps
Silver	109-1	57376	58380	58966	58241	1.38	cps
Sodium	23-2	419905	418191	417289	418462	0.32	cps
Strontium	86-1	1176378	1211953	1215210	1201180	1.79	cps
Strontium	88-1	10571638	10829906	10967679	10789741	1.86	cps
Sulfur	34-1	351594	355858	358667	355373	1.00	cps
Terbium	159-1	15618408	15238662	15354685	15403918	1.26	cps
Terbium	159-2	10274962	10334598	10304555	10304705	0.29	cps
Thallium	203-1	18125	18626	18700	18484	1.69	cps
Thallium	205-1	42292	43917	45272	43827	3.40	cps
Tin	118-1	787120	819324	810744	805729	2.07	cps
Titanium	47-1	615656	635302	639998	630319	2.05	cps

2009

Reviewed By:Mohan
On:12/25/2024 3:49:22 AM
Inst Id :P7

LB Number :	LB134068	Operator :	Jaswal
Lab Sample ID :	P5156-21	Instrumnet Name :	P7
Client Sample ID :	ME28W5	Dilution Factor :	1
Date & Time Acquired :	2024-12-23 21:30:08	DataFile Name :	157SMPL.d

Parameter	Mass	CPS1	CPS2	CPS3	CPSMean	CPSRSD	Units
Uranium	238-1	60088	60118	61729	60645	1.55	cps
Vanadium	51-2	330814	328467	328849	329377	0.38	cps
Yttrium	89-1	14891861	14665165	14754337	14770454	0.77	cps
Yttrium	89-2	3801088	3722024	3710889	3744667	1.31	cps
Zinc	66-2	4479663	4517099	4517461	4504741	0.48	cps
Zirconium	90-1	95468	96793	98880	97047	1.77	cps
Zirconium	91-1	21065	22434	22334	21944	3.48	cps

2010

Reviewed By:Mohan
On:12/25/2024 3:49:22 AM
Inst Id :P7

LB Number :	LB134068	Operator :	Jaswal
Lab Sample ID :	P5156-22	Instrumnet Name :	P7
Client Sample ID :	ME28W6	Dilution Factor :	1
Date & Time Acquired :	2024-12-23 21:33:08	DataFile Name :	158SMPL.d

Parameter	Mass	CPS1	CPS2	CPS3	CPSMean	CPSRSD	Units
Aluminium	27-2	3271847	3207420	3247130	3242133	1.00	cps
Antimony	121-1	122604	124678	125556	124279	1.22	cps
Arsenic	75-2	31012	30805	30612	30810	0.65	cps
Barium	135-1	2091278	2101877	2125453	2106203	0.83	cps
Barium	137-1	3624326	3582981	3608094	3605134	0.58	cps
Beryllium	9-1	2467	2547	2540	2518	1.76	cps
Bismuth	209-1	8936048	8892926	8893009	8907328	0.28	cps
Bismuth	209-2	7494755	7308488	7405888	7403043	1.26	cps
Bromine	81-1	17657	18108	18031	17932	1.34	cps
Bromine	81-2	647	697	627	657	5.49	cps
Cadmium	108-1	1223	1370	1347	1313	6.00	cps
Cadmium	106-1	5384	5008	4988	5127	4.36	cps
Cadmium	111-1	16763	16460	16602	16608	0.91	cps
Calcium	43-1	2915026	2933478	2903896	2917467	0.51	cps
Calcium	44-1	45926144	47076146	46886373	46629554	1.32	cps
Carbon	12-1						cps
Carbon	12-2						cps
Chlorine	35-1						cps
Chlorine	35-2						cps
Chromium	52-2	3236788	3208045	3226692	3223842	0.45	cps
Cobalt	59-2	153297	152051	152950	152766	0.42	cps
Copper	63-2	10256237	10347277	10331020	10311511	0.47	cps
Dysprosium	156-1	42554	42782	42882	42739	0.39	cps
Dysprosium	156-2	33700	33901	33877	33826	0.32	cps
Erbium	164-1	39466	40271	40408	40048	1.27	cps
Erbium	164-2	28873	28850	27958	28560	1.83	cps
Gadolinium	160-1	41284	41990	42742	42005	1.74	cps
Gadolinium	160-2	31806	31008	31295	31369	1.29	cps
Holmium	165-1	14778934	14835093	14915672	14843233	0.46	cps
Holmium	165-2	10465797	10310510	10413659	10396655	0.76	cps
Indium	115-1	11656623	11729628	11785215	11723822	0.55	cps
Indium	115-2	4084965	4136936	4084289	4102063	0.74	cps
Iron	56-2	917841533	913101293	905521400	912154742	0.68	cps
Iron	57-2	22291556	22440481	22330981	22354339	0.35	cps
Iron	54-2	49572048	48985493	49053494	49203678	0.65	cps
Krypton	83-1	237	310	280	276	13.38	cps

2011

Reviewed By:Mohan
On:12/25/2024 3:49:22 AM
Inst Id :P7

LB Number :	LB134068	Operator :	Jaswal
Lab Sample ID :	P5156-22	Instrumnet Name :	P7
Client Sample ID :	ME28W6	Dilution Factor :	1
Date & Time Acquired :	2024-12-23 21:33:08	DataFile Name :	158SMPL.d

Parameter	Mass	CPS1	CPS2	CPS3	CPSMean	CPSRSD	Units
Lead	206-1	10163313	10116793	10229761	10169956	0.56	cps
Lead	207-1	8407751	8539114	8520142	8489002	0.84	cps
Lead	208-1	39136325	39658522	39701715	39498854	0.80	cps
Lithium	6-1	1696798	1701265	1685901	1694655	0.47	cps
Magnesium	24-2	7312291	7277833	7269010	7286378	0.31	cps
Manganese	55-2	21826176	21395853	21563438	21595156	1.00	cps
Molybdenum	94-1	268286	272499	274051	271612	1.10	cps
Molybdenum	95-1	432753	438502	438029	436428	0.73	cps
Molybdenum	96-1	480334	486739	483115	483396	0.66	cps
Molybdenum	97-1	269366	272134	273073	271524	0.71	cps
Molybdenum	98-1	693372	706320	705025	701572	1.02	cps
Neodymium	150-1	63030	64302	63569	63634	1.00	cps
Neodymium	150-2	37239	37887	37409	37512	0.90	cps
Nickel	60-2	728085	725868	724889	726281	0.23	cps
Phosphorus	31-2	17433	17927	17871	17744	1.52	cps
Potassium	39-2	983515	986013	979337	982955	0.34	cps
Rhodium	103-1	10675395	10698730	10613953	10662693	0.41	cps
Rhodium	103-2	6371888	6346448	6383397	6367244	0.30	cps
Scandium	45-1	6233763	6325793	6283793	6281117	0.73	cps
Scandium	45-2	506824	504012	507291	506042	0.35	cps
Selenium	82-1	441	312	410	388	17.35	cps
Selenium	77-2	137	153	93	128	24.24	cps
Selenium	78-2	583	547	493	541	8.36	cps
Silicon	28-1	34348310	34530356	34515109	34464592	0.29	cps
Silver	107-1	33131	32573	33014	32906	0.89	cps
Silver	109-1	31200	31090	32029	31440	1.63	cps
Sodium	23-2	269369	267933	269598	268967	0.34	cps
Strontium	86-1	1204013	1224985	1231153	1220050	1.17	cps
Strontium	88-1	10904136	10869932	11043939	10939335	0.84	cps
Sulfur	34-1	350902	351775	352086	351587	0.17	cps
Terbium	159-1	14985736	15181806	15319948	15162496	1.11	cps
Terbium	159-2	10235418	10265235	10198220	10232958	0.33	cps
Thallium	203-1	11788	12079	12099	11989	1.45	cps
Thallium	205-1	28520	28830	28219	28523	1.07	cps
Tin	118-1	593652	602512	605434	600533	1.02	cps
Titanium	47-1	508788	513167	517065	513007	0.81	cps

Reviewed By:Mohan
On:12/25/2024 3:49:22 AM
Inst Id :P7

LB Number :	LB134068	Operator :	Jaswal
Lab Sample ID :	P5156-22	Instrumnet Name :	P7
Client Sample ID :	ME28W6	Dilution Factor :	1
Date & Time Acquired :	2024-12-23 21:33:08	DataFile Name :	158SMPL.d

Parameter	Mass	CPS1	CPS2	CPS3	CPSMean	CPSRSD	Units
Uranium	238-1	53377	53427	53551	53451	0.17	cps
Vanadium	51-2	283652	283486	284039	283726	0.10	cps
Yttrium	89-1	14385586	14321062	14255675	14320774	0.45	cps
Yttrium	89-2	3651452	3618506	3649838	3639932	0.51	cps
Zinc	66-2	2788218	2850651	2803891	2814253	1.15	cps
Zirconium	90-1	63965	65087	65315	64789	1.12	cps
Zirconium	91-1	14611	14581	14464	14552	0.53	cps

2013

Reviewed By:Mohan
On:12/25/2024 3:49:22 AM
Inst Id :P7

LB Number :	LB134068	Operator :	Jaswal
Lab Sample ID :	P5335-11DLX2	Instrumnet Name :	P7
Client Sample ID :	ME2914	Dilution Factor :	2
Date & Time Acquired :	2024-12-23 21:36:07	DataFile Name :	159SMPL.d

Parameter	Mass	CPS1	CPS2	CPS3	CPSMean	CPSRSD	Units
Aluminium	27-2	1408810	1401722	1401813	1404115	0.29	cps
Antimony	121-1	16123	16406	15979	16169	1.34	cps
Arsenic	75-2	5571	5594	5628	5598	0.51	cps
Barium	135-1	417049	423308	422832	421063	0.83	cps
Barium	137-1	724995	741542	733144	733227	1.13	cps
Beryllium	9-1	1277	1187	1070	1178	8.80	cps
Bismuth	209-1	9144272	8872155	8825204	8947210	1.93	cps
Bismuth	209-2	7425014	7458313	7445389	7442905	0.23	cps
Bromine	81-1	17447	17854	18014	17772	1.65	cps
Bromine	81-2	780	757	720	752	4.02	cps
Cadmium	108-1	563	517	583	554	6.17	cps
Cadmium	106-1	4424	3761	4014	4066	8.23	cps
Cadmium	111-1	9778	9526	9340	9548	2.30	cps
Calcium	43-1	1958984	1949204	1962780	1956989	0.36	cps
Calcium	44-1	30941369	31383570	31282720	31202553	0.74	cps
Carbon	12-1						cps
Carbon	12-2						cps
Chlorine	35-1						cps
Chlorine	35-2						cps
Chromium	52-2	1401798	1393836	1395122	1396919	0.31	cps
Cobalt	59-2	48993	48950	49210	49051	0.28	cps
Copper	63-2	238308	235294	234129	235910	0.91	cps
Dysprosium	156-1	13376	13660	13780	13606	1.52	cps
Dysprosium	156-2	11068	11061	11271	11133	1.07	cps
Erbium	164-1	12939	13060	13200	13066	1.00	cps
Erbium	164-2	9373	9270	9220	9288	0.84	cps
Gadolinium	160-1	13166	13640	13250	13352	1.89	cps
Gadolinium	160-2	10467	10377	10394	10413	0.46	cps
Holmium	165-1	14939444	14435247	14449926	14608206	1.96	cps
Holmium	165-2	10284927	10390441	10293639	10323002	0.57	cps
Indium	115-1	11963222	11590399	11477811	11677144	2.18	cps
Indium	115-2	4040629	4073545	3997244	4037139	0.95	cps
Iron	56-2	437042460	431613407	432772034	433809300	0.66	cps
Iron	57-2	10736407	10682737	10692552	10703898	0.27	cps
Iron	54-2	23657037	23390414	23222537	23423329	0.94	cps
Krypton	83-1	270	203	257	243	14.50	cps

2014

Reviewed By:Mohan
On:12/25/2024 3:49:22 AM
Inst Id :P7

LB Number :	LB134068	Operator :	Jaswal
Lab Sample ID :	P5335-11DLX2	Instrumnet Name :	P7
Client Sample ID :	ME2914	Dilution Factor :	2
Date & Time Acquired :	2024-12-23 21:36:07	DataFile Name :	159SMPL.d

Parameter	Mass	CPS1	CPS2	CPS3	CPSMean	CPSRSD	Units
Lead	206-1	4194866	4312116	4302027	4269670	1.52	cps
Lead	207-1	3607774	3640746	3612580	3620367	0.49	cps
Lead	208-1	16507024	16933378	16695110	16711837	1.28	cps
Lithium	6-1	1782102	1707854	1717390	1735782	2.33	cps
Magnesium	24-2	4718423	4688558	4714662	4707214	0.35	cps
Manganese	55-2	24923603	24723022	24561674	24736100	0.73	cps
Molybdenum	94-1	44297	44624	45447	44789	1.32	cps
Molybdenum	95-1	49460	51199	50283	50314	1.73	cps
Molybdenum	96-1	59571	61790	61057	60806	1.86	cps
Molybdenum	97-1	31314	31537	30575	31142	1.62	cps
Molybdenum	98-1	78992	79937	81030	79986	1.27	cps
Neodymium	150-1	20822	20906	21103	20943	0.69	cps
Neodymium	150-2	12229	12773	12409	12470	2.22	cps
Nickel	60-2	214525	214099	213342	213989	0.28	cps
Phosphorus	31-2	8466	8452	8176	8365	1.96	cps
Potassium	39-2	557859	555191	557413	556821	0.26	cps
Rhodium	103-1	11034331	10446924	10398465	10626574	3.33	cps
Rhodium	103-2	6232247	6317586	6248231	6266021	0.72	cps
Scandium	45-1	6397293	6069155	6009427	6158625	3.39	cps
Scandium	45-2	489078	487824	488463	488455	0.13	cps
Selenium	82-1	182	293	221	232	24.29	cps
Selenium	77-2	47	60	60	56	13.85	cps
Selenium	78-2	483	503	517	501	3.35	cps
Silicon	28-1	12630523	12643429	12386228	12553393	1.15	cps
Silver	107-1	18959	18479	19306	18915	2.20	cps
Silver	109-1	18308	18462	18388	18386	0.42	cps
Sodium	23-2	151039	151934	157486	153486	2.28	cps
Strontium	86-1	282668	286890	287473	285677	0.92	cps
Strontium	88-1	2564545	2580364	2594824	2579911	0.59	cps
Sulfur	34-1	204908	204432	204914	204751	0.13	cps
Terbium	159-1	15538155	14693828	14628954	14953646	3.39	cps
Terbium	159-2	10179631	10114926	10141833	10145463	0.32	cps
Thallium	203-1	8022	8066	8133	8074	0.69	cps
Thallium	205-1	19073	19634	19391	19366	1.45	cps
Tin	118-1	44164	44167	44499	44277	0.43	cps
Titanium	47-1	522390	531165	529941	527832	0.90	cps

Reviewed By:Mohan
On:12/25/2024 3:49:22 AM
Inst Id :P7

LB Number :	LB134068	Operator :	Jaswal
Lab Sample ID :	P5335-11DLX2	Instrumnet Name :	P7
Client Sample ID :	ME2914	Dilution Factor :	2
Date & Time Acquired :	2024-12-23 21:36:07	DataFile Name :	159SMPL.d

Parameter	Mass	CPS1	CPS2	CPS3	CPSMean	CPSRSD	Units
Uranium	238-1	20169	20436	20746	20450	1.41	cps
Vanadium	51-2	240567	240384	238325	239759	0.52	cps
Yttrium	89-1	14447843	13676889	13608110	13910947	3.35	cps
Yttrium	89-2	3483248	3469962	3435581	3462931	0.71	cps
Zinc	66-2	709259	706014	704820	706698	0.33	cps
Zirconium	90-1	43210	44547	44912	44223	2.03	cps
Zirconium	91-1	9880	10063	9863	9936	1.12	cps

2016

Reviewed By:Mohan
On:12/25/2024 3:49:22 AM
Inst Id :P7

LB Number :	LB134068	Operator :	Jaswal
Lab Sample ID :	P5335-12DLX2	Instrumnet Name :	P7
Client Sample ID :	ME2915	Dilution Factor :	2
Date & Time Acquired :	2024-12-23 21:39:13	DataFile Name :	160SMPL.d

Parameter	Mass	CPS1	CPS2	CPS3	CPSMean	CPSRSD	Units
Aluminium	27-2	2646127	2625768	2629595	2633830	0.41	cps
Antimony	121-1	307917	309448	307983	308449	0.28	cps
Arsenic	75-2	4641	4421	4227	4430	4.67	cps
Barium	135-1	489884	492113	491087	491028	0.23	cps
Barium	137-1	846157	855418	851458	851011	0.55	cps
Beryllium	9-1	1150	1243	1267	1220	5.06	cps
Bismuth	209-1	8821124	8764890	8894612	8826876	0.74	cps
Bismuth	209-2	7388572	7391631	7252940	7344381	1.08	cps
Bromine	81-1	16916	17357	17691	17321	2.24	cps
Bromine	81-2	703	693	703	700	0.82	cps
Cadmium	108-1	397	570	417	461	20.57	cps
Cadmium	106-1	3917	3924	3590	3811	5.00	cps
Cadmium	111-1	7555	7739	7456	7583	1.89	cps
Calcium	43-1	2039492	2076571	2059524	2058529	0.90	cps
Calcium	44-1	32877905	33100881	32805637	32928141	0.47	cps
Carbon	12-1						cps
Carbon	12-2						cps
Chlorine	35-1						cps
Chlorine	35-2						cps
Chromium	52-2	1250629	1255004	1252965	1252866	0.17	cps
Cobalt	59-2	38483	38429	38579	38497	0.20	cps
Copper	63-2	2095724	2107968	2107889	2103860	0.33	cps
Dysprosium	156-1	12002	11451	11218	11557	3.48	cps
Dysprosium	156-2	9513	9430	9443	9462	0.47	cps
Erbium	164-1	11678	11595	11782	11685	0.80	cps
Erbium	164-2	8266	8469	8399	8378	1.23	cps
Gadolinium	160-1	11054	11318	10898	11090	1.92	cps
Gadolinium	160-2	8463	8763	8479	8568	1.97	cps
Holmium	165-1	14556678	14578429	14514568	14549892	0.22	cps
Holmium	165-2	10280809	10134138	10219827	10211591	0.72	cps
Indium	115-1	11678343	11583016	11287105	11516154	1.77	cps
Indium	115-2	4024449	4029343	4008191	4020661	0.28	cps
Iron	56-2	452799567	452697673	455542913	453680051	0.36	cps
Iron	57-2	11317197	11298582	11202760	11272846	0.54	cps
Iron	54-2	24588484	24489781	24434739	24504335	0.32	cps
Krypton	83-1	233	270	203	236	14.17	cps

2017

Reviewed By:Mohan
On:12/25/2024 3:49:22 AM
Inst Id :P7

LB Number :	LB134068	Operator :	Jaswal
Lab Sample ID :	P5335-12DLX2	Instrumnet Name :	P7
Client Sample ID :	ME2915	Dilution Factor :	2
Date & Time Acquired :	2024-12-23 21:39:13	DataFile Name :	160SMPL.d

Parameter	Mass	CPS1	CPS2	CPS3	CPSMean	CPSRSD	Units
Lead	206-1	3612565	3693781	3640911	3649085	1.13	cps
Lead	207-1	3057490	3084732	3096234	3079485	0.65	cps
Lead	208-1	14100543	14249652	14322901	14224365	0.80	cps
Lithium	6-1	1676237	1663927	1699519	1679894	1.08	cps
Magnesium	24-2	4285142	4274640	4232075	4263952	0.66	cps
Manganese	55-2	32712495	32540905	32631660	32628353	0.26	cps
Molybdenum	94-1	38464	39085	38604	38718	0.84	cps
Molybdenum	95-1	35179	35797	36315	35764	1.59	cps
Molybdenum	96-1	45357	45952	45992	45767	0.78	cps
Molybdenum	97-1	21766	21439	21466	21557	0.84	cps
Molybdenum	98-1	55977	55953	56181	56037	0.22	cps
Neodymium	150-1	17247	17504	17441	17398	0.77	cps
Neodymium	150-2	10080	10517	10724	10441	3.15	cps
Nickel	60-2	142623	143044	142627	142765	0.17	cps
Phosphorus	31-2	7639	7655	7872	7722	1.69	cps
Potassium	39-2	431308	433690	433734	432910	0.32	cps
Rhodium	103-1	10550089	10577143	10446960	10524731	0.65	cps
Rhodium	103-2	6237774	6168647	6225966	6210795	0.60	cps
Scandium	45-1	6026034	6053151	6008040	6029075	0.38	cps
Scandium	45-2	486326	487052	489489	487622	0.34	cps
Selenium	82-1	235	220	270	241	10.52	cps
Selenium	77-2	47	30	50	42	25.38	cps
Selenium	78-2	473	440	437	450	4.51	cps
Silicon	28-1	13240342	13380955	13435576	13352291	0.75	cps
Silver	107-1	14494	14384	14357	14412	0.50	cps
Silver	109-1	13563	13540	13450	13518	0.44	cps
Sodium	23-2	144396	143420	143495	143770	0.38	cps
Strontium	86-1	255936	257573	257026	256845	0.32	cps
Strontium	88-1	2277508	2328554	2270060	2292041	1.39	cps
Sulfur	34-1	199808	199271	200011	199697	0.19	cps
Terbium	159-1	14698129	14854635	14992120	14848294	0.99	cps
Terbium	159-2	10222856	10157437	9919814	10100036	1.58	cps
Thallium	203-1	8236	8783	8536	8518	3.22	cps
Thallium	205-1	19825	20115	20122	20020	0.85	cps
Tin	118-1	34762	35460	35079	35100	1.00	cps
Titanium	47-1	551960	556338	555816	554705	0.43	cps

2018

Reviewed By:Mohan
On:12/25/2024 3:49:22 AM
Inst Id :P7

LB Number :	LB134068	Operator :	Jaswal
Lab Sample ID :	P5335-12DLX2	Instrumnet Name :	P7
Client Sample ID :	ME2915	Dilution Factor :	2
Date & Time Acquired :	2024-12-23 21:39:13	DataFile Name :	160SMPL.d

Parameter	Mass	CPS1	CPS2	CPS3	CPSMean	CPSRSD	Units
Uranium	238-1	20800	21735	21631	21388	2.40	cps
Vanadium	51-2	258935	259134	259012	259027	0.04	cps
Yttrium	89-1	13774929	13506516	13442531	13574659	1.30	cps
Yttrium	89-2	3505223	3482270	3490780	3492758	0.33	cps
Zinc	66-2	530936	529782	524887	528535	0.61	cps
Zirconium	90-1	50252	51256	50292	50600	1.12	cps
Zirconium	91-1	10974	11374	11171	11173	1.79	cps

2019

Reviewed By:Mohan
On:12/25/2024 3:49:22 AM
Inst Id :P7

LB Number :	LB134068	Operator :	Jaswal
Lab Sample ID :	P5335-16DLX2	Instrumnet Name :	P7
Client Sample ID :	ME2919	Dilution Factor :	2
Date & Time Acquired :	2024-12-23 21:42:15	DataFile Name :	161SMPL.d

Parameter	Mass	CPS1	CPS2	CPS3	CPSMean	CPSRSD	Units
Aluminium	27-2	1810735	1823123	1791694	1808518	0.88	cps
Antimony	121-1	9823	9773	10097	9898	1.76	cps
Arsenic	75-2	4621	4491	4624	4579	1.66	cps
Barium	135-1	280346	283377	285810	283177	0.97	cps
Barium	137-1	489244	492801	497529	493191	0.84	cps
Beryllium	9-1	1013	1020	983	1006	1.94	cps
Bismuth	209-1	8939128	8852779	8788221	8860043	0.85	cps
Bismuth	209-2	7287384	7330215	7169734	7262444	1.14	cps
Bromine	81-1	16489	16603	16816	16636	1.00	cps
Bromine	81-2	603	723	680	669	9.09	cps
Cadmium	108-1	507	583	673	588	14.19	cps
Cadmium	106-1	4231	3964	3847	4014	4.90	cps
Cadmium	111-1	9875	9668	9677	9740	1.20	cps
Calcium	43-1	2038290	2093929	2055053	2062424	1.38	cps
Calcium	44-1	32452903	33193491	33084402	32910265	1.21	cps
Carbon	12-1						cps
Carbon	12-2						cps
Chlorine	35-1						cps
Chlorine	35-2						cps
Chromium	52-2	1069678	1072338	1056798	1066271	0.78	cps
Cobalt	59-2	64712	63942	62844	63833	1.47	cps
Copper	63-2	203173	203365	203385	203308	0.06	cps
Dysprosium	156-1	23924	24077	24221	24074	0.62	cps
Dysprosium	156-2	19243	19026	19273	19181	0.70	cps
Erbium	164-1	20752	21356	21330	21146	1.61	cps
Erbium	164-2	14981	15539	15055	15192	1.99	cps
Gadolinium	160-1	23430	23349	23820	23533	1.07	cps
Gadolinium	160-2	17858	18052	17571	17827	1.36	cps
Holmium	165-1	14786635	14368031	14453471	14536046	1.52	cps
Holmium	165-2	10093306	10230559	9937980	10087282	1.45	cps
Indium	115-1	11885622	11309400	11335828	11510283	2.83	cps
Indium	115-2	3990287	4024532	3930938	3981919	1.19	cps
Iron	56-2	343027995	343022608	344109022	343386542	0.18	cps
Iron	57-2	8417891	8410944	8400410	8409748	0.10	cps
Iron	54-2	18418242	18496908	18478622	18464591	0.22	cps
Krypton	83-1	233	257	237	242	5.21	cps

2020

Reviewed By:Mohan
On:12/25/2024 3:49:22 AM
Inst Id :P7

LB Number :	LB134068	Operator :	Jaswal
Lab Sample ID :	P5335-16DLX2	Instrumnet Name :	P7
Client Sample ID :	ME2919	Dilution Factor :	2
Date & Time Acquired :	2024-12-23 21:42:15	DataFile Name :	161SMPL.d

Parameter	Mass	CPS1	CPS2	CPS3	CPSMean	CPSRSD	Units
Lead	206-1	2821711	2841647	2806270	2823209	0.63	cps
Lead	207-1	2364389	2399313	2363625	2375775	0.86	cps
Lead	208-1	10854475	11142499	10961077	10986017	1.33	cps
Lithium	6-1	1746971	1673409	1695673	1705351	2.21	cps
Magnesium	24-2	6885829	6924829	6898308	6902989	0.29	cps
Manganese	55-2	18457870	18581856	18604871	18548199	0.43	cps
Molybdenum	94-1	30438	30388	30823	30550	0.78	cps
Molybdenum	95-1	29393	30482	30562	30146	2.17	cps
Molybdenum	96-1	37769	38885	38477	38377	1.47	cps
Molybdenum	97-1	18689	18755	18662	18702	0.26	cps
Molybdenum	98-1	47637	48313	49033	48328	1.44	cps
Neodymium	150-1	37757	38041	37577	37792	0.62	cps
Neodymium	150-2	22535	22588	22772	22632	0.55	cps
Nickel	60-2	153725	154015	154247	153996	0.17	cps
Phosphorus	31-2	8913	9193	8953	9019	1.68	cps
Potassium	39-2	641182	646300	641543	643009	0.44	cps
Rhodium	103-1	10637551	10354655	10281335	10424514	1.80	cps
Rhodium	103-2	6109011	6170752	6123538	6134434	0.53	cps
Scandium	45-1	6118793	6004523	5929618	6017644	1.58	cps
Scandium	45-2	484167	480592	477786	480848	0.67	cps
Selenium	82-1	195	187	199	194	3.32	cps
Selenium	77-2	50	63	77	63	21.06	cps
Selenium	78-2	410	400	373	394	4.81	cps
Silicon	28-1	12660494	12903656	12761457	12775202	0.96	cps
Silver	107-1	15271	15862	15385	15506	2.02	cps
Silver	109-1	14698	14681	15008	14795	1.24	cps
Sodium	23-2	131694	133032	133076	132601	0.59	cps
Strontium	86-1	290551	296230	298300	295027	1.36	cps
Strontium	88-1	2595612	2675059	2668080	2646251	1.66	cps
Sulfur	34-1	202557	203922	204503	203661	0.49	cps
Terbium	159-1	15239169	14580828	14754929	14858309	2.30	cps
Terbium	159-2	10176702	9975675	9918405	10023594	1.35	cps
Thallium	203-1	4487	4908	4628	4674	4.58	cps
Thallium	205-1	10564	10998	11011	10858	2.34	cps
Tin	118-1	34187	34368	34959	34505	1.17	cps
Titanium	47-1	463575	475977	473979	471177	1.41	cps

2021

Reviewed By:Mohan
On:12/25/2024 3:49:22 AM
Inst Id :P7

LB Number :	LB134068	Operator :	Jaswal
Lab Sample ID :	P5335-16DLX2	Instrumnet Name :	P7
Client Sample ID :	ME2919	Dilution Factor :	2
Date & Time Acquired :	2024-12-23 21:42:15	DataFile Name :	161SMPL.d

Parameter	Mass	CPS1	CPS2	CPS3	CPSMean	CPSRSD	Units
Uranium	238-1	24466	24887	24673	24675	0.85	cps
Vanadium	51-2	257036	258863	257901	257933	0.35	cps
Yttrium	89-1	13963461	13537425	13716959	13739282	1.56	cps
Yttrium	89-2	3424268	3429745	3406042	3420018	0.36	cps
Zinc	66-2	618158	617878	615405	617147	0.25	cps
Zirconium	90-1	35199	36388	35707	35765	1.67	cps
Zirconium	91-1	8122	8206	8219	8182	0.64	cps

Reviewed By:Mohan
On:12/25/2024 3:49:22 AM
Inst Id :P7

LB Number :	LB134068	Operator :	Jaswal
Lab Sample ID :	P5335-17DLX2	Instrumnet Name :	P7
Client Sample ID :	ME2920	Dilution Factor :	2
Date & Time Acquired :	2024-12-23 21:45:23	DataFile Name :	162SMPL.d

Parameter	Mass	CPS1	CPS2	CPS3	CPSMean	CPSRSD	Units
Aluminium	27-2	1952549	1882307	1919648	1918168	1.83	cps
Antimony	121-1	14851	14968	14851	14890	0.45	cps
Arsenic	75-2	6351	6138	6375	6288	2.08	cps
Barium	135-1	305878	305460	307322	306220	0.32	cps
Barium	137-1	525685	526222	531462	527790	0.60	cps
Beryllium	9-1	1297	1320	1207	1275	4.70	cps
Bismuth	209-1	8715837	8774173	8664452	8718154	0.63	cps
Bismuth	209-2	7369050	7328571	7369238	7355620	0.32	cps
Bromine	81-1	16876	16983	17197	17019	0.96	cps
Bromine	81-2	583	567	593	581	2.32	cps
Cadmium	108-1	987	907	853	916	7.33	cps
Cadmium	106-1	4567	4704	4571	4614	1.69	cps
Cadmium	111-1	13217	13546	13663	13475	1.72	cps
Calcium	43-1	1949947	1964860	1993227	1969345	1.12	cps
Calcium	44-1	31533239	31350445	31951489	31611724	0.97	cps
Carbon	12-1						cps
Carbon	12-2						cps
Chlorine	35-1						cps
Chlorine	35-2						cps
Chromium	52-2	1614156	1611989	1603750	1609965	0.34	cps
Cobalt	59-2	64538	64474	64551	64521	0.06	cps
Copper	63-2	295325	297083	295669	296026	0.31	cps
Dysprosium	156-1	19514	19574	19767	19618	0.68	cps
Dysprosium	156-2	15529	15562	15392	15494	0.58	cps
Erbium	164-1	17531	17655	17882	17689	1.00	cps
Erbium	164-2	12429	12569	12456	12485	0.60	cps
Gadolinium	160-1	18486	18526	18879	18630	1.16	cps
Gadolinium	160-2	14594	14581	14331	14502	1.02	cps
Holmium	165-1	14456178	14369308	14237506	14354331	0.77	cps
Holmium	165-2	10235783	10388668	10423572	10349341	0.97	cps
Indium	115-1	11447246	11557527	11500166	11501647	0.48	cps
Indium	115-2	4079704	4096027	3998722	4058151	1.28	cps
Iron	56-2	575385525	568809685	566935485	570376898	0.78	cps
Iron	57-2	14078498	13968338	14074879	14040572	0.45	cps
Iron	54-2	30780858	30881051	30927770	30863226	0.24	cps
Krypton	83-1	270	237	257	254	6.59	cps

2023

Reviewed By:Mohan
On:12/25/2024 3:49:22 AM
Inst Id :P7

LB Number :	LB134068	Operator :	Jaswal
Lab Sample ID :	P5335-17DLX2	Instrumnet Name :	P7
Client Sample ID :	ME2920	Dilution Factor :	2
Date & Time Acquired :	2024-12-23 21:45:23	DataFile Name :	162SMPL.d

Parameter	Mass	CPS1	CPS2	CPS3	CPSMean	CPSRSD	Units
Lead	206-1	5169046	5137670	5157828	5154848	0.31	cps
Lead	207-1	4288100	4320527	4310704	4306444	0.39	cps
Lead	208-1	19981525	19981052	20023285	19995287	0.12	cps
Lithium	6-1	1660606	1675487	1690573	1675555	0.89	cps
Magnesium	24-2	5002679	5041028	5044672	5029459	0.46	cps
Manganese	55-2	26478360	26362469	26394631	26411820	0.23	cps
Molybdenum	94-1	41696	41291	41870	41619	0.71	cps
Molybdenum	95-1	43752	44300	44056	44036	0.62	cps
Molybdenum	96-1	56602	56428	57325	56785	0.84	cps
Molybdenum	97-1	26805	27179	27503	27162	1.29	cps
Molybdenum	98-1	70271	71715	71102	71029	1.02	cps
Neodymium	150-1	28666	29665	29137	29156	1.71	cps
Neodymium	150-2	17314	17191	17514	17340	0.94	cps
Nickel	60-2	236770	234011	232988	234590	0.83	cps
Phosphorus	31-2	10357	10394	10073	10275	1.71	cps
Potassium	39-2	529307	525713	531982	529001	0.59	cps
Rhodium	103-1	10445433	10474312	10462855	10460867	0.14	cps
Rhodium	103-2	6260424	6284022	6244739	6263062	0.32	cps
Scandium	45-1	6080829	6013996	6037596	6044140	0.56	cps
Scandium	45-2	490819	493467	491717	492001	0.27	cps
Selenium	82-1	178	236	214	209	13.98	cps
Selenium	77-2	83	80	70	78	8.92	cps
Selenium	78-2	423	477	423	441	6.98	cps
Silicon	28-1	12418824	12574183	12803119	12598709	1.53	cps
Silver	107-1	30435	30008	29847	30097	1.01	cps
Silver	109-1	28805	28916	29186	28969	0.68	cps
Sodium	23-2	163699	162012	161965	162559	0.61	cps
Strontium	86-1	318836	325372	320884	321698	1.04	cps
Strontium	88-1	2930592	2925023	2898435	2918017	0.59	cps
Sulfur	34-1	206445	206992	205708	206382	0.31	cps
Terbium	159-1	14799393	14599643	14706184	14701740	0.68	cps
Terbium	159-2	10086234	10257424	10079606	10141088	0.99	cps
Thallium	203-1	7659	7856	7809	7775	1.32	cps
Thallium	205-1	18573	18813	19020	18802	1.19	cps
Tin	118-1	64192	64647	64554	64464	0.37	cps
Titanium	47-1	551510	556349	563362	557074	1.07	cps

2024

Reviewed By:Mohan
On:12/25/2024 3:49:22 AM
Inst Id :P7

LB Number :	LB134068	Operator :	Jaswal
Lab Sample ID :	P5335-17DLX2	Instrumnet Name :	P7
Client Sample ID :	ME2920	Dilution Factor :	2
Date & Time Acquired :	2024-12-23 21:45:23	DataFile Name :	162SMPL.d

Parameter	Mass	CPS1	CPS2	CPS3	CPSMean	CPSRSD	Units
Uranium	238-1	27632	28487	27268	27796	2.25	cps
Vanadium	51-2	347452	343703	343722	344959	0.63	cps
Yttrium	89-1	13733081	13780244	13858966	13790764	0.46	cps
Yttrium	89-2	3505272	3549728	3479091	3511364	1.02	cps
Zinc	66-2	1227519	1233684	1227234	1229479	0.30	cps
Zirconium	90-1	44517	45871	46309	45566	2.05	cps
Zirconium	91-1	10287	10250	10050	10196	1.25	cps

2025

Reviewed By:Mohan
On:12/25/2024 3:49:22 AM
Inst Id :P7

LB Number :	LB134068	Operator :	Jaswal
Lab Sample ID :	P5254-01	Instrumnet Name :	P7
Client Sample ID :	MJNKK5	Dilution Factor :	1
Date & Time Acquired :	2024-12-23 21:48:27	DataFile Name :	163SMPL.d

Parameter	Mass	CPS1	CPS2	CPS3	CPSMean	CPSRSD	Units
Aluminium	27-2	3924708	3921099	3929338	3925048	0.11	cps
Antimony	121-1	1992983	2033187	2048071	2024747	1.41	cps
Arsenic	75-2	295407	292403	292814	293541	0.55	cps
Barium	135-1	1335807	1362481	1370245	1356178	1.33	cps
Barium	137-1	2448275	2493087	2526786	2489383	1.58	cps
Beryllium	9-1	630	640	603	624	3.04	cps
Bismuth	209-1	9248228	9032054	9061482	9113922	1.29	cps
Bismuth	209-2	7605329	7610553	7625308	7613730	0.14	cps
Bromine	81-1	70534	77351	80581	76156	6.73	cps
Bromine	81-2	11872	12482	11972	12108	2.70	cps
Cadmium	108-1	1443	1437	1487	1456	1.87	cps
Cadmium	106-1	5474	5775	5544	5598	2.81	cps
Cadmium	111-1	15728	15929	15823	15826	0.64	cps
Calcium	43-1	389117	399418	399208	395914	1.49	cps
Calcium	44-1	5943142	6058432	6087691	6029755	1.27	cps
Carbon	12-1						cps
Carbon	12-2						cps
Chlorine	35-1						cps
Chlorine	35-2						cps
Chromium	52-2	337200	337816	337164	337394	0.11	cps
Cobalt	59-2	684818	682115	681656	682863	0.25	cps
Copper	63-2	15146596	14963766	14705246	14938536	1.48	cps
Dysprosium	156-1	27594	28068	28592	28085	1.78	cps
Dysprosium	156-2	23109	22451	23193	22918	1.77	cps
Erbium	164-1	26482	26298	26378	26386	0.35	cps
Erbium	164-2	19210	19704	19410	19441	1.28	cps
Gadolinium	160-1	27617	28152	28729	28166	1.97	cps
Gadolinium	160-2	21510	20939	21590	21346	1.66	cps
Holmium	165-1	15323583	14858007	14962396	15047995	1.62	cps
Holmium	165-2	10453291	10502683	10536082	10497352	0.40	cps
Indium	115-1	12640039	12382274	12338185	12453499	1.31	cps
Indium	115-2	4402393	4339522	4342403	4361439	0.81	cps
Iron	56-2	375159208	374945528	369724381	373276372	0.82	cps
Iron	57-2	9193392	9164150	9112904	9156816	0.44	cps
Iron	54-2	19997686	20140612	20018634	20052311	0.38	cps
Krypton	83-1	200	297	233	243	20.18	cps

2026

Reviewed By:Mohan
On:12/25/2024 3:49:22 AM
Inst Id :P7

LB Number :	LB134068	Operator :	Jaswal
Lab Sample ID :	P5254-01	Instrumnet Name :	P7
Client Sample ID :	MJNKK5	Dilution Factor :	1
Date & Time Acquired :	2024-12-23 21:48:27	DataFile Name :	163SMPL.d

Parameter	Mass	CPS1	CPS2	CPS3	CPSMean	CPSRSD	Units
Lead	206-1	10866165	11040880	11011824	10972957	0.85	cps
Lead	207-1	9605221	9694840	9828281	9709447	1.16	cps
Lead	208-1	43699995	44357043	44514132	44190390	0.98	cps
Lithium	6-1	1730932	1694708	1748128	1724590	1.58	cps
Magnesium	24-2	3974313	4008355	3955562	3979410	0.67	cps
Manganese	55-2	2485405	2516669	2488763	2496946	0.69	cps
Molybdenum	94-1	116704	121139	122786	120209	2.62	cps
Molybdenum	95-1	87114	87526	87885	87508	0.44	cps
Molybdenum	96-1	109607	111558	111397	110854	0.98	cps
Molybdenum	97-1	53230	55444	55046	54573	2.16	cps
Molybdenum	98-1	137739	143476	144985	142067	2.69	cps
Neodymium	150-1	43520	43604	44460	43861	1.19	cps
Neodymium	150-2	26158	25887	26111	26052	0.55	cps
Nickel	60-2	176002	174485	174326	174938	0.53	cps
Phosphorus	31-2	13743	13056	13826	13542	3.12	cps
Potassium	39-2	2046267	2018665	2022593	2029175	0.74	cps
Rhodium	103-1	11218747	10898094	10995908	11037583	1.49	cps
Rhodium	103-2	6565093	6579919	6455297	6533436	1.04	cps
Scandium	45-1	6475253	6473627	6536718	6495199	0.55	cps
Scandium	45-2	532214	530041	529293	530516	0.29	cps
Selenium	82-1	670	665	649	662	1.65	cps
Selenium	77-2	130	127	180	146	20.52	cps
Selenium	78-2	737	597	597	643	12.56	cps
Silicon	28-1	36478657	37193132	37437631	37036473	1.35	cps
Silver	107-1	105094	109186	107847	107376	1.94	cps
Silver	109-1	100865	104168	104211	103081	1.86	cps
Sodium	23-2	10851027	10757230	10918695	10842317	0.75	cps
Strontium	86-1	542313	563168	557425	554302	1.94	cps
Strontium	88-1	4908533	4967866	4993112	4956504	0.88	cps
Sulfur	34-1	601283	615597	613418	610099	1.26	cps
Terbium	159-1	15617206	15064693	15122339	15268079	1.99	cps
Terbium	159-2	10356548	10437139	10334447	10376045	0.52	cps
Thallium	203-1	3934	4147	4321	4134	4.69	cps
Thallium	205-1	9623	10050	9834	9836	2.17	cps
Tin	118-1	894221	903324	908237	901927	0.79	cps
Titanium	47-1	1076131	1113372	1119564	1103022	2.13	cps

2027

Reviewed By:Mohan
On:12/25/2024 3:49:22 AM
Inst Id :P7

LB Number :	LB134068	Operator :	Jaswal
Lab Sample ID :	P5254-01	Instrumnet Name :	P7
Client Sample ID :	MJNKK5	Dilution Factor :	1
Date & Time Acquired :	2024-12-23 21:48:27	DataFile Name :	163SMPL.d

Parameter	Mass	CPS1	CPS2	CPS3	CPSMean	CPSRSD	Units
Uranium	238-1	131961	133704	131927	132531	0.77	cps
Vanadium	51-2	232611	232638	232114	232455	0.13	cps
Yttrium	89-1	14536395	14481946	14310988	14443110	0.81	cps
Yttrium	89-2	3719481	3717459	3701760	3712900	0.26	cps
Zinc	66-2	5243573	5249628	5240923	5244708	0.09	cps
Zirconium	90-1	185911	192181	189982	189358	1.68	cps
Zirconium	91-1	40787	43324	43020	42377	3.27	cps

2028

Reviewed By:Mohan
On:12/25/2024 3:49:22 AM
Inst Id :P7

LB Number :	LB134068	Operator :	Jaswal
Lab Sample ID :	P5254-02	Instrumnet Name :	P7
Client Sample ID :	MJNKK5D	Dilution Factor :	1
Date & Time Acquired :	2024-12-23 21:51:29	DataFile Name :	164SMPL.d

Parameter	Mass	CPS1	CPS2	CPS3	CPSMean	CPSRSD	Units
Aluminium	27-2	3776666	3669247	3729003	3724972	1.44	cps
Antimony	121-1	1967748	1979528	1974243	1973840	0.30	cps
Arsenic	75-2	281928	283102	278590	281207	0.83	cps
Barium	135-1	1319644	1331669	1322910	1324741	0.47	cps
Barium	137-1	2451151	2366298	2416929	2411459	1.77	cps
Beryllium	9-1	687	627	527	613	13.18	cps
Bismuth	209-1	9143169	8959899	9002064	9035044	1.06	cps
Bismuth	209-2	7526556	7450300	7466846	7481234	0.54	cps
Bromine	81-1	74309	79318	80806	78144	4.36	cps
Bromine	81-2	12275	12002	12439	12238	1.80	cps
Cadmium	108-1	1470	1547	1353	1457	6.68	cps
Cadmium	106-1	5468	5221	5121	5270	3.39	cps
Cadmium	111-1	15321	15361	15657	15446	1.19	cps
Calcium	43-1	386791	386190	385569	386183	0.16	cps
Calcium	44-1	5838792	5917450	5854907	5870383	0.71	cps
Carbon	12-1						cps
Carbon	12-2						cps
Chlorine	35-1						cps
Chlorine	35-2						cps
Chromium	52-2	321741	322886	319012	321213	0.62	cps
Cobalt	59-2	651629	645617	648947	648731	0.46	cps
Copper	63-2	14281059	14362534	14277469	14307020	0.34	cps
Dysprosium	156-1	28155	27958	27590	27901	1.03	cps
Dysprosium	156-2	22238	21830	22114	22061	0.95	cps
Erbium	164-1	25857	26458	26522	26279	1.40	cps
Erbium	164-2	18372	18329	18843	18515	1.54	cps
Gadolinium	160-1	27878	27464	27136	27493	1.35	cps
Gadolinium	160-2	20235	20191	20281	20236	0.22	cps
Holmium	165-1	14853012	14717894	14808901	14793269	0.47	cps
Holmium	165-2	10375915	10379117	10300063	10351698	0.43	cps
Indium	115-1	12462397	12252259	12289163	12334606	0.91	cps
Indium	115-2	4324473	4298060	4247775	4290103	0.91	cps
Iron	56-2	357141808	355352381	354327648	355607279	0.40	cps
Iron	57-2	8801072	8671699	8667436	8713402	0.87	cps
Iron	54-2	19327295	19192888	19106113	19208765	0.58	cps
Krypton	83-1	280	277	253	270	5.38	cps

2029

Reviewed By:Mohan
On:12/25/2024 3:49:22 AM
Inst Id :P7

LB Number :	LB134068	Operator :	Jaswal
Lab Sample ID :	P5254-02	Instrumnet Name :	P7
Client Sample ID :	MJNKK5D	Dilution Factor :	1
Date & Time Acquired :	2024-12-23 21:51:29	DataFile Name :	164SMPL.d

Parameter	Mass	CPS1	CPS2	CPS3	CPSMean	CPSRSD	Units
Lead	206-1	10842435	10668263	10837276	10782658	0.92	cps
Lead	207-1	9553884	9432574	9509789	9498749	0.65	cps
Lead	208-1	43545468	42792035	43217282	43184928	0.87	cps
Lithium	6-1	1784085	1708540	1711883	1734836	2.46	cps
Magnesium	24-2	3832172	3778181	3801084	3803813	0.71	cps
Manganese	55-2	2387668	2366402	2376230	2376767	0.45	cps
Molybdenum	94-1	117245	118535	118323	118034	0.59	cps
Molybdenum	95-1	85230	85595	84653	85159	0.56	cps
Molybdenum	96-1	106608	108526	108310	107815	0.97	cps
Molybdenum	97-1	52778	53792	53093	53221	0.97	cps
Molybdenum	98-1	139371	138593	138529	138831	0.34	cps
Neodymium	150-1	42290	44048	43243	43194	2.04	cps
Neodymium	150-2	25116	25707	25039	25287	1.45	cps
Nickel	60-2	166880	167547	166452	166960	0.33	cps
Phosphorus	31-2	12769	12775	12859	12801	0.39	cps
Potassium	39-2	1952773	1945795	1934377	1944315	0.48	cps
Rhodium	103-1	11096159	11006084	10891637	10997960	0.93	cps
Rhodium	103-2	6498107	6465771	6339377	6434418	1.30	cps
Scandium	45-1	6520336	6345833	6373833	6413334	1.46	cps
Scandium	45-2	517530	519434	515899	517621	0.34	cps
Selenium	82-1	610	611	637	619	2.45	cps
Selenium	77-2	130	100	120	117	13.09	cps
Selenium	78-2	570	623	527	573	8.45	cps
Silicon	28-1	35845145	36150452	35872509	35956035	0.47	cps
Silver	107-1	104808	106927	105556	105764	1.02	cps
Silver	109-1	100247	102247	100223	100906	1.15	cps
Sodium	23-2	10427963	10398756	10199294	10342004	1.20	cps
Strontium	86-1	537422	542788	541014	540408	0.51	cps
Strontium	88-1	4805685	4834169	4829522	4823126	0.32	cps
Sulfur	34-1	586335	588521	580927	585261	0.67	cps
Terbium	159-1	15312925	15147444	14985341	15148570	1.08	cps
Terbium	159-2	10259772	10401444	10256654	10305957	0.80	cps
Thallium	203-1	3957	4077	3914	3983	2.12	cps
Thallium	205-1	9273	9463	9547	9428	1.49	cps
Tin	118-1	878793	886188	877475	880819	0.53	cps
Titanium	47-1	1074358	1084597	1075893	1078283	0.51	cps

2030

Reviewed By:Mohan
On:12/25/2024 3:49:22 AM
Inst Id :P7

LB Number :	LB134068	Operator :	Jaswal
Lab Sample ID :	P5254-02	Instrumnet Name :	P7
Client Sample ID :	MJNKK5D	Dilution Factor :	1
Date & Time Acquired :	2024-12-23 21:51:29	DataFile Name :	164SMPL.d

Parameter	Mass	CPS1	CPS2	CPS3	CPSMean	CPSRSD	Units
Uranium	238-1	130433	133833	131735	132000	1.30	cps
Vanadium	51-2	223599	221987	222181	222589	0.40	cps
Yttrium	89-1	14614922	14510703	14277634	14467753	1.19	cps
Yttrium	89-2	3653295	3668031	3605937	3642421	0.89	cps
Zinc	66-2	5060212	5036402	5039034	5045216	0.26	cps
Zirconium	90-1	184723	188101	185388	186071	0.96	cps
Zirconium	91-1	41315	42856	41218	41796	2.20	cps

2031

Reviewed By:Mohan
On:12/25/2024 3:49:22 AM
Inst Id :P7

LB Number :	LB134068	Operator :	Jaswal
Lab Sample ID :	P5254-01LX5	Instrumnet Name :	P7
Client Sample ID :	MJNKK5L	Dilution Factor :	5
Date & Time Acquired :	2024-12-23 21:54:31	DataFile Name :	165SMPL.d

Parameter	Mass	CPS1	CPS2	CPS3	CPSMean	CPSRSD	Units
Aluminium	27-2	766356	766800	766321	766492	0.03	cps
Antimony	121-1	374338	378790	380265	377797	0.82	cps
Arsenic	75-2	57722	57276	57082	57360	0.57	cps
Barium	135-1	268016	268940	266909	267955	0.38	cps
Barium	137-1	465602	469263	467554	467473	0.39	cps
Beryllium	9-1	190	120	163	158	22.39	cps
Bismuth	209-1	8712340	8690051	8824642	8742344	0.83	cps
Bismuth	209-2	7423641	7588575	7346886	7453034	1.66	cps
Bromine	81-1	27990	29262	28842	28698	2.26	cps
Bromine	81-2	2837	2937	2867	2880	1.78	cps
Cadmium	108-1	383	260	293	312	20.43	cps
Cadmium	106-1	3520	3540	3500	3520	0.57	cps
Cadmium	111-1	4780	4850	4899	4843	1.24	cps
Calcium	43-1	77754	78615	80076	78815	1.49	cps
Calcium	44-1	1207394	1232184	1233723	1224434	1.21	cps
Carbon	12-1						cps
Carbon	12-2						cps
Chlorine	35-1						cps
Chlorine	35-2						cps
Chromium	52-2	68103	68039	68830	68324	0.64	cps
Cobalt	59-2	136732	136087	133709	135509	1.18	cps
Copper	63-2	3052650	3027141	2975584	3018458	1.30	cps
Dysprosium	156-1	5695	5781	5588	5688	1.70	cps
Dysprosium	156-2	4451	4814	4621	4629	3.93	cps
Erbium	164-1	5208	5404	5221	5278	2.08	cps
Erbium	164-2	3767	3781	3764	3771	0.23	cps
Gadolinium	160-1	5785	5578	5464	5609	2.89	cps
Gadolinium	160-2	4514	4681	4474	4556	2.41	cps
Holmium	165-1	14207101	14136777	14374036	14239305	0.86	cps
Holmium	165-2	10245142	10296078	10223677	10254966	0.36	cps
Indium	115-1	11807755	11720637	11884684	11804358	0.70	cps
Indium	115-2	4179074	4151115	4139427	4156539	0.49	cps
Iron	56-2	74256994	74165004	73872154	74098051	0.27	cps
Iron	57-2	1841169	1817560	1825451	1828060	0.66	cps
Iron	54-2	4010892	4015608	4022910	4016470	0.15	cps
Krypton	83-1	207	287	233	242	16.82	cps

Reviewed By:Mohan
On:12/25/2024 3:49:22 AM
Inst Id :P7

LB Number :	LB134068	Operator :	Jaswal
Lab Sample ID :	P5254-01LX5	Instrumnet Name :	P7
Client Sample ID :	MJNKK5L	Dilution Factor :	5
Date & Time Acquired :	2024-12-23 21:54:31	DataFile Name :	165SMPL.d

Parameter	Mass	CPS1	CPS2	CPS3	CPSMean	CPSRSD	Units
Lead	206-1	2163178	2221858	2213865	2199634	1.45	cps
Lead	207-1	1932856	1951145	1936631	1940211	0.50	cps
Lead	208-1	8789583	8863461	8854574	8835873	0.46	cps
Lithium	6-1	1665438	1667698	1701544	1678227	1.21	cps
Magnesium	24-2	778454	780253	770624	776444	0.66	cps
Manganese	55-2	485748	483905	481999	483884	0.39	cps
Molybdenum	94-1	23332	23586	23789	23569	0.97	cps
Molybdenum	95-1	17848	17567	17647	17687	0.82	cps
Molybdenum	96-1	22083	22033	22090	22069	0.14	cps
Molybdenum	97-1	10944	10841	11074	10953	1.07	cps
Molybdenum	98-1	28114	27776	28050	27980	0.64	cps
Neodymium	150-1	8696	8816	8559	8691	1.48	cps
Neodymium	150-2	5334	5178	5358	5290	1.85	cps
Nickel	60-2	36073	34947	35081	35367	1.74	cps
Phosphorus	31-2	2940	2857	2707	2835	4.17	cps
Potassium	39-2	452626	452515	451818	452320	0.10	cps
Rhodium	103-1	10873847	10735312	10927798	10845652	0.92	cps
Rhodium	103-2	6398328	6470017	6389766	6419370	0.69	cps
Scandium	45-1	6198616	6209085	6238738	6215480	0.33	cps
Scandium	45-2	507473	513525	508611	509870	0.63	cps
Selenium	82-1	233	174	222	210	15.01	cps
Selenium	77-2	27	17	20	21	24.12	cps
Selenium	78-2	450	453	530	478	9.47	cps
Silicon	28-1	7903329	7966456	7957484	7942423	0.43	cps
Silver	107-1	21713	21453	21282	21483	1.01	cps
Silver	109-1	21025	20708	20865	20866	0.76	cps
Sodium	23-2	2202794	2198472	2145236	2182167	1.47	cps
Strontium	86-1	108952	110930	110860	110248	1.02	cps
Strontium	88-1	945946	960618	950730	952431	0.79	cps
Sulfur	34-1	231592	230509	229833	230645	0.38	cps
Terbium	159-1	14857226	14623133	14668442	14716267	0.84	cps
Terbium	159-2	10092374	10155634	10192362	10146790	0.50	cps
Thallium	203-1	837	870	857	854	1.96	cps
Thallium	205-1	2027	2060	2287	2125	6.66	cps
Tin	118-1	177991	180816	179278	179362	0.79	cps
Titanium	47-1	218494	218880	218601	218658	0.09	cps

Reviewed By:Mohan
On:12/25/2024 3:49:22 AM
Inst Id :P7

LB Number :	LB134068	Operator :	Jaswal
Lab Sample ID :	P5254-01LX5	Instrumnet Name :	P7
Client Sample ID :	MJNKK5L	Dilution Factor :	5
Date & Time Acquired :	2024-12-23 21:54:31	DataFile Name :	165SMPL.d

Parameter	Mass	CPS1	CPS2	CPS3	CPSMean	CPSRSD	Units
Uranium	238-1	26353	25725	26607	26228	1.73	cps
Vanadium	51-2	45221	46123	46023	45789	1.08	cps
Yttrium	89-1	13698440	13690632	13635189	13674753	0.25	cps
Yttrium	89-2	3505745	3530100	3522585	3519477	0.35	cps
Zinc	66-2	1010220	1008029	1004985	1007745	0.26	cps
Zirconium	90-1	36011	37027	36662	36567	1.41	cps
Zirconium	91-1	8086	8249	8212	8182	1.05	cps

2034

Reviewed By:Mohan
On:12/25/2024 3:49:22 AM
Inst Id :P7

LB Number :	LB134068	Operator :	Jaswal
Lab Sample ID :	P5254-03	Instrumnet Name :	P7
Client Sample ID :	MJNKK5S	Dilution Factor :	1
Date & Time Acquired :	2024-12-23 21:57:41	DataFile Name :	166SMPL.d

Parameter	Mass	CPS1	CPS2	CPS3	CPSMean	CPSRSD	Units
Aluminium	27-2	3809431	3903286	3858674	3857130	1.22	cps
Antimony	121-1	2248537	2271626	2272917	2264360	0.61	cps
Arsenic	75-2	289833	290638	291886	290786	0.36	cps
Barium	135-1	2849537	2831480	2842314	2841110	0.32	cps
Barium	137-1	4912989	4815650	4910447	4879695	1.14	cps
Beryllium	9-1	16332	16332	16455	16373	0.44	cps
Bismuth	209-1	9108601	9110932	8970097	9063210	0.89	cps
Bismuth	209-2	7602270	7529761	7615381	7582471	0.61	cps
Bromine	81-1	71609	76222	78165	75332	4.47	cps
Bromine	81-2	12015	12042	12075	12044	0.25	cps
Cadmium	108-1	3477	3504	3831	3604	5.46	cps
Cadmium	106-1	8309	8279	8483	8357	1.31	cps
Cadmium	111-1	49616	49683	49991	49764	0.40	cps
Calcium	43-1	382736	388252	381096	384028	0.98	cps
Calcium	44-1	5853367	5930728	5916599	5900231	0.70	cps
Carbon	12-1						cps
Carbon	12-2						cps
Chlorine	35-1						cps
Chlorine	35-2						cps
Chromium	52-2	533733	528298	520851	527627	1.23	cps
Cobalt	59-2	1530837	1517143	1485669	1511216	1.53	cps
Copper	63-2	14860755	14775691	14771266	14802571	0.34	cps
Dysprosium	156-1	27567	27697	27898	27721	0.60	cps
Dysprosium	156-2	22748	22081	22872	22567	1.89	cps
Erbium	164-1	25971	26255	25947	26058	0.66	cps
Erbium	164-2	18659	19190	19040	18963	1.44	cps
Gadolinium	160-1	27413	27975	27360	27583	1.23	cps
Gadolinium	160-2	21119	21230	21129	21159	0.29	cps
Holmium	165-1	14749805	14872457	14806423	14809562	0.41	cps
Holmium	165-2	10388458	10521651	10486499	10465536	0.66	cps
Indium	115-1	12375604	12291983	12411547	12359712	0.50	cps
Indium	115-2	4305614	4273681	4286810	4288702	0.37	cps
Iron	56-2	364140261	358583675	355404035	359375990	1.23	cps
Iron	57-2	8908502	8842489	8792424	8847805	0.66	cps
Iron	54-2	19482102	19364582	19024921	19290535	1.23	cps
Krypton	83-1	267	287	257	270	5.66	cps

Reviewed By:Mohan
On:12/25/2024 3:49:22 AM
Inst Id :P7

LB Number :	LB134068	Operator :	Jaswal
Lab Sample ID :	P5254-03	Instrumnet Name :	P7
Client Sample ID :	MJNKK5S	Dilution Factor :	1
Date & Time Acquired :	2024-12-23 21:57:41	DataFile Name :	166SMPL.d

Parameter	Mass	CPS1	CPS2	CPS3	CPSMean	CPSRSD	Units
Lead	206-1	10958892	10926618	10910283	10931931	0.23	cps
Lead	207-1	9625223	9596322	9649464	9623670	0.28	cps
Lead	208-1	43870732	44111384	43727255	43903124	0.44	cps
Lithium	6-1	1704083	1743736	1729786	1725868	1.17	cps
Magnesium	24-2	3840488	3871901	3882832	3865074	0.57	cps
Manganese	55-2	2838590	2805810	2765291	2803230	1.31	cps
Molybdenum	94-1	116999	117120	119946	118022	1.41	cps
Molybdenum	95-1	85749	86416	86453	86206	0.46	cps
Molybdenum	96-1	107991	108761	109644	108799	0.76	cps
Molybdenum	97-1	52668	53421	54049	53379	1.30	cps
Molybdenum	98-1	137413	138603	138301	138106	0.45	cps
Neodymium	150-1	43179	42848	43885	43304	1.22	cps
Neodymium	150-2	25984	25797	25032	25604	1.97	cps
Nickel	60-2	374222	373038	373571	373610	0.16	cps
Phosphorus	31-2	13009	13226	13199	13145	0.90	cps
Potassium	39-2	1942056	1969037	1977351	1962815	0.94	cps
Rhodium	103-1	10838389	10830388	10868531	10845769	0.19	cps
Rhodium	103-2	6461771	6466947	6445629	6458116	0.17	cps
Scandium	45-1	6419071	6400166	6334286	6384507	0.70	cps
Scandium	45-2	512168	520574	515496	516079	0.82	cps
Selenium	82-1	4803	4903	4763	4823	1.50	cps
Selenium	77-2	633	577	537	582	8.34	cps
Selenium	78-2	2037	2124	2097	2086	2.13	cps
Silicon	28-1	35897918	35990469	35832084	35906824	0.22	cps
Silver	107-1	275326	276340	274703	275456	0.30	cps
Silver	109-1	260193	262120	265201	262505	0.96	cps
Sodium	23-2	10339623	10579574	10544690	10487962	1.24	cps
Strontium	86-1	540397	547585	541626	543203	0.71	cps
Strontium	88-1	4871695	4881038	4938963	4897232	0.74	cps
Sulfur	34-1	576979	576800	570029	574602	0.69	cps
Terbium	159-1	14979445	15144364	15261194	15128335	0.94	cps
Terbium	159-2	10431299	10423150	10256617	10370355	0.95	cps
Thallium	203-1	126009	126295	125963	126089	0.14	cps
Thallium	205-1	300544	300982	301296	300941	0.13	cps
Tin	118-1	876317	884640	889969	883642	0.78	cps
Titanium	47-1	1079210	1080058	1072904	1077391	0.36	cps

Reviewed By:Mohan
On:12/25/2024 3:49:22 AM
Inst Id :P7

LB Number :	LB134068	Operator :	Jaswal
Lab Sample ID :	P5254-03	Instrumnet Name :	P7
Client Sample ID :	MJNKK5S	Dilution Factor :	1
Date & Time Acquired :	2024-12-23 21:57:41	DataFile Name :	166SMPL.d

Parameter	Mass	CPS1	CPS2	CPS3	CPSMean	CPSRSD	Units
Uranium	238-1	132304	132978	132009	132430	0.38	cps
Vanadium	51-2	669158	665390	662411	665653	0.51	cps
Yttrium	89-1	14440458	14304174	14332604	14359079	0.50	cps
Yttrium	89-2	3670933	3603655	3594444	3623011	1.15	cps
Zinc	66-2	5223341	5258162	5238515	5240006	0.33	cps
Zirconium	90-1	183002	185030	185351	184461	0.69	cps
Zirconium	91-1	42789	41492	42638	42306	1.68	cps

Reviewed By:Mohan
On:12/25/2024 3:49:22 AM
Inst Id :P7

LB Number :	LB134068	Operator :	Jaswal
Lab Sample ID :	P5254-04	Instrumnet Name :	P7
Client Sample ID :	MJNKL7	Dilution Factor :	1
Date & Time Acquired :	2024-12-23 22:00:39	DataFile Name :	167SMPL.d

Parameter	Mass	CPS1	CPS2	CPS3	CPSMean	CPSRSD	Units
Aluminium	27-2	2547901	2482398	2520951	2517083	1.31	cps
Antimony	121-1	394925	393440	393407	393924	0.22	cps
Arsenic	75-2	81619	81586	81831	81679	0.16	cps
Barium	135-1	215694	215168	216423	215762	0.29	cps
Barium	137-1	374480	375271	373640	374464	0.22	cps
Beryllium	9-1	463	490	497	483	3.65	cps
Bismuth	209-1	9043563	9049723	9048745	9047344	0.04	cps
Bismuth	209-2	7470030	7424722	7535442	7476732	0.74	cps
Bromine	81-1	68203	71321	71746	70423	2.75	cps
Bromine	81-2	11044	10377	10647	10689	3.14	cps
Cadmium	108-1	277	327	290	298	8.69	cps
Cadmium	106-1	3717	3644	3570	3644	2.01	cps
Cadmium	111-1	5632	5409	5330	5457	2.87	cps
Calcium	43-1	1762713	1769913	1744969	1759198	0.73	cps
Calcium	44-1	28603322	28200070	27731098	28178163	1.55	cps
Carbon	12-1						cps
Carbon	12-2						cps
Chlorine	35-1						cps
Chlorine	35-2						cps
Chromium	52-2	142684	141254	142081	142006	0.51	cps
Cobalt	59-2	122058	122864	124393	123105	0.96	cps
Copper	63-2	6170919	6067699	6045152	6094590	1.10	cps
Dysprosium	156-1	25446	25370	25306	25374	0.28	cps
Dysprosium	156-2	19560	19687	19971	19740	1.07	cps
Erbium	164-1	22542	23413	23360	23105	2.11	cps
Erbium	164-2	16076	16183	15922	16060	0.81	cps
Gadolinium	160-1	25513	24842	25266	25207	1.35	cps
Gadolinium	160-2	18933	19073	18986	18997	0.37	cps
Holmium	165-1	15185376	14737567	14772681	14898541	1.67	cps
Holmium	165-2	10355174	10262794	10292457	10303475	0.46	cps
Indium	115-1	11864320	11739263	11620863	11741482	1.04	cps
Indium	115-2	4061223	4042745	4022070	4042013	0.48	cps
Iron	56-2	108918628	108016358	107585228	108173405	0.63	cps
Iron	57-2	2701467	2668407	2673391	2681089	0.66	cps
Iron	54-2	5845671	5907543	5819307	5857507	0.77	cps
Krypton	83-1	220	273	223	239	12.51	cps

Reviewed By:Mohan
On:12/25/2024 3:49:22 AM
Inst Id :P7

LB Number :	LB134068	Operator :	Jaswal
Lab Sample ID :	P5254-04	Instrumnet Name :	P7
Client Sample ID :	MJNKL7	Dilution Factor :	1
Date & Time Acquired :	2024-12-23 22:00:39	DataFile Name :	167SMPL.d

Parameter	Mass	CPS1	CPS2	CPS3	CPSMean	CPSRSD	Units
Lead	206-1	2576387	2543626	2593357	2571123	0.98	cps
Lead	207-1	2298755	2290572	2291365	2293564	0.20	cps
Lead	208-1	10427082	10361824	10463861	10417589	0.50	cps
Lithium	6-1	1719618	1708615	1737446	1721893	0.84	cps
Magnesium	24-2	2536585	2509505	2505887	2517326	0.67	cps
Manganese	55-2	620589	622038	616598	619742	0.45	cps
Molybdenum	94-1	41211	40152	39784	40382	1.84	cps
Molybdenum	95-1	42034	41799	41626	41820	0.49	cps
Molybdenum	96-1	50259	50256	49366	49960	1.03	cps
Molybdenum	97-1	26357	26501	26497	26452	0.31	cps
Molybdenum	98-1	69765	68858	68757	69127	0.80	cps
Neodymium	150-1	39311	38613	40060	39328	1.84	cps
Neodymium	150-2	23316	23042	22829	23062	1.06	cps
Nickel	60-2	45602	44937	45459	45333	0.77	cps
Phosphorus	31-2	9056	9086	8693	8945	2.45	cps
Potassium	39-2	1150243	1141069	1137703	1143005	0.57	cps
Rhodium	103-1	10808632	10562581	10537194	10636136	1.41	cps
Rhodium	103-2	6261758	6183542	6183665	6209655	0.73	cps
Scandium	45-1	6237603	6146470	6041912	6141995	1.59	cps
Scandium	45-2	487041	482434	484144	484539	0.48	cps
Selenium	82-1	460	358	368	395	14.30	cps
Selenium	77-2	83	73	100	86	15.75	cps
Selenium	78-2	467	477	440	461	4.11	cps
Silicon	28-1	22243441	21743612	22508230	22165094	1.75	cps
Silver	107-1	52872	52147	51959	52326	0.92	cps
Silver	109-1	51384	49942	49243	50190	2.17	cps
Sodium	23-2	9624960	9642799	9501810	9589856	0.80	cps
Strontium	86-1	1780394	1772767	1781052	1778071	0.26	cps
Strontium	88-1	15421945	15390274	15170555	15327591	0.89	cps
Sulfur	34-1	476018	469307	468062	471129	0.91	cps
Terbium	159-1	15082681	14964517	15038706	15028635	0.40	cps
Terbium	159-2	10164516	9928019	10037621	10043385	1.18	cps
Thallium	203-1	3567	3310	3330	3403	4.20	cps
Thallium	205-1	7842	8089	7982	7971	1.55	cps
Tin	118-1	265877	264939	264548	265121	0.26	cps
Titanium	47-1	633369	617247	608660	619759	2.02	cps

Reviewed By:Mohan
On:12/25/2024 3:49:22 AM
Inst Id :P7

LB Number :	LB134068	Operator :	Jaswal
Lab Sample ID :	P5254-04	Instrumnet Name :	P7
Client Sample ID :	MJNKL7	Dilution Factor :	1
Date & Time Acquired :	2024-12-23 22:00:39	DataFile Name :	167SMPL.d

Parameter	Mass	CPS1	CPS2	CPS3	CPSMean	CPSRSD	Units
Uranium	238-1	114353	112256	114176	113595	1.02	cps
Vanadium	51-2	165461	166534	165998	165998	0.32	cps
Yttrium	89-1	14108484	13948578	13780814	13945959	1.17	cps
Yttrium	89-2	3475537	3407411	3444205	3442385	0.99	cps
Zinc	66-2	522259	523085	520653	521999	0.24	cps
Zirconium	90-1	44878	43942	42819	43880	2.35	cps
Zirconium	91-1	9890	10267	10160	10106	1.92	cps

2040

Reviewed By:Mohan
On:12/25/2024 3:49:22 AM
Inst Id :P7

LB Number :	LB134068	Operator :	Jaswal
Lab Sample ID :	P5254-05	Instrumnet Name :	P7
Client Sample ID :	MJNKP2	Dilution Factor :	1
Date & Time Acquired :	2024-12-23 22:03:46	DataFile Name :	168SMPL.d

Parameter	Mass	CPS1	CPS2	CPS3	CPSMean	CPSRSD	Units
Aluminium	27-2	2663095	2656354	2674602	2664684	0.35	cps
Antimony	121-1	378870	384726	384237	382611	0.85	cps
Arsenic	75-2	126809	126755	127451	127005	0.30	cps
Barium	135-1	203499	204657	203675	203944	0.31	cps
Barium	137-1	349872	355997	353041	352970	0.87	cps
Beryllium	9-1	447	430	423	433	2.77	cps
Bismuth	209-1	9218509	9079214	9037486	9111736	1.04	cps
Bismuth	209-2	7651802	7574090	7567722	7597871	0.62	cps
Bromine	81-1	88852	95227	96844	93641	4.51	cps
Bromine	81-2	15291	15381	15438	15370	0.48	cps
Cadmium	108-1	703	647	707	686	4.92	cps
Cadmium	106-1	3854	3984	4074	3971	2.79	cps
Cadmium	111-1	8867	9398	9119	9128	2.91	cps
Calcium	43-1	163790	164113	165541	164481	0.57	cps
Calcium	44-1	2509111	2506598	2550999	2522236	0.99	cps
Carbon	12-1						cps
Carbon	12-2						cps
Chlorine	35-1						cps
Chlorine	35-2						cps
Chromium	52-2	201804	199686	199723	200404	0.60	cps
Cobalt	59-2	139629	139693	139268	139530	0.16	cps
Copper	63-2	8712941	8758818	8702556	8724772	0.34	cps
Dysprosium	156-1	19968	20301	20442	20237	1.20	cps
Dysprosium	156-2	15716	16169	15936	15940	1.42	cps
Erbium	164-1	18666	18442	18956	18688	1.38	cps
Erbium	164-2	13543	13210	13560	13438	1.47	cps
Gadolinium	160-1	19918	20161	19694	19924	1.17	cps
Gadolinium	160-2	15278	15662	15602	15514	1.33	cps
Holmium	165-1	14957344	14999569	14808844	14921919	0.67	cps
Holmium	165-2	10364362	10467512	10498509	10443461	0.67	cps
Indium	115-1	12044421	12071427	11924298	12013382	0.65	cps
Indium	115-2	4261210	4228977	4235433	4241874	0.40	cps
Iron	56-2	114610485	114559892	114895508	114688628	0.16	cps
Iron	57-2	2844810	2815629	2841405	2833948	0.56	cps
Iron	54-2	6224262	6140164	6286879	6217102	1.18	cps
Krypton	83-1	223	280	257	253	11.24	cps

Reviewed By:Mohan
On:12/25/2024 3:49:22 AM
Inst Id :P7

LB Number :	LB134068	Operator :	Jaswal
Lab Sample ID :	P5254-05	Instrumnet Name :	P7
Client Sample ID :	MJNKP2	Dilution Factor :	1
Date & Time Acquired :	2024-12-23 22:03:46	DataFile Name :	168SMPL.d

Parameter	Mass	CPS1	CPS2	CPS3	CPSMean	CPSRSD	Units
Lead	206-1	3308087	3261859	3278675	3282873	0.71	cps
Lead	207-1	2929631	2891076	2929757	2916821	0.76	cps
Lead	208-1	13202402	13120524	13269101	13197343	0.56	cps
Lithium	6-1	1774935	1739461	1715536	1743311	1.71	cps
Magnesium	24-2	2717179	2709580	2708500	2711753	0.17	cps
Manganese	55-2	562366	559346	560052	560588	0.28	cps
Molybdenum	94-1	38597	39961	39553	39371	1.78	cps
Molybdenum	95-1	42411	43287	43949	43216	1.78	cps
Molybdenum	96-1	50577	50768	50928	50758	0.35	cps
Molybdenum	97-1	26487	26721	27195	26801	1.35	cps
Molybdenum	98-1	69022	70456	70351	69943	1.14	cps
Neodymium	150-1	30085	30283	30122	30163	0.35	cps
Neodymium	150-2	18325	18399	18429	18384	0.29	cps
Nickel	60-2	44171	43951	42841	43654	1.63	cps
Phosphorus	31-2	8532	8202	8542	8426	2.30	cps
Potassium	39-2	1329632	1299606	1316681	1315306	1.14	cps
Rhodium	103-1	10950975	10937904	10952045	10946975	0.07	cps
Rhodium	103-2	6569936	6548461	6564093	6560830	0.17	cps
Scandium	45-1	6312690	6308822	6402618	6341377	0.84	cps
Scandium	45-2	519995	514805	514705	516502	0.59	cps
Selenium	82-1	408	310	294	337	18.22	cps
Selenium	77-2	90	97	107	98	8.58	cps
Selenium	78-2	560	523	500	528	5.73	cps
Silicon	28-1	24624272	23731747	24211684	24189234	1.85	cps
Silver	107-1	95525	97850	97746	97040	1.35	cps
Silver	109-1	92778	92161	92623	92521	0.35	cps
Sodium	23-2	13000817	13101574	13062343	13054911	0.39	cps
Strontium	86-1	237319	239406	242105	239610	1.00	cps
Strontium	88-1	2117441	2137856	2185648	2146982	1.63	cps
Sulfur	34-1	592303	592054	597406	593921	0.51	cps
Terbium	159-1	15283370	15336490	15069425	15229762	0.93	cps
Terbium	159-2	10275375	10381916	10394553	10350615	0.63	cps
Thallium	203-1	2974	2977	2800	2917	3.46	cps
Thallium	205-1	7035	6688	6808	6844	2.57	cps
Tin	118-1	327572	332619	331170	330454	0.79	cps
Titanium	47-1	533235	543497	546409	541047	1.28	cps

Reviewed By:Mohan
On:12/25/2024 3:49:22 AM
Inst Id :P7

LB Number :	LB134068	Operator :	Jaswal
Lab Sample ID :	P5254-05	Instrumnet Name :	P7
Client Sample ID :	MJNKP2	Dilution Factor :	1
Date & Time Acquired :	2024-12-23 22:03:46	DataFile Name :	168SMPL.d

Parameter	Mass	CPS1	CPS2	CPS3	CPSMean	CPSRSD	Units
Uranium	238-1	58234	58197	59328	58586	1.10	cps
Vanadium	51-2	158919	157825	157182	157975	0.56	cps
Yttrium	89-1	14073027	14147414	14121444	14113962	0.27	cps
Yttrium	89-2	3616468	3629673	3658087	3634743	0.59	cps
Zinc	66-2	1831783	1808885	1842842	1827837	0.95	cps
Zirconium	90-1	39286	40161	40181	39876	1.28	cps
Zirconium	91-1	8926	9320	9050	9098	2.21	cps

Reviewed By:Mohan
On:12/25/2024 3:49:22 AM
Inst Id :P7

LB Number :	LB134068	Operator :	Jaswal
Lab Sample ID :	P5254-06	Instrumnet Name :	P7
Client Sample ID :	MJNKP3	Dilution Factor :	1
Date & Time Acquired :	2024-12-23 22:06:49	DataFile Name :	169SMPL.d

Parameter	Mass	CPS1	CPS2	CPS3	CPSMean	CPSRSD	Units
Aluminium	27-2	2609944	2591015	2566489	2589149	0.84	cps
Antimony	121-1	1125603	1151014	1161376	1145998	1.61	cps
Arsenic	75-2	231392	230559	229161	230371	0.49	cps
Barium	135-1	275482	284144	283217	280948	1.69	cps
Barium	137-1	481599	492677	490557	488278	1.20	cps
Beryllium	9-1	423	443	487	451	7.18	cps
Bismuth	209-1	9384797	9290123	9213868	9296262	0.92	cps
Bismuth	209-2	7626370	7620543	7723520	7656811	0.76	cps
Bromine	81-1	78916	86474	88764	84718	6.08	cps
Bromine	81-2	13446	13286	13980	13571	2.68	cps
Cadmium	108-1	517	533	493	514	3.91	cps
Cadmium	106-1	4127	3807	3861	3932	4.36	cps
Cadmium	111-1	7949	7930	7798	7892	1.04	cps
Calcium	43-1	163547	165980	165703	165077	0.81	cps
Calcium	44-1	2509287	2554741	2518945	2527657	0.95	cps
Carbon	12-1						cps
Carbon	12-2						cps
Chlorine	35-1						cps
Chlorine	35-2						cps
Chromium	52-2	162778	161524	160749	161684	0.63	cps
Cobalt	59-2	178467	177142	178124	177911	0.39	cps
Copper	63-2	12928015	12901217	12830284	12886506	0.39	cps
Dysprosium	156-1	19874	20235	20188	20099	0.98	cps
Dysprosium	156-2	16226	15983	16146	16118	0.77	cps
Erbium	164-1	18819	18773	18963	18852	0.53	cps
Erbium	164-2	13507	13240	13143	13296	1.42	cps
Gadolinium	160-1	20058	20358	20682	20366	1.53	cps
Gadolinium	160-2	15382	15292	15642	15439	1.18	cps
Holmium	165-1	15233110	14757850	14811951	14934304	1.74	cps
Holmium	165-2	10418310	10497994	10579755	10498687	0.77	cps
Indium	115-1	12352644	12298446	12132423	12261171	0.94	cps
Indium	115-2	4211070	4296582	4287628	4265093	1.10	cps
Iron	56-2	138672125	136600605	138178765	137817165	0.79	cps
Iron	57-2	3425263	3334118	3421659	3393680	1.52	cps
Iron	54-2	7457123	7415090	7329365	7400526	0.88	cps
Krypton	83-1	247	250	273	257	5.66	cps

LB Number :	LB134068	Operator :	Jaswal
Lab Sample ID :	P5254-06	Instrumnet Name :	P7
Client Sample ID :	MJNKP3	Dilution Factor :	1
Date & Time Acquired :	2024-12-23 22:06:49	DataFile Name :	169SMPL.d

Parameter	Mass	CPS1	CPS2	CPS3	CPSMean	CPSRSD	Units
Lead	206-1	5430847	5453679	5545424	5476650	1.11	cps
Lead	207-1	4860464	4939400	4889385	4896416	0.82	cps
Lead	208-1	21911570	22148238	22200789	22086866	0.70	cps
Lithium	6-1	1773981	1728115	1753560	1751885	1.31	cps
Magnesium	24-2	2683046	2676319	2677321	2678895	0.14	cps
Manganese	55-2	667593	668046	662201	665947	0.49	cps
Molybdenum	94-1	55250	54681	56629	55520	1.80	cps
Molybdenum	95-1	62322	62680	62831	62611	0.42	cps
Molybdenum	96-1	72361	73034	73513	72970	0.79	cps
Molybdenum	97-1	38912	39630	39553	39365	1.00	cps
Molybdenum	98-1	101402	102479	103322	102401	0.94	cps
Neodymium	150-1	30743	30580	31529	30951	1.64	cps
Neodymium	150-2	18295	18556	18639	18497	0.97	cps
Nickel	60-2	52561	52940	52251	52584	0.66	cps
Phosphorus	31-2	7809	7915	7839	7854	0.70	cps
Potassium	39-2	1284305	1272727	1266122	1274385	0.72	cps
Rhodium	103-1	11184850	10972292	11076579	11077907	0.96	cps
Rhodium	103-2	6454630	6546373	6528319	6509774	0.75	cps
Scandium	45-1	6551237	6459557	6351986	6454260	1.55	cps
Scandium	45-2	512035	513919	517852	514602	0.58	cps
Selenium	82-1	552	592	511	552	7.38	cps
Selenium	77-2	100	87	117	101	14.87	cps
Selenium	78-2	620	647	510	592	12.23	cps
Silicon	28-1	22391161	22682066	22554410	22542545	0.65	cps
Silver	107-1	109999	112246	111350	111198	1.02	cps
Silver	109-1	106054	108102	106131	106763	1.09	cps
Sodium	23-2	11404469	11435337	11327754	11389187	0.49	cps
Strontium	86-1	236028	241334	241824	239728	1.34	cps
Strontium	88-1	2147548	2171641	2159328	2159506	0.56	cps
Sulfur	34-1	676494	678045	676262	676934	0.14	cps
Terbium	159-1	15600213	15329411	15466671	15465432	0.88	cps
Terbium	159-2	10439467	10367814	10522237	10443173	0.74	cps
Thallium	203-1	4287	4331	4211	4276	1.42	cps
Thallium	205-1	10034	10191	10481	10235	2.22	cps
Tin	118-1	575772	579767	580386	578642	0.43	cps
Titanium	47-1	615555	626299	622311	621388	0.87	cps

Reviewed By:Mohan
On:12/25/2024 3:49:22 AM
Inst Id :P7

LB Number :	LB134068	Operator :	Jaswal
Lab Sample ID :	P5254-06	Instrumnet Name :	P7
Client Sample ID :	MJNKP3	Dilution Factor :	1
Date & Time Acquired :	2024-12-23 22:06:49	DataFile Name :	169SMPL.d

Parameter	Mass	CPS1	CPS2	CPS3	CPSMean	CPSRSD	Units
Uranium	238-1	52185	53306	53765	53085	1.53	cps
Vanadium	51-2	161931	162743	162033	162236	0.27	cps
Yttrium	89-1	14592507	14376766	14367115	14445463	0.88	cps
Yttrium	89-2	3634303	3643807	3648127	3642079	0.19	cps
Zinc	66-2	942523	938314	936233	939024	0.34	cps
Zirconium	90-1	52691	53393	53005	53030	0.66	cps
Zirconium	91-1	12155	12028	12292	12158	1.08	cps

Reviewed By:Mohan
On:12/25/2024 3:49:22 AM
Inst Id :P7

LB Number :	LB134068	Operator :	Jaswal
Lab Sample ID :	P5254-07	Instrumnet Name :	P7
Client Sample ID :	MJNKP4	Dilution Factor :	1
Date & Time Acquired :	2024-12-23 22:09:55	DataFile Name :	170SMPL.d

Parameter	Mass	CPS1	CPS2	CPS3	CPSMean	CPSRSD	Units
Aluminium	27-2	2612804	2612028	2610938	2611923	0.04	cps
Antimony	121-1	1176187	1184144	1182767	1181033	0.36	cps
Arsenic	75-2	209375	207766	208655	208599	0.39	cps
Barium	135-1	264426	268220	265081	265909	0.76	cps
Barium	137-1	460327	463742	464433	462834	0.47	cps
Beryllium	9-1	457	357	427	413	12.42	cps
Bismuth	209-1	9319759	9368522	9118736	9269006	1.43	cps
Bismuth	209-2	7635611	7593175	7649638	7626141	0.39	cps
Bromine	81-1	83300	89418	91367	88028	4.78	cps
Bromine	81-2	14070	14040	14230	14113	0.72	cps
Cadmium	108-1	410	397	413	407	2.17	cps
Cadmium	106-1	3914	3681	3841	3812	3.13	cps
Cadmium	111-1	6797	6796	6506	6700	2.50	cps
Calcium	43-1	170063	170220	167509	169264	0.90	cps
Calcium	44-1	2608989	2588714	2580879	2592861	0.56	cps
Carbon	12-1						cps
Carbon	12-2						cps
Chlorine	35-1						cps
Chlorine	35-2						cps
Chromium	52-2	143895	144367	142690	143651	0.60	cps
Cobalt	59-2	177597	177408	176639	177215	0.29	cps
Copper	63-2	10621513	10445705	10585585	10550934	0.88	cps
Dysprosium	156-1	20048	20939	20372	20453	2.21	cps
Dysprosium	156-2	16123	16036	15892	16017	0.73	cps
Erbium	164-1	19520	19888	19263	19557	1.60	cps
Erbium	164-2	13206	13630	13597	13478	1.75	cps
Gadolinium	160-1	20251	20912	19974	20379	2.36	cps
Gadolinium	160-2	15419	15379	15248	15348	0.58	cps
Holmium	165-1	14929874	15037180	14926310	14964455	0.42	cps
Holmium	165-2	10533413	10403308	10437126	10457949	0.65	cps
Indium	115-1	12283396	12191728	12071180	12182101	0.87	cps
Indium	115-2	4244804	4261804	4299718	4268776	0.66	cps
Iron	56-2	135840391	137634568	136647658	136707539	0.66	cps
Iron	57-2	3402553	3394994	3382680	3393409	0.30	cps
Iron	54-2	7380937	7389137	7400288	7390120	0.13	cps
Krypton	83-1	247	207	230	228	8.82	cps

Reviewed By:Mohan
On:12/25/2024 3:49:22 AM
Inst Id :P7

LB Number :	LB134068	Operator :	Jaswal
Lab Sample ID :	P5254-07	Instrumnet Name :	P7
Client Sample ID :	MJNKP4	Dilution Factor :	1
Date & Time Acquired :	2024-12-23 22:09:55	DataFile Name :	170SMPL.d

Parameter	Mass	CPS1	CPS2	CPS3	CPSMean	CPSRSD	Units
Lead	206-1	5608885	5612039	5708504	5643142	1.00	cps
Lead	207-1	4987756	5033552	5011515	5010941	0.46	cps
Lead	208-1	22587762	22705812	22742745	22678773	0.36	cps
Lithium	6-1	1757910	1689555	1755446	1734304	2.24	cps
Magnesium	24-2	2660599	2640936	2631632	2644389	0.56	cps
Manganese	55-2	944584	945333	944106	944674	0.07	cps
Molybdenum	94-1	36910	37692	36716	37106	1.39	cps
Molybdenum	95-1	30736	30762	30956	30818	0.39	cps
Molybdenum	96-1	38400	37297	38133	37944	1.52	cps
Molybdenum	97-1	18849	19707	19173	19243	2.25	cps
Molybdenum	98-1	49333	49664	49480	49492	0.34	cps
Neodymium	150-1	31341	31124	31475	31314	0.57	cps
Neodymium	150-2	17935	18405	18255	18198	1.32	cps
Nickel	60-2	49739	49809	50000	49849	0.27	cps
Phosphorus	31-2	6655	6732	6541	6643	1.44	cps
Potassium	39-2	1321204	1291760	1303268	1305411	1.14	cps
Rhodium	103-1	10991188	10899884	10852477	10914516	0.65	cps
Rhodium	103-2	6496299	6466034	6440927	6467754	0.43	cps
Scandium	45-1	6400978	6381653	6325989	6369540	0.61	cps
Scandium	45-2	507605	504522	507831	506653	0.36	cps
Selenium	82-1	615	634	566	605	5.78	cps
Selenium	77-2	80	80	87	82	4.68	cps
Selenium	78-2	573	573	643	597	6.77	cps
Silicon	28-1	22303476	22255214	22139866	22232852	0.38	cps
Silver	107-1	85855	86459	84226	85513	1.35	cps
Silver	109-1	80642	81454	80817	80971	0.53	cps
Sodium	23-2	12552356	12466898	12536495	12518583	0.36	cps
Strontium	86-1	251792	250828	251049	251223	0.20	cps
Strontium	88-1	2299718	2281668	2240845	2274077	1.33	cps
Sulfur	34-1	1027644	1024823	1027415	1026627	0.15	cps
Terbium	159-1	15147950	15380184	15151067	15226400	0.87	cps
Terbium	159-2	10256823	10361674	10361224	10326574	0.58	cps
Thallium	203-1	3247	3531	3621	3466	5.62	cps
Thallium	205-1	8183	8119	8149	8150	0.39	cps
Tin	118-1	483249	485771	480435	483152	0.55	cps
Titanium	47-1	655104	656752	659685	657181	0.35	cps

2048

Reviewed By:Mohan
On:12/25/2024 3:49:22 AM
Inst Id :P7

LB Number :	LB134068	Operator :	Jaswal
Lab Sample ID :	P5254-07	Instrumnet Name :	P7
Client Sample ID :	MJNKP4	Dilution Factor :	1
Date & Time Acquired :	2024-12-23 22:09:55	DataFile Name :	170SMPL.d

Parameter	Mass	CPS1	CPS2	CPS3	CPSMean	CPSRSD	Units
Uranium	238-1	43116	43367	44006	43496	1.05	cps
Vanadium	51-2	174954	175763	175014	175244	0.26	cps
Yttrium	89-1	14183685	14333827	14197721	14238411	0.58	cps
Yttrium	89-2	3641965	3519113	3601927	3587668	1.75	cps
Zinc	66-2	782741	778630	777702	779691	0.34	cps
Zirconium	90-1	52343	52383	52681	52469	0.35	cps
Zirconium	91-1	12012	12038	11775	11942	1.21	cps

Reviewed By:Mohan
On:12/25/2024 3:49:22 AM
Inst Id :P7

LB Number :	LB134068	Operator :	Jaswal
Lab Sample ID :	P5254-08	Instrumnet Name :	P7
Client Sample ID :	MJNKP5	Dilution Factor :	1
Date & Time Acquired :	2024-12-23 22:12:59	DataFile Name :	171SMPL.d

Parameter	Mass	CPS1	CPS2	CPS3	CPSMean	CPSRSD	Units
Aluminium	27-2	2901900	2908260	2904229	2904797	0.11	cps
Antimony	121-1	546658	553156	551191	550335	0.61	cps
Arsenic	75-2	175564	173332	174459	174452	0.64	cps
Barium	135-1	498939	505241	497270	500483	0.84	cps
Barium	137-1	866624	875379	876676	872893	0.63	cps
Beryllium	9-1	487	437	473	466	5.56	cps
Bismuth	209-1	9056113	9140318	9020732	9072388	0.68	cps
Bismuth	209-2	7658483	7686517	7618961	7654654	0.44	cps
Bromine	81-1	76979	82539	84325	81281	4.71	cps
Bromine	81-2	12982	12986	12816	12928	0.75	cps
Cadmium	108-1	663	593	597	618	6.39	cps
Cadmium	106-1	4191	3861	3974	4008	4.18	cps
Cadmium	111-1	9468	9289	9292	9350	1.09	cps
Calcium	43-1	433315	440176	438079	437190	0.80	cps
Calcium	44-1	6725971	6716015	6754756	6732247	0.30	cps
Carbon	12-1						cps
Carbon	12-2						cps
Chlorine	35-1						cps
Chlorine	35-2						cps
Chromium	52-2	136336	136709	135926	136324	0.29	cps
Cobalt	59-2	179415	182809	182441	181555	1.03	cps
Copper	63-2	12985079	12837288	12881999	12901455	0.59	cps
Dysprosium	156-1	22465	22779	22618	22621	0.69	cps
Dysprosium	156-2	18365	18355	18476	18399	0.36	cps
Erbium	164-1	21103	21560	21447	21370	1.11	cps
Erbium	164-2	14905	15449	14901	15085	2.09	cps
Gadolinium	160-1	22325	22532	22675	22510	0.78	cps
Gadolinium	160-2	16970	16920	17084	16992	0.49	cps
Holmium	165-1	14796662	14806289	14650011	14750987	0.59	cps
Holmium	165-2	10543421	10445494	10462613	10483843	0.50	cps
Indium	115-1	11797903	11992137	11985979	11925340	0.93	cps
Indium	115-2	4169390	4159106	4161667	4163388	0.13	cps
Iron	56-2	153660251	155166008	153394104	154073454	0.62	cps
Iron	57-2	3752107	3813320	3808782	3791403	0.90	cps
Iron	54-2	8295101	8392799	8310694	8332865	0.63	cps
Krypton	83-1	247	240	203	230	10.14	cps

Reviewed By:Mohan
On:12/25/2024 3:49:22 AM
Inst Id :P7

LB Number :	LB134068	Operator :	Jaswal
Lab Sample ID :	P5254-08	Instrumnet Name :	P7
Client Sample ID :	MJNKP5	Dilution Factor :	1
Date & Time Acquired :	2024-12-23 22:12:59	DataFile Name :	171SMPL.d

Parameter	Mass	CPS1	CPS2	CPS3	CPSMean	CPSRSD	Units
Lead	206-1	8083729	8062569	8216354	8120884	1.03	cps
Lead	207-1	7156572	7179155	7275721	7203816	0.88	cps
Lead	208-1	32424491	32696844	32914712	32678682	0.75	cps
Lithium	6-1	1665856	1719008	1725747	1703537	1.93	cps
Magnesium	24-2	2713848	2667795	2726861	2702835	1.15	cps
Manganese	55-2	1210323	1212158	1204760	1209080	0.32	cps
Molybdenum	94-1	47276	47423	47601	47433	0.34	cps
Molybdenum	95-1	35373	35740	35944	35686	0.81	cps
Molybdenum	96-1	44869	44705	45046	44873	0.38	cps
Molybdenum	97-1	22527	22073	21967	22189	1.34	cps
Molybdenum	98-1	57760	58158	58065	57994	0.36	cps
Neodymium	150-1	35318	34896	35441	35218	0.81	cps
Neodymium	150-2	20742	20695	21183	20873	1.29	cps
Nickel	60-2	64006	63828	64146	63993	0.25	cps
Phosphorus	31-2	7665	7335	7325	7442	2.60	cps
Potassium	39-2	1386530	1383050	1387897	1385826	0.18	cps
Rhodium	103-1	10821703	10720381	10734171	10758752	0.51	cps
Rhodium	103-2	6455332	6470578	6333622	6419844	1.17	cps
Scandium	45-1	6345847	6196178	6235249	6259091	1.24	cps
Scandium	45-2	511083	510227	511477	510929	0.13	cps
Selenium	82-1	527	619	603	583	8.40	cps
Selenium	77-2	113	87	107	102	13.57	cps
Selenium	78-2	457	613	557	542	14.63	cps
Silicon	28-1	24159251	23708790	23481850	23783297	1.45	cps
Silver	107-1	95894	97199	96572	96555	0.68	cps
Silver	109-1	91684	93791	91771	92415	1.29	cps
Sodium	23-2	11377839	11407998	11336765	11374201	0.31	cps
Strontium	86-1	567114	574759	572500	571458	0.69	cps
Strontium	88-1	5112936	5097604	5168411	5126317	0.73	cps
Sulfur	34-1	1084557	1089542	1104359	1092819	0.94	cps
Terbium	159-1	15149922	14855855	15189879	15065219	1.21	cps
Terbium	159-2	10181865	10331180	10264935	10259327	0.73	cps
Thallium	203-1	2844	2794	2797	2811	0.99	cps
Thallium	205-1	6668	6645	6512	6608	1.28	cps
Tin	118-1	503719	512883	516447	511016	1.28	cps
Titanium	47-1	753052	757448	760736	757079	0.51	cps

Reviewed By:Mohan
On:12/25/2024 3:49:22 AM
Inst Id :P7

LB Number :	LB134068	Operator :	Jaswal
Lab Sample ID :	P5254-08	Instrumnet Name :	P7
Client Sample ID :	MJNKP5	Dilution Factor :	1
Date & Time Acquired :	2024-12-23 22:12:59	DataFile Name :	171SMPL.d

Parameter	Mass	CPS1	CPS2	CPS3	CPSMean	CPSRSD	Units
Uranium	238-1	58418	59178	59743	59113	1.13	cps
Vanadium	51-2	208036	208804	207502	208114	0.31	cps
Yttrium	89-1	14202123	14035109	14224146	14153793	0.73	cps
Yttrium	89-2	3533035	3558074	3588657	3559922	0.78	cps
Zinc	66-2	1313757	1305019	1318633	1312470	0.53	cps
Zirconium	90-1	70595	72042	71241	71293	1.02	cps
Zirconium	91-1	16256	16252	16376	16295	0.43	cps

Reviewed By:Mohan
On:12/25/2024 3:49:22 AM
Inst Id :P7

LB Number :	LB134068	Operator :	Jaswal
Lab Sample ID :	P5254-09	Instrumnet Name :	P7
Client Sample ID :	MJNKX2	Dilution Factor :	1
Date & Time Acquired :	2024-12-23 22:16:05	DataFile Name :	172SMPL.d

Parameter	Mass	CPS1	CPS2	CPS3	CPSMean	CPSRSD	Units
Aluminium	27-2	2121003	2128235	2104321	2117853	0.58	cps
Antimony	121-1	310568	312040	309346	310652	0.43	cps
Arsenic	75-2	57611	57263	57350	57408	0.32	cps
Barium	135-1	207224	208764	208531	208173	0.40	cps
Barium	137-1	360933	363602	364237	362924	0.48	cps
Beryllium	9-1	390	390	320	367	11.02	cps
Bismuth	209-1	9115843	9116239	8887556	9039879	1.46	cps
Bismuth	209-2	7504287	7469031	7495296	7489538	0.24	cps
Bromine	81-1	48941	52914	54530	52128	5.52	cps
Bromine	81-2	7379	7088	7555	7341	3.21	cps
Cadmium	108-1	310	283	313	302	5.44	cps
Cadmium	106-1	3664	3627	3634	3642	0.54	cps
Cadmium	111-1	4791	4794	4758	4781	0.42	cps
Calcium	43-1	2194618	2207302	2203452	2201790	0.30	cps
Calcium	44-1	35132549	34819829	34452276	34801552	0.98	cps
Carbon	12-1						cps
Carbon	12-2						cps
Chlorine	35-1						cps
Chlorine	35-2						cps
Chromium	52-2	200352	199649	200514	200172	0.23	cps
Cobalt	59-2	82354	81858	80578	81597	1.12	cps
Copper	63-2	5020081	4927925	4965613	4971206	0.93	cps
Dysprosium	156-1	28068	28793	28435	28432	1.27	cps
Dysprosium	156-2	22194	21927	22465	22195	1.21	cps
Erbium	164-1	24495	24979	24882	24785	1.03	cps
Erbium	164-2	17438	17378	17121	17312	0.97	cps
Gadolinium	160-1	27187	27858	27587	27544	1.23	cps
Gadolinium	160-2	21063	20966	20882	20970	0.43	cps
Holmium	165-1	15128130	14775026	14586397	14829851	1.85	cps
Holmium	165-2	10495744	10289273	10276120	10353712	1.19	cps
Indium	115-1	12103938	11763222	11601125	11822762	2.17	cps
Indium	115-2	4074881	4082317	4040855	4066018	0.54	cps
Iron	56-2	140435311	139534295	138420651	139463419	0.72	cps
Iron	57-2	3453738	3456023	3449767	3453176	0.09	cps
Iron	54-2	7474603	7499005	7488478	7487362	0.16	cps
Krypton	83-1	267	190	230	229	16.75	cps

Reviewed By:Mohan
On:12/25/2024 3:49:22 AM
Inst Id :P7

LB Number :	LB134068	Operator :	Jaswal
Lab Sample ID :	P5254-09	Instrumnet Name :	P7
Client Sample ID :	MJNKX2	Dilution Factor :	1
Date & Time Acquired :	2024-12-23 22:16:05	DataFile Name :	172SMPL.d

Parameter	Mass	CPS1	CPS2	CPS3	CPSMean	CPSRSD	Units
Lead	206-1	3830541	3939728	3928406	3899558	1.54	cps
Lead	207-1	3408535	3519205	3432482	3453407	1.69	cps
Lead	208-1	15330911	15834920	15646615	15604149	1.63	cps
Lithium	6-1	1717722	1697258	1682034	1699005	1.05	cps
Magnesium	24-2	1948462	1972550	1949764	1956925	0.69	cps
Manganese	55-2	454105	457095	455078	455426	0.33	cps
Molybdenum	94-1	57747	58299	57817	57954	0.52	cps
Molybdenum	95-1	45283	45701	45383	45456	0.48	cps
Molybdenum	96-1	56836	56619	56699	56718	0.19	cps
Molybdenum	97-1	28625	29206	27947	28592	2.20	cps
Molybdenum	98-1	74462	73628	74090	74060	0.56	cps
Neodymium	150-1	44326	46359	44697	45127	2.40	cps
Neodymium	150-2	27150	27357	26729	27078	1.18	cps
Nickel	60-2	58072	57640	57975	57896	0.39	cps
Phosphorus	31-2	14864	14704	14357	14642	1.77	cps
Potassium	39-2	799116	797576	802277	799656	0.30	cps
Rhodium	103-1	10935289	10508209	10486611	10643370	2.38	cps
Rhodium	103-2	6279969	6272214	6242932	6265039	0.31	cps
Scandium	45-1	6392738	6068440	6001481	6154220	3.40	cps
Scandium	45-2	487597	479880	480597	482691	0.88	cps
Selenium	82-1	293	400	332	341	15.94	cps
Selenium	77-2	87	77	113	92	20.55	cps
Selenium	78-2	470	480	500	483	3.16	cps
Silicon	28-1	15823591	15735413	15830083	15796362	0.33	cps
Silver	107-1	31307	30836	30943	31029	0.80	cps
Silver	109-1	29868	29510	29116	29498	1.27	cps
Sodium	23-2	7237990	7172032	7159065	7189696	0.59	cps
Strontium	86-1	1726783	1710656	1690716	1709385	1.06	cps
Strontium	88-1	14751163	14866391	14706776	14774777	0.56	cps
Sulfur	34-1	637610	642072	639517	639733	0.35	cps
Terbium	159-1	15659116	15045729	14940878	15215241	2.55	cps
Terbium	159-2	10122305	10007408	10083681	10071131	0.58	cps
Thallium	203-1	2034	2074	2097	2068	1.55	cps
Thallium	205-1	4834	4998	5218	5017	3.84	cps
Tin	118-1	690726	698639	692188	693851	0.61	cps
Titanium	47-1	865895	861759	863697	863784	0.24	cps

Reviewed By:Mohan
On:12/25/2024 3:49:22 AM
Inst Id :P7

LB Number :	LB134068	Operator :	Jaswal
Lab Sample ID :	P5254-09	Instrumnet Name :	P7
Client Sample ID :	MJNKX2	Dilution Factor :	1
Date & Time Acquired :	2024-12-23 22:16:05	DataFile Name :	172SMPL.d

Parameter	Mass	CPS1	CPS2	CPS3	CPSMean	CPSRSD	Units
Uranium	238-1	119105	121662	121025	120597	1.10	cps
Vanadium	51-2	187009	187843	186881	187244	0.28	cps
Yttrium	89-1	14324763	14035223	13706787	14022258	2.21	cps
Yttrium	89-2	3483721	3503740	3467158	3484873	0.53	cps
Zinc	66-2	309536	308257	306587	308127	0.48	cps
Zirconium	90-1	85631	86000	86641	86090	0.59	cps
Zirconium	91-1	19056	18942	19239	19079	0.79	cps

Reviewed By:Mohan
On:12/25/2024 3:49:22 AM
Inst Id :P7

LB Number :	LB134068	Operator :	Jaswal
Lab Sample ID :	P5254-10	Instrumnet Name :	P7
Client Sample ID :	MJNL82	Dilution Factor :	1
Date & Time Acquired :	2024-12-23 22:19:07	DataFile Name :	173SMPL.d

Parameter	Mass	CPS1	CPS2	CPS3	CPSMean	CPSRSD	Units
Aluminium	27-2	2131680	2107576	2101394	2113550	0.76	cps
Antimony	121-1	409077	412804	418067	413316	1.09	cps
Arsenic	75-2	116026	115461	114961	115482	0.46	cps
Barium	135-1	278386	279543	282272	280067	0.71	cps
Barium	137-1	479561	481912	485597	482357	0.63	cps
Beryllium	9-1	303	353	320	326	7.82	cps
Bismuth	209-1	9275554	9168955	9048017	9164176	1.24	cps
Bismuth	209-2	7714509	7656527	7573424	7648153	0.93	cps
Bromine	81-1	56929	61213	62719	60287	4.98	cps
Bromine	81-2	8596	8773	8833	8734	1.41	cps
Cadmium	108-1	373	400	453	409	9.96	cps
Cadmium	106-1	4014	3981	3620	3872	5.63	cps
Cadmium	111-1	6506	6600	6168	6425	3.54	cps
Calcium	43-1	175080	178512	180621	178071	1.57	cps
Calcium	44-1	2691374	2720065	2731007	2714149	0.75	cps
Carbon	12-1						cps
Carbon	12-2						cps
Chlorine	35-1						cps
Chlorine	35-2						cps
Chromium	52-2	142431	142916	140571	141973	0.87	cps
Cobalt	59-2	159777	158924	160275	159659	0.43	cps
Copper	63-2	17696790	17976863	17773177	17815610	0.81	cps
Dysprosium	156-1	23934	23817	24505	24085	1.53	cps
Dysprosium	156-2	19123	19096	19156	19125	0.16	cps
Erbium	164-1	21450	21173	21580	21401	0.97	cps
Erbium	164-2	15358	15375	14781	15172	2.23	cps
Gadolinium	160-1	23774	23907	23570	23750	0.72	cps
Gadolinium	160-2	18309	18549	17891	18250	1.82	cps
Holmium	165-1	15338604	14839745	14888584	15022311	1.83	cps
Holmium	165-2	10675051	10753839	10537874	10655588	1.03	cps
Indium	115-1	12302544	11981524	12072089	12118719	1.37	cps
Indium	115-2	4288456	4309306	4246203	4281322	0.75	cps
Iron	56-2	108648592	108261028	107606692	108172104	0.49	cps
Iron	57-2	2679678	2727474	2650513	2685888	1.45	cps
Iron	54-2	5851498	5825088	5851498	5842695	0.26	cps
Krypton	83-1	263	270	217	250	11.62	cps

Reviewed By:Mohan
On:12/25/2024 3:49:22 AM
Inst Id :P7

LB Number :	LB134068	Operator :	Jaswal
Lab Sample ID :	P5254-10	Instrumnet Name :	P7
Client Sample ID :	MJNL82	Dilution Factor :	1
Date & Time Acquired :	2024-12-23 22:19:07	DataFile Name :	173SMPL.d

Parameter	Mass	CPS1	CPS2	CPS3	CPSMean	CPSRSD	Units
Lead	206-1	2553221	2583537	2589587	2575448	0.76	cps
Lead	207-1	2309375	2264516	2276021	2283304	1.02	cps
Lead	208-1	10342072	10462514	10316425	10373671	0.75	cps
Lithium	6-1	1715472	1657670	1642853	1671998	2.29	cps
Magnesium	24-2	2110175	2116864	2109863	2112300	0.19	cps
Manganese	55-2	622954	624573	621351	622959	0.26	cps
Molybdenum	94-1	48854	50664	50209	49909	1.89	cps
Molybdenum	95-1	41983	42585	43087	42552	1.30	cps
Molybdenum	96-1	50731	51928	52601	51753	1.83	cps
Molybdenum	97-1	26057	26982	27159	26732	2.21	cps
Molybdenum	98-1	67605	69762	69477	68948	1.70	cps
Neodymium	150-1	36731	37420	38138	37430	1.88	cps
Neodymium	150-2	22281	23162	22581	22675	1.98	cps
Nickel	60-2	49401	49702	49776	49626	0.40	cps
Phosphorus	31-2	10624	10761	10340	10575	2.03	cps
Potassium	39-2	990807	993717	984204	989576	0.49	cps
Rhodium	103-1	11129039	10938044	11069807	11045630	0.89	cps
Rhodium	103-2	6696453	6585796	6517809	6600020	1.37	cps
Scandium	45-1	6403501	6267873	6317876	6329750	1.08	cps
Scandium	45-2	524174	521173	519774	521707	0.43	cps
Selenium	82-1	329	337	382	350	8.14	cps
Selenium	77-2	107	77	47	77	39.13	cps
Selenium	78-2	570	573	627	590	5.39	cps
Silicon	28-1	20803026	21143911	21117022	21021319	0.90	cps
Silver	107-1	96625	98300	99088	98005	1.28	cps
Silver	109-1	91171	93080	94260	92837	1.68	cps
Sodium	23-2	6829065	6908992	6931617	6889891	0.78	cps
Strontium	86-1	199759	202088	204754	202200	1.24	cps
Strontium	88-1	1793451	1832494	1816319	1814088	1.08	cps
Sulfur	34-1	555544	561092	559907	558848	0.52	cps
Terbium	159-1	15539732	15398454	15097872	15345353	1.47	cps
Terbium	159-2	10419169	10402664	10482617	10434817	0.40	cps
Thallium	203-1	5791	5815	5881	5829	0.80	cps
Thallium	205-1	13764	13947	13921	13877	0.71	cps
Tin	118-1	198506	199522	201015	199681	0.63	cps
Titanium	47-1	693074	709894	708762	703910	1.34	cps

Reviewed By:Mohan
On:12/25/2024 3:49:22 AM
Inst Id :P7

LB Number :	LB134068	Operator :	Jaswal
Lab Sample ID :	P5254-10	Instrumnet Name :	P7
Client Sample ID :	MJNL82	Dilution Factor :	1
Date & Time Acquired :	2024-12-23 22:19:07	DataFile Name :	173SMPL.d

Parameter	Mass	CPS1	CPS2	CPS3	CPSMean	CPSRSD	Units
Uranium	238-1	95080	95674	95531	95428	0.32	cps
Vanadium	51-2	130696	130074	131641	130804	0.60	cps
Yttrium	89-1	14576058	14192358	14196222	14321546	1.54	cps
Yttrium	89-2	3684676	3671765	3652104	3669515	0.45	cps
Zinc	66-2	692417	696628	696132	695059	0.33	cps
Zirconium	90-1	68308	70036	70474	69606	1.65	cps
Zirconium	91-1	15345	15628	16189	15721	2.73	cps

Reviewed By:Mohan
On:12/25/2024 3:49:22 AM
Inst Id :P7

LB Number :	LB134068	Operator :	Jaswal
Lab Sample ID :	P5254-11	Instrumnet Name :	P7
Client Sample ID :	MJNL83	Dilution Factor :	1
Date & Time Acquired :	2024-12-23 22:22:13	DataFile Name :	174SMPL.d

Parameter	Mass	CPS1	CPS2	CPS3	CPSMean	CPSRSD	Units
Aluminium	27-2	1861962	1829701	1832774	1841479	0.97	cps
Antimony	121-1	19697	20161	20495	20118	1.99	cps
Arsenic	75-2	6745	6498	6305	6516	3.39	cps
Barium	135-1	63032	64348	64783	64054	1.42	cps
Barium	137-1	109633	112954	112389	111659	1.59	cps
Beryllium	9-1	230	287	203	240	17.73	cps
Bismuth	209-1	9429334	9011346	8892405	9111029	3.10	cps
Bismuth	209-2	6847044	7836509	7636318	7439957	7.03	cps
Bromine	81-1	61645	70129	73160	68311	8.74	cps
Bromine	81-2	10847	10494	10410	10584	2.19	cps
Cadmium	108-1	167	180	173	173	3.85	cps
Cadmium	106-1	3737	3424	3380	3514	5.54	cps
Cadmium	111-1	4163	4051	3765	3993	5.14	cps
Calcium	43-1	126956	130569	127564	128363	1.51	cps
Calcium	44-1	1942518	2007532	2004263	1984771	1.85	cps
Carbon	12-1						cps
Carbon	12-2						cps
Chlorine	35-1						cps
Chlorine	35-2						cps
Chromium	52-2	136215	134009	133938	134720	0.96	cps
Cobalt	59-2	40337	40154	40247	40246	0.23	cps
Copper	63-2	435445	428399	426913	430252	1.06	cps
Dysprosium	156-1	23113	24081	24618	23937	3.19	cps
Dysprosium	156-2	19660	20084	19143	19629	2.40	cps
Erbium	164-1	20756	21507	21931	21398	2.78	cps
Erbium	164-2	15432	15746	15405	15528	1.22	cps
Gadolinium	160-1	23410	24138	24104	23884	1.72	cps
Gadolinium	160-2	18532	18142	17915	18196	1.72	cps
Holmium	165-1	15792571	15039468	15070197	15300745	2.79	cps
Holmium	165-2	9640292	11002134	10497994	10380140	6.63	cps
Indium	115-1	12704187	12050086	12046595	12266956	3.09	cps
Indium	115-2	3820660	4421231	4179696	4140529	7.30	cps
Iron	56-2	50896259	50139571	49891561	50309130	1.04	cps
Iron	57-2	1265469	1252394	1248242	1255368	0.72	cps
Iron	54-2	2774684	2693020	2694222	2720642	1.72	cps
Krypton	83-1	293	200	197	230	23.86	cps

Reviewed By:Mohan
On:12/25/2024 3:49:22 AM
Inst Id :P7

LB Number :	LB134068	Operator :	Jaswal
Lab Sample ID :	P5254-11	Instrumnet Name :	P7
Client Sample ID :	MJNL83	Dilution Factor :	1
Date & Time Acquired :	2024-12-23 22:22:13	DataFile Name :	174SMPL.d

Parameter	Mass	CPS1	CPS2	CPS3	CPSMean	CPSRSD	Units
Lead	206-1	176113	179046	180636	178598	1.28	cps
Lead	207-1	153261	155998	156964	155407	1.24	cps
Lead	208-1	700190	711213	712470	707958	0.95	cps
Lithium	6-1	1809102	1681230	1717851	1736061	3.79	cps
Magnesium	24-2	2025486	2005550	1997717	2009585	0.71	cps
Manganese	55-2	480867	470811	474502	475393	1.07	cps
Molybdenum	94-1	33067	34116	33505	33563	1.57	cps
Molybdenum	95-1	9320	9433	9406	9386	0.63	cps
Molybdenum	96-1	15295	15538	15815	15549	1.68	cps
Molybdenum	97-1	5678	6095	6121	5965	4.17	cps
Molybdenum	98-1	15428	15188	15755	15457	1.84	cps
Neodymium	150-1	38429	40618	39158	39402	2.83	cps
Neodymium	150-2	23443	23049	23576	23356	1.17	cps
Nickel	60-2	41541	41170	40702	41137	1.02	cps
Phosphorus	31-2	9396	9543	9093	9344	2.46	cps
Potassium	39-2	817131	805737	804132	809000	0.88	cps
Rhodium	103-1	11685409	11142005	11038314	11288576	3.08	cps
Rhodium	103-2	6061078	6814829	6587498	6487802	5.96	cps
Scandium	45-1	6702462	6339303	6353191	6464985	3.18	cps
Scandium	45-2	465892	534340	513464	504565	6.95	cps
Selenium	82-1	272	296	292	287	4.52	cps
Selenium	77-2	103	80	60	81	26.74	cps
Selenium	78-2	477	473	637	529	17.65	cps
Silicon	28-1	17113608	17589987	17319481	17341025	1.38	cps
Silver	107-1	3297	3030	2780	3036	8.51	cps
Silver	109-1	3007	2577	2427	2670	11.28	cps
Sodium	23-2	4808420	4766589	4751595	4775534	0.62	cps
Strontium	86-1	130301	132923	131494	131573	1.00	cps
Strontium	88-1	1118261	1154546	1149792	1140866	1.73	cps
Sulfur	34-1	289925	286897	284565	287129	0.94	cps
Terbium	159-1	15979734	15165601	15343569	15496301	2.76	cps
Terbium	159-2	9442615	10851397	10418625	10237546	7.05	cps
Thallium	203-1	2107	2114	2074	2098	1.02	cps
Thallium	205-1	5064	5238	5364	5222	2.88	cps
Tin	118-1	11775	12355	12562	12231	3.34	cps
Titanium	47-1	795443	817845	817694	810328	1.59	cps

Reviewed By:Mohan
On:12/25/2024 3:49:22 AM
Inst Id :P7

LB Number :	LB134068	Operator :	Jaswal
Lab Sample ID :	P5254-11	Instrumnet Name :	P7
Client Sample ID :	MJNL83	Dilution Factor :	1
Date & Time Acquired :	2024-12-23 22:22:13	DataFile Name :	174SMPL.d

Parameter	Mass	CPS1	CPS2	CPS3	CPSMean	CPSRSD	Units
Uranium	238-1	87630	90264	88479	88791	1.51	cps
Vanadium	51-2	127520	125553	125560	126211	0.90	cps
Yttrium	89-1	14877254	14508095	14194852	14526734	2.35	cps
Yttrium	89-2	3311311	3804316	3632950	3582859	6.99	cps
Zinc	66-2	57430	56918	57507	57285	0.56	cps
Zirconium	90-1	73858	76293	75205	75119	1.62	cps
Zirconium	91-1	16696	16726	17003	16809	1.01	cps

2061

Reviewed By:Mohan
On:12/25/2024 3:49:22 AM
Inst Id :P7

LB Number :	LB134068	Operator :	Jaswal
Lab Sample ID :	P5254-13	Instrumnet Name :	P7
Client Sample ID :	MJNKK3	Dilution Factor :	1
Date & Time Acquired :	2024-12-23 22:25:23	DataFile Name :	175SMPL.d

Parameter	Mass	CPS1	CPS2	CPS3	CPSMean	CPSRSD	Units
Aluminium	27-2	4879683	4778842	4773463	4810663	1.24	cps
Antimony	121-1	2937202	3014912	2995038	2982384	1.35	cps
Arsenic	75-2	353226	349278	349117	350540	0.66	cps
Barium	135-1	3068850	3104428	3115944	3096407	0.79	cps
Barium	137-1	5175527	5255731	5330039	5253766	1.47	cps
Beryllium	9-1	667	710	847	741	12.68	cps
Bismuth	209-1	9017111	8791800	9059963	8956291	1.61	cps
Bismuth	209-2	7623852	7470197	7445097	7513049	1.29	cps
Bromine	81-1	55142	58288	60165	57865	4.39	cps
Bromine	81-2	8062	8072	8229	8121	1.15	cps
Cadmium	108-1	2264	2197	2317	2259	2.66	cps
Cadmium	106-1	6998	6652	7135	6928	3.60	cps
Cadmium	111-1	18749	19020	19218	18996	1.24	cps
Calcium	43-1	1527421	1544616	1568525	1546854	1.33	cps
Calcium	44-1	24302621	24702716	24624503	24543280	0.86	cps
Carbon	12-1						cps
Carbon	12-2						cps
Chlorine	35-1						cps
Chlorine	35-2						cps
Chromium	52-2	183066	183778	183758	183534	0.22	cps
Cobalt	59-2	1372770	1366526	1362831	1367376	0.37	cps
Copper	63-2	11664479	11619577	11539724	11607927	0.54	cps
Dysprosium	156-1	33593	34342	34188	34041	1.16	cps
Dysprosium	156-2	26979	27988	27617	27528	1.85	cps
Erbium	164-1	31619	32541	32785	32315	1.90	cps
Erbium	164-2	23099	22428	22294	22607	1.91	cps
Gadolinium	160-1	32244	32514	33343	32700	1.75	cps
Gadolinium	160-2	24765	25019	24562	24782	0.92	cps
Holmium	165-1	15032395	14981288	15015220	15009634	0.17	cps
Holmium	165-2	10616204	10598056	10513206	10575822	0.52	cps
Indium	115-1	12789900	12837826	12799010	12808912	0.20	cps
Indium	115-2	4467046	4421107	4429545	4439233	0.55	cps
Iron	56-2	592456778	592247738	587843805	590849440	0.44	cps
Iron	57-2	14630921	14567422	14527845	14575396	0.36	cps
Iron	54-2	31767240	32135770	31552567	31818526	0.93	cps
Krypton	83-1	303	293	247	281	10.76	cps

Reviewed By:Mohan
On:12/25/2024 3:49:22 AM
Inst Id :P7

LB Number :	LB134068	Operator :	Jaswal
Lab Sample ID :	P5254-13	Instrumnet Name :	P7
Client Sample ID :	MJNKK3	Dilution Factor :	1
Date & Time Acquired :	2024-12-23 22:25:23	DataFile Name :	175SMPL.d

Parameter	Mass	CPS1	CPS2	CPS3	CPSMean	CPSRSD	Units
Lead	206-1	13437246	13457508	13667965	13520906	0.94	cps
Lead	207-1	11656756	11747760	11964062	11789526	1.34	cps
Lead	208-1	53508995	53903287	54545892	53986058	0.97	cps
Lithium	6-1	1722458	1721868	1672466	1705597	1.68	cps
Magnesium	24-2	5554248	5538723	5449194	5514055	1.03	cps
Manganese	55-2	3365288	3362843	3313688	3347273	0.87	cps
Molybdenum	94-1	147837	152541	153899	151426	2.10	cps
Molybdenum	95-1	110093	112854	113399	112115	1.58	cps
Molybdenum	96-1	142095	143274	143627	142999	0.56	cps
Molybdenum	97-1	69193	70978	71072	70414	1.50	cps
Molybdenum	98-1	180409	181938	183669	182005	0.90	cps
Neodymium	150-1	53270	53394	54097	53587	0.83	cps
Neodymium	150-2	32023	30850	31465	31446	1.87	cps
Nickel	60-2	79442	79295	79640	79459	0.22	cps
Phosphorus	31-2	11531	11324	11554	11470	1.10	cps
Potassium	39-2	2168469	2177134	2163542	2169715	0.32	cps
Rhodium	103-1	11053122	10944360	11072281	11023254	0.63	cps
Rhodium	103-2	6632624	6602254	6529126	6588001	0.81	cps
Scandium	45-1	6563134	6435859	6450686	6483227	1.07	cps
Scandium	45-2	535535	534839	527776	532717	0.81	cps
Selenium	82-1	540	559	653	584	10.42	cps
Selenium	77-2	97	107	127	110	13.89	cps
Selenium	78-2	560	603	567	577	4.05	cps
Silicon	28-1	40413919	41305948	41272378	40997415	1.23	cps
Silver	107-1	81061	83344	82677	82361	1.43	cps
Silver	109-1	76943	79386	81004	79111	2.58	cps
Sodium	23-2	10138549	10069135	10000270	10069318	0.69	cps
Strontium	86-1	2191844	2222973	2266940	2227252	1.69	cps
Strontium	88-1	19098253	19431908	19633795	19387985	1.39	cps
Sulfur	34-1	490802	491617	497511	493310	0.74	cps
Terbium	159-1	15499286	15367266	15387000	15417851	0.46	cps
Terbium	159-2	10437853	10578361	10406627	10474280	0.87	cps
Thallium	203-1	3064	3074	3180	3106	2.08	cps
Thallium	205-1	7372	7539	7796	7569	2.82	cps
Tin	118-1	1111420	1139040	1143388	1131282	1.53	cps
Titanium	47-1	1492070	1544106	1530556	1522244	1.77	cps

Reviewed By:Mohan
On:12/25/2024 3:49:22 AM
Inst Id :P7

LB Number :	LB134068	Operator :	Jaswal
Lab Sample ID :	P5254-13	Instrumnet Name :	P7
Client Sample ID :	MJNKK3	Dilution Factor :	1
Date & Time Acquired :	2024-12-23 22:25:23	DataFile Name :	175SMPL.d

Parameter	Mass	CPS1	CPS2	CPS3	CPSMean	CPSRSD	Units
Uranium	238-1	187117	189229	190683	189010	0.95	cps
Vanadium	51-2	252401	250889	249486	250925	0.58	cps
Yttrium	89-1	14712946	14483153	14638755	14611618	0.80	cps
Yttrium	89-2	3739793	3750112	3699934	3729946	0.71	cps
Zinc	66-2	12202264	12130231	11846984	12059826	1.56	cps
Zirconium	90-1	232367	239874	241165	237802	2.00	cps
Zirconium	91-1	53095	53982	54005	53694	0.97	cps

Reviewed By:Mohan
On:12/25/2024 3:49:22 AM
Inst Id :P7

LB Number :	LB134068	Operator :	Jaswal
Lab Sample ID :	P5254-14	Instrumnet Name :	P7
Client Sample ID :	MJNKK4	Dilution Factor :	1
Date & Time Acquired :	2024-12-23 22:28:21	DataFile Name :	176SMPL.d

Parameter	Mass	CPS1	CPS2	CPS3	CPSMean	CPSRSD	Units
Aluminium	27-2	1762217	1770789	1777898	1770301	0.44	cps
Antimony	121-1	130381	128773	128756	129304	0.72	cps
Arsenic	75-2	18865	18926	18869	18887	0.18	cps
Barium	135-1	101643	101568	102791	102001	0.67	cps
Barium	137-1	176147	178785	177025	177319	0.76	cps
Beryllium	9-1	277	337	283	299	11.00	cps
Bismuth	209-1	9210475	8939358	8905247	9018360	1.85	cps
Bismuth	209-2	7437439	7552758	7531259	7507152	0.82	cps
Bromine	81-1	38106	40322	42431	40286	5.37	cps
Bromine	81-2	4804	4737	4904	4815	1.74	cps
Cadmium	108-1	190	183	217	197	8.97	cps
Cadmium	106-1	3997	3467	3817	3761	7.17	cps
Cadmium	111-1	4012	3659	3757	3809	4.78	cps
Calcium	43-1	686872	690956	682944	686924	0.58	cps
Calcium	44-1	10659054	10454746	10291083	10468295	1.76	cps
Carbon	12-1						cps
Carbon	12-2						cps
Chlorine	35-1						cps
Chlorine	35-2						cps
Chromium	52-2	109833	109480	108124	109145	0.83	cps
Cobalt	59-2	65217	64956	64414	64863	0.63	cps
Copper	63-2	504573	504957	501618	503716	0.36	cps
Dysprosium	156-1	28305	29107	28876	28763	1.43	cps
Dysprosium	156-2	22288	22491	22799	22526	1.14	cps
Erbium	164-1	23286	24131	24669	24029	2.90	cps
Erbium	164-2	16633	16810	16820	16755	0.63	cps
Gadolinium	160-1	27691	27601	28082	27791	0.92	cps
Gadolinium	160-2	20832	21039	20692	20855	0.84	cps
Holmium	165-1	15310906	14910354	14783757	15001672	1.83	cps
Holmium	165-2	10455369	10396426	10646228	10499341	1.24	cps
Indium	115-1	12426129	12046016	12005083	12159076	1.91	cps
Indium	115-2	4178345	4154737	4140214	4157765	0.46	cps
Iron	56-2	62200774	62460506	62294879	62318720	0.21	cps
Iron	57-2	1519225	1538787	1537239	1531750	0.71	cps
Iron	54-2	3399375	3397306	3341566	3379416	0.97	cps
Krypton	83-1	207	253	287	249	16.15	cps

Reviewed By:Mohan
On:12/25/2024 3:49:22 AM
Inst Id :P7

LB Number :	LB134068	Operator :	Jaswal
Lab Sample ID :	P5254-14	Instrumnet Name :	P7
Client Sample ID :	MJNKK4	Dilution Factor :	1
Date & Time Acquired :	2024-12-23 22:28:21	DataFile Name :	176SMPL.d

Parameter	Mass	CPS1	CPS2	CPS3	CPSMean	CPSRSD	Units
Lead	206-1	565369	570403	571342	569038	0.56	cps
Lead	207-1	501701	506266	503530	503832	0.46	cps
Lead	208-1	2266641	2291355	2284715	2280904	0.56	cps
Lithium	6-1	1713501	1701555	1676923	1697326	1.10	cps
Magnesium	24-2	1690870	1709323	1680577	1693590	0.86	cps
Manganese	55-2	454854	456478	453024	454785	0.38	cps
Molybdenum	94-1	35603	36308	35914	35942	0.98	cps
Molybdenum	95-1	9917	10287	10040	10081	1.87	cps
Molybdenum	96-1	16660	17060	17000	16907	1.28	cps
Molybdenum	97-1	6305	6441	6305	6350	1.24	cps
Molybdenum	98-1	16136	16259	16279	16225	0.48	cps
Neodymium	150-1	47296	47306	47088	47230	0.26	cps
Neodymium	150-2	28268	28145	28148	28187	0.25	cps
Nickel	60-2	34760	34820	34994	34858	0.35	cps
Phosphorus	31-2	10791	10954	10544	10763	1.92	cps
Potassium	39-2	766912	764778	760272	763987	0.44	cps
Rhodium	103-1	11294488	11192780	10985380	11157550	1.41	cps
Rhodium	103-2	6542039	6524635	6491562	6519412	0.39	cps
Scandium	45-1	6741154	6349043	6252388	6447528	4.01	cps
Scandium	45-2	509618	512454	509003	510358	0.36	cps
Selenium	82-1	264	223	187	225	16.98	cps
Selenium	77-2	87	100	97	94	7.35	cps
Selenium	78-2	420	490	367	426	14.53	cps
Silicon	28-1	16090844	16077259	16421358	16196487	1.20	cps
Silver	107-1	4838	4691	4611	4713	2.44	cps
Silver	109-1	4744	4337	4157	4413	6.81	cps
Sodium	23-2	4233024	4284758	4276491	4264758	0.65	cps
Strontium	86-1	709890	726683	719221	718598	1.17	cps
Strontium	88-1	6501134	6410314	6401826	6437758	0.86	cps
Sulfur	34-1	279463	281583	281641	280896	0.44	cps
Terbium	159-1	15525236	15170802	15306221	15334087	1.17	cps
Terbium	159-2	10313849	10210519	10253631	10259333	0.51	cps
Thallium	203-1	1137	1103	1040	1093	4.49	cps
Thallium	205-1	2540	2504	2544	2529	0.88	cps
Tin	118-1	29771	29580	29647	29666	0.33	cps
Titanium	47-1	877766	882501	875605	878624	0.40	cps

Reviewed By:Mohan
On:12/25/2024 3:49:22 AM
Inst Id :P7

LB Number :	LB134068	Operator :	Jaswal
Lab Sample ID :	P5254-14	Instrumnet Name :	P7
Client Sample ID :	MJNKK4	Dilution Factor :	1
Date & Time Acquired :	2024-12-23 22:28:21	DataFile Name :	176SMPL.d

Parameter	Mass	CPS1	CPS2	CPS3	CPSMean	CPSRSD	Units
Uranium	238-1	74809	76807	76552	76056	1.43	cps
Vanadium	51-2	141529	142807	142868	142402	0.53	cps
Yttrium	89-1	14835994	14354840	14293561	14494798	2.05	cps
Yttrium	89-2	3629950	3625402	3606035	3620462	0.35	cps
Zinc	66-2	253101	254978	252114	253398	0.57	cps
Zirconium	90-1	82011	81927	82500	82146	0.38	cps
Zirconium	91-1	17584	18715	18602	18300	3.40	cps

Reviewed By:Mohan
On:12/25/2024 3:49:22 AM
Inst Id :P7

LB Number :	LB134068	Operator :	Jaswal
Lab Sample ID :	CCV050	Instrumnet Name :	P7
Client Sample ID :	CCV050	Dilution Factor :	1
Date & Time Acquired :	2024-12-23 22:31:29	DataFile Name :	177CCV.d

Parameter	Mass	CPS1	CPS2	CPS3	CPSMean	CPSRSD	Units
Aluminium	27-2	11946771	11989559	11852821	11929717	0.59	cps
Antimony	121-1	5969893	5949273	5972407	5963858	0.21	cps
Arsenic	75-2	270717	267409	267572	268566	0.69	cps
Barium	135-1	7793591	7805309	7700084	7766328	0.74	cps
Barium	137-1	13278897	13277092	13186219	13247403	0.40	cps
Beryllium	9-1	658059	653874	655888	655940	0.32	cps
Bismuth	209-1	7833991	7964336	7903732	7900686	0.83	cps
Bismuth	209-2	6604293	6647540	6649372	6633735	0.38	cps
Bromine	81-1	16553	15865	15411	15943	3.60	cps
Bromine	81-2	310	267	280	286	7.77	cps
Cadmium	108-1	106594	106262	105765	106207	0.39	cps
Cadmium	106-1	150830	152268	152510	151870	0.60	cps
Cadmium	111-1	1395724	1400153	1410436	1402104	0.54	cps
Calcium	43-1	7892697	7775502	7775880	7814693	0.86	cps
Calcium	44-1	125159778	123583638	123670278	124137898	0.71	cps
Carbon	12-1						cps
Carbon	12-2						cps
Chlorine	35-1						cps
Chlorine	35-2						cps
Chromium	52-2	2142062	2161285	2164887	2156078	0.57	cps
Cobalt	59-2	3377940	3371571	3374451	3374654	0.09	cps
Copper	63-2	24098228	24154629	23757607	24003488	0.89	cps
Dysprosium	156-1	253	333	340	309	15.61	cps
Dysprosium	156-2	470	480	420	457	7.04	cps
Erbium	164-1	320	313	267	300	9.69	cps
Erbium	164-2	213	220	170	201	13.50	cps
Gadolinium	160-1	320	293	300	304	4.56	cps
Gadolinium	160-2	533	527	617	559	8.97	cps
Holmium	165-1	14080294	13852338	13846505	13926379	0.96	cps
Holmium	165-2	9805321	10033886	9960856	9933354	1.18	cps
Indium	115-1	10814264	10519946	10664850	10666353	1.38	cps
Indium	115-2	3722691	3698398	3667457	3696182	0.75	cps
Iron	56-2	510265126	508120952	502575686	506987255	0.78	cps
Iron	57-2	12643557	12512451	12654951	12603653	0.63	cps
Iron	54-2	27458763	27251897	27390003	27366888	0.38	cps
Krypton	83-1	217	203	217	212	3.63	cps

Reviewed By:Mohan
On:12/25/2024 3:49:22 AM
Inst Id :P7

LB Number :	LB134068	Operator :	Jaswal
Lab Sample ID :	CCV050	Instrumnet Name :	P7
Client Sample ID :	CCV050	Dilution Factor :	1
Date & Time Acquired :	2024-12-23 22:31:29	DataFile Name :	177CCV.d

Parameter	Mass	CPS1	CPS2	CPS3	CPSMean	CPSRSD	Units
Lead	206-1	22609041	22884671	22987529	22827080	0.86	cps
Lead	207-1	19967437	20300559	20452323	20240106	1.23	cps
Lead	208-1	90558156	92569241	92849729	91992376	1.36	cps
Lithium	6-1	1569847	1540330	1567887	1559355	1.06	cps
Magnesium	24-2	93745255	93736335	92589969	93357186	0.71	cps
Manganese	55-2	17060281	17115503	16985079	17053621	0.38	cps
Molybdenum	94-1	20832346	21004482	20807941	20881590	0.51	cps
Molybdenum	95-1	30166271	30291832	29959835	30139313	0.56	cps
Molybdenum	96-1	32921738	33217100	32705407	32948081	0.78	cps
Molybdenum	97-1	18753467	18829734	18611914	18731705	0.59	cps
Molybdenum	98-1	47998683	48247708	48130096	48125495	0.26	cps
Neodymium	150-1	427	513	483	474	9.28	cps
Neodymium	150-2	127	117	163	136	18.13	cps
Nickel	60-2	809557	805927	796332	803939	0.85	cps
Phosphorus	31-2	108548	106715	104560	106608	1.87	cps
Potassium	39-2	60277817	59693507	59140181	59703835	0.95	cps
Rhodium	103-1	9678225	9362959	9432964	9491383	1.74	cps
Rhodium	103-2	5614014	5592591	5611417	5606007	0.21	cps
Scandium	45-1	6056318	5825774	5853073	5911722	2.13	cps
Scandium	45-2	469064	471033	463203	467767	0.87	cps
Selenium	82-1	85606	85998	85960	85855	0.25	cps
Selenium	77-2	8176	8166	8046	8129	0.89	cps
Selenium	78-2	28380	28113	27826	28107	0.99	cps
Silicon	28-1	3657074	3623798	3637570	3639480	0.46	cps
Silver	107-1	7272366	7301109	7286866	7286780	0.20	cps
Silver	109-1	6999207	6952619	6932088	6961305	0.49	cps
Sodium	23-2	153314681	151363334	150927628	151868548	0.84	cps
Strontium	86-1	1924513	1895631	1895348	1905164	0.88	cps
Strontium	88-1	16472983	16712161	16675826	16620323	0.78	cps
Sulfur	34-1	594986	592343	591374	592901	0.32	cps
Terbium	159-1	14260174	14318457	14112305	14230312	0.75	cps
Terbium	159-2	9784244	9682867	9681421	9716177	0.61	cps
Thallium	203-1	5821007	5769991	5835438	5808812	0.59	cps
Thallium	205-1	14018644	13778373	13940334	13912450	0.88	cps
Tin	118-1	5005157	4989052	5038756	5010988	0.51	cps
Titanium	47-1	7252429	7190572	7183629	7208877	0.53	cps

Reviewed By:Mohan
On:12/25/2024 3:49:22 AM
Inst Id :P7

LB Number :	LB134068	Operator :	Jaswal
Lab Sample ID :	CCV050	Instrumnet Name :	P7
Client Sample ID :	CCV050	Dilution Factor :	1
Date & Time Acquired :	2024-12-23 22:31:29	DataFile Name :	177CCV.d

Parameter	Mass	CPS1	CPS2	CPS3	CPSMean	CPSRSD	Units
Uranium	238-1	17797145	18454313	18512742	18254733	2.18	cps
Vanadium	51-2	1934872	1917522	1926416	1926270	0.45	cps
Yttrium	89-1	13083219	13046571	12951678	13027156	0.52	cps
Yttrium	89-2	3290803	3247684	3237952	3258813	0.86	cps
Zinc	66-2	3895811	3900181	3917781	3904591	0.30	cps
Zirconium	90-1	10339519	10370198	10316971	10342229	0.26	cps
Zirconium	91-1	2285714	2269241	2258008	2270988	0.61	cps

2070

Reviewed By:Mohan
On:12/25/2024 3:49:22 AM
Inst Id :P7

LB Number :	LB134068	Operator :	Jaswal
Lab Sample ID :	CCB050	Instrumnet Name :	P7
Client Sample ID :	CCB050	Dilution Factor :	1
Date & Time Acquired :	2024-12-23 22:34:14	DataFile Name :	178CCBE.d

Parameter	Mass	CPS1	CPS2	CPS3	CPSMean	CPSRSD	Units
Aluminium	27-2	847	713	720	760	9.89	cps
Antimony	121-1	5155	2377	2177	3236	51.43	cps
Arsenic	75-2	17	20	33	23	37.78	cps
Barium	135-1	3688	760	580	1676	104.10	cps
Barium	137-1	6403	1410	1027	2947	101.79	cps
Beryllium	9-1	507	157	180	281	69.61	cps
Bismuth	209-1	5191116	8959462	8817836	7656138	27.90	cps
Bismuth	209-2	7442121	7526243	7485181	7484515	0.56	cps
Bromine	81-1	14664	14571	15211	14815	2.34	cps
Bromine	81-2	190	257	227	224	14.88	cps
Cadmium	108-1	93	30	10	44	97.88	cps
Cadmium	106-1	1793	3050	2804	2549	26.12	cps
Cadmium	111-1	1897	2284	2082	2088	9.28	cps
Calcium	43-1	4091	1147	890	2043	87.08	cps
Calcium	44-1	73005	19766	16382	36385	87.29	cps
Carbon	12-1						cps
Carbon	12-2						cps
Chlorine	35-1						cps
Chlorine	35-2						cps
Chromium	52-2	1173	1120	1267	1187	6.26	cps
Cobalt	59-2	230	237	233	233	1.43	cps
Copper	63-2	7819	7545	7619	7661	1.85	cps
Dysprosium	156-1	13	3	7	8	65.47	cps
Dysprosium	156-2	3	0	3	2	86.60	cps
Erbium	164-1	63	47	73	61	22.04	cps
Erbium	164-2	33	30	27	30	11.10	cps
Gadolinium	160-1	30	67	37	44	43.95	cps
Gadolinium	160-2	397	423	470	430	8.63	cps
Holmium	165-1	8423520	14486717	14370299	12426845	27.90	cps
Holmium	165-2	10240624	10248135	10237136	10241965	0.05	cps
Indium	115-1	6585593	11521526	11462525	9856548	28.74	cps
Indium	115-2	4058280	4078016	4050143	4062146	0.35	cps
Iron	56-2	49307	47077	43362	46582	6.45	cps
Iron	57-2	1507	1553	1433	1498	4.04	cps
Iron	54-2	3784	3894	3577	3752	4.29	cps
Krypton	83-1	270	193	203	222	18.75	cps

Reviewed By:Mohan
On:12/25/2024 3:49:22 AM
Inst Id :P7

LB Number :	LB134068	Operator :	Jaswal
Lab Sample ID :	CCB050	Instrumnet Name :	P7
Client Sample ID :	CCB050	Dilution Factor :	1
Date & Time Acquired :	2024-12-23 22:34:14	DataFile Name :	178CCBE.d

Parameter	Mass	CPS1	CPS2	CPS3	CPSMean	CPSRSD	Units
Lead	206-1	12434	3140	2544	6039	91.83	cps
Lead	207-1	10684	2947	2310	5314	87.73	cps
Lead	208-1	48787	12856	10168	23937	90.08	cps
Lithium	6-1	992245	1675573	1652206	1440008	26.94	cps
Magnesium	24-2	5658	5311	4824	5264	7.96	cps
Manganese	55-2	1377	1303	1233	1305	5.49	cps
Molybdenum	94-1	11368	2714	2137	5406	95.65	cps
Molybdenum	95-1	15675	3514	2807	7332	98.66	cps
Molybdenum	96-1	17282	4164	3157	8201	96.09	cps
Molybdenum	97-1	9589	2044	1687	4440	100.52	cps
Molybdenum	98-1	24885	5554	4027	11489	101.20	cps
Neodymium	150-1	7	3	7	6	34.70	cps
Neodymium	150-2	7	10	0	6	91.64	cps
Nickel	60-2	317	330	317	321	2.40	cps
Phosphorus	31-2	107	110	127	114	9.36	cps
Potassium	39-2	48671	48771	47808	48417	1.09	cps
Rhodium	103-1	6037199	10386640	10534649	8986163	28.43	cps
Rhodium	103-2	6282163	6314059	6307901	6301374	0.27	cps
Scandium	45-1	3389076	5937900	6038941	5121972	29.32	cps
Scandium	45-2	479375	483789	478384	480516	0.60	cps
Selenium	82-1	81	108	99	96	14.52	cps
Selenium	77-2	0	0	0	0	0.00	cps
Selenium	78-2	373	460	363	399	13.33	cps
Silicon	28-1	585810	534201	535337	551783	5.34	cps
Silver	107-1	4448	1397	1013	2286	82.33	cps
Silver	109-1	4158	1230	1070	2153	80.75	cps
Sodium	23-2	43321	42712	40918	42317	2.95	cps
Strontium	86-1	1667	637	530	945	66.47	cps
Strontium	88-1	9820	2204	1543	4522	101.71	cps
Sulfur	34-1	166348	168858	170559	168588	1.26	cps
Terbium	159-1	8532888	14668705	14680985	12627526	28.08	cps
Terbium	159-2	9940224	10042071	10132313	10038203	0.96	cps
Thallium	203-1	3397	1390	1143	1977	62.53	cps
Thallium	205-1	8254	3080	2650	4661	66.90	cps
Tin	118-1	3967	1743	1610	2440	54.26	cps
Titanium	47-1	3984	783	567	1778	107.63	cps

Reviewed By:Mohan
On:12/25/2024 3:49:22 AM
Inst Id :P7

LB Number :	LB134068	Operator :	Jaswal
Lab Sample ID :	CCB050	Instrumnet Name :	P7
Client Sample ID :	CCB050	Dilution Factor :	1
Date & Time Acquired :	2024-12-23 22:34:14	DataFile Name :	178CCBE.d

Parameter	Mass	CPS1	CPS2	CPS3	CPSMean	CPSRSD	Units
Uranium	238-1	8369	1593	1113	3692	109.90	cps
Vanadium	51-2	127	120	90	112	17.41	cps
Yttrium	89-1	7549603	13276854	13232952	11353136	29.01	cps
Yttrium	89-2	3407248	3326749	3387979	3373992	1.25	cps
Zinc	66-2	597	553	530	560	6.04	cps
Zirconium	90-1	6376	2070	1777	3408	75.56	cps
Zirconium	91-1	1373	483	437	764	69.05	cps

Reviewed By:Mohan
On:12/25/2024 3:49:22 AM
Inst Id :P7

LB Number :	LB134068	Operator :	Jaswal
Lab Sample ID :	P5254-15	Instrumnet Name :	P7
Client Sample ID :	MJNKN6	Dilution Factor :	1
Date & Time Acquired :	2024-12-23 22:37:30	DataFile Name :	179SMPL.d

Parameter	Mass	CPS1	CPS2	CPS3	CPSMean	CPSRSD	Units
Aluminium	27-2	2831918	2839339	2825926	2832394	0.24	cps
Antimony	121-1	1103063	1121203	1131155	1118473	1.27	cps
Arsenic	75-2	176870	174516	175136	175507	0.70	cps
Barium	135-1	636698	646535	652791	645342	1.26	cps
Barium	137-1	1105739	1127062	1130638	1121146	1.20	cps
Beryllium	9-1	490	493	497	493	0.68	cps
Bismuth	209-1	9335680	9185189	9266834	9262568	0.81	cps
Bismuth	209-2	7713988	7665309	7677900	7685733	0.33	cps
Bromine	81-1	66613	71759	75970	71448	6.56	cps
Bromine	81-2	11418	11308	11344	11357	0.49	cps
Cadmium	108-1	633	703	700	679	5.82	cps
Cadmium	106-1	4197	4361	4284	4281	1.91	cps
Cadmium	111-1	8556	8898	9007	8820	2.67	cps
Calcium	43-1	687607	695249	699412	694089	0.86	cps
Calcium	44-1	10563080	10751490	10666214	10660261	0.89	cps
Carbon	12-1						cps
Carbon	12-2						cps
Chlorine	35-1						cps
Chlorine	35-2						cps
Chromium	52-2	157374	157321	156748	157148	0.22	cps
Cobalt	59-2	381448	381395	382813	381885	0.21	cps
Copper	63-2	9090432	8954960	9013296	9019563	0.75	cps
Dysprosium	156-1	25697	26622	26311	26210	1.80	cps
Dysprosium	156-2	21022	20532	21196	20917	1.65	cps
Erbium	164-1	23473	23921	24061	23818	1.29	cps
Erbium	164-2	16934	16810	16960	16901	0.47	cps
Gadolinium	160-1	25046	24895	26301	25414	3.04	cps
Gadolinium	160-2	19590	19287	20485	19787	3.15	cps
Holmium	165-1	15084990	15199673	15283703	15189455	0.66	cps
Holmium	165-2	10712472	10702140	10581566	10665393	0.68	cps
Indium	115-1	12387218	12178118	12428576	12331304	1.09	cps
Indium	115-2	4352729	4394049	4376486	4374421	0.47	cps
Iron	56-2	201884917	201749170	200640457	201424848	0.34	cps
Iron	57-2	4989576	4924023	4944448	4952683	0.68	cps
Iron	54-2	10872351	10783933	10775155	10810479	0.50	cps
Krypton	83-1	217	253	233	234	7.83	cps

Reviewed By:Mohan
On:12/25/2024 3:49:22 AM
Inst Id :P7

LB Number :	LB134068	Operator :	Jaswal
Lab Sample ID :	P5254-15	Instrumnet Name :	P7
Client Sample ID :	MJNKN6	Dilution Factor :	1
Date & Time Acquired :	2024-12-23 22:37:30	DataFile Name :	179SMPL.d

Parameter	Mass	CPS1	CPS2	CPS3	CPSMean	CPSRSD	Units
Lead	206-1	5517370	5528086	5558793	5534749	0.39	cps
Lead	207-1	4871294	4905903	4928801	4901999	0.59	cps
Lead	208-1	22203231	22254092	22499040	22318787	0.71	cps
Lithium	6-1	1740404	1732497	1742289	1738396	0.30	cps
Magnesium	24-2	2863172	2833464	2861220	2852619	0.58	cps
Manganese	55-2	1126233	1124537	1117398	1122723	0.42	cps
Molybdenum	94-1	69735	71962	72525	71407	2.07	cps
Molybdenum	95-1	82913	83801	84619	83778	1.02	cps
Molybdenum	96-1	95801	96831	97226	96619	0.76	cps
Molybdenum	97-1	51357	53156	53103	52538	1.95	cps
Molybdenum	98-1	133672	137076	137507	136085	1.54	cps
Neodymium	150-1	40364	39622	40809	40265	1.49	cps
Neodymium	150-2	24505	23844	24298	24215	1.40	cps
Nickel	60-2	51485	51013	51217	51238	0.46	cps
Phosphorus	31-2	9306	9006	9436	9250	2.39	cps
Potassium	39-2	1544949	1526276	1548425	1539883	0.77	cps
Rhodium	103-1	11151619	10943922	11082632	11059391	0.96	cps
Rhodium	103-2	6656275	6567462	6653906	6625881	0.76	cps
Scandium	45-1	6456992	6406934	6374604	6412844	0.65	cps
Scandium	45-2	521926	525323	528317	525188	0.61	cps
Selenium	82-1	434	460	425	440	4.20	cps
Selenium	77-2	90	67	100	86	19.99	cps
Selenium	78-2	497	450	530	492	8.16	cps
Silicon	28-1	26444567	26980819	26932948	26786111	1.11	cps
Silver	107-1	79650	81664	81956	81090	1.55	cps
Silver	109-1	77824	78176	78943	78314	0.73	cps
Sodium	23-2	9791883	9697976	9868964	9786274	0.88	cps
Strontium	86-1	726493	738710	737303	734169	0.91	cps
Strontium	88-1	6607790	6657897	6600711	6622133	0.47	cps
Sulfur	34-1	547939	548940	549899	548926	0.18	cps
Terbium	159-1	15552933	15313037	15509314	15458428	0.83	cps
Terbium	159-2	10782899	10609925	10660323	10684382	0.83	cps
Thallium	203-1	4351	4377	3977	4235	5.28	cps
Thallium	205-1	10377	10134	9734	10082	3.22	cps
Tin	118-1	477346	483720	490486	483851	1.36	cps
Titanium	47-1	716687	723430	734998	725039	1.28	cps

Reviewed By:Mohan
On:12/25/2024 3:49:22 AM
Inst Id :P7

LB Number :	LB134068	Operator :	Jaswal
Lab Sample ID :	P5254-15	Instrumnet Name :	P7
Client Sample ID :	MJNKN6	Dilution Factor :	1
Date & Time Acquired :	2024-12-23 22:37:30	DataFile Name :	179SMPL.d

Parameter	Mass	CPS1	CPS2	CPS3	CPSMean	CPSRSD	Units
Uranium	238-1	134645	133688	133812	134048	0.39	cps
Vanadium	51-2	179810	178020	177489	178440	0.68	cps
Yttrium	89-1	14542819	14256620	14430090	14409843	1.00	cps
Yttrium	89-2	3684969	3689990	3739385	3704782	0.81	cps
Zinc	66-2	2423287	2385025	2362987	2390433	1.28	cps
Zirconium	90-1	62318	63543	64789	63550	1.94	cps
Zirconium	91-1	14647	15001	14370	14673	2.15	cps

Reviewed By:Mohan
On:12/25/2024 3:49:22 AM
Inst Id :P7

LB Number :	LB134068	Operator :	Jaswal
Lab Sample ID :	P5254-16	Instrumnet Name :	P7
Client Sample ID :	MJNKN7	Dilution Factor :	1
Date & Time Acquired :	2024-12-23 22:40:35	DataFile Name :	180SMPL.d

Parameter	Mass	CPS1	CPS2	CPS3	CPSMean	CPSRSD	Units
Aluminium	27-2	4068909	4047297	4099876	4072027	0.65	cps
Antimony	121-1	1301974	1311461	1322628	1312021	0.79	cps
Arsenic	75-2	215931	212908	214084	214308	0.71	cps
Barium	135-1	853618	866189	860257	860021	0.73	cps
Barium	137-1	1490325	1495425	1497717	1494489	0.25	cps
Beryllium	9-1	640	693	657	663	4.11	cps
Bismuth	209-1	9165313	9240986	9118133	9174811	0.68	cps
Bismuth	209-2	7739775	7684831	7685455	7703354	0.41	cps
Bromine	81-1	93041	98576	100005	97207	3.78	cps
Bromine	81-2	15655	15168	15682	15502	1.87	cps
Cadmium	108-1	943	970	1080	998	7.26	cps
Cadmium	106-1	4667	4691	4674	4677	0.26	cps
Cadmium	111-1	11310	11070	11272	11217	1.15	cps
Calcium	43-1	483584	488353	488062	486666	0.55	cps
Calcium	44-1	7451432	7464656	7544029	7486705	0.67	cps
Carbon	12-1						cps
Carbon	12-2						cps
Chlorine	35-1						cps
Chlorine	35-2						cps
Chromium	52-2	216411	214750	215267	215476	0.39	cps
Cobalt	59-2	518870	513992	514473	515778	0.52	cps
Copper	63-2	11303001	11400471	11265539	11323003	0.62	cps
Dysprosium	156-1	34041	34526	34232	34266	0.71	cps
Dysprosium	156-2	27013	27440	27180	27211	0.79	cps
Erbium	164-1	31352	32267	32738	32119	2.20	cps
Erbium	164-2	22188	22121	22184	22164	0.17	cps
Gadolinium	160-1	33507	34152	34212	33957	1.15	cps
Gadolinium	160-2	25276	25827	24809	25304	2.01	cps
Holmium	165-1	15251963	15353531	15213951	15273149	0.47	cps
Holmium	165-2	10878682	10748577	10674441	10767233	0.96	cps
Indium	115-1	12613486	12695215	12596074	12634925	0.42	cps
Indium	115-2	4410549	4467425	4383260	4420411	0.97	cps
Iron	56-2	267470003	265842703	264752529	266021745	0.51	cps
Iron	57-2	6582932	6562799	6582043	6575925	0.17	cps
Iron	54-2	14330326	14431386	14297877	14353197	0.49	cps
Krypton	83-1	337	267	273	292	13.22	cps

Reviewed By:Mohan
On:12/25/2024 3:49:22 AM
Inst Id :P7

LB Number :	LB134068	Operator :	Jaswal
Lab Sample ID :	P5254-16	Instrumnet Name :	P7
Client Sample ID :	MJNKN7	Dilution Factor :	1
Date & Time Acquired :	2024-12-23 22:40:35	DataFile Name :	180SMPL.d

Parameter	Mass	CPS1	CPS2	CPS3	CPSMean	CPSRSD	Units
Lead	206-1	7273842	7230477	7342880	7282400	0.78	cps
Lead	207-1	6514003	6410260	6443400	6455888	0.82	cps
Lead	208-1	29361890	29202728	29410311	29324976	0.37	cps
Lithium	6-1	1667688	1687326	1717122	1690712	1.47	cps
Magnesium	24-2	3859747	3827058	3875310	3854038	0.64	cps
Manganese	55-2	1519521	1502292	1517926	1513246	0.63	cps
Molybdenum	94-1	98347	99871	100277	99498	1.02	cps
Molybdenum	95-1	111783	113170	114275	113076	1.10	cps
Molybdenum	96-1	130287	131105	130617	130669	0.31	cps
Molybdenum	97-1	70921	71403	70572	70965	0.59	cps
Molybdenum	98-1	181269	183568	184185	183007	0.84	cps
Neodymium	150-1	53240	52966	53846	53350	0.84	cps
Neodymium	150-2	31549	31599	31268	31472	0.57	cps
Nickel	60-2	74886	73130	74688	74235	1.30	cps
Phosphorus	31-2	12175	12168	12155	12166	0.08	cps
Potassium	39-2	2098932	2040301	2057321	2065518	1.46	cps
Rhodium	103-1	11175604	11108161	11187516	11157093	0.38	cps
Rhodium	103-2	6711348	6663907	6662099	6679118	0.42	cps
Scandium	45-1	6631228	6533481	6604336	6589682	0.77	cps
Scandium	45-2	536893	533147	532781	534274	0.43	cps
Selenium	82-1	507	551	506	521	4.93	cps
Selenium	77-2	150	153	127	143	10.14	cps
Selenium	78-2	590	520	493	534	9.34	cps
Silicon	28-1	38134941	39114928	38662376	38637415	1.27	cps
Silver	107-1	103005	103968	104798	103924	0.86	cps
Silver	109-1	98464	98975	98743	98727	0.26	cps
Sodium	23-2	12345665	12310757	12264346	12306923	0.33	cps
Strontium	86-1	669731	677712	677969	675138	0.69	cps
Strontium	88-1	6013602	6027727	6130742	6057357	1.06	cps
Sulfur	34-1	632484	630677	621821	628327	0.91	cps
Terbium	159-1	15530231	15694267	15641579	15622026	0.54	cps
Terbium	159-2	10505375	10777735	10616666	10633258	1.29	cps
Thallium	203-1	4631	4671	4744	4682	1.23	cps
Thallium	205-1	10781	10611	10978	10790	1.70	cps
Tin	118-1	634465	637258	639605	637109	0.40	cps
Titanium	47-1	1005526	1014722	1020964	1013738	0.77	cps

Reviewed By:Mohan
On:12/25/2024 3:49:22 AM
Inst Id :P7

LB Number :	LB134068	Operator :	Jaswal
Lab Sample ID :	P5254-16	Instrumnet Name :	P7
Client Sample ID :	MJNKN7	Dilution Factor :	1
Date & Time Acquired :	2024-12-23 22:40:35	DataFile Name :	180SMPL.d

Parameter	Mass	CPS1	CPS2	CPS3	CPSMean	CPSRSD	Units
Uranium	238-1	173830	174972	171921	173575	0.89	cps
Vanadium	51-2	253498	254847	253274	253873	0.34	cps
Yttrium	89-1	14837232	14997106	14855018	14896452	0.59	cps
Yttrium	89-2	3758475	3784493	3798676	3780548	0.54	cps
Zinc	66-2	3131438	3124590	3125950	3127326	0.12	cps
Zirconium	90-1	95092	96263	96387	95914	0.74	cps
Zirconium	91-1	21456	21906	21856	21739	1.14	cps

Reviewed By:Mohan
On:12/25/2024 3:49:22 AM
Inst Id :P7

LB Number :	LB134068	Operator :	Jaswal
Lab Sample ID :	P5254-17	Instrumnet Name :	P7
Client Sample ID :	MJNKN8	Dilution Factor :	1
Date & Time Acquired :	2024-12-23 22:43:39	DataFile Name :	181SMPL.d

Parameter	Mass	CPS1	CPS2	CPS3	CPSMean	CPSRSD	Units
Aluminium	27-2	3123656	3163094	3150470	3145740	0.64	cps
Antimony	121-1	1914617	1898462	1898181	1903753	0.49	cps
Arsenic	75-2	233441	232703	234748	233630	0.44	cps
Barium	135-1	1024116	1036571	1029305	1029997	0.61	cps
Barium	137-1	1852425	1900787	1880066	1877759	1.29	cps
Beryllium	9-1	573	583	477	544	10.82	cps
Bismuth	209-1	9297095	9389937	9140651	9275894	1.36	cps
Bismuth	209-2	7685955	7822211	7643165	7717110	1.21	cps
Bromine	81-1	64242	67409	68595	66749	3.37	cps
Bromine	81-2	9280	9443	9540	9421	1.40	cps
Cadmium	108-1	1203	1153	1313	1223	6.69	cps
Cadmium	106-1	5248	5141	5068	5152	1.76	cps
Cadmium	111-1	13819	13259	13042	13373	3.00	cps
Calcium	43-1	2616527	2593185	2569127	2592946	0.91	cps
Calcium	44-1	41738867	40638156	40929307	41102110	1.39	cps
Carbon	12-1						cps
Carbon	12-2						cps
Chlorine	35-1						cps
Chlorine	35-2						cps
Chromium	52-2	163397	163185	164732	163771	0.51	cps
Cobalt	59-2	569131	562325	565941	565799	0.60	cps
Copper	63-2	11004650	10980500	11066487	11017212	0.40	cps
Dysprosium	156-1	31208	30884	30677	30923	0.87	cps
Dysprosium	156-2	24959	25009	24725	24898	0.61	cps
Erbium	164-1	28850	28750	29184	28928	0.79	cps
Erbium	164-2	19921	20428	20098	20149	1.28	cps
Gadolinium	160-1	30386	30694	30683	30588	0.57	cps
Gadolinium	160-2	22762	23022	22545	22776	1.05	cps
Holmium	165-1	15365121	15354369	15162824	15294105	0.74	cps
Holmium	165-2	10676004	10782833	10571444	10676760	0.99	cps
Indium	115-1	12899776	12596996	12382317	12626363	2.06	cps
Indium	115-2	4268944	4412332	4370305	4350527	1.69	cps
Iron	56-2	253945690	252314036	254497203	253585643	0.45	cps
Iron	57-2	6230036	6264936	6206943	6233971	0.47	cps
Iron	54-2	13587643	13464204	13498434	13516760	0.47	cps
Krypton	83-1	313	263	277	284	9.10	cps

2080

Reviewed By:Mohan
On:12/25/2024 3:49:22 AM
Inst Id :P7

LB Number :	LB134068	Operator :	Jaswal
Lab Sample ID :	P5254-17	Instrumnet Name :	P7
Client Sample ID :	MJNKN8	Dilution Factor :	1
Date & Time Acquired :	2024-12-23 22:43:39	DataFile Name :	181SMPL.d

Parameter	Mass	CPS1	CPS2	CPS3	CPSMean	CPSRSD	Units
Lead	206-1	8310375	8336131	8335233	8327247	0.18	cps
Lead	207-1	7376610	7442471	7381542	7400208	0.50	cps
Lead	208-1	33488215	33686595	33355259	33510023	0.50	cps
Lithium	6-1	1673420	1741014	1682066	1698833	2.17	cps
Magnesium	24-2	3250582	3216176	3154143	3206967	1.52	cps
Manganese	55-2	1506370	1510493	1467595	1494819	1.58	cps
Molybdenum	94-1	102942	102686	101307	102312	0.86	cps
Molybdenum	95-1	92852	92218	91976	92349	0.49	cps
Molybdenum	96-1	112199	110648	110450	111099	0.86	cps
Molybdenum	97-1	58798	58055	58259	58370	0.66	cps
Molybdenum	98-1	150189	150408	149924	150174	0.16	cps
Neodymium	150-1	48694	48603	48593	48630	0.11	cps
Neodymium	150-2	27971	28572	28546	28363	1.20	cps
Nickel	60-2	60321	60334	60337	60331	0.01	cps
Phosphorus	31-2	11144	11114	11011	11090	0.63	cps
Potassium	39-2	1712297	1690899	1718883	1707360	0.86	cps
Rhodium	103-1	11086773	10941764	10955589	10994709	0.73	cps
Rhodium	103-2	6428225	6571831	6444121	6481392	1.21	cps
Scandium	45-1	6627318	6402604	6334874	6454932	2.37	cps
Scandium	45-2	509918	518681	509322	512640	1.02	cps
Selenium	82-1	457	521	557	511	9.86	cps
Selenium	77-2	107	133	143	128	14.83	cps
Selenium	78-2	490	567	477	511	9.50	cps
Silicon	28-1	27182893	26263960	26378802	26608552	1.88	cps
Silver	107-1	89027	88387	88290	88568	0.45	cps
Silver	109-1	84920	84692	85024	84879	0.20	cps
Sodium	23-2	9580808	9552762	9547341	9560304	0.19	cps
Strontium	86-1	3229573	3156652	3186059	3190762	1.15	cps
Strontium	88-1	28234958	27499158	27634062	27789393	1.41	cps
Sulfur	34-1	562737	554645	557782	558388	0.73	cps
Terbium	159-1	15456344	15456062	15534475	15482294	0.29	cps
Terbium	159-2	10529465	10686704	10553331	10589833	0.80	cps
Thallium	203-1	4251	4501	4457	4403	3.04	cps
Thallium	205-1	10387	10521	10177	10362	1.67	cps
Tin	118-1	642593	653800	639714	645369	1.15	cps
Titanium	47-1	945270	925794	916628	929231	1.57	cps

Reviewed By:Mohan
On:12/25/2024 3:49:22 AM
Inst Id :P7

LB Number :	LB134068	Operator :	Jaswal
Lab Sample ID :	P5254-17	Instrumnet Name :	P7
Client Sample ID :	MJNKN8	Dilution Factor :	1
Date & Time Acquired :	2024-12-23 22:43:39	DataFile Name :	181SMPL.d

Parameter	Mass	CPS1	CPS2	CPS3	CPSMean	CPSRSD	Units
Uranium	238-1	166556	167073	168138	167256	0.48	cps
Vanadium	51-2	202914	201925	200891	201910	0.50	cps
Yttrium	89-1	14902913	14441485	14509530	14617976	1.70	cps
Yttrium	89-2	3679003	3705477	3634678	3673052	0.97	cps
Zinc	66-2	4224356	4257612	4258420	4246796	0.46	cps
Zirconium	90-1	133732	133536	131532	132933	0.92	cps
Zirconium	91-1	29740	30615	29446	29934	2.03	cps

Reviewed By:Mohan
On:12/25/2024 3:49:22 AM
Inst Id :P7

LB Number :	LB134068	Operator :	Jaswal
Lab Sample ID :	P5254-18	Instrumnet Name :	P7
Client Sample ID :	MJNKQ9	Dilution Factor :	1
Date & Time Acquired :	2024-12-23 22:46:42	DataFile Name :	182SMPL.d

Parameter	Mass	CPS1	CPS2	CPS3	CPSMean	CPSRSD	Units
Aluminium	27-2	4204380	4120752	4135119	4153417	1.08	cps
Antimony	121-1	824934	847371	843435	838580	1.43	cps
Arsenic	75-2	189236	188393	187249	188293	0.53	cps
Barium	135-1	367146	377077	380247	374824	1.82	cps
Barium	137-1	643830	655001	653745	650859	0.94	cps
Beryllium	9-1	413	477	420	437	7.97	cps
Bismuth	209-1	9772774	9397700	9267875	9479450	2.77	cps
Bismuth	209-2	7856759	7651781	7820047	7776196	1.41	cps
Bromine	81-1	85660	93688	96526	91958	6.13	cps
Bromine	81-2	15345	15321	15502	15389	0.64	cps
Cadmium	108-1	533	617	560	570	7.47	cps
Cadmium	106-1	4454	4111	4177	4247	4.29	cps
Cadmium	111-1	8492	8234	8653	8460	2.50	cps
Calcium	43-1	349507	358590	357311	355136	1.38	cps
Calcium	44-1	5369376	5423084	5485477	5425979	1.07	cps
Carbon	12-1						cps
Carbon	12-2						cps
Chlorine	35-1						cps
Chlorine	35-2						cps
Chromium	52-2	178286	176294	175654	176745	0.78	cps
Cobalt	59-2	242047	242694	241170	241971	0.32	cps
Copper	63-2	18274047	17935829	18027863	18079247	0.97	cps
Dysprosium	156-1	21707	22745	22284	22245	2.34	cps
Dysprosium	156-2	17828	17311	17925	17688	1.87	cps
Erbium	164-1	20041	20622	21827	20830	4.37	cps
Erbium	164-2	14581	14881	14748	14737	1.02	cps
Gadolinium	160-1	21837	22348	22148	22111	1.16	cps
Gadolinium	160-2	16817	16860	17057	16911	0.76	cps
Holmium	165-1	15941338	15577788	15098048	15539058	2.72	cps
Holmium	165-2	10988352	10712072	10958403	10886275	1.39	cps
Indium	115-1	13108966	12492875	12583404	12728415	2.61	cps
Indium	115-2	4419497	4341756	4383149	4381467	0.89	cps
Iron	56-2	158696481	156121894	156527841	157115405	0.88	cps
Iron	57-2	3877800	3869642	3865533	3870992	0.16	cps
Iron	54-2	8523129	8461486	8417961	8467525	0.62	cps
Krypton	83-1	297	207	290	264	18.96	cps

Reviewed By:Mohan
On:12/25/2024 3:49:22 AM
Inst Id :P7

LB Number :	LB134068	Operator :	Jaswal
Lab Sample ID :	P5254-18	Instrumnet Name :	P7
Client Sample ID :	MJNKQ9	Dilution Factor :	1
Date & Time Acquired :	2024-12-23 22:46:42	DataFile Name :	182SMPL.d

Parameter	Mass	CPS1	CPS2	CPS3	CPSMean	CPSRSD	Units
Lead	206-1	4982173	5124030	5031868	5046023	1.43	cps
Lead	207-1	4427104	4530805	4542496	4500135	1.41	cps
Lead	208-1	20021724	20695486	20329023	20348744	1.66	cps
Lithium	6-1	1811866	1688462	1668920	1723083	4.50	cps
Magnesium	24-2	3244271	3187378	3163616	3198422	1.30	cps
Manganese	55-2	933722	935189	926484	931798	0.50	cps
Molybdenum	94-1	53300	54501	55023	54275	1.63	cps
Molybdenum	95-1	49309	51002	51039	50450	1.96	cps
Molybdenum	96-1	58992	62044	60504	60513	2.52	cps
Molybdenum	97-1	30802	31748	31768	31439	1.75	cps
Molybdenum	98-1	80028	82089	82082	81399	1.46	cps
Neodymium	150-1	33433	34228	34576	34079	1.72	cps
Neodymium	150-2	20412	20695	20138	20415	1.37	cps
Nickel	60-2	59822	59323	60853	59999	1.30	cps
Phosphorus	31-2	12789	13072	12805	12889	1.23	cps
Potassium	39-2	1443602	1423304	1435053	1433986	0.71	cps
Rhodium	103-1	11695479	11369844	11258907	11441410	1.98	cps
Rhodium	103-2	6702979	6622167	6723156	6682768	0.80	cps
Scandium	45-1	6932333	6593278	6600216	6708609	2.89	cps
Scandium	45-2	540547	534861	539719	538376	0.57	cps
Selenium	82-1	479	506	525	503	4.61	cps
Selenium	77-2	107	90	93	97	9.13	cps
Selenium	78-2	600	570	627	599	4.73	cps
Silicon	28-1	22745005	23262966	23175706	23061226	1.20	cps
Silver	107-1	123248	124868	125621	124579	0.97	cps
Silver	109-1	116403	118418	118076	117632	0.92	cps
Sodium	23-2	13165945	12949559	12926678	13014061	1.01	cps
Strontium	86-1	379969	389311	385225	384835	1.22	cps
Strontium	88-1	3425270	3489233	3481601	3465368	1.01	cps
Sulfur	34-1	826302	838131	835930	833454	0.75	cps
Terbium	159-1	16560300	15748139	15573587	15960675	3.30	cps
Terbium	159-2	10808116	10546815	10764384	10706439	1.31	cps
Thallium	203-1	5631	5745	5721	5699	1.05	cps
Thallium	205-1	13270	13350	13510	13377	0.91	cps
Tin	118-1	420581	427093	428567	425414	1.00	cps
Titanium	47-1	665431	684541	683249	677740	1.58	cps

Reviewed By:Mohan
On:12/25/2024 3:49:22 AM
Inst Id :P7

LB Number :	LB134068	Operator :	Jaswal
Lab Sample ID :	P5254-18	Instrumnet Name :	P7
Client Sample ID :	MJNKQ9	Dilution Factor :	1
Date & Time Acquired :	2024-12-23 22:46:42	DataFile Name :	182SMPL.d

Parameter	Mass	CPS1	CPS2	CPS3	CPSMean	CPSRSD	Units
Uranium	238-1	56305	56513	56346	56388	0.20	cps
Vanadium	51-2	180961	178650	177146	178919	1.07	cps
Yttrium	89-1	15567041	14578014	14786925	14977327	3.48	cps
Yttrium	89-2	3763577	3716628	3734315	3738173	0.63	cps
Zinc	66-2	1253224	1247970	1242398	1247864	0.43	cps
Zirconium	90-1	68214	69966	70133	69438	1.53	cps
Zirconium	91-1	15255	15688	15759	15567	1.75	cps

Reviewed By:Mohan
On:12/25/2024 3:49:22 AM
Inst Id :P7

LB Number :	LB134068	Operator :	Jaswal
Lab Sample ID :	P5254-19	Instrumnet Name :	P7
Client Sample ID :	MJNKT0	Dilution Factor :	1
Date & Time Acquired :	2024-12-23 22:49:49	DataFile Name :	183SMPL.d

Parameter	Mass	CPS1	CPS2	CPS3	CPSMean	CPSRSD	Units
Aluminium	27-2	2256911	2248686	2242122	2249240	0.33	cps
Antimony	121-1	427702	438862	436943	434502	1.37	cps
Arsenic	75-2	77102	77052	77340	77164	0.20	cps
Barium	135-1	150142	154275	154198	152872	1.55	cps
Barium	137-1	261933	265625	268354	265304	1.21	cps
Beryllium	9-1	460	410	363	411	11.76	cps
Bismuth	209-1	9781473	9297449	9156156	9411693	3.48	cps
Bismuth	209-2	7807018	7672136	7737610	7738921	0.87	cps
Bromine	81-1	57100	63275	63278	61217	5.82	cps
Bromine	81-2	8866	8599	8639	8702	1.65	cps
Cadmium	108-1	270	317	267	284	9.83	cps
Cadmium	106-1	4031	3677	3594	3767	6.16	cps
Cadmium	111-1	5713	5606	5486	5602	2.02	cps
Calcium	43-1	182987	187381	185758	185375	1.20	cps
Calcium	44-1	2832114	2870788	2834991	2845964	0.76	cps
Carbon	12-1						cps
Carbon	12-2						cps
Chlorine	35-1						cps
Chlorine	35-2						cps
Chromium	52-2	148977	146994	147859	147943	0.67	cps
Cobalt	59-2	93070	92312	91684	92355	0.75	cps
Copper	63-2	6266594	6241712	6247375	6251894	0.21	cps
Dysprosium	156-1	22585	23897	22976	23153	2.91	cps
Dysprosium	156-2	18572	18873	18432	18626	1.21	cps
Erbium	164-1	20448	21029	20649	20709	1.42	cps
Erbium	164-2	14468	14978	14578	14674	1.83	cps
Gadolinium	160-1	22508	23099	23032	22880	1.41	cps
Gadolinium	160-2	17831	17294	17131	17419	2.10	cps
Holmium	165-1	16056498	15162157	15250324	15489659	3.18	cps
Holmium	165-2	10857694	10731649	10730105	10773149	0.68	cps
Indium	115-1	13026277	12394900	12303714	12574963	3.13	cps
Indium	115-2	4324532	4335965	4311605	4324034	0.28	cps
Iron	56-2	95089265	93898075	95258709	94748683	0.78	cps
Iron	57-2	2358569	2334003	2333758	2342110	0.61	cps
Iron	54-2	5115873	5096766	5024823	5079154	0.95	cps
Krypton	83-1	273	237	293	268	10.73	cps

Reviewed By:Mohan
On:12/25/2024 3:49:22 AM
Inst Id :P7

LB Number :	LB134068	Operator :	Jaswal
Lab Sample ID :	P5254-19	Instrumnet Name :	P7
Client Sample ID :	MJNKT0	Dilution Factor :	1
Date & Time Acquired :	2024-12-23 22:49:49	DataFile Name :	183SMPL.d

Parameter	Mass	CPS1	CPS2	CPS3	CPSMean	CPSRSD	Units
Lead	206-1	1956226	2045796	2013715	2005246	2.26	cps
Lead	207-1	1581659	1624027	1631063	1612250	1.66	cps
Lead	208-1	7820046	8032386	7993638	7948690	1.42	cps
Lithium	6-1	1774763	1668673	1698855	1714097	3.19	cps
Magnesium	24-2	2210232	2190244	2185520	2195332	0.60	cps
Manganese	55-2	592296	591952	586704	590317	0.53	cps
Molybdenum	94-1	39523	40035	40028	39862	0.74	cps
Molybdenum	95-1	34704	35503	35640	35282	1.43	cps
Molybdenum	96-1	42542	43043	42896	42827	0.60	cps
Molybdenum	97-1	22290	23105	22391	22595	1.97	cps
Molybdenum	98-1	56482	58004	58045	57510	1.55	cps
Neodymium	150-1	35655	35752	37032	36146	2.13	cps
Neodymium	150-2	21653	21460	21517	21543	0.46	cps
Nickel	60-2	47766	47966	47930	47887	0.22	cps
Phosphorus	31-2	9183	9083	9126	9131	0.55	cps
Potassium	39-2	912025	907328	906773	908709	0.32	cps
Rhodium	103-1	11848068	11320122	11242309	11470166	2.87	cps
Rhodium	103-2	6695803	6703067	6644063	6680978	0.48	cps
Scandium	45-1	6953831	6549373	6499749	6667651	3.74	cps
Scandium	45-2	529919	523333	531100	528117	0.79	cps
Selenium	82-1	333	316	272	307	10.23	cps
Selenium	77-2	90	73	47	70	31.22	cps
Selenium	78-2	610	487	477	524	14.16	cps
Silicon	28-1	13973856	14321207	14325727	14206930	1.42	cps
Silver	107-1	53910	55037	55566	54837	1.54	cps
Silver	109-1	51886	52806	52571	52421	0.91	cps
Sodium	23-2	6565256	6464377	6483180	6504271	0.82	cps
Strontium	86-1	197436	202415	202158	200670	1.40	cps
Strontium	88-1	1775396	1795181	1816537	1795705	1.15	cps
Sulfur	34-1	537024	546679	539105	540936	0.94	cps
Terbium	159-1	16440446	15757903	15366984	15855111	3.43	cps
Terbium	159-2	10772233	10539812	10729572	10680539	1.16	cps
Thallium	203-1	3190	3674	3527	3464	7.16	cps
Thallium	205-1	8419	8543	7989	8317	3.49	cps
Tin	118-1	172432	176304	175347	174694	1.15	cps
Titanium	47-1	647580	663072	652744	654466	1.21	cps

Reviewed By:Mohan
On:12/25/2024 3:49:22 AM
Inst Id :P7

LB Number :	LB134068	Operator :	Jaswal
Lab Sample ID :	P5254-19	Instrumnet Name :	P7
Client Sample ID :	MJNKT0	Dilution Factor :	1
Date & Time Acquired :	2024-12-23 22:49:49	DataFile Name :	183SMPL.d

Parameter	Mass	CPS1	CPS2	CPS3	CPSMean	CPSRSD	Units
Uranium	238-1	53307	53641	54628	53859	1.28	cps
Vanadium	51-2	152293	153595	150552	152147	1.00	cps
Yttrium	89-1	15352343	14649955	14623399	14875232	2.78	cps
Yttrium	89-2	3719301	3677389	3709650	3702114	0.59	cps
Zinc	66-2	431534	432950	429607	431364	0.39	cps
Zirconium	90-1	51751	52861	52905	52506	1.25	cps
Zirconium	91-1	11765	11972	11825	11854	0.90	cps

Reviewed By:Mohan
On:12/25/2024 3:49:22 AM
Inst Id :P7

LB Number :	LB134068	Operator :	Jaswal
Lab Sample ID :	P5254-20	Instrumnet Name :	P7
Client Sample ID :	MJNKW1	Dilution Factor :	1
Date & Time Acquired :	2024-12-23 22:52:59	DataFile Name :	184SMPL.d

Parameter	Mass	CPS1	CPS2	CPS3	CPSMean	CPSRSD	Units
Aluminium	27-2	2533465	2488812	2531273	2517850	1.00	cps
Antimony	121-1	604487	607766	606658	606304	0.28	cps
Arsenic	75-2	105793	105189	106579	105854	0.66	cps
Barium	135-1	367097	367926	365925	366983	0.27	cps
Barium	137-1	634744	641062	634332	636713	0.59	cps
Beryllium	9-1	387	460	490	446	11.93	cps
Bismuth	209-1	9260403	9161713	8952198	9124771	1.72	cps
Bismuth	209-2	7688452	7642166	7641479	7657366	0.35	cps
Bromine	81-1	60670	62960	64001	62544	2.72	cps
Bromine	81-2	8959	9136	9330	9142	2.03	cps
Cadmium	108-1	683	613	617	638	6.19	cps
Cadmium	106-1	4324	4331	4151	4268	2.39	cps
Cadmium	111-1	8813	8790	8782	8795	0.18	cps
Calcium	43-1	2969247	2954281	2924779	2949436	0.77	cps
Calcium	44-1	46963536	46892319	47028294	46961383	0.14	cps
Carbon	12-1						cps
Carbon	12-2						cps
Chlorine	35-1						cps
Chlorine	35-2						cps
Chromium	52-2	145245	143969	145241	144818	0.51	cps
Cobalt	59-2	286279	281842	285447	284522	0.83	cps
Copper	63-2	6833902	6747270	6724897	6768690	0.85	cps
Dysprosium	156-1	25396	25563	25203	25387	0.71	cps
Dysprosium	156-2	20271	19841	20635	20249	1.96	cps
Erbium	164-1	23540	24238	23717	23832	1.52	cps
Erbium	164-2	16633	16950	17341	16975	2.09	cps
Gadolinium	160-1	24759	25383	25477	25206	1.55	cps
Gadolinium	160-2	19227	18793	19143	19054	1.21	cps
Holmium	165-1	15341464	15385861	15070521	15265949	1.12	cps
Holmium	165-2	10767163	10656865	10732755	10718928	0.53	cps
Indium	115-1	12055030	12218321	11990288	12087880	0.97	cps
Indium	115-2	4291848	4246285	4303276	4280470	0.70	cps
Iron	56-2	136288405	135190928	136506521	135995285	0.52	cps
Iron	57-2	3361995	3385287	3378233	3375172	0.35	cps
Iron	54-2	7320313	7292351	7256859	7289841	0.44	cps
Krypton	83-1	283	263	247	264	6.94	cps

Reviewed By:Mohan
On:12/25/2024 3:49:22 AM
Inst Id :P7

LB Number :	LB134068	Operator :	Jaswal
Lab Sample ID :	P5254-20	Instrumnet Name :	P7
Client Sample ID :	MJNKW1	Dilution Factor :	1
Date & Time Acquired :	2024-12-23 22:52:59	DataFile Name :	184SMPL.d

Parameter	Mass	CPS1	CPS2	CPS3	CPSMean	CPSRSD	Units
Lead	206-1	3563914	3567465	3499555	3543645	1.08	cps
Lead	207-1	3213221	3188980	3111891	3171364	1.67	cps
Lead	208-1	14435146	14360500	14185338	14326995	0.90	cps
Lithium	6-1	1683909	1691783	1633060	1669584	1.91	cps
Magnesium	24-2	2691674	2732209	2761033	2728306	1.28	cps
Manganese	55-2	838180	831114	829863	833053	0.54	cps
Molybdenum	94-1	52460	52112	52196	52256	0.35	cps
Molybdenum	95-1	45768	46905	46494	46389	1.24	cps
Molybdenum	96-1	56880	55461	55809	56050	1.32	cps
Molybdenum	97-1	29206	28935	29380	29174	0.77	cps
Molybdenum	98-1	77300	75752	75883	76311	1.13	cps
Neodymium	150-1	38014	38800	38542	38452	1.04	cps
Neodymium	150-2	23379	23500	22455	23111	2.47	cps
Nickel	60-2	43784	44175	44161	44040	0.50	cps
Phosphorus	31-2	10494	10554	10397	10481	0.75	cps
Potassium	39-2	1271183	1252887	1236649	1253573	1.38	cps
Rhodium	103-1	11014979	10927693	10902358	10948343	0.54	cps
Rhodium	103-2	6568637	6538144	6534512	6547098	0.29	cps
Scandium	45-1	6454624	6328484	6338714	6373941	1.10	cps
Scandium	45-2	518630	520366	522555	520517	0.38	cps
Selenium	82-1	398	351	377	375	6.22	cps
Selenium	77-2	100	83	93	92	9.10	cps
Selenium	78-2	547	497	510	518	5.00	cps
Silicon	28-1	18944239	18748831	19817857	19170309	2.97	cps
Silver	107-1	58698	58571	58474	58581	0.19	cps
Silver	109-1	55459	55770	56272	55834	0.73	cps
Sodium	23-2	10051516	10142383	10184104	10126001	0.67	cps
Strontium	86-1	3603455	3628885	3641316	3624552	0.53	cps
Strontium	88-1	31559396	31485083	31134402	31392960	0.72	cps
Sulfur	34-1	526883	533772	531311	530655	0.66	cps
Terbium	159-1	15452176	15538925	15303724	15431608	0.77	cps
Terbium	159-2	10597288	10494597	10520246	10537377	0.51	cps
Thallium	203-1	4197	4031	4057	4095	2.19	cps
Thallium	205-1	9914	9797	10034	9915	1.19	cps
Tin	118-1	194707	194495	193881	194361	0.22	cps
Titanium	47-1	597166	600649	601986	599934	0.41	cps

2090

Reviewed By:Mohan
On:12/25/2024 3:49:22 AM
Inst Id :P7

LB Number :	LB134068	Operator :	Jaswal
Lab Sample ID :	P5254-20	Instrumnet Name :	P7
Client Sample ID :	MJNKW1	Dilution Factor :	1
Date & Time Acquired :	2024-12-23 22:52:59	DataFile Name :	184SMPL.d

Parameter	Mass	CPS1	CPS2	CPS3	CPSMean	CPSRSD	Units
Uranium	238-1	117077	118204	119040	118107	0.83	cps
Vanadium	51-2	166255	165857	165914	166009	0.13	cps
Yttrium	89-1	14347553	14420994	14224261	14330936	0.69	cps
Yttrium	89-2	3676672	3689566	3711215	3692484	0.47	cps
Zinc	66-2	1460706	1498859	1452024	1470530	1.69	cps
Zirconium	90-1	69467	69396	69727	69530	0.25	cps
Zirconium	91-1	15498	15715	15555	15589	0.72	cps

Reviewed By:Mohan
On:12/25/2024 3:49:22 AM
Inst Id :P7

LB Number :	LB134068	Operator :	Jaswal
Lab Sample ID :	P5254-21	Instrumnet Name :	P7
Client Sample ID :	MJNKW2	Dilution Factor :	1
Date & Time Acquired :	2024-12-23 22:56:03	DataFile Name :	185SMPL.d

Parameter	Mass	CPS1	CPS2	CPS3	CPSMean	CPSRSD	Units
Aluminium	27-2	1602383	1621603	1586332	1603439	1.10	cps
Antimony	121-1	253159	255981	258244	255795	1.00	cps
Arsenic	75-2	43025	42822	44038	43295	1.51	cps
Barium	135-1	155175	155074	156247	155499	0.42	cps
Barium	137-1	266118	271505	274133	270585	1.51	cps
Beryllium	9-1	300	227	247	258	14.71	cps
Bismuth	209-1	8996507	8990763	9118424	9035231	0.80	cps
Bismuth	209-2	7515879	7509656	7410570	7478702	0.79	cps
Bromine	81-1	40292	43150	45146	42862	5.69	cps
Bromine	81-2	5324	5358	5434	5372	1.05	cps
Cadmium	108-1	343	357	347	349	1.99	cps
Cadmium	106-1	3634	3757	3667	3686	1.73	cps
Cadmium	111-1	5620	5991	5955	5855	3.49	cps
Calcium	43-1	8147661	8227696	8275514	8216957	0.79	cps
Calcium	44-1	131089991	130859605	131364321	131104639	0.19	cps
Carbon	12-1						cps
Carbon	12-2						cps
Chlorine	35-1						cps
Chlorine	35-2						cps
Chromium	52-2	94386	92763	92162	93104	1.24	cps
Cobalt	59-2	124746	123459	123063	123756	0.71	cps
Copper	63-2	2119512	2077404	2068405	2088440	1.31	cps
Dysprosium	156-1	20034	20268	19951	20084	0.82	cps
Dysprosium	156-2	15819	15956	16259	16011	1.41	cps
Erbium	164-1	18683	18302	18482	18489	1.03	cps
Erbium	164-2	13090	12809	12906	12935	1.10	cps
Gadolinium	160-1	19931	20098	20575	20201	1.66	cps
Gadolinium	160-2	15068	14938	14878	14961	0.65	cps
Holmium	165-1	15309152	15091224	15342245	15247540	0.89	cps
Holmium	165-2	10779383	10648096	10578592	10668690	0.96	cps
Indium	115-1	12245360	12135262	12271784	12217468	0.59	cps
Indium	115-2	4300642	4246109	4181909	4242887	1.40	cps
Iron	56-2	72845359	73227189	72118944	72730497	0.77	cps
Iron	57-2	1931970	1915532	1909497	1919000	0.61	cps
Iron	54-2	3954802	3975050	3904432	3944761	0.92	cps
Krypton	83-1	253	263	183	233	18.68	cps

LB Number :	LB134068	Operator :	Jaswal
Lab Sample ID :	P5254-21	Instrumnet Name :	P7
Client Sample ID :	MJNKW2	Dilution Factor :	1
Date & Time Acquired :	2024-12-23 22:56:03	DataFile Name :	185SMPL.d

Parameter	Mass	CPS1	CPS2	CPS3	CPSMean	CPSRSD	Units
Lead	206-1	1172665	1187337	1205309	1188437	1.38	cps
Lead	207-1	1038317	1053257	1046761	1046111	0.72	cps
Lead	208-1	4998694	5026581	5047373	5024216	0.49	cps
Lithium	6-1	1682098	1706762	1714347	1701069	0.99	cps
Magnesium	24-2	1876058	1857163	1851464	1861562	0.69	cps
Manganese	55-2	566991	563753	559234	563326	0.69	cps
Molybdenum	94-1	31370	31150	31347	31289	0.39	cps
Molybdenum	95-1	19643	19693	19533	19623	0.42	cps
Molybdenum	96-1	25506	25489	25653	25549	0.35	cps
Molybdenum	97-1	12479	12312	12215	12335	1.08	cps
Molybdenum	98-1	32199	32573	31888	32220	1.06	cps
Neodymium	150-1	31482	31919	32016	31806	0.90	cps
Neodymium	150-2	18472	18509	18202	18394	0.91	cps
Nickel	60-2	35652	35398	34904	35318	1.08	cps
Phosphorus	31-2	8086	7772	7982	7947	2.01	cps
Potassium	39-2	786042	779980	775229	780417	0.69	cps
Rhodium	103-1	10935044	10939764	10996223	10957010	0.31	cps
Rhodium	103-2	6497492	6396591	6457279	6450454	0.79	cps
Scandium	45-1	6615799	6444758	6442992	6501183	1.53	cps
Scandium	45-2	518669	518106	515270	517348	0.35	cps
Selenium	82-1	366	412	445	408	9.68	cps
Selenium	77-2	33	97	63	64	49.17	cps
Selenium	78-2	430	523	500	484	10.03	cps
Silicon	28-1	17829057	17889104	18029636	17915932	0.57	cps
Silver	107-1	18058	17514	17691	17754	1.56	cps
Silver	109-1	17400	16533	16810	16914	2.62	cps
Sodium	23-2	5747101	5799359	5649066	5731842	1.33	cps
Strontium	86-1	4790722	4872601	4866796	4843373	0.94	cps
Strontium	88-1	41311039	42157383	42197364	41888595	1.20	cps
Sulfur	34-1	411532	408323	412544	410800	0.54	cps
Terbium	159-1	15581098	15546849	15607874	15578607	0.20	cps
Terbium	159-2	10549651	10551904	10393220	10498258	0.87	cps
Thallium	203-1	3424	3577	3587	3529	2.59	cps
Thallium	205-1	8179	8473	8303	8318	1.77	cps
Tin	118-1	80014	80067	80178	80086	0.10	cps
Titanium	47-1	540580	544525	539791	541632	0.47	cps

Reviewed By:Mohan
On:12/25/2024 3:49:22 AM
Inst Id :P7

LB Number :	LB134068	Operator :	Jaswal
Lab Sample ID :	P5254-21	Instrumnet Name :	P7
Client Sample ID :	MJNKW2	Dilution Factor :	1
Date & Time Acquired :	2024-12-23 22:56:03	DataFile Name :	185SMPL.d

Parameter	Mass	CPS1	CPS2	CPS3	CPSMean	CPSRSD	Units
Uranium	238-1	79013	80790	81760	80521	1.73	cps
Vanadium	51-2	115084	114490	114056	114543	0.45	cps
Yttrium	89-1	14525539	14498102	14574884	14532842	0.27	cps
Yttrium	89-2	3661282	3668912	3560128	3630108	1.67	cps
Zinc	66-2	494606	496002	493554	494721	0.25	cps
Zirconium	90-1	52564	54902	54976	54147	2.53	cps
Zirconium	91-1	12032	12058	12022	12037	0.16	cps

Reviewed By:Mohan
On:12/25/2024 3:49:22 AM
Inst Id :P7

LB Number :	LB134068	Operator :	Jaswal
Lab Sample ID :	P5254-22	Instrumnet Name :	P7
Client Sample ID :	MJNKY3	Dilution Factor :	1
Date & Time Acquired :	2024-12-23 22:59:11	DataFile Name :	186SMPL.d

Parameter	Mass	CPS1	CPS2	CPS3	CPSMean	CPSRSD	Units
Aluminium	27-2	2918160	2873875	2899504	2897180	0.77	cps
Antimony	121-1	130482	129773	133617	131291	1.56	cps
Arsenic	75-2	38263	38817	38433	38504	0.74	cps
Barium	135-1	114788	115574	114946	115103	0.36	cps
Barium	137-1	198053	201794	201554	200467	1.04	cps
Beryllium	9-1	433	460	527	473	10.16	cps
Bismuth	209-1	9065374	9324567	9040004	9143315	1.72	cps
Bismuth	209-2	7663166	7602291	7717381	7660946	0.75	cps
Bromine	81-1	69918	74855	77596	74123	5.25	cps
Bromine	81-2	11318	10764	10794	10959	2.84	cps
Cadmium	108-1	333	307	230	290	18.50	cps
Cadmium	106-1	3681	3751	3497	3643	3.59	cps
Cadmium	111-1	5030	5218	4904	5051	3.13	cps
Calcium	43-1	324990	325656	326133	325593	0.18	cps
Calcium	44-1	5023287	4997906	5008334	5009842	0.25	cps
Carbon	12-1						cps
Carbon	12-2						cps
Chlorine	35-1						cps
Chlorine	35-2						cps
Chromium	52-2	163947	166534	166875	165785	0.97	cps
Cobalt	59-2	73716	73174	73013	73301	0.50	cps
Copper	63-2	5328520	5303238	5210665	5280808	1.17	cps
Dysprosium	156-1	30543	31245	31318	31035	1.38	cps
Dysprosium	156-2	24314	24408	23920	24214	1.07	cps
Erbium	164-1	27257	27424	27571	27417	0.57	cps
Erbium	164-2	19374	19390	19050	19271	1.00	cps
Gadolinium	160-1	31041	31509	31064	31205	0.84	cps
Gadolinium	160-2	22508	23179	22895	22861	1.47	cps
Holmium	165-1	15186291	15097324	15032662	15105426	0.51	cps
Holmium	165-2	10589668	10570071	10549350	10569696	0.19	cps
Indium	115-1	12198910	11960341	12242709	12133987	1.25	cps
Indium	115-2	4238796	4226107	4251245	4238716	0.30	cps
Iron	56-2	98224412	98949182	98884585	98686060	0.41	cps
Iron	57-2	2422573	2419000	2446386	2429320	0.61	cps
Iron	54-2	5308241	5278956	5283673	5290290	0.30	cps
Krypton	83-1	190	243	290	241	20.75	cps

Reviewed By:Mohan
On:12/25/2024 3:49:22 AM
Inst Id :P7

LB Number :	LB134068	Operator :	Jaswal
Lab Sample ID :	P5254-22	Instrumnet Name :	P7
Client Sample ID :	MJNKY3	Dilution Factor :	1
Date & Time Acquired :	2024-12-23 22:59:11	DataFile Name :	186SMPL.d

Parameter	Mass	CPS1	CPS2	CPS3	CPSMean	CPSRSD	Units
Lead	206-1	1431060	1427310	1439189	1432520	0.42	cps
Lead	207-1	1247338	1243297	1251926	1247520	0.35	cps
Lead	208-1	5989367	6029141	5982490	6000333	0.42	cps
Lithium	6-1	1670645	1733097	1674770	1692837	2.06	cps
Magnesium	24-2	2561947	2566775	2524769	2551164	0.90	cps
Manganese	55-2	624095	620284	619127	621169	0.42	cps
Molybdenum	94-1	34404	35065	34925	34798	1.00	cps
Molybdenum	95-1	31133	31036	31140	31103	0.19	cps
Molybdenum	96-1	37725	37371	38353	37817	1.32	cps
Molybdenum	97-1	19854	19563	19236	19551	1.58	cps
Molybdenum	98-1	49350	50045	50022	49806	0.79	cps
Neodymium	150-1	47924	48995	48205	48375	1.15	cps
Neodymium	150-2	28997	28656	28562	28738	0.80	cps
Nickel	60-2	56690	55409	55144	55747	1.48	cps
Phosphorus	31-2	11925	11825	11811	11854	0.52	cps
Potassium	39-2	1081493	1075168	1082998	1079886	0.38	cps
Rhodium	103-1	11089721	11118407	11120881	11109669	0.16	cps
Rhodium	103-2	6567883	6564339	6608307	6580176	0.37	cps
Scandium	45-1	6311247	6346997	6307687	6321977	0.34	cps
Scandium	45-2	513081	512311	513400	512930	0.11	cps
Selenium	82-1	398	380	294	357	15.54	cps
Selenium	77-2	63	113	103	93	28.35	cps
Selenium	78-2	493	517	543	518	4.83	cps
Silicon	28-1	24193151	24757975	24000892	24317340	1.62	cps
Silver	107-1	50932	52414	52163	51837	1.53	cps
Silver	109-1	49083	49547	49548	49393	0.54	cps
Sodium	23-2	8288355	8286328	8242959	8272547	0.31	cps
Strontium	86-1	317117	318894	321517	319176	0.69	cps
Strontium	88-1	2835529	2880335	2850978	2855614	0.80	cps
Sulfur	34-1	589033	585863	587729	587542	0.27	cps
Terbium	159-1	15449471	15659004	15590618	15566364	0.69	cps
Terbium	159-2	10529128	10473754	10478355	10493745	0.29	cps
Thallium	203-1	3380	3434	3547	3454	2.47	cps
Thallium	205-1	8223	8196	8476	8298	1.86	cps
Tin	118-1	139346	140184	142409	140647	1.13	cps
Titanium	47-1	897730	911351	905984	905022	0.76	cps

Reviewed By:Mohan
On:12/25/2024 3:49:22 AM
Inst Id :P7

LB Number :	LB134068	Operator :	Jaswal
Lab Sample ID :	P5254-22	Instrumnet Name :	P7
Client Sample ID :	MJNKY3	Dilution Factor :	1
Date & Time Acquired :	2024-12-23 22:59:11	DataFile Name :	186SMPL.d

Parameter	Mass	CPS1	CPS2	CPS3	CPSMean	CPSRSD	Units
Uranium	238-1	68207	69701	69336	69082	1.13	cps
Vanadium	51-2	193186	191249	193800	192745	0.69	cps
Yttrium	89-1	14663322	14495233	14634403	14597653	0.62	cps
Yttrium	89-2	3663842	3679003	3689550	3677465	0.35	cps
Zinc	66-2	275502	277596	275592	276230	0.43	cps
Zirconium	90-1	45969	46834	46186	46330	0.97	cps
Zirconium	91-1	10327	10577	10477	10460	1.20	cps

Reviewed By:Mohan
On:12/25/2024 3:49:22 AM
Inst Id :P7

LB Number :	LB134068	Operator :	Jaswal
Lab Sample ID :	P5156-13DLX2	Instrumnet Name :	P7
Client Sample ID :	ME28T9	Dilution Factor :	2
Date & Time Acquired :	2024-12-23 23:03:58	DataFile Name :	187SMPL.d

Parameter	Mass	CPS1	CPS2	CPS3	CPSMean	CPSRSD	Units
Aluminium	27-2	2249952	2205980	2147967	2201300	2.32	cps
Antimony	121-1	11091	10701	11044	10945	1.95	cps
Arsenic	75-2	5881	5781	5885	5849	1.00	cps
Barium	135-1	385752	387058	380448	384419	0.91	cps
Barium	137-1	667181	670209	662050	666480	0.62	cps
Beryllium	9-1	1370	1290	1227	1296	5.54	cps
Bismuth	209-1	8968765	8942646	8852509	8921306	0.68	cps
Bismuth	209-2	7502060	6642316	7728182	7290853	7.86	cps
Bromine	81-1	20865	19984	19960	20270	2.54	cps
Bromine	81-2	1010	1060	1023	1031	2.51	cps
Cadmium	108-1	717	627	690	678	6.82	cps
Cadmium	106-1	4164	4301	4227	4231	1.62	cps
Cadmium	111-1	10345	10367	10101	10271	1.44	cps
Calcium	43-1	2367966	2312664	2279029	2319886	1.94	cps
Calcium	44-1	37373771	36832816	36423904	36876830	1.29	cps
Carbon	12-1						cps
Carbon	12-2						cps
Chlorine	35-1						cps
Chlorine	35-2						cps
Chromium	52-2	1776897	1787845	1735491	1766744	1.56	cps
Cobalt	59-2	77267	76366	75954	76529	0.88	cps
Copper	63-2	353653	354980	347112	351915	1.20	cps
Dysprosium	156-1	25961	24935	24705	25200	2.65	cps
Dysprosium	156-2	19717	19497	19547	19587	0.59	cps
Erbium	164-1	22595	23523	22982	23034	2.02	cps
Erbium	164-2	16106	16066	16126	16099	0.19	cps
Gadolinium	160-1	25002	24969	25019	24997	0.10	cps
Gadolinium	160-2	18562	18185	18222	18323	1.13	cps
Holmium	165-1	14804116	15014457	14756820	14858464	0.92	cps
Holmium	165-2	10491341	9275255	10708335	10158310	7.60	cps
Indium	115-1	11784493	11644637	11768024	11732385	0.65	cps
Indium	115-2	4149967	3591662	4230972	3990867	8.72	cps
Iron	56-2	422504714	418876260	412837434	418072803	1.17	cps
Iron	57-2	10451624	10409133	10256238	10372332	0.99	cps
Iron	54-2	22902882	22788175	22157597	22616218	1.77	cps
Krypton	83-1	233	293	213	247	16.88	cps

2098

Reviewed By:Mohan
On:12/25/2024 3:49:22 AM
Inst Id :P7

LB Number :	LB134068	Operator :	Jaswal
Lab Sample ID :	P5156-13DLX2	Instrumnet Name :	P7
Client Sample ID :	ME28T9	Dilution Factor :	2
Date & Time Acquired :	2024-12-23 23:03:58	DataFile Name :	187SMPL.d

Parameter	Mass	CPS1	CPS2	CPS3	CPSMean	CPSRSD	Units
Lead	206-1	4649369	4582796	4661192	4631119	0.91	cps
Lead	207-1	4042268	3981151	4023546	4015655	0.78	cps
Lead	208-1	18412291	18180407	18299841	18297513	0.63	cps
Lithium	6-1	1619893	1663702	1634421	1639338	1.36	cps
Magnesium	24-2	5184652	5175895	5110738	5157095	0.78	cps
Manganese	55-2	20052713	19892464	19578901	19841359	1.21	cps
Molybdenum	94-1	48323	48085	46754	47721	1.77	cps
Molybdenum	95-1	49684	50574	49403	49887	1.23	cps
Molybdenum	96-1	62131	61743	61880	61918	0.32	cps
Molybdenum	97-1	31136	30869	30662	30889	0.77	cps
Molybdenum	98-1	79464	79763	77876	79034	1.28	cps
Neodymium	150-1	38058	38559	38579	38399	0.77	cps
Neodymium	150-2	21970	22488	21597	22018	2.03	cps
Nickel	60-2	267048	269491	264242	266927	0.98	cps
Phosphorus	31-2	9313	8659	9049	9007	3.65	cps
Potassium	39-2	671398	671542	660206	667715	0.97	cps
Rhodium	103-1	10814247	10652377	10590443	10685689	1.08	cps
Rhodium	103-2	6407487	5489725	6511406	6136206	9.16	cps
Scandium	45-1	6270914	6138594	6035676	6148395	1.92	cps
Scandium	45-2	493341	436238	503811	477797	7.61	cps
Selenium	82-1	285	241	258	262	8.47	cps
Selenium	77-2	117	67	43	76	49.59	cps
Selenium	78-2	460	437	470	456	3.75	cps
Silicon	28-1	15734573	15588534	15135166	15486091	2.02	cps
Silver	107-1	17938	18008	17774	17907	0.67	cps
Silver	109-1	16743	17277	16947	16989	1.59	cps
Sodium	23-2	178630	178737	177452	178273	0.40	cps
Strontium	86-1	743008	735573	729735	736105	0.90	cps
Strontium	88-1	6744825	6679637	6649643	6691368	0.73	cps
Sulfur	34-1	217205	211868	213598	214224	1.27	cps
Terbium	159-1	15146016	15225067	15012944	15128009	0.71	cps
Terbium	159-2	10322787	9051941	10520396	9965041	8.00	cps
Thallium	203-1	9850	9670	9917	9813	1.30	cps
Thallium	205-1	23233	23530	23227	23330	0.74	cps
Tin	118-1	74102	73356	72964	73474	0.79	cps
Titanium	47-1	459888	453855	449277	454340	1.17	cps

Reviewed By:Mohan
On:12/25/2024 3:49:22 AM
Inst Id :P7

LB Number :	LB134068	Operator :	Jaswal
Lab Sample ID :	P5156-13DLX2	Instrumnet Name :	P7
Client Sample ID :	ME28T9	Dilution Factor :	2
Date & Time Acquired :	2024-12-23 23:03:58	DataFile Name :	187SMPL.d

Parameter	Mass	CPS1	CPS2	CPS3	CPSMean	CPSRSD	Units
Uranium	238-1	31504	31387	32009	31633	1.04	cps
Vanadium	51-2	291733	292216	284814	289588	1.43	cps
Yttrium	89-1	14296739	14159118	14114973	14190277	0.67	cps
Yttrium	89-2	3572322	3073660	3670216	3438733	9.30	cps
Zinc	66-2	858601	846433	838810	847948	1.18	cps
Zirconium	90-1	52708	52667	51764	52380	1.02	cps
Zirconium	91-1	11671	12128	11381	11727	3.21	cps

2100

Reviewed By:Mohan
On:12/25/2024 3:49:22 AM
Inst Id :P7

LB Number :	LB134068	Operator :	Jaswal
Lab Sample ID :	P5156-14DLX2	Instrumnet Name :	P7
Client Sample ID :	ME28W0	Dilution Factor :	2
Date & Time Acquired :	2024-12-23 23:07:04	DataFile Name :	188SMPL.d

Parameter	Mass	CPS1	CPS2	CPS3	CPSMean	CPSRSD	Units
Aluminium	27-2	2470305	2495022	2465103	2476810	0.65	cps
Antimony	121-1	13860	14514	14844	14406	3.48	cps
Arsenic	75-2	5001	4988	4904	4964	1.06	cps
Barium	135-1	387078	398117	393957	393051	1.42	cps
Barium	137-1	668041	693187	684118	681782	1.87	cps
Beryllium	9-1	1890	1987	1913	1930	2.61	cps
Bismuth	209-1	9266272	8930450	8814256	9003660	2.61	cps
Bismuth	209-2	7429988	7285803	7396938	7370910	1.02	cps
Bromine	81-1	18432	18565	18552	18516	0.40	cps
Bromine	81-2	903	777	883	854	7.97	cps
Cadmium	108-1	763	917	830	837	9.19	cps
Cadmium	106-1	4714	4557	4427	4566	3.14	cps
Cadmium	111-1	11548	11958	11815	11774	1.77	cps
Calcium	43-1	2928048	2947175	2948837	2941353	0.39	cps
Calcium	44-1	46236059	47614159	47462623	47104280	1.60	cps
Carbon	12-1						cps
Carbon	12-2						cps
Chlorine	35-1						cps
Chlorine	35-2						cps
Chromium	52-2	2245380	2204483	2225295	2225053	0.92	cps
Cobalt	59-2	45211	45679	46057	45649	0.93	cps
Copper	63-2	282275	281253	283230	282253	0.35	cps
Dysprosium	156-1	17034	17785	17645	17488	2.28	cps
Dysprosium	156-2	14181	14171	13783	14045	1.61	cps
Erbium	164-1	17364	18242	18402	18003	3.10	cps
Erbium	164-2	12713	12843	12676	12744	0.69	cps
Gadolinium	160-1	17337	17635	17748	17573	1.21	cps
Gadolinium	160-2	13467	13226	13406	13366	0.94	cps
Holmium	165-1	15568542	14730724	14623475	14974247	3.46	cps
Holmium	165-2	10241311	10188354	10206349	10212005	0.26	cps
Indium	115-1	12318896	11512378	11467491	11766255	4.07	cps
Indium	115-2	4007810	3928676	4019600	3985362	1.24	cps
Iron	56-2	478239780	472979046	474899966	475372931	0.56	cps
Iron	57-2	11819830	11812946	11804496	11812424	0.07	cps
Iron	54-2	25785335	25747545	25555192	25696024	0.48	cps
Krypton	83-1	247	270	210	242	12.49	cps

Reviewed By:Mohan
On:12/25/2024 3:49:22 AM
Inst Id :P7

LB Number :	LB134068	Operator :	Jaswal
Lab Sample ID :	P5156-14DLX2	Instrumnet Name :	P7
Client Sample ID :	ME28W0	Dilution Factor :	2
Date & Time Acquired :	2024-12-23 23:07:04	DataFile Name :	188SMPL.d

Parameter	Mass	CPS1	CPS2	CPS3	CPSMean	CPSRSD	Units
Lead	206-1	4275769	4530531	4440395	4415565	2.93	cps
Lead	207-1	3633296	3787515	3682303	3701038	2.13	cps
Lead	208-1	16670831	17478855	17181234	17110306	2.39	cps
Lithium	6-1	1732368	1655602	1651692	1679887	2.71	cps
Magnesium	24-2	6177284	6161655	6144687	6161209	0.26	cps
Manganese	55-2	32737802	32715744	32835181	32762909	0.19	cps
Molybdenum	94-1	92213	93559	97232	94335	2.75	cps
Molybdenum	95-1	85032	89988	87825	87615	2.84	cps
Molybdenum	96-1	103577	108102	106138	105939	2.14	cps
Molybdenum	97-1	53103	54193	55000	54099	1.76	cps
Molybdenum	98-1	137864	141824	141823	140504	1.63	cps
Neodymium	150-1	25303	26151	25600	25685	1.68	cps
Neodymium	150-2	15352	15135	15202	15229	0.73	cps
Nickel	60-2	261498	259888	258549	259978	0.57	cps
Phosphorus	31-2	12105	12135	11971	12070	0.72	cps
Potassium	39-2	544225	542420	537712	541452	0.62	cps
Rhodium	103-1	11100669	10399746	10350269	10616894	3.95	cps
Rhodium	103-2	6241125	6110467	6098554	6150049	1.29	cps
Scandium	45-1	6446146	6025193	6007802	6159713	4.03	cps
Scandium	45-2	479198	477576	476959	477911	0.24	cps
Selenium	82-1	253	272	289	271	6.53	cps
Selenium	77-2	40	57	50	49	17.16	cps
Selenium	78-2	480	403	437	440	8.74	cps
Silicon	28-1	21880051	22938598	22343100	22387249	2.37	cps
Silver	107-1	23122	24067	23539	23576	2.01	cps
Silver	109-1	22611	22885	22728	22741	0.60	cps
Sodium	23-2	245057	244799	241789	243882	0.74	cps
Strontium	86-1	806457	826499	825714	819557	1.39	cps
Strontium	88-1	7341293	7509782	7491849	7447641	1.24	cps
Sulfur	34-1	216484	216732	216298	216505	0.10	cps
Terbium	159-1	15896909	14957007	14977793	15277236	3.51	cps
Terbium	159-2	10132238	10002038	9969329	10034535	0.86	cps
Thallium	203-1	16824	17745	17014	17194	2.83	cps
Thallium	205-1	40564	41603	42162	41443	1.96	cps
Tin	118-1	89855	94323	93189	92456	2.51	cps
Titanium	47-1	870311	908335	900141	892929	2.24	cps

Reviewed By:Mohan
On:12/25/2024 3:49:22 AM
Inst Id :P7

LB Number :	LB134068	Operator :	Jaswal
Lab Sample ID :	P5156-14DLX2	Instrumnet Name :	P7
Client Sample ID :	ME28W0	Dilution Factor :	2
Date & Time Acquired :	2024-12-23 23:07:04	DataFile Name :	188SMPL.d

Parameter	Mass	CPS1	CPS2	CPS3	CPSMean	CPSRSD	Units
Uranium	238-1	28618	30184	29834	29545	2.78	cps
Vanadium	51-2	465324	464696	462276	464099	0.35	cps
Yttrium	89-1	14558436	13890624	13811071	14086710	2.91	cps
Yttrium	89-2	3458600	3466392	3427740	3450911	0.59	cps
Zinc	66-2	1270009	1261329	1265139	1265492	0.34	cps
Zirconium	90-1	110532	115254	115097	113628	2.36	cps
Zirconium	91-1	24404	25275	25062	24914	1.82	cps

Reviewed By:Mohan
On:12/25/2024 3:49:22 AM
Inst Id :P7

LB Number :	LB134068	Operator :	Jaswal
Lab Sample ID :	P5156-16DLX2	Instrumnet Name :	P7
Client Sample ID :	ME28W2	Dilution Factor :	2
Date & Time Acquired :	2024-12-23 23:11:22	DataFile Name :	189SMPL.d

Parameter	Mass	CPS1	CPS2	CPS3	CPSMean	CPSRSD	Units
Aluminium	27-2	2479511	2448789	2411094	2446465	1.40	cps
Antimony	121-1	11682	11668	11975	11775	1.47	cps
Arsenic	75-2	6228	6221	6548	6333	2.95	cps
Barium	135-1	403697	409150	406483	406443	0.67	cps
Barium	137-1	707526	709733	703982	707080	0.41	cps
Beryllium	9-1	1643	1627	1627	1632	0.59	cps
Bismuth	209-1	8602578	8756815	8798980	8719458	1.19	cps
Bismuth	209-2	7254252	7212565	7252337	7239718	0.33	cps
Bromine	81-1	20518	20381	21386	20761	2.62	cps
Bromine	81-2	1320	1387	1397	1368	3.05	cps
Cadmium	108-1	807	560	743	703	18.21	cps
Cadmium	106-1	4047	4037	3877	3987	2.39	cps
Cadmium	111-1	9577	9883	9416	9625	2.47	cps
Calcium	43-1	2493658	2530859	2475395	2499971	1.13	cps
Calcium	44-1	40250634	40119719	40043075	40137809	0.26	cps
Carbon	12-1						cps
Carbon	12-2						cps
Chlorine	35-1						cps
Chlorine	35-2						cps
Chromium	52-2	1208747	1203353	1202795	1204965	0.27	cps
Cobalt	59-2	64966	65301	64735	65001	0.44	cps
Copper	63-2	306088	304046	301544	303893	0.75	cps
Dysprosium	156-1	26452	26138	25881	26157	1.09	cps
Dysprosium	156-2	20362	21236	20422	20673	2.36	cps
Erbium	164-1	24288	24916	24592	24598	1.28	cps
Erbium	164-2	17284	17444	17458	17395	0.56	cps
Gadolinium	160-1	26726	26191	26368	26428	1.03	cps
Gadolinium	160-2	19577	19727	19590	19632	0.42	cps
Holmium	165-1	14332097	14449754	14500995	14427615	0.60	cps
Holmium	165-2	10307440	10087300	10209819	10201520	1.08	cps
Indium	115-1	11512124	11497179	11537800	11515701	0.18	cps
Indium	115-2	3962906	3990622	3972043	3975190	0.36	cps
Iron	56-2	364259768	366747275	360025821	363677621	0.93	cps
Iron	57-2	8974269	9030944	8937713	8980975	0.52	cps
Iron	54-2	19835424	19693335	19561271	19696676	0.70	cps
Krypton	83-1	250	213	257	240	9.72	cps

Reviewed By:Mohan
On:12/25/2024 3:49:22 AM
Inst Id :P7

LB Number :	LB134068	Operator :	Jaswal
Lab Sample ID :	P5156-16DLX2	Instrumnet Name :	P7
Client Sample ID :	ME28W2	Dilution Factor :	2
Date & Time Acquired :	2024-12-23 23:11:22	DataFile Name :	189SMPL.d

Parameter	Mass	CPS1	CPS2	CPS3	CPSMean	CPSRSD	Units
Lead	206-1	3853665	3858867	3835972	3849501	0.31	cps
Lead	207-1	3258597	3255553	3218132	3244094	0.69	cps
Lead	208-1	14943235	14952829	15014150	14970071	0.26	cps
Lithium	6-1	1621521	1646142	1615210	1627624	1.00	cps
Magnesium	24-2	6253358	6336316	6256221	6281965	0.75	cps
Manganese	55-2	20605149	20627761	20607176	20613362	0.06	cps
Molybdenum	94-1	55023	55689	54598	55103	1.00	cps
Molybdenum	95-1	48370	49784	48480	48878	1.61	cps
Molybdenum	96-1	61080	60899	60618	60866	0.38	cps
Molybdenum	97-1	30218	30716	30221	30385	0.94	cps
Molybdenum	98-1	78151	78627	77641	78140	0.63	cps
Neodymium	150-1	40786	40732	40488	40669	0.39	cps
Neodymium	150-2	24137	24154	23379	23890	1.85	cps
Nickel	60-2	160316	159926	158973	159738	0.43	cps
Phosphorus	31-2	8202	8329	8359	8297	1.00	cps
Potassium	39-2	870117	865524	860668	865436	0.55	cps
Rhodium	103-1	10380060	10410975	10257596	10349544	0.78	cps
Rhodium	103-2	6155523	6083272	6159190	6132662	0.70	cps
Scandium	45-1	5987916	5998791	5974687	5987131	0.20	cps
Scandium	45-2	478747	481385	480465	480199	0.28	cps
Selenium	82-1	291	264	268	274	5.20	cps
Selenium	77-2	67	70	100	79	23.27	cps
Selenium	78-2	407	433	430	423	3.43	cps
Silicon	28-1	24203004	24104375	24080779	24129386	0.27	cps
Silver	107-1	20114	19994	19937	20015	0.45	cps
Silver	109-1	19133	18852	19179	19055	0.93	cps
Sodium	23-2	268828	265415	263613	265952	1.00	cps
Strontium	86-1	981267	975712	973430	976803	0.41	cps
Strontium	88-1	8982039	8816655	8892377	8897024	0.93	cps
Sulfur	34-1	211610	210195	208864	210223	0.65	cps
Terbium	159-1	14618814	14651524	14741973	14670770	0.43	cps
Terbium	159-2	10011183	10015070	10099998	10042083	0.50	cps
Thallium	203-1	14504	14691	14334	14510	1.23	cps
Thallium	205-1	33578	34173	34764	34172	1.74	cps
Tin	118-1	77657	77839	77276	77591	0.37	cps
Titanium	47-1	595190	602747	601471	599803	0.67	cps

Reviewed By:Mohan
On:12/25/2024 3:49:22 AM
Inst Id :P7

LB Number :	LB134068	Operator :	Jaswal
Lab Sample ID :	P5156-16DLX2	Instrumnet Name :	P7
Client Sample ID :	ME28W2	Dilution Factor :	2
Date & Time Acquired :	2024-12-23 23:11:22	DataFile Name :	189SMPL.d

Parameter	Mass	CPS1	CPS2	CPS3	CPSMean	CPSRSD	Units
Uranium	238-1	33953	34050	33796	33933	0.38	cps
Vanadium	51-2	292483	288282	290378	290381	0.72	cps
Yttrium	89-1	13918941	13492301	13656984	13689409	1.57	cps
Yttrium	89-2	3422214	3445134	3507848	3458399	1.28	cps
Zinc	66-2	997275	989422	989821	992173	0.45	cps
Zirconium	90-1	73664	73372	72712	73249	0.67	cps
Zirconium	91-1	16102	16713	16306	16374	1.90	cps

Reviewed By:Mohan
On:12/25/2024 3:49:22 AM
Inst Id :P7

LB Number :	LB134068	Operator :	Jaswal
Lab Sample ID :	P5156-17DLX2	Instrumnet Name :	P7
Client Sample ID :	ME28W2D	Dilution Factor :	2
Date & Time Acquired :	2024-12-23 23:14:29	DataFile Name :	190SMPL.d

Parameter	Mass	CPS1	CPS2	CPS3	CPSMean	CPSRSD	Units
Aluminium	27-2	2531001	2540370	2517342	2529571	0.46	cps
Antimony	121-1	12509	12959	12319	12596	2.61	cps
Arsenic	75-2	6428	6748	6655	6610	2.49	cps
Barium	135-1	407757	415992	419128	414292	1.42	cps
Barium	137-1	704991	723648	724985	717875	1.56	cps
Beryllium	9-1	1570	1717	1800	1696	6.87	cps
Bismuth	209-1	9058902	8743517	8685867	8829429	2.27	cps
Bismuth	209-2	7398104	7269153	7312234	7326497	0.90	cps
Bromine	81-1	20458	21119	21095	20890	1.80	cps
Bromine	81-2	1540	1247	1480	1422	10.90	cps
Cadmium	108-1	687	687	693	689	0.56	cps
Cadmium	106-1	4307	4051	4057	4138	3.54	cps
Cadmium	111-1	9990	9797	9757	9848	1.27	cps
Calcium	43-1	2514676	2591739	2573288	2559901	1.57	cps
Calcium	44-1	40201009	41057122	40747340	40668490	1.07	cps
Carbon	12-1						cps
Carbon	12-2						cps
Chlorine	35-1						cps
Chlorine	35-2						cps
Chromium	52-2	1239583	1244658	1240129	1241456	0.22	cps
Cobalt	59-2	67142	66811	67059	67004	0.26	cps
Copper	63-2	315589	315146	313044	314593	0.43	cps
Dysprosium	156-1	26348	27711	27053	27037	2.52	cps
Dysprosium	156-2	21633	21747	21587	21656	0.38	cps
Erbium	164-1	24932	25450	25647	25343	1.46	cps
Erbium	164-2	17885	18162	17688	17912	1.33	cps
Gadolinium	160-1	26655	27390	27497	27181	1.69	cps
Gadolinium	160-2	20265	19727	20352	20115	1.68	cps
Holmium	165-1	14893484	14622179	14536910	14684191	1.27	cps
Holmium	165-2	10347263	10290779	10201717	10279920	0.71	cps
Indium	115-1	11890725	11403067	11552203	11615331	2.15	cps
Indium	115-2	4016945	3944061	3960590	3973865	0.96	cps
Iron	56-2	378329834	374590861	376188341	376369679	0.50	cps
Iron	57-2	9333852	9231390	9218463	9261235	0.68	cps
Iron	54-2	20436398	20300607	20303665	20346890	0.38	cps
Krypton	83-1	253	253	207	238	11.33	cps

Reviewed By:Mohan
On:12/25/2024 3:49:22 AM
Inst Id :P7

LB Number :	LB134068	Operator :	Jaswal
Lab Sample ID :	P5156-17DLX2	Instrumnet Name :	P7
Client Sample ID :	ME28W2D	Dilution Factor :	2
Date & Time Acquired :	2024-12-23 23:14:29	DataFile Name :	190SMPL.d

Parameter	Mass	CPS1	CPS2	CPS3	CPSMean	CPSRSD	Units
Lead	206-1	3903339	4001121	3942987	3949149	1.25	cps
Lead	207-1	3277885	3344522	3306177	3309528	1.01	cps
Lead	208-1	15044616	15448924	15352487	15282009	1.38	cps
Lithium	6-1	1703140	1666638	1667495	1679091	1.24	cps
Magnesium	24-2	6458742	6393950	6425169	6425954	0.50	cps
Manganese	55-2	21202670	21275055	21377884	21285203	0.41	cps
Molybdenum	94-1	54504	55601	56003	55370	1.40	cps
Molybdenum	95-1	51055	51289	51142	51162	0.23	cps
Molybdenum	96-1	63129	63912	64180	63740	0.86	cps
Molybdenum	97-1	31046	32379	32149	31858	2.24	cps
Molybdenum	98-1	80500	84100	82427	82343	2.19	cps
Neodymium	150-1	40665	41314	41528	41169	1.09	cps
Neodymium	150-2	24491	24598	24541	24544	0.22	cps
Nickel	60-2	165660	165289	165316	165422	0.12	cps
Phosphorus	31-2	8459	8516	8926	8634	2.95	cps
Potassium	39-2	898456	894463	891821	894913	0.37	cps
Rhodium	103-1	10850337	10364024	10329443	10514601	2.77	cps
Rhodium	103-2	6211509	6151610	6132276	6165132	0.67	cps
Scandium	45-1	6143303	5980264	5991223	6038264	1.51	cps
Scandium	45-2	485956	483188	480860	483334	0.53	cps
Selenium	82-1	263	268	333	288	13.60	cps
Selenium	77-2	77	87	97	87	11.54	cps
Selenium	78-2	463	410	423	432	6.42	cps
Silicon	28-1	22392026	22855660	22984395	22744027	1.37	cps
Silver	107-1	20184	19894	20525	20201	1.56	cps
Silver	109-1	19123	19930	19984	19679	2.45	cps
Sodium	23-2	272244	273116	271613	272324	0.28	cps
Strontium	86-1	985204	1003730	1006638	998524	1.16	cps
Strontium	88-1	8906787	9053350	9065394	9008510	0.98	cps
Sulfur	34-1	210780	213976	212013	212257	0.76	cps
Terbium	159-1	15432741	14918176	14893616	15081511	2.02	cps
Terbium	159-2	10019820	10170900	10013643	10068121	0.88	cps
Thallium	203-1	15419	15562	15402	15461	0.57	cps
Thallium	205-1	36315	36796	36723	36611	0.71	cps
Tin	118-1	79394	83034	82843	81757	2.51	cps
Titanium	47-1	580839	596604	599967	592470	1.72	cps

Reviewed By:Mohan
On:12/25/2024 3:49:22 AM
Inst Id :P7

LB Number :	LB134068	Operator :	Jaswal
Lab Sample ID :	P5156-17DLX2	Instrumnet Name :	P7
Client Sample ID :	ME28W2D	Dilution Factor :	2
Date & Time Acquired :	2024-12-23 23:14:29	DataFile Name :	190SMPL.d

Parameter	Mass	CPS1	CPS2	CPS3	CPSMean	CPSRSD	Units
Uranium	238-1	33512	34448	35454	34471	2.82	cps
Vanadium	51-2	302765	297847	298882	299832	0.86	cps
Yttrium	89-1	14374386	13785542	13860237	14006722	2.29	cps
Yttrium	89-2	3513391	3452747	3452845	3472994	1.01	cps
Zinc	66-2	1033369	1031208	1030252	1031609	0.15	cps
Zirconium	90-1	69651	72306	70655	70871	1.89	cps
Zirconium	91-1	15739	18124	15955	16606	7.94	cps

Reviewed By:Mohan
On:12/25/2024 3:49:22 AM
Inst Id :P7

LB Number :	LB134068	Operator :	Jaswal
Lab Sample ID :	P5156-16LDLX10	Instrumnet Name :	P7
Client Sample ID :	ME28W2L	Dilution Factor :	10
Date & Time Acquired :	2024-12-23 23:17:34	DataFile Name :	191SMPL.d

Parameter	Mass	CPS1	CPS2	CPS3	CPSMean	CPSRSD	Units
Aluminium	27-2	511915	518105	519499	516506	0.78	cps
Antimony	121-1	2390	2460	2444	2431	1.50	cps
Arsenic	75-2	1300	1327	1337	1321	1.43	cps
Barium	135-1	83070	83530	83053	83218	0.32	cps
Barium	137-1	143822	144267	145879	144656	0.75	cps
Beryllium	9-1	310	400	480	397	21.44	cps
Bismuth	209-1	8613483	8732902	8608842	8651742	0.81	cps
Bismuth	209-2	7367094	7286760	7332379	7328744	0.55	cps
Bromine	81-1	15995	16169	16062	16075	0.54	cps
Bromine	81-2	503	440	487	477	6.89	cps
Cadmium	108-1	143	143	123	137	8.45	cps
Cadmium	106-1	3490	3330	3324	3382	2.79	cps
Cadmium	111-1	3970	3674	3794	3813	3.90	cps
Calcium	43-1	539950	543408	540761	541373	0.33	cps
Calcium	44-1	8219942	8355900	8352091	8309311	0.93	cps
Carbon	12-1						cps
Carbon	12-2						cps
Chlorine	35-1						cps
Chlorine	35-2						cps
Chromium	52-2	260533	259102	254936	258190	1.13	cps
Cobalt	59-2	14177	14127	14087	14130	0.32	cps
Copper	63-2	70468	69537	69584	69863	0.75	cps
Dysprosium	156-1	5031	5671	5398	5367	5.99	cps
Dysprosium	156-2	4261	4377	4417	4352	1.87	cps
Erbium	164-1	5114	4928	5031	5024	1.86	cps
Erbium	164-2	3560	3540	3587	3563	0.66	cps
Gadolinium	160-1	5388	5448	5491	5442	0.95	cps
Gadolinium	160-2	4394	4371	4461	4409	1.06	cps
Holmium	165-1	14085079	14180603	14024992	14096891	0.56	cps
Holmium	165-2	10271831	10147883	9954679	10124798	1.58	cps
Indium	115-1	11322172	11376171	11269359	11322567	0.47	cps
Indium	115-2	4032915	4002160	4035571	4023549	0.46	cps
Iron	56-2	77565102	77506112	78052877	77708031	0.39	cps
Iron	57-2	1934951	1900376	1914065	1916464	0.91	cps
Iron	54-2	4160527	4116242	4209361	4162043	1.12	cps
Krypton	83-1	193	240	247	227	12.82	cps

Reviewed By:Mohan
On:12/25/2024 3:49:22 AM
Inst Id :P7

LB Number :	LB134068	Operator :	Jaswal
Lab Sample ID :	P5156-16LDLX10	Instrumnet Name :	P7
Client Sample ID :	ME28W2L	Dilution Factor :	10
Date & Time Acquired :	2024-12-23 23:17:34	DataFile Name :	191SMPL.d

Parameter	Mass	CPS1	CPS2	CPS3	CPSMean	CPSRSD	Units
Lead	206-1	730865	733814	735639	733440	0.33	cps
Lead	207-1	592701	599487	597346	596511	0.58	cps
Lead	208-1	2770761	2801294	2796953	2789669	0.59	cps
Lithium	6-1	1641396	1633703	1617878	1630992	0.74	cps
Magnesium	24-2	1344285	1348877	1336354	1343172	0.47	cps
Manganese	55-2	4368863	4408206	4415727	4397599	0.57	cps
Molybdenum	94-1	11058	11318	11468	11281	1.84	cps
Molybdenum	95-1	10074	10437	10330	10280	1.82	cps
Molybdenum	96-1	12792	12709	12762	12755	0.33	cps
Molybdenum	97-1	6215	6218	6358	6264	1.31	cps
Molybdenum	98-1	16039	16156	16316	16170	0.86	cps
Neodymium	150-1	8106	7962	8006	8025	0.92	cps
Neodymium	150-2	5081	4924	4761	4922	3.25	cps
Nickel	60-2	35161	34650	34216	34676	1.36	cps
Phosphorus	31-2	1980	1800	1860	1880	4.88	cps
Potassium	39-2	219132	219166	220689	219662	0.40	cps
Rhodium	103-1	10385359	10341093	10356778	10361077	0.22	cps
Rhodium	103-2	6263267	6252266	6250406	6255313	0.11	cps
Scandium	45-1	5881676	5932771	5888753	5901066	0.47	cps
Scandium	45-2	486309	482458	487666	485478	0.56	cps
Selenium	82-1	128	114	116	119	6.02	cps
Selenium	77-2	20	10	13	14	35.26	cps
Selenium	78-2	377	427	430	411	7.27	cps
Silicon	28-1	5488598	5493357	5564177	5515377	0.77	cps
Silver	107-1	4177	4231	4204	4204	0.63	cps
Silver	109-1	3921	4071	3844	3945	2.92	cps
Sodium	23-2	77993	77738	76783	77505	0.82	cps
Strontium	86-1	199577	202753	204512	202281	1.24	cps
Strontium	88-1	1817955	1814077	1821627	1817886	0.21	cps
Sulfur	34-1	185835	184587	184276	184899	0.45	cps
Terbium	159-1	14482136	14365175	14449221	14432177	0.42	cps
Terbium	159-2	9954701	10061956	9983862	10000173	0.55	cps
Thallium	203-1	3134	3224	2957	3105	4.37	cps
Thallium	205-1	7522	7502	7515	7513	0.14	cps
Tin	118-1	17057	17902	16803	17254	3.33	cps
Titanium	47-1	123193	124362	124506	124021	0.58	cps

Reviewed By:Mohan
On:12/25/2024 3:49:22 AM
Inst Id :P7

LB Number :	LB134068	Operator :	Jaswal
Lab Sample ID :	P5156-16LDLX10	Instrumnet Name :	P7
Client Sample ID :	ME28W2L	Dilution Factor :	10
Date & Time Acquired :	2024-12-23 23:17:34	DataFile Name :	191SMPL.d

Parameter	Mass	CPS1	CPS2	CPS3	CPSMean	CPSRSD	Units
Uranium	238-1	6879	7042	6802	6907	1.78	cps
Vanadium	51-2	61886	60845	61575	61435	0.87	cps
Yttrium	89-1	13187682	13262834	13179384	13209967	0.35	cps
Yttrium	89-2	3403173	3407509	3427952	3412878	0.39	cps
Zinc	66-2	215718	213656	216468	215281	0.68	cps
Zirconium	90-1	15602	14961	15642	15402	2.48	cps
Zirconium	91-1	3344	3517	3350	3404	2.89	cps

Reviewed By:Mohan
On:12/25/2024 3:49:22 AM
Inst Id :P7

LB Number :	LB134068	Operator :	Jaswal
Lab Sample ID :	P5156-18DLX2	Instrumnet Name :	P7
Client Sample ID :	ME28W2S	Dilution Factor :	2
Date & Time Acquired :	2024-12-23 23:20:48	DataFile Name :	192SMPL.d

Parameter	Mass	CPS1	CPS2	CPS3	CPSMean	CPSRSD	Units
Aluminium	27-2	2517696	2564310	2535481	2539162	0.93	cps
Antimony	121-1	136874	138526	140236	138545	1.21	cps
Arsenic	75-2	8719	8886	8723	8776	1.09	cps
Barium	135-1	1010089	1019557	1026630	1018759	0.81	cps
Barium	137-1	1878344	1884587	1868315	1877082	0.44	cps
Beryllium	9-1	8979	8966	8672	8873	1.95	cps
Bismuth	209-1	9025811	8762060	8701206	8829692	1.95	cps
Bismuth	209-2	7431840	7348592	7306365	7362266	0.87	cps
Bromine	81-1	19113	19443	20060	19539	2.46	cps
Bromine	81-2	1237	1340	1220	1266	5.14	cps
Cadmium	108-1	1653	1747	1610	1670	4.18	cps
Cadmium	106-1	5618	5781	5691	5697	1.44	cps
Cadmium	111-1	26061	26163	25895	26040	0.52	cps
Calcium	43-1	2485161	2571261	2498953	2518459	1.84	cps
Calcium	44-1	39682656	40820004	39944671	40149111	1.48	cps
Carbon	12-1						cps
Carbon	12-2						cps
Chlorine	35-1						cps
Chlorine	35-2						cps
Chromium	52-2	1303304	1309977	1310693	1307991	0.31	cps
Cobalt	59-2	435944	435495	438190	436543	0.33	cps
Copper	63-2	431699	434980	435536	434072	0.48	cps
Dysprosium	156-1	25633	26552	26999	26395	2.64	cps
Dysprosium	156-2	20338	21006	21229	20858	2.22	cps
Erbium	164-1	24021	24585	24625	24410	1.38	cps
Erbium	164-2	17534	17544	17534	17538	0.03	cps
Gadolinium	160-1	25877	26539	26078	26165	1.30	cps
Gadolinium	160-2	20168	19964	19794	19975	0.94	cps
Holmium	165-1	14703864	14442929	14458885	14535226	1.01	cps
Holmium	165-2	10270763	10157834	10361350	10263316	0.99	cps
Indium	115-1	11771872	11404976	11426932	11534594	1.78	cps
Indium	115-2	4001735	3972878	3991360	3988657	0.37	cps
Iron	56-2	368604915	368334221	366054915	367664683	0.38	cps
Iron	57-2	9068037	9104578	8946714	9039776	0.91	cps
Iron	54-2	20071317	19812543	19802929	19895597	0.77	cps
Krypton	83-1	227	210	257	231	10.23	cps

Reviewed By:Mohan
On:12/25/2024 3:49:22 AM
Inst Id :P7

LB Number :	LB134068	Operator :	Jaswal
Lab Sample ID :	P5156-18DLX2	Instrumnet Name :	P7
Client Sample ID :	ME28W2S	Dilution Factor :	2
Date & Time Acquired :	2024-12-23 23:20:48	DataFile Name :	192SMPL.d

Parameter	Mass	CPS1	CPS2	CPS3	CPSMean	CPSRSD	Units
Lead	206-1	3769838	3855483	3869311	3831544	1.41	cps
Lead	207-1	3210870	3262920	3196137	3223309	1.09	cps
Lead	208-1	14848612	15008471	14947431	14934838	0.54	cps
Lithium	6-1	1690798	1641760	1640228	1657595	1.74	cps
Magnesium	24-2	6309106	6319321	6403463	6343963	0.82	cps
Manganese	55-2	21243420	20966908	21031293	21080540	0.69	cps
Molybdenum	94-1	52922	54230	53427	53526	1.23	cps
Molybdenum	95-1	49651	50299	50691	50213	1.05	cps
Molybdenum	96-1	62001	63189	62406	62532	0.97	cps
Molybdenum	97-1	31390	31267	31584	31414	0.51	cps
Molybdenum	98-1	79039	80547	81723	80436	1.67	cps
Neodymium	150-1	39492	40294	40154	39980	1.07	cps
Neodymium	150-2	23980	23580	24655	24072	2.26	cps
Nickel	60-2	256510	256287	255947	256248	0.11	cps
Phosphorus	31-2	8526	8409	8572	8502	0.99	cps
Potassium	39-2	878448	878939	877413	878267	0.09	cps
Rhodium	103-1	10664412	10439503	10298388	10467434	1.76	cps
Rhodium	103-2	6264126	6086483	6205017	6185209	1.46	cps
Scandium	45-1	6288544	6031331	5943337	6087738	2.95	cps
Scandium	45-2	487122	483387	485117	485209	0.39	cps
Selenium	82-1	2193	2336	2284	2271	3.18	cps
Selenium	77-2	240	317	313	290	14.94	cps
Selenium	78-2	1053	1140	943	1046	9.43	cps
Silicon	28-1	21578656	22301970	21920768	21933798	1.65	cps
Silver	107-1	96334	98900	98471	97902	1.40	cps
Silver	109-1	94264	95364	94566	94731	0.60	cps
Sodium	23-2	265759	268836	266282	266959	0.62	cps
Strontium	86-1	958537	970649	973841	967676	0.83	cps
Strontium	88-1	8662476	8785336	8735162	8727658	0.71	cps
Sulfur	34-1	212092	213290	212351	212578	0.30	cps
Terbium	159-1	15272235	14878651	14706296	14952394	1.94	cps
Terbium	159-2	10278342	10041320	10054238	10124633	1.32	cps
Thallium	203-1	72787	73376	73225	73129	0.42	cps
Thallium	205-1	172650	177474	177028	175717	1.52	cps
Tin	118-1	79960	79987	79602	79850	0.27	cps
Titanium	47-1	567631	580376	574023	574010	1.11	cps

Reviewed By:Mohan
On:12/25/2024 3:49:22 AM
Inst Id :P7

LB Number :	LB134068	Operator :	Jaswal
Lab Sample ID :	P5156-18DLX2	Instrumnet Name :	P7
Client Sample ID :	ME28W2S	Dilution Factor :	2
Date & Time Acquired :	2024-12-23 23:20:48	DataFile Name :	192SMPL.d

Parameter	Mass	CPS1	CPS2	CPS3	CPSMean	CPSRSD	Units
Uranium	238-1	33275	33776	33642	33565	0.77	cps
Vanadium	51-2	499168	497570	498655	498464	0.16	cps
Yttrium	89-1	14191820	13684861	13595786	13824155	2.33	cps
Yttrium	89-2	3501164	3448183	3434342	3461230	1.02	cps
Zinc	66-2	1053231	1048568	1056556	1052785	0.38	cps
Zirconium	90-1	65686	67166	67615	66822	1.51	cps
Zirconium	91-1	15045	14451	15462	14986	3.39	cps

Reviewed By:Mohan
On:12/25/2024 3:49:22 AM
Inst Id :P7

LB Number :	LB134068	Operator :	Jaswal
Lab Sample ID :	P5254-13DLX2	Instrumnet Name :	P7
Client Sample ID :	MJNKK3	Dilution Factor :	2
Date & Time Acquired :	2024-12-23 23:23:54	DataFile Name :	193SMPL.d

Parameter	Mass	CPS1	CPS2	CPS3	CPSMean	CPSRSD	Units
Aluminium	27-2	2386541	2349050	2364030	2366541	0.80	cps
Antimony	121-1	1301106	1347341	1351500	1333316	2.10	cps
Arsenic	75-2	171360	171043	171137	171180	0.10	cps
Barium	135-1	1348242	1379172	1372410	1366608	1.19	cps
Barium	137-1	2497912	2499415	2550167	2515832	1.18	cps
Beryllium	9-1	337	397	383	372	8.47	cps
Bismuth	209-1	9172805	8812633	8790552	8925330	2.40	cps
Bismuth	209-2	7411673	7478272	7367573	7419173	0.75	cps
Bromine	81-1	31918	35823	35904	34548	6.59	cps
Bromine	81-2	4207	4127	4251	4195	1.49	cps
Cadmium	108-1	1173	1077	1070	1107	5.23	cps
Cadmium	106-1	4764	4707	4811	4761	1.09	cps
Cadmium	111-1	10249	10014	10101	10121	1.18	cps
Calcium	43-1	745596	771000	768836	761811	1.85	cps
Calcium	44-1	11470562	11855971	11754716	11693750	1.71	cps
Carbon	12-1						cps
Carbon	12-2						cps
Chlorine	35-1						cps
Chlorine	35-2						cps
Chromium	52-2	90385	90201	90462	90349	0.15	cps
Cobalt	59-2	669080	670587	664404	668023	0.48	cps
Copper	63-2	5713661	5672226	5632308	5672732	0.72	cps
Dysprosium	156-1	16653	15899	16380	16311	2.34	cps
Dysprosium	156-2	13333	13356	13647	13445	1.30	cps
Erbium	164-1	14798	15512	15709	15340	3.12	cps
Erbium	164-2	10838	11081	10874	10931	1.20	cps
Gadolinium	160-1	15696	16049	15532	15759	1.68	cps
Gadolinium	160-2	12529	12469	12135	12378	1.71	cps
Holmium	165-1	14984337	14554638	14567506	14702160	1.66	cps
Holmium	165-2	10514922	10537493	10298786	10450400	1.26	cps
Indium	115-1	12304428	12026654	12072623	12134568	1.23	cps
Indium	115-2	4322952	4252373	4321660	4298995	0.94	cps
Iron	56-2	290260056	289096589	287141609	288832751	0.55	cps
Iron	57-2	7047046	7078558	7113857	7079820	0.47	cps
Iron	54-2	15635586	15608310	15499886	15581261	0.46	cps
Krypton	83-1	203	213	260	226	13.41	cps

Reviewed By:Mohan
On:12/25/2024 3:49:22 AM
Inst Id :P7

LB Number :	LB134068	Operator :	Jaswal
Lab Sample ID :	P5254-13DLX2	Instrumnet Name :	P7
Client Sample ID :	MJNKK3	Dilution Factor :	2
Date & Time Acquired :	2024-12-23 23:23:54	DataFile Name :	193SMPL.d

Parameter	Mass	CPS1	CPS2	CPS3	CPSMean	CPSRSD	Units
Lead	206-1	6584046	6501346	6585633	6557008	0.74	cps
Lead	207-1	5763725	5796990	5762738	5774484	0.34	cps
Lead	208-1	26257400	26199004	26404015	26286806	0.40	cps
Lithium	6-1	1675477	1648606	1655442	1659841	0.84	cps
Magnesium	24-2	2755490	2727069	2687093	2723217	1.26	cps
Manganese	55-2	1659843	1656274	1629364	1648494	1.01	cps
Molybdenum	94-1	71962	73620	74994	73525	2.06	cps
Molybdenum	95-1	52270	54514	54896	53893	2.63	cps
Molybdenum	96-1	70021	69025	69815	69621	0.76	cps
Molybdenum	97-1	33592	33802	33796	33730	0.35	cps
Molybdenum	98-1	85421	87755	88811	87329	1.99	cps
Neodymium	150-1	24632	25263	24955	24950	1.26	cps
Neodymium	150-2	15452	15342	15105	15300	1.16	cps
Nickel	60-2	39592	39552	38994	39379	0.85	cps
Phosphorus	31-2	5511	5668	5811	5663	2.65	cps
Potassium	39-2	1120833	1121128	1112815	1118258	0.42	cps
Rhodium	103-1	10927727	10797439	10899199	10874789	0.63	cps
Rhodium	103-2	6520985	6565479	6481088	6522517	0.65	cps
Scandium	45-1	6308192	6242620	6228845	6259886	0.68	cps
Scandium	45-2	523394	521185	517680	520753	0.55	cps
Selenium	82-1	344	335	314	331	4.58	cps
Selenium	77-2	43	63	50	52	19.50	cps
Selenium	78-2	550	523	527	533	2.72	cps
Silicon	28-1	19964069	20286331	20204752	20151717	0.83	cps
Silver	107-1	39520	40817	40924	40421	1.93	cps
Silver	109-1	37318	39123	39126	38522	2.71	cps
Sodium	23-2	5000959	4946295	4978481	4975245	0.55	cps
Strontium	86-1	1010503	1035021	1037076	1027534	1.44	cps
Strontium	88-1	9085659	9366690	9399234	9283861	1.86	cps
Sulfur	34-1	325704	329415	329811	328310	0.69	cps
Terbium	159-1	15303705	14781799	14959316	15014940	1.77	cps
Terbium	159-2	10471576	10288801	10156385	10305587	1.54	cps
Thallium	203-1	1607	1570	1650	1609	2.49	cps
Thallium	205-1	3641	3881	3901	3807	3.80	cps
Tin	118-1	533113	551832	552779	545908	2.03	cps
Titanium	47-1	699516	725020	731315	718617	2.34	cps

Reviewed By:Mohan
On:12/25/2024 3:49:22 AM
Inst Id :P7

LB Number :	LB134068	Operator :	Jaswal
Lab Sample ID :	P5254-13DLX2	Instrumnet Name :	P7
Client Sample ID :	MJNKK3	Dilution Factor :	2
Date & Time Acquired :	2024-12-23 23:23:54	DataFile Name :	193SMPL.d

Parameter	Mass	CPS1	CPS2	CPS3	CPSMean	CPSRSD	Units
Uranium	238-1	90039	91096	91086	90740	0.67	cps
Vanadium	51-2	122431	121665	122048	122048	0.31	cps
Yttrium	89-1	14206671	14089476	14116424	14137524	0.43	cps
Yttrium	89-2	3626673	3688099	3579039	3631270	1.51	cps
Zinc	66-2	5982295	5911759	5954081	5949378	0.60	cps
Zirconium	90-1	113212	116000	114949	114720	1.23	cps
Zirconium	91-1	24330	26264	25693	25429	3.91	cps

Reviewed By:Mohan
On:12/25/2024 3:49:22 AM
Inst Id :P7

LB Number :	LB134068	Operator :	Jaswal
Lab Sample ID :	CCV051	Instrumnet Name :	P7
Client Sample ID :	CCV051	Dilution Factor :	1
Date & Time Acquired :	2024-12-23 23:26:57	DataFile Name :	194CCV.d

Parameter	Mass	CPS1	CPS2	CPS3	CPSMean	CPSRSD	Units
Aluminium	27-2	11724594	11679586	11554600	11652927	0.76	cps
Antimony	121-1	5736291	5791977	5790192	5772820	0.55	cps
Arsenic	75-2	265410	262931	262241	263527	0.63	cps
Barium	135-1	7557511	7583011	7591726	7577416	0.23	cps
Barium	137-1	12991394	12893999	12962006	12949133	0.39	cps
Beryllium	9-1	646885	659164	656628	654226	0.99	cps
Bismuth	209-1	7947270	7939611	7776508	7887796	1.22	cps
Bismuth	209-2	6565832	6569724	6614158	6583238	0.41	cps
Bromine	81-1	14577	14033	14300	14304	1.90	cps
Bromine	81-2	157	173	143	158	9.53	cps
Cadmium	108-1	102341	102421	102331	102364	0.05	cps
Cadmium	106-1	146807	148826	147894	147842	0.68	cps
Cadmium	111-1	1360570	1383119	1376479	1373389	0.84	cps
Calcium	43-1	7513217	7627630	7564750	7568532	0.76	cps
Calcium	44-1	119881458	119945408	121295395	120374087	0.66	cps
Carbon	12-1						cps
Carbon	12-2						cps
Chlorine	35-1						cps
Chlorine	35-2						cps
Chromium	52-2	2143046	2128485	2111517	2127683	0.74	cps
Cobalt	59-2	3316032	3324523	3273543	3304699	0.83	cps
Copper	63-2	23481750	23531652	23254280	23422561	0.63	cps
Dysprosium	156-1	320	310	290	307	4.98	cps
Dysprosium	156-2	397	403	500	433	13.35	cps
Erbium	164-1	297	380	313	330	13.36	cps
Erbium	164-2	157	160	223	180	20.87	cps
Gadolinium	160-1	273	270	317	287	9.08	cps
Gadolinium	160-2	517	547	607	557	8.23	cps
Holmium	165-1	13973465	13865434	13765297	13868065	0.75	cps
Holmium	165-2	9752612	9917068	9763173	9810951	0.94	cps
Indium	115-1	10544474	10529808	10395420	10489901	0.78	cps
Indium	115-2	3664206	3707938	3643528	3671891	0.90	cps
Iron	56-2	502675726	498649153	494415339	498580073	0.83	cps
Iron	57-2	12281491	12347381	12341462	12323445	0.30	cps
Iron	54-2	26968997	26867970	26538015	26791660	0.84	cps
Krypton	83-1	200	230	243	224	9.89	cps

Reviewed By:Mohan
On:12/25/2024 3:49:22 AM
Inst Id :P7

LB Number :	LB134068	Operator :	Jaswal
Lab Sample ID :	CCV051	Instrumnet Name :	P7
Client Sample ID :	CCV051	Dilution Factor :	1
Date & Time Acquired :	2024-12-23 23:26:57	DataFile Name :	194CCV.d

Parameter	Mass	CPS1	CPS2	CPS3	CPSMean	CPSRSD	Units
Lead	206-1	22364661	22734271	22444624	22514519	0.86	cps
Lead	207-1	20078506	20293297	20133515	20168439	0.55	cps
Lead	208-1	90774988	92181914	90851090	91269331	0.87	cps
Lithium	6-1	1554730	1556358	1560505	1557198	0.19	cps
Magnesium	24-2	92566589	91166469	91694539	91809199	0.77	cps
Manganese	55-2	16850599	16694653	16586855	16710703	0.79	cps
Molybdenum	94-1	20004507	20484301	20558249	20349019	1.48	cps
Molybdenum	95-1	28992599	29390385	29600570	29327851	1.05	cps
Molybdenum	96-1	31800745	32328161	32240420	32123108	0.88	cps
Molybdenum	97-1	18260418	18439866	18265538	18321941	0.56	cps
Molybdenum	98-1	47375396	47735684	47134796	47415292	0.64	cps
Neodymium	150-1	473	497	440	470	6.06	cps
Neodymium	150-2	147	160	153	153	4.35	cps
Nickel	60-2	788288	783305	780544	784046	0.50	cps
Phosphorus	31-2	104393	105161	104134	104563	0.51	cps
Potassium	39-2	58970499	58396049	58038296	58468281	0.80	cps
Rhodium	103-1	9358468	9293709	9261005	9304394	0.53	cps
Rhodium	103-2	5496673	5524657	5475865	5499065	0.45	cps
Scandium	45-1	5758773	5757386	5667051	5727737	0.92	cps
Scandium	45-2	458836	462079	455052	458656	0.77	cps
Selenium	82-1	82726	84227	83207	83387	0.92	cps
Selenium	77-2	7939	7952	7835	7909	0.81	cps
Selenium	78-2	28003	27629	27519	27717	0.92	cps
Silicon	28-1	3477239	3545872	3517968	3513693	0.98	cps
Silver	107-1	7004798	7214659	7084560	7101339	1.49	cps
Silver	109-1	6779406	6871529	6751483	6800806	0.92	cps
Sodium	23-2	151497828	149524728	150433011	150485189	0.66	cps
Strontium	86-1	1882173	1862747	1863525	1869482	0.59	cps
Strontium	88-1	16041999	16113142	16367401	16174181	1.06	cps
Sulfur	34-1	577234	576980	571906	575373	0.52	cps
Terbium	159-1	14118951	13980997	13997859	14032603	0.54	cps
Terbium	159-2	9539617	9668127	9630686	9612810	0.69	cps
Thallium	203-1	5770178	5837062	5811553	5806264	0.58	cps
Thallium	205-1	13742351	13748450	13579196	13689999	0.70	cps
Tin	118-1	4856667	4951126	4882359	4896717	1.00	cps
Titanium	47-1	7008541	6977867	6994501	6993636	0.22	cps

Reviewed By:Mohan
On:12/25/2024 3:49:22 AM
Inst Id :P7

LB Number :	LB134068	Operator :	Jaswal
Lab Sample ID :	CCV051	Instrumnet Name :	P7
Client Sample ID :	CCV051	Dilution Factor :	1
Date & Time Acquired :	2024-12-23 23:26:57	DataFile Name :	194CCV.d

Parameter	Mass	CPS1	CPS2	CPS3	CPSMean	CPSRSD	Units
Uranium	238-1	17703252	18299566	18078741	18027186	1.67	cps
Vanadium	51-2	1931119	1918753	1889814	1913229	1.11	cps
Yttrium	89-1	12594974	12605195	12536287	12578819	0.30	cps
Yttrium	89-2	3259357	3210043	3156540	3208647	1.60	cps
Zinc	66-2	3891596	3886676	3841481	3873251	0.71	cps
Zirconium	90-1	9790196	9982887	10046528	9939871	1.34	cps
Zirconium	91-1	2207095	2208364	2227875	2214444	0.53	cps

Reviewed By:Mohan
On:12/25/2024 3:49:22 AM
Inst Id :P7

LB Number :	LB134068	Operator :	Jaswal
Lab Sample ID :	CCB051	Instrumnet Name :	P7
Client Sample ID :	CCB051	Dilution Factor :	1
Date & Time Acquired :	2024-12-23 23:29:38	DataFile Name :	195CCBE.d

Parameter	Mass	CPS1	CPS2	CPS3	CPSMean	CPSRSD	Units
Aluminium	27-2	1340	1310	1200	1283	5.74	cps
Antimony	121-1	2940	2774	2290	2668	12.66	cps
Arsenic	75-2	40	53	60	51	19.92	cps
Barium	135-1	1240	1020	880	1047	17.34	cps
Barium	137-1	2027	1797	1767	1863	7.63	cps
Beryllium	9-1	253	227	210	230	9.50	cps
Bismuth	209-1	8792404	8782664	8749365	8774811	0.26	cps
Bismuth	209-2	7466242	7425264	7381330	7424279	0.57	cps
Bromine	81-1	13660	14073	13983	13906	1.56	cps
Bromine	81-2	160	140	180	160	12.50	cps
Cadmium	108-1	33	7	20	20	66.65	cps
Cadmium	106-1	3130	3177	3040	3116	2.23	cps
Cadmium	111-1	2405	2456	2331	2397	2.62	cps
Calcium	43-1	1463	1297	1153	1305	11.89	cps
Calcium	44-1	25648	23558	21989	23732	7.74	cps
Carbon	12-1						cps
Carbon	12-2						cps
Chlorine	35-1						cps
Chlorine	35-2						cps
Chromium	52-2	1393	1400	1337	1377	2.53	cps
Cobalt	59-2	480	400	470	450	9.69	cps
Copper	63-2	3897	3714	3447	3686	6.14	cps
Dysprosium	156-1	10	10	7	9	21.63	cps
Dysprosium	156-2	0	7	0	2	173.21	cps
Erbium	164-1	30	50	47	42	25.38	cps
Erbium	164-2	30	47	30	36	27.07	cps
Gadolinium	160-1	37	57	20	38	48.60	cps
Gadolinium	160-2	400	437	420	419	4.38	cps
Holmium	165-1	14248372	14211123	14016071	14158522	0.88	cps
Holmium	165-2	10191975	10186448	10106059	10161494	0.47	cps
Indium	115-1	11353528	11335016	11413978	11367508	0.36	cps
Indium	115-2	4072812	4050814	4009887	4044504	0.79	cps
Iron	56-2	78463	76004	71746	75405	4.51	cps
Iron	57-2	2220	2190	2124	2178	2.27	cps
Iron	54-2	5664	5368	5211	5414	4.25	cps
Krypton	83-1	173	157	217	182	17.00	cps

Reviewed By:Mohan
On:12/25/2024 3:49:22 AM
Inst Id :P7

LB Number :	LB134068	Operator :	Jaswal
Lab Sample ID :	CCB051	Instrumnet Name :	P7
Client Sample ID :	CCB051	Dilution Factor :	1
Date & Time Acquired :	2024-12-23 23:29:38	DataFile Name :	195CCBE.d

Parameter	Mass	CPS1	CPS2	CPS3	CPSMean	CPSRSD	Units
Lead	206-1	4601	4017	3791	4136	10.11	cps
Lead	207-1	3851	3474	3407	3577	6.68	cps
Lead	208-1	17711	16124	15190	16342	7.80	cps
Lithium	6-1	1667409	1689041	1713340	1689930	1.36	cps
Magnesium	24-2	10597	10630	9830	10352	4.37	cps
Manganese	55-2	2337	2344	2187	2289	3.87	cps
Molybdenum	94-1	3824	3544	3264	3544	7.90	cps
Molybdenum	95-1	5308	4597	4287	4731	11.06	cps
Molybdenum	96-1	5951	5228	4811	5330	10.83	cps
Molybdenum	97-1	3170	2790	2517	2826	11.61	cps
Molybdenum	98-1	8506	7449	6662	7539	12.28	cps
Neodymium	150-1	17	10	7	11	45.82	cps
Neodymium	150-2	0	3	3	2	86.60	cps
Nickel	60-2	353	427	387	389	9.44	cps
Phosphorus	31-2	117	143	110	123	14.30	cps
Potassium	39-2	52935	52898	52059	52631	0.94	cps
Rhodium	103-1	10454329	10381043	10456890	10430754	0.41	cps
Rhodium	103-2	6270074	6248441	6274513	6264343	0.22	cps
Scandium	45-1	5908471	5947836	5863360	5906555	0.72	cps
Scandium	45-2	481207	486825	484561	484198	0.58	cps
Selenium	82-1	130	143	80	118	28.58	cps
Selenium	77-2	0	0	0	0	0.00	cps
Selenium	78-2	407	410	383	400	3.63	cps
Silicon	28-1	533630	540391	534065	536028	0.71	cps
Silver	107-1	1833	1793	1387	1671	14.79	cps
Silver	109-1	1960	1473	1280	1571	22.30	cps
Sodium	23-2	47506	46640	44711	46286	3.09	cps
Strontium	86-1	637	533	623	598	9.40	cps
Strontium	88-1	2860	2674	2207	2580	13.04	cps
Sulfur	34-1	169336	171321	171456	170704	0.70	cps
Terbium	159-1	14661513	14530863	14358640	14517005	1.05	cps
Terbium	159-2	10075269	9915138	10018112	10002839	0.81	cps
Thallium	203-1	1940	1587	1487	1671	14.25	cps
Thallium	205-1	4277	3917	3530	3908	9.56	cps
Tin	118-1	2013	1953	1917	1961	2.49	cps
Titanium	47-1	1227	1003	1107	1112	10.05	cps

Reviewed By:Mohan
On:12/25/2024 3:49:22 AM
Inst Id :P7

LB Number :	LB134068	Operator :	Jaswal
Lab Sample ID :	CCB051	Instrumnet Name :	P7
Client Sample ID :	CCB051	Dilution Factor :	1
Date & Time Acquired :	2024-12-23 23:29:38	DataFile Name :	195CCBE.d

Parameter	Mass	CPS1	CPS2	CPS3	CPSMean	CPSRSD	Units
Uranium	238-1	2604	2117	2067	2262	13.11	cps
Vanadium	51-2	220	247	180	216	15.57	cps
Yttrium	89-1	13034052	13045887	13097467	13059136	0.26	cps
Yttrium	89-2	3393946	3400662	3355865	3383491	0.71	cps
Zinc	66-2	833	797	790	807	2.89	cps
Zirconium	90-1	2430	2174	2154	2252	6.85	cps
Zirconium	91-1	510	453	447	470	7.40	cps

284 Sheffield Street, Mountainside, New Jersey 07092, Phone : 908 789 8900, Fax : 908 789 8922

Prep Standard - Chemical Standard Summary

Order ID : P5156

Test : Metals CLP MS FULL

Prepbatch ID : PB165758,

Sequence ID/Qc Batch ID: LB134068,

Standard ID :
MP83498,MP83499,MP83619,MP83620,MP83621,MP83622,MP83623,MP83625,MP83626,MP83627,MP83628,MP836
29,MP83630,MP83631,MP83632,MP83633,MP83634,MP83635,MP83636,MP83669,MP83671,

Chemical ID :
M5288,M5289,M5295,M5304,M5390,M5476,M5498,M5513,M5515,M5516,M5519,M5658,M5698,M5739,M5751,M5768
,M5769,M5798,M5799,M5800,M5801,M5802,M5806,M5815,M5816,M5817,M5818,M5819,M5820,M5873,M5874,M596
1,M5962,M5976,M5978,M5981,M5983,M5993,M5999,M6021,M6023,M6025,M6028,M6030,M6033,M6055,M6121,M61
26,W3112,

284 Sheffield Street, Mountainside, New Jersey 07092, Phone : 908 789 8900,
Fax : 908 789 8922

Metals STANDARD PREPARATION LOG

Recipe ID	NAME	NO.	Prep Date	Expiration Date	Prepared By	ScaleID	PipetteID	Supervised By
169	1:1HNO3	MP83498	12/09/2024	01/03/2025	Janvi Patel	None	None	Sarabjit Jaswal 12/09/2024

FROM 1250.00000ml of M6126 + 1250.00000ml of W3112 = Final Quantity: 2500.000 ml

Recipe ID	NAME	NO.	Prep Date	Expiration Date	Prepared By	ScaleID	PipetteID	Supervised By
170	1:1HCL	MP83499	12/09/2024	12/28/2024	Eman Mughal	None	None	Sarabjit Jaswal 12/09/2024

FROM 1250.00000ml of M6121 + 1250.00000ml of W3112 = Final Quantity: 2500.000 ml

284 Sheffield Street, Mountainside, New Jersey 07092, Phone : 908 789 8900,
Fax : 908 789 8922

Metals STANDARD PREPARATION LOG

Recipe ID	NAME	NO.	Prep Date	Expiration Date	Prepared By	ScaleID	PipetteID	Supervised By
1122	ICPMS CALIB BLANK(S0/ICB/CCB)	MP83619	12/13/2024	01/07/2025	Sarabjit Jaswal	None	METALS_PIPETTE_3 (A)	Mohan Bera 12/17/2024

FROM 25.00000ml of M6121 + 4925.00000ml of W3112 + 50.00000ml of M6126 = Final Quantity: 5000.000 ml

Recipe ID	NAME	NO.	Prep Date	Expiration Date	Prepared By	ScaleID	PipetteID	Supervised By
3947	S7(SFAM,6020,200.8)	MP83620	12/13/2024	01/07/2025	Sarabjit Jaswal	None	METALS_PIPETTE_3 (A)	Mohan Bera 12/17/2024

FROM 0.10000ml of M5476 + 1.00000ml of M5799 + 1.00000ml of M5818 + 1.00000ml of M5981 + 1.00000ml of M5983 + 1.90000ml of M6033 + 10.00000ml of M6126 + 2.00000ml of M5815 + 2.00000ml of M5817 + 4.00000ml of M5390 + 4.00000ml of M6025 + 4.90000ml of M5515 + 4.90000ml of M5519 + 5.00000ml of M6121 + 50.00000ml of M5304 + 832.50000ml of W3112 + 9.00000ml of M5698 + 9.00000ml of M5751 + 9.00000ml of M5819 + 9.00000ml of M5976 + 9.00000ml of M5978 + 9.90000ml of M5498 + 9.90000ml of M5769 + 9.90000ml of M5806 = Final Quantity: 1000.000 ml

284 Sheffield Street, Mountainside, New Jersey 07092, Phone : 908 789 8900,
Fax : 908 789 8922

Metals STANDARD PREPARATION LOG

Recipe ID	NAME	NO.	Prep Date	Expiration Date	Prepared By	ScaleID	PipetteID	Supervised By
3948	S6(SFAM,6020,200.8)	MP83621	12/13/2024	01/07/2025	Sarabjit Jaswal	None	METALS_PIPETTE_3 (A)	Mohan Bera 12/17/2024

FROM 0.50000ml of M6121 + 1.00000ml of M6126 + 48.50000ml of W3112 + 50.00000ml of MP83620 = Final Quantity: 100.000 ml

Recipe ID	NAME	NO.	Prep Date	Expiration Date	Prepared By	ScaleID	PipetteID	Supervised By
3949	S5(SFAM,6020,200.8)	MP83622	12/13/2024	01/07/2025	Sarabjit Jaswal	None	METALS_PIPETTE_3 (A)	Mohan Bera 12/17/2024

FROM 0.50000ml of M6121 + 1.00000ml of M6126 + 73.50000ml of W3112 + 25.00000ml of MP83620 = Final Quantity: 100.000 ml

284 Sheffield Street, Mountainside, New Jersey 07092, Phone : 908 789 8900,
Fax : 908 789 8922

Metals STANDARD PREPARATION LOG

Recipe ID	NAME	NO.	Prep Date	Expiration Date	Prepared By	ScaleID	PipetteID	Supervised By
3954	S4(SFAM,6020,200.8)	MP83623	12/13/2024	01/07/2025	Sarabjit Jaswal	None	METALS_PIPETTE_3 (A)	Mohan Bera 12/17/2024

FROM 0.50000ml of M6121 + 1.00000ml of M6126 + 86.00000ml of W3112 + 12.50000ml of MP83620 = Final Quantity: 100.000 ml

Recipe ID	NAME	NO.	Prep Date	Expiration Date	Prepared By	ScaleID	PipetteID	Supervised By
3951	S3(SFAM, 6020,200.8)	MP83625	12/13/2024	01/07/2025	Sarabjit Jaswal	None	METALS_PIPETTE_3 (A)	Mohan Bera 12/17/2024

FROM 0.50000ml of M6121 + 1.00000ml of M6126 + 88.50000ml of W3112 + 10.00000ml of MP83621 = Final Quantity: 100.000 ml

284 Sheffield Street, Mountainside, New Jersey 07092, Phone : 908 789 8900,
Fax : 908 789 8922

Metals STANDARD PREPARATION LOG

Recipe ID	NAME	NO.	Prep Date	Expiration Date	Prepared By	ScaleID	PipetteID	Supervised By
3955	S2CONC(SFAM,6020,200.8)	MP83626	12/13/2024	01/07/2025	Sarabjit Jaswal	None	None	Mohan Bera 12/17/2024

FROM 0.05000ml of M5476 + 0.05000ml of M5698 + 0.05000ml of M5798 + 0.05000ml of M5800 + 0.05000ml of M5801 + 0.05000ml of M5961 + 0.05000ml of M5981 + 0.05000ml of M5983 + 0.05000ml of M6023 + 0.05000ml of M6025 + 0.05000ml of M6028 + 0.05000ml of M6030 + 0.10000ml of M5658 + 0.10000ml of M5751 + 0.10000ml of M5802 + 0.10000ml of M6033 + 0.25000ml of M5515 + 0.25000ml of M5799 + 0.25000ml of M5819 + 0.25000ml of M5962 + 0.25000ml of M5976 + 0.25000ml of M5978 + 0.25000ml of M6021 + 0.50000ml of M5390 + 0.50000ml of M5818 + 1.25000ml of M5815 + 1.25000ml of M5817 + 2.50000ml of M5498 + 2.50000ml of M5519 + 2.50000ml of M5769 + 2.50000ml of M5806 + 2.50000ml of M6121 + 226.25000ml of W3112 + 5.00000ml of M6126 = Final Quantity: 250.000 ml

Recipe ID	NAME	NO.	Prep Date	Expiration Date	Prepared By	ScaleID	PipetteID	Supervised By
3956	S2(SFAM,6020,200.8)	MP83627	12/13/2024	01/07/2025	Sarabjit Jaswal	None	METALS_PIPETTE_3 (A)	Mohan Bera 12/17/2024

FROM 0.50000ml of M6121 + 1.00000ml of M6126 + 98.00000ml of W3112 + 0.50000ml of MP83626 = Final Quantity: 100.000 ml

284 Sheffield Street, Mountainside, New Jersey 07092, Phone : 908 789 8900,
Fax : 908 789 8922

Metals STANDARD PREPARATION LOG

Recipe ID	NAME	NO.	Prep Date	Expiration Date	Prepared By	ScaleID	PipetteID	Supervised By
3957	S1(SFAM,6020,200.8)	MP83628	12/13/2024	01/07/2025	Sarabjit Jaswal	None	METALS_PIPETTE_3 (A)	Mohan Bera 12/17/2024

FROM 0.50000ml of M6121 + 1.00000ml of M6126 + 88.50000ml of W3112 + 10.00000ml of MP83627 = Final Quantity: 100.000 ml

Recipe ID	NAME	NO.	Prep Date	Expiration Date	Prepared By	ScaleID	PipetteID	Supervised By
3958	ICV(SFAM)	MP83629	12/13/2024	01/07/2025	Sarabjit Jaswal	None	METALS_PIPETTE_3 (A)	Mohan Bera 12/17/2024

FROM 2.00000ml of M5295 + 98.00000ml of MP83619 = Final Quantity: 100.000 ml

284 Sheffield Street, Mountainside, New Jersey 07092, Phone : 908 789 8900,
Fax : 908 789 8922

Metals STANDARD PREPARATION LOG

Recipe ID	NAME	NO.	Prep Date	Expiration Date	Prepared By	ScaleID	PipetteID	Supervised By
1142	ICSA ICPMS	MP83630	12/13/2024	01/07/2025	Sarabjit Jaswal	None	METALS_PIPETTE_3 (A)	Mohan Bera 12/17/2024

FROM 10.00000ml of M5873 + 90.00000ml of MP83619 = Final Quantity: 100.000 ml

Recipe ID	NAME	NO.	Prep Date	Expiration Date	Prepared By	ScaleID	PipetteID	Supervised By
1143	ICSAB ICPMS	MP83631	12/13/2024	01/07/2025	Sarabjit Jaswal	None	METALS_PIPETTE_3 (A)	Mohan Bera 12/17/2024

FROM 10.00000ml of M5873 + 10.00000ml of M5874 + 80.00000ml of MP83619 = Final Quantity: 100.000 ml

284 Sheffield Street, Mountainside, New Jersey 07092, Phone : 908 789 8900,
Fax : 908 789 8922

Metals STANDARD PREPARATION LOG

Recipe ID	NAME	NO.	Prep Date	Expiration Date	Prepared By	ScaleID	PipetteID	Supervised By
3961	CCV	MP83632	12/13/2024	01/07/2025	Sarabjit Jaswal	None	METALS_PIPETTE_3 (A)	Mohan Bera 12/17/2024

FROM 0.20000ml of M5513 + 0.50000ml of M5476 + 0.50000ml of M5799 + 0.50000ml of M5818 + 0.50000ml of M5981 + 0.50000ml of M5983 + 1.00000ml of M5815 + 1.00000ml of M5817 + 10.00000ml of M6126 + 12.45000ml of M5515 + 12.45000ml of M5519 + 2.00000ml of M5390 + 24.95000ml of M5498 + 24.95000ml of M5516 + 24.95000ml of M5769 + 25.00000ml of M5304 + 4.50000ml of M5698 + 4.50000ml of M5751 + 4.50000ml of M5819 + 4.50000ml of M5976 + 4.50000ml of M5978 + 4.95000ml of M6033 + 5.00000ml of M6121 + 826.10000ml of W3112 = Final Quantity: 1000.000 ml

Recipe ID	NAME	NO.	Prep Date	Expiration Date	Prepared By	ScaleID	PipetteID	Supervised By
3962	MG 10PPM FOR TUNE	MP83633	12/13/2024	01/07/2025	Sarabjit Jaswal	None	METALS_PIPETTE_3 (A)	Mohan Bera 12/17/2024

FROM 0.01000ml of M5769 + 9.99000ml of MP83619 = Final Quantity: 100.000 ml

284 Sheffield Street, Mountainside, New Jersey 07092, Phone : 908 789 8900,
Fax : 908 789 8922

Metals STANDARD PREPARATION LOG

Recipe ID	NAME	NO.	Prep Date	Expiration Date	Prepared By	ScaleID	PipetteID	Supervised By
3894	TUNE 200PPB	MP83634	12/13/2024	01/07/2025	Sarabjit Jaswal	None	METALS_PIPETTE_3 (A)	Mohan Bera 12/17/2024

FROM 2.00000ml of M6055 + 2.00000ml of MP83633 + 96.00000ml of MP83619 = Final Quantity: 100.000 ml

Recipe ID	NAME	NO.	Prep Date	Expiration Date	Prepared By	ScaleID	PipetteID	Supervised By
3903	ISS 3PPM	MP83635	12/13/2024	01/07/2025	Sarabjit Jaswal	None	METALS_PIPETTE_3 (A)	Mohan Bera 12/17/2024

FROM 5.00000ml of M6126 + 75.00000ml of M5739 + 170.00000ml of MP83619 = Final Quantity: 250.000 ml

284 Sheffield Street, Mountainside, New Jersey 07092, Phone : 908 789 8900,
Fax : 908 789 8922

Metals STANDARD PREPARATION LOG

Recipe ID	NAME	NO.	Prep Date	Expiration Date	Prepared By	ScaleID	PipetteID	Supervised By
2902	S8 ICPMS	MP83636	12/13/2024	01/07/2025	Sarabjit Jaswal	None	METALS_PIPETTE_3 (A)	Mohan Bera 12/17/2024

FROM 1.00000ml of M6033 + 2.50000ml of M5288 + 2.50000ml of M5515 + 5.00000ml of M5498 + 5.00000ml of M5516 + 5.00000ml of M5769 + 79.00000ml of MP83619 = Final Quantity: 100.000 ml

Recipe ID	NAME	NO.	Prep Date	Expiration Date	Prepared By	ScaleID	PipetteID	Supervised By
3964	CONC.LCSS SPIKE	MP83669	12/13/2024	01/07/2025	Sarabjit Jaswal	None	METALS_PIPETTE_3 (A)	Mohan Bera 12/17/2024

FROM 0.25000ml of M5476 + 0.25000ml of M5698 + 0.25000ml of M5798 + 0.25000ml of M5800 + 0.25000ml of M5801 + 0.25000ml of M5961 + 0.25000ml of M5981 + 0.25000ml of M5983 + 0.25000ml of M6023 + 0.25000ml of M6025 + 0.25000ml of M6028 + 0.25000ml of M6030 + 0.50000ml of M5289 + 0.50000ml of M5658 + 0.50000ml of M5751 + 0.50000ml of M5802 + 1.25000ml of M5799 + 1.25000ml of M5819 + 1.25000ml of M5962 + 1.25000ml of M5976 + 1.25000ml of M5978 + 1.25000ml of M6021 + 10.00000ml of M6126 + 12.50000ml of M5498 + 12.50000ml of M5519 + 12.50000ml of M5768 + 12.50000ml of M5806 + 150.00000ml of W3112 + 2.50000ml of M5390 + 2.50000ml of M5818 + 5.00000ml of M5515 + 5.00000ml of M6121 + 6.25000ml of M5816 + 6.25000ml of M5820 = Final Quantity: 250.000 ml

284 Sheffield Street, Mountainside, New Jersey 07092, Phone : 908 789 8900,
Fax : 908 789 8922

Metals STANDARD PREPARATION LOG

Recipe ID	NAME	NO.	Prep Date	Expiration Date	Prepared By	ScaleID	PipetteID	Supervised By
870	ICPMS SPIKE SOL.B	MP83671	12/13/2024	01/07/2025	Sarabjit Jaswal	None	METALS_PIPETTE_3 (A)	Mohan Bera 12/17/2024

FROM 0.45000ml of M5962 + 5.00000ml of M5993 + 5.00000ml of M5999 + 39.55000ml of MP83619 = Final Quantity: 50.000 ml

284 Sheffield Street, Mountainside, New Jersey 07092, Phone : 908 789 8900,
Fax : 908 789 8922

CHEMICAL RECEIPT LOG BOOK

Supplier	ItemCode / ItemName	Lot #	Expiration Date	Date Opened / Opened By	Received Date / Received By	Chemtech Lot #
Absolute Standards, Inc.	58119 / K, 10000 PPM, 500 ml	071122	07/11/2025	09/01/2022 / jaswal	07/21/2022 / jaswal	M5288

Supplier	ItemCode / ItemName	Lot #	Expiration Date	Date Opened / Opened By	Received Date / Received By	Chemtech Lot #
Absolute Standards, Inc.	58113 / Aluminum (Al) 10,000PPM	070622	07/06/2025	09/02/2022 / jaswal	07/12/2022 / jaswal	M5289

Supplier	ItemCode / ItemName	Lot #	Expiration Date	Date Opened / Opened By	Received Date / Received By	Chemtech Lot #
EPA	ICV-1 / ICV (ICP/ICPMS) STOCK SOLN	ICV-1014	02/05/2025	08/07/2024 / jaswal	04/20/2021 / bin	M5295

Supplier	ItemCode / ItemName	Lot #	Expiration Date	Date Opened / Opened By	Received Date / Received By	Chemtech Lot #
Inorganic Ventures	6020CAL-1 / Calibration Standard Method 6020	S2-MEB711244	10/20/2026	08/07/2024 / jaswal	04/01/2022 / jaswal	M5304

Supplier	ItemCode / ItemName	Lot #	Expiration Date	Date Opened / Opened By	Received Date / Received By	Chemtech Lot #
Absolute Standards, Inc.	57056 / Ba, 1000 PPM, 125 ml	072122	07/21/2025	08/07/2024 / jaswal	09/18/2022 / bin	M5390

Supplier	ItemCode / ItemName	Lot #	Expiration Date	Date Opened / Opened By	Received Date / Received By	Chemtech Lot #
Absolute Standards, Inc.	57138 / Sr, 10000 PPM, 125 ml	082922	08/29/2025	07/29/2024 / jaswal	03/16/2023 / jaswal	M5476

284 Sheffield Street, Mountainside, New Jersey 07092, Phone : 908 789 8900,
Fax : 908 789 8922

CHEMICAL RECEIPT LOG BOOK

Supplier	ItemCode / ItemName	Lot #	Expiration Date	Date Opened / Opened By	Received Date / Received By	Chemtech Lot #
Absolute Standards, Inc.	58120 / Ca, 10000 PPM, 500 ml	031523	03/15/2026	08/15/2023 / jaswal	03/17/2023 / bin	M5498

Supplier	ItemCode / ItemName	Lot #	Expiration Date	Date Opened / Opened By	Received Date / Received By	Chemtech Lot #
Absolute Standards, Inc.	57182 / Pb, 10000 PPM, 125 ml	061522	06/15/2025	03/19/2023 / bin	03/17/2023 / bin	M5513

Supplier	ItemCode / ItemName	Lot #	Expiration Date	Date Opened / Opened By	Received Date / Received By	Chemtech Lot #
Absolute Standards, Inc.	58126 / Fe, 10000 PPM, 500 ml	092122	09/21/2025	08/01/2024 / Jaswal	03/17/2023 / bin	M5515

Supplier	ItemCode / ItemName	Lot #	Expiration Date	Date Opened / Opened By	Received Date / Received By	Chemtech Lot #
Absolute Standards, Inc.	58111 / Na, 10000 PPM, 500 ml	022123	11/06/2025	11/06/2024 / kareem	03/17/2023 / bin	M5516

Supplier	ItemCode / ItemName	Lot #	Expiration Date	Date Opened / Opened By	Received Date / Received By	Chemtech Lot #
Absolute Standards, Inc.	57119 / Potassium (K) 10,000PPM	120822	12/08/2025	01/08/2024 / bin	03/17/2023 / bin	M5519

Supplier	ItemCode / ItemName	Lot #	Expiration Date	Date Opened / Opened By	Received Date / Received By	Chemtech Lot #
Absolute Standards, Inc.	58024 / Chromium, Cr, 500 ml, 1000 PPM	060523	06/05/2026	08/28/2023 / jaswal	08/25/2023 / jaswal	M5658

284 Sheffield Street, Mountainside, New Jersey 07092, Phone : 908 789 8900,
Fax : 908 789 8922

CHEMICAL RECEIPT LOG BOOK

Supplier	ItemCode / ItemName	Lot #	Expiration Date	Date Opened / Opened By	Received Date / Received By	Chemtech Lot #
Absolute Standards, Inc.	58025 / Mn, 1000 PPM, 500 ml	102623	10/26/2026	04/18/2024 / jaswal	10/27/2023 / jaswal	M5698

Supplier	ItemCode / ItemName	Lot #	Expiration Date	Date Opened / Opened By	Received Date / Received By	Chemtech Lot #
Inorganic Ventures	6020ISS / 6020ISS, 10 ug/ml, Bi, Ho, In, 6Li, Rh, Sc, TB, Y	T2-MEB709511	09/03/2026	08/07/2024 / jaswal	04/11/2022 / jaswal	M5739

Supplier	ItemCode / ItemName	Lot #	Expiration Date	Date Opened / Opened By	Received Date / Received By	Chemtech Lot #
Absolute Standards, Inc.	58029 / Cu, 1000 PPM, 500 ml	071723	07/17/2026	10/01/2024 / Jaswal	08/25/2023 / jaswal	M5751

Supplier	ItemCode / ItemName	Lot #	Expiration Date	Date Opened / Opened By	Received Date / Received By	Chemtech Lot #
Absolute Standards, Inc.	58112 / Mg, 10000 PPM, 500 ml	091823	09/18/2026	01/08/2024 / bin	01/03/2024 / bin	M5768

Supplier	ItemCode / ItemName	Lot #	Expiration Date	Date Opened / Opened By	Received Date / Received By	Chemtech Lot #
Absolute Standards, Inc.	58112 / Mg, 10000 PPM, 500 ml	091823	09/18/2026	05/24/2024 / Jaswal	01/03/2024 / bin	M5769

Supplier	ItemCode / ItemName	Lot #	Expiration Date	Date Opened / Opened By	Received Date / Received By	Chemtech Lot #
Absolute Standards, Inc.	57004 / Be, 1000 PPM, 125 ml	102523	10/25/2026	02/09/2024 / bin	02/09/2024 / bin	M5798

284 Sheffield Street, Mountainside, New Jersey 07092, Phone : 908 789 8900,
Fax : 908 789 8922

CHEMICAL RECEIPT LOG BOOK

Supplier	ItemCode / ItemName	Lot #	Expiration Date	Date Opened / Opened By	Received Date / Received By	Chemtech Lot #
Absolute Standards, Inc.	57050 / Sn, 1000 PPM, 125 ml	071123	07/11/2026	02/09/2024 / bin	02/09/2024 / bin	M5799

Supplier	ItemCode / ItemName	Lot #	Expiration Date	Date Opened / Opened By	Received Date / Received By	Chemtech Lot #
Absolute Standards, Inc.	57027 / CO, 1000 PPM, 125 ml	091923	09/19/2026	05/31/2024 / bin	02/09/2024 / bin	M5800

Supplier	ItemCode / ItemName	Lot #	Expiration Date	Date Opened / Opened By	Received Date / Received By	Chemtech Lot #
Absolute Standards, Inc.	57033 / As, 1000 PPM, 125 ml	111323	11/13/2026	02/09/2024 / bin	02/09/2024 / bin	M5801

Supplier	ItemCode / ItemName	Lot #	Expiration Date	Date Opened / Opened By	Received Date / Received By	Chemtech Lot #
Absolute Standards, Inc.	57051 / Sb, 1000 PPM, 125 ml	120523	12/05/2026	08/07/2024 / jaswal	01/03/2024 / jaswal	M5802

Supplier	ItemCode / ItemName	Lot #	Expiration Date	Date Opened / Opened By	Received Date / Received By	Chemtech Lot #
Absolute Standards, Inc.	58111 / Na, 10000 PPM, 500 ml	122223	12/22/2026	08/01/2024 / Jaswal	01/03/2024 / jaswal	M5806

Supplier	ItemCode / ItemName	Lot #	Expiration Date	Date Opened / Opened By	Received Date / Received By	Chemtech Lot #
Absolute Standards, Inc.	57115 / P, 10000 PPM, 125 ml	041723	04/17/2026	05/21/2024 / Jaswal	02/09/2024 / jaswal	M5815

284 Sheffield Street, Mountainside, New Jersey 07092, Phone : 908 789 8900,
Fax : 908 789 8922

CHEMICAL RECEIPT LOG BOOK

Supplier	ItemCode / ItemName	Lot #	Expiration Date	Date Opened / Opened By	Received Date / Received By	Chemtech Lot #
Absolute Standards, Inc.	57016 / S, 1000 PPM, 125 ml	122923	12/29/2026	05/20/2024 / Jaswal	02/09/2024 / jaswal	M5816

Supplier	ItemCode / ItemName	Lot #	Expiration Date	Date Opened / Opened By	Received Date / Received By	Chemtech Lot #
Absolute Standards, Inc.	57116 / S, 10000 PPM, 125 ml	071123	07/11/2026	03/01/2024 / jaswal	02/09/2024 / jaswal	M5817

Supplier	ItemCode / ItemName	Lot #	Expiration Date	Date Opened / Opened By	Received Date / Received By	Chemtech Lot #
Absolute Standards, Inc.	57014 / Si, 1000 PPM, 125 ml	122023	12/20/2026	03/06/2024 / jaswal	02/09/2024 / jaswal	M5818

Supplier	ItemCode / ItemName	Lot #	Expiration Date	Date Opened / Opened By	Received Date / Received By	Chemtech Lot #
Absolute Standards, Inc.	58030 / Zinc, Zn, 500 ml, 1000 PPM	111623	11/16/2026	03/20/2024 / jaswal	02/09/2024 / jaswal	M5819

Supplier	ItemCode / ItemName	Lot #	Expiration Date	Date Opened / Opened By	Received Date / Received By	Chemtech Lot #
Absolute Standards, Inc.	57015 / P, 1000 PPM, 125 ml	091123	09/11/2026	05/01/2024 / jaswal	02/09/2024 / jaswal	M5820

Supplier	ItemCode / ItemName	Lot #	Expiration Date	Date Opened / Opened By	Received Date / Received By	Chemtech Lot #
EPA	PART A / ICSA (ICPMS) STOCK SOLN	CP-MS ICSA-0803	04/30/2025	04/17/2024 / jaswal	07/14/2022 / jaswal	M5873

284 Sheffield Street, Mountainside, New Jersey 07092, Phone : 908 789 8900,
Fax : 908 789 8922

CHEMICAL RECEIPT LOG BOOK

Supplier	ItemCode / ItemName	Lot #	Expiration Date	Date Opened / Opened By	Received Date / Received By	Chemtech Lot #
EPA	PART B / ICSB (ICPMS) STOCK SOLUTION	CP-MS ICSB-0803	04/30/2025	04/17/2024 / jaswal	07/14/2022 / jaswal	M5874

Supplier	ItemCode / ItemName	Lot #	Expiration Date	Date Opened / Opened By	Received Date / Received By	Chemtech Lot #
Absolute Standards, Inc.	57028 / Ni, 1000 PPM, 125 ml	041124	04/11/2027	07/02/2024 / Jaswal	06/11/2024 / Jaswal	M5961

Supplier	ItemCode / ItemName	Lot #	Expiration Date	Date Opened / Opened By	Received Date / Received By	Chemtech Lot #
Absolute Standards, Inc.	57034 / Se, 1000 PPM, 125 ml	060624	06/06/2027	07/02/2024 / Jaswal	06/14/2024 / Jaswal	M5962

Supplier	ItemCode / ItemName	Lot #	Expiration Date	Date Opened / Opened By	Received Date / Received By	Chemtech Lot #
Inorganic Ventures	CGMO1-1 / MOLYBDENUM 125mL 1000ug/mL	T2-MO720876	07/17/2027	08/07/2024 / jaswal	02/22/2024 / Jaswal	M5976

Supplier	ItemCode / ItemName	Lot #	Expiration Date	Date Opened / Opened By	Received Date / Received By	Chemtech Lot #
Inorganic Ventures	CGTI1-1 / TITANIUM 125mL 1000ug/mL	T2-TI719972	06/17/2027	08/07/2024 / jaswal	02/22/2024 / Jaswal	M5978

Supplier	ItemCode / ItemName	Lot #	Expiration Date	Date Opened / Opened By	Received Date / Received By	Chemtech Lot #
Absolute Standards, Inc.	57092 / U, 1000 PPM, 125 ml	060724	06/07/2027	07/29/2024 / Jaswal	06/11/2024 / Jaswal	M5981

284 Sheffield Street, Mountainside, New Jersey 07092, Phone : 908 789 8900,
Fax : 908 789 8922

CHEMICAL RECEIPT LOG BOOK

Supplier	ItemCode / ItemName	Lot #	Expiration Date	Date Opened / Opened By	Received Date / Received By	Chemtech Lot #
Absolute Standards, Inc.	57040 / Zr, 1000 PPM, 125 ml	071423	07/14/2026	07/29/2024 / Jaswal	06/11/2024 / Jaswal	M5983

Supplier	ItemCode / ItemName	Lot #	Expiration Date	Date Opened / Opened By	Received Date / Received By	Chemtech Lot #
Inorganic Ventures	CLPP-SPK-4 / SOIL/WATER SPIKE SOLN 4, 125mL	V2-MEB742036	03/12/2029	10/04/2024 / Jaswal	02/22/2024 / Jaswal	M5993

Supplier	ItemCode / ItemName	Lot #	Expiration Date	Date Opened / Opened By	Received Date / Received By	Chemtech Lot #
Inorganic Ventures	CLPP-SPK-1 / SOIL/WATER SPIKE SOLN 1, 125mL	T2-MEB721963	07/27/2027	09/04/2024 / Jaswal	02/22/2024 / kareem	M5999

Supplier	ItemCode / ItemName	Lot #	Expiration Date	Date Opened / Opened By	Received Date / Received By	Chemtech Lot #
Absolute Standards, Inc.	57023 / V, 1000 PPM, 125 ml	062424	06/24/2027	09/28/2024 / jaswal	08/05/2024 / Jaswal	M6021

Supplier	ItemCode / ItemName	Lot #	Expiration Date	Date Opened / Opened By	Received Date / Received By	Chemtech Lot #
Absolute Standards, Inc.	57081 / Tl, 1000 PPM, 125 ml	0624724	06/27/2027	08/05/2024 / kareem	08/05/2024 / Jaswal	M6023

Supplier	ItemCode / ItemName	Lot #	Expiration Date	Date Opened / Opened By	Received Date / Received By	Chemtech Lot #
Absolute Standards, Inc.	57082 / Pb, 1000 PPM, 125 ml	061224	11/09/2026	08/05/2024 / Jaswal	08/05/2024 / Jaswal	M6025

284 Sheffield Street, Mountainside, New Jersey 07092, Phone : 908 789 8900,
Fax : 908 789 8922

CHEMICAL RECEIPT LOG BOOK

Supplier	ItemCode / ItemName	Lot #	Expiration Date	Date Opened / Opened By	Received Date / Received By	Chemtech Lot #
Absolute Standards, Inc.	57048 / Cd, 1000 PPM, 125 ml	070124	07/01/2027	08/05/2024 / kareem	08/05/2024 / Jaswal	M6028

Supplier	ItemCode / ItemName	Lot #	Expiration Date	Date Opened / Opened By	Received Date / Received By	Chemtech Lot #
Absolute Standards, Inc.	57047 / Ag, 1000 PPM, 125 ml	122823	12/28/2026	08/05/2024 / kareem	08/05/2024 / Jaswal	M6030

Supplier	ItemCode / ItemName	Lot #	Expiration Date	Date Opened / Opened By	Received Date / Received By	Chemtech Lot #
Absolute Standards, Inc.	58113 / Al, 10000 PPM, 500 ml	011623	01/16/2026	08/07/2024 / Jaswal	01/03/2024 / Jaswal	M6033

Supplier	ItemCode / ItemName	Lot #	Expiration Date	Date Opened / Opened By	Received Date / Received By	Chemtech Lot #
Inorganic Ventures	IV-STOCK-12 / ICP-MS TUNING SOLUTION, 125mL	U2-MEB734294	06/21/2028	08/21/2024 / Jaswal	08/19/2024 / Jaswal	M6055

Supplier	ItemCode / ItemName	Lot #	Expiration Date	Date Opened / Opened By	Received Date / Received By	Chemtech Lot #
Seidler Chemical	BA-9530-33 / Hydrochloric Acid, Instra-Analyzed (cs/6x2.5L)	0000275677	05/13/2025	11/13/2024 / Eman	10/13/2024 / Eman	M6121

Supplier	ItemCode / ItemName	Lot #	Expiration Date	Date Opened / Opened By	Received Date / Received By	Chemtech Lot #
Seidler Chemical	BA-9598-34 / Nitric Acid, Instra-Analyzed (cs/4x2.5L)	24D1062002	06/03/2025	12/03/2024 / Janvi	11/12/2024 / Janvi	M6126

284 Sheffield Street, Mountainside, New Jersey 07092, Phone : 908 789 8900,
Fax : 908 789 8922

CHEMICAL RECEIPT LOG BOOK

Supplier	ItemCode / ItemName	Lot #	Expiration Date	Date Opened / Opened By	Received Date / Received By	Chemtech Lot #
Seidler Chemical	DIW / DI Water	Daily Lab-Certified	07/03/2029	07/03/2024 / Iwona	07/03/2024 / Iwona	W3112

INORGANIC VENTURES™

Refine your results. Redefine your industry.

Certificate of Analysis

R: 02/22/24 M5991, M5992, M5993, M5994, M5995

300 Technology Drive
Christiansburg, VA 24073 USA
inorganicventures.com

P: 800-669-6799/540-585-3030
F: 540-585-3012
info@inorganicventures.com

1.0 ACCREDITATION / REGISTRATION

INORGANIC VENTURES is accredited to ISO 17034, "General Requirements for the Competence of Reference Material Producers" and ISO/IEC 17025, "General Requirements for the Competence of Testing and Calibration Laboratories". Inorganic Ventures is also an ISO 9001 registered manufacturer (QSR Certificate Number QSR-1034).

ACCREDITED Testing Laboratory Certificate 883.01 ACCREDITED Reference Material Producer Certificate 883.02

2.0 PRODUCT DESCRIPTION

Product Code:	Multi Analyte Custom Grade Solution
Catalog Number:	CLPP-SPK-4
Lot Number:	V2-MEB742036
Matrix:	3% (v/v) HNO3
Value / Analyte(s):	100 µg/mL ea: Antimony,
	50 µg/mL ea: Cadmium, Thallium,
	40 µg/mL ea: Arsenic,
	20 µg/mL ea: Lead,
	10 µg/mL ea: Selenium

3.0 CERTIFIED VALUES AND UNCERTAINTIES

ANALYTE	CERTIFIED VALUE	ANALYTE	CERTIFIED VALUE
Antimony, Sb	100.0 ± 0.7 µg/mL	Arsenic, As	40.00 ± 0.26 µg/mL
Cadmium, Cd	50.00 ± 0.22 µg/mL	Lead, Pb	20.00 ± 0.09 µg/mL
Selenium, Se	10.00 ± 0.04 µg/mL	Thallium, Tl	50.00 ± 0.22 µg/mL

Density: 1.016 g/mL (measured at 20 ± 4 °C)

Assay Information:

2146

ANALYTE	METHOD	NIST SRM#	SRM LOT#
As	ICP Assay	3103a	100818
Cd	ICP Assay	3108	130116
Cd	EDTA	928	928
Cd	Calculated		See Sec. 4.2
Pb	ICP Assay	3128	101026
Pb	EDTA	928	928
Pb	Calculated		See Sec. 4.2
Sb	ICP Assay	3102a	140911
Se	ICP Assay	3149	100901
Se	Calculated		See Sec. 4.2
Tl	ICP Assay	3158	151215
Tl	Calculated		See Sec. 4.2

The following equations are used in the calculation of the certified value and the uncertainty. Reported uncertainties represent expanded uncertainties expressed at approximately the 95% confidence level using a coverage factor of k = 2.

Characterization of CRM/RM by Two or More Methods

Certified Value, $X_{CRM/RM}$, where two or more methods of characterization are used is the weighted mean of the results:

$X_{CRM/RM} = \Sigma(w_i)(X_i)$

X_i = mean of Assay Method i with standard uncertainty $u_{char\ i}$

w_i = the weighting factors for each method calculated using the inverse square of the variance:

$w_i = (1/u_{char\ i})^2 / (\Sigma(1/(u_{char\ i})^2)$

CRM/RM Expanded Uncertainty (±) = $U_{CRM/RM} = k\,(u^2_{char} + u^2_{bb} + u^2_{lts} + u^2_{ts})^{1/2}$

k = coverage factor = 2

$u_{char} = [\Sigma((w_i)^2 (u_{char\ i})^2)]^{1/2}$ where $u_{char\ i}$ are the errors from each characterization method

u_{bb} = bottle to bottle homogeneity standard uncertainty

u_{lts} = long term stability standard uncertainty (storage)

u_{ts} = transport stability standard uncertainty

Characterization of CRM/RM by One Method

Certified Value, $X_{CRM/RM}$, where one method of characterization is used is the mean of individual results:

$X_{CRM/RM} = (X_a)\ (u_{char\ a})$

X_a = mean of Assay Method A with

$u_{char\ a}$ = the standard uncertainty of characterization Method A

CRM/RM Expanded Uncertainty (±) = $U_{CRM/RM} = k\,(u^2_{char\ a} + u^2_{bb} + u^2_{lts} + u^2_{ts})^{1/2}$

k = coverage factor = 2

$u_{char\ a}$ = the errors from characterization

u_{bb} = bottle to bottle homogeneity standard uncertainty

u_{lts} = long term stability standard uncertainty (storage)

u_{ts} = transport stability standard uncertainty

4.0 TRACEABILITY TO NIST

- This product is traceable to NIST via an unbroken chain of comparisons. The uncertainties for each certified value are reported, taking into account the SRM/RM uncertainty error and the measurement, weighing and volume dilution errors. In rare cases where no NIST SRM/RM are available, the term 'in-house std.' is specified.

4.1 Thermometer Calibration

- All thermometers are NIST traceable through thermometers that are calibrated by an accredited calibration laboratory.

4.2 Balance Calibration

- All analytical balances are calibrated by an accredited calibration laboratory and procedure. The weights used for testing are annually compared to master weights and are traceable to NIST.

4.3 Glassware Calibration

- An in-house procedure is used to calibrate all Class A glassware used in the manufacturing and quality control of CRM/RMs.

5.0 TRACE METALLIC IMPURITIES (TMI) DETERMINED BY ICP-MS AND ICP-OES (µg/mL)

N/A

6.0 INTENDED USE

6.1 This standard is intended for the calibration of analytical instruments and validation of analytical methods as appropriate. This CRM may be used in connection with EPA Methods 6010, 6020 (all versions), Standard Methods 3120 B and USP <232> / ICH Q3D.

6.2 For products attaining traceability through Inorganic Ventures' Primary Certified Reference Materials (PCRM™) see the Limited License to Use PCRM™ in the Inorganic Ventures Terms and Conditions of Sale, https://www.inorganicventures.com/terms-and-conditions-sale. The Terms and Conditions contain information on the use of materials traceable to PCRM™ certified reference materials. This Limited License agreement is especially pertinent for laboratories accredited under ISO:17034.

7.0 INSTRUCTIONS FOR THE CORRECT USE OF THIS REFERENCE MATERIAL

7.1 Storage and Handling Recommendations

- Store between approximately 4° - 30° C while in sealed TCT bag.

- While stored in the sealed TCT bag, transpiration of this CRM/RM is negligible. After opening the sealed TCT bag transpiration of the CRM/RM will occur, resulting in a gradual increase in the analyte concentration(s). It is the responsibility of the user to account for this effect. When the bottle is weighed both before and after being placed in storage, the mass difference observed will be a measure of transpiration mass loss.

- After opening the sealed TCT bag, keep cap tightly sealed when not in use and store between 4° - 24° C to minimize the effects of transpiration. Use at 20° ± 4° C to minimize volumetric dilution error when using the reported density. Do not pipette from the container. Do not return removed aliquots to container.

- For more information, visit **www.inorganicventures.com/TCT**

8.0 HAZARDOUS INFORMATION

- Please refer to the Safety Data Sheet for information regarding this CRM/RM.

9.0 HOMOGENEITY

- This solution was mixed according to an in-house procedure and is guaranteed to be homogeneous. Homogeneity data indicate that the end user should take a minimum sample size of 0.2 mL to assure homogeneity.

10.0 QUALITY STANDARD DOCUMENTATION

10.1 ISO 9001 Quality Management System Registration

- QSR Certificate Number QSR-1034

10.2 ISO/IEC 17025 "General Requirements for the Competence of Testing and Calibration Laboratories"

- Chemical Testing - Accredited / A2LA Certificate Number 883.01

10.3 ISO 17034 "General Requirements for the Competence of Reference Material Producers"

- Reference Material Producer - Accredited / A2LA Certificate Number 883.02

Inorganic Ventures, 300 Technology Drive, Christiansburg, Va. 24073, USA; Telephone: 800.669.6799; 540.585.3030, Fax: 540.585.3012; inorganicventures.com; info@inorganicventures.com

11.0 CERTIFICATION, LOT EXPIRATION AND PERIOD OF VALIDITY

11.1 Certification Issue Date

March 12, 2024

- The certification is valid within the measurement uncertainty specified provided the CRM/RM is stored and handled in accordance with instructions given in Sec 7.1. This certification is nullified if instructions in Sec 7.1 are not followed or if the CRM/RM is damaged, contaminated, or otherwise modified.

11.2 Lot Expiration Date

- March 12, 2029

- The date after which this CRM/RM should not be used.

- The lot expiration date reflects the period of time that the stability of a CRM/RM can be supported by long term stability studies conducted on properly stored and handled CRM/RMs. Lot expiration is limited primarily by transpiration (loss of water from the solution) and infrequently by chemical stability.

11.3 Period of Validity

- Sealed TCT Bag Open Date: _____

- This CRM/RM should not be used longer than one year (or six months in the case of a 30 mL bottle) from the date of opening the aluminized bag or after the date given in Sec. 11.2, whichever comes first. This is contingent upon the CRM/RM being stored and handled in accordance with the instructions given in Sec. 7.1.

12.0 NAMES AND SIGNATURES OF CERTIFYING OFFICERS

Certificate Approved By:

Joseph Burns
Custom VS Manager



Certifying Officer:

Paul Gaines
Chairman / Senior Technical Director



Absolute Standards, Inc.
800-368-1131
www.absolutestandards.com

Certified Reference Material CRM

M6028

ANAB ISO 17034 Accredited
AR-1539 Certificate Number
https://Absolutestandards.com

R 8/5/24

2150

CERTIFIED WEIGHT REPORT:

Part Number:	**57048**			**Lot #**	
Lot Number:	**070124**		**Solvent:**	24002546	Nitric Acid
Description:	**Cadmium (Cd)**		2%	40.0 (mL)	Nitric Acid
Expiration Date:	070127				
Recommended Storage:	Ambient (20 °C)				
Nominal Concentration (µg/mL):	**1000**				
NIST Test Number:	6UTB	5E-05	Balance Uncertainty		
Weight shown below was diluted to (mL):	2000.07	0.100	Flask Uncertainty		

Aleah O'Brady

Formulated By:	Aleah O'Brady	070124
Reviewed By:	Pedro L. Rentas	070124

Compound	RM#	Lot Number	Nominal Conc. (µg/mL)	Purity (%)	Uncertainty Purity (%)	Assay (%)	Target Weight (g)	Actual Weight (g)	Actual Conc. (µg/mL)	Expanded Uncertainty +/- (µg/mL)	SDS Information (Solvent Safety Info. On Attached pg.) CAS#	OSHA PEL (TWA)	LD50	NIST SRM
1. Cadmium nitrate tetrahydrate (Cd)	IN024	CDM092021A1	1000	99.999	0.10	36.5	5.4797	5.4804	**1000.1**	**2.0**	10022-68-1	0.01 mg/m3	orl-rat 60.2mg/kg	3108

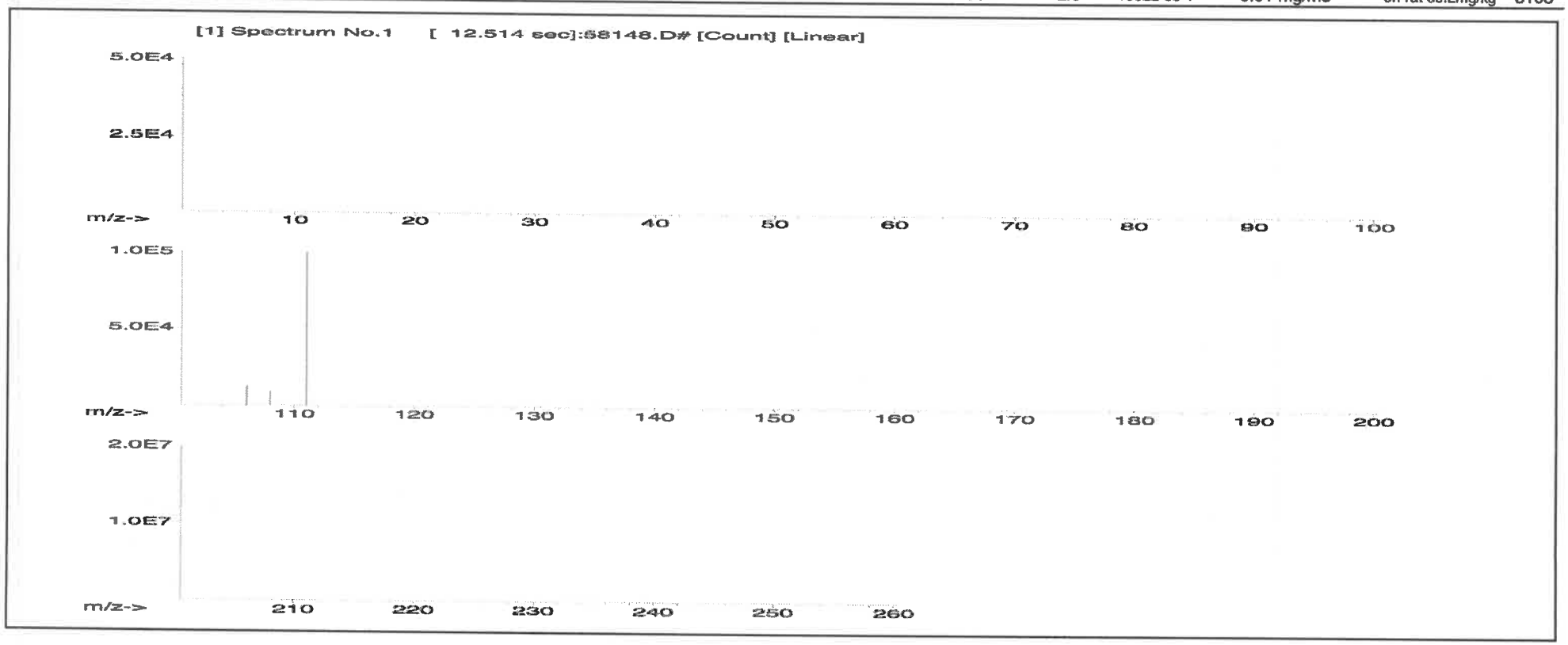

2151

Instrumental Analysis by Inductively Coupled Plasma Mass Spectrometry (ICP-MS):

Trace Metals Verification by ICP-MS (µg/mL)																	
Al	<0.02	Cd	T	Dy	<0.02	Hf	<0.02	Li	<0.02	Ni	<0.02	Pr	<0.02	Se	<0.2	Tb	<0.02	W	<0.02
Sb	<0.02	Ca	<0.2	Er	<0.02	Ho	<0.02	Lu	<0.02	Nb	<0.02	Re	<0.02	Si	<0.02	Te	<0.02	U	<0.02
As	<0.2	Ce	<0.02	Eu	<0.02	In	<0.02	Mg	<0.01	Os	<0.02	Rh	<0.02	Ag	<0.02	Tl	<0.02	V	<0.02
Ba	<0.02	Cs	<0.02	Gd	<0.02	Ir	<0.02	Mn	<0.02	Pd	<0.02	Rb	<0.02	Na	<0.2	Th	<0.02	Yb	<0.02
Be	<0.01	Cr	<0.02	Ga	<0.02	Fe	<0.2	Hg	<0.2	P	<0.02	Ru	<0.02	Sr	<0.02	Tm	<0.02	Y	<0.02
Bi	<0.02	Co	<0.02	Ge	<0.02	La	<0.02	Mo	<0.02	Pt	<0.02	Sm	<0.02	S	<0.02	Sn	<0.02	Zn	<0.02
B	<0.02	Cu	<0.02	Au	<0.02	Pb	<0.02	Nd	<0.02	K	<0.2	Sc	<0.02	Ta	<0.02	Ti	<0.02	Zr	<0.02

(T) = Target analyte

Physical Characterization:

Certified by:

Homogeneity: No heterogeneity was observed in the preparation of this standard.

* The certified value is the concentration calculated from gravimetric and volumetric measurements unless otherwise stated.
* Purified acids, 18.2 megohm deionized water, calibrated Class A glassware and the highest purity raw materials are used in the preparation of all standards.
* All standard containers are meticulously cleaned prior to use.
* Standards are prepared gravimetrically using balances that are calibrated with weights traceable to NIST (see above).
* Standards are certifed (+/-) 0.5% of the stated value, unless otherwise stated.
* All standards should be stored with caps tight and under appropriate laboratory conditions.
* Uncertainty Reference: Taylor, B.N. and Kuyat, C.E., "Guidelines for Evaluating and Expressing the Uncertainty of NIST Measurement Result," NIST Technical Note 1297, U.S. Government Printing Office, Washington, D.C. (1994).

Absolute Standards, Inc.
800-368-1131
www.absolutestandards.com

Certified Reference Material CRM

R: 8/5/24 M6025

ANAB ISO 17034 Accredited
AR-1539 Certificate Number
https://Absolutestandards.com

2152

CERTIFIED WEIGHT REPORT:

Part Number: 57182
Lot Number: 110923
Description: Lead (Pb)

Expiration Date: 110926
Recommended Storage: Ambient (20 °C)
Nominal Concentration (µg/mL): 10000
NIST Test Number: 6UTB

Weight shown below was diluted to (mL): 2000.02 0.058 Flask Uncertainty

		Lot #	
Solvent:	24002546		Nitric Acid
	2%	40.0 (mL)	Nitric Acid

5E-05 Balance Uncertainty

Formulated By:	Lawence Barry	110923
Reviewed By:	Pedro L. Rentas	110923

Compound	RM#	Lot Number	Nominal Conc. (µg/mL)	Purity (%)	Uncertainty Purity (%)	Assay (%)	Target Weight (g)	Actual Weight (g)	Actual Conc. (µg/mL)	Expanded Uncertainty +/- (µg/mL)	SDS Information (Solvent Safety Info. On Attached pg.) CAS#	OSHA PEL (TWA)	LD50	NIST SRM
1. Lead(II) nitrate (Pb)	IN029	PBD122016A1	10000	99.999	0.10	62.5	32.0006	32.0040	**10001.1**	**20.0**	10099-74-8	0.05 mg/m3	intrvns-rat 93 mg/kg	3128

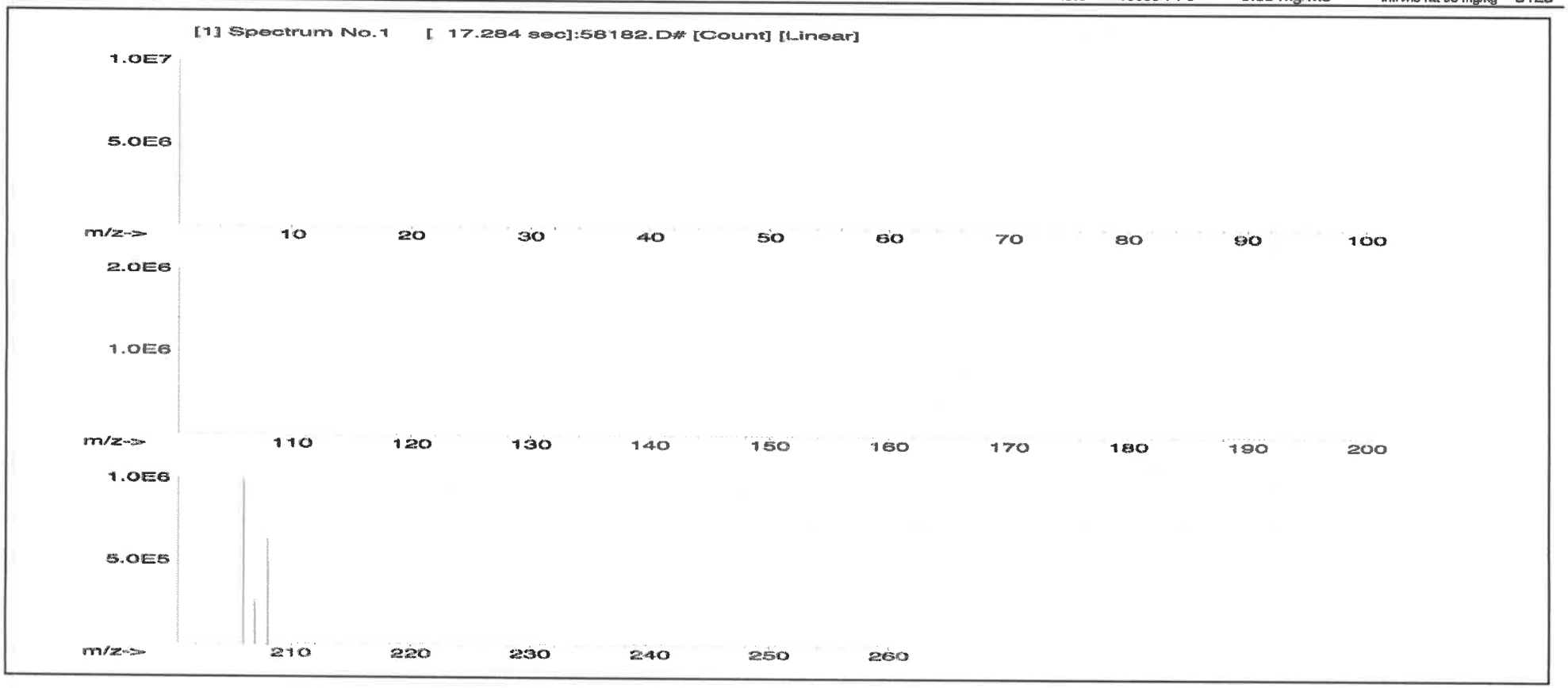

2153

Instrumental Analysis by Inductively Coupled Plasma Mass Spectrometry (ICP-MS):

Trace Metals Verification by ICP-MS (µg/mL)																	
Al	<0.02	Cd	<0.02	Dy	<0.02	Hf	<0.02	Li	<0.02	Ni	<0.02	Pr	<0.02	Se	<0.2	Tb	<0.02	W	<0.02
Sb	<0.02	Ca	<0.2	Er	<0.02	Ho	<0.02	Lu	<0.02	Nb	<0.02	Re	<0.02	Si	<0.02	Te	<0.02	U	<0.02
As	<0.2	Ce	<0.02	Eu	<0.02	In	<0.02	Mg	<0.01	Os	<0.02	Rh	<0.02	Ag	<0.02	Tl	<0.02	V	<0.02
Ba	<0.02	Cs	<0.02	Gd	<0.02	Ir	<0.02	Mn	<0.02	Pd	<0.02	Rb	<0.02	Na	<0.2	Th	<0.02	Yb	<0.02
Be	<0.01	Cr	<0.02	Ga	<0.02	Fe	<0.2	Hg	<0.2	P	<0.02	Ru	<0.02	Sr	<0.02	Tm	<0.02	Y	<0.02
Bi	<0.02	Co	<0.02	Ge	<0.02	La	<0.02	Mo	<0.02	Pt	<0.02	Sm	<0.02	S	<0.02	Sn	<0.02	Zn	<0.02
B	<0.02	Cu	<0.02	Au	<0.02	Pb	T	Nd	<0.02	K	<0.2	Sc	<0.02	Ta	<0.02	Ti	<0.02	Zr	<0.02

(T)= Target analyte

Physical Characterization:

Certified by:

Homogeneity: No heterogeneity was observed in the preparation of this standard.

* The certified value is the concentration calculated from gravimetric and volumetric measurements unless otherwise stated.
* Purified acids, 18.2 megohm deionized water, calibrated Class A glassware and the highest purity raw materials are used in the preparation of all standards.
* All standard containers are meticulously cleaned prior to use.
* Standards are prepared gravimetrically using balances that are calibrated with weights traceable to NIST (see above).
* Standards are certifed (+/-) 0.5% of the stated value, unless otherwise stated.
* All Standards should be stored with caps tight and under appropriate laboratory conditions.
* Uncertainty Reference: Taylor, B.N. and Kuyat, C.E., "Guidelines for Evaluating and Expressing the Uncertainty of NIST Measurement Result," NIST Technical Note 1297, U.S. Government Printing Office, Washington, D.C. (1994).

Absolute Standards, Inc.
800-368-1131
www.absolutestandards.com

Certified Reference Material CRM

M5288 R: 07/21/2022

ANAB ISO 17034 Accredited
AR-1539 Certificate Number
https://Absolutestandards.com

2154

CERTIFIED WEIGHT REPORT:

Part Number: 58119
Lot Number: 071122
Description: Potassium (K)

Expiration Date: 071125
Recommended Storage: Ambient (20 °C)
Nominal Concentration (µg/mL): 10000
NIST Test Number: 6UTB
Weight shown below was diluted to (mL): 2000.02

	Lot #		
Solvent:	20510011	Nitric Acid	
2%	40.0 (mL)	Nitric Acid	
	5E-05	Balance Uncertainty	
	0.058	Flask Uncertainty	

Formulated By:	Lawrence Barry	071122
Reviewed By:	Pedro L. Rentas	071122

Compound	RM#	Lot Number	Nominal Conc. (µg/mL)	Purity (%)	Uncertainty Purity (%)	Assay (%)	Target Weight (g)	Actual Weight (g)	**Actual Conc. (µg/mL)**	Expanded Uncertainty +/- (µg/mL)	SDS Information (Solvent Safety Info. On Attached pg.) CAS#	OSHA PEL (TWA)	LD50	NIST SRM
1. Potassium nitrate (K)	IN034	KD022021A1	10000	99.999	0.10	37.6	53.1925	53.1934	**10000.2**	**20.0**	7757-79-1	5 mg/m3	orl-rat 3015 mg/kg	3141a

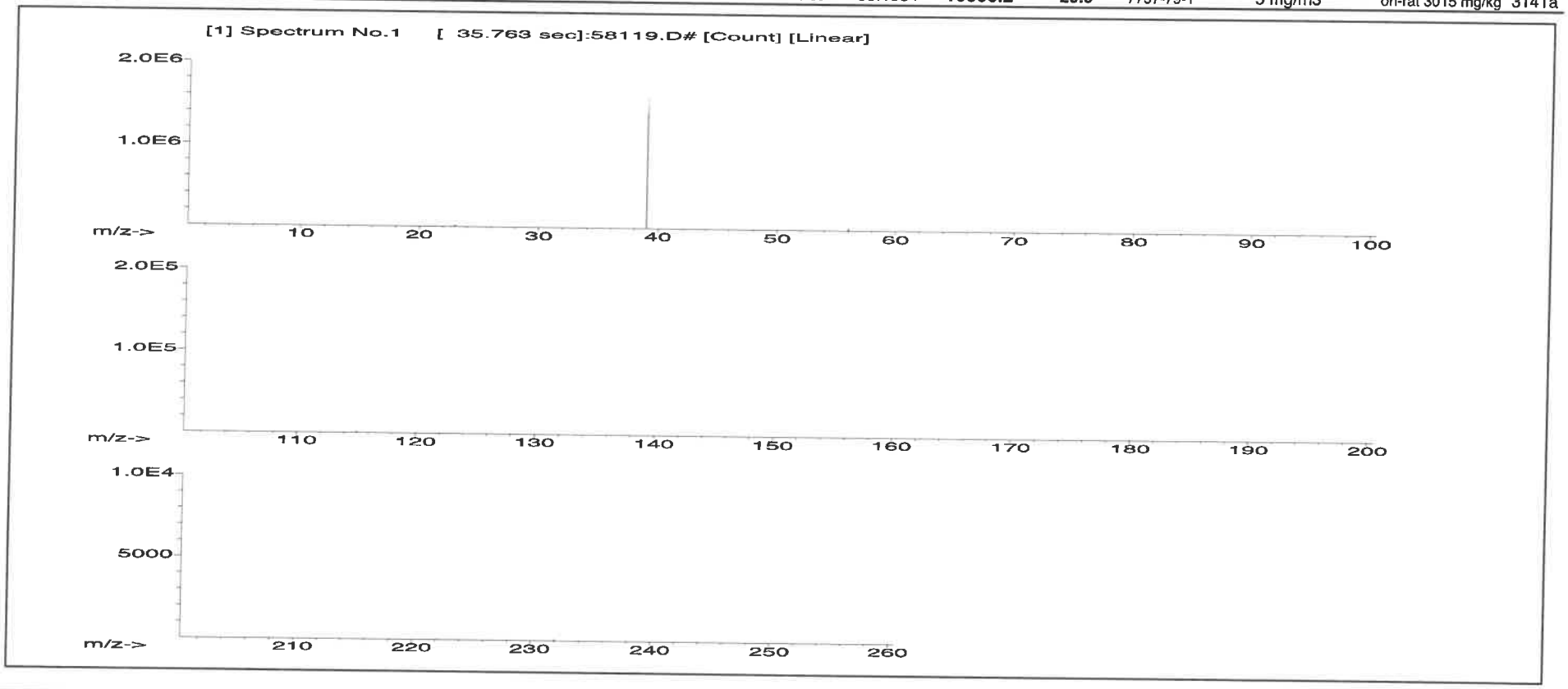

Instrumental Analysis by Inductively Coupled Plasma Mass Spectrometry (ICP-MS):

Trace Metals Verification by ICP-MS (µg/mL)																	
Al	<0.02	Cd	<0.02	Dy	<0.02	Hf	<0.02	Li	<0.02	Ni	<0.02	Pr	<0.02	Se	<0.2	Tb	<0.02	W	<0.02
Sb	<0.02	Ca	<0.2	Er	<0.02	Ho	<0.02	Lu	<0.02	Nb	<0.02	Re	<0.02	Si	<0.02	Te	<0.02	U	<0.02
As	<0.2	Ce	<0.02	Eu	<0.02	In	<0.02	Mg	<0.01	Os	<0.02	Rh	<0.02	Ag	<0.02	Tl	<0.02	V	<0.02
Ba	<0.02	Cs	<0.02	Gd	<0.02	Ir	<0.02	Mn	<0.02	Pd	<0.02	Rb	<0.02	Na	<0.2	Th	<0.02	Yb	<0.02
Be	<0.01	Cr	<0.02	Ga	<0.02	Fe	<0.2	Hg	<0.2	P	<0.02	Ru	<0.02	Sr	<0.02	Tm	<0.02	Y	<0.02
Bi	<0.02	Co	<0.02	Ge	<0.02	La	<0.02	Mo	<0.02	Pt	<0.02	Sm	<0.02	S	<0.02	Sn	<0.02	Zn	<0.02
B	<0.02	Cu	<0.02	Au	<0.02	Pb	<0.02	Nd	<0.02	K	T	Sc	<0.02	Ta	<0.02	Ti	<0.02	Zr	<0.02

(T)= Target analyte

Physical Characterization:

Homogeneity: No heterogeneity was observed in the preparation of this standard.

Certified by:



* The certified value is the concentration calculated from gravimetric and volumetric measurements unless otherwise stated.
* Purified acids, 18.2 megohm deionized water, calibrated Class A glassware and the highest purity raw materials are used in the preparation of all standards.
* All standard containers are meticulously cleaned prior to use.
* Standards are prepared gravimetrically using balances that are calibrated with weights traceable to NIST (see above).
* Standards are certifed (+/-) 0.5% of the stated value, unless otherwise stated.
* All standards should be stored with caps tight and under appropriate laboratory conditions.
* Uncertainty Reference: Taylor, B.N. and Kuyat, C.E., "Guidelines for Evaluating and Expressing the Uncertainty of NIST Measurement Result," NIST Technical Note 1297, U.S. Government Printing Office, Washington, D.C. (1994).

Absolute Standards, Inc.
800-368-1131
www.absolutestandards.com

M5289 R: 07/12/22 BH

Certified Reference Material CRM

ANAB ISO 17034 Accredited
AR-1539 Certificate Number
https://Absolutestandards.com

2156

CERTIFIED WEIGHT REPORT:

Part Number:	**58113**		**Lot #**		
Lot Number:	**070622**	**Solvent:**	20370011	Nitric Acid	
Description:	**Aluminum (Al)**	2%	40.0 (mL)	Nitric Acid	
Expiration Date:	070625				
Recommended Storage:	Ambient (20 °C)				
Nominal Concentration (µg/mL):	**10000**				
NIST Test Number:	6UTB	5E-05	Balance Uncertainty		
Weight shown below was diluted to (mL):	2000.02	0.058	Flask Uncertainty		

Formulated By:	Lawrence Barry	070622
Reviewed By:	Pedro L. Rentas	070622

Compound	RM#	Lot Number	Nominal Conc. (µg/mL)	Purity (%)	Uncertainty Purity (%)	Assay (%)	Target Weight (g)	Actual Weight (g)	Actual Conc. (µg/mL)	Expanded Uncertainty +/- (µg/mL)	SDS Information (Solvent Safety Info. On Attached pg.) CAS#	OSHA PEL (TWA)	LD50	NIST SRM
1. Aluminum nitrate nonahydrate (Al)	IN022	ALD012021A1	10000	99.999	0.10	7.10	281.6956	281.6977	**10000.1**	**20.0**	7784-27-2	2 mg/m3	orl-rat 3671 mg/kg	3101a

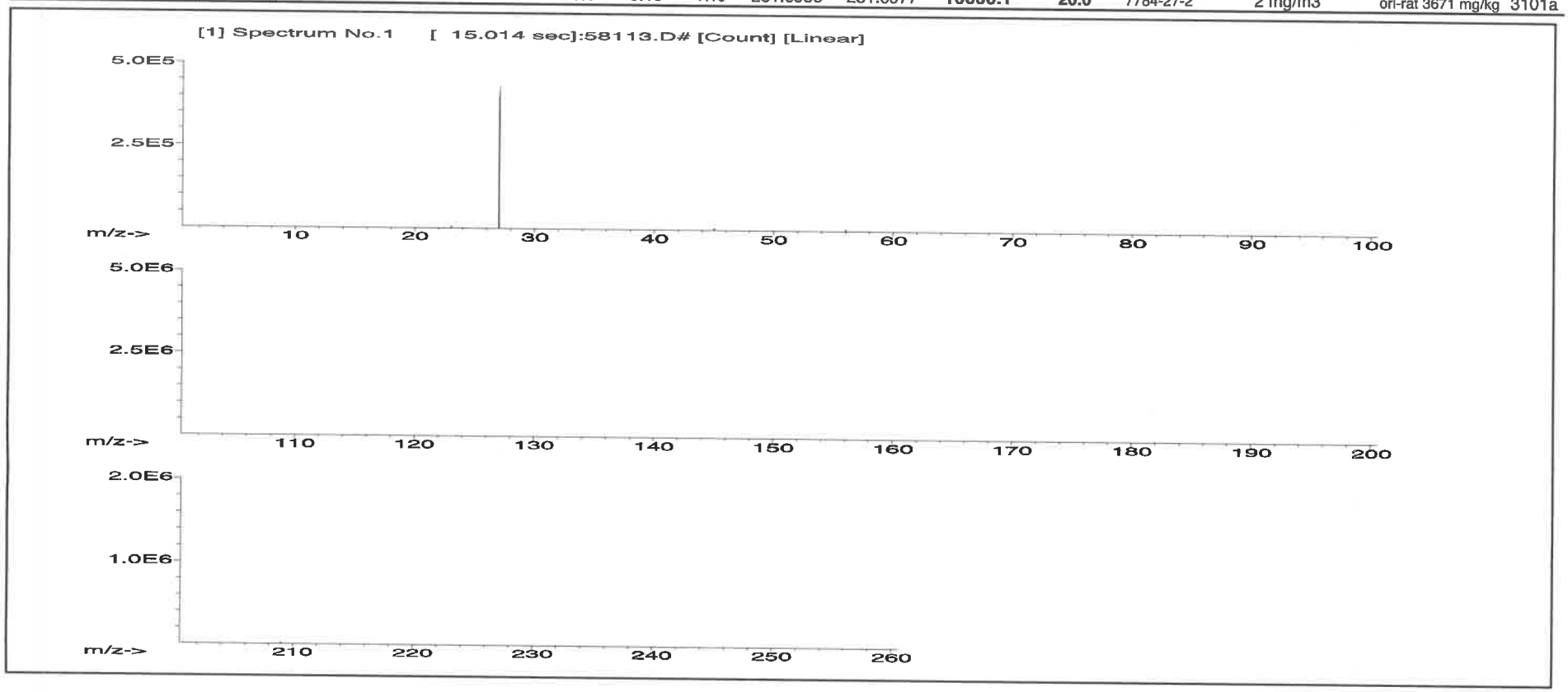

2157

Instrumental Analysis by Inductively Coupled Plasma Mass Spectroscopy (ICP-MS):

Trace Metals Verification by ICP-MS (µg/mL)																	
Al	T	Cd	<0.02	Dy	<0.02	Hf	<0.02	Li	<0.02	Ni	<0.02	Pr	<0.02	Se	<0.2	Tb	<0.02	W	<0.02
Sb	<0.02	Ca	<0.2	Er	<0.02	Ho	<0.02	Lu	<0.02	Nb	<0.02	Re	<0.02	Si	<0.02	Te	<0.02	U	<0.02
As	<0.2	Ce	<0.02	Eu	<0.02	In	<0.02	Mg	<0.01	Os	<0.02	Rh	<0.02	Ag	<0.02	Tl	<0.02	V	<0.02
Ba	<0.02	Cs	<0.02	Gd	<0.02	Ir	<0.02	Mn	<0.02	Pd	<0.02	Rb	<0.02	Na	<0.2	Th	<0.02	Yb	<0.02
Be	<0.01	Cr	<0.02	Ga	<0.02	Fe	<0.2	Hg	<0.2	P	<0.02	Ru	<0.02	Sr	<0.02	Tm	<0.02	Y	<0.02
Bi	<0.02	Co	<0.02	Ge	<0.02	La	<0.02	Mo	<0.02	Pt	<0.02	Sm	<0.02	S	<0.02	Sn	<0.02	Zn	<0.02
B	<0.02	Cu	<0.02	Au	<0.02	Pb	<0.02	Nd	<0.02	K	<0.2	Sc	<0.02	Ta	<0.02	Ti	<0.02	Zr	<0.02

(T)= Target analyte

Physical Characterization:

Certified by:

Homogeneity: No heterogeneity was observed in the preparation of this standard.

* The certified value is the concentration calculated from gravimetric and volumetric measurements unless otherwise stated.
* Purified acids, 18.2 megohm deionized water, calibrated Class A glassware and the highest purity raw materials are used in the preparation of all standards.
* All standard containers are meticulously cleaned prior to use.
* Standards are prepared gravimetrically using balances that are calibrated with weights traceable to NIST (see above).
* Standards are certifed (+/-) 0.5% of the stated value, unless otherwise stated.
* All Standards should be stored with caps tight and under appropriate laboratory conditions.
* Uncertainty Reference: Taylor, B.N. and Kuyat, C.E., "Guidelines for Evaluating and Expressing the Uncertainty of NIST Measurement Result," NIST Technical Note 1297, U.S. Government Printing Office, Washington, D.C. (1994).

QATS LABORATORY INORGANIC REFERENCE MATERIAL INITIAL CALIBRATION VERIFICATION SOLUTIONS (ICV1, ICV5, AND ICV6)

NOTE: These instructions are for advisory purposes only. If any apparent conflict exists between these instructions and the analytical protocol or your contract, disregard these instructions.

APPLICATION: For use with the CLP SFAM01.0 SOW and revisions.

CAUTION: Read instructions carefully before opening bottle(s) and proceeding with the analyses.

Contains Metals in Dilute Acidic or Cyanide in Basic Aqueous Solutions
HAZARDOUS MATERIAL

Safety Data Sheets Available Upon Request

M5291
M5292
M5293
M5294
M5295

(A) *SAMPLE DESCRIPTION*

Enclosed is a set of one (1) or more Aqueous Inorganic Reference Materials containing various analyte concentrations. ICV1 and ICV5 are in a matrix of dilute nitric acid. ICV6 is in a matrix of dilute basic solution. **For the reference material source in reporting ICVs use "USEPA". For the reference material lot number for the ICV1, ICV5, and ICV6 solutions use "ICV1-1014", "ICV5-0415", and "ICV6-0400", respectively.**

(B) *BREAKAGE OR MISSING ITEMS*

Check the contents of the shipment carefully for any broken, leaking, or missing items. Check that the seal is intact on each bottle. Refer to the enclosed chain of custody record. Report any problems to Mr. Keith Strout, APTIM Federal Services, LLC, at (702) 895-8722. If requested, return the chain-of-custody record with appropriate annotations and signatures to the address provided below.

QUALITY ASSURANCE TECHNICAL SUPPORT LABORATORY
APTIM Federal Services, LLC
2700 Chandler Avenue - Building C
Las Vegas, NV 89120

(C) *ANALYSIS OF SAMPLES*

The Initial Calibration Verification Solutions (ICVs) are to be used to evaluate the accuracy of the initial calibrations of ICP, AA, and Cyanide colorimetric instruments, and are to be used with the CLP SOWs and revisions. The values for each element in the ICVs are listed below in µg/L (ppb) for the resulting solution(s) after the dilution of the concentrate(s) according to the following instructions. Use Class 'A' glassware to prepare the solution(s).

ICV1-1014 For ICP-AES analysis, use a 10-fold dilution by pipetting 10 mL of the ICV1 concentrate into a 100 mL volumetric flask and dilute to volume with 2% (v/v) nitric acid.

ICV1-1014 For ICP-MS analysis, use a 50-fold dilution by pipetting 2 mL of the ICV1 concentrate into a 100 mL volumetric flask and dilute to volume with 1% (v/v) nitric acid.

ICV5-0415 For the cold vapor analysis of mercury by AA, use a 100-fold dilution by pipetting 1 mL of the ICV5 concentrate into a 100 mL volumetric flask and dilute to volume with 2% (v/v) nitric acid. The ICV5 concentrate is prepared in 0.05% (w/v) $K_2Cr_2O_7$ and 5% (v/v) nitric acid.

ICV6-0400 For the analysis of cyanide, use a 100-fold dilution by pipetting 1 mL of the ICV6 concentrate into a 100 mL volumetric flask and dilute to volume with Type II water. Distill this solution along with the samples before analysis. The cyanide concentrate is prepared from $K_3Fe(CN)_6$, Type II water, and 0.1 % sodium hydroxide, and will decompose rapidly if exposed to light.

NOTE: USE TYPE II WATER AND HIGH-PURITY ACIDS FOR ALL DILUTIONS.

(D) *CERTIFIED CONCENTRATIONS OF QATS ICV1, ICV5, AND ICV6 SOLUTIONS*

ICV1-1014		
Element	**Concentration (µg/L) (after 10-fold dilution)**	**Concentration (µg/L) (after 50-fold dilution)**
Al	2500	500
Sb	1000	200
As	1000	200
Ba	520	100
Be	510	100
Cd	510	100
Ca	10000	2000
Cr	520	100
Co	520	100
Cu	510	100
Fe	10000	2000
Pb	1000	200
Mg	6000	1200
Mn	520	100
Ni	530	110
K	9900	2000
Se	1000	200
Ag	250	50
Na	10000	2000
Tl	1000	210
V	500	100
Zn	1000	200

ICV5-0415		ICV6-0400	
Element	**Concentration (µg/L) (after 100-fold dilution)**	**Analyte**	**Concentration (µg/L) (after 100-fold dilution)**
Hg	4.0	**CN^-**	99

INORGANIC VENTURES™
Refine your results. Redefine your industry.

Certificate of Analysis

300 Technology Drive
Christiansburg, VA 24073 USA
inorganicventures.com

P: 800-669-6799/540-585-3030
F: 540-585-3012
info@inorganicventures.com

1.0 ACCREDITATION / REGISTRATION

INORGANIC VENTURES is accredited to ISO 17034, "General Requirements for the Competence of Reference Material Producers" and ISO/IEC 17025, "General Requirements for the Competence of Testing and Calibration Laboratories". Inorganic Ventures is also an ISO 9001 registered manufacturer (QSR Certificate Number QSR-1034).

ACCREDITED Testing Laboratory Certificate 883.01
ACCREDITED Reference Material Producer Certificate 883.02

2.0 PRODUCT DESCRIPTION

Product Code:	Multi Analyte Custom Grade Solution
Catalog Number:	6020CAL-1
Lot Number:	S2-MEB711244
Matrix:	5% (v/v) HNO3 tr. HF
Value / Analyte(s):	20 µg/mL ea:

Silver,	Aluminum,
Arsenic,	Barium,
Beryllium,	Calcium,
Cadmium,	Cobalt,
Chromium,	Copper,
Iron,	Potassium,
Magnesium,	Manganese,
Sodium,	Nickel,
Lead,	Antimony,
Selenium,	Thallium,
Vanadium,	Zinc

3.0 CERTIFIED VALUES AND UNCERTAINTIES

ANALYTE	CERTIFIED VALUE	ANALYTE	CERTIFIED VALUE
Aluminum, Al	**20.01 ± 0.08 µg/mL**	**Antimony, Sb**	**20.01 ± 0.12 µg/mL**
Arsenic, As	**20.01 ± 0.18 µg/mL**	**Barium, Ba**	**20.01 ± 0.11 µg/mL**
Beryllium, Be	**20.01 ± 0.14 µg/mL**	**Cadmium, Cd**	**20.01 ± 0.11 µg/mL**
Calcium, Ca	**20.01 ± 0.10 µg/mL**	**Chromium, Cr**	**20.01 ± 0.16 µg/mL**
Cobalt, Co	**20.01 ± 0.11 µg/mL**	**Copper, Cu**	**20.01 ± 0.10 µg/mL**
Iron, Fe	**20.01 ± 0.09 µg/mL**	**Lead, Pb**	**20.01 ± 0.11 µg/mL**
Magnesium, Mg	**19.99 ± 0.10 µg/mL**	**Manganese, Mn**	**20.01 ± 0.10 µg/mL**
Nickel, Ni	**20.01 ± 0.11 µg/mL**	**Potassium, K**	**20.01 ± 0.10 µg/mL**
Selenium, Se	**20.02 ± 0.14 µg/mL**	**Silver, Ag**	**20.02 ± 0.09 µg/mL**
Sodium, Na	**20.01 ± 0.10 µg/mL**	**Thallium, Tl**	**20.01 ± 0.13 µg/mL**
Vanadium, V	**20.01 ± 0.11 µg/mL**	**Zinc, Zn**	**20.01 ± 0.11 µg/mL**

Density: 1.026 g/mL (measured at 20 ± 4 ºC)

Assay Information:

ANALYTE	METHOD	NIST SRM#	SRM LOT#
Ag	ICP Assay	3151	160729
Ag	Volhard	999c	999c
Al	ICP Assay	3101a	140903
Al	EDTA	928	928
As	ICP Assay	3103a	100818
Ba	ICP Assay	3104a	140909
Ba	Gravimetric		See Sec. 4.2
Be	ICP Assay	3105a	090514
Ca	ICP Assay	3109a	130213
Ca	EDTA	928	928
Cd	ICP Assay	3108	130116
Cd	EDTA	928	928
Co	ICP Assay	3113	190630
Co	EDTA	928	928
Cr	ICP Assay	3112a	170630
Cu	ICP Assay	3114	121207
Cu	EDTA	928	928
Fe	ICP Assay	3126a	140812
Fe	EDTA	928	928
Fe	Calculated		See Sec. 4.2
K	ICP Assay	3141a	140813
K	Gravimetric		See Sec. 4.2
Mg	ICP Assay	3131a	140110
Mg	EDTA	928	928
Mn	ICP Assay	3132	050429
Mn	EDTA	928	928
Na	ICP Assay	3152a	120715
Na	Gravimetric		See Sec. 4.2
Ni	ICP Assay	3136	120619
Ni	EDTA	928	928
Pb	ICP Assay	3128	101026
Pb	EDTA	928	928
Se	ICP Assay	3149	100901
Se	Calculated		See Sec. 4.2
Tl	ICP Assay	3158	151215
Tl	Calculated		See Sec. 4.2
V	ICP Assay	3165	160906
V	EDTA	928	928
Zn	ICP Assay	3168a	120629
Zn	EDTA	928	928

The following equations are used in the calculation of the certified value and the uncertainty. Reported uncertainties represent expanded uncertainties expressed at approximately the 95% confidence level using a coverage factor of k = 2.

Characterization of CRM/RM by Two or More Methods

Certified Value, $X_{CRM/RM}$, where two or more methods of characterization are used is the weighted mean of the results:

$X_{CRM/RM} = \Sigma(w_i)(X_i)$

X_i = mean of Assay Method i with standard uncertainty $u_{char\ i}$

w_i = the weighting factors for each method calculated using the inverse square of the variance:

$w_i = (1/u_{char\ i})^2 / (\Sigma(1/(u_{char\ i})^2)$

$CRM/RM\ Expanded\ Uncertainty\ (\pm) = U_{CRM/RM} = k\ (u^2_{char} + u^2_{bb} + u^2_{lts} + u^2_{ts})^{½}$

k = coverage factor = 2

$u_{char} = [\Sigma((w_i)^2\ (u_{char\ i})^2)]^{½}$ where $u_{char\ i}$ are the errors from each characterization method

u_{bb} = bottle to bottle homogeneity standard uncertainty

u_{lts} = long term stability standard uncertainty (storage)

u_{ts} = transport stability standard uncertainty

Characterization of CRM/RM by One Method

Certified Value, $X_{CRM/RM}$, where one method of characterization is used is the mean of individual results:

$X_{CRM/RM} = (X_a)\ (u_{char\ a})$

X_a = mean of Assay Method A with

$u_{char\ a}$ = the standard uncertainty of characterization Method A

$CRM/RM\ Expanded\ Uncertainty\ (\pm) = U_{CRM/RM} = k\ (u^2_{char\ a} + u^2_{bb} + u^2_{lts} + u^2_{ts})^{½}$

k = coverage factor = 2

$u_{char\ a}$ = the errors from characterization

u_{bb} = bottle to bottle homogeneity standard uncertainty

u_{lts} = long term stability standard uncertainty (storage)

u_{ts} = transport stability standard uncertainty

4.0 TRACEABILITY TO NIST

- This product is traceable to NIST via an unbroken chain of comparisons. The uncertainties for each certified value are reported, taking into account the SRM/RM uncertainty error and the measurement, weighing and volume dilution errors. In rare cases where no NIST SRM/RM are available, the term 'in-house std.' is specified.

4.1 Thermometer Calibration

- All thermometers are NIST traceable through thermometers that are calibrated by an accredited calibration laboratory.

4.2 Balance Calibration

- All analytical balances are calibrated by an accredited calibration laboratory and procedure. The weights used for testing are annually compared to master weights and are traceable to NIST.

4.3 Glassware Calibration

- An in-house procedure is used to calibrate all Class A glassware used in the manufacturing and quality control of CRM/RMs.

5.0 TRACE METALLIC IMPURITIES (TMI) DETERMINED BY ICP-MS AND ICP-OES (µg/mL)

N/A

6.0 INTENDED USE

- For the calibration of analytical instruments and validation of analytical methods as appropriate.

7.0 INSTRUCTIONS FOR THE CORRECT USE OF THIS REFERENCE MATERIAL

7.1 Storage and Handling Recommendations

- Store between approximately 4° - 30° C while in sealed TCT bag.

- While stored in the sealed TCT bag, transpiration of this CRM/RM is negligible. After opening the sealed TCT bag transpiration of the CRM/RM will occur, resulting in a gradual increase in the analyte concentration(s). It is the responsibility of the user to account for this effect. When the bottle is weighed both before and after being placed in storage, the mass difference observed will be a measure of transpiration mass loss.

- After opening the sealed TCT bag, keep cap tightly sealed when not in use and store between 4° - 24° C to minimize the effects of transpiration. Use at 20° ± 4° C to minimize volumetric dilution error when using the reported density. Do not pipette from the container. Do not return removed aliquots to container.

- For more information, visit **www.inorganicventures.com/TCT**

HF Note: This standard should not be prepared or stored in glass.

Low Silver Note: This solution contains “LOW” levels of Silver. Please store this entire bottle inside a sealed glass jar.

8.0 HAZARDOUS INFORMATION

- Please refer to the Safety Data Sheet for information regarding this CRM/RM.

9.0 HOMOGENEITY

- This solution was mixed according to an in-house procedure and is guaranteed to be homogeneous. Homogeneity data indicate that the end user should take a minimum sample size of 0.2 mL to assure homogeneity.

10.0 QUALITY STANDARD DOCUMENTATION

10.1 ISO 9001 Quality Management System Registration

- QSR Certificate Number QSR-1034

10.2 ISO/IEC 17025 "General Requirements for the Competence of Testing and Calibration Laboratories"

- Chemical Testing - Accredited / A2LA Certificate Number 883.01

10.3 ISO 17034 "General Requirements for the Competence of Reference Material Producers"

- Reference Material Producer - Accredited / A2LA Certificate Number 883.02

Inorganic Ventures, 300 Technology Drive, Christiansburg, Va. 24073, USA; Telephone: 800.669.6799; 540.585.3030, Fax: 540.585.3012; inorganicventures.com; info@inorganicventures.com

11.0 CERTIFICATION, LOT EXPIRATION AND PERIOD OF VALIDITY

11.1 Certification Issue Date

October 20, 2021

- The certification is valid within the measurement uncertainty specified provided the CRM/RM is stored and handled in accordance with instructions given in Sec 7.1. This certification is nullified if instructions in Sec 7.1 are not followed or if the CRM/RM is damaged, contaminated, or otherwise modified.

11.2 Lot Expiration Date

- **October 20, 2026**

- The date after which this CRM/RM should not be used.

- The lot expiration date reflects the period of time that the stability of a CRM/RM can be supported by long term stability studies conducted on properly stored and handled CRM/RMs. Lot expiration is limited primarily by transpiration (loss of water from the solution) and infrequently by chemical stability.

11.3 Period of Validity

- Sealed TCT Bag Open Date: _____

- This CRM/RM should not be used longer than one year (or six months in the case of a 30 mL bottle) from the date of opening the aluminized bag or after the date given in Sec. 11.2, whichever comes first. This is contingent upon the CRM/RM being stored and handled in accordance with the instructions given in Sec. 7.1.

12.0 NAMES AND SIGNATURES OF CERTIFYING OFFICERS

Certificate Approved By:

Michael Booth
Director, Quality Control



Certifying Officer:

Paul Gaines
Chairman / Senior Technical Director



Absolute Standards, Inc.
800-368-1131
www.absolutestandards.com

R: 09/08/22 (BH)

Certified Reference Material CRM

M5387 . M5389 . M5390 . M5391 . M5392

ANAB ISO 17034 Accredited
AR-1539 Certificate Number
https://Absolutestandards.com

2164

CERTIFIED WEIGHT REPORT:

			Lot #	
Part Number:	**57056**	**Solvent:**	20510011	Nitric Acid
Lot Number:	**072122**			
Description:	**Barium (Ba)**	2%	40.0 (mL)	Nitric Acid
Expiration Date:	072125			
Recommended Storage:	Ambient (20 °C)			
Nominal Concentration (µg/mL):	**1000**			
NIST Test Number:	6UTB	5E-05	Balance Uncertainty	
Weight shown below was diluted to (mL):	2000.02	0.058	Flask Uncertainty	

Giovanni Esposito

Formulated By:	Giovanni Esposito	072122
Reviewed By:	Pedro L. Rentas	072122

Compound	RM#	Lot Number	Nominal Conc. (µg/mL)	Purity (%)	Uncertainty Purity (%)	Assay (%)	Target Weight (g)	Actual Weight (g)	Actual Conc. (µg/mL)	Expanded Uncertainty +/- (µg/mL)	SDS Information (Solvent Safety Info. On Attached pg.) CAS#	OSHA PEL (TWA)	LD50	NIST SRM
1. Barium nitrate (Ba)	IN023	BAD022019A1	1000	99.999	0.10	52.3	3.82417	3.82426	**1000.0**	**2.0**	10022-31-8	0.5 mg/m3	orl-rat 355 mg/kg	3104a

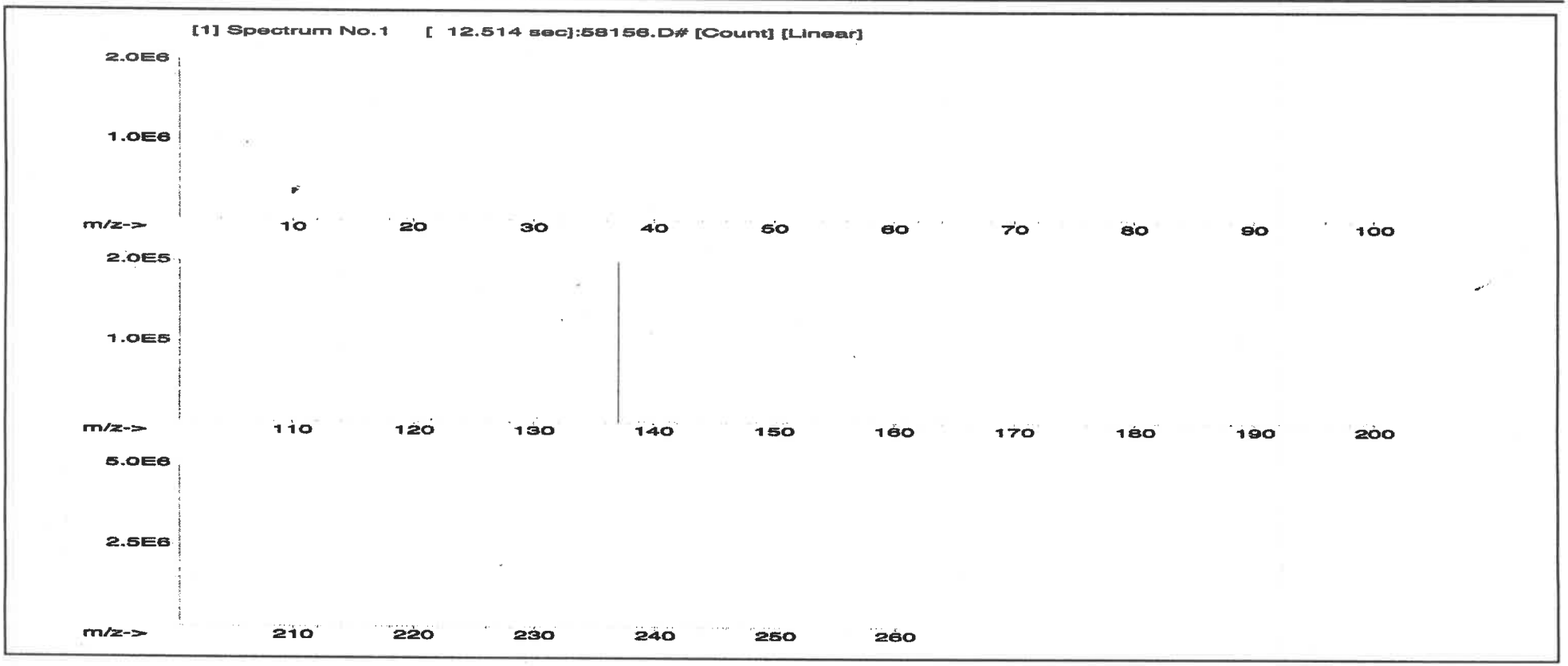

Instrumental Analysis by Inductively Coupled Plasma Mass Spectrometry (ICP-MS):

Trace Metals Verification by ICP-MS (µg/mL)																	
Al	<0.02	Cd	<0.02	Dy	<0.02	Hf	<0.02	Li	<0.02	Ni	<0.02	Pr	<0.02	Se	<0.2	Tb	<0.02	W	<0.02
Sb	<0.02	Ca	<0.2	Er	<0.02	Ho	<0.02	Lu	<0.02	Nb	<0.02	Re	<0.02	Si	<0.02	Te	<0.02	U	<0.02
As	<0.2	Ce	<0.02	Eu	<0.02	In	<0.02	Mg	<0.01	Os	<0.02	Rh	<0.02	Ag	<0.02	Tl	<0.02	V	<0.02
Ba	T	Cs	<0.02	Gd	<0.02	Ir	<0.02	Mn	<0.02	Pd	<0.02	Rb	<0.02	Na	<0.2	Th	<0.02	Yb	<0.02
Be	<0.01	Cr	<0.02	Ga	<0.02	Fe	<0.2	Hg	<0.2	P	<0.02	Ru	<0.02	Sr	<0.02	Tm	<0.02	Y	<0.02
Bi	<0.02	Co	<0.02	Ge	<0.02	La	<0.02	Mo	<0.02	Pt	<0.02	Sm	<0.02	S	<0.02	Sn	<0.02	Zn	<0.02
B	<0.02	Cu	<0.02	Au	<0.02	Pb	<0.02	Nd	<0.02	K	<0.2	Sc	<0.02	Ta	<0.02	Ti	<0.02	Zr	<0.02

(T)= Target analyte

Physical Characterization:

Certified by:

Homogeneity: No heterogeneity was observed in the preparation of this standard.

* The certified value is the concentration calculated from gravimetric and volumetric measurements unless otherwise stated.
* Purified acids, 18.2 megohm deionized water, calibrated Class A glassware and the highest purity raw materials are used in the preparation of all standards.
* All standard containers are meticulously cleaned prior to use.
* Standards are prepared gravimetrically using balances that are calibrated with weights traceable to NIST (see above).
* Standards are certifed (+/-) 0.5% of the stated value, unless otherwise stated.
* All Standards should be stored with caps tight and under appropriate laboratory conditions.
* Uncertainty Reference: Taylor, B.N. and Kuyat, C.E., "Guidelines for Evaluating and Expressing the Uncertainty of NIST Measurement Result," NIST Technical Note 1297, U.S. Government Printing Office, Washington, D.C. (1994).

2195

Absolute Standards, Inc.
800-368-1131
www.absolutestandards.com

Certified Reference Material CRM

IN5497 - IN5498 R: 03/17/23 BH

ANAB ISO 17034 Accredited
AR-1539 Certificate Number
https://Absolutestandards.com

CERTIFIED WEIGHT REPORT:

Part Number: 58120
Lot Number: 031523
Description: Calcium (Ca)

Expiration Date: 031526
Recommended Storage: Ambient (20 °C)
Nominal Concentration (µg/mL): 10000
NIST Test Number: 6UTB
Weight shown below was diluted to (mL): 3000.41 ± 0.058 Flask Uncertainty

	Lot #		
Solvent:	21110221	Nitric Acid	
2%	60.0 (mL)	Nitric Acid	

5E-05 Balance Uncertainty

Giovanni Esposito

Formulated By: Giovanni Esposito 031523

Reviewed By: Pedro L. Rentas 031523

Compound	RM#	Lot Number	Nominal Conc. (µg/mL)	Purity (%)	Uncertainty Purity (%)	Assay (%)	Target Weight (g)	Actual Weight (g)	Actual Conc. (µg/mL)	Expanded Uncertainty +/- (µg/mL)	SDS Information (Solvent Safety Info. On Attached pg.) CAS#	OSHA PEL (TWA)	LD50	NIST SRM
1. Calcium carbonate (Ca)	IN014	CAD072022A1	10000	99.999	0.10	39.9	75.1990	75.2093	**10001.4**	**20.0**	471-34-1	5 mg/m3	orl-rat >2000mg/kg	3109a

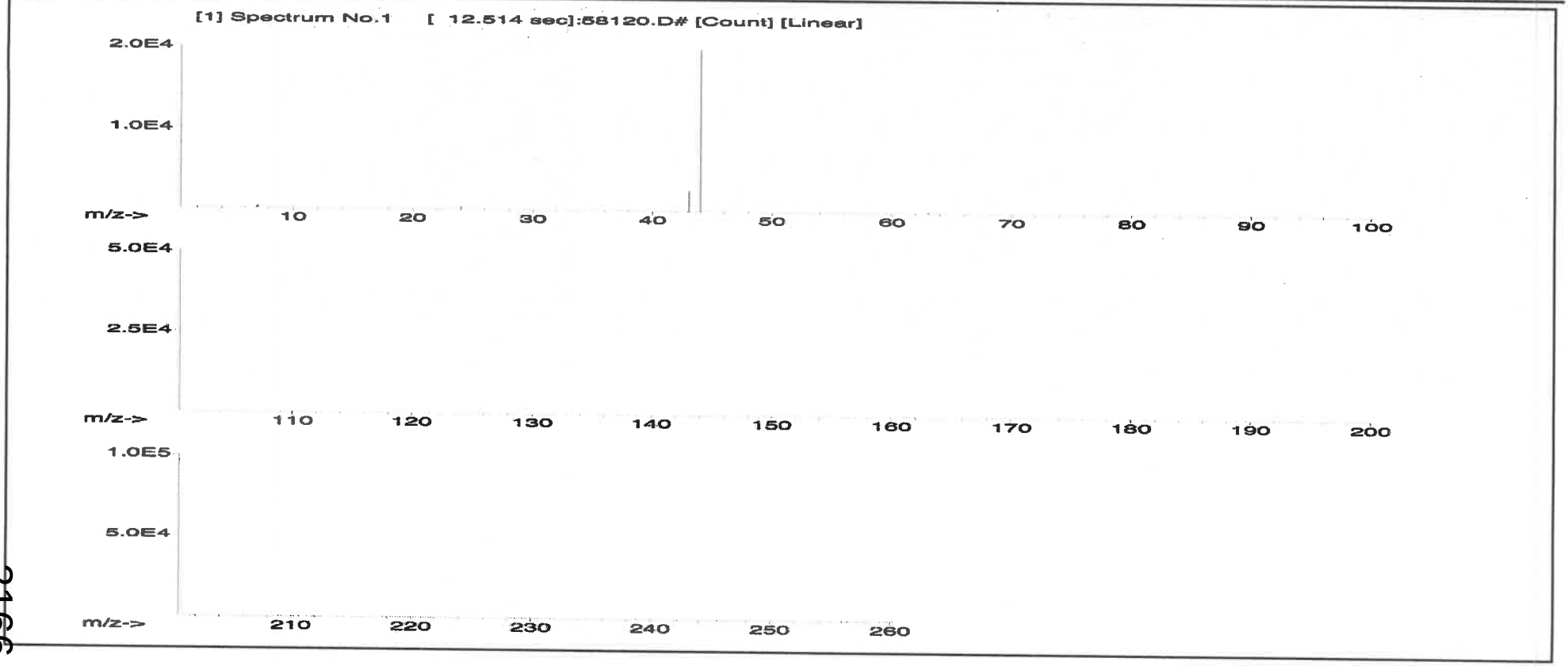

2166

Instrumental Analysis by Inductively Coupled Plasma Mass Spectrometry (ICP-MS):

Trace Metals Verification by ICP-MS (µg/mL)																	
Al	<0.02	Cd	<0.02	Dy	<0.02	Hf	<0.02	Li	<0.02	Ni	<0.02	Pr	<0.02	Se	<0.2	Tb	<0.02	W	<0.02
Sb	<0.02	Ca	T	Er	<0.02	Ho	<0.02	Lu	<0.02	Nb	<0.02	Re	<0.02	Si	<0.02	Te	<0.02	U	<0.02
As	<0.2	Ce	<0.02	Eu	<0.02	In	<0.02	Mg	<0.01	Os	<0.02	Rh	<0.02	Ag	<0.02	Tl	<0.02	V	<0.02
Ba	<0.02	Cs	<0.02	Gd	<0.02	Ir	<0.02	Mn	<0.02	Pd	<0.02	Rb	<0.02	Na	<0.2	Th	<0.02	Yb	<0.02
Be	<0.01	Cr	<0.02	Ga	<0.02	Fe	<0.2	Hg	<0.2	P	<0.02	Ru	<0.02	Sr	<0.02	Tm	<0.02	Y	<0.02
Bi	<0.02	Co	<0.02	Ge	<0.02	La	<0.02	Mo	<0.02	Pt	<0.02	Sm	<0.02	S	<0.02	Sn	<0.02	Zn	<0.02
B	<0.02	Cu	<0.02	Au	<0.02	Pb	<0.02	Nd	<0.02	K	<0.2	Sc	<0.02	Ta	<0.02	Ti	<0.02	Zr	<0.02

(T) = Target analyte

Physical Characterization:

Certified by:

Homogeneity: No heterogeneity was observed in the preparation of this standard.

* The certified value is the concentration calculated from gravimetric and volumetric measurements unless otherwise stated.
* Purified acids, 18.2 megohm deionized water, calibrated Class A glassware and the highest purity raw materials are used in the preparation of all standards.
* All standard containers are meticulously cleaned prior to use.
* Standards are prepared gravimetrically using balances that are calibrated with weights traceable to NIST (see above).
* Standards are certifed (+/-) 0.5% of the stated value, unless otherwise stated.
* All Standards should be stored with caps tight and under appropriate laboratory conditions.
* Uncertainty Reference: Taylor, B.N. and Kuyat, C.E., "Guidelines for Evaluating and Expressing the Uncertainty of NIST Measurement Result," NIST Technical Note 1297, U.S. Government Printing Office, Washington, D.C. (1994).

2167

Absolute Standards, Inc.
800-368-1131
www.absolutestandards.com

Certified Reference Material CRM

M5513 R:03/17/23

ANAB ISO 17034 Accredited
AR-1539 Certificate Number
https://Absolutestandards.com

CERTIFIED WEIGHT REPORT:

Part Number:	**57182**		**Lot #**	
Lot Number:	**061522**	**Solvent:**	20510011	Nitric Acid
Description:	**Lead (Pb)**			
		2%	40.0 (mL)	Nitric Acid
Expiration Date:	061525			
Recommended Storage:	Ambient (20 °C)			
Nominal Concentration (µg/mL):	**10000**			
NIST Test Number:	6UTB	5E-05	Balance Uncertainty	
Weight shown below was diluted to (mL):	2000.02	0.058	Flask Uncertainty	

Giovanni Esposito

Formulated By:	Giovanni Esposito	061522
Reviewed By:	Pedro L. Rentas	061522

Compound	RM#	Lot Number	Nominal Conc. (µg/mL)	Purity (%)	Uncertainty Purity (%)	Assay (%)	Target Weight (g)	Actual Weight (g)	Actual Conc. (µg/mL)	Expanded Uncertainty +/- (µg/mL)	SDS Information (Solvent Safety Info. On Attached pg.) CAS#	OSHA PEL (TWA)	LD50	NIST SRM
1. Lead(II) nitrate (Pb)	IN029	PBD122016A1	10000	99.999	0.10	62.5	32.0006	32.0041	**10001.1**	**20.0**	10099-74-8	0.05 mg/m3	intrvns-rat 93 mg/kg	3128

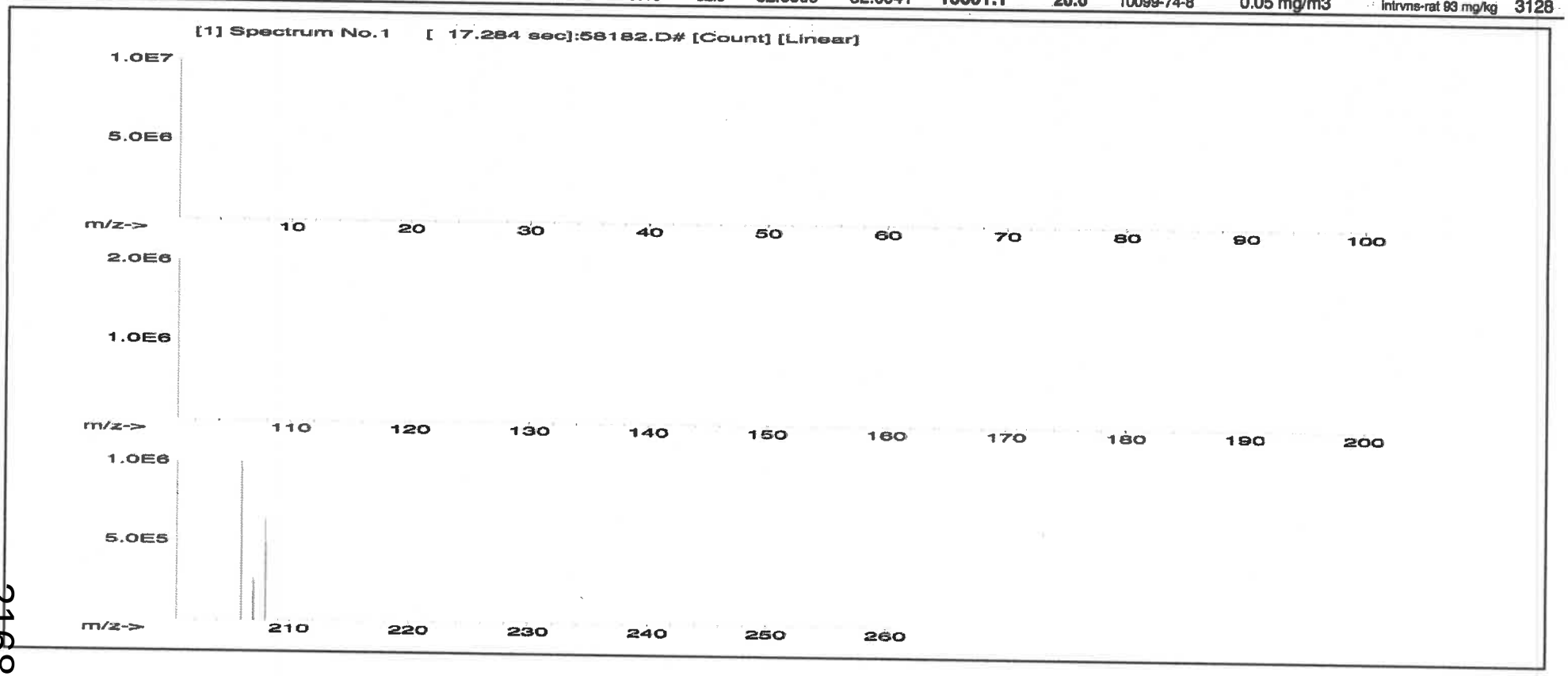

2168

Instrumental Analysis by Inductively Coupled Plasma Mass Spectrometry (ICP-MS):

Trace Metals Verification by ICP-MS (µg/mL)

Al	<0.02	Cd	<0.02	Dy	<0.02	Hf	<0.02	Li	<0.02	Ni	<0.02	Pr	<0.02	Se	<0.2	Tb	<0.02	W	<0.02
Sb	<0.02	Ca	<0.2	Er	<0.02	Ho	<0.02	Lu	<0.02	Nb	<0.02	Re	<0.02	Si	<0.02	Te	<0.02	U	<0.02
As	<0.2	Ce	<0.02	Eu	<0.02	In	<0.02	Mg	<0.01	Os	<0.02	Rh	<0.02	Ag	<0.02	Tl	<0.02	V	<0.02
Ba	<0.02	Cs	<0.02	Gd	<0.02	Ir	<0.02	Mn	<0.02	Pd	<0.02	Rb	<0.02	Na	<0.2	Th	<0.02	Yb	<0.02
Be	<0.01	Cr	<0.02	Ga	<0.02	Fe	<0.2	Hg	<0.2	P	<0.02	Ru	<0.02	Sr	<0.02	Tm	<0.02	Y	<0.02
Bi	<0.02	Co	<0.02	Ge	<0.02	La	<0.02	Mo	<0.02	Pt	<0.02	Sm	<0.02	S	<0.02	Sn	<0.02	Zn	<0.02
B	<0.02	Cu	<0.02	Au	<0.02	Pb	T	Nd	<0.02	K	<0.2	Sc	<0.02	Ta	<0.02	Ti	<0.02	Zr	<0.02

(T)= Target analyte

Physical Characterization:

Certified by:

Homogeneity: No heterogeneity was observed in the preparation of this standard.

* The certified value is the concentration calculated from gravimetric and volumetric measurements unless otherwise stated.
* Purified acids, 18.2 megohm deionized water, calibrated Class A glassware and the highest purity raw materials are used in the preparation of all standards.
* All standard containers are meticulously cleaned prior to use.
* Standards are prepared gravimetrically using balances that are calibrated with weights traceable to NIST (see above).
* Standards are certifed (+/-) 0.5% of the stated value, unless otherwise stated.
* All Standards should be stored with caps tight and under appropriate laboratory conditions.
* Uncertainty Reference: Taylor, B.N. and Kuyat, C.E., "Guidelines for Evaluating and Expressing the Uncertainty of NIST Measurement Result," NIST Technical Note 1297, U.S. Government Printing Office, Washington, D.C. (1994).

21699

Absolute Standards, Inc.
800-368-1131
www.absolutestandards.com

Certified Reference Material CRM

M5514 , M5515 R: 03/17/23

ANAB ISO 17034 Accredited
AR-1539 Certificate Number
https://Absolutestandards.com

2170

CERTIFIED WEIGHT REPORT:

Part Number:	**58126**		**Lot #**		
Lot Number:	**092122**	**Solvent:**	20510011	Nitric Acid	
Description:	**Iron (Fe)**	7.0%	350.0 (mL)	Nitric Acid	
Expiration Date:	092125				
Recommended Storage:	Ambient (20 °C)				
Nominal Concentration (µg/mL):	**10000**				
NIST Test Number:	6UTB	5E-05	Balance Uncertainty		
Weight shown below was diluted to (mL):	5000.1	0.12	Flask Uncertainty		

Giovanni Esposito

Formulated By:	Giovanni Esposito	092122
Reviewed By:	Pedro L. Rentas	092122

Compound	RM#	Lot Number	Nominal Conc. (µg/mL)	Purity (%)	Uncertainty Purity (%)	Assay (%)	Target Weight (g)	Actual Weight (g)	**Actual Conc. (µg/mL)**	Expanded Uncertainty +/- (µg/mL)	SDS Information (Solvent Safety Info. On Attached pg.) CAS#	OSHA PEL (TWA)	LD50	NIST SRM
1. Iron (Fe)	IN346	2224912-500	10000	99.995	0.10	100.0	50.0034	50.0111	**10001.5**	**20.0**	7439-89-6	5 mg/m3	orl-rat 7500mg/kg	3126a

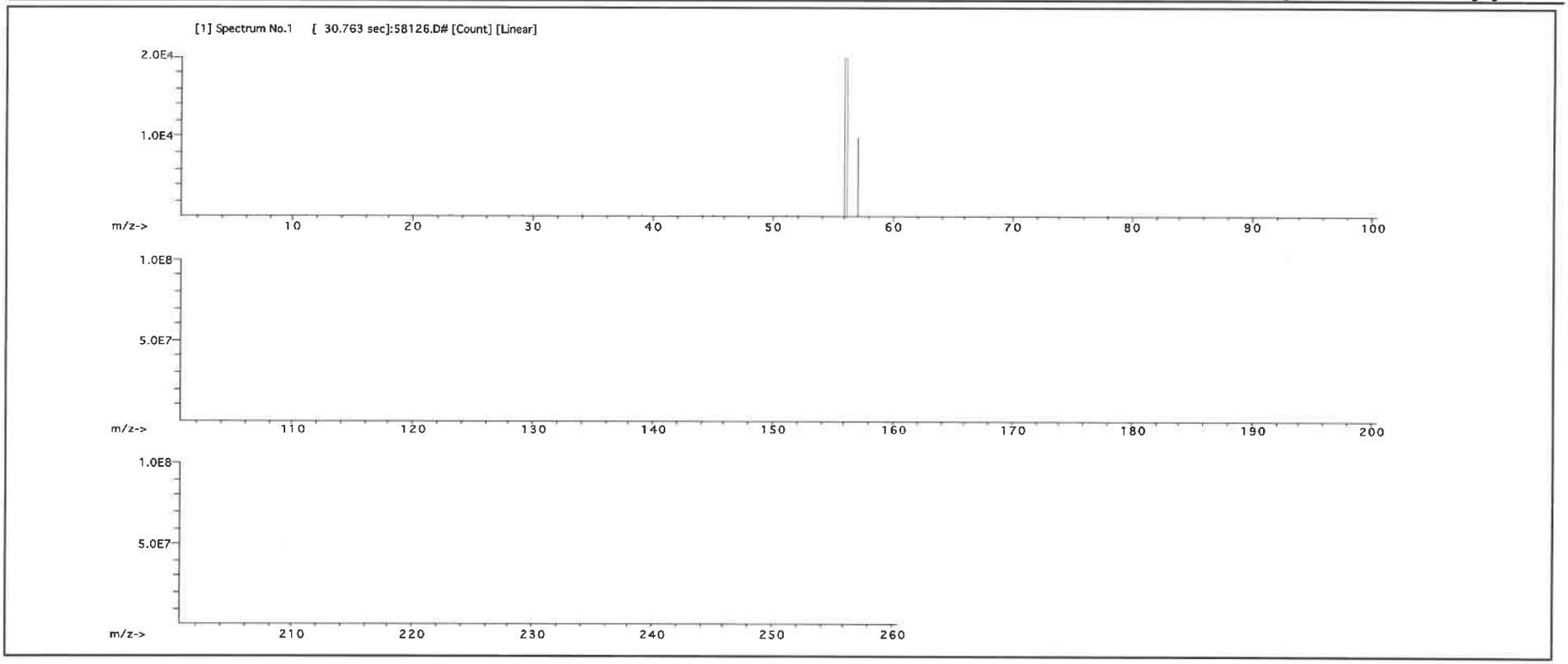

Instrumental Analysis by Inductively Coupled Plasma Mass Spectrometry (ICP-MS):

Trace Metals Verification by ICP-MS (µg/mL)																	
Al	<0.02	Cd	<0.02	Dy	<0.02	Hf	<0.02	Li	<0.02	Ni	<0.10	Pr	<0.02	Se	<0.2	Tb	<0.02	W	<0.02
Sb	<0.02	Ca	<0.2	Er	<0.02	Ho	<0.02	Lu	<0.02	Nb	<0.02	Re	<0.02	Si	<0.02	Te	<0.02	U	<0.02
As	<0.2	Ce	<0.02	Eu	<0.02	In	<0.02	Mg	<0.01	Os	<0.02	Rh	<0.02	Ag	<0.02	Tl	<0.02	V	<0.02
Ba	<0.02	Cs	<0.02	Gd	<0.02	Ir	<0.02	Mn	<0.10	Pd	<0.02	Rb	<0.02	Na	<0.2	Th	<0.02	Yb	<0.02
Be	<0.01	Cr	<0.05	Ga	<0.02	Fe	<0.2	Hg	<0.2	P	<0.02	Ru	<0.02	Sr	<0.02	Tm	<0.02	Y	<0.02
Bi	<0.02	Co	<0.10	Ge	<0.10	La	<0.02	Mo	<0.02	Pt	<0.02	Sm	<0.02	S	<0.02	Sn	<0.02	Zn	<0.05
B	<0.02	Cu	<0.10	Au	<0.02	Pb	<0.02	Nd	<0.02	K	<0.2	Sc	<0.02	Ta	<0.02	Ti	<0.02	Zr	<0.02

(T)= Target analyte

Physical Characterization:

Certified by:

Homogeneity: No heterogeneity was observed in the preparation of this standard.

* The certified value is the concentration calculated from gravimetric and volumetric measurements unless otherwise stated.
* Purified acids, 18.2 megohm deionized water, calibrated Class A glassware and the highest purity raw materials are used in the preparation of all standards.
* All standard containers are meticulously cleaned prior to use.
* Standards are prepared gravimetrically using balances that are calibrated with weights traceable to NIST (see above).
* Standards are certifed (+/-) 0.5% of the stated value, unless otherwise stated.
* All Standards should be stored with caps tight and under appropriate laboratory conditions.
* Uncertainty Reference: Taylor, B.N. and Kuyat, C.E., "Guidelines for Evaluating and Expressing the Uncertainty of NIST Measurement Result," NIST Technical Note 1297, U.S. Government Printing Office, Washington, D.C. (1994).

2171

Absolute Standards, Inc.
800-368-1131
www.absolutestandards.com

Certified Reference Material CRM

M546 M517 R: 03/17/22 BH

ANAB ISO 17034 Accredited
AR-1539 Certificate Number
https://Absolutestandards.com

CERTIFIED WEIGHT REPORT:

Part Number: 58111
Lot Number: 022123
Description: Sodium (Na)

Expiration Date: 022126
Recommended Storage: Ambient (20 °C)
Nominal Concentration (µg/mL): 10000
NIST Test Number: 6UTB
Weight shown below was diluted to (mL): 3000.41 0.06 Flask Uncertainty

		Lot #	
Solvent:	21110221	Nitric Acid	
2%	60.0 (mL)	Nitric Acid	

5E-05 Balance Uncertainty

Formulated By:	Lawrence Barry	022123
Reviewed By:	Pedro L. Rentas	022123

Compound	RM#	Lot Number	Nominal Conc. (µg/mL)	Purity (%)	Uncertainty Purity (%)	Assay (%)	Target Weight (g)	Actual Weight (g)	Actual Conc. (µg/mL)	Expanded Uncertainty +/- (µg/mL)	SDS Information (Solvent Safety Info. On Attached pg.) CAS#	OSHA PEL (TWA)	LD50	NIST SRM
1. Sodium nitrate (Na)	IN036	NAV012015I1	10000	99.999	0.10	26.9	111.5406	111.5410	**10000.0**	**20.0**	7631-99-4	5 mg/m3	orl-rat 3430 mg/kg	3152a

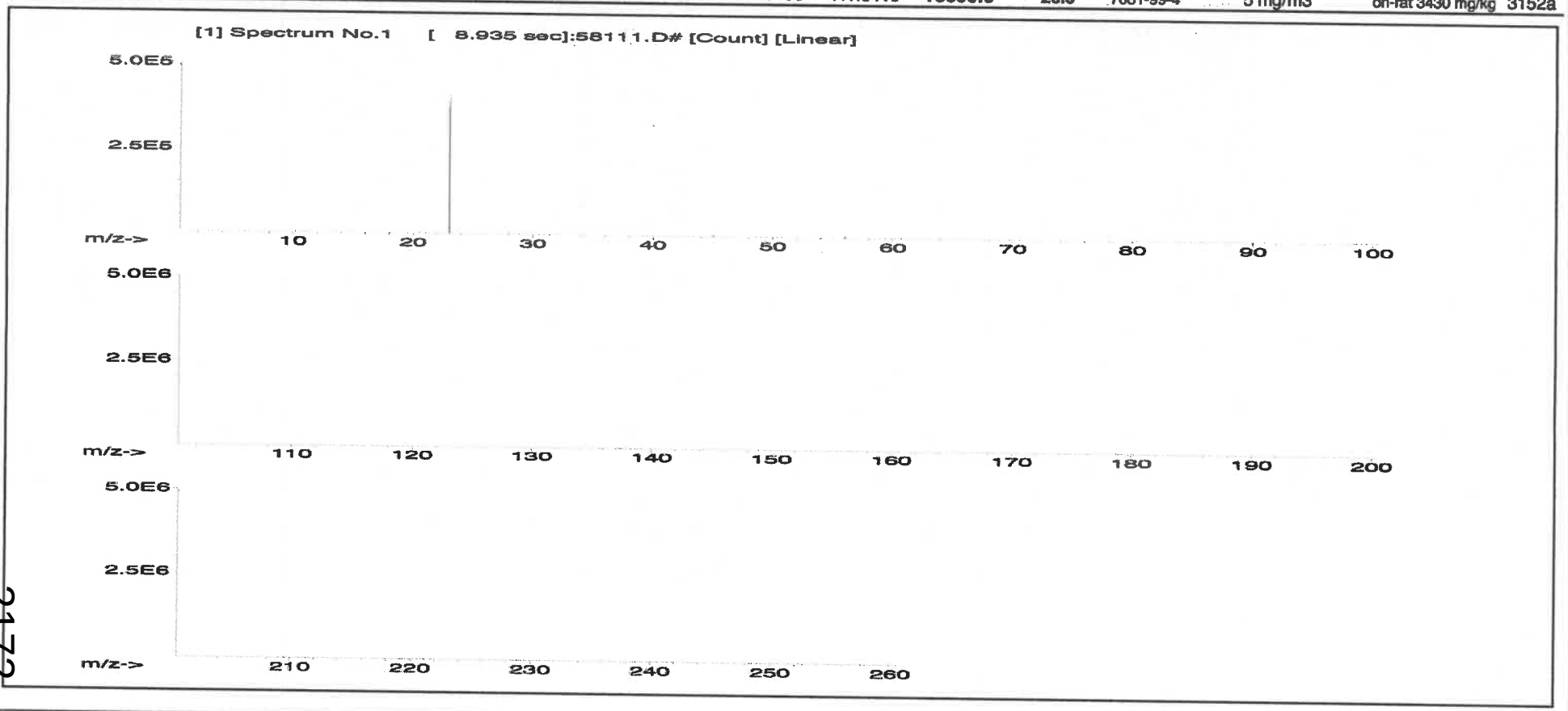

2172

Instrumental Analysis by Inductively Coupled Plasma Mass Spectrometry (ICP-MS):

Trace Metals Verification by ICP-MS (µg/mL)																	
Al	<0.02	Cd	<0.02	Dy	<0.02	Hf	<0.02	Li	<0.02	Ni	<0.02	Pr	<0.02	Se	<0.2	Tb	<0.02	W	<0.02
Sb	<0.02	Ca	<0.2	Er	<0.02	Ho	<0.02	Lu	<0.02	Nb	<0.02	Re	<0.02	Si	<0.02	Te	<0.02	U	<0.02
As	<0.2	Ce	<0.02	Eu	<0.02	In	<0.02	Mg	<0.01	Os	<0.02	Rh	<0.02	Ag	<0.02	Tl	<0.02	V	<0.02
Ba	<0.02	Cs	<0.02	Gd	<0.02	Ir	<0.02	Mn	<0.02	Pd	<0.02	Rb	<0.02	Na	T	Th	<0.02	Yb	<0.02
Be	<0.01	Cr	<0.02	Ga	<0.02	Fe	<0.2	Hg	<0.2	P	<0.02	Ru	<0.02	Sr	<0.02	Tm	<0.02	Y	<0.02
Bi	<0.02	Co	<0.02	Ge	<0.02	La	<0.02	Mo	<0.02	Pt	<0.02	Sm	<0.02	S	<0.02	Sn	<0.02	Zn	<0.02
B	<0.02	Cu	<0.02	Au	<0.02	Pb	<0.02	Nd	<0.02	K	<0.2	Sc	<0.02	Ta	<0.02	Ti	<0.02	Zr	<0.02

(T) = Target analyte

Physical Characterization:

Certified by:

Homogeneity: No heterogeneity was observed in the preparation of this standard.

* The certified value is the concentration calculated from gravimetric and volumetric measurements unless otherwise stated.
* Purified acids, 18.2 megohm deionized water, calibrated Class A glassware and the highest purity raw materials are used in the preparation of all standards.
* All standard containers are meticulously cleaned prior to use.
* Standards are prepared gravimetrically using balances that are calibrated with weights traceable to NIST (see above).
* Standards are certifed (+/-) 0.5% of the stated value, unless otherwise stated.
* All Standards should be stored with caps tight and under appropriate laboratory conditions.
* Uncertainty Reference: Taylor, B.N. and Kuyat, C.E., "Guidelines for Evaluating and Expressing the Uncertainty of NIST Measurement Result," NIST Technical Note 1297, U.S. Government Printing Office, Washington, D.C. (1994).

2173

Absolute Standards, Inc.
800-368-1131
www.absolutestandards.com

Certified Reference Material CRM

M5519. M5520 (BH) R:03/17/23

ANAB ISO 17034 Accredited
AR-1539 Certificate Number
https://Absolutestandards.com

2174

CERTIFIED WEIGHT REPORT:

Part Number: 58119
Lot Number: 120822
Description: Potassium (K)

Expiration Date: 120825
Recommended Storage: Ambient (20 °C)
Nominal Concentration (µg/mL): 10000
NIST Test Number: 6UTB
Weight shown below was diluted to (mL): 3000.4

	Lot #		
Solvent:	20510011	Nitric Acid	
2%	60.0 (mL)	Nitric Acid	

5E-05 Balance Uncertainty
0.06 Flask Uncertainty

Giovanni Esposito

Formulated By:	Giovanni Esposito	120822
Reviewed By:	Pedro L. Rentas	120822

Compound	RM#	Lot Number	Nominal Conc. (µg/mL)	Purity (%)	Uncertainty Purity (%)	Assay (%)	Target Weight (g)	Actual Weight (g)	Actual Conc. (µg/mL)	Expanded Uncertainty +/- (µg/mL)	SDS Information (Solvent Safety Info. On Attached pg.) CAS#	OSHA PEL (TWA)	LD50	NIST SRM
1. Potassium nitrate (K)	IN034	KD022021A1	10000	99.999	0.10	37.6	79.7990	79.8075	**10001.1**	**20.0**	7757-79-1	5 mg/m3	orl-rat 3015 mg/kg	3141a

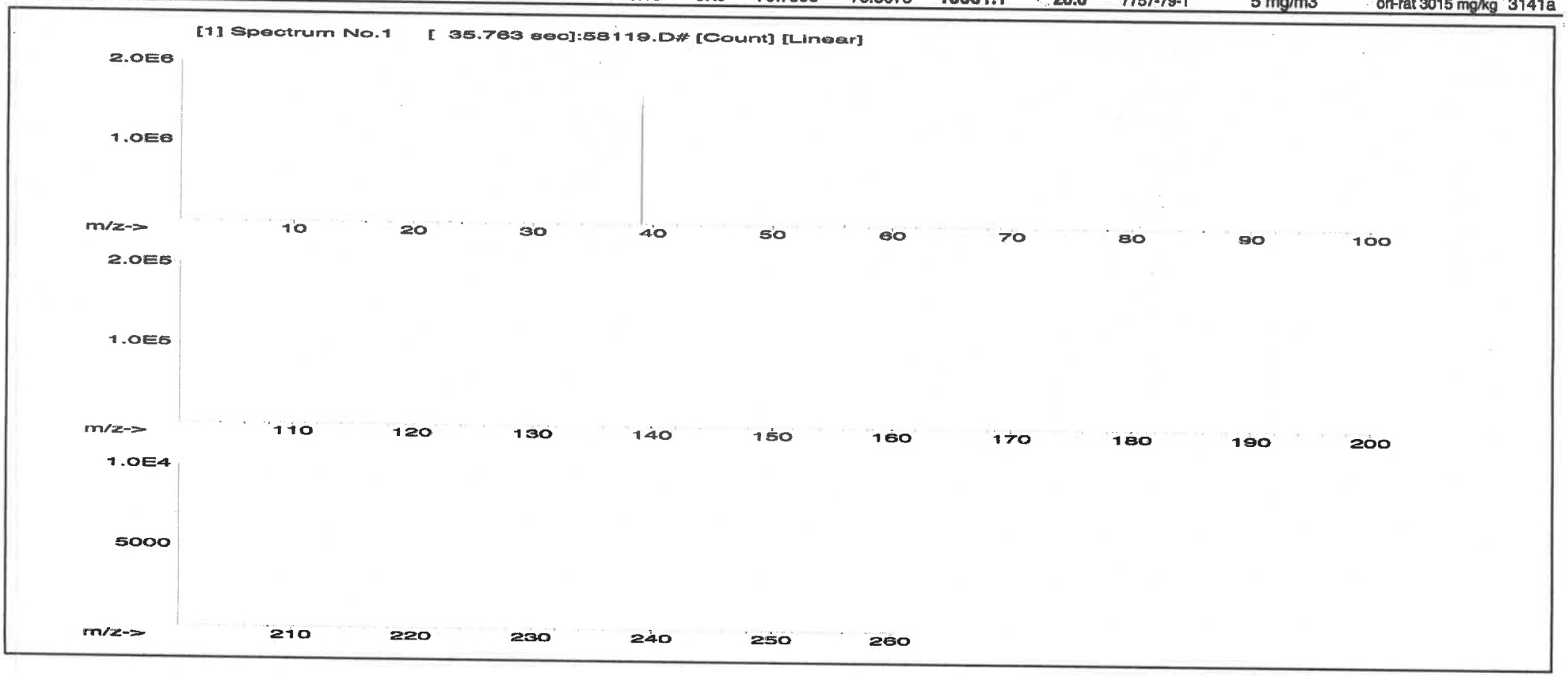

2175

Instrumental Analysis by Inductively Coupled Plasma Mass Spectrometry (ICP-MS):

Trace Metals Verification by ICP-MS (µg/mL)

Al	<0.02	Cd	<0.02	Dy	<0.02	Hf	<0.02	Li	<0.02	Ni	<0.02	Pr	<0.02	Se	<0.2	Tb	<0.02	W	<0.02
Sb	<0.02	Ca	<0.2	Er	<0.02	Ho	<0.02	Lu	<0.02	Nb	<0.02	Re	<0.02	Si	<0.02	Te	<0.02	U	<0.02
As	<0.2	Ce	<0.02	Eu	<0.02	In	<0.02	Mg	<0.01	Os	<0.02	Rh	<0.02	Ag	<0.02	Tl	<0.02	V	<0.02
Ba	<0.02	Cs	<0.02	Gd	<0.02	Ir	<0.02	Mn	<0.02	Pd	<0.02	Rb	<0.02	Na	<0.2	Th	<0.02	Yb	<0.02
Be	<0.01	Cr	<0.02	Ga	<0.02	Fe	<0.2	Hg	<0.2	P	<0.02	Ru	<0.02	Sr	<0.02	Tm	<0.02	Y	<0.02
Bi	<0.02	Co	<0.02	Ge	<0.02	La	<0.02	Mo	<0.02	Pt	<0.02	Sm	<0.02	S	<0.02	Sn	<0.02	Zn	<0.02
B	<0.02	Cu	<0.02	Au	<0.02	Pb	<0.02	Nd	<0.02	K	T	Sc	<0.02	Ta	<0.02	Ti	<0.02	Zr	<0.02

(T) = Target analyte

Physical Characterization:

Certified by:

Homogeneity: No heterogeneity was observed in the preparation of this standard.

* The certified value is the concentration calculated from gravimetric and volumetric measurements unless otherwise stated.
* Purified acids, 18.2 megohm deionized water, calibrated Class A glassware and the highest purity raw materials are used in the preparation of all standards.
* All standard containers are meticulously cleaned prior to use.
* Standards are prepared gravimetrically using balances that are calibrated with weights traceable to NIST (see above).
* Standards are certifed (+/-) 0.5% of the stated value, unless otherwise stated.
* All standards should be stored with caps tight and under appropriate laboratory conditions.
* Uncertainty Reference: Taylor, B.N. and Kuyat, C.E., "Guidelines for Evaluating and Expressing the Uncertainty of NIST Measurement Result," NIST Technical Note 1297, U.S. Government Printing Office, Washington, D.C. (1994).

Absolute Standards, Inc.
800-368-1131
www.absolutestandards.com

Certified Reference Material CRM

M5658 R! 8/25/23

ANAB ISO 17034 Accredited
AR-1539 Certificate Number
https://Absolutestandards.com

2176

CERTIFIED WEIGHT REPORT:

		Lot #	Solvent:	
Part Number:	**58024**	21110221	Nitric Acid	
Lot Number:	**060523**			
Description:	**Chromium (Cr)**			
		2.0%	40.0 (mL)	Nitric Acid
Expiration Date:	060526			
Recommended Storage:	Ambient (20 °C)			
Nominal Concentration (µg/mL):	**1000**			
NIST Test Number:	6UTB	5E-05	Balance Uncertainty	
Volume shown below was diluted to (mL):	2000.02	0.058	Flask Uncertainty	

Formulated By:	Lawrence Barry	060523
Reviewed By:	Pedro L. Rentas	060523

Compound	Part Number	Lot Number	Dilution Factor	Initial Vol. (mL)	Uncertainty Pipette (mL)	Nominal Conc. (µg/mL)	Initial Conc. (µg/mL)	Final Conc. (µg/mL)	Expanded Uncertainty +/- (µg/mL)	SDS Information (Solvent Safety Info. On Attached pg.) CAS#	OSHA PEL (TWA)	LD50	NIST SRM
1. Chromium(III) nitrate nonahydrate (Cr)	58124	071122	0.1000	200.0	0.084	1000	10000.1	**1000.0**	**2.2**	7789-02-8	0.5 mg(Cr)/m3	orl-rat 3250 mg/kg	3112a

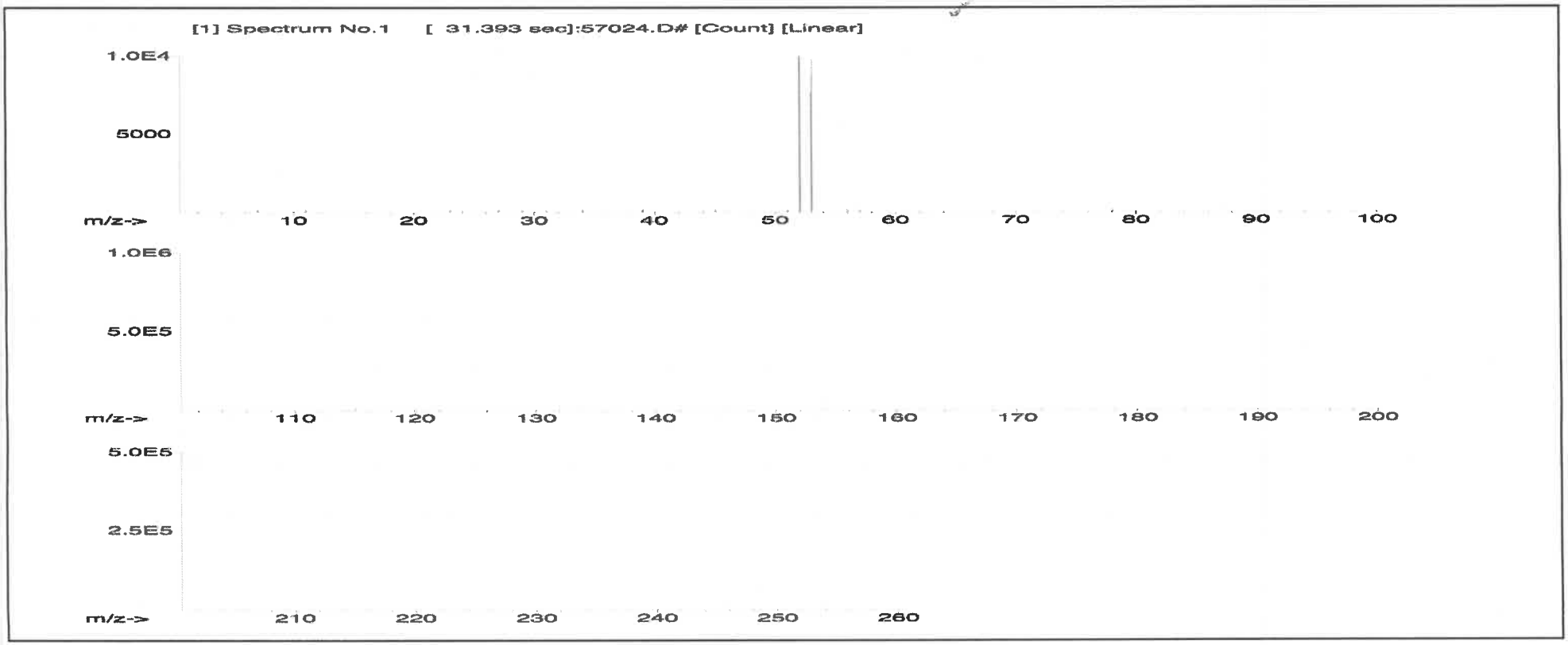

2177

Instrumental Analysis by Inductively Coupled Plasma Mass Spectrometry (ICP-MS):

Trace Metals Verification by ICP-MS (µg/mL)																	
Al	<0.02	Cd	<0.02	Dy	<0.02	Hf	<0.02	Li	<0.02	Ni	<0.02	Pr	<0.02	Se	<0.2	Tb	<0.02	W	<0.02
Sb	<0.02	Ca	<0.2	Er	<0.02	Ho	<0.02	Lu	<0.02	Nb	<0.02	Re	<0.02	Si	<0.02	Te	<0.02	U	<0.02
As	<0.2	Ce	<0.02	Eu	<0.02	In	<0.02	Mg	<0.01	Os	<0.02	Rh	<0.02	Ag	<0.02	Tl	<0.02	V	<0.02
Ba	<0.02	Cs	<0.02	Gd	<0.02	Ir	<0.02	Mn	<0.02	Pd	<0.02	Rb	<0.02	Na	<0.2	Th	<0.02	Yb	<0.02
Be	<0.01	Cr	T	Ga	<0.02	Fe	<0.2	Hg	<0.2	P	<0.02	Ru	<0.02	Sr	<0.02	Tm	<0.02	Y	<0.02
Bi	<0.02	Co	<0.02	Ge	<0.02	La	<0.02	Mo	<0.02	Pt	<0.02	Sm	<0.02	S	<0.02	Sn	<0.02	Zn	<0.02
B	<0.02	Cu	<0.02	Au	<0.02	Pb	<0.02	Nd	<0.02	K	<0.2	Sc	<0.02	Ta	<0.02	Ti	<0.02	Zr	<0.02

(T)= Target analyte

Physical Characterization:

Certified by:

Homogeneity: No heterogeneity was observed in the preparation of this standard.

* The certified value is the concentration calculated from gravimetric and volumetric measurements unless otherwise stated.
* Purified acids, 18.2 megohm deionized water, calibrated Class A glassware and the highest purity raw materials are used in the preparation of all standards.
* All standard containers are meticulously cleaned prior to use.
* Standards are prepared gravimetrically using balances that are calibrated with weights traceable to NIST (see above).
* Standards are certifed (+/-) 0.5% of the stated value, unless otherwise stated.
* All standards should be stored with caps tight and under appropriate laboratory conditions.
* Uncertainty Reference: Taylor, B.N. and Kuyat, C.E., "Guidelines for Evaluating and Expressing the Uncertainty of NIST Measurement Result," NIST Technical Note 1297, U.S. Government Printing Office, Washington, D.C. (1994).

Absolute Standards, Inc.
800-368-1131
www.absolutestandards.com

Certified Reference Material CRM

M5648 R: 10/27/23

ANAB ISO 17034 Accredited
AR-1539 Certificate Number
https://Absolutestandards.com

2178

CERTIFIED WEIGHT REPORT:

		Lot #	Solvent:		
Part Number:	**58025**	24002546	Nitric Acid		
Lot Number:	**102623**				
Description:	**Manganese (Mn)**	2.0%	60.0 (mL)	Nitric Acid	
Expiration Date:	102626				
Recommended Storage:	Ambient (20 °C)				
Nominal Concentration (µg/mL):	**1000**				
NIST Test Number:	6UTB	5E-05	Balance Uncertainty		
Volume shown below was diluted to (mL):	3000.41	0.058	Flask Uncertainty		

Formulated By:	Benson Chan	102623
Reviewed By:	Pedro L. Rentas	102623

Compound	Part Number	Lot Number	Dilution Factor	Initial Vol. (mL)	Uncertainty Pipette (mL)	Nominal Conc. (µg/mL)	Initial Conc. (µg/mL)	Final Conc. (µg/mL)	Expanded Uncertainty +/- (µg/mL)	SDS Information (Solvent Safety Info. On Attached pg.) CAS#	OSHA PEL (TWA)	LD50	NIST SRM
1. Manganese(II) nitrate tetrahydrate (Mn)	58125	071123	0.1000	300.0	0.084	1000	10000.1	**1000.0**	**2.1**	20694-39-7	5 mg/m3	orl-rat >300mg/kg	3132

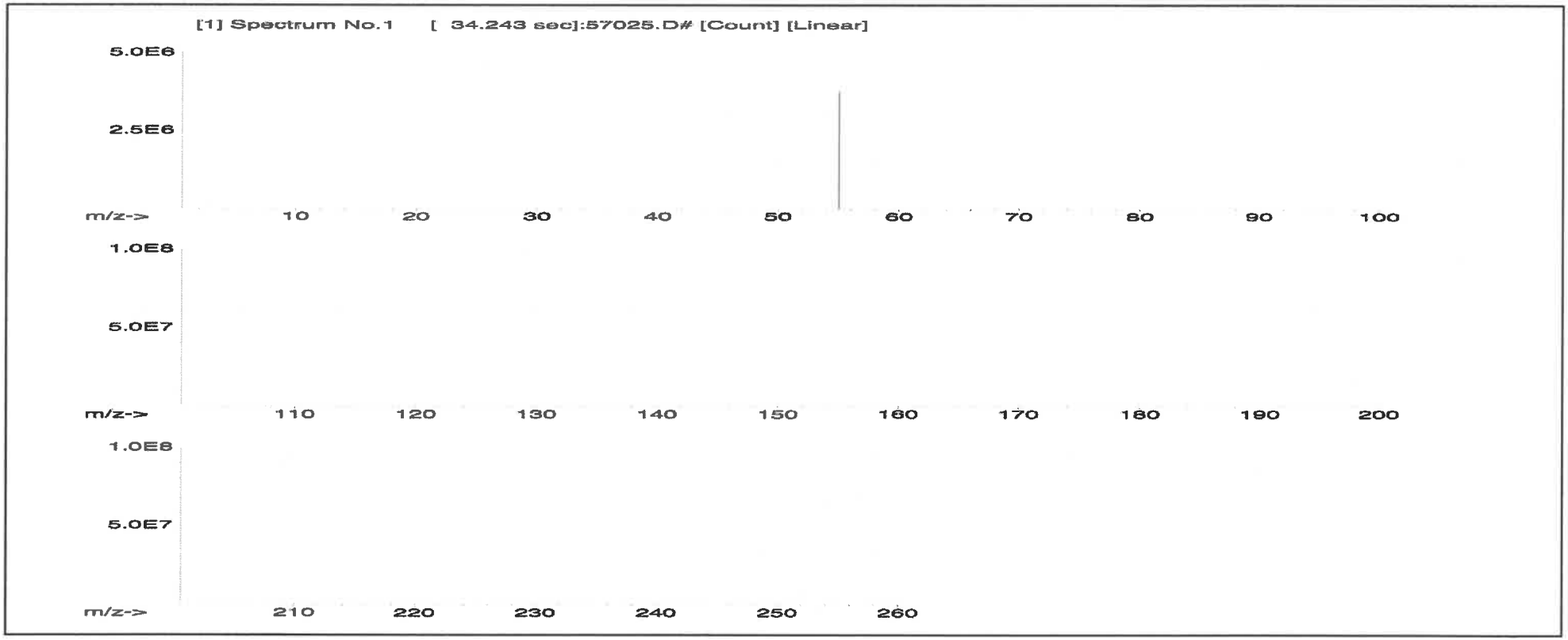

2179

Instrumental Analysis by Inductively Coupled Plasma Mass Spectrometry (ICP-MS):

Trace Metals Verification by ICP-MS (µg/mL)																	
Al	<0.02	Cd	<0.02	Dy	<0.02	Hf	<0.02	Li	<0.02	Ni	<0.02	Pr	<0.02	Se	<0.2	Tb	<0.02	W	<0.02
Sb	<0.02	Ca	<0.2	Er	<0.02	Ho	<0.02	Lu	<0.02	Nb	<0.02	Re	<0.02	Si	<0.02	Te	<0.02	U	<0.02
As	<0.2	Ce	<0.02	Eu	<0.02	In	<0.02	Mg	<0.01	Os	<0.02	Rh	<0.02	Ag	<0.02	Tl	<0.02	V	<0.02
Ba	<0.02	Cs	<0.02	Gd	<0.02	Ir	<0.02	Mn	T	Pd	<0.02	Rb	<0.02	Na	<0.2	Th	<0.02	Yb	<0.02
Be	<0.01	Cr	<0.02	Ga	<0.02	Fe	<0.2	Hg	<0.2	P	<0.02	Ru	<0.02	Sr	<0.02	Tm	<0.02	Y	<0.02
Bi	<0.02	Co	<0.02	Ge	<0.02	La	<0.02	Mo	<0.02	Pt	<0.02	Sm	<0.02	S	<0.02	Sn	<0.02	Zn	<0.02
B	<0.02	Cu	<0.02	Au	<0.02	Pb	<0.02	Nd	<0.02	K	<0.2	Sc	<0.02	Ta	<0.02	Ti	<0.02	Zr	<0.02

(T) = Target analyte

Physical Characterization:

Homogeneity: No heterogeneity was observed in the preparation of this standard.

Certified by:

* The certified value is the concentration calculated from gravimetric and volumetric measurements unless otherwise stated.
* Purified acids, 18.2 megohm deionized water, calibrated Class A glassware and the highest purity raw materials are used in the balances that are calibrated with weights traceable to NIST (see above).
* Standards are certifed (+/-) 0.5% of the stated value, unless otherwise stated.
* All standards should be stored with caps tight and under appropriate laboratory conditions.
* Uncertainty Reference: Taylor, B.N. and Kuyat, C.E., "Guidelines for Evaluating and Expressing the Uncertainty of NIST Measurement Result," NIST Technical Note 1297, U.S. Government Printing Office, Washington, D.C. (1994).

Absolute Standards, Inc.
800-368-1131
www.absolutestandards.com

Certified Reference Material CRM

R: 8/25/23 M5751

ANAB ISO 17034 Accredited
AR-1539 Certificate Number
https://Absolutestandards.com

2180

CERTIFIED WEIGHT REPORT:

		Lot #	Solvent:	
Part Number:	**58029**	21110221	Nitric Acid	
Lot Number:	**071723**			
Description:	**Copper (Cu)**	2.0%	40.0 (mL)	Nitric Acid
Expiration Date:	071726			
Recommended Storage:	Ambient (20 °C)			
Nominal Concentration (µg/mL):	**1000**			
NIST Test Number:	6UTB	5E-05	Balance Uncertainty	
Volume shown below was diluted to (mL):	2000.02	0.058	Flask Uncertainty	

Formulated By:	Benson Chan	071723
Reviewed By:	Pedro L. Rentas	071723

Compound	Part Number	Lot Number	Dilution Factor	Initial Vol. (mL)	Uncertainty Pipette (mL)	Nominal Conc. (µg/mL)	Initial Conc. (µg/mL)	Final Conc. (µg/mL)	Expanded Uncertainty +/- (µg/mL)	SDS Information (Solvent Safety Info. On Attached pg.) CAS#	OSHA PEL (TWA)	LD50	NIST SRM
1. Copper(II) nitrate trihydrate (Cu)	58129	022723	0.1000	200.0	0.084	1000	10000.5	**1000.0**	**2.2**	10031-43-3	1 mg/m3	orl-rat 794 mg/kg	3114

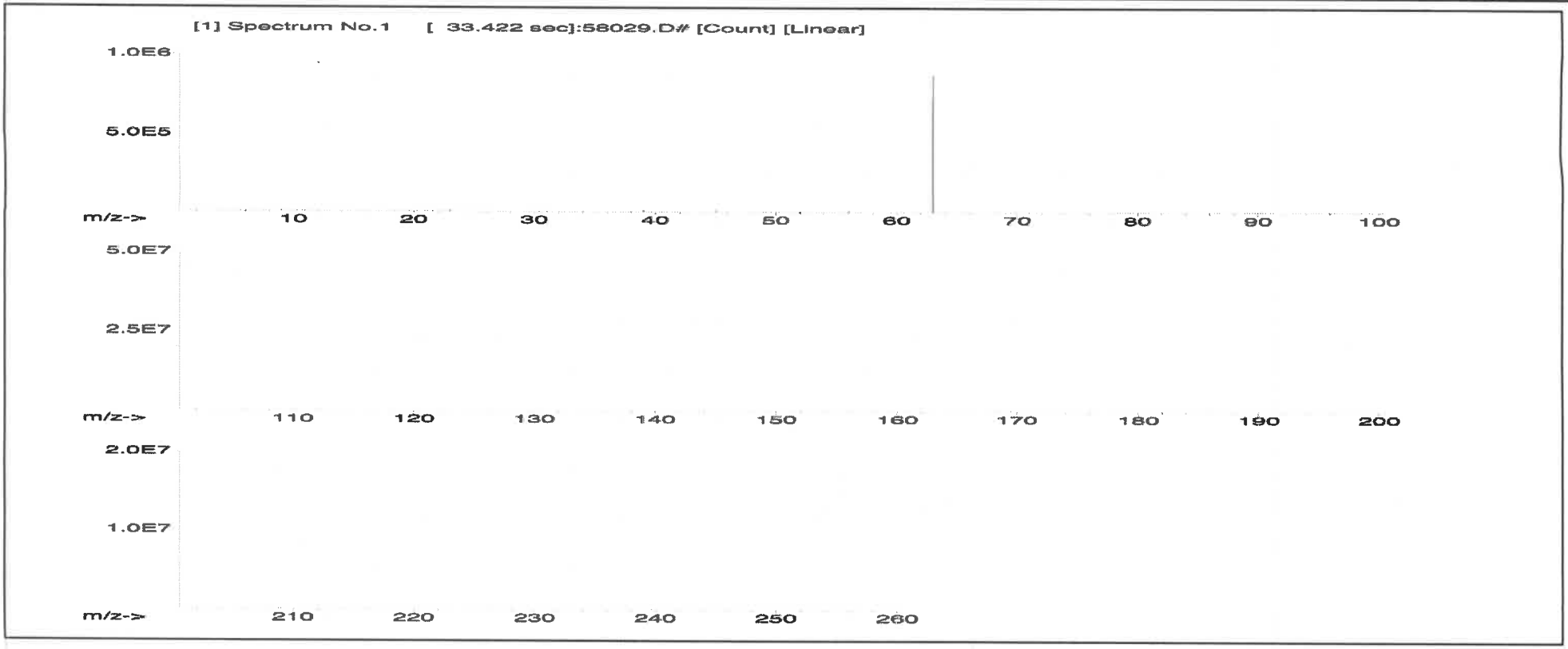

21811

Instrumental Analysis by Inductively Coupled Plasma Mass Spectrometry (ICP-MS):

Trace Metals Verification by ICP-MS (µg/mL)																	
Al	<0.02	Cd	<0.02	Dy	<0.02	Hf	<0.02	Li	<0.02	Ni	<0.02	Pr	<0.02	Se	<0.2	Tb	<0.02	W	<0.02
Sb	<0.02	Ca	<0.2	Er	<0.02	Ho	<0.02	Lu	<0.02	Nb	<0.02	Re	<0.02	Si	<0.02	Te	<0.02	U	<0.02
As	<0.2	Ce	<0.02	Eu	<0.02	In	<0.02	Mg	<0.01	Os	<0.02	Rh	<0.02	Ag	<0.02	Tl	<0.02	V	<0.02
Ba	<0.02	Cs	<0.02	Gd	<0.02	Ir	<0.02	Mn	<0.02	Pd	<0.02	Rb	<0.02	Na	<0.2	Th	<0.02	Yb	<0.02
Be	<0.01	Cr	<0.02	Ga	<0.02	Fe	<0.2	Hg	<0.2	P	<0.02	Ru	<0.02	Sr	<0.02	Tm	<0.02	Y	<0.02
Bi	<0.02	Co	<0.02	Ge	<0.02	La	<0.02	Mo	<0.02	Pt	<0.02	Sm	<0.02	S	<0.02	Sn	<0.02	Zn	<0.02
B	<0.02	Cu	T	Au	<0.02	Pb	<0.02	Nd	<0.02	K	<0.2	Sc	<0.02	Ta	<0.02	Ti	<0.02	Zr	<0.02

(T) = Target analyte

Physical Characterization:

Certified by:

Homogeneity: No heterogeneity was observed in the preparation of this standard.

* The certified value is the concentration calculated from gravimetric and volumetric measurements unless otherwise stated.
* Purified acids, 18.2 megohm deionized water, calibrated Class A glassware and the highest purity raw materials are used in the preparation of all standards.
* All standard containers are meticulously cleaned prior to use.
* Standards are prepared gravimetrically using balances that are calibrated with weights traceable to NIST (see above).
* Standards are certifed (+/-) 0.5% of the stated value, unless otherwise stated.
* All Standards should be stored with caps tight and under appropriate laboratory conditions.
* Uncertainty Reference: Taylor, B.N. and Kuyat, C.E., "Guidelines for Evaluating and Expressing the Uncertainty of NIST Measurement Result," NIST Technical Note 1297, U.S. Government Printing Office, Washington, D.C. (1994).

Absolute Standards, Inc.
800-368-1131
www.absolutestandards.com

M5768 M5769 (BP) R:1/3/24

Certified Reference Material CRM

ANAB ISO 17034 Accredited
AR-1539 Certificate Number
https://Absolutestandards.com

2182

CERTIFIED WEIGHT REPORT:

			Lot #	
Part Number:	**58112**	**Solvent:**	24002546	Nitric Acid
Lot Number:	**091823**			
Description:	**Magnesium (Mg)**			
		2%	40.0 (mL)	Nitric Acid
Expiration Date:	091826			
Recommended Storage:	Ambient (20 °C)	M5768, M5769 (BP) R: 1/3/24		
Nominal Concentration (µg/mL):	**10000**			
NIST Test Number:	6UTB	5E-05	Balance Uncertainty	
Weight shown below was diluted to (mL):	2000.02	0.058	Flask Uncertainty	

Formulated By:	Lawrence Barry	091823
Reviewed By:	Pedro L. Rentas	091823

Compound	RM#	Lot Number	Nominal Conc. (µg/mL)	Purity (%)	Uncertainty Purity (%)	Assay (%)	Target Weight (g)	Actual Weight (g)	Actual Conc. (µg/mL)	Expanded Uncertainty +/- (µg/mL)	SDS Information (Solvent Safety Info. On Attached pg.) CAS#	OSHA PEL (TWA)	LD50	NIST SRM
1. Magnesium nitrate hexahydrate (Mg)	IN030	MGD052023A1	10000	99.999	0.10	8.51	234.9118	234.9126	**10000.0**	**20.0**	13446-18-9	NA	orl-rat 5440 mg/kg	3131a

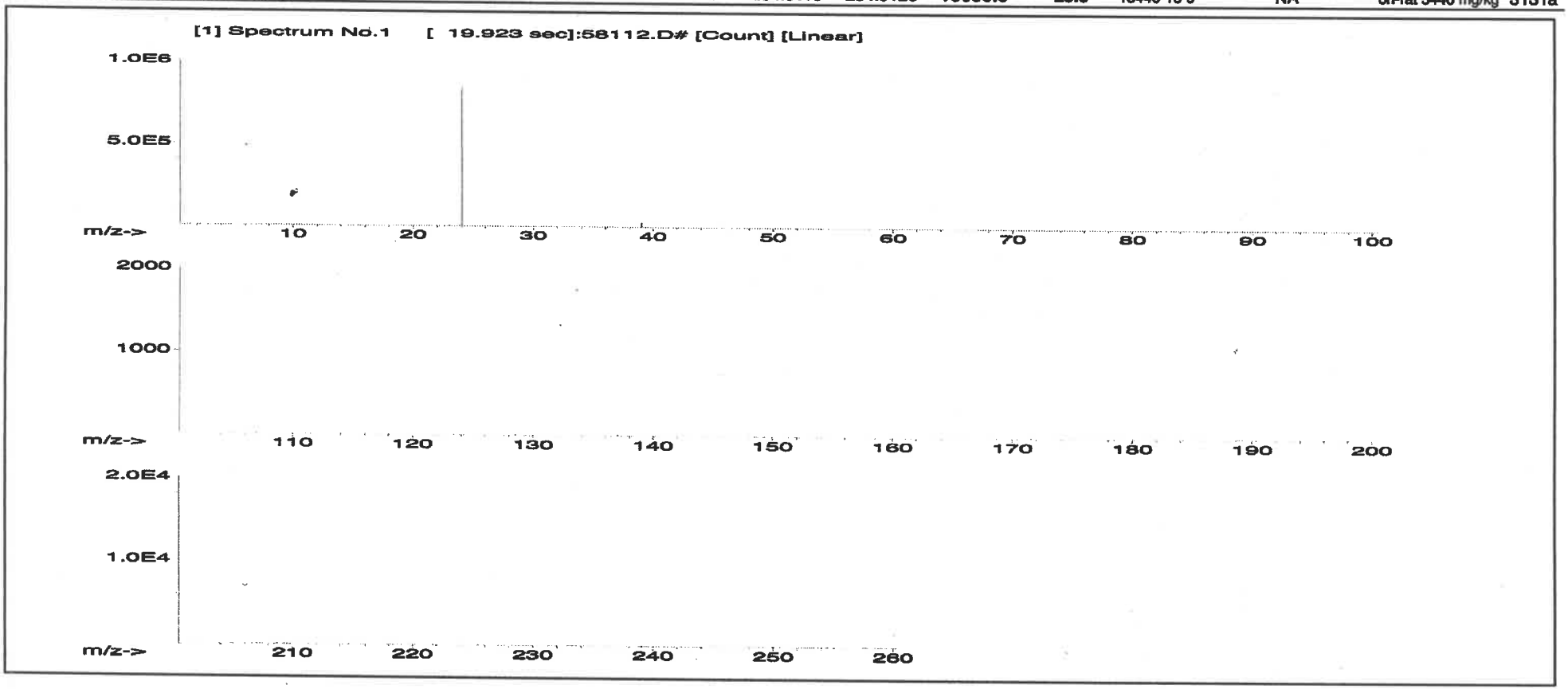

2183

Instrumental Analysis by Inductively Coupled Plasma Mass Spectrometry (ICP-MS):

Trace Metals Verification by ICP-MS (µg/mL)																	
Al	<0.02	Cd	<0.02	Dy	<0.02	Hf	<0.02	Li	<0.02	Ni	<0.02	Pr	<0.02	Se	<0.2	Tb	<0.02	W	<0.02
Sb	<0.02	Ca	<0.2	Er	<0.02	Ho	<0.02	Lu	<0.02	Nb	<0.02	Re	<0.02	Si	<0.02	Te	<0.02	U	<0.02
As	<0.2	Ce	<0.02	Eu	<0.02	In	<0.02	Mg	T	Os	<0.02	Rh	<0.02	Ag	<0.02	Tl	<0.02	V	<0.02
Ba	<0.02	Cs	<0.02	Gd	<0.02	Ir	<0.02	Mn	<0.02	Pd	<0.02	Rb	<0.02	Na	<0.2	Th	<0.02	Yb	<0.02
Be	<0.01	Cr	<0.02	Ga	<0.02	Fe	<0.2	Hg	<0.2	P	<0.02	Ru	<0.02	Sr	<0.02	Tm	<0.02	Y	<0.02
Bi	<0.02	Co	<0.02	Ge	<0.02	La	<0.02	Mo	<0.02	Pt	<0.02	Sm	<0.02	S	<0.02	Sn	<0.02	Zn	<0.02
B	<0.02	Cu	<0.02	Au	<0.02	Pb	<0.02	Nd	<0.02	K	<0.2	Sc	<0.02	Ta	<0.02	Ti	<0.02	Zr	<0.02

(T) = Target analyte

Physical Characterization:

Homogeneity: No heterogeneity was observed in the preparation of this standard.

Certified by:

* The certified value is the concentration calculated from gravimetric and volumetric measurements unless otherwise stated.
* Purified acids, 18.2 megohm deionized water, calibrated Class A glassware and the highest purity raw materials are used in the preparation of all standards.
* All standard containers are meticulously cleaned prior to use.
* Standards are prepared gravimetrically using balances that are calibrated with weights traceable to NIST (see above).
* Standards are certifed (+/-) 0.5% of the stated value, unless otherwise stated.
* All Standards should be stored with caps tight and under appropriate laboratory conditions.
* Uncertainty Reference: Taylor, B.N. and Kuyat, C.E., "Guidelines for Evaluating and Expressing the Uncertainty of NIST Measurement Result," NIST Technical Note 1297, U.S. Government Printing Office, Washington, D.C. (1994).

Absolute Standards, Inc.
800-368-1131
www.absolutestandards.com

M5768 M5769 (BP) R:1/3/24

Certified Reference Material CRM

ANAB ISO 17034 Accredited
AR-1539 Certificate Number
https://Absolutestandards.com

2184

CERTIFIED WEIGHT REPORT:

Part Number: 58112
Lot Number: 091823
Description: Magnesium (Mg)

Expiration Date: 091826
Recommended Storage: Ambient (20 °C)
Nominal Concentration (µg/mL): 10000
NIST Test Number: 6UTB

M5768, M5769 (BP) R: 1/3/24

Weight shown below was diluted to (mL): 2000.02 ± 0.058 Flask Uncertainty

	Lot #		
Solvent:	24002546	Nitric Acid	
2%	40.0 (mL)	Nitric Acid	

5E-05 Balance Uncertainty

Formulated By: Lawrence Barry 091823

Reviewed By: Pedro L. Rentas 091823

Compound	RM#	Lot Number	Nominal Conc. (µg/mL)	Purity (%)	Uncertainty Purity (%)	Assay (%)	Target Weight (g)	Actual Weight (g)	Actual Conc. (µg/mL)	Expanded Uncertainty +/- (µg/mL)	SDS Information (Solvent Safety Info. On Attached pg.) CAS#	OSHA PEL (TWA)	LD50	NIST SRM
1. Magnesium nitrate hexahydrate (Mg)	IN030	MGD052023A1	10000	99.999	0.10	8.51	234.9118	234.9126	**10000.0**	**20.0**	13446-18-9	NA	ori-rat 5440 mg/kg	3131a

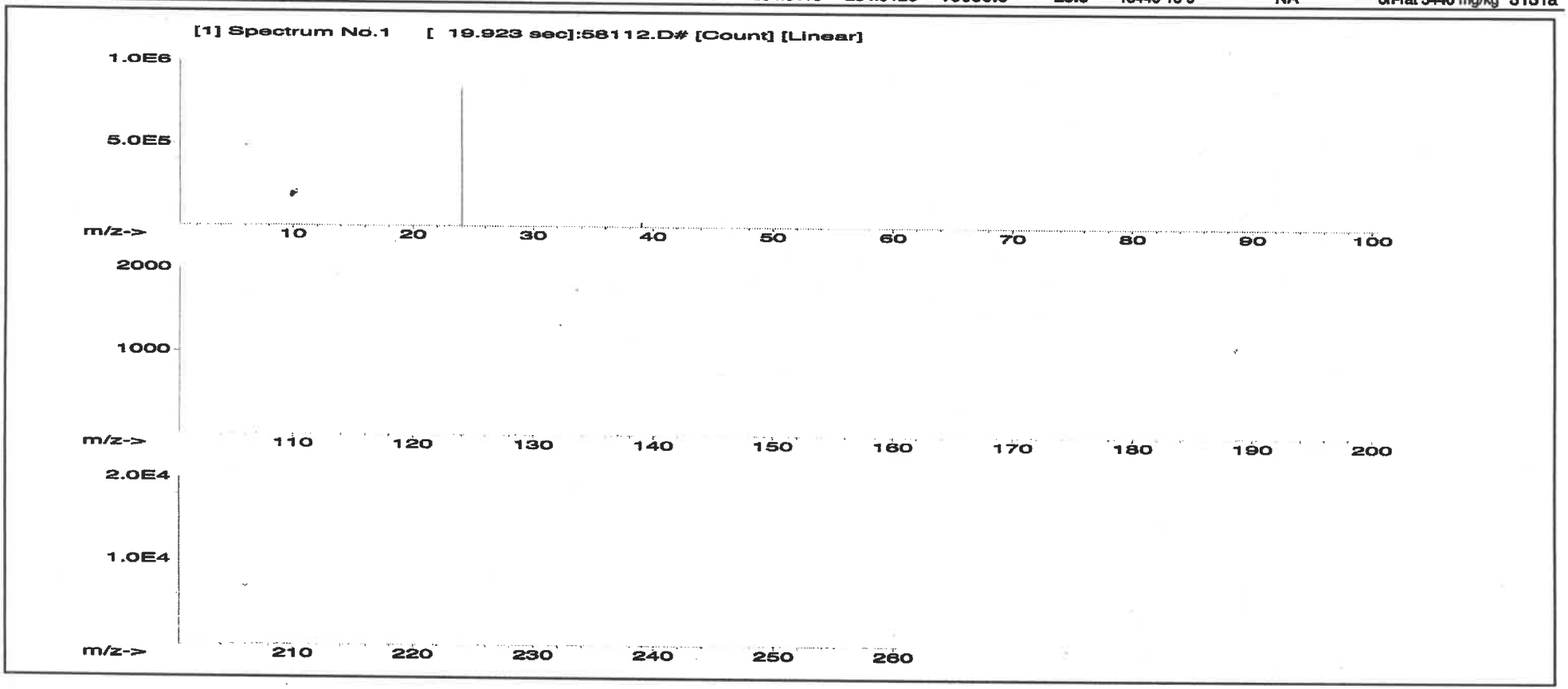

2185

Instrumental Analysis by Inductively Coupled Plasma Mass Spectrometry (ICP-MS):

Trace Metals Verification by ICP-MS (µg/mL)																	
Al	<0.02	Cd	<0.02	Dy	<0.02	Hf	<0.02	Li	<0.02	Ni	<0.02	Pr	<0.02	Se	<0.2	Tb	<0.02	W	<0.02
Sb	<0.02	Ca	<0.2	Er	<0.02	Ho	<0.02	Lu	<0.02	Nb	<0.02	Re	<0.02	Si	<0.02	Te	<0.02	U	<0.02
As	<0.2	Ce	<0.02	Eu	<0.02	In	<0.02	Mg	T	Os	<0.02	Rh	<0.02	Ag	<0.02	Tl	<0.02	V	<0.02
Ba	<0.02	Cs	<0.02	Gd	<0.02	Ir	<0.02	Mn	<0.02	Pd	<0.02	Rb	<0.02	Na	<0.2	Th	<0.02	Yb	<0.02
Be	<0.01	Cr	<0.02	Ga	<0.02	Fe	<0.2	Hg	<0.2	P	<0.02	Ru	<0.02	Sr	<0.02	Tm	<0.02	Y	<0.02
Bi	<0.02	Co	<0.02	Ge	<0.02	La	<0.02	Mo	<0.02	Pt	<0.02	Sm	<0.02	S	<0.02	Sn	<0.02	Zn	<0.02
B	<0.02	Cu	<0.02	Au	<0.02	Pb	<0.02	Nd	<0.02	K	<0.2	Sc	<0.02	Ta	<0.02	Ti	<0.02	Zr	<0.02

(T) = Target analyte

Physical Characterization:

Homogeneity: No heterogeneity was observed in the preparation of this standard.

Certified by:

* The certified value is the concentration calculated from gravimetric and volumetric measurements unless otherwise stated.
* Purified acids, 18.2 megohm deionized water, calibrated Class A glassware and the highest purity raw materials are used in the preparation of all standards.
* All standard containers are meticulously cleaned prior to use.
* Standards are prepared gravimetrically using balances that are calibrated with weights traceable to NIST (see above).
* Standards are certifed (+/-) 0.5% of the stated value, unless otherwise stated.
* All Standards should be stored with caps tight and under appropriate laboratory conditions.
* Uncertainty Reference: Taylor, B.N. and Kuyat, C.E., "Guidelines for Evaluating and Expressing the Uncertainty of NIST Measurement Result," NIST Technical Note 1297, U.S. Government Printing Office, Washington, D.C. (1994).

Absolute Standards, Inc.
800-368-1131
www.absolutestandards.com

Certified Reference Material CRM

R: 02/09/24 M5798

ANAB ISO 17034 Accredited
AR-1539 Certificate Number
https://Absolutestandards.com

2186

CERTIFIED WEIGHT REPORT:

		Lot #	Solvent:		
Part Number:	**57004**	24002546	Nitric Acid		
Lot Number:	**102523**				
Description:	**Beryllium (Be)**	2.0%	40.0 (mL)	Nitric Acid	
Expiration Date:	102526				
Recommended Storage:	Ambient (20 °C)				
Nominal Concentration (µg/mL):	**1000**				
NIST Test Number:	6UTB	5E-05	Balance Uncertainty		
Volume shown below was diluted to (mL):	2000.02	0.058	Flask Uncertainty		

Formulated By:	Benson Chan	102523
Reviewed By:	Pedro L. Rentas	102523

Compound	Part Number	Lot Number	Dilution Factor	Initial Vol. (mL)	Uncertainty Pipette (mL)	Nominal Conc. (µg/mL)	Initial Conc. (µg/mL)	Final Conc. (µg/mL)	Expanded Uncertainty +/- (µg/mL)	SDS Information (Solvent Safety Info. On Attached pg.) CAS#	OSHA PEL (TWA)	LD50	NIST SRM
1. Beryllium nitrate (Be)	58104	091423	0.1000	200.0	0.084	1000	10001.5	**1000.0**	**2.2**	13597-99-4	0.2ug/m3	intrvns-rat 3.16mg/kg	NA

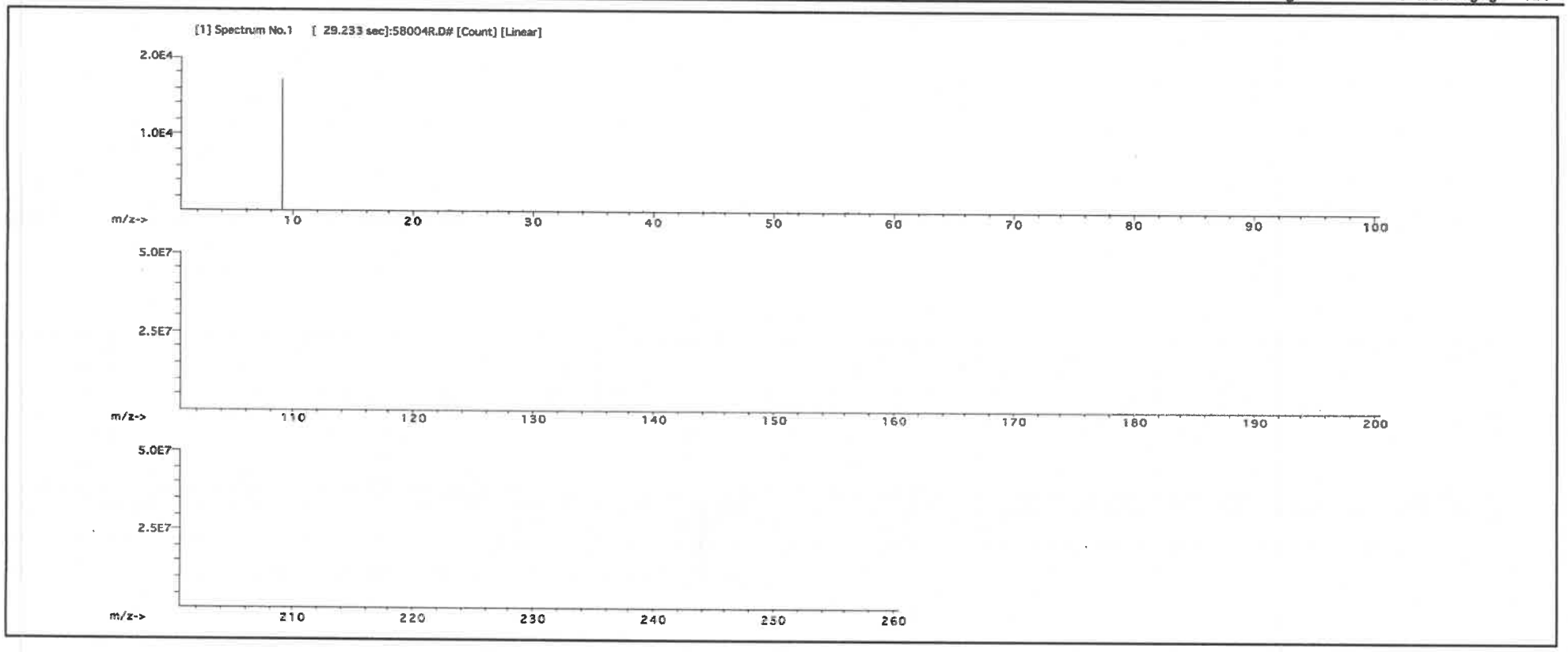

Instrumental Analysis by Inductively Coupled Plasma Mass Spectrometry (ICP-MS):

Trace Metals Verification by ICP-MS (µg/mL)																	
Al	<0.02	Cd	<0.02	Dy	<0.02	Hf	<0.02	Li	<0.02	Ni	<0.02	Pr	<0.02	Se	<0.2	Tb	<0.02	W	<0.02
Sb	<0.02	Ca	<0.2	Er	<0.02	Ho	<0.02	Lu	<0.02	Nb	<0.02	Re	<0.02	Si	<0.02	Te	<0.02	U	<0.02
As	<0.2	Ce	<0.02	Eu	<0.02	In	<0.02	Mg	<0.01	Os	<0.02	Rh	<0.02	Ag	<0.02	Tl	<0.02	V	<0.02
Ba	<0.02	Cs	<0.02	Gd	<0.02	Ir	<0.02	Mn	<0.02	Pd	<0.02	Rb	<0.02	Na	<0.2	Th	<0.02	Yb	<0.02
Be	T	Cr	<0.02	Ga	<0.02	Fe	<0.2	Hg	<0.2	P	<0.02	Ru	<0.02	Sr	<0.02	Tm	<0.02	Y	<0.02
Bi	<0.02	Co	<0.02	Ge	<0.02	La	<0.02	Mo	<0.02	Pt	<0.02	Sm	<0.02	S	<0.02	Sn	<0.02	Zn	<0.02
B	<0.02	Cu	<0.02	Au	<0.02	Pb	<0.02	Nd	<0.02	K	<0.2	Sc	<0.02	Ta	<0.02	Ti	<0.02	Zr	<0.02

(T) = Target analyte

Physical Characterization:

Certified by:

Homogeneity: No heterogeneity was observed in the preparation of this standard.

* The certified value is the concentration calculated from gravimetric and volumetric measurements unless otherwise stated.
* Purified acids, 18.2 megohm deionized water, calibrated Class A glassware and the highest purity raw materials are used in the preparation of all standards.
* All standard containers are meticulously cleaned prior to use.
* Standards are prepared gravimetrically using balances that are calibrated with weights traceable to NIST (see above).
* Standards are certifed (+/-) 0.5% of the stated value, unless otherwise stated.
* All Standards should be stored with caps tight and under appropriate laboratory conditions.
* Uncertainty Reference: Taylor, B.N. and Kuyat, C.E., "Guidelines for Evaluating and Expressing the Uncertainty of NIST Measurement Result," NIST Technical Note 1297, U.S. Government Printing Office, Washington, D.C. (1994).

21187

Absolute Standards, Inc.
800-368-1131
www.absolutestandards.com

Certified Reference Material CRM

R? 02/09/24 IM5799

ANAB ISO 17034 Accredited
AR-1539 Certificate Number
https://Absolutestandards.com

2188

CERTIFIED WEIGHT REPORT:

Part Number: 57050
Lot Number: 071123
Description: Tin (Sn)

Expiration Date: 071126
Recommended Storage: Ambient (20 °C)
Nominal Concentration (µg/mL): 1000
NIST Test Number: 6UTB
Weight shown below was diluted to (mL): 499.93

	Lot #	
Solvents:	21110221	Nitric Acid
	22D0562008	Hydrochloric acid
2%	10.0	Nitric Acid
6%	30.0	Hydrochloric acid
	(mL)	

5E-05 Balance Uncertainty
0.058 Flask Uncertainty

Formulated By:	Benson Chan	071123
Reviewed By:	Pedro L. Rentas	071123

Compound	RM#	Lot Number	Nominal Conc. (µg/mL)	Purity (%)	Uncertainty Purity (%)	Assay (%)	Target Weight (g)	Actual Weight (g)	Actual Conc. (µg/mL)	Expanded Uncertainty +/- (µg/mL)	SDS Information (Solvent Safety Info. On Attached pg.) CAS#	OSHA PEL (TWA)	LD50	NIST SRM
1. Ammonium hexafluorostannate(IV) (Sn)	IN010	SND042023A1	1000	99.999	0.10	44.2	1.13107	1.13286	**1001.6**	**2.0**	16919-24-7	7 mg/m3	NA	3161a

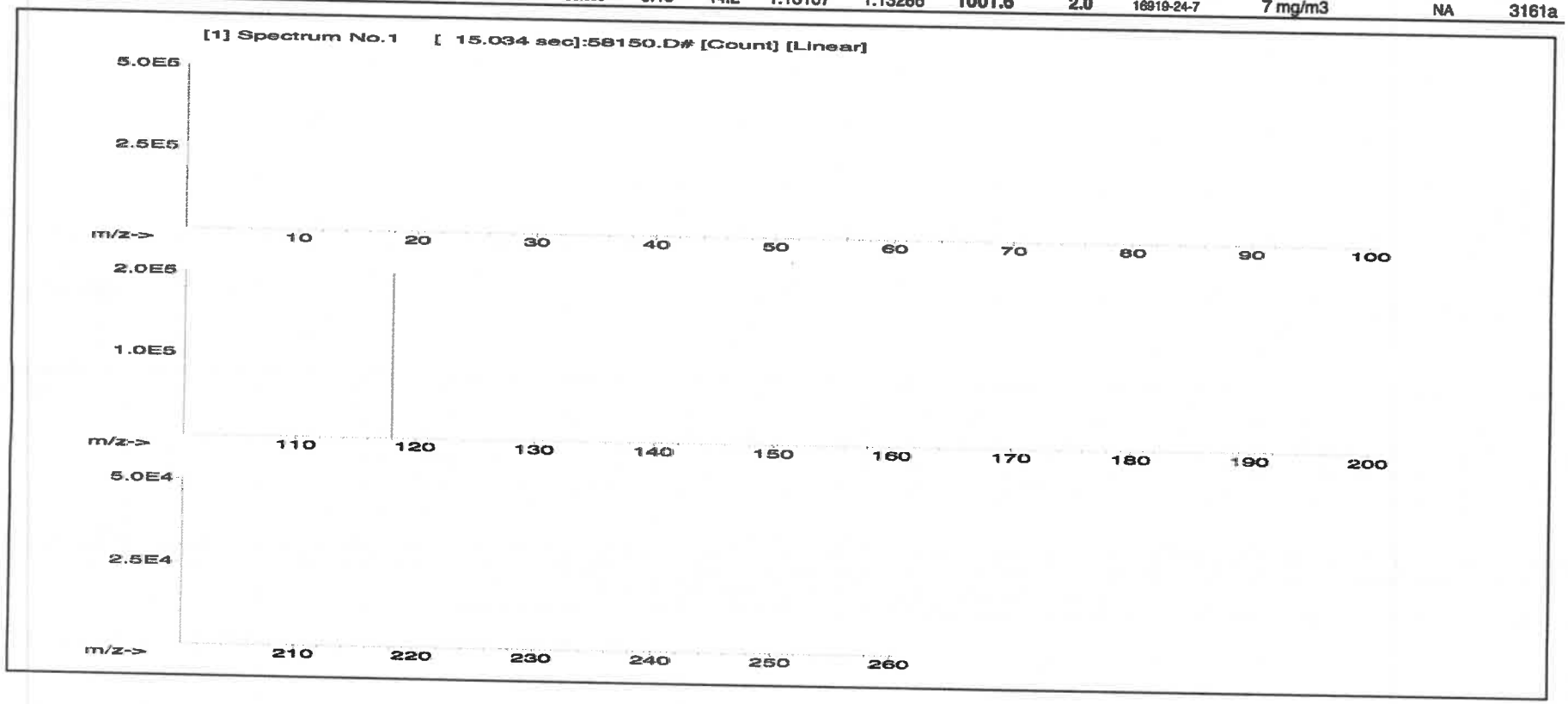

2189

Instrumental Analysis by Inductively Coupled Plasma Mass Spectrometry (ICP-MS):

Trace Metals Verification by ICP-MS (µg/mL)																	
Al	<0.02	Cd	<0.02	Dy	<0.02	Hf	<0.02	Li	<0.02	Ni	<0.02	Pr	<0.02	Se	<0.2	Tb	<0.02	W	<0.02
Sb	<0.02	Ca	<0.2	Er	<0.02	Ho	<0.02	Lu	<0.02	Nb	<0.02	Re	<0.02	Si	<0.02	Te	<0.02	U	<0.02
As	<0.2	Ce	<0.02	Eu	<0.02	In	<0.02	Mg	<0.01	Os	<0.02	Rh	<0.02	Ag	<0.02	Tl	<0.02	V	<0.02
Ba	<0.02	Cs	<0.02	Gd	<0.02	Ir	<0.02	Mn	<0.02	Pd	<0.02	Rb	<0.02	Na	<500	Th	<0.02	Yb	<0.02
Be	<0.01	Cr	<0.02	Ga	<0.02	Fe	<0.2	Hg	<0.2	P	<0.02	Ru	<0.02	Sr	<0.02	Tm	<0.02	Y	<0.02
Bi	<0.02	Co	<0.02	Ge	<0.02	La	<0.02	Mo	<0.02	Pt	<0.02	Sm	<0.02	S	<0.02	Sn	T	Zn	<0.02
B	<0.02	Cu	<0.02	Au	<0.02	Pb	<0.02	Nd	<0.02	K	<0.2	Sc	<0.02	Ta	<0.02	Ti	<0.02	Zr	<0.02

(T) = Target analyte

Physical Characterization:

Homogeneity: No heterogeneity was observed in the preparation of this standard.

Certified by:

* The certified value is the concentration calculated from gravimetric and volumetric measurements unless otherwise stated.
* Purified acids, 18.2 megohm deionized water, calibrated Class A glassware and the highest purity raw materials are used in the preparation of all standards.
* All standard containers are meticulously cleaned prior to use.
* Standards are prepared gravimetrically using balances that are calibrated with weights traceable to NIST (see above).
* Standards are certifed (+/-) 0.5% of the stated value, unless otherwise stated.
* All standards should be stored with caps tight and under appropriate laboratory conditions.
* Uncertainty Reference: Taylor, B.N. and Kuyat, C.E., "Guidelines for Evaluating and Expressing the Uncertainty of NIST Measurement Result," NIST Technical Note 1297, U.S. Government Printing Office, Washington, D.C. (1994).

Absolute Standards, Inc.
800-368-1131
www.absolutestandards.com

Certified Reference Material CRM

R: 02/09/24 IM5800 (BH)

ANAB ISO 17034 Accredited
AR-1539 Certificate Number
https://Absolutestandards.com

CERTIFIED WEIGHT REPORT:

		Lot #	Solvent:		
Part Number:	**57027**	24002546	Nitric Acid		
Lot Number:	**091923**				
Description:	**Cobalt (Co)**				
		2.0%	40.0 (mL)	Nitric Acid	
Expiration Date:	091926				
Recommended Storage:	Ambient (20 °C)				
Nominal Concentration (µg/mL):	**1000**				
NIST Test Number:	6UTB	5E-05	Balance Uncertainty		
Volume shown below was diluted to (mL):	2000.02	0.058	Flask Uncertainty		

Formulated By:	Lawrence Barry	091923
Reviewed By:	Pedro L. Rentas	091923

Compound	Part Number	Lot Number	Dilution Factor	Initial Vol. (mL)	Uncertainty Pipette (mL)	Nominal Conc. (µg/mL)	Initial Conc. (µg/mL)	Final Conc. (µg/mL)	Expanded Uncertainty +/- (µg/mL)	SDS Information (Solvent Safety Info. On Attached pg.) CAS#	OSHA PEL (TWA)	LD50	NIST SRM
1. Cobalt(II) nitrate hexahydrate (Co)	58127	050923	0.1000	200.0	0.084	1000	10000.0	**1000.0**	**2.2**	10026-22-9	0.02 mg/m3	orl-rat 691 mg/kg	3113

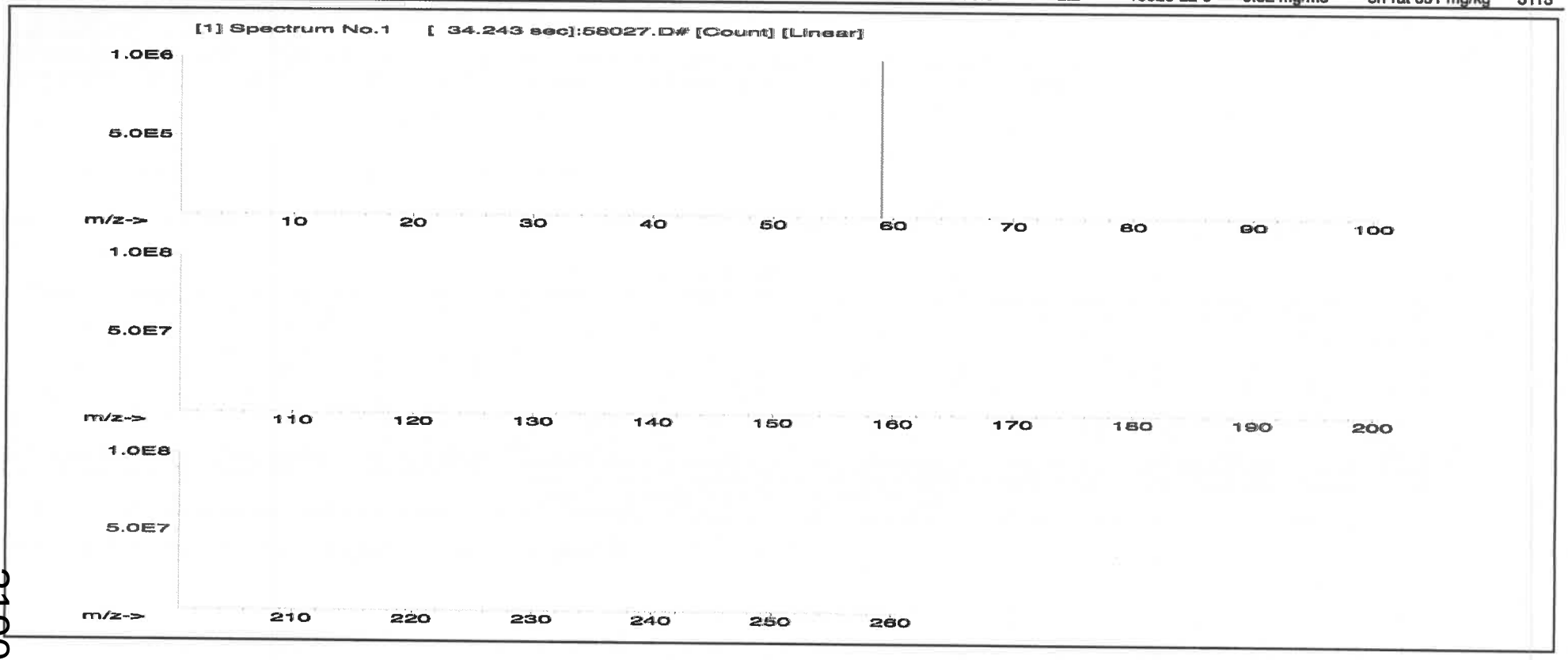

2190

Instrumental Analysis by Inductively Coupled Plasma Mass Spectroscopy (ICP-MS):

Trace Metals Verification by ICP-MS (µg/mL)																	
Al	<0.02	Cd	<0.02	Dy	<0.02	Hf	<0.02	Li	<0.02	Ni	<0.02	Pr	<0.02	Se	<0.2	Tb	<0.02	W	<0.02
Sb	<0.02	Ca	<0.2	Er	<0.02	Ho	<0.02	Lu	<0.02	Nb	<0.02	Re	<0.02	Si	<0.02	Te	<0.02	U	<0.02
As	<0.2	Ce	<0.02	Eu	<0.02	In	<0.02	Mg	<0.01	Os	<0.02	Rh	<0.02	Ag	<0.02	Tl	<0.02	V	<0.02
Ba	<0.02	Cs	<0.02	Gd	<0.02	Ir	<0.02	Mn	<0.02	Pd	<0.02	Rb	<0.02	Na	<0.2	Th	<0.02	Yb	<0.02
Be	<0.01	Cr	<0.02	Ga	<0.02	Fe	<0.2	Hg	<0.2	P	<0.02	Ru	<0.02	Sr	<0.02	Tm	<0.02	Y	<0.02
Bi	<0.02	Co	T	Gé	<0.02	La	<0.02	Mo	<0.02	Pt	<0.02	Sm	<0.02	S	<0.02	Sn	<0.02	Zn	<0.02
B	<0.02	Cu	<0.02	Au	<0.02	Pb	<0.02	Nd	<0.02	K	<0.2	Sc	<0.02	Ta	<0.02	Ti	<0.02	Zr	<0.02

(T)= Target analyte

Physical Characterization:

Certified by:

Homogeneity: No heterogeneity was observed in the preparation of this standard.

* The certified value is the concentration calculated from gravimetric and volumetric measurements unless otherwise stated.
* Purified acids, 18.2 megohm deionized water, calibrated Class A glassware and the highest purity raw materials are used in the preparation of all standards.
* All standard containers are meticulously cleaned prior to use.
* Standards are prepared gravimetrically using balances that are calibrated with weights traceable to NIST (see above).
* Standards are certifed (+/-) 0.5% of the stated value, unless otherwise stated.
* All standards should be stored with caps tight and under appropriate laboratory conditions.
* Uncertainty Reference: Taylor, B.N. and Kuyat, C.E., "Guidelines for Evaluating and Expressing the Uncertainty of NIST Measurement Result," NIST Technical Note 1297, U.S. Government Printing Office, Washington, D.C. (1994).

2191

Absolute Standards, Inc.
800-368-1131
www.absolutestandards.com

Certified Reference Material CRM

R: 02/09/24 IM5801 BH

ANAB ISO 17034 Accredited
AR-1539 Certificate Number
https://Absolutestandards.com

2192

CERTIFIED **WEIGHT** REPORT:

		Lot #	Solvent:		
Part Number:	**57033**				
Lot Number:	**111323**	24002546	Nitric Acid		
Description:	**Arsenic (As)**				
		2.0%	80.0 (mL)	Nitric Acid	
Expiration Date:	111326				
Recommended Storage:	Ambient (20 °C)				
Nominal Concentration (µg/mL):	**1000**				
NIST Test Number:	6UTB	5E-05	Balance Uncertainty		
Volume shown below was diluted to (mL):	4000.0	0.06	Flask Uncertainty		

Formulated By:	Lawrence Barry	111323
Reviewed By:	Pedro L. Rentas	111323

Compound	Part Number	Lot Number	Dilution Factor	Initial Vol. (mL)	Uncertainty Pipette (mL)	Nominal Conc. (µg/mL)	Initial Conc. (µg/mL)	Final Conc. (µg/mL)	Expanded Uncertainty +/- (µg/mL)	SDS Information (Solvent Safety Info. On Attached pg.) CAS#	OSHA PEL (TWA)	LD50	NIST SRM
1. Arsenic (As)	58133	020522	0.1000	400.0	0.084	1000	10001.0	**1000.0**	**2.0**	7440-38-2	0.5 mg/m3	orl-rat 500 mg/kg	3103a

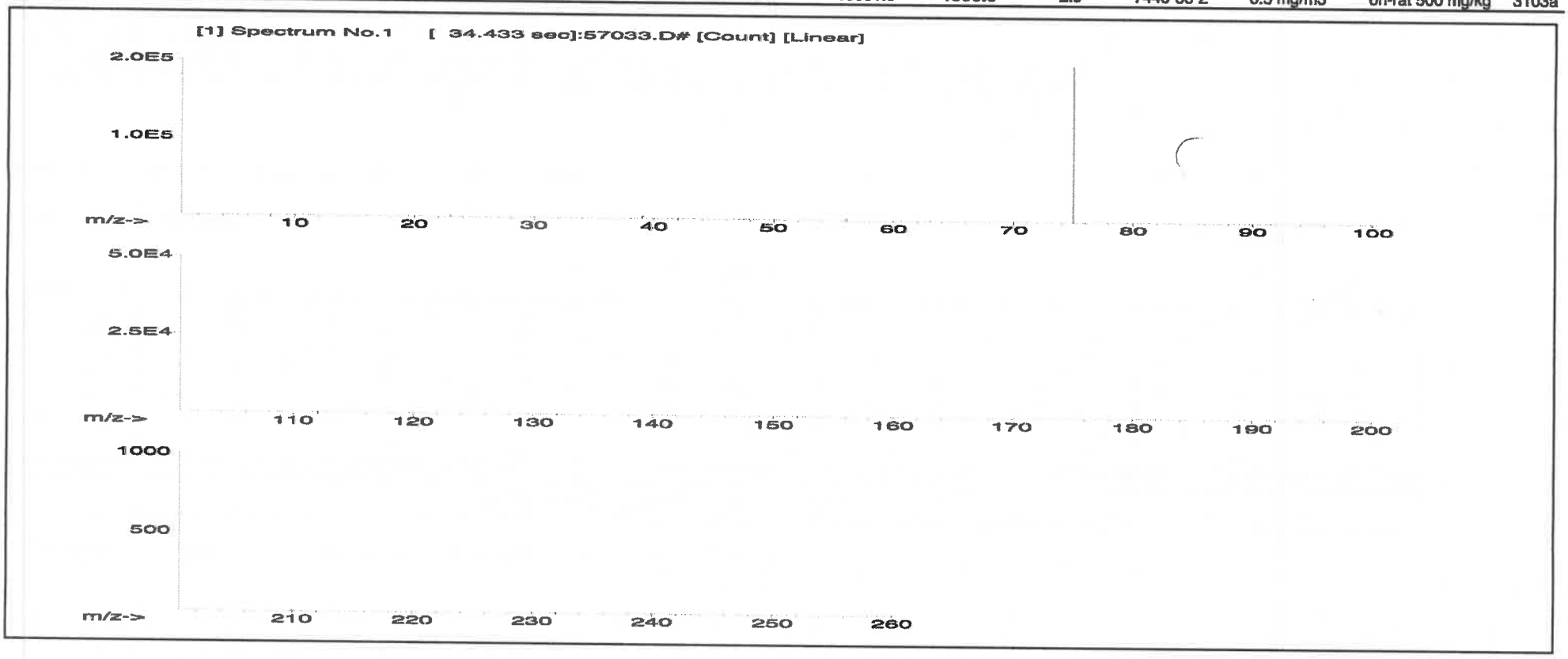

2193

Instrumental Analysis by Inductively Coupled Plasma Mass Spectrometry (ICP-MS):

Trace Metals Verification by ICP-MS (µg/mL)

Al	<0.02	Cd	<0.02	Dy	<0.02	Hf	<0.02	Li	<0.02	Ni	<0.02	Pr	<0.02	Se	<0.2	Tb	<0.02	W	<0.02
Sb	<0.02	Ca	<0.2	Er	<0.02	Ho	<0.02	Lu	<0.02	Nb	<0.02	Re	<0.02	Si	<0.02	Te	<0.02	U	<0.02
As	T	Ce	<0.02	Eu	<0.02	In	<0.02	Mg	<0.01	Os	<0.02	Rh	<0.02	Ag	<0.02	Tl	<0.02	V	<0.02
Ba	<0.02	Cs	<0.02	Gd	<0.02	Ir	<0.02	Mn	<0.02	Pd	<0.02	Rb	<0.02	Na	<0.2	Th	<0.02	Yb	<0.02
Be	<0.01	Cr	<0.02	Ga	<0.02	Fe	<0.2	Hg	<0.2	P	<0.02	Ru	<0.02	Sr	<0.02	Tm	<0.02	Y	<0.02
Bi	<0.02	Co	<0.02	Ge*	<0.02	La	<0.02	Mo	<0.02	Pt	<0.02	Sm	<0.02	S	<0.02	Sn	<0.02	Zn	<0.02
B	<0.02	Cu	<0.02	Au	<0.02	Pb	<0.02	Nd	<0.02	K	<0.2	Sc	<0.02	Ta	<0.02	Ti	<0.02	Zr	<0.02

(T) = Target analyte

Physical Characterization:

Homogeneity: No heterogeneity was observed in the preparation of this standard.

Certified by:

* The certified value is the concentration calculated from gravimetric and volumetric measurements unless otherwise stated.
* Purified acids, 18.2 megohm deionized water, calibrated Class A glassware and the highest purity raw materials are used in the preparation of all standards.
* All standard containers are meticulously cleaned prior to use.
* Standards are prepared gravimetrically using balances that are calibrated with weights traceable to NIST (see above).
* Standards are certifed (+/-) 0.5% of the stated value, unless otherwise stated.
* All standards should be stored with caps tight and under appropriate laboratory conditions.
* Uncertainty Reference: Taylor, B.N. and Kuyat, C.E., "Guidelines for Evaluating and Expressing the Uncertainty of NIST Measurement Result," NIST Technical Note 1297, U.S. Government Printing Office, Washington, D.C. (1994).

Absolute Standards, Inc.
800-368-1131
www.absolutestandards.com

Certified Reference Material CRM

R1 02/09/24. M58165

ANAB ISO 17034 Accredited
AR-1539 Certificate Number
https://Absolutestandards.com

2194

CERTIFIED WEIGHT REPORT:

			Lot #	
Part Number:	**57115**	**Solvent:**	21110221	Nitric Acid
Lot Number:	**041723**			
Description:	**Phosphorous (P)**	2%	40.0 (mL)	Nitric Acid
Expiration Date:	041726			
Recommended Storage:	Ambient (20 °C)			
Nominal Concentration (µg/mL):	**10000**			
NIST Test Number:	6UTB	5E-05	Balance Uncertainty	
Weight shown below was diluted to (mL):	2000.02	0.058	Flask Uncertainty	

Formulated By:	Lawrence Barry	041723
Reviewed By:	Pedro L. Rentas	041723

Compound	RM#	Lot Number	Nominal Conc. (µg/mL)	Purity (%)	Uncertainty Purity (%)	Assay (%)	Target Weight (g)	Actual Weight (g)	Actual Conc. (µg/mL)	Expanded Uncertainty +/- (µg/mL)	SDS Information (Solvent Safety Info. On Attached pg.) CAS#	OSHA PEL (TWA)	LD50	NIST SRM
1. Ammonium dihydrogen phosphate (P)	IN008	PV082019A1	10000	99.999	0.10	27.5	72.7287	72.7289	**10000.0**	**20.0**	7722-76-1	5 mg/m3	orl-rat >2000mg/kg	3186

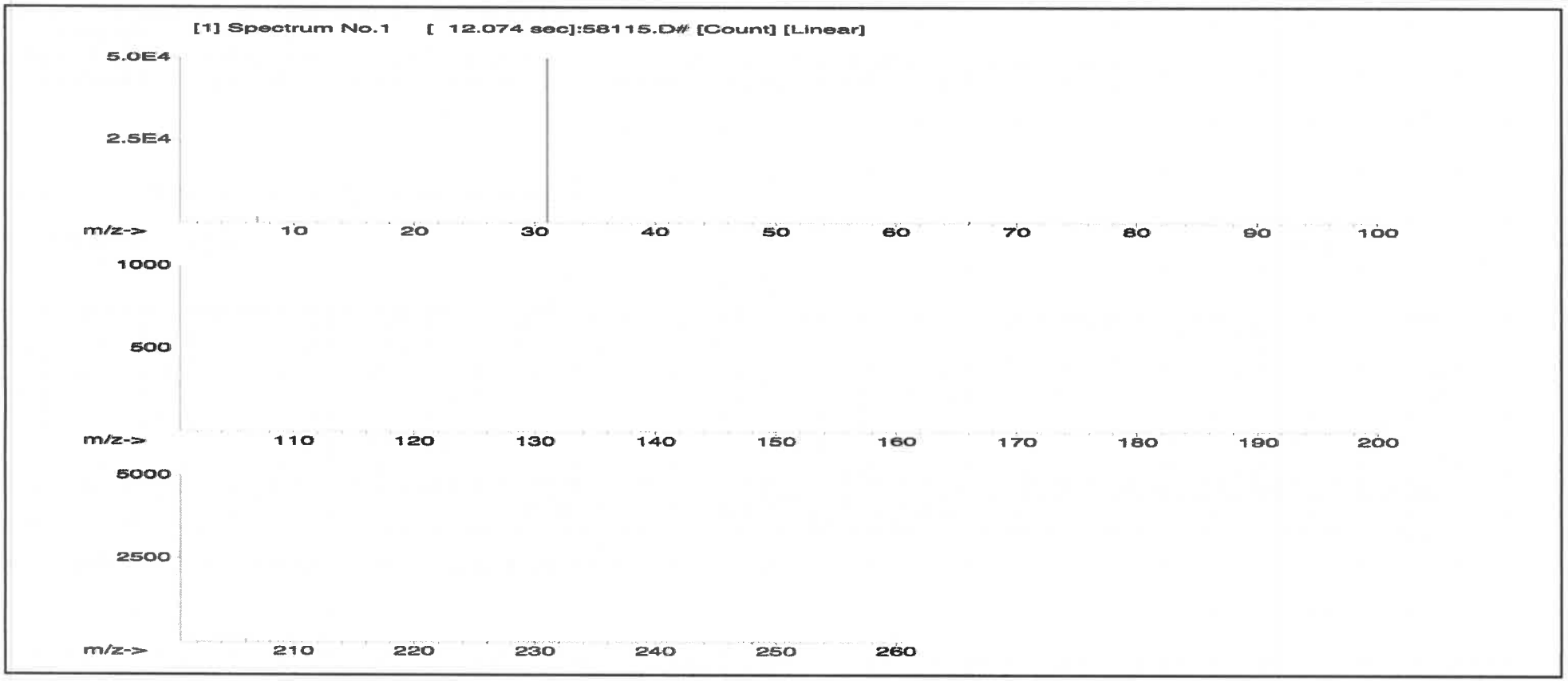

2195

Instrumental Analysis by Inductively Coupled Plasma Mass Spectroscopy (ICP-MS):

Trace Metals Verification by ICP-MS (µg/mL)																	
Al	<0.02	Cd	<0.02	Dy	<0.02	Hf	<0.02	Li	<0.02	Ni	<0.02	Pr	<0.02	Se	<0.2	Tb	<0.02	W	<0.02
Sb	<0.02	Ca	<0.2	Er	<0.02	Ho	<0.02	Lu	<0.02	Nb	<0.02	Re	<0.02	Si	<0.02	Te	<0.02	U	<0.02
As	<0.2	Ce	<0.02	Eu	<0.02	In	<0.02	Mg	<0.01	Os	<0.02	Rh	<0.02	Ag	<0.02	Tl	<0.02	V	<0.02
Ba	<0.02	Cs	<0.02	Gd	<0.02	Ir	<0.02	Mn	<0.02	Pd	<0.02	Rb	<0.02	Na	<0.2	Th	<0.02	Yb	<0.02
Be	<0.01	Cr	<0.02	Ga	<0.02	Fe	<0.2	Hg	<0.2	P	T	Ru	<0.02	Sr	<0.02	Tm	<0.02	Y	<0.02
Bi	<0.02	Co	<0.02	Ge	<0.02	La	<0.02	Mo	<0.02	Pt	<0.02	Sm	<0.02	S	<0.02	Sn	<0.02	Zn	<0.02
B	<0.02	Cu	<0.02	Au	<0.02	Pb	<0.02	Nd	<0.02	K	<0.2	Sc	<0.02	Ta	<0.02	Ti	<0.02	Zr	<0.02

(T)= Target analyte

Physical Characterization:

Certified by:

Homogeneity: No heterogeneity was observed in the preparation of this standard.

* The certified value is the concentration calculated from gravimetric and volumetric measurements unless otherwise stated.
* Purified acids, 18.2 megohm deionized water, calibrated Class A glassware and the highest purity raw materials are used in the preparation of all standards.
* All standard containers are meticulously cleaned prior to use.
* Standards are prepared gravimetrically using balances that are calibrated with weights traceable to NIST (see above).
* Standards are certifed (+/-) 0.5% of the stated value, unless otherwise stated.
* All Standards should be stored with caps tight and under appropriate laboratory conditions.
* Uncertainty Reference: Taylor, B.N. and Kuyat, C.E., "Guidelines for Evaluating and Expressing the Uncertainty of NIST Measurement Result," NIST Technical Note 1297, U.S. Government Printing Office, Washington, D.C. (1994).

Absolute Standards, Inc.
800-368-1131
www.absolutestandards.com

Certified Reference Material CRM

R: 02/09/24 M5816

ANAB ISO 17034 Accredited
AR-1539 Certificate Number
https://Absolutestandards.com

2196

CERTIFIED WEIGHT REPORT:

Part Number:	**57016**	**Solvent:**	**Lot #** 122923	ASTM Type 1 Water
Lot Number:	**122923**			
Description:	**Sulfur (S)**			
Expiration Date:	122926			
Recommended Storage:	Ambient (20 °C)			
Nominal Concentration (µg/mL):	**1000**			
NIST Test Number:	6UTB	5E-05	Balance Uncertainty	
Weight shown below was diluted to (mL):	4000.0	0.06	Flask Uncertainty	

Formulated By:	Benson Chan	122923
Reviewed By:	Pedro L. Rentas	122923

Compound	RM#	Lot Number	Nominal Conc. (µg/mL)	Purity (%)	Uncertainty Purity (%)	Assay (%)	Target Weight (g)	Actual Weight (g)	Actual Conc. (µg/mL)	Expanded Uncertainty +/- (µg/mL)	SDS Information (Solvent Safety Info. On Attached pg.) CAS#	OSHA PEL (TWA)	LD50	NIST SRM
1. Ammonium sulfate (S)	IN117	SLBR7225V	1000	99.9	0.10	24.3	16.4979	16.4980	**1000.0**	**2.0**	7783-20-2	NA	orl-rat 4250mg/kg	3181

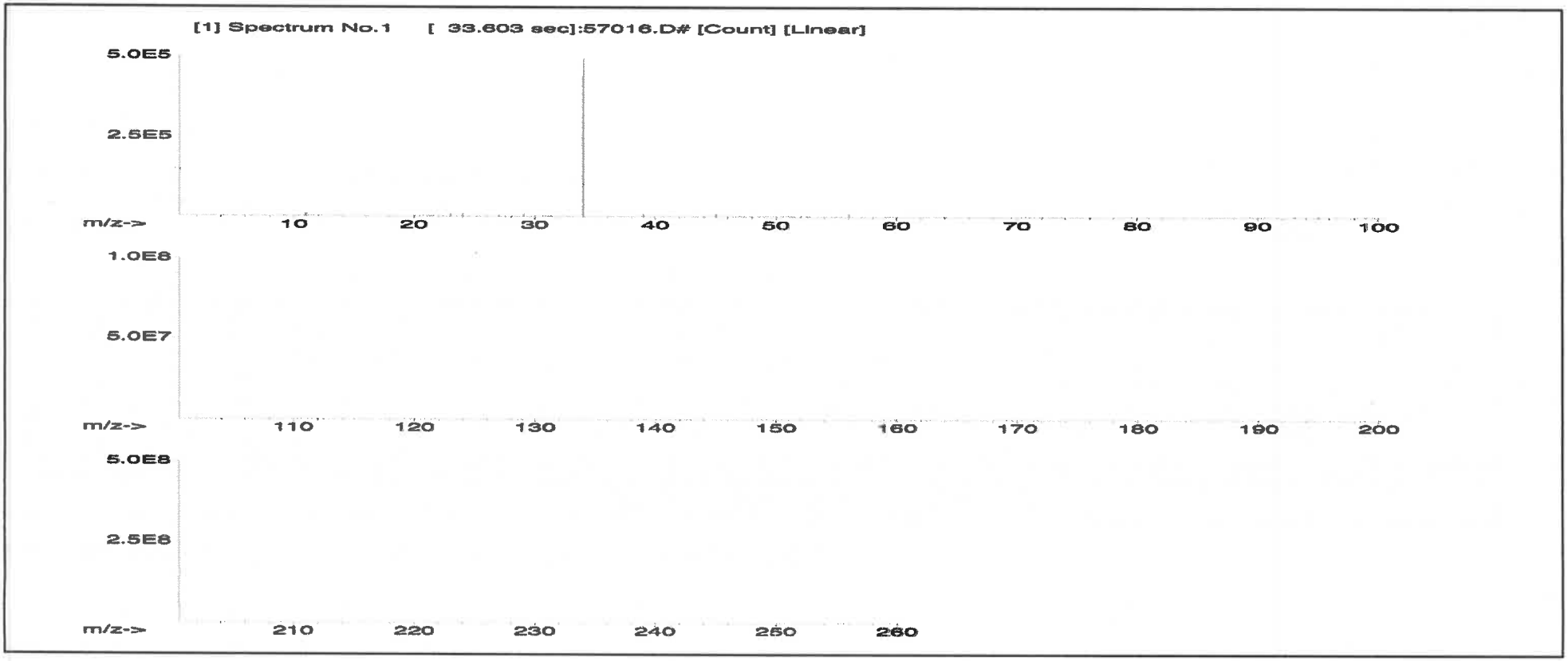

2197

Instrumental Analysis by Inductively Coupled Plasma Mass Spectrometry (ICP-MS):

Trace Metals Verification by ICP-MS (µg/mL)																	
Al	<0.02	Cd	<0.02	Dy	<0.02	Hf	<0.02	Li	<0.02	Ni	<0.02	Pr	<0.02	Se	<0.2	Tb	<0.02	W	<0.02
Sb	<0.02	Ca	<0.2	Er	<0.02	Ho	<0.02	Lu	<0.02	Nb	<0.02	Re	<0.02	Si	<0.02	Te	<0.02	U	<0.02
As	<0.2	Ce	<0.02	Eu	<0.02	In	<0.02	Mg	<0.01	Os	<0.02	Rh	<0.02	Ag	<0.02	Tl	<0.02	V	<0.02
Ba	<0.02	Cs	<0.02	Gd	<0.02	Ir	<0.02	Mn	<0.02	Pd	<0.02	Rb	<0.02	Na	<0.2	Th	<0.02	Yb	<0.02
Be	<0.01	Cr	<0.02	Ga	<0.02	Fe	<0.2	Hg	<0.2	P	<0.02	Ru	<0.02	Sr	<0.02	Tm	<0.02	Y	<0.02
Bi	<0.02	Co	<0.02	Ge	<0.02	La	<0.02	Mo	<0.02	Pt	<0.02	Sm	<0.02	S	T	Sn	<0.02	Zn	<0.02
B	<0.02	Cu	<0.02	Au	<0.02	Pb	<0.02	Nd	<0.02	K	<0.2	Sc	<0.02	Ta	<0.02	Ti	<0.02	Zr	<0.02

(T) = Target analyte

Physical Characterization:

Homogeneity: No heterogeneity was observed in the preparation of this standard.

Certified by:

* The certified value is the concentration calculated from gravimetric and volumetric measurements unless otherwise stated.
* Purified acids, 18.2 megohm deionized water, calibrated Class A glassware and the highest purity raw materials are used in the preparation of all standards.
* All standard containers are meticulously cleaned prior to use.
* Standards are prepared gravimetrically using balances that are calibrated with weights traceable to NIST (see above).
* Standards are certifed (+/-) 0.5% of the stated value, unless otherwise stated.
* All standards should be stored with caps tight and under appropriate laboratory conditions.
* Uncertainty Reference: Taylor, B.N. and Kuyat, C.E., "Guidelines for Evaluating and Expressing the Uncertainty of NIST Measurement Result," NIST Technical Note 1297, U.S. Government Printing Office, Washington, D.C. (1994).

Absolute Standards, Inc.
800-368-1131
www.absolutestandards.com

Certified Reference Material CRM

R: 02/09/24 M5817

ANAB ISO 17034 Accredited
AR-1539 Certificate Number
https://Absolutestandards.com

2198

CERTIFIED WEIGHT REPORT:

Part Number: 57116
Lot Number: 071123
Description: Sulfur (S)

Lot #
Solvent: 071123 ASTM Type 1 Water

Expiration Date: 071126
Recommended Storage: Ambient (20 °C)
Nominal Concentration (µg/mL): 10000
NIST Test Number: 6UTB 5E-05 Balance Uncertainty
Weight shown below was diluted to (mL): 1999.48 0.058 Flask Uncertainty

Formulated By:	Lawrence Barry	071123
Reviewed By:	Pedro L. Rentas	071123

Compound	RM#	Lot Number	Nominal Conc. (µg/mL)	Purity (%)	Uncertainty Purity (%)	Assay (%)	Target Weight (g)	Actual Weight (g)	Actual Conc. (µg/mL)	Expanded Uncertainty +/- (µg/mL)	SDS Information (Solvent Safety Info. On Attached pg.) CAS#	OSHA PEL (TWA)	LD50	NIST SRM
1. Ammonium sulfate (S)	IN117	SLBR7225V	10000	99.9	0.10	24.3	82.4675	82.4682	**10000.1**	**20.0**	7783-20-2	NA	orl-rat 4250mg/kg	3181

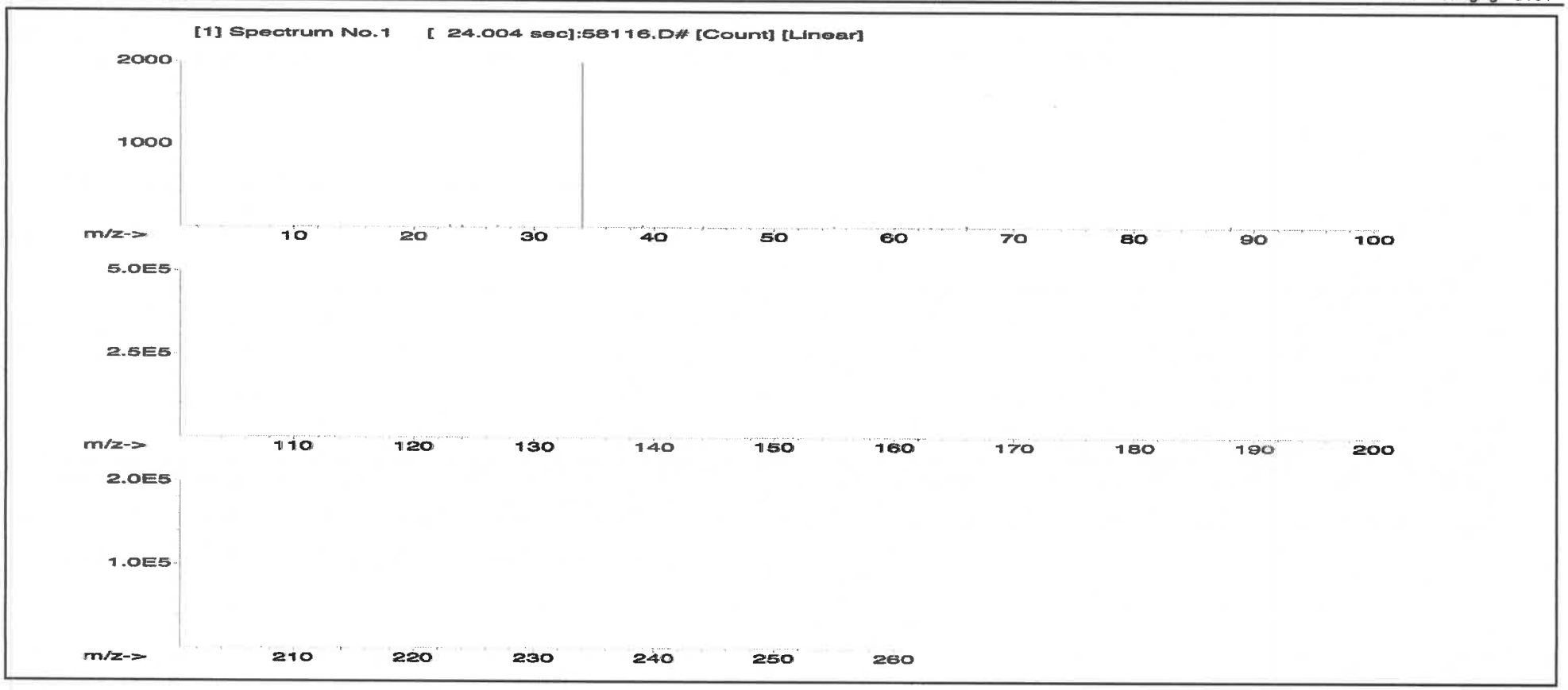

2199

Instrumental Analysis by Inductively Coupled Plasma Mass Spectrometry (ICP-MS):

Trace Metals Verification by ICP-MS (µg/mL)

Al	<0.02	Cd	<0.02	Dy	<0.02	Hf	<0.02	Li	<0.02	Ni	<0.02	Pr	<0.02	Se	<0.2	Tb	<0.02	W	<0.02
Sb	<0.02	Ca	<0.2	Er	<0.02	Ho	<0.02	Lu	<0.02	Nb	<0.02	Re	<0.02	Si	<0.02	Te	<0.02	U	<0.02
As	<0.2	Ce	<0.02	Eu	<0.02	In	<0.02	Mg	<0.01	Os	<0.02	Rh	<0.02	Ag	<0.02	Tl	<0.02	V	<0.02
Ba	<0.02	Cs	<0.02	Gd	<0.02	Ir	<0.02	Mn	<0.02	Pd	<0.02	Rb	<0.02	Na	<0.2	Th	<0.02	Yb	<0.02
Be	<0.01	Cr	<0.02	Ga	<0.02	Fe	<0.2	Hg	<0.2	P	<0.02	Ru	<0.02	Sr	<0.02	Tm	<0.02	Y	<0.02
Bi	<0.02	Co	<0.02	Ge	<0.02	La	<0.02	Mo	<0.02	Pt	<0.02	Sm	<0.02	S	T	Sn	<0.02	Zn	<0.02
B	<0.02	Cu	<0.02	Au	<0.02	Pb	<0.02	Nd	<0.02	K	<0.2	Sc	<0.02	Ta	<0.02	Ti	<0.02	Zr	<0.02

(T)= Target analyte

Physical Characterization:

Homogeneity: No heterogeneity was observed in the preparation of this standard.

Certified by:

* The certified value is the concentration calculated from gravimetric and volumetric measurements unless otherwise stated.
* Purified acids, 18.2 megohm deionized water, calibrated Class A glassware and the highest purity raw materials are used in the preparation of all standards.
* All standard containers are meticulously cleaned prior to use.
* Standards are prepared gravimetrically using balances that are calibrated with weights traceable to NIST (see above).
* Standards are certifed (+/-) 0.5% of the stated value, unless otherwise stated.
* All standards should be stored with caps tight and under appropriate laboratory conditions.
* Uncertainty Reference: Taylor, B.N. and Kuyat, C.E., "Guidelines for Evaluating and Expressing the Uncertainty of NIST Measurement Result," NIST Technical Note 1297, U.S. Government Printing Office, Washington, D.C. (1994).

Absolute Standards, Inc.
800-368-1131
www.absolutestandards.com

Certified Reference Material CRM

R: 02/09/24 M.5818

ANAB ISO 17034 Accredited
AR-1539 Certificate Number
https://Absolutestandards.com

2200

CERTIFIED WEIGHT REPORT:

Part Number: 57014
Lot Number: 122023
Description: Silicon (Si)

Expiration Date: 122026
Recommended Storage: Ambient (20 °C)
Nominal Concentration (µg/mL): 1000
NIST Test Number: 6UTB
Weight shown below was diluted to (mL): 1999.48 ± 0.058 Flask Uncertainty

Solvent: 24002546 Nitric Acid

2% 40.0 (mL) Nitric Acid

5E-05 Balance Uncertainty

Aleah O'Brady

Formulated By: Aleah O'Brady 122023

Pedro Rentas

Reviewed By: Pedro L. Rentas 122023

Compound	RM#	Lot Number	Nominal Conc. (µg/mL)	Purity (%)	Uncertainty Purity (%)	Assay (%)	Target Weight (g)	Actual Weight (g)	Actual Conc. (µg/mL)	Expanded Uncertainty +/- (µg/mL)	SDS Information (Solvent Safety Info. On Attached pg.) CAS#	OSHA PEL (TWA)	LD50	NIST SRM
1. Ammonium hexafluorosilicate (Si)	IN009	SID082022A1	1000	99.999	0.10	14.4	13.8854	13.8855	**1000.0**	**2.0**	16919-19-0	2.5 mg/m3	orl-mus 70 mg/kg	NA

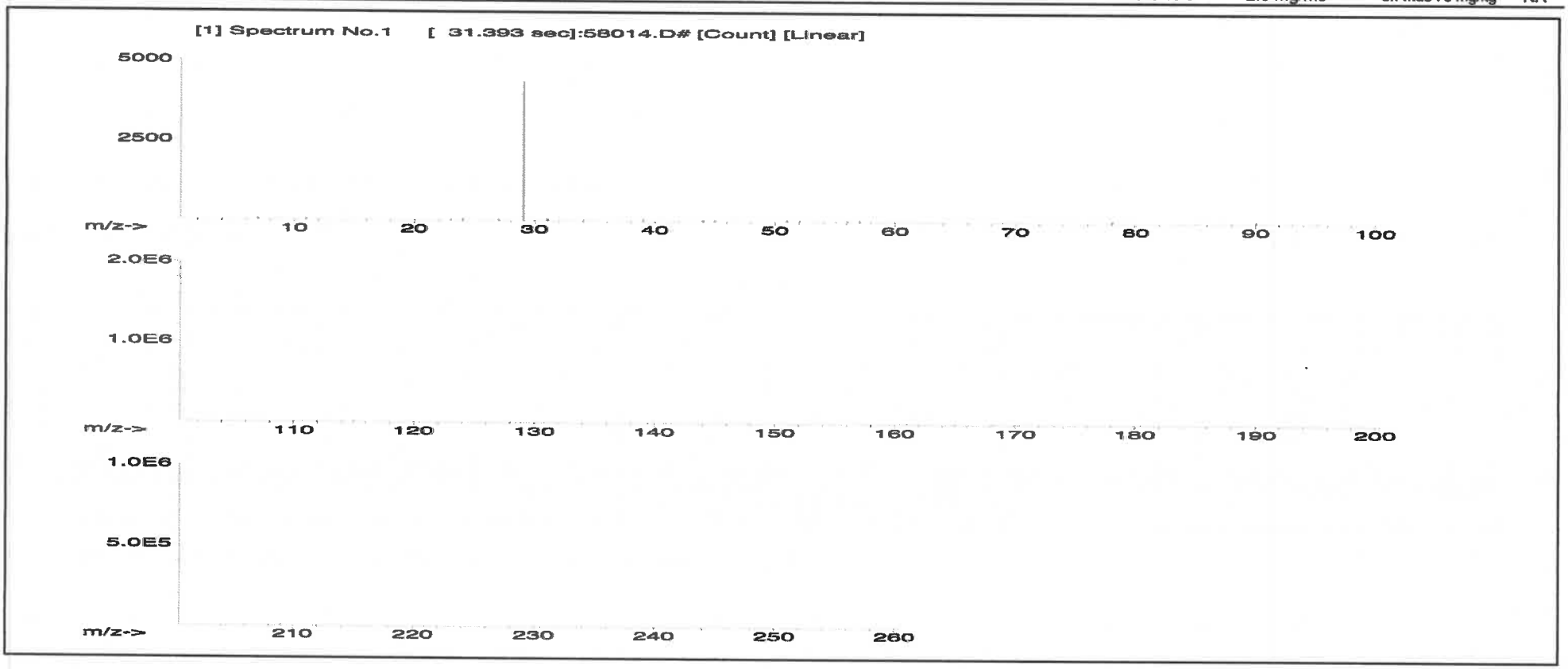

2201

Instrumental Analysis by Inductively Coupled Plasma Mass Spectrometry (ICP-MS):

Trace Metals Verification by ICP-MS (µg/mL)																	
Al	<0.02	Cd	<0.02	Dy	<0.02	Hf	<0.02	Li	<0.02	Ni	<0.02	Pr	<0.02	Se	<0.2	Tb	<0.02	W	<0.02
Sb	<0.02	Ca	<0.2	Er	<0.02	Ho	<0.02	Lu	<0.02	Nb	<0.02	Re	<0.02	Si	T	Te	<0.02	U	<0.02
As	<0.2	Ce	<0.02	Eu	<0.02	In	<0.02	Mg	<0.01	Os	<0.02	Rh	<0.02	Ag	<0.02	Tl	<0.02	V	<0.02
Ba	<0.02	Cs	<0.02	Gd	<0.02	Ir	<0.02	Mn	<0.02	Pd	<0.02	Rb	<0.02	Na	<0.2	Th	<0.02	Yb	<0.02
Be	<0.01	Cr	<0.02	Ga	<0.02	Fe	<0.2	Hg	<0.2	P	<0.02	Ru	<0.02	Sr	<0.02	Tm	<0.02	Y	<0.02
Bi	<0.02	Co	<0.02	Ge	<0.02	La	<0.02	Mo	<0.02	Pt	<0.02	Sm	<0.02	S	<0.02	Sn	<0.02	Zn	<0.02
B	<0.02	Cu	<0.02	Au	<0.02	Pb	<0.02	Nd	<0.02	K	<0.2	Sc	<0.02	Ta	<0.02	Ti	<0.02	Zr	<0.02

(T) = Target analyte

Physical Characterization:

Certified by:

Homogeneity: No heterogeneity was observed in the preparation of this standard.

* The certified value is the concentration calculated from gravimetric and volumetric measurements unless otherwise stated.
* Purified acids, 18.2 megohm deionized water, calibrated Class A glassware and the highest purity raw materials are used in the preparation of all standards.
* All standard containers are meticulously cleaned prior to use.
* Standards are prepared gravimetrically using balances that are calibrated with weights traceable to NIST (see above).
* Standards are certifed (+/-) 0.5% of the stated value, unless otherwise stated.
* All Standards should be stored with caps tight and under appropriate laboratory conditions.
* Uncertainty Reference: Taylor, B.N. and Kuyat, C.E., "Guidelines for Evaluating and Expressing the Uncertainty of NIST Measurement Result," NIST Technical Note 1297, U.S. Government Printing Office, Washington, D.C. (1994).

Absolute Standards, Inc.
800-368-1131
www.absolutestandards.com

Certified Reference Material CRM

R: 02/09/24 M5819

ANAB ISO 17034 Accredited
AR-1539 Certificate Number
https://Absolutestandards.com

2202

CERTIFIED WEIGHT REPORT:

Part Number: 58030
Lot Number: 111623
Description: Zinc (Zn)

Expiration Date: 111626
Recommended Storage: Ambient (20 °C)
Nominal Concentration (µg/mL): 1000
NIST Test Number: 6UTB

Weight shown below was diluted to (mL): 3000.4 0.06 Flask Uncertainty

		Lot #	
Solvent:	24002546	Nitric Acid	
	2%	60.0 (mL)	Nitric Acid

5E-05 Balance Uncertainty

Formulated By:	Benson Chan	111623
Reviewed By:	Pedro L. Rentas	111623

Compound	RM#	Lot Number	Nominal Conc. (µg/mL)	Purity (%)	Uncertainty Purity (%)	Assay (%)	Target Weight (g)	Actual Weight (g)	Actual Conc. (µg/mL)	Expanded Uncertainty +/- (µg/mL)	SDS Information (Solvent Safety Info. On Attached pg.) CAS#	OSHA PEL (TWA)	LD50	NIST SRM
1. Zinc nitrate hexahydrate (Zn)	IN016	ZNE032021A1	1000	99.999	0.10	24.3	12.3475	12.3502	**1000.2**	**2.0**	10196-18-6	1 mg/m3	orl-rat 1190mg/kg	3168

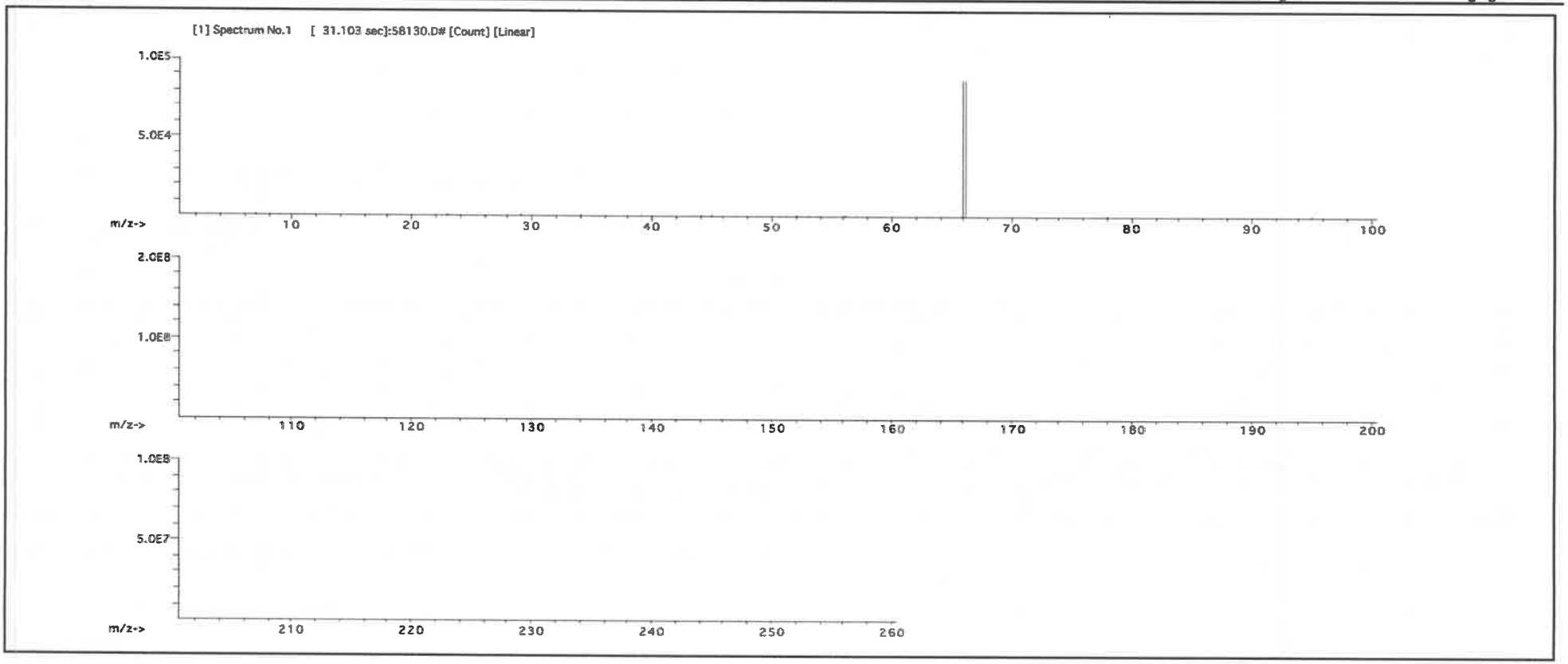

Instrumental Analysis by Inductively Coupled Plasma Mass Spectrometry (ICP-MS):

Trace Metals Verification by ICP-MS (µg/mL)

Al	<0.02	Cd	<0.02	Dy	<0.02	Hf	<0.02	Li	<0.02	Ni	<0.02	Pr	<0.02	Se	<0.2	Tb	<0.02	W	<0.02
Sb	<0.02	Ca	<0.2	Er	<0.02	Ho	<0.02	Lu	<0.02	Nb	<0.02	Re	<0.02	Si	<0.02	Te	<0.02	U	<0.02
As	<0.2	Ce	<0.02	Eu	<0.02	In	<0.02	Mg	<0.01	Os	<0.02	Rh	<0.02	Ag	<0.02	Tl	<0.02	V	<0.02
Ba	<0.02	Cs	<0.02	Gd	<0.02	Ir	<0.02	Mn	<0.02	Pd	<0.02	Rb	<0.02	Na	<0.2	Th	<0.02	Yb	<0.02
Be	<0.01	Cr	<0.02	Ga	<0.02	Fe	<0.2	Hg	<0.2	P	<0.02	Ru	<0.02	Sr	<0.02	Tm	<0.02	Y	<0.02
Bi	<0.02	Co	<0.02	Ge	<0.02	La	<0.02	Mo	<0.02	Pt	<0.02	Sm	<0.02	S	<0.02	Sn	<0.02	Zn	T
B	<0.02	Cu	<0.02	Au	<0.02	Pb	<0.02	Nd	<0.02	K	<0.2	Sc	<0.02	Ta	<0.02	Ti	<0.02	Zr	<0.02

(T) = Target analyte

Physical Characterization:

Homogeneity: No heterogeneity was observed in the preparation of this standard.

Certified by:

* The certified value is the concentration calculated from gravimetric and volumetric measurements unless otherwise stated.
* Purified acids, 18.2 megohm deionized water, calibrated Class A glassware and the highest purity raw materials are used in the preparation of all standards.
* All standard containers are meticulously cleaned prior to use.
* Standards are prepared gravimetrically using balances that are calibrated with weights traceable to NIST (see above).
* Standards are certifed (+/-) 0.5% of the stated value, unless otherwise stated.
* All standards should be stored with caps tight and under appropriate laboratory conditions.
* Uncertainty Reference: Taylor, B.N. and Kuyat, C.E., "Guidelines for Evaluating and Expressing the Uncertainty of NIST Measurement Result," NIST Technical Note 1297, U.S. Government Printing Office, Washington, D.C. (1994).

Absolute Standards, Inc.
800-368-1131
www.absolutestandards.com

Certified Reference Material CRM

R: 02/09/24 M5820

ANAB ISO 17034 Accredited
AR-1539 Certificate Number
https://Absolutestandards.com

2204

CERTIFIED WEIGHT REPORT:

Part Number:	**57015**			**Lot #**	
Lot Number:	**091123**	**Solvent:**	24002546	Nitric Acid	
Description:	**Phosphorous (P)**				
		2%	40.0 (mL)	Nitric Acid	
Expiration Date:	091126				
Recommended Storage:	Ambient (20 °C)				
Nominal Concentration (µg/mL):	**1000**				
NIST Test Number:	6UTB	5E-05	Balance Uncertainty		
Weight shown below was diluted to (mL):	2000.02	0.058	Flask Uncertainty		

Formulated By:	Lawrence Barry	091123
Reviewed By:	Pedro L. Rentas	091123

Compound	RM#	Lot Number	Nominal Conc. (µg/mL)	Purity (%)	Uncertainty Purity (%)	Assay (%)	Target Weight (g)	Actual Weight (g)	Actual Conc. (µg/mL)	Expanded Uncertainty +/- (µg/mL)	SDS Information (Solvent Safety Info. On Attached pg.) CAS#	OSHA PEL (TWA)	LD50	NIST SRM
1. Ammonium dihydrogen phosphate (P)	IN008	PV082019A1	1000	99.999	0.10	27.5	7.2729	7.2730	**1000.0**	**2.0**	7722-76-1	5 mg/m3	rl-rat >2000mg/k	3186

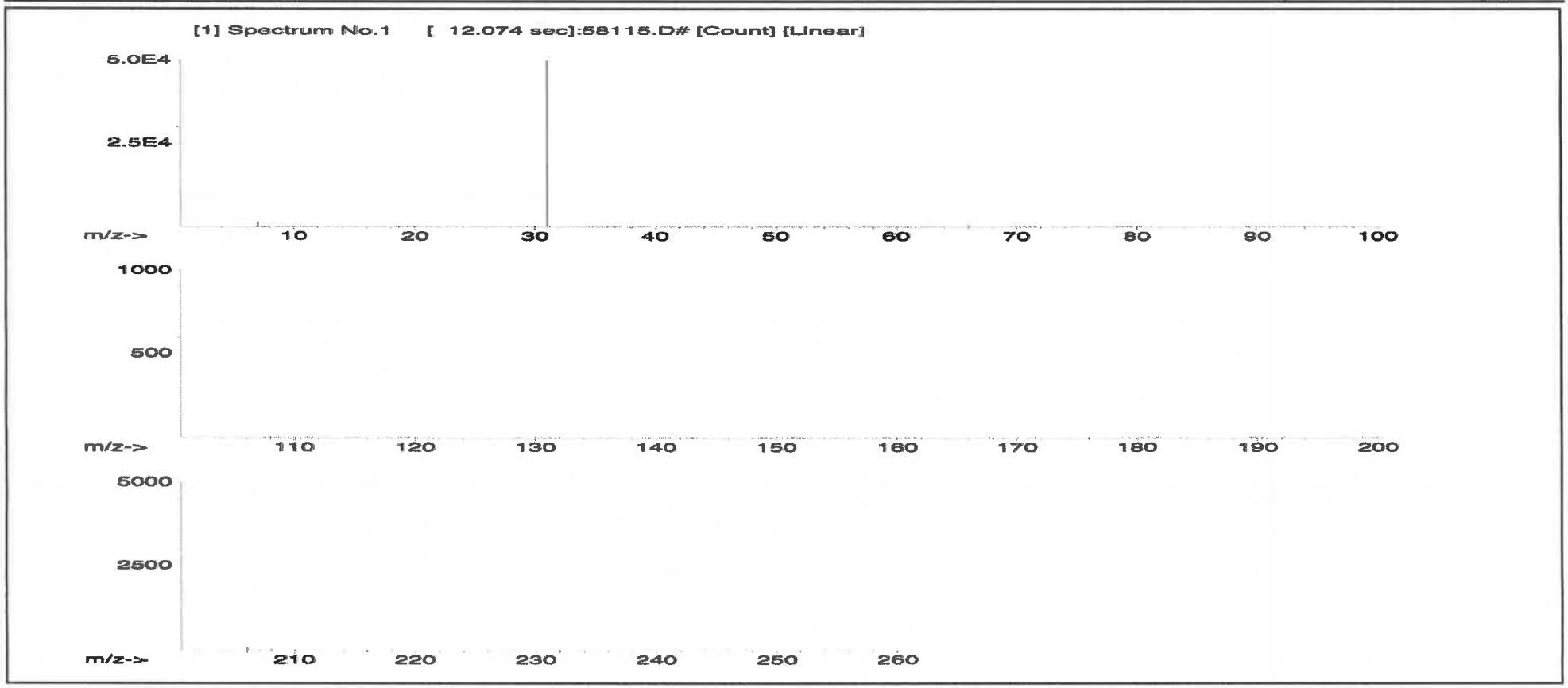

2205

Instrumental Analysis by Inductively Coupled Plasma Mass Spectrometry (ICP-MS):

Trace Metals Verification by ICP-MS (µg/mL)																	
Al	<0.02	Cd	<0.02	Dy	<0.02	Hf	<0.02	Li	<0.02	Ni	<0.02	Pr	<0.02	Se	<0.2	Tb	<0.02	W	<0.02
Sb	<0.02	Ca	<0.2	Er	<0.02	Ho	<0.02	Lu	<0.02	Nb	<0.02	Re	<0.02	Si	<0.02	Te	<0.02	U	<0.02
As	<0.2	Ce	<0.02	Eu	<0.02	In	<0.02	Mg	<0.01	Os	<0.02	Rh	<0.02	Ag	<0.02	Tl	<0.02	V	<0.02
Ba	<0.02	Cs	<0.02	Gd	<0.02	Ir	<0.02	Mn	<0.02	Pd	<0.02	Rb	<0.02	Na	<0.2	Th	<0.02	Yb	<0.02
Be	<0.01	Cr	<0.02	Ga	<0.02	Fe	<0.2	Hg	<0.2	P	T	Ru	<0.02	Sr	<0.02	Tm	<0.02	Y	<0.02
Bi	<0.02	Co	<0.02	Ge	<0.02	La	<0.02	Mo	<0.02	Pt	<0.02	Sm	<0.02	S	<0.02	Sn	<0.02	Zn	<0.02
B	<0.02	Cu	<0.02	Au	<0.02	Pb	<0.02	Nd	<0.02	K	<0.2	Sc	<0.02	Ta	<0.02	Ti	<0.02	Zr	<0.02

(T) = Target analyte

Physical Characterization:

Certified by:

Homogeneity: No heterogeneity was observed in the preparation of this standard.

* The certified value is the concentration calculated from gravimetric and volumetric measurements unless otherwise stated.
* Purified acids, 18.2 megohm deionized water, calibrated Class A glassware and the highest purity raw materials are used in the preparation of all standards.
* All standard containers are meticulously cleaned prior to use.
* Standards are prepared gravimetrically using balances that are calibrated with weights traceable to NIST (see above).
* Standards are certifed (+/-) 0.5% of the stated value, unless otherwise stated.
* All Standards should be stored with caps tight and under appropriate laboratory conditions.
* Uncertainty Reference: Taylor, B.N. and Kuyat, C.E., "Guidelines for Evaluating and Expressing the Uncertainty of NIST Measurement Result," NIST Technical Note 1297, U.S. Government Printing Office, Washington, D.C. (1994).

Absolute Standards, Inc.
800-368-1131
www.absolutestandards.com

Certified Reference Material CRM

M5961 R: 6/11/24

ANAB ISO 17034 Accredited
AR-1539 Certificate Number
https://Absolutestandards.com

2206

CERTIFIED WEIGHT REPORT:

		Lot #		
Part Number:	**57028**	**Solvent:**	24002546	Nitric Acid
Lot Number:	**041124**			
Description:	**Nickel (Ni)**			
		2%	5.0 (mL)	Nitric Acid
Expiration Date:	041127			
Recommended Storage:	Ambient (20 °C)			
Nominal Concentration (µg/mL):	**1000**			
NIST Test Number:	6UTB	5E-05	Balance Uncertainty	
Weight shown below was diluted to (mL):	249.85	0.002	Flask Uncertainty	

Formulated By:	Brian Geddes	041124
Reviewed By:	Pedro L. Rentas	041124

Compound	RM#	Lot Number	Nominal Conc. (µg/mL)	Purity (%)	Uncertainty Purity (%)	Assay (%)	Target Weight (g)	Actual Weight (g)	Actual Conc. (µg/mL)	Expanded Uncertainty +/- (µg/mL)	SDS Information (Solvent Safety Info. On Attached pg.) CAS#	OSHA PEL (TWA)	LD50	NIST SRM
1. Nickel(II) nitrate hexahydrate (Ni)	IN033	NIM052023A1	1000	99.999	0.10	20.2	1.2369	1.2369	**1000.0**	**2.0**	13478-00-7	1 mg/m3	orl-rat 1620 mg/kg	3136

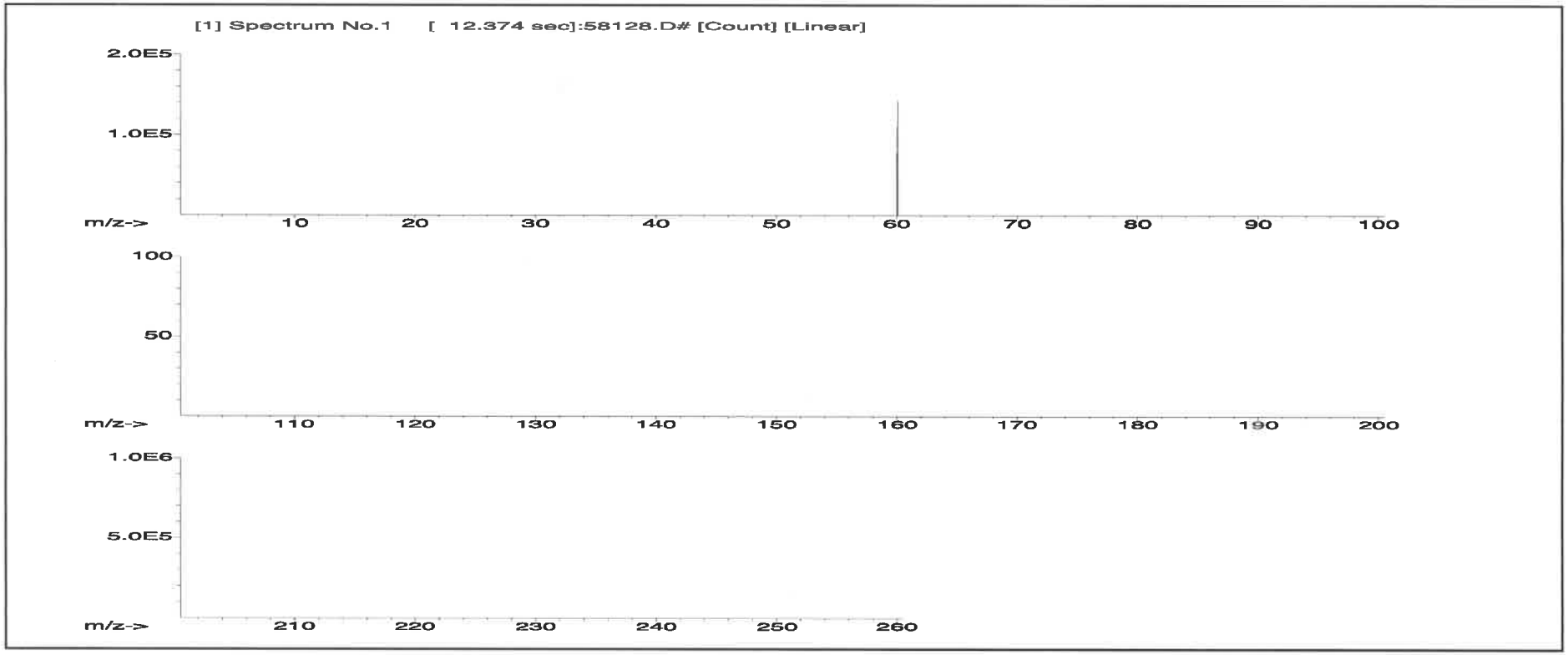

2207

Instrumental Analysis by Inductively Coupled Plasma Mass Spectrometry (ICP-MS):

Trace Metals Verification by ICP-MS (µg/mL)																	
Al	<0.02	Cd	<0.02	Dy	<0.02	Hf	<0.02	Li	<0.02	Ni	T	Pr	<0.02	Se	<0.2	Tb	<0.02	W	<0.02
Sb	<0.02	Ca	<0.2	Er	<0.02	Ho	<0.02	Lu	<0.02	Nb	<0.02	Re	<0.02	Si	<0.02	Te	<0.02	U	<0.02
As	<0.2	Ce	<0.02	Eu	<0.02	In	<0.02	Mg	<0.01	Os	<0.02	Rh	<0.02	Ag	<0.02	Tl	<0.02	V	<0.02
Ba	<0.02	Cs	<0.02	Gd	<0.02	Ir	<0.02	Mn	<0.02	Pd	<0.02	Rb	<0.02	Na	<0.2	Th	<0.02	Yb	<0.02
Be	<0.01	Cr	<0.02	Ga	<0.02	Fe	<0.2	Hg	<0.2	P	<0.02	Ru	<0.02	Sr	<0.02	Tm	<0.02	Y	<0.02
Bi	<0.02	Co	<0.02	Ge	<0.02	La	<0.02	Mo	<0.02	Pt	<0.02	Sm	<0.02	S	<0.02	Sn	<0.02	Zn	<0.02
B	<0.02	Cu	<0.02	Au	<0.02	Pb	<0.02	Nd	<0.02	K	<0.2	Sc	<0.02	Ta	<0.02	Ti	<0.02	Zr	<0.02

(T) = Target analyte

Physical Characterization:

Certified by:

Homogeneity: No heterogeneity was observed in the preparation of this standard.

* The certified value is the concentration calculated from gravimetric and volumetric measurements unless otherwise stated.
* Purified acids, 18.2 megohm deionized water, calibrated Class A glassware and the highest purity raw materials are used in the preparation of all standards.
* All standard containers are meticulously cleaned prior to use.
* Standards are prepared gravimetrically using balances that are calibrated with weights traceable to NIST (see above).
* Standards are certifed (+/-) 0.5% of the stated value, unless otherwise stated.
* All standards should be stored with caps tight and under appropriate laboratory conditions.
* Uncertainty Reference: Taylor, B.N. and Kuyat, C.E., "Guidelines for Evaluating and Expressing the Uncertainty of NIST Measurement Result," NIST Technical Note 1297, U.S. Government Printing Office, Washington, D.C. (1994).

Absolute Standards, Inc.
800-368-1131
www.absolutestandards.com

Certified Reference Material CRM

M5962 R! 06/14/24.

ANAB ISO 17034 Accredited
AR-1539 Certificate Number
https://Absolutestandards.com

2208

CERTIFIED WEIGHT REPORT:

		Lot #	Solvent:	
Part Number:	**57034**	24002546	Nitric Acid	
Lot Number:	**060624**			
Description:	**Selenium (Se)**			
		2.0%	40.0 (mL)	Nitric Acid
Expiration Date:	060627			
Recommended Storage:	Ambient (20 °C)			
Nominal Concentration (µg/mL):	**1000**			
NIST Test Number:	6UTB	5E-05	Balance Uncertainty	
Volume shown below was diluted to (mL):	2000.07	0.100	Flask Uncertainty	

Formulated By:	Benson Chan	060624
Reviewed By:	Pedro L. Rentas	060624

Compound	Part Number	Lot Number	Dilution Factor	Initial Vol. (mL)	Uncertainty Pipette (mL)	Nominal Conc. (µg/mL)	Initial Conc. (µg/mL)	Final Conc. (µg/mL)	Expanded Uncertainty +/- (µg/mL)	SDS Information (Solvent Safety Info. On Attached pg.) CAS#	OSHA PEL (TWA)	LD50	NIST SRM
1. Selenium (Se)	58134	071223	0.1000	200.0	0.084	1000	10002.5	**1000.0**	**2.2**	7782-49-2	0.2 mg/m3	orl-rat 6700 mg/kg	3149

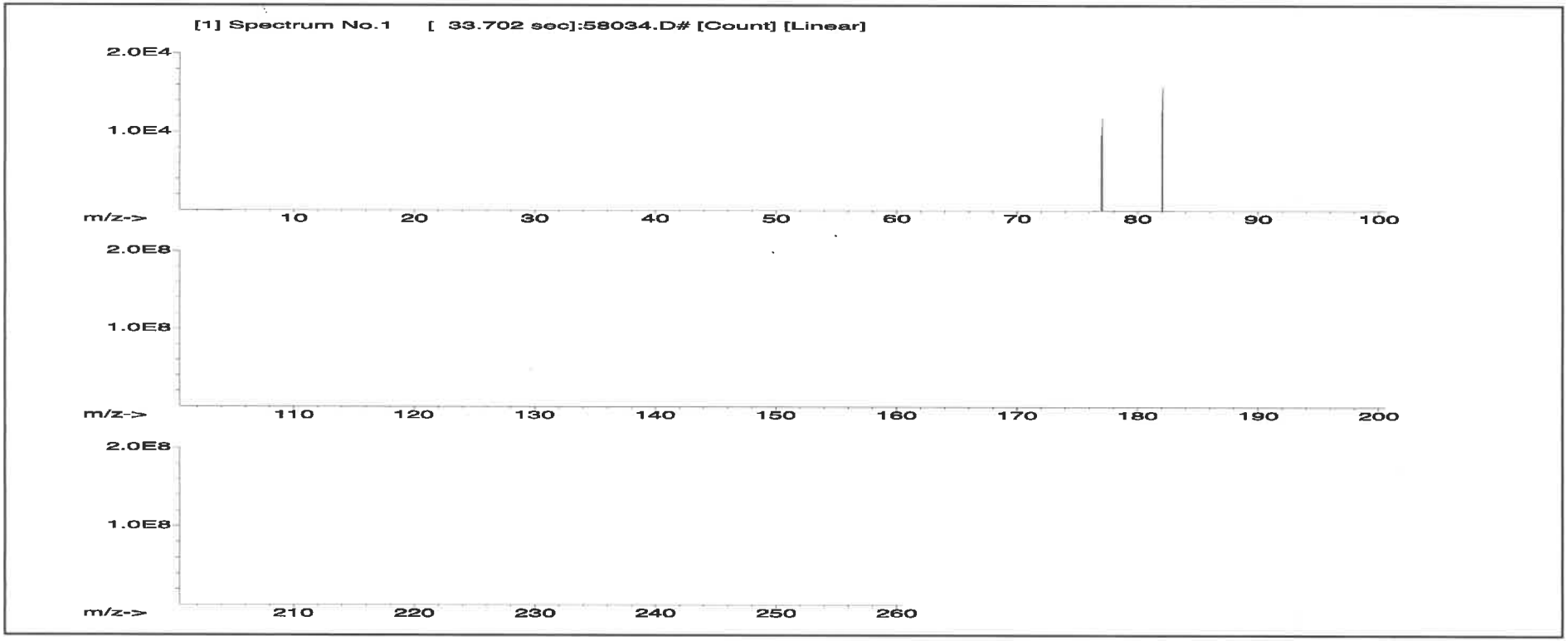

2209

Instrumental Analysis by Inductively Coupled Plasma Mass Spectrometry (ICP-MS):

Trace Metals Verification by ICP-MS (µg/mL)																		
Al	<0.02	Cd	<0.02	Dy	<0.02	Hf	<0.02	Li	<0.02	Ni	<0.02	Pr	<0.02	Se	T	Tb	<0.02	W	<0.02
Sb	<0.02	Ca	<0.2	Er	<0.02	Ho	<0.02	Lu	<0.02	Nb	<0.02	Re	<0.02	Si	<0.02	Te	<0.02	U	<0.02
As	<0.2	Ce	<0.02	Eu	<0.02	In	<0.02	Mg	<0.01	Os	<0.02	Rh	<0.02	Ag	<0.02	Tl	<0.02	V	<0.02
Ba	<0.02	Cs	<0.02	Gd	<0.02	Ir	<0.02	Mn	<0.02	Pd	<0.02	Rb	<0.02	Na	<0.2	Th	<0.02	Yb	<0.02
Be	<0.01	Cr	<0.02	Ga	<0.02	Fe	<0.2	Hg	<0.2	P	<0.02	Ru	<0.02	Sr	<0.02	Tm	<0.02	Y	<0.02
Bi	<0.02	Co	<0.02	Ge	<0.02	La	<0.02	Mo	<0.02	Pt	<0.02	Sm	<0.02	S	<0.02	Sn	<0.02	Zn	<0.02
B	<0.02	Cu	<0.02	Au	<0.02	Pb	<0.02	Nd	<0.02	K	<0.2	Sc	<0.02	Ta	<0.02	Ti	<0.02	Zr	<0.02

(T) = Target analyte

Physical Characterization:

Homogeneity: No heterogeneity was observed in the preparation of this standard.

Certified by:

* The certified value is the concentration calculated from gravimetric and volumetric measurements unless otherwise stated.
* Purified acids, 18.2 megohm deionized water, calibrated Class A glassware and the highest purity raw materials are used in the preparation of all standards.
* All standard containers are meticulously cleaned prior to use.
* Standards are prepared gravimetrically using balances that are calibrated with weights traceable to NIST (see above).
* Standards are certifed (+/-) 0.5% of the stated value, unless otherwise stated.
* All standards should be stored with caps tight and under appropriate laboratory conditions.
* Uncertainty Reference: Taylor, B.N. and Kuyat, C.E., "Guidelines for Evaluating and Expressing the Uncertainty of NIST Measurement Result," NIST Technical Note 1297, U.S. Government Printing Office, Washington, D.C. (1994).

INORGANIC VENTURES
Refine your results. Redefine your industry.

Certificate of Analysis

M5976, M5977
R: 02/22/24

300 Technology Drive
Christiansburg, VA 24073 USA
inorganicventures.com

P: 800-669-6799/540-585-3030
F: 540-585-3012
info@inorganicventures.com

1.0 ACCREDITATION / REGISTRATION

INORGANIC VENTURES is accredited to ISO 17034, "General Requirements for the Competence of Reference Material Producers" and ISO/IEC 17025, "General Requirements for the Competence of Testing and Calibration Laboratories". Inorganic Ventures is also an ISO 9001 registered manufacturer (QSR Certificate Number QSR-1034).

ACCREDITED Testing Laboratory Certificate 883.01
ACCREDITED Reference Material Producer Certificate 883.02

2.0 PRODUCT DESCRIPTION

Product Code:	Single Analyte Custom Grade Solution
Catalog Number:	CGMO1
Lot Number:	T2-MO720876
Matrix:	H2O tr. NH4OH
Value / Analyte(s):	1 000 µg/mL ea: Molybdenum
Starting Material:	Ammonium Molybdate
Starting Material Lot#:	2361
Starting Material Purity:	99.9893%

3.0 CERTIFIED VALUES AND UNCERTAINTIES

Certified Value: 998 ± 7 µg/mL

Density: 1.000 g/mL (measured at 20 ± 4 °C)

Assay Information:

Assay Method #1 **998 ± 4 µg/mL**
ICP Assay NIST SRM 3134 Lot Number: 130418

- The Calculated Value is a value calculated from the weight of a starting material that has been certified directly vs. a National Institute of Standards and Technology (NIST) SRM/RM. See Sec 4.2 for balance traceability.

The following equations are used in the calculation of the certified value and the uncertainty. Reported uncertainties represent expanded uncertainties expressed at approximately the 95% confidence level using a coverage factor of k = 2.

Characterization of CRM/RM by Two or More Methods

Certified Value, $X_{CRM/RM}$, where two or more methods of characterization are used is the weighted mean of the results:

$X_{CRM/RM} = \Sigma(w_i)(X_i)$

X_i = mean of Assay Method i with standard uncertainty $u_{char\ i}$

w_i = the weighting factors for each method calculated using the inverse square of the variance.

$w_i = (1/u_{char\ i})^2 / (\Sigma(1/(u_{char\ i})^2)$

CRM/RM Expanded Uncertainty (±) = $U_{CRM/RM} = k\,(u^2_{char} + u^2_{bb} + u^2_{lts} + u^2_{ts})^{½}$

k = coverage factor = 2

$u_{char} = [\Sigma((w_i)^2\,(u_{char\ i})^2)]^{½}$ where $u_{char\ i}$ are the errors from each characterization method

u_{bb} = bottle to bottle homogeneity standard uncertainty

u_{lts} = long term stability standard uncertainty (storage)

u_{ts} = transport stability standard uncertainty

Characterization of CRM/RM by One Method

Certified Value, $X_{CRM/RM}$, where one method of characterization is used is the mean of individual results:

$X_{CRM/RM} = (X_a)\,(u_{char\ a})$

X_a = mean of Assay Method A with

$u_{char\ a}$ = the standard uncertainty of characterization Method A

CRM/RM Expanded Uncertainty (±) = $U_{CRM/RM} = k\,(u^2_{char\ a} + u^2_{bb} + u^2_{lts} + u^2_{ts})^{½}$

k = coverage factor = 2

$u_{char\ a}$ = the errors from characterization

u_{bb} = bottle to bottle homogeneity standard uncertainty

u_{lts} = long term stability standard uncertainty (storage)

u_{ts} = transport stability standard uncertainty

2210

4.0 TRACEABILITY TO NIST

- This product is traceable to NIST via an unbroken chain of comparisons. The uncertainties for each certified value are reported, taking into account the SRM/RM uncertainty error and the measurement, weighing and volume dilution errors. In rare cases where no NIST SRM/RM are available, the term 'in-house std.' is specified.

4.1 Thermometer Calibration

- All thermometers are NIST traceable through thermometers that are calibrated by an accredited calibration laboratory.

4.2 Balance Calibration

- All analytical balances are calibrated by an accredited calibration laboratory and procedure. The weights used for testing are annually compared to master weights and are traceable to NIST.

4.3 Glassware Calibration

- An in-house procedure is used to calibrate all Class A glassware used in the manufacturing and quality control of CRM/RMs.

5.0 TRACE METALLIC IMPURITIES (TMI) DETERMINED BY ICP-MS AND ICP-OES (µg/mL)

CRM/RMs are tested for trace metallic impurities by Axial ICP-OES and ICP-MS. The result from the most sensitive method for each element, is reported below. Solutions tested by ICP-MS were analyzed in an ULPA-Filtered Clean Room. An ULPA-Filter is 99.9985% efficient for the removal of particles down to 0.3 µm.

M	Ag	<	0.000590	M	Eu	<	0.000300	M	Na		0.000879	M	Se	<	0.008000	M	Zn		0.000598
M	Al		0.000563	M	Fe	<	0.006500	M	Nb	<	0.029000	i	Si	<		M	Zr	<	0.001800
M	As	<	0.002100	M	Ga	<	0.000300	i	Nd	<		M	Sm	<	0.000300				
M	Au	<	0.000300	M	Gd	<	0.000300	M	Ni	<	0.008000	M	Sn	<	0.008900				
M	B	<	0.003300	M	Ge	<	0.000300	M	Os	<	0.000590	M	Sr		0.000175				
M	Ba		0.001689	M	Hf	<	0.001800	i	P	<		M	Ta	<	0.004200				
M	Be	<	0.000890	M	Hg	<	0.003300	M	Pb	<	0.000300	M	Tb	<	0.000300				
M	Bi	<	0.000890	M	Ho	<	0.000300	M	Pd	<	0.001800	M	Te	<	0.021000				
O	Ca		0.006334	M	In	<	0.032000	M	Pr	<	0.013000	M	Th	<	0.000300				
O	Cd	<	0.026000	M	Ir	<	0.000300	M	Pt	<	0.000300	O	Tl	<	0.032000				
M	Ce	<	0.008300	M	K		0.130213	M	Rb		0.004575	M	Tl		0.001266				
M	Co		0.000598	M	La	<	0.000300	M	Re	<	0.000300	M	Tm	<	0.000300				
M	Cr		0.000527	O	Li		0.000059	M	Rh	<	0.000300	M	U	<	0.005300				
M	Cs		0.000527	M	Lu	<	0.000300	M	Ru	<	0.079000	M	V	<	0.000890				
M	Cu		0.002252	M	Mg		0.000563	i	S	<		M	W		0.087982				
M	Dy	<	0.000300	M	Mn	<	0.005900	M	Sb		0.001513	M	Y	<	0.000300				
M	Er	<	0.000300	s	Mo	<		M	Sc	<	0.001200	M	Yb	<	0.000300				

M - Checked by ICP-MS O - Checked by ICP-OES i - Spectral Interference
n - Not Checked For s - Solution Standard Element

6.0 INTENDED USE

- For the calibration of analytical instruments and validation of analytical methods as appropriate.

7.0 INSTRUCTIONS FOR THE CORRECT USE OF THIS REFERENCE MATERIAL

7.1 Storage and Handling Recommendations

- Store between approximately 4° - 30° C while in sealed TCT bag.

- While stored in the sealed TCT bag, transpiration of this CRM/RM is negligible. After opening the sealed TCT bag transpiration of the CRM/RM will occur, resulting in a gradual increase in the analyte concentration(s). It is the responsibility of the user to account for this effect. When the bottle is weighed both before and after being placed in storage, the mass difference observed will be a measure of transpiration mass loss.

- After opening the sealed TCT bag, keep cap tightly sealed when not in use and store between 4° - 24° C to minimize the effects of transpiration. Use at 20° ± 4° C to minimize volumetric dilution error when using the reported density. Do not pipette from the container. Do not return removed aliquots to container.

- For more information, visit **www.inorganicventures.com/TCT**

Atomic Weight; Valence; Coordination Number; Chemical Form in Solution - 95.94 +6 6,7,8,9 [MoO4]-2(chemical form as received)

Chemical Compatibility -Mo is received in a NH4OH matrix giving the operator the option of using HCl or HF to stabilize acidic solutions. The [MoO4]-2 is soluble in concentrated HCl [MoOCl5]-2, dilute HF / HNO3 [MoOF5]-2 and basic media [MoO4]-2. Stable at ppm levels with some metals provided it is fluorinated. Do not mix with Alkaline or Rare Earths when HF is present. Stable with most inorganic anions provided it is in the [MoO4]-2 chemical form.

Stability - 2-100 ppb levels stable (alone or mixed with all other metals that are at comparable levels) as the [MoOF5]-2 for months in 1% HNO3 / LDPE container. 1-10,000 ppm single element solutions as the [MoO4]-2 chemically stable for years in 1% NH4OH in a LDPE container.

Mo Containing Samples (Preparation and Solution) -Metal (Soluble in HF / HNO3 or hot dilute HCl); Oxide (soluble in HF or NH4OH) ; Organic Matrices (Dry ash at 450EC in Pt0 and dissolve oxide with HF or HCl).

Atomic Spectroscopic Information (ICP-OES D.L.s are given as radial/axial view):

Technique/Line	**Estimated D.L.**	**Order**	**Interferences** (underlined indicates severe)
ICP-MS 95 amu	3 ppt	n/a	40Ar39K16O,79Br1 6O,190Os2+,190Pt 2+
ICP-OES 202.030 nm	0.008 / 0.0002 µg/mL	1	Os, Hf
ICP-OES 203.844 nm	0.012 / 0.002 µg/mL	1	
ICP-OES 204.598 nm	0.012 / 0.001 µg/mL	1	Ir, Ta

8.0 HAZARDOUS INFORMATION

- Please refer to the Safety Data Sheet for information regarding this CRM/RM.

9.0 HOMOGENEITY

- This solution was mixed according to an in-house procedure and is guaranteed to be homogeneous. Homogeneity data indicate that the end user should take a minimum sample size of 0.2 mL to assure homogeneity.

10.0 QUALITY STANDARD DOCUMENTATION

10.1 ISO 9001 Quality Management System Registration

- QSR Certificate Number QSR-1034

10.2 ISO/IEC 17025 "General Requirements for the Competence of Testing and Calibration Laboratories"

- Chemical Testing - Accredited / A2LA Certificate Number 883.01

10.3 ISO 17034 "General Requirements for the Competence of Reference Material Producers"

- Reference Material Producer - Accredited / A2LA Certificate Number 883.02

11.0 CERTIFICATION, LOT EXPIRATION AND PERIOD OF VALIDITY

11.1 Certification Issue Date

July 17, 2022

- The certification is valid within the measurement uncertainty specified provided the CRM/RM is stored and handled in accordance with instructions given in Sec 7.1. This certification is nullified if instructions in Sec 7.1 are not followed or if the CRM/RM is damaged, contaminated, or otherwise modified.

11.2 Lot Expiration Date

- July 17, 2027

- The date after which this CRM/RM should not be used.

- The lot expiration date reflects the period of time that the stability of a CRM/RM can be supported by long term stability studies conducted on properly stored and handled CRM/RMs. Lot expiration is limited primarily by transpiration (loss of water from the solution) and infrequently by chemical stability.

11.3 Period of Validity

- Sealed TCT Bag Open Date: _____

- This CRM/RM should not be used longer than one year (or six months in the case of a 30 mL bottle) from the date of opening the aluminized bag or after the date given in Sec. 11.2, whichever comes first. This is contingent upon the CRM/RM being stored and handled in accordance with the instructions given in Sec. 7.1.

12.0 NAMES AND SIGNATURES OF CERTIFYING OFFICERS

Certificate Prepared By:

Uyen Truong
Supervisor, Product Documentation



Certificate Approved By:

Michael Booth
Director, Technical



Certifying Officer:

Paul Gaines
Chairman / Senior Technical Director



2214

M5978, M5979

INORGANIC VENTURES™
Refine your results. Redefine your industry.

Certificate of Analysis

300 Technology Drive
Christiansburg, VA 24073 USA
inorganicventures.com

R: 2/22/24

P: 800-669-6799/540-585-3030
F: 540-585-3012
info@inorganicventures.com

1.0 ACCREDITATION / REGISTRATION

INORGANIC VENTURES is accredited to ISO 17034, "General Requirements for the Competence of Reference Material Producers" and ISO/IEC 17025, "General Requirements for the Competence of Testing and Calibration Laboratories". Inorganic Ventures is also an ISO 9001 registered manufacturer (QSR Certificate Number QSR-1034).

ACCREDITED Testing Laboratory Certificate 883.01 ACCREDITED Reference Material Producer Certificate 883.02

2.0 PRODUCT DESCRIPTION

Product Code:	Single Analyte Custom Grade Solution
Catalog Number:	CGTI1
Lot Number:	T2-TI719972
Matrix:	2% (v/v) HNO3 tr. HF
Value / Analyte(s):	1 000 µg/mL ea: Titanium
Starting Material:	Ti Metal
Starting Material Lot#:	2094
Starting Material Purity:	99.9975%

3.0 CERTIFIED VALUES AND UNCERTAINTIES

Certified Value: 1002 ± 5 µg/mL

Density: 1.012 g/mL (measured at 20 ± 4 °C)

Assay Information:

Assay Method #1 **1002 ± 4 µg/mL**
ICP Assay NIST SRM 3162a Lot Number: 130925

- The Calculated Value is a value calculated from the weight of a starting material that has been certified directly vs. a National Institute of Standards and Technology (NIST) SRM/RM. See Sec 4.2 for balance traceability.

The following equations are used in the calculation of the certified value and the uncertainty. Reported uncertainties represent expanded uncertainties expressed at approximately the 95% confidence level using a coverage factor of k = 2.

Characterization of CRM/RM by Two or More Methods

Certified Value, $X_{CRM/RM}$, where two or more methods of characterization are used is the weighted mean of the results:

$X_{CRM/RM} = \Sigma(w_i)(X_i)$

X_i = mean of Assay Method i with standard uncertainty $u_{char\ i}$
w_i = the weighting factors for each method calculated using the inverse square of the variance

$w_i = (1/u_{char\ i}^2) / (\Sigma(1/u_{char\ i}^2))$

CRM/RM Expanded Uncertainty (±) = $U_{CRM/RM} = k\ (u^2_{char} + u^2_{bb} + u^2_{lts} + u^2_{ts})^{1/2}$

k = coverage factor = 2

$u_{char} = (\Sigma(w_i)^2\ (u_{char\ i})^2)^{1/2}$ where $u_{char\ i}$ are the errors from each characterization method

u_{bb} = bottle to bottle homogeneity standard uncertainty
u_{lts} = long term stability standard uncertainty (storage)
u_{ts} = transport stability standard uncertainty

Characterization of CRM/RM by One Method

Certified Value, $X_{CRM/RM}$, where one method of characterization is used is the mean of individual results:

$X_{CRM/RM} = (X_a)\ (u_{char\ a})$

X_a = mean of Assay Method A with
$u_{char\ a}$ = the standard uncertainty of characterization Method A

CRM/RM Expanded Uncertainty (±) = $U_{CRM/RM} = k\ (u^2_{char\ a} + u^2_{bb} + u^2_{lts} + u^2_{ts})^{1/2}$

k = coverage factor = 2

$u_{char\ a}$ = the errors from characterization
u_{bb} = bottle to bottle homogeneity standard uncertainty
u_{lts} = long term stability standard uncertainty (storage)
u_{ts} = transport stability standard uncertainty

4.0 TRACEABILITY TO NIST

- This product is traceable to NIST via an unbroken chain of comparisons. The uncertainties for each certified value are reported, taking into account the SRM/RM uncertainty error and the measurement, weighing and volume dilution errors. In rare cases where no NIST SRM/RM are available, the term 'in-house std.' is specified.

4.1 Thermometer Calibration

- All thermometers are NIST traceable through thermometers that are calibrated by an accredited calibration laboratory.

4.2 Balance Calibration

- All analytical balances are calibrated by an accredited calibration laboratory and procedure. The weights used for testing are annually compared to master weights and are traceable to NIST.

4.3 Glassware Calibration

- An in-house procedure is used to calibrate all Class A glassware used in the manufacturing and quality control of CRM/RMs.

5.0 TRACE METALLIC IMPURITIES (TMI) DETERMINED BY ICP-MS AND ICP-OES (µg/mL)

CRM/RMs are tested for trace metallic impurities by Axial ICP-OES and ICP-MS. The result from the most sensitive method for each element, is reported below. Solutions tested by ICP-MS were analyzed in an ULPA-Filtered Clean Room. An ULPA-Filter is 99.9985% efficient for the removal of particles down to 0.3 µm.

M	Ag	<	0.000536	M	Eu	<	0.000268	O	Na	<	0.032670	M	Se		0.001204	O	Zn	<	0.003267
O	Al		0.000872	O	Fe		0.003225	O	Nb	<	0.043560	O	Si		0.004735	O	Zr	<	0.043560
M	As	<	0.008586	M	Ga	<	0.000268	M	Nd	<	0.000268	M	Sm	<	0.000268				
M	Au	<	0.004577	M	Gd	<	0.000268	O	Ni	<	0.010890	M	Sn		0.000096				
O	B	<	0.008929	M	Ge	<	0.002146	M	Os	<	0.000269	O	Sr		0.000096				
M	Ba	<	0.002683	M	Hf		0.002161	O	P	<	0.054450	M	Ta		0.010560				
M	Be	<	0.005366	M	Hg	<	0.003231	M	Pb	<	0.001073	M	Tb	<	0.000268				
M	Bi	<	0.001609	M	Ho	<	0.000268	M	Pd	<	0.000268	M	Te	<	0.001341				
O	Ca		0.000676	M	In	<	0.002683	M	Pr	<	0.000268	M	Th	<	0.053663				
M	Cd	<	0.000268	M	Ir	<	0.000269	M	Pt	<	0.000536	s	Ti	<					
M	Ce	<	0.000268	M	K		0.001172	M	Rb	<	0.000268	M	Tl	<	0.000268				
M	Co	<	0.004293	M	La	<	0.000268	M	Re	<	0.000268	M	Tm	<	0.000268				
M	Cr		0.000752	O	Li	<	0.027225	M	Rh	<	0.000268	M	U	<	0.000268				
M	Cs	<	0.000268	M	Lu	<	0.000268	M	Ru	<	0.000269	M	V	<	0.019855				
O	Cu	<	0.010890	O	Mg	<	0.005445	i	S	<		M	W		0.000473				
M	Dy	<	0.000268	O	Mn	<	0.003267	M	Sb	<	0.006976	M	Y	<	0.002146				
M	Er	<	0.000268	M	Mo		0.000774	O	Sc	<	0.004900	M	Yb	<	0.000536				

M - Checked by ICP-MS O - Checked by ICP-OES i - Spectral Interference
n - Not Checked For s - Solution Standard Element

6.0 INTENDED USE

- For the calibration of analytical instruments and validation of analytical methods as appropriate.

7.0 INSTRUCTIONS FOR THE CORRECT USE OF THIS REFERENCE MATERIAL

7.1 Storage and Handling Recommendations

- Store between approximately 4° - 30° C while in sealed TCT bag.

- While stored in the sealed TCT bag, transpiration of this CRM/RM is negligible. After opening the sealed TCT bag transpiration of the CRM/RM will occur, resulting in a gradual increase in the analyte concentration(s). It is the responsibility of the user to account for this effect. When the bottle is weighed both before and after being placed in storage, the mass difference observed will be a measure of transpiration mass loss.

- After opening the sealed TCT bag, keep cap tightly sealed when not in use and store between 4° - 24° C to minimize the effects of transpiration. Use at 20° ± 4° C to minimize volumetric dilution error when using the reported density. Do not pipette from the container. Do not return removed aliquots to container.

- For more information, visit **www.inorganicventures.com/TCT**

Atomic Weight; Valence; Coordination Number; Chemical Form in Solution - 47.87 +4 6 Ti(F)6-2

Chemical Compatibility - Soluble in concentrated HCl, HF, H3PO4 H2SO4 and HNO3. Avoid neutral to basic media. Unstable at ppm levels with metals that would pull F- away (i.e. Do not mix with Alkaline or Rare Earths or high levels of transition elements unless they are fluorinated). Stable with most inorganic anions with a tendency to hydrolyze forming the hydrated oxide in all dilute acids except HF.

Stability - 2-100 ppb levels stable (Alone or mixed with all other metals) as the Ti(F)6-2 for months in 1% HNO3 / LDPE container. 1-10,000 ppm single element solutions as the Ti(F)6-2 chemically stable for years in 2-5% HNO3 / trace HF in an LDPE container.

Ti Containing Samples (Preparation and Solution) - Metal (Soluble in H2O / HF caution -powder reacts violently); Oxide - low temperature history anatase or rutile (Dissolved by heating in 1:1:1 H2O / HF / H2SO4); Oxide - high temperature history (~800EC) brookite (fuse in Pt0 with K2S2O7); Ores (fuse in Pt0 with KF + K2S2O7 - no KF if silica not present); Organic Matrices (Dry ash at 450EC in Pt0 and dissolve by heating with 1:1:1 H2O / HF / H2SO4 or fuse ash with pyrosulfate if oxide is as plastic pigment and likely in brookite crystalline form).

Atomic Spectroscopic Information (ICP-OES D.L.s are given as radial/axial view):

Technique/Line	Estimated D.L.	Order	Interferences (underlined indicates severe)
ICP-MS 48 amu	14 ppt	N/A	32S16O, 32S14N, 14N16O18O, 14N17N2, 36Ar12C, 48Ca, [96X=2 (where X = Zr, Mo, Ru)]
ICP-OES 323.452 nm	0.0054 / 0.00092 µg/mL	1	Ce, Ar, Ni
ICP-OES 334.941 nm	0.0038 / 0.000028 µg/mL	1	Nb, Ta, Cr, U
ICP-OES 336.121 nm	0.0053 / 0.000034 µg/mL	1	W, Mo, Co

HF Note: This standard should not be prepared or stored in glass.

8.0 HAZARDOUS INFORMATION

- Please refer to the Safety Data Sheet for information regarding this CRM/RM.

9.0 HOMOGENEITY

- This solution was mixed according to an in-house procedure and is guaranteed to be homogeneous. Homogeneity data indicate that the end user should take a minimum sample size of 0.2 mL to assure homogeneity.

10.0 QUALITY STANDARD DOCUMENTATION

10.1 ISO 9001 Quality Management System Registration

- QSR Certificate Number QSR-1034

10.2 ISO/IEC 17025 "General Requirements for the Competence of Testing and Calibration Laboratories"

- Chemical Testing - Accredited / A2LA Certificate Number 883.01

10.3 ISO 17034 "General Requirements for the Competence of Reference Material Producers"

- Reference Material Producer - Accredited / A2LA Certificate Number 883.02

Inorganic Ventures, 300 Technology Drive, Christiansburg, Va. 24073, USA; Telephone: 800.669.6799; 540.585.3030, Fax: 540.585.3012; inorganicventures.com; info@inorganicventures.com

11.0 CERTIFICATION, LOT EXPIRATION AND PERIOD OF VALIDITY

11.1 Certification Issue Date

June 17, 2022

- The certification is valid within the measurement uncertainty specified provided the CRM/RM is stored and handled in accordance with instructions given in Sec 7.1. This certification is nullified if instructions in Sec 7.1 are not followed or if the CRM/RM is damaged, contaminated, or otherwise modified.

11.2 Lot Expiration Date

- June 17, 2027

- The date after which this CRM/RM should not be used.

- The lot expiration date reflects the period of time that the stability of a CRM/RM can be supported by long term stability studies conducted on properly stored and handled CRM/RMs. Lot expiration is limited primarily by transpiration (loss of water from the solution) and infrequently by chemical stability.

11.3 Period of Validity

- Sealed TCT Bag Open Date: _____

- This CRM/RM should not be used longer than one year (or six months in the case of a 30 mL bottle) from the date of opening the aluminized bag or after the date given in Sec. 11.2, whichever comes first. This is contingent upon the CRM/RM being stored and handled in accordance with the instructions given in Sec. 7.1.

12.0 NAMES AND SIGNATURES OF CERTIFYING OFFICERS

Certificate Approved By:

Thomas Kozikowski
Manager, Quality Control

Certifying Officer:

Paul Gaines
Chairman / Senior Technical Director

Absolute Standards, Inc.
800-368-1131
www.absolutestandards.com

Certified Reference Material CRM

H5981 R:6/11/24

ANAB ISO 17034 Accredited
AR-1539 Certificate Number
https://Absolutestandards.com

CERTIFIED WEIGHT REPORT:

		Lot #	Solvent:	
Part Number:	57092	24002546	Nitric Acid	
Lot Number:	060724			
Description:	Uranium (U)			
		2.0%	40.0 (mL)	Nitric Acid
Expiration Date:	060727			
Recommended Storage:	Ambient (20 °C)			
Nominal Concentration (µg/mL):	1000			
NIST Test Number:	6UTB	5E-05	Balance Uncertainty	
Volume shown below was diluted to (mL):	2000.07	0.100	Flask Uncertainty	

Giovanni Esposito

Formulated By:	Giovanni Esposito	060724

Pedro Rentas

Reviewed By:	Pedro L. Rentas	060724

Compound	Part Number	Lot Number	Dilution Factor	Initial Vol. (mL)	Uncertainty Pipette (mL)	Nominal Conc. (µg/mL)	Initial Conc. (µg/mL)	Final Conc. (µg/mL)	Expanded Uncertainty +/- (µg/mL)	SDS Information (Solvent Safety Info. On Attached pg.) CAS#	OSHA PEL (TWA)	LD50	NIST SRM
1. Uranyl nitrate hexahydrate (U)	58192	041524	0.1000	200.0	0.084	1000	10001.5	**1000.0**	**2.2**	13520-83-7	0.05 mg/m3	orl-rat 1040 mg/kg	3164

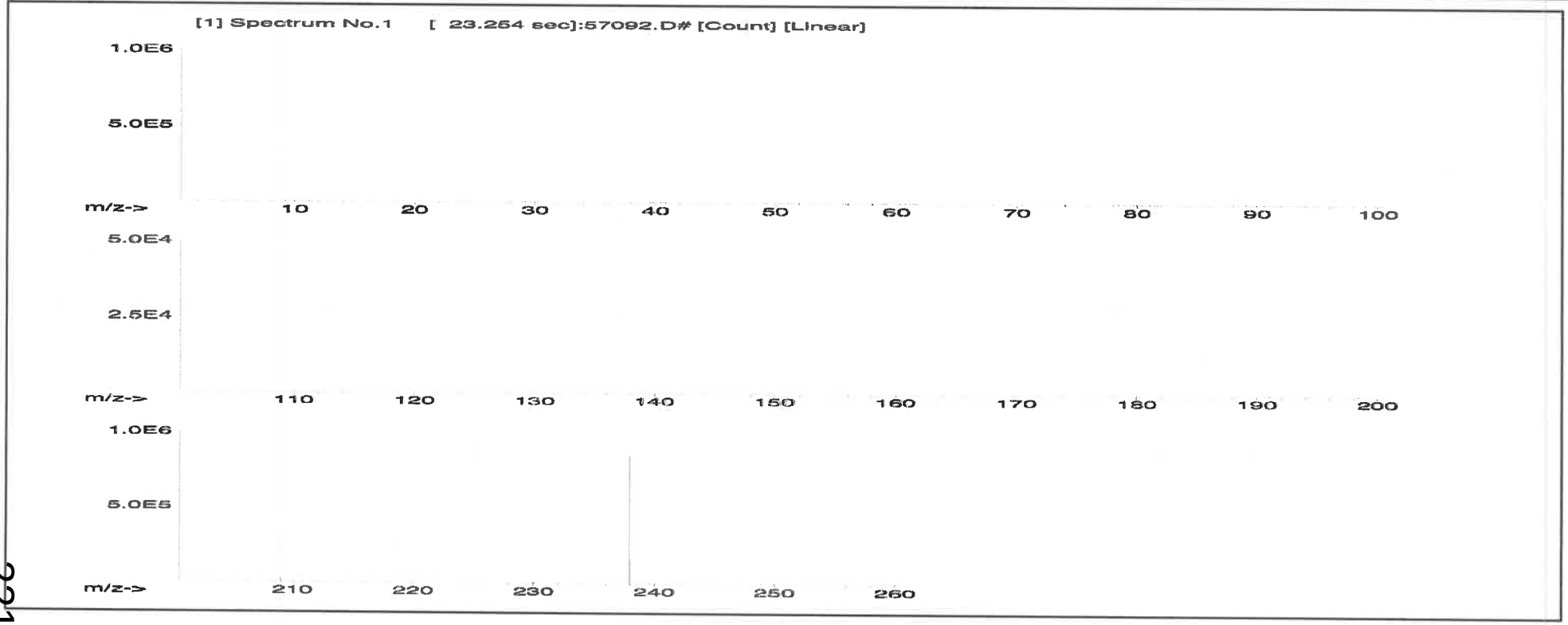

2218

Instrumental Analysis by Inductively Coupled Plasma Mass Spectrometry (ICP-MS):

Trace Metals Verification by ICP-MS (µg/mL)																	
Al	<0.02	Cd	<0.02	Dy	<0.02	Hf	<0.02	Li	<0.02	Ni	<0.02	Pr	<0.02	Se	<0.2	Tb	<0.02	W	<0.02
Sb	<0.02	Ca	<0.2	Er	<0.02	Ho	<0.02	Lu	<0.02	Nb	<0.02	Re	<0.02	Si	<0.02	Te	<0.02	U	T
As	<0.2	Ce	<0.02	Eu	<0.02	In	<0.02	Mg	<0.01	Os	<0.02	Rh	<0.02	Ag	<0.02	Tl	<0.02	V	<0.02
Ba	<0.02	Cs	<0.02	Gd	<0.02	Ir	<0.02	Mn	<0.02	Pd	<0.02	Rb	<0.02	Na	<0.2	Th	<0.02	Yb	<0.02
Be	<0.01	Cr	<0.02	Ga	<0.02	Fe	<0.2	Hg	<0.2	P	<0.02	Ru	<0.02	Sr	<0.02	Tm	<0.02	Y	<0.02
Bi	<0.02	Co	<0.02	Ge	<0.02	La	<0.02	Mo	<0.02	Pt	<0.02	Sm	<0.02	S	<0.02	Sn	<0.02	Zn	<0.02
B	<0.02	Cu	<0.02	Au	<0.02	Pb	<0.02	Nd	<0.02	K	<0.2	Sc	<0.02	Ta	<0.02	Ti	<0.02	Zr	<0.02

(T) = Target analyte

Physical Characterization:

Homogeneity: No heterogeneity was observed in the preparation of this standard.

Certified by:

* The certified value is the concentration calculated from gravimetric and volumetric measurements unless otherwise stated.
* Purified acids, 18.2 megohm deionized water, calibrated Class A glassware and the highest purity raw materials are used in the preparation of all standards.
* All standard containers are meticulously cleaned prior to use.
* Standards are prepared gravimetrically using balances that are calibrated with weights traceable to NIST (see above).
* Standards are certifed (+/-) 0.5% of the stated value, unless otherwise stated.
* All standards should be stored with caps tight and under appropriate laboratory conditions.
* Uncertainty Reference: Taylor, B.N. and Kuyat, C.E., "Guidelines for Evaluating and Expressing the Uncertainty of NIST Measurement Result," NIST Technical Note 1297, U.S. Government Printing Office, Washington, D.C. (1994).

2219

Absolute Standards, Inc.
800-368-1131
www.absolutestandards.com

Certified Reference Material CRM

M5983 R: 6/11/24

ANAB ISO 17034 Accredited
AR-1539 Certificate Number
https://Absolutestandards.com

CERTIFIED WEIGHT REPORT:

		Lot #	Solvent:	
Part Number:	**57040**	21110221	Nitric Acid	
Lot Number:	**071423**			
Description:	**Zirconium (Zr)**			
		2.0%	40.0 (mL)	Nitric Acid
Expiration Date:	071426			
Recommended Storage:	Ambient (20 °C)			
Nominal Concentration (µg/mL):	**1000**			
NIST Test Number:	6UTB	5E-05	Balance Uncertainty	
Volume shown below was diluted to (mL):	2000.02	0.058	Flask Uncertainty	

Formulated By:	Benson Chan	071423
Reviewed By:	Pedro L. Rentas	071423

Compound	Part Number	Lot Number	Dilution Factor	Initial Vol. (mL)	Uncertainty Pipette (mL)	Nominal Conc. (µg/mL)	Initial Conc. (µg/mL)	Final Conc. (µg/mL)	Expanded Uncertainty +/- (µg/mL)	SDS Information (Solvent Safety Info. On Attached pg.) CAS#	OSHA PEL (TWA)	LD50	NIST SRM
1. Zirconyl chloride octahydrate (Zr)	58140	070621	0.1000	200.0	0.084	1000	10000.3	**1000.0**	**2.2**	13520-92-8	NA	NA	NA

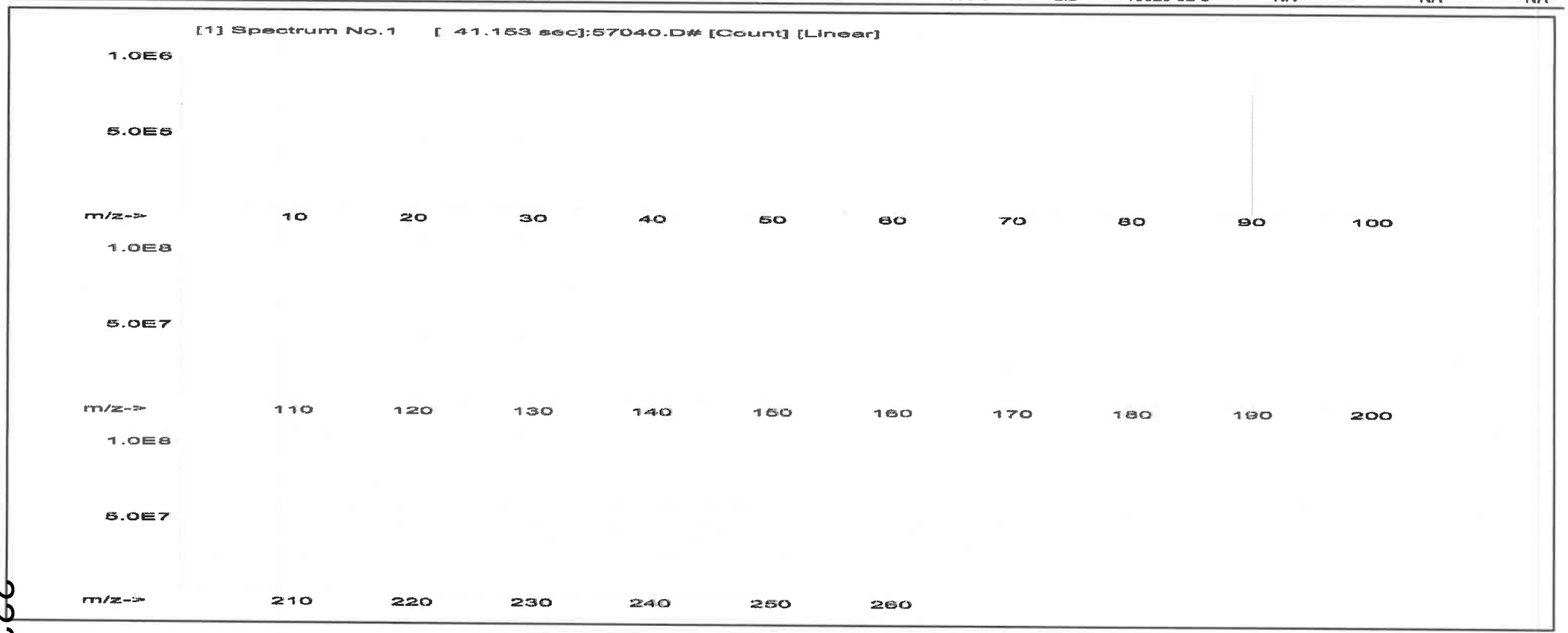

2220

Instrumental Analysis by Inductively Coupled Plasma Mass Spectrometry (ICP-MS):

Trace Metals Verification by ICP-MS (µg/mL)																	
Al	<0.02	Cd	<0.02	Dy	<0.02	Hf	<0.02	Li	<0.02	Ni	<0.02	Pr	<0.02	Se	<0.2	Tb	<0.02	W	<0.02
Sb	<0.02	Ca	<0.2	Er	<0.02	Ho	<0.02	Lu	<0.02	Nb	<0.02	Re	<0.02	Si	<0.02	Te	<0.02	U	<0.02
As	<0.2	Ce	<0.02	Eu	<0.02	In	<0.02	Mg	<0.01	Os	<0.02	Rh	<0.02	Ag	<0.02	Tl	<0.02	V	<0.02
Ba	<0.02	Cs	<0.02	Gd	<0.02	Ir	<0.02	Mn	<0.02	Pd	<0.02	Rb	<0.02	Na	<0.2	Th	<0.02	Yb	<0.02
Be	<0.01	Cr	<0.02	Ga	<0.02	Fe	<0.2	Hg	<0.2	P	<0.02	Ru	<0.02	Sr	<0.02	Tm	<0.02	Y	<0.02
Bi	<0.02	Co	<0.02	Ge	<0.02	La	<0.02	Mo	<0.02	Pt	<0.02	Sm	<0.02	S	<0.02	Sn	<0.02	Zn	<0.02
B	<0.02	Cu	<0.02	Au	<0.02	Pb	<0.02	Nd	<0.02	K	<0.2	Sc	<0.02	Ta	<0.02	Ti	<0.02	Zr	T

(T) = Target analyte

Physical Characterization:

Homogeneity: No heterogeneity was observed in the preparation of this standard.

Certified by:



* The certified value is the concentration calculated from gravimetric and volumetric measurements unless otherwise stated.
* Purified acids, 18.2 megohm deionized water, calibrated Class A glassware and the highest purity raw materials are used in the preparation of all standards.
* All standard containers are meticulously cleaned prior to use.
* Standards are prepared gravimetrically using balances that are calibrated with weights traceable to NIST (see above).
* Standards are certifed (+/-) 0.5% of the stated value, unless otherwise stated.
* All standards should be stored with caps tight and under appropriate laboratory conditions.
* Uncertainty Reference: Taylor, B.N. and Kuyat, C.E., "Guidelines for Evaluating and Expressing the Uncertainty of NIST Measurement Result," NIST Technical Note 1297, U.S. Government Printing Office, Washington, D.C. (1994).

2221

Certificate of Analysis

Refine your results. Redefine your industry.

300 Technology Drive
Christiansburg, VA 24073 USA
inorganicventures.com

P: 800-669-6799/540-585-3030
F: 540-585-3012
info@inorganicventures.com

R: 2/22/2024
M5999

1.0 ACCREDITATION / REGISTRATION

INORGANIC VENTURES is accredited to ISO 17034, "General Requirements for the Competence of Reference Material Producers" and ISO/IEC 17025, "General Requirements for the Competence of Testing and Calibration Laboratories". Inorganic Ventures is also an ISO 9001 registered manufacturer (QSR Certificate Number QSR-1034).

ACCREDITED Testing Laboratory Certificate 883.01 ACCREDITED Reference Material Producer Certificate 883.02

2.0 PRODUCT DESCRIPTION

Product Code:	Multi Analyte Custom Grade Solution
Catalog Number:	CLPP-SPK-1
Lot Number:	T2-MEB721963
Matrix:	7% (v/v) HNO3
Value / Analyte(s):	2 000 µg/mL ea: Aluminum, Barium, 1 000 µg/mL ea: Iron, 500 µg/mL ea: Manganese, Nickel, Vanadium, Zinc, Cobalt, 250 µg/mL ea: Copper, 200 µg/mL ea: Chromium, 50 µg/mL ea: Beryllium, Silver

3.0 CERTIFIED VALUES AND UNCERTAINTIES

ANALYTE	CERTIFIED VALUE	ANALYTE	CERTIFIED VALUE
Aluminum, Al	2 000 ± 7 µg/mL	Barium, Ba	2 000 ± 9 µg/mL
Beryllium, Be	50.00 ± 0.26 µg/mL	Chromium, Cr	200.0 ± 1.1 µg/mL
Cobalt, Co	500.0 ± 2.4 µg/mL	Copper, Cu	250.0 ± 1.0 µg/mL
Iron, Fe	1 000 ± 4 µg/mL	Manganese, Mn	500.0 ± 2.0 µg/mL
Nickel, Ni	500.0 ± 2.2 µg/mL	Silver, Ag	50.00 ± 0.22 µg/mL
Vanadium, V	500.0 ± 2.2 µg/mL	Zinc, Zn	500.0 ± 2.2 µg/mL

Density: 1.070 g/mL (measured at 20 ± 4 °C)

Assay Information:

2222

ANALYTE	METHOD	NIST SRM#	SRM LOT#
Ag	ICP Assay	3151	160729
Ag	Volhard	999c	999c
Ag	Calculated		See Sec. 4.2
Al	ICP Assay	3101a	140903
Al	EDTA	928	928
Ba	ICP Assay	3104a	140909
Ba	Gravimetric		See Sec. 4.2
Be	ICP Assay	3105a	090514
Be	Calculated		See Sec. 4.2
Co	ICP Assay	3113	190630
Co	EDTA	928	928
Cr	ICP Assay	3112a	170630
Cu	ICP Assay	3114	121207
Cu	EDTA	928	928
Fe	ICP Assay	3126a	140812
Fe	EDTA	928	928
Mn	ICP Assay	3132	050429
Mn	EDTA	928	928
Ni	ICP Assay	3136	120619
Ni	EDTA	928	928
V	IC Assay	3165	160906
V	EDTA	928	928
Zn	ICP Assay	3168a	120629
Zn	EDTA	928	928

The following equations are used in the calculation of the certified value and the uncertainty. Reported uncertainties represent expanded uncertainties expressed at approximately the 95% confidence level using a coverage factor of k = 2.

Characterization of CRM/RM by Two or More Methods

Certified Value, $X_{CRM/RM}$, where two or more methods of characterization are used is the weighted mean of the results:

$X_{CRM/RM} = \Sigma(w_i)(X_i)$

X_i = mean of Assay Method i with standard uncertainty $u_{char\ i}$

w_i = the weighting factors for each method calculated using the inverse square of the variance:

$w_i = (1/u_{char\ i})^2 / (\Sigma(1/(u_{char\ i})^2)$

CRM/RM Expanded Uncertainty (±) = $U_{CRM/RM} = k\,(u^2_{char} + u^2_{bb} + u^2_{lts} + u^2_{ts})^{1/2}$

k = coverage factor = 2

$u_{char} = [\Sigma((w_i)^2\,(u_{char\ i})^2)]^{1/2}$ where $u_{char\ i}$ are the errors from each characterization method

u_{bb} = bottle to bottle homogeneity standard uncertainty

u_{lts} = long term stability standard uncertainty (storage)

u_{ts} = transport stability standard uncertainty

Characterization of CRM/RM by One Method

Certified Value, $X_{CRM/RM}$, where one method of characterization is used is the mean of individual results:

$X_{CRM/RM} = (X_a)\,(u_{char\ a})$

X_a = mean of Assay Method A with

$u_{char\ a}$ = the standard uncertainty of characterization Method A

CRM/RM Expanded Uncertainty (±) = $U_{CRM/RM} = k\,(u^2_{char\ a} + u^2_{bb} + u^2_{lts} + u^2_{ts})^{1/2}$

k = coverage factor = 2

$u_{char\ a}$ = the errors from characterization

u_{bb} = bottle to bottle homogeneity standard uncertainty

u_{lts} = long term stability standard uncertainty (storage)

u_{ts} = transport stability standard uncertainty

4.0 TRACEABILITY TO NIST

- This product is traceable to NIST via an unbroken chain of comparisons. The uncertainties for each certified value are reported, taking into account the SRM/RM uncertainty error and the measurement, weighing and volume dilution errors. In rare cases where no NIST SRM/RM are available, the term 'in-house std.' is specified.

4.1 Thermometer Calibration

- All thermometers are NIST traceable through thermometers that are calibrated by an accredited calibration laboratory.

4.2 Balance Calibration

- All analytical balances are calibrated by an accredited calibration laboratory and procedure. The weights used for testing are annually compared to master weights and are traceable to NIST.

4.3 Glassware Calibration

- An in-house procedure is used to calibrate all Class A glassware used in the manufacturing and quality control of CRM/RMs.

5.0 TRACE METALLIC IMPURITIES (TMI) DETERMINED BY ICP-MS AND ICP-OES (µg/mL)

N/A

6.0 INTENDED USE

- For the calibration of analytical instruments and validation of analytical methods as appropriate.

7.0 INSTRUCTIONS FOR THE CORRECT USE OF THIS REFERENCE MATERIAL

7.1 Storage and Handling Recommendations

- Store between approximately 4° - 30° C while in sealed TCT bag.

- While stored in the sealed TCT bag, transpiration of this CRM/RM is negligible. After opening the sealed TCT bag transpiration of the CRM/RM will occur, resulting in a gradual increase in the analyte concentration(s). It is the responsibility of the user to account for this effect. When the bottle is weighed both before and after being placed in storage, the mass difference observed will be a measure of transpiration mass loss.

- After opening the sealed TCT bag, keep cap tightly sealed when not in use and store between 4° - 24° C to minimize the effects of transpiration. Use at 20° ± 4° C to minimize volumetric dilution error when using the reported density. Do not pipette from the container. Do not return removed aliquots to container.

- For more information, visit **www.inorganicventures.com/TCT**

Note: This solution contains Silver (Ag), please refer to our Sample Preparation Guide for more information.

https://www.inorganicventures.com/sample-preparation-guide/samples-containing-silver

8.0 HAZARDOUS INFORMATION

- Please refer to the Safety Data Sheet for information regarding this CRM/RM.

9.0 HOMOGENEITY

- This solution was mixed according to an in-house procedure and is guaranteed to be homogeneous. Homogeneity data indicate that the end user should take a minimum sample size of 0.2 mL to assure homogeneity.

10.0 QUALITY STANDARD DOCUMENTATION

10.1 ISO 9001 Quality Management System Registration

- QSR Certificate Number QSR-1034

10.2 ISO/IEC 17025 "General Requirements for the Competence of Testing and Calibration Laboratories"

- Chemical Testing - Accredited / A2LA Certificate Number 883.01

10.3 ISO 17034 "General Requirements for the Competence of Reference Material Producers"

- Reference Material Producer - Accredited / A2LA Certificate Number 883.02

11.0 CERTIFICATION, LOT EXPIRATION AND PERIOD OF VALIDITY

11.1 Certification Issue Date

July 27, 2022

- The certification is valid within the measurement uncertainty specified provided the CRM/RM is stored and handled in accordance with instructions given in Sec 7.1. This certification is nullified if instructions in Sec 7.1 are not followed or if the CRM/RM is damaged, contaminated, or otherwise modified.

11.2 Lot Expiration Date

- July 27, 2027

- The date after which this CRM/RM should not be used.

- The lot expiration date reflects the period of time that the stability of a CRM/RM can be supported by long term stability studies conducted on properly stored and handled CRM/RMs. Lot expiration is limited primarily by transpiration (loss of water from the solution) and infrequently by chemical stability.

11.3 Period of Validity

- Sealed TCT Bag Open Date: _____

- This CRM/RM should not be used longer than one year (or six months in the case of a 30 mL bottle) from the date of opening the aluminized bag or after the date given in Sec. 11.2, whichever comes first. This is contingent upon the CRM/RM being stored and handled in accordance with the instructions given in Sec. 7.1.

12.0 NAMES AND SIGNATURES OF CERTIFYING OFFICERS

Certificate Approved By:

Thomas Kozikowski
Manager, Quality Control



Certifying Officer:

Paul Gaines
Chairman / Senior Technical Director



Absolute Standards, Inc.
800-368-1131
www.absolutestandards.com

Certified Reference Material CRM

R: 01/03/24 M6033

ANAB ISO 17034 Accredited
AR-1539 Certificate Number
https://Absolutestandards.com

2226

CERTIFIED WEIGHT REPORT:

Part Number:	**58113**		**Solvent:**	20510011	Nitric Acid
Lot Number:	**011623**				
Description:	**Aluminum (Al)**		2%	40.0 (mL)	Nitric Acid
Expiration Date:	011626				
Recommended Storage:	Ambient (20 °C)				
Nominal Concentration (µg/mL):	**10000**				
NIST Test Number:	6UTB	5E-05	Balance Uncertainty		
Weight shown below was diluted to (mL):	2000.02	0.058	Flask Uncertainty		

Lot #

Giovanni Esposito

Formulated By:	Giovanni Esposito	011623
Reviewed By:	Pedro L. Rentas	011623

Compound	RM#	Lot Number	Nominal Conc. (µg/mL)	Purity (%)	Uncertainty Purity (%)	Assay (%)	Target Weight (g)	Actual Weight (g)	Actual Conc. (µg/mL)	Expanded Uncertainty +/- (µg/mL)	SDS Information (Solvent Safety Info. On Attached pg.) CAS#	OSHA PEL (TWA)	LD50	NIST SRM
1. Aluminum nitrate nonahydrate (Al)	IN022	ALM112021A1	10000	99.999	0.10	7.30	273.9779	274.0078	**10001.1**	**20.0**	7784-27-2	2 mg/m3	orl-rat 3671 mg/kg	3101a

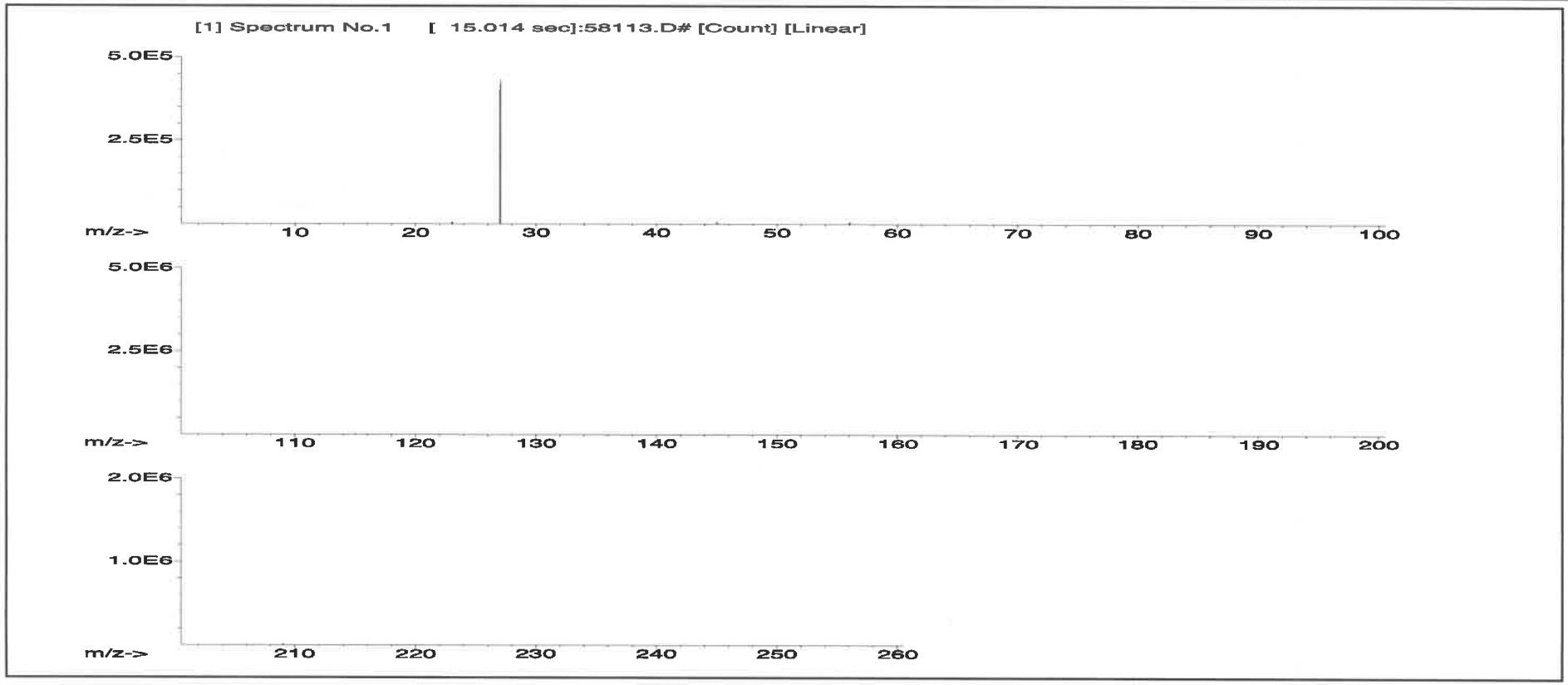

INORGANIC VENTURES™
Refine your results. Redefine your industry.

Certificate of Analysis

R 8/19/24, M60055

300 Technology Drive
Christiansburg, VA 24073 USA
inorganicventures.com

P: 800-669-6799/540-585-3030
F: 540-585-3012
info@inorganicventures.com

1.0 ACCREDITATION / REGISTRATION

INORGANIC VENTURES is accredited to ISO 17034, "General Requirements for the Competence of Reference Material Producers" and ISO/IEC 17025, "General Requirements for the Competence of Testing and Calibration Laboratories". Inorganic Ventures is also an ISO 9001 registered manufacturer (QSR Certificate Number QSR-1034).

ACCREDITED Testing Laboratory Certificate 883.01
ACCREDITED Reference Material Producer Certificate 883.02

2.0 PRODUCT DESCRIPTION

Product Code:	Multi Analyte Custom Grade Solution
Catalog Number:	IV-STOCK-12
Lot Number:	U2-MEB734294
Matrix:	5% (v/v) HNO3
Value / Analyte(s):	10 µg/mL ea:

Barium, Beryllium,
Bismuth, Cerium,
Cobalt, Indium,
Lithium, Nickel,
Lead, Uranium

3.0 CERTIFIED VALUES AND UNCERTAINTIES

ANALYTE	CERTIFIED VALUE	ANALYTE	CERTIFIED VALUE
Barium, Ba	10.01 ± 0.04 µg/mL	Beryllium, Be	10.01 ± 0.05 µg/mL
Bismuth, Bi	10.01 ± 0.06 µg/mL	Cerium, Ce	10.01 ± 0.04 µg/mL
Cobalt, Co	10.01 ± 0.05 µg/mL	Indium, In	10.01 ± 0.04 µg/mL
Lead, Pb	10.00 ± 0.04 µg/mL	Lithium, Li	10.01 ± 0.04 µg/mL
Nickel, Ni	10.01 ± 0.04 µg/mL	Uranium, U	10.01 ± 0.05 µg/mL

Density: 1.025 g/mL (measured at 20 ± 4 °C)

Assay Information:

2227

ANALYTE	METHOD	NIST SRM#	SRM LOT#
Ba	ICP Assay	3104a	140909
Ba	Calculated		See Sec. 4.2
Ba	Gravimetric		See Sec. 4.2
Be	ICP Assay	3105a	090514
Be	Calculated		See Sec. 4.2
Bi	ICP Assay	3106	180815
Ce	ICP Assay	3110	160830
Ce	EDTA	928	928
Ce	Calculated		See Sec. 4.2
Co	ICP Assay	3113	190630
Co	EDTA	928	928
Co	Calculated		See Sec. 4.2
In	ICP Assay	3124a	110516
In	EDTA	928	928
In	Calculated		See Sec. 4.2
Li	ICP Assay	3129a	100714
Li	Calculated		See Sec. 4.2
Li	Gravimetric		See Sec. 4.2
Ni	ICP Assay	3136	120619
Ni	EDTA	928	928
Ni	Calculated		See Sec. 4.2
Pb	ICP Assay	3128	101026
Pb	EDTA	928	928
Pb	Calculated		See Sec. 4.2
U	ICP Assay	traceable to 3164	R2-U689597
U	Calculated		See Sec. 4.2

The following equations are used in the calculation of the certified value and the uncertainty. Reported uncertainties represent expanded uncertainties expressed at approximately the 95% confidence level using a coverage factor of k = 2.

Characterization of CRM/RM by Two or More Methods

Certified Value, $X_{CRM/RM}$, where two or more methods of characterization are used is the weighted mean of the results:

$X_{CRM/RM} = \Sigma(w_i)(X_i)$

X_i = mean of Assay Method i with standard uncertainty $u_{char\ i}$

w_i = the weighting factors for each method calculated using the inverse square of the variance:

$w_i = (1/u_{char\ i})^2 / (\Sigma(1/(u_{char\ i})^2)$

CRM/RM Expanded Uncertainty (±) = $U_{CRM/RM} = k\,(u^2_{char} + u^2_{bb} + u^2_{lts} + u^2_{ts})^{½}$

k = coverage factor = 2

$u_{char} = [\Sigma((w_i)^2\,(u_{char\ i})^2)]^{½}$ where $u_{char\ i}$ are the errors from each characterization method

u_{bb} = bottle to bottle homogeneity standard uncertainty

u_{lts} = long term stability standard uncertainty (storage)

u_{ts} = transport stability standard uncertainty

Characterization of CRM/RM by One Method

Certified Value, $X_{CRM/RM}$, where one method of characterization is used is the mean of individual results:

$X_{CRM/RM} = (X_a)(u_{char\ a})$

X_a = mean of Assay Method A with

$u_{char\ a}$ = the standard uncertainty of characterization Method A

CRM/RM Expanded Uncertainty (±) = $U_{CRM/RM} = k\,(u^2_{char\ a} + u^2_{bb} + u^2_{lts} + u^2_{ts})^{½}$

k = coverage factor = 2

$u_{char\ a}$ = the errors from characterization

u_{bb} = bottle to bottle homogeneity standard uncertainty

u_{lts} = long term stability standard uncertainty (storage)

u_{ts} = transport stability standard uncertainty

Certified Abundance:

IV's Certified Abundance

Isotope	Atom %
Uranium 238U	99.8 ± 0.1
Uranium 235U	0.19 ± 0.05

4.0 TRACEABILITY TO NIST

- This product is traceable to NIST via an unbroken chain of comparisons. The uncertainties for each certified value are reported, taking into account the SRM/RM uncertainty error and the measurement, weighing and volume dilution errors. In rare cases where no NIST SRM/RM are available, the term 'in-house std.' is specified.

4.1 Thermometer Calibration

- All thermometers are NIST traceable through thermometers that are calibrated by an accredited calibration laboratory.

4.2 Balance Calibration

- All analytical balances are calibrated by an accredited calibration laboratory and procedure. The weights used for testing are annually compared to master weights and are traceable to NIST.

4.3 Glassware Calibration

- An in-house procedure is used to calibrate all Class A glassware used in the manufacturing and quality control of CRM/RMs.

5.0 TRACE METALLIC IMPURITIES (TMI) DETERMINED BY ICP-MS AND ICP-OES (µg/mL)

N/A

6.0 INTENDED USE

6.1 This standard is intended for the calibration of analytical instruments and validation of analytical methods as appropriate. This CRM may be used in connection with EPA Methods 6010, 6020 (all versions), Standard Methods 3120 B and USP <232> / ICH Q3D.

6.2 For products attaining traceability through Inorganic Ventures' Primary Certified Reference Materials (PCRM™) see the Limited License to Use PCRM™ in the Inorganic Ventures Terms and Conditions of Sale, https://www.inorganicventures.com/terms-and-conditions-sale. The Terms and Conditions contain information on the use of materials traceable to PCRM™ certified reference materials. This Limited License agreement is especially pertinent for laboratories accredited under ISO:17034.

7.0 INSTRUCTIONS FOR THE CORRECT USE OF THIS REFERENCE MATERIAL

7.1 Storage and Handling Recommendations

- Store between approximately 4° - 30° C while in sealed TCT bag.

- While stored in the sealed TCT bag, transpiration of this CRM/RM is negligible. After opening the sealed TCT bag transpiration of the CRM/RM will occur, resulting in a gradual increase in the analyte concentration(s). It is the responsibility of the user to account for this effect. When the bottle is weighed both before and after being placed in storage, the mass difference observed will be a measure of transpiration mass loss.

- After opening the sealed TCT bag, keep cap tightly sealed when not in use and store between 4° - 24° C to minimize the effects of transpiration. Use at 20° ± 4° C to minimize volumetric dilution error when using the reported density. Do not pipette from the container. Do not return removed aliquots to container.

- For more information, visit **www.inorganicventures.com/TCT**

8.0 HAZARDOUS INFORMATION

- Please refer to the Safety Data Sheet for information regarding this CRM/RM.

9.0 HOMOGENEITY

- This solution was mixed according to an in-house procedure and is guaranteed to be homogeneous. Homogeneity data indicate that the end user should take a minimum sample size of 0.2 mL to assure homogeneity.

10.0 QUALITY STANDARD DOCUMENTATION

10.1 ISO 9001 Quality Management System Registration

- QSR Certificate Number QSR-1034

10.2 ISO/IEC 17025 "General Requirements for the Competence of Testing and Calibration Laboratories"

- Chemical Testing - Accredited / A2LA Certificate Number 883.01

10.3 ISO 17034 "General Requirements for the Competence of Reference Material Producers"

- Reference Material Producer - Accredited / A2LA Certificate Number 883.02

Inorganic Ventures, 300 Technology Drive, Christiansburg, Va. 24073, USA; Telephone: 800.669.6799; 540.585.3030, Fax: 540.585.3012; inorganicventures.com; info@inorganicventures.com

11.0 CERTIFICATION, LOT EXPIRATION AND PERIOD OF VALIDITY

11.1 Certification Issue Date

June 21, 2023

- The certification is valid within the measurement uncertainty specified provided the CRM/RM is stored and handled in accordance with instructions given in Sec 7.1. This certification is nullified if instructions in Sec 7.1 are not followed or if the CRM/RM is damaged, contaminated, or otherwise modified.

11.2 Lot Expiration Date

- June 21, 2028

- The date after which this CRM/RM should not be used.

- The lot expiration date reflects the period of time that the stability of a CRM/RM can be supported by long term stability studies conducted on properly stored and handled CRM/RMs. Lot expiration is limited primarily by transpiration (loss of water from the solution) and infrequently by chemical stability.

11.3 Period of Validity

- Sealed TCT Bag Open Date: _____

- This CRM/RM should not be used longer than one year (or six months in the case of a 30 mL bottle) from the date of opening the aluminized bag or after the date given in Sec. 11.2, whichever comes first. This is contingent upon the CRM/RM being stored and handled in accordance with the instructions given in Sec. 7.1.

12.0 NAMES AND SIGNATURES OF CERTIFYING OFFICERS

Certificate Approved By:

Thomas Kozikowski
Manager, Quality Control



Certifying Officer:

Paul Gaines
Chairman / Senior Technical Director



Hydrochloric Acid, 36.5-38.0%
BAKER INSTRA-ANALYZED® Reagent
For Trace Metal Analysis

avantor™ | J.T.Baker®

R → 10/13/24
Met dig

M 6121

Material No.: 9530-33
Batch No.: 0000275677
Manufactured Date: 2020/12/16
Retest Date: 2025/12/15
Revision No: 1

Certificate of Analysis

Test	Specification	Result
ACS - Assay (as HCl) (by acid-base titrn)	36.5 - 38.0 %	37.6
ACS - Color (APHA)	<= 10	5
ACS - Residue after Ignition	<= 3 ppm	1
ACS - Specific Gravity at 60°/60°F	1.185 - 1.192	1.190
ACS - Bromide (Br)	<= 0.005 %	< 0.005
ACS - Extractable Organic Substances	<= 5 ppm	1
ACS - Free Chlorine (as Cl_2)	<= 0.5 ppm	< 0.5
Phosphate (PO_4)	<= 0.05 ppm	< 0.03
Sulfate (SO_4)	<= 0.5 ppm	< 0.3
Sulfite (SO_3)	<= 0.8 ppm	0.3
Ammonium (NH_4)	<= 3 ppm	< 1
Trace Impurities - Arsenic (As)	<= 0.010 ppm	< 0.003
Trace Impurities - Aluminum (Al)	<= 10.0 ppb	< 0.2
Arsenic and Antimony (as As)	<= 5 ppb	< 3
Trace Impurities - Barium (Ba)	<= 1.0 ppb	< 0.2
Trace Impurities - Beryllium (Be)	<= 1.0 ppb	< 0.2
Trace Impurities - Bismuth (Bi)	<= 10.0 ppb	< 1.0
Trace Impurities - Boron (B)	<= 20.0 ppb	< 5.0
Trace Impurities - Cadmium (Cd)	<= 1.0 ppb	< 0.3
Trace Impurities - Calcium (Ca)	<= 50.0 ppb	29.7
Trace Impurities - Chromium (Cr)	<= 1.0 ppb	< 0.4
Trace Impurities - Cobalt (Co)	<= 1.0 ppb	< 0.3
Trace Impurities - Copper (Cu)	<= 1.0 ppb	< 0.1
Trace Impurities - Gallium (Ga)	<= 1.0 ppb	< 0.2

For questions on this Certificate of Analysis please contact Technical Services at 855.282.6867 or +1.610.386.1700
Avantor Performance Materials, LLC
100 Matsonford Rd, Suite 200, Radnor, PA 19087. U.S.A. Phone: 610.386.1700

2231

Material No.: 9530-33
Batch No.: 0000275677

Test	Specification	Result
Trace Impurities - Germanium (Ge)	<= 3.0 ppb	< 2.0
Trace Impurities - Gold (Au)	<= 4.0 ppb	< 0.2
Heavy Metals (as Pb)	<= 100 ppb	< 50
Trace Impurities - Iron (Fe)	<= 15.0 ppb	<1
Trace Impurities - Lead (Pb)	<= 1.0 ppb	< 0.5
Trace Impurities - Lithium (Li)	<= 1.0 ppb	0.2
Trace Impurities - Magnesium (Mg)	<= 10.0 ppb	0.4
Trace Impurities - Manganese (Mn)	<= 1.0 ppb	< 0.4
Trace Impurities - Mercury (Hg)	<= 0.5 ppb	0.1
Trace Impurities - Molybdenum (Mo)	<= 10.0 ppb	< 5.0
Trace Impurities - Nickel (Ni)	<= 4.0 ppb	< 0.3
Trace Impurities - Niobium (Nb)	<= 1.0 ppb	< 0.2
Trace Impurities - Potassium (K)	<= 9.0 ppb	< 2.0
Trace Impurities - Selenium (Se), For Information Only	ppb	1.0
Trace Impurities - Silicon (Si)	<= 100.0 ppb	< 10.0
Trace Impurities - Silver (Ag)	<= 1.0 ppb	< 0.3
Trace Impurities - Sodium (Na)	<= 100.0 ppb	< 5.0
Trace Impurities - Strontium (Sr)	<= 1.0 ppb	< 0.2
Trace Impurities - Tantalum (Ta)	<= 1.0 ppb	< 0.9
Trace Impurities - Thallium (Tl)	<= 5.0 ppb	< 2.0
Trace Impurities - Tin (Sn)	<= 5.0 ppb	< 0.8
Trace Impurities - Titanium (Ti)	<= 1.0 ppb	0.2
Trace Impurities - Vanadium (V)	<= 1.0 ppb	< 0.2
Trace Impurities - Zinc (Zn)	<= 5.0 ppb	0.3
Trace Impurities - Zirconium (Zr)	<= 1.0 ppb	< 0.1

For Laboratory, Research or Manufacturing Use
Product Information (not specifications):
Appearance (clear, fuming liquid)
Meets ACS Specifications

Country of Origin: US
Packaging Site: Phillipsburg Mfg Ctr & DC

James Ethier
Jamie Ethier
Vice President Global Quality

For questions on this Certificate of Analysis please contact Technical Services at 855.282.6867 or +1.610.386.1700

Avantor Performance Materials, LLC
100 Matsonford Rd, Suite 200, Radnor, PA 19087. U.S.A. Phone: 610.386.1700

2232

Nitric Acid 69%
CMOS

avantor™ | J.T.Baker®

R -> 11/12/24

Material No.: 9606-03
Batch No.: 24D1062002
Manufactured Date: 2024-03-26
Retest Date: 2029-03-25
Revision No.: 0

M6126

Certificate of Analysis

Test	Specification	Result
Assay (HNO_3)	69.0 - 70.0 %	69.7 %
Appearance	Passes Test	Passes Test
Color (APHA)	≤ 10	5
Residue after Ignition	≤ 2 ppm	1 ppm
Chloride (Cl)	≤ 0.08 ppm	< 0.03 ppm
Phosphate (PO_4)	≤ 0.10 ppm	< 0.03 ppm
Sulfate (SO_4)	≤ 0.2 ppm	< 0.2 ppm
Trace Impurities - Aluminum (Al)	≤ 40.0 ppb	< 1.0 ppb
Arsenic and Antimony (as As)	≤ 5.0 ppb	< 2.0 ppb
Trace Impurities - Barium (Ba)	≤ 10.0 ppb	< 1.0 ppb
Trace Impurities - Beryllium (Be)	≤ 10.0 ppb	< 1.0 ppb
Trace Impurities - Bismuth (Bi)	≤ 20.0 ppb	< 10.0 ppb
Trace Impurities - Boron (B)	≤ 10.0 ppb	< 5.0 ppb
Trace Impurities - Cadmium (Cd)	≤ 50 ppb	< 1 ppb
Trace Impurities - Calcium (Ca)	≤ 50.0 ppb	2.3 ppb
Trace Impurities - Chromium (Cr)	≤ 30.0 ppb	< 1.0 ppb
Trace Impurities - Cobalt (Co)	≤ 10.0 ppb	< 1.0 ppb
Trace Impurities - Copper (Cu)	≤ 10.0 ppb	< 1.0 ppb
Trace Impurities - Gallium (Ga)	≤ 10.0 ppb	< 1.0 ppb
Trace Impurities - Germanium (Ge)	≤ 20 ppb	< 10 ppb
Trace Impurities - Gold (Au)	≤ 20 ppb	< 5 ppb
Heavy Metals (as Pb)	≤ 100 ppb	100 ppb
Trace Impurities - Iron (Fe)	≤ 40.0 ppb	< 1.0 ppb
Trace Impurities - Lead (Pb)	≤ 20.0 ppb	< 10.0 ppb
Trace Impurities - Lithium (Li)	≤ 10.0 ppb	< 1.0 ppb
Trace Impurities - Magnesium (Mg)	≤ 20 ppb	< 1 ppb
Trace Impurities - Manganese (Mn)	≤ 10.0 ppb	< 1.0 ppb
Trace Impurities - Nickel (Ni)	≤ 20.0 ppb	< 5.0 ppb

>>> Continued on page 2 >>>

Nitric Acid 69%
CMOS

avantor™ | J.T.Baker®

Material No.: 9606-03
Batch No.: 24D1062002

Test	Specification	Result

For Microelectronic Use

Country of Origin: USA
Packaging Site: Phillipsburg Mfg Ctr & DC

Jamie Croak
Director Quality Operations, Bioscience Production

Absolute Standards, Inc.
800-368-1131
www.absolutestandards.com

Certified Reference Material CRM

R: 01/03/24 M5806, M5807

ANAB ISO 17034 Accredited
AR-1539 Certificate Number
https://Absolutestandards.com

2235

CERTIFIED WEIGHT REPORT:

Part Number: 58111
Lot Number: 122223
Description: Sodium (Na)

Expiration Date: 122226
Recommended Storage: Ambient (20 °C)
Nominal Concentration (µg/mL): 10000
NIST Test Number: 6UTB

Weight shown below was diluted to (mL): 3000.4 | 0.06 Flask Uncertainty

	Lot #		
Solvent:	24002546	Nitric Acid	
2%	60.0 (mL)	Nitric Acid	
		5E-05	Balance Uncertainty

Aleah O'Brady

Formulated By:	Aleah O'Brady	122223
Reviewed By:	Pedro L. Rentas	122223

Compound	RM#	Lot Number	Nominal Conc. (µg/mL)	Purity (%)	Uncertainty Purity (%)	Assay (%)	Target Weight (g)	Actual Weight (g)	Actual Conc. (µg/mL)	Expanded Uncertainty +/- (µg/mL)	SDS Information (Solvent Safety Info. On Attached pg.) CAS#	OSHA PEL (TWA)	LD50	NIST SRM
1. Sodium nitrate (Na)	IN036	NAV012015I1	10000	99.999	0.10	26.9	111.5406	111.5479	**10000.7**	**20.0**	7631-99-4	5 mg/m3	orl-rat 3430 mg/kg	3152a

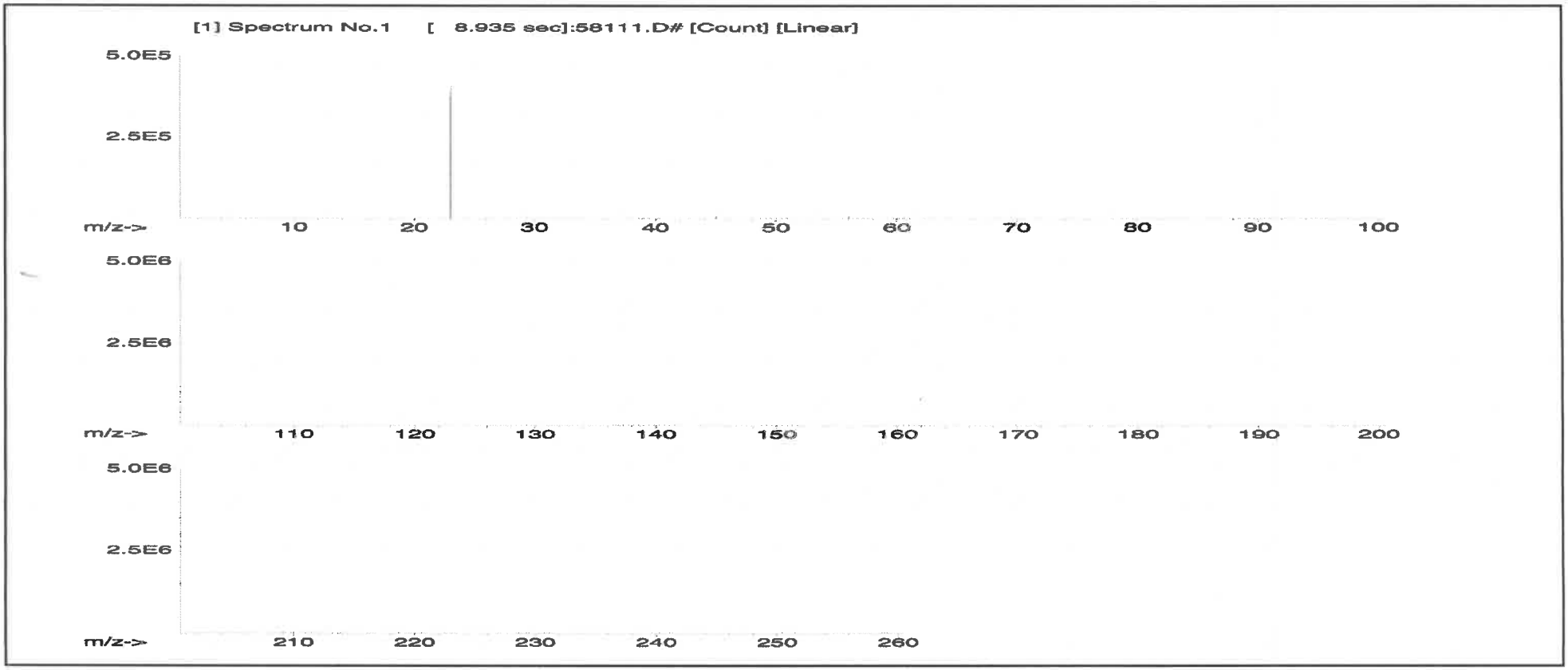

2236

Instrumental Analysis by Inductively Coupled Plasma Mass Spectrometry (ICP-MS):

Trace Metals Verification by ICP-MS (µg/mL)

Al	<0.02	Cd	<0.02	Dy	<0.02	Hf	<0.02	Li	<0.02	Ni	<0.02	Pr	<0.02	Se	<0.2	Tb	<0.02	W	<0.02
Sb	<0.02	Ca	<0.2	Er	<0.02	Ho	<0.02	Lu	<0.02	Nb	<0.02	Re	<0.02	Si	<0.02	Te	<0.02	U	<0.02
As	<0.2	Ce	<0.02	Eu	<0.02	In	<0.02	Mg	<0.01	Os	<0.02	Rh	<0.02	Ag	<0.02	Tl	<0.02	V	<0.02
Ba	<0.02	Cs	<0.02	Gd	<0.02	Ir	<0.02	Mn	<0.02	Pd	<0.02	Rb	<0.02	Na	T	Th	<0.02	Yb	<0.02
Be	<0.01	Cr	<0.02	Ga	<0.02	Fe	<0.2	Hg	<0.2	P	<0.02	Ru	<0.02	Sr	<0.02	Tm	<0.02	Y	<0.02
Bi	<0.02	Co	<0.02	Ge	<0.02	La	<0.02	Mo	<0.02	Pt	<0.02	Sm	<0.02	S	<0.02	Sn	<0.02	Zn	<0.02
B	<0.02	Cu	<0.02	Au	<0.02	Pb	<0.02	Nd	<0.02	K	<0.2	Sc	<0.02	Ta	<0.02	Ti	<0.02	Zr	<0.02

(T) = Target analyte

Physical Characterization:

Homogeneity: No heterogeneity was observed in the preparation of this standard.

Certified by:

* The certified value is the concentration calculated from gravimetric and volumetric measurements unless otherwise stated.
* Purified acids, 18.2 megohm deionized water, calibrated Class A glassware and the highest purity raw materials are used in the preparation of all standards.
* All standard containers are meticulously cleaned prior to use.
* Standards are prepared gravimetrically using balances that are calibrated with weights traceable to NIST (see above).
* Standards are certifed (+/-) 0.5% of the stated value, unless otherwise stated.
* All Standards should be stored with caps tight and under appropriate laboratory conditions.
* Uncertainty Reference: Taylor, B.N. and Kuyat, C.E., "Guidelines for Evaluating and Expressing the Uncertainty of NIST Measurement Result," NIST Technical Note 1297, U.S. Government Printing Office, Washington, D.C. (1994).

INORGANIC VENTURES™

Refine your results. Redefine your industry.

A: 4/11/22

Certificate of Analysis

M5738, M5739, M5740, M5741, M5742, M5743

300 Technology Drive
Christiansburg, VA 24073 USA
inorganicventures.com

P: 800-669-6799/540-585-3030
F: 540-585-3012
info@inorganicventures.com

1.0 ACCREDITATION / REGISTRATION

INORGANIC VENTURES is accredited to ISO 17034, "General Requirements for the Competence of Reference Material Producers" and ISO/IEC 17025, "General Requirements for the Competence of Testing and Calibration Laboratories". Inorganic Ventures is also an ISO 9001 registered manufacturer (QSR Certificate Number QSR-1034).

ACCREDITED Testing Laboratory Certificate 883.01

ACCREDITED Reference Material Producer Certificate 883.02

2.0 PRODUCT DESCRIPTION

Product Code:	Multi Analyte Custom Grade Solution
Catalog Number:	6020ISS
Lot Number:	S2-MEB709511
Matrix:	7% (v/v) HNO3
Value / Analyte(s):	10 µg/mL ea:

Bismuth, Holmium,
Indium, 6-Lithium,
Rhodium, Scandium,
Terbium, Yttrium

3.0 CERTIFIED VALUES AND UNCERTAINTIES

ANALYTE	CERTIFIED VALUE	ANALYTE	CERTIFIED VALUE
6-Lithium, Li6	10.00 ± 0.03 µg/mL	Bismuth, Bi	10.00 ± 0.05 µg/mL
Holmium, Ho	10.00 ± 0.05 µg/mL	Indium, In	10.00 ± 0.04 µg/mL
Rhodium, Rh	10.00 ± 0.07 µg/mL	Scandium, Sc	10.00 ± 0.04 µg/mL
Terbium, Tb	10.00 ± 0.04 µg/mL	Yttrium, Y	10.00 ± 0.04 µg/mL

Density: 1.035 g/mL (measured at 20 ± 4 °C)

Assay Information:

2237

ANALYTE	METHOD	NIST SRM#	SRM LOT#
Bi	ICP Assay	3106	180815
Bi	Calculated		See Sec. 4.2
Ho	ICP Assay	3123a	090408
Ho	EDTA	928	928
In	ICP Assay	3124a	110516
In	EDTA	928	928
In	Calculated		See Sec. 4.2
Li6	Gravimetric		See Sec. 4.2
Rh	ICP Assay	3144	070619
Sc	ICP Assay	3148a	100701
Sc	EDTA	928	928
Tb	ICP Assay	3157a	100518
Tb	EDTA	928	928
Tb	Calculated		See Sec. 4.2
Y	ICP Assay	3167a	120314
Y	EDTA	928	928
Y	Calculated		See Sec. 4.2

The following equations are used in the calculation of the certified value and the uncertainty. Reported uncertainties represent expanded uncertainties expressed at approximately the 95% confidence level using a coverage factor of k = 2.

Characterization of CRM/RM by Two or More Methods

Certified Value, $X_{CRM/RM}$, where two or more methods of characterization are used is the weighted mean of the results:

$X_{CRM/RM} = \Sigma(w_i)(X_i)$

X_i = mean of Assay Method i with standard uncertainty $u_{char\ i}$

w_i = the weighting factors for each method calculated using the inverse square of the variance:

$w_i = (1/u_{char\ i})^2 / (\Sigma(1/(u_{char\ i})^2)$

CRM/RM Expanded Uncertainty (±) = $U_{CRM/RM} = k\,(u^2_{char} + u^2_{bb} + u^2_{lts} + u^2_{ts})^{1/2}$

k = coverage factor = 2

$u_{char} = [\Sigma((w_i)^2 (u_{char\ i})^2)]^{1/2}$ where $u_{char\ i}$ are the errors from each characterization method

u_{bb} = bottle to bottle homogeneity standard uncertainty

u_{lts} = long term stability standard uncertainty (storage)

u_{ts} = transport stability standard uncertainty

Characterization of CRM/RM by One Method

Certified Value, $X_{CRM/RM}$, where one method of characterization is used is the mean of individual results:

$X_{CRM/RM} = (X_a)(u_{char\ a})$

X_a = mean of Assay Method A with

$u_{char\ a}$ = the standard uncertainty of characterization Method A

CRM/RM Expanded Uncertainty (±) = $U_{CRM/RM} = k\,(u^2_{char\ a} + u^2_{bb} + u^2_{lts} + u^2_{ts})^{1/2}$

k = coverage factor = 2

$u_{char\ a}$ = the errors from characterization

u_{bb} = bottle to bottle homogeneity standard uncertainty

u_{lts} = long term stability standard uncertainty (storage)

u_{ts} = transport stability standard uncertainty

Certified Abundance:

IV's Certified Abundance

Isotope	Atom %
Lithium Li6	95.6 ± 0.3
Lithium Li7	4.4 ± 0.1

4.0 TRACEABILITY TO NIST

- This product is traceable to NIST via an unbroken chain of comparisons. The uncertainties for each certified value are reported, taking into account the SRM/RM uncertainty error and the measurement, weighing and volume dilution errors. In rare cases where no NIST SRM/RM are available, the term 'in-house std.' is specified.

4.1 Thermometer Calibration

- All thermometers are NIST traceable through thermometers that are calibrated by an accredited calibration laboratory.

4.2 Balance Calibration

- All analytical balances are calibrated by an accredited calibration laboratory and procedure. The weights used for testing are annually compared to master weights and are traceable to NIST.

4.3 Glassware Calibration

- An in-house procedure is used to calibrate all Class A glassware used in the manufacturing and quality control of CRM/RMs.

5.0 TRACE METALLIC IMPURITIES (TMI) DETERMINED BY ICP-MS AND ICP-OES (µg/mL)

N/A

6.0 INTENDED USE

- For the calibration of analytical instruments and validation of analytical methods as appropriate.

7.0 INSTRUCTIONS FOR THE CORRECT USE OF THIS REFERENCE MATERIAL

7.1 Storage and Handling Recommendations

- Store between approximately 4° - 30° C while in sealed TCT bag.

- While stored in the sealed TCT bag, transpiration of this CRM/RM is negligible. After opening the sealed TCT bag transpiration of the CRM/RM will occur, resulting in a gradual increase in the analyte concentration(s). It is the responsibility of the user to account for this effect. When the bottle is weighed both before and after being placed in storage, the mass difference observed will be a measure of transpiration mass loss.

- After opening the sealed TCT bag, keep cap tightly sealed when not in use and store between 4° - 24° C to minimize the effects of transpiration. Use at 20° ± 4° C to minimize volumetric dilution error when using the reported density. Do not pipette from the container. Do not return removed aliquots to container.

- For more information, visit **www.inorganicventures.com/TCT**

8.0 HAZARDOUS INFORMATION

- Please refer to the Safety Data Sheet for information regarding this CRM/RM.

9.0 HOMOGENEITY

- This solution was mixed according to an in-house procedure and is guaranteed to be homogeneous. Homogeneity data indicate that the end user should take a minimum sample size of 0.2 mL to assure homogeneity.

10.0 QUALITY STANDARD DOCUMENTATION

10.1 ISO 9001 Quality Management System Registration

- QSR Certificate Number QSR-1034

10.2 ISO/IEC 17025 "General Requirements for the Competence of Testing and Calibration Laboratories"

- Chemical Testing - Accredited / A2LA Certificate Number 883.01

10.3 ISO 17034 "General Requirements for the Competence of Reference Material Producers"

- Reference Material Producer - Accredited / A2LA Certificate Number 883.02

Inorganic Ventures, 300 Technology Drive, Christiansburg, Va. 24073, USA; Telephone: 800.669.6799; 540.585.3030, Fax: 540.585.3012; inorganicventures.com; info@inorganicventures.com

11.0 CERTIFICATION, LOT EXPIRATION AND PERIOD OF VALIDITY

11.1 Certification Issue Date

September 03, 2021

- The certification is valid within the measurement uncertainty specified provided the CRM/RM is stored and handled in accordance with instructions given in Sec 7.1. This certification is nullified if instructions in Sec 7.1 are not followed or if the CRM/RM is damaged, contaminated, or otherwise modified.

11.2 Lot Expiration Date

- September 03, 2026

- The date after which this CRM/RM should not be used.

- The lot expiration date reflects the period of time that the stability of a CRM/RM can be supported by long term stability studies conducted on properly stored and handled CRM/RMs. Lot expiration is limited primarily by transpiration (loss of water from the solution) and infrequently by chemical stability.

11.3 Period of Validity

- Sealed TCT Bag Open Date: _____

- This CRM/RM should not be used longer than one year (or six months in the case of a 30 mL bottle) from the date of opening the aluminized bag or after the date given in Sec. 11.2, whichever comes first. This is contingent upon the CRM/RM being stored and handled in accordance with the instructions given in Sec. 7.1.

12.0 NAMES AND SIGNATURES OF CERTIFYING OFFICERS

Certificate Approved By:

Michael Booth
Director, Quality Control



Certifying Officer:

Paul Gaines
Chairman / Senior Technical Director



QATS LABORATORY INORGANIC REFERENCE MATERIAL INTERFERENCE CHECK SAMPLE SET FOR ICP-MS (ICSA WITH ICSB)

NOTE: These instructions are for advisory purposes only. If any apparent conflict exists between these instructions and the analytical protocol or your contract, disregard these instructions.

APPLICATION: For use with the CLP SFAM01.0 SOW and revisions.

CAUTION: Read instructions carefully before opening bottle(s) and proceeding with the analyses.

Contains Heavy Metals
HAZARDOUS MATERIAL

Safety Data Sheets
Available Upon Request

(A) *SAMPLE DESCRIPTION*

Enclosed is a set of one (1) or more bottles of an Aqueous Reference Material, each composed of metals at various concentrations and prepared with nitrate salts and oxy-acids of the respective elements in a 5% nitric acid matrix**. For the reference material source in reporting ICSA and ICSAB mixture use "USEPA". For the reference material lot number for the ICSA use "ICSA-0803" and for the ICSAB mixture use "ICSA-0803+ICSB-0803".**

CAUTION: The bottle(s) should be protected from light during storage to ensure the stability of silver which is contained in the ICSB solution. The bottle(s) should be stored at room temperature. **Do not allow the solution(s) to freeze.**

(B) *BREAKAGE OR MISSING ITEMS*

Check the contents of the shipment carefully for any broken, leaking, or missing items. Check that the seal is intact on each bottle. Refer to the enclosed chain of custody record. Report any problems to the Contracting Officer, Ross Miller at miller.ross@epa.gov. If directed by Ross Miller, return the chain of custody record with appropriate annotations and signatures to the address provided below.

QUALITY ASSURANCE TECHNICAL SUPPORT LABORATORY
APTIM Federal Services, LLC
2700 Chandler Avenue - Building C
Las Vegas, NV 89120

(C) *ANALYSIS OF SAMPLES*

This interference check sample set is to be used to verify elemental isobaric correction factors of inductively coupled plasma-mass spectrometers (ICP-MS). This reference material set consists of two (2) concentrated solutions. The ICSA solution contains several interferent elements and species; for a complete listing refer to the CLP SOW. The ICSB solution contains the analytes: Ag, As, Sb, Ba, Be, Cd, Co, Cr, Cu, Mn, Ni, Pb, Tl, Se, V, and Zn. This instruction sheet provides the nominal values for the ICP-MS ICS Part A and Part B target analytes when diluted as directed.

Using Class "A" glassware, preparation and analysis must be performed according to the following instructions:

ICSA-0803, Inferferents: Pipet 10 mL of the ICSA solution into a 100 mL volumetric flask and dilute to volume with 1% v/v HNO_3. Analyze this solution by ICP-MS.

ICSB-0803, Analytes, mixed with ICSA-0803, Interferents: Pipet 10 mL of the ICSA solution and 10 mL of the ICSB solution into a 100 mL volumetric flask and dilute to volume with 1% v/v HNO_3. Analyze this ICSAB solution by ICP-MS.

(D) *"CERTIFIED VALUE" CONCENTRATIONS OF QATS ICP-MS ICS SOLUTION(S)*

The "Certified Value" concentrations of the elements, listed in Table 1 below, were derived from statistically pooled analysis results from the following sources, if available: QATS Laboratory, CLP laboratories, Quarterly Blind (QB)/Proficiency Testing (PT) events, CLP pre-award events, and external referee laboratories.

Table 1. "CERTIFIED VALUES" FOR INTERFERENCE CHECK SAMPLE ICP-MS ICSA-0803, AND ICSA-0803 MIXED WITH ICSB-0803

ICSA: M5873

ICSB: M5874

Element	CRQL	Part A (µg/L)	Lower Limit (µg/L)	Upper Limit (µg/L)	Part A +Part B (µg/L)	Lower Limit (µg/L)	Upper Limit (µg/L)
Al	20.0	[100000]			[100000]		
Sb	2.0	(1.5)	-2.5	5.5	(22.0)	18.0	26.0
As	1.0	(0.1)	-1.9	2.1	19.0	16.2	21.9
Ba	10.0	(1.2)	-18.8	21.2	(22.0)	2.0	42.0
Be	1.0	(0)	-2.0	2.0	19.0	16.2	21.9
Cd	1.0	(0.7)	-1.3	2.7	20.0	17.0	23.0
Ca	500	[100000]			[100000]		
C		[200000]			[200000]		
Cl		[1000000]			[1000000]		
Cr	2.0	(21.0)	17.0	25.0	40.0	34.0	46.0
Co	1.0	(1.0)	-1.0	3.0	20.0	17.0	23.0
Cu	2.0	(8.0)	4.0	12.0	(25.0)	21.0	29.0
Fe	200	[100000]			[100000]		
Pb	1.0	(4.0)	2.0	6.0	25.0	21.3	28.8
Mg	500	[100000]			[100000]		
Mn	1.0	(7.0)	5.0	9.0	27.0	23.0	31.1
Mo		[2000]			[2000]		
Ni	1.0	(6.0)	4.0	8.0	24.0	20.4	27.6
P		[100000]			[100000]		
K	500	[100000]			[100000]		
Se	5.0	(0.3)	-9.7	10.3	(19.0)	9.0	29.0
Ag	1.0	(0)	-2.0	2.0	18.0	15.3	20.7
Na	500	[100000]			[100000]		
S		[100000]			[100000]		
Tl	1.0	(0)	-2.0	2.0	21.0	17.9	24.2
Ti		[2000]			[2000]		
V	5.0	(0.5)	-9.5	10.5	(19.0)	9.0	29.0
Zn	5.0	(11.0)	1.0	21.0	(29.0)	19.0	39.0

[ ] Indicates analytes that do not require ICP-MS determination in the ICS.
The acceptance ranges for all analytes in parentheses in the above table were determined using the listed certified value ± 2 times the associated CLP SOW CRQL. The acceptance ranges for all other analytes were determined using the certified value ± 15 percent of the listed certified value.

QATS LABORATORY INORGANIC REFERENCE MATERIAL INTERFERENCE CHECK SAMPLE SET FOR ICP-MS (ICSA WITH ICSB)

NOTE: These instructions are for advisory purposes only. If any apparent conflict exists between these instructions and the analytical protocol or your contract, disregard these instructions.

APPLICATION: For use with the CLP SFAM01.0 SOW and revisions.

CAUTION: Read instructions carefully before opening bottle(s) and proceeding with the analyses.

Contains Heavy Metals
HAZARDOUS MATERIAL

Safety Data Sheets
Available Upon Request

(A) *SAMPLE DESCRIPTION*

Enclosed is a set of one (1) or more bottles of an Aqueous Reference Material, each composed of metals at various concentrations and prepared with nitrate salts and oxy-acids of the respective elements in a 5% nitric acid matrix**. For the reference material source in reporting ICSA and ICSAB mixture use "USEPA". For the reference material lot number for the ICSA use "ICSA-0803" and for the ICSAB mixture use "ICSA-0803+ICSB-0803".**

CAUTION: The bottle(s) should be protected from light during storage to ensure the stability of silver which is contained in the ICSB solution. The bottle(s) should be stored at room temperature. **Do not allow the solution(s) to freeze.**

(B) *BREAKAGE OR MISSING ITEMS*

Check the contents of the shipment carefully for any broken, leaking, or missing items. Check that the seal is intact on each bottle. Refer to the enclosed chain of custody record. Report any problems to the Contracting Officer, Ross Miller at miller.ross@epa.gov. If directed by Ross Miller, return the chain of custody record with appropriate annotations and signatures to the address provided below.

QUALITY ASSURANCE TECHNICAL SUPPORT LABORATORY
APTIM Federal Services, LLC
2700 Chandler Avenue - Building C
Las Vegas, NV 89120

(C) *ANALYSIS OF SAMPLES*

This interference check sample set is to be used to verify elemental isobaric correction factors of inductively coupled plasma-mass spectrometers (ICP-MS). This reference material set consists of two (2) concentrated solutions. The ICSA solution contains several interferent elements and species; for a complete listing refer to the CLP SOW. The ICSB solution contains the analytes: Ag, As, Sb, Ba, Be, Cd, Co, Cr, Cu, Mn, Ni, Pb, Tl, Se, V, and Zn. This instruction sheet provides the nominal values for the ICP-MS ICS Part A and Part B target analytes when diluted as directed.

Using Class "A" glassware, preparation and analysis must be performed according to the following instructions:

ICSA-0803, Inferferents: Pipet 10 mL of the ICSA solution into a 100 mL volumetric flask and dilute to volume with 1% v/v HNO_3. Analyze this solution by ICP-MS.

ICSB-0803, Analytes, mixed with ICSA-0803, Interferents: Pipet 10 mL of the ICSA solution and 10 mL of the ICSB solution into a 100 mL volumetric flask and dilute to volume with 1% v/v HNO_3. Analyze this ICSAB solution by ICP-MS.

(D) *"CERTIFIED VALUE" CONCENTRATIONS OF QATS ICP-MS ICS SOLUTION(S)*

The "Certified Value" concentrations of the elements, listed in Table 1 below, were derived from statistically pooled analysis results from the following sources, if available: QATS Laboratory, CLP laboratories, Quarterly Blind (QB)/Proficiency Testing (PT) events, CLP pre-award events, and external referee laboratories.

Table 1. "CERTIFIED VALUES" FOR INTERFERENCE CHECK SAMPLE ICP-MS ICSA-0803, AND ICSA-0803 MIXED WITH ICSB-0803

ICSA: M5873

ICSB: M5874

Element	CRQL	Part A (µg/L)	Lower Limit (µg/L)	Upper Limit (µg/L)	Part A +Part B (µg/L)	Lower Limit (µg/L)	Upper Limit (µg/L)
Al	20.0	[100000]			[100000]		
Sb	2.0	(1.5)	-2.5	5.5	(22.0)	18.0	26.0
As	1.0	(0.1)	-1.9	2.1	19.0	16.2	21.9
Ba	10.0	(1.2)	-18.8	21.2	(22.0)	2.0	42.0
Be	1.0	(0)	-2.0	2.0	19.0	16.2	21.9
Cd	1.0	(0.7)	-1.3	2.7	20.0	17.0	23.0
Ca	500	[100000]			[100000]		
C		[200000]			[200000]		
Cl		[1000000]			[1000000]		
Cr	2.0	(21.0)	17.0	25.0	40.0	34.0	46.0
Co	1.0	(1.0)	-1.0	3.0	20.0	17.0	23.0
Cu	2.0	(8.0)	4.0	12.0	(25.0)	21.0	29.0
Fe	200	[100000]			[100000]		
Pb	1.0	(4.0)	2.0	6.0	25.0	21.3	28.8
Mg	500	[100000]			[100000]		
Mn	1.0	(7.0)	5.0	9.0	27.0	23.0	31.1
Mo		[2000]			[2000]		
Ni	1.0	(6.0)	4.0	8.0	24.0	20.4	27.6
P		[100000]			[100000]		
K	500	[100000]			[100000]		
Se	5.0	(0.3)	-9.7	10.3	(19.0)	9.0	29.0
Ag	1.0	(0)	-2.0	2.0	18.0	15.3	20.7
Na	500	[100000]			[100000]		
S		[100000]			[100000]		
Tl	1.0	(0)	-2.0	2.0	21.0	17.9	24.2
Ti		[2000]			[2000]		
V	5.0	(0.5)	-9.5	10.5	(19.0)	9.0	29.0
Zn	5.0	(11.0)	1.0	21.0	(29.0)	19.0	39.0

[ ] Indicates analytes that do not require ICP-MS determination in the ICS.
The acceptance ranges for all analytes in parentheses in the above table were determined using the listed certified value ± 2 times the associated CLP SOW CRQL. The acceptance ranges for all other analytes were determined using the certified value ± 15 percent of the listed certified value.

Absolute Standards, Inc.
800-368-1131
www.absolutestandards.com

Certified Reference Material CRM

ANAB ISO 17034 Accredited
AR-1539 Certificate Number
https://Absolutestandards.com

R: 01/03/24 M5802, M5803

2245

CERTIFIED WEIGHT REPORT:

		Lot #	Solvent:	
Part Number:	**57051**	24002546	Nitric Acid	
Lot Number:	**120523**			
Description:	**Antimony (Sb)**			
		2.0%	60.0 (mL)	Nitric Acid
Expiration Date:	120526			
Recommended Storage:	Ambient (20 °C)			
Nominal Concentration (µg/mL):	**1000**			
NIST Test Number:	6UTB	5E-05	Balance Uncertainty	
Volume shown below was diluted to (mL):	3000.41	0.058	Flask Uncertainty	

Formulated By:	Lawrence Barry	120523
Reviewed By:	Pedro L. Rentas	120523

Compound	Part Number	Lot Number	Dilution Factor	Initial Vol. (mL)	Uncertainty Pipette (mL)	Nominal Conc. (µg/mL)	Initial Conc. (µg/mL)	Final Conc. (µg/mL)	Expanded Uncertainty +/- (µg/mL)	SDS Information (Solvent Safety Info. On Attached pg.) CAS#	OSHA PEL (TWA)	LD50	NIST SRM
1. Antimony (Sb)	58151	100923	0.1000	300.0	0.084	1000	10001.4	**1000.0**	2.1	7440-36-0	0.5 mg/m3	orl-rat 7000 mg/kg	3102a

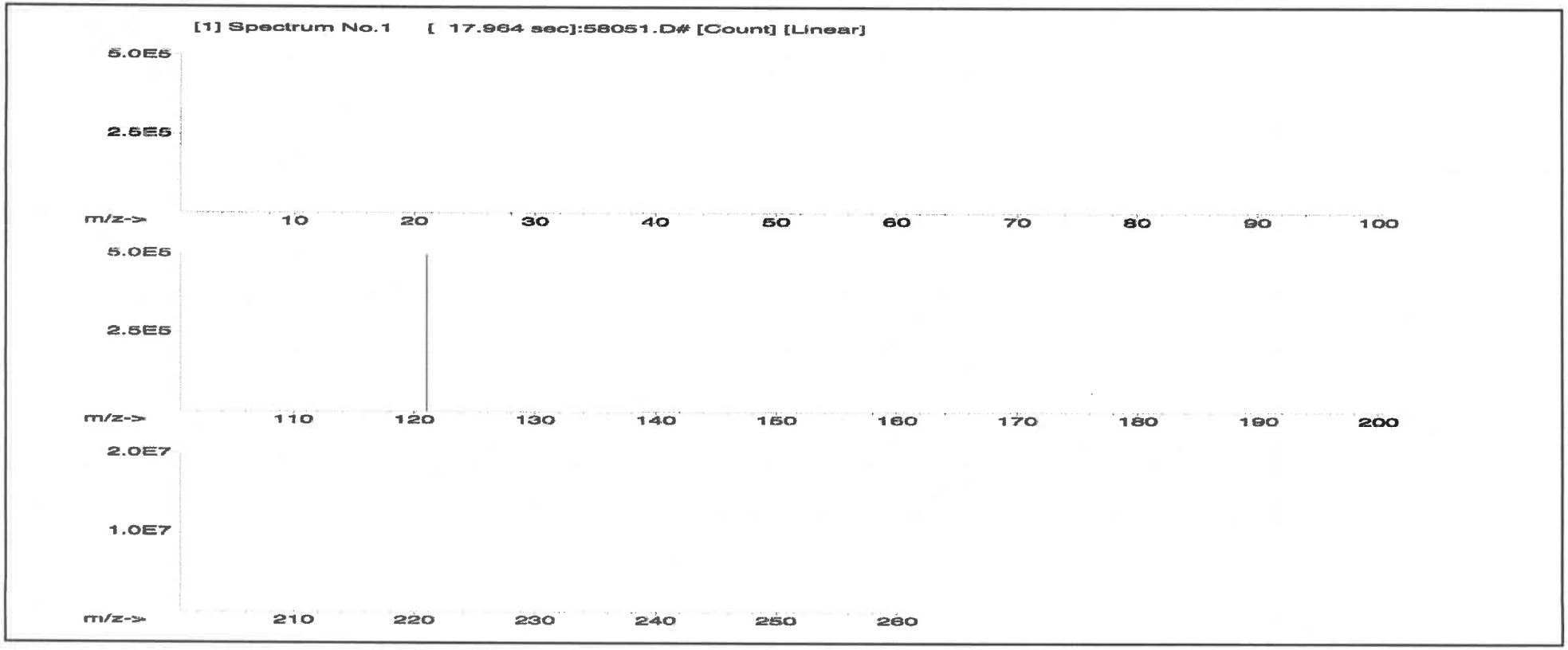

22466

Instrumental Analysis by Inductively Coupled Plasma Mass Spectrometry (ICP-MS):

Trace Metals Verification by ICP-MS (µg/mL)																	
Al	<0.02	Cd	<0.02	Dy	<0.02	Hf	<0.02	Li	<0.02	Ni	<0.02	Pr	<0.02	Se	<0.2	Tb	<0.02	W	<0.02
Sb	T	Ca	<0.2	Er	<0.02	Ho	<0.02	Lu	<0.02	Nb	<0.02	Re	<0.02	Si	<0.02	Te	<0.02	U	<0.02
As	<0.2	Ce	<0.02	Eu	<0.02	In	<0.02	Mg	<0.01	Os	<0.02	Rh	<0.02	Ag	<0.02	Tl	<0.02	V	<0.02
Ba	<0.02	Cs	<0.02	Gd	<0.02	Ir	<0.02	Mn	<0.02	Pd	<0.02	Rb	<0.02	Na	<0.2	Th	<0.02	Yb	<0.02
Be	<0.01	Cr	<0.02	Ga	<0.02	Fe	<0.2	Hg	<0.2	P	<0.02	Ru	<0.02	Sr	<0.02	Tm	<0.02	Y	<0.02
Bi	<0.02	Co	<0.02	Ge	<0.02	La	<0.02	Mo	<0.02	Pt	<0.02	Sm	<0.02	S	<0.02	Sn	<0.02	Zn	<0.02
B	<0.02	Cu	<0.02	Au	<0.02	Pb	<0.02	Nd	<0.02	K	<0.2	Sc	<0.02	Ta	<0.02	Ti	<0.02	Zr	<0.02

(T) = Target analyte

Physical Characterization:

Homogeneity: No heterogeneity was observed in the preparation of this standard.

Certified by:

* The certified value is the concentration calculated from gravimetric and volumetric measurements unless otherwise stated.
* Purified acids, 18.2 megohm deionized water, calibrated Class A glassware and the highest purity raw materials are used in the preparation of all standards.
* All standard containers are meticulously cleaned prior to use.
* Standards are prepared gravimetrically using balances that are calibrated with weights traceable to NIST (see above).
* Standards are certifed (+/-) 0.5% of the stated value, unless otherwise stated.
* All Standards should be stored with caps tight and under appropriate laboratory conditions.
* Uncertainty Reference: Taylor, B.N. and Kuyat, C.E., "Guidelines for Evaluating and Expressing the Uncertainty of NIST Measurement Result," NIST Technical Note 1297, U.S. Government Printing Office, Washington, D.C. (1994).

Absolute Standards, Inc.
800-368-1131
www.absolutestandards.com

Certified Reference Material CRM

M6030

R: 8/5/24

ANAB ISO 17034 Accredited
AR-1539 Certificate Number
https://Absolutestandards.com

2247

CERTIFIED WEIGHT REPORT:

Part Number:	**57047**		**Lot #**		
Lot Number:	**122823**	**Solvent:**	24002546	Nitric Acid	
Description:	**Silver (Ag)**	2%	80.0 (mL)	Nitric Acid	
Expiration Date:	122826				
Recommended Storage:	Ambient (20 °C)				
Nominal Concentration (µg/mL):	**1000**				
NIST Test Number:	6UTB	5E-05	Balance Uncertainty		
Weight shown below was diluted to (mL):	4000.30	0.058	Flask Uncertainty		

Formulated By:	Benson Chan	122823
Reviewed By:	Pedro L. Rentas	122823

	Compound	RM#	Lot Number	Nominal Conc. (µg/mL)	Purity (%)	Uncertainty Purity (%)	Assay (%)	Target Weight (g)	Actual Weight (g)	Actual Conc. (µg/mL)	Expanded Uncertainty +/- (µg/mL)	SDS Information (Solvent Safety Info. On Attached pg.) CAS#	OSHA PEL (TWA)	LD50	NIST SRM
1.	Silver nitrate (Ag)	IN035	J0612AGA1	1000.0	99.9999	0.10	63.7	6.27992	6.27998	**1000.0**	**2.0**	7761-88-8	10 ug/m3	NA	3151

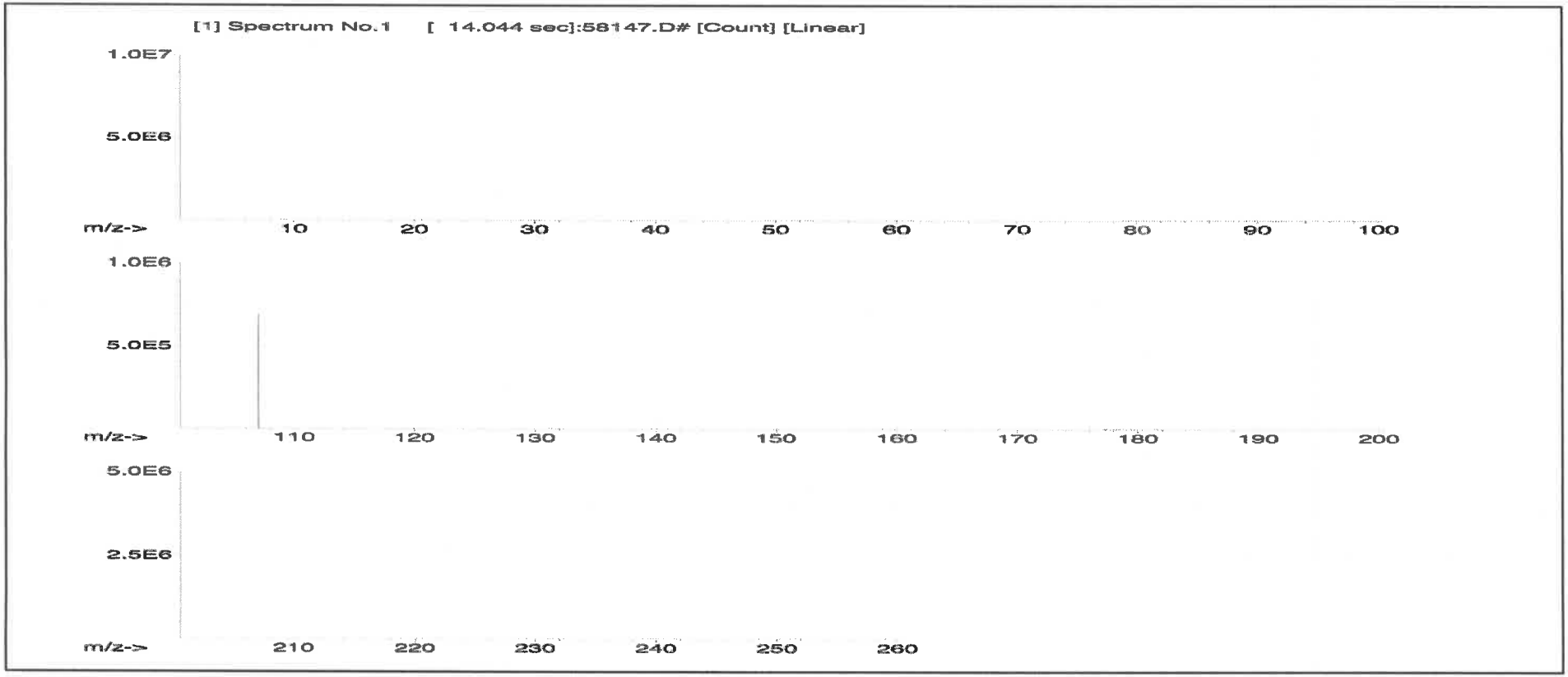

2248

Instrumental Analysis by Inductively Coupled Plasma Mass Spectrometry (ICP-MS):

Trace Metals Verification by ICP-MS (µg/mL)																	
Al	<0.02	Cd	<0.02	Dy	<0.02	Hf	<0.02	Li	<0.02	Ni	<0.02	Pr	<0.02	Se	<0.2	Tb	<0.02	W	<0.02
Sb	<0.02	Ca	<0.2	Er	<0.02	Ho	<0.02	Lu	<0.02	Nb	<0.02	Re	<0.02	Si	<0.02	Te	<0.02	U	<0.02
As	<0.2	Ce	<0.02	Eu	<0.02	In	<0.02	Mg	<0.01	Os	<0.02	Rh	<0.02	Ag	T	Tl	<0.02	V	<0.02
Ba	<0.02	Cs	<0.02	Gd	<0.02	Ir	<0.02	Mn	<0.02	Pd	<0.02	Rb	<0.02	Na	<0.2	Th	<0.02	Yb	<0.02
Be	<0.01	Cr	<0.02	Ga	<0.02	Fe	<0.2	Hg	<0.2	P	<0.02	Ru	<0.02	Sr	<0.02	Tm	<0.02	Y	<0.02
Bi	<0.02	Co	<0.02	Ge	<0.02	La	<0.02	Mo	<0.02	Pt	<0.02	Sm	<0.02	S	<0.02	Sn	<0.02	Zn	<0.02
B	<0.02	Cu	<0.02	Au	<0.02	Pb	<0.02	Nd	<0.02	K	<0.2	Sc	<0.02	Ta	<0.02	Ti	<0.02	Zr	<0.02

(T)= Target analyte

Physical Characterization:

Certified by:

Homogeneity: No heterogeneity was observed in the preparation of this standard.

* The certified value is the concentration calculated from gravimetric and volumetric measurements unless otherwise stated.
* Purified acids, 18.2 megohm deionized water, calibrated Class A glassware and the highest purity raw materials are used in the preparation of all standards.
* All standard containers are meticulously cleaned prior to use.
* Standards are prepared gravimetrically using balances that are calibrated with weights traceable to NIST (see above).
* Standards are certifed (+/-) 0.5% of the stated value, unless otherwise stated.
* All Standards should be stored with caps tight and under appropriate laboratory conditions.
* Uncertainty Reference: Taylor, B.N. and Kuyat, C.E., "Guidelines for Evaluating and Expressing the Uncertainty of NIST Measurement Result," NIST Technical Note 1297, U.S. Government Printing Office, Washington, D.C. (1994).

Absolute Standards, Inc.
800-368-1131
www.absolutestandards.com

Certified Reference Material CRM

R: 03/16/23 M5473, M5474, M5475, M5476

ANAB ISO 17034 Accredited
AR-1539 Certificate Number
https://Absolutestandards.com

2249

CERTIFIED WEIGHT REPORT:

Part Number: 56138
Lot Number: 082922
Description: Strontium (Sr)
Expiration Date: 082925
Recommended Storage: Ambient (20 °C)
Nominal Concentration (µg/mL): 10000
NIST Test Number: 6UTB
Weight shown below was diluted to (mL): 1000.12

	Lot #		
Solvent:	20510011	Nitric Acid	
2%	20.0 (mL)	Nitric Acid	

5E-05 Balance Uncertainty
0.058 Flask Uncertainty

Formulated By:	Lawrence Barry	082922
Reviewed By:	Pedro L. Rentas	082922

Compound	RM#	Lot Number	Nominal Conc. (µg/mL)	Purity (%)	Uncertainty Purity (%)	Assay (%)	Target Weight (g)	Actual Weight (g)	Actual Conc. (µg/mL)	Expanded Uncertainty +/- (µg/mL)	SDS Information (Solvent Safety Info. On Attached pg.) CAS#	OSHA PEL (TWA)	LD50	NIST SRM
1. Strontium nitrate (Sr)	IN017	SRZ022018A1	10000	99.997	0.10	41.2	24.2756	24.2758	**10000.1**	**20.0**	10042-76-9	NA	orl-rat >2000mg/kg	3153a

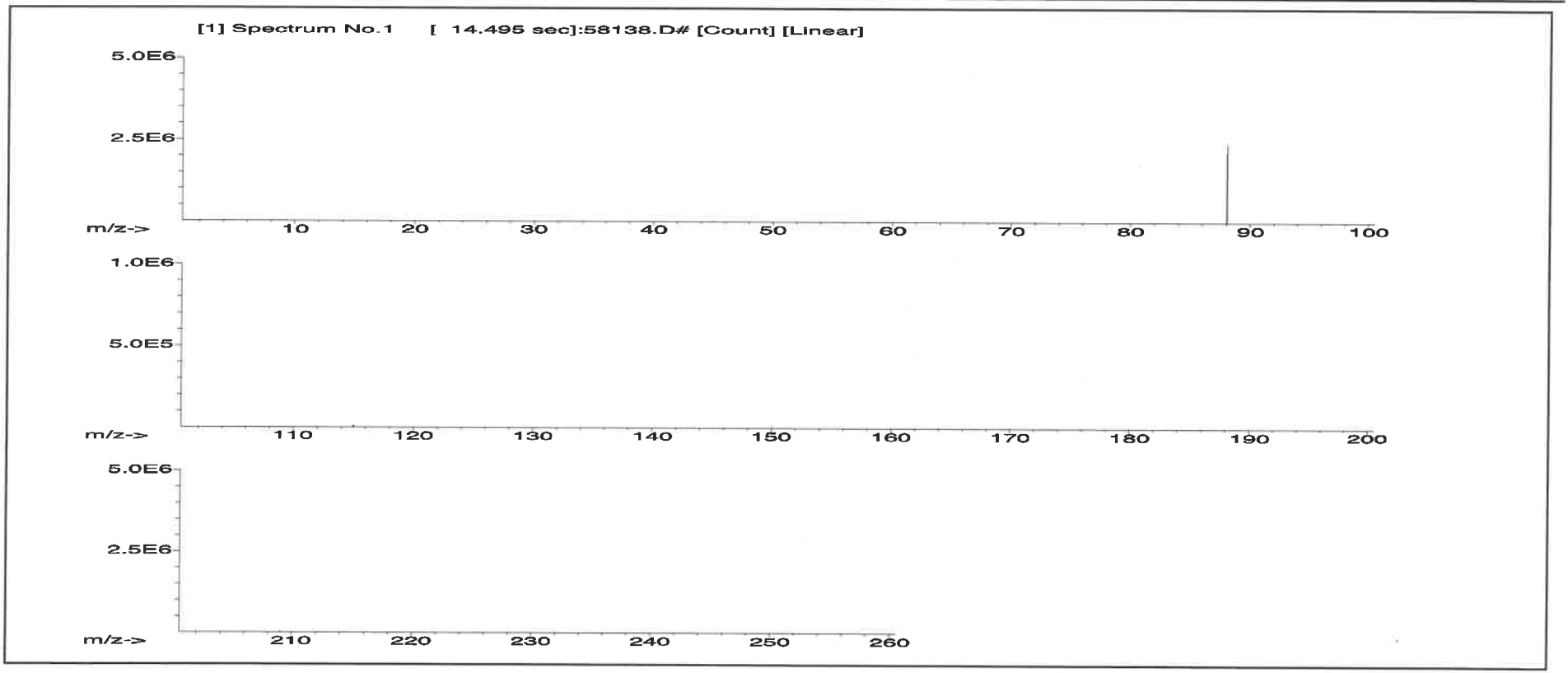

2250

Instrumental Analysis by Inductively Coupled Plasma Mass Spectroscopy (ICP-MS):

Trace Metals Verification by ICP-MS (µg/mL)																	
Al	<0.02	Cd	<0.02	Dy	<0.02	Hf	<0.02	Li	<0.02	Ni	<0.02	Pr	<0.02	Se	<0.2	Tb	<0.02	W	<0.02
Sb	<0.02	Ca	<0.2	Er	<0.02	Ho	<0.02	Lu	<0.02	Nb	<0.02	Re	<0.02	Si	<0.02	Te	<0.02	U	<0.02
As	<0.2	Ce	<0.02	Eu	<0.02	In	<0.02	Mg	<0.01	Os	<0.02	Rh	<0.02	Ag	<0.02	Tl	<0.02	V	<0.02
Ba	<0.02	Cs	<0.02	Gd	<0.02	Ir	<0.02	Mn	<0.02	Pd	<0.02	Rb	<0.02	Na	<0.2	Th	<0.02	Yb	<0.02
Be	<0.01	Cr	<0.02	Ga	<0.02	Fe	<0.2	Hg	<0.2	P	<0.02	Ru	<0.02	Sr	T	Tm	<0.02	Y	<0.02
Bi	<0.02	Co	<0.02	Ge	<0.02	La	<0.02	Mo	<0.02	Pt	<0.02	Sm	<0.02	S	<0.02	Sn	<0.02	Zn	<0.02
B	<0.02	Cu	<0.02	Au	<0.02	Pb	<0.02	Nd	<0.02	K	<0.2	Sc	<0.02	Ta	<0.02	Ti	<0.02	Zr	<0.02

(T)= Target analyte

Physical Characterization:

Certified by:

Homogeneity: No heterogeneity was observed in the preparation of this standard.

* The certified value is the concentration calculated from gravimetric and volumetric measurements unless otherwise stated.
* Purified acids, 18.2 megohm deionized water, calibrated Class A glassware and the highest purity raw materials are used in the preparation of all standards.
* All standard containers are meticulously cleaned prior to use.
* Standards are prepared gravimetrically using balances that are calibrated with weights traceable to NIST (see above).
* Standards are certifed (+/-) 0.5% of the stated value, unless otherwise stated.
* All Standards should be stored with caps tight and under appropriate laboratory conditions.
* Uncertainty Reference: Taylor, B.N. and Kuyat, C.E., "Guidelines for Evaluating and Expressing the Uncertainty of NIST Measurement Result," NIST Technical Note 1297, U.S. Government Printing Office, Washington, D.C. (1994).

Absolute Standards, Inc.
800-368-1131
www.absolutestandards.com

Certified Reference Material CRM

M6023

R ! 8/5/24

ANAB ISO 17034 Accredited
AR-1539 Certificate Number
https://Absolutestandards.com

2251

CERTIFIED WEIGHT REPORT:

Part Number:	**57081**		**Lot #**		
Lot Number:	**062724**	**Solvent:**	24002546	Nitric Acid	
Description:	**Thallium (Tl)**	2%	40.0 (mL)	Nitric Acid	
Expiration Date:	062727				
Recommended Storage:	Ambient (20 °C)				
Nominal Concentration (µg/mL):	**1000**				
NIST Test Number:	6UTB	5E-05	Balance Uncertainty		
Weight shown below was diluted to (mL):	2000.1	0.10	Flask Uncertainty		

Aleah O'Brady

Formulated By:	Aleah O'Brady	062724
Reviewed By:	Pedro L. Rentas	062724

Compound	RM#	Lot Number	Nominal Conc. (µg/mL)	Purity (%)	Uncertainty Purity (%)	Assay (%)	Target Weight (g)	Actual Weight (g)	Actual Conc. (µg/mL)	Expanded Uncertainty +/- (µg/mL)	SDS Information (Solvent Safety Info. On Attached pg.) CAS#	OSHA PEL (TWA)	LD50	NIST SRM
1. Thallium nitrate (Tl)	IN037	BCCF4399	1000	99.999	0.10	77.0	2.5975	2.5977	**1000.1**	**2.0**	10102-45-1	0.1 mg/m3	orl-mus 15mg/kg	3158

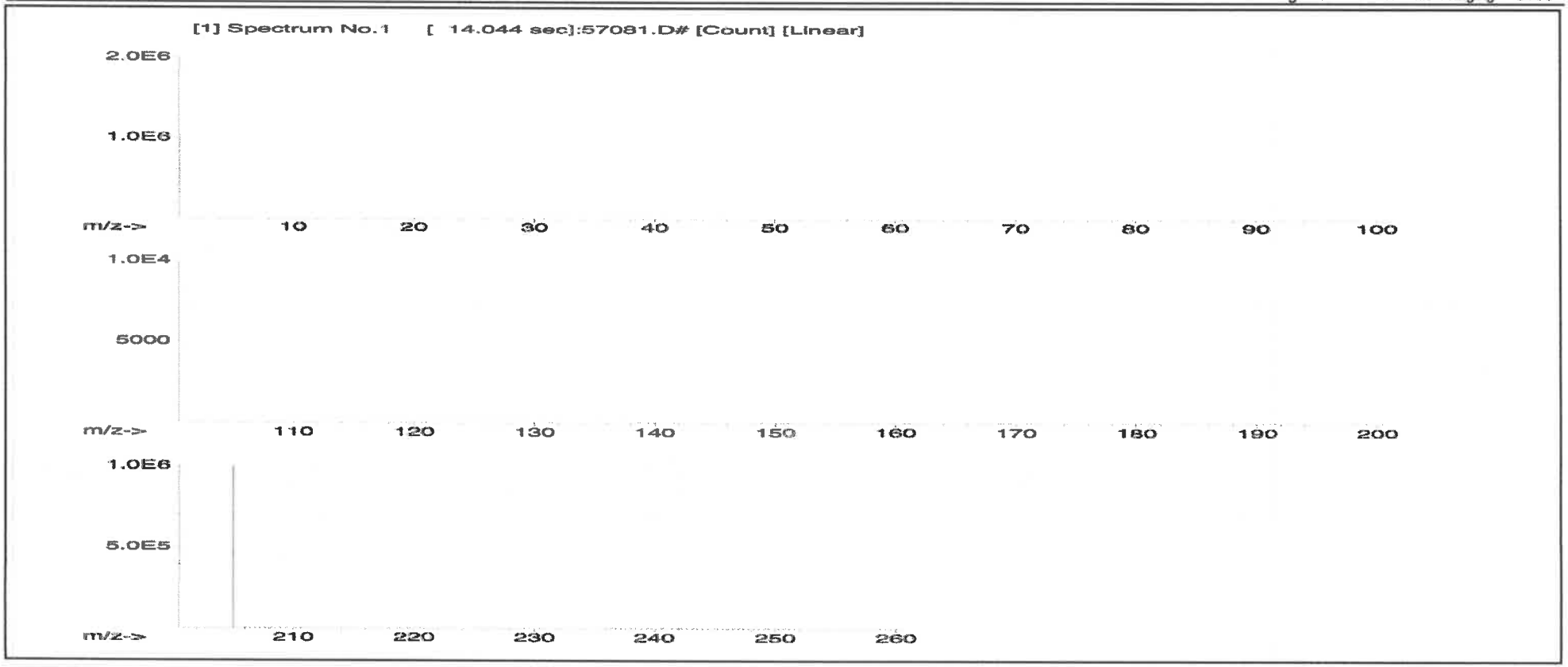

2252

Instrumental Analysis by Inductively Coupled Plasma Mass Spectrometry (ICP-MS):

Trace Metals Verification by ICP-MS (µg/mL)																	
Al	<0.02	Cd	<0.02	Dy	<0.02	Hf	<0.02	Li	<0.02	Ni	<0.02	Pr	<0.02	Se	<0.2	Tb	<0.02	W	<0.02
Sb	<0.02	Ca	<0.2	Er	<0.02	Ho	<0.02	Lu	<0.02	Nb	<0.02	Re	<0.02	Si	<0.02	Te	<0.02	U	<0.02
As	<0.2	Ce	<0.02	Eu	<0.02	In	<0.02	Mg	<0.01	Os	<0.02	Rh	<0.02	Ag	<0.02	Tl	T	V	<0.02
Ba	<0.02	Cs	<0.02	Gd	<0.02	Ir	<0.02	Mn	<0.02	Pd	<0.02	Rb	<0.02	Na	<0.2	Th	<0.02	Yb	<0.02
Be	<0.01	Cr	<0.02	Ga	<0.02	Fe	<0.2	Hg	<0.2	P	<0.02	Ru	<0.02	Sr	<0.02	Tm	<0.02	Y	<0.02
Bi	<0.02	Co	<0.02	Ge	<0.02	La	<0.02	Mo	<0.02	Pt	<0.02	Sm	<0.02	S	<0.02	Sn	<0.02	Zn	<0.02
B	<0.02	Cu	<0.02	Au	<0.02	Pb	<0.02	Nd	<0.02	K	<0.2	Sc	<0.02	Ta	<0.02	Ti	<0.02	Zr	<0.02

(T) = Target analyte

Physical Characterization:

Homogeneity: No heterogeneity was observed in the preparation of this standard.

Certified by:

* The certified value is the concentration calculated from gravimetric and volumetric measurements unless otherwise stated.
* Purified acids, 18.2 megohm deionized water, calibrated Class A glassware and the highest purity raw materials are used in the preparation of all standards.
* All standard containers are meticulously cleaned prior to use.
* Standards are prepared gravimetrically using balances that are calibrated with weights traceable to NIST (see above).
* Standards are certifed (+/-) 0.5% of the stated value, unless otherwise stated.
* All Standards should be stored with caps tight and under appropriate laboratory conditions.
* Uncertainty Reference: Taylor, B.N. and Kuyat, C.E., "Guidelines for Evaluating and Expressing the Uncertainty of NIST Measurement Result," NIST Technical Note 1297, U.S. Government Printing Office, Washington, D.C. (1994).

Absolute Standards, Inc.
800-368-1131
www.absolutestandards.com

Certified Reference Material CRM

M6021

ANAB ISO 17034 Accredited
AR-1539 Certificate Number
https://Absolutestandards.com

Rc. 8/5/24

2253

CERTIFIED WEIGHT REPORT:

		Lot #	Solvent:	
Part Number:	**57023**			
Lot Number:	**062424**			
Description:	**Vanadium (V)**	24002546	Nitric Acid	
		2.0%	40.0 (mL)	Nitric Acid
Expiration Date:	062427			
Recommended Storage:	Ambient (20 °C)			
Nominal Concentration (µg/mL):	**1000**			
NIST Test Number:	6UTB	5E-05	Balance Uncertainty	
Volume shown below was diluted to (mL):	2000.3	0.06	Flask Uncertainty	

Aleah O'Brady

Formulated By:	Aleah O'Brady	062424

Pedro Rentas

Reviewed By:	Pedro L. Rentas	062424

Compound	Part Number	Lot Number	Dilution Factor	Initial Vol. (mL)	Uncertainty Pipette (mL)	Nominal Conc. (µg/mL)	Initial Conc. (µg/mL)	Final Conc. (µg/mL)	Expanded Uncertainty +/- (µg/mL)	SDS Information (Solvent Safety Info. On Attached pg.) CAS#	OSHA PEL (TWA)	LD50	NIST SRM
1. Ammonium metavanadate (V)	58123	021224	0.1000	200.0	0.084	1000	10000.3	**1000.0**	**2.2**	7803-55-6	0.05 mg/m3	orl-rat 58.1mg/kg	3165

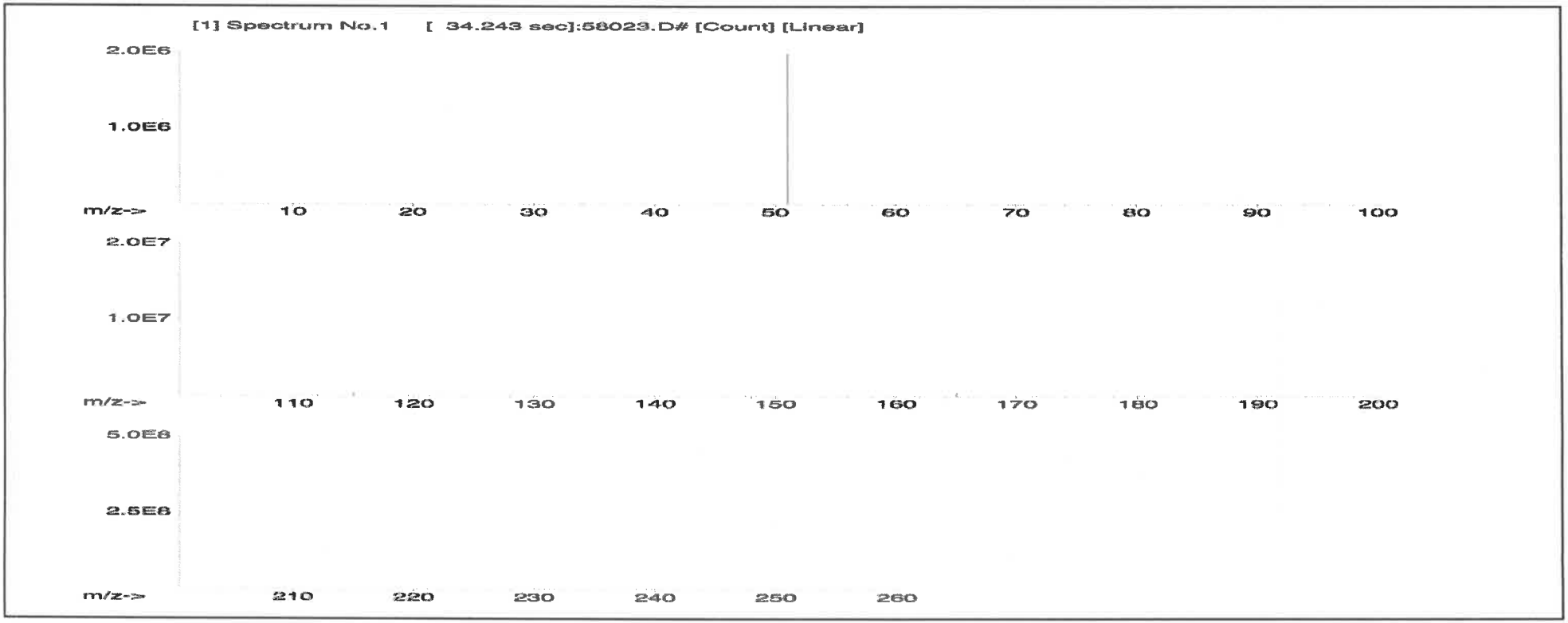

2254

Instrumental Analysis by Inductively Coupled Plasma Mass Spectrometry (ICP-MS):

Trace Metals Verification by ICP-MS (µg/mL)

Al	<0.02	Cd	<0.02	Dy	<0.02	Hf	<0.02	Li	<0.02	Ni	<0.02	Pr	<0.02	Se	<0.2	Tb	<0.02	W	<0.02
Sb	<0.02	Ca	<0.2	Er	<0.02	Ho	<0.02	Lu	<0.02	Nb	<0.02	Re	<0.02	Si	<0.02	Te	<0.02	U	<0.02
As	<0.2	Ce	<0.02	Eu	<0.02	In	<0.02	Mg	<0.01	Os	<0.02	Rh	<0.02	Ag	<0.02	Tl	<0.02	V	T
Ba	<0.02	Cs	<0.02	Gd	<0.02	Ir	<0.02	Mn	<0.02	Pd	<0.02	Rb	<0.02	Na	<0.2	Th	<0.02	Yb	<0.02
Be	<0.01	Cr	<0.02	Ga	<0.02	Fe	<0.2	Hg	<0.2	P	<0.02	Ru	<0.02	Sr	<0.02	Tm	<0.02	Y	<0.02
Bi	<0.02	Co	<0.02	Ge	<0.02	La	<0.02	Mo	<0.02	Pt	<0.02	Sm	<0.02	S	<0.02	Sn	<0.02	Zn	<0.02
B	<0.02	Cu	<0.02	Au	<0.02	Pb	<0.02	Nd	<0.02	K	<0.2	Sc	<0.02	Ta	<0.02	Ti	<0.02	Zr	<0.02

(T) = Target analyte

Physical Characterization:

Homogeneity: No heterogeneity was observed in the preparation of this standard.

Certified by:

* The certified value is the concentration calculated from gravimetric and volumetric measurements unless otherwise stated.
* Purified acids, 18.2 megohm deionized water, calibrated Class A glassware and the highest purity raw materials are used in the preparation of all standards.
* All standard containers are meticulously cleaned prior to use.
* Standards are prepared gravimetrically using balances that are calibrated with weights traceable to NIST (see above).
* Standards are certifed (+/-) 0.5% of the stated value, unless otherwise stated.
* All Standards should be stored with caps tight and under appropriate laboratory conditions.
* Uncertainty Reference: Taylor, B.N. and Kuyat, C.E., "Guidelines for Evaluating and Expressing the Uncertainty of NIST Measurement Result," NIST Technical Note 1297, U.S. Government Printing Office, Washington, D.C. (1994).

Alliance TECHNICAL GROUP

Soil/Sludge Metals Preparation Sheet

PB165758

SOP ID : M200.8-Trace Elements-22, MSFAM01.1-Metals ICPMS-2

SDG No : ME28Q6

Matrix : SOIL

Pippete ID: ICP A

Balance ID : M SC-2

Filter paper ID : N/A

pH Strip ID : N/A

Hood ID : #3

Block ID: 1. HOT BLOCK #3 2. N/A

Start Digest Date: 12/19/2024 **Time :** 12:15 **Temp :** 96 °C

End Digest Date: 12/19/2024 **Time :** 12:50 **Temp :** 96 °C

Digestion tube ID: M6054

Block thermometer ID: MET-DIG. #3

Dig Technician Signature: SLD.

Supervisor Signature: NB

Temp : 1. 96°C 2. N/A

Standared Name	MLS USED	STD REF. # FROM LOG
LCSS	1.00	MP83669
Spike Sol. B	1.00	MP83671
N/A	N/A	N/A
N/A	N/A	N/A
N/A	N/A	N/A

Chemical Used	ML/SAMPLE USED	Lot Number
1:1 HNO3	4.00	MP83498
1.4 HCL SOLN	10.00	MP83499
N/A	N/A	N/A
N/A	N/A	N/A
N/A	N/A	N/A
N/A	N/A	N/A
N/A	N/A	N/A
N/A	N/A	N/A
N/A	N/A	N/A
N/A	N/A	N/A

Extraction Conformance/Non-Conformance Comments:

HOT BLOCK #3 CELL #35 : 96 C

Date / Time	Prepped Sample Relinquished By/Location	Received By/Location
12/19/24 13:50	SLD. met digestion	NB. Metal
	Preparation Group	Analysis Group

Alliance TECHNICAL GROUP

Soil/Sludge Metals Preparation Sheet

PB165758

Lab Sample ID	Client Sample ID	pH	Initial Weight (g)	Final Vol (ml)	Color Before	Color After	Texture	Artifact	Comment	Prep Pos
P5156-01	ME28Q6	N/A	1.18	500	Brown	Yellow	Medium	N/A	N/A	1
P5156-02	ME28Q7	N/A	1.19	500	Brown	Yellow	Medium	N/A	N/A	2
P5156-03	ME28Q8	N/A	1.40	500	Brown	Yellow	Medium	N/A	N/A	3
P5156-04	ME28Q9	N/A	1.23	500	Brown	Yellow	Medium	N/A	N/A	4
P5156-05	ME28R0	N/A	1.25	500	Brown	Yellow	Medium	N/A	N/A	5
P5156-06	ME28R1	N/A	1.34	500	Brown	Yellow	Medium	N/A	N/A	6
P5156-07	ME28R2	N/A	1.17	500	Brown	Yellow	Medium	N/A	N/A	7
P5156-08	ME28T4	N/A	1.39	500	Brown	Yellow	Medium	N/A	N/A	8
P5156-09	ME28T5	N/A	1.40	500	Brown	Yellow	Medium	N/A	N/A	9
P5156-10	ME28T6	N/A	1.22	500	Brown	Yellow	Medium	N/A	N/A	10
P5156-11	ME28T7	N/A	1.12	500	Brown	Yellow	Medium	N/A	N/A	11
P5156-12	ME28T8	N/A	1.19	500	Brown	Yellow	Medium	N/A	N/A	12
P5156-13	ME28T9	N/A	1.38	500	Brown	Yellow	Medium	N/A	N/A	13
P5156-14	ME28W0	N/A	1.25	500	Brown	Yellow	Medium	N/A	N/A	14
P5156-15	ME28W1	N/A	1.15	500	Brown	Yellow	Medium	N/A	N/A	15
P5156-16	ME28W2	N/A	1.30	500	Brown	Yellow	Medium	N/A	N/A	16
P5156-17	ME28W2D	N/A	1.38	500	Brown	Yellow	Medium	N/A	N/A	17
P5156-18	ME28W2S	N/A	1.35	500	Brown	Yellow	Medium	N/A	MP83671	18
P5156-19	ME28W3	N/A	1.31	500	Brown	Yellow	Medium	N/A	N/A	19
P5156-20	ME28W4	N/A	1.22	500	Brown	Yellow	Medium	N/A	N/A	20
P5156-21	ME28W5	N/A	1.34	500	Brown	Yellow	Medium	N/A	N/A	21
P5156-22	ME28W6	N/A	1.14	500	Brown	Yellow	Medium	N/A	N/A	22
PB165758BL	PBS758	N/A	1.00	500	Colorless	Colorless	Fine	N/A	N/A	23
PB165758BS	LCS758	N/A	1.00	500	Colorless	Colorless	Fine	N/A	MP83669	24

284 Sheffield Street, Mountainside, New Jersey 07092, Phone : 908 789 8900,
Fax : 908 789 8922

Instrument ID: P7

Daily Analysis Runlog For Sequence/QCBatch ID # LB134068

Review By	Sarabjit Jaswal	Review On	12/25/2024 3:48:44 AM
Supervise By	Mohan Bera	Supervise On	12/25/2024 3:49:22 AM

STD. NAME	STD REF.#
ICAL Standard	MP83619,MP83628,MP83627,MP83625,MP83623,MP83622,MP83621,MP83620,MP83636
ICV Standard	MP83629
CCV Standard	MP83632
ICSA Standard	MP83630,MP83631
CRI Standard	
LCS Standard	MP83669
Chk Standard	MP83635,MP83634

Sr#	SampleId	ClientID	QcType	Date	Comment	Operator	Status
1	TUNE	TUNE007	TUNE	12/23/24 10:04		Jaswal	OK
2	S00	S0	CAL1	12/23/24 10:59		Jaswal	OK
3	S02	S02	CAL3	12/23/24 11:05		Jaswal	OK
4	S03	S03	CAL4	12/23/24 11:09		Jaswal	OK
5	S04	S04	CAL5	12/23/24 11:12		Jaswal	OK
6	S05	S05	CAL6	12/23/24 11:14		Jaswal	OK
7	S06	S06	CAL7	12/23/24 11:17		Jaswal	OK
8	S07	S07	CAL8	12/23/24 11:20		Jaswal	OK
9	S08	S08	CAL9	12/23/24 11:23		Jaswal	OK
10	ICV007	ICV007	ICV	12/23/24 12:06	Inst. paused for Calibration review	Jaswal	OK
11	ICB007	ICB007	ICB	12/23/24 12:25	Inst. paused for review	Jaswal	OK
12	ICSA007	ICSA007	ICSA	12/23/24 12:29		Jaswal	OK
13	ICSAB007	ICSAB007	ICSAB	12/23/24 12:32		Jaswal	OK
14	CCV041	CCV041	CCV	12/23/24 12:35		Jaswal	OK
15	CCB041	CCB041	CCB	12/23/24 12:43	Inst. paused for review	Jaswal	OK
16	PB165834BL	PBW834	MB	12/23/24 12:56	Not Use	Jaswal	Not Ok
17	PB165834BS	LCS834	LCS	12/23/24 12:59	Not Use	Jaswal	Not Ok
18	P5306-02DL	OU4-VSL-07-121224	SAM	12/23/24 13:02	Not Use	Jaswal	Not Ok

284 Sheffield Street, Mountainside, New Jersey 07092, Phone : 908 789 8900,
Fax : 908 789 8922

Instrument ID: P7

Daily Analysis Runlog For Sequence/QCBatch ID # LB134068

Review By	Sarabjit Jaswal	Review On	12/25/2024 3:48:44 AM
Supervise By	Mohan Bera	Supervise On	12/25/2024 3:49:22 AM

STD. NAME	STD REF.#
ICAL Standard	MP83619,MP83628,MP83627,MP83625,MP83623,MP83622,MP83621,MP83620,MP83636
ICV Standard	MP83629
CCV Standard	MP83632
ICSA Standard	MP83630,MP83631
CRI Standard	
LCS Standard	MP83669
Chk Standard	MP83635,MP83634

19	P5306-02DUPDL	OU4-VSL-07-121224	DUP	12/23/24 13:05	Not Use	Jaswal	Not Ok
20	P5306-02LDL	OU4-VSL-07-121224L	SD	12/23/24 13:08	Not Use	Jaswal	Not Ok
21	P5306-02MSDL	OU4-VSL-07-121224	MSD	12/23/24 13:11	Not Use	Jaswal	Not Ok
22	P5306-02MSDDL	OU4-VSL-07-121224	MSD	12/23/24 13:14	Not Use	Jaswal	Not Ok
23	P5306-02ADL	OU4-VSL-07-121224A	PS	12/23/24 13:17	Not Use	Jaswal	Not Ok
24	CCV042	CCV042	CCV	12/23/24 13:20		Jaswal	OK
25	CCB042	CCB042	CCB	12/23/24 13:23		Jaswal	OK
26	P5306-04DL	OU4-VSL-08-121224	SAM	12/23/24 13:27	Not Use	Jaswal	Not Ok
27	P5306-06DL	OU4-VSL-09-121224	SAM	12/23/24 13:30	Not Use	Jaswal	Not Ok
28	P5306-08DL	OU4-VSL-10-121224	SAM	12/23/24 13:33	Not Use	Jaswal	Not Ok
29	P5306-10DL	OU4-VSL-11-121224	SAM	12/23/24 13:36	Not Use	Jaswal	Not Ok
30	P5306-12DL	OU4-VSL-12-121224	SAM	12/23/24 13:39	Not Use	Jaswal	Not Ok
31	P5306-14DL	OU4-VSL-13-121224	SAM	12/23/24 13:43	Not Use	Jaswal	Not Ok
32	P5306-16DL	OU4-VSL-14-121224	SAM	12/23/24 13:46	Not Use	Jaswal	Not Ok
33	P5306-18DL	OU4-VSL-06R-121224	SAM	12/23/24 13:49	Not Use	Jaswal	Not Ok
34	PB165699TB	PB165699TB	MB	12/23/24 13:52	Not Use	Jaswal	Not Ok
35	CCV043	CCV043	CCV	12/23/24 13:55		Jaswal	OK
36	CCB043	CCB043	CCB	12/23/24 13:58		Jaswal	OK

284 Sheffield Street, Mountainside, New Jersey 07092, Phone : 908 789 8900,
Fax : 908 789 8922

Instrument ID: P7

Daily Analysis Runlog For Sequence/QCBatch ID # LB134068

Review By	Sarabjit Jaswal	Review On	12/25/2024 3:48:44 AM
Supervise By	Mohan Bera	Supervise On	12/25/2024 3:49:22 AM

STD. NAME	STD REF.#
ICAL Standard	MP83619,MP83628,MP83627,MP83625,MP83623,MP83622,MP83621,MP83620,MP83636
ICV Standard	MP83629
CCV Standard	MP83632
ICSA Standard	MP83630,MP83631
CRI Standard	
LCS Standard	MP83669
Chk Standard	MP83635,MP83634

37	P5184-20A	MYCZF8ARE	PS	12/23/24 14:01	PS For Cu-(0.019ml M5697),Pb-(0.0042ml m6025),Ag-(0.022ml m83713)-10 ml Sample	Jaswal	OK
38	P5191-13A	MYD033ARE	PS	12/23/24 14:04	PS For As(0.024ml mp83764)-10 ml Sample	Jaswal	OK
39	P5248-01DL	MJNKD0	SAM	12/23/24 14:08	2X For As	Jaswal	Confirms
40	P5248-02DL	MJNKD0D	DUP	12/23/24 14:11	2X For As	Jaswal	Confirms
41	P5248-01LDL	MJNKD0L	SD	12/23/24 14:14	10X For As	Jaswal	Confirms
42	P5248-03DL	MJNKD0S	MS	12/23/24 14:17	2X For As	Jaswal	Confirms
43	P5248-12DL	MJNLH6	SAM	12/23/24 14:20	2X For As	Jaswal	Confirms
44	CCV044	CCV044	CCV	12/23/24 14:23		Jaswal	OK
45	CCB044	CCB044	CCB	12/23/24 14:26		Jaswal	OK
46	PB165532BL	PBS532	MB	12/23/24 14:35		Jaswal	OK
47	PB165532BS	LCS532	LCS	12/23/24 14:39		Jaswal	OK
48	P5154-01	ME28N9	SAM	12/23/24 14:43		Jaswal	OK
49	P5154-02	ME28P0	SAM	12/23/24 14:46		Jaswal	OK
50	P5154-03	ME28P1	SAM	12/23/24 14:49		Jaswal	OK
51	P5154-04	ME28P2	SAM	12/23/24 14:52		Jaswal	OK
52	P5154-05	ME28P3	SAM	12/23/24 14:55		Jaswal	OK
53	P5154-06	ME28P4	SAM	12/23/24 14:58		Jaswal	OK
54	P5154-07	ME28P5	SAM	12/23/24 15:02		Jaswal	OK

284 Sheffield Street, Mountainside, New Jersey 07092, Phone : 908 789 8900,
Fax : 908 789 8922

Instrument ID: P7

Daily Analysis Runlog For Sequence/QCBatch ID # LB134068

Review By	Sarabjit Jaswal	Review On	12/25/2024 3:48:44 AM
Supervise By	Mohan Bera	Supervise On	12/25/2024 3:49:22 AM

STD. NAME	STD REF.#
ICAL Standard	MP83619,MP83628,MP83627,MP83625,MP83623,MP83622,MP83621,MP83620,MP83636
ICV Standard	MP83629
CCV Standard	MP83632
ICSA Standard	MP83630,MP83631
CRI Standard	
LCS Standard	MP83669
Chk Standard	MP83635,MP83634

55	P5154-08	ME28P6	SAM	12/23/24 15:05		Jaswal	OK
56	P5154-09	ME28P7	SAM	12/23/24 15:08		Jaswal	OK
57	P5154-10	ME28P8	SAM	12/23/24 15:11		Jaswal	OK
58	P5154-11	ME28P9	SAM	12/23/24 15:14		Jaswal	OK
59	P5154-12	ME28Q0	SAM	12/23/24 15:17		Jaswal	OK
60	P5154-13	ME28Q1	SAM	12/23/24 15:20		Jaswal	OK
61	P5154-14	ME28Q2	SAM	12/23/24 15:23		Jaswal	OK
62	P5154-15	ME28Q3	SAM	12/23/24 15:26	Mn High	Jaswal	Dilution
63	P5154-16	ME28Q4	SAM	12/23/24 15:29	Mn,Zn High , INT_STD 209Bi(1) Fail	Jaswal	Dilution
64	P5154-17	ME28Q4D	DUP	12/23/24 15:32	Mn,Zn High , INT_STD 209Bi(1) Fail	Jaswal	Dilution
65	P5154-16L	ME28Q4L	SD	12/23/24 15:36	Mn,Zn High , INT_STD 209Bi(1) Fail	Jaswal	Dilution
66	P5154-18	ME28Q4S	MS	12/23/24 15:39	Mn,Zn High , INT_STD 209Bi(1) Fail,MS Fail For Cu,Ni	Jaswal	Dilution
67	P5154-19	ME28Q5	SAM	12/23/24 15:42		Jaswal	OK
68	P5154-20	ME28R3	SAM	12/23/24 15:45		Jaswal	OK
69	P5154-21	ME28R4	SAM	12/23/24 15:48		Jaswal	OK
70	CCV045	CCV045	CCV	12/23/24 15:59		Jaswal	OK
71	CCB045	CCB045	CCB	12/23/24 16:03		Jaswal	OK
72	P5154-16DL2	ME28Q4	SAM	12/23/24 16:16	5X For Zn	Jaswal	Confirms

284 Sheffield Street, Mountainside, New Jersey 07092, Phone : 908 789 8900,
Fax : 908 789 8922

Instrument ID: P7

Daily Analysis Runlog For Sequence/QCBatch ID # LB134068

Review By	Sarabjit Jaswal	Review On	12/25/2024 3:48:44 AM
Supervise By	Mohan Bera	Supervise On	12/25/2024 3:49:22 AM

STD. NAME	STD REF.#
ICAL Standard	MP83619,MP83628,MP83627,MP83625,MP83623,MP83622,MP83621,MP83620,MP83636
ICV Standard	MP83629
CCV Standard	MP83632
ICSA Standard	MP83630,MP83631
CRI Standard	
LCS Standard	MP83669
Chk Standard	MP83635,MP83634

73	P5154-17DL2	ME28Q4D	DUP	12/23/24 16:20	5X For Zn	Jaswal	Confirms
74	P5154-16LDL2	ME28Q4L	SD	12/23/24 16:23	25X For Zn	Jaswal	Confirms
75	P5154-18DL2	ME28Q4S	MS	12/23/24 16:27	5X For Zn	Jaswal	Confirms
76	P5154-15DL	ME28Q3	SAM	12/23/24 16:30	2X For Mn	Jaswal	Confirms
77	P5154-16DL	ME28Q4	SAM	12/23/24 16:33	2X For INT_STD 209Bi(1)2X For Mn,Zn, Still Zn High	Jaswal	Dilution
78	P5154-17DL	ME28Q4D	DUP	12/23/24 16:36	2X For INT_STD 209Bi(1)2X For Mn,Zn, Still Zn High	Jaswal	Dilution
79	P5154-16LDL	ME28Q4L	SD	12/23/24 16:40	10X For INT_STD 209Bi(1)2X For Mn,Zn, Still Zn High	Jaswal	Dilution
80	P5154-18DL	ME28Q4S	MS	12/23/24 16:43	2X For INT_STD 209Bi(1)2X For Mn,Zn, Still Zn High	Jaswal	Dilution
81	CCV046	CCV046	CCV	12/23/24 16:46		Jaswal	OK
82	CCB046	CCB046	CCB	12/23/24 16:48		Jaswal	OK
83	P5154-16A	ME28Q4A	PS	12/23/24 17:29	PS for Cu-0.0023ml m5751,Ni- 0.0052ml m5961-10ml sample	Jaswal	OK
84	CCV047	CCV047	CCV	12/23/24 17:32		Jaswal	OK
85	CCB047	CCB047	CCB	12/23/24 17:34		Jaswal	OK
86	PB165801BL	PBS801	MB	12/23/24 18:28		Jaswal	OK
87	PB165801BS	LCS801	LCS	12/23/24 18:36		Jaswal	OK
88	P5335-01	ME2904	SAM	12/23/24 18:46		Jaswal	OK

284 Sheffield Street, Mountainside, New Jersey 07092, Phone : 908 789 8900,
Fax : 908 789 8922

Instrument ID: P7

Daily Analysis Runlog For Sequence/QCBatch ID # LB134068

Review By	Sarabjit Jaswal	Review On	12/25/2024 3:48:44 AM
Supervise By	Mohan Bera	Supervise On	12/25/2024 3:49:22 AM

STD. NAME	STD REF.#
ICAL Standard	MP83619,MP83628,MP83627,MP83625,MP83623,MP83622,MP83621,MP83620,MP83636
ICV Standard	MP83629
CCV Standard	MP83632
ICSA Standard	MP83630,MP83631
CRI Standard	
LCS Standard	MP83669
Chk Standard	MP83635,MP83634

89	P5335-02	ME2905	SAM	12/23/24 18:49		Jaswal	OK
90	P5335-03	ME2906	SAM	12/23/24 18:52	Mn High	Jaswal	Dilution
91	P5335-04	ME2907	SAM	12/23/24 18:55		Jaswal	OK
92	P5335-05	ME2908	SAM	12/23/24 18:58		Jaswal	OK
93	P5335-06	ME2909	SAM	12/23/24 19:01		Jaswal	OK
94	P5335-07	ME2910	SAM	12/23/24 19:05		Jaswal	OK
95	P5335-08	ME2911	SAM	12/23/24 19:08		Jaswal	OK
96	P5335-09	ME2912	SAM	12/23/24 19:11		Jaswal	OK
97	CCV048	CCV048	CCV	12/23/24 19:14		Jaswal	OK
98	CCB048	CCB048	CCB	12/23/24 19:17		Jaswal	OK
99	P5335-10	ME2913	SAM	12/23/24 19:20		Jaswal	OK
100	P5335-11	ME2914	SAM	12/23/24 19:23	Mn High	Jaswal	Dilution
101	P5335-12	ME2915	SAM	12/23/24 19:26	Mn High	Jaswal	Dilution
102	P5335-13	ME2916	SAM	12/23/24 19:29		Jaswal	OK
103	P5335-14	ME2917	SAM	12/23/24 19:32		Jaswal	OK
104	P5335-15	ME2918	SAM	12/23/24 19:35		Jaswal	OK
105	P5335-16	ME2919	SAM	12/23/24 19:39	Mn High	Jaswal	Dilution
106	P5335-17	ME2920	SAM	12/23/24 19:42	Mn High	Jaswal	Dilution
107	P5335-18	ME2921	SAM	12/23/24 19:45		Jaswal	OK
108	P5335-19	ME2923	SAM	12/23/24 19:48		Jaswal	OK

284 Sheffield Street, Mountainside, New Jersey 07092, Phone : 908 789 8900,
Fax : 908 789 8922

Instrument ID: P7

Daily Analysis Runlog For Sequence/QCBatch ID # LB134068

Review By	Sarabjit Jaswal	Review On	12/25/2024 3:48:44 AM
Supervise By	Mohan Bera	Supervise On	12/25/2024 3:49:22 AM

STD. NAME	STD REF.#
ICAL Standard	MP83619,MP83628,MP83627,MP83625,MP83623,MP83622,MP83621,MP83620,MP83636
ICV Standard	MP83629
CCV Standard	MP83632
ICSA Standard	MP83630,MP83631
CRI Standard	
LCS Standard	MP83669
Chk Standard	MP83635,MP83634

109	P5335-20	ME2923D	DUP	12/23/24 19:51		Jaswal	OK
110	P5335-19L	ME2923L	SD	12/23/24 19:54		Jaswal	OK
111	P5335-21	ME2923S	MS	12/23/24 19:58		Jaswal	OK
112	P5335-03DL	ME2906	SAM	12/23/24 20:01	2X For Mn	Jaswal	Confirms
113	PB165758BL	PBS758	MB	12/23/24 20:04		Jaswal	OK
114	PB165758BS	LCS758	LCS	12/23/24 20:08		Jaswal	OK
115	PB165756BL	PBS756	MB	12/23/24 20:12		Jaswal	OK
116	PB165756BS	LCS756	LCS	12/23/24 20:15		Jaswal	OK
117	P5156-01	ME28Q6	SAM	12/23/24 20:18		Jaswal	OK
118	P5156-02	ME28Q7	SAM	12/23/24 20:21		Jaswal	OK
119	P5156-03	ME28Q8	SAM	12/23/24 20:24		Jaswal	OK
120	P5156-04	ME28Q9	SAM	12/23/24 20:28		Jaswal	OK
121	P5156-05	ME28R0	SAM	12/23/24 20:31		Jaswal	OK
122	P5156-06	ME28R1	SAM	12/23/24 20:34		Jaswal	OK
123	P5156-07	ME28R2	SAM	12/23/24 20:37		Jaswal	OK
124	P5156-08	ME28T4	SAM	12/23/24 20:40		Jaswal	OK
125	P5156-09	ME28T5	SAM	12/23/24 20:43		Jaswal	OK
126	P5156-10	ME28T6	SAM	12/23/24 20:46		Jaswal	OK
127	P5156-11	ME28T7	SAM	12/23/24 20:50		Jaswal	OK
128	CCV049	CCV049	CCV	12/23/24 20:53		Jaswal	OK

284 Sheffield Street, Mountainside, New Jersey 07092, Phone : 908 789 8900,
Fax : 908 789 8922

Instrument ID: P7

Daily Analysis Runlog For Sequence/QCBatch ID # LB134068

Review By	Sarabjit Jaswal	Review On	12/25/2024 3:48:44 AM
Supervise By	Mohan Bera	Supervise On	12/25/2024 3:49:22 AM

STD. NAME	STD REF.#
ICAL Standard	MP83619,MP83628,MP83627,MP83625,MP83623,MP83622,MP83621,MP83620,MP83636
ICV Standard	MP83629
CCV Standard	MP83632
ICSA Standard	MP83630,MP83631
CRI Standard	
LCS Standard	MP83669
Chk Standard	MP83635,MP83634

129	CCB049	CCB049	CCB	12/23/24 20:56		Jaswal	OK
130	P5156-12	ME28T8	SAM	12/23/24 20:59		Jaswal	OK
131	P5156-13	ME28T9	SAM	12/23/24 21:02	Mn High	Jaswal	Dilution
132	P5156-14	ME28W0	SAM	12/23/24 21:05	Mn High	Jaswal	Dilution
133	P5156-15	ME28W1	SAM	12/23/24 21:08		Jaswal	OK
134	P5156-16	ME28W2	SAM	12/23/24 21:11	Mn High	Jaswal	Dilution
135	P5156-17	ME28W2D	DUP	12/23/24 21:14	Mn High	Jaswal	Dilution
136	P5156-16L	ME28W2L	SD	12/23/24 21:17	Mn High	Jaswal	Dilution
137	P5156-18	ME28W2S	MS	12/23/24 21:20	Mn High	Jaswal	Dilution
138	P5156-19	ME28W3	SAM	12/23/24 21:23		Jaswal	OK
139	P5156-20	ME28W4	SAM	12/23/24 21:27		Jaswal	OK
140	P5156-21	ME28W5	SAM	12/23/24 21:30		Jaswal	OK
141	P5156-22	ME28W6	SAM	12/23/24 21:33		Jaswal	OK
142	P5335-11DL	ME2914	SAM	12/23/24 21:36	2X For Mn	Jaswal	Confirms
143	P5335-12DL	ME2915	SAM	12/23/24 21:39	2X For Mn	Jaswal	Confirms
144	P5335-16DL	ME2919	SAM	12/23/24 21:42	2X For Mn	Jaswal	Confirms
145	P5335-17DL	ME2920	SAM	12/23/24 21:45	2X For Mn	Jaswal	Confirms
146	P5254-01	MJNKK5	SAM	12/23/24 21:48		Jaswal	OK
147	P5254-02	MJNKK5D	DUP	12/23/24 21:51		Jaswal	OK
148	P5254-01L	MJNKK5L	SD	12/23/24 21:54		Jaswal	OK

284 Sheffield Street, Mountainside, New Jersey 07092, Phone : 908 789 8900,
Fax : 908 789 8922

Instrument ID: P7

Daily Analysis Runlog For Sequence/QCBatch ID # LB134068

Review By	Sarabjit Jaswal	Review On	12/25/2024 3:48:44 AM
Supervise By	Mohan Bera	Supervise On	12/25/2024 3:49:22 AM

STD. NAME	STD REF.#
ICAL Standard	MP83619,MP83628,MP83627,MP83625,MP83623,MP83622,MP83621,MP83620,MP83636
ICV Standard	MP83629
CCV Standard	MP83632
ICSA Standard	MP83630,MP83631
CRI Standard	
LCS Standard	MP83669
Chk Standard	MP83635,MP83634

149	P5254-03	MJNKK5S	MS	12/23/24 21:57		Jaswal	OK
150	P5254-04	MJNKL7	SAM	12/23/24 22:00		Jaswal	OK
151	P5254-05	MJNKP2	SAM	12/23/24 22:03		Jaswal	OK
152	P5254-06	MJNKP3	SAM	12/23/24 22:06		Jaswal	OK
153	P5254-07	MJNKP4	SAM	12/23/24 22:09		Jaswal	OK
154	P5254-08	MJNKP5	SAM	12/23/24 22:12		Jaswal	OK
155	P5254-09	MJNKX2	SAM	12/23/24 22:16		Jaswal	OK
156	P5254-10	MJNL82	SAM	12/23/24 22:19		Jaswal	OK
157	P5254-11	MJNL83	SAM	12/23/24 22:22		Jaswal	OK
158	P5254-13	MJNKK3	SAM	12/23/24 22:25	Zn High	Jaswal	Dilution
159	P5254-14	MJNKK4	SAM	12/23/24 22:28		Jaswal	OK
160	CCV050	CCV050	CCV	12/23/24 22:31		Jaswal	OK
161	CCB050	CCB050	CCB	12/23/24 22:34		Jaswal	OK
162	P5254-15	MJNKN6	SAM	12/23/24 22:37		Jaswal	OK
163	P5254-16	MJNKN7	SAM	12/23/24 22:40		Jaswal	OK
164	P5254-17	MJNKN8	SAM	12/23/24 22:43		Jaswal	OK
165	P5254-18	MJNKQ9	SAM	12/23/24 22:46		Jaswal	OK
166	P5254-19	MJNKT0	SAM	12/23/24 22:49		Jaswal	OK
167	P5254-20	MJNKW1	SAM	12/23/24 22:52		Jaswal	OK
168	P5254-21	MJNKW2	SAM	12/23/24 22:56		Jaswal	OK

284 Sheffield Street, Mountainside, New Jersey 07092, Phone : 908 789 8900,
Fax : 908 789 8922

Instrument ID: P7

Daily Analysis Runlog For Sequence/QCBatch ID # LB134068

Review By	Sarabjit Jaswal	Review On	12/25/2024 3:48:44 AM
Supervise By	Mohan Bera	Supervise On	12/25/2024 3:49:22 AM

STD. NAME	STD REF.#
ICAL Standard	MP83619,MP83628,MP83627,MP83625,MP83623,MP83622,MP83621,MP83620,MP83636
ICV Standard	MP83629
CCV Standard	MP83632
ICSA Standard	MP83630,MP83631
CRI Standard	
LCS Standard	MP83669
Chk Standard	MP83635,MP83634

169	P5254-22	MJNKY3	SAM	12/23/24 22:59		Jaswal	OK
170	P5156-13DL	ME28T9	SAM	12/23/24 23:03	2X For Mn	Jaswal	Confirms
171	P5156-14DL	ME28W0	SAM	12/23/24 23:07	2X For Mn	Jaswal	Confirms
172	P5156-16DL	ME28W2	SAM	12/23/24 23:11	2X For Mn	Jaswal	Confirms
173	P5156-17DL	ME28W2D	DUP	12/23/24 23:14	2X For Mn	Jaswal	Confirms
174	P5156-16LDL	ME28W2L	SD	12/23/24 23:17	10X For Mn	Jaswal	Confirms
175	P5156-18DL	ME28W2S	MS	12/23/24 23:20	2X For Mn	Jaswal	Confirms
176	P5254-13DL	MJNKK3	SAM	12/23/24 23:23	2X For Zn	Jaswal	Confirms
177	CCV051	CCV051	CCV	12/23/24 23:26		Jaswal	OK
178	CCB051	CCB051	CCB	12/23/24 23:29		Jaswal	OK

EPA SAMPLE NO.

ME28Q6

FORM 1 - IN

INORGANIC ANALYSIS DATA SHEET

Lab Name: Alliance Technical Group, LLC Contract: 68HERH20D0011

Lab Code: ACE Case No.: 51847 MA No. : SDG No.: ME28Q6

Matrix: SOIL Lab Sample ID: P5156-01

% Solids: 82.6 Date Received: 12/06/2024

Analytical Method: Hg

Concentration Units (µg/L, mg/L, mg/kg dry weight, µg, or µg/cm²): mg/kg

CAS No.	Analyte	Concentration	Q	Date Analyzed	Time Analyzed
7439-97-6	Mercury	0.23		12/20/2024	1204

NOTE: Hardness (total) is reported in mg/L

Comments:

EPA SAMPLE NO.

ME28Q7

FORM 1 - IN

INORGANIC ANALYSIS DATA SHEET

Lab Name: Alliance Technical Group, LLC Contract: 68HERH20D0011

Lab Code: ACE Case No.: 51847 MA No. : SDG No.: ME28Q6

Matrix: SOIL Lab Sample ID: P5156-02

% Solids: 89.6 Date Received: 12/06/2024

Analytical Method: Hg

Concentration Units (µg/L, mg/L, mg/kg dry weight, µg, or µg/cm²): mg/kg

CAS No.	Analyte	Concentration	Q	Date Analyzed	Time Analyzed
7439-97-6	Mercury	0.018	J	12/20/2024	1206

NOTE: Hardness (total) is reported in mg/L

Comments:

EPA SAMPLE NO.

ME28Q8

FORM 1 - IN
INORGANIC ANALYSIS DATA SHEET

Lab Name: Alliance Technical Group, LLC Contract: 68HERH20D0011

Lab Code: ACE Case No.: 51847 MA No. : SDG No.: ME28Q6

Matrix: SOIL Lab Sample ID: P5156-03

% Solids: 92.6 Date Received: 12/06/2024

Analytical Method: Hg

Concentration Units (µg/L, mg/L, mg/kg dry weight, µg, or µg/cm²): mg/kg

CAS No.	Analyte	Concentration	Q	Date Analyzed	Time Analyzed
7439-97-6	Mercury	0.092	U	12/20/2024	1209

NOTE: Hardness (total) is reported in mg/L

Comments:

EPA SAMPLE NO.

ME28Q9

FORM 1 - IN

INORGANIC ANALYSIS DATA SHEET

Lab Name: Alliance Technical Group, LLC Contract: 68HERH20D0011

Lab Code: ACE Case No.: 51847 MA No. : SDG No.: ME28Q6

Matrix: SOIL Lab Sample ID: P5156-04

% Solids: 94 Date Received: 12/06/2024

Analytical Method: Hg

Concentration Units (µg/L, mg/L, mg/kg dry weight, µg, or µg/cm²): mg/kg

CAS No.	Analyte	Concentration	Q	Date Analyzed	Time Analyzed
7439-97-6	Mercury	0.036	J	12/20/2024	1211

NOTE: Hardness (total) is reported in mg/L

Comments:

EPA SAMPLE NO.

ME28R0

FORM 1 - IN

INORGANIC ANALYSIS DATA SHEET

Lab Name: Alliance Technical Group, LLC Contract: 68HERH20D0011

Lab Code: ACE Case No.: 51847 MA No. : SDG No.: ME28Q6

Matrix: SOIL Lab Sample ID: P5156-05

% Solids: 92.3 Date Received: 12/06/2024

Analytical Method: Hg

Concentration Units (µg/L, mg/L, mg/kg dry weight, µg, or µg/cm²): mg/kg

CAS No.	Analyte	Concentration	Q	Date Analyzed	Time Analyzed
7439-97-6	Mercury	0.039	J	12/20/2024	1213

NOTE: Hardness (total) is reported in mg/L

Comments:

EPA SAMPLE NO.

ME28R1

FORM 1 - IN

INORGANIC ANALYSIS DATA SHEET

Lab Name: Alliance Technical Group, LLC Contract: 68HERH20D0011

Lab Code: ACE Case No.: 51847 MA No. : SDG No.: ME28Q6

Matrix: SOIL Lab Sample ID: P5156-06

% Solids: 82.7 Date Received: 12/06/2024

Analytical Method: Hg

Concentration Units (µg/L, mg/L, mg/kg dry weight, µg, or µg/cm²): mg/kg

CAS No.	Analyte	Concentration	Q	Date Analyzed	Time Analyzed
7439-97-6	Mercury	0.024	J	12/20/2024	1215

NOTE: Hardness (total) is reported in mg/L

Comments:

EPA SAMPLE NO.

ME28R2

FORM 1 - IN

INORGANIC ANALYSIS DATA SHEET

Lab Name: Alliance Technical Group, LLC Contract: 68HERH20D0011

Lab Code: ACE Case No.: 51847 MA No. : SDG No.: ME28Q6

Matrix: SOIL Lab Sample ID: P5156-07

% Solids: 72.4 Date Received: 12/06/2024

Analytical Method: Hg

Concentration Units (µg/L, mg/L, mg/kg dry weight, µg, or µg/cm²): mg/kg

CAS No.	Analyte	Concentration	Q	Date Analyzed	Time Analyzed
7439-97-6	Mercury	0.099	J	12/20/2024	1218

NOTE: Hardness (total) is reported in mg/L

Comments:

EPA SAMPLE NO.

ME28T4

FORM 1 - IN

INORGANIC ANALYSIS DATA SHEET

Lab Name: Alliance Technical Group, LLC Contract: 68HERH20D0011

Lab Code: ACE Case No.: 51847 MA No. : SDG No.: ME28Q6

Matrix: SOIL Lab Sample ID: P5156-08

% Solids: 81.1 Date Received: 12/10/2024

Analytical Method: Hg

Concentration Units (µg/L, mg/L, mg/kg dry weight, µg, or µg/cm²): mg/kg

CAS No.	Analyte	Concentration	Q	Date Analyzed	Time Analyzed
7439-97-6	Mercury	0.050	J	12/20/2024	1220

NOTE: Hardness (total) is reported in mg/L

Comments:

EPA SAMPLE NO.

ME28T5

FORM 1 - IN

INORGANIC ANALYSIS DATA SHEET

Lab Name: Alliance Technical Group, LLC Contract: 68HERH20D0011

Lab Code: ACE Case No.: 51847 MA No. : SDG No.: ME28Q6

Matrix: SOIL Lab Sample ID: P5156-09

% Solids: 77.7 Date Received: 12/10/2024

Analytical Method: Hg

Concentration Units (µg/L, mg/L, mg/kg dry weight, µg, or µg/cm²): mg/kg

CAS No.	Analyte	Concentration	Q	Date Analyzed	Time Analyzed
7439-97-6	Mercury	0.069	J	12/20/2024	1222

NOTE: Hardness (total) is reported in mg/L

Comments:

EPA SAMPLE NO.

ME28T6

FORM 1 - IN

INORGANIC ANALYSIS DATA SHEET

Lab Name: Alliance Technical Group, LLC Contract: 68HERH20D0011

Lab Code: ACE Case No.: 51847 MA No. : SDG No.: ME28Q6

Matrix: SOIL Lab Sample ID: P5156-10

% Solids: 81.7 Date Received: 12/10/2024

Analytical Method: Hg

Concentration Units (µg/L, mg/L, mg/kg dry weight, µg, or µg/cm²): mg/kg

CAS No.	Analyte	Concentration	Q	Date Analyzed	Time Analyzed
7439-97-6	Mercury	0.036	J	12/20/2024	1224

NOTE: Hardness (total) is reported in mg/L

Comments:

EPA SAMPLE NO.

ME28T7

FORM 1 - IN

INORGANIC ANALYSIS DATA SHEET

Lab Name: Alliance Technical Group, LLC Contract: 68HERH20D0011

Lab Code: ACE Case No.: 51847 MA No. : SDG No.: ME28Q6

Matrix: SOIL Lab Sample ID: P5156-11

% Solids: 83 Date Received: 12/10/2024

Analytical Method: Hg

Concentration Units (µg/L, mg/L, mg/kg dry weight, µg, or µg/cm²): mg/kg

CAS No.	Analyte	Concentration	Q	Date Analyzed	Time Analyzed
7439-97-6	Mercury	0.059	J	12/20/2024	1227

NOTE: Hardness (total) is reported in mg/L

Comments:

EPA SAMPLE NO.

ME28T8

FORM 1 - IN

INORGANIC ANALYSIS DATA SHEET

Lab Name: Alliance Technical Group, LLC Contract: 68HERH20D0011

Lab Code: ACE Case No.: 51847 MA No. : SDG No.: ME28Q6

Matrix: SOIL Lab Sample ID: P5156-12

% Solids: 84.2 Date Received: 12/10/2024

Analytical Method: Hg

Concentration Units (µg/L, mg/L, mg/kg dry weight, µg, or µg/cm²): mg/kg

CAS No.	Analyte	Concentration	Q	Date Analyzed	Time Analyzed
7439-97-6	Mercury	0.022	J	12/20/2024	1229

NOTE: Hardness (total) is reported in mg/L

Comments:

EPA SAMPLE NO.

ME28T9

FORM 1 - IN

INORGANIC ANALYSIS DATA SHEET

Lab Name: Alliance Technical Group, LLC Contract: 68HERH20D0011

Lab Code: ACE Case No.: 51847 MA No. : SDG No.: ME28Q6

Matrix: SOIL Lab Sample ID: P5156-13

% Solids: 76.8 Date Received: 12/10/2024

Analytical Method: Hg

Concentration Units (µg/L, mg/L, mg/kg dry weight, µg, or µg/cm²): mg/kg

CAS No.	Analyte	Concentration	Q	Date Analyzed	Time Analyzed
7439-97-6	Mercury	0.13		12/20/2024	1231

NOTE: Hardness (total) is reported in mg/L

Comments:

EPA SAMPLE NO.

ME28W0

FORM 1 - IN

INORGANIC ANALYSIS DATA SHEET

Lab Name: Alliance Technical Group, LLC Contract: 68HERH20D0011

Lab Code: ACE Case No.: 51847 MA No. : SDG No.: ME28Q6

Matrix: SOIL Lab Sample ID: P5156-14

% Solids: 77.7 Date Received: 12/10/2024

Analytical Method: Hg

Concentration Units (µg/L, mg/L, mg/kg dry weight, µg, or µg/cm²): mg/kg

CAS No.	Analyte	Concentration	Q	Date Analyzed	Time Analyzed
7439-97-6	Mercury	0.13		12/20/2024	1233

NOTE: Hardness (total) is reported in mg/L

Comments:

EPA SAMPLE NO.

ME28W1

FORM 1 - IN
INORGANIC ANALYSIS DATA SHEET

Lab Name: Alliance Technical Group, LLC Contract: 68HERH20D0011

Lab Code: ACE Case No.: 51847 MA No. : SDG No.: ME28Q6

Matrix: SOIL Lab Sample ID: P5156-15

% Solids: 78.4 Date Received: 12/11/2024

Analytical Method: Hg

Concentration Units (µg/L, mg/L, mg/kg dry weight, µg, or µg/cm²): mg/kg

CAS No.	Analyte	Concentration	Q	Date Analyzed	Time Analyzed
7439-97-6	Mercury	0.21		12/20/2024	1236

NOTE: Hardness (total) is reported in mg/L

Comments:

EPA SAMPLE NO.

ME28W2

FORM 1 - IN

INORGANIC ANALYSIS DATA SHEET

Lab Name: Alliance Technical Group, LLC Contract: 68HERH20D0011

Lab Code: ACE Case No.: 51847 MA No. : SDG No.: ME28Q6

Matrix: SOIL Lab Sample ID: P5156-16

% Solids: 75.3 Date Received: 12/11/2024

Analytical Method: Hg

Concentration Units (µg/L, mg/L, mg/kg dry weight, µg, or µg/cm²): mg/kg

CAS No.	Analyte	Concentration	Q	Date Analyzed	Time Analyzed
7439-97-6	Mercury	0.13		12/20/2024	1243

NOTE: Hardness (total) is reported in mg/L

Comments:

EPA SAMPLE NO.

ME28W3

FORM 1 - IN

INORGANIC ANALYSIS DATA SHEET

Lab Name: Alliance Technical Group, LLC Contract: 68HERH20D0011

Lab Code: ACE Case No.: 51847 MA No. : SDG No.: ME28Q6

Matrix: SOIL Lab Sample ID: P5156-19

% Solids: 78.4 Date Received: 12/11/2024

Analytical Method: Hg

Concentration Units (µg/L, mg/L, mg/kg dry weight, µg, or µg/cm²): mg/kg

CAS No.	Analyte	Concentration	Q	Date Analyzed	Time Analyzed
7439-97-6	Mercury	0.062	J	12/20/2024	1250

NOTE: Hardness (total) is reported in mg/L

Comments:

EPA SAMPLE NO.

ME28W4

FORM 1 - IN

INORGANIC ANALYSIS DATA SHEET

Lab Name: Alliance Technical Group, LLC Contract: 68HERH20D0011

Lab Code: ACE Case No.: 51847 MA No. : SDG No.: ME28Q6

Matrix: SOIL Lab Sample ID: P5156-20

% Solids: 80.8 Date Received: 12/11/2024

Analytical Method: Hg

Concentration Units (µg/L, mg/L, mg/kg dry weight, µg, or µg/cm²): mg/kg

CAS No.	Analyte	Concentration	Q	Date Analyzed	Time Analyzed
7439-97-6	Mercury	0.041	J	12/20/2024	1257

NOTE: Hardness (total) is reported in mg/L

Comments:

EPA SAMPLE NO.

ME28W5

FORM 1 - IN

INORGANIC ANALYSIS DATA SHEET

Lab Name: Alliance Technical Group, LLC Contract: 68HERH20D0011

Lab Code: ACE Case No.: 51847 MA No. : SDG No.: ME28Q6

Matrix: SOIL Lab Sample ID: P5156-21

% Solids: 78.1 Date Received: 12/11/2024

Analytical Method: Hg

Concentration Units (µg/L, mg/L, mg/kg dry weight, µg, or µg/cm²): mg/kg

CAS No.	Analyte	Concentration	Q	Date Analyzed	Time Analyzed
7439-97-6	Mercury	0.19		12/20/2024	1259

NOTE: Hardness (total) is reported in mg/L

Comments:

EPA SAMPLE NO.

ME28W6

FORM 1 - IN

INORGANIC ANALYSIS DATA SHEET

Lab Name: Alliance Technical Group, LLC Contract: 68HERH20D0011

Lab Code: ACE Case No.: 51847 MA No. : SDG No.: ME28Q6

Matrix: SOIL Lab Sample ID: P5156-22

% Solids: 77.9 Date Received: 12/11/2024

Analytical Method: Hg

Concentration Units (µg/L, mg/L, mg/kg dry weight, µg, or µg/cm²): mg/kg

CAS No.	Analyte	Concentration	Q	Date Analyzed	Time Analyzed
7439-97-6	Mercury	0.16		12/20/2024	1301

NOTE: Hardness (total) is reported in mg/L

Comments:

Reviewed By:mohan
On:12/27/2024 8:38:01 PM
Inst Id :CV1

LB134038

SFAM01.1 INSTRUMENT ID: CV1

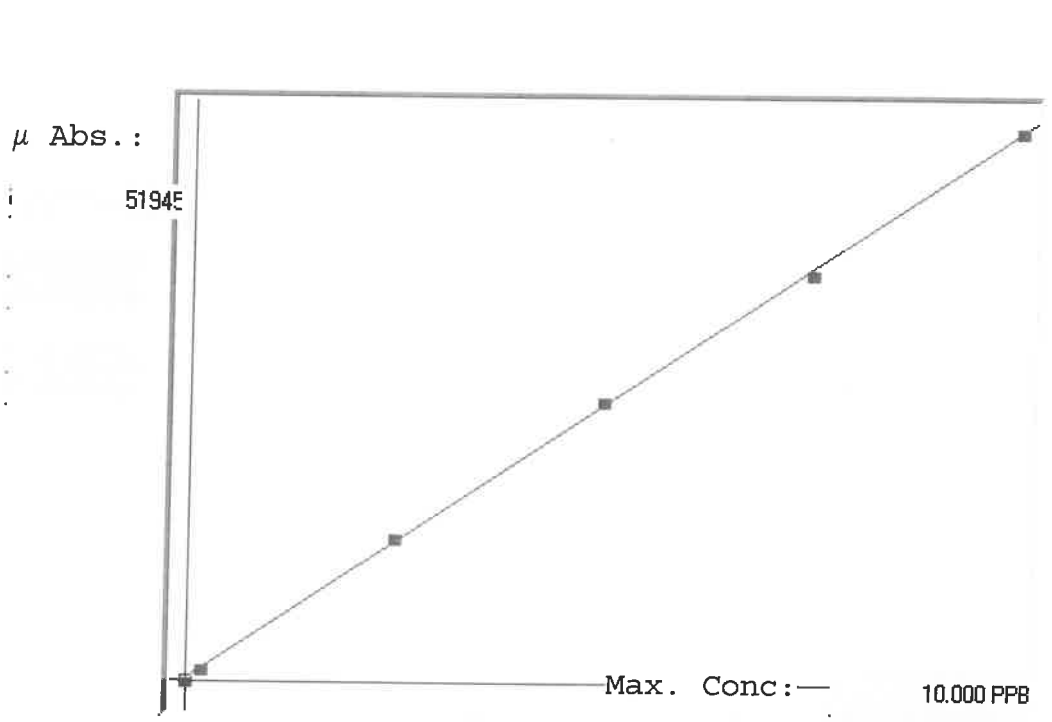

A= 0.0000e+000

B= 1.9370e-004 slope

C= -5.2041e-002 intercept

Rho= 0.9998618

Accept=Accepted

Std ID	Conc.	Calc.	Dev.	Mean	SD or %RSD	Rep 1	Rep 2	Rep 3	Rep 4	Rep 5	% dif
0.00	0.000	-0.041	-0.041	56	0.000	56	0				=
0.05	0.050					442	0				-12
0.20	0.200	0.177	-0.023	1181	0.0 %	1181					2
2.50	2.500	2.561	0.061	13492	0.0 %	13492					-2
5.00	5.000	5.088	0.088	26534	0.0 %	26534					-1
7.50	7.500	7.406	-0.094	38504	0.0 %	38504					0
10.0	10.000	10.010	0.010	51945	0.0 %	51945					

Reviewed By:mohan
On:12/27/2024 8:38:01 PM
Inst Id :CV1

LB134038

INSTRUMENT ID : CV1

Sample ID	Extended ID	µ Abs.	Conc.		Stnd Conc	Method	Units	Date	Type
0	S0	56	-		0	SFAM01.1	PPB	12/20/2024 11:32	Std
0.2	S01	1181	-		0.2	SFAM01.1	PPB	12/20/2024 11:38	Std
2.5	S02	13492	-		2.5	SFAM01.1	PPB	12/20/2024 11:40	Std
5	S03	26534	-		5	SFAM01.1	PPB	12/20/2024 11:42	Std
7.5	S04	38504	-		7.5	SFAM01.1	PPB	12/20/2024 11:45	Std
10	S05	51945	-		10	SFAM01.1	PPB	12/20/2024 11:50	Std
ICV027	ICV027	20235	3.8674	-		SFAM01.1	PPB	12/20/2024 11:53	SMPL
ICB027	ICB027	463	0.0376	-		SFAM01.1	PPB	12/20/2024 11:55	SMPL
CCV054	CCV054	26609	5.102	-		SFAM01.1	PPB	12/20/2024 11:57	SMPL
CCB054	CCB054	434	0.032	-		SFAM01.1	PPB	12/20/2024 11:59	SMPL
PB165791BL	PBS791	483	0.0415	-		SFAM01.1	PPB	12/20/2024 12:02	SMPL
P5156-01	ME28Q6	5486	1.0106	-		SFAM01.1	PPB	12/20/2024 12:04	SMPL
P5156-02	ME28Q7	778	0.0987	-		SFAM01.1	PPB	12/20/2024 12:06	SMPL
P5156-03	ME28Q8	617	0.0675	-		SFAM01.1	PPB	12/20/2024 12:09	SMPL
P5156-04	ME28Q9	1251	0.1903	-		SFAM01.1	PPB	12/20/2024 12:11	SMPL
P5156-05	ME28R0	1239	0.1879	-		SFAM01.1	PPB	12/20/2024 12:13	SMPL
P5156-06	ME28R1	834	0.1095	-		SFAM01.1	PPB	12/20/2024 12:15	SMPL
P5156-07	ME28R2	2148	0.364	-		SFAM01.1	PPB	12/20/2024 12:18	SMPL
P5156-08	ME28T4	1458	0.2304	-		SFAM01.1	PPB	12/20/2024 12:20	SMPL
P5156-09	ME28T5	1671	0.2716	-		SFAM01.1	PPB	12/20/2024 12:22	SMPL
P5156-10	ME28T6	1138	0.1684	-		SFAM01.1	PPB	12/20/2024 12:24	SMPL
P5156-11	ME28T7	1665	0.2705	-		SFAM01.1	PPB	12/20/2024 12:27	SMPL
P5156-12	ME28T8	776	0.0983	-		SFAM01.1	PPB	12/20/2024 12:29	SMPL
P5156-13	ME28T9	3317	0.5905	-		SFAM01.1	PPB	12/20/2024 12:31	SMPL
P5156-14	ME28W0	3224	0.5724	-		SFAM01.1	PPB	12/20/2024 12:33	SMPL
P5156-15	ME28W1	4997	0.9159	-		SFAM01.1	PPB	12/20/2024 12:36	SMPL
P5156-16	ME28W2	3030	0.5349	-		SFAM01.1	PPB	12/20/2024 12:43	SMPL
P5156-17	ME28W2D	3144	0.5569	-		SFAM01.1	PPB	12/20/2024 12:45	SMPL
P5156-19	ME28W3	1743	0.2856	-		SFAM01.1	PPB	12/20/2024 12:50	SMPL
CCV055	CCV055	26172	5.0174	-		SFAM01.1	PPB	12/20/2024 12:52	SMPL
CCB055	CCB055	387	0.0229	-		SFAM01.1	PPB	12/20/2024 12:54	SMPL
P5156-20	ME28W4	1222	0.1847	-		SFAM01.1	PPB	12/20/2024 12:57	SMPL
P5156-21	ME28W5	4146	0.751	-		SFAM01.1	PPB	12/20/2024 12:59	SMPL
P5156-22	ME28W6	3964	0.7158	-		SFAM01.1	PPB	12/20/2024 13:01	SMPL
P5156-18	ME28W2S	15148	2.8821	-		SFAM01.1	PPB	12/20/2024 13:03	SMPL
CCV056	CCV056	26450	5.0713	-		SFAM01.1	PPB	12/20/2024 13:06	SMPL
CCB056	CCB056	434	0.032	-		SFAM01.1	PPB	12/20/2024 13:08	SMPL

284 Sheffield Street, Mountainside, New Jersey 07092, Phone : 908 789 8900, Fax : 908 789 8922

Prep Standard - Chemical Standard Summary

Order ID : P5156

Test : Mercury

Prepbatch ID : PB165791,

Sequence ID/Qc Batch ID: LB134038,

Standard ID :
MP83692,MP83694,MP83695,MP83696,MP83697,MP83698,MP83699,MP83700,MP83701,MP83702,MP83703,MP83704,MP83705,MP83743,MP83778,

Chemical ID :
M4371,M4916,M5062,M5882,M5884,M5953,M6121,M6126,W3112,

284 Sheffield Street, Mountainside, New Jersey 07092, Phone : 908 789 8900,
Fax : 908 789 8922

Metals STANDARD PREPARATION LOG

Recipe ID	NAME	NO.	Prep Date	Expiration Date	Prepared By	ScaleID	PipetteID	Supervised By
65	POTASSIUM PERMANGANATE SOLUTION 5 %	MP83692	12/18/2024	06/18/2025	Mohan Bera	METALS_SCALE_3 (M SC-3)	None	Sarabjit Jaswal 12/18/2024

FROM 100.00000gram of M4916 + 2000.00000ml of W3112 = Final Quantity: 2000.000 ml

Recipe ID	NAME	NO.	Prep Date	Expiration Date	Prepared By	ScaleID	PipetteID	Supervised By
67	SODIUM CHLORIDE - HYDROXYL- CHLORIDE SOLUTION	MP83694	12/18/2024	06/18/2025	Mohan Bera	METALS_SCALE_3 (M SC-3)	None	Sarabjit Jaswal 12/18/2024

FROM 2000.00000ml of W3112 + 240.00000gram of M4371 + 240.00000gram of M5884 = Final Quantity: 2000.000 ml

284 Sheffield Street, Mountainside, New Jersey 07092, Phone : 908 789 8900,
Fax : 908 789 8922

Metals STANDARD PREPARATION LOG

Recipe ID	NAME	NO.	Prep Date	Expiration Date	Prepared By	ScaleID	PipetteID	Supervised By
871	MERCURY INTERMEDIATE B 250PPB WORKING STD.	MP83695	12/19/2024	12/20/2024	Mohan Bera	None	METALS_PIPETTE_5 (HGA)	Sarabjit Jaswal 12/20/2024

FROM 1.00000ml of M6126 + 2.50000ml of M5062 + 96.50000ml of W3112 = Final Quantity: 100.000 ml

Recipe ID	NAME	NO.	Prep Date	Expiration Date	Prepared By	ScaleID	PipetteID	Supervised By
1340	Hg 0.00 PPB STD	MP83696	12/19/2024	12/20/2024	Mohan Bera	None	METALS_PIPETTE_5 (HGA)	Sarabjit Jaswal 12/20/2024

FROM 2.50000ml of M6126 + 247.50000ml of W3112 = Final Quantity: 250.000 ml

284 Sheffield Street, Mountainside, New Jersey 07092, Phone : 908 789 8900,
Fax : 908 789 8922

Metals STANDARD PREPARATION LOG

Recipe ID	NAME	NO.	Prep Date	Expiration Date	Prepared By	ScaleID	PipetteID	Supervised By
1341	Hg 0.2 PPB STD	MP83697	12/19/2024	12/20/2024	Mohan Bera	None	METALS_PIPETTE_5 (HGA)	Sarabjit Jaswal 12/20/2024

FROM 2.50000ml of M6126 + 247.30000ml of W3112 + 0.20000ml of MP83695 = Final Quantity: 250.000 ml

Recipe ID	NAME	NO.	Prep Date	Expiration Date	Prepared By	ScaleID	PipetteID	Supervised By
1342	Hg 2.5 PPB STD	MP83698	12/19/2024	12/20/2024	Mohan Bera	None	METALS_PIPETTE_5 (HGA)	Sarabjit Jaswal 12/20/2024

FROM 2.50000ml of M6126 + 245.00000ml of W3112 + 2.50000ml of MP83695 = Final Quantity: 250.000 ml

284 Sheffield Street, Mountainside, New Jersey 07092, Phone : 908 789 8900,
Fax : 908 789 8922

Metals STANDARD PREPARATION LOG

Recipe ID	NAME	NO.	Prep Date	Expiration Date	Prepared By	ScaleID	PipetteID	Supervised By
1343	Hg 5.0 PPB STD	MP83699	12/19/2024	12/20/2024	Mohan Bera	None	METALS_PIPETTE_5 (HGA)	Sarabjit Jaswal 12/20/2024

FROM 2.50000ml of M6126 + 242.50000ml of W3112 + 5.00000ml of MP83695 = Final Quantity: 250.000 ml

Recipe ID	NAME	NO.	Prep Date	Expiration Date	Prepared By	ScaleID	PipetteID	Supervised By
1344	Hg 7.5 PPB STD	MP83700	12/19/2024	12/20/2024	Mohan Bera	None	METALS_PIPETTE_5 (HGA)	Sarabjit Jaswal 12/20/2024

FROM 2.50000ml of M6126 + 240.00000ml of W3112 + 7.50000ml of MP83695 = Final Quantity: 250.000 ml

284 Sheffield Street, Mountainside, New Jersey 07092, Phone : 908 789 8900,
Fax : 908 789 8922

Metals STANDARD PREPARATION LOG

Recipe ID	NAME	NO.	Prep Date	Expiration Date	Prepared By	ScaleID	PipetteID	Supervised By
1345	Hg 10.0 PPB STD	MP83701	12/19/2024	12/20/2024	Mohan Bera	None	METALS_PIPETTE_5 (HGA)	Sarabjit Jaswal 12/20/2024

FROM 2.50000ml of M6126 + 237.50000ml of W3112 + 10.00000ml of MP83695 = Final Quantity: 250.000 ml

Recipe ID	NAME	NO.	Prep Date	Expiration Date	Prepared By	ScaleID	PipetteID	Supervised By
1346	Hg ICV SOLUTION	MP83702	12/19/2024	12/20/2024	Mohan Bera	None	METALS_PIPETTE_5 (HGA)	Sarabjit Jaswal 12/20/2024

FROM 2.50000ml of M5953 + 2.50000ml of M6126 + 245.00000ml of W3112 = Final Quantity: 250.000 ml

284 Sheffield Street, Mountainside, New Jersey 07092, Phone : 908 789 8900,
Fax : 908 789 8922

Metals STANDARD PREPARATION LOG

Recipe ID	NAME	NO.	Prep Date	Expiration Date	Prepared By	ScaleID	PipetteID	Supervised By
1351	ICB (Hg 0.00 PPB SOLUTION)	MP83703	12/19/2024	12/20/2024	Mohan Bera	None	METALS_PIPETTE_5 (HGA)	Sarabjit Jaswal 12/20/2024

FROM 2.50000ml of M6126 + 247.50000ml of W3112 = Final Quantity: 250.000 ml

Recipe ID	NAME	NO.	Prep Date	Expiration Date	Prepared By	ScaleID	PipetteID	Supervised By
1358	CCV (Hg 5.0 PPB SOLUTION)	MP83704	12/19/2024	12/20/2024	Mohan Bera	None	METALS_PIPETTE_5 (HGA)	Sarabjit Jaswal 12/20/2024

FROM 485.00000ml of W3112 + 5.00000ml of M6126 + 10.00000ml of MP83695 = Final Quantity: 500.000 ml

284 Sheffield Street, Mountainside, New Jersey 07092, Phone : 908 789 8900,
Fax : 908 789 8922

Metals STANDARD PREPARATION LOG

Recipe ID	NAME	NO.	Prep Date	Expiration Date	Prepared By	ScaleID	PipetteID	Supervised By
1352	CCB (Hg 0.00 PPB SOLUTION)	MP83705	12/19/2024	12/20/2024	Mohan Bera	None	METALS_PIPETTE_5 (HG A)	Sarabjit Jaswal 12/20/2024

FROM 495.00000ml of W3112 + 5.00000ml of M6126 = Final Quantity: 500.000 ml

Recipe ID	NAME	NO.	Prep Date	Expiration Date	Prepared By	ScaleID	PipetteID	Supervised By
68	STANNOUS CHLORIDE SOLUTION	MP83743	12/20/2024	12/21/2024	Mohan Bera	METALS_SCALE_3 (M SC-3)	None	Sarabjit Jaswal 12/20/2024

FROM 450.00000ml of W3112 + 50.00000gram of M5882 + 50.00000ml of M6121 = Final Quantity: 500.000 ml

284 Sheffield Street, Mountainside, New Jersey 07092, Phone : 908 789 8900,
Fax : 908 789 8922

Metals STANDARD PREPARATION LOG

Recipe ID	NAME	NO.	Prep Date	Expiration Date	Prepared By	ScaleID	PipetteID	Supervised By
887	AQUA REGIA FOR HG ON 7471A	MP83778	12/26/2024	12/27/2024	Mohan Bera	None	METALS_PIPETTE_5 (HGA)	Sarabjit Jaswal 12/27/2024

FROM 150.00000ml of M6121 + 50.00000ml of M6126 = Final Quantity: 200.000 ml

284 Sheffield Street, Mountainside, New Jersey 07092, Phone : 908 789 8900,
Fax : 908 789 8922

CHEMICAL RECEIPT LOG BOOK

Supplier	ItemCode / ItemName	Lot #	Expiration Date	Date Opened / Opened By	Received Date / Received By	Chemtech Lot #
Seidler Chemical	BA-2196-01 / Hydroxylamine Hydrochloride, Crystal (cs/4x500g)	0000215387	06/25/2025	07/01/2019 / RICHARD	06/07/2019 / RICHARD	M4371

Supplier	ItemCode / ItemName	Lot #	Expiration Date	Date Opened / Opened By	Received Date / Received By	Chemtech Lot #
Seidler Chemical	BA-3227-05 / Potassium Permanganate (2.5kg)	210800	03/31/2026	11/30/2022 / mohan	07/28/2021 / mohan	M4916

Supplier	ItemCode / ItemName	Lot #	Expiration Date	Date Opened / Opened By	Received Date / Received By	Chemtech Lot #
Inorganic Ventures	MSHG-10PPM / MERCURY HCl 125mL 10ug/mL	S2-HG709270	09/22/2026	05/28/2022 / mohan	01/27/2022 / mohan	M5062

Supplier	ItemCode / ItemName	Lot #	Expiration Date	Date Opened / Opened By	Received Date / Received By	Chemtech Lot #
Seidler Chemical	BA-3980-01 / Stannous Chloride (cs/4x500g)	232820	08/31/2028	04/30/2024 / mohan	04/25/2024 / mohan	M5882

Supplier	ItemCode / ItemName	Lot #	Expiration Date	Date Opened / Opened By	Received Date / Received By	Chemtech Lot #
Seidler Chemical	BA-3624-05 / Sodium Chloride, Crystal (cs/4x2.5kg)	0000281938	07/06/2026	04/30/2024 / mohan	04/25/2024 / mohan	M5884

Supplier	ItemCode / ItemName	Lot #	Expiration Date	Date Opened / Opened By	Received Date / Received By	Chemtech Lot #
EPA	ICV-5 / ICV (HG) STOCK SOLN	ICV5-0415	01/01/2025	07/01/2024 / mohan	03/30/2023 / mohan	M5953

284 Sheffield Street, Mountainside, New Jersey 07092, Phone : 908 789 8900,
Fax : 908 789 8922

CHEMICAL RECEIPT LOG BOOK

Supplier	ItemCode / ItemName	Lot #	Expiration Date	Date Opened / Opened By	Received Date / Received By	Chemtech Lot #
Seidler Chemical	BA-9530-33 / Hydrochloric Acid, Instra-Analyzed (cs/6x2.5L)	0000275677	05/13/2025	11/13/2024 / Eman	10/13/2024 / Eman	M6121

Supplier	ItemCode / ItemName	Lot #	Expiration Date	Date Opened / Opened By	Received Date / Received By	Chemtech Lot #
Seidler Chemical	BA-9598-34 / Nitric Acid, Instra-Analyzed (cs/4x2.5L)	24D1062002	06/03/2025	12/03/2024 / Janvi	11/12/2024 / Janvi	M6126

Supplier	ItemCode / ItemName	Lot #	Expiration Date	Date Opened / Opened By	Received Date / Received By	Chemtech Lot #
Seidler Chemical	DIW / DI Water	Daily Lab-Certified	07/03/2029	07/03/2024 / Iwona	07/03/2024 / Iwona	W3112

Certificate of Analysis

ThermoFisher SCIENTIFIC

M5882 M3

Certificate of Analysis

1 Reagent Lane
Fair Lawn, NJ 07410
201.796.7100 tel
201.796.1329 fax

Thermo Fisher Scientific's Quality System has been found to conform to Quality Management System Standard ISO9001:2015 by SAI Global Certificate Number CERT – 0120633

This is to certify that units of the lot number below were tested and found to comply with the specifications of the grade listed. Certain data have been supplied by third parties. Thermo Fisher Scientific expressly disclaims all warranties, expressed or implied, including the implied warranties of merchantability and fitness for a particular purpose. Products are for research use or further manufacturing. Not for direct administration to humans or animals. It is the responsibility of the final formulator and end user to determine suitability based upon the intended use of the end product. Products are tested to meet the analytical requirements of the noted grade. The following information is the actual analytical results obtained.

Catalog Number	T142	Quality Test / Release Date	08/17/2023
Lot Number	232820		
Description	STANNOUS CHLORIDE, DIHYDRATE CERTIFIED ACS (Suitable for Mercury Determination)		
Country of Origin	United States	Suggested Retest Date	Aug/2028
Chemical Origin	Inorganic-non animal		
BSE/TSE Comment	No animal products are used as starting raw material ingredients, or used in processing, including lubricants, processing aids, or any other material that might migrate to the finished product.		

N/A			
Result Name	Units	Specifications	Test Value
APPEARANCE		REPORT	Clear crystals
ASSAY	%	Inclusive Between 98 - 103	100.65
CALCIUM	%	<= 0.005	0.0017
IDENTIFICATION	PASS/FAIL	= PASS TEST	PASS TEST
IRON (Fe)	%	<= 0.003	0.0011
LEAD (Pb)	%	<= 0.01	0.0006
MERCURY (Hg)	ppm	<= 0.05	<0.05
POTASSIUM (K)	%	<= 0.005	0.0001
SODIUM (Na)	%	<= 0.01	<0.01
SOLUBILITY IN HCL	PASS/FAIL	= PASS TEST	PASS TEST
SULFATE (SO4)	PASS/FAIL	= P.T. (ABOUT 0.003%)	P.T. (ABOUT 0.003%)

Harout Sahagian - Quality Control Supervisor - Fair Lawn

Note: The data listed is valid for all package sizes of this lot of this product, expressed as an extension of this catalog number listed above.
If there are any questions with this certificate, please call at (800) 227-6701.
*Based on suggested storage condition.

2300

M4371

Hydroxylamine Hydrochloride, Crystal
BAKER ANALYZED® A.C.S. Reagent
Suitable for Mercury Determination
(hydroxylammonium chloride)

Rec – 06.07.19

J.T.Baker® | avantor™

Material No.: 2196-01
Batch No.: 0000215387
Manufactured Date: 2018/06/27
Retest Date: 2025/06/25
Revision No: 1

Certificate of Analysis

Meets ACS Reagent Chemical Requirements,

Test	Specification	Result
Assay ($NH_2OH \cdot HCl$) (by $KMnO_4$ titrn)	>= 96.0 %	99.1
Clarity of Alcohol Solution	Passes Test	PT
Residue after Ignition	<= 0.050 %	0.017
Titrable Free Acid (meq/g)	<= 0.25	0.19
Ammonium (NH_4)	Passes Test	PT
Sulfur Compounds (as SO_4)	<= 0.005 %	< 0.003
Trace Impurities - ACS - Heavy Metals (as Pb)	<= 5 ppm	4
Trace Impurities - Iron (Fe)	<= 5 ppm	< 3
Trace Impurities - Mercury (Hg)	<= 0.050 ppm	< 0.005

For Laboratory, Research or Manufacturing Use

Country of Origin: CN
Packaging Site: Paris Mfg Ctr & DC

ISO
Phillipsburg, NJ 9001:2015, FSSC22000
Paris, KY 9001:2008
Mexico City, Mexico 9001:2008
Gliwice, Poland 9001:2015, 13485:2012
Selangor, Malaysia 9001:2008
Dehradun, India, 9001:2008, 14001:2004, 13485:2003
Mumbai, India, 9001:2015, 17025:2005
Panoli, India 9001:2015

James Ethier
Jamie Ethier
Vice President Global Quality

For questions on this Certificate of Analysis please contact Technical Services at 855.282.6867 or +1.610.386.1700
Avantor Performance Materials, LLC
100 Matsonford Rd, Suite 200, Radnor, PA 19087. U.S.A. Phone: 610.386.1700

2301

Certificate of Analysis

ThermoFisher SCIENTIFIC

M4913-16

MB

Certificate of Analysis

1 Reagent Lane
Fair Lawn, NJ 07410
201.796.7100 tel
201.796.1329 fax

Thermo Fisher Scientific's Quality System has been found to conform to Quality Management System Standard ISO9001:2015 by SAI Global Certificate Number CERT – 0120632

This is to certify that units of the lot number below were tested and found to comply with the specifications of the grade listed. Certain data have been supplied by third parties. Thermo Fisher Scientific expressly disclaims all warranties, expressed or implied, including the implied warranties of merchantability and fitness for a particular purpose. Products are for research use or further manufacturing. Not for direct administration to humans or animals. It is the responsibility of the final formulator and end user to determine suitability based upon the intended use of the end product. Products are tested to meet the analytical requirements of the noted grade. The following information is the actual analytical results obtained.

Catalog Number	P279	Quality Test / Release Date	01/12/2021
Lot Number	210306		
Description	POTASSIUM PERMANGANATE, A.C.S.		
Country of Origin	United States	Suggested Retest Date	Jan/2026

N/A			
Result Name	Units	Specifications	Test Value
APPEARANCE		REPORT	Dark purple to purple green crystals
ASSAY	%	>= 99	99.3
CHLORIDE & CHLORATE	%	<= 0.005	<0.005
IDENTIFICATION	PASS/FAIL	= PASS TEST	pass test
INSOLUBLE MATTER	%	<= 0.2	<0.2
MERCURY (Hg)	ppm	<= 0.05	<0.004
SULFATE (SO4)	%	<= 0.02	<0.02

Julian Burton

Julian Burton - Quality Control Manager – Fair Lawn

Note: The data listed is valid for all package sizes of this lot of this product, expressed as an extension of this catalog number listed above.
If there are any questions with this certificate, please call at (800) 227-6701.
*Based on suggested storage condition.

2302

INORGANIC VENTURES
Refine your results. Redefine your industry.

Certificate of Analysis

300 Technology Drive
Christiansburg, VA 24073 USA
inorganicventures.com

P: 800-669-6799/540-585-3030
F: 540-585-3012
info@inorganicventures.com

M5062
M5063
M3

1.0 ACCREDITATION / REGISTRATION

INORGANIC VENTURES is accredited to ISO 17034, "General Requirements for the Competence of Reference Material Producers" and ISO/IEC 17025, "General Requirements for the Competence of Testing and Calibration Laboratories". Inorganic Ventures is also an ISO 9001 registered manufacturer (QSR Certificate Number QSR-1034).

ACCREDITED Testing Laboratory Certificate 883.01
ACCREDITED Reference Material Producer Certificate 883.02

2.0 PRODUCT DESCRIPTION

Product Code:	Single Analyte Mass Spec Solution
Catalog Number:	MSHG-10PPM
Lot Number:	S2-HG709270
Matrix:	10% (v/v) HCl
Value / Analyte(s):	10 µg/mL ea: Mercury
Starting Material:	Hg metal
Starting Material Lot#:	1959
Starting Material Purity:	99.9994%

3.0 CERTIFIED VALUES AND UNCERTAINTIES

Certified Value: 10.001 ± 0.053 µg/mL

Density: 1.020 g/mL (measured at 20 ± 4 °C)

Assay Information:

ANALYTE	METHOD	NIST SRM#	SRM LOT#
Hg	ICP Assay	3133	160921
Hg	EDTA	928	928
Hg	Calculated		See Sec. 4.2

The following equations are used in the calculation of the certified value and the uncertainty. Reported uncertainties represent expanded uncertainties expressed at approximately the 95% confidence level using a coverage factor of k = 2.

Characterization of CRM/RM by Two or More Methods

Certified Value, $X_{CRM/RM}$, where two or more methods of characterization are used is the weighted mean of the results:

$X_{CRM/RM} = \Sigma(w_i)(X_i)$

X_i = mean of Assay Method i with standard uncertainty $u_{char\ i}$

w_i = the weighting factors for each method calculated using the inverse square of the variance.

$w_i = (1/u_{char\ i})^2 / (\Sigma(1/(u_{char\ i})^2)$

CRM/RM Expanded Uncertainty (±) = $U_{CRM/RM} = k\,(u^2_{char} + u^2_{bb} + u^2_{lts} + u^2_{ts})^{1/2}$

k = coverage factor = 2

$u_{char} = [\Sigma((w_i)^2\,(u_{char\ i})^2)]^{1/2}$ where $u_{char\ i}$ are the errors from each characterization method

u_{bb} = bottle to bottle homogeneity standard uncertainty

u_{lts} = long term stability standard uncertainty (storage)

u_{ts} = transport stability standard uncertainty

Characterization of CRM/RM by One Method

Certified Value, $X_{CRM/RM}$, where one method of characterization is used is the mean of individual results:

$X_{CRM/RM} = (X_a)\,(u_{char\ a})$

X_a = mean of Assay Method A with

$u_{char\ a}$ = the standard uncertainty of characterization Method A

CRM/RM Expanded Uncertainty (±) = $U_{CRM/RM} = k\,(u^2_{char\ a} + u^2_{bb} + u^2_{lts} + u^2_{ts})^{1/2}$

k = coverage factor = 2

$u_{char\ a}$ = the errors from characterization

u_{bb} = bottle to bottle homogeneity standard uncertainty

u_{lts} = long term stability standard uncertainty (storage)

u_{ts} = transport stability standard uncertainty

2303

4.0 TRACEABILITY TO NIST

- This product is traceable to NIST via an unbroken chain of comparisons. The uncertainties for each certified value are reported, taking into account the SRM/RM uncertainty error and the measurement, weighing and volume dilution errors. In rare cases where no NIST SRM/RM are available, the term 'in-house std.' is specified.

4.1 Thermometer Calibration

- All thermometers are NIST traceable through thermometers that are calibrated by an accredited calibration laboratory.

4.2 Balance Calibration

- All analytical balances are calibrated by an accredited calibration laboratory and procedure. The weights used for testing are annually compared to master weights and are traceable to NIST.

4.3 Glassware Calibration

- An in-house procedure is used to calibrate all Class A glassware used in the manufacturing and quality control of CRM/RMs.

5.0 TRACE METALLIC IMPURITIES (TMI) DETERMINED BY ICP-MS AND ICP-OES (µg/mL)

CRM/RMs are tested for trace metallic impurities by Axial ICP-OES and ICP-MS. The result from the most sensitive method for each element, is reported below. Solutions tested by ICP-MS were analyzed in an ULPA-Filtered Clean Room. An ULPA-Filter is 99.9985% efficient for the removal of particles down to 0.3 µm.

O	Ag		0.000011	M	Eu	<	0.000201	O	Na		0.000004	M	Se	<	0.015915	O	Zn	<	0.001510
O	Al		0.000001	O	Fe		0.000001	M	Nb	<	0.000201	O	Si		0.000005	M	Zr	<	0.000201
M	As	<	0.000402	M	Ga	<	0.000201	M	Nd	<	0.000201	M	Sm	<	0.000201				
M	Au	<	0.003631	M	Gd	<	0.000201	M	Ni	<	0.000402	M	Sn	<	0.001007				
M	B	<	0.001208	M	Ge	<	0.000201	M	Os	<	0.000605	M	Sr	<	0.000201				
M	Ba	<	0.000201	M	Hf	<	0.000201	O	P	<	0.032370	M	Ta	<	0.000201				
M	Be	<	0.000201	s	Hg	<		M	Pb	<	0.000201	M	Tb	<	0.000201				
M	Bi	<	0.000201	M	Ho	<	0.000201	M	Pd	<	0.000403	M	Te	<	0.002216				
O	Ca		0.000007	M	In	<	0.000201	M	Pr	<	0.000201	M	Th	<	0.000201				
M	Cd	<	0.000201	M	Ir	<	0.000201	M	Pt	<	0.000402	M	Ti	<	0.000402				
M	Ce	<	0.000201	O	K		0.000020	M	Rb	<	0.000201	O	Tl	<	0.016508				
M	Co	<	0.000201	M	La	<	0.000201	M	Re	<	0.000201	M	Tm	<	0.000201				
O	Cr	<	0.003021	O	Li	<	0.000107	M	Rh	<	0.000201	M	U	<	0.008058				
M	Cs	<	0.001208	M	Lu	<	0.000201	M	Ru	<	0.000201	M	V	<	0.000201				
M	Cu	<	0.000402	O	Mg		0.000001	O	S	<	0.053950	M	W	<	0.000604				
M	Dy	<	0.000201	M	Mn	<	0.000604	M	Sb	<	0.001208	M	Y	<	0.000201				
M	Er	<	0.000201	M	Mo		0.000009	M	Sc	<	0.000201	M	Yb	<	0.000201				

M - Checked by ICP-MS O - Checked by ICP-OES i - Spectral Interference
n - Not Checked For s - Solution Standard Element

6.0 INTENDED USE

- For the calibration of analytical instruments and validation of analytical methods as appropriate.

7.0 INSTRUCTIONS FOR THE CORRECT USE OF THIS REFERENCE MATERIAL

7.1 Storage and Handling Recommendations

- Store between approximately 4° - 30° C while in sealed TCT bag.

- While stored in the sealed TCT bag, transpiration of this CRM/RM is negligible. After opening the sealed TCT bag transpiration of the CRM/RM will occur, resulting in a gradual increase in the analyte concentration(s). It is the responsibility of the user to account for this effect. When the bottle is weighed both before and after being placed in storage, the mass difference observed will be a measure of transpiration mass loss.

- After opening the sealed TCT bag, keep cap tightly sealed when not in use and store between 4° - 24° C to minimize the effects of transpiration. Use at 20° ± 4° C to minimize volumetric dilution error when using the reported density. Do not pipette from the container. Do not return removed aliquots to container.

- For more information, visit **www.inorganicventures.com/TCT**

Atomic Weight; Valence; Coordination Number; Chemical Form in Solution - 200.59 +2 4 Hg(OH)(aq) 1+

Chemical Compatibility - Stable in HNO_3. Avoid basic media forming insoluble carbonate. The sulfide, basic carbonate, oxalate, phosphate, arsenite, arsenate and iodide are insoluble in water.

Stability - 2-100 ppb levels not stable in 1% HNO_3 / LDPE container, stable in 10% HNO_3 packaged in borosilicate glass. 1-100 ppm levels stable in 7% HNO_3 packaged in borosilicate glass. 1000-10,000 ppm solutions are chemically stable for years in 5-10% HNO_3 / LDPE container.

Hg Containing Samples (Preparation and Solution) - Metal (soluble in HNO_3); Oxide (Soluble in HNO_3); Ores and Organic based (The literature has more references to the preparation of Hg containing samples than any other element. Please consult the literature for your specific sample type, since such preparations are prone to error. Or e-mail our technical staff and we will contact you to discuss your particular sample preparation questions in further detail.).

Atomic Spectroscopic Information (ICP-OES D.L.s are given as radial/axial view):

Technique/Line	**Estimated D.L.**	**Order**	**Interferences** (underlined indicates severe)
ICP-MS 202 amu	9 ppt	n/a	186W16O
ICP-OES 184.950 nm	0.03 / 0.005 µg/mL	1	
ICP-OES 194.227 nm	0.03 / 0.005 µg/mL	1	V
ICP-OES 253.652 nm	0.1 / 0.03 µg/mL	1	Ta, Co, Th ,Rh , Fe, U

8.0 HAZARDOUS INFORMATION

- Please refer to the Safety Data Sheet for information regarding this CRM/RM.

9.0 HOMOGENEITY

- This solution was mixed according to an in-house procedure and is guaranteed to be homogeneous. Homogeneity data indicate that the end user should take a minimum sample size of 0.2 mL to assure homogeneity.

10.0 QUALITY STANDARD DOCUMENTATION

10.1 ISO 9001 Quality Management System Registration

- QSR Certificate Number QSR-1034

10.2 ISO/IEC 17025 "General Requirements for the Competence of Testing and Calibration Laboratories"

- Chemical Testing - Accredited / A2LA Certificate Number 883.01

10.3 ISO 17034 "General Requirements for the Competence of Reference Material Producers"

- Reference Material Producer - Accredited / A2LA Certificate Number 883.02

Inorganic Ventures, 300 Technology Drive, Christiansburg, Va. 24073, USA; Telephone: 800.669.6799; 540.585.3030, Fax: 540.585.3012; inorganicventures.com; info@inorganicventures.com

11.0 CERTIFICATION, LOT EXPIRATION AND PERIOD OF VALIDITY

11.1 Certification Issue Date

September 22, 2021

- The certification is valid within the measurement uncertainty specified provided the CRM/RM is stored and handled in accordance with instructions given in Sec 7.1. This certification is nullified if instructions in Sec 7.1 are not followed or if the CRM/RM is damaged, contaminated, or otherwise modified.

11.2 Lot Expiration Date

- September 22, 2026

- The date after which this CRM/RM should not be used.

- The lot expiration date reflects the period of time that the stability of a CRM/RM can be supported by long term stability studies conducted on properly stored and handled CRM/RMs. Lot expiration is limited primarily by transpiration (loss of water from the solution) and infrequently by chemical stability.

11.3 Period of Validity

- Sealed TCT Bag Open Date: _____

- This CRM/RM should not be used longer than one year (or six months in the case of a 30 mL bottle) from the date of opening the aluminized bag or after the date given in Sec. 11.2, whichever comes first. This is contingent upon the CRM/RM being stored and handled in accordance with the instructions given in Sec. 7.1.

12.0 NAMES AND SIGNATURES OF CERTIFYING OFFICERS

Certificate Prepared By:

Uyen Truong
Supervisor, Product Documentation



Certificate Approved By:

Michael Booth
Director, Quality Control



Certifying Officer:

Paul Gaines
Chairman / Senior Technical Director



Sodium Chloride, Crystal
BAKER ANALYZED® A.C.S. Reagent

MT884
MB

avantor™ | J.T.Baker®

Material No.: 3624-01
Batch No.: 0000281938
Manufactured Date: 2021-06-07
Retest Date: 2026-06-07
Revision No.: 1

Certificate of Analysis

Test	Specification	Result
Assay (NaCl) (by Ag titrn)	≥ 99.0 %	100.0 %
pH of 5% Solution at 25°C	5.0 - 9.0	6.3
Insoluble Matter	≤ 0.005 %	0.003 %
Iodide (I)	≤ 0.002 %	< 0.002 %
Bromide (Br)	≤ 0.01 %	< 0.01 %
Chlorate and Nitrate (as NO_3)	≤ 0.003 %	< 0.001 %
ACS - Phosphate (PO_4)	≤ 5 ppm	< 5 ppm
Sulfate (SO_4)	≤ 0.004 %	< 0.004 %
Barium (Ba)	Passes Test	Passes Test
ACS - Heavy Metals (as Pb)	≤ 5 ppm	< 5 ppm
Iron (Fe)	≤ 2 ppm	< 1 ppm
Calcium (Ca)	≤ 0.002 %	< 0.001 %
Magnesium (Mg)	≤ 0.001 %	< 0.001 %
Potassium (K)	≤ 0.005 %	0.001 %

For Laboratory,Research,or Manufacturing Use
Meets Reagent Specifications for testing USP/NF monographs
Country of Origin: USA
Packaging Site: Paris Mfg Ctr & DC

James T Ethier
Jamie Ethier
Vice President Global Quality

For questions on this Certificate of Analysis please contact Technical Services at 855.282.6867 or +1.610.386.1700
Avantor Performance Materials, LLC
100 Mansford Rd, Suite 200, Radnor, PA 19087. U.S.A. Phone 610.386.1700

2307

QATS LABORATORY INORGANIC REFERENCE MATERIAL INITIAL CALIBRATION VERIFICATION SOLUTIONS (ICV1, ICV5, AND ICV6)

NOTE: These instructions are for advisory purposes only. If any apparent conflict exists between these instructions and the analytical protocol or your contract, disregard these instructions.

APPLICATION: For use with the CLP SFAM01.0 SOW and revisions.

CAUTION: Read instructions carefully before opening bottle(s) and proceeding with the analyses.

M5528-32
MB
M5953
MB 3/30/23

Contains Metals in Dilute Acidic or
Cyanide in Basic Aqueous Solutions
HAZARDOUS MATERIAL

Safety Data Sheets
Available Upon Request

(A) *SAMPLE DESCRIPTION*

Enclosed is a set of one (1) or more Aqueous Inorganic Reference Materials containing various analyte concentrations. ICV1 and ICV5 are in a matrix of dilute nitric acid. ICV6 is in a matrix of dilute basic solution. **For the reference material source in reporting ICVs use "USEPA". For the reference material lot number for the ICV1, ICV5, and ICV6 solutions use "ICV1-1014", "ICV5-0415", and "ICV6-0400", respectively.**

(B) *BREAKAGE OR MISSING ITEMS*

Check the contents of the shipment carefully for any broken, leaking, or missing items. Check that the seal is intact on each bottle. Refer to the enclosed chain of custody record. Report any problems to Mr. Keith Strout, APTIM Federal Services, LLC, at (702) 895-8722. If requested, return the chain-of-custody record with appropriate annotations and signatures to the address provided below.

QUALITY ASSURANCE TECHNICAL SUPPORT LABORATORY
APTIM Federal Services, LLC
2700 Chandler Avenue - Building C
Las Vegas, NV 89120

(C) *ANALYSIS OF SAMPLES*

The Initial Calibration Verification Solutions (ICVs) are to be used to evaluate the accuracy of the initial calibrations of ICP, AA, and Cyanide colorimetric instruments, and are to be used with the CLP SOWs and revisions. The values for each element in the ICVs are listed below in µg/L (ppb) for the resulting solution(s) after the dilution of the concentrate(s) according to the following instructions. Use Class 'A' glassware to prepare the solution(s).

ICV1-1014 For ICP-AES analysis, use a 10-fold dilution by pipetting 10 mL of the ICV1 concentrate into a 100 mL volumetric flask and dilute to volume with 2% (v/v) nitric acid.

Instructions for QATS Reference Material: *Inorganic ICV Solutions*

ICV1-1014 For ICP-MS analysis, use a 50-fold dilution by pipetting 2 mL of the ICV1 concentrate into a 100 mL volumetric flask and dilute to volume with 1% (v/v) nitric acid.

ICV5-0415 For the cold vapor analysis of mercury by AA, use a 100-fold dilution by pipetting 1 mL of the ICV5 concentrate into a 100 mL volumetric flask and dilute to volume with 2% (v/v) nitric acid. The ICV5 concentrate is prepared in 0.05% (w/v) $K_2Cr_2O_7$ and 5% (v/v) nitric acid.

ICV6-0400 For the analysis of cyanide, use a 100-fold dilution by pipetting 1 mL of the ICV6 concentrate into a 100 mL volumetric flask and dilute to volume with Type II water. Distill this solution along with the samples before analysis. The cyanide concentrate is prepared from $K_3Fe(CN)_6$, Type II water, and 0.1 % sodium hydroxide, and will decompose rapidly if exposed to light.

NOTE: USE TYPE II WATER AND HIGH-PURITY ACIDS FOR ALL DILUTIONS.

(D) *CERTIFIED CONCENTRATIONS OF QATS ICV1, ICV5, AND ICV6 SOLUTIONS*

ICV1-1014		
Element	**Concentration (µg/L) (after 10-fold dilution)**	**Concentration (µg/L) (after 50-fold dilution)**
Al	2500	500
Sb	1000	200
As	1000	200
Ba	520	100
Be	510	100
Cd	510	100
Ca	10000	2000
Cr	520	100
Co	520	100
Cu	510	100
Fe	10000	2000
Pb	1000	200
Mg	6000	1200
Mn	520	100
Ni	530	110
K	9900	2000
Se	1000	200
Ag	250	50
Na	10000	2000
Tl	1000	210
V	500	100
Zn	1000	200

ICV5-0415		ICV6-0400	
Element	**Concentration (µg/L) (after 100-fold dilution)**	**Analyte**	**Concentration (µg/L) (after 100-fold dilution)**
Hg	4.0	**CN^-**	99

Hydrochloric Acid, 36.5-38.0%
BAKER INSTRA-ANALYZED® Reagent
For Trace Metal Analysis

avantor™ | J.T.Baker®

R → 10/13/24
Met dig

M 6121

Material No.: 9530-33
Batch No.: 0000275677
Manufactured Date: 2020/12/16
Retest Date: 2025/12/15
Revision No: 1

Certificate of Analysis

Test	Specification	Result
ACS - Assay (as HCl) (by acid-base titrn)	36.5 - 38.0 %	37.6
ACS - Color (APHA)	<= 10	5
ACS - Residue after Ignition	<= 3 ppm	1
ACS - Specific Gravity at 60°/60°F	1.185 - 1.192	1.190
ACS - Bromide (Br)	<= 0.005 %	< 0.005
ACS - Extractable Organic Substances	<= 5 ppm	1
ACS - Free Chlorine (as Cl_2)	<= 0.5 ppm	< 0.5
Phosphate (PO_4)	<= 0.05 ppm	< 0.03
Sulfate (SO_4)	<= 0.5 ppm	< 0.3
Sulfite (SO_3)	<= 0.8 ppm	0.3
Ammonium (NH_4)	<= 3 ppm	< 1
Trace Impurities - Arsenic (As)	<= 0.010 ppm	< 0.003
Trace Impurities - Aluminum (Al)	<= 10.0 ppb	< 0.2
Arsenic and Antimony (as As)	<= 5 ppb	< 3
Trace Impurities - Barium (Ba)	<= 1.0 ppb	< 0.2
Trace Impurities - Beryllium (Be)	<= 1.0 ppb	< 0.2
Trace Impurities - Bismuth (Bi)	<= 10.0 ppb	< 1.0
Trace Impurities - Boron (B)	<= 20.0 ppb	< 5.0
Trace Impurities - Cadmium (Cd)	<= 1.0 ppb	< 0.3
Trace Impurities - Calcium (Ca)	<= 50.0 ppb	29.7
Trace Impurities - Chromium (Cr)	<= 1.0 ppb	< 0.4
Trace Impurities - Cobalt (Co)	<= 1.0 ppb	< 0.3
Trace Impurities - Copper (Cu)	<= 1.0 ppb	< 0.1
Trace Impurities - Gallium (Ga)	<= 1.0 ppb	< 0.2

For questions on this Certificate of Analysis please contact Technical Services at 855.282.6867 or +1.610.386.1700
Avantor Performance Materials, LLC
100 Matsonford Rd, Suite 200, Radnor, PA 19087. U.S.A. Phone: 610.386.1700

2310

Material No.: 9530-33
Batch No.: 0000275677

Test	Specification	Result
Trace Impurities - Germanium (Ge)	<= 3.0 ppb	< 2.0
Trace Impurities - Gold (Au)	<= 4.0 ppb	< 0.2
Heavy Metals (as Pb)	<= 100 ppb	< 50
Trace Impurities - Iron (Fe)	<= 15.0 ppb	<1
Trace Impurities - Lead (Pb)	<= 1.0 ppb	< 0.5
Trace Impurities - Lithium (Li)	<= 1.0 ppb	0.2
Trace Impurities - Magnesium (Mg)	<= 10.0 ppb	0.4
Trace Impurities - Manganese (Mn)	<= 1.0 ppb	< 0.4
Trace Impurities - Mercury (Hg)	<= 0.5 ppb	0.1
Trace Impurities - Molybdenum (Mo)	<= 10.0 ppb	< 5.0
Trace Impurities - Nickel (Ni)	<= 4.0 ppb	< 0.3
Trace Impurities - Niobium (Nb)	<= 1.0 ppb	< 0.2
Trace Impurities - Potassium (K)	<= 9.0 ppb	< 2.0
Trace Impurities - Selenium (Se), For Information Only	ppb	1.0
Trace Impurities - Silicon (Si)	<= 100.0 ppb	< 10.0
Trace Impurities - Silver (Ag)	<= 1.0 ppb	< 0.3
Trace Impurities - Sodium (Na)	<= 100.0 ppb	< 5.0
Trace Impurities - Strontium (Sr)	<= 1.0 ppb	< 0.2
Trace Impurities - Tantalum (Ta)	<= 1.0 ppb	< 0.9
Trace Impurities - Thallium (Tl)	<= 5.0 ppb	< 2.0
Trace Impurities - Tin (Sn)	<= 5.0 ppb	< 0.8
Trace Impurities - Titanium (Ti)	<= 1.0 ppb	0.2
Trace Impurities - Vanadium (V)	<= 1.0 ppb	< 0.2
Trace Impurities - Zinc (Zn)	<= 5.0 ppb	0.3
Trace Impurities - Zirconium (Zr)	<= 1.0 ppb	< 0.1

For Laboratory, Research or Manufacturing Use
Product Information (not specifications):
Appearance (clear, fuming liquid)
Meets ACS Specifications

Country of Origin: US
Packaging Site: Phillipsburg Mfg Ctr & DC



Jamie Ethier
Vice President Global Quality

For questions on this Certificate of Analysis please contact Technical Services at 855.282.6867 or +1.610.386.1700
Avantor Performance Materials, LLC
100 Matsonford Rd, Suite 200, Radnor, PA 19087. U.S.A. Phone: 610.386.1700

2311

Nitric Acid 69%
CMOS

avantor™ | J.T.Baker®

R -> 11/12/24

M6126

Material No.: 9606-03
Batch No.: 24D1062002
Manufactured Date: 2024-03-26
Retest Date: 2029-03-25
Revision No.: 0

Certificate of Analysis

Test	Specification	Result
Assay (HNO_3)	69.0 - 70.0 %	69.7 %
Appearance	Passes Test	Passes Test
Color (APHA)	≤ 10	5
Residue after Ignition	≤ 2 ppm	1 ppm
Chloride (Cl)	≤ 0.08 ppm	< 0.03 ppm
Phosphate (PO_4)	≤ 0.10 ppm	< 0.03 ppm
Sulfate (SO_4)	≤ 0.2 ppm	< 0.2 ppm
Trace Impurities - Aluminum (Al)	≤ 40.0 ppb	< 1.0 ppb
Arsenic and Antimony (as As)	≤ 5.0 ppb	< 2.0 ppb
Trace Impurities - Barium (Ba)	≤ 10.0 ppb	< 1.0 ppb
Trace Impurities - Beryllium (Be)	≤ 10.0 ppb	< 1.0 ppb
Trace Impurities - Bismuth (Bi)	≤ 20.0 ppb	< 10.0 ppb
Trace Impurities - Boron (B)	≤ 10.0 ppb	< 5.0 ppb
Trace Impurities - Cadmium (Cd)	≤ 50 ppb	< 1 ppb
Trace Impurities - Calcium (Ca)	≤ 50.0 ppb	2.3 ppb
Trace Impurities - Chromium (Cr)	≤ 30.0 ppb	< 1.0 ppb
Trace Impurities - Cobalt (Co)	≤ 10.0 ppb	< 1.0 ppb
Trace Impurities - Copper (Cu)	≤ 10.0 ppb	< 1.0 ppb
Trace Impurities - Gallium (Ga)	≤ 10.0 ppb	< 1.0 ppb
Trace Impurities - Germanium (Ge)	≤ 20 ppb	< 10 ppb
Trace Impurities - Gold (Au)	≤ 20 ppb	< 5 ppb
Heavy Metals (as Pb)	≤ 100 ppb	100 ppb
Trace Impurities - Iron (Fe)	≤ 40.0 ppb	< 1.0 ppb
Trace Impurities - Lead (Pb)	≤ 20.0 ppb	< 10.0 ppb
Trace Impurities - Lithium (Li)	≤ 10.0 ppb	< 1.0 ppb
Trace Impurities - Magnesium (Mg)	≤ 20 ppb	< 1 ppb
Trace Impurities - Manganese (Mn)	≤ 10.0 ppb	< 1.0 ppb
Trace Impurities - Nickel (Ni)	≤ 20.0 ppb	< 5.0 ppb

>>> Continued on page 2 >>>

Nitric Acid 69%
CMOS

avantor™ | J.T.Baker®

Material No.: 9606-03
Batch No.: 24D1062002

Test	Specification	Result

For Microelectronic Use

Country of Origin: USA
Packaging Site: Phillipsburg Mfg Ctr & DC

Jamie Croak
Director Quality Operations, Bioscience Production

2313

Alliance TECHNICAL GROUP

Soil/Sludge Mercury Preparation Sheet

PB165791

SOP ID : M7471B-Mercury-18, MSFAM01.1-Mercury in Soil-2

SDG No : ME28Q6

Start Digest Date: 12/19/2024 **Time :** 16:00 **Temp :** 94 °C

Matrix : SOIL

End Digest Date: 12/19/2024 **Time :** 16:30 **Temp :** 95 °C

Pippete ID: HG A

Digestion tube ID: M6054

Balance ID : M SC-3

Block thermometer ID: HG-DIG#1

Filter paper ID : NA

Dig Technician Signature: MB

pH Strip ID : NA

Supervisor Signature: 12

Hood ID : #1

Temp : **1.** 94°C **2.** N/A

Block ID: **1.** HG HOT BLOCK#1 **2.** N/A

MB 12/20/2024

Standared Name	MLS USED	STD REF. # FROM LOG
ICV	100mL	MP83702
CCV	100mL	MP83704
Matrix Spike	1.0mL	MP83695
N/A	N/A	N/A
N/A	N/A	N/A

Chemical Used	ML/SAMPLE USED	Lot Number
AQUA REGIA	5.0mL	~~MP837085~~ MP83778
KMnO4 (5%)	15.0mL	MP83692
Hydroxylamine HCL (12%)	6.0mL	MP83694
N/A	N/A	N/A
N/A	N/A	N/A
N/A	N/A	N/A
N/A	N/A	N/A
N/A	N/A	N/A
N/A	N/A	N/A
N/A	N/A	N/A

LAB SAMPLE ID	CLIENT SAMPLE ID	Wt(g)/Vol(ml)	Comment
0.0 ppb	S0	100mL	MP83696
0.05 ppb	S0.05	N/A	N/A
0.2 ppb	S0.2	100mL	MP83697
2.5 ppb	S2.5	100mL	MP83698
5.0 ppb	S5.0	100mL	MP83699
7.5 ppb	S7.5	100mL	MP83700
10.0 ppb	S10.0	100mL	MP83701
ICV	ICV	100mL	MP83702
ICB	ICB	100mL	MP83703
CCV	CCV	100mL	MP83704
CCB	CCB	100mL	MP83705
CRI	CRI	N/A	N/A
CHK STD	CHK STD	N/A	N/A

Extraction Conformance/Non-Conformance Comments:

N/A

Date / Time	Prepped Sample Relinquished By/Location	Received By/Location
12/19/24 017:10	MB Dig' Lab	MB-Metal Lab
	Preparation Group	Analysis Group

2314

Alliance TECHNICAL GROUP

Soil/Sludge Mercury Preparation Sheet

PB165791

Lab Sample ID	Client Sample ID	Initial Weight (g)	Final Vol (ml)	pH	Comment	Prep Pos
P5156-01	ME28Q6	0.53	100	NA	N/A	2-1
P5156-02	ME28Q7	0.60	100	NA	N/A	2
P5156-03	ME28Q8	0.59	100	NA	N/A	3
P5156-04	ME28Q9	0.56	100	NA	N/A	4
P5156-05	ME28R0	0.52	100	NA	N/A	5
P5156-06	ME28R1	0.56	100	NA	N/A	6
P5156-07	ME28R2	0.51	100	NA	N/A	7
P5156-08	ME28T4	0.57	100	NA	N/A	8
P5156-09	ME28T5	0.51	100	NA	N/A	9
P5156-10	ME28T6	0.58	100	NA	N/A	10
P5156-11	ME28T7	0.55	100	NA	N/A	11
P5156-12	ME28T8	0.53	100	NA	N/A	12
P5156-13	ME28T9	0.59	100	NA	N/A	13
P5156-14	ME28W0	0.58	100	NA	N/A	14
P5156-15	ME28W1	0.57	100	NA	N/A	15
P5156-16	ME28W2	0.53	100	NA	N/A	16
P5156-17	ME28W2D	0.52	100	NA	N/A	17
P5156-18	ME28W2S	0.52	100	NA	MP83695	18
P5156-19	ME28W3	0.59	100	NA	N/A	19
P5156-20	ME28W4	0.56	100	NA	N/A	20
P5156-21	ME28W5	0.52	100	NA	N/A	21
P5156-22	ME28W6	0.59	100	NA	N/A	22
PB165791BL	PBS791	0.50	100	NA	N/A	23

284 Sheffield Street, Mountainside, New Jersey 07092, Phone : 908 789 8900,
Fax : 908 789 8922

Instrument ID: CV1

Daily Analysis Runlog For Sequence/QCBatch ID # LB134038

Review By	Sarabjit Jaswal	Review On	12/27/2024 8:36:19 PM
Supervise By	Mohan Bera	Supervise On	12/27/2024 8:38:01 PM

STD. NAME	STD REF.#
ICAL Standard	MP83696,MP83697,MP83698,MP83699,MP83700,MP83701
ICV Standard	MP83702
CCV Standard	MP83704
ICSA Standard	
CRI Standard	
LCS Standard	
Chk Standard	MP83703,MP83705,MP83743

Sr#	SampleId	ClientID	QcType	Date	Comment	Operator	Status
1	S0	S0	CAL1	12/20/24 11:32		Mohan	OK
2	S0.2	S01	CAL2	12/20/24 11:38		Mohan	OK
3	S2.5	S02	CAL3	12/20/24 11:40		Mohan	OK
4	S5	S03	CAL4	12/20/24 11:42		Mohan	OK
5	S7.5	S04	CAL5	12/20/24 11:45		Mohan	OK
6	S10	S05	CAL6	12/20/24 11:50		Mohan	OK
7	ICV027	ICV027	ICV	12/20/24 11:53		Mohan	OK
8	ICB027	ICB027	ICB	12/20/24 11:55		Mohan	OK
9	CCV054	CCV054	CCV	12/20/24 11:57		Mohan	OK
10	CCB054	CCB054	CCB	12/20/24 11:59		Mohan	OK
11	PB165791BL	PBS791	MB	12/20/24 12:02		Mohan	OK
12	P5156-01	ME28Q6	SAM	12/20/24 12:04		Mohan	OK
13	P5156-02	ME28Q7	SAM	12/20/24 12:06		Mohan	OK
14	P5156-03	ME28Q8	SAM	12/20/24 12:09		Mohan	OK
15	P5156-04	ME28Q9	SAM	12/20/24 12:11		Mohan	OK
16	P5156-05	ME28R0	SAM	12/20/24 12:13		Mohan	OK
17	P5156-06	ME28R1	SAM	12/20/24 12:15		Mohan	OK
18	P5156-07	ME28R2	SAM	12/20/24 12:18		Mohan	OK

284 Sheffield Street, Mountainside, New Jersey 07092, Phone : 908 789 8900,
Fax : 908 789 8922

Instrument ID: CV1

Daily Analysis Runlog For Sequence/QCBatch ID # LB134038

Review By	Sarabjit Jaswal	Review On	12/27/2024 8:36:19 PM
Supervise By	Mohan Bera	Supervise On	12/27/2024 8:38:01 PM

STD. NAME	STD REF.#
ICAL Standard	MP83696,MP83697,MP83698,MP83699,MP83700,MP83701
ICV Standard	MP83702
CCV Standard	MP83704
ICSA Standard	
CRI Standard	
LCS Standard	
Chk Standard	MP83703,MP83705,MP83743

19	P5156-08	ME28T4	SAM	12/20/24 12:20		Mohan	OK
20	P5156-09	ME28T5	SAM	12/20/24 12:22		Mohan	OK
21	P5156-10	ME28T6	SAM	12/20/24 12:24		Mohan	OK
22	P5156-11	ME28T7	SAM	12/20/24 12:27		Mohan	OK
23	P5156-12	ME28T8	SAM	12/20/24 12:29		Mohan	OK
24	P5156-13	ME28T9	SAM	12/20/24 12:31		Mohan	OK
25	P5156-14	ME28W0	SAM	12/20/24 12:33		Mohan	OK
26	P5156-15	ME28W1	SAM	12/20/24 12:36		Mohan	OK
27	P5156-16	ME28W2	SAM	12/20/24 12:43		Mohan	OK
28	P5156-17	ME28W2D	DUP	12/20/24 12:45		Mohan	OK
29	P5156-19	ME28W3	SAM	12/20/24 12:50		Mohan	OK
30	CCV055	CCV055	CCV	12/20/24 12:52		Mohan	OK
31	CCB055	CCB055	CCB	12/20/24 12:54		Mohan	OK
32	P5156-20	ME28W4	SAM	12/20/24 12:57		Mohan	OK
33	P5156-21	ME28W5	SAM	12/20/24 12:59		Mohan	OK
34	P5156-22	ME28W6	SAM	12/20/24 13:01		Mohan	OK
35	P5156-18	ME28W2S	MS	12/20/24 13:03		Mohan	OK
36	CCV056	CCV056	CCV	12/20/24 13:06		Mohan	OK
37	CCB056	CCB056	CCB	12/20/24 13:08		Mohan	OK

EPA SAMPLE NO.

ME28Q6

FORM 1 - IN

INORGANIC ANALYSIS DATA SHEET

Lab Name: Alliance Technical Group, LLC Contract: 68HERH20D0011

Lab Code: ACE Case No.: 51847 MA No. : SDG No.: ME28Q6

Matrix: SOIL Lab Sample ID: P5156-01

% Solids: 82.6 Date Received: 12/06/2024

Analytical Method: CN

Concentration Units (µg/L, mg/L, mg/kg dry weight, µg, or µg/cm²): mg/kg

CAS No.	Analyte	Concentration	Q	Date Analyzed	Time Analyzed
57-12-5	Cyanide	0.58	U	12/13/2024	1518

NOTE: Hardness (total) is reported in mg/L

Comments:

EPA SAMPLE NO.

ME28Q7

FORM 1 - IN

INORGANIC ANALYSIS DATA SHEET

Lab Name: Alliance Technical Group, LLC Contract: 68HERH20D0011

Lab Code: ACE Case No.: 51847 MA No. : SDG No.: ME28Q6

Matrix: SOIL Lab Sample ID: P5156-02

% Solids: 89.6 Date Received: 12/06/2024

Analytical Method: CN

Concentration Units (µg/L, mg/L, mg/kg dry weight, µg, or µg/cm²): mg/kg

CAS No.	Analyte	Concentration	Q	Date Analyzed	Time Analyzed
57-12-5	Cyanide	0.55	U	12/13/2024	1525

NOTE: Hardness (total) is reported in mg/L

Comments:

EPA SAMPLE NO.

ME28Q8

FORM 1 - IN

INORGANIC ANALYSIS DATA SHEET

Lab Name: Alliance Technical Group, LLC Contract: 68HERH20D0011

Lab Code: ACE Case No.: 51847 MA No. : SDG No.: ME28Q6

Matrix: SOIL Lab Sample ID: P5156-03

% Solids: 92.6 Date Received: 12/06/2024

Analytical Method: CN

Concentration Units (µg/L, mg/L, mg/kg dry weight, µg, or µg/cm²): mg/kg

CAS No.	Analyte	Concentration	Q	Date Analyzed	Time Analyzed
57-12-5	Cyanide	0.51	U	12/13/2024	1526

NOTE: Hardness (total) is reported in mg/L

Comments:

EPA SAMPLE NO.

ME28Q9

FORM 1 - IN

INORGANIC ANALYSIS DATA SHEET

Lab Name: Alliance Technical Group, LLC Contract: 68HERH20D0011

Lab Code: ACE Case No.: 51847 MA No. : SDG No.: ME28Q6

Matrix: SOIL Lab Sample ID: P5156-04

% Solids: 94 Date Received: 12/06/2024

Analytical Method: CN

Concentration Units (µg/L, mg/L, mg/kg dry weight, µg, or µg/cm²): mg/kg

CAS No.	Analyte	Concentration	Q	Date Analyzed	Time Analyzed
57-12-5	Cyanide	0.50	U	12/13/2024	1526

NOTE: Hardness (total) is reported in mg/L

Comments:

EPA SAMPLE NO.

ME28R0

FORM 1 - IN

INORGANIC ANALYSIS DATA SHEET

Lab Name: Alliance Technical Group, LLC Contract: 68HERH20D0011

Lab Code: ACE Case No.: 51847 MA No. : SDG No.: ME28Q6

Matrix: SOIL Lab Sample ID: P5156-05

% Solids: 92.3 Date Received: 12/06/2024

Analytical Method: CN

Concentration Units (µg/L, mg/L, mg/kg dry weight, µg, or µg/cm²): mg/kg

CAS No.	Analyte	Concentration	Q	Date Analyzed	Time Analyzed
57-12-5	Cyanide	0.52	U	12/13/2024	1526

NOTE: Hardness (total) is reported in mg/L

Comments:

EPA SAMPLE NO.

ME28R1

FORM 1 - IN
INORGANIC ANALYSIS DATA SHEET

Lab Name: Alliance Technical Group, LLC Contract: 68HERH20D0011

Lab Code: ACE Case No.: 51847 MA No. : SDG No.: ME28Q6

Matrix: SOIL Lab Sample ID: P5156-06

% Solids: 82.7 Date Received: 12/06/2024

Analytical Method: CN

Concentration Units (µg/L, mg/L, mg/kg dry weight, µg, or µg/cm²): mg/kg

CAS No.	Analyte	Concentration	Q	Date Analyzed	Time Analyzed
57-12-5	Cyanide	0.56	U	12/13/2024	1526

NOTE: Hardness (total) is reported in mg/L

Comments:

EPA SAMPLE NO.

ME28R2

FORM 1 - IN
INORGANIC ANALYSIS DATA SHEET

Lab Name: Alliance Technical Group, LLC Contract: 68HERH20D0011

Lab Code: ACE Case No.: 51847 MA No. : SDG No.: ME28Q6

Matrix: SOIL Lab Sample ID: P5156-07

% Solids: 72.4 Date Received: 12/06/2024

Analytical Method: CN

Concentration Units (µg/L, mg/L, mg/kg dry weight, µg, or µg/cm²): mg/kg

CAS No.	Analyte	Concentration	Q	Date Analyzed	Time Analyzed
57-12-5	Cyanide	0.54	J	12/13/2024	1526

NOTE: Hardness (total) is reported in mg/L

Comments:

EPA SAMPLE NO.

ME28T4

FORM 1 - IN

INORGANIC ANALYSIS DATA SHEET

Lab Name: Alliance Technical Group, LLC Contract: 68HERH20D0011

Lab Code: ACE Case No.: 51847 MA No. : SDG No.: ME28Q6

Matrix: SOIL Lab Sample ID: P5156-08

% Solids: 81.1 Date Received: 12/10/2024

Analytical Method: CN

Concentration Units (µg/L, mg/L, mg/kg dry weight, µg, or µg/cm²): mg/kg

CAS No.	Analyte	Concentration	Q	Date Analyzed	Time Analyzed
57-12-5	Cyanide	0.92		12/13/2024	1526

NOTE: Hardness (total) is reported in mg/L

Comments:

EPA SAMPLE NO.

ME28T5

FORM 1 - IN
INORGANIC ANALYSIS DATA SHEET

Lab Name: Alliance Technical Group, LLC Contract: 68HERH20D0011

Lab Code: ACE Case No.: 51847 MA No. : SDG No.: ME28Q6

Matrix: SOIL Lab Sample ID: P5156-09

% Solids: 77.7 Date Received: 12/10/2024

Analytical Method: CN

Concentration Units (µg/L, mg/L, mg/kg dry weight, µg, or µg/cm²): mg/kg

CAS No.	Analyte	Concentration	Q	Date Analyzed	Time Analyzed
57-12-5	Cyanide	1.3		12/13/2024	1526

NOTE: Hardness (total) is reported in mg/L

Comments:

EPA SAMPLE NO.

ME28T6

FORM 1 - IN

INORGANIC ANALYSIS DATA SHEET

Lab Name: Alliance Technical Group, LLC Contract: 68HERH20D0011

Lab Code: ACE Case No.: 51847 MA No. : SDG No.: ME28Q6

Matrix: SOIL Lab Sample ID: P5156-10

% Solids: 81.7 Date Received: 12/10/2024

Analytical Method: CN

Concentration Units (µg/L, mg/L, mg/kg dry weight, µg, or µg/cm²): mg/kg

CAS No.	Analyte	Concentration	Q	Date Analyzed	Time Analyzed
57-12-5	Cyanide	1.2		12/13/2024	1526

NOTE: Hardness (total) is reported in mg/L

Comments:

EPA SAMPLE NO.

ME28T7

FORM 1 - IN

INORGANIC ANALYSIS DATA SHEET

Lab Name: Alliance Technical Group, LLC Contract: 68HERH20D0011

Lab Code: ACE Case No.: 51847 MA No. : SDG No.: ME28Q6

Matrix: SOIL Lab Sample ID: P5156-11

% Solids: 83 Date Received: 12/10/2024

Analytical Method: CN

Concentration Units (µg/L, mg/L, mg/kg dry weight, µg, or µg/cm²): mg/kg

CAS No.	Analyte	Concentration	Q	Date Analyzed	Time Analyzed
57-12-5	Cyanide	0.36	J	12/13/2024	1526

NOTE: Hardness (total) is reported in mg/L

Comments:

EPA SAMPLE NO.

ME28T8

FORM 1 - IN

INORGANIC ANALYSIS DATA SHEET

Lab Name: Alliance Technical Group, LLC Contract: 68HERH20D0011

Lab Code: ACE Case No.: 51847 MA No. : SDG No.: ME28Q6

Matrix: SOIL Lab Sample ID: P5156-12

% Solids: 84.2 Date Received: 12/10/2024

Analytical Method: CN

Concentration Units (µg/L, mg/L, mg/kg dry weight, µg, or µg/cm²): mg/kg

CAS No.	Analyte	Concentration	Q	Date Analyzed	Time Analyzed
57-12-5	Cyanide	0.36	J	12/13/2024	1526

NOTE: Hardness (total) is reported in mg/L

Comments:

EPA SAMPLE NO.

ME28T9

FORM 1 - IN

INORGANIC ANALYSIS DATA SHEET

Lab Name: Alliance Technical Group, LLC Contract: 68HERH20D0011

Lab Code: ACE Case No.: 51847 MA No. : SDG No.: ME28Q6

Matrix: SOIL Lab Sample ID: P5156-13

% Solids: 76.8 Date Received: 12/10/2024

Analytical Method: CN

Concentration Units (µg/L, mg/L, mg/kg dry weight, µg, or µg/cm²): mg/kg

CAS No.	Analyte	Concentration	Q	Date Analyzed	Time Analyzed
57-12-5	Cyanide	2.5		12/13/2024	1533

NOTE: Hardness (total) is reported in mg/L

Comments:

EPA SAMPLE NO.

ME28W0

FORM 1 - IN

INORGANIC ANALYSIS DATA SHEET

Lab Name: Alliance Technical Group, LLC Contract: 68HERH20D0011

Lab Code: ACE Case No.: 51847 MA No. : SDG No.: ME28Q6

Matrix: SOIL Lab Sample ID: P5156-14

% Solids: 77.7 Date Received: 12/10/2024

Analytical Method: CN

Concentration Units (µg/L, mg/L, mg/kg dry weight, µg, or µg/cm²): mg/kg

CAS No.	Analyte	Concentration	Q	Date Analyzed	Time Analyzed
57-12-5	Cyanide	5.9		12/13/2024	1533

NOTE: Hardness (total) is reported in mg/L

Comments:

EPA SAMPLE NO.

ME28W1

FORM 1 - IN
INORGANIC ANALYSIS DATA SHEET

Lab Name: Alliance Technical Group, LLC Contract: 68HERH20D0011

Lab Code: ACE Case No.: 51847 MA No. : SDG No.: ME28Q6

Matrix: SOIL Lab Sample ID: P5156-15

% Solids: 78.4 Date Received: 12/11/2024

Analytical Method: CN

Concentration Units (µg/L, mg/L, mg/kg dry weight, µg, or µg/cm²): mg/kg

CAS No.	Analyte	Concentration	Q	Date Analyzed	Time Analyzed
57-12-5	Cyanide	5.4		12/13/2024	1533

NOTE: Hardness (total) is reported in mg/L

Comments:

EPA SAMPLE NO.

ME28W2

FORM 1 - IN

INORGANIC ANALYSIS DATA SHEET

Lab Name: Alliance Technical Group, LLC Contract: 68HERH20D0011

Lab Code: ACE Case No.: 51847 MA No. : SDG No.: ME28Q6

Matrix: SOIL Lab Sample ID: P5156-16

% Solids: 75.3 Date Received: 12/11/2024

Analytical Method: CN

Concentration Units (µg/L, mg/L, mg/kg dry weight, µg, or µg/cm²): mg/kg

CAS No.	Analyte	Concentration	Q	Date Analyzed	Time Analyzed
57-12-5	Cyanide	4.6		12/13/2024	1533

NOTE: Hardness (total) is reported in mg/L

Comments:

EPA SAMPLE NO.

ME28W3

FORM 1 - IN

INORGANIC ANALYSIS DATA SHEET

Lab Name: Alliance Technical Group, LLC Contract: 68HERH20D0011

Lab Code: ACE Case No.: 51847 MA No. : SDG No.: ME28Q6

Matrix: SOIL Lab Sample ID: P5156-19

% Solids: 78.4 Date Received: 12/11/2024

Analytical Method: CN

Concentration Units (µg/L, mg/L, mg/kg dry weight, µg, or µg/cm²): mg/kg

CAS No.	Analyte	Concentration	Q	Date Analyzed	Time Analyzed
57-12-5	Cyanide	0.89		12/13/2024	1533

NOTE: Hardness (total) is reported in mg/L

Comments:

EPA SAMPLE NO.

ME28W4

FORM 1 - IN

INORGANIC ANALYSIS DATA SHEET

Lab Name: Alliance Technical Group, LLC Contract: 68HERH20D0011

Lab Code: ACE Case No.: 51847 MA No. : SDG No.: ME28Q6

Matrix: SOIL Lab Sample ID: P5156-20

% Solids: 80.8 Date Received: 12/11/2024

Analytical Method: CN

Concentration Units (µg/L, mg/L, mg/kg dry weight, µg, or µg/cm²): mg/kg

CAS No.	Analyte	Concentration	Q	Date Analyzed	Time Analyzed
57-12-5	Cyanide	0.45	J	12/13/2024	1533

NOTE: Hardness (total) is reported in mg/L

Comments:

EPA SAMPLE NO.

ME28W5

FORM 1 - IN

INORGANIC ANALYSIS DATA SHEET

Lab Name: Alliance Technical Group, LLC Contract: 68HERH20D0011

Lab Code: ACE Case No.: 51847 MA No. : SDG No.: ME28Q6

Matrix: SOIL Lab Sample ID: P5156-21

% Solids: 78.1 Date Received: 12/11/2024

Analytical Method: CN

Concentration Units (µg/L, mg/L, mg/kg dry weight, µg, or µg/cm²): mg/kg

CAS No.	Analyte	Concentration	Q	Date Analyzed	Time Analyzed
57-12-5	Cyanide	2.3		12/13/2024	1533

NOTE: Hardness (total) is reported in mg/L

Comments:

EPA SAMPLE NO.

ME28W6

FORM 1 - IN

INORGANIC ANALYSIS DATA SHEET

Lab Name: Alliance Technical Group, LLC Contract: 68HERH20D0011

Lab Code: ACE Case No.: 51847 MA No. : SDG No.: ME28Q6

Matrix: SOIL Lab Sample ID: P5156-22

% Solids: 77.9 Date Received: 12/11/2024

Analytical Method: CN

Concentration Units (µg/L, mg/L, mg/kg dry weight, µg, or µg/cm²): mg/kg

CAS No.	Analyte	Concentration	Q	Date Analyzed	Time Analyzed
57-12-5	Cyanide	2.1		12/13/2024	1533

NOTE: Hardness (total) is reported in mg/L

Comments:

Reviewed By:Iwona
On:12/17/2024 3:06:58 PM
Inst Id :KONELAB

LB

Test results — Aquakem 7.2AQ1 — Page:

CHEMTECH CONSULTING GROUP INC
284 Sheffield Street, Mountainside, NJ 07092

12/13/2024 16:22 — Reviewed by : NF — Instrument ID : Konelab

Test: CNEPA-NEW

Sample Id	Result	Dil. 1 +	Response	Errors
ICV001 ICV001	96.037	0.0	0.089	
ICB001 ICB001	-1.141	0.0	0.001	
CCV001 CCV001	243.185	0.0	0.221	
CCB001 CCB001	-1.223	0.0	0.001	
PB165608BL PBS608	-1.224	0.0	0.001	
P5156-01 ME28Q6	0.463	0.0	0.002	
P5156-02 ME28Q7	-0.410	0.0	0.002	
P5156-03 ME28Q8	-1.167	0.0	0.001	
P5156-04 ME28Q9	0.236	0.0	0.002	
P5156-05 ME28R0	1.027	0.0	0.003	
P5156-06 ME28R1	-1.050	0.0	0.001	
P5156-07 ME28R2	8.034	0.0	0.009	
P5156-08 ME28T4	15.327	0.0	0.016	
P5156-09 ME28T5	20.362	0.0	0.020	
P5156-10 ME28T6	19.485	0.0	0.020	
P5156-11 ME28T7	6.350	0.0	0.008	
P5156-12 ME28T8	6.423	0.0	0.008	
P5156-13 ME28T9	39.077	0.0	0.037	
P5156-14 ME28W0	93.854	0.0	0.087	
P5156-15 ME28W1	86.809	0.0	0.080	
P5156-16 ME28W2	75.512	0.0	0.070	
P5156-17 ME28W2D	75.000	0.0	0.070	
P5156-18 ME28W2S	166.744	0.0	0.152	
P5156-19 ME28W3	14.902	0.0	0.015	
P5156-20 ME28W4	7.462	0.0	0.009	
P5156-21 ME28W5	38.243	0.0	0.036	
P5156-22 ME28W6	33.790	0.0	0.032	
CCV002 CCV002	242.839	0.0	0.221	
CCB002 CCB002	-0.941	0.0	0.001	
PB165609BL PBS609	-1.068	0.0	0.001	
P5233-01 ME28R5	9.227	0.0	0.010	
P5233-02 ME28R6	9.994	0.0	0.011	
P5233-03 ME28R7	1.394	0.0	0.003	
P5233-04 ME28R8	4.503	0.0	0.006	
P5233-05 ME28R9	0.463	0.0	0.002	
P5233-06 ME28S0	2.062	0.0	0.004	
P5233-07 ME28S1	-0.987	0.0	0.001	
P5233-08 ME28S2	7.974	0.0	0.009	
P5233-09 ME28S3	0.170	0.0	0.002	
P5233-10 ME28S4	-1.080	0.0	0.001	
P5233-11 ME28S5	0.379	0.0	0.002	
P5233-12 ME28S6	0.810	0.0	0.003	
P5233-13 ME28S7	1.346	0.0	0.003	
P5233-14 ME28S8	3.468	0.0	0.005	
P5233-15 ME28S9	4.435	0.0	0.006	
P5233-16 ME28T0	14.365	0.0	0.015	
P5233-17 ME28T1	104.673	0.0	0.096	
P5233-18 ME28T2	-0.329	0.0	0.002	
P5233-19 ME28T3	29.975	0.0	0.029	
P5233-20 ME28S7D	1.372	0.0	0.003	
P5233-21ME28S7S	95.685	0.0	0.088	
CCV003 CCV003	244.388	0.0	0.222	
CCB003 CCB003	-0.957	0.0	0.001	

NF 12.13.2024

NF P 12.13.2024

Reviewed By:Iwona
On:12/17/2024 3:06:58 PM
Inst Id :KONELAB

CHEMTECH CONSULTING GROUP INC
284 Sheffield Street, Mountainside, NJ 07092

12/13/2024 16:22 Reviewed by : NF Instrument ID : Konelab

Test: CNEPA-NEW

Sample Id	Result	Dil. 1 +	Response	Ô□„
N	53			
Mean	34.269			
SD	63.1569			
CV%	184.30			

Reviewed By:Iwona
On:12/17/2024 3:06:58 PM
Inst Id :KONELAB

Aquakem v. 7.2AQ1
Results from time period:
Fri Dec 13 12:43:18 2024
Fri Dec 13 16:17:46 2024

Sample Id	Sam/Ctr/cA	Test short name	Test t	Result	Result unit	Result date and time
S0.0	A	CNEPA-NEW	P	-0.6432	µg/l	12/13/2024 13:00:41
S5.0	A	CNEPA-NEW	P	3.5521	µg/l	12/13/2024 13:00:42
S10.0	A	CNEPA-NEW	P	8.4432	µg/l	12/13/2024 13:00:43
S100.0	A	CNEPA-NEW	P	102.6429	µg/l	12/13/2024 13:00:44
S250.0	A	CNEPA-NEW	P	252.9759	µg/l	12/13/2024 13:00:45
S500.0	A	CNEPA-NEW	P	498.0291	µg/l	12/13/2024 13:00:46
ICV001 ICV001	S	CNEPA-NEW	P	96.037	µg/l	12/13/2024 15:18:24
ICB001 ICB001	S	CNEPA-NEW	P	-1.1406	µg/l	12/13/2024 15:18:27
CCV001 CCV001	S	CNEPA-NEW	P	243.185	µg/l	12/13/2024 15:18:28
CCB001 CCB001	S	CNEPA-NEW	P	-1.2234	µg/l	12/13/2024 15:18:30
PB165608BL PBS608	S	CNEPA-NEW	P	-1.2239	µg/l	12/13/2024 15:18:32
P5156-01 ME28Q6	S	CNEPA-NEW	P	0.4629	µg/l	12/13/2024 15:18:34
P5156-02 ME28Q7	S	CNEPA-NEW	P	-0.4101	µg/l	12/13/2024 15:25:59
P5156-03 ME28Q8	S	CNEPA-NEW	P	-1.1673	µg/l	12/13/2024 15:26:00
P5156-04 ME28Q9	S	CNEPA-NEW	P	0.2356	µg/l	12/13/2024 15:26:01
P5156-05 ME28R0	S	CNEPA-NEW	P	1.027	µg/l	12/13/2024 15:26:02
P5156-06 ME28R1	S	CNEPA-NEW	P	-1.0502	µg/l	12/13/2024 15:26:03
P5156-07 ME28R2	S	CNEPA-NEW	P	8.0335	µg/l	12/13/2024 15:26:04
P5156-08 ME28T4	S	CNEPA-NEW	P	15.3273	µg/l	12/13/2024 15:26:05
P5156-09 ME28T5	S	CNEPA-NEW	P	20.3619	µg/l	12/13/2024 15:26:06
P5156-10 ME28T6	S	CNEPA-NEW	P	19.4846	µg/l	12/13/2024 15:26:07
P5156-11 ME28T7	S	CNEPA-NEW	P	6.35	µg/l	12/13/2024 15:26:08
P5156-12 ME28T8	S	CNEPA-NEW	P	6.4227	µg/l	12/13/2024 15:26:09
P5156-13 ME28T9	S	CNEPA-NEW	P	39.0772	µg/l	12/13/2024 15:33:34
P5156-14 ME28W0	S	CNEPA-NEW	P	93.8537	µg/l	12/13/2024 15:33:35
P5156-15 ME28W1	S	CNEPA-NEW	P	86.8094	µg/l	12/13/2024 15:33:36
P5156-16 ME28W2	S	CNEPA-NEW	P	75.5124	µg/l	12/13/2024 15:33:37
P5156-17 ME28W2D	S	CNEPA-NEW	P	74.9996	µg/l	12/13/2024 15:33:38
P5156-18 ME28W2S	S	CNEPA-NEW	P	166.7435	µg/l	12/13/2024 15:33:39
P5156-19 ME28W3	S	CNEPA-NEW	P	14.9022	µg/l	12/13/2024 15:33:41
P5156-20 ME28W4	S	CNEPA-NEW	P	7.4621	µg/l	12/13/2024 15:33:42
P5156-21 ME28W5	S	CNEPA-NEW	P	38.2434	µg/l	12/13/2024 15:33:43
P5156-22 ME28W6	S	CNEPA-NEW	P	33.7899	µg/l	12/13/2024 15:33:44
CCV002 CCV002	S	CNEPA-NEW	P	242.8387	µg/l	12/13/2024 15:41:11
CCB002 CCB002	S	CNEPA-NEW	P	-0.9412	µg/l	12/13/2024 15:41:12
PB165609BL PBS609	S	CNEPA-NEW	P	-1.0677	µg/l	12/13/2024 15:41:13
P5233-01 ME28R5	S	CNEPA-NEW	P	9.2269	µg/l	12/13/2024 15:41:14
P5233-02 ME28R6	S	CNEPA-NEW	P	9.9942	µg/l	12/13/2024 15:41:15
P5233-03 ME28R7	S	CNEPA-NEW	P	1.3935	µg/l	12/13/2024 15:41:16

Reviewed By:Iwona
On:12/17/2024 3:06:58 PM
Inst Id :KONELAB

P5233-04 ME28R8	S	CNEPA-NEW	P	4.5028 µg/l	12/13/2024 15:41:17
P5233-05 ME28R9	S	CNEPA-NEW	P	0.4627 µg/l	12/13/2024 15:41:18
P5233-06 ME28S0	S	CNEPA-NEW	P	2.0623 µg/l	12/13/2024 15:41:19
P5233-07 ME28S1	S	CNEPA-NEW	P	-0.9869 µg/l	12/13/2024 15:48:42
P5233-08 ME28S2	S	CNEPA-NEW	P	7.9739 µg/l	12/13/2024 15:48:43
P5233-09 ME28S3	S	CNEPA-NEW	P	0.1701 µg/l	12/13/2024 15:48:44
P5233-10 ME28S4	S	CNEPA-NEW	P	-1.08 µg/l	12/13/2024 15:48:45
P5233-11 ME28S5	S	CNEPA-NEW	P	0.3787 µg/l	12/13/2024 15:48:46
P5233-12 ME28S6	S	CNEPA-NEW	P	0.8105 µg/l	12/13/2024 15:48:47
P5233-13 ME28S7	S	CNEPA-NEW	P	1.3461 µg/l	12/13/2024 15:48:48
P5233-14 ME28S8	S	CNEPA-NEW	P	3.4685 µg/l	12/13/2024 15:48:49
P5233-15 ME28S9	S	CNEPA-NEW	P	4.4354 µg/l	12/13/2024 15:48:50
P5233-16 ME28T0	S	CNEPA-NEW	P	14.3646 µg/l	12/13/2024 15:48:51
P5233-17 ME28T1	S	CNEPA-NEW	P	104.6734 µg/l	12/13/2024 15:48:52
P5233-18 ME28T2	S	CNEPA-NEW	P	-0.329 µg/l	12/13/2024 15:55:20
P5233-19 ME28T3	S	CNEPA-NEW	P	29.9746 µg/l	12/13/2024 15:55:21
P5233-20 ME28S7D	S	CNEPA-NEW	P	1.3723 µg/l	12/13/2024 15:55:22
P5233-21 ME28S7S	S	CNEPA-NEW	P	95.6853 µg/l	12/13/2024 15:55:23
CCV003 CCV003	S	CNEPA-NEW	P	244.3878 µg/l	12/13/2024 15:55:27
CCB003 CCB003	S	CNEPA-NEW	P	-0.9566 µg/l	12/13/2024 15:55:28

Reviewed By:Iwona
On:12/17/2024 3:06:58 PM
Inst Id :KONELAB

Calibration results — Aquakem 7.2AQ1 —

CHEMTECH CONSULTING GROUP INC
284 Sheffield Street, Mountainside, NJ 07092

12/13/2024 13:06 — Reviewed by : NF — Instrument ID : Konelab

Test CNEPA-NEW

Accepted 12/13/2024 13:06

~~Factor~~ Slope ~~1111~~ 0.000900 NF
~~Bias~~ Intercept 0.002

12.17.2024

Coeff. of det. 0.999875

Errors

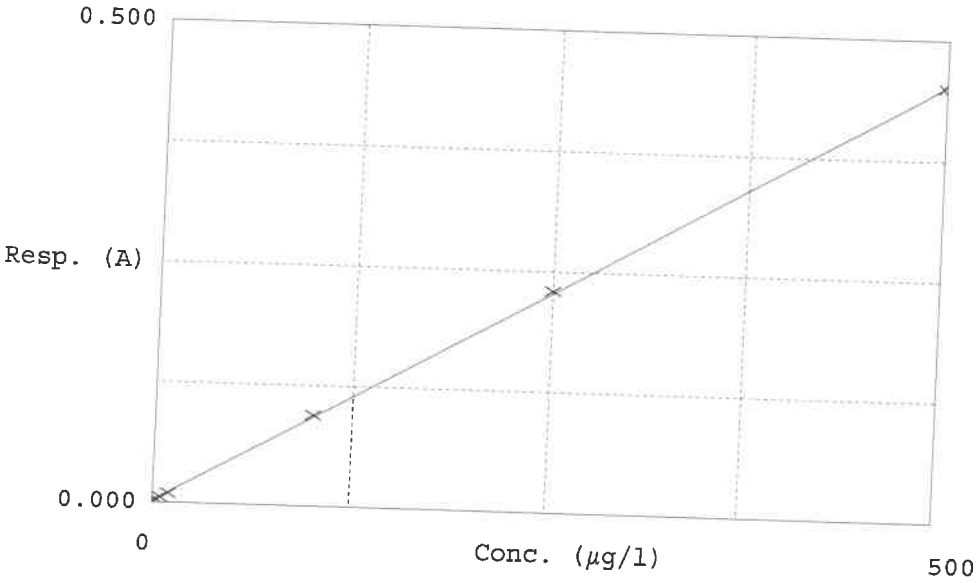

	Calibrator	Response	Calc. con.	Conc.	Errors
1 S0.0	0.0PPBCN	0.001	-0.6432	0.0000	
2 S5.0	5.0PPBCN	0.005	3.5521	5.0000	-29.0
3 S10.0	10PPBCN	0.010	8.4432	10.0000	-15.6
4 S100.0	100PPBCN	0.094	102.6429	100.0000	2.6
5 S250.0	250PPBCN	0.230	252.9759	250.0000	1.2
6 S500.0	500PPBCN	0.450	498.0291	500.0000	-0.4

Re

NF
12.13.2024

284 Sheffield Street, Mountainside, New Jersey 07092, Phone : 908 789 8900, Fax : 908 789 8922

Prep Standard - Chemical Standard Summary

Order ID : P5156

Test : Cyanide

Prepbatch ID : PB165608,

Sequence ID/Qc Batch ID: LB133955,

Standard ID :
WP108640,WP108688,WP109089,WP110103,WP110390,WP110391,WP110899,WP111069,WP111070,WP111071,WP111072,WP111073,WP111074,WP111075,WP111076,WP111077,WP111088,

Chemical ID :
E3657,M5673,M5951,W2668,W2882,W3001,W3011,W3019,W3112,W3113,W3139,W3154,

284 Sheffield Street, Mountainside, New Jersey 07092, Phone : 908 789 8900,
Fax : 908 789 8922

Wet Chemistry STANDARD PREPARATION LOG

Recipe ID	NAME	NO.	Prep Date	Expiration Date	Prepared By	ScaleID	PipetteID	Supervised By
11	Sodium hydroxide absorbing solution 0.25 N	WP108640	07/05/2024	01/05/2025	Rubina Mughal	WETCHEM_SCALE_4 (WCSC-4)	None	Iwona Zarych 07/08/2024

FROM 21.00000L of W3112 + 210.00000gram of E3657 = Final Quantity: 21.000 L

Recipe ID	NAME	NO.	Prep Date	Expiration Date	Prepared By	ScaleID	PipetteID	Supervised By
1581	Sodium hydroxide solution, 1.25N	WP108688	07/11/2024	01/11/2025	Niha Farheen Shaik	WETCHEM_SCALE_5 (WCSC-5)	None	Iwona Zarych 07/11/2024

FROM 50.00000gram of W3113 + 950.00000ml of W3112 = Final Quantity: 1000.000 ml

284 Sheffield Street, Mountainside, New Jersey 07092, Phone : 908 789 8900,
Fax : 908 789 8922

Wet Chemistry STANDARD PREPARATION LOG

Recipe ID	NAME	NO.	Prep Date	Expiration Date	Prepared By	ScaleID	PipetteID	Supervised By
2816	CN-EPA Pyridine-Burbituric Acid solution	WP109089	08/07/2024	12/27/2024	Rubina Mughal	WETCHEM_SCALE_5 (WCSC-5)	None	Iwona Zarych 08/07/2024

FROM 15.00000gram of W2882 + 15.00000ml of M5951 + 75.00000ml of W3019 + 895.00000ml of W3112 = Final Quantity: 1000.000 ml

Recipe ID	NAME	NO.	Prep Date	Expiration Date	Prepared By	ScaleID	PipetteID	Supervised By
539	CN BUFFER	WP110103	10/08/2024	04/08/2025	Rubina Mughal	WETCHEM_SCALE_5 (WCSC-5)	None	Iwona Zarych 10/08/2024

FROM 138.00000gram of W2668 + 862.00000ml of W3112 = Final Quantity: 1000.000 ml

284 Sheffield Street, Mountainside, New Jersey 07092, Phone : 908 789 8900,
Fax : 908 789 8922

Wet Chemistry STANDARD PREPARATION LOG

Recipe ID	NAME	NO.	Prep Date	Expiration Date	Prepared By	ScaleID	PipetteID	Supervised By
3214	Magnesium Chloride For Cyanide 2.5M(51%W/V)	WP110390	10/24/2024	04/24/2025	Niha Farheen Shaik	WETCHEM_SCALE_5 (WCSC-5)	None	Iwona Zarych 10/24/2024

FROM 500.00000ml of W3112 + 510.00000gram of W3001 = Final Quantity: 1000.000 ml

Recipe ID	NAME	NO.	Prep Date	Expiration Date	Prepared By	ScaleID	PipetteID	Supervised By
1714	Sulfuric Acid, 50% (v/v)	WP110391	10/24/2024	04/24/2025	Niha Farheen Shaik	None	None	Iwona Zarych 10/24/2024

FROM 1000.00000ml of M5673 + 1000.00000ml of W3112 = Final Quantity: 2000.000 ml

284 Sheffield Street, Mountainside, New Jersey 07092, Phone : 908 789 8900,
Fax : 908 789 8922

Wet Chemistry STANDARD PREPARATION LOG

Recipe ID	NAME	NO.	Prep Date	Expiration Date	Prepared By	ScaleID	PipetteID	Supervised By
3850	Cyanide MS-MSD spiking solution, 5PPM	WP110899	12/02/2024	01/05/2025	Iwona Zarych	None	WETCHEM_PIPETTE_3 (WC)	Jignesh Parikh 12/03/2024

FROM 1.00000ml of W3154 + 199.00000ml of WP108640 = Final Quantity: 200.000 ml

Recipe ID	NAME	NO.	Prep Date	Expiration Date	Prepared By	ScaleID	PipetteID	Supervised By
1585	Cyanide Intermediate standard solution, 10PPM	WP111069	12/12/2024	12/13/2024	Iwona Zarych	None	WETCHEM_PIPETTE_3 (WC)	Jignesh Parikh 12/19/2024

FROM 1.00000ml of W3154 + 79.00000ml of W3112 + 20.00000ml of WP108688 = Final Quantity: 100.000 ml

284 Sheffield Street, Mountainside, New Jersey 07092, Phone : 908 789 8900,
Fax : 908 789 8922

Wet Chemistry STANDARD PREPARATION LOG

Recipe ID	NAME	NO.	Prep Date	Expiration Date	Prepared By	ScaleID	PipetteID	Supervised By
1586	Cyanide Cal Std, 500 PPB	WP111070	12/12/2024	12/13/2024	Iwona Zarych	None	WETCHEM_PIPETTE_3 (WC)	Jignesh Parikh 12/19/2024

FROM 5.00000ml of WP111069 + 95.00000ml of WP108640 = Final Quantity: 0.100 L

Recipe ID	NAME	NO.	Prep Date	Expiration Date	Prepared By	ScaleID	PipetteID	Supervised By
1587	Cyanide Cal Std, 250 PPB	WP111071	12/12/2024	12/13/2024	Iwona Zarych	None	WETCHEM_PIPETTE_3 (WC)	Jignesh Parikh 12/19/2024

FROM 2.50000ml of WP111069 + 97.50000ml of WP108640 = Final Quantity: 0.100 L

284 Sheffield Street, Mountainside, New Jersey 07092, Phone : 908 789 8900,
Fax : 908 789 8922

Wet Chemistry STANDARD PREPARATION LOG

Recipe ID	NAME	NO.	Prep Date	Expiration Date	Prepared By	ScaleID	PipetteID	Supervised By
1588	Cyanide Cal Std, 100 PPB	WP111072	12/12/2024	12/13/2024	Iwona Zarych	None	WETCHEM_PIPETTE_3 (WC)	Jignesh Parikh 12/19/2024

FROM 1.00000ml of WP111069 + 99.00000ml of WP108640 = Final Quantity: 0.100 L

Recipe ID	NAME	NO.	Prep Date	Expiration Date	Prepared By	ScaleID	PipetteID	Supervised By
1589	Cyanide Cal Std, 10 PPB	WP111073	12/12/2024	12/13/2024	Iwona Zarych	None	WETCHEM_PIPETTE_3 (WC)	Jignesh Parikh 12/19/2024

FROM 4.00000ml of WP111071 + 96.00000ml of WP108640 = Final Quantity: 0.100 L

284 Sheffield Street, Mountainside, New Jersey 07092, Phone : 908 789 8900,
Fax : 908 789 8922

Wet Chemistry STANDARD PREPARATION LOG

Recipe ID	NAME	NO.	Prep Date	Expiration Date	Prepared By	ScaleID	PipetteID	Supervised By
1590	Cyanide Cal Std, 5 PPB	WP111074	12/12/2024	12/13/2024	Iwona Zarych	None	WETCHEM_PIPETTE_3 (WC)	Jignesh Parikh 12/19/2024

FROM 2.00000ml of WP111071 + 98.00000ml of WP108640 = Final Quantity: 0.100 L

Recipe ID	NAME	NO.	Prep Date	Expiration Date	Prepared By	ScaleID	PipetteID	Supervised By
1591	Cyanide blank std, 0 PPB	WP111075	12/12/2024	12/13/2024	Iwona Zarych	None	None	Jignesh Parikh 12/19/2024

FROM 100.00000ml of WP108640 = Final Quantity: 0.100 L

284 Sheffield Street, Mountainside, New Jersey 07092, Phone : 908 789 8900,
Fax : 908 789 8922

Wet Chemistry STANDARD PREPARATION LOG

Recipe ID	NAME	NO.	Prep Date	Expiration Date	Prepared By	ScaleID	PipetteID	Supervised By
1763	Cyanide ICV Std	WP111076	12/12/2024	12/13/2024	Iwona Zarych	None	WETCHEM_PIPETTE_3 (WC)	Jignesh Parikh 12/19/2024

FROM 0.50000ml of W3011 + 49.50000ml of WP108640 = Final Quantity: 50.000 ml

Recipe ID	NAME	NO.	Prep Date	Expiration Date	Prepared By	ScaleID	PipetteID	Supervised By
1592	Cyanide CCV Std, 250 PPB	WP111077	12/12/2024	12/13/2024	Iwona Zarych	None	WETCHEM_PIPETTE_3 (WC)	Jignesh Parikh 12/19/2024

FROM 2.50000ml of WP111069 + 97.50000ml of WP108640 = Final Quantity: 0.100 L

284 Sheffield Street, Mountainside, New Jersey 07092, Phone : 908 789 8900,
Fax : 908 789 8922

Wet Chemistry STANDARD PREPARATION LOG

Recipe ID	NAME	NO.	Prep Date	Expiration Date	Prepared By	ScaleID	PipetteID	Supervised By
1582	Chloramine T solution, 0.014M	WP111088	12/13/2024	12/14/2024	Niha Farheen Shaik	WETCHEM_SCALE_5 (WCSC-5)	None	Iwona Zarych 12/16/2024

FROM 0.08000gram of W3139 + 20.00000ml of W3112 = Final Quantity: 20.000 ml

284 Sheffield Street, Mountainside, New Jersey 07092, Phone : 908 789 8900,
Fax : 908 789 8922

CHEMICAL RECEIPT LOG BOOK

Supplier	ItemCode / ItemName	Lot #	Expiration Date	Date Opened / Opened By	Received Date / Received By	Chemtech Lot #
PCI Scientific Supply, Inc.	PC19510-5 / Sodium Hydroxide Pellets 2.5 Kg, Pk of 4	23B1556310	12/31/2025	12/04/2023 / Rajesh	12/01/2023 / Rajesh	E3657

Supplier	ItemCode / ItemName	Lot #	Expiration Date	Date Opened / Opened By	Received Date / Received By	Chemtech Lot #
Seidler Chemical	BA-9673-33 / Sulfuric Acid, Instra-Analyzed (cs/6c2.5L)	23D2462010	03/20/2028	09/21/2023 / mohan	09/05/2023 / mohan	M5673

Supplier	ItemCode / ItemName	Lot #	Expiration Date	Date Opened / Opened By	Received Date / Received By	Chemtech Lot #
Seidler Chemical	BA-9530-33 / Hydrochloric Acid, Instra-Analyzed (cs/6x2.5L)	22G2862015	12/27/2024	07/04/2024 / Jaswal	06/23/2024 / Al-Terek	M5951

Supplier	ItemCode / ItemName	Lot #	Expiration Date	Date Opened / Opened By	Received Date / Received By	Chemtech Lot #
PCI Scientific Supply, Inc.	J3818-5 / SODIUM PHOSPHATE, MONOBAS/HYD, CRYS, ACS, 2.5 KG	0000225799	12/03/2025	04/05/2021 / Alexander	02/10/2020 / apatel	W2668

Supplier	ItemCode / ItemName	Lot #	Expiration Date	Date Opened / Opened By	Received Date / Received By	Chemtech Lot #
PCI Scientific Supply, Inc.	EM-BX0035-3 / Barbituric Acid, 100 gms	1.00132.0100	04/30/2025	12/07/2021 / jaswal	11/30/2021 / apatel	W2882

Supplier	ItemCode / ItemName	Lot #	Expiration Date	Date Opened / Opened By	Received Date / Received By	Chemtech Lot #
PCI Scientific Supply, Inc.	01237-10KG / Megnasium Chloride Hexahydrate ACS 10KG	002251-03319	06/06/2027	01/23/2023 / Iwona	06/06/2022 / Iwona	W3001

284 Sheffield Street, Mountainside, New Jersey 07092, Phone : 908 789 8900,
Fax : 908 789 8922

CHEMICAL RECEIPT LOG BOOK

Supplier	ItemCode / ItemName	Lot #	Expiration Date	Date Opened / Opened By	Received Date / Received By	Chemtech Lot #
EPA	/ ICV-CN	ICV6-400	12/31/2024	01/03/2024 / Iwona	02/20/2020 / Iwona	W3011

Supplier	ItemCode / ItemName	Lot #	Expiration Date	Date Opened / Opened By	Received Date / Received By	Chemtech Lot #
SIGMA ALDRICH	270970-1L / Pyridine 1L	SHBQ2113	04/03/2028	04/03/2023 / Iwona	04/03/2023 / Iwona	W3019

Supplier	ItemCode / ItemName	Lot #	Expiration Date	Date Opened / Opened By	Received Date / Received By	Chemtech Lot #
Seidler Chemical	DIW / DI Water	Daily Lab-Certified	07/03/2029	07/03/2024 / Iwona	07/03/2024 / Iwona	W3112

Supplier	ItemCode / ItemName	Lot #	Expiration Date	Date Opened / Opened By	Received Date / Received By	Chemtech Lot #
PCI Scientific Supply, Inc.	PC19510-7 / Sodium Hydroxide Pellets 12 Kg	23B1556310	12/31/2025	07/08/2024 / Iwona	07/08/2024 / Iwona	W3113

Supplier	ItemCode / ItemName	Lot #	Expiration Date	Date Opened / Opened By	Received Date / Received By	Chemtech Lot #
PCI Scientific Supply, Inc.	JTE494-6 / CHLORAMINE-T BAKER 250GM	10239484	09/09/2029	09/09/2024 / Iwona	09/09/2024 / Iwona	W3139

Supplier	ItemCode / ItemName	Lot #	Expiration Date	Date Opened / Opened By	Received Date / Received By	Chemtech Lot #
PCI Scientific Supply, Inc.	RC2543-4 / CYANIDE STD 1000PPM 4OZ	1411J58	05/31/2025	12/02/2024 / Iwona	12/02/2024 / Iwona	W3154

~~W2918~~ W3001 rec. 06/06/22 exp. 06/06/27

Chem-Impex International, Inc.

Tel: (630) 766-2112
E-mail: sales@chemimpex.com
Shipping and Correspondence:
935 Dillon Drive
Wood Dale, IL 60191

Fax: (630) 766-2218
Web site: www.chemimpex.com
Manufacturing site:
825 Dillon Drive
Wood Dale, IL 60191

Certificate of Analysis

Catalogue Number	01237
Product	**Magnesium chloride hexahydrate**
Lot Number	002251-03319
	Magnesium chloride•$6H_2O$
CAS Number	7791-18-6
Molecular Formula	$MgCl_2$•$6H_2O$
Molecular Weight	203.3

Appearance	Colorless crystals, very deliquescent
Heavy Metals	< 5 ppm
Anion	Nitrate : < 0.001% Phosphate : < 5 ppm Sulfate : < 0.002%
Cation	Ammonium : < 0.002% Barium : < 0.005% Calcium : 0.0006% Iron : < 5 ppm Manganese : 1.8 ppm Potassium : 0.0006% Sodium : 0.0008% Strontium : 0.0015%
Insoluble material	0.0025%
Assay by titration	100.29%
Grade	ACS reagent
Storage	Store at RT
Country of Origin	India

Certificate of Analysis

Catalog Number: 01237 **Lot Number: 002251-03319**

Remarks	See material safety data sheet for additional information
	For laboratory use only

The foregoing is a copy of the Certificate of Analysis as provided by our supplier

Bala Kumar
Quality Control Manager

Sigma-Aldrich.

W3019
Rec 4/3/23

3050 Spruce Street, Saint Louis, MO 63103, USA
Website: www.sigmaaldrich.com
Email USA: techserv@sial.com
Outside USA: eurtechserv@sial.com

Certificate of Analysis

Product Name:
Pyridine - anhydrous, 99.8%

Product Number:	**270970**
Batch Number:	**SHBQ2113**
Brand:	SIAL
CAS Number:	110-86-1
MDL Number:	MFCD00011732
Formula:	C5H5N
Formula Weight:	79.10 g/mol
Quality Release Date:	15 DEC 2022

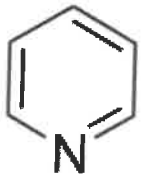

Test	Specification	Result
Appearance (Color)	Colorless	Colorless
Appearance (Form)	Liquid	Liquid
Infrared Spectrum	Conforms to Structure	Conforms
Purity (GC)	≥ 99.75 %	99.99 %
Water (by Karl Fischer)	≤ 0.003 %	0.002 %
Residue on Evaporation	≤ 0.0005 %	< 0.0001 %

Larry Coers, Director
Quality Control
Sheboygan Falls, WI US

Sigma-Aldrich warrants, that at the time of the quality release or subsequent retest date this product conformed to the information contained in this publication. The current Specification sheet may be available at Sigma-Aldrich.com. For further inquiries, please contact Technical Service. Purchaser must determine the suitability of the product for its particular use. See reverse side of invoice or packing slip for additional terms and conditions of sale.

VWR®

Certificate of Analysis

Sodium Hydroxide (Pellets)

Material: 0583
Grade: ACS GRADE
Batch Number: 23B1556310

Chemical Formula: NaOH
Molecular Weight: 40
CAS #: 1310-73-2
Appearance:

Pellets

Manufacture Date: 12/14/2022
Expiration Date: 12/31/2025

Storage: Room Temperature

TEST	SPECIFICATION	ANALYSIS	DISPOSITION
Calcium	<= 0.005 %	<0.005 %	PASS
Chloride	<= 0.005 %	0.002 %	PASS
Heavy Metals	<= 0.002 %	<0.002 %	PASS
Iron	<= 0.001 %	<0.001 %	PASS
Magnesium	<= 0.002 %	<0.002 %	PASS
Mercury	<= 0.1 ppm	<0.1 ppm	PASS
Nickel	<= 0.001 %	<0.001 %	PASS
Nitrogen Compounds	<= 0.001 %	<0.001 %	PASS
Phosphate	<= 0.001 %	<0.001 %	PASS
Potassium	<= 0.02 %	<0.02 %	PASS
Purity	>= 97.0 %	99.2 %	PASS
Sodium Carbonate	<= 1.0 %	0.5 %	PASS
Sulfate	<= 0.003 %	<0.003 %	PASS

Internal ID #: 710

Signature

We certify that this batch conforms to the specifications listed.

This document has been electronically produced and is valid without a signature.

Leona Edwardson, Quality Control Sr. Manager - Solon
VWR Chemicals, LLC.
28600 Fountain Parkway, Solon OH 44139 USA

Additional Information

Analysis may have been rounded to significant digits in specification limits.

Product meets analytical specifications of the grades listed.

E 3657	E 3659
E 3654	E 3660

QATS LABORATORY INORGANIC REFERENCE MATERIAL
INITIAL CALIBRATION VERIFICATION SOLUTIONS
(ICV1, ICV5, AND ICV6)

NOTE: These instructions are for advisory purposes only. If any apparent conflict exists between these instructions and the analytical protocol or your contract, disregard these instructions.

APPLICATION: For use with the CLP SFAM01.0 SOW and revisions.

CAUTION: Read instructions carefully before opening bottle(s) and proceeding with the analyses.

Contains Metals in Dilute Acidic or
Cyanide in Basic Aqueous Solutions
HAZARDOUS MATERIAL

Safety Data Sheets
Available Upon Request

W2160, W2161, W2162, W2163, W2164 Receive by AP on 9/2/2016

(A) *SAMPLE DESCRIPTION*

Enclosed is a set of one (1) or more Aqueous Inorganic Reference Materials containing various analyte concentrations. ICV1 and ICV5 are in a matrix of dilute nitric acid. ICV6 is in a matrix of dilute basic solution. **For the reference material source in reporting ICVs use "USEPA". For the reference material lot number for the ICV1, ICV5, and ICV6 solutions use "ICV1-1014", "ICV5-0415", and "ICV6-0400", respectively.**

(B) *BREAKAGE OR MISSING ITEMS*

Check the contents of the shipment carefully for any broken, leaking, or missing items. Check that the seal is intact on each bottle. Refer to the enclosed chain of custody record. Report any problems to Mr. Keith Strout, APTIM Federal Services, LLC, at (702) 895-8722. If requested, return the chain-of-custody record with appropriate annotations and signatures to the address provided below.

QUALITY ASSURANCE TECHNICAL SUPPORT LABORATORY
APTIM Federal Services, LLC
2700 Chandler Avenue - Building C
Las Vegas, NV 89120

(C) *ANALYSIS OF SAMPLES*

The Initial Calibration Verification Solutions (ICVs) are to be used to evaluate the accuracy of the initial calibrations of ICP, AA, and Cyanide colorimetric instruments, and are to be used with the CLP SOWs and revisions. The values for each element in the ICVs are listed below in µg/L (ppb) for the resulting solution(s) after the dilution of the concentrate(s) according to the following instructions. Use Class 'A' glassware to prepare the solution(s).

ICV1-1014 For ICP-AES analysis, use a 10-fold dilution by pipetting 10 mL of the ICV1 concentrate into a 100 mL volumetric flask and dilute to volume with 2% (v/v) nitric acid.

The Quality Assurance Technical Support (QATS) contract is operated by APTIM Federal Services, LLC.

ICV1-1014 For ICP-MS analysis, use a 50-fold dilution by pipetting 2 mL of the ICV1 concentrate into a 100 mL volumetric flask and dilute to volume with 1% (v/v) nitric acid.

ICV5-0415 For the cold vapor analysis of mercury by AA, use a 100-fold dilution by pipetting 1 mL of the ICV5 concentrate into a 100 mL volumetric flask and dilute to volume with 2% (v/v) nitric acid. The ICV5 concentrate is prepared in 0.05% (w/v) $K_2Cr_2O_7$ and 5% (v/v) nitric acid.

ICV6-0400 For the analysis of cyanide, use a 100-fold dilution by pipetting 1 mL of the ICV6 concentrate into a 100 mL volumetric flask and dilute to volume with Type II water. Distill this solution along with the samples before analysis. The cyanide concentrate is prepared from $K_3Fe(CN)_6$, Type II water, and 0.1 % sodium hydroxide, and will decompose rapidly if exposed to light.

NOTE: USE TYPE II WATER AND HIGH-PURITY ACIDS FOR ALL DILUTIONS.

(D) ***CERTIFIED CONCENTRATIONS OF QATS ICV1, ICV5, AND ICV6 SOLUTIONS***

ICV1-1014		
Element	**Concentration (µg/L) (after 10-fold dilution)**	**Concentration (µg/L) (after 50-fold dilution)**
Al	2500	500
Sb	1000	200
As	1000	200
Ba	520	100
Be	510	100
Cd	510	100
Ca	10000	2000
Cr	520	100
Co	520	100
Cu	510	100
Fe	10000	2000
Pb	1000	200
Mg	6000	1200
Mn	520	100
Ni	530	110
K	9900	2000
Se	1000	200
Ag	250	50
Na	10000	2000
Tl	1000	210
V	500	100
Zn	1000	200

ICV5-0415		ICV6-0400	
Element	**Concentration (µg/L) (after 100-fold dilution)**	**Analyte**	**Concentration (µg/L) (after 100-fold dilution)**
Hg	4.0	**CN^-**	99

Sulfuric Acid
BAKER INSTRA-ANALYZED® Reagent
For Trace Metal Analysis
Low Selenium

9673-33

avantor™ | J.T.Baker®

Material No.: 9673-33
Batch No.: 23D2462010
Manufactured Date: 2023-03-22
Retest Date: 2028-03-20
Revision No.: 0

Certificate of Analysis

Test	Specification	Result
ACS – Assay (H_2SO_4)	95.0 – 98.0 %	96.1 %
Appearance	Passes Test	Passes Test
ACS – Color (APHA)	≤ 10	5
ACS – Residue after Ignition	≤ 3 ppm	< 1 ppm
ACS – Substances Reducing Permanganate (as SO2)	≤ 2 ppm	< 2 ppm
Ammonium (NH_4)	≤ 1 ppm	1 ppm
Chloride (Cl)	≤ 0.1 ppm	< 0.1 ppm
Nitrate (NO_3)	≤ 0.2 ppm	< 0.1 ppm
Phosphate (PO_4)	≤ 0.5 ppm	< 0.1 ppm
Trace Impurities – Aluminum (Al)	≤ 30.0 ppb	< 5.0 ppb
Arsenic and Antimony (as As)	≤ 4.0 ppb	< 2.0 ppb
Trace Impurities – Boron (B)	≤ 10.0 ppb	8.5 ppb
Trace Impurities – Cadmium (Cd)	≤ 2.0 ppb	< 0.3 ppb
Trace Impurities – Chromium (Cr)	≤ 6.0 ppb	< 0.4 ppb
Trace Impurities – Cobalt (Co)	≤ 0.5 ppb	< 0.3 ppb
Trace Impurities – Copper (Cu)	≤ 1.0 ppb	< 0.1 ppb
Trace Impurities – Gold (Au)	≤ 10.0 ppb	0.5 ppb
Heavy Metals (as Pb)	≤ 500.0 ppb	< 100.0 ppb
Trace Impurities – Iron (Fe)	≤ 50.0 ppb	1.3 ppb
Trace Impurities – Lead (Pb)	≤ 0.5 ppb	< 0.5 ppb
Trace Impurities – Magnesium (Mg)	≤ 7.0 ppb	0.8 ppb
Trace Impurities – Manganese (Mn)	≤ 1.0 ppb	< 0.4 ppb
Trace Impurities – Mercury (Hg)	≤ 0.5 ppb	< 0.1 ppb
Trace Impurities – Nickel (Ni)	≤ 2.0 ppb	0.3 ppb
Trace Impurities – Potassium (K)	≤ 500.0 ppb	< 2.0 ppb
Trace Impurities – Selenium (Se)	≤ 50.0 ppb	< 0.1 ppb
Trace Impurities – Silicon (Si)	≤ 100.0 ppb	31.5 ppb
Trace Impurities – Silver (Ag)	≤ 1.0 ppb	< 0.3 ppb

>>> Continued on page 2 >>>

Sulfuric Acid
BAKER INSTRA-ANALYZED® Reagent
For Trace Metal Analysis
Low Selenium

avantor™ | J.T.Baker®

Material No.: 9673-33
Batch No.: 23D2462010

Test	Specification	Result
Trace Impurities - Sodium (Na)	≤ 500.0 ppb	5.4 ppb
Trace Impurities - Strontium (Sr)	≤ 5.0 ppb	< 0.2 ppb
Trace Impurities - Tin (Sn)	≤ 5.0 ppb	< 0.8 ppb
Trace Impurities - Zinc (Zn)	≤ 5.0 ppb	0.4 ppb

For Laboratory,Research,or Manufacturing Use

Country of Origin: USA
Packaging Site: Phillipsburg Mfg Ctr & DC

James T Ethier

Jamie Ethier
Vice President Global Quality

Hydrochloric Acid, 36.5–38.0%
BAKER INSTRA-ANALYZED® Reagent
For Trace Metal Analysis

avantor™ | J.T.Baker®

MS947 MS948 MS949
MS950 MS951 MS952

Material No.: 9530-33
Batch No.: 22G2862015
Manufactured Date: 2022-06-15
Retest Date: 2027-06-14
Revision No.: 0

Certificate of Analysis

Test	Specification	Result
ACS – Assay (as HCl) (by acid-base titrn)	36.5 – 38.0 %	37.9 %
ACS – Color (APHA)	≤ 10	5
ACS – Residue after Ignition	≤ 3 ppm	< 1 ppm
ACS – Specific Gravity at 60°/60°F	1.185 – 1.192	1.191
ACS – Bromide (Br)	≤ 0.005 %	< 0.005 %
ACS – Extractable Organic Substances	≤ 5 ppm	< 1 ppm
ACS – Free Chlorine (as Cl_2)	≤ 0.5 ppm	< 0.5 ppm
Phosphate (PO_4)	≤ 0.05 ppm	< 0.03 ppm
Sulfate (SO_4)	≤ 0.5 ppm	< 0.3 ppm
Sulfite (SO_3)	≤ 0.8 ppm	0.3 ppm
Ammonium (NH_4)	≤ 3 ppm	< 1 ppm
Trace Impurities – Arsenic (As)	≤ 0.010 ppm	< 0.003 ppm
Trace Impurities – Aluminum (Al)	≤ 10.0 ppb	1.3 ppb
Arsenic and Antimony (as As)	≤ 5.0 ppb	< 3.0 ppb
Trace Impurities – Barium (Ba)	≤ 1.0 ppb	0.2 ppb
Trace Impurities – Beryllium (Be)	≤ 1.0 ppb	< 0.2 ppb
Trace Impurities – Bismuth (Bi)	≤ 10.0 ppb	< 1.0 ppb
Trace Impurities – Boron (B)	≤ 20.0 ppb	< 5.0 ppb
Trace Impurities – Cadmium (Cd)	≤ 1.0 ppb	< 0.3 ppb
Trace Impurities – Calcium (Ca)	≤ 50.0 ppb	163.0 ppb
Trace Impurities – Chromium (Cr)	≤ 1.0 ppb	0.7 ppb
Trace Impurities – Cobalt (Co)	≤ 1.0 ppb	< 0.3 ppb
Trace Impurities – Copper (Cu)	≤ 1.0 ppb	< 0.1 ppb
Trace Impurities – Gallium (Ga)	≤ 1.0 ppb	< 0.2 ppb
Trace Impurities – Germanium (Ge)	≤ 3.0 ppb	< 2.0 ppb
Trace Impurities – Gold (Au)	≤ 4.0 ppb	0.6 ppb
Heavy Metals (as Pb)	≤ 100 ppb	< 50 ppb
Trace Impurities – Iron (Fe)	≤ 15 ppb	6 ppb

>>> Continued on page 2 >>>

For questions on this Certificate of Analysis please contact Technical Services at 855 282 6867 or +1 610 386 1700

Hydrochloric Acid, 36.5-38.0%
BAKER INSTRA-ANALYZED® Reagent
For Trace Metal Analysis

avantor™ | J.T.Baker®

Material No.: 9530-33
Batch No.: 22G2862015

Test	Specification	Result
Trace Impurities - Lead (Pb)	≤ 1.0 ppb	< 0.5 ppb
Trace Impurities - Lithium (Li)	≤ 1.0 ppb	< 0.2 ppb
Trace Impurities - Magnesium (Mg)	≤ 10.0 ppb	2.9 ppb
Trace Impurities - Manganese (Mn)	≤ 1.0 ppb	< 0.4 ppb
Trace Impurities - Mercury (Hg)	≤ 0.5 ppb	0.1 ppb
Trace Impurities - Molybdenum (Mo)	≤ 10.0 ppb	< 3.0 ppb
Trace Impurities - Nickel (Ni)	≤ 4.0 ppb	< 0.3 ppb
Trace Impurities - Niobium (Nb)	≤ 1.0 ppb	0.8 ppb
Trace Impurities - Potassium (K)	≤ 9.0 ppb	< 2.0 ppb
Trace Impurities - Selenium (Se), For Information Only		< 1.0 ppb
Trace Impurities - Silicon (Si)	≤ 100.0 ppb	< 10.0 ppb
Trace Impurities - Silver (Ag)	≤ 1.0 ppb	0.5 ppb
Trace Impurities - Sodium (Na)	≤ 100.0 ppb	2.3 ppb
Trace Impurities - Strontium (Sr)	≤ 1.0 ppb	< 0.2 ppb
Trace Impurities - Tantalum (Ta)	≤ 1.0 ppb	1.6 ppb
Trace Impurities - Thallium (Tl)	≤ 5.0 ppb	< 2.0 ppb
Trace Impurities - Tin (Sn)	≤ 5.0 ppb	4.0 ppb
Trace Impurities - Titanium (Ti)	≤ 1.0 ppb	1.5 ppb
Trace Impurities - Vanadium (V)	≤ 1.0 ppb	< 0.2 ppb
Trace Impurities - Zinc (Zn)	≤ 5.0 ppb	0.8 ppb
Trace Impurities - Zirconium (Zr)	≤ 1.0 ppb	0.3 ppb

>>> Continued on page 3 >>>

Hydrochloric Acid, 36.5-38.0%
BAKER INSTRA-ANALYZED® Reagent
For Trace Metal Analysis

avantor™ | J.T.Baker®

Material No.: 9530-33
Batch No.: 22G2862015

Test	Specification	Result

For Laboratory,Research,or Manufacturing Use
Product Information (not specifications):
Appearance (clear, fuming liquid)
Meets ACS Specifications
Storage Condition: Store below 25 °C.

Country of Origin: USA
Packaging Site: Phillipsburg Mfg Ctr & DC

James T Ethier

Jamie Ethier
Vice President Global Quality

Certificate of Analysis

1.00132.0000 Barbituric acid for analysis EMSURE®
Batch N020065932

	Spec. Values		Batch Values	
Assay (acidimetric)	≥ 99	%	99.6	%
Identity (IR-spectrum)	passes test		passes test	
Chloride (Cl)	≤ 40	ppm	≤ 40	ppm
Heavy metals (as Pb)	≤ 50	ppm	≤ 50	ppm
Fe (Iron)	≤ 10	ppm	≤ 10	ppm
Sulfated ash	≤ 0.1	%	≤ 0.1	%
Loss on Drying (105 °C)	≤ 0.1	%	≤ 0.1	%
Suitability as reagent (for cyanide determination)	passes test		passes test	

Date of release (DD.MM.YYYY) 17.04.2020
Minimum shelf life (DD.MM.YYYY) 30.04.2025

Ioannis Chartomatsidis
Responsible laboratory manager quality control

This document has been produced electronically and is valid without a signature.

W2668 Received on 02/10/2020 by AP

Sodium Phosphate, Monobasic, Monohydrate,
Crystal
BAKER ANALYZED® A.C.S. Reagent

(sodium dihydrogen phosphate, monohydrate)

Material No.: 3818-05
Batch No.: 0000225799
Manufactured Date: 2018/12/05
Retest Date: 2025/12/03
Revision No: 1

Certificate of Analysis

Meets ACS Reagent Chemical Requirements,

Test	Specification	Result
Assay ($NaH_2PO_4 \cdot H_2O$)	98.0 - 102.0 %	99.5
pH of 5% Solution at 25°C	4.1 - 4.5	4.3
Insoluble Matter	<= 0.01 %	< 0.01
Chloride (Cl)	<= 5 ppm	< 5
ACS - Sulfate (SO_4)	<= 0.003 %	< 0.003
Calcium (Ca)	<= 0.005 %	<0.005
Potassium (K)	<= 0.01 %	< 0.01
Heavy Metals (as Pb)	<= 0.001 %	< 0.001
Trace Impurities - Iron (Fe)	<= 0.001 %	< 0.001

For Laboratory, Research or Manufacturing Use
Meets Reagent Specifications for testing USP/NF monographs

Country of Origin: IN
Packaging Site: Paris Mfg Ctr & DC

Jamie Ethier
Vice President Global Quality

For questions on this Certificate of Analysis please contact Technical Services at 855.282.6867 or +1.610.386.1700
Avantor Performance Materials, LLC
100 Matsonford Rd, Suite 200, Radnor, PA 19087. U.S.A. Phone: 610.386.1700

2367

Certificate of Analysis

Sodium Hydroxide (Pellets)

Material: 0583

Grade: ACS GRADE

Batch Number: 23B1556310

Chemical Formula: NaOH
Molecular Weight: 40
CAS #: 1310-73-2
Appearance:

Pellets

Manufacture Date: 12/14/2022
Expiration Date: 12/31/2025

Storage: Room Temperature

TEST	SPECIFICATION	ANALYSIS	DISPOSITION
Calcium	<= 0.005 %	<0.005 %	PASS
Chloride	<= 0.005 %	0.002 %	PASS
Heavy Metals	<= 0.002 %	<0.002 %	PASS
Iron	<= 0.001 %	<0.001 %	PASS
Magnesium	<= 0.002 %	<0.002 %	PASS
Mercury	<= 0.1 ppm	<0.1 ppm	PASS
Nickel	<= 0.001 %	<0.001 %	PASS
Nitrogen Compounds	<= 0.001 %	<0.001 %	PASS
Phosphate	<= 0.001 %	<0.001 %	PASS
Potassium	<= 0.02 %	<0.02 %	PASS
Purity	>= 97.0 %	99.2 %	PASS
Sodium Carbonate	<= 1.0 %	0.5 %	PASS
Sulfate	<= 0.003 %	<0.003 %	PASS

Internal ID #: 710

Signature

We certify that this batch conforms to the specifications listed.

This document has been electronically produced and is valid without a signature.

Leona Edwardson, Quality Control Sr. Manager - Solon
VWR Chemicals, LLC.
28600 Fountain Parkway, Solon OH 44139 USA

Additional Information

Analysis may have been rounded to significant digits in specification limits.

Product meets analytical specifications of the grades listed.

Certificate of Analysis

Sodium Hydroxide (Pellets)

Material: **0583**

Grade: **ACS GRADE**

Batch Number: **23B1556310**

Chemical Formula:	NaOH	Manufacture Date:	12/14/2022
Molecular Weight:	40	Expiration Date:	12/31/2025
CAS #:	1310-73-2		
Appearance:		Storage:	Room Temperature

Pellets

Spec Set: 0583ACS

Internal ID #: 710

Signature

We certify that this batch conforms to the specifications listed.

This document has been electronically produced and is valid without a signature.

Leona Edwardson, Quality Control Sr. Manager - Solon
VWR Chemicals, LLC.
28600 Fountain Parkway, Solon OH 44139 USA

Additional Information

Analysis may have been rounded to significant digits in specification limits.

Product meets analytical specifications of the grades listed.

ThermoFisher SCIENTIFIC

Certificate of Analysis

W3139 Received on 9/9/24 by IZ

Product No.:	A12044
Product:	Chloramine-T trihydrate, 98%
Lot No.:	10239484

Appearance:	White powder
Melting Point:	166°C(dec)
Assay (Iodometric titration):	100.5%
Identification (FTIR):	Conforms

Order our products online **thermofisher.com/chemicals**

This document has been electronically generated and does not require a signature.

Products are processed under ISO 9001:2015 quality management systems and samples are tested for conformance to the noted specifications. Certain data may have been supplied by third parties. We disclaim the implied warranties of merchantability and fitness for a particular purpose, and the accuracy of third party data or information associated with the product. Products are for research and development use only. Products are not for direct administration to humans or animals. It is the responsibility of the final formulator or end user to determine suitability, and to qualify and/or validate each product for its intended use.

RICCA CHEMICAL COMPANY®
W3154 Rec. on 12/2/24 by IZ

448 West Fork Dr
Arlington, TX 76012
http://www.riccachemical.com
1-888-GO-RICCA
customerservice@riccachemical.com

Certificate of Analysis

Cyanide Standard, 1000 ppm CN^-

Lot Number: 1411J58 **Product Number:** 2543

Manufacture Date: NOV 22, 2024
Expiration Date: MAY 2025

This standard is prepared using accurate volumetric techniques from material that has been assayed against Silver Nitrate solution certifiec traceable to NIST Standard Reference Material 999. The certified value reported is the prepared value based upon the method of preparation of the material. The uncertainty in the prepared value is the combined uncertainty based on the stability of the assayed Potassium Cyanide, and the uncertainty in the mass and volume measurements.
Use 0.16% (w/v) (0.04 N) Sodium Hydroxide or 0.225 % (w/v) (0.04 N) Potassium Hydroxide to make dilutions of this standard. Restandardize weekly if extreme accuracy is required.

Name	CAS#	Grade
Water	7732-18-5	ACS/ASTM/USP/EP
Potassium Cyanide	151-50-8	ACS
Sodium Hydroxide	1310-73-2	Reagent

Test	Specification	Result
Appearance	Colorless liquid	Passed
Cyanide (CN^-)	995-1005 ppm	1000 ppm

Specification	Reference
Stock Standard Cyanide Solution	APHA (4500-CN- F)
Stock Cyanide Solution	APHA (4500-CN- E)
Stock Cyanide Solution	APHA (4500-CN- K)
Stock Cyanide Solution	APHA (4500-CN- H)
Cyanide Reference Solution (1000 mg/L)	EPA (SW-846) (7.3.3.2)
Cyanide Calibration Stock Solution (1,000 mg/L CN-)	EPA (SW-846) (9213)
Stock Cyanide Solution	EPA (335.3)
Stock Cyanide Solution	EPA (335.2)
Cyanide Solution Stock	ASTM (D 4282)
Simple Cyanide Solution, Stock (1.0 g/L CN)	ASTM (D 4374)

Volumetric glassware complies with Class A tolerance requirements of ASTM E 288 and NIST Circular 434; it is calibrated before first use and recalibrated regularly in accordance with ASTM E 542 and NIST Procedure NBSIR 74-461. Balances are calibrated regularly with weights certified traceable to the NIST national mass standard. Thermometers and temperature probes are calibrated before first use and recalibrated regularly with a thermometer traceable to NIST standards. All products are prepared according to master documents that assure manufacture according to validated methods. Batch records document raw material traceability and production and testing history for each lot manufactured.

Part Number	Size / Package Type	Shelf Life (Unopened Container)
2543-16	500 mL amber poly	6 months
2543-32	1 L amber poly	6 months
2543-4	120 mL amber poly	6 months

Recommended Storage: 2°C - 8°C (36°F - 46°F)



Luis Briceno (11/22/2024)
Operations Supervisor

This test report shall not be reproduced, except in full, without the written approval of Ricca Chemical Company.

Alliance TECHNICAL GROUP

Soil/Sludge Cyanide Preparation Sheet

PB165608

SOP ID : MSFAM01.1-Cyanide-2

SDG No : ME28Q6

Matrix : SOIL

Pippete ID : WC

Balance ID : WC SC-7

Hood ID : HOOD#1

Block ID : MC-1, MC-2

Weigh By : JP

Start Digest Date: 12/12/2024 **Time :** 11:00 **Temp :** 123 °C

End Digest Date: 12/12/2024 **Time :** 12:30 **Temp :** 127 °C

II batch 12/12/2024 13:00 123 °C

12/12/2024 14:45 128 °C

Digestion tube ID : M5595

Filter paper ID : N/A

pH Meter ID : N/A

Block Thermometer ID : WC CYANIDE

Prep Technician Signature:

Supervisor Signature:

Standared Name	MLS USED	STD REF. # FROM LOG
PBS003	50.0ML	W3112
MATRIX SPIKE SOLUTION	1.0ML	WP110899
N/A	N/A	N/A
N/A	N/A	N/A
N/A	N/A	N/A

Chemical Used	ML/SAMPLE USED	Lot Number
0.25N NaOH	50.0ML	WP108640
50% v/v H2SO4	5.0ML	WP110391
51% w/v MgCL2	2.0ML	WP110390
N/A	N/A	N/A
N/A	N/A	N/A
N/A	N/A	N/A
N/A	N/A	N/A
N/A	N/A	N/A
N/A	N/A	N/A
N/A	N/A	N/A

LAB SAMPLE ID	CLIENT SAMPLE ID	Wt(g)/Vol(ml)	Comment
S0	S0	50.0ML	WP111075 I batch
S5.0	S5.0	50.0ML	WP111074 "
S10.0	S10.0	50.0ML	WP111073 "
S100.0	S100.0	50.0ML	WP111072 "
S250.0	S250.0	50.0ML	WP111071 "
S500.0	S500.0	50.0ML	WP111070 "
ICV	ICV	50.0ML	WP111076 "
ICB	ICB	50.0ML	WP108640 "
CCV	CCV	50.0ML	WP111077 "
CCB	CCB	50.0ML	WP108640 "
Midrange	Midrange	N/A	N/A
HIGHSTD	HIGHSTD	N/A	N/A
LOWSTD	LOWSTD	N/A	N/A

Extraction Conformance/Non-Conformance Comments:

MIDI-DISTILATION_SOIL; I-ST BATCH MC-2 START TEMP:123 C; MC-2 END TEMP: 126C; II-ND BATCH MC-2 START TEMP:123 C; MC-2 END TEMP: 127 C; Block Therm.ID: WC-CYANIDE-2

Date / Time	Prepped Sample Relinquished By/Location	Received By/Location
12.12.2024, 15:00		NF(WC)
	Preparation Group	Analysis Group

Alliance TECHNICAL GROUP

Soil/Sludge Cyanide Preparation Sheet

PB165608

Lab Sample ID	Client Sample ID	Initial Weight (g)	Final Vol (ml)	pH	Sulfide	Oxidizing	Nitrate/ Nitrite	Comment	Prep Pos
P5156-01	ME28Q6	1.04	50	N/A	N/A	N/A	N/A	N/A I batch	N/A
P5156-02	ME28Q7	1.02	50	N/A	N/A	N/A	N/A	N/A "	N/A
P5156-03	ME28Q8	1.07	50	N/A	N/A	N/A	N/A	N/A "	N/A
P5156-04	ME28Q9	1.06	50	N/A	N/A	N/A	N/A	N/A "	N/A
P5156-05	ME28R0	1.04	50	N/A	N/A	N/A	N/A	N/A "	N/A
P5156-06	ME28R1	1.08	50	N/A	N/A	N/A	N/A	N/A "	N/A
P5156-07	ME28R2	1.02	50	N/A	N/A	N/A	N/A	N/A "	N/A
P5156-08	ME28T4	1.03	50	N/A	N/A	N/A	N/A	N/A II batch	N/A
P5156-09	ME28T5	1.01	50	N/A	N/A	N/A	N/A	N/A "	N/A
P5156-10	ME28T6	1.02	50	N/A	N/A	N/A	N/A	N/A "	N/A
P5156-11	ME28T7	1.07	50	N/A	N/A	N/A	N/A	N/A "	N/A
P5156-12	ME28T8	1.05	50	N/A	N/A	N/A	N/A	N/A "	N/A
P5156-13	ME28T9	1.04	50	N/A	N/A	N/A	N/A	N/A "	N/A
P5156-14	ME28W0	1.03	50	N/A	N/A	N/A	N/A	N/A "	N/A
P5156-15	ME28W1	1.02	50	N/A	N/A	N/A	N/A	N/A "	N/A
P5156-16	ME28W2	1.08	50	N/A	N/A	N/A	N/A	N/A "	N/A
P5156-17	ME28W2D	1.05	50	N/A	N/A	N/A	N/A	N/A "	N/A
P5156-18	ME28W2S	1.04	50	N/A	N/A	N/A	N/A	N/A "	N/A
P5156-19	ME28W3	1.07	50	N/A	N/A	N/A	N/A	N/A "	N/A
P5156-20	ME28W4	1.03	50	N/A	N/A	N/A	N/A	N/A "	N/A
P5156-21	ME28W5	1.05	50	N/A	N/A	N/A	N/A	N/A "	N/A
P5156-22	ME28W6	1.04	50	N/A	N/A	N/A	N/A	N/A "	N/A
PB165608BL	PBS608	1.00	50	N/A	N/A	N/A	N/A	N/A I batch	N/A

284 Sheffield Street, Mountainside, New Jersey 07092, Phone : 908 789 8900,
Fax : 908 789 8922

Instrument ID: KONELAB

Daily Analysis Runlog For Sequence/QCBatch ID # LB133955

Review By	Niha Farheen Shaik	Review On	12/17/2024 2:54:07 PM
Supervise By	Iwona Zarych	Supervise On	12/17/2024 3:06:58 PM

STD. NAME	STD REF.#
ICAL Standard	WP111075,WP111074,WP111073,WP111072,WP111071,WP111070
ICV Standard	WP111076
CCV Standard	WP111077
ICSA Standard	
CRI Standard	
LCS Standard	
Chk Standard	WP110103,WP109089,WP111088

Sr#	SampleId	ClientID	QcType	Date	Comment	Operator	Status
1	S0.0	S0	CAL1	12/13/24 13:00		Niha	OK
2	S5.0	S01	CAL2	12/13/24 13:00		Niha	OK
3	S10.0	S02	CAL3	12/13/24 13:00		Niha	OK
4	S100.0	S03	CAL4	12/13/24 13:00		Niha	OK
5	S250.0	S04	CAL5	12/13/24 13:00		Niha	OK
6	S500.0	S05	CAL6	12/13/24 13:00		Niha	OK
7	ICV001	ICV001	ICV	12/13/24 15:18		Niha	OK
8	ICB001	ICB001	ICB	12/13/24 15:18		Niha	OK
9	CCV001	CCV001	CCV	12/13/24 15:18		Niha	OK
10	CCB001	CCB001	CCB	12/13/24 15:18		Niha	OK
11	PB165608BL	PBS608	MB	12/13/24 15:18		Niha	OK
12	P5156-01	ME28Q6	SAM	12/13/24 15:18		Niha	OK
13	P5156-02	ME28Q7	SAM	12/13/24 15:25		Niha	OK
14	P5156-03	ME28Q8	SAM	12/13/24 15:26		Niha	OK
15	P5156-04	ME28Q9	SAM	12/13/24 15:26		Niha	OK
16	P5156-05	ME28R0	SAM	12/13/24 15:26		Niha	OK
17	P5156-06	ME28R1	SAM	12/13/24 15:26		Niha	OK
18	P5156-07	ME28R2	SAM	12/13/24 15:26		Niha	OK

284 Sheffield Street, Mountainside, New Jersey 07092, Phone : 908 789 8900,
Fax : 908 789 8922

Instrument ID: KONELAB

Daily Analysis Runlog For Sequence/QCBatch ID # LB133955

Review By	Niha Farheen Shaik	Review On	12/17/2024 2:54:07 PM
Supervise By	Iwona Zarych	Supervise On	12/17/2024 3:06:58 PM

STD. NAME	STD REF.#
ICAL Standard	WP111075,WP111074,WP111073,WP111072,WP111071,WP111070
ICV Standard	WP111076
CCV Standard	WP111077
ICSA Standard	
CRI Standard	
LCS Standard	
Chk Standard	WP110103,WP109089,WP111088

19	P5156-08	ME28T4	SAM	12/13/24 15:26		Niha	OK
20	P5156-09	ME28T5	SAM	12/13/24 15:26		Niha	OK
21	P5156-10	ME28T6	SAM	12/13/24 15:26		Niha	OK
22	P5156-11	ME28T7	SAM	12/13/24 15:26		Niha	OK
23	P5156-12	ME28T8	SAM	12/13/24 15:26		Niha	OK
24	P5156-13	ME28T9	SAM	12/13/24 15:33		Niha	OK
25	P5156-14	ME28W0	SAM	12/13/24 15:33		Niha	OK
26	P5156-15	ME28W1	SAM	12/13/24 15:33		Niha	OK
27	P5156-16	ME28W2	SAM	12/13/24 15:33		Niha	OK
28	P5156-17	ME28W2D	DUP	12/13/24 15:33		Niha	OK
29	P5156-18	ME28W2S	MS	12/13/24 15:33		Niha	OK
30	P5156-19	ME28W3	SAM	12/13/24 15:33		Niha	OK
31	P5156-20	ME28W4	SAM	12/13/24 15:33		Niha	OK
32	P5156-21	ME28W5	SAM	12/13/24 15:33		Niha	OK
33	P5156-22	ME28W6	SAM	12/13/24 15:33		Niha	OK
34	CCV002	CCV002	CCV	12/13/24 15:41		Niha	OK
35	CCB002	CCB002	CCB	12/13/24 15:41		Niha	OK
36	PB165609BL	PBS609	MB	12/13/24 15:41		Niha	OK
37	P5233-01	ME28R5	SAM	12/13/24 15:41		Niha	OK
38	P5233-02	ME28R6	SAM	12/13/24 15:41		Niha	OK

284 Sheffield Street, Mountainside, New Jersey 07092, Phone : 908 789 8900,
Fax : 908 789 8922

Instrument ID: KONELAB

Daily Analysis Runlog For Sequence/QCBatch ID # LB133955

Review By	Niha Farheen Shaik	Review On	12/17/2024 2:54:07 PM
Supervise By	Iwona Zarych	Supervise On	12/17/2024 3:06:58 PM

STD. NAME	STD REF.#
ICAL Standard	WP111075,WP111074,WP111073,WP111072,WP111071,WP111070
ICV Standard	WP111076
CCV Standard	WP111077
ICSA Standard	
CRI Standard	
LCS Standard	
Chk Standard	WP110103,WP109089,WP111088

39	P5233-03	ME28R7	SAM	12/13/24 15:41		Niha	OK
40	P5233-04	ME28R8	SAM	12/13/24 15:41		Niha	OK
41	P5233-05	ME28R9	SAM	12/13/24 15:41		Niha	OK
42	P5233-06	ME28S0	SAM	12/13/24 15:41		Niha	OK
43	P5233-07	ME28S1	SAM	12/13/24 15:48		Niha	OK
44	P5233-08	ME28S2	SAM	12/13/24 15:48		Niha	OK
45	P5233-09	ME28S3	SAM	12/13/24 15:48		Niha	OK
46	P5233-10	ME28S4	SAM	12/13/24 15:48		Niha	OK
47	P5233-11	ME28S5	SAM	12/13/24 15:48		Niha	OK
48	P5233-12	ME28S6	SAM	12/13/24 15:48		Niha	OK
49	P5233-13	ME28S7	SAM	12/13/24 15:48		Niha	OK
50	P5233-14	ME28S8	SAM	12/13/24 15:48		Niha	OK
51	P5233-15	ME28S9	SAM	12/13/24 15:48		Niha	OK
52	P5233-16	ME28T0	SAM	12/13/24 15:48		Niha	OK
53	P5233-17	ME28T1	SAM	12/13/24 15:48		Niha	OK
54	P5233-18	ME28T2	SAM	12/13/24 15:55		Niha	OK
55	P5233-19	ME28T3	SAM	12/13/24 15:55		Niha	OK
56	P5233-20	ME28S7D	DUP	12/13/24 15:55		Niha	OK
57	P5233-21	ME28S7S	MS	12/13/24 15:55		Niha	OK
58	CCV003	CCV003	CCV	12/13/24 15:55		Niha	OK

284 Sheffield Street, Mountainside, New Jersey 07092, Phone : 908 789 8900,
Fax : 908 789 8922

Instrument ID: KONELAB

Daily Analysis Runlog For Sequence/QCBatch ID # LB133955

Review By	Niha Farheen Shaik	Review On	12/17/2024 2:54:07 PM
Supervise By	Iwona Zarych	Supervise On	12/17/2024 3:06:58 PM

STD. NAME	STD REF.#
ICAL Standard	WP111075,WP111074,WP111073,WP111072,WP111071,WP111070
ICV Standard	WP111076
CCV Standard	WP111077
ICSA Standard	
CRI Standard	
LCS Standard	
Chk Standard	WP110103,WP109089,WP111088

59	CCB003	CCB003	CCB	12/13/24 15:55		Niha	OK



ATTN GUEST: JOHN FILOON
2153846932
TOWN PLACE SUITES,
1440 N DIXIE HWY
MONROE MI 48162

45 LBS

5 OF 15

12-6-24
1057
2-1

SHIP TO:
ALLIANCE TECHNICAL GROUP LLC
908 7898900
ALLIANCE TECHNICAL GROUP LLC
284 SHEFFIELD STREET
MOUNTAINSIDE NJ 07092

NJ 078 9-41

UPS NEXT DAY AIR

TRACKING #: 1Z 939 47Y 44 0033 1285

1S

BILLING: P/P

Reference No.1: 108413.003.006.001.000

XOL 24.11.13 NV45 49.0A 12/2024*

TM

12/2/24, 12:24 PM

Print Label

12/9/24, 11:54 AM

JOHN FILOON
7038203339
PLEXUS SCIENTIFIC
5510 CHEROKEE AVE
ALEXANDRIA VA 22312

45 LBS

3 OF 9

12-10-24
10:58
2.0

SHIP TO:
ALLIANCE TECHNICAL GROUP LLC
908 7898900
ALLIANCE TECHNICAL GROUP LLC
284 SHEFFIELD STREET
MOUNTAINSIDE NJ 07092

NJ 078 9-41

UPS NEXT DAY AIR

1

TRACKING #: 1Z 939 47Y 01 31 97 1553

BILLING: P/P

Reference No.1: 108413.003.006.001.000

XOL 24.11.13 NV45 50.0A 12/2024*

Print Label


JOHN FILOON
7038203339
PLEXUS SCIENTIFIC
5510 CHEROKEE AVE
ALEXANDRIA VA 22312

45 LBS

4 OF 9

SHIP TO:
ALLIANCE TECHNICAL GROUP LLC
908 7898900
ALLIANCE TECHNICAL GROUP LLC
284 SHEFFIELD STREET
MOUNTAINSIDE NJ 07092

12/11/24 1043 2270

NJ 078 9-41

UPS NEXT DAY AIR

1

TRACKING #: 1Z 939 47Y 01 2306 3362

BILLING: P/P

Reference No.1: 108413.003.006.001.000

XOL 24.11.TS NV45 50.0A 12/2024*

TM

2381

Alliance TECHNICAL GROUP 284 Sheffield Street, Mountainside NJ 07092 (908)-789-8900 Fax : 908 789 8922

Login Summary Report

Order ID :	P5156	Order Date :	12/11/2024 10:43:00 AM	Project Mgr :	Deepak
Client :	USEPA CLP SMO	Project :	51847	Report Type :	USEPA CLP
Contact :	Anita Kapadia	Receive Date :	12/11/2024 10:43:00 AM	EDD Type :	EPA CLP
Date Sign Off :	12/11/2024 1:42:25 PM				

Sample ID	Client ID	Matrix	Sampling Date	Test	Test Group	Method	TAT Days	Fax Due Date	HC Due Date
P5156-01	ME28Q6	Solid	12/05/2024						
				Cyanide		SFAM_CN	15	01/01/2025	01/01/2025
				Mercury		SFAM_HG	15	01/01/2025	01/01/2025
				Metals CLP MS FULL		SFAM_MS	15	01/01/2025	01/01/2025
				Metals CLP12		SFAM_AES	15	01/01/2025	01/01/2025
				Percent Solids		Chemtech -SOP	15	01/01/2025	01/01/2025
P5156-02	ME28Q7	Solid	12/05/2024						
				Cyanide		SFAM_CN	15	01/01/2025	01/01/2025
				Mercury		SFAM_HG	15	01/01/2025	01/01/2025
				Metals CLP MS FULL		SFAM_MS	15	01/01/2025	01/01/2025
				Metals CLP12		SFAM_AES	15	01/01/2025	01/01/2025
				Percent Solids		Chemtech -SOP	15	01/01/2025	01/01/2025
P5156-03	ME28Q8	Solid	12/05/2024						
				Cyanide		SFAM_CN	15	01/01/2025	01/01/2025
				Mercury		SFAM_HG	15	01/01/2025	01/01/2025
				Metals CLP MS FULL		SFAM_MS	15	01/01/2025	01/01/2025
				Metals CLP12		SFAM_AES	15	01/01/2025	01/01/2025
				Percent Solids		Chemtech -SOP	15	01/01/2025	01/01/2025
P5156-04	ME28Q9	Solid	12/05/2024						
				Cyanide		SFAM_CN	15	01/01/2025	01/01/2025
				Mercury		SFAM_HG	15	01/01/2025	01/01/2025
				Metals CLP MS FULL		SFAM_MS	15	01/01/2025	01/01/2025
				Metals CLP12		SFAM_AES	15	01/01/2025	01/01/2025
				Percent Solids		Chemtech -SOP	15	01/01/2025	01/01/2025
P5156-05	ME28R0	Solid	12/05/2024						
				Cyanide		SFAM_CN	15	01/01/2025	01/01/2025
				Mercury		SFAM_HG	15	01/01/2025	01/01/2025
				Metals CLP MS FULL		SFAM_MS	15	01/01/2025	01/01/2025
				Metals CLP12		SFAM_AES	15	01/01/2025	01/01/2025
				Percent Solids		Chemtech -SOP	15	01/01/2025	01/01/2025

P5156-06	ME28R1	Solid	12/05/2024					
				Cyanide	SFAM_CN	15	01/01/2025	01/01/2025
				Mercury	SFAM_HG	15	01/01/2025	01/01/2025
				Metals CLP MS FULL	SFAM_MS	15	01/01/2025	01/01/2025
				Metals CLP12	SFAM_AES	15	01/01/2025	01/01/2025
				Percent Solids	Chemtech -SOP	15	01/01/2025	01/01/2025
P5156-07	ME28R2	Solid	12/05/2024					
				Cyanide	SFAM_CN	15	01/01/2025	01/01/2025
				Mercury	SFAM_HG	15	01/01/2025	01/01/2025
				Metals CLP MS FULL	SFAM_MS	15	01/01/2025	01/01/2025
				Metals CLP12	SFAM_AES	15	01/01/2025	01/01/2025
				Percent Solids	Chemtech -SOP	15	01/01/2025	01/01/2025
P5156-08	ME28T4	Solid	12/09/2024					
				Cyanide	SFAM_CN	15	01/01/2025	01/01/2025
				Mercury	SFAM_HG	15	01/01/2025	01/01/2025
				Metals CLP MS FULL	SFAM_MS	15	01/01/2025	01/01/2025
				Metals CLP12	SFAM_AES	15	01/01/2025	01/01/2025
				Percent Solids	Chemtech -SOP	15	01/01/2025	01/01/2025
P5156-09	ME28T5	Solid	12/09/2024					
				Cyanide	SFAM_CN	15	01/01/2025	01/01/2025
				Mercury	SFAM_HG	15	01/01/2025	01/01/2025
				Metals CLP MS FULL	SFAM_MS	15	01/01/2025	01/01/2025
				Metals CLP12	SFAM_AES	15	01/01/2025	01/01/2025
				Percent Solids	Chemtech -SOP	15	01/01/2025	01/01/2025
P5156-10	ME28T6	Solid	12/09/2024					
				Cyanide	SFAM_CN	15	01/01/2025	01/01/2025
				Mercury	SFAM_HG	15	01/01/2025	01/01/2025
				Metals CLP MS FULL	SFAM_MS	15	01/01/2025	01/01/2025
				Metals CLP12	SFAM_AES	15	01/01/2025	01/01/2025
				Percent Solids	Chemtech -SOP	15	01/01/2025	01/01/2025
P5156-11	ME28T7	Solid	12/09/2024					
				Cyanide	SFAM_CN	15	01/01/2025	01/01/2025
				Mercury	SFAM_HG	15	01/01/2025	01/01/2025
				Metals CLP MS FULL	SFAM_MS	15	01/01/2025	01/01/2025
				Metals CLP12	SFAM_AES	15	01/01/2025	01/01/2025
				Percent Solids	Chemtech -SOP	15	01/01/2025	01/01/2025
P5156-12	ME28T8	Solid	12/09/2024					
				Cyanide	SFAM_CN	15	01/01/2025	01/01/2025
				Mercury	SFAM_HG	15	01/01/2025	01/01/2025
				Metals CLP MS FULL	SFAM_MS	15	01/01/2025	01/01/2025
				Metals CLP12	SFAM_AES	15	01/01/2025	01/01/2025

				Percent Solids	Chemtech -SOP	15	01/01/2025	01/01/2025
P5156-13	ME28T9	Solid	12/09/2024					
				Cyanide	SFAM_CN	15	01/01/2025	01/01/2025
				Mercury	SFAM_HG	15	01/01/2025	01/01/2025
				Metals CLP MS FULL	SFAM_MS	15	01/01/2025	01/01/2025
				Metals CLP12	SFAM_AES	15	01/01/2025	01/01/2025
				Percent Solids	Chemtech -SOP	15	01/01/2025	01/01/2025
P5156-14	ME28W0	Solid	12/09/2024					
				Cyanide	SFAM_CN	15	01/01/2025	01/01/2025
				Mercury	SFAM_HG	15	01/01/2025	01/01/2025
				Metals CLP MS FULL	SFAM_MS	15	01/01/2025	01/01/2025
				Metals CLP12	SFAM_AES	15	01/01/2025	01/01/2025
				Percent Solids	Chemtech -SOP	15	01/01/2025	01/01/2025
P5156-15	ME28W1	Solid	12/10/2024					
				Cyanide	SFAM_CN	15	01/01/2025	01/01/2025
				Mercury	SFAM_HG	15	01/01/2025	01/01/2025
				Metals CLP MS FULL	SFAM_MS	15	01/01/2025	01/01/2025
				Metals CLP12	SFAM_AES	15	01/01/2025	01/01/2025
				Percent Solids	Chemtech -SOP	15	01/01/2025	01/01/2025
P5156-16	ME28W2	Solid	12/10/2024					
				Cyanide	SFAM_CN	15	01/01/2025	01/01/2025
				Mercury	SFAM_HG	15	01/01/2025	01/01/2025
				Metals CLP MS FULL	SFAM_MS	15	01/01/2025	01/01/2025
				Metals CLP12	SFAM_AES	15	01/01/2025	01/01/2025
				Percent Solids	Chemtech -SOP	15	01/01/2025	01/01/2025
P5156-17	ME28W2D	Solid	12/10/2024					
				Cyanide	SFAM_CN	15	01/01/2025	01/01/2025
				Mercury	SFAM_HG	15	01/01/2025	01/01/2025
				Metals CLP MS FULL	SFAM_MS	15	01/01/2025	01/01/2025
				Metals CLP12	SFAM_AES	15	01/01/2025	01/01/2025
				Percent Solids	Chemtech -SOP	15	01/01/2025	01/01/2025
P5156-18	ME28W2S	Solid	12/10/2024					
				Cyanide	SFAM_CN	15	01/01/2025	01/01/2025
				Mercury	SFAM_HG	15	01/01/2025	01/01/2025
				Metals CLP MS FULL	SFAM_MS	15	01/01/2025	01/01/2025
				Metals CLP12	SFAM_AES	15	01/01/2025	01/01/2025
				Percent Solids	Chemtech -SOP	15	01/01/2025	01/01/2025
P5156-19	ME28W3	Solid	12/10/2024					
				Cyanide	SFAM_CN	15	01/01/2025	01/01/2025
				Mercury	SFAM_HG	15	01/01/2025	01/01/2025
				Metals CLP MS FULL	SFAM_MS	15	01/01/2025	01/01/2025

				Metals CLP12	SFAM_AES	15	01/01/2025	01/01/2025
				Percent Solids	Chemtech -SOP	15	01/01/2025	01/01/2025
P5156-20	ME28W4	Solid	12/10/2024					
				Cyanide	SFAM_CN	15	01/01/2025	01/01/2025
				Mercury	SFAM_HG	15	01/01/2025	01/01/2025
				Metals CLP MS FULL	SFAM_MS	15	01/01/2025	01/01/2025
				Metals CLP12	SFAM_AES	15	01/01/2025	01/01/2025
				Percent Solids	Chemtech -SOP	15	01/01/2025	01/01/2025
P5156-21	ME28W5	Solid	12/10/2024					
				Cyanide	SFAM_CN	15	01/01/2025	01/01/2025
				Mercury	SFAM_HG	15	01/01/2025	01/01/2025
				Metals CLP MS FULL	SFAM_MS	15	01/01/2025	01/01/2025
				Metals CLP12	SFAM_AES	15	01/01/2025	01/01/2025
				Percent Solids	Chemtech -SOP	15	01/01/2025	01/01/2025
P5156-22	ME28W6	Solid	12/10/2024					
				Cyanide	SFAM_CN	15	01/01/2025	01/01/2025
				Mercury	SFAM_HG	15	01/01/2025	01/01/2025
				Metals CLP MS FULL	SFAM_MS	15	01/01/2025	01/01/2025
				Metals CLP12	SFAM_AES	15	01/01/2025	01/01/2025
				Percent Solids	Chemtech -SOP	15	01/01/2025	01/01/2025

WORKLIST(Hardcopy Internal Chain)

WorkList Name : PB165759 **WorkList ID :** 186487 **Department :** Digestion **Date :** 12-19-2024 11:22:47

2386

Sample	Customer Sample	Matrix	Test	Preservative	Customer	Raw Sample Storage Location	Collect Date	Method
P5156-01	ME28Q6	Solid	Metals CLP12	Cool 4 deg C	USEP01	Q12	12/05/2024	SFAM_AES
P5156-02	ME28Q7	Solid	Metals CLP12	Cool 4 deg C	USEP01	Q12	12/05/2024	SFAM_AES
P5156-03	ME28Q8	Solid	Metals CLP12	Cool 4 deg C	USEP01	Q12	12/05/2024	SFAM_AES
P5156-04	ME28Q9	Solid	Metals CLP12	Cool 4 deg C	USEP01	Q12	12/05/2024	SFAM_AES
P5156-05	ME28R0	Solid	Metals CLP12	Cool 4 deg C	USEP01	Q12	12/05/2024	SFAM_AES
P5156-06	ME28R1	Solid	Metals CLP12	Cool 4 deg C	USEP01	Q12	12/05/2024	SFAM_AES
P5156-07	ME28R2	Solid	Metals CLP12	Cool 4 deg C	USEP01	Q12	12/05/2024	SFAM_AES
P5156-08	ME28T4	Solid	Metals CLP12	Cool 4 deg C	USEP01	Q12	12/09/2024	SFAM_AES
P5156-09	ME28T5	Solid	Metals CLP12	Cool 4 deg C	USEP01	Q12	12/09/2024	SFAM_AES
P5156-10	ME28T6	Solid	Metals CLP12	Cool 4 deg C	USEP01	Q12	12/09/2024	SFAM_AES
P5156-11	ME28T7	Solid	Metals CLP12	Cool 4 deg C	USEP01	Q12	12/09/2024	SFAM_AES
P5156-12	ME28T8	Solid	Metals CLP12	Cool 4 deg C	USEP01	Q12	12/09/2024	SFAM_AES
P5156-13	ME28T9	Solid	Metals CLP12	Cool 4 deg C	USEP01	Q12	12/09/2024	SFAM_AES
P5156-14	ME28W0	Solid	Metals CLP12	Cool 4 deg C	USEP01	Q12	12/09/2024	SFAM_AES
P5156-15	ME28W1	Solid	Metals CLP12	Cool 4 deg C	USEP01	Q12	12/10/2024	SFAM_AES
P5156-16	ME28W2	Solid	Metals CLP12	Cool 4 deg C	USEP01	Q12	12/10/2024	SFAM_AES
P5156-17	ME28W2D	Solid	Metals CLP12	Cool 4 deg C	USEP01	Q12	12/10/2024	SFAM_AES
P5156-18	ME28W2S	Solid	Metals CLP12	Cool 4 deg C	USEP01	Q12	12/10/2024	SFAM_AES
P5156-19	ME28W3	Solid	Metals CLP12	Cool 4 deg C	USEP01	Q12	12/10/2024	SFAM_AES
P5156-20	ME28W4	Solid	Metals CLP12	Cool 4 deg C	USEP01	Q12	12/10/2024	SFAM_AES
P5156-21	ME28W5	Solid	Metals CLP12	Cool 4 deg C	USEP01	Q12	12/10/2024	SFAM_AES

Date/Time 12/29/24 11:35

Raw Sample Received by: Skg. met digestion

Raw Sample Relinquished by: JD CSM

Date/Time 12/29/24 12:35

Raw Sample Received by: JD CSM

Raw Sample Relinquished by: Skg. met. D

WORKLIST(Hardcopy Internal Chain)

WorkList Name : PB165759 **WorkList ID :** 186487 **Department :** Digestion **Date :** 12-19-2024 11:22:47

2387

Sample	Customer Sample	Matrix	Test	Preservative	Customer	Raw Sample Storage Location	Collect Date	Method
P5156-22	ME28W6	Solid	Metals CLP12	Cool 4 deg C	USEP01	Q12	12/10/2024	SFAM_AES

Date/Time 12/19/24 11:35

Raw Sample Received by: Slag. M.d

Raw Sample Relinquished by: JD CSM

Date/Time 12/19/24 12:35

Raw Sample Received by: JD CSM

Raw Sample Relinquished by: Slag. met digestion

WORKLIST(Hardcopy Internal Chain)

WorkList Name : PB165758 **WorkList ID :** 186486 **Department :** Digestion **Date :** 12-19-2024 11:21:26

2388

Sample	Customer Sample	Matrix	Test	Preservative	Customer	Raw Sample Storage Location	Collect Date	Method
P5156-01	ME28Q6	Solid	Metals CLP MS FULL	Cool 4 deg C	USEP01	Q12	12/05/2024	SFAM_MS
P5156-02	ME28Q7	Solid	Metals CLP MS FULL	Cool 4 deg C	USEP01	Q12	12/05/2024	SFAM_MS
P5156-03	ME28Q8	Solid	Metals CLP MS FULL	Cool 4 deg C	USEP01	Q12	12/05/2024	SFAM_MS
P5156-04	ME28Q9	Solid	Metals CLP MS FULL	Cool 4 deg C	USEP01	Q12	12/05/2024	SFAM_MS
P5156-05	ME28R0	Solid	Metals CLP MS FULL	Cool 4 deg C	USEP01	Q12	12/05/2024	SFAM_MS
P5156-06	ME28R1	Solid	Metals CLP MS FULL	Cool 4 deg C	USEP01	Q12	12/05/2024	SFAM_MS
P5156-07	ME28R2	Solid	Metals CLP MS FULL	Cool 4 deg C	USEP01	Q12	12/05/2024	SFAM_MS
P5156-08	ME28T4	Solid	Metals CLP MS FULL	Cool 4 deg C	USEP01	Q12	12/05/2024	SFAM_MS
P5156-09	ME28T5	Solid	Metals CLP MS FULL	Cool 4 deg C	USEP01	Q12	12/09/2024	SFAM_MS
P5156-10	ME28T6	Solid	Metals CLP MS FULL	Cool 4 deg C	USEP01	Q12	12/09/2024	SFAM_MS
P5156-11	ME28T7	Solid	Metals CLP MS FULL	Cool 4 deg C	USEP01	Q12	12/09/2024	SFAM_MS
P5156-12	ME28T8	Solid	Metals CLP MS FULL	Cool 4 deg C	USEP01	Q12	12/09/2024	SFAM_MS
P5156-13	ME28T9	Solid	Metals CLP MS FULL	Cool 4 deg C	USEP01	Q12	12/09/2024	SFAM_MS
P5156-14	ME28W0	Solid	Metals CLP MS FULL	Cool 4 deg C	USEP01	Q12	12/09/2024	SFAM_MS
P5156-15	ME28W1	Solid	Metals CLP MS FULL	Cool 4 deg C	USEP01	Q12	12/09/2024	SFAM_MS
P5156-16	ME28W2	Solid	Metals CLP MS FULL	Cool 4 deg C	USEP01	Q12	12/10/2024	SFAM_MS
P5156-17	ME28W2D	Solid	Metals CLP MS FULL	Cool 4 deg C	USEP01	Q12	12/10/2024	SFAM_MS
P5156-18	ME28W2S	Solid	Metals CLP MS FULL	Cool 4 deg C	USEP01	Q12	12/10/2024	SFAM_MS
P5156-19	ME28W3	Solid	Metals CLP MS FULL	Cool 4 deg C	USEP01	Q12	12/10/2024	SFAM_MS
P5156-20	ME28W4	Solid	Metals CLP MS FULL	Cool 4 deg C	USEP01	Q12	12/10/2024	SFAM_MS
P5156-21	ME28W5	Solid	Metals CLP MS FULL	Cool 4 deg C	USEP01	Q12	12/10/2024	SFAM_MS

Date/Time 12/19/24 11:35

Raw Sample Received by: SKD. met digestion

Raw Sample Relinquished by: JD CSM

Date/Time 12/19/24 12:35

Raw Sample Received by: JD CSM

Raw Sample Relinquished by: SKD met digestion

WORKLIST(Hardcopy Internal Chain)

WorkList Name : PB165758 **WorkList ID :** 186486 **Department :** Digestion **Date :** 12-19-2024 11:21:26

Sample	Customer Sample	Matrix	Test	Preservative	Customer	Raw Sample Storage Location	Collect Date	Method
P5156-22	ME28W6	Solid	Metals CLP MS FULL	Cool 4 deg C	USEP01	Q12	12/10/2024	SFAM_MS

2386

Date/Time 12/19/24 11:35

Raw Sample Received by: Slas. mct digestion

Raw Sample Relinquished by: JD (SM)

Date/Time 12/19/24 12:35

Raw Sample Received by: JD (SM)

Raw Sample Relinquished by: Slas. mct digestion

WORKLIST(Hardcopy Internal Chain)

WorkList Name : P5156_HgS **WorkList ID :** 186472 **Department :** Digestion **Date :** 12-19-2024 08:37:54

Sample	Customer Sample	Matrix	Test	Preservative	Customer	Raw Sample Storage Location	Collect Date	Method
P5156-01	ME28Q6	Solid	Mercury	Cool 4 deg C	USEP01	Q12	12/05/2024	SFAM_HG
P5156-02	ME28Q7	Solid	Mercury	Cool 4 deg C	USEP01	Q12	12/05/2024	SFAM_HG
P5156-03	ME28Q8	Solid	Mercury	Cool 4 deg C	USEP01	Q12	12/05/2024	SFAM_HG
P5156-04	ME28Q9	Solid	Mercury	Cool 4 deg C	USEP01	Q12	12/05/2024	SFAM_HG
P5156-05	ME28R0	Solid	Mercury	Cool 4 deg C	USEP01	Q12	12/05/2024	SFAM_HG
P5156-06	ME28R1	Solid	Mercury	Cool 4 deg C	USEP01	Q12	12/05/2024	SFAM_HG
P5156-19	ME28W3	Solid	Mercury	Cool 4 deg C	USEP01	Q12	12/05/2024	SFAM_HG
P5156-20	ME28W4	Solid	Mercury	Cool 4 deg C	USEP01	Q12	12/10/2024	SFAM_HG
P5156-21	ME28W5	Solid	Mercury	Cool 4 deg C	USEP01	Q12	12/10/2024	SFAM_HG
P5156-22	ME28W6	Solid	Mercury	Cool 4 deg C	USEP01	Q12	12/10/2024	SFAM_HG
P5156-13	ME28T9	Solid	Mercury	Cool 4 deg C	USEP01	Q12	12/10/2024	SFAM_HG
P5156-14	ME28W0	Solid	Mercury	Cool 4 deg C	USEP01	Q12	12/09/2024	SFAM_HG
P5156-15	ME28W1	Solid	Mercury	Cool 4 deg C	USEP01	Q12	12/09/2024	SFAM_HG
P5156-16	ME28W2	Solid	Mercury	Cool 4 deg C	USEP01	Q12	12/10/2024	SFAM_HG
P5156-17	ME28W2D	Solid	Mercury	Cool 4 deg C	USEP01	Q12	12/10/2024	SFAM_HG
P5156-18	ME28W2S	Solid	Mercury	Cool 4 deg C	USEP01	Q12	12/10/2024	SFAM_HG
P5156-07	ME28R2	Solid	Mercury	Cool 4 deg C	USEP01	Q12	12/10/2024	SFAM_HG
P5156-08	ME28T4	Solid	Mercury	Cool 4 deg C	USEP01	Q12	12/05/2024	SFAM_HG
P5156-09	ME28T5	Solid	Mercury	Cool 4 deg C	USEP01	Q12	12/09/2024	SFAM_HG
P5156-10	ME28T6	Solid	Mercury	Cool 4 deg C	USEP01	Q12	12/09/2024	SFAM_HG
P5156-11	ME28T7	Solid	Mercury	Cool 4 deg C	USEP01	Q12	12/09/2024	SFAM_HG

2390

Date/Time 12/19/24 @ 15:40

Raw Sample Received by: NB - 12/19 - Lab

Raw Sample Relinquished by: NB - 12/19 - Lab

Date/Time 12/19/24 @ 16:20

Raw Sample Received by: NB - 12/19 - Lab

Raw Sample Relinquished by: NB - 12/19 - Lab

WORKLIST(Hardcopy Internal Chain)

WorkList Name : P5156_HgS **WorkList ID :** 186472 **Department :** Digestion **Date :** 12-19-2024 08:37:54

Sample	Customer Sample	Matrix	Test	Preservative	Customer	Raw Sample Storage Location	Collect Date	Method
P5156-12	ME28T8	Solid	Mercury	Cool 4 deg C	USEP01	Q12	12/09/2024	SFAM_HG

2391

Date/Time 12/19/24 @ 15:30

Raw Sample Received by: [illegible]

Raw Sample Relinquished by: [illegible]

Date/Time 12/19/24 @ 16:20

Raw Sample Received by: [illegible]

Raw Sample Relinquished by: [illegible]

WORKLIST(Hardcopy Internal Chain)

WorkList Name : CN EPA-12122024 **WorkList ID :** 186267 **Department :** Distillation **Date :** 12-12-2024 09:14:54

Sample	Customer Sample	Matrix	Test	Preservative	Customer	Raw Sample Storage Location	Collect Date	Method
P5156-01	ME28Q6	Solid	Cyanide	Cool 4 deg C	USEP01	Q12	12/05/2024	SFAM_CN
P5156-02	ME28Q7	Solid	Cyanide	Cool 4 deg C	USEP01	Q12	12/05/2024	SFAM_CN
P5156-03	ME28Q8	Solid	Cyanide	Cool 4 deg C	USEP01	Q12	12/05/2024	SFAM_CN
P5156-04	ME28Q9	Solid	Cyanide	Cool 4 deg C	USEP01	Q12	12/05/2024	SFAM_CN
P5156-05	ME28R0	Solid	Cyanide	Cool 4 deg C	USEP01	Q12	12/05/2024	SFAM_CN
P5156-06	ME28R1	Solid	Cyanide	Cool 4 deg C	USEP01	Q12	12/05/2024	SFAM_CN
P5156-07	ME28R2	Solid	Cyanide	Cool 4 deg C	USEP01	Q12	12/05/2024	SFAM_CN
P5156-08	ME28T4	Solid	Cyanide	Cool 4 deg C	USEP01	Q12	12/09/2024	SFAM_CN
P5156-09	ME28T5	Solid	Cyanide	Cool 4 deg C	USEP01	Q12	12/09/2024	SFAM_CN
P5156-10	ME28T6	Solid	Cyanide	Cool 4 deg C	USEP01	Q12	12/09/2024	SFAM_CN
P5156-11	ME28T7	Solid	Cyanide	Cool 4 deg C	USEP01	Q12	12/09/2024	SFAM_CN
P5156-12	ME28T8	Solid	Cyanide	Cool 4 deg C	USEP01	Q12	12/09/2024	SFAM_CN
P5156-13	ME28T9	Solid	Cyanide	Cool 4 deg C	USEP01	Q12	12/09/2024	SFAM_CN
P5156-14	ME28W0	Solid	Cyanide	Cool 4 deg C	USEP01	Q12	12/09/2024	SFAM_CN
P5156-15	ME28W1	Solid	Cyanide	Cool 4 deg C	USEP01	Q12	12/10/2024	SFAM_CN
P5156-16	ME28W2	Solid	Cyanide	Cool 4 deg C	USEP01	Q12	12/10/2024	SFAM_CN
P5156-17	ME28W2D	Solid	Cyanide	Cool 4 deg C	USEP01	Q12	12/10/2024	SFAM_CN
P5156-18	ME28W2S	Solid	Cyanide	Cool 4 deg C	USEP01	Q12	12/10/2024	SFAM_CN
P5156-19	ME28W3	Solid	Cyanide	Cool 4 deg C	USEP01	Q12	12/10/2024	SFAM_CN
P5156-20	ME28W4	Solid	Cyanide	Cool 4 deg C	USEP01	Q12	12/10/2024	SFAM_CN
P5156-21	ME28W5	Solid	Cyanide	Cool 4 deg C	USEP01	Q12	12/10/2024	SFAM_CN

2392

Date/Time 12-12-2024, 10:00

Raw Sample Received by:

Raw Sample Relinquished by:

Date/Time 12-12-2024, 15:00

Raw Sample Received by:

Raw Sample Relinquished by:

WORKLIST(Hardcopy Internal Chain)

WorkList Name : CN EPA-12122024 **WorkList ID :** 186267 **Department :** Distillation **Date :** 12-12-2024 09:14:54

Sample	Customer Sample	Matrix	Test	Preservative	Customer	Raw Sample Storage Location	Collect Date	Method
P5156-22	ME28W6	Solid	Cyanide	Cool 4 deg C	USEP01	Q12	12/10/2024	SFAM_CN

2392

Date/Time 12.12.2024, 10:00

Raw Sample Received by:

Raw Sample Relinquished by:

Date/Time 12.12.2024, 15:00

Raw Sample Received by:

Raw Sample Relinquished by: