284 Sheffield Street, Mountainside, New Jersey 07092, Phone : 908 789 8900,
Fax : 908 789 8922

Cover Page

Order ID : P5296

Project ID : R36719

Client : Tetra Tech, EMI

Lab Sample Number	Client Sample Number
P5296-01	C0AC2
P5296-02	C0AC3
P5296-03	C0AC4

I certify that the data package is in compliance with the terms and conditions of the contract,both technically and for completeness, for other than the conditions detailed above. Release of the data contained in this hard copy data package has been authorized by the laboratory manager or his designee, as verified by the following signature.

Signature : _____

Date: 12/26/2024

NYDOH CERTIFICATION NO - 11376

NJDEP CERTIFICATION NO - 20012

SHIPPING DOCUMENTS

USEPA Lab Copy
DateShipped: 12/12/2024
CarrierName: FedEx
AirbillNo: 770401488756

CHAIN OF CUSTODY RECORD
Site #: B3DA
DAS #: R36719

No: 3-121024-132433-0019
Cooler #:
Lab: Alliance Technical Group
Lab Phone: 908-789-8900

Lab #	Sample #	Location	CLP Sample #	Analyses	TAT	TAT Units	Matrix	Numb Cont	Container	Preservative	Pump #	Orifice ID	Start Pressure	Stop Pressure	Start_Date	Start_Time	Stop_Date	Stop_Time	in Canny – Hg
	ACVI-IA-05-20241210	1933 Artisan Ave Office	C0AC2	VOCs (TO-15)	21	Days	Air	1	6L Summa Canister	None	10326	10508	-30	-1	12/10/2024	11:50:00 AM	12/11/2024	12:23:00 PM	-7.5
	ACVI-SS-01-20241210	HHG Conference	C0AC3	VOCs (TO-15)	21	Days	Air	1	6L Summa Canister	None	10448	10110	-30	-7	12/10/2024	8:42:00 AM	12/11/2024	8:42:00 AM	-8.0
	ACVI-SS-02-20241210	HHG Office	C0AC4	VOCs (TO-15)	21	Days	Air	1	6L Summa Canister	None	10320	10101	-29	-4	12/10/2024	8:56:00 AM	12/11/2024	8:56:00 AM	-8.0

Special Instructions:

SAMPLES TRANSFERRED FROM
CHAIN OF CUSTODY #

Items/Reason	Relinquished by (Signature and Organization)	Date/Time	Received by (Signature and Organization)	Date/Time	Sample Condition Upon Receipt
	Bob Bentz	12/12/24 0723		1000 12-13-24	

CHEMTECH

284 Sheffield Street, Mountainside, New Jersey 07092 Phone : 908 789 8900 Fax : 908 789 8922

CHEMTECH Project No. : _____

Client Contact Information	Bottle Order ID : **B2409035**	Courier :	_____ of _____ COCs
Client ID : **TETR16** Project ID : **R36671**		Sampler Name(s) :	Analysis / Matrix
Customer Name : **Tetra Tech, EMI**	Project Manager : **AVA HEISS**	AIR ANALYSIS CHAIN-OF-CUSTODY	
	Phone Number : **302-738-7551**		
Address : **240 Continental Drive, Suite 200**	Fax Number : **302-454-5980**		
	Site Details:	Individual Certified	
City : **Newark**			
State : **DE**	Analysis Turnaround Time		
Zip Code : **19713**	Standard : **10 business days** **OR**	Data Package Type :	
Country :	Rush (Specify): _____ **Days**	EDD Type :	

Sample Identification	Sample Date(s)	Time Start (24 hr Clock)	Time Stop (24 hr Clock)	Can Vacuum in Field ("Hg) (Start)	Can Vacuum in Field ("Hg) (Stop)**	Interior Temp. (F) (Start)	Interior Temp. (F) (Stop)	Out going Can Pressure ("Hg)(Lab)	In coming Can Pressure ("Hg)(Lab)	Flow Reg. ID	Can ID		Flow Controller Readout (ml/min)	Can Cert ID	TO-15				Indoor/Ambinet Air	Soil Gas		
ACVI-IA-05	12/10/24	1150	1223 ~~1150~~	-30	-1	68°F	68°F	-30	-7.5	10508	10326	6 L	4.16	VL041651.D	X				X			

Temperature (Fahrenheit)	Ambient	Maximum	Minimum	
Start				
Stop				

GC/MS Analyst Signature (TO-15)

Pressure (Inches of Hg)	Ambient	Maximum	Minimum	
Start				
Stop				

** Submittal of this COC indicates approval of the analysis based on existing conditions.

Please follow the instructions on the back of this COC.

Special Instructions/QC Requirements & Comments :

Suspected Contamination: High Medium Low PID Readings:

Sampling site (State):

Quick Connector required : NO

Canisters Shiped by: Sam	Date/Time: 12/5/24	Canisters Received by:	Date/Time: 12-13-24 1000
Samples Relinquished by:	Date/Time: 12/12/24 0701	Received by:	Date/Time:
Relinquished by:	Date/Time:	Received by:	Date/Time:

B2409035 - 9

CHEMTECH

284 Sheffield Street, Mountainside, New Jersey 07092 Phone : 908 789 8900 Fax : 908 789 8922

CHEMTECH Project No. : _____

Client Contact Information	Bottle Order ID : **B2409035**	Courier :	_____ of _____ COCs
Client ID : **TETR16** Project ID : **R36671**		Sampler Name(s) :	Analysis / Matrix
Customer Name : **Tetra Tech, EMI**	Project Manager : **AVA HEISS**	AIR ANALYSIS CHAIN-OF-CUSTODY	
	Phone Number : **302-738-7551**		
Address : **240 Continental Drive, Suite 200**	Fax Number : **302-454-5980**		
	Site Details:	Individual Certified	
City : **Newark**			
State : **DE**	Analysis Turnaround Time		
Zip Code : **19713**	Standard : **10 business days** **OR**	Data Package Type :	
Country :	Rush (Specify): _____ **Days**	EDD Type :	

Sample Identification	Sample Date(s)	Time Start (24 hr Clock)	Time Stop (24 hr Clock)	Can Vacuum in Field ("Hg) (Start)	Can Vacuum in Field ("Hg) (Stop)**	Interior Temp. (F) (Start)	Interior Temp. (F) (Stop)	Out going Can Pressure ("Hg)(Lab)	In coming Can Pressure ("Hg)(Lab)	Flow Reg. ID	Can ID		Flow Controller Readout (ml/min)	Can Cert ID	TO-15				Indoor/Ambinet Air	Soil Gas		
ROU-5501 20241210	12/10/24	0842	0842	-30	-7	72°F	73°F	-30	-8.0 ~~-10~~	10110	10448	6 L	4.16	VL041538.D	✓					✓		

	Temperature (Fahrenheit)			
	Ambient	Maximum	Minimum	
Start				
Stop				

	Pressure (Inches of Hg)			
	Ambient	Maximum	Minimum	
Start				
Stop				

GC/MS Analyst Signature (TO-15) [signature]

** Submittal of this COC indicates approval of the analysis based on existing conditions.

Please follow the instructions on the back of this COC.

Special Instructions/QC Requirements & Comments :

Suspected Contamination: High Medium Low PID Readings:

Sampling site (State):

Quick Connector required : NO

Canisters Shiped by: Sam	Date/Time: 11/25/24	Canisters Received by: [signature]	Date/Time: 12-13-24 1000
Samples Relinquished by: [signature]	Date/Time: 12/12/24 0701	Received by:	Date/Time:
Relinquished by:	Date/Time:	Received by:	Date/Time:

B2409035 - 13

CHEMTECH

284 Sheffield Street, Mountainside, New Jersey 07092 Phone : 908 789 8900 Fax : 908 789 8922

CHEMTECH Project No. : _____

Client Contact Information	Bottle Order ID : **B2409035**	Courier :	_____ of _____ COCs
Client ID : **TETR16** Project ID : **R36671**		Sampler Name(s) :	Analysis / Matrix
Customer Name : **Tetra Tech, EMI**	Project Manager : **AVA HEISS**	AIR ANALYSIS CHAIN-OF-CUSTODY	
	Phone Number : **302-738-7551**		
Address : **240 Continental Drive, Suite 200**	Fax Number : **302-454-5980**		
	Site Details:	Individual Certified	
City : **Newark**			
State : **DE**	Analysis Turnaround Time		
Zip Code : **19713**	Standard : **10 business days** **OR**	Data Package Type :	
Country :	Rush (Specify): _____ **Days**	EDD Type :	

Sample Identification	Sample Date(s)	Time Start (24 hr Clock)	Time Stop (24 hr Clock)	Can Vacuum in Field ("Hg) (Start)	Can Vacuum in Field ("Hg) (Stop)**	Interior Temp. (F) (Start)	Interior Temp. (F) (Stop)	Out going Can Pressure ("Hg)(Lab)	In coming Can Pressure ("Hg)(Lab)	Flow Reg. ID	Can ID		Flow Controller Readout (ml/min)	Can Cert ID	TO-15				Indoor/Ambinet Air	Soil Gas		
ACVI-IA-02	12/10/24	0858	0858	-30	<3	72°F	72°F	-30	-8.0	10101	10320	6 L	4.16	VL041645.D	X				X			

	Temperature (Fahrenheit)			
	Ambient	Maximum	Minimum	
Start				
Stop				

GC/MS Analyst Signature (TO-15) [signature]

	Pressure (Inches of Hg)			
	Ambient	Maximum	Minimum	
Start				
Stop				

** Submittal of this COC indicates approval of the analysis based on existing conditions.

Please follow the instructions on the back of this COC.

Special Instructions/QC Requirements & Comments :

Suspected Contamination: High Medium Low PID Readings:

Sampling site (State): WV

Quick Connector required : No

Canisters Shiped by: Sam	Date/Time: 11/25/24	Canisters Received by: [signature]	Date/Time: 12-13-24 1100
Samples Relinquished by: [signature]	Date/Time: 12/12/24 0634	Received by:	Date/Time:
Relinquished by:	Date/Time:	Received by:	Date/Time:

CHEMTECH 284 Sheffield Street, Mountainside NJ 07092 (908)-789-8900 Fax : 908 789 8922

Laboratory Certification

Certified By	License No.
CAS EPA CLP Contract	68HERH20D0011
Connecticut	PH-0830
DOD ELAP (ANAB)	L2219
Maine	2024021
Maryland	296
New Hampshire	255424 Rev 1
New Jersey	20012
New York	11376
Pennsylvania	68-00548
Soil Permit	525-24-234-08441
Texas	T104704488

DEP-077
Rev. 3/04

New Jersey Department of Environmental Protection

Internal Chain of Custody

Instructions: Use 1 form for each 20 samples of aliquot

Laboratory Person Breaking Field Seal on Sample Shuttle & Accepting Responsibility for Sample

Laboratory: Chemtech
NJ#:
Field Sample Seal No.: P5296
Case No.: R36719

Location: 284 Sheffield Street, Mountainside, NJ 7092
Title: Sample Custodian
Date Broken: 12/13/2024
Military Time Seal Broken: 10:00:00
Analytical Parameter/Fraction: TO-15

Sample No.	Aliquot/Extract No.	Sample No.	Aliquot/Extract No.
P5296-01	C0AC2		
P5296-02	C0AC3		
P5296-03	C0AC4		

Date	Time	Relinquished By	Received By	Purpose of Change of Custody
12-16-24	14:40	Signature	Signature	
		Printed Name	Printed Name	
		Signature	Signature	
		Printed Name	Printed Name	
		Signature	Signature	
		Printed Name	Printed Name	
		Signature	Signature	
		Printed Name	Printed Name	
		Signature	Signature	
		Printed Name	Printed Name	
		Signature	Signature	
		Printed Name	Printed Name	
		Signature	Signature	
		Printed Name	Printed Name	
		Signature	Signature	
		Printed Name	Printed Name	

Distribution: White - Original (Sent With Report) *Yellow - Contractor Archive* *Pink - Sample Custodian - Interim Copy*

CHEMTECH 284 Sheffield Street Mountainside, NJ 07092

AIR SAMPLE PRESSURE & DILUTION LOGBOOK

Analyst Signature: [signature] Supervisor Signature: [signature]

METHOD: TO-15 Pressure Gauge ID: A2-55971

Date	Sample Number	Canister #	Initial Pressure psia	Initial Pressure Hg	Final Pressure psia	Final Pressure Hg	Dilution Factor	Comment
11/04/24	P4696-01	10295	11.8	-5.9				SY
"	P4696-02	10283	13.6	-2.2				SY
11/18/24	P4911-01	10279	12.2	-5.1				SY
"	P4911-02	10315	12.4	-4.7				↓
12/5/24	P5150-01	10443	12.0	-5.5				SY
	P5150-02	10605	11.8	-5.9				
	P5150-03	10060	11.8	-5.9				
	P5150-04	10445	11.0	-7.5				
	P5150-05	10609	11.4	-6.7				
	P5150-06	10597	12.8	-3.9				
12/13/24	P5292-01	10606	13.2	-3.5				SY
	P5292-02	10300	9.6	-10.4				
	P5293-01	10604	13.2	-3.1				
	P5293-02	10153	11.2	-7.1				
	P5293-03	10258	11.0	-7.5				
	P5294-01	10054	11.8	-5.9				
	P5294-02	10401	11.0	-7.5				
	P5294-03	10197	13.0	-3.5				
	P5295-01	10329	10.8	-8.0				
	P5295-02	10601	10.8	-8.0				
	P5296-01	10326	11.0	-7.5				

CHEMTECH 284 Sheffield Street Mountainside, NJ 07092

AIR SAMPLE PRESSURE & DILUTION LOGBOOK

Analyst Signature: Supervisor Signature:

METHOD: TO-15 Pressure Gauge ID: A2-55971

Date	Sample Number	Canister #	Initial Pressure psia	Initial Pressure Hg	Final Pressure psia	Final Pressure Hg	Dilution Factor	Comment
12/13/24	P5296-02	10448	10.8	-8.0				SY
"	P5296-03	~~10320~~ 10328	10.8	-8.0				↓

B10320

-80

Initial Vacuum (Hg)	Final Vacuum (Hg/PSI)	Data	By:

into

CLP Sample # C0AC4 Sample# ACVI-SS-02-20241210
Date: 12/10/2024 08:56 6L Summa Canister
Location: HHG Office Matrix Air
Analyses: VOCs (TO-15)
Preservation: None
Tag: 1024
Das# R36671 TAT 21 Days

Storage Location: Air Lab
Sample: P5296-03
Cust #: C0AC4

B2409635

B2409635

Initial Vacuum (Hg)	Final Vacuum (Hg/PSI)	Data	By:

10326

-75

into

CLP Sample # C0AC2 Sample# ACVI-IA-05-20241210
Date: 12/10/2024 11:50 6L Summa Canister
Location: 1933 Artisan Ave Office Matrix Air
Analyses: VOCs (TO-15)
Preservation: None
Tag: 1022
Das# R36671 TAT 21 Days

Storage Location: Air Lab
Sample: P5296-01
Cust #: C0AC2

B2409635

Initial Vacuum (Hg)	Final Vacuum (Hg/PSI)	Data	By:

10448

-80

into

CLP Sample # C0AC3 Sample# ACVI-SS-01-20241210
Date: 12/10/2024 08:42 6L Summa Canister
Location: HHG Confrence Matrix Air
Analyses: VOCs (TO-15)
Preservation: None
Tag: 1023
Das# R36671 TAT 21 Days

Storage Location: Air Lab
Sample: P5296-02
Cust #: C0AC3

284 Sheffield Street, Mountainside, NJ 07092
Phone: 908 789 8900 Fax: 908 789 8922

CASE NARRATIVE

Tetra Tech, EMI
Project Name: R36719
Project # N/A
Chemtech Project # P5296
Test Name: TO-15

A. Number of Samples and Date of Receipt:
3 Air samples were received on 12/13/2024.

B. Parameters
According to the Chain of Custody document, the following analyses were requested: TO-15. This data package contains results for TO-15.

C. Analytical Techniques:
The analysis performed on instrument MSVOA_L were done using GC column RTX-1, which is 60 meters, 0.32 mm id, 1.0 um df, Restek Cat. #10157. The Trap was supplied by Entech, glass bead and Tenax , Entech 7100A Preconcentrator.The analysis of TO-15 was based on method TO-15.

D. QA/ QC Samples:
The Holding Times were met for all analysis.
The Surrogate recoveries met the acceptable criteria.
The Internal Standards Areas met the acceptable requirements.
The Retention Times were acceptable for all samples.

The RPD for {P5293-01DUP} with File ID: VL041798.D met criteria except for Hexane[33.3%], m/p-Xylene[200%] due to difference in results of Original and DUP.
The Blank Spike met requirements for all samples .

The Blank analysis did not indicate the presence of lab contamination.
The Initial Calibration met the requirements .
The Continuous Calibration met the requirements .
The Tuning criteria met requirements.

E. Additional Comments:
The Form 6 is not included in the data package because the Initial Calibration was performed using 7 points.

The not QT review data is reported in the Miscellaneous.

The Manual Integrations are performed for the followings :

284 Sheffield Street, Mountainside, NJ 07092
Phone: 908 789 8900 Fax: 908 789 8922

Manual Integration Report

Sequence	VL121624	Instrument	MSVOA_I

Sample ID	File ID	Parameter	Review By	Review On	Supervised By	Supervised On	Reason
VSTDICCC010	VL041752.D	m/p-Xylene	SAM	12/20/2024 4:34:05 AM	MMDadoda	12/20/2024 4:37:21 AM	Peak Integrated by Software incorrectly
VSTDICC002	VL041753.D	1,4-Dioxane	SAM	12/20/2024 4:34:06 AM	MMDadoda	12/20/2024 4:37:23 AM	Peak Integrated by Software incorrectly
VSTDICC002	VL041753.D	cis-1,3-Dichloropropene	SAM	12/20/2024 4:34:06 AM	MMDadoda	12/20/2024 4:37:23 AM	Peak Integrated by Software incorrectly
VSTDICC002	VL041753.D	m/p-Xylene	SAM	12/20/2024 4:34:06 AM	MMDadoda	12/20/2024 4:37:23 AM	Peak Integrated by Software incorrectly
VSTDICC001	VL041754.D	1,1,2-Trichloroethane	SAM	12/20/2024 4:34:08 AM	MMDadoda	12/20/2024 4:37:25 AM	Peak Integrated by Software incorrectly
VSTDICC001	VL041754.D	Carbon Tetrachloride	SAM	12/20/2024 4:34:08 AM	MMDadoda	12/20/2024 4:37:25 AM	Peak Integrated by Software incorrectly
VSTDICC001	VL041754.D	cis-1,3-Dichloropropene	SAM	12/20/2024 4:34:08 AM	MMDadoda	12/20/2024 4:37:25 AM	Peak Integrated by Software incorrectly
VSTDICC001	VL041754.D	Ethanol	SAM	12/20/2024 4:34:08 AM	MMDadoda	12/20/2024 4:37:25 AM	Peak Integrated by

284 Sheffield Street, Mountainside, NJ 07092
Phone: 908 789 8900 Fax: 908 789 8922

							Software incorrectly
VSTDICC001	VL041754.D	m/p-Xylene	SAM	12/20/2024 4:34:08 AM	MMDadoda	12/20/2024 4:37:25 AM	Peak Integrated by Software incorrectly
VSTDICC001	VL041754.D	Methyl Methacrylate	SAM	12/20/2024 4:34:08 AM	MMDadoda	12/20/2024 4:37:25 AM	Peak Integrated by Software incorrectly
VSTDICC001	VL041754.D	Tetrachloroethene	SAM	12/20/2024 4:34:08 AM	MMDadoda	12/20/2024 4:37:25 AM	Peak Integrated by Software incorrectly
STDICC001	VL041754.D	Trichloroethene	SAM	12/20/2024 4:34:08 AM	MMDadoda	12/20/2024 4:37:25 AM	Peak Integrated by Software incorrectly
VSTDICC0.5	VL041755.D	1,1,1,2-Tetrachloroethane	SAM	12/20/2024 4:34:10 AM	MMDadoda	12/20/2024 4:37:27 AM	Peak Integrated by Software incorrectly
VSTDICC0.5	VL041755.D	1,1,2-Trichloroethane	SAM	12/20/2024 4:34:10 AM	MMDadoda	12/20/2024 4:37:27 AM	Peak Integrated by Software incorrectly
VSTDICC0.5	VL041755.D	1,2-Dibromoethane	SAM	12/20/2024 4:34:10 AM	MMDadoda	12/20/2024 4:37:27 AM	Peak Integrated by Software incorrectly
VSTDICC0.5	VL041755.D	1,2-Dichloropropane	SAM	12/20/2024 4:34:10 AM	MMDadoda	12/20/2024 4:37:27 AM	Peak Integrated by Software incorrectly
VSTDICC0.5	VL041755.D	1,4-Dioxane	SAM	12/20/2024 4:34:10 AM	MMDadoda	12/20/2024 4:37:27 AM	Peak Integrated by Software incorrectl

284 Sheffield Street, Mountainside, NJ 07092
Phone: 908 789 8900 Fax: 908 789 8922

							y
VSTDICC0.5	VL041755.D	2,2,4-Trimethylpentane	SAM	12/20/2024 4:34:10 AM	MMDadoda	12/20/2024 4:37:27 AM	Peak Integrated by Software incorrectly
VSTDICC0.5	VL041755.D	4-Methyl-2-Pentanone	SAM	12/20/2024 4:34:10 AM	MMDadoda	12/20/2024 4:37:27 AM	Peak Integrated by Software incorrectly
VSTDICC0.5	VL041755.D	Benzyl Chloride	SAM	12/20/2024 4:34:10 AM	MMDadoda	12/20/2024 4:37:27 AM	Peak Integrated by Software incorrectly
VSTDICC0.5	VL041755.D	Bromodichloromethane	SAM	12/20/2024 4:34:10 AM	MMDadoda	12/20/2024 4:37:27 AM	Peak Integrated by Software incorrectly
VSTDICC0.5	VL041755.D	Bromoform	SAM	12/20/2024 4:34:10 AM	MMDadoda	12/20/2024 4:37:27 AM	Peak Integrated by Software incorrectly
VSTDICC0.5	VL041755.D	Chlorobenzene	SAM	12/20/2024 4:34:10 AM	MMDadoda	12/20/2024 4:37:27 AM	Peak Integrated by Software incorrectly
VSTDICC0.5	VL041755.D	cis-1,3-Dichloropropene	SAM	12/20/2024 4:34:10 AM	MMDadoda	12/20/2024 4:37:27 AM	Peak Integrated by Software incorrectly
VSTDICC0.5	VL041755.D	Ethanol	SAM	12/20/2024 4:34:10 AM	MMDadoda	12/20/2024 4:37:27 AM	Peak Integrated by Software incorrectly
VSTDICC0.5	VL041755.D	Heptane	SAM	12/20/2024 4:34:10 AM	MMDadoda	12/20/2024 4:37:27 AM	Peak Integrated by Software incorrectly
VSTDICC0.5	VL041755.	m/p-Xylene	SA	12/20/202	MMDadod	12/20/202	Peak

284 Sheffield Street, Mountainside, NJ 07092
Phone: 908 789 8900 Fax: 908 789 8922

	D		M	4 4:34:10 AM	a	4 4:37:27 AM	Integrated by Software incorrectly
VSTDICC0.5	VL041755.D	t-1,3-Dichloropropene	SAM	12/20/2024 4:34:10 AM	MMDadoda	12/20/2024 4:37:27 AM	Peak Integrated by Software incorrectly
VSTDICC0.5	VL041755.D	Trichloroethene	SAM	12/20/2024 4:34:10 AM	MMDadoda	12/20/2024 4:37:27 AM	Peak Integrated by Software incorrectly
VSTDICC0.1	VL041756.D	1,1,2,2-Tetrachloroethane	SAM	12/20/2024 4:34:11 AM	MMDadoda	12/20/2024 4:37:28 AM	Peak Integrated by Software incorrectly
VSTDICC0.1	VL041756.D	1,2-Dibromoethane	SAM	12/20/2024 4:34:11 AM	MMDadoda	12/20/2024 4:37:28 AM	Peak Integrated by Software incorrectly
VSTDICC0.1	VL041756.D	Tetrachloroethene	SAM	12/20/2024 4:34:11 AM	MMDadoda	12/20/2024 4:37:28 AM	Peak Integrated by Software incorrectly
VSTDICC0.1	VL041756.D	Trichloroethene	SAM	12/20/2024 4:34:11 AM	MMDadoda	12/20/2024 4:37:28 AM	Peak Integrated by Software incorrectly
VSTDICC0.03	VL041757.D	1,1,1-Trichloroethane	SAM	12/20/2024 4:34:12 AM	MMDadoda	12/20/2024 4:37:30 AM	Peak Integrated by Software incorrectly
VSTDICC0.03	VL041757.D	Carbon Tetrachloride	SAM	12/20/2024 4:34:12 AM	MMDadoda	12/20/2024 4:37:30 AM	Peak Integrated by Software incorrectly
VSTDICC0.03	VL041757.D	Tetrachloroethene	SAM	12/20/2024 4:34:12 AM	MMDadoda	12/20/2024 4:37:30 AM	Peak Integrated by

284 Sheffield Street, Mountainside, NJ 07092
Phone: 908 789 8900 Fax: 908 789 8922

							Software incorrectly
VSTDICC0.03	VL041757.D	Trichloroethene	SAM	12/20/2024 4:34:12 AM	MMDadoda	12/20/2024 4:37:30 AM	Peak Integrated by Software incorrectly
VSTDICC015	VL041758.D	m/p-Xylene	SAM	12/20/2024 4:34:14 AM	MMDadoda	12/20/2024 4:37:32 AM	Peak Integrated by Software incorrectly
VSTDICV010	VL041759.D	1,1,2-Trichloroethane	SAM	12/20/2024 4:34:16 AM	MMDadoda	12/20/2024 4:37:35 AM	Peak Integrated by Software incorrectly
VSTDICV010	VL041759.D	Ethanol	SAM	12/20/2024 4:34:16 AM	MMDadoda	12/20/2024 4:37:35 AM	Peak Integrated by Software incorrectly
VSTDICV010	VL041759.D	m/p-Xylene	SAM	12/20/2024 4:34:16 AM	MMDadoda	12/20/2024 4:37:35 AM	Peak Integrated by Software incorrectly

Manual Integration Report

Sequence	vl121824	Instrument	MSVOA_I

Sample ID	File ID	Parameter	Review By	Review On	Supervised By	Supervised On	Reason
VSTDCCC010	VL041788.D	cis-1,3-Dichloropropene	SAM	12/19/2024 12:18:09 PM	MMDadoda	12/19/2024 2:45:22 PM	Peak Integrated by Software incorrectly
VSTDCCC010	VL041788.D	Ethanol	SAM	12/19/2024 12:18:09 PM	MMDadoda	12/19/2024 2:45:22 PM	Peak Integrated by Software incorrectly

284 Sheffield Street, Mountainside, NJ 07092
Phone: 908 789 8900 Fax: 908 789 8922

VSTDCCC010	VL041788.D	m/p-Xylene	SAM	12/19/2024 12:18:09 PM	MMDadoda	12/19/2024 2:45:22 PM	Peak Integrated by Software incorrectly
VL1218ABS01	VL041795.D	m/p-Xylene	SAM	12/19/2024 12:19:16 PM	MMDadoda	12/19/2024 2:45:27 PM	Peak Integrated by Software incorrectly
P5293-01DUP	VL041798.D	2,2,4-Trimethylpentane	SAM	12/19/2024 12:19:02 PM	MMDadoda	12/19/2024 2:45:30 PM	Peak Integrated by Software incorrectly
P5293-01DUP	VL041798.D	Carbon Tetrachloride	SAM	12/19/2024 12:19:02 PM	MMDadoda	12/19/2024 2:45:30 PM	Peak Integrated by Software incorrectly
P5293-01DUP	VL041798.D	Chlorodifluoromethane	SAM	12/19/2024 12:19:02 PM	MMDadoda	12/19/2024 2:45:30 PM	Peak Integrated by Software incorrectly
P5293-01DUP	VL041798.D	m/p-Xylene	SAM	12/19/2024 12:19:02 PM	MMDadoda	12/19/2024 2:45:30 PM	Peak Integrated by Software incorrectly
P5293-01DUP	VL041798.D	Propene	SAM	12/19/2024 12:19:02 PM	MMDadoda	12/19/2024 2:45:30 PM	Peak Integrated by Software incorrectly
P5296-01	VL041801.D	Chlorodifluoromethane	SAM	12/19/2024 12:18:58 PM	MMDadoda	12/19/2024 2:45:36 PM	Peak Integrated by Software incorrectly
P5296-01	VL041801.D	Cyclohexane	SAM	12/19/2024 12:18:58 PM	MMDadoda	12/19/2024 2:45:36 PM	Peak Integrated by Software incorrectly
P5296-01	VL041801.D	m/p-Xylene	SAM	12/19/2024	MMDadoda	12/19/2024 2:45:36	Peak Integrate

284 Sheffield Street, Mountainside, NJ 07092
Phone: 908 789 8900 Fax: 908 789 8922

				12:18:58 PM		PM	d by Software incorrectly
P5296-01	VL041801.D	Propene	SAM	12/19/2024 12:18:58 PM	MMDadoda	12/19/2024 2:45:36 PM	Peak Integrated by Software incorrectly
P5296-01	VL041801.D	tert-Butyl alcohol	SAM	12/19/2024 12:18:58 PM	MMDadoda	12/19/2024 2:45:36 PM	Peak Integrated by Software incorrectly
P5296-01	VL041801.D	Toluene	SAM	12/19/2024 12:18:58 PM	MMDadoda	12/19/2024 2:45:36 PM	Peak Integrated by Software incorrectly

Manual Integration Report			
Sequence	VL121924	Instrument	MSVOA_I

Sample ID	File ID	Parameter	Review By	Review On	Supervised By	Supervised On	Reason
VSTDCCC010	VL041818.D	Ethanol	SAM	12/20/2024 8:57:38 AM	MMDadoda	12/20/2024 10:53:06 AM	Peak Integrated by Software incorrectly
VSTDCCC010	VL041818.D	m/p-Xylene	SAM	12/20/2024 8:57:38 AM	MMDadoda	12/20/2024 10:53:06 AM	Peak Integrated by Software incorrectly
VSTDCCC010	VL041818.D	t-1,3-Dichloropropene	SAM	12/20/2024 8:57:38 AM	MMDadoda	12/20/2024 10:53:06 AM	Peak Integrated by Software incorrectly
VL1219ABS01	VL041820.D	m/p-Xylene	SAM	12/20/2024 8:57:06 AM	MMDadoda	12/20/2024 10:53:09 AM	Peak Integrated by Software incorrectly

284 Sheffield Street, Mountainside, NJ 07092
Phone: 908 789 8900 Fax: 908 789 8922

P5296-03	VL041824.D	4-Methyl-2-Pentanone	SAM	12/20/2024 8:57:57 AM	MMDadoda	12/20/2024 10:53:16 AM	Peak Integrated by Software incorrectly
P5296-03	VL041824.D	Benzene	SAM	12/20/2024 8:57:57 AM	MMDadoda	12/20/2024 10:53:16 AM	Peak Integrated by Software incorrectly
P5296-03	VL041824.D	Carbon Tetrachloride	SAM	12/20/2024 8:57:57 AM	MMDadoda	12/20/2024 10:53:16 AM	Peak Integrated by Software incorrectly
P5296-03	VL041824.D	Chlorodifluoromethane	SAM	12/20/2024 8:57:57 AM	MMDadoda	12/20/2024 10:53:16 AM	Peak Integrated by Software incorrectly
P5296-03	VL041824.D	Cyclohexane	SAM	12/20/2024 8:57:57 AM	MMDadoda	12/20/2024 10:53:16 AM	Peak Integrated by Software incorrectly
P5296-03	VL041824.D	Heptane	SAM	12/20/2024 8:57:57 AM	MMDadoda	12/20/2024 10:53:16 AM	Peak Integrated by Software incorrectly
P5296-03	VL041824.D	Tetrachloroethene	SAM	12/20/2024 8:57:57 AM	MMDadoda	12/20/2024 10:53:16 AM	Peak Integrated by Software incorrectly
P5296-02	VL041825.D	4-Methyl-2-Pentanone	SAM	12/20/2024 8:57:16 AM	MMDadoda	12/20/2024 10:53:17 AM	Peak Integrated by Software incorrectly
P5296-02	VL041825.D	Benzene	SAM	12/20/2024 8:57:16 AM	MMDadoda	12/20/2024 10:53:17 AM	Peak Integrated by Software incorrectly
P5296-02	VL041825.D	Carbon Tetrachloride	SAM	12/20/2024	MMDadoda	12/20/2024 10:53:17	Peak Integrate

284 Sheffield Street, Mountainside, NJ 07092
Phone: 908 789 8900 Fax: 908 789 8922

				8:57:16 AM		AM	d by Software incorrectly
P5296-02	VL041825.D	Chlorodifluoromethane	SAM	12/20/2024 8:57:16 AM	MMDadoda	12/20/2024 10:53:17 AM	Peak Integrated by Software incorrectly
P5296-02	VL041825.D	Tetrachloroethene	SAM	12/20/2024 8:57:16 AM	MMDadoda	12/20/2024 10:53:17 AM	Peak Integrated by Software incorrectly
P5296-02	VL041825.D	Tetrahydrofuran	SAM	12/20/2024 8:57:16 AM	MMDadoda	12/20/2024 10:53:17 AM	Peak Integrated by Software incorrectly

F. Manual Integration Comments:
Please refer to the Manual integration Report included with the Run Logs for information on the manual integrations performed.

I certify that the data package is in compliance with the terms and conditions of the contract, both technically and for completeness, for other than the conditions detailed above. The laboratory manager or his designee, as verified by the following signature has authorized release of the data contained in this hard copy data package.

Signature_____

284 Sheffield Street, Mountainside NJ 07092 Tel. 908-789-8900 Fax: 908-789-8922

DATA REPORTING QUALIFIERS- ORGANIC

For reporting results, the following " Results Qualifiers" are used:

Value	If the result is a value greater than or equal to the detection limit, report the value
U	Indicates the compound was analyzed for but was not detected. Report the minimum detection limit for the sample with the U, i.e. "10 U". This is not necessarily the instrument detection limit attainable for this particular sample based on any concentration or dilution that may have been required.
ND	Indicates the analyte was analyzed for, but not detected
J	Indicates an estimated value**.** This flag is used: (1) When estimating a concentration for a tentatively identified compound (library search hits, where a 1:1 response is assumed.) (2) When the mass spectral data indicated the identification, however the result was less than the specified detection limit greater than zero. If the detection limit was 10ug/L and a concentration of 3 ug/L was calculated report as 3 J. This is flag is used when similar situation arise on any organic parameter i.e. Pest, PCB and others.
B	Indicates the analyte was found in the blank as well as the sample report as "12 B".
E	Indicates the analyte 's concentration exceeds the calibrated range of the instrument for that specific analysis.
D	This flag identifies all compounds identified in an analysis at a secondary dilution factor.
P	This flag is used for Pesticide/PCB target analyte when there is >25% difference for detected concentrations between the two GC columns. The lower of the two values is reported on Form 1 and flagged with a "P".
N	This flag indicates presumptive evidence of a compound. This is only used for tentatively identified compounds (TICs), where the identification is based on a mass spectral library search. It applies to all TIC results. For generic characterization of a TIC, such as chlorinated hydrocarbon, the flag is not used.
A	This flag indicates that a Tentatively Identified Compound is a suspected aldol-condensation product.
Q	Indicates the LCS did not meet the control limits requirements

284 Sheffield Street, Mountainside, New Jersey 07092, Phone : 908 789 8900,
Fax : 908 789 8922

APPENDIX A

QA REVIEW GENERAL DOCUMENTATION

Project #: **P5296**

	Completed
For thorough review, the report must have the following:	
GENERAL:	
Are all original paperwork present (chain of custody, record of communication,airbill, sample management lab chronicle, login page)	✓
Check chain-of-custody for proper relinquish/return of samples	✓
Is the chain of custody signed and complete	✓
Check internal chain-of-custody for proper relinquish/return of samples /sample extracts	✓
Collect information for each project id from server. Were all requirements followed	✓
COVER PAGE:	
Do numbers of samples correspond to the number of samples in the Chain of Custody on login page	✓
Do lab numbers and client Ids on cover page agree with the Chain of Custody	✓
CHAIN OF CUSTODY:	
Do requested analyses on Chain of Custody agree with form I results	✓
Do requested analyses on Chain of Custody agree with the log-in page	✓
Were the correct method log-in for analysis according to the Analytical Request and Chain of Castody	✓
Were the samples received within hold time	✓
Were any problems found with the samples at arrival recorded in the Sample Management Laboratory Chronicle	✓
ANALYTICAL:	
Was method requirement followed?	✓
Was client requirement followed?	✓
Does the case narrative summarize all QC failure?	✓
All runlogs and manual integration are reviewed for requirements	✓
All manual calculations and /or hand notations verified	✓

QA Review Signature: **SOHIL JODHANI** **Date:** **12/26/2024**

284 Sheffield Street, Mountainside, New Jersey 07092, Phone : 908 789 8900, Fax : 908 789 8922

LAB CHRONICLE

OrderID:	P5296	**OrderDate:**	12/16/2024 11:35:00 AM
Client:	Tetra Tech, EMI	**Project:**	R36719
Contact:	Ava Heiss	**Location:**	Air Lab

LabID	ClientID	Matrix	Test	Method	Sample Date	Prep Date	Anal Date	Received
P5296-01	**C0AC2**	**Air**			**12/11/24**			**12/13/24**
			TO-15	TO-15			12/18/24	
P5296-02	**C0AC3**	**Air**			**12/11/24**			**12/13/24**
			TO-15	TO-15			12/19/24	
P5296-03	**C0AC4**	**Air**			**12/11/24**			**12/13/24**
			TO-15	TO-15			12/19/24	

284 Sheffield Street, Mountainside, New Jersey 07092, Phone : 908 789 8900,
Fax : 908 789 8922

Hit Summary Sheet
SW-846

SDG No.: P5296

Client: Tetra Tech, EMI

Sample ID	Client ID	Matrix	Parameter	Concentration	C	MDL	RDL	Units
Client ID:	**C0AC2**							
P5296-01	C0AC2	Air	Dichlorodifluoromethane	1.68	J	1.04	2.47	ug/m3
P5296-01	C0AC2	Air	Chloromethane	1.92		0.21	1.03	ug/m3
P5296-01	C0AC2	Air	Trichlorofluoromethane	1.12	J	0.90	2.81	ug/m3
P5296-01	C0AC2	Air	tert-Butyl alcohol	0.91	J	0.58	1.52	ug/m3
P5296-01	C0AC2	Air	Acetone	21.1		0.57	1.19	ug/m3
P5296-01	C0AC2	Air	Methylene Chloride	1.56	J	0.66	1.74	ug/m3
P5296-01	C0AC2	Air	2-Butanone	3.54		0.35	1.47	ug/m3
P5296-01	C0AC2	Air	Carbon Tetrachloride	0.38		0.060	0.19	ug/m3
P5296-01	C0AC2	Air	Chloroform	0.63	J	0.39	2.44	ug/m3
P5296-01	C0AC2	Air	Benzene	1.34	J	0.29	1.60	ug/m3
P5296-01	C0AC2	Air	Toluene	2.07		0.41	1.88	ug/m3
P5296-01	C0AC2	Air	Tetrachloroethene	1.02		0.14	0.20	ug/m3
P5296-01	C0AC2	Air	Ethyl Benzene	0.78	J	0.52	2.17	ug/m3
P5296-01	C0AC2	Air	m/p-Xylene	3.13	J	0.91	4.34	ug/m3
P5296-01	C0AC2	Air	o-Xylene	1.35	J	0.52	2.17	ug/m3
P5296-01	C0AC2	Air	1,2,4-Trimethylbenzene	1.62	J	0.39	2.46	ug/m3
			Total Voc :	44.2				
			Total Concentration:	44.2				
Client ID:	**C0AC3**							
P5296-02	C0AC3	Air	Dichlorodifluoromethane	1.68	J	1.04	2.47	ug/m3
P5296-02	C0AC3	Air	Chloromethane	0.66	J	0.21	1.03	ug/m3
P5296-02	C0AC3	Air	Tetrahydrofuran	0.88	J	0.38	1.47	ug/m3
P5296-02	C0AC3	Air	Trichlorofluoromethane	1.07	J	0.90	2.81	ug/m3
P5296-02	C0AC3	Air	tert-Butyl alcohol	0.70	J	0.58	1.52	ug/m3
P5296-02	C0AC3	Air	Acetone	5.46		0.57	1.19	ug/m3
P5296-02	C0AC3	Air	Methylene Chloride	17.0		0.66	1.74	ug/m3
P5296-02	C0AC3	Air	2-Butanone	1.24	J	0.35	1.47	ug/m3
P5296-02	C0AC3	Air	Carbon Tetrachloride	0.31		0.060	0.19	ug/m3
P5296-02	C0AC3	Air	Chloroform	3.96		0.39	2.44	ug/m3
P5296-02	C0AC3	Air	Benzene	0.61	J	0.29	1.60	ug/m3
P5296-02	C0AC3	Air	4-Methyl-2-Pentanone	0.49	J	0.37	2.05	ug/m3
P5296-02	C0AC3	Air	Toluene	8.29		0.41	1.88	ug/m3
P5296-02	C0AC3	Air	Tetrachloroethene	2.17		0.14	0.20	ug/m3
P5296-02	C0AC3	Air	Ethyl Benzene	1.56	J	0.52	2.17	ug/m3
P5296-02	C0AC3	Air	m/p-Xylene	6.08		0.91	4.34	ug/m3
P5296-02	C0AC3	Air	o-Xylene	2.39		0.52	2.17	ug/m3

284 Sheffield Street, Mountainside, New Jersey 07092, Phone : 908 789 8900,
Fax : 908 789 8922

Hit Summary Sheet
SW-846

SDG No.: P5296

Client: Tetra Tech, EMI

Sample ID	Client ID	Matrix	Parameter	Concentration	C	MDL	RDL	Units
P5296-02	C0AC3	Air	Styrene	1.53	J	0.47	2.13	ug/m3
P5296-02	C0AC3	Air	1,2,4-Trimethylbenzene	0.59	J	0.39	2.46	ug/m3
P5296-02	C0AC3	Air	Hexane	3.31		0.39	1.76	ug/m3
			Total Voc :	60.0				
			Total Concentration:	60.0				
Client ID:	**C0AC4**							
P5296-03	C0AC4	Air	Dichlorodifluoromethane	1.38	J	1.04	2.47	ug/m3
P5296-03	C0AC4	Air	Chloromethane	0.60	J	0.21	1.03	ug/m3
P5296-03	C0AC4	Air	Tetrahydrofuran	1.45	J	0.38	1.47	ug/m3
P5296-03	C0AC4	Air	Trichlorofluoromethane	1.18	J	0.90	2.81	ug/m3
P5296-03	C0AC4	Air	tert-Butyl alcohol	1.18	J	0.58	1.52	ug/m3
P5296-03	C0AC4	Air	Heptane	0.78	J	0.45	2.05	ug/m3
P5296-03	C0AC4	Air	Acetone	7.13		0.57	1.19	ug/m3
P5296-03	C0AC4	Air	Methylene Chloride	1.67	J	0.66	1.74	ug/m3
P5296-03	C0AC4	Air	2-Butanone	2.24		0.35	1.47	ug/m3
P5296-03	C0AC4	Air	Carbon Tetrachloride	0.25		0.060	0.19	ug/m3
P5296-03	C0AC4	Air	Chloroform	0.78	J	0.39	2.44	ug/m3
P5296-03	C0AC4	Air	Benzene	0.48	J	0.29	1.60	ug/m3
P5296-03	C0AC4	Air	4-Methyl-2-Pentanone	0.70	J	0.37	2.05	ug/m3
P5296-03	C0AC4	Air	Toluene	19.2		0.41	1.88	ug/m3
P5296-03	C0AC4	Air	Tetrachloroethene	2.17		0.14	0.20	ug/m3
P5296-03	C0AC4	Air	Ethyl Benzene	3.21		0.52	2.17	ug/m3
P5296-03	C0AC4	Air	m/p-Xylene	13.9		0.91	4.34	ug/m3
P5296-03	C0AC4	Air	o-Xylene	5.21		0.52	2.17	ug/m3
P5296-03	C0AC4	Air	Styrene	3.45		0.47	2.13	ug/m3
P5296-03	C0AC4	Air	1,2,4-Trimethylbenzene	1.33	J	0.39	2.46	ug/m3
			Total Voc :	68.3				
			Total Concentration:	68.3				

284 Sheffield Street, Mountainside, New Jersey 07092, Phone : 908 789 8900,
Fax : 908 789 8922

Project : R36719

Field Id Number : C0AC2

Laboratory Id Number : P5296-01

Sampling Date : 12/11/24

Analysis Date : 12/18/24

Target Analyts : Air Results

Chemical	Cas Number	Molecular Weight	Insert Results in PPBV	Qualifier	Generate Results in ug/m3	QAS Decision	Foot Notes
Dichlorodifluoromethane	75-71-8	120.9	0.34	J	1.68		
Chloromethane	74-87-3	50.49	0.93		1.92		
Vinyl Chloride	75-01-4	62.5	0.01	U	0.03		
Bromomethane	74-83-9	94.94	0.14	U	0.54		
Chloroethane	75-00-3	64.52	0.17	U	0.45		
Tetrahydrofuran	109-99-9	72.11	0.13	U	0.38		
Trichlorofluoromethane	75-69-4	137.4	0.2	J	1.12		
Dichlorotetrafluoroethane	76-14-2	170.9	0.09	U	0.63		
1,1,2-Trichlorotrifluoroethane	76-13-1	187.4	0.16	U	1.23		
tert-Butyl alcohol	75-65-0	74.12	0.3	J	0.91		
Heptane	142-82-5	100.2	0.11	U	0.45		
1,1-Dichloroethene	75-35-4	96.94	0.14	U	0.56		
Acetone	67-64-1	58.08	8.9		21.1		
Carbon Disulfide	75-15-0	76.14	0.16	U	0.5		
Methyl tert-Butyl Ether	1634-04-4	88.15	0.12	U	0.43		
Methylene Chloride	75-09-2	84.94	0.45	J	1.56		
trans-1,2-Dichloroethene	156-60-5	96.94	0.19	U	0.75		
1,1-Dichloroethane	75-34-3	98.96	0.13	U	0.53		
Cyclohexane	110-82-7	84.16	0.22	U	0.76		
2-Butanone	78-93-3	72.11	1.2		3.54		
Carbon Tetrachloride	56-23-5	153.8	0.06		0.38		
cis-1,2-Dichloroethene	156-59-2	96.94	0.09	U	0.36		
Chloroform	67-66-3	119.4	0.13	J	0.63		
1,1,1-Trichloroethane	71-55-6	133.4	0.01	U	0.05		
2,2,4-Trimethylpentane	540-84-1	114.2	0.1	U	0.47		
Benzene	71-43-2	78.11	0.42	J	1.34		
1,2-Dichloroethane	107-06-2	98.96	0.09	U	0.36		
Trichloroethene	79-01-6	131.4	0.02	U	0.11		
1,2-Dichloropropane	78-87-5	113	0.11	U	0.51		
Bromodichloromethane	75-27-4	163.8	0.08	U	0.54		
4-Methyl-2-Pentanone	108-10-1	100.2	0.09	U	0.37		
Toluene	108-88-3	92.14	0.55		2.07		
t-1,3-Dichloropropene	10061-02-6	111	0.06	U	0.27		
cis-1,3-Dichloropropene	10061-01-5	111	0.06	U	0.27		
1,1,2-Trichloroethane	79-00-5	133.4	0.07	U	0.38		

284 Sheffield Street, Mountainside, New Jersey 07092, Phone : 908 789 8900,
Fax : 908 789 8922

Project : R36719 **Sampling Date :** 12/11/24

Field Id Number : C0AC2 **Analysis Date :** 12/18/24

Laboratory Id Number : P5296-01 **Target Analyts :** Air Results

Dibromochloromethane	124-48-1	208.3	0.07	U	0.6		
1,2-Dibromoethane	106-93-4	187.9	0.07	U	0.54		
Tetrachloroethene	127-18-4	165.8	0.15		1.02		
Chlorobenzene	108-90-7	112.6	0.08	U	0.37		
Ethyl Benzene	100-41-4	106.2	0.18	J	0.78		
m/p-Xylene	179601-23-1	106.2	0.72	J	3.13		
o-Xylene	95-47-6	106.2	0.31	J	1.35		
Styrene	100-42-5	104.1	0.11	U	0.47		
Bromoform	75-25-2	252.8	0.06	U	0.62		
1,1,2,2-Tetrachloroethane	79-34-5	167.9	0.01	U	0.07		
2-Chlorotoluene	95-49-8	126.6	0.11	U	0.57		
1,3,5-Trimethylbenzene	108-67-8	120.2	0.11	U	0.54		
1,2,4-Trimethylbenzene	95-63-6	120.2	0.33	J	1.62		
1,3-Dichlorobenzene	541-73-1	147	0.08	U	0.48		
1,4-Dichlorobenzene	106-46-7	147	0.05	U	0.3		
1,2-Dichlorobenzene	95-50-1	147	0.08	U	0.48		
1,2,4-Trichlorobenzene	120-82-1	181.5	0.09	U	0.67		
Hexachloro-1,3-Butadiene	87-68-3	260.8	0.09	U	0.96		
Naphthalene	91-20-3	128.17	0.08	U	0.42		
1,3-Butadiene	106-99-0	54.09	0.13	U	0.29		
4-Ethyltoluene	622-96-8	120.2	0.12	U	0.59		
Hexane	110-54-3	86.17	0.11	U	0.39		
Allyl Chloride	107-05-1	76.53	0.15	U	0.47		
1,4-Dioxane	123-91-1	88.12	0.21	U	0.76		
Methyl Methacrylate	80-62-6	100.117	0.09	U	0.37		

284 Sheffield Street, Mountainside, New Jersey 07092, Phone : 908 789 8900,
Fax : 908 789 8922

Project : R36719

Field Id Number : C0AC3

Laboratory Id Number : P5296-02

Sampling Date : 12/11/24

Analysis Date : 12/19/24

Target Analyts : Air Results

Chemical	Cas Number	Molecular Weight	Insert Results in PPBV	Qualifier	Generate Results in ug/m3	QAS Decision	Foot Notes
Dichlorodifluoromethane	75-71-8	120.9	0.34	J	1.68		
Chloromethane	74-87-3	50.49	0.32	J	0.66		
Vinyl Chloride	75-01-4	62.5	0.01	U	0.03		
Bromomethane	74-83-9	94.94	0.14	U	0.54		
Chloroethane	75-00-3	64.52	0.17	U	0.45		
Tetrahydrofuran	109-99-9	72.11	0.3	J	0.88		
Trichlorofluoromethane	75-69-4	137.4	0.19	J	1.07		
Dichlorotetrafluoroethane	76-14-2	170.9	0.09	U	0.63		
1,1,2-Trichlorotrifluoroethane	76-13-1	187.4	0.16	U	1.23		
tert-Butyl alcohol	75-65-0	74.12	0.23	J	0.7		
Heptane	142-82-5	100.2	0.11	U	0.45		
1,1-Dichloroethene	75-35-4	96.94	0.14	U	0.56		
Acetone	67-64-1	58.08	2.3		5.46		
Carbon Disulfide	75-15-0	76.14	0.16	U	0.5		
Methyl tert-Butyl Ether	1634-04-4	88.15	0.12	U	0.43		
Methylene Chloride	75-09-2	84.94	4.9		17.0		
trans-1,2-Dichloroethene	156-60-5	96.94	0.19	U	0.75		
1,1-Dichloroethane	75-34-3	98.96	0.13	U	0.53		
Cyclohexane	110-82-7	84.16	0.22	U	0.76		
2-Butanone	78-93-3	72.11	0.42	J	1.24		
Carbon Tetrachloride	56-23-5	153.8	0.05		0.31		
cis-1,2-Dichloroethene	156-59-2	96.94	0.09	U	0.36		
Chloroform	67-66-3	119.4	0.81		3.96		
1,1,1-Trichloroethane	71-55-6	133.4	0.01	U	0.05		
2,2,4-Trimethylpentane	540-84-1	114.2	0.1	U	0.47		
Benzene	71-43-2	78.11	0.19	J	0.61		
1,2-Dichloroethane	107-06-2	98.96	0.09	U	0.36		
Trichloroethene	79-01-6	131.4	0.02	U	0.11		
1,2-Dichloropropane	78-87-5	113	0.11	U	0.51		
Bromodichloromethane	75-27-4	163.8	0.08	U	0.54		
4-Methyl-2-Pentanone	108-10-1	100.2	0.12	J	0.49		
Toluene	108-88-3	92.14	2.2		8.29		
t-1,3-Dichloropropene	10061-02-6	111	0.06	U	0.27		
cis-1,3-Dichloropropene	10061-01-5	111	0.06	U	0.27		
1,1,2-Trichloroethane	79-00-5	133.4	0.07	U	0.38		

284 Sheffield Street, Mountainside, New Jersey 07092, Phone : 908 789 8900,
Fax : 908 789 8922

Project : R36719 **Sampling Date :** 12/11/24

Field Id Number : C0AC3 **Analysis Date :** 12/19/24

Laboratory Id Number : P5296-02 **Target Analyts :** Air Results

Dibromochloromethane	124-48-1	208.3	0.07	U	0.6		
1,2-Dibromoethane	106-93-4	187.9	0.07	U	0.54		
Tetrachloroethene	127-18-4	165.8	0.32		2.17		
Chlorobenzene	108-90-7	112.6	0.08	U	0.37		
Ethyl Benzene	100-41-4	106.2	0.36	J	1.56		
m/p-Xylene	179601-23-1	106.2	1.4		6.08		
o-Xylene	95-47-6	106.2	0.55		2.39		
Styrene	100-42-5	104.1	0.36	J	1.53		
Bromoform	75-25-2	252.8	0.06	U	0.62		
1,1,2,2-Tetrachloroethane	79-34-5	167.9	0.01	U	0.07		
2-Chlorotoluene	95-49-8	126.6	0.11	U	0.57		
1,3,5-Trimethylbenzene	108-67-8	120.2	0.11	U	0.54		
1,2,4-Trimethylbenzene	95-63-6	120.2	0.12	J	0.59		
1,3-Dichlorobenzene	541-73-1	147	0.08	U	0.48		
1,4-Dichlorobenzene	106-46-7	147	0.05	U	0.3		
1,2-Dichlorobenzene	95-50-1	147	0.08	U	0.48		
1,2,4-Trichlorobenzene	120-82-1	181.5	0.09	U	0.67		
Hexachloro-1,3-Butadiene	87-68-3	260.8	0.09	U	0.96		
Naphthalene	91-20-3	128.17	0.08	U	0.42		
1,3-Butadiene	106-99-0	54.09	0.13	U	0.29		
4-Ethyltoluene	622-96-8	120.2	0.12	U	0.59		
Hexane	110-54-3	86.17	0.94		3.31		
Allyl Chloride	107-05-1	76.53	0.15	U	0.47		
1,4-Dioxane	123-91-1	88.12	0.21	U	0.76		
Methyl Methacrylate	80-62-6	100.117	0.09	U	0.37		

284 Sheffield Street, Mountainside, New Jersey 07092, Phone : 908 789 8900,
Fax : 908 789 8922

Project : R36719

Field Id Number : C0AC4

Laboratory Id Number : P5296-03

Sampling Date : 12/11/24

Analysis Date : 12/19/24

Target Analyts : Air Results

Chemical	Cas Number	Molecular Weight	Insert Results in PPBV	Qualifier	Generate Results in ug/m3	QAS Decision	Foot Notes
Dichlorodifluoromethane	75-71-8	120.9	0.28	J	1.38		
Chloromethane	74-87-3	50.49	0.29	J	0.6		
Vinyl Chloride	75-01-4	62.5	0.01	U	0.03		
Bromomethane	74-83-9	94.94	0.14	U	0.54		
Chloroethane	75-00-3	64.52	0.17	U	0.45		
Tetrahydrofuran	109-99-9	72.11	0.49	J	1.45		
Trichlorofluoromethane	75-69-4	137.4	0.21	J	1.18		
Dichlorotetrafluoroethane	76-14-2	170.9	0.09	U	0.63		
1,1,2-Trichlorotrifluoroethane	76-13-1	187.4	0.16	U	1.23		
tert-Butyl alcohol	75-65-0	74.12	0.39	J	1.18		
Heptane	142-82-5	100.2	0.19	J	0.78		
1,1-Dichloroethene	75-35-4	96.94	0.14	U	0.56		
Acetone	67-64-1	58.08	3		7.13		
Carbon Disulfide	75-15-0	76.14	0.16	U	0.5		
Methyl tert-Butyl Ether	1634-04-4	88.15	0.12	U	0.43		
Methylene Chloride	75-09-2	84.94	0.48	J	1.67		
trans-1,2-Dichloroethene	156-60-5	96.94	0.19	U	0.75		
1,1-Dichloroethane	75-34-3	98.96	0.13	U	0.53		
Cyclohexane	110-82-7	84.16	0.22	U	0.76		
2-Butanone	78-93-3	72.11	0.76		2.24		
Carbon Tetrachloride	56-23-5	153.8	0.04		0.25		
cis-1,2-Dichloroethene	156-59-2	96.94	0.09	U	0.36		
Chloroform	67-66-3	119.4	0.16	J	0.78		
1,1,1-Trichloroethane	71-55-6	133.4	0.01	U	0.05		
2,2,4-Trimethylpentane	540-84-1	114.2	0.1	U	0.47		
Benzene	71-43-2	78.11	0.15	J	0.48		
1,2-Dichloroethane	107-06-2	98.96	0.09	U	0.36		
Trichloroethene	79-01-6	131.4	0.02	U	0.11		
1,2-Dichloropropane	78-87-5	113	0.11	U	0.51		
Bromodichloromethane	75-27-4	163.8	0.08	U	0.54		
4-Methyl-2-Pentanone	108-10-1	100.2	0.17	J	0.7		
Toluene	108-88-3	92.14	5.1		19.2		
t-1,3-Dichloropropene	10061-02-6	111	0.06	U	0.27		
cis-1,3-Dichloropropene	10061-01-5	111	0.06	U	0.27		
1,1,2-Trichloroethane	79-00-5	133.4	0.07	U	0.38		

284 Sheffield Street, Mountainside, New Jersey 07092, Phone : 908 789 8900,
Fax : 908 789 8922

Project : R36719 **Sampling Date :** 12/11/24

Field Id Number : C0AC4 **Analysis Date :** 12/19/24

Laboratory Id Number : P5296-03 **Target Analyts :** Air Results

Dibromochloromethane	124-48-1	208.3	0.07	U	0.6		
1,2-Dibromoethane	106-93-4	187.9	0.07	U	0.54		
Tetrachloroethene	127-18-4	165.8	0.32		2.17		
Chlorobenzene	108-90-7	112.6	0.08	U	0.37		
Ethyl Benzene	100-41-4	106.2	0.74		3.21		
m/p-Xylene	179601-23-1	106.2	3.2		13.9		
o-Xylene	95-47-6	106.2	1.2		5.21		
Styrene	100-42-5	104.1	0.81		3.45		
Bromoform	75-25-2	252.8	0.06	U	0.62		
1,1,2,2-Tetrachloroethane	79-34-5	167.9	0.01	U	0.07		
2-Chlorotoluene	95-49-8	126.6	0.11	U	0.57		
1,3,5-Trimethylbenzene	108-67-8	120.2	0.11	U	0.54		
1,2,4-Trimethylbenzene	95-63-6	120.2	0.27	J	1.33		
1,3-Dichlorobenzene	541-73-1	147	0.08	U	0.48		
1,4-Dichlorobenzene	106-46-7	147	0.05	U	0.3		
1,2-Dichlorobenzene	95-50-1	147	0.08	U	0.48		
1,2,4-Trichlorobenzene	120-82-1	181.5	0.09	U	0.67		
Hexachloro-1,3-Butadiene	87-68-3	260.8	0.09	U	0.96		
Naphthalene	91-20-3	128.17	0.08	U	0.42		
1,3-Butadiene	106-99-0	54.09	0.13	U	0.29		
4-Ethyltoluene	622-96-8	120.2	0.12	U	0.59		
Hexane	110-54-3	86.17	0.11	U	0.39		
Allyl Chloride	107-05-1	76.53	0.15	U	0.47		
1,4-Dioxane	123-91-1	88.12	0.21	U	0.76		
Methyl Methacrylate	80-62-6	100.117	0.09	U	0.37		

Alliance TECHNICAL GROUP 284 Sheffield Street, Mountainside, New Jersey 07092 Phone: 908 789 8900 Fax: 908 789 8922

Method	Matrix	Parameter	Spike_Amt_ Added	Calculated MDL	MB Data	MB Datafile	New MDL TO Be Used	MDL Unit
TO-15	Air	1,1,1,2-Tetrachloroethane	0.4	0.090683682	0		0.091	ppbv
TO-15	Air	1,1,1-Trichloroethane	0.03	0.00947589	0		0.0095	ppbv
TO-15	Air	1,1,2,2-Tetrachloroethane	0.03	0.010183321	0		0.011	ppbv
TO-15	Air	1,1,2-Trichloroethane	0.4	0.070112514	0		0.071	ppbv
TO-15	Air	1,1,2-Trichlorotrifluoroethane	0.4	0.155560652	0		0.16	ppbv
TO-15	Air	1,1-Dichloroethane	0.4	0.122378743	0		0.13	ppbv
TO-15	Air	1,1-Dichloroethene	0.4	0.139735617	0		0.14	ppbv
TO-15	Air	1,2,4-Trichlorobenzene	0.4	0.084677012	0		0.085	ppbv
TO-15	Air	1,2,4-Trimethylbenzene	0.4	0.077496367	0		0.078	ppbv
TO-15	Air	1,2-Dibromoethane	0.4	0.071318853	0		0.072	ppbv
TO-15	Air	1,2-Dichlorobenzene	0.4	0.074250332	0		0.075	ppbv
TO-15	Air	1,2-Dichloroethane	0.4	0.090890005	0		0.091	ppbv
TO-15	Air	1,2-Dichloropropane	0.4	0.073346868	0.109	VL038919.D	0.11	ppbv
TO-15	Air	1,3,5-Trimethylbenzene	0.4	0.101198372	0		0.11	ppbv
TO-15	Air	1,3-Butadiene	0.4	0.124009143	0		0.13	ppbv
TO-15	Air	1,3-Dichlorobenzene	0.4	0.079013305	0		0.08	ppbv
TO-15	Air	1,4-Dichlorobenzene	0.4	0.052746151	0		0.053	ppbv
TO-15	Air	1,4-Dioxane	0.4	0.202123585	0		0.21	ppbv
TO-15	Air	2,2,4-Trimethylpentane	0.4	0.09988427	0		0.10	ppbv
TO-15	Air	2-Butanone	0.4	0.118687999	0		0.12	ppbv
TO-15	Air	2-Chlorotoluene	0.4	0.104141644	0		0.11	ppbv
TO-15	Air	2-Hexanone	0.4	0.080656229	0		0.081	ppbv
TO-15	Air	4-Ethyltoluene	0.4	0.112037051	0		0.12	ppbv
TO-15	Air	4-Methyl-2-Pentanone	0.4	0.092836933	0		0.093	ppbv
TO-15	Air	Acetone	0.4	0.234416891	0		0.24	ppbv
TO-15	Air	Allyl Chloride	0.4	0.145618654	0		0.15	ppbv
TO-15	Air	Benzene	0.4	0.086407689	0		0.087	ppbv
TO-15	Air	Benzyl Chloride	0.4	0.173895169	0		0.18	ppbv
TO-15	Air	Bromodichloromethane	0.4	0.076780313	0		0.077	ppbv
TO-15	Air	Bromoethene	0.4	0.115560124	0		0.12	ppbv
TO-15	Air	Bromoform	0.4	0.056947551	0		0.057	ppbv
TO-15	Air	Bromomethane	0.4	0.137678239	0		0.14	ppbv
TO-15	Air	Carbon Disulfide	0.4	0.157343925	0		0.16	ppbv
TO-15	Air	Carbon Tetrachloride	0.03	0.010617308	0		0.011	ppbv
TO-15	Air	Chlorobenzene	0.4	0.075202602	0		0.076	ppbv
TO-15	Air	Chlorodifluoromethane	0.4	0.087466815	0		0.088	ppbv
TO-15	Air	Chloroethane	0.4	0.163530318	0		0.17	ppbv
TO-15	Air	Chloroform	0.4	0.082232394	0		0.083	ppbv
TO-15	Air	Chloromethane	0.4	0.097292998	0		0.098	ppbv
TO-15	Air	cis-1,2-Dichloroethene	0.4	0.088332535	0		0.089	ppbv
TO-15	Air	cis-1,3-Dichloropropene	0.4	0.063248763	0		0.064	ppbv
TO-15	Air	Cyclohexane	0.4	0.217999816	0		0.22	ppbv
TO-15	Air	Dibromochloromethane	0.4	0.065703935	0		0.066	ppbv
TO-15	Air	Dichlorodifluoromethane	0.4	0.20957733	0		0.21	ppbv
TO-15	Air	Dichlorotetrafluoroethane	0.4	0.087348046	0		0.088	ppbv
TO-15	Air	Ethyl Acetate	0.4	0.078161123	0		0.079	ppbv
TO-15	Air	Ethyl Benzene	0.4	0.115413562	0		0.12	ppbv
TO-15	Air	Heptane	0.4	0.100800637	0		0.11	ppbv
TO-15	Air	Hexachloro-1,3-Butadiene	0.4	0.084169773	0		0.085	ppbv
TO-15	Air	Hexane	0.4	0.106485082	0		0.11	ppbv
TO-15	Air	Isopropyl Alcohol	0.4	0.068329134	0		0.069	ppbv
TO-15	Air	Isopropylbenzene	0.4	0.086744608	0		0.087	ppbv
TO-15	Air	m/p-Xylene	0.4	0.205831125	0		0.21	ppbv
TO-15	Air	Methyl Methacrylate	0.4	0.085528753	0		0.086	ppbv
TO-15	Air	Methyl tert-Butyl Ether	0.4	0.119546728	0		0.12	ppbv
TO-15	Air	Methylene Chloride	0.4	0.18405265	0.11	VL039022.D	0.19	ppbv
TO-15	Air	Naphthalene	0.4	0.074961199	0		0.075	ppbv
TO-15	Air	Naphthalene,2-methyl-	0.4	0.148496389	0		0.15	ppbv
TO-15	Air	n-Butylbenzene	0.4	0.08201719	0		0.083	ppbv
TO-15	Air	n-propylbenzene	0.4	0.0778963	0		0.078	ppbv
TO-15	Air	o-Xylene	0.4	0.117630235	0		0.12	ppbv
TO-15	Air	p-Isopropyltoluene	0.4	0.085704866	0		0.086	ppbv
TO-15	Air	Propene	0.4	0.143790814	0.14	VL039337.D	0.15	ppbv
TO-15	Air	sec-Butylbenzene	0.4	0.093164076	0		0.094	ppbv
TO-15	Air	Styrene	0.4	0.109444442	0		0.11	ppbv
TO-15	Air	t-1,3-Dichloropropene	0.4	0.059734415	0		0.06	ppbv
TO-15	Air	tert-Butyl alcohol	0.4	0.187711954	0		0.19	ppbv
TO-15	Air	tert-Butylbenzene	0.4	0.092760327	0		0.093	ppbv
TO-15	Air	Tetrachloroethene	0.03	0.014462962	0		0.015	ppbv
TO-15	Air	Tetrahydrofuran	0.4	0.122655048	0		0.13	ppbv
TO-15	Air	Toluene	0.4	0.109284	0		0.11	ppbv
TO-15	Air	trans-1,2-Dichloroethene	0.4	0.185264638	0		0.19	ppbv
TO-15	Air	Trichloroethene	0.03	0.016558175	0		0.017	ppbv
TO-15	Air	Trichlorofluoromethane	0.4	0.157465794	0		0.16	ppbv
TO-15	Air	Vinyl Acetate	0.4	0.152371485	0		0.16	ppbv
TO-15	Air	Vinyl Chloride	0.03	0.013585954	0		0.014	ppbv
TO-15	Air	Ethanol	0.4	0.317031286	0		0.32	ug/L

Alliance TECHNICAL GROUP 284 Sheffield Street, Mountainside, New Jersey 07092 Phone: 908 789 8900 Fax: 908 789 8922

StdevVal	StudentsT Value	Instrument ID	Datafile1	Concentration1	Adate1	Datafile2	Concentration2
0.03485153	2.602	MSVOA_L	VL038602.D	0.51	03142022T18:52:00	VL038645.D	0.494
0.003641772	2.602	MSVOA_L	VL038599.D	0.03	03142022T17:01:00	VL038658.D	0.029
0.003913651	2.602	MSVOA_L	VL038599.D	0.03	03142022T17:01:00	VL038658.D	0.035
0.026945624	2.602	MSVOA_L	VL038602.D	0.44	03142022T18:52:00	VL038645.D	0.439
0.059785032	2.602	MSVOA_L	VL038602.D	0.47	03142022T18:52:00	VL038645.D	0.466
0.047032569	2.602	MSVOA_L	VL038602.D	0.45	03142022T18:52:00	VL038645.D	0.456
0.053703158	2.602	MSVOA_L	VL038602.D	0.43	03142022T18:52:00	VL038645.D	0.411
0.032543048	2.602	MSVOA_L	VL038602.D	0.3	03142022T18:52:00	VL038645.D	0.336
0.029783385	2.602	MSVOA_L	VL038602.D	0.38	03142022T18:52:00	VL038645.D	0.396
0.027409244	2.602	MSVOA_L	VL038602.D	0.38	03142022T18:52:00	VL038645.D	0.352
0.028535869	2.602	MSVOA_L	VL038602.D	0.45	03142022T18:52:00	VL038645.D	0.407
0.034930824	2.602	MSVOA_L	VL038602.D	0.41	03142022T18:52:00	VL038645.D	0.445
0.02818865	2.602	MSVOA_L	VL038602.D	0.43	03142022T18:52:00	VL038645.D	0.406
0.038892534	2.602	MSVOA_L	VL038602.D	0.33	03142022T18:52:00	VL038645.D	0.374
0.047659163	2.602	MSVOA_L	VL038602.D	0.42	03142022T18:52:00	VL038645.D	0.419
0.030366374	2.602	MSVOA_L	VL038602.D	0.42	03142022T18:52:00	VL038645.D	0.428
0.020271388	2.602	MSVOA_L	VL038602.D	0.42	03142022T18:52:00	VL038645.D	0.418
0.077680086	2.602	MSVOA_L	VL038602.D	0.46	03142022T18:52:00	VL038645.D	0.285
0.038387498	2.602	MSVOA_L	VL038602.D	0.39	03142022T18:52:00	VL038645.D	0.383
0.045614143	2.602	MSVOA_L	VL038602.D	0.4	03142022T18:52:00	VL038645.D	0.406
0.040023691	2.602	MSVOA_L	VL038602.D	0.37	03142022T18:52:00	VL038645.D	0.375
0.030997782	2.602	MSVOA_L	VL038602.D	0.3	03142022T18:52:00	VL038645.D	0.283
0.043058052	2.602	MSVOA_L	VL038602.D	0.34	03142022T18:52:00	VL038645.D	0.356
0.035679067	2.602	MSVOA_L	VL038602.D	0.3	03142022T18:52:00	VL038645.D	0.282
0.090091042	2.602	MSVOA_L	VL038602.D	0.43	03142022T18:52:00	VL038645.D	0.468
0.055964125	2.602	MSVOA_L	VL038602.D	0.4	03142022T18:52:00	VL038645.D	0.392
0.033208182	2.602	MSVOA_L	VL038602.D	0.38	03142022T18:52:00	VL038645.D	0.407
0.066831349	2.602	MSVOA_L	VL038602.D	0.44	03142022T18:52:00	VL038645.D	0.454
0.029508191	2.602	MSVOA_L	VL038602.D	0.43	03142022T18:52:00	VL038645.D	0.408
0.044412039	2.602	MSVOA_L	VL038602.D	0.42	03142022T18:52:00	VL038645.D	0.433
0.021886069	2.602	MSVOA_L	VL038602.D	0.38	03142022T18:52:00	VL038645.D	0.31
0.052912467	2.602	MSVOA_L	VL038602.D	0.43	03142022T18:52:00	VL038645.D	0.404
0.060470378	2.602	MSVOA_L	VL038602.D	0.37	03142022T18:52:00	VL038645.D	0.357
0.004080441	2.602	MSVOA_L	VL038599.D	0.03	03142022T17:01:00	VL038658.D	0.026
0.028901845	2.602	MSVOA_L	VL038602.D	0.48	03142022T18:52:00	VL038645.D	0.467
0.033615225	2.602	MSVOA_L	VL038602.D	0.45	03142022T18:52:00	VL038645.D	0.468
0.062847932	2.602	MSVOA_L	VL038602.D	0.44	03142022T18:52:00	VL038645.D	0.453
0.031603534	2.602	MSVOA_L	VL038602.D	0.45	03142022T18:52:00	VL038645.D	0.464
0.037391621	2.602	MSVOA_L	VL038602.D	0.47	03142022T18:52:00	VL038645.D	0.439
0.033947938	2.602	MSVOA_L	VL038602.D	0.36	03142022T18:52:00	VL038645.D	0.391
0.024307749	2.602	MSVOA_L	VL038602.D	0.3	03142022T18:52:00	VL038645.D	0.317
0.083781636	2.602	MSVOA_L	VL038602.D	0.42	03142022T18:52:00	VL038645.D	0.414
0.02525132	2.602	MSVOA_L	VL038602.D	0.39	03142022T18:52:00	VL038645.D	0.359
0.080544708	2.602	MSVOA_L	VL038602.D	0.49	03142022T18:52:00	VL038645.D	0.43
0.033569579	2.602	MSVOA_L	VL038602.D	0.5	03142022T18:52:00	VL038645.D	0.472
0.030038864	2.602	MSVOA_L	VL038602.D	0.39	03142022T18:52:00	VL038645.D	0.412
0.044355712	2.602	MSVOA_L	VL038602.D	0.33	03142022T18:52:00	VL038645.D	0.357
0.038739676	2.602	MSVOA_L	VL038602.D	0.35	03142022T18:52:00	VL038645.D	0.349
0.032348107	2.602	MSVOA_L	VL038602.D	0.48	03142022T18:52:00	VL038645.D	0.5
0.04092432	2.602	MSVOA_L	VL038602.D	0.37	03142022T18:52:00	VL038645.D	0.411
0.026260236	2.602	MSVOA_L	VL038602.D	0.47	03142022T18:52:00	VL038645.D	0.44
0.033337666	2.602	MSVOA_L	VL038602.D	0.4	03142022T18:52:00	VL038645.D	0.387
0.079104967	2.602	MSVOA_L	VL038602.D	0.76	03142022T18:52:00	VL038645.D	0.762
0.032870389	2.602	MSVOA_L	VL038602.D	0.31	03142022T18:52:00	VL038645.D	0.334
0.045944169	2.602	MSVOA_L	VL038602.D	0.41	03142022T18:52:00	VL038645.D	0.418
0.070735069	2.602	MSVOA_L	VL038602.D	0.49	03142022T18:52:00	VL038645.D	0.479
0.02880907	2.602	MSVOA_L	VL038602.D	0.25	03142022T18:52:00	VL038645.D	0.289
0.057070096	2.602	MSVOA_L	VL038602.D	0.14	03142022T18:52:00	VL038645.D	0.074
0.031520826	2.602	MSVOA_L	VL038602.D	0.35	03142022T18:52:00	VL038645.D	0.366
0.029937087	2.602	MSVOA_L	VL038602.D	0.37	03142022T18:52:00	VL038645.D	0.365
0.045207623	2.602	MSVOA_L	VL038602.D	0.36	03142022T18:52:00	VL038645.D	0.368
0.032938073	2.602	MSVOA_L	VL038602.D	0.35	03142022T18:52:00	VL038645.D	0.366
0.05526165	2.602	MSVOA_L	VL038602.D	0.44	03142022T18:52:00	VL038645.D	0.443
0.035804795	2.602	MSVOA_L	VL038602.D	0.38	03142022T18:52:00	VL038645.D	0.392
0.042061661	2.602	MSVOA_L	VL038602.D	0.26	03142022T18:52:00	VL038645.D	0.275
0.022957116	2.602	MSVOA_L	VL038602.D	0.27	03142022T18:52:00	VL038645.D	0.29
0.072141412	2.602	MSVOA_L	VL038602.D	0.44	03142022T18:52:00	VL038645.D	0.459
0.035649626	2.602	MSVOA_L	VL038602.D	0.37	03142022T18:52:00	VL038645.D	0.405
0.005558402	2.602	MSVOA_L	VL038599.D	0.03	03142022T17:01:00	VL038658.D	0.031
0.047138758	2.602	MSVOA_L	VL038602.D	0.3	03142022T18:52:00	VL038645.D	0.324
0.042	2.602	MSVOA_L	VL038602.D	0.31	03142022T18:52:00	VL038645.D	0.332
0.07120086	2.602	MSVOA_L	VL038602.D	0.4	03142022T18:52:00	VL038645.D	0.396
0.006363634	2.602	MSVOA_L	VL038599.D	0.03	03142022T17:01:00	VL038658.D	0.035
0.060517215	2.602	MSVOA_L	VL038602.D	0.46	03142022T18:52:00	VL038645.D	0.472
0.058559372	2.602	MSVOA_L	VL038602.D	0.4	03142022T18:52:00	VL038645.D	0.389
0.00522135	2.602	MSVOA_L	VL038599.D	0.03	03142022T17:01:00	VL038658.D	0.031
0.105747594	2.998	MSVOA_L	VL040210.D	0.438	02222023T00:52:00	VL040220.D	0.43

Alliance TECHNICAL GROUP 284 Sheffield Street, Mountainside, New Jersey 07092 Phone: 908 789 8900 Fax: 908 789 8922

Adate2	Datafile3	Concentration3	Adate3	Datafile4	Concentration4	Adate4	Datafile5
03182022T03:39:00	VL039242.D	0.45	06082022T19:44:00	VL039436.D	0.45	07062022T02:26:00	VL039568.D
03212022T20:11:00	VL039329.D	0.036	06222022T20:53:00	VL039439.D	0.033	07062022T09:13:00	VL039570.D
03212022T20:11:00	VL039329.D	0.029	06222022T20:53:00	VL039439.D	0.035	07062022T09:13:00	VL039570.D
03182022T03:39:00	VL039242.D	0.417	06082022T19:44:00	VL039436.D	0.445	07062022T02:26:00	VL039568.D
03182022T03:39:00	VL039242.D	0.615	06082022T19:44:00	VL039436.D	0.498	07062022T02:26:00	VL039568.D
03182022T03:39:00	VL039242.D	0.493	06082022T19:44:00	VL039436.D	0.545	07062022T02:26:00	VL039568.D
03182022T03:39:00	VL039242.D	0.594	06082022T19:44:00	VL039436.D	0.485	07062022T02:26:00	VL039568.D
03182022T03:39:00	VL039242.D	0.318	06082022T19:44:00	VL039436.D	0.328	07062022T02:26:00	VL039568.D
03182022T03:39:00	VL039242.D	0.389	06082022T19:44:00	VL039436.D	0.387	07062022T02:26:00	VL039568.D
03182022T03:39:00	VL039242.D	0.392	06082022T19:44:00	VL039436.D	0.391	07062022T02:26:00	VL039568.D
03182022T03:39:00	VL039242.D	0.409	06082022T19:44:00	VL039436.D	0.393	07062022T02:26:00	VL039568.D
03182022T03:39:00	VL039242.D	0.494	06082022T19:44:00	VL039436.D	0.435	07062022T02:26:00	VL039568.D
03182022T03:39:00	VL039242.D	0.404	06082022T19:44:00	VL039436.D	0.451	07062022T02:26:00	VL039568.D
03182022T03:39:00	VL039242.D	0.421	06082022T19:44:00	VL039436.D	0.397	07062022T02:26:00	VL039568.D
03182022T03:39:00	VL039242.D	0.583	06082022T19:44:00	VL039436.D	0.486	07062022T02:26:00	VL039568.D
03182022T03:39:00	VL039242.D	0.409	06082022T19:44:00	VL039436.D	0.465	07062022T02:26:00	VL039568.D
03182022T03:39:00	VL039242.D	0.392	06082022T19:44:00	VL039436.D	0.41	07062022T02:26:00	VL039568.D
03182022T03:39:00	VL039242.D	0.454	06082022T19:44:00	VL039436.D	0.535	07062022T02:26:00	VL039568.D
03182022T03:39:00	VL039242.D	0.37	06082022T19:44:00	VL039436.D	0.425	07062022T02:26:00	VL039568.D
03182022T03:39:00	VL039242.D	0.438	06082022T19:44:00	VL039436.D	0.482	07062022T02:26:00	VL039568.D
03182022T03:39:00	VL039242.D	0.415	06082022T19:44:00	VL039436.D	0.401	07062022T02:26:00	VL039568.D
03182022T03:39:00	VL039242.D	0.309	06082022T19:44:00	VL039436.D	0.31	07062022T02:26:00	VL039568.D
03182022T03:39:00	VL039242.D	0.391	06082022T19:44:00	VL039436.D	0.393	07062022T02:26:00	VL039568.D
03182022T03:39:00	VL039242.D	0.371	06082022T19:44:00	VL039436.D	0.372	07062022T02:26:00	VL039568.D
03182022T03:39:00	VL039242.D	0.649	06082022T19:44:00	VL039436.D	0.621	07062022T02:26:00	VL039568.D
03182022T03:39:00	VL039242.D	0.58	06082022T19:44:00	VL039436.D	0.45	07062022T02:26:00	VL039568.D
03182022T03:39:00	VL039242.D	0.391	06082022T19:44:00	VL039436.D	0.429	07062022T02:26:00	VL039568.D
03182022T03:39:00	VL039242.D	0.328	06082022T19:44:00	VL039436.D	0.438	07062022T02:26:00	VL039568.D
03182022T03:39:00	VL039242.D	0.398	06082022T19:44:00	VL039436.D	0.395	07062022T02:26:00	VL039568.D
03182022T03:39:00	VL039242.D	0.526	06082022T19:44:00	VL039436.D	0.475	07062022T02:26:00	VL039568.D
03182022T03:39:00	VL039242.D	0.335	06082022T19:44:00	VL039436.D	0.322	07062022T02:26:00	VL039568.D
03182022T03:39:00	VL039242.D	0.535	06082022T19:44:00	VL039436.D	0.503	07062022T02:26:00	VL039568.D
03182022T03:39:00	VL039242.D	0.494	06082022T19:44:00	VL039436.D	0.389	07062022T02:26:00	VL039568.D
03212022T20:11:00	VL039329.D	0.028	06222022T20:53:00	VL039439.D	0.03	07062022T09:13:00	VL039570.D
03182022T03:39:00	VL039242.D	0.418	06082022T19:44:00	VL039436.D	0.473	07062022T02:26:00	VL039568.D
03182022T03:39:00	VL039242.D	0.489	06082022T19:44:00	VL039436.D	0.483	07062022T02:26:00	VL039568.D
03182022T03:39:00	VL039242.D	0.595	06082022T19:44:00	VL039436.D	0.52	07062022T02:26:00	VL039568.D
03182022T03:39:00	VL039242.D	0.453	06082022T19:44:00	VL039436.D	0.469	07062022T02:26:00	VL039568.D
03182022T03:39:00	VL039242.D	0.5	06082022T19:44:00	VL039436.D	0.482	07062022T02:26:00	VL039568.D
03182022T03:39:00	VL039242.D	0.403	06082022T19:44:00	VL039436.D	0.434	07062022T02:26:00	VL039568.D
03182022T03:39:00	VL039242.D	0.315	06082022T19:44:00	VL039436.D	0.327	07062022T02:26:00	VL039568.D
03182022T03:39:00	VL039242.D	0.428	06082022T19:44:00	VL039436.D	0.512	07062022T02:26:00	VL039568.D
03182022T03:39:00	VL039242.D	0.359	06082022T19:44:00	VL039436.D	0.37	07062022T02:26:00	VL039568.D
03182022T03:39:00	VL039242.D	0.618	06082022T19:44:00	VL039436.D	0.675	07062022T02:26:00	VL039568.D
03182022T03:39:00	VL039242.D	0.551	06082022T19:44:00	VL039436.D	0.51	07062022T02:26:00	VL039568.D
03182022T03:39:00	VL039242.D	0.376	06082022T19:44:00	VL039436.D	0.441	07062022T02:26:00	VL039568.D
03182022T03:39:00	VL039242.D	0.374	06082022T19:44:00	VL039436.D	0.381	07062022T02:26:00	VL039568.D
03182022T03:39:00	VL039242.D	0.33	06082022T19:44:00	VL039436.D	0.41	07062022T02:26:00	VL039568.D
03182022T03:39:00	VL039242.D	0.444	06082022T19:44:00	VL039436.D	0.472	07062022T02:26:00	VL039568.D
03182022T03:39:00	VL039242.D	0.394	06082022T19:44:00	VL039436.D	0.47	07062022T02:26:00	VL039568.D
03182022T03:39:00	VL039242.D	0.504	06082022T19:44:00	VL039436.D	0.465	07062022T02:26:00	VL039568.D
03182022T03:39:00	VL039242.D	0.425	06082022T19:44:00	VL039436.D	0.416	07062022T02:26:00	VL039568.D
03182022T03:39:00	VL039242.D	0.815	06082022T19:44:00	VL039436.D	0.805	07062022T02:26:00	VL039568.D
03182022T03:39:00	VL039242.D	0.347	06082022T19:44:00	VL039436.D	0.361	07062022T02:26:00	VL039568.D
03182022T03:39:00	VL039242.D	0.492	06082022T19:44:00	VL039436.D	0.452	07062022T02:26:00	VL039568.D
03182022T03:39:00	VL039242.D	0.684	06082022T19:44:00	VL039436.D	0.578	07062022T02:26:00	VL039568.D
03182022T03:39:00	VL039242.D	0.282	06082022T19:44:00	VL039436.D	0.302	07062022T02:26:00	VL039568.D
03182022T03:39:00	VL039242.D	0.155	06082022T19:44:00	VL039436.D	0.143	07062022T02:26:00	VL039568.D
03182022T03:39:00	VL039242.D	0.39	06082022T19:44:00	VL039436.D	0.374	07062022T02:26:00	VL039568.D
03182022T03:39:00	VL039242.D	0.394	06082022T19:44:00	VL039436.D	0.397	07062022T02:26:00	VL039568.D
03182022T03:39:00	VL039242.D	0.421	06082022T19:44:00	VL039436.D	0.403	07062022T02:26:00	VL039568.D
03182022T03:39:00	VL039242.D	0.378	06082022T19:44:00	VL039436.D	0.388	07062022T02:26:00	VL039568.D
03182022T03:39:00	VL039242.D	0.435	06082022T19:44:00	VL039436.D	0.521	07062022T02:26:00	VL039568.D
03182022T03:39:00	VL039242.D	0.411	06082022T19:44:00	VL039436.D	0.406	07062022T02:26:00	VL039568.D
03182022T03:39:00	VL039242.D	0.345	06082022T19:44:00	VL039436.D	0.302	07062022T02:26:00	VL039568.D
03182022T03:39:00	VL039242.D	0.309	06082022T19:44:00	VL039436.D	0.279	07062022T02:26:00	VL039568.D
03182022T03:39:00	VL039242.D	0.655	06082022T19:44:00	VL039436.D	0.505	07062022T02:26:00	VL039568.D
03182022T03:39:00	VL039242.D	0.403	06082022T19:44:00	VL039436.D	0.388	07062022T02:26:00	VL039568.D
03212022T20:11:00	VL039329.D	0.036	06222022T20:53:00	VL039439.D	0.034	07062022T09:13:00	VL039570.D
03182022T03:39:00	VL039242.D	0.346	06082022T19:44:00	VL039436.D	0.38	07062022T02:26:00	VL039568.D
03182022T03:39:00	VL039242.D	0.341	06082022T19:44:00	VL039436.D	0.37	07062022T02:26:00	VL039568.D
03182022T03:39:00	VL039242.D	0.64	06082022T19:44:00	VL039436.D	0.494	07062022T02:26:00	VL039568.D
03212022T20:11:00	VL039329.D	0.038	06222022T20:53:00	VL039439.D	0.034	07062022T09:13:00	VL039570.D
03182022T03:39:00	VL039242.D	0.596	06082022T19:44:00	VL039436.D	0.492	07062022T02:26:00	VL039568.D
03182022T03:39:00	VL039242.D	0.418	06082022T19:44:00	VL039436.D	0.437	07062022T02:26:00	VL039568.D
03212022T20:11:00	VL039329.D	0.043	06222022T20:53:00	VL039439.D	0.036	07062022T09:13:00	VL039570.D
02232023T13:12:00	VL040329.D	0.51	04102023T17:39:00	VL040349.D	0.633	04122023T23:23:00	VL040559.D

Alliance TECHNICAL GROUP
284 Sheffield Street, Mountainside, New Jersey 07092 Phone: 908 789 8900 Fax: 908 789 8922

Concentration5	Adate5	Datafile6	Concentration6	Adate6	Datafile7	Concentration7	Adate7
0.433	08182022T21:04:00	VL039600.D	0.463	08262022T12:33:00	VL039709.D	0.402	10102022T23:30:00
0.03	08182022T22:24:00	VL039586.D	0.031	08252022T20:23:00	VL039711.D	0.03	10112022T00:45:00
0.03	08182022T22:24:00	VL039586.D	0.029	08252022T20:23:00	VL039711.D	0.03	10112022T00:45:00
0.404	08182022T21:04:00	VL039600.D	0.424	08262022T12:33:00	VL039709.D	0.412	10102022T23:30:00
0.448	08182022T21:04:00	VL039600.D	0.454	08262022T12:33:00	VL039709.D	0.438	10102022T23:30:00
0.426	08182022T21:04:00	VL039600.D	0.451	08262022T12:33:00	VL039709.D	0.445	10102022T23:30:00
0.394	08182022T21:04:00	VL039600.D	0.387	08262022T12:33:00	VL039709.D	0.427	10102022T23:30:00
0.314	08182022T21:04:00	VL039600.D	0.367	08262022T12:33:00	VL039709.D	0.373	10102022T23:30:00
0.342	08182022T21:04:00	VL039600.D	0.389	08262022T12:33:00	VL039709.D	0.389	10102022T23:30:00
0.361	08182022T21:04:00	VL039600.D	0.402	08262022T12:33:00	VL039709.D	0.375	10102022T23:30:00
0.408	08182022T21:04:00	VL039600.D	0.431	08262022T12:33:00	VL039709.D	0.448	10102022T23:30:00
0.411	08182022T21:04:00	VL039600.D	0.455	08262022T12:33:00	VL039709.D	0.418	10102022T23:30:00
0.444	08182022T21:04:00	VL039600.D	0.429	08262022T12:33:00	VL039709.D	0.373	10102022T23:30:00
0.331	08182022T21:04:00	VL039600.D	0.357	08262022T12:33:00	VL039709.D	0.342	10102022T23:30:00
0.405	08182022T21:04:00	VL039600.D	0.449	08262022T12:33:00	VL039709.D	0.422	10102022T23:30:00
0.368	08182022T21:04:00	VL039600.D	0.414	08262022T12:33:00	VL039709.D	0.399	10102022T23:30:00
0.404	08182022T21:04:00	VL039600.D	0.384	08262022T12:33:00	VL039709.D	0.439	10102022T23:30:00
0.373	08182022T21:04:00	VL039600.D	0.341	08262022T12:33:00	VL039709.D	0.418	10102022T23:30:00
0.348	08182022T21:04:00	VL039600.D	0.379	08262022T12:33:00	VL039709.D	0.392	10102022T23:30:00
0.314	08182022T21:04:00	VL039600.D	0.451	08262022T12:33:00	VL039709.D	0.354	10102022T23:30:00
0.312	08182022T21:04:00	VL039600.D	0.359	08262022T12:33:00	VL039709.D	0.348	10102022T23:30:00
0.27	08182022T21:04:00	VL039600.D	0.294	08262022T12:33:00	VL039709.D	0.326	10102022T23:30:00
0.284	08182022T21:04:00	VL039600.D	0.348	08262022T12:33:00	VL039709.D	0.355	10102022T23:30:00
0.322	08182022T21:04:00	VL039600.D	0.335	08262022T12:33:00	VL039709.D	0.32	10102022T23:30:00
0.363	08182022T21:04:00	VL039600.D	0.484	08262022T12:33:00	VL039709.D	0.5	10102022T23:30:00
0.418	08182022T21:04:00	VL039600.D	0.459	08262022T12:33:00	VL039709.D	0.379	10102022T23:30:00
0.345	08182022T21:04:00	VL039600.D	0.376	08262022T12:33:00	VL039709.D	0.398	10102022T23:30:00
0.394	08182022T21:04:00	VL039600.D	0.336	08262022T12:33:00	VL039709.D	0.356	10102022T23:30:00
0.382	08182022T21:04:00	VL039600.D	0.367	08262022T12:33:00	VL039709.D	0.377	10102022T23:30:00
0.408	08182022T21:04:00	VL039600.D	0.441	08262022T12:33:00	VL039709.D	0.388	10102022T23:30:00
0.305	08182022T21:04:00	VL039600.D	0.303	08262022T12:33:00	VL039709.D	0.293	10102022T23:30:00
0.364	08182022T21:04:00	VL039600.D	0.494	08262022T12:33:00	VL039709.D	0.464	10102022T23:30:00
0.399	08182022T21:04:00	VL039600.D	0.268	08262022T12:33:00	VL039709.D	0.332	10102022T23:30:00
0.03	08182022T22:24:00	VL039586.D	0.027	08252022T20:23:00	VL039711.D	0.03	10112022T00:45:00
0.431	08182022T21:04:00	VL039600.D	0.466	08262022T12:33:00	VL039709.D	0.46	10102022T23:30:00
0.456	08182022T21:04:00	VL039600.D	0.504	08262022T12:33:00	VL039709.D	0.446	10102022T23:30:00
0.462	08182022T21:04:00	VL039600.D	0.504	08262022T12:33:00	VL039709.D	0.531	10102022T23:30:00
0.423	08182022T21:04:00	VL039600.D	0.46	08262022T12:33:00	VL039709.D	0.411	10102022T23:30:00
0.392	08182022T21:04:00	VL039600.D	0.472	08262022T12:33:00	VL039709.D	0.485	10102022T23:30:00
0.36	08182022T21:04:00	VL039600.D	0.407	08262022T12:33:00	VL039709.D	0.438	10102022T23:30:00
0.277	08182022T21:04:00	VL039600.D	0.291	08262022T12:33:00	VL039709.D	0.284	10102022T23:30:00
0.376	08182022T21:04:00	VL039600.D	0.395	08262022T12:33:00	VL039709.D	0.383	10102022T23:30:00
0.339	08182022T21:04:00	VL039600.D	0.335	08262022T12:33:00	VL039709.D	0.301	10102022T23:30:00
0.62	08182022T21:04:00	VL039600.D	0.643	08262022T12:33:00	VL039709.D	0.694	10102022T23:30:00
0.454	08182022T21:04:00	VL039600.D	0.508	08262022T12:33:00	VL039709.D	0.473	10102022T23:30:00
0.341	08182022T21:04:00	VL039600.D	0.432	08262022T12:33:00	VL039709.D	0.395	10102022T23:30:00
0.297	08182022T21:04:00	VL039600.D	0.338	08262022T12:33:00	VL039709.D	0.334	10102022T23:30:00
0.347	08182022T21:04:00	VL039600.D	0.382	08262022T12:33:00	VL039709.D	0.407	10102022T23:30:00
0.447	08182022T21:04:00	VL039600.D	0.502	08262022T12:33:00	VL039709.D	0.468	10102022T23:30:00
0.385	08182022T21:04:00	VL039600.D	0.405	08262022T12:33:00	VL039709.D	0.435	10102022T23:30:00
0.458	08182022T21:04:00	VL039600.D	0.434	08262022T12:33:00	VL039709.D	0.481	10102022T23:30:00
0.361	08182022T21:04:00	VL039600.D	0.388	08262022T12:33:00	VL039709.D	0.405	10102022T23:30:00
0.673	08182022T21:04:00	VL039600.D	0.719	08262022T12:33:00	VL039709.D	0.688	10102022T23:30:00
0.3	08182022T21:04:00	VL039600.D	0.323	08262022T12:33:00	VL039709.D	0.346	10102022T23:30:00
0.337	08182022T21:04:00	VL039600.D	0.355	08262022T12:33:00	VL039709.D	0.396	10102022T23:30:00
0.536	08182022T21:04:00	VL039600.D	0.634	08262022T12:33:00	VL039709.D	0.499	10102022T23:30:00
0.28	08182022T21:04:00	VL039600.D	0.302	08262022T12:33:00	VL039709.D	0.291	10102022T23:30:00
0.158	08182022T21:04:00	VL039600.D	0.094	08262022T12:33:00	VL039709.D	0.149	10102022T23:30:00
0.321	08182022T21:04:00	VL039600.D	0.354	08262022T12:33:00	VL039709.D	0.358	10102022T23:30:00
0.332	08182022T21:04:00	VL039600.D	0.338	08262022T12:33:00	VL039709.D	0.347	10102022T23:30:00
0.315	08182022T21:04:00	VL039600.D	0.347	08262022T12:33:00	VL039709.D	0.354	10102022T23:30:00
0.316	08182022T21:04:00	VL039600.D	0.362	08262022T12:33:00	VL039709.D	0.358	10102022T23:30:00
0.499	08182022T21:04:00	VL039600.D	0.578	08262022T12:33:00	VL039709.D	0.533	10102022T23:30:00
0.359	08182022T21:04:00	VL039600.D	0.382	08262022T12:33:00	VL039709.D	0.371	10102022T23:30:00
0.23	08182022T21:04:00	VL039600.D	0.257	08262022T12:33:00	VL039709.D	0.278	10102022T23:30:00
0.252	08182022T21:04:00	VL039600.D	0.252	08262022T12:33:00	VL039709.D	0.273	10102022T23:30:00
0.384	08182022T21:04:00	VL039600.D	0.382	08262022T12:33:00	VL039709.D	0.454	10102022T23:30:00
0.345	08182022T21:04:00	VL039600.D	0.399	08262022T12:33:00	VL039709.D	0.371	10102022T23:30:00
0.03	08182022T22:24:00	VL039586.D	0.038	08252022T20:23:00	VL039711.D	0.03	10112022T00:45:00
0.299	08182022T21:04:00	VL039600.D	0.344	08262022T12:33:00	VL039709.D	0.389	10102022T23:30:00
0.288	08182022T21:04:00	VL039600.D	0.296	08262022T12:33:00	VL039709.D	0.33	10102022T23:30:00
0.375	08182022T21:04:00	VL039600.D	0.466	08262022T12:33:00	VL039709.D	0.437	10102022T23:30:00
0.03	08182022T22:24:00	VL039586.D	0.031	08252022T20:23:00	VL039711.D	0.04	10112022T00:45:00
0.436	08182022T21:04:00	VL039600.D	0.47	08262022T12:33:00	VL039709.D	0.385	10102022T23:30:00
0.42	08182022T21:04:00	VL039600.D	0.483	08262022T12:33:00	VL039709.D	0.363	10102022T23:30:00
0.03	08182022T22:24:00	VL039586.D	0.029	08252022T20:23:00	VL039711.D	0.03	10112022T00:45:00
0.636	07272023T03:27:00	VL040579.D	0.42	07312023T19:20:00	VL040747.D	0.607	10042023T19:33:00

Alliance TECHNICAL GROUP
284 Sheffield Street, Mountainside, New Jersey 07092 Phone: 908 789 8900 Fax: 908 789 8922

Datafile8	Concentration8	Adate8	Datafile9	Concentration9	Adate9	Datafile10	Concentration10
VL040134.D	0.42	01302023T15:54:00	VL040210.D	0.383	02222023T00:52:00	VL040220.D	0.42
VL040136.D	0.03	01302023T17:08:00	VL040222.D	0.038	02232023T14:26:00	VL040223.D	0.033
VL040136.D	0.03	01302023T17:08:00	VL040222.D	0.032	02232023T14:26:00	VL040223.D	0.027
VL040134.D	0.41	01302023T15:54:00	VL040210.D	0.395	02222023T00:52:00	VL040220.D	0.43
VL040134.D	0.38	01302023T15:54:00	VL040210.D	0.476	02222023T00:52:00	VL040220.D	0.47
VL040134.D	0.38	01302023T15:54:00	VL040210.D	0.436	02222023T00:52:00	VL040220.D	0.45
VL040134.D	0.4	01302023T15:54:00	VL040210.D	0.452	02222023T00:52:00	VL040220.D	0.45
VL040134.D	0.32	01302023T15:54:00	VL040210.D	0.299	02222023T00:52:00	VL040220.D	0.32
VL040134.D	0.37	01302023T15:54:00	VL040210.D	0.375	02222023T00:52:00	VL040220.D	0.37
VL040134.D	0.39	01302023T15:54:00	VL040210.D	0.38	02222023T00:52:00	VL040220.D	0.38
VL040134.D	0.38	01302023T15:54:00	VL040210.D	0.378	02222023T00:52:00	VL040220.D	0.43
VL040134.D	0.4	01302023T15:54:00	VL040210.D	0.434	02222023T00:52:00	VL040220.D	0.44
VL040134.D	0.41	01302023T15:54:00	VL040210.D	0.432	02222023T00:52:00	VL040220.D	0.43
VL040134.D	0.35	01302023T15:54:00	VL040210.D	0.344	02222023T00:52:00	VL040220.D	0.34
VL040134.D	0.43	01302023T15:54:00	VL040210.D	0.396	02222023T00:52:00	VL040220.D	0.41
VL040134.D	0.37	01302023T15:54:00	VL040210.D	0.395	02222023T00:52:00	VL040220.D	0.42
VL040134.D	0.4	01302023T15:54:00	VL040210.D	0.402	02222023T00:52:00	VL040220.D	0.4
VL040134.D	0.41	01302023T15:54:00	VL040210.D	0.387	02222023T00:52:00	VL040220.D	0.43
VL040134.D	0.39	01302023T15:54:00	VL040210.D	0.352	02222023T00:52:00	VL040220.D	0.38
VL040134.D	0.38	01302023T15:54:00	VL040210.D	0.416	02222023T00:52:00	VL040220.D	0.44
VL040134.D	0.36	01302023T15:54:00	VL040210.D	0.34	02222023T00:52:00	VL040220.D	0.36
VL040134.D	0.32	01302023T15:54:00	VL040210.D	0.318	02222023T00:52:00	VL040220.D	0.34
VL040134.D	0.35	01302023T15:54:00	VL040210.D	0.321	02222023T00:52:00	VL040220.D	0.36
VL040134.D	0.36	01302023T15:54:00	VL040210.D	0.337	02222023T00:52:00	VL040220.D	0.37
VL040134.D	0.45	01302023T15:54:00	VL040210.D	0.482	02222023T00:52:00	VL040220.D	0.5
VL040134.D	0.36	01302023T15:54:00	VL040210.D	0.411	02222023T00:52:00	VL040220.D	0.45
VL040134.D	0.38	01302023T15:54:00	VL040210.D	0.359	02222023T00:52:00	VL040220.D	0.39
VL040134.D	0.29	01302023T15:54:00	VL040210.D	0.311	02222023T00:52:00	VL040220.D	0.38
VL040134.D	0.37	01302023T15:54:00	VL040210.D	0.378	02222023T00:52:00	VL040220.D	0.38
VL040134.D	0.37	01302023T15:54:00	VL040210.D	0.413	02222023T00:52:00	VL040220.D	0.42
VL040134.D	0.32	01302023T15:54:00	VL040210.D	0.32	02222023T00:52:00	VL040220.D	0.33
VL040134.D	0.4	01302023T15:54:00	VL040210.D	0.408	02222023T00:52:00	VL040220.D	0.49
VL040134.D	0.31	01302023T15:54:00	VL040210.D	0.391	02222023T00:52:00	VL040220.D	0.37
VL040136.D	0.03	01302023T17:08:00	VL040222.D	0.033	02232023T14:26:00	VL040223.D	0.037
VL040134.D	0.44	01302023T15:54:00	VL040210.D	0.414	02222023T00:52:00	VL040220.D	0.45
VL040134.D	0.43	01302023T15:54:00	VL040210.D	0.474	02222023T00:52:00	VL040220.D	0.46
VL040134.D	0.37	01302023T15:54:00	VL040210.D	0.416	02222023T00:52:00	VL040220.D	0.44
VL040134.D	0.47	01302023T15:54:00	VL040210.D	0.445	02222023T00:52:00	VL040220.D	0.42
VL040134.D	0.46	01302023T15:54:00	VL040210.D	0.443	02222023T00:52:00	VL040220.D	0.47
VL040134.D	0.38	01302023T15:54:00	VL040210.D	0.435	02222023T00:52:00	VL040220.D	0.38
VL040134.D	0.33	01302023T15:54:00	VL040210.D	0.284	02222023T00:52:00	VL040220.D	0.34
VL040134.D	0.49	01302023T15:54:00	VL040210.D	0.521	02222023T00:52:00	VL040220.D	0.34
VL040134.D	0.35	01302023T15:54:00	VL040210.D	0.343	02222023T00:52:00	VL040220.D	0.34
VL040134.D	0.48	01302023T15:54:00	VL040210.D	0.497	02222023T00:52:00	VL040220.D	0.49
VL040134.D	0.43	01302023T15:54:00	VL040210.D	0.431	02222023T00:52:00	VL040220.D	0.46
VL040134.D	0.39	01302023T15:54:00	VL040210.D	0.398	02222023T00:52:00	VL040220.D	0.42
VL040134.D	0.36	01302023T15:54:00	VL040210.D	0.309	02222023T00:52:00	VL040220.D	0.33
VL040134.D	0.34	01302023T15:54:00	VL040210.D	0.336	02222023T00:52:00	VL040220.D	0.37
VL040134.D	0.43	01302023T15:54:00	VL040210.D	0.421	02222023T00:52:00	VL040220.D	0.44
VL040134.D	0.41	01302023T15:54:00	VL040210.D	0.4	02222023T00:52:00	VL040220.D	0.41
VL040134.D	0.4	01302023T15:54:00	VL040210.D	0.479	02222023T00:52:00	VL040220.D	0.48
VL040134.D	0.38	01302023T15:54:00	VL040210.D	0.361	02222023T00:52:00	VL040220.D	0.4
VL040134.D	0.71	01302023T15:54:00	VL040210.D	0.699	02222023T00:52:00	VL040220.D	0.75
VL040134.D	0.35	01302023T15:54:00	VL040210.D	0.314	02222023T00:52:00	VL040220.D	0.35
VL040134.D	0.38	01302023T15:54:00	VL040210.D	0.421	02222023T00:52:00	VL040220.D	0.41
VL040134.D	0.44	01302023T15:54:00	VL040210.D	0.558	02222023T00:52:00	VL040220.D	0.57
VL040134.D	0.27	01302023T15:54:00	VL040210.D	0.246	02222023T00:52:00	VL040220.D	0.27
VL040134.D	0.19	01302023T15:54:00	VL040210.D	0.116	02222023T00:52:00	VL040220.D	0.21
VL040134.D	0.34	01302023T15:54:00	VL040210.D	0.349	02222023T00:52:00	VL040220.D	0.35
VL040134.D	0.34	01302023T15:54:00	VL040210.D	0.354	02222023T00:52:00	VL040220.D	0.36
VL040134.D	0.34	01302023T15:54:00	VL040210.D	0.331	02222023T00:52:00	VL040220.D	0.36
VL040134.D	0.33	01302023T15:54:00	VL040210.D	0.329	02222023T00:52:00	VL040220.D	0.34
VL040134.D	0.42	01302023T15:54:00	VL040210.D	0.432	02222023T00:52:00	VL040220.D	0.43
VL040134.D	0.36	01302023T15:54:00	VL040210.D	0.352	02222023T00:52:00	VL040220.D	0.37
VL040134.D	0.29	01302023T15:54:00	VL040210.D	0.262	02222023T00:52:00	VL040220.D	0.27
VL040134.D	0.3	01302023T15:54:00	VL040210.D	0.292	02222023T00:52:00	VL040220.D	0.3
VL040134.D	0.4	01302023T15:54:00	VL040210.D	0.395	02222023T00:52:00	VL040220.D	0.44
VL040134.D	0.35	01302023T15:54:00	VL040210.D	0.349	02222023T00:52:00	VL040220.D	0.36
VL040136.D	0.03	01302023T17:08:00	VL040222.D	0.029	02232023T14:26:00	VL040223.D	0.031
VL040134.D	0.42	01302023T15:54:00	VL040210.D	0.368	02222023T00:52:00	VL040220.D	0.42
VL040134.D	0.34	01302023T15:54:00	VL040210.D	0.297	02222023T00:52:00	VL040220.D	0.33
VL040134.D	0.35	01302023T15:54:00	VL040210.D	0.397	02222023T00:52:00	VL040220.D	0.42
VL040136.D	0.03	01302023T17:08:00	VL040222.D	0.027	02232023T14:26:00	VL040223.D	0.028
VL040134.D	0.4	01302023T15:54:00	VL040210.D	0.451	02222023T00:52:00	VL040220.D	0.45
VL040134.D	0.39	01302023T15:54:00	VL040210.D	0.438	02222023T00:52:00	VL040220.D	0.4
VL040136.D	0.03	01302023T17:08:00	VL040222.D	0.033	02232023T14:26:00	VL040223.D	0.038
VL040805.D	0.675	10252023T18:12:00					

Alliance TECHNICAL GROUP
284 Sheffield Street, Mountainside, New Jersey 07092 Phone: 908 789 8900 Fax: 908 789 8922

Adate10	Datafile11	Concentration11	Adate11	Datafile12	Concentration12	Adate12	Datafile13
02232023T13:12:00	VL040329.D	0.45	04102023T17:39:00	VL040349.D	0.434	04122023T23:23:00	VL040559.D
02232023T15:04:00	VL040332.D	0.028	04102023T19:33:00	VL040346.D	0.027	04122023T19:50:00	VL040576.D
02232023T15:04:00	VL040332.D	0.023	04102023T19:33:00	VL040346.D	0.03	04122023T19:50:00	VL040576.D
02232023T13:12:00	VL040329.D	0.41	04102023T17:39:00	VL040349.D	0.403	04122023T23:23:00	VL040559.D
02232023T13:12:00	VL040329.D	0.42	04102023T17:39:00	VL040349.D	0.429	04122023T23:23:00	VL040559.D
02232023T13:12:00	VL040329.D	0.43	04102023T17:39:00	VL040349.D	0.4	04122023T23:23:00	VL040559.D
02232023T13:12:00	VL040329.D	0.44	04102023T17:39:00	VL040349.D	0.419	04122023T23:23:00	VL040559.D
02232023T13:12:00	VL040329.D	0.3	04102023T17:39:00	VL040349.D	0.302	04122023T23:23:00	VL040559.D
02232023T13:12:00	VL040329.D	0.34	04102023T17:39:00	VL040349.D	0.362	04122023T23:23:00	VL040559.D
02232023T13:12:00	VL040329.D	0.37	04102023T17:39:00	VL040349.D	0.398	04122023T23:23:00	VL040559.D
02232023T13:12:00	VL040329.D	0.38	04102023T17:39:00	VL040349.D	0.402	04122023T23:23:00	VL040559.D
02232023T13:12:00	VL040329.D	0.45	04102023T17:39:00	VL040349.D	0.427	04122023T23:23:00	VL040559.D
02232023T13:12:00	VL040329.D	0.41	04102023T17:39:00	VL040349.D	0.385	04122023T23:23:00	VL040559.D
02232023T13:12:00	VL040329.D	0.33	04102023T17:39:00	VL040349.D	0.311	04122023T23:23:00	VL040559.D
02232023T13:12:00	VL040329.D	0.38	04102023T17:39:00	VL040349.D	0.448	04122023T23:23:00	VL040559.D
02232023T13:12:00	VL040329.D	0.38	04102023T17:39:00	VL040349.D	0.392	04122023T23:23:00	VL040559.D
02232023T13:12:00	VL040329.D	0.39	04102023T17:39:00	VL040349.D	0.402	04122023T23:23:00	VL040559.D
02232023T13:12:00	VL040329.D	0.33	04102023T17:39:00	VL040349.D	0.33	04122023T23:23:00	VL040559.D
02232023T13:12:00	VL040329.D	0.35	04102023T17:39:00	VL040349.D	0.356	04122023T23:23:00	VL040559.D
02232023T13:12:00	VL040329.D	0.45	04102023T17:39:00	VL040349.D	0.451	04122023T23:23:00	VL040559.D
02232023T13:12:00	VL040329.D	0.32	04102023T17:39:00	VL040349.D	0.31	04122023T23:23:00	VL040559.D
02232023T13:12:00	VL040329.D	0.28	04102023T17:39:00	VL040349.D	0.29	04122023T23:23:00	VL040559.D
02232023T13:12:00	VL040329.D	0.32	04102023T17:39:00	VL040349.D	0.303	04122023T23:23:00	VL040559.D
02232023T13:12:00	VL040329.D	0.33	04102023T17:39:00	VL040349.D	0.339	04122023T23:23:00	VL040559.D
02232023T13:12:00	VL040329.D	0.58	04102023T17:39:00	VL040349.D	0.582	04122023T23:23:00	VL040559.D
02232023T13:12:00	VL040329.D	0.39	04102023T17:39:00	VL040349.D	0.402	04122023T23:23:00	VL040559.D
02232023T13:12:00	VL040329.D	0.37	04102023T17:39:00	VL040349.D	0.365	04122023T23:23:00	VL040559.D
02232023T13:12:00	VL040329.D	0.37	04102023T17:39:00	VL040349.D	0.421	04122023T23:23:00	VL040559.D
02232023T13:12:00	VL040329.D	0.38	04102023T17:39:00	VL040349.D	0.397	04122023T23:23:00	VL040559.D
02232023T13:12:00	VL040329.D	0.41	04102023T17:39:00	VL040349.D	0.415	04122023T23:23:00	VL040559.D
02232023T13:12:00	VL040329.D	0.31	04102023T17:39:00	VL040349.D	0.337	04122023T23:23:00	VL040559.D
02232023T13:12:00	VL040329.D	0.44	04102023T17:39:00	VL040349.D	0.51	04122023T23:23:00	VL040559.D
02232023T13:12:00	VL040329.D	0.34	04102023T17:39:00	VL040349.D	0.342	04122023T23:23:00	VL040559.D
02232023T15:04:00	VL040332.D	0.028	04102023T19:33:00	VL040346.D	0.025	04122023T19:50:00	VL040576.D
02232023T13:12:00	VL040329.D	0.45	04102023T17:39:00	VL040349.D	0.433	04122023T23:23:00	VL040559.D
02232023T13:12:00	VL040329.D	0.45	04102023T17:39:00	VL040349.D	0.453	04122023T23:23:00	VL040559.D
02232023T13:12:00	VL040329.D	0.4	04102023T17:39:00	VL040349.D	0.487	04122023T23:23:00	VL040559.D
02232023T13:12:00	VL040329.D	0.43	04102023T17:39:00	VL040349.D	0.456	04122023T23:23:00	VL040559.D
02232023T13:12:00	VL040329.D	0.47	04102023T17:39:00	VL040349.D	0.455	04122023T23:23:00	VL040559.D
02232023T13:12:00	VL040329.D	0.38	04102023T17:39:00	VL040349.D	0.376	04122023T23:23:00	VL040559.D
02232023T13:12:00	VL040329.D	0.29	04102023T17:39:00	VL040349.D	0.287	04122023T23:23:00	VL040559.D
02232023T13:12:00	VL040329.D	0.29	04102023T17:39:00	VL040349.D	0.35	04122023T23:23:00	VL040559.D
02232023T13:12:00	VL040329.D	0.35	04102023T17:39:00	VL040349.D	0.339	04122023T23:23:00	VL040559.D
02232023T13:12:00	VL040329.D	0.51	04102023T17:39:00	VL040349.D	0.483	04122023T23:23:00	VL040559.D
02232023T13:12:00	VL040329.D	0.46	04102023T17:39:00	VL040349.D	0.467	04122023T23:23:00	VL040559.D
02232023T13:12:00	VL040329.D	0.39	04102023T17:39:00	VL040349.D	0.394	04122023T23:23:00	VL040559.D
02232023T13:12:00	VL040329.D	0.32	04102023T17:39:00	VL040349.D	0.31	04122023T23:23:00	VL040559.D
02232023T13:12:00	VL040329.D	0.33	04102023T17:39:00	VL040349.D	0.336	04122023T23:23:00	VL040559.D
02232023T13:12:00	VL040329.D	0.45	04102023T17:39:00	VL040349.D	0.441	04122023T23:23:00	VL040559.D
02232023T13:12:00	VL040329.D	0.37	04102023T17:39:00	VL040349.D	0.365	04122023T23:23:00	VL040559.D
02232023T13:12:00	VL040329.D	0.47	04102023T17:39:00	VL040349.D	0.442	04122023T23:23:00	VL040559.D
02232023T13:12:00	VL040329.D	0.38	04102023T17:39:00	VL040349.D	0.363	04122023T23:23:00	VL040559.D
02232023T13:12:00	VL040329.D	0.66	04102023T17:39:00	VL040349.D	0.659	04122023T23:23:00	VL040559.D
02232023T13:12:00	VL040329.D	0.31	04102023T17:39:00	VL040349.D	0.305	04122023T23:23:00	VL040559.D
02232023T13:12:00	VL040329.D	0.41	04102023T17:39:00	VL040349.D	0.362	04122023T23:23:00	VL040559.D
02232023T13:12:00	VL040329.D	0.47	04102023T17:39:00	VL040349.D	0.533	04122023T23:23:00	VL040559.D
02232023T13:12:00	VL040329.D	0.26	04102023T17:39:00	VL040349.D	0.261	04122023T23:23:00	VL040559.D
02232023T13:12:00	VL040329.D	0.21	04102023T17:39:00	VL040349.D	0.19	04122023T23:23:00	VL040559.D
02232023T13:12:00	VL040329.D	0.33	04102023T17:39:00	VL040349.D	0.334	04122023T23:23:00	VL040559.D
02232023T13:12:00	VL040329.D	0.35	04102023T17:39:00	VL040349.D	0.345	04122023T23:23:00	VL040559.D
02232023T13:12:00	VL040329.D	0.31	04102023T17:39:00	VL040349.D	0.327	04122023T23:23:00	VL040559.D
02232023T13:12:00	VL040329.D	0.32	04102023T17:39:00	VL040349.D	0.314	04122023T23:23:00	VL040559.D
02232023T13:12:00	VL040329.D	0.42	04102023T17:39:00	VL040349.D	0.465	04122023T23:23:00	VL040559.D
02232023T13:12:00	VL040329.D	0.35	04102023T17:39:00	VL040349.D	0.335	04122023T23:23:00	VL040559.D
02232023T13:12:00	VL040329.D	0.26	04102023T17:39:00	VL040349.D	0.257	04122023T23:23:00	VL040559.D
02232023T13:12:00	VL040329.D	0.27	04102023T17:39:00	VL040349.D	0.256	04122023T23:23:00	VL040559.D
02232023T13:12:00	VL040329.D	0.46	04102023T17:39:00	VL040349.D	0.427	04122023T23:23:00	VL040559.D
02232023T13:12:00	VL040329.D	0.34	04102023T17:39:00	VL040349.D	0.327	04122023T23:23:00	VL040559.D
02232023T15:04:00	VL040332.D	0.022	04102023T19:33:00	VL040346.D	0.029	04122023T19:50:00	VL040576.D
02232023T13:12:00	VL040329.D	0.3	04102023T17:39:00	VL040349.D	0.347	04122023T23:23:00	VL040559.D
02232023T13:12:00	VL040329.D	0.29	04102023T17:39:00	VL040349.D	0.291	04122023T23:23:00	VL040559.D
02232023T13:12:00	VL040329.D	0.37	04102023T17:39:00	VL040349.D	0.391	04122023T23:23:00	VL040559.D
02232023T15:04:00	VL040332.D	0.029	04102023T19:33:00	VL040346.D	0.028	04122023T19:50:00	VL040576.D
02232023T13:12:00	VL040329.D	0.45	04102023T17:39:00	VL040349.D	0.47	04122023T23:23:00	VL040559.D
02232023T13:12:00	VL040329.D	0.37	04102023T17:39:00	VL040349.D	0.58	04122023T23:23:00	VL040559.D
02232023T15:04:00	VL040332.D	0.024	04102023T19:33:00	VL040346.D	0.029	04122023T19:50:00	VL040576.D

Alliance TECHNICAL GROUP 284 Sheffield Street, Mountainside, New Jersey 07092 Phone: 908 789 8900 Fax: 908 789 8922

Concentration13	Adate13	Datafile14	Concentration14	Adate14	Datafile15	Concentration15	Adate15
0.48	07272023T03:27:00	VL040579.D	0.42	07312023T19:20:00	VL040747.D	0.488	10042023T19:33:00
0.03	07312023T17:18:00	VL040581.D	0.031	07312023T20:41:00	VL040772.D	0.035	10122023T01:48:00
0.031	07312023T17:18:00	VL040581.D	0.026	07312023T20:41:00	VL040772.D	0.029	10122023T01:48:00
0.459	07272023T03:27:00	VL040579.D	0.36	07312023T19:20:00	VL040747.D	0.405	10042023T19:33:00
0.573	07272023T03:27:00	VL040579.D	0.5	07312023T19:20:00	VL040747.D	0.557	10042023T19:33:00
0.535	07272023T03:27:00	VL040579.D	0.43	07312023T19:20:00	VL040747.D	0.527	10042023T19:33:00
0.527	07272023T03:27:00	VL040579.D	0.42	07312023T19:20:00	VL040747.D	0.481	10042023T19:33:00
0.33	07272023T03:27:00	VL040579.D	0.23	07312023T19:20:00	VL040747.D	0.305	10042023T19:33:00
0.389	07272023T03:27:00	VL040579.D	0.3	07312023T19:20:00	VL040747.D	0.361	10042023T19:33:00
0.425	07272023T03:27:00	VL040579.D	0.32	07312023T19:20:00	VL040747.D	0.359	10042023T19:33:00
0.442	07272023T03:27:00	VL040579.D	0.36	07312023T19:20:00	VL040747.D	0.45	10042023T19:33:00
0.519	07272023T03:27:00	VL040579.D	0.41	07312023T19:20:00	VL040747.D	0.426	10042023T19:33:00
0.452	07272023T03:27:00	VL040579.D	0.36	07312023T19:20:00	VL040747.D	0.42	10042023T19:33:00
0.33	07272023T03:27:00	VL040579.D	0.26	07312023T19:20:00	VL040747.D	0.321	10042023T19:33:00
0.412	07272023T03:27:00	VL040579.D	0.41	07312023T19:20:00	VL040747.D	0.466	10042023T19:33:00
0.388	07272023T03:27:00	VL040579.D	0.33	07312023T19:20:00	VL040747.D	0.412	10042023T19:33:00
0.438	07272023T03:27:00	VL040579.D	0.36	07312023T19:20:00	VL040747.D	0.382	10042023T19:33:00
0.373	07272023T03:27:00	VL040579.D	0.29	07312023T19:20:00	VL040747.D	0.257	10042023T19:33:00
0.398	07272023T03:27:00	VL040579.D	0.27	07312023T19:20:00	VL040747.D	0.335	10042023T19:33:00
0.448	07272023T03:27:00	VL040579.D	0.37	07312023T19:20:00	VL040747.D	0.443	10042023T19:33:00
0.35	07272023T03:27:00	VL040579.D	0.27	07312023T19:20:00	VL040747.D	0.325	10042023T19:33:00
0.303	07272023T03:27:00	VL040579.D	0.22	07312023T19:20:00	VL040747.D	0.283	10042023T19:33:00
0.32	07272023T03:27:00	VL040579.D	0.23	07312023T19:20:00	VL040747.D	0.317	10042023T19:33:00
0.348	07272023T03:27:00	VL040579.D	0.27	07312023T19:20:00	VL040747.D	0.302	10042023T19:33:00
0.674	07272023T03:27:00	VL040579.D	0.48	07312023T19:20:00	VL040747.D	0.65	10042023T19:33:00
0.436	07272023T03:27:00	VL040579.D	0.37	07312023T19:20:00	VL040747.D	0.511	10042023T19:33:00
0.397	07272023T03:27:00	VL040579.D	0.3	07312023T19:20:00	VL040747.D	0.386	10042023T19:33:00
0.425	07272023T03:27:00	VL040579.D	0.34	07312023T19:20:00	VL040747.D	0.307	10042023T19:33:00
0.467	07272023T03:27:00	VL040579.D	0.4	07312023T19:20:00	VL040747.D	0.409	10042023T19:33:00
0.508	07272023T03:27:00	VL040579.D	0.42	07312023T19:20:00	VL040747.D	0.506	10042023T19:33:00
0.352	07272023T03:27:00	VL040579.D	0.33	07312023T19:20:00	VL040747.D	0.349	10042023T19:33:00
0.543	07272023T03:27:00	VL040579.D	0.46	07312023T19:20:00	VL040747.D	0.496	10042023T19:33:00
0.46	07272023T03:27:00	VL040579.D	0.42	07312023T19:20:00	VL040747.D	0.477	10042023T19:33:00
0.036	07312023T17:18:00	VL040581.D	0.033	07312023T20:41:00	VL040772.D	0.031	10122023T01:48:00
0.481	07272023T03:27:00	VL040579.D	0.38	07312023T19:20:00	VL040747.D	0.489	10042023T19:33:00
0.526	07272023T03:27:00	VL040579.D	0.45	07312023T19:20:00	VL040747.D	0.55	10042023T19:33:00
0.516	07272023T03:27:00	VL040579.D	0.43	07312023T19:20:00	VL040747.D	0.576	10042023T19:33:00
0.521	07272023T03:27:00	VL040579.D	0.41	07312023T19:20:00	VL040747.D	0.501	10042023T19:33:00
0.486	07272023T03:27:00	VL040579.D	0.39	07312023T19:20:00	VL040747.D	0.544	10042023T19:33:00
0.405	07272023T03:27:00	VL040579.D	0.32	07312023T19:20:00	VL040747.D	0.431	10042023T19:33:00
0.295	07272023T03:27:00	VL040579.D	0.25	07312023T19:20:00	VL040747.D	0.298	10042023T19:33:00
0.301	07272023T03:27:00	VL040579.D	0.21	07312023T19:20:00	VL040747.D	0.317	10042023T19:33:00
0.403	07272023T03:27:00	VL040579.D	0.35	07312023T19:20:00	VL040747.D	0.381	10042023T19:33:00
0.54	07272023T03:27:00	VL040579.D	0.47	07312023T19:20:00	VL040747.D	0.562	10042023T19:33:00
0.516	07272023T03:27:00	VL040579.D	0.46	07312023T19:20:00	VL040747.D	0.509	10042023T19:33:00
0.424	07272023T03:27:00	VL040579.D	0.34	07312023T19:20:00	VL040747.D	0.441	10042023T19:33:00
0.32	07272023T03:27:00	VL040579.D	0.21	07312023T19:20:00	VL040747.D	0.299	10042023T19:33:00
0.341	07272023T03:27:00	VL040579.D	0.25	07312023T19:20:00	VL040747.D	0.355	10042023T19:33:00
0.466	07272023T03:27:00	VL040579.D	0.37	07312023T19:20:00	VL040747.D	0.479	10042023T19:33:00
0.38	07272023T03:27:00	VL040579.D	0.31	07312023T19:20:00	VL040747.D	0.465	10042023T19:33:00
0.451	07272023T03:27:00	VL040579.D	0.43	07312023T19:20:00	VL040747.D	0.426	10042023T19:33:00
0.379	07272023T03:27:00	VL040579.D	0.29	07312023T19:20:00	VL040747.D	0.386	10042023T19:33:00
0.735	07272023T03:27:00	VL040579.D	0.54	07312023T19:20:00	VL040747.D	0.682	10042023T19:33:00
0.283	07272023T03:27:00	VL040579.D	0.23	07312023T19:20:00	VL040747.D	0.324	10042023T19:33:00
0.468	07272023T03:27:00	VL040579.D	0.38	07312023T19:20:00	VL040747.D	0.472	10042023T19:33:00
0.619	07272023T03:27:00	VL040579.D	0.62	07312023T19:20:00	VL040747.D	0.625	10042023T19:33:00
0.274	07272023T03:27:00	VL040579.D	0.19	07312023T19:20:00	VL040747.D	0.258	10042023T19:33:00
0.107	07272023T03:27:00	VL040579.D	0.06	07312023T19:20:00	VL040747.D	0.133	10042023T19:33:00
0.361	07272023T03:27:00	VL040579.D	0.27	07312023T19:20:00	VL040747.D	0.343	10042023T19:33:00
0.355	07272023T03:27:00	VL040579.D	0.27	07312023T19:20:00	VL040747.D	0.369	10042023T19:33:00
0.355	07272023T03:27:00	VL040579.D	0.26	07312023T19:20:00	VL040747.D	0.301	10042023T19:33:00
0.357	07272023T03:27:00	VL040579.D	0.26	07312023T19:20:00	VL040747.D	0.313	10042023T19:33:00
0.436	07272023T03:27:00	VL040579.D	0.34	07312023T19:20:00	VL040747.D	0.471	10042023T19:33:00
0.393	07272023T03:27:00	VL040579.D	0.29	07312023T19:20:00	VL040747.D	0.354	10042023T19:33:00
0.242	07272023T03:27:00	VL040579.D	0.17	07312023T19:20:00	VL040747.D	0.266	10042023T19:33:00
0.283	07272023T03:27:00	VL040579.D	0.23	07312023T19:20:00	VL040747.D	0.312	10042023T19:33:00
0.539	07272023T03:27:00	VL040579.D	0.43	07312023T19:20:00	VL040747.D	0.394	10042023T19:33:00
0.366	07272023T03:27:00	VL040579.D	0.28	07312023T19:20:00	VL040747.D	0.381	10042023T19:33:00
0.025	07312023T17:18:00	VL040581.D	0.028	07312023T20:41:00	VL040772.D	0.044	10122023T01:48:00
0.353	07272023T03:27:00	VL040579.D	0.26	07312023T19:20:00	VL040747.D	0.351	10042023T19:33:00
0.285	07272023T03:27:00	VL040579.D	0.2	07312023T19:20:00	VL040747.D	0.288	10042023T19:33:00
0.477	07272023T03:27:00	VL040579.D	0.4	07312023T19:20:00	VL040747.D	0.507	10042023T19:33:00
0.027	07312023T17:18:00	VL040581.D	0.027	07312023T20:41:00	VL040772.D	0.039	10122023T01:48:00
0.589	07272023T03:27:00	VL040579.D	0.52	07312023T19:20:00	VL040747.D	0.561	10042023T19:33:00
0.487	07272023T03:27:00	VL040579.D	0.46	07312023T19:20:00	VL040747.D	0.456	10042023T19:33:00
0.03	07312023T17:18:00	VL040581.D	0.033	07312023T20:41:00	VL040772.D	0.041	10122023T01:48:00

Alliance TECHNICAL GROUP
284 Sheffield Street, Mountainside, New Jersey 07092 Phone: 908 789 8900 Fax: 908 789 8922

Datafile16	Concentration16	Adate16	Department	AVG Concentration	Recovery
VL040805.D	0.428	10252023T18:12:00	VOC	0.45	110
VL040787.D	0.04	10232023T20:32:00	VOC	0.032	110
VL040787.D	0.04	10232023T20:32:00	VOC	0.03	100
VL040805.D	0.471	10252023T18:12:00	VOC	0.42	110
VL040805.D	0.476	10252023T18:12:00	VOC	0.48	120
VL040805.D	0.427	10252023T18:12:00	VOC	0.46	110
VL040805.D	0.47	10252023T18:12:00	VOC	0.45	110
VL040805.D	0.288	10252023T18:12:00	VOC	0.31	79
VL040805.D	0.435	10252023T18:12:00	VOC	0.37	93
VL040805.D	0.433	10252023T18:12:00	VOC	0.38	95
VL040805.D	0.405	10252023T18:12:00	VOC	0.41	100
VL040805.D	0.501	10252023T18:12:00	VOC	0.44	110
VL040805.D	0.456	10252023T18:12:00	VOC	0.42	100
VL040805.D	0.403	10252023T18:12:00	VOC	0.35	87
VL040805.D	0.455	10252023T18:12:00	VOC	0.44	110
VL040805.D	0.412	10252023T18:12:00	VOC	0.4	100
VL040805.D	0.414	10252023T18:12:00	VOC	0.4	100
VL040805.D	0.486	10252023T18:12:00	VOC	0.38	96
VL040805.D	0.434	10252023T18:12:00	VOC	0.37	93
VL040805.D	0.467	10252023T18:12:00	VOC	0.42	100
VL040805.D	0.42	10252023T18:12:00	VOC	0.35	88
VL040805.D	0.353	10252023T18:12:00	VOC	0.3	75
VL040805.D	0.397	10252023T18:12:00	VOC	0.34	84
VL040805.D	0.403	10252023T18:12:00	VOC	0.34	84
VL040805.D	0.576	10252023T18:12:00	VOC	0.53	130
VL040805.D	0.422	10252023T18:12:00	VOC	0.43	110
VL040805.D	0.445	10252023T18:12:00	VOC	0.38	96
VL040805.D	0.205	10252023T18:12:00	VOC	0.36	91
VL040805.D	0.458	10252023T18:12:00	VOC	0.4	100
VL040805.D	0.436	10252023T18:12:00	VOC	0.44	110
VL040805.D	0.34	10252023T18:12:00	VOC	0.33	82
VL040805.D	0.508	10252023T18:12:00	VOC	0.47	120
VL040805.D	0.361	10252023T18:12:00	VOC	0.38	95
VL040787.D	0.04	10232023T20:32:00	VOC	0.031	100
VL040805.D	0.454	10252023T18:12:00	VOC	0.45	110
VL040805.D	0.517	10252023T18:12:00	VOC	0.48	120
VL040805.D	0.435	10252023T18:12:00	VOC	0.47	120
VL040805.D	0.487	10252023T18:12:00	VOC	0.45	110
VL040805.D	0.458	10252023T18:12:00	VOC	0.46	120
VL040805.D	0.435	10252023T18:12:00	VOC	0.4	99
VL040805.D	0.335	10252023T18:12:00	VOC	0.3	75
VL040805.D	0.416	10252023T18:12:00	VOC	0.39	96
VL040805.D	0.384	10252023T18:12:00	VOC	0.36	89
VL040805.D	0.516	10252023T18:12:00	VOC	0.54	140
VL040805.D	0.505	10252023T18:12:00	VOC	0.48	120
VL040805.D	0.404	10252023T18:12:00	VOC	0.4	100
VL040805.D	0.406	10252023T18:12:00	VOC	0.33	82
VL040805.D	0.404	10252023T18:12:00	VOC	0.35	88
VL040805.D	0.446	10252023T18:12:00	VOC	0.45	110
VL040805.D	0.452	10252023T18:12:00	VOC	0.4	100
VL040805.D	0.442	10252023T18:12:00	VOC	0.45	110
VL040805.D	0.435	10252023T18:12:00	VOC	0.38	96
VL040805.D	0.888	10252023T18:12:00	VOC	0.72	180
VL040805.D	0.348	10252023T18:12:00	VOC	0.32	80
VL040805.D	0.353	10252023T18:12:00	VOC	0.41	100
VL040805.D	0.619	10252023T18:12:00	VOC	0.56	140
VL040805.D	0.226	10252023T18:12:00	VOC	0.27	66
VL040805.D	0	10252023T18:12:00	VOC	0.14	35
VL040805.D	0.415	10252023T18:12:00	VOC	0.35	88
VL040805.D	0.389	10252023T18:12:00	VOC	0.35	89
VL040805.D	0.439	10252023T18:12:00	VOC	0.35	87
VL040805.D	0.381	10252023T18:12:00	VOC	0.34	85
VL040805.D	0.467	10252023T18:12:00	VOC	0.46	110
VL040805.D	0.449	10252023T18:12:00	VOC	0.37	93
VL040805.D	0.35	10252023T18:12:00	VOC	0.27	67
VL040805.D	0.291	10252023T18:12:00	VOC	0.28	70
VL040805.D	0.37	10252023T18:12:00	VOC	0.45	110
VL040805.D	0.427	10252023T18:12:00	VOC	0.37	92
VL040787.D	0.04	10232023T20:32:00	VOC	0.032	110
VL040805.D	0.416	10252023T18:12:00	VOC	0.35	88
VL040805.D	0.38	10252023T18:12:00	VOC	0.31	78
VL040805.D	0.435	10252023T18:12:00	VOC	0.43	110
VL040787.D	0.05	10232023T20:32:00	VOC	0.033	110
VL040805.D	0.506	10252023T18:12:00	VOC	0.48	120
VL040805.D	0.341	10252023T18:12:00	VOC	0.43	110
VL040787.D	0.04	10232023T20:32:00	VOC	0.033	110
			VOC	0.544	136

QC SUMMARY

284 Sheffield Street, Mountainside, New Jersey 07092, Phone : 908 789 8900,
Fax : 908 789 8922

Surrogate Summary

SDG No.: **P5296**

Client: **Tetra Tech, EMI**

Analytical Method: **SWTO-15**

Lab Sample ID	Client ID	Parameter	Spike	Result	RecoveryQual	Limits Low	Limits High
P5293-01DUP	C0AB9DUP	1-Bromo-4-Fluorobenzene	10	10.1	101	65	135
P5296-01	C0AC2	1-Bromo-4-Fluorobenzene	10	10.6	106	65	135
P5296-02	C0AC3	1-Bromo-4-Fluorobenzene	10	9.84	98	65	135
P5296-03	C0AC4	1-Bromo-4-Fluorobenzene	10	10.1	101	65	135
VL1218ABL02	VL1218ABL02	1-Bromo-4-Fluorobenzene	10	10.1	101	65	135
VL1218ABS01	VL1218ABS01	1-Bromo-4-Fluorobenzene	10	10.8	108	65	135
VL1219ABL01	VL1219ABL01	1-Bromo-4-Fluorobenzene	10	9.98	100	65	135
VL1219ABS01	VL1219ABS01	1-Bromo-4-Fluorobenzene	10	10.4	104	65	135

284 Sheffield Street, Mountainside, New Jersey 07092, Phone : 908 789 8900,
Fax : 908 789 8922

Laboratory Control Sample/Laboratory Control Sample Duplicate Summary

SW-846

SDG No.: **P5296**

Client: **Tetra Tech, EMI**

Analytical Method: **SWTO-15** **Datafile :** VL041795.D

Lab Sample ID	Parameter	Spike	Result	Unit	Rec	RPD	Qual	Limits Low	Limits High	RPD
VL1218ABS01	Dichlorodifluoromethane	10	8.70	ppbv	87			70	130	
	Chloromethane	10	9.30	ppbv	93			70	130	
	Vinyl Chloride	10	8.70	ppbv	87			70	130	
	Bromomethane	10	8.80	ppbv	88			70	130	
	Chloroethane	10	9.10	ppbv	91			70	130	
	Tetrahydrofuran	10	8.10	ppbv	81			70	130	
	Trichlorofluoromethane	10	9.60	ppbv	96			70	130	
	1,1,2-Trichlorotrifluoroethane	10	9.20	ppbv	92			70	130	
	Dichlorotetrafluoethane	10	9.50	ppbv	95			70	130	
	tert-Butyl Alcohol	10	8.80	ppbv	88			70	130	
	Heptane	10	8.10	ppbv	81			70	130	
	1,1-Dichloroethene	10	8.80	ppbv	88			70	130	
	Acetone	10	7.80	ppbv	78			70	130	
	Carbon disulfide	10	8.50	ppbv	85			70	130	
	Methyl tert-butyl Ether	10	7.90	ppbv	79			70	130	
	Methylene Chloride	10	8.80	ppbv	88			70	130	
	trans-1,2-Dichloroethene	10	8.60	ppbv	86			70	130	
	1,1-Dichloroethane	10	9.10	ppbv	91			70	130	
	Cyclohexane	10	7.80	ppbv	78			70	130	
	2-Butanone	10	8.50	ppbv	85			70	130	
	Carbon Tetrachloride	10	10.9	ppbv	109			70	130	
	cis-1,2-Dichloroethene	10	8.00	ppbv	80			70	130	
	Chloroform	10	9.20	ppbv	92			70	130	
	1,1,1-Trichloroethane	10	8.80	ppbv	88			70	130	
	2,2,4-Trimethylpentane	10	8.80	ppbv	88			70	130	
	Benzene	10	8.70	ppbv	87			70	130	
	1,2-Dichloroethane	10	9.60	ppbv	96			70	130	
	Trichloroethene	10	7.90	ppbv	79			70	130	
	1,2-Dichloropropane	10	8.50	ppbv	85			70	130	
	Bromodichloromethane	10	9.80	ppbv	98			70	130	
	4-Methyl-2-Pentanone	10	8.80	ppbv	88			70	130	
	Toluene	10	8.30	ppbv	83			70	130	
	t-1,3-Dichloropropene	10	7.90	ppbv	79			70	130	
	cis-1,3-Dichloropropene	10	7.80	ppbv	78			70	130	
	1,1,2-Trichloroethane	10	9.10	ppbv	91			70	130	
	Dibromochloromethane	10	9.90	ppbv	99			70	130	
	1,2-Dibromoethane	10	9.20	ppbv	92			70	130	
	Tetrachloroethene	10	7.70	ppbv	77			70	130	
	Chlorobenzene	10	9.40	ppbv	94			70	130	
	Ethyl Benzene	10	9.30	ppbv	93			70	130	
	m/p-Xylene	20	19.7	ppbv	99			70	130	
	o-Xylene	10	9.90	ppbv	99			70	130	
	Styrene	10	9.50	ppbv	95			70	130	
	Bromoform	10	10.1	ppbv	101			70	130	
	1,1,2,2-Tetrachloroethane	10	9.80	ppbv	98			70	130	
	2-Chlorotoluene	10	9.60	ppbv	96			70	130	
	1,3,5-Trimethylbenzene	10	10.6	ppbv	106			70	130	
	1,2,4-Trimethylbenzene	10	10.7	ppbv	107			70	130	

284 Sheffield Street, Mountainside, New Jersey 07092, Phone : 908 789 8900,
Fax : 908 789 8922

Laboratory Control Sample/Laboratory Control Sample Duplicate Summary

SW-846

SDG No.: **P5296**

Client: **Tetra Tech, EMI**

Analytical Method: **SWTO-15** **Datafile :** VL041795.D

Lab Sample ID	Parameter	Spike	Result	Unit	Rec	RPD	Qual	Limits Low	Limits High	RPD
VL1218ABS01	1,3-Dichlorobenzene	10	9.80	ppbv	98			70	130	
	1,4-Dichlorobenzene	10	9.90	ppbv	99			70	130	
	1,2-Dichlorobenzene	10	9.90	ppbv	99			70	130	
	1,2,4-Trichlorobenzene	10	9.60	ppbv	96			70	130	
	Hexachloro-1,3-butadiene	10	8.00	ppbv	80			70	130	
	Naphthalene	10	11.2	ppbv	112			70	130	
	1,3-Butadiene	10	9.50	ppbv	95			70	130	
	4-Ethyltoluene	10	10.1	ppbv	101			70	130	
	Hexane	10	8.20	ppbv	82			70	130	
	Allyl Chloride	10	8.90	ppbv	89			70	130	
	1,4-Dioxane	10	8.60	ppbv	86			70	130	
	Methyl methacrylate	10	8.40	ppbv	84			70	130	

284 Sheffield Street, Mountainside, New Jersey 07092, Phone : 908 789 8900,
Fax : 908 789 8922

Laboratory Control Sample/Laboratory Control Sample Duplicate Summary

SW-846

SDG No.: **P5296**

Client: **Tetra Tech, EMI**

Analytical Method: **SWTO-15** **Datafile :** VL041820.D

Lab Sample ID	Parameter	Spike	Result	Unit	Rec	RPD	Qual	Limits Low	Limits High	RPD
VL1219ABS01	Dichlorodifluoromethane	10	7.60	ppbv	76			70	130	
	Chloromethane	10	9.60	ppbv	96			70	130	
	Vinyl Chloride	10	8.70	ppbv	87			70	130	
	Bromomethane	10	8.50	ppbv	85			70	130	
	Chloroethane	10	9.10	ppbv	91			70	130	
	Tetrahydrofuran	10	9.10	ppbv	91			70	130	
	Trichlorofluoromethane	10	9.00	ppbv	90			70	130	
	1,1,2-Trichlorotrifluoroethane	10	8.70	ppbv	87			70	130	
	Dichlorotetrafluoethane	10	9.10	ppbv	91			70	130	
	tert-Butyl Alcohol	10	8.70	ppbv	87			70	130	
	Heptane	10	8.60	ppbv	86			70	130	
	1,1-Dichloroethene	10	8.70	ppbv	87			70	130	
	Acetone	10	7.70	ppbv	77			70	130	
	Carbon disulfide	10	8.70	ppbv	87			70	130	
	Methyl tert-butyl Ether	10	7.50	ppbv	75			70	130	
	Methylene Chloride	10	8.60	ppbv	86			70	130	
	trans-1,2-Dichloroethene	10	8.40	ppbv	84			70	130	
	1,1-Dichloroethane	10	9.10	ppbv	91			70	130	
	Cyclohexane	10	8.10	ppbv	81			70	130	
	2-Butanone	10	9.50	ppbv	95			70	130	
	Carbon Tetrachloride	10	10.9	ppbv	109			70	130	
	cis-1,2-Dichloroethene	10	8.20	ppbv	82			70	130	
	Chloroform	10	9.20	ppbv	92			70	130	
	1,1,1-Trichloroethane	10	8.70	ppbv	87			70	130	
	2,2,4-Trimethylpentane	10	9.70	ppbv	97			70	130	
	Benzene	10	9.40	ppbv	94			70	130	
	1,2-Dichloroethane	10	9.90	ppbv	99			70	130	
	Trichloroethene	10	8.30	ppbv	83			70	130	
	1,2-Dichloropropane	10	9.40	ppbv	94			70	130	
	Bromodichloromethane	10	10.5	ppbv	105			70	130	
	4-Methyl-2-Pentanone	10	9.60	ppbv	96			70	130	
	Toluene	10	8.80	ppbv	88			70	130	
	t-1,3-Dichloropropene	10	8.40	ppbv	84			70	130	
	cis-1,3-Dichloropropene	10	8.80	ppbv	88			70	130	
	1,1,2-Trichloroethane	10	9.50	ppbv	95			70	130	
	Dibromochloromethane	10	10.4	ppbv	104			70	130	
	1,2-Dibromoethane	10	9.50	ppbv	95			70	130	
	Tetrachloroethene	10	8.20	ppbv	82			70	130	
	Chlorobenzene	10	9.80	ppbv	98			70	130	
	Ethyl Benzene	10	9.60	ppbv	96			70	130	
	m/p-Xylene	20	20.5	ppbv	103			70	130	
	o-Xylene	10	10.2	ppbv	102			70	130	
	Styrene	10	9.90	ppbv	99			70	130	
	Bromoform	10	10.4	ppbv	104			70	130	
	1,1,2,2-Tetrachloroethane	10	10.7	ppbv	107			70	130	
	2-Chlorotoluene	10	9.90	ppbv	99			70	130	
	1,3,5-Trimethylbenzene	10	11.0	ppbv	110			70	130	
	1,2,4-Trimethylbenzene	10	11.1	ppbv	111			70	130	

284 Sheffield Street, Mountainside, New Jersey 07092, Phone : 908 789 8900,
Fax : 908 789 8922

Laboratory Control Sample/Laboratory Control Sample Duplicate Summary

SW-846

SDG No.: **P5296**

Client: **Tetra Tech, EMI**

Analytical Method: **SWTO-15** **Datafile :** VL041820.D

Lab Sample ID	Parameter	Spike	Result	Unit	Rec	RPD	Qual	Limits Low	Limits High	RPD
VL1219ABS01	1,3-Dichlorobenzene	10	10.3	ppbv	103			70	130	
	1,4-Dichlorobenzene	10	10.3	ppbv	103			70	130	
	1,2-Dichlorobenzene	10	10.2	ppbv	102			70	130	
	1,2,4-Trichlorobenzene	10	9.50	ppbv	95			70	130	
	Hexachloro-1,3-butadiene	10	8.00	ppbv	80			70	130	
	Naphthalene	10	11.2	ppbv	112			70	130	
	1,3-Butadiene	10	9.20	ppbv	92			70	130	
	4-Ethyltoluene	10	10.6	ppbv	106			70	130	
	Hexane	10	8.60	ppbv	86			70	130	
	Allyl Chloride	10	9.30	ppbv	93			70	130	
	1,4-Dioxane	10	9.40	ppbv	94			70	130	
	Methyl methacrylate	10	9.20	ppbv	92			70	130	

284 Sheffield Street, Mountainside, New Jersey 07092, Phone : 908 789 8900,
Fax : 908 789 8922

Duplicate Sample Summary

Lab Sample Id :	P5293-01DUP		P5293-01	
Client Id :	C0AB9DUP		C0AB9	
DF :	1		1	
Datafile :	VL041798.D		VL041797.D	
Anal Date & Time :	12/18/2024	17:43	12/18/2024	17:10

Parameter	Result	Result	RPD
1,1,1-Trichloroethane	0	0	0
1,1,2,2-Tetrachloroethane	0	0	0
1,1,2-Trichloroethane	0	0	0
1,1,2-Trichlorotrifluoroethane	0	0	0
1,1-Dichloroethane	0	0	0
1,1-Dichloroethene	0	0	0
1,2,4-Trichlorobenzene	0	0	0
1,2,4-Trimethylbenzene	0	0	0
1,2-Dibromoethane	0	0	0
1,2-Dichlorobenzene	0	0	0
1,2-Dichloroethane	0	0	0
1,2-Dichloropropane	0	0	0
1,3,5-Trimethylbenzene	0	0	0
1,3-Butadiene	0	0	0
1,3-Dichlorobenzene	0	0	0
1,4-Dichlorobenzene	0	0	0
1,4-Dioxane	0	0	0
2,2,4-Trimethylpentane	0.12	0.11	8.7
2-Butanone	0.21	0.2	4.9
2-Chlorotoluene	0	0	0
4-Ethyltoluene	0	0	0
4-Methyl-2-Pentanone	0	0	0
Acetone	3.3	3.2	3.1
Allyl Chloride	0	0	0
Benzene	0.23	0.21	9.1
Bromodichloromethane	0	0	0
Bromoform	0	0	0
Bromomethane	0	0	0
Carbon Disulfide	0	0	0
Carbon Tetrachloride	0.07	0.06	15.4

Alliance TECHNICAL GROUP
284 Sheffield Street, Mountainside, New Jersey 07092, Phone : 908 789 8900,
Fax : 908 789 8922

Duplicate Sample Summary

Lab Sample Id :	P5293-01DUP		P5293-01	
Client Id :	C0AB9DUP		C0AB9	
DF :	1		1	
Datafile :	VL041798.D		VL041797.D	
Anal Date & Time :	12/18/2024	17:43	12/18/2024	17:10

Parameter	Result	Result	RPD
Chlorobenzene	0	0	0
Chloroethane	0	0	0
Chloroform	2.6	3	14.3
Chloromethane	0.4	0.39	2.5
cis-1,2-Dichloroethene	0	0	0
cis-1,3-Dichloropropene	0	0	0
Cyclohexane	0	0	0
Dibromochloromethane	0	0	0
Dichlorodifluoromethane	0.43	0.41	4.8
Dichlorotetrafluoroethane	0	0	0
Ethyl Benzene	0	0	0
Heptane	0	0	0
Hexachloro-1,3-Butadiene	0	0	0
Hexane	1.5	2.1	33.3 *
m/p-Xylene	0.13	0	200 *
Methyl Methacrylate	0	0	0
Methyl tert-Butyl Ether	0	0	0
Methylene Chloride	10.6	12.7	18
Naphthalene	0	0	0
o-Xylene	0	0	0
Styrene	0	0	0
t-1,3-Dichloropropene	0	0	0
tert-Butyl alcohol	0	0	0
Tetrachloroethene	0	0	0
Tetrahydrofuran	0	0	0
Toluene	0.33	0.3	9.5
trans-1,2-Dichloroethene	0	0	0
Trichloroethene	0	0	0
Trichlorofluoromethane	0.2	0.21	4.9
Vinyl Chloride	0	0	0

284 Sheffield Street, Mountainside, New Jersey 07092, Phone : 908 789 8900,
Fax : 908 789 8922

VOLATILE METHOD BLANK SUMMARY

EPA SAMPLE NO.

VL1218ABL02

Lab Name: CHEMTECH

Contract: TETR16

Lab Code: CHEM

Case No.: P5296

SAS No.: P5296

SDG NO.: P5296

Lab File ID: VL041790.D

Lab Sample ID: VL1218ABL02

Date Analyzed: 12/18/2024

Time Analyzed: 12:28

GC Column: RTX-1

ID: 0.32 (mm)

Heated Purge: (Y/N) N

Instrument ID: MSVOA_L

THIS METHOD BLANK APPLIES TO THE FOLLOWING SAMPLES, MS AND MSD:

EPA SAMPLE NO.	LAB SAMPLE ID	LAB FILE ID	DATE ANALYZED
VL1218ABS01	VL1218ABS01	VL041795.D	12/18/2024
C0AB9DUP	P5293-01DUP	VL041798.D	12/18/2024
C0AC2	P5296-01	VL041801.D	12/18/2024

COMMENTS:

284 Sheffield Street, Mountainside, New Jersey 07092, Phone : 908 789 8900,
Fax : 908 789 8922

VOLATILE METHOD BLANK SUMMARY

EPA SAMPLE NO.

VL1219ABL01

Lab Name: CHEMTECH

Contract: TETR16

Lab Code: CHEM

Case No.: P5296

SAS No.: P5296

SDG NO.: P5296

Lab File ID: VL041819.D

Lab Sample ID: VL1219ABL01

Date Analyzed: 12/19/2024

Time Analyzed: 14:06

GC Column: RTX-1

ID: 0.32 (mm)

Heated Purge: (Y/N) N

Instrument ID: MSVOA_L

THIS METHOD BLANK APPLIES TO THE FOLLOWING SAMPLES, MS AND MSD:

EPA SAMPLE NO.	LAB SAMPLE ID	LAB FILE ID	DATE ANALYZED
VL1219ABS01	VL1219ABS01	VL041820.D	12/19/2024
C0AC4	P5296-03	VL041824.D	12/19/2024
C0AC3	P5296-02	VL041825.D	12/19/2024

COMMENTS:

284 Sheffield Street, Mountainside, New Jersey 07092, Phone : 908 789 8900,
Fax : 908 789 8922

VOLATILE ORGANIC INSTRUMENT PERFORMANCE CHECK
BROMOFLUOROBENZENE (BFB)

Lab Name: CHEMTECH
Contract: TETR16
Lab Code: CHEM
Case No.: P5296
SAS No.: P5296
SDG NO.: P5296
Lab File ID: VL041750.D
BFB Injection Date: 12/16/2024
Instrument ID: MSVOA_L
BFB Injection Time: 12:02
GC Column: RTX-1 ID: 0.32 (mm)
Heated Purge: Y/N N

m/e	ION ABUNDANCE CRITERIA	% RELATIVE ABUNDANCE
50	8.0 - 40.0% of mass 95	25.4
75	30.0 - 66.0% of mass 95	61.5
95	Base Peak, 100% relative abundance	100
96	5.0 - 9.0% of mass 95	6.7
173	Less than 2.0% of mass 174	0.0 (0.0) 1
174	50.0 - 120.0% of mass 95	63.2
175	4.0 - 9.0% of mass 174	3.4 (5.5) 1
176	93.0 - 101.0% of mass 174	60 (95) 1
177	5.0 - 9.0% of mass 176	3.8 (6.3) 2

1-Value is % mass 174
2-Value is % mass 176

THIS CHECK APPLIES TO THE FOLLOWING SAMPLES, MS, MSD, BLANKS, AND STANDARDS:

EPA SAMPLE NO.	LAB SAMPLE ID	LAB FILE ID	DATE ANALYZED	TIME ANALYZED
VSTDICCC010	VSTDICCC010	VL041752.D	12/16/2024	13:30
VSTDICC002	VSTDICC002	VL041753.D	12/16/2024	14:03
VSTDICC001	VSTDICC001	VL041754.D	12/16/2024	14:34
VSTDICC0.5	VSTDICC0.5	VL041755.D	12/16/2024	15:05
VSTDICC0.1	VSTDICC0.1	VL041756.D	12/16/2024	15:37
VSTDICC0.03	VSTDICC0.03	VL041757.D	12/16/2024	16:08
VSTDICC015	VSTDICC015	VL041758.D	12/16/2024	16:41

284 Sheffield Street, Mountainside, New Jersey 07092, Phone : 908 789 8900,
Fax : 908 789 8922

VOLATILE ORGANIC INSTRUMENT PERFORMANCE CHECK
BROMOFLUOROBENZENE (BFB)

Lab Name: CHEMTECH
Contract: TETR16
Lab Code: CHEM
Case No.: P5296
SAS No.: P5296
SDG NO.: P5296
Lab File ID: VL041787.D
BFB Injection Date: 12/18/2024
Instrument ID: MSVOA_L
BFB Injection Time: 08:06
GC Column: RTX-1 ID: 0.32 (mm)
Heated Purge: Y/N N

m/e	ION ABUNDANCE CRITERIA	% RELATIVE ABUNDANCE
50	8.0 - 40.0% of mass 95	27.5
75	30.0 - 66.0% of mass 95	63.1
95	Base Peak, 100% relative abundance	100
96	5.0 - 9.0% of mass 95	7.4
173	Less than 2.0% of mass 174	0.2 (0.4) 1
174	50.0 - 120.0% of mass 95	57.6
175	4.0 - 9.0% of mass 174	4.2 (7.3) 1
176	93.0 - 101.0% of mass 174	55.5 (96.3) 1
177	5.0 - 9.0% of mass 176	3.3 (5.9) 2

1-Value is % mass 174
2-Value is % mass 176

THIS CHECK APPLIES TO THE FOLLOWING SAMPLES, MS, MSD, BLANKS, AND STANDARDS:

EPA SAMPLE NO.	LAB SAMPLE ID	LAB FILE ID	DATE ANALYZED	TIME ANALYZED
VSTDCCC010	VSTDCCC010	VL041788.D	12/18/2024	10:29
VL1218ABL02	VL1218ABL02	VL041790.D	12/18/2024	12:28
VL1218ABS01	VL1218ABS01	VL041795.D	12/18/2024	16:06
C0AB9DUP	P5293-01DUP	VL041798.D	12/18/2024	17:43
C0AC2	P5296-01	VL041801.D	12/18/2024	19:24

284 Sheffield Street, Mountainside, New Jersey 07092, Phone : 908 789 8900,
Fax : 908 789 8922

VOLATILE ORGANIC INSTRUMENT PERFORMANCE CHECK
BROMOFLUOROBENZENE (BFB)

Lab Name: CHEMTECH
Contract: TETR16
Lab Code: CHEM
Case No.: P5296
SAS No.: P5296
SDG NO.: P5296
Lab File ID: VL041817.D
BFB Injection Date: 12/19/2024
Instrument ID: MSVOA_L
BFB Injection Time: 11:34
GC Column: RTX-1 ID: 0.32 (mm)
Heated Purge: Y/N N

m/e	ION ABUNDANCE CRITERIA	% RELATIVE ABUNDANCE
50	8.0 - 40.0% of mass 95	28.4
75	30.0 - 66.0% of mass 95	63.1
95	Base Peak, 100% relative abundance	100
96	5.0 - 9.0% of mass 95	6.6
173	Less than 2.0% of mass 174	0.5 (0.8) 1
174	50.0 - 120.0% of mass 95	56.3
175	4.0 - 9.0% of mass 174	4.4 (7.8) 1
176	93.0 - 101.0% of mass 174	55.3 (98.1) 1
177	5.0 - 9.0% of mass 176	3.5 (6.3) 2

1-Value is % mass 174
2-Value is % mass 176

THIS CHECK APPLIES TO THE FOLLOWING SAMPLES, MS, MSD, BLANKS, AND STANDARDS:

EPA SAMPLE NO.	LAB SAMPLE ID	LAB FILE ID	DATE ANALYZED	TIME ANALYZED
VSTDCCC010	VSTDCCC010	VL041818.D	12/19/2024	13:16
VL1219ABL01	VL1219ABL01	VL041819.D	12/19/2024	14:06
VL1219ABS01	VL1219ABS01	VL041820.D	12/19/2024	14:49
C0AC4	P5296-03	VL041824.D	12/19/2024	17:08
C0AC3	P5296-02	VL041825.D	12/19/2024	17:41

284 Sheffield Street, Mountainside, New Jersey 07092, Phone : 908 789 8900,
Fax : 908 789 8922

VOLATILE INTERNAL STANDARD AREA AND RT SUMMARY

Lab Name: CHEMTECH Contract: TETR16

Lab Code: CHEM Case No.: P5296 SAS No.: P5296 SDG NO.: P5296

Lab File ID: VL041788.D Date Analyzed: 12/18/2024

Instrument ID: MSVOA_L Time Analyzed: 10:29

GC Column: RTX-1 ID: 0.32 (mm) Heated Purge: (Y/N) N

	IS1 AREA #	RT #	IS2 AREA #	RT #	IS3 AREA #	RT #
12 HOUR STD	76040	2.78	198370	3.95	172190	8.88
UPPER LIMIT	106456	3.11	277718	4.28	241066	9.21
LOWER LIMIT	45624	2.45	119022	3.62	103314	8.55
EPA SAMPLE NO.						
C0AB9DUP	72121	2.80	176581	3.98	152305	8.89
C0AC2	75382	2.80	191938	3.98	165356	8.90
VL1218ABL02	70249	2.79	175356	3.97	151060	8.89
VL1218ABS01	72600	2.80	183255	3.97	159496	8.90

IS1 = Bromochloromethane
IS2 = 1,4-Difluorobenzene
IS3 = Chlorobenzene-d5

AREA UPPER LIMIT = +40% of internal standard area
AREA LOWER LIMIT = -40% of internal standard area
RT UPPER LIMIT = +0.33 minutes of internal standard RT
RT LOWER LIMIT = -0.33 minutes of internal standard RT

Column used to flag values outside QC limits with an asterisk.
* Values outside of QC limits.

284 Sheffield Street, Mountainside, New Jersey 07092, Phone : 908 789 8900,
Fax : 908 789 8922

VOLATILE INTERNAL STANDARD AREA AND RT SUMMARY

Lab Name: CHEMTECH Contract: TETR16

Lab Code: CHEM Case No.: P5296 SAS No.: P5296 SDG NO.: P5296

Lab File ID: VL041818.D Date Analyzed: 12/19/2024

Instrument ID: MSVOA_L Time Analyzed: 13:16

GC Column: RTX-1 ID: 0.32 (mm) Heated Purge: (Y/N) N

	IS1 AREA #	RT #	IS2 AREA #	RT #	IS3 AREA #	RT #
12 HOUR STD	82770	2.79	200154	3.96	174346	8.89
UPPER LIMIT	115878	3.12	280216	4.29	244084	9.22
LOWER LIMIT	49662	2.46	120092	3.63	104608	8.56
EPA SAMPLE NO.						
C0AC3	83158	2.79	189313	3.96	189944	8.88
C0AC4	79104	2.79	180475	3.97	190007	8.89
VL1219ABL01	80898	2.79	191925	3.96	161703	8.88
VL1219ABS01	80796	2.79	195963	3.96	168530	8.89

IS1 = Bromochloromethane
IS2 = 1,4-Difluorobenzene
IS3 = Chlorobenzene-d5

AREA UPPER LIMIT = +40% of internal standard area
AREA LOWER LIMIT = -40% of internal standard area
RT UPPER LIMIT = +0.33 minutes of internal standard RT
RT LOWER LIMIT = -0.33 minutes of internal standard RT

Column used to flag values outside QC limits with an asterisk.
* Values outside of QC limits.

SAMPLE DATA

284 Sheffield Street, Mountainside, New Jersey 07092, Phone : 908 789 8900,
Fax : 908 789 8922

Report of Analysis

Client:	Tetra Tech, EMI	Date Collected:	12/11/24
Project:	R36719	Date Received:	12/13/24
Client Sample ID:	C0AC2	SDG No.:	P5296
Lab Sample ID:	P5296-01	Matrix:	Air
Analytical Method:	TO-15	Test:	TO-15
Sample Wt/Vol:	400 Units: mL		

File ID/Qc Batch:	Dilution:	Prep Date	Date Analyzed	Prep Batch ID
VL041801.D	1		12/18/24 19:24	VL121824

CAS Number	Parameter	Conc. ppbv	Conc. ug/M3	Qualifier	MDL	LOQ / CRQL	Units
TARGETS							
75-71-8	Dichlorodifluoromethane	0.34	1.68	J	1.04	2.47	ug/m3
74-87-3	Chloromethane	0.93	1.92		0.21	1.03	ug/m3
75-01-4	Vinyl Chloride	0.010	0.030	U	0.030	0.080	ug/m3
74-83-9	Bromomethane	0.14	0.54	U	0.54	1.94	ug/m3
75-00-3	Chloroethane	0.17	0.45	U	0.45	1.32	ug/m3
109-99-9	Tetrahydrofuran	0.13	0.38	U	0.38	1.47	ug/m3
75-69-4	Trichlorofluoromethane	0.20	1.12	J	0.90	2.81	ug/m3
76-13-1	1,1,2-Trichlorotrifluoroethane	0.16	1.23	U	1.23	3.83	ug/m3
76-14-2	Dichlorotetrafluoroethane	0.090	0.63	U	0.63	3.49	ug/m3
75-65-0	tert-Butyl alcohol	0.30	0.91	J	0.58	1.52	ug/m3
142-82-5	Heptane	0.11	0.45	U	0.45	2.05	ug/m3
75-35-4	1,1-Dichloroethene	0.14	0.56	U	0.56	1.98	ug/m3
67-64-1	Acetone	8.90	21.1		0.57	1.19	ug/m3
75-15-0	Carbon Disulfide	0.16	0.50	U	0.50	1.56	ug/m3
1634-04-4	Methyl tert-Butyl Ether	0.12	0.43	U	0.43	1.80	ug/m3
75-09-2	Methylene Chloride	0.45	1.56	J	0.66	1.74	ug/m3
156-60-5	trans-1,2-Dichloroethene	0.19	0.75	U	0.75	1.98	ug/m3
75-34-3	1,1-Dichloroethane	0.13	0.53	U	0.53	2.02	ug/m3
110-82-7	Cyclohexane	0.22	0.76	U	0.76	1.72	ug/m3
78-93-3	2-Butanone	1.20	3.54		0.35	1.47	ug/m3
56-23-5	Carbon Tetrachloride	0.060	0.38		0.060	0.19	ug/m3
156-59-2	cis-1,2-Dichloroethene	0.090	0.36	U	0.36	1.98	ug/m3
67-66-3	Chloroform	0.13	0.63	J	0.39	2.44	ug/m3
71-55-6	1,1,1-Trichloroethane	0.010	0.050	U	0.050	0.16	ug/m3
540-84-1	2,2,4-Trimethylpentane	0.10	0.47	U	0.47	2.34	ug/m3
71-43-2	Benzene	0.42	1.34	J	0.29	1.60	ug/m3
107-06-2	1,2-Dichloroethane	0.090	0.36	U	0.36	2.02	ug/m3
79-01-6	Trichloroethene	0.020	0.11	U	0.11	0.16	ug/m3
78-87-5	1,2-Dichloropropane	0.11	0.51	U	0.51	2.31	ug/m3
75-27-4	Bromodichloromethane	0.080	0.54	U	0.54	3.35	ug/m3
108-10-1	4-Methyl-2-Pentanone	0.090	0.37	U	0.37	2.05	ug/m3
108-88-3	Toluene	0.55	2.07		0.41	1.88	ug/m3
10061-02-6	t-1,3-Dichloropropene	0.060	0.27	U	0.27	2.27	ug/m3
10061-01-5	cis-1,3-Dichloropropene	0.060	0.27	U	0.27	2.27	ug/m3
79-00-5	1,1,2-Trichloroethane	0.070	0.38	U	0.38	2.73	ug/m3

284 Sheffield Street, Mountainside, New Jersey 07092, Phone : 908 789 8900,
Fax : 908 789 8922

Report of Analysis

Client:	Tetra Tech, EMI	Date Collected:	12/11/24
Project:	R36719	Date Received:	12/13/24
Client Sample ID:	C0AC2	SDG No.:	P5296
Lab Sample ID:	P5296-01	Matrix:	Air
Analytical Method:	TO-15	Test:	TO-15
Sample Wt/Vol:	400 Units: mL		

File ID/Qc Batch:	Dilution:	Prep Date	Date Analyzed	Prep Batch ID
VL041801.D	1		12/18/24 19:24	VL121824

CAS Number	Parameter	Conc. ppbv	Conc. ug/M3	Qualifier	MDL	LOQ / CRQL	Units
124-48-1	Dibromochloromethane	0.070	0.60	U	0.60	4.26	ug/m3
106-93-4	1,2-Dibromoethane	0.070	0.54	U	0.54	0.77	ug/m3
127-18-4	Tetrachloroethene	0.15	1.02		0.14	0.20	ug/m3
108-90-7	Chlorobenzene	0.080	0.37	U	0.37	2.30	ug/m3
100-41-4	Ethyl Benzene	0.18	0.78	J	0.52	2.17	ug/m3
179601-23-1	m/p-Xylene	0.72	3.13	J	0.91	4.34	ug/m3
95-47-6	o-Xylene	0.31	1.35	J	0.52	2.17	ug/m3
100-42-5	Styrene	0.11	0.47	U	0.47	2.13	ug/m3
75-25-2	Bromoform	0.060	0.62	U	0.62	5.17	ug/m3
79-34-5	1,1,2,2-Tetrachloroethane	0.010	0.070	U	0.070	0.21	ug/m3
95-49-8	2-Chlorotoluene	0.11	0.57	U	0.57	2.59	ug/m3
108-67-8	1,3,5-Trimethylbenzene	0.11	0.54	U	0.54	2.46	ug/m3
95-63-6	1,2,4-Trimethylbenzene	0.33	1.62	J	0.39	2.46	ug/m3
541-73-1	1,3-Dichlorobenzene	0.080	0.48	U	0.48	3.01	ug/m3
106-46-7	1,4-Dichlorobenzene	0.050	0.30	U	0.30	3.01	ug/m3
95-50-1	1,2-Dichlorobenzene	0.080	0.48	U	0.48	3.01	ug/m3
120-82-1	1,2,4-Trichlorobenzene	0.090	0.67	U	0.67	3.71	ug/m3
87-68-3	Hexachloro-1,3-Butadiene	0.090	0.96	U	0.96	5.33	ug/m3
106-99-0	1,3-Butadiene	0.13	0.29	U	0.29	1.11	ug/m3
91-20-3	Naphthalene	0.080	0.42	U	0.42	0.52	ug/m3
622-96-8	4-Ethyltoluene	0.12	0.59	U	0.59	2.46	ug/m3
110-54-3	Hexane	0.11	0.39	U	0.39	1.76	ug/m3
107-05-1	Allyl Chloride	0.15	0.47	U	0.47	1.57	ug/m3
123-91-1	1,4-Dioxane	0.21	0.76	U	0.76	1.80	ug/m3
80-62-6	Methyl Methacrylate	0.090	0.37	U	0.37	2.05	ug/m3
SURROGATES							
460-00-4	1-Bromo-4-Fluorobenzene	10.6			65 - 135	106%	SPK: 10
INTERNAL STANDARDS							
74-97-5	Bromochloromethane	75400		2.797			
540-36-3	1,4-Difluorobenzene	192000		3.975			
3114-55-4	Chlorobenzene-d5	165000		8.895			

284 Sheffield Street, Mountainside, New Jersey 07092, Phone : 908 789 8900,
Fax : 908 789 8922

Report of Analysis

Client:	Tetra Tech, EMI	Date Collected:	12/11/24
Project:	R36719	Date Received:	12/13/24
Client Sample ID:	C0AC2	SDG No.:	P5296
Lab Sample ID:	P5296-01	Matrix:	Air
Analytical Method:	TO-15	Test:	TO-15
Sample Wt/Vol:	400 Units: mL		

File ID/Qc Batch:	Dilution:	Prep Date	Date Analyzed	Prep Batch ID
VL041801.D	1		12/18/24 19:24	VL121824

CAS Number	Parameter	Conc. ppbv	Conc. ug/M3	Qualifier	MDL	LOQ / CRQL	Units

U = Not Detected
RL = Reporting Limit
MDL = Method Detection Limit
E = Value Exceeds Calibration Range
D = Dilution

J = Estimated Value
B = Analyte Found in Associated Method Blank
N = Presumptive Evidence of a Compound
* = Values outside of QC limits
Q = indicates LCS control criteria did not meet requirements

Quantitation Report (QT Reviewed)

Data Path : Z:\voasrv\HPCHEM1\MSVOA_L\Data\VL121824\
Data File : VL041801.D
Acq On : 18 Dec 2024 19:24
Operator : SY/MD
Sample : P5296-01
Misc : 400mL/MSVOA_L
ALS Vial : 9 Sample Multiplier: 1

Quant Time: Dec 19 07:58:06 2024
Quant Method : Z:\voasrv\HPCHEM1\MSVOA_L\methods\VL121624AIR.M
Quant Title : AIR ANALYSIS BY METHOD TO-15 Instrument: MSVOA_LFri Aug 2
QLast Update : Thu Dec 19 07:32:09 2024
Response via : Initial Calibration

Instrument :
MSVOA_L
ClientSampleId :
C0AC2

Manual Integrations
APPROVED
Reviewed By :Semsettin Yesilyurt 12/19/2024
Supervised By :Mahesh Dadoda 12/19/2024

Compound	R.T.	QIon	Response	Conc	Units	Dev(Min)
Internal Standards						
1) Bromochloromethane	2.797	49	75382	10.000	ppbv	0.01
33) 1,4-Difluorobenzene	3.975	114	191938	10.000	ppbv	0.02
55) Chlorobenzene-d5	8.895	117	165356	10.000	ppbv	0.02
System Monitoring Compounds						
68) 1-Bromo-4-Fluorobenzene	10.387	95	146176	10.608	ppbv	0.01
Spiked Amount 10.000	Range 65 - 135		Recovery = 106.100%			
Target Compounds						Qvalue
2) Dichlorodifluoromethane	1.502	85	4603	0.343	ppbv #	81
3) Chlorodifluoromethane	1.479	51	2255m	0.183	ppbv	
4) Chloromethane	1.534	50	4863	0.927	ppbv	92
9) Propene	1.492	41	54095m	10.152	ppbv	
11) Trichlorofluoromethane	1.881	101	2904	0.204	ppbv	99
13) Ethanol	1.725	45	702801	1592.927	ppbv	95
15) Acetone	1.839	43	130310	8.884	ppbv	96
17) tert-Butyl alcohol	2.049	59	4407m	0.303	ppbv	
19) Isopropyl Alcohol	1.891	45	301539	34.263	ppbv #	36
20) Methylene Chloride	2.069	84	1880	0.450	ppbv #	93
25) Ethyl Acetate	2.845	43	14961	0.548	ppbv #	18
29) Chloroform	2.858	83	2077	0.132	ppbv	99
30) Cyclohexane	3.881	84	1396m	0.158	ppbv	
34) 2-Butanone	2.567	43	18388	1.191	ppbv	99
35) Carbon Tetrachloride	3.777	117	780	0.057	ppbv #	71
36) Benzene	3.667	78	8357	0.421	ppbv	98
52) Tetrachloroethene	8.244	164	1104	0.149	ppbv	93
53) Toluene	6.956	91	12413m	0.551	ppbv	
58) Ethyl Benzene	9.367	91	5312	0.178	ppbv	96
59) m/p-Xylene	9.548	91	17313m	0.723	ppbv	
60) o-Xylene	9.979	91	7510	0.313	ppbv	100
74) 1,2,4-Trimethylbenzene	11.545	105	8267	0.327	ppbv #	60

(#) = qualifier out of range (m) = manual integration (+) = signals summed

Quantitation Report (QT Reviewed)

Data Path : Z:\voasrv\HPCHEM1\MSVOA_L\Data\VL121824\
Data File : VL041801.D
Acq On : 18 Dec 2024 19:24
Operator : SY/MD
Sample : P5296-01
Misc : 400mL/MSVOA_L
ALS Vial : 9 Sample Multiplier: 1

Quant Time: Dec 19 07:58:06 2024
Quant Method : Z:\voasrv\HPCHEM1\MSVOA_L\methods\VL121624AIR.M
Quant Title : AIR ANALYSIS BY METHOD TO-15 Instrument: MSVOA_LFri Aug
QLast Update : Thu Dec 19 07:32:09 2024
Response via : Initial Calibration

Instrument :
MSVOA_L
ClientSampleId :
C0AC2

Manual Integrations
APPROVED
Reviewed By :Semsettin Yesilyurt 12/19/2024
Supervised By :Mahesh Dadoda 12/19/2024

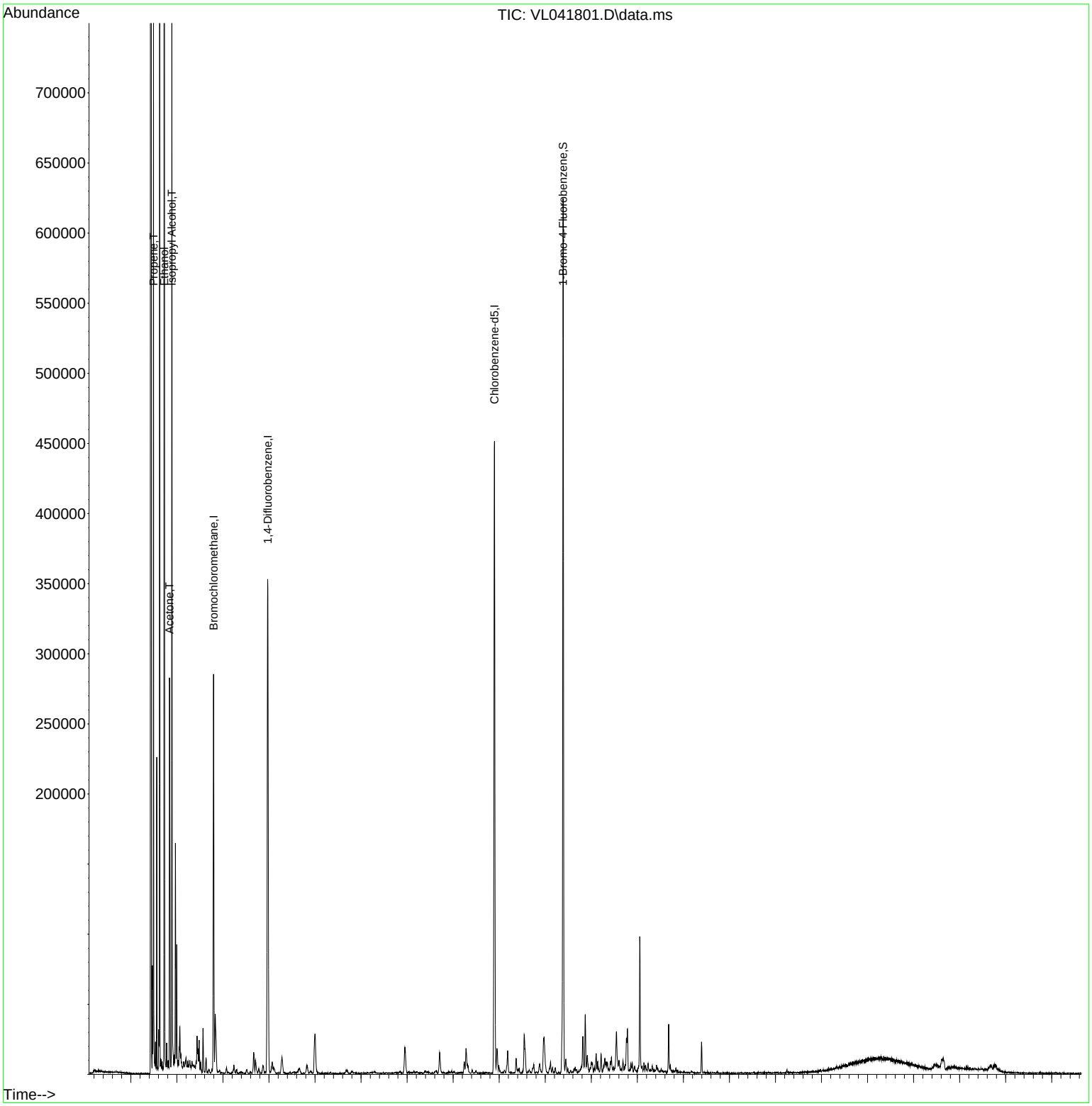

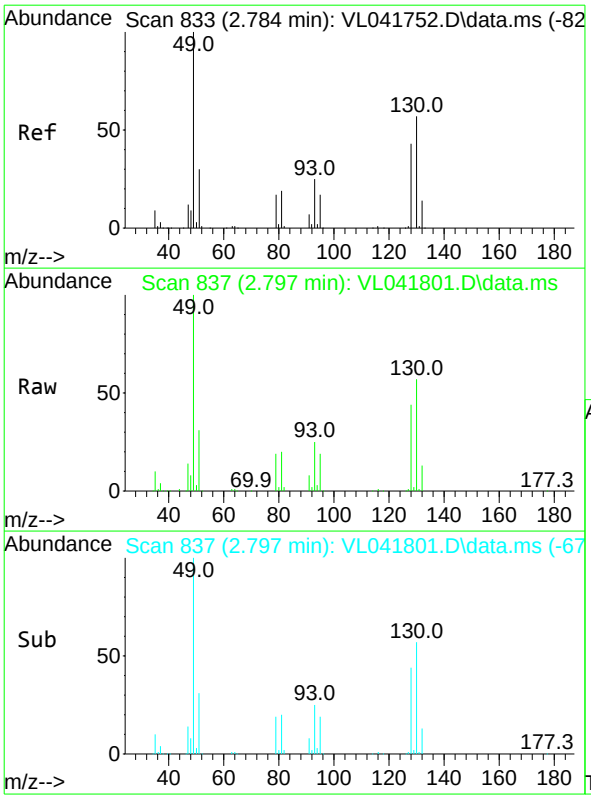

#1
Bromochloromethane
Concen: 10.000 ppbv
RT: 2.797 min Scan# 83
Delta R.T. 0.013 min
Lab File: VL041801.D
Acq: 18 Dec 2024 19:24

Tgt Ion: 49 Resp: 75382

Ion	Ratio	Lower	Upper
49	100		
128	42.9	21.6	64.6
130	55.9	28.3	85.0

Instrument :
MSVOA_L
ClientSampleId :
C0AC2

Manual Integrations
APPROVED

Reviewed By :Semsettin Yesilyurt 12/19/2024
Supervised By :Mahesh Dadoda 12/19/2024

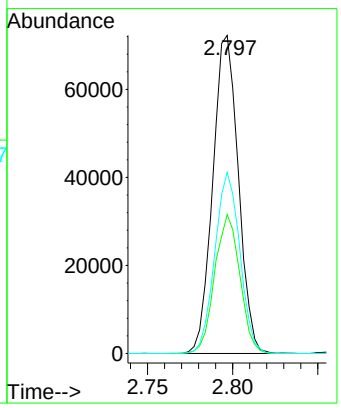

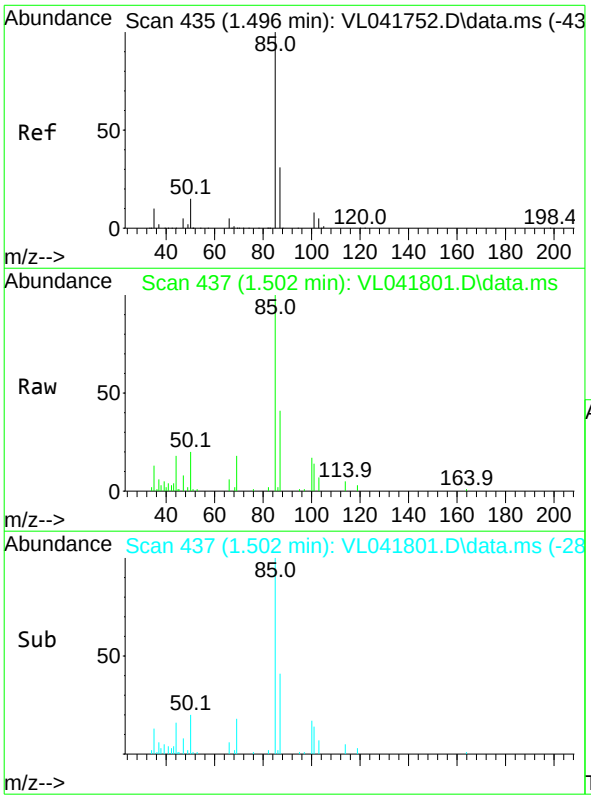

#2
Dichlorodifluoromethane
Concen: 0.343 ppbv
RT: 1.502 min Scan# 437
Delta R.T. 0.006 min
Lab File: VL041801.D
Acq: 18 Dec 2024 19:24

Tgt Ion: 85 Resp: 4603

Ion	Ratio	Lower	Upper
85	100		
87	41.2	24.5	36.7#

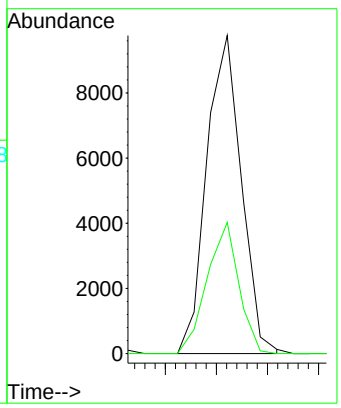

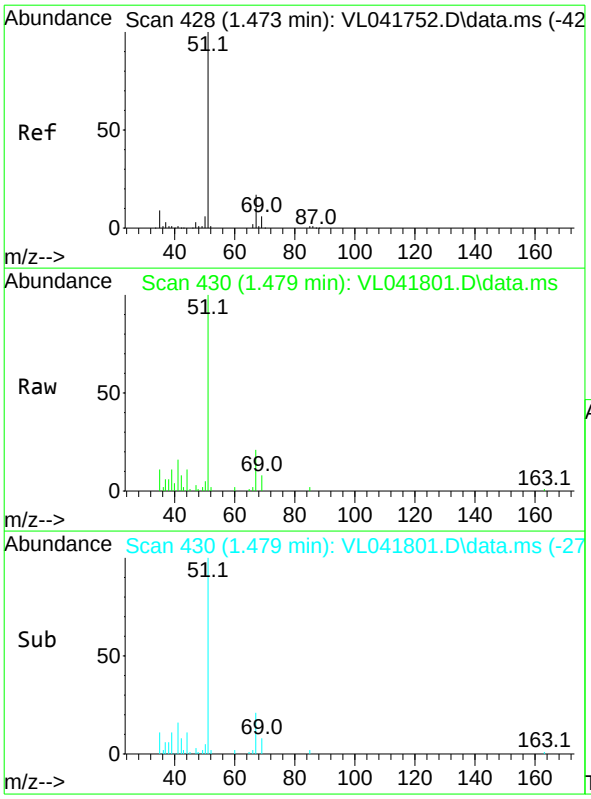

#3
Chlorodifluoromethane
Concen: 0.183 ppbv m
RT: 1.479 min Scan# 43
Delta R.T. 0.006 min
Lab File: VL041801.D
Acq: 18 Dec 2024 19:24

Tgt Ion: 51 Resp: 2255

Ion	Ratio	Lower	Upper
51	100		
67	34.3	15.0	22.4#

Instrument :
MSVOA_L
ClientSampleId :
C0AC2

Manual Integrations
APPROVED

Reviewed By :Semsettin Yesilyurt 12/19/2024
Supervised By :Mahesh Dadoda 12/19/2024

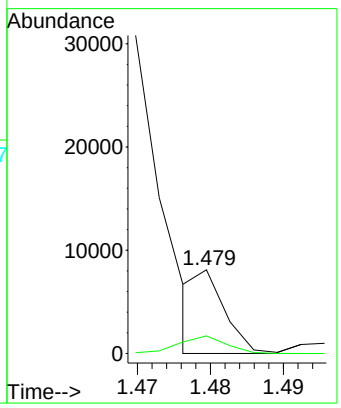

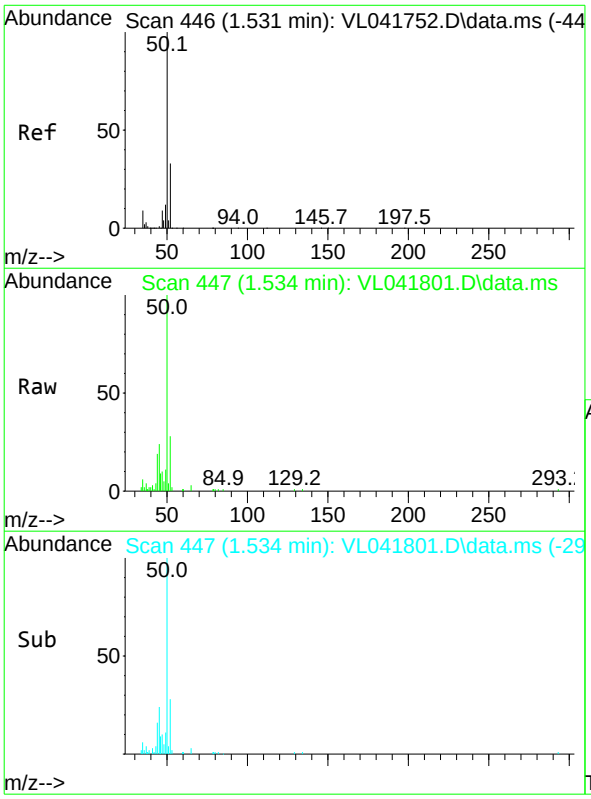

#4
Chloromethane
Concen: 0.927 ppbv
RT: 1.534 min Scan# 447
Delta R.T. 0.003 min
Lab File: VL041801.D
Acq: 18 Dec 2024 19:24

Tgt Ion: 50 Resp: 4863

Ion	Ratio	Lower	Upper
50	100		
52	28.1	26.2	39.2

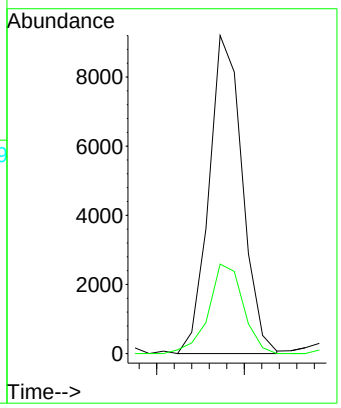

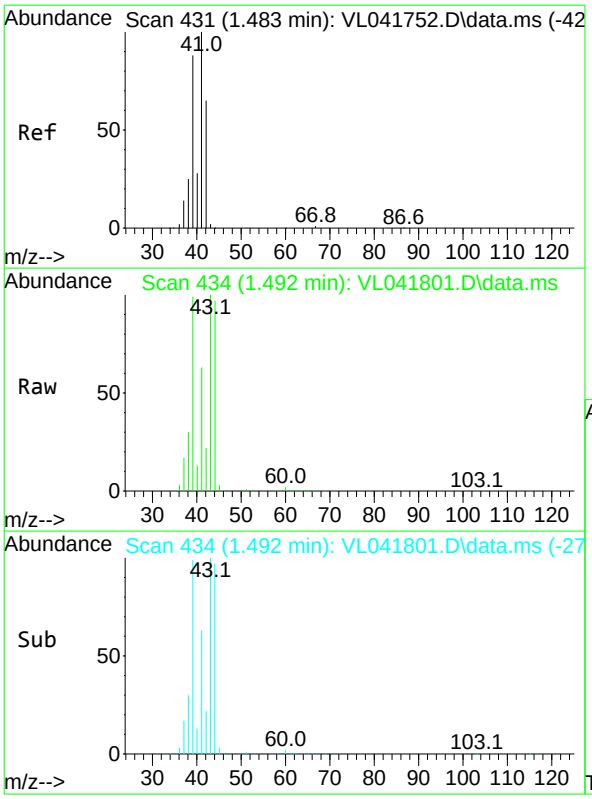

#9
Propene
Concen: 10.152 ppbv m
RT: 1.492 min Scan# 43
Delta R.T. 0.009 min
Lab File: VL041801.D
Acq: 18 Dec 2024 19:24

Tgt Ion: 41 Resp: 54095

Ion	Ratio	Lower	Upper
41	100		
42	29.7	52.4	78.6#

Instrument :
MSVOA_L
ClientSampleId :
C0AC2

Manual Integrations
APPROVED

Reviewed By :Semsettin Yesilyurt 12/19/2024
Supervised By :Mahesh Dadoda 12/19/2024

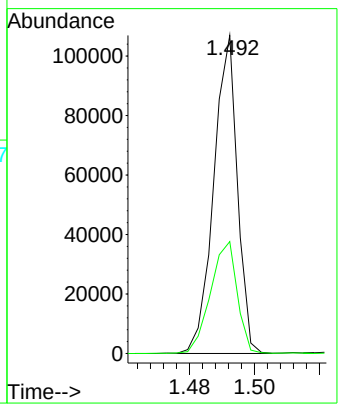

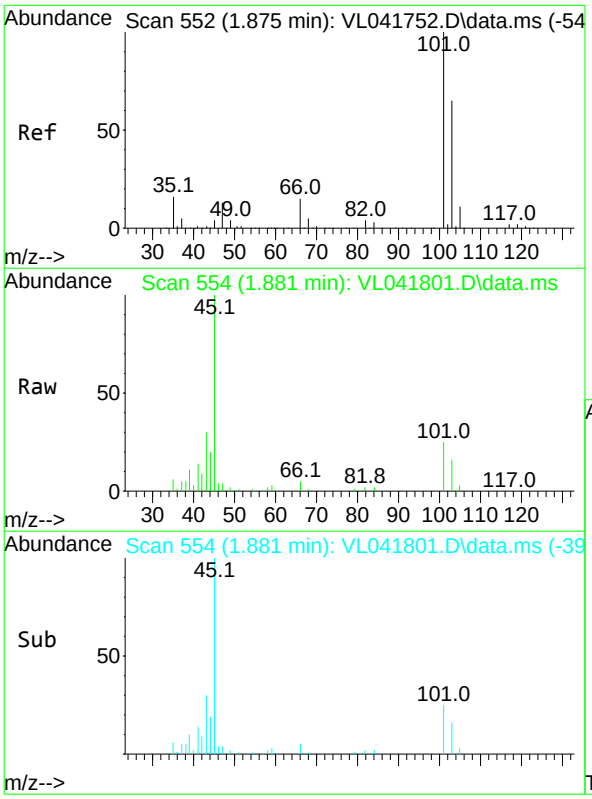

#11
Trichlorofluoromethane
Concen: 0.204 ppbv
RT: 1.881 min Scan# 554
Delta R.T. 0.006 min
Lab File: VL041801.D
Acq: 18 Dec 2024 19:24

Tgt Ion:101 Resp: 2904

Ion	Ratio	Lower	Upper
101	100		
103	64.3	51.8	77.8

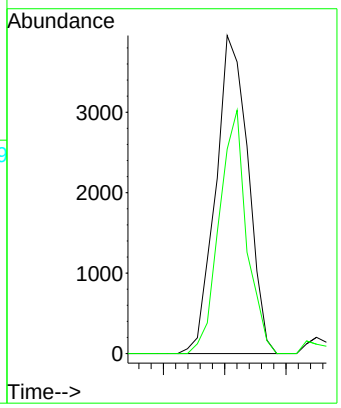

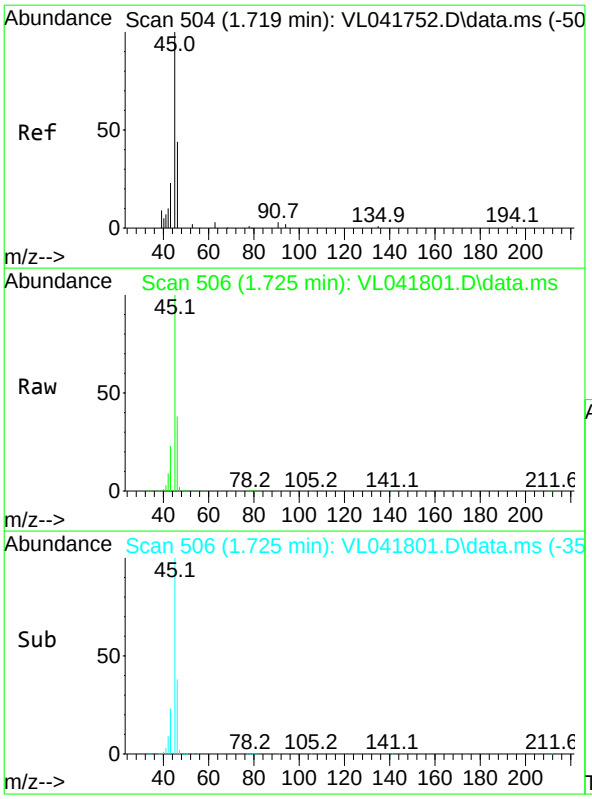

#13
Ethanol
Concen: 1592.927 ppbv
RT: 1.725 min Scan# 50
Delta R.T. 0.006 min
Lab File: VL041801.D
Acq: 18 Dec 2024 19:24

Tgt Ion: 45 Resp: 702801

Ion	Ratio	Lower	Upper
45	100		
46	38.2	16.4	65.8

Instrument :
MSVOA_L
ClientSampleId :
C0AC2

Manual Integrations
APPROVED

Reviewed By :Semsettin Yesilyurt 12/19/2024
Supervised By :Mahesh Dadoda 12/19/2024

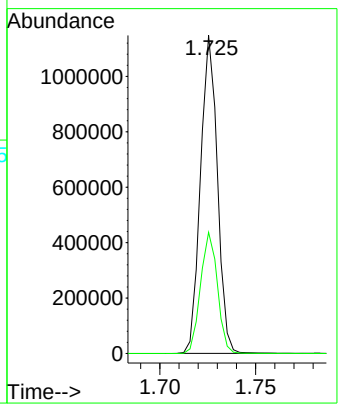

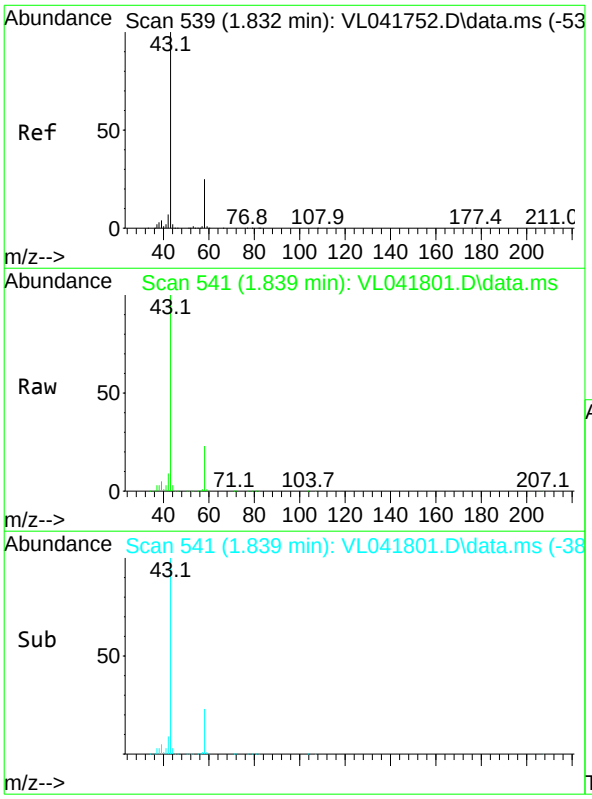

#15
Acetone
Concen: 8.884 ppbv
RT: 1.839 min Scan# 541
Delta R.T. 0.006 min
Lab File: VL041801.D
Acq: 18 Dec 2024 19:24

Tgt Ion: 43 Resp: 130310

Ion	Ratio	Lower	Upper
43	100		
58	22.7	19.7	29.5

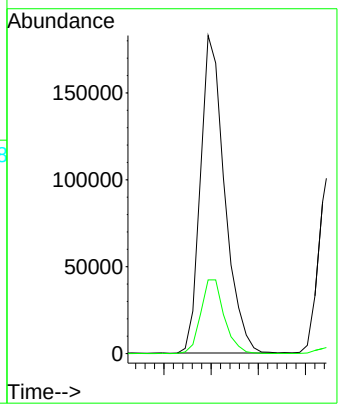

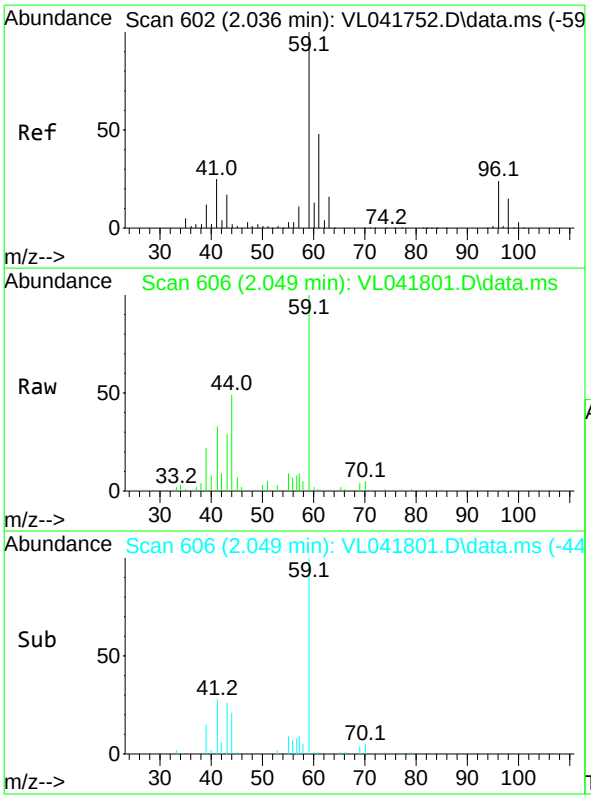

#17
tert-Butyl alcohol
Concen: 0.303 ppbv m
RT: 2.049 min Scan# 60
Delta R.T. 0.013 min
Lab File: VL041801.D
Acq: 18 Dec 2024 19:24

Tgt Ion: 59 Resp: 4407

Ion	Ratio	Lower	Upper
59	100		
57	23.2	8.6	13.0#

Instrument :
MSVOA_L
ClientSampleId :
C0AC2

Manual Integrations
APPROVED

Reviewed By :Semsettin Yesilyurt 12/19/2024
Supervised By :Mahesh Dadoda 12/19/2024

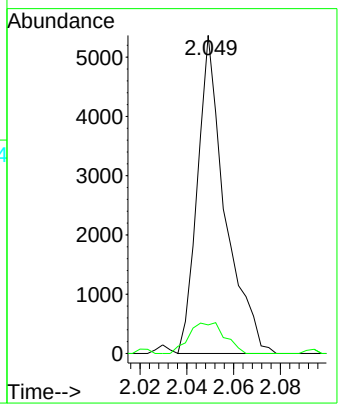



#19
Isopropyl Alcohol
Concen: 34.263 ppbv
RT: 1.891 min Scan# 557
Delta R.T. 0.006 min
Lab File: VL041801.D
Acq: 18 Dec 2024 19:24

Tgt Ion: 45 Resp: 301539

Ion	Ratio	Lower	Upper
45	100		
58	1.2	33.3	49.9#

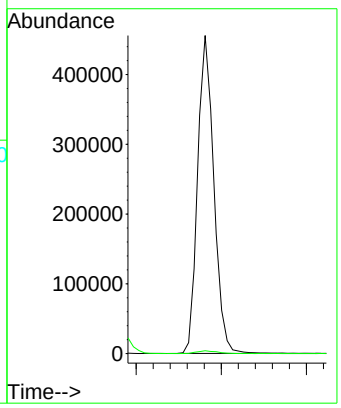

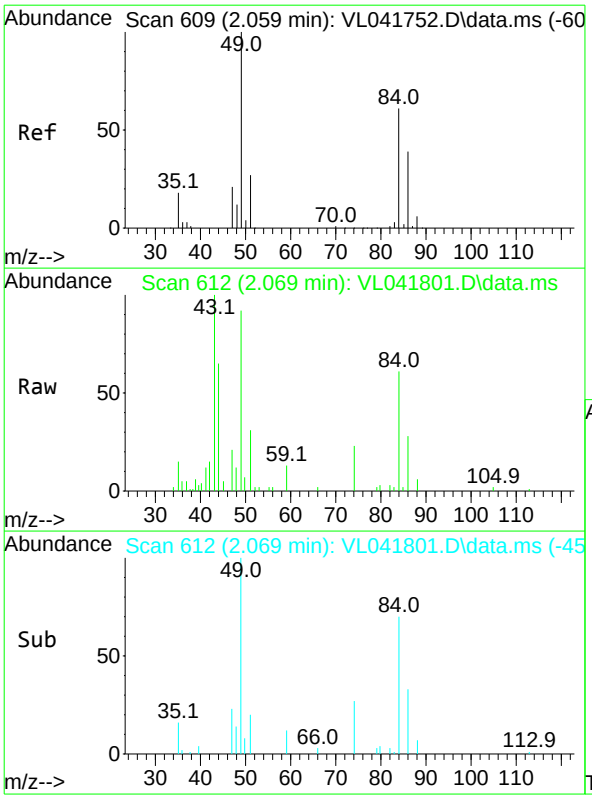

#20
Methylene Chloride
Concen: 0.450 ppbv
RT: 2.069 min Scan# 61
Delta R.T. 0.009 min
Lab File: VL041801.D
Acq: 18 Dec 2024 19:24

Tgt Ion: 84 Resp: 1880

Ion	Ratio	Lower	Upper
84	100		
49	164.5	132.6	198.8
51	42.4	37.6	56.4
86	47.0	51.4	77.0#

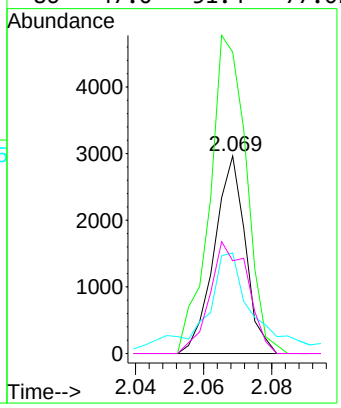

Instrument :
MSVOA_L
ClientSampleId :
C0AC2

Manual Integrations
APPROVED

Reviewed By :Semsettin Yesilyurt 12/19/2024
Supervised By :Mahesh Dadoda 12/19/2024

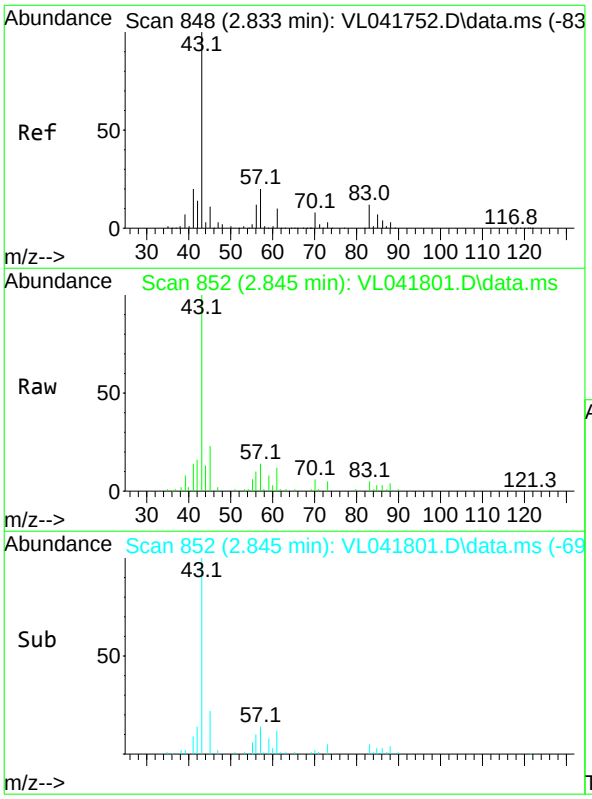

#25
Ethyl Acetate
Concen: 0.548 ppbv
RT: 2.845 min Scan# 852
Delta R.T. 0.013 min
Lab File: VL041801.D
Acq: 18 Dec 2024 19:24

Tgt Ion: 43 Resp: 14961

Ion	Ratio	Lower	Upper
43	100		
45	88.3	8.1	12.1#
61	12.0	7.0	10.6#
70	7.8	6.5	9.7

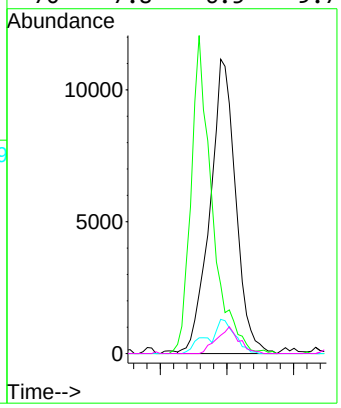

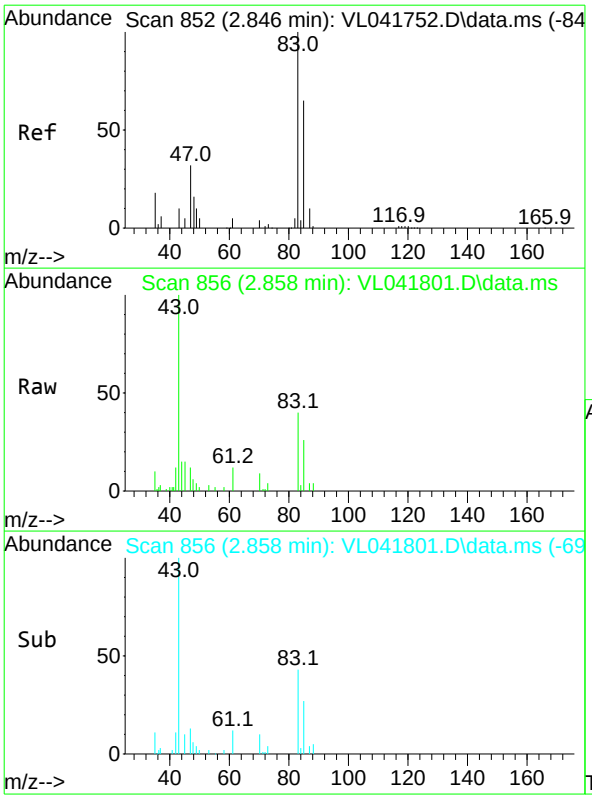

#29
Chloroform
Concen: 0.132 ppbv
RT: 2.858 min Scan# 85
Delta R.T. 0.013 min
Lab File: VL041801.D
Acq: 18 Dec 2024 19:24

Tgt Ion: 83 Resp: 2077

Ion	Ratio	Lower	Upper
83	100		
85	64.2	51.8	77.6

Instrument :
MSVOA_L
ClientSampleId :
C0AC2

Manual Integrations
APPROVED

Reviewed By :Semsettin Yesilyurt 12/19/2024
Supervised By :Mahesh Dadoda 12/19/2024

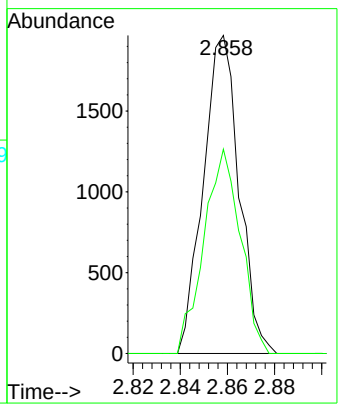

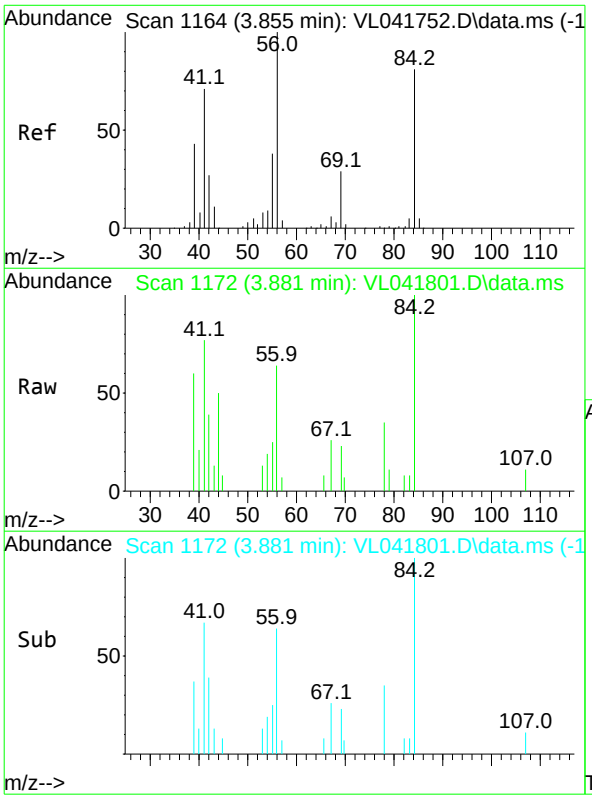

#30
Cyclohexane
Concen: 0.158 ppbv m
RT: 3.881 min Scan# 1172
Delta R.T. 0.026 min
Lab File: VL041801.D
Acq: 18 Dec 2024 19:24

Tgt Ion: 84 Resp: 1396

Ion	Ratio	Lower	Upper
84	100		
56	113.3	102.3	153.5
41	124.7	74.0	111.0#

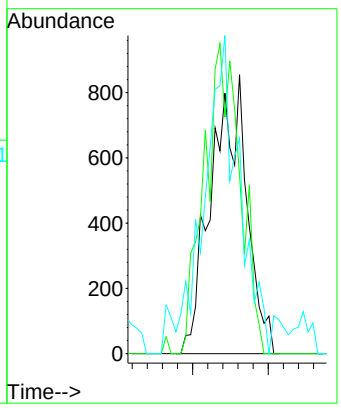

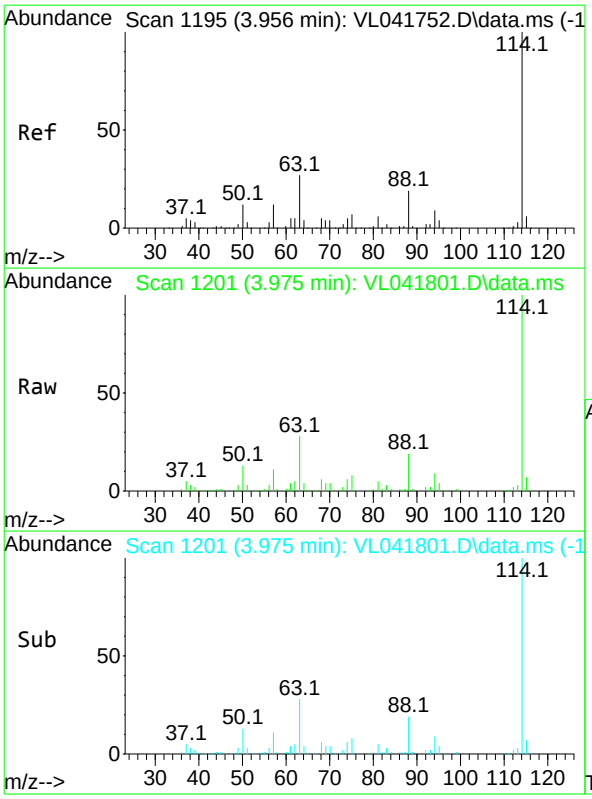

#33
1,4-Difluorobenzene
Concen: 10.000 ppbv
RT: 3.975 min Scan# 12
Delta R.T. 0.019 min
Lab File: VL041801.D
Acq: 18 Dec 2024 19:24

Tgt Ion:114 Resp: 191938

Ion	Ratio	Lower	Upper
114	100		
63	27.6	21.8	32.8
88	18.7	14.8	22.2

Instrument :
MSVOA_L
ClientSampleId :
C0AC2

Manual Integrations
APPROVED

Reviewed By :Semsettin Yesilyurt 12/19/2024
Supervised By :Mahesh Dadoda 12/19/2024

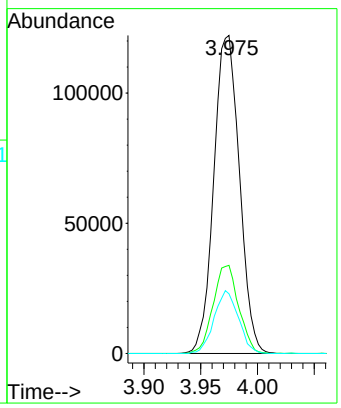



#34
2-Butanone
Concen: 1.191 ppbv
RT: 2.567 min Scan# 766
Delta R.T. 0.013 min
Lab File: VL041801.D
Acq: 18 Dec 2024 19:24

Tgt Ion: 43 Resp: 18388

Ion	Ratio	Lower	Upper
43	100		
72	21.4	16.8	25.2

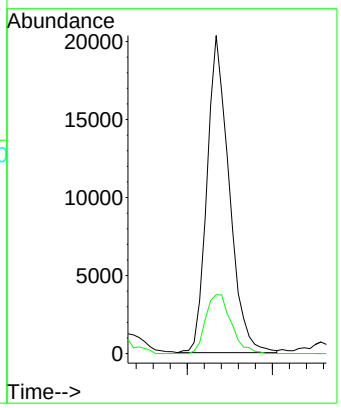

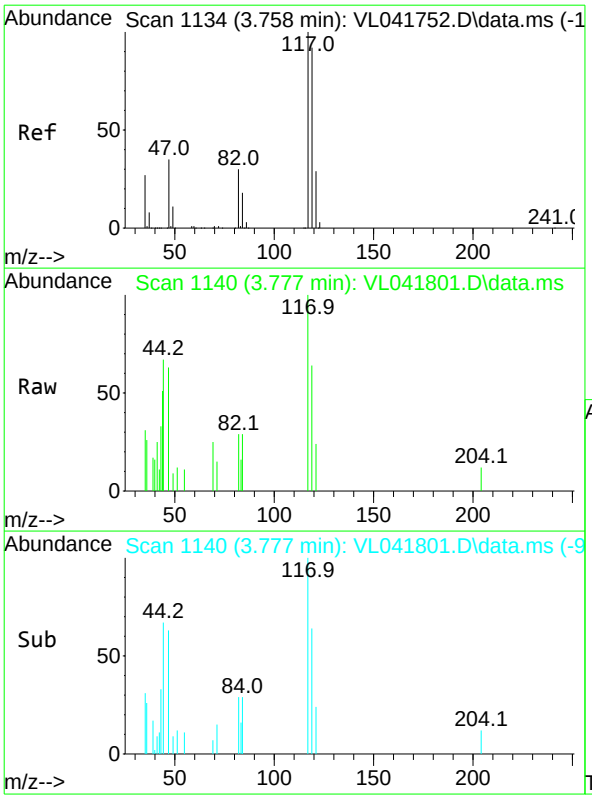

#35
Carbon Tetrachloride
Concen: 0.057 ppbv
RT: 3.777 min Scan# 11
Delta R.T. 0.019 min
Lab File: VL041801.D
Acq: 18 Dec 2024 19:24

Instrument :
MSVOA_L
ClientSampleId :
C0AC2

Tgt Ion:117 Resp: 780

Ion	Ratio	Lower	Upper
117	100		
119	63.5	73.7	110.5#
121	15.3	23.0	34.4#

Manual Integrations
APPROVED

Reviewed By :Semsettin Yesilyurt 12/19/2024
Supervised By :Mahesh Dadoda 12/19/2024

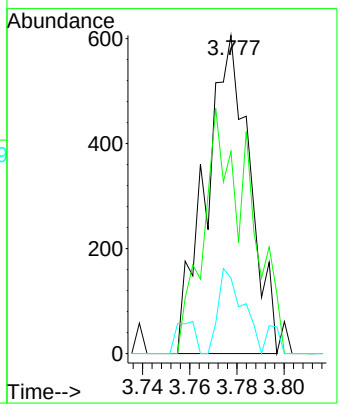

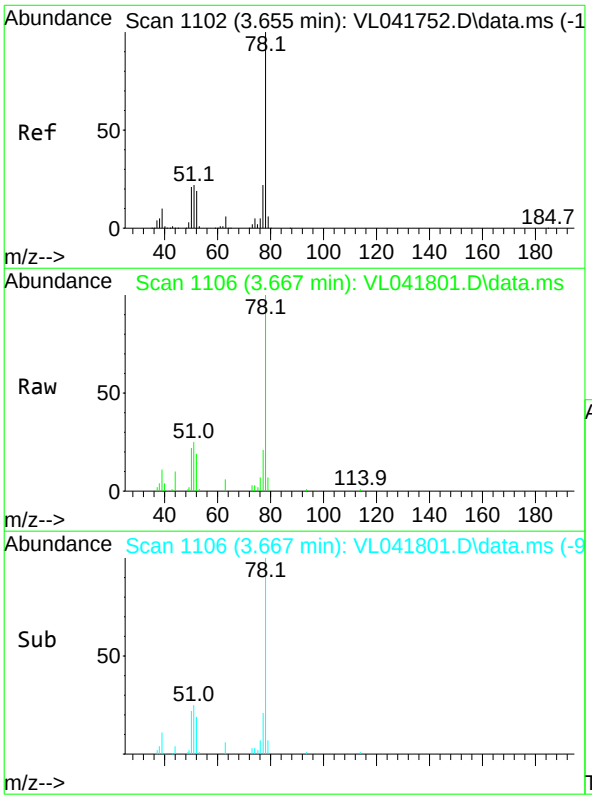

#36
Benzene
Concen: 0.421 ppbv
RT: 3.667 min Scan# 1106
Delta R.T. 0.013 min
Lab File: VL041801.D
Acq: 18 Dec 2024 19:24

Tgt Ion: 78 Resp: 8357

Ion	Ratio	Lower	Upper
78	100		
77	20.9	17.8	26.6
50	21.8	17.2	25.8

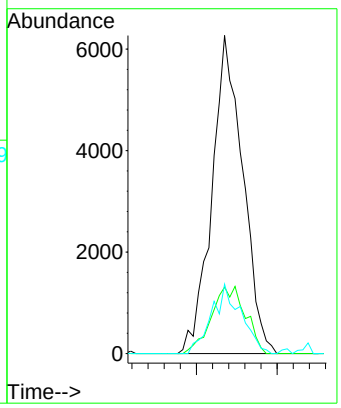

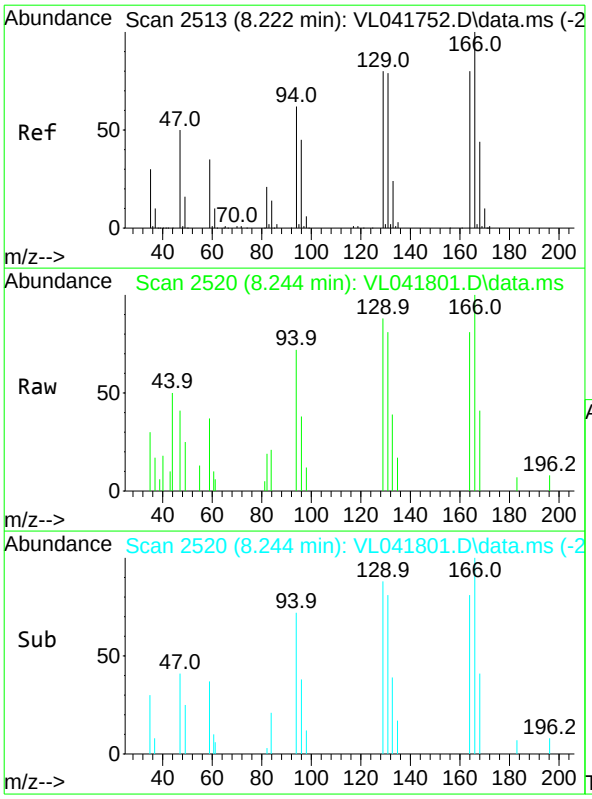

#52
Tetrachloroethene
Concen: 0.149 ppbv
RT: 8.244 min Scan# 25
Delta R.T. 0.022 min
Lab File: VL041801.D
Acq: 18 Dec 2024 19:24

Tgt Ion:164 Resp: 1104

Ion	Ratio	Lower	Upper
164	100		
166	113.8	99.8	149.6
129	108.7	79.6	119.4
131	99.4	78.6	117.8

Instrument :
MSVOA_L
ClientSampleId :
C0AC2

Manual Integrations
APPROVED

Reviewed By :Semsettin Yesilyurt 12/19/2024
Supervised By :Mahesh Dadoda 12/19/2024

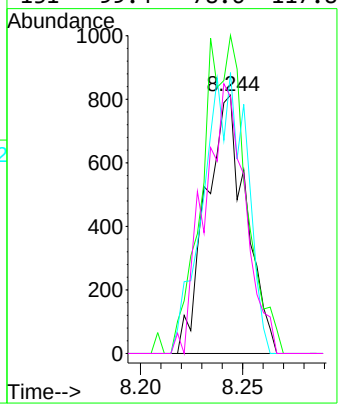

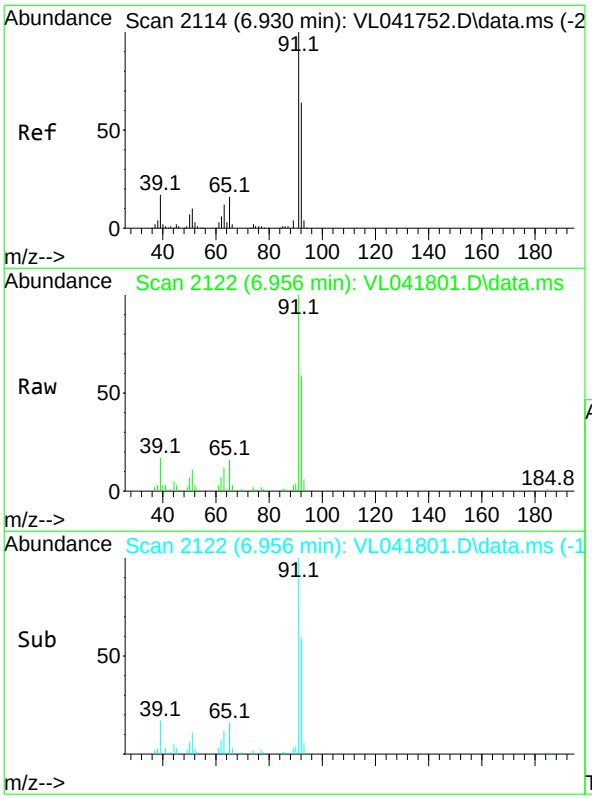

#53
Toluene
Concen: 0.551 ppbv m
RT: 6.956 min Scan# 2122
Delta R.T. 0.026 min
Lab File: VL041801.D
Acq: 18 Dec 2024 19:24

Tgt Ion: 91 Resp: 12413

Ion	Ratio	Lower	Upper
91	100		
92	64.4	47.9	71.9

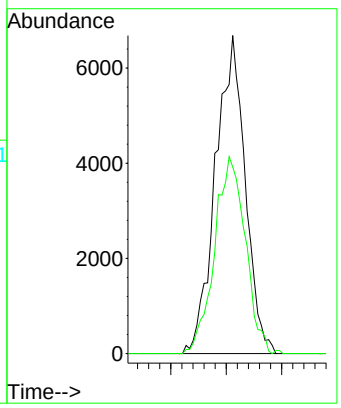

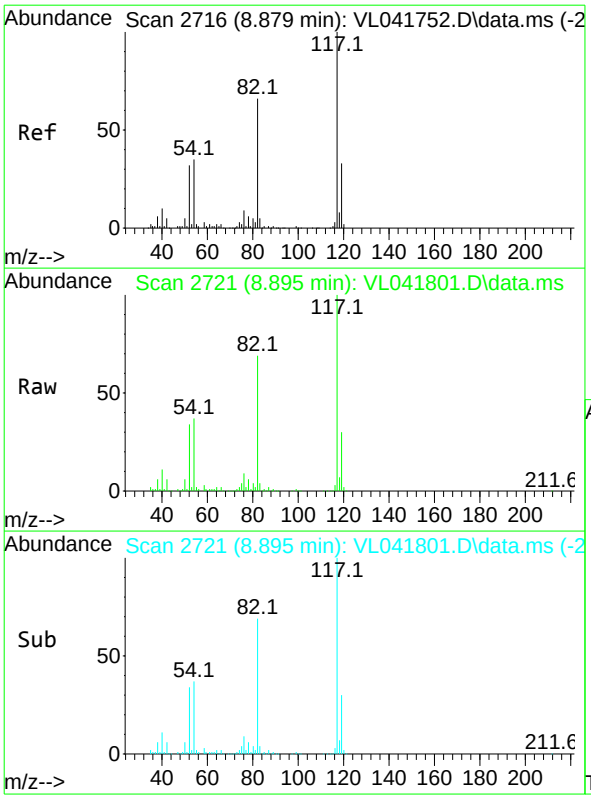

#55
Chlorobenzene-d5
Concen: 10.000 ppbv
RT: 8.895 min Scan# 27
Delta R.T. 0.016 min
Lab File: VL041801.D
Acq: 18 Dec 2024 19:24

Tgt Ion:117 Resp: 165356

Ion	Ratio	Lower	Upper
117	100		
82	68.0	53.8	80.8
119	31.4	26.7	40.1

Instrument :
MSVOA_L
ClientSampleId :
C0AC2

Manual Integrations
APPROVED

Reviewed By :Semsettin Yesilyurt 12/19/2024
Supervised By :Mahesh Dadoda 12/19/2024

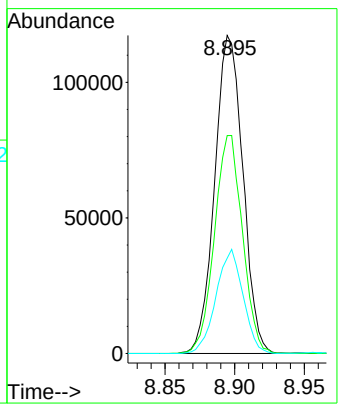

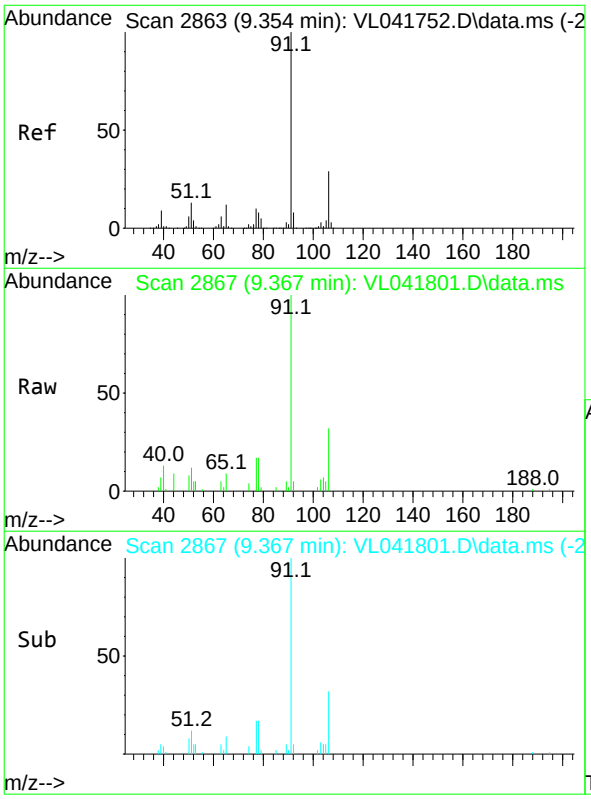

#58
Ethyl Benzene
Concen: 0.178 ppbv
RT: 9.367 min Scan# 2867
Delta R.T. 0.013 min
Lab File: VL041801.D
Acq: 18 Dec 2024 19:24

Tgt Ion: 91 Resp: 5312

Ion	Ratio	Lower	Upper
91	100		
106	31.6	23.5	35.3

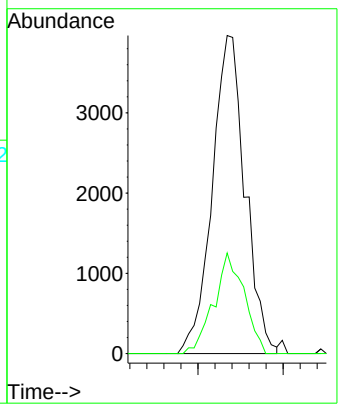

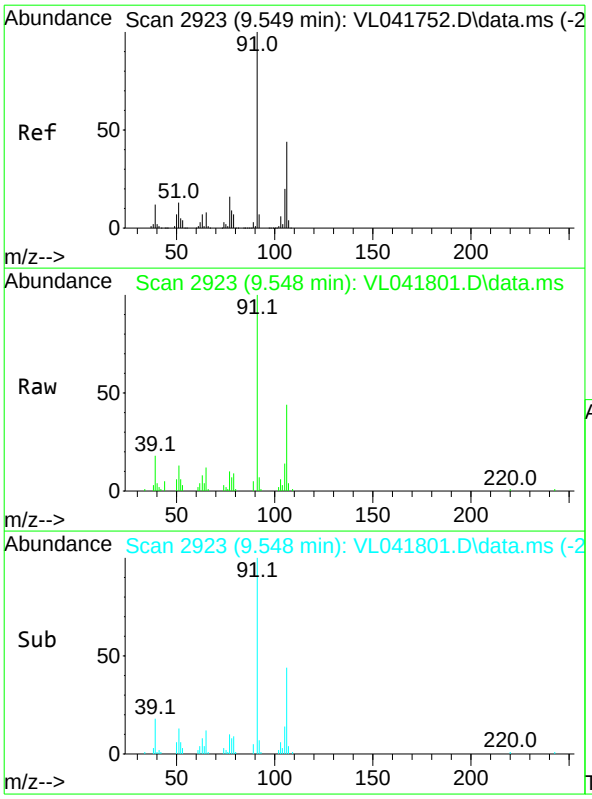

#59
m/p-Xylene
Concen: 0.723 ppbv m
RT: 9.548 min Scan# 29
Delta R.T. -0.000 min
Lab File: VL041801.D
Acq: 18 Dec 2024 19:24

Tgt Ion: 91 Resp: 17313

Ion	Ratio	Lower	Upper
91	100		
106	0.0	0.0	0.0

Instrument :
MSVOA_L
ClientSampleId :
C0AC2

Manual Integrations
APPROVED

Reviewed By :Semsettin Yesilyurt 12/19/2024
Supervised By :Mahesh Dadoda 12/19/2024

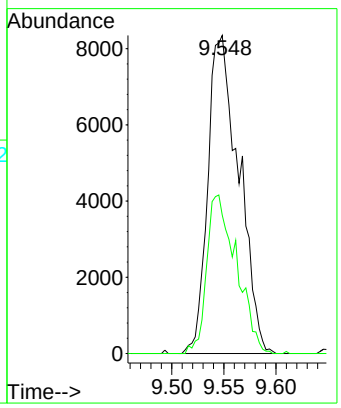

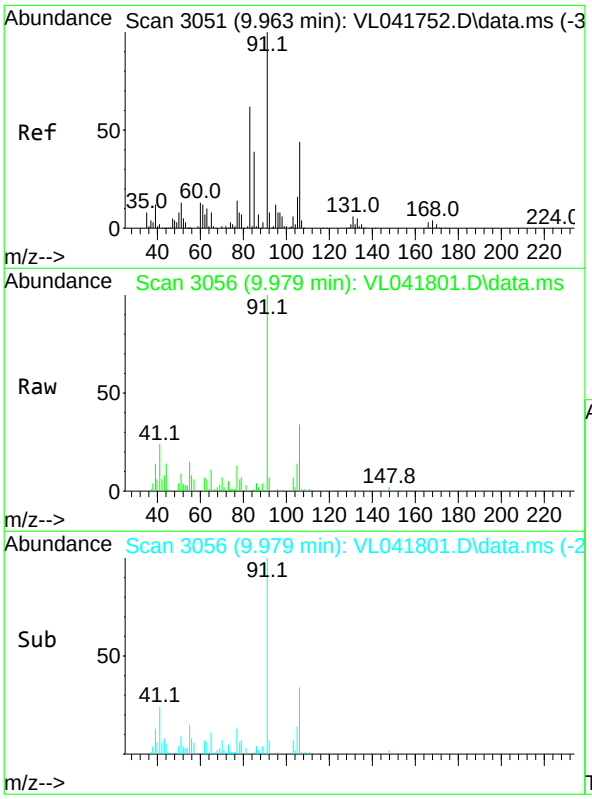

#60
o-Xylene
Concen: 0.313 ppbv
RT: 9.979 min Scan# 3056
Delta R.T. 0.016 min
Lab File: VL041801.D
Acq: 18 Dec 2024 19:24

Tgt Ion: 91 Resp: 7510

Ion	Ratio	Lower	Upper
91	100		
106	42.1	21.1	63.4

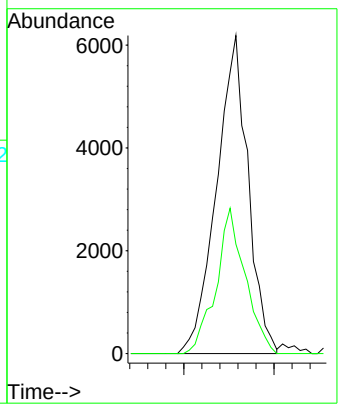

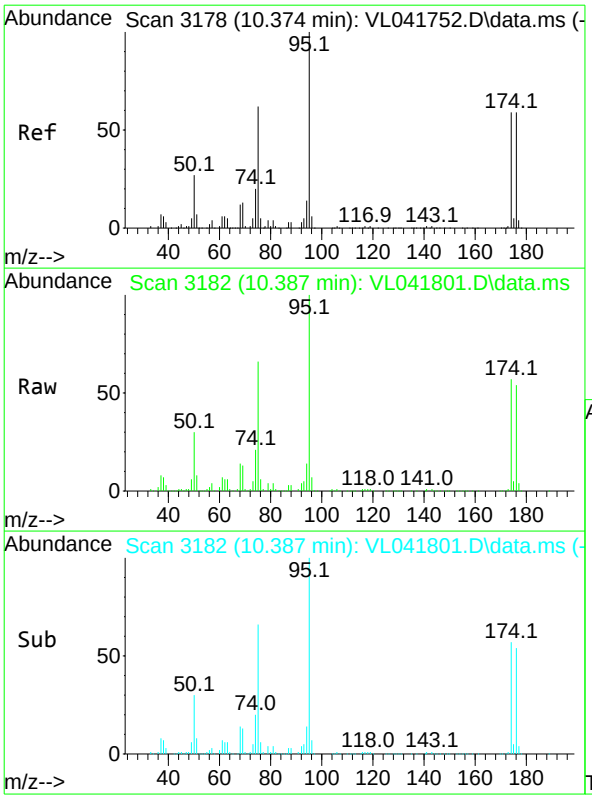

#68
1-Bromo-4-Fluorobenzene
Concen: 10.608 ppbv
RT: 10.387 min Scan# 31
Delta R.T. 0.013 min
Lab File: VL041801.D
Acq: 18 Dec 2024 19:24

Tgt Ion: 95 Resp: 146176

Ion	Ratio	Lower	Upper
95	100		
174	58.2	47.6	71.4
175	4.4	3.7	5.5

Instrument :
MSVOA_L
ClientSampleId :
C0AC2

Manual Integrations
APPROVED

Reviewed By :Semsettin Yesilyurt 12/19/2024
Supervised By :Mahesh Dadoda 12/19/2024

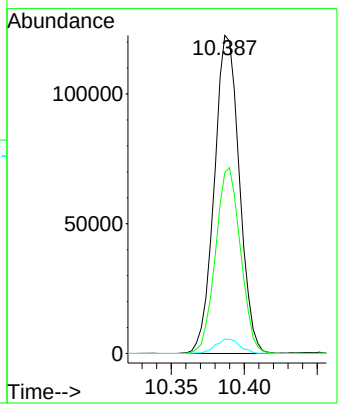

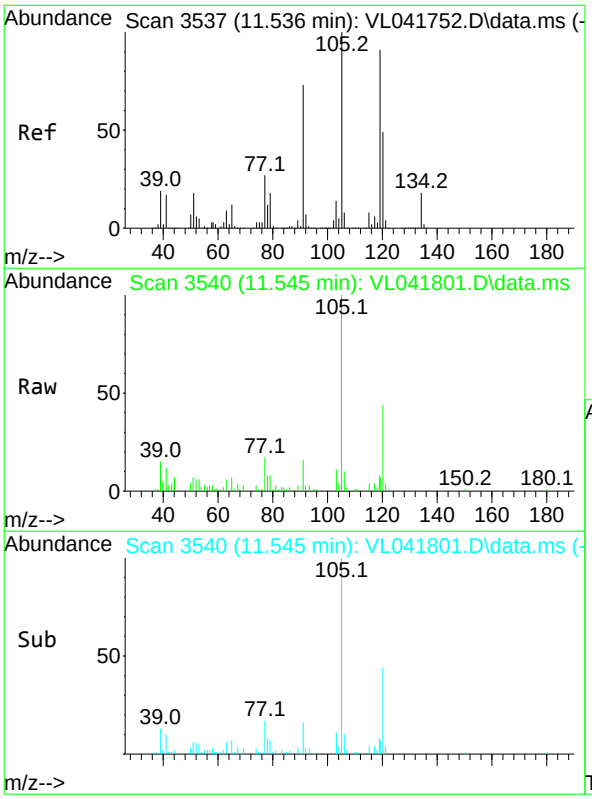

#74
1,2,4-Trimethylbenzene
Concen: 0.327 ppbv
RT: 11.545 min Scan# 3540
Delta R.T. 0.009 min
Lab File: VL041801.D
Acq: 18 Dec 2024 19:24

Tgt Ion:105 Resp: 8267

Ion	Ratio	Lower	Upper
105	100		
120	44.3	39.0	58.4
91	14.5	58.1	87.1#
77	17.1	21.8	32.8#

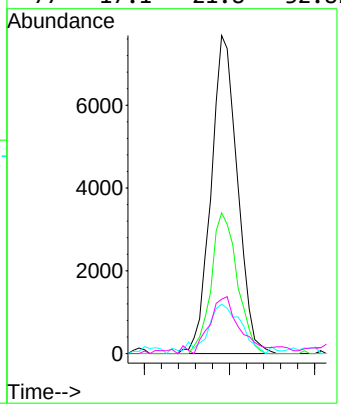

284 Sheffield Street, Mountainside, New Jersey 07092, Phone : 908 789 8900,
Fax : 908 789 8922

Report of Analysis

Client:	Tetra Tech, EMI	Date Collected:	12/11/24
Project:	R36719	Date Received:	12/13/24
Client Sample ID:	C0AC3	SDG No.:	P5296
Lab Sample ID:	P5296-02	Matrix:	Air
Analytical Method:	TO-15	Test:	TO-15
Sample Wt/Vol:	400 Units: mL		

File ID/Qc Batch:	Dilution:	Prep Date	Date Analyzed	Prep Batch ID
VL041825.D	1		12/19/24 17:41	VL121924

CAS Number	Parameter	Conc. ppbv	Conc. ug/M3	Qualifier	MDL	LOQ / CRQL	Units
TARGETS							
75-71-8	Dichlorodifluoromethane	0.34	1.68	J	1.04	2.47	ug/m3
74-87-3	Chloromethane	0.32	0.66	J	0.21	1.03	ug/m3
75-01-4	Vinyl Chloride	0.010	0.030	U	0.030	0.080	ug/m3
74-83-9	Bromomethane	0.14	0.54	U	0.54	1.94	ug/m3
75-00-3	Chloroethane	0.17	0.45	U	0.45	1.32	ug/m3
109-99-9	Tetrahydrofuran	0.30	0.88	J	0.38	1.47	ug/m3
75-69-4	Trichlorofluoromethane	0.19	1.07	J	0.90	2.81	ug/m3
76-13-1	1,1,2-Trichlorotrifluoroethane	0.16	1.23	U	1.23	3.83	ug/m3
76-14-2	Dichlorotetrafluoroethane	0.090	0.63	U	0.63	3.49	ug/m3
75-65-0	tert-Butyl alcohol	0.23	0.70	J	0.58	1.52	ug/m3
142-82-5	Heptane	0.11	0.45	U	0.45	2.05	ug/m3
75-35-4	1,1-Dichloroethene	0.14	0.56	U	0.56	1.98	ug/m3
67-64-1	Acetone	2.30	5.46		0.57	1.19	ug/m3
75-15-0	Carbon Disulfide	0.16	0.50	U	0.50	1.56	ug/m3
1634-04-4	Methyl tert-Butyl Ether	0.12	0.43	U	0.43	1.80	ug/m3
75-09-2	Methylene Chloride	4.90	17.0		0.66	1.74	ug/m3
156-60-5	trans-1,2-Dichloroethene	0.19	0.75	U	0.75	1.98	ug/m3
75-34-3	1,1-Dichloroethane	0.13	0.53	U	0.53	2.02	ug/m3
110-82-7	Cyclohexane	0.22	0.76	U	0.76	1.72	ug/m3
78-93-3	2-Butanone	0.42	1.24	J	0.35	1.47	ug/m3
56-23-5	Carbon Tetrachloride	0.050	0.31		0.060	0.19	ug/m3
156-59-2	cis-1,2-Dichloroethene	0.090	0.36	U	0.36	1.98	ug/m3
67-66-3	Chloroform	0.81	3.96		0.39	2.44	ug/m3
71-55-6	1,1,1-Trichloroethane	0.010	0.050	U	0.050	0.16	ug/m3
540-84-1	2,2,4-Trimethylpentane	0.10	0.47	U	0.47	2.34	ug/m3
71-43-2	Benzene	0.19	0.61	J	0.29	1.60	ug/m3
107-06-2	1,2-Dichloroethane	0.090	0.36	U	0.36	2.02	ug/m3
79-01-6	Trichloroethene	0.020	0.11	U	0.11	0.16	ug/m3
78-87-5	1,2-Dichloropropane	0.11	0.51	U	0.51	2.31	ug/m3
75-27-4	Bromodichloromethane	0.080	0.54	U	0.54	3.35	ug/m3
108-10-1	4-Methyl-2-Pentanone	0.12	0.49	J	0.37	2.05	ug/m3
108-88-3	Toluene	2.20	8.29		0.41	1.88	ug/m3
10061-02-6	t-1,3-Dichloropropene	0.060	0.27	U	0.27	2.27	ug/m3
10061-01-5	cis-1,3-Dichloropropene	0.060	0.27	U	0.27	2.27	ug/m3
79-00-5	1,1,2-Trichloroethane	0.070	0.38	U	0.38	2.73	ug/m3

284 Sheffield Street, Mountainside, New Jersey 07092, Phone : 908 789 8900,
Fax : 908 789 8922

Report of Analysis

Client:	Tetra Tech, EMI	Date Collected:	12/11/24
Project:	R36719	Date Received:	12/13/24
Client Sample ID:	C0AC3	SDG No.:	P5296
Lab Sample ID:	P5296-02	Matrix:	Air
Analytical Method:	TO-15	Test:	TO-15
Sample Wt/Vol:	400 Units: mL		

File ID/Qc Batch:	Dilution:	Prep Date	Date Analyzed	Prep Batch ID
VL041825.D	1		12/19/24 17:41	VL121924

CAS Number	Parameter	Conc. ppbv	Conc. ug/M3	Qualifier	MDL	LOQ / CRQL	Units
124-48-1	Dibromochloromethane	0.070	0.60	U	0.60	4.26	ug/m3
106-93-4	1,2-Dibromoethane	0.070	0.54	U	0.54	0.77	ug/m3
127-18-4	Tetrachloroethene	0.32	2.17		0.14	0.20	ug/m3
108-90-7	Chlorobenzene	0.080	0.37	U	0.37	2.30	ug/m3
100-41-4	Ethyl Benzene	0.36	1.56	J	0.52	2.17	ug/m3
179601-23-1	m/p-Xylene	1.40	6.08		0.91	4.34	ug/m3
95-47-6	o-Xylene	0.55	2.39		0.52	2.17	ug/m3
100-42-5	Styrene	0.36	1.53	J	0.47	2.13	ug/m3
75-25-2	Bromoform	0.060	0.62	U	0.62	5.17	ug/m3
79-34-5	1,1,2,2-Tetrachloroethane	0.010	0.070	U	0.070	0.21	ug/m3
95-49-8	2-Chlorotoluene	0.11	0.57	U	0.57	2.59	ug/m3
108-67-8	1,3,5-Trimethylbenzene	0.11	0.54	U	0.54	2.46	ug/m3
95-63-6	1,2,4-Trimethylbenzene	0.12	0.59	J	0.39	2.46	ug/m3
541-73-1	1,3-Dichlorobenzene	0.080	0.48	U	0.48	3.01	ug/m3
106-46-7	1,4-Dichlorobenzene	0.050	0.30	U	0.30	3.01	ug/m3
95-50-1	1,2-Dichlorobenzene	0.080	0.48	U	0.48	3.01	ug/m3
120-82-1	1,2,4-Trichlorobenzene	0.090	0.67	U	0.67	3.71	ug/m3
87-68-3	Hexachloro-1,3-Butadiene	0.090	0.96	U	0.96	5.33	ug/m3
106-99-0	1,3-Butadiene	0.13	0.29	U	0.29	1.11	ug/m3
91-20-3	Naphthalene	0.080	0.42	U	0.42	0.52	ug/m3
622-96-8	4-Ethyltoluene	0.12	0.59	U	0.59	2.46	ug/m3
110-54-3	Hexane	0.94	3.31		0.39	1.76	ug/m3
107-05-1	Allyl Chloride	0.15	0.47	U	0.47	1.57	ug/m3
123-91-1	1,4-Dioxane	0.21	0.76	U	0.76	1.80	ug/m3
80-62-6	Methyl Methacrylate	0.090	0.37	U	0.37	2.05	ug/m3
SURROGATES							
460-00-4	1-Bromo-4-Fluorobenzene	9.80			65 - 135	98%	SPK: 10
INTERNAL STANDARDS							
74-97-5	Bromochloromethane	83200		2.787			
540-36-3	1,4-Difluorobenzene	189000		3.959			
3114-55-4	Chlorobenzene-d5	190000		8.878			

284 Sheffield Street, Mountainside, New Jersey 07092, Phone : 908 789 8900,
Fax : 908 789 8922

Report of Analysis

Client:	Tetra Tech, EMI	Date Collected:	12/11/24
Project:	R36719	Date Received:	12/13/24
Client Sample ID:	C0AC3	SDG No.:	P5296
Lab Sample ID:	P5296-02	Matrix:	Air
Analytical Method:	TO-15	Test:	TO-15
Sample Wt/Vol:	400 Units: mL		

File ID/Qc Batch:	Dilution:	Prep Date	Date Analyzed	Prep Batch ID
VL041825.D	1		12/19/24 17:41	VL121924

CAS Number	Parameter	Conc. ppbv	Conc. ug/M3	Qualifier	MDL	LOQ / CRQL	Units

U = Not Detected
RL = Reporting Limit
MDL = Method Detection Limit
E = Value Exceeds Calibration Range
D = Dilution

J = Estimated Value
B = Analyte Found in Associated Method Blank
N = Presumptive Evidence of a Compound
* = Values outside of QC limits
Q = indicates LCS control criteria did not meet requirements

Quantitation Report (QT Reviewed)

Data Path : Z:\voasrv\HPCHEM1\MSVOA_L\Data\VL121924\
Data File : VL041825.D
Acq On : 19 Dec 2024 17:41
Operator : SY/MD
Sample : P5296-02
Misc : 400mL/MSVOA_L
ALS Vial : 1 Sample Multiplier: 1

Quant Time: Dec 20 01:46:25 2024
Quant Method : Z:\voasrv\HPCHEM1\MSVOA_L\methods\VL121624AIR.M
Quant Title : AIR ANALYSIS BY METHOD TO-15 Instrument: MSVOA_LFri Aug 2
QLast Update : Thu Dec 19 07:32:09 2024
Response via : Initial Calibration

Instrument :
MSVOA_L
ClientSampleId :
C0AC3

Manual Integrations
APPROVED
Reviewed By :Semsettin Yesilyurt 12/20/2024
Supervised By :Mahesh Dadoda 12/20/2024

Compound	R.T.	QIon	Response	Conc	Units	Dev(Min)
Internal Standards						
1) Bromochloromethane	2.787	49	83158	10.000	ppbv	0.00
33) 1,4-Difluorobenzene	3.959	114	189313	10.000	ppbv	0.00
55) Chlorobenzene-d5	8.878	117	189944	10.000	ppbv	0.00
System Monitoring Compounds						
68) 1-Bromo-4-Fluorobenzene	10.374	95	155720	9.838	ppbv	0.00
Spiked Amount 10.000	Range 65 - 135		Recovery = 98.400%			
Target Compounds						Qvalue
2) Dichlorodifluoromethane	1.492	85	5086	0.344	ppbv	100
3) Chlorodifluoromethane	1.470	51	3205m	0.236	ppbv	
4) Chloromethane	1.528	50	1851	0.320	ppbv	97
9) Propene	1.483	41	5467	0.930	ppbv	88
11) Trichlorofluoromethane	1.877	101	3036	0.193	ppbv	97
13) Ethanol	1.719	45	118283	243.024	ppbv	93
15) Acetone	1.835	43	37575	2.322	ppbv	100
17) tert-Butyl alcohol	2.043	59	3747	0.233	ppbv #	93
19) Isopropyl Alcohol	1.884	45	13274	1.367	ppbv #	39
20) Methylene Chloride	2.062	84	22614	4.902	ppbv	93
26) Hexane	2.829	57	10691	0.936	ppbv #	45
29) Chloroform	2.848	83	14042	0.807	ppbv	93
34) 2-Butanone	2.560	43	6382	0.419	ppbv	100
35) Carbon Tetrachloride	3.761	117	605m	0.045	ppbv	
36) Benzene	3.658	78	3625m	0.185	ppbv	
41) Tetrahydrofuran	3.062	42	2523m	0.296	ppbv	
50) 4-Methyl-2-Pentanone	5.774	43	2526m	0.122	ppbv	
52) Tetrachloroethene	8.218	164	2301m	0.316	ppbv	
53) Toluene	6.933	91	49452	2.227	ppbv	99
58) Ethyl Benzene	9.351	91	12214	0.357	ppbv	96
59) m/p-Xylene	9.532	91	37742	1.373	ppbv #	100
60) o-Xylene	9.959	91	15054	0.546	ppbv	99
61) Styrene	9.866	104	4254	0.357	ppbv	95
74) 1,2,4-Trimethylbenzene	11.536	105	3328	0.115	ppbv #	68

(#) = qualifier out of range (m) = manual integration (+) = signals summed

Quantitation Report (QT Reviewed)

Data Path : Z:\voasrv\HPCHEM1\MSVOA_L\Data\VL121924\
Data File : VL041825.D
Acq On : 19 Dec 2024 17:41
Operator : SY/MD
Sample : P5296-02
Misc : 400mL/MSVOA_L
ALS Vial : 1 Sample Multiplier: 1

Quant Time: Dec 20 01:46:25 2024
Quant Method : Z:\voasrv\HPCHEM1\MSVOA_L\methods\VL121624AIR.M
Quant Title : AIR ANALYSIS BY METHOD TO-15 Instrument: MSVOA_LFri Aug
QLast Update : Thu Dec 19 07:32:09 2024
Response via : Initial Calibration

Instrument :
MSVOA_L
ClientSampleId :
C0AC3

Manual Integrations
APPROVED

Reviewed By :Semsettin Yesilyurt 12/20/2024
Supervised By :Mahesh Dadoda 12/20/2024

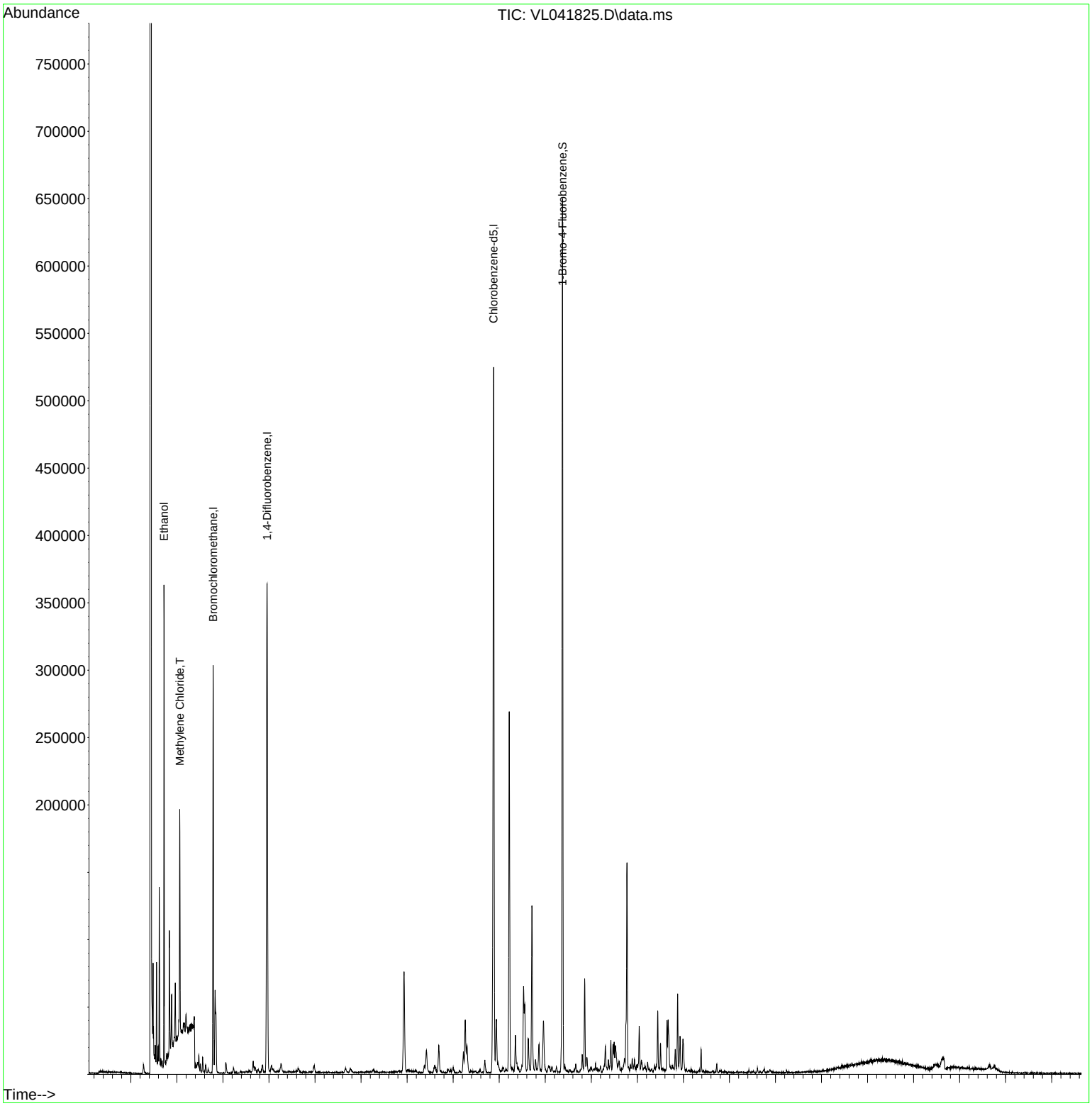

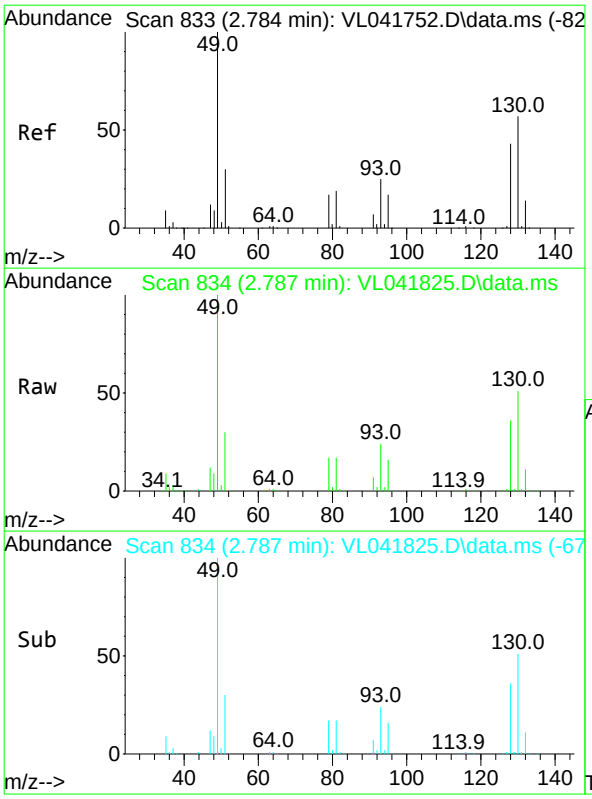

#1
Bromochloromethane
Concen: 10.000 ppbv
RT: 2.787 min Scan# 83
Delta R.T. 0.003 min
Lab File: VL041825.D
Acq: 19 Dec 2024 17:41

Tgt Ion: 49 Resp: 83158

Ion	Ratio	Lower	Upper
49	100		
128	39.9	21.6	64.6
130	51.1	28.3	85.0

Instrument :
MSVOA_L
ClientSampleId :
C0AC3

Manual Integrations
APPROVED

Reviewed By :Semsettin Yesilyurt 12/20/2024
Supervised By :Mahesh Dadoda 12/20/2024

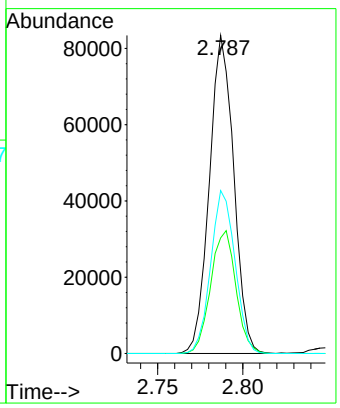

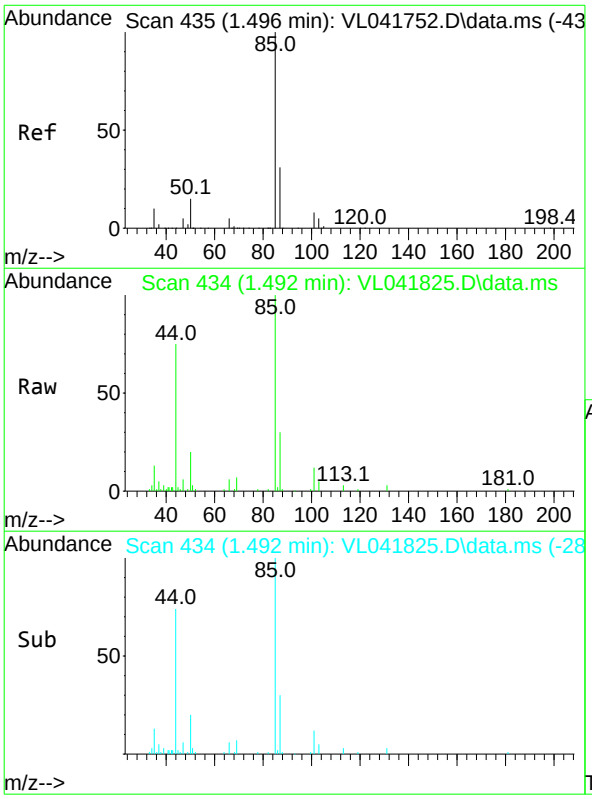

#2
Dichlorodifluoromethane
Concen: 0.344 ppbv
RT: 1.492 min Scan# 434
Delta R.T. -0.004 min
Lab File: VL041825.D
Acq: 19 Dec 2024 17:41

Tgt Ion: 85 Resp: 5086

Ion	Ratio	Lower	Upper
85	100		
87	30.5	24.5	36.7

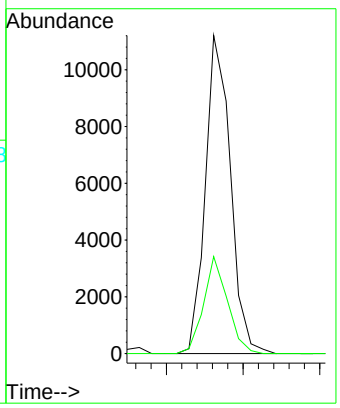

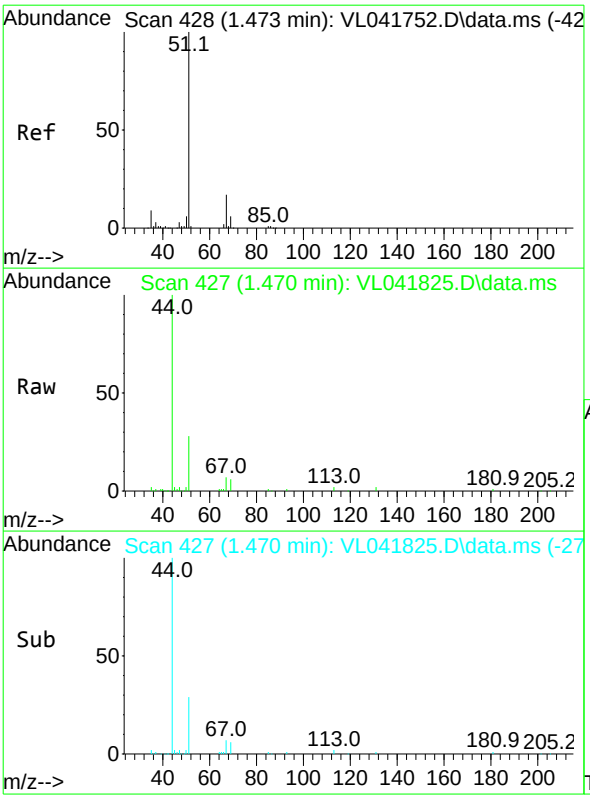

#3
Chlorodifluoromethane
Concen: 0.236 ppbv m
RT: 1.470 min Scan# 42
Delta R.T. -0.004 min
Lab File: VL041825.D
Acq: 19 Dec 2024 17:41

Tgt Ion: 51 Resp: 3205

Ion	Ratio	Lower	Upper
51	100		
67	3.1	15.0	22.4#

Instrument :
MSVOA_L
ClientSampleId :
C0AC3

Manual Integrations
APPROVED

Reviewed By :Semsettin Yesilyurt 12/20/2024
Supervised By :Mahesh Dadoda 12/20/2024

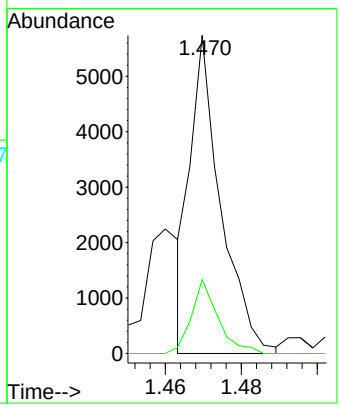

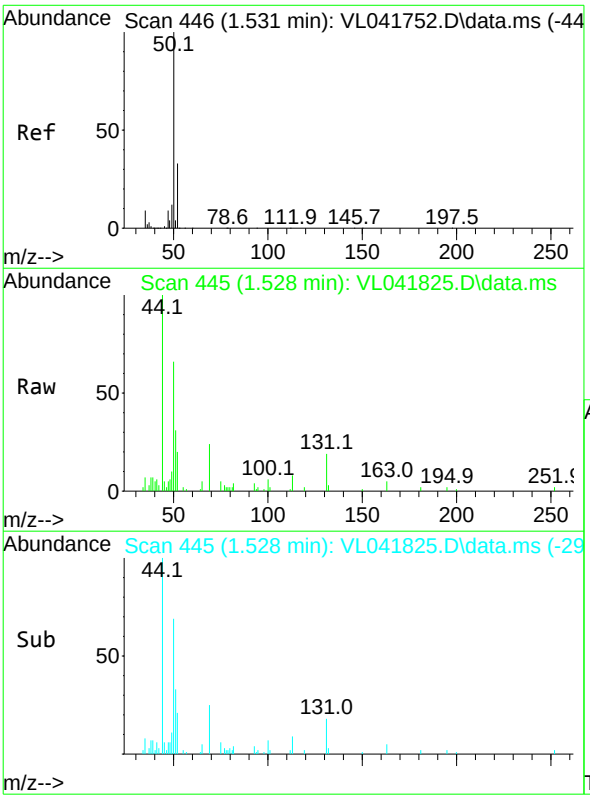

#4
Chloromethane
Concen: 0.320 ppbv
RT: 1.528 min Scan# 445
Delta R.T. -0.004 min
Lab File: VL041825.D
Acq: 19 Dec 2024 17:41

Tgt Ion: 50 Resp: 1851

Ion	Ratio	Lower	Upper
50	100		
52	31.1	26.2	39.2

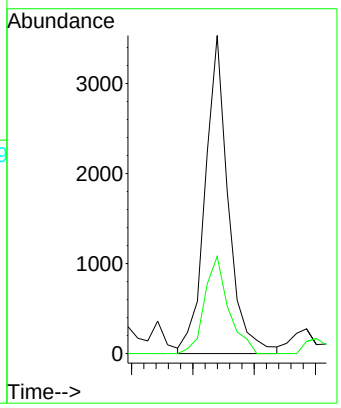

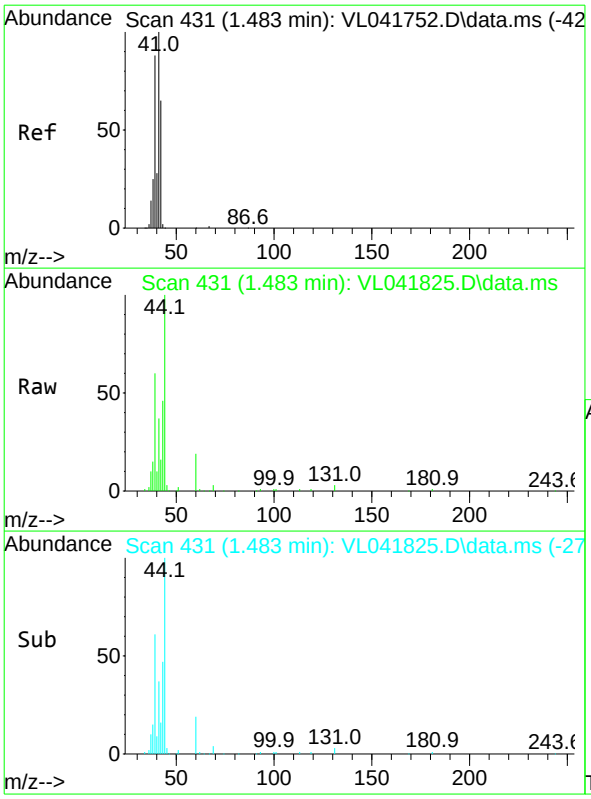

#9
Propene
Concen: 0.930 ppbv
RT: 1.483 min Scan# 43
Delta R.T. -0.000 min
Lab File: VL041825.D
Acq: 19 Dec 2024 17:41

Tgt Ion: 41 Resp: 5467

Ion	Ratio	Lower	Upper
41	100		
42	56.4	52.4	78.6

Instrument :
MSVOA_L
ClientSampleId :
C0AC3

Manual Integrations
APPROVED

Reviewed By :Semsettin Yesilyurt 12/20/2024
Supervised By :Mahesh Dadoda 12/20/2024

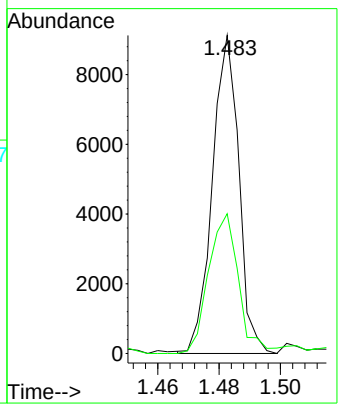

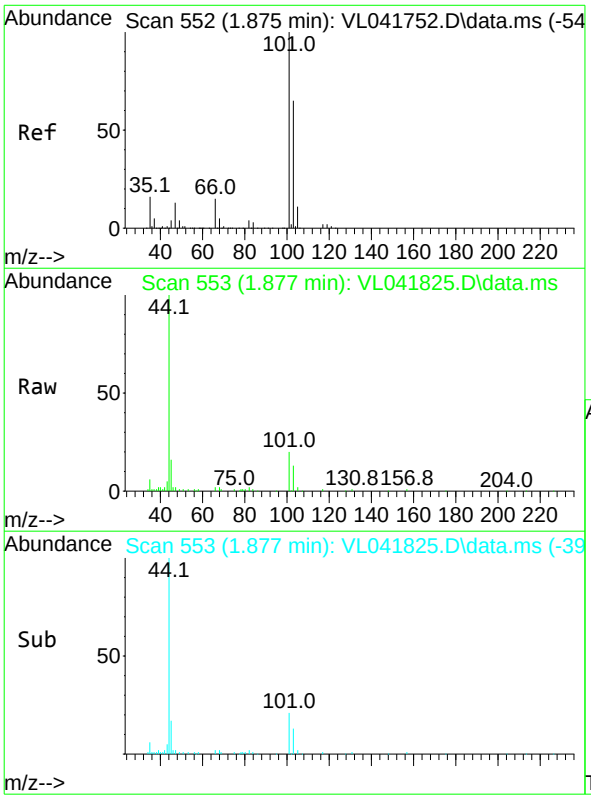

#11
Trichlorofluoromethane
Concen: 0.193 ppbv
RT: 1.877 min Scan# 553
Delta R.T. 0.003 min
Lab File: VL041825.D
Acq: 19 Dec 2024 17:41

Tgt Ion:101 Resp: 3036

Ion	Ratio	Lower	Upper
101	100		
103	62.4	51.8	77.8

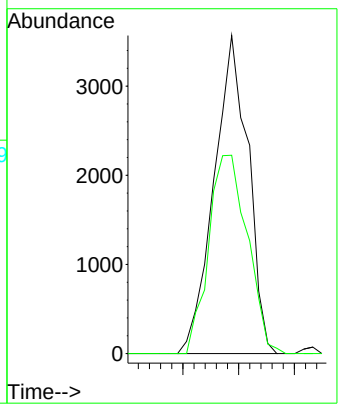

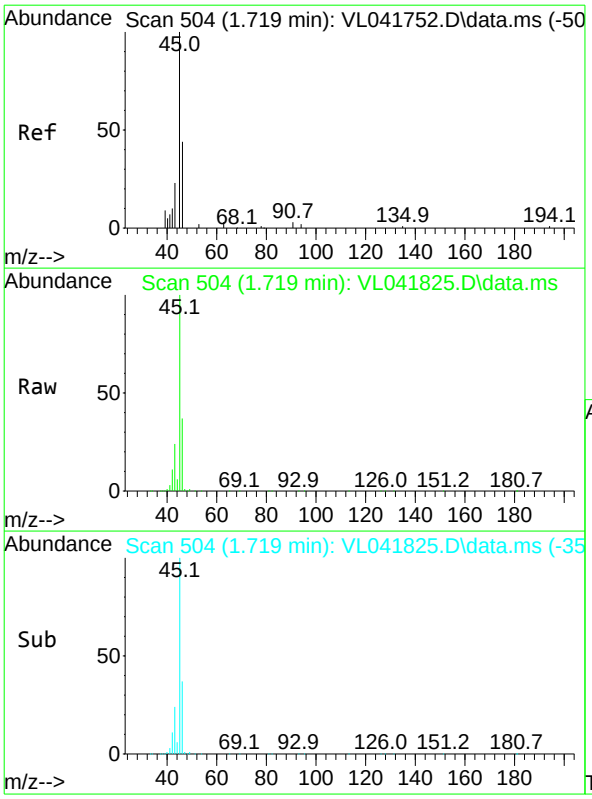

#13
Ethanol
Concen: 243.024 ppbv
RT: 1.719 min Scan# 50
Delta R.T. -0.000 min
Lab File: VL041825.D
Acq: 19 Dec 2024 17:41

Tgt Ion: 45 Resp: 118283

Ion	Ratio	Lower	Upper
45	100		
46	36.8	16.4	65.8

Instrument :
MSVOA_L
ClientSampleId :
C0AC3

Manual Integrations
APPROVED

Reviewed By :Semsettin Yesilyurt 12/20/2024
Supervised By :Mahesh Dadoda 12/20/2024

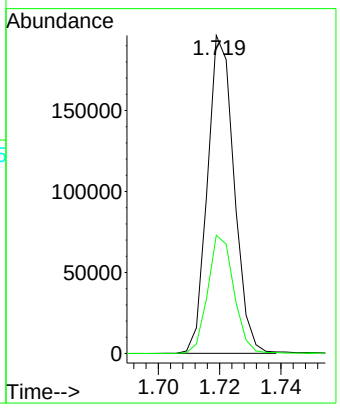

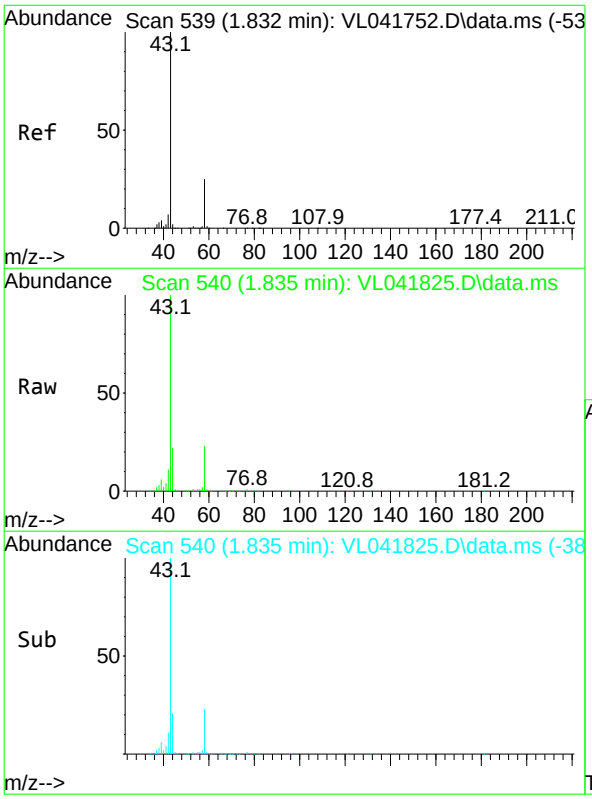

#15
Acetone
Concen: 2.322 ppbv
RT: 1.835 min Scan# 540
Delta R.T. 0.003 min
Lab File: VL041825.D
Acq: 19 Dec 2024 17:41

Tgt Ion: 43 Resp: 37575

Ion	Ratio	Lower	Upper
43	100		
58	24.6	19.7	29.5

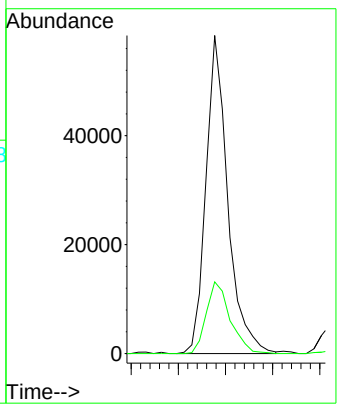

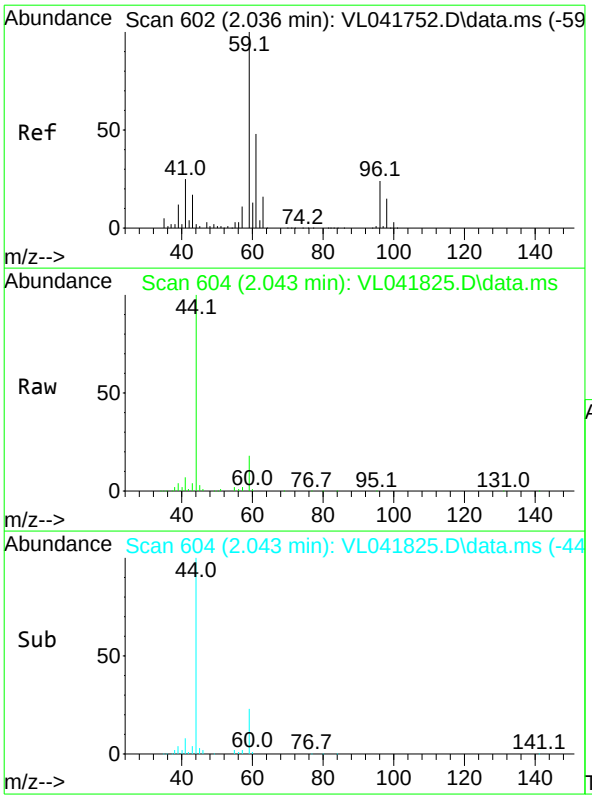

#17
tert-Butyl alcohol
Concen: 0.233 ppbv
RT: 2.043 min Scan# 60
Delta R.T. 0.006 min
Lab File: VL041825.D
Acq: 19 Dec 2024 17:41

Tgt Ion: 59 Resp: 3747

Ion	Ratio	Lower	Upper
59	100		
57	13.4	8.6	13.0#

Instrument :
MSVOA_L
ClientSampleId :
C0AC3

Manual Integrations
APPROVED

Reviewed By :Semsettin Yesilyurt 12/20/2024
Supervised By :Mahesh Dadoda 12/20/2024

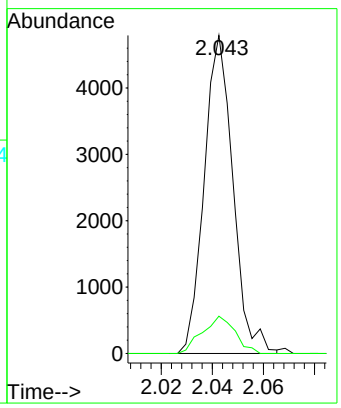

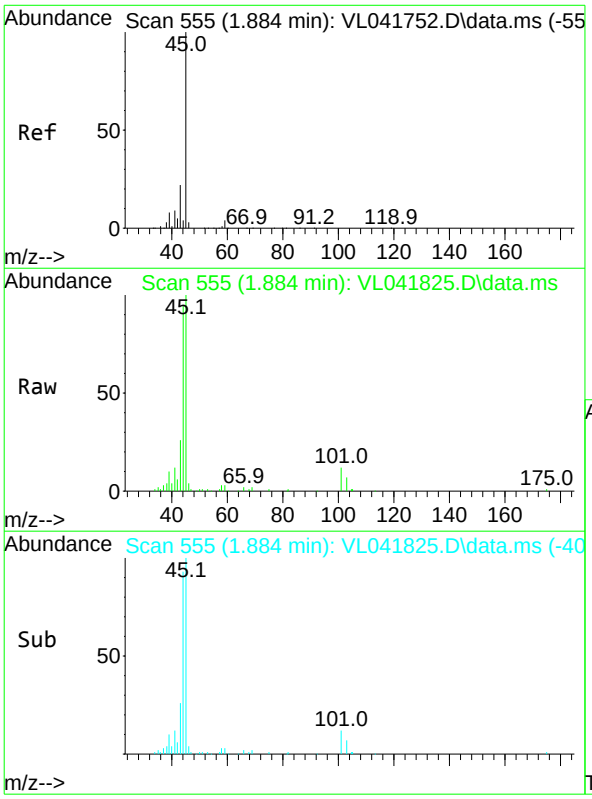

#19
Isopropyl Alcohol
Concen: 1.367 ppbv
RT: 1.884 min Scan# 555
Delta R.T. -0.000 min
Lab File: VL041825.D
Acq: 19 Dec 2024 17:41

Tgt Ion: 45 Resp: 13274

Ion	Ratio	Lower	Upper
45	100		
58	3.4	33.3	49.9#

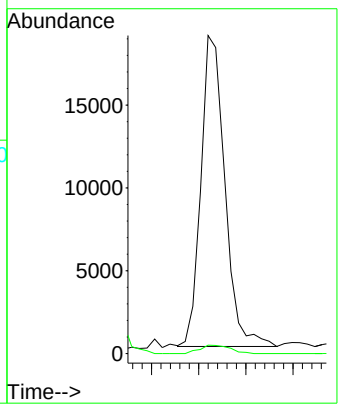

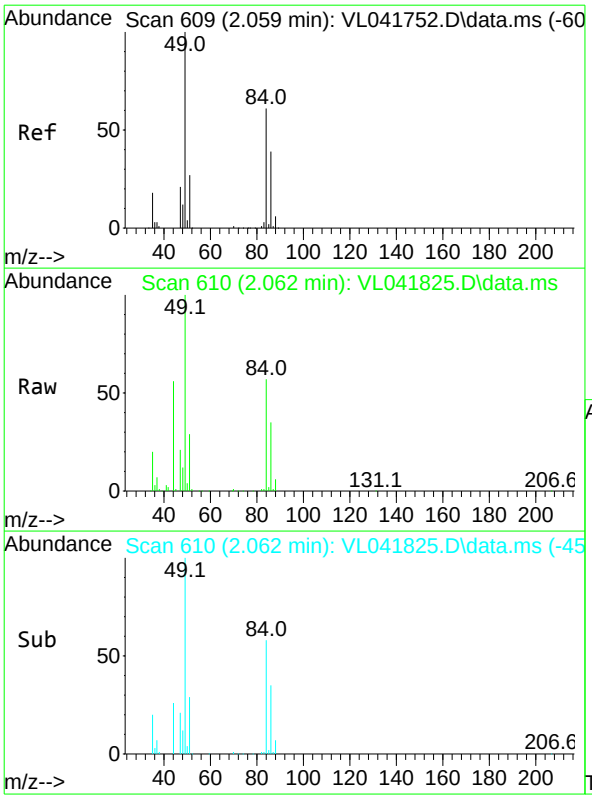

#20
Methylene Chloride
Concen: 4.902 ppbv
RT: 2.062 min Scan# 61
Delta R.T. 0.003 min
Lab File: VL041825.D
Acq: 19 Dec 2024 17:41

Tgt Ion: 84 Resp: 22614

Ion	Ratio	Lower	Upper
84	100		
49	175.8	132.6	198.8
51	51.2	37.6	56.4
86	60.7	51.4	77.0

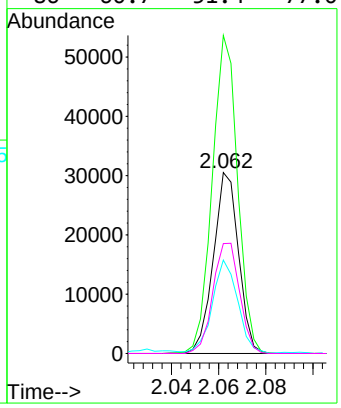

Instrument :
MSVOA_L
ClientSampleId :
C0AC3

Manual Integrations
APPROVED

Reviewed By :Semsettin Yesilyurt 12/20/2024
Supervised By :Mahesh Dadoda 12/20/2024

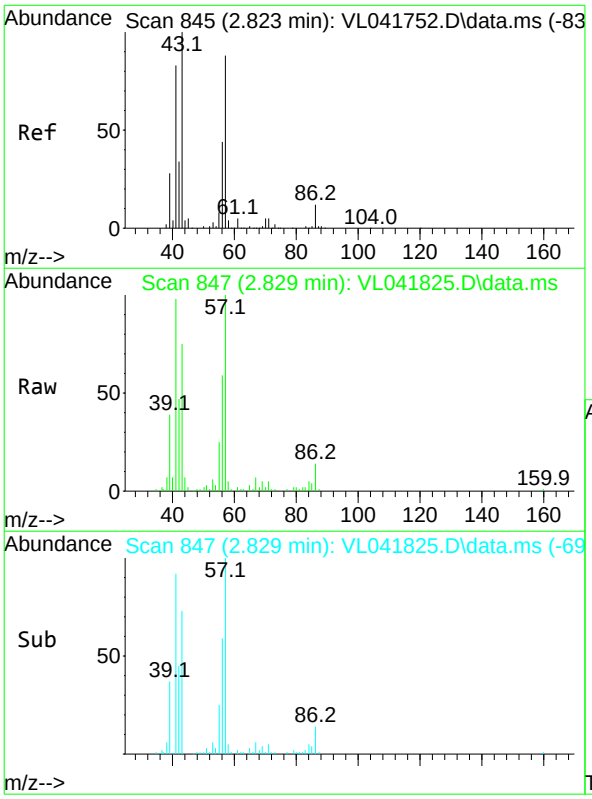

#26
Hexane
Concen: 0.936 ppbv
RT: 2.829 min Scan# 847
Delta R.T. 0.006 min
Lab File: VL041825.D
Acq: 19 Dec 2024 17:41

Tgt Ion: 57 Resp: 10691

Ion	Ratio	Lower	Upper
57	100		
41	119.6	79.6	119.4#
43	125.2	211.0	316.6#
56	63.1	42.6	63.8

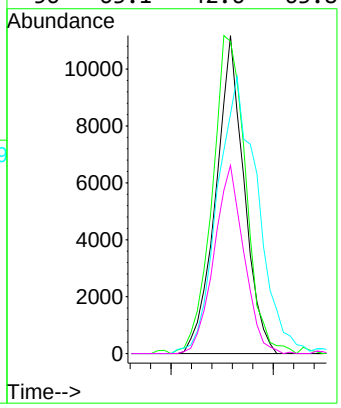

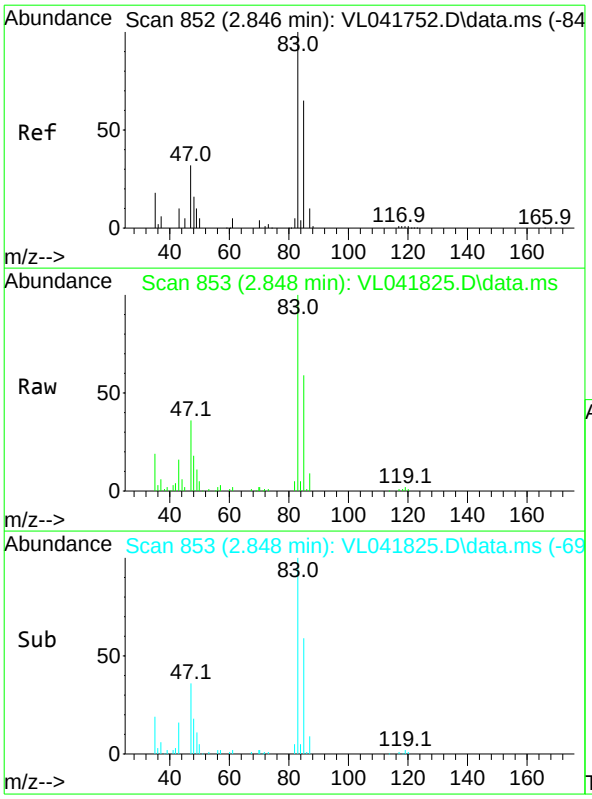

#29
Chloroform
Concen: 0.807 ppbv
RT: 2.848 min Scan# 85
Delta R.T. 0.003 min
Lab File: VL041825.D
Acq: 19 Dec 2024 17:41

Tgt Ion: 83 Resp: 14042

Ion	Ratio	Lower	Upper
83	100		
85	59.0	51.8	77.6

Instrument :
MSVOA_L
ClientSampleId :
C0AC3

Manual Integrations
APPROVED

Reviewed By :Semsettin Yesilyurt 12/20/2024
Supervised By :Mahesh Dadoda 12/20/2024

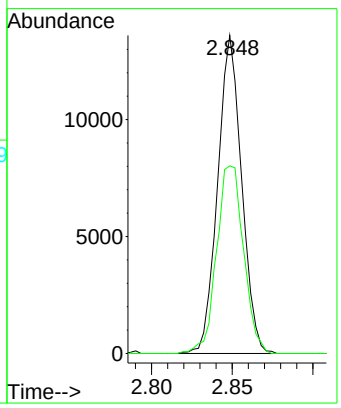

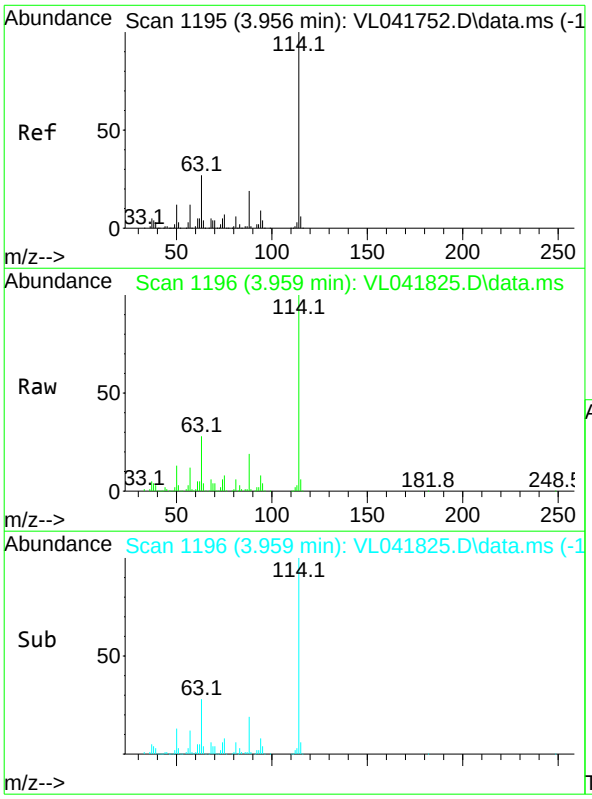

#33
1,4-Difluorobenzene
Concen: 10.000 ppbv
RT: 3.959 min Scan# 1196
Delta R.T. 0.003 min
Lab File: VL041825.D
Acq: 19 Dec 2024 17:41

Tgt Ion:114 Resp: 189313

Ion	Ratio	Lower	Upper
114	100		
63	27.9	21.8	32.8
88	19.0	14.8	22.2

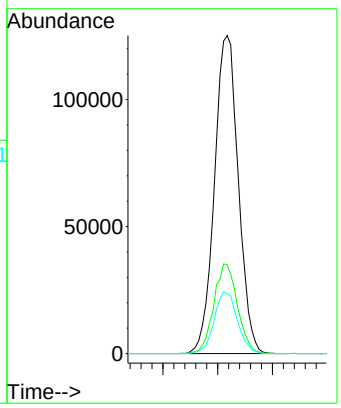

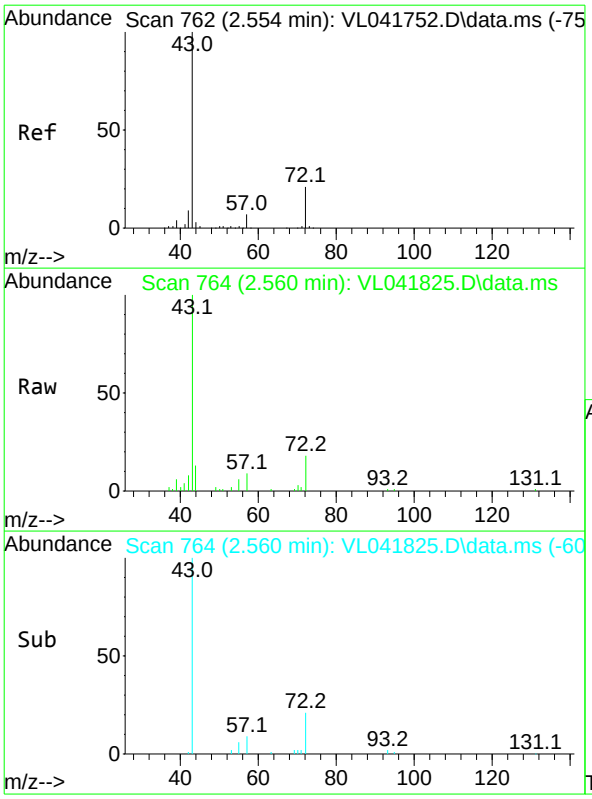

#34
2-Butanone
Concen: 0.419 ppbv
RT: 2.560 min Scan# 76
Delta R.T. 0.006 min
Lab File: VL041825.D
Acq: 19 Dec 2024 17:41

Tgt Ion: 43 Resp: 6382

Ion	Ratio	Lower	Upper
43	100		
72	21.0	16.8	25.2

Instrument :
MSVOA_L
ClientSampleId :
C0AC3

Manual Integrations
APPROVED

Reviewed By :Semsettin Yesilyurt 12/20/2024
Supervised By :Mahesh Dadoda 12/20/2024

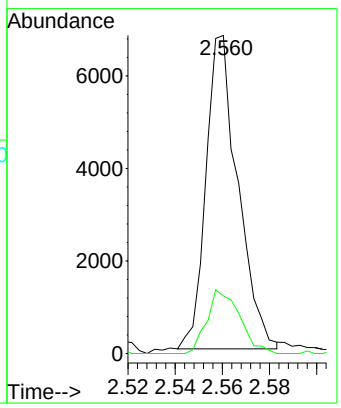

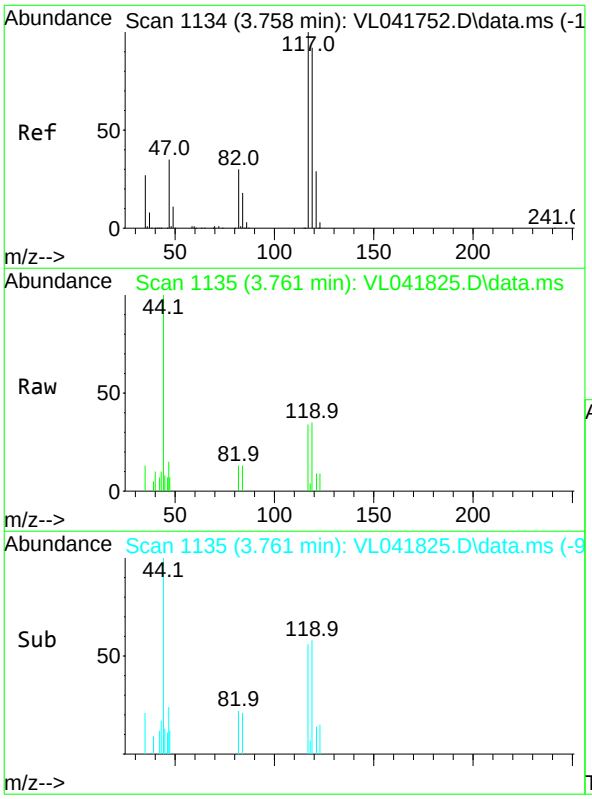

#35
Carbon Tetrachloride
Concen: 0.045 ppbv m
RT: 3.761 min Scan# 1135
Delta R.T. 0.003 min
Lab File: VL041825.D
Acq: 19 Dec 2024 17:41

Tgt Ion:117 Resp: 605

Ion	Ratio	Lower	Upper
117	100		
119	103.1	73.7	110.5
121	25.5	23.0	34.4

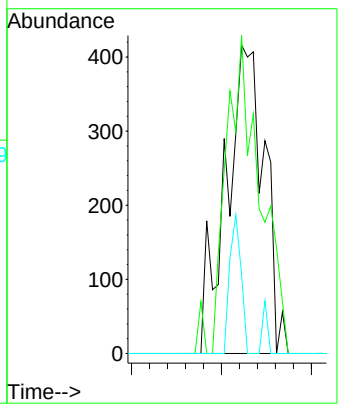

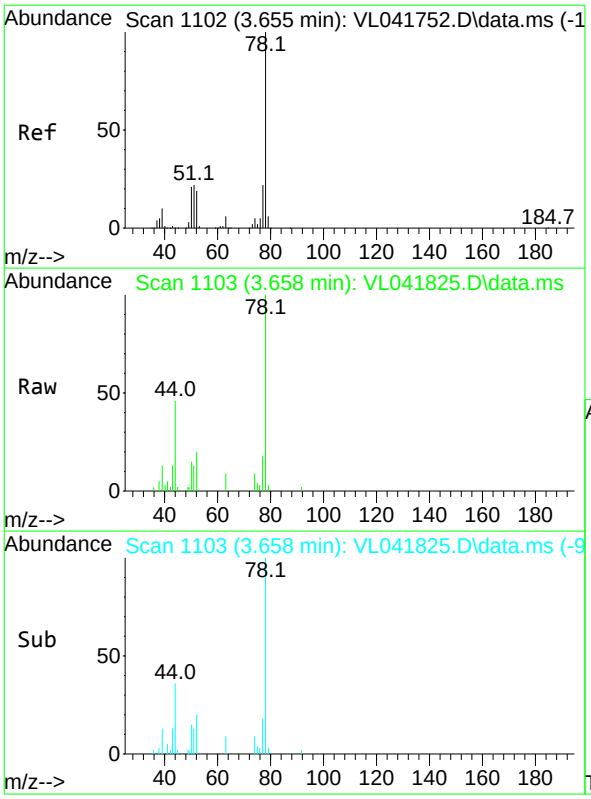

#36
Benzene
Concen: 0.185 ppbv m
RT: 3.658 min Scan# 11
Delta R.T. 0.003 min
Lab File: VL041825.D
Acq: 19 Dec 2024 17:41

Tgt Ion: 78 Resp: 3625

Ion	Ratio	Lower	Upper
78	100		
77	17.9	17.8	26.6
50	14.9	17.2	25.8#

Instrument :
MSVOA_L
ClientSampleId :
C0AC3

Manual Integrations
APPROVED

Reviewed By :Semsettin Yesilyurt 12/20/2024
Supervised By :Mahesh Dadoda 12/20/2024

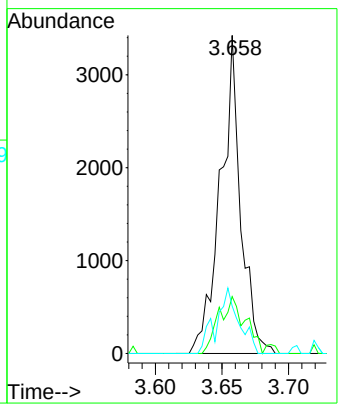

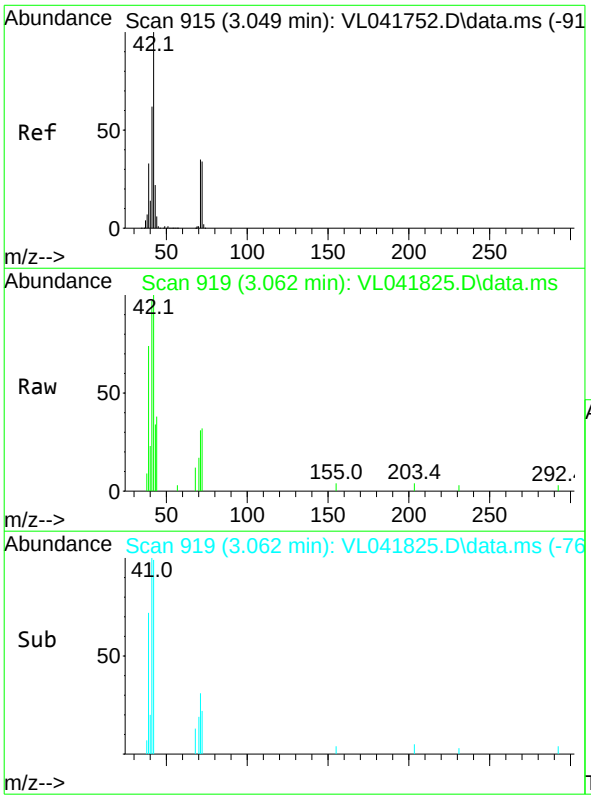

#41
Tetrahydrofuran
Concen: 0.296 ppbv m
RT: 3.062 min Scan# 919
Delta R.T. 0.013 min
Lab File: VL041825.D
Acq: 19 Dec 2024 17:41

Tgt Ion: 42 Resp: 2523

Ion	Ratio	Lower	Upper
42	100		
72	45.0	29.1	43.7#
71	34.9	28.4	42.6

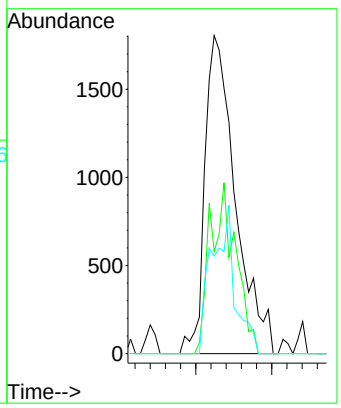

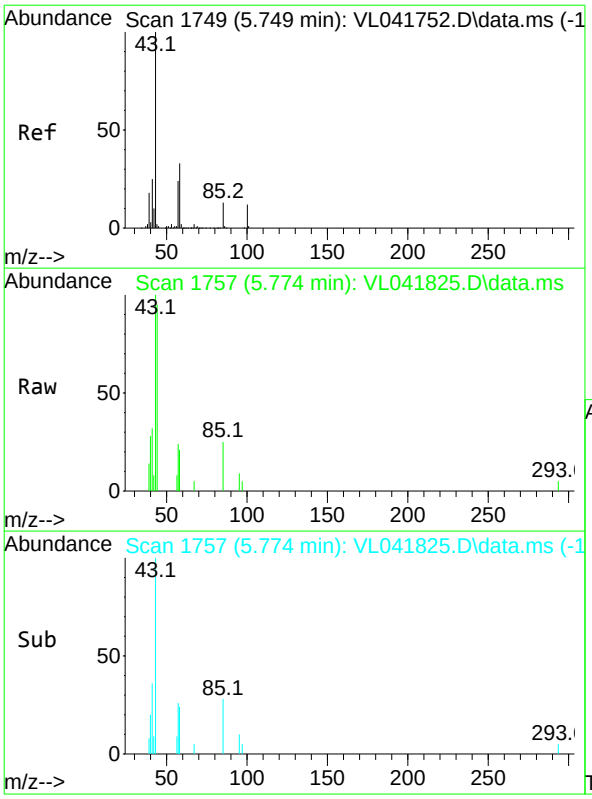

#50
4-Methyl-2-Pentanone
Concen: 0.122 ppbv m
RT: 5.774 min Scan# 17
Delta R.T. 0.026 min
Lab File: VL041825.D
Acq: 19 Dec 2024 17:41

Tgt Ion: 43 Resp: 2526

Ion	Ratio	Lower	Upper
43	100		
58	18.7	26.8	40.2#

Instrument :
MSVOA_L
ClientSampleId :
C0AC3

Manual Integrations
APPROVED

Reviewed By :Semsettin Yesilyurt 12/20/2024
Supervised By :Mahesh Dadoda 12/20/2024

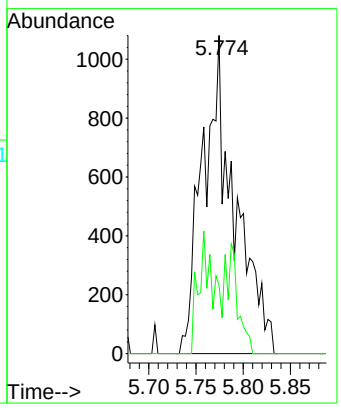

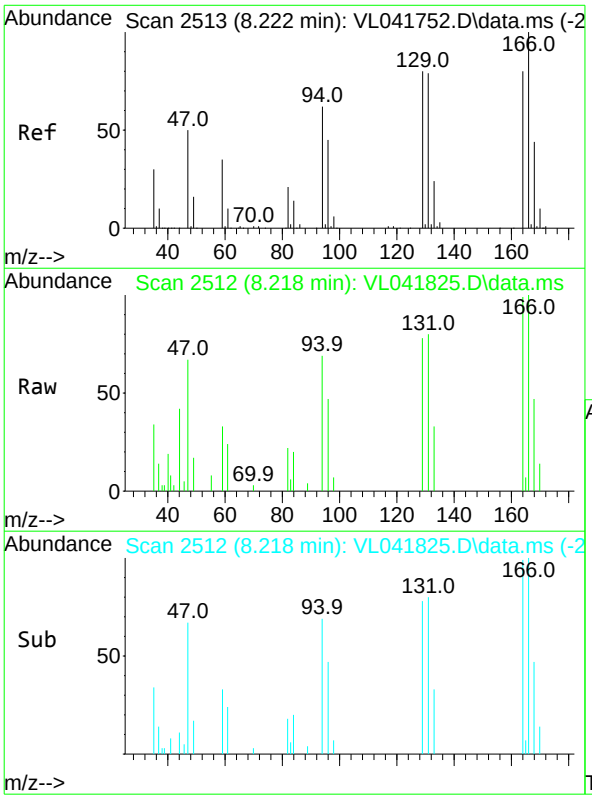

#52
Tetrachloroethene
Concen: 0.316 ppbv m
RT: 8.218 min Scan# 2512
Delta R.T. -0.004 min
Lab File: VL041825.D
Acq: 19 Dec 2024 17:41

Tgt Ion:164 Resp: 2301

Ion	Ratio	Lower	Upper
164	100		
166	100.6	99.8	149.6
129	78.0	79.6	119.4#
131	80.5	78.6	117.8

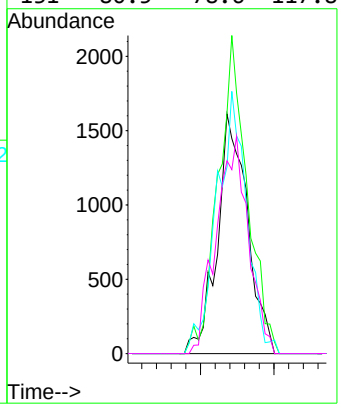

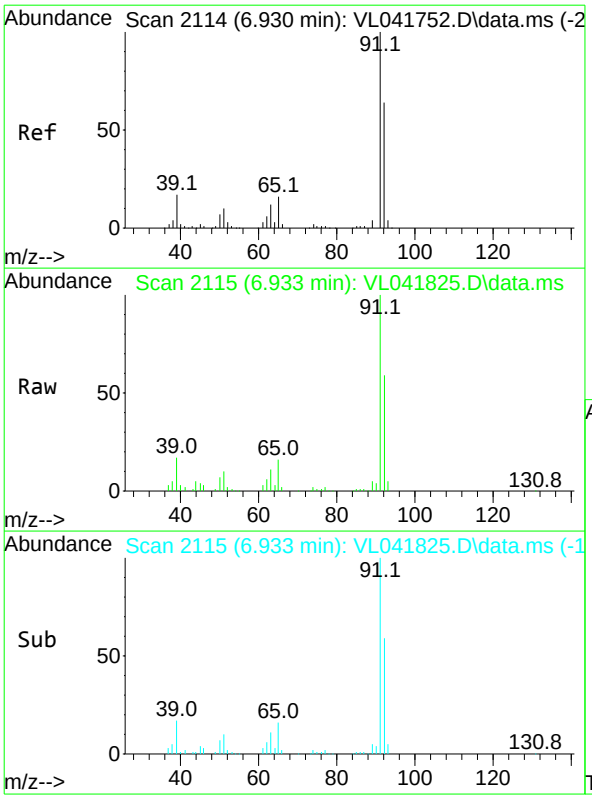

#53
Toluene
Concen: 2.227 ppbv
RT: 6.933 min Scan# 21
Delta R.T. 0.003 min
Lab File: VL041825.D
Acq: 19 Dec 2024 17:41

Tgt Ion: 91 Resp: 49452

Ion	Ratio	Lower	Upper
91	100		
92	60.3	47.9	71.9

Instrument :
MSVOA_L
ClientSampleId :
C0AC3

Manual Integrations
APPROVED

Reviewed By :Semsettin Yesilyurt 12/20/2024
Supervised By :Mahesh Dadoda 12/20/2024

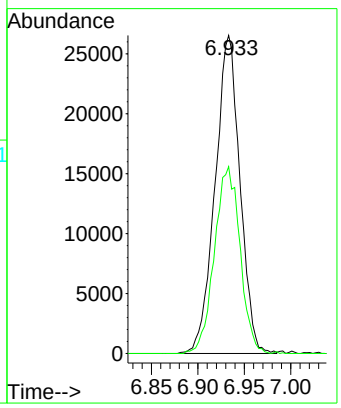

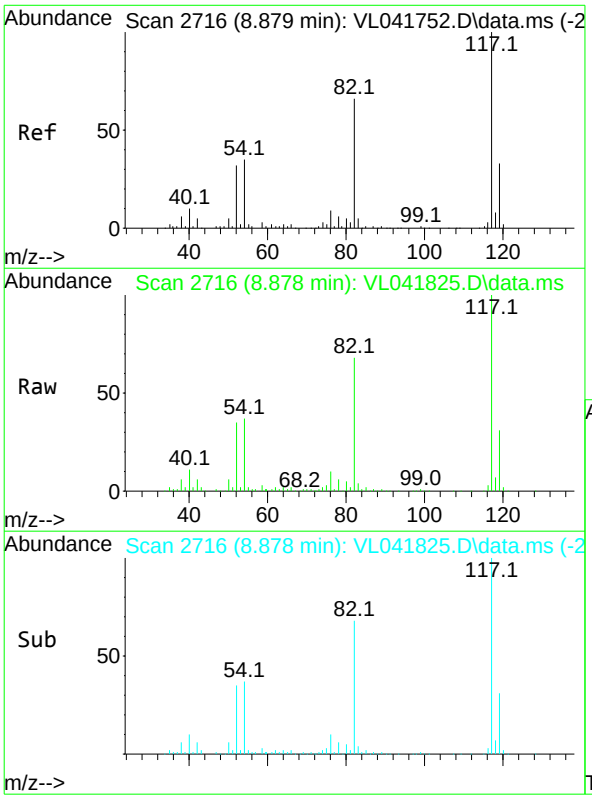

#55
Chlorobenzene-d5
Concen: 10.000 ppbv
RT: 8.878 min Scan# 2716
Delta R.T. -0.000 min
Lab File: VL041825.D
Acq: 19 Dec 2024 17:41

Tgt Ion:117 Resp: 189944

Ion	Ratio	Lower	Upper
117	100		
82	67.8	53.8	80.8
119	32.2	26.7	40.1

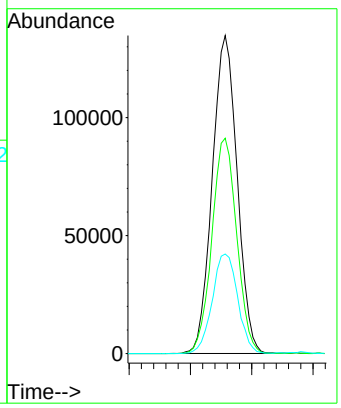

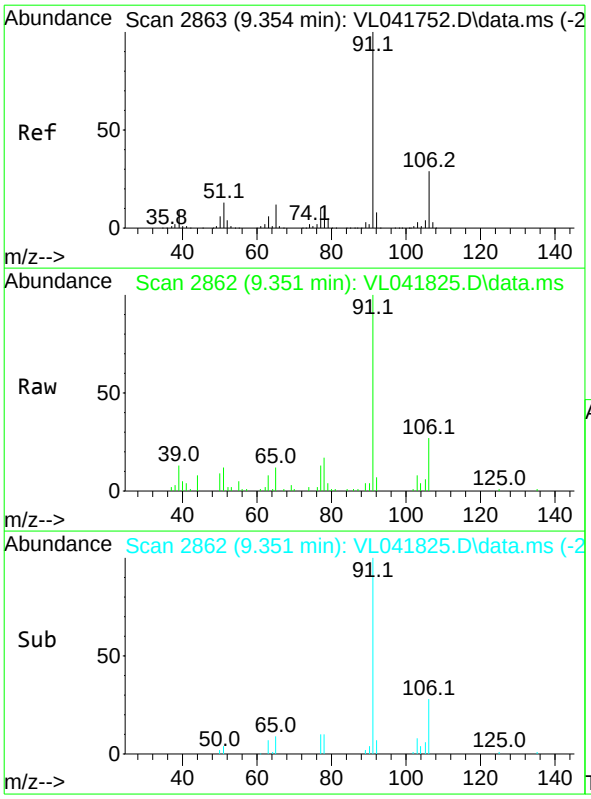

#58
Ethyl Benzene
Concen: 0.357 ppbv
RT: 9.351 min Scan# 28
Delta R.T. -0.004 min
Lab File: VL041825.D
Acq: 19 Dec 2024 17:41

Tgt Ion: 91 Resp: 12214

Ion	Ratio	Lower	Upper
91	100		
106	27.3	23.5	35.3

Instrument :
MSVOA_L
ClientSampleId :
C0AC3

Manual Integrations
APPROVED

Reviewed By :Semsettin Yesilyurt 12/20/2024
Supervised By :Mahesh Dadoda 12/20/2024

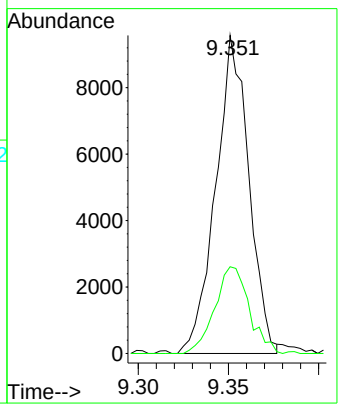

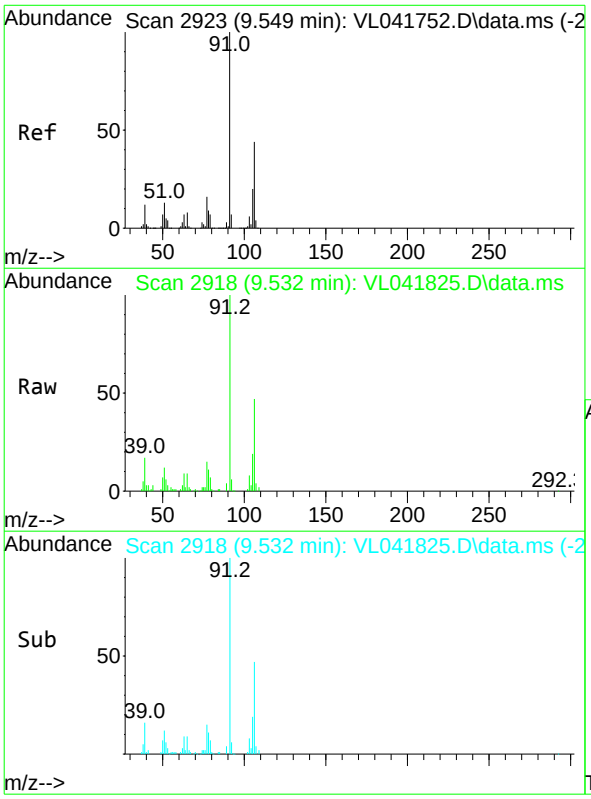

#59
m/p-Xylene
Concen: 1.373 ppbv
RT: 9.532 min Scan# 2918
Delta R.T. -0.016 min
Lab File: VL041825.D
Acq: 19 Dec 2024 17:41

Tgt Ion: 91 Resp: 37742

Ion	Ratio	Lower	Upper
91	100		
106	46.9	0.0	0.0#

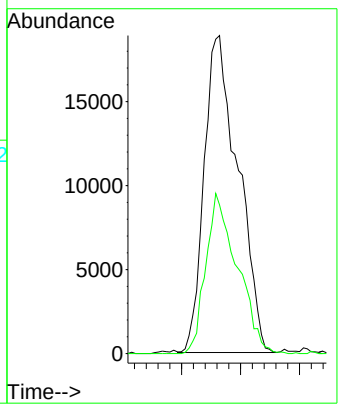

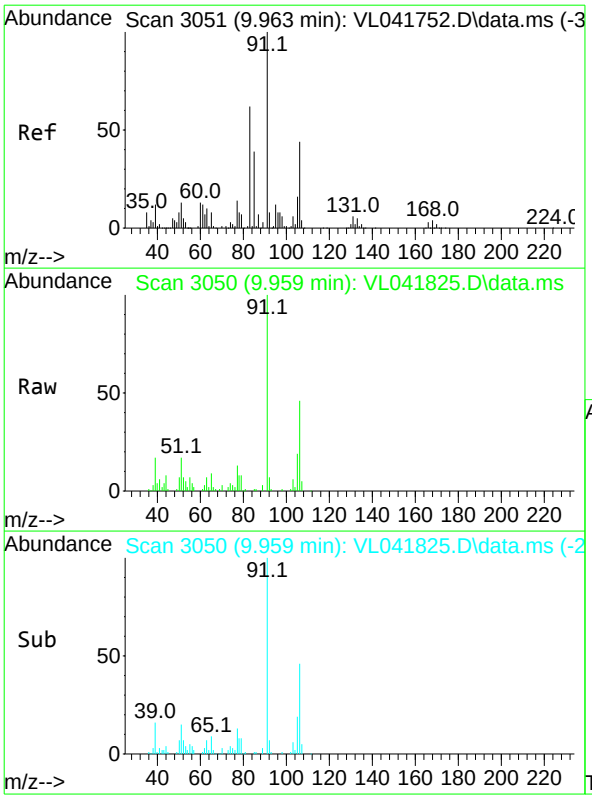

#60
o-Xylene
Concen: 0.546 ppbv
RT: 9.959 min Scan# 30
Delta R.T. -0.004 min
Lab File: VL041825.D
Acq: 19 Dec 2024 17:41

Tgt Ion: 91 Resp: 15054

Ion	Ratio	Lower	Upper
91	100		
106	43.1	21.1	63.4

Instrument :
MSVOA_L
ClientSampleId :
C0AC3

Manual Integrations
APPROVED

Reviewed By :Semsettin Yesilyurt 12/20/2024
Supervised By :Mahesh Dadoda 12/20/2024

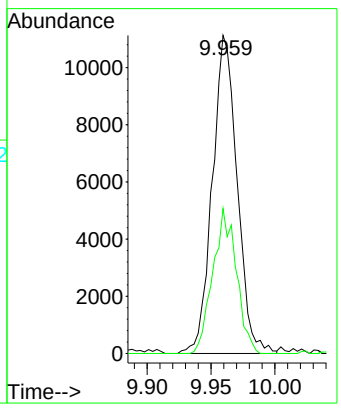

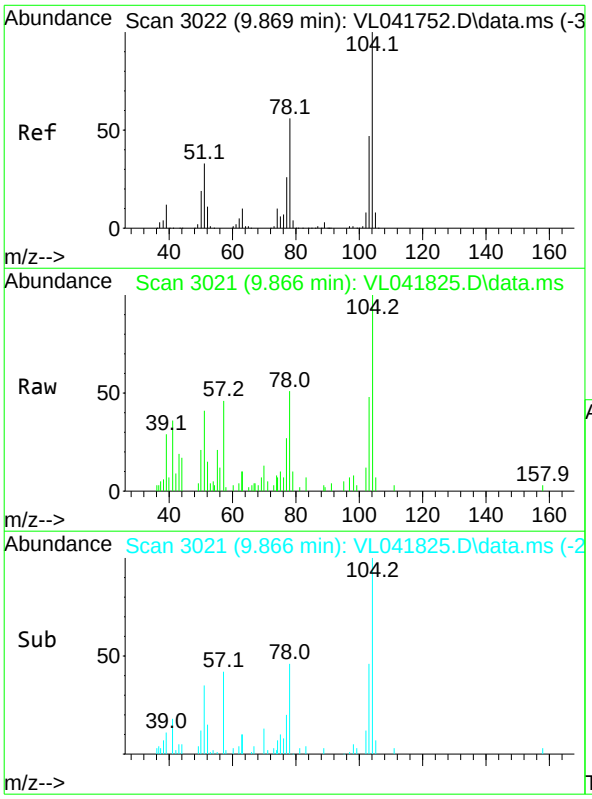

#61
Styrene
Concen: 0.357 ppbv
RT: 9.866 min Scan# 3021
Delta R.T. -0.004 min
Lab File: VL041825.D
Acq: 19 Dec 2024 17:41

Tgt Ion:104 Resp: 4254

Ion	Ratio	Lower	Upper
104	100		
78	58.9	43.8	65.6
103	49.4	37.8	56.6

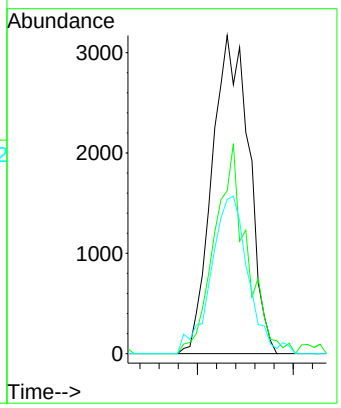

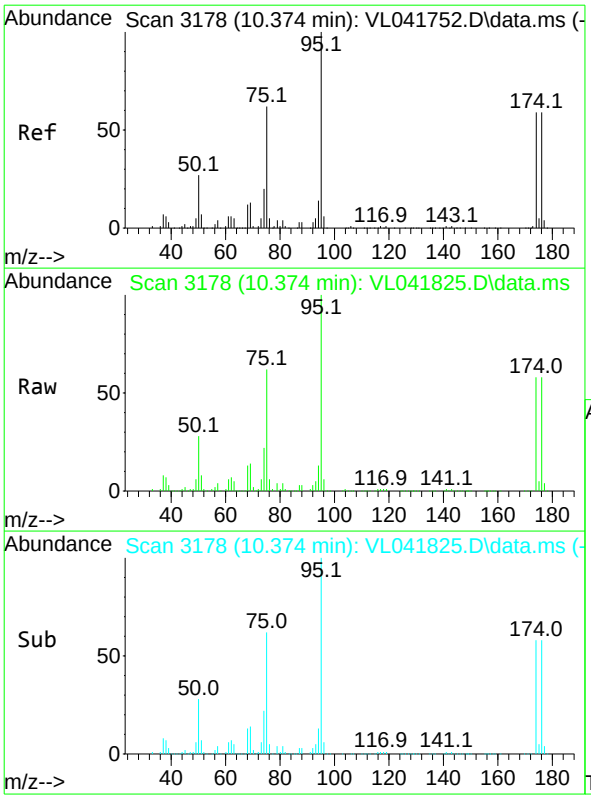

#68
1-Bromo-4-Fluorobenzene
Concen: 9.838 ppbv
RT: 10.374 min Scan# 31
Delta R.T. -0.000 min
Lab File: VL041825.D
Acq: 19 Dec 2024 17:41

Tgt Ion: 95 Resp: 155720

Ion	Ratio	Lower	Upper
95	100		
174	56.6	47.6	71.4
175	4.7	3.7	5.5

Instrument :
MSVOA_L
ClientSampleId :
C0AC3

Manual Integrations
APPROVED

Reviewed By :Semsettin Yesilyurt 12/20/2024
Supervised By :Mahesh Dadoda 12/20/2024

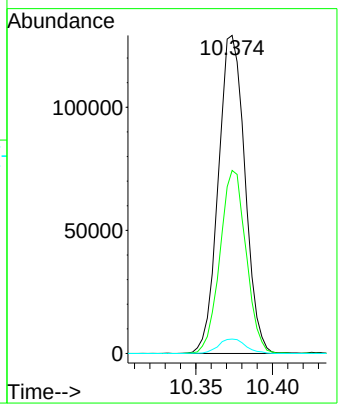

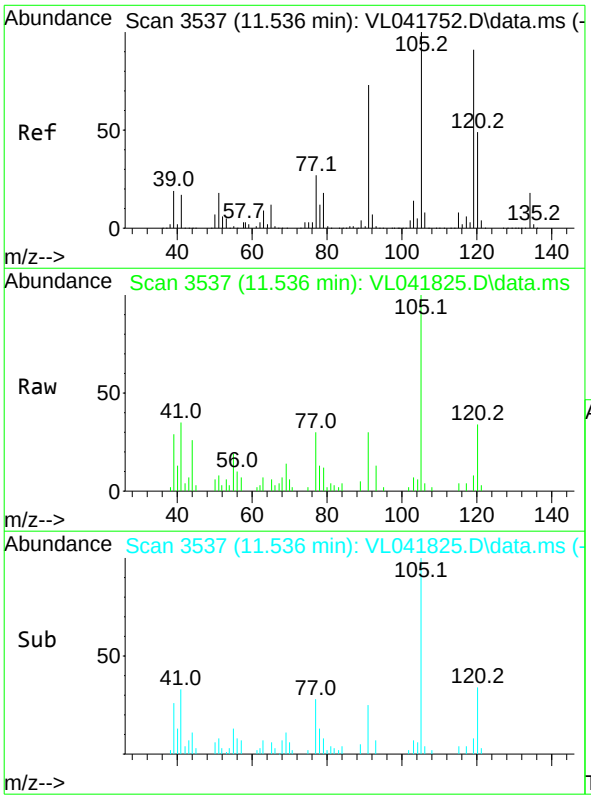

#74
1,2,4-Trimethylbenzene
Concen: 0.115 ppbv
RT: 11.536 min Scan# 3537
Delta R.T. -0.000 min
Lab File: VL041825.D
Acq: 19 Dec 2024 17:41

Tgt Ion:105 Resp: 3328

Ion	Ratio	Lower	Upper
105	100		
120	34.3	39.0	58.4#
91	30.3	58.1	87.1#
77	26.5	21.8	32.8

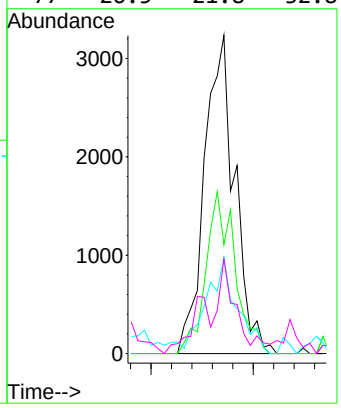

284 Sheffield Street, Mountainside, New Jersey 07092, Phone : 908 789 8900,
Fax : 908 789 8922

Report of Analysis

Client:	Tetra Tech, EMI	Date Collected:	12/11/24
Project:	R36719	Date Received:	12/13/24
Client Sample ID:	C0AC4	SDG No.:	P5296
Lab Sample ID:	P5296-03	Matrix:	Air
Analytical Method:	TO-15	Test:	TO-15
Sample Wt/Vol:	400 Units: mL		

File ID/Qc Batch:	Dilution:	Prep Date	Date Analyzed	Prep Batch ID
VL041824.D	1		12/19/24 17:08	VL121924

CAS Number	Parameter	Conc. ppbv	Conc. ug/M3	Qualifier	MDL	LOQ / CRQL	Units
TARGETS							
75-71-8	Dichlorodifluoromethane	0.28	1.38	J	1.04	2.47	ug/m3
74-87-3	Chloromethane	0.29	0.60	J	0.21	1.03	ug/m3
75-01-4	Vinyl Chloride	0.010	0.030	U	0.030	0.080	ug/m3
74-83-9	Bromomethane	0.14	0.54	U	0.54	1.94	ug/m3
75-00-3	Chloroethane	0.17	0.45	U	0.45	1.32	ug/m3
109-99-9	Tetrahydrofuran	0.49	1.45	J	0.38	1.47	ug/m3
75-69-4	Trichlorofluoromethane	0.21	1.18	J	0.90	2.81	ug/m3
76-13-1	1,1,2-Trichlorotrifluoroethane	0.16	1.23	U	1.23	3.83	ug/m3
76-14-2	Dichlorotetrafluoroethane	0.090	0.63	U	0.63	3.49	ug/m3
75-65-0	tert-Butyl alcohol	0.39	1.18	J	0.58	1.52	ug/m3
142-82-5	Heptane	0.19	0.78	J	0.45	2.05	ug/m3
75-35-4	1,1-Dichloroethene	0.14	0.56	U	0.56	1.98	ug/m3
67-64-1	Acetone	3.00	7.13		0.57	1.19	ug/m3
75-15-0	Carbon Disulfide	0.16	0.50	U	0.50	1.56	ug/m3
1634-04-4	Methyl tert-Butyl Ether	0.12	0.43	U	0.43	1.80	ug/m3
75-09-2	Methylene Chloride	0.48	1.67	J	0.66	1.74	ug/m3
156-60-5	trans-1,2-Dichloroethene	0.19	0.75	U	0.75	1.98	ug/m3
75-34-3	1,1-Dichloroethane	0.13	0.53	U	0.53	2.02	ug/m3
110-82-7	Cyclohexane	0.22	0.76	U	0.76	1.72	ug/m3
78-93-3	2-Butanone	0.76	2.24		0.35	1.47	ug/m3
56-23-5	Carbon Tetrachloride	0.040	0.25		0.060	0.19	ug/m3
156-59-2	cis-1,2-Dichloroethene	0.090	0.36	U	0.36	1.98	ug/m3
67-66-3	Chloroform	0.16	0.78	J	0.39	2.44	ug/m3
71-55-6	1,1,1-Trichloroethane	0.010	0.050	U	0.050	0.16	ug/m3
540-84-1	2,2,4-Trimethylpentane	0.10	0.47	U	0.47	2.34	ug/m3
71-43-2	Benzene	0.15	0.48	J	0.29	1.60	ug/m3
107-06-2	1,2-Dichloroethane	0.090	0.36	U	0.36	2.02	ug/m3
79-01-6	Trichloroethene	0.020	0.11	U	0.11	0.16	ug/m3
78-87-5	1,2-Dichloropropane	0.11	0.51	U	0.51	2.31	ug/m3
75-27-4	Bromodichloromethane	0.080	0.54	U	0.54	3.35	ug/m3
108-10-1	4-Methyl-2-Pentanone	0.17	0.70	J	0.37	2.05	ug/m3
108-88-3	Toluene	5.10	19.2		0.41	1.88	ug/m3
10061-02-6	t-1,3-Dichloropropene	0.060	0.27	U	0.27	2.27	ug/m3
10061-01-5	cis-1,3-Dichloropropene	0.060	0.27	U	0.27	2.27	ug/m3
79-00-5	1,1,2-Trichloroethane	0.070	0.38	U	0.38	2.73	ug/m3

284 Sheffield Street, Mountainside, New Jersey 07092, Phone : 908 789 8900,
Fax : 908 789 8922

Report of Analysis

Client:	Tetra Tech, EMI	Date Collected:	12/11/24
Project:	R36719	Date Received:	12/13/24
Client Sample ID:	C0AC4	SDG No.:	P5296
Lab Sample ID:	P5296-03	Matrix:	Air
Analytical Method:	TO-15	Test:	TO-15
Sample Wt/Vol:	400 Units: mL		

File ID/Qc Batch:	Dilution:	Prep Date	Date Analyzed	Prep Batch ID
VL041824.D	1		12/19/24 17:08	VL121924

CAS Number	Parameter	Conc. ppbv	Conc. ug/M3	Qualifier	MDL	LOQ / CRQL	Units
124-48-1	Dibromochloromethane	0.070	0.60	U	0.60	4.26	ug/m3
106-93-4	1,2-Dibromoethane	0.070	0.54	U	0.54	0.77	ug/m3
127-18-4	Tetrachloroethene	0.32	2.17		0.14	0.20	ug/m3
108-90-7	Chlorobenzene	0.080	0.37	U	0.37	2.30	ug/m3
100-41-4	Ethyl Benzene	0.74	3.21		0.52	2.17	ug/m3
179601-23-1	m/p-Xylene	3.20	13.9		0.91	4.34	ug/m3
95-47-6	o-Xylene	1.20	5.21		0.52	2.17	ug/m3
100-42-5	Styrene	0.81	3.45		0.47	2.13	ug/m3
75-25-2	Bromoform	0.060	0.62	U	0.62	5.17	ug/m3
79-34-5	1,1,2,2-Tetrachloroethane	0.010	0.070	U	0.070	0.21	ug/m3
95-49-8	2-Chlorotoluene	0.11	0.57	U	0.57	2.59	ug/m3
108-67-8	1,3,5-Trimethylbenzene	0.11	0.54	U	0.54	2.46	ug/m3
95-63-6	1,2,4-Trimethylbenzene	0.27	1.33	J	0.39	2.46	ug/m3
541-73-1	1,3-Dichlorobenzene	0.080	0.48	U	0.48	3.01	ug/m3
106-46-7	1,4-Dichlorobenzene	0.050	0.30	U	0.30	3.01	ug/m3
95-50-1	1,2-Dichlorobenzene	0.080	0.48	U	0.48	3.01	ug/m3
120-82-1	1,2,4-Trichlorobenzene	0.090	0.67	U	0.67	3.71	ug/m3
87-68-3	Hexachloro-1,3-Butadiene	0.090	0.96	U	0.96	5.33	ug/m3
106-99-0	1,3-Butadiene	0.13	0.29	U	0.29	1.11	ug/m3
91-20-3	Naphthalene	0.080	0.42	U	0.42	0.52	ug/m3
622-96-8	4-Ethyltoluene	0.12	0.59	U	0.59	2.46	ug/m3
110-54-3	Hexane	0.11	0.39	U	0.39	1.76	ug/m3
107-05-1	Allyl Chloride	0.15	0.47	U	0.47	1.57	ug/m3
123-91-1	1,4-Dioxane	0.21	0.76	U	0.76	1.80	ug/m3
80-62-6	Methyl Methacrylate	0.090	0.37	U	0.37	2.05	ug/m3
SURROGATES							
460-00-4	1-Bromo-4-Fluorobenzene	10.1			65 - 135	101%	SPK: 10
INTERNAL STANDARDS							
74-97-5	Bromochloromethane	79100		2.793			
540-36-3	1,4-Difluorobenzene	180000		3.965			
3114-55-4	Chlorobenzene-d5	190000		8.885			

284 Sheffield Street, Mountainside, New Jersey 07092, Phone : 908 789 8900,
Fax : 908 789 8922

Report of Analysis

Client:	Tetra Tech, EMI	Date Collected:	12/11/24
Project:	R36719	Date Received:	12/13/24
Client Sample ID:	C0AC4	SDG No.:	P5296
Lab Sample ID:	P5296-03	Matrix:	Air
Analytical Method:	TO-15	Test:	TO-15
Sample Wt/Vol:	400 Units: mL		

File ID/Qc Batch:	Dilution:	Prep Date	Date Analyzed	Prep Batch ID
VL041824.D	1		12/19/24 17:08	VL121924

CAS Number	Parameter	Conc. ppbv	Conc. ug/M3	Qualifier	MDL	LOQ / CRQL	Units

U = Not Detected
RL = Reporting Limit
MDL = Method Detection Limit
E = Value Exceeds Calibration Range
D = Dilution

J = Estimated Value
B = Analyte Found in Associated Method Blank
N = Presumptive Evidence of a Compound
* = Values outside of QC limits
Q = indicates LCS control criteria did not meet requirements

Quantitation Report (QT Reviewed)

Data Path : Z:\voasrv\HPCHEM1\MSVOA_L\Data\VL121924\
Data File : VL041824.D
Acq On : 19 Dec 2024 17:08
Operator : SY/MD
Sample : P5296-03
Misc : 400mL/MSVOA_L
ALS Vial : 1 Sample Multiplier: 1

Quant Time: Dec 20 01:45:50 2024
Quant Method : Z:\voasrv\HPCHEM1\MSVOA_L\methods\VL121624AIR.M
Quant Title : AIR ANALYSIS BY METHOD TO-15 Instrument: MSVOA_LFri Aug 2
QLast Update : Thu Dec 19 07:32:09 2024
Response via : Initial Calibration

Instrument :
MSVOA_L
ClientSampleId :
C0AC4

Manual Integrations
APPROVED
Reviewed By :Semsettin Yesilyurt 12/20/2024
Supervised By :Mahesh Dadoda 12/20/2024

Compound	R.T.	QIon	Response	Conc	Units	Dev(Min)
Internal Standards						
1) Bromochloromethane	2.793	49	79104	10.000	ppbv	0.00
33) 1,4-Difluorobenzene	3.965	114	180475	10.000	ppbv	0.00
55) Chlorobenzene-d5	8.885	117	190007	10.000	ppbv	0.00
System Monitoring Compounds						
68) 1-Bromo-4-Fluorobenzene	10.377	95	159349	10.064	ppbv	0.00
Spiked Amount 10.000	Range 65 - 135		Recovery = 100.600%			
Target Compounds						Qvalue
2) Dichlorodifluoromethane	1.495	85	3973	0.282	ppbv	100
3) Chlorodifluoromethane	1.473	51	2710m	0.210	ppbv	
4) Chloromethane	1.528	50	1573	0.286	ppbv	93
9) Propene	1.486	41	3595	0.643	ppbv	92
10) Heptane	4.994	43	2691m	0.187	ppbv	
11) Trichlorofluoromethane	1.881	101	3153	0.211	ppbv	84
13) Ethanol	1.722	45	35402	76.465	ppbv	92
15) Acetone	1.839	43	45561	2.960	ppbv	100
17) tert-Butyl alcohol	2.046	59	5924	0.388	ppbv #	92
19) Isopropyl Alcohol	1.890	45	21074	2.282	ppbv #	39
20) Methylene Chloride	2.068	84	2125	0.484	ppbv	96
25) Ethyl Acetate	2.842	43	10212	0.357	ppbv #	93
29) Chloroform	2.855	83	2688	0.162	ppbv	99
30) Cyclohexane	3.865	84	1505m	0.163	ppbv	
34) 2-Butanone	2.564	43	11025	0.759	ppbv	96
35) Carbon Tetrachloride	3.764	117	509m	0.040	ppbv	
36) Benzene	3.667	78	2857m	0.153	ppbv	
41) Tetrahydrofuran	3.065	42	3977	0.489	ppbv	92
50) 4-Methyl-2-Pentanone	5.774	43	3254m	0.165	ppbv	
52) Tetrachloroethene	8.231	164	2205m	0.317	ppbv	
53) Toluene	6.939	91	106894	5.050	ppbv	99
58) Ethyl Benzene	9.357	91	25209	0.737	ppbv	99
59) m/p-Xylene	9.535	91	86836	3.157	ppbv #	100
60) o-Xylene	9.966	91	34348	1.245	ppbv	98
61) Styrene	9.872	104	9624	0.807	ppbv	95
74) 1,2,4-Trimethylbenzene	11.539	105	7727	0.266	ppbv #	53

(#) = qualifier out of range (m) = manual integration (+) = signals summed

Quantitation Report (QT Reviewed)

Data Path : Z:\voasrv\HPCHEM1\MSVOA_L\Data\VL121924\
Data File : VL041824.D
Acq On : 19 Dec 2024 17:08
Operator : SY/MD
Sample : P5296-03
Misc : 400mL/MSVOA_L
ALS Vial : 1 Sample Multiplier: 1

Quant Time: Dec 20 01:45:50 2024
Quant Method : Z:\voasrv\HPCHEM1\MSVOA_L\methods\VL121624AIR.M
Quant Title : AIR ANALYSIS BY METHOD TO-15 Instrument: MSVOA_LFri Aug
QLast Update : Thu Dec 19 07:32:09 2024
Response via : Initial Calibration

Instrument :
MSVOA_L
ClientSampleId :
C0AC4

Manual Integrations
APPROVED
Reviewed By :Semsettin Yesilyurt 12/20/2024
Supervised By :Mahesh Dadoda 12/20/2024

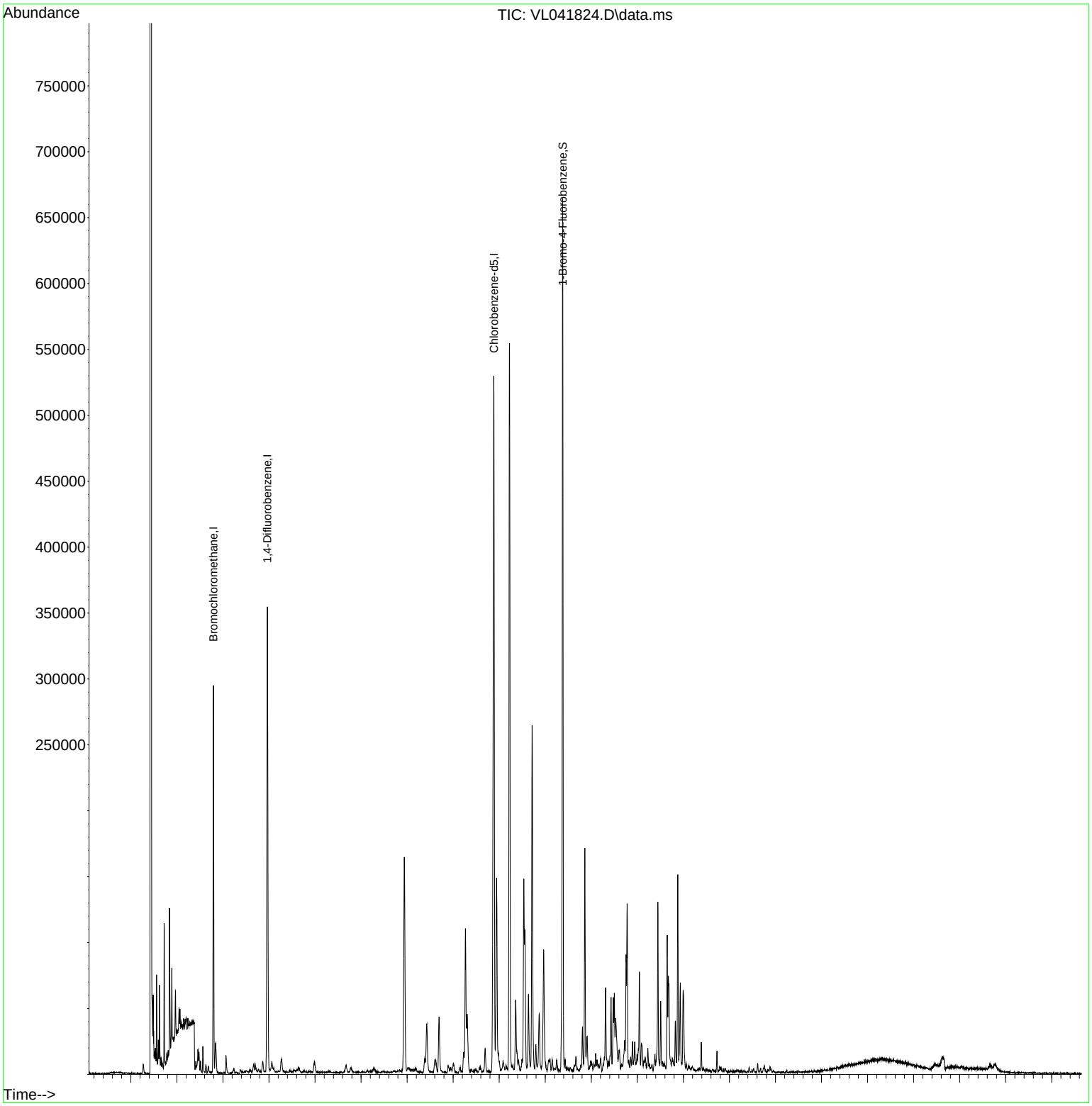

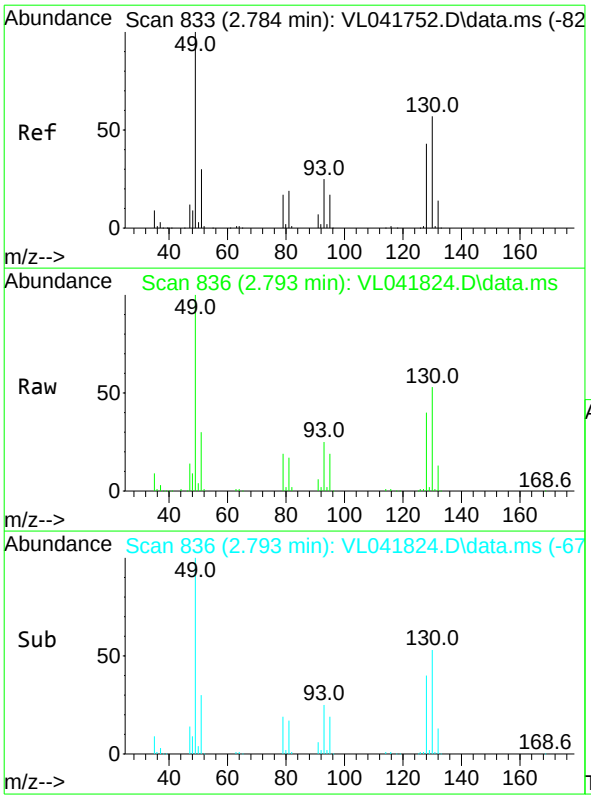

#1
Bromochloromethane
Concen: 10.000 ppbv
RT: 2.793 min Scan# 83
Delta R.T. 0.009 min
Lab File: VL041824.D
Acq: 19 Dec 2024 17:08

Tgt Ion: 49 Resp: 79104

Ion	Ratio	Lower	Upper
49	100		
128	40.9	21.6	64.6
130	53.0	28.3	85.0

Instrument :
MSVOA_L
ClientSampleId :
C0AC4

Manual Integrations
APPROVED

Reviewed By :Semsettin Yesilyurt 12/20/2024
Supervised By :Mahesh Dadoda 12/20/2024

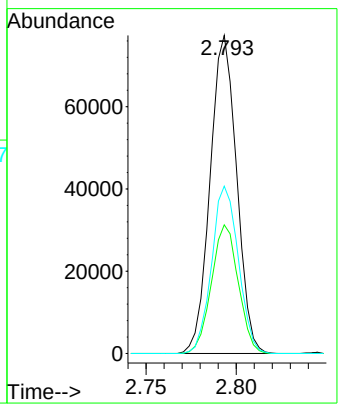

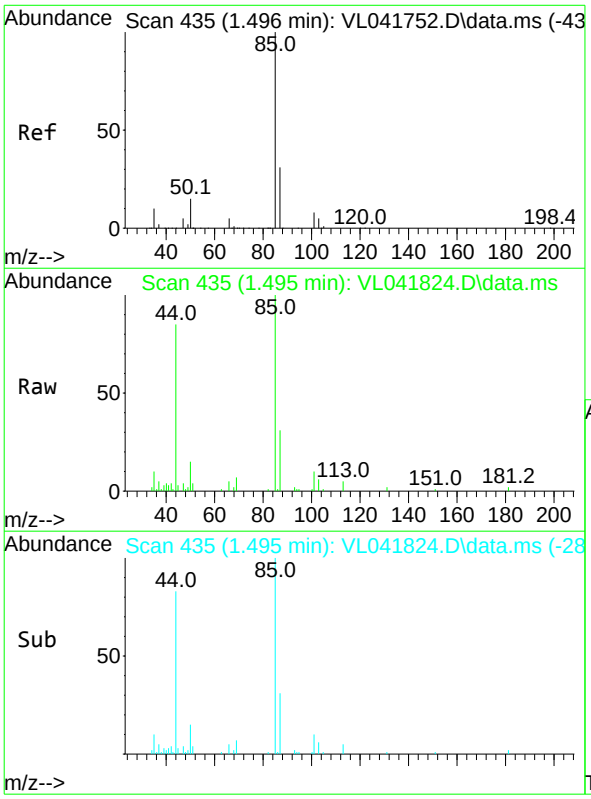

#2
Dichlorodifluoromethane
Concen: 0.282 ppbv
RT: 1.495 min Scan# 435
Delta R.T. -0.000 min
Lab File: VL041824.D
Acq: 19 Dec 2024 17:08

Tgt Ion: 85 Resp: 3973

Ion	Ratio	Lower	Upper
85	100		
87	30.5	24.5	36.7

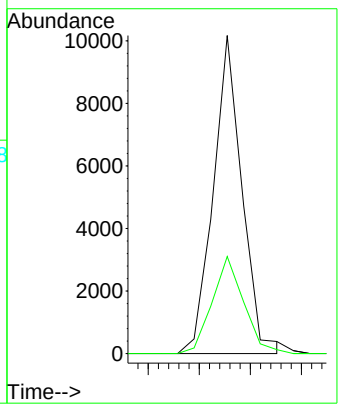

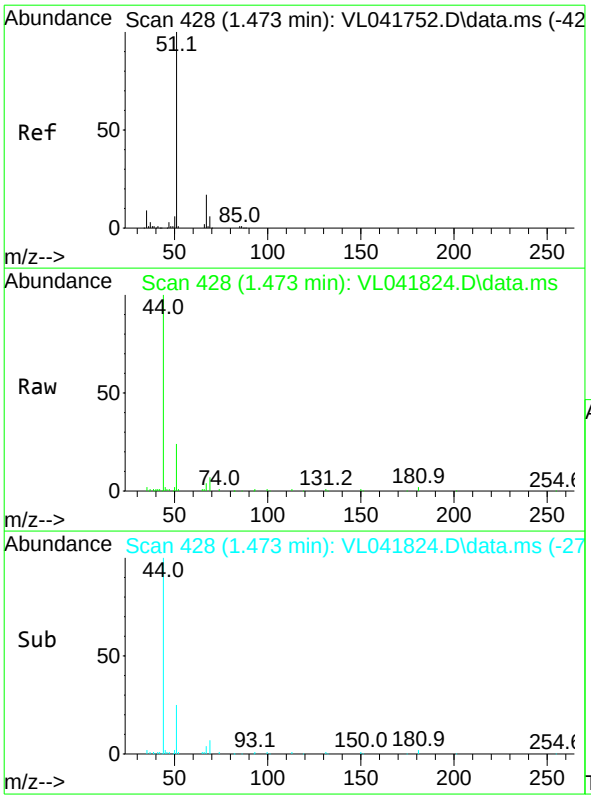

#3
Chlorodifluoromethane
Concen: 0.210 ppbv m
RT: 1.473 min Scan# 42
Delta R.T. -0.000 min
Lab File: VL041824.D
Acq: 19 Dec 2024 17:08

Tgt Ion: 51 Resp: 2710

Ion	Ratio	Lower	Upper
51	100		
67	16.8	15.0	22.4

Instrument :
MSVOA_L
ClientSampleId :
C0AC4

Manual Integrations
APPROVED

Reviewed By :Semsettin Yesilyurt 12/20/2024
Supervised By :Mahesh Dadoda 12/20/2024

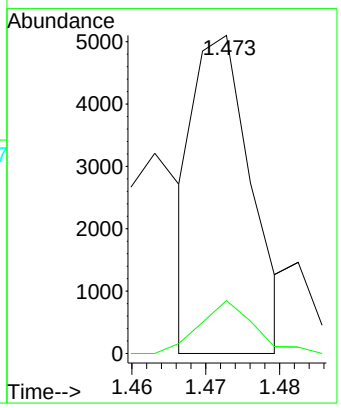

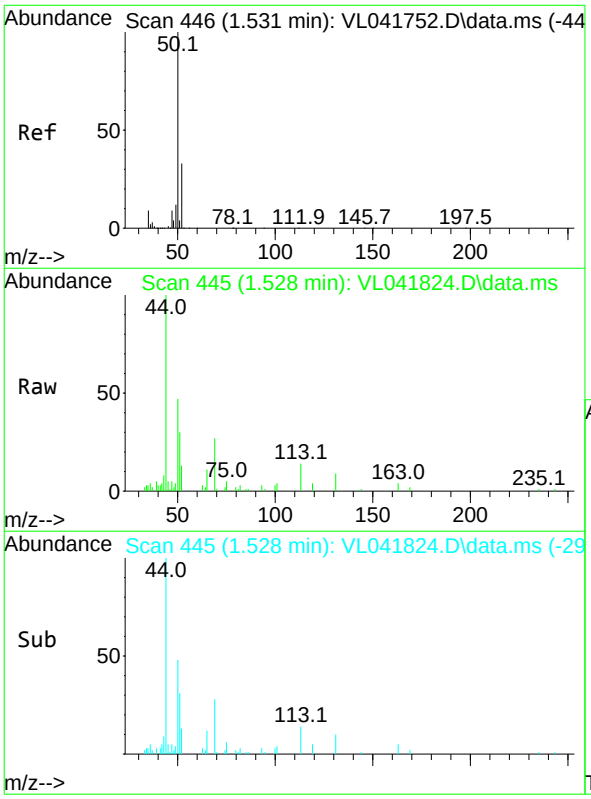

#4
Chloromethane
Concen: 0.286 ppbv
RT: 1.528 min Scan# 445
Delta R.T. -0.004 min
Lab File: VL041824.D
Acq: 19 Dec 2024 17:08

Tgt Ion: 50 Resp: 1573

Ion	Ratio	Lower	Upper
50	100		
52	28.6	26.2	39.2

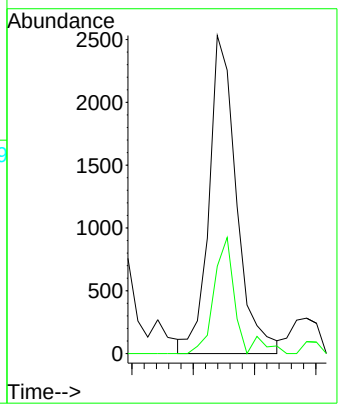

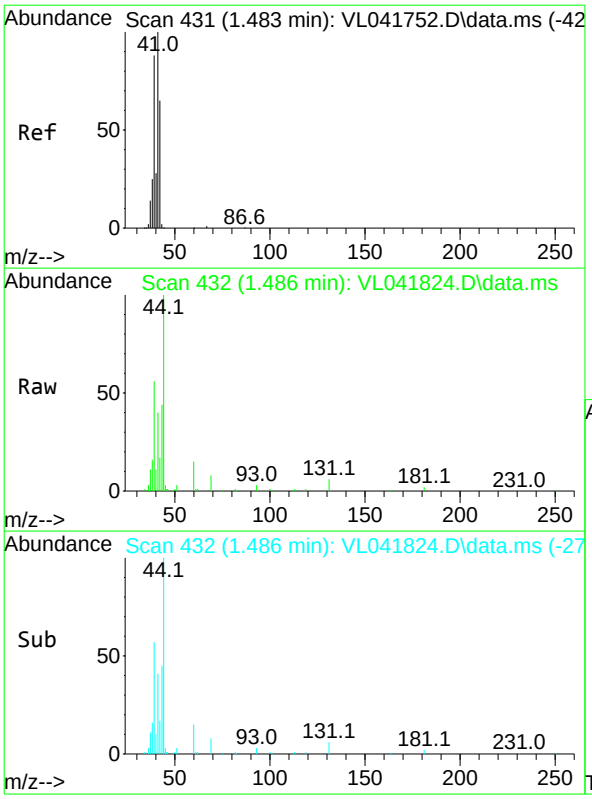

#9
Propene
Concen: 0.643 ppbv
RT: 1.486 min Scan# 43
Delta R.T. 0.003 min
Lab File: VL041824.D
Acq: 19 Dec 2024 17:08

Tgt Ion: 41 Resp: 3595

Ion	Ratio	Lower	Upper
41	100		
42	59.2	52.4	78.6

Instrument :
MSVOA_L
ClientSampleId :
C0AC4

Manual Integrations
APPROVED

Reviewed By :Semsettin Yesilyurt 12/20/2024
Supervised By :Mahesh Dadoda 12/20/2024

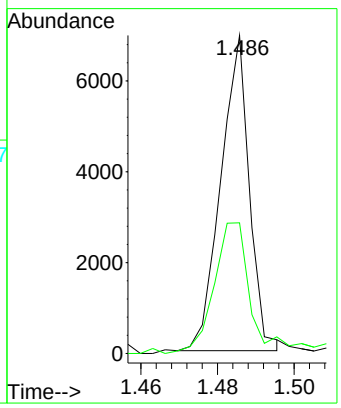

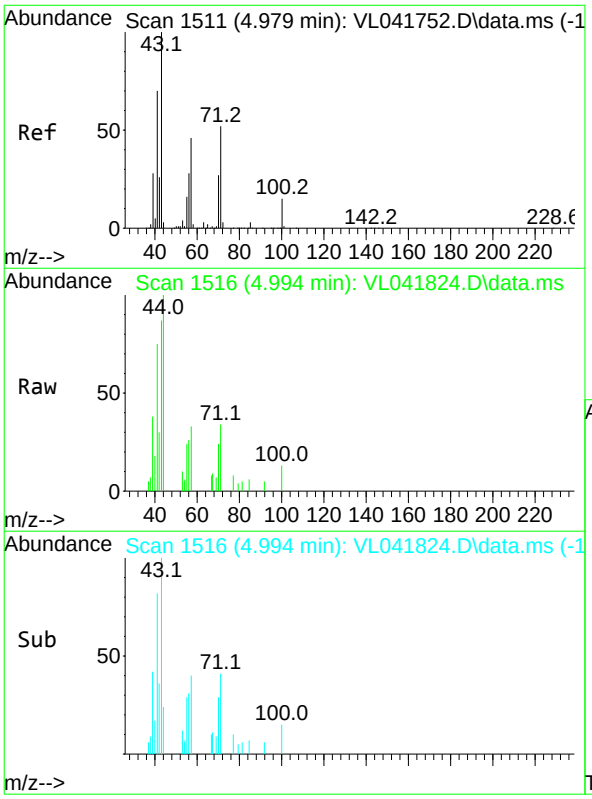

#10
Heptane
Concen: 0.187 ppbv m
RT: 4.994 min Scan# 1516
Delta R.T. 0.016 min
Lab File: VL041824.D
Acq: 19 Dec 2024 17:08

Tgt Ion: 43 Resp: 2691

Ion	Ratio	Lower	Upper
43	100		
57	0.0	38.5	57.7#

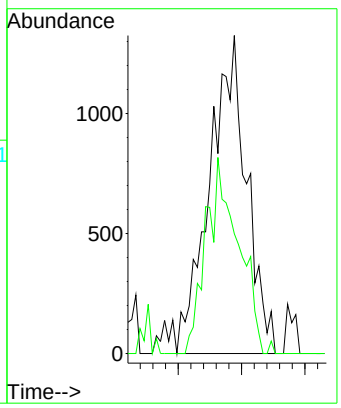

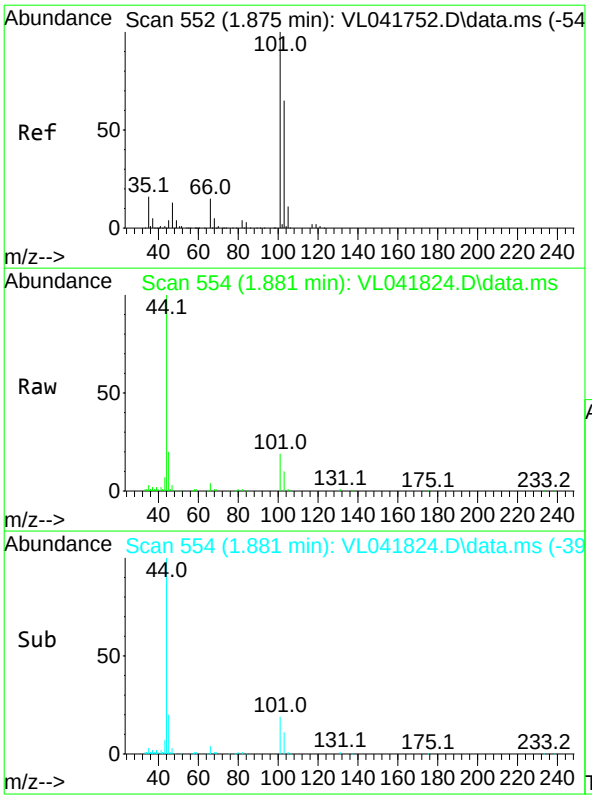

#11
Trichlorofluoromethane
Concen: 0.211 ppbv
RT: 1.881 min Scan# 55
Delta R.T. 0.006 min
Lab File: VL041824.D
Acq: 19 Dec 2024 17:08

Tgt Ion:101 Resp: 3153

Ion	Ratio	Lower	Upper
101	100		
103	52.3	51.8	77.8

Instrument :
MSVOA_L
ClientSampleId :
C0AC4

Manual Integrations
APPROVED

Reviewed By :Semsettin Yesilyurt 12/20/2024
Supervised By :Mahesh Dadoda 12/20/2024

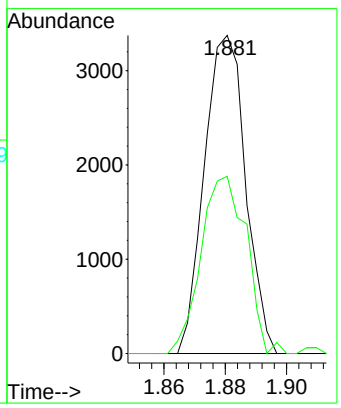

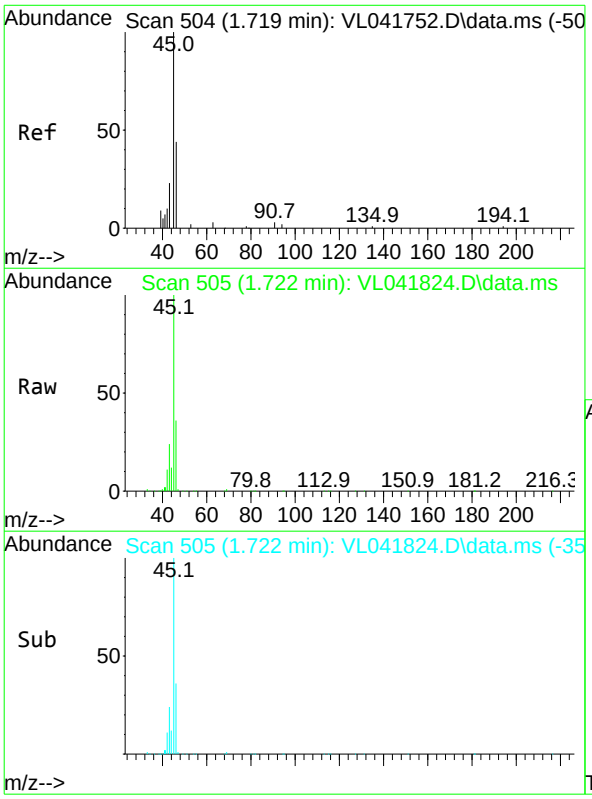

#13
Ethanol
Concen: 76.465 ppbv
RT: 1.722 min Scan# 505
Delta R.T. 0.003 min
Lab File: VL041824.D
Acq: 19 Dec 2024 17:08

Tgt Ion: 45 Resp: 35402

Ion	Ratio	Lower	Upper
45	100		
46	36.1	16.4	65.8

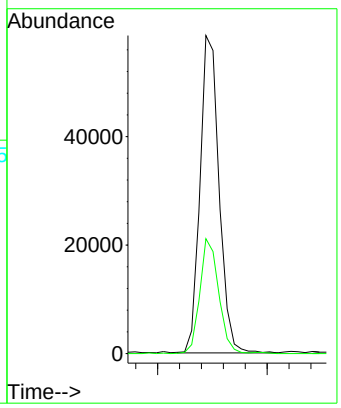



#15
Acetone
Concen: 2.960 ppbv
RT: 1.839 min Scan# 54
Delta R.T. 0.006 min
Lab File: VL041824.D
Acq: 19 Dec 2024 17:08

Tgt Ion: 43 Resp: 45561

Ion	Ratio	Lower	Upper
43	100		
58	24.5	19.7	29.5

Instrument :
MSVOA_L
ClientSampleId :
C0AC4

Manual Integrations
APPROVED

Reviewed By :Semsettin Yesilyurt 12/20/2024
Supervised By :Mahesh Dadoda 12/20/2024

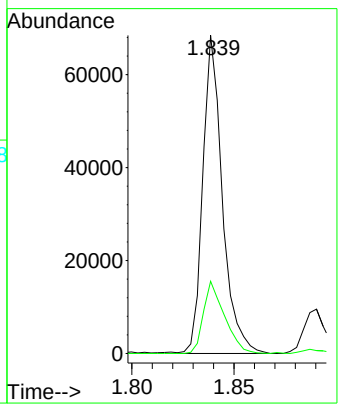

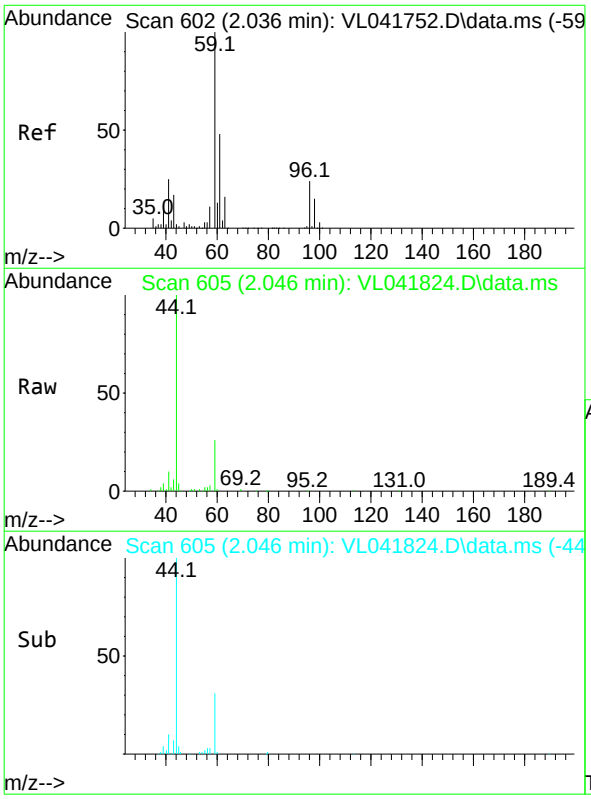

#17
tert-Butyl alcohol
Concen: 0.388 ppbv
RT: 2.046 min Scan# 605
Delta R.T. 0.009 min
Lab File: VL041824.D
Acq: 19 Dec 2024 17:08

Tgt Ion: 59 Resp: 5924

Ion	Ratio	Lower	Upper
59	100		
57	13.7	8.6	13.0#

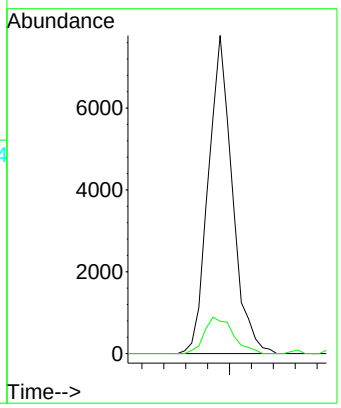

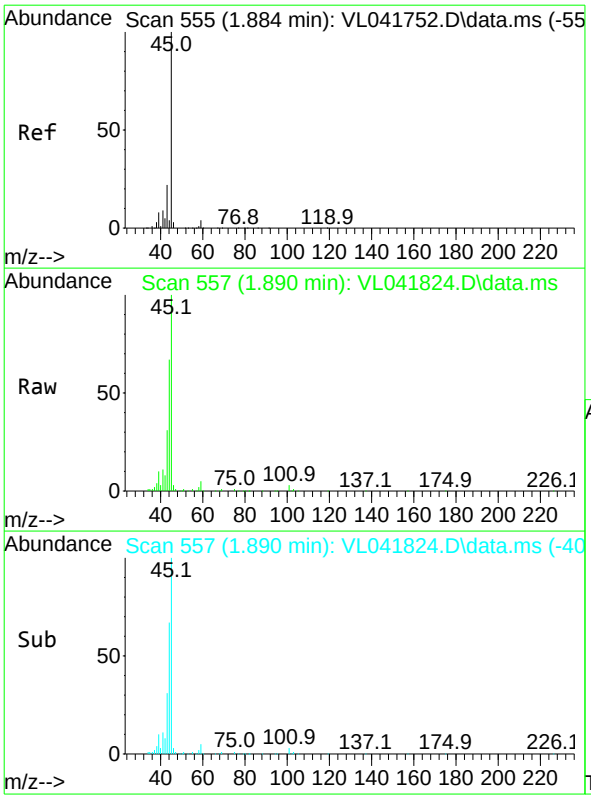

#19
Isopropyl Alcohol
Concen: 2.282 ppbv
RT: 1.890 min Scan# 55
Delta R.T. 0.006 min
Lab File: VL041824.D
Acq: 19 Dec 2024 17:08

Tgt Ion: 45 Resp: 21074

Ion	Ratio	Lower	Upper
45	100		
58	3.5	33.3	49.9#

Instrument :
MSVOA_L
ClientSampleId :
C0AC4

Manual Integrations
APPROVED

Reviewed By :Semsettin Yesilyurt 12/20/2024
Supervised By :Mahesh Dadoda 12/20/2024

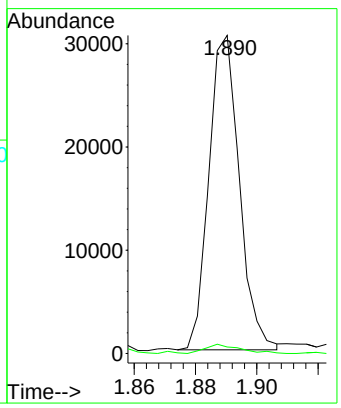

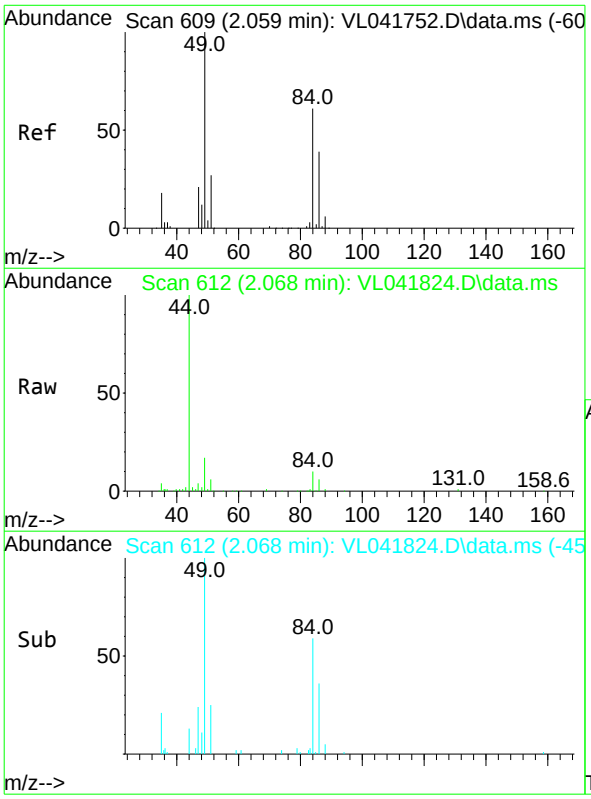

#20
Methylene Chloride
Concen: 0.484 ppbv
RT: 2.068 min Scan# 612
Delta R.T. 0.009 min
Lab File: VL041824.D
Acq: 19 Dec 2024 17:08

Tgt Ion: 84 Resp: 2125

Ion	Ratio	Lower	Upper
84	100		
49	168.3	132.6	198.8
51	55.1	37.6	56.4
86	61.1	51.4	77.0

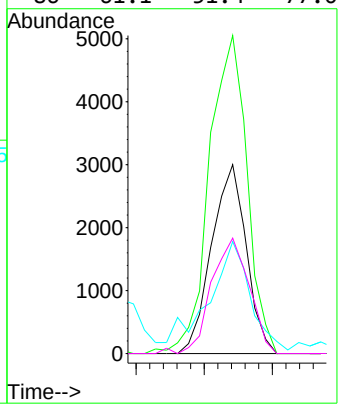

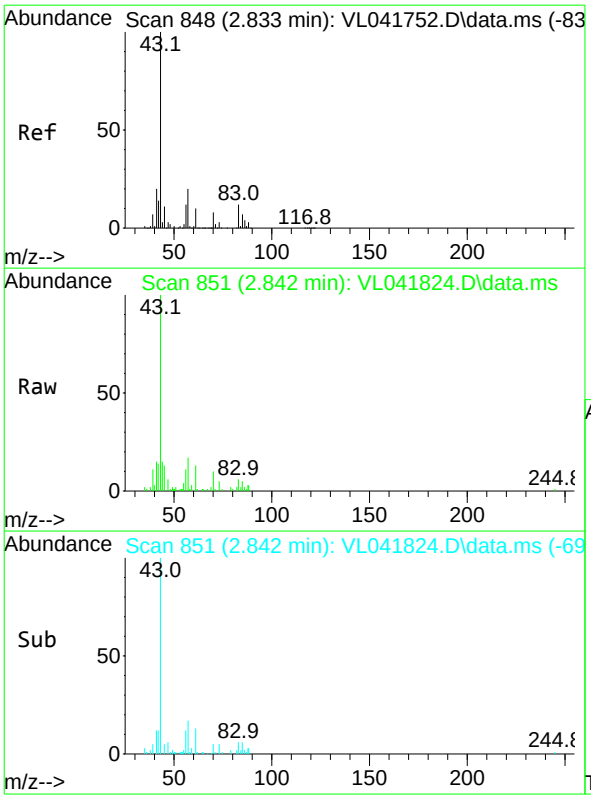

#25
Ethyl Acetate
Concen: 0.357 ppbv
RT: 2.842 min Scan# 85
Delta R.T. 0.009 min
Lab File: VL041824.D
Acq: 19 Dec 2024 17:08

Tgt Ion: 43 Resp: 10212

Ion	Ratio	Lower	Upper
43	100		
45	14.5	8.1	12.1#
61	11.2	7.0	10.6#
70	8.2	6.5	9.7

Instrument :
MSVOA_L
ClientSampleId :
C0AC4

Manual Integrations
APPROVED

Reviewed By :Semsettin Yesilyurt 12/20/2024
Supervised By :Mahesh Dadoda 12/20/2024

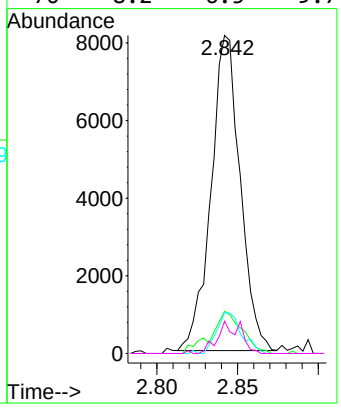

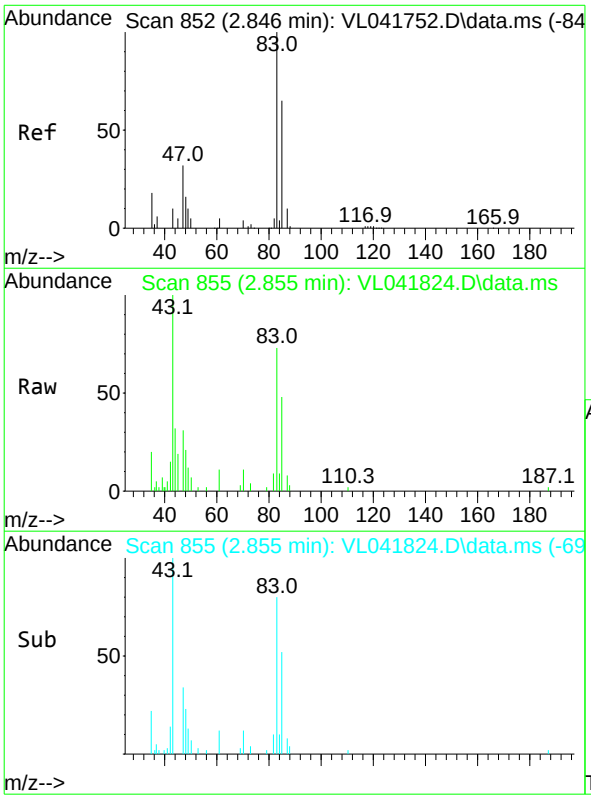

#29
Chloroform
Concen: 0.162 ppbv
RT: 2.855 min Scan# 855
Delta R.T. 0.009 min
Lab File: VL041824.D
Acq: 19 Dec 2024 17:08

Tgt Ion: 83 Resp: 2688

Ion	Ratio	Lower	Upper
83	100		
85	65.2	51.8	77.6

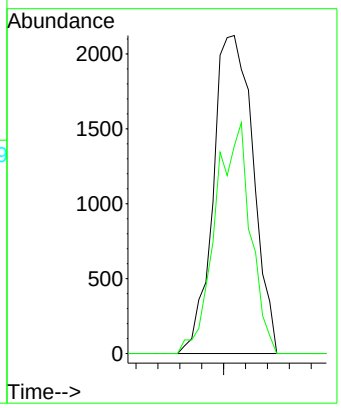

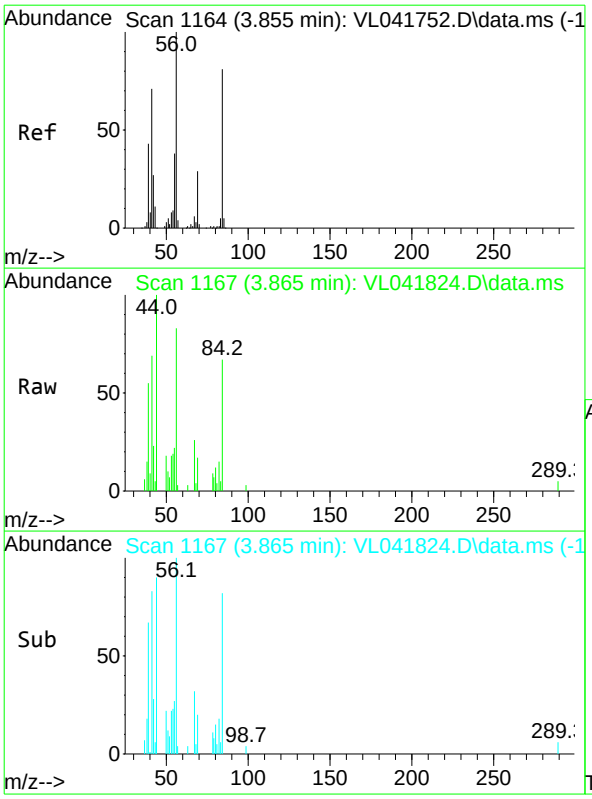

#30
Cyclohexane
Concen: 0.163 ppbv m
RT: 3.865 min Scan# 11
Delta R.T. 0.009 min
Lab File: VL041824.D
Acq: 19 Dec 2024 17:08

Tgt Ion: 84 Resp: 1505

Ion	Ratio	Lower	Upper
84	100		
56	121.7	102.3	153.5
41	121.4	74.0	111.0#

Instrument :
MSVOA_L
ClientSampleId :
C0AC4

Manual Integrations
APPROVED

Reviewed By :Semsettin Yesilyurt 12/20/2024
Supervised By :Mahesh Dadoda 12/20/2024

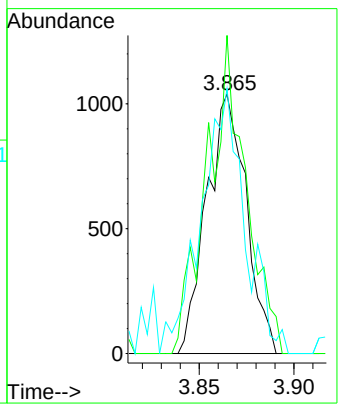

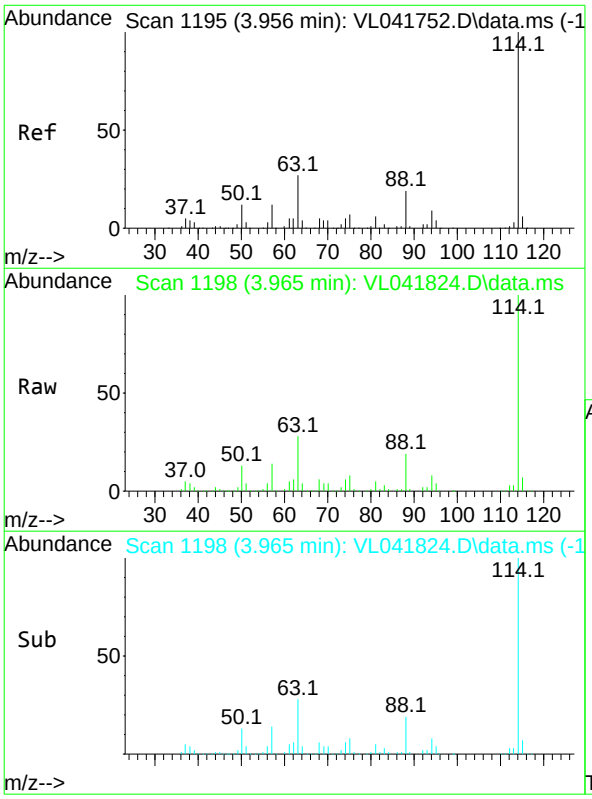

#33
1,4-Difluorobenzene
Concen: 10.000 ppbv
RT: 3.965 min Scan# 1198
Delta R.T. 0.009 min
Lab File: VL041824.D
Acq: 19 Dec 2024 17:08

Tgt Ion:114 Resp: 180475

Ion	Ratio	Lower	Upper
114	100		
63	28.5	21.8	32.8
88	18.9	14.8	22.2

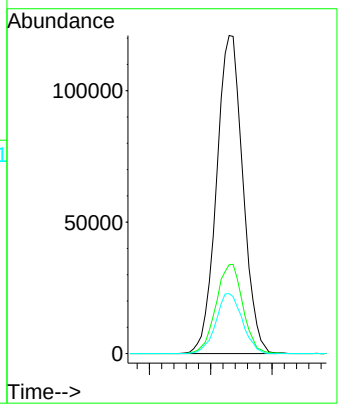

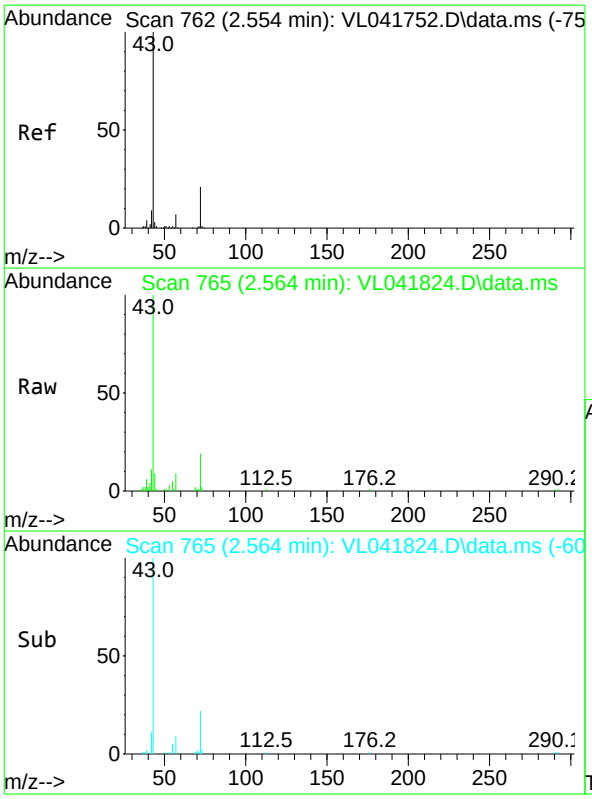

#34
2-Butanone
Concen: 0.759 ppbv
RT: 2.564 min Scan# 76
Delta R.T. 0.009 min
Lab File: VL041824.D
Acq: 19 Dec 2024 17:08

Tgt Ion: 43 Resp: 11025

Ion	Ratio	Lower	Upper
43	100		
72	19.3	16.8	25.2

Instrument :
MSVOA_L
ClientSampleId :
C0AC4

Manual Integrations
APPROVED

Reviewed By :Semsettin Yesilyurt 12/20/2024
Supervised By :Mahesh Dadoda 12/20/2024

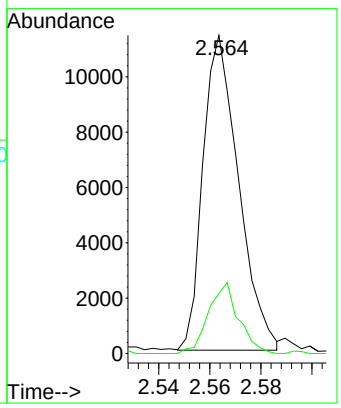

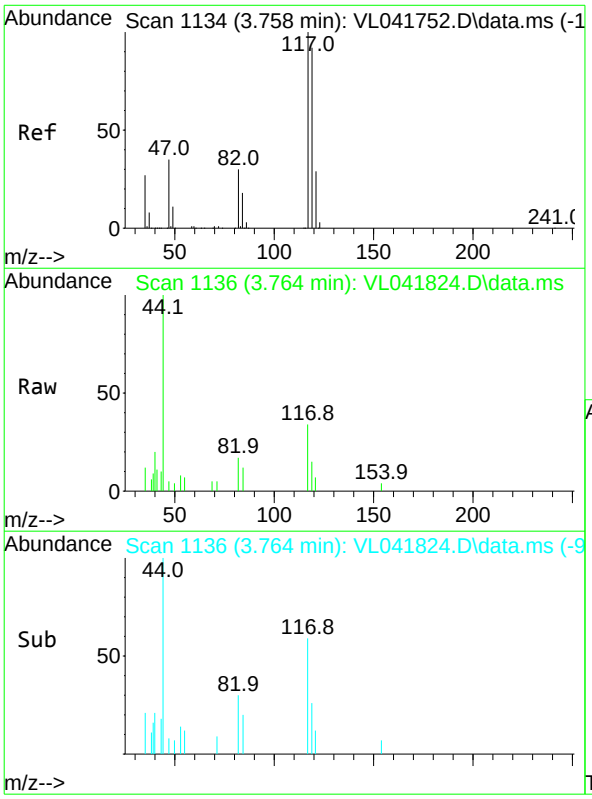

#35
Carbon Tetrachloride
Concen: 0.040 ppbv m
RT: 3.764 min Scan# 1136
Delta R.T. 0.006 min
Lab File: VL041824.D
Acq: 19 Dec 2024 17:08

Tgt Ion:117 Resp: 509

Ion	Ratio	Lower	Upper
117	100		
119	44.4	73.7	110.5#
121	20.8	23.0	34.4#

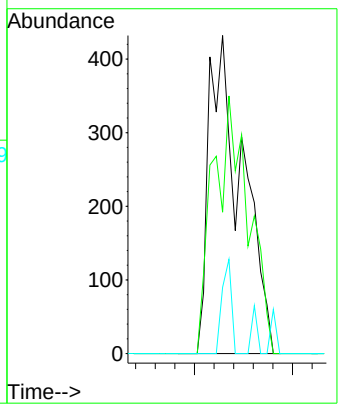

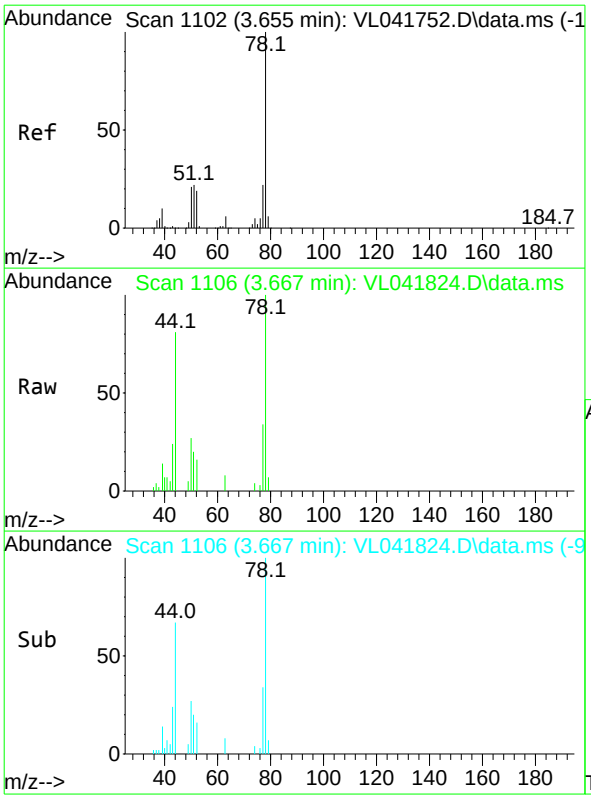

#36
Benzene
Concen: 0.153 ppbv m
RT: 3.667 min Scan# 11
Delta R.T. 0.013 min
Lab File: VL041824.D
Acq: 19 Dec 2024 17:08

Tgt Ion: 78 Resp: 2857

Ion	Ratio	Lower	Upper
78	100		
77	34.0	17.8	26.6#
50	27.1	17.2	25.8#

Instrument :
MSVOA_L
ClientSampleId :
C0AC4

Manual Integrations
APPROVED

Reviewed By :Semsettin Yesilyurt 12/20/2024
Supervised By :Mahesh Dadoda 12/20/2024

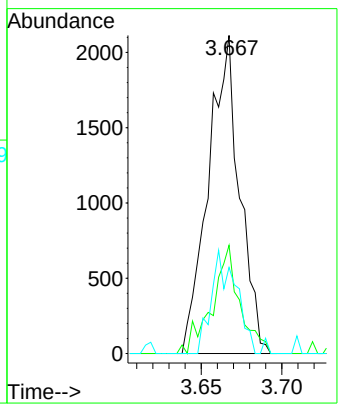

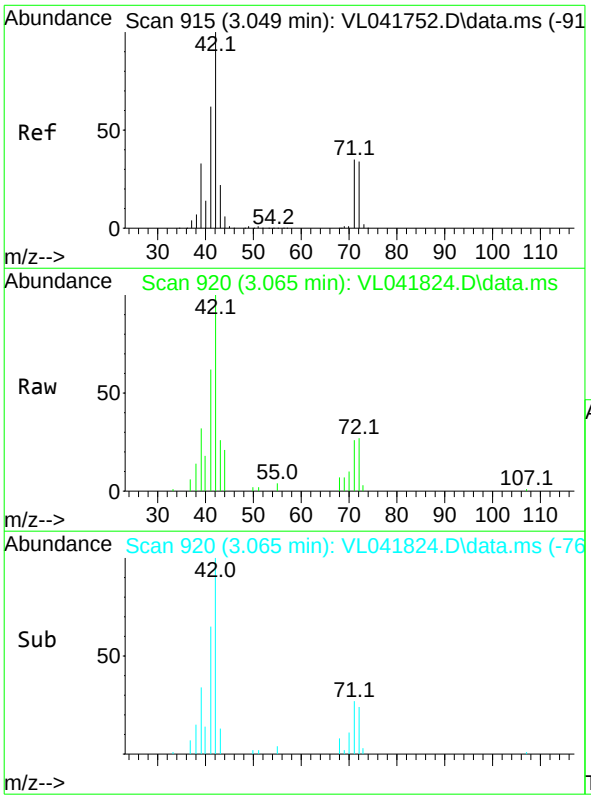

#41
Tetrahydrofuran
Concen: 0.489 ppbv
RT: 3.065 min Scan# 920
Delta R.T. 0.016 min
Lab File: VL041824.D
Acq: 19 Dec 2024 17:08

Tgt Ion: 42 Resp: 3977

Ion	Ratio	Lower	Upper
42	100		
72	29.4	29.1	43.7
71	32.9	28.4	42.6

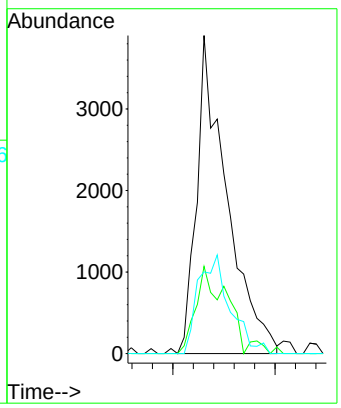

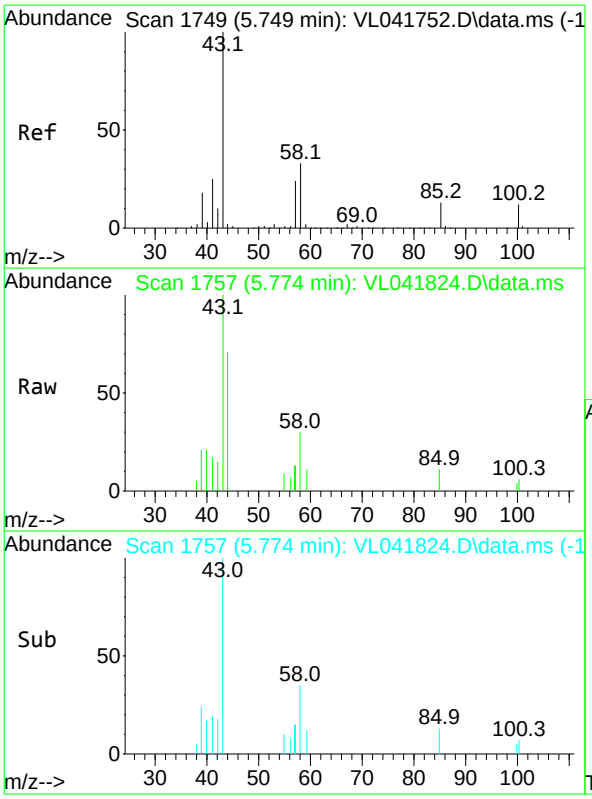

#50
4-Methyl-2-Pentanone
Concen: 0.165 ppbv m
RT: 5.774 min Scan# 17
Delta R.T. 0.025 min
Lab File: VL041824.D
Acq: 19 Dec 2024 17:08

Tgt Ion: 43 Resp: 3254

Ion	Ratio	Lower	Upper
43	100		
58	0.0	26.8	40.2#

Instrument :
MSVOA_L
ClientSampleId :
C0AC4

Manual Integrations
APPROVED

Reviewed By :Semsettin Yesilyurt 12/20/2024
Supervised By :Mahesh Dadoda 12/20/2024

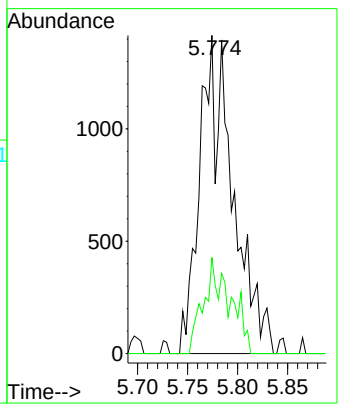

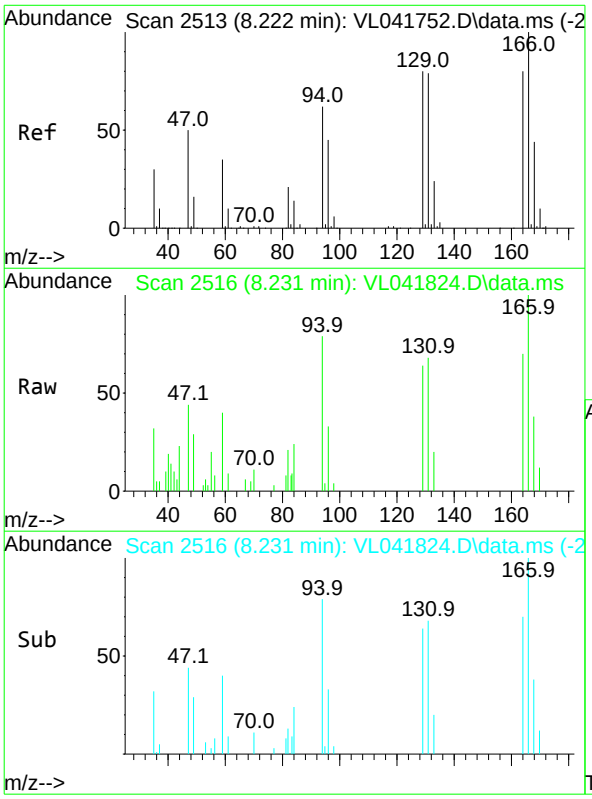

#52
Tetrachloroethene
Concen: 0.317 ppbv m
RT: 8.231 min Scan# 2516
Delta R.T. 0.009 min
Lab File: VL041824.D
Acq: 19 Dec 2024 17:08

Tgt Ion:164 Resp: 2205

Ion	Ratio	Lower	Upper
164	100		
166	143.7	99.8	149.6
129	91.5	79.6	119.4
131	98.4	78.6	117.8

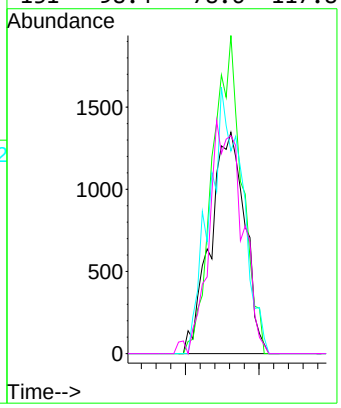

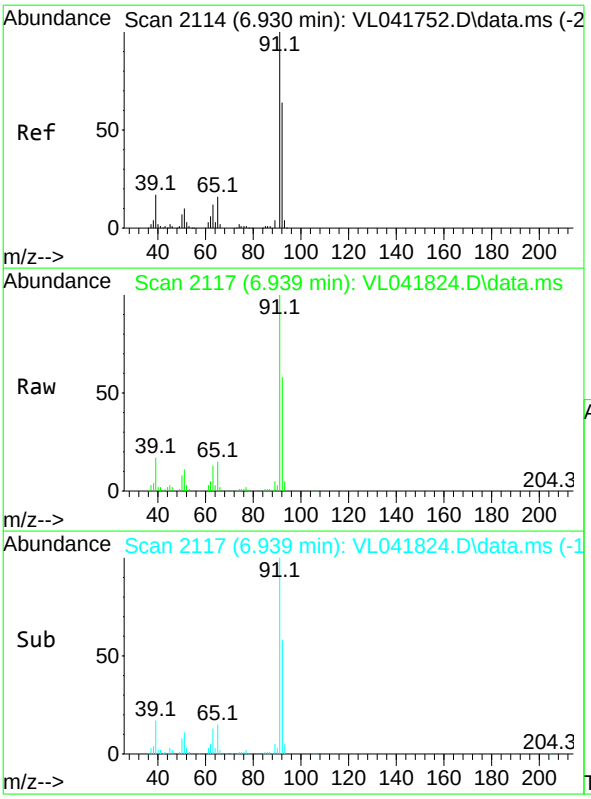

#53
Toluene
Concen: 5.050 ppbv
RT: 6.939 min Scan# 21
Delta R.T. 0.009 min
Lab File: VL041824.D
Acq: 19 Dec 2024 17:08

Tgt Ion: 91 Resp: 106894

Ion	Ratio	Lower	Upper
91	100		
92	60.4	47.9	71.9

Instrument :
MSVOA_L
ClientSampleId :
C0AC4

Manual Integrations
APPROVED

Reviewed By :Semsettin Yesilyurt 12/20/2024
Supervised By :Mahesh Dadoda 12/20/2024

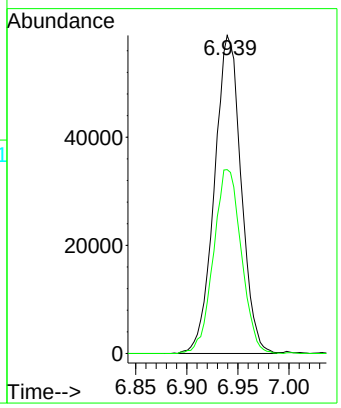

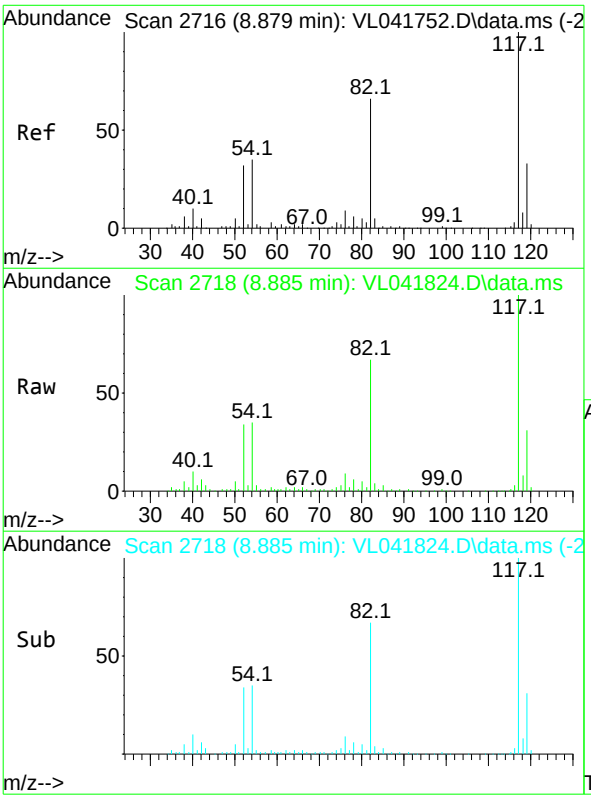

#55
Chlorobenzene-d5
Concen: 10.000 ppbv
RT: 8.885 min Scan# 2718
Delta R.T. 0.006 min
Lab File: VL041824.D
Acq: 19 Dec 2024 17:08

Tgt Ion:117 Resp: 190007

Ion	Ratio	Lower	Upper
117	100		
82	67.1	53.8	80.8
119	31.2	26.7	40.1

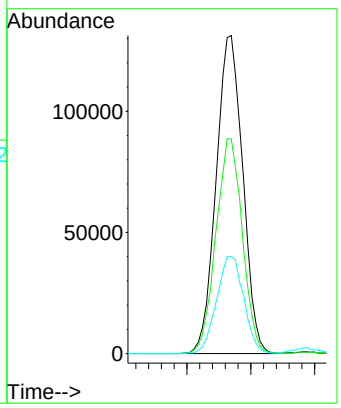

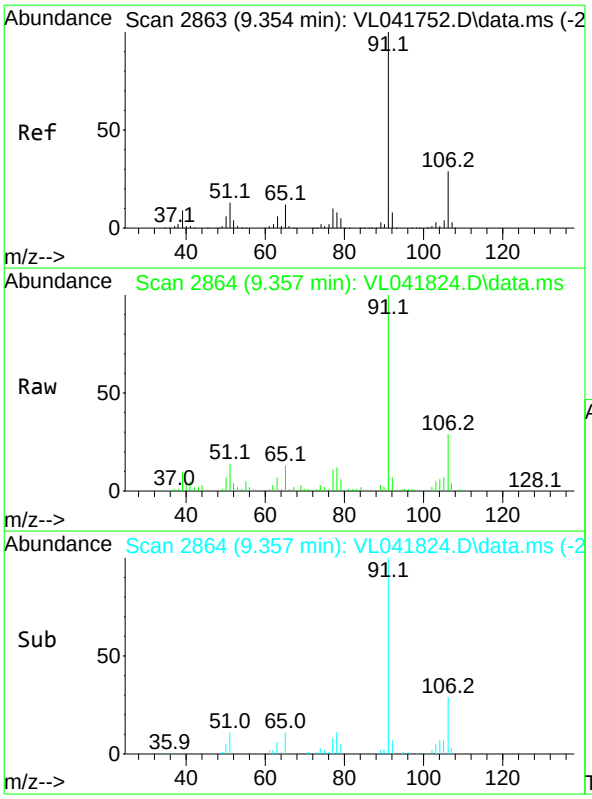

#58
Ethyl Benzene
Concen: 0.737 ppbv
RT: 9.357 min Scan# 28
Delta R.T. 0.003 min
Lab File: VL041824.D
Acq: 19 Dec 2024 17:08

Tgt Ion: 91 Resp: 25209

Ion	Ratio	Lower	Upper
91	100		
106	28.7	23.5	35.3

Instrument :
MSVOA_L
ClientSampleId :
C0AC4

Manual Integrations
APPROVED

Reviewed By :Semsettin Yesilyurt 12/20/2024
Supervised By :Mahesh Dadoda 12/20/2024

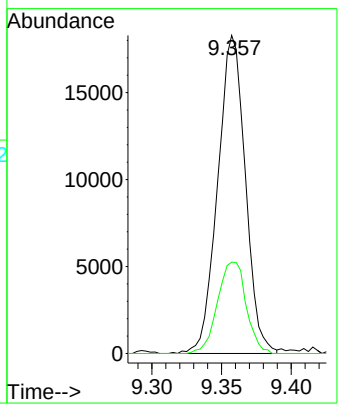

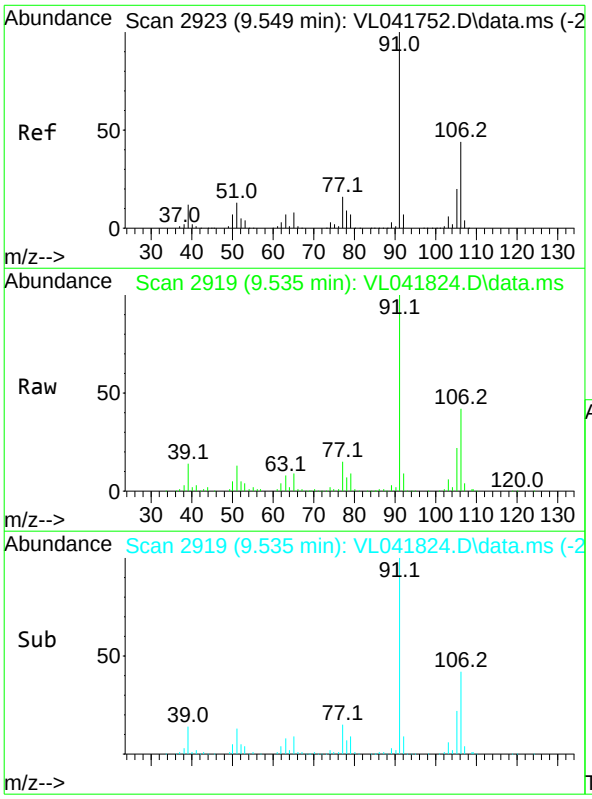

#59
m/p-Xylene
Concen: 3.157 ppbv
RT: 9.535 min Scan# 2919
Delta R.T. -0.013 min
Lab File: VL041824.D
Acq: 19 Dec 2024 17:08

Tgt Ion: 91 Resp: 86836

Ion	Ratio	Lower	Upper
91	100		
106	44.7	0.0	0.0#

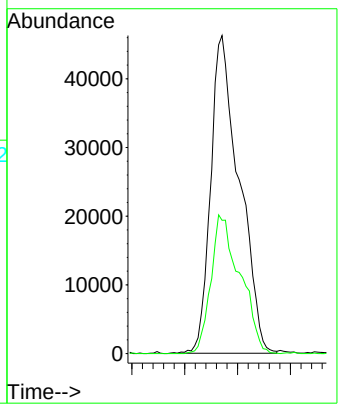

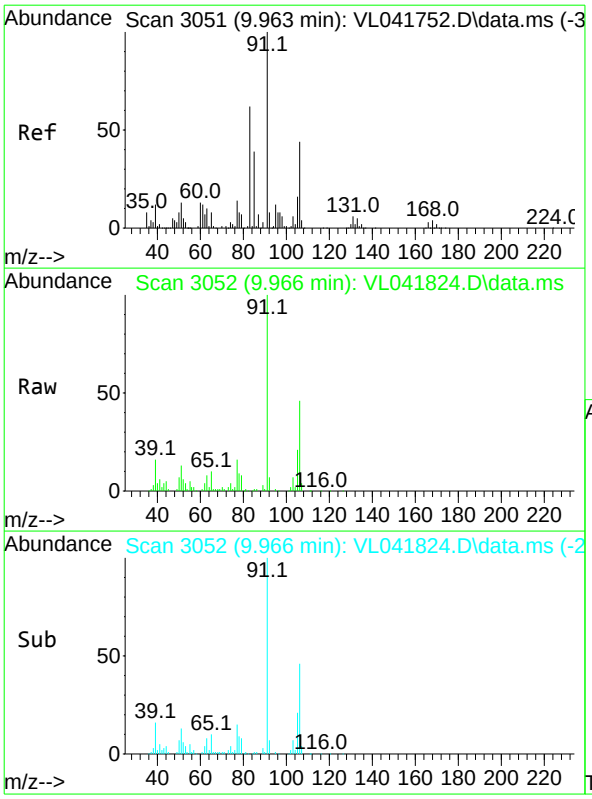

#60
o-Xylene
Concen: 1.245 ppbv
RT: 9.966 min Scan# 30
Delta R.T. 0.003 min
Lab File: VL041824.D
Acq: 19 Dec 2024 17:08

Tgt Ion: 91 Resp: 34348

Ion	Ratio	Lower	Upper
91	100		
106	43.3	21.1	63.4

Instrument :
MSVOA_L
ClientSampleId :
C0AC4

Manual Integrations
APPROVED

Reviewed By :Semsettin Yesilyurt 12/20/2024
Supervised By :Mahesh Dadoda 12/20/2024

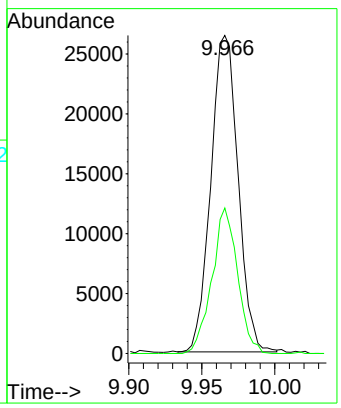

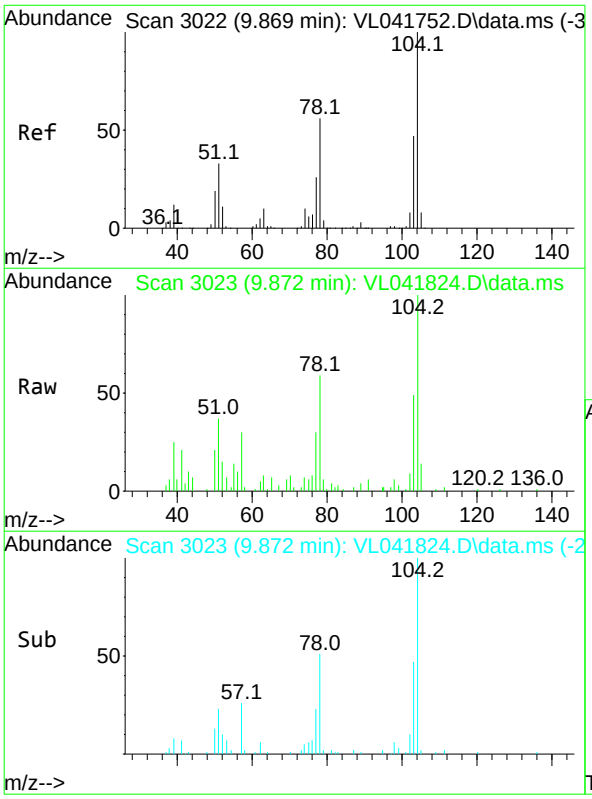

#61
Styrene
Concen: 0.807 ppbv
RT: 9.872 min Scan# 3023
Delta R.T. 0.003 min
Lab File: VL041824.D
Acq: 19 Dec 2024 17:08

Tgt Ion:104 Resp: 9624

Ion	Ratio	Lower	Upper
104	100		
78	55.0	43.8	65.6
103	54.3	37.8	56.6

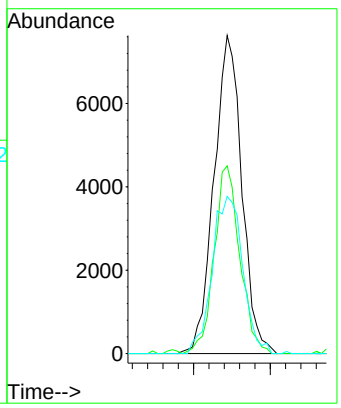

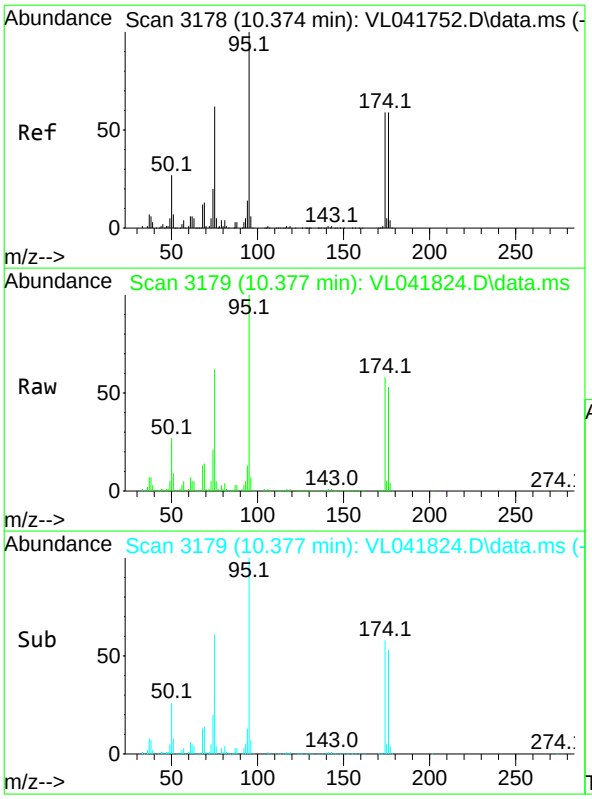

#68
1-Bromo-4-Fluorobenzene
Concen: 10.064 ppbv
RT: 10.377 min Scan# 31
Delta R.T. 0.003 min
Lab File: VL041824.D
Acq: 19 Dec 2024 17:08

Tgt Ion: 95 Resp: 159349

Ion	Ratio	Lower	Upper
95	100		
174	57.7	47.6	71.4
175	4.6	3.7	5.5

Instrument :
MSVOA_L
ClientSampleId :
C0AC4

Manual Integrations
APPROVED

Reviewed By :Semsettin Yesilyurt 12/20/2024
Supervised By :Mahesh Dadoda 12/20/2024

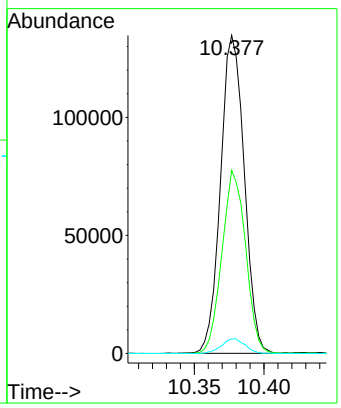

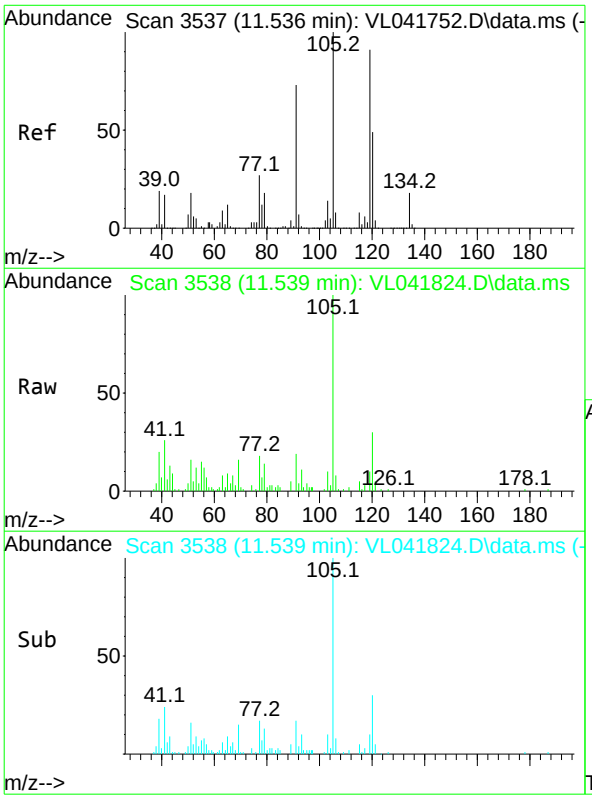

#74
1,2,4-Trimethylbenzene
Concen: 0.266 ppbv
RT: 11.539 min Scan# 3538
Delta R.T. 0.003 min
Lab File: VL041824.D
Acq: 19 Dec 2024 17:08

Tgt Ion:105 Resp: 7727

Ion	Ratio	Lower	Upper
105	100		
120	30.4	39.0	58.4#
91	14.2	58.1	87.1#
77	15.0	21.8	32.8#

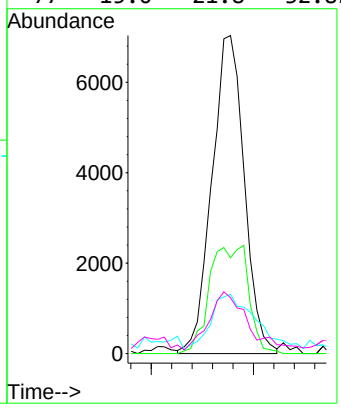

CALIBRATION SUMMARY

Response Factor Report MSVOA_L

Method Path : Z:\voasrv\HPCHEM1\MSVOA_L\methods\
Method File : VL121624AIR.M
Title : AIR ANALYSIS BY METHOD TO-15 Instrument: MSVOA_LFri Aug 26 06:05:16 2022
Last Update : Thu Dec 19 07:32:09 2024
Response Via : Initial Calibration

Calibration Files
0.03=VL041757.D 0.1 =VL041756.D 0.5 =VL041755.D 1 =VL041754.D 2 =VL041753.D 10 =VL041752.D 15 =VL041758.D

		Compound	0.03	0.1	0.5	1	2	10	15	Avg	%RSD
1)	I	Bromochloromethane	----------ISTD----------								
2)	T	Dichlorodifluo...			1.886	1.927	1.840	1.682	1.562	1.779	8.61
3)		Chlorodifluoro...			1.679	1.697	1.653	1.566	1.559	1.631	3.94
4)		Chloromethane			0.737	0.729	0.736	0.630	0.650	0.696	7.48
5)	T	Vinyl Chloride	0.909	0.673	0.682	0.695	0.689	0.625	0.637	0.701	13.60
6)	T	Bromomethane			0.343	0.363	0.343	0.295	0.310	0.331	8.32
7)		Chloroethane			0.282	0.267	0.297	0.254	0.262	0.272	6.26
8)	T	Dichlorotetraf...			1.712	1.659	1.616	1.461	1.516	1.593	6.49
9)	T	Propene			0.788	0.734	0.750	0.633	0.629	0.707	10.16
10)	T	Heptane			1.950	1.821	1.875	1.705	1.726	1.816	5.64
11)	T	Trichlorofluor...			1.981	1.915	1.943	1.791	1.820	1.890	4.31
12)	T	1,1,2-Trichlor...			1.491	1.504	1.466	1.341	1.386	1.437	4.92
13)		Ethanol			0.081	0.080	0.059	0.036	0.037	0.059	37.17
14)	T	Bromoethene			0.509	0.477	0.484	0.474	0.482	0.485	2.84
15)	T	Acetone			2.474	2.284	2.047	1.461	1.462	1.946	24.00
16)	T	1,3-Butadiene			0.891	0.779	0.777	0.685	0.699	0.766	10.74
17)		tert-Butyl alc...			1.999	2.024	1.975	1.833	1.819	1.930	5.00
18)	T	1,1-Dichloroet...			0.608	0.628	0.622	0.565	0.591	0.603	4.20
19)	T	Isopropyl Alcohol			1.709	1.320	1.107	0.860	0.841	1.167	30.91
20)	T	Methylene Chlo...			0.653	0.587	0.562	0.477	0.495	0.555	12.88
21)	T	Allyl Chloride			1.008	1.126	1.092	1.012	1.038	1.055	4.93
22)	T	trans-1,2-Dich...			0.749	0.698	0.697	0.640	0.665	0.690	5.96
23)	T	Vinyl Acetate			0.781	0.811	1.309	0.790	0.826	0.903	25.15
24)	T	1,1-Dichloroet...			1.458	1.459	1.414	1.311	1.340	1.396	4.89
25)	T	Ethyl Acetate			3.618	3.813	3.745	3.430	3.492	3.620	4.48
26)	T	Hexane			1.423	1.403	1.423	1.303	1.316	1.374	4.32
27)	T	Carbon Disulfide			1.024	1.237	1.202	1.346	1.380	1.238	11.34
28)	T	Methyl tert-Bu...			1.033	1.295	1.115	1.098	1.030	1.114	9.69
29)	T	Chloroform			2.155	2.182	2.138	1.969	2.022	2.093	4.41
30)	T	Cyclohexane			1.217	1.187	1.215	1.096	1.130	1.169	4.62
31)	T	cis-1,2-Dichlo...			1.430	1.519	1.460	1.331	1.358	1.419	5.37
32)	T	1,1,1-Trichlor...	2.218	2.113	2.158	2.186	2.101	2.028	2.091	2.128	3.03
33)	I	1,4-Difluorobenzene	----------ISTD----------								
34)	T	2-Butanone			0.869	0.820	0.860	0.736	0.737	0.805	8.05
35)	T	Carbon Tetrach...	0.671	0.657	0.634	0.716	0.758	0.756	0.777	0.710	7.94
36)	T	Benzene			1.079	1.080	1.059	0.975	0.979	1.034	5.16
37)	T	1,2-Dichloroet...			0.690	0.642	0.650	0.608	0.628	0.644	4.71
38)	T	Trichloroethene	0.551	0.469	0.408	0.437	0.428	0.388	0.393	0.439	12.92
39)	T	1,2-Dichloropr...			0.382	0.395	0.388	0.353	0.353	0.374	5.36

Method Path : Z:\voasrv\HPCHEM1\MSVOA_L\methods\
Method File : VL121624AIR.M

40)	T	1,4-Dioxane			0.212	0.181	0.187	0.167	0.167	0.183	10.12
41)	T	Tetrahydrofuran			0.455	0.488	0.455	0.427	0.428	0.451	5.52
42)	T	Bromodichlorom...			0.664	0.735	0.730	0.777	0.796	0.740	6.88
43)		Methyl Methacr...			0.372	0.394	0.406	0.395	0.404	0.394	3.38
44)	T	2,2,4-Trimethy...			1.826	1.809	1.842	1.674	1.681	1.767	4.64
45)	T	t-1,3-Dichloro...			0.382	0.393	0.407	0.423	0.434	0.408	5.25
46)	T	cis-1,3-Dichlo...			0.500	0.493	0.522	0.533	0.540	0.518	3.96
47)	T	1,1,2-Trichlor...			0.408	0.402	0.406	0.368	0.371	0.391	5.06
48)	T	Dibromochlorom...			0.433	0.493	0.540	0.593	0.609	0.534	13.58
49)	T	Bromoform			0.328	0.395	0.443	0.498	0.519	0.437	17.80
50)	T	4-Methyl-2-Pen...			1.062	1.130	1.149	1.060	1.076	1.095	3.75
51)	T	2-Hexanone			0.831	0.923	0.953	0.857	0.876	0.888	5.59
52)	T	Tetrachloroethene	0.555	0.333	0.346	0.395	0.372	0.343	0.351	0.385	20.18
53)	T	Toluene			1.183	1.207	1.215	1.123	1.136	1.173	3.54
54)	T	1,2-Dibromoethane		0.565	0.540	0.545	0.542	0.512	0.527	0.538	3.32
55)	I	Chlorobenzene-d5	----------ISTD----------								
56)		1,1,1,2-Tetrac...			0.487	0.533	0.568	0.532	0.532	0.530	5.43
57)	T	Chlorobenzene			1.053	1.078	1.088	0.951	0.946	1.023	6.78
58)	T	Ethyl Benzene			1.694	1.834	1.931	1.774	1.769	1.800	4.90
59)	T	m/p-Xylene			1.423	1.467	1.522	1.417	1.410	1.448	3.26
60)	T	o-Xylene			1.382	1.492	1.560	1.421	1.404	1.452	5.04
61)	T	Styrene			0.544	0.598	0.636	0.674	0.687	0.628	9.27
62)		Isopropylbenzene			2.138	2.234	2.293	2.135	2.105	2.181	3.64
63)	T	1,1,2,2-Tetrac...	0.979	0.936	0.953	0.909	0.907	0.841	0.835	0.909	5.96
64)		n-propylbenzene			0.520	0.581	0.584	0.535	0.537	0.551	5.28
65)		tert-Butylbenzene			1.964	2.027	2.100	1.892	1.856	1.968	5.04
66)	T	Benzyl Chloride			0.169	0.155	0.165	0.190	0.188	0.173	8.70
67)		sec-Butylbenzene			2.682	2.774	2.926	2.638	2.595	2.723	4.84
68)	S	1-Bromo-4-Fluo...	0.827	0.829	0.834	0.819	0.844	0.848	0.833	0.833	1.18
69)		p-Isopropyltol...			2.149	2.237	2.416	2.223	2.195	2.244	4.54
70)		n-Butylbenzene			1.977	2.184	2.300	2.198	2.183	2.168	5.43
71)		2-Chlorotoluene			1.640	1.698	1.760	1.616	1.609	1.665	3.84
72)	T	4-Ethyltoluene			1.681	1.659	1.794	1.731	1.703	1.713	3.06
73)	T	1,3,5-Trimethy...			1.324	1.378	1.483	1.465	1.458	1.422	4.78
74)	T	1,2,4-Trimethy...			1.396	1.519	1.619	1.566	1.543	1.529	5.41
75)	T	1,3-Dichlorobe...			1.023	1.015	0.994	0.929	0.912	0.975	5.22
76)	T	1,4-Dichlorobe...			0.996	0.972	0.992	0.931	0.924	0.963	3.50
77)	T	1,2-Dichlorobe...			1.009	0.978	0.983	0.865	0.855	0.938	7.68
78)	T	Hexachloro-1,3...			0.786	0.756	0.773	0.586	0.575	0.695	15.13
79)	T	Naphthalene		0.754	0.928	1.046	1.154	1.258	1.251	1.065	18.57
80)	T	Naphthalene,2-...			0.094	0.093	0.137	0.651	0.673	0.329	92.27
81)	T	1,2,4-Trichlor...			0.536	0.553	0.592	0.621	0.608	0.582	6.25

(#) = Out of Range

Quantitation Report (QT Reviewed)

Data Path : Z:\voasrv\HPCHEM1\MSVOA_L\Data\VL121624\
Data File : VL041752.D
Acq On : 16 Dec 2024 13:30
Operator : SY/MD
Sample : VSTDICCC010
Misc : 400mL/MSVOA_L
ALS Vial : 1 Sample Multiplier: 1

Quant Time: Dec 19 06:11:54 2024
Quant Method : Z:\voasrv\HPCHEM1\MSVOA_L\methods\VL121624AIR.M
Quant Title : AIR ANALYSIS BY METHOD TO-15 Instrument: MSVOA_LFri Aug 2
QLast Update : Thu Dec 19 06:09:59 2024
Response via : Initial Calibration

Instrument :
MSVOA_L
ClientSampleId :
VSTDICCC010

Manual Integrations
APPROVED
Reviewed By :Semsettin Yesilyurt 12/20/2024
Supervised By :Mahesh Dadoda 12/20/2024

Compound	R.T.	QIon	Response	Conc	Units	Dev(Min)
Internal Standards						
1) Bromochloromethane	2.784	49	68599	10.000	ppbv	0.00
33) 1,4-Difluorobenzene	3.956	114	183786	10.000	ppbv	0.00
55) Chlorobenzene-d5	8.879	117	163333	10.000	ppbv	0.00
System Monitoring Compounds						
68) 1-Bromo-4-Fluorobenzene	10.374	95	138451	10.172	ppbv	0.00
Spiked Amount 10.000	Range 65 - 135		Recovery = 101.700%			
Target Compounds						Qvalue
2) Dichlorodifluoromethane	1.496	85	115385	9.453	ppbv	100
3) Chlorodifluoromethane	1.473	51	107429	9.603	ppbv	100
4) Chloromethane	1.531	50	43215	9.049	ppbv	100
5) Vinyl Chloride	1.580	62	42849	8.905	ppbv	100
6) Bromomethane	1.667	94	20252	8.919	ppbv	100
7) Chloroethane	1.703	64	17403	9.311	ppbv	100
8) Dichlorotetrafluoroethane	1.554	85	100191	9.171	ppbv	100
9) Propene	1.483	41	43440	8.959	ppbv	100
10) Heptane	4.979	43	116969	9.391	ppbv	100
11) Trichlorofluoromethane	1.875	101	122831	9.474	ppbv	100
12) 1,1,2-Trichlorotrifluo...	2.137	101	91977	9.327	ppbv	100
13) Ethanol	1.719	45	2484	6.161	ppbv	100
14) Bromoethene	1.781	108	32528	9.770	ppbv	100
15) Acetone	1.832	43	100229	7.509	ppbv	100
16) 1,3-Butadiene	1.606	39	46989	8.940	ppbv	100
17) tert-Butyl alcohol	2.036	59	125757	9.497	ppbv	100
18) 1,1-Dichloroethene	2.033	96	38775	9.379	ppbv	100
19) Isopropyl Alcohol	1.884	45	59026	7.370	ppbv	100
20) Methylene Chloride	2.059	84	32734	8.601	ppbv	100
21) Allyl Chloride	2.095	41	69406	9.588	ppbv	100
22) trans-1,2-Dichloroethene	2.337	96	43898	9.276	ppbv	100
23) Vinyl Acetate	2.457	43	54227	9.350	ppbv	100
24) 1,1-Dichloroethane	2.405	63	89912	9.386	ppbv	100
25) Ethyl Acetate	2.833	43	235305	9.432	ppbv	100
26) Hexane	2.823	57	89385	9.486	ppbv	100
27) Carbon Disulfide	2.150	76	92329	10.873	ppbv	100
28) Methyl tert-Butyl Ether	2.438	73	75330	9.854	ppbv	100
29) Chloroform	2.846	83	135099	9.408	ppbv	100
30) Cyclohexane	3.855	84	75156	9.374	ppbv	100
31) cis-1,2-Dichloroethene	2.719	61	91276	9.374	ppbv	100
32) 1,1,1-Trichloroethane	3.363	97	139102	9.733	ppbv	100
34) 2-Butanone	2.554	43	135331	9.153	ppbv	100
35) Carbon Tetrachloride	3.758	117	138952	10.650	ppbv	100
36) Benzene	3.655	78	179134	9.423	ppbv	100
37) 1,2-Dichloroethane	3.215	62	111770	9.449	ppbv	100
38) Trichloroethene	4.545	130	71297	8.907	ppbv	100
39) 1,2-Dichloropropane	4.309	63	64789	9.423	ppbv	100
40) 1,4-Dioxane	4.580	88	30658	9.128	ppbv #	100
41) Tetrahydrofuran	3.049	42	78480	9.474	ppbv	100
42) Bromodichloromethane	4.483	83	142819	10.494	ppbv	100
43) Methyl Methacrylate	4.878	69	72578	10.020	ppbv	100
44) 2,2,4-Trimethylpentane	4.639	57	307748	9.479	ppbv	100
45) t-1,3-Dichloropropene	6.412	75	77752	10.378	ppbv	100

Quantitation Report (QT Reviewed)

Data Path : Z:\voasrv\HPCHEM1\MSVOA_L\Data\VL121624\
Data File : VL041752.D
Acq On : 16 Dec 2024 13:30
Operator : SY/MD
Sample : VSTDICCC010
Misc : 400mL/MSVOA_L
ALS Vial : 1 Sample Multiplier: 1

Quant Time: Dec 19 06:11:54 2024
Quant Method : Z:\voasrv\HPCHEM1\MSVOA_L\methods\VL121624AIR.M
Quant Title : AIR ANALYSIS BY METHOD TO-15 Instrument: MSVOA_LFri Aug 2
QLast Update : Thu Dec 19 06:09:59 2024
Response via : Initial Calibration

Instrument :
MSVOA_L
ClientSampleId :
VSTDICCC010

Manual Integrations
APPROVED
Reviewed By :Semsettin Yesilyurt 12/20/2024
Supervised By :Mahesh Dadoda 12/20/2024

Compound	R.T.	QIon	Response	Conc	Units	Dev(Min)
46) cis-1,3-Dichloropropene	5.593	75	97992	10.303	ppbv	100
47) 1,1,2-Trichloroethane	6.577	97	67550	9.406	ppbv	100
48) Dibromochloromethane	7.383	129	108899	11.105	ppbv	100
49) Bromoform	9.481	173	91587	11.410	ppbv	100
50) 4-Methyl-2-Pentanone	5.749	43	194838	9.678	ppbv	100
51) 2-Hexanone	7.432	43	157473	9.650	ppbv	100
52) Tetrachloroethene	8.222	164	62989	8.901	ppbv	100
53) Toluene	6.930	91	206354	9.574	ppbv	100
54) 1,2-Dibromoethane	7.649	107	94016	9.501	ppbv	100
56) 1,1,1,2-Tetrachloroethane	8.924	131	86831	10.027	ppbv	100
57) Chlorobenzene	8.921	112	155349	9.295	ppbv	100
58) Ethyl Benzene	9.354	91	289734	9.853	ppbv	100
59) m/p-Xylene	9.549	91	462802m	19.568	ppbv	
60) o-Xylene	9.963	91	232101	9.789	ppbv	100
61) Styrene	9.869	104	110041	10.733	ppbv	100
62) Isopropylbenzene	10.539	105	348684	9.788	ppbv	100
63) 1,1,2,2-Tetrachloroethane	9.963	83	137363	9.255	ppbv	100
64) n-propylbenzene	10.989	120	87360	9.700	ppbv	100
65) tert-Butylbenzene	11.529	119	309036	9.615	ppbv	100
66) Benzyl Chloride	11.614	91	31039	10.954	ppbv	100
67) sec-Butylbenzene	11.769	105	430810	9.687	ppbv	100
69) p-Isopropyltoluene	11.924	119	363072	9.906	ppbv	100
70) n-Butylbenzene	12.280	91	358993	10.137	ppbv	100
71) 2-Chlorotoluene	10.902	91	264002	9.708	ppbv	100
72) 4-Ethyltoluene	11.125	105	282698	10.120	ppbv	100
73) 1,3,5-Trimethylbenzene	11.203	105	239261	10.304	ppbv	100
74) 1,2,4-Trimethylbenzene	11.536	105	255780	10.244	ppbv	100
75) 1,3-Dichlorobenzene	11.607	146	151752	9.532	ppbv	100
76) 1,4-Dichlorobenzene	11.672	146	152099	9.671	ppbv	100
77) 1,2-Dichlorobenzene	11.947	146	141338	9.227	ppbv	100
78) Hexachloro-1,3-Butadiene	13.882	225	95751	8.431	ppbv	100
79) Naphthalene	13.514	128	205511	11.812	ppbv	100
80) Naphthalene,2-methyl-	14.459	142	106311	19.755	ppbv	100
81) 1,2,4-Trichlorobenzene	13.439	180	101461	10.672	ppbv	100

(#) = qualifier out of range (m) = manual integration (+) = signals summed

Quantitation Report (QT Reviewed)

Data Path : Z:\voasrv\HPCHEM1\MSVOA_L\Data\VL121624\
Data File : VL041752.D
Acq On : 16 Dec 2024 13:30
Operator : SY/MD
Sample : VSTDICCC010
Misc : 400mL/MSVOA_L
ALS Vial : 1 Sample Multiplier: 1

Quant Time: Dec 19 06:11:54 2024
Quant Method : Z:\voasrv\HPCHEM1\MSVOA_L\methods\VL121624AIR.M
Quant Title : AIR ANALYSIS BY METHOD TO-15 Instrument: MSVOA_LFri Aug
QLast Update : Thu Dec 19 06:09:59 2024
Response via : Initial Calibration

Instrument :
MSVOA_L
ClientSampleId :
VSTDICCC010

Manual Integrations
APPROVED

Reviewed By :Semsettin Yesilyurt 12/20/2024
Supervised By :Mahesh Dadoda 12/20/2024

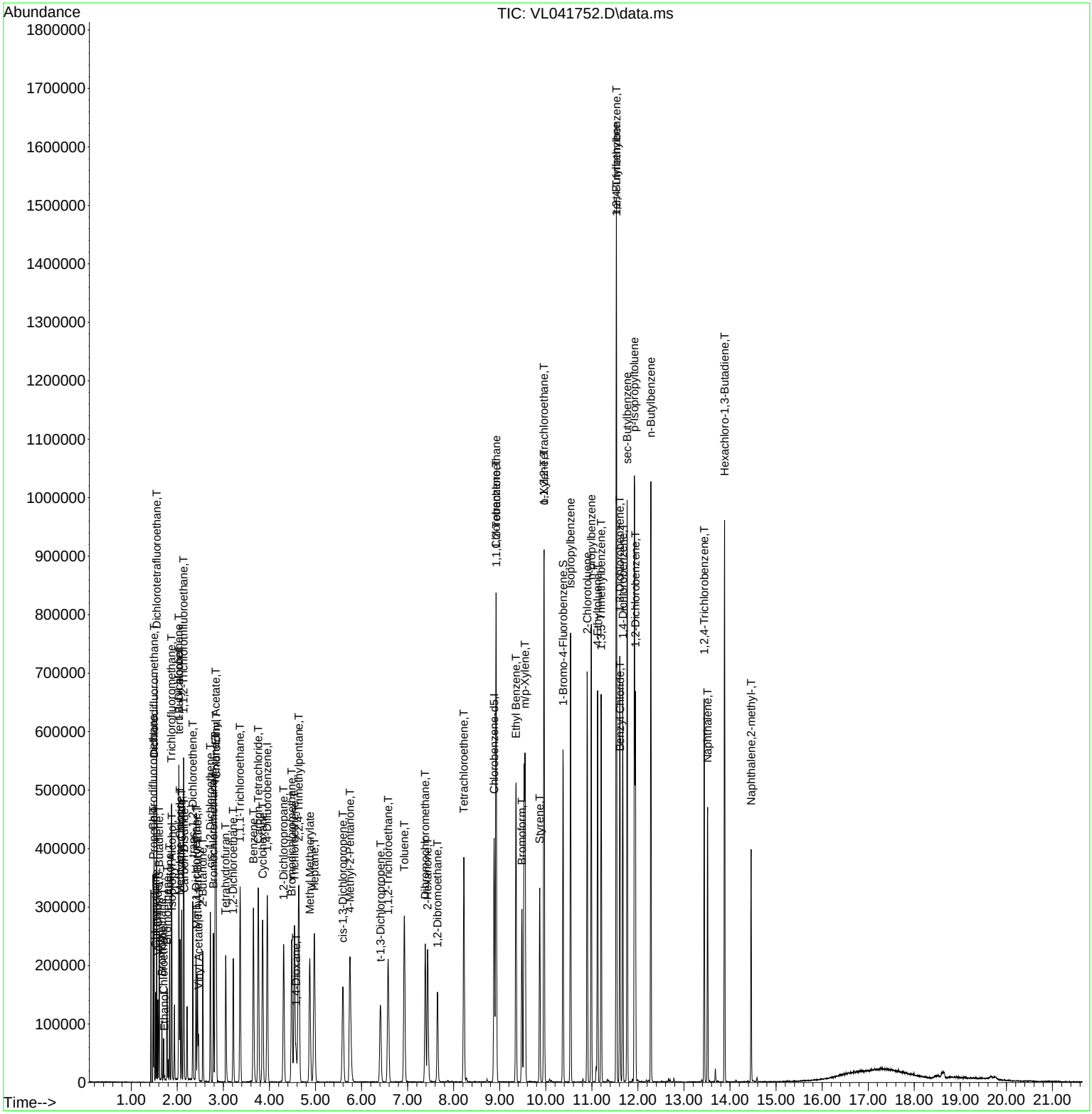

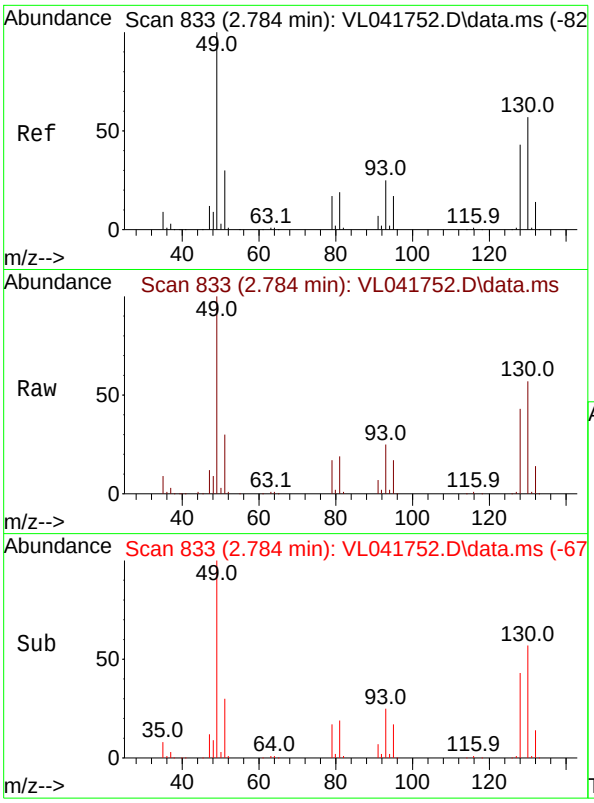

#1
Bromochloromethane
Concen: 10.000 ppbv
RT: 2.784 min Scan# 8
Delta R.T. 0.000 min
Lab File: VL041752.D
Acq: 16 Dec 2024 13:30

Tgt Ion: 49 Resp: 6859

Ion	Ratio	Lower	Upper
49	100		
128	43.1	21.6	64.6
130	56.7	28.3	85.0

Instrument :
MSVOA_L
ClientSampleId :
VSTDICCC010

Manual Integrations
APPROVED

Reviewed By :Semsettin Yesilyurt 12/20/2024
Supervised By :Mahesh Dadoda 12/20/2024

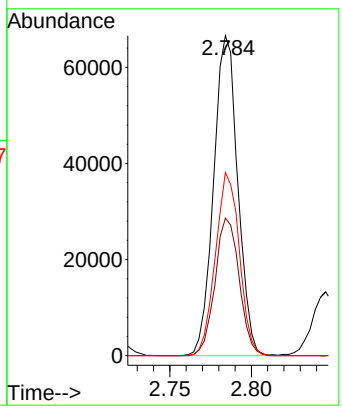

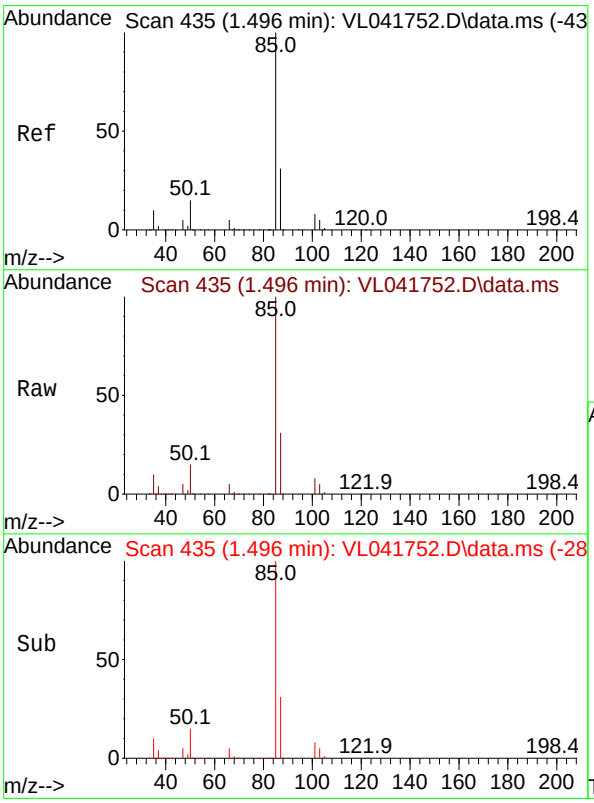

#2
Dichlorodifluoromethane
Concen: 9.453 ppbv
RT: 1.496 min Scan# 435
Delta R.T. 0.000 min
Lab File: VL041752.D
Acq: 16 Dec 2024 13:30

Tgt Ion: 85 Resp: 115385

Ion	Ratio	Lower	Upper
85	100		
87	30.6	24.5	36.7

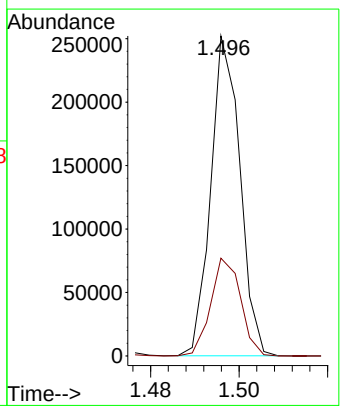

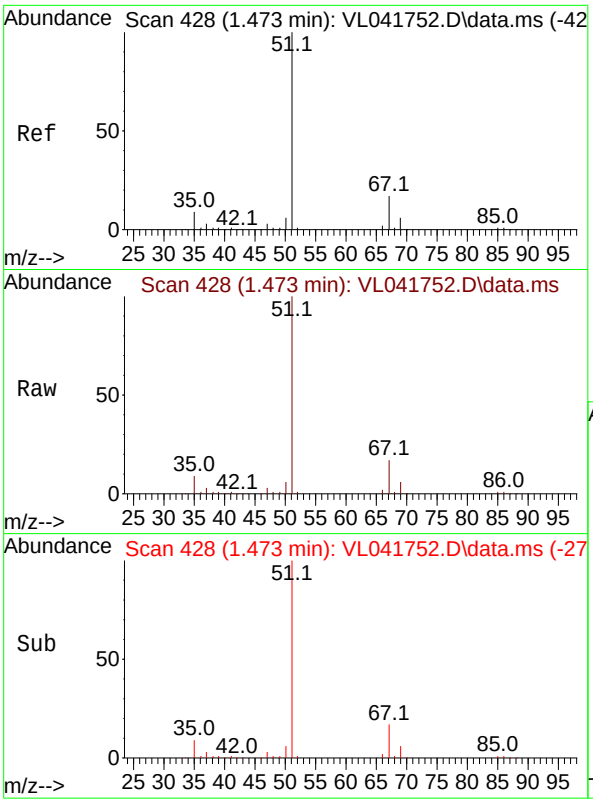

#3
Chlorodifluoromethane
Concen: 9.603 ppbv
RT: 1.473 min Scan# 4
Delta R.T. 0.000 min
Lab File: VL041752.D
Acq: 16 Dec 2024 13:30

Tgt Ion: 51 Resp: 10742

Ion	Ratio	Lower	Upper
51	100		
67	18.7	15.0	22.4

Instrument :
MSVOA_L
ClientSampleId :
VSTDICCC010

Manual Integrations
APPROVED

Reviewed By :Semsettin Yesilyurt 12/20/2024
Supervised By :Mahesh Dadoda 12/20/2024

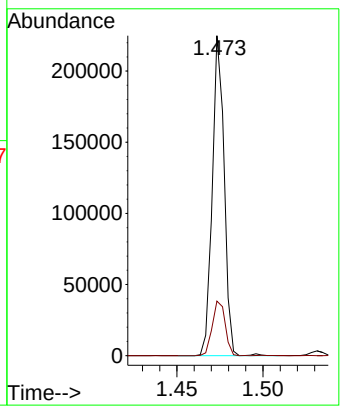

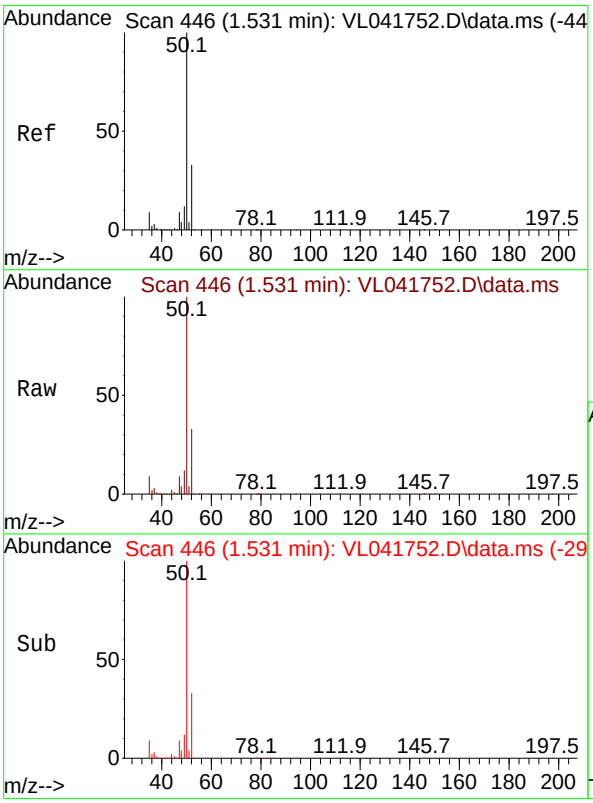

#4
Chloromethane
Concen: 9.049 ppbv
RT: 1.531 min Scan# 446
Delta R.T. 0.000 min
Lab File: VL041752.D
Acq: 16 Dec 2024 13:30

Tgt Ion: 50 Resp: 43215

Ion	Ratio	Lower	Upper
50	100		
52	32.7	26.2	39.2

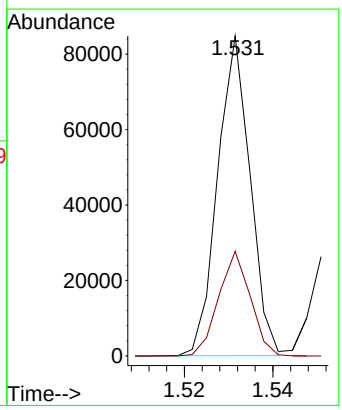

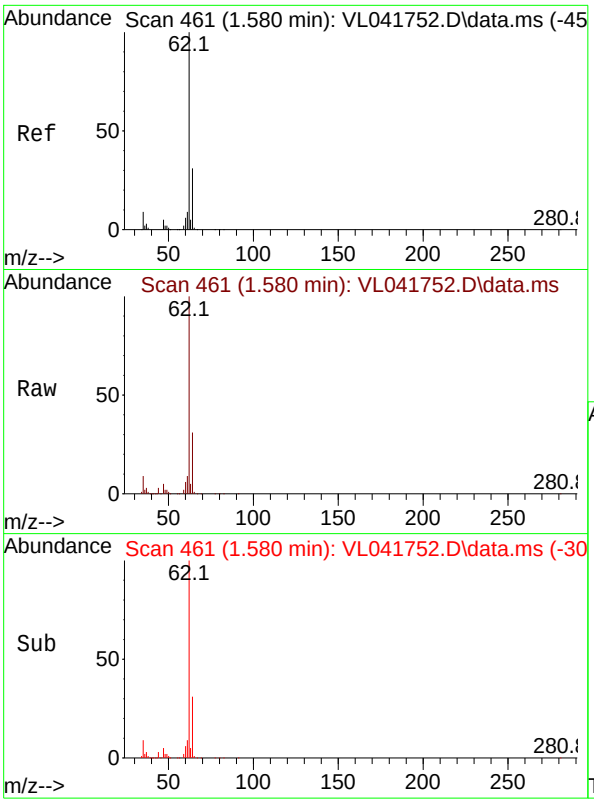

#5
Vinyl Chloride
Concen: 8.905 ppbv
RT: 1.580 min Scan# 4
Delta R.T. 0.000 min
Lab File: VL041752.D
Acq: 16 Dec 2024 13:30

Tgt Ion: 62 Resp: 4284

Ion	Ratio	Lower	Upper
62	100		
64	31.4	25.1	37.7

Instrument :
MSVOA_L
ClientSampleId :
VSTDICCC010

Manual Integrations
APPROVED

Reviewed By :Semsettin Yesilyurt 12/20/2024
Supervised By :Mahesh Dadoda 12/20/2024

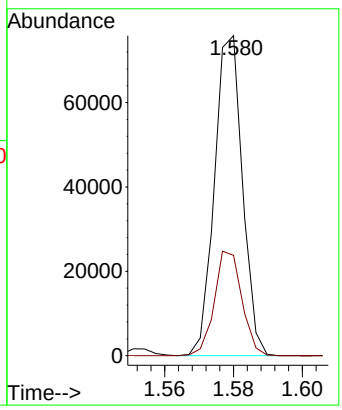

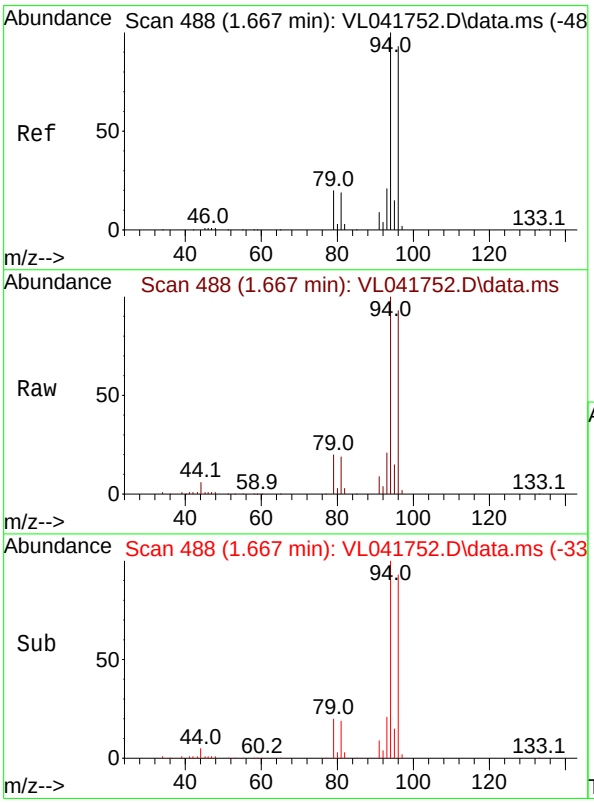

#6
Bromomethane
Concen: 8.919 ppbv
RT: 1.667 min Scan# 488
Delta R.T. 0.000 min
Lab File: VL041752.D
Acq: 16 Dec 2024 13:30

Tgt Ion: 94 Resp: 20252

Ion	Ratio	Lower	Upper
94	100		
96	93.4	74.7	112.1

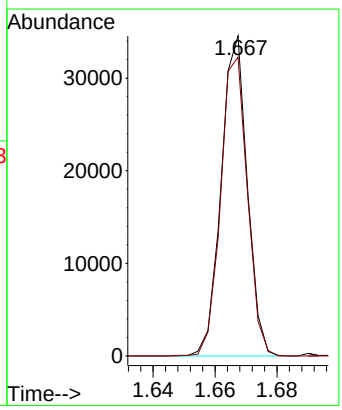

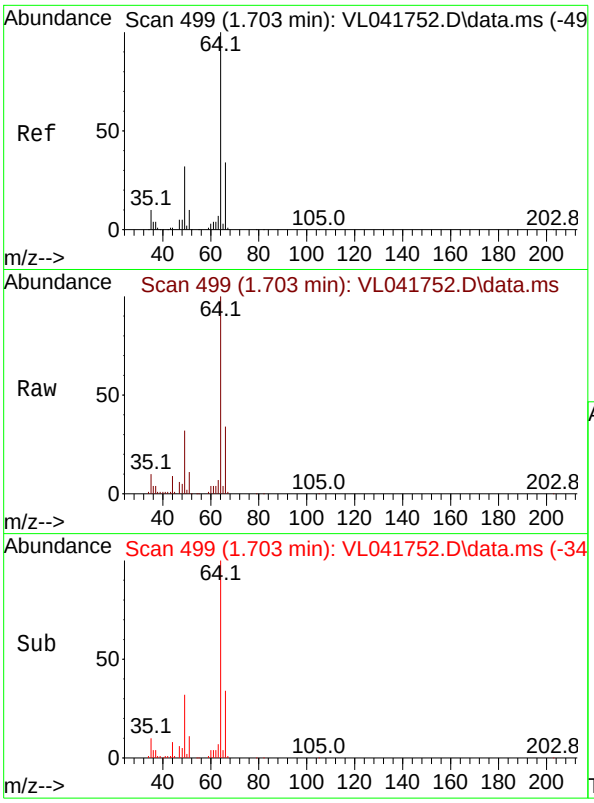

#7
Chloroethane
Concen: 9.311 ppbv
RT: 1.703 min Scan# 4
Delta R.T. 0.000 min
Lab File: VL041752.D
Acq: 16 Dec 2024 13:30

Tgt Ion: 64 Resp: 1740

Ion	Ratio	Lower	Upper
64	100		
66	34.4	27.5	41.3

Instrument :
MSVOA_L
ClientSampleId :
VSTDICCC010

Manual Integrations
APPROVED

Reviewed By :Semsettin Yesilyurt 12/20/2024
Supervised By :Mahesh Dadoda 12/20/2024

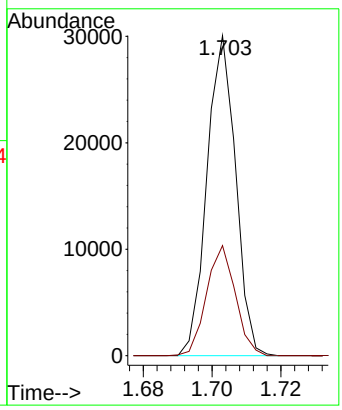

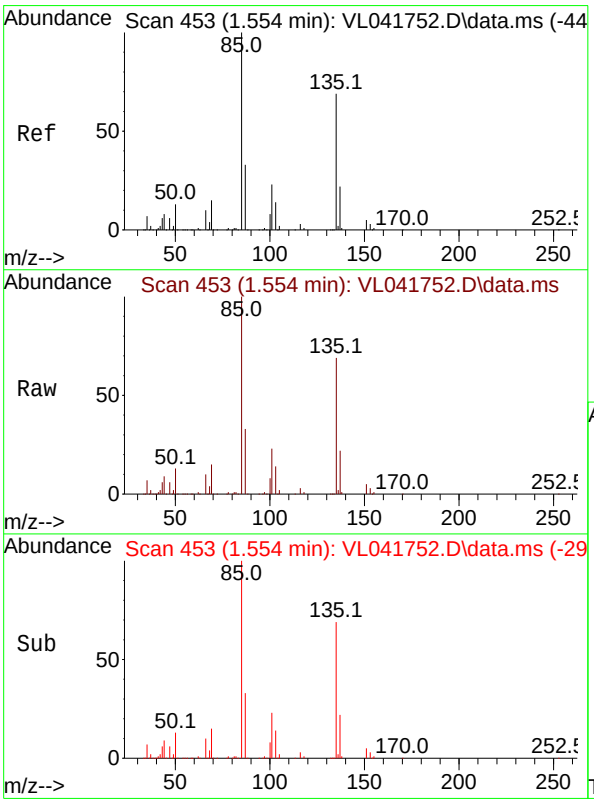

#8
Dichlorotetrafluoroethane
Concen: 9.171 ppbv
RT: 1.554 min Scan# 453
Delta R.T. 0.000 min
Lab File: VL041752.D
Acq: 16 Dec 2024 13:30

Tgt Ion: 85 Resp: 100191

Ion	Ratio	Lower	Upper
85	100		
135	64.9	51.9	77.9

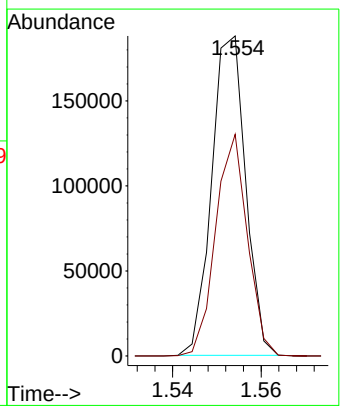

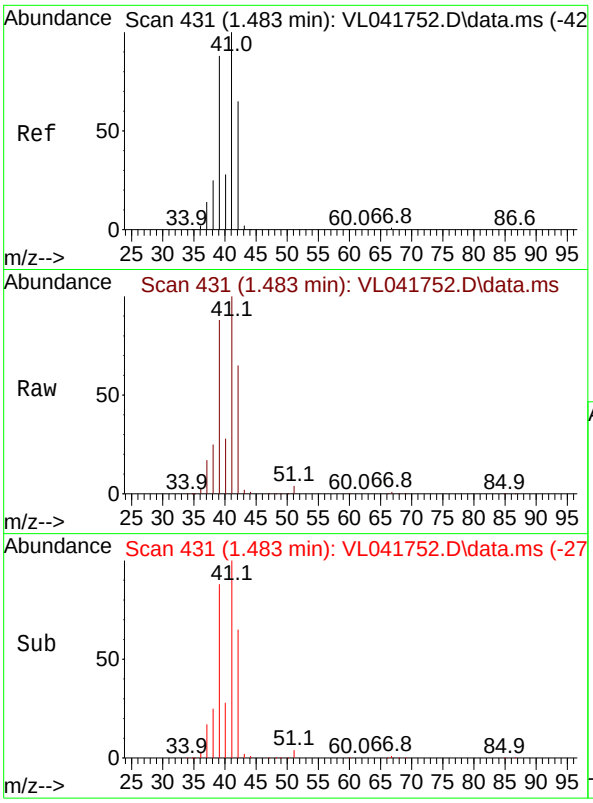

#9
Propene
Concen: 8.959 ppbv
RT: 1.483 min Scan# 4
Delta R.T. 0.000 min
Lab File: VL041752.D
Acq: 16 Dec 2024 13:30

Tgt Ion: 41 Resp: 4344

Ion	Ratio	Lower	Upper
41	100		
42	65.5	52.4	78.6

Instrument :
MSVOA_L
ClientSampleId :
VSTDICCC010

Manual Integrations
APPROVED

Reviewed By :Semsettin Yesilyurt 12/20/2024
Supervised By :Mahesh Dadoda 12/20/2024

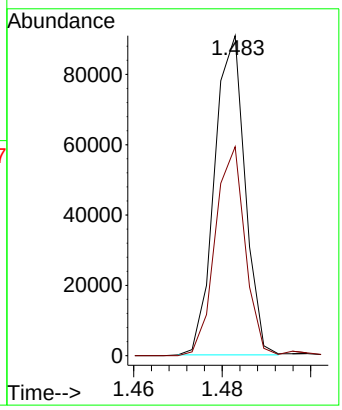

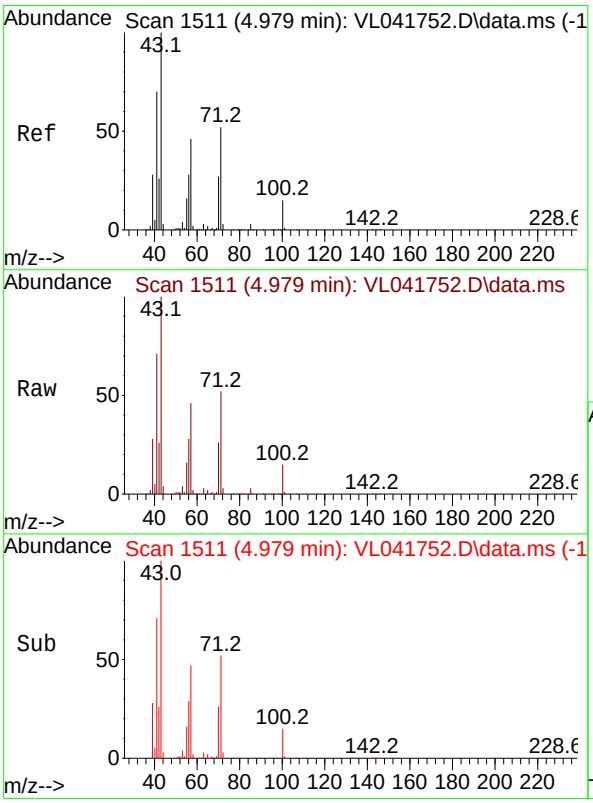

#10
Heptane
Concen: 9.391 ppbv
RT: 4.979 min Scan# 1511
Delta R.T. 0.000 min
Lab File: VL041752.D
Acq: 16 Dec 2024 13:30

Tgt Ion: 43 Resp: 116969

Ion	Ratio	Lower	Upper
43	100		
57	48.1	38.5	57.7

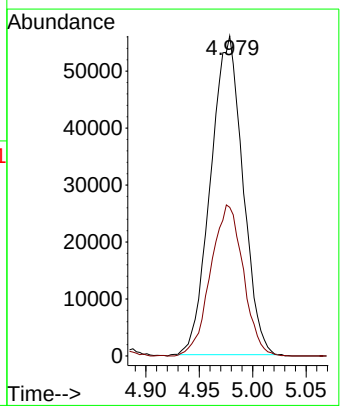

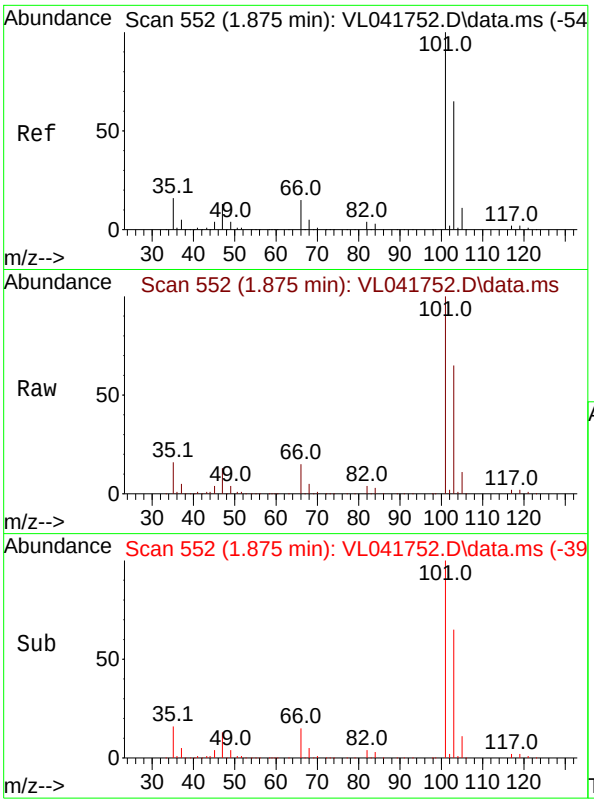

#11
Trichlorofluoromethane
Concen: 9.474 ppbv
RT: 1.875 min Scan# 5
Delta R.T. 0.000 min
Lab File: VL041752.D
Acq: 16 Dec 2024 13:30

Tgt Ion:101 Resp: 12283

Ion	Ratio	Lower	Upper
101	100		
103	64.8	51.8	77.8

Instrument :
MSVOA_L
ClientSampleId :
VSTDICCC010

Manual Integrations
APPROVED

Reviewed By :Semsettin Yesilyurt 12/20/2024
Supervised By :Mahesh Dadoda 12/20/2024

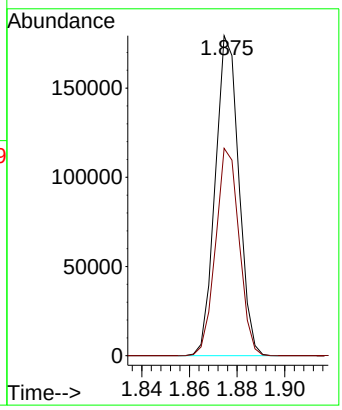

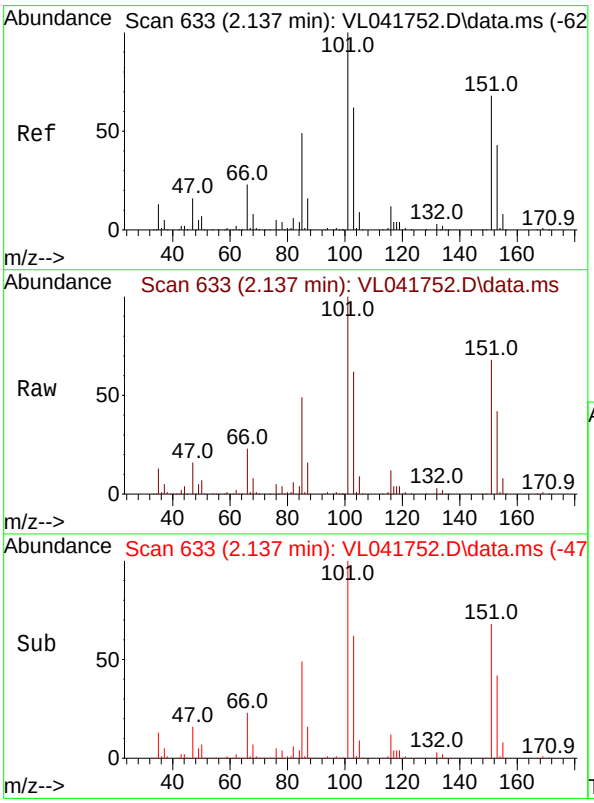

#12
1,1,2-Trichlorotrifluoroethane
Concen: 9.327 ppbv
RT: 2.137 min Scan# 633
Delta R.T. 0.000 min
Lab File: VL041752.D
Acq: 16 Dec 2024 13:30

Tgt Ion:101 Resp: 91977

Ion	Ratio	Lower	Upper
101	100		
151	71.0	56.8	85.2

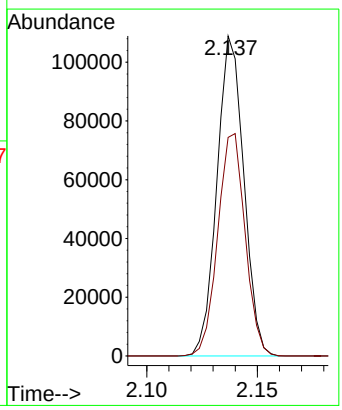

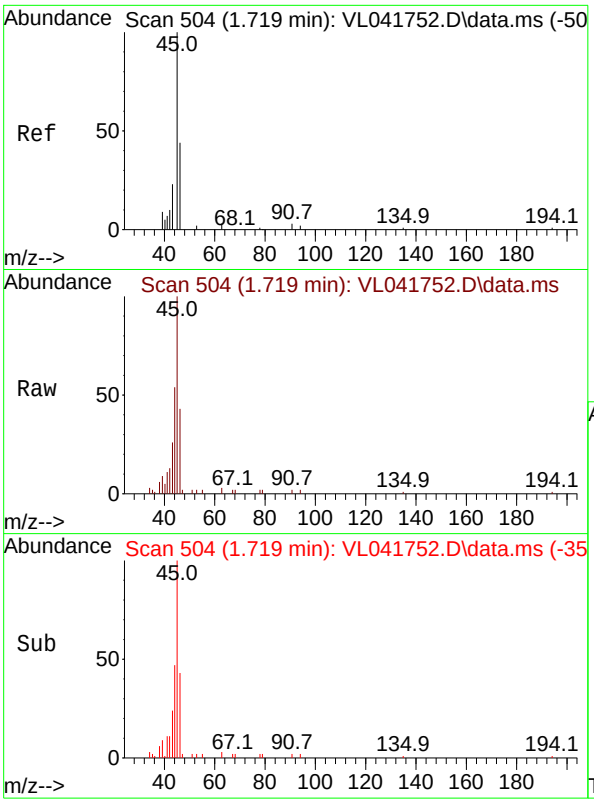

#13
Ethanol
Concen: 6.161 ppbv
RT: 1.719 min Scan# 5(
Delta R.T. 0.000 min
Lab File: VL041752.D
Acq: 16 Dec 2024 13:30

Tgt Ion: 45 Resp: 248

Ion	Ratio	Lower	Upper
45	100		
46	41.1	16.4	65.8

Instrument :
MSVOA_L
ClientSampleId :
VSTDICCC010

Manual Integrations
APPROVED

Reviewed By :Semsettin Yesilyurt 12/20/2024
Supervised By :Mahesh Dadoda 12/20/2024

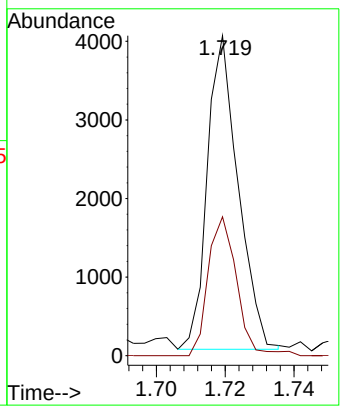

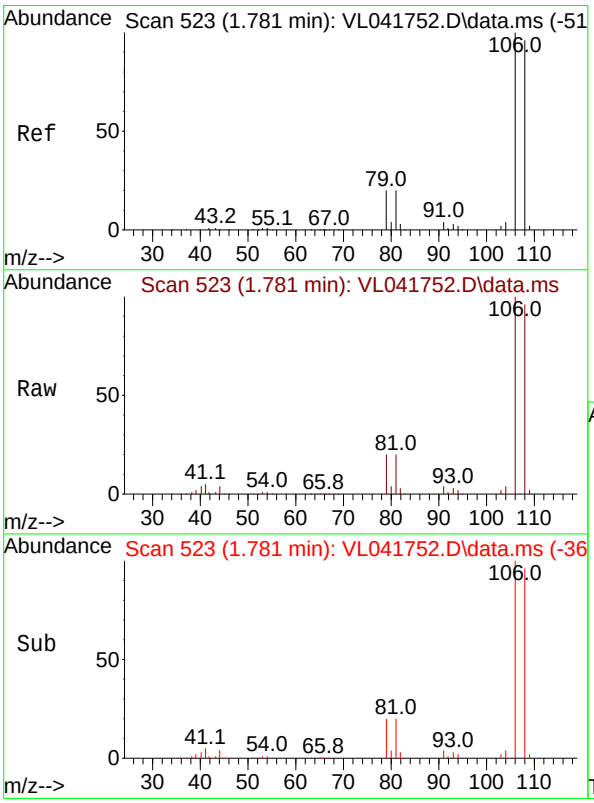

#14
Bromoethene
Concen: 9.770 ppbv
RT: 1.781 min Scan# 523
Delta R.T. 0.000 min
Lab File: VL041752.D
Acq: 16 Dec 2024 13:30

Tgt Ion:108 Resp: 32528

Ion	Ratio	Lower	Upper
108	100		
106	105.1	84.1	126.1
79	21.7	17.4	26.0

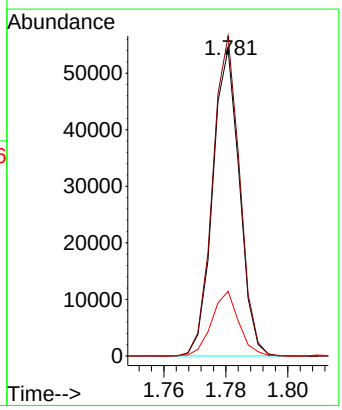

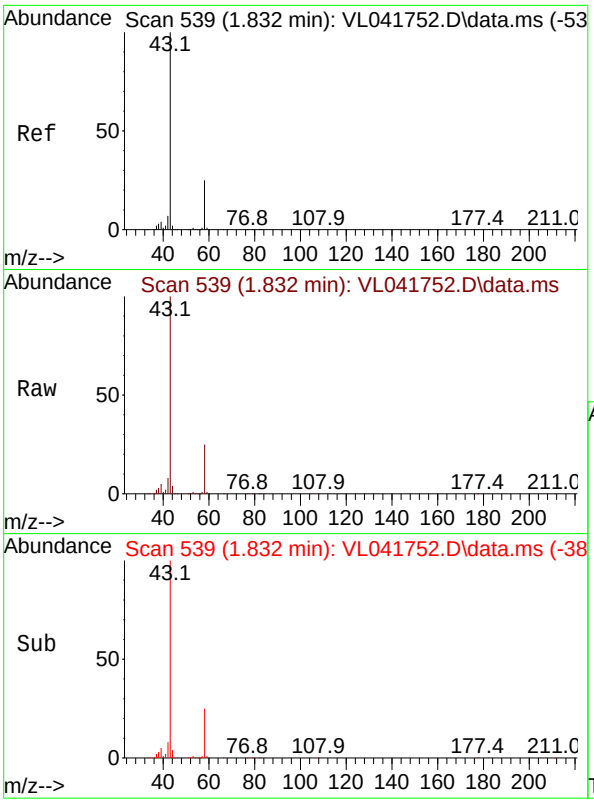

#15
Acetone
Concen: 7.509 ppbv
RT: 1.832 min Scan# 5
Delta R.T. 0.000 min
Lab File: VL041752.D
Acq: 16 Dec 2024 13:30

Tgt Ion: 43 Resp: 10022

Ion	Ratio	Lower	Upper
43	100		
58	24.6	19.7	29.5

Instrument :
MSVOA_L
ClientSampleId :
VSTDICCC010

Manual Integrations
APPROVED

Reviewed By :Semsettin Yesilyurt 12/20/2024
Supervised By :Mahesh Dadoda 12/20/2024

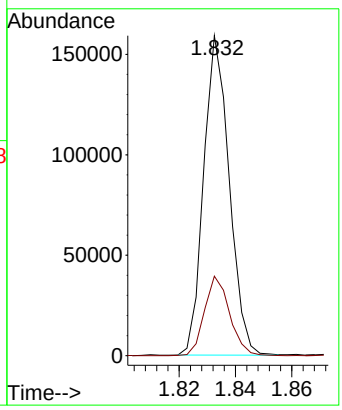

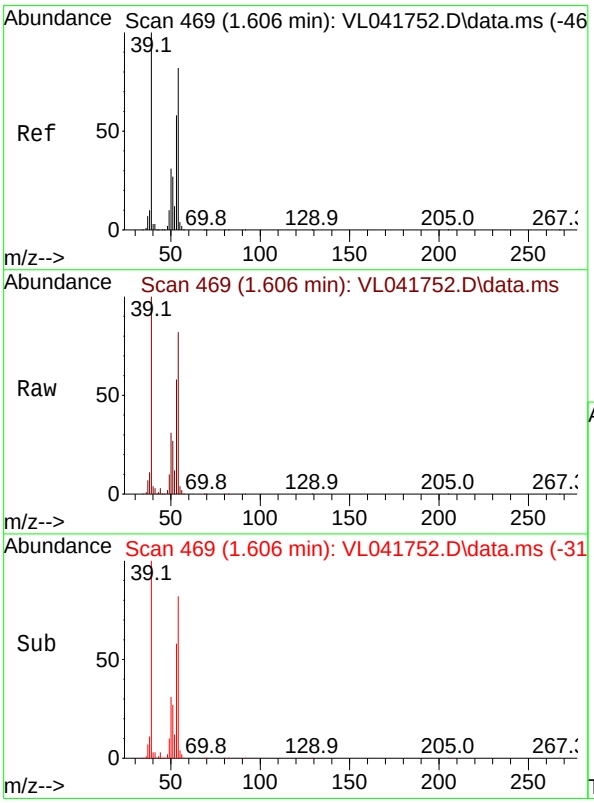

#16
1,3-Butadiene
Concen: 8.940 ppbv
RT: 1.606 min Scan# 469
Delta R.T. 0.000 min
Lab File: VL041752.D
Acq: 16 Dec 2024 13:30

Tgt Ion: 39 Resp: 46989

Ion	Ratio	Lower	Upper
39	100		
54	73.0	58.4	87.6

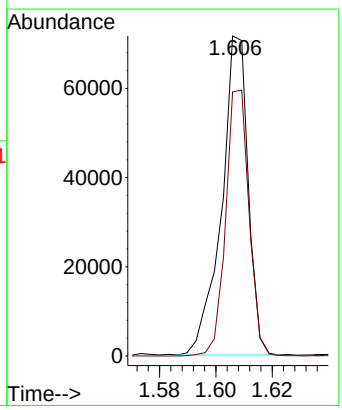

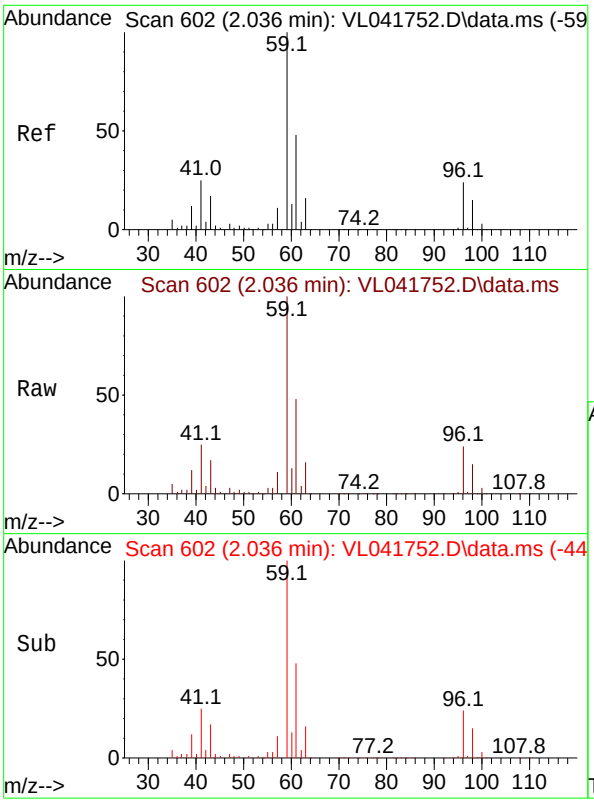

#17
tert-Butyl alcohol
Concen: 9.497 ppbv
RT: 2.036 min Scan# 6
Delta R.T. 0.000 min
Lab File: VL041752.D
Acq: 16 Dec 2024 13:30

Tgt Ion: 59 Resp: 12575

Ion	Ratio	Lower	Upper
59	100		
57	10.8	8.6	13.0

Instrument :
MSVOA_L
ClientSampleId :
VSTDICCC010

Manual Integrations
APPROVED

Reviewed By :Semsettin Yesilyurt 12/20/2024
Supervised By :Mahesh Dadoda 12/20/2024

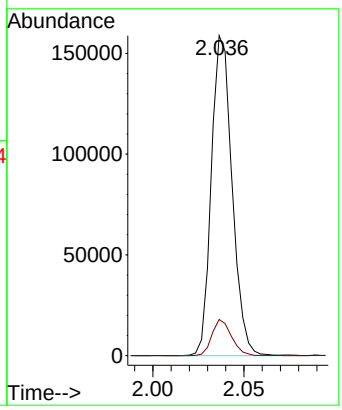

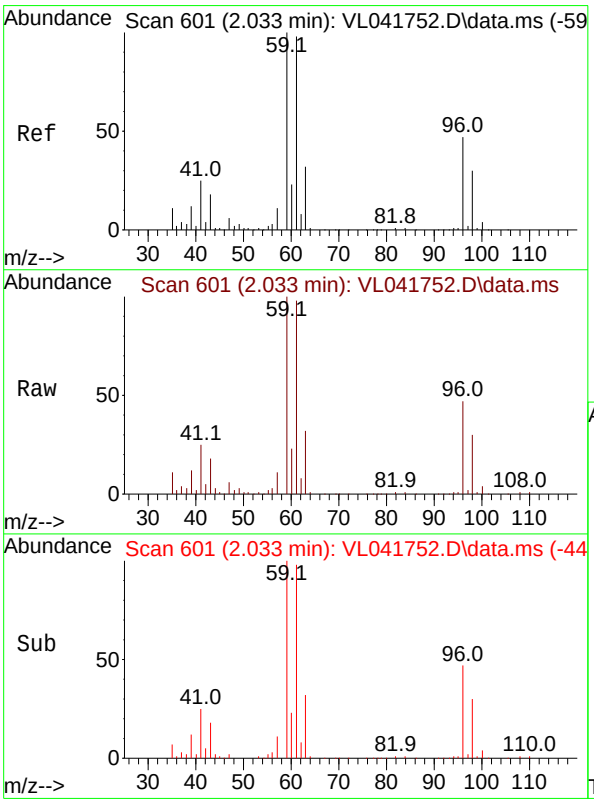

#18
1,1-Dichloroethene
Concen: 9.379 ppbv
RT: 2.033 min Scan# 601
Delta R.T. 0.000 min
Lab File: VL041752.D
Acq: 16 Dec 2024 13:30

Tgt Ion: 96 Resp: 38775

Ion	Ratio	Lower	Upper
96	100		
61	209.6	167.7	251.5
98	63.9	51.1	76.7

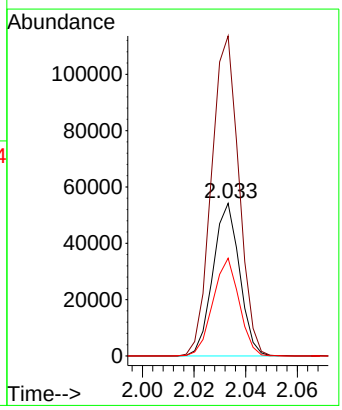

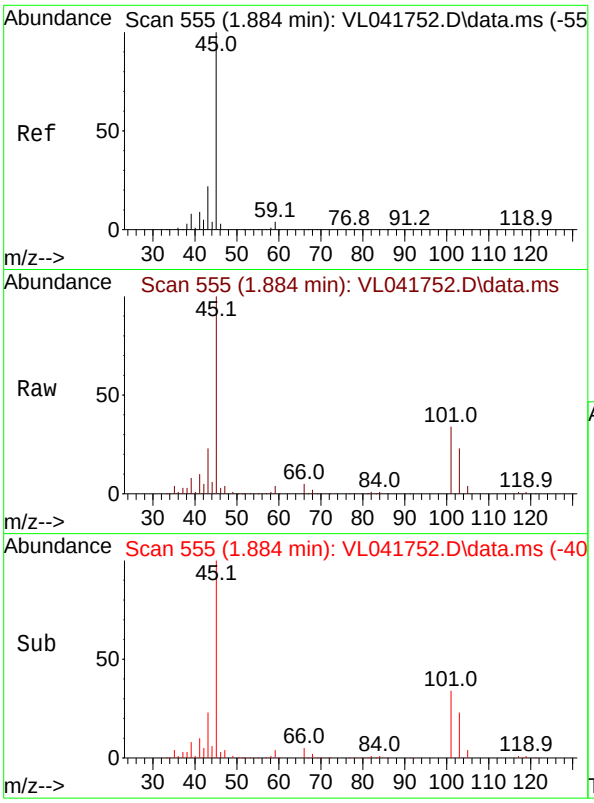

#19
Isopropyl Alcohol
Concen: 7.370 ppbv
RT: 1.884 min Scan# 5
Delta R.T. 0.000 min
Lab File: VL041752.D
Acq: 16 Dec 2024 13:30

Tgt Ion: 45 Resp: 5902

Ion	Ratio	Lower	Upper
45	100		
58	41.6	33.3	49.9

Instrument :
MSVOA_L
ClientSampleId :
VSTDICCC010

Manual Integrations
APPROVED

Reviewed By :Semsettin Yesilyurt 12/20/2024
Supervised By :Mahesh Dadoda 12/20/2024

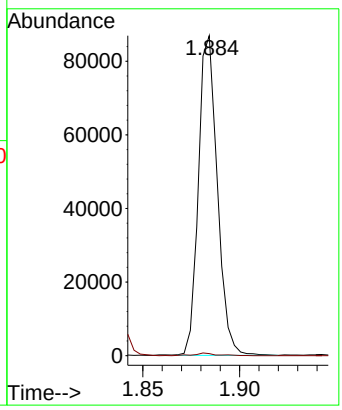

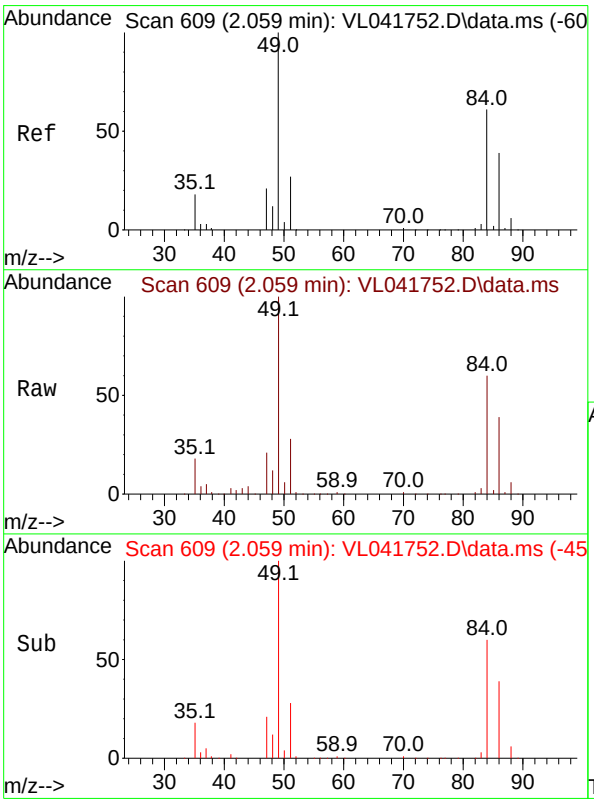

#20
Methylene Chloride
Concen: 8.601 ppbv
RT: 2.059 min Scan# 609
Delta R.T. 0.000 min
Lab File: VL041752.D
Acq: 16 Dec 2024 13:30

Tgt Ion: 84 Resp: 32734

Ion	Ratio	Lower	Upper
84	100		
49	165.7	132.6	198.8
51	47.0	37.6	56.4
86	64.2	51.4	77.0

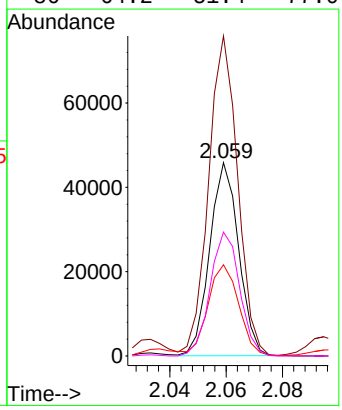

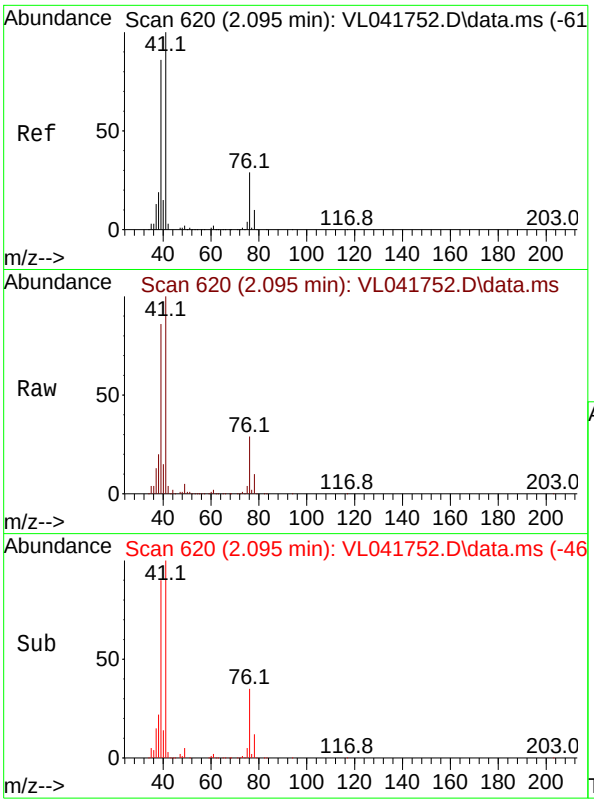

#21
Allyl Chloride
Concen: 9.588 ppbv
RT: 2.095 min Scan# 6
Delta R.T. 0.000 min
Lab File: VL041752.D
Acq: 16 Dec 2024 13:30

Tgt Ion: 41 Resp: 6940

Ion	Ratio	Lower	Upper
41	100		
76	27.9	22.3	33.5
39	86.5	69.2	103.8

Instrument :
MSVOA_L
ClientSampleId :
VSTDICCC010

Manual Integrations
APPROVED

Reviewed By :Semsettin Yesilyurt 12/20/2024
Supervised By :Mahesh Dadoda 12/20/2024

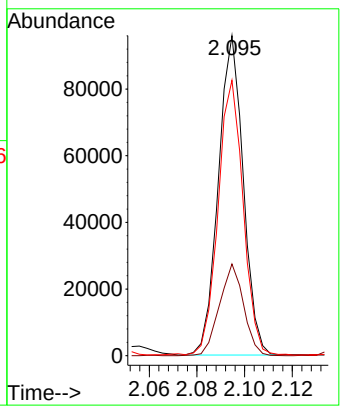

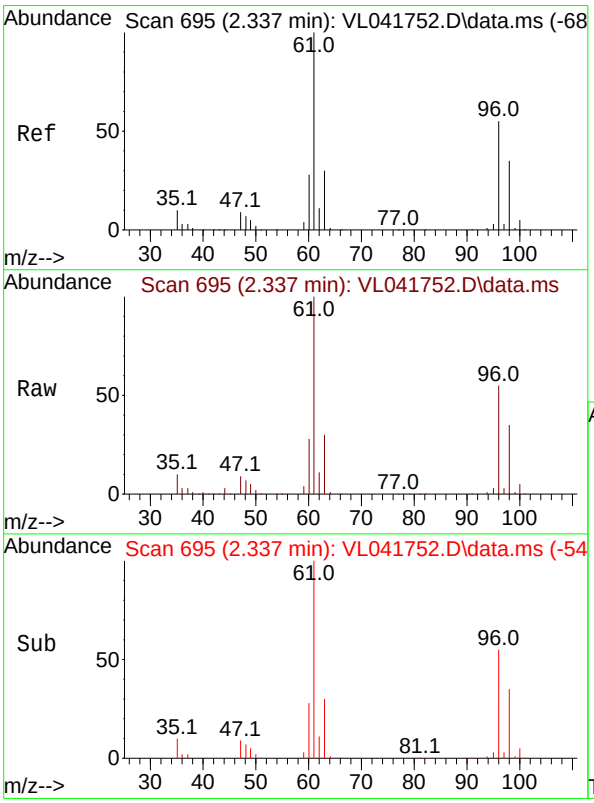

#22
trans-1,2-Dichloroethene
Concen: 9.276 ppbv
RT: 2.337 min Scan# 695
Delta R.T. 0.000 min
Lab File: VL041752.D
Acq: 16 Dec 2024 13:30

Tgt Ion: 96 Resp: 43898

Ion	Ratio	Lower	Upper
96	100		
61	182.9	146.3	219.5
98	63.5	50.8	76.2

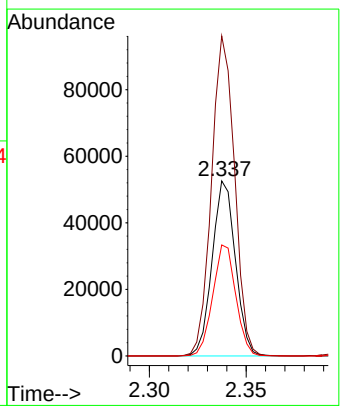

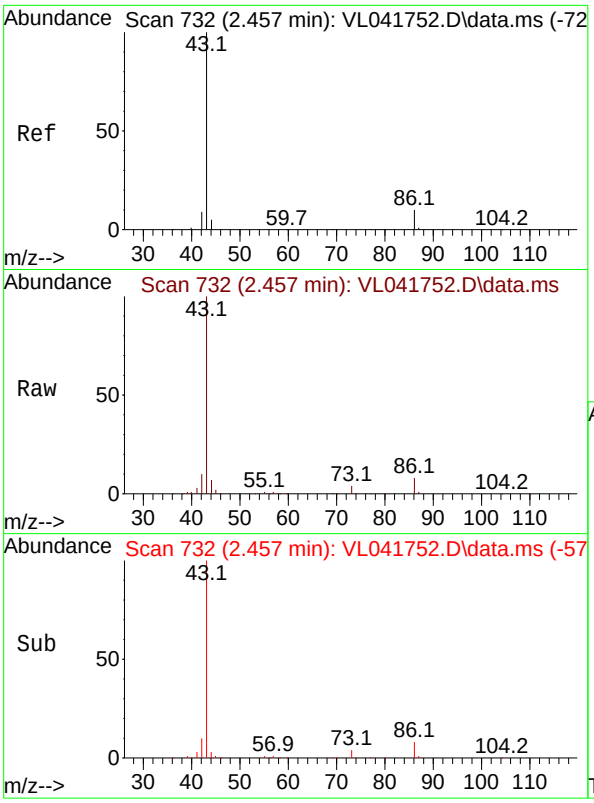

#23
Vinyl Acetate
Concen: 9.350 ppbv
RT: 2.457 min Scan# 7
Delta R.T. 0.000 min
Lab File: VL041752.D
Acq: 16 Dec 2024 13:30

Instrument :
MSVOA_L
ClientSampleId :
VSTDICCC010

Tgt Ion: 43 Resp: 5422

Ion	Ratio	Lower	Upper
43	100		
86	8.3	6.6	10.0
42	10.2	8.2	12.2
44	6.2	5.0	7.4

Manual Integrations
APPROVED

Reviewed By :Semsettin Yesilyurt 12/20/2024
Supervised By :Mahesh Dadoda 12/20/2024

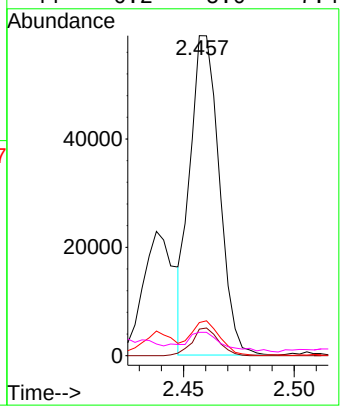

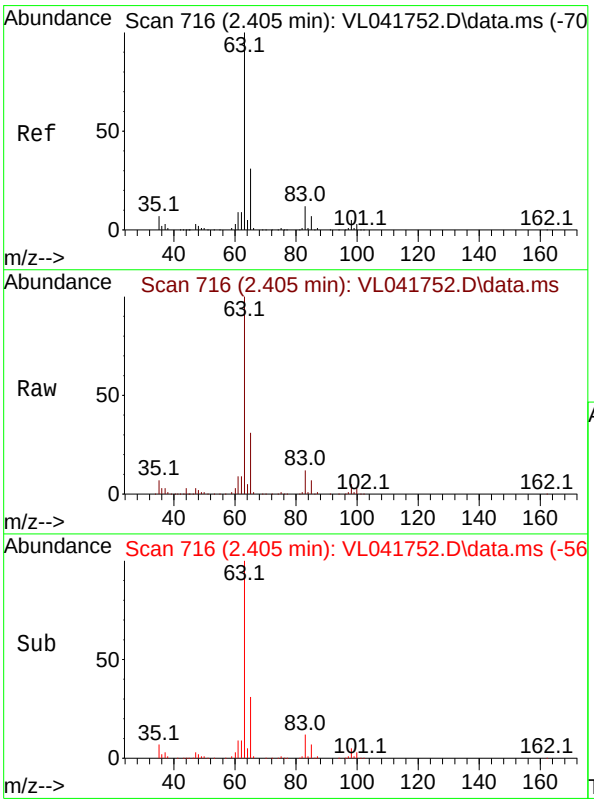

#24
1,1-Dichloroethane
Concen: 9.386 ppbv
RT: 2.405 min Scan# 716
Delta R.T. 0.000 min
Lab File: VL041752.D
Acq: 16 Dec 2024 13:30

Tgt Ion: 63 Resp: 89912

Ion	Ratio	Lower	Upper
63	100		
98	4.5	2.3	6.8
100	2.8	1.4	4.2

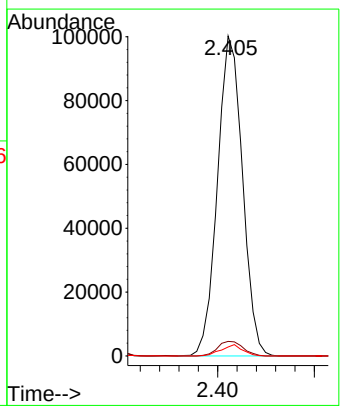

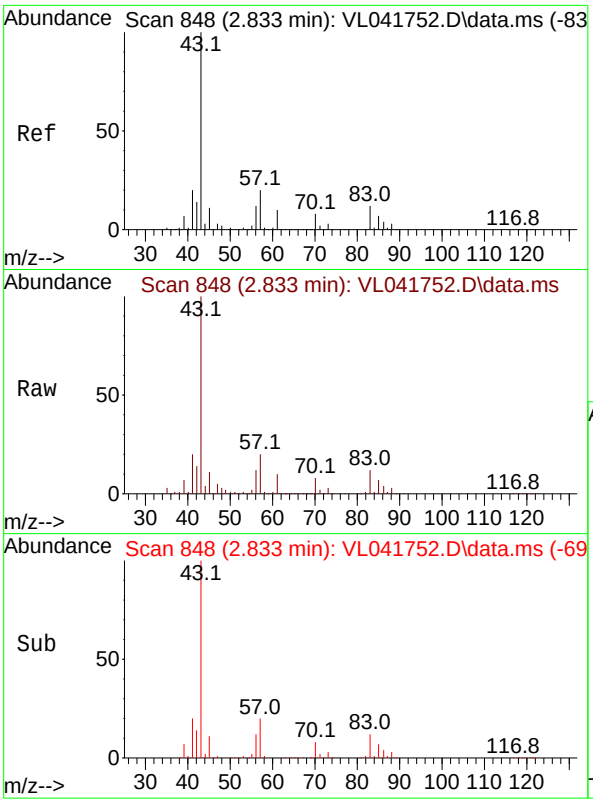

#25
Ethyl Acetate
Concen: 9.432 ppbv
RT: 2.833 min Scan# 8
Delta R.T. 0.000 min
Lab File: VL041752.D
Acq: 16 Dec 2024 13:30

Instrument :
MSVOA_L
ClientSampleId :
VSTDICCC010

Tgt Ion: 43 Resp: 23530

Ion	Ratio	Lower	Upper
43	100		
45	10.1	8.1	12.1
61	8.8	7.0	10.6
70	8.1	6.5	9.7

Manual Integrations
APPROVED

Reviewed By :Semsettin Yesilyurt 12/20/2024
Supervised By :Mahesh Dadoda 12/20/2024

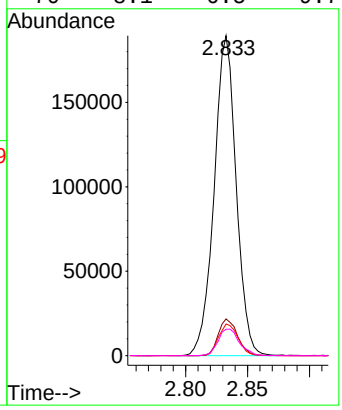

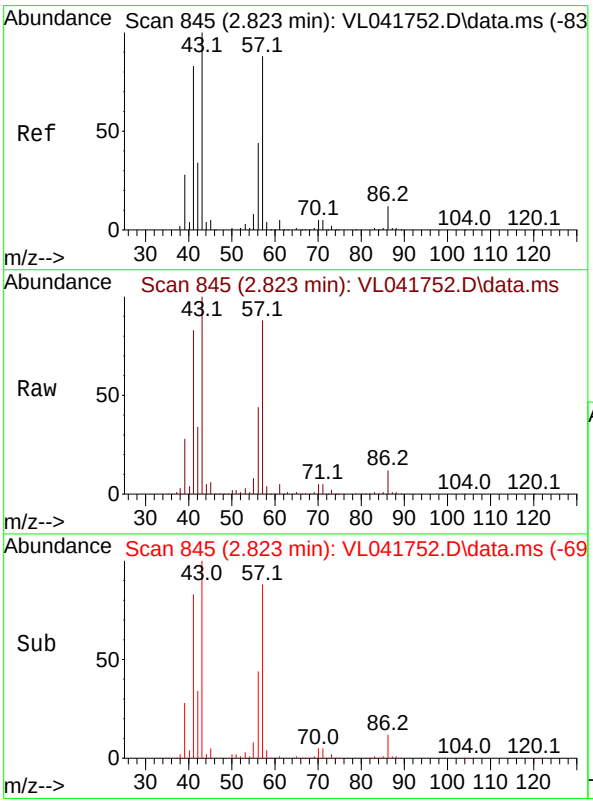

#26
Hexane
Concen: 9.486 ppbv
RT: 2.823 min Scan# 845
Delta R.T. 0.000 min
Lab File: VL041752.D
Acq: 16 Dec 2024 13:30

Tgt Ion: 57 Resp: 89385

Ion	Ratio	Lower	Upper
57	100		
41	99.5	79.6	119.4
43	263.8	211.0	316.6
56	53.2	42.6	63.8

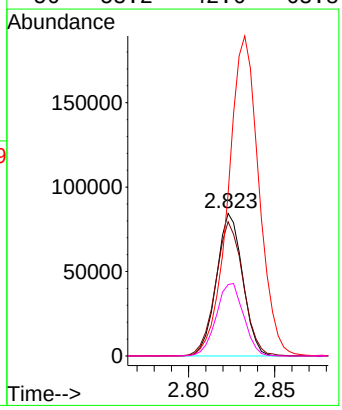

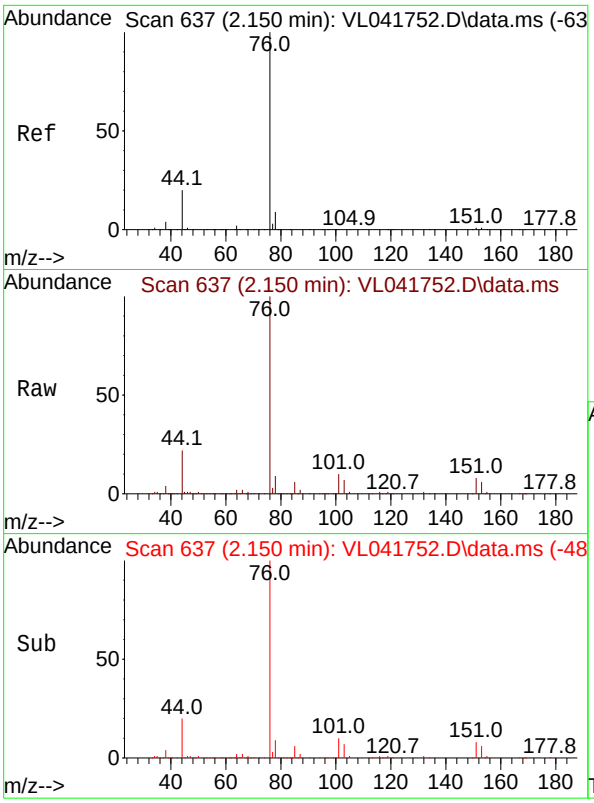

#27
Carbon Disulfide
Concen: 10.873 ppbv
RT: 2.150 min Scan# 6
Delta R.T. 0.000 min
Lab File: VL041752.D
Acq: 16 Dec 2024 13:30

Tgt Ion: 76 Resp: 9232

Ion	Ratio	Lower	Upper
76	100		
44	22.0	17.6	26.4
78	12.8	10.2	15.4

Instrument :
MSVOA_L
ClientSampleId :
VSTDICCC010

Manual Integrations
APPROVED

Reviewed By :Semsettin Yesilyurt 12/20/2024
Supervised By :Mahesh Dadoda 12/20/2024

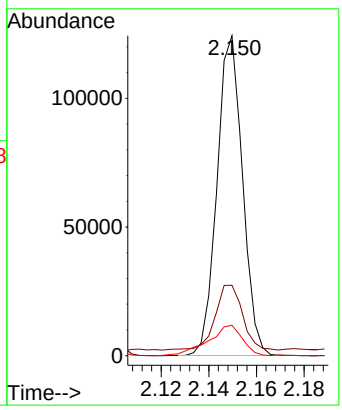

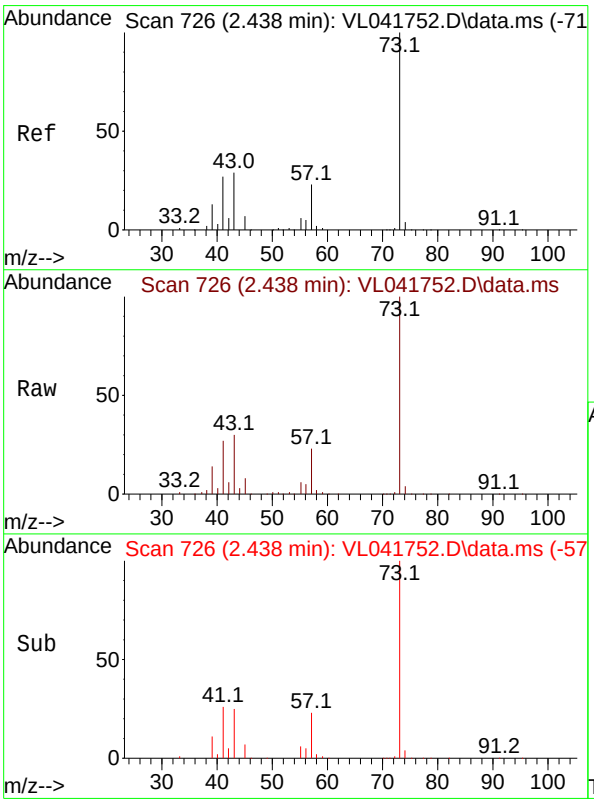

#28
Methyl tert-Butyl Ether
Concen: 9.854 ppbv
RT: 2.438 min Scan# 726
Delta R.T. 0.000 min
Lab File: VL041752.D
Acq: 16 Dec 2024 13:30

Tgt Ion: 73 Resp: 75330

Ion	Ratio	Lower	Upper
73	100		
57	22.0	17.6	26.4

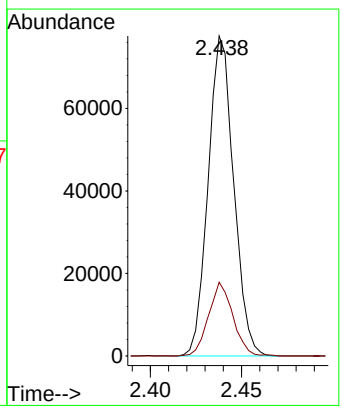

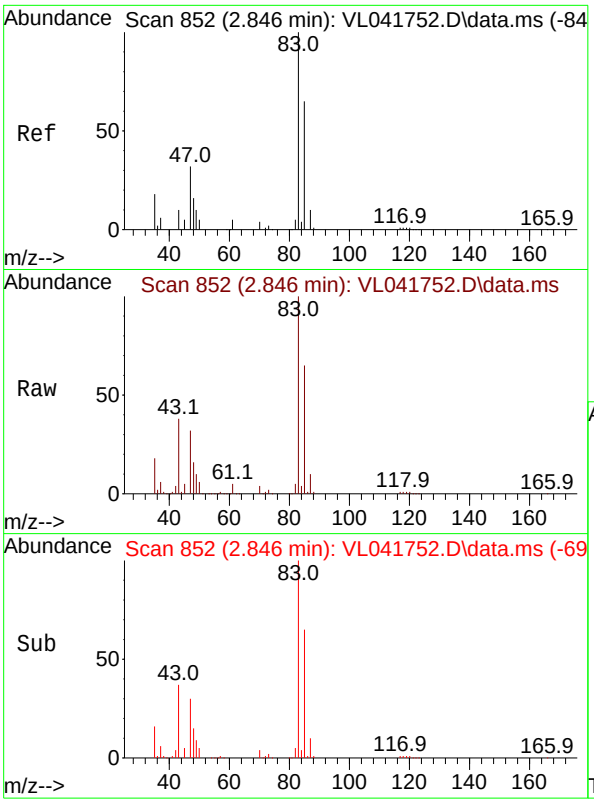

#29
Chloroform
Concen: 9.408 ppbv
RT: 2.846 min Scan# 8
Delta R.T. 0.000 min
Lab File: VL041752.D
Acq: 16 Dec 2024 13:30

Tgt Ion: 83 Resp: 13509

Ion	Ratio	Lower	Upper
83	100		
85	64.7	51.8	77.6

Instrument :
MSVOA_L
ClientSampleId :
VSTDICCC010

Manual Integrations
APPROVED

Reviewed By :Semsettin Yesilyurt 12/20/2024
Supervised By :Mahesh Dadoda 12/20/2024

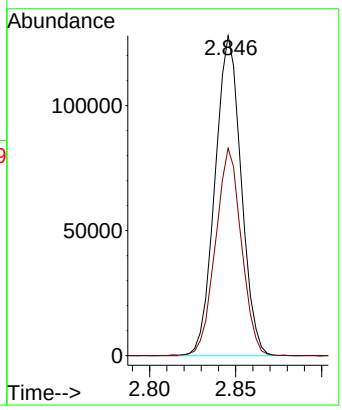

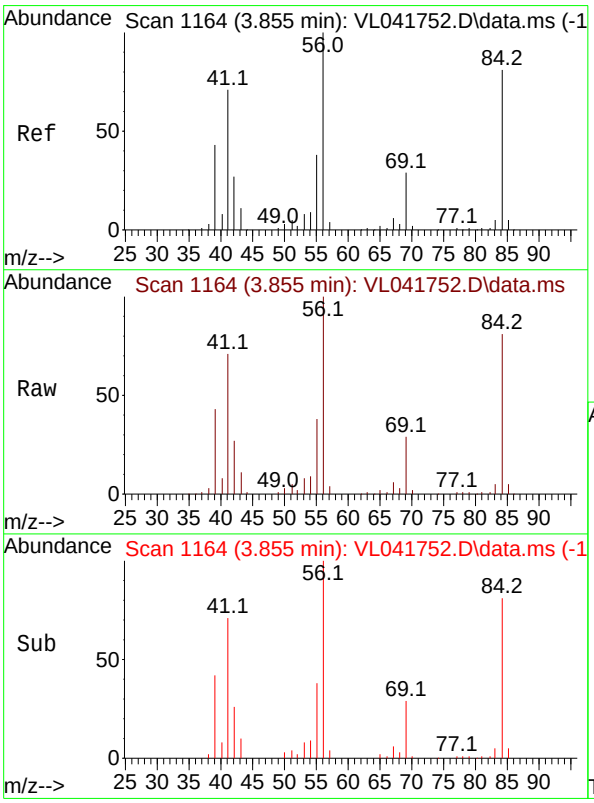

#30
Cyclohexane
Concen: 9.374 ppbv
RT: 3.855 min Scan# 1164
Delta R.T. 0.000 min
Lab File: VL041752.D
Acq: 16 Dec 2024 13:30

Tgt Ion: 84 Resp: 75156

Ion	Ratio	Lower	Upper
84	100		
56	127.9	102.3	153.5
41	92.5	74.0	111.0

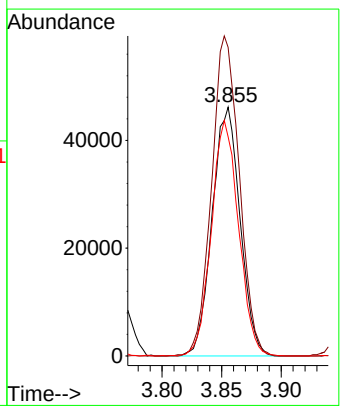

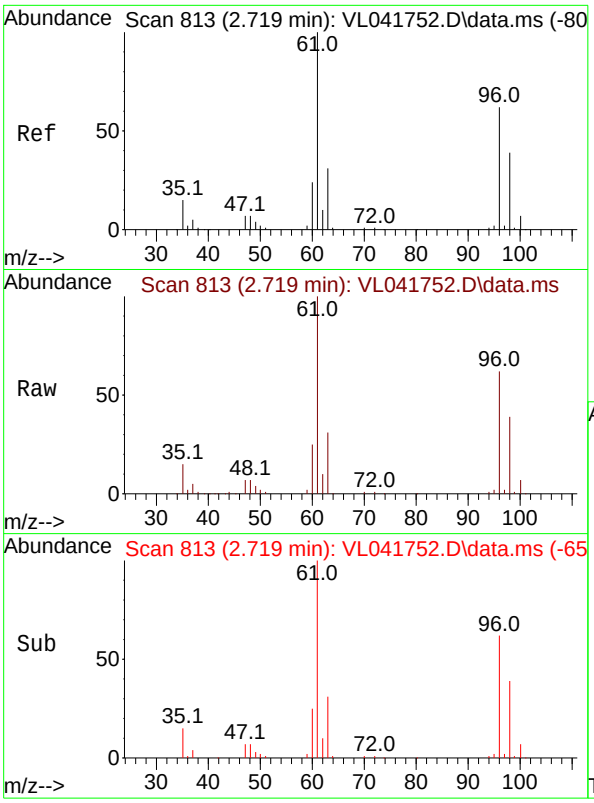

#31
cis-1,2-Dichloroethene
Concen: 9.374 ppbv
RT: 2.719 min Scan# 8
Delta R.T. 0.000 min
Lab File: VL041752.D
Acq: 16 Dec 2024 13:30

Tgt Ion: 61 Resp: 9127

Ion	Ratio	Lower	Upper
61	100		
96	62.1	49.7	74.5
98	38.5	30.8	46.2

Instrument :
MSVOA_L
ClientSampleId :
VSTDICCC010

Manual Integrations
APPROVED

Reviewed By :Semsettin Yesilyurt 12/20/2024
Supervised By :Mahesh Dadoda 12/20/2024

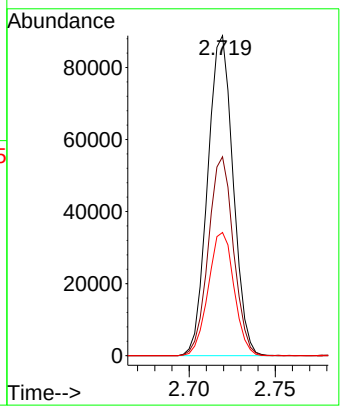

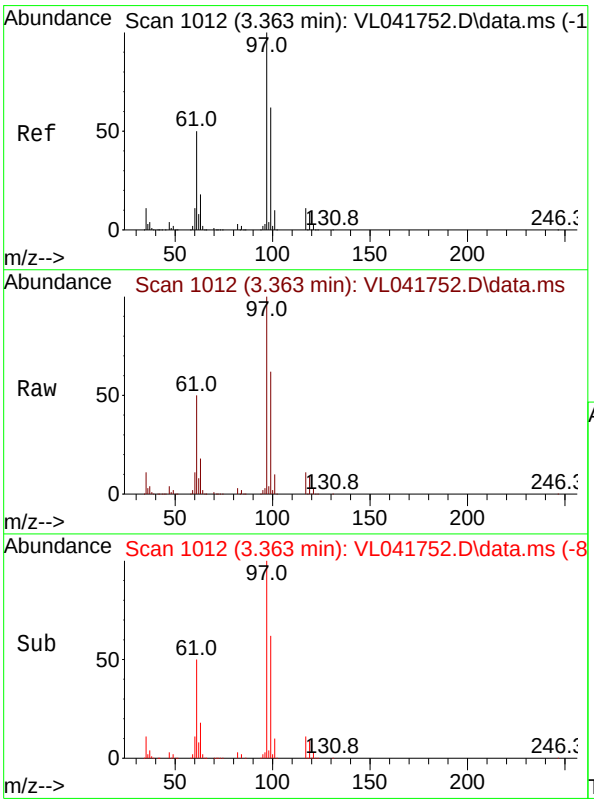

#32
1,1,1-Trichloroethane
Concen: 9.733 ppbv
RT: 3.363 min Scan# 1012
Delta R.T. 0.000 min
Lab File: VL041752.D
Acq: 16 Dec 2024 13:30

Tgt Ion: 97 Resp: 139102

Ion	Ratio	Lower	Upper
97	100		
99	63.7	51.0	76.4
61	52.7	42.2	63.2

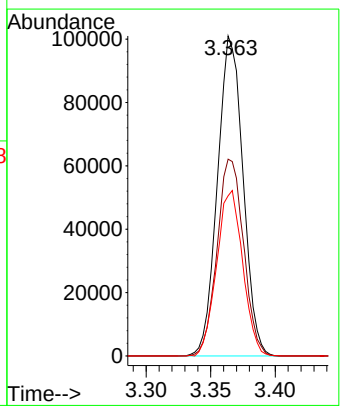

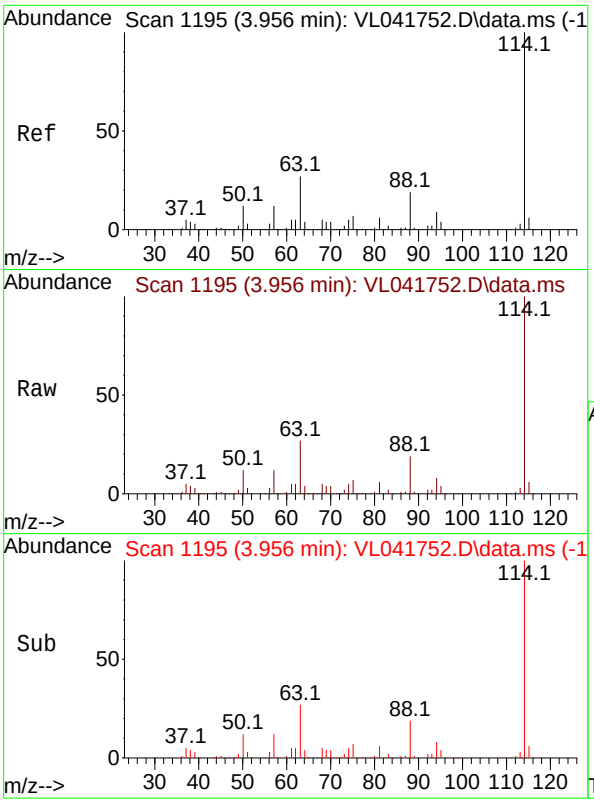

#33
1,4-Difluorobenzene
Concen: 10.000 ppbv
RT: 3.956 min Scan# 1
Delta R.T. 0.000 min
Lab File: VL041752.D
Acq: 16 Dec 2024 13:30

Instrument :
MSVOA_L
ClientSampleId :
VSTDICCC010

Tgt Ion:114 Resp: 18378

Ion	Ratio	Lower	Upper
114	100		
63	27.3	21.8	32.8
88	18.5	14.8	22.2

Manual Integrations
APPROVED

Reviewed By :Semsettin Yesilyurt 12/20/2024
Supervised By :Mahesh Dadoda 12/20/2024

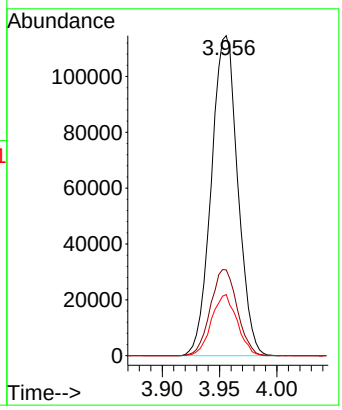

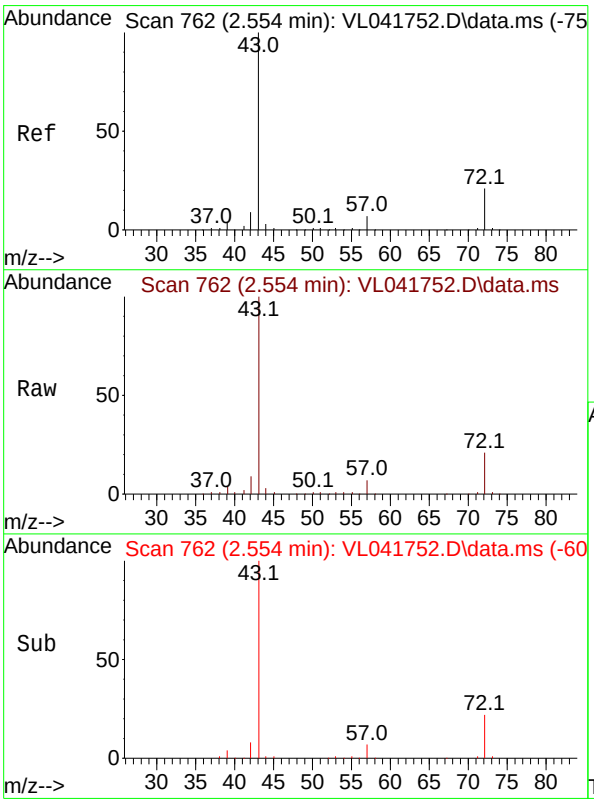

#34
2-Butanone
Concen: 9.153 ppbv
RT: 2.554 min Scan# 762
Delta R.T. 0.000 min
Lab File: VL041752.D
Acq: 16 Dec 2024 13:30

Tgt Ion: 43 Resp: 135331

Ion	Ratio	Lower	Upper
43	100		
72	21.0	16.8	25.2

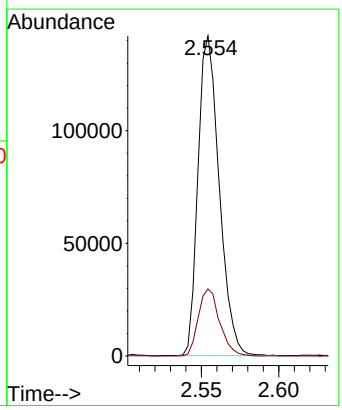

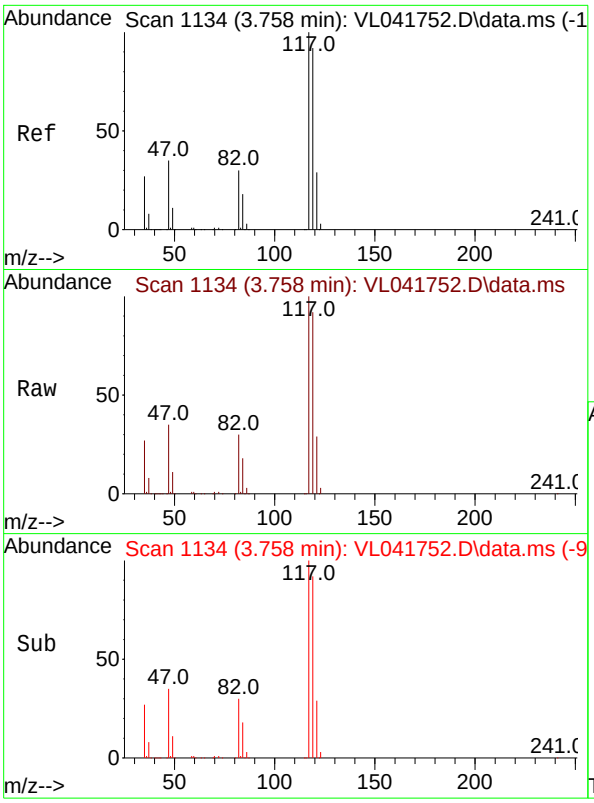

#35
Carbon Tetrachloride
Concen: 10.650 ppbv
RT: 3.758 min Scan# 1
Delta R.T. 0.000 min
Lab File: VL041752.D
Acq: 16 Dec 2024 13:30

Instrument :
MSVOA_L
ClientSampleId :
VSTDICCC010

Tgt Ion:117 Resp: 13895

Ion	Ratio	Lower	Upper
117	100		
119	92.1	73.7	110.5
121	28.7	23.0	34.4

Manual Integrations
APPROVED

Reviewed By :Semsettin Yesilyurt 12/20/2024
Supervised By :Mahesh Dadoda 12/20/2024

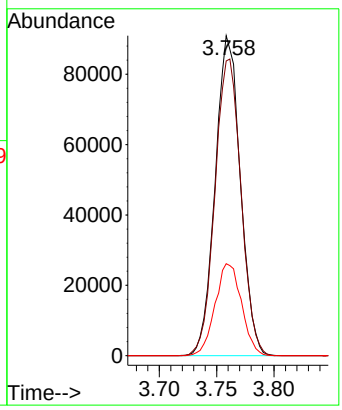

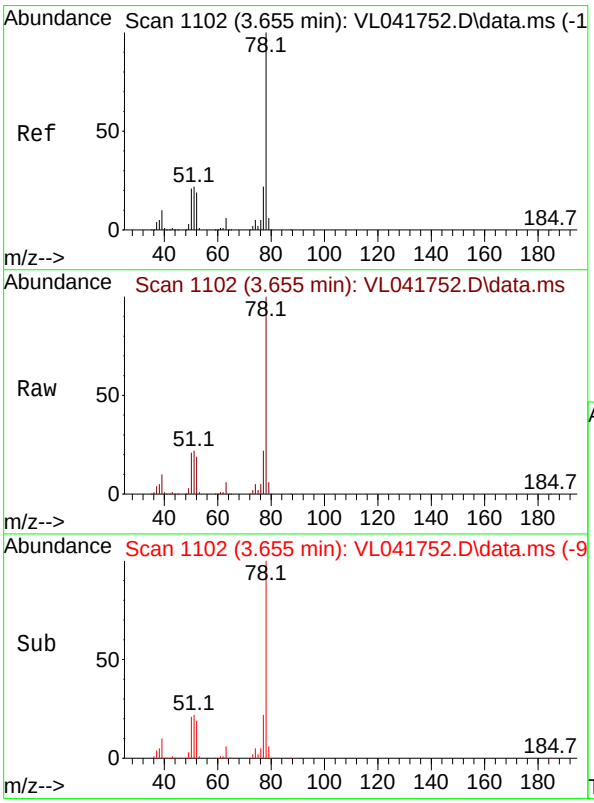

#36
Benzene
Concen: 9.423 ppbv
RT: 3.655 min Scan# 1102
Delta R.T. 0.000 min
Lab File: VL041752.D
Acq: 16 Dec 2024 13:30

Tgt Ion: 78 Resp: 179134

Ion	Ratio	Lower	Upper
78	100		
77	22.2	17.8	26.6
50	21.5	17.2	25.8

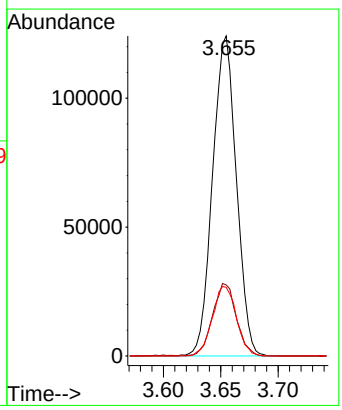

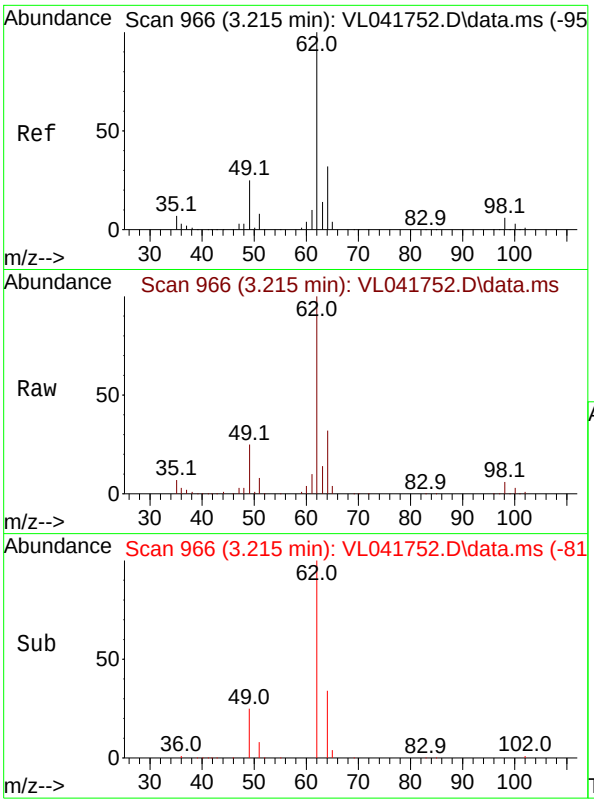

#37
1,2-Dichloroethane
Concen: 9.449 ppbv
RT: 3.215 min Scan# 9
Delta R.T. 0.000 min
Lab File: VL041752.D
Acq: 16 Dec 2024 13:30

Tgt Ion: 62 Resp: 11177

Ion	Ratio	Lower	Upper
62	100		
98	5.9	4.7	7.1

Instrument :
MSVOA_L
ClientSampleId :
VSTDICCC010

Manual Integrations
APPROVED

Reviewed By :Semsettin Yesilyurt 12/20/2024
Supervised By :Mahesh Dadoda 12/20/2024

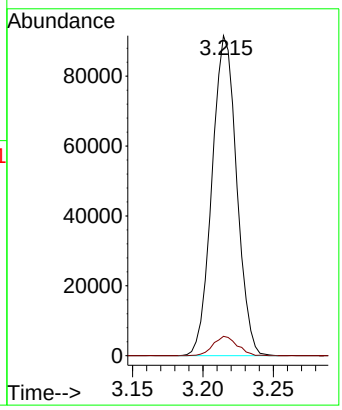

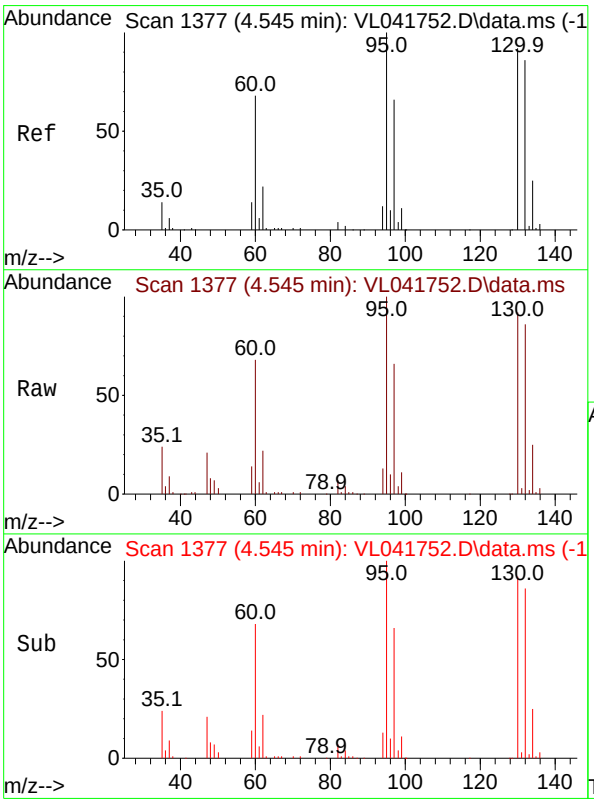

#38
Trichloroethene
Concen: 8.907 ppbv
RT: 4.545 min Scan# 1377
Delta R.T. 0.000 min
Lab File: VL041752.D
Acq: 16 Dec 2024 13:30

Tgt Ion:130 Resp: 71297

Ion	Ratio	Lower	Upper
130	100		
95	108.8	87.0	130.6
132	93.8	75.0	112.6
97	71.5	57.2	85.8

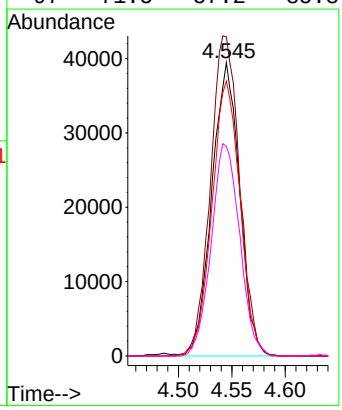

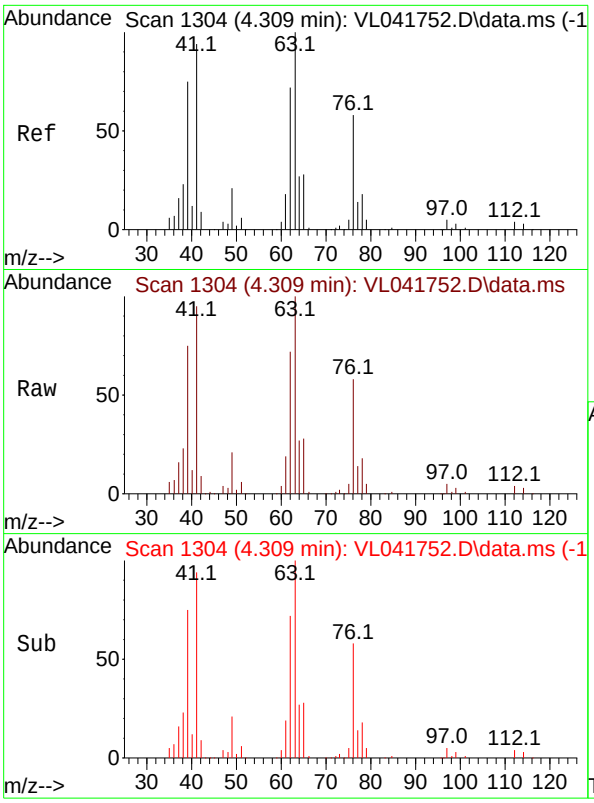

#39
1,2-Dichloropropane
Concen: 9.423 ppbv
RT: 4.309 min Scan# 1
Delta R.T. 0.000 min
Lab File: VL041752.D
Acq: 16 Dec 2024 13:30

Tgt Ion: 63 Resp: 6478

Ion	Ratio	Lower	Upper
63	100		
41	94.1	75.3	112.9
62	71.6	57.3	85.9

Instrument :
MSVOA_L
ClientSampleId :
VSTDICCC010

Manual Integrations
APPROVED

Reviewed By :Semsettin Yesilyurt 12/20/2024
Supervised By :Mahesh Dadoda 12/20/2024

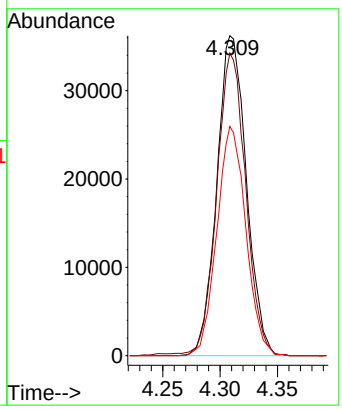

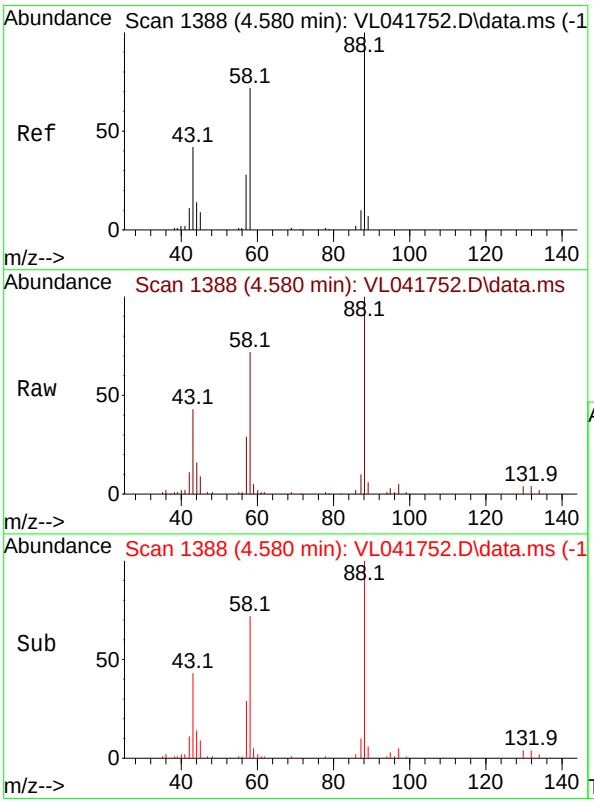

#40
1,4-Dioxane
Concen: 9.128 ppbv
RT: 4.580 min Scan# 1388
Delta R.T. 0.000 min
Lab File: VL041752.D
Acq: 16 Dec 2024 13:30

Tgt Ion: 88 Resp: 30658

Ion	Ratio	Lower	Upper
88	100		
58	76.3	61.0	91.6
43	36.7	29.4	44.0
57	0.0	0.0	0.0

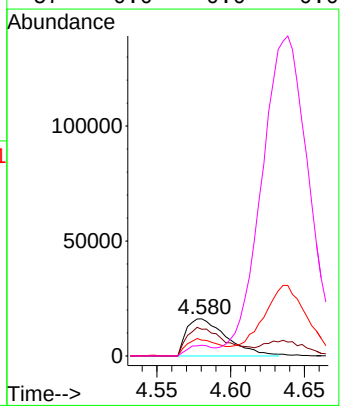

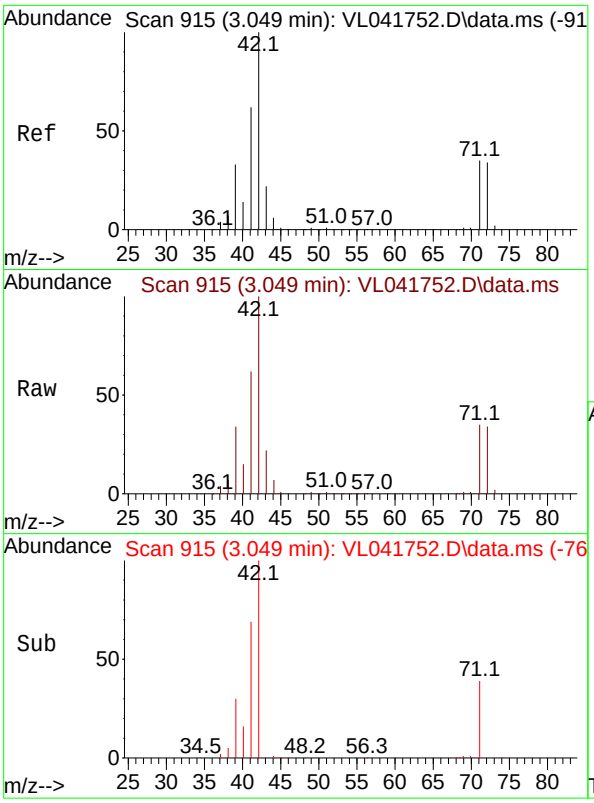

#41
Tetrahydrofuran
Concen: 9.474 ppbv
RT: 3.049 min Scan# 9
Delta R.T. 0.000 min
Lab File: VL041752.D
Acq: 16 Dec 2024 13:30

Instrument :
MSVOA_L
ClientSampleId :
VSTDICCC010

Tgt Ion: 42 Resp: 7848

Ion	Ratio	Lower	Upper
42	100		
72	36.4	29.1	43.7
71	35.5	28.4	42.6

Manual Integrations
APPROVED

Reviewed By :Semsettin Yesilyurt 12/20/2024
Supervised By :Mahesh Dadoda 12/20/2024

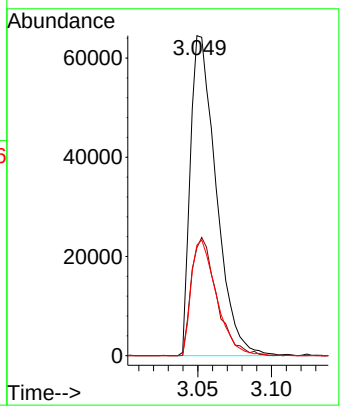

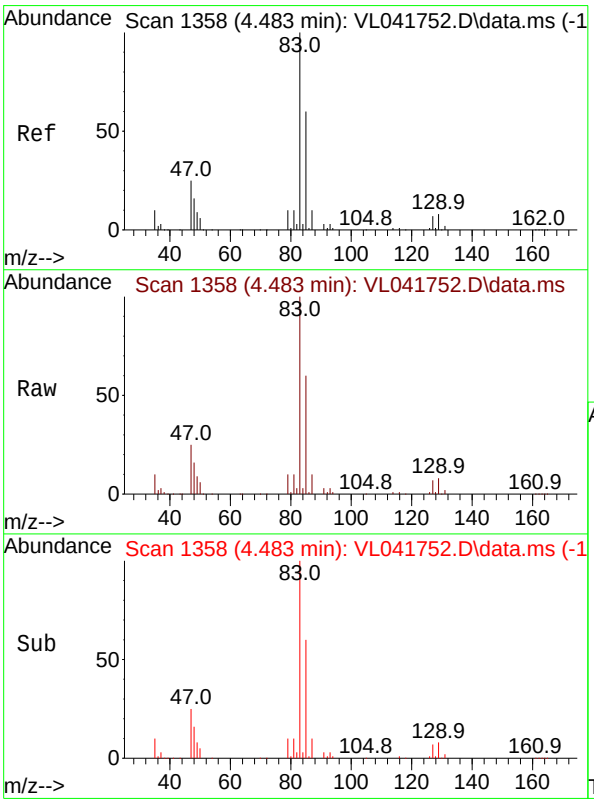

#42
Bromodichloromethane
Concen: 10.494 ppbv
RT: 4.483 min Scan# 1358
Delta R.T. 0.000 min
Lab File: VL041752.D
Acq: 16 Dec 2024 13:30

Tgt Ion: 83 Resp: 142819

Ion	Ratio	Lower	Upper
83	100		
85	60.0	48.0	72.0
127	7.3	5.8	8.8

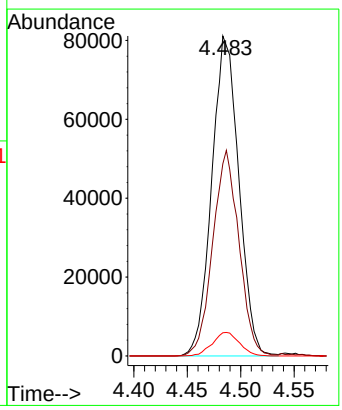

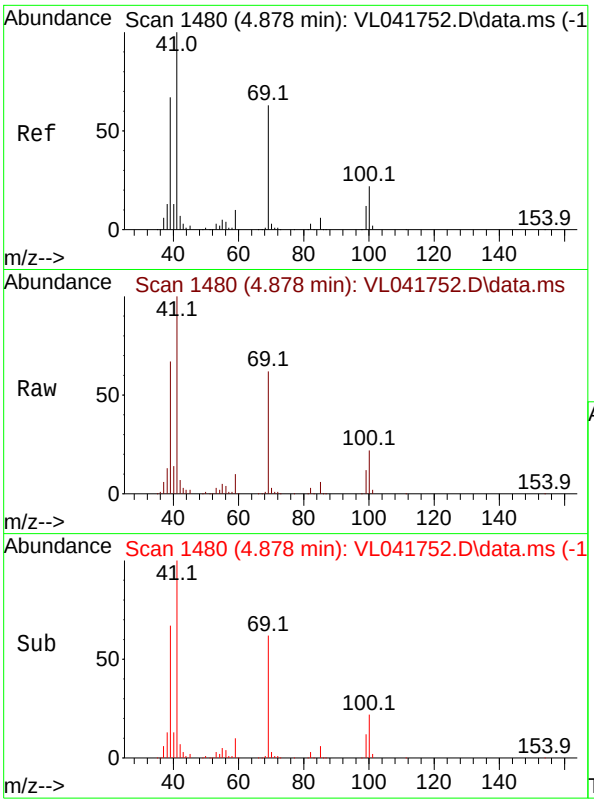

#43
Methyl Methacrylate
Concen: 10.020 ppbv
RT: 4.878 min Scan# 1
Delta R.T. 0.000 min
Lab File: VL041752.D
Acq: 16 Dec 2024 13:30

Tgt Ion: 69 Resp: 7257

Ion	Ratio	Lower	Upper
69	100		
41	162.9	130.3	195.5
100	35.4	28.3	42.5

Instrument :
MSVOA_L
ClientSampleId :
VSTDICCC010

Manual Integrations
APPROVED

Reviewed By :Semsettin Yesilyurt 12/20/2024
Supervised By :Mahesh Dadoda 12/20/2024

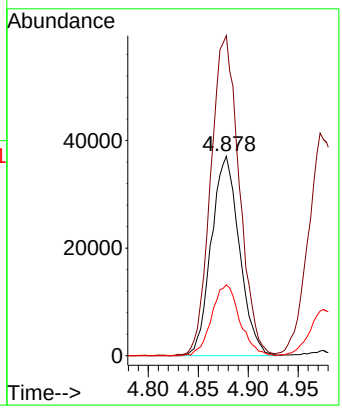

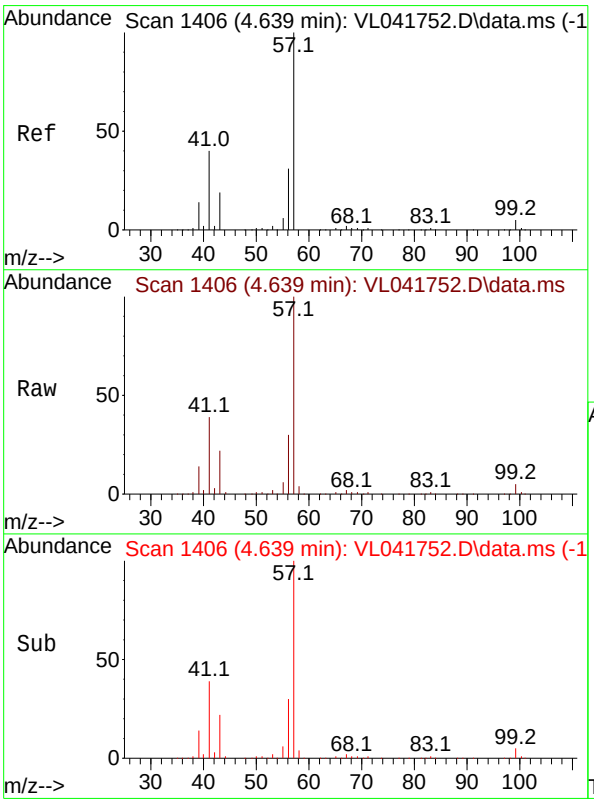

#44
2,2,4-Trimethylpentane
Concen: 9.479 ppbv
RT: 4.639 min Scan# 1406
Delta R.T. 0.000 min
Lab File: VL041752.D
Acq: 16 Dec 2024 13:30

Tgt Ion: 57 Resp: 307748

Ion	Ratio	Lower	Upper
57	100		
41	38.4	30.7	46.1
56	31.7	25.4	38.0

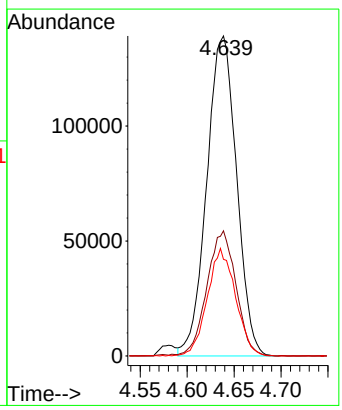

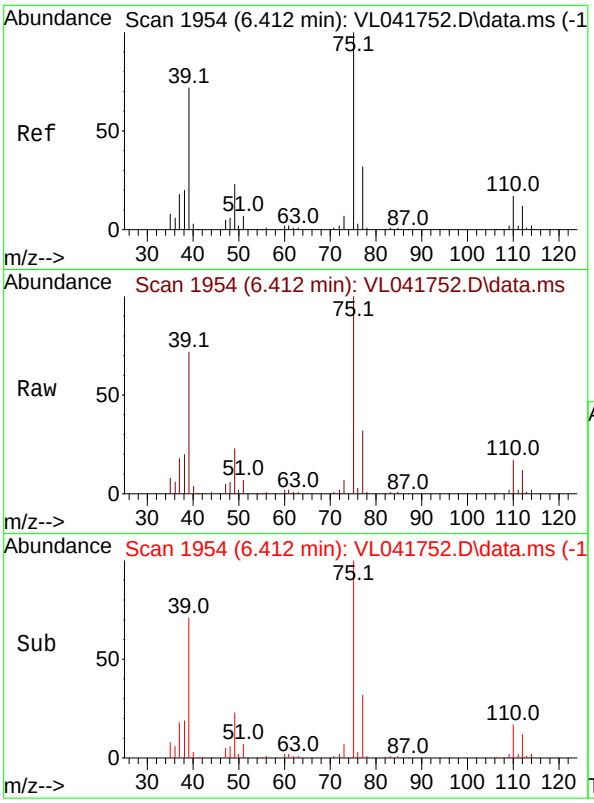

#45
t-1,3-Dichloropropene
Concen: 10.378 ppbv
RT: 6.412 min Scan# 1
Delta R.T. 0.000 min
Lab File: VL041752.D
Acq: 16 Dec 2024 13:30

Tgt Ion: 75 Resp: 7775

Ion	Ratio	Lower	Upper
75	100		
77	32.4	25.9	38.9

Instrument :
MSVOA_L
ClientSampleId :
VSTDICCC010

Manual Integrations
APPROVED

Reviewed By :Semsettin Yesilyurt 12/20/2024
Supervised By :Mahesh Dadoda 12/20/2024

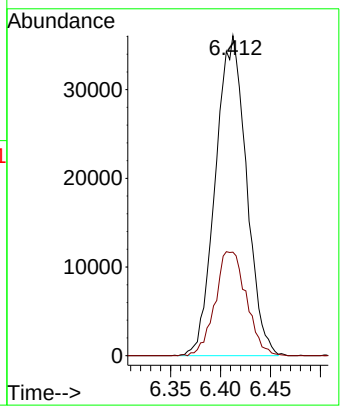

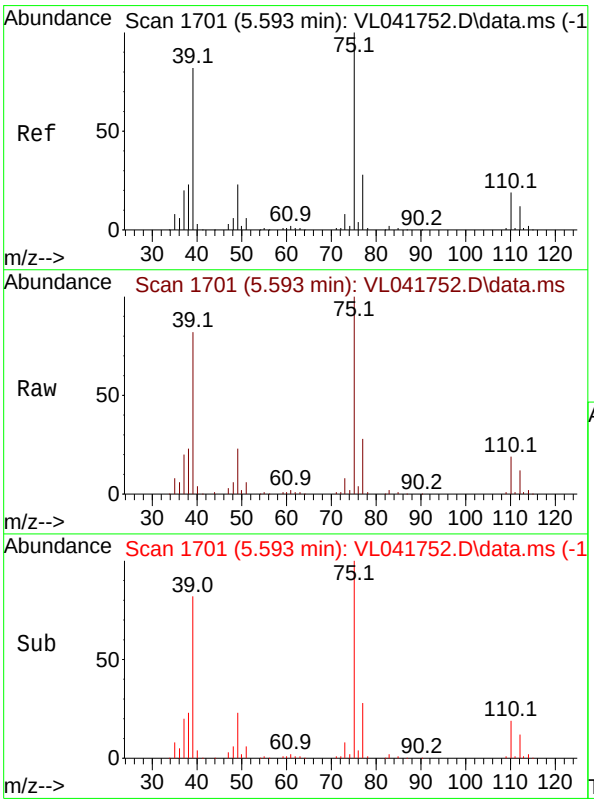

#46
cis-1,3-Dichloropropene
Concen: 10.303 ppbv
RT: 5.593 min Scan# 1701
Delta R.T. 0.000 min
Lab File: VL041752.D
Acq: 16 Dec 2024 13:30

Tgt Ion: 75 Resp: 97992

Ion	Ratio	Lower	Upper
75	100		
39	81.5	65.2	97.8
77	27.5	22.0	33.0

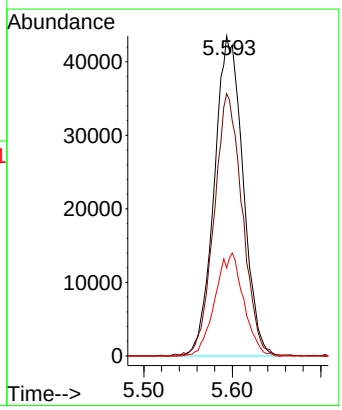

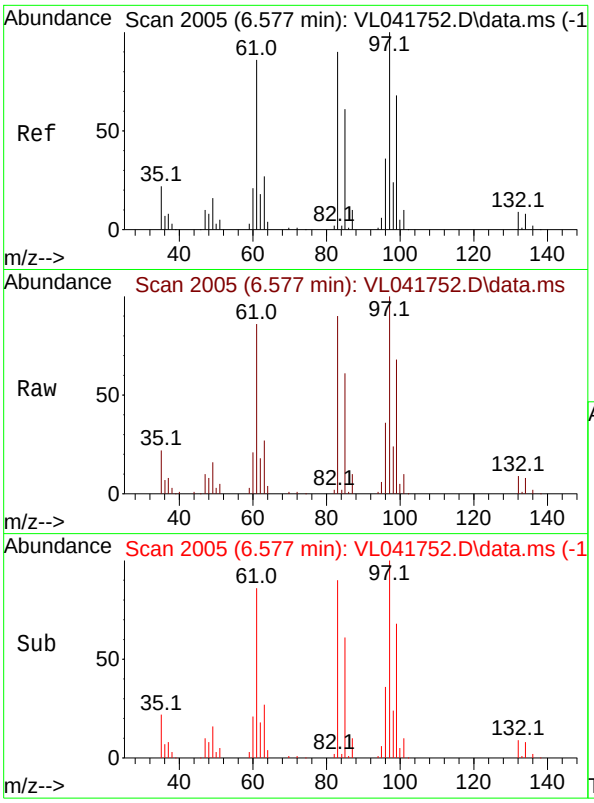

#47
1,1,2-Trichloroethane
Concen: 9.406 ppbv
RT: 6.577 min Scan# 2(
Delta R.T. 0.000 min
Lab File: VL041752.D
Acq: 16 Dec 2024 13:30

Tgt Ion: 97 Resp: 6755(

Ion	Ratio	Lower	Upper
97	100		
83	90.4	72.3	108.5
85	60.6	48.5	72.7
99	67.5	54.0	81.0

Instrument :
MSVOA_L
ClientSampleId :
VSTDICCC010

Manual Integrations
APPROVED

Reviewed By :Semsettin Yesilyurt 12/20/2024
Supervised By :Mahesh Dadoda 12/20/2024

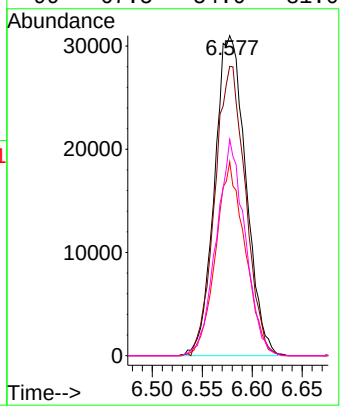

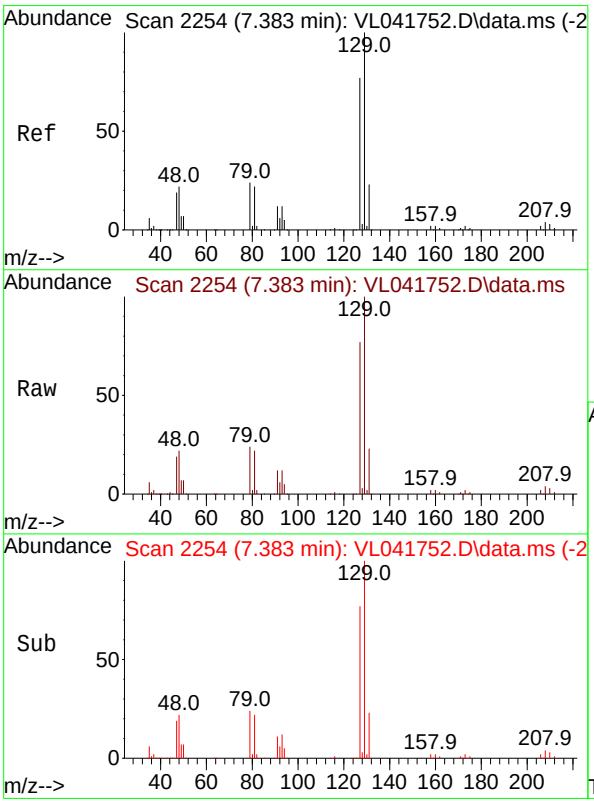

#48
Dibromochloromethane
Concen: 11.105 ppbv
RT: 7.383 min Scan# 2254
Delta R.T. 0.000 min
Lab File: VL041752.D
Acq: 16 Dec 2024 13:30

Tgt Ion:129 Resp: 108899

Ion	Ratio	Lower	Upper
129	100		
127	77.5	38.8	116.3

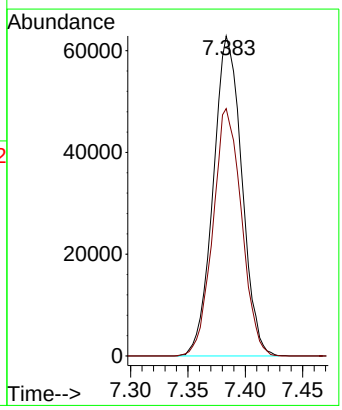

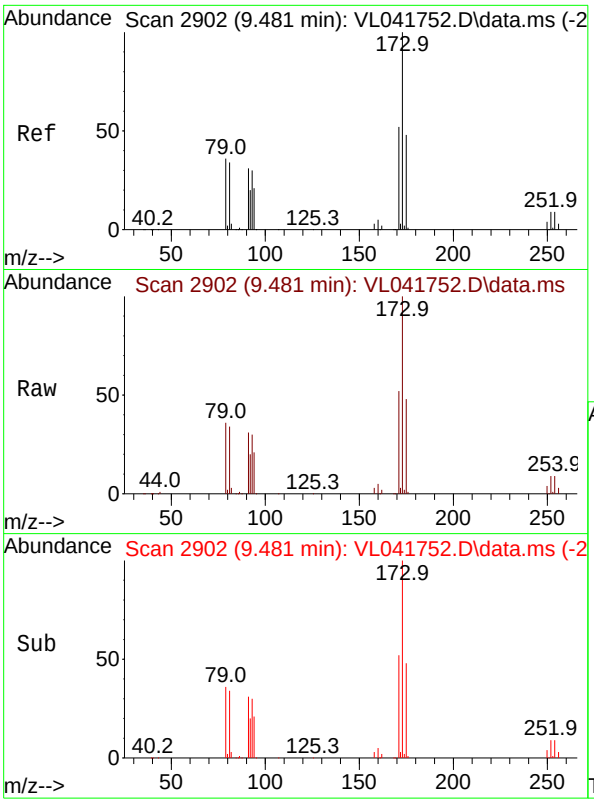

#49
Bromoform
Concen: 11.410 ppbv
RT: 9.481 min Scan# 2
Delta R.T. 0.000 min
Lab File: VL041752.D
Acq: 16 Dec 2024 13:30

Instrument :
MSVOA_L
ClientSampleId :
VSTDICCC010

Tgt Ion:173 Resp: 9158

Ion	Ratio	Lower	Upper
173	100		
175	47.7	38.2	57.2
171	51.4	41.1	61.7

Manual Integrations
APPROVED

Reviewed By :Semsettin Yesilyurt 12/20/2024
Supervised By :Mahesh Dadoda 12/20/2024

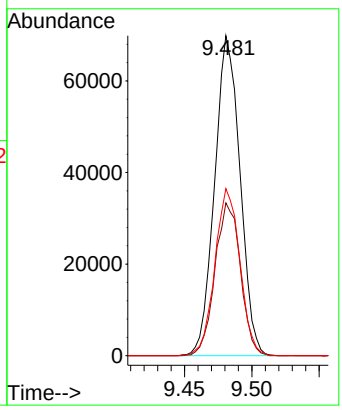

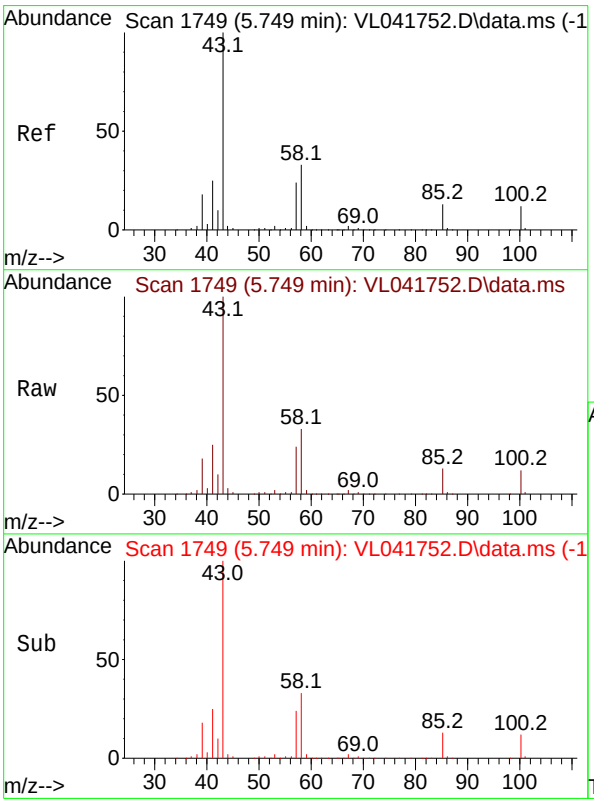

#50
4-Methyl-2-Pentanone
Concen: 9.678 ppbv
RT: 5.749 min Scan# 1749
Delta R.T. 0.000 min
Lab File: VL041752.D
Acq: 16 Dec 2024 13:30

Tgt Ion: 43 Resp: 194838

Ion	Ratio	Lower	Upper
43	100		
58	33.5	26.8	40.2

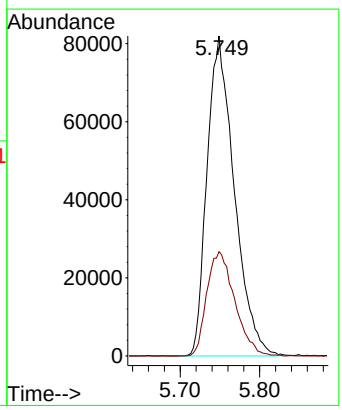

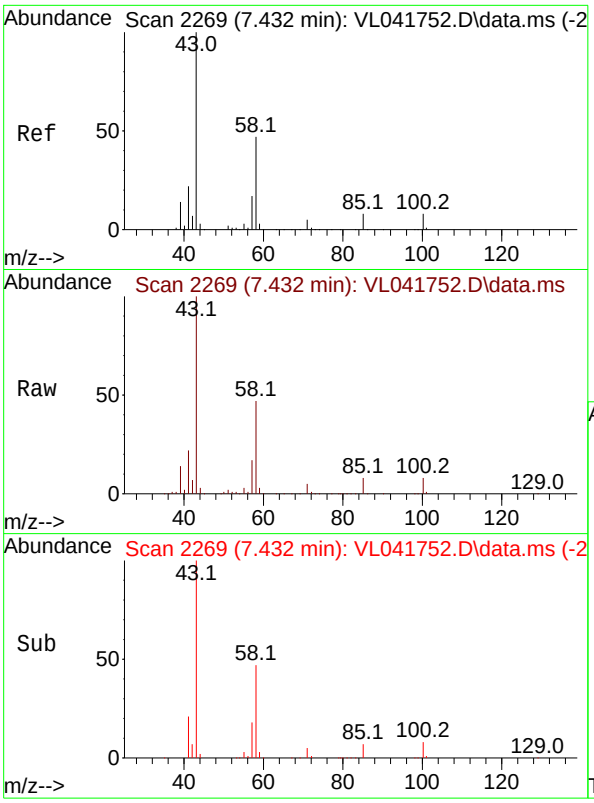

#51
2-Hexanone
Concen: 9.650 ppbv
RT: 7.432 min Scan# 2
Delta R.T. 0.000 min
Lab File: VL041752.D
Acq: 16 Dec 2024 13:30

Instrument :
MSVOA_L
ClientSampleId :
VSTDICCC010

Tgt Ion: 43 Resp: 15747

Ion	Ratio	Lower	Upper
43	100		
58	45.8	36.6	55.0
98	0.1	0.1	0.1

Manual Integrations
APPROVED

Reviewed By :Semsettin Yesilyurt 12/20/2024
Supervised By :Mahesh Dadoda 12/20/2024

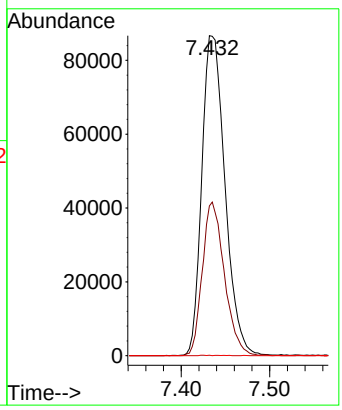

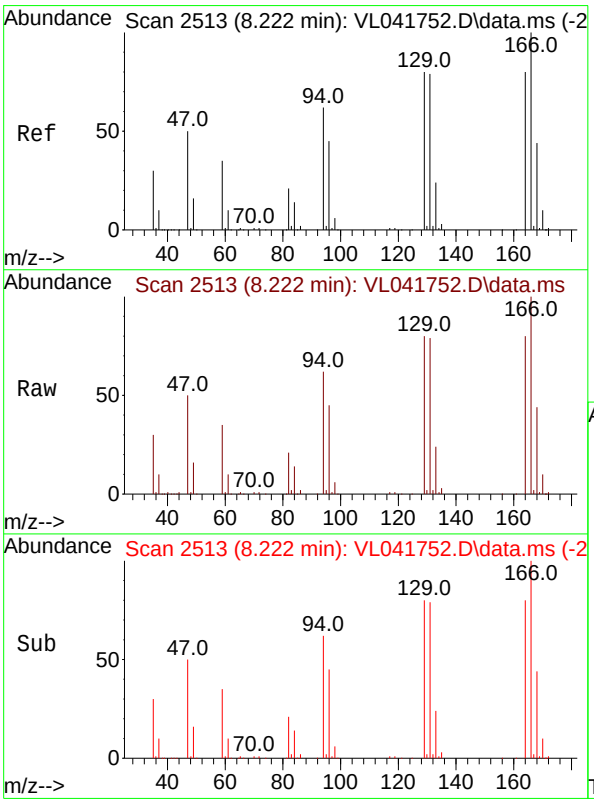

#52
Tetrachloroethene
Concen: 8.901 ppbv
RT: 8.222 min Scan# 2513
Delta R.T. 0.000 min
Lab File: VL041752.D
Acq: 16 Dec 2024 13:30

Tgt Ion:164 Resp: 62989

Ion	Ratio	Lower	Upper
164	100		
166	124.7	99.8	149.6
129	99.5	79.6	119.4
131	98.2	78.6	117.8

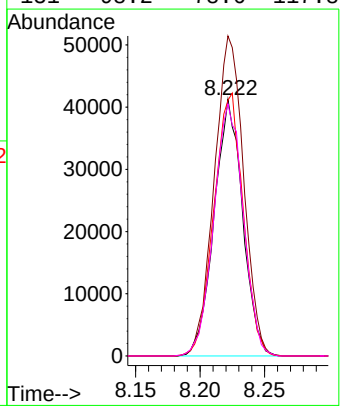

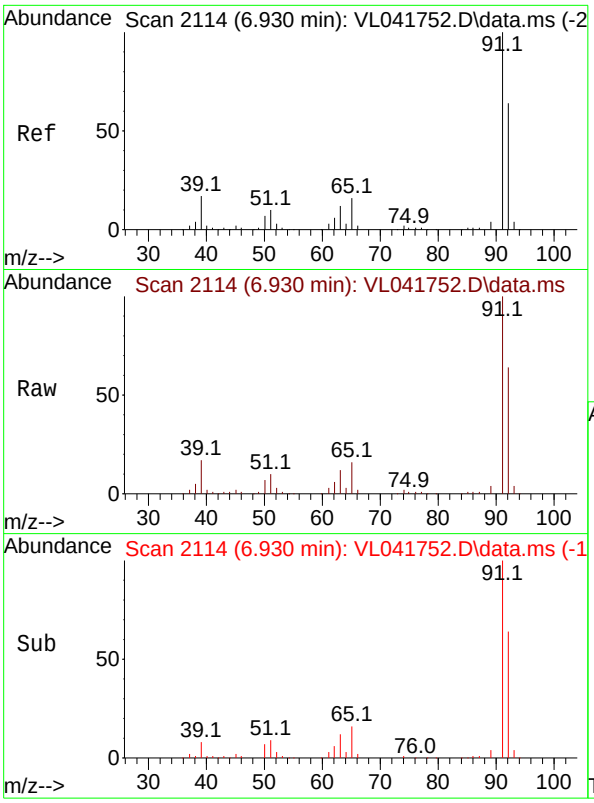

#53
Toluene
Concen: 9.574 ppbv
RT: 6.930 min Scan# 2
Delta R.T. 0.000 min
Lab File: VL041752.D
Acq: 16 Dec 2024 13:30

Tgt Ion: 91 Resp: 20635

Ion	Ratio	Lower	Upper
91	100		
92	59.9	47.9	71.9

Instrument :
MSVOA_L
ClientSampleId :
VSTDICCC010

Manual Integrations
APPROVED

Reviewed By :Semsettin Yesilyurt 12/20/2024
Supervised By :Mahesh Dadoda 12/20/2024

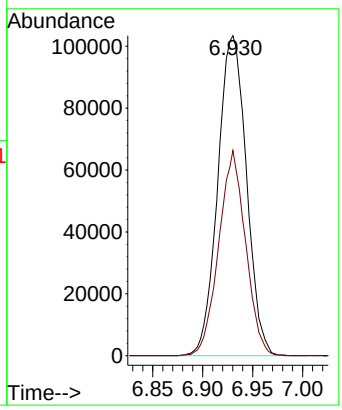

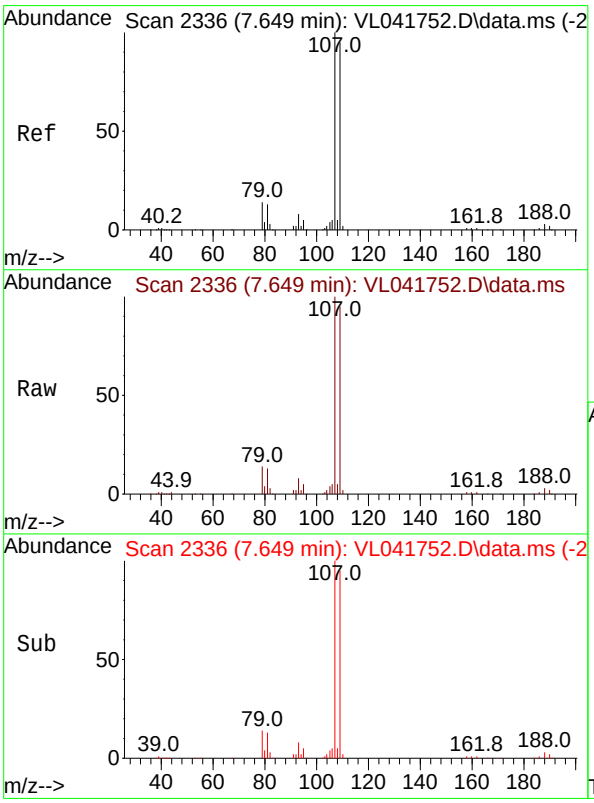

#54
1,2-Dibromoethane
Concen: 9.501 ppbv
RT: 7.649 min Scan# 2336
Delta R.T. 0.000 min
Lab File: VL041752.D
Acq: 16 Dec 2024 13:30

Tgt Ion:107 Resp: 94016

Ion	Ratio	Lower	Upper
107	100		
109	94.9	75.9	113.9

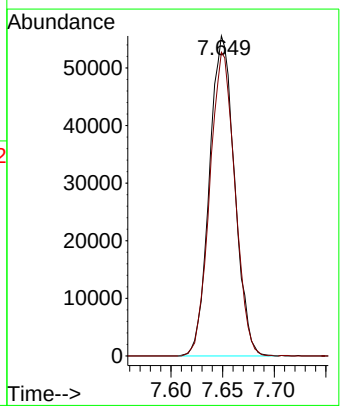

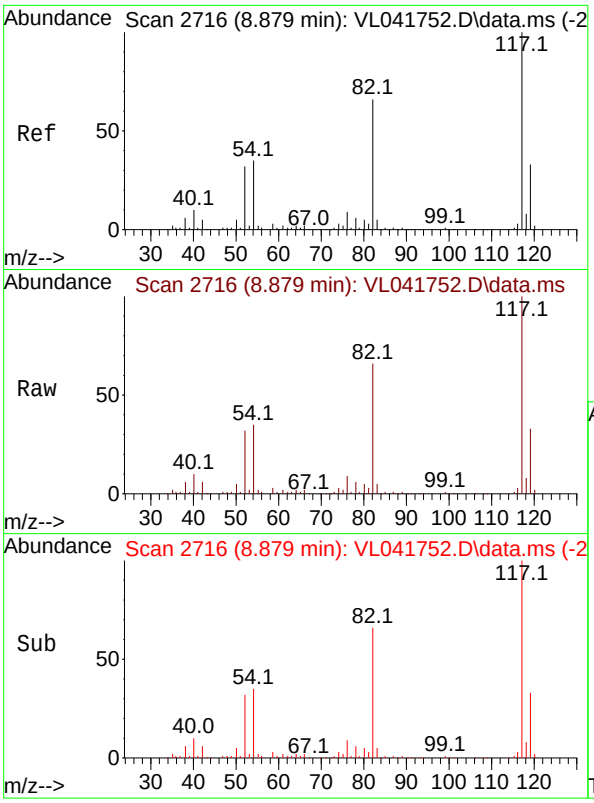

#55
Chlorobenzene-d5
Concen: 10.000 ppbv
RT: 8.879 min Scan# 2
Delta R.T. 0.000 min
Lab File: VL041752.D
Acq: 16 Dec 2024 13:30

Instrument :
MSVOA_L
ClientSampleId :
VSTDICCC010

Tgt Ion:117 Resp: 16333

Ion	Ratio	Lower	Upper
117	100		
82	67.3	53.8	80.8
119	33.4	26.7	40.1

Manual Integrations
APPROVED

Reviewed By :Semsettin Yesilyurt 12/20/2024
Supervised By :Mahesh Dadoda 12/20/2024

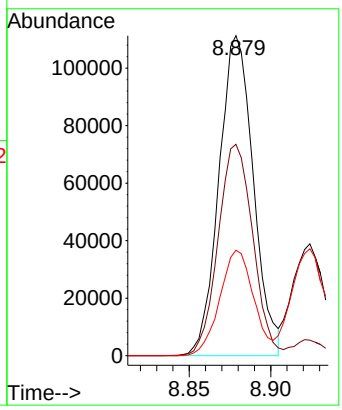

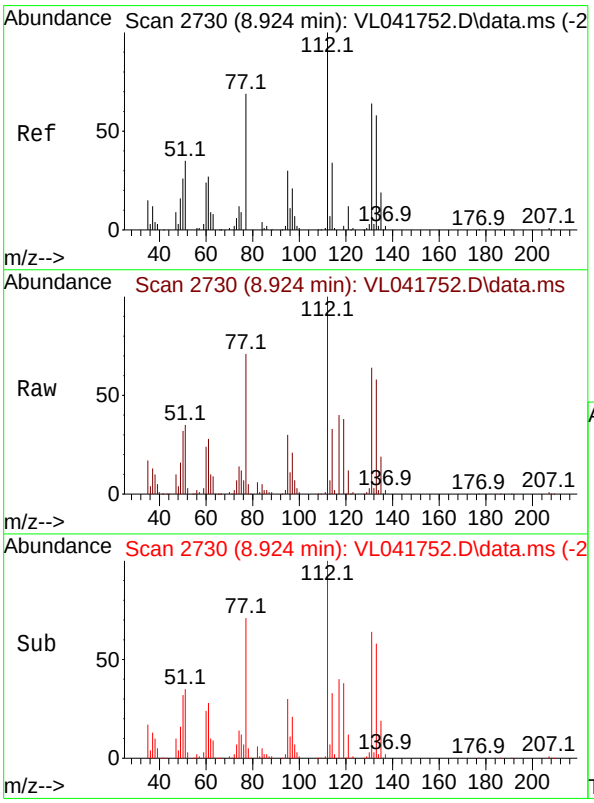

#56
1,1,1,2-Tetrachloroethane
Concen: 10.027 ppbv
RT: 8.924 min Scan# 2730
Delta R.T. 0.000 min
Lab File: VL041752.D
Acq: 16 Dec 2024 13:30

Tgt Ion:131 Resp: 86831

Ion	Ratio	Lower	Upper
131	100		
133	96.0	76.8	115.2
119	61.3	49.0	73.6

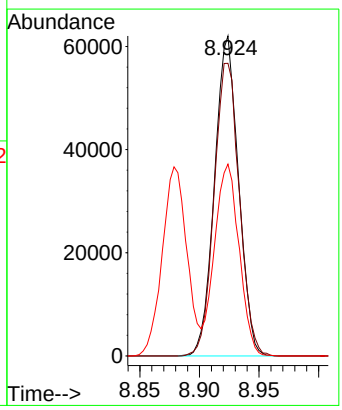

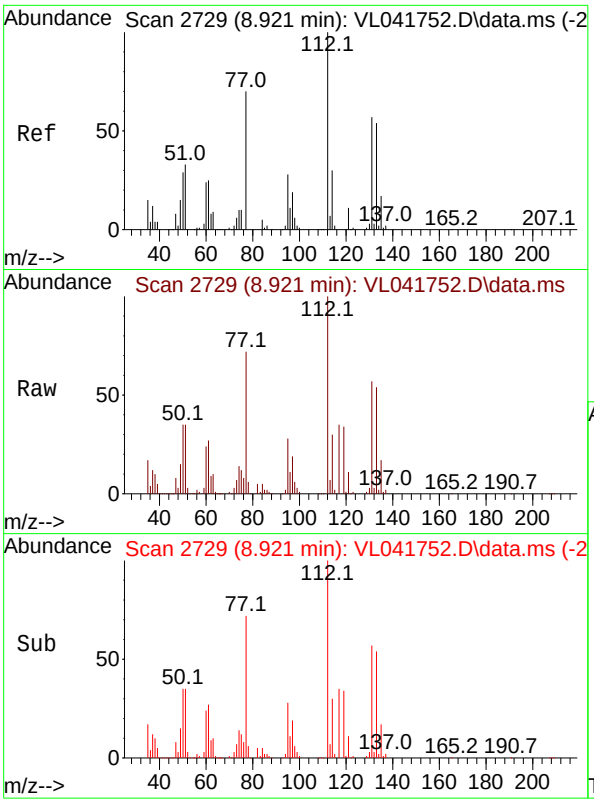

#57
Chlorobenzene
Concen: 9.295 ppbv
RT: 8.921 min Scan# 2
Delta R.T. 0.000 min
Lab File: VL041752.D
Acq: 16 Dec 2024 13:30

Tgt Ion:112 Resp: 15534

Ion	Ratio	Lower	Upper
112	100		
77	71.7	57.4	86.0
114	30.4	27.4	33.4

Instrument :
MSVOA_L
ClientSampleId :
VSTDICCC010

Manual Integrations
APPROVED

Reviewed By :Semsettin Yesilyurt 12/20/2024
Supervised By :Mahesh Dadoda 12/20/2024

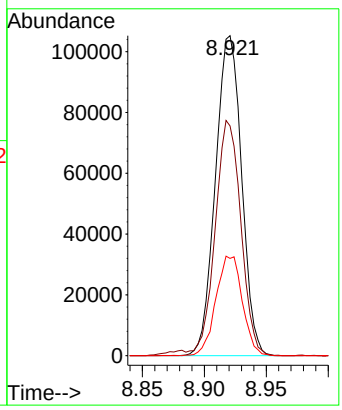

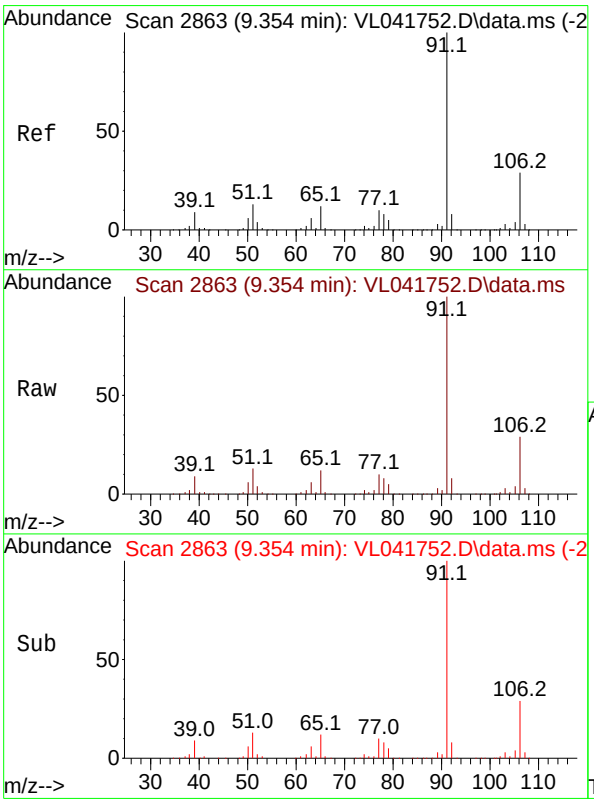

#58
Ethyl Benzene
Concen: 9.853 ppbv
RT: 9.354 min Scan# 2863
Delta R.T. 0.000 min
Lab File: VL041752.D
Acq: 16 Dec 2024 13:30

Tgt Ion: 91 Resp: 289734

Ion	Ratio	Lower	Upper
91	100		
106	29.4	23.5	35.3

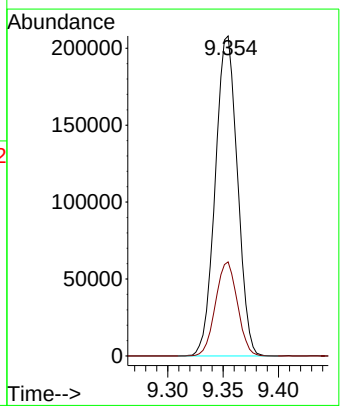

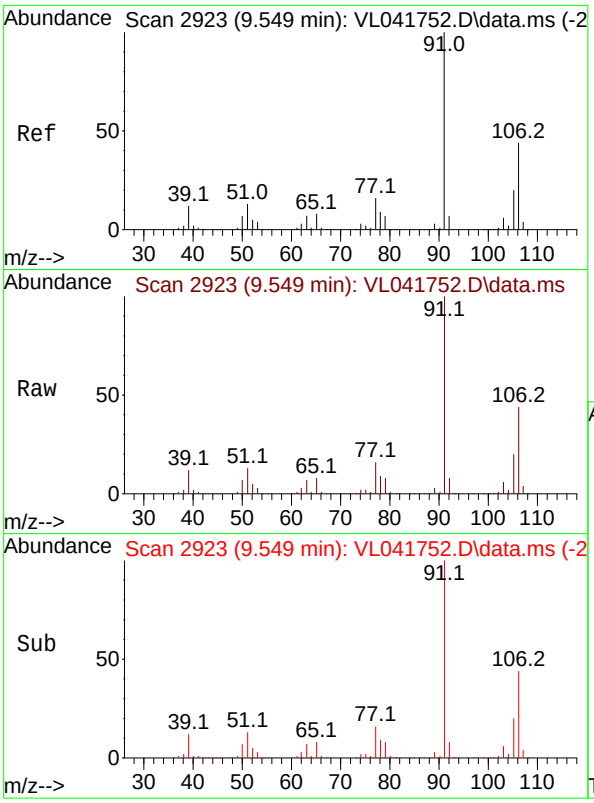

#59
m/p-Xylene
Concen: 19.568 ppbv m
RT: 9.549 min Scan# 2
Delta R.T. 0.000 min
Lab File: VL041752.D
Acq: 16 Dec 2024 13:30

Tgt Ion: 91 Resp: 46280

Ion	Ratio	Lower	Upper
91	100		
106	0.0	0.0	0.0

Instrument :
MSVOA_L
ClientSampleId :
VSTDICCC010

Manual Integrations
APPROVED

Reviewed By :Semsettin Yesilyurt 12/20/2024
Supervised By :Mahesh Dadoda 12/20/2024

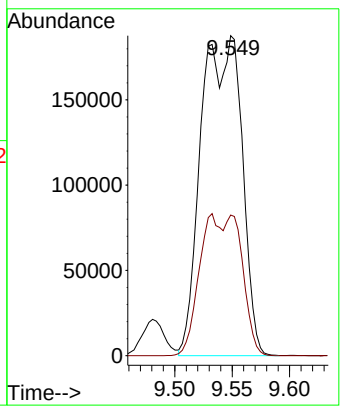

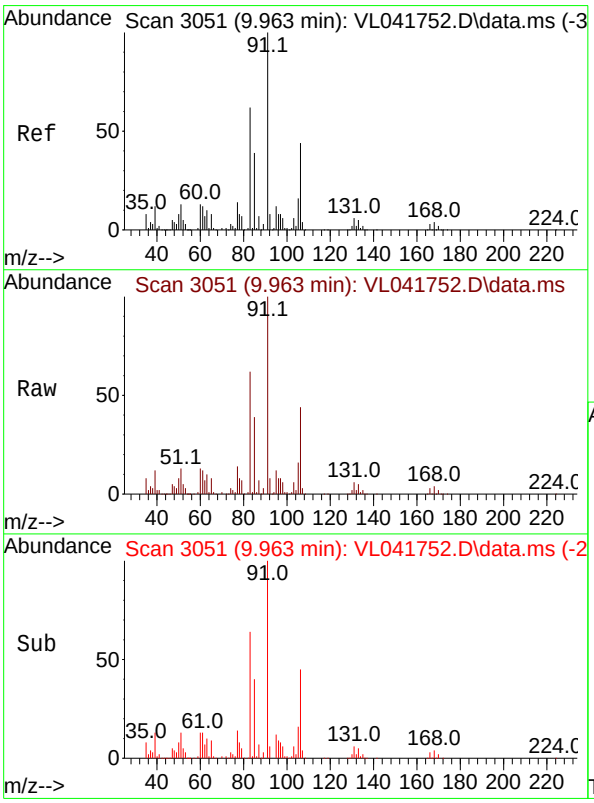

#60
o-Xylene
Concen: 9.789 ppbv
RT: 9.963 min Scan# 3051
Delta R.T. 0.000 min
Lab File: VL041752.D
Acq: 16 Dec 2024 13:30

Tgt Ion: 91 Resp: 232101

Ion	Ratio	Lower	Upper
91	100		
106	42.3	21.1	63.4

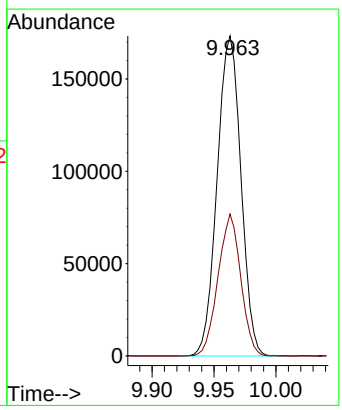

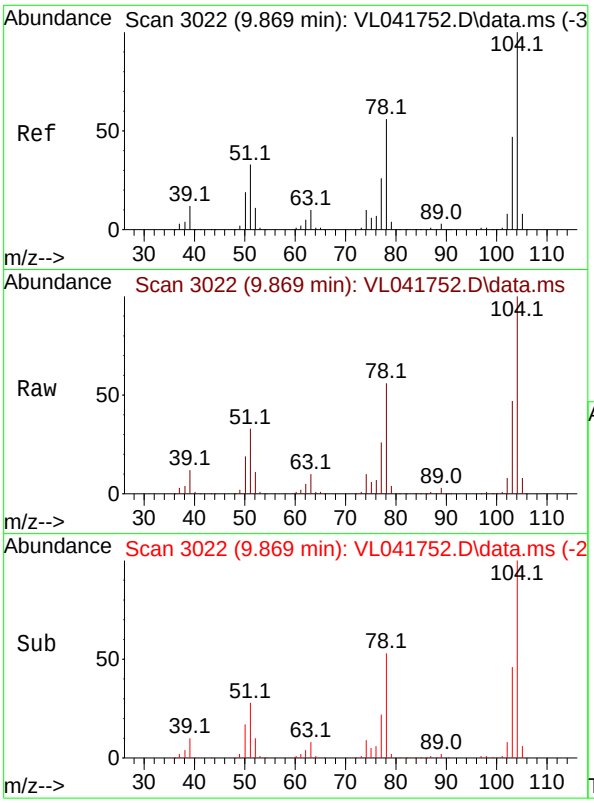

#61
Styrene
Concen: 10.733 ppbv
RT: 9.869 min Scan# 3
Delta R.T. 0.000 min
Lab File: VL041752.D
Acq: 16 Dec 2024 13:30

Instrument :
MSVOA_L
ClientSampleId :
VSTDICCC010

Tgt Ion:104 Resp: 11004

Ion	Ratio	Lower	Upper
104	100		
78	54.7	43.8	65.6
103	47.2	37.8	56.6

Manual Integrations
APPROVED

Reviewed By :Semsettin Yesilyurt 12/20/2024
Supervised By :Mahesh Dadoda 12/20/2024

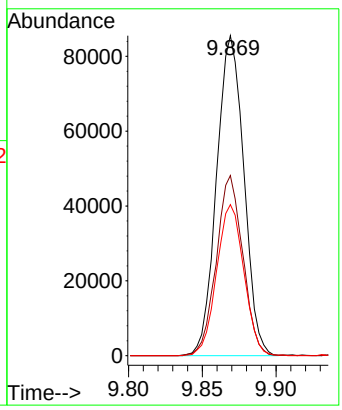

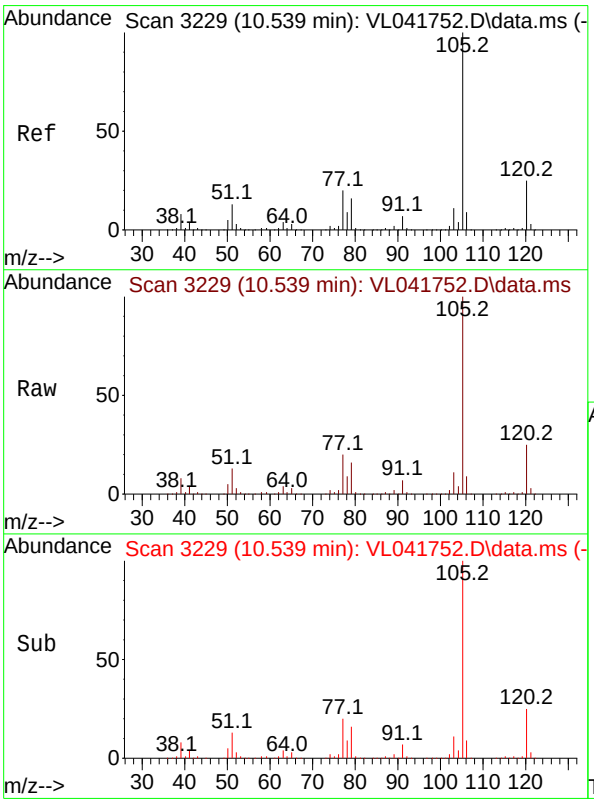

#62
Isopropylbenzene
Concen: 9.788 ppbv
RT: 10.539 min Scan# 3229
Delta R.T. 0.000 min
Lab File: VL041752.D
Acq: 16 Dec 2024 13:30

Tgt Ion:105 Resp: 348684

Ion	Ratio	Lower	Upper
105	100		
120	24.8	19.8	29.8

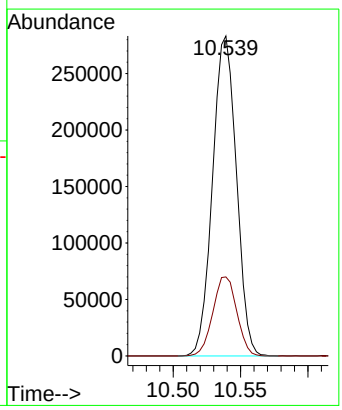

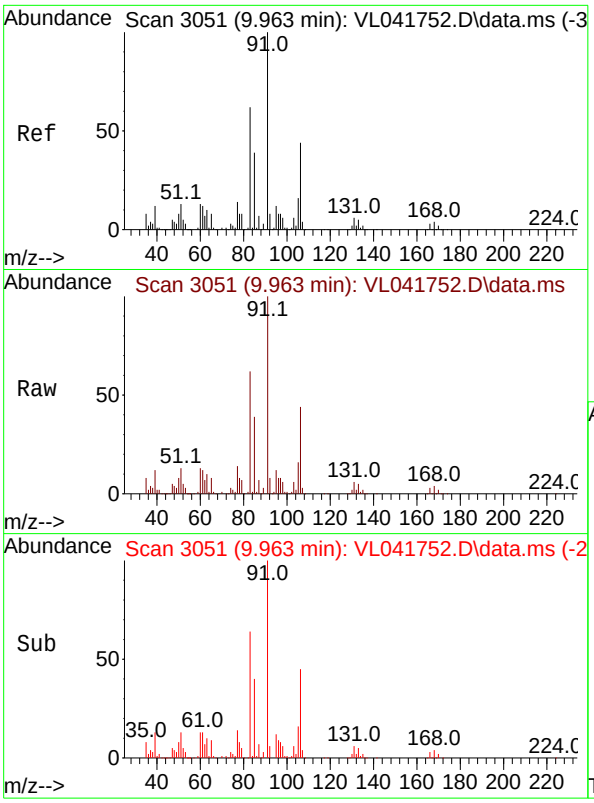

#63
1,1,2,2-Tetrachloroethane
Concen: 9.255 ppbv
RT: 9.963 min Scan# 3
Delta R.T. 0.000 min
Lab File: VL041752.D
Acq: 16 Dec 2024 13:30

Instrument :
MSVOA_L
ClientSampleId :
VSTDICCC010

Tgt Ion: 83 Resp: 13736

Ion	Ratio	Lower	Upper
83	100		
131	9.8	4.9	14.7
85	64.1	32.0	96.2

Manual Integrations
APPROVED

Reviewed By :Semsettin Yesilyurt 12/20/2024
Supervised By :Mahesh Dadoda 12/20/2024

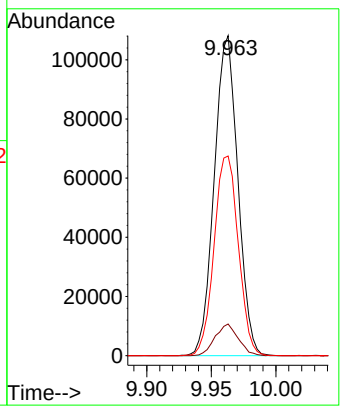

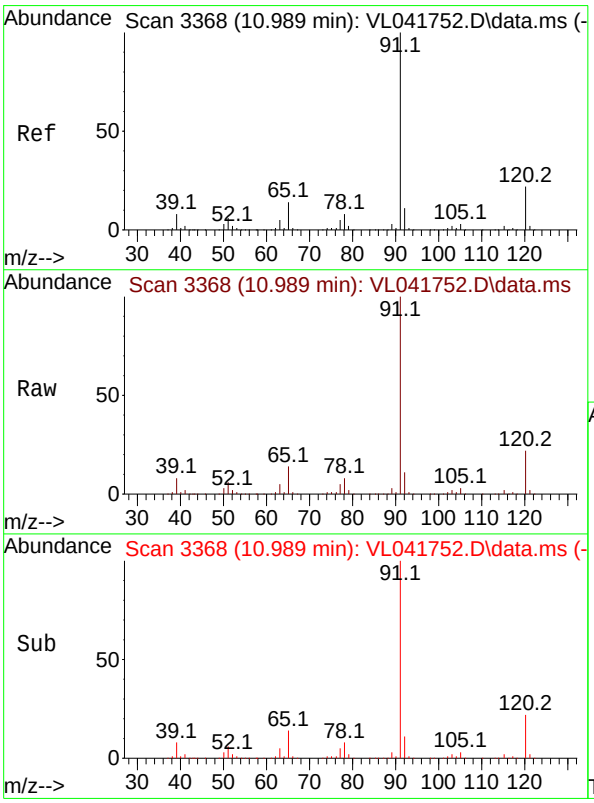

#64
n-propylbenzene
Concen: 9.700 ppbv
RT: 10.989 min Scan# 3368
Delta R.T. 0.000 min
Lab File: VL041752.D
Acq: 16 Dec 2024 13:30

Tgt Ion:120 Resp: 87360

Ion	Ratio	Lower	Upper
120	100		
91	484.1	387.3	580.9

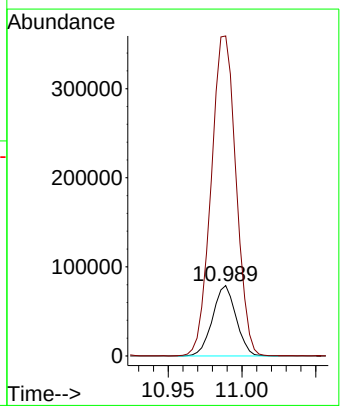

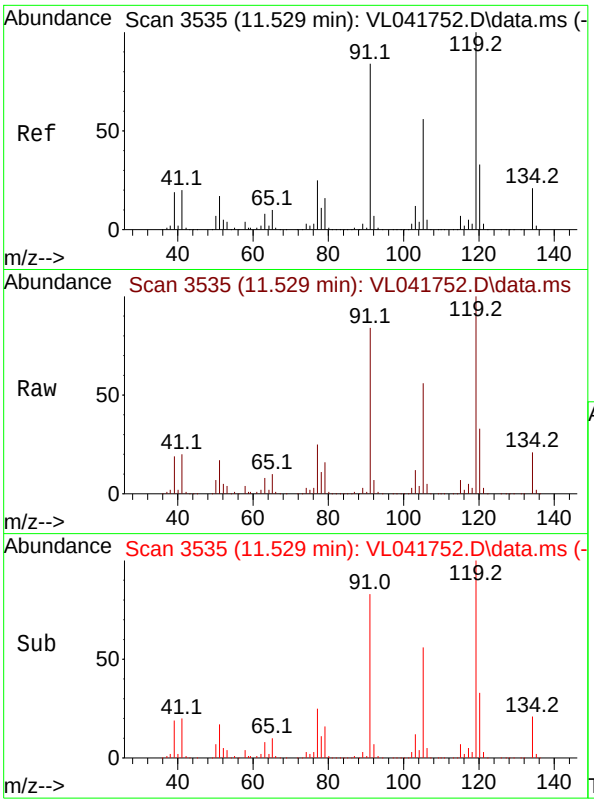

#65
tert-Butylbenzene
Concen: 9.615 ppbv
RT: 11.529 min Scan# 3
Delta R.T. 0.000 min
Lab File: VL041752.D
Acq: 16 Dec 2024 13:30

Tgt Ion:119 Resp: 30903

Ion	Ratio	Lower	Upper
119	100		
91	83.7	67.0	100.4
134	20.6	16.5	24.7

Instrument :
MSVOA_L
ClientSampleId :
VSTDICCC010

Manual Integrations
APPROVED

Reviewed By :Semsettin Yesilyurt 12/20/2024
Supervised By :Mahesh Dadoda 12/20/2024

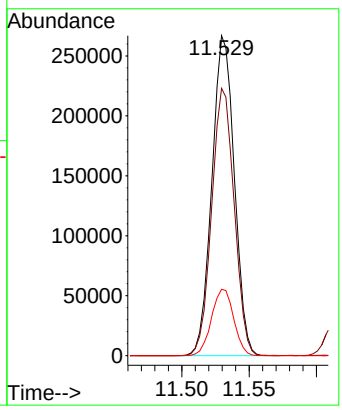

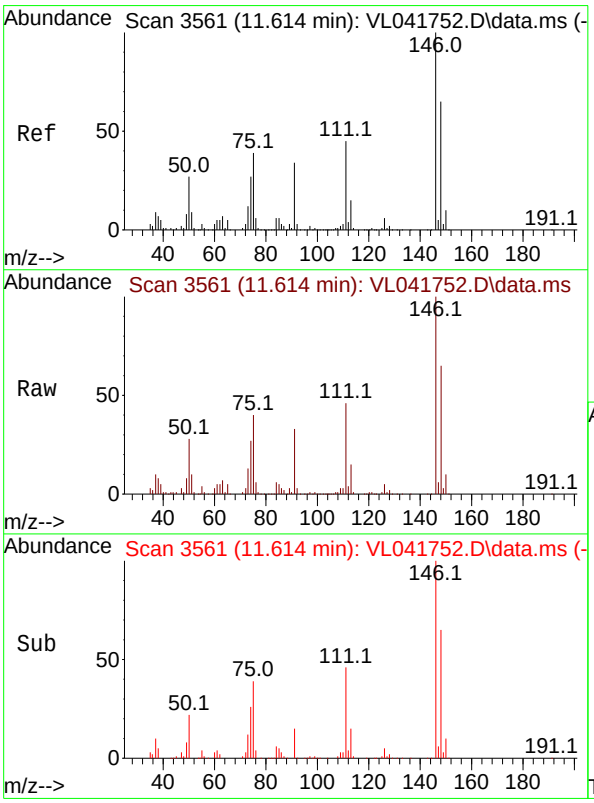

#66
Benzyl Chloride
Concen: 10.954 ppbv
RT: 11.614 min Scan# 3561
Delta R.T. 0.000 min
Lab File: VL041752.D
Acq: 16 Dec 2024 13:30

Tgt Ion: 91 Resp: 31039

Ion	Ratio	Lower	Upper
91	100		
126	17.4	13.9	20.9
128	5.5	4.4	6.6

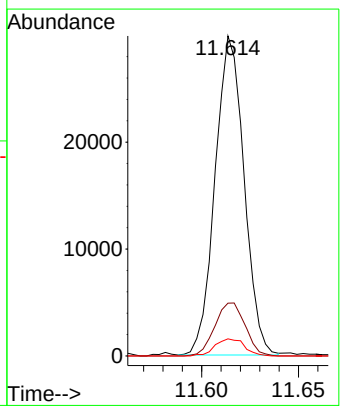

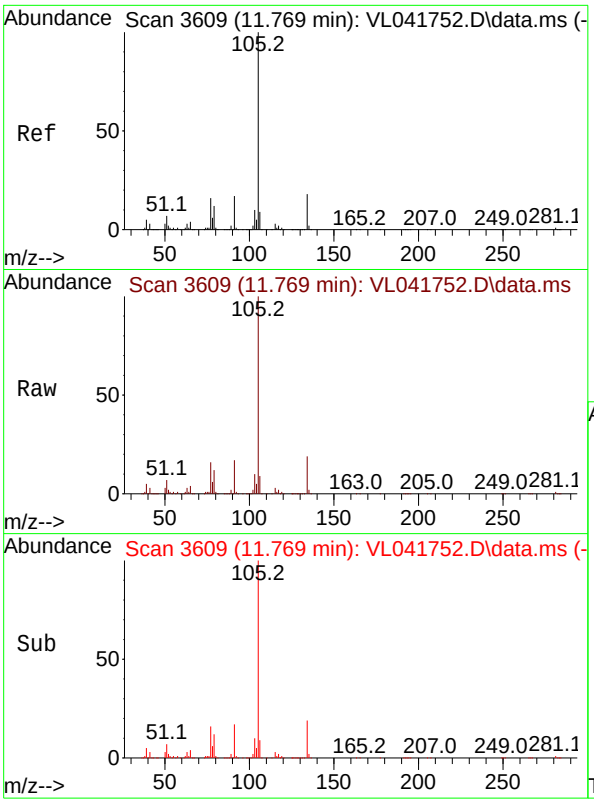

#67
sec-Butylbenzene
Concen: 9.687 ppbv
RT: 11.769 min Scan# 3
Delta R.T. 0.000 min
Lab File: VL041752.D
Acq: 16 Dec 2024 13:30

Tgt Ion:105 Resp: 43081

Ion	Ratio	Lower	Upper
105	100		
134	18.1	14.5	21.7

Instrument :
MSVOA_L
ClientSampleId :
VSTDICCC010

Manual Integrations
APPROVED

Reviewed By :Semsettin Yesilyurt 12/20/2024
Supervised By :Mahesh Dadoda 12/20/2024

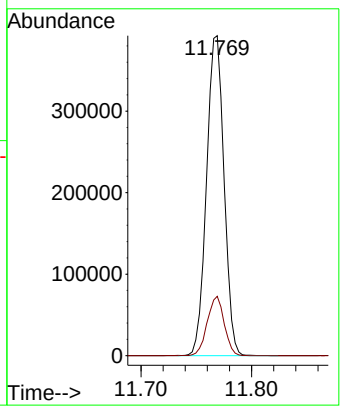

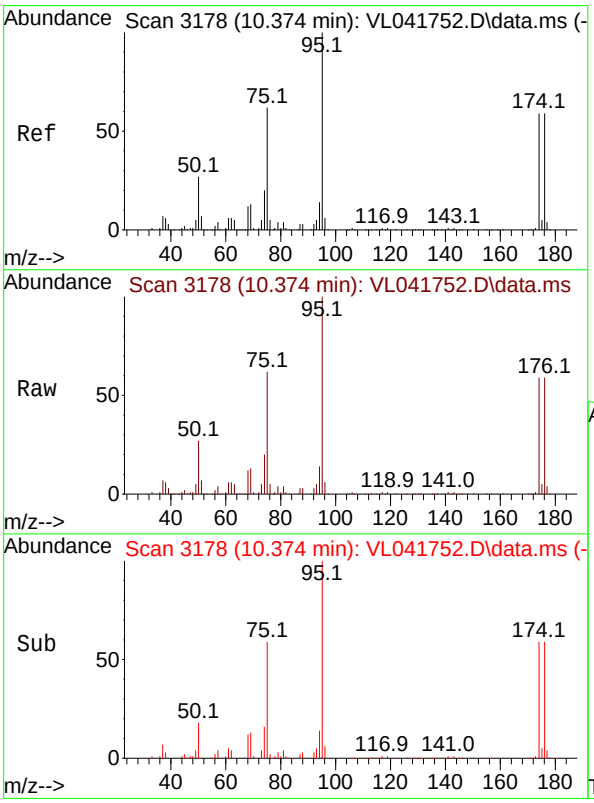

#68
1-Bromo-4-Fluorobenzene
Concen: 10.172 ppbv
RT: 10.374 min Scan# 3178
Delta R.T. 0.000 min
Lab File: VL041752.D
Acq: 16 Dec 2024 13:30

Tgt Ion: 95 Resp: 138451

Ion	Ratio	Lower	Upper
95	100		
174	59.5	47.6	71.4
175	4.6	3.7	5.5

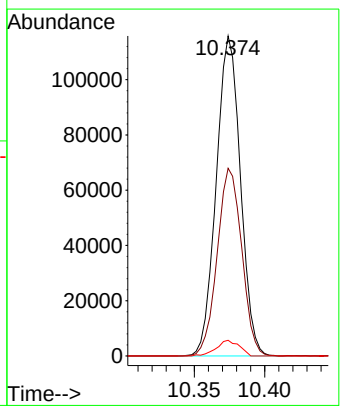

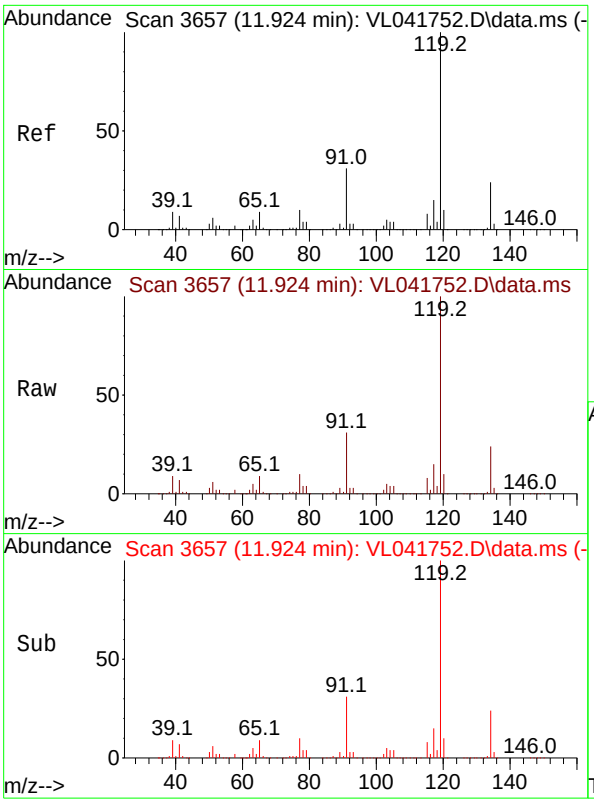

#69
p-Isopropyltoluene
Concen: 9.906 ppbv
RT: 11.924 min Scan# 3
Delta R.T. 0.000 min
Lab File: VL041752.D
Acq: 16 Dec 2024 13:30

Tgt Ion:119 Resp: 36307

Ion	Ratio	Lower	Upper
119	100		
134	24.5	19.6	29.4
91	30.5	24.4	36.6

Instrument :
MSVOA_L
ClientSampleId :
VSTDICCC010

Manual Integrations
APPROVED

Reviewed By :Semsettin Yesilyurt 12/20/2024
Supervised By :Mahesh Dadoda 12/20/2024

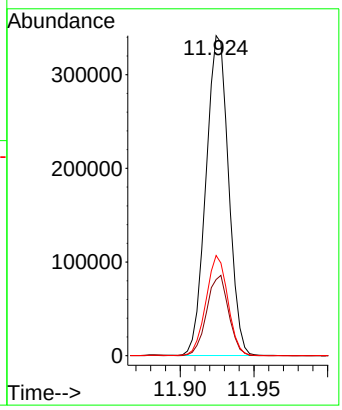

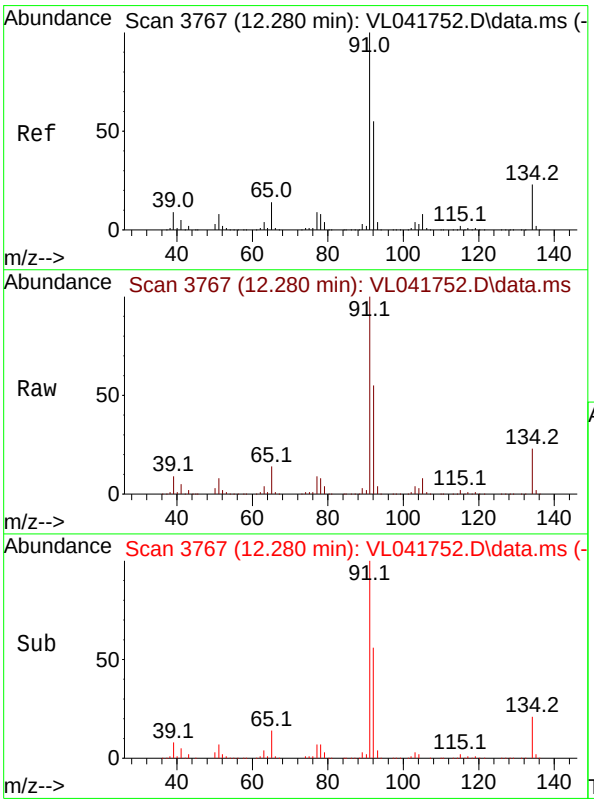

#70
n-Butylbenzene
Concen: 10.137 ppbv
RT: 12.280 min Scan# 3767
Delta R.T. 0.000 min
Lab File: VL041752.D
Acq: 16 Dec 2024 13:30

Tgt Ion: 91 Resp: 358993

Ion	Ratio	Lower	Upper
91	100		
92	54.0	43.2	64.8
134	22.8	18.2	27.4

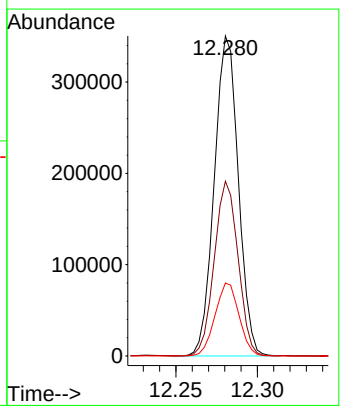

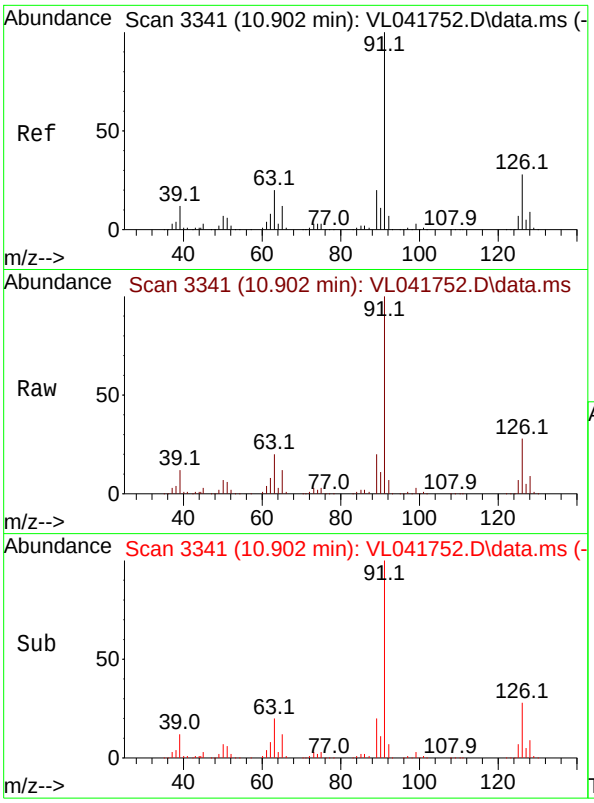

#71
2-Chlorotoluene
Concen: 9.708 ppbv
RT: 10.902 min Scan# 3
Delta R.T. 0.000 min
Lab File: VL041752.D
Acq: 16 Dec 2024 13:30

Tgt Ion: 91 Resp: 26400

Ion	Ratio	Lower	Upper
91	100		
126	29.0	11.6	46.4

Instrument :
MSVOA_L
ClientSampleId :
VSTDICCC010

Manual Integrations
APPROVED

Reviewed By :Semsettin Yesilyurt 12/20/2024
Supervised By :Mahesh Dadoda 12/20/2024

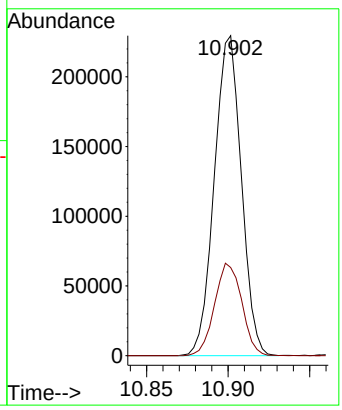

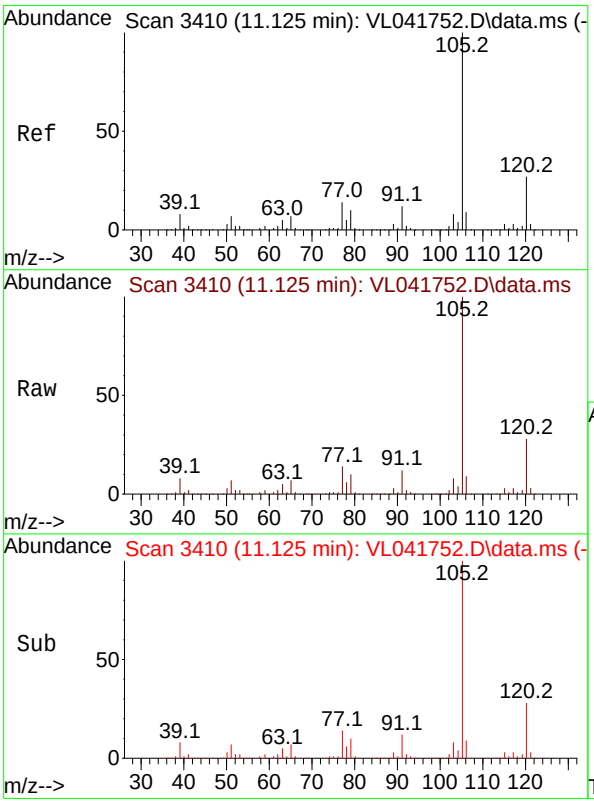

#72
4-Ethyltoluene
Concen: 10.120 ppbv
RT: 11.125 min Scan# 3410
Delta R.T. 0.000 min
Lab File: VL041752.D
Acq: 16 Dec 2024 13:30

Tgt Ion:105 Resp: 282698

Ion	Ratio	Lower	Upper
105	100		
120	29.1	23.3	34.9
91	13.6	10.9	16.3
77	14.5	11.6	17.4

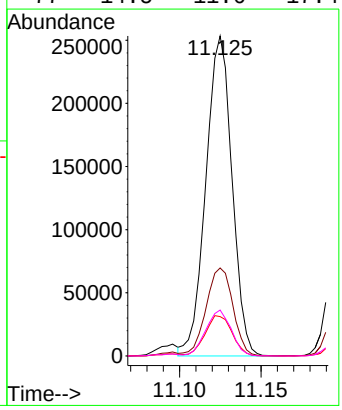

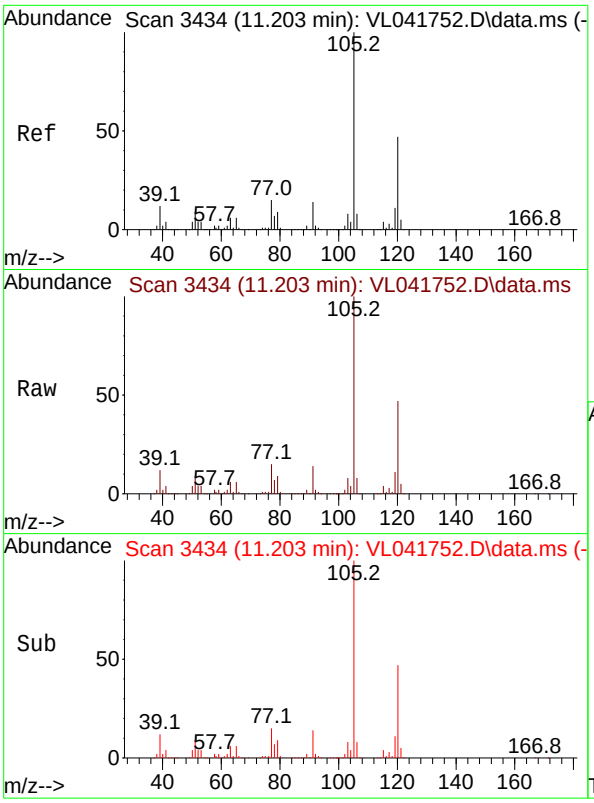

#73
1,3,5-Trimethylbenzene
Concen: 10.304 ppbv
RT: 11.203 min Scan# 3
Delta R.T. 0.000 min
Lab File: VL041752.D
Acq: 16 Dec 2024 13:30

Tgt Ion:105 Resp: 23926

Ion	Ratio	Lower	Upper
105	100		
120	46.8	37.4	56.2

Instrument :
MSVOA_L
ClientSampleId :
VSTDICCC010

Manual Integrations
APPROVED

Reviewed By :Semsettin Yesilyurt 12/20/2024
Supervised By :Mahesh Dadoda 12/20/2024

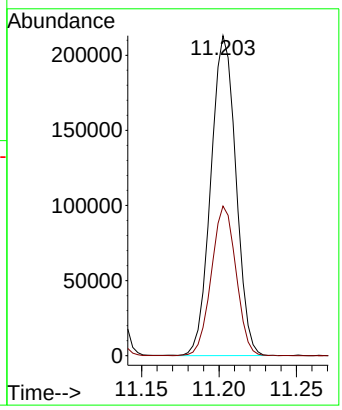

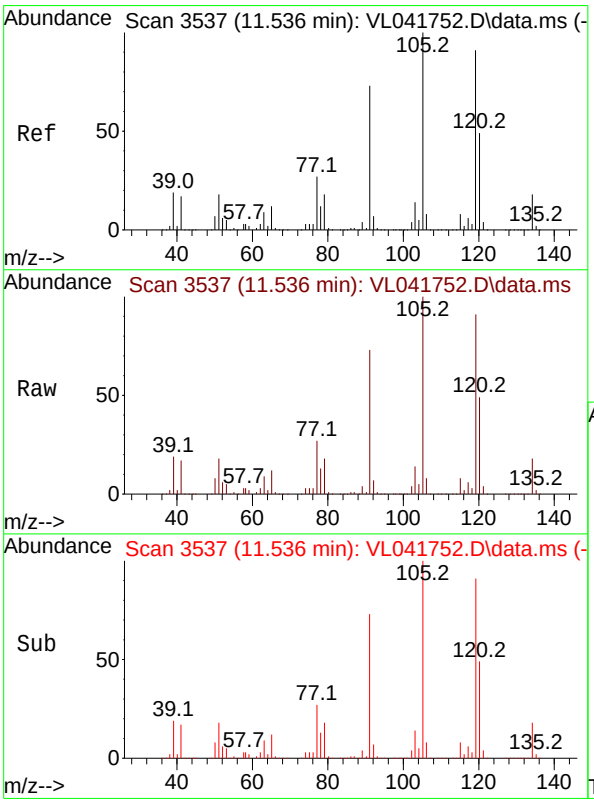

#74
1,2,4-Trimethylbenzene
Concen: 10.244 ppbv
RT: 11.536 min Scan# 3537
Delta R.T. 0.000 min
Lab File: VL041752.D
Acq: 16 Dec 2024 13:30

Tgt Ion:105 Resp: 255780

Ion	Ratio	Lower	Upper
105	100		
120	48.7	39.0	58.4
91	72.6	58.1	87.1
77	27.3	21.8	32.8

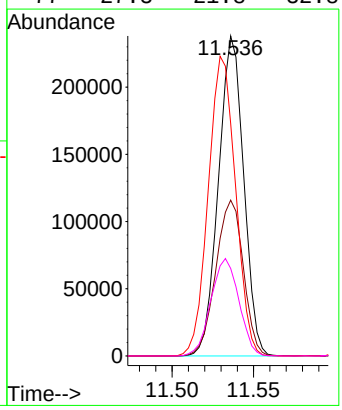

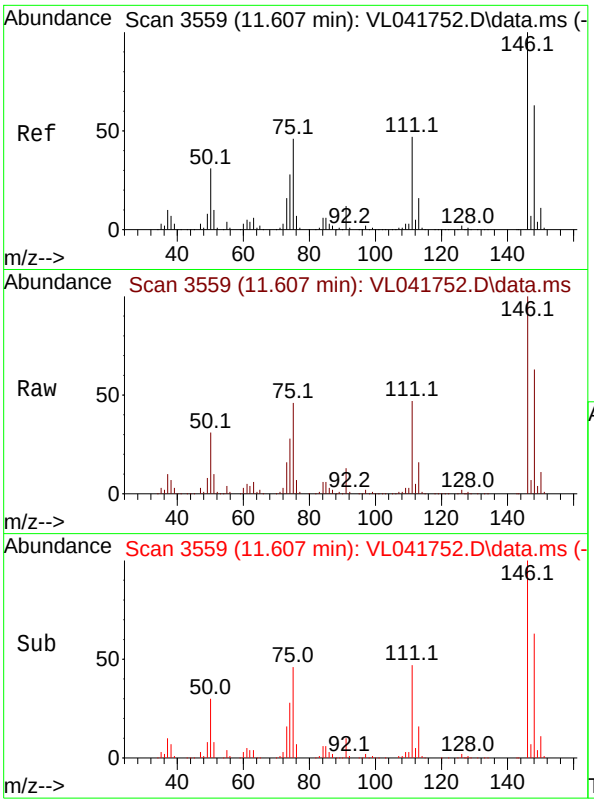

#75
1,3-Dichlorobenzene
Concen: 9.532 ppbv
RT: 11.607 min Scan# 3
Delta R.T. 0.000 min
Lab File: VL041752.D
Acq: 16 Dec 2024 13:30

Tgt Ion:146 Resp: 15175

Ion	Ratio	Lower	Upper
146	100		
111	46.9	23.4	70.3
148	63.3	31.6	95.0

Instrument :
MSVOA_L
ClientSampleId :
VSTDICCC010

Manual Integrations
APPROVED

Reviewed By :Semsettin Yesilyurt 12/20/2024
Supervised By :Mahesh Dadoda 12/20/2024

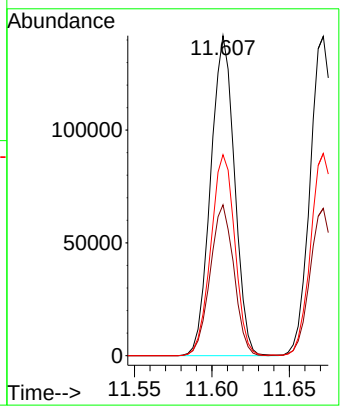

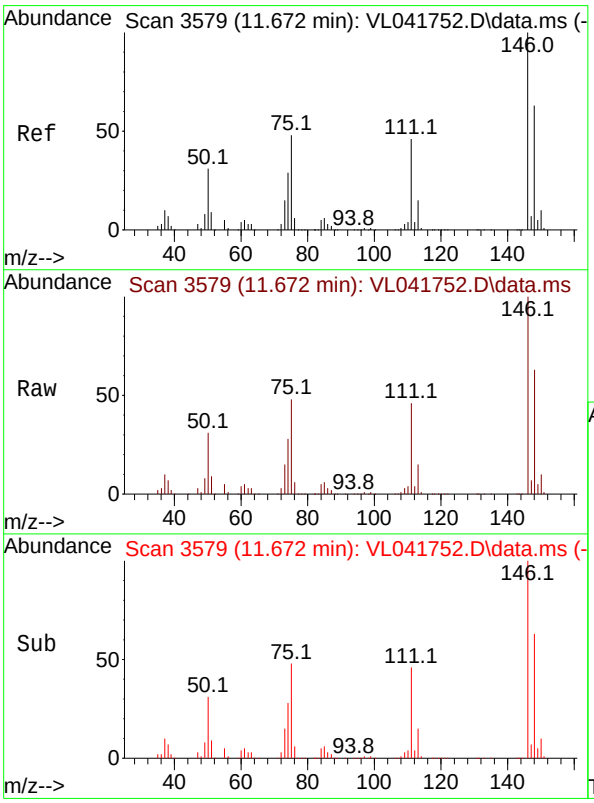

#76
1,4-Dichlorobenzene
Concen: 9.671 ppbv
RT: 11.672 min Scan# 3579
Delta R.T. 0.000 min
Lab File: VL041752.D
Acq: 16 Dec 2024 13:30

Tgt Ion:146 Resp: 152099

Ion	Ratio	Lower	Upper
146	100		
111	45.4	22.7	68.1
148	62.7	31.4	94.0

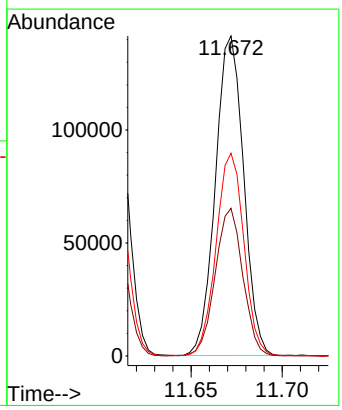

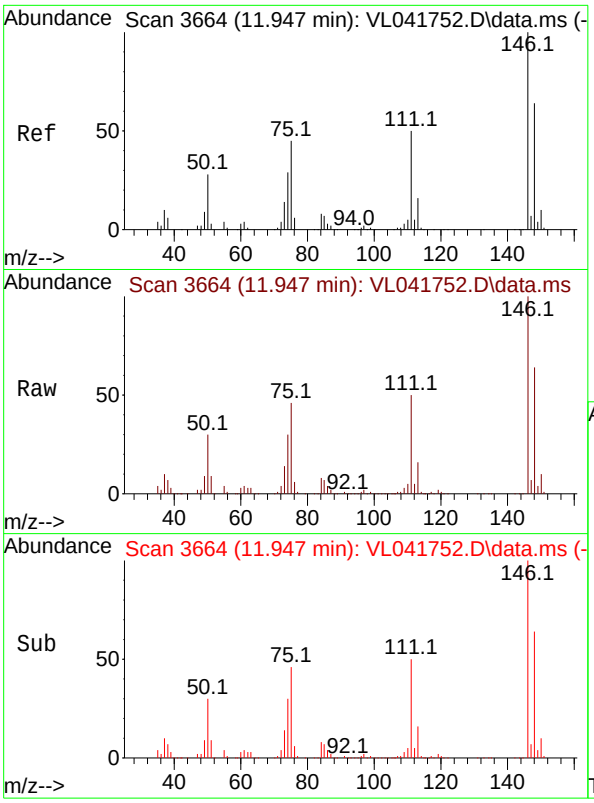

#77
1,2-Dichlorobenzene
Concen: 9.227 ppbv
RT: 11.947 min Scan# 3
Delta R.T. 0.000 min
Lab File: VL041752.D
Acq: 16 Dec 2024 13:30

Tgt Ion:146 Resp: 14133

Ion	Ratio	Lower	Upper
146	100		
111	49.5	24.8	74.3
148	63.6	31.8	95.4

Instrument :
MSVOA_L
ClientSampleId :
VSTDICCC010

Manual Integrations
APPROVED

Reviewed By :Semsettin Yesilyurt 12/20/2024
Supervised By :Mahesh Dadoda 12/20/2024

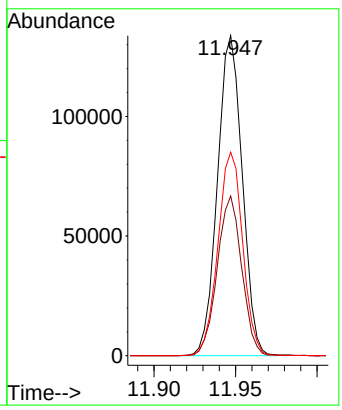

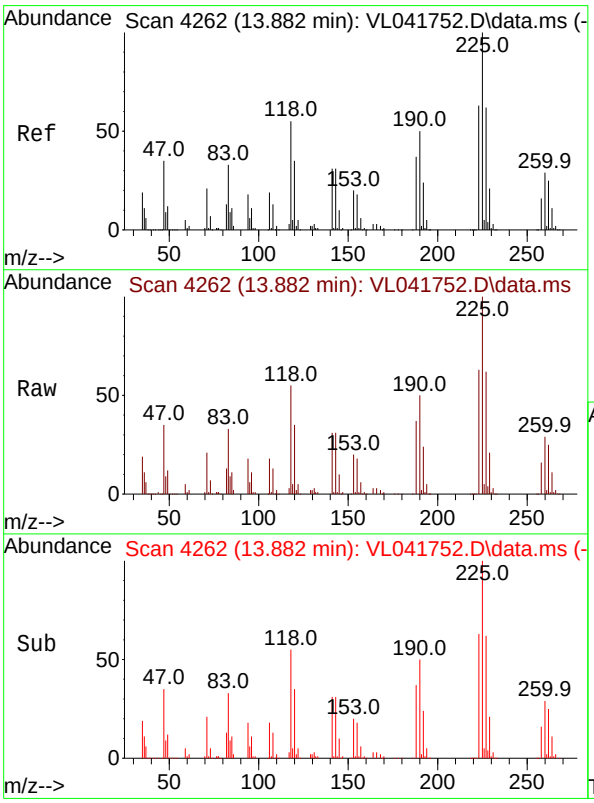

#78
Hexachloro-1,3-Butadiene
Concen: 8.431 ppbv
RT: 13.882 min Scan# 4262
Delta R.T. 0.000 min
Lab File: VL041752.D
Acq: 16 Dec 2024 13:30

Tgt Ion:225 Resp: 95751

Ion	Ratio	Lower	Upper
225	100		
223	63.1	50.5	75.7
227	62.9	50.3	75.5

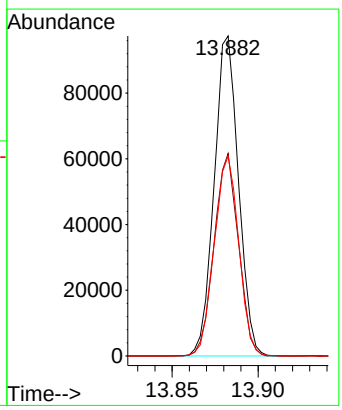

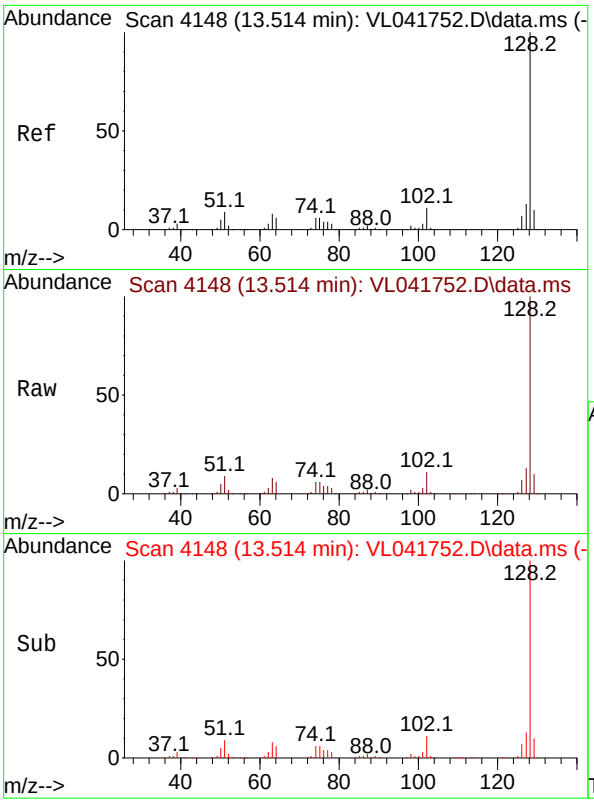

#79
Naphthalene
Concen: 11.812 ppbv
RT: 13.514 min Scan# 4
Delta R.T. 0.000 min
Lab File: VL041752.D
Acq: 16 Dec 2024 13:30

Tgt Ion:128 Resp: 20551

Ion	Ratio	Lower	Upper
128	100		
127	13.4	10.7	16.1
129	10.3	8.2	12.4

Instrument :
MSVOA_L
ClientSampleId :
VSTDICCC010

Manual Integrations
APPROVED

Reviewed By :Semsettin Yesilyurt 12/20/2024
Supervised By :Mahesh Dadoda 12/20/2024

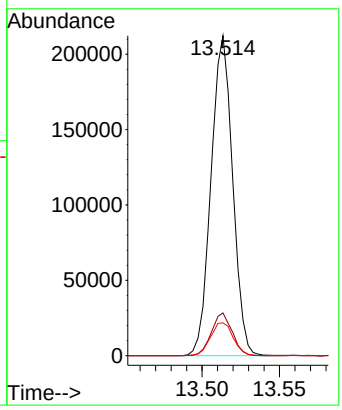

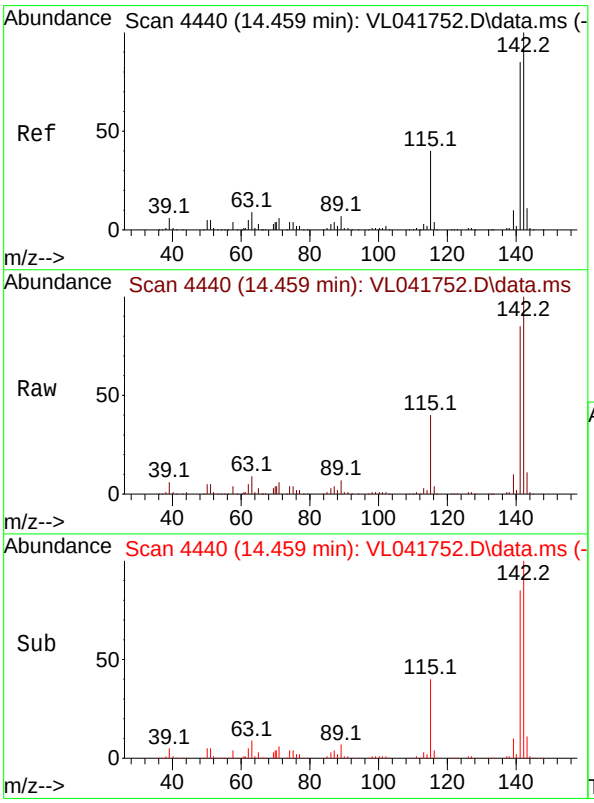

#80
Naphthalene,2-methyl-
Concen: 19.755 ppbv
RT: 14.459 min Scan# 4440
Delta R.T. 0.000 min
Lab File: VL041752.D
Acq: 16 Dec 2024 13:30

Tgt Ion:142 Resp: 106311

Ion	Ratio	Lower	Upper
142	100		
141	85.5	68.4	102.6
115	40.6	32.5	48.7

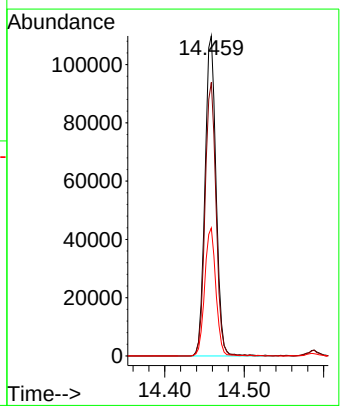

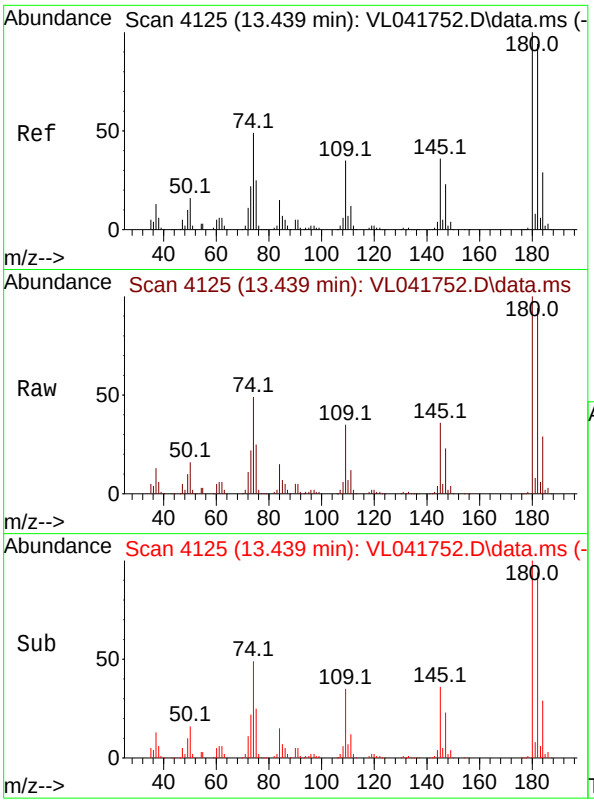

#81
1,2,4-Trichlorobenzene
Concen: 10.672 ppbv
RT: 13.439 min Scan# 4
Delta R.T. 0.000 min
Lab File: VL041752.D
Acq: 16 Dec 2024 13:30

Tgt Ion:180 Resp: 10146

Ion	Ratio	Lower	Upper
180	100		
182	96.3	77.0	115.6
184	29.8	23.8	35.8

Instrument :
MSVOA_L
ClientSampleId :
VSTDICCC010

Manual Integrations
APPROVED

Reviewed By :Semsettin Yesilyurt 12/20/2024
Supervised By :Mahesh Dadoda 12/20/2024

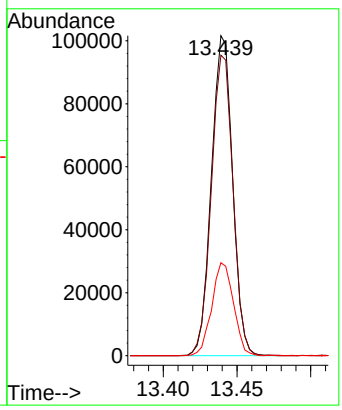

Quantitation Report (QT Reviewed)

Data Path : Z:\voasrv\HPCHEM1\MSVOA_L\Data\VL121624\
Data File : VL041753.D
Acq On : 16 Dec 2024 14:03
Operator : SY/MD
Sample : VSTDICC002
Misc : 400mL/MSVOA_L
ALS Vial : 1 Sample Multiplier: 1

Quant Time: Dec 19 06:12:42 2024
Quant Method : Z:\voasrv\HPCHEM1\MSVOA_L\methods\VL121624AIR.M
Quant Title : AIR ANALYSIS BY METHOD TO-15 Instrument: MSVOA_LFri Aug 2
QLast Update : Thu Dec 19 06:09:59 2024
Response via : Initial Calibration

Instrument :
MSVOA_L
ClientSampleId :
VSTDICC002

Manual Integrations
APPROVED
Reviewed By :Semsettin Yesilyurt 12/20/2024
Supervised By :Mahesh Dadoda 12/20/2024

Compound	R.T.	QIon	Response	Conc	Units	Dev(Min)
Internal Standards						
1) Bromochloromethane	2.787	49	67443	10.000	ppbv	0.00
33) 1,4-Difluorobenzene	3.962	114	182992	10.000	ppbv	0.00
55) Chlorobenzene-d5	8.882	117	163971	10.000	ppbv	0.00
System Monitoring Compounds						
68) 1-Bromo-4-Fluorobenzene	10.377	95	138312	10.122	ppbv	0.00
Spiked Amount 10.000	Range 65 - 135		Recovery = 101.200%			
Target Compounds						Qvalue
2) Dichlorodifluoromethane	1.499	85	24819	2.068	ppbv	98
3) Chlorodifluoromethane	1.476	51	22299	2.027	ppbv	96
4) Chloromethane	1.531	50	9926	2.114	ppbv	99
5) Vinyl Chloride	1.580	62	9300	1.966	ppbv	99
6) Bromomethane	1.667	94	4625	2.072	ppbv	99
7) Chloroethane	1.706	64	4003	2.178	ppbv #	85
8) Dichlorotetrafluoroethane	1.554	85	21791	2.029	ppbv	100
9) Propene	1.483	41	10115	2.122	ppbv	97
10) Heptane	4.978	43	25297	2.066	ppbv	100
11) Trichlorofluoromethane	1.878	101	26208	2.056	ppbv	96
12) 1,1,2-Trichlorotrifluo...	2.140	101	19770	2.039	ppbv	99
13) Ethanol	1.722	45	792	1.998	ppbv #	49
14) Bromoethene	1.784	108	6527	1.994	ppbv #	90
15) Acetone	1.835	43	27613	2.104	ppbv	99
16) 1,3-Butadiene	1.609	39	10478	2.028	ppbv	96
17) tert-Butyl alcohol	2.043	59	26646	2.047	ppbv	99
18) 1,1-Dichloroethene	2.033	96	8389	2.064	ppbv	92
19) Isopropyl Alcohol	1.887	45	14937	1.897	ppbv	93
20) Methylene Chloride	2.062	84	7586	2.027	ppbv	94
21) Allyl Chloride	2.094	41	14731	2.070	ppbv	99
22) trans-1,2-Dichloroethene	2.340	96	9407	2.022	ppbv	94
23) Vinyl Acetate	2.463	43	17652	3.096	ppbv #	95
24) 1,1-Dichloroethane	2.408	63	19070	2.025	ppbv	99
25) Ethyl Acetate	2.836	43	50510	2.059	ppbv	99
26) Hexane	2.826	57	19200	2.073	ppbv	98
27) Carbon Disulfide	2.153	76	16214	1.942	ppbv #	34
28) Methyl tert-Butyl Ether	2.441	73	15039	2.001	ppbv	98
29) Chloroform	2.849	83	28843	2.043	ppbv	98
30) Cyclohexane	3.858	84	16384	2.079	ppbv	99
31) cis-1,2-Dichloroethene	2.719	61	19688	2.057	ppbv	96
32) 1,1,1-Trichloroethane	3.370	97	28341	2.017	ppbv	98
34) 2-Butanone	2.557	43	31483	2.138	ppbv	99
35) Carbon Tetrachloride	3.765	117	27727	2.134	ppbv	98
36) Benzene	3.658	78	38759	2.048	ppbv	94
37) 1,2-Dichloroethane	3.221	62	23800	2.021	ppbv	98
38) Trichloroethene	4.548	130	15660	1.965	ppbv	94
39) 1,2-Dichloropropane	4.315	63	14197	2.074	ppbv	94
40) 1,4-Dioxane	4.603	88	6826m	2.041	ppbv	
41) Tetrahydrofuran	3.059	42	16665	2.021	ppbv	96
42) Bromodichloromethane	4.489	83	26716	1.972	ppbv	98
43) Methyl Methacrylate	4.884	69	14849	2.059	ppbv	100
44) 2,2,4-Trimethylpentane	4.642	57	67432	2.086	ppbv	100
45) t-1,3-Dichloropropene	6.415	75	14885	1.995	ppbv	99

Quantitation Report (QT Reviewed)

Data Path : Z:\voasrv\HPCHEM1\MSVOA_L\Data\VL121624\
Data File : VL041753.D
Acq On : 16 Dec 2024 14:03
Operator : SY/MD
Sample : VSTDICC002
Misc : 400mL/MSVOA_L
ALS Vial : 1 Sample Multiplier: 1

Quant Time: Dec 19 06:12:42 2024
Quant Method : Z:\voasrv\HPCHEM1\MSVOA_L\methods\VL121624AIR.M
Quant Title : AIR ANALYSIS BY METHOD TO-15 Instrument: MSVOA_LFri Aug 2
QLast Update : Thu Dec 19 06:09:59 2024
Response via : Initial Calibration

Instrument :
MSVOA_L
ClientSampleId :
VSTDICC002

Manual Integrations
APPROVED
Reviewed By :Semsettin Yesilyurt 12/20/2024
Supervised By :Mahesh Dadoda 12/20/2024

Compound	R.T.	QIon	Response	Conc	Units	Dev(Min)
46) cis-1,3-Dichloropropene	5.606	75	19105m	2.017	ppbv	
47) 1,1,2-Trichloroethane	6.584	97	14858	2.078	ppbv	89
48) Dibromochloromethane	7.390	129	19764	2.024	ppbv	98
49) Bromoform	9.484	173	16200	2.027	ppbv	98
50) 4-Methyl-2-Pentanone	5.758	43	42045	2.098	ppbv	97
51) 2-Hexanone	7.441	43	34878	2.147	ppbv #	98
52) Tetrachloroethene	8.225	164	13612	1.932	ppbv	93
53) Toluene	6.933	91	44470	2.072	ppbv	99
54) 1,2-Dibromoethane	7.655	107	19820	2.012	ppbv	91
56) 1,1,1,2-Tetrachloroethane	8.924	131	18613	2.141	ppbv	98
57) Chlorobenzene	8.920	112	35685	2.127	ppbv	99
58) Ethyl Benzene	9.354	91	63316	2.145	ppbv	97
59) m/p-Xylene	9.535	91	99821m	4.204	ppbv	
60) o-Xylene	9.966	91	51152	2.149	ppbv	99
61) Styrene	9.872	104	20842	2.025	ppbv	96
62) Isopropylbenzene	10.539	105	75206	2.103	ppbv	100
63) 1,1,2,2-Tetrachloroethane	9.966	83	29751	1.997	ppbv	100
64) n-propylbenzene	10.992	120	19146	2.117	ppbv	99
65) tert-Butylbenzene	11.532	119	68879	2.135	ppbv	98
66) Benzyl Chloride	11.617	91	5400	1.898	ppbv	99
67) sec-Butylbenzene	11.769	105	95968	2.149	ppbv	100
69) p-Isopropyltoluene	11.927	119	79236	2.153	ppbv	100
70) n-Butylbenzene	12.283	91	75430	2.122	ppbv	99
71) 2-Chlorotoluene	10.901	91	57724	2.114	ppbv	99
72) 4-Ethyltoluene	11.125	105	58841	2.098	ppbv	99
73) 1,3,5-Trimethylbenzene	11.206	105	48645	2.087	ppbv	97
74) 1,2,4-Trimethylbenzene	11.539	105	53084	2.118	ppbv	96
75) 1,3-Dichlorobenzene	11.610	146	32609	2.040	ppbv	98
76) 1,4-Dichlorobenzene	11.675	146	32527	2.060	ppbv	98
77) 1,2-Dichlorobenzene	11.950	146	32223	2.095	ppbv	100
78) Hexachloro-1,3-Butadiene	13.882	225	25358	2.224	ppbv	98
79) Naphthalene	13.513	128	37855	2.167	ppbv	100
80) Naphthalene,2-methyl-	14.462	142	4482	0.830	ppbv	94
81) 1,2,4-Trichlorobenzene	13.442	180	19425	2.035	ppbv	99

(#) = qualifier out of range (m) = manual integration (+) = signals summed

Quantitation Report (QT Reviewed)

Data Path : Z:\voasrv\HPCHEM1\MSVOA_L\Data\VL121624\
Data File : VL041753.D
Acq On : 16 Dec 2024 14:03
Operator : SY/MD
Sample : VSTDICC002
Misc : 400mL/MSVOA_L
ALS Vial : 1 Sample Multiplier: 1

Quant Time: Dec 19 06:12:42 2024
Quant Method : Z:\voasrv\HPCHEM1\MSVOA_L\methods\VL121624AIR.M
Quant Title : AIR ANALYSIS BY METHOD TO-15 Instrument: MSVOA_LFri Aug
QLast Update : Thu Dec 19 06:09:59 2024
Response via : Initial Calibration

Instrument :
MSVOA_L
ClientSampleId :
VSTDICC002

Manual Integrations
APPROVED

Reviewed By :Semsettin Yesilyurt 12/20/2024
Supervised By :Mahesh Dadoda 12/20/2024

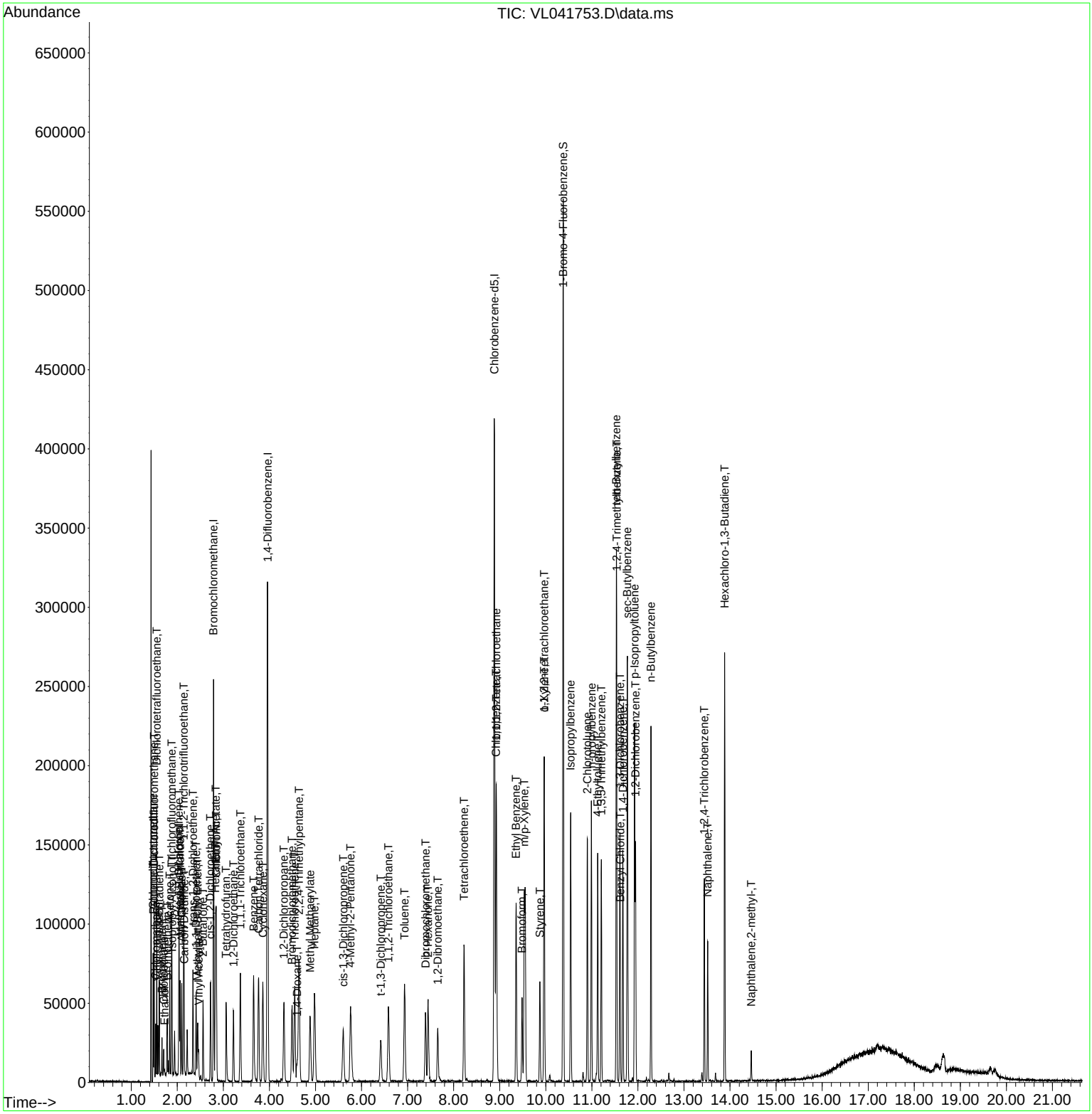

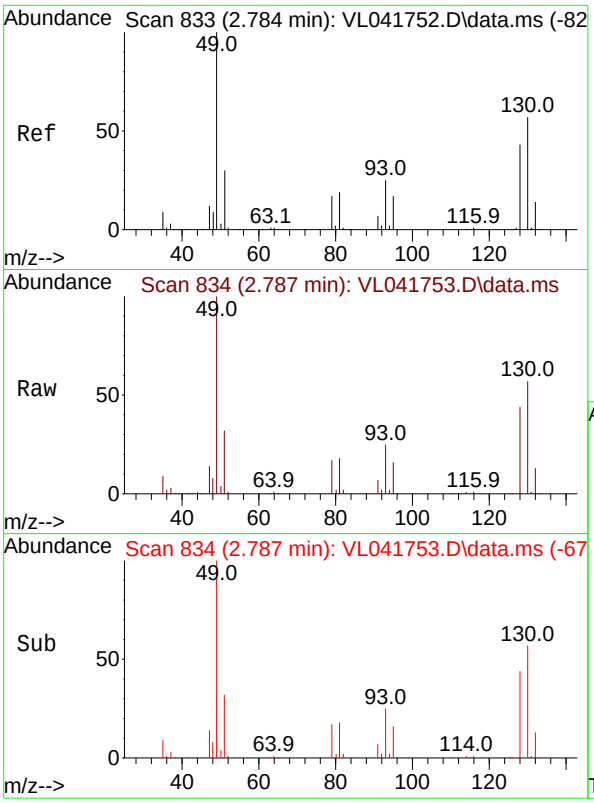

#1
Bromochloromethane
Concen: 10.000 ppbv
RT: 2.787 min Scan# 8
Delta R.T. 0.003 min
Lab File: VL041753.D
Acq: 16 Dec 2024 14:03

Tgt Ion: 49 Resp: 6744

Ion	Ratio	Lower	Upper
49	100		
128	44.1	21.6	64.6
130	56.3	28.3	85.0

Instrument :
MSVOA_L
ClientSampleId :
VSTDICC002

Manual Integrations
APPROVED

Reviewed By :Semsettin Yesilyurt 12/20/2024
Supervised By :Mahesh Dadoda 12/20/2024

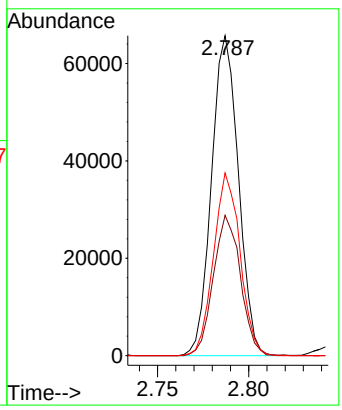



#2
Dichlorodifluoromethane
Concen: 2.068 ppbv
RT: 1.499 min Scan# 436
Delta R.T. 0.003 min
Lab File: VL041753.D
Acq: 16 Dec 2024 14:03

Tgt Ion: 85 Resp: 24819

Ion	Ratio	Lower	Upper
85	100		
87	31.6	24.5	36.7

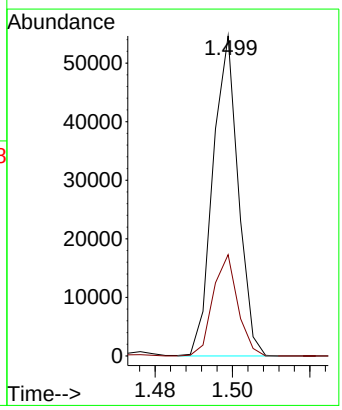

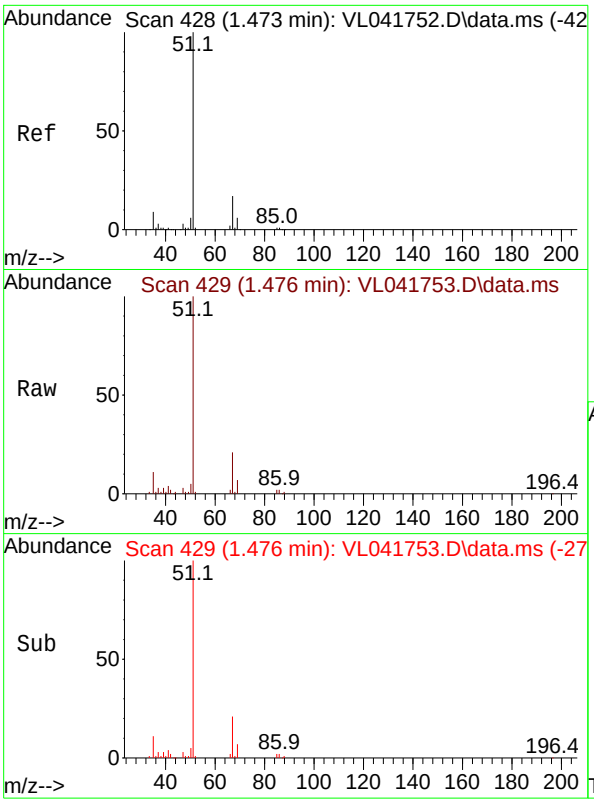

#3
Chlorodifluoromethane
Concen: 2.027 ppbv
RT: 1.476 min Scan# 4
Delta R.T. 0.003 min
Lab File: VL041753.D
Acq: 16 Dec 2024 14:03

Tgt Ion: 51 Resp: 2229

Ion	Ratio	Lower	Upper
51	100		
67	20.5	15.0	22.4

Instrument :
MSVOA_L
ClientSampleId :
VSTDICC002

Manual Integrations
APPROVED

Reviewed By :Semsettin Yesilyurt 12/20/2024
Supervised By :Mahesh Dadoda 12/20/2024

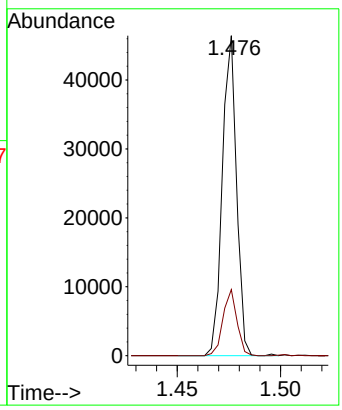

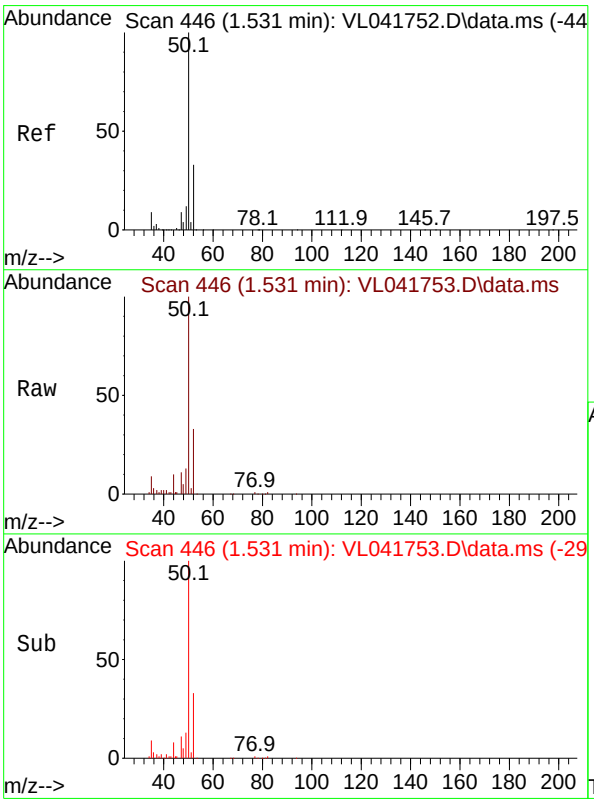

#4
Chloromethane
Concen: 2.114 ppbv
RT: 1.531 min Scan# 446
Delta R.T. -0.000 min
Lab File: VL041753.D
Acq: 16 Dec 2024 14:03

Tgt Ion: 50 Resp: 9926

Ion	Ratio	Lower	Upper
50	100		
52	33.5	26.2	39.2

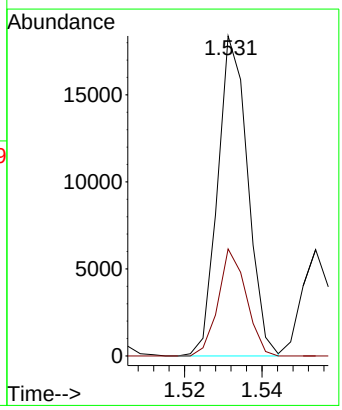

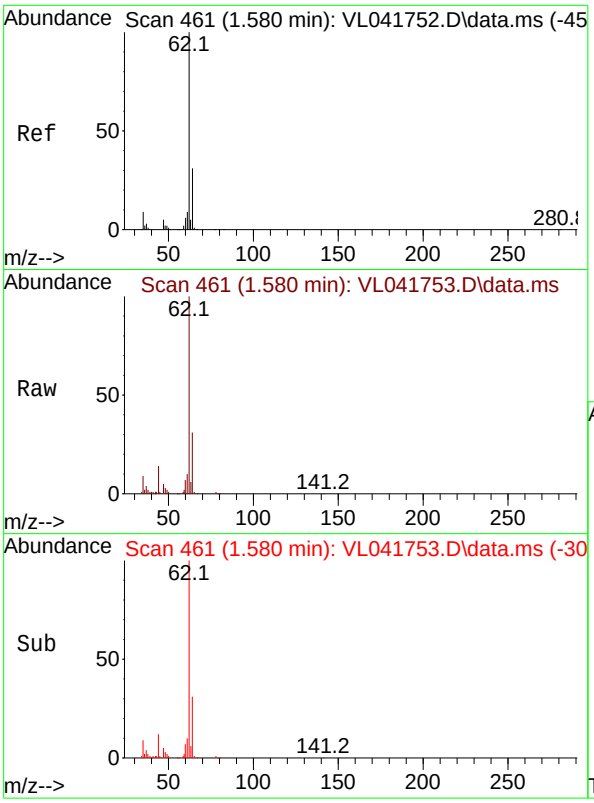

#5
Vinyl Chloride
Concen: 1.966 ppbv
RT: 1.580 min Scan# 4
Delta R.T. -0.000 min
Lab File: VL041753.D
Acq: 16 Dec 2024 14:03

Tgt Ion: 62 Resp: 930

Ion	Ratio	Lower	Upper
62	100		
64	31.1	25.1	37.7

Instrument :
MSVOA_L
ClientSampleId :
VSTDICC002

Manual Integrations
APPROVED

Reviewed By :Semsettin Yesilyurt 12/20/2024
Supervised By :Mahesh Dadoda 12/20/2024

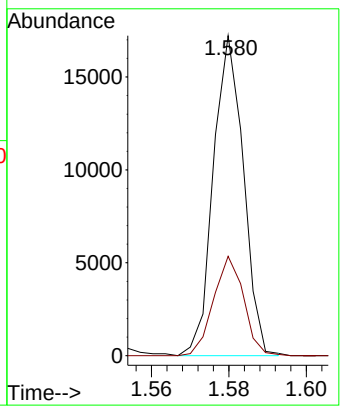

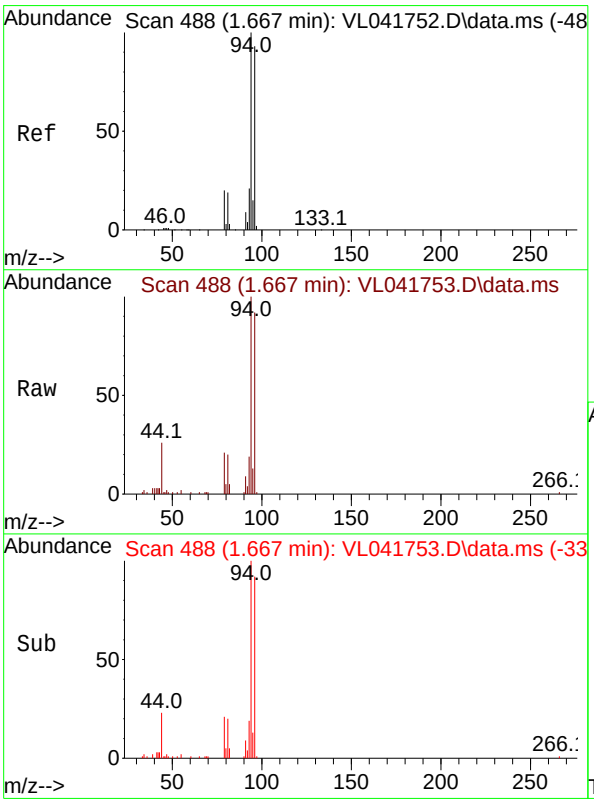

#6
Bromomethane
Concen: 2.072 ppbv
RT: 1.667 min Scan# 488
Delta R.T. -0.000 min
Lab File: VL041753.D
Acq: 16 Dec 2024 14:03

Tgt Ion: 94 Resp: 4625

Ion	Ratio	Lower	Upper
94	100		
96	92.4	74.7	112.1

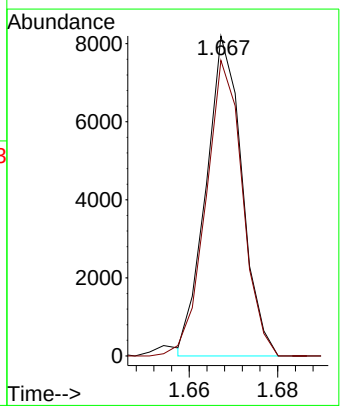

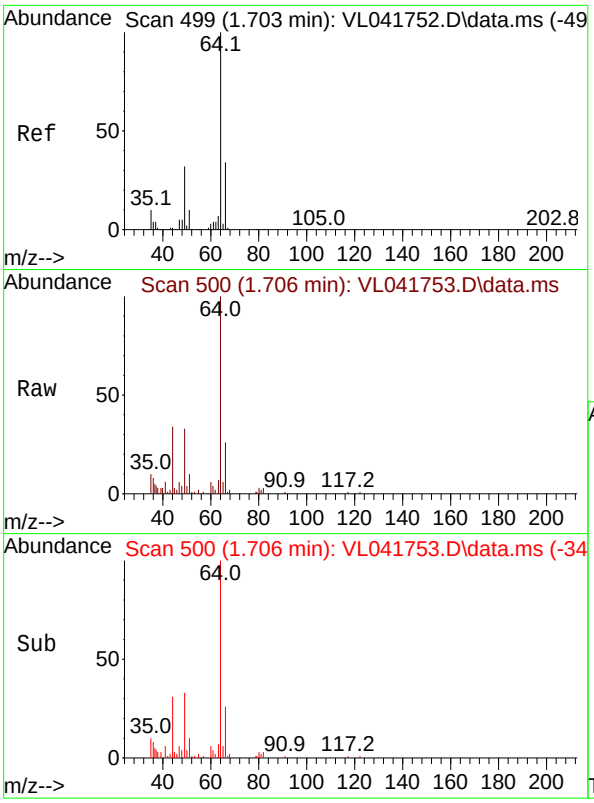

#7
Chloroethane
Concen: 2.178 ppbv
RT: 1.706 min Scan# 5
Delta R.T. 0.003 min
Lab File: VL041753.D
Acq: 16 Dec 2024 14:03

Tgt Ion: 64 Resp: 400

Ion	Ratio	Lower	Upper
64	100		
66	25.6	27.5	41.3

Instrument :
MSVOA_L
ClientSampleId :
VSTDICC002

Manual Integrations
APPROVED

Reviewed By :Semsettin Yesilyurt 12/20/2024
Supervised By :Mahesh Dadoda 12/20/2024

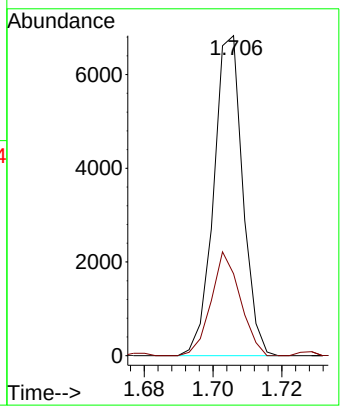

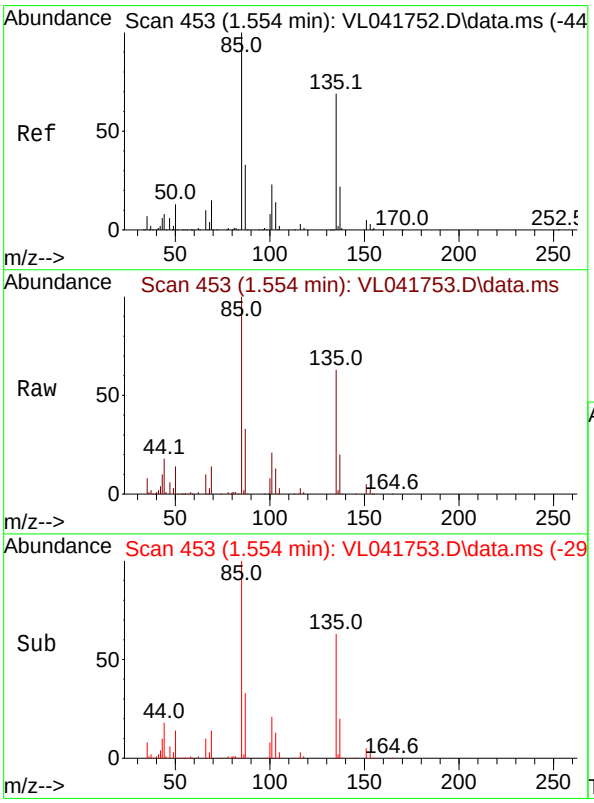

#8
Dichlorotetrafluoroethane
Concen: 2.029 ppbv
RT: 1.554 min Scan# 453
Delta R.T. -0.000 min
Lab File: VL041753.D
Acq: 16 Dec 2024 14:03

Tgt Ion: 85 Resp: 21791

Ion	Ratio	Lower	Upper
85	100		
135	64.8	51.9	77.9

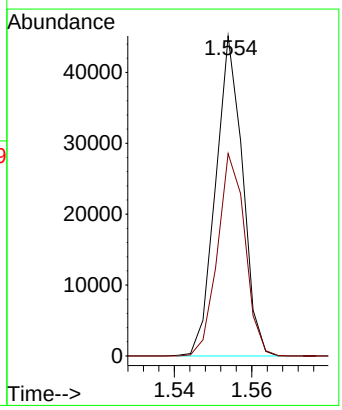

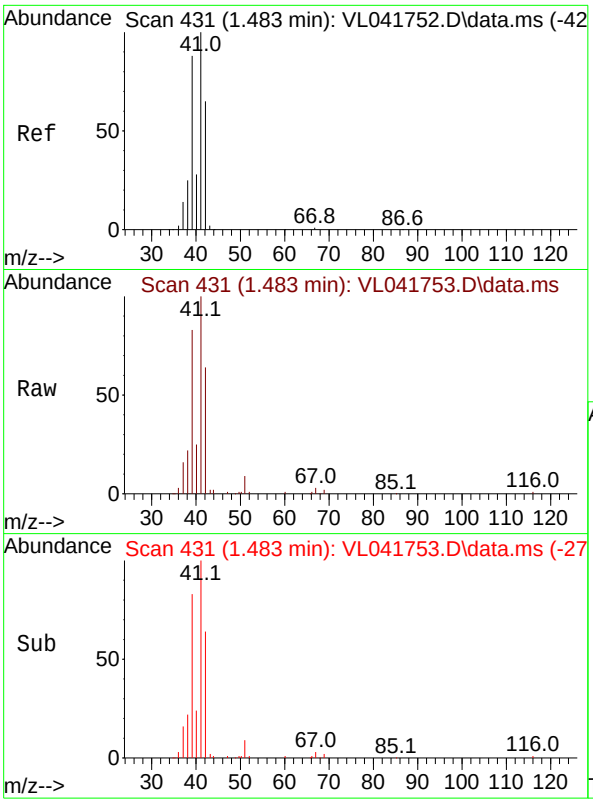

#9
Propene
Concen: 2.122 ppbv
RT: 1.483 min Scan# 4
Delta R.T. -0.000 min
Lab File: VL041753.D
Acq: 16 Dec 2024 14:03

Tgt Ion: 41 Resp: 1011

Ion	Ratio	Lower	Upper
41	100		
42	67.9	52.4	78.6

Instrument :
MSVOA_L
ClientSampleId :
VSTDICC002

Manual Integrations
APPROVED

Reviewed By :Semsettin Yesilyurt 12/20/2024
Supervised By :Mahesh Dadoda 12/20/2024

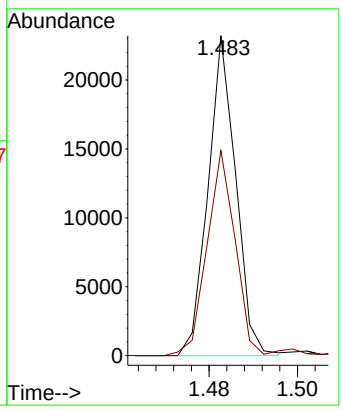

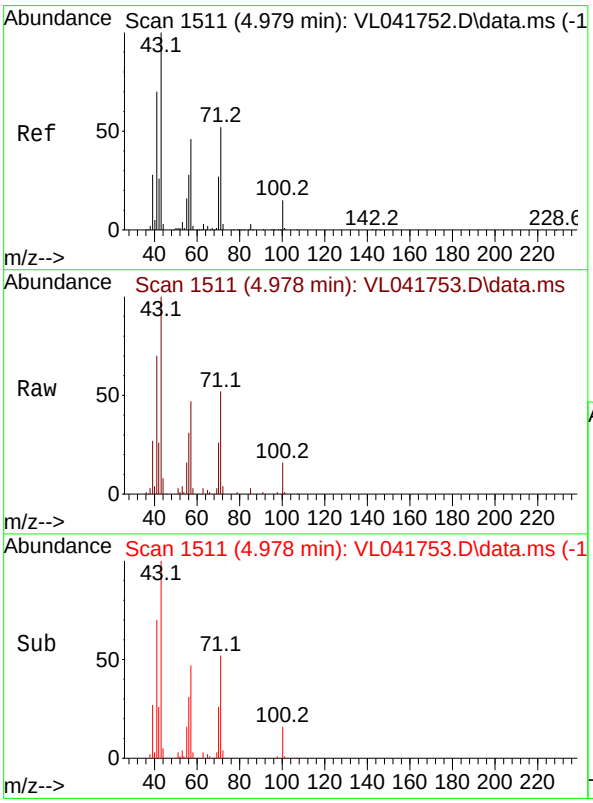

#10
Heptane
Concen: 2.066 ppbv
RT: 4.978 min Scan# 1511
Delta R.T. -0.000 min
Lab File: VL041753.D
Acq: 16 Dec 2024 14:03

Tgt Ion: 43 Resp: 25297

Ion	Ratio	Lower	Upper
43	100		
57	48.1	38.5	57.7

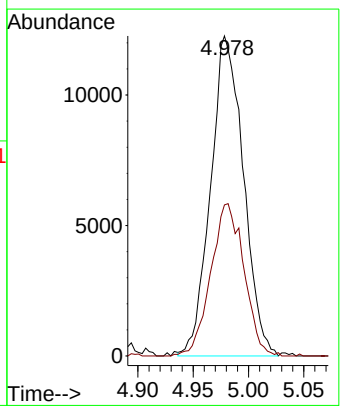

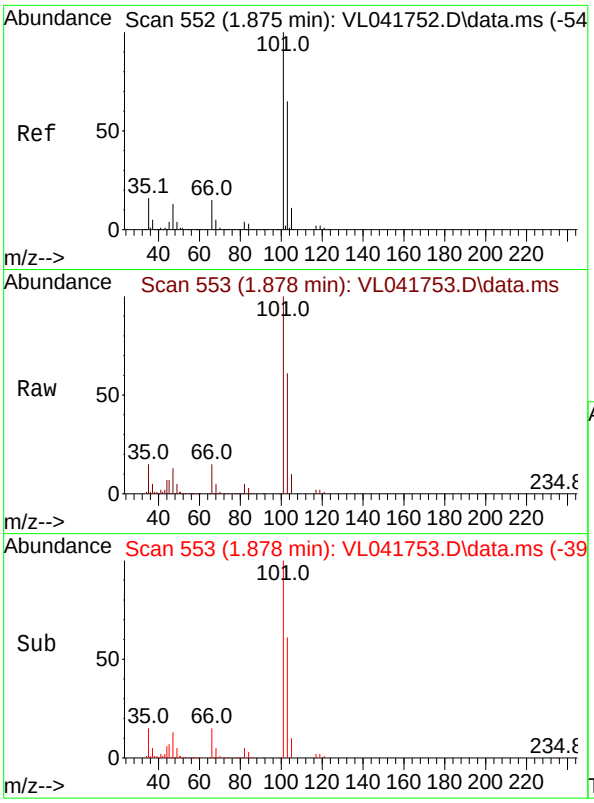

#11
Trichlorofluoromethane
Concen: 2.056 ppbv
RT: 1.878 min Scan# 5
Delta R.T. 0.003 min
Lab File: VL041753.D
Acq: 16 Dec 2024 14:03

Tgt Ion:101 Resp: 2620

Ion	Ratio	Lower	Upper
101	100		
103	61.3	51.8	77.8

Instrument :
MSVOA_L
ClientSampleId :
VSTDICC002

Manual Integrations
APPROVED

Reviewed By :Semsettin Yesilyurt 12/20/2024
Supervised By :Mahesh Dadoda 12/20/2024

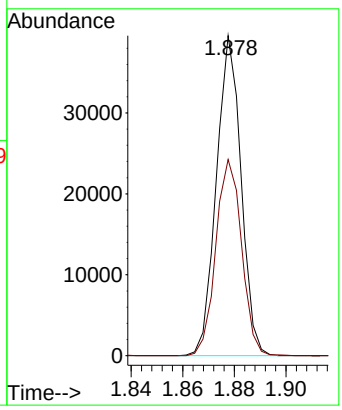

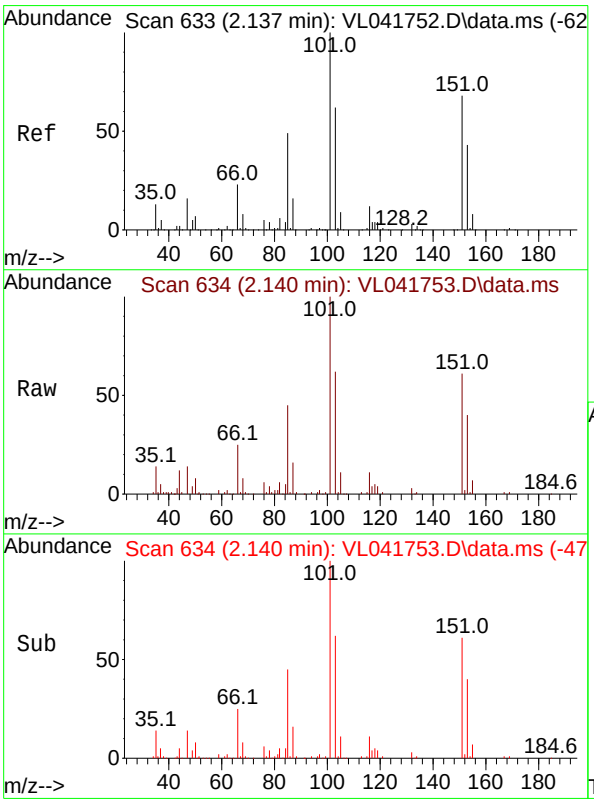

#12
1,1,2-Trichlorotrifluoroethane
Concen: 2.039 ppbv
RT: 2.140 min Scan# 634
Delta R.T. 0.003 min
Lab File: VL041753.D
Acq: 16 Dec 2024 14:03

Tgt Ion:101 Resp: 19770

Ion	Ratio	Lower	Upper
101	100		
151	70.2	56.8	85.2

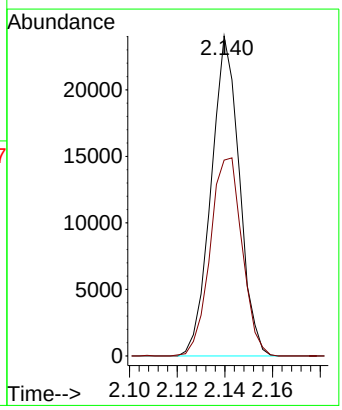

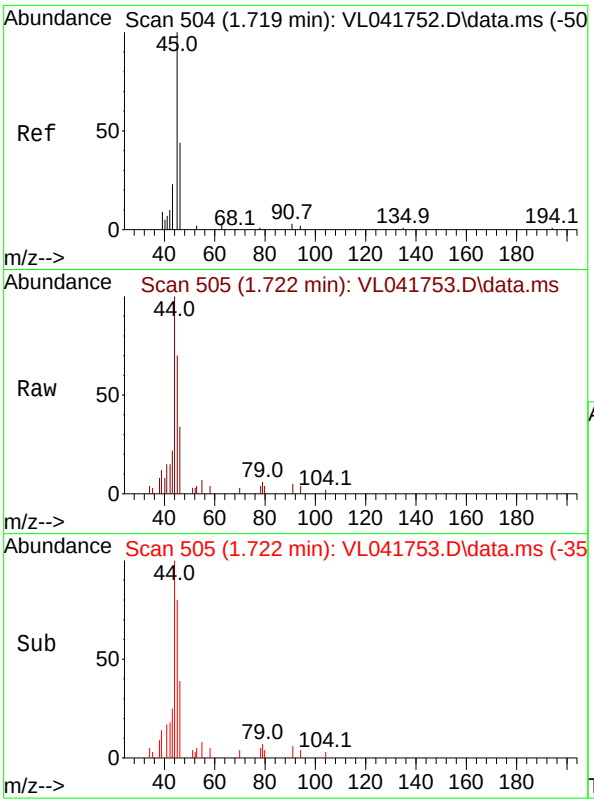

#13
Ethanol
Concen: 1.998 ppbv
RT: 1.722 min Scan# 5(
Delta R.T. 0.003 min
Lab File: VL041753.D
Acq: 16 Dec 2024 14:03

Tgt Ion: 45 Resp: 79:

Ion	Ratio	Lower	Upper
45	100		
46	72.9	16.4	65.8#

Instrument :
MSVOA_L
ClientSampleId :
VSTDICC002

Manual Integrations
APPROVED

Reviewed By :Semsettin Yesilyurt 12/20/2024
Supervised By :Mahesh Dadoda 12/20/2024

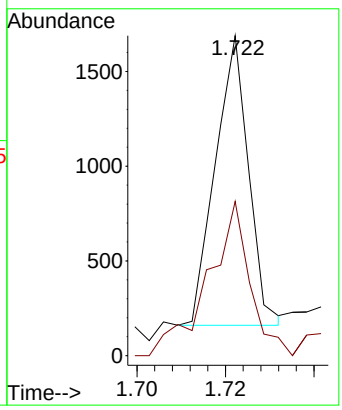

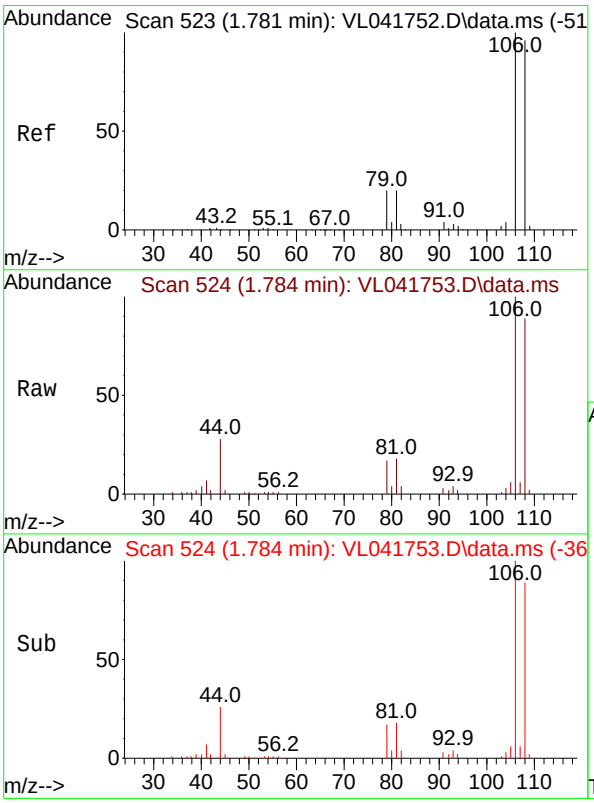

#14
Bromoethene
Concen: 1.994 ppbv
RT: 1.784 min Scan# 524
Delta R.T. 0.003 min
Lab File: VL041753.D
Acq: 16 Dec 2024 14:03

Tgt Ion:108 Resp: 6527

Ion	Ratio	Lower	Upper
108	100		
106	114.2	84.1	126.1
79	28.0	17.4	26.0#

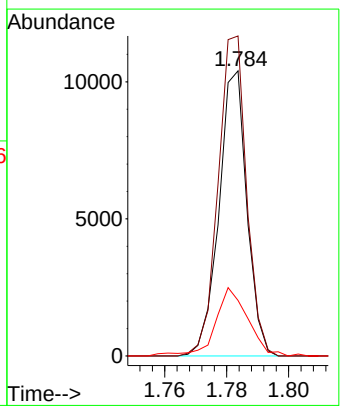

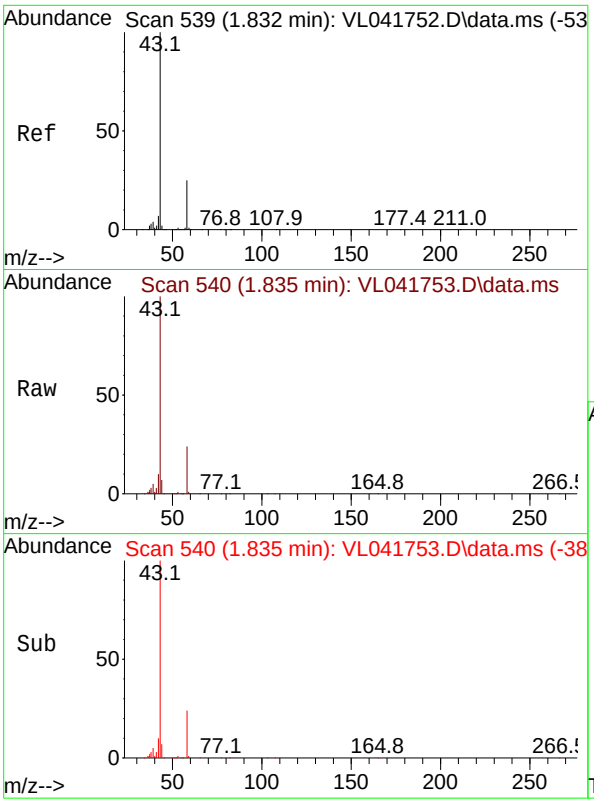

#15
Acetone
Concen: 2.104 ppbv
RT: 1.835 min Scan# 5
Delta R.T. 0.003 min
Lab File: VL041753.D
Acq: 16 Dec 2024 14:03

Tgt Ion: 43 Resp: 2761

Ion	Ratio	Lower	Upper
43	100		
58	25.0	19.7	29.5

Instrument :
MSVOA_L
ClientSampleId :
VSTDICC002

Manual Integrations
APPROVED

Reviewed By :Semsettin Yesilyurt 12/20/2024
Supervised By :Mahesh Dadoda 12/20/2024

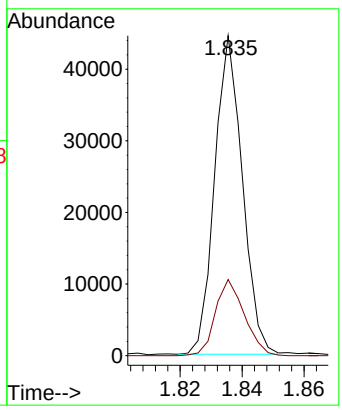

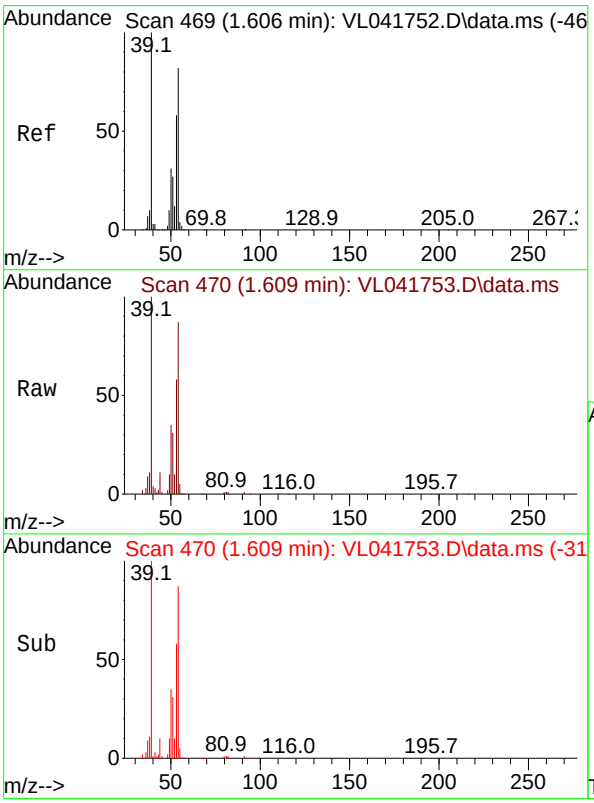

#16
1,3-Butadiene
Concen: 2.028 ppbv
RT: 1.609 min Scan# 470
Delta R.T. 0.003 min
Lab File: VL041753.D
Acq: 16 Dec 2024 14:03

Tgt Ion: 39 Resp: 10478

Ion	Ratio	Lower	Upper
39	100		
54	70.0	58.4	87.6

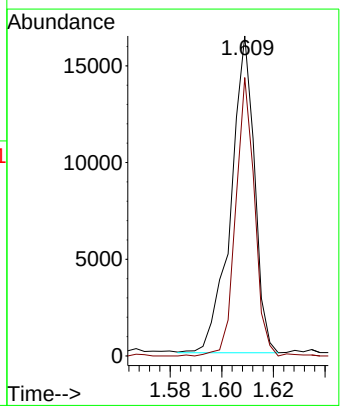

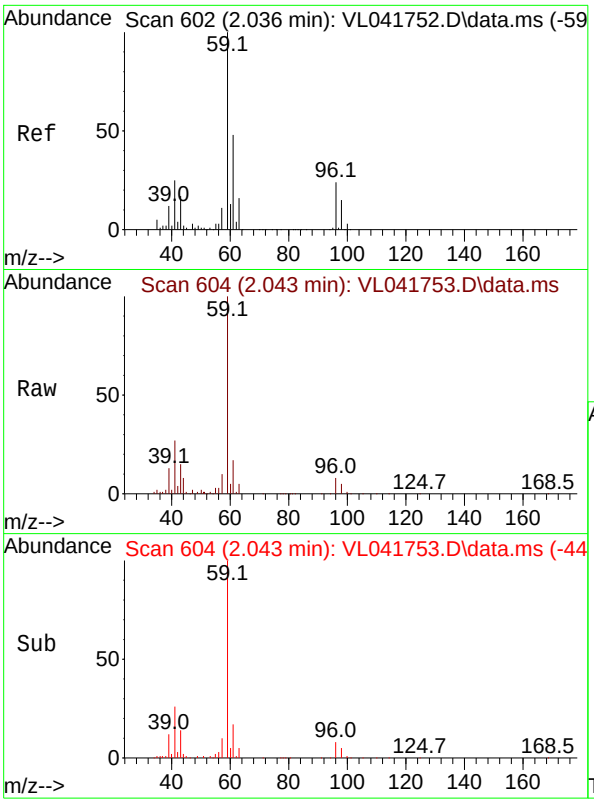

#17
tert-Butyl alcohol
Concen: 2.047 ppbv
RT: 2.043 min Scan# 6
Delta R.T. 0.006 min
Lab File: VL041753.D
Acq: 16 Dec 2024 14:03

Tgt Ion: 59 Resp: 2664

Ion	Ratio	Lower	Upper
59	100		
57	10.4	8.6	13.0

Instrument :
MSVOA_L
ClientSampleId :
VSTDICC002

Manual Integrations
APPROVED

Reviewed By :Semsettin Yesilyurt 12/20/2024
Supervised By :Mahesh Dadoda 12/20/2024

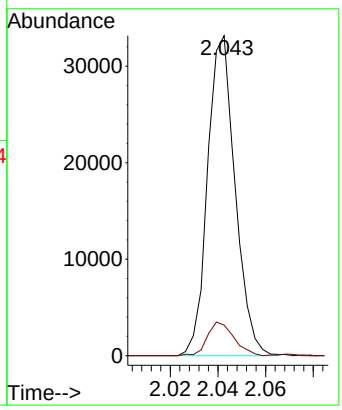

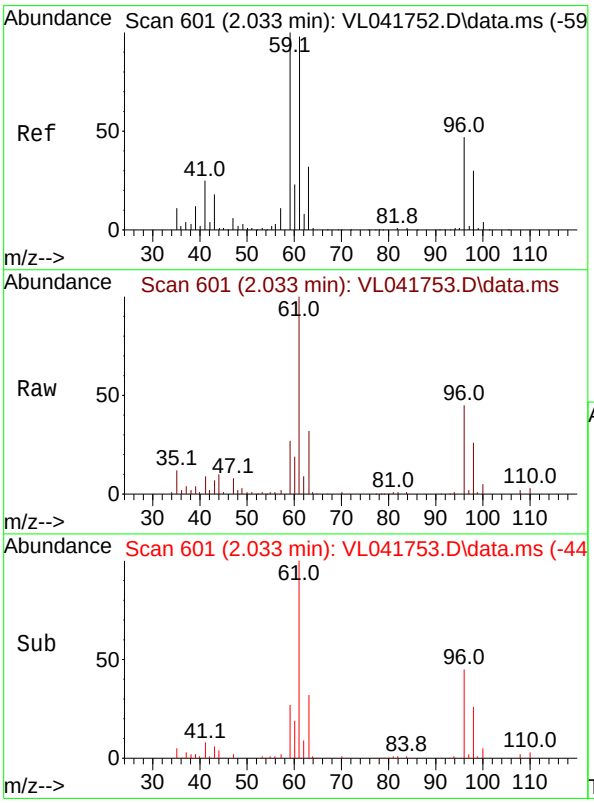

#18
1,1-Dichloroethene
Concen: 2.064 ppbv
RT: 2.033 min Scan# 601
Delta R.T. -0.000 min
Lab File: VL041753.D
Acq: 16 Dec 2024 14:03

Tgt Ion: 96 Resp: 8389

Ion	Ratio	Lower	Upper
96	100		
61	222.7	167.7	251.5
98	58.2	51.1	76.7

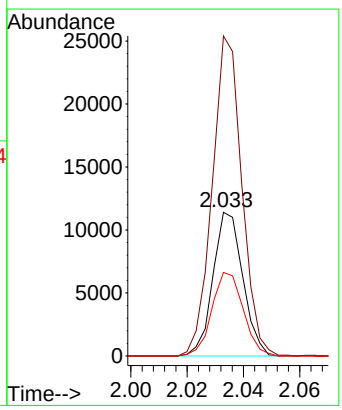

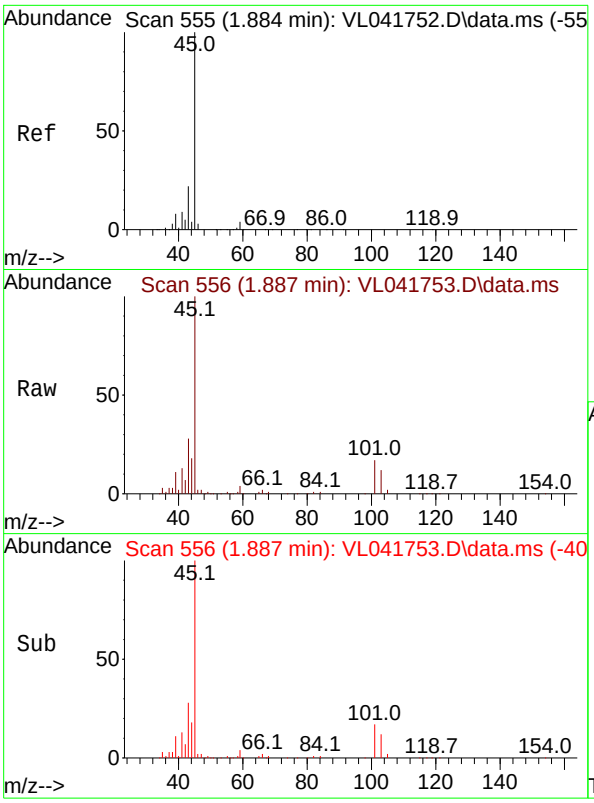

#19
Isopropyl Alcohol
Concen: 1.897 ppbv
RT: 1.887 min Scan# 5
Delta R.T. 0.003 min
Lab File: VL041753.D
Acq: 16 Dec 2024 14:03

Tgt Ion: 45 Resp: 1493

Ion	Ratio	Lower	Upper
45	100		
58	46.2	33.3	49.9

Instrument :
MSVOA_L
ClientSampleId :
VSTDICC002

Manual Integrations
APPROVED

Reviewed By :Semsettin Yesilyurt 12/20/2024
Supervised By :Mahesh Dadoda 12/20/2024

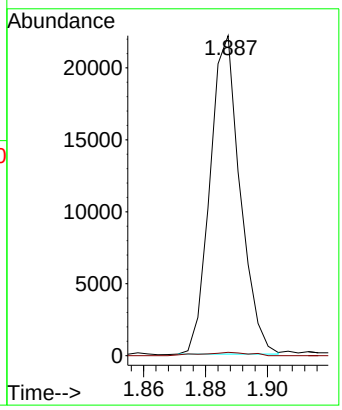

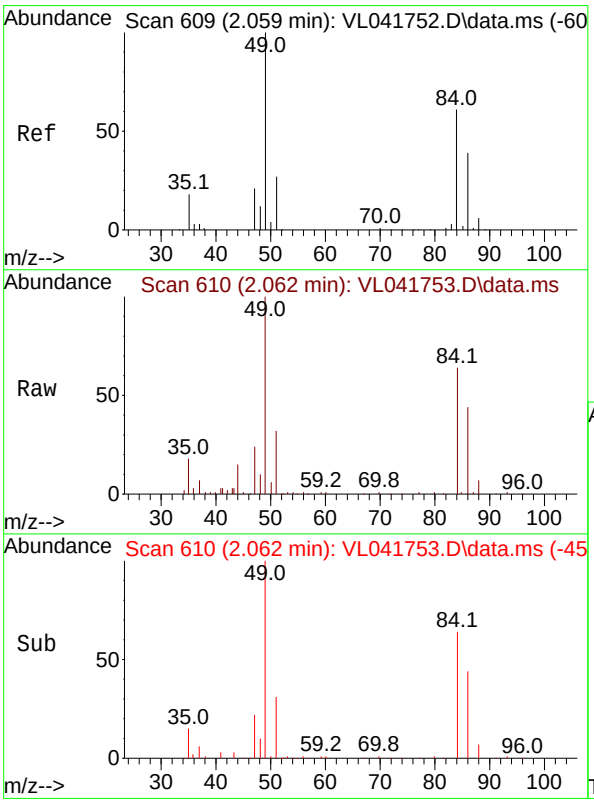

#20
Methylene Chloride
Concen: 2.027 ppbv
RT: 2.062 min Scan# 610
Delta R.T. 0.003 min
Lab File: VL041753.D
Acq: 16 Dec 2024 14:03

Tgt Ion: 84 Resp: 7586

Ion	Ratio	Lower	Upper
84	100		
49	155.5	132.6	198.8
51	49.5	37.6	56.4
86	67.9	51.4	77.0

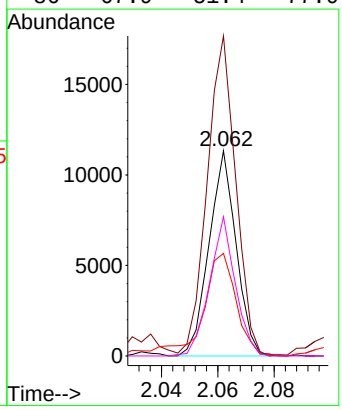

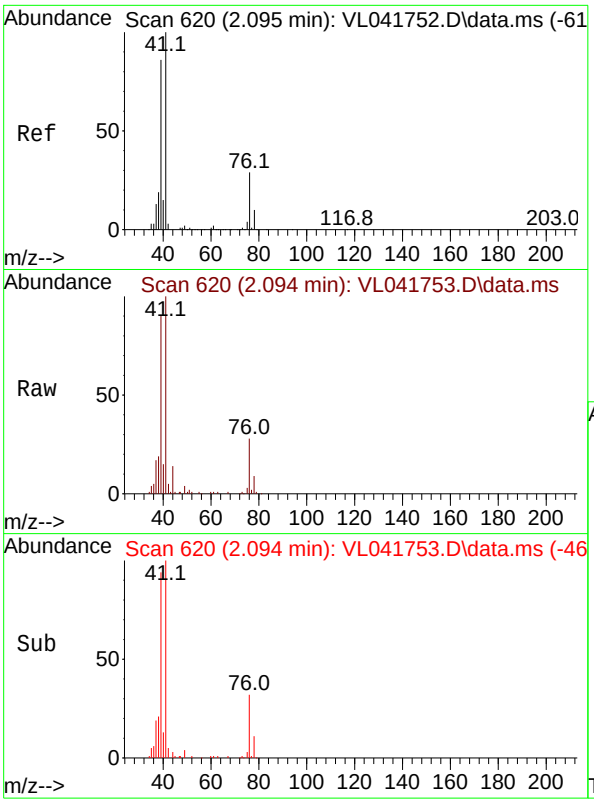

#21
Allyl Chloride
Concen: 2.070 ppbv
RT: 2.094 min Scan# 6
Delta R.T. -0.000 min
Lab File: VL041753.D
Acq: 16 Dec 2024 14:03

Instrument :
MSVOA_L
ClientSampleId :
VSTDICC002

Tgt Ion: 41 Resp: 1473

Ion	Ratio	Lower	Upper
41	100		
76	27.4	22.3	33.5
39	85.3	69.2	103.8

Manual Integrations
APPROVED

Reviewed By :Semsettin Yesilyurt 12/20/2024
Supervised By :Mahesh Dadoda 12/20/2024

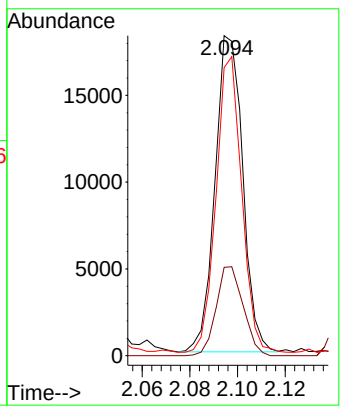

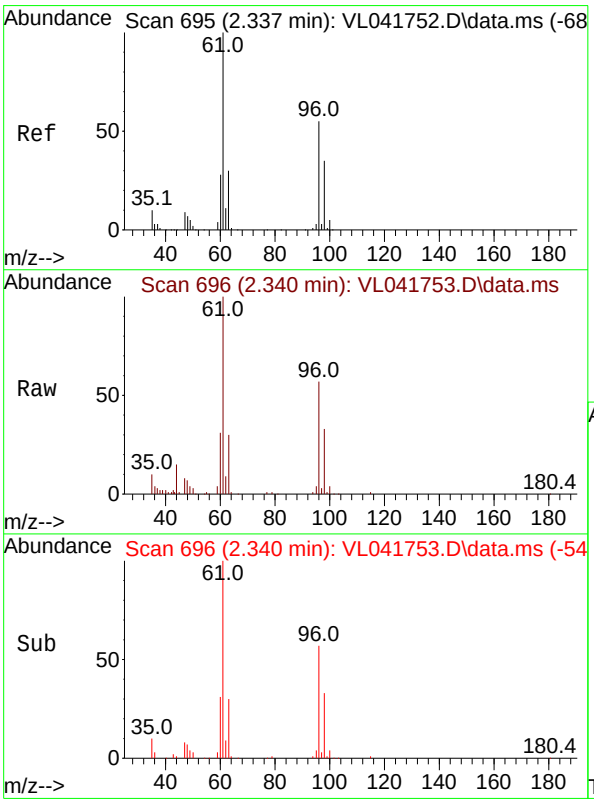

#22
trans-1,2-Dichloroethene
Concen: 2.022 ppbv
RT: 2.340 min Scan# 696
Delta R.T. 0.003 min
Lab File: VL041753.D
Acq: 16 Dec 2024 14:03

Tgt Ion: 96 Resp: 9407

Ion	Ratio	Lower	Upper
96	100		
61	175.1	146.3	219.5
98	58.2	50.8	76.2

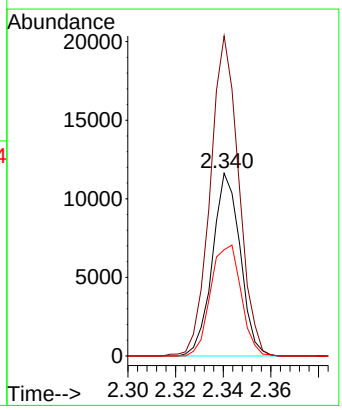

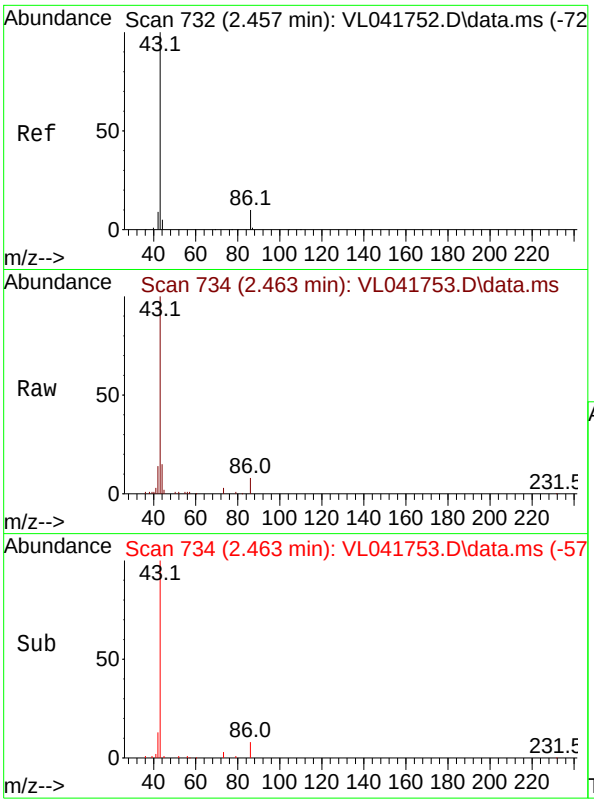

#23
Vinyl Acetate
Concen: 3.096 ppbv
RT: 2.463 min Scan# 7
Delta R.T. 0.006 min
Lab File: VL041753.D
Acq: 16 Dec 2024 14:03

Tgt Ion: 43 Resp: 1765

Ion	Ratio	Lower	Upper
43	100		
86	8.0	6.6	10.0
42	13.0	8.2	12.2#
44	7.6	5.0	7.4#

Instrument :
MSVOA_L
ClientSampleId :
VSTDICC002

Manual Integrations
APPROVED

Reviewed By :Semsettin Yesilyurt 12/20/2024
Supervised By :Mahesh Dadoda 12/20/2024

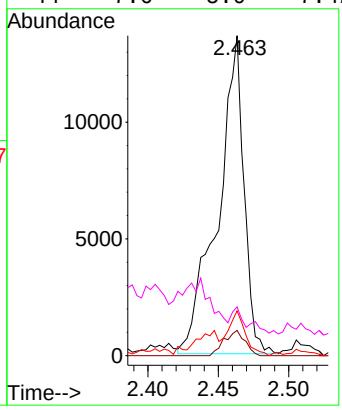

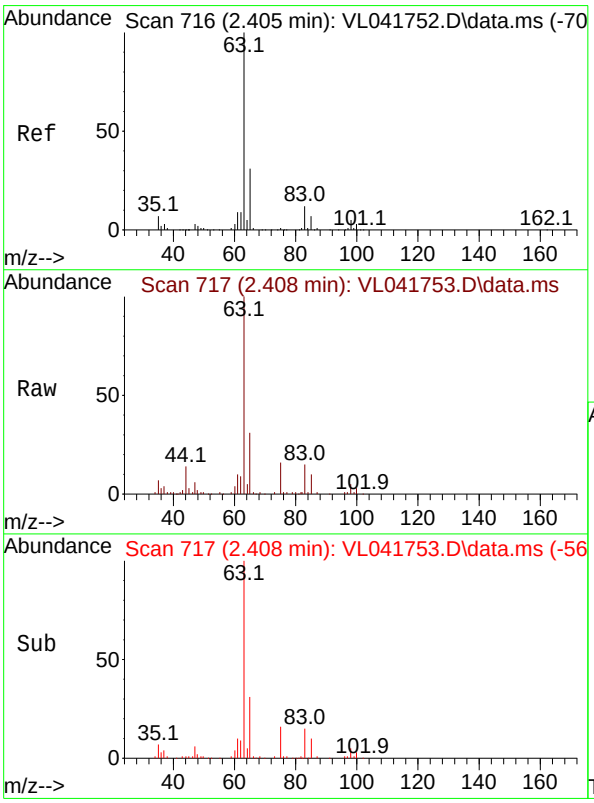

#24
1,1-Dichloroethane
Concen: 2.025 ppbv
RT: 2.408 min Scan# 717
Delta R.T. 0.003 min
Lab File: VL041753.D
Acq: 16 Dec 2024 14:03

Tgt Ion: 63 Resp: 19070

Ion	Ratio	Lower	Upper
63	100		
98	5.0	2.3	6.8
100	2.7	1.4	4.2

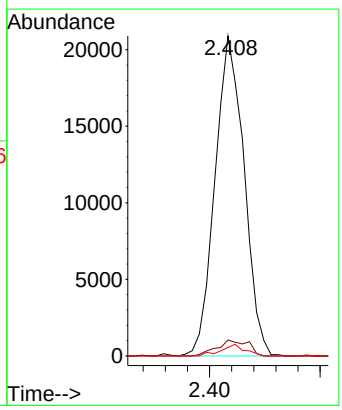

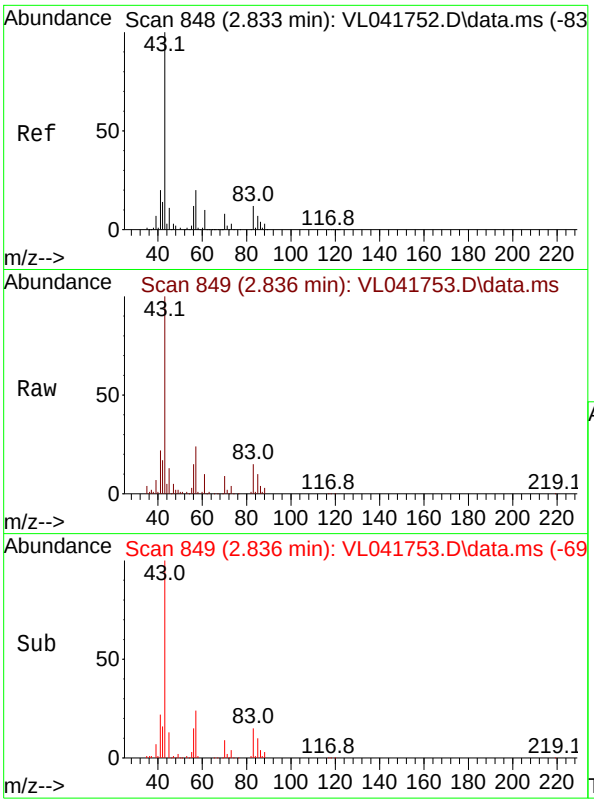

#25
Ethyl Acetate
Concen: 2.059 ppbv
RT: 2.836 min Scan# 8
Delta R.T. 0.003 min
Lab File: VL041753.D
Acq: 16 Dec 2024 14:03

Tgt Ion: 43 Resp: 5051

Ion	Ratio	Lower	Upper
43	100		
45	10.9	8.1	12.1
61	9.0	7.0	10.6
70	8.5	6.5	9.7

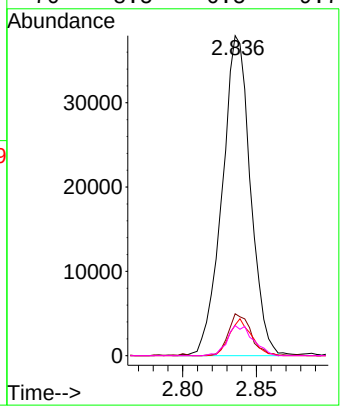

Instrument :
MSVOA_L
ClientSampleId :
VSTDICC002

Manual Integrations
APPROVED

Reviewed By :Semsettin Yesilyurt 12/20/2024
Supervised By :Mahesh Dadoda 12/20/2024

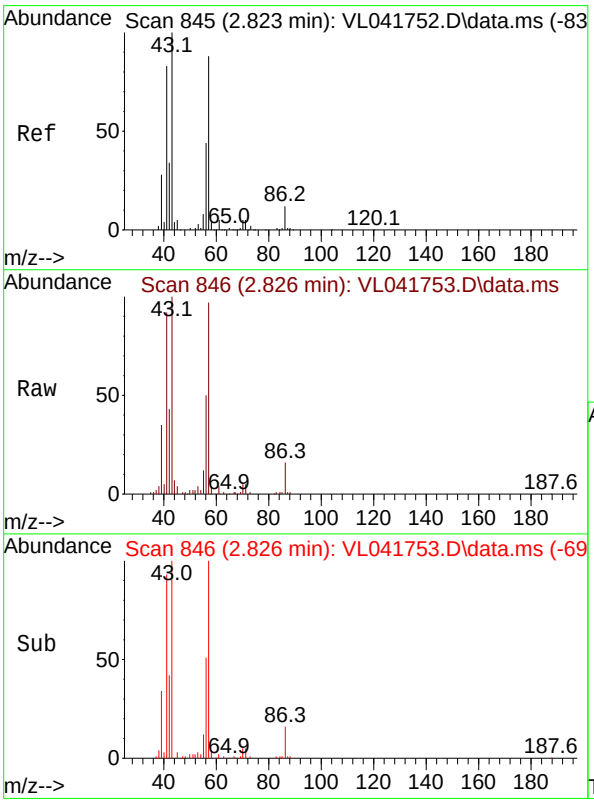

#26
Hexane
Concen: 2.073 ppbv
RT: 2.826 min Scan# 846
Delta R.T. 0.003 min
Lab File: VL041753.D
Acq: 16 Dec 2024 14:03

Tgt Ion: 57 Resp: 19200

Ion	Ratio	Lower	Upper
57	100		
41	100.7	79.6	119.4
43	266.5	211.0	316.6
56	56.5	42.6	63.8

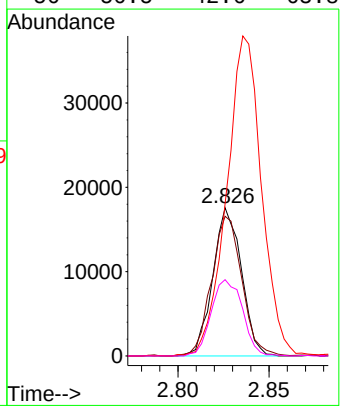

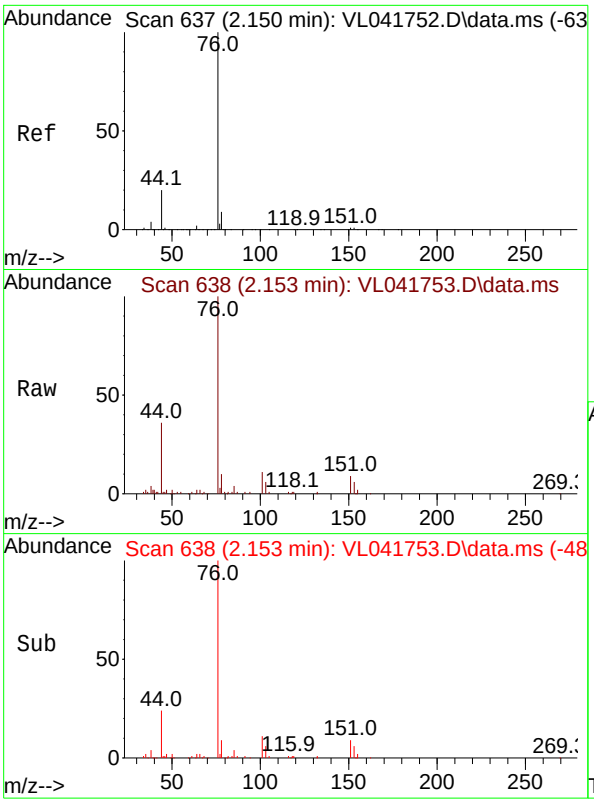

#27
Carbon Disulfide
Concen: 1.942 ppbv
RT: 2.153 min Scan# 6
Delta R.T. 0.003 min
Lab File: VL041753.D
Acq: 16 Dec 2024 14:03

Tgt Ion: 76 Resp: 1621

Ion	Ratio	Lower	Upper
76	100		
44	70.4	17.6	26.4
78	14.6	10.2	15.4

Instrument :
MSVOA_L
ClientSampleId :
VSTDICC002

Manual Integrations
APPROVED

Reviewed By :Semsettin Yesilyurt 12/20/2024
Supervised By :Mahesh Dadoda 12/20/2024

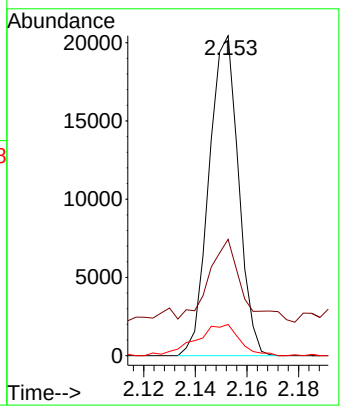

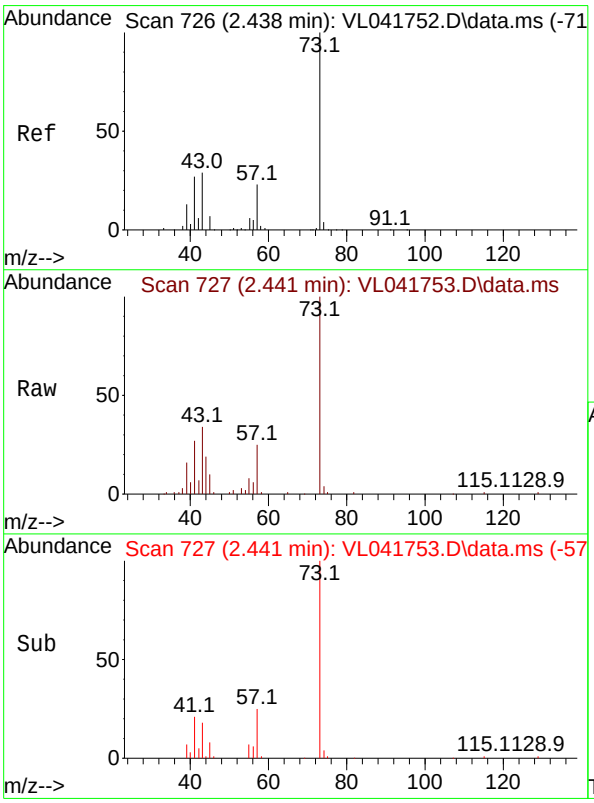

#28
Methyl tert-Butyl Ether
Concen: 2.001 ppbv
RT: 2.441 min Scan# 727
Delta R.T. 0.003 min
Lab File: VL041753.D
Acq: 16 Dec 2024 14:03

Tgt Ion: 73 Resp: 15039

Ion	Ratio	Lower	Upper
73	100		
57	22.8	17.6	26.4

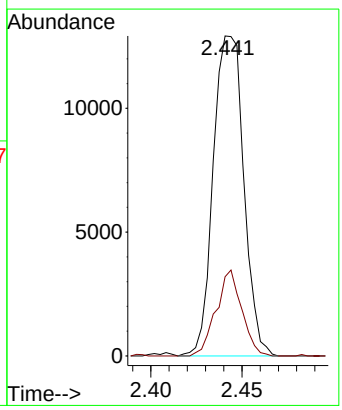

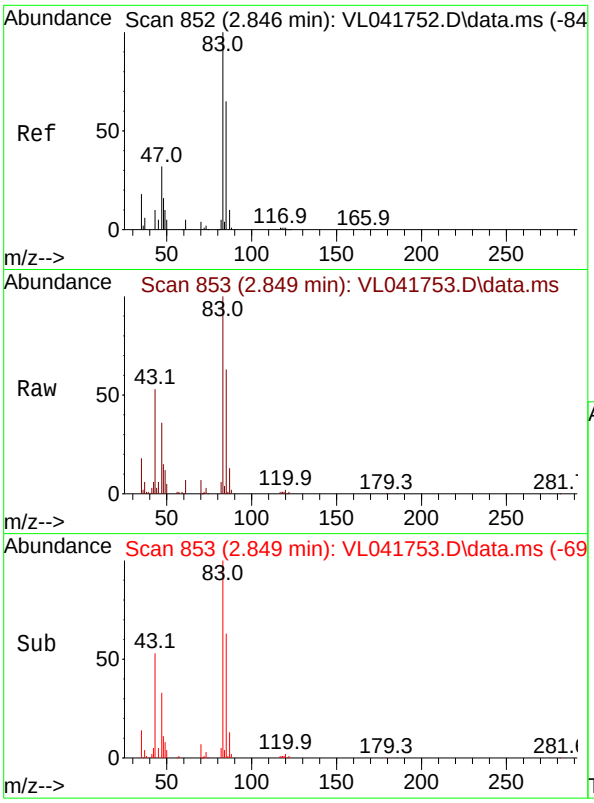

#29
Chloroform
Concen: 2.043 ppbv
RT: 2.849 min Scan# 8
Delta R.T. 0.003 min
Lab File: VL041753.D
Acq: 16 Dec 2024 14:03

Tgt Ion: 83 Resp: 2884

Ion	Ratio	Lower	Upper
83	100		
85	63.3	51.8	77.6

Instrument :
MSVOA_L
ClientSampleId :
VSTDICC002

Manual Integrations
APPROVED

Reviewed By :Semsettin Yesilyurt 12/20/2024
Supervised By :Mahesh Dadoda 12/20/2024

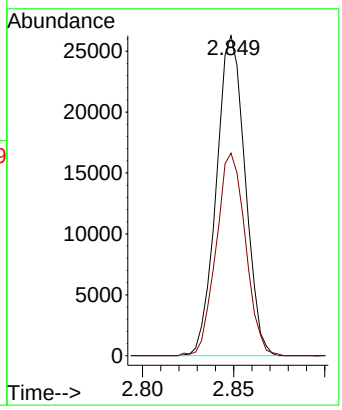

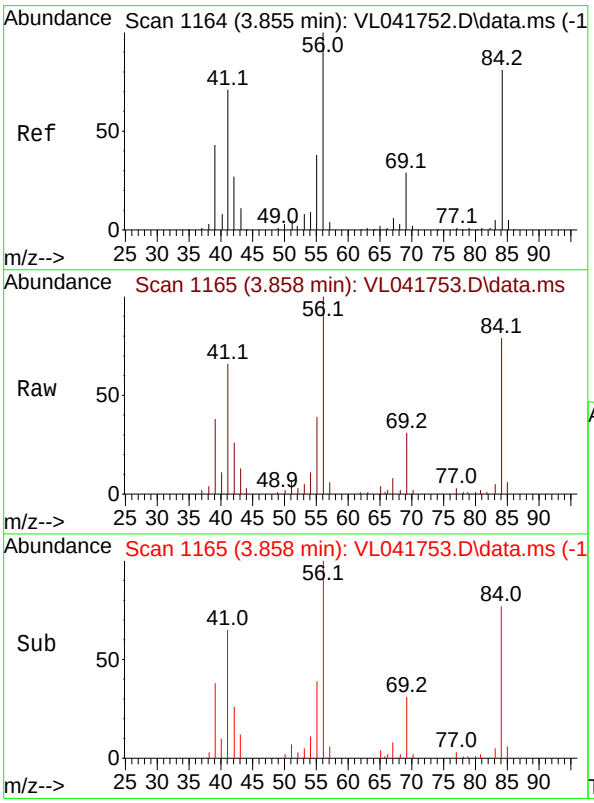

#30
Cyclohexane
Concen: 2.079 ppbv
RT: 3.858 min Scan# 1165
Delta R.T. 0.003 min
Lab File: VL041753.D
Acq: 16 Dec 2024 14:03

Tgt Ion: 84 Resp: 16384

Ion	Ratio	Lower	Upper
84	100		
56	129.2	102.3	153.5
41	92.9	74.0	111.0

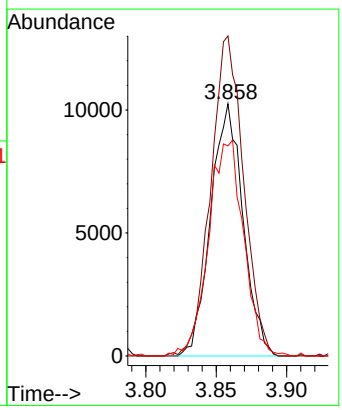

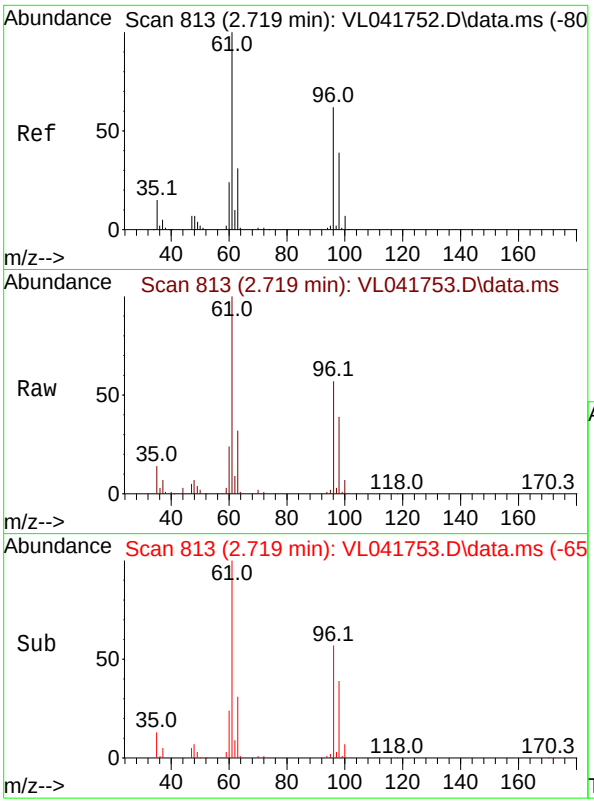

#31
cis-1,2-Dichloroethene
Concen: 2.057 ppbv
RT: 2.719 min Scan# 8
Delta R.T. -0.000 min
Lab File: VL041753.D
Acq: 16 Dec 2024 14:03

Tgt Ion: 61 Resp: 1968

Ion	Ratio	Lower	Upper
61	100		
96	56.9	49.7	74.5
98	38.9	30.8	46.2

Instrument :
MSVOA_L
ClientSampleId :
VSTDICC002

Manual Integrations
APPROVED

Reviewed By :Semsettin Yesilyurt 12/20/2024
Supervised By :Mahesh Dadoda 12/20/2024

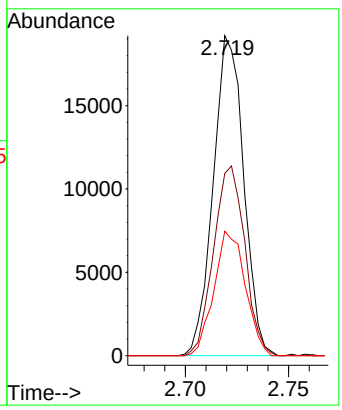

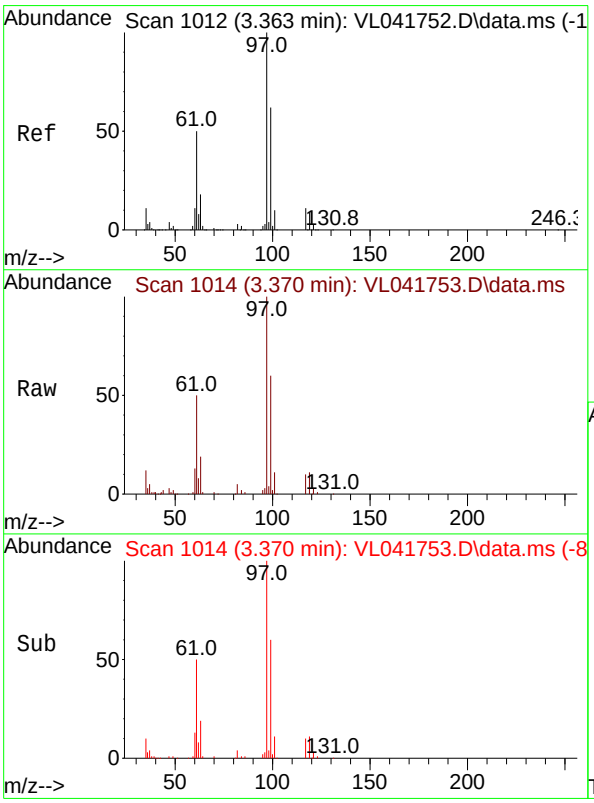

#32
1,1,1-Trichloroethane
Concen: 2.017 ppbv
RT: 3.370 min Scan# 1014
Delta R.T. 0.006 min
Lab File: VL041753.D
Acq: 16 Dec 2024 14:03

Tgt Ion: 97 Resp: 28341

Ion	Ratio	Lower	Upper
97	100		
99	63.3	51.0	76.4
61	55.5	42.2	63.2

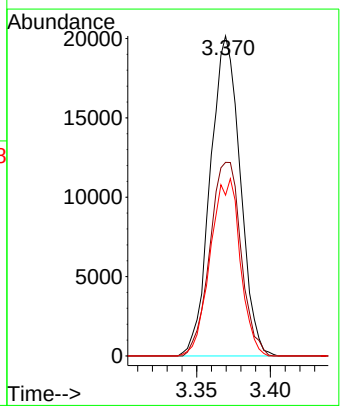

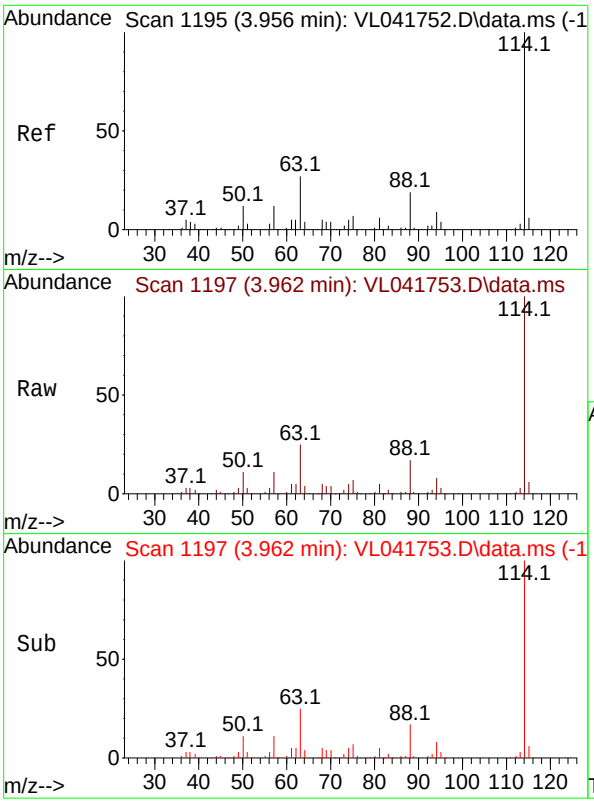

#33
1,4-Difluorobenzene
Concen: 10.000 ppbv
RT: 3.962 min Scan# 1
Delta R.T. 0.006 min
Lab File: VL041753.D
Acq: 16 Dec 2024 14:03

Instrument :
MSVOA_L
ClientSampleId :
VSTDICC002

Tgt Ion:114 Resp: 18299

Ion	Ratio	Lower	Upper
114	100		
63	27.3	21.8	32.8
88	18.5	14.8	22.2

Manual Integrations
APPROVED

Reviewed By :Semsettin Yesilyurt 12/20/2024
Supervised By :Mahesh Dadoda 12/20/2024

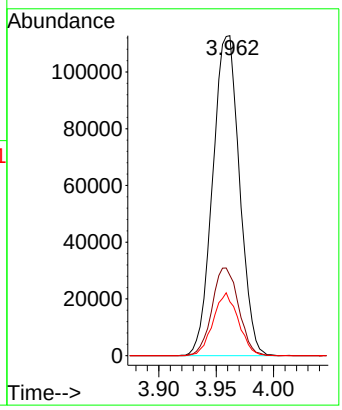

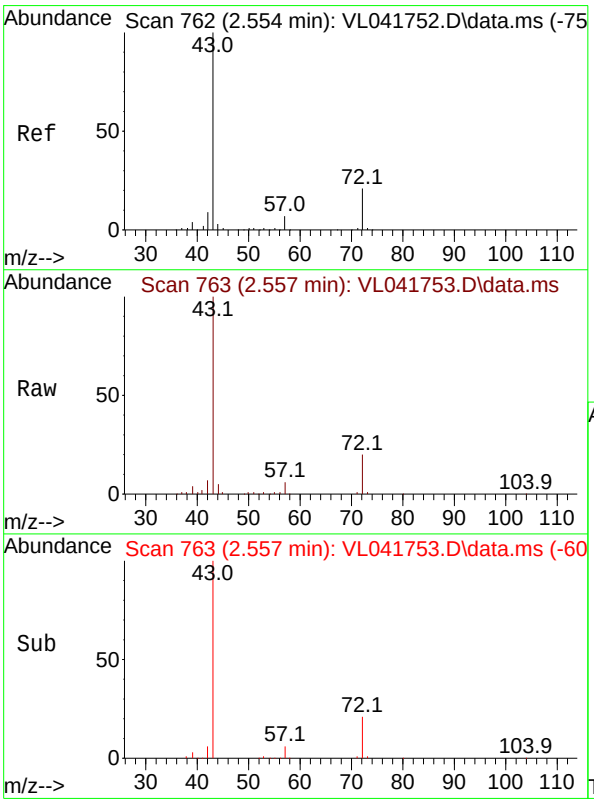

#34
2-Butanone
Concen: 2.138 ppbv
RT: 2.557 min Scan# 763
Delta R.T. 0.003 min
Lab File: VL041753.D
Acq: 16 Dec 2024 14:03

Tgt Ion: 43 Resp: 31483

Ion	Ratio	Lower	Upper
43	100		
72	20.4	16.8	25.2

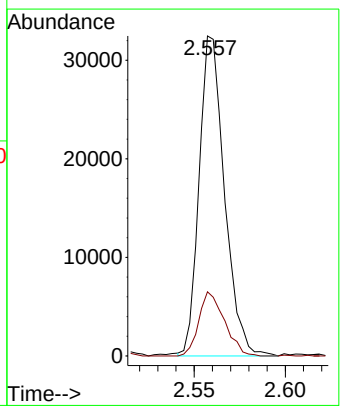

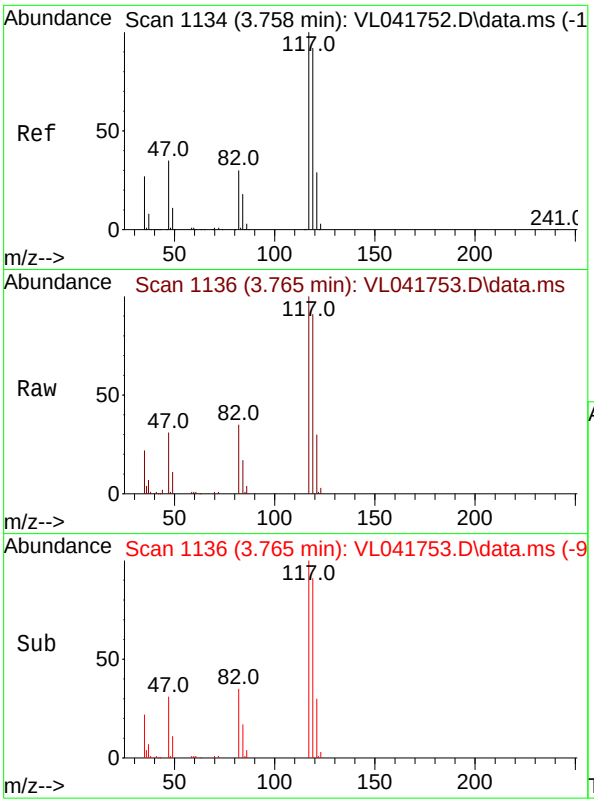

#35
Carbon Tetrachloride
Concen: 2.134 ppbv
RT: 3.765 min Scan# 1
Delta R.T. 0.006 min
Lab File: VL041753.D
Acq: 16 Dec 2024 14:03

Instrument :
MSVOA_L
ClientSampleId :
VSTDICC002

Tgt Ion:117 Resp: 2772

Ion	Ratio	Lower	Upper
117	100		
119	90.6	73.7	110.5
121	29.5	23.0	34.4

Manual Integrations
APPROVED

Reviewed By :Semsettin Yesilyurt 12/20/2024
Supervised By :Mahesh Dadoda 12/20/2024

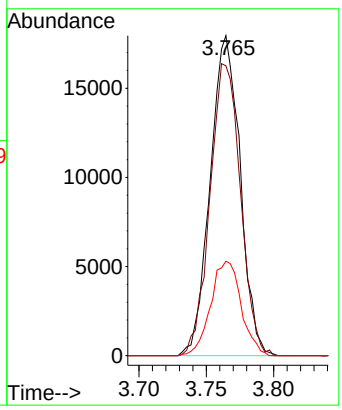

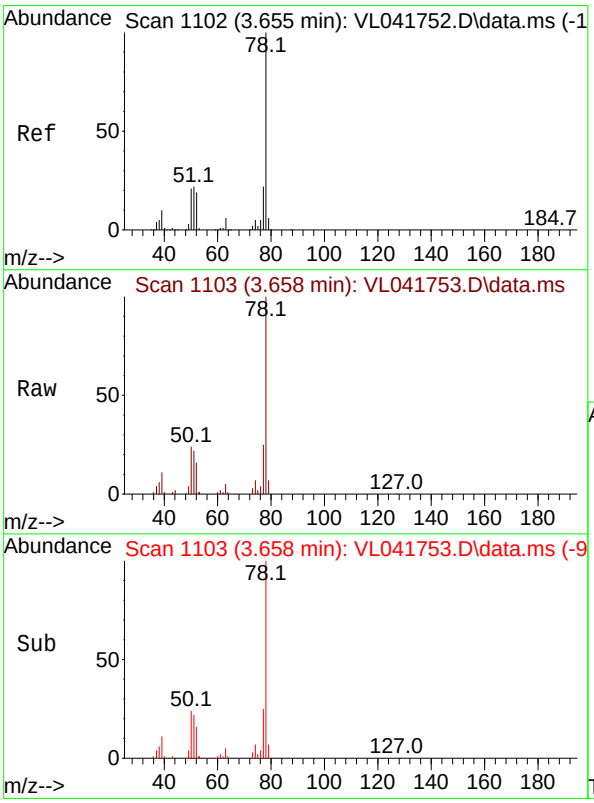

#36
Benzene
Concen: 2.048 ppbv
RT: 3.658 min Scan# 1103
Delta R.T. 0.003 min
Lab File: VL041753.D
Acq: 16 Dec 2024 14:03

Tgt Ion: 78 Resp: 38759

Ion	Ratio	Lower	Upper
78	100		
77	25.3	17.8	26.6
50	24.0	17.2	25.8

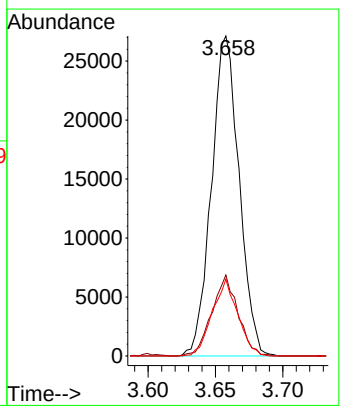

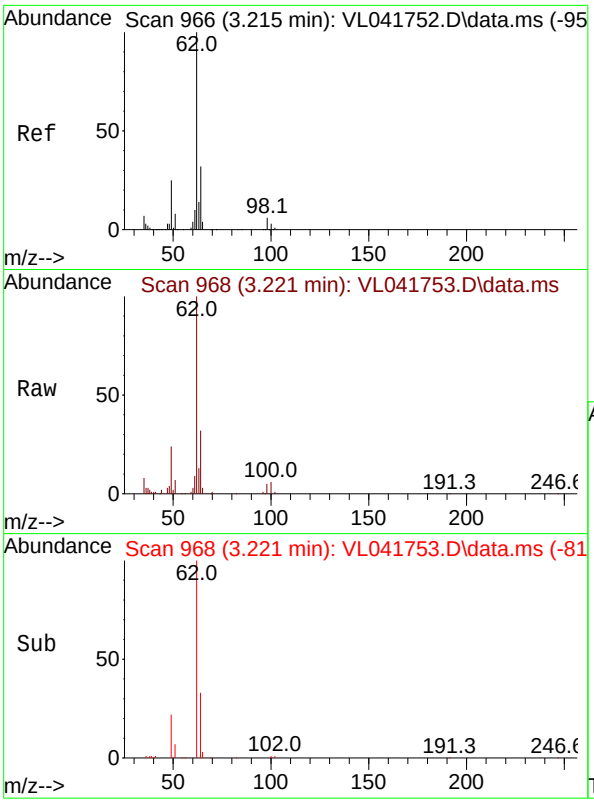

#37
1,2-Dichloroethane
Concen: 2.021 ppbv
RT: 3.221 min Scan# 9
Delta R.T. 0.006 min
Lab File: VL041753.D
Acq: 16 Dec 2024 14:03

Tgt Ion: 62 Resp: 2380

Ion	Ratio	Lower	Upper
62	100		
98	6.4	4.7	7.1

Instrument :
MSVOA_L
ClientSampleId :
VSTDICC002

Manual Integrations
APPROVED

Reviewed By :Semsettin Yesilyurt 12/20/2024
Supervised By :Mahesh Dadoda 12/20/2024

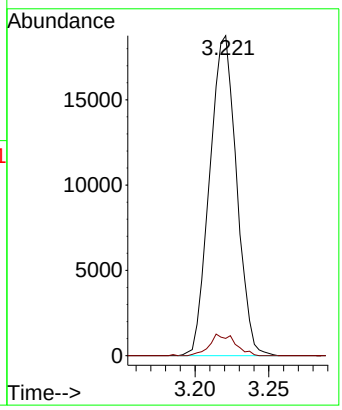

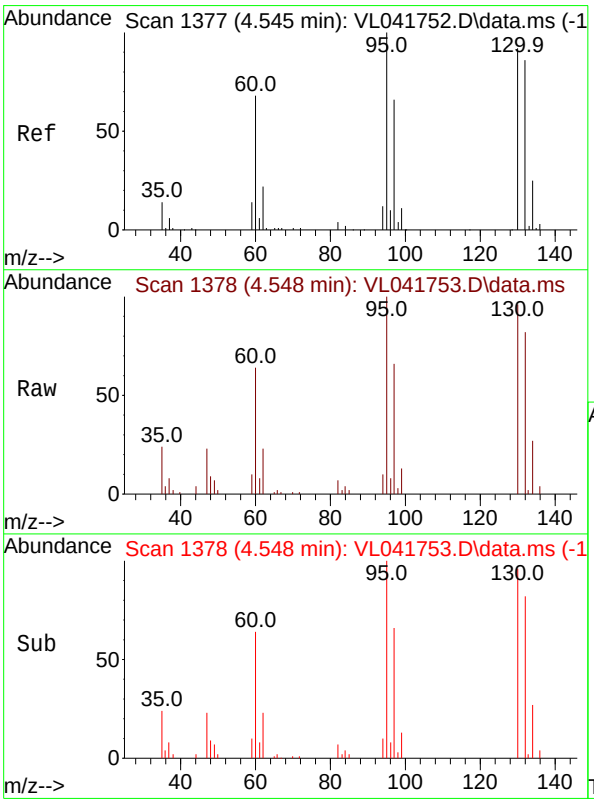

#38
Trichloroethene
Concen: 1.965 ppbv
RT: 4.548 min Scan# 1378
Delta R.T. 0.003 min
Lab File: VL041753.D
Acq: 16 Dec 2024 14:03

Tgt Ion:130 Resp: 15660

Ion	Ratio	Lower	Upper
130	100		
95	103.3	87.0	130.6
132	85.2	75.0	112.6
97	68.2	57.2	85.8

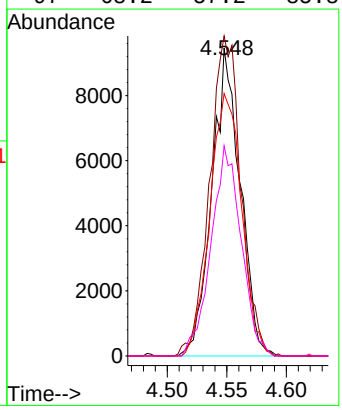

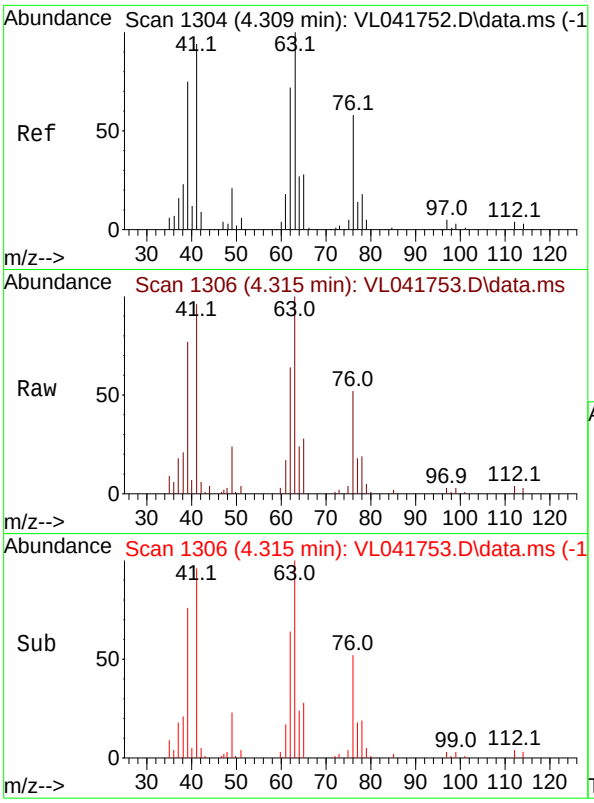

#39
1,2-Dichloropropane
Concen: 2.074 ppbv
RT: 4.315 min Scan# 1
Delta R.T. 0.006 min
Lab File: VL041753.D
Acq: 16 Dec 2024 14:03

Instrument :
MSVOA_L
ClientSampleId :
VSTDICC002

Tgt Ion: 63 Resp: 1419

Ion	Ratio	Lower	Upper
63	100		
41	95.9	75.3	112.9
62	62.4	57.3	85.9

Manual Integrations
APPROVED

Reviewed By :Semsettin Yesilyurt 12/20/2024
Supervised By :Mahesh Dadoda 12/20/2024

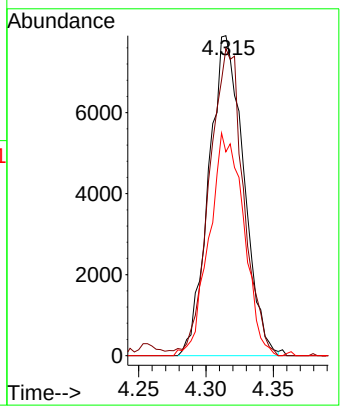

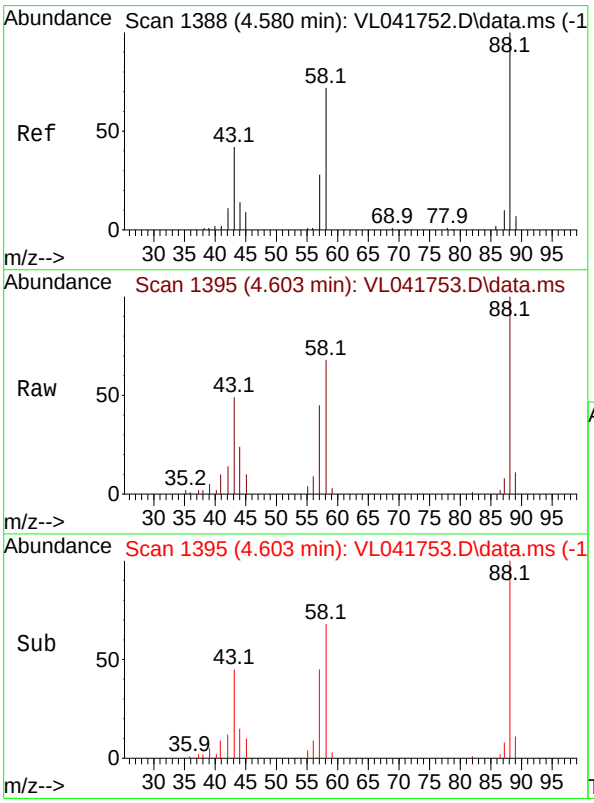

#40
1,4-Dioxane
Concen: 2.041 ppbv m
RT: 4.603 min Scan# 1395
Delta R.T. 0.022 min
Lab File: VL041753.D
Acq: 16 Dec 2024 14:03

Tgt Ion: 88 Resp: 6826

Ion	Ratio	Lower	Upper
88	100		
58	0.0	61.0	91.6#
43	0.0	29.4	44.0#
57	0.0	0.0	0.0

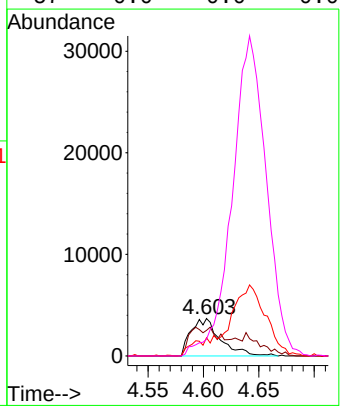

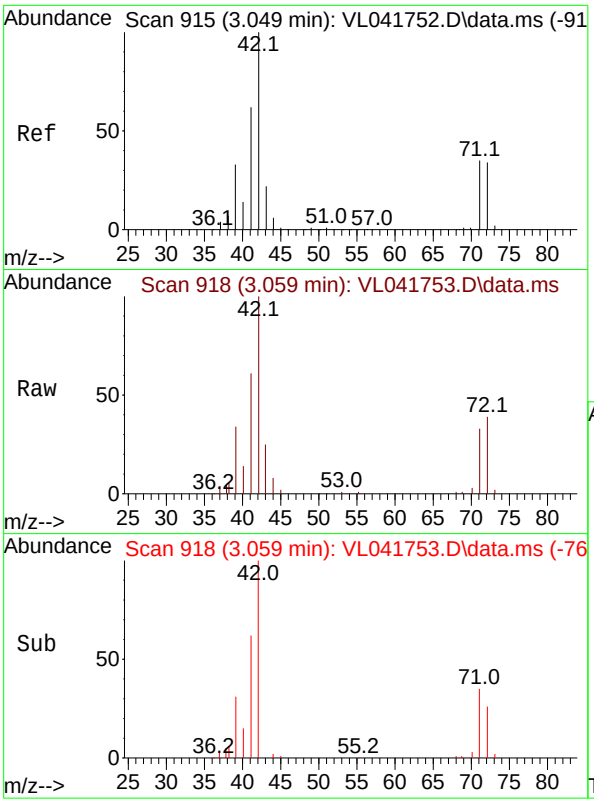

#41
Tetrahydrofuran
Concen: 2.021 ppbv
RT: 3.059 min Scan# 9
Delta R.T. 0.009 min
Lab File: VL041753.D
Acq: 16 Dec 2024 14:03

Tgt Ion: 42 Resp: 1666

Ion	Ratio	Lower	Upper
42	100		
72	40.7	29.1	43.7
71	34.9	28.4	42.6

Instrument :
MSVOA_L
ClientSampleId :
VSTDICC002

Manual Integrations
APPROVED

Reviewed By :Semsettin Yesilyurt 12/20/2024
Supervised By :Mahesh Dadoda 12/20/2024

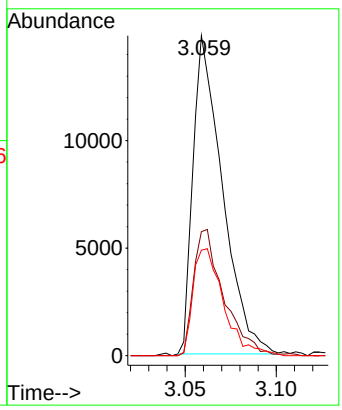

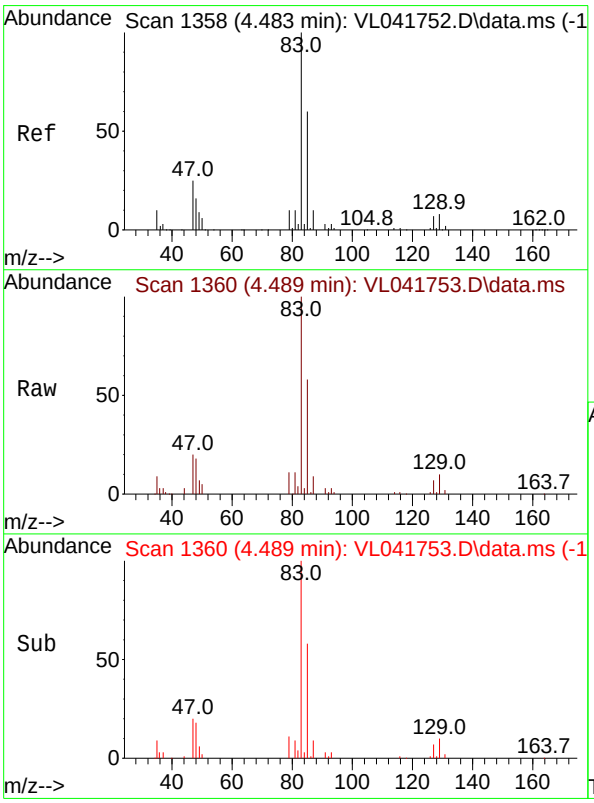

#42
Bromodichloromethane
Concen: 1.972 ppbv
RT: 4.489 min Scan# 1360
Delta R.T. 0.006 min
Lab File: VL041753.D
Acq: 16 Dec 2024 14:03

Tgt Ion: 83 Resp: 26716

Ion	Ratio	Lower	Upper
83	100		
85	58.2	48.0	72.0
127	7.2	5.8	8.8

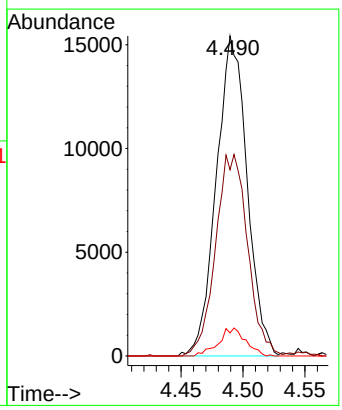

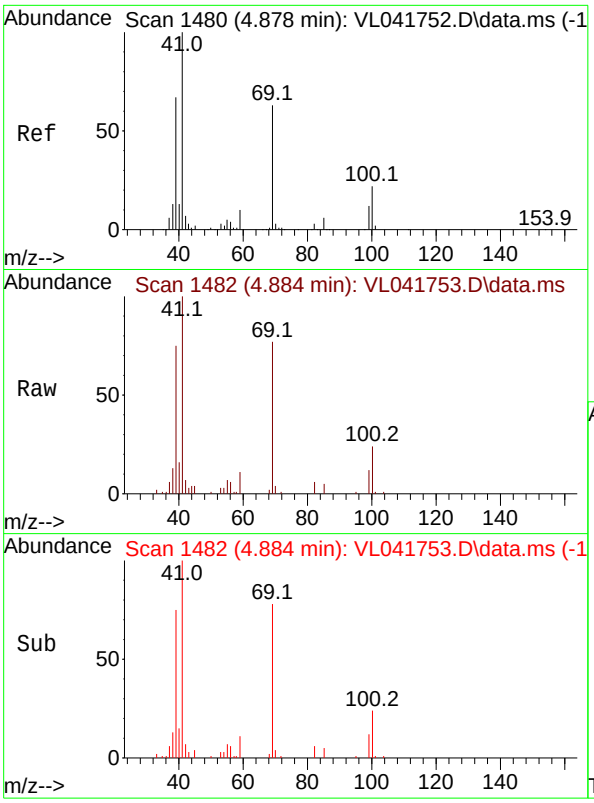

#43
Methyl Methacrylate
Concen: 2.059 ppbv
RT: 4.884 min Scan# 1
Delta R.T. 0.006 min
Lab File: VL041753.D
Acq: 16 Dec 2024 14:03

Tgt Ion: 69 Resp: 1484

Ion	Ratio	Lower	Upper
69	100		
41	162.7	130.3	195.5
100	35.7	28.3	42.5

Instrument :
MSVOA_L
ClientSampleId :
VSTDICC002

Manual Integrations
APPROVED

Reviewed By :Semsettin Yesilyurt 12/20/2024
Supervised By :Mahesh Dadoda 12/20/2024

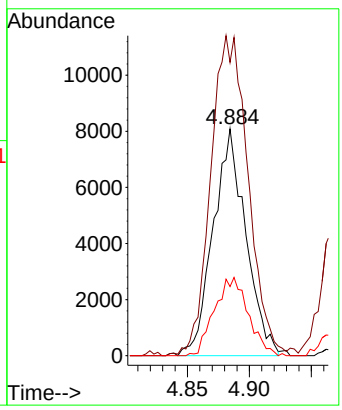

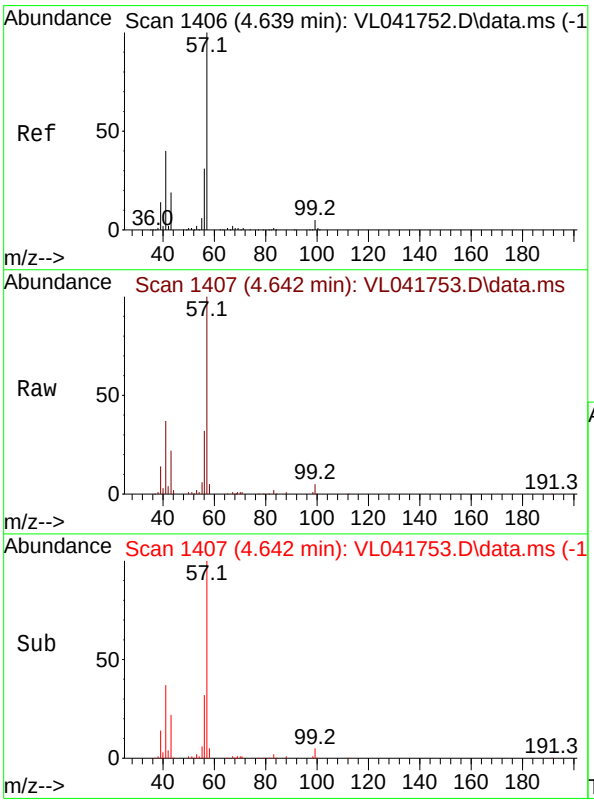

#44
2,2,4-Trimethylpentane
Concen: 2.086 ppbv
RT: 4.642 min Scan# 1407
Delta R.T. 0.003 min
Lab File: VL041753.D
Acq: 16 Dec 2024 14:03

Tgt Ion: 57 Resp: 67432

Ion	Ratio	Lower	Upper
57	100		
41	37.9	30.7	46.1
56	31.7	25.4	38.0

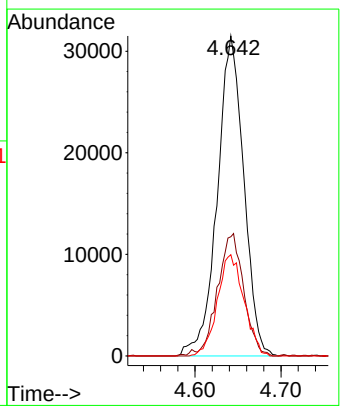

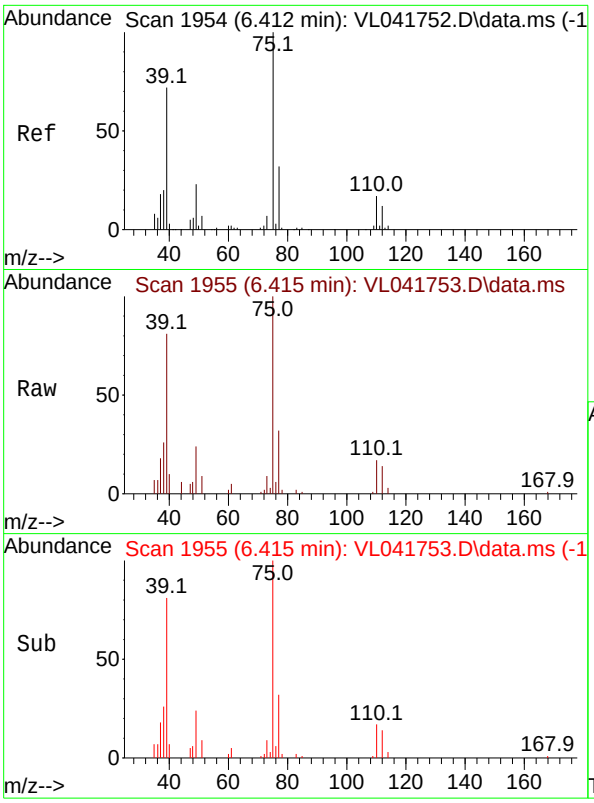

#45
t-1,3-Dichloropropene
Concen: 1.995 ppbv
RT: 6.415 min Scan# 1
Delta R.T. 0.003 min
Lab File: VL041753.D
Acq: 16 Dec 2024 14:03

Tgt Ion: 75 Resp: 1488

Ion	Ratio	Lower	Upper
75	100		
77	32.1	25.9	38.9

Instrument :
MSVOA_L
ClientSampleId :
VSTDICC002

Manual Integrations
APPROVED

Reviewed By :Semsettin Yesilyurt 12/20/2024
Supervised By :Mahesh Dadoda 12/20/2024

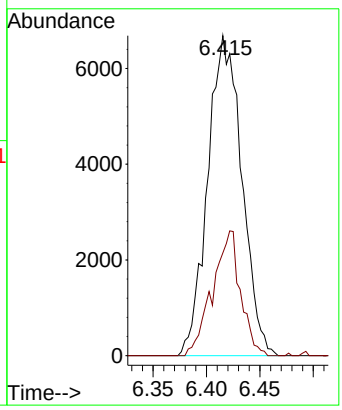

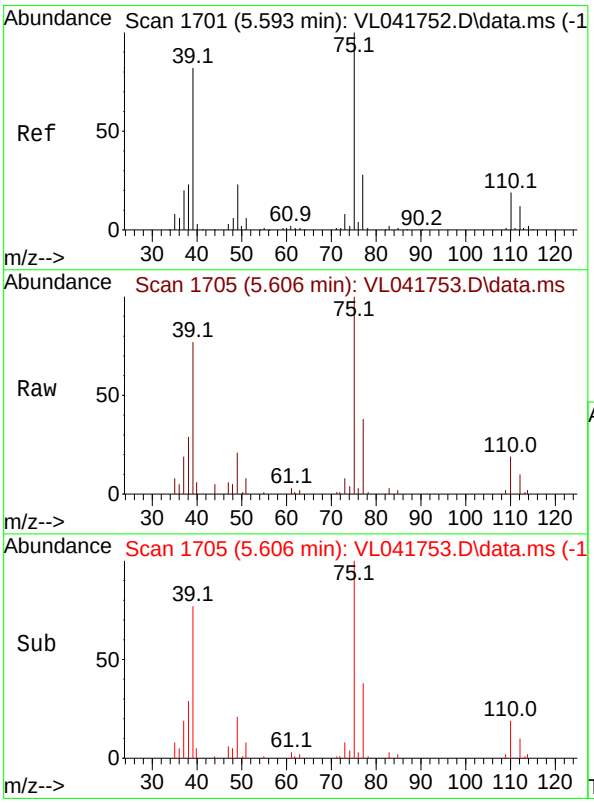

#46
cis-1,3-Dichloropropene
Concen: 2.017 ppbv m
RT: 5.606 min Scan# 1705
Delta R.T. 0.013 min
Lab File: VL041753.D
Acq: 16 Dec 2024 14:03

Tgt Ion: 75 Resp: 19105

Ion	Ratio	Lower	Upper
75	100		
39	77.4	65.2	97.8
77	38.3	22.0	33.0#

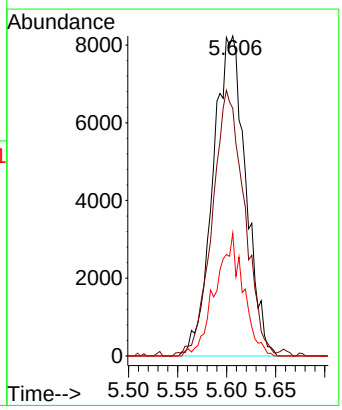

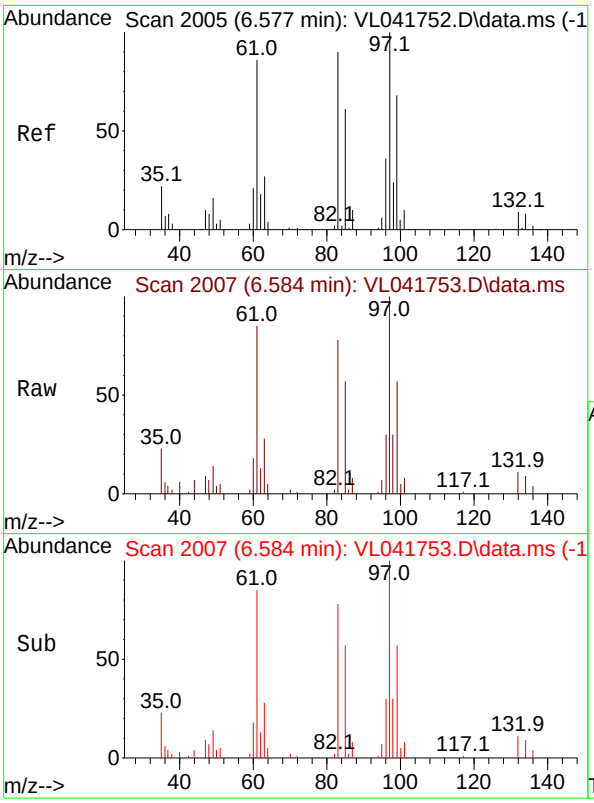

#47
1,1,2-Trichloroethane
Concen: 2.078 ppbv
RT: 6.584 min Scan# 2
Delta R.T. 0.006 min
Lab File: VL041753.D
Acq: 16 Dec 2024 14:03

Instrument :
MSVOA_L
ClientSampleId :
VSTDICC002

Tgt Ion: 97 Resp: 1485

Ion	Ratio	Lower	Upper
97	100		
83	78.0	72.3	108.5
85	56.8	48.5	72.7
99	56.8	54.0	81.0

Manual Integrations
APPROVED

Reviewed By :Semsettin Yesilyurt 12/20/2024
Supervised By :Mahesh Dadoda 12/20/2024

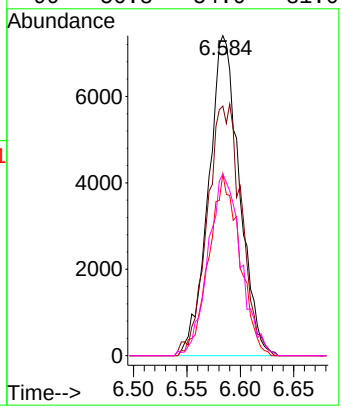

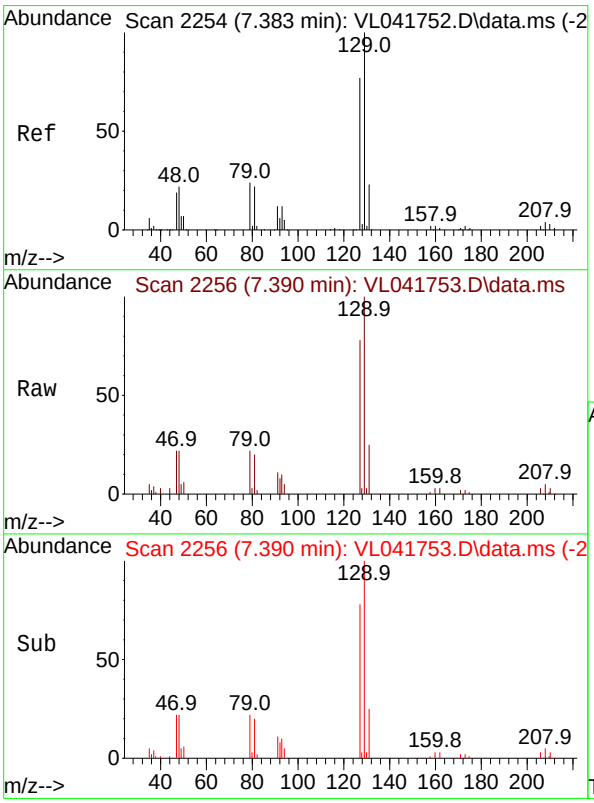

#48
Dibromochloromethane
Concen: 2.024 ppbv
RT: 7.390 min Scan# 2256
Delta R.T. 0.006 min
Lab File: VL041753.D
Acq: 16 Dec 2024 14:03

Tgt Ion:129 Resp: 19764

Ion	Ratio	Lower	Upper
129	100		
127	79.1	38.8	116.3

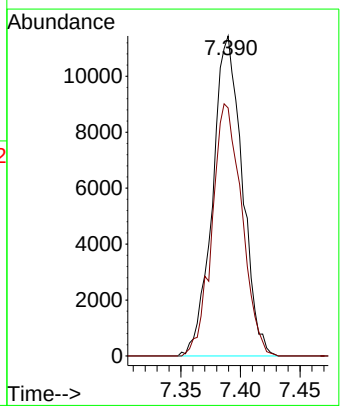

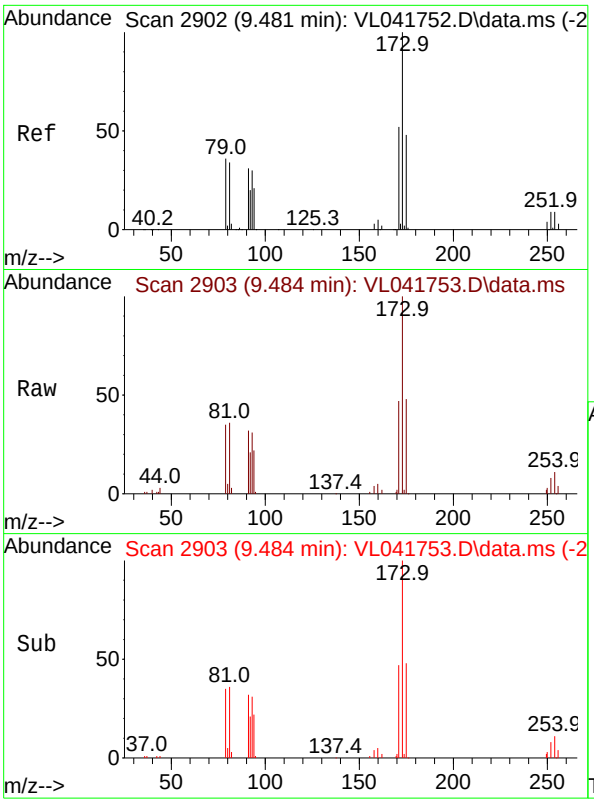

#49
Bromoform
Concen: 2.027 ppbv
RT: 9.484 min Scan# 2
Delta R.T. 0.003 min
Lab File: VL041753.D
Acq: 16 Dec 2024 14:03

Instrument :
MSVOA_L
ClientSampleId :
VSTDICC002

Tgt Ion:173 Resp: 1620

Ion	Ratio	Lower	Upper
173	100		
175	48.5	38.2	57.2
171	52.9	41.1	61.7

Manual Integrations
APPROVED

Reviewed By :Semsettin Yesilyurt 12/20/2024
Supervised By :Mahesh Dadoda 12/20/2024

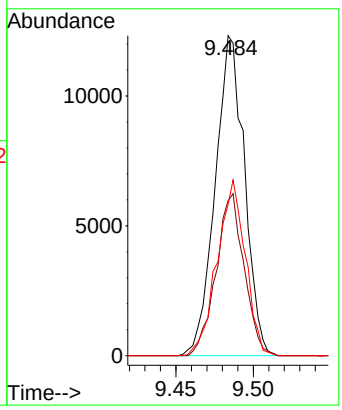

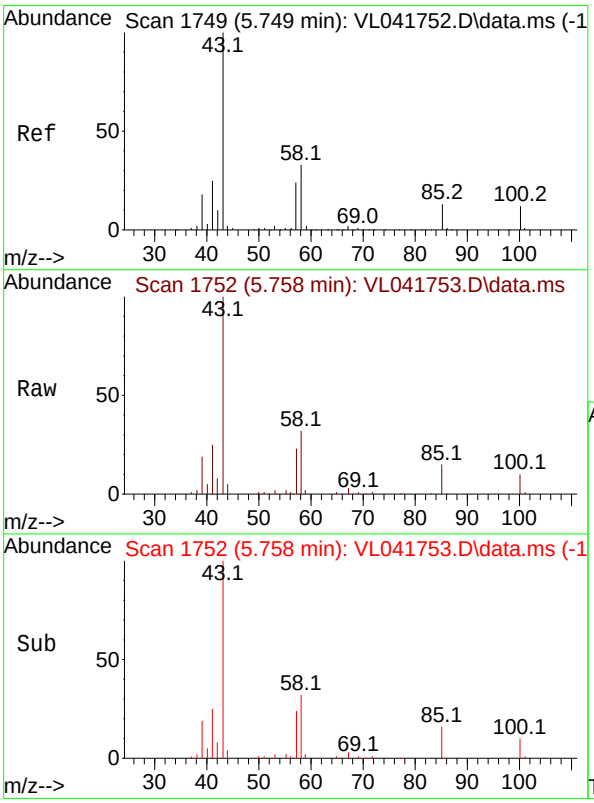

#50
4-Methyl-2-Pentanone
Concen: 2.098 ppbv
RT: 5.758 min Scan# 1752
Delta R.T. 0.009 min
Lab File: VL041753.D
Acq: 16 Dec 2024 14:03

Tgt Ion: 43 Resp: 42045

Ion	Ratio	Lower	Upper
43	100		
58	35.1	26.8	40.2

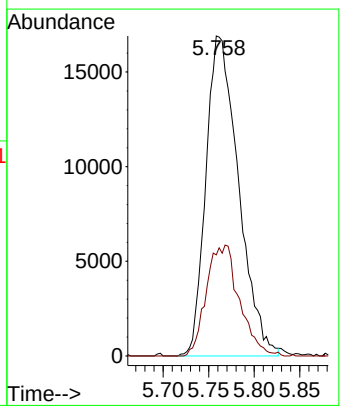

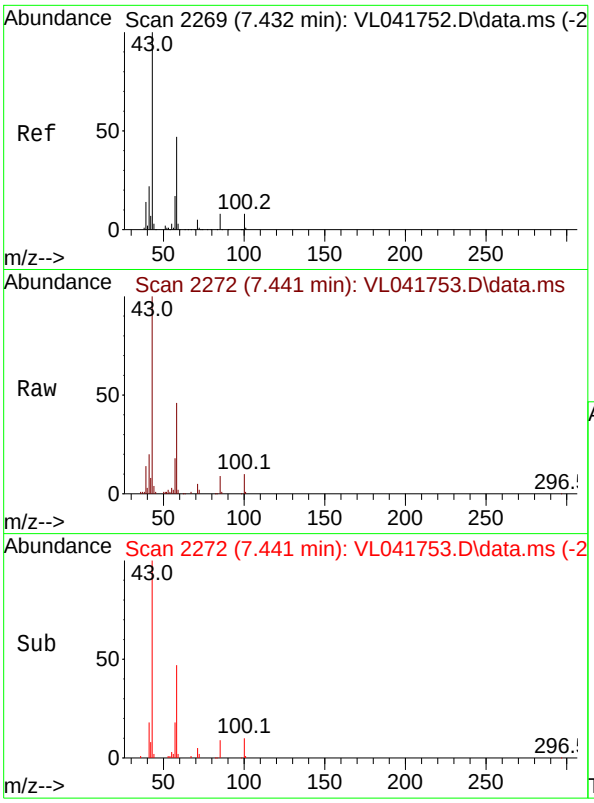

#51
2-Hexanone
Concen: 2.147 ppbv
RT: 7.441 min Scan# 2
Delta R.T. 0.009 min
Lab File: VL041753.D
Acq: 16 Dec 2024 14:03

Tgt Ion: 43 Resp: 3487

Ion	Ratio	Lower	Upper
43	100		
58	46.8	36.6	55.0
98	0.3	0.1	0.1#

Instrument :
MSVOA_L
ClientSampleId :
VSTDICC002

Manual Integrations
APPROVED

Reviewed By :Semsettin Yesilyurt 12/20/2024
Supervised By :Mahesh Dadoda 12/20/2024

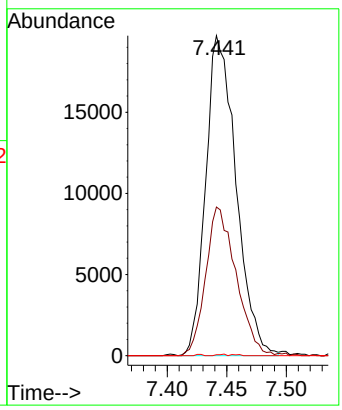

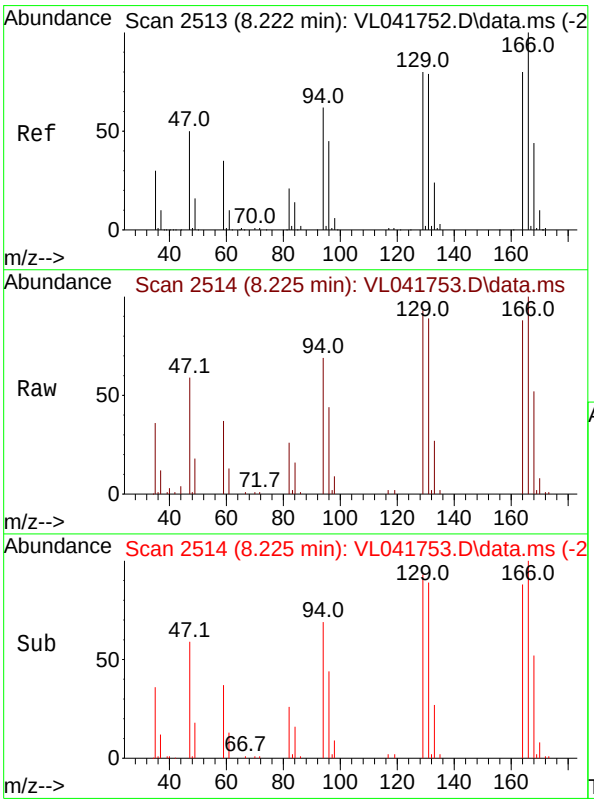

#52
Tetrachloroethene
Concen: 1.932 ppbv
RT: 8.225 min Scan# 2514
Delta R.T. 0.003 min
Lab File: VL041753.D
Acq: 16 Dec 2024 14:03

Tgt Ion:164 Resp: 13612

Ion	Ratio	Lower	Upper
164	100		
166	111.9	99.8	149.6
129	104.9	79.6	119.4
131	101.1	78.6	117.8

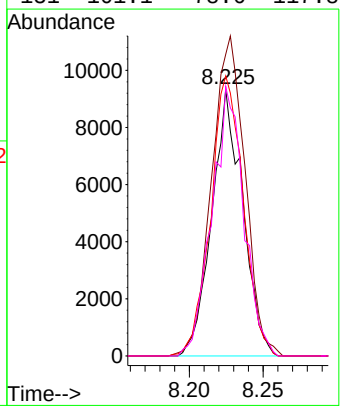

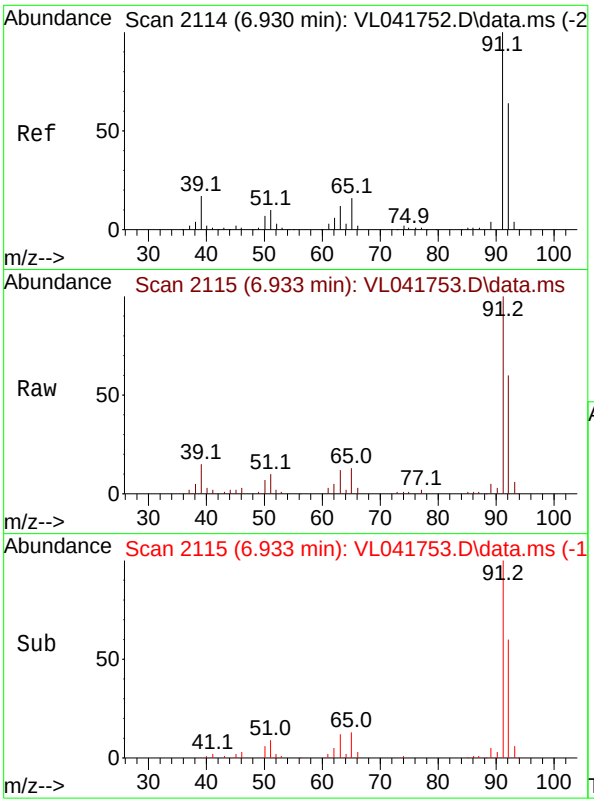

#53
Toluene
Concen: 2.072 ppbv
RT: 6.933 min Scan# 2
Delta R.T. 0.003 min
Lab File: VL041753.D
Acq: 16 Dec 2024 14:03

Tgt Ion: 91 Resp: 4447

Ion	Ratio	Lower	Upper
91	100		
92	58.8	47.9	71.9

Instrument :
MSVOA_L
ClientSampleId :
VSTDICC002

Manual Integrations
APPROVED

Reviewed By :Semsettin Yesilyurt 12/20/2024
Supervised By :Mahesh Dadoda 12/20/2024

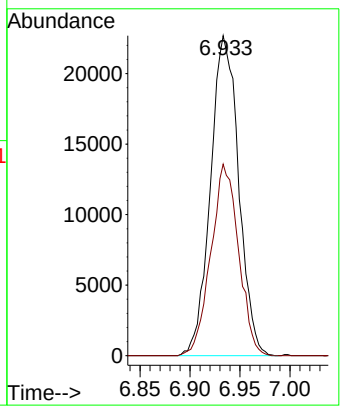

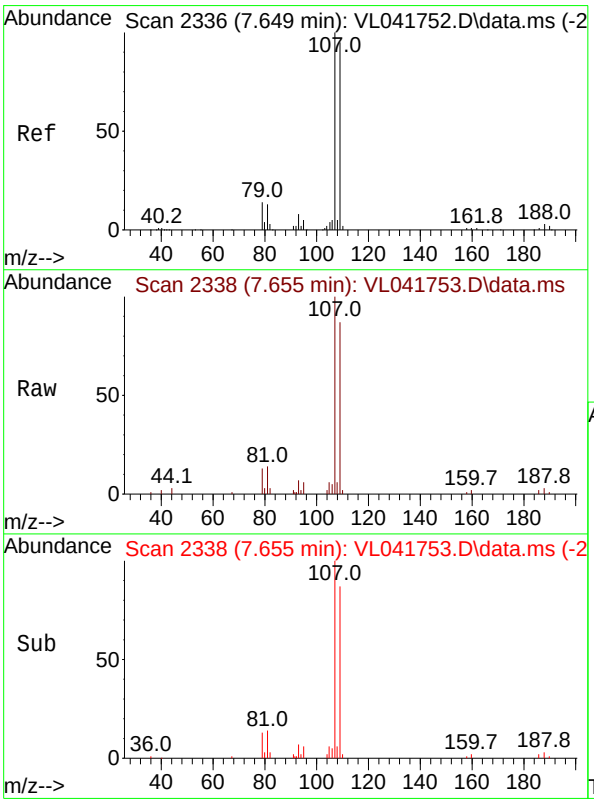

#54
1,2-Dibromoethane
Concen: 2.012 ppbv
RT: 7.655 min Scan# 2338
Delta R.T. 0.006 min
Lab File: VL041753.D
Acq: 16 Dec 2024 14:03

Tgt Ion:107 Resp: 19820

Ion	Ratio	Lower	Upper
107	100		
109	86.6	75.9	113.9

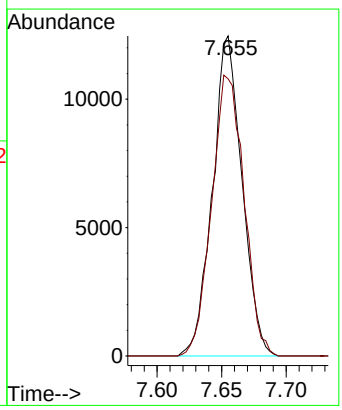

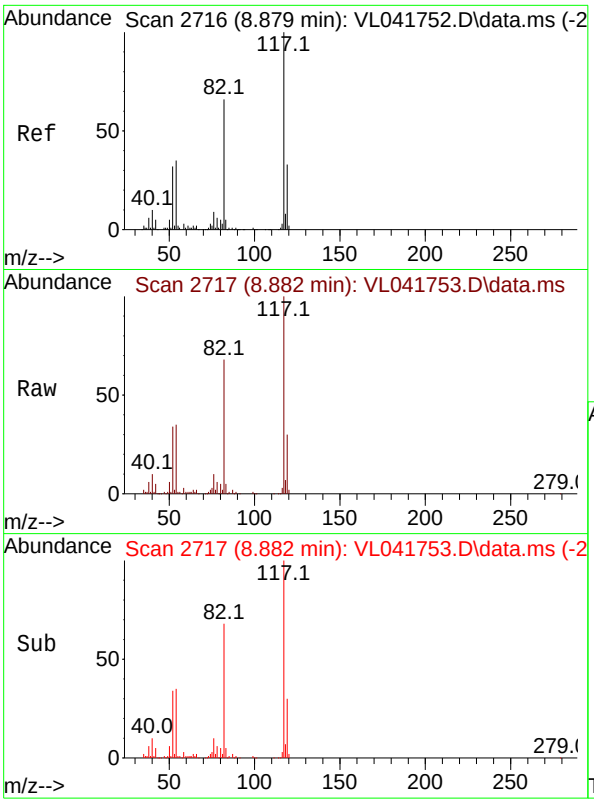

#55
Chlorobenzene-d5
Concen: 10.000 ppbv
RT: 8.882 min Scan# 2
Delta R.T. 0.003 min
Lab File: VL041753.D
Acq: 16 Dec 2024 14:03

Instrument :
MSVOA_L
ClientSampleId :
VSTDICC002

Tgt Ion:117 Resp: 16397

Ion	Ratio	Lower	Upper
117	100		
82	68.5	53.8	80.8
119	31.5	26.7	40.1

Manual Integrations
APPROVED

Reviewed By :Semsettin Yesilyurt 12/20/2024
Supervised By :Mahesh Dadoda 12/20/2024

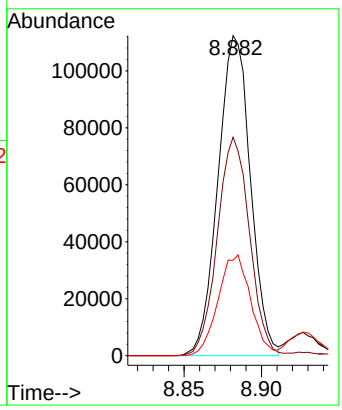

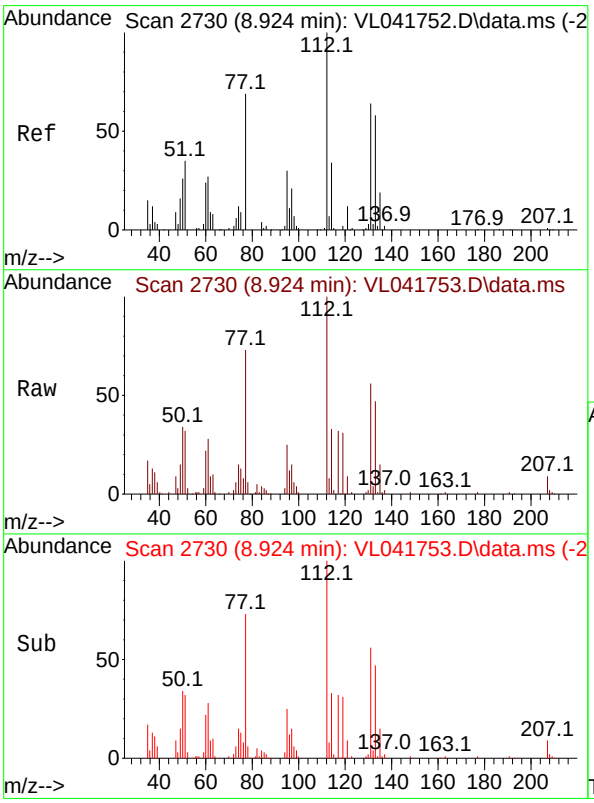

#56
1,1,1,2-Tetrachloroethane
Concen: 2.141 ppbv
RT: 8.924 min Scan# 2730
Delta R.T. -0.000 min
Lab File: VL041753.D
Acq: 16 Dec 2024 14:03

Tgt Ion:131 Resp: 18613

Ion	Ratio	Lower	Upper
131	100		
133	99.0	76.8	115.2
119	61.3	49.0	73.6

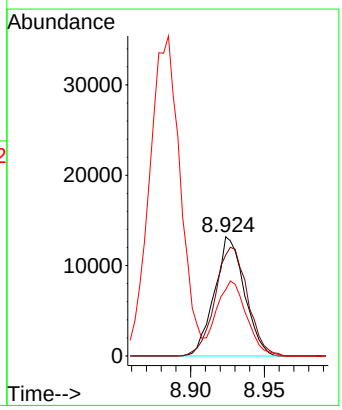

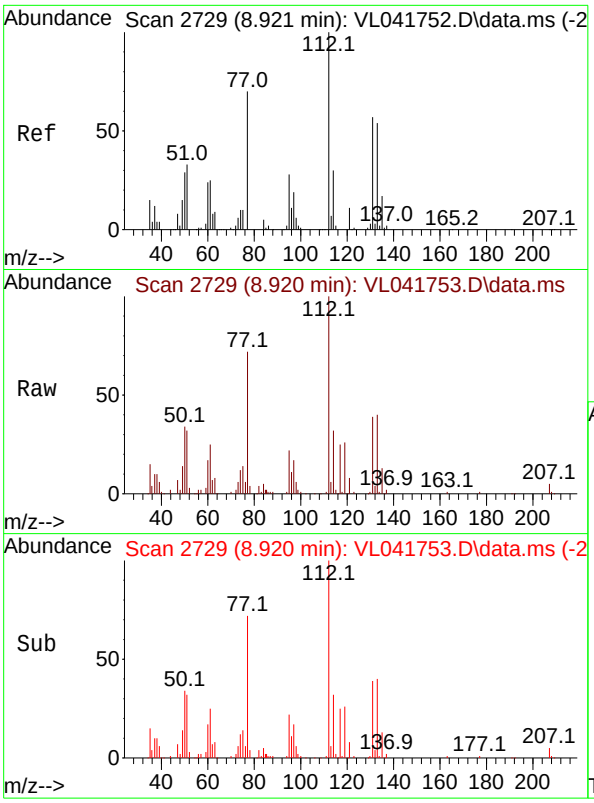

#57
Chlorobenzene
Concen: 2.127 ppbv
RT: 8.920 min Scan# 2
Delta R.T. -0.000 min
Lab File: VL041753.D
Acq: 16 Dec 2024 14:03

Instrument :
MSVOA_L
ClientSampleId :
VSTDICC002

Tgt Ion:112 Resp: 3568

Ion	Ratio	Lower	Upper
112	100		
77	71.6	57.4	86.0
114	32.0	27.4	33.4

Manual Integrations
APPROVED

Reviewed By :Semsettin Yesilyurt 12/20/2024
Supervised By :Mahesh Dadoda 12/20/2024

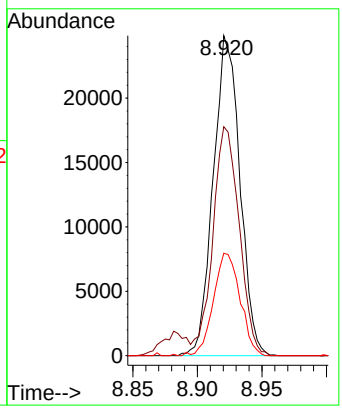

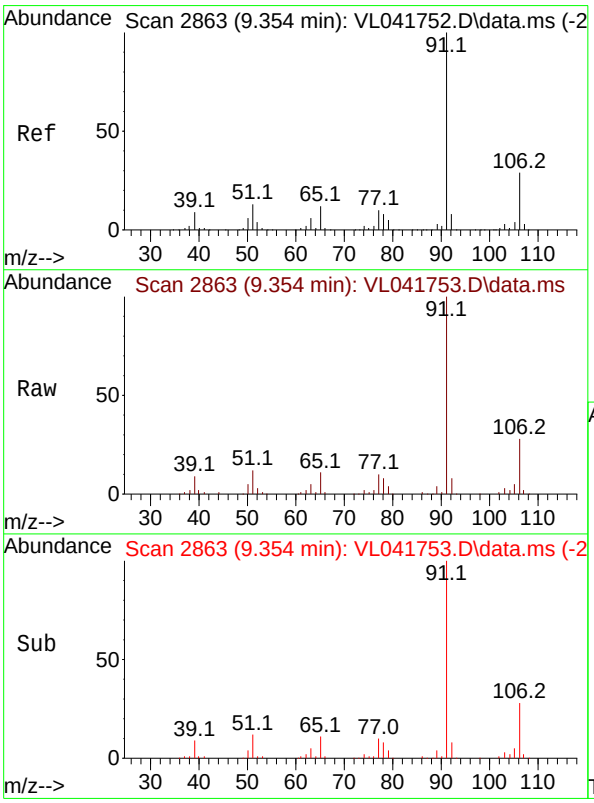

#58
Ethyl Benzene
Concen: 2.145 ppbv
RT: 9.354 min Scan# 2863
Delta R.T. -0.000 min
Lab File: VL041753.D
Acq: 16 Dec 2024 14:03

Tgt Ion: 91 Resp: 63316

Ion	Ratio	Lower	Upper
91	100		
106	27.8	23.5	35.3

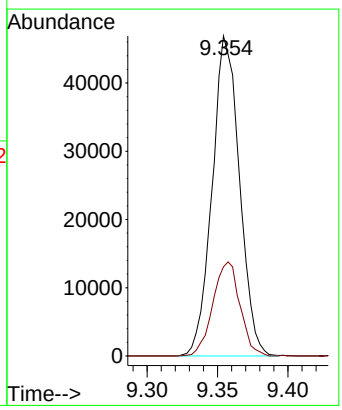

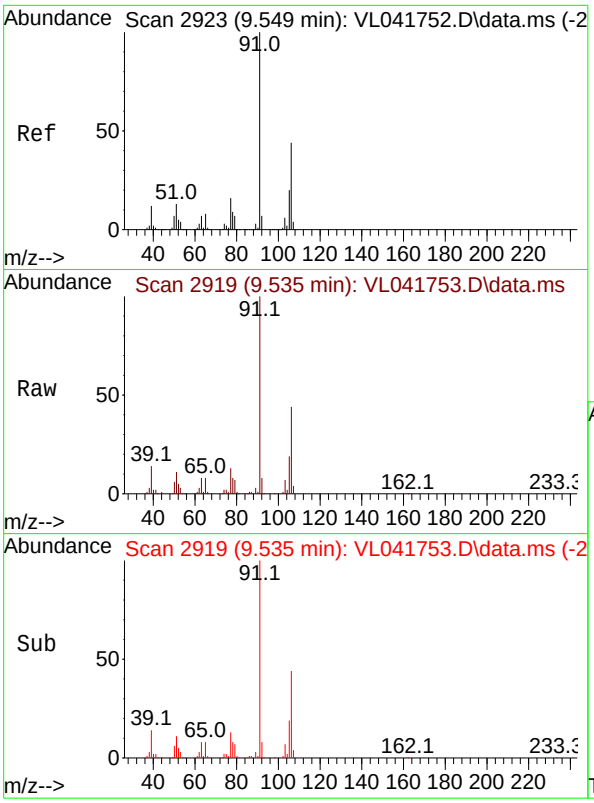

#59
m/p-Xylene
Concen: 4.204 ppbv m
RT: 9.535 min Scan# 2
Delta R.T. -0.013 min
Lab File: VL041753.D
Acq: 16 Dec 2024 14:03

Tgt Ion: 91 Resp: 9982

Ion	Ratio	Lower	Upper
91	100		
106	46.4	0.0	0.0

Instrument :
MSVOA_L
ClientSampleId :
VSTDICC002

Manual Integrations
APPROVED

Reviewed By :Semsettin Yesilyurt 12/20/2024
Supervised By :Mahesh Dadoda 12/20/2024

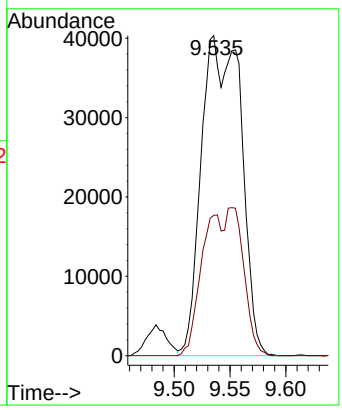

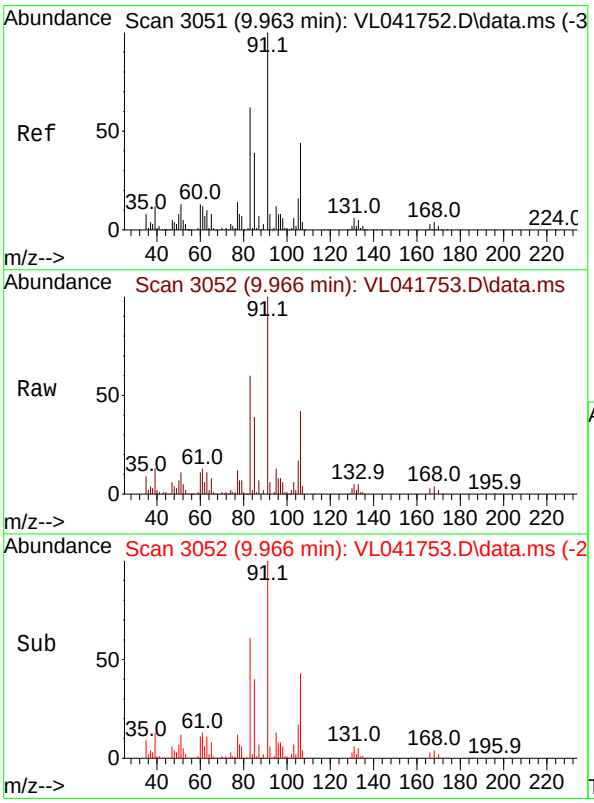

#60
o-Xylene
Concen: 2.149 ppbv
RT: 9.966 min Scan# 3052
Delta R.T. 0.003 min
Lab File: VL041753.D
Acq: 16 Dec 2024 14:03

Tgt Ion: 91 Resp: 51152

Ion	Ratio	Lower	Upper
91	100		
106	43.1	21.1	63.4

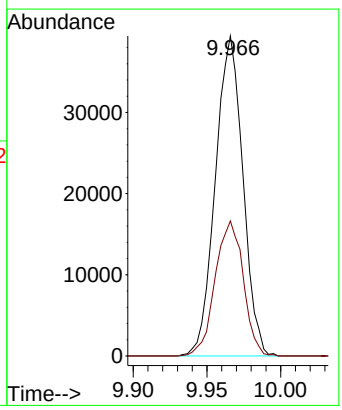

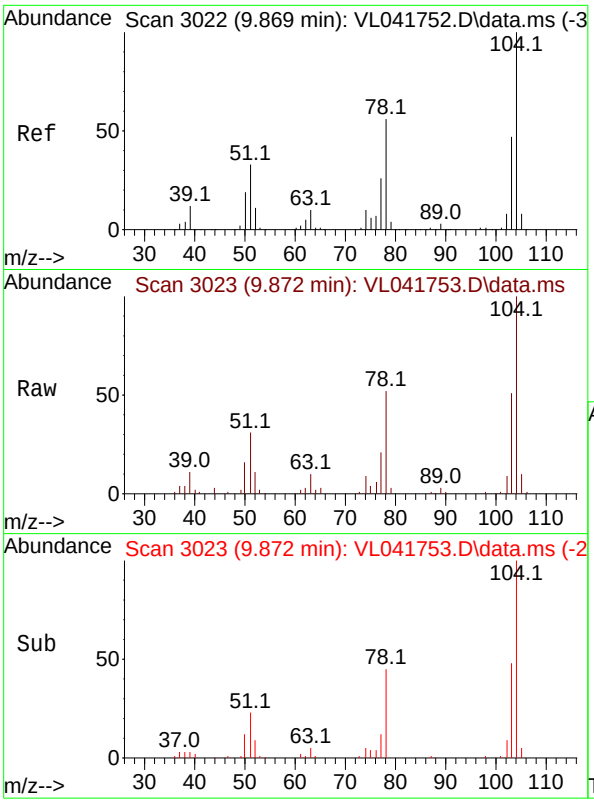

#61
Styrene
Concen: 2.025 ppbv
RT: 9.872 min Scan# 3
Delta R.T. 0.003 min
Lab File: VL041753.D
Acq: 16 Dec 2024 14:03

Instrument :
MSVOA_L
ClientSampleId :
VSTDICC002

Tgt Ion:104 Resp: 2084

Ion	Ratio	Lower	Upper
104	100		
78	56.9	43.8	65.6
103	50.2	37.8	56.6

Manual Integrations
APPROVED

Reviewed By :Semsettin Yesilyurt 12/20/2024
Supervised By :Mahesh Dadoda 12/20/2024

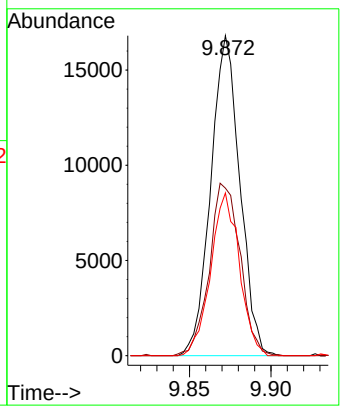

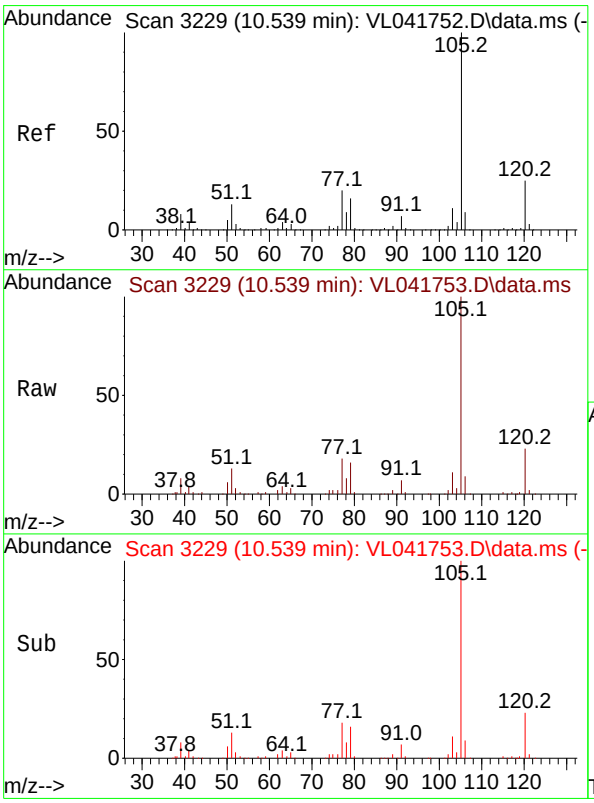

#62
Isopropylbenzene
Concen: 2.103 ppbv
RT: 10.539 min Scan# 3229
Delta R.T. -0.000 min
Lab File: VL041753.D
Acq: 16 Dec 2024 14:03

Tgt Ion:105 Resp: 75206

Ion	Ratio	Lower	Upper
105	100		
120	24.8	19.8	29.8

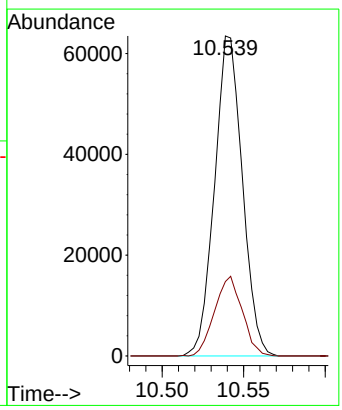

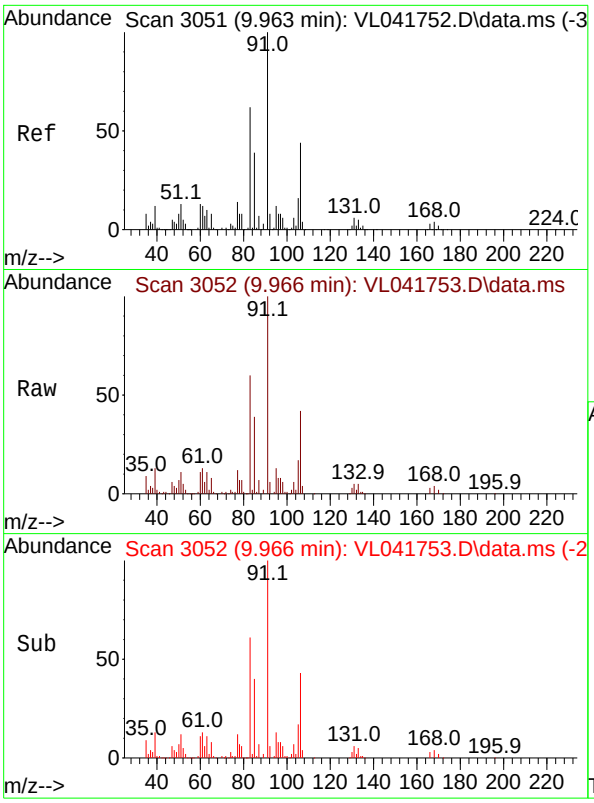

#63
1,1,2,2-Tetrachloroethane
Concen: 1.997 ppbv
RT: 9.966 min Scan# 3
Delta R.T. 0.003 min
Lab File: VL041753.D
Acq: 16 Dec 2024 14:03

Instrument :
MSVOA_L
ClientSampleId :
VSTDICC002

Tgt Ion: 83 Resp: 2975

Ion	Ratio	Lower	Upper
83	100		
131	10.2	4.9	14.7
85	64.4	32.0	96.2

Manual Integrations
APPROVED

Reviewed By :Semsettin Yesilyurt 12/20/2024
Supervised By :Mahesh Dadoda 12/20/2024

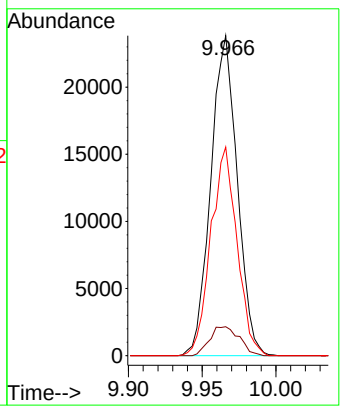

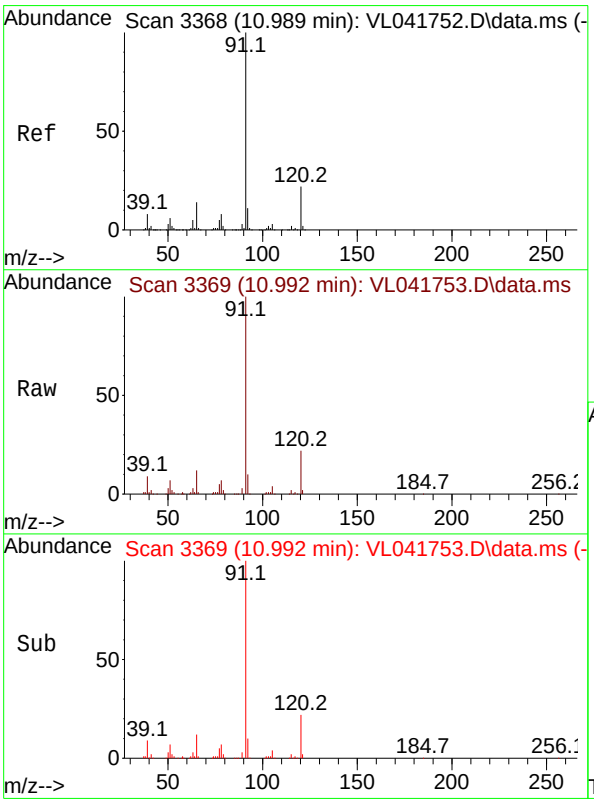

#64
n-propylbenzene
Concen: 2.117 ppbv
RT: 10.992 min Scan# 3369
Delta R.T. 0.003 min
Lab File: VL041753.D
Acq: 16 Dec 2024 14:03

Tgt Ion:120 Resp: 19146

Ion	Ratio	Lower	Upper
120	100		
91	482.0	387.3	580.9

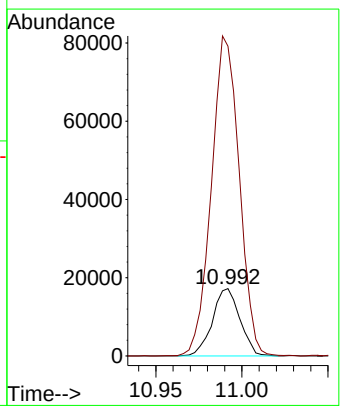

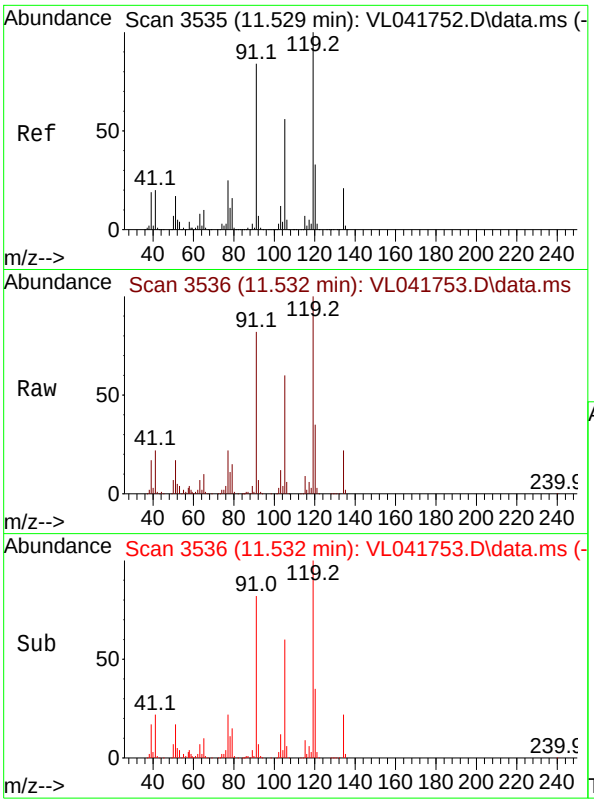

#65
tert-Butylbenzene
Concen: 2.135 ppbv
RT: 11.532 min Scan# 3
Delta R.T. 0.003 min
Lab File: VL041753.D
Acq: 16 Dec 2024 14:03

Tgt Ion:119 Resp: 6887

Ion	Ratio	Lower	Upper
119	100		
91	82.1	67.0	100.4
134	21.1	16.5	24.7

Instrument :
MSVOA_L
ClientSampleId :
VSTDICC002

Manual Integrations
APPROVED

Reviewed By :Semsettin Yesilyurt 12/20/2024
Supervised By :Mahesh Dadoda 12/20/2024

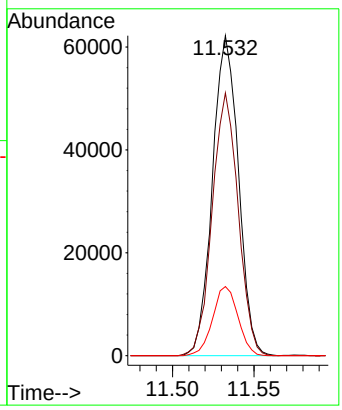

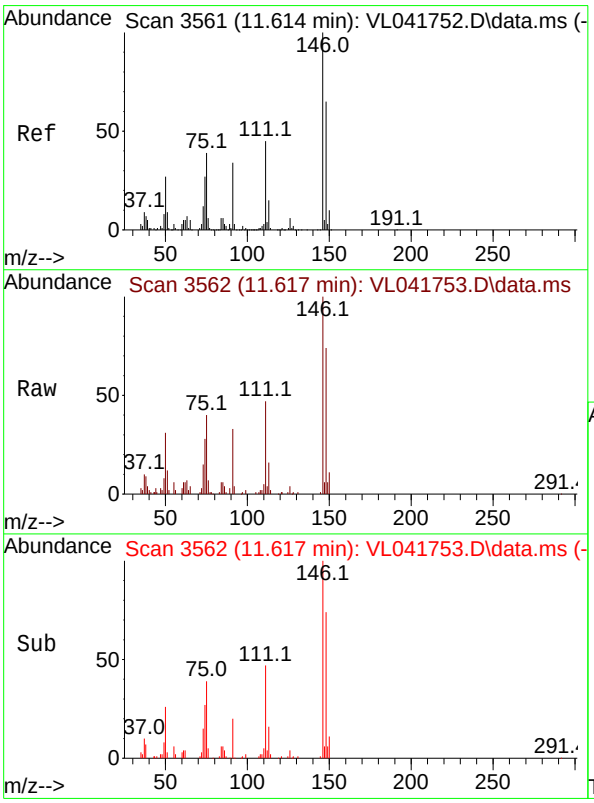

#66
Benzyl Chloride
Concen: 1.898 ppbv
RT: 11.617 min Scan# 3562
Delta R.T. 0.003 min
Lab File: VL041753.D
Acq: 16 Dec 2024 14:03

Tgt Ion: 91 Resp: 5400

Ion	Ratio	Lower	Upper
91	100		
126	17.7	13.9	20.9
128	5.3	4.4	6.6

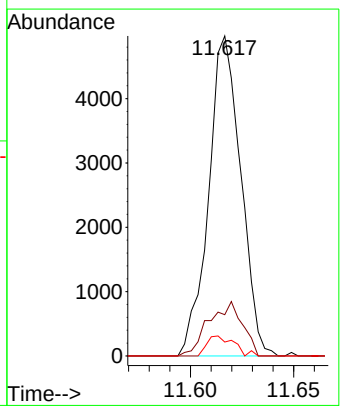

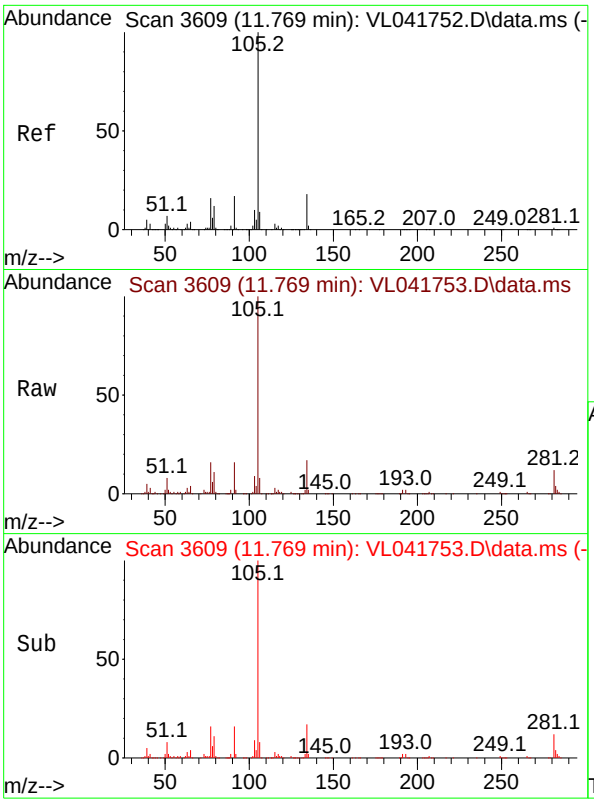

#67
sec-Butylbenzene
Concen: 2.149 ppbv
RT: 11.769 min Scan# 3
Delta R.T. -0.000 min
Lab File: VL041753.D
Acq: 16 Dec 2024 14:03

Tgt Ion:105 Resp: 9596

Ion	Ratio	Lower	Upper
105	100		
134	18.1	14.5	21.7

Instrument :
MSVOA_L
ClientSampleId :
VSTDICC002

Manual Integrations
APPROVED

Reviewed By :Semsettin Yesilyurt 12/20/2024
Supervised By :Mahesh Dadoda 12/20/2024

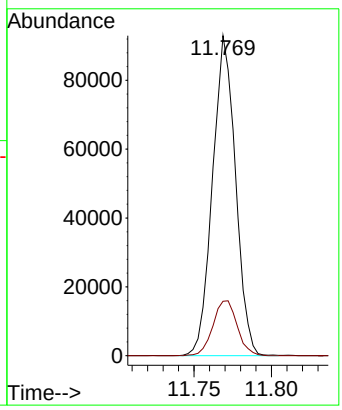

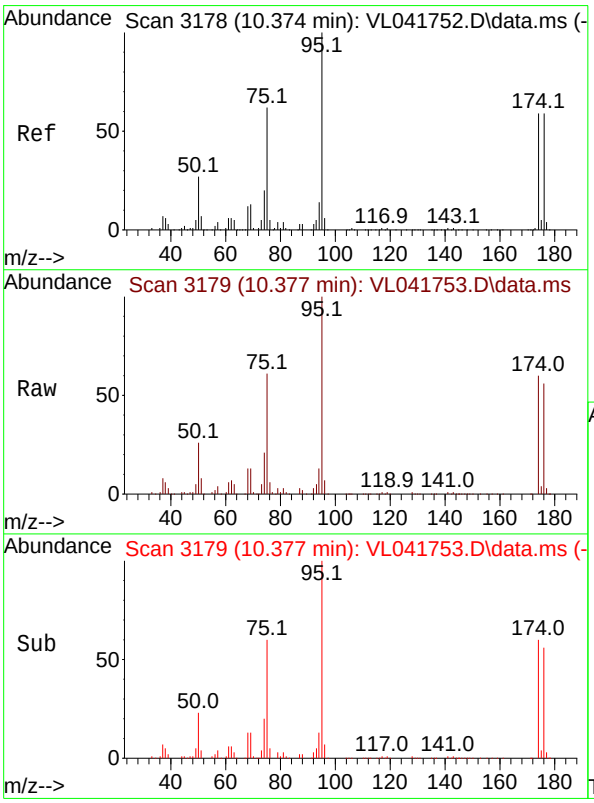

#68
1-Bromo-4-Fluorobenzene
Concen: 10.122 ppbv
RT: 10.377 min Scan# 3179
Delta R.T. 0.003 min
Lab File: VL041753.D
Acq: 16 Dec 2024 14:03

Tgt Ion: 95 Resp: 138312

Ion	Ratio	Lower	Upper
95	100		
174	60.2	47.6	71.4
175	4.9	3.7	5.5

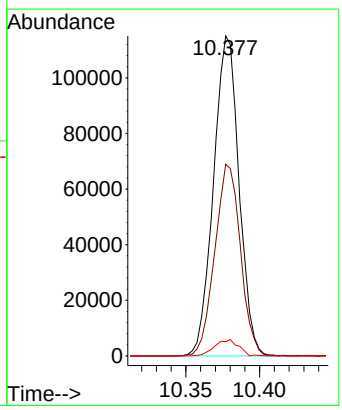

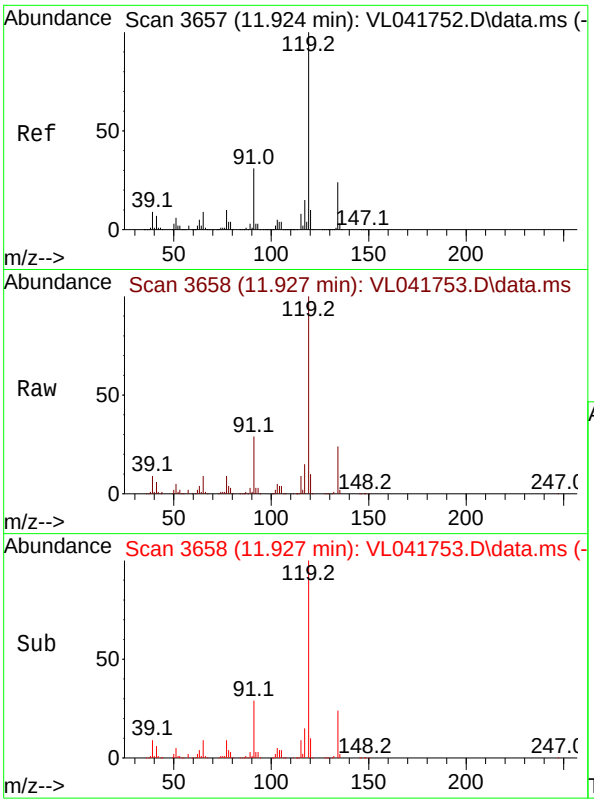

#69
p-Isopropyltoluene
Concen: 2.153 ppbv
RT: 11.927 min Scan# 3
Delta R.T. 0.003 min
Lab File: VL041753.D
Acq: 16 Dec 2024 14:03

Instrument :
MSVOA_L
ClientSampleId :
VSTDICC002

Tgt Ion:119 Resp: 7923

Ion	Ratio	Lower	Upper
119	100		
134	24.3	19.6	29.4
91	30.5	24.4	36.6

Manual Integrations
APPROVED

Reviewed By :Semsettin Yesilyurt 12/20/2024
Supervised By :Mahesh Dadoda 12/20/2024

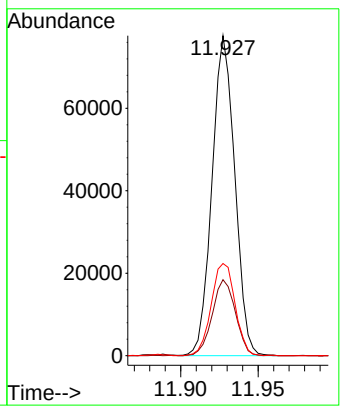

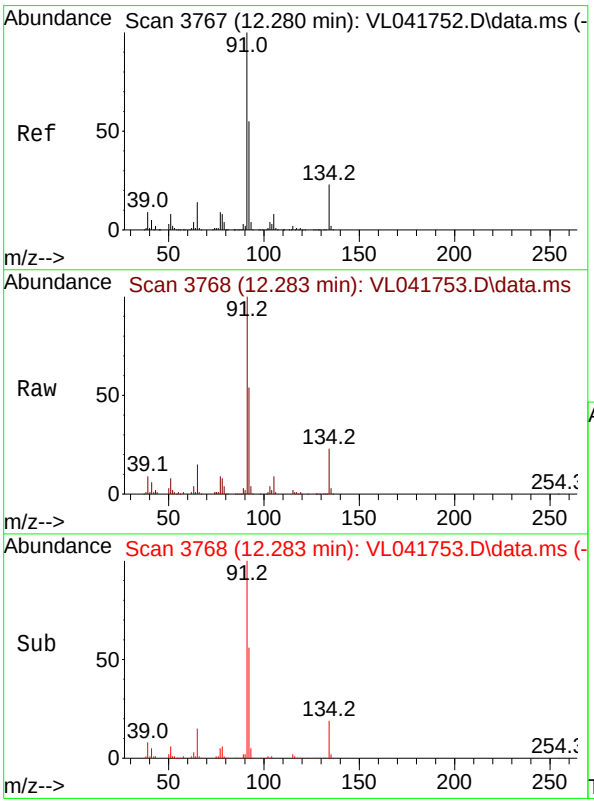

#70
n-Butylbenzene
Concen: 2.122 ppbv
RT: 12.283 min Scan# 3768
Delta R.T. 0.003 min
Lab File: VL041753.D
Acq: 16 Dec 2024 14:03

Tgt Ion: 91 Resp: 75430

Ion	Ratio	Lower	Upper
91	100		
92	54.7	43.2	64.8
134	23.0	18.2	27.4

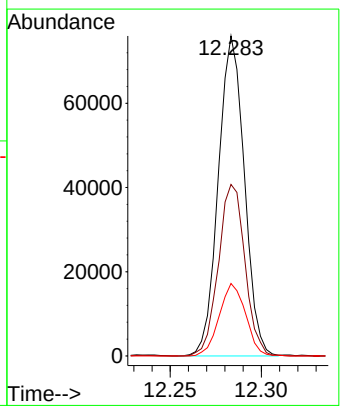

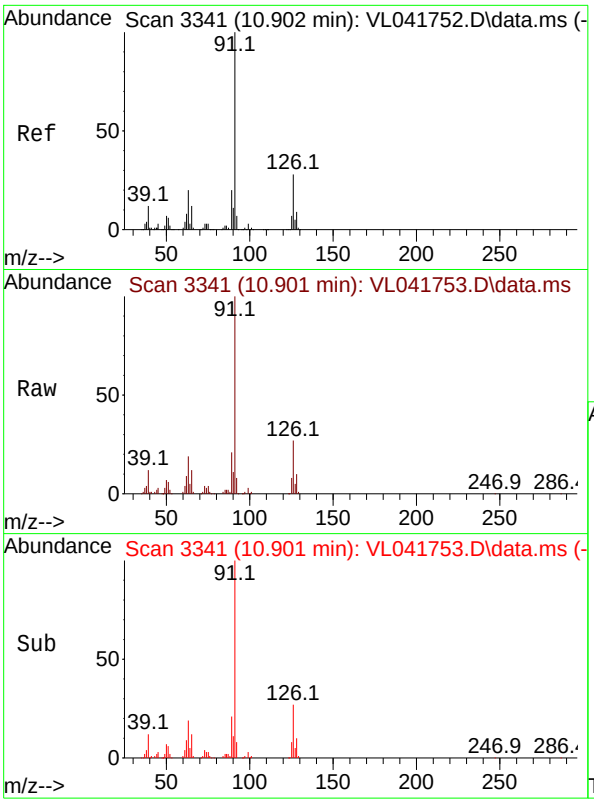

#71
2-Chlorotoluene
Concen: 2.114 ppbv
RT: 10.901 min Scan# 3
Delta R.T. -0.000 min
Lab File: VL041753.D
Acq: 16 Dec 2024 14:03

Tgt Ion: 91 Resp: 5772

Ion	Ratio	Lower	Upper
91	100		
126	28.5	11.6	46.4

Instrument :
MSVOA_L
ClientSampleId :
VSTDICC002

Manual Integrations
APPROVED

Reviewed By :Semsettin Yesilyurt 12/20/2024
Supervised By :Mahesh Dadoda 12/20/2024

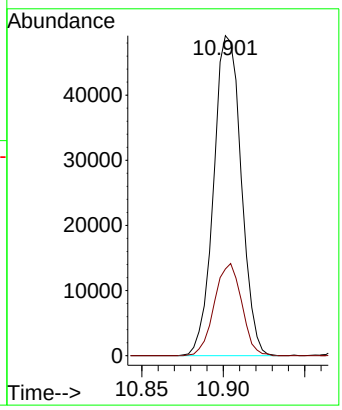

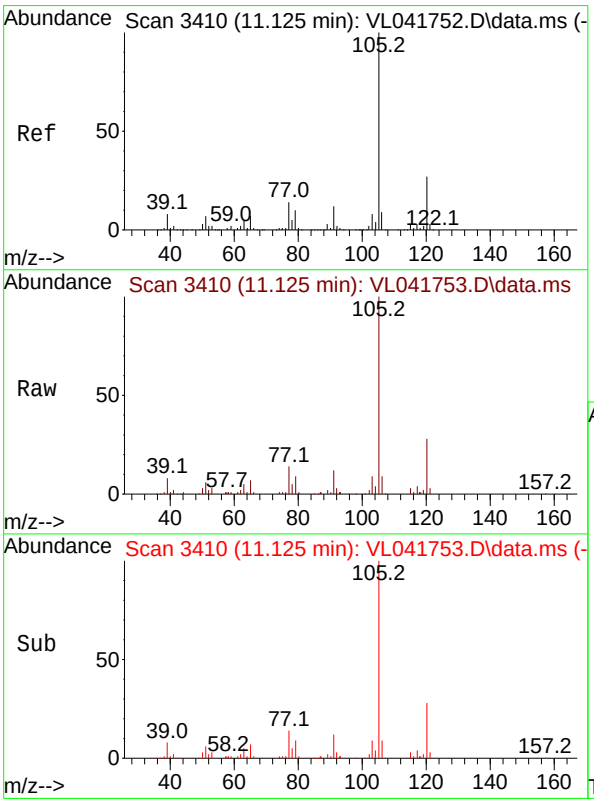

#72
4-Ethyltoluene
Concen: 2.098 ppbv
RT: 11.125 min Scan# 3410
Delta R.T. -0.000 min
Lab File: VL041753.D
Acq: 16 Dec 2024 14:03

Tgt Ion:105 Resp: 58841

Ion	Ratio	Lower	Upper
105	100		
120	29.7	23.3	34.9
91	14.3	10.9	16.3
77	14.5	11.6	17.4

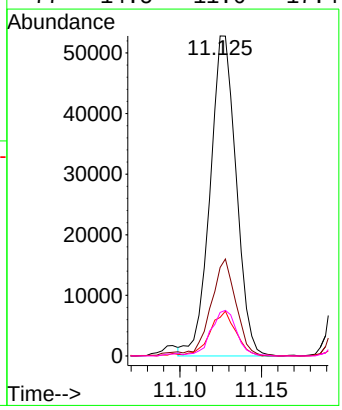

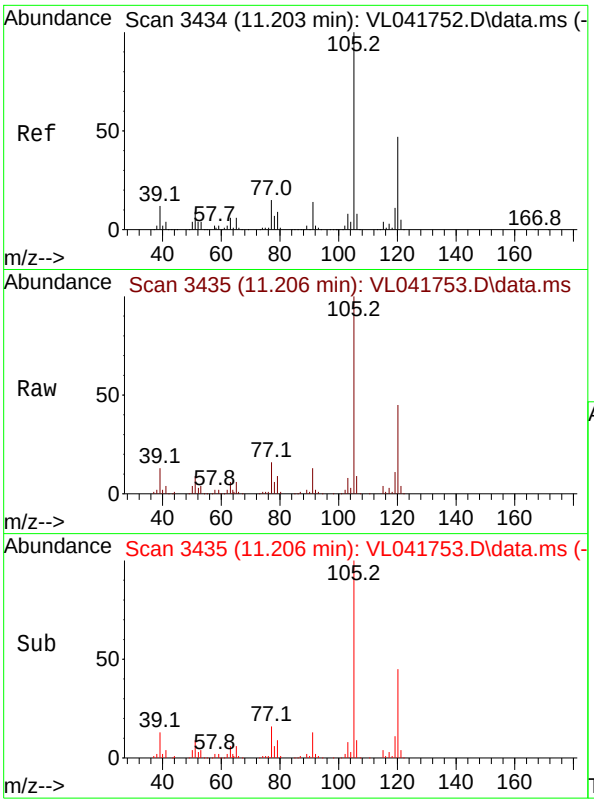

#73
1,3,5-Trimethylbenzene
Concen: 2.087 ppbv
RT: 11.206 min Scan# 3
Delta R.T. 0.003 min
Lab File: VL041753.D
Acq: 16 Dec 2024 14:03

Instrument :
MSVOA_L
ClientSampleId :
VSTDICC002

Tgt Ion:105 Resp: 4864

Ion	Ratio	Lower	Upper
105	100		
120	44.9	37.4	56.2

Manual Integrations
APPROVED

Reviewed By :Semsettin Yesilyurt 12/20/2024
Supervised By :Mahesh Dadoda 12/20/2024

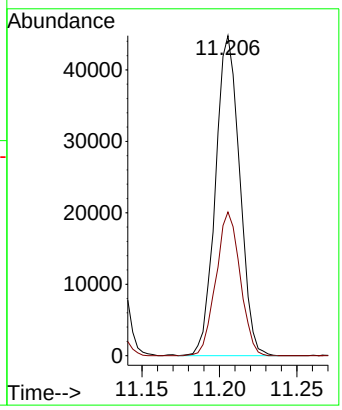

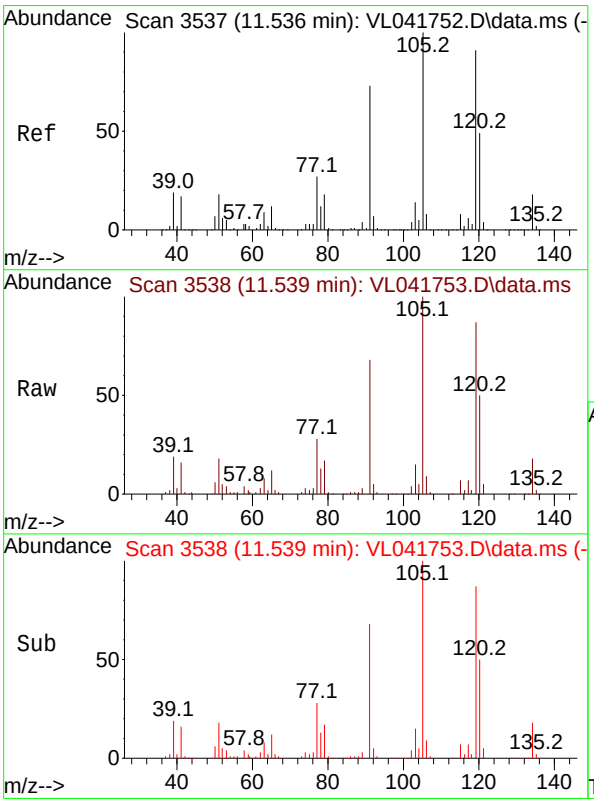

#74
1,2,4-Trimethylbenzene
Concen: 2.118 ppbv
RT: 11.539 min Scan# 3538
Delta R.T. 0.003 min
Lab File: VL041753.D
Acq: 16 Dec 2024 14:03

Tgt Ion:105 Resp: 53084

Ion	Ratio	Lower	Upper
105	100		
120	49.7	39.0	58.4
91	67.9	58.1	87.1
77	28.1	21.8	32.8

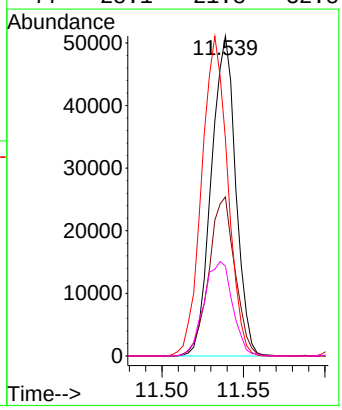

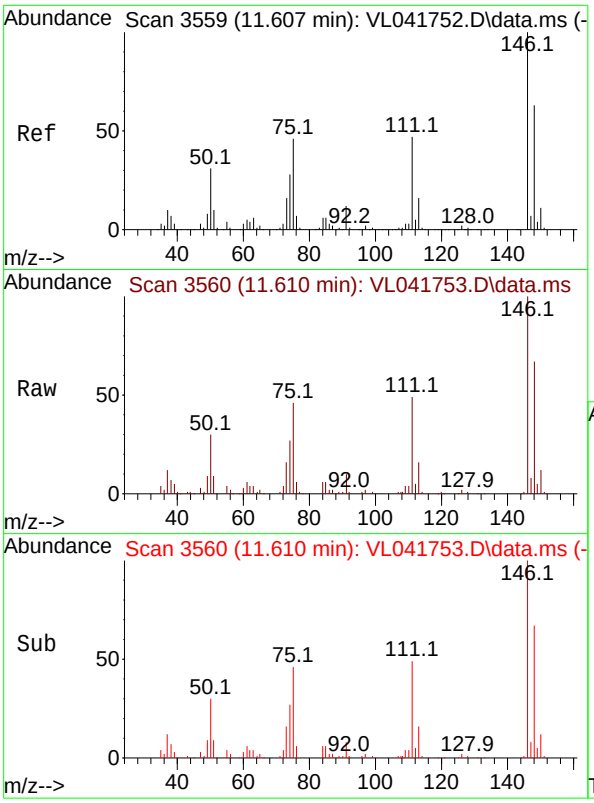

#75
1,3-Dichlorobenzene
Concen: 2.040 ppbv
RT: 11.610 min Scan# 3
Delta R.T. 0.003 min
Lab File: VL041753.D
Acq: 16 Dec 2024 14:03

Tgt Ion:146 Resp: 3260

Ion	Ratio	Lower	Upper
146	100		
111	49.1	23.4	70.3
148	64.3	31.6	95.0

Instrument :
MSVOA_L
ClientSampleId :
VSTDICC002

Manual Integrations
APPROVED

Reviewed By :Semsettin Yesilyurt 12/20/2024
Supervised By :Mahesh Dadoda 12/20/2024

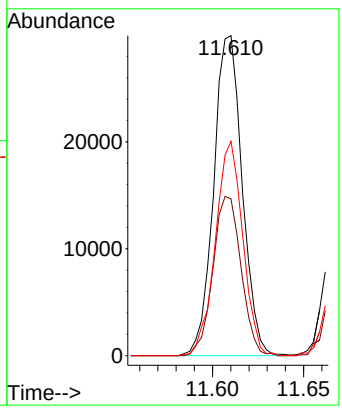

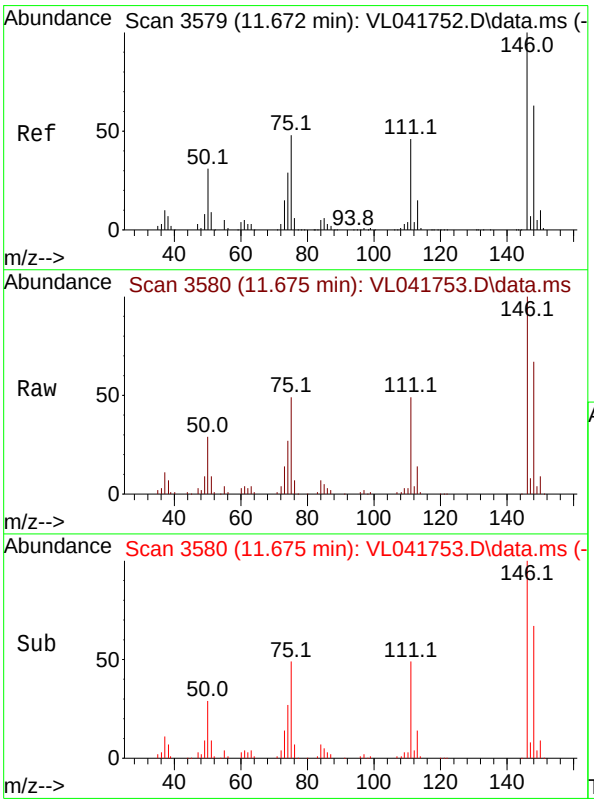

#76
1,4-Dichlorobenzene
Concen: 2.060 ppbv
RT: 11.675 min Scan# 3580
Delta R.T. 0.003 min
Lab File: VL041753.D
Acq: 16 Dec 2024 14:03

Tgt Ion:146 Resp: 32527

Ion	Ratio	Lower	Upper
146	100		
111	46.1	22.7	68.1
148	65.1	31.4	94.0

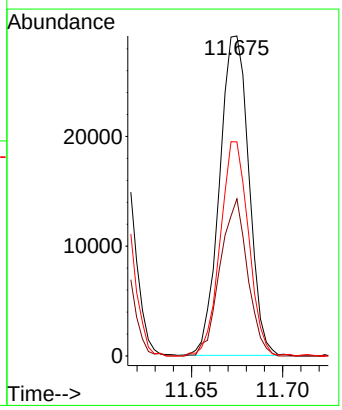

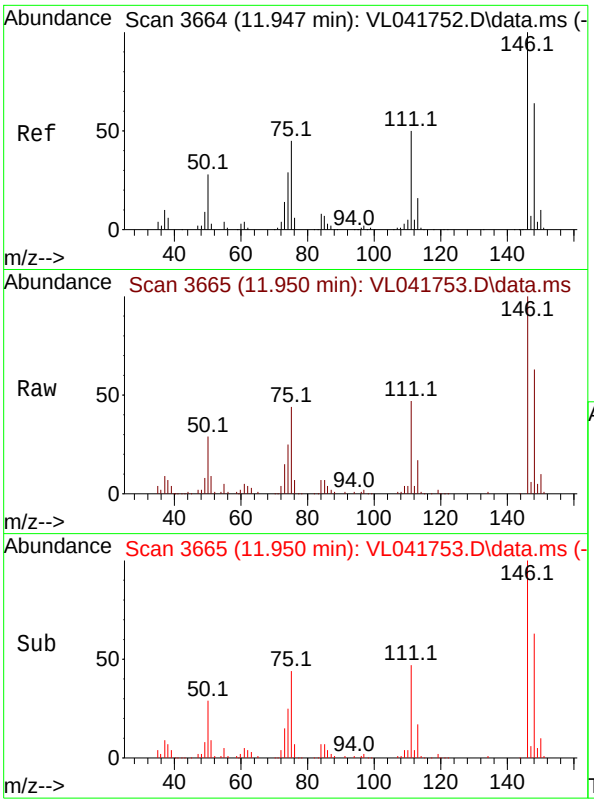

#77
1,2-Dichlorobenzene
Concen: 2.095 ppbv
RT: 11.950 min Scan# 3
Delta R.T. 0.003 min
Lab File: VL041753.D
Acq: 16 Dec 2024 14:03

Instrument :
MSVOA_L
ClientSampleId :
VSTDICC002

Tgt Ion:146 Resp: 3222

Ion	Ratio	Lower	Upper
146	100		
111	49.2	24.8	74.3
148	63.3	31.8	95.4

Manual Integrations
APPROVED

Reviewed By :Semsettin Yesilyurt 12/20/2024
Supervised By :Mahesh Dadoda 12/20/2024

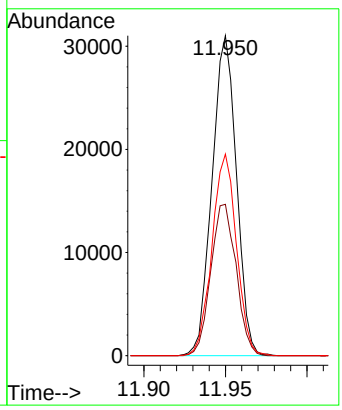

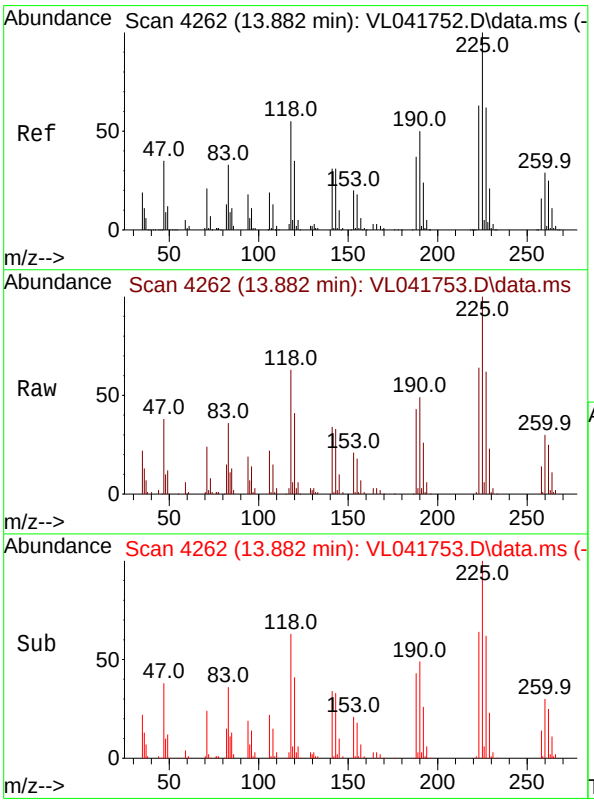

#78
Hexachloro-1,3-Butadiene
Concen: 2.224 ppbv
RT: 13.882 min Scan# 4262
Delta R.T. -0.000 min
Lab File: VL041753.D
Acq: 16 Dec 2024 14:03

Tgt Ion:225 Resp: 25358

Ion	Ratio	Lower	Upper
225	100		
223	64.2	50.5	75.7
227	64.8	50.3	75.5

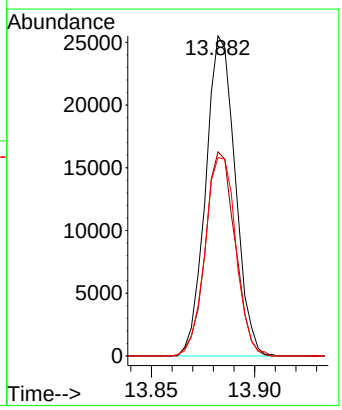

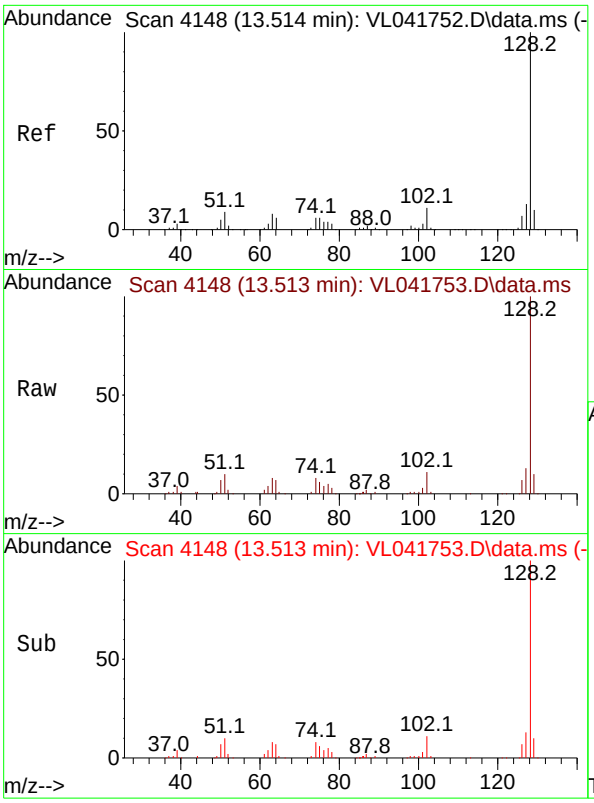

#79
Naphthalene
Concen: 2.167 ppbv
RT: 13.513 min Scan# 4
Delta R.T. -0.000 min
Lab File: VL041753.D
Acq: 16 Dec 2024 14:03

Tgt Ion:128 Resp: 3785

Ion	Ratio	Lower	Upper
128	100		
127	13.4	10.7	16.1
129	10.3	8.2	12.4

Instrument :
MSVOA_L
ClientSampleId :
VSTDICC002

Manual Integrations
APPROVED

Reviewed By :Semsettin Yesilyurt 12/20/2024
Supervised By :Mahesh Dadoda 12/20/2024

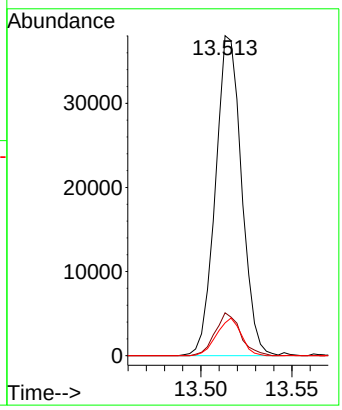

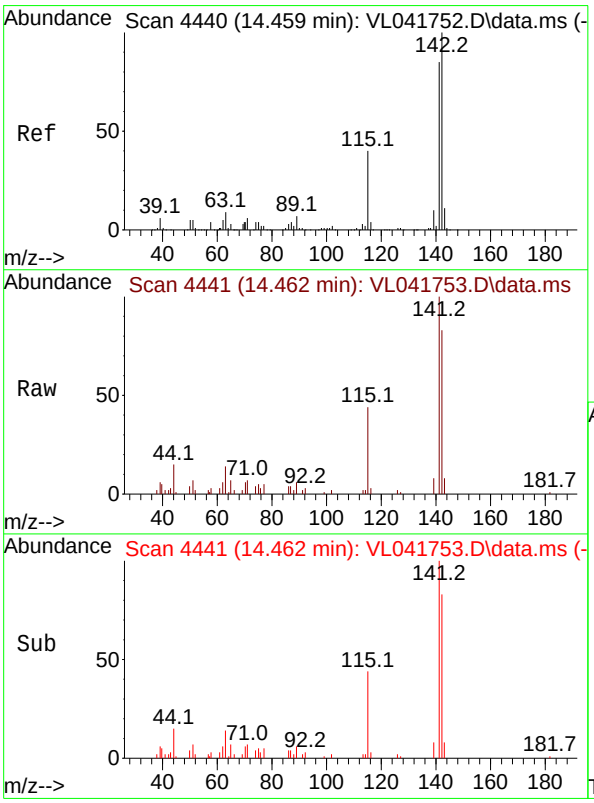

#80
Naphthalene,2-methyl-
Concen: 0.830 ppbv
RT: 14.462 min Scan# 4441
Delta R.T. 0.003 min
Lab File: VL041753.D
Acq: 16 Dec 2024 14:03

Tgt Ion:142 Resp: 4482

Ion	Ratio	Lower	Upper
142	100		
141	90.1	68.4	102.6
115	45.4	32.5	48.7

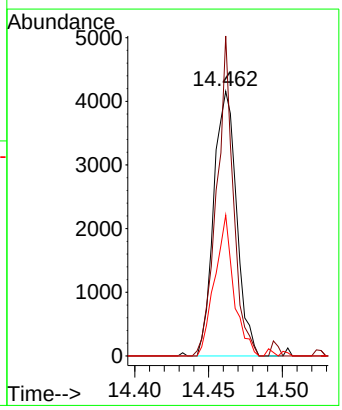

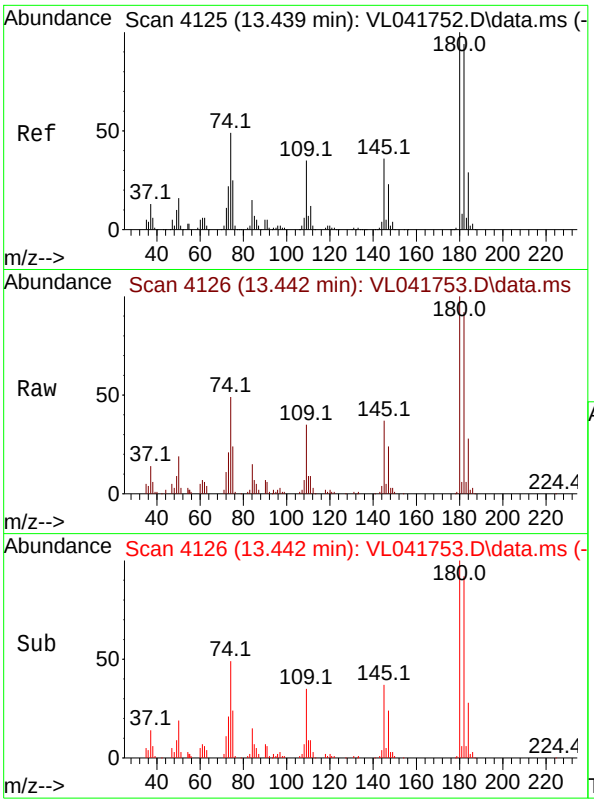

#81
1,2,4-Trichlorobenzene
Concen: 2.035 ppbv
RT: 13.442 min Scan# 4
Delta R.T. 0.003 min
Lab File: VL041753.D
Acq: 16 Dec 2024 14:03

Tgt Ion:180 Resp: 1942

Ion	Ratio	Lower	Upper
180	100		
182	96.8	77.0	115.6
184	31.5	23.8	35.8

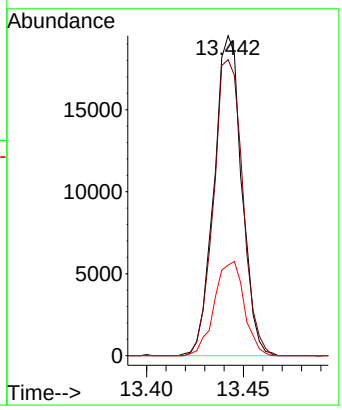

Instrument :
MSVOA_L
ClientSampleId :
VSTDICC002

Manual Integrations
APPROVED

Reviewed By :Semsettin Yesilyurt 12/20/2024
Supervised By :Mahesh Dadoda 12/20/2024

Quantitation Report (QT Reviewed)

Data Path : Z:\voasrv\HPCHEM1\MSVOA_L\Data\VL121624\
Data File : VL041754.D
Acq On : 16 Dec 2024 14:34
Operator : SY/MD
Sample : VSTDICC001
Misc : 400mL/MSVOA_L
ALS Vial : 1 Sample Multiplier: 1

Quant Time: Dec 19 06:13:31 2024
Quant Method : Z:\voasrv\HPCHEM1\MSVOA_L\methods\VL121624AIR.M
Quant Title : AIR ANALYSIS BY METHOD TO-15 Instrument: MSVOA_LFri Aug 2
QLast Update : Thu Dec 19 06:09:59 2024
Response via : Initial Calibration

Instrument :
MSVOA_L
ClientSampleId :
VSTDICC001

Manual Integrations
APPROVED
Reviewed By :Semsettin Yesilyurt 12/20/2024
Supervised By :Mahesh Dadoda 12/20/2024

Compound	R.T.	QIon	Response	Conc	Units	Dev(Min)
Internal Standards						
1) Bromochloromethane	2.784	49	65928	10.000	ppbv	0.00
33) 1,4-Difluorobenzene	3.955	114	178926	10.000	ppbv	0.00
55) Chlorobenzene-d5	8.878	117	162267	10.000	ppbv	0.00
System Monitoring Compounds						
68) 1-Bromo-4-Fluorobenzene	10.374	95	132857	9.825	ppbv	0.00
Spiked Amount 10.000	Range 65 - 135		Recovery = 98.300%			
Target Compounds						Qvalue
2) Dichlorodifluoromethane	1.496	85	12706	1.083	ppbv	98
3) Chlorodifluoromethane	1.473	51	11187	1.041	ppbv	98
4) Chloromethane	1.531	50	4805	1.047	ppbv	99
5) Vinyl Chloride	1.580	62	4580	0.990	ppbv	98
6) Bromomethane	1.667	94	2394	1.097	ppbv	99
7) Chloroethane	1.703	64	1763	0.981	ppbv	95
8) Dichlorotetrafluoroethane	1.554	85	10938	1.042	ppbv	99
9) Propene	1.483	41	4840	1.039	ppbv	94
10) Heptane	4.972	43	12004	1.003	ppbv	93
11) Trichlorofluoromethane	1.874	101	12625	1.013	ppbv	94
12) 1,1,2-Trichlorotrifluo...	2.136	101	9915	1.046	ppbv	98
13) Ethanol	1.719	45	525m	1.355	ppbv	
14) Bromoethene	1.780	108	3148	0.984	ppbv #	86
15) Acetone	1.832	43	15060	1.174	ppbv	99
16) 1,3-Butadiene	1.609	39	5137	1.017	ppbv	95
17) tert-Butyl alcohol	2.039	59	13341	1.048	ppbv	96
18) 1,1-Dichloroethene	2.033	96	4139	1.042	ppbv	96
19) Isopropyl Alcohol	1.884	45	8703	1.131	ppbv	100
20) Methylene Chloride	2.059	84	3868	1.057	ppbv	92
21) Allyl Chloride	2.094	41	7425	1.067	ppbv	98
22) trans-1,2-Dichloroethene	2.337	96	4599	1.011	ppbv	96
23) Vinyl Acetate	2.460	43	5345	0.959	ppbv #	95
24) 1,1-Dichloroethane	2.408	63	9621	1.045	ppbv	98
25) Ethyl Acetate	2.836	43	25141	1.049	ppbv	99
26) Hexane	2.826	57	9250	1.021	ppbv	93
27) Carbon Disulfide	2.149	76	8152	0.999	ppbv #	19
28) Methyl tert-Butyl Ether	2.441	73	8539	1.162	ppbv	94
29) Chloroform	2.845	83	14384	1.042	ppbv	96
30) Cyclohexane	3.852	84	7824	1.015	ppbv	94
31) cis-1,2-Dichloroethene	2.719	61	10013	1.070	ppbv	96
32) 1,1,1-Trichloroethane	3.363	97	14415	1.049	ppbv	98
34) 2-Butanone	2.557	43	14673	1.019	ppbv	99
35) Carbon Tetrachloride	3.761	117	12808m	1.008	ppbv	
36) Benzene	3.651	78	19331	1.044	ppbv	97
37) 1,2-Dichloroethane	3.214	62	11490	0.998	ppbv #	94
38) Trichloroethene	4.551	130	7824m	1.004	ppbv	
39) 1,2-Dichloropropane	4.311	63	7068	1.056	ppbv	86
40) 1,4-Dioxane	4.596	88	3241	0.991	ppbv #	40
41) Tetrahydrofuran	3.062	42	8727	1.082	ppbv	97
42) Bromodichloromethane	4.489	83	13154	0.993	ppbv	100
43) Methyl Methacrylate	4.875	69	7044m	0.999	ppbv	
44) 2,2,4-Trimethylpentane	4.638	57	32361	1.024	ppbv	97
45) t-1,3-Dichloropropene	6.412	75	7027	0.963	ppbv	98

Quantitation Report (QT Reviewed)

Data Path : Z:\voasrv\HPCHEM1\MSVOA_L\Data\VL121624\
Data File : VL041754.D
Acq On : 16 Dec 2024 14:34
Operator : SY/MD
Sample : VSTDICC001
Misc : 400mL/MSVOA_L
ALS Vial : 1 Sample Multiplier: 1

Quant Time: Dec 19 06:13:31 2024
Quant Method : Z:\voasrv\HPCHEM1\MSVOA_L\methods\VL121624AIR.M
Quant Title : AIR ANALYSIS BY METHOD TO-15 Instrument: MSVOA_LFri Aug 2
QLast Update : Thu Dec 19 06:09:59 2024
Response via : Initial Calibration

Instrument :
MSVOA_L
ClientSampleId :
VSTDICC001

Manual Integrations
APPROVED
Reviewed By :Semsettin Yesilyurt 12/20/2024
Supervised By :Mahesh Dadoda 12/20/2024

Compound	R.T.	QIon	Response	Conc	Units	Dev(Min)
46) cis-1,3-Dichloropropene	5.593	75	8815m	0.952	ppbv	
47) 1,1,2-Trichloroethane	6.587	97	7189m	1.028	ppbv	
48) Dibromochloromethane	7.383	129	8817	0.924	ppbv	97
49) Bromoform	9.480	173	7073	0.905	ppbv	96
50) 4-Methyl-2-Pentanone	5.761	43	20212	1.031	ppbv	100
51) 2-Hexanone	7.441	43	16514	1.040	ppbv #	99
52) Tetrachloroethene	8.225	164	7067m	1.026	ppbv	
53) Toluene	6.930	91	21594	1.029	ppbv	100
54) 1,2-Dibromoethane	7.648	107	9758	1.013	ppbv	96
56) 1,1,1,2-Tetrachloroethane	8.924	131	8643	1.005	ppbv	93
57) Chlorobenzene	8.920	112	17500	1.054	ppbv	97
58) Ethyl Benzene	9.351	91	29762	1.019	ppbv	98
59) m/p-Xylene	9.529	91	47599m	2.026	ppbv	
60) o-Xylene	9.963	91	24210	1.028	ppbv	98
61) Styrene	9.869	104	9707	0.953	ppbv	100
62) Isopropylbenzene	10.539	105	36251	1.024	ppbv	100
63) 1,1,2,2-Tetrachloroethane	9.963	83	14752	1.001	ppbv	98
64) n-propylbenzene	10.985	120	9432	1.054	ppbv	91
65) tert-Butylbenzene	11.529	119	32887	1.030	ppbv	100
66) Benzyl Chloride	11.610	91	2518	0.894	ppbv	97
67) sec-Butylbenzene	11.765	105	45015	1.019	ppbv	98
69) p-Isopropyltoluene	11.924	119	36298	0.997	ppbv	98
70) n-Butylbenzene	12.280	91	35432	1.007	ppbv	98
71) 2-Chlorotoluene	10.901	91	27561	1.020	ppbv	97
72) 4-Ethyltoluene	11.125	105	26921	0.970	ppbv	98
73) 1,3,5-Trimethylbenzene	11.202	105	22360	0.969	ppbv	95
74) 1,2,4-Trimethylbenzene	11.536	105	24654	0.994	ppbv	98
75) 1,3-Dichlorobenzene	11.604	146	16476	1.042	ppbv	100
76) 1,4-Dichlorobenzene	11.668	146	15774	1.010	ppbv	98
77) 1,2-Dichlorobenzene	11.947	146	15866	1.043	ppbv	97
78) Hexachloro-1,3-Butadiene	13.882	225	12266	1.087	ppbv	97
79) Naphthalene	13.513	128	16971	0.982	ppbv	96
80) Naphthalene,2-methyl-	14.458	142	1504	0.281	ppbv #	90
81) 1,2,4-Trichlorobenzene	13.439	180	8973	0.950	ppbv	96

(#) = qualifier out of range (m) = manual integration (+) = signals summed

Quantitation Report (QT Reviewed)

Data Path : Z:\voasrv\HPCHEM1\MSVOA_L\Data\VL121624\
Data File : VL041754.D
Acq On : 16 Dec 2024 14:34
Operator : SY/MD
Sample : VSTDICC001
Misc : 400mL/MSVOA_L
ALS Vial : 1 Sample Multiplier: 1

Quant Time: Dec 19 06:13:31 2024
Quant Method : Z:\voasrv\HPCHEM1\MSVOA_L\methods\VL121624AIR.M
Quant Title : AIR ANALYSIS BY METHOD TO-15 Instrument: MSVOA_LFri Aug
QLast Update : Thu Dec 19 06:09:59 2024
Response via : Initial Calibration

Instrument :
MSVOA_L
ClientSampleId :
VSTDICC001

Manual Integrations
APPROVED
Reviewed By :Semsettin Yesilyurt 12/20/2024
Supervised By :Mahesh Dadoda 12/20/2024

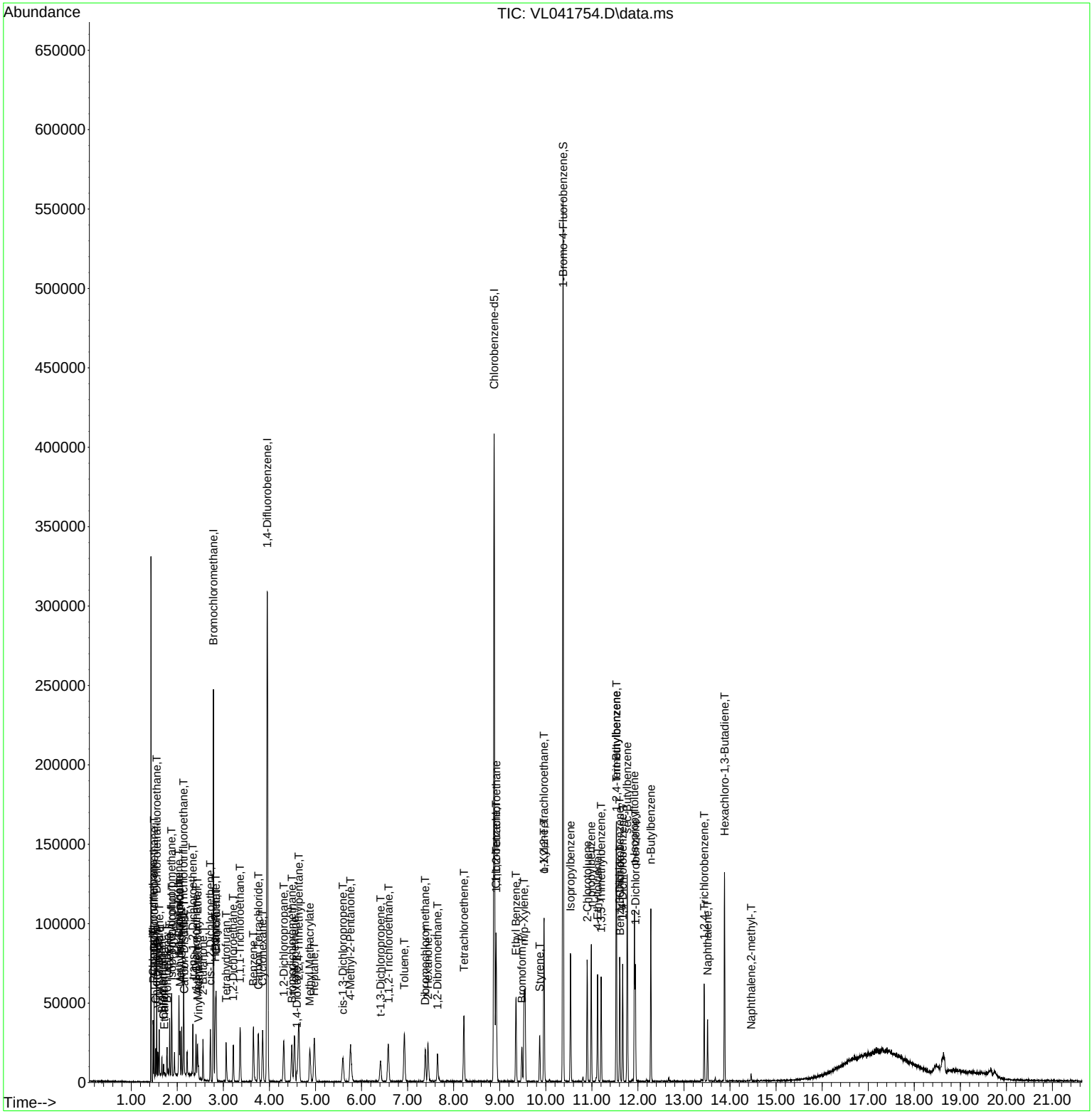

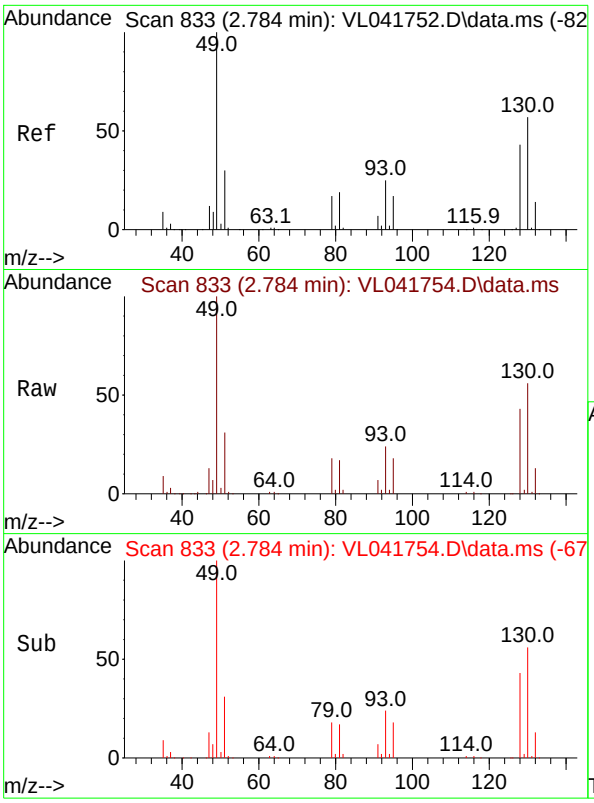

#1
Bromochloromethane
Concen: 10.000 ppbv
RT: 2.784 min Scan# 8
Delta R.T. -0.000 min
Lab File: VL041754.D
Acq: 16 Dec 2024 14:34

Tgt Ion: 49 Resp: 6592

Ion	Ratio	Lower	Upper
49	100		
128	43.6	21.6	64.6
130	56.0	28.3	85.0

Instrument :
MSVOA_L
ClientSampleId :
VSTDICC001

Manual Integrations
APPROVED

Reviewed By :Semsettin Yesilyurt 12/20/2024
Supervised By :Mahesh Dadoda 12/20/2024

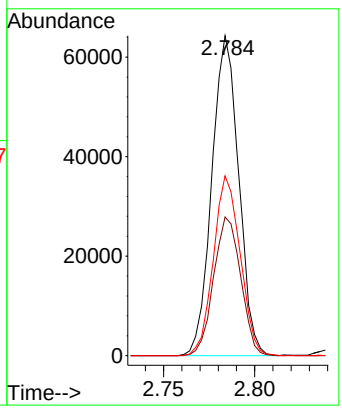

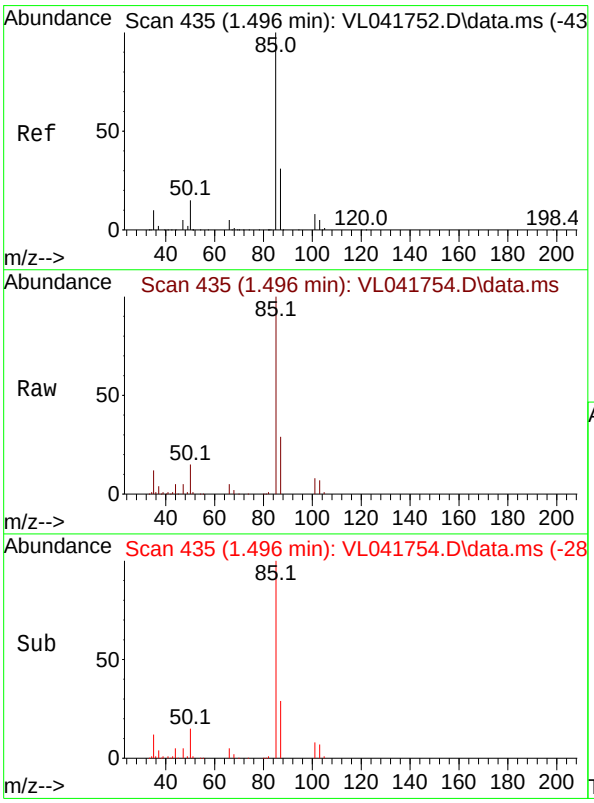

#2
Dichlorodifluoromethane
Concen: 1.083 ppbv
RT: 1.496 min Scan# 435
Delta R.T. -0.000 min
Lab File: VL041754.D
Acq: 16 Dec 2024 14:34

Tgt Ion: 85 Resp: 12706

Ion	Ratio	Lower	Upper
85	100		
87	29.3	24.5	36.7

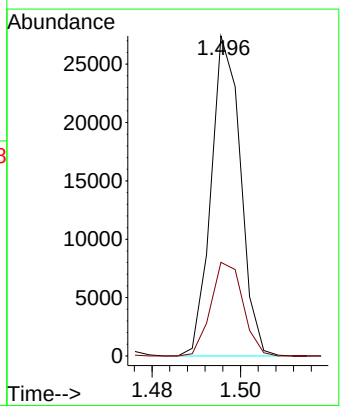

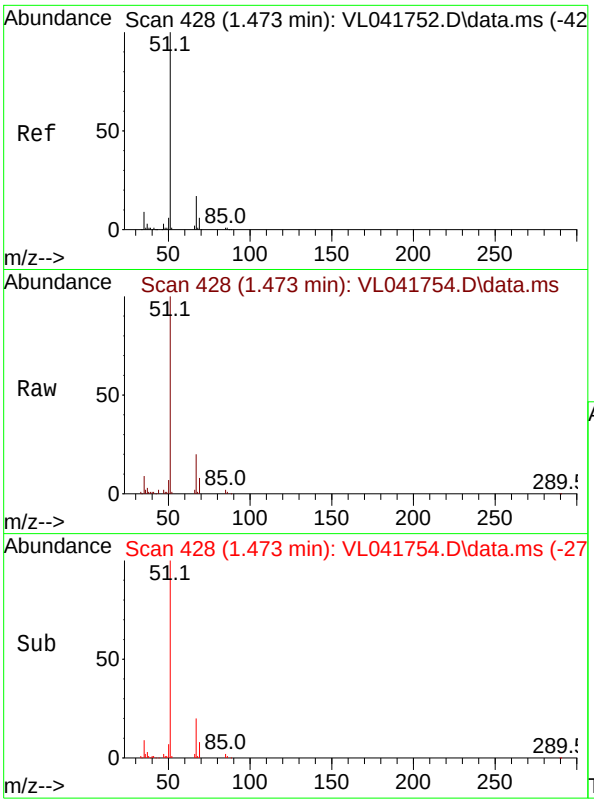

#3
Chlorodifluoromethane
Concen: 1.041 ppbv
RT: 1.473 min Scan# 4
Delta R.T. -0.000 min
Lab File: VL041754.D
Acq: 16 Dec 2024 14:34

Tgt Ion: 51 Resp: 1118

Ion	Ratio	Lower	Upper
51	100		
67	19.4	15.0	22.4

Instrument :
MSVOA_L
ClientSampleId :
VSTDICC001

Manual Integrations
APPROVED

Reviewed By :Semsettin Yesilyurt 12/20/2024
Supervised By :Mahesh Dadoda 12/20/2024

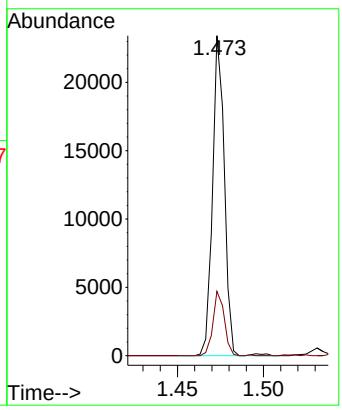

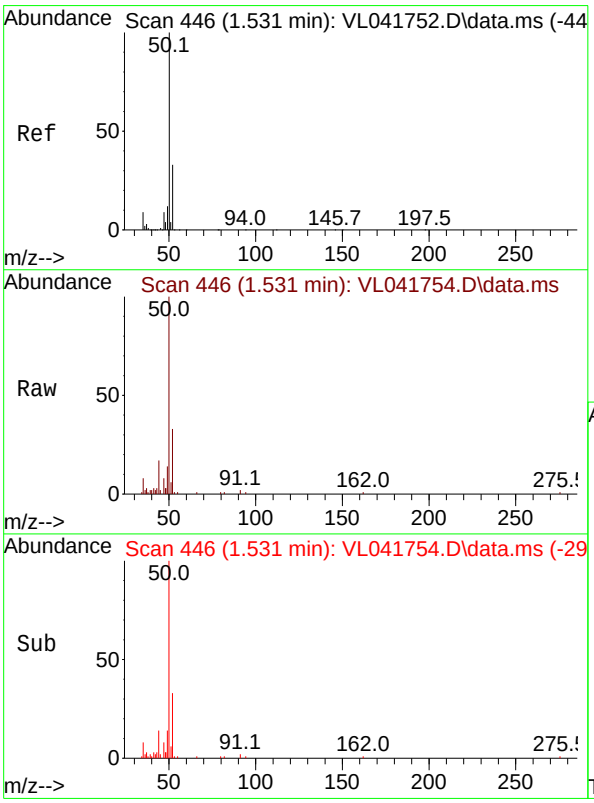

#4
Chloromethane
Concen: 1.047 ppbv
RT: 1.531 min Scan# 446
Delta R.T. -0.000 min
Lab File: VL041754.D
Acq: 16 Dec 2024 14:34

Tgt Ion: 50 Resp: 4805

Ion	Ratio	Lower	Upper
50	100		
52	33.3	26.2	39.2

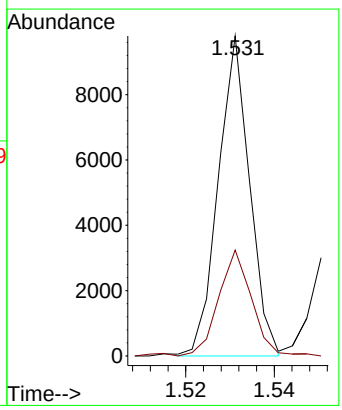

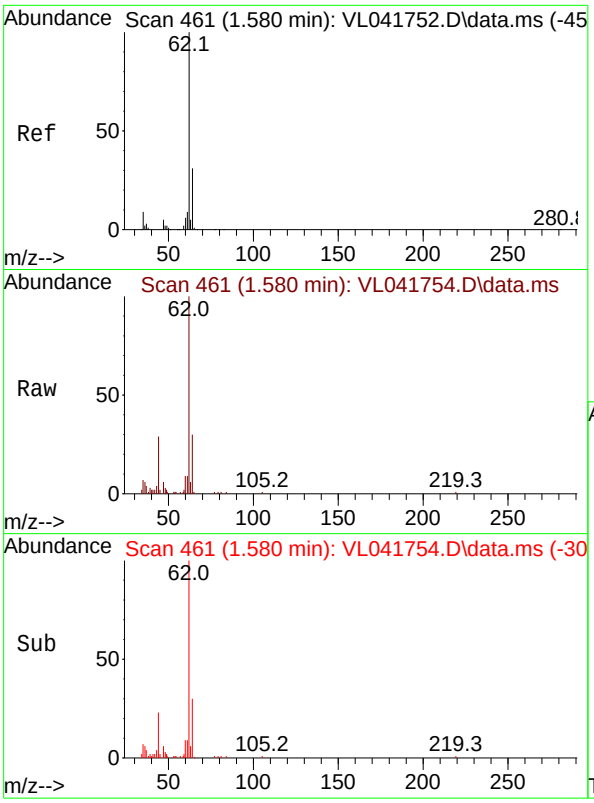

#5
Vinyl Chloride
Concen: 0.990 ppbv
RT: 1.580 min Scan# 4
Delta R.T. -0.000 min
Lab File: VL041754.D
Acq: 16 Dec 2024 14:34

Tgt Ion: 62 Resp: 458

Ion	Ratio	Lower	Upper
62	100		
64	30.5	25.1	37.7

Instrument :
MSVOA_L
ClientSampleId :
VSTDICC001

Manual Integrations
APPROVED

Reviewed By :Semsettin Yesilyurt 12/20/2024
Supervised By :Mahesh Dadoda 12/20/2024

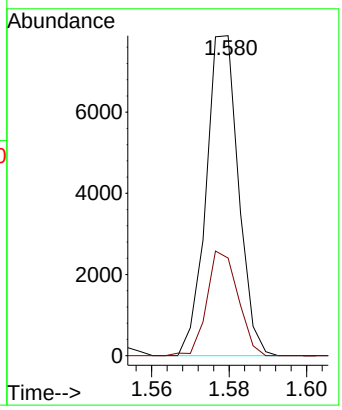

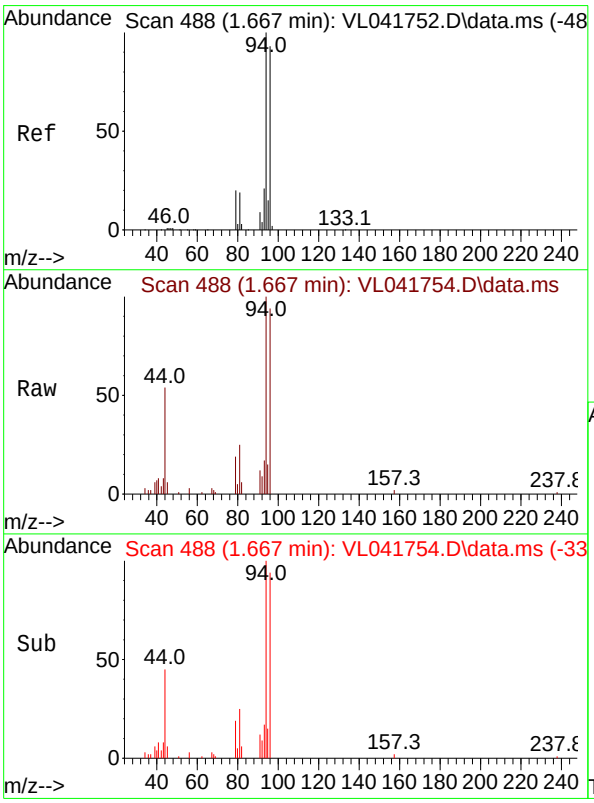

#6
Bromomethane
Concen: 1.097 ppbv
RT: 1.667 min Scan# 488
Delta R.T. -0.000 min
Lab File: VL041754.D
Acq: 16 Dec 2024 14:34

Tgt Ion: 94 Resp: 2394

Ion	Ratio	Lower	Upper
94	100		
96	94.0	74.7	112.1

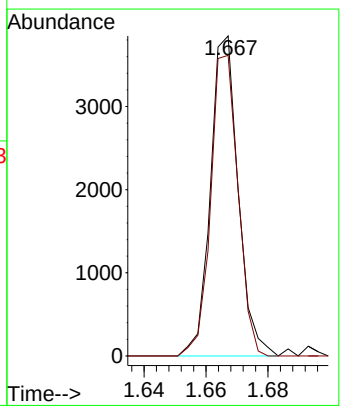

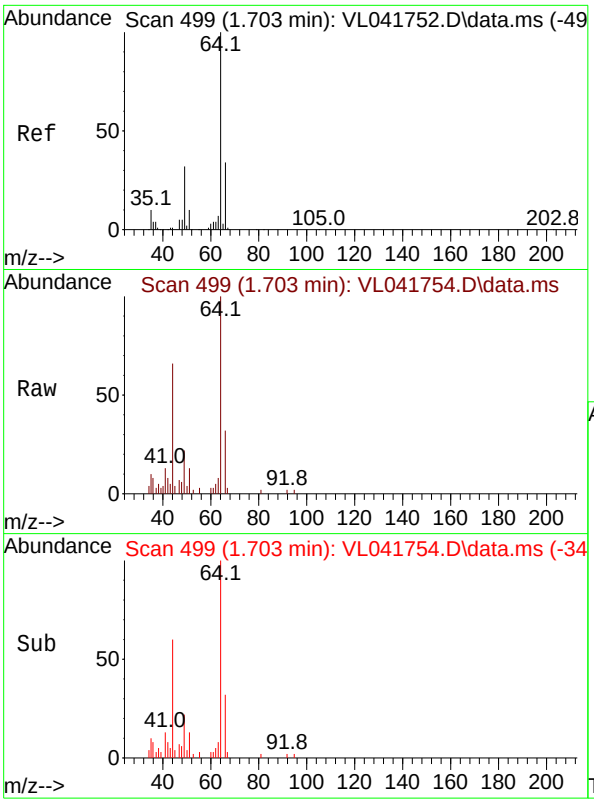

#7
Chloroethane
Concen: 0.981 ppbv
RT: 1.703 min Scan# 4
Delta R.T. -0.000 min
Lab File: VL041754.D
Acq: 16 Dec 2024 14:34

Tgt Ion: 64 Resp: 176

Ion	Ratio	Lower	Upper
64	100		
66	31.5	27.5	41.3

Instrument :
MSVOA_L
ClientSampleId :
VSTDICC001

Manual Integrations
APPROVED

Reviewed By :Semsettin Yesilyurt 12/20/2024
Supervised By :Mahesh Dadoda 12/20/2024

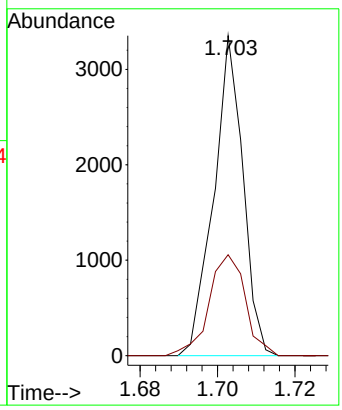

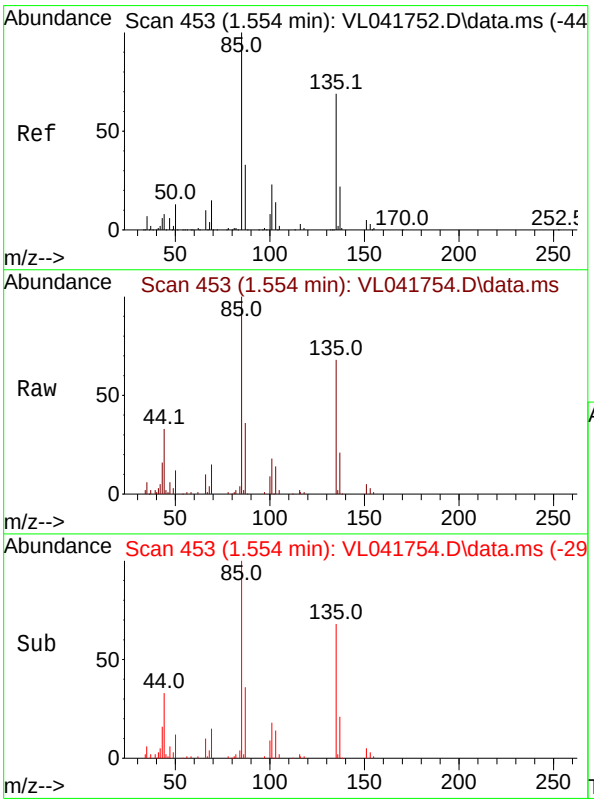

#8
Dichlorotetrafluoroethane
Concen: 1.042 ppbv
RT: 1.554 min Scan# 453
Delta R.T. -0.000 min
Lab File: VL041754.D
Acq: 16 Dec 2024 14:34

Tgt Ion: 85 Resp: 10938

Ion	Ratio	Lower	Upper
85	100		
135	64.3	51.9	77.9

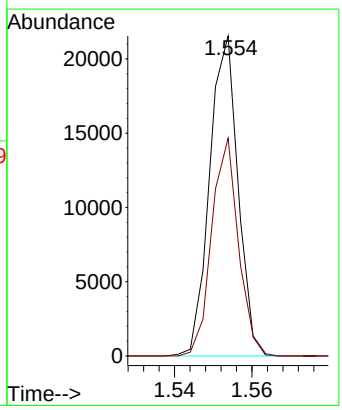

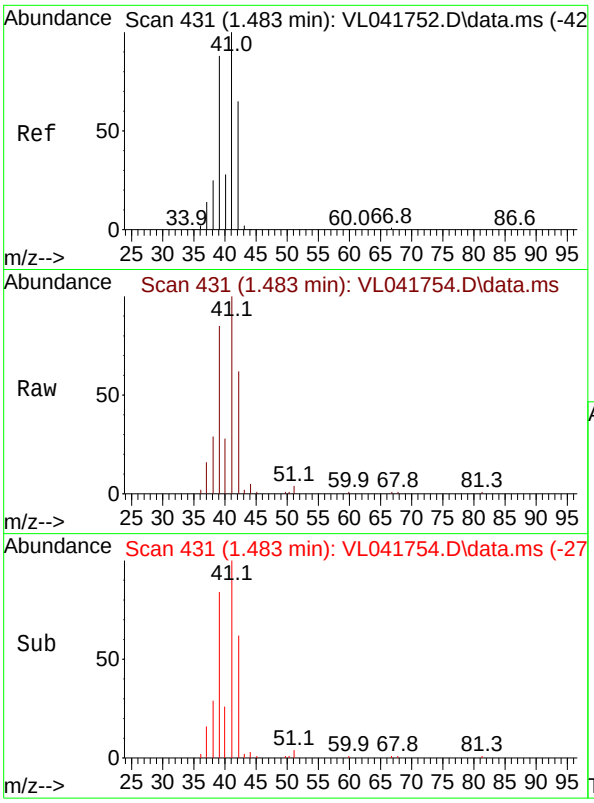

#9
Propene
Concen: 1.039 ppbv
RT: 1.483 min Scan# 4
Delta R.T. -0.000 min
Lab File: VL041754.D
Acq: 16 Dec 2024 14:34

Tgt Ion: 41 Resp: 484

Ion	Ratio	Lower	Upper
41	100		
42	70.4	52.4	78.6

Instrument :
MSVOA_L
ClientSampleId :
VSTDICC001

Manual Integrations
APPROVED

Reviewed By :Semsettin Yesilyurt 12/20/2024
Supervised By :Mahesh Dadoda 12/20/2024

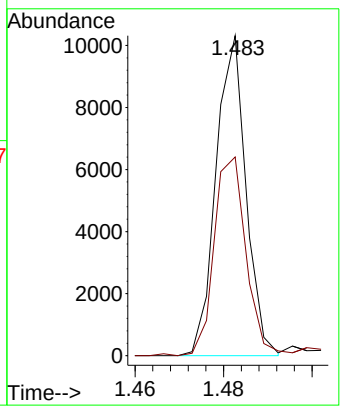

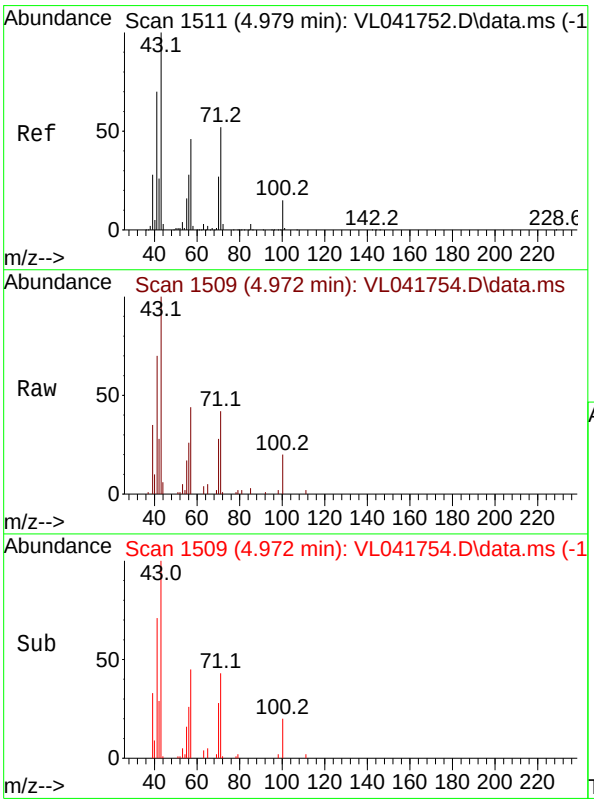

#10
Heptane
Concen: 1.003 ppbv
RT: 4.972 min Scan# 1509
Delta R.T. -0.007 min
Lab File: VL041754.D
Acq: 16 Dec 2024 14:34

Tgt Ion: 43 Resp: 12004

Ion	Ratio	Lower	Upper
43	100		
57	53.0	38.5	57.7

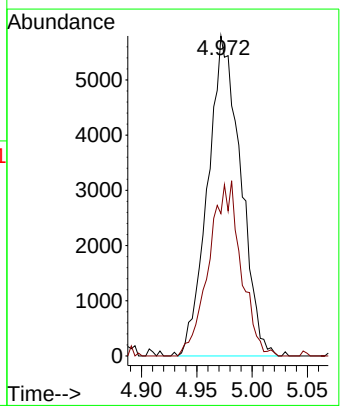

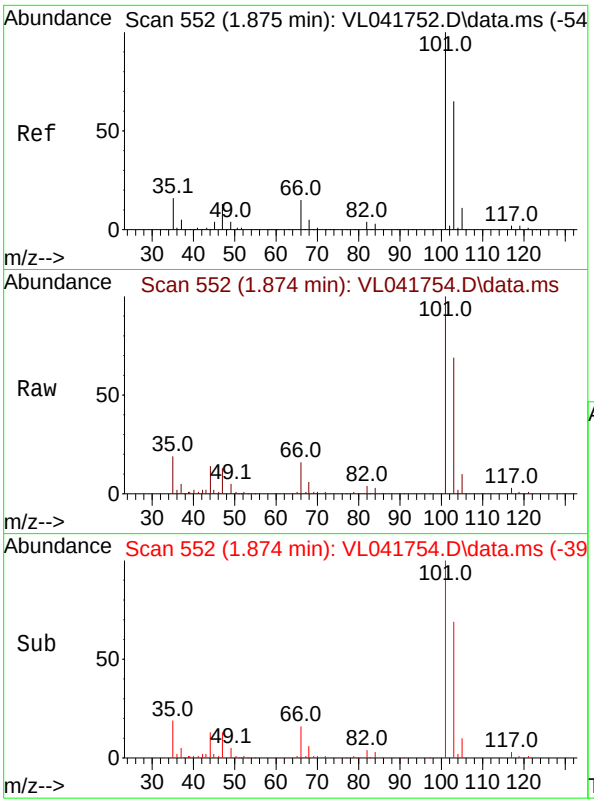

#11
Trichlorofluoromethane
Concen: 1.013 ppbv
RT: 1.874 min Scan# 5
Delta R.T. -0.000 min
Lab File: VL041754.D
Acq: 16 Dec 2024 14:34

Tgt Ion:101 Resp: 1262

Ion	Ratio	Lower	Upper
101	100		
103	69.3	51.8	77.8

Instrument :
MSVOA_L
ClientSampleId :
VSTDICC001

Manual Integrations
APPROVED

Reviewed By :Semsettin Yesilyurt 12/20/2024
Supervised By :Mahesh Dadoda 12/20/2024

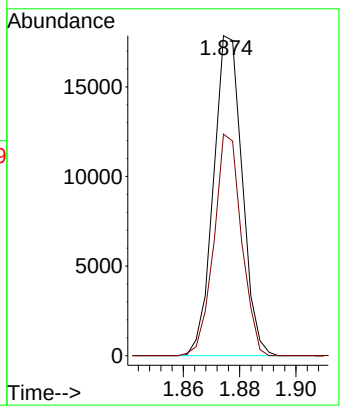

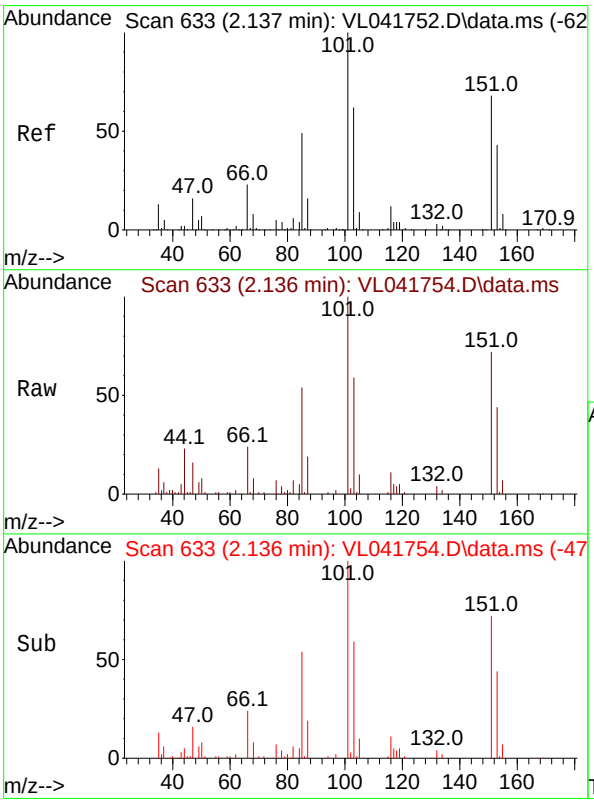

#12
1,1,2-Trichlorotrifluoroethane
Concen: 1.046 ppbv
RT: 2.136 min Scan# 633
Delta R.T. -0.000 min
Lab File: VL041754.D
Acq: 16 Dec 2024 14:34

Tgt Ion:101 Resp: 9915

Ion	Ratio	Lower	Upper
101	100		
151	69.1	56.8	85.2

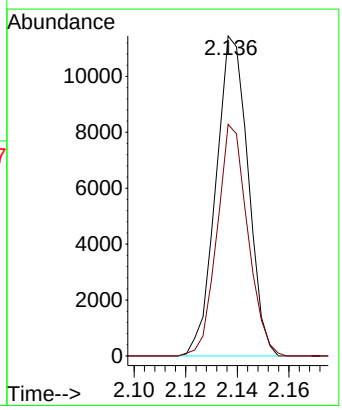

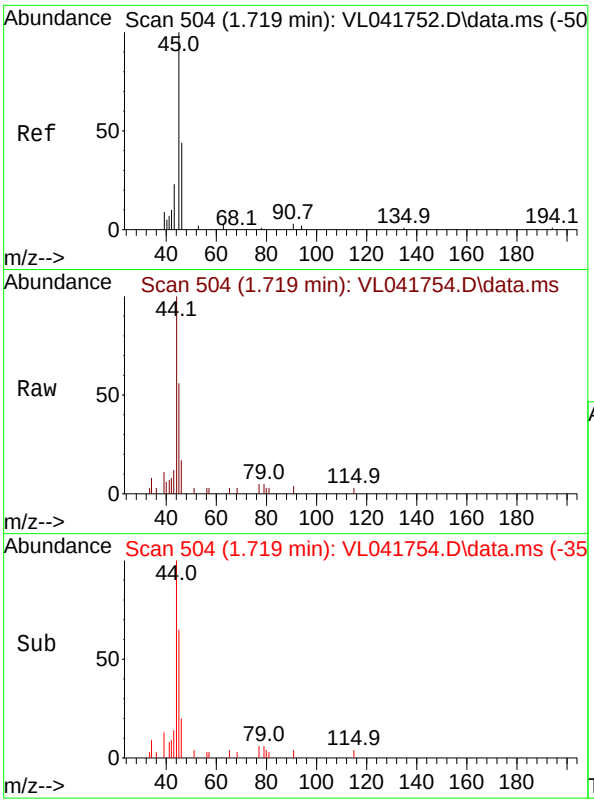

#13
Ethanol
Concen: 1.355 ppbv m
RT: 1.719 min Scan# 5
Delta R.T. -0.000 min
Lab File: VL041754.D
Acq: 16 Dec 2024 14:34

Tgt Ion: 45 Resp: 52

Ion	Ratio	Lower	Upper
45	100		
46	67.0	16.4	65.8#

Instrument :
MSVOA_L
ClientSampleId :
VSTDICC001

Manual Integrations
APPROVED

Reviewed By :Semsettin Yesilyurt 12/20/2024
Supervised By :Mahesh Dadoda 12/20/2024

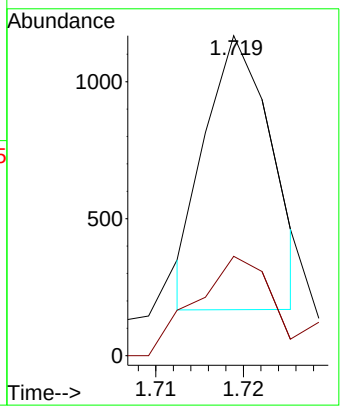

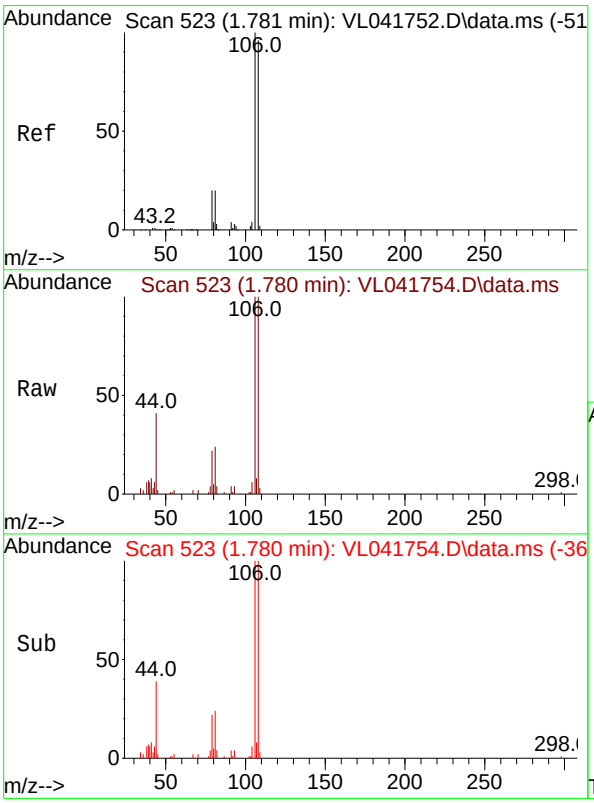

#14
Bromoethene
Concen: 0.984 ppbv
RT: 1.780 min Scan# 523
Delta R.T. -0.000 min
Lab File: VL041754.D
Acq: 16 Dec 2024 14:34

Tgt Ion:108 Resp: 3148

Ion	Ratio	Lower	Upper
108	100		
106	117.5	84.1	126.1
79	32.4	17.4	26.0#

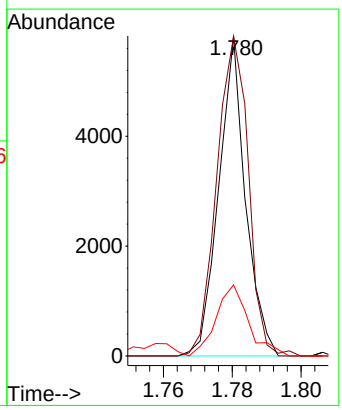

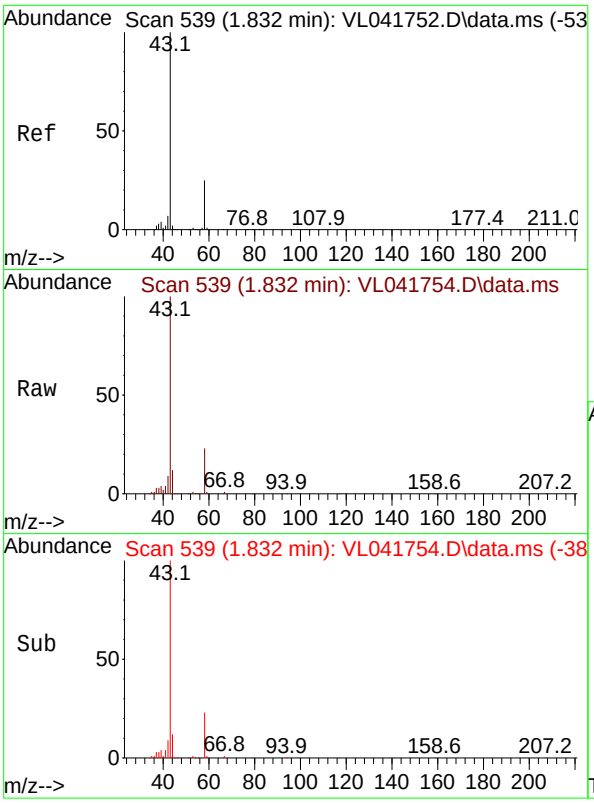

#15
Acetone
Concen: 1.174 ppbv
RT: 1.832 min Scan# 5
Delta R.T. -0.000 min
Lab File: VL041754.D
Acq: 16 Dec 2024 14:34

Tgt Ion: 43 Resp: 1506

Ion	Ratio	Lower	Upper
43	100		
58	24.0	19.7	29.5

Instrument :
MSVOA_L
ClientSampleId :
VSTDICC001

Manual Integrations
APPROVED

Reviewed By :Semsettin Yesilyurt 12/20/2024
Supervised By :Mahesh Dadoda 12/20/2024

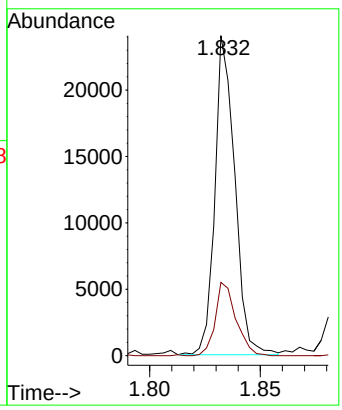

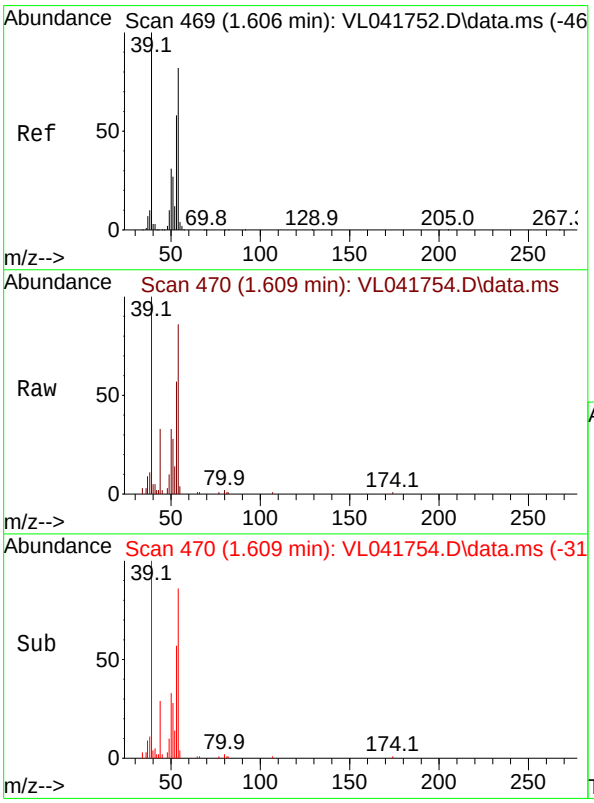

#16
1,3-Butadiene
Concen: 1.017 ppbv
RT: 1.609 min Scan# 470
Delta R.T. 0.003 min
Lab File: VL041754.D
Acq: 16 Dec 2024 14:34

Tgt Ion: 39 Resp: 5137

Ion	Ratio	Lower	Upper
39	100		
54	77.0	58.4	87.6

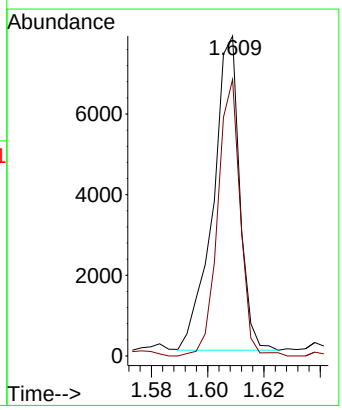

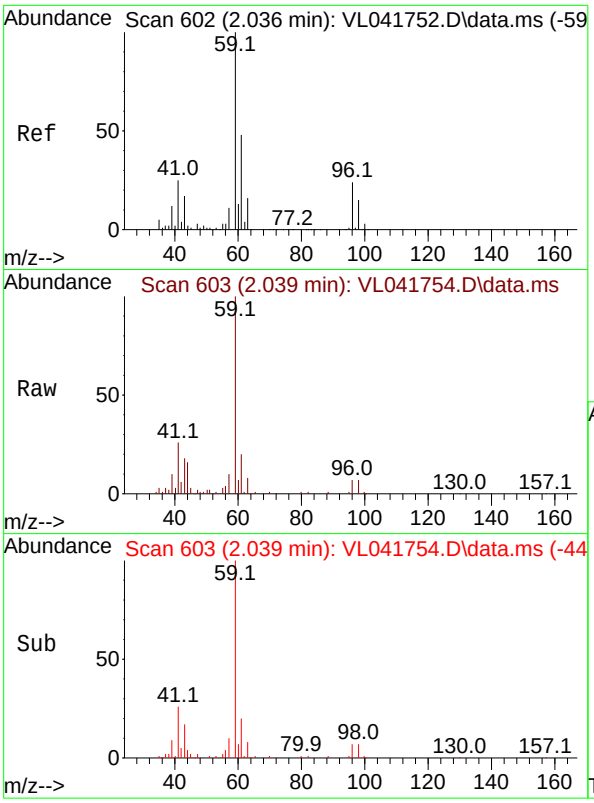

#17
tert-Butyl alcohol
Concen: 1.048 ppbv
RT: 2.039 min Scan# 6
Delta R.T. 0.003 min
Lab File: VL041754.D
Acq: 16 Dec 2024 14:34

Tgt Ion: 59 Resp: 1334

Ion	Ratio	Lower	Upper
59	100		
57	12.4	8.6	13.0

Instrument :
MSVOA_L
ClientSampleId :
VSTDICC001

Manual Integrations
APPROVED

Reviewed By :Semsettin Yesilyurt 12/20/2024
Supervised By :Mahesh Dadoda 12/20/2024

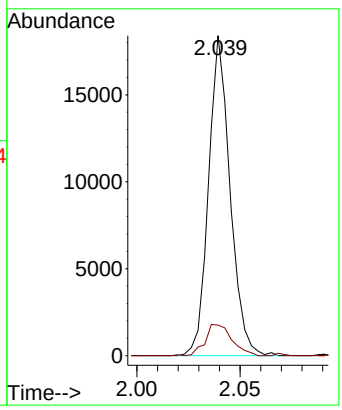

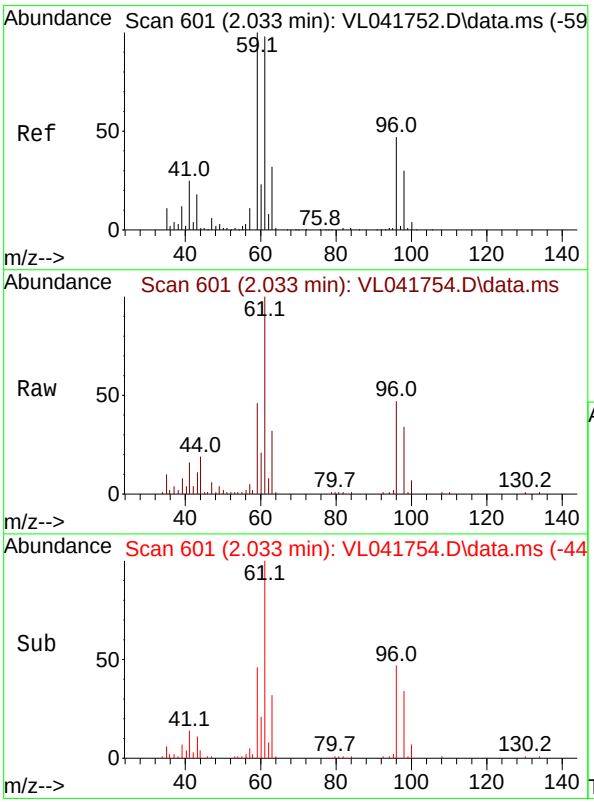

#18
1,1-Dichloroethene
Concen: 1.042 ppbv
RT: 2.033 min Scan# 601
Delta R.T. -0.000 min
Lab File: VL041754.D
Acq: 16 Dec 2024 14:34

Tgt Ion: 96 Resp: 4139

Ion	Ratio	Lower	Upper
96	100		
61	212.1	167.7	251.5
98	73.0	51.1	76.7

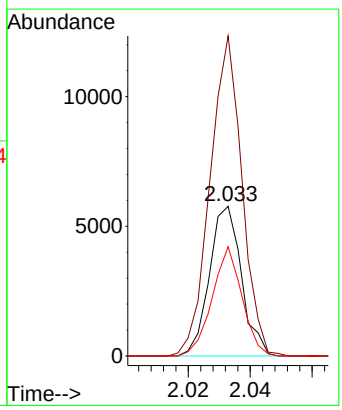

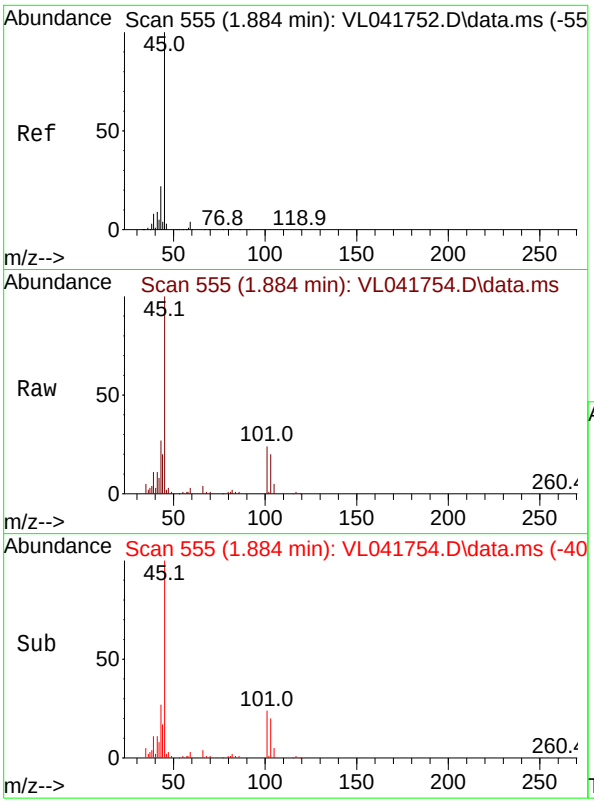

#19
Isopropyl Alcohol
Concen: 1.131 ppbv
RT: 1.884 min Scan# 5
Delta R.T. -0.000 min
Lab File: VL041754.D
Acq: 16 Dec 2024 14:34

Tgt Ion: 45 Resp: 870

Ion	Ratio	Lower	Upper
45	100		
58	41.5	33.3	49.9

Instrument :
MSVOA_L
ClientSampleId :
VSTDICC001

Manual Integrations
APPROVED

Reviewed By :Semsettin Yesilyurt 12/20/2024
Supervised By :Mahesh Dadoda 12/20/2024

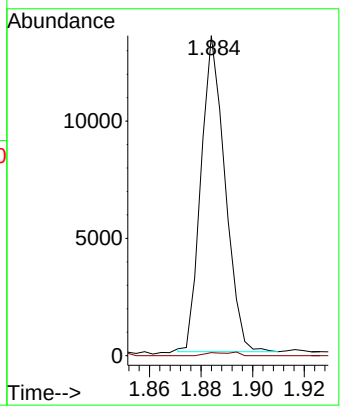

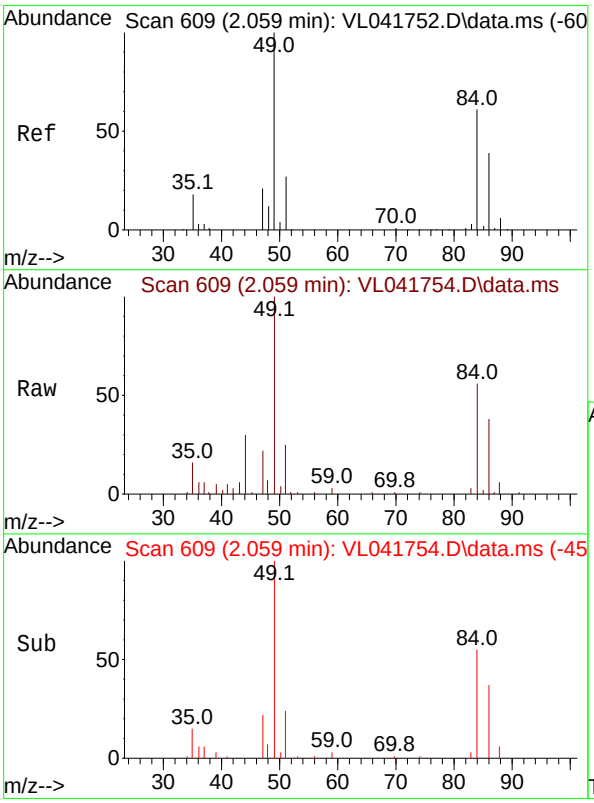

#20
Methylene Chloride
Concen: 1.057 ppbv
RT: 2.059 min Scan# 609
Delta R.T. -0.000 min
Lab File: VL041754.D
Acq: 16 Dec 2024 14:34

Tgt Ion: 84 Resp: 3868

Ion	Ratio	Lower	Upper
84	100		
49	178.8	132.6	198.8
51	41.9	37.6	56.4
86	68.0	51.4	77.0

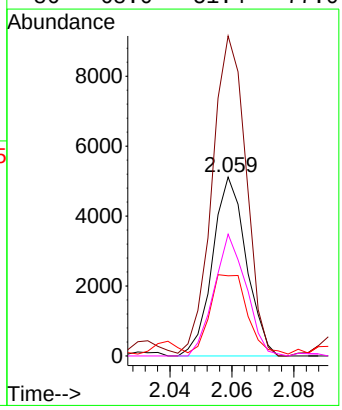

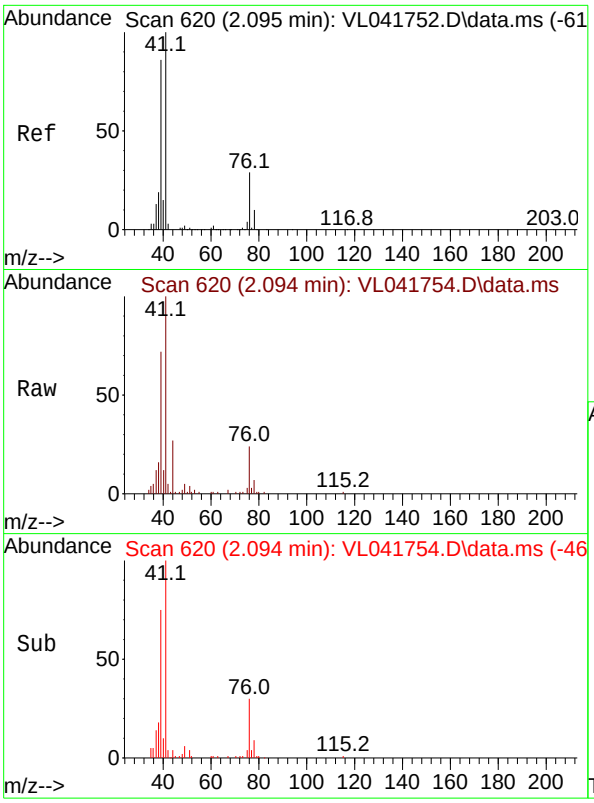

#21
Allyl Chloride
Concen: 1.067 ppbv
RT: 2.094 min Scan# 6
Delta R.T. -0.000 min
Lab File: VL041754.D
Acq: 16 Dec 2024 14:34

Tgt Ion: 41 Resp: 742

Ion	Ratio	Lower	Upper
41	100		
76	27.2	22.3	33.5
39	84.3	69.2	103.8

Instrument :
MSVOA_L
ClientSampleId :
VSTDICC001

Manual Integrations
APPROVED

Reviewed By :Semsettin Yesilyurt 12/20/2024
Supervised By :Mahesh Dadoda 12/20/2024

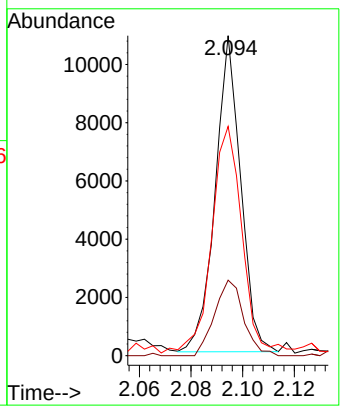

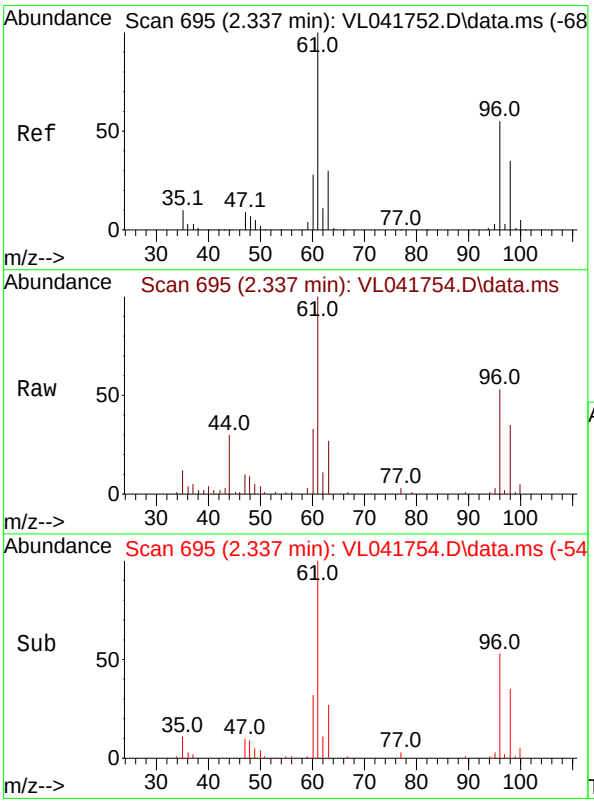

#22
trans-1,2-Dichloroethene
Concen: 1.011 ppbv
RT: 2.337 min Scan# 695
Delta R.T. -0.000 min
Lab File: VL041754.D
Acq: 16 Dec 2024 14:34

Tgt Ion: 96 Resp: 4599

Ion	Ratio	Lower	Upper
96	100		
61	188.9	146.3	219.5
98	67.3	50.8	76.2

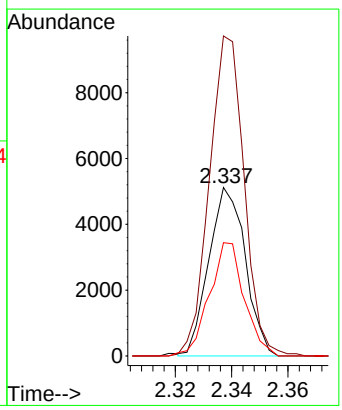

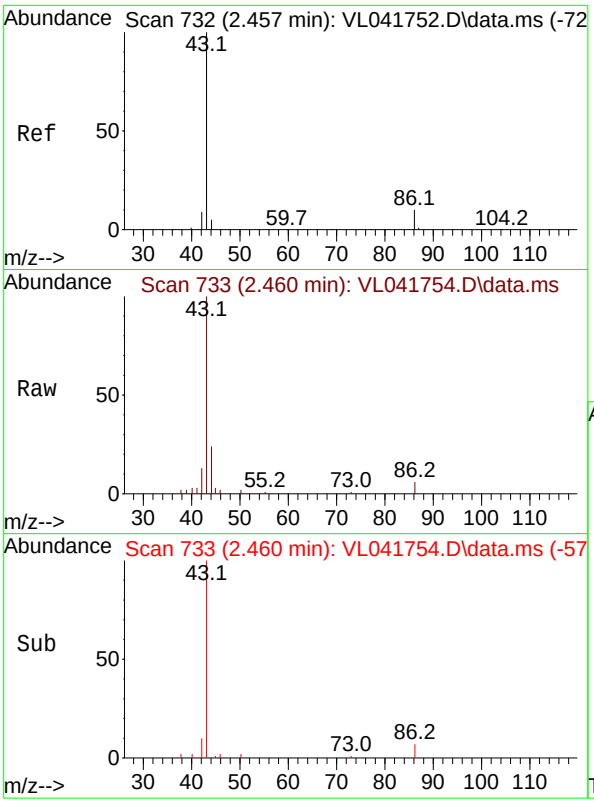

#23
Vinyl Acetate
Concen: 0.959 ppbv
RT: 2.460 min Scan# 7
Delta R.T. 0.003 min
Lab File: VL041754.D
Acq: 16 Dec 2024 14:34

Instrument :
MSVOA_L
ClientSampleId :
VSTDICC001

Tgt Ion: 43 Resp: 534

Ion	Ratio	Lower	Upper
43	100		
86	6.3	6.6	10.0#
42	11.4	8.2	12.2
44	4.4	5.0	7.4#

Manual Integrations
APPROVED

Reviewed By :Semsettin Yesilyurt 12/20/2024
Supervised By :Mahesh Dadoda 12/20/2024

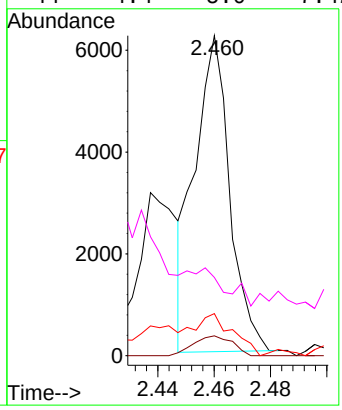

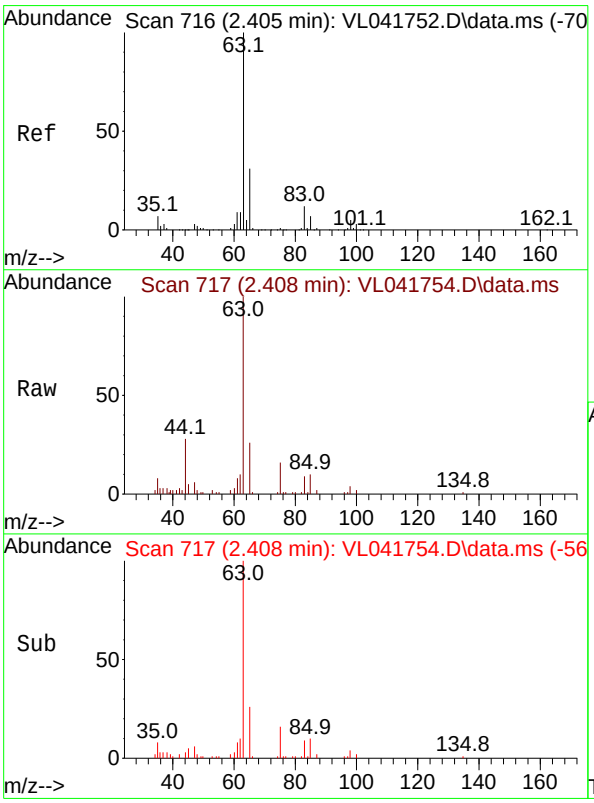

#24
1,1-Dichloroethane
Concen: 1.045 ppbv
RT: 2.408 min Scan# 717
Delta R.T. 0.003 min
Lab File: VL041754.D
Acq: 16 Dec 2024 14:34

Tgt Ion: 63 Resp: 9621

Ion	Ratio	Lower	Upper
63	100		
98	3.7	2.3	6.8
100	2.0	1.4	4.2

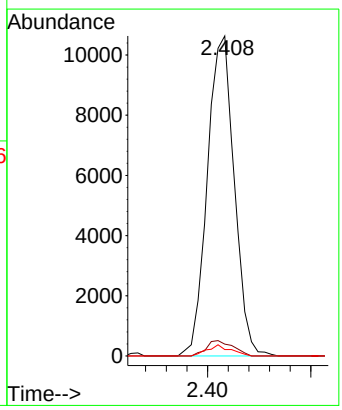

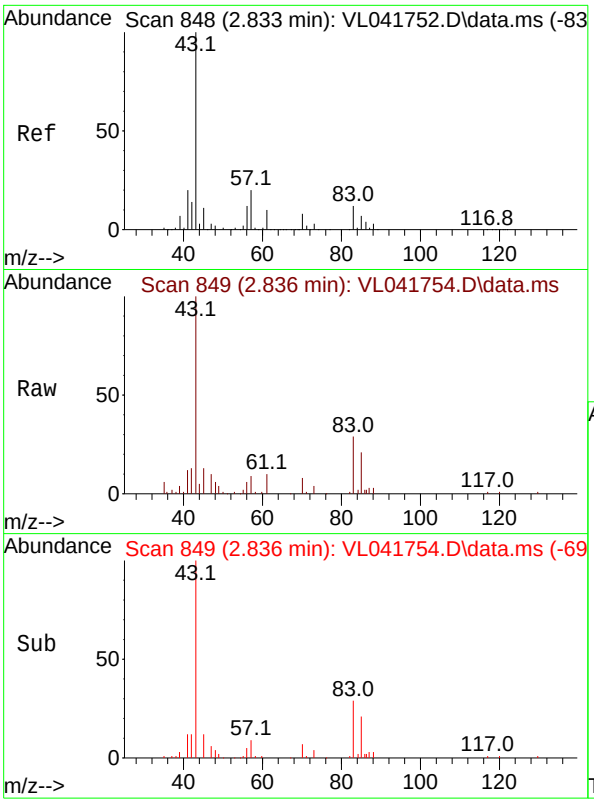

#25
Ethyl Acetate
Concen: 1.049 ppbv
RT: 2.836 min Scan# 8
Delta R.T. 0.003 min
Lab File: VL041754.D
Acq: 16 Dec 2024 14:34

Tgt Ion: 43 Resp: 2514

Ion	Ratio	Lower	Upper
43	100		
45	10.7	8.1	12.1
61	9.3	7.0	10.6
70	8.0	6.5	9.7

Instrument :
MSVOA_L
ClientSampleId :
VSTDICC001

Manual Integrations
APPROVED

Reviewed By :Semsettin Yesilyurt 12/20/2024
Supervised By :Mahesh Dadoda 12/20/2024

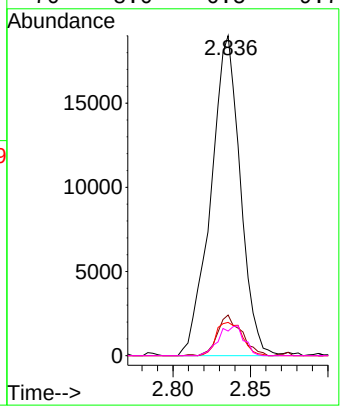

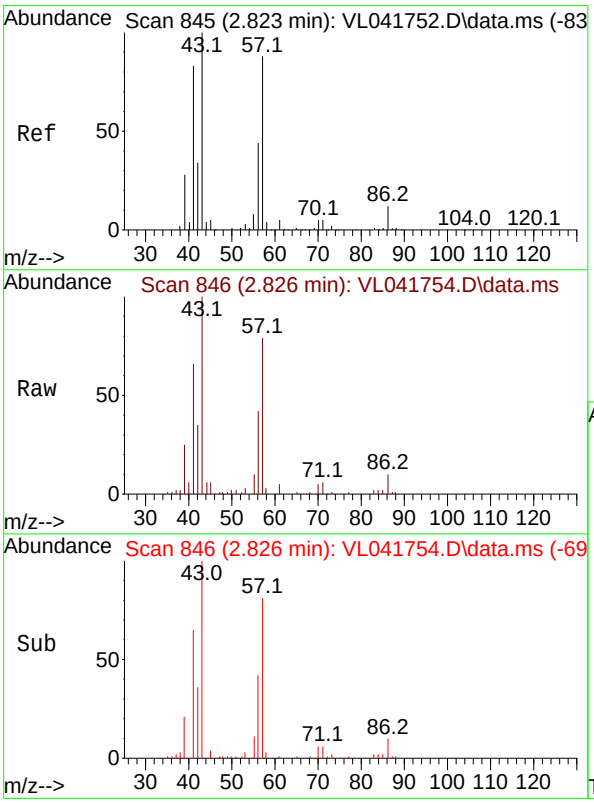

#26
Hexane
Concen: 1.021 ppbv
RT: 2.826 min Scan# 846
Delta R.T. 0.003 min
Lab File: VL041754.D
Acq: 16 Dec 2024 14:34

Tgt Ion: 57 Resp: 9250

Ion	Ratio	Lower	Upper
57	100		
41	105.9	79.6	119.4
43	274.5	211.0	316.6
56	60.0	42.6	63.8

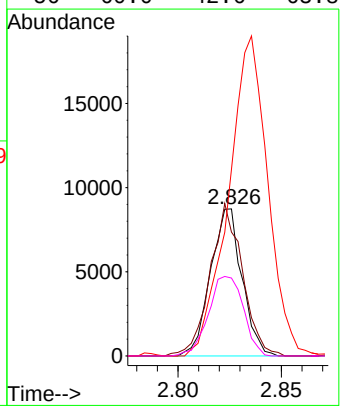

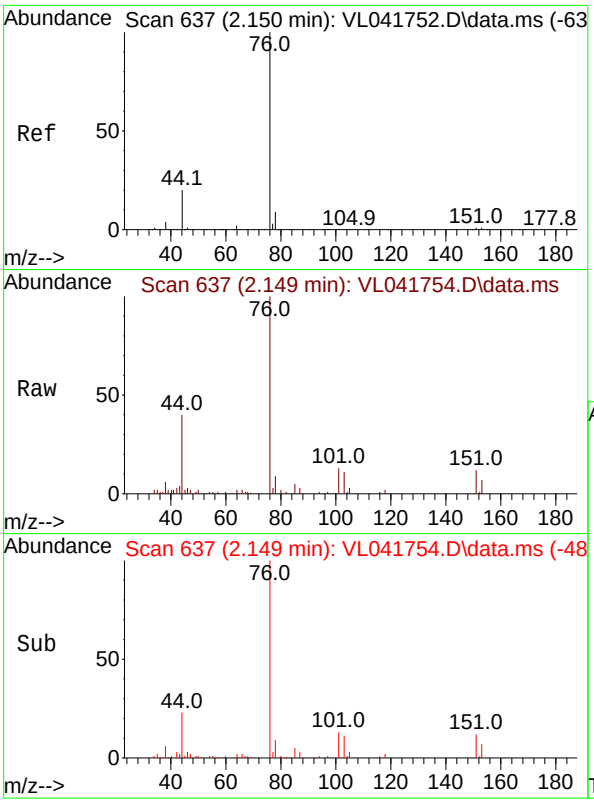

#27
Carbon Disulfide
Concen: 0.999 ppbv
RT: 2.149 min Scan# 6
Delta R.T. -0.000 min
Lab File: VL041754.D
Acq: 16 Dec 2024 14:34

Tgt Ion: 76 Resp: 815

Ion	Ratio	Lower	Upper
76	100		
44	79.9	17.6	26.4#
78	17.6	10.2	15.4#

Instrument :
MSVOA_L
ClientSampleId :
VSTDICC001

Manual Integrations
APPROVED

Reviewed By :Semsettin Yesilyurt 12/20/2024
Supervised By :Mahesh Dadoda 12/20/2024

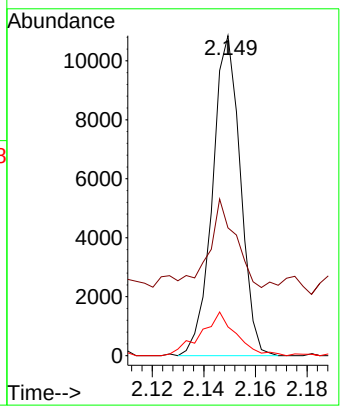

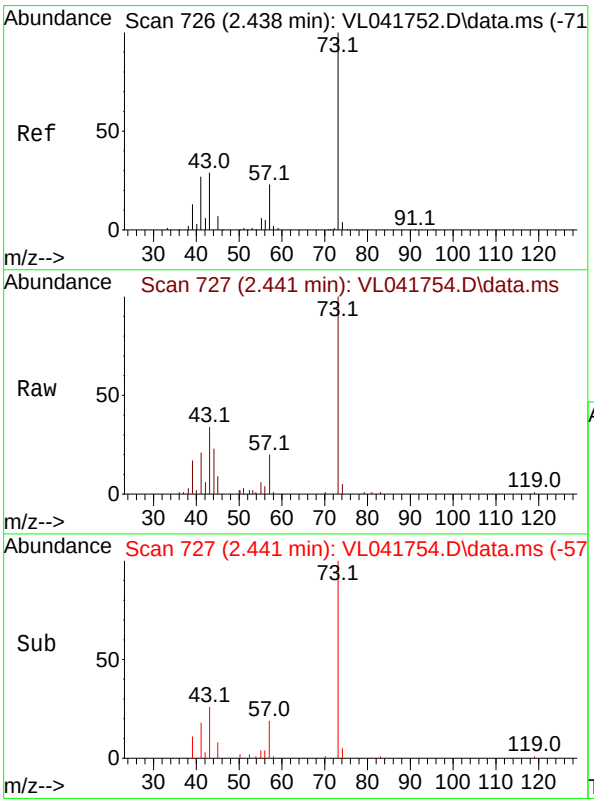

#28
Methyl tert-Butyl Ether
Concen: 1.162 ppbv
RT: 2.441 min Scan# 727
Delta R.T. 0.003 min
Lab File: VL041754.D
Acq: 16 Dec 2024 14:34

Tgt Ion: 73 Resp: 8539

Ion	Ratio	Lower	Upper
73	100		
57	24.7	17.6	26.4

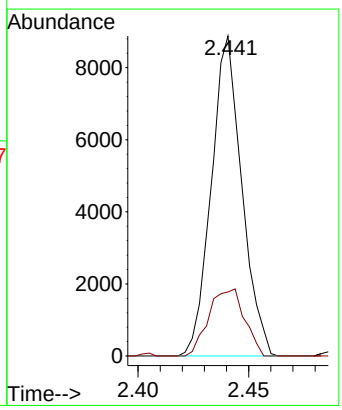

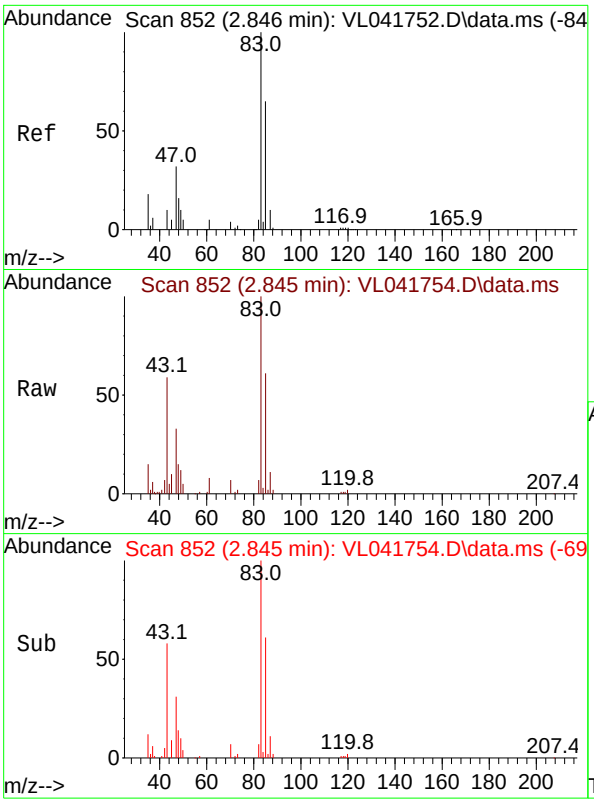

#29
Chloroform
Concen: 1.042 ppbv
RT: 2.845 min Scan# 8
Delta R.T. -0.000 min
Lab File: VL041754.D
Acq: 16 Dec 2024 14:34

Tgt Ion: 83 Resp: 1438

Ion	Ratio	Lower	Upper
83	100		
85	61.3	51.8	77.6

Instrument :
MSVOA_L
ClientSampleId :
VSTDICC001

Manual Integrations
APPROVED

Reviewed By :Semsettin Yesilyurt 12/20/2024
Supervised By :Mahesh Dadoda 12/20/2024

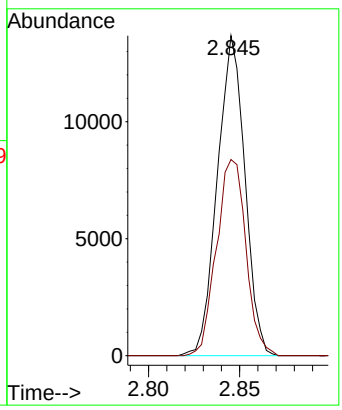

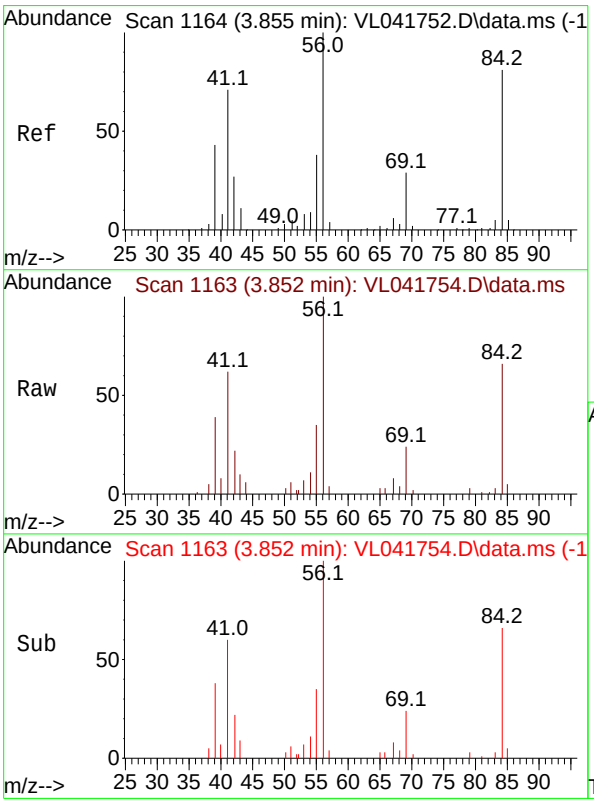

#30
Cyclohexane
Concen: 1.015 ppbv
RT: 3.852 min Scan# 1163
Delta R.T. -0.004 min
Lab File: VL041754.D
Acq: 16 Dec 2024 14:34

Tgt Ion: 84 Resp: 7824

Ion	Ratio	Lower	Upper
84	100		
56	134.4	102.3	153.5
41	99.6	74.0	111.0

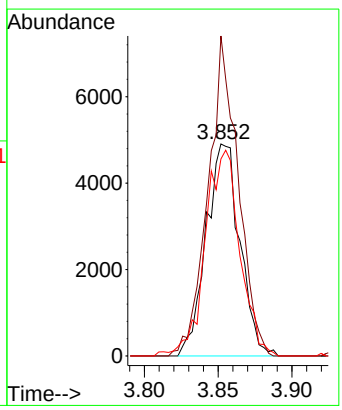

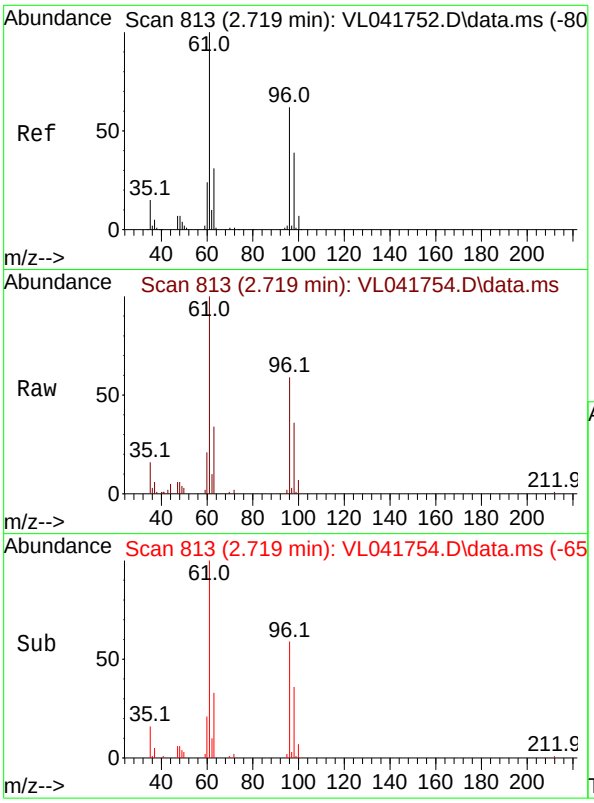

#31
cis-1,2-Dichloroethene
Concen: 1.070 ppbv
RT: 2.719 min Scan# 8
Delta R.T. -0.000 min
Lab File: VL041754.D
Acq: 16 Dec 2024 14:34

Instrument :
MSVOA_L
ClientSampleId :
VSTDICC001

Tgt Ion: 61 Resp: 1001

Ion	Ratio	Lower	Upper
61	100		
96	58.7	49.7	74.5
98	36.5	30.8	46.2

Manual Integrations
APPROVED

Reviewed By :Semsettin Yesilyurt 12/20/2024
Supervised By :Mahesh Dadoda 12/20/2024

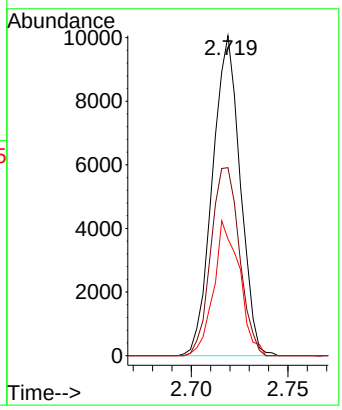

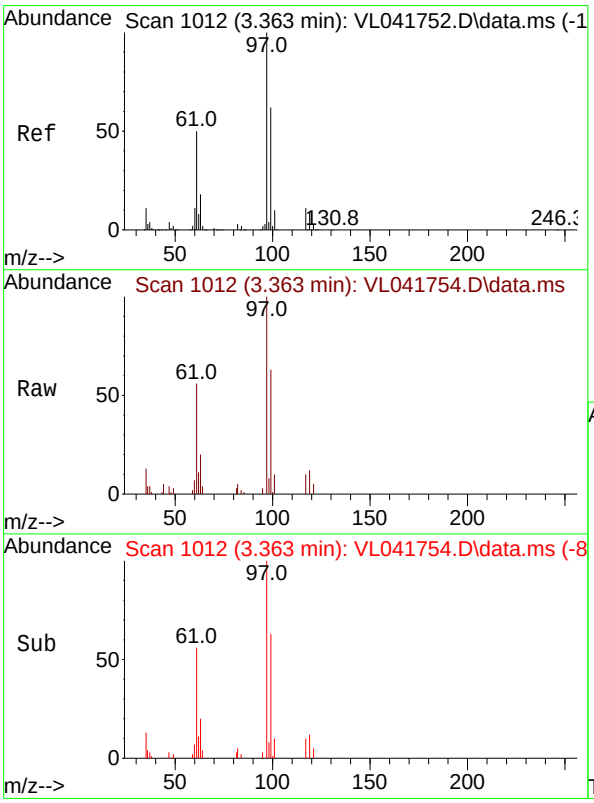

#32
1,1,1-Trichloroethane
Concen: 1.049 ppbv
RT: 3.363 min Scan# 1012
Delta R.T. -0.000 min
Lab File: VL041754.D
Acq: 16 Dec 2024 14:34

Tgt Ion: 97 Resp: 14415

Ion	Ratio	Lower	Upper
97	100		
99	61.7	51.0	76.4
61	52.0	42.2	63.2

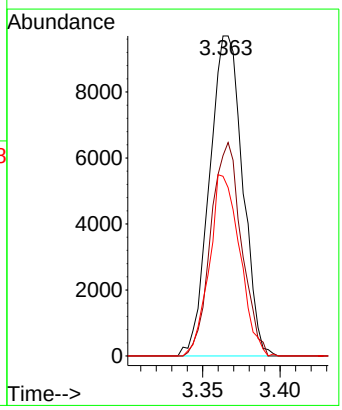

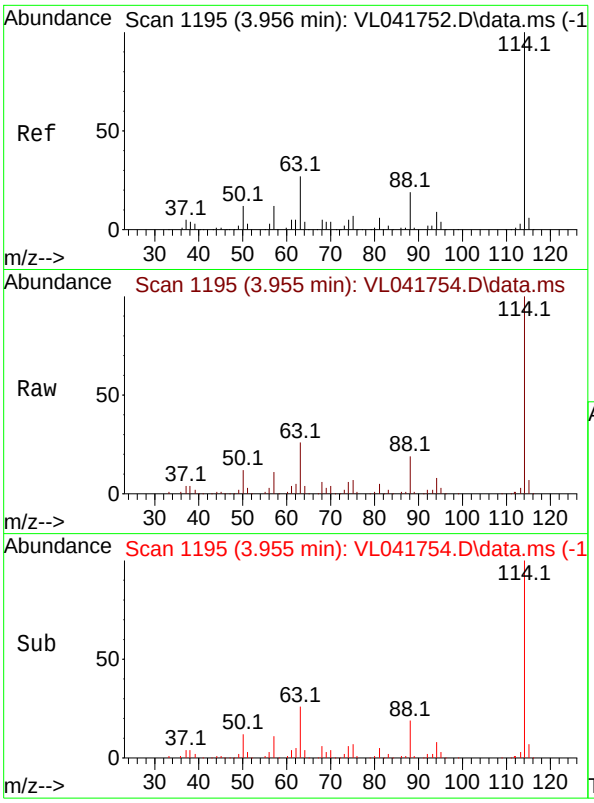

#33
1,4-Difluorobenzene
Concen: 10.000 ppbv
RT: 3.955 min Scan# 1
Delta R.T. -0.000 min
Lab File: VL041754.D
Acq: 16 Dec 2024 14:34

Instrument :
MSVOA_L
ClientSampleId :
VSTDICC001

Tgt Ion:114 Resp: 17892

Ion	Ratio	Lower	Upper
114	100		
63	26.7	21.8	32.8
88	18.6	14.8	22.2

Manual Integrations
APPROVED

Reviewed By :Semsettin Yesilyurt 12/20/2024
Supervised By :Mahesh Dadoda 12/20/2024

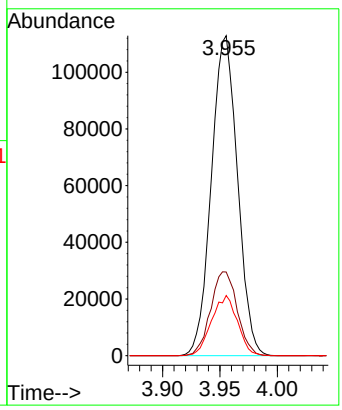

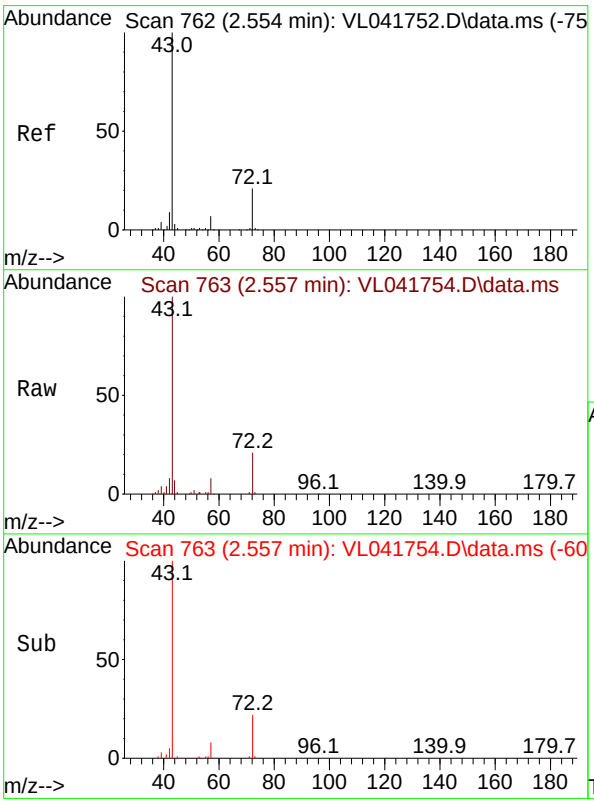

#34
2-Butanone
Concen: 1.019 ppbv
RT: 2.557 min Scan# 763
Delta R.T. 0.003 min
Lab File: VL041754.D
Acq: 16 Dec 2024 14:34

Tgt Ion: 43 Resp: 14673

Ion	Ratio	Lower	Upper
43	100		
72	21.7	16.8	25.2

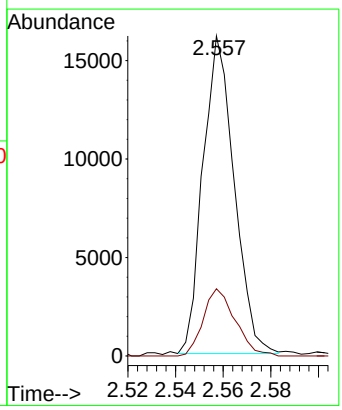

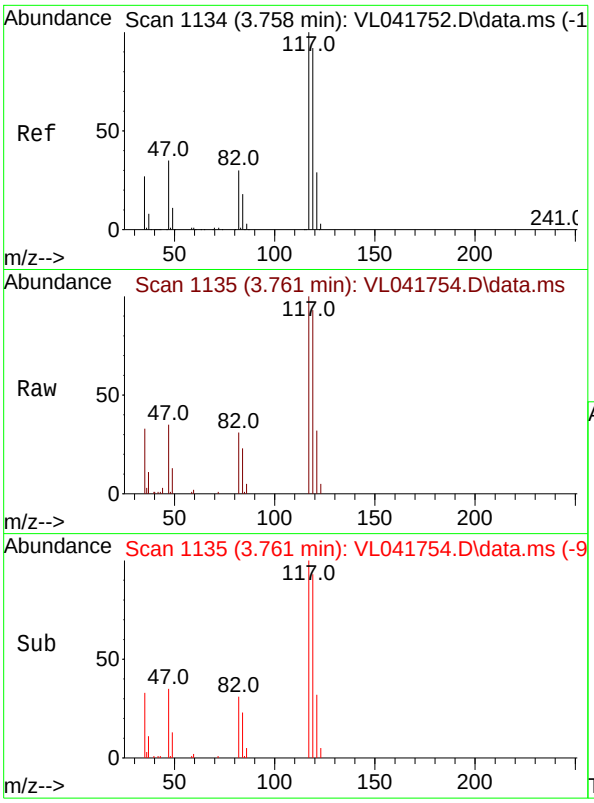

#35
Carbon Tetrachloride
Concen: 1.008 ppbv m
RT: 3.761 min Scan# 1
Delta R.T. 0.003 min
Lab File: VL041754.D
Acq: 16 Dec 2024 14:34

Tgt Ion:117 Resp: 1280

Ion	Ratio	Lower	Upper
117	100		
119	92.9	73.7	110.5
121	31.8	23.0	34.4

Instrument :
MSVOA_L
ClientSampleId :
VSTDICC001

Manual Integrations
APPROVED

Reviewed By :Semsettin Yesilyurt 12/20/2024
Supervised By :Mahesh Dadoda 12/20/2024

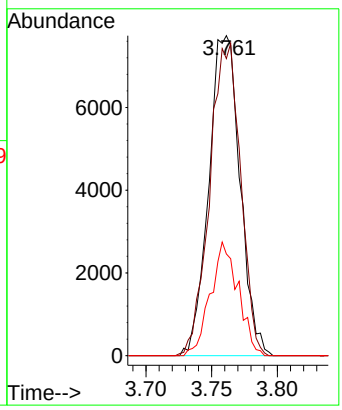

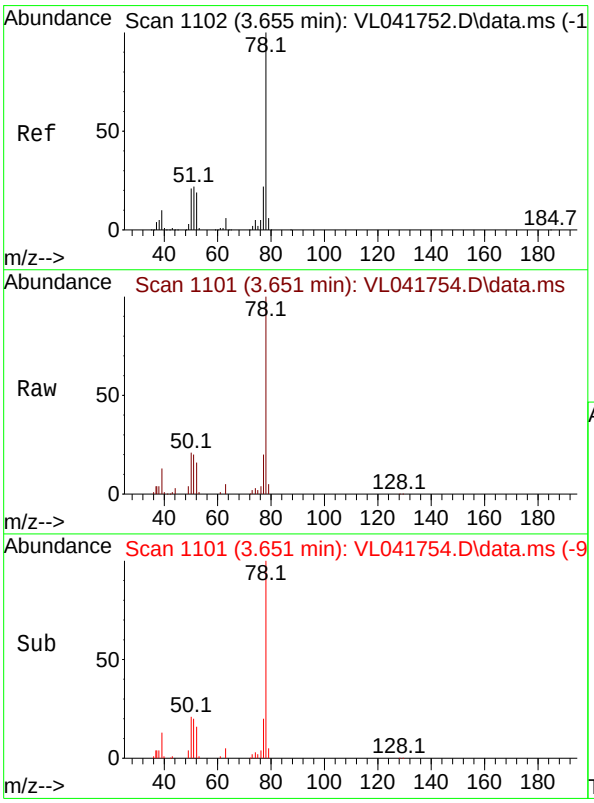

#36
Benzene
Concen: 1.044 ppbv
RT: 3.651 min Scan# 1101
Delta R.T. -0.004 min
Lab File: VL041754.D
Acq: 16 Dec 2024 14:34

Tgt Ion: 78 Resp: 19331

Ion	Ratio	Lower	Upper
78	100		
77	19.9	17.8	26.6
50	20.8	17.2	25.8

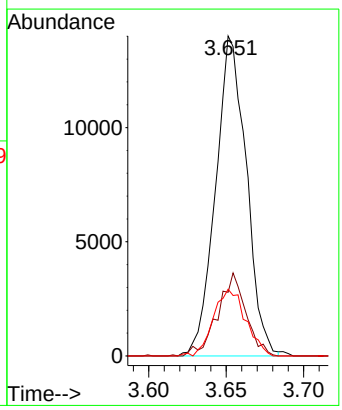

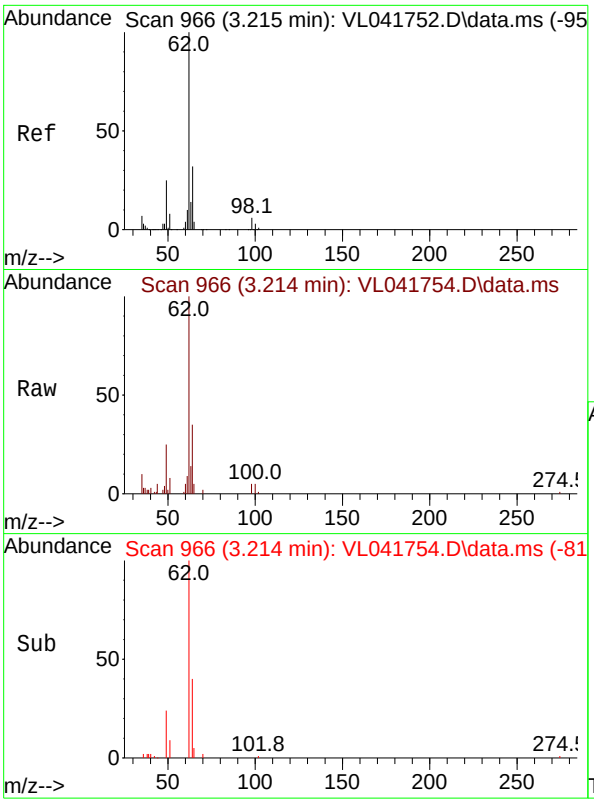

#37
1,2-Dichloroethane
Concen: 0.998 ppbv
RT: 3.214 min Scan# 9(
Delta R.T. -0.000 min
Lab File: VL041754.D
Acq: 16 Dec 2024 14:34

Tgt Ion: 62 Resp: 1149(

Ion	Ratio	Lower	Upper
62	100		
98	7.8	4.7	7.1#

Instrument :
MSVOA_L
ClientSampleId :
VSTDICC001

Manual Integrations
APPROVED

Reviewed By :Semsettin Yesilyurt 12/20/2024
Supervised By :Mahesh Dadoda 12/20/2024

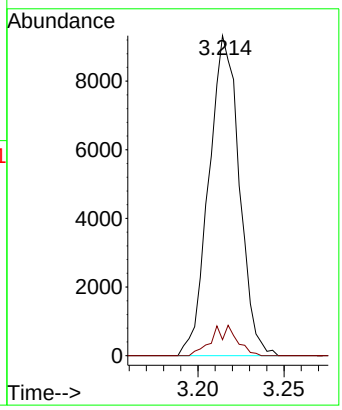

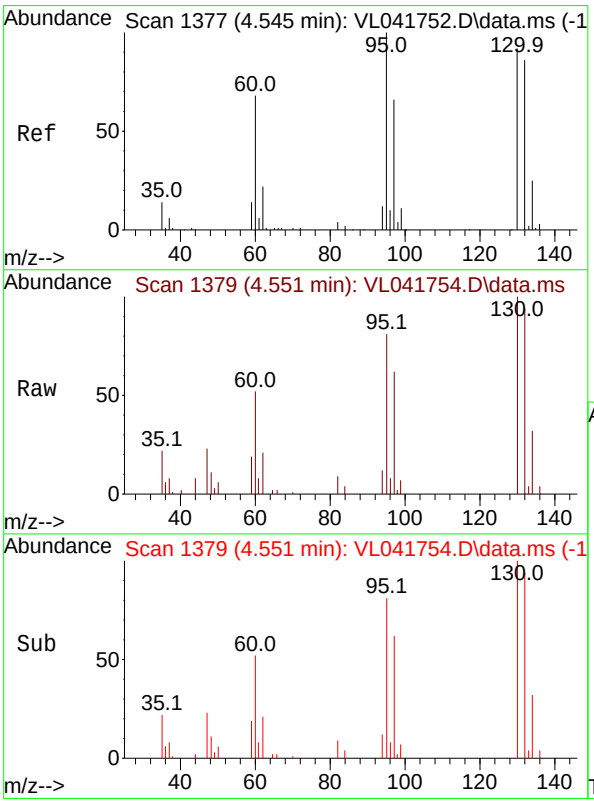

#38
Trichloroethene
Concen: 1.004 ppbv m
RT: 4.551 min Scan# 1379
Delta R.T. 0.006 min
Lab File: VL041754.D
Acq: 16 Dec 2024 14:34

Tgt Ion:130 Resp: 7824

Ion	Ratio	Lower	Upper
130	100		
95	80.7	87.0	130.6#
132	93.9	75.0	112.6
97	61.6	57.2	85.8

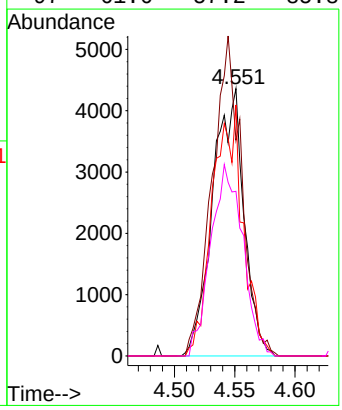

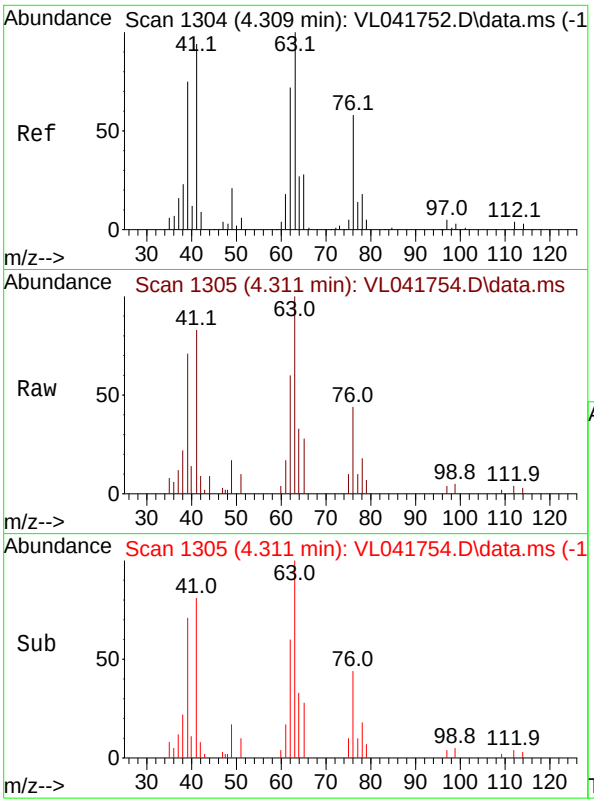

#39
1,2-Dichloropropane
Concen: 1.056 ppbv
RT: 4.311 min Scan# 1
Delta R.T. 0.003 min
Lab File: VL041754.D
Acq: 16 Dec 2024 14:34

Tgt Ion: 63 Resp: 706

Ion	Ratio	Lower	Upper
63	100		
41	80.8	75.3	112.9
62	59.8	57.3	85.9

Instrument :
MSVOA_L
ClientSampleId :
VSTDICC001

Manual Integrations
APPROVED

Reviewed By :Semsettin Yesilyurt 12/20/2024
Supervised By :Mahesh Dadoda 12/20/2024

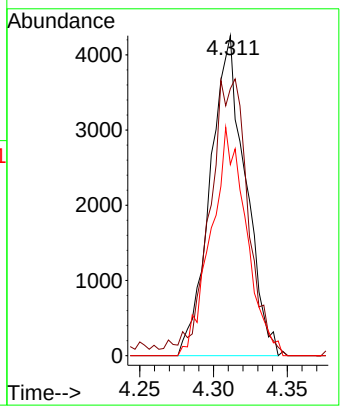

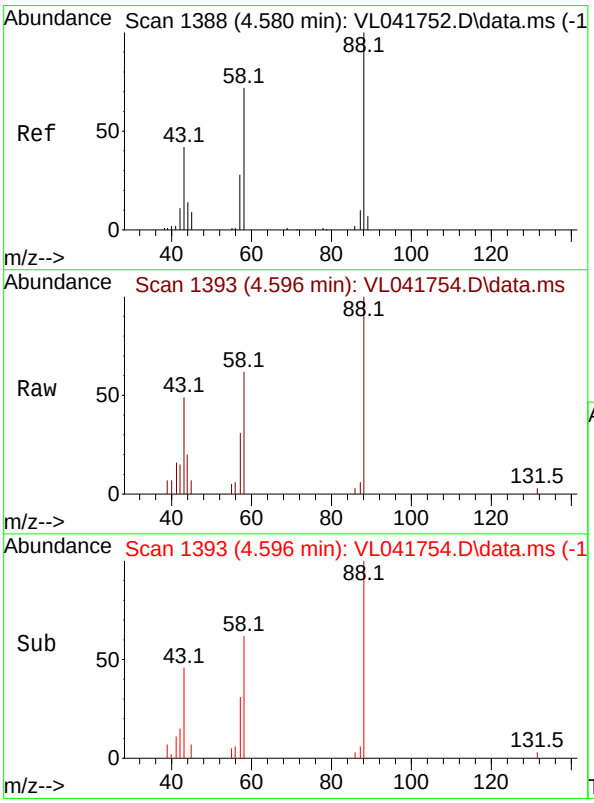

#40
1,4-Dioxane
Concen: 0.991 ppbv
RT: 4.596 min Scan# 1393
Delta R.T. 0.016 min
Lab File: VL041754.D
Acq: 16 Dec 2024 14:34

Tgt Ion: 88 Resp: 3241

Ion	Ratio	Lower	Upper
88	100		
58	127.2	61.0	91.6#
43	0.0	29.4	44.0#
57	0.0	0.0	0.0

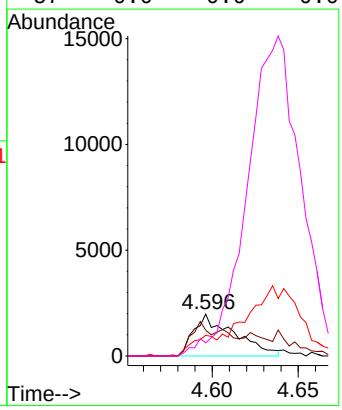

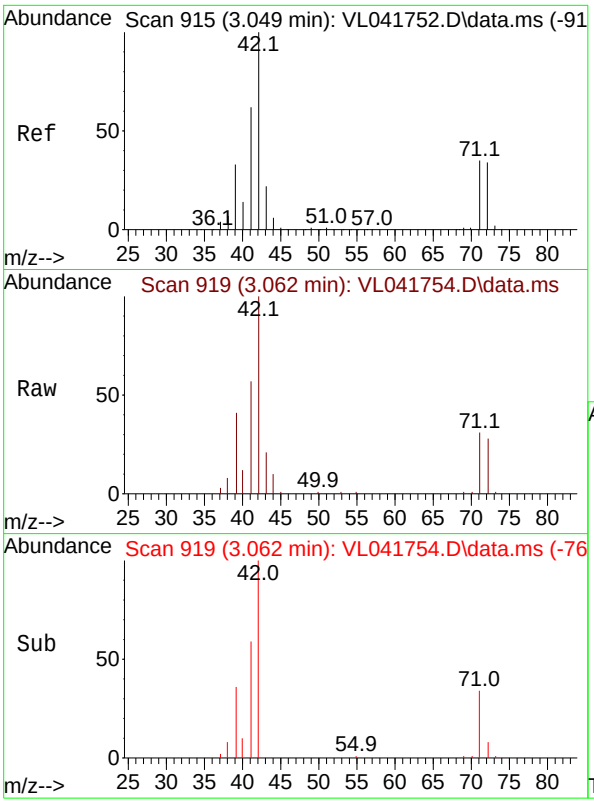

#41
Tetrahydrofuran
Concen: 1.082 ppbv
RT: 3.062 min Scan# 9
Delta R.T. 0.013 min
Lab File: VL041754.D
Acq: 16 Dec 2024 14:34

Instrument :
MSVOA_L
ClientSampleId :
VSTDICC001

Tgt Ion: 42 Resp: 872

Ion	Ratio	Lower	Upper
42	100		
72	34.4	29.1	43.7
71	34.0	28.4	42.6

Manual Integrations
APPROVED

Reviewed By :Semsettin Yesilyurt 12/20/2024
Supervised By :Mahesh Dadoda 12/20/2024

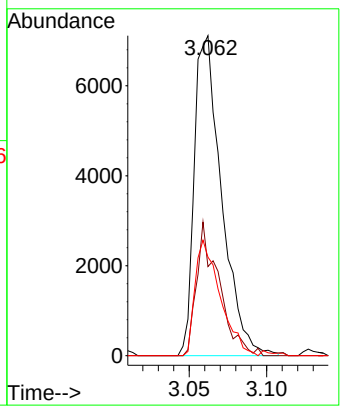

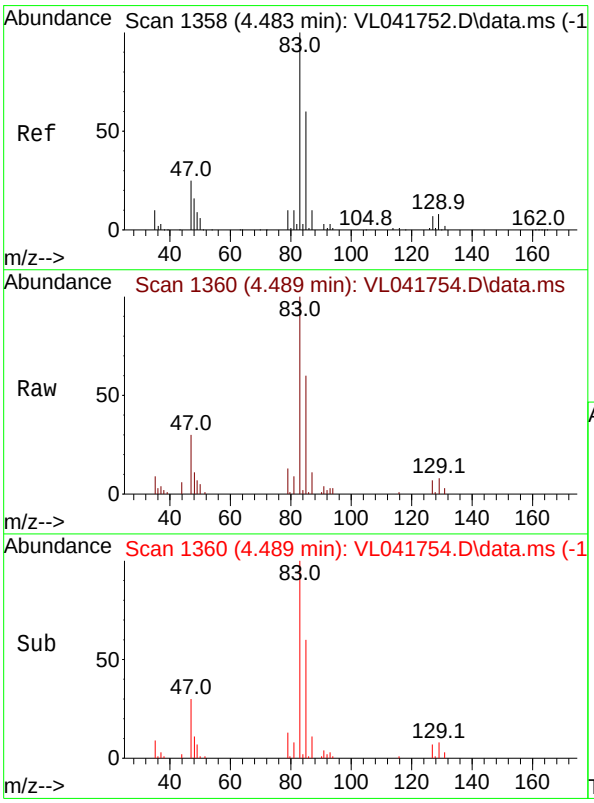

#42
Bromodichloromethane
Concen: 0.993 ppbv
RT: 4.489 min Scan# 1360
Delta R.T. 0.006 min
Lab File: VL041754.D
Acq: 16 Dec 2024 14:34

Tgt Ion: 83 Resp: 13154

Ion	Ratio	Lower	Upper
83	100		
85	60.4	48.0	72.0
127	7.2	5.8	8.8

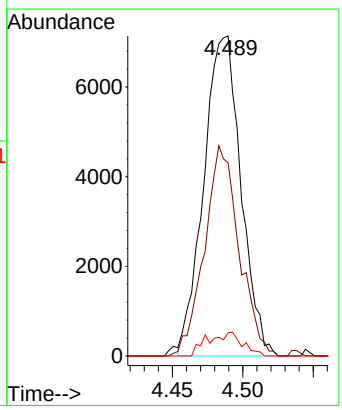

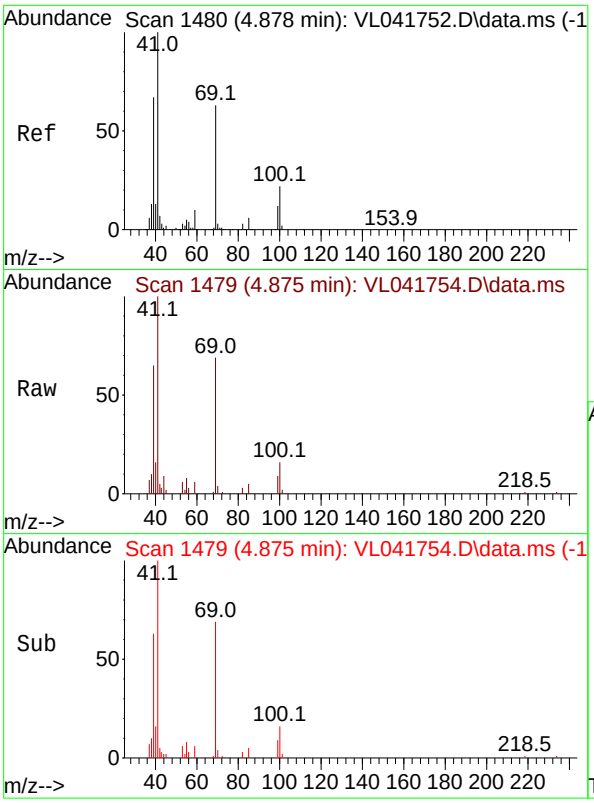

#43
Methyl Methacrylate
Concen: 0.999 ppbv m
RT: 4.875 min Scan# 1
Delta R.T. -0.004 min
Lab File: VL041754.D
Acq: 16 Dec 2024 14:34

Tgt Ion: 69 Resp: 704

Ion	Ratio	Lower	Upper
69	100		
41	169.4	130.3	195.5
100	0.0	28.3	42.5

Instrument :
MSVOA_L
ClientSampleId :
VSTDICC001

Manual Integrations
APPROVED

Reviewed By :Semsettin Yesilyurt 12/20/2024
Supervised By :Mahesh Dadoda 12/20/2024

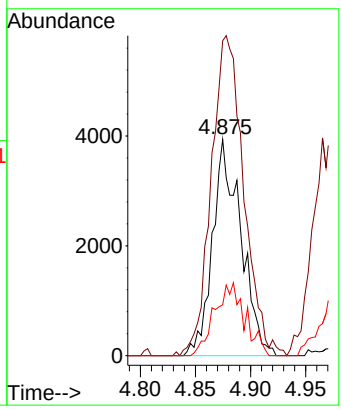

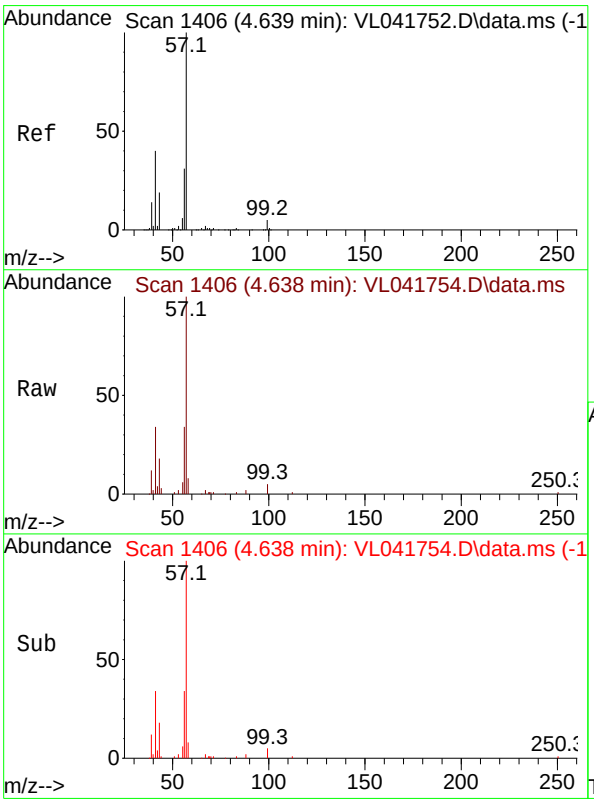

#44
2,2,4-Trimethylpentane
Concen: 1.024 ppbv
RT: 4.638 min Scan# 1406
Delta R.T. -0.000 min
Lab File: VL041754.D
Acq: 16 Dec 2024 14:34

Tgt Ion: 57 Resp: 32361

Ion	Ratio	Lower	Upper
57	100		
41	38.9	30.7	46.1
56	34.5	25.4	38.0

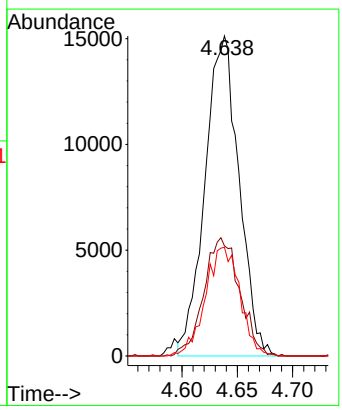

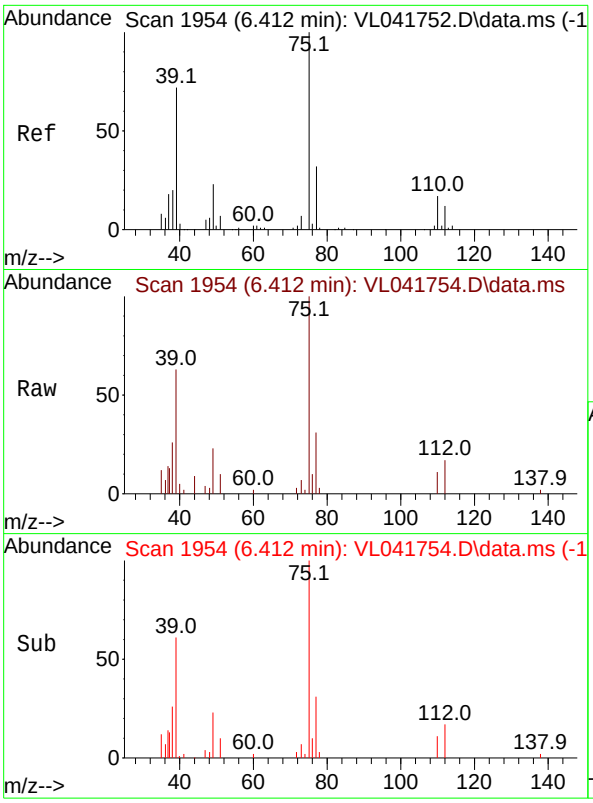

#45
t-1,3-Dichloropropene
Concen: 0.963 ppbv
RT: 6.412 min Scan# 1
Delta R.T. -0.000 min
Lab File: VL041754.D
Acq: 16 Dec 2024 14:34

Tgt Ion: 75 Resp: 702

Ion	Ratio	Lower	Upper
75	100		
77	31.1	25.9	38.9

Instrument :
MSVOA_L
ClientSampleId :
VSTDICC001

Manual Integrations
APPROVED

Reviewed By :Semsettin Yesilyurt 12/20/2024
Supervised By :Mahesh Dadoda 12/20/2024

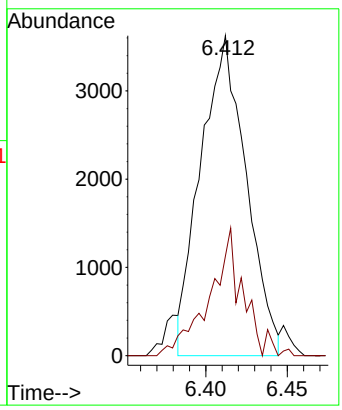

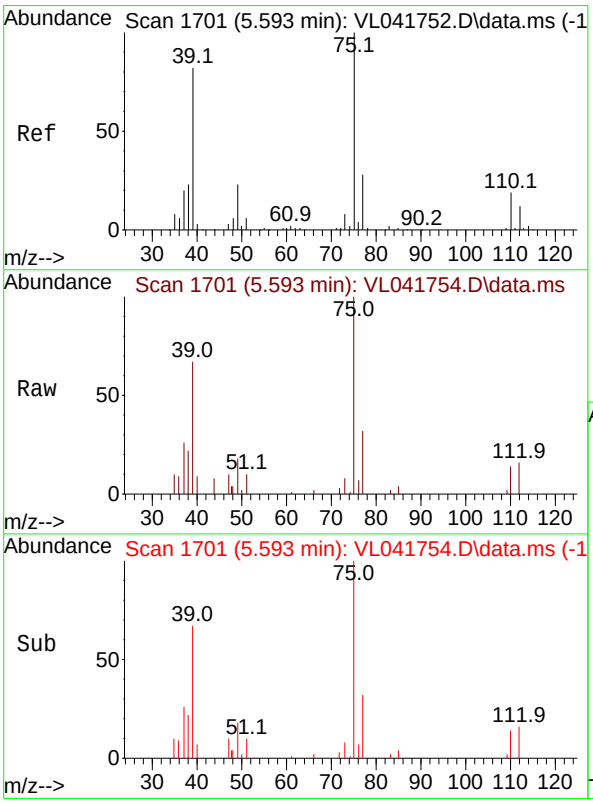

#46
cis-1,3-Dichloropropene
Concen: 0.952 ppbv m
RT: 5.593 min Scan# 1701
Delta R.T. -0.000 min
Lab File: VL041754.D
Acq: 16 Dec 2024 14:34

Tgt Ion: 75 Resp: 8815

Ion	Ratio	Lower	Upper
75	100		
39	67.4	65.2	97.8
77	32.5	22.0	33.0

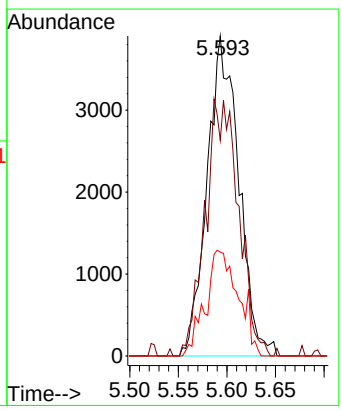

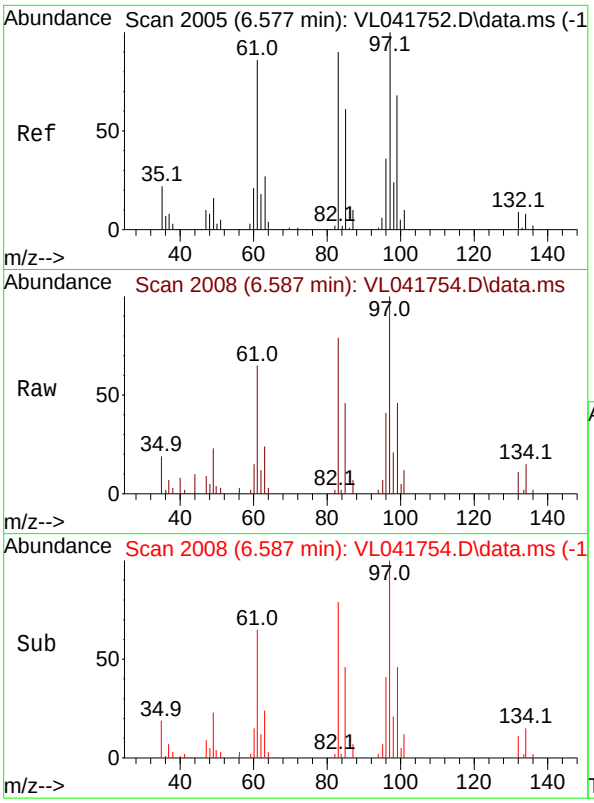

#47
1,1,2-Trichloroethane
Concen: 1.028 ppbv m
RT: 6.587 min Scan# 2(
Delta R.T. 0.009 min
Lab File: VL041754.D
Acq: 16 Dec 2024 14:34

Instrument :
MSVOA_L
ClientSampleId :
VSTDICC001

Tgt Ion: 97 Resp: 718

Ion	Ratio	Lower	Upper
97	100		
83	79.1	72.3	108.5
85	46.5	48.5	72.7#
99	45.6	54.0	81.0#

Manual Integrations
APPROVED

Reviewed By :Semsettin Yesilyurt 12/20/2024
Supervised By :Mahesh Dadoda 12/20/2024

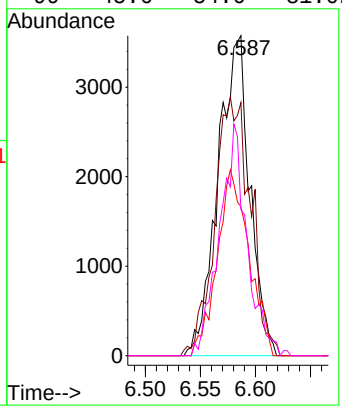

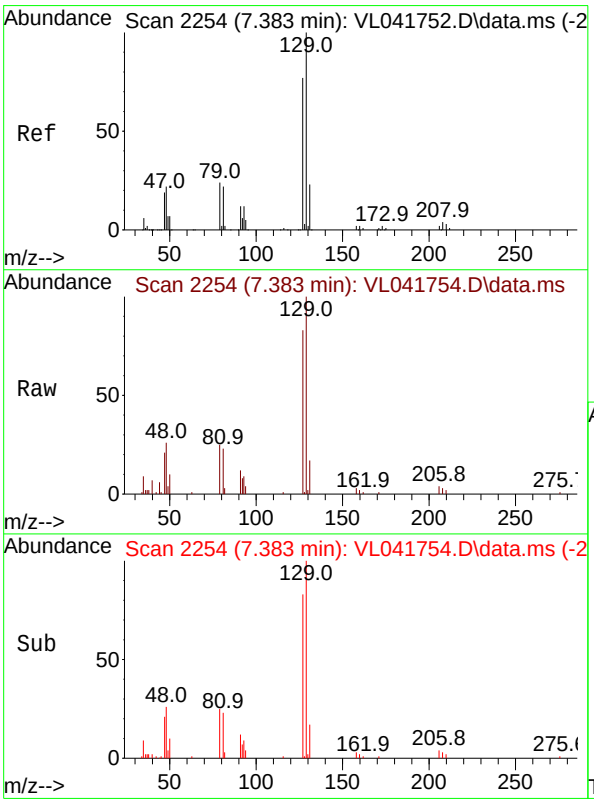

#48
Dibromochloromethane
Concen: 0.924 ppbv
RT: 7.383 min Scan# 2254
Delta R.T. -0.000 min
Lab File: VL041754.D
Acq: 16 Dec 2024 14:34

Tgt Ion:129 Resp: 8817

Ion	Ratio	Lower	Upper
129	100		
127	80.2	38.8	116.3

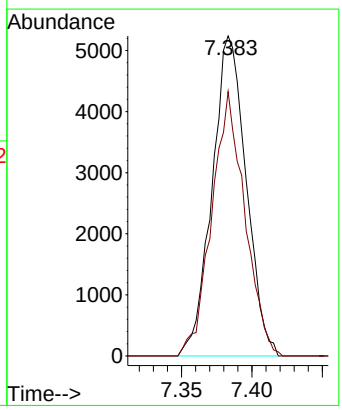

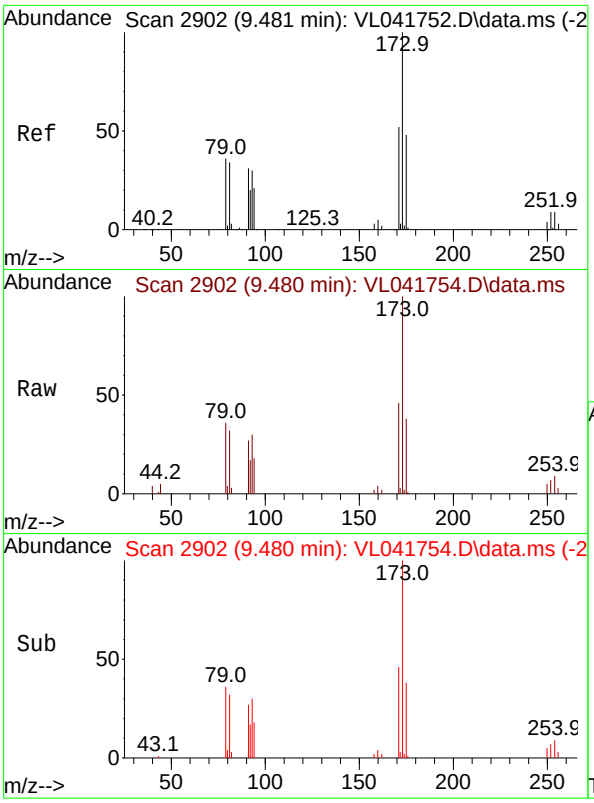

#49
Bromoform
Concen: 0.905 ppbv
RT: 9.480 min Scan# 2
Delta R.T. -0.000 min
Lab File: VL041754.D
Acq: 16 Dec 2024 14:34

Tgt Ion:173 Resp: 707

Ion	Ratio	Lower	Upper
173	100		
175	44.7	38.2	57.2
171	53.3	41.1	61.7

Instrument :
MSVOA_L
ClientSampleId :
VSTDICC001

Manual Integrations
APPROVED

Reviewed By :Semsettin Yesilyurt 12/20/2024
Supervised By :Mahesh Dadoda 12/20/2024

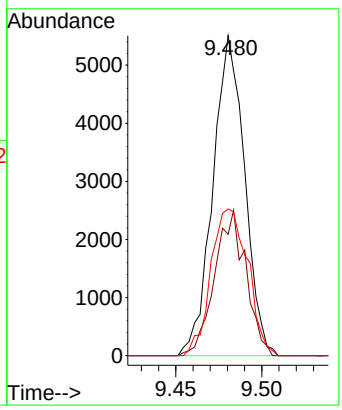

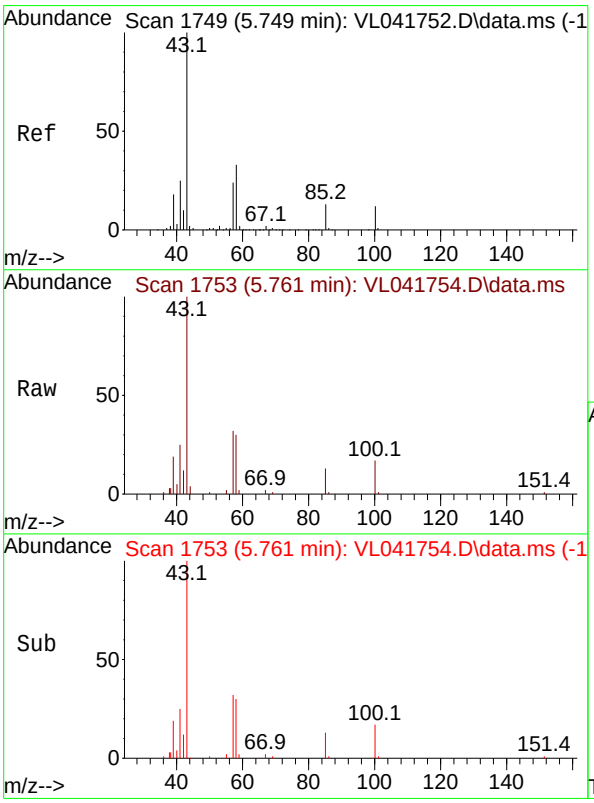

#50
4-Methyl-2-Pentanone
Concen: 1.031 ppbv
RT: 5.761 min Scan# 1753
Delta R.T. 0.013 min
Lab File: VL041754.D
Acq: 16 Dec 2024 14:34

Tgt Ion: 43 Resp: 20212

Ion	Ratio	Lower	Upper
43	100		
58	33.7	26.8	40.2

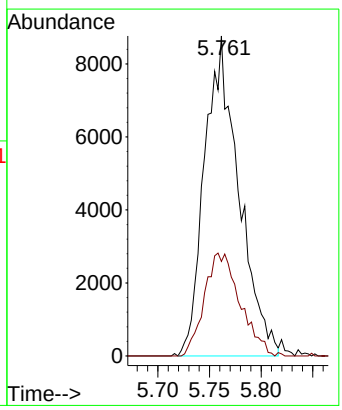

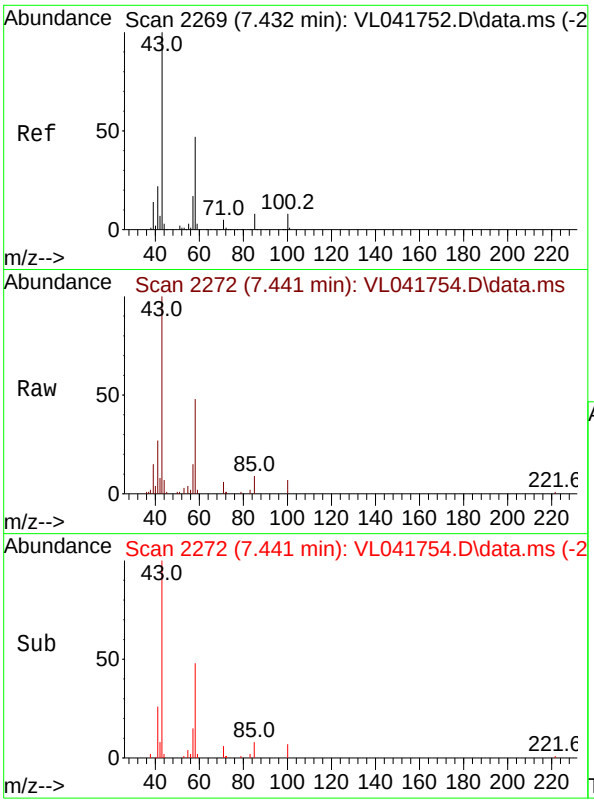

#51
2-Hexanone
Concen: 1.040 ppbv
RT: 7.441 min Scan# 2
Delta R.T. 0.009 min
Lab File: VL041754.D
Acq: 16 Dec 2024 14:34

Instrument :
MSVOA_L
ClientSampleId :
VSTDICC001

Tgt Ion: 43 Resp: 1651

Ion	Ratio	Lower	Upper
43	100		
58	46.5	36.6	55.0
98	0.2	0.1	0.1

Manual Integrations
APPROVED

Reviewed By :Semsettin Yesilyurt 12/20/2024
Supervised By :Mahesh Dadoda 12/20/2024

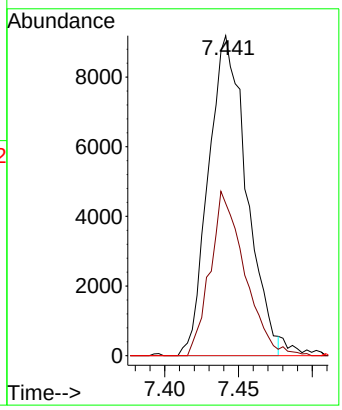

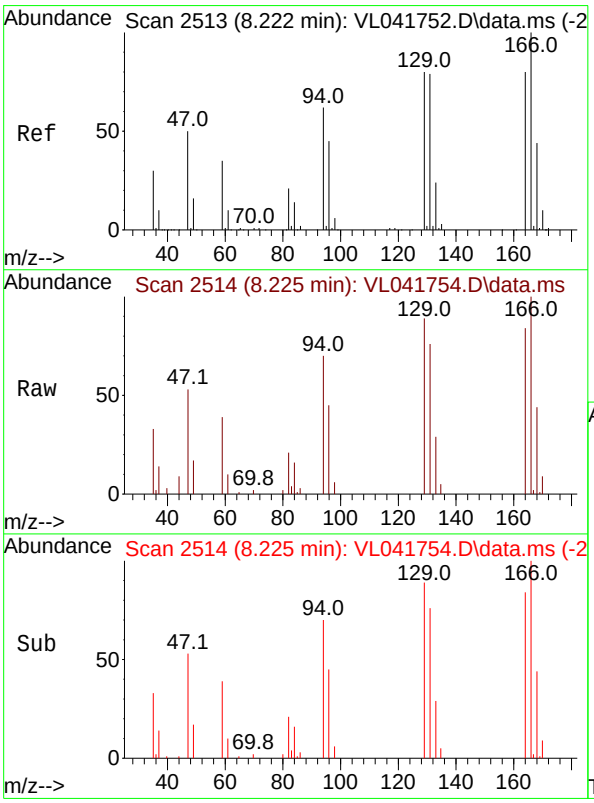

#52
Tetrachloroethene
Concen: 1.026 ppbv m
RT: 8.225 min Scan# 2514
Delta R.T. 0.003 min
Lab File: VL041754.D
Acq: 16 Dec 2024 14:34

Tgt Ion:164 Resp: 7067

Ion	Ratio	Lower	Upper
164	100		
166	118.7	99.8	149.6
129	106.0	79.6	119.4
131	89.6	78.6	117.8

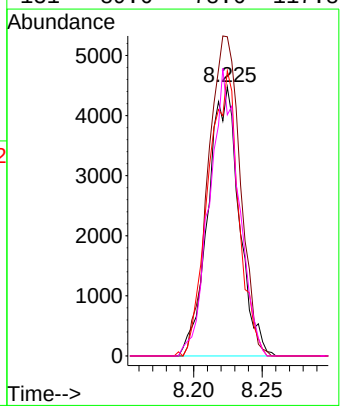

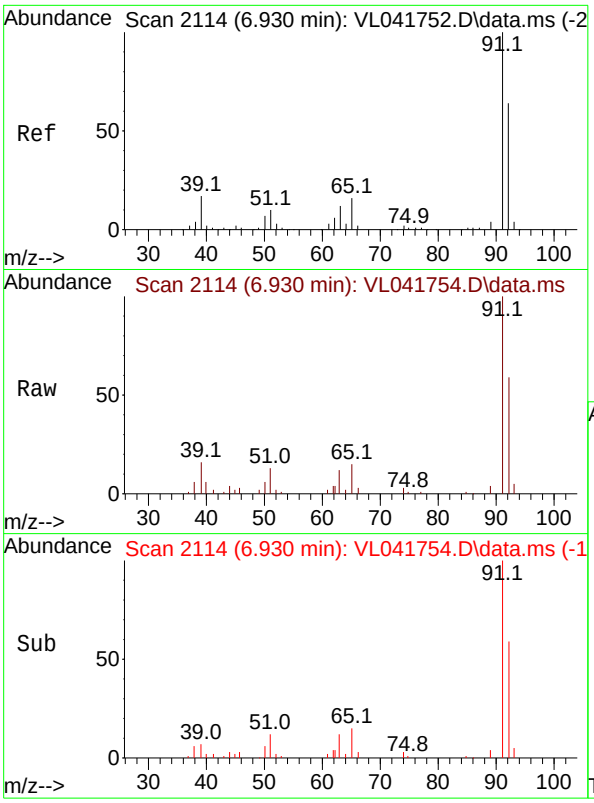

#53
Toluene
Concen: 1.029 ppbv
RT: 6.930 min Scan# 2
Delta R.T. -0.000 min
Lab File: VL041754.D
Acq: 16 Dec 2024 14:34

Tgt Ion: 91 Resp: 2159

Ion	Ratio	Lower	Upper
91	100		
92	60.0	47.9	71.9

Instrument :
MSVOA_L
ClientSampleId :
VSTDICC001

Manual Integrations
APPROVED

Reviewed By :Semsettin Yesilyurt 12/20/2024
Supervised By :Mahesh Dadoda 12/20/2024

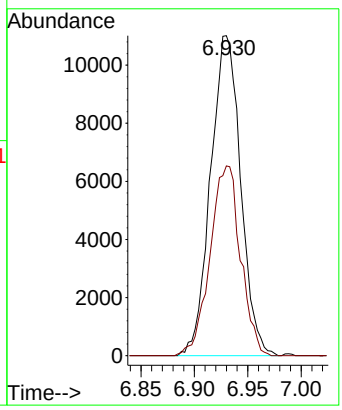

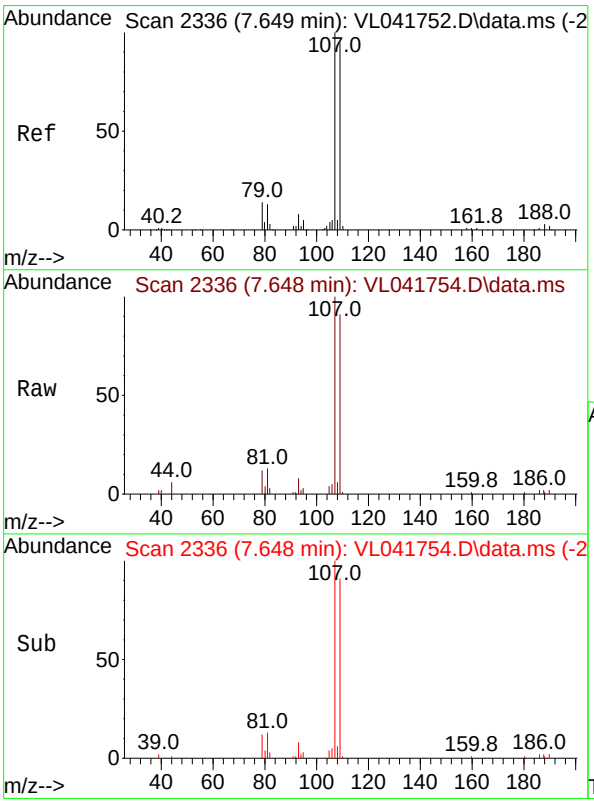

#54
1,2-Dibromoethane
Concen: 1.013 ppbv
RT: 7.648 min Scan# 2336
Delta R.T. -0.000 min
Lab File: VL041754.D
Acq: 16 Dec 2024 14:34

Tgt Ion:107 Resp: 9758

Ion	Ratio	Lower	Upper
107	100		
109	90.8	75.9	113.9

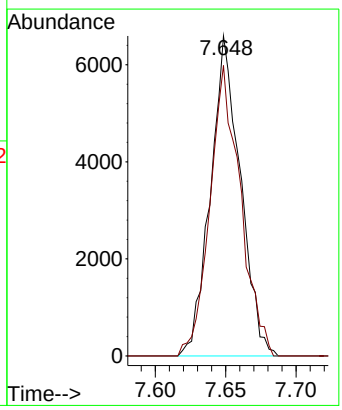

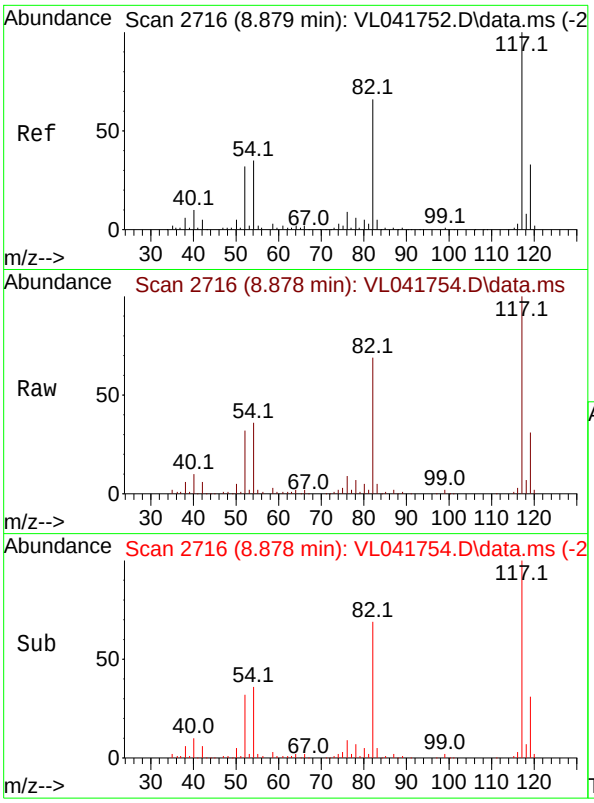

#55
Chlorobenzene-d5
Concen: 10.000 ppbv
RT: 8.878 min Scan# 2
Delta R.T. -0.000 min
Lab File: VL041754.D
Acq: 16 Dec 2024 14:34

Instrument :
MSVOA_L
ClientSampleId :
VSTDICC001

Tgt Ion:117 Resp: 16226

Ion	Ratio	Lower	Upper
117	100		
82	66.9	53.8	80.8
119	32.5	26.7	40.1

Manual Integrations
APPROVED

Reviewed By :Semsettin Yesilyurt 12/20/2024
Supervised By :Mahesh Dadoda 12/20/2024

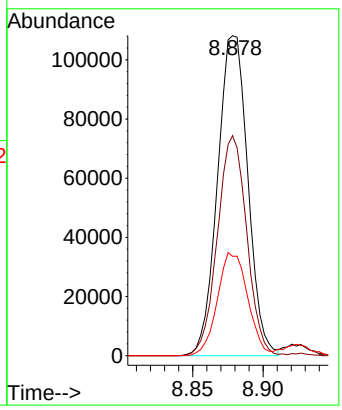

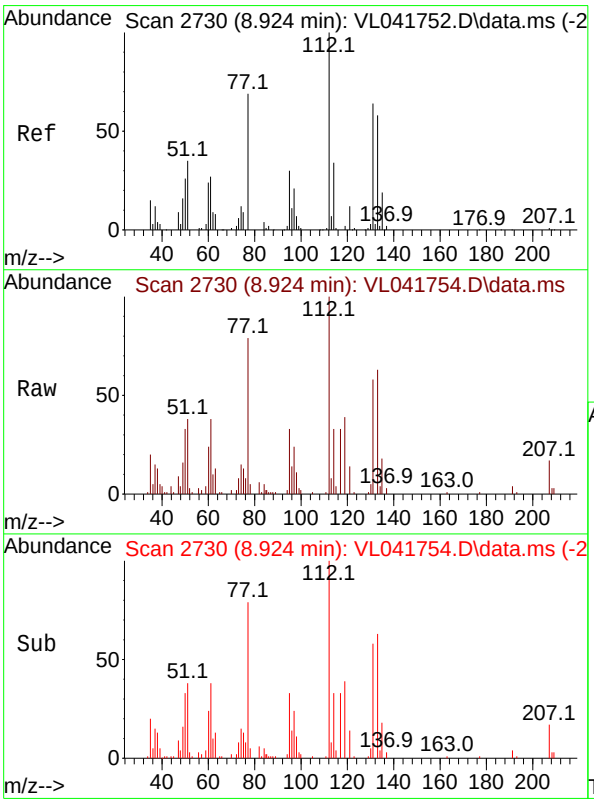

#56
1,1,1,2-Tetrachloroethane
Concen: 1.005 ppbv
RT: 8.924 min Scan# 2730
Delta R.T. -0.000 min
Lab File: VL041754.D
Acq: 16 Dec 2024 14:34

Tgt Ion:131 Resp: 8643

Ion	Ratio	Lower	Upper
131	100		
133	103.1	76.8	115.2
119	55.4	49.0	73.6

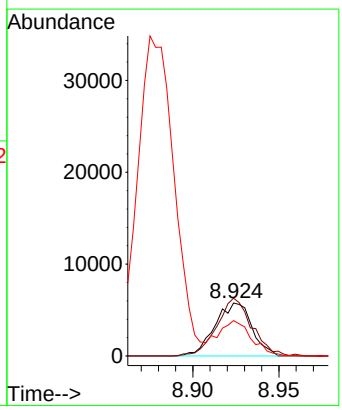

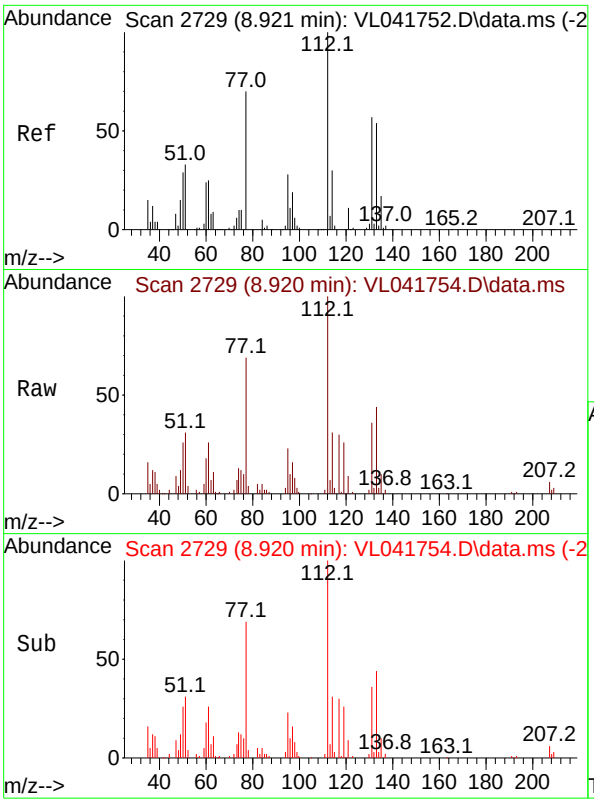

#57
Chlorobenzene
Concen: 1.054 ppbv
RT: 8.920 min Scan# 2
Delta R.T. -0.000 min
Lab File: VL041754.D
Acq: 16 Dec 2024 14:34

Instrument :
MSVOA_L
ClientSampleId :
VSTDICC001

Tgt Ion:112 Resp: 1750

Ion	Ratio	Lower	Upper
112	100		
77	68.6	57.4	86.0
114	30.7	27.4	33.4

Manual Integrations
APPROVED

Reviewed By :Semsettin Yesilyurt 12/20/2024
Supervised By :Mahesh Dadoda 12/20/2024

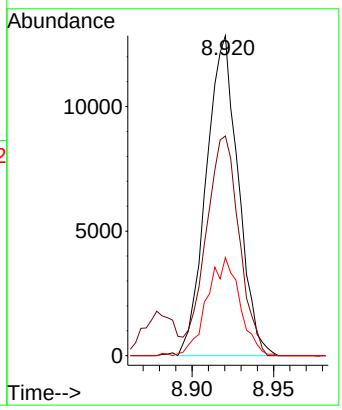

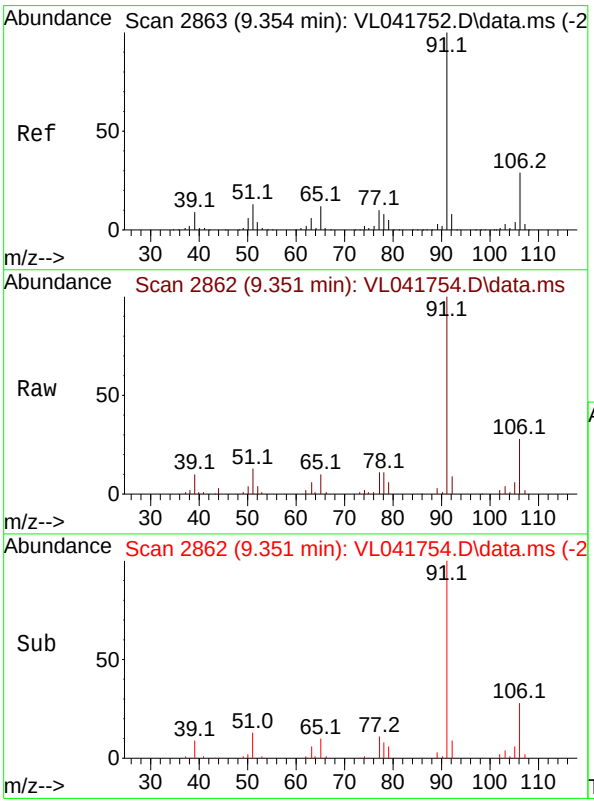

#58
Ethyl Benzene
Concen: 1.019 ppbv
RT: 9.351 min Scan# 2862
Delta R.T. -0.004 min
Lab File: VL041754.D
Acq: 16 Dec 2024 14:34

Tgt Ion: 91 Resp: 29762

Ion	Ratio	Lower	Upper
91	100		
106	28.1	23.5	35.3

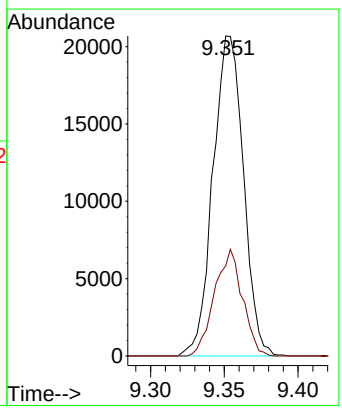

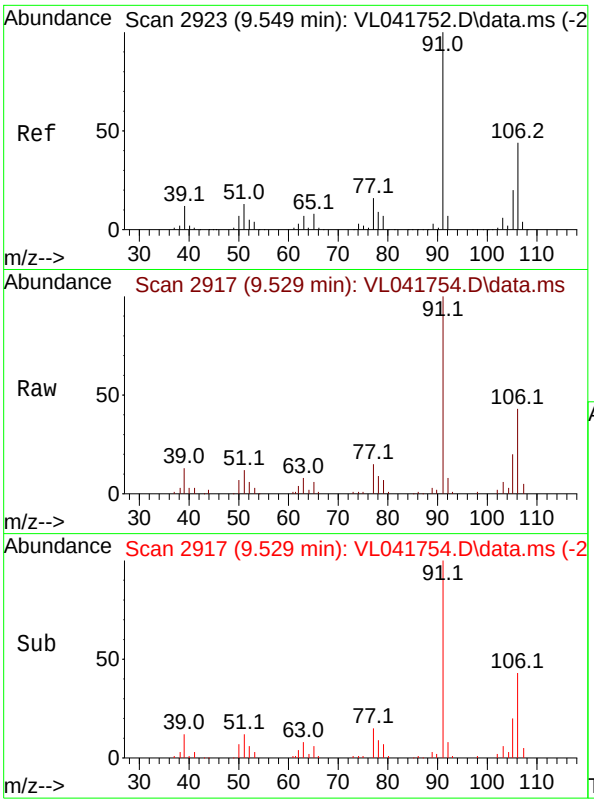

#59
m/p-Xylene
Concen: 2.026 ppbv m
RT: 9.529 min Scan# 2
Delta R.T. -0.020 min
Lab File: VL041754.D
Acq: 16 Dec 2024 14:34

Tgt Ion: 91 Resp: 4759

Ion	Ratio	Lower	Upper
91	100		
106	45.6	0.0	0.0

Instrument :
MSVOA_L
ClientSampleId :
VSTDICC001

Manual Integrations
APPROVED

Reviewed By :Semsettin Yesilyurt 12/20/2024
Supervised By :Mahesh Dadoda 12/20/2024

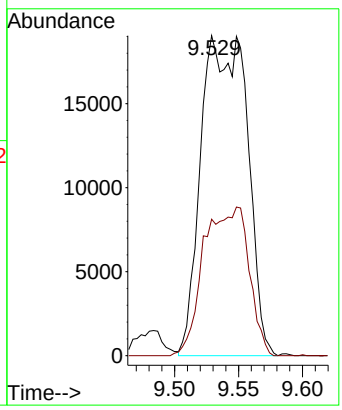

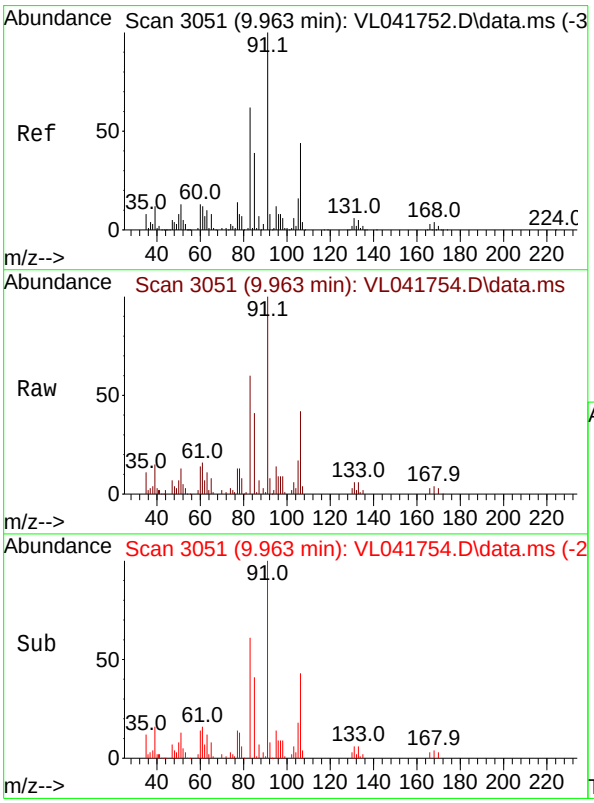

#60
o-Xylene
Concen: 1.028 ppbv
RT: 9.963 min Scan# 3051
Delta R.T. -0.000 min
Lab File: VL041754.D
Acq: 16 Dec 2024 14:34

Tgt Ion: 91 Resp: 24210

Ion	Ratio	Lower	Upper
91	100		
106	43.6	21.1	63.4

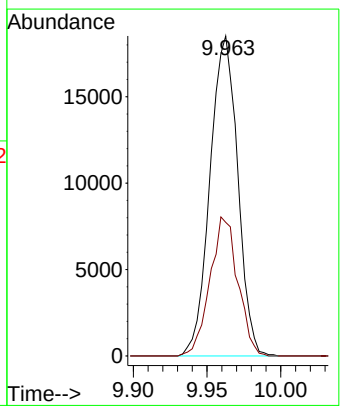

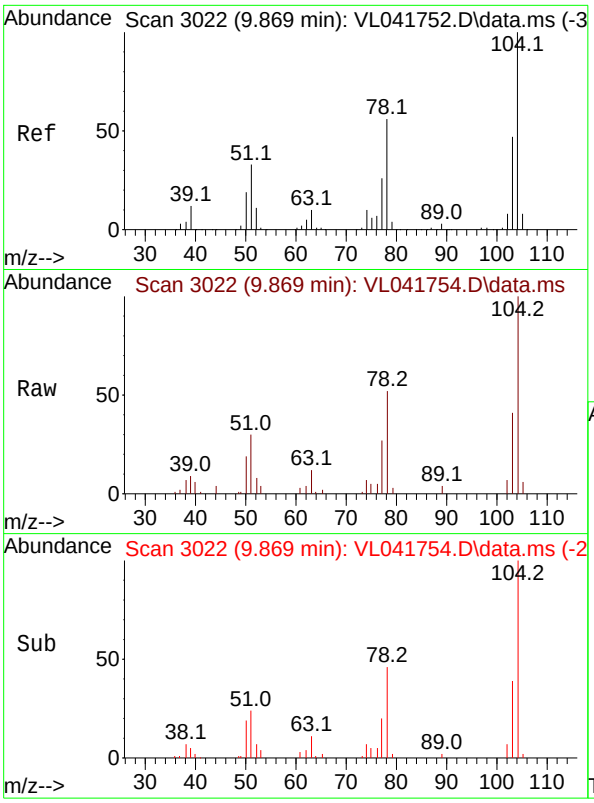

#61
Styrene
Concen: 0.953 ppbv
RT: 9.869 min Scan# 3
Delta R.T. -0.000 min
Lab File: VL041754.D
Acq: 16 Dec 2024 14:34

Instrument :
MSVOA_L
ClientSampleId :
VSTDICC001

Tgt Ion:104 Resp: 970

Ion	Ratio	Lower	Upper
104	100		
78	54.3	43.8	65.6
103	47.2	37.8	56.6

Manual Integrations
APPROVED

Reviewed By :Semsettin Yesilyurt 12/20/2024
Supervised By :Mahesh Dadoda 12/20/2024

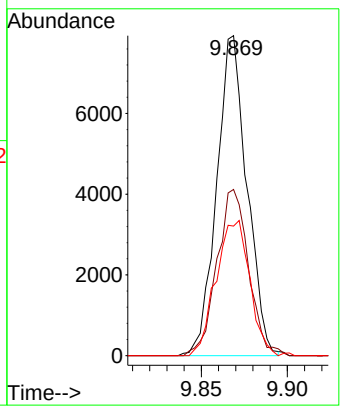

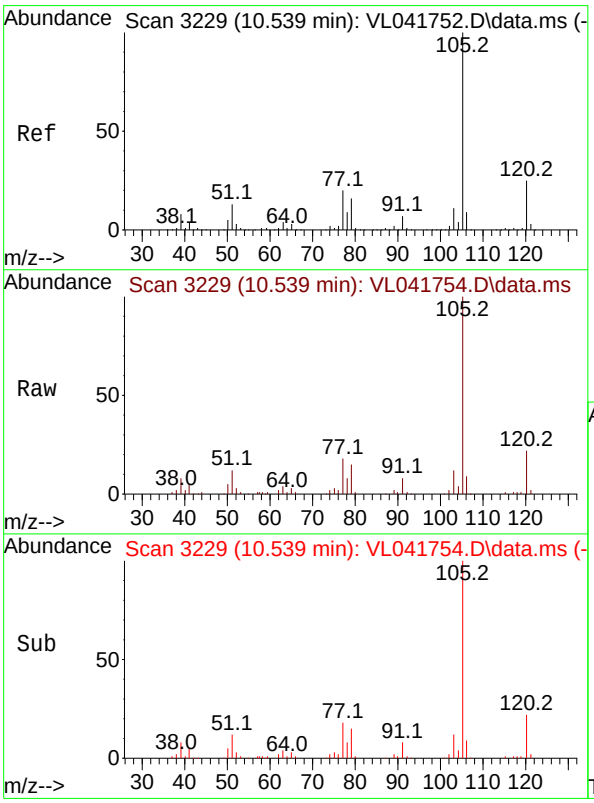

#62
Isopropylbenzene
Concen: 1.024 ppbv
RT: 10.539 min Scan# 3229
Delta R.T. -0.000 min
Lab File: VL041754.D
Acq: 16 Dec 2024 14:34

Tgt Ion:105 Resp: 36251

Ion	Ratio	Lower	Upper
105	100		
120	24.9	19.8	29.8

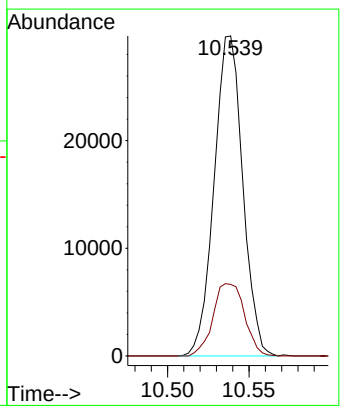

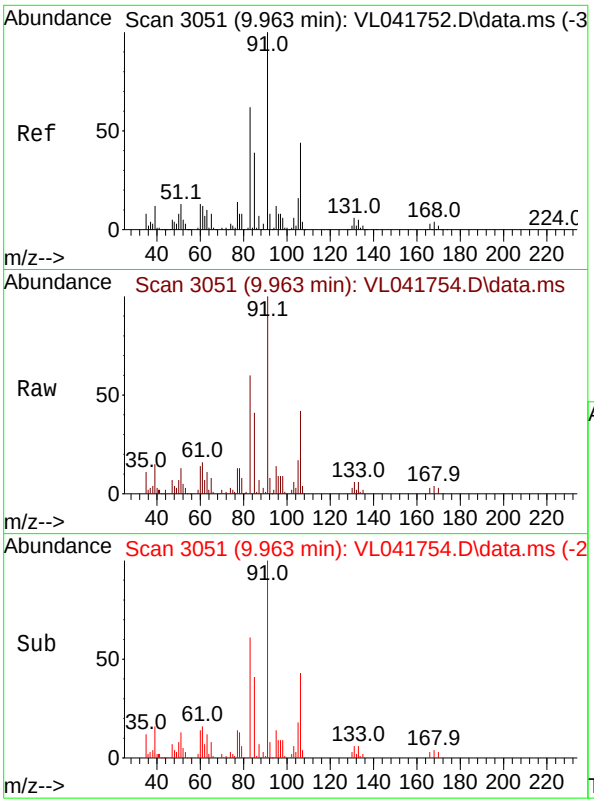

#63
1,1,2,2-Tetrachloroethane
Concen: 1.001 ppbv
RT: 9.963 min Scan# 3
Delta R.T. -0.000 min
Lab File: VL041754.D
Acq: 16 Dec 2024 14:34

Instrument :
MSVOA_L
ClientSampleId :
VSTDICC001

Tgt Ion: 83 Resp: 1475

Ion	Ratio	Lower	Upper
83	100		
131	9.8	4.9	14.7
85	66.2	32.0	96.2

Manual Integrations
APPROVED

Reviewed By :Semsettin Yesilyurt 12/20/2024
Supervised By :Mahesh Dadoda 12/20/2024

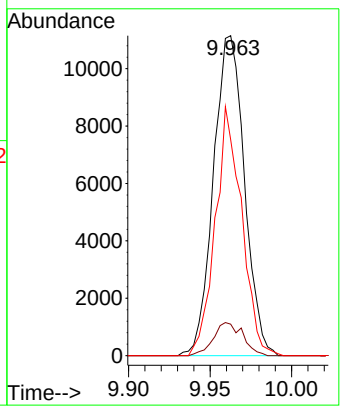

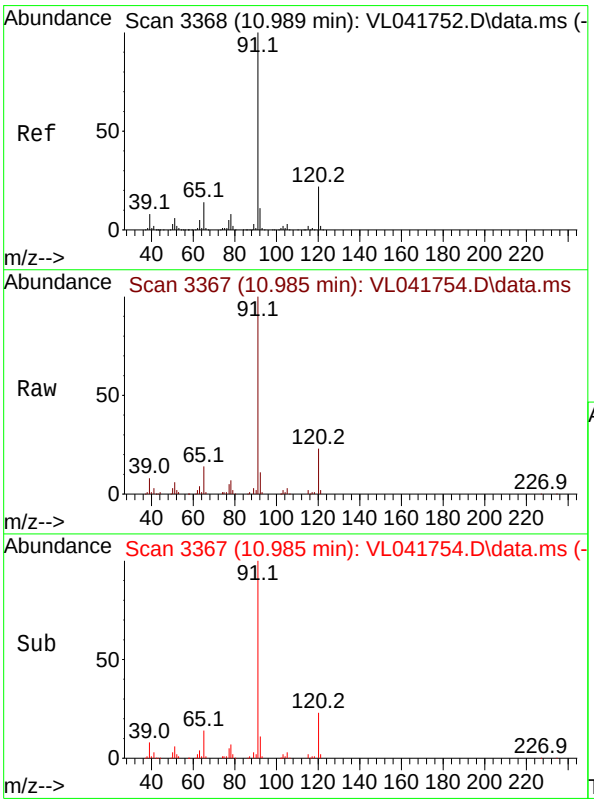

#64
n-propylbenzene
Concen: 1.054 ppbv
RT: 10.985 min Scan# 3367
Delta R.T. -0.004 min
Lab File: VL041754.D
Acq: 16 Dec 2024 14:34

Tgt Ion:120 Resp: 9432

Ion	Ratio	Lower	Upper
120	100		
91	461.0	387.3	580.9

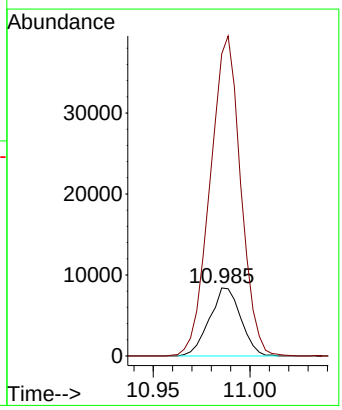

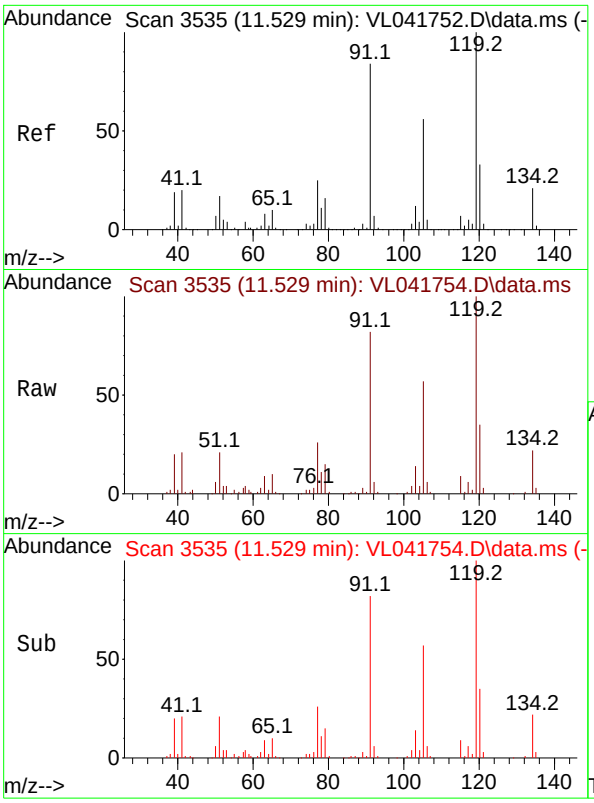

#65
tert-Butylbenzene
Concen: 1.030 ppbv
RT: 11.529 min Scan# 3
Delta R.T. -0.000 min
Lab File: VL041754.D
Acq: 16 Dec 2024 14:34

Tgt Ion:119 Resp: 3288

Ion	Ratio	Lower	Upper
119	100		
91	83.8	67.0	100.4
134	21.3	16.5	24.7

Instrument :
MSVOA_L
ClientSampleId :
VSTDICC001

Manual Integrations
APPROVED

Reviewed By :Semsettin Yesilyurt 12/20/2024
Supervised By :Mahesh Dadoda 12/20/2024

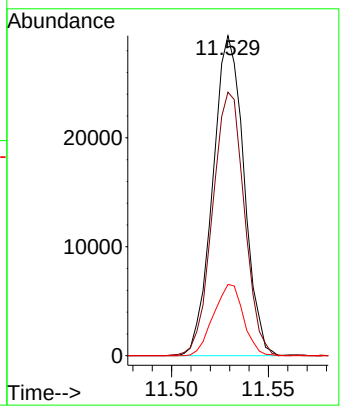

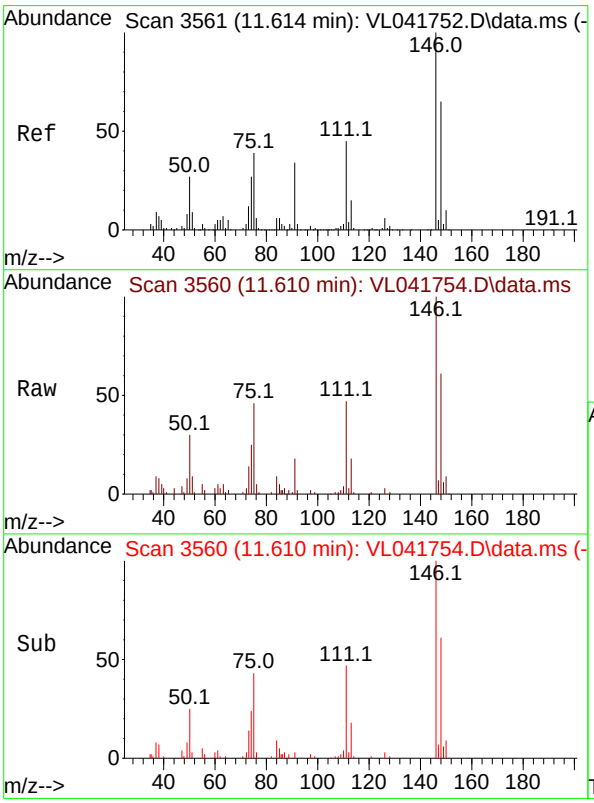

#66
Benzyl Chloride
Concen: 0.894 ppbv
RT: 11.610 min Scan# 3560
Delta R.T. -0.004 min
Lab File: VL041754.D
Acq: 16 Dec 2024 14:34

Tgt Ion: 91 Resp: 2518

Ion	Ratio	Lower	Upper
91	100		
126	15.6	13.9	20.9
128	5.9	4.4	6.6

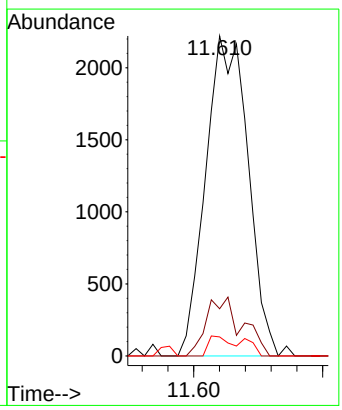

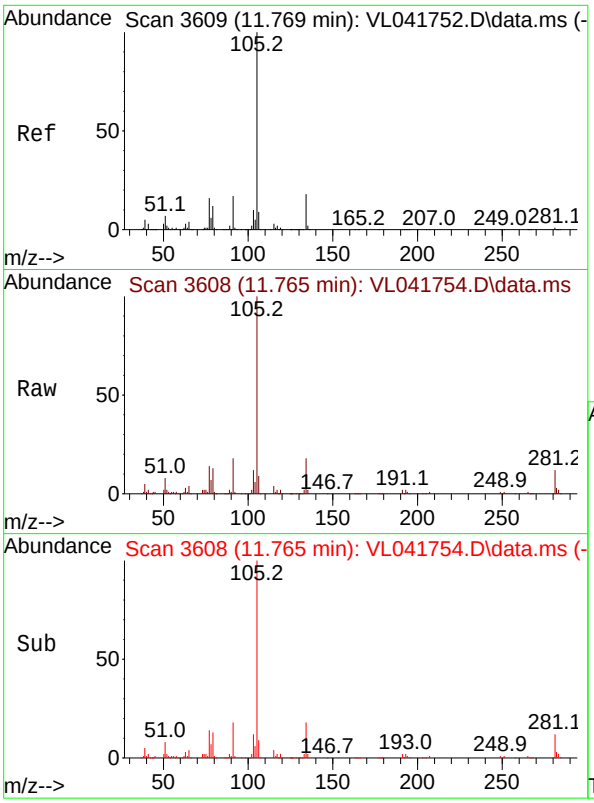

#67
sec-Butylbenzene
Concen: 1.019 ppbv
RT: 11.765 min Scan# 3
Delta R.T. -0.004 min
Lab File: VL041754.D
Acq: 16 Dec 2024 14:34

Tgt Ion:105 Resp: 4501

Ion	Ratio	Lower	Upper
105	100		
134	18.8	14.5	21.7

Instrument :
MSVOA_L
ClientSampleId :
VSTDICC001

Manual Integrations
APPROVED

Reviewed By :Semsettin Yesilyurt 12/20/2024
Supervised By :Mahesh Dadoda 12/20/2024

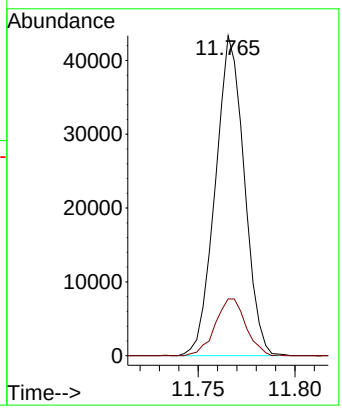

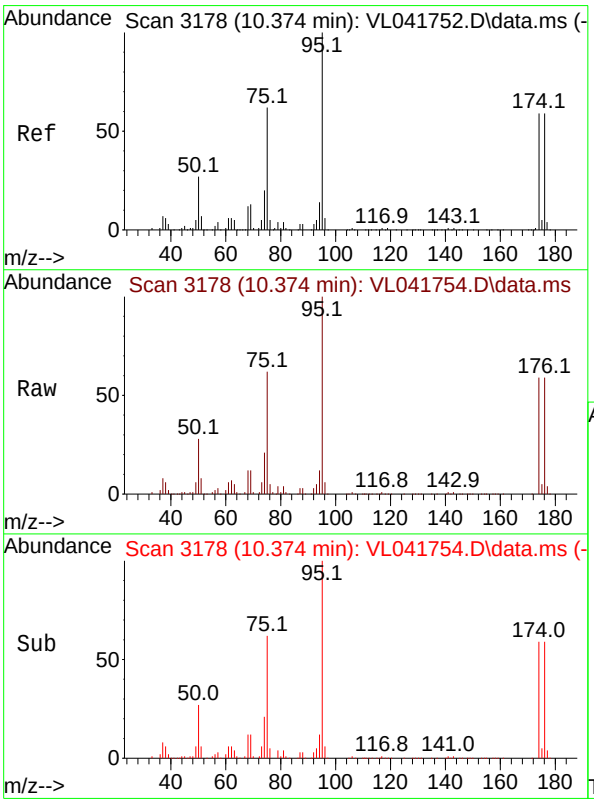

#68
1-Bromo-4-Fluorobenzene
Concen: 9.825 ppbv
RT: 10.374 min Scan# 3178
Delta R.T. -0.000 min
Lab File: VL041754.D
Acq: 16 Dec 2024 14:34

Tgt Ion: 95 Resp: 132857

Ion	Ratio	Lower	Upper
95	100		
174	61.0	47.6	71.4
175	4.7	3.7	5.5

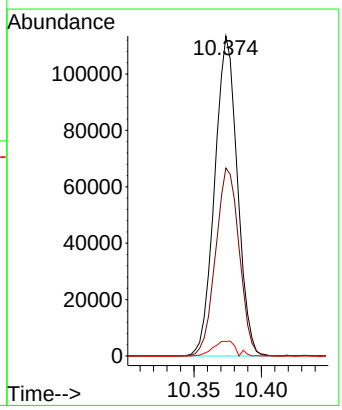

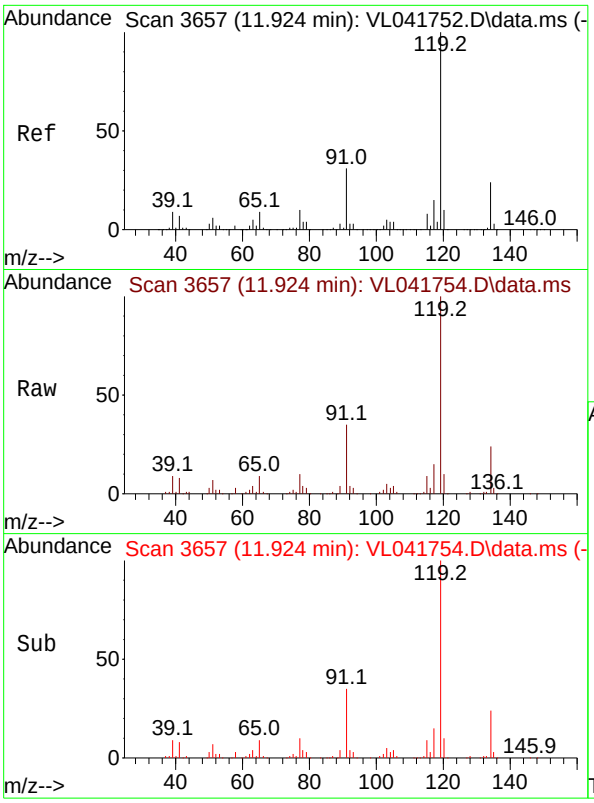

#69
p-Isopropyltoluene
Concen: 0.997 ppbv
RT: 11.924 min Scan# 3
Delta R.T. -0.000 min
Lab File: VL041754.D
Acq: 16 Dec 2024 14:34

Tgt Ion:119 Resp: 3629

Ion	Ratio	Lower	Upper
119	100		
134	25.8	19.6	29.4
91	31.8	24.4	36.6

Instrument :
MSVOA_L
ClientSampleId :
VSTDICC001

Manual Integrations
APPROVED

Reviewed By :Semsettin Yesilyurt 12/20/2024
Supervised By :Mahesh Dadoda 12/20/2024

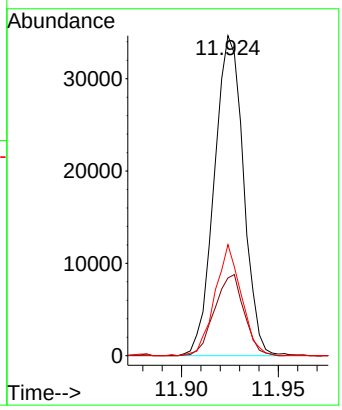

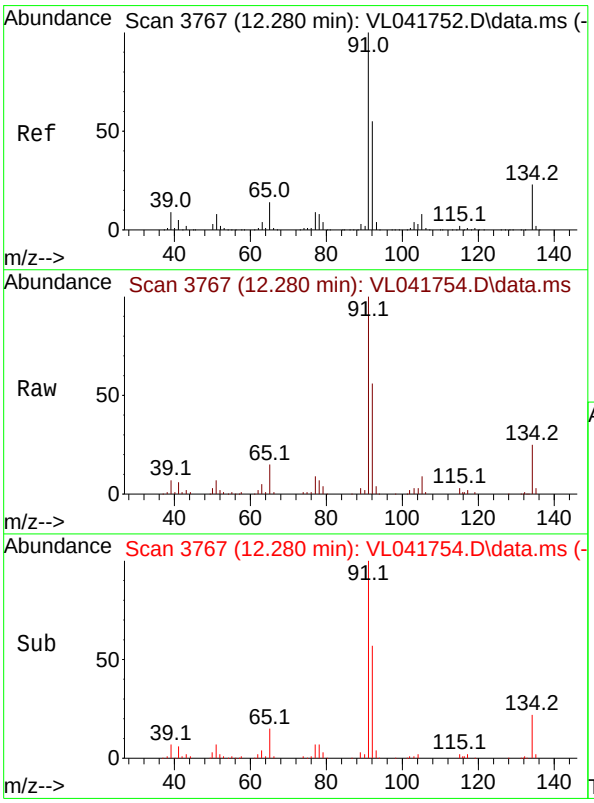

#70
n-Butylbenzene
Concen: 1.007 ppbv
RT: 12.280 min Scan# 3767
Delta R.T. -0.000 min
Lab File: VL041754.D
Acq: 16 Dec 2024 14:34

Tgt Ion: 91 Resp: 35432

Ion	Ratio	Lower	Upper
91	100		
92	52.4	43.2	64.8
134	23.6	18.2	27.4

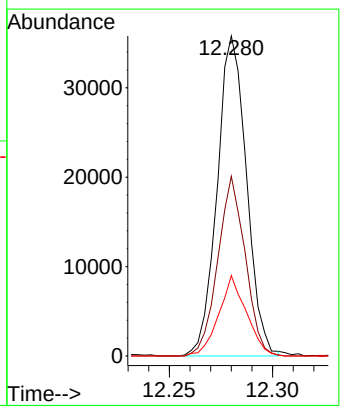



#71
2-Chlorotoluene
Concen: 1.020 ppbv
RT: 10.901 min Scan# 3
Delta R.T. -0.000 min
Lab File: VL041754.D
Acq: 16 Dec 2024 14:34

Tgt Ion: 91 Resp: 2756

Ion	Ratio	Lower	Upper
91	100		
126	30.5	11.6	46.4

Instrument :
MSVOA_L
ClientSampleId :
VSTDICC001

Manual Integrations
APPROVED

Reviewed By :Semsettin Yesilyurt 12/20/2024
Supervised By :Mahesh Dadoda 12/20/2024

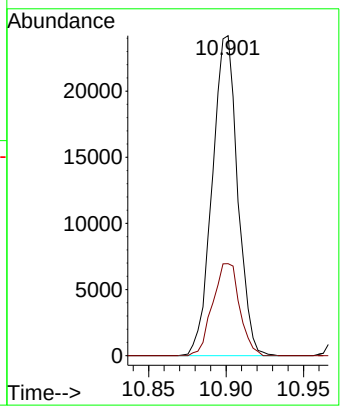

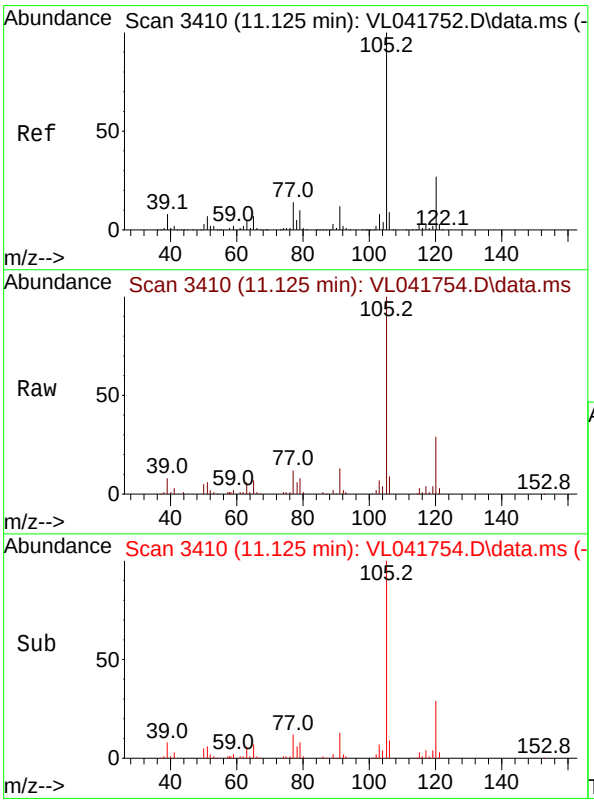

#72
4-Ethyltoluene
Concen: 0.970 ppbv
RT: 11.125 min Scan# 3410
Delta R.T. -0.000 min
Lab File: VL041754.D
Acq: 16 Dec 2024 14:34

Tgt Ion:105 Resp: 26921

Ion	Ratio	Lower	Upper
105	100		
120	30.7	23.3	34.9
91	14.5	10.9	16.3
77	15.1	11.6	17.4

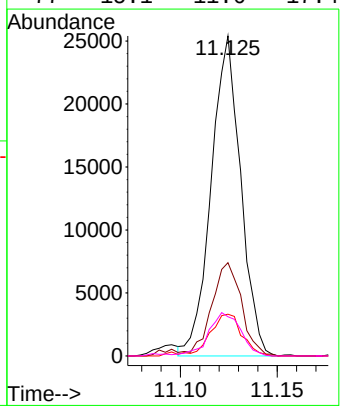

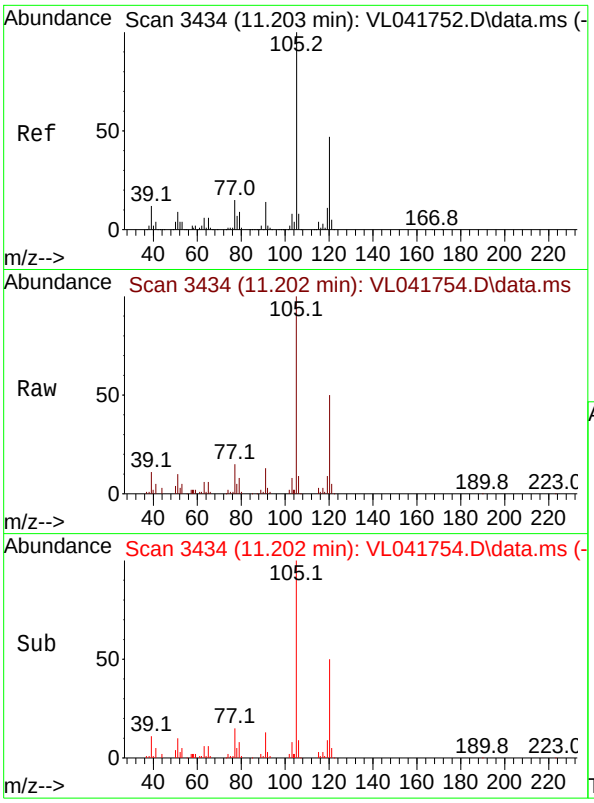

#73
1,3,5-Trimethylbenzene
Concen: 0.969 ppbv
RT: 11.202 min Scan# 3
Delta R.T. -0.000 min
Lab File: VL041754.D
Acq: 16 Dec 2024 14:34

Tgt Ion:105 Resp: 2236

Ion	Ratio	Lower	Upper
105	100		
120	49.9	37.4	56.2

Instrument :
MSVOA_L
ClientSampleId :
VSTDICC001

Manual Integrations
APPROVED

Reviewed By :Semsettin Yesilyurt 12/20/2024
Supervised By :Mahesh Dadoda 12/20/2024

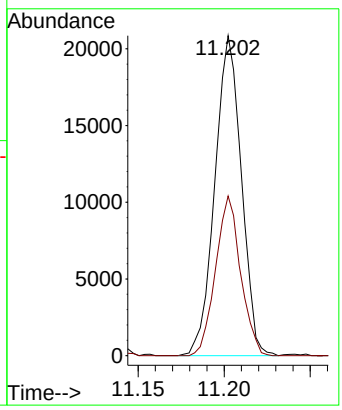

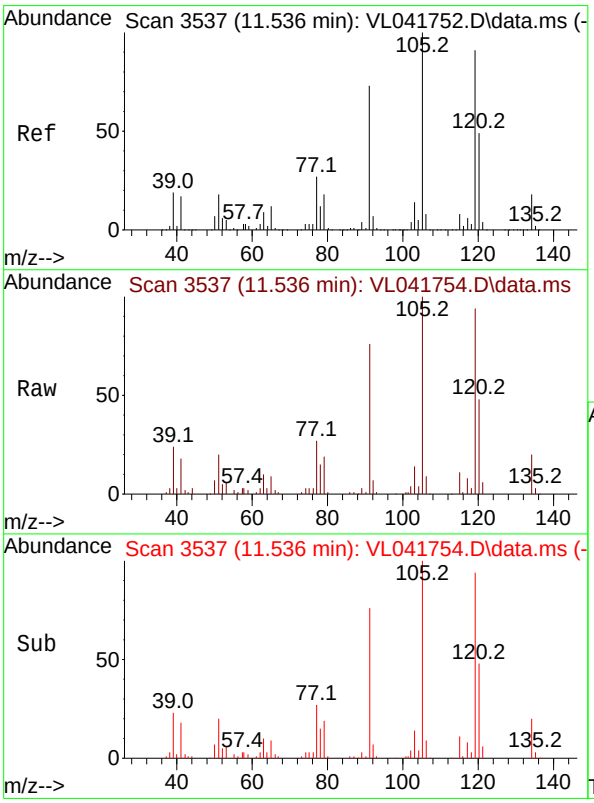

#74
1,2,4-Trimethylbenzene
Concen: 0.994 ppbv
RT: 11.536 min Scan# 3537
Delta R.T. -0.000 min
Lab File: VL041754.D
Acq: 16 Dec 2024 14:34

Tgt Ion:105 Resp: 24654

Ion	Ratio	Lower	Upper
105	100		
120	48.3	39.0	58.4
91	75.5	58.1	87.1
77	26.8	21.8	32.8

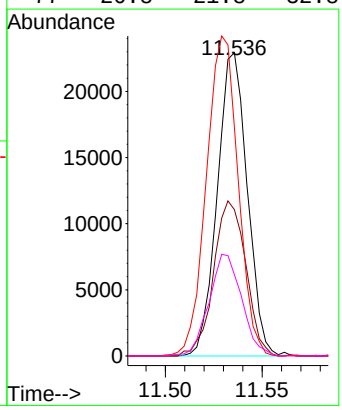

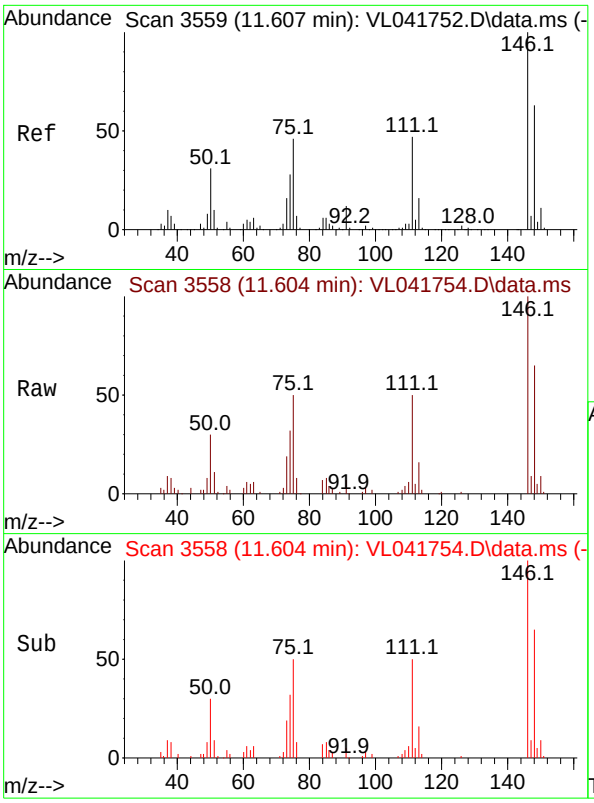

#75
1,3-Dichlorobenzene
Concen: 1.042 ppbv
RT: 11.604 min Scan# 3
Delta R.T. -0.004 min
Lab File: VL041754.D
Acq: 16 Dec 2024 14:34

Instrument :
MSVOA_L
ClientSampleId :
VSTDICC001

Tgt Ion:146 Resp: 1647

Ion	Ratio	Lower	Upper
146	100		
111	47.3	23.4	70.3
148	63.1	31.6	95.0

Manual Integrations
APPROVED

Reviewed By :Semsettin Yesilyurt 12/20/2024
Supervised By :Mahesh Dadoda 12/20/2024

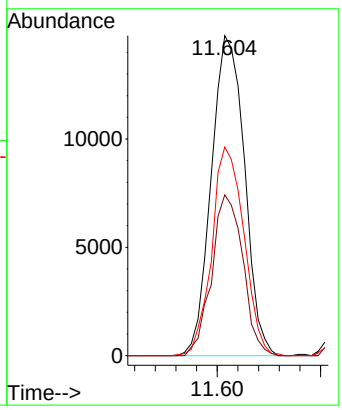

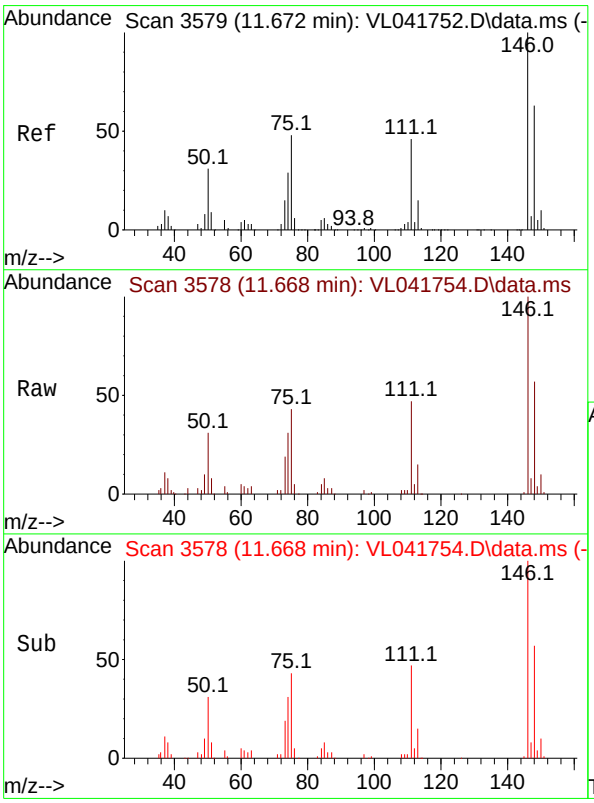

#76
1,4-Dichlorobenzene
Concen: 1.010 ppbv
RT: 11.668 min Scan# 3578
Delta R.T. -0.004 min
Lab File: VL041754.D
Acq: 16 Dec 2024 14:34

Tgt Ion:146 Resp: 15774

Ion	Ratio	Lower	Upper
146	100		
111	47.0	22.7	68.1
148	63.4	31.4	94.0

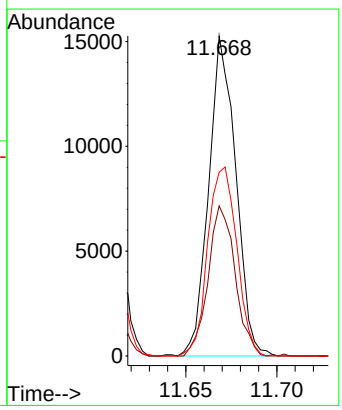

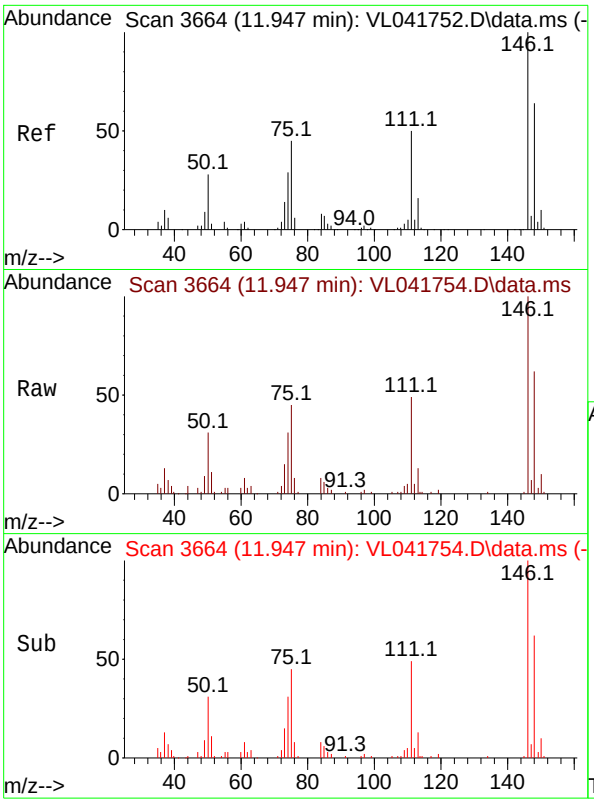

#77
1,2-Dichlorobenzene
Concen: 1.043 ppbv
RT: 11.947 min Scan# 3
Delta R.T. -0.000 min
Lab File: VL041754.D
Acq: 16 Dec 2024 14:34

Tgt Ion:146 Resp: 1586

Ion	Ratio	Lower	Upper
146	100		
111	47.0	24.8	74.3
148	61.6	31.8	95.4

Instrument :
MSVOA_L
ClientSampleId :
VSTDICC001

Manual Integrations
APPROVED

Reviewed By :Semsettin Yesilyurt 12/20/2024
Supervised By :Mahesh Dadoda 12/20/2024

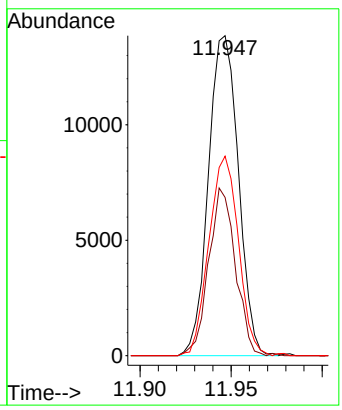

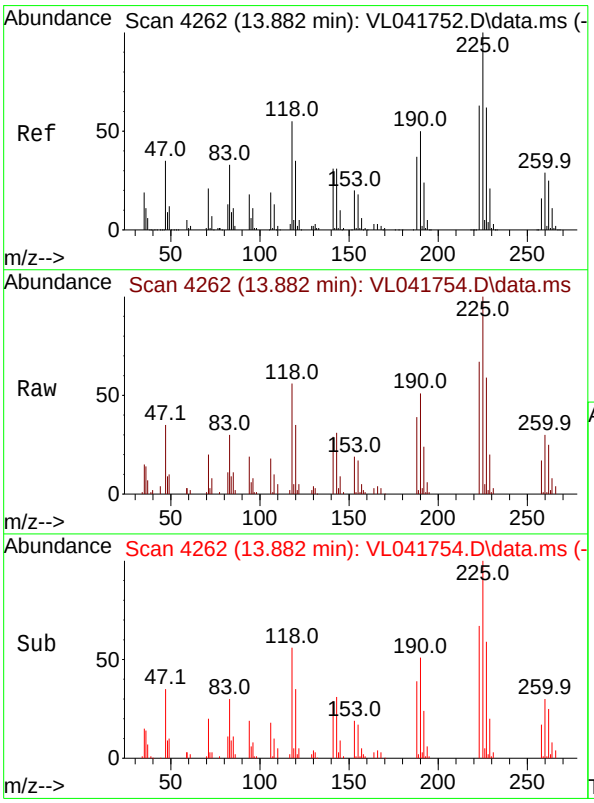

#78
Hexachloro-1,3-Butadiene
Concen: 1.087 ppbv
RT: 13.882 min Scan# 4262
Delta R.T. -0.000 min
Lab File: VL041754.D
Acq: 16 Dec 2024 14:34

Tgt Ion:225 Resp: 12266

Ion	Ratio	Lower	Upper
225	100		
223	65.0	50.5	75.7
227	65.7	50.3	75.5

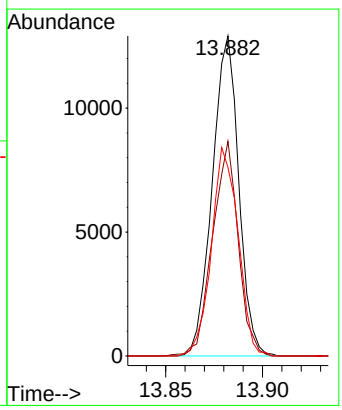

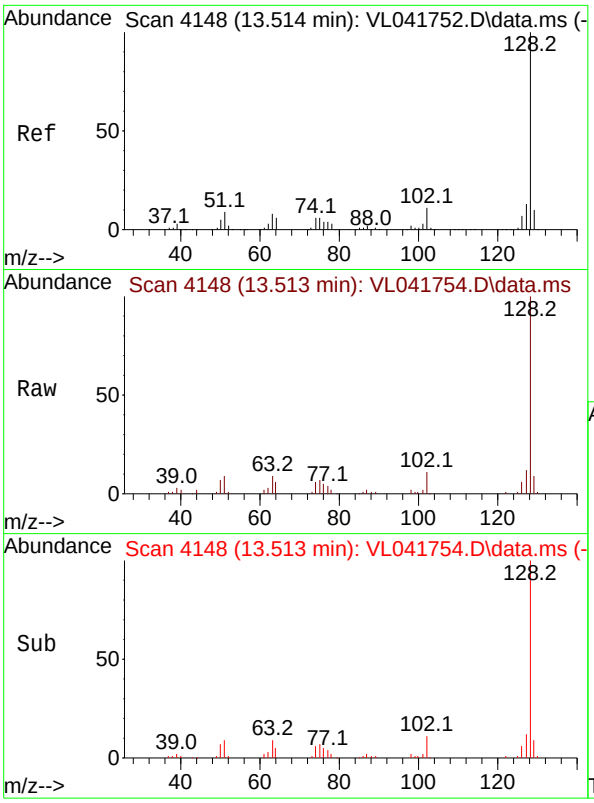

#79
Naphthalene
Concen: 0.982 ppbv
RT: 13.513 min Scan# 4
Delta R.T. -0.000 min
Lab File: VL041754.D
Acq: 16 Dec 2024 14:34

Instrument :
MSVOA_L
ClientSampleId :
VSTDICC001

Tgt Ion:128 Resp: 1697

Ion	Ratio	Lower	Upper
128	100		
127	12.0	10.7	16.1
129	8.7	8.2	12.4

Manual Integrations
APPROVED

Reviewed By :Semsettin Yesilyurt 12/20/2024
Supervised By :Mahesh Dadoda 12/20/2024

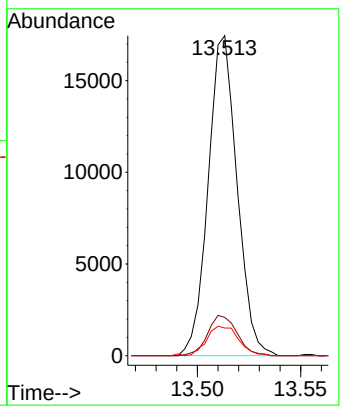

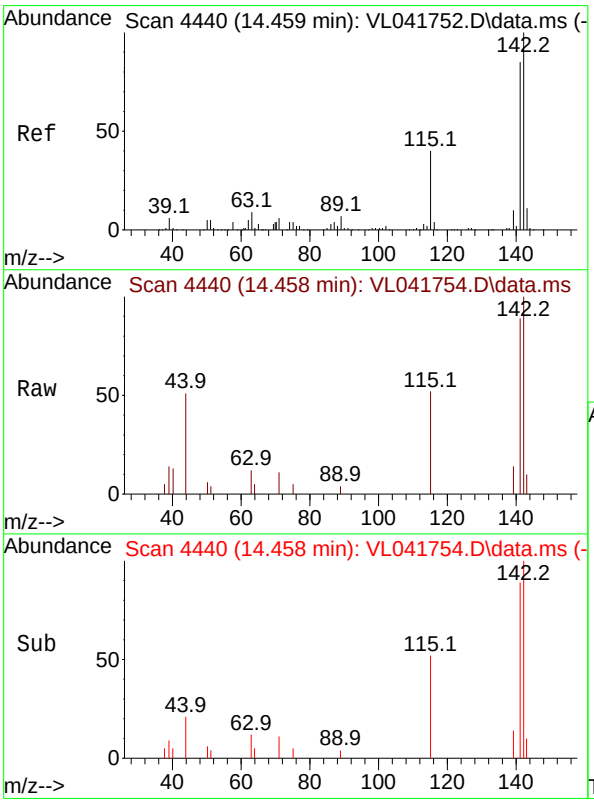

#80
Naphthalene,2-methyl-
Concen: 0.281 ppbv
RT: 14.458 min Scan# 4440
Delta R.T. -0.000 min
Lab File: VL041754.D
Acq: 16 Dec 2024 14:34

Tgt Ion:142 Resp: 1504

Ion	Ratio	Lower	Upper
142	100		
141	92.8	68.4	102.6
115	48.9	32.5	48.7#

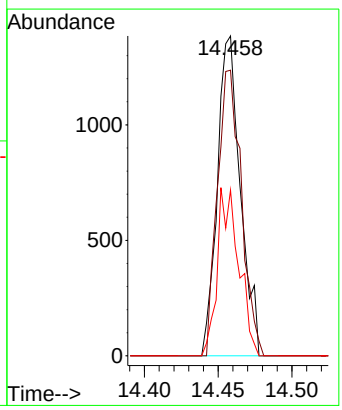

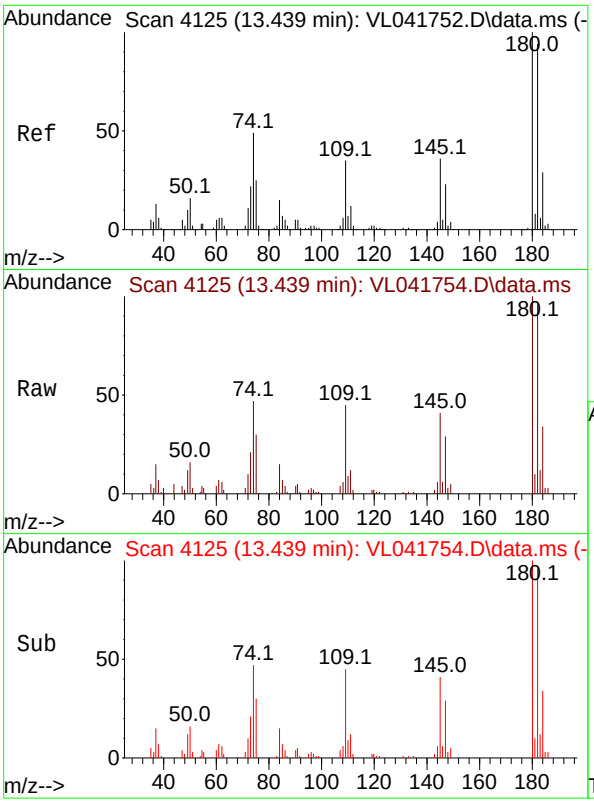

#81
1,2,4-Trichlorobenzene
Concen: 0.950 ppbv
RT: 13.439 min Scan# 4
Delta R.T. -0.000 min
Lab File: VL041754.D
Acq: 16 Dec 2024 14:34

Tgt Ion:180 Resp: 897

Ion	Ratio	Lower	Upper
180	100		
182	99.0	77.0	115.6
184	34.2	23.8	35.8

Instrument :
MSVOA_L
ClientSampleId :
VSTDICC001

Manual Integrations
APPROVED

Reviewed By :Semsettin Yesilyurt 12/20/2024
Supervised By :Mahesh Dadoda 12/20/2024

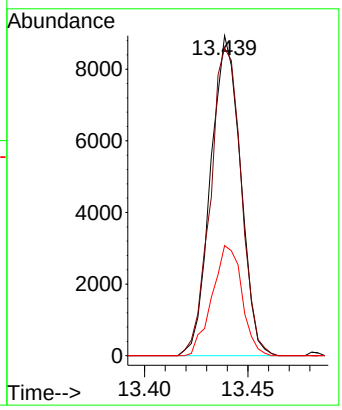

Quantitation Report (QT Reviewed)

Data Path : Z:\voasrv\HPCHEM1\MSVOA_L\Data\VL121624\
Data File : VL041755.D
Acq On : 16 Dec 2024 15:05
Operator : SY/MD
Sample : VSTDICC0.5
Misc : 400mL/MSVOA_L
ALS Vial : 1 Sample Multiplier: 1

Quant Time: Dec 19 06:14:17 2024
Quant Method : Z:\voasrv\HPCHEM1\MSVOA_L\methods\VL121624AIR.M
Quant Title : AIR ANALYSIS BY METHOD TO-15 Instrument: MSVOA_LFri Aug 2
QLast Update : Thu Dec 19 06:09:59 2024
Response via : Initial Calibration

Instrument :
MSVOA_L
ClientSampleId :
VSTDICC0.5

Manual Integrations
APPROVED
Reviewed By :Semsettin Yesilyurt 12/20/2024
Supervised By :Mahesh Dadoda 12/20/2024

Compound	R.T.	QIon	Response	Conc	Units		Dev(Min)
Internal Standards							
1) Bromochloromethane	2.787	49	66562	10.000	ppbv		0.00
33) 1,4-Difluorobenzene	3.959	114	178453	10.000	ppbv		0.00
55) Chlorobenzene-d5	8.882	117	158571	10.000	ppbv		0.00
System Monitoring Compounds							
68) 1-Bromo-4-Fluorobenzene	10.377	95	132273	10.010	ppbv		0.00
Spiked Amount 10.000	Range 65 - 135		Recovery = 100.100%				
Target Compounds							Qvalue
2) Dichlorodifluoromethane	1.496	85	6277	0.530	ppbv		94
3) Chlorodifluoromethane	1.476	51	5587	0.515	ppbv		95
4) Chloromethane	1.531	50	2452	0.529	ppbv		90
5) Vinyl Chloride	1.580	62	2269	0.486	ppbv		97
6) Bromomethane	1.667	94	1143	0.519	ppbv	#	78
7) Chloroethane	1.703	64	939	0.518	ppbv		88
8) Dichlorotetrafluoroethane	1.554	85	5699	0.538	ppbv		97
9) Propene	1.483	41	2622	0.557	ppbv	#	82
10) Heptane	4.978	43	6491m	0.537	ppbv		
11) Trichlorofluoromethane	1.878	101	6594	0.524	ppbv		99
12) 1,1,2-Trichlorotrifluo...	2.140	101	4962	0.519	ppbv		96
13) Ethanol	1.719	45	269m	0.688	ppbv		
14) Bromoethene	1.781	108	1694	0.524	ppbv	#	93
15) Acetone	1.836	43	8233	0.636	ppbv		97
16) 1,3-Butadiene	1.609	39	2966	0.582	ppbv		88
17) tert-Butyl alcohol	2.043	59	6654	0.518	ppbv	#	91
18) 1,1-Dichloroethene	2.033	96	2022	0.504	ppbv		96
19) Isopropyl Alcohol	1.884	45	5687	0.732	ppbv	#	39
20) Methylene Chloride	2.062	84	2174	0.589	ppbv	#	91
21) Allyl Chloride	2.098	41	3354	0.478	ppbv		86
22) trans-1,2-Dichloroethene	2.341	96	2494	0.543	ppbv		83
23) Vinyl Acetate	2.464	43	2599	0.462	ppbv	#	98
24) 1,1-Dichloroethane	2.409	63	4854	0.522	ppbv	#	97
25) Ethyl Acetate	2.839	43	12040	0.497	ppbv	#	97
26) Hexane	2.829	57	4735	0.518	ppbv		96
27) Carbon Disulfide	2.153	76	3409	0.414	ppbv	#	37
28) Methyl tert-Butyl Ether	2.441	73	3438	0.464	ppbv		99
29) Chloroform	2.849	83	7172	0.515	ppbv		98
30) Cyclohexane	3.859	84	4051	0.521	ppbv		96
31) cis-1,2-Dichloroethene	2.723	61	4758	0.504	ppbv		91
32) 1,1,1-Trichloroethane	3.367	97	7182	0.518	ppbv		99
34) 2-Butanone	2.557	43	7756	0.540	ppbv		94
35) Carbon Tetrachloride	3.765	117	5655	0.446	ppbv		90
36) Benzene	3.658	78	9629	0.522	ppbv		97
37) 1,2-Dichloroethane	3.218	62	6154	0.536	ppbv		99
38) Trichloroethene	4.551	130	3637m	0.468	ppbv		
39) 1,2-Dichloropropane	4.318	63	3410m	0.511	ppbv		
40) 1,4-Dioxane	4.606	88	1892m	0.580	ppbv		
41) Tetrahydrofuran	3.066	42	4061	0.505	ppbv		99
42) Bromodichloromethane	4.490	83	5926m	0.448	ppbv		
43) Methyl Methacrylate	4.881	69	3322	0.472	ppbv		99
44) 2,2,4-Trimethylpentane	4.645	57	16294m	0.517	ppbv		
45) t-1,3-Dichloropropene	6.422	75	3406m	0.468	ppbv		

Quantitation Report (QT Reviewed)

Data Path : Z:\voasrv\HPCHEM1\MSVOA_L\Data\VL121624\
Data File : VL041755.D
Acq On : 16 Dec 2024 15:05
Operator : SY/MD
Sample : VSTDICC0.5
Misc : 400mL/MSVOA_L
ALS Vial : 1 Sample Multiplier: 1

Quant Time: Dec 19 06:14:17 2024
Quant Method : Z:\voasrv\HPCHEM1\MSVOA_L\methods\VL121624AIR.M
Quant Title : AIR ANALYSIS BY METHOD TO-15 Instrument: MSVOA_LFri Aug 2
QLast Update : Thu Dec 19 06:09:59 2024
Response via : Initial Calibration

Instrument :
MSVOA_L
ClientSampleId :
VSTDICC0.5

Manual Integrations
APPROVED
Reviewed By :Semsettin Yesilyurt 12/20/2024
Supervised By :Mahesh Dadoda 12/20/2024

Compound	R.T.	QIon	Response	Conc Units	Dev(Min)
46) cis-1,3-Dichloropropene	5.597	75	4462m	0.483 ppbv	
47) 1,1,2-Trichloroethane	6.587	97	3636m	0.521 ppbv	
48) Dibromochloromethane	7.387	129	3865	0.406 ppbv	99
49) Bromoform	9.484	173	2928m	0.376 ppbv	
50) 4-Methyl-2-Pentanone	5.765	43	9479m	0.485 ppbv	
51) 2-Hexanone	7.451	43	7412	0.468 ppbv #	99
52) Tetrachloroethene	8.225	164	3091	0.450 ppbv #	78
53) Toluene	6.933	91	10554	0.504 ppbv	99
54) 1,2-Dibromoethane	7.658	107	4819m	0.502 ppbv	
56) 1,1,1,2-Tetrachloroethane	8.930	131	3858m	0.459 ppbv	
57) Chlorobenzene	8.927	112	8346m	0.514 ppbv	
58) Ethyl Benzene	9.358	91	13428	0.470 ppbv	97
59) m/p-Xylene	9.552	91	22560m	0.983 ppbv	
60) o-Xylene	9.963	91	10954	0.476 ppbv	98
61) Styrene	9.869	104	4314	0.433 ppbv	94
62) Isopropylbenzene	10.542	105	16953	0.490 ppbv	95
63) 1,1,2,2-Tetrachloroethane	9.966	83	7559	0.525 ppbv	98
64) n-propylbenzene	10.989	120	4126	0.472 ppbv	92
65) tert-Butylbenzene	11.529	119	15569	0.499 ppbv	99
66) Benzyl Chloride	11.620	91	1340m	0.487 ppbv	
67) sec-Butylbenzene	11.769	105	21263	0.492 ppbv	96
69) p-Isopropyltoluene	11.928	119	17041	0.479 ppbv	99
70) n-Butylbenzene	12.284	91	15671	0.456 ppbv	99
71) 2-Chlorotoluene	10.902	91	13000	0.492 ppbv	97
72) 4-Ethyltoluene	11.128	105	13324	0.491 ppbv	98
73) 1,3,5-Trimethylbenzene	11.206	105	10497	0.466 ppbv	91
74) 1,2,4-Trimethylbenzene	11.536	105	11070	0.457 ppbv #	76
75) 1,3-Dichlorobenzene	11.604	146	8107	0.525 ppbv	99
76) 1,4-Dichlorobenzene	11.672	146	7893	0.517 ppbv	97
77) 1,2-Dichlorobenzene	11.950	146	7997	0.538 ppbv	96
78) Hexachloro-1,3-Butadiene	13.882	225	6232	0.565 ppbv	98
79) Naphthalene	13.517	128	7360	0.436 ppbv	99
80) Naphthalene,2-methyl-	14.462	142	748	0.143 ppbv	94
81) 1,2,4-Trichlorobenzene	13.442	180	4248	0.460 ppbv	93

(#) = qualifier out of range (m) = manual integration (+) = signals summed

Quantitation Report (QT Reviewed)

Data Path : Z:\voasrv\HPCHEM1\MSVOA_L\Data\VL121624\
Data File : VL041755.D
Acq On : 16 Dec 2024 15:05
Operator : SY/MD
Sample : VSTDICC0.5
Misc : 400mL/MSVOA_L
ALS Vial : 1 Sample Multiplier: 1

Quant Time: Dec 19 06:14:17 2024
Quant Method : Z:\voasrv\HPCHEM1\MSVOA_L\methods\VL121624AIR.M
Quant Title : AIR ANALYSIS BY METHOD TO-15 Instrument: MSVOA_LFri Aug
QLast Update : Thu Dec 19 06:09:59 2024
Response via : Initial Calibration

Instrument :
MSVOA_L
ClientSampleId :
VSTDICC0.5

Manual Integrations
APPROVED

Reviewed By :Semsettin Yesilyurt 12/20/2024
Supervised By :Mahesh Dadoda 12/20/2024

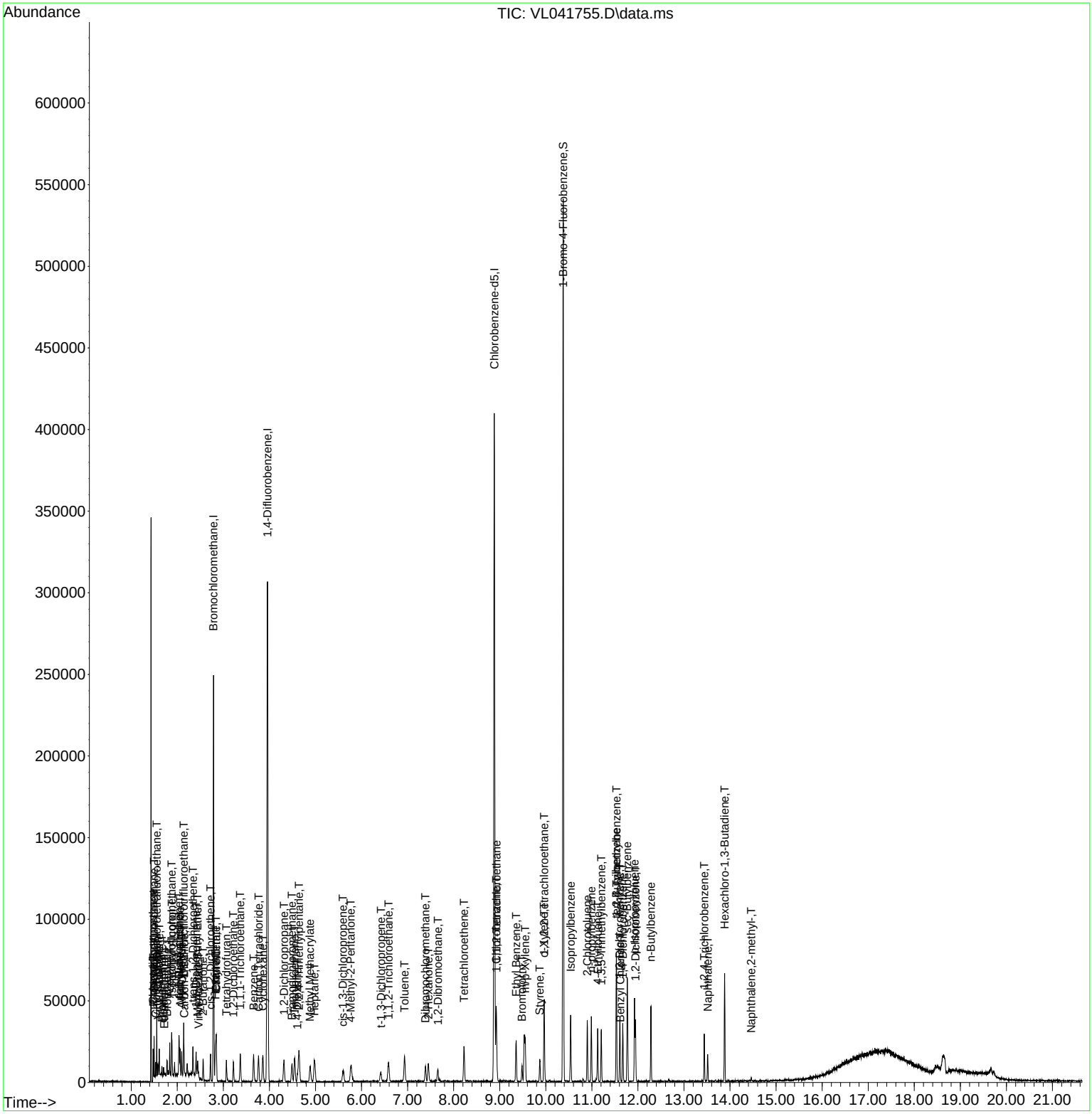

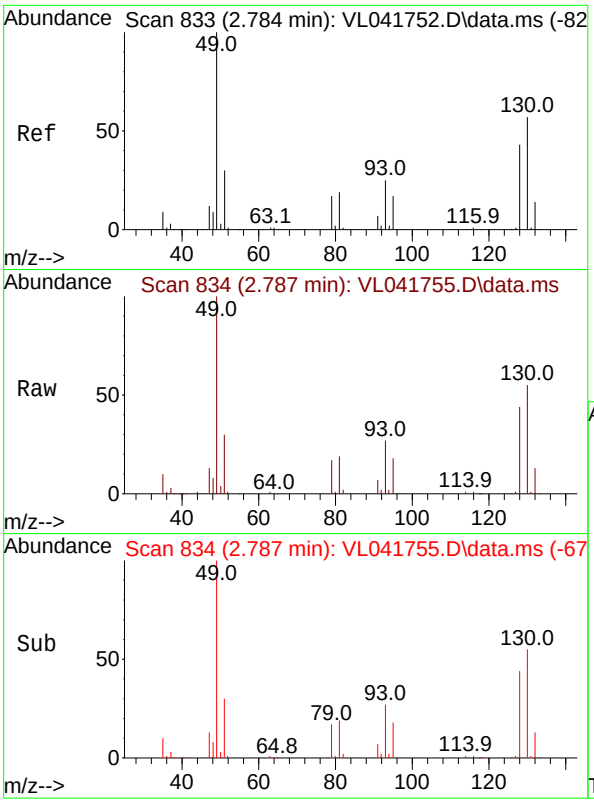

#1
Bromochloromethane
Concen: 10.000 ppbv
RT: 2.787 min Scan# 8
Delta R.T. 0.003 min
Lab File: VL041755.D
Acq: 16 Dec 2024 15:05

Tgt Ion: 49 Resp: 6656

Ion	Ratio	Lower	Upper
49	100		
128	42.6	21.6	64.6
130	55.1	28.3	85.0

Instrument :
MSVOA_L
ClientSampleId :
VSTDICC0.5

Manual Integrations
APPROVED

Reviewed By :Semsettin Yesilyurt 12/20/2024
Supervised By :Mahesh Dadoda 12/20/2024

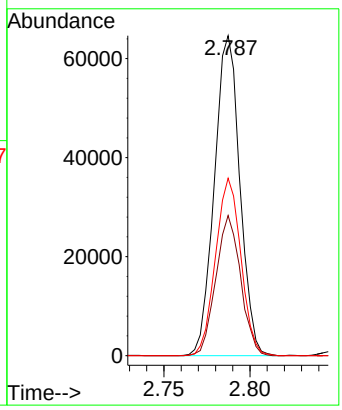

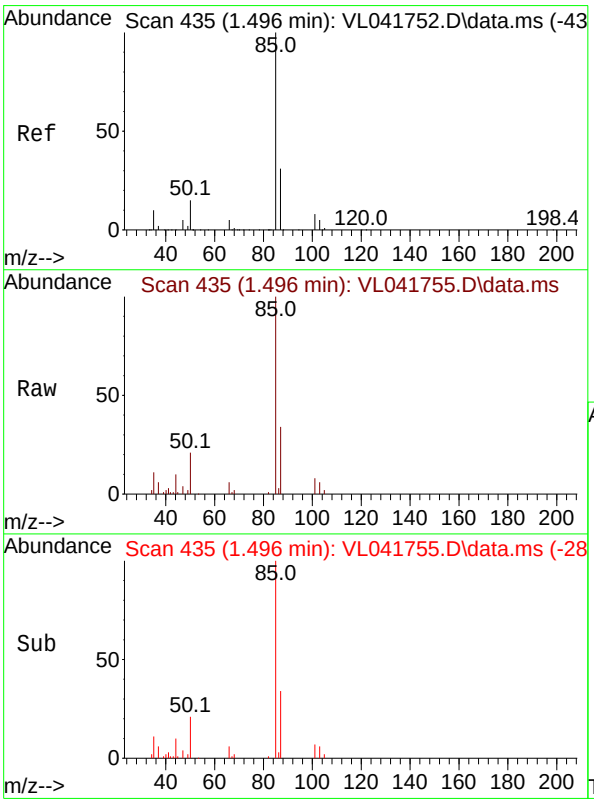

#2
Dichlorodifluoromethane
Concen: 0.530 ppbv
RT: 1.496 min Scan# 435
Delta R.T. -0.000 min
Lab File: VL041755.D
Acq: 16 Dec 2024 15:05

Tgt Ion: 85 Resp: 6277

Ion	Ratio	Lower	Upper
85	100		
87	33.7	24.5	36.7

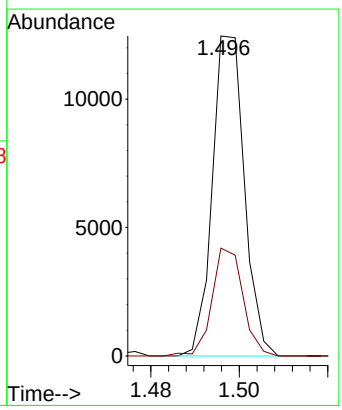

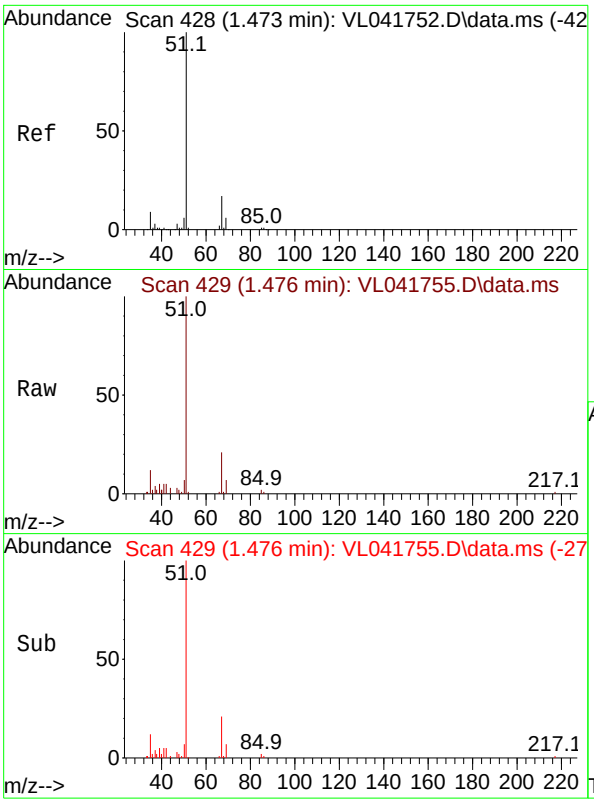

#3
Chlorodifluoromethane
Concen: 0.515 ppbv
RT: 1.476 min Scan# 4
Delta R.T. 0.003 min
Lab File: VL041755.D
Acq: 16 Dec 2024 15:05

Tgt Ion: 51 Resp: 558

Ion	Ratio	Lower	Upper
51	100		
67	21.0	15.0	22.4

Instrument :
MSVOA_L
ClientSampleId :
VSTDICC0.5

Manual Integrations
APPROVED

Reviewed By :Semsettin Yesilyurt 12/20/2024
Supervised By :Mahesh Dadoda 12/20/2024

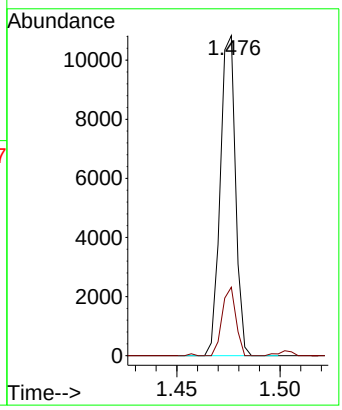

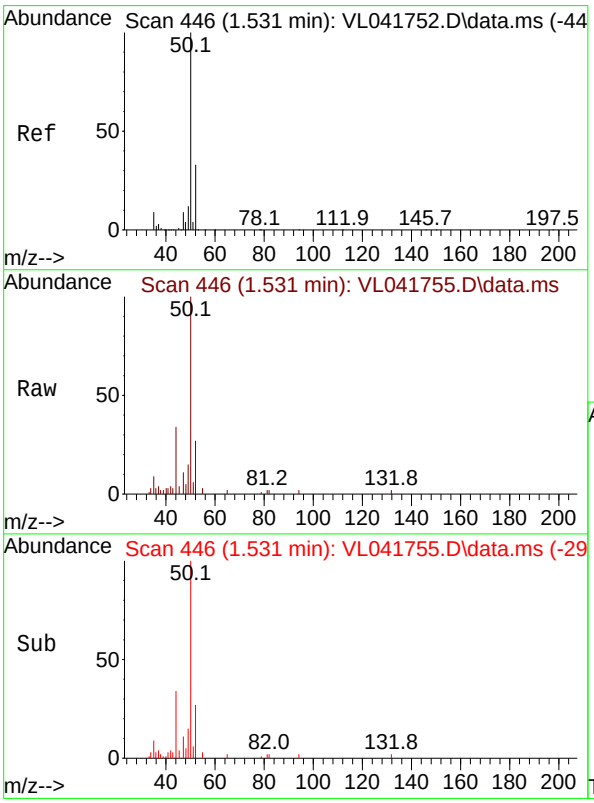

#4
Chloromethane
Concen: 0.529 ppbv
RT: 1.531 min Scan# 446
Delta R.T. -0.000 min
Lab File: VL041755.D
Acq: 16 Dec 2024 15:05

Tgt Ion: 50 Resp: 2452

Ion	Ratio	Lower	Upper
50	100		
52	27.1	26.2	39.2

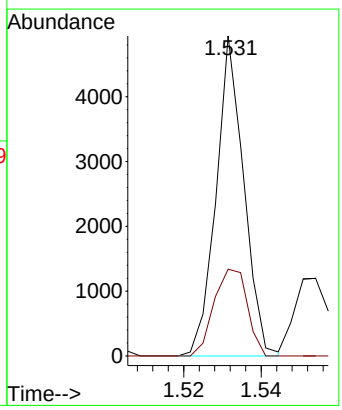

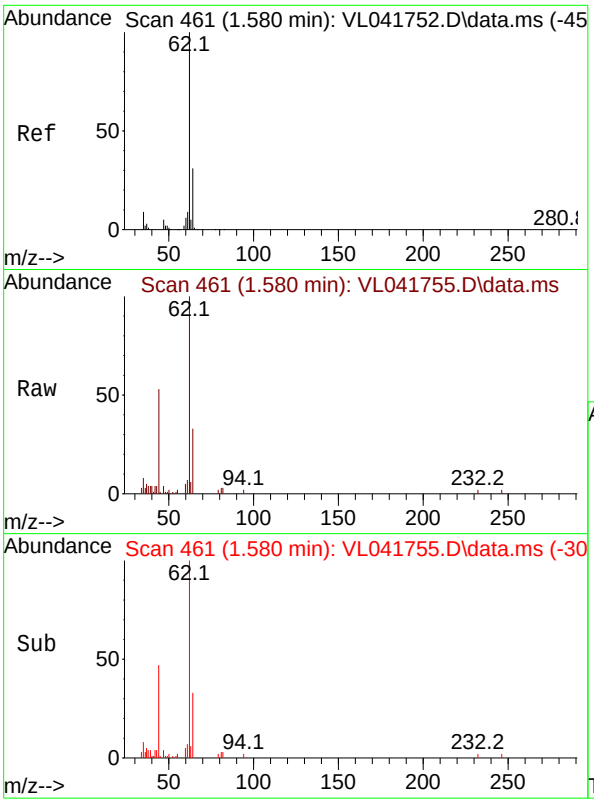

#5
Vinyl Chloride
Concen: 0.486 ppbv
RT: 1.580 min Scan# 4
Delta R.T. -0.000 min
Lab File: VL041755.D
Acq: 16 Dec 2024 15:05

Tgt Ion: 62 Resp: 226

Ion	Ratio	Lower	Upper
62	100		
64	32.9	25.1	37.7

Instrument :
MSVOA_L
ClientSampleId :
VSTDICC0.5

Manual Integrations
APPROVED

Reviewed By :Semsettin Yesilyurt 12/20/2024
Supervised By :Mahesh Dadoda 12/20/2024

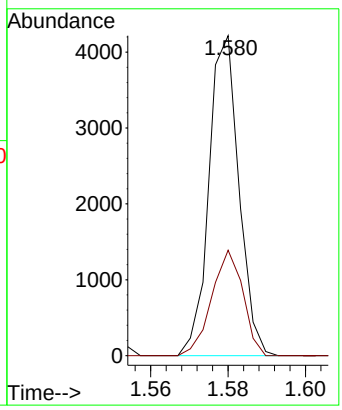

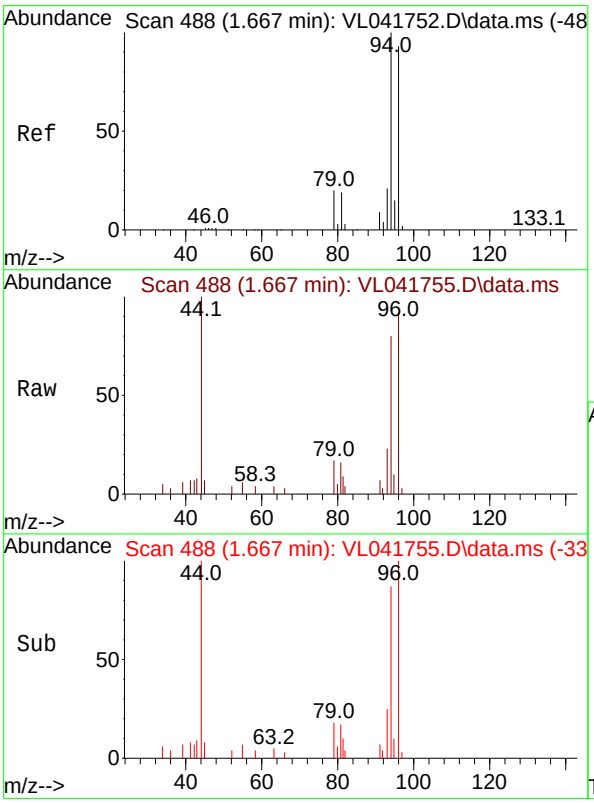

#6
Bromomethane
Concen: 0.519 ppbv
RT: 1.667 min Scan# 488
Delta R.T. -0.000 min
Lab File: VL041755.D
Acq: 16 Dec 2024 15:05

Tgt Ion: 94 Resp: 1143

Ion	Ratio	Lower	Upper
94	100		
96	115.0	74.7	112.1#

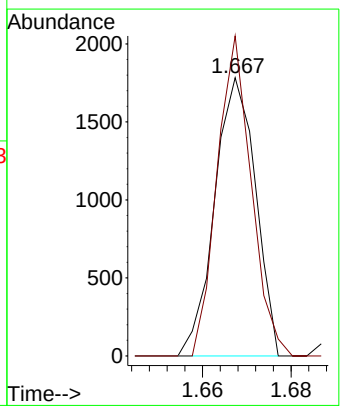

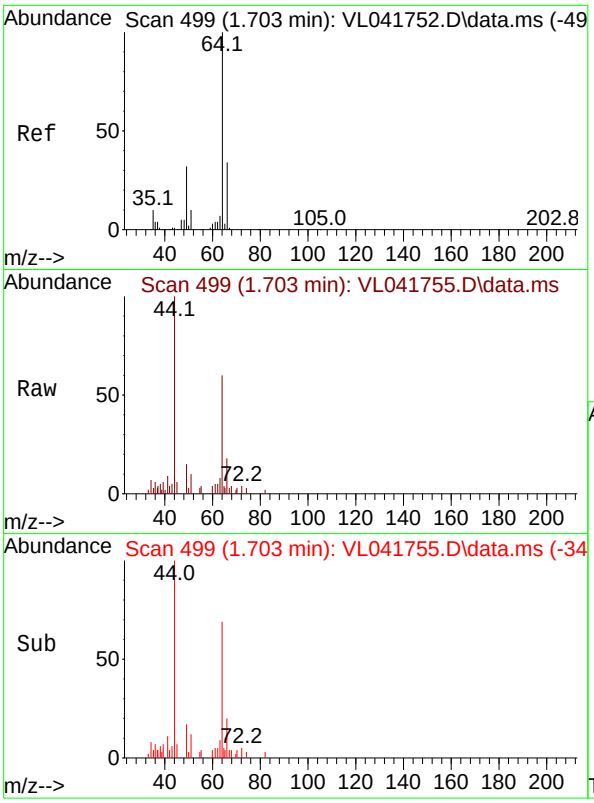

#7
Chloroethane
Concen: 0.518 ppbv
RT: 1.703 min Scan# 4
Delta R.T. -0.000 min
Lab File: VL041755.D
Acq: 16 Dec 2024 15:05

Tgt Ion: 64 Resp: 93

Ion	Ratio	Lower	Upper
64	100		
66	27.6	27.5	41.3

Instrument :
MSVOA_L
ClientSampleId :
VSTDICC0.5

Manual Integrations
APPROVED

Reviewed By :Semsettin Yesilyurt 12/20/2024
Supervised By :Mahesh Dadoda 12/20/2024

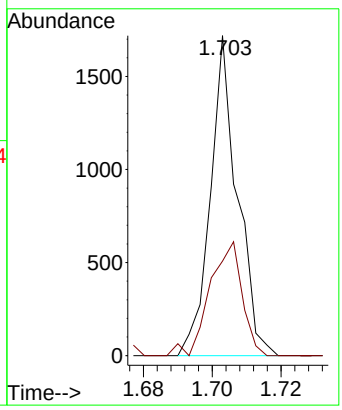

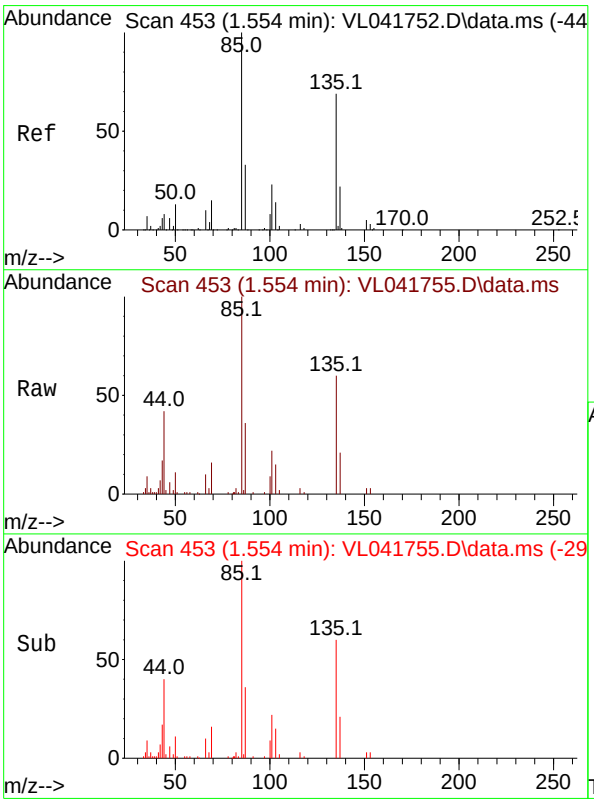

#8
Dichlorotetrafluoroethane
Concen: 0.538 ppbv
RT: 1.554 min Scan# 453
Delta R.T. -0.000 min
Lab File: VL041755.D
Acq: 16 Dec 2024 15:05

Tgt Ion: 85 Resp: 5699

Ion	Ratio	Lower	Upper
85	100		
135	62.8	51.9	77.9

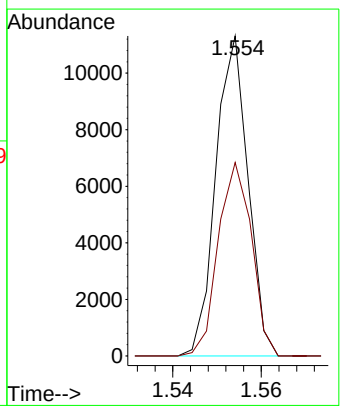

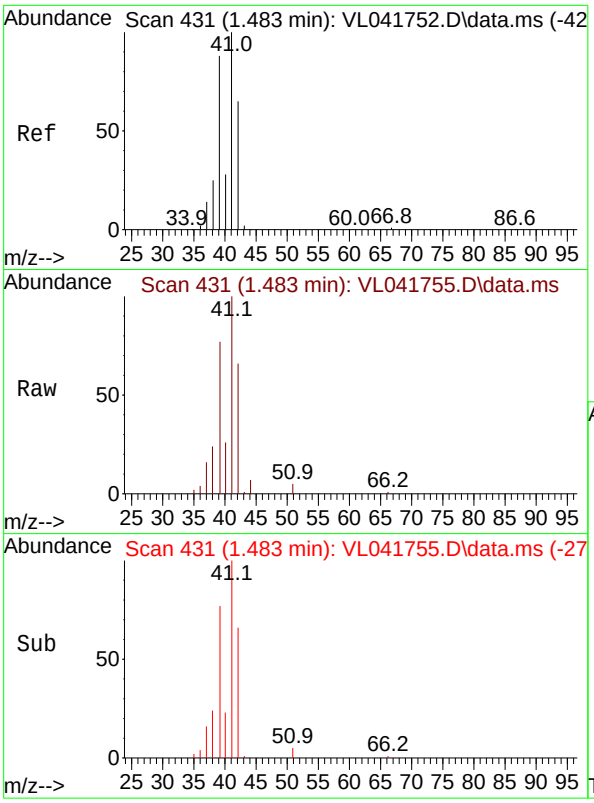

#9
Propene
Concen: 0.557 ppbv
RT: 1.483 min Scan# 4
Delta R.T. -0.000 min
Lab File: VL041755.D
Acq: 16 Dec 2024 15:05

Tgt Ion: 41 Resp: 262

Ion	Ratio	Lower	Upper
41	100		
42	79.6	52.4	78.6#

Instrument :
MSVOA_L
ClientSampleId :
VSTDICC0.5

Manual Integrations
APPROVED

Reviewed By :Semsettin Yesilyurt 12/20/2024
Supervised By :Mahesh Dadoda 12/20/2024

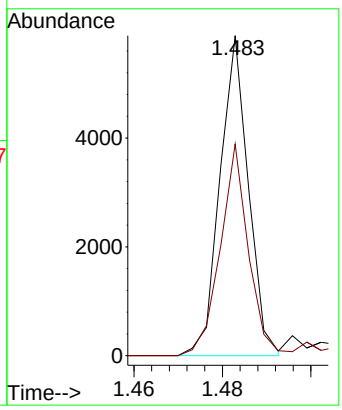

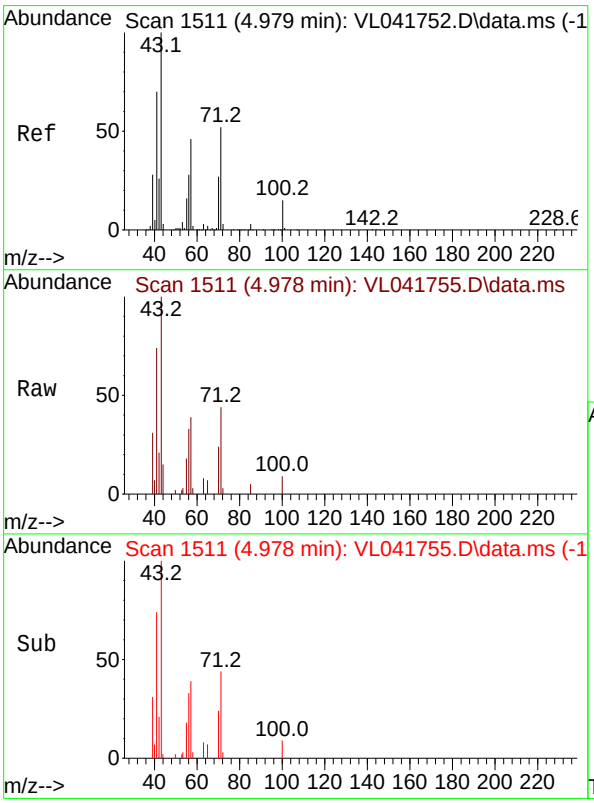

#10
Heptane
Concen: 0.537 ppbv m
RT: 4.978 min Scan# 1511
Delta R.T. -0.000 min
Lab File: VL041755.D
Acq: 16 Dec 2024 15:05

Tgt Ion: 43 Resp: 6491

Ion	Ratio	Lower	Upper
43	100		
57	44.7	38.5	57.7

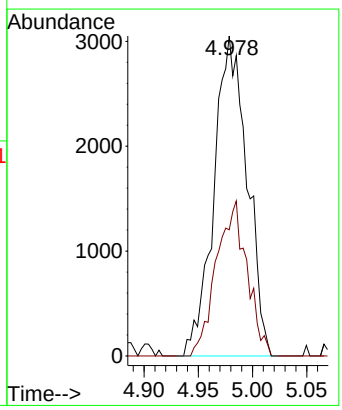

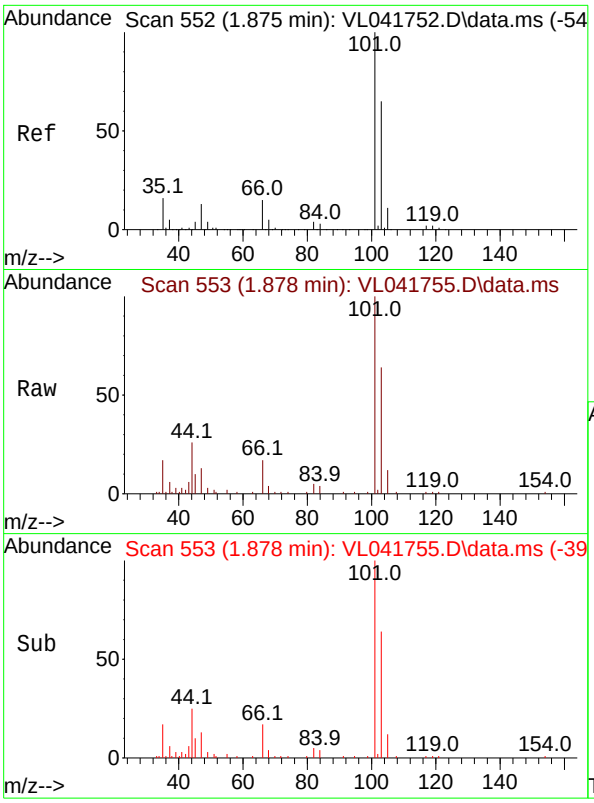

#11
Trichlorofluoromethane
Concen: 0.524 ppbv
RT: 1.878 min Scan# 5
Delta R.T. 0.003 min
Lab File: VL041755.D
Acq: 16 Dec 2024 15:05

Tgt Ion:101 Resp: 659

Ion	Ratio	Lower	Upper
101	100		
103	64.2	51.8	77.8

Instrument :
MSVOA_L
ClientSampleId :
VSTDICC0.5

Manual Integrations
APPROVED

Reviewed By :Semsettin Yesilyurt 12/20/2024
Supervised By :Mahesh Dadoda 12/20/2024

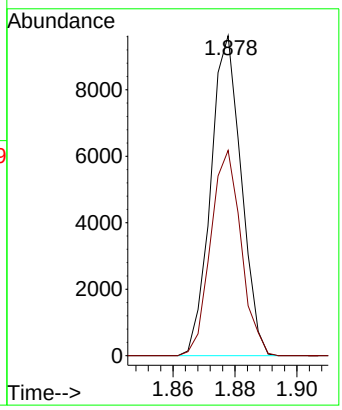

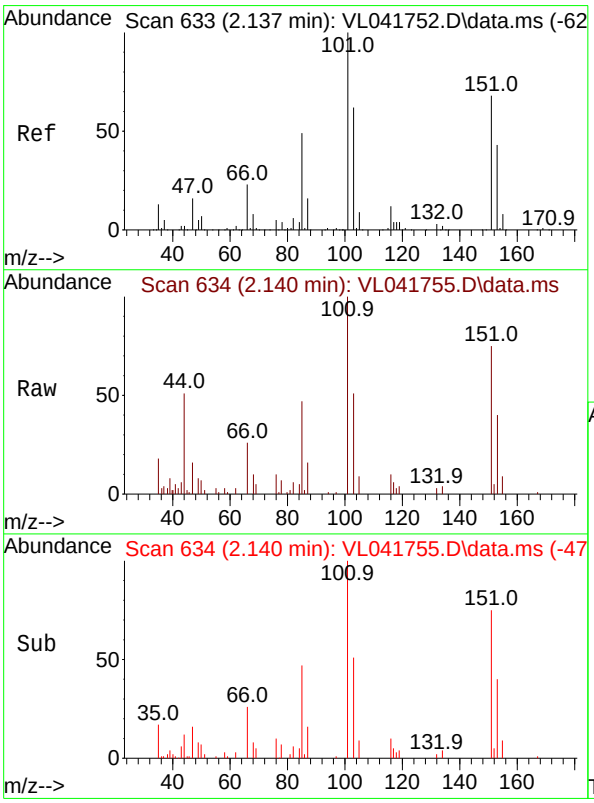

#12
1,1,2-Trichlorotrifluoroethane
Concen: 0.519 ppbv
RT: 2.140 min Scan# 634
Delta R.T. 0.003 min
Lab File: VL041755.D
Acq: 16 Dec 2024 15:05

Tgt Ion:101 Resp: 4962

Ion	Ratio	Lower	Upper
101	100		
151	67.9	56.8	85.2

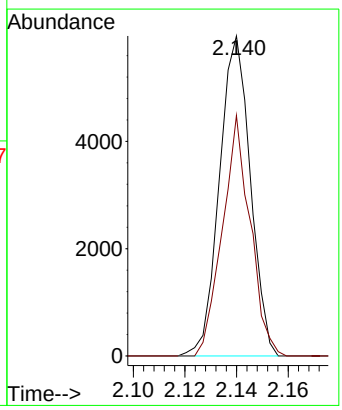

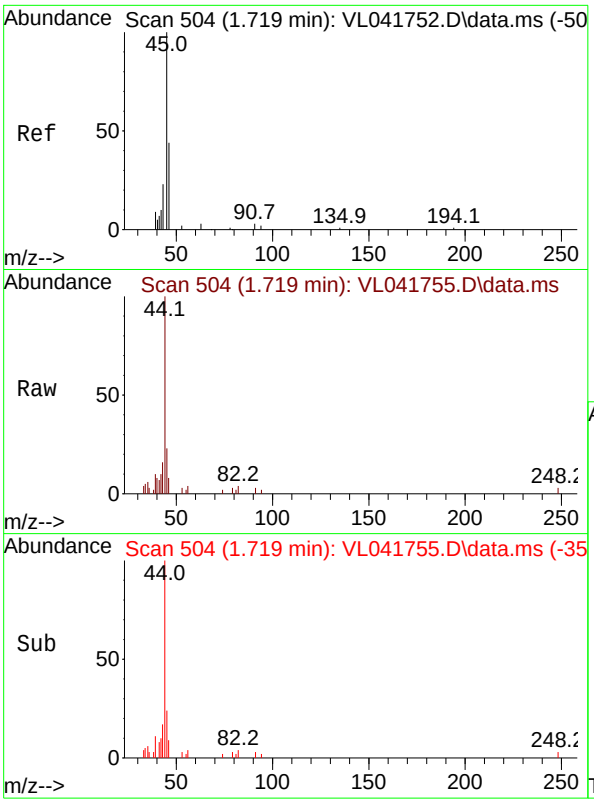

#13
Ethanol
Concen: 0.688 ppbv m
RT: 1.719 min Scan# 5
Delta R.T. -0.000 min
Lab File: VL041755.D
Acq: 16 Dec 2024 15:05

Tgt Ion: 45 Resp: 26

Ion	Ratio	Lower	Upper
45	100		
46	61.7	16.4	65.8

Instrument :
MSVOA_L
ClientSampleId :
VSTDICC0.5

Manual Integrations
APPROVED

Reviewed By :Semsettin Yesilyurt 12/20/2024
Supervised By :Mahesh Dadoda 12/20/2024

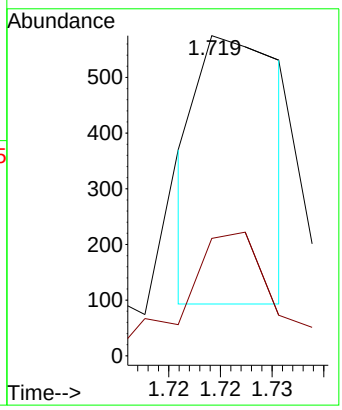

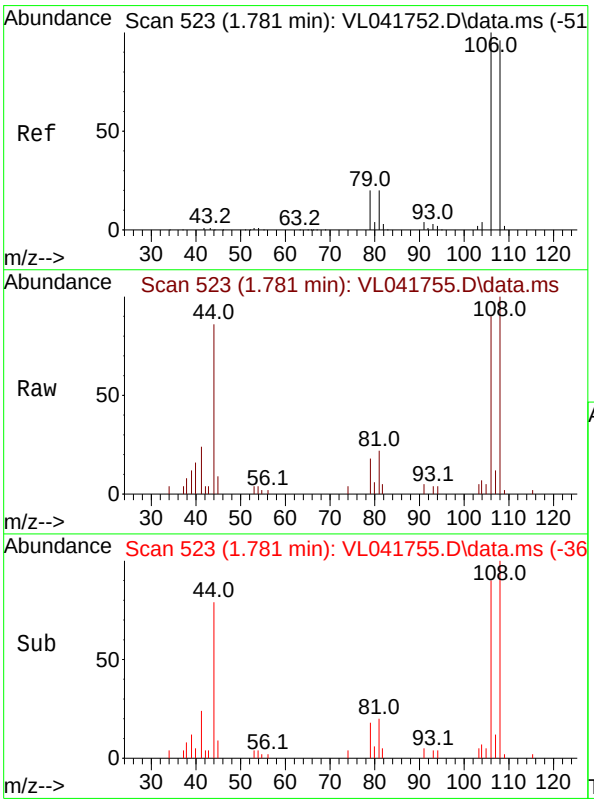

#14
Bromoethene
Concen: 0.524 ppbv
RT: 1.781 min Scan# 523
Delta R.T. -0.000 min
Lab File: VL041755.D
Acq: 16 Dec 2024 15:05

Tgt Ion:108 Resp: 1694

Ion	Ratio	Lower	Upper
108	100		
106	105.1	84.1	126.1
79	41.4	17.4	26.0#

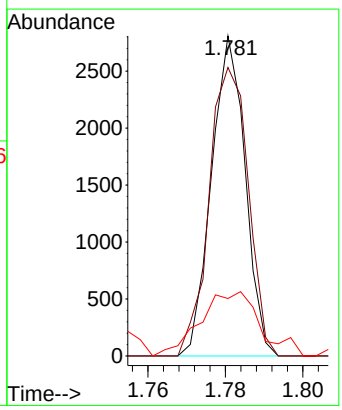

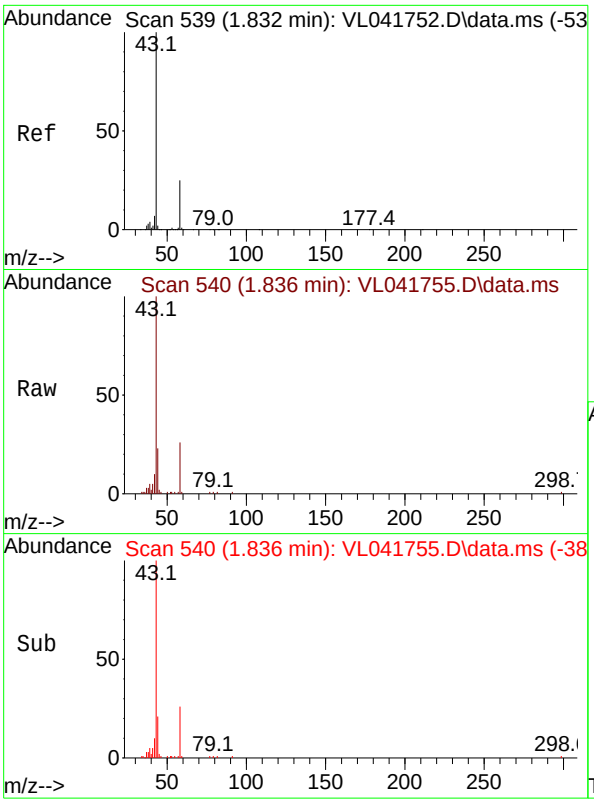

#15
Acetone
Concen: 0.636 ppbv
RT: 1.836 min Scan# 5
Delta R.T. 0.003 min
Lab File: VL041755.D
Acq: 16 Dec 2024 15:05

Tgt Ion: 43 Resp: 823

Ion	Ratio	Lower	Upper
43	100		
58	26.0	19.7	29.5

Instrument :
MSVOA_L
ClientSampleId :
VSTDICC0.5

Manual Integrations
APPROVED

Reviewed By :Semsettin Yesilyurt 12/20/2024
Supervised By :Mahesh Dadoda 12/20/2024

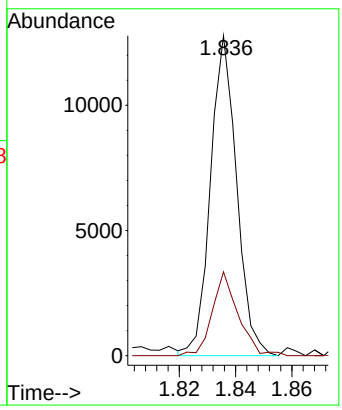

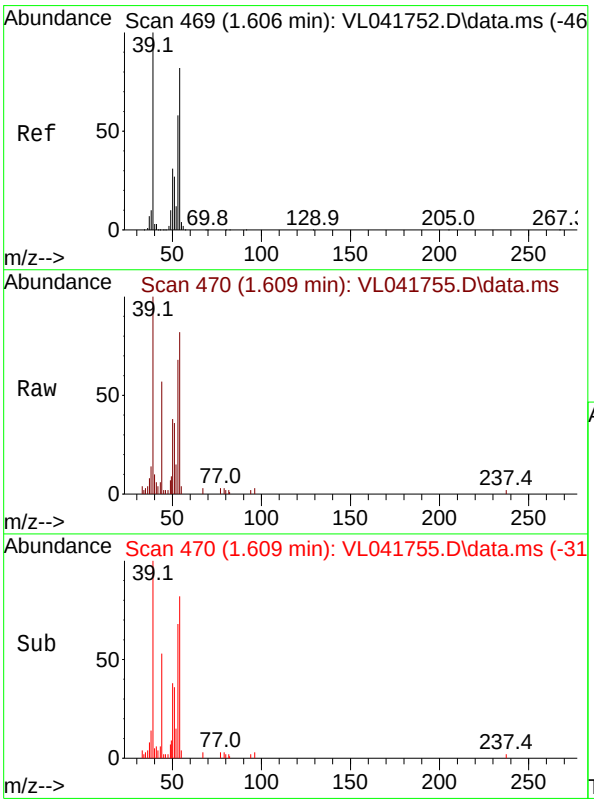

#16
1,3-Butadiene
Concen: 0.582 ppbv
RT: 1.609 min Scan# 470
Delta R.T. 0.003 min
Lab File: VL041755.D
Acq: 16 Dec 2024 15:05

Tgt Ion: 39 Resp: 2966

Ion	Ratio	Lower	Upper
39	100		
54	62.8	58.4	87.6

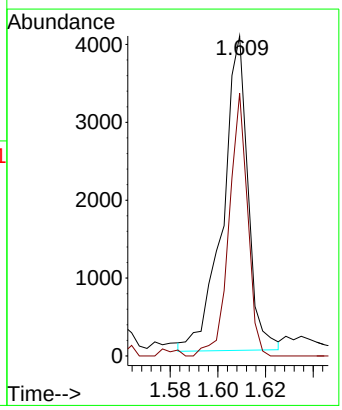

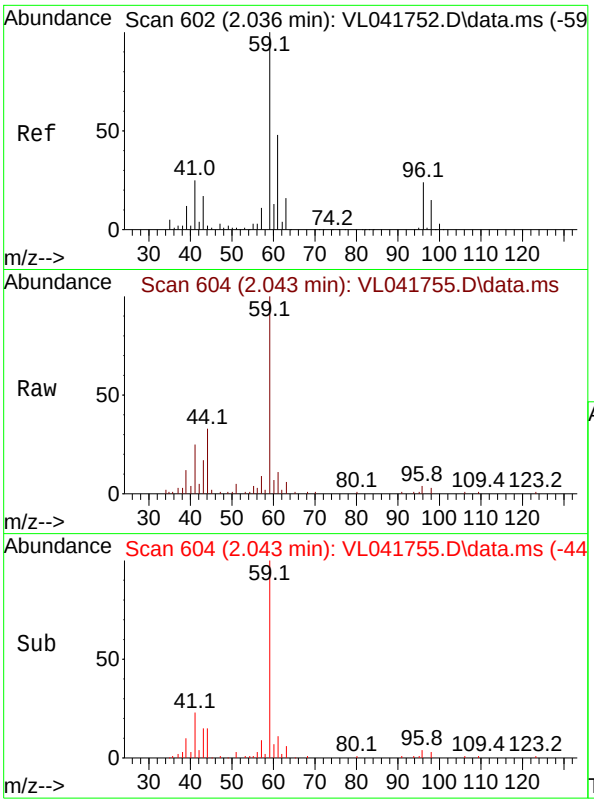

#17
tert-Butyl alcohol
Concen: 0.518 ppbv
RT: 2.043 min Scan# 6
Delta R.T. 0.006 min
Lab File: VL041755.D
Acq: 16 Dec 2024 15:05

Tgt Ion: 59 Resp: 665

Ion	Ratio	Lower	Upper
59	100		
57	14.3	8.6	13.0

Instrument :
MSVOA_L
ClientSampleId :
VSTDICC0.5

Manual Integrations
APPROVED

Reviewed By :Semsettin Yesilyurt 12/20/2024
Supervised By :Mahesh Dadoda 12/20/2024

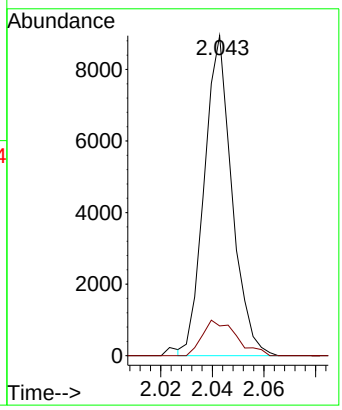

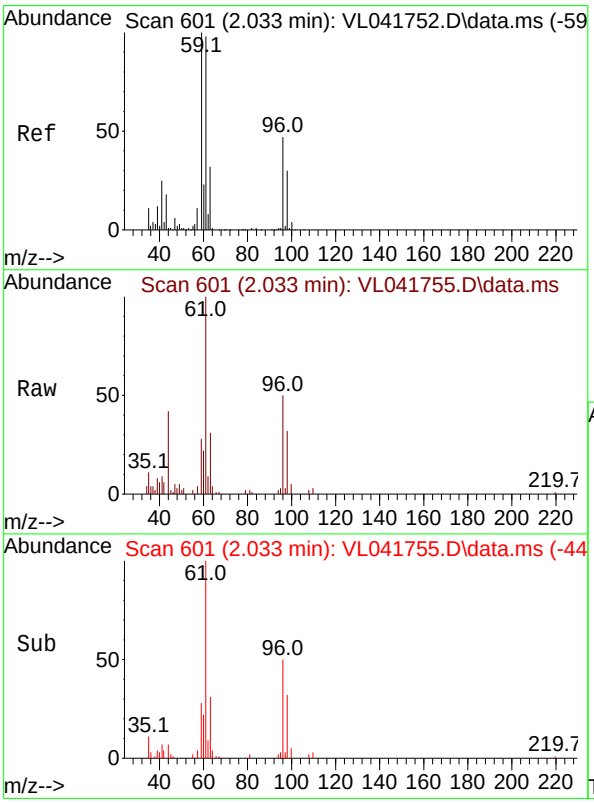

#18
1,1-Dichloroethene
Concen: 0.504 ppbv
RT: 2.033 min Scan# 601
Delta R.T. -0.000 min
Lab File: VL041755.D
Acq: 16 Dec 2024 15:05

Tgt Ion: 96 Resp: 2022

Ion	Ratio	Lower	Upper
96	100		
61	201.9	167.7	251.5
98	65.1	51.1	76.7

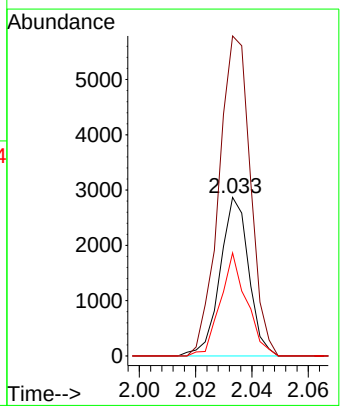

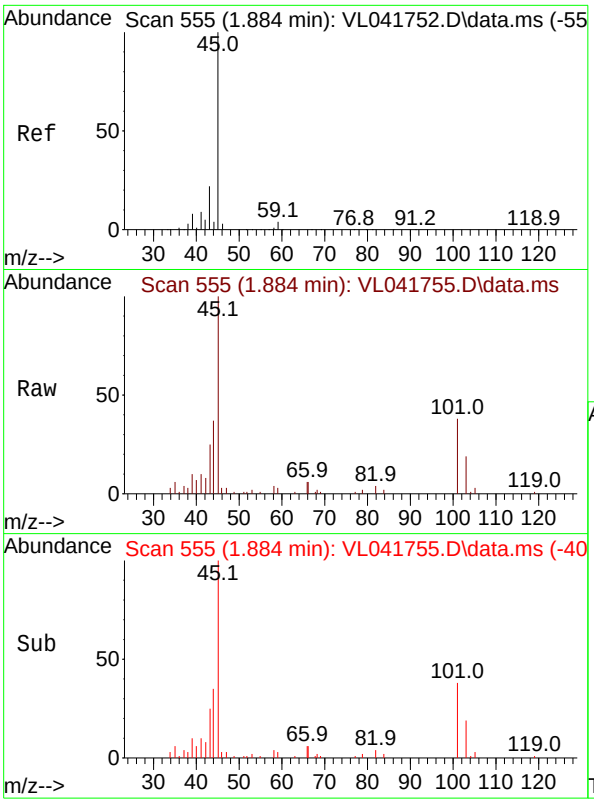

#19
Isopropyl Alcohol
Concen: 0.732 ppbv
RT: 1.884 min Scan# 5
Delta R.T. -0.000 min
Lab File: VL041755.D
Acq: 16 Dec 2024 15:05

Tgt Ion: 45 Resp: 568

Ion	Ratio	Lower	Upper
45	100		
58	2.9	33.3	49.9#

Instrument :
MSVOA_L
ClientSampleId :
VSTDICC0.5

Manual Integrations
APPROVED

Reviewed By :Semsettin Yesilyurt 12/20/2024
Supervised By :Mahesh Dadoda 12/20/2024

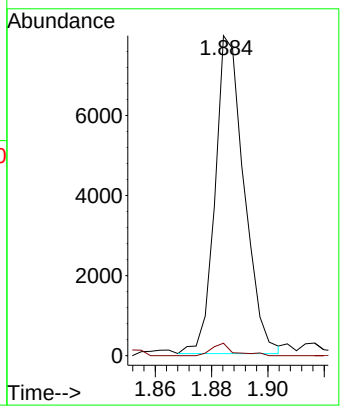

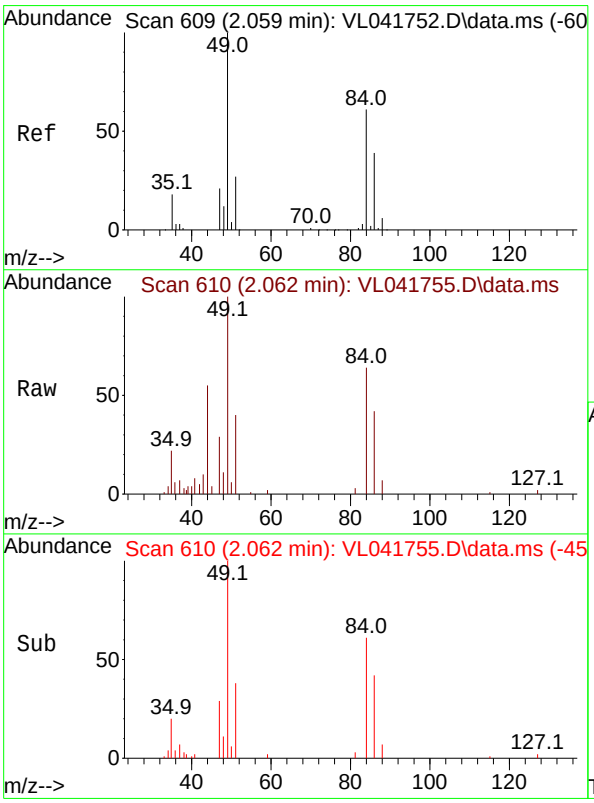

#20
Methylene Chloride
Concen: 0.589 ppbv
RT: 2.062 min Scan# 610
Delta R.T. 0.003 min
Lab File: VL041755.D
Acq: 16 Dec 2024 15:05

Tgt Ion: 84 Resp: 2174

Ion	Ratio	Lower	Upper
84	100		
49	152.6	132.6	198.8
51	57.2	37.6	56.4#
86	65.0	51.4	77.0

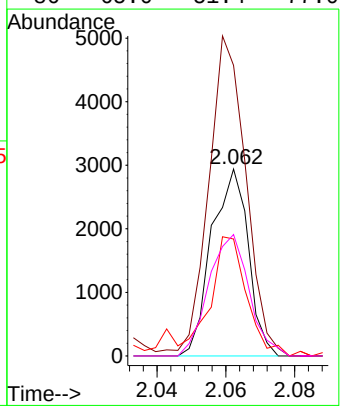

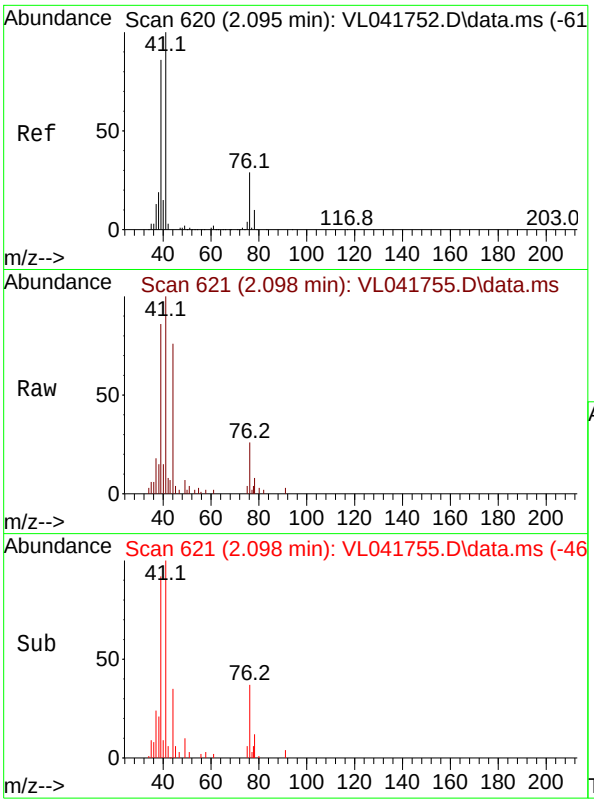

#21
Allyl Chloride
Concen: 0.478 ppbv
RT: 2.098 min Scan# 6
Delta R.T. 0.003 min
Lab File: VL041755.D
Acq: 16 Dec 2024 15:05

Tgt Ion: 41 Resp: 335

Ion	Ratio	Lower	Upper
41	100		
76	26.5	22.3	33.5
39	102.6	69.2	103.8

Instrument :
MSVOA_L
ClientSampleId :
VSTDICC0.5

Manual Integrations
APPROVED

Reviewed By :Semsettin Yesilyurt 12/20/2024
Supervised By :Mahesh Dadoda 12/20/2024

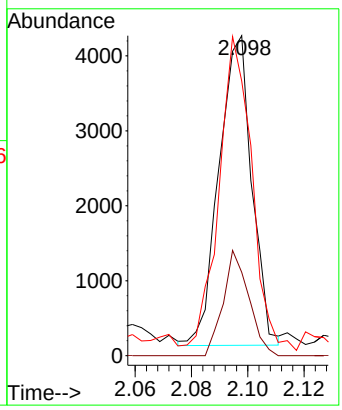

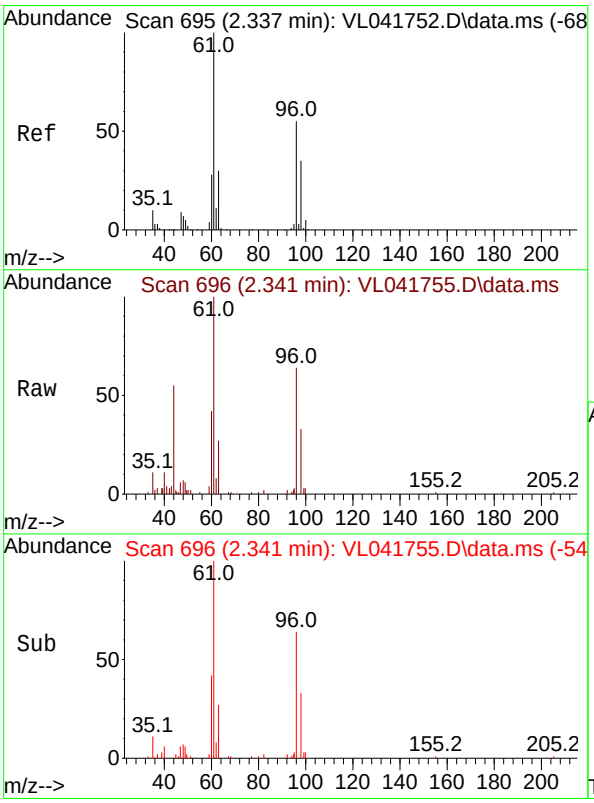

#22
trans-1,2-Dichloroethene
Concen: 0.543 ppbv
RT: 2.341 min Scan# 696
Delta R.T. 0.003 min
Lab File: VL041755.D
Acq: 16 Dec 2024 15:05

Tgt Ion: 96 Resp: 2494

Ion	Ratio	Lower	Upper
96	100		
61	156.8	146.3	219.5
98	51.6	50.8	76.2

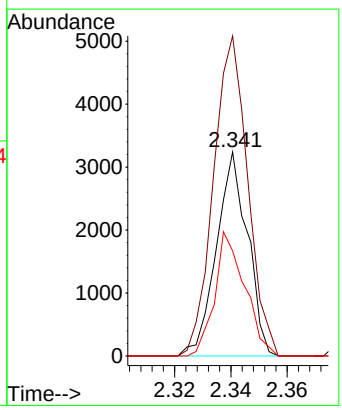

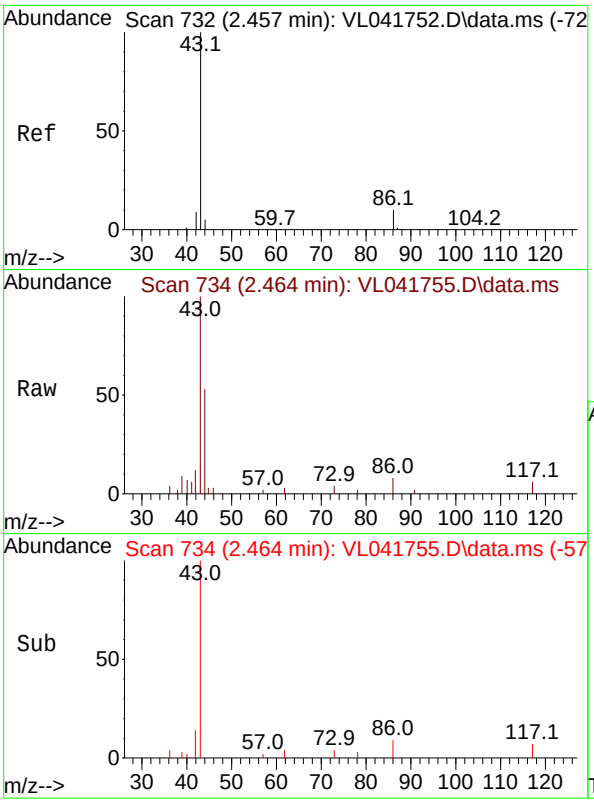

#23
Vinyl Acetate
Concen: 0.462 ppbv
RT: 2.464 min Scan# 7
Delta R.T. 0.006 min
Lab File: VL041755.D
Acq: 16 Dec 2024 15:05

Tgt Ion: 43 Resp: 259

Ion	Ratio	Lower	Upper
43	100		
86	8.6	6.6	10.0
42	10.2	8.2	12.2
44	4.0	5.0	7.4#

Instrument :
MSVOA_L
ClientSampleId :
VSTDICC0.5

Manual Integrations
APPROVED

Reviewed By :Semsettin Yesilyurt 12/20/2024
Supervised By :Mahesh Dadoda 12/20/2024

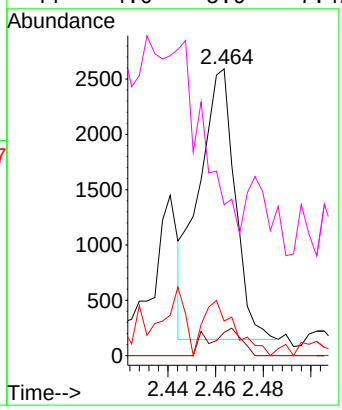

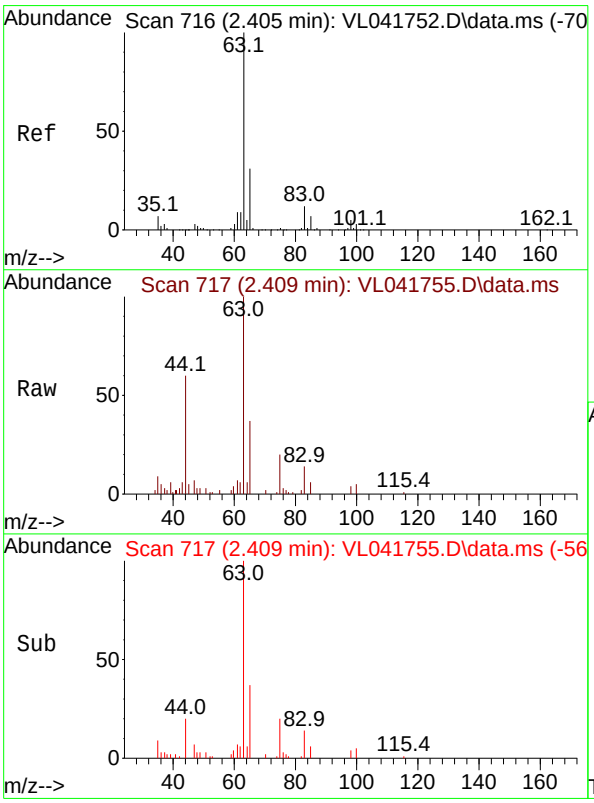

#24
1,1-Dichloroethane
Concen: 0.522 ppbv
RT: 2.409 min Scan# 717
Delta R.T. 0.003 min
Lab File: VL041755.D
Acq: 16 Dec 2024 15:05

Tgt Ion: 63 Resp: 4854

Ion	Ratio	Lower	Upper
63	100		
98	4.3	2.3	6.8
100	5.4	1.4	4.2#

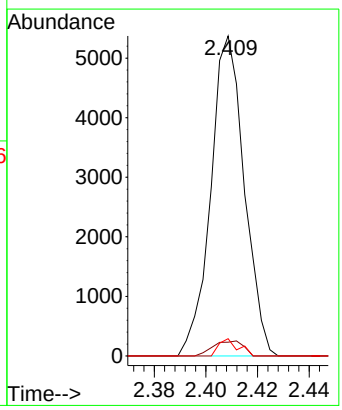

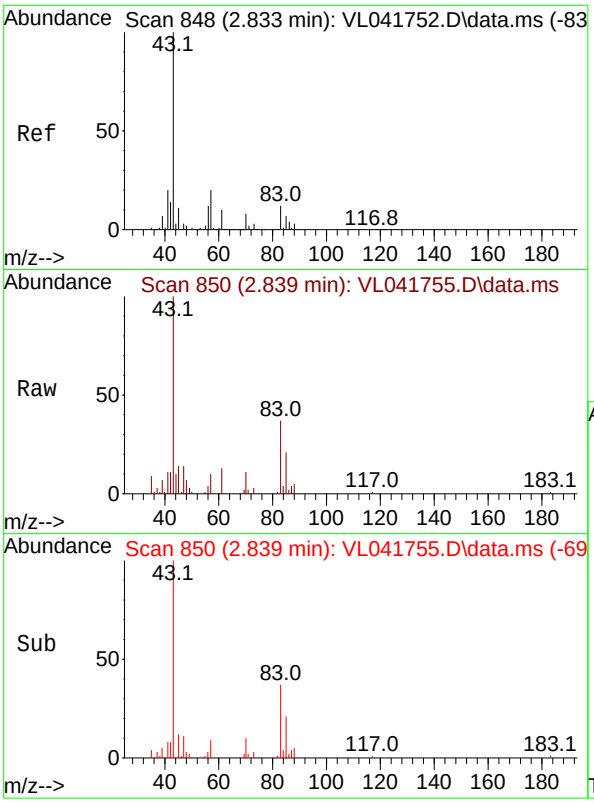

#25
Ethyl Acetate
Concen: 0.497 ppbv
RT: 2.839 min Scan# 8
Delta R.T. 0.006 min
Lab File: VL041755.D
Acq: 16 Dec 2024 15:05

Tgt Ion: 43 Resp: 1204

Ion	Ratio	Lower	Upper
43	100		
45	12.2	8.1	12.1#
61	9.0	7.0	10.6
70	9.0	6.5	9.7

Instrument :
MSVOA_L
ClientSampleId :
VSTDICC0.5

Manual Integrations
APPROVED

Reviewed By :Semsettin Yesilyurt 12/20/2024
Supervised By :Mahesh Dadoda 12/20/2024

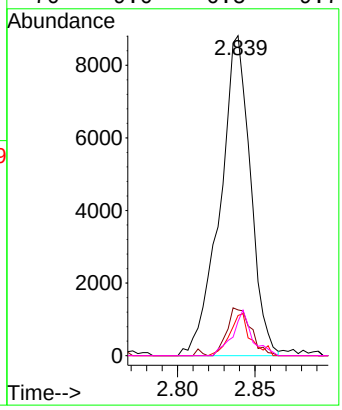

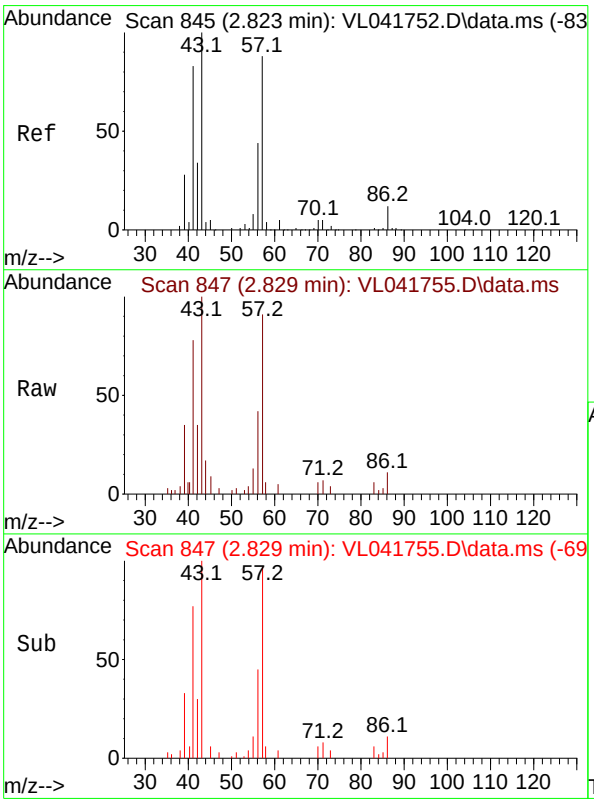

#26
Hexane
Concen: 0.518 ppbv
RT: 2.829 min Scan# 847
Delta R.T. 0.006 min
Lab File: VL041755.D
Acq: 16 Dec 2024 15:05

Tgt Ion: 57 Resp: 4735

Ion	Ratio	Lower	Upper
57	100		
41	106.1	79.6	119.4
43	258.2	211.0	316.6
56	52.8	42.6	63.8

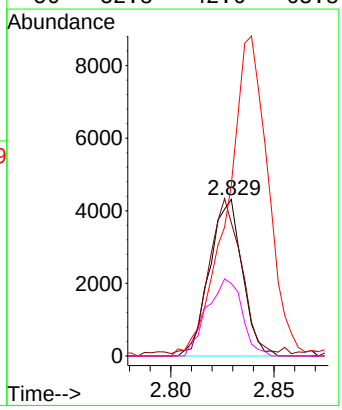

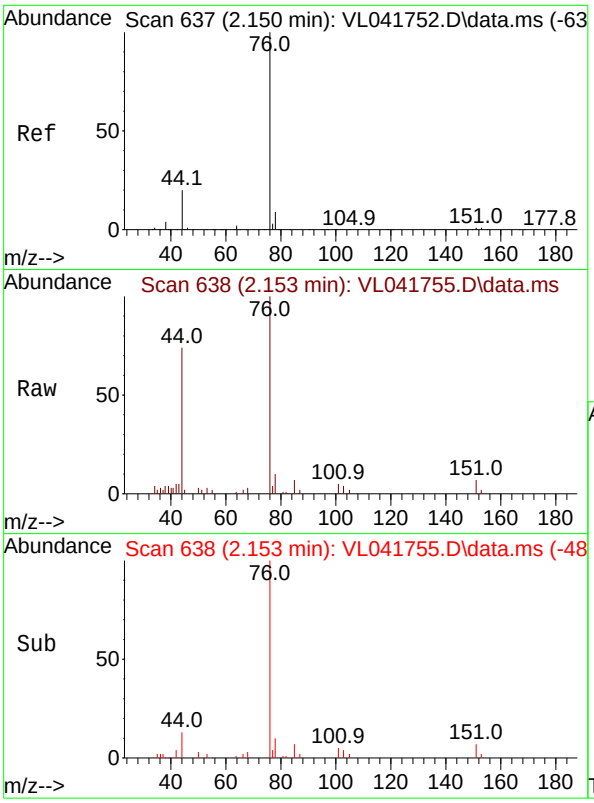

#27
Carbon Disulfide
Concen: 0.414 ppbv
RT: 2.153 min Scan# 6
Delta R.T. 0.003 min
Lab File: VL041755.D
Acq: 16 Dec 2024 15:05

Tgt Ion: 76 Resp: 3409

Ion	Ratio	Lower	Upper
76	100		
44	65.5	17.6	26.4#
78	18.2	10.2	15.4#

Instrument :
MSVOA_L
ClientSampleId :
VSTDICC0.5

Manual Integrations
APPROVED

Reviewed By :Semsettin Yesilyurt 12/20/2024
Supervised By :Mahesh Dadoda 12/20/2024

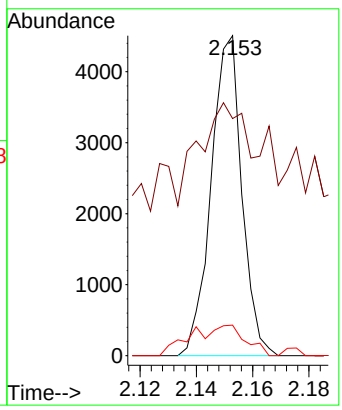

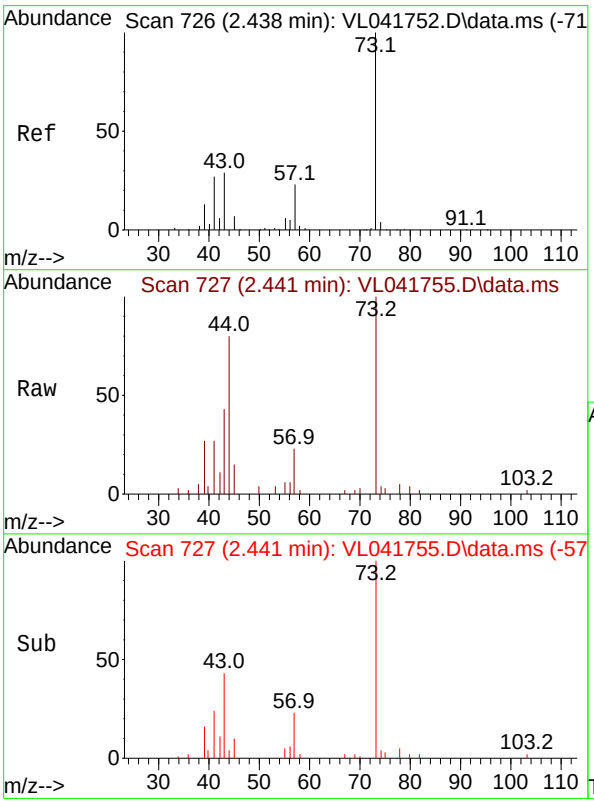

#28
Methyl tert-Butyl Ether
Concen: 0.464 ppbv
RT: 2.441 min Scan# 727
Delta R.T. 0.003 min
Lab File: VL041755.D
Acq: 16 Dec 2024 15:05

Tgt Ion: 73 Resp: 3438

Ion	Ratio	Lower	Upper
73	100		
57	22.6	17.6	26.4

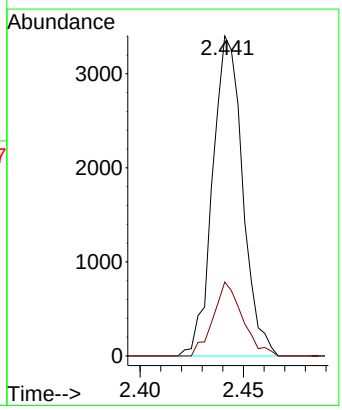

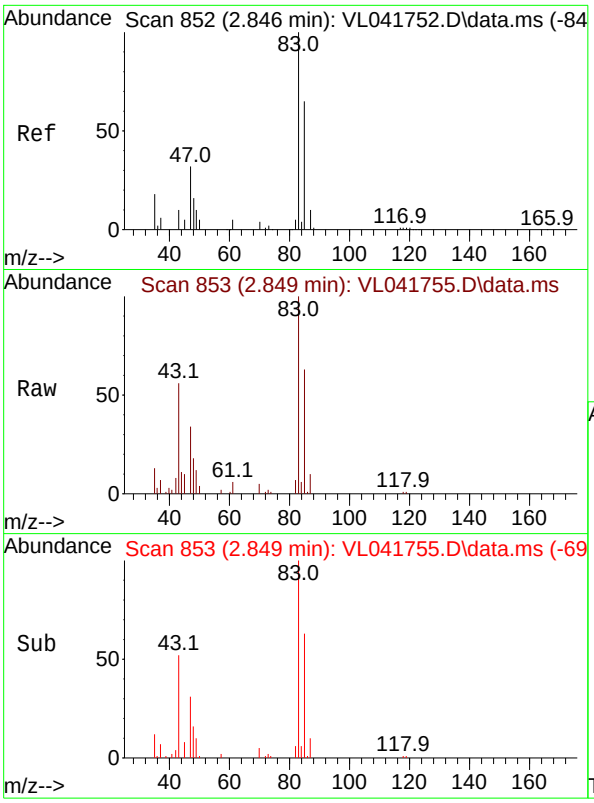

#29
Chloroform
Concen: 0.515 ppbv
RT: 2.849 min Scan# 8
Delta R.T. 0.003 min
Lab File: VL041755.D
Acq: 16 Dec 2024 15:05

Tgt Ion: 83 Resp: 717

Ion	Ratio	Lower	Upper
83	100		
85	63.3	51.8	77.6

Instrument :
MSVOA_L
ClientSampleId :
VSTDICC0.5

Manual Integrations
APPROVED

Reviewed By :Semsettin Yesilyurt 12/20/2024
Supervised By :Mahesh Dadoda 12/20/2024

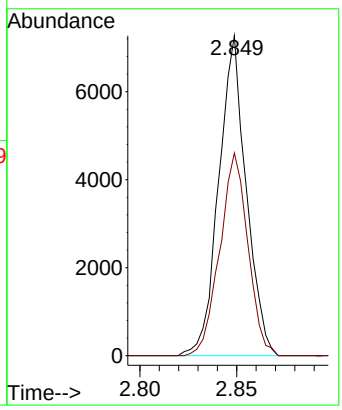

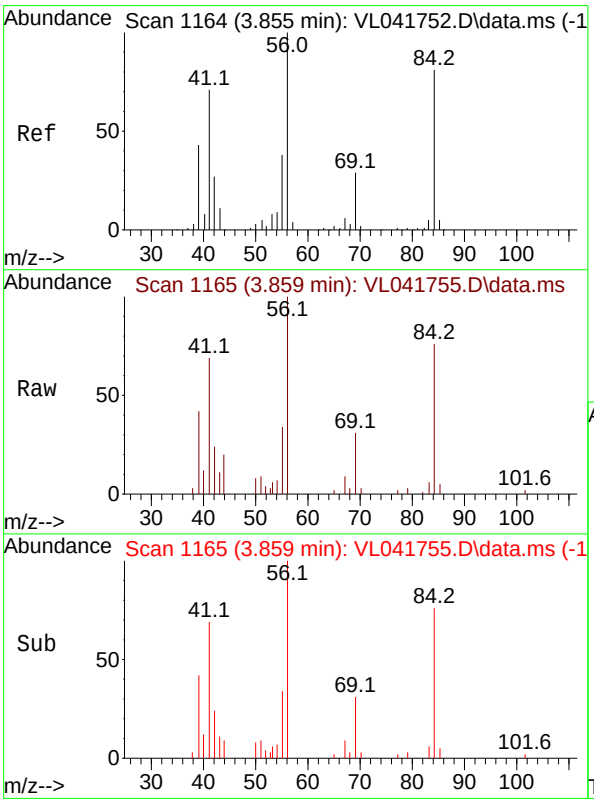

#30
Cyclohexane
Concen: 0.521 ppbv
RT: 3.859 min Scan# 1165
Delta R.T. 0.003 min
Lab File: VL041755.D
Acq: 16 Dec 2024 15:05

Tgt Ion: 84 Resp: 4051

Ion	Ratio	Lower	Upper
84	100		
56	122.5	102.3	153.5
41	94.8	74.0	111.0

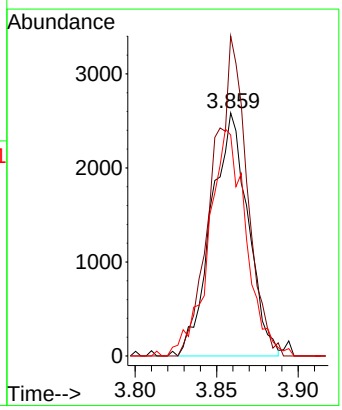

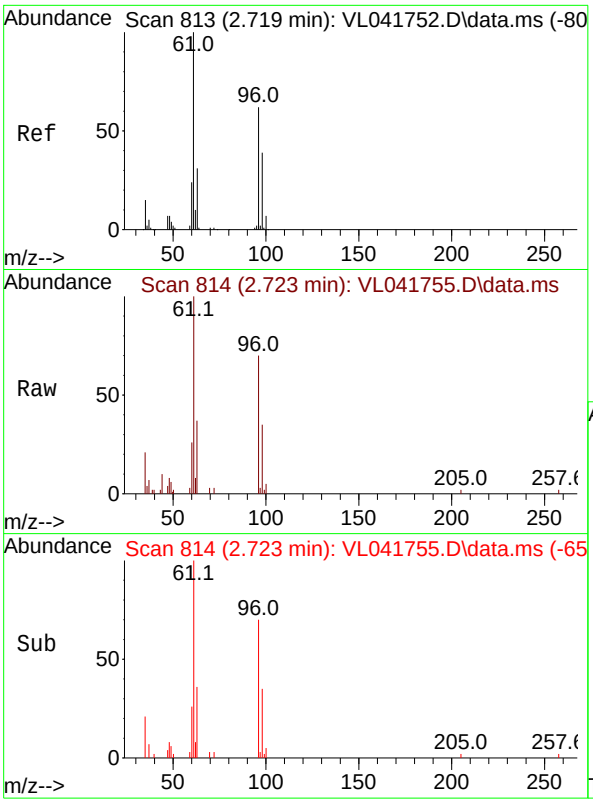

#31
cis-1,2-Dichloroethene
Concen: 0.504 ppbv
RT: 2.723 min Scan# 8
Delta R.T. 0.003 min
Lab File: VL041755.D
Acq: 16 Dec 2024 15:05

Tgt Ion: 61 Resp: 475

Ion	Ratio	Lower	Upper
61	100		
96	70.2	49.7	74.5
98	34.8	30.8	46.2

Instrument :
MSVOA_L
ClientSampleId :
VSTDICC0.5

Manual Integrations
APPROVED

Reviewed By :Semsettin Yesilyurt 12/20/2024
Supervised By :Mahesh Dadoda 12/20/2024

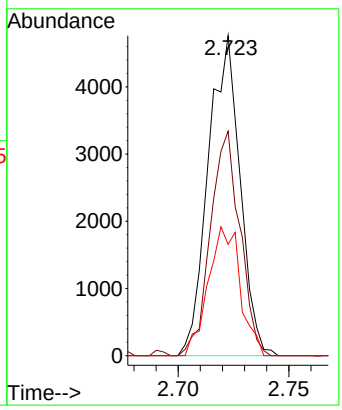

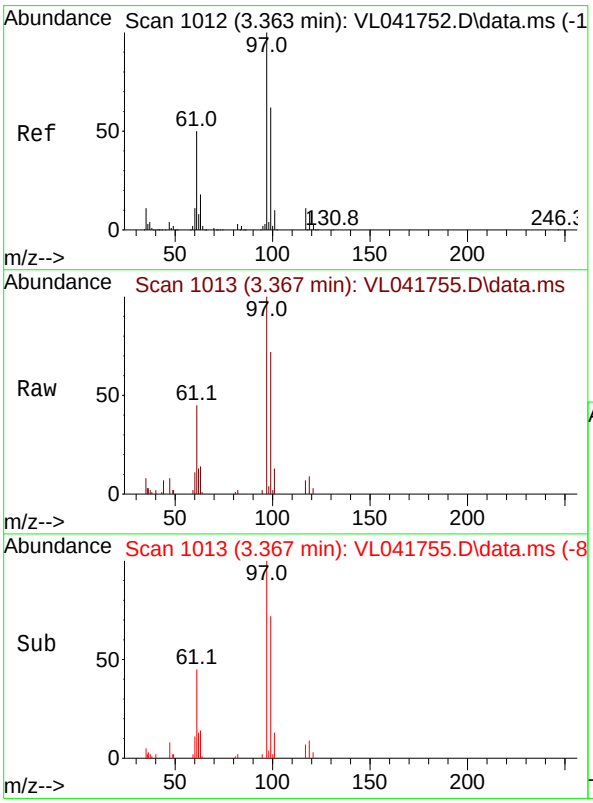

#32
1,1,1-Trichloroethane
Concen: 0.518 ppbv
RT: 3.367 min Scan# 1013
Delta R.T. 0.003 min
Lab File: VL041755.D
Acq: 16 Dec 2024 15:05

Tgt Ion: 97 Resp: 7182

Ion	Ratio	Lower	Upper
97	100		
99	62.2	51.0	76.4
61	52.1	42.2	63.2

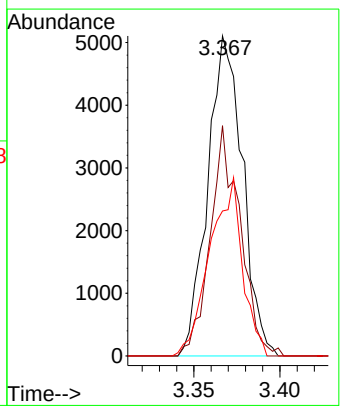

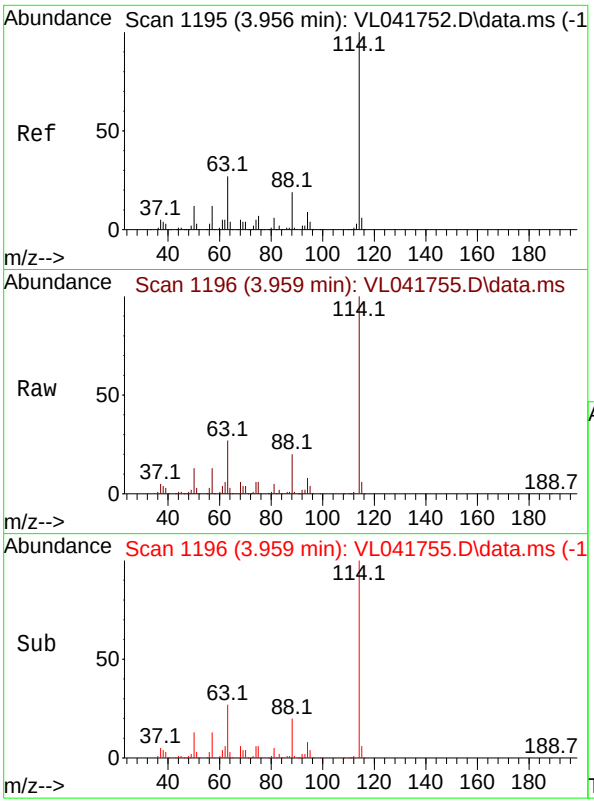

#33
1,4-Difluorobenzene
Concen: 10.000 ppbv
RT: 3.959 min Scan# 1
Delta R.T. 0.003 min
Lab File: VL041755.D
Acq: 16 Dec 2024 15:05

Instrument :
MSVOA_L
ClientSampleId :
VSTDICC0.5

Tgt Ion:114 Resp: 17845

Ion	Ratio	Lower	Upper
114	100		
63	27.6	21.8	32.8
88	18.9	14.8	22.2

Manual Integrations
APPROVED

Reviewed By :Semsettin Yesilyurt 12/20/2024
Supervised By :Mahesh Dadoda 12/20/2024

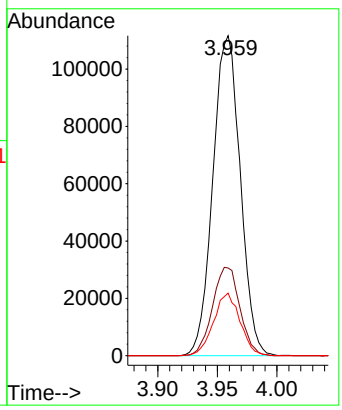

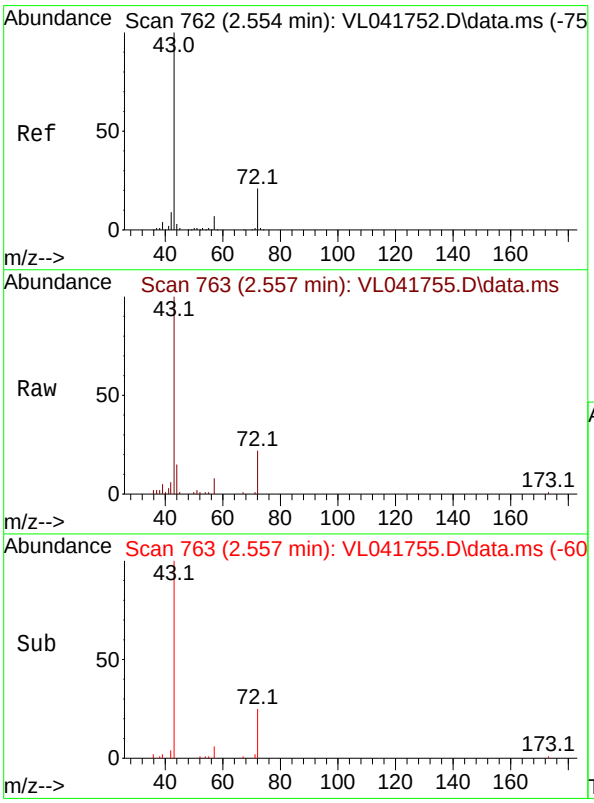

#34
2-Butanone
Concen: 0.540 ppbv
RT: 2.557 min Scan# 763
Delta R.T. 0.003 min
Lab File: VL041755.D
Acq: 16 Dec 2024 15:05

Tgt Ion: 43 Resp: 7756

Ion	Ratio	Lower	Upper
43	100		
72	24.0	16.8	25.2

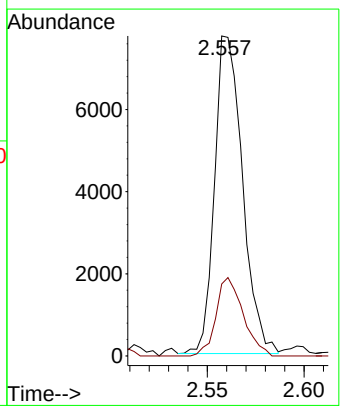

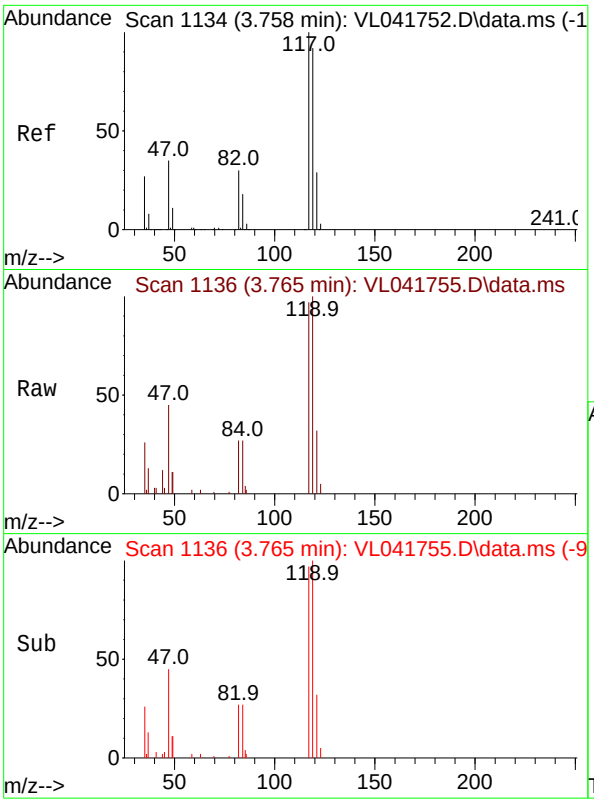

#35
Carbon Tetrachloride
Concen: 0.446 ppbv
RT: 3.765 min Scan# 1
Delta R.T. 0.006 min
Lab File: VL041755.D
Acq: 16 Dec 2024 15:05

Instrument :
MSVOA_L
ClientSampleId :
VSTDICC0.5

Tgt Ion:117 Resp: 565

Ion	Ratio	Lower	Upper
117	100		
119	102.7	73.7	110.5
121	32.9	23.0	34.4

Manual Integrations
APPROVED

Reviewed By :Semsettin Yesilyurt 12/20/2024
Supervised By :Mahesh Dadoda 12/20/2024

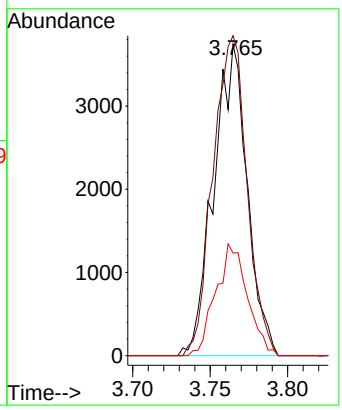

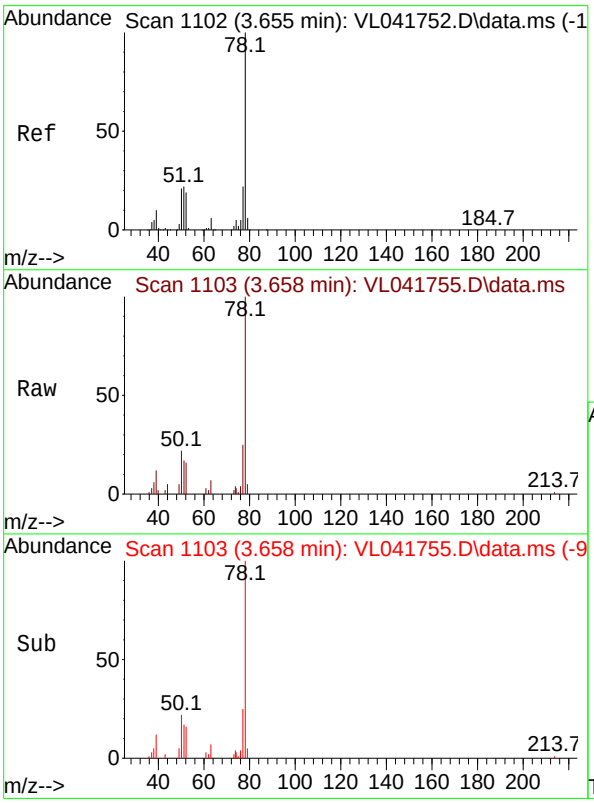

#36
Benzene
Concen: 0.522 ppbv
RT: 3.658 min Scan# 1103
Delta R.T. 0.003 min
Lab File: VL041755.D
Acq: 16 Dec 2024 15:05

Tgt Ion: 78 Resp: 9629

Ion	Ratio	Lower	Upper
78	100		
77	24.8	17.8	26.6
50	21.7	17.2	25.8

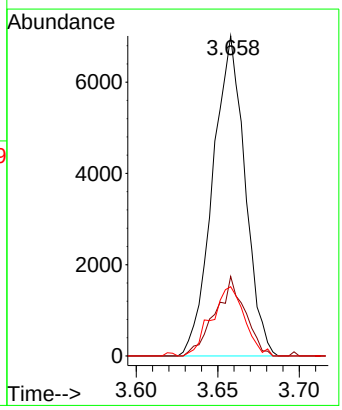

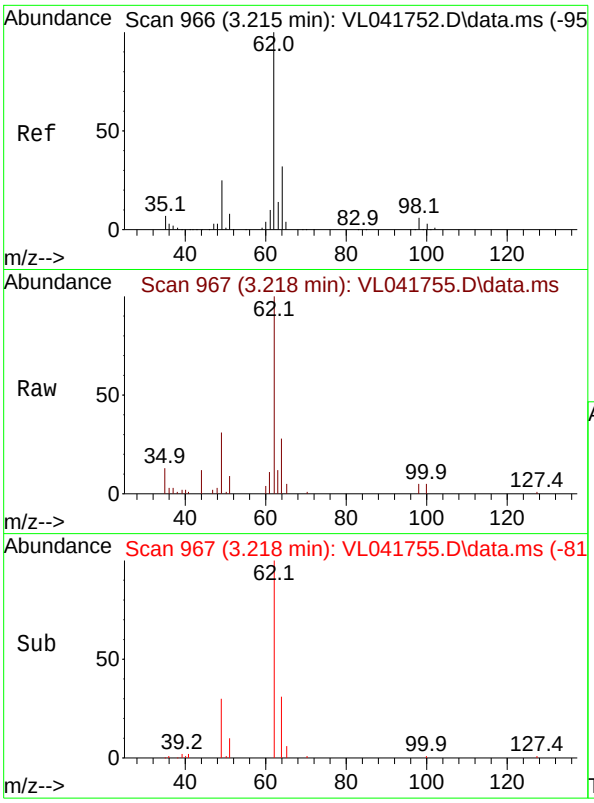

#37
1,2-Dichloroethane
Concen: 0.536 ppbv
RT: 3.218 min Scan# 9
Delta R.T. 0.003 min
Lab File: VL041755.D
Acq: 16 Dec 2024 15:05

Tgt Ion: 62 Resp: 615

Ion	Ratio	Lower	Upper
62	100		
98	6.3	4.7	7.1

Instrument :
MSVOA_L
ClientSampleId :
VSTDICC0.5

Manual Integrations
APPROVED

Reviewed By :Semsettin Yesilyurt 12/20/2024
Supervised By :Mahesh Dadoda 12/20/2024

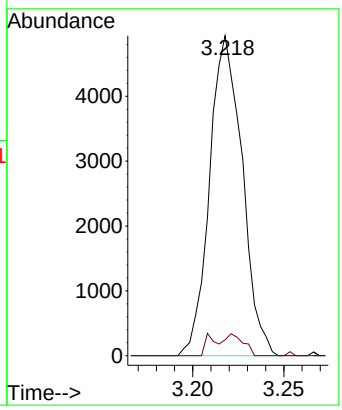

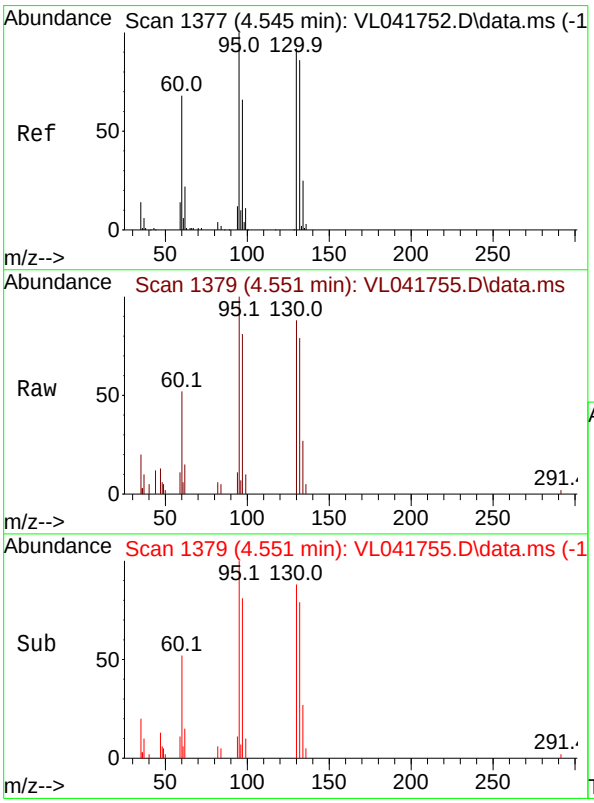

#38
Trichloroethene
Concen: 0.468 ppbv m
RT: 4.551 min Scan# 1379
Delta R.T. 0.006 min
Lab File: VL041755.D
Acq: 16 Dec 2024 15:05

Tgt Ion:130 Resp: 3637

Ion	Ratio	Lower	Upper
130	100		
95	114.3	87.0	130.6
132	90.0	75.0	112.6
97	93.0	57.2	85.8#

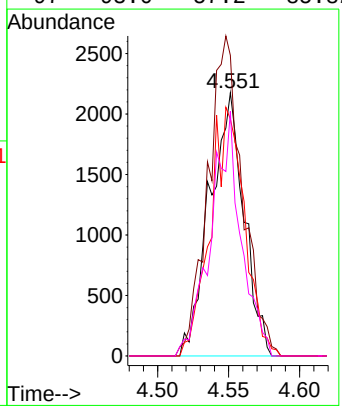

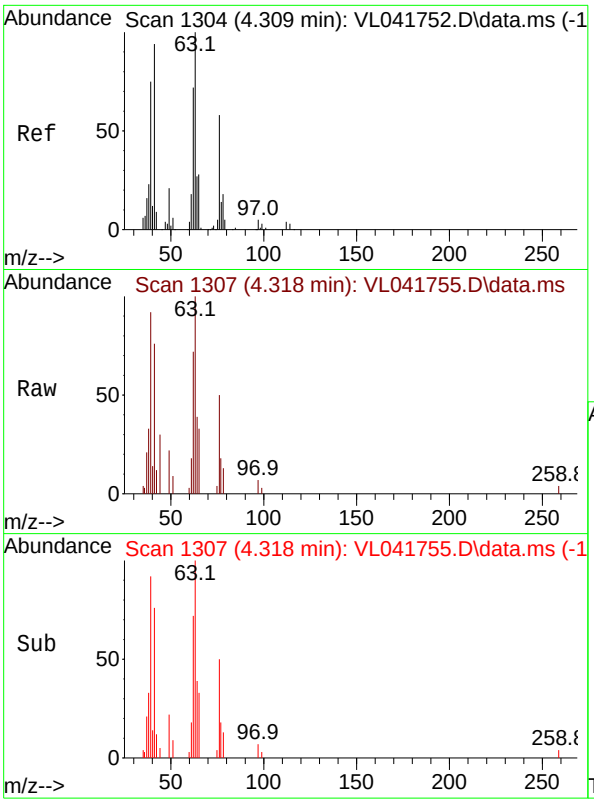

#39
1,2-Dichloropropane
Concen: 0.511 ppbv m
RT: 4.318 min Scan# 1
Delta R.T. 0.010 min
Lab File: VL041755.D
Acq: 16 Dec 2024 15:05

Tgt Ion: 63 Resp: 341

Ion	Ratio	Lower	Upper
63	100		
41	75.8	75.3	112.9
62	72.4	57.3	85.9

Instrument :
MSVOA_L
ClientSampleId :
VSTDICC0.5

Manual Integrations
APPROVED

Reviewed By :Semsettin Yesilyurt 12/20/2024
Supervised By :Mahesh Dadoda 12/20/2024

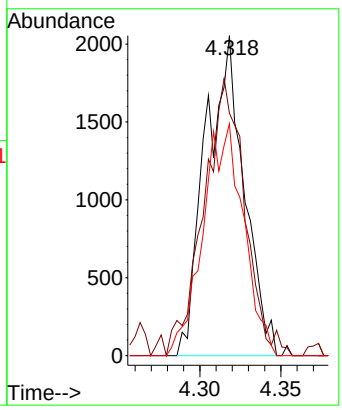

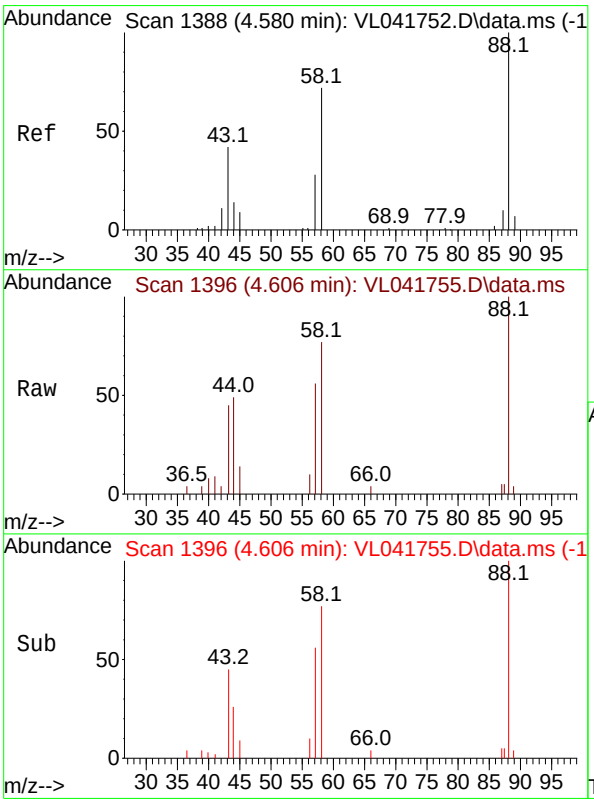

#40
1,4-Dioxane
Concen: 0.580 ppbv m
RT: 4.606 min Scan# 1396
Delta R.T. 0.026 min
Lab File: VL041755.D
Acq: 16 Dec 2024 15:05

Tgt Ion: 88 Resp: 1892

Ion	Ratio	Lower	Upper
88	100		
58	0.0	61.0	91.6#
43	0.0	29.4	44.0#
57	0.0	0.0	0.0

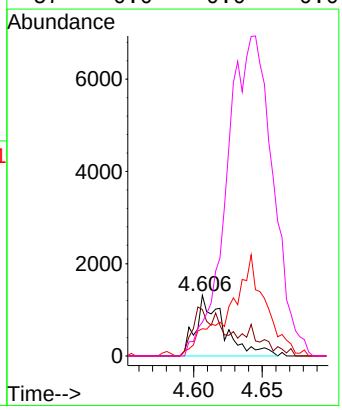

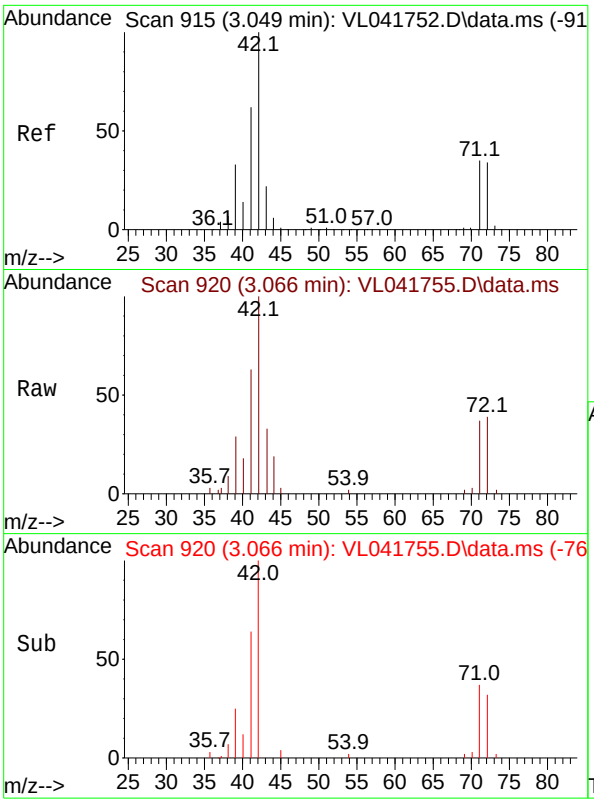

#41
Tetrahydrofuran
Concen: 0.505 ppbv
RT: 3.066 min Scan# 9
Delta R.T. 0.016 min
Lab File: VL041755.D
Acq: 16 Dec 2024 15:05

Instrument :
MSVOA_L
ClientSampleId :
VSTDICC0.5

Tgt Ion: 42 Resp: 406

Ion	Ratio	Lower	Upper
42	100		
72	37.0	29.1	43.7
71	36.5	28.4	42.6

Manual Integrations
APPROVED

Reviewed By :Semsettin Yesilyurt 12/20/2024
Supervised By :Mahesh Dadoda 12/20/2024

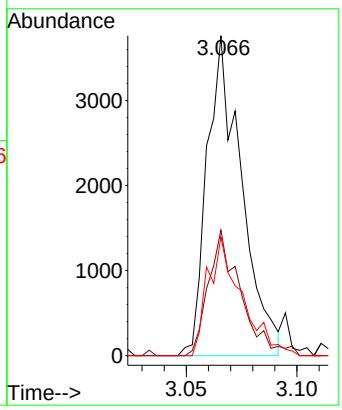

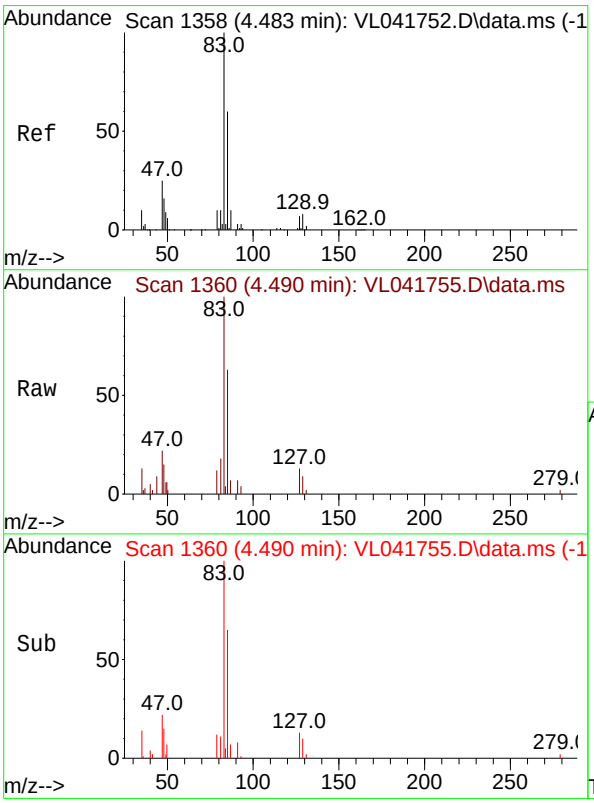

#42
Bromodichloromethane
Concen: 0.448 ppbv m
RT: 4.490 min Scan# 1360
Delta R.T. 0.006 min
Lab File: VL041755.D
Acq: 16 Dec 2024 15:05

Tgt Ion: 83 Resp: 5926

Ion	Ratio	Lower	Upper
83	100		
85	63.1	48.0	72.0
127	12.7	5.8	8.8#

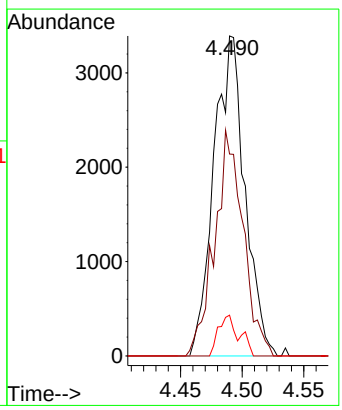

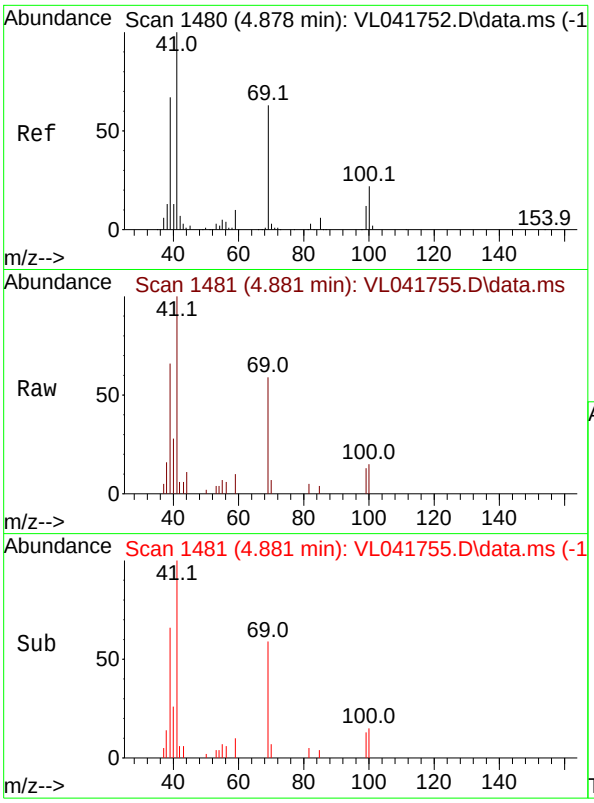

#43
Methyl Methacrylate
Concen: 0.472 ppbv
RT: 4.881 min Scan# 1
Delta R.T. 0.003 min
Lab File: VL041755.D
Acq: 16 Dec 2024 15:05

Tgt Ion: 69 Resp: 332

Ion	Ratio	Lower	Upper
69	100		
41	163.7	130.3	195.5
100	33.2	28.3	42.5

Instrument :
MSVOA_L
ClientSampleId :
VSTDICC0.5

Manual Integrations
APPROVED

Reviewed By :Semsettin Yesilyurt 12/20/2024
Supervised By :Mahesh Dadoda 12/20/2024

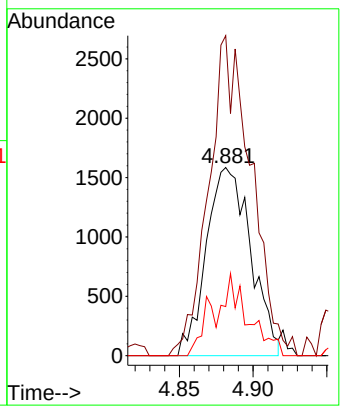

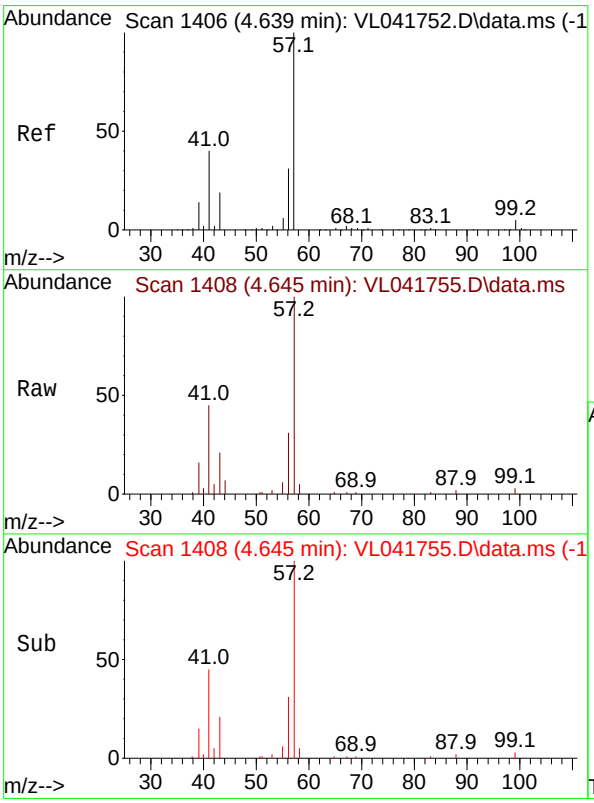

#44
2,2,4-Trimethylpentane
Concen: 0.517 ppbv m
RT: 4.645 min Scan# 1408
Delta R.T. 0.006 min
Lab File: VL041755.D
Acq: 16 Dec 2024 15:05

Tgt Ion: 57 Resp: 16294

Ion	Ratio	Lower	Upper
57	100		
41	0.0	30.7	46.1#
56	0.0	25.4	38.0#

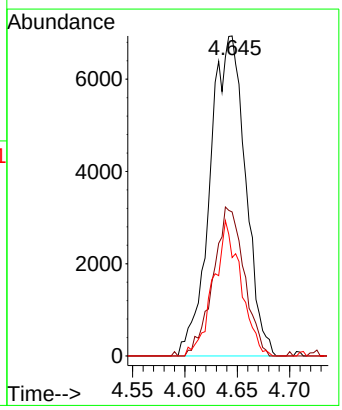

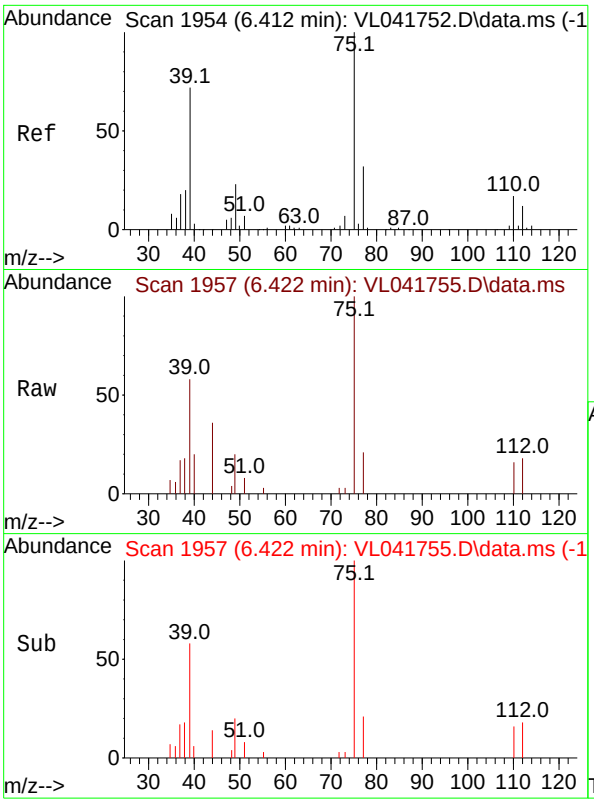

#45
t-1,3-Dichloropropene
Concen: 0.468 ppbv m
RT: 6.422 min Scan# 1
Delta R.T. 0.010 min
Lab File: VL041755.D
Acq: 16 Dec 2024 15:05

Tgt Ion: 75 Resp: 340

Ion	Ratio	Lower	Upper
75	100		
77	20.9	25.9	38.9#

Instrument :
MSVOA_L
ClientSampleId :
VSTDICC0.5

Manual Integrations
APPROVED

Reviewed By :Semsettin Yesilyurt 12/20/2024
Supervised By :Mahesh Dadoda 12/20/2024

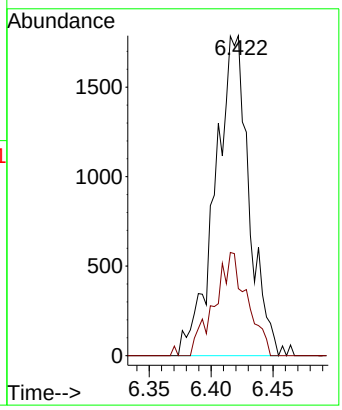

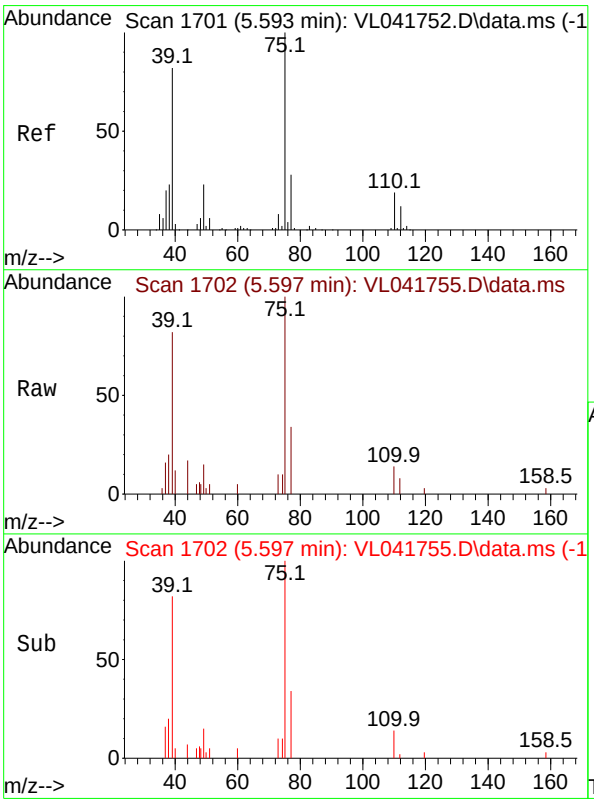

#46
cis-1,3-Dichloropropene
Concen: 0.483 ppbv m
RT: 5.597 min Scan# 1702
Delta R.T. 0.003 min
Lab File: VL041755.D
Acq: 16 Dec 2024 15:05

Tgt Ion: 75 Resp: 4462

Ion	Ratio	Lower	Upper
75	100		
39	81.7	65.2	97.8
77	33.9	22.0	33.0#

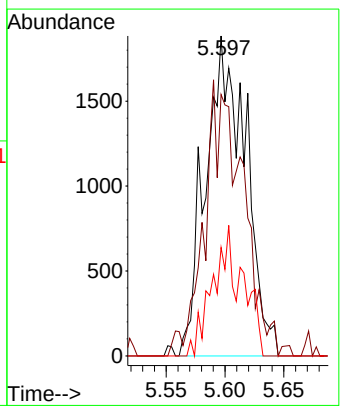

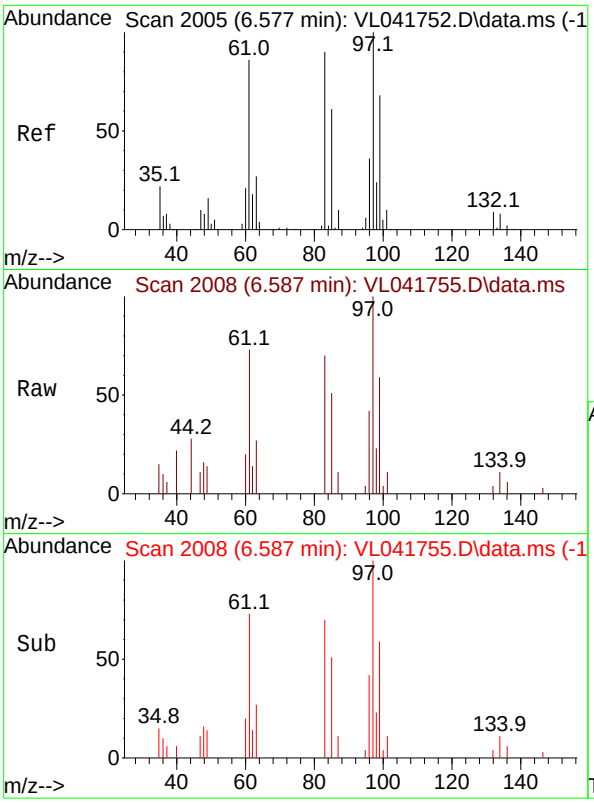

#47
1,1,2-Trichloroethane
Concen: 0.521 ppbv m
RT: 6.587 min Scan# 2(
Delta R.T. 0.010 min
Lab File: VL041755.D
Acq: 16 Dec 2024 15:05

Tgt Ion: 97 Resp: 363(

Ion	Ratio	Lower	Upper
97	100		
83	69.7	72.3	108.5#
85	51.4	48.5	72.7
99	59.0	54.0	81.0

Instrument :
MSVOA_L
ClientSampleId :
VSTDICC0.5

Manual Integrations
APPROVED

Reviewed By :Semsettin Yesilyurt 12/20/2024
Supervised By :Mahesh Dadoda 12/20/2024

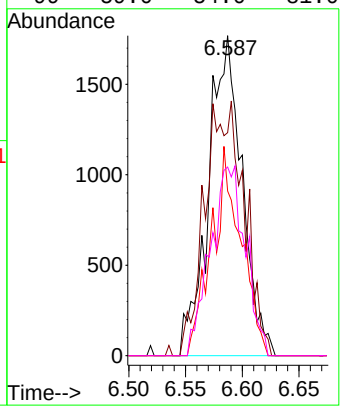

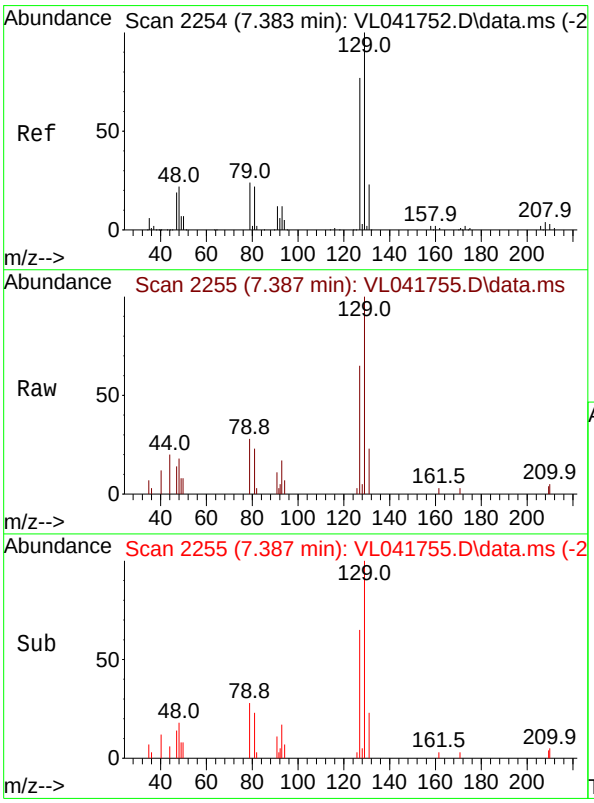

#48
Dibromochloromethane
Concen: 0.406 ppbv
RT: 7.387 min Scan# 2255
Delta R.T. 0.003 min
Lab File: VL041755.D
Acq: 16 Dec 2024 15:05

Tgt Ion:129 Resp: 3865

Ion	Ratio	Lower	Upper
129	100		
127	78.8	38.8	116.3

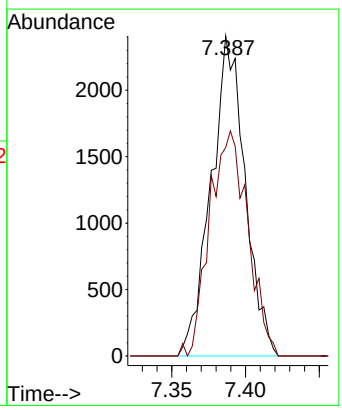

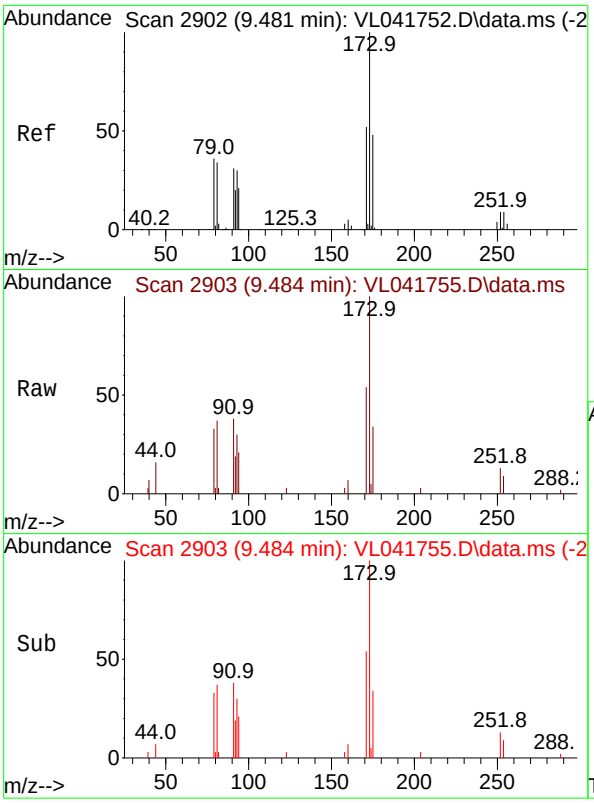

#49
Bromoform
Concen: 0.376 ppbv m
RT: 9.484 min Scan# 2
Delta R.T. 0.003 min
Lab File: VL041755.D
Acq: 16 Dec 2024 15:05

Tgt Ion:173 Resp: 292

Ion	Ratio	Lower	Upper
173	100		
175	44.6	38.2	57.2
171	54.1	41.1	61.7

Instrument :
MSVOA_L
ClientSampleId :
VSTDICC0.5

Manual Integrations
APPROVED

Reviewed By :Semsettin Yesilyurt 12/20/2024
Supervised By :Mahesh Dadoda 12/20/2024

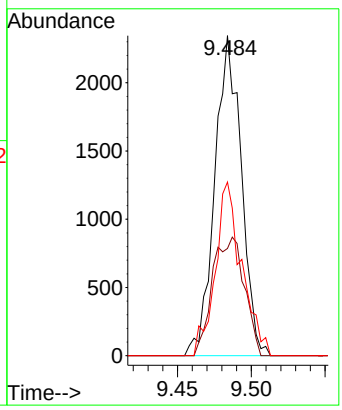

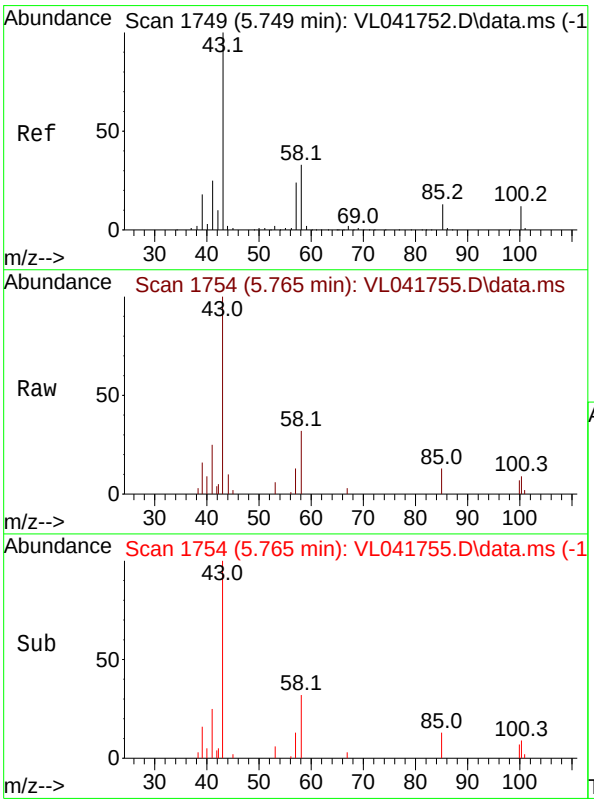

#50
4-Methyl-2-Pentanone
Concen: 0.485 ppbv m
RT: 5.765 min Scan# 1754
Delta R.T. 0.016 min
Lab File: VL041755.D
Acq: 16 Dec 2024 15:05

Tgt Ion: 43 Resp: 9479

Ion	Ratio	Lower	Upper
43	100		
58	0.0	26.8	40.2#

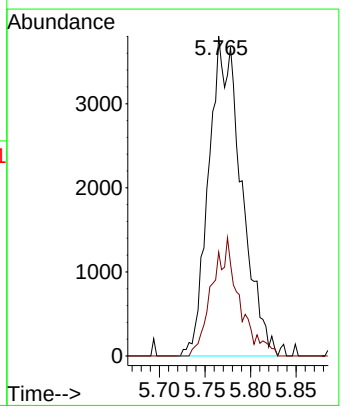

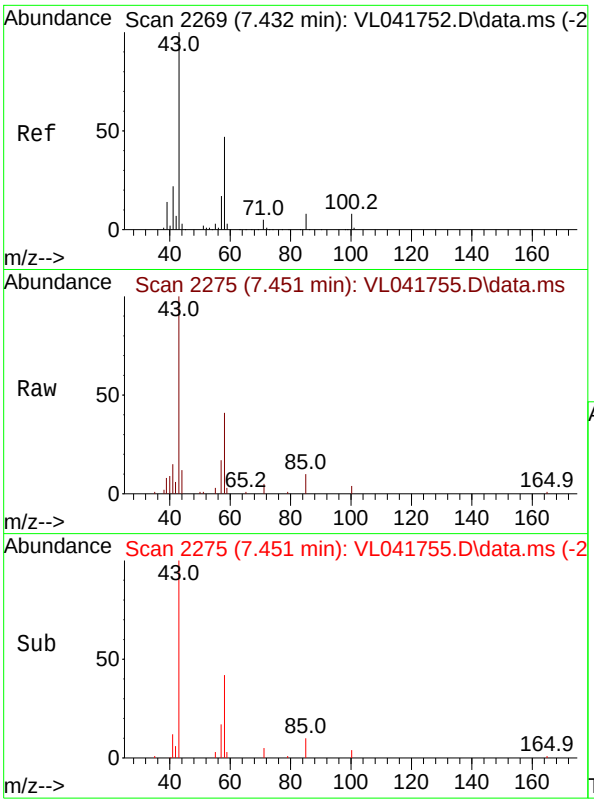

#51
2-Hexanone
Concen: 0.468 ppbv
RT: 7.451 min Scan# 2
Delta R.T. 0.019 min
Lab File: VL041755.D
Acq: 16 Dec 2024 15:05

Tgt Ion: 43 Resp: 741

Ion	Ratio	Lower	Upper
43	100		
58	46.2	36.6	55.0
98	0.0	0.1	0.1#

Instrument :
MSVOA_L
ClientSampleId :
VSTDICC0.5

Manual Integrations
APPROVED

Reviewed By :Semsettin Yesilyurt 12/20/2024
Supervised By :Mahesh Dadoda 12/20/2024

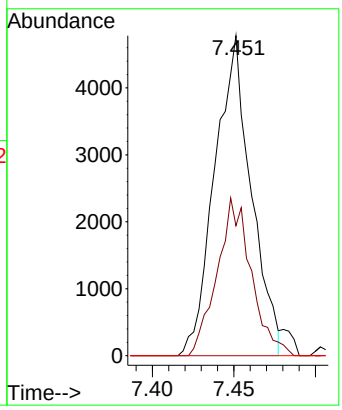

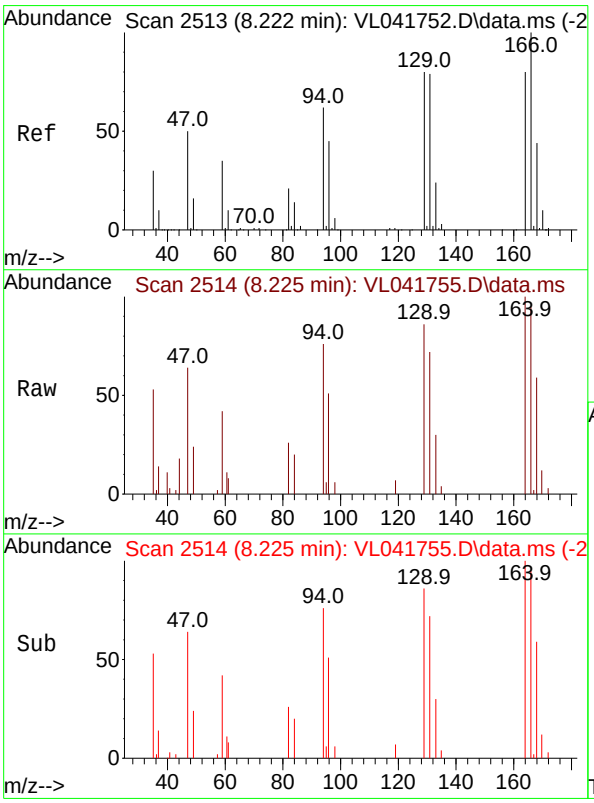

#52
Tetrachloroethene
Concen: 0.450 ppbv
RT: 8.225 min Scan# 2514
Delta R.T. 0.003 min
Lab File: VL041755.D
Acq: 16 Dec 2024 15:05

Tgt Ion:164 Resp: 3091

Ion	Ratio	Lower	Upper
164	100		
166	95.1	99.8	149.6#
129	85.6	79.6	119.4
131	72.0	78.6	117.8#

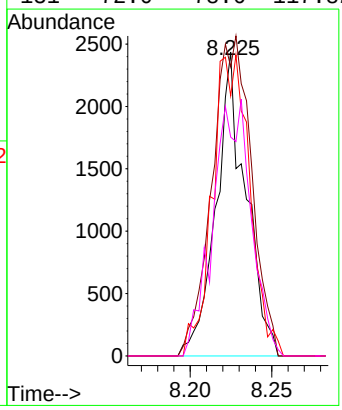

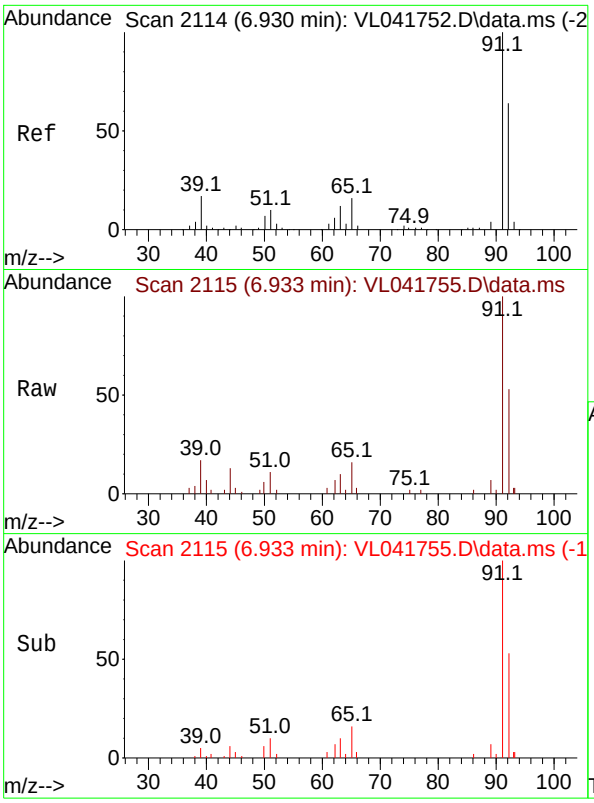

#53
Toluene
Concen: 0.504 ppbv
RT: 6.933 min Scan# 2
Delta R.T. 0.003 min
Lab File: VL041755.D
Acq: 16 Dec 2024 15:05

Tgt Ion: 91 Resp: 1055

Ion	Ratio	Lower	Upper
91	100		
92	59.2	47.9	71.9

Instrument :
MSVOA_L
ClientSampleId :
VSTDICC0.5

Manual Integrations
APPROVED

Reviewed By :Semsettin Yesilyurt 12/20/2024
Supervised By :Mahesh Dadoda 12/20/2024

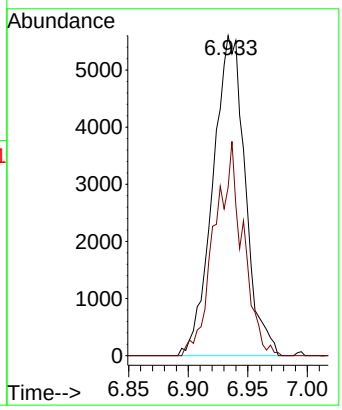

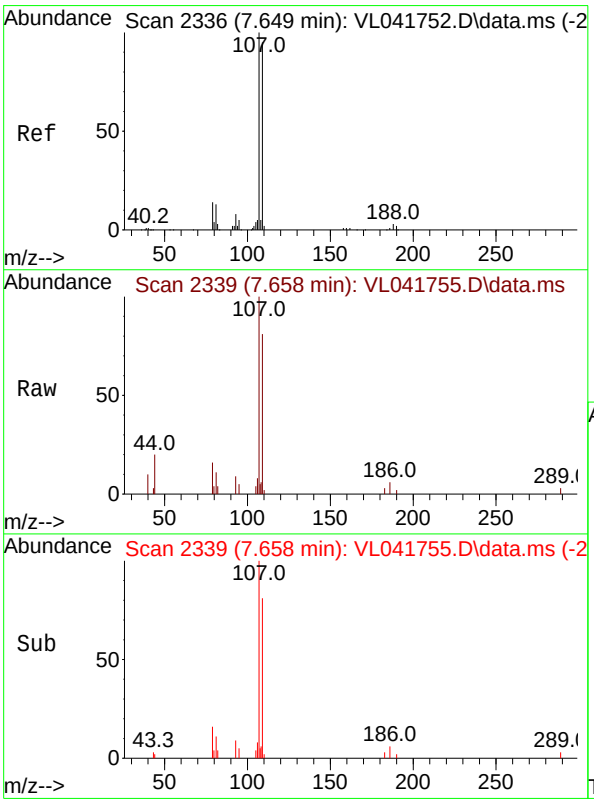

#54
1,2-Dibromoethane
Concen: 0.502 ppbv m
RT: 7.658 min Scan# 2339
Delta R.T. 0.010 min
Lab File: VL041755.D
Acq: 16 Dec 2024 15:05

Tgt Ion:107 Resp: 4819

Ion	Ratio	Lower	Upper
107	100		
109	81.3	75.9	113.9

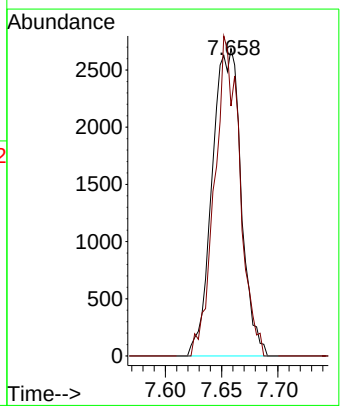

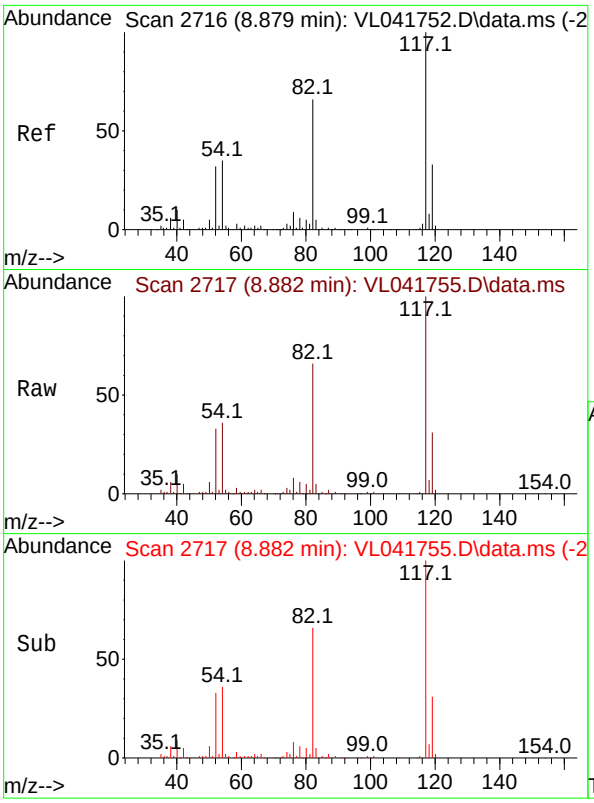

#55
Chlorobenzene-d5
Concen: 10.000 ppbv
RT: 8.882 min Scan# 2
Delta R.T. 0.003 min
Lab File: VL041755.D
Acq: 16 Dec 2024 15:05

Instrument :
MSVOA_L
ClientSampleId :
VSTDICC0.5

Tgt Ion:117 Resp: 15857

Ion	Ratio	Lower	Upper
117	100		
82	68.1	53.8	80.8
119	33.6	26.7	40.1

Manual Integrations
APPROVED

Reviewed By :Semsettin Yesilyurt 12/20/2024
Supervised By :Mahesh Dadoda 12/20/2024

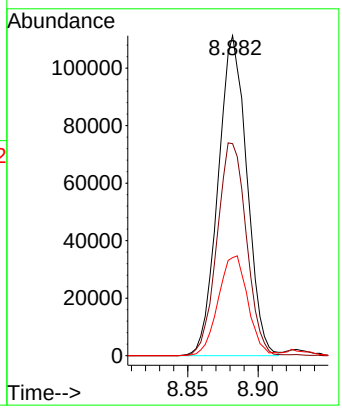

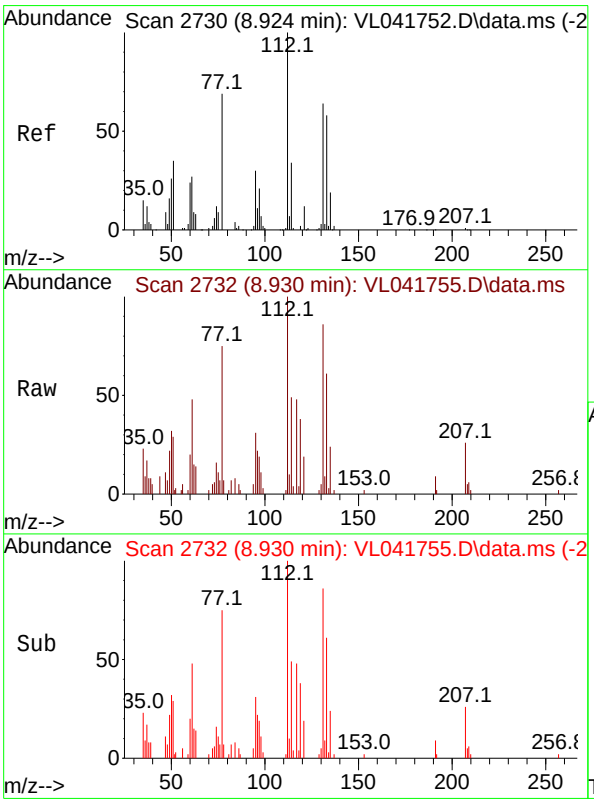

#56
1,1,1,2-Tetrachloroethane
Concen: 0.459 ppbv m
RT: 8.930 min Scan# 2732
Delta R.T. 0.006 min
Lab File: VL041755.D
Acq: 16 Dec 2024 15:05

Tgt Ion:131 Resp: 3858

Ion	Ratio	Lower	Upper
131	100		
133	110.1	76.8	115.2
119	0.0	49.0	73.6#

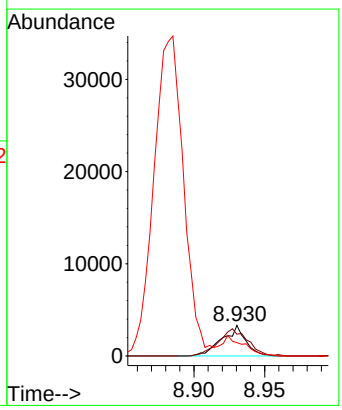

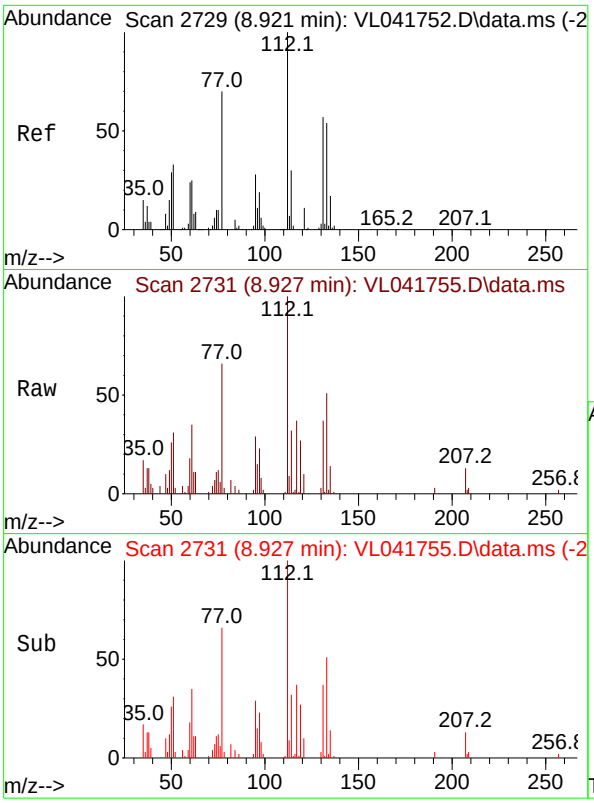

#57
Chlorobenzene
Concen: 0.514 ppbv m
RT: 8.927 min Scan# 2
Delta R.T. 0.006 min
Lab File: VL041755.D
Acq: 16 Dec 2024 15:05

Tgt Ion:112 Resp: 834

Ion	Ratio	Lower	Upper
112	100		
77	66.1	57.4	86.0
114	31.7	27.4	33.4

Instrument :
MSVOA_L
ClientSampleId :
VSTDICC0.5

Manual Integrations
APPROVED

Reviewed By :Semsettin Yesilyurt 12/20/2024
Supervised By :Mahesh Dadoda 12/20/2024

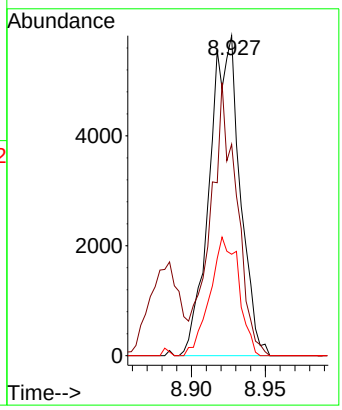

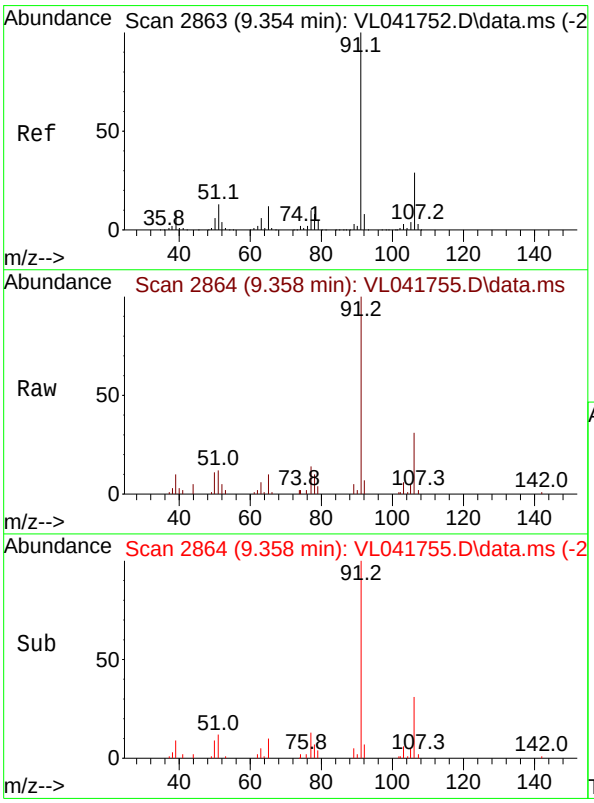

#58
Ethyl Benzene
Concen: 0.470 ppbv
RT: 9.358 min Scan# 2864
Delta R.T. 0.003 min
Lab File: VL041755.D
Acq: 16 Dec 2024 15:05

Tgt Ion: 91 Resp: 13428

Ion	Ratio	Lower	Upper
91	100		
106	31.0	23.5	35.3

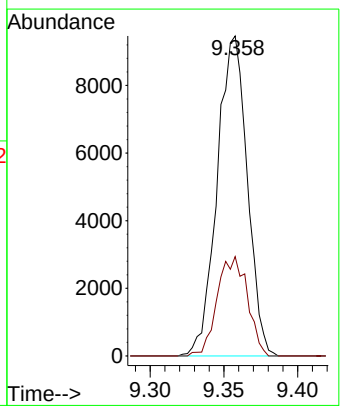

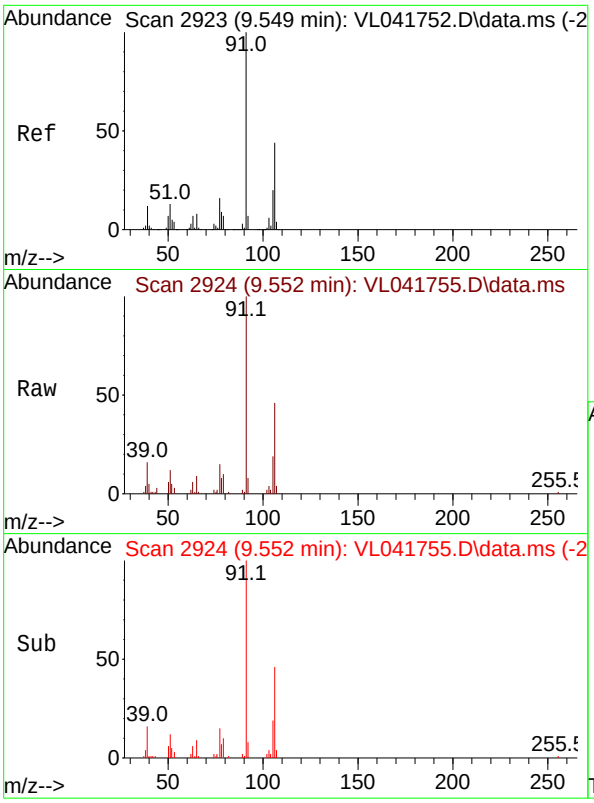

#59
m/p-Xylene
Concen: 0.983 ppbv m
RT: 9.552 min Scan# 2
Delta R.T. 0.003 min
Lab File: VL041755.D
Acq: 16 Dec 2024 15:05

Tgt Ion: 91 Resp: 2256

Ion	Ratio	Lower	Upper
91	100		
106	46.9	0.0	0.0

Instrument :
MSVOA_L
ClientSampleId :
VSTDICC0.5

Manual Integrations
APPROVED

Reviewed By :Semsettin Yesilyurt 12/20/2024
Supervised By :Mahesh Dadoda 12/20/2024

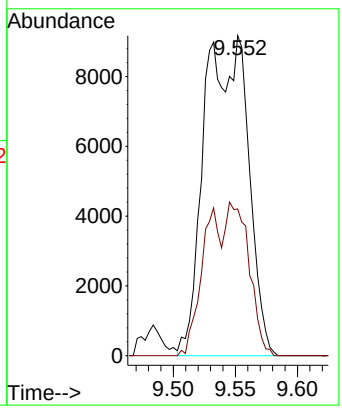

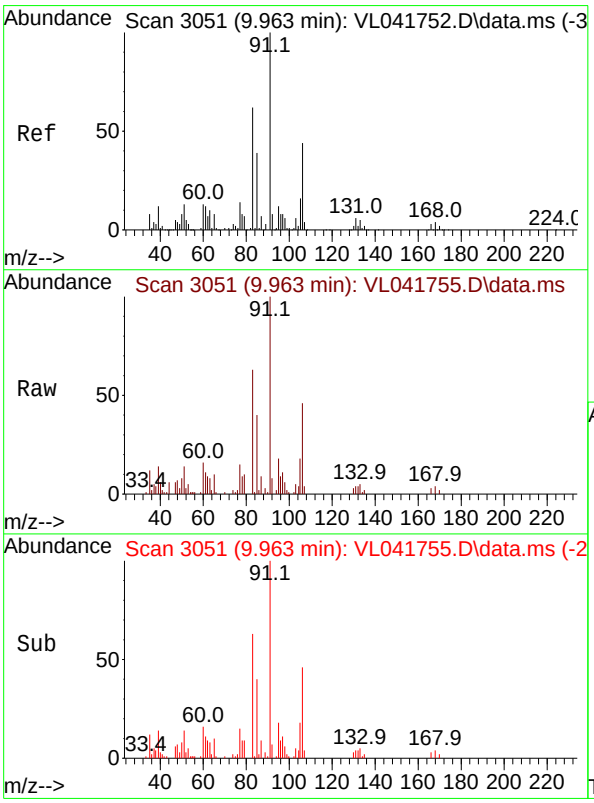

#60
o-Xylene
Concen: 0.476 ppbv
RT: 9.963 min Scan# 3051
Delta R.T. -0.000 min
Lab File: VL041755.D
Acq: 16 Dec 2024 15:05

Tgt Ion: 91 Resp: 10954

Ion	Ratio	Lower	Upper
91	100		
106	43.7	21.1	63.4

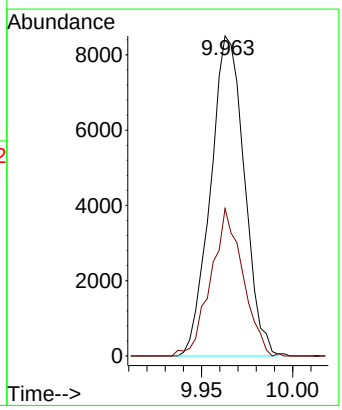

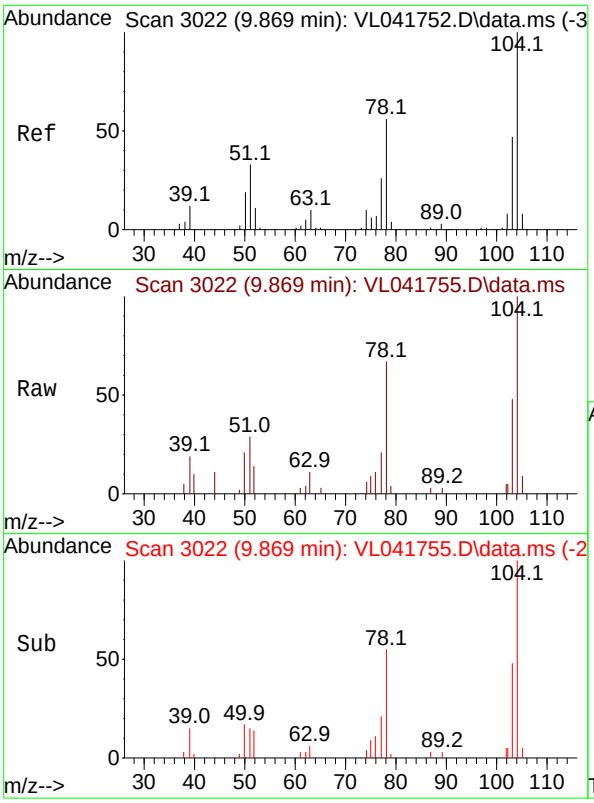

#61
Styrene
Concen: 0.433 ppbv
RT: 9.869 min Scan# 3
Delta R.T. -0.000 min
Lab File: VL041755.D
Acq: 16 Dec 2024 15:05

Tgt Ion:104 Resp: 431

Ion	Ratio	Lower	Upper
104	100		
78	58.1	43.8	65.6
103	51.9	37.8	56.6

Instrument :
MSVOA_L
ClientSampleId :
VSTDICC0.5

Manual Integrations
APPROVED

Reviewed By :Semsettin Yesilyurt 12/20/2024
Supervised By :Mahesh Dadoda 12/20/2024

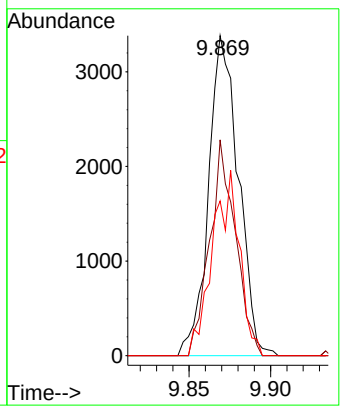

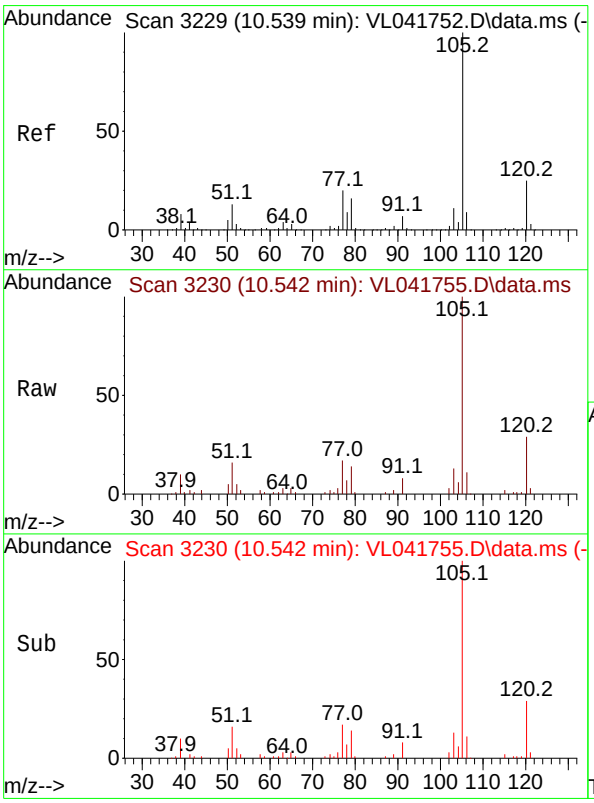

#62
Isopropylbenzene
Concen: 0.490 ppbv
RT: 10.542 min Scan# 3230
Delta R.T. 0.003 min
Lab File: VL041755.D
Acq: 16 Dec 2024 15:05

Tgt Ion:105 Resp: 16953

Ion	Ratio	Lower	Upper
105	100		
120	27.1	19.8	29.8

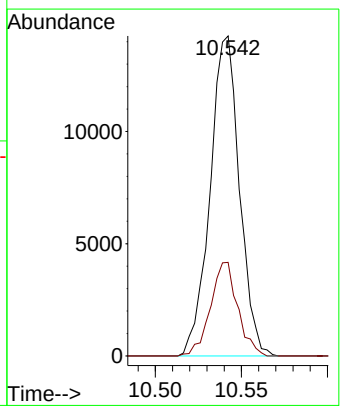

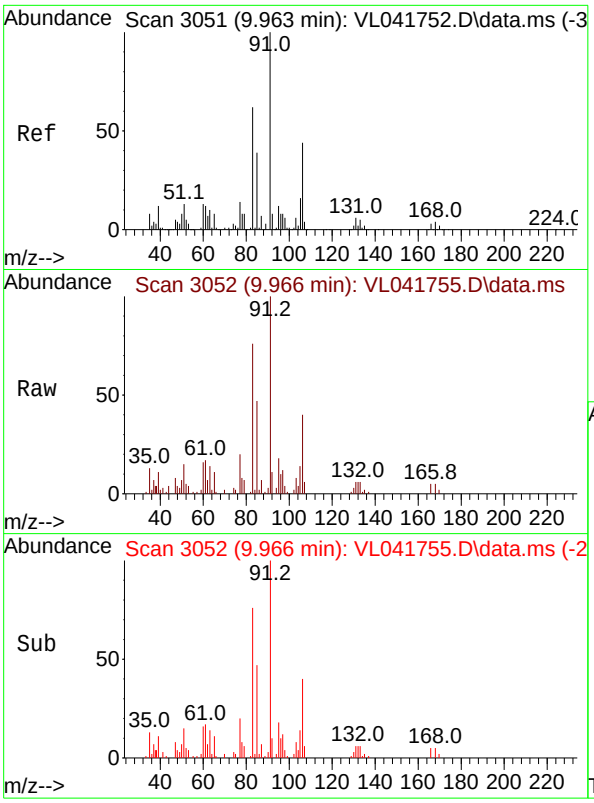

#63
1,1,2,2-Tetrachloroethane
Concen: 0.525 ppbv
RT: 9.966 min Scan# 3(
Delta R.T. 0.003 min
Lab File: VL041755.D
Acq: 16 Dec 2024 15:05

Instrument :
MSVOA_L
ClientSampleId :
VSTDICC0.5

Tgt Ion: 83 Resp: 755

Ion	Ratio	Lower	Upper
83	100		
131	9.5	4.9	14.7
85	62.2	32.0	96.2

Manual Integrations
APPROVED

Reviewed By :Semsettin Yesilyurt 12/20/2024
Supervised By :Mahesh Dadoda 12/20/2024

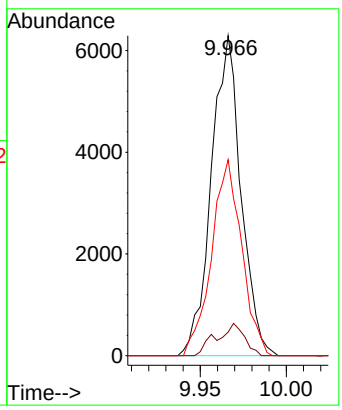

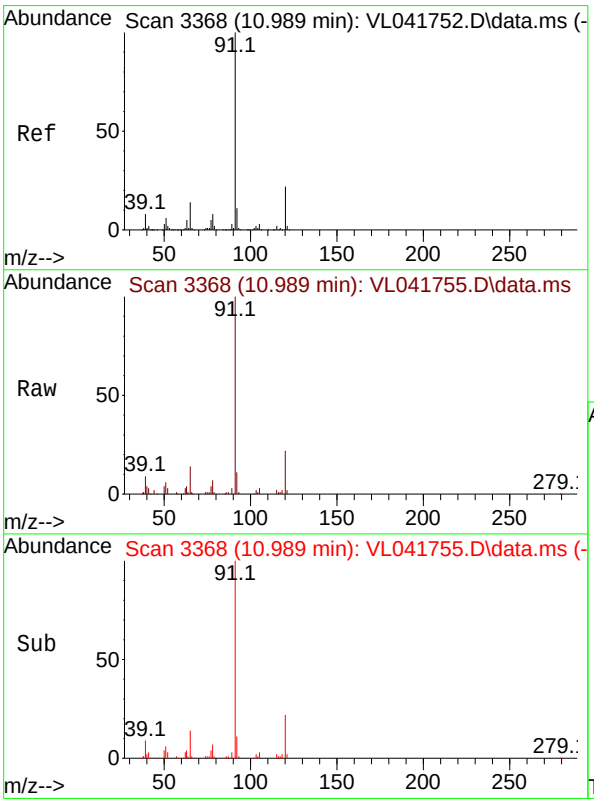

#64
n-propylbenzene
Concen: 0.472 ppbv
RT: 10.989 min Scan# 3368
Delta R.T. -0.000 min
Lab File: VL041755.D
Acq: 16 Dec 2024 15:05

Tgt Ion:120 Resp: 4126

Ion	Ratio	Lower	Upper
120	100		
91	504.6	387.3	580.9

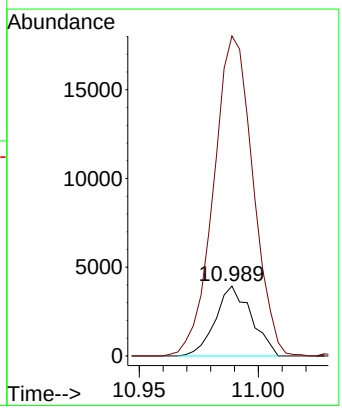

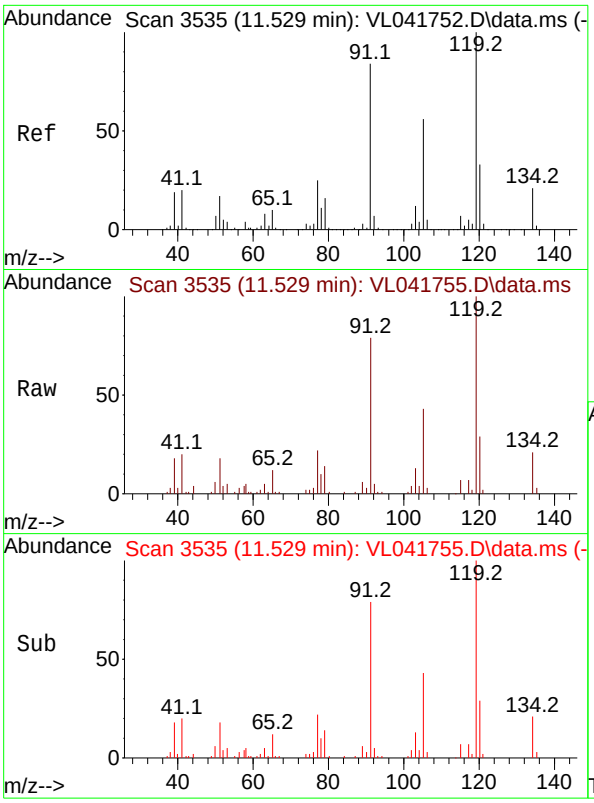

#65
tert-Butylbenzene
Concen: 0.499 ppbv
RT: 11.529 min Scan# 3
Delta R.T. -0.000 min
Lab File: VL041755.D
Acq: 16 Dec 2024 15:05

Tgt Ion:119 Resp: 1556

Ion	Ratio	Lower	Upper
119	100		
91	83.6	67.0	100.4
134	21.8	16.5	24.7

Instrument :
MSVOA_L
ClientSampleId :
VSTDICC0.5

Manual Integrations
APPROVED

Reviewed By :Semsettin Yesilyurt 12/20/2024
Supervised By :Mahesh Dadoda 12/20/2024

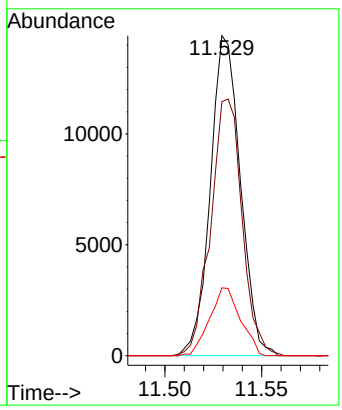

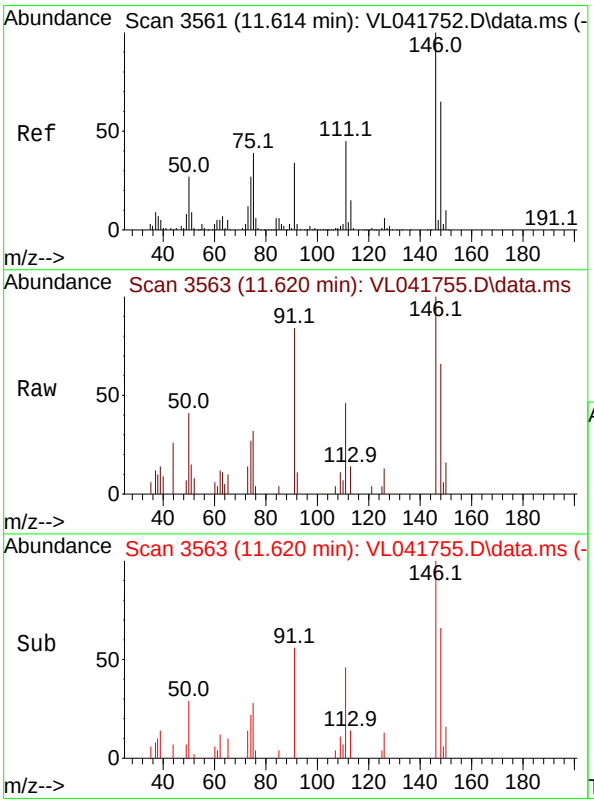

#66
Benzyl Chloride
Concen: 0.487 ppbv m
RT: 11.620 min Scan# 3563
Delta R.T. 0.006 min
Lab File: VL041755.D
Acq: 16 Dec 2024 15:05

Tgt Ion: 91 Resp: 1340

Ion	Ratio	Lower	Upper
91	100		
126	12.6	13.9	20.9#
128	0.0	4.4	6.6#

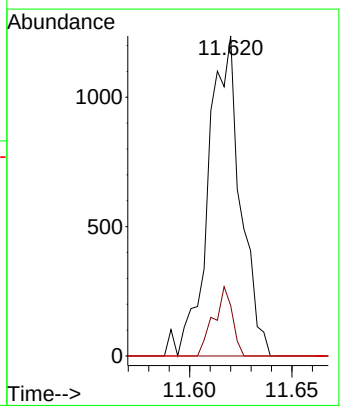

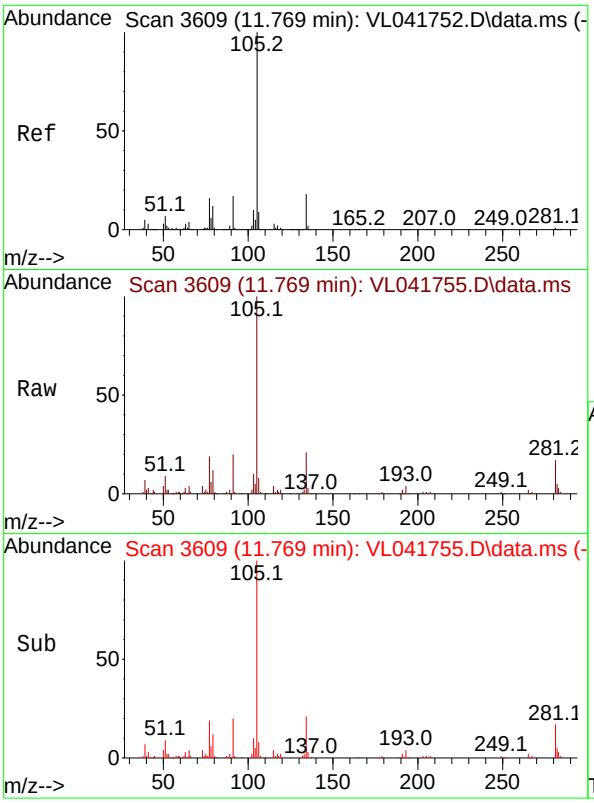

#67
sec-Butylbenzene
Concen: 0.492 ppbv
RT: 11.769 min Scan# 3
Delta R.T. -0.000 min
Lab File: VL041755.D
Acq: 16 Dec 2024 15:05

Tgt Ion:105 Resp: 2126

Ion	Ratio	Lower	Upper
105	100		
134	20.1	14.5	21.7

Instrument :
MSVOA_L
ClientSampleId :
VSTDICC0.5

Manual Integrations
APPROVED

Reviewed By :Semsettin Yesilyurt 12/20/2024
Supervised By :Mahesh Dadoda 12/20/2024

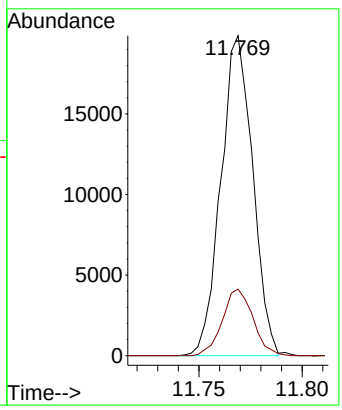

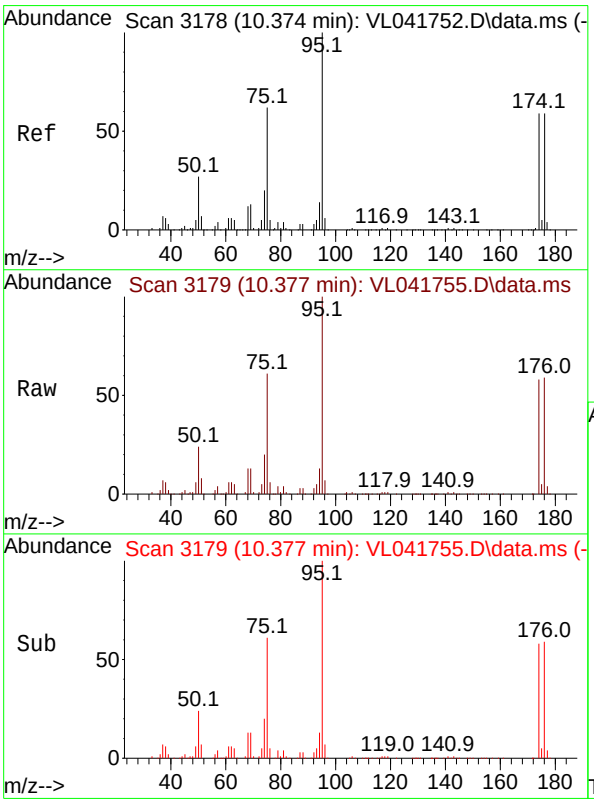

#68
1-Bromo-4-Fluorobenzene
Concen: 10.010 ppbv
RT: 10.377 min Scan# 3179
Delta R.T. 0.003 min
Lab File: VL041755.D
Acq: 16 Dec 2024 15:05

Tgt Ion: 95 Resp: 132273

Ion	Ratio	Lower	Upper
95	100		
174	60.1	47.6	71.4
175	4.9	3.7	5.5

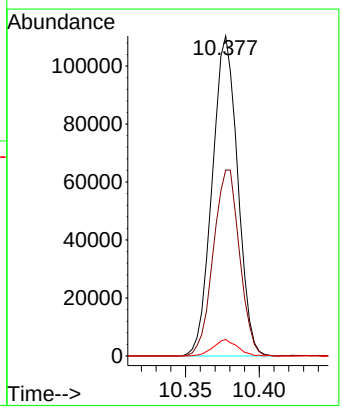

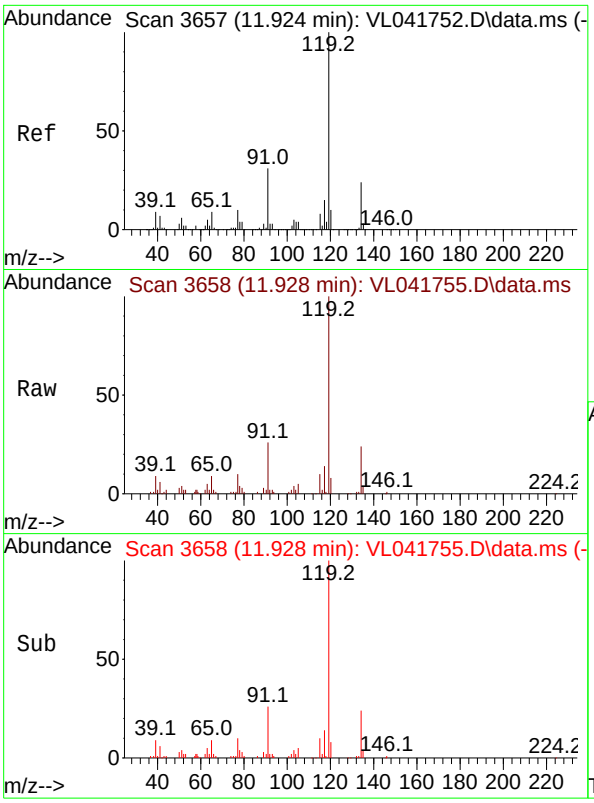

#69
p-Isopropyltoluene
Concen: 0.479 ppbv
RT: 11.928 min Scan# 3
Delta R.T. 0.003 min
Lab File: VL041755.D
Acq: 16 Dec 2024 15:05

Tgt Ion:119 Resp: 1704

Ion	Ratio	Lower	Upper
119	100		
134	24.5	19.6	29.4
91	29.2	24.4	36.6

Instrument :
MSVOA_L
ClientSampleId :
VSTDICC0.5

Manual Integrations
APPROVED

Reviewed By :Semsettin Yesilyurt 12/20/2024
Supervised By :Mahesh Dadoda 12/20/2024

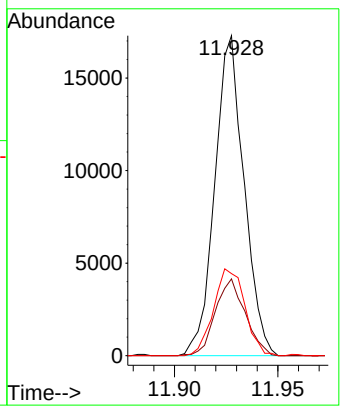

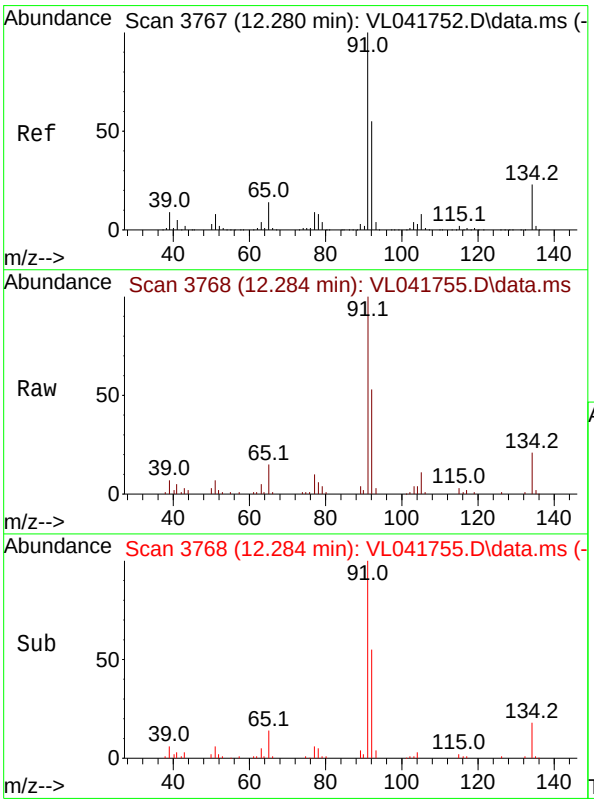

#70
n-Butylbenzene
Concen: 0.456 ppbv
RT: 12.284 min Scan# 3768
Delta R.T. 0.003 min
Lab File: VL041755.D
Acq: 16 Dec 2024 15:05

Tgt Ion: 91 Resp: 15671

Ion	Ratio	Lower	Upper
91	100		
92	53.7	43.2	64.8
134	23.5	18.2	27.4

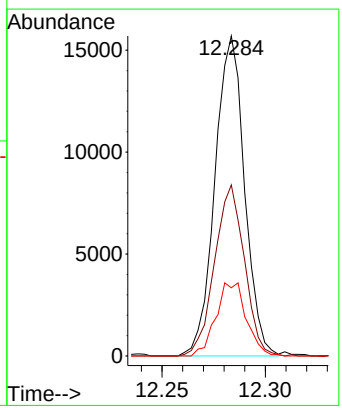

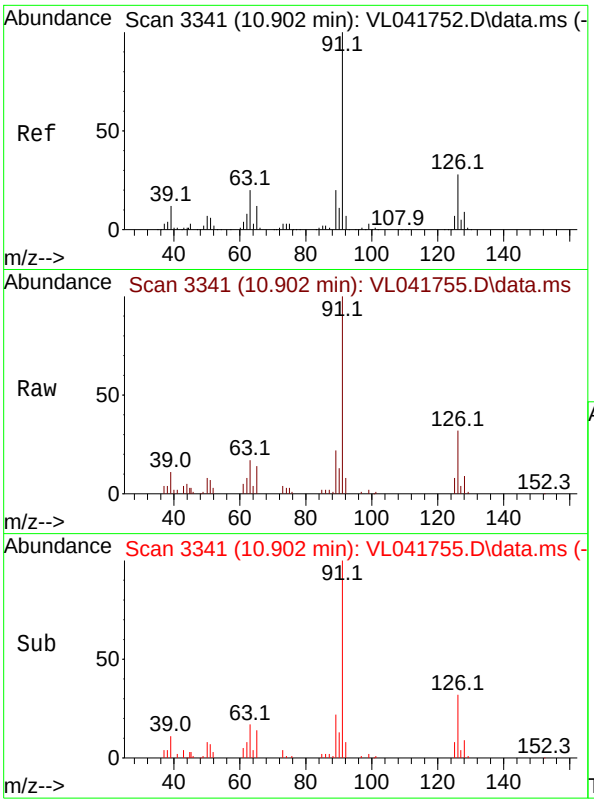

#71
2-Chlorotoluene
Concen: 0.492 ppbv
RT: 10.902 min Scan# 3
Delta R.T. -0.000 min
Lab File: VL041755.D
Acq: 16 Dec 2024 15:05

Tgt Ion: 91 Resp: 1300

Ion	Ratio	Lower	Upper
91	100		
126	30.8	11.6	46.4

Instrument :
MSVOA_L
ClientSampleId :
VSTDICC0.5

Manual Integrations
APPROVED

Reviewed By :Semsettin Yesilyurt 12/20/2024
Supervised By :Mahesh Dadoda 12/20/2024

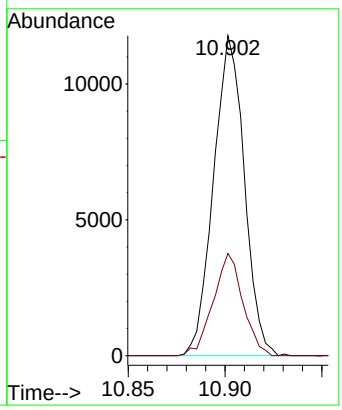

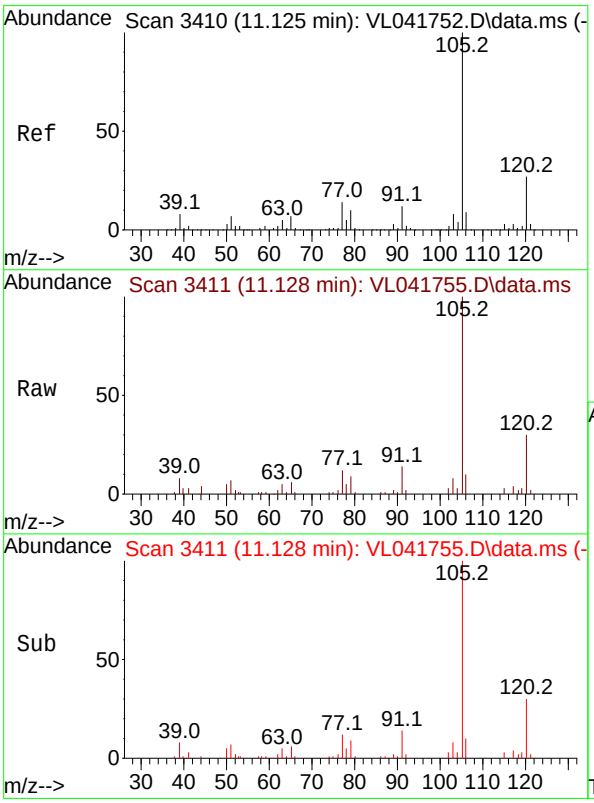

#72
4-Ethyltoluene
Concen: 0.491 ppbv
RT: 11.128 min Scan# 3411
Delta R.T. 0.003 min
Lab File: VL041755.D
Acq: 16 Dec 2024 15:05

Tgt Ion:105 Resp: 13324

Ion	Ratio	Lower	Upper
105	100		
120	28.7	23.3	34.9
91	14.1	10.9	16.3
77	13.1	11.6	17.4

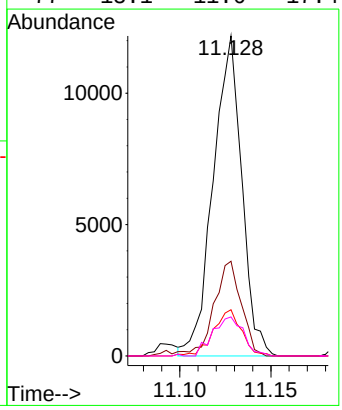

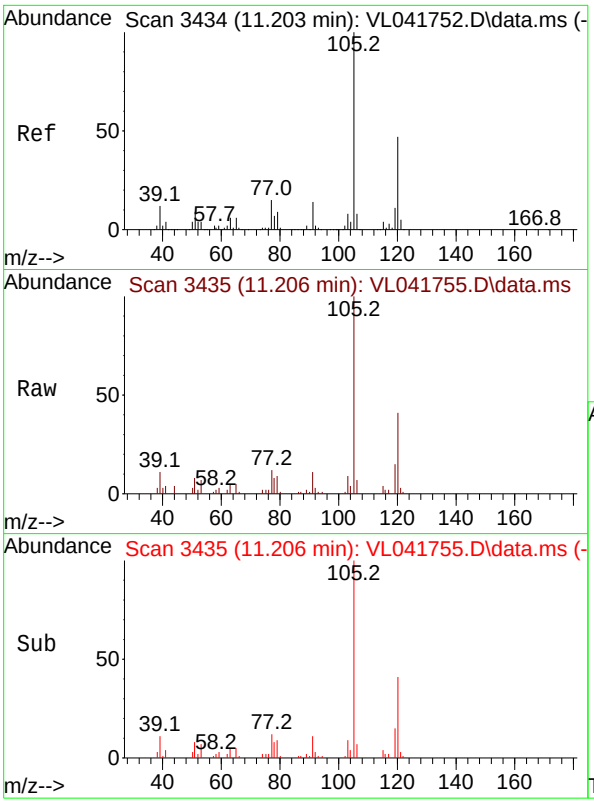

#73
1,3,5-Trimethylbenzene
Concen: 0.466 ppbv
RT: 11.206 min Scan# 3
Delta R.T. 0.003 min
Lab File: VL041755.D
Acq: 16 Dec 2024 15:05

Tgt Ion:105 Resp: 1049

Ion	Ratio	Lower	Upper
105	100		
120	40.6	37.4	56.2

Instrument :
MSVOA_L
ClientSampleId :
VSTDICC0.5

Manual Integrations
APPROVED

Reviewed By :Semsettin Yesilyurt 12/20/2024
Supervised By :Mahesh Dadoda 12/20/2024

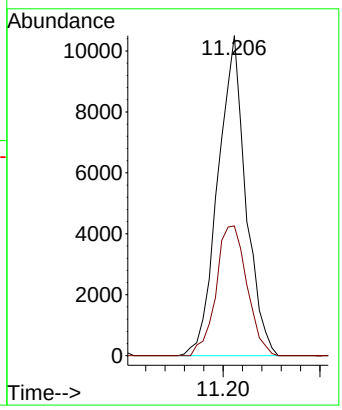

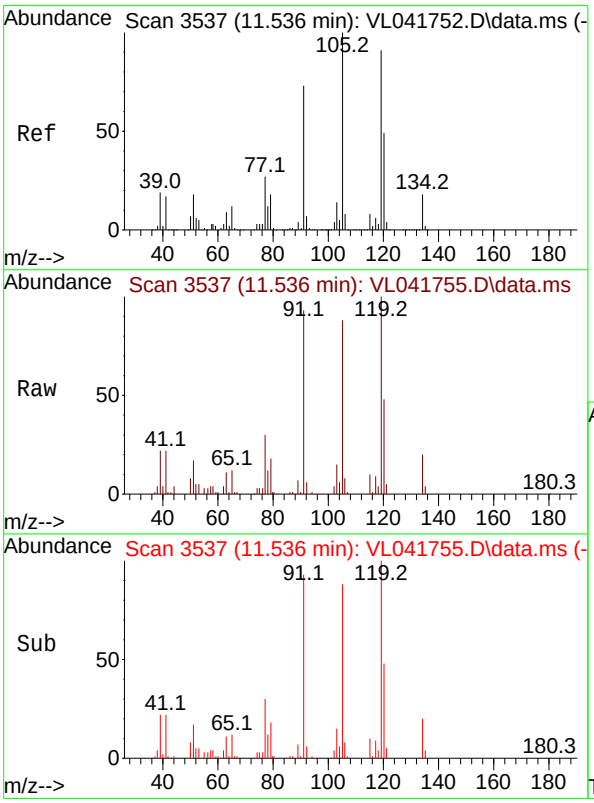

#74
1,2,4-Trimethylbenzene
Concen: 0.457 ppbv
RT: 11.536 min Scan# 3537
Delta R.T. -0.000 min
Lab File: VL041755.D
Acq: 16 Dec 2024 15:05

Tgt Ion:105 Resp: 11070

Ion	Ratio	Lower	Upper
105	100		
120	54.1	39.0	58.4
91	105.1	58.1	87.1#
77	33.7	21.8	32.8#

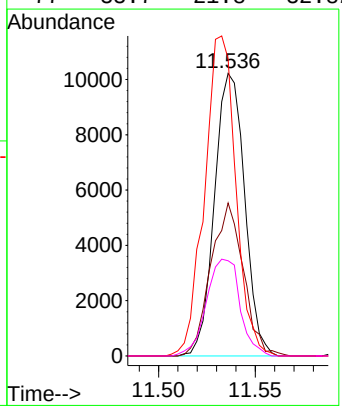

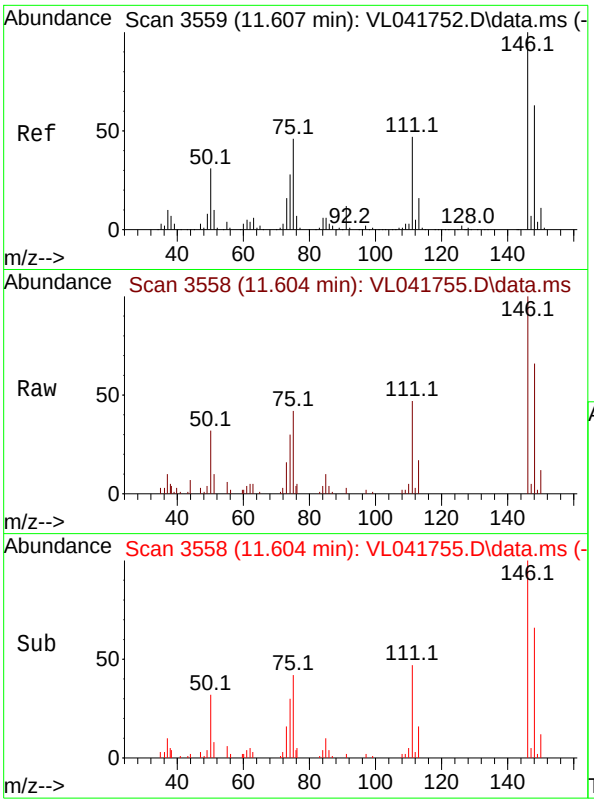

#75
1,3-Dichlorobenzene
Concen: 0.525 ppbv
RT: 11.604 min Scan# 3
Delta R.T. -0.003 min
Lab File: VL041755.D
Acq: 16 Dec 2024 15:05

Instrument :
MSVOA_L
ClientSampleId :
VSTDICC0.5

Tgt Ion:146 Resp: 810

Ion	Ratio	Lower	Upper
146	100		
111	48.6	23.4	70.3
148	63.1	31.6	95.0

Manual Integrations
APPROVED

Reviewed By :Semsettin Yesilyurt 12/20/2024
Supervised By :Mahesh Dadoda 12/20/2024

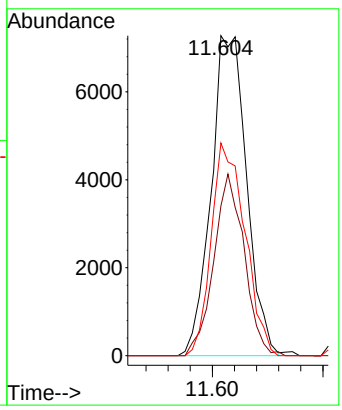

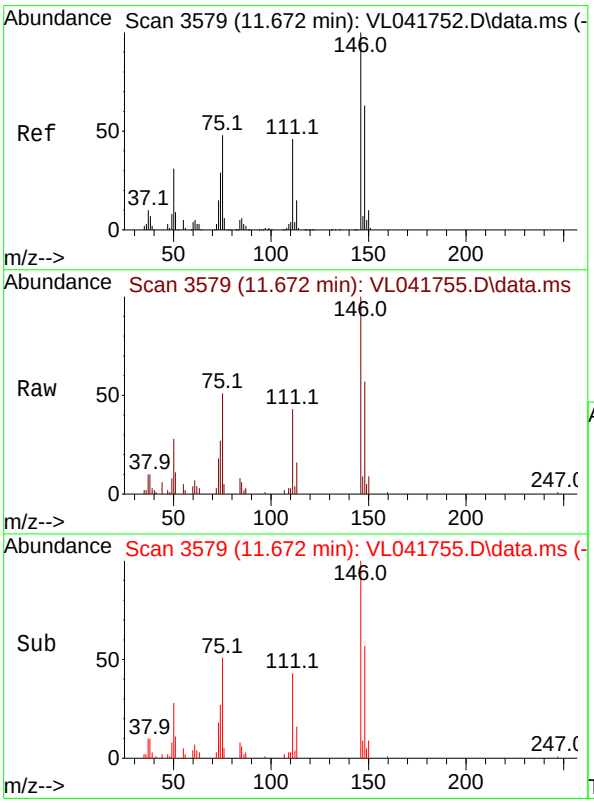

#76
1,4-Dichlorobenzene
Concen: 0.517 ppbv
RT: 11.672 min Scan# 3579
Delta R.T. -0.000 min
Lab File: VL041755.D
Acq: 16 Dec 2024 15:05

Tgt Ion:146 Resp: 7893

Ion	Ratio	Lower	Upper
146	100		
111	45.4	22.7	68.1
148	58.9	31.4	94.0

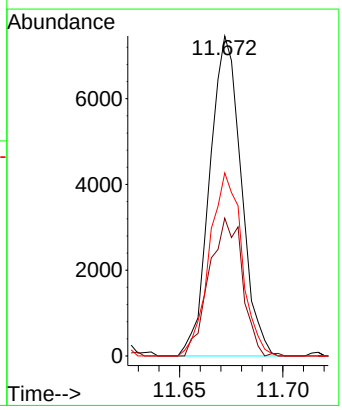

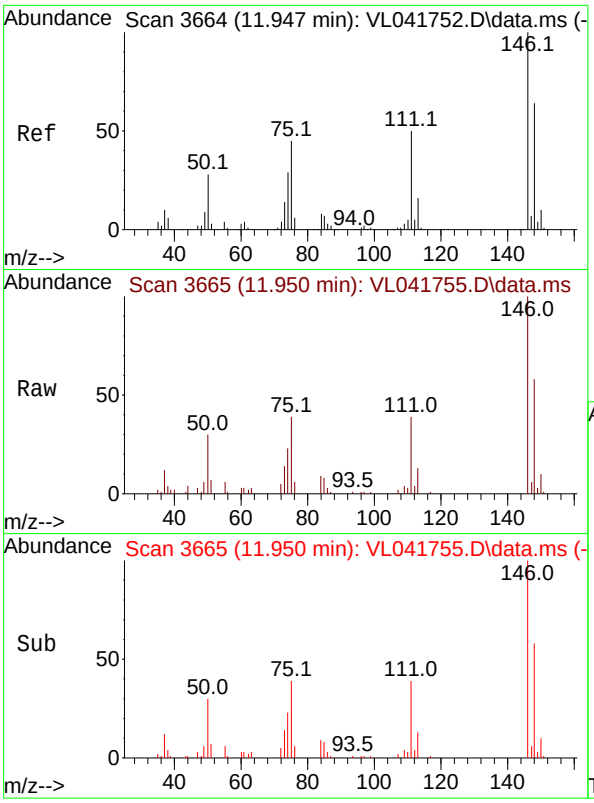

#77
1,2-Dichlorobenzene
Concen: 0.538 ppbv
RT: 11.950 min Scan# 3
Delta R.T. 0.003 min
Lab File: VL041755.D
Acq: 16 Dec 2024 15:05

Tgt Ion:146 Resp: 799

Ion	Ratio	Lower	Upper
146	100		
111	45.2	24.8	74.3
148	62.0	31.8	95.4

Instrument :
MSVOA_L
ClientSampleId :
VSTDICC0.5

Manual Integrations
APPROVED

Reviewed By :Semsettin Yesilyurt 12/20/2024
Supervised By :Mahesh Dadoda 12/20/2024

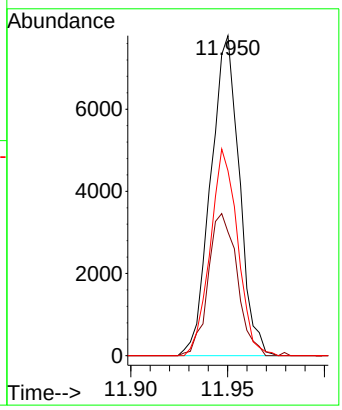

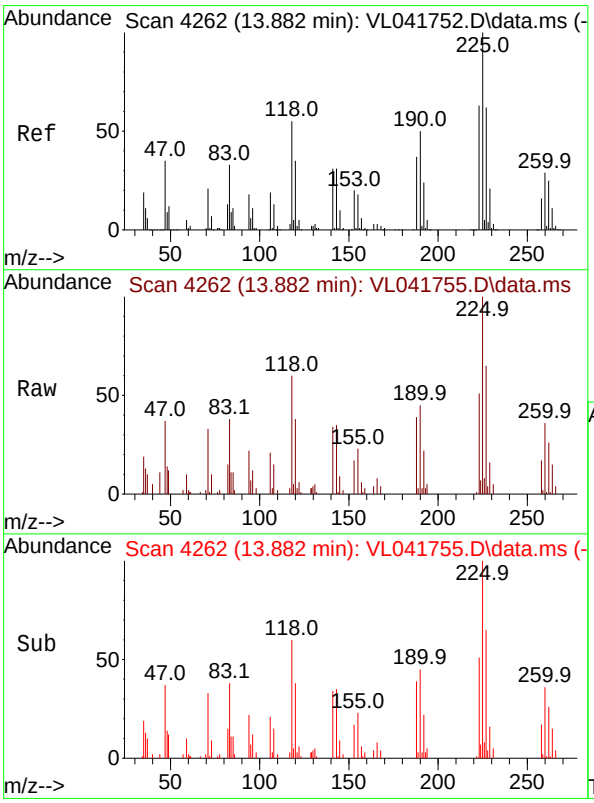

#78
Hexachloro-1,3-Butadiene
Concen: 0.565 ppbv
RT: 13.882 min Scan# 4262
Delta R.T. -0.000 min
Lab File: VL041755.D
Acq: 16 Dec 2024 15:05

Tgt Ion:225 Resp: 6232

Ion	Ratio	Lower	Upper
225	100		
223	64.1	50.5	75.7
227	65.3	50.3	75.5

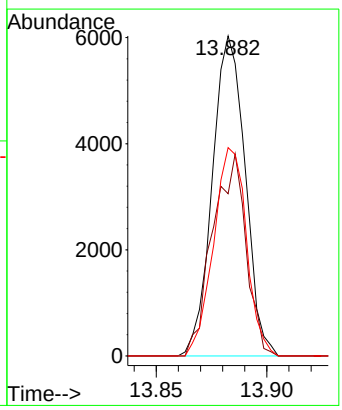

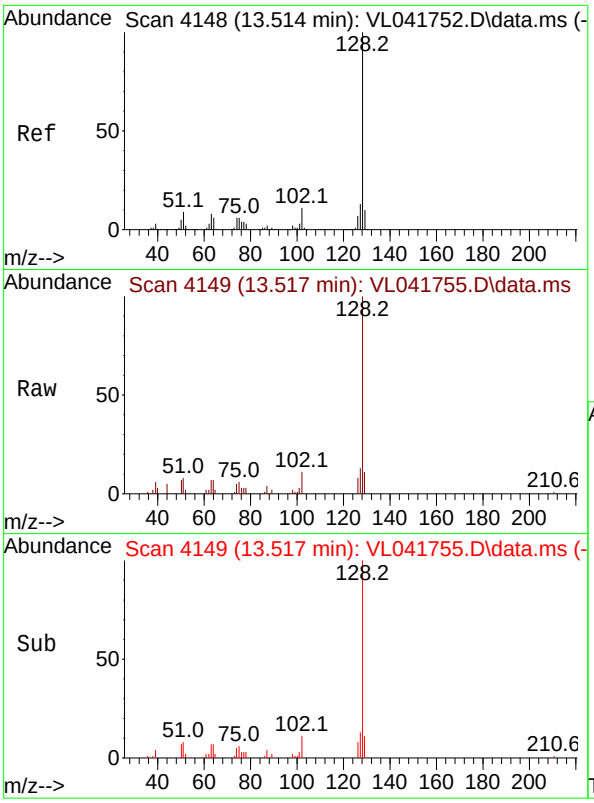

#79
Naphthalene
Concen: 0.436 ppbv
RT: 13.517 min Scan# 4
Delta R.T. 0.003 min
Lab File: VL041755.D
Acq: 16 Dec 2024 15:05

Instrument :
MSVOA_L
ClientSampleId :
VSTDICC0.5

Tgt Ion:128 Resp: 736

Ion	Ratio	Lower	Upper
128	100		
127	13.3	10.7	16.1
129	11.2	8.2	12.4

Manual Integrations
APPROVED

Reviewed By :Semsettin Yesilyurt 12/20/2024
Supervised By :Mahesh Dadoda 12/20/2024

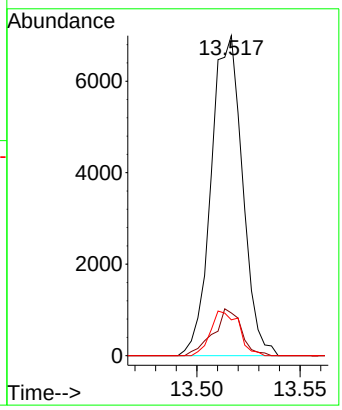

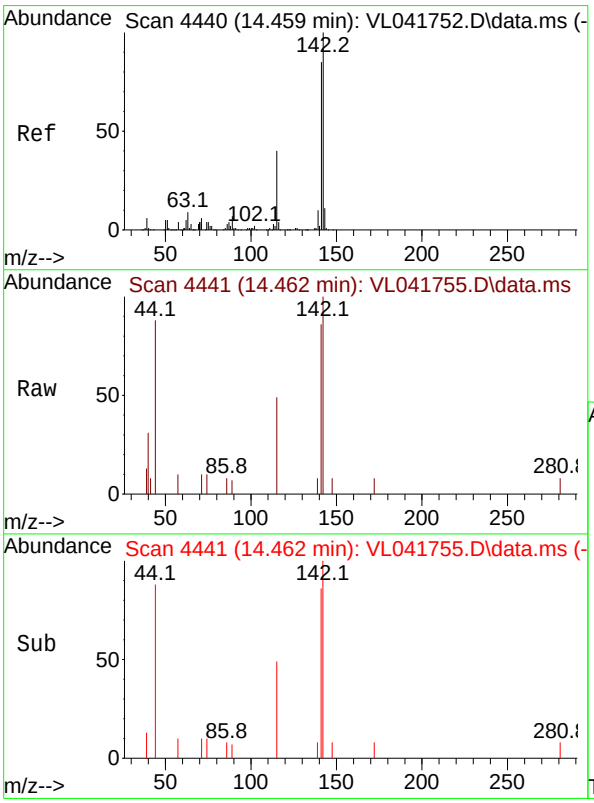

#80
Naphthalene,2-methyl-
Concen: 0.143 ppbv
RT: 14.462 min Scan# 4441
Delta R.T. 0.003 min
Lab File: VL041755.D
Acq: 16 Dec 2024 15:05

Tgt Ion:142 Resp: 748

Ion	Ratio	Lower	Upper
142	100		
141	80.9	68.4	102.6
115	36.4	32.5	48.7

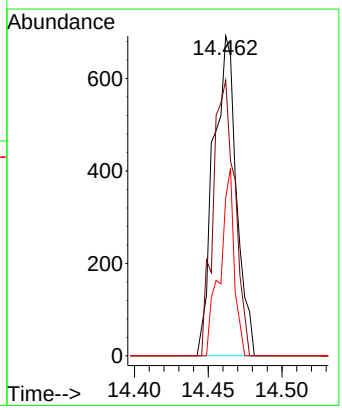

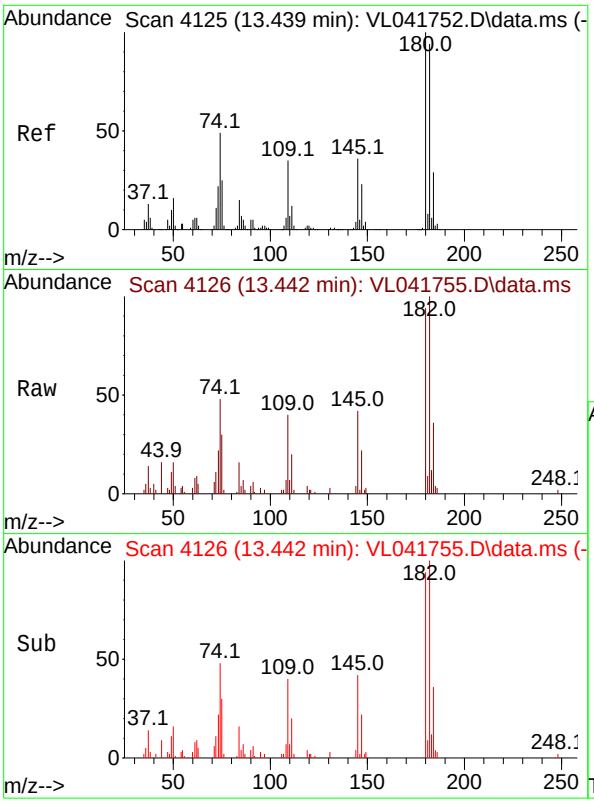

#81
1,2,4-Trichlorobenzene
Concen: 0.460 ppbv
RT: 13.442 min Scan# 4
Delta R.T. 0.003 min
Lab File: VL041755.D
Acq: 16 Dec 2024 15:05

Tgt Ion:180 Resp: 4248

Ion	Ratio	Lower	Upper
180	100		
182	104.5	77.0	115.6
184	31.7	23.8	35.8

Instrument :
MSVOA_L
ClientSampleId :
VSTDICC0.5

Manual Integrations
APPROVED

Reviewed By :Semsettin Yesilyurt 12/20/2024
Supervised By :Mahesh Dadoda 12/20/2024

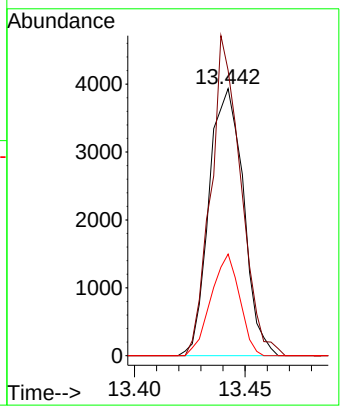

Quantitation Report (QT Reviewed)

Data Path : Z:\voasrv\HPCHEM1\MSVOA_L\Data\VL121624\
Data File : VL041756.D
Acq On : 16 Dec 2024 15:37
Operator : SY/MD
Sample : VSTDICC0.1
Misc : 400mL/MSVOA_L
ALS Vial : 1 Sample Multiplier: 1

Instrument :
MSVOA_L
ClientSampleId :
VSTDICC0.1

Quant Time: Dec 19 06:15:07 2024
Quant Method : Z:\voasrv\HPCHEM1\MSVOA_L\methods\VL121624AIR.M
Quant Title : AIR ANALYSIS BY METHOD TO-15 Instrument: MSVOA_LFri Aug 2
QLast Update : Thu Dec 19 06:09:59 2024
Response via : Initial Calibration

Manual Integrations
APPROVED
Reviewed By :Semsettin Yesilyurt 12/20/2024
Supervised By :Mahesh Dadoda 12/20/2024

Compound	R.T.	QIon	Response	Conc	Units	Dev(Min)
Internal Standards						
1) Bromochloromethane	2.790	49	65926	10.000	ppbv	0.00
33) 1,4-Difluorobenzene	3.962	114	177964	10.000	ppbv	0.00
55) Chlorobenzene-d5	8.885	117	158649	10.000	ppbv	0.00
System Monitoring Compounds						
68) 1-Bromo-4-Fluorobenzene	10.380	95	131540	9.950	ppbv	0.00
Spiked Amount 10.000	Range 65 - 135		Recovery = 99.500%			
Target Compounds						Qvalue
5) Vinyl Chloride	1.580	62	444	0.096	ppbv #	78
32) 1,1,1-Trichloroethane	3.370	97	1393	0.101	ppbv	97
35) Carbon Tetrachloride	3.771	117	1170	0.093	ppbv #	84
38) Trichloroethene	4.548	130	835m	0.108	ppbv	
52) Tetrachloroethene	8.228	164	593m	0.087	ppbv	
54) 1,2-Dibromoethane	7.658	107	1005m	0.105	ppbv	
63) 1,1,2,2-Tetrachloroethane	9.966	83	1485m	0.103	ppbv	
79) Naphthalene	13.523	128	1196	0.071	ppbv #	90

(#) = qualifier out of range (m) = manual integration (+) = signals summed

Quantitation Report (QT Reviewed)

Data Path : Z:\voasrv\HPCHEM1\MSVOA_L\Data\VL121624\
Data File : VL041756.D
Acq On : 16 Dec 2024 15:37
Operator : SY/MD
Sample : VSTDICC0.1
Misc : 400mL/MSVOA_L
ALS Vial : 1 Sample Multiplier: 1

Quant Time: Dec 19 06:15:07 2024
Quant Method : Z:\voasrv\HPCHEM1\MSVOA_L\methods\VL121624AIR.M
Quant Title : AIR ANALYSIS BY METHOD TO-15 Instrument: MSVOA_LFri Aug
QLast Update : Thu Dec 19 06:09:59 2024
Response via : Initial Calibration

Instrument :
MSVOA_L
ClientSampleId :
VSTDICC0.1

Manual Integrations
APPROVED

Reviewed By :Semsettin Yesilyurt 12/20/2024
Supervised By :Mahesh Dadoda 12/20/2024

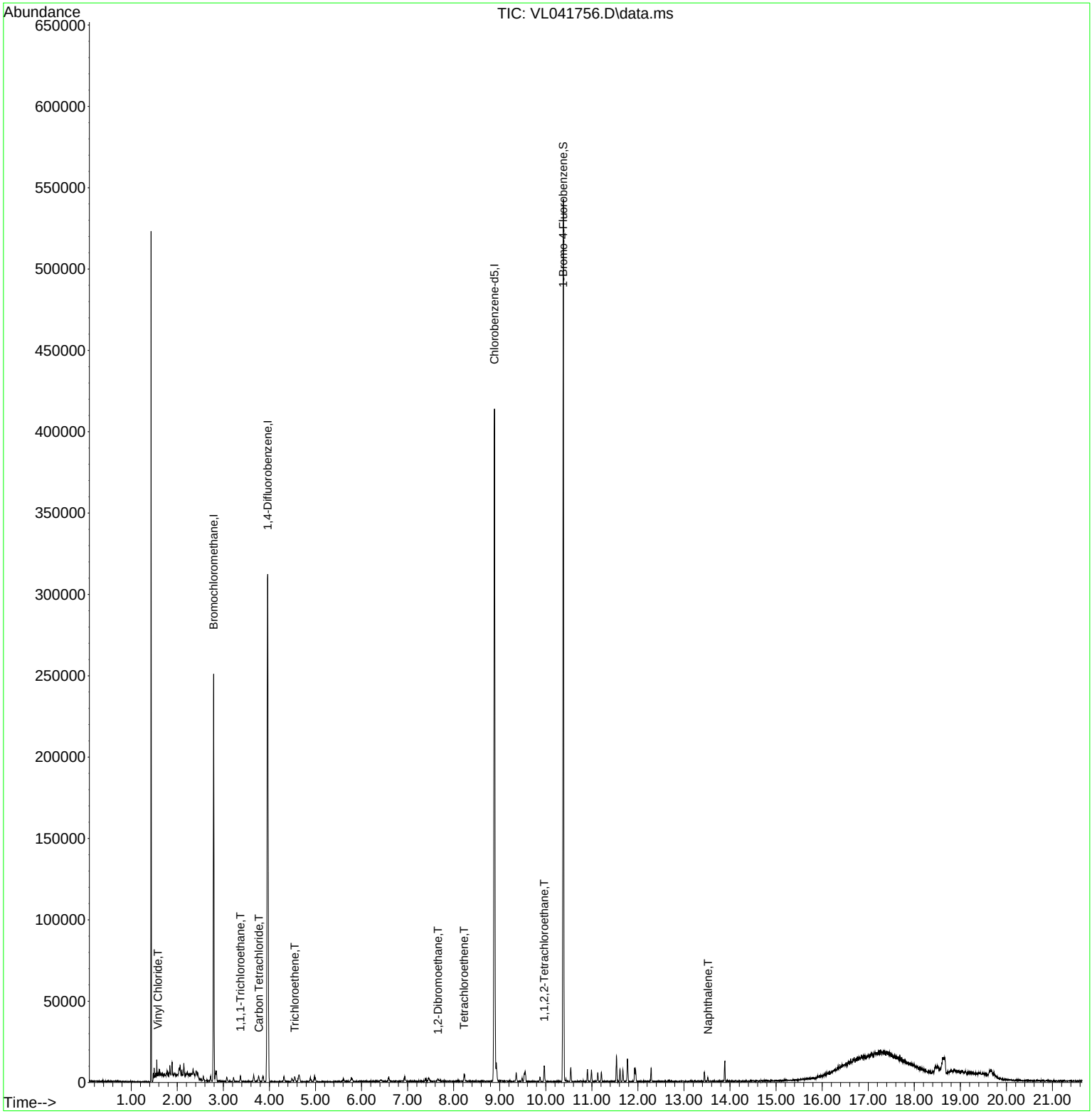

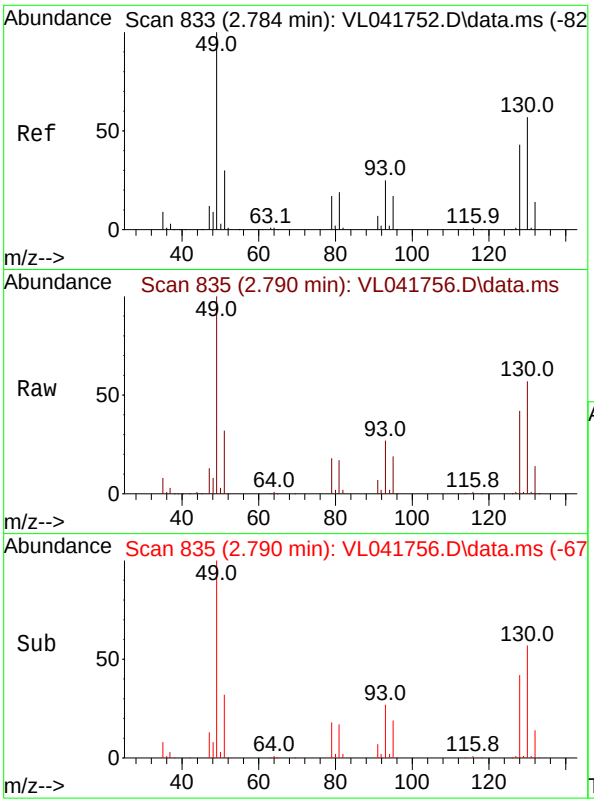

#1
Bromochloromethane
Concen: 10.000 ppbv
RT: 2.790 min Scan# 8
Delta R.T. 0.006 min
Lab File: VL041756.D
Acq: 16 Dec 2024 15:37

Tgt Ion: 49 Resp: 6592

Ion	Ratio	Lower	Upper
49	100		
128	43.1	21.6	64.6
130	55.9	28.3	85.0

Instrument :
MSVOA_L
ClientSampleId :
VSTDICC0.1

Manual Integrations
APPROVED

Reviewed By :Semsettin Yesilyurt 12/20/2024
Supervised By :Mahesh Dadoda 12/20/2024

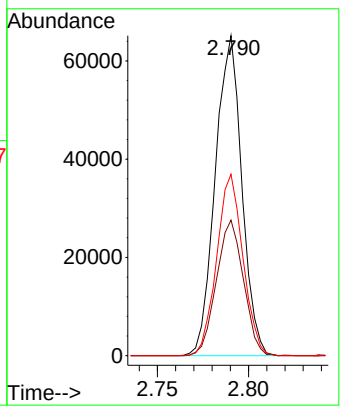

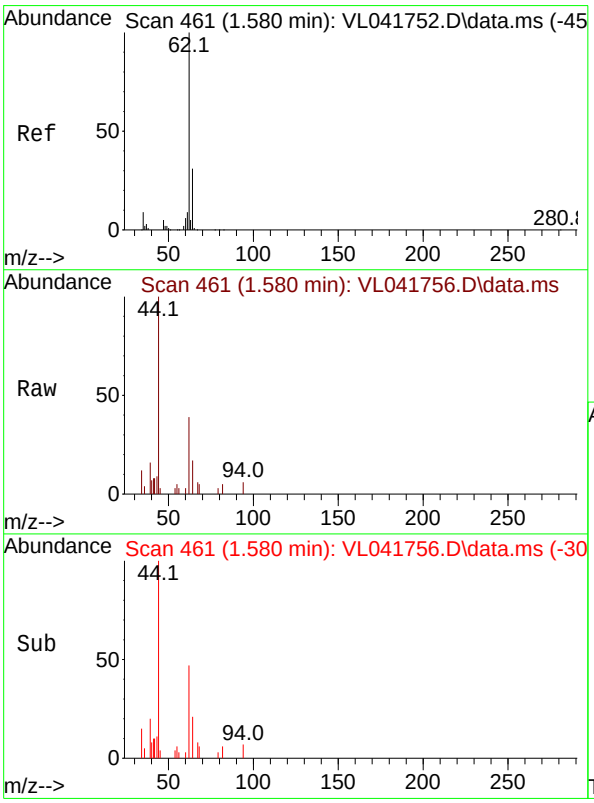

#5
Vinyl Chloride
Concen: 0.096 ppbv
RT: 1.580 min Scan# 461
Delta R.T. -0.000 min
Lab File: VL041756.D
Acq: 16 Dec 2024 15:37

Tgt Ion: 62 Resp: 444

Ion	Ratio	Lower	Upper
62	100		
64	43.5	25.1	37.7#

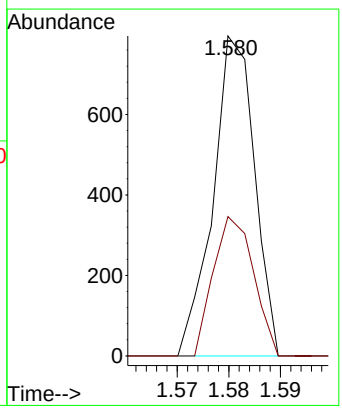

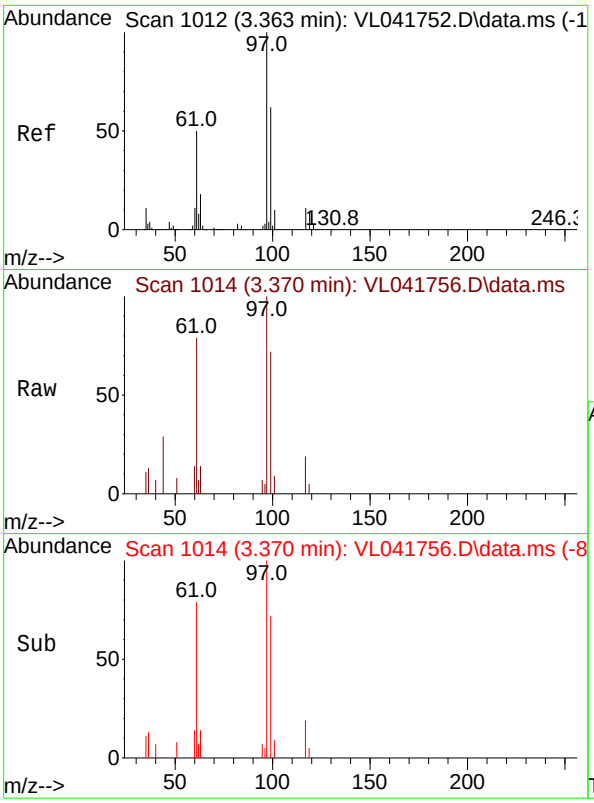

#32
1,1,1-Trichloroethane
Concen: 0.101 ppbv
RT: 3.370 min Scan# 1(
Delta R.T. 0.006 min
Lab File: VL041756.D
Acq: 16 Dec 2024 15:37

Tgt Ion: 97 Resp: 139:

Ion	Ratio	Lower	Upper
97	100		
99	61.9	51.0	76.4
61	55.9	42.2	63.2

Instrument :
MSVOA_L
ClientSampleId :
VSTDICC0.1

Manual Integrations
APPROVED

Reviewed By :Semsettin Yesilyurt 12/20/2024
Supervised By :Mahesh Dadoda 12/20/2024

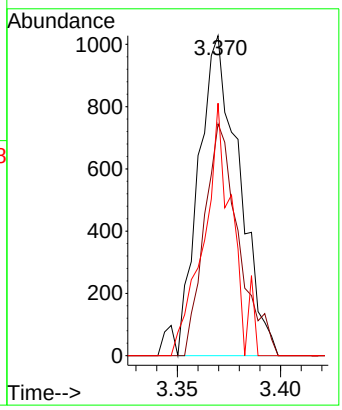

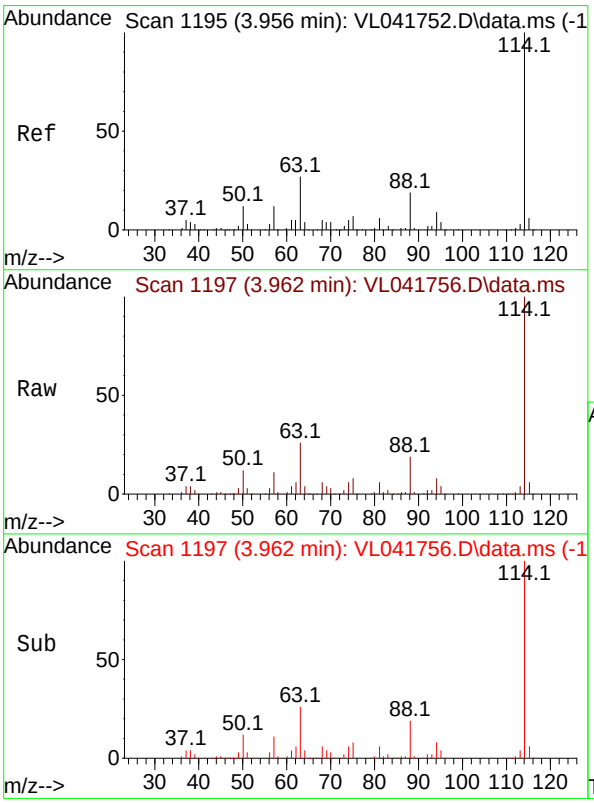

#33
1,4-Difluorobenzene
Concen: 10.000 ppbv
RT: 3.962 min Scan# 1197
Delta R.T. 0.006 min
Lab File: VL041756.D
Acq: 16 Dec 2024 15:37

Tgt Ion:114 Resp: 177964

Ion	Ratio	Lower	Upper
114	100		
63	27.0	21.8	32.8
88	18.7	14.8	22.2

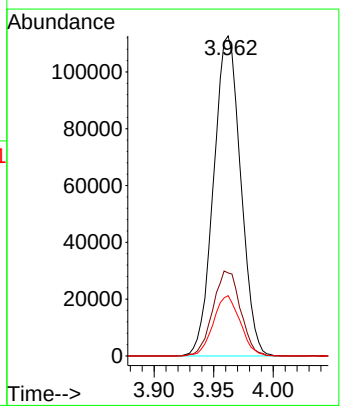

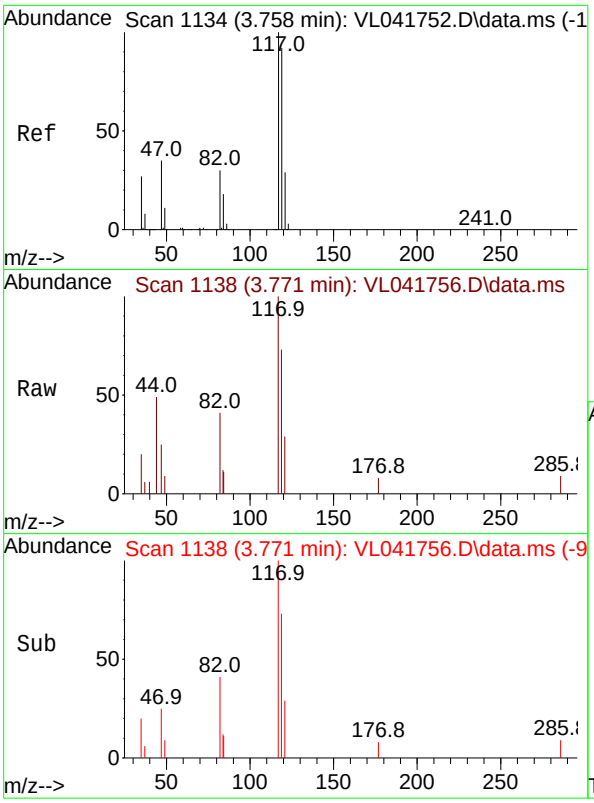

#35
Carbon Tetrachloride
Concen: 0.093 ppbv
RT: 3.771 min Scan# 1
Delta R.T. 0.013 min
Lab File: VL041756.D
Acq: 16 Dec 2024 15:37

Tgt Ion:117 Resp: 117

Ion	Ratio	Lower	Upper
117	100		
119	72.7	73.7	110.5#
121	28.8	23.0	34.4

Instrument :
MSVOA_L
ClientSampleId :
VSTDICC0.1

Manual Integrations
APPROVED

Reviewed By :Semsettin Yesilyurt 12/20/2024
Supervised By :Mahesh Dadoda 12/20/2024

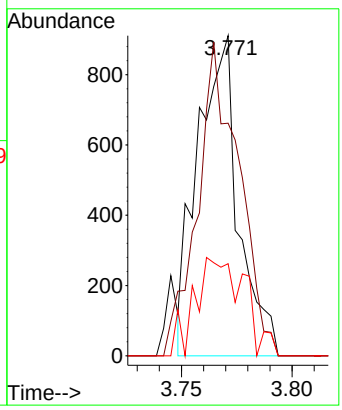

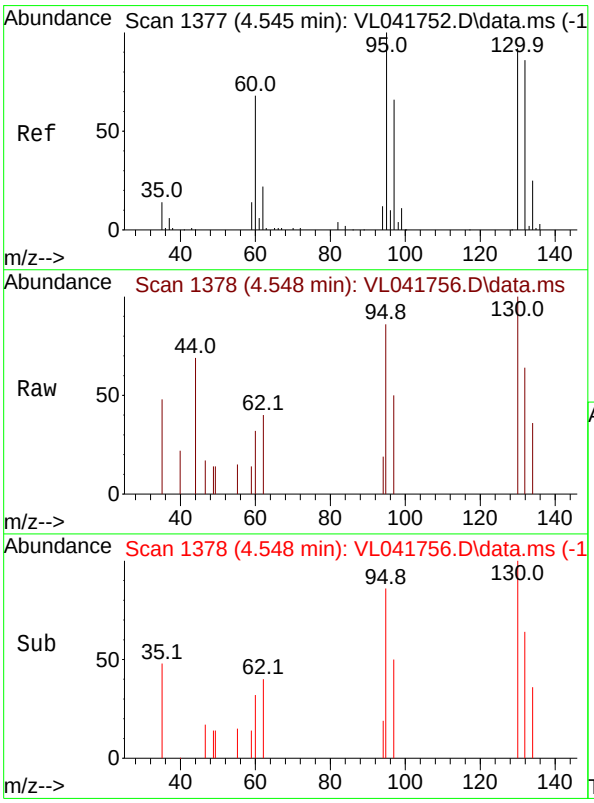

#38
Trichloroethene
Concen: 0.108 ppbv m
RT: 4.548 min Scan# 1378
Delta R.T. 0.003 min
Lab File: VL041756.D
Acq: 16 Dec 2024 15:37

Tgt Ion:130 Resp: 835

Ion	Ratio	Lower	Upper
130	100		
95	85.9	87.0	130.6#
132	63.5	75.0	112.6#
97	50.0	57.2	85.8#

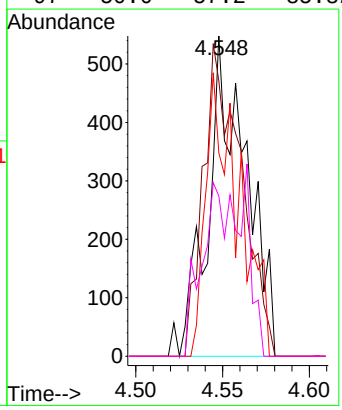

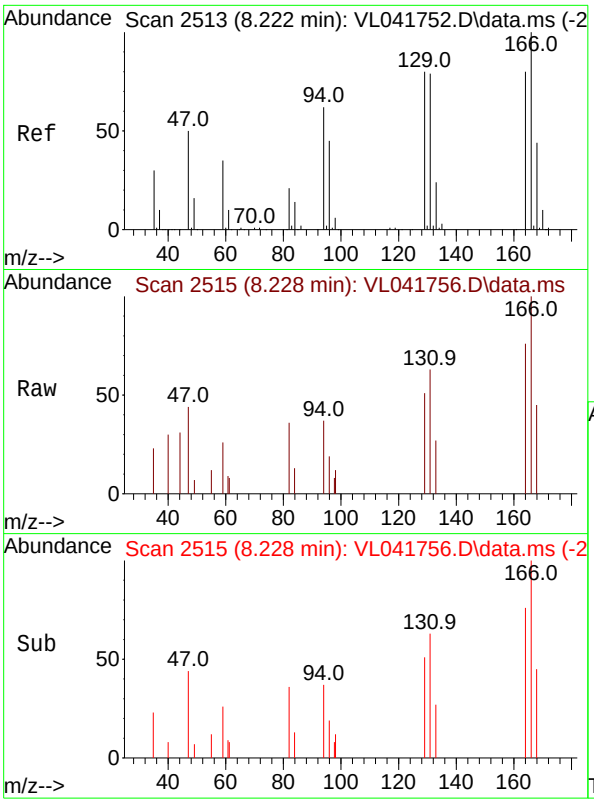

#52
Tetrachloroethene
Concen: 0.087 ppbv m
RT: 8.228 min Scan# 2
Delta R.T. 0.006 min
Lab File: VL041756.D
Acq: 16 Dec 2024 15:37

Tgt Ion:164 Resp: 59

Ion	Ratio	Lower	Upper
164	100		
166	131.2	99.8	149.6
129	67.5	79.6	119.4#
131	82.3	78.6	117.8

Instrument :
MSVOA_L
ClientSampleId :
VSTDICC0.1

Manual Integrations
APPROVED

Reviewed By :Semsettin Yesilyurt 12/20/2024
Supervised By :Mahesh Dadoda 12/20/2024

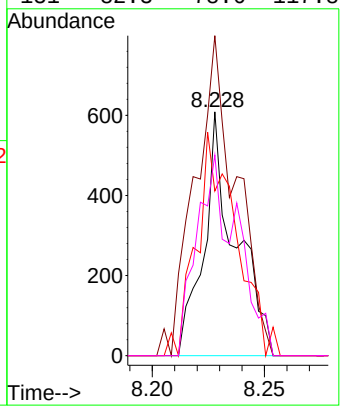

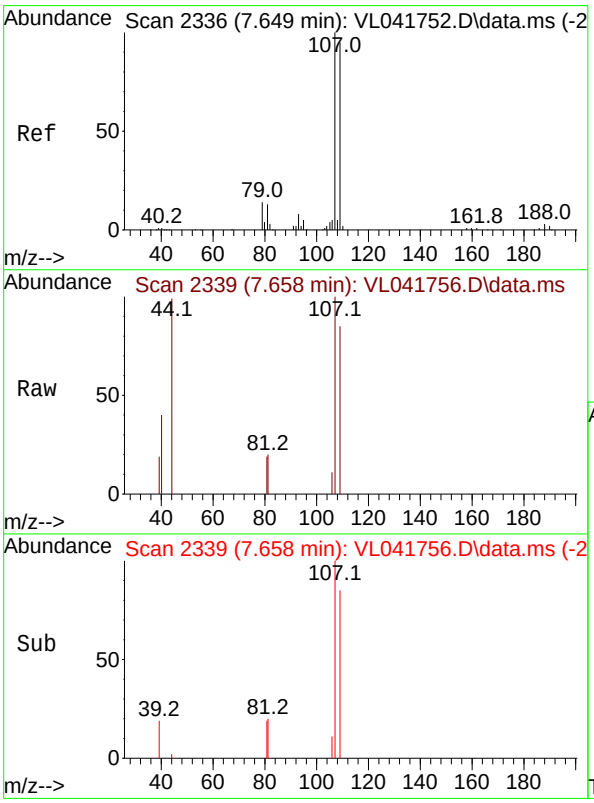

#54
1,2-Dibromoethane
Concen: 0.105 ppbv m
RT: 7.658 min Scan# 2339
Delta R.T. 0.010 min
Lab File: VL041756.D
Acq: 16 Dec 2024 15:37

Tgt Ion:107 Resp: 1005

Ion	Ratio	Lower	Upper
107	100		
109	85.1	75.9	113.9

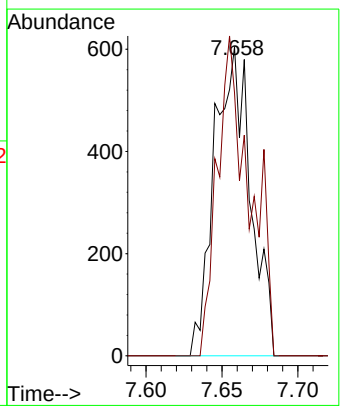

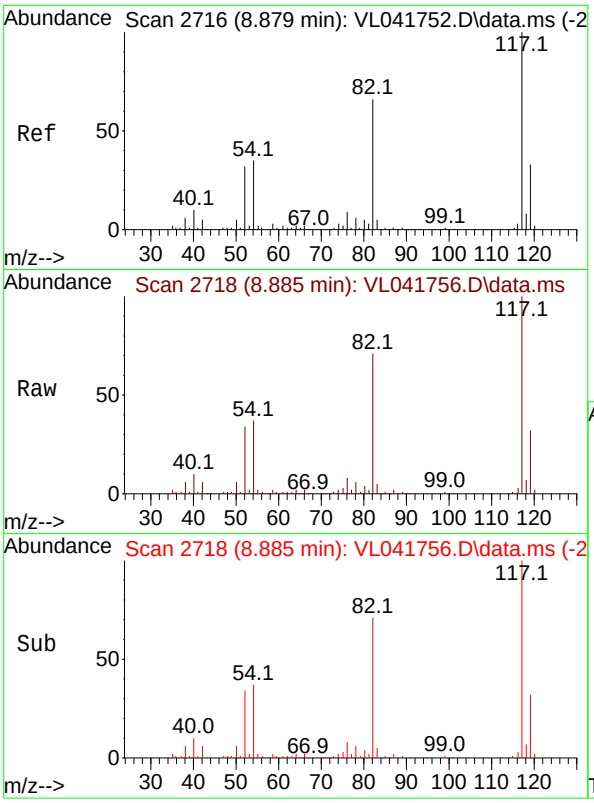

#55
Chlorobenzene-d5
Concen: 10.000 ppbv
RT: 8.885 min Scan# 2
Delta R.T. 0.006 min
Lab File: VL041756.D
Acq: 16 Dec 2024 15:37

Instrument :
MSVOA_L
ClientSampleId :
VSTDICC0.1

Tgt Ion:117 Resp: 15864

Ion	Ratio	Lower	Upper
117	100		
82	67.4	53.8	80.8
119	31.9	26.7	40.1

Manual Integrations
APPROVED

Reviewed By :Semsettin Yesilyurt 12/20/2024
Supervised By :Mahesh Dadoda 12/20/2024

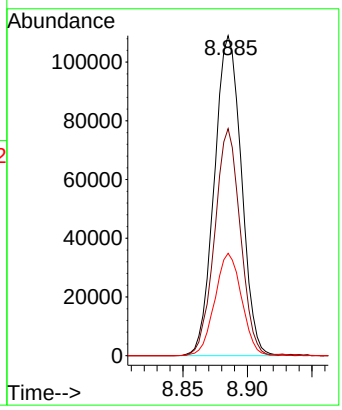

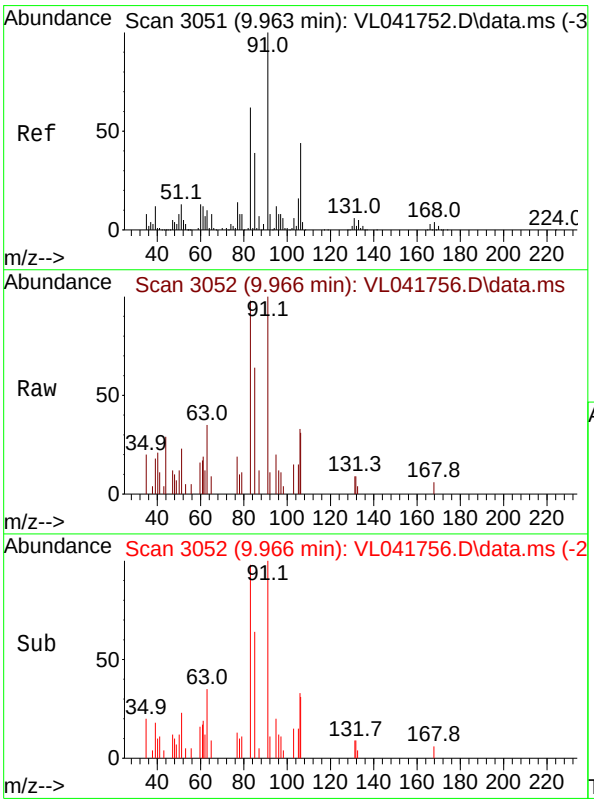

#63
1,1,2,2-Tetrachloroethane
Concen: 0.103 ppbv m
RT: 9.966 min Scan# 3052
Delta R.T. 0.003 min
Lab File: VL041756.D
Acq: 16 Dec 2024 15:37

Tgt Ion: 83 Resp: 1485

Ion	Ratio	Lower	Upper
83	100		
131	0.0	4.9	14.7#
85	0.0	32.0	96.2#

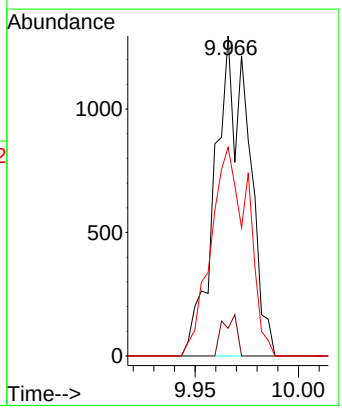

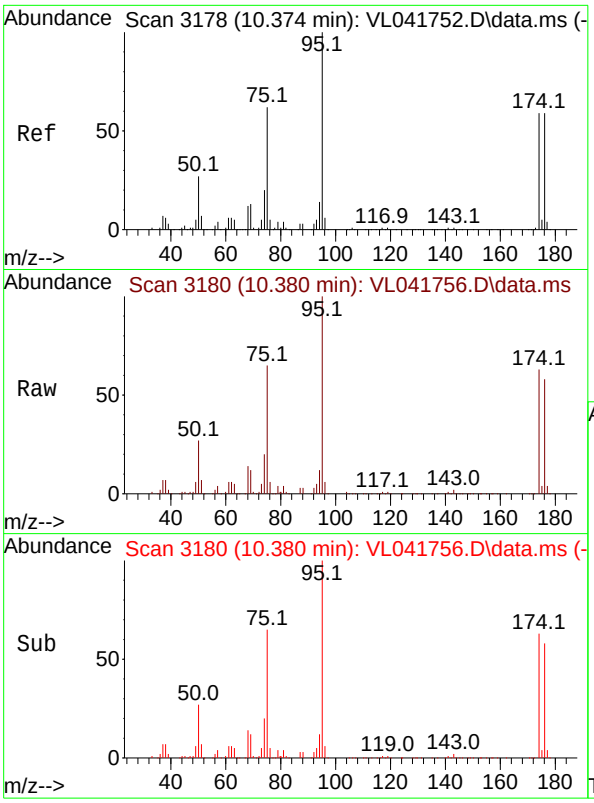

#68
1-Bromo-4-Fluorobenzene
Concen: 9.950 ppbv
RT: 10.380 min Scan# 3
Delta R.T. 0.006 min
Lab File: VL041756.D
Acq: 16 Dec 2024 15:37

Instrument :
MSVOA_L
ClientSampleId :
VSTDICC0.1

Tgt Ion: 95 Resp: 13154

Ion	Ratio	Lower	Upper
95	100		
174	60.6	47.6	71.4
175	4.7	3.7	5.5

Manual Integrations
APPROVED

Reviewed By :Semsettin Yesilyurt 12/20/2024
Supervised By :Mahesh Dadoda 12/20/2024

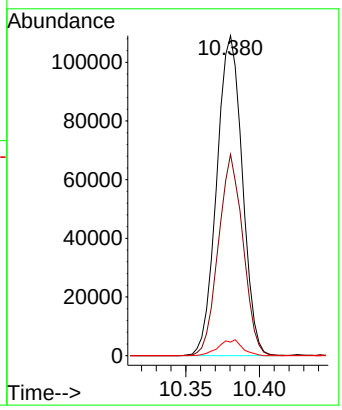

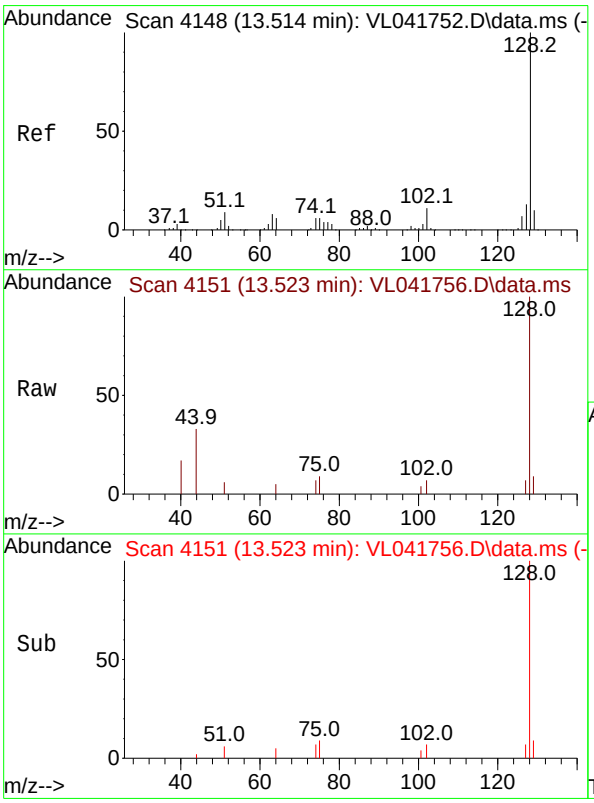

#79
Naphthalene
Concen: 0.071 ppbv
RT: 13.523 min Scan# 4151
Delta R.T. 0.010 min
Lab File: VL041756.D
Acq: 16 Dec 2024 15:37

Tgt Ion:128 Resp: 1196

Ion	Ratio	Lower	Upper
128	100		
127	7.1	10.7	16.1#
129	9.4	8.2	12.4

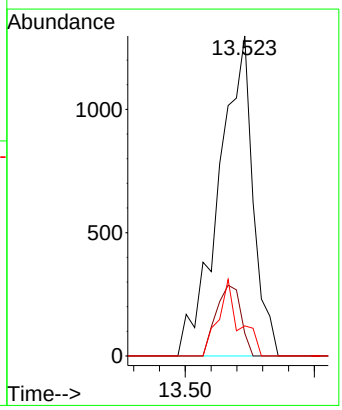

Quantitation Report (QT Reviewed)

Data Path : Z:\voasrv\HPCHEM1\MSVOA_L\Data\VL121624\
Data File : VL041757.D
Acq On : 16 Dec 2024 16:08
Operator : SY/MD
Sample : VSTDICC0.03
Misc : 400mL/MSVOA_L
ALS Vial : 1 Sample Multiplier: 1

Instrument :
MSVOA_L
ClientSampleId :
VSTDICC0.03

Quant Time: Dec 19 06:15:54 2024
Quant Method : Z:\voasrv\HPCHEM1\MSVOA_L\methods\VL121624AIR.M
Quant Title : AIR ANALYSIS BY METHOD TO-15 Instrument: MSVOA_LFri Aug 2
QLast Update : Thu Dec 19 06:09:59 2024
Response via : Initial Calibration

Manual Integrations
APPROVED
Reviewed By :Semsettin Yesilyurt 12/20/2024
Supervised By :Mahesh Dadoda 12/20/2024

Compound	R.T.	QIon	Response	Conc	Units	Dev(Min)
Internal Standards						
1) Bromochloromethane	2.787	49	64158	10.000	ppbv	0.00
33) 1,4-Difluorobenzene	3.958	114	174825	10.000	ppbv	0.00
55) Chlorobenzene-d5	8.885	117	154998	10.000	ppbv	0.00
System Monitoring Compounds						
68) 1-Bromo-4-Fluorobenzene	10.377	95	128167	9.923	ppbv	0.00
Spiked Amount 10.000	Range 65 - 135		Recovery =	99.200%		
Target Compounds						Qvalue
5) Vinyl Chloride	1.580	62	175	0.039	ppbv #	84
32) 1,1,1-Trichloroethane	3.369	97	427m	0.032	ppbv	
35) Carbon Tetrachloride	3.768	117	352m	0.028	ppbv	
38) Trichloroethene	4.551	130	289m	0.038	ppbv	
52) Tetrachloroethene	8.234	164	291m	0.043	ppbv	
63) 1,1,2,2-Tetrachloroethane	9.969	83	455	0.032	ppbv #	96

(#) = qualifier out of range (m) = manual integration (+) = signals summed

Quantitation Report (QT Reviewed)

Data Path : Z:\voasrv\HPCHEM1\MSVOA_L\Data\VL121624\
Data File : VL041757.D
Acq On : 16 Dec 2024 16:08
Operator : SY/MD
Sample : VSTDICC0.03
Misc : 400mL/MSVOA_L
ALS Vial : 1 Sample Multiplier: 1

Quant Time: Dec 19 06:15:54 2024
Quant Method : Z:\voasrv\HPCHEM1\MSVOA_L\methods\VL121624AIR.M
Quant Title : AIR ANALYSIS BY METHOD TO-15 Instrument: MSVOA_LFri Aug
QLast Update : Thu Dec 19 06:09:59 2024
Response via : Initial Calibration

Instrument :
MSVOA_L
ClientSampleId :
VSTDICC0.03

Manual Integrations
APPROVED
Reviewed By :Semsettin Yesilyurt 12/20/2024
Supervised By :Mahesh Dadoda 12/20/2024

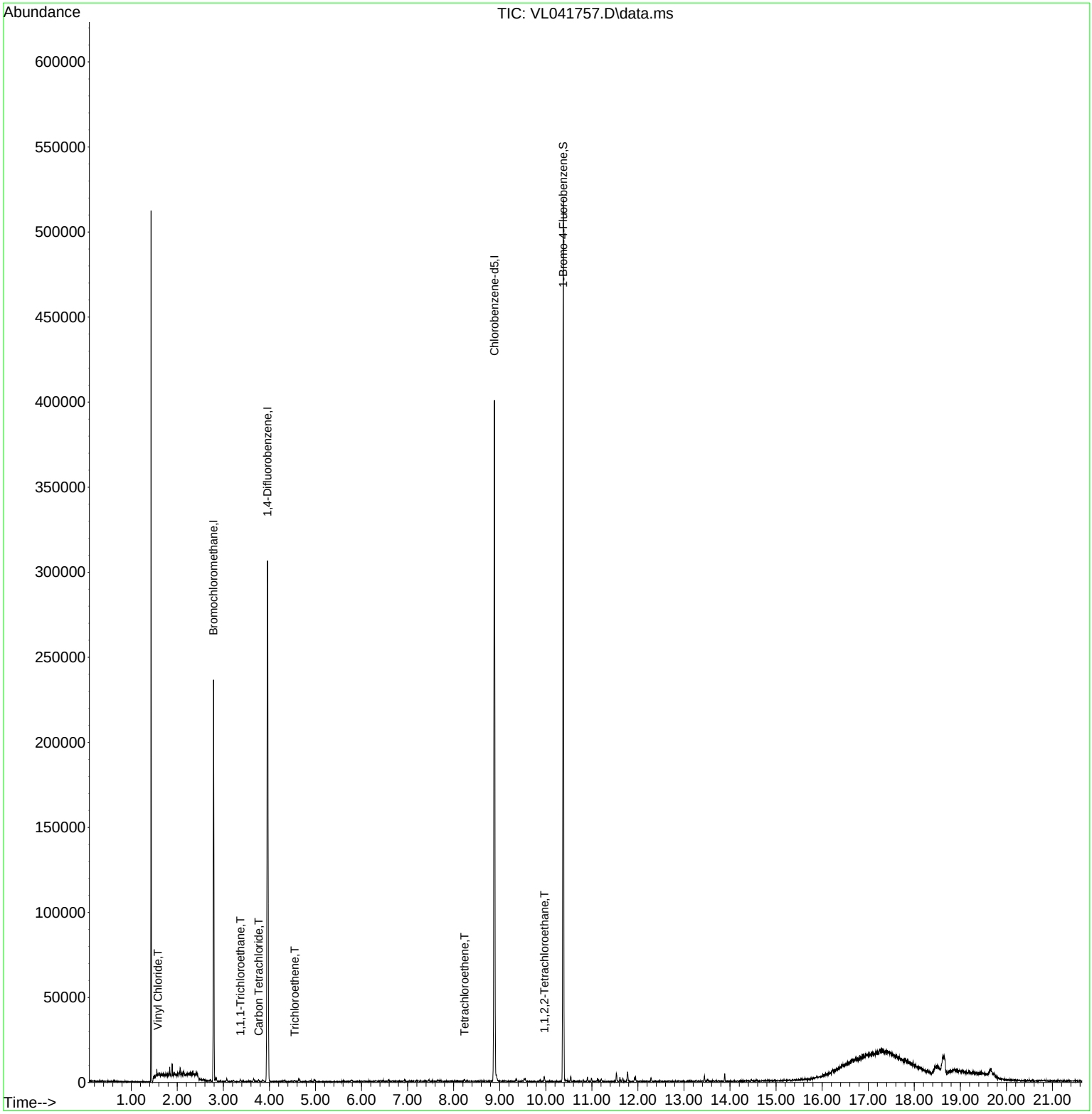

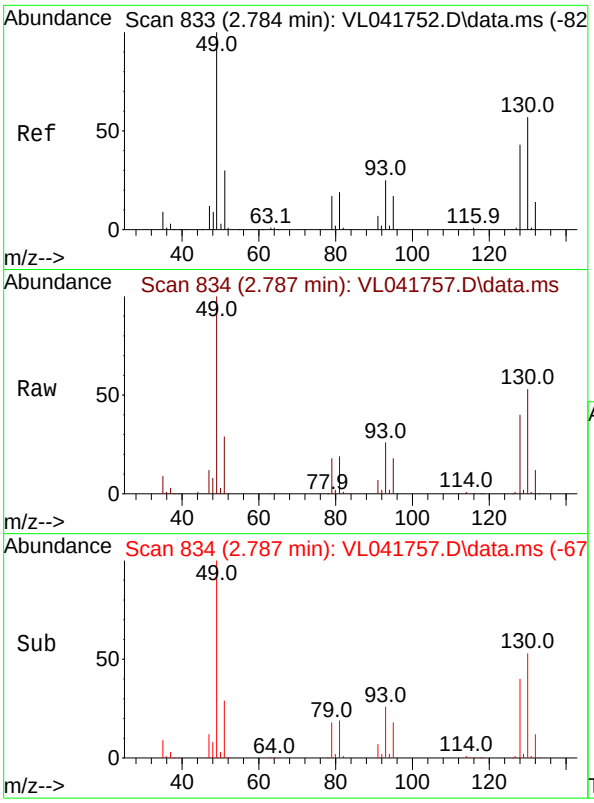

#1
Bromochloromethane
Concen: 10.000 ppbv
RT: 2.787 min Scan# 8
Delta R.T. 0.003 min
Lab File: VL041757.D
Acq: 16 Dec 2024 16:08

Tgt Ion: 49 Resp: 6415

Ion	Ratio	Lower	Upper
49	100		
128	42.4	21.6	64.6
130	56.0	28.3	85.0

Instrument :
MSVOA_L
ClientSampleId :
VSTDICC0.03

Manual Integrations
APPROVED

Reviewed By :Semsettin Yesilyurt 12/20/2024
Supervised By :Mahesh Dadoda 12/20/2024

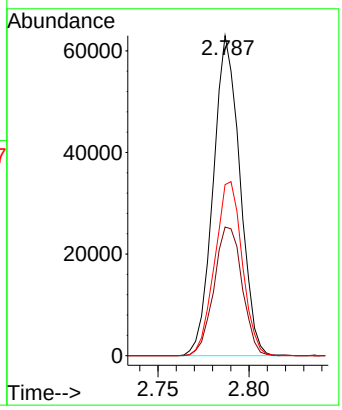

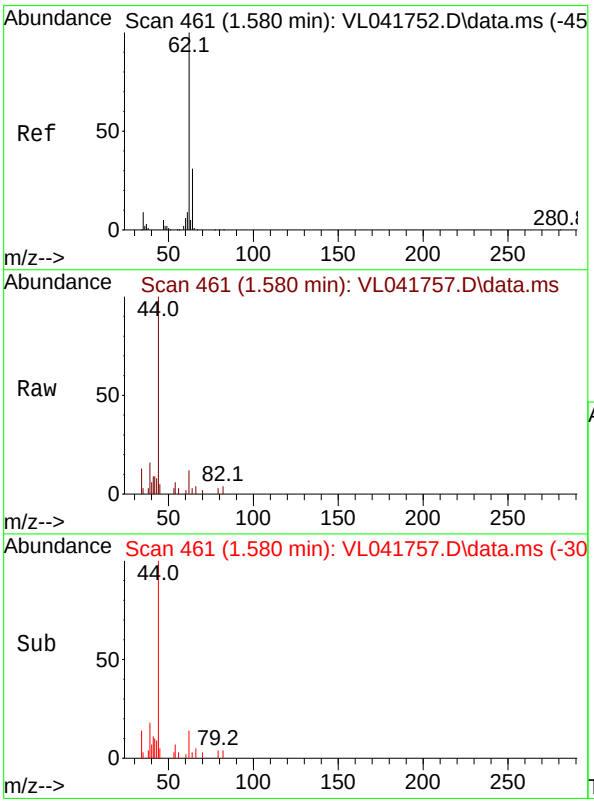

#5
Vinyl Chloride
Concen: 0.039 ppbv
RT: 1.580 min Scan# 461
Delta R.T. -0.000 min
Lab File: VL041757.D
Acq: 16 Dec 2024 16:08

Tgt Ion: 62 Resp: 175

Ion	Ratio	Lower	Upper
62	100		
64	22.3	25.1	37.7#

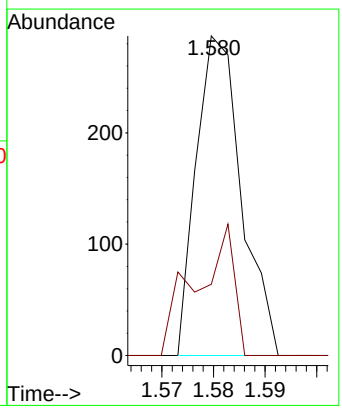

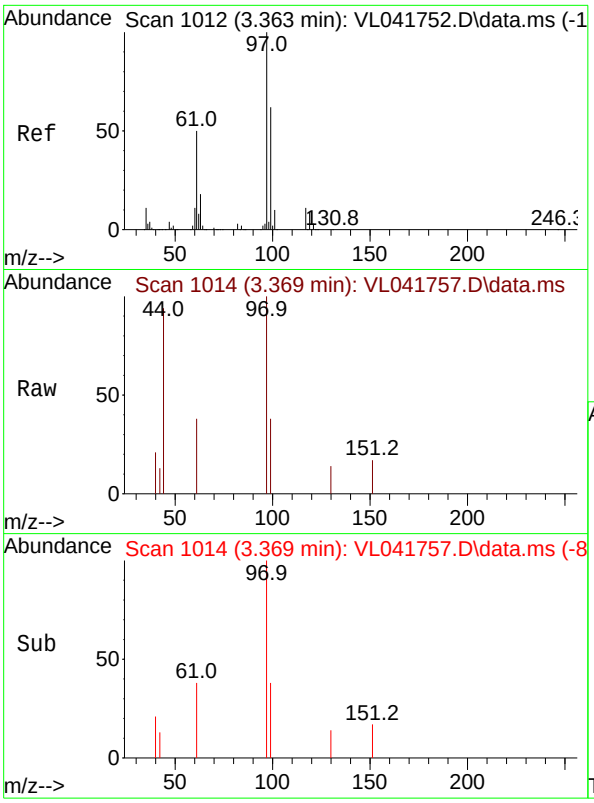

#32
1,1,1-Trichloroethane
Concen: 0.032 ppbv m
RT: 3.369 min Scan# 1(
Delta R.T. 0.006 min
Lab File: VL041757.D
Acq: 16 Dec 2024 16:08

Instrument :
MSVOA_L
ClientSampleId :
VSTDICC0.03

Tgt Ion: 97 Resp: 42

Ion	Ratio	Lower	Upper
97	100		
99	59.5	51.0	76.4
61	62.1	42.2	63.2

Manual Integrations
APPROVED

Reviewed By :Semsettin Yesilyurt 12/20/2024
Supervised By :Mahesh Dadoda 12/20/2024

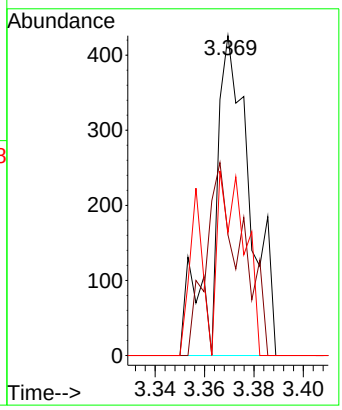

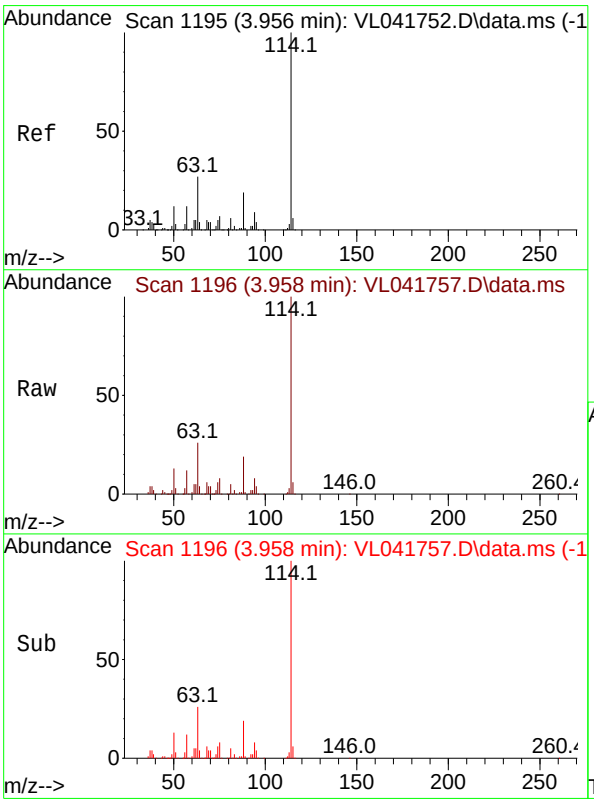

#33
1,4-Difluorobenzene
Concen: 10.000 ppbv
RT: 3.958 min Scan# 1196
Delta R.T. 0.003 min
Lab File: VL041757.D
Acq: 16 Dec 2024 16:08

Tgt Ion:114 Resp: 174825

Ion	Ratio	Lower	Upper
114	100		
63	27.5	21.8	32.8
88	18.4	14.8	22.2

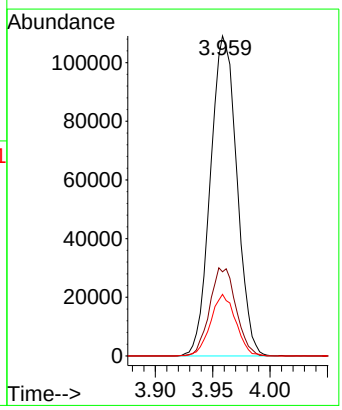

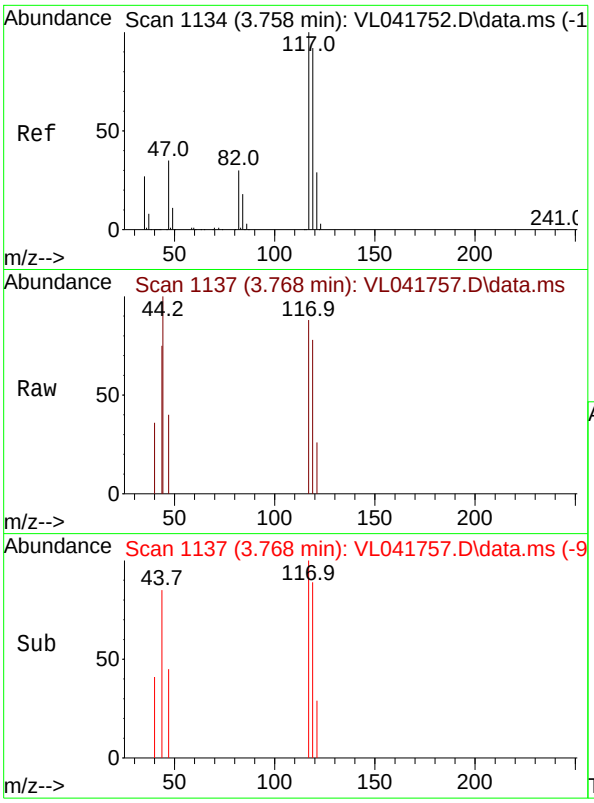

#35
Carbon Tetrachloride
Concen: 0.028 ppbv m
RT: 3.768 min Scan# 1
Delta R.T. 0.009 min
Lab File: VL041757.D
Acq: 16 Dec 2024 16:08

Instrument :
MSVOA_L
ClientSampleId :
VSTDICC0.03

Tgt Ion:117 Resp: 35

Ion	Ratio	Lower	Upper
117	100		
119	88.9	73.7	110.5
121	29.3	23.0	34.4

Manual Integrations
APPROVED

Reviewed By :Semsettin Yesilyurt 12/20/2024
Supervised By :Mahesh Dadoda 12/20/2024

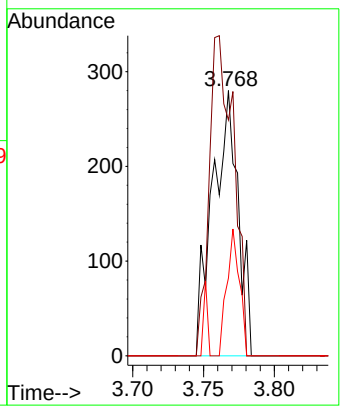

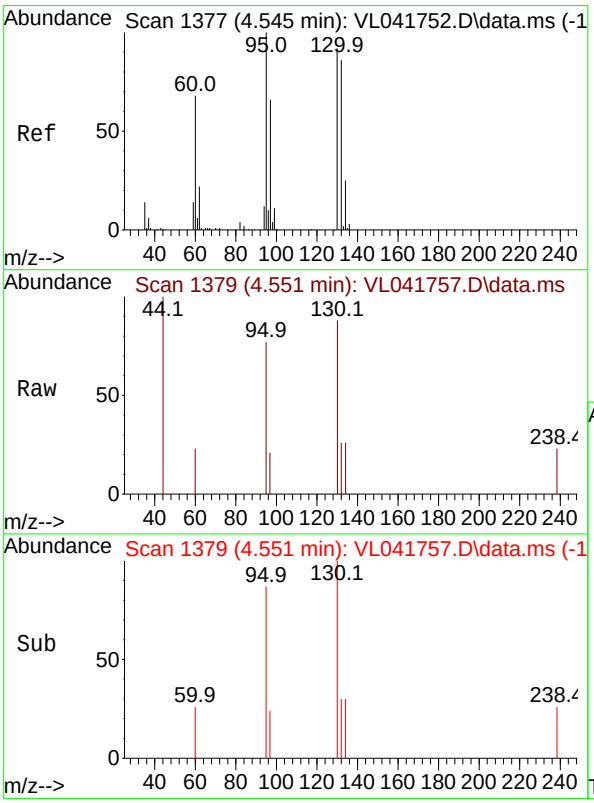

#38
Trichloroethene
Concen: 0.038 ppbv m
RT: 4.551 min Scan# 1379
Delta R.T. 0.006 min
Lab File: VL041757.D
Acq: 16 Dec 2024 16:08

Tgt Ion:130 Resp: 289

Ion	Ratio	Lower	Upper
130	100		
95	87.1	87.0	130.6
132	29.6	75.0	112.6#
97	24.0	57.2	85.8#

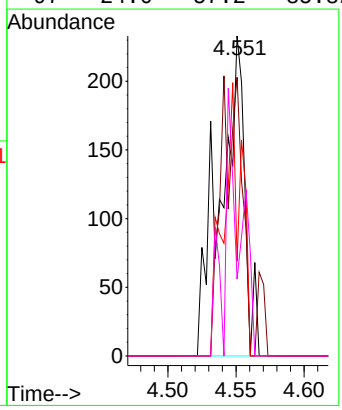

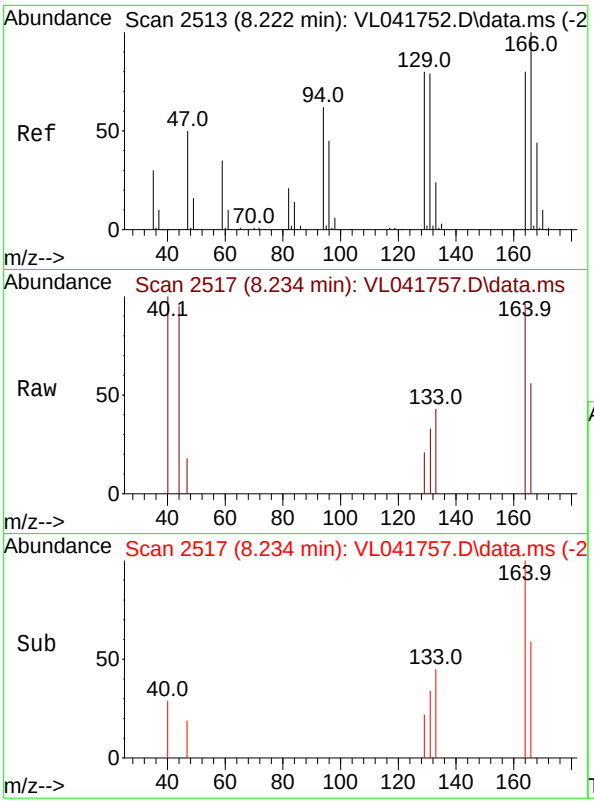

#52
Tetrachloroethene
Concen: 0.043 ppbv m
RT: 8.234 min Scan# 2
Delta R.T. 0.012 min
Lab File: VL041757.D
Acq: 16 Dec 2024 16:08

Tgt Ion:164 Resp: 29

Ion	Ratio	Lower	Upper
164	100		
166	58.9	99.8	149.6#
129	21.9	79.6	119.4#
131	34.1	78.6	117.8#

Instrument :
MSVOA_L
ClientSampleId :
VSTDICC0.03

Manual Integrations
APPROVED

Reviewed By :Semsettin Yesilyurt 12/20/2024
Supervised By :Mahesh Dadoda 12/20/2024

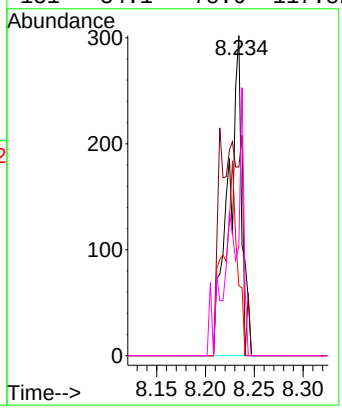

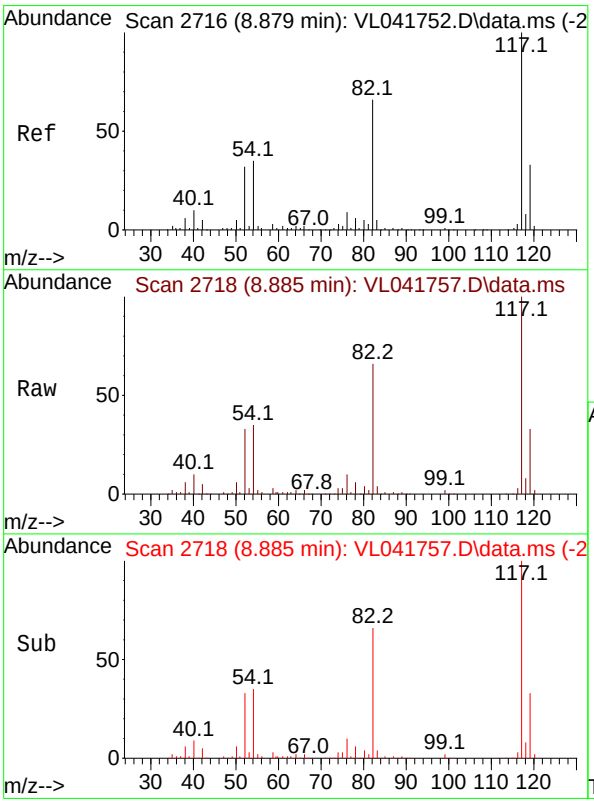

#55
Chlorobenzene-d5
Concen: 10.000 ppbv
RT: 8.885 min Scan# 2718
Delta R.T. 0.006 min
Lab File: VL041757.D
Acq: 16 Dec 2024 16:08

Tgt Ion:117 Resp: 154998

Ion	Ratio	Lower	Upper
117	100		
82	67.6	53.8	80.8
119	32.9	26.7	40.1

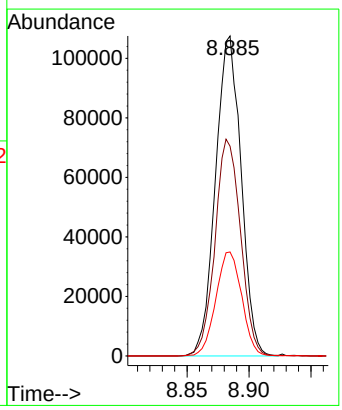

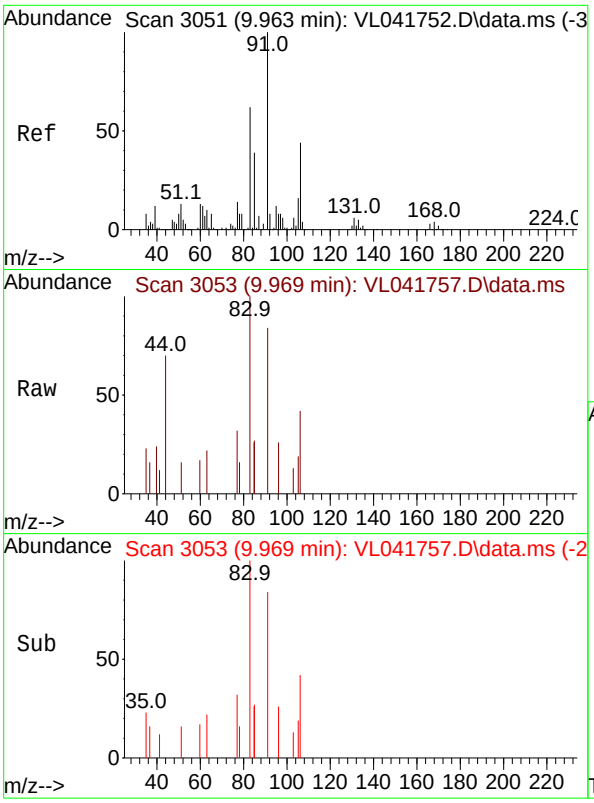

#63
1,1,2,2-Tetrachloroethane
Concen: 0.032 ppbv
RT: 9.969 min Scan# 3
Delta R.T. 0.006 min
Lab File: VL041757.D
Acq: 16 Dec 2024 16:08

Instrument :
MSVOA_L
ClientSampleId :
VSTDICC0.03

Tgt Ion: 83 Resp: 45

Ion	Ratio	Lower	Upper
83	100		
131	0.0	4.9	14.7#
85	63.5	32.0	96.2

Manual Integrations
APPROVED

Reviewed By :Semsettin Yesilyurt 12/20/2024
Supervised By :Mahesh Dadoda 12/20/2024

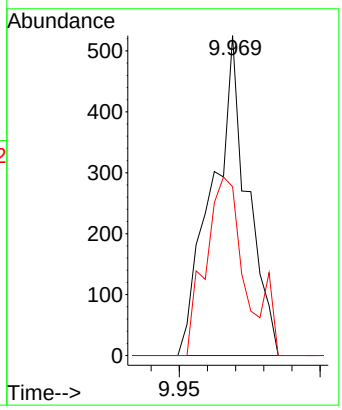

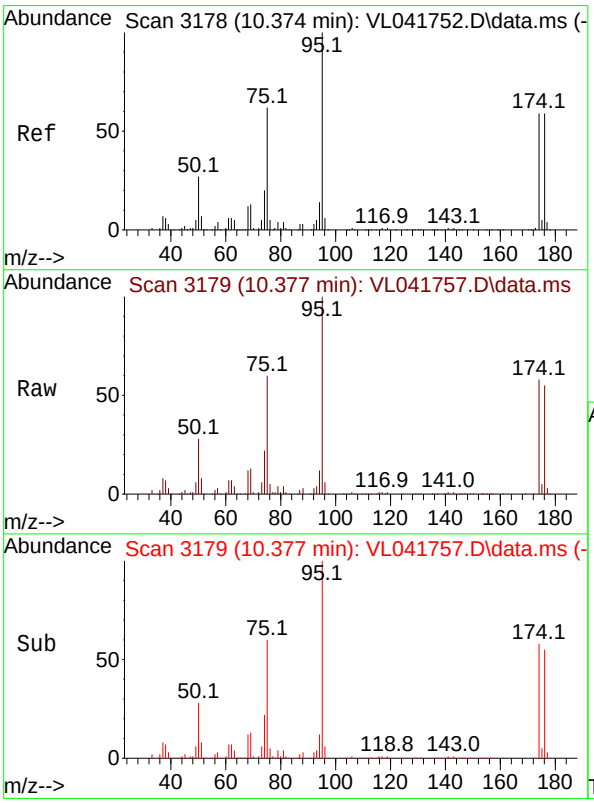

#68
1-Bromo-4-Fluorobenzene
Concen: 9.923 ppbv
RT: 10.377 min Scan# 3179
Delta R.T. 0.003 min
Lab File: VL041757.D
Acq: 16 Dec 2024 16:08

Tgt Ion: 95 Resp: 128167

Ion	Ratio	Lower	Upper
95	100		
174	59.8	47.6	71.4
175	4.7	3.7	5.5

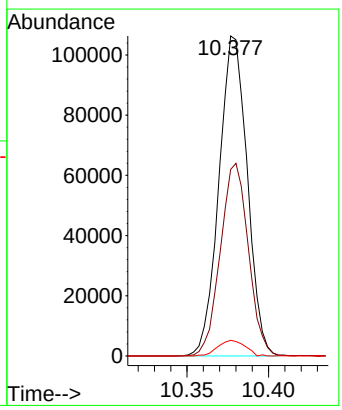

Quantitation Report (QT Reviewed)

Data Path : Z:\voasrv\HPCHEM1\MSVOA_L\Data\VL121624\
Data File : VL041758.D
Acq On : 16 Dec 2024 16:41
Operator : SY/MD
Sample : VSTDICC015
Misc : 400mL/MSVOA_L
ALS Vial : 1 Sample Multiplier: 1

Quant Time: Dec 19 06:16:40 2024
Quant Method : Z:\voasrv\HPCHEM1\MSVOA_L\methods\VL121624AIR.M
Quant Title : AIR ANALYSIS BY METHOD TO-15 Instrument: MSVOA_LFri Aug 2
QLast Update : Thu Dec 19 06:09:59 2024
Response via : Initial Calibration

Instrument :
MSVOA_L
ClientSampleId :
VSTDICC015

Manual Integrations
APPROVED
Reviewed By :Semsettin Yesilyurt 12/20/2024
Supervised By :Mahesh Dadoda 12/20/2024

Compound	R.T.	QIon	Response	Conc	Units	Dev(Min)
Internal Standards						
1) Bromochloromethane	2.784	49	65186	10.000	ppbv	0.00
33) 1,4-Difluorobenzene	3.955	114	176856	10.000	ppbv	0.00
55) Chlorobenzene-d5	8.878	117	160457	10.000	ppbv	0.00
System Monitoring Compounds						
68) 1-Bromo-4-Fluorobenzene	10.374	95	133687	9.998	ppbv	0.00
Spiked Amount 10.000	Range 65 - 135		Recovery = 100.000%			
Target Compounds						Qvalue
2) Dichlorodifluoromethane	1.496	85	152683	13.163	ppbv	95
3) Chlorodifluoromethane	1.473	51	152455	14.341	ppbv	98
4) Chloromethane	1.531	50	63517	13.996	ppbv	98
5) Vinyl Chloride	1.577	62	62250	13.615	ppbv	99
6) Bromomethane	1.667	94	30345	14.064	ppbv	96
7) Chloroethane	1.703	64	25650	14.442	ppbv	95
8) Dichlorotetrafluoroethane	1.554	85	148190	14.274	ppbv	99
9) Propene	1.483	41	61515	13.351	ppbv	99
10) Heptane	4.978	43	168804	14.263	ppbv	100
11) Trichlorofluoromethane	1.874	101	177984	14.446	ppbv	99
12) 1,1,2-Trichlorotrifluo...	2.136	101	135538	14.464	ppbv	98
13) Ethanol	1.719	45	3643	9.509	ppbv	100
14) Bromoethene	1.780	108	47132	14.898	ppbv	99
15) Acetone	1.832	43	142980	11.273	ppbv	100
16) 1,3-Butadiene	1.606	39	68311	13.678	ppbv	98
17) tert-Butyl alcohol	2.036	59	177908	14.140	ppbv	99
18) 1,1-Dichloroethene	2.033	96	57770	14.705	ppbv	99
19) Isopropyl Alcohol	1.884	45	82211	10.802	ppbv	99
20) Methylene Chloride	2.059	84	48356	13.371	ppbv	99
21) Allyl Chloride	2.094	41	101528	14.760	ppbv	99
22) trans-1,2-Dichloroethene	2.337	96	65029	14.461	ppbv	97
23) Vinyl Acetate	2.460	43	80795	14.661	ppbv	98
24) 1,1-Dichloroethane	2.405	63	131030	14.394	ppbv	100
25) Ethyl Acetate	2.832	43	341429	14.402	ppbv	100
26) Hexane	2.823	57	128657	14.369	ppbv	99
27) Carbon Disulfide	2.149	76	134963	16.726	ppbv	99
28) Methyl tert-Butyl Ether	2.438	73	100758	13.871	ppbv	100
29) Chloroform	2.845	83	197713	14.489	ppbv	99
30) Cyclohexane	3.855	84	110448	14.497	ppbv	99
31) cis-1,2-Dichloroethene	2.719	61	132821	14.355	ppbv	99
32) 1,1,1-Trichloroethane	3.366	97	204468	15.055	ppbv	100
34) 2-Butanone	2.554	43	195439	13.736	ppbv	99
35) Carbon Tetrachloride	3.761	117	206252	16.428	ppbv	94
36) Benzene	3.654	78	259630	14.192	ppbv	99
37) 1,2-Dichloroethane	3.214	62	166576	14.633	ppbv	100
38) Trichloroethene	4.548	130	104184	13.525	ppbv	95
39) 1,2-Dichloropropane	4.312	63	93624	14.150	ppbv	97
40) 1,4-Dioxane	4.577	88	44377	13.730	ppbv #	96
41) Tetrahydrofuran	3.052	42	113618	14.254	ppbv	100
42) Bromodichloromethane	4.486	83	211145	16.123	ppbv	96
43) Methyl Methacrylate	4.878	69	107165	15.374	ppbv	100
44) 2,2,4-Trimethylpentane	4.638	57	445947	14.274	ppbv	99
45) t-1,3-Dichloropropene	6.409	75	115159	15.973	ppbv	97

Quantitation Report (QT Reviewed)

Data Path : Z:\voasrv\HPCHEM1\MSVOA_L\Data\VL121624\
Data File : VL041758.D
Acq On : 16 Dec 2024 16:41
Operator : SY/MD
Sample : VSTDICC015
Misc : 400mL/MSVOA_L
ALS Vial : 1 Sample Multiplier: 1

Quant Time: Dec 19 06:16:40 2024
Quant Method : Z:\voasrv\HPCHEM1\MSVOA_L\methods\VL121624AIR.M
Quant Title : AIR ANALYSIS BY METHOD TO-15 Instrument: MSVOA_LFri Aug 2
QLast Update : Thu Dec 19 06:09:59 2024
Response via : Initial Calibration

Instrument :
MSVOA_L
ClientSampleId :
VSTDICC015

Manual Integrations
APPROVED
Reviewed By :Semsettin Yesilyurt 12/20/2024
Supervised By :Mahesh Dadoda 12/20/2024

Compound	R.T.	QIon	Response	Conc	Units	Dev(Min)
46) cis-1,3-Dichloropropene	5.600	75	143172	15.643	ppbv	95
47) 1,1,2-Trichloroethane	6.580	97	98426	14.242	ppbv	94
48) Dibromochloromethane	7.386	129	161661	17.131	ppbv	100
49) Bromoform	9.484	173	137786	17.838	ppbv	99
50) 4-Methyl-2-Pentanone	5.749	43	285467	14.735	ppbv	99
51) 2-Hexanone	7.435	43	232363	14.798	ppbv #	100
52) Tetrachloroethene	8.225	164	93120	13.675	ppbv	98
53) Toluene	6.930	91	301428	14.533	ppbv	100
54) 1,2-Dibromoethane	7.652	107	139889	14.690	ppbv	100
56) 1,1,1,2-Tetrachloroethane	8.924	131	128108	15.059	ppbv	99
57) Chlorobenzene	8.924	112	227716	13.869	ppbv	100
58) Ethyl Benzene	9.354	91	425852	14.742	ppbv	99
59) m/p-Xylene	9.552	91	678656m	29.209	ppbv	
60) o-Xylene	9.963	91	337891	14.506	ppbv	100
61) Styrene	9.869	104	165328	16.415	ppbv	100
62) Isopropylbenzene	10.539	105	506570	14.475	ppbv	99
63) 1,1,2,2-Tetrachloroethane	9.963	83	201057	13.790	ppbv	100
64) n-propylbenzene	10.989	120	129200	14.602	ppbv	97
65) tert-Butylbenzene	11.532	119	446690	14.148	ppbv	98
66) Benzyl Chloride	11.617	91	45189	16.234	ppbv	99
67) sec-Butylbenzene	11.769	105	624565	14.295	ppbv	99
69) p-Isopropyltoluene	11.927	119	528265	14.671	ppbv	99
70) n-Butylbenzene	12.283	91	525377	15.101	ppbv	100
71) 2-Chlorotoluene	10.901	91	387300	14.498	ppbv	100
72) 4-Ethyltoluene	11.125	105	409822	14.934	ppbv	100
73) 1,3,5-Trimethylbenzene	11.202	105	350895	15.383	ppbv	97
74) 1,2,4-Trimethylbenzene	11.539	105	371476	15.144	ppbv	96
75) 1,3-Dichlorobenzene	11.610	146	219506	14.036	ppbv	99
76) 1,4-Dichlorobenzene	11.672	146	222290	14.388	ppbv	99
77) 1,2-Dichlorobenzene	11.947	146	205737	13.672	ppbv	99
78) Hexachloro-1,3-Butadiene	13.882	225	138481	12.412	ppbv	100
79) Naphthalene	13.513	128	301006	17.611	ppbv	99
80) Naphthalene,2-methyl-	14.458	142	161927	30.630	ppbv	98
81) 1,2,4-Trichlorobenzene	13.442	180	146340	15.669	ppbv	99

(#) = qualifier out of range (m) = manual integration (+) = signals summed

Quantitation Report (QT Reviewed)

Data Path : Z:\voasrv\HPCHEM1\MSVOA_L\Data\VL121624\
Data File : VL041758.D
Acq On : 16 Dec 2024 16:41
Operator : SY/MD
Sample : VSTDICC015
Misc : 400mL/MSVOA_L
ALS Vial : 1 Sample Multiplier: 1

Quant Time: Dec 19 06:16:40 2024
Quant Method : Z:\voasrv\HPCHEM1\MSVOA_L\methods\VL121624AIR.M
Quant Title : AIR ANALYSIS BY METHOD TO-15 Instrument: MSVOA_LFri Aug
QLast Update : Thu Dec 19 06:09:59 2024
Response via : Initial Calibration

Instrument :
MSVOA_L
ClientSampleId :
VSTDICC015

Manual Integrations
APPROVED

Reviewed By :Semsettin Yesilyurt 12/20/2024
Supervised By :Mahesh Dadoda 12/20/2024

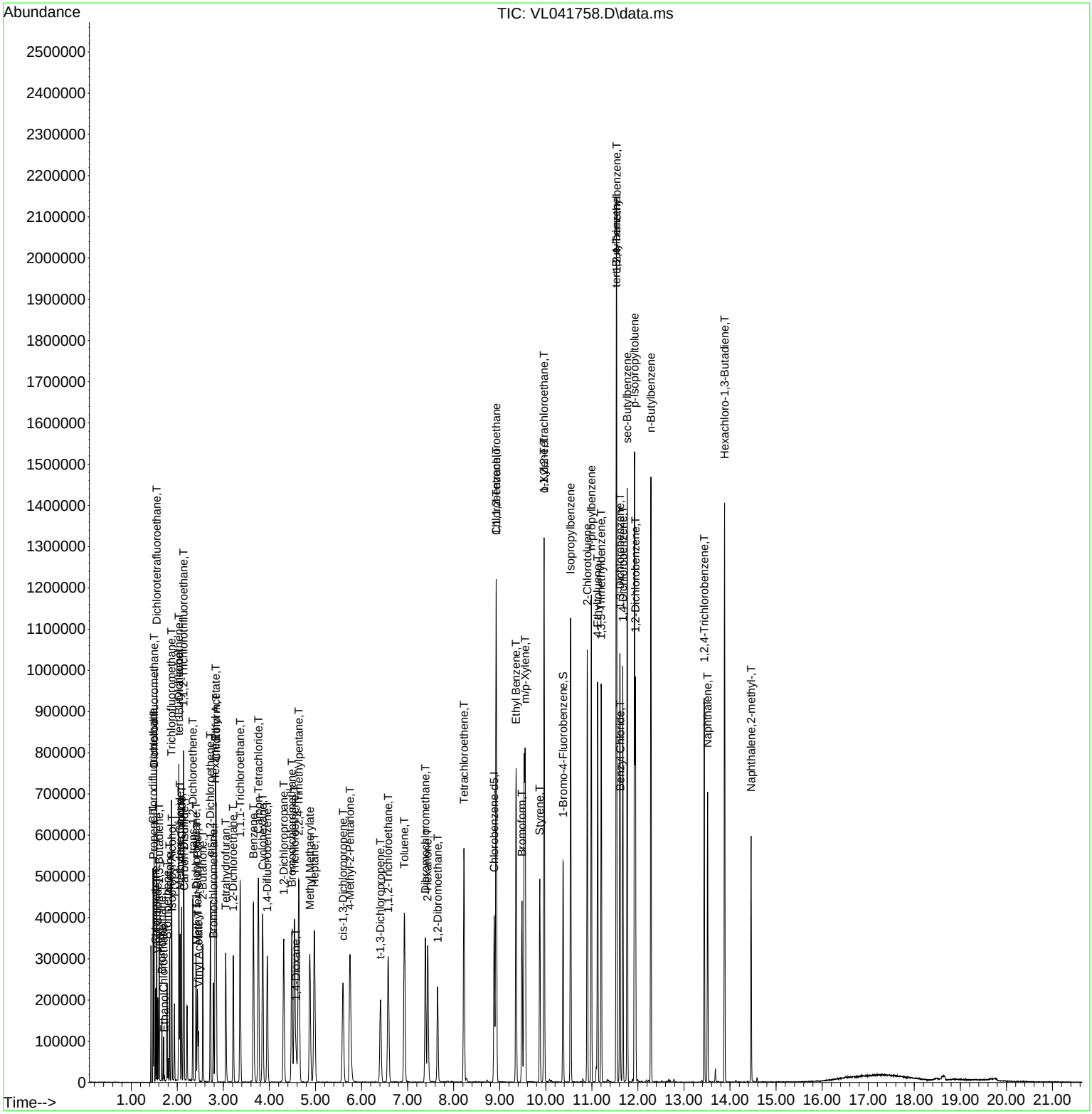

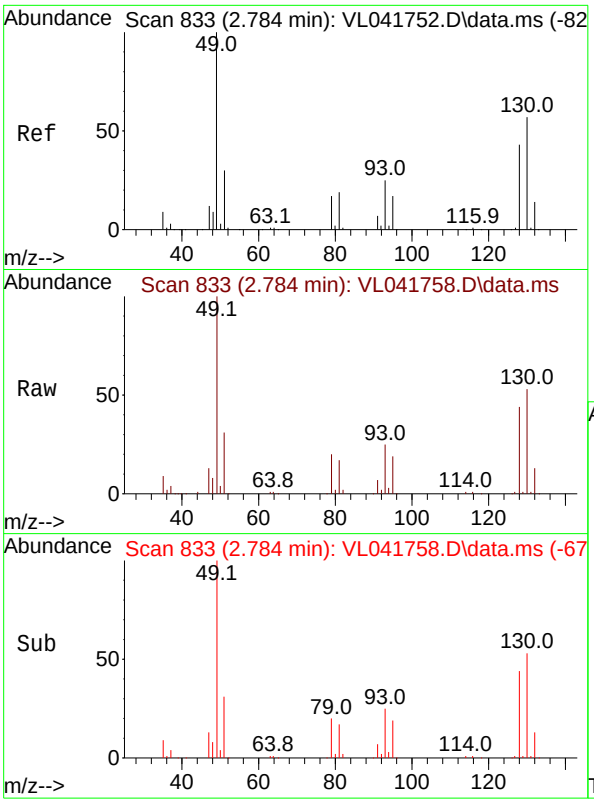

#1
Bromochloromethane
Concen: 10.000 ppbv
RT: 2.784 min Scan# 8
Delta R.T. -0.000 min
Lab File: VL041758.D
Acq: 16 Dec 2024 16:41

Tgt Ion: 49 Resp: 6518

Ion	Ratio	Lower	Upper
49	100		
128	44.0	21.6	64.6
130	56.0	28.3	85.0

Instrument :
MSVOA_L
ClientSampleId :
VSTDICC015

Manual Integrations
APPROVED

Reviewed By :Semsettin Yesilyurt 12/20/2024
Supervised By :Mahesh Dadoda 12/20/2024

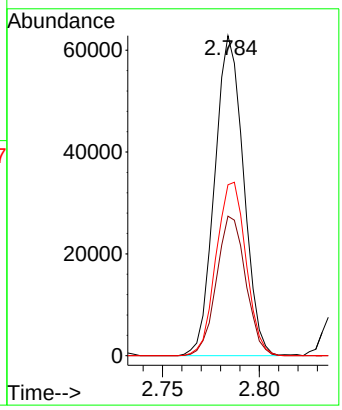

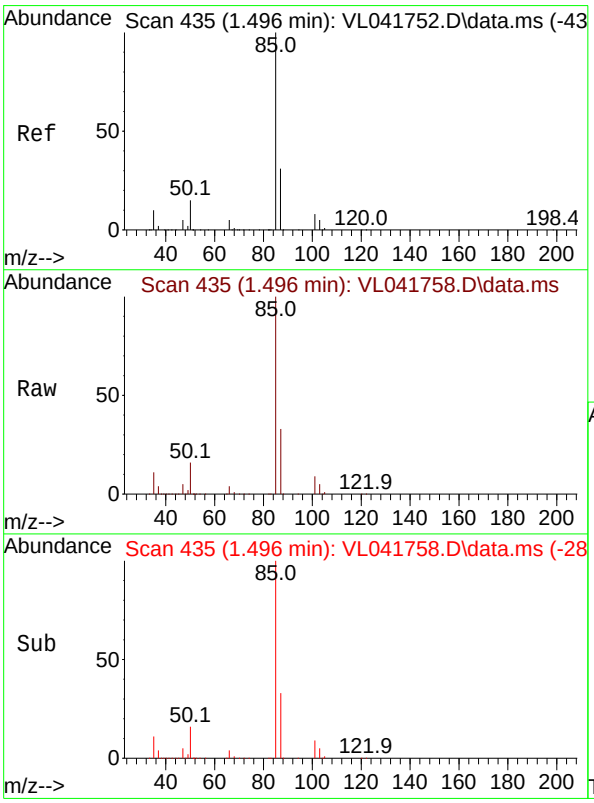

#2
Dichlorodifluoromethane
Concen: 13.163 ppbv
RT: 1.496 min Scan# 435
Delta R.T. -0.000 min
Lab File: VL041758.D
Acq: 16 Dec 2024 16:41

Tgt Ion: 85 Resp: 152683

Ion	Ratio	Lower	Upper
85	100		
87	33.3	24.5	36.7

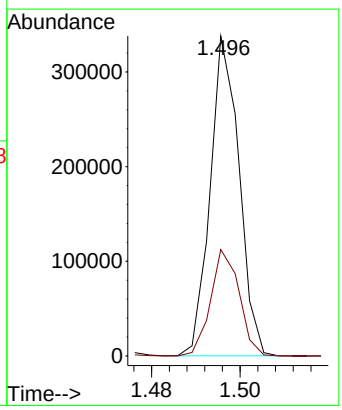

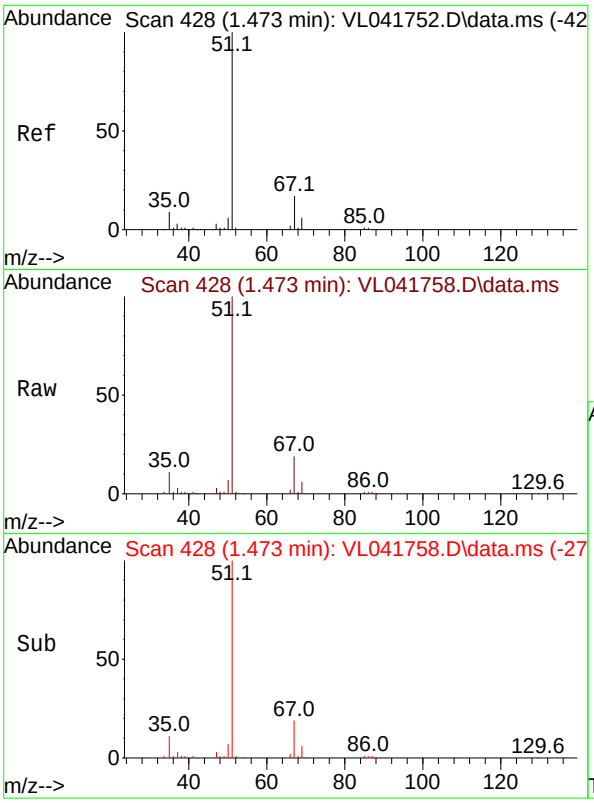

#3
Chlorodifluoromethane
Concen: 14.341 ppbv
RT: 1.473 min Scan# 4
Delta R.T. -0.000 min
Lab File: VL041758.D
Acq: 16 Dec 2024 16:41

Tgt Ion: 51 Resp: 15245

Ion	Ratio	Lower	Upper
51	100		
67	19.6	15.0	22.4

Instrument :
MSVOA_L
ClientSampleId :
VSTDICC015

Manual Integrations
APPROVED

Reviewed By :Semsettin Yesilyurt 12/20/2024
Supervised By :Mahesh Dadoda 12/20/2024

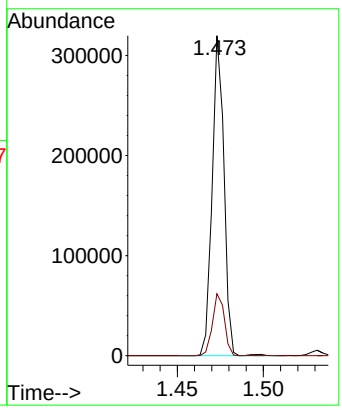

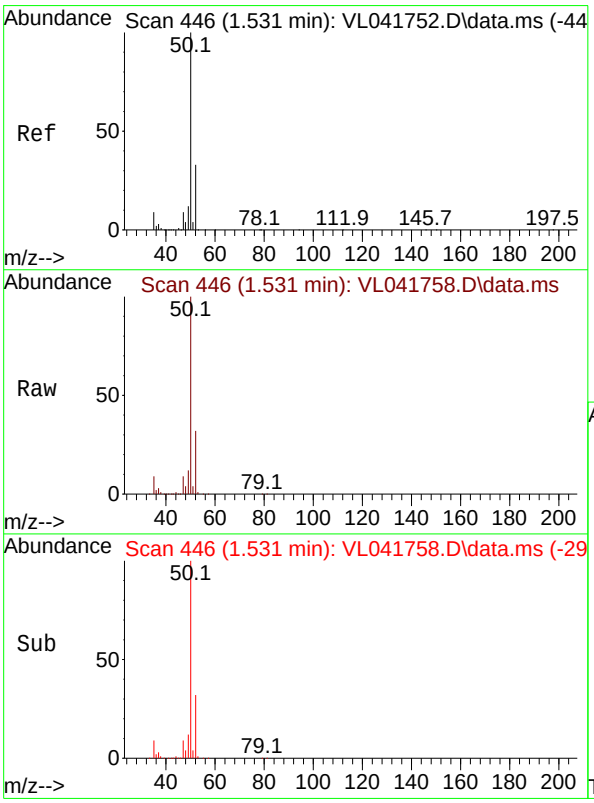

#4
Chloromethane
Concen: 13.996 ppbv
RT: 1.531 min Scan# 446
Delta R.T. -0.000 min
Lab File: VL041758.D
Acq: 16 Dec 2024 16:41

Tgt Ion: 50 Resp: 63517

Ion	Ratio	Lower	Upper
50	100		
52	31.5	26.2	39.2

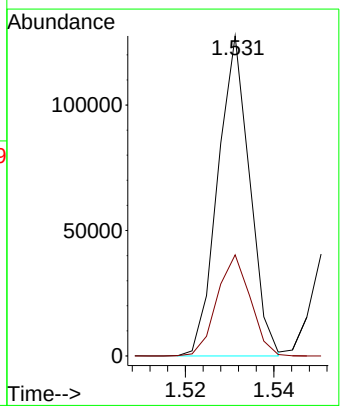

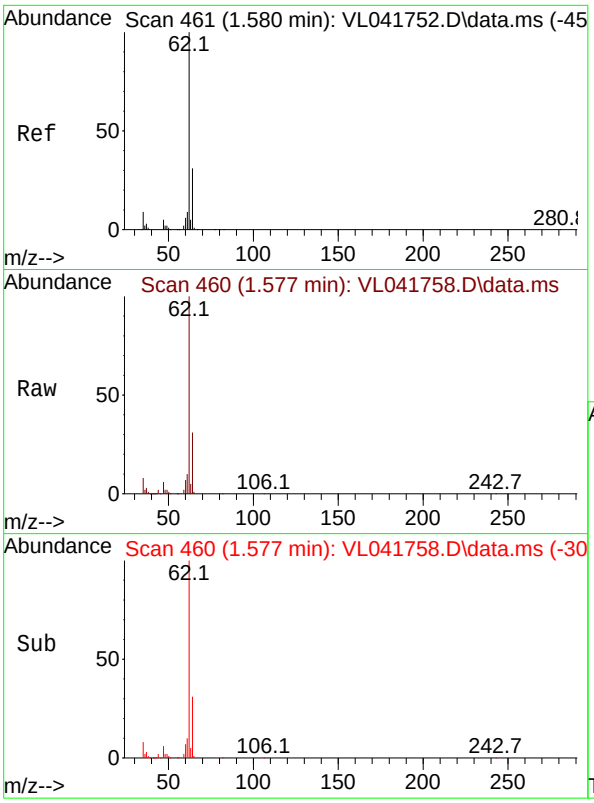

#5
Vinyl Chloride
Concen: 13.615 ppbv
RT: 1.577 min Scan# 4
Delta R.T. -0.003 min
Lab File: VL041758.D
Acq: 16 Dec 2024 16:41

Tgt Ion: 62 Resp: 6225

Ion	Ratio	Lower	Upper
62	100		
64	30.6	25.1	37.7

Instrument :
MSVOA_L
ClientSampleId :
VSTDICC015

Manual Integrations
APPROVED

Reviewed By :Semsettin Yesilyurt 12/20/2024
Supervised By :Mahesh Dadoda 12/20/2024

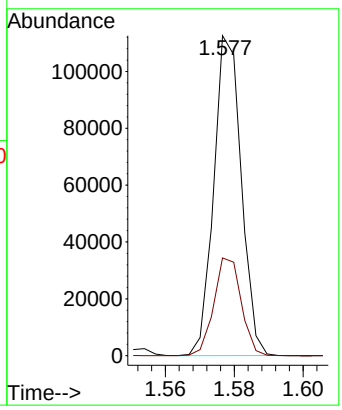

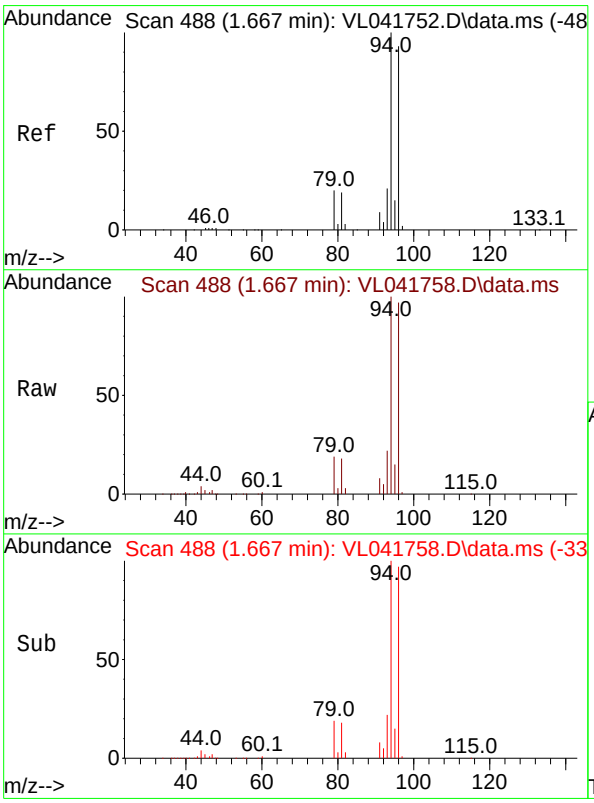

#6
Bromomethane
Concen: 14.064 ppbv
RT: 1.667 min Scan# 488
Delta R.T. -0.000 min
Lab File: VL041758.D
Acq: 16 Dec 2024 16:41

Tgt Ion: 94 Resp: 30345

Ion	Ratio	Lower	Upper
94	100		
96	97.3	74.7	112.1

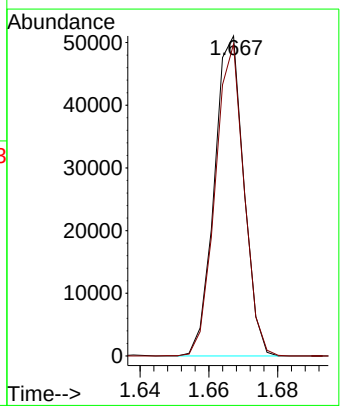

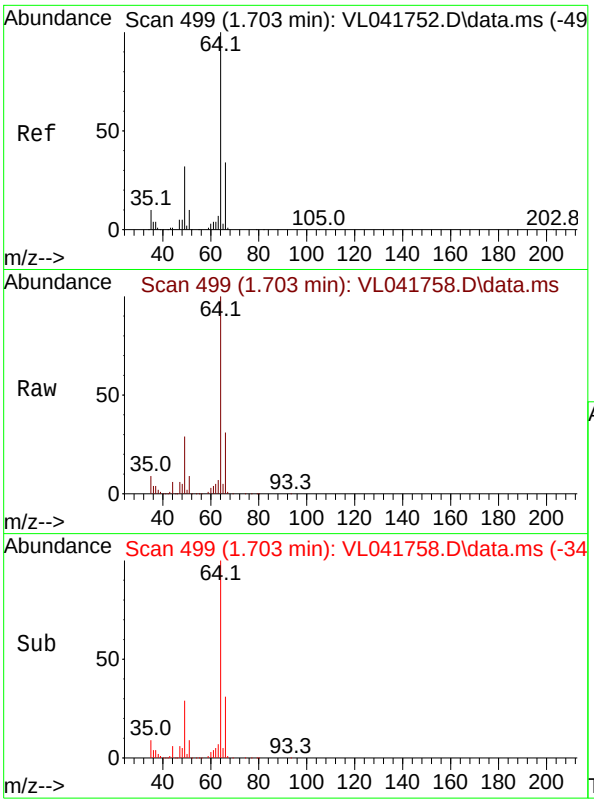

#7
Chloroethane
Concen: 14.442 ppbv
RT: 1.703 min Scan# 4
Delta R.T. -0.000 min
Lab File: VL041758.D
Acq: 16 Dec 2024 16:41

Tgt Ion: 64 Resp: 2565

Ion	Ratio	Lower	Upper
64	100		
66	31.5	27.5	41.3

Instrument :
MSVOA_L
ClientSampleId :
VSTDICC015

Manual Integrations
APPROVED

Reviewed By :Semsettin Yesilyurt 12/20/2024
Supervised By :Mahesh Dadoda 12/20/2024

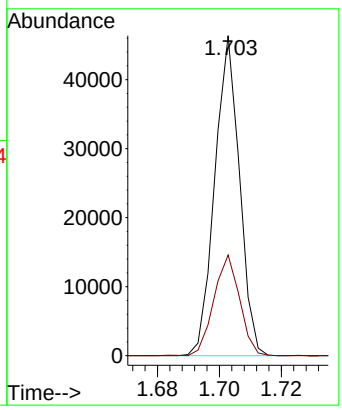

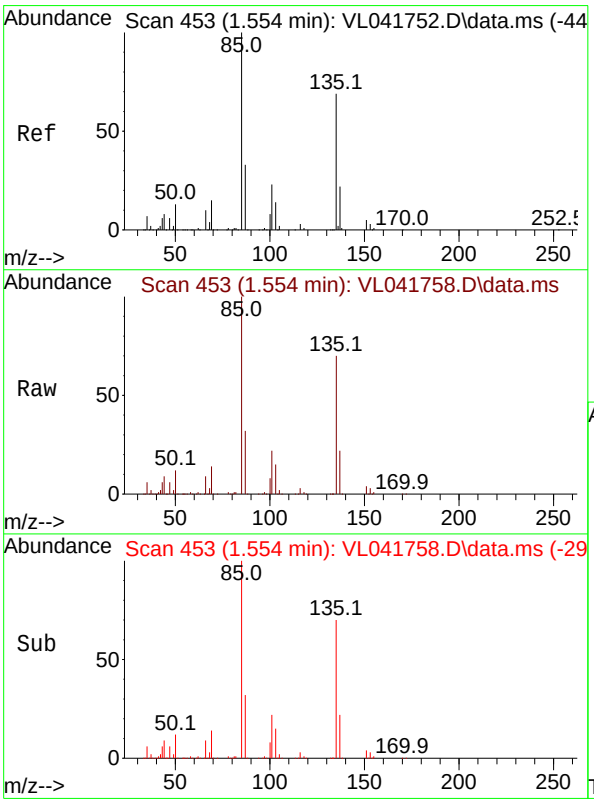

#8
Dichlorotetrafluoroethane
Concen: 14.274 ppbv
RT: 1.554 min Scan# 453
Delta R.T. -0.000 min
Lab File: VL041758.D
Acq: 16 Dec 2024 16:41

Tgt Ion: 85 Resp: 148190

Ion	Ratio	Lower	Upper
85	100		
135	64.1	51.9	77.9

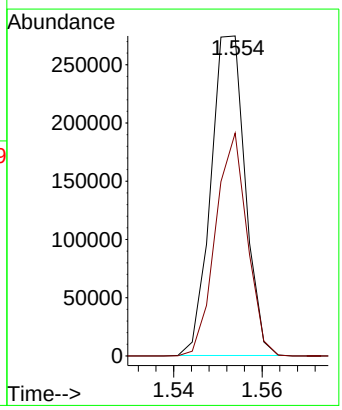

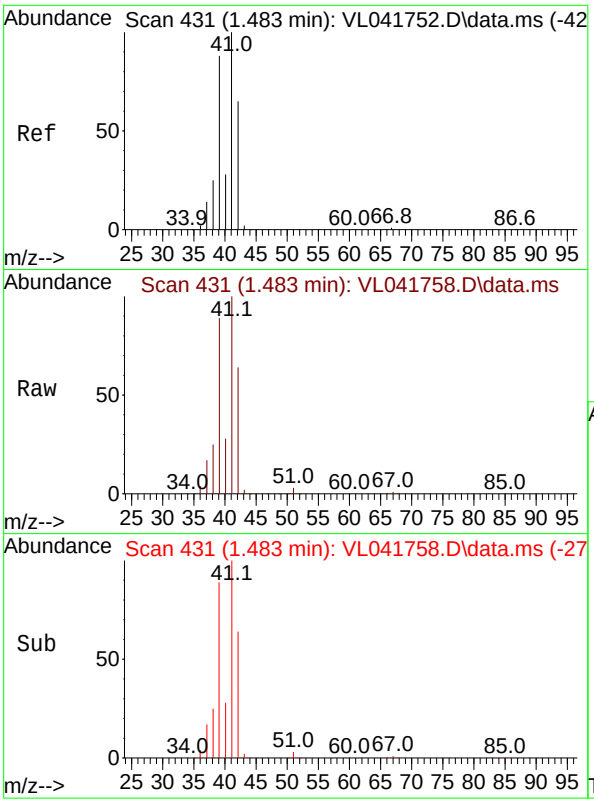

#9
Propene
Concen: 13.351 ppbv
RT: 1.483 min Scan# 4
Delta R.T. -0.000 min
Lab File: VL041758.D
Acq: 16 Dec 2024 16:41

Tgt Ion: 41 Resp: 6151

Ion	Ratio	Lower	Upper
41	100		
42	64.4	52.4	78.6

Instrument :
MSVOA_L
ClientSampleId :
VSTDICC015

Manual Integrations
APPROVED

Reviewed By :Semsettin Yesilyurt 12/20/2024
Supervised By :Mahesh Dadoda 12/20/2024

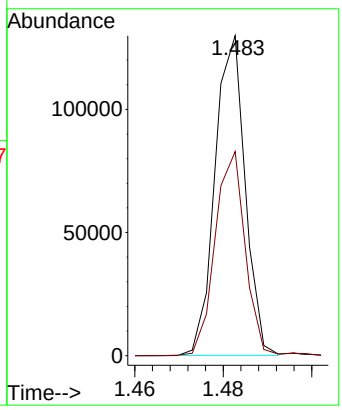

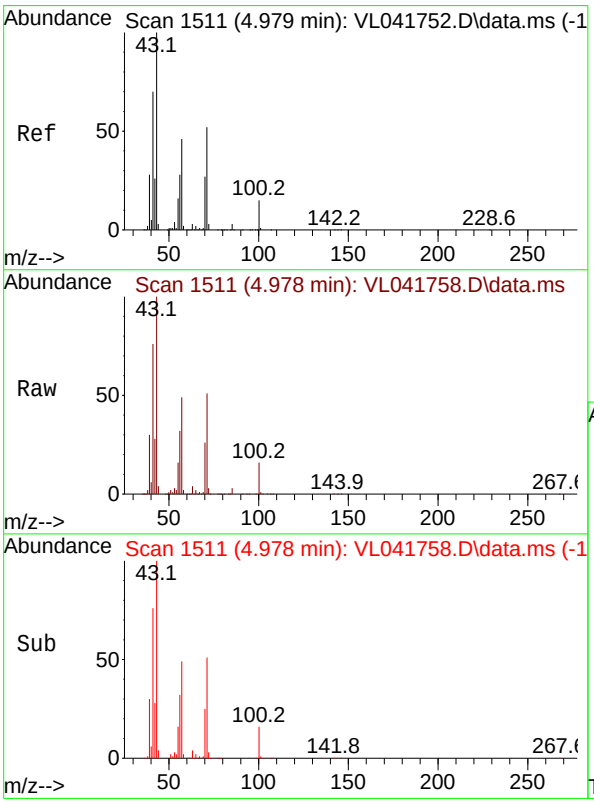

#10
Heptane
Concen: 14.263 ppbv
RT: 4.978 min Scan# 1511
Delta R.T. -0.000 min
Lab File: VL041758.D
Acq: 16 Dec 2024 16:41

Tgt Ion: 43 Resp: 168804

Ion	Ratio	Lower	Upper
43	100		
57	48.2	38.5	57.7

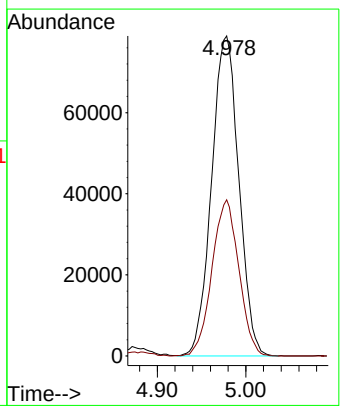

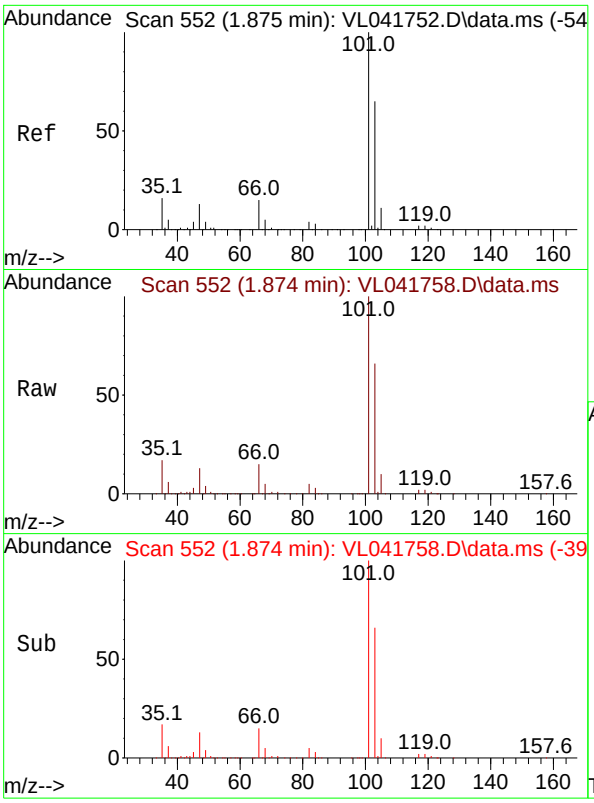

#11
Trichlorofluoromethane
Concen: 14.446 ppbv
RT: 1.874 min Scan# 5
Delta R.T. -0.000 min
Lab File: VL041758.D
Acq: 16 Dec 2024 16:41

Tgt Ion:101 Resp: 17798

Ion	Ratio	Lower	Upper
101	100		
103	65.9	51.8	77.8

Instrument :
MSVOA_L
ClientSampleId :
VSTDICC015

Manual Integrations
APPROVED

Reviewed By :Semsettin Yesilyurt 12/20/2024
Supervised By :Mahesh Dadoda 12/20/2024

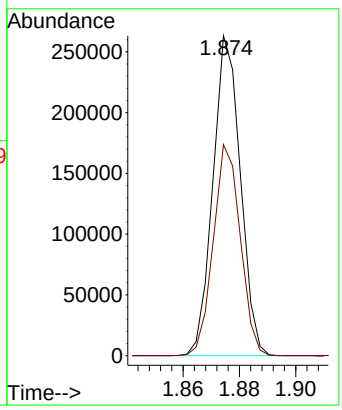

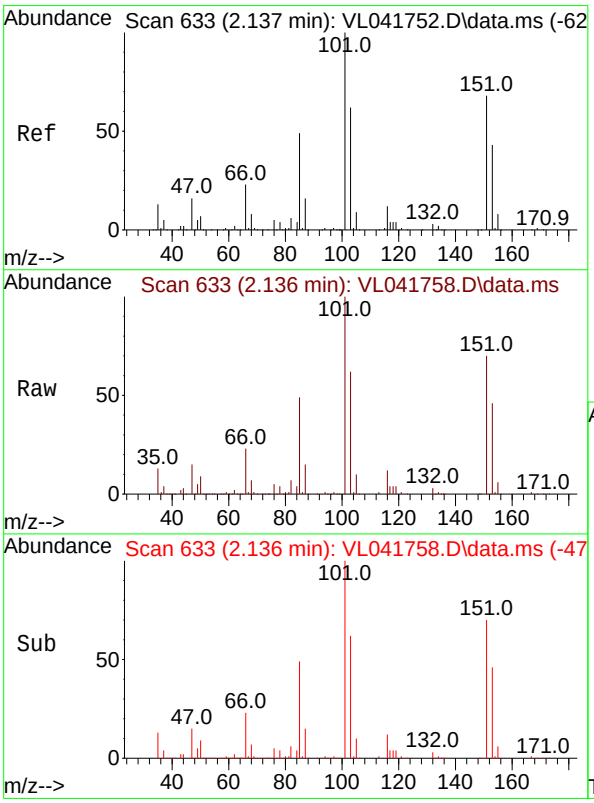

#12
1,1,2-Trichlorotrifluoroethane
Concen: 14.464 ppbv
RT: 2.136 min Scan# 633
Delta R.T. -0.000 min
Lab File: VL041758.D
Acq: 16 Dec 2024 16:41

Tgt Ion:101 Resp: 135538

Ion	Ratio	Lower	Upper
101	100		
151	69.6	56.8	85.2

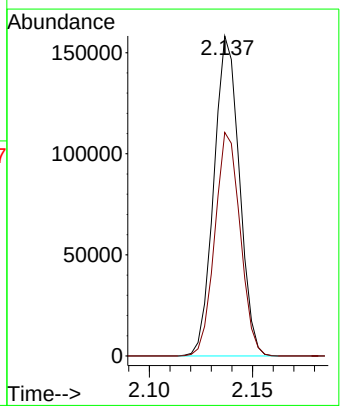

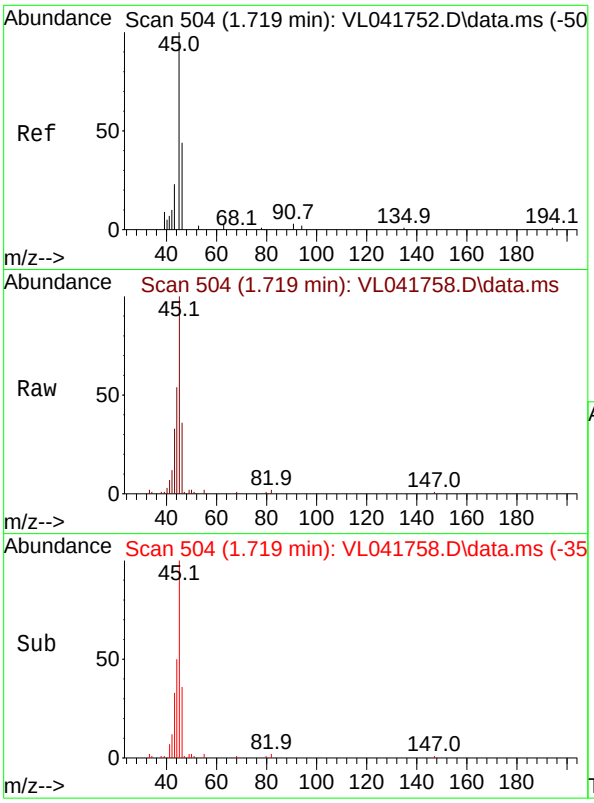

#13
Ethanol
Concen: 9.509 ppbv
RT: 1.719 min Scan# 5(
Delta R.T. -0.000 min
Lab File: VL041758.D
Acq: 16 Dec 2024 16:41

Tgt Ion: 45 Resp: 364:

Ion	Ratio	Lower	Upper
45	100		
46	41.2	16.4	65.8

Instrument :
MSVOA_L
ClientSampleId :
VSTDICC015

Manual Integrations
APPROVED

Reviewed By :Semsettin Yesilyurt 12/20/2024
Supervised By :Mahesh Dadoda 12/20/2024

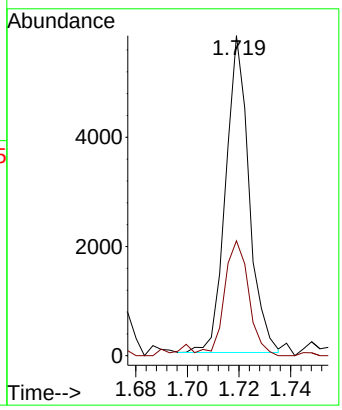

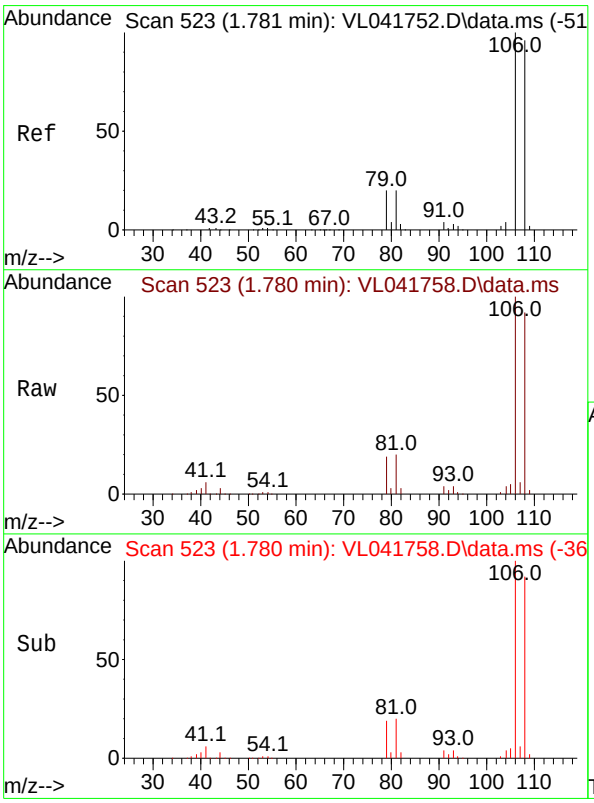

#14
Bromoethene
Concen: 14.898 ppbv
RT: 1.780 min Scan# 523
Delta R.T. -0.000 min
Lab File: VL041758.D
Acq: 16 Dec 2024 16:41

Tgt Ion:108 Resp: 47132

Ion	Ratio	Lower	Upper
108	100		
106	105.9	84.1	126.1
79	22.1	17.4	26.0

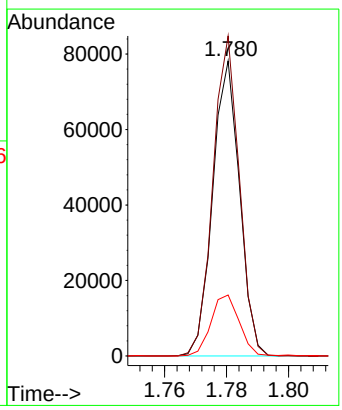

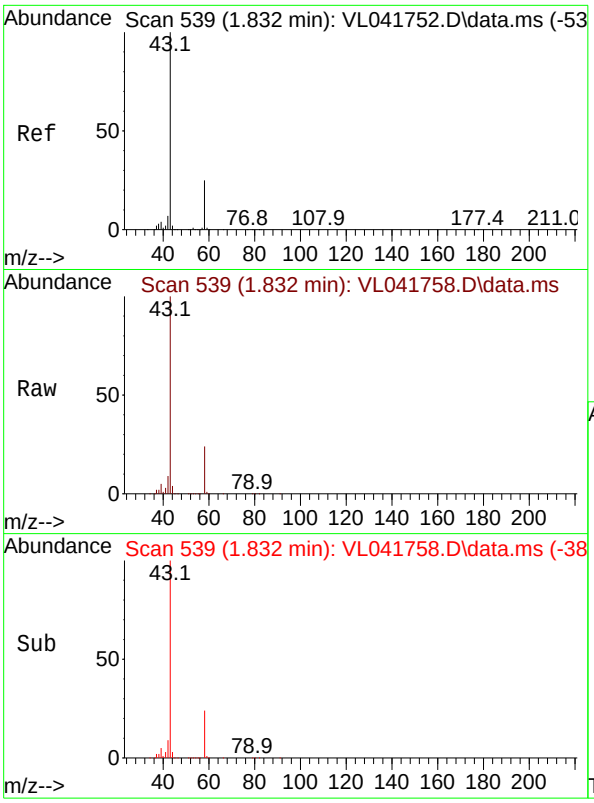

#15
Acetone
Concen: 11.273 ppbv
RT: 1.832 min Scan# 5
Delta R.T. -0.000 min
Lab File: VL041758.D
Acq: 16 Dec 2024 16:41

Tgt Ion: 43 Resp: 14298

Ion	Ratio	Lower	Upper
43	100		
58	24.4	19.7	29.5

Instrument :
MSVOA_L
ClientSampleId :
VSTDICC015

Manual Integrations
APPROVED

Reviewed By :Semsettin Yesilyurt 12/20/2024
Supervised By :Mahesh Dadoda 12/20/2024

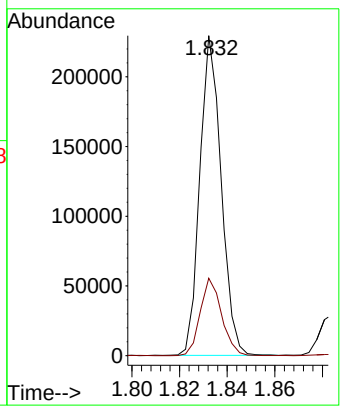

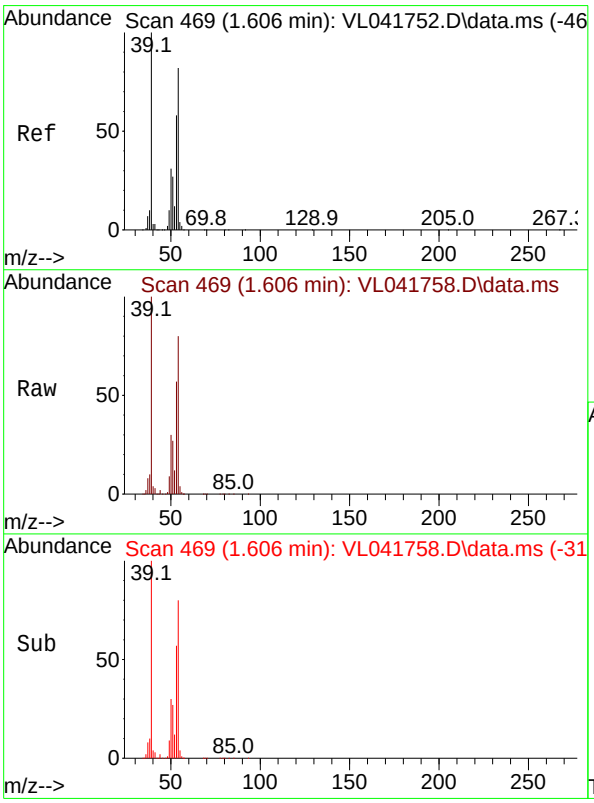

#16
1,3-Butadiene
Concen: 13.678 ppbv
RT: 1.606 min Scan# 469
Delta R.T. -0.000 min
Lab File: VL041758.D
Acq: 16 Dec 2024 16:41

Tgt Ion: 39 Resp: 68311

Ion	Ratio	Lower	Upper
39	100		
54	71.3	58.4	87.6

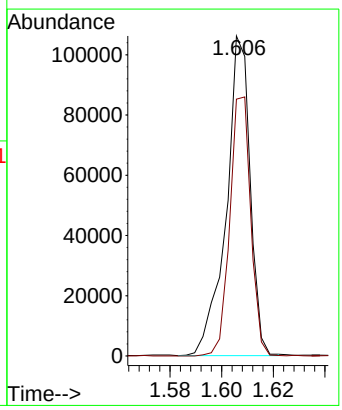

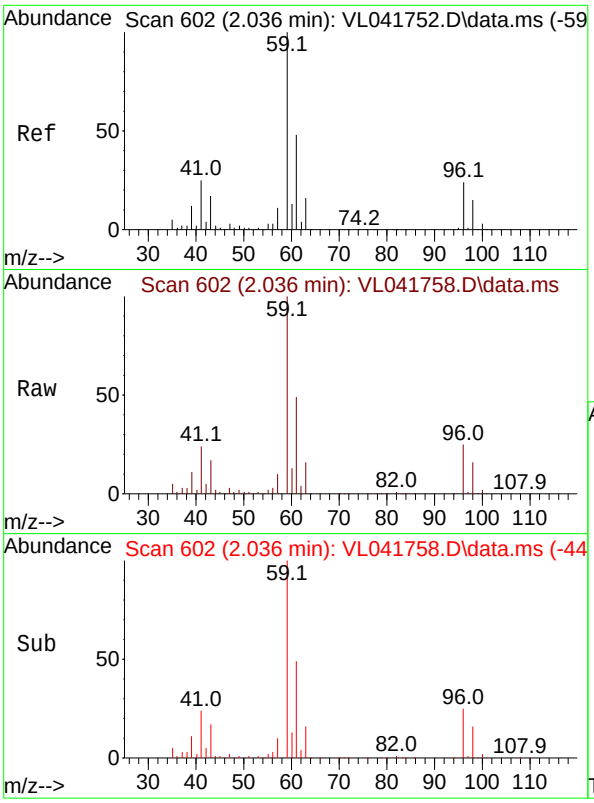

#17
tert-Butyl alcohol
Concen: 14.140 ppbv
RT: 2.036 min Scan# 6
Delta R.T. -0.000 min
Lab File: VL041758.D
Acq: 16 Dec 2024 16:41

Tgt Ion: 59 Resp: 177908

Ion	Ratio	Lower	Upper
59	100		
57	10.4	8.6	13.0

Instrument :
MSVOA_L
ClientSampleId :
VSTDICC015

Manual Integrations
APPROVED

Reviewed By :Semsettin Yesilyurt 12/20/2024
Supervised By :Mahesh Dadoda 12/20/2024

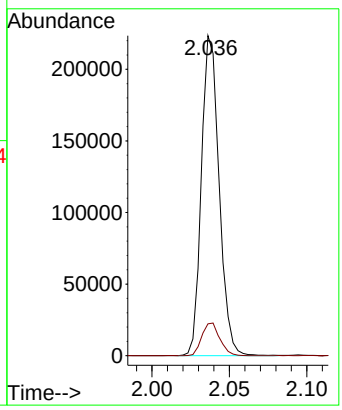

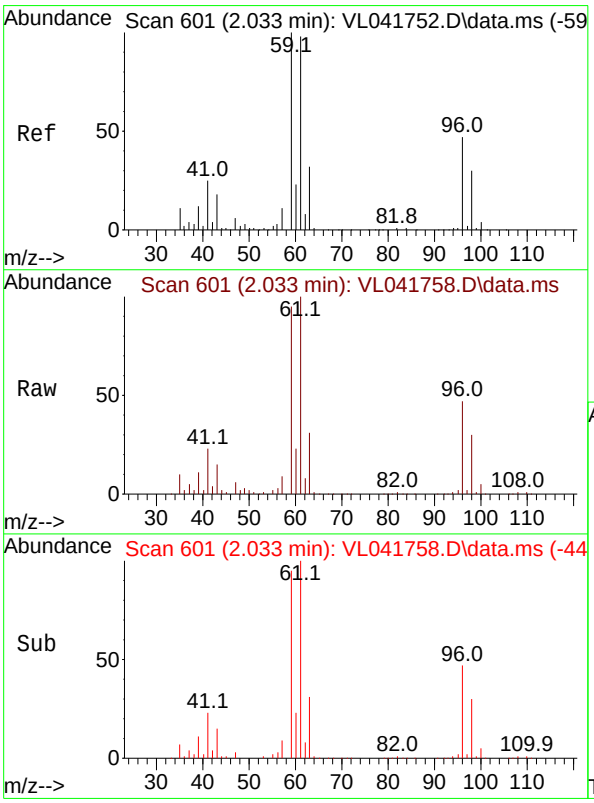

#18
1,1-Dichloroethene
Concen: 14.705 ppbv
RT: 2.033 min Scan# 601
Delta R.T. -0.000 min
Lab File: VL041758.D
Acq: 16 Dec 2024 16:41

Tgt Ion: 96 Resp: 57770

Ion	Ratio	Lower	Upper
96	100		
61	211.8	167.7	251.5
98	63.6	51.1	76.7

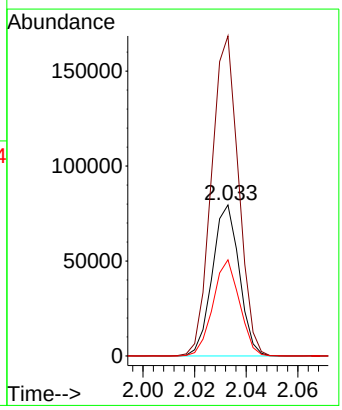

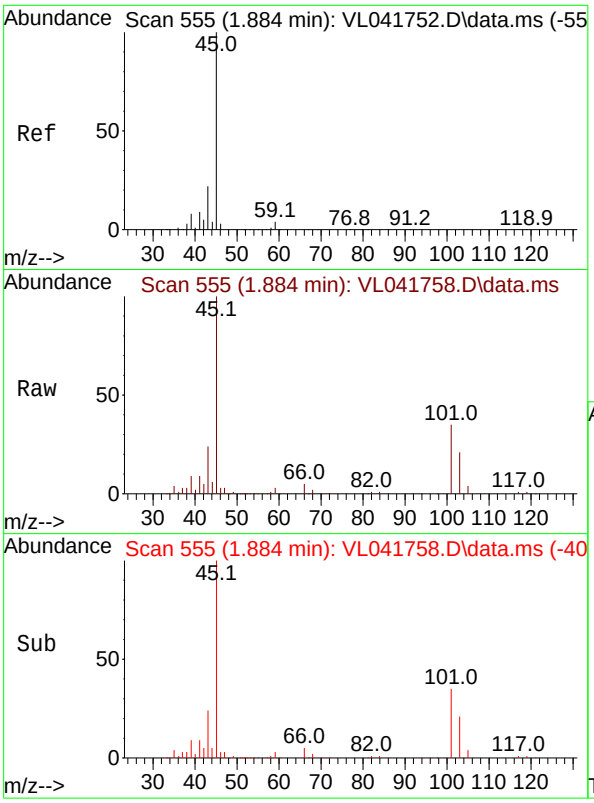

#19
Isopropyl Alcohol
Concen: 10.802 ppbv
RT: 1.884 min Scan# 5
Delta R.T. -0.000 min
Lab File: VL041758.D
Acq: 16 Dec 2024 16:41

Tgt Ion: 45 Resp: 8221

Ion	Ratio	Lower	Upper
45	100		
58	42.5	33.3	49.9

Instrument :
MSVOA_L
ClientSampleId :
VSTDICC015

Manual Integrations
APPROVED

Reviewed By :Semsettin Yesilyurt 12/20/2024
Supervised By :Mahesh Dadoda 12/20/2024

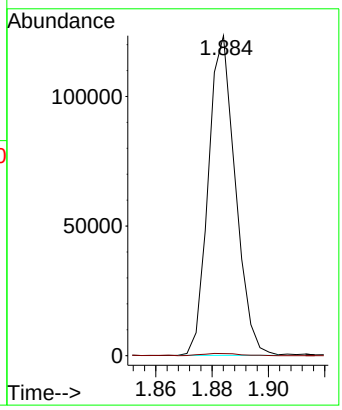

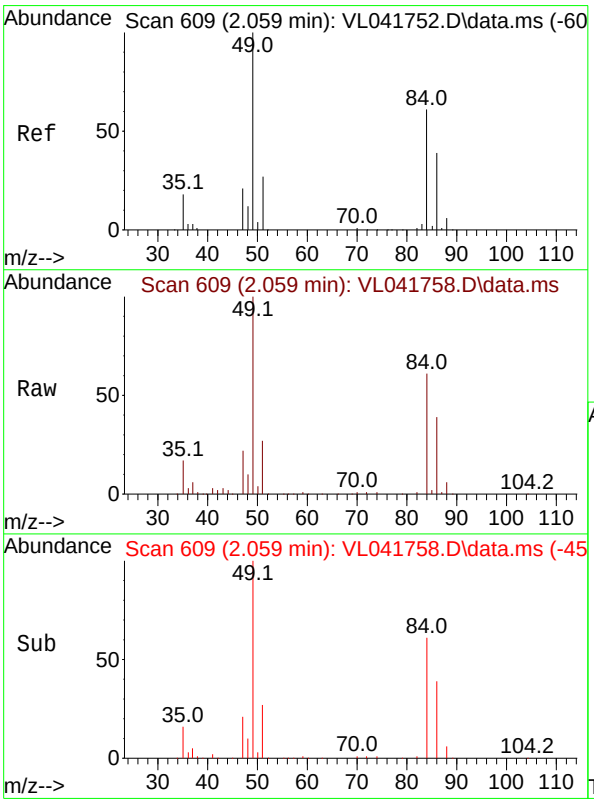

#20
Methylene Chloride
Concen: 13.371 ppbv
RT: 2.059 min Scan# 609
Delta R.T. -0.000 min
Lab File: VL041758.D
Acq: 16 Dec 2024 16:41

Tgt Ion: 84 Resp: 48356

Ion	Ratio	Lower	Upper
84	100		
49	164.9	132.6	198.8
51	44.9	37.6	56.4
86	63.8	51.4	77.0

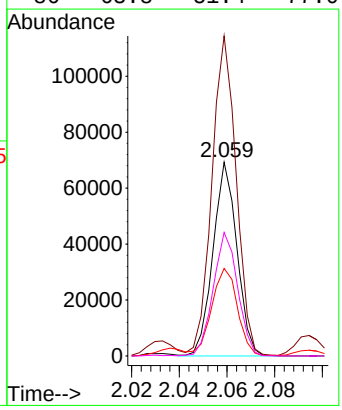

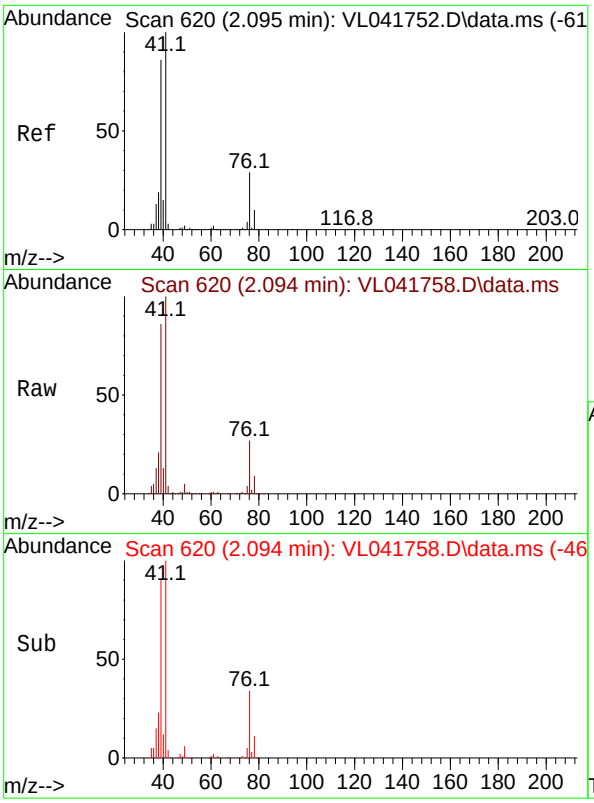

#21
Allyl Chloride
Concen: 14.760 ppbv
RT: 2.094 min Scan# 6
Delta R.T. -0.000 min
Lab File: VL041758.D
Acq: 16 Dec 2024 16:41

Tgt Ion: 41 Resp: 10152

Ion	Ratio	Lower	Upper
41	100		
76	27.3	22.3	33.5
39	86.2	69.2	103.8

Instrument :
MSVOA_L
ClientSampleId :
VSTDICC015

Manual Integrations
APPROVED

Reviewed By :Semsettin Yesilyurt 12/20/2024
Supervised By :Mahesh Dadoda 12/20/2024

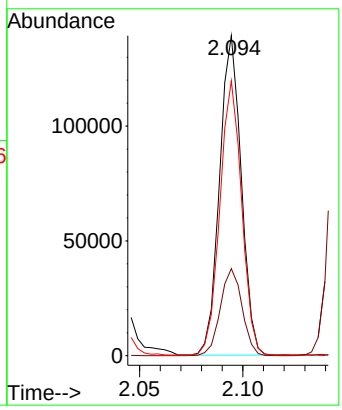

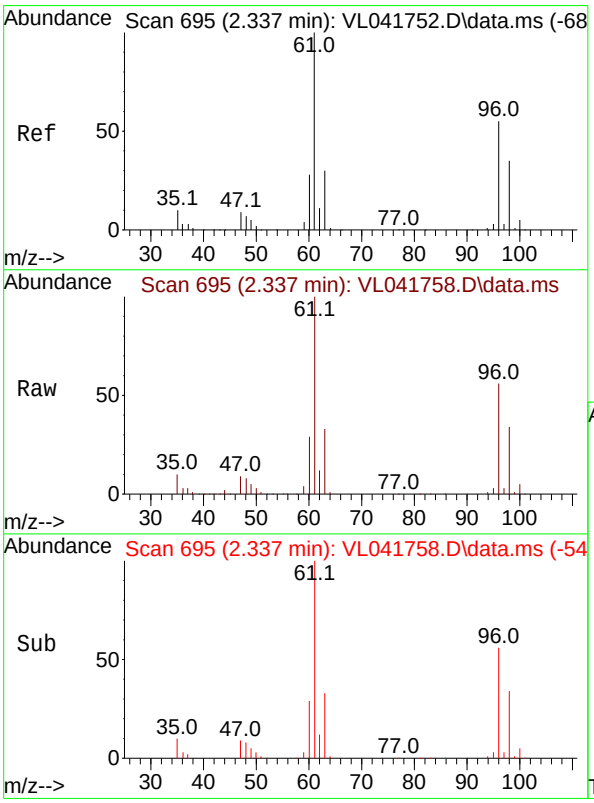

#22
trans-1,2-Dichloroethene
Concen: 14.461 ppbv
RT: 2.337 min Scan# 695
Delta R.T. -0.000 min
Lab File: VL041758.D
Acq: 16 Dec 2024 16:41

Tgt Ion: 96 Resp: 65029

Ion	Ratio	Lower	Upper
96	100		
61	178.4	146.3	219.5
98	60.9	50.8	76.2

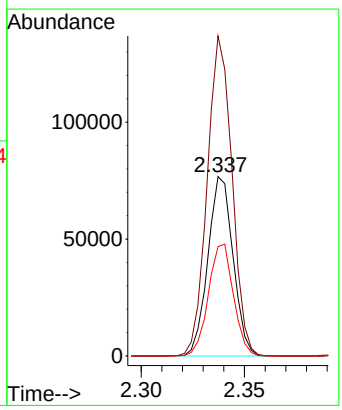

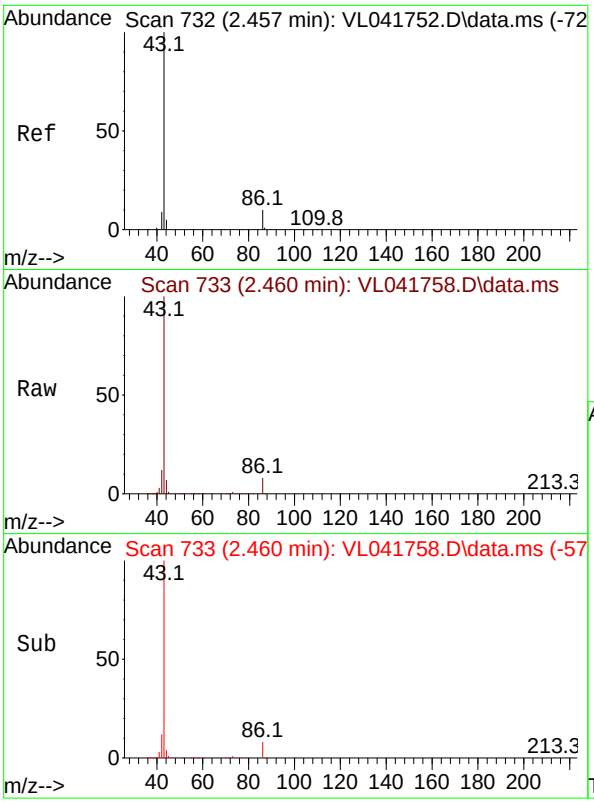

#23
Vinyl Acetate
Concen: 14.661 ppbv
RT: 2.460 min Scan# 7
Delta R.T. 0.003 min
Lab File: VL041758.D
Acq: 16 Dec 2024 16:41

Tgt Ion: 43 Resp: 8079

Ion	Ratio	Lower	Upper
43	100		
86	8.4	6.6	10.0
42	11.8	8.2	12.2
44	5.6	5.0	7.4

Instrument :
MSVOA_L
ClientSampleId :
VSTDICC015

Manual Integrations
APPROVED

Reviewed By :Semsettin Yesilyurt 12/20/2024
Supervised By :Mahesh Dadoda 12/20/2024

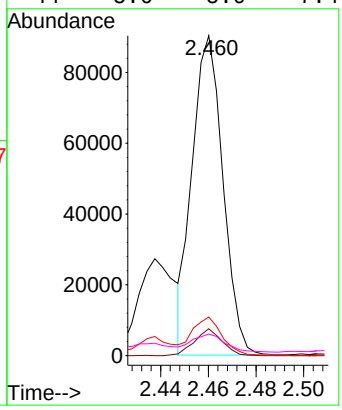

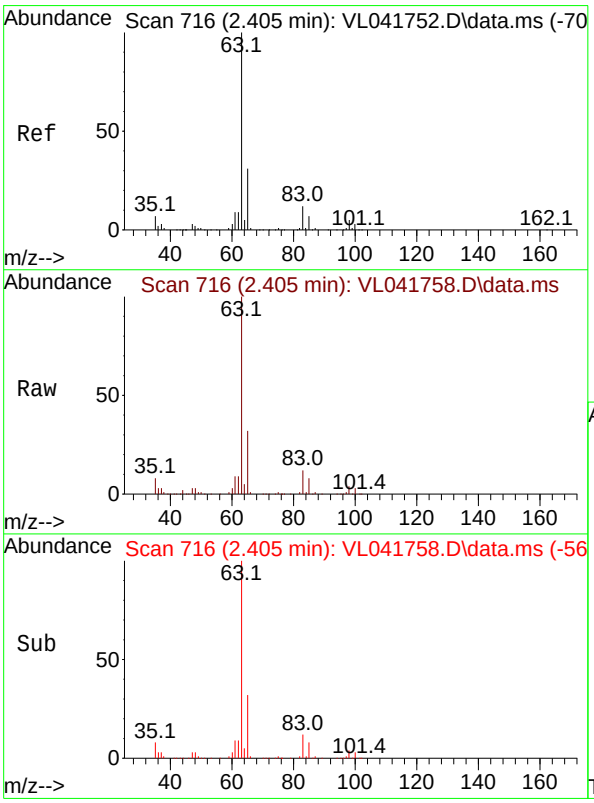

#24
1,1-Dichloroethane
Concen: 14.394 ppbv
RT: 2.405 min Scan# 716
Delta R.T. -0.000 min
Lab File: VL041758.D
Acq: 16 Dec 2024 16:41

Tgt Ion: 63 Resp: 131030

Ion	Ratio	Lower	Upper
63	100		
98	4.5	2.3	6.8
100	2.8	1.4	4.2

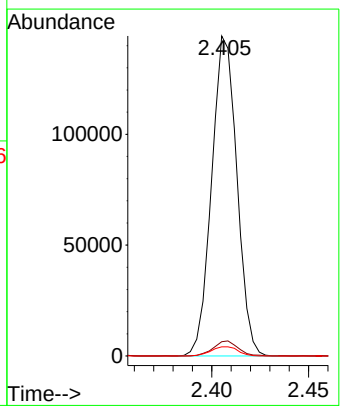

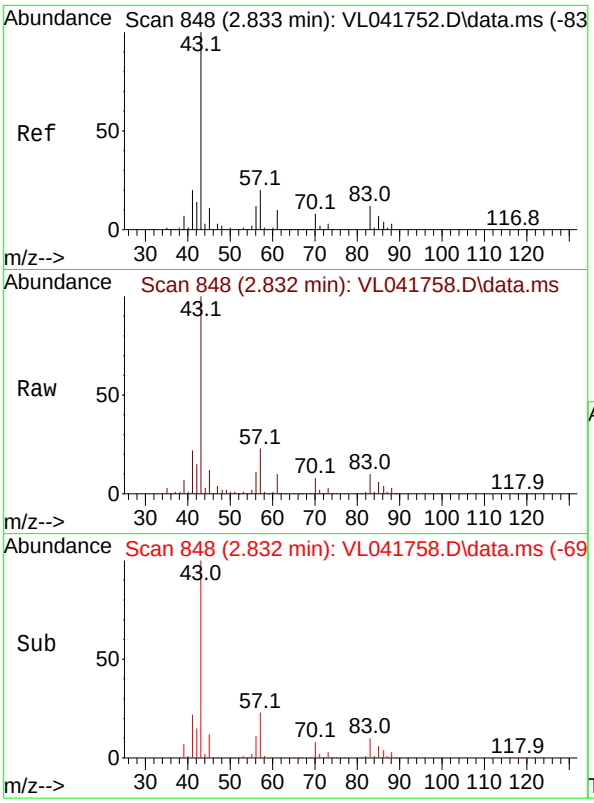

#25
Ethyl Acetate
Concen: 14.402 ppbv
RT: 2.832 min Scan# 8
Delta R.T. -0.000 min
Lab File: VL041758.D
Acq: 16 Dec 2024 16:41

Tgt Ion: 43 Resp: 34142

Ion	Ratio	Lower	Upper
43	100		
45	10.3	8.1	12.1
61	8.7	7.0	10.6
70	8.1	6.5	9.7

Instrument :
MSVOA_L
ClientSampleId :
VSTDICC015

Manual Integrations
APPROVED

Reviewed By :Semsettin Yesilyurt 12/20/2024
Supervised By :Mahesh Dadoda 12/20/2024

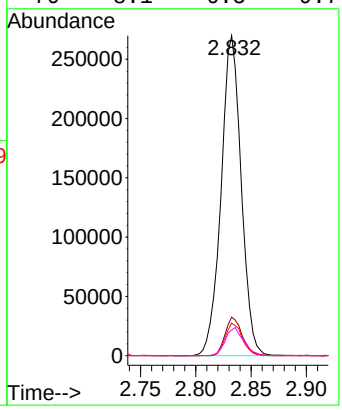

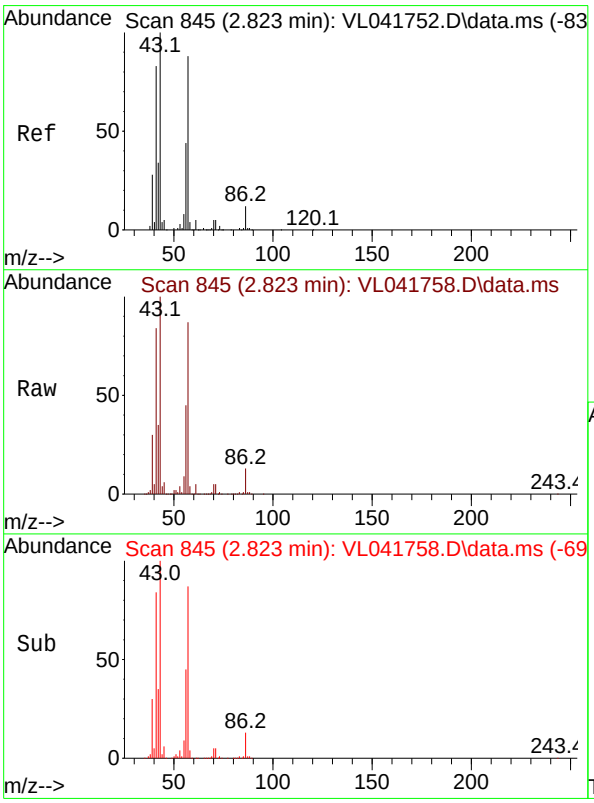

#26
Hexane
Concen: 14.369 ppbv
RT: 2.823 min Scan# 845
Delta R.T. -0.000 min
Lab File: VL041758.D
Acq: 16 Dec 2024 16:41

Tgt Ion: 57 Resp: 128657

Ion	Ratio	Lower	Upper
57	100		
41	100.1	79.6	119.4
43	265.4	211.0	316.6
56	53.0	42.6	63.8

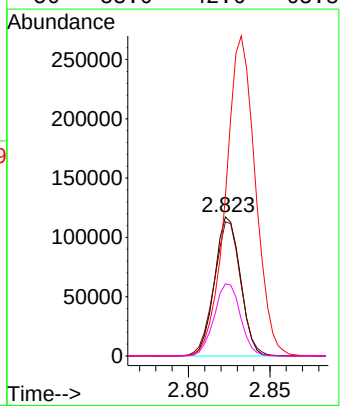

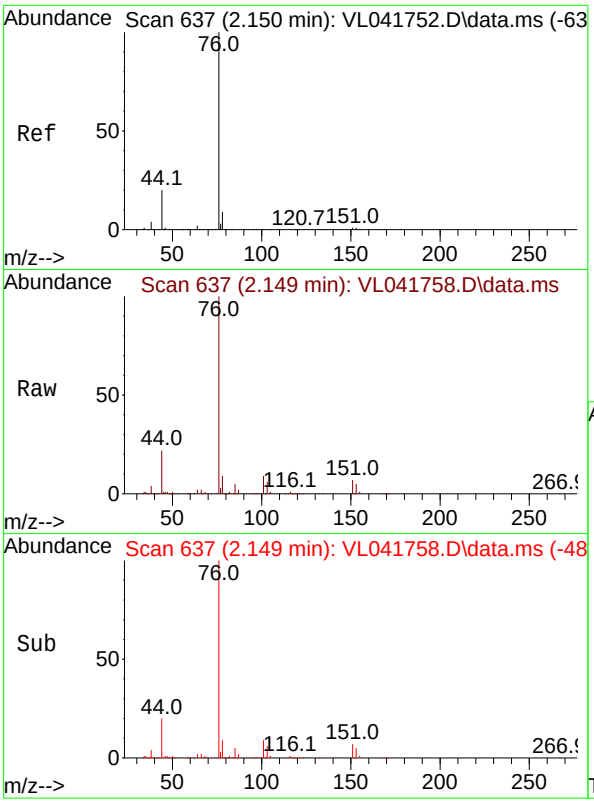

#27
Carbon Disulfide
Concen: 16.726 ppbv
RT: 2.149 min Scan# 6
Delta R.T. -0.000 min
Lab File: VL041758.D
Acq: 16 Dec 2024 16:41

Tgt Ion: 76 Resp: 13496

Ion	Ratio	Lower	Upper
76	100		
44	22.4	17.6	26.4
78	12.5	10.2	15.4

Instrument :
MSVOA_L
ClientSampleId :
VSTDICC015

Manual Integrations
APPROVED

Reviewed By :Semsettin Yesilyurt 12/20/2024
Supervised By :Mahesh Dadoda 12/20/2024

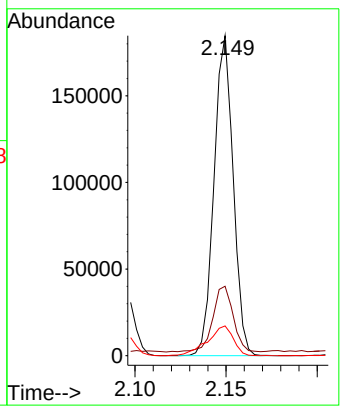

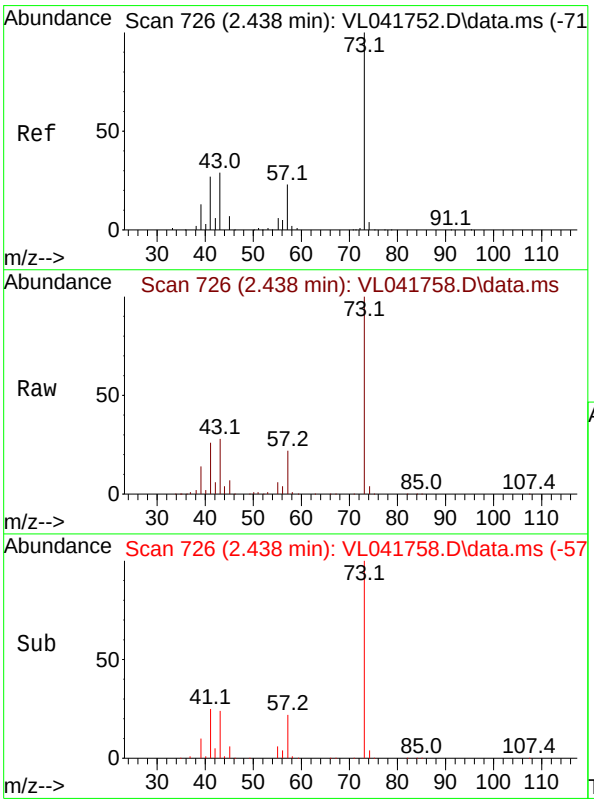

#28
Methyl tert-Butyl Ether
Concen: 13.871 ppbv
RT: 2.438 min Scan# 726
Delta R.T. -0.000 min
Lab File: VL041758.D
Acq: 16 Dec 2024 16:41

Tgt Ion: 73 Resp: 100758

Ion	Ratio	Lower	Upper
73	100		
57	21.8	17.6	26.4

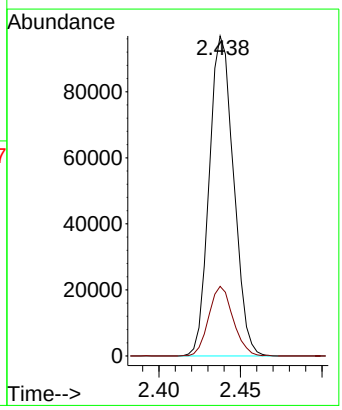

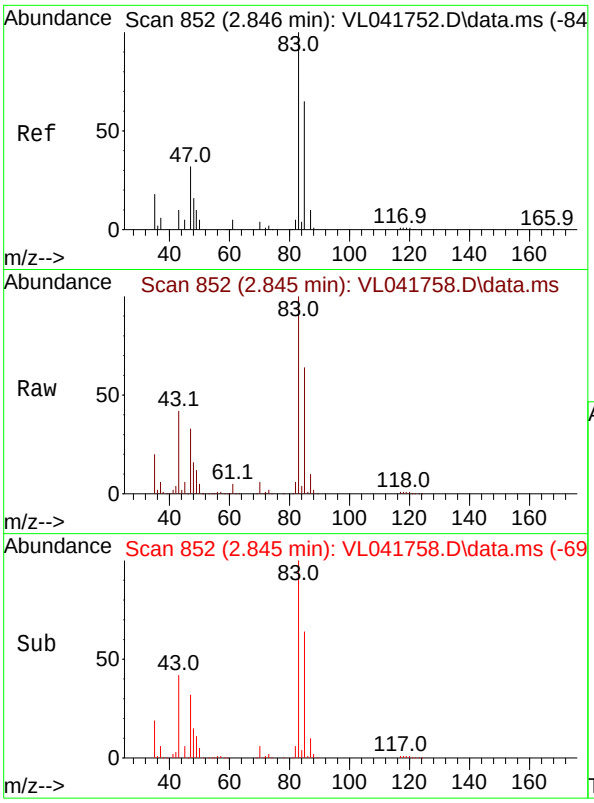

#29
Chloroform
Concen: 14.489 ppbv
RT: 2.845 min Scan# 8
Delta R.T. -0.000 min
Lab File: VL041758.D
Acq: 16 Dec 2024 16:41

Tgt Ion: 83 Resp: 19771

Ion	Ratio	Lower	Upper
83	100		
85	63.7	51.8	77.6

Instrument :
MSVOA_L
ClientSampleId :
VSTDICC015

Manual Integrations
APPROVED

Reviewed By :Semsettin Yesilyurt 12/20/2024
Supervised By :Mahesh Dadoda 12/20/2024

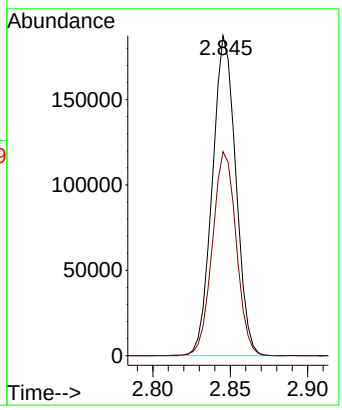

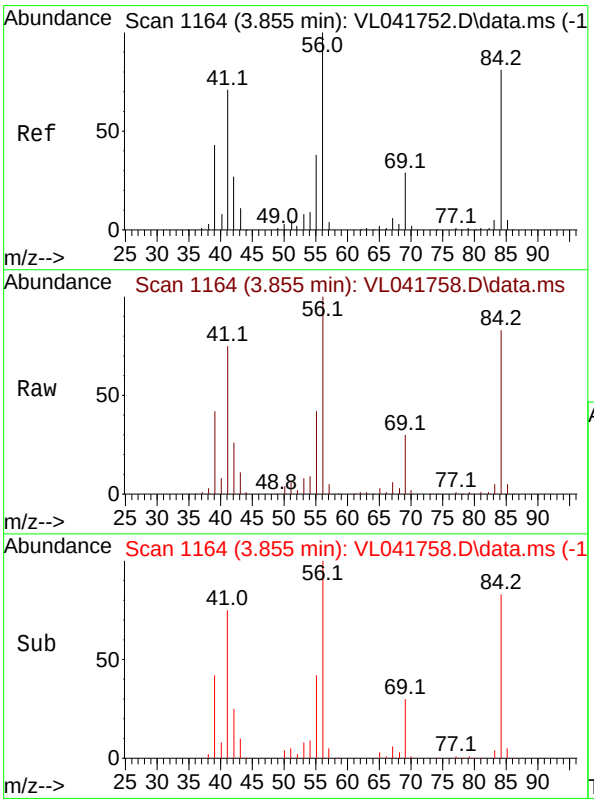

#30
Cyclohexane
Concen: 14.497 ppbv
RT: 3.855 min Scan# 1164
Delta R.T. -0.000 min
Lab File: VL041758.D
Acq: 16 Dec 2024 16:41

Tgt Ion: 84 Resp: 110448

Ion	Ratio	Lower	Upper
84	100		
56	126.9	102.3	153.5
41	92.2	74.0	111.0

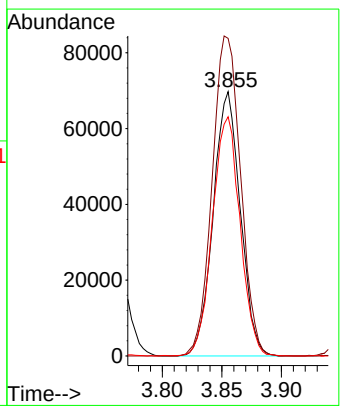

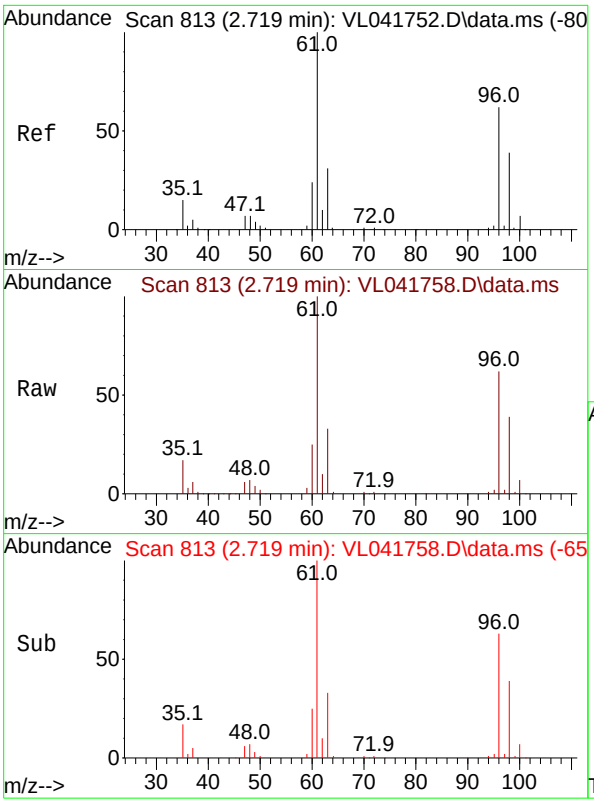

#31
cis-1,2-Dichloroethene
Concen: 14.355 ppbv
RT: 2.719 min Scan# 8
Delta R.T. -0.000 min
Lab File: VL041758.D
Acq: 16 Dec 2024 16:41

Tgt Ion: 61 Resp: 13282

Ion	Ratio	Lower	Upper
61	100		
96	62.4	49.7	74.5
98	39.4	30.8	46.2

Instrument :
MSVOA_L
ClientSampleId :
VSTDICC015

Manual Integrations
APPROVED

Reviewed By :Semsettin Yesilyurt 12/20/2024
Supervised By :Mahesh Dadoda 12/20/2024

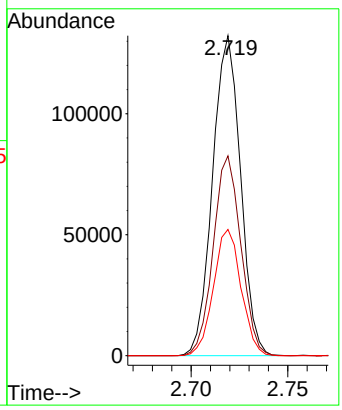

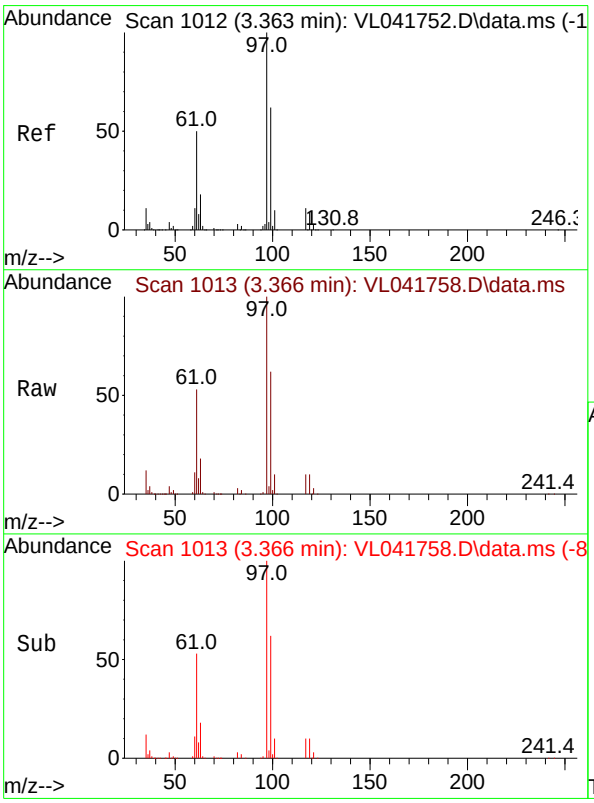

#32
1,1,1-Trichloroethane
Concen: 15.055 ppbv
RT: 3.366 min Scan# 1013
Delta R.T. 0.003 min
Lab File: VL041758.D
Acq: 16 Dec 2024 16:41

Tgt Ion: 97 Resp: 204468

Ion	Ratio	Lower	Upper
97	100		
99	63.6	51.0	76.4
61	53.1	42.2	63.2

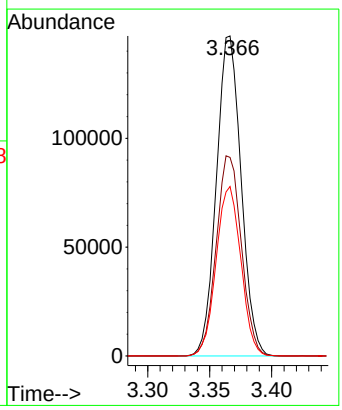

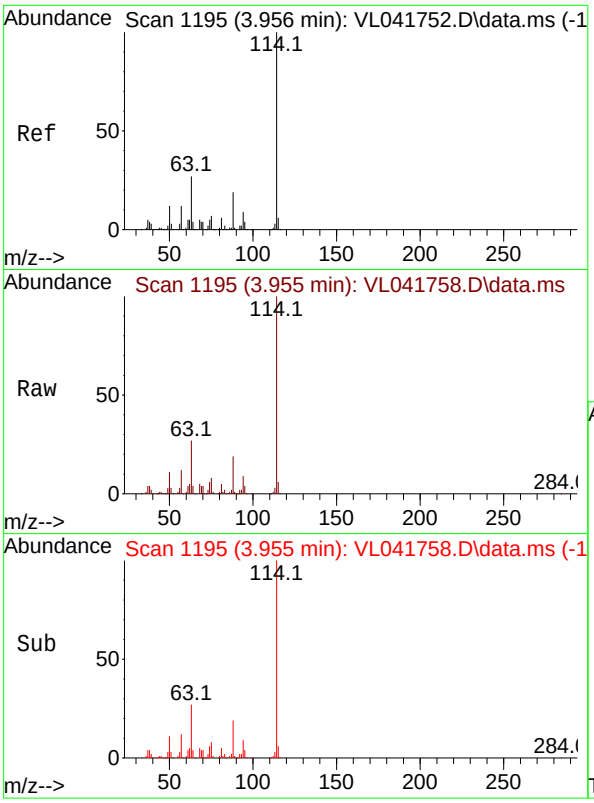

#33
1,4-Difluorobenzene
Concen: 10.000 ppbv
RT: 3.955 min Scan# 1
Delta R.T. -0.000 min
Lab File: VL041758.D
Acq: 16 Dec 2024 16:41

Tgt Ion:114 Resp: 17685

Ion	Ratio	Lower	Upper
114	100		
63	27.5	21.8	32.8
88	18.9	14.8	22.2

Instrument :
MSVOA_L
ClientSampleId :
VSTDICC015

Manual Integrations
APPROVED

Reviewed By :Semsettin Yesilyurt 12/20/2024
Supervised By :Mahesh Dadoda 12/20/2024

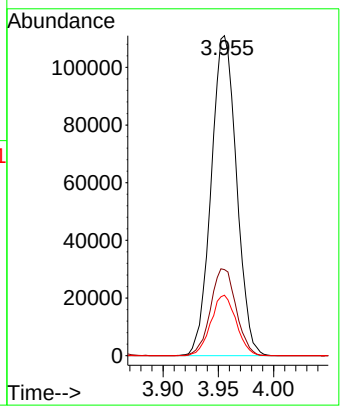

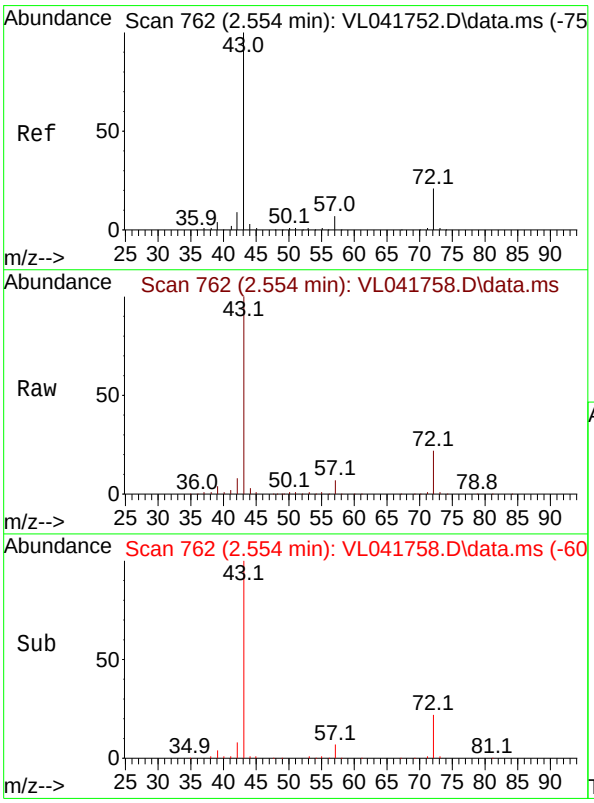

#34
2-Butanone
Concen: 13.736 ppbv
RT: 2.554 min Scan# 762
Delta R.T. -0.000 min
Lab File: VL041758.D
Acq: 16 Dec 2024 16:41

Tgt Ion: 43 Resp: 195439

Ion	Ratio	Lower	Upper
43	100		
72	21.4	16.8	25.2

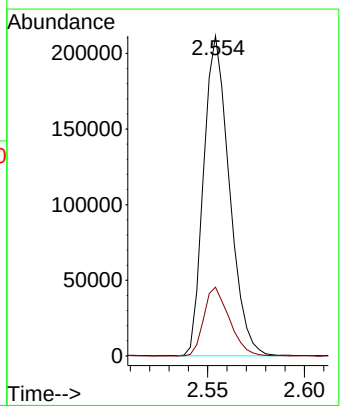

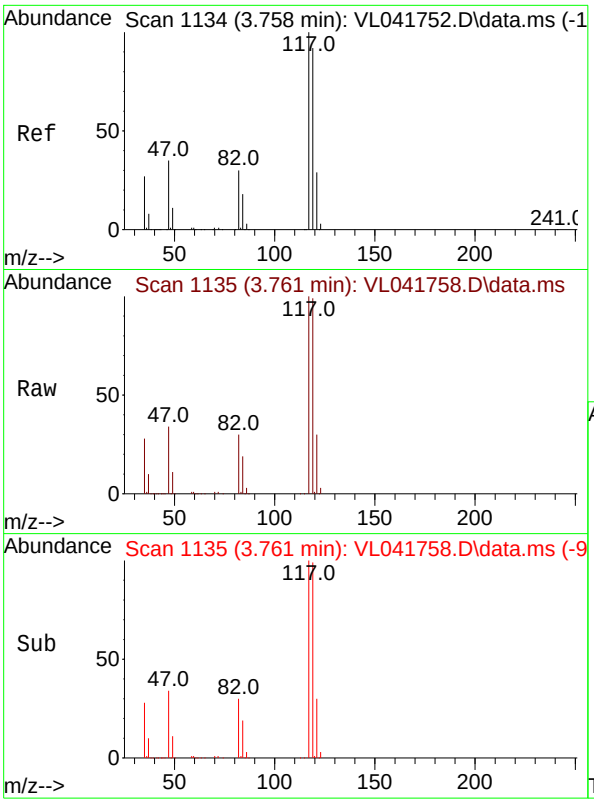

#35
Carbon Tetrachloride
Concen: 16.428 ppbv
RT: 3.761 min Scan# 1
Delta R.T. 0.003 min
Lab File: VL041758.D
Acq: 16 Dec 2024 16:41

Tgt Ion:117 Resp: 20625

Ion	Ratio	Lower	Upper
117	100		
119	99.2	73.7	110.5
121	30.3	23.0	34.4

Instrument :
MSVOA_L
ClientSampleId :
VSTDICC015

Manual Integrations
APPROVED

Reviewed By :Semsettin Yesilyurt 12/20/2024
Supervised By :Mahesh Dadoda 12/20/2024

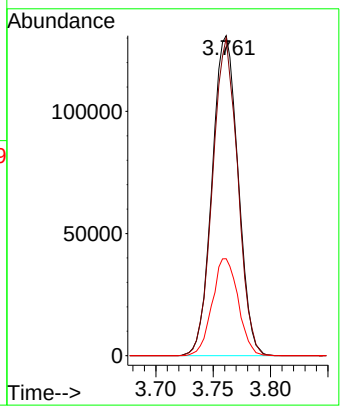

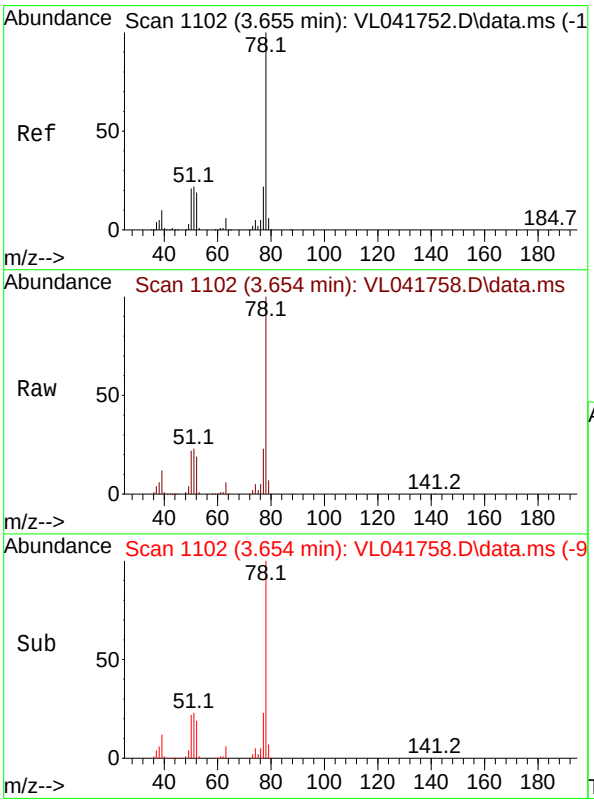

#36
Benzene
Concen: 14.192 ppbv
RT: 3.654 min Scan# 1102
Delta R.T. -0.000 min
Lab File: VL041758.D
Acq: 16 Dec 2024 16:41

Tgt Ion: 78 Resp: 259630

Ion	Ratio	Lower	Upper
78	100		
77	22.8	17.8	26.6
50	21.9	17.2	25.8

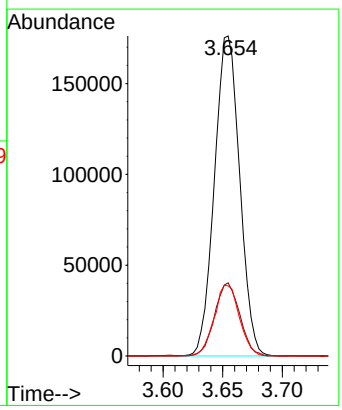

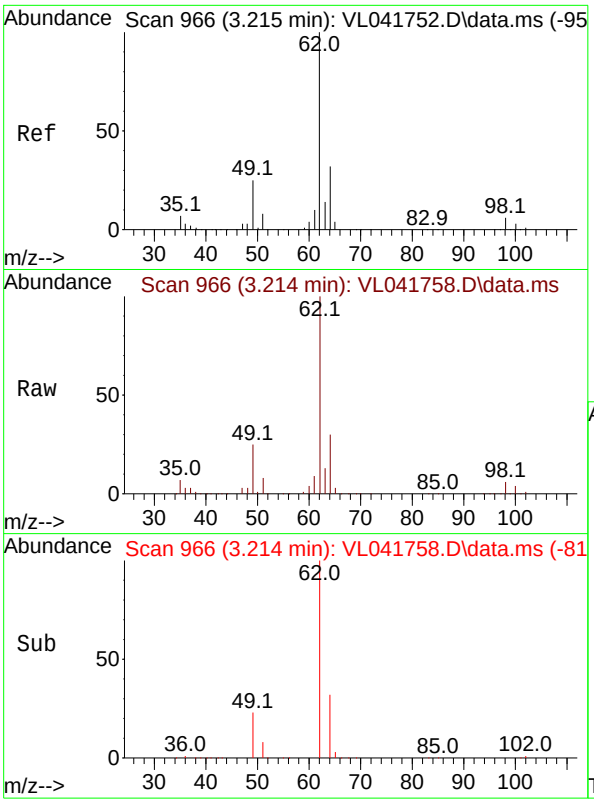

#37
1,2-Dichloroethane
Concen: 14.633 ppbv
RT: 3.214 min Scan# 9
Delta R.T. -0.000 min
Lab File: VL041758.D
Acq: 16 Dec 2024 16:41

Tgt Ion: 62 Resp: 16657

Ion	Ratio	Lower	Upper
62	100		
98	5.9	4.7	7.1

Instrument :
MSVOA_L
ClientSampleId :
VSTDICC015

Manual Integrations
APPROVED

Reviewed By :Semsettin Yesilyurt 12/20/2024
Supervised By :Mahesh Dadoda 12/20/2024

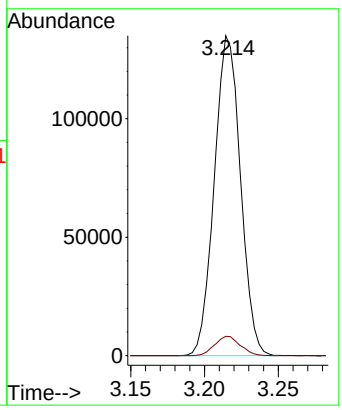

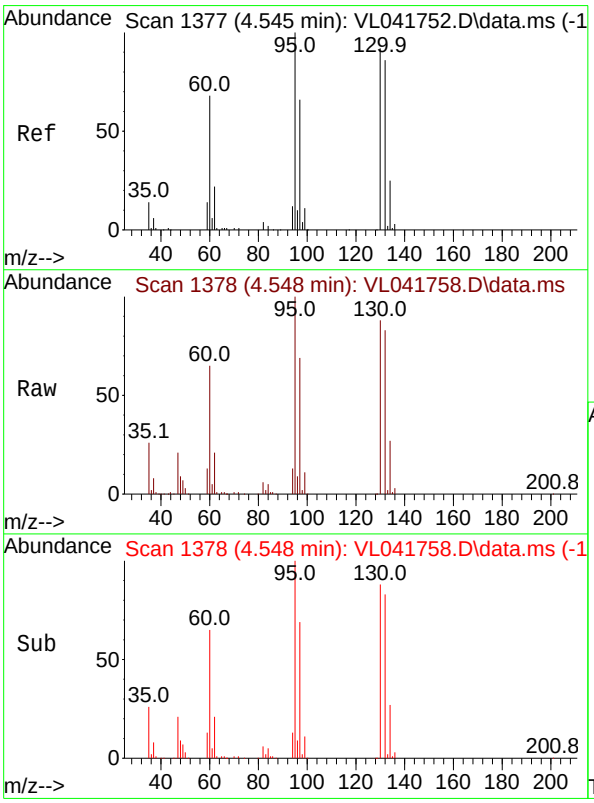

#38
Trichloroethene
Concen: 13.525 ppbv
RT: 4.548 min Scan# 1378
Delta R.T. 0.003 min
Lab File: VL041758.D
Acq: 16 Dec 2024 16:41

Tgt Ion:130 Resp: 104184

Ion	Ratio	Lower	Upper
130	100		
95	114.0	87.0	130.6
132	95.0	75.0	112.6
97	78.9	57.2	85.8

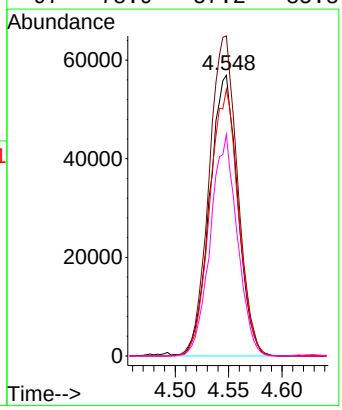

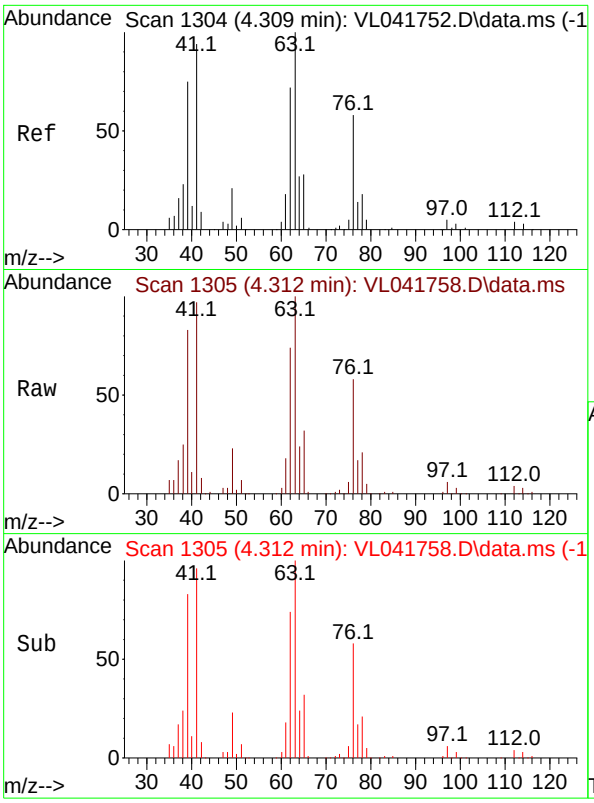

#39
1,2-Dichloropropane
Concen: 14.150 ppbv
RT: 4.312 min Scan# 1
Delta R.T. 0.003 min
Lab File: VL041758.D
Acq: 16 Dec 2024 16:41

Instrument :
MSVOA_L
ClientSampleId :
VSTDICC015

Tgt Ion: 63 Resp: 9362

Ion	Ratio	Lower	Upper
63	100		
41	96.6	75.3	112.9
62	73.9	57.3	85.9

Manual Integrations
APPROVED

Reviewed By :Semsettin Yesilyurt 12/20/2024
Supervised By :Mahesh Dadoda 12/20/2024

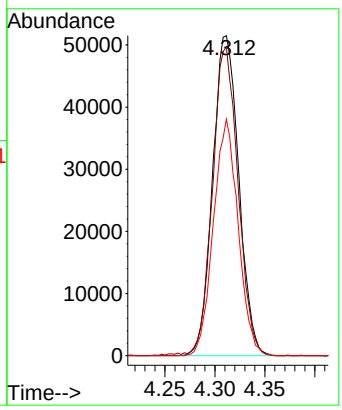

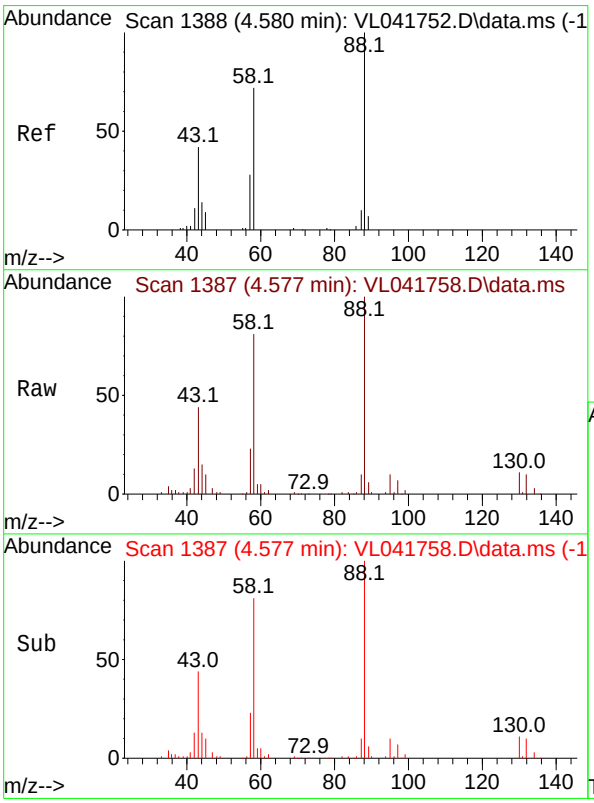

#40
1,4-Dioxane
Concen: 13.730 ppbv
RT: 4.577 min Scan# 1387
Delta R.T. -0.003 min
Lab File: VL041758.D
Acq: 16 Dec 2024 16:41

Tgt Ion: 88 Resp: 44377

Ion	Ratio	Lower	Upper
88	100		
58	77.8	61.0	91.6
43	42.4	29.4	44.0
57	0.0	0.0	0.0

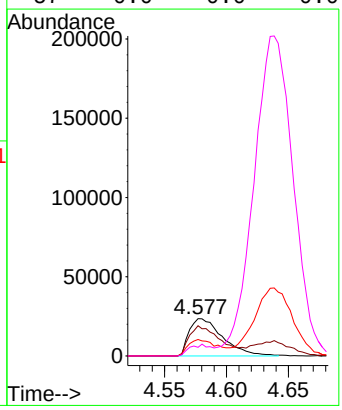

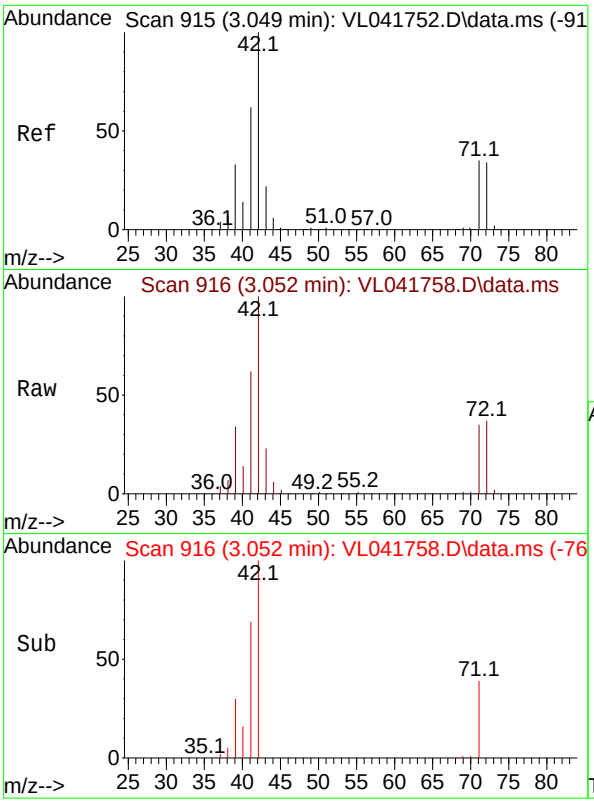

#41
Tetrahydrofuran
Concen: 14.254 ppbv
RT: 3.052 min Scan# 91
Delta R.T. 0.003 min
Lab File: VL041758.D
Acq: 16 Dec 2024 16:41

Instrument :
MSVOA_L
ClientSampleId :
VSTDICC015

Tgt Ion: 42 Resp: 113618

Ion	Ratio	Lower	Upper
42	100		
72	36.4	29.1	43.7
71	35.3	28.4	42.6

Manual Integrations
APPROVED

Reviewed By :Semsettin Yesilyurt 12/20/2024
Supervised By :Mahesh Dadoda 12/20/2024

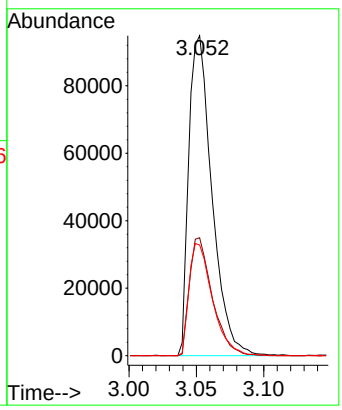

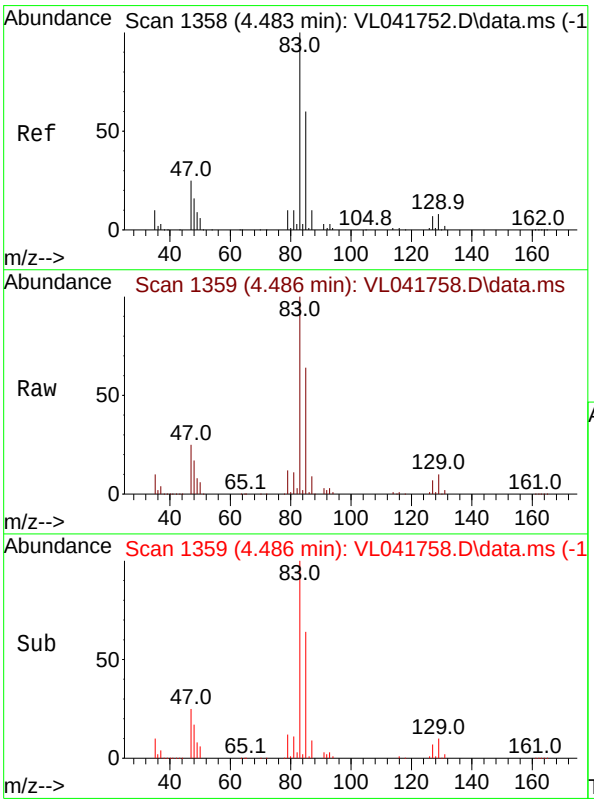

#42
Bromodichloromethane
Concen: 16.123 ppbv
RT: 4.486 min Scan# 1359
Delta R.T. 0.003 min
Lab File: VL041758.D
Acq: 16 Dec 2024 16:41

Tgt Ion: 83 Resp: 211145

Ion	Ratio	Lower	Upper
83	100		
85	63.7	48.0	72.0
127	7.3	5.8	8.8

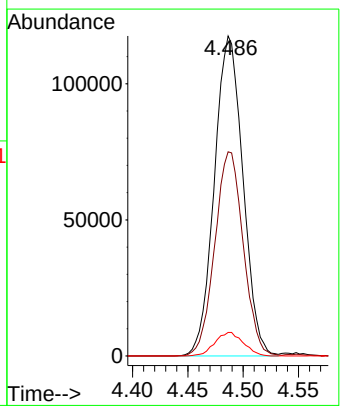

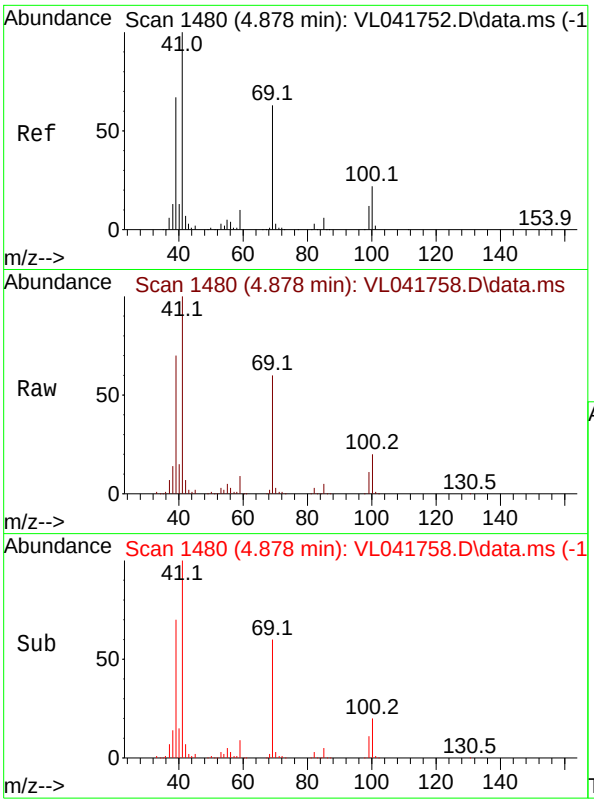

#43
Methyl Methacrylate
Concen: 15.374 ppbv
RT: 4.878 min Scan# 1
Delta R.T. -0.000 min
Lab File: VL041758.D
Acq: 16 Dec 2024 16:41

Tgt Ion: 69 Resp: 10716

Ion	Ratio	Lower	Upper
69	100		
41	162.6	130.3	195.5
100	35.0	28.3	42.5

Instrument :
MSVOA_L
ClientSampleId :
VSTDICC015

Manual Integrations
APPROVED

Reviewed By :Semsettin Yesilyurt 12/20/2024
Supervised By :Mahesh Dadoda 12/20/2024

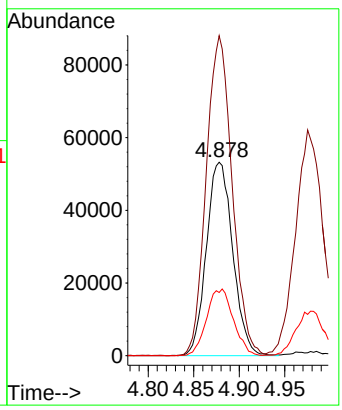

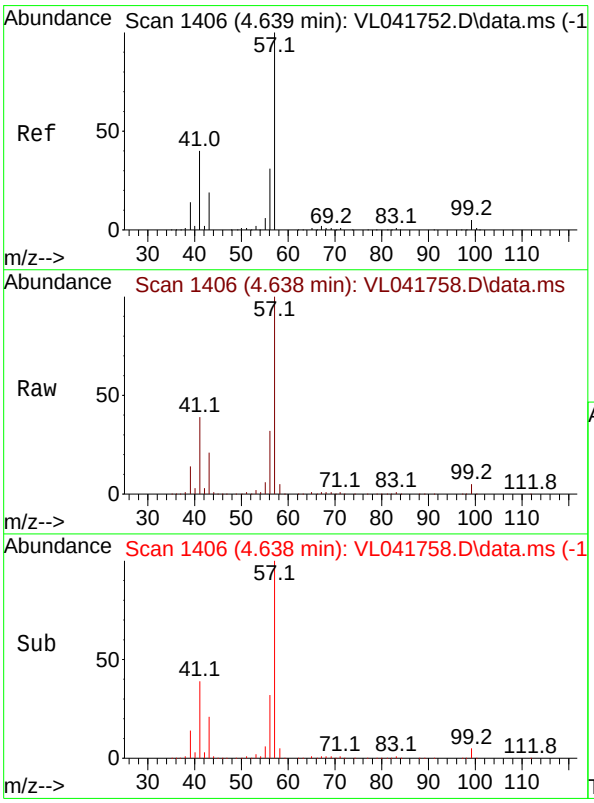

#44
2,2,4-Trimethylpentane
Concen: 14.274 ppbv
RT: 4.638 min Scan# 1406
Delta R.T. -0.000 min
Lab File: VL041758.D
Acq: 16 Dec 2024 16:41

Tgt Ion: 57 Resp: 445947

Ion	Ratio	Lower	Upper
57	100		
41	38.8	30.7	46.1
56	32.1	25.4	38.0

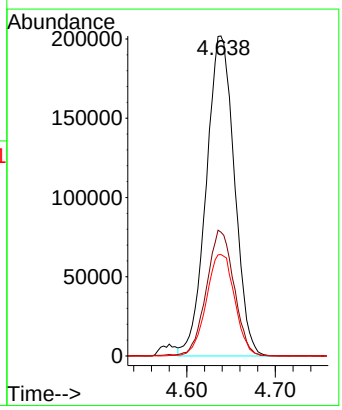

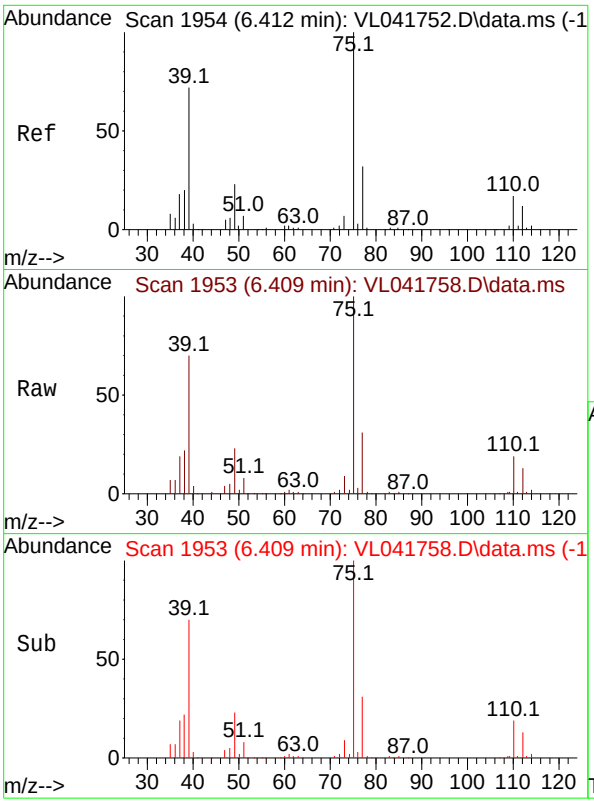

#45
t-1,3-Dichloropropene
Concen: 15.973 ppbv
RT: 6.409 min Scan# 1
Delta R.T. -0.003 min
Lab File: VL041758.D
Acq: 16 Dec 2024 16:41

Tgt Ion: 75 Resp: 11515

Ion	Ratio	Lower	Upper
75	100		
77	30.6	25.9	38.9

Instrument :
MSVOA_L
ClientSampleId :
VSTDICC015

Manual Integrations
APPROVED

Reviewed By :Semsettin Yesilyurt 12/20/2024
Supervised By :Mahesh Dadoda 12/20/2024

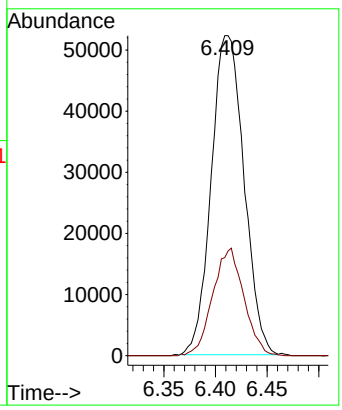

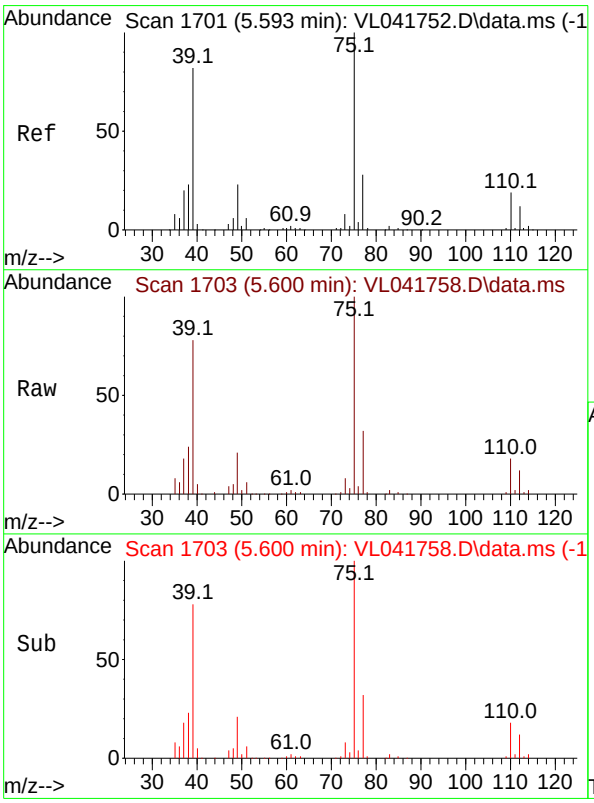

#46
cis-1,3-Dichloropropene
Concen: 15.643 ppbv
RT: 5.600 min Scan# 1703
Delta R.T. 0.006 min
Lab File: VL041758.D
Acq: 16 Dec 2024 16:41

Tgt Ion: 75 Resp: 143172

Ion	Ratio	Lower	Upper
75	100		
39	77.8	65.2	97.8
77	31.6	22.0	33.0

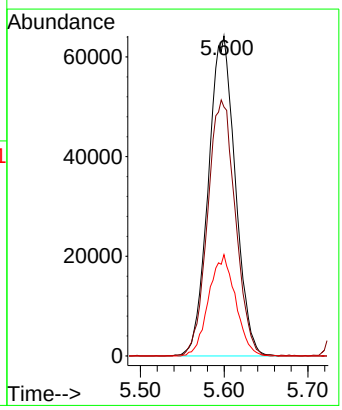

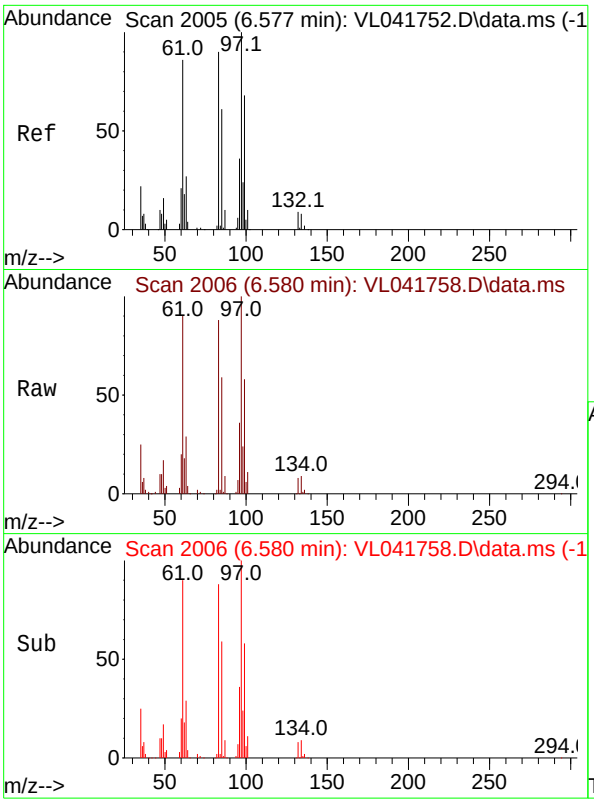

#47
1,1,2-Trichloroethane
Concen: 14.242 ppbv
RT: 6.580 min Scan# 2
Delta R.T. 0.003 min
Lab File: VL041758.D
Acq: 16 Dec 2024 16:41

Tgt Ion: 97 Resp: 9842

Ion	Ratio	Lower	Upper
97	100		
83	88.0	72.3	108.5
85	58.6	48.5	72.7
99	57.5	54.0	81.0

Instrument :
MSVOA_L
ClientSampleId :
VSTDICC015

Manual Integrations
APPROVED

Reviewed By :Semsettin Yesilyurt 12/20/2024
Supervised By :Mahesh Dadoda 12/20/2024

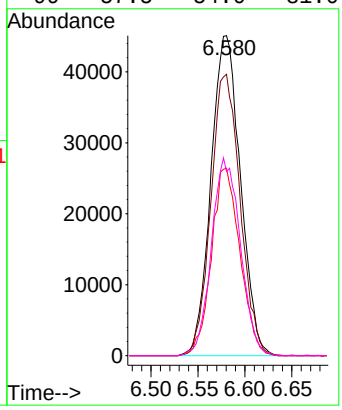

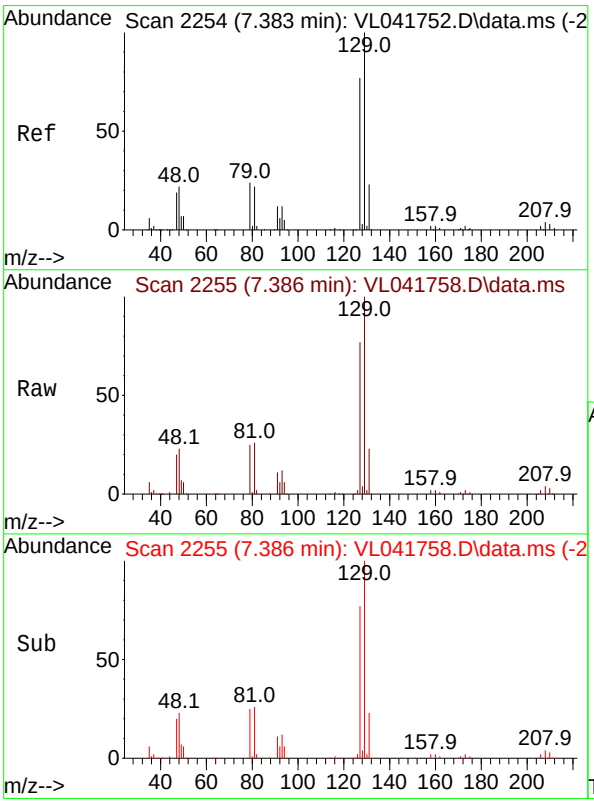

#48
Dibromochloromethane
Concen: 17.131 ppbv
RT: 7.386 min Scan# 2255
Delta R.T. 0.003 min
Lab File: VL041758.D
Acq: 16 Dec 2024 16:41

Tgt Ion:129 Resp: 161661

Ion	Ratio	Lower	Upper
129	100		
127	77.6	38.8	116.3

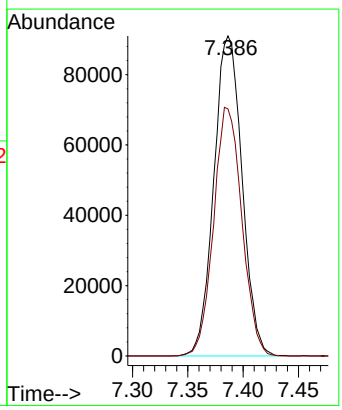

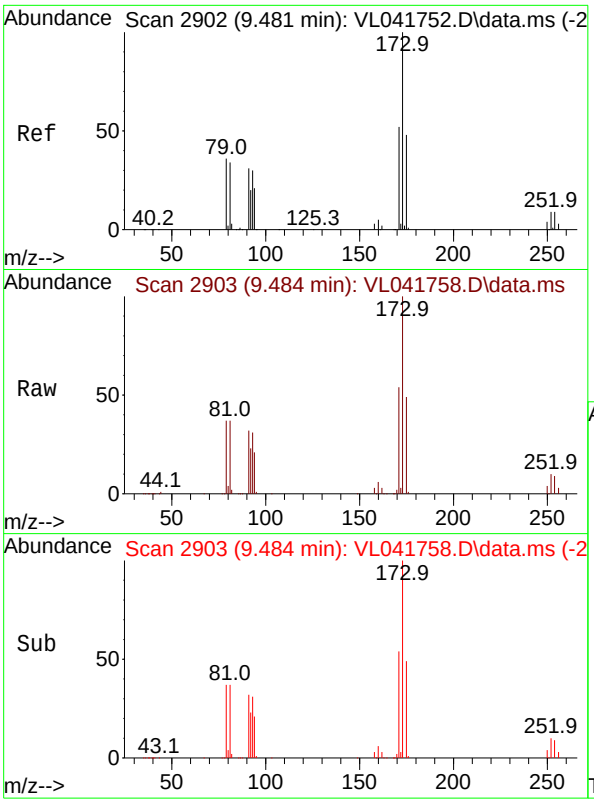

#49
Bromoform
Concen: 17.838 ppbv
RT: 9.484 min Scan# 2
Delta R.T. 0.003 min
Lab File: VL041758.D
Acq: 16 Dec 2024 16:41

Tgt Ion:173 Resp: 13778

Ion	Ratio	Lower	Upper
173	100		
175	48.2	38.2	57.2
171	51.8	41.1	61.7

Instrument :
MSVOA_L
ClientSampleId :
VSTDICC015

Manual Integrations
APPROVED

Reviewed By :Semsettin Yesilyurt 12/20/2024
Supervised By :Mahesh Dadoda 12/20/2024

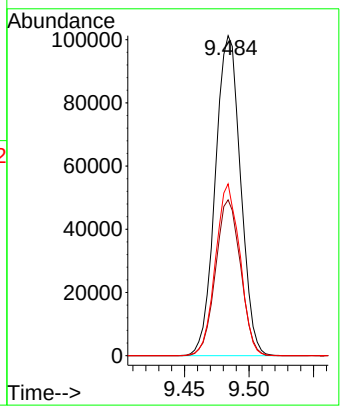

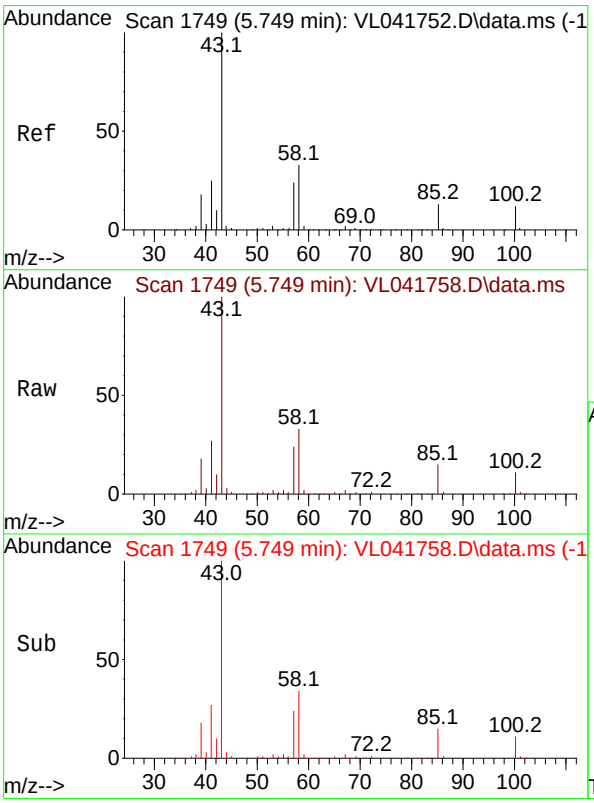

#50
4-Methyl-2-Pentanone
Concen: 14.735 ppbv
RT: 5.749 min Scan# 1749
Delta R.T. -0.000 min
Lab File: VL041758.D
Acq: 16 Dec 2024 16:41

Tgt Ion: 43 Resp: 285467

Ion	Ratio	Lower	Upper
43	100		
58	33.2	26.8	40.2

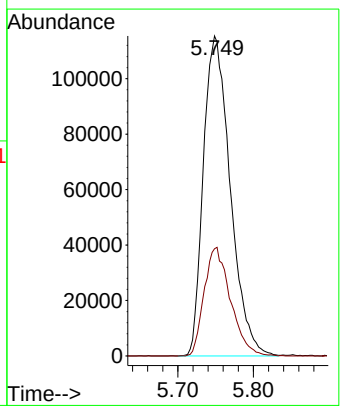

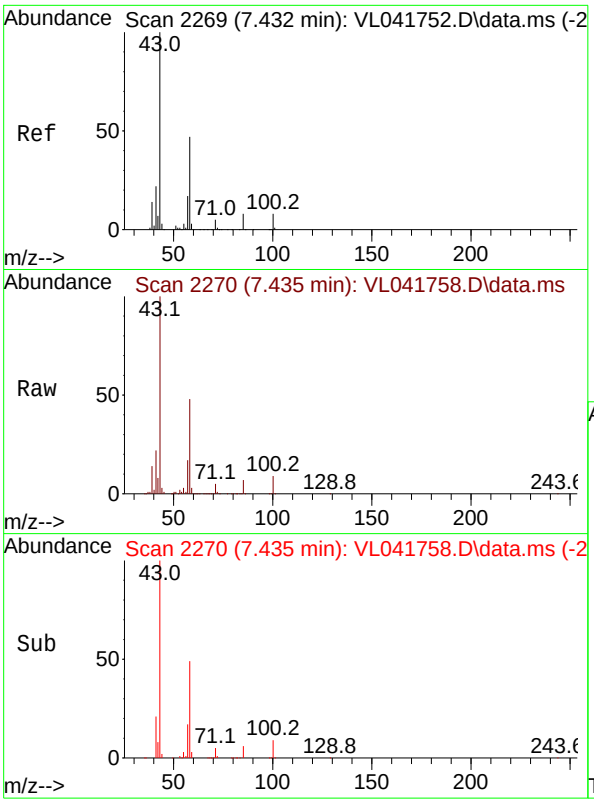

#51
2-Hexanone
Concen: 14.798 ppbv
RT: 7.435 min Scan# 2
Delta R.T. 0.003 min
Lab File: VL041758.D
Acq: 16 Dec 2024 16:41

Tgt Ion: 43 Resp: 23236

Ion	Ratio	Lower	Upper
43	100		
58	46.0	36.6	55.0
98	0.2	0.1	0.1

Instrument :
MSVOA_L
ClientSampleId :
VSTDICC015

Manual Integrations
APPROVED

Reviewed By :Semsettin Yesilyurt 12/20/2024
Supervised By :Mahesh Dadoda 12/20/2024

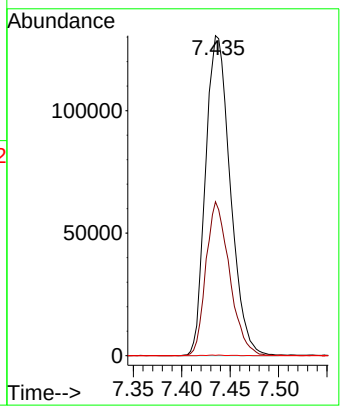

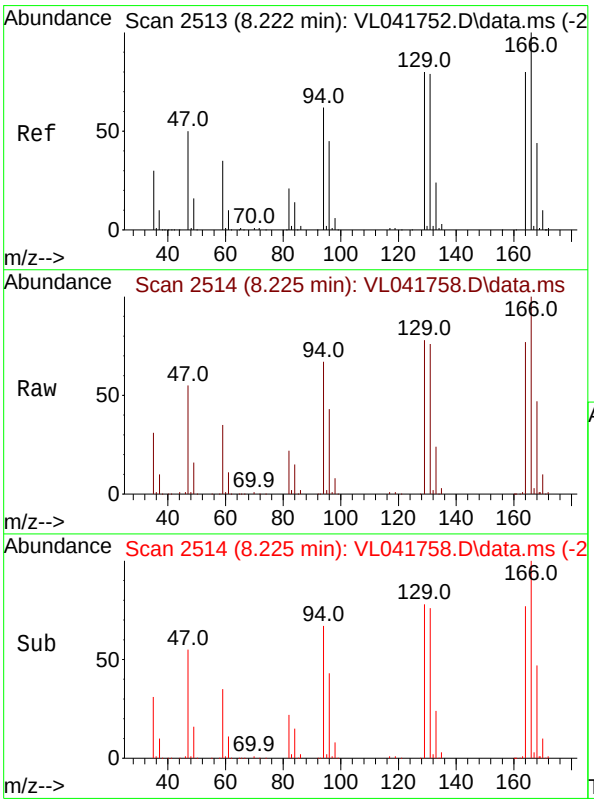

#52
Tetrachloroethene
Concen: 13.675 ppbv
RT: 8.225 min Scan# 2514
Delta R.T. 0.003 min
Lab File: VL041758.D
Acq: 16 Dec 2024 16:41

Tgt Ion:164 Resp: 93120

Ion	Ratio	Lower	Upper
164	100		
166	129.3	99.8	149.6
129	101.1	79.6	119.4
131	98.7	78.6	117.8

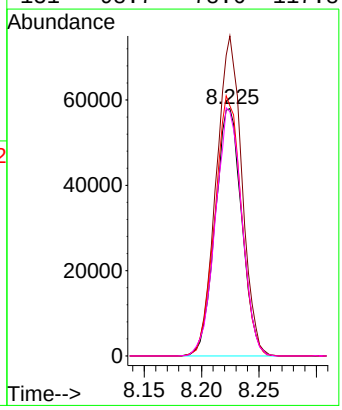

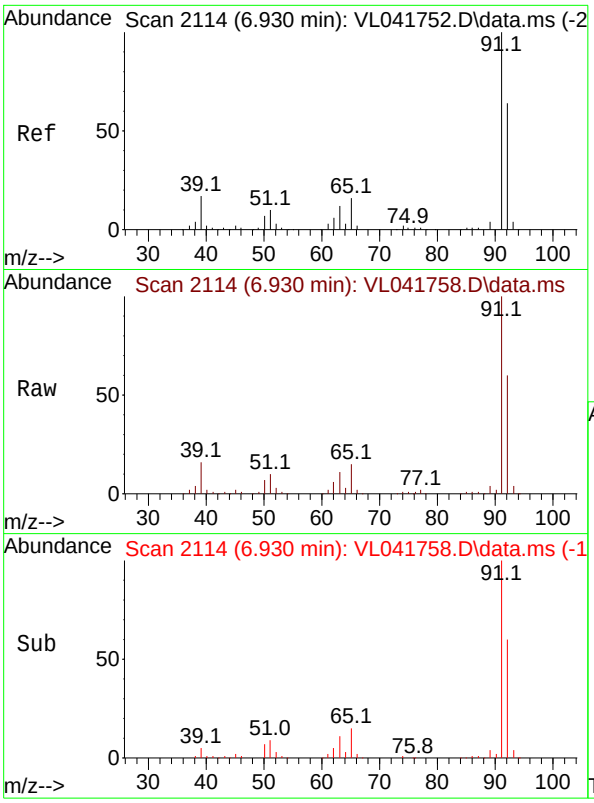

#53
Toluene
Concen: 14.533 ppbv
RT: 6.930 min Scan# 2
Delta R.T. -0.000 min
Lab File: VL041758.D
Acq: 16 Dec 2024 16:41

Tgt Ion: 91 Resp: 30142

Ion	Ratio	Lower	Upper
91	100		
92	59.9	47.9	71.9

Instrument :
MSVOA_L
ClientSampleId :
VSTDICC015

Manual Integrations
APPROVED

Reviewed By :Semsettin Yesilyurt 12/20/2024
Supervised By :Mahesh Dadoda 12/20/2024

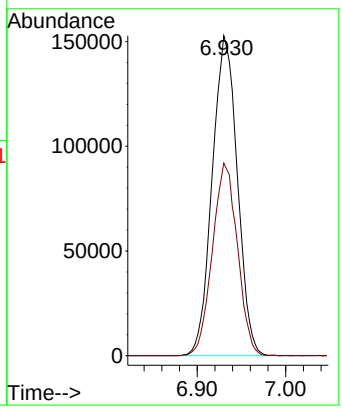

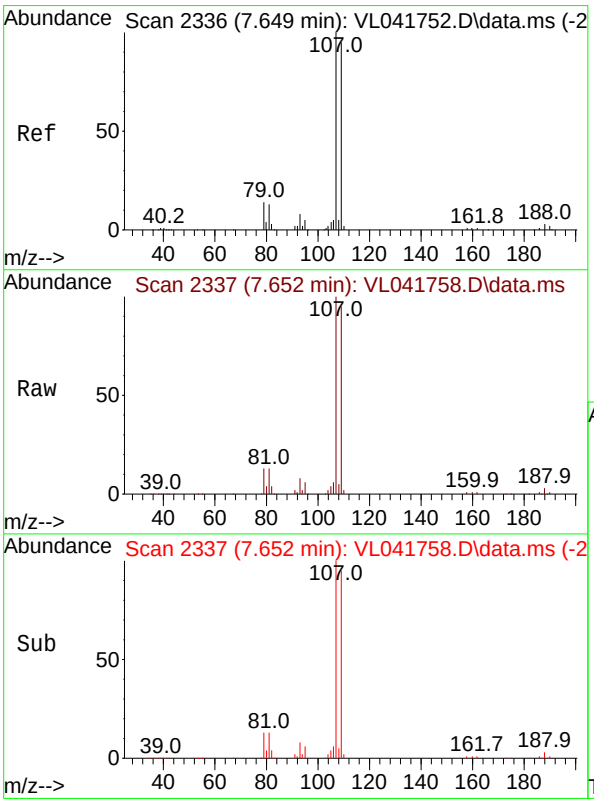

#54
1,2-Dibromoethane
Concen: 14.690 ppbv
RT: 7.652 min Scan# 2337
Delta R.T. 0.003 min
Lab File: VL041758.D
Acq: 16 Dec 2024 16:41

Tgt Ion:107 Resp: 139889

Ion	Ratio	Lower	Upper
107	100		
109	94.9	75.9	113.9

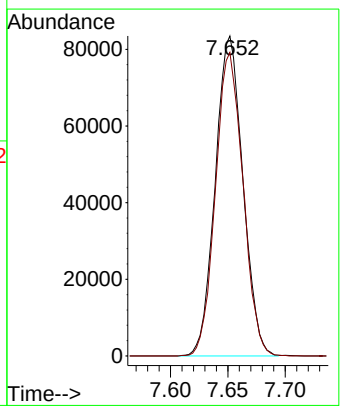

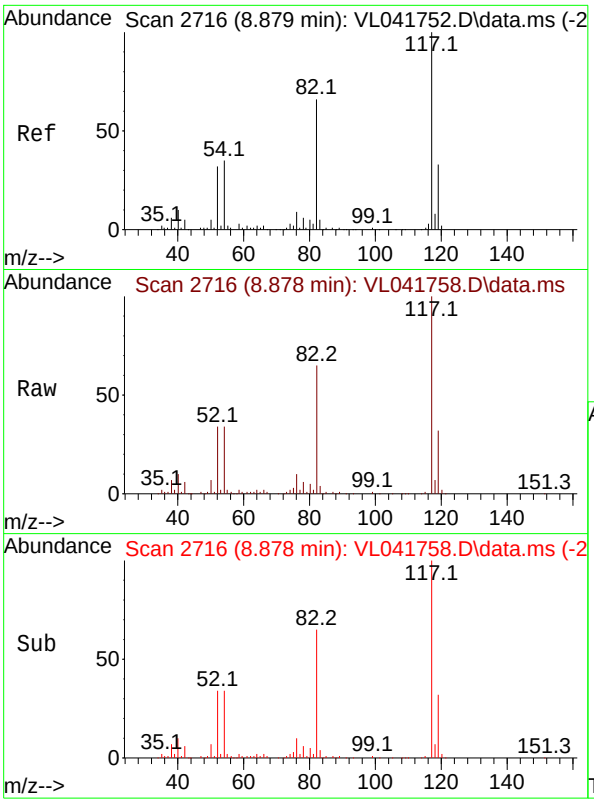

#55
Chlorobenzene-d5
Concen: 10.000 ppbv
RT: 8.878 min Scan# 2
Delta R.T. -0.000 min
Lab File: VL041758.D
Acq: 16 Dec 2024 16:41

Instrument :
MSVOA_L
ClientSampleId :
VSTDICC015

Tgt Ion:117 Resp: 16045

Ion	Ratio	Lower	Upper
117	100		
82	67.5	53.8	80.8
119	31.6	26.7	40.1

Manual Integrations
APPROVED

Reviewed By :Semsettin Yesilyurt 12/20/2024
Supervised By :Mahesh Dadoda 12/20/2024

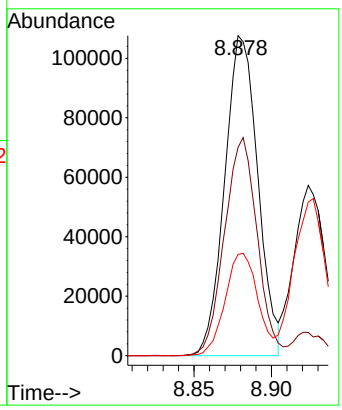

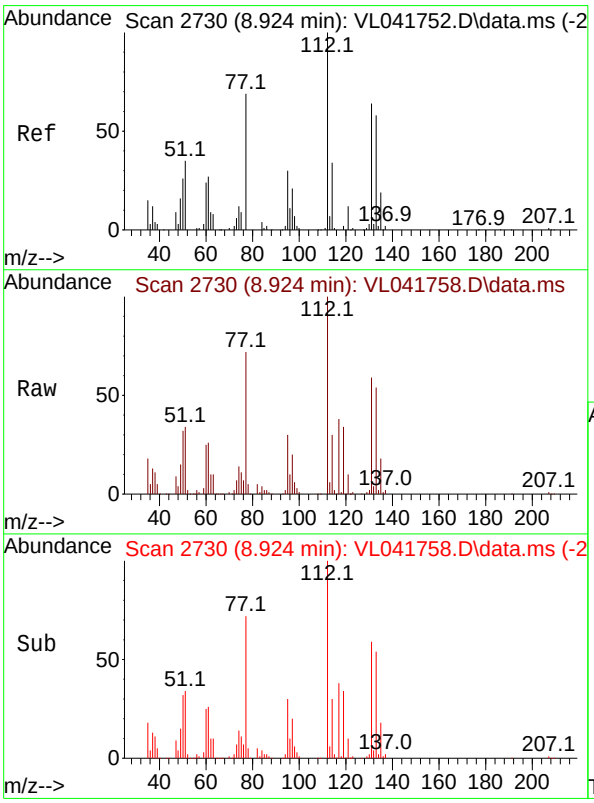

#56
1,1,1,2-Tetrachloroethane
Concen: 15.059 ppbv
RT: 8.924 min Scan# 2730
Delta R.T. -0.000 min
Lab File: VL041758.D
Acq: 16 Dec 2024 16:41

Tgt Ion:131 Resp: 128108

Ion	Ratio	Lower	Upper
131	100		
133	96.7	76.8	115.2
119	59.9	49.0	73.6

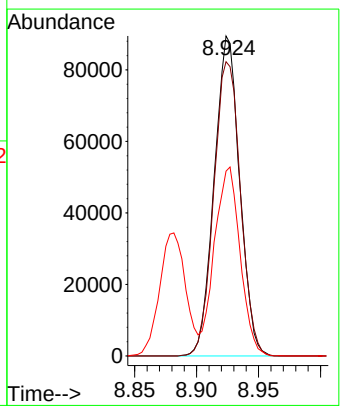

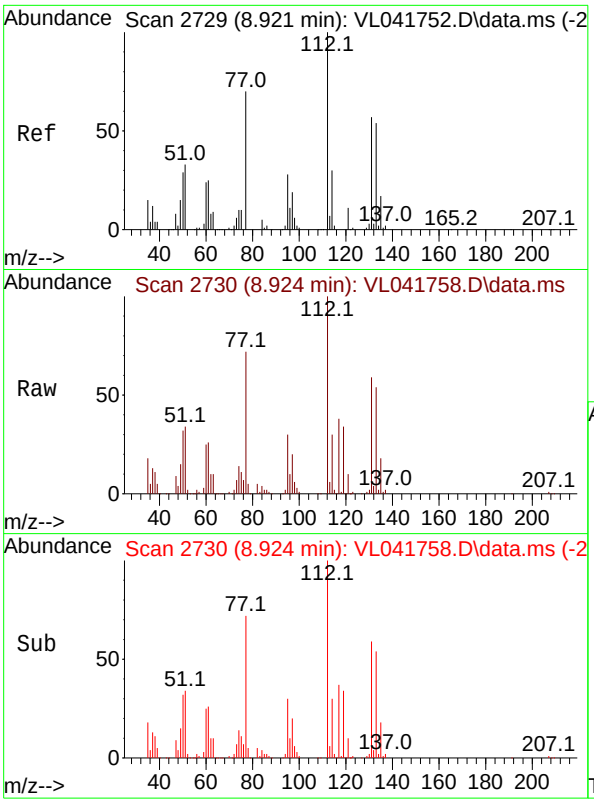

#57
Chlorobenzene
Concen: 13.869 ppbv
RT: 8.924 min Scan# 2
Delta R.T. 0.003 min
Lab File: VL041758.D
Acq: 16 Dec 2024 16:41

Tgt Ion:112 Resp: 22771

Ion	Ratio	Lower	Upper
112	100		
77	71.8	57.4	86.0
114	29.8	27.4	33.4

Instrument :
MSVOA_L
ClientSampleId :
VSTDICC015

Manual Integrations
APPROVED

Reviewed By :Semsettin Yesilyurt 12/20/2024
Supervised By :Mahesh Dadoda 12/20/2024

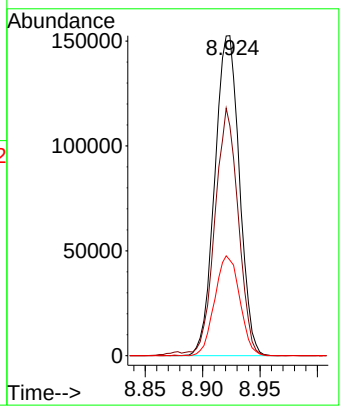

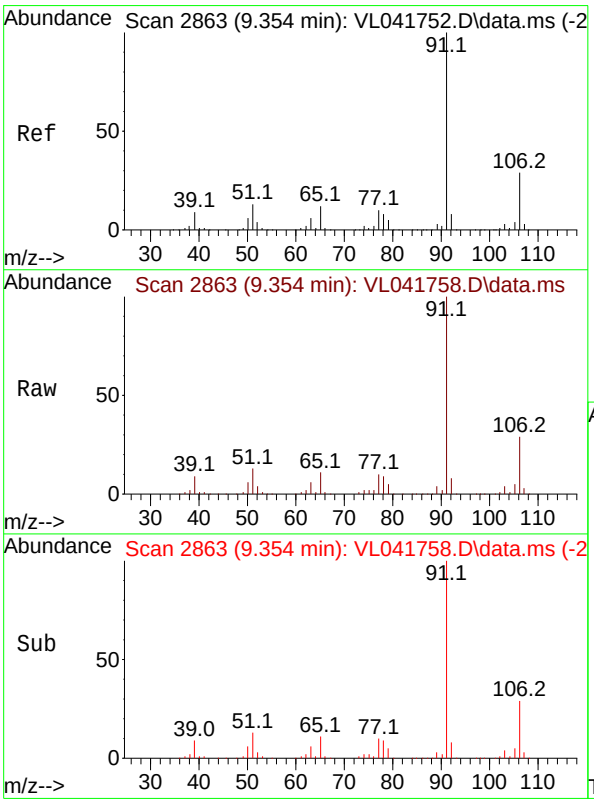

#58
Ethyl Benzene
Concen: 14.742 ppbv
RT: 9.354 min Scan# 2863
Delta R.T. -0.000 min
Lab File: VL041758.D
Acq: 16 Dec 2024 16:41

Tgt Ion: 91 Resp: 425852

Ion	Ratio	Lower	Upper
91	100		
106	29.1	23.5	35.3

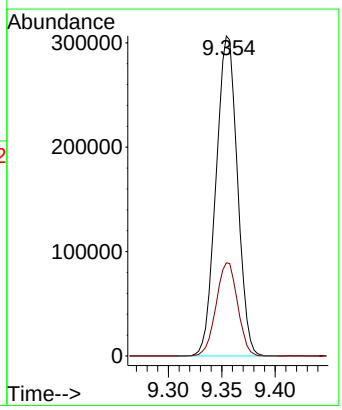

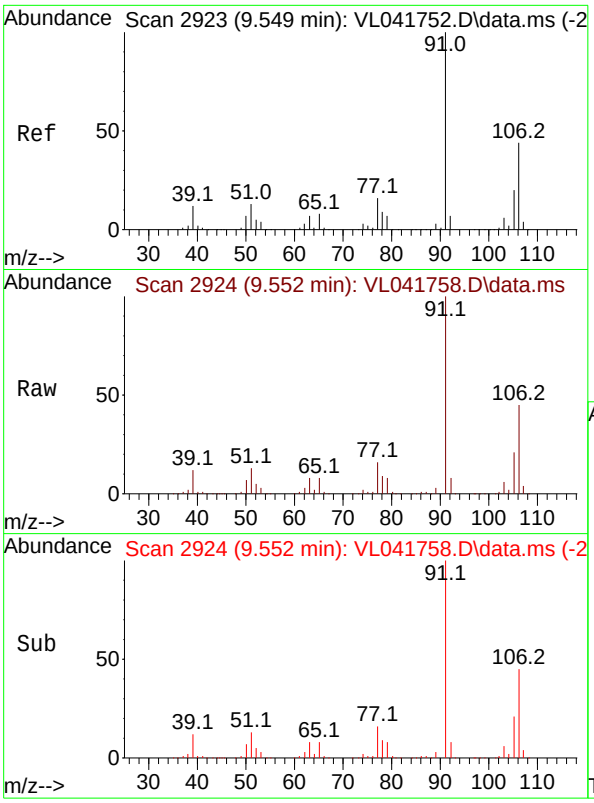

#59
m/p-Xylene
Concen: 29.209 ppbv m
RT: 9.552 min Scan# 2
Delta R.T. 0.003 min
Lab File: VL041758.D
Acq: 16 Dec 2024 16:41

Tgt Ion: 91 Resp: 67865

Ion	Ratio	Lower	Upper
91	100		
106	44.8	0.0	0.0

Instrument :
MSVOA_L
ClientSampleId :
VSTDICC015

Manual Integrations
APPROVED

Reviewed By :Semsettin Yesilyurt 12/20/2024
Supervised By :Mahesh Dadoda 12/20/2024

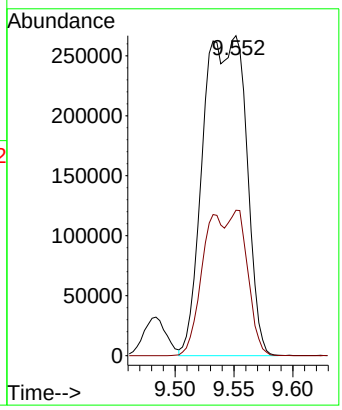

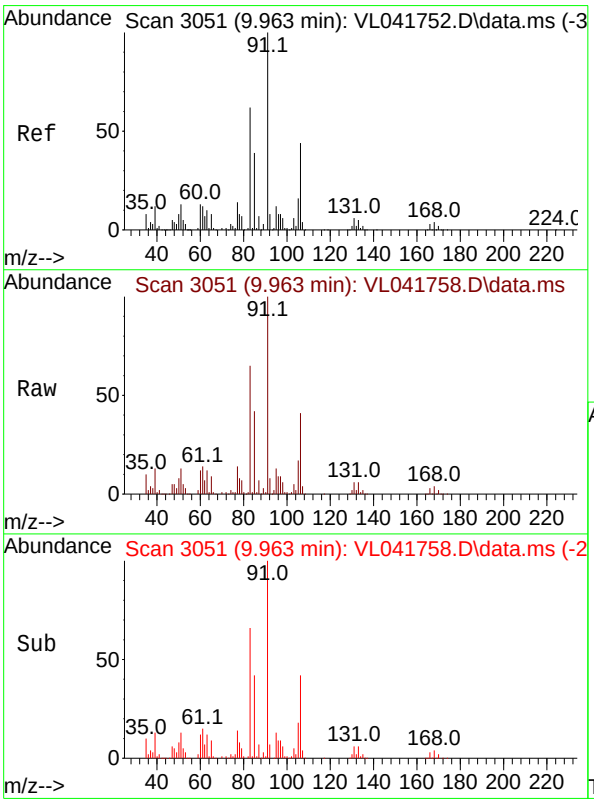

#60
o-Xylene
Concen: 14.506 ppbv
RT: 9.963 min Scan# 3051
Delta R.T. -0.000 min
Lab File: VL041758.D
Acq: 16 Dec 2024 16:41

Tgt Ion: 91 Resp: 337891

Ion	Ratio	Lower	Upper
91	100		
106	42.2	21.1	63.4

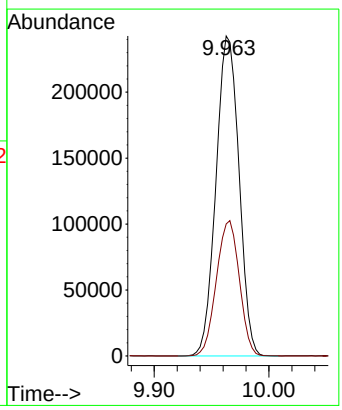

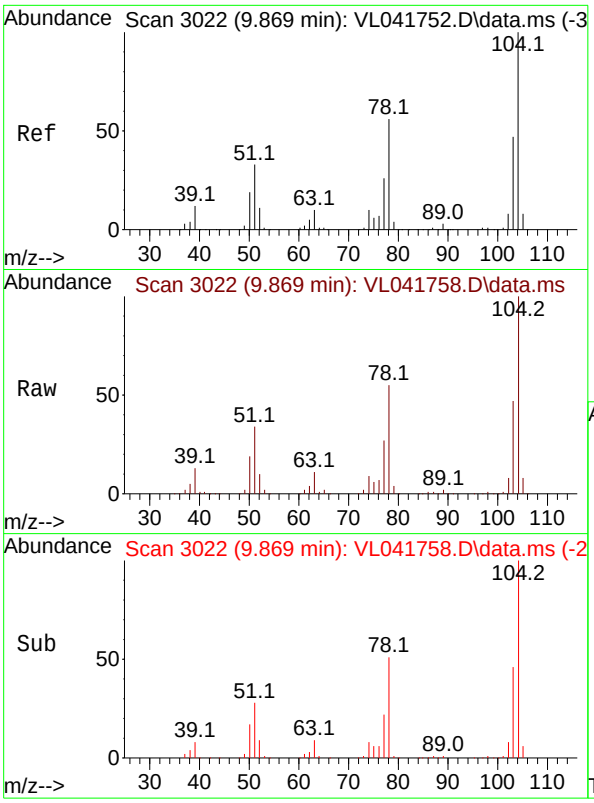

#61
Styrene
Concen: 16.415 ppbv
RT: 9.869 min Scan# 3
Delta R.T. -0.000 min
Lab File: VL041758.D
Acq: 16 Dec 2024 16:41

Tgt Ion:104 Resp: 16532

Ion	Ratio	Lower	Upper
104	100		
78	54.5	43.8	65.6
103	46.9	37.8	56.6

Instrument :
MSVOA_L
ClientSampleId :
VSTDICC015

Manual Integrations
APPROVED

Reviewed By :Semsettin Yesilyurt 12/20/2024
Supervised By :Mahesh Dadoda 12/20/2024

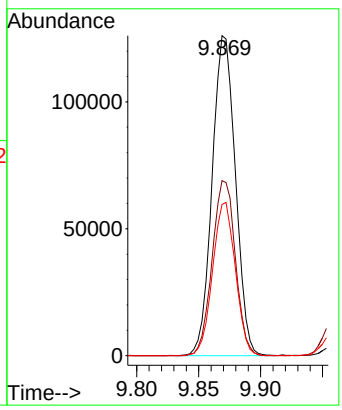

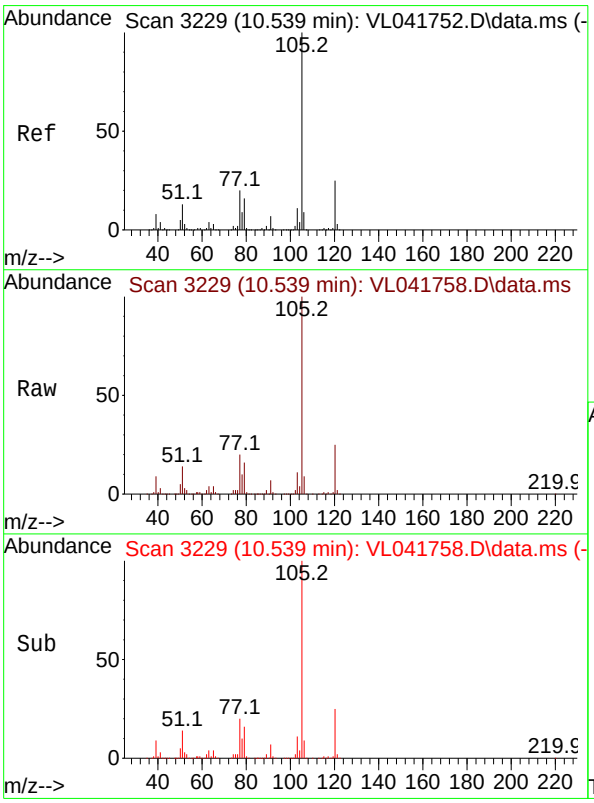

#62
Isopropylbenzene
Concen: 14.475 ppbv
RT: 10.539 min Scan# 3229
Delta R.T. -0.000 min
Lab File: VL041758.D
Acq: 16 Dec 2024 16:41

Tgt Ion:105 Resp: 506570

Ion	Ratio	Lower	Upper
105	100		
120	25.2	19.8	29.8

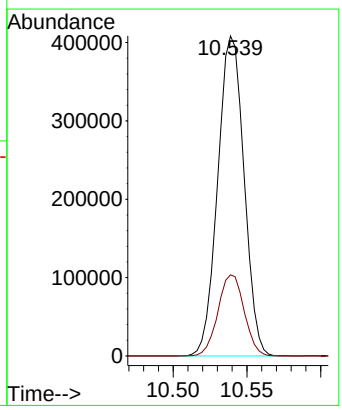

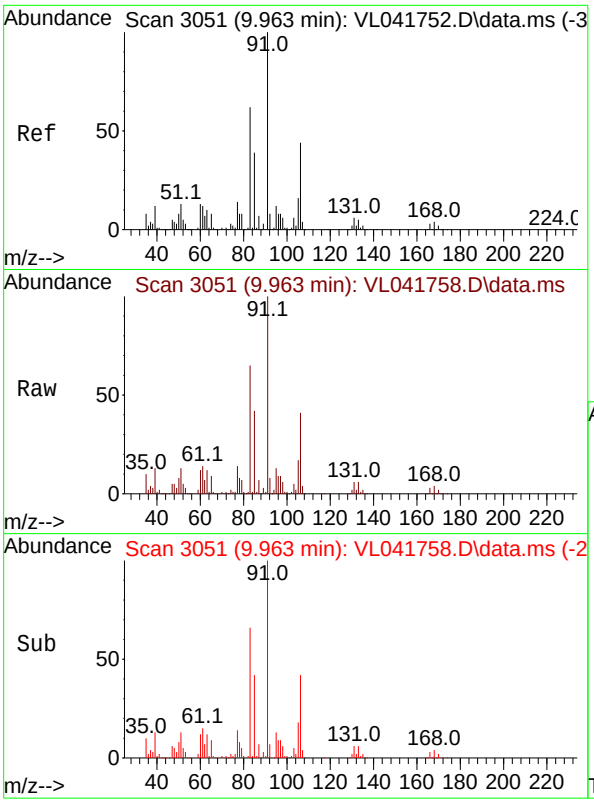

#63
1,1,2,2-Tetrachloroethane
Concen: 13.790 ppbv
RT: 9.963 min Scan# 3
Delta R.T. -0.000 min
Lab File: VL041758.D
Acq: 16 Dec 2024 16:41

Instrument :
MSVOA_L
ClientSampleId :
VSTDICC015

Tgt Ion: 83 Resp: 20105

Ion	Ratio	Lower	Upper
83	100		
131	9.5	4.9	14.7
85	64.0	32.0	96.2

Manual Integrations
APPROVED

Reviewed By :Semsettin Yesilyurt 12/20/2024
Supervised By :Mahesh Dadoda 12/20/2024

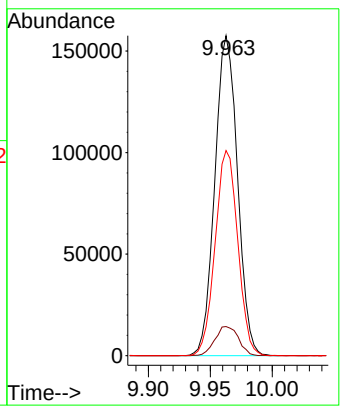

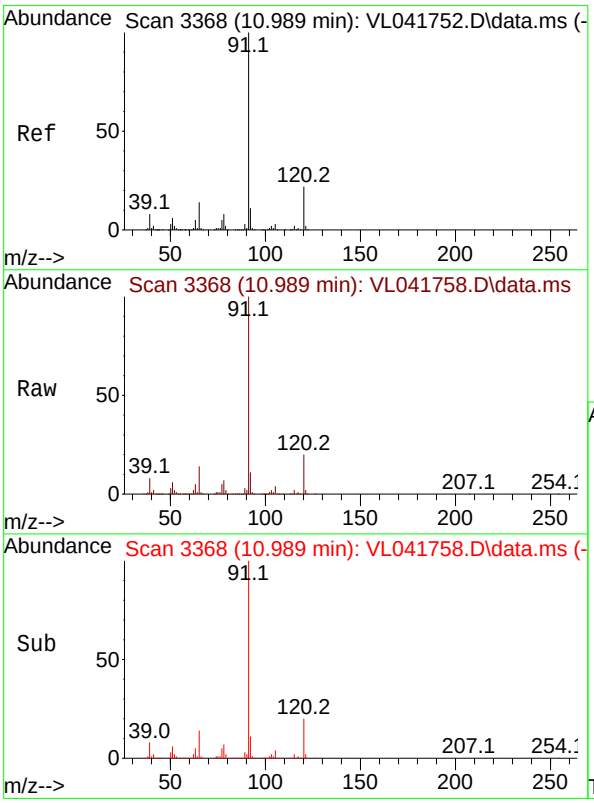

#64
n-propylbenzene
Concen: 14.602 ppbv
RT: 10.989 min Scan# 3368
Delta R.T. -0.000 min
Lab File: VL041758.D
Acq: 16 Dec 2024 16:41

Tgt Ion:120 Resp: 129200

Ion	Ratio	Lower	Upper
120	100		
91	475.8	387.3	580.9

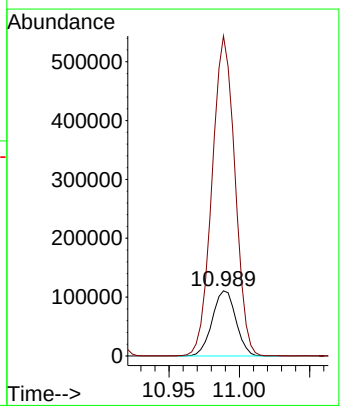

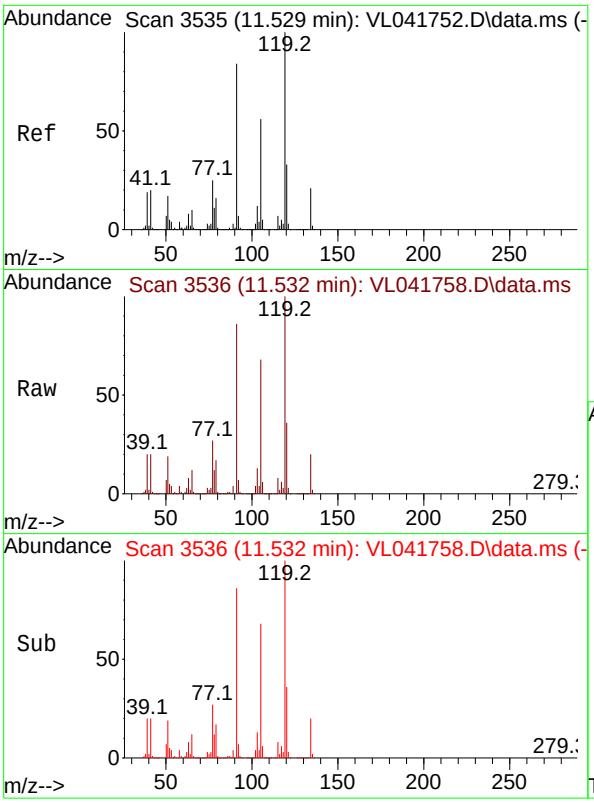

#65
tert-Butylbenzene
Concen: 14.148 ppbv
RT: 11.532 min Scan# 3
Delta R.T. 0.003 min
Lab File: VL041758.D
Acq: 16 Dec 2024 16:41

Tgt Ion:119 Resp: 44669

Ion	Ratio	Lower	Upper
119	100		
91	85.7	67.0	100.4
134	20.3	16.5	24.7

Instrument :
MSVOA_L
ClientSampleId :
VSTDICC015

Manual Integrations
APPROVED

Reviewed By :Semsettin Yesilyurt 12/20/2024
Supervised By :Mahesh Dadoda 12/20/2024

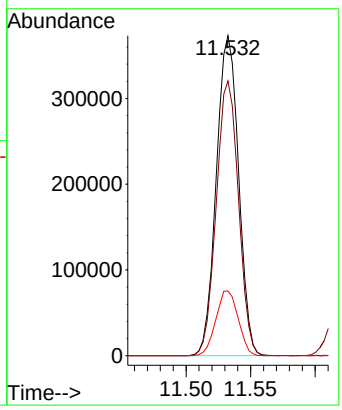

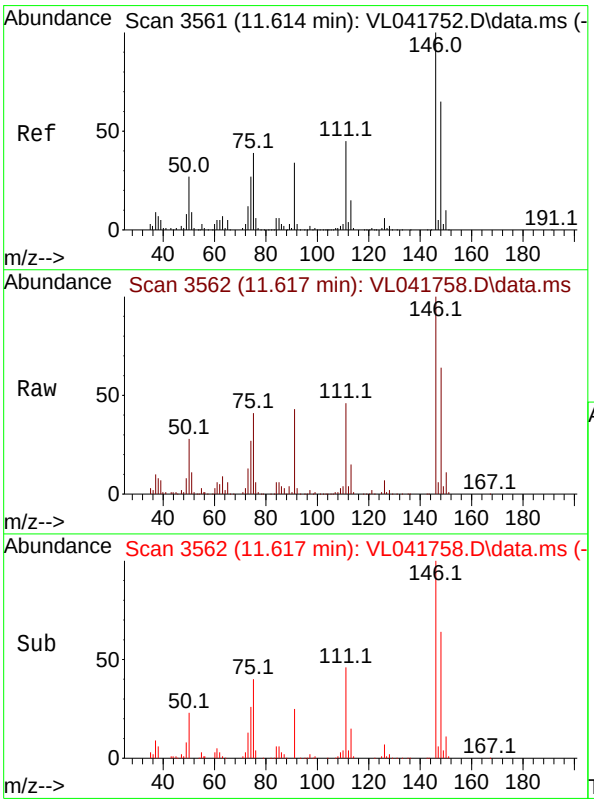

#66
Benzyl Chloride
Concen: 16.234 ppbv
RT: 11.617 min Scan# 3562
Delta R.T. 0.003 min
Lab File: VL041758.D
Acq: 16 Dec 2024 16:41

Tgt Ion: 91 Resp: 45189

Ion	Ratio	Lower	Upper
91	100		
126	17.1	13.9	20.9
128	5.5	4.4	6.6

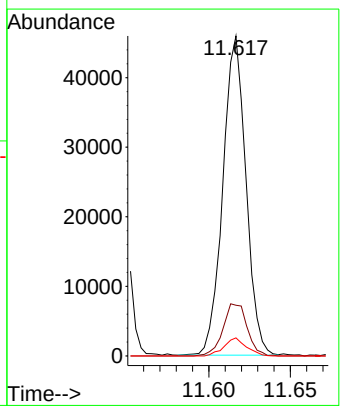

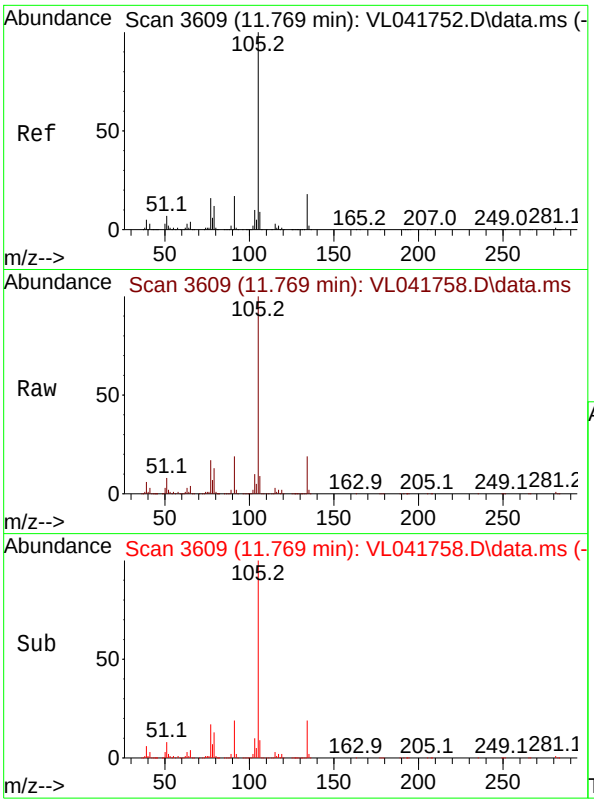

#67
sec-Butylbenzene
Concen: 14.295 ppbv
RT: 11.769 min Scan# 3
Delta R.T. -0.000 min
Lab File: VL041758.D
Acq: 16 Dec 2024 16:41

Tgt Ion:105 Resp: 62456

Ion	Ratio	Lower	Upper
105	100		
134	18.5	14.5	21.7

Instrument :
MSVOA_L
ClientSampleId :
VSTDICC015

Manual Integrations
APPROVED

Reviewed By :Semsettin Yesilyurt 12/20/2024
Supervised By :Mahesh Dadoda 12/20/2024

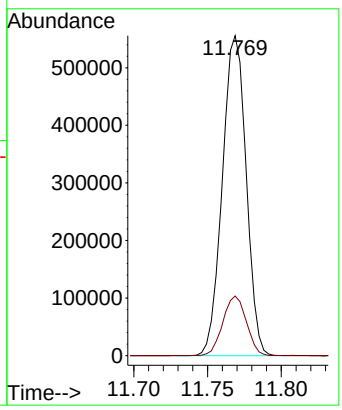

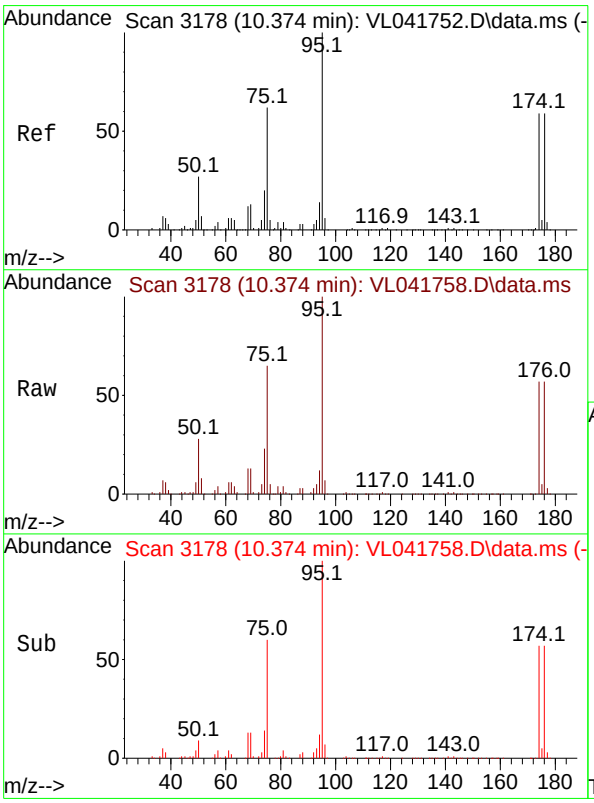

#68
1-Bromo-4-Fluorobenzene
Concen: 9.998 ppbv
RT: 10.374 min Scan# 3178
Delta R.T. -0.000 min
Lab File: VL041758.D
Acq: 16 Dec 2024 16:41

Tgt Ion: 95 Resp: 133687

Ion	Ratio	Lower	Upper
95	100		
174	59.4	47.6	71.4
175	4.8	3.7	5.5

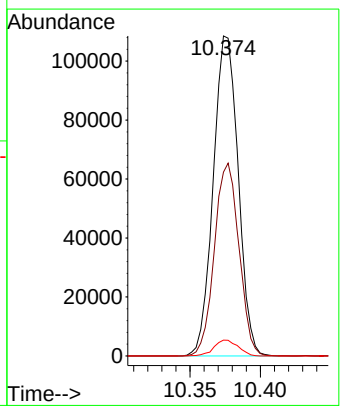

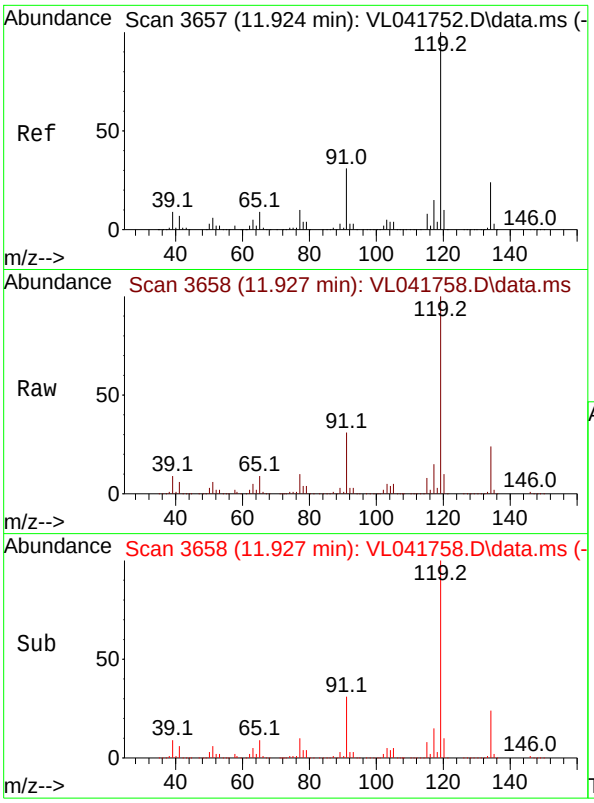

#69
p-Isopropyltoluene
Concen: 14.671 ppbv
RT: 11.927 min Scan# 3
Delta R.T. 0.003 min
Lab File: VL041758.D
Acq: 16 Dec 2024 16:41

Tgt Ion:119 Resp: 52826

Ion	Ratio	Lower	Upper
119	100		
134	24.3	19.6	29.4
91	31.0	24.4	36.6

Instrument :
MSVOA_L
ClientSampleId :
VSTDICC015

Manual Integrations
APPROVED

Reviewed By :Semsettin Yesilyurt 12/20/2024
Supervised By :Mahesh Dadoda 12/20/2024

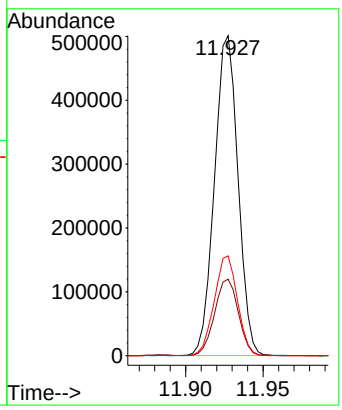

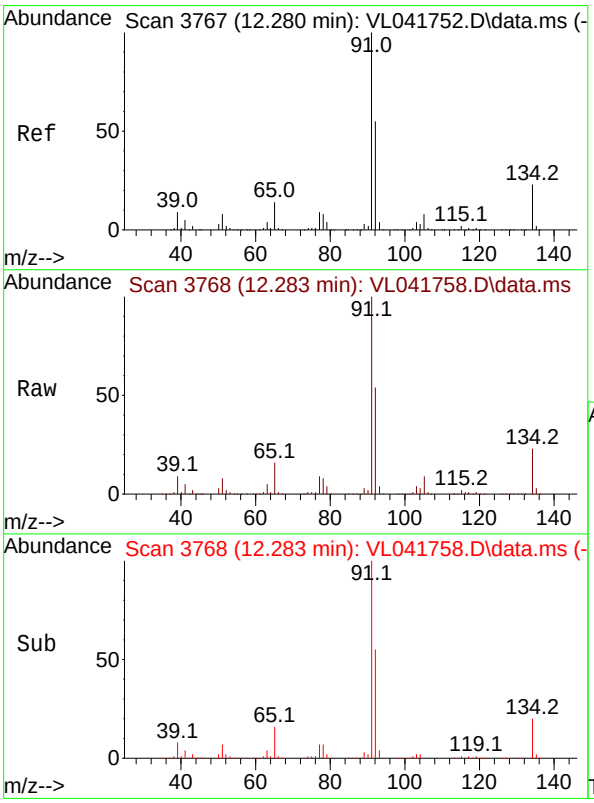

#70
n-Butylbenzene
Concen: 15.101 ppbv
RT: 12.283 min Scan# 3768
Delta R.T. 0.003 min
Lab File: VL041758.D
Acq: 16 Dec 2024 16:41

Tgt Ion: 91 Resp: 525377

Ion	Ratio	Lower	Upper
91	100		
92	53.8	43.2	64.8
134	22.8	18.2	27.4

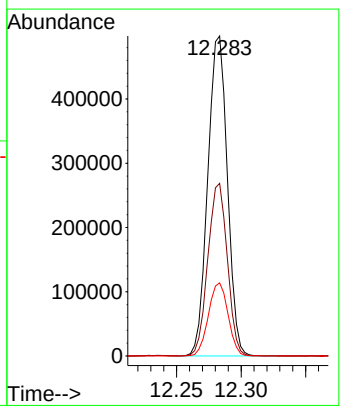

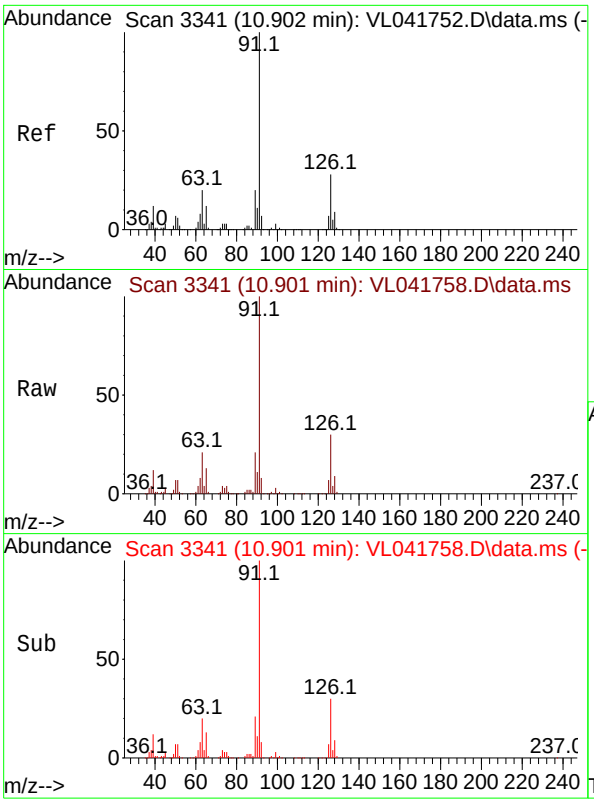

#71
2-Chlorotoluene
Concen: 14.498 ppbv
RT: 10.901 min Scan# 3
Delta R.T. -0.000 min
Lab File: VL041758.D
Acq: 16 Dec 2024 16:41

Tgt Ion: 91 Resp: 38730

Ion	Ratio	Lower	Upper
91	100		
126	29.0	11.6	46.4

Instrument :
MSVOA_L
ClientSampleId :
VSTDICC015

Manual Integrations
APPROVED

Reviewed By :Semsettin Yesilyurt 12/20/2024
Supervised By :Mahesh Dadoda 12/20/2024

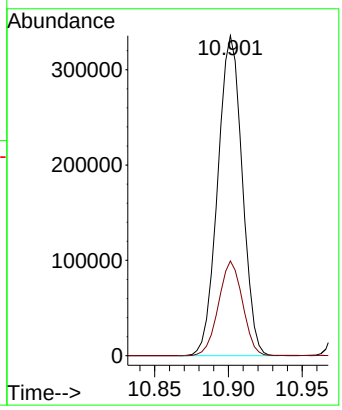

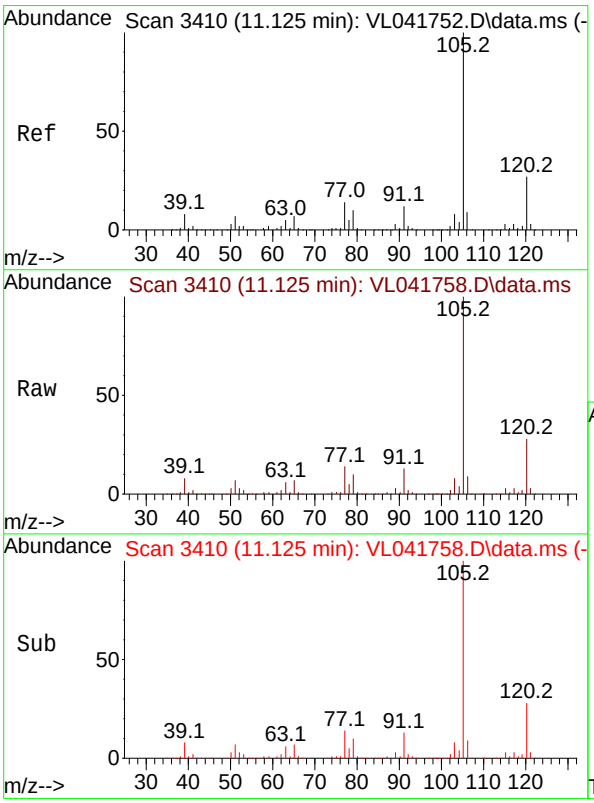

#72
4-Ethyltoluene
Concen: 14.934 ppbv
RT: 11.125 min Scan# 3410
Delta R.T. -0.000 min
Lab File: VL041758.D
Acq: 16 Dec 2024 16:41

Tgt Ion:105 Resp: 409822

Ion	Ratio	Lower	Upper
105	100		
120	29.2	23.3	34.9
91	13.9	10.9	16.3
77	14.7	11.6	17.4

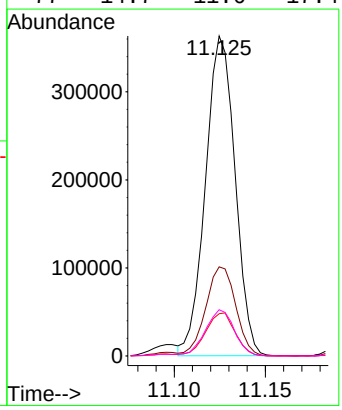

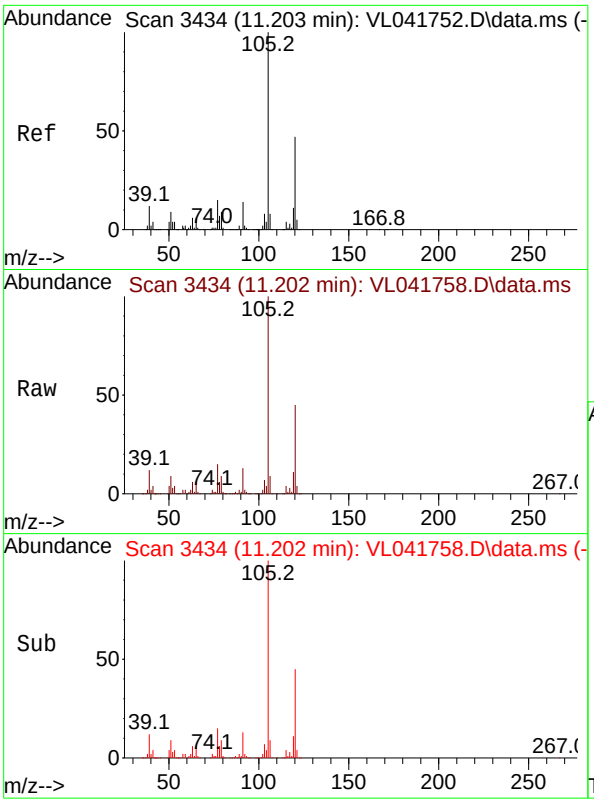

#73
1,3,5-Trimethylbenzene
Concen: 15.383 ppbv
RT: 11.202 min Scan# 3
Delta R.T. -0.000 min
Lab File: VL041758.D
Acq: 16 Dec 2024 16:41

Tgt Ion:105 Resp: 35089

Ion	Ratio	Lower	Upper
105	100		
120	44.8	37.4	56.2

Instrument :
MSVOA_L
ClientSampleId :
VSTDICC015

Manual Integrations
APPROVED

Reviewed By :Semsettin Yesilyurt 12/20/2024
Supervised By :Mahesh Dadoda 12/20/2024

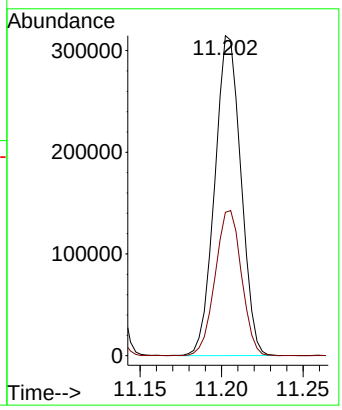

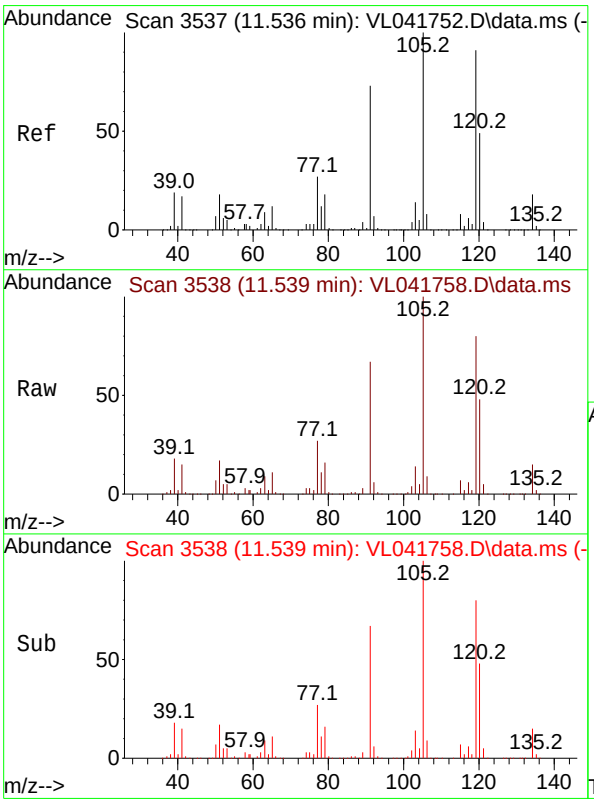

#74
1,2,4-Trimethylbenzene
Concen: 15.144 ppbv
RT: 11.539 min Scan# 3538
Delta R.T. 0.003 min
Lab File: VL041758.D
Acq: 16 Dec 2024 16:41

Tgt Ion:105 Resp: 371476

Ion	Ratio	Lower	Upper
105	100		
120	47.8	39.0	58.4
91	66.6	58.1	87.1
77	27.3	21.8	32.8

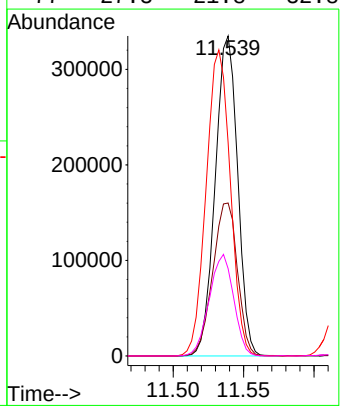

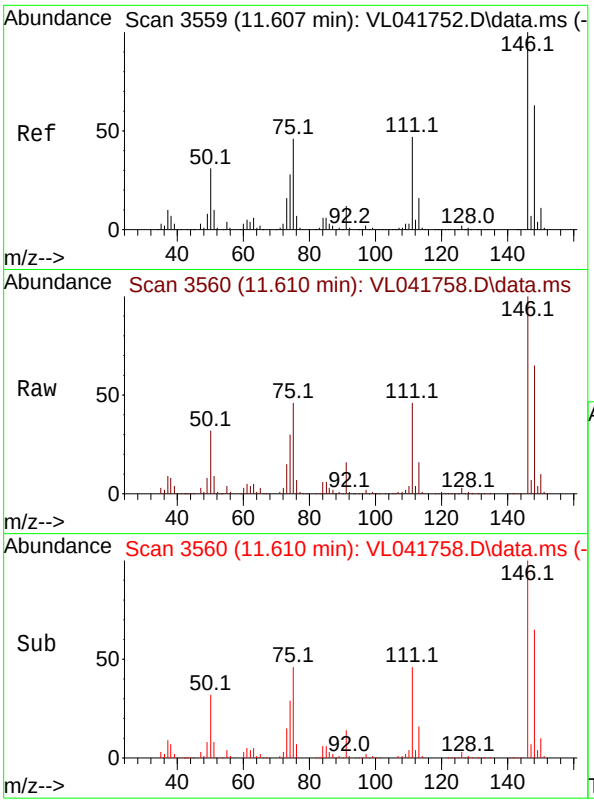

#75
1,3-Dichlorobenzene
Concen: 14.036 ppbv
RT: 11.610 min Scan# 3
Delta R.T. 0.003 min
Lab File: VL041758.D
Acq: 16 Dec 2024 16:41

Tgt Ion:146 Resp: 21950

Ion	Ratio	Lower	Upper
146	100		
111	48.2	23.4	70.3
148	63.5	31.6	95.0

Instrument :
MSVOA_L
ClientSampleId :
VSTDICC015

Manual Integrations
APPROVED

Reviewed By :Semsettin Yesilyurt 12/20/2024
Supervised By :Mahesh Dadoda 12/20/2024

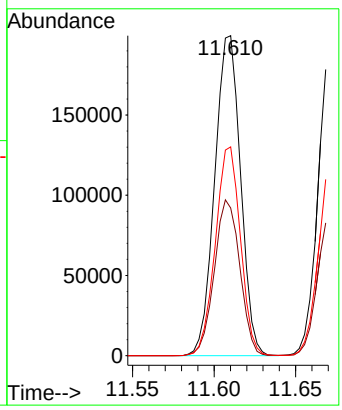

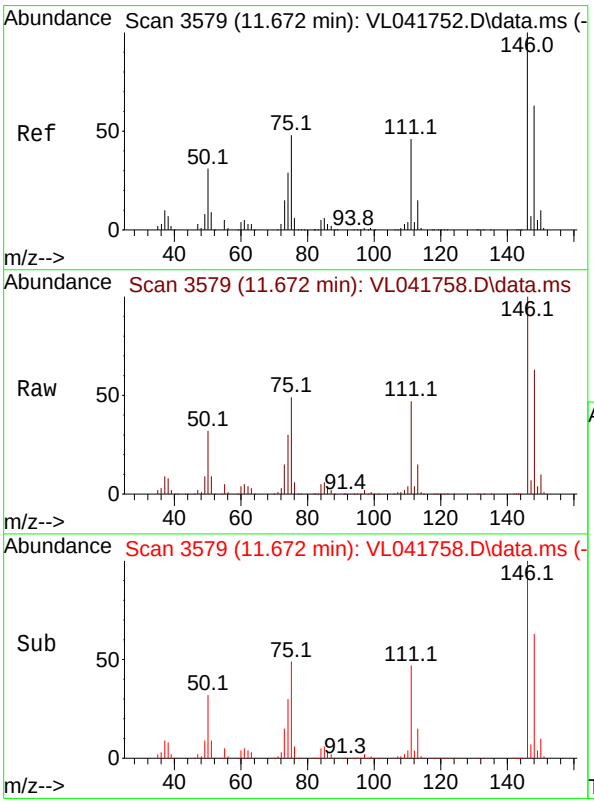

#76
1,4-Dichlorobenzene
Concen: 14.388 ppbv
RT: 11.672 min Scan# 3579
Delta R.T. -0.000 min
Lab File: VL041758.D
Acq: 16 Dec 2024 16:41

Tgt Ion:146 Resp: 222290

Ion	Ratio	Lower	Upper
146	100		
111	46.6	22.7	68.1
148	63.2	31.4	94.0

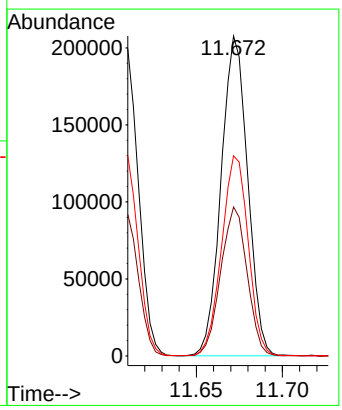

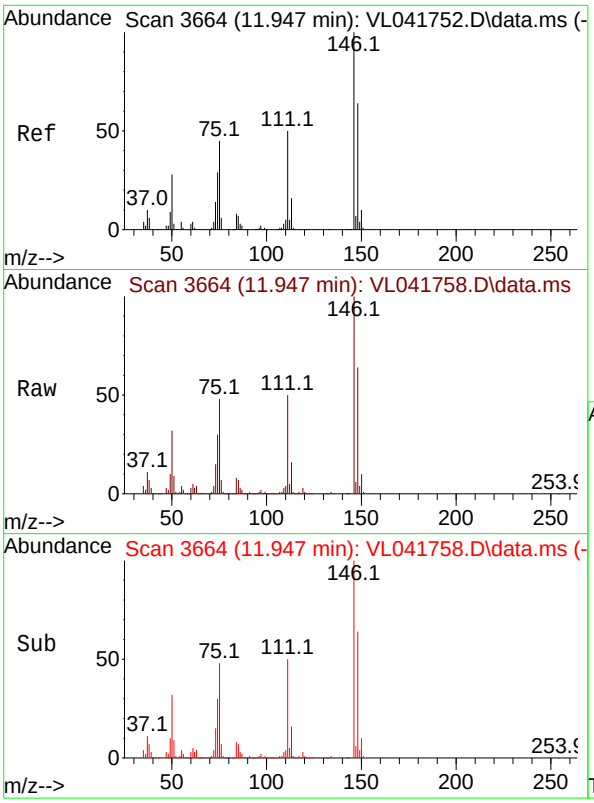

#77
1,2-Dichlorobenzene
Concen: 13.672 ppbv
RT: 11.947 min Scan# 3
Delta R.T. -0.000 min
Lab File: VL041758.D
Acq: 16 Dec 2024 16:41

Tgt Ion:146 Resp: 20573

Ion	Ratio	Lower	Upper
146	100		
111	50.4	24.8	74.3
148	63.9	31.8	95.4

Instrument :
MSVOA_L
ClientSampleId :
VSTDICC015

Manual Integrations
APPROVED

Reviewed By :Semsettin Yesilyurt 12/20/2024
Supervised By :Mahesh Dadoda 12/20/2024

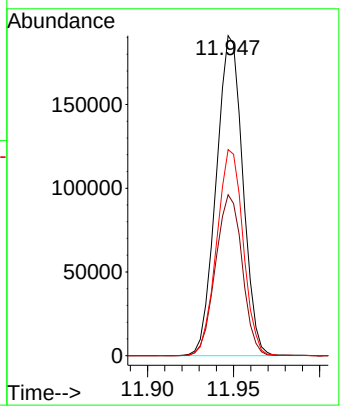

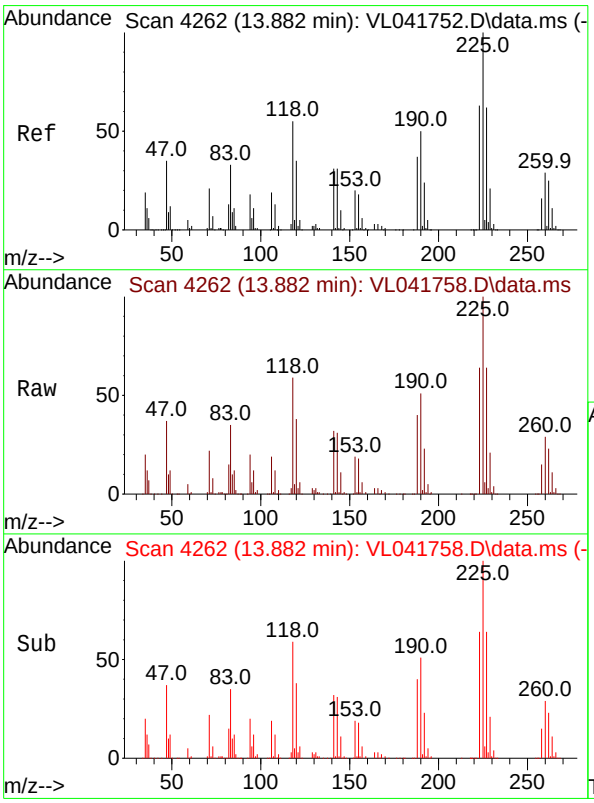

#78
Hexachloro-1,3-Butadiene
Concen: 12.412 ppbv
RT: 13.882 min Scan# 4262
Delta R.T. -0.000 min
Lab File: VL041758.D
Acq: 16 Dec 2024 16:41

Tgt Ion:225 Resp: 138481

Ion	Ratio	Lower	Upper
225	100		
223	63.7	50.5	75.7
227	63.1	50.3	75.5

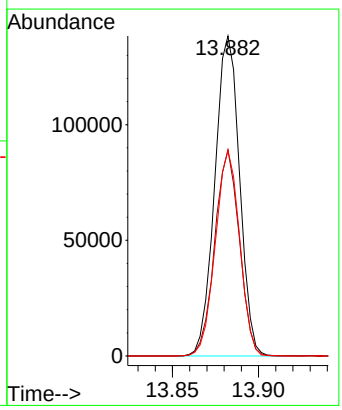

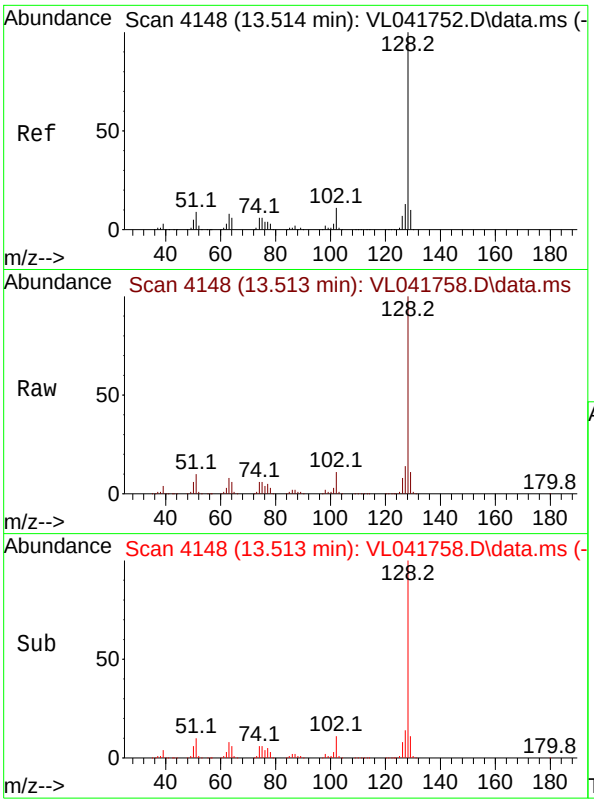

#79
Naphthalene
Concen: 17.611 ppbv
RT: 13.513 min Scan# 4
Delta R.T. -0.000 min
Lab File: VL041758.D
Acq: 16 Dec 2024 16:41

Tgt Ion:128 Resp: 30100

Ion	Ratio	Lower	Upper
128	100		
127	13.6	10.7	16.1
129	10.9	8.2	12.4

Instrument :
MSVOA_L
ClientSampleId :
VSTDICC015

Manual Integrations
APPROVED

Reviewed By :Semsettin Yesilyurt 12/20/2024
Supervised By :Mahesh Dadoda 12/20/2024

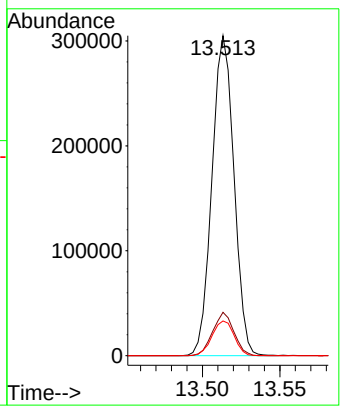

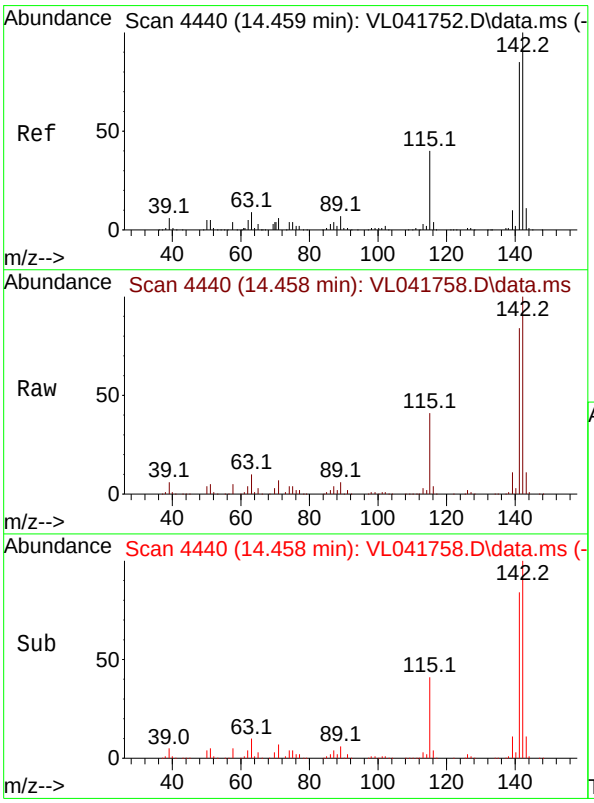

#80
Naphthalene,2-methyl-
Concen: 30.630 ppbv
RT: 14.458 min Scan# 4440
Delta R.T. -0.000 min
Lab File: VL041758.D
Acq: 16 Dec 2024 16:41

Tgt Ion:142 Resp: 161927

Ion	Ratio	Lower	Upper
142	100		
141	82.6	68.4	102.6
115	40.9	32.5	48.7

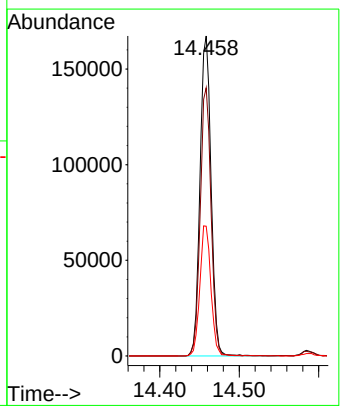

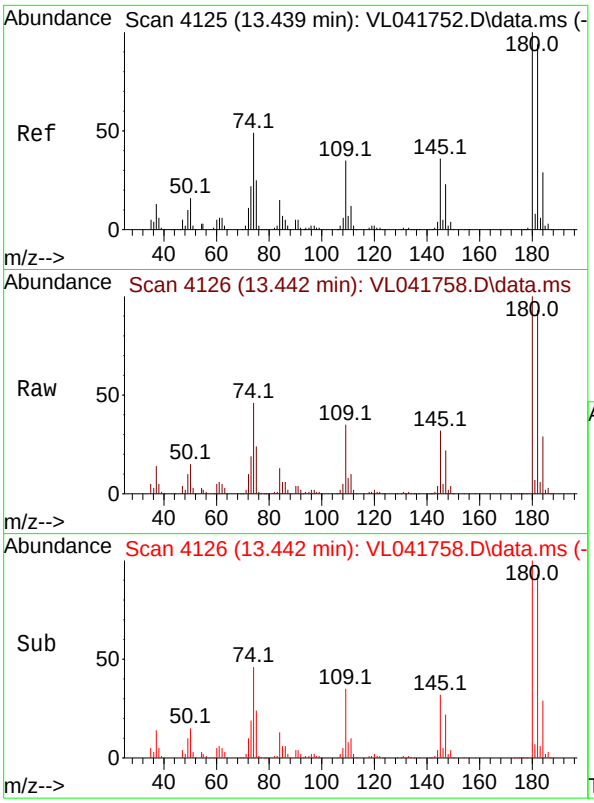

#81
1,2,4-Trichlorobenzene
Concen: 15.669 ppbv
RT: 13.442 min Scan# 4
Delta R.T. 0.003 min
Lab File: VL041758.D
Acq: 16 Dec 2024 16:41

Tgt Ion:180 Resp: 14634

Ion	Ratio	Lower	Upper
180	100		
182	94.8	77.0	115.6
184	30.0	23.8	35.8

Instrument :
MSVOA_L
ClientSampleId :
VSTDICC015

Manual Integrations
APPROVED

Reviewed By :Semsettin Yesilyurt 12/20/2024
Supervised By :Mahesh Dadoda 12/20/2024

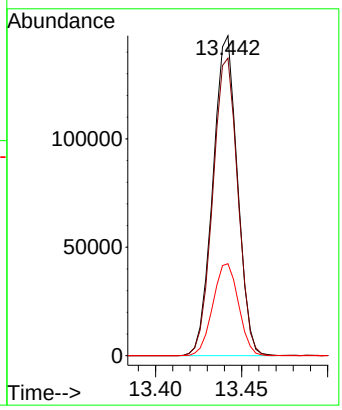

Quantitation Report (QT Reviewed)

Data Path : Z:\voasrv\HPCHEM1\MSVOA_L\Data\VL121624\
Data File : VL041759.D
Acq On : 16 Dec 2024 18:59
Operator : SY/MD
Sample : VSTDICV010
Misc : 400mL/MSVOA_L
ALS Vial : 1 Sample Multiplier: 1

Quant Time: Dec 19 07:36:00 2024
Quant Method : Z:\voasrv\HPCHEM1\MSVOA_L\methods\VL121624AIR.M
Quant Title : AIR ANALYSIS BY METHOD TO-15 Instrument: MSVOA_LFri Aug 2
QLast Update : Thu Dec 19 07:32:09 2024
Response via : Initial Calibration

Instrument :
MSVOA_L
ClientSampleId :
ICVVL121624

Manual Integrations
APPROVED
Reviewed By :Semsettin Yesilyurt 12/20/2024
Supervised By :Mahesh Dadoda 12/20/2024

Compound	R.T.	QIon	Response	Conc	Units	Dev(Min)
Internal Standards						
1) Bromochloromethane	2.787	49	64976	10.000	ppbv	0.00
33) 1,4-Difluorobenzene	3.959	114	174378	10.000	ppbv	0.00
55) Chlorobenzene-d5	8.885	117	153443	10.000	ppbv	0.00
System Monitoring Compounds						
68) 1-Bromo-4-Fluorobenzene	10.380	95	129985	10.166	ppbv	0.00
Spiked Amount 10.000	Range 65 - 135		Recovery = 101.700%			
Target Compounds						Qvalue
2) Dichlorodifluoromethane	1.499	85	106780	9.236	ppbv	95
3) Chlorodifluoromethane	1.476	51	105141	9.922	ppbv	99
4) Chloromethane	1.531	50	43409	9.596	ppbv	96
5) Vinyl Chloride	1.580	62	40956	8.986	ppbv	97
6) Bromomethane	1.667	94	19590	9.109	ppbv	94
7) Chloroethane	1.703	64	17356	9.803	ppbv	92
8) Dichlorotetrafluoroethane	1.554	85	99858	9.650	ppbv	98
9) Propene	1.483	41	41721	9.084	ppbv	98
10) Heptane	4.981	43	115804	9.816	ppbv	99
11) Trichlorofluoromethane	1.877	101	115785	9.428	ppbv	100
12) 1,1,2-Trichlorotrifluo...	2.140	101	88265	9.450	ppbv	100
13) Ethanol	1.722	45	2749m	7.229	ppbv	
14) Bromoethene	1.780	108	31492	9.987	ppbv	98
15) Acetone	1.835	43	94879	7.505	ppbv	99
16) 1,3-Butadiene	1.609	39	45119	9.063	ppbv	98
17) tert-Butyl alcohol	2.039	59	122035	9.730	ppbv	100
18) 1,1-Dichloroethene	2.033	96	37466	9.568	ppbv	98
19) Isopropyl Alcohol	1.884	45	57577	7.590	ppbv	98
20) Methylene Chloride	2.062	84	32325	8.967	ppbv	96
21) Allyl Chloride	2.094	41	67596	9.859	ppbv	97
22) trans-1,2-Dichloroethene	2.340	96	42651	9.515	ppbv	97
23) Vinyl Acetate	2.463	43	51812	8.826	ppbv #	98
24) 1,1-Dichloroethane	2.408	63	87006	9.589	ppbv	100
25) Ethyl Acetate	2.835	43	234370	9.965	ppbv	100
26) Hexane	2.826	57	87034	9.752	ppbv	97
27) Carbon Disulfide	2.149	76	85650	10.649	ppbv	100
28) Methyl tert-Butyl Ether	2.441	73	62189	8.589	ppbv	99
29) Chloroform	2.848	83	134541	9.892	ppbv	98
30) Cyclohexane	3.858	84	75274	9.912	ppbv	98
31) cis-1,2-Dichloroethene	2.719	61	91628	9.935	ppbv	97
32) 1,1,1-Trichloroethane	3.366	97	137978	9.979	ppbv	99
34) 2-Butanone	2.557	43	133939	9.547	ppbv	99
35) Carbon Tetrachloride	3.764	117	138537	11.191	ppbv	97
36) Benzene	3.658	78	176537	9.787	ppbv	99
37) 1,2-Dichloroethane	3.221	62	112037	9.982	ppbv	99
38) Trichloroethene	4.551	130	70108	9.156	ppbv	96
39) 1,2-Dichloropropane	4.318	63	63675	9.761	ppbv	95
40) 1,4-Dioxane	4.583	88	30891	9.693	ppbv #	98
41) Tetrahydrofuran	3.056	42	77472	9.857	ppbv	99
42) Bromodichloromethane	4.493	83	139717	10.821	ppbv	95
43) Methyl Methacrylate	4.881	69	70299	10.229	ppbv	100
44) 2,2,4-Trimethylpentane	4.641	57	301772	9.796	ppbv	100
45) t-1,3-Dichloropropene	6.415	75	77534	10.907	ppbv	94

Quantitation Report (QT Reviewed)

Data Path : Z:\voasrv\HPCHEM1\MSVOA_L\Data\VL121624\
Data File : VL041759.D
Acq On : 16 Dec 2024 18:59
Operator : SY/MD
Sample : VSTDICV010
Misc : 400mL/MSVOA_L
ALS Vial : 1 Sample Multiplier: 1

Quant Time: Dec 19 07:36:00 2024
Quant Method : Z:\voasrv\HPCHEM1\MSVOA_L\methods\VL121624AIR.M
Quant Title : AIR ANALYSIS BY METHOD TO-15 Instrument: MSVOA_LFri Aug
QLast Update : Thu Dec 19 07:32:09 2024
Response via : Initial Calibration

Instrument :
MSVOA_L
ClientSampleId :
ICVVL121624

Manual Integrations
APPROVED
Reviewed By :Semsettin Yesilyurt 12/20/2024
Supervised By :Mahesh Dadoda 12/20/2024

Compound	R.T.	QIon	Response	Conc	Units	Dev(Min)
46) cis-1,3-Dichloropropene	5.603	75	95812	10.617	ppbv	97
47) 1,1,2-Trichloroethane	6.587	97	66169m	9.711	ppbv	
48) Dibromochloromethane	7.389	129	105378	11.326	ppbv	100
49) Bromoform	9.487	173	88971	11.682	ppbv	100
50) 4-Methyl-2-Pentanone	5.758	43	190637	9.980	ppbv	99
51) 2-Hexanone	7.441	43	155646	10.053	ppbv #	100
52) Tetrachloroethene	8.228	164	62782	9.351	ppbv	96
53) Toluene	6.933	91	199754	9.768	ppbv	99
54) 1,2-Dibromoethane	7.655	107	93439	9.952	ppbv	98
56) 1,1,1,2-Tetrachloroethane	8.927	131	85883	10.558	ppbv	99
57) Chlorobenzene	8.924	112	155257	9.888	ppbv	98
58) Ethyl Benzene	9.357	91	284770	10.308	ppbv	98
59) m/p-Xylene	9.555	91	459102m	20.669	ppbv	
60) o-Xylene	9.966	91	229517	10.304	ppbv	98
61) Styrene	9.875	104	106841	11.093	ppbv	99
62) Isopropylbenzene	10.542	105	348887	10.425	ppbv	100
63) 1,1,2,2-Tetrachloroethane	9.966	83	137547	9.865	ppbv	99
64) n-propylbenzene	10.992	120	87865	10.384	ppbv	98
65) tert-Butylbenzene	11.536	119	307790	10.194	ppbv	100
66) Benzyl Chloride	11.620	91	29398	11.054	ppbv	99
67) sec-Butylbenzene	11.772	105	430521	10.304	ppbv	99
69) p-Isopropyltoluene	11.927	119	365667	10.620	ppbv	100
70) n-Butylbenzene	12.283	91	356880	10.727	ppbv	99
71) 2-Chlorotoluene	10.904	91	264123	10.340	ppbv	99
72) 4-Ethyltoluene	11.128	105	280580	10.672	ppbv	99
73) 1,3,5-Trimethylbenzene	11.205	105	237804	10.902	ppbv	95
74) 1,2,4-Trimethylbenzene	11.542	105	256141	10.919	ppbv #	88
75) 1,3-Dichlorobenzene	11.610	146	149927	10.025	ppbv	99
76) 1,4-Dichlorobenzene	11.675	146	152212	10.302	ppbv	99
77) 1,2-Dichlorobenzene	11.950	146	142734	9.919	ppbv	100
78) Hexachloro-1,3-Butadiene	13.885	225	94671	8.873	ppbv	99
79) Naphthalene	13.516	128	202413	12.384	ppbv	100
80) Naphthalene,2-methyl-	14.461	142	102431	20.261	ppbv	98
81) 1,2,4-Trichlorobenzene	13.442	180	98468	11.025	ppbv	99

(#) = qualifier out of range (m) = manual integration (+) = signals summed

Quantitation Report (QT Reviewed)

Data Path : Z:\voasrv\HPCHEM1\MSVOA_L\Data\VL121624\
Data File : VL041759.D
Acq On : 16 Dec 2024 18:59
Operator : SY/MD
Sample : VSTDICV010
Misc : 400mL/MSVOA_L
ALS Vial : 1 Sample Multiplier: 1

Quant Time: Dec 19 07:36:00 2024
Quant Method : Z:\voasrv\HPCHEM1\MSVOA_L\methods\VL121624AIR.M
Quant Title : AIR ANALYSIS BY METHOD TO-15 Instrument: MSVOA_LFri Aug
QLast Update : Thu Dec 19 07:32:09 2024
Response via : Initial Calibration

Instrument :
MSVOA_L
ClientSampleId :
ICVVL121624

Manual Integrations
APPROVED
Reviewed By :Semsettin Yesilyurt 12/20/2024
Supervised By :Mahesh Dadoda 12/20/2024

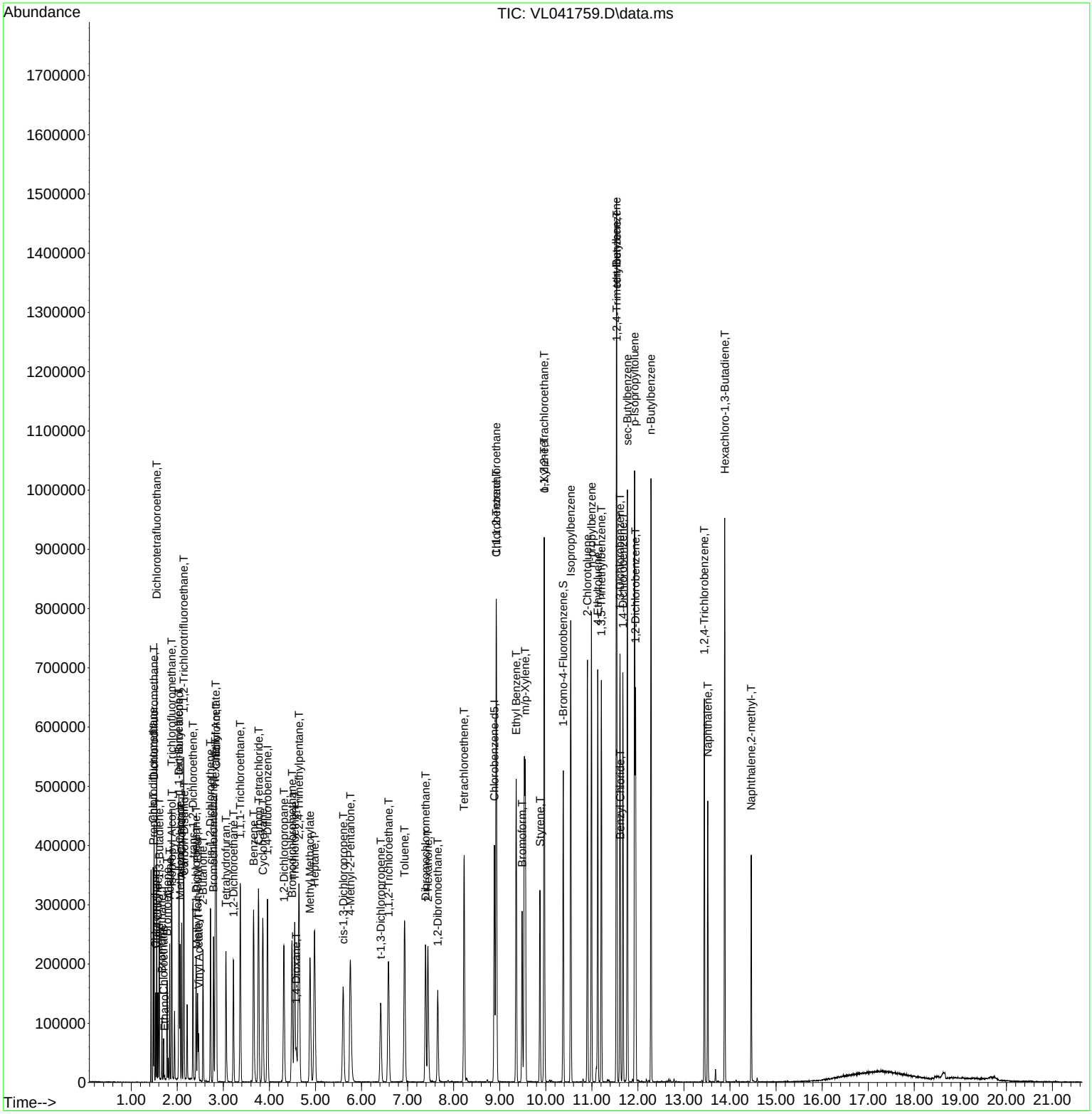

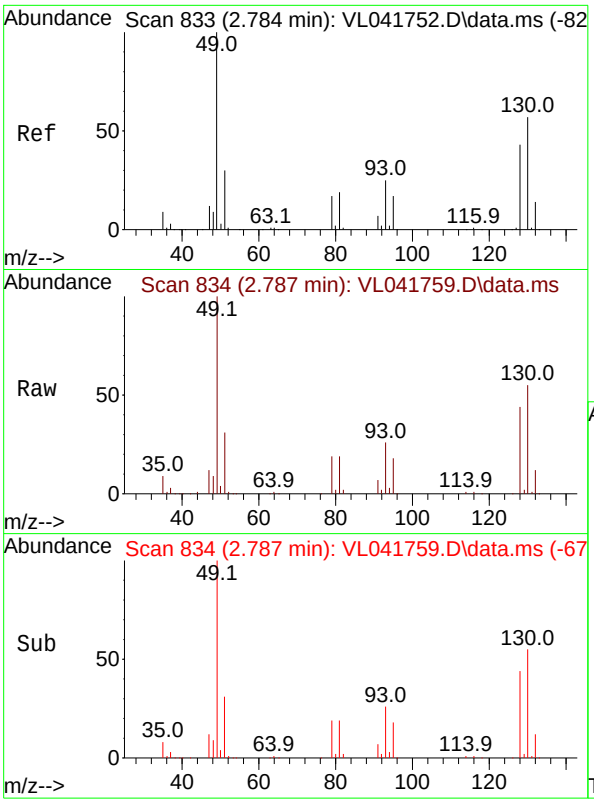

#1
Bromochloromethane
Concen: 10.000 ppbv
RT: 2.787 min Scan# 8
Delta R.T. 0.003 min
Lab File: VL041759.D
Acq: 16 Dec 2024 18:59

Tgt Ion: 49 Resp: 6497

Ion	Ratio	Lower	Upper
49	100		
128	43.2	21.6	64.6
130	54.5	28.3	85.0

Instrument :
MSVOA_L
ClientSampleId :
ICVVL121624

Manual Integrations
APPROVED

Reviewed By :Semsettin Yesilyurt 12/20/2024
Supervised By :Mahesh Dadoda 12/20/2024

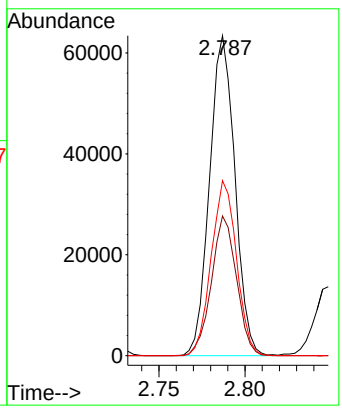

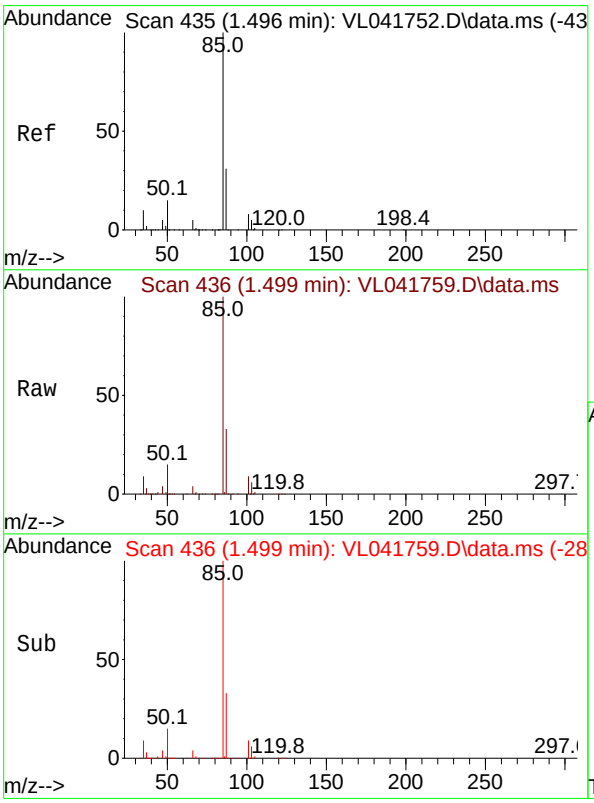

#2
Dichlorodifluoromethane
Concen: 9.236 ppbv
RT: 1.499 min Scan# 436
Delta R.T. 0.003 min
Lab File: VL041759.D
Acq: 16 Dec 2024 18:59

Tgt Ion: 85 Resp: 106780

Ion	Ratio	Lower	Upper
85	100		
87	33.4	24.5	36.7

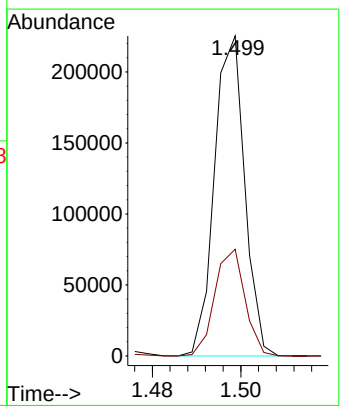

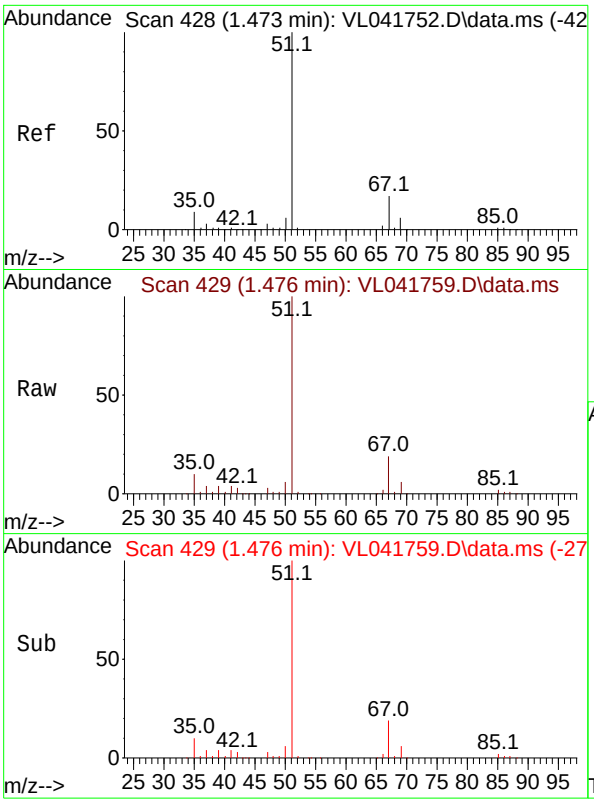

#3
Chlorodifluoromethane
Concen: 9.922 ppbv
RT: 1.476 min Scan# 4
Delta R.T. 0.003 min
Lab File: VL041759.D
Acq: 16 Dec 2024 18:59

Tgt Ion: 51 Resp: 10514

Ion	Ratio	Lower	Upper
51	100		
67	19.1	15.0	22.4

Instrument :
MSVOA_L
ClientSampleId :
ICVVL121624

Manual Integrations
APPROVED

Reviewed By :Semsettin Yesilyurt 12/20/2024
Supervised By :Mahesh Dadoda 12/20/2024

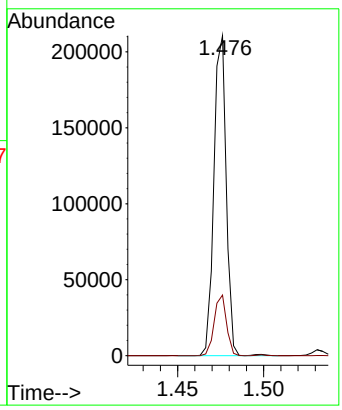

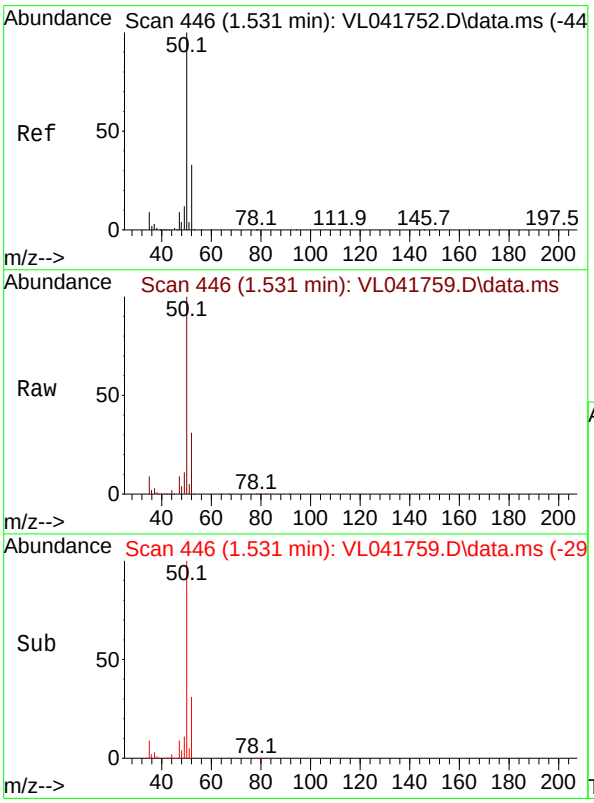

#4
Chloromethane
Concen: 9.596 ppbv
RT: 1.531 min Scan# 446
Delta R.T. -0.000 min
Lab File: VL041759.D
Acq: 16 Dec 2024 18:59

Tgt Ion: 50 Resp: 43409

Ion	Ratio	Lower	Upper
50	100		
52	30.6	26.2	39.2

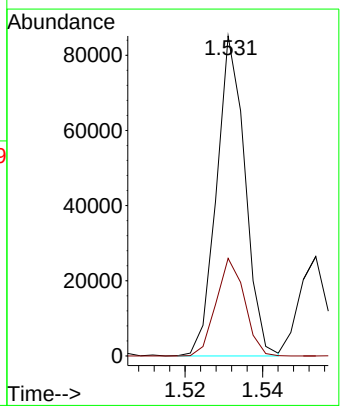

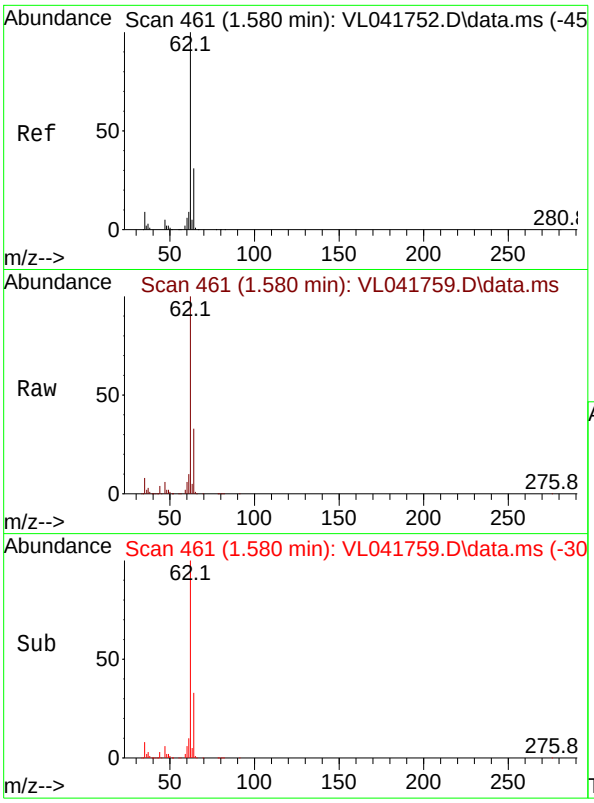

#5
Vinyl Chloride
Concen: 8.986 ppbv
RT: 1.580 min Scan# 4
Delta R.T. -0.000 min
Lab File: VL041759.D
Acq: 16 Dec 2024 18:59

Tgt Ion: 62 Resp: 4095

Ion	Ratio	Lower	Upper
62	100		
64	33.0	25.1	37.7

Instrument :
MSVOA_L
ClientSampleId :
ICVVL121624

Manual Integrations
APPROVED

Reviewed By :Semsettin Yesilyurt 12/20/2024
Supervised By :Mahesh Dadoda 12/20/2024

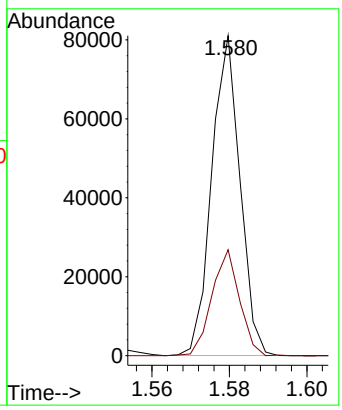

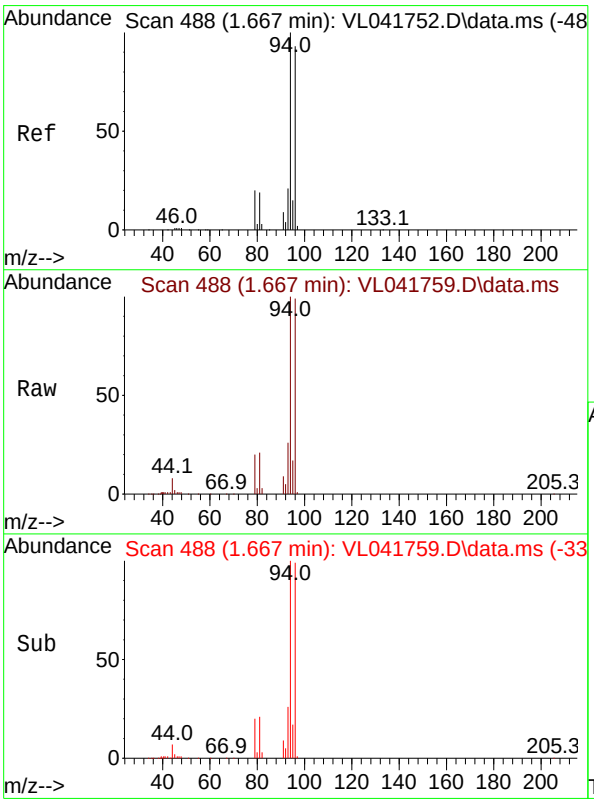

#6
Bromomethane
Concen: 9.109 ppbv
RT: 1.667 min Scan# 488
Delta R.T. -0.000 min
Lab File: VL041759.D
Acq: 16 Dec 2024 18:59

Tgt Ion: 94 Resp: 19590

Ion	Ratio	Lower	Upper
94	100		
96	98.9	74.7	112.1

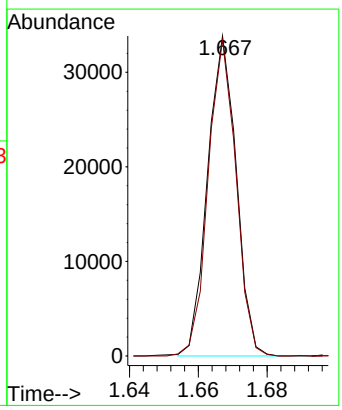

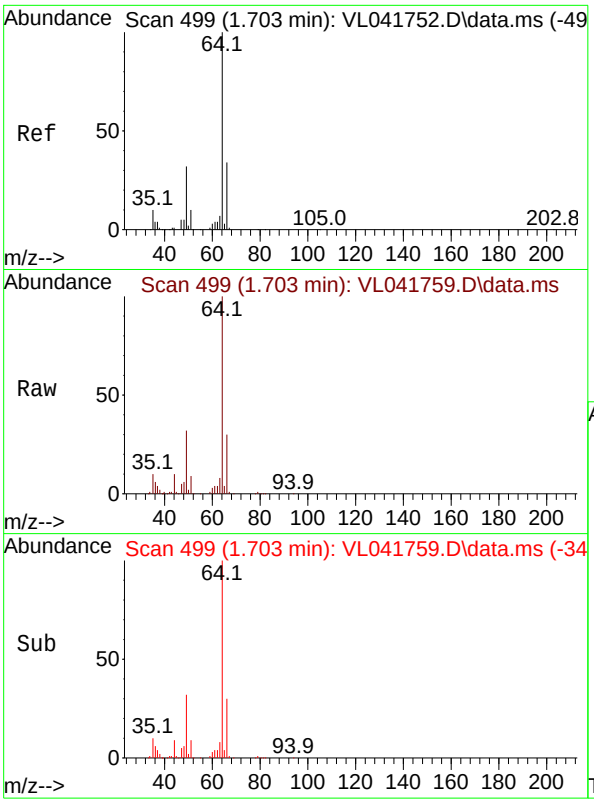

#7
Chloroethane
Concen: 9.803 ppbv
RT: 1.703 min Scan# 4
Delta R.T. -0.000 min
Lab File: VL041759.D
Acq: 16 Dec 2024 18:59

Tgt Ion: 64 Resp: 1735

Ion	Ratio	Lower	Upper
64	100		
66	30.0	27.5	41.3

Instrument :
MSVOA_L
ClientSampleId :
ICVVL121624

Manual Integrations
APPROVED

Reviewed By :Semsettin Yesilyurt 12/20/2024
Supervised By :Mahesh Dadoda 12/20/2024

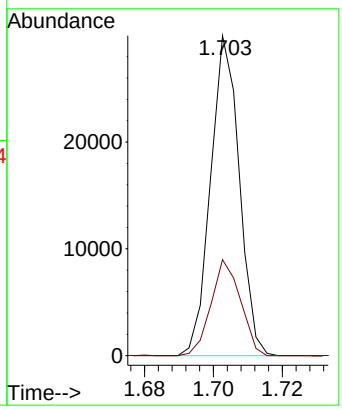

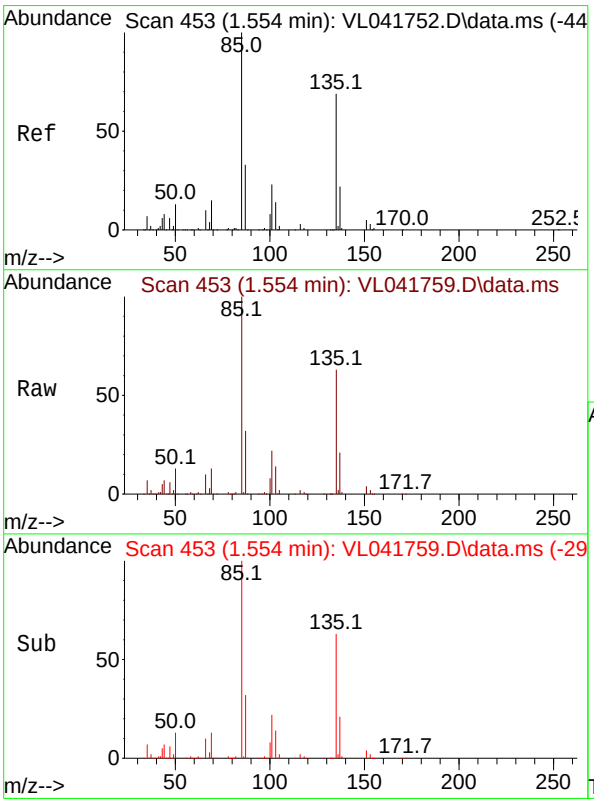

#8
Dichlorotetrafluoroethane
Concen: 9.650 ppbv
RT: 1.554 min Scan# 453
Delta R.T. -0.000 min
Lab File: VL041759.D
Acq: 16 Dec 2024 18:59

Tgt Ion: 85 Resp: 99858

Ion	Ratio	Lower	Upper
85	100		
135	63.6	51.9	77.9

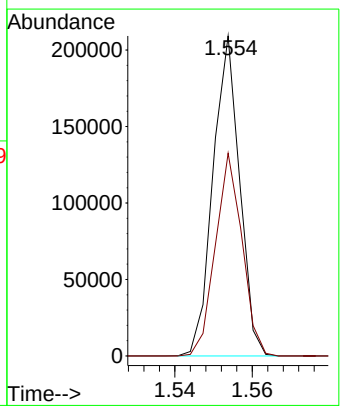

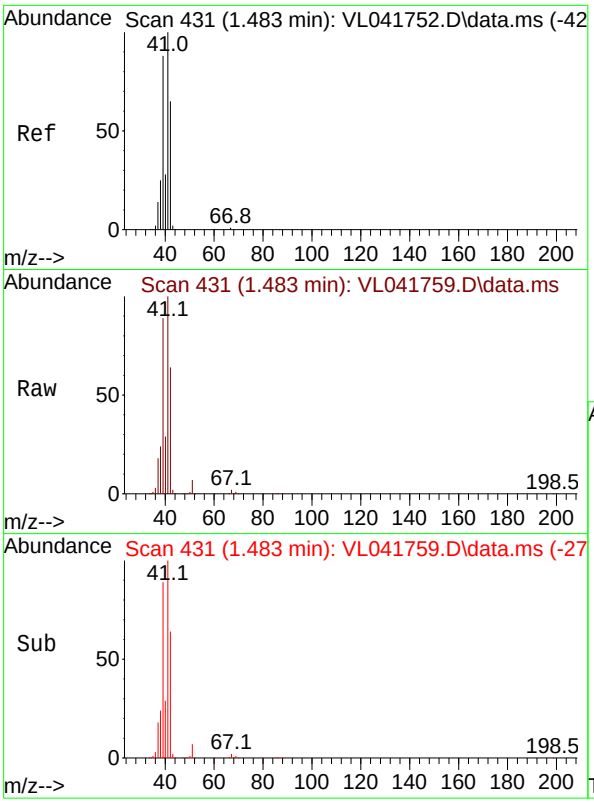

#9
Propene
Concen: 9.084 ppbv
RT: 1.483 min Scan# 4
Delta R.T. -0.000 min
Lab File: VL041759.D
Acq: 16 Dec 2024 18:59

Tgt Ion: 41 Resp: 4172

Ion	Ratio	Lower	Upper
41	100		
42	66.7	52.4	78.6

Instrument :
MSVOA_L
ClientSampleId :
ICVVL121624

Manual Integrations
APPROVED

Reviewed By :Semsettin Yesilyurt 12/20/2024
Supervised By :Mahesh Dadoda 12/20/2024

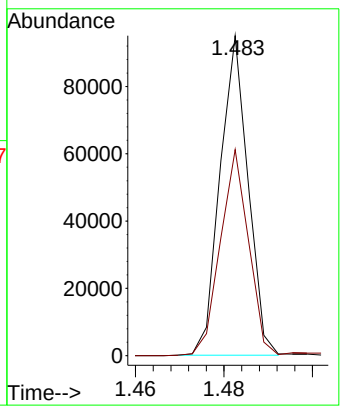

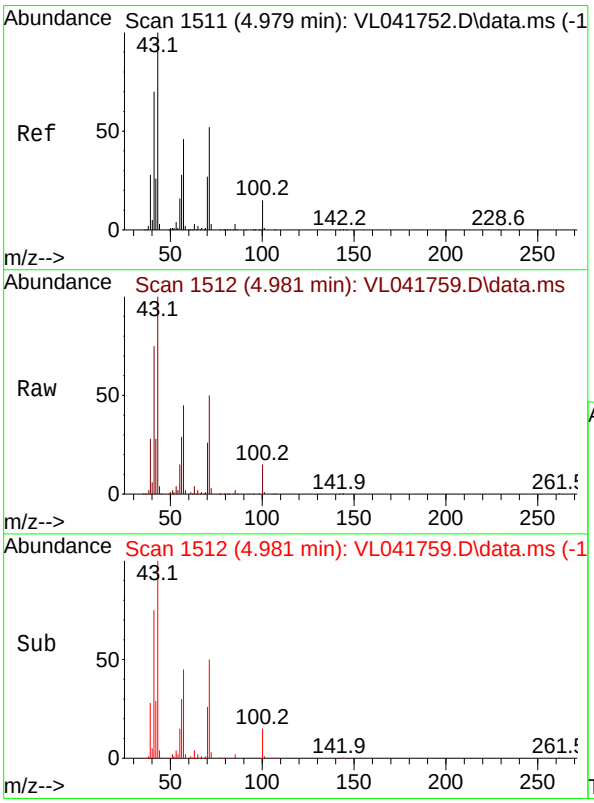

#10
Heptane
Concen: 9.816 ppbv
RT: 4.981 min Scan# 1512
Delta R.T. 0.003 min
Lab File: VL041759.D
Acq: 16 Dec 2024 18:59

Tgt Ion: 43 Resp: 115804

Ion	Ratio	Lower	Upper
43	100		
57	47.4	38.5	57.7

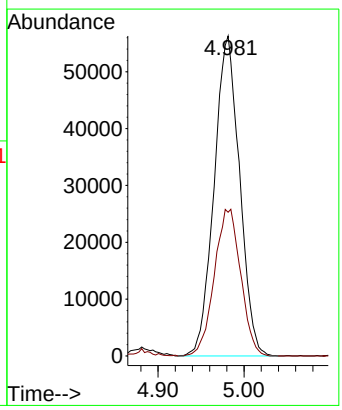

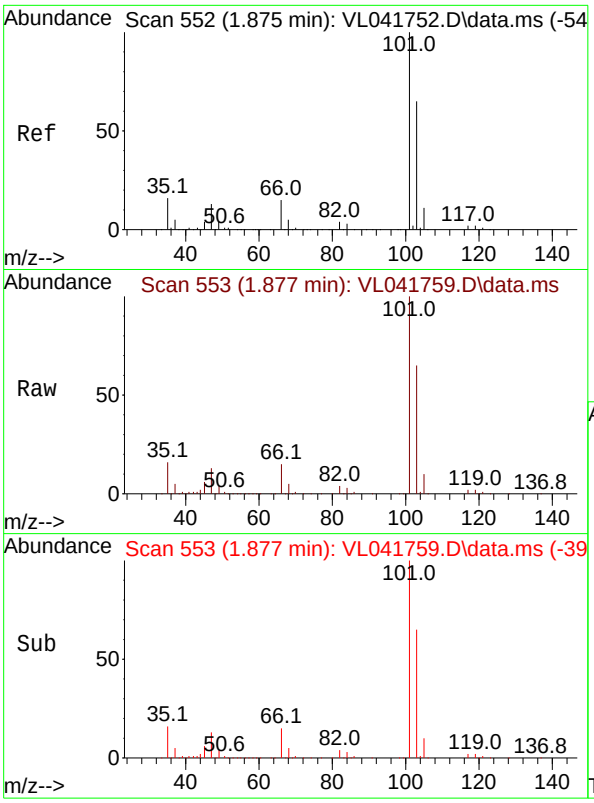

#11
Trichlorofluoromethane
Concen: 9.428 ppbv
RT: 1.877 min Scan# 5
Delta R.T. 0.003 min
Lab File: VL041759.D
Acq: 16 Dec 2024 18:59

Tgt Ion:101 Resp: 11578

Ion	Ratio	Lower	Upper
101	100		
103	65.2	51.8	77.8

Instrument :
MSVOA_L
ClientSampleId :
ICVVL121624

Manual Integrations
APPROVED

Reviewed By :Semsettin Yesilyurt 12/20/2024
Supervised By :Mahesh Dadoda 12/20/2024

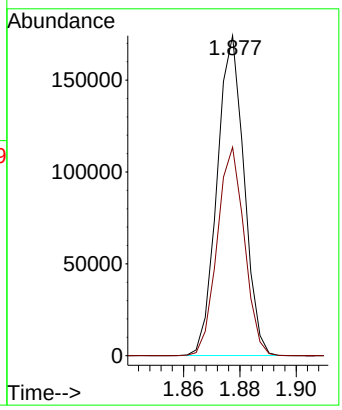

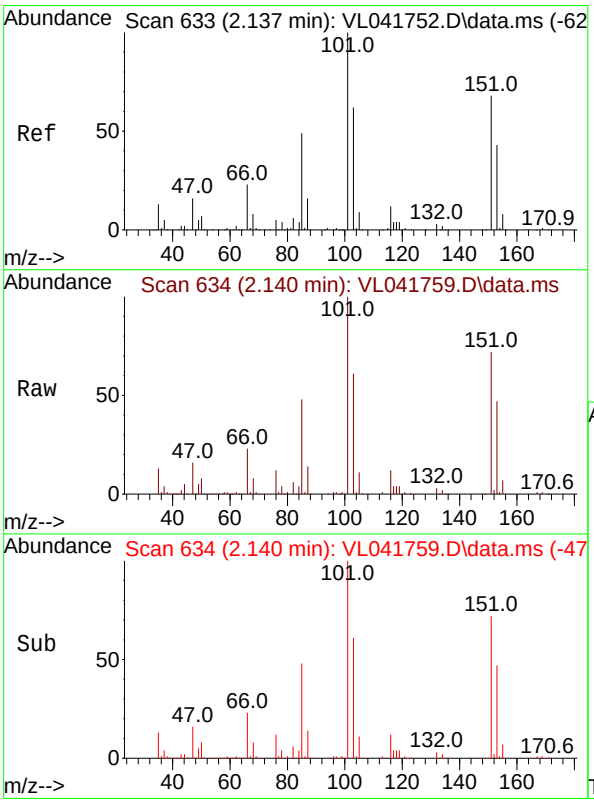

#12
1,1,2-Trichlorotrifluoroethane
Concen: 9.450 ppbv
RT: 2.140 min Scan# 634
Delta R.T. 0.003 min
Lab File: VL041759.D
Acq: 16 Dec 2024 18:59

Tgt Ion:101 Resp: 88265

Ion	Ratio	Lower	Upper
101	100		
151	70.8	56.8	85.2

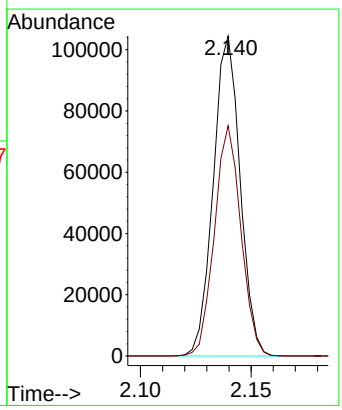

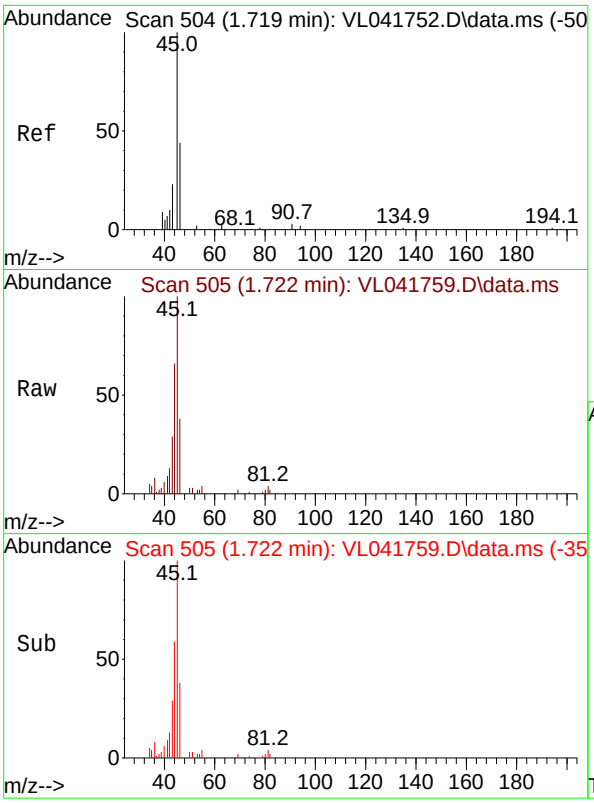

#13
Ethanol
Concen: 7.229 ppbv m
RT: 1.722 min Scan# 5
Delta R.T. 0.003 min
Lab File: VL041759.D
Acq: 16 Dec 2024 18:59

Tgt Ion: 45 Resp: 274

Ion	Ratio	Lower	Upper
45	100		
46	35.2	16.4	65.8

Instrument :
MSVOA_L
ClientSampleId :
ICVVL121624

Manual Integrations
APPROVED

Reviewed By :Semsettin Yesilyurt 12/20/2024
Supervised By :Mahesh Dadoda 12/20/2024

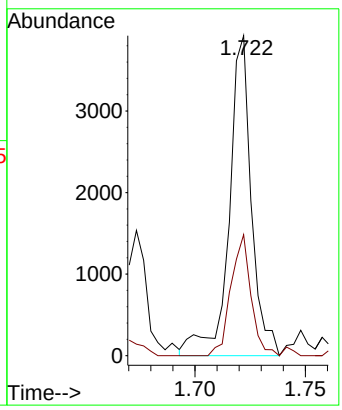

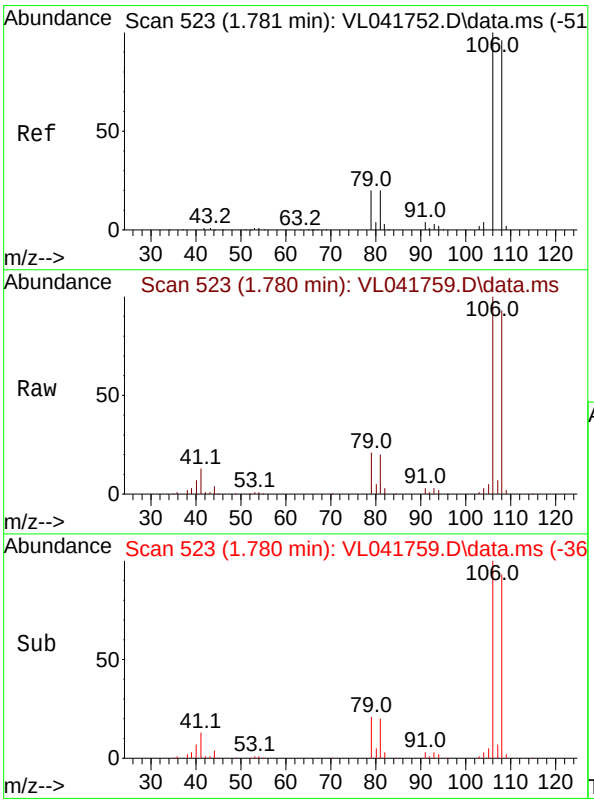

#14
Bromoethene
Concen: 9.987 ppbv
RT: 1.780 min Scan# 523
Delta R.T. -0.000 min
Lab File: VL041759.D
Acq: 16 Dec 2024 18:59

Tgt Ion:108 Resp: 31492

Ion	Ratio	Lower	Upper
108	100		
106	106.4	84.1	126.1
79	23.4	17.4	26.0

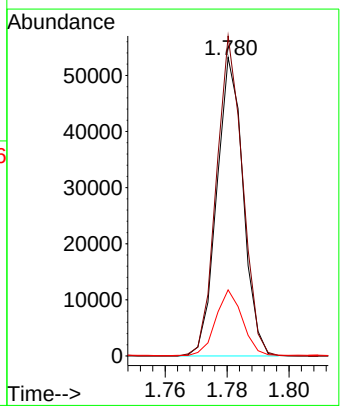

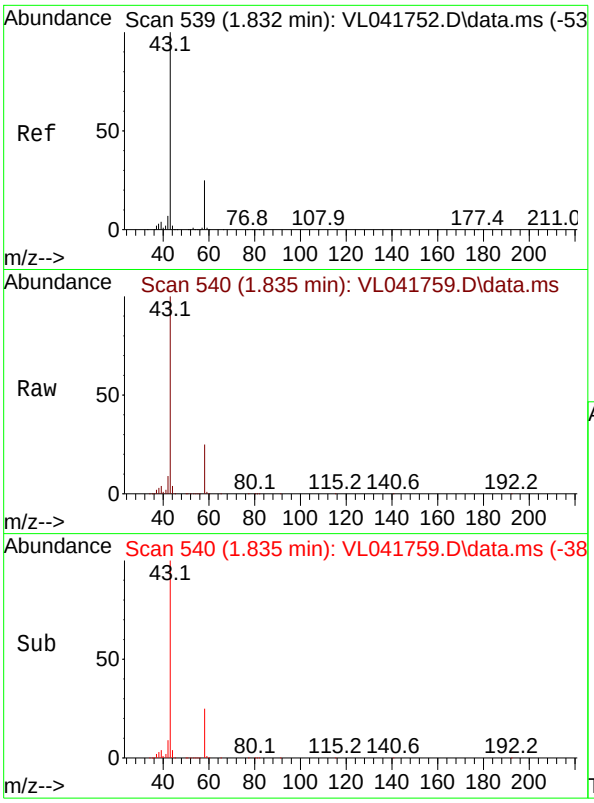

#15
Acetone
Concen: 7.505 ppbv
RT: 1.835 min Scan# 54
Delta R.T. 0.003 min
Lab File: VL041759.D
Acq: 16 Dec 2024 18:59

Tgt Ion: 43 Resp: 9487

Ion	Ratio	Lower	Upper
43	100		
58	24.3	19.7	29.5

Instrument :
MSVOA_L
ClientSampleId :
ICVVL121624

Manual Integrations
APPROVED

Reviewed By :Semsettin Yesilyurt 12/20/2024
Supervised By :Mahesh Dadoda 12/20/2024

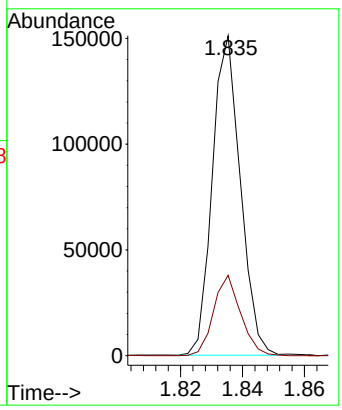

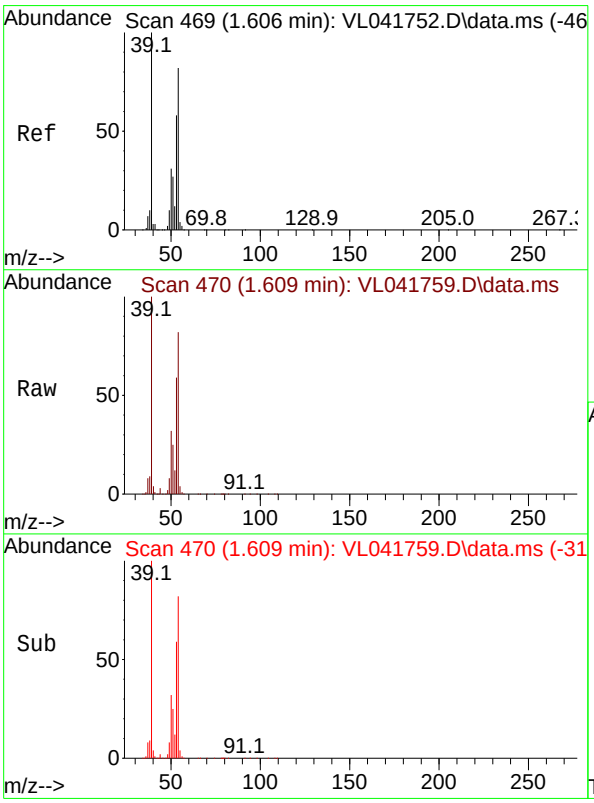

#16
1,3-Butadiene
Concen: 9.063 ppbv
RT: 1.609 min Scan# 470
Delta R.T. 0.003 min
Lab File: VL041759.D
Acq: 16 Dec 2024 18:59

Tgt Ion: 39 Resp: 45119

Ion	Ratio	Lower	Upper
39	100		
54	71.7	58.4	87.6

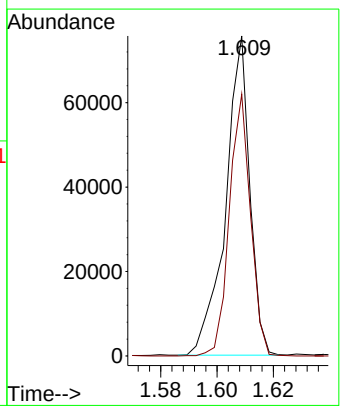

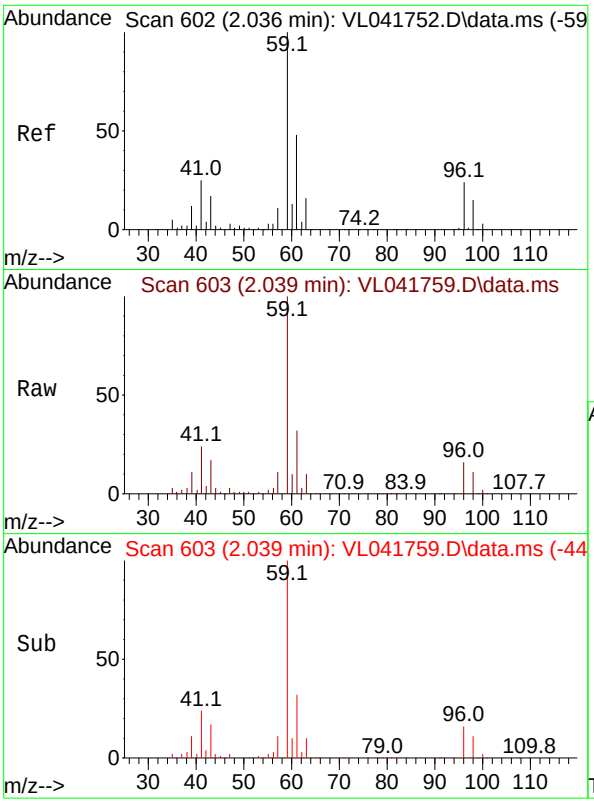

#17
tert-Butyl alcohol
Concen: 9.730 ppbv
RT: 2.039 min Scan# 6
Delta R.T. 0.003 min
Lab File: VL041759.D
Acq: 16 Dec 2024 18:59

Tgt Ion: 59 Resp: 12203

Ion	Ratio	Lower	Upper
59	100		
57	10.6	8.6	13.0

Instrument :
MSVOA_L
ClientSampleId :
ICVVL121624

Manual Integrations
APPROVED

Reviewed By :Semsettin Yesilyurt 12/20/2024
Supervised By :Mahesh Dadoda 12/20/2024

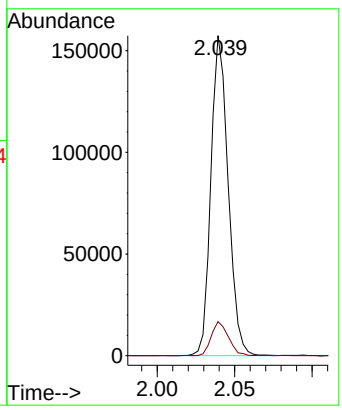

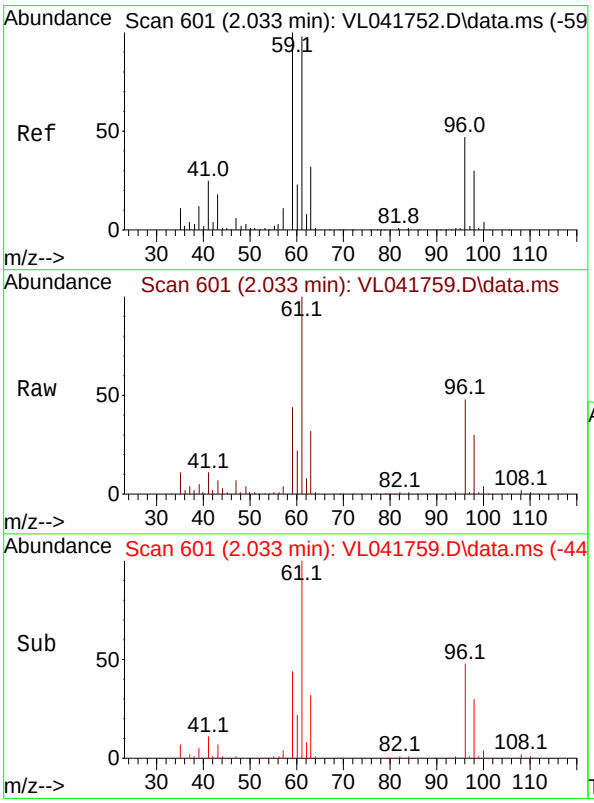

#18
1,1-Dichloroethene
Concen: 9.568 ppbv
RT: 2.033 min Scan# 601
Delta R.T. -0.000 min
Lab File: VL041759.D
Acq: 16 Dec 2024 18:59

Tgt Ion: 96 Resp: 37466

Ion	Ratio	Lower	Upper
96	100		
61	207.9	167.7	251.5
98	61.5	51.1	76.7

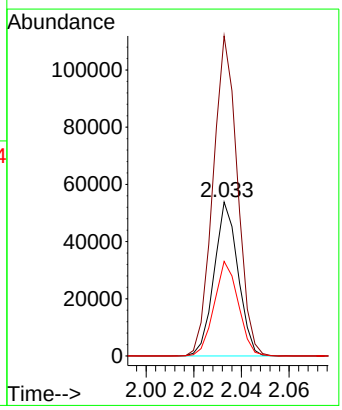

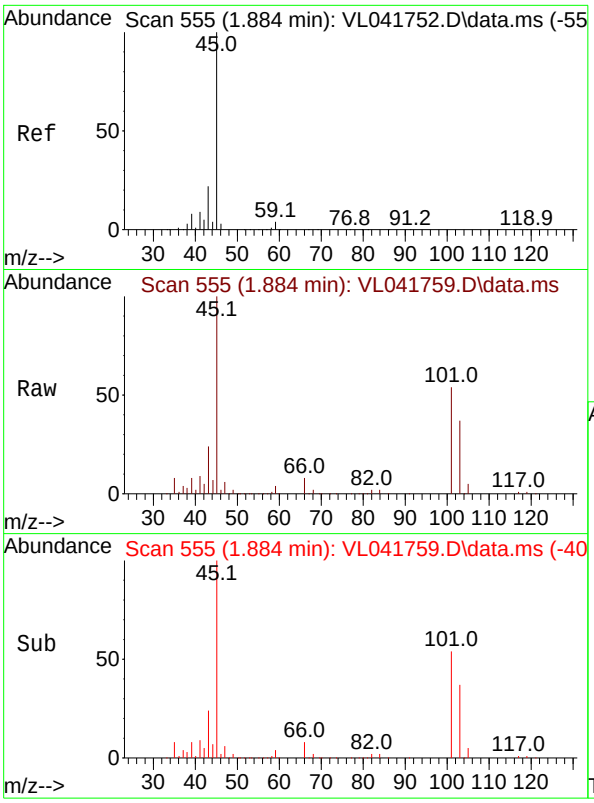

#19
Isopropyl Alcohol
Concen: 7.590 ppbv
RT: 1.884 min Scan# 5
Delta R.T. -0.000 min
Lab File: VL041759.D
Acq: 16 Dec 2024 18:59

Tgt Ion: 45 Resp: 5757

Ion	Ratio	Lower	Upper
45	100		
58	40.1	33.3	49.9

Instrument :
MSVOA_L
ClientSampleId :
ICVVL121624

Manual Integrations
APPROVED

Reviewed By :Semsettin Yesilyurt 12/20/2024
Supervised By :Mahesh Dadoda 12/20/2024

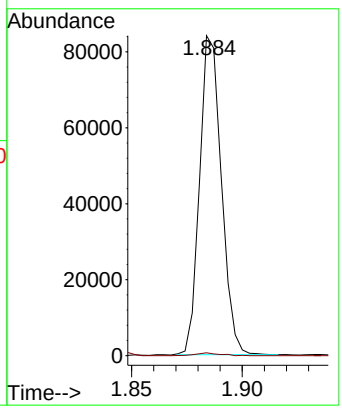

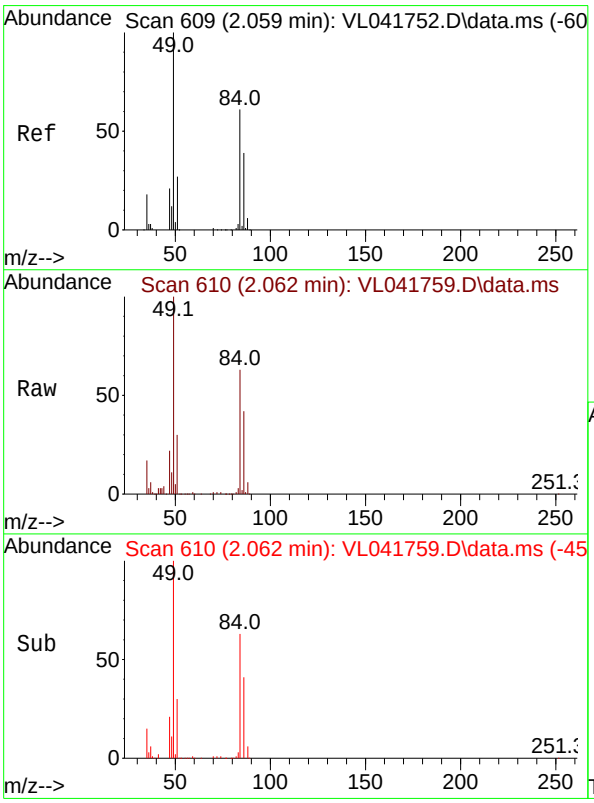

#20
Methylene Chloride
Concen: 8.967 ppbv
RT: 2.062 min Scan# 610
Delta R.T. 0.003 min
Lab File: VL041759.D
Acq: 16 Dec 2024 18:59

Tgt Ion: 84 Resp: 32325

Ion	Ratio	Lower	Upper
84	100		
49	159.1	132.6	198.8
51	47.7	37.6	56.4
86	66.4	51.4	77.0

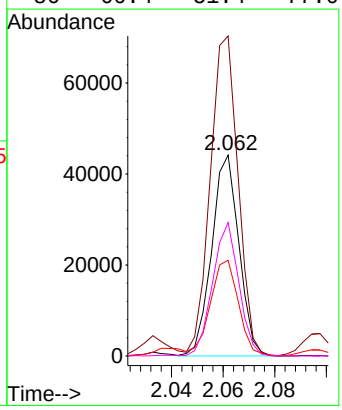

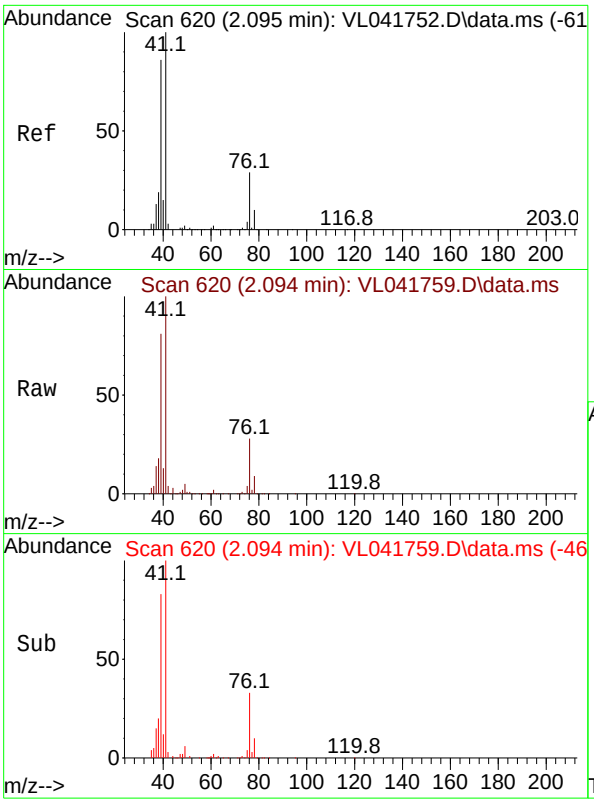

#21
Allyl Chloride
Concen: 9.859 ppbv
RT: 2.094 min Scan# 6
Delta R.T. -0.000 min
Lab File: VL041759.D
Acq: 16 Dec 2024 18:59

Tgt Ion: 41 Resp: 6759

Ion	Ratio	Lower	Upper
41	100		
76	27.9	22.3	33.5
39	82.6	69.2	103.8

Instrument :
MSVOA_L
ClientSampleId :
ICVVL121624

Manual Integrations
APPROVED

Reviewed By :Semsettin Yesilyurt 12/20/2024
Supervised By :Mahesh Dadoda 12/20/2024

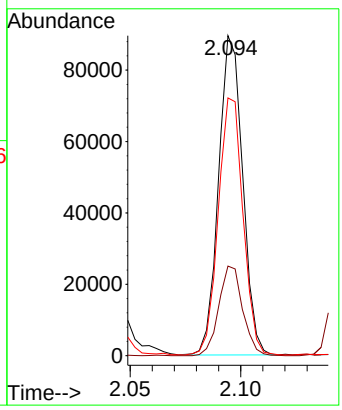

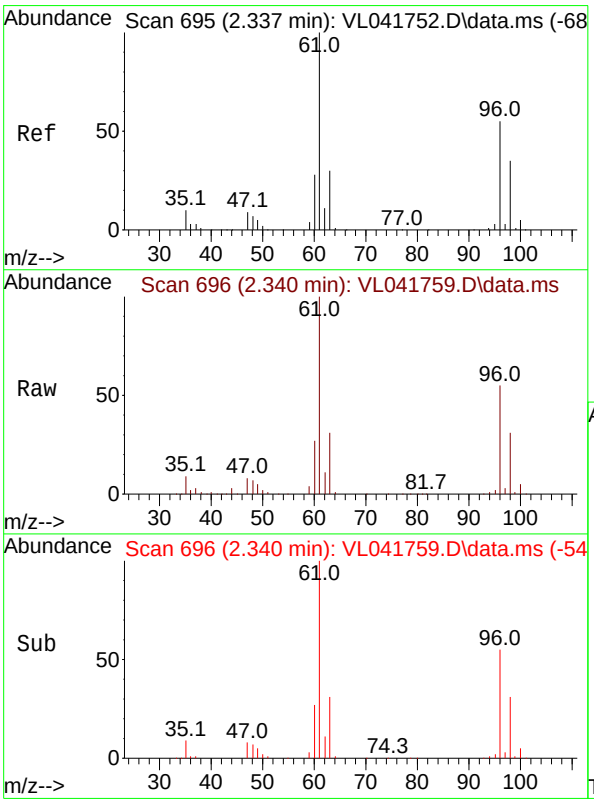

#22
trans-1,2-Dichloroethene
Concen: 9.515 ppbv
RT: 2.340 min Scan# 696
Delta R.T. 0.003 min
Lab File: VL041759.D
Acq: 16 Dec 2024 18:59

Tgt Ion: 96 Resp: 42651

Ion	Ratio	Lower	Upper
96	100		
61	182.2	146.3	219.5
98	56.7	50.8	76.2

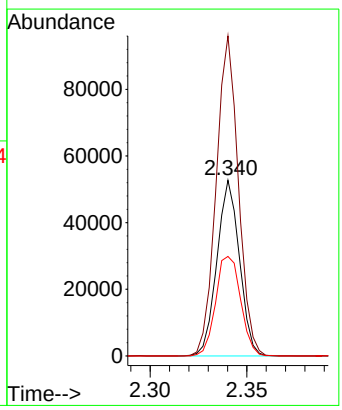

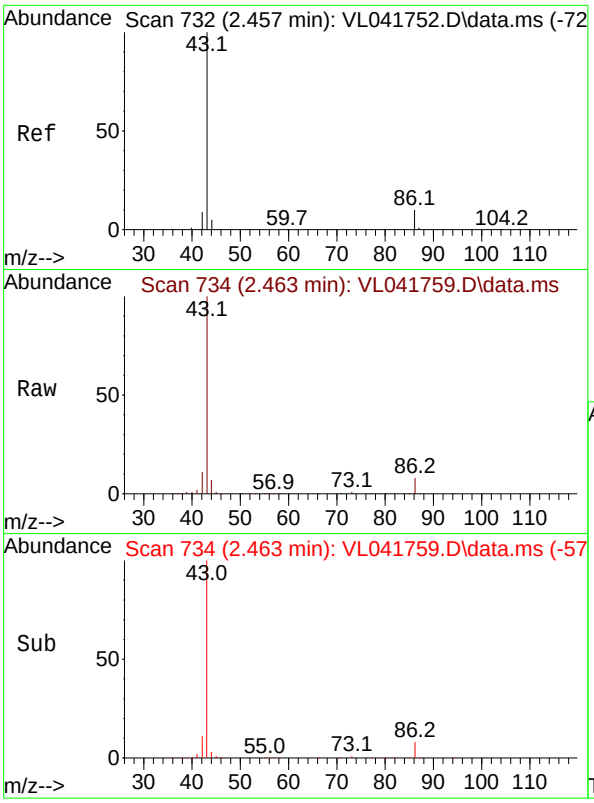

#23
Vinyl Acetate
Concen: 8.826 ppbv
RT: 2.463 min Scan# 7
Delta R.T. 0.006 min
Lab File: VL041759.D
Acq: 16 Dec 2024 18:59

Instrument :
MSVOA_L
ClientSampleId :
ICVVL121624

Tgt Ion: 43 Resp: 5181

Ion	Ratio	Lower	Upper
43	100		
86	8.1	6.6	10.0
42	11.2	8.2	12.2
44	4.9	5.0	7.4#

Manual Integrations
APPROVED

Reviewed By :Semsettin Yesilyurt 12/20/2024
Supervised By :Mahesh Dadoda 12/20/2024

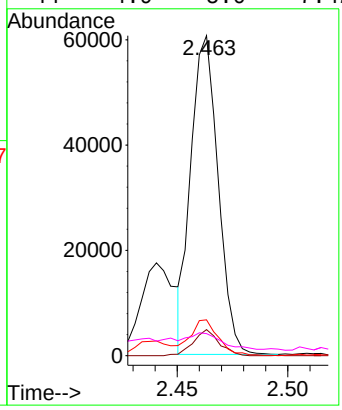

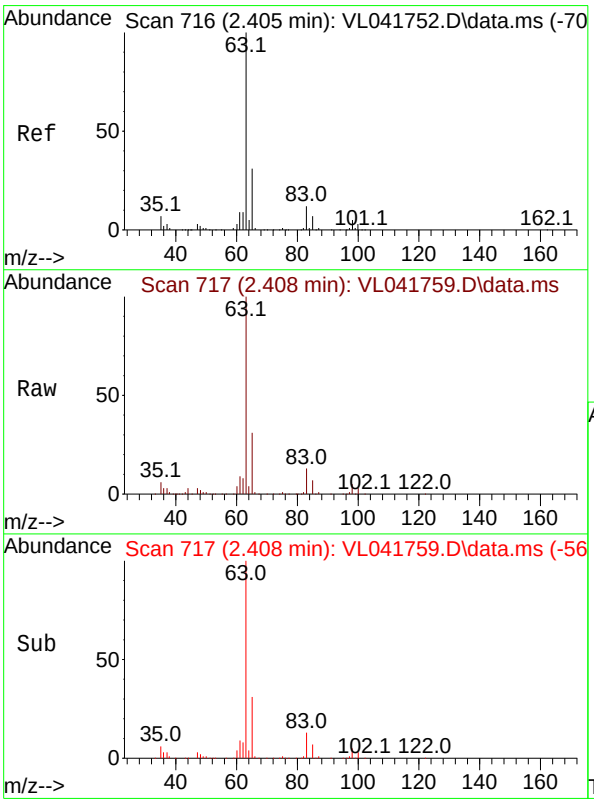

#24
1,1-Dichloroethane
Concen: 9.589 ppbv
RT: 2.408 min Scan# 717
Delta R.T. 0.003 min
Lab File: VL041759.D
Acq: 16 Dec 2024 18:59

Tgt Ion: 63 Resp: 87006

Ion	Ratio	Lower	Upper
63	100		
98	4.6	2.3	6.8
100	3.0	1.4	4.2

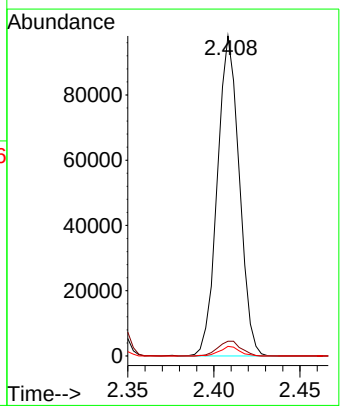

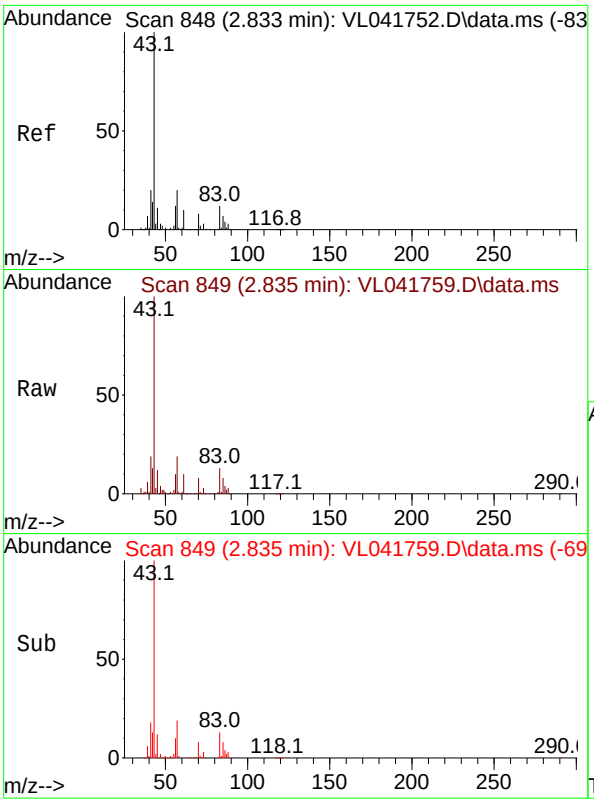

#25
Ethyl Acetate
Concen: 9.965 ppbv
RT: 2.835 min Scan# 8
Delta R.T. 0.003 min
Lab File: VL041759.D
Acq: 16 Dec 2024 18:59

Instrument :
MSVOA_L
ClientSampleId :
ICVVL121624

Tgt Ion: 43 Resp: 23437

Ion	Ratio	Lower	Upper
43	100		
45	10.2	8.1	12.1
61	8.6	7.0	10.6
70	8.0	6.5	9.7

Manual Integrations
APPROVED

Reviewed By :Semsettin Yesilyurt 12/20/2024
Supervised By :Mahesh Dadoda 12/20/2024

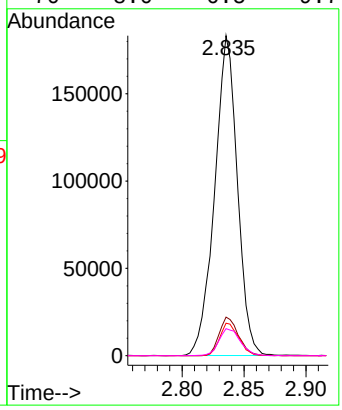

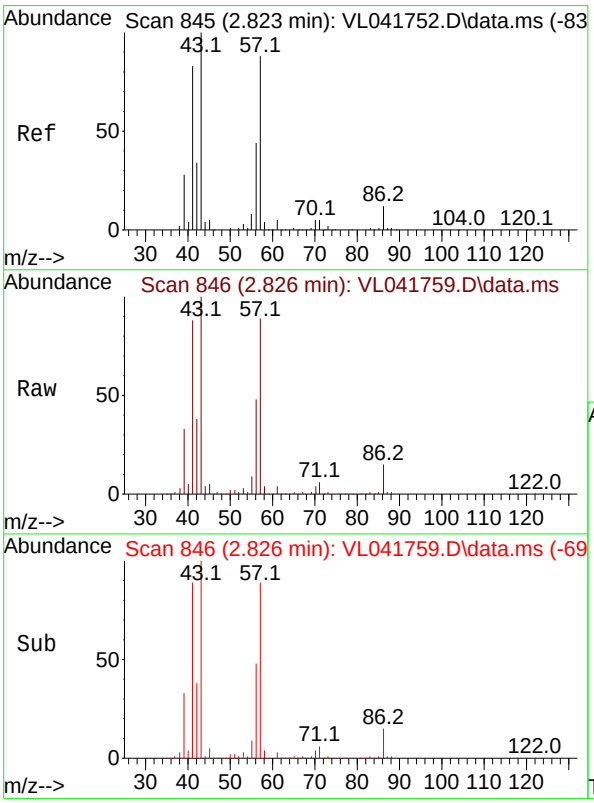

#26
Hexane
Concen: 9.752 ppbv
RT: 2.826 min Scan# 846
Delta R.T. 0.003 min
Lab File: VL041759.D
Acq: 16 Dec 2024 18:59

Tgt Ion: 57 Resp: 87034

Ion	Ratio	Lower	Upper
57	100		
41	101.5	79.6	119.4
43	270.5	211.0	316.6
56	54.9	42.6	63.8

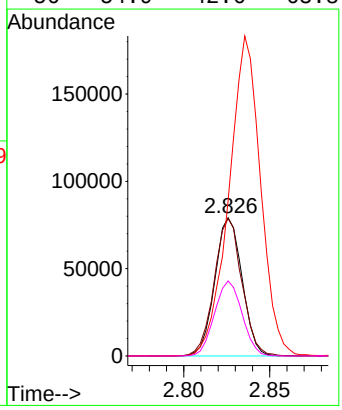

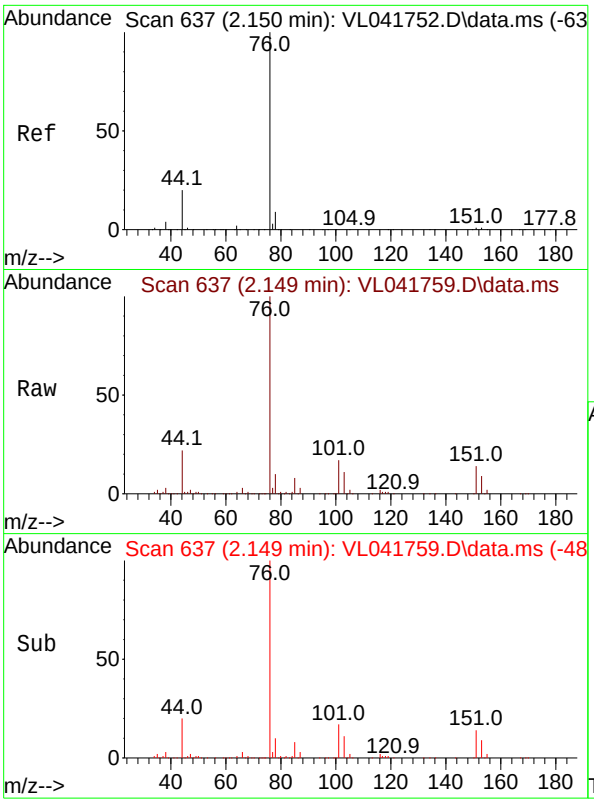

#27
Carbon Disulfide
Concen: 10.649 ppbv
RT: 2.149 min Scan# 6
Delta R.T. -0.000 min
Lab File: VL041759.D
Acq: 16 Dec 2024 18:59

Tgt Ion: 76 Resp: 8565

Ion	Ratio	Lower	Upper
76	100		
44	22.3	17.6	26.4
78	12.9	10.2	15.4

Instrument :
MSVOA_L
ClientSampleId :
ICVVL121624

Manual Integrations
APPROVED

Reviewed By :Semsettin Yesilyurt 12/20/2024
Supervised By :Mahesh Dadoda 12/20/2024

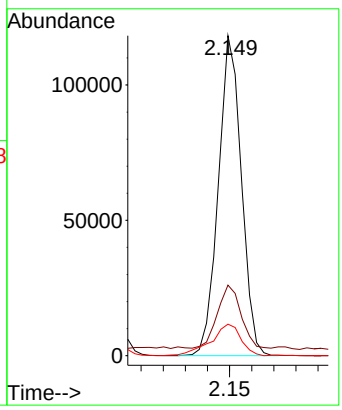

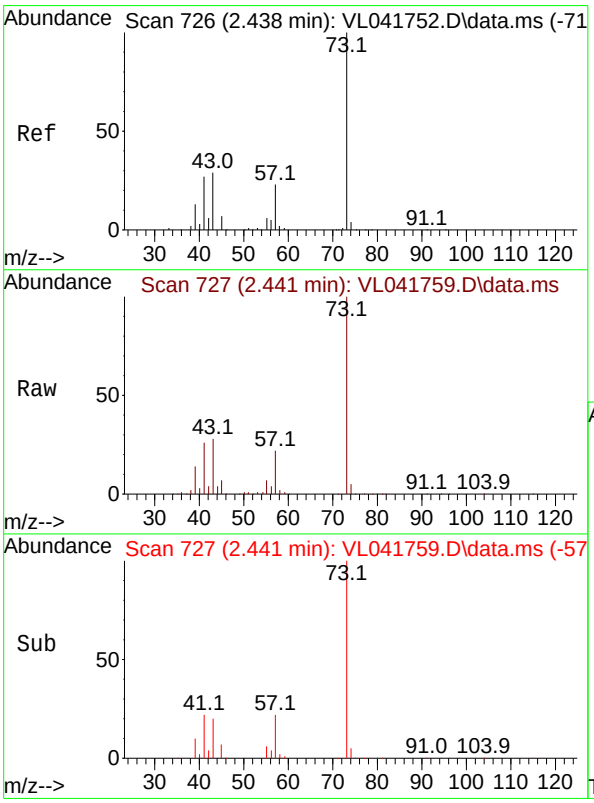

#28
Methyl tert-Butyl Ether
Concen: 8.589 ppbv
RT: 2.441 min Scan# 727
Delta R.T. 0.003 min
Lab File: VL041759.D
Acq: 16 Dec 2024 18:59

Tgt Ion: 73 Resp: 62189

Ion	Ratio	Lower	Upper
73	100		
57	22.7	17.6	26.4

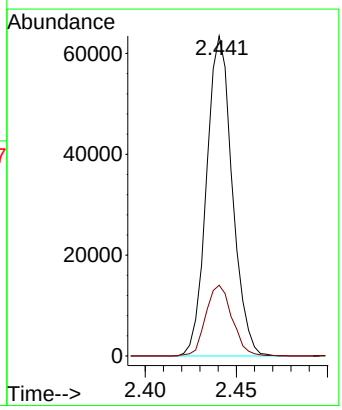

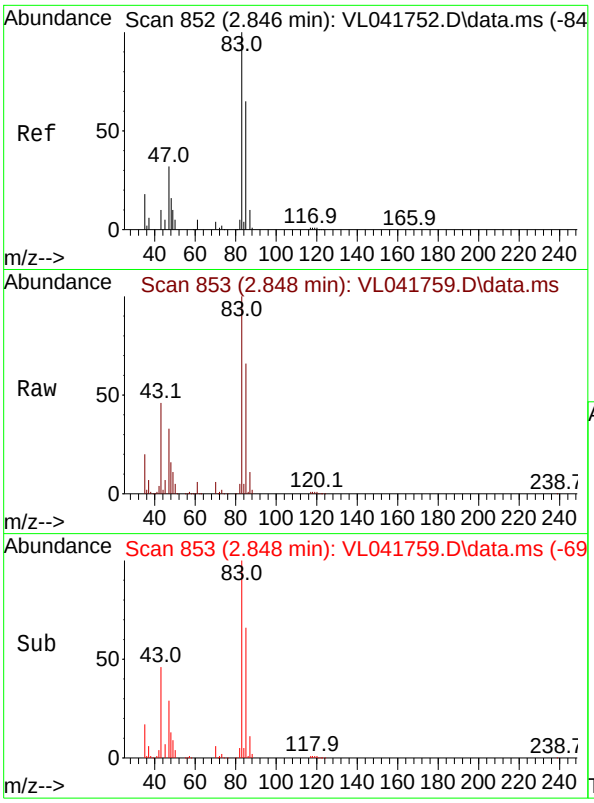

#29
Chloroform
Concen: 9.892 ppbv
RT: 2.848 min Scan# 8
Delta R.T. 0.003 min
Lab File: VL041759.D
Acq: 16 Dec 2024 18:59

Tgt Ion: 83 Resp: 13454

Ion	Ratio	Lower	Upper
83	100		
85	66.2	51.8	77.6

Instrument :
MSVOA_L
ClientSampleId :
ICVVL121624

Manual Integrations
APPROVED

Reviewed By :Semsettin Yesilyurt 12/20/2024
Supervised By :Mahesh Dadoda 12/20/2024

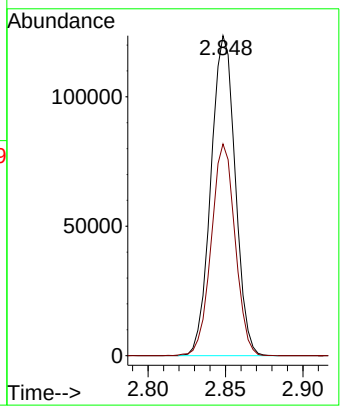

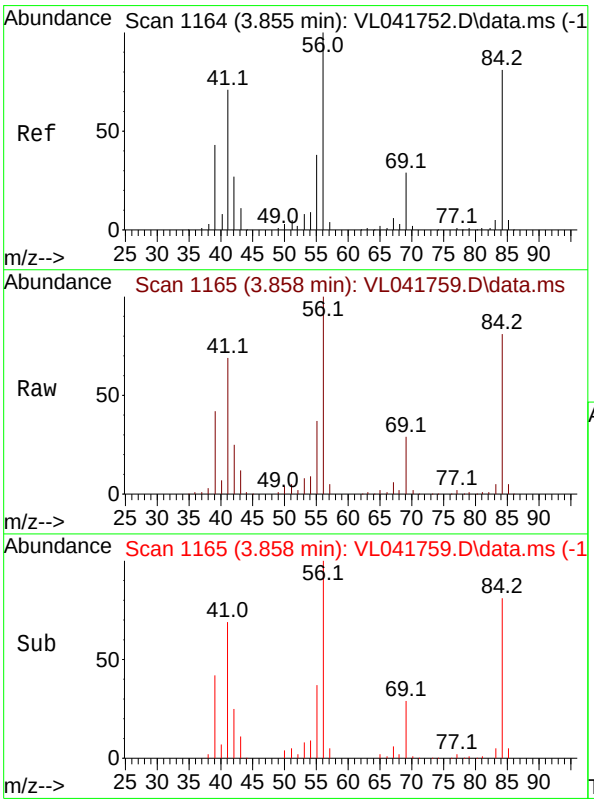

#30
Cyclohexane
Concen: 9.912 ppbv
RT: 3.858 min Scan# 1165
Delta R.T. 0.003 min
Lab File: VL041759.D
Acq: 16 Dec 2024 18:59

Tgt Ion: 84 Resp: 75274

Ion	Ratio	Lower	Upper
84	100		
56	126.5	102.3	153.5
41	89.3	74.0	111.0

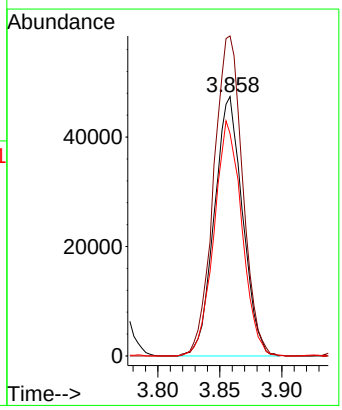

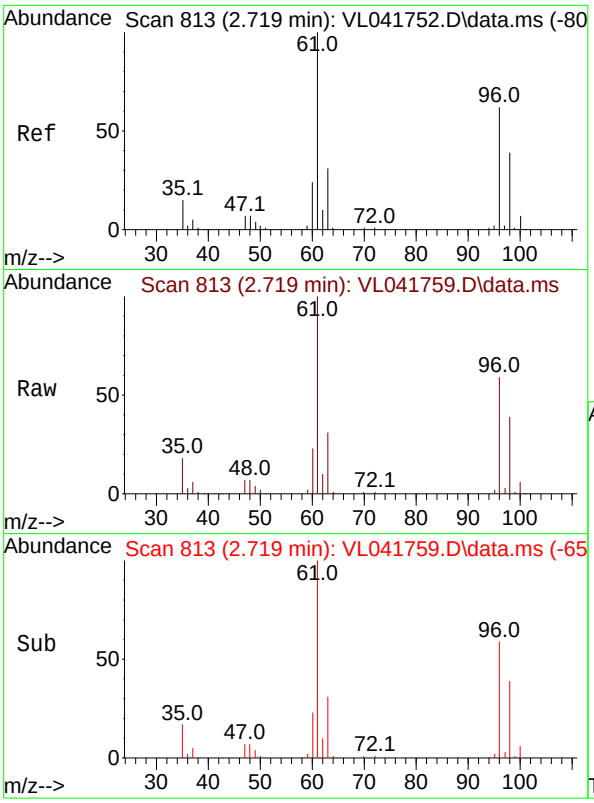

#31
cis-1,2-Dichloroethene
Concen: 9.935 ppbv
RT: 2.719 min Scan# 8
Delta R.T. -0.000 min
Lab File: VL041759.D
Acq: 16 Dec 2024 18:59

Tgt Ion: 61 Resp: 9162

Ion	Ratio	Lower	Upper
61	100		
96	58.7	49.7	74.5
98	39.3	30.8	46.2

Instrument :
MSVOA_L
ClientSampleId :
ICVVL121624

Manual Integrations
APPROVED

Reviewed By :Semsettin Yesilyurt 12/20/2024
Supervised By :Mahesh Dadoda 12/20/2024

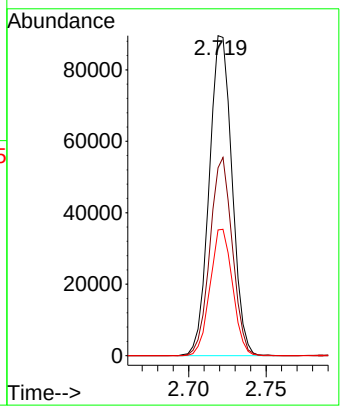

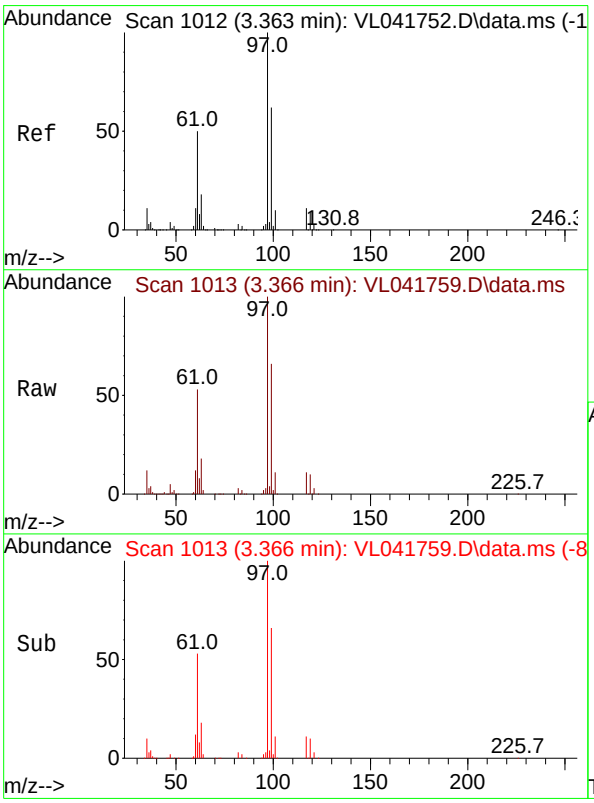

#32
1,1,1-Trichloroethane
Concen: 9.979 ppbv
RT: 3.366 min Scan# 1013
Delta R.T. 0.003 min
Lab File: VL041759.D
Acq: 16 Dec 2024 18:59

Tgt Ion: 97 Resp: 137978

Ion	Ratio	Lower	Upper
97	100		
99	64.8	51.0	76.4
61	53.5	42.2	63.2

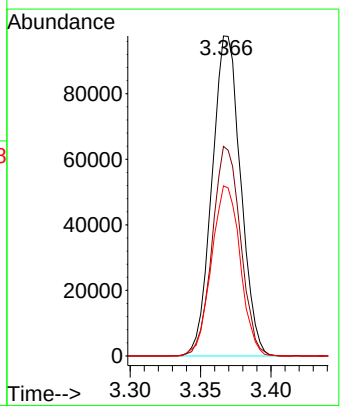

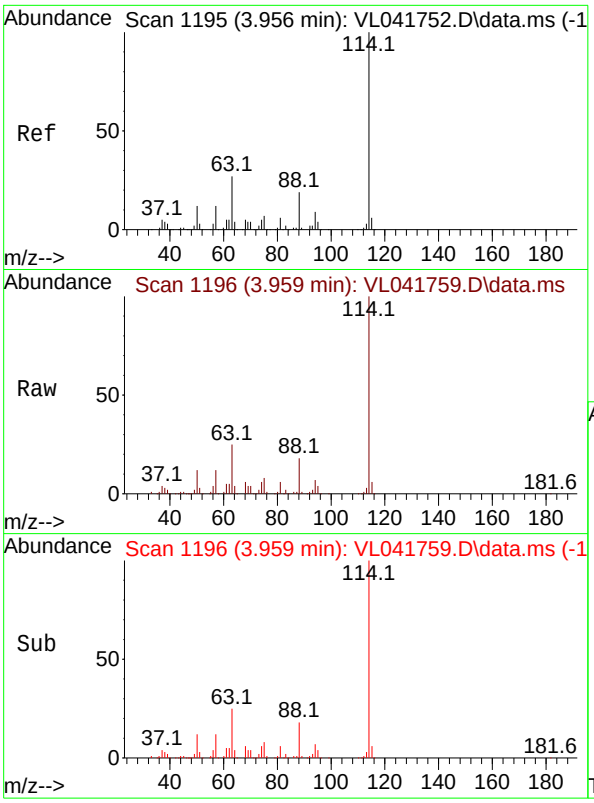

#33
1,4-Difluorobenzene
Concen: 10.000 ppbv
RT: 3.959 min Scan# 1
Delta R.T. 0.003 min
Lab File: VL041759.D
Acq: 16 Dec 2024 18:59

Tgt Ion:114 Resp: 174378

Ion	Ratio	Lower	Upper
114	100		
63	27.0	21.8	32.8
88	18.6	14.8	22.2

Instrument :
MSVOA_L
ClientSampleId :
ICVVL121624

Manual Integrations
APPROVED

Reviewed By :Semsettin Yesilyurt 12/20/2024
Supervised By :Mahesh Dadoda 12/20/2024

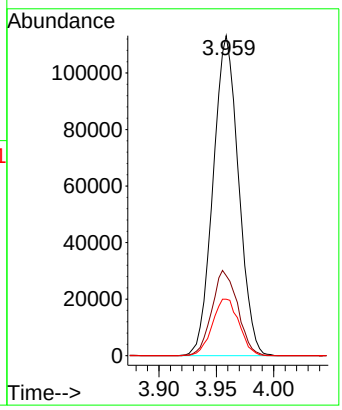

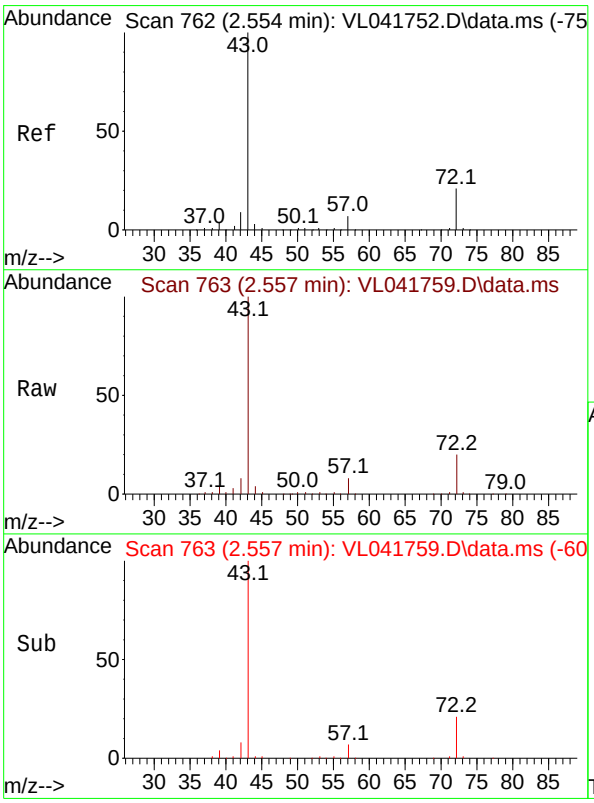

#34
2-Butanone
Concen: 9.547 ppbv
RT: 2.557 min Scan# 763
Delta R.T. 0.003 min
Lab File: VL041759.D
Acq: 16 Dec 2024 18:59

Tgt Ion: 43 Resp: 133939

Ion	Ratio	Lower	Upper
43	100		
72	20.7	16.8	25.2

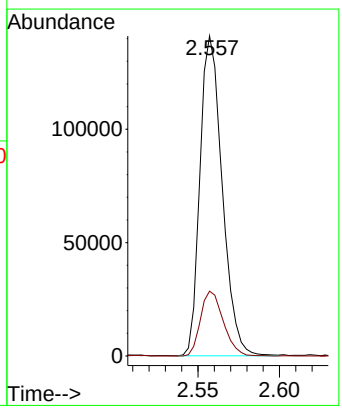

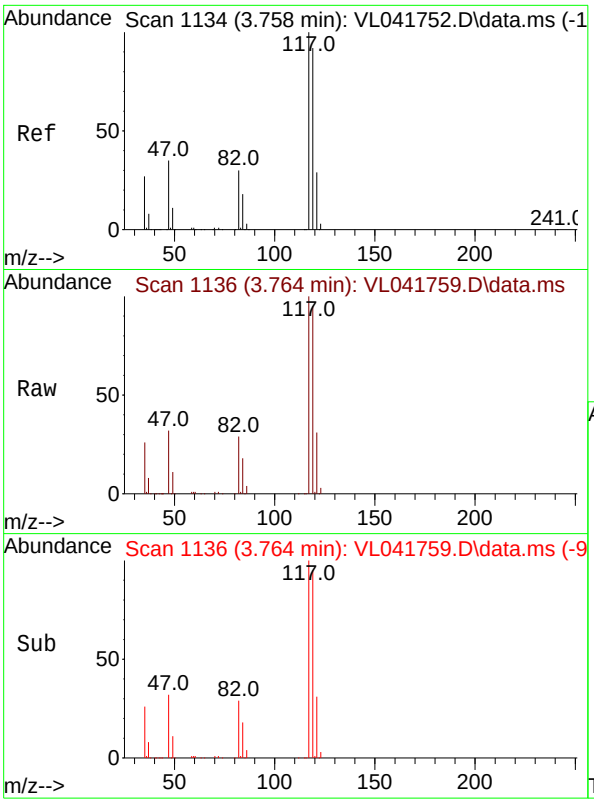

#35
Carbon Tetrachloride
Concen: 11.191 ppbv
RT: 3.764 min Scan# 1
Delta R.T. 0.006 min
Lab File: VL041759.D
Acq: 16 Dec 2024 18:59

Instrument :
MSVOA_L
ClientSampleId :
ICVVL121624

Tgt Ion:117 Resp: 13853

Ion	Ratio	Lower	Upper
117	100		
119	94.8	73.7	110.5
121	30.6	23.0	34.4

Manual Integrations
APPROVED

Reviewed By :Semsettin Yesilyurt 12/20/2024
Supervised By :Mahesh Dadoda 12/20/2024

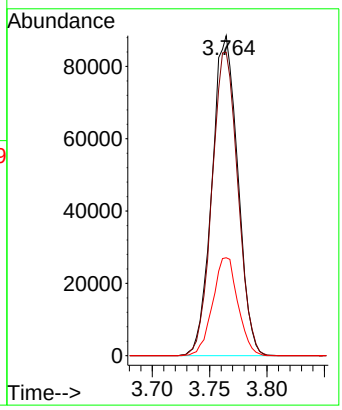

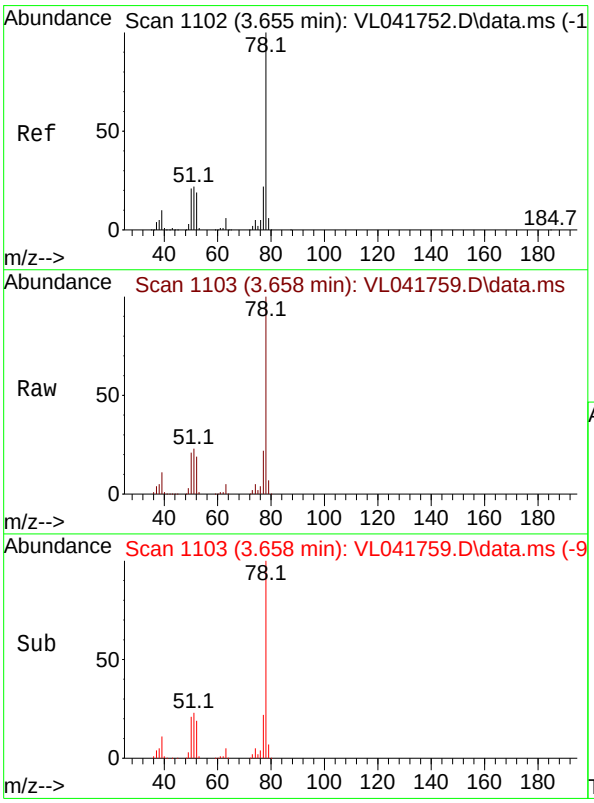

#36
Benzene
Concen: 9.787 ppbv
RT: 3.658 min Scan# 1103
Delta R.T. 0.003 min
Lab File: VL041759.D
Acq: 16 Dec 2024 18:59

Tgt Ion: 78 Resp: 176537

Ion	Ratio	Lower	Upper
78	100		
77	21.8	17.8	26.6
50	21.3	17.2	25.8

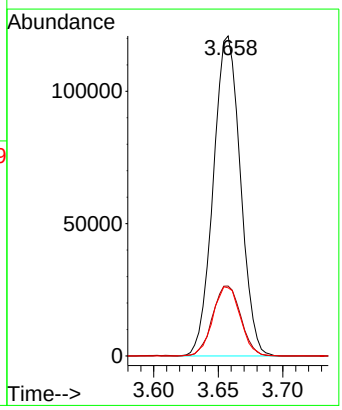

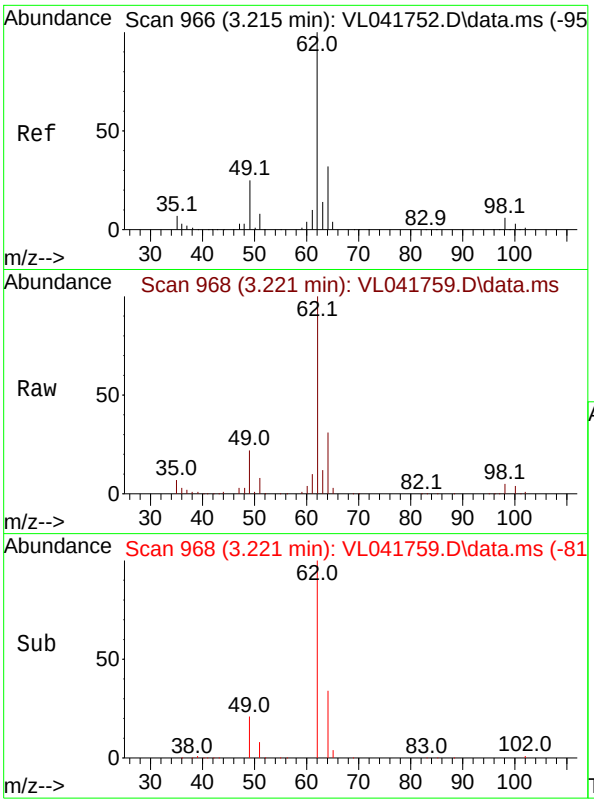

#37
1,2-Dichloroethane
Concen: 9.982 ppbv
RT: 3.221 min Scan# 9
Delta R.T. 0.006 min
Lab File: VL041759.D
Acq: 16 Dec 2024 18:59

Tgt Ion: 62 Resp: 11203

Ion	Ratio	Lower	Upper
62	100		
98	5.5	4.7	7.1

Instrument :
MSVOA_L
ClientSampleId :
ICVVL121624

Manual Integrations
APPROVED

Reviewed By :Semsettin Yesilyurt 12/20/2024
Supervised By :Mahesh Dadoda 12/20/2024

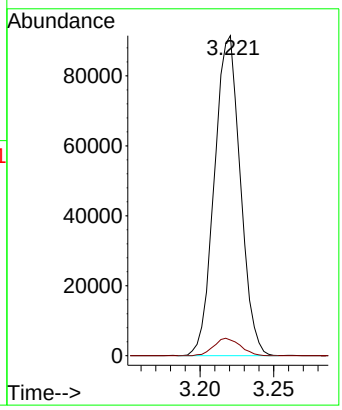

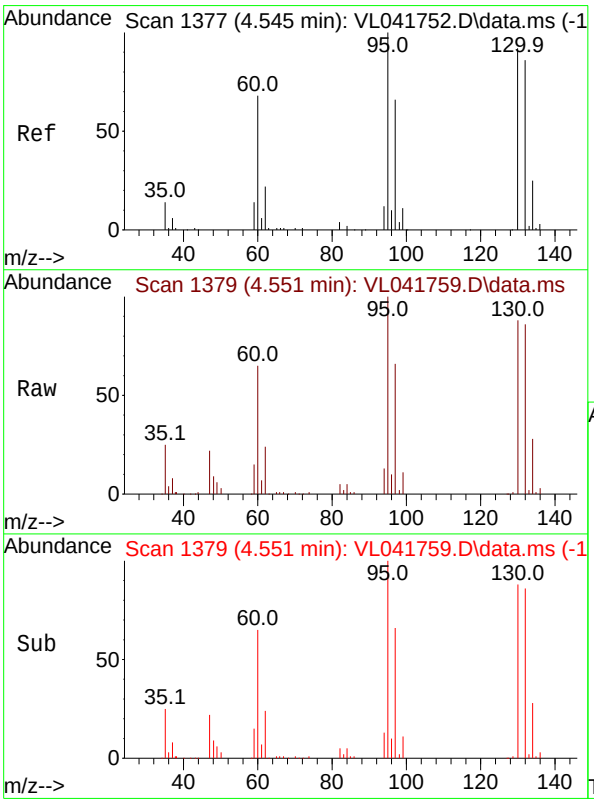

#38
Trichloroethene
Concen: 9.156 ppbv
RT: 4.551 min Scan# 1379
Delta R.T. 0.006 min
Lab File: VL041759.D
Acq: 16 Dec 2024 18:59

Tgt Ion:130 Resp: 70108

Ion	Ratio	Lower	Upper
130	100		
95	113.2	87.0	130.6
132	97.0	75.0	112.6
97	75.1	57.2	85.8

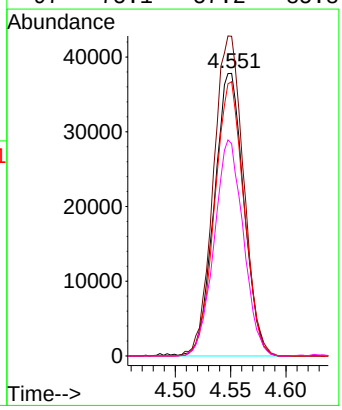

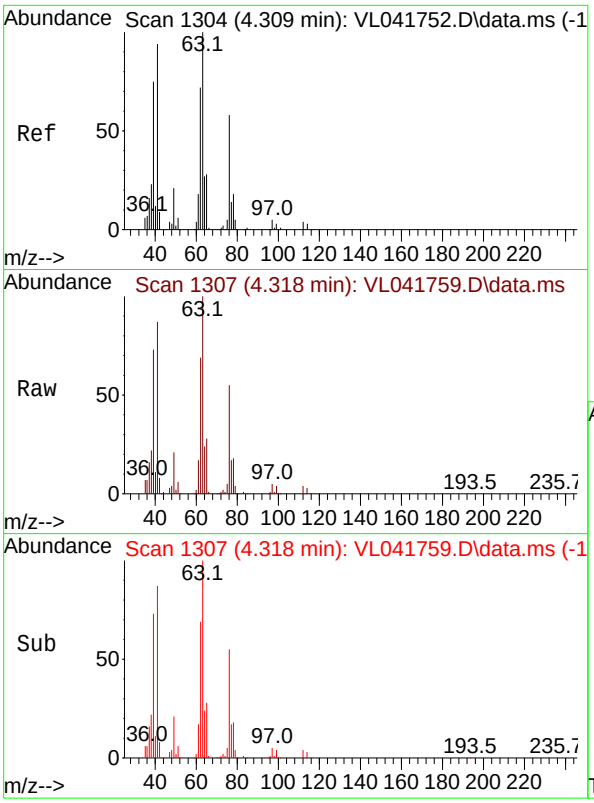

#39
1,2-Dichloropropane
Concen: 9.761 ppbv
RT: 4.318 min Scan# 1
Delta R.T. 0.009 min
Lab File: VL041759.D
Acq: 16 Dec 2024 18:59

Instrument :
MSVOA_L
ClientSampleId :
ICVVL121624

Tgt Ion: 63 Resp: 6367

Ion	Ratio	Lower	Upper
63	100		
41	87.0	75.3	112.9
62	69.1	57.3	85.9

Manual Integrations
APPROVED

Reviewed By :Semsettin Yesilyurt 12/20/2024
Supervised By :Mahesh Dadoda 12/20/2024

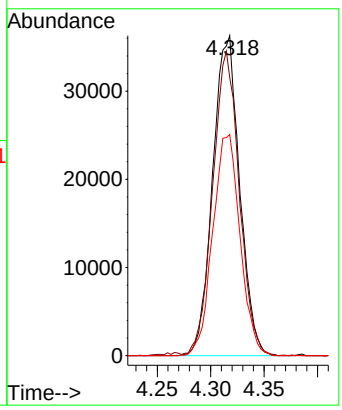

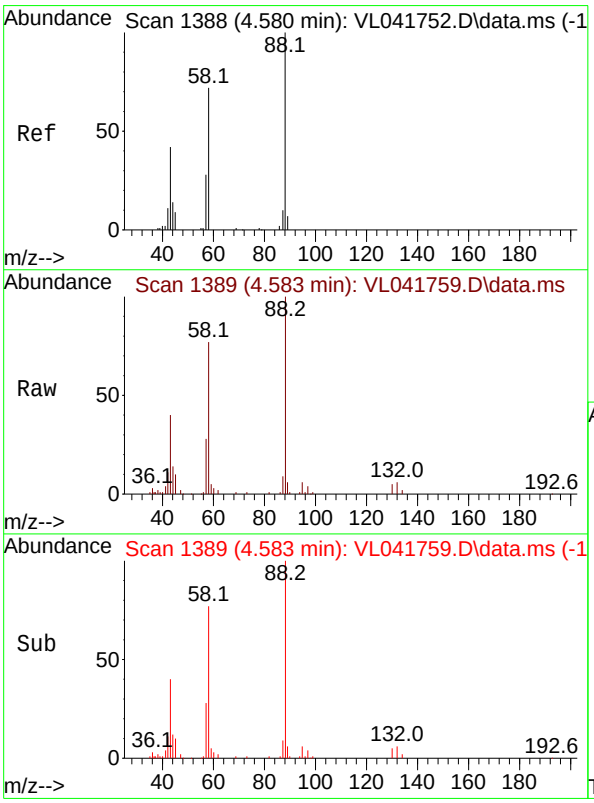

#40
1,4-Dioxane
Concen: 9.693 ppbv
RT: 4.583 min Scan# 1389
Delta R.T. 0.003 min
Lab File: VL041759.D
Acq: 16 Dec 2024 18:59

Tgt Ion: 88 Resp: 30891

Ion	Ratio	Lower	Upper
88	100		
58	76.6	61.0	91.6
43	39.2	29.4	44.0
57	0.0	0.0	0.0

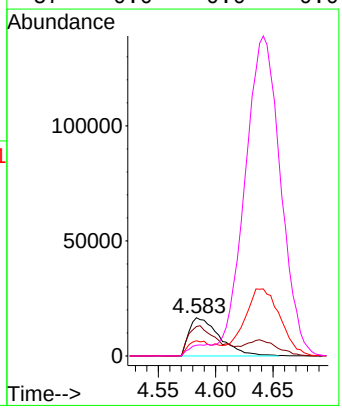

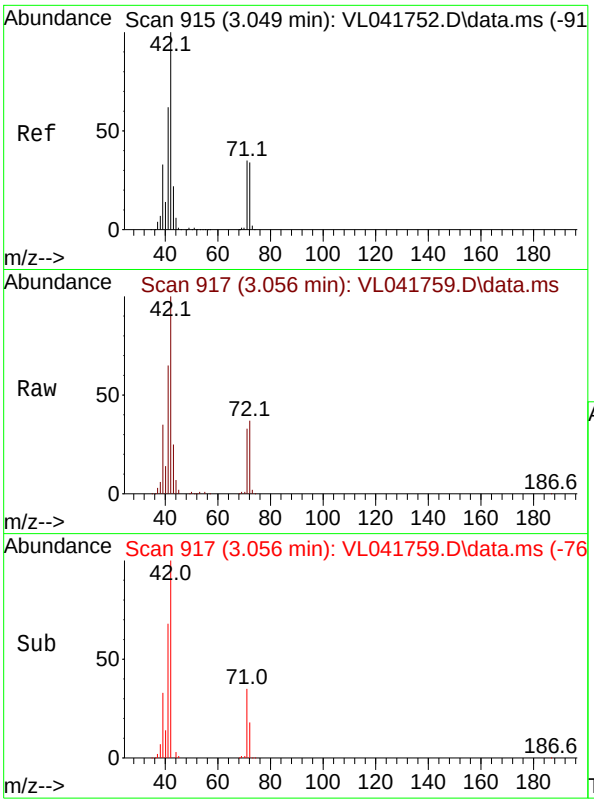

#41
Tetrahydrofuran
Concen: 9.857 ppbv
RT: 3.056 min Scan# 9
Delta R.T. 0.006 min
Lab File: VL041759.D
Acq: 16 Dec 2024 18:59

Tgt Ion: 42 Resp: 7747

Ion	Ratio	Lower	Upper
42	100		
72	37.5	29.1	43.7
71	35.4	28.4	42.6

Instrument :
MSVOA_L
ClientSampleId :
ICVVL121624

Manual Integrations
APPROVED

Reviewed By :Semsettin Yesilyurt 12/20/2024
Supervised By :Mahesh Dadoda 12/20/2024

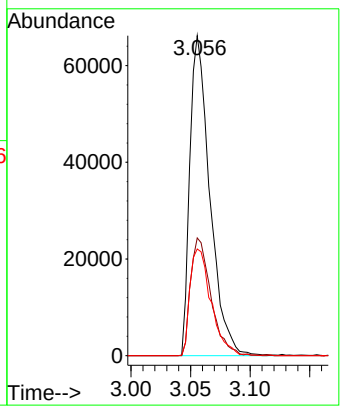

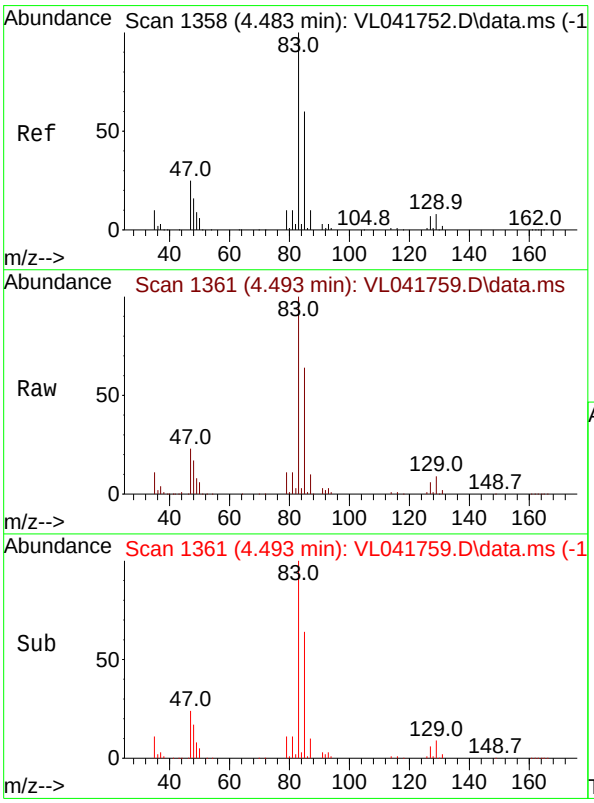

#42
Bromodichloromethane
Concen: 10.821 ppbv
RT: 4.493 min Scan# 1361
Delta R.T. 0.009 min
Lab File: VL041759.D
Acq: 16 Dec 2024 18:59

Tgt Ion: 83 Resp: 139717

Ion	Ratio	Lower	Upper
83	100		
85	63.7	48.0	72.0
127	6.2	5.8	8.8

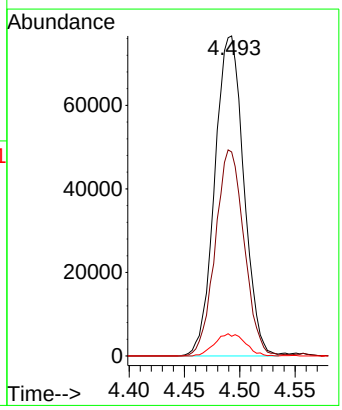

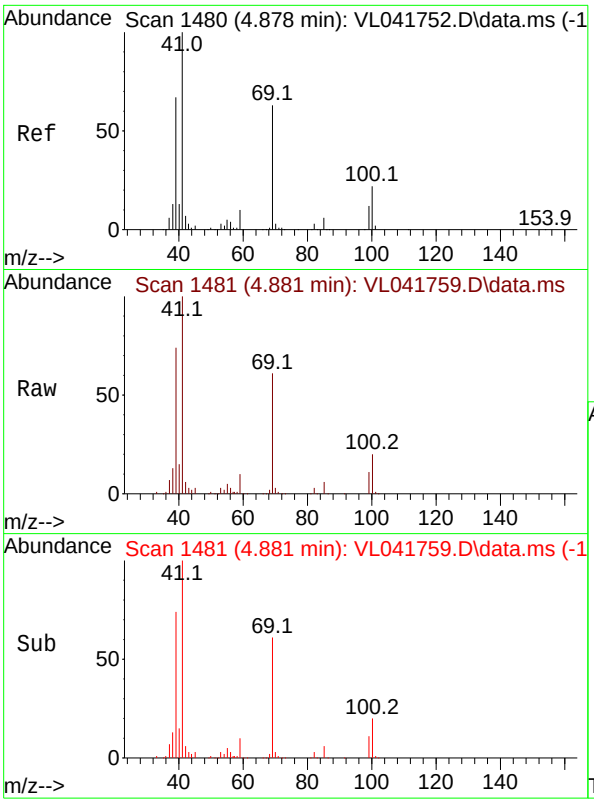

#43
Methyl Methacrylate
Concen: 10.229 ppbv
RT: 4.881 min Scan# 1
Delta R.T. 0.003 min
Lab File: VL041759.D
Acq: 16 Dec 2024 18:59

Tgt Ion: 69 Resp: 7029

Ion	Ratio	Lower	Upper
69	100		
41	162.5	130.3	195.5
100	35.8	28.3	42.5

Instrument :
MSVOA_L
ClientSampleId :
ICVVL121624

Manual Integrations
APPROVED

Reviewed By :Semsettin Yesilyurt 12/20/2024
Supervised By :Mahesh Dadoda 12/20/2024

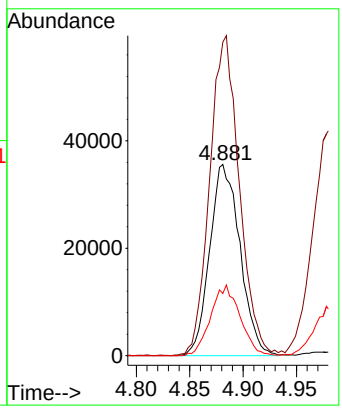

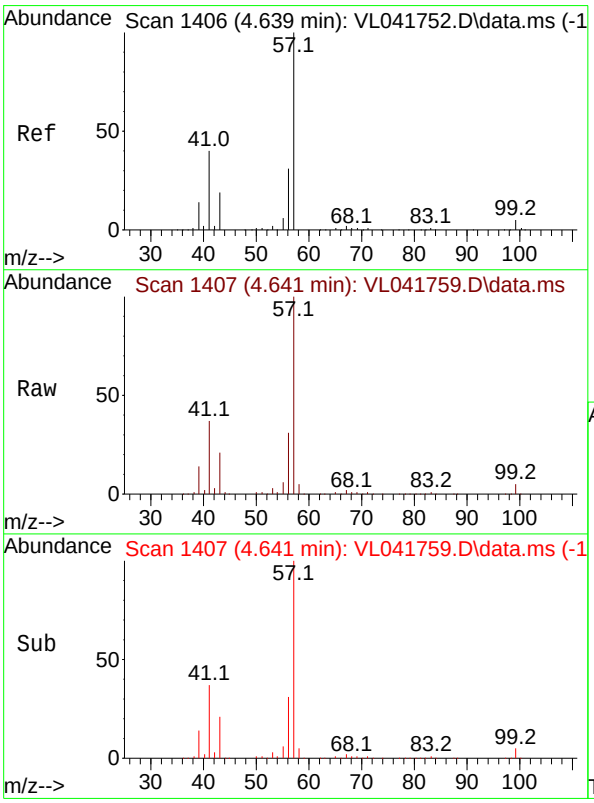

#44
2,2,4-Trimethylpentane
Concen: 9.796 ppbv
RT: 4.641 min Scan# 1407
Delta R.T. 0.003 min
Lab File: VL041759.D
Acq: 16 Dec 2024 18:59

Tgt Ion: 57 Resp: 301772

Ion	Ratio	Lower	Upper
57	100		
41	38.8	30.7	46.1
56	31.7	25.4	38.0

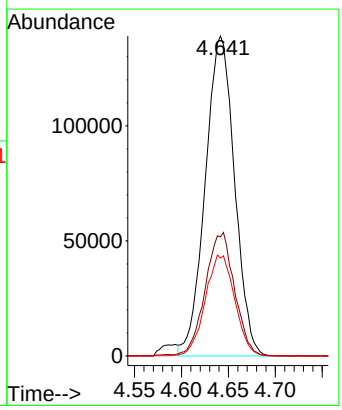

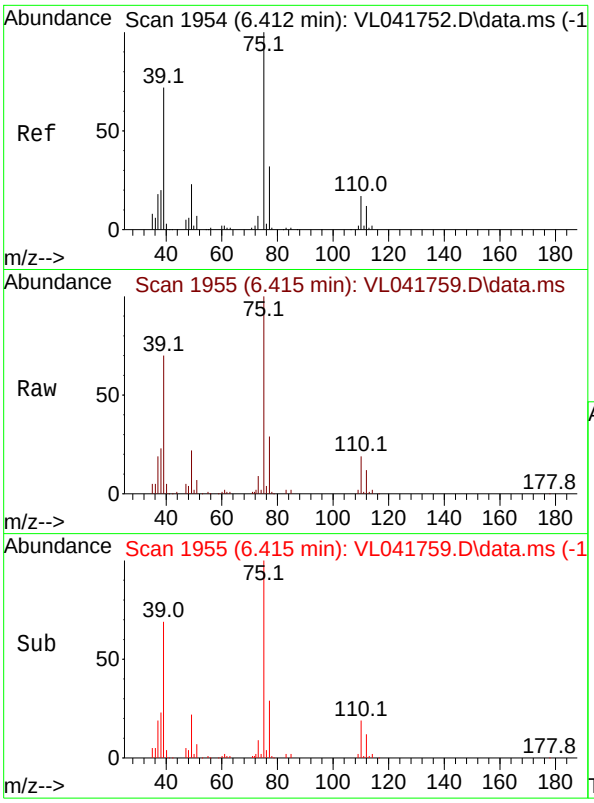

#45
t-1,3-Dichloropropene
Concen: 10.907 ppbv
RT: 6.415 min Scan# 1
Delta R.T. 0.003 min
Lab File: VL041759.D
Acq: 16 Dec 2024 18:59

Tgt Ion: 75 Resp: 7753

Ion	Ratio	Lower	Upper
75	100		
77	29.0	25.9	38.9

Instrument :
MSVOA_L
ClientSampleId :
ICVVL121624

Manual Integrations
APPROVED

Reviewed By :Semsettin Yesilyurt 12/20/2024
Supervised By :Mahesh Dadoda 12/20/2024

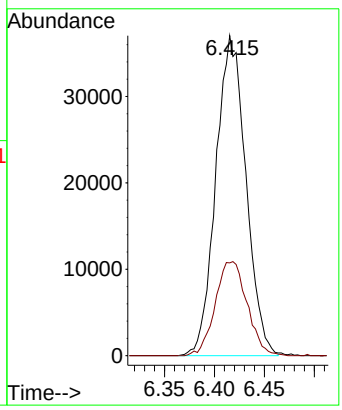

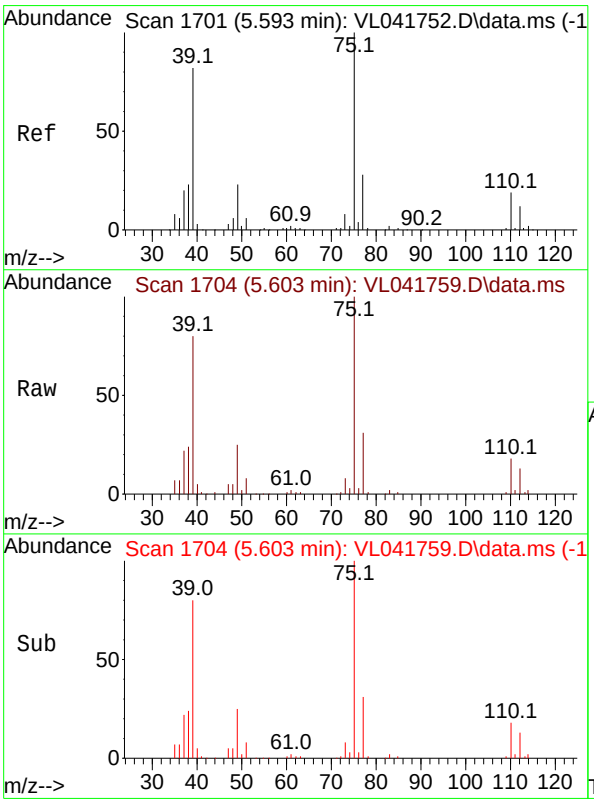

#46
cis-1,3-Dichloropropene
Concen: 10.617 ppbv
RT: 5.603 min Scan# 1704
Delta R.T. 0.009 min
Lab File: VL041759.D
Acq: 16 Dec 2024 18:59

Tgt Ion: 75 Resp: 95812

Ion	Ratio	Lower	Upper
75	100		
39	79.5	65.2	97.8
77	30.9	22.0	33.0

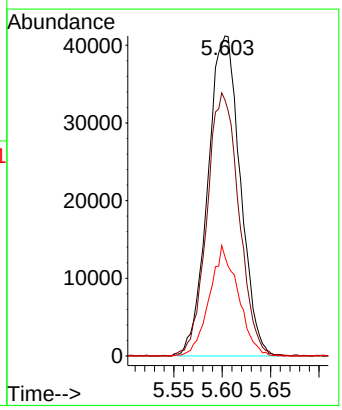

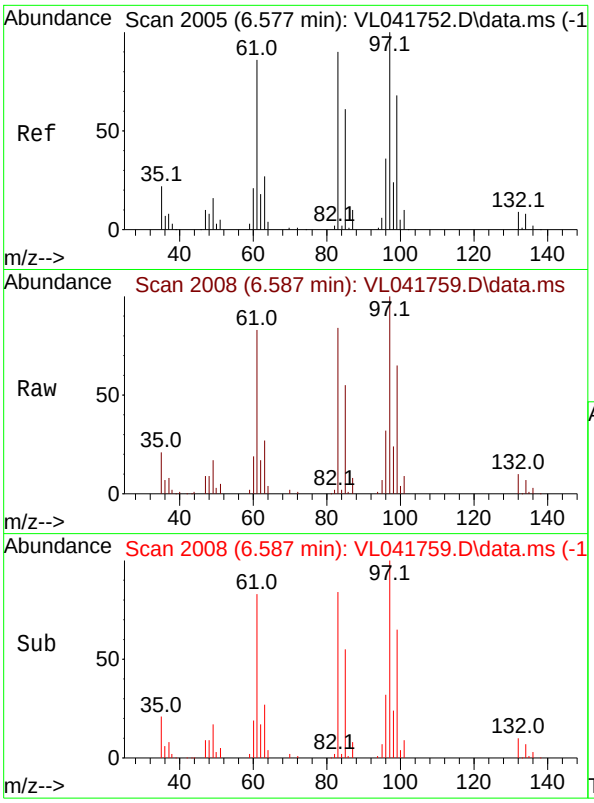

#47
1,1,2-Trichloroethane
Concen: 9.711 ppbv m
RT: 6.587 min Scan# 2(
Delta R.T. 0.009 min
Lab File: VL041759.D
Acq: 16 Dec 2024 18:59

Instrument :
MSVOA_L
ClientSampleId :
ICVVL121624

Tgt Ion: 97 Resp: 6616

Ion	Ratio	Lower	Upper
97	100		
83	83.7	72.3	108.5
85	54.8	48.5	72.7
99	64.7	54.0	81.0

Manual Integrations
APPROVED

Reviewed By :Semsettin Yesilyurt 12/20/2024
Supervised By :Mahesh Dadoda 12/20/2024

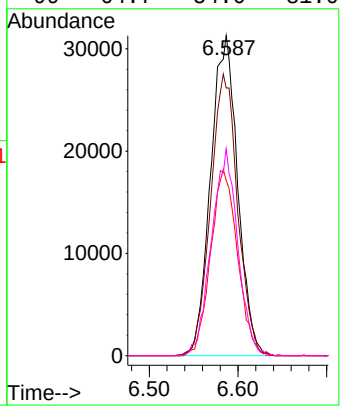

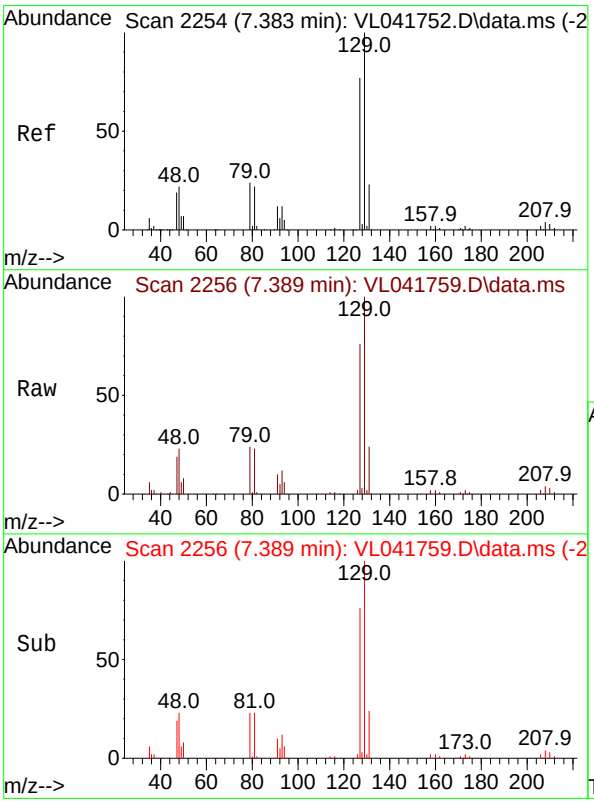

#48
Dibromochloromethane
Concen: 11.326 ppbv
RT: 7.389 min Scan# 2256
Delta R.T. 0.006 min
Lab File: VL041759.D
Acq: 16 Dec 2024 18:59

Tgt Ion:129 Resp: 105378

Ion	Ratio	Lower	Upper
129	100		
127	77.8	38.8	116.3

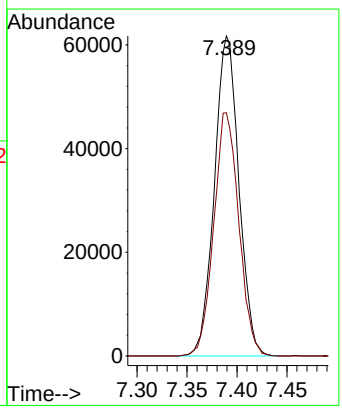

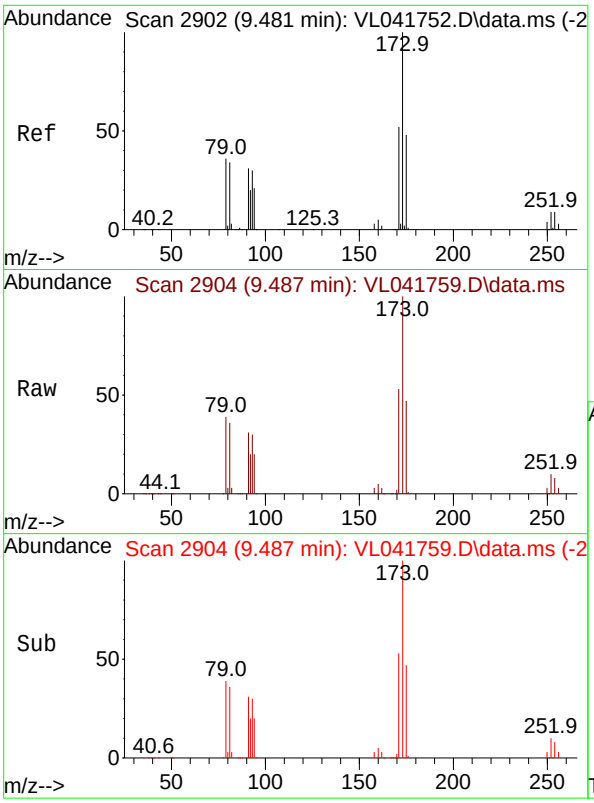

#49
Bromoform
Concen: 11.682 ppbv
RT: 9.487 min Scan# 2
Delta R.T. 0.006 min
Lab File: VL041759.D
Acq: 16 Dec 2024 18:59

Instrument :
MSVOA_L
ClientSampleId :
ICVVL121624

Tgt Ion:173 Resp: 8897

Ion	Ratio	Lower	Upper
173	100		
175	47.6	38.2	57.2
171	51.4	41.1	61.7

Manual Integrations
APPROVED

Reviewed By :Semsettin Yesilyurt 12/20/2024
Supervised By :Mahesh Dadoda 12/20/2024

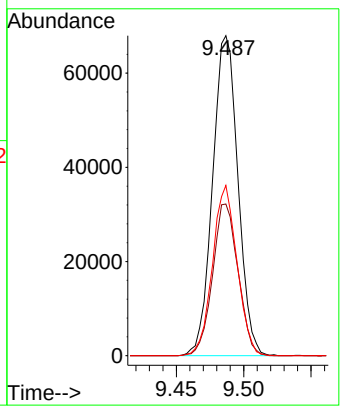

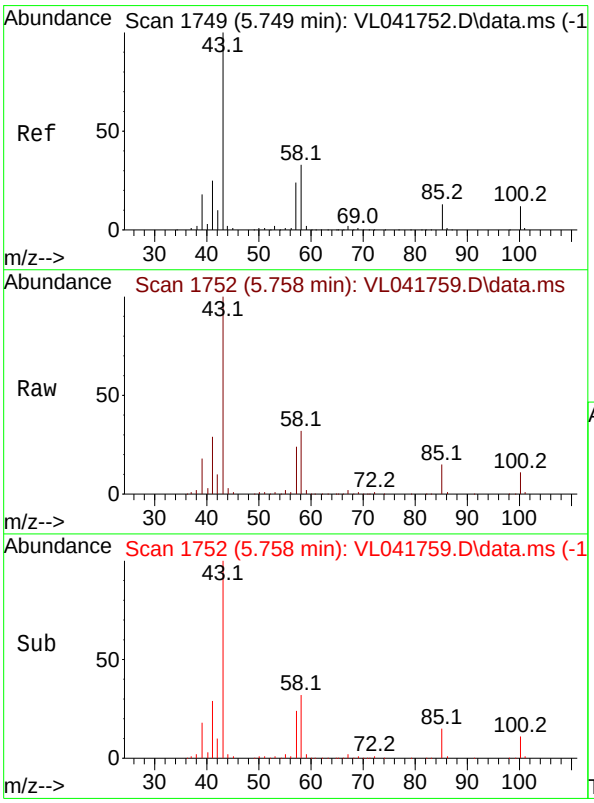

#50
4-Methyl-2-Pentanone
Concen: 9.980 ppbv
RT: 5.758 min Scan# 1752
Delta R.T. 0.009 min
Lab File: VL041759.D
Acq: 16 Dec 2024 18:59

Tgt Ion: 43 Resp: 190637

Ion	Ratio	Lower	Upper
43	100		
58	34.3	26.8	40.2

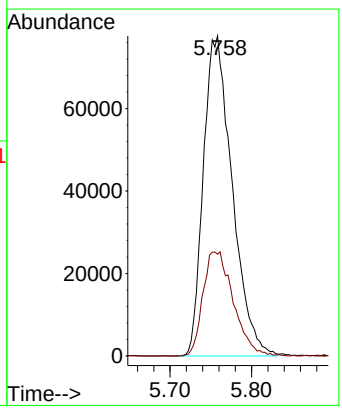

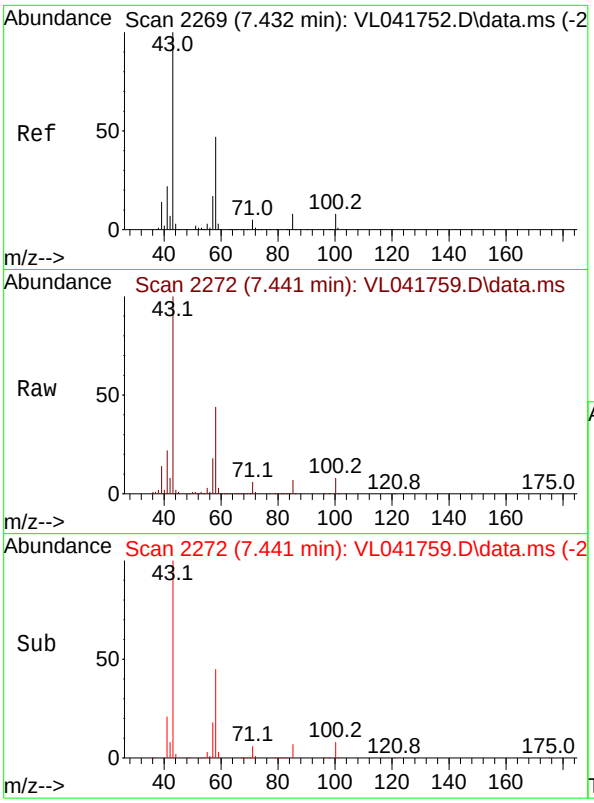

#51
2-Hexanone
Concen: 10.053 ppbv
RT: 7.441 min Scan# 2
Delta R.T. 0.009 min
Lab File: VL041759.D
Acq: 16 Dec 2024 18:59

Instrument :
MSVOA_L
ClientSampleId :
ICVVL121624

Tgt Ion: 43 Resp: 15564

Ion	Ratio	Lower	Upper
43	100		
58	46.0	36.6	55.0
98	0.1	0.1	0.1#

Manual Integrations
APPROVED

Reviewed By :Semsettin Yesilyurt 12/20/2024
Supervised By :Mahesh Dadoda 12/20/2024

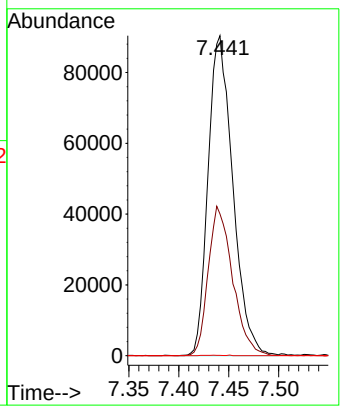

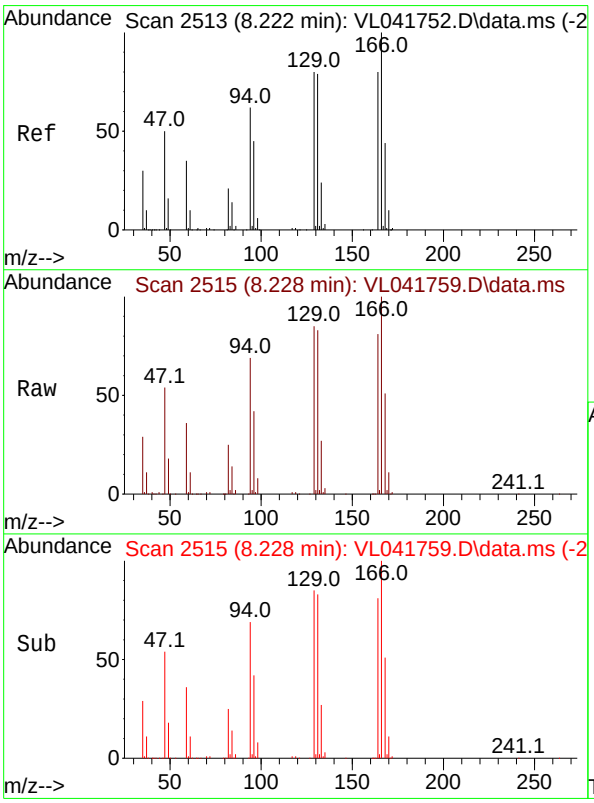

#52
Tetrachloroethene
Concen: 9.351 ppbv
RT: 8.228 min Scan# 2515
Delta R.T. 0.006 min
Lab File: VL041759.D
Acq: 16 Dec 2024 18:59

Tgt Ion:164 Resp: 62782

Ion	Ratio	Lower	Upper
164	100		
166	123.4	99.8	149.6
129	105.6	79.6	119.4
131	102.0	78.6	117.8

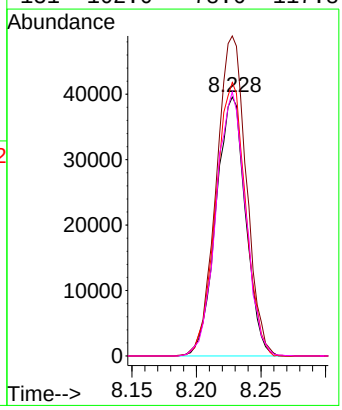

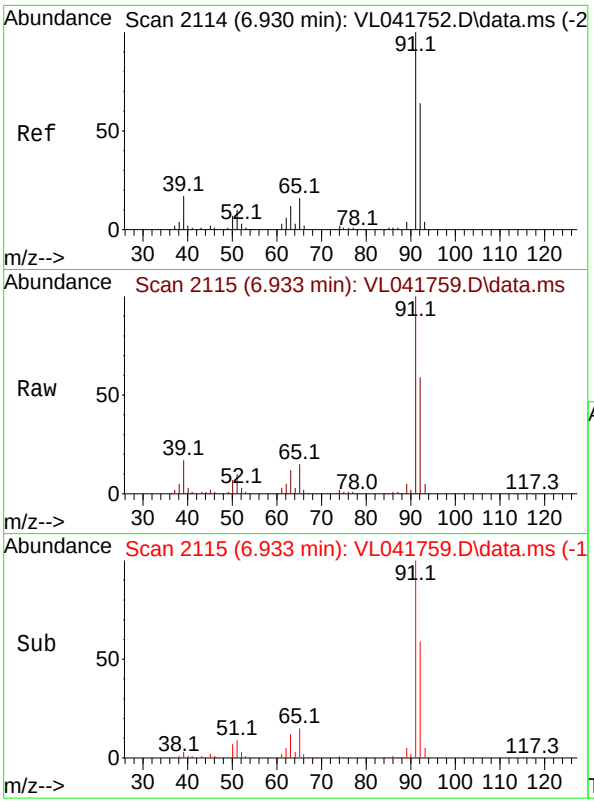

#53
Toluene
Concen: 9.768 ppbv
RT: 6.933 min Scan# 2
Delta R.T. 0.003 min
Lab File: VL041759.D
Acq: 16 Dec 2024 18:59

Tgt Ion: 91 Resp: 19975

Ion	Ratio	Lower	Upper
91	100		
92	60.8	47.9	71.9

Instrument :
MSVOA_L
ClientSampleId :
ICVVL121624

Manual Integrations
APPROVED

Reviewed By :Semsettin Yesilyurt 12/20/2024
Supervised By :Mahesh Dadoda 12/20/2024

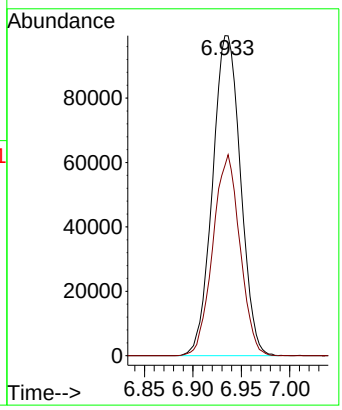

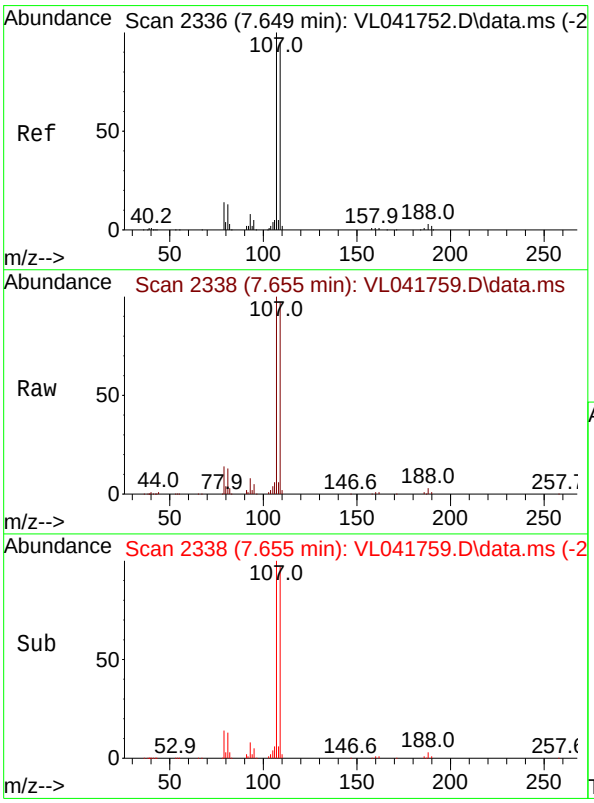

#54
1,2-Dibromoethane
Concen: 9.952 ppbv
RT: 7.655 min Scan# 2338
Delta R.T. 0.006 min
Lab File: VL041759.D
Acq: 16 Dec 2024 18:59

Tgt Ion:107 Resp: 93439

Ion	Ratio	Lower	Upper
107	100		
109	96.6	75.9	113.9

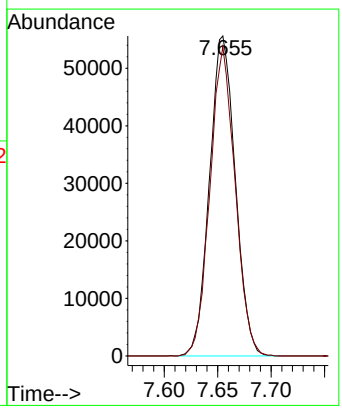

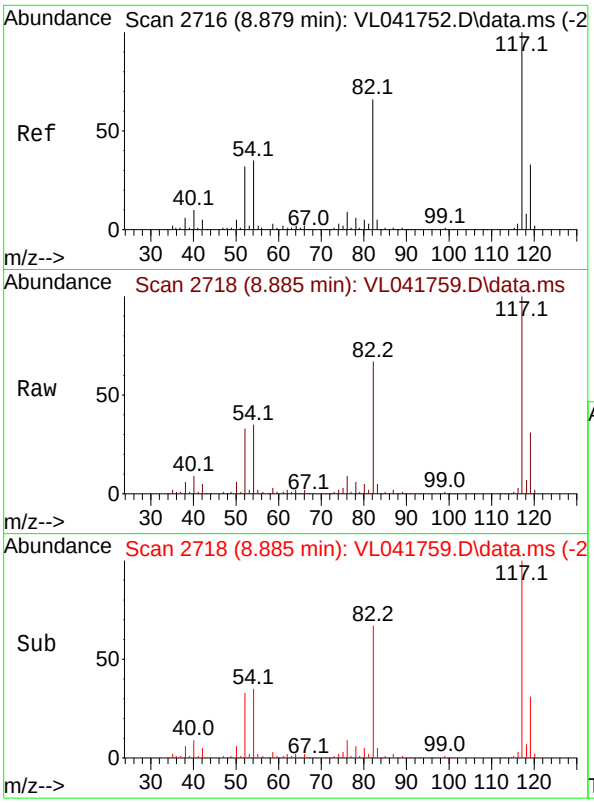

#55
Chlorobenzene-d5
Concen: 10.000 ppbv
RT: 8.885 min Scan# 2
Delta R.T. 0.006 min
Lab File: VL041759.D
Acq: 16 Dec 2024 18:59

Instrument :
MSVOA_L
ClientSampleId :
ICVVL121624

Tgt Ion:117 Resp: 15344

Ion	Ratio	Lower	Upper
117	100		
82	73.4	53.8	80.8
119	32.8	26.7	40.1

Manual Integrations
APPROVED

Reviewed By :Semsettin Yesilyurt 12/20/2024
Supervised By :Mahesh Dadoda 12/20/2024

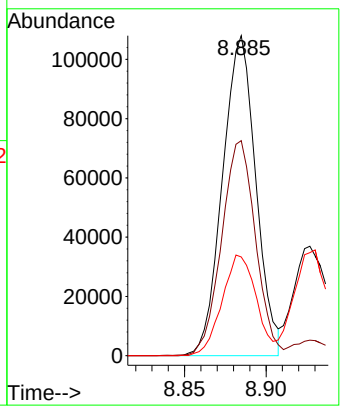

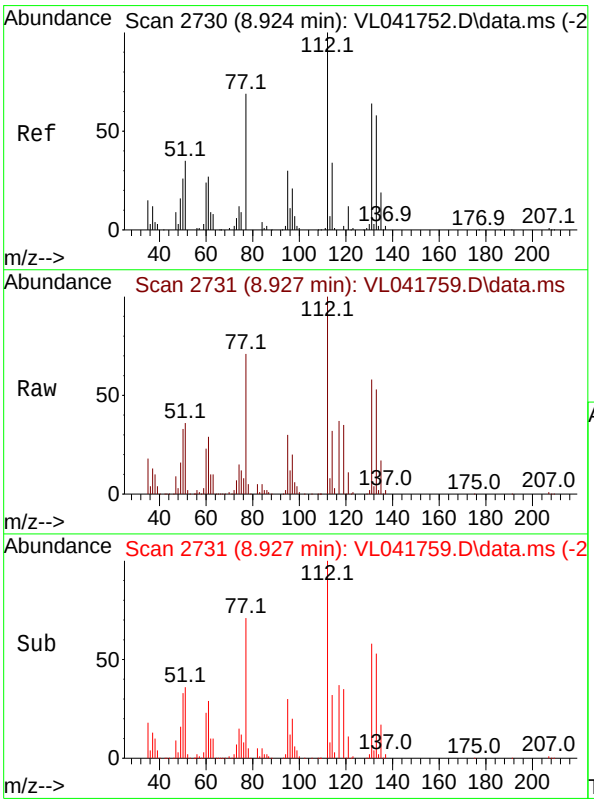

#56
1,1,1,2-Tetrachloroethane
Concen: 10.558 ppbv
RT: 8.927 min Scan# 2731
Delta R.T. 0.003 min
Lab File: VL041759.D
Acq: 16 Dec 2024 18:59

Tgt Ion:131 Resp: 85883

Ion	Ratio	Lower	Upper
131	100		
133	95.7	76.8	115.2
119	60.2	49.0	73.6

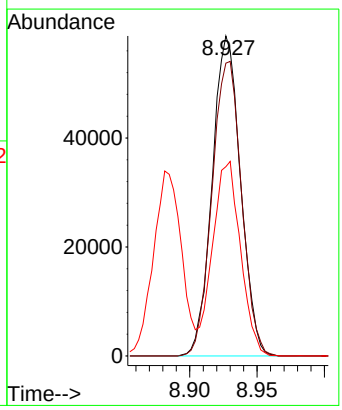

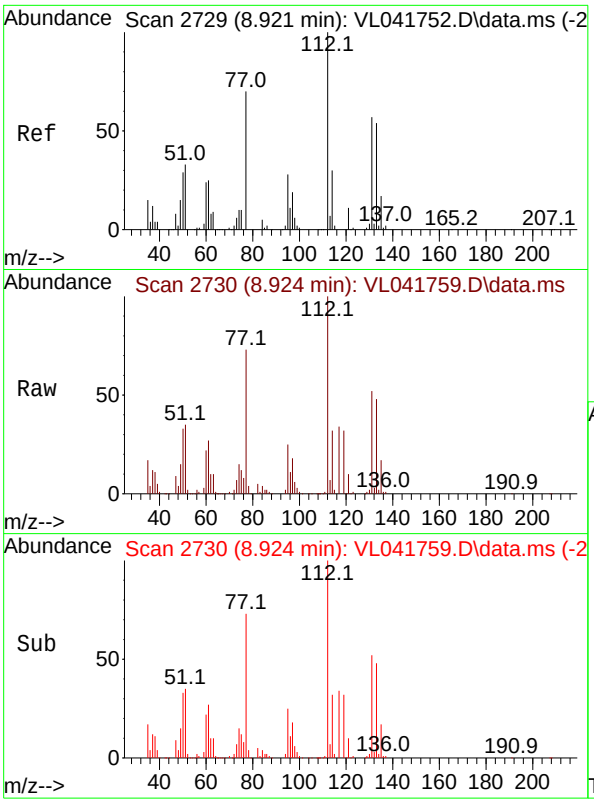

#57
Chlorobenzene
Concen: 9.888 ppbv
RT: 8.924 min Scan# 2
Delta R.T. 0.003 min
Lab File: VL041759.D
Acq: 16 Dec 2024 18:59

Instrument :
MSVOA_L
ClientSampleId :
ICVVL121624

Tgt Ion:112 Resp: 15525

Ion	Ratio	Lower	Upper
112	100		
77	72.9	57.4	86.0
114	32.5	27.4	33.4

Manual Integrations
APPROVED

Reviewed By :Semsettin Yesilyurt 12/20/2024
Supervised By :Mahesh Dadoda 12/20/2024

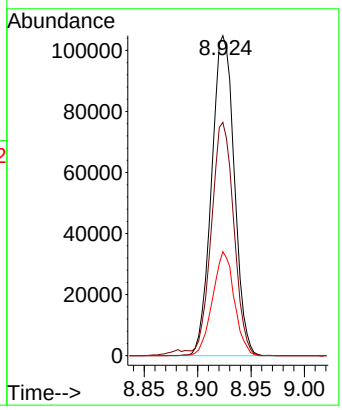

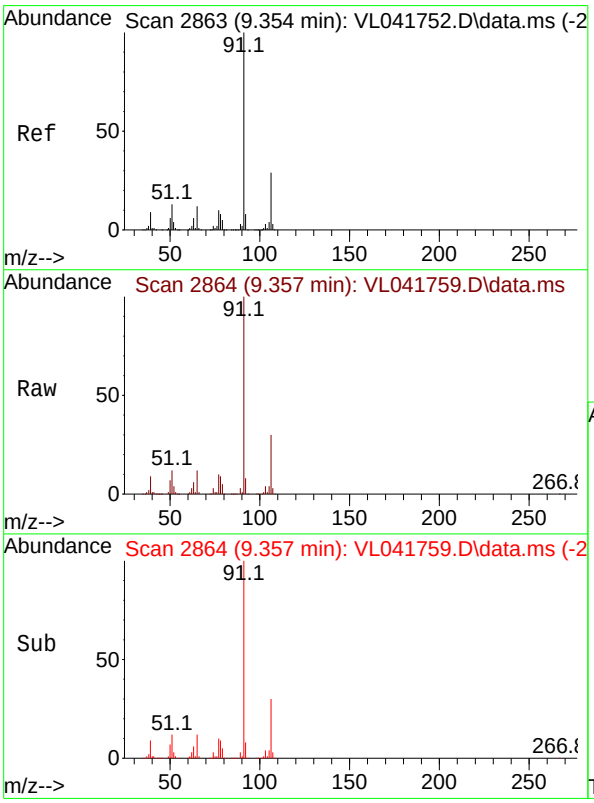

#58
Ethyl Benzene
Concen: 10.308 ppbv
RT: 9.357 min Scan# 2864
Delta R.T. 0.003 min
Lab File: VL041759.D
Acq: 16 Dec 2024 18:59

Tgt Ion: 91 Resp: 284770

Ion	Ratio	Lower	Upper
91	100		
106	30.3	23.5	35.3

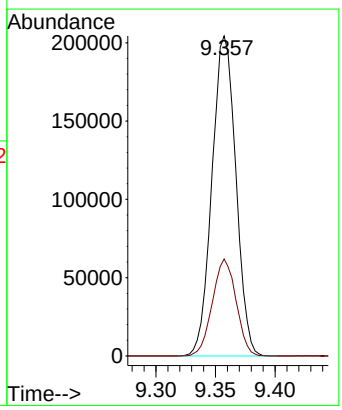

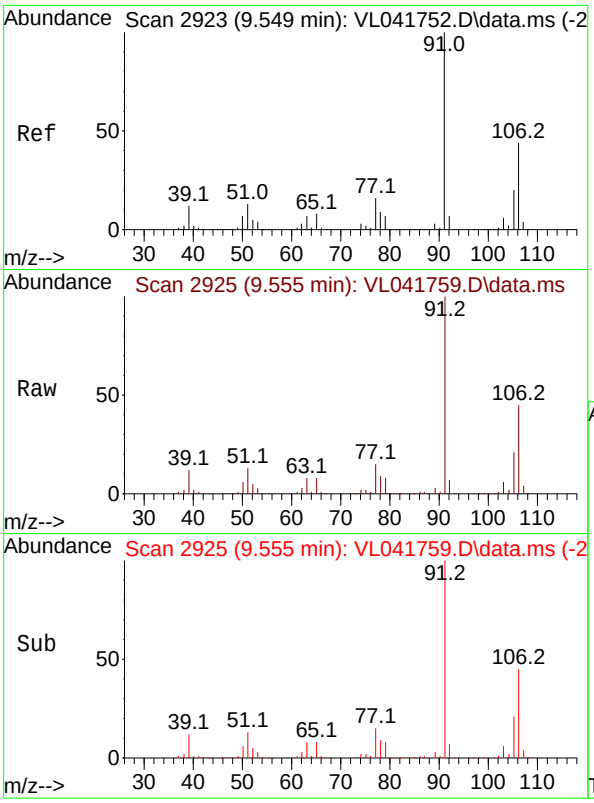

#59
m/p-Xylene
Concen: 20.669 ppbv m
RT: 9.555 min Scan# 2
Delta R.T. 0.006 min
Lab File: VL041759.D
Acq: 16 Dec 2024 18:59

Tgt Ion: 91 Resp: 45910

Ion	Ratio	Lower	Upper
91	100		
106	45.5	0.0	0.0

Instrument :
MSVOA_L
ClientSampleId :
ICVVL121624

Manual Integrations
APPROVED

Reviewed By :Semsettin Yesilyurt 12/20/2024
Supervised By :Mahesh Dadoda 12/20/2024

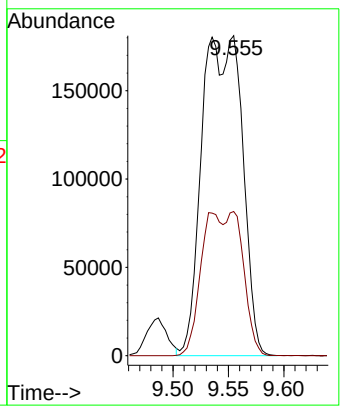

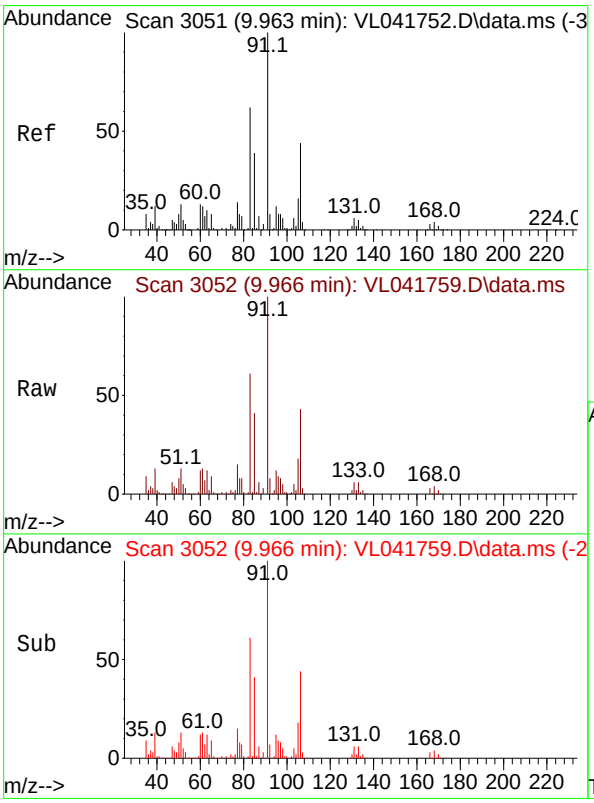

#60
o-Xylene
Concen: 10.304 ppbv
RT: 9.966 min Scan# 3052
Delta R.T. 0.003 min
Lab File: VL041759.D
Acq: 16 Dec 2024 18:59

Tgt Ion: 91 Resp: 229517

Ion	Ratio	Lower	Upper
91	100		
106	43.3	21.1	63.4

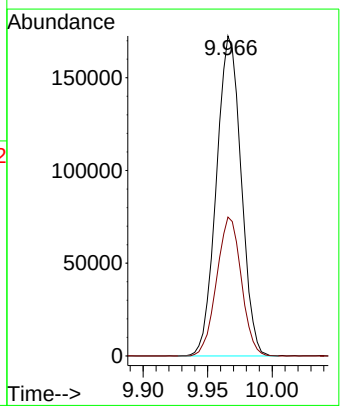

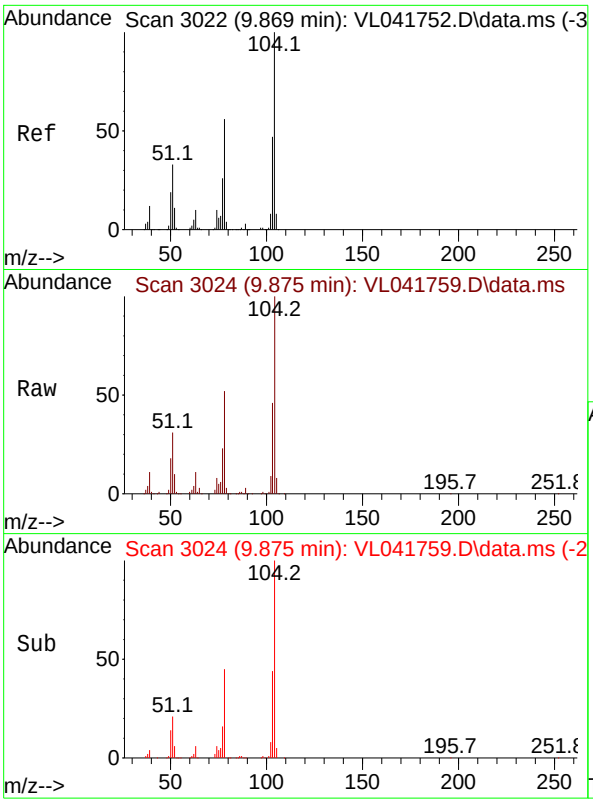

#61
Styrene
Concen: 11.093 ppbv
RT: 9.875 min Scan# 3
Delta R.T. 0.006 min
Lab File: VL041759.D
Acq: 16 Dec 2024 18:59

Instrument :
MSVOA_L
ClientSampleId :
ICVVL121624

Tgt Ion:104 Resp: 10684

Ion	Ratio	Lower	Upper
104	100		
78	54.8	43.8	65.6
103	47.9	37.8	56.6

Manual Integrations
APPROVED

Reviewed By :Semsettin Yesilyurt 12/20/2024
Supervised By :Mahesh Dadoda 12/20/2024

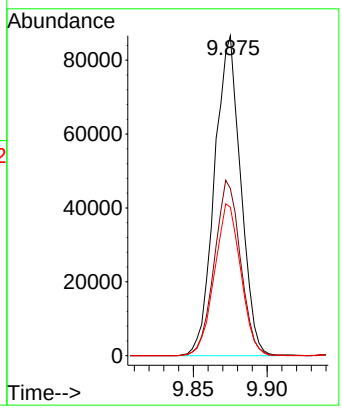

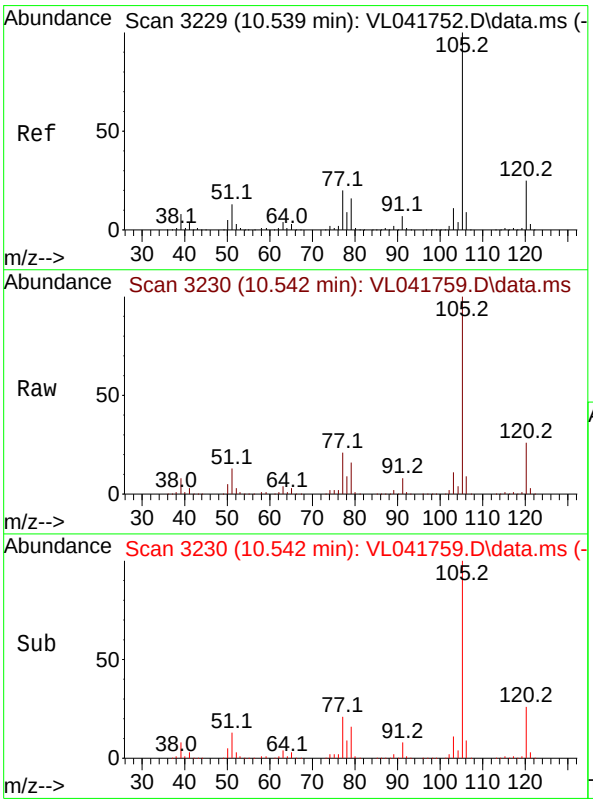

#62
Isopropylbenzene
Concen: 10.425 ppbv
RT: 10.542 min Scan# 3230
Delta R.T. 0.003 min
Lab File: VL041759.D
Acq: 16 Dec 2024 18:59

Tgt Ion:105 Resp: 348887

Ion	Ratio	Lower	Upper
105	100		
120	25.0	19.8	29.8

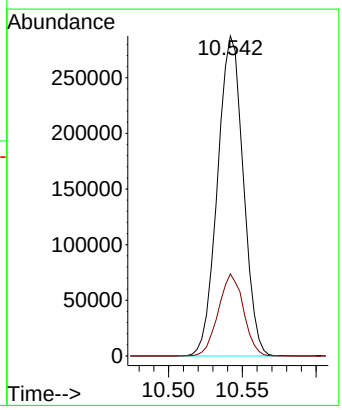

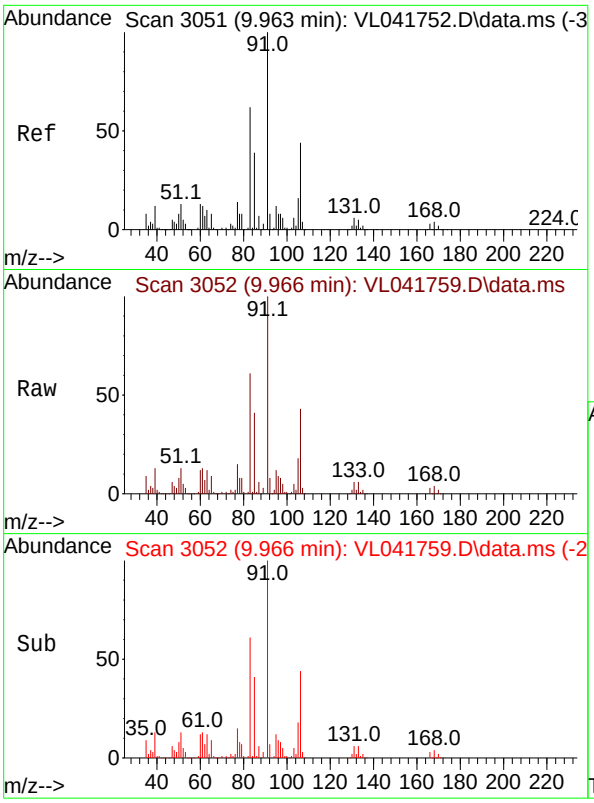

#63
1,1,2,2-Tetrachloroethane
Concen: 9.865 ppbv
RT: 9.966 min Scan# 3
Delta R.T. 0.003 min
Lab File: VL041759.D
Acq: 16 Dec 2024 18:59

Instrument :
MSVOA_L
ClientSampleId :
ICVVL121624

Tgt Ion: 83 Resp: 13754

Ion	Ratio	Lower	Upper
83	100		
131	9.6	4.9	14.7
85	64.6	32.0	96.2

Manual Integrations
APPROVED

Reviewed By :Semsettin Yesilyurt 12/20/2024
Supervised By :Mahesh Dadoda 12/20/2024

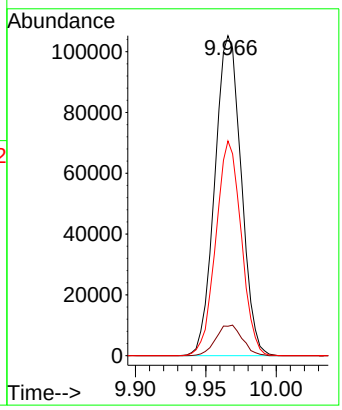

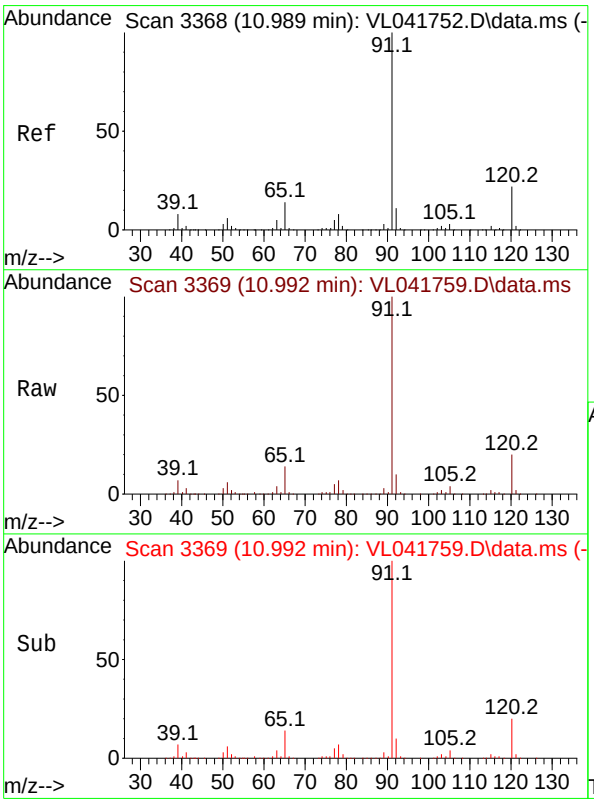

#64
n-propylbenzene
Concen: 10.384 ppbv
RT: 10.992 min Scan# 3369
Delta R.T. 0.003 min
Lab File: VL041759.D
Acq: 16 Dec 2024 18:59

Tgt Ion:120 Resp: 87865

Ion	Ratio	Lower	Upper
120	100		
91	479.0	387.3	580.9

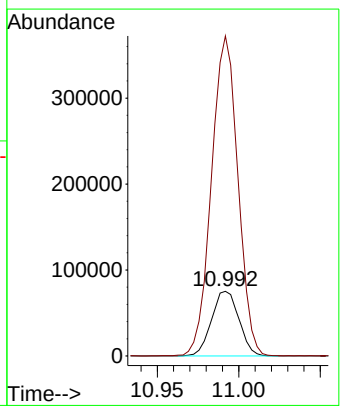

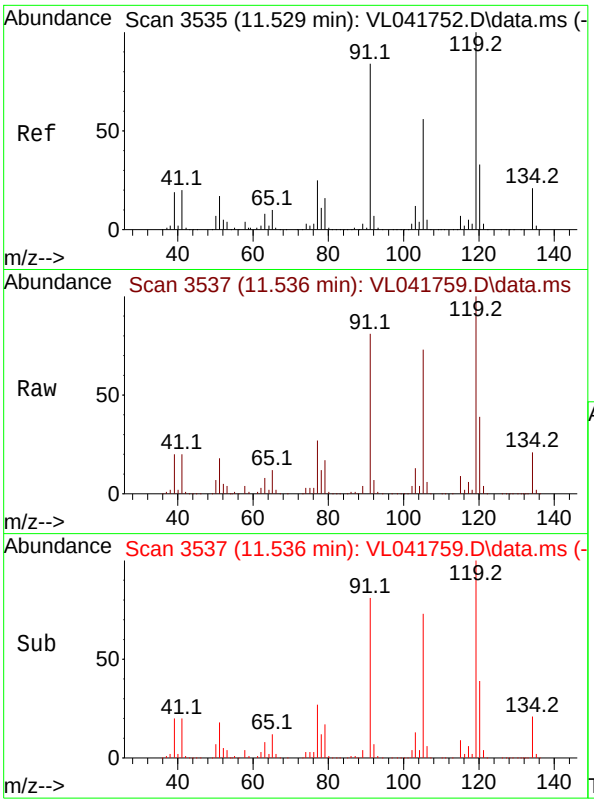

#65
tert-Butylbenzene
Concen: 10.194 ppbv
RT: 11.536 min Scan# 3
Delta R.T. 0.006 min
Lab File: VL041759.D
Acq: 16 Dec 2024 18:59

Tgt Ion:119 Resp: 30779

Ion	Ratio	Lower	Upper
119	100		
91	84.2	67.0	100.4
134	20.5	16.5	24.7

Instrument :
MSVOA_L
ClientSampleId :
ICVVL121624

Manual Integrations
APPROVED

Reviewed By :Semsettin Yesilyurt 12/20/2024
Supervised By :Mahesh Dadoda 12/20/2024

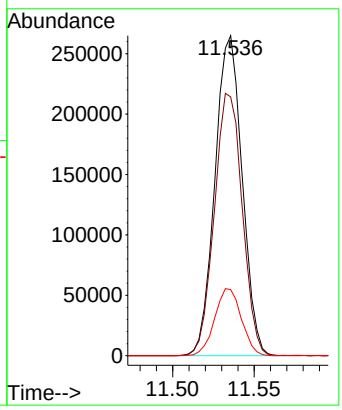

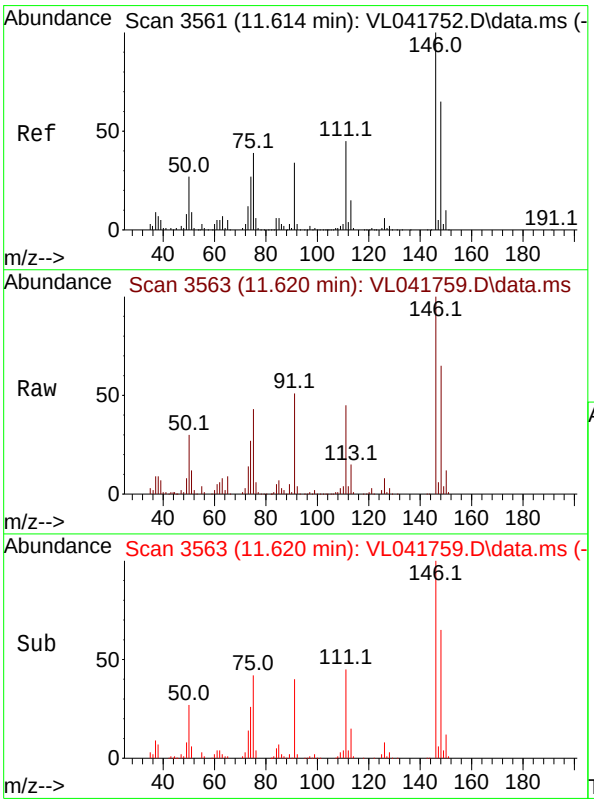

#66
Benzyl Chloride
Concen: 11.054 ppbv
RT: 11.620 min Scan# 3563
Delta R.T. 0.006 min
Lab File: VL041759.D
Acq: 16 Dec 2024 18:59

Tgt Ion: 91 Resp: 29398

Ion	Ratio	Lower	Upper
91	100		
126	16.7	13.9	20.9
128	5.2	4.4	6.6

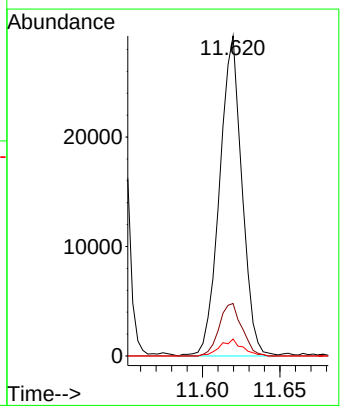

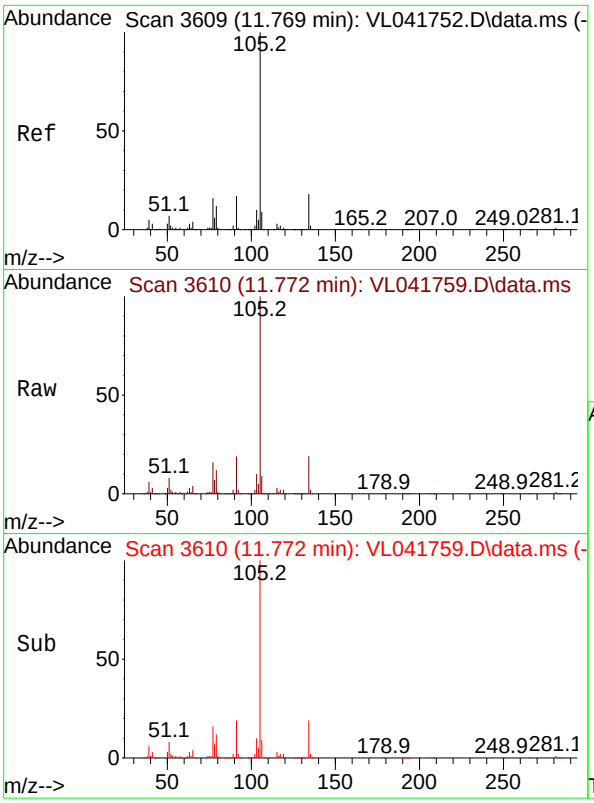

#67
sec-Butylbenzene
Concen: 10.304 ppbv
RT: 11.772 min Scan# 3
Delta R.T. 0.003 min
Lab File: VL041759.D
Acq: 16 Dec 2024 18:59

Tgt Ion:105 Resp: 43052

Ion	Ratio	Lower	Upper
105	100		
134	18.5	14.5	21.7

Instrument :
MSVOA_L
ClientSampleId :
ICVVL121624

Manual Integrations
APPROVED

Reviewed By :Semsettin Yesilyurt 12/20/2024
Supervised By :Mahesh Dadoda 12/20/2024

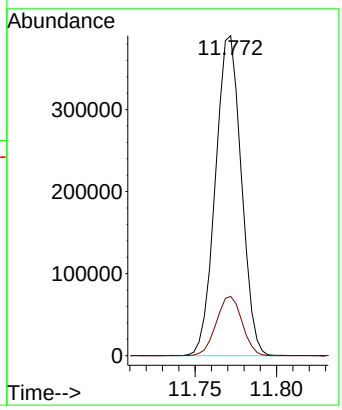

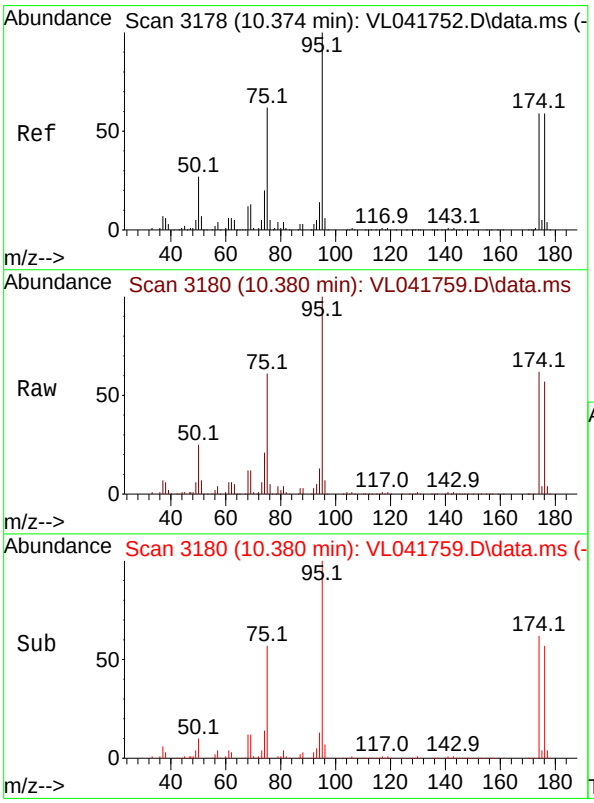

#68
1-Bromo-4-Fluorobenzene
Concen: 10.166 ppbv
RT: 10.380 min Scan# 3180
Delta R.T. 0.006 min
Lab File: VL041759.D
Acq: 16 Dec 2024 18:59

Tgt Ion: 95 Resp: 129985

Ion	Ratio	Lower	Upper
95	100		
174	61.3	47.6	71.4
175	4.7	3.7	5.5

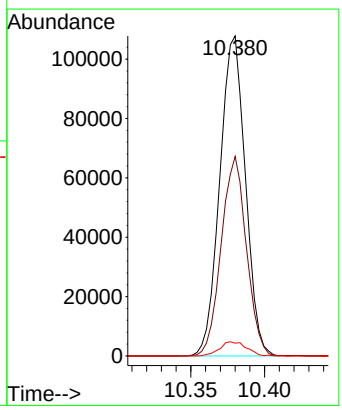

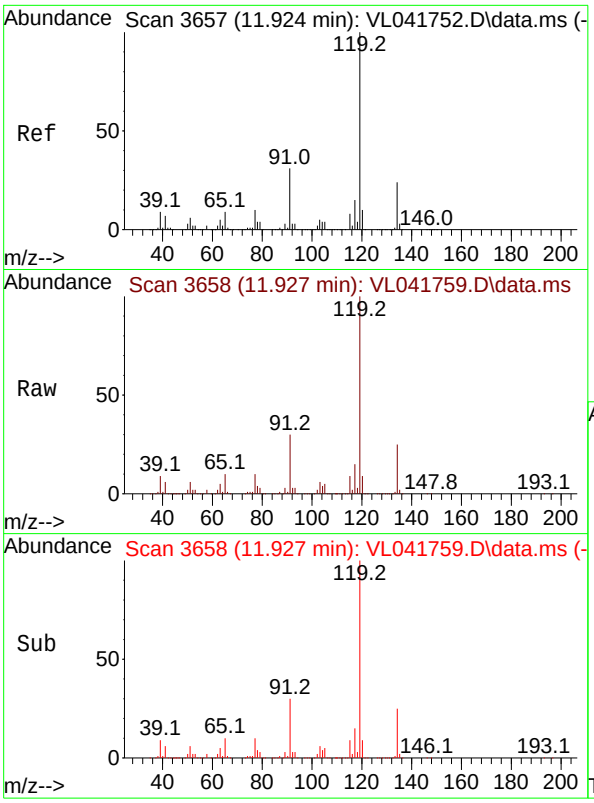

#69
p-Isopropyltoluene
Concen: 10.620 ppbv
RT: 11.927 min Scan# 3
Delta R.T. 0.003 min
Lab File: VL041759.D
Acq: 16 Dec 2024 18:59

Tgt Ion:119 Resp: 36566

Ion	Ratio	Lower	Upper
119	100		
134	24.5	19.6	29.4
91	30.1	24.4	36.6

Instrument :
MSVOA_L
ClientSampleId :
ICVVL121624

Manual Integrations
APPROVED

Reviewed By :Semsettin Yesilyurt 12/20/2024
Supervised By :Mahesh Dadoda 12/20/2024

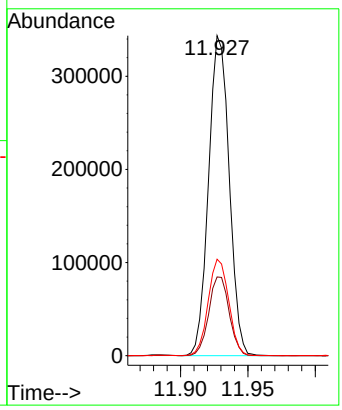

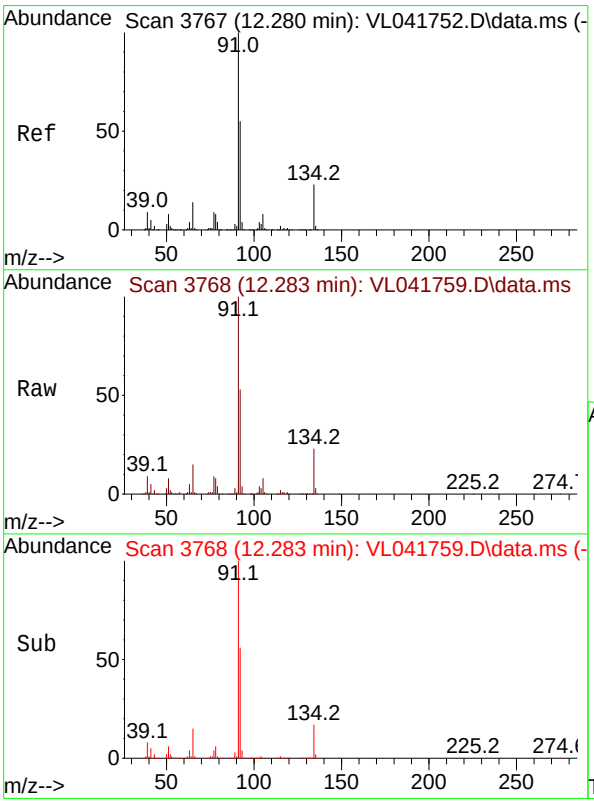

#70
n-Butylbenzene
Concen: 10.727 ppbv
RT: 12.283 min Scan# 3768
Delta R.T. 0.003 min
Lab File: VL041759.D
Acq: 16 Dec 2024 18:59

Tgt Ion: 91 Resp: 356880

Ion	Ratio	Lower	Upper
91	100		
92	53.6	43.2	64.8
134	23.0	18.2	27.4

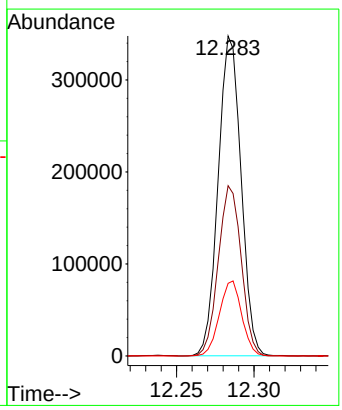

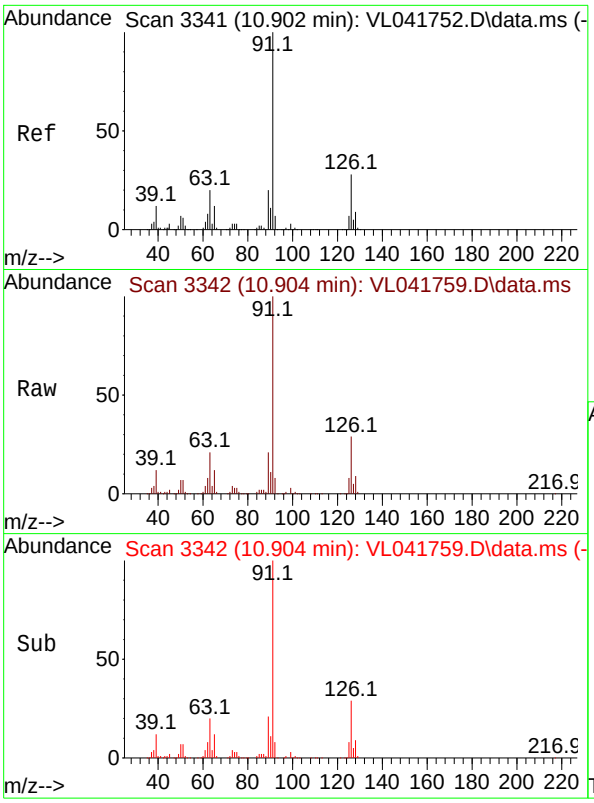

#71
2-Chlorotoluene
Concen: 10.340 ppbv
RT: 10.904 min Scan# 3
Delta R.T. 0.003 min
Lab File: VL041759.D
Acq: 16 Dec 2024 18:59

Tgt Ion: 91 Resp: 26412

Ion	Ratio	Lower	Upper
91	100		
126	29.4	11.6	46.4

Instrument :
MSVOA_L
ClientSampleId :
ICVVL121624

Manual Integrations
APPROVED

Reviewed By :Semsettin Yesilyurt 12/20/2024
Supervised By :Mahesh Dadoda 12/20/2024

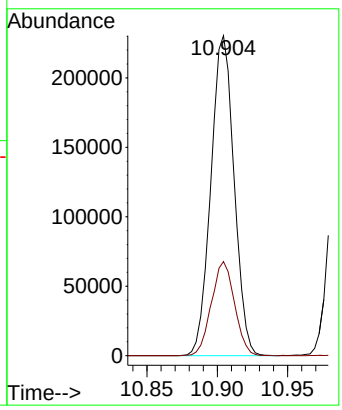

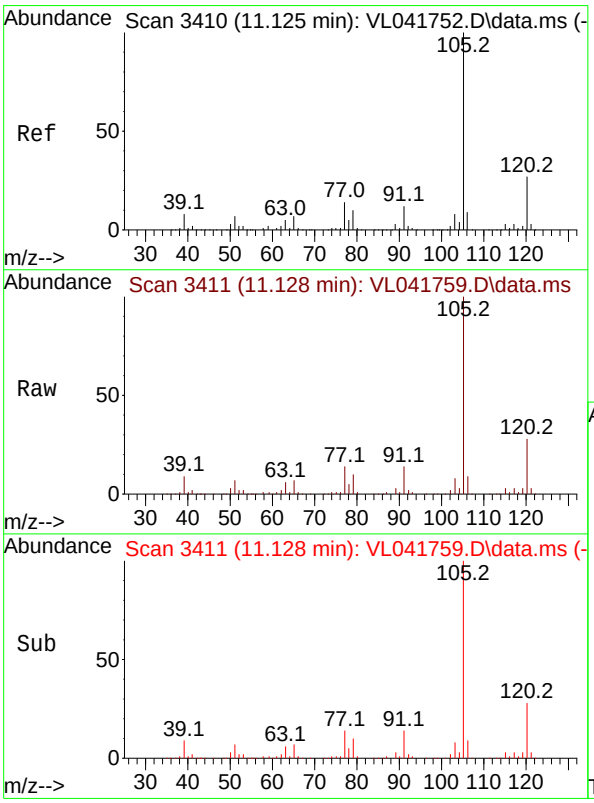

#72
4-Ethyltoluene
Concen: 10.672 ppbv
RT: 11.128 min Scan# 3411
Delta R.T. 0.003 min
Lab File: VL041759.D
Acq: 16 Dec 2024 18:59

Tgt Ion:105 Resp: 280580

Ion	Ratio	Lower	Upper
105	100		
120	29.0	23.3	34.9
91	14.1	10.9	16.3
77	14.3	11.6	17.4

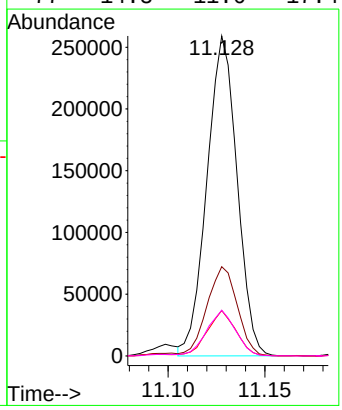

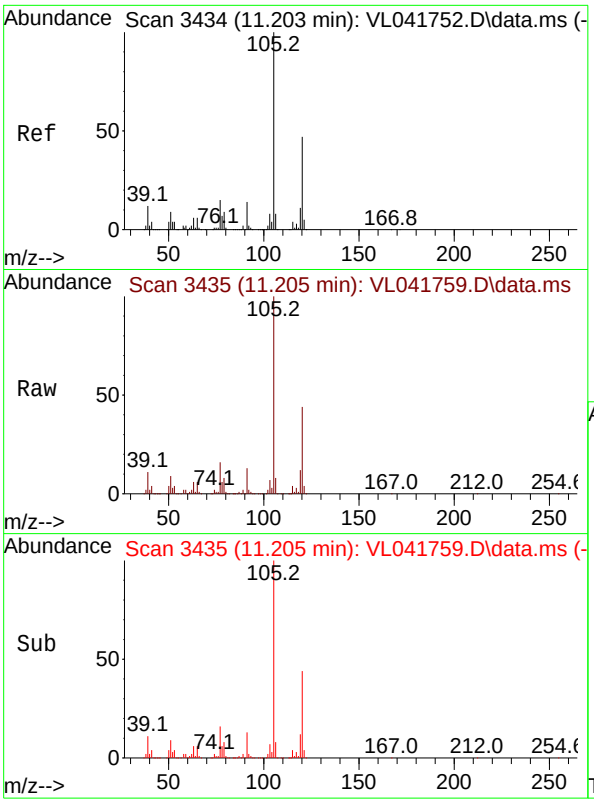

#73
1,3,5-Trimethylbenzene
Concen: 10.902 ppbv
RT: 11.205 min Scan# 3
Delta R.T. 0.003 min
Lab File: VL041759.D
Acq: 16 Dec 2024 18:59

Tgt Ion:105 Resp: 23780

Ion	Ratio	Lower	Upper
105	100		
120	43.6	37.4	56.2

Instrument :
MSVOA_L
ClientSampleId :
ICVVL121624

Manual Integrations
APPROVED

Reviewed By :Semsettin Yesilyurt 12/20/2024
Supervised By :Mahesh Dadoda 12/20/2024

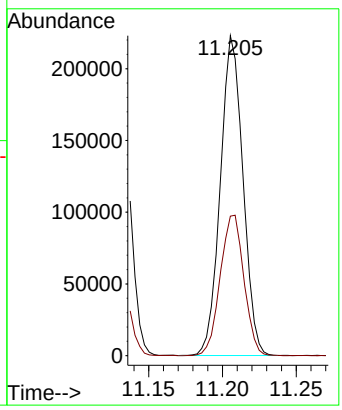

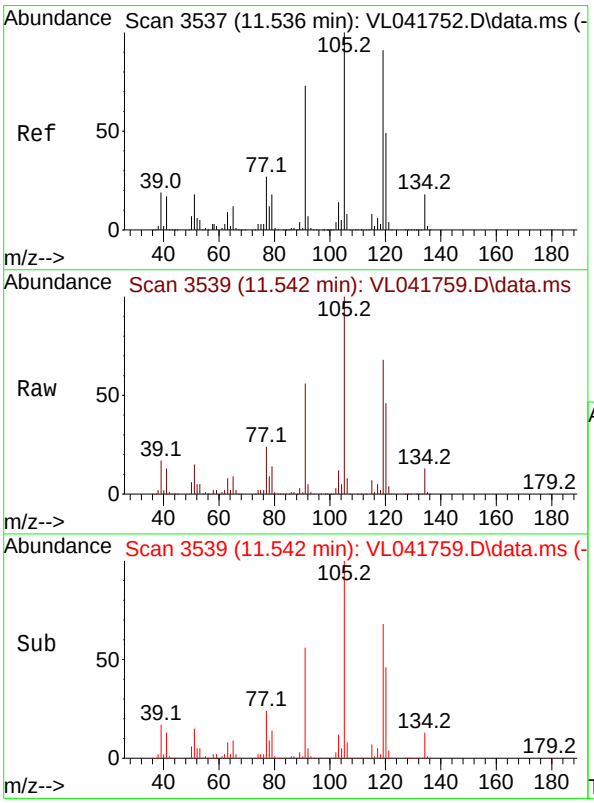

#74
1,2,4-Trimethylbenzene
Concen: 10.919 ppbv
RT: 11.542 min Scan# 3539
Delta R.T. 0.006 min
Lab File: VL041759.D
Acq: 16 Dec 2024 18:59

Tgt Ion:105 Resp: 256141

Ion	Ratio	Lower	Upper
105	100		
120	46.5	39.0	58.4
91	56.2	58.1	87.1#
77	24.1	21.8	32.8

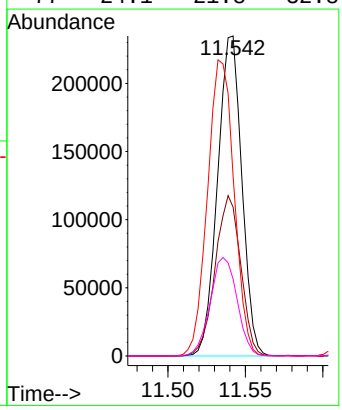

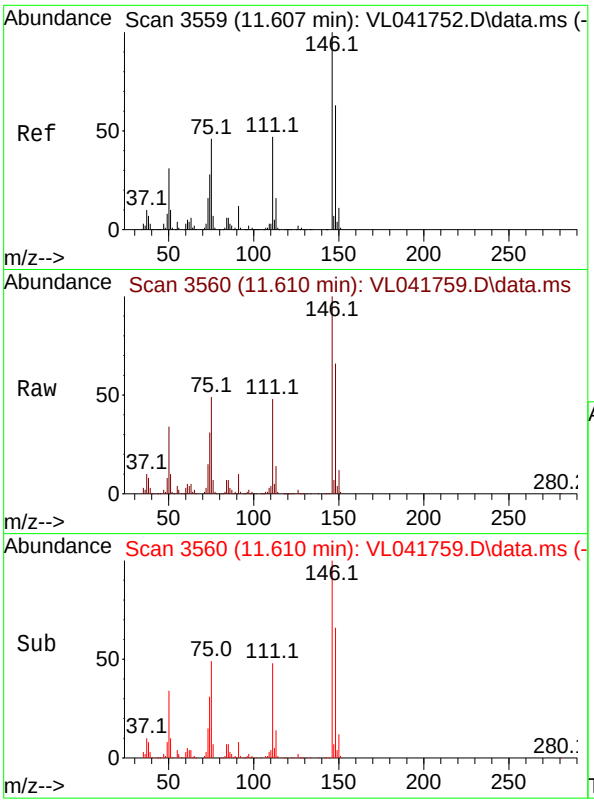

#75
1,3-Dichlorobenzene
Concen: 10.025 ppbv
RT: 11.610 min Scan# 3
Delta R.T. 0.003 min
Lab File: VL041759.D
Acq: 16 Dec 2024 18:59

Tgt Ion:146 Resp: 14992

Ion	Ratio	Lower	Upper
146	100		
111	48.2	23.4	70.3
148	63.5	31.6	95.0

Instrument :
MSVOA_L
ClientSampleId :
ICVVL121624

Manual Integrations
APPROVED

Reviewed By :Semsettin Yesilyurt 12/20/2024
Supervised By :Mahesh Dadoda 12/20/2024

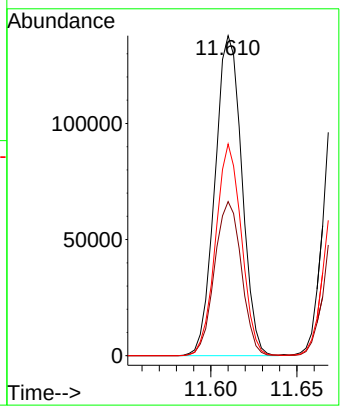

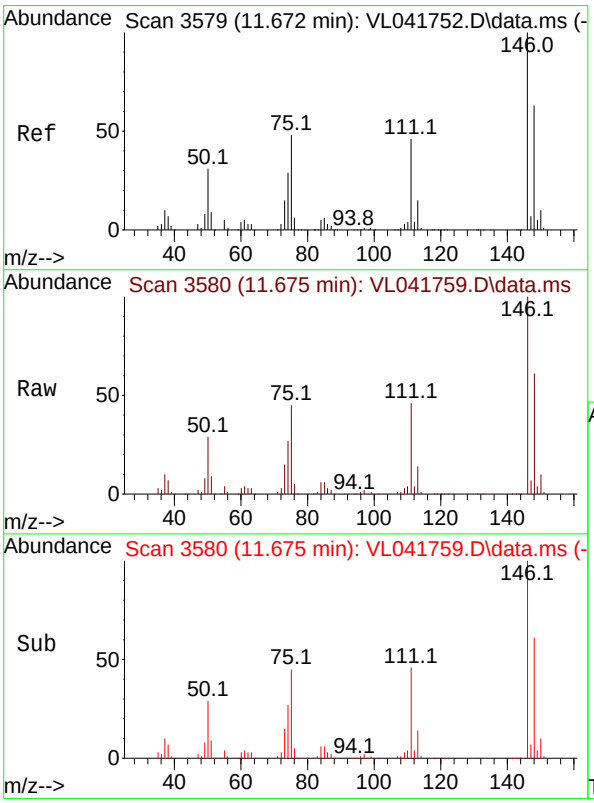

#76
1,4-Dichlorobenzene
Concen: 10.302 ppbv
RT: 11.675 min Scan# 3580
Delta R.T. 0.003 min
Lab File: VL041759.D
Acq: 16 Dec 2024 18:59

Tgt Ion:146 Resp: 152212

Ion	Ratio	Lower	Upper
146	100		
111	46.1	22.7	68.1
148	63.4	31.4	94.0

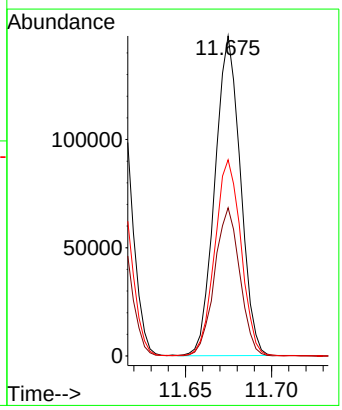

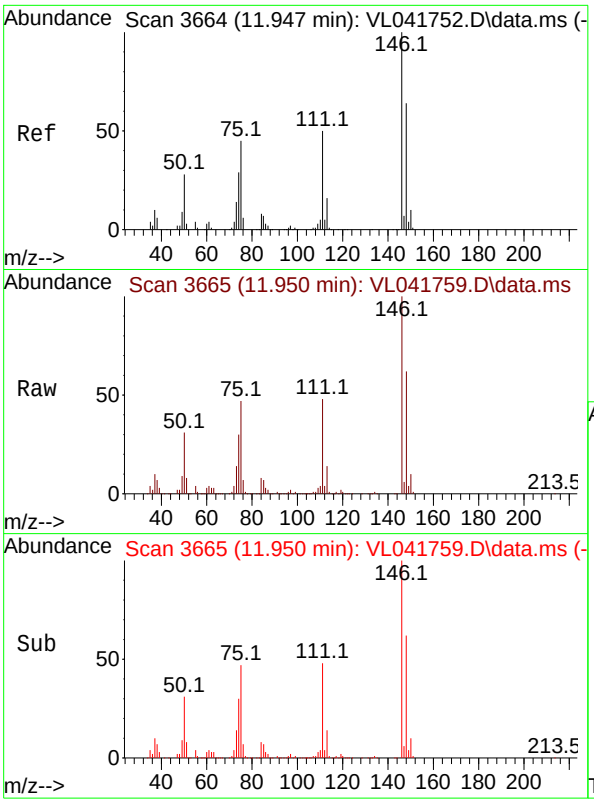

#77
1,2-Dichlorobenzene
Concen: 9.919 ppbv
RT: 11.950 min Scan# 3
Delta R.T. 0.003 min
Lab File: VL041759.D
Acq: 16 Dec 2024 18:59

Tgt Ion:146 Resp: 14273

Ion	Ratio	Lower	Upper
146	100		
111	49.7	24.8	74.3
148	63.7	31.8	95.4

Instrument :
MSVOA_L
ClientSampleId :
ICVVL121624

Manual Integrations
APPROVED

Reviewed By :Semsettin Yesilyurt 12/20/2024
Supervised By :Mahesh Dadoda 12/20/2024

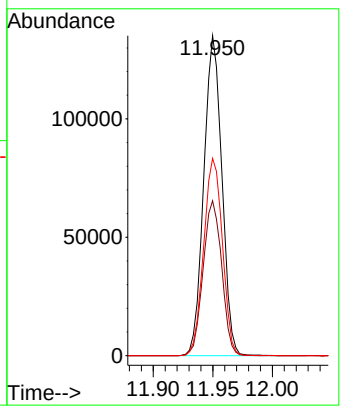

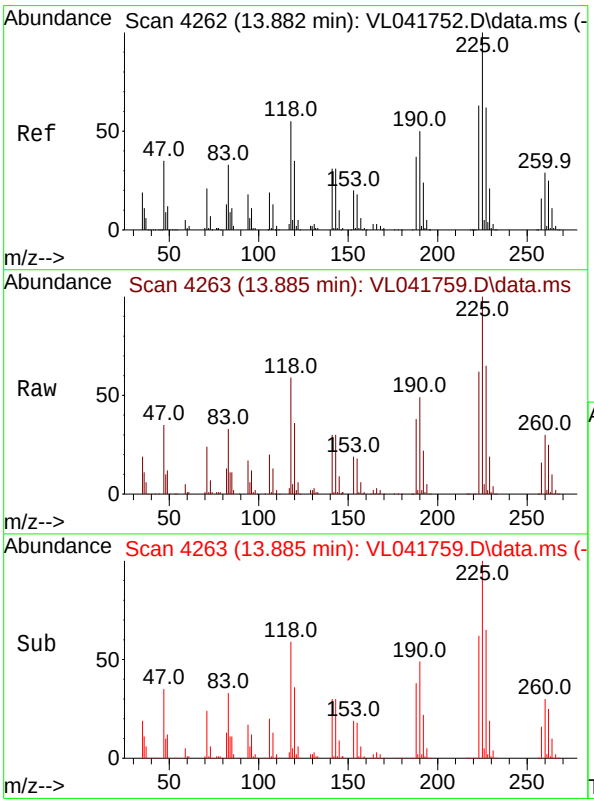

#78
Hexachloro-1,3-Butadiene
Concen: 8.873 ppbv
RT: 13.885 min Scan# 4263
Delta R.T. 0.003 min
Lab File: VL041759.D
Acq: 16 Dec 2024 18:59

Tgt Ion:225 Resp: 94671

Ion	Ratio	Lower	Upper
225	100		
223	63.2	50.5	75.7
227	63.8	50.3	75.5

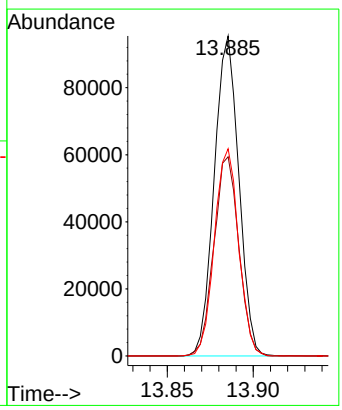

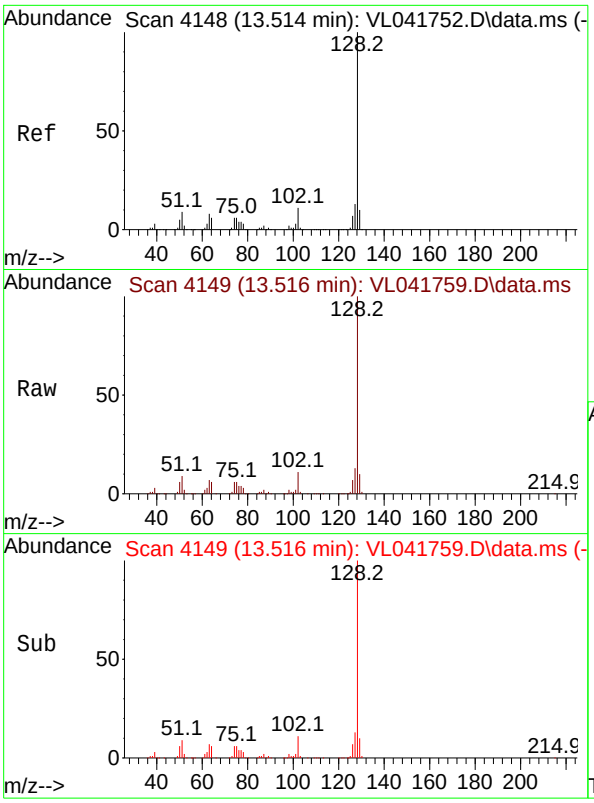

#79
Naphthalene
Concen: 12.384 ppbv
RT: 13.516 min Scan# 4
Delta R.T. 0.003 min
Lab File: VL041759.D
Acq: 16 Dec 2024 18:59

Instrument :
MSVOA_L
ClientSampleId :
ICVVL121624

Tgt Ion:128 Resp: 20241

Ion	Ratio	Lower	Upper
128	100		
127	13.4	10.7	16.1
129	10.0	8.2	12.4

Manual Integrations
APPROVED

Reviewed By :Semsettin Yesilyurt 12/20/2024
Supervised By :Mahesh Dadoda 12/20/2024

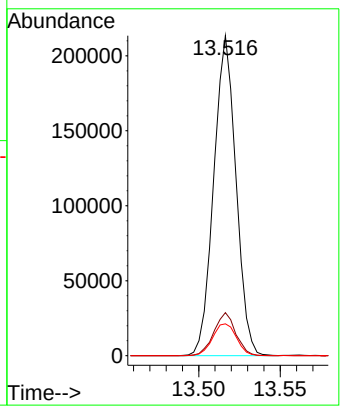

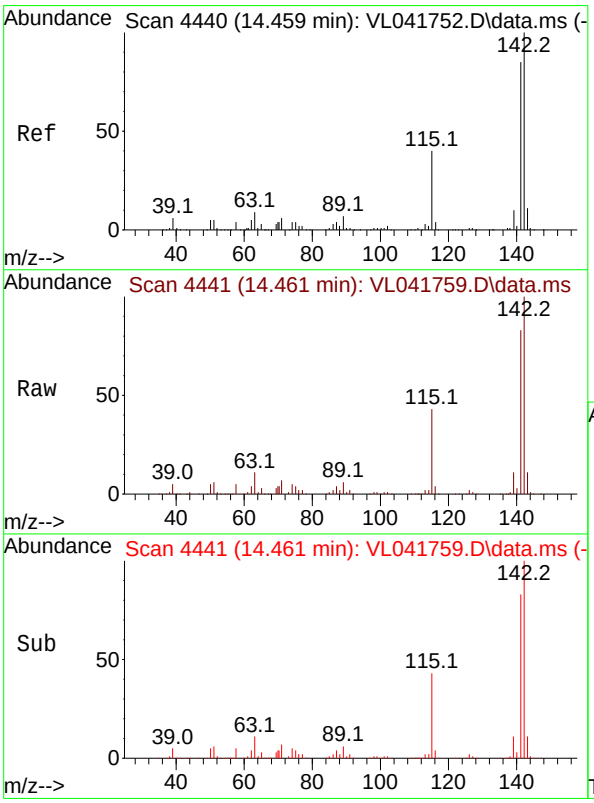

#80
Naphthalene,2-methyl-
Concen: 20.261 ppbv
RT: 14.461 min Scan# 4441
Delta R.T. 0.003 min
Lab File: VL041759.D
Acq: 16 Dec 2024 18:59

Tgt Ion:142 Resp: 102431

Ion	Ratio	Lower	Upper
142	100		
141	83.2	68.4	102.6
115	40.4	32.5	48.7

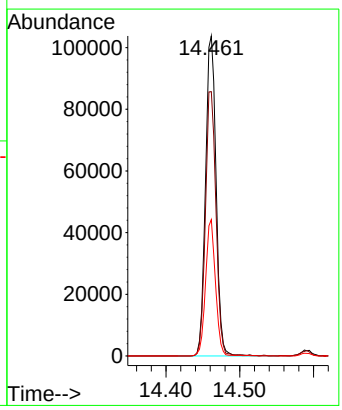

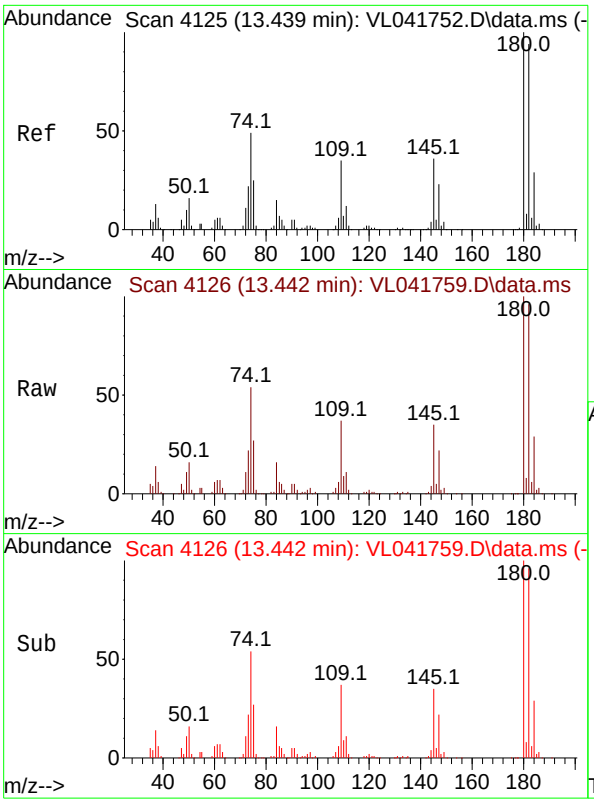

#81
1,2,4-Trichlorobenzene
Concen: 11.025 ppbv
RT: 13.442 min Scan# 4
Delta R.T. 0.003 min
Lab File: VL041759.D
Acq: 16 Dec 2024 18:59

Tgt Ion:180 Resp: 9846

Ion	Ratio	Lower	Upper
180	100		
182	95.3	77.0	115.6
184	30.2	23.8	35.8

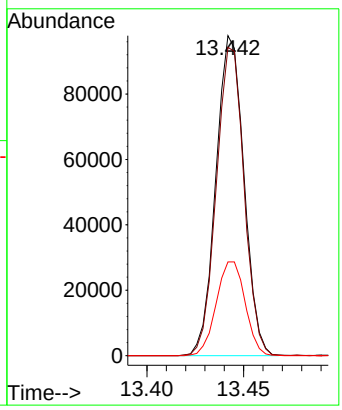

Instrument :
MSVOA_L
ClientSampleId :
ICVVL121624

Manual Integrations
APPROVED

Reviewed By :Semsettin Yesilyurt 12/20/2024
Supervised By :Mahesh Dadoda 12/20/2024

Evaluate Continuing Calibration Report

Data Path : Z:\voasrv\HPCHEM1\MSVOA_L\Data\VL121624\
Data File : VL041759.D
Acq On : 16 Dec 2024 18:59
Operator : SY/MD
Sample : VSTDICV010
Misc : 400mL/MSVOA_L
ALS Vial : 1 Sample Multiplier: 1

Instrument :
MSVOA_L
ClientSampleId :
ICVVL121624

Quant Time: Dec 19 07:36:00 2024
Quant Method : Z:\voasrv\HPCHEM1\MSVOA_L\methods\VL121624AIR.M
Quant Title : AIR ANALYSIS BY METHOD TO-15 Instrument: MSVOA_LFri Aug 26 06:05:16 2022
QLast Update : Thu Dec 19 07:32:09 2024
Response via : Initial Calibration

Min. RRF : 0.050 Min. Rel. Area : 20% Max. R.T. Dev 0.50min
Max. RRF Dev : 30% Max. Rel. Area : 150%

		Compound	AvgRF	CCRF	%Dev	Area%	Dev(min)
1	I	Bromochloromethane	1.000	1.000	0.0	95	0.00
2	T	Dichlorodifluoromethane	1.779	1.643	7.6	93	0.00
3		Chlorodifluoromethane	1.631	1.618	0.8	98	0.00
4		Chloromethane	0.696	0.668	4.0	100	0.00
5	T	Vinyl Chloride	0.701	0.630	10.1	96	0.00
6	T	Bromomethane	0.331	0.301	9.1	97	0.00
7		Chloroethane	0.272	0.267	1.8	100	0.00
8	T	Dichlorotetrafluoroethane	1.593	1.537	3.5	100	0.00
9	T	Propene	0.707	0.642	9.2	96	0.00
10	T	Heptane	1.816	1.782	1.9	99	0.00
11	T	Trichlorofluoromethane	1.890	1.782	5.7	94	0.00
12	T	1,1,2-Trichlorotrifluoroeth	1.437	1.358	5.5	96	0.00
13		Ethanol	0.059	0.042#	28.8	111	0.00
14	T	Bromoethene	0.485	0.485	0.0	97	0.00
15	T	Acetone	1.946	1.460	25.0	95	0.00
16	T	1,3-Butadiene	0.766	0.694	9.4	96	0.00
17		tert-Butyl alcohol	1.930	1.878	2.7	97	0.00
18	T	1,1-Dichloroethene	0.603	0.577	4.3	97	0.00
19	T	Isopropyl Alcohol	1.167	0.886	24.1	98	0.00
20	T	Methylene Chloride	0.555	0.497	10.5	99	0.00
21	T	Allyl Chloride	1.055	1.040	1.4	97	0.00
22	T	trans-1,2-Dichloroethene	0.690	0.656	4.9	97	0.00
23	T	Vinyl Acetate	0.903	0.797	11.7	96	0.00
24	T	1,1-Dichloroethane	1.396	1.339	4.1	97	0.00
25	T	Ethyl Acetate	3.620	3.607	0.4	100	0.00
26	T	Hexane	1.374	1.339	2.5	97	0.00
27	T	Carbon Disulfide	1.238	1.318	-6.5	93	0.00
28	T	Methyl tert-Butyl Ether	1.114	0.957	14.1	83	0.00
29	T	Chloroform	2.093	2.071	1.1	100	0.00
30	T	Cyclohexane	1.169	1.158	0.9	100	0.00
31	T	cis-1,2-Dichloroethene	1.419	1.410	0.6	100	0.00
32	T	1,1,1-Trichloroethane	2.128	2.124	0.2	99	0.00
33	I	1,4-Difluorobenzene	1.000	1.000	0.0	95	0.00
34	T	2-Butanone	0.805	0.768	4.6	99	0.00
35	T	Carbon Tetrachloride	0.710	0.794	-11.8	100	0.00
36	T	Benzene	1.034	1.012	2.1	99	0.00
37	T	1,2-Dichloroethane	0.644	0.642	0.3	100	0.00
38	T	Trichloroethene	0.439	0.402	8.4	98	0.00
39	T	1,2-Dichloropropane	0.374	0.365	2.4	98	0.00
40	T	1,4-Dioxane	0.183	0.177	3.3	101	0.00
41	T	Tetrahydrofuran	0.451	0.444	1.6	99	0.00
42	T	Bromodichloromethane	0.740	0.801	-8.2	98	0.00
43		Methyl Methacrylate	0.394	0.403	-2.3	97	0.00
44	T	2,2,4-Trimethylpentane	1.767	1.731	2.0	98	0.00
45	T	t-1,3-Dichloropropene	0.408	0.445	-9.1	100	0.00
46	T	cis-1,3-Dichloropropene	0.518	0.549	-6.0	98	0.00
47	T	1,1,2-Trichloroethane	0.391	0.379	3.1	98	0.00
48	T	Dibromochloromethane	0.534	0.604	-13.1	97	0.00

Evaluate Continuing Calibration Report

Data Path : Z:\voasrv\HPCHEM1\MSVOA_L\Data\VL121624\
Data File : VL041759.D
Acq On : 16 Dec 2024 18:59
Operator : SY/MD
Sample : VSTDICV010
Misc : 400mL/MSVOA_L
ALS Vial : 1 Sample Multiplier: 1

Instrument :
MSVOA_L
ClientSampleId :
ICVVL121624

Quant Time: Dec 19 07:36:00 2024
Quant Method : Z:\voasrv\HPCHEM1\MSVOA_L\methods\VL121624AIR.M
Quant Title : AIR ANALYSIS BY METHOD TO-15 Instrument: MSVOA_LFri Aug 26 06:05:16 2022
QLast Update : Thu Dec 19 07:32:09 2024
Response via : Initial Calibration

Min. RRF : 0.050 Min. Rel. Area : 20% Max. R.T. Dev 0.50min
Max. RRF Dev : 30% Max. Rel. Area : 150%

		Compound	AvgRF	CCRF	%Dev	Area%	Dev(min)
49	T	Bromoform	0.437	0.510	-16.7	97	0.00
50	T	4-Methyl-2-Pentanone	1.095	1.093	0.2	98	0.00
51	T	2-Hexanone	0.888	0.893	-0.6	99	0.00
52	T	Tetrachloroethene	0.385	0.360	6.5	100	0.00
53	T	Toluene	1.173	1.146	2.3	97	0.00
54	T	1,2-Dibromoethane	0.538	0.536	0.4	99	0.00
55	I	Chlorobenzene-d5	1.000	1.000	0.0	94	0.00
56		1,1,1,2-Tetrachloroethane	0.530	0.560	-5.7	99	0.00
57	T	Chlorobenzene	1.023	1.012	1.1	100	0.00
58	T	Ethyl Benzene	1.800	1.856	-3.1	98	0.00
59	T	m/p-Xylene	1.448	1.496	-3.3	99	0.00
60	T	o-Xylene	1.452	1.496	-3.0	99	0.00
61	T	Styrene	0.628	0.696	-10.8	97	0.00
62		Isopropylbenzene	2.181	2.274	-4.3	100	0.00
63	T	1,1,2,2-Tetrachloroethane	0.909	0.896	1.4	100	0.00
64		n-propylbenzene	0.551	0.573	-4.0	101	0.00
65		tert-Butylbenzene	1.968	2.006	-1.9	100	0.00
66	T	Benzyl Chloride	0.173	0.192	-11.0	95	0.00
67		sec-Butylbenzene	2.723	2.806	-3.0	100	0.00
68	S	1-Bromo-4-Fluorobenzene	0.833	0.847	-1.7	94	0.00
69		p-Isopropyltoluene	2.244	2.383	-6.2	101	0.00
70		n-Butylbenzene	2.168	2.326	-7.3	99	0.00
71		2-Chlorotoluene	1.665	1.721	-3.4	100	0.00
72	T	4-Ethyltoluene	1.713	1.829	-6.8	99	0.00
73	T	1,3,5-Trimethylbenzene	1.422	1.550	-9.0	99	0.00
74	T	1,2,4-Trimethylbenzene	1.529	1.669	-9.2	100	0.00
75	T	1,3-Dichlorobenzene	0.975	0.977	-0.2	99	0.00
76	T	1,4-Dichlorobenzene	0.963	0.992	-3.0	100	0.00
77	T	1,2-Dichlorobenzene	0.938	0.930	0.9	101	0.00
78	T	Hexachloro-1,3-Butadiene	0.695	0.617	11.2	99	0.00
79	T	Naphthalene	1.065	1.319	-23.8	98	0.00
80	T	Naphthalene,2-methyl-	0.329	0.668	-103.0#	96	0.00
81	T	1,2,4-Trichlorobenzene	0.582	0.642	-10.3	97	0.00

(#) = Out of Range SPCC's out = 0 CCC's out = 0

284 Sheffield Street, Mountainside, New Jersey 07092, Phone : 908 789 8900,
Fax : 908 789 8922

VOLATILE CONTINUING CALIBRATION CHECK

Lab Name: CHEMTECH Contract: TETR16

Lab Code: CHEM Case No.: P5296 SAS No.: P5296 SDG No.: P5296

Instrument ID: MSVOA_L Calibration Date/Time: 12/18/2024 10:29

Lab File ID: VL041788.D Init. Calib. Date(s): 12/16/2024 12/16/2024

Heated Purge: (Y/N) N Init. Calib. Time(s): 13:30 16:41

GC Column: RTX-1 ID: 0.32 (mm)

COMPOUND	$\overline{RRF}$	RRF010	MIN RRF	%D	MAX%D
Dichlorodifluoromethane	1.779	1.484		-16.58	30
Chloromethane	0.696	0.637		-8.48	30
Vinyl Chloride	0.701	0.613		-12.55	30
Bromomethane	0.331	0.292		-11.78	30
Chloroethane	0.272	0.253		-6.99	30
Tetrahydrofuran	0.451	0.377		-16.41	30
Trichlorofluoromethane	1.890	1.767		-6.51	30
1,1,2-Trichlorotrifluoroethane	1.438	1.269		-11.75	30
Dichlorotetrafluoroethane	1.593	1.468		-7.85	30
tert-Butyl alcohol	1.930	1.782		-7.67	30
Heptane	1.816	1.468		-19.16	30
1,1-Dichloroethene	0.603	0.542		-10.12	30
Acetone	1.946	1.464		-24.77	30
Carbon Disulfide	1.238	1.122		-9.37	30
Methyl tert-Butyl Ether	1.114	0.894		-19.75	30
Methylene Chloride	0.555	0.469		-15.49	30
trans-1,2-Dichloroethene	0.690	0.596		-13.62	30
1,1-Dichloroethane	1.396	1.260		-9.74	30
Cyclohexane	1.169	0.978		-16.34	30
2-Butanone	0.805	0.703		-12.67	30
Carbon Tetrachloride	0.710	0.745		4.93	30
cis-1,2-Dichloroethene	1.419	1.216		-14.31	30
Chloroform	2.093	1.914		-8.55	30
1,1,1-Trichloroethane	2.128	1.894		-11	30
2,2,4-Trimethylpentane	1.767	1.524		-13.75	30
Benzene	1.034	0.898		-13.15	30
1,2-Dichloroethane	0.644	0.612		-4.97	30
Trichloroethene	0.439	0.354		-19.36	30
1,2-Dichloropropane	0.374	0.323		-13.64	30
Bromodichloromethane	0.740	0.710		-4.05	30
4-Methyl-2-Pentanone	1.095	0.942		-13.97	30
Toluene	1.173	0.984		-16.11	30
t-1,3-Dichloropropene	0.408	0.351		-13.97	30
cis-1,3-Dichloropropene	0.518	0.450		-13.13	30
1,1,2-Trichloroethane	0.391	0.341		-12.79	30
Dibromochloromethane	0.534	0.514		-3.74	30
1,2-Dibromoethane	0.538	0.475		-11.71	30
Tetrachloroethene	0.385	0.301		-21.82	30

All other compounds must meet a minimum RRF of 0.010.
RRF of 1,4-Dioxane = Value should be divide by 1000.

284 Sheffield Street, Mountainside, New Jersey 07092, Phone : 908 789 8900,
Fax : 908 789 8922

VOLATILE CONTINUING CALIBRATION CHECK

Lab Name: CHEMTECH Contract: TETR16

Lab Code: CHEM Case No.: P5296 SAS No.: P5296 SDG No.: P5296

Instrument ID: MSVOA_L Calibration Date/Time: 12/18/2024 10:29

Lab File ID: VL041788.D Init. Calib. Date(s): 12/16/2024 12/16/2024

Heated Purge: (Y/N) N Init. Calib. Time(s): 13:30 16:41

GC Column: RTX-1 ID: 0.32 (mm)

COMPOUND	$\overline{RRF}$	RRF010	MIN RRF	%D	MAX%D
Chlorobenzene	1.023	0.912		-10.85	30
Ethyl Benzene	1.800	1.634		-9.22	30
m/p-Xylene	1.448	1.355		-6.42	30
o-Xylene	1.452	1.348		-7.16	30
Styrene	0.628	0.599		-4.62	30
Bromoform	0.437	0.422		-3.43	30
1,1,2,2-Tetrachloroethane	0.909	0.837		-7.92	30
2-Chlorotoluene	1.665	1.538		-7.63	30
1,3,5-Trimethylbenzene	1.422	1.410		-0.84	30
1,2,4-Trimethylbenzene	1.529	1.529		0	30
1,3-Dichlorobenzene	0.975	0.899		-7.8	30
1,4-Dichlorobenzene	0.963	0.895		-7.06	30
1,2-Dichlorobenzene	0.938	0.844		-10.02	30
1,2,4-Trichlorobenzene	0.582	0.544		-6.53	30
Hexachloro-1,3-Butadiene	0.695	0.543		-21.87	30
1,3-Butadiene	0.766	0.701		-8.49	30
Naphthalene	1.065	1.163		9.2	30
4-Ethyltoluene	1.713	1.658		-3.21	30
1-Bromo-4-Fluorobenzene	0.833	0.875		5.04	30
Hexane	1.374	1.152		-16.16	30
Allyl Chloride	1.055	0.979		-7.2	30
1,4-Dioxane	182.757	152.553		-16.53	30
Methyl Methacrylate	0.394	0.351		-10.91	30

All other compounds must meet a minimum RRF of 0.010.
RRF of 1,4-Dioxane = Value should be divide by 1000.

Quantitation Report (QT Reviewed)

Data Path : Z:\voasrv\HPCHEM1\MSVOA_L\Data\VL121824\
Data File : VL041788.D
Acq On : 18 Dec 2024 10:29
Operator : SY/MD
Sample : VSTDCCC010
Misc : 400mL/MSVOA_L
ALS Vial : 1 Sample Multiplier: 1

Quant Time: Dec 19 07:49:00 2024
Quant Method : Z:\voasrv\HPCHEM1\MSVOA_L\methods\VL121624AIR.M
Quant Title : AIR ANALYSIS BY METHOD TO-15 Instrument: MSVOA_LFri Aug 2
QLast Update : Thu Dec 19 07:32:09 2024
Response via : Initial Calibration

Instrument :
MSVOA_L
ClientSampleId :
VSTDCCC010

Manual Integrations
APPROVED
Reviewed By :Semsettin Yesilyurt 12/19/2024
Supervised By :Mahesh Dadoda 12/19/2024

Compound	R.T.	QIon	Response	Conc	Units	Dev(Min)
Internal Standards						
1) Bromochloromethane	2.784	49	76040	10.000	ppbv	0.00
33) 1,4-Difluorobenzene	3.952	114	198370	10.000	ppbv	0.00
55) Chlorobenzene-d5	8.881	117	172190	10.000	ppbv	0.00
System Monitoring Compounds						
68) 1-Bromo-4-Fluorobenzene	10.377	95	150705	10.503	ppbv	0.00
Spiked Amount 10.000	Range 65 - 135		Recovery = 105.000%			
Target Compounds						Qvalue
2) Dichlorodifluoromethane	1.495	85	112841	8.340	ppbv	96
3) Chlorodifluoromethane	1.473	51	112096	9.040	ppbv	98
4) Chloromethane	1.531	50	48418	9.146	ppbv	99
5) Vinyl Chloride	1.580	62	46631	8.743	ppbv	99
6) Bromomethane	1.667	94	22202	8.821	ppbv	98
7) Chloroethane	1.703	64	19203	9.269	ppbv	99
8) Dichlorotetrafluoroethane	1.554	85	111653	9.220	ppbv	96
9) Propene	1.483	41	41427	7.708	ppbv	96
10) Heptane	4.975	43	111650	8.087	ppbv	96
11) Trichlorofluoromethane	1.874	101	134331	9.347	ppbv	99
12) 1,1,2-Trichlorotrifluo...	2.136	101	96469	8.825	ppbv	98
13) Ethanol	1.719	45	3276m	7.361	ppbv	
14) Bromoethene	1.780	108	33118	8.974	ppbv	97
15) Acetone	1.832	43	111294	7.522	ppbv	99
16) 1,3-Butadiene	1.606	39	53299	9.149	ppbv	97
17) tert-Butyl alcohol	2.036	59	135516	9.233	ppbv	100
18) 1,1-Dichloroethene	2.033	96	41224	8.996	ppbv	93
19) Isopropyl Alcohol	1.884	45	64831	7.303	ppbv	99
20) Methylene Chloride	2.059	84	35699	8.462	ppbv	96
21) Allyl Chloride	2.094	41	74468	9.281	ppbv	99
22) trans-1,2-Dichloroethene	2.337	96	45331	8.641	ppbv	94
23) Vinyl Acetate	2.460	43	52709	7.673	ppbv #	95
24) 1,1-Dichloroethane	2.405	63	95779	9.020	ppbv	99
25) Ethyl Acetate	2.832	43	238771	8.675	ppbv	100
26) Hexane	2.822	57	87593	8.386	ppbv	95
27) Carbon Disulfide	2.149	76	85318	9.064	ppbv	98
28) Methyl tert-Butyl Ether	2.437	73	67965	8.021	ppbv	97
29) Chloroform	2.845	83	145536	9.143	ppbv	97
30) Cyclohexane	3.855	84	74346	8.366	ppbv	97
31) cis-1,2-Dichloroethene	2.719	61	92460	8.567	ppbv	98
32) 1,1,1-Trichloroethane	3.366	97	144038	8.902	ppbv	99
34) 2-Butanone	2.554	43	139509	8.742	ppbv	99
35) Carbon Tetrachloride	3.761	117	147726	10.490	ppbv	99
36) Benzene	3.654	78	178114	8.680	ppbv	98
37) 1,2-Dichloroethane	3.214	62	121412	9.509	ppbv	100
38) Trichloroethene	4.548	130	70175	8.057	ppbv	98
39) 1,2-Dichloropropane	4.308	63	64154	8.645	ppbv	97
40) 1,4-Dioxane	4.583	88	30262	8.347	ppbv #	96
41) Tetrahydrofuran	3.052	42	74734	8.359	ppbv	98
42) Bromodichloromethane	4.486	83	140832	9.588	ppbv	95
43) Methyl Methacrylate	4.878	69	69545	8.895	ppbv	99
44) 2,2,4-Trimethylpentane	4.635	57	302332	8.627	ppbv	97
45) t-1,3-Dichloropropene	6.412	75	69601	8.607	ppbv	96

Quantitation Report (QT Reviewed)

Data Path : Z:\voasrv\HPCHEM1\MSVOA_L\Data\VL121824\
Data File : VL041788.D
Acq On : 18 Dec 2024 10:29
Operator : SY/MD
Sample : VSTDCCC010
Misc : 400mL/MSVOA_L
ALS Vial : 1 Sample Multiplier: 1

Quant Time: Dec 19 07:49:00 2024
Quant Method : Z:\voasrv\HPCHEM1\MSVOA_L\methods\VL121624AIR.M
Quant Title : AIR ANALYSIS BY METHOD TO-15 Instrument: MSVOA_LFri Aug 2
QLast Update : Thu Dec 19 07:32:09 2024
Response via : Initial Calibration

Instrument :
MSVOA_L
ClientSampleId :
VSTDCCC010

Manual Integrations
APPROVED
Reviewed By :Semsettin Yesilyurt 12/19/2024
Supervised By :Mahesh Dadoda 12/19/2024

Compound	R.T.	QIon	Response	Conc	Units	Dev(Min)
46) cis-1,3-Dichloropropene	5.593	75	89328m	8.701	ppbv	
47) 1,1,2-Trichloroethane	6.580	97	67717	8.736	ppbv	93
48) Dibromochloromethane	7.386	129	101875	9.625	ppbv	97
49) Bromoform	9.483	173	83649	9.655	ppbv	99
50) 4-Methyl-2-Pentanone	5.752	43	186865	8.600	ppbv	99
51) 2-Hexanone	7.438	43	149217	8.472	ppbv #	98
52) Tetrachloroethene	8.224	164	59756	7.824	ppbv	93
53) Toluene	6.930	91	195158	8.389	ppbv	99
54) 1,2-Dibromoethane	7.648	107	94138	8.814	ppbv	97
56) 1,1,1,2-Tetrachloroethane	8.924	131	87869	9.626	ppbv	99
57) Chlorobenzene	8.920	112	157039	8.912	ppbv	97
58) Ethyl Benzene	9.354	91	281290	9.074	ppbv	97
59) m/p-Xylene	9.548	91	466737m	18.725	ppbv	
60) o-Xylene	9.963	91	232028	9.283	ppbv	100
61) Styrene	9.869	104	103216	9.550	ppbv	99
62) Isopropylbenzene	10.539	105	352903	9.397	ppbv	100
63) 1,1,2,2-Tetrachloroethane	9.963	83	144197	9.216	ppbv	99
64) n-propylbenzene	10.989	120	90043	9.483	ppbv	99
65) tert-Butylbenzene	11.532	119	314940	9.295	ppbv	98
66) Benzyl Chloride	11.616	91	22164	7.426	ppbv	100
67) sec-Butylbenzene	11.769	105	442201	9.431	ppbv	100
69) p-Isopropyltoluene	11.927	119	369746	9.569	ppbv	99
70) n-Butylbenzene	12.283	91	373294	9.999	ppbv	99
71) 2-Chlorotoluene	10.901	91	264866	9.240	ppbv	100
72) 4-Ethyltoluene	11.124	105	285469	9.676	ppbv	99
73) 1,3,5-Trimethylbenzene	11.202	105	242783	9.918	ppbv	97
74) 1,2,4-Trimethylbenzene	11.536	105	263301	10.003	ppbv	90
75) 1,3-Dichlorobenzene	11.607	146	154857	9.227	ppbv	99
76) 1,4-Dichlorobenzene	11.671	146	154115	9.296	ppbv	99
77) 1,2-Dichlorobenzene	11.947	146	145375	9.002	ppbv	99
78) Hexachloro-1,3-Butadiene	13.882	225	93437	7.804	ppbv	100
79) Naphthalene	13.513	128	200311	10.921	ppbv	98
80) Naphthalene,2-methyl-	14.458	142	94903	16.728	ppbv	97
81) 1,2,4-Trichlorobenzene	13.442	180	93675	9.346	ppbv	99

(#) = qualifier out of range (m) = manual integration (+) = signals summed

Quantitation Report (QT Reviewed)

Data Path : Z:\voasrv\HPCHEM1\MSVOA_L\Data\VL121824\
Data File : VL041788.D
Acq On : 18 Dec 2024 10:29
Operator : SY/MD
Sample : VSTDCCC010
Misc : 400mL/MSVOA_L
ALS Vial : 1 Sample Multiplier: 1

Quant Time: Dec 19 07:49:00 2024
Quant Method : Z:\voasrv\HPCHEM1\MSVOA_L\methods\VL121624AIR.M
Quant Title : AIR ANALYSIS BY METHOD TO-15 Instrument: MSVOA_LFri Aug
QLast Update : Thu Dec 19 07:32:09 2024
Response via : Initial Calibration

Instrument :
MSVOA_L
ClientSampleId :
VSTDCCC010

Manual Integrations
APPROVED
Reviewed By :Semsettin Yesilyurt 12/19/2024
Supervised By :Mahesh Dadoda 12/19/2024

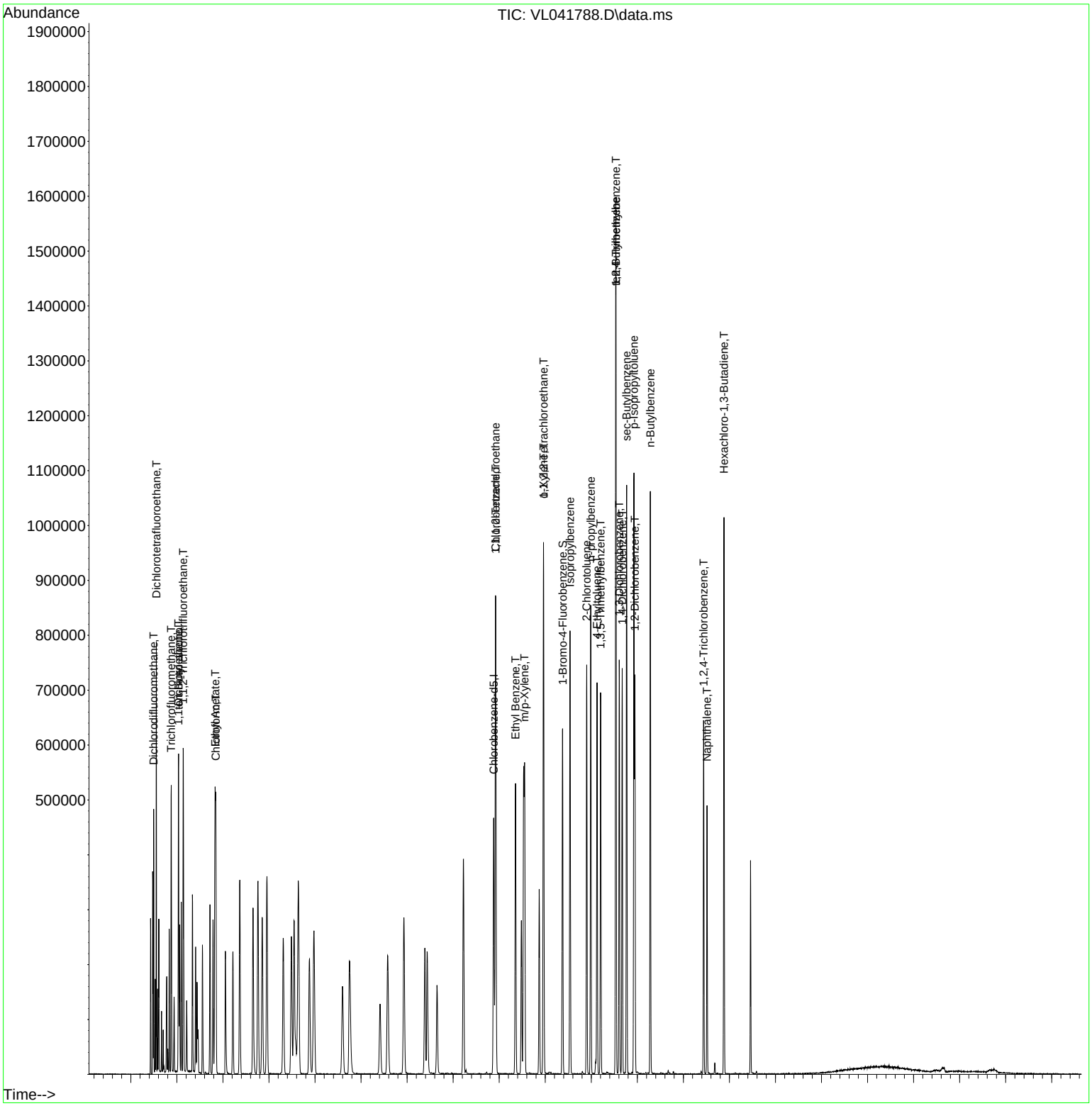

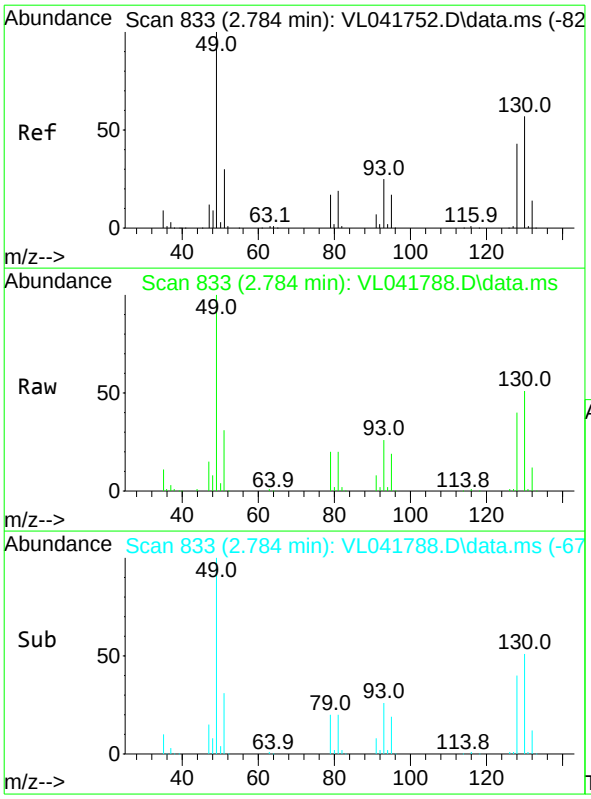

#1
Bromochloromethane
Concen: 10.000 ppbv
RT: 2.784 min Scan# 83
Delta R.T. -0.000 min
Lab File: VL041788.D
Acq: 18 Dec 2024 10:29

Tgt Ion: 49 Resp: 76040

Ion	Ratio	Lower	Upper
49	100		
128	42.2	21.6	64.6
130	54.2	28.3	85.0

Instrument :
MSVOA_L
ClientSampleId :
VSTDCCC010

Manual Integrations
APPROVED

Reviewed By :Semsettin Yesilyurt 12/19/2024
Supervised By :Mahesh Dadoda 12/19/2024

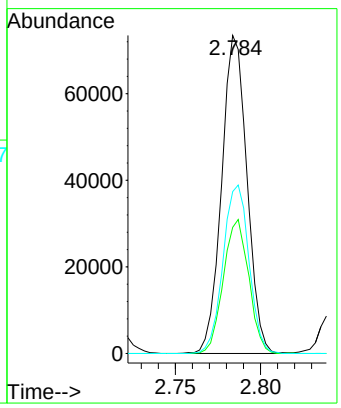

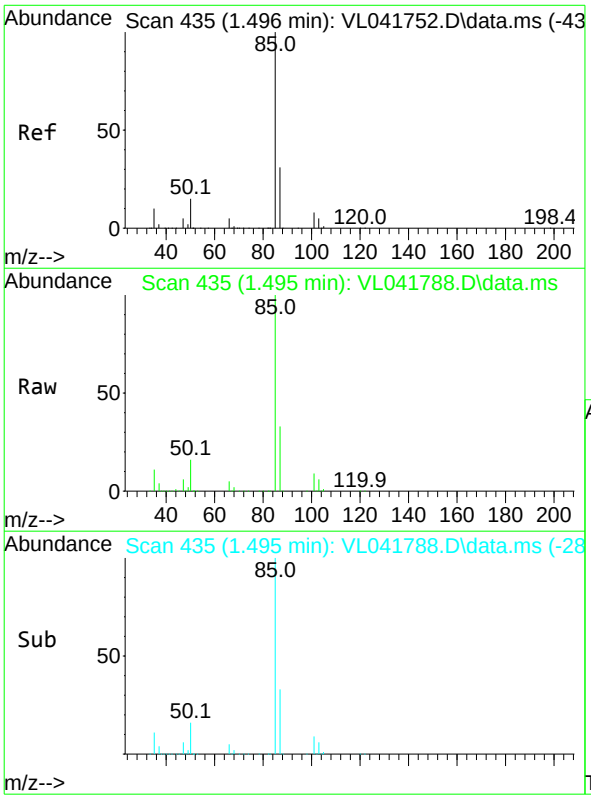

#2
Dichlorodifluoromethane
Concen: 8.340 ppbv
RT: 1.495 min Scan# 435
Delta R.T. -0.000 min
Lab File: VL041788.D
Acq: 18 Dec 2024 10:29

Tgt Ion: 85 Resp: 112841

Ion	Ratio	Lower	Upper
85	100		
87	32.7	24.5	36.7

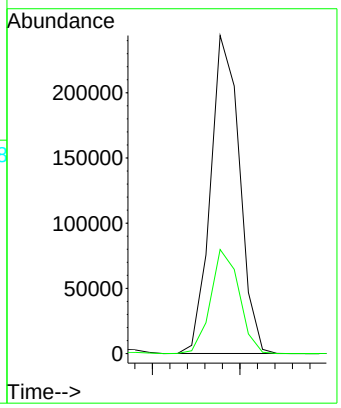



#3
Chlorodifluoromethane
Concen: 9.040 ppbv
RT: 1.473 min Scan# 42
Delta R.T. -0.000 min
Lab File: VL041788.D
Acq: 18 Dec 2024 10:29

Tgt Ion: 51 Resp: 112096

Ion	Ratio	Lower	Upper
51	100		
67	19.5	15.0	22.4

Instrument :
MSVOA_L
ClientSampleId :
VSTDCCC010

Manual Integrations
APPROVED

Reviewed By :Semsettin Yesilyurt 12/19/2024
Supervised By :Mahesh Dadoda 12/19/2024

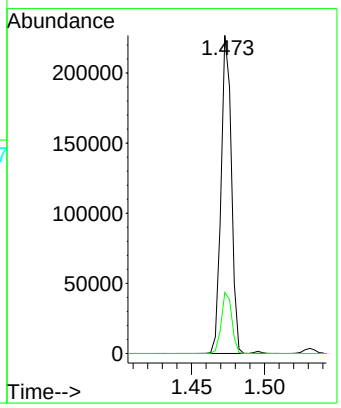

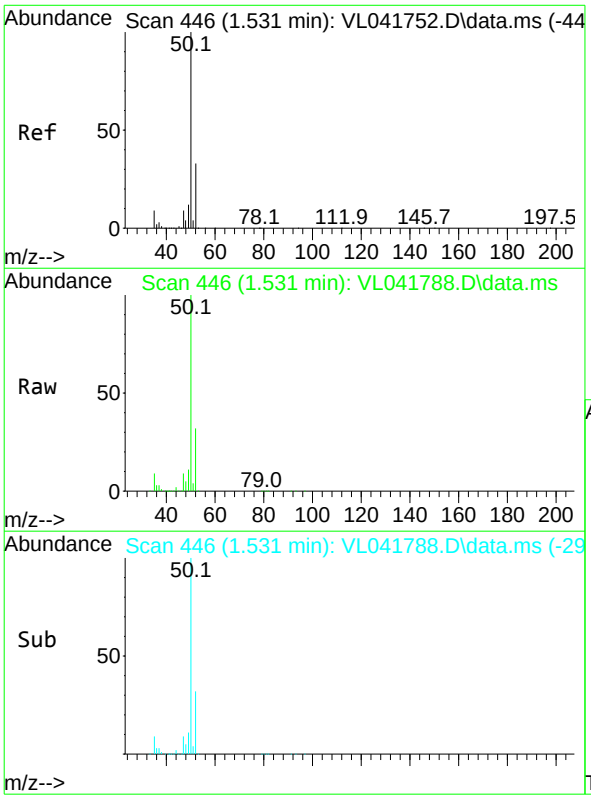

#4
Chloromethane
Concen: 9.146 ppbv
RT: 1.531 min Scan# 446
Delta R.T. -0.000 min
Lab File: VL041788.D
Acq: 18 Dec 2024 10:29

Tgt Ion: 50 Resp: 48418

Ion	Ratio	Lower	Upper
50	100		
52	32.3	26.2	39.2

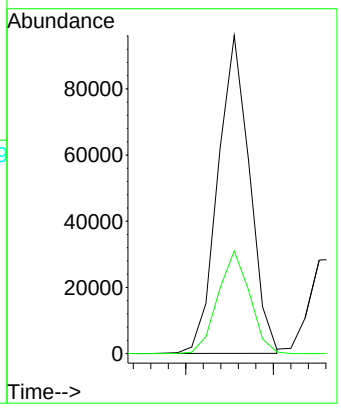

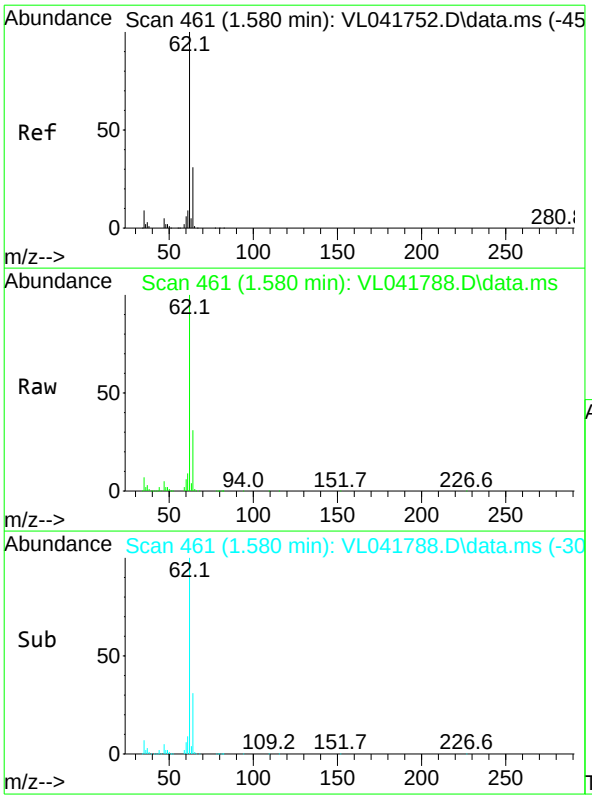

#5
Vinyl Chloride
Concen: 8.743 ppbv
RT: 1.580 min Scan# 46
Delta R.T. -0.000 min
Lab File: VL041788.D
Acq: 18 Dec 2024 10:29

Tgt Ion: 62 Resp: 46631

Ion	Ratio	Lower	Upper
62	100		
64	30.8	25.1	37.7

Instrument :
MSVOA_L
ClientSampleId :
VSTDCCC010

Manual Integrations
APPROVED

Reviewed By :Semsettin Yesilyurt 12/19/2024
Supervised By :Mahesh Dadoda 12/19/2024

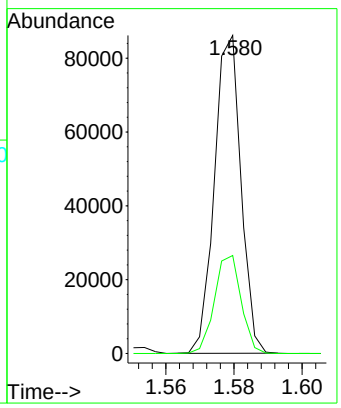

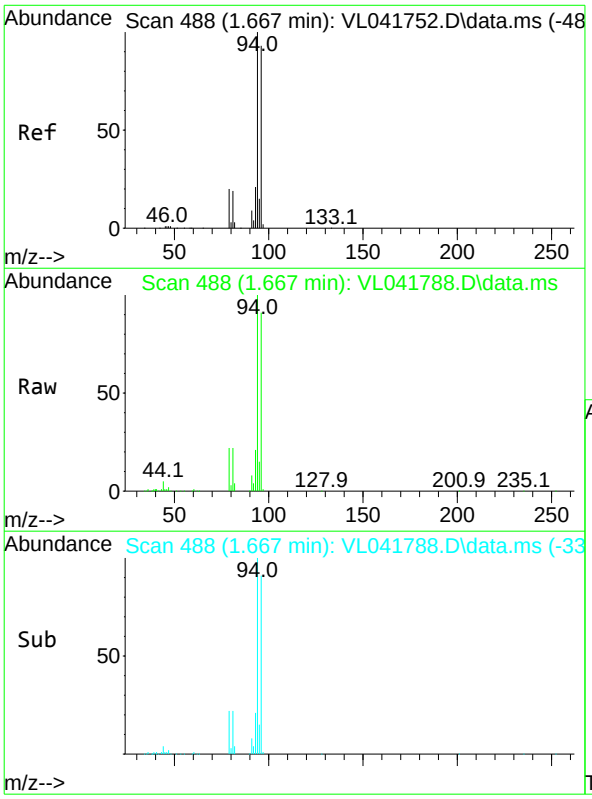

#6
Bromomethane
Concen: 8.821 ppbv
RT: 1.667 min Scan# 488
Delta R.T. -0.000 min
Lab File: VL041788.D
Acq: 18 Dec 2024 10:29

Tgt Ion: 94 Resp: 22202

Ion	Ratio	Lower	Upper
94	100		
96	91.4	74.7	112.1

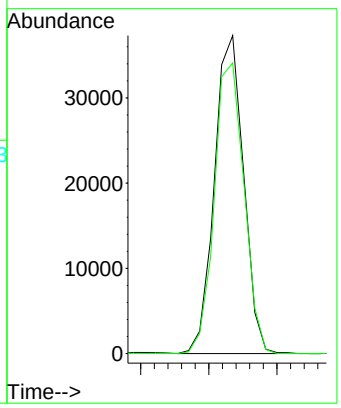

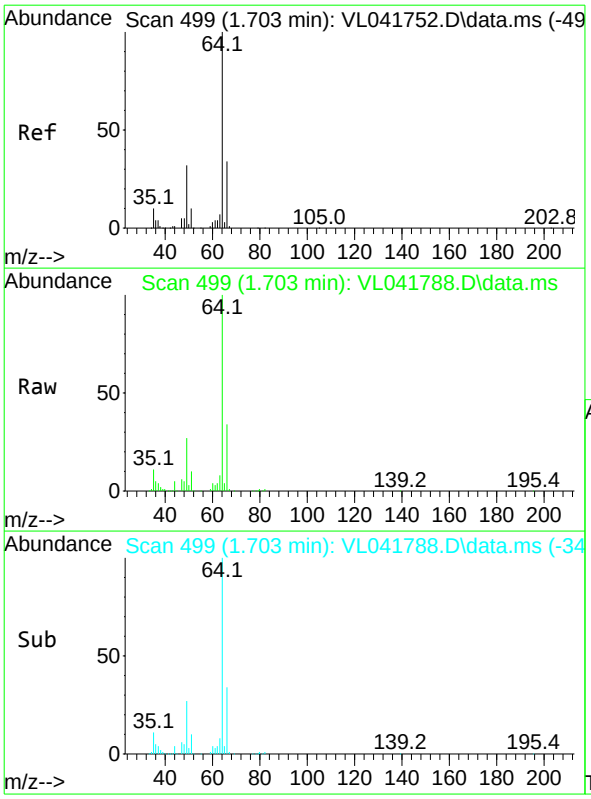

#7
Chloroethane
Concen: 9.269 ppbv
RT: 1.703 min Scan# 49
Delta R.T. -0.000 min
Lab File: VL041788.D
Acq: 18 Dec 2024 10:29

Tgt Ion: 64 Resp: 19203

Ion	Ratio	Lower	Upper
64	100		
66	33.6	27.5	41.3

Instrument :
MSVOA_L
ClientSampleId :
VSTDCCC010

Manual Integrations
APPROVED

Reviewed By :Semsettin Yesilyurt 12/19/2024
Supervised By :Mahesh Dadoda 12/19/2024

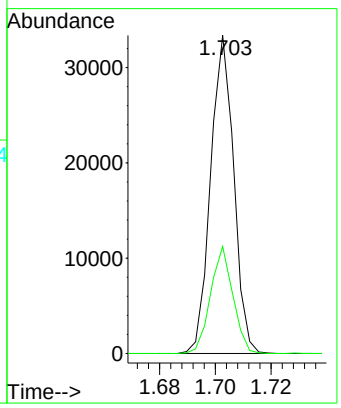

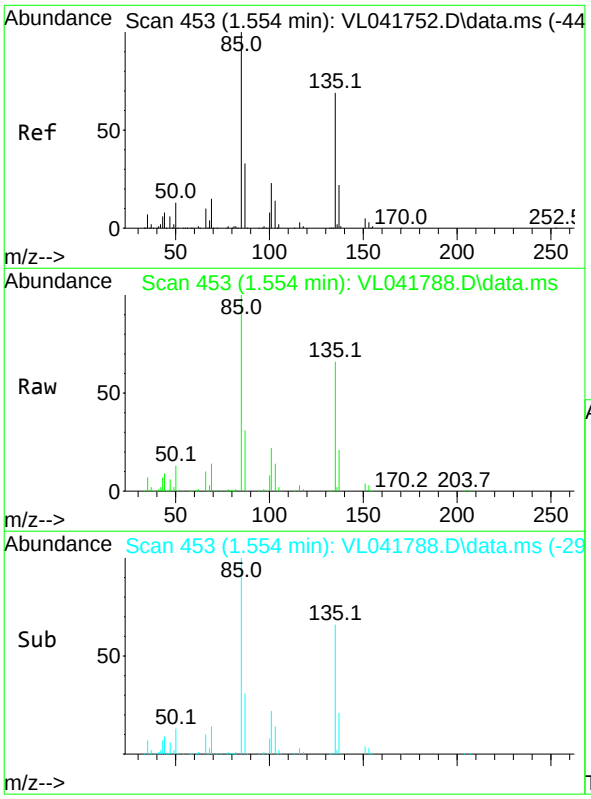

#8
Dichlorotetrafluoroethane
Concen: 9.220 ppbv
RT: 1.554 min Scan# 453
Delta R.T. -0.000 min
Lab File: VL041788.D
Acq: 18 Dec 2024 10:29

Tgt Ion: 85 Resp: 111653

Ion	Ratio	Lower	Upper
85	100		
135	62.0	51.9	77.9

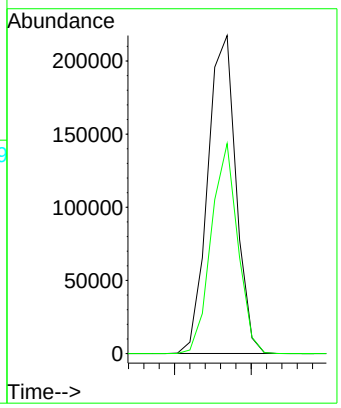

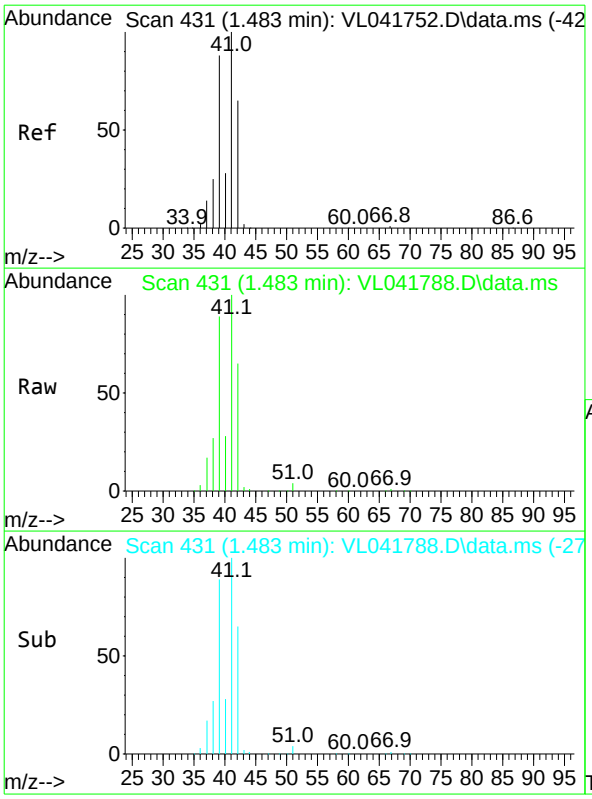

#9
Propene
Concen: 7.708 ppbv
RT: 1.483 min Scan# 43
Delta R.T. -0.000 min
Lab File: VL041788.D
Acq: 18 Dec 2024 10:29

Tgt Ion: 41 Resp: 41427

Ion	Ratio	Lower	Upper
41	100		
42	68.5	52.4	78.6

Instrument :
MSVOA_L
ClientSampleId :
VSTDCCC010

Manual Integrations
APPROVED

Reviewed By :Semsettin Yesilyurt 12/19/2024
Supervised By :Mahesh Dadoda 12/19/2024

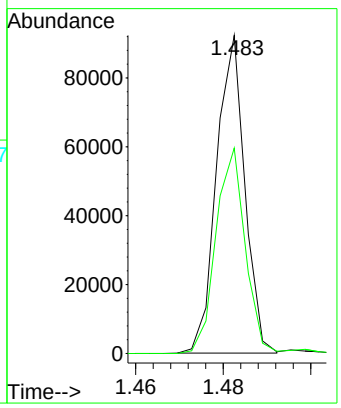

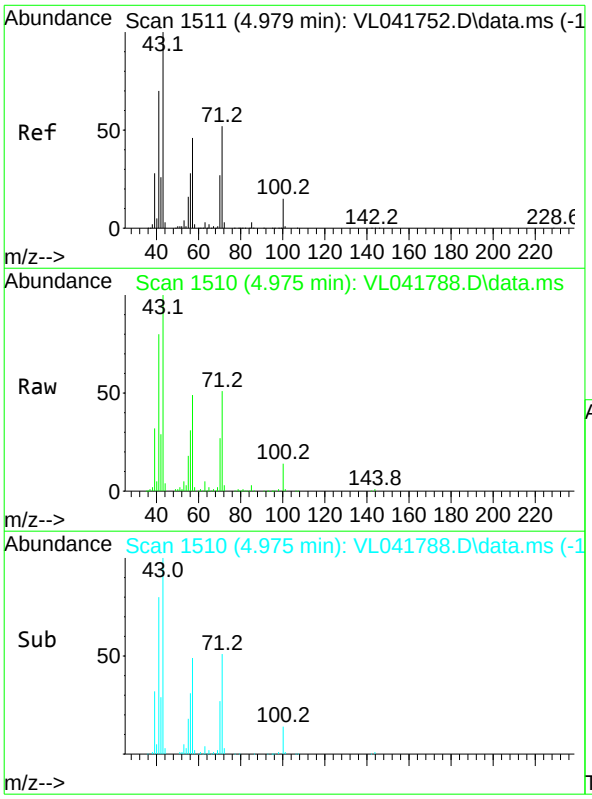

#10
Heptane
Concen: 8.087 ppbv
RT: 4.975 min Scan# 1510
Delta R.T. -0.004 min
Lab File: VL041788.D
Acq: 18 Dec 2024 10:29

Tgt Ion: 43 Resp: 111650

Ion	Ratio	Lower	Upper
43	100		
57	51.1	38.5	57.7

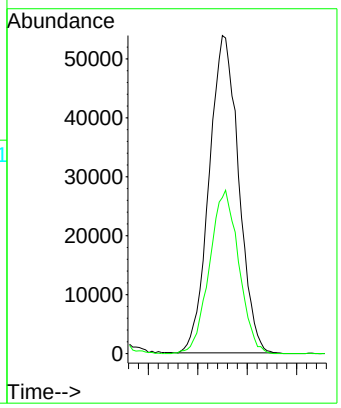

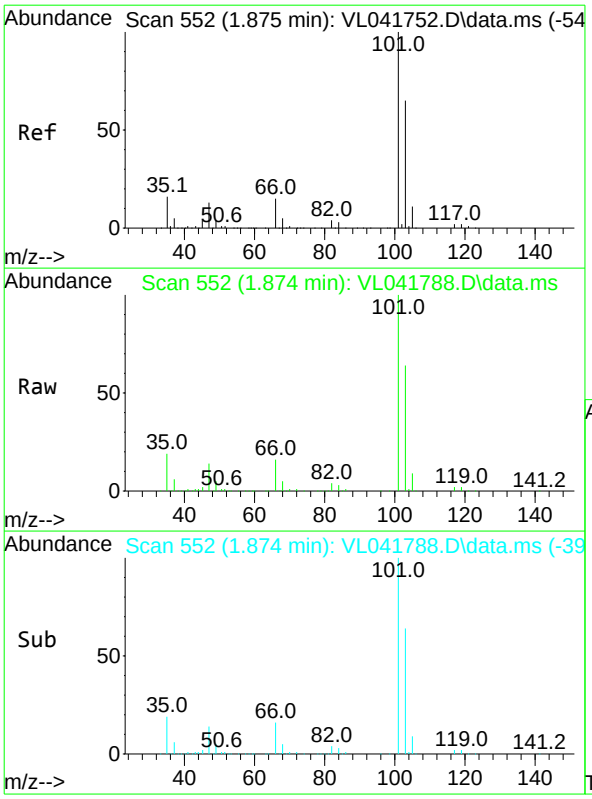

#11
Trichlorofluoromethane
Concen: 9.347 ppbv
RT: 1.874 min Scan# 55
Delta R.T. -0.000 min
Lab File: VL041788.D
Acq: 18 Dec 2024 10:29

Tgt Ion:101 Resp: 134331

Ion	Ratio	Lower	Upper
101	100		
103	64.3	51.8	77.8

Instrument :
MSVOA_L
ClientSampleId :
VSTDCCC010

Manual Integrations
APPROVED

Reviewed By :Semsettin Yesilyurt 12/19/2024
Supervised By :Mahesh Dadoda 12/19/2024

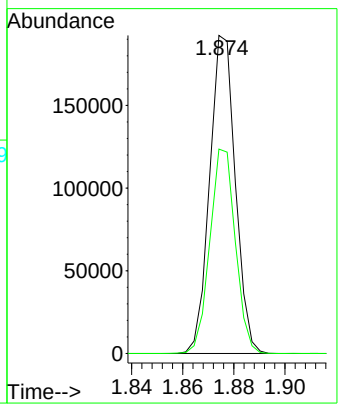

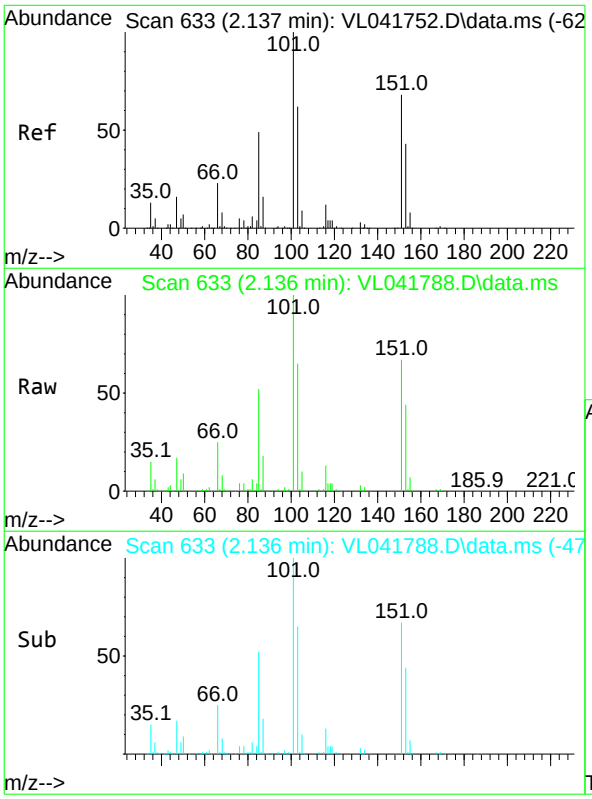

#12
1,1,2-Trichlorotrifluoroethane
Concen: 8.825 ppbv
RT: 2.136 min Scan# 633
Delta R.T. -0.000 min
Lab File: VL041788.D
Acq: 18 Dec 2024 10:29

Tgt Ion:101 Resp: 96469

Ion	Ratio	Lower	Upper
101	100		
151	69.2	56.8	85.2

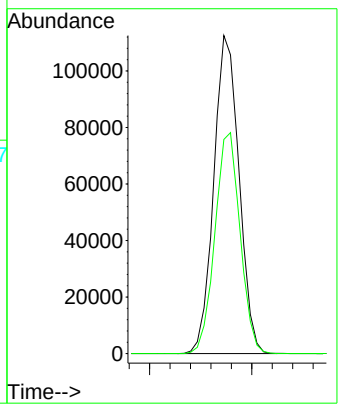

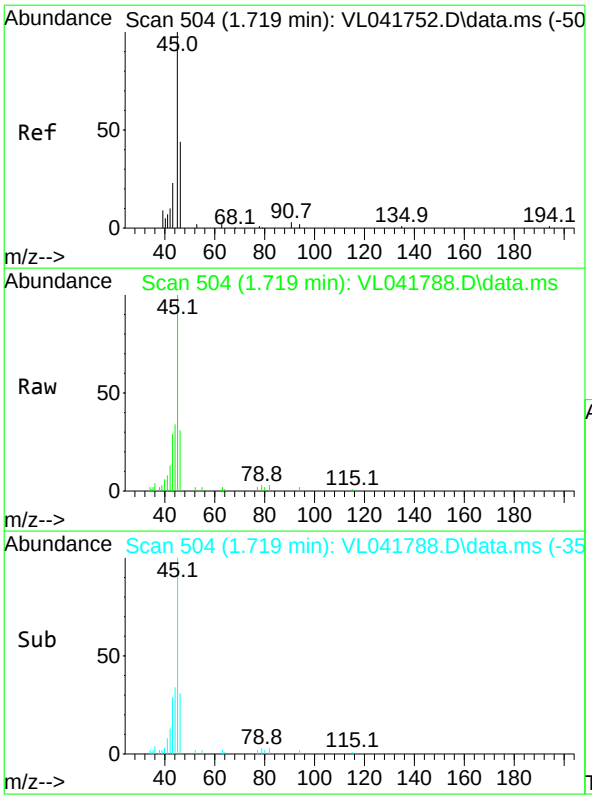

#13
Ethanol
Concen: 7.361 ppbv m
RT: 1.719 min Scan# 50
Delta R.T. -0.000 min
Lab File: VL041788.D
Acq: 18 Dec 2024 10:29

Tgt Ion: 45 Resp: 3276

Ion	Ratio	Lower	Upper
45	100		
46	37.1	16.4	65.8

Instrument :
MSVOA_L
ClientSampleId :
VSTDCCC010

Manual Integrations
APPROVED

Reviewed By :Semsettin Yesilyurt 12/19/2024
Supervised By :Mahesh Dadoda 12/19/2024

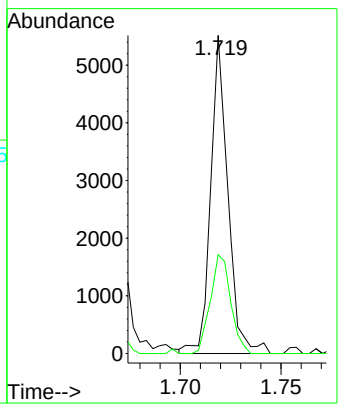

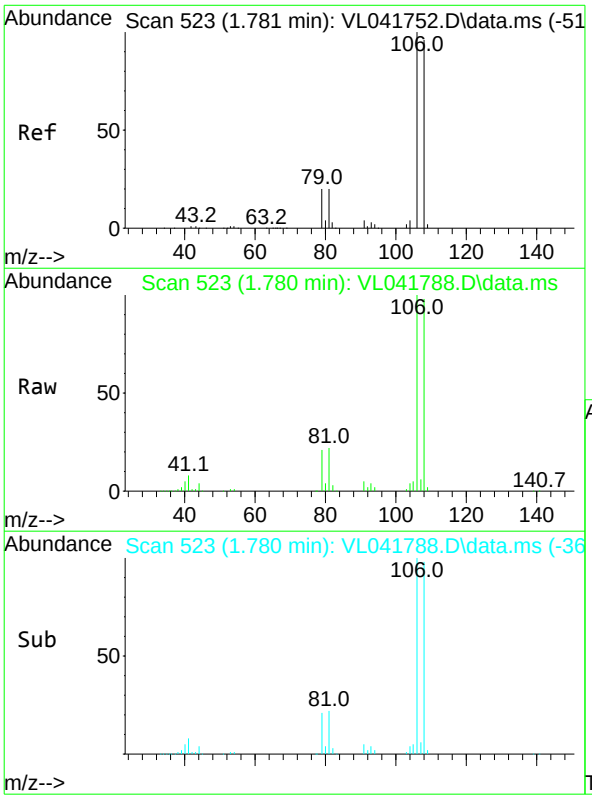

#14
Bromoethene
Concen: 8.974 ppbv
RT: 1.780 min Scan# 523
Delta R.T. -0.000 min
Lab File: VL041788.D
Acq: 18 Dec 2024 10:29

Tgt Ion:108 Resp: 33118

Ion	Ratio	Lower	Upper
108	100		
106	107.8	84.1	126.1
79	24.4	17.4	26.0

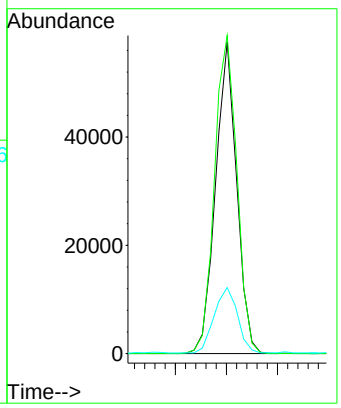



#15
Acetone
Concen: 7.522 ppbv
RT: 1.832 min Scan# 53
Delta R.T. -0.000 min
Lab File: VL041788.D
Acq: 18 Dec 2024 10:29

Tgt Ion: 43 Resp: 111294

Ion	Ratio	Lower	Upper
43	100		
58	24.0	19.7	29.5

Instrument :
MSVOA_L
ClientSampleId :
VSTDCCC010

Manual Integrations
APPROVED

Reviewed By :Semsettin Yesilyurt 12/19/2024
Supervised By :Mahesh Dadoda 12/19/2024

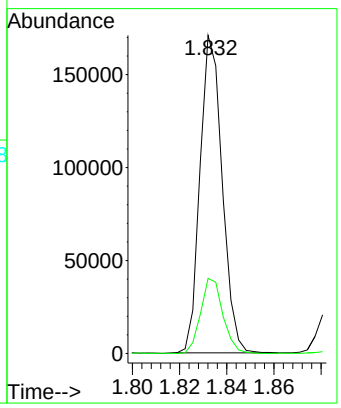

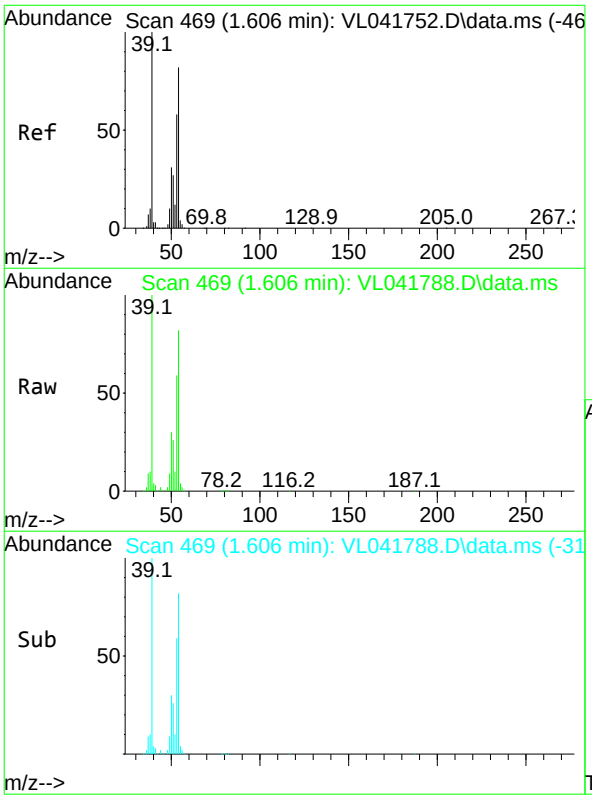

#16
1,3-Butadiene
Concen: 9.149 ppbv
RT: 1.606 min Scan# 469
Delta R.T. -0.000 min
Lab File: VL041788.D
Acq: 18 Dec 2024 10:29

Tgt Ion: 39 Resp: 53299

Ion	Ratio	Lower	Upper
39	100		
54	70.3	58.4	87.6

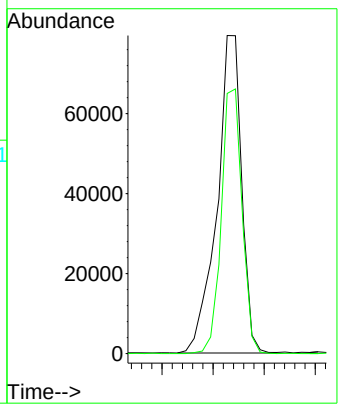

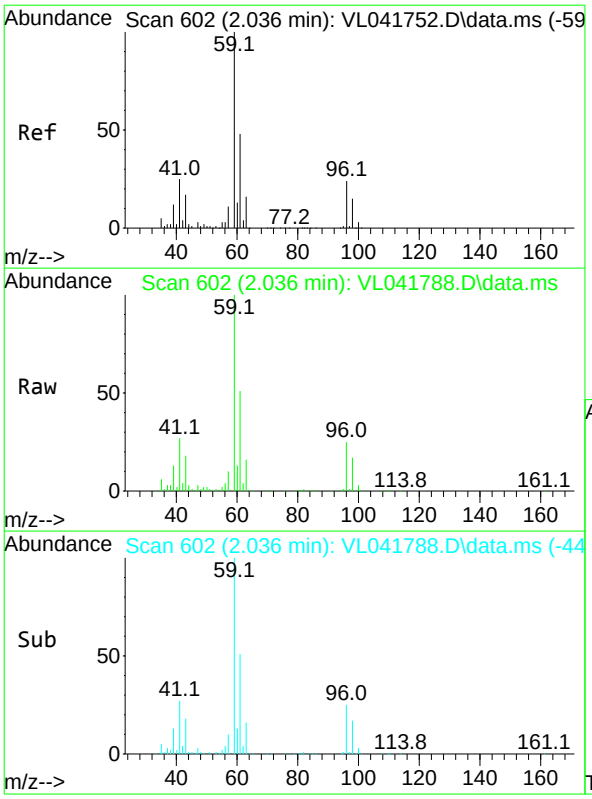

#17
tert-Butyl alcohol
Concen: 9.233 ppbv
RT: 2.036 min Scan# 60
Delta R.T. -0.000 min
Lab File: VL041788.D
Acq: 18 Dec 2024 10:29

Tgt Ion: 59 Resp: 135516

Ion	Ratio	Lower	Upper
59	100		
57	10.8	8.6	13.0

Instrument :
MSVOA_L
ClientSampleId :
VSTDCCC010

Manual Integrations
APPROVED

Reviewed By :Semsettin Yesilyurt 12/19/2024
Supervised By :Mahesh Dadoda 12/19/2024

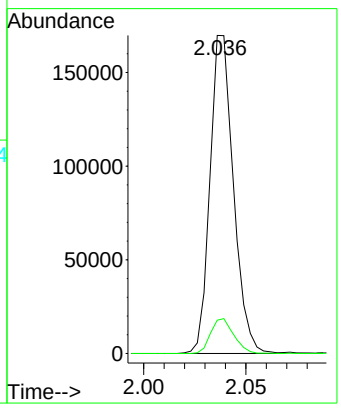

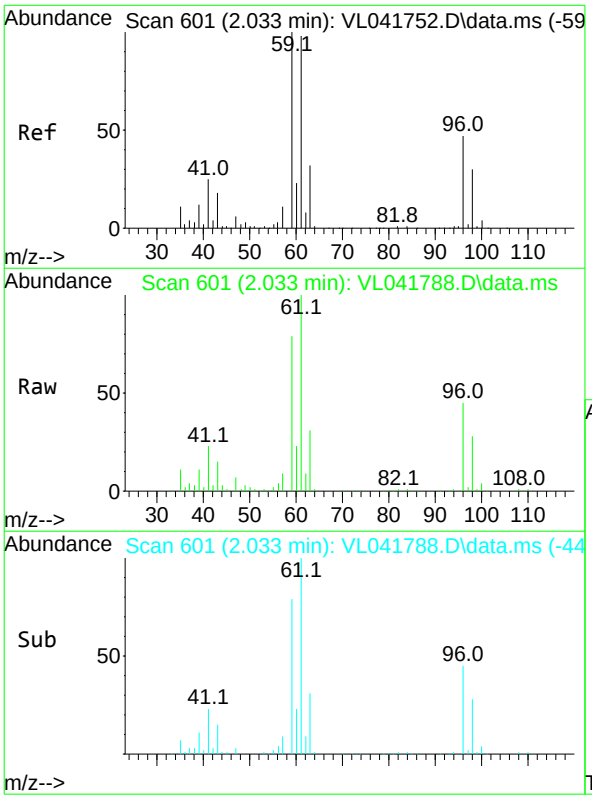

#18
1,1-Dichloroethene
Concen: 8.996 ppbv
RT: 2.033 min Scan# 601
Delta R.T. -0.000 min
Lab File: VL041788.D
Acq: 18 Dec 2024 10:29

Tgt Ion: 96 Resp: 41224

Ion	Ratio	Lower	Upper
96	100		
61	223.2	167.7	251.5
98	62.3	51.1	76.7

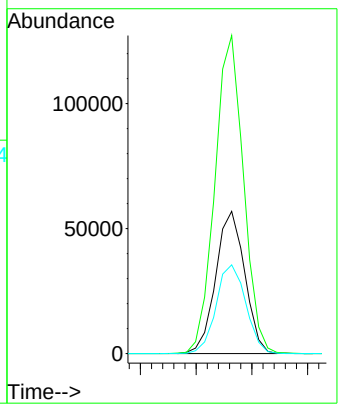

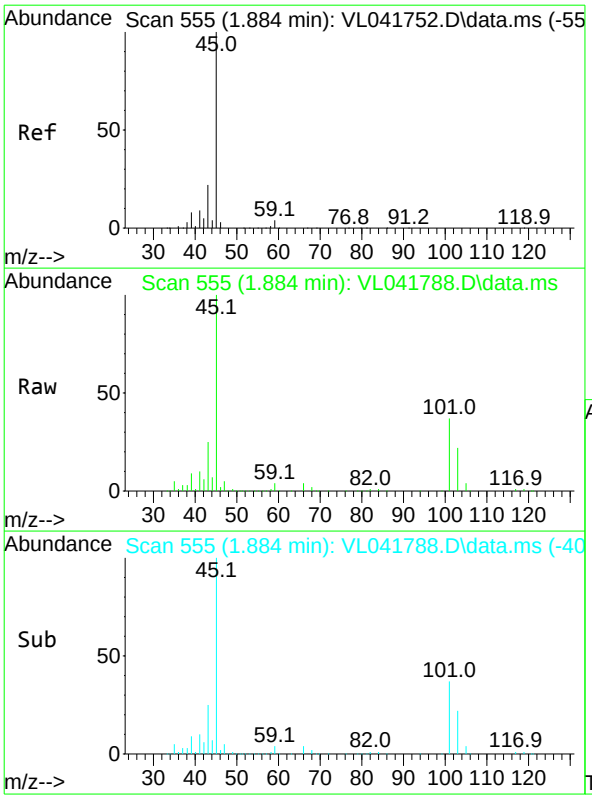

#19
Isopropyl Alcohol
Concen: 7.303 ppbv
RT: 1.884 min Scan# 55
Delta R.T. -0.000 min
Lab File: VL041788.D
Acq: 18 Dec 2024 10:29

Tgt Ion: 45 Resp: 64831

Ion	Ratio	Lower	Upper
45	100		
58	41.3	33.3	49.9

Instrument :
MSVOA_L
ClientSampleId :
VSTDCCC010

Manual Integrations
APPROVED

Reviewed By :Semsettin Yesilyurt 12/19/2024
Supervised By :Mahesh Dadoda 12/19/2024

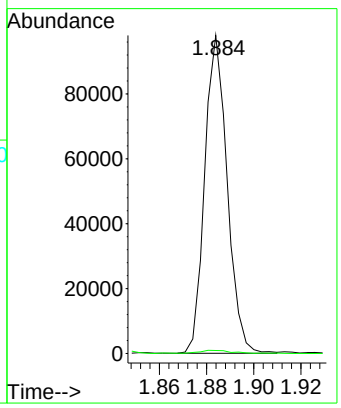

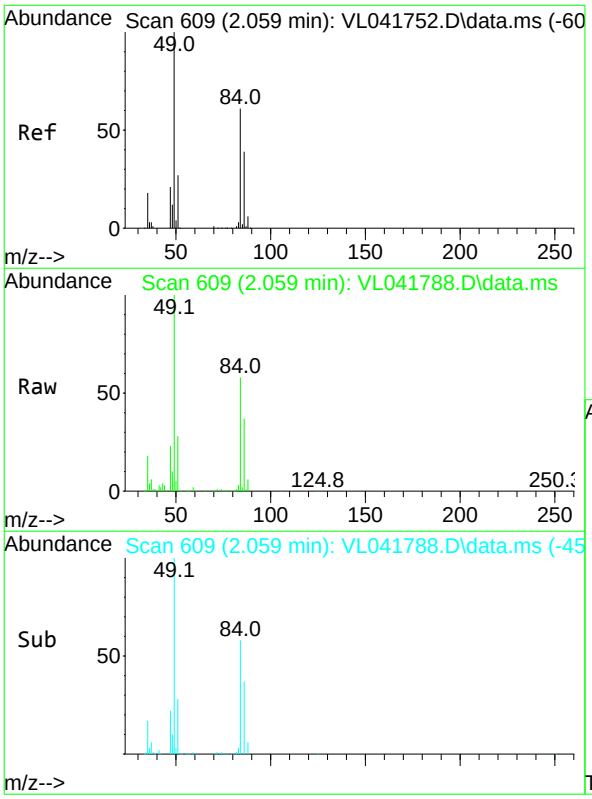

#20
Methylene Chloride
Concen: 8.462 ppbv
RT: 2.059 min Scan# 609
Delta R.T. -0.000 min
Lab File: VL041788.D
Acq: 18 Dec 2024 10:29

Tgt Ion: 84 Resp: 35699

Ion	Ratio	Lower	Upper
84	100		
49	173.2	132.6	198.8
51	47.7	37.6	56.4
86	64.4	51.4	77.0

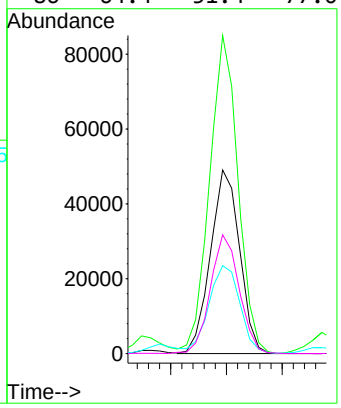

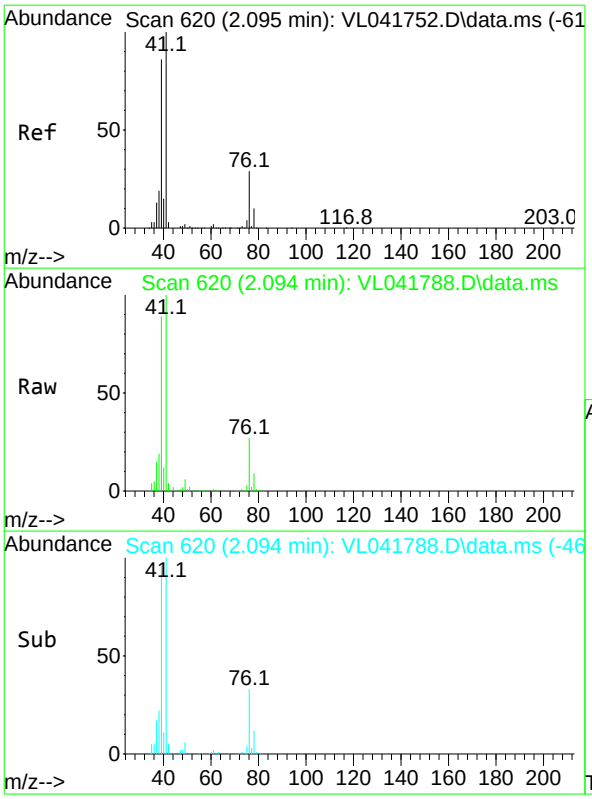

#21
Allyl Chloride
Concen: 9.281 ppbv
RT: 2.094 min Scan# 62
Delta R.T. -0.000 min
Lab File: VL041788.D
Acq: 18 Dec 2024 10:29

Tgt Ion: 41 Resp: 74468

Ion	Ratio	Lower	Upper
41	100		
76	26.7	22.3	33.5
39	86.9	69.2	103.8

Instrument :
MSVOA_L
ClientSampleId :
VSTDCCC010

Manual Integrations
APPROVED

Reviewed By :Semsettin Yesilyurt 12/19/2024
Supervised By :Mahesh Dadoda 12/19/2024

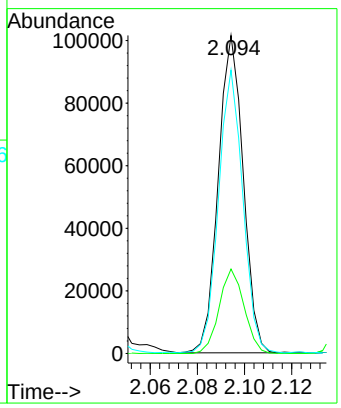

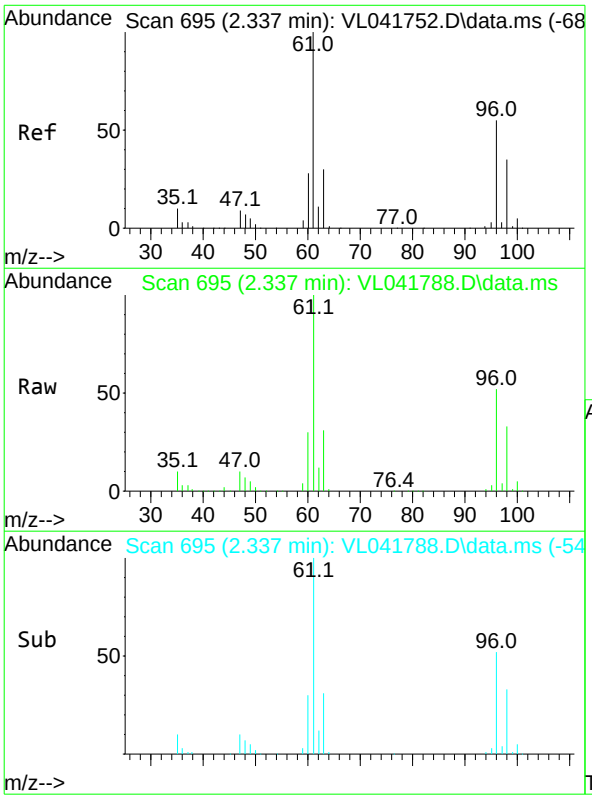

#22
trans-1,2-Dichloroethene
Concen: 8.641 ppbv
RT: 2.337 min Scan# 695
Delta R.T. -0.000 min
Lab File: VL041788.D
Acq: 18 Dec 2024 10:29

Tgt Ion: 96 Resp: 45331

Ion	Ratio	Lower	Upper
96	100		
61	193.5	146.3	219.5
98	64.1	50.8	76.2

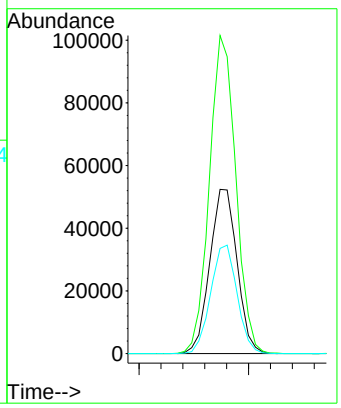

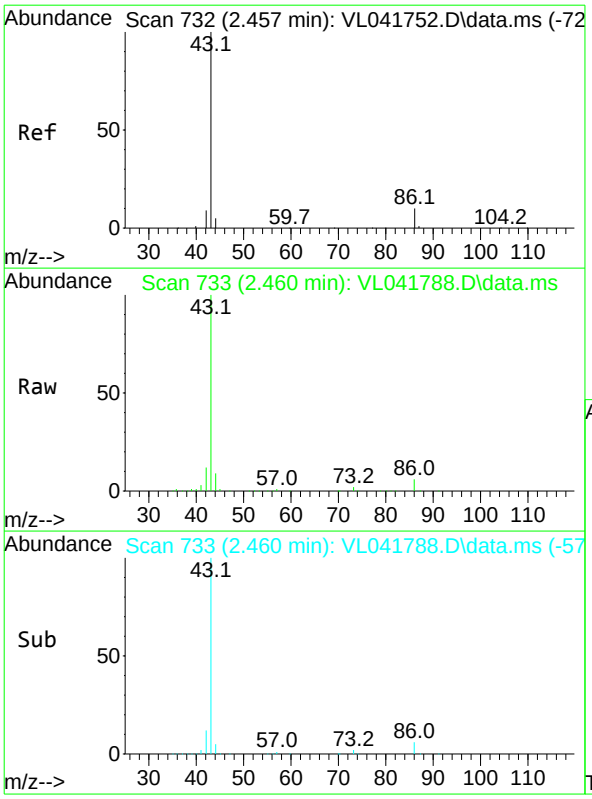

#23
Vinyl Acetate
Concen: 7.673 ppbv
RT: 2.460 min Scan# 73
Delta R.T. 0.003 min
Lab File: VL041788.D
Acq: 18 Dec 2024 10:29

Instrument :
MSVOA_L
ClientSampleId :
VSTDCCC010

Tgt Ion: 43 Resp: 52709

Ion	Ratio	Lower	Upper
43	100		
86	6.3	6.6	10.0#
42	12.0	8.2	12.2
44	7.1	5.0	7.4

Manual Integrations
APPROVED

Reviewed By :Semsettin Yesilyurt 12/19/2024
Supervised By :Mahesh Dadoda 12/19/2024

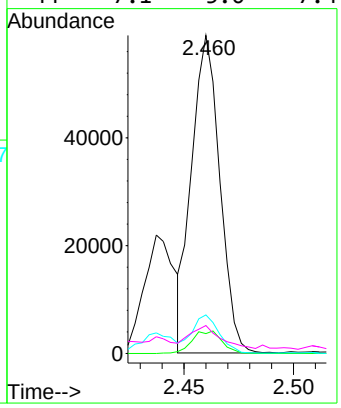

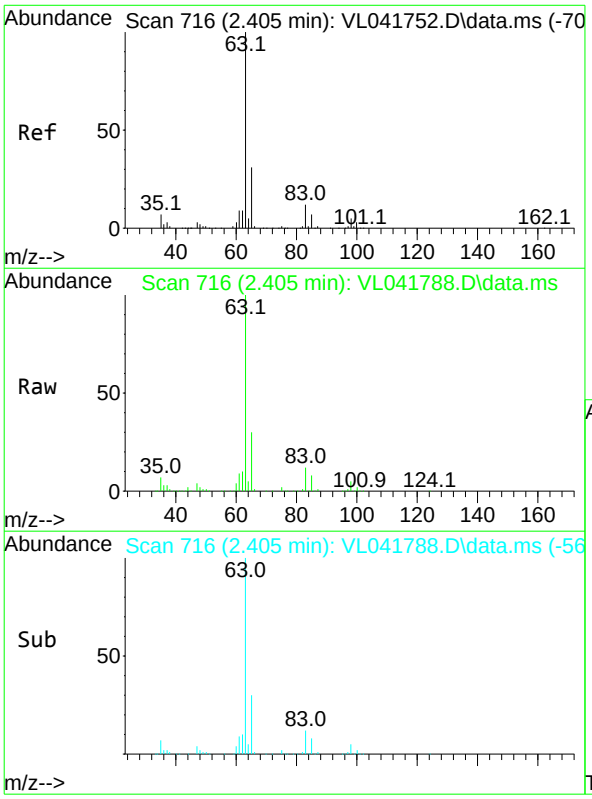

#24
1,1-Dichloroethane
Concen: 9.020 ppbv
RT: 2.405 min Scan# 716
Delta R.T. -0.000 min
Lab File: VL041788.D
Acq: 18 Dec 2024 10:29

Tgt Ion: 63 Resp: 95779

Ion	Ratio	Lower	Upper
63	100		
98	4.7	2.3	6.8
100	2.5	1.4	4.2

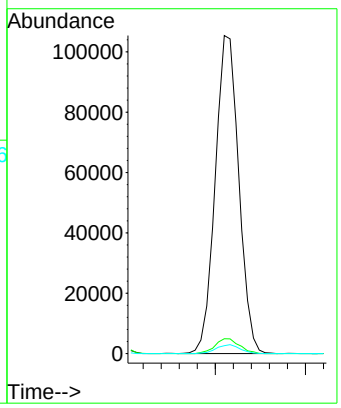

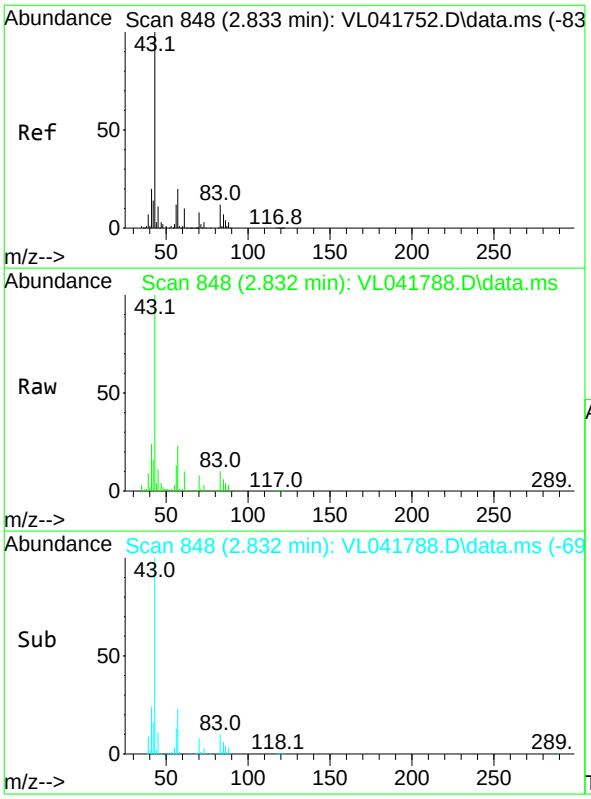

#25
Ethyl Acetate
Concen: 8.675 ppbv
RT: 2.832 min Scan# 84
Delta R.T. -0.000 min
Lab File: VL041788.D
Acq: 18 Dec 2024 10:29

Tgt Ion: 43 Resp: 238771

Ion	Ratio	Lower	Upper
43	100		
45	10.1	8.1	12.1
61	8.6	7.0	10.6
70	8.0	6.5	9.7

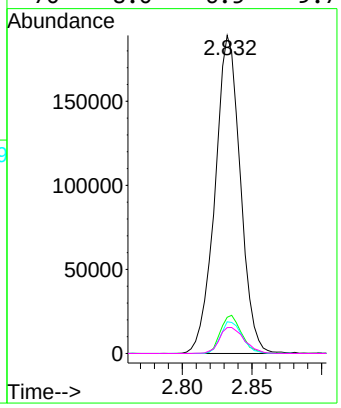

Instrument :
MSVOA_L
ClientSampleId :
VSTDCCC010

Manual Integrations
APPROVED

Reviewed By :Semsettin Yesilyurt 12/19/2024
Supervised By :Mahesh Dadoda 12/19/2024

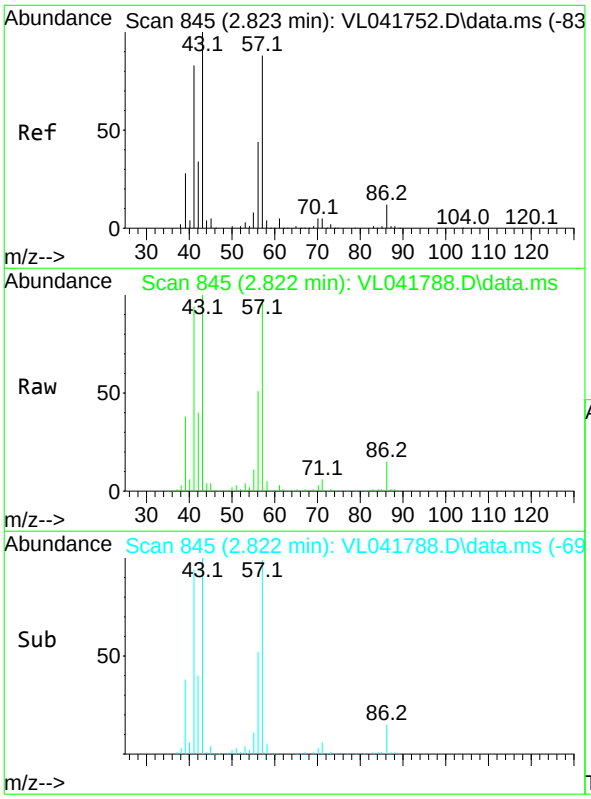

#26
Hexane
Concen: 8.386 ppbv
RT: 2.822 min Scan# 845
Delta R.T. -0.000 min
Lab File: VL041788.D
Acq: 18 Dec 2024 10:29

Tgt Ion: 57 Resp: 87593

Ion	Ratio	Lower	Upper
57	100		
41	104.9	79.6	119.4
43	273.5	211.0	316.6
56	55.5	42.6	63.8

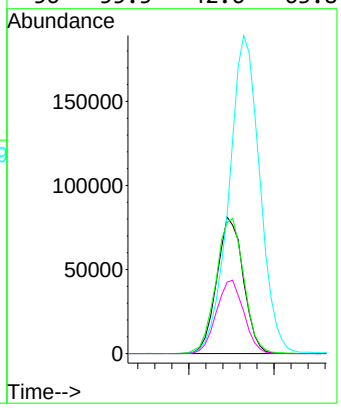

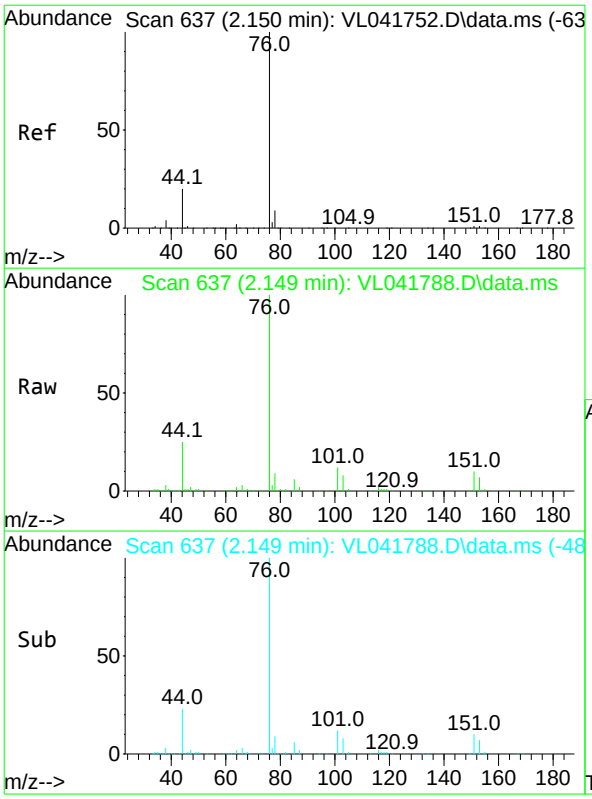

#27
Carbon Disulfide
Concen: 9.064 ppbv
RT: 2.149 min Scan# 63
Delta R.T. -0.000 min
Lab File: VL041788.D
Acq: 18 Dec 2024 10:29

Tgt Ion: 76 Resp: 85318

Ion	Ratio	Lower	Upper
76	100		
44	22.8	17.6	26.4
78	13.5	10.2	15.4

Instrument :
MSVOA_L
ClientSampleId :
VSTDCCC010

Manual Integrations
APPROVED

Reviewed By :Semsettin Yesilyurt 12/19/2024
Supervised By :Mahesh Dadoda 12/19/2024

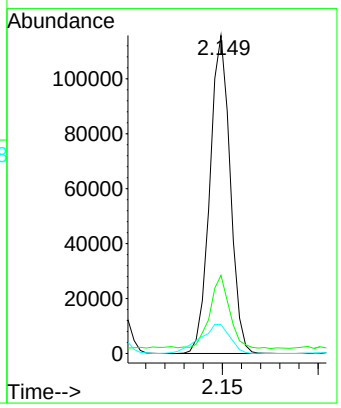

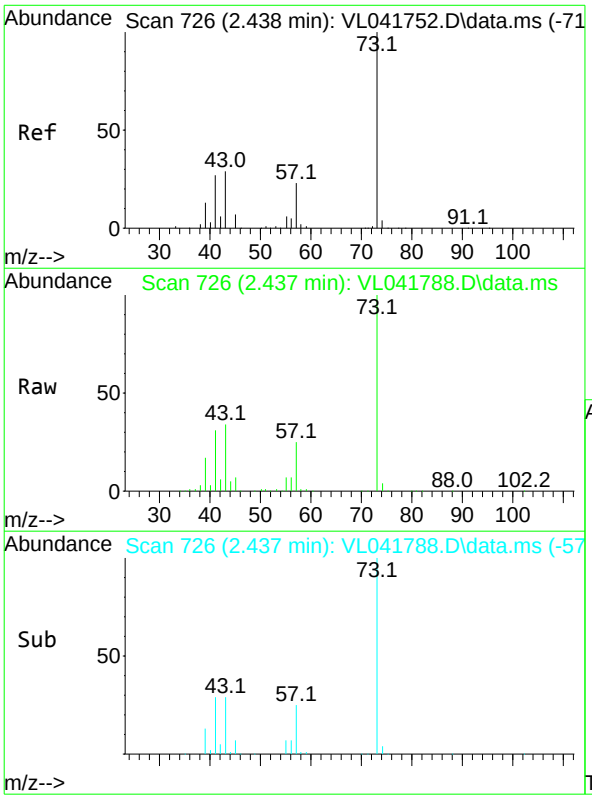

#28
Methyl tert-Butyl Ether
Concen: 8.021 ppbv
RT: 2.437 min Scan# 726
Delta R.T. -0.000 min
Lab File: VL041788.D
Acq: 18 Dec 2024 10:29

Tgt Ion: 73 Resp: 67965

Ion	Ratio	Lower	Upper
73	100		
57	23.3	17.6	26.4

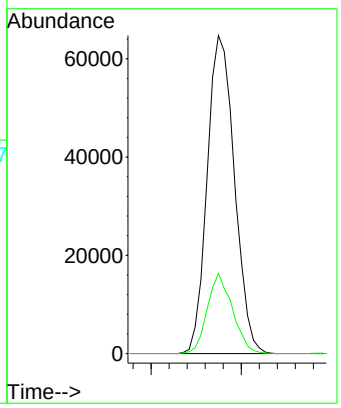

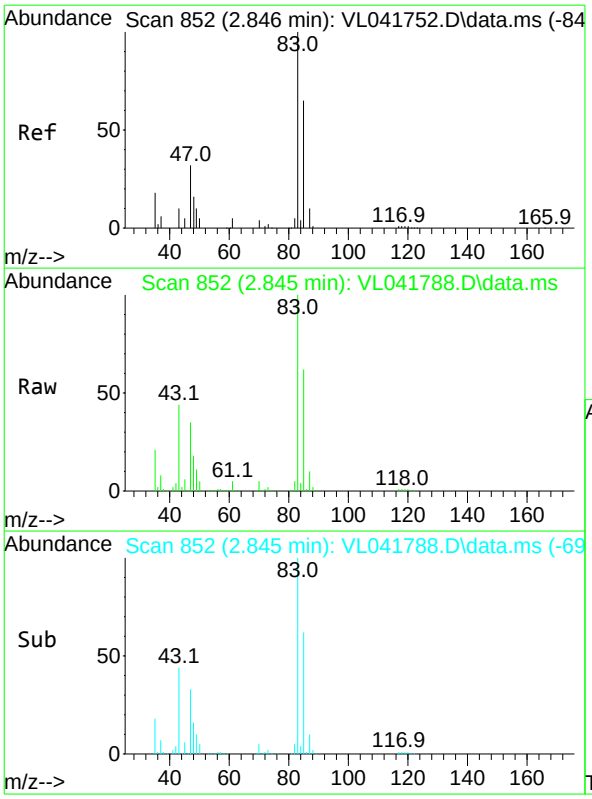

#29
Chloroform
Concen: 9.143 ppbv
RT: 2.845 min Scan# 85
Delta R.T. -0.000 min
Lab File: VL041788.D
Acq: 18 Dec 2024 10:29

Tgt Ion: 83 Resp: 145536

Ion	Ratio	Lower	Upper
83	100		
85	62.0	51.8	77.6

Instrument :
MSVOA_L
ClientSampleId :
VSTDCCC010

Manual Integrations
APPROVED

Reviewed By :Semsettin Yesilyurt 12/19/2024
Supervised By :Mahesh Dadoda 12/19/2024

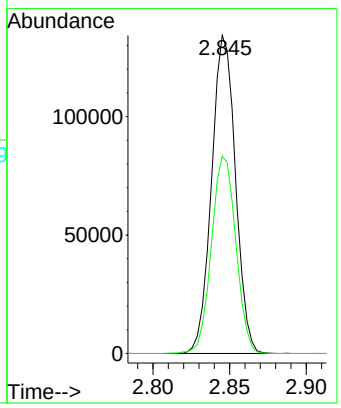

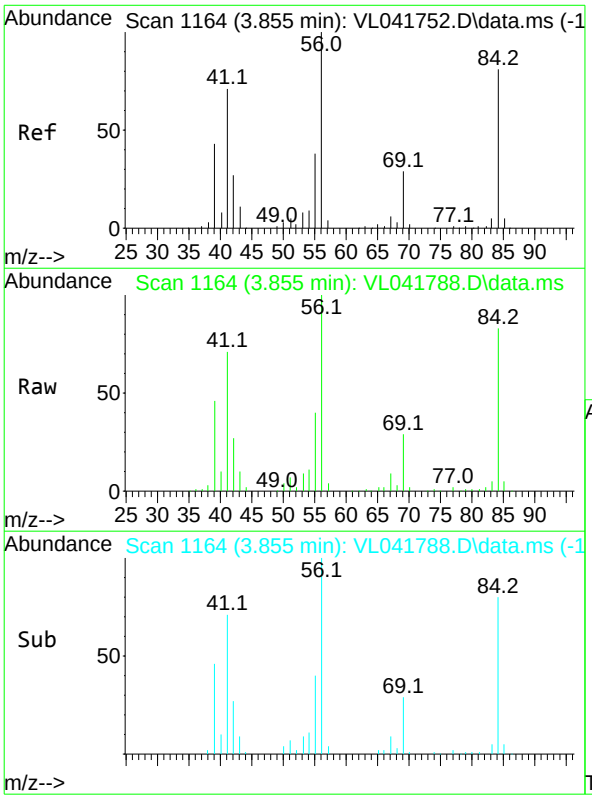

#30
Cyclohexane
Concen: 8.366 ppbv
RT: 3.855 min Scan# 1164
Delta R.T. -0.000 min
Lab File: VL041788.D
Acq: 18 Dec 2024 10:29

Tgt Ion: 84 Resp: 74346

Ion	Ratio	Lower	Upper
84	100		
56	122.7	102.3	153.5
41	91.8	74.0	111.0

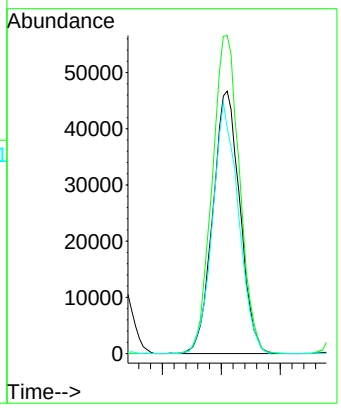

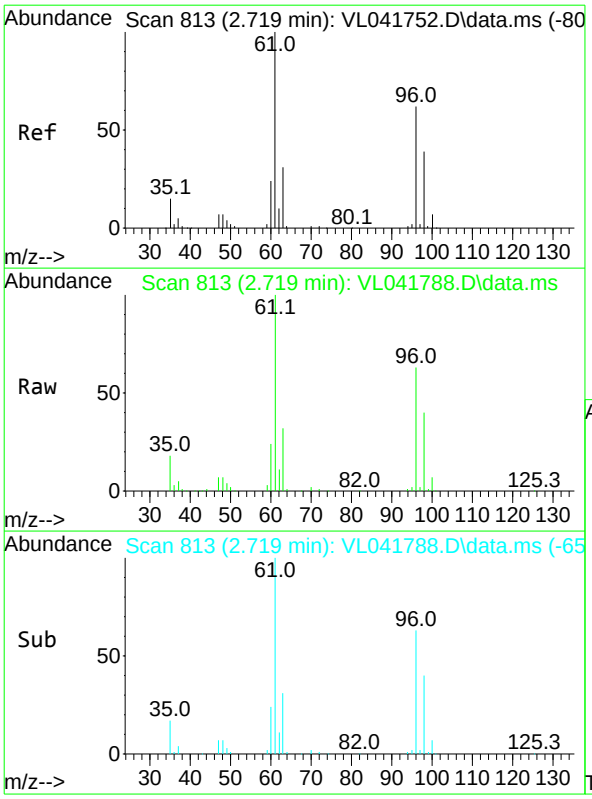

#31
cis-1,2-Dichloroethene
Concen: 8.567 ppbv
RT: 2.719 min Scan# 81
Delta R.T. -0.000 min
Lab File: VL041788.D
Acq: 18 Dec 2024 10:29

Instrument :
MSVOA_L
ClientSampleId :
VSTDCCC010

Tgt Ion: 61 Resp: 92460

Ion	Ratio	Lower	Upper
61	100		
96	63.0	49.7	74.5
98	40.0	30.8	46.2

Manual Integrations
APPROVED

Reviewed By :Semsettin Yesilyurt 12/19/2024
Supervised By :Mahesh Dadoda 12/19/2024

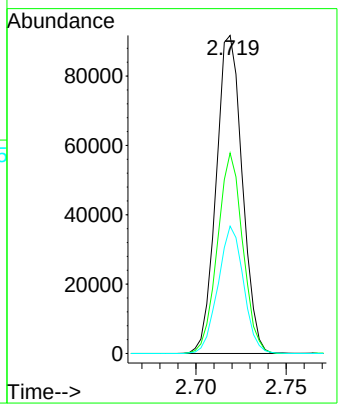

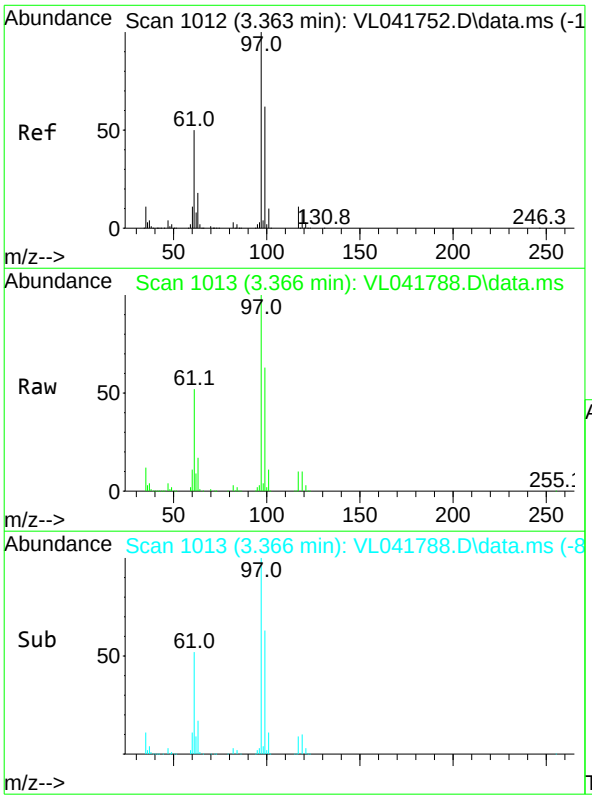

#32
1,1,1-Trichloroethane
Concen: 8.902 ppbv
RT: 3.366 min Scan# 1013
Delta R.T. 0.003 min
Lab File: VL041788.D
Acq: 18 Dec 2024 10:29

Tgt Ion: 97 Resp: 144038

Ion	Ratio	Lower	Upper
97	100		
99	63.8	51.0	76.4
61	54.0	42.2	63.2

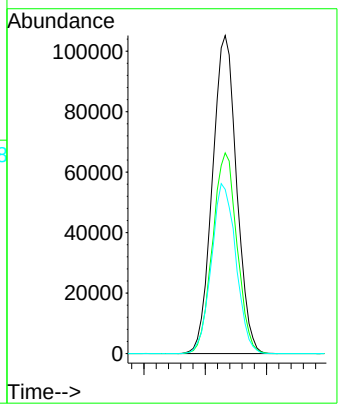

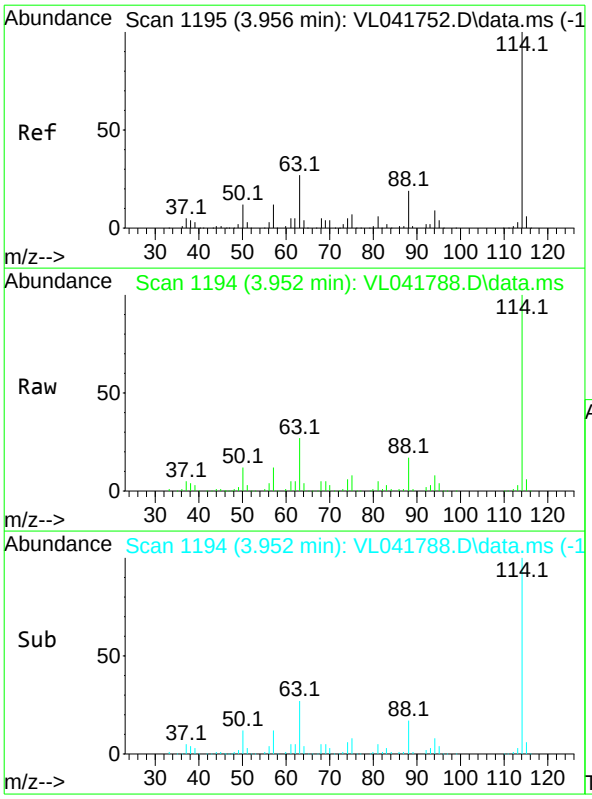

#33
1,4-Difluorobenzene
Concen: 10.000 ppbv
RT: 3.952 min Scan# 11
Delta R.T. -0.004 min
Lab File: VL041788.D
Acq: 18 Dec 2024 10:29

Tgt Ion:114 Resp: 198370

Ion	Ratio	Lower	Upper
114	100		
63	27.6	21.8	32.8
88	18.4	14.8	22.2

Instrument :
MSVOA_L
ClientSampleId :
VSTDCCC010

Manual Integrations
APPROVED

Reviewed By :Semsettin Yesilyurt 12/19/2024
Supervised By :Mahesh Dadoda 12/19/2024

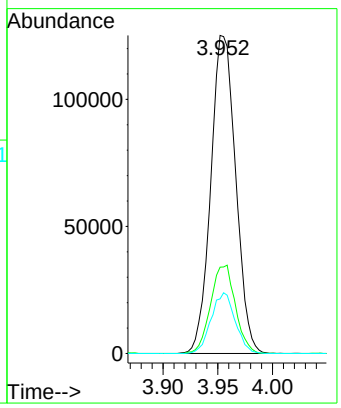

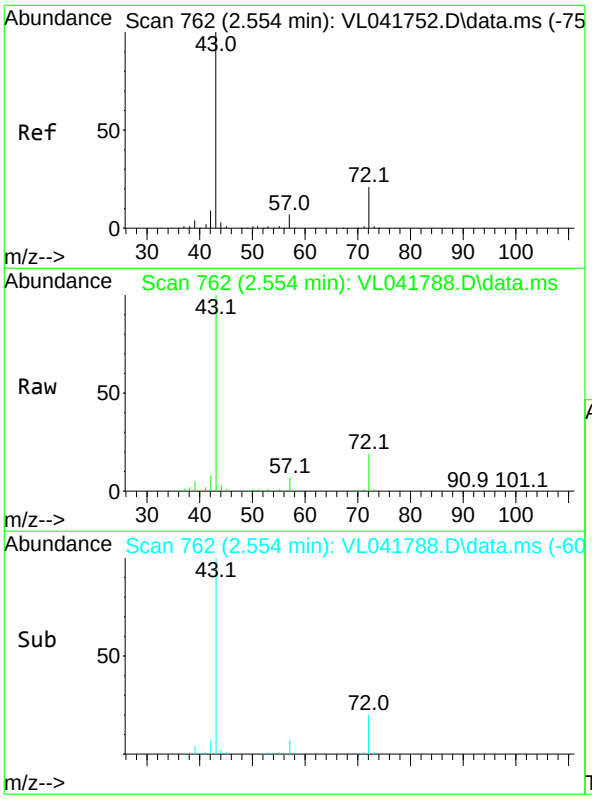

#34
2-Butanone
Concen: 8.742 ppbv
RT: 2.554 min Scan# 762
Delta R.T. -0.000 min
Lab File: VL041788.D
Acq: 18 Dec 2024 10:29

Tgt Ion: 43 Resp: 139509

Ion	Ratio	Lower	Upper
43	100		
72	20.5	16.8	25.2

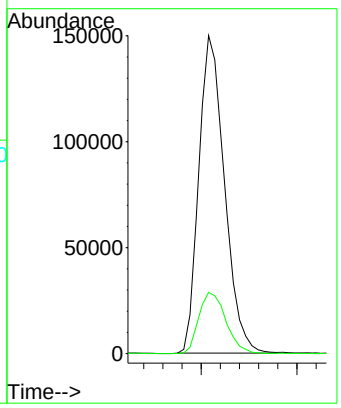

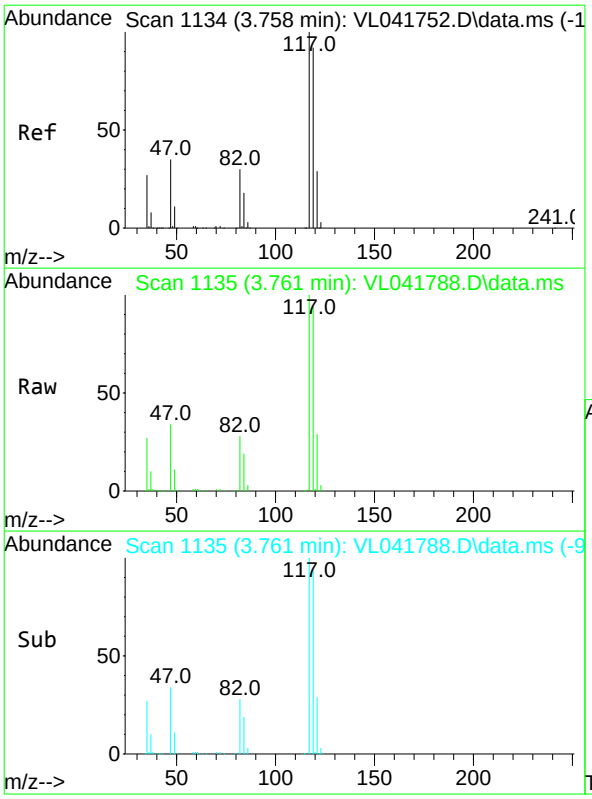

#35
Carbon Tetrachloride
Concen: 10.490 ppbv
RT: 3.761 min Scan# 11
Delta R.T. 0.003 min
Lab File: VL041788.D
Acq: 18 Dec 2024 10:29

Tgt Ion:117 Resp: 147726

Ion	Ratio	Lower	Upper
117	100		
119	93.5	73.7	110.5
121	29.1	23.0	34.4

Instrument :
MSVOA_L
ClientSampleId :
VSTDCCC010

Manual Integrations
APPROVED

Reviewed By :Semsettin Yesilyurt 12/19/2024
Supervised By :Mahesh Dadoda 12/19/2024

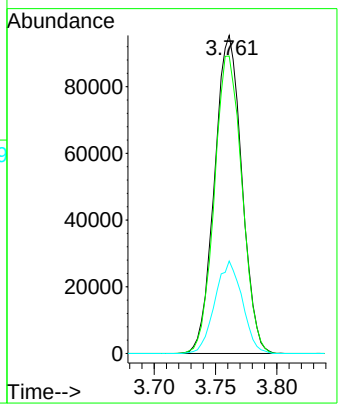

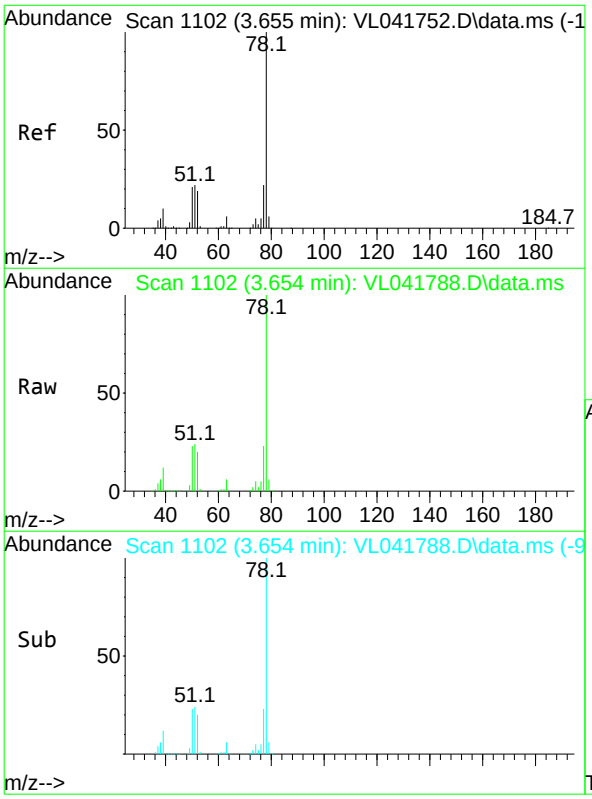

#36
Benzene
Concen: 8.680 ppbv
RT: 3.654 min Scan# 1102
Delta R.T. -0.000 min
Lab File: VL041788.D
Acq: 18 Dec 2024 10:29

Tgt Ion: 78 Resp: 178114

Ion	Ratio	Lower	Upper
78	100		
77	23.3	17.8	26.6
50	22.6	17.2	25.8

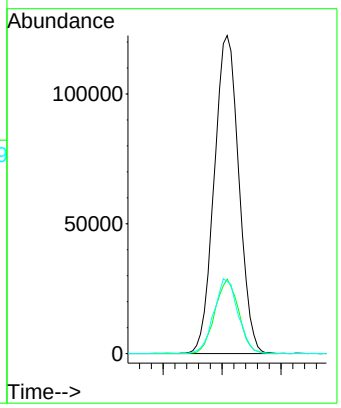

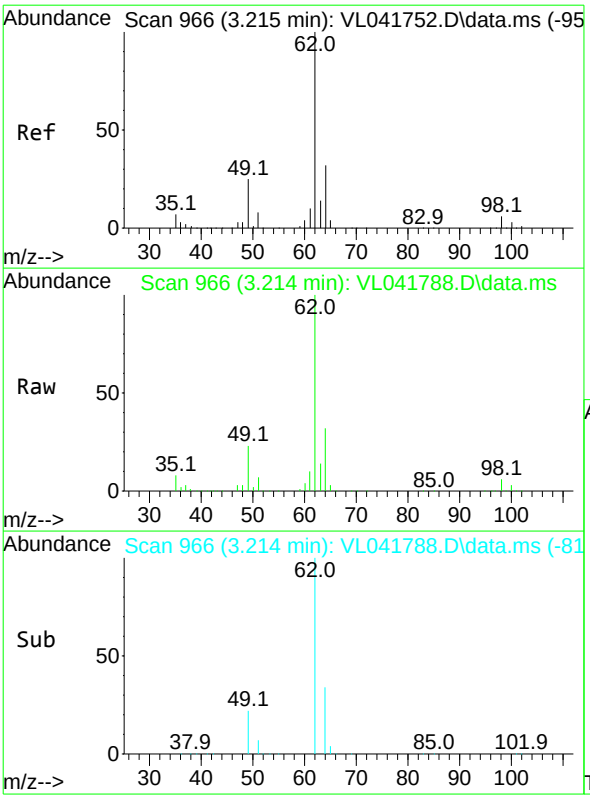

#37
1,2-Dichloroethane
Concen: 9.509 ppbv
RT: 3.214 min Scan# 96
Delta R.T. -0.000 min
Lab File: VL041788.D
Acq: 18 Dec 2024 10:29

Tgt Ion: 62 Resp: 121412

Ion	Ratio	Lower	Upper
62	100		
98	6.0	4.7	7.1

Instrument :
MSVOA_L
ClientSampleId :
VSTDCCC010

Manual Integrations
APPROVED

Reviewed By :Semsettin Yesilyurt 12/19/2024
Supervised By :Mahesh Dadoda 12/19/2024

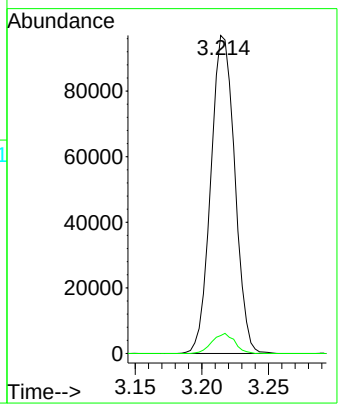

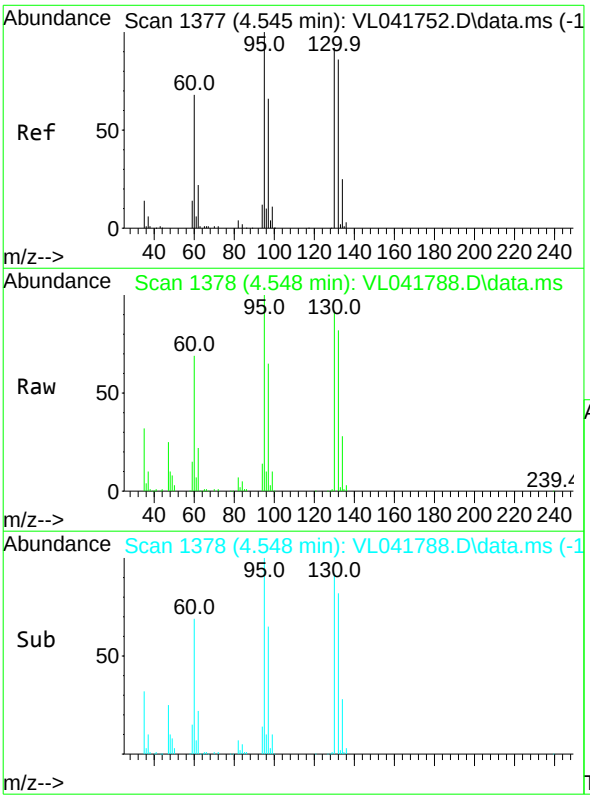

#38
Trichloroethene
Concen: 8.057 ppbv
RT: 4.548 min Scan# 1378
Delta R.T. 0.003 min
Lab File: VL041788.D
Acq: 18 Dec 2024 10:29

Tgt Ion:130 Resp: 70175

Ion	Ratio	Lower	Upper
130	100		
95	109.2	87.0	130.6
132	89.8	75.0	112.6
97	71.1	57.2	85.8

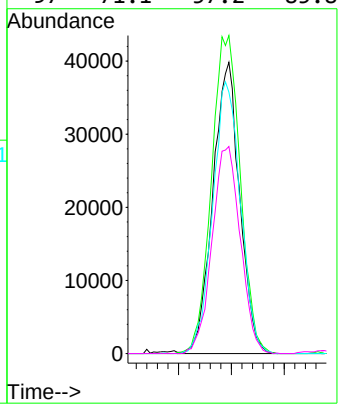

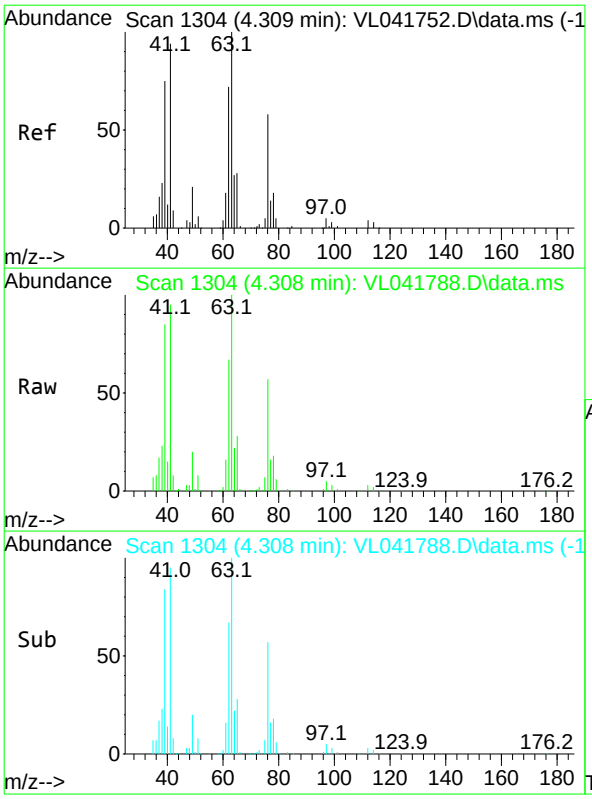

#39
1,2-Dichloropropane
Concen: 8.645 ppbv
RT: 4.308 min Scan# 13
Delta R.T. -0.000 min
Lab File: VL041788.D
Acq: 18 Dec 2024 10:29

Instrument :
MSVOA_L
ClientSampleId :
VSTDCCC010

Tgt Ion: 63 Resp: 64154

Ion	Ratio	Lower	Upper
63	100		
41	94.8	75.3	112.9
62	66.9	57.3	85.9

Manual Integrations
APPROVED

Reviewed By :Semsettin Yesilyurt 12/19/2024
Supervised By :Mahesh Dadoda 12/19/2024

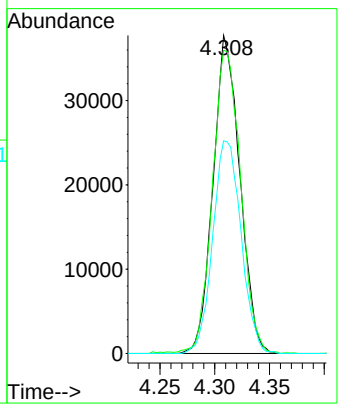

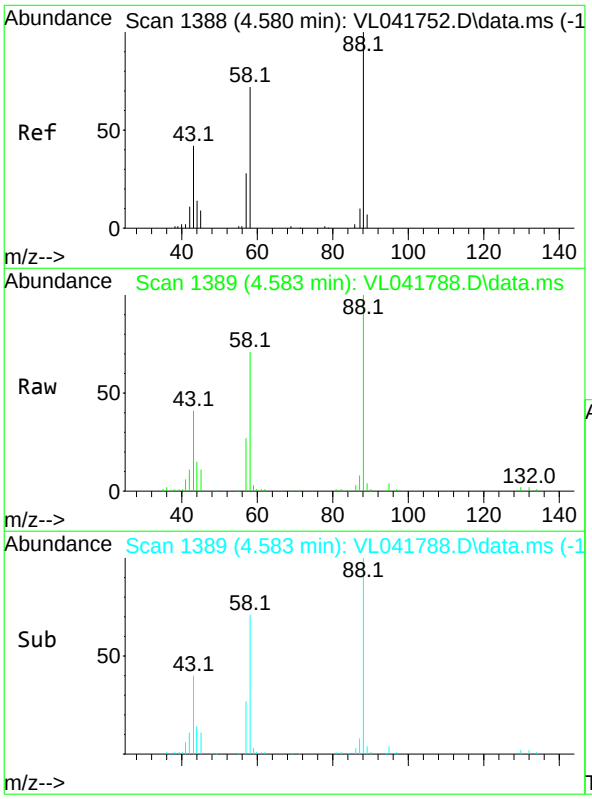

#40
1,4-Dioxane
Concen: 8.347 ppbv
RT: 4.583 min Scan# 1389
Delta R.T. 0.003 min
Lab File: VL041788.D
Acq: 18 Dec 2024 10:29

Tgt Ion: 88 Resp: 30262

Ion	Ratio	Lower	Upper
88	100		
58	79.3	61.0	91.6
43	40.5	29.4	44.0
57	0.0	0.0	0.0

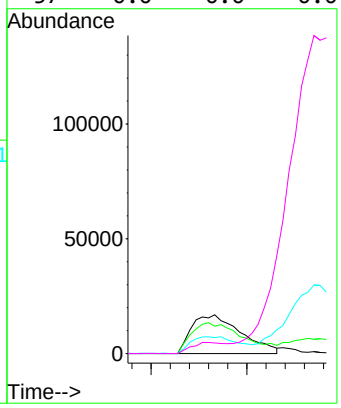

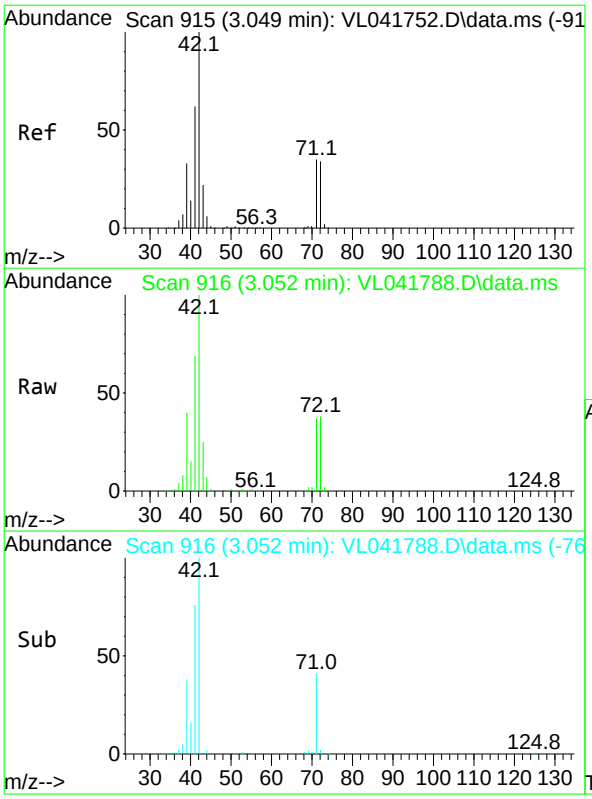

#41
Tetrahydrofuran
Concen: 8.359 ppbv
RT: 3.052 min Scan# 91
Delta R.T. 0.003 min
Lab File: VL041788.D
Acq: 18 Dec 2024 10:29

Tgt Ion: 42 Resp: 74734

Ion	Ratio	Lower	Upper
42	100		
72	38.0	29.1	43.7
71	35.3	28.4	42.6

Instrument :
MSVOA_L
ClientSampleId :
VSTDCCC010

Manual Integrations
APPROVED

Reviewed By :Semsettin Yesilyurt 12/19/2024
Supervised By :Mahesh Dadoda 12/19/2024

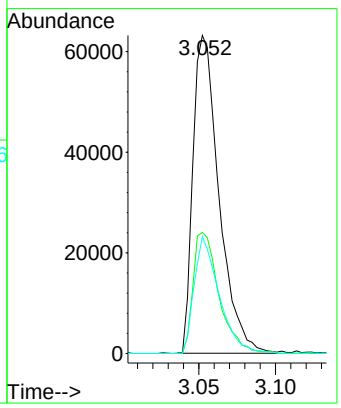

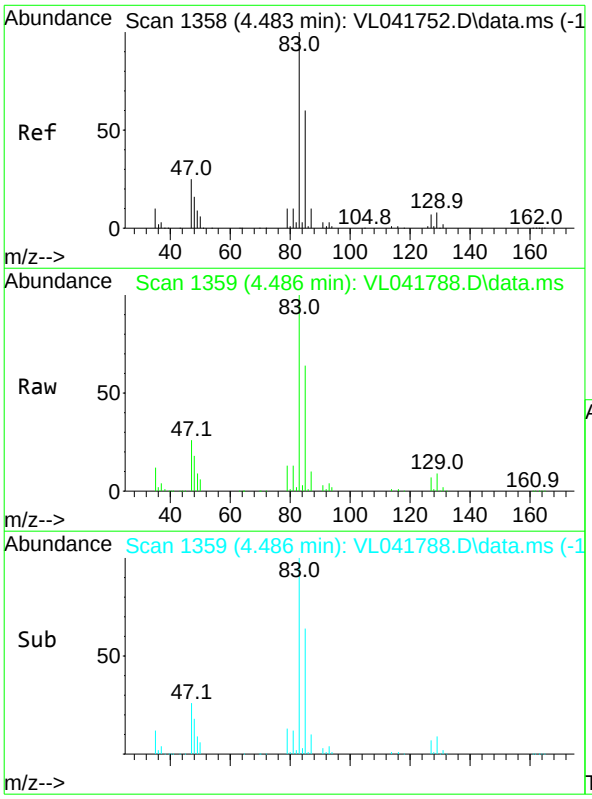

#42
Bromodichloromethane
Concen: 9.588 ppbv
RT: 4.486 min Scan# 1359
Delta R.T. 0.003 min
Lab File: VL041788.D
Acq: 18 Dec 2024 10:29

Tgt Ion: 83 Resp: 140832

Ion	Ratio	Lower	Upper
83	100		
85	64.1	48.0	72.0
127	7.3	5.8	8.8

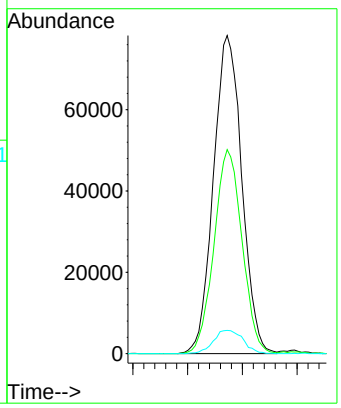

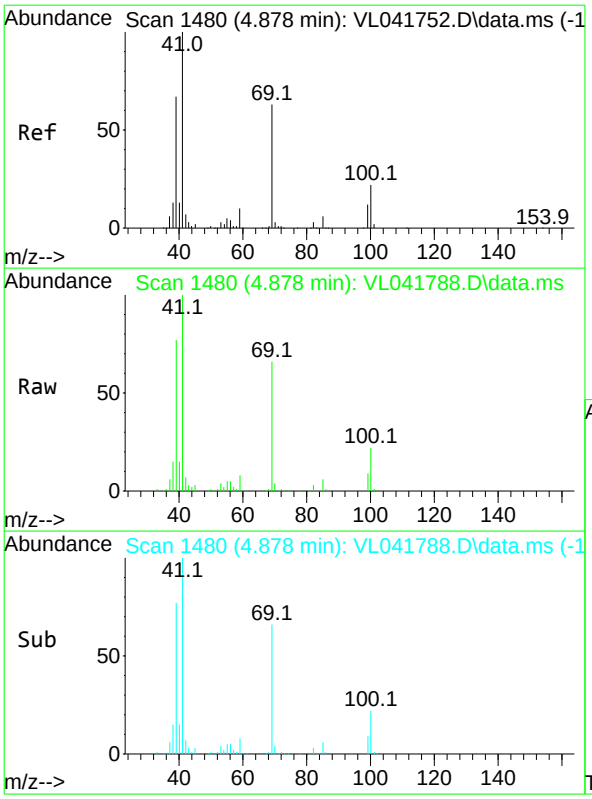

#43
Methyl Methacrylate
Concen: 8.895 ppbv
RT: 4.878 min Scan# 14
Delta R.T. -0.000 min
Lab File: VL041788.D
Acq: 18 Dec 2024 10:29

Tgt Ion: 69 Resp: 69545

Ion	Ratio	Lower	Upper
69	100		
41	161.4	130.3	195.5
100	35.2	28.3	42.5

Instrument :
MSVOA_L
ClientSampleId :
VSTDCCC010

Manual Integrations
APPROVED

Reviewed By :Semsettin Yesilyurt 12/19/2024
Supervised By :Mahesh Dadoda 12/19/2024

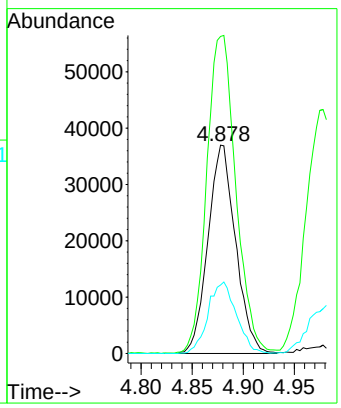

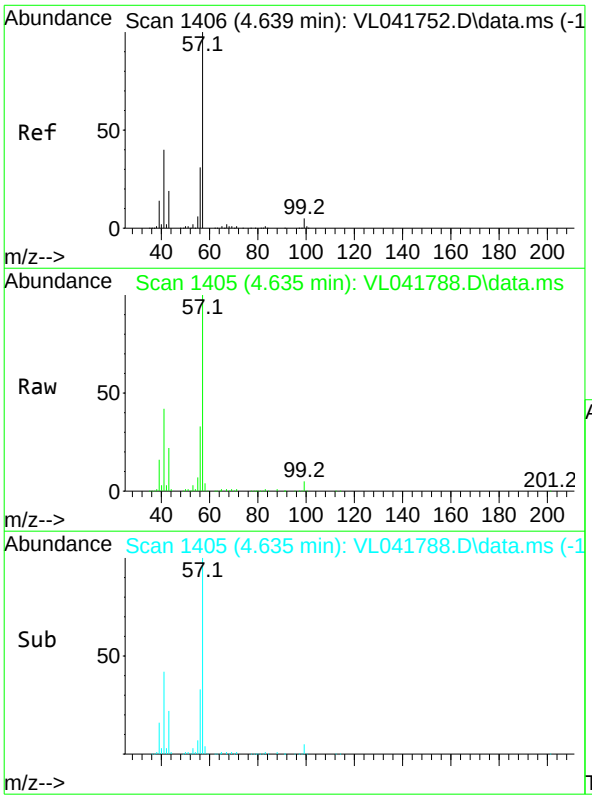

#44
2,2,4-Trimethylpentane
Concen: 8.627 ppbv
RT: 4.635 min Scan# 1405
Delta R.T. -0.004 min
Lab File: VL041788.D
Acq: 18 Dec 2024 10:29

Tgt Ion: 57 Resp: 302332

Ion	Ratio	Lower	Upper
57	100		
41	40.7	30.7	46.1
56	32.3	25.4	38.0

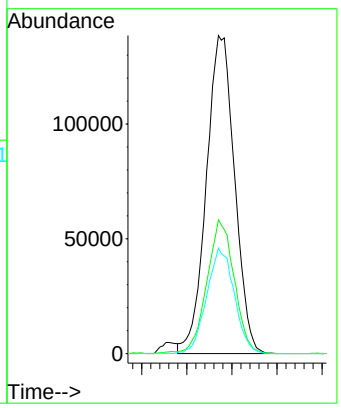

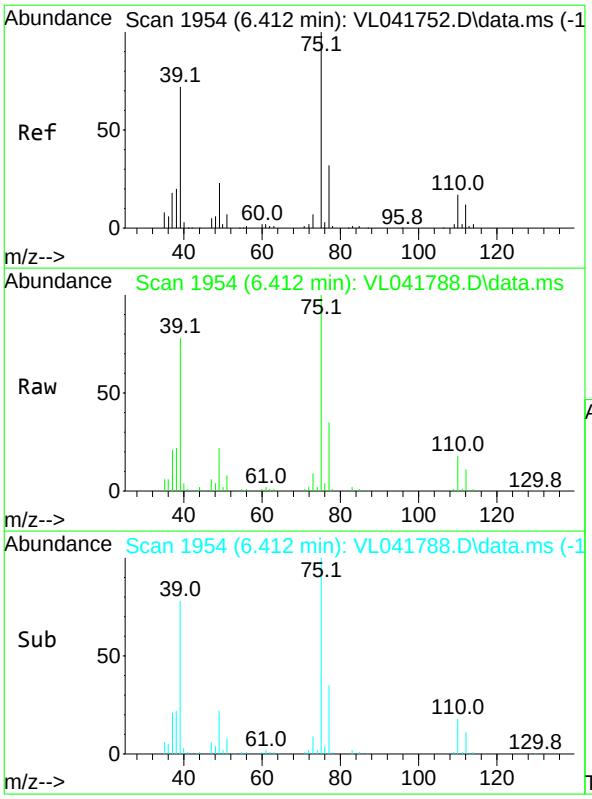

#45
t-1,3-Dichloropropene
Concen: 8.607 ppbv
RT: 6.412 min Scan# 19
Delta R.T. -0.000 min
Lab File: VL041788.D
Acq: 18 Dec 2024 10:29

Instrument :
MSVOA_L
ClientSampleId :
VSTDCCC010

Tgt Ion: 75 Resp: 69601

Ion	Ratio	Lower	Upper
75	100		
77	34.6	25.9	38.9

Manual Integrations
APPROVED

Reviewed By :Semsettin Yesilyurt 12/19/2024
Supervised By :Mahesh Dadoda 12/19/2024

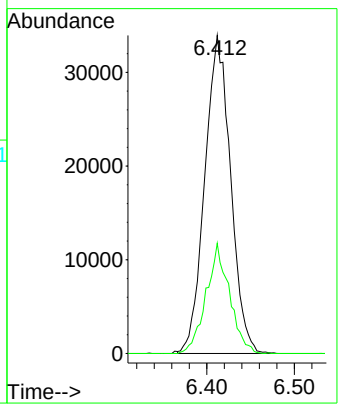

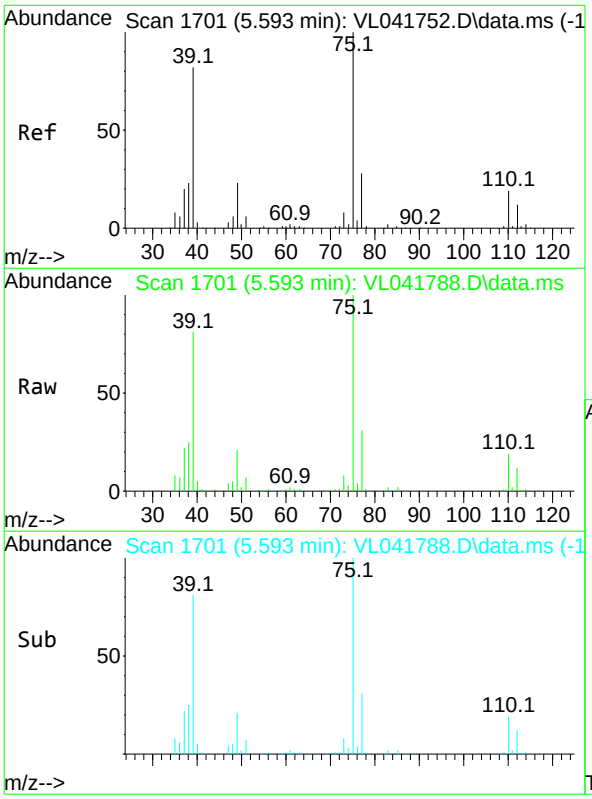

#46
cis-1,3-Dichloropropene
Concen: 8.701 ppbv m
RT: 5.593 min Scan# 1701
Delta R.T. -0.000 min
Lab File: VL041788.D
Acq: 18 Dec 2024 10:29

Tgt Ion: 75 Resp: 89328

Ion	Ratio	Lower	Upper
75	100		
39	81.0	65.2	97.8
77	31.4	22.0	33.0

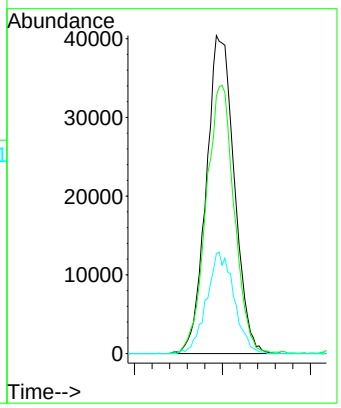

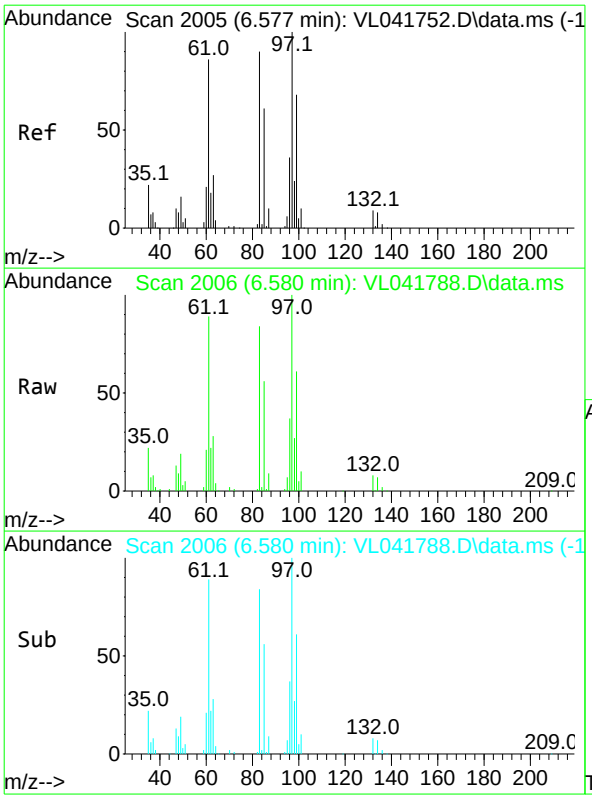

#47
1,1,2-Trichloroethane
Concen: 8.736 ppbv
RT: 6.580 min Scan# 20
Delta R.T. 0.003 min
Lab File: VL041788.D
Acq: 18 Dec 2024 10:29

Instrument :
MSVOA_L
ClientSampleId :
VSTDCCC010

Tgt Ion: 97 Resp: 67717

Ion	Ratio	Lower	Upper
97	100		
83	84.1	72.3	108.5
85	56.5	48.5	72.7
99	60.8	54.0	81.0

Manual Integrations
APPROVED

Reviewed By :Semsettin Yesilyurt 12/19/2024
Supervised By :Mahesh Dadoda 12/19/2024

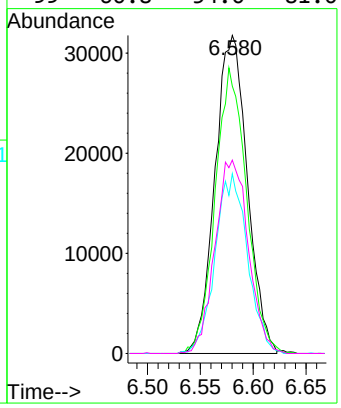

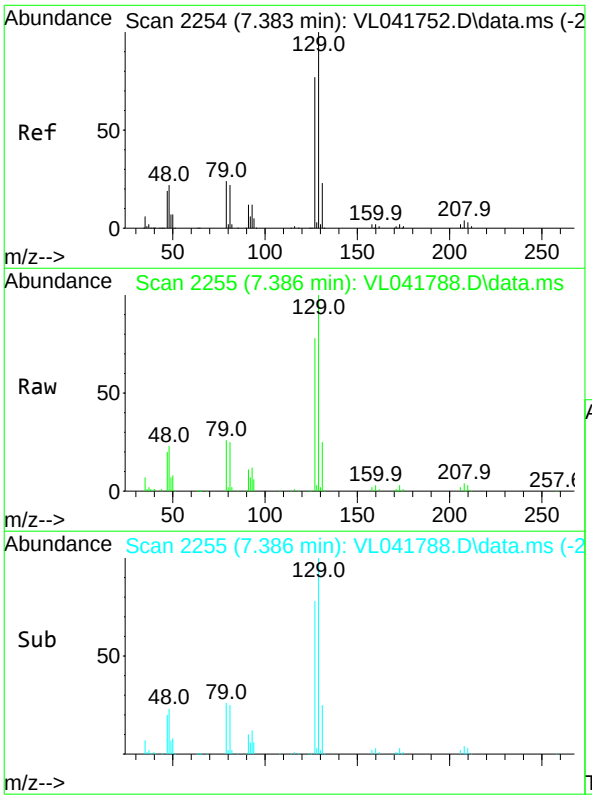

#48
Dibromochloromethane
Concen: 9.625 ppbv
RT: 7.386 min Scan# 2255
Delta R.T. 0.003 min
Lab File: VL041788.D
Acq: 18 Dec 2024 10:29

Tgt Ion:129 Resp: 101875

Ion	Ratio	Lower	Upper
129	100		
127	80.0	38.8	116.3

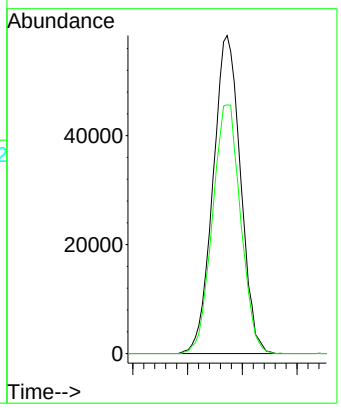

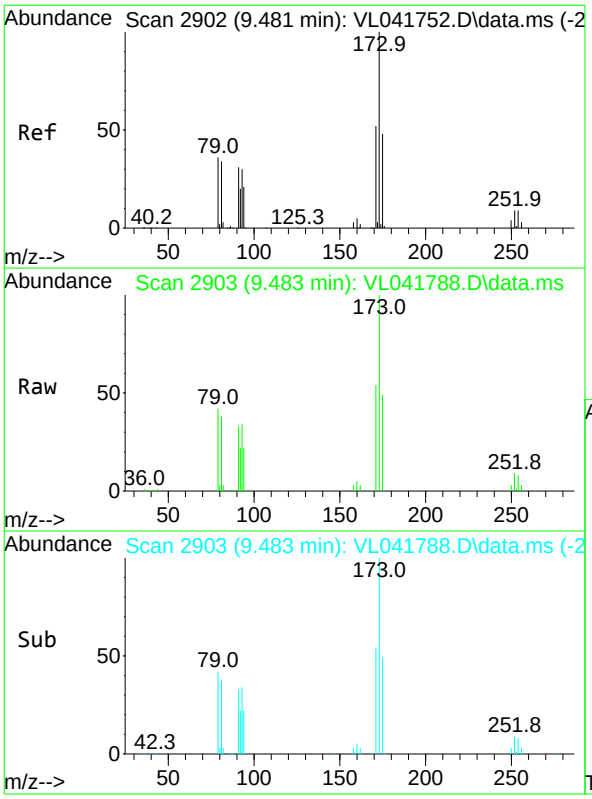

#49
Bromoform
Concen: 9.655 ppbv
RT: 9.483 min Scan# 29
Delta R.T. 0.003 min
Lab File: VL041788.D
Acq: 18 Dec 2024 10:29

Instrument :
MSVOA_L
ClientSampleId :
VSTDCCC010

Tgt Ion:173 Resp: 83649

Ion	Ratio	Lower	Upper
173	100		
175	48.6	38.2	57.2
171	52.2	41.1	61.7

Manual Integrations
APPROVED

Reviewed By :Semsettin Yesilyurt 12/19/2024
Supervised By :Mahesh Dadoda 12/19/2024

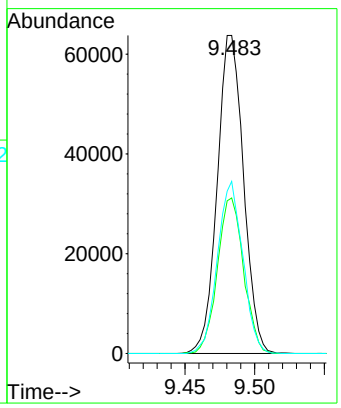

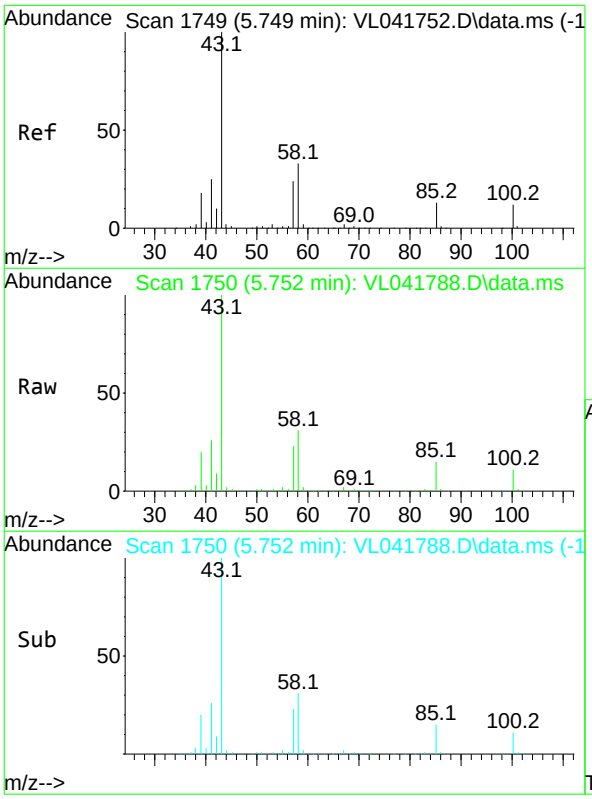

#50
4-Methyl-2-Pentanone
Concen: 8.600 ppbv
RT: 5.752 min Scan# 1750
Delta R.T. 0.003 min
Lab File: VL041788.D
Acq: 18 Dec 2024 10:29

Tgt Ion: 43 Resp: 186865

Ion	Ratio	Lower	Upper
43	100		
58	33.2	26.8	40.2

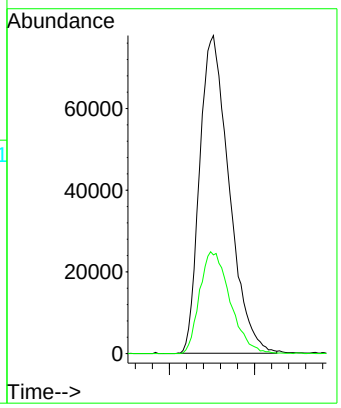

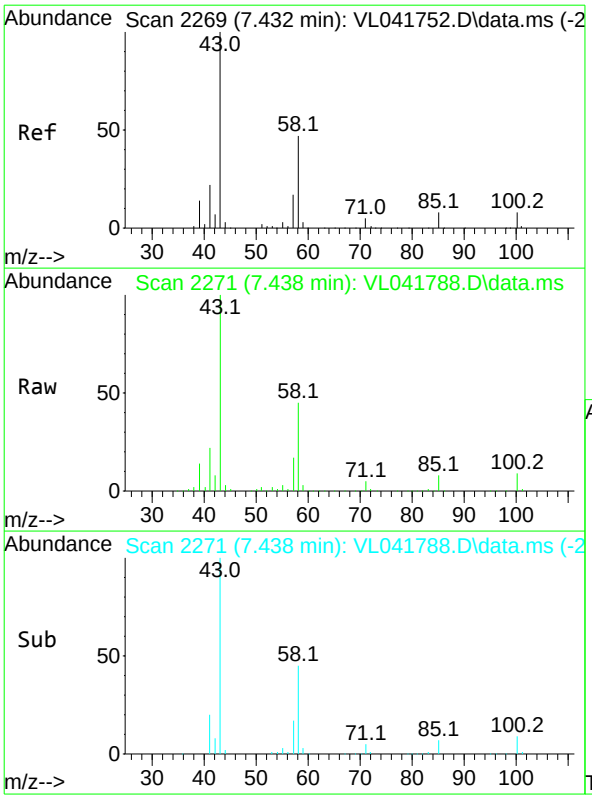

#51
2-Hexanone
Concen: 8.472 ppbv
RT: 7.438 min Scan# 22
Delta R.T. 0.006 min
Lab File: VL041788.D
Acq: 18 Dec 2024 10:29

Instrument :
MSVOA_L
ClientSampleId :
VSTDCCC010

Tgt Ion: 43 Resp: 149217

Ion	Ratio	Lower	Upper
43	100		
58	44.3	36.6	55.0
98	0.4	0.1	0.1#

Manual Integrations
APPROVED

Reviewed By :Semsettin Yesilyurt 12/19/2024
Supervised By :Mahesh Dadoda 12/19/2024

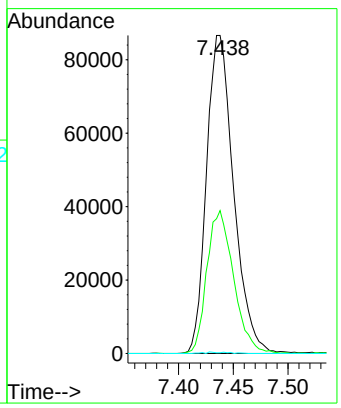

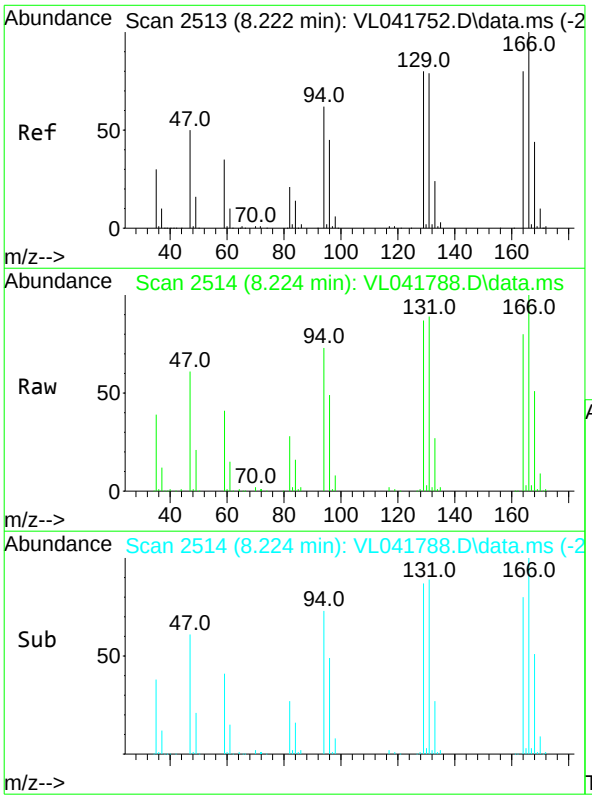

#52
Tetrachloroethene
Concen: 7.824 ppbv
RT: 8.224 min Scan# 2514
Delta R.T. 0.003 min
Lab File: VL041788.D
Acq: 18 Dec 2024 10:29

Tgt Ion:164 Resp: 59756

Ion	Ratio	Lower	Upper
164	100		
166	124.1	99.8	149.6
129	108.3	79.6	119.4
131	110.9	78.6	117.8

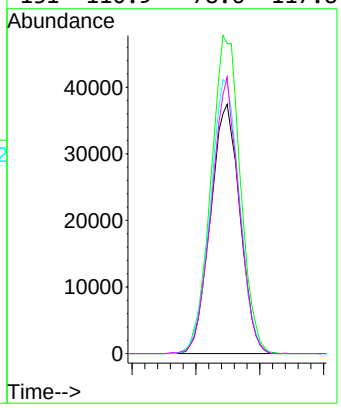

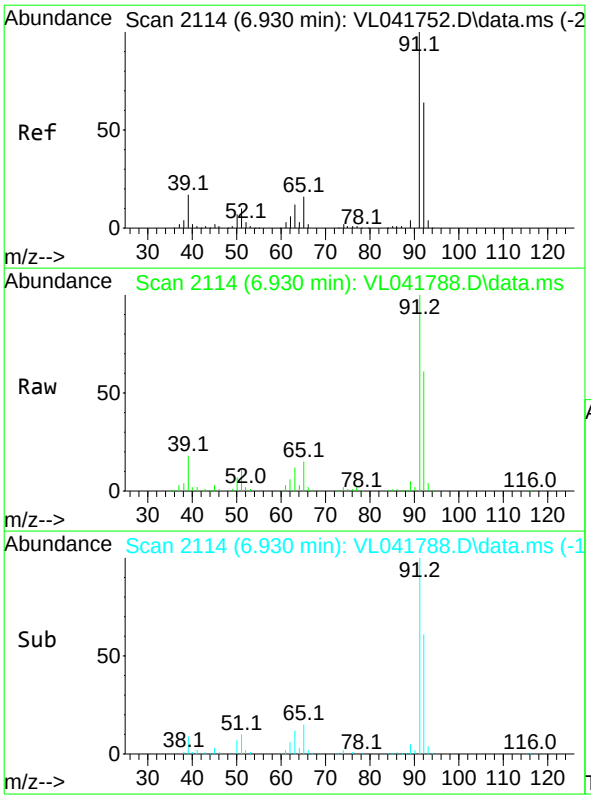

#53
Toluene
Concen: 8.389 ppbv
RT: 6.930 min Scan# 21
Delta R.T. -0.000 min
Lab File: VL041788.D
Acq: 18 Dec 2024 10:29

Tgt Ion: 91 Resp: 195158

Ion	Ratio	Lower	Upper
91	100		
92	60.5	47.9	71.9

Instrument :
MSVOA_L
ClientSampleId :
VSTDCCC010

Manual Integrations
APPROVED

Reviewed By :Semsettin Yesilyurt 12/19/2024
Supervised By :Mahesh Dadoda 12/19/2024

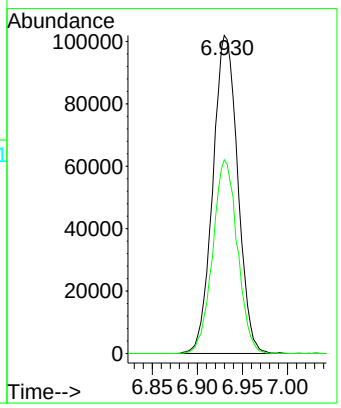

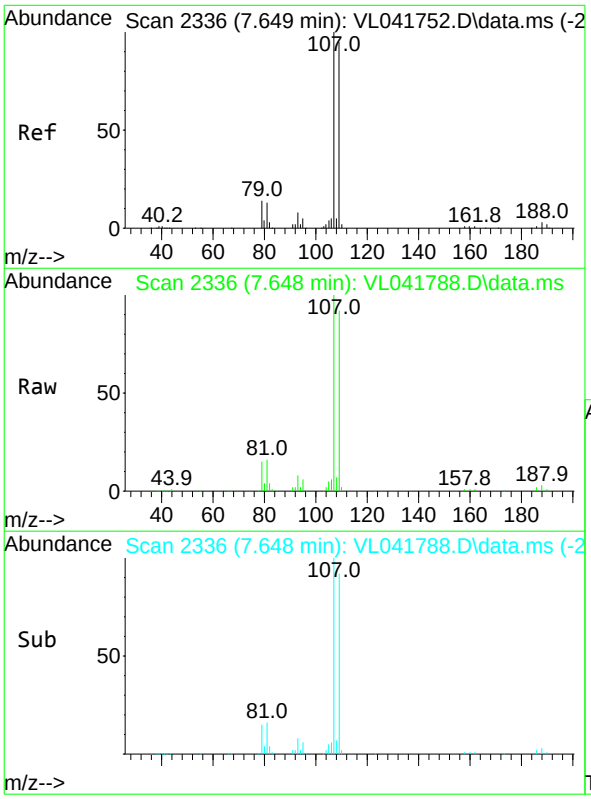

#54
1,2-Dibromoethane
Concen: 8.814 ppbv
RT: 7.648 min Scan# 2336
Delta R.T. -0.000 min
Lab File: VL041788.D
Acq: 18 Dec 2024 10:29

Tgt Ion:107 Resp: 94138

Ion	Ratio	Lower	Upper
107	100		
109	92.2	75.9	113.9

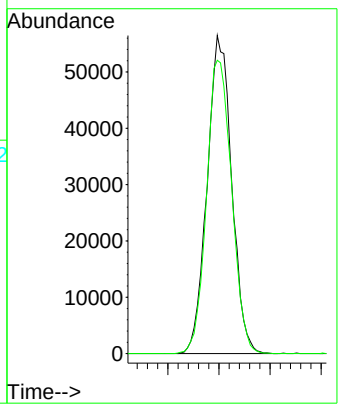

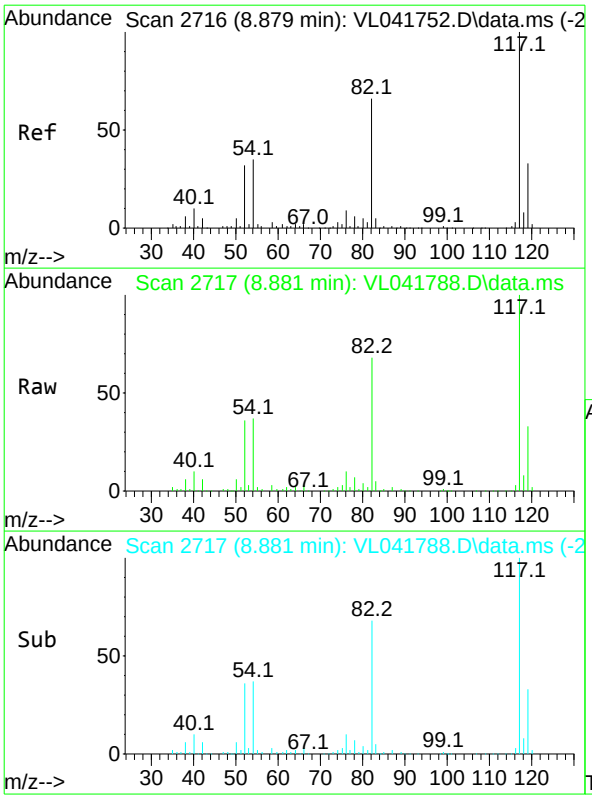

#55
Chlorobenzene-d5
Concen: 10.000 ppbv
RT: 8.881 min Scan# 27
Delta R.T. 0.003 min
Lab File: VL041788.D
Acq: 18 Dec 2024 10:29

Tgt Ion:117 Resp: 172190

Ion	Ratio	Lower	Upper
117	100		
82	73.5	53.8	80.8
119	33.1	26.7	40.1

Instrument :
MSVOA_L
ClientSampleId :
VSTDCCC010

Manual Integrations
APPROVED

Reviewed By :Semsettin Yesilyurt 12/19/2024
Supervised By :Mahesh Dadoda 12/19/2024

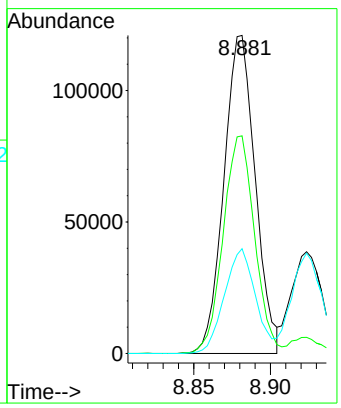

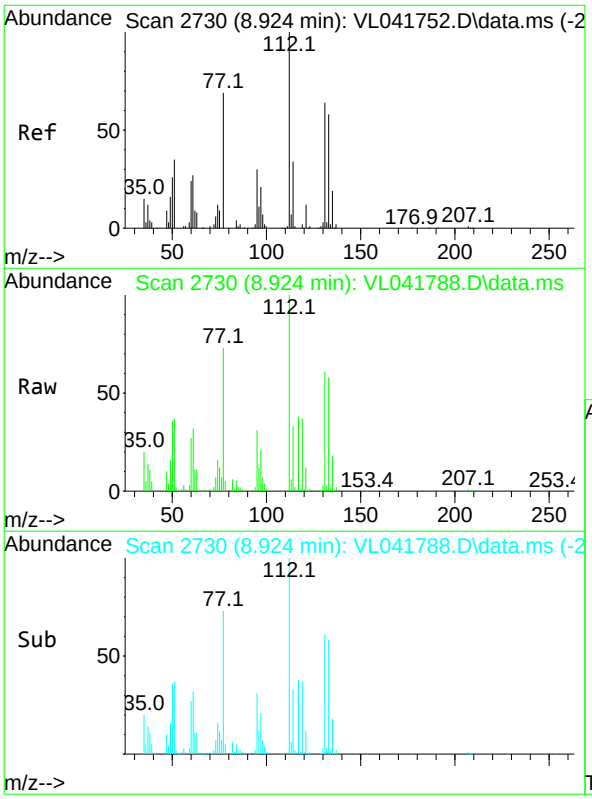

#56
1,1,1,2-Tetrachloroethane
Concen: 9.626 ppbv
RT: 8.924 min Scan# 2730
Delta R.T. -0.000 min
Lab File: VL041788.D
Acq: 18 Dec 2024 10:29

Tgt Ion:131 Resp: 87869

Ion	Ratio	Lower	Upper
131	100		
133	94.8	76.8	115.2
119	60.8	49.0	73.6

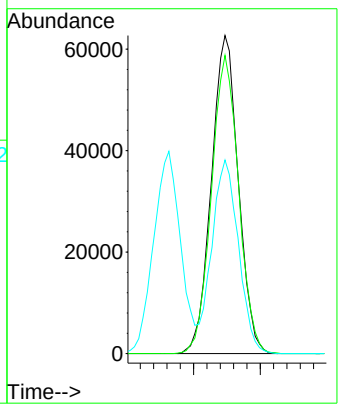

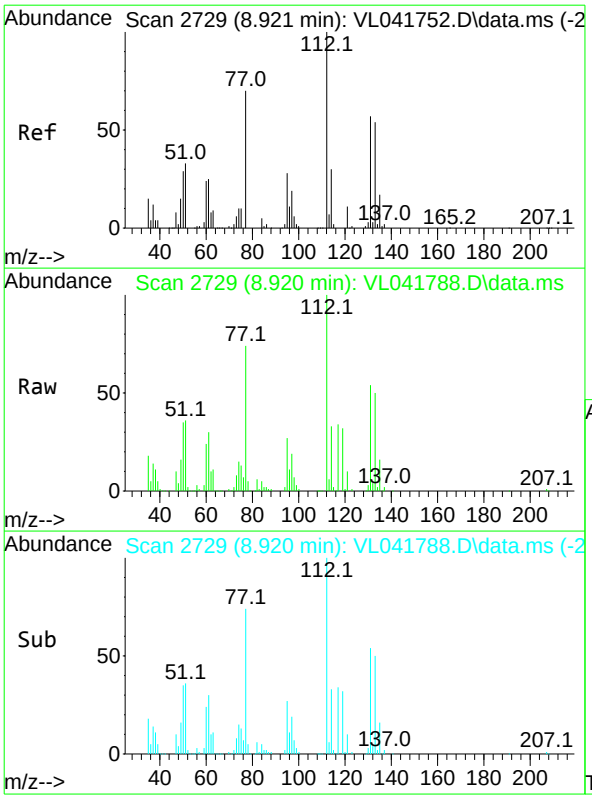

#57
Chlorobenzene
Concen: 8.912 ppbv
RT: 8.920 min Scan# 27
Delta R.T. -0.000 min
Lab File: VL041788.D
Acq: 18 Dec 2024 10:29

Instrument :
MSVOA_L
ClientSampleId :
VSTDCCC010

Tgt Ion:112 Resp: 157039

Ion	Ratio	Lower	Upper
112	100		
77	73.6	57.4	86.0
114	33.2	27.4	33.4

Manual Integrations
APPROVED

Reviewed By :Semsettin Yesilyurt 12/19/2024
Supervised By :Mahesh Dadoda 12/19/2024

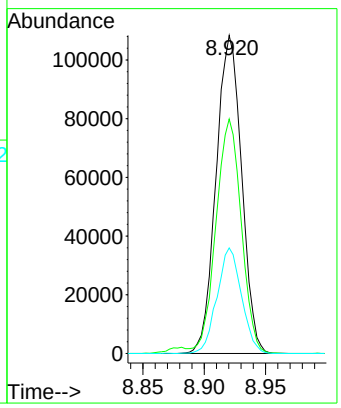

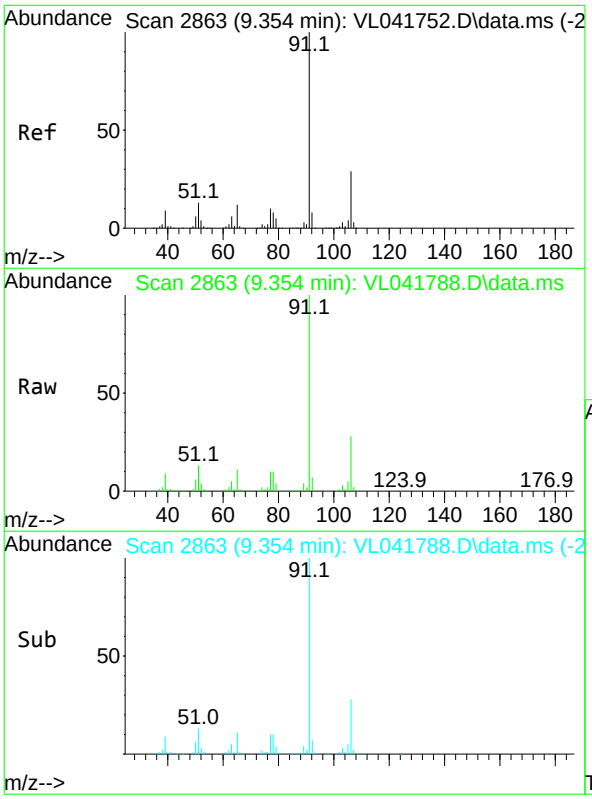

#58
Ethyl Benzene
Concen: 9.074 ppbv
RT: 9.354 min Scan# 2863
Delta R.T. -0.000 min
Lab File: VL041788.D
Acq: 18 Dec 2024 10:29

Tgt Ion: 91 Resp: 281290

Ion	Ratio	Lower	Upper
91	100		
106	27.7	23.5	35.3

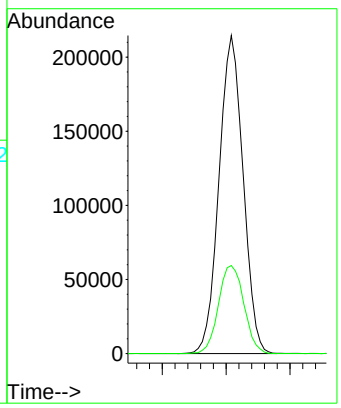

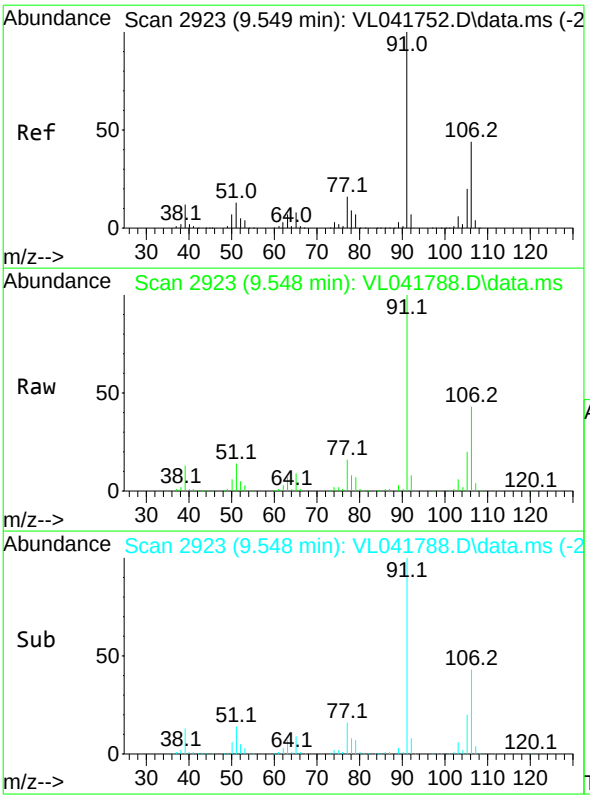

#59
m/p-Xylene
Concen: 18.725 ppbv m
RT: 9.548 min Scan# 29
Delta R.T. -0.000 min
Lab File: VL041788.D
Acq: 18 Dec 2024 10:29

Tgt Ion: 91 Resp: 466737

Ion	Ratio	Lower	Upper
91	100		
106	45.2	0.0	0.0#

Instrument :
MSVOA_L
ClientSampleId :
VSTDCCC010

Manual Integrations
APPROVED

Reviewed By :Semsettin Yesilyurt 12/19/2024
Supervised By :Mahesh Dadoda 12/19/2024

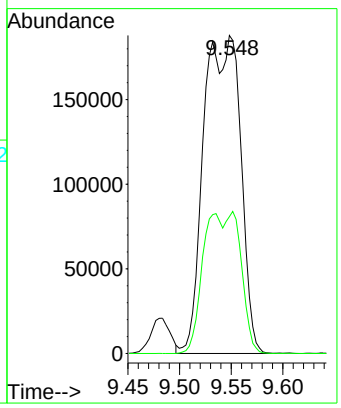

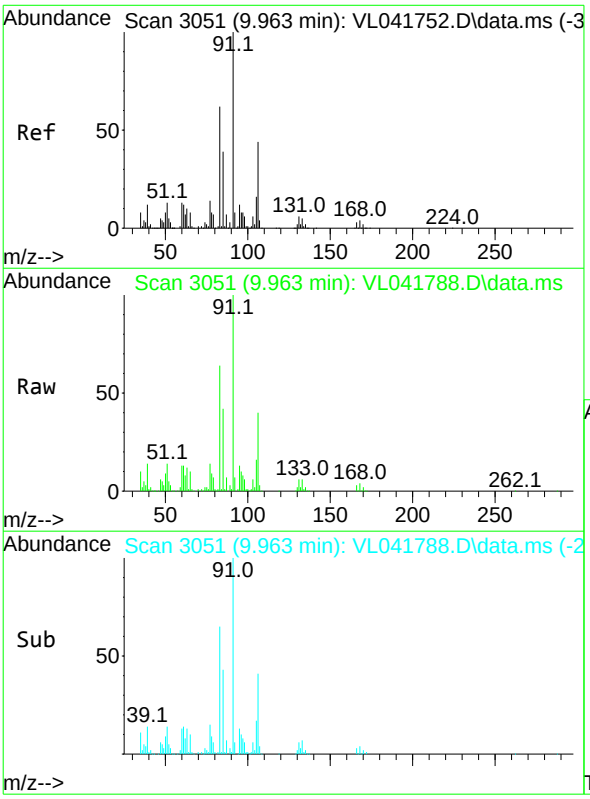

#60
o-Xylene
Concen: 9.283 ppbv
RT: 9.963 min Scan# 3051
Delta R.T. -0.000 min
Lab File: VL041788.D
Acq: 18 Dec 2024 10:29

Tgt Ion: 91 Resp: 232028

Ion	Ratio	Lower	Upper
91	100		
106	42.1	21.1	63.4

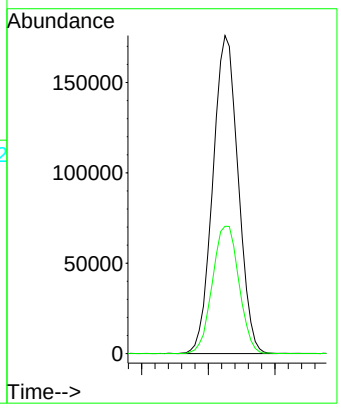

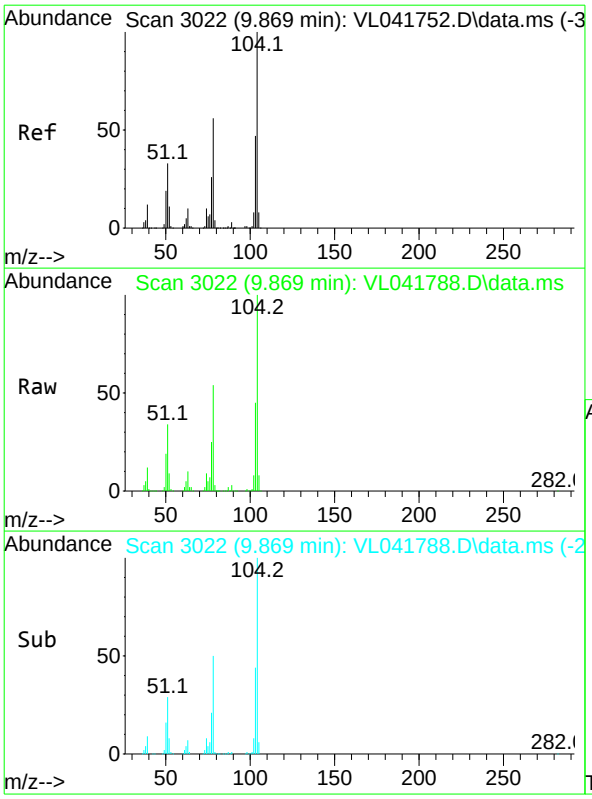

#61
Styrene
Concen: 9.550 ppbv
RT: 9.869 min Scan# 30
Delta R.T. -0.000 min
Lab File: VL041788.D
Acq: 18 Dec 2024 10:29

Instrument :
MSVOA_L
ClientSampleId :
VSTDCCC010

Tgt Ion:104 Resp: 103216

Ion	Ratio	Lower	Upper
104	100		
78	55.1	43.8	65.6
103	46.5	37.8	56.6

Manual Integrations
APPROVED

Reviewed By :Semsettin Yesilyurt 12/19/2024
Supervised By :Mahesh Dadoda 12/19/2024

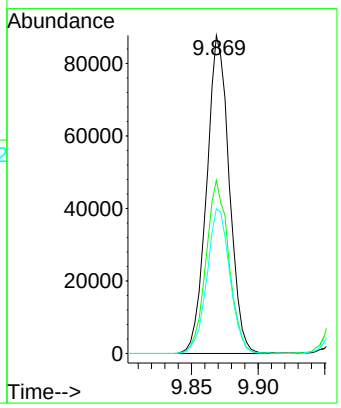

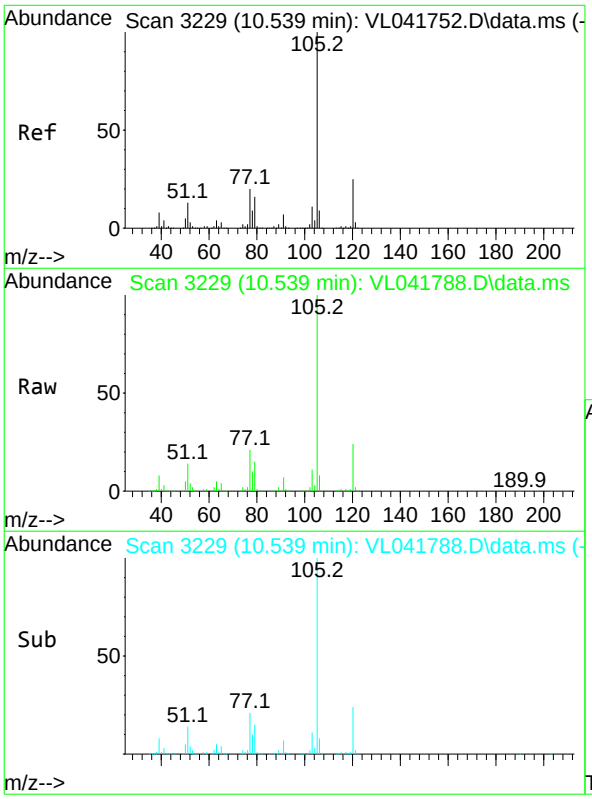

#62
Isopropylbenzene
Concen: 9.397 ppbv
RT: 10.539 min Scan# 3229
Delta R.T. -0.000 min
Lab File: VL041788.D
Acq: 18 Dec 2024 10:29

Tgt Ion:105 Resp: 352903

Ion	Ratio	Lower	Upper
105	100		
120	24.7	19.8	29.8

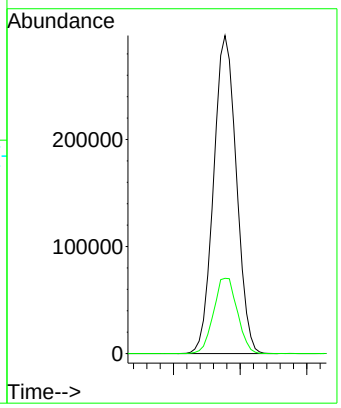

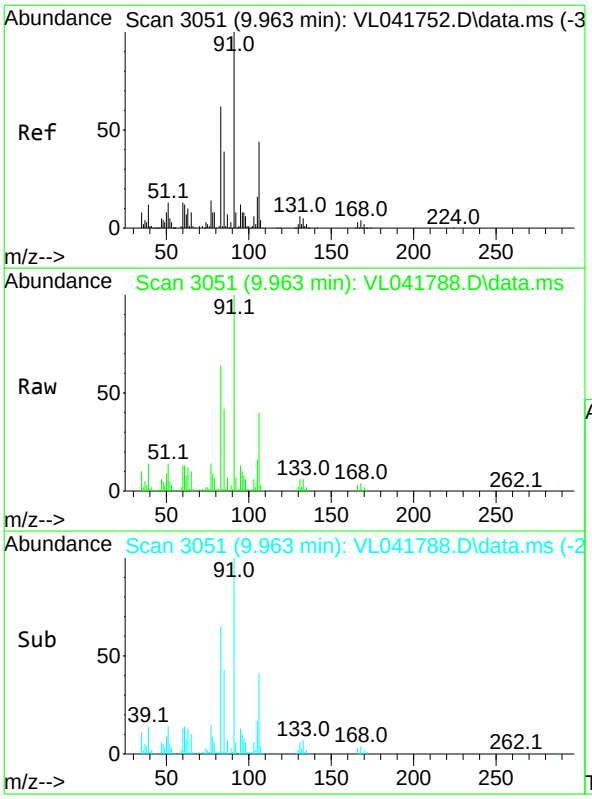

#63
1,1,2,2-Tetrachloroethane
Concen: 9.216 ppbv
RT: 9.963 min Scan# 30
Delta R.T. -0.000 min
Lab File: VL041788.D
Acq: 18 Dec 2024 10:29

Tgt Ion: 83 Resp: 144197

Ion	Ratio	Lower	Upper
83	100		
131	9.2	4.9	14.7
85	63.4	32.0	96.2

Instrument :
MSVOA_L
ClientSampleId :
VSTDCCC010

Manual Integrations
APPROVED

Reviewed By :Semsettin Yesilyurt 12/19/2024
Supervised By :Mahesh Dadoda 12/19/2024

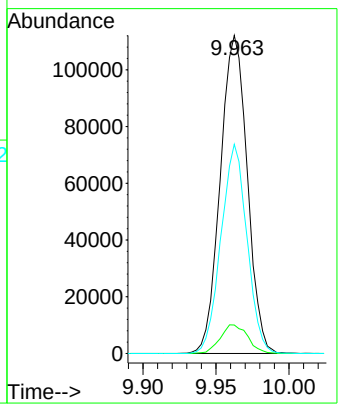

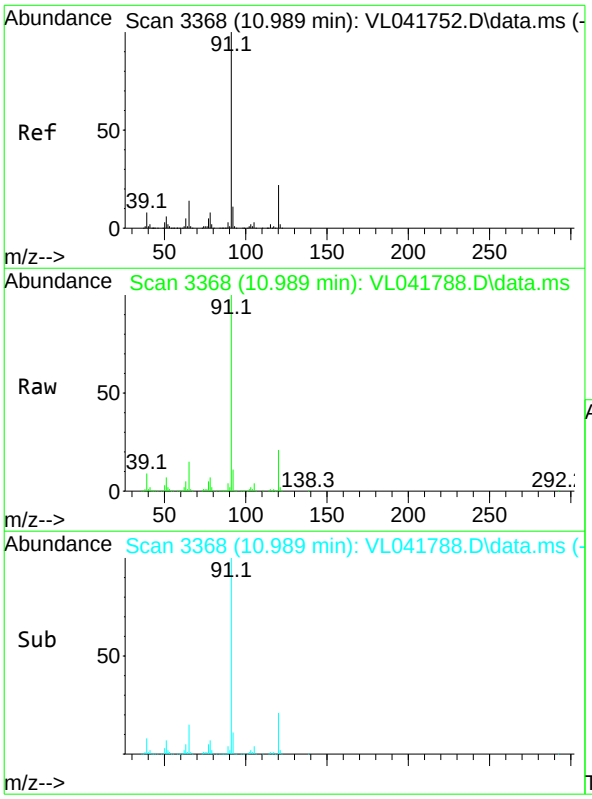

#64
n-propylbenzene
Concen: 9.483 ppbv
RT: 10.989 min Scan# 3368
Delta R.T. -0.000 min
Lab File: VL041788.D
Acq: 18 Dec 2024 10:29

Tgt Ion:120 Resp: 90043

Ion	Ratio	Lower	Upper
120	100		
91	480.1	387.3	580.9

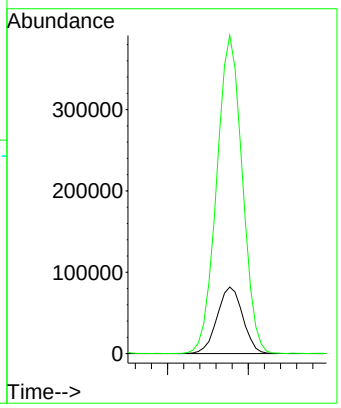

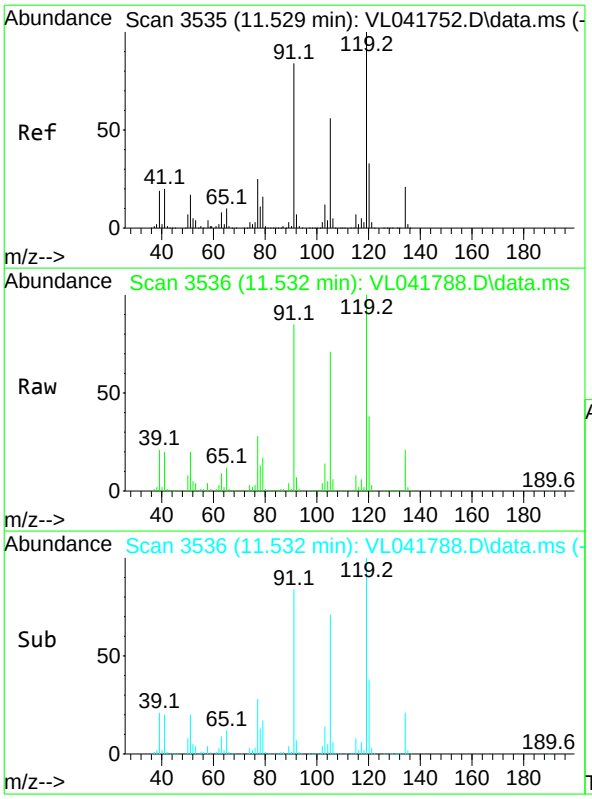

#65
tert-Butylbenzene
Concen: 9.295 ppbv
RT: 11.532 min Scan# 35
Delta R.T. 0.003 min
Lab File: VL041788.D
Acq: 18 Dec 2024 10:29

Tgt Ion:119 Resp: 314940

Ion	Ratio	Lower	Upper
119	100		
91	85.5	67.0	100.4
134	19.9	16.5	24.7

Instrument :
MSVOA_L
ClientSampleId :
VSTDCCC010

Manual Integrations
APPROVED

Reviewed By :Semsettin Yesilyurt 12/19/2024
Supervised By :Mahesh Dadoda 12/19/2024

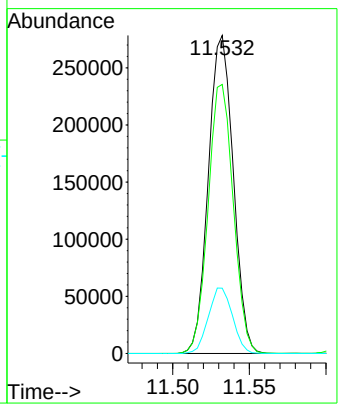

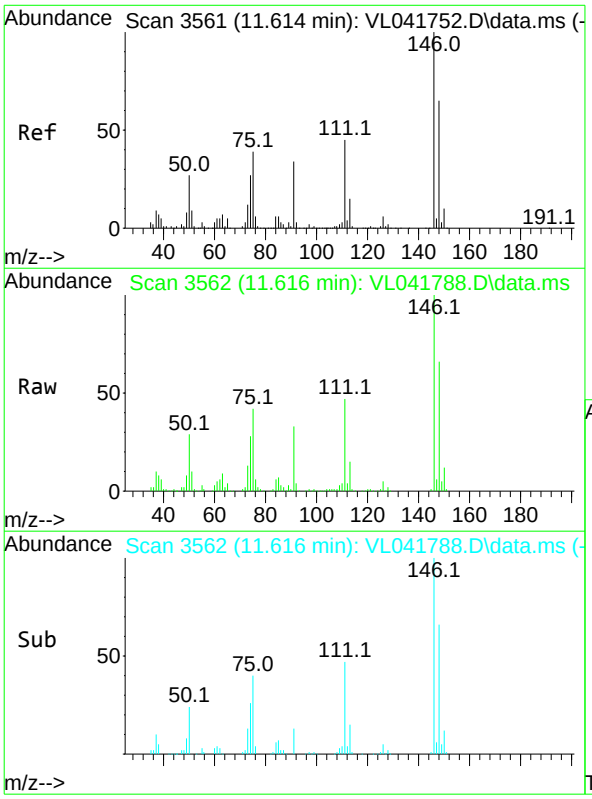

#66
Benzyl Chloride
Concen: 7.426 ppbv
RT: 11.616 min Scan# 3562
Delta R.T. 0.003 min
Lab File: VL041788.D
Acq: 18 Dec 2024 10:29

Tgt Ion: 91 Resp: 22164

Ion	Ratio	Lower	Upper
91	100		
126	17.3	13.9	20.9
128	5.8	4.4	6.6

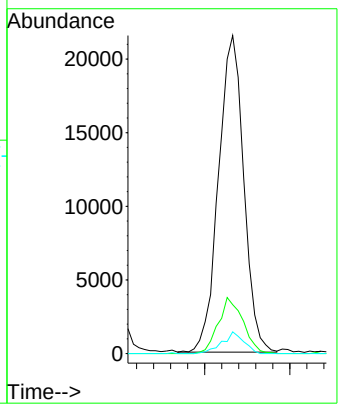

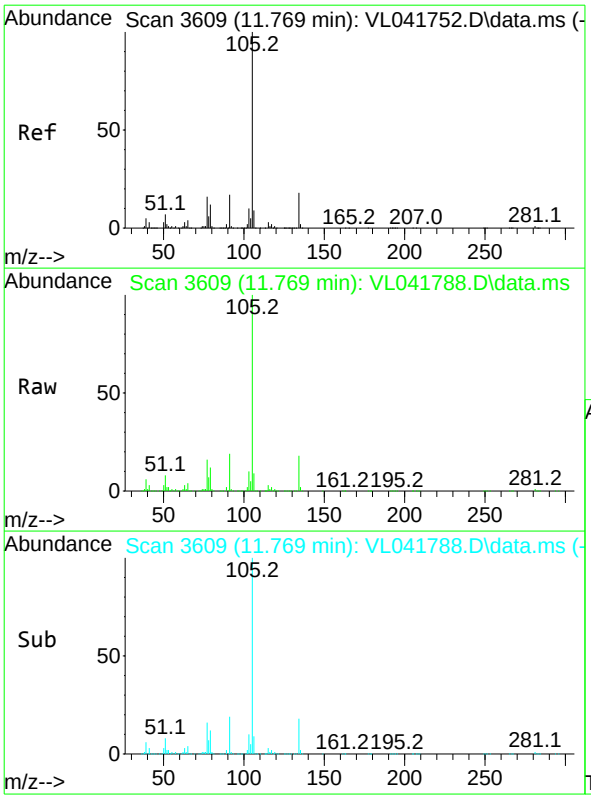

#67
sec-Butylbenzene
Concen: 9.431 ppbv
RT: 11.769 min Scan# 36
Delta R.T. -0.000 min
Lab File: VL041788.D
Acq: 18 Dec 2024 10:29

Tgt Ion:105 Resp: 442201

Ion	Ratio	Lower	Upper
105	100		
134	18.3	14.5	21.7

Instrument :
MSVOA_L
ClientSampleId :
VSTDCCC010

Manual Integrations
APPROVED

Reviewed By :Semsettin Yesilyurt 12/19/2024
Supervised By :Mahesh Dadoda 12/19/2024

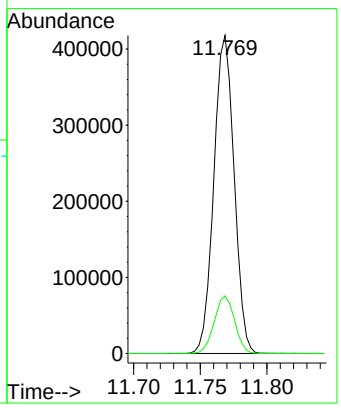

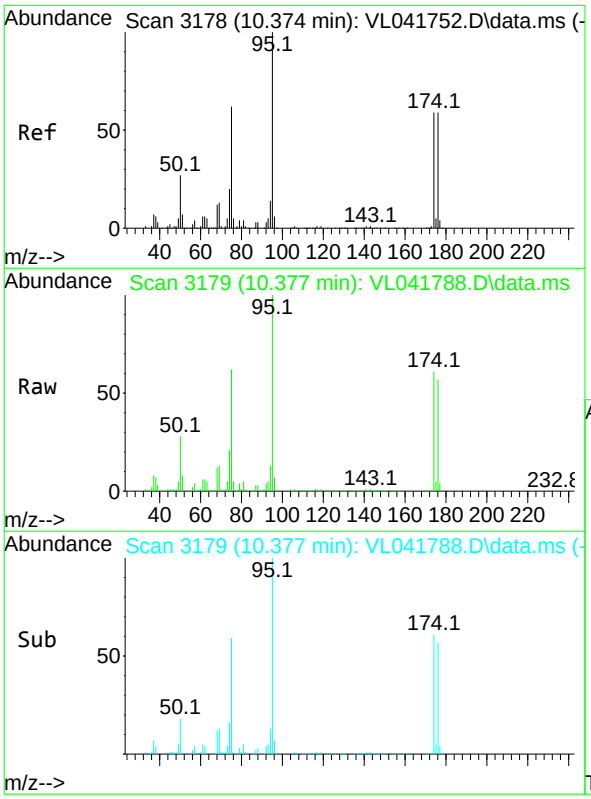

#68
1-Bromo-4-Fluorobenzene
Concen: 10.503 ppbv
RT: 10.377 min Scan# 3179
Delta R.T. 0.003 min
Lab File: VL041788.D
Acq: 18 Dec 2024 10:29

Tgt Ion: 95 Resp: 150705

Ion	Ratio	Lower	Upper
95	100		
174	59.0	47.6	71.4
175	4.7	3.7	5.5

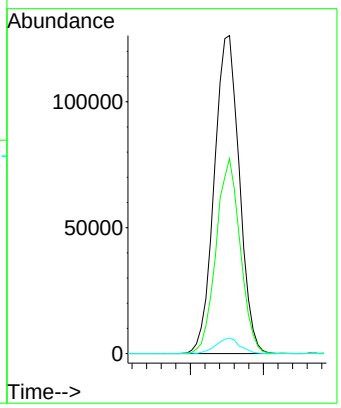

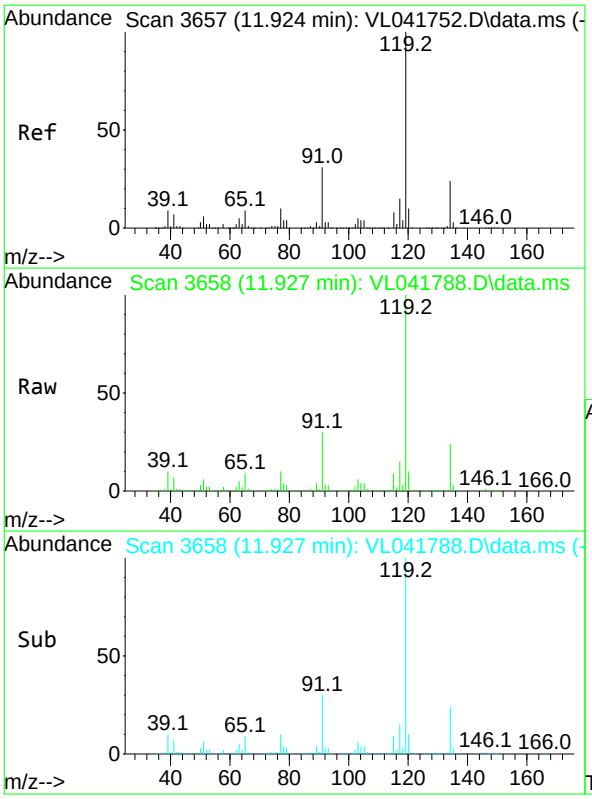

#69
p-Isopropyltoluene
Concen: 9.569 ppbv
RT: 11.927 min Scan# 36
Delta R.T. 0.003 min
Lab File: VL041788.D
Acq: 18 Dec 2024 10:29

Tgt Ion:119 Resp: 369746

Ion	Ratio	Lower	Upper
119	100		
134	24.2	19.6	29.4
91	31.4	24.4	36.6

Instrument :
MSVOA_L
ClientSampleId :
VSTDCCC010

Manual Integrations
APPROVED

Reviewed By :Semsettin Yesilyurt 12/19/2024
Supervised By :Mahesh Dadoda 12/19/2024

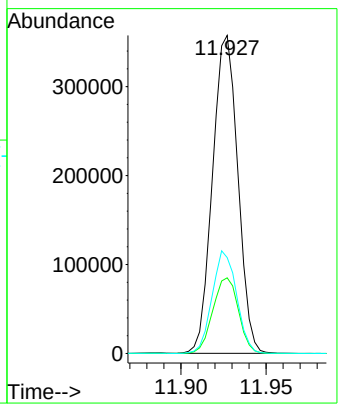

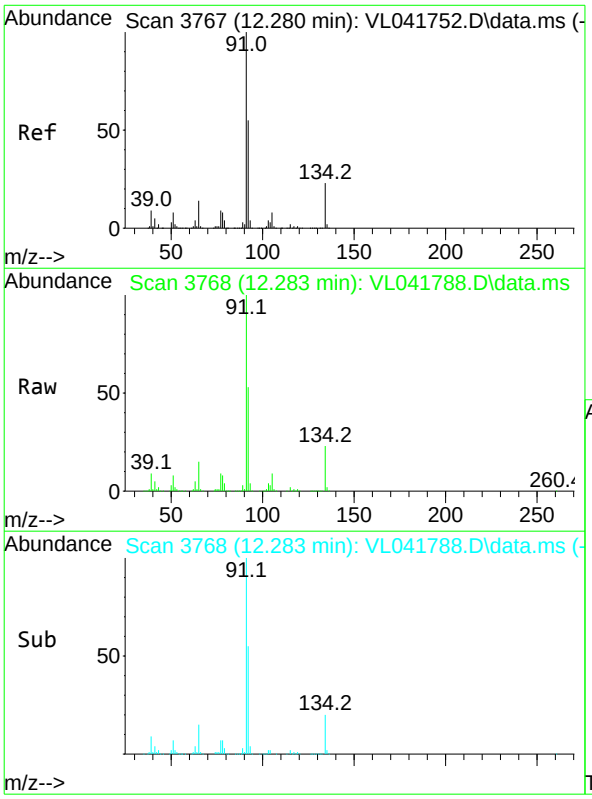

#70
n-Butylbenzene
Concen: 9.999 ppbv
RT: 12.283 min Scan# 3768
Delta R.T. 0.003 min
Lab File: VL041788.D
Acq: 18 Dec 2024 10:29

Tgt Ion: 91 Resp: 373294

Ion	Ratio	Lower	Upper
91	100		
92	53.4	43.2	64.8
134	22.5	18.2	27.4

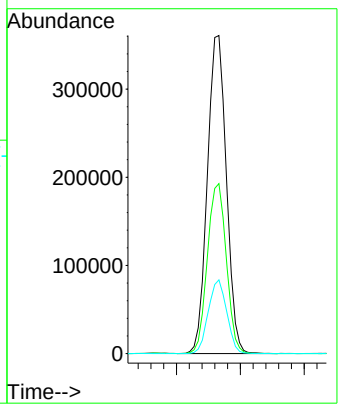

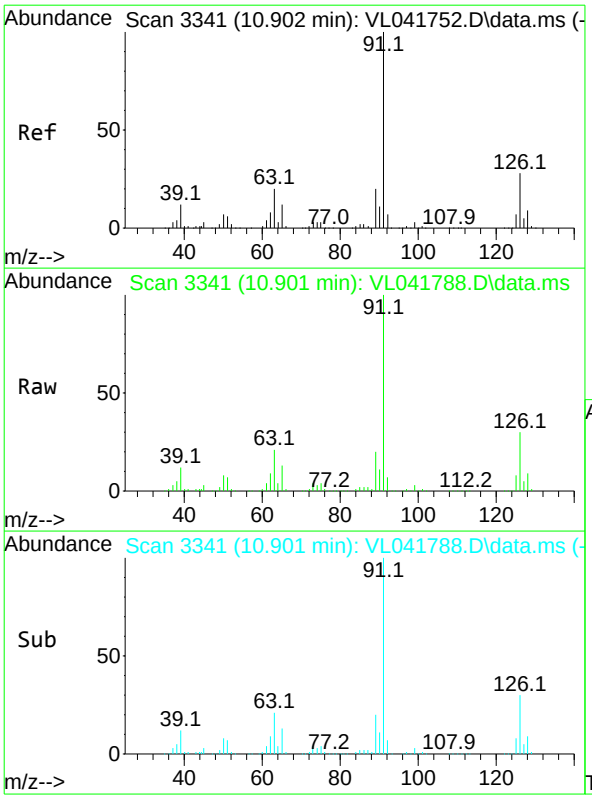

#71
2-Chlorotoluene
Concen: 9.240 ppbv
RT: 10.901 min Scan# 33
Delta R.T. -0.000 min
Lab File: VL041788.D
Acq: 18 Dec 2024 10:29

Tgt Ion: 91 Resp: 264866

Ion	Ratio	Lower	Upper
91	100		
126	28.7	11.6	46.4

Instrument :
MSVOA_L
ClientSampleId :
VSTDCCC010

Manual Integrations
APPROVED

Reviewed By :Semsettin Yesilyurt 12/19/2024
Supervised By :Mahesh Dadoda 12/19/2024

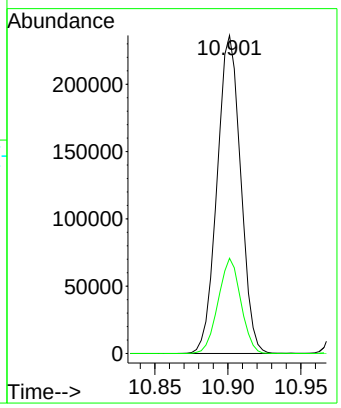

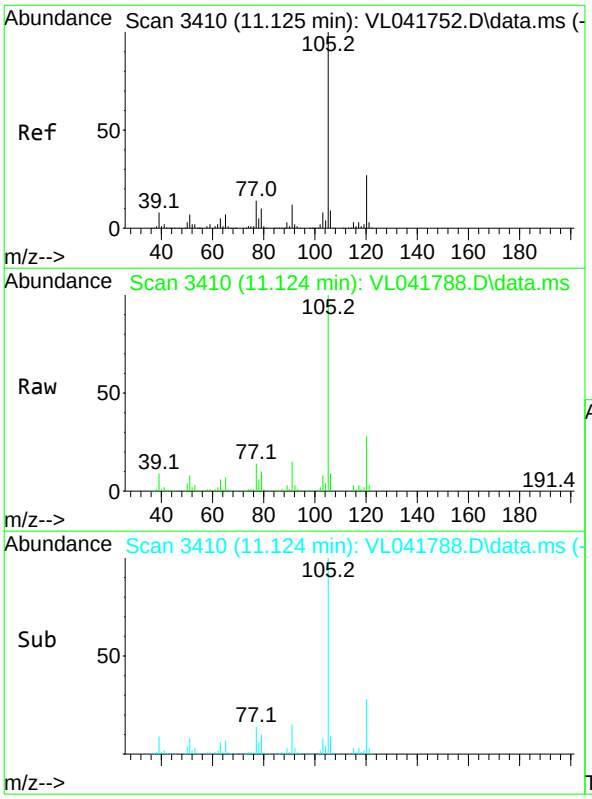

#72
4-Ethyltoluene
Concen: 9.676 ppbv
RT: 11.124 min Scan# 3410
Delta R.T. -0.000 min
Lab File: VL041788.D
Acq: 18 Dec 2024 10:29

Tgt Ion:105 Resp: 285469

Ion	Ratio	Lower	Upper
105	100		
120	28.7	23.3	34.9
91	14.4	10.9	16.3
77	14.8	11.6	17.4

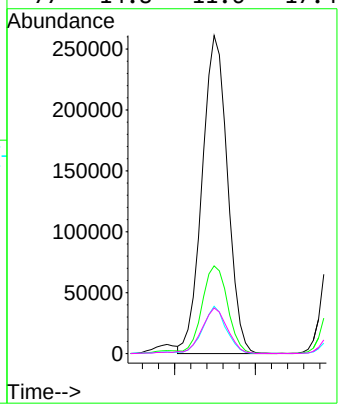

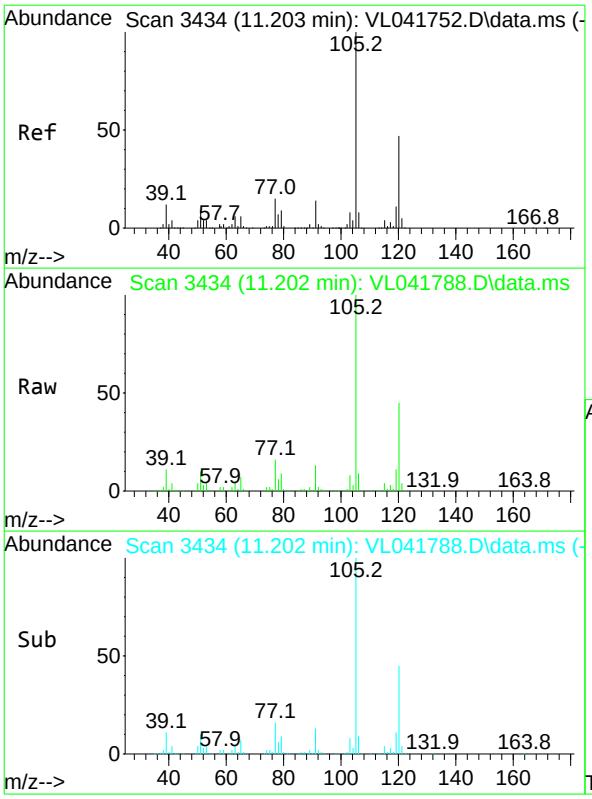

#73
1,3,5-Trimethylbenzene
Concen: 9.918 ppbv
RT: 11.202 min Scan# 34
Delta R.T. -0.000 min
Lab File: VL041788.D
Acq: 18 Dec 2024 10:29

Tgt Ion:105 Resp: 242783

Ion	Ratio	Lower	Upper
105	100		
120	44.8	37.4	56.2

Instrument :
MSVOA_L
ClientSampleId :
VSTDCCC010

Manual Integrations
APPROVED

Reviewed By :Semsettin Yesilyurt 12/19/2024
Supervised By :Mahesh Dadoda 12/19/2024

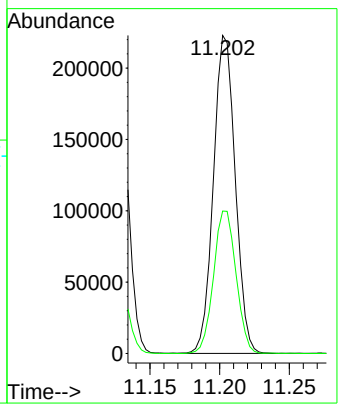

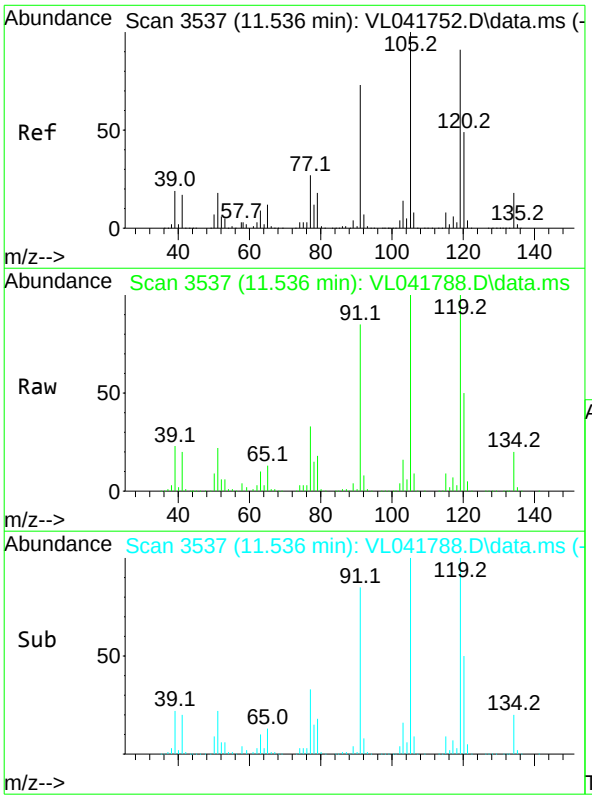

#74
1,2,4-Trimethylbenzene
Concen: 10.003 ppbv
RT: 11.536 min Scan# 3537
Delta R.T. -0.000 min
Lab File: VL041788.D
Acq: 18 Dec 2024 10:29

Tgt Ion:105 Resp: 263301

Ion	Ratio	Lower	Upper
105	100		
120	49.6	39.0	58.4
91	85.2	58.1	87.1
77	32.7	21.8	32.8

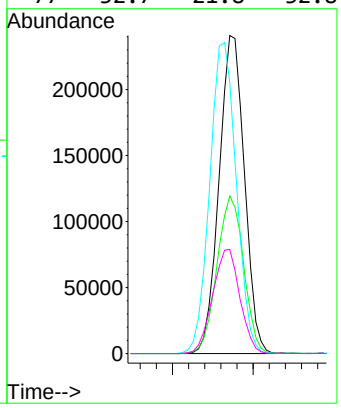

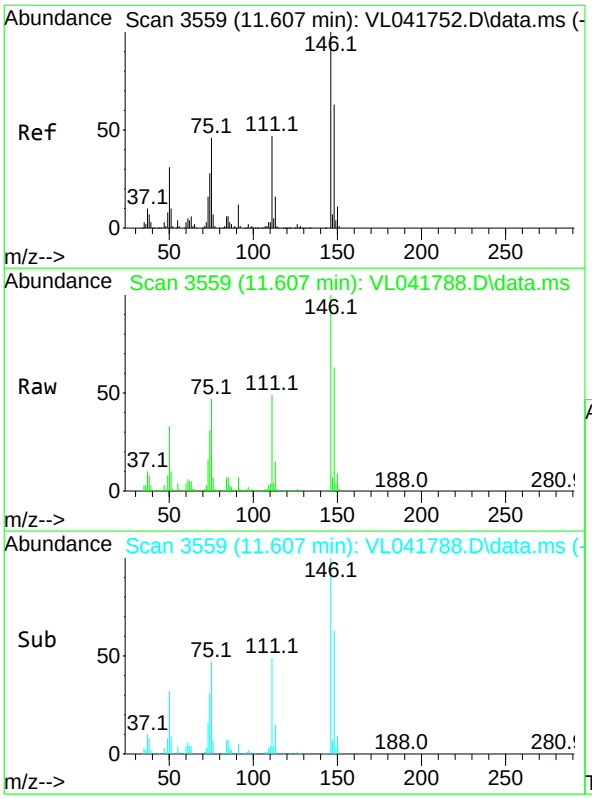

#75
1,3-Dichlorobenzene
Concen: 9.227 ppbv
RT: 11.607 min Scan# 35
Delta R.T. -0.000 min
Lab File: VL041788.D
Acq: 18 Dec 2024 10:29

Tgt Ion:146 Resp: 154857

Ion	Ratio	Lower	Upper
146	100		
111	48.3	23.4	70.3
148	64.0	31.6	95.0

Instrument :
MSVOA_L
ClientSampleId :
VSTDCCC010

Manual Integrations
APPROVED

Reviewed By :Semsettin Yesilyurt 12/19/2024
Supervised By :Mahesh Dadoda 12/19/2024

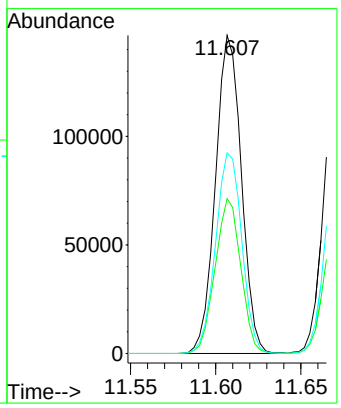

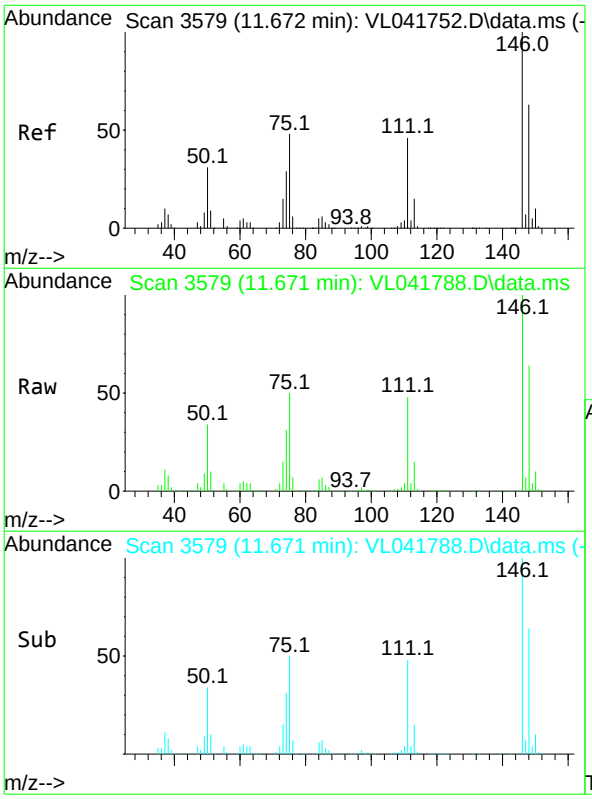

#76
1,4-Dichlorobenzene
Concen: 9.296 ppbv
RT: 11.671 min Scan# 3579
Delta R.T. -0.000 min
Lab File: VL041788.D
Acq: 18 Dec 2024 10:29

Tgt Ion:146 Resp: 154115

Ion	Ratio	Lower	Upper
146	100		
111	46.1	22.7	68.1
148	63.5	31.4	94.0

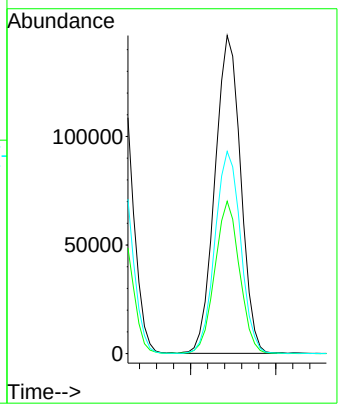

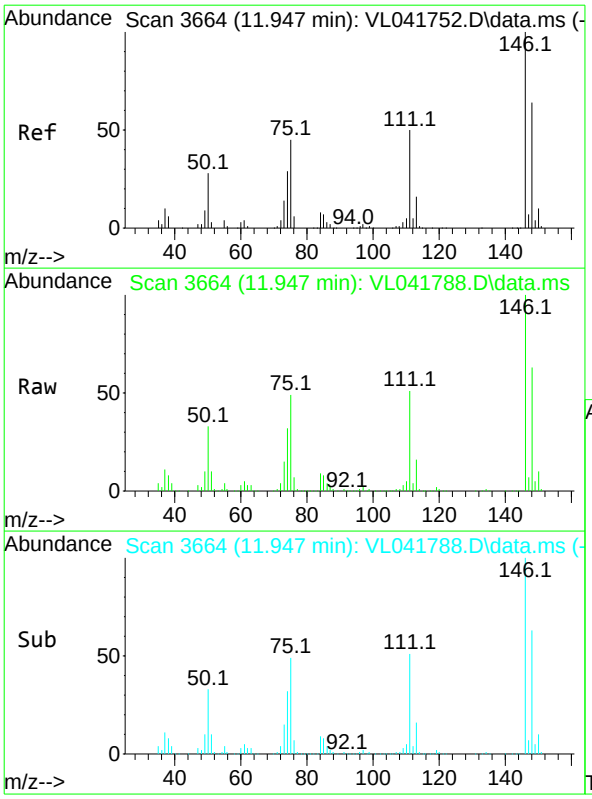

#77
1,2-Dichlorobenzene
Concen: 9.002 ppbv
RT: 11.947 min Scan# 36
Delta R.T. -0.000 min
Lab File: VL041788.D
Acq: 18 Dec 2024 10:29

Tgt Ion:146 Resp: 145375

Ion	Ratio	Lower	Upper
146	100		
111	50.2	24.8	74.3
148	64.4	31.8	95.4

Instrument :
MSVOA_L
ClientSampleId :
VSTDCCC010

Manual Integrations
APPROVED

Reviewed By :Semsettin Yesilyurt 12/19/2024
Supervised By :Mahesh Dadoda 12/19/2024

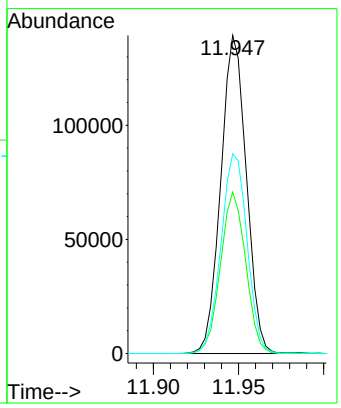

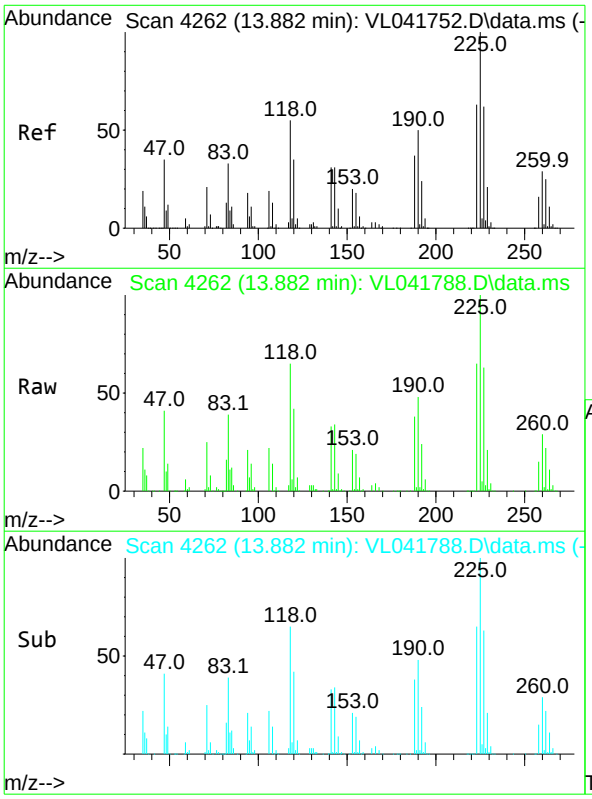

#78
Hexachloro-1,3-Butadiene
Concen: 7.804 ppbv
RT: 13.882 min Scan# 4262
Delta R.T. -0.000 min
Lab File: VL041788.D
Acq: 18 Dec 2024 10:29

Tgt Ion:225 Resp: 93437

Ion	Ratio	Lower	Upper
225	100		
223	62.8	50.5	75.7
227	63.0	50.3	75.5

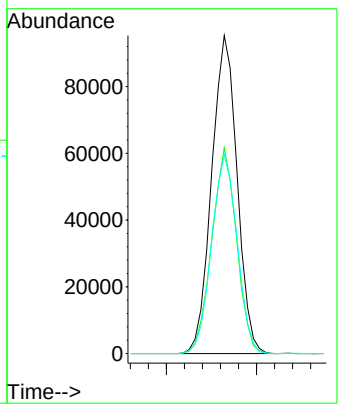



#79
Naphthalene
Concen: 10.921 ppbv
RT: 13.513 min Scan# 41
Delta R.T. -0.000 min
Lab File: VL041788.D
Acq: 18 Dec 2024 10:29

Tgt Ion:128 Resp: 200311

Ion	Ratio	Lower	Upper
128	100		
127	13.7	10.7	16.1
129	11.7	8.2	12.4

Instrument :
MSVOA_L
ClientSampleId :
VSTDCCC010

Manual Integrations
APPROVED

Reviewed By :Semsettin Yesilyurt 12/19/2024
Supervised By :Mahesh Dadoda 12/19/2024

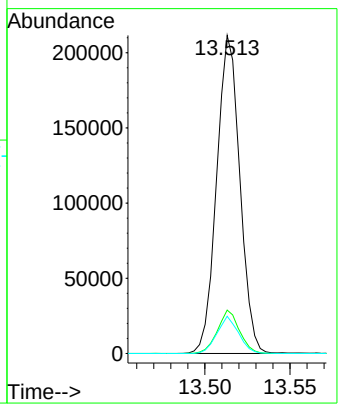

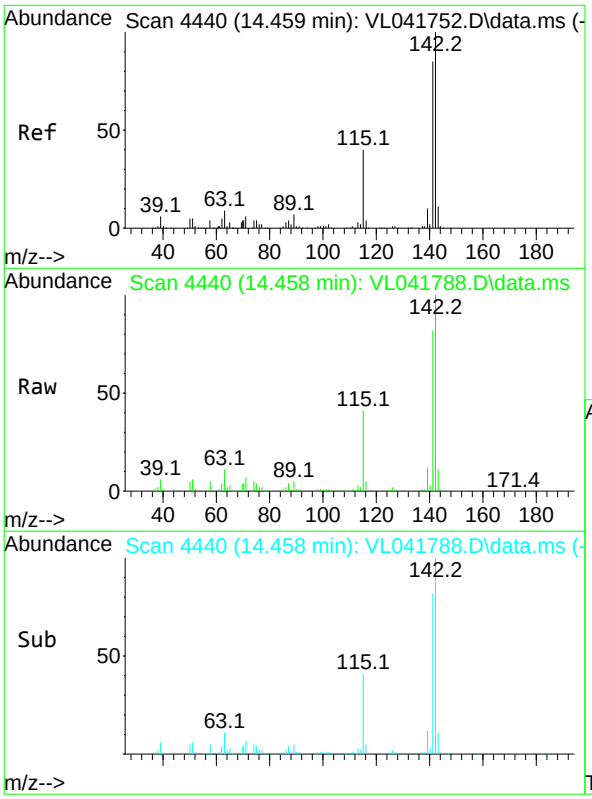

#80
Naphthalene,2-methyl-
Concen: 16.728 ppbv
RT: 14.458 min Scan# 4440
Delta R.T. -0.000 min
Lab File: VL041788.D
Acq: 18 Dec 2024 10:29

Tgt Ion:142 Resp: 94903

Ion	Ratio	Lower	Upper
142	100		
141	81.8	68.4	102.6
115	41.3	32.5	48.7

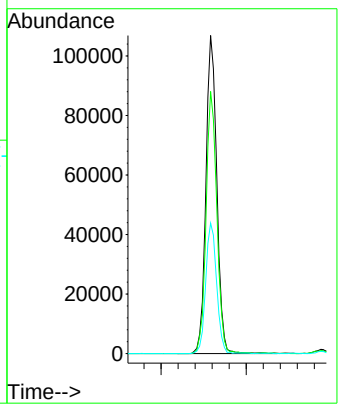

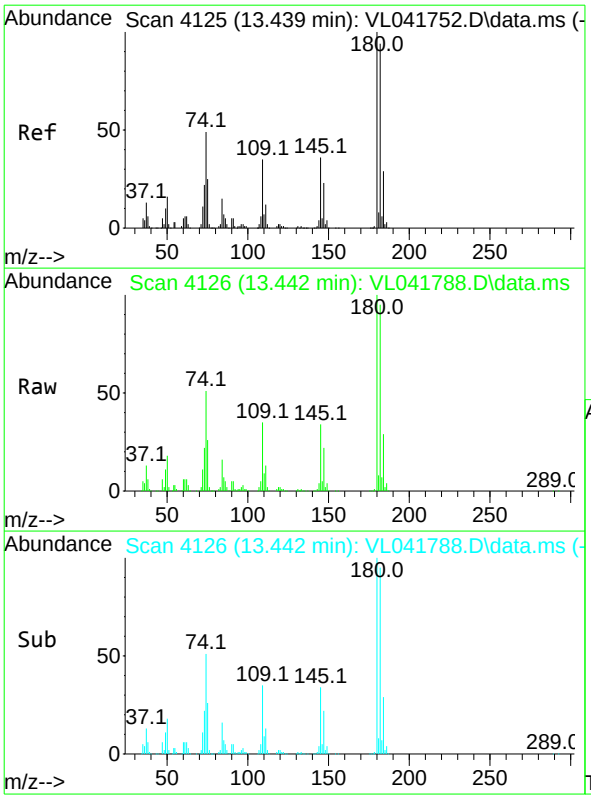

#81
1,2,4-Trichlorobenzene
Concen: 9.346 ppbv
RT: 13.442 min Scan# 41
Delta R.T. 0.003 min
Lab File: VL041788.D
Acq: 18 Dec 2024 10:29

Instrument :
MSVOA_L
ClientSampleId :
VSTDCCC010

Tgt Ion:180 Resp: 93675

Ion	Ratio	Lower	Upper
180	100		
182	96.0	77.0	115.6
184	30.8	23.8	35.8

Manual Integrations
APPROVED

Reviewed By :Semsettin Yesilyurt 12/19/2024
Supervised By :Mahesh Dadoda 12/19/2024

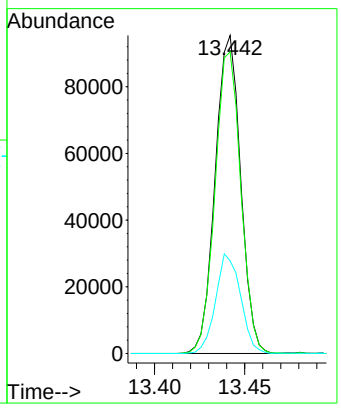

Evaluate Continuing Calibration Report

Data Path : Z:\voasrv\HPCHEM1\MSVOA_L\Data\VL121824\
Data File : VL041788.D
Acq On : 18 Dec 2024 10:29
Operator : SY/MD
Sample : VSTDCCC010
Misc : 400mL/MSVOA_L
ALS Vial : 1 Sample Multiplier: 1

Instrument :
MSVOA_L
LabSampleId :
VSTDCCC010

Quant Time: Dec 19 07:49:00 2024
Quant Method : Z:\voasrv\HPCHEM1\MSVOA_L\methods\VL121624AIR.M
Quant Title : AIR ANALYSIS BY METHOD TO-15 Instrument: MSVOA_LFri Aug 26 06:05:16 2022
QLast Update : Thu Dec 19 07:32:09 2024
Response via : Initial Calibration

Min. RRF : 0.050 Min. Rel. Area : 20% Max. R.T. Dev 0.50min
Max. RRF Dev : 30% Max. Rel. Area : 150%

		Compound	AvgRF	CCRF	%Dev	Area%	Dev(min)
1	I	Bromochloromethane	1.000	1.000	0.0	111	0.00
2	T	Dichlorodifluoromethane	1.779	1.484	16.6	98	0.00
3		Chlorodifluoromethane	1.631	1.474	9.6	104	0.00
4		Chloromethane	0.696	0.637	8.5	112	0.00
5	T	Vinyl Chloride	0.701	0.613	12.6	109	0.00
6	T	Bromomethane	0.331	0.292	11.8	110	0.00
7		Chloroethane	0.272	0.253	7.0	110	0.00
8	T	Dichlorotetrafluoroethane	1.593	1.468	7.8	111	0.00
9	T	Propene	0.707	0.545	22.9	95	0.00
10	T	Heptane	1.816	1.468	19.2	95	0.00
11	T	Trichlorofluoromethane	1.890	1.767	6.5	109	0.00
12	T	1,1,2-Trichlorotrifluoroeth	1.437	1.269	11.7	105	0.00
13		Ethanol	0.059	0.043#	27.1	132	0.00
14	T	Bromoethene	0.485	0.436	10.1	102	0.00
15	T	Acetone	1.946	1.464	24.8	111	0.00
16	T	1,3-Butadiene	0.766	0.701	8.5	113	0.00
17		tert-Butyl alcohol	1.930	1.782	7.7	108	0.00
18	T	1,1-Dichloroethene	0.603	0.542	10.1	106	0.00
19	T	Isopropyl Alcohol	1.167	0.853	26.9	110	0.00
20	T	Methylene Chloride	0.555	0.469	15.5	109	0.00
21	T	Allyl Chloride	1.055	0.979	7.2	107	0.00
22	T	trans-1,2-Dichloroethene	0.690	0.596	13.6	103	0.00
23	T	Vinyl Acetate	0.903	0.693	23.3	97	0.00
24	T	1,1-Dichloroethane	1.396	1.260	9.7	107	0.00
25	T	Ethyl Acetate	3.620	3.140	13.3	101	0.00
26	T	Hexane	1.374	1.152	16.2	98	0.00
27	T	Carbon Disulfide	1.238	1.122	9.4	92	0.00
28	T	Methyl tert-Butyl Ether	1.114	0.894	19.7	90	0.00
29	T	Chloroform	2.093	1.914	8.6	108	0.00
30	T	Cyclohexane	1.169	0.978	16.3	99	0.00
31	T	cis-1,2-Dichloroethene	1.419	1.216	14.3	101	0.00
32	T	1,1,1-Trichloroethane	2.128	1.894	11.0	104	0.00
33	I	1,4-Difluorobenzene	1.000	1.000	0.0	108	0.00
34	T	2-Butanone	0.805	0.703	12.7	103	0.00
35	T	Carbon Tetrachloride	0.710	0.745	-4.9	106	0.00
36	T	Benzene	1.034	0.898	13.2	99	0.00
37	T	1,2-Dichloroethane	0.644	0.612	5.0	109	0.00
38	T	Trichloroethene	0.439	0.354	19.4	98	0.00
39	T	1,2-Dichloropropane	0.374	0.323	13.6	99	0.00
40	T	1,4-Dioxane	0.183	0.153	16.4	99	0.00
41	T	Tetrahydrofuran	0.451	0.377	16.4	95	0.00
42	T	Bromodichloromethane	0.740	0.710	4.1	99	0.00
43		Methyl Methacrylate	0.394	0.351	10.9	96	0.00
44	T	2,2,4-Trimethylpentane	1.767	1.524	13.8	98	0.00
45	T	t-1,3-Dichloropropene	0.408	0.351	14.0	90	0.00
46	T	cis-1,3-Dichloropropene	0.518	0.450	13.1	91	0.00
47	T	1,1,2-Trichloroethane	0.391	0.341	12.8	100	0.00
48	T	Dibromochloromethane	0.534	0.514	3.7	94	0.00

Evaluate Continuing Calibration Report

Data Path : Z:\voasrv\HPCHEM1\MSVOA_L\Data\VL121824\
Data File : VL041788.D
Acq On : 18 Dec 2024 10:29
Operator : SY/MD
Sample : VSTDCCC010
Misc : 400mL/MSVOA_L
ALS Vial : 1 Sample Multiplier: 1

Instrument :
MSVOA_L
LabSampleId :
VSTDCCC010

Quant Time: Dec 19 07:49:00 2024
Quant Method : Z:\voasrv\HPCHEM1\MSVOA_L\methods\VL121624AIR.M
Quant Title : AIR ANALYSIS BY METHOD TO-15 Instrument: MSVOA_LFri Aug 26 06:05:16 2022
QLast Update : Thu Dec 19 07:32:09 2024
Response via : Initial Calibration

Min. RRF : 0.050 Min. Rel. Area : 20% Max. R.T. Dev 0.50min
Max. RRF Dev : 30% Max. Rel. Area : 150%

		Compound	AvgRF	CCRF	%Dev	Area%	Dev(min)
49	T	Bromoform	0.437	0.422	3.4	91	0.00
50	T	4-Methyl-2-Pentanone	1.095	0.942	14.0	96	0.00
51	T	2-Hexanone	0.888	0.752	15.3	95	0.00
52	T	Tetrachloroethene	0.385	0.301	21.8	95	0.00
53	T	Toluene	1.173	0.984	16.1	95	0.00
54	T	1,2-Dibromoethane	0.538	0.475	11.7	100	0.00
55	I	Chlorobenzene-d5	1.000	1.000	0.0	105	0.00
56		1,1,1,2-Tetrachloroethane	0.530	0.510	3.8	101	0.00
57	T	Chlorobenzene	1.023	0.912	10.9	101	0.00
58	T	Ethyl Benzene	1.800	1.634	9.2	97	0.00
59	T	m/p-Xylene	1.448	1.355	6.4	101	0.00
60	T	o-Xylene	1.452	1.348	7.2	100	0.00
61	T	Styrene	0.628	0.599	4.6	94	0.00
62		Isopropylbenzene	2.181	2.049	6.1	101	0.00
63	T	1,1,2,2-Tetrachloroethane	0.909	0.837	7.9	105	0.00
64		n-propylbenzene	0.551	0.523	5.1	103	0.00
65		tert-Butylbenzene	1.968	1.829	7.1	102	0.00
66	T	Benzyl Chloride	0.173	0.129	25.4	71	0.00
67		sec-Butylbenzene	2.723	2.568	5.7	103	0.00
68	S	1-Bromo-4-Fluorobenzene	0.833	0.875	-5.0	109	0.00
69		p-Isopropyltoluene	2.244	2.147	4.3	102	0.00
70		n-Butylbenzene	2.168	2.168	0.0	104	0.00
71		2-Chlorotoluene	1.665	1.538	7.6	100	0.00
72	T	4-Ethyltoluene	1.713	1.658	3.2	101	0.00
73	T	1,3,5-Trimethylbenzene	1.422	1.410	0.8	101	0.00
74	T	1,2,4-Trimethylbenzene	1.529	1.529	0.0	103	0.00
75	T	1,3-Dichlorobenzene	0.975	0.899	7.8	102	0.00
76	T	1,4-Dichlorobenzene	0.963	0.895	7.1	101	0.00
77	T	1,2-Dichlorobenzene	0.938	0.844	10.0	103	0.00
78	T	Hexachloro-1,3-Butadiene	0.695	0.543	21.9	98	0.00
79	T	Naphthalene	1.065	1.163	-9.2	97	0.00
80	T	Naphthalene,2-methyl-	0.329	0.551	-67.5#	89	0.00
81	T	1,2,4-Trichlorobenzene	0.582	0.544	6.5	92	0.00

(#) = Out of Range SPCC's out = 0 CCC's out = 0

284 Sheffield Street, Mountainside, New Jersey 07092, Phone : 908 789 8900,
Fax : 908 789 8922

VOLATILE CONTINUING CALIBRATION CHECK

Lab Name: CHEMTECH Contract: TETR16

Lab Code: CHEM Case No.: P5296 SAS No.: P5296 SDG No.: P5296

Instrument ID: MSVOA_L Calibration Date/Time: 12/19/2024 13:16

Lab File ID: VL041818.D Init. Calib. Date(s): 12/16/2024 12/16/2024

Heated Purge: (Y/N) N Init. Calib. Time(s): 13:30 16:41

GC Column: RTX-1 ID: 0.32 (mm)

COMPOUND	RRF	RRF010	MIN RRF	%D	MAX%D
Dichlorodifluoromethane	1.779	1.343		-24.51	30
Chloromethane	0.696	0.646		-7.18	30
Vinyl Chloride	0.701	0.606		-13.55	30
Bromomethane	0.331	0.290		-12.39	30
Chloroethane	0.272	0.246		-9.56	30
Tetrahydrofuran	0.451	0.426		-5.54	30
Trichlorofluoromethane	1.890	1.662		-12.06	30
1,1,2-Trichlorotrifluoroethane	1.438	1.243		-13.56	30
Dichlorotetrafluoroethane	1.593	1.403		-11.93	30
tert-Butyl alcohol	1.930	1.696		-12.12	30
Heptane	1.816	1.568		-13.66	30
1,1-Dichloroethene	0.603	0.511		-15.26	30
Acetone	1.946	1.494		-23.23	30
Carbon Disulfide	1.238	1.086		-12.28	30
Methyl tert-Butyl Ether	1.114	0.853		-23.43	30
Methylene Chloride	0.555	0.466		-16.04	30
trans-1,2-Dichloroethene	0.690	0.584		-15.36	30
1,1-Dichloroethane	1.396	1.266		-9.31	30
Cyclohexane	1.169	0.957		-18.14	30
2-Butanone	0.805	0.784		-2.61	30
Carbon Tetrachloride	0.710	0.763		7.47	30
cis-1,2-Dichloroethene	1.419	1.212		-14.59	30
Chloroform	2.093	1.908		-8.84	30
1,1,1-Trichloroethane	2.128	1.835		-13.77	30
2,2,4-Trimethylpentane	1.767	1.713		-3.06	30
Benzene	1.034	0.981		-5.13	30
1,2-Dichloroethane	0.644	0.645		0.16	30
Trichloroethene	0.439	0.372		-15.26	30
1,2-Dichloropropane	0.374	0.358		-4.28	30
Bromodichloromethane	0.740	0.762		2.97	30
4-Methyl-2-Pentanone	1.095	1.067		-2.56	30
Toluene	1.173	1.037		-11.59	30
t-1,3-Dichloropropene	0.408	0.356		-12.74	30
cis-1,3-Dichloropropene	0.518	0.461		-11	30
1,1,2-Trichloroethane	0.391	0.372		-4.86	30
Dibromochloromethane	0.534	0.545		2.06	30
1,2-Dibromoethane	0.538	0.509		-5.39	30
Tetrachloroethene	0.385	0.318		-17.4	30

All other compounds must meet a minimum RRF of 0.010.
RRF of 1,4-Dioxane = Value should be divide by 1000.

284 Sheffield Street, Mountainside, New Jersey 07092, Phone : 908 789 8900,
Fax : 908 789 8922

VOLATILE CONTINUING CALIBRATION CHECK

Lab Name: CHEMTECH Contract: TETR16

Lab Code: CHEM Case No.: P5296 SAS No.: P5296 SDG No.: P5296

Instrument ID: MSVOA_L Calibration Date/Time: 12/19/2024 13:16

Lab File ID: VL041818.D Init. Calib. Date(s): 12/16/2024 12/16/2024

Heated Purge: (Y/N) N Init. Calib. Time(s): 13:30 16:41

GC Column: RTX-1 ID: 0.32 (mm)

COMPOUND	$\overline{RRF}$	RRF010	MIN RRF	%D	MAX%D
Chlorobenzene	1.023	0.990		-3.23	30
Ethyl Benzene	1.800	1.732		-3.78	30
m/p-Xylene	1.448	1.469		1.45	30
o-Xylene	1.452	1.454		0.14	30
Styrene	0.628	0.618		-1.59	30
Bromoform	0.437	0.449		2.75	30
1,1,2,2-Tetrachloroethane	0.909	0.940		3.41	30
2-Chlorotoluene	1.665	1.659		-0.36	30
1,3,5-Trimethylbenzene	1.422	1.520		6.89	30
1,2,4-Trimethylbenzene	1.529	1.672		9.35	30
1,3-Dichlorobenzene	0.975	0.976		0.1	30
1,4-Dichlorobenzene	0.963	0.971		0.83	30
1,2-Dichlorobenzene	0.938	0.927		-1.17	30
1,2,4-Trichlorobenzene	0.582	0.546		-6.19	30
Hexachloro-1,3-Butadiene	0.695	0.561		-19.28	30
1,3-Butadiene	0.766	0.702		-8.35	30
Naphthalene	1.065	1.182		10.99	30
4-Ethyltoluene	1.713	1.795		4.79	30
1-Bromo-4-Fluorobenzene	0.833	0.859		3.12	30
Hexane	1.374	1.190		-13.39	30
Allyl Chloride	1.055	0.980		-7.11	30
1,4-Dioxane	182.757	167.301		-8.46	30
Methyl Methacrylate	0.394	0.362		-8.12	30

All other compounds must meet a minimum RRF of 0.010.
RRF of 1,4-Dioxane = Value should be divide by 1000.

Quantitation Report (QT Reviewed)

Data Path : Z:\voasrv\HPCHEM1\MSVOA_L\Data\VL121924\
Data File : VL041818.D
Acq On : 19 Dec 2024 13:16
Operator : SY/MD
Sample : VSTDCCC010
Misc : 400mL/MSVOA_L
ALS Vial : 1 Sample Multiplier: 1

Quant Time: Dec 20 01:39:33 2024
Quant Method : Z:\voasrv\HPCHEM1\MSVOA_L\methods\VL121624AIR.M
Quant Title : AIR ANALYSIS BY METHOD TO-15 Instrument: MSVOA_LFri Aug 2
QLast Update : Thu Dec 19 07:32:09 2024
Response via : Initial Calibration

Instrument :
MSVOA_L
ClientSampleId :
VSTDCCC010

Manual Integrations
APPROVED
Reviewed By :Semsettin Yesilyurt 12/20/2024
Supervised By :Mahesh Dadoda 12/20/2024

Compound	R.T.	QIon	Response	Conc	Units	Dev(Min)
Internal Standards						
1) Bromochloromethane	2.787	49	82770	10.000	ppbv	0.00
33) 1,4-Difluorobenzene	3.962	114	200154	10.000	ppbv	0.00
55) Chlorobenzene-d5	8.885	117	174346	10.000	ppbv	0.00
System Monitoring Compounds						
68) 1-Bromo-4-Fluorobenzene	10.381	95	149792	10.310	ppbv	0.00
Spiked Amount 10.000	Range 65 - 135		Recovery = 103.100%			
Target Compounds						Qvalue
2) Dichlorodifluoromethane	1.499	85	111190	7.550	ppbv	96
3) Chlorodifluoromethane	1.477	51	125153	9.272	ppbv	100
4) Chloromethane	1.532	50	53436	9.273	ppbv	96
5) Vinyl Chloride	1.580	62	50121	8.633	ppbv	99
6) Bromomethane	1.668	94	24007	8.763	ppbv	97
7) Chloroethane	1.706	64	20386	9.039	ppbv	94
8) Dichlorotetrafluoroethane	1.554	85	116105	8.808	ppbv	95
9) Propene	1.483	41	46299	7.914	ppbv	97
10) Heptane	4.982	43	129813	8.638	ppbv	100
11) Trichlorofluoromethane	1.878	101	137594	8.796	ppbv	95
12) 1,1,2-Trichlorotrifluo...	2.140	101	102897	8.648	ppbv	96
13) Ethanol	1.723	45	3542m	7.312	ppbv	
14) Bromoethene	1.781	108	34621	8.619	ppbv	98
15) Acetone	1.836	43	123691	7.680	ppbv	97
16) 1,3-Butadiene	1.609	39	58138	9.168	ppbv	96
17) tert-Butyl alcohol	2.040	59	140369	8.786	ppbv	99
18) 1,1-Dichloroethene	2.033	96	42316	8.483	ppbv	90
19) Isopropyl Alcohol	1.888	45	69994	7.243	ppbv #	37
20) Methylene Chloride	2.062	84	38558	8.396	ppbv	91
21) Allyl Chloride	2.098	41	81129	9.289	ppbv	98
22) trans-1,2-Dichloroethene	2.341	96	48350	8.468	ppbv	97
23) Vinyl Acetate	2.464	43	62170	8.314	ppbv #	97
24) 1,1-Dichloroethane	2.409	63	104810	9.068	ppbv	100
25) Ethyl Acetate	2.836	43	272982	9.112	ppbv	100
26) Hexane	2.826	57	98534	8.667	ppbv	93
27) Carbon Disulfide	2.153	76	89868	8.772	ppbv	98
28) Methyl tert-Butyl Ether	2.441	73	70625	7.657	ppbv	96
29) Chloroform	2.849	83	157908	9.114	ppbv	98
30) Cyclohexane	3.859	84	79194	8.186	ppbv	96
31) cis-1,2-Dichloroethene	2.723	61	100323	8.539	ppbv	98
32) 1,1,1-Trichloroethane	3.370	97	151902	8.624	ppbv	98
34) 2-Butanone	2.558	43	156952	9.747	ppbv	99
35) Carbon Tetrachloride	3.765	117	152814	10.755	ppbv	99
36) Benzene	3.658	78	196330	9.483	ppbv	99
37) 1,2-Dichloroethane	3.221	62	129068	10.019	ppbv	100
38) Trichloroethene	4.551	130	74447	8.471	ppbv	92
39) 1,2-Dichloropropane	4.318	63	71700	9.575	ppbv	96
40) 1,4-Dioxane	4.584	88	33486	9.154	ppbv #	94
41) Tetrahydrofuran	3.056	42	85350	9.461	ppbv	99
42) Bromodichloromethane	4.493	83	152475	10.288	ppbv	99
43) Methyl Methacrylate	4.888	69	72474	9.187	ppbv	96
44) 2,2,4-Trimethylpentane	4.645	57	342795	9.695	ppbv	97
45) t-1,3-Dichloropropene	6.419	75	71286m	8.736	ppbv	

Quantitation Report (QT Reviewed)

Data Path : Z:\voasrv\HPCHEM1\MSVOA_L\Data\VL121924\
Data File : VL041818.D
Acq On : 19 Dec 2024 13:16
Operator : SY/MD
Sample : VSTDCCC010
Misc : 400mL/MSVOA_L
ALS Vial : 1 Sample Multiplier: 1

Quant Time: Dec 20 01:39:33 2024
Quant Method : Z:\voasrv\HPCHEM1\MSVOA_L\methods\VL121624AIR.M
Quant Title : AIR ANALYSIS BY METHOD TO-15 Instrument: MSVOA_LFri Aug 2
QLast Update : Thu Dec 19 07:32:09 2024
Response via : Initial Calibration

Instrument :
MSVOA_L
ClientSampleId :
VSTDCCC010

Manual Integrations
APPROVED
Reviewed By :Semsettin Yesilyurt 12/20/2024
Supervised By :Mahesh Dadoda 12/20/2024

Compound	R.T.	QIon	Response	Conc	Units		Dev(Min)
46) cis-1,3-Dichloropropene	5.607	75	92324	8.913	ppbv		97
47) 1,1,2-Trichloroethane	6.587	97	74497	9.525	ppbv		93
48) Dibromochloromethane	7.393	129	109136	10.219	ppbv		98
49) Bromoform	9.487	173	89782	10.270	ppbv		99
50) 4-Methyl-2-Pentanone	5.762	43	213582	9.742	ppbv		97
51) 2-Hexanone	7.442	43	168674	9.491	ppbv	#	97
52) Tetrachloroethene	8.228	164	63740	8.271	ppbv		96
53) Toluene	6.940	91	207460	8.838	ppbv		99
54) 1,2-Dibromoethane	7.655	107	101907	9.456	ppbv		99
56) 1,1,1,2-Tetrachloroethane	8.931	131	97552	10.554	ppbv		99
57) Chlorobenzene	8.927	112	172549	9.672	ppbv		99
58) Ethyl Benzene	9.358	91	301914	9.619	ppbv		98
59) m/p-Xylene	9.552	91	512257m	20.297	ppbv		
60) o-Xylene	9.966	91	253450	10.014	ppbv		100
61) Styrene	9.876	104	107800	9.850	ppbv		99
62) Isopropylbenzene	10.542	105	379023	9.968	ppbv		100
63) 1,1,2,2-Tetrachloroethane	9.966	83	163931	10.348	ppbv		99
64) n-propylbenzene	10.992	120	98807	10.277	ppbv		100
65) tert-Butylbenzene	11.536	119	339253	9.889	ppbv		98
66) Benzyl Chloride	11.620	91	25904	8.572	ppbv		98
67) sec-Butylbenzene	11.772	105	482064	10.154	ppbv		99
69) p-Isopropyltoluene	11.928	119	397685	10.165	ppbv		99
70) n-Butylbenzene	12.284	91	398384	10.539	ppbv		100
71) 2-Chlorotoluene	10.905	91	289210	9.964	ppbv		99
72) 4-Ethyltoluene	11.128	105	313014	10.478	ppbv		99
73) 1,3,5-Trimethylbenzene	11.206	105	264997	10.692	ppbv		95
74) 1,2,4-Trimethylbenzene	11.539	105	291508	10.937	ppbv		92
75) 1,3-Dichlorobenzene	11.611	146	170226	10.017	ppbv		99
76) 1,4-Dichlorobenzene	11.675	146	169203	10.079	ppbv		99
77) 1,2-Dichlorobenzene	11.950	146	161579	9.882	ppbv		99
78) Hexachloro-1,3-Butadiene	13.886	225	97824	8.069	ppbv		99
79) Naphthalene	13.517	128	206055	11.095	ppbv		99
80) Naphthalene,2-methyl-	14.462	142	87758	15.278	ppbv		99
81) 1,2,4-Trichlorobenzene	13.442	180	95272	9.388	ppbv		99

(#) = qualifier out of range (m) = manual integration (+) = signals summed

Quantitation Report (QT Reviewed)

Data Path : Z:\voasrv\HPCHEM1\MSVOA_L\Data\VL121924\
Data File : VL041818.D
Acq On : 19 Dec 2024 13:16
Operator : SY/MD
Sample : VSTDCCC010
Misc : 400mL/MSVOA_L
ALS Vial : 1 Sample Multiplier: 1

Quant Time: Dec 20 01:39:33 2024
Quant Method : Z:\voasrv\HPCHEM1\MSVOA_L\methods\VL121624AIR.M
Quant Title : AIR ANALYSIS BY METHOD TO-15 Instrument: MSVOA_LFri Aug
QLast Update : Thu Dec 19 07:32:09 2024
Response via : Initial Calibration

Instrument :
MSVOA_L
ClientSampleId :
VSTDCCC010

Manual Integrations
APPROVED
Reviewed By :Semsettin Yesilyurt 12/20/2024
Supervised By :Mahesh Dadoda 12/20/2024

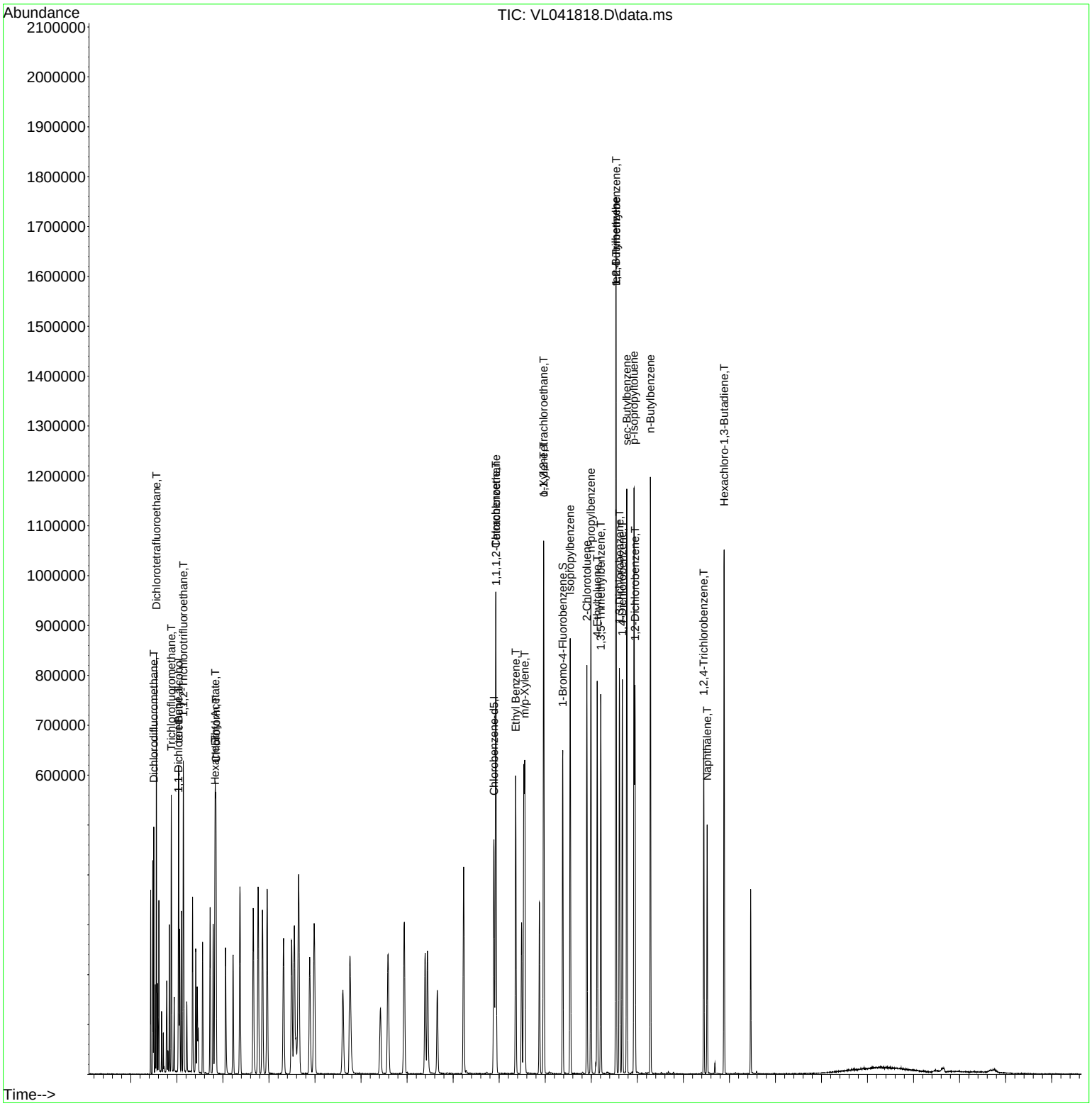

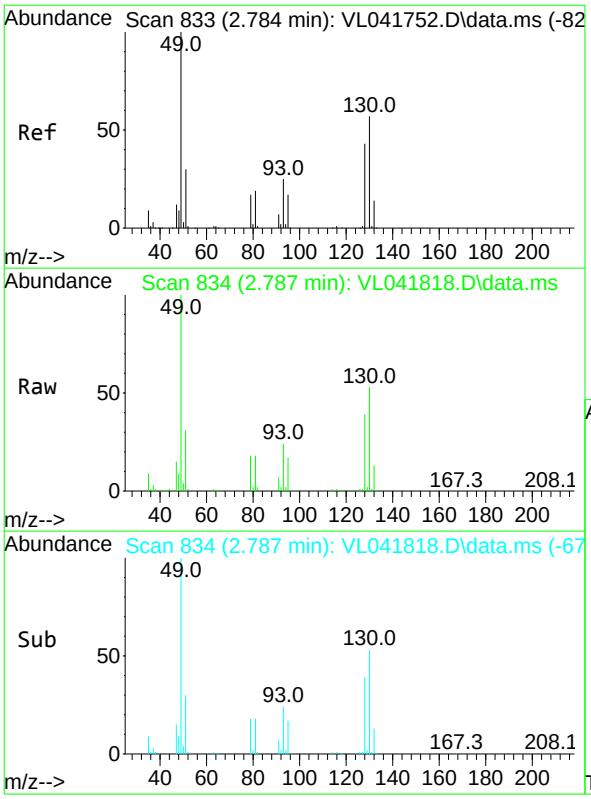

#1
Bromochloromethane
Concen: 10.000 ppbv
RT: 2.787 min Scan# 83
Delta R.T. 0.003 min
Lab File: VL041818.D
Acq: 19 Dec 2024 13:16

Tgt Ion: 49 Resp: 82770

Ion	Ratio	Lower	Upper
49	100		
128	41.4	21.6	64.6
130	53.2	28.3	85.0

Instrument :
MSVOA_L
ClientSampleId :
VSTDCCC010

Manual Integrations
APPROVED

Reviewed By :Semsettin Yesilyurt 12/20/2024
Supervised By :Mahesh Dadoda 12/20/2024

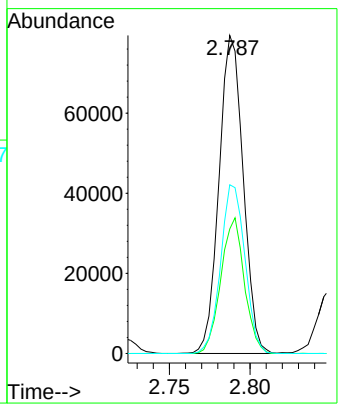

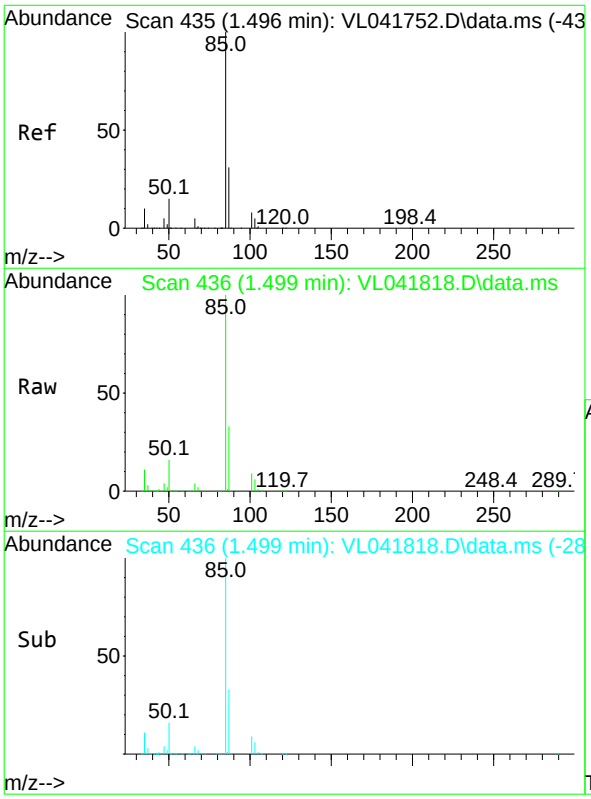

#2
Dichlorodifluoromethane
Concen: 7.550 ppbv
RT: 1.499 min Scan# 436
Delta R.T. 0.003 min
Lab File: VL041818.D
Acq: 19 Dec 2024 13:16

Tgt Ion: 85 Resp: 111190

Ion	Ratio	Lower	Upper
85	100		
87	32.7	24.5	36.7

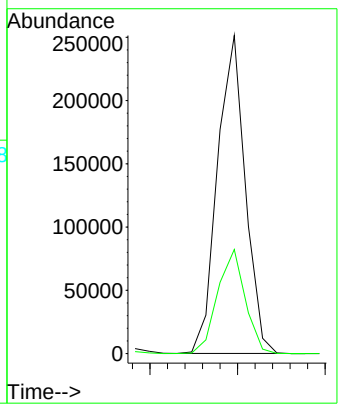

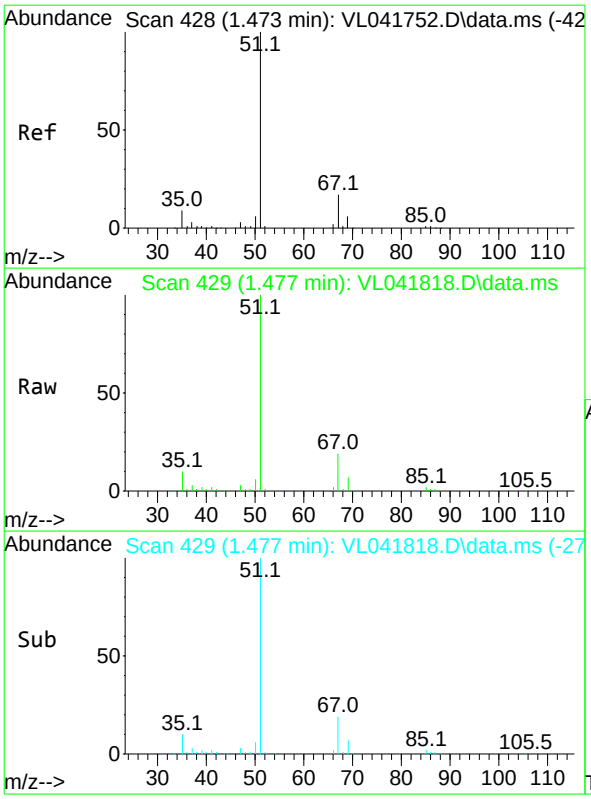

#3
Chlorodifluoromethane
Concen: 9.272 ppbv
RT: 1.477 min Scan# 42
Delta R.T. 0.003 min
Lab File: VL041818.D
Acq: 19 Dec 2024 13:16

Tgt Ion: 51 Resp: 125153

Ion	Ratio	Lower	Upper
51	100		
67	18.5	15.0	22.4

Instrument :
MSVOA_L
ClientSampleId :
VSTDCCC010

Manual Integrations
APPROVED

Reviewed By :Semsettin Yesilyurt 12/20/2024
Supervised By :Mahesh Dadoda 12/20/2024

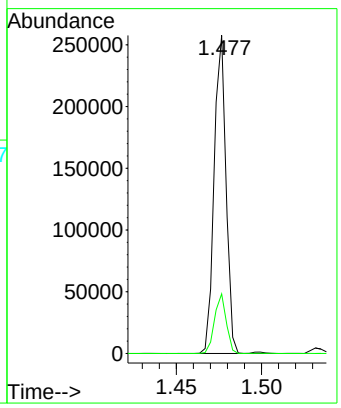

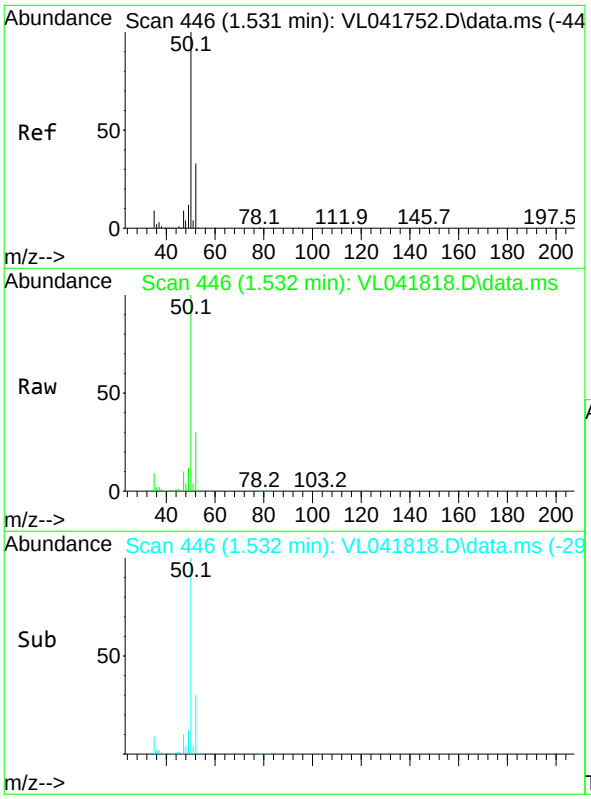

#4
Chloromethane
Concen: 9.273 ppbv
RT: 1.532 min Scan# 446
Delta R.T. 0.000 min
Lab File: VL041818.D
Acq: 19 Dec 2024 13:16

Tgt Ion: 50 Resp: 53436

Ion	Ratio	Lower	Upper
50	100		
52	30.2	26.2	39.2

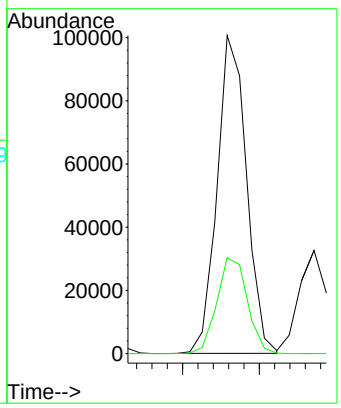

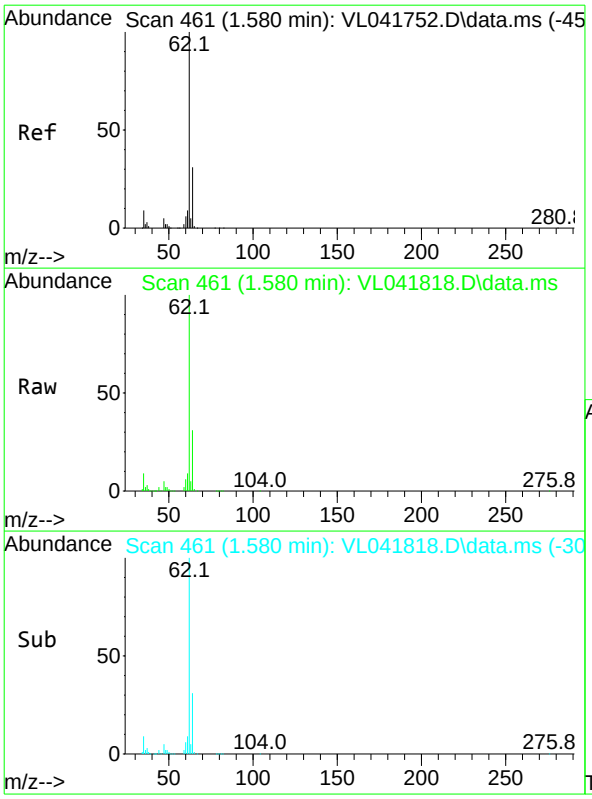

#5
Vinyl Chloride
Concen: 8.633 ppbv
RT: 1.580 min Scan# 46
Delta R.T. 0.000 min
Lab File: VL041818.D
Acq: 19 Dec 2024 13:16

Tgt Ion: 62 Resp: 50121

Ion	Ratio	Lower	Upper
62	100		
64	31.1	25.1	37.7

Instrument :
MSVOA_L
ClientSampleId :
VSTDCCC010

Manual Integrations
APPROVED

Reviewed By :Semsettin Yesilyurt 12/20/2024
Supervised By :Mahesh Dadoda 12/20/2024

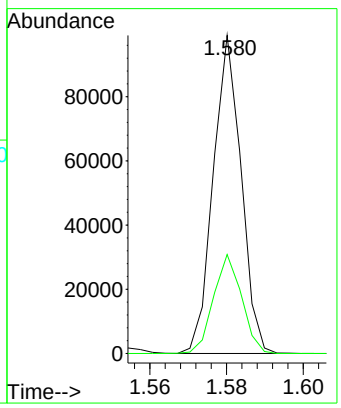

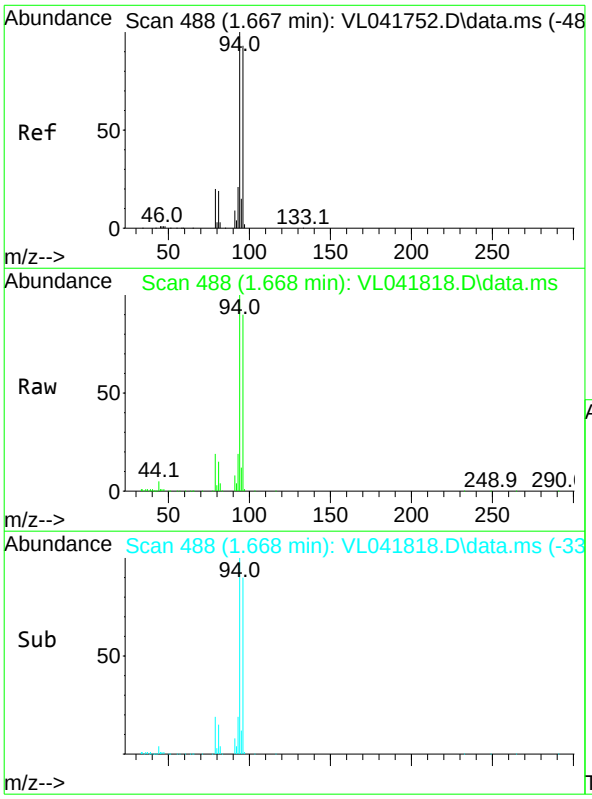

#6
Bromomethane
Concen: 8.763 ppbv
RT: 1.668 min Scan# 488
Delta R.T. 0.000 min
Lab File: VL041818.D
Acq: 19 Dec 2024 13:16

Tgt Ion: 94 Resp: 24007

Ion	Ratio	Lower	Upper
94	100		
96	90.3	74.7	112.1

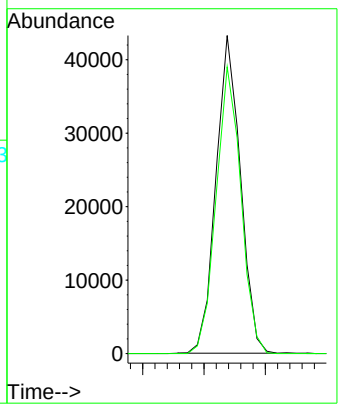

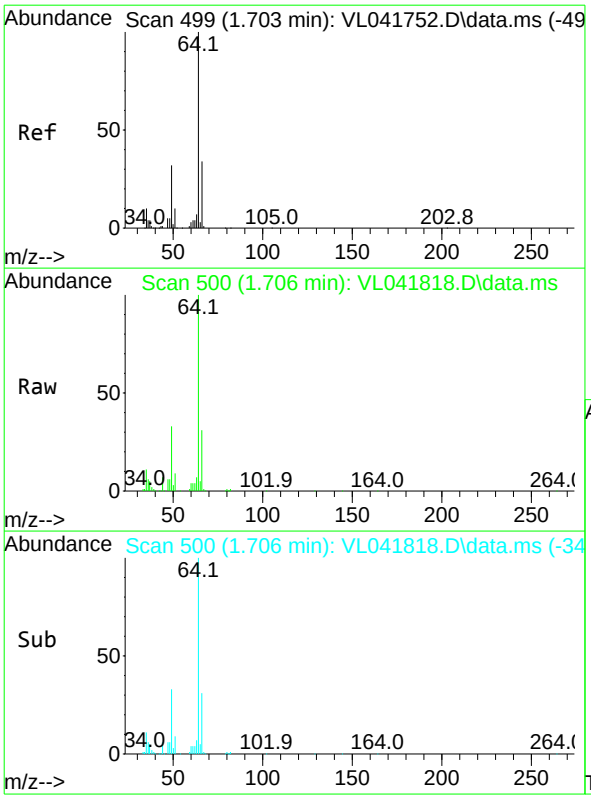

#7
Chloroethane
Concen: 9.039 ppbv
RT: 1.706 min Scan# 50
Delta R.T. 0.003 min
Lab File: VL041818.D
Acq: 19 Dec 2024 13:16

Tgt Ion: 64 Resp: 20386

Ion	Ratio	Lower	Upper
64	100		
66	31.1	27.5	41.3

Instrument :
MSVOA_L
ClientSampleId :
VSTDCCC010

Manual Integrations
APPROVED

Reviewed By :Semsettin Yesilyurt 12/20/2024
Supervised By :Mahesh Dadoda 12/20/2024

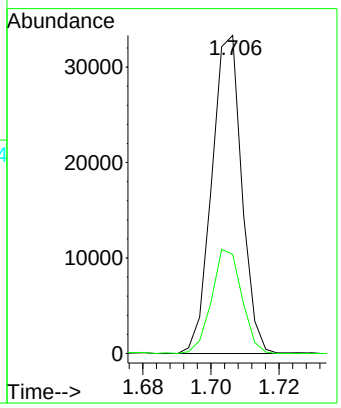

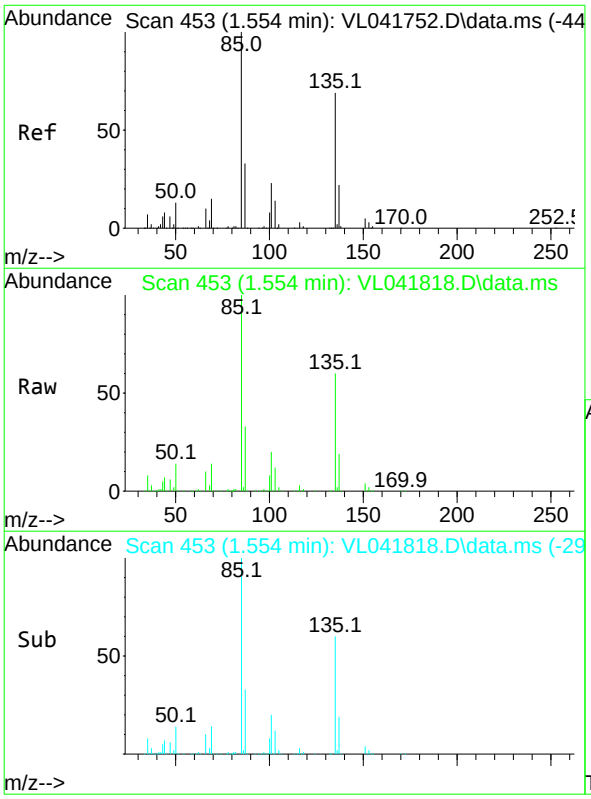

#8
Dichlorotetrafluoroethane
Concen: 8.808 ppbv
RT: 1.554 min Scan# 453
Delta R.T. 0.000 min
Lab File: VL041818.D
Acq: 19 Dec 2024 13:16

Tgt Ion: 85 Resp: 116105

Ion	Ratio	Lower	Upper
85	100		
135	61.2	51.9	77.9

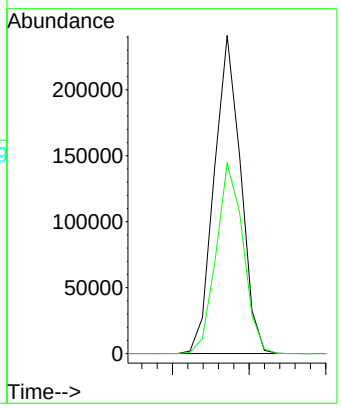

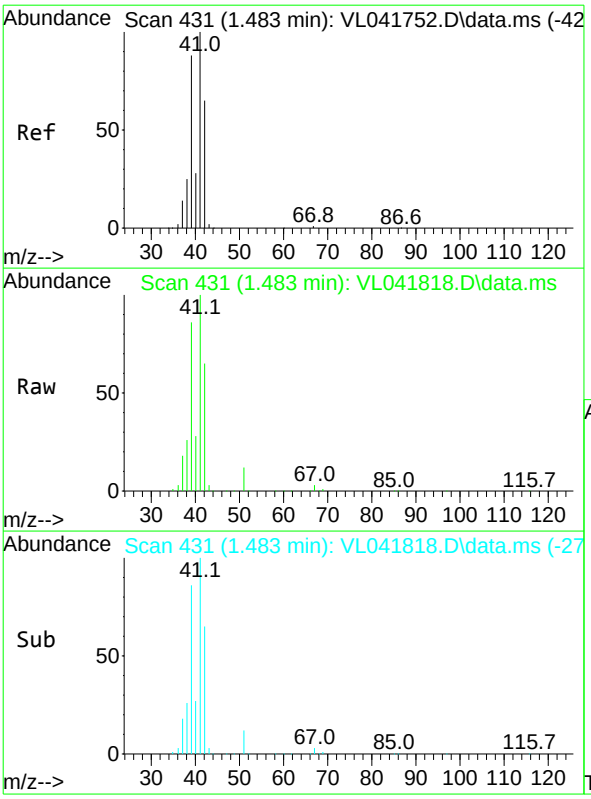

#9
Propene
Concen: 7.914 ppbv
RT: 1.483 min Scan# 43
Delta R.T. 0.000 min
Lab File: VL041818.D
Acq: 19 Dec 2024 13:16

Tgt Ion: 41 Resp: 46299

Ion	Ratio	Lower	Upper
41	100		
42	68.0	52.4	78.6

Instrument :
MSVOA_L
ClientSampleId :
VSTDCCC010

Manual Integrations
APPROVED

Reviewed By :Semsettin Yesilyurt 12/20/2024
Supervised By :Mahesh Dadoda 12/20/2024

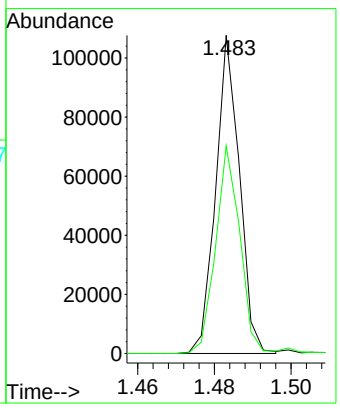

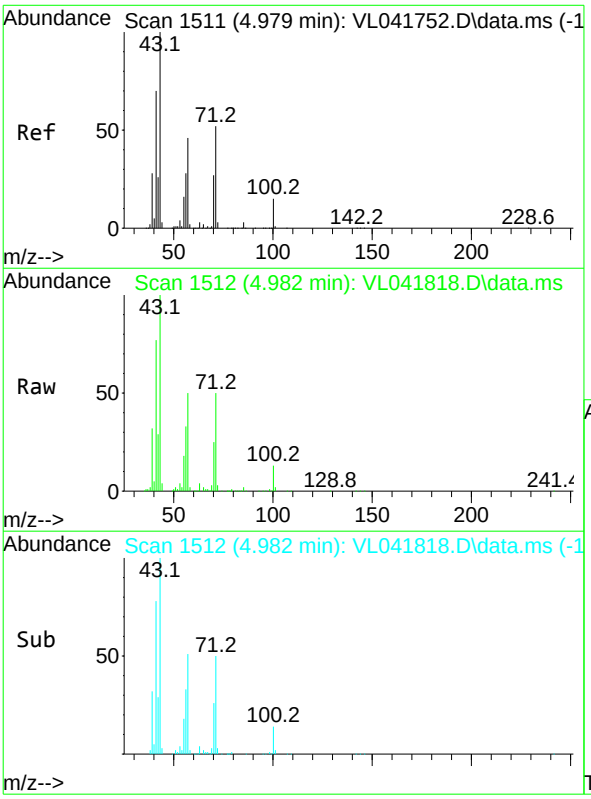

#10
Heptane
Concen: 8.638 ppbv
RT: 4.982 min Scan# 1512
Delta R.T. 0.003 min
Lab File: VL041818.D
Acq: 19 Dec 2024 13:16

Tgt Ion: 43 Resp: 129813

Ion	Ratio	Lower	Upper
43	100		
57	48.0	38.5	57.7

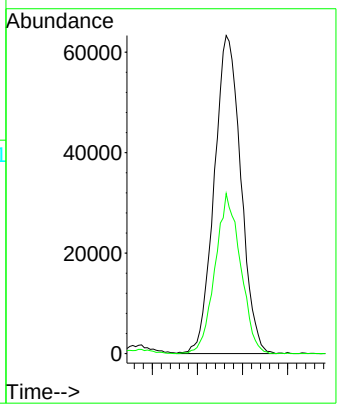

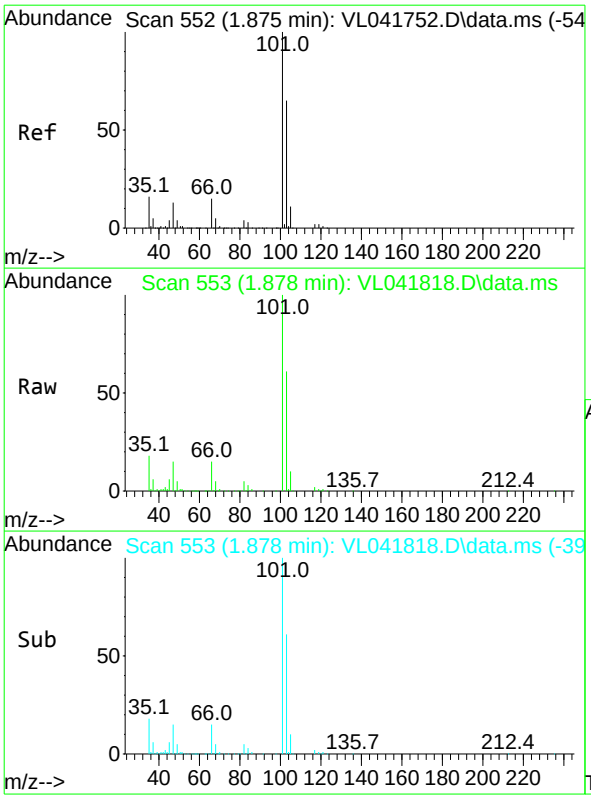

#11
Trichlorofluoromethane
Concen: 8.796 ppbv
RT: 1.878 min Scan# 55
Delta R.T. 0.003 min
Lab File: VL041818.D
Acq: 19 Dec 2024 13:16

Tgt Ion:101 Resp: 137594

Ion	Ratio	Lower	Upper
101	100		
103	61.0	51.8	77.8

Instrument :
MSVOA_L
ClientSampleId :
VSTDCCC010

Manual Integrations
APPROVED

Reviewed By :Semsettin Yesilyurt 12/20/2024
Supervised By :Mahesh Dadoda 12/20/2024

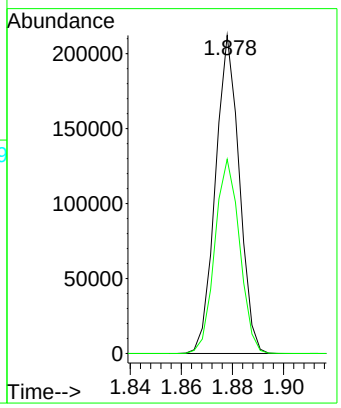

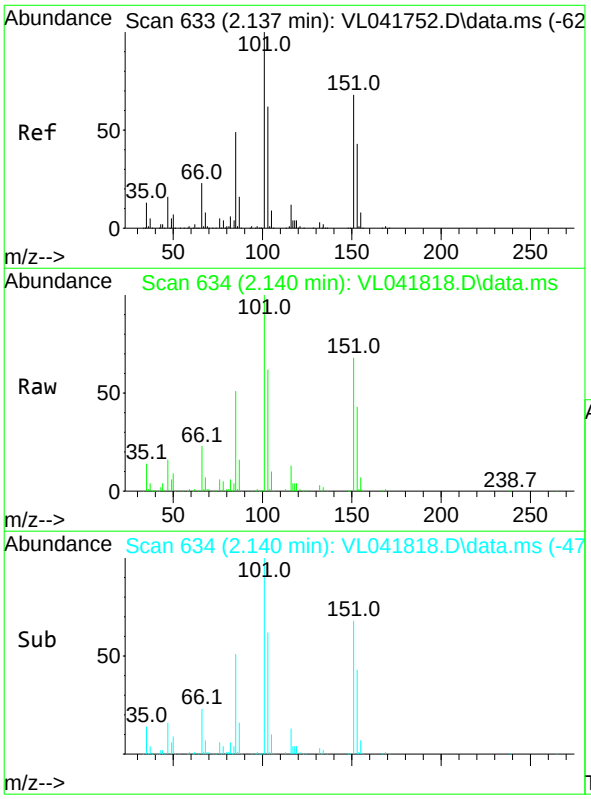

#12
1,1,2-Trichlorotrifluoroethane
Concen: 8.648 ppbv
RT: 2.140 min Scan# 634
Delta R.T. 0.003 min
Lab File: VL041818.D
Acq: 19 Dec 2024 13:16

Tgt Ion:101 Resp: 102897

Ion	Ratio	Lower	Upper
101	100		
151	67.5	56.8	85.2

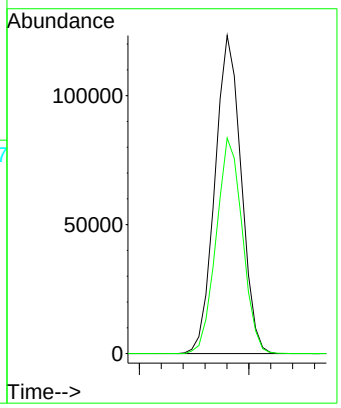

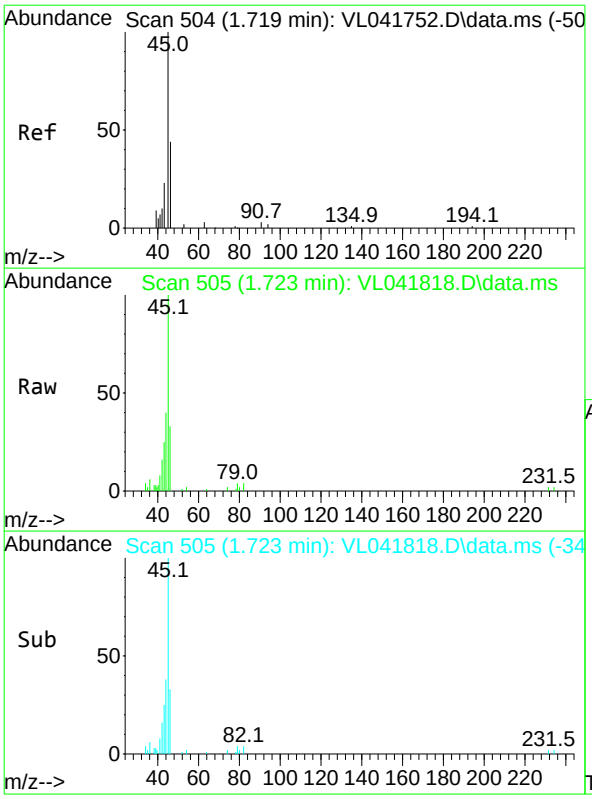

#13
Ethanol
Concen: 7.312 ppbv m
RT: 1.723 min Scan# 50
Delta R.T. 0.003 min
Lab File: VL041818.D
Acq: 19 Dec 2024 13:16

Tgt Ion: 45 Resp: 3542

Ion	Ratio	Lower	Upper
45	100		
46	33.4	16.4	65.8

Instrument :
MSVOA_L
ClientSampleId :
VSTDCCC010

Manual Integrations
APPROVED

Reviewed By :Semsettin Yesilyurt 12/20/2024
Supervised By :Mahesh Dadoda 12/20/2024

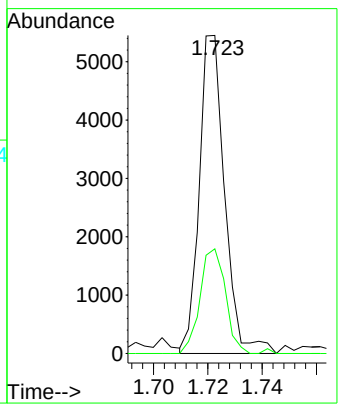

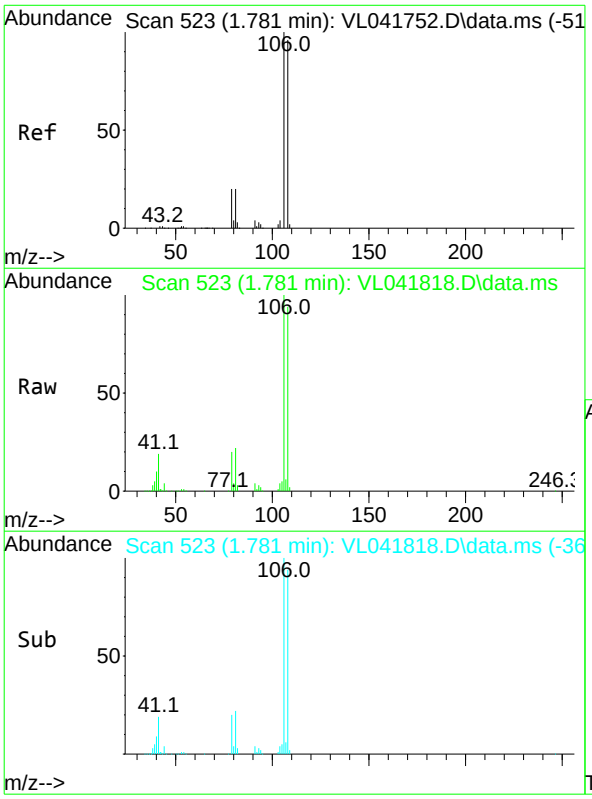

#14
Bromoethene
Concen: 8.619 ppbv
RT: 1.781 min Scan# 523
Delta R.T. 0.000 min
Lab File: VL041818.D
Acq: 19 Dec 2024 13:16

Tgt Ion:108 Resp: 34621

Ion	Ratio	Lower	Upper
108	100		
106	107.5	84.1	126.1
79	22.5	17.4	26.0

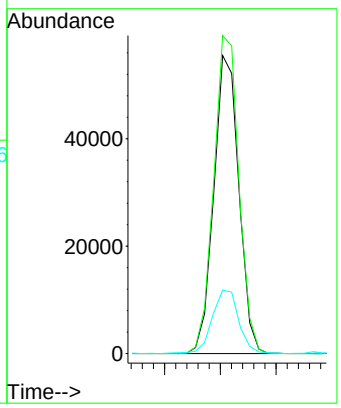

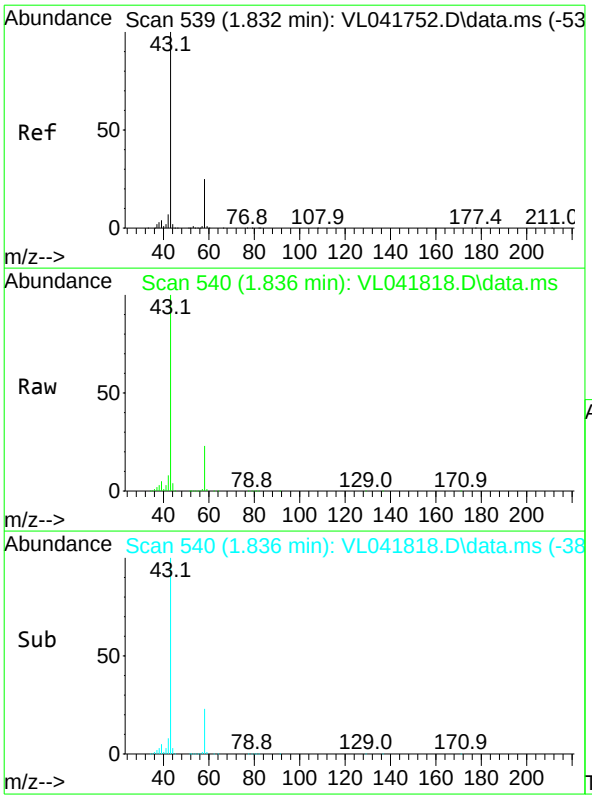

#15
Acetone
Concen: 7.680 ppbv
RT: 1.836 min Scan# 54
Delta R.T. 0.003 min
Lab File: VL041818.D
Acq: 19 Dec 2024 13:16

Instrument :
MSVOA_L
ClientSampleId :
VSTDCCC010

Tgt Ion: 43 Resp: 123691

Ion	Ratio	Lower	Upper
43	100		
58	23.3	19.7	29.5

Manual Integrations
APPROVED

Reviewed By :Semsettin Yesilyurt 12/20/2024
Supervised By :Mahesh Dadoda 12/20/2024

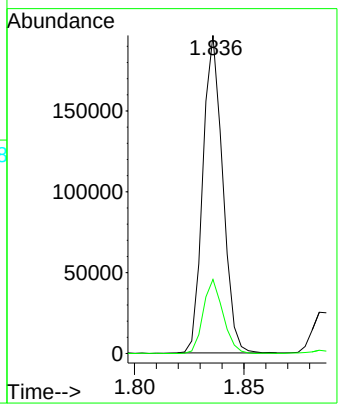

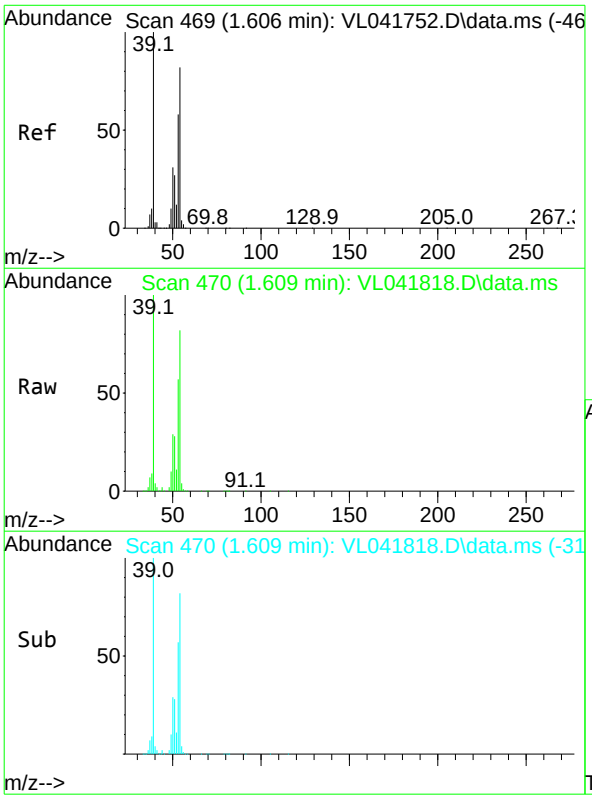

#16
1,3-Butadiene
Concen: 9.168 ppbv
RT: 1.609 min Scan# 470
Delta R.T. 0.003 min
Lab File: VL041818.D
Acq: 19 Dec 2024 13:16

Tgt Ion: 39 Resp: 58138

Ion	Ratio	Lower	Upper
39	100		
54	69.7	58.4	87.6

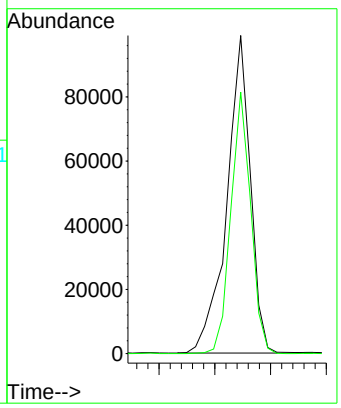

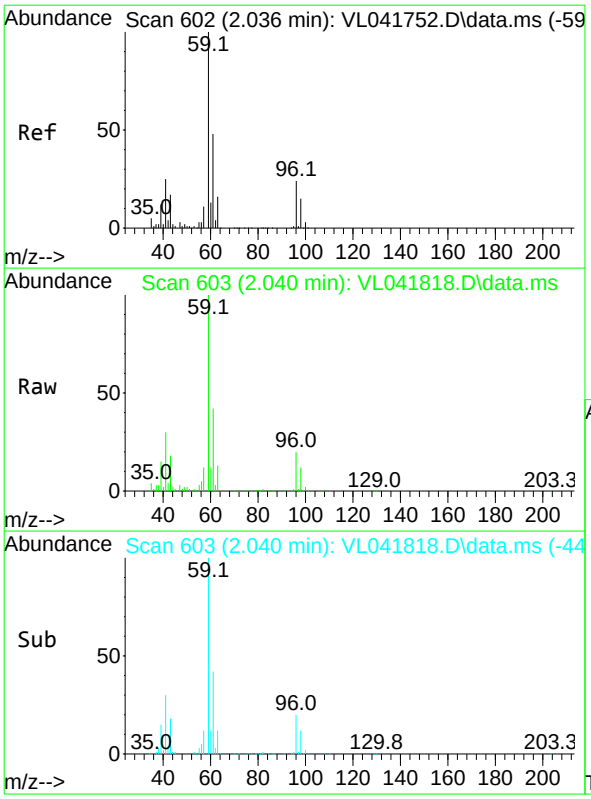

#17
tert-Butyl alcohol
Concen: 8.786 ppbv
RT: 2.040 min Scan# 60
Delta R.T. 0.003 min
Lab File: VL041818.D
Acq: 19 Dec 2024 13:16

Tgt Ion: 59 Resp: 140369

Ion	Ratio	Lower	Upper
59	100		
57	11.2	8.6	13.0

Instrument :
MSVOA_L
ClientSampleId :
VSTDCCC010

Manual Integrations
APPROVED

Reviewed By :Semsettin Yesilyurt 12/20/2024
Supervised By :Mahesh Dadoda 12/20/2024

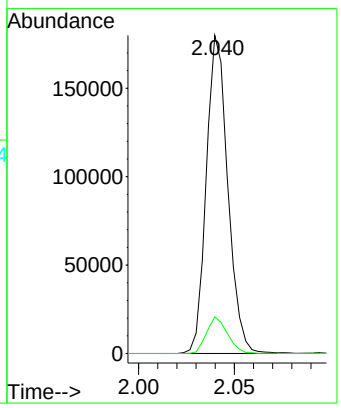

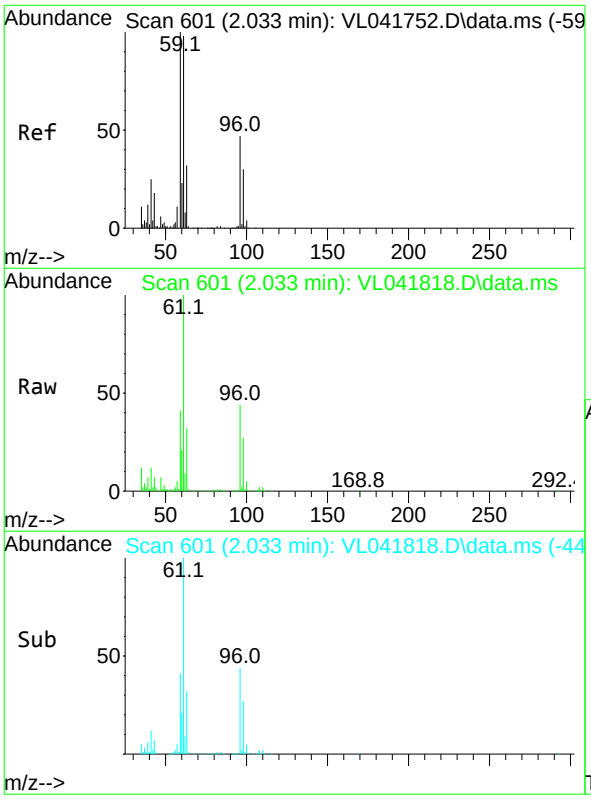

#18
1,1-Dichloroethene
Concen: 8.483 ppbv
RT: 2.033 min Scan# 601
Delta R.T. 0.000 min
Lab File: VL041818.D
Acq: 19 Dec 2024 13:16

Tgt Ion: 96 Resp: 42316

Ion	Ratio	Lower	Upper
96	100		
61	228.5	167.7	251.5
98	62.8	51.1	76.7

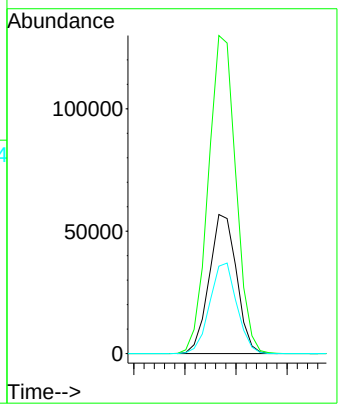

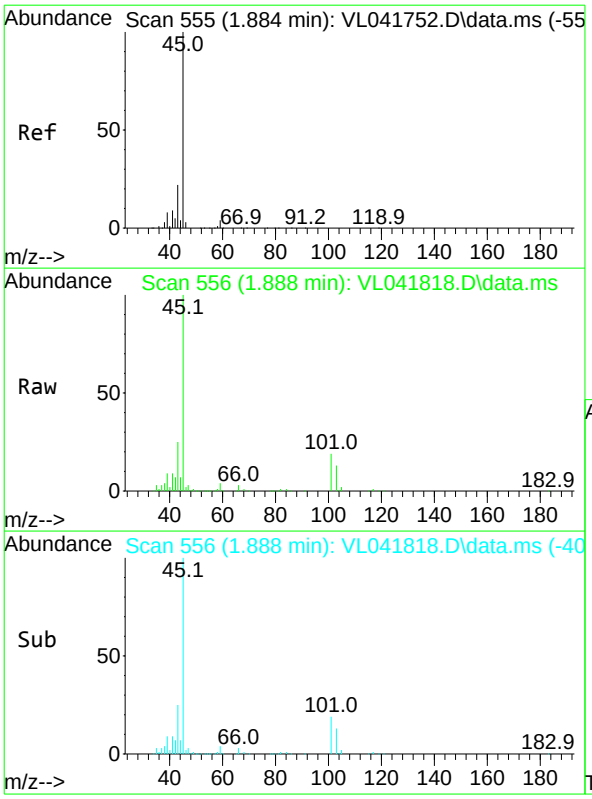

#19
Isopropyl Alcohol
Concen: 7.243 ppbv
RT: 1.888 min Scan# 55
Delta R.T. 0.003 min
Lab File: VL041818.D
Acq: 19 Dec 2024 13:16

Tgt Ion: 45 Resp: 69994

Ion	Ratio	Lower	Upper
45	100		
58	2.2	33.3	49.9#

Instrument :
MSVOA_L
ClientSampleId :
VSTDCCC010

Manual Integrations APPROVED

Reviewed By :Semsettin Yesilyurt 12/20/2024
Supervised By :Mahesh Dadoda 12/20/2024

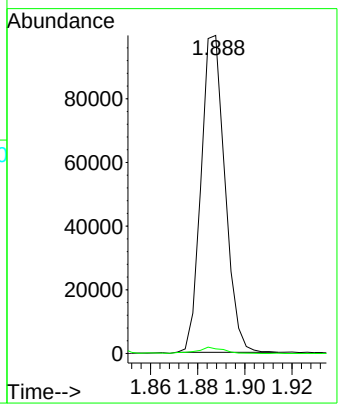

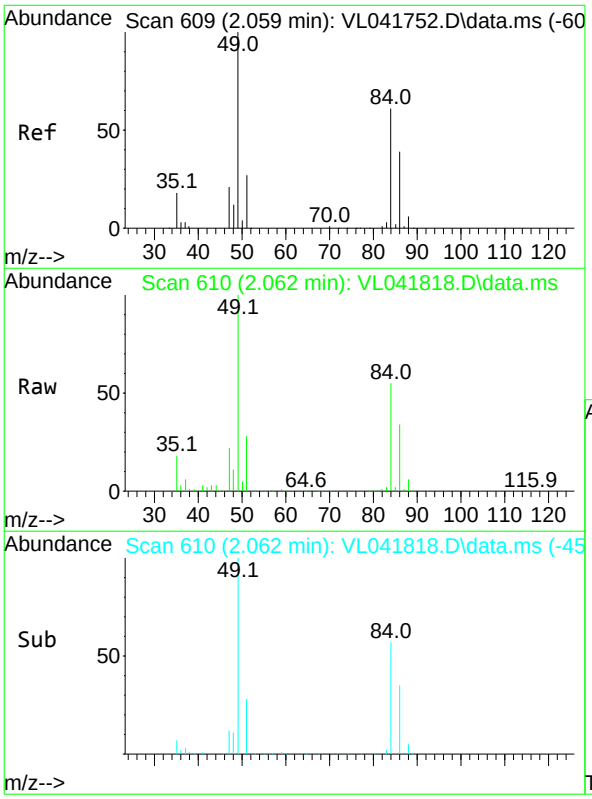

#20
Methylene Chloride
Concen: 8.396 ppbv
RT: 2.062 min Scan# 610
Delta R.T. 0.003 min
Lab File: VL041818.D
Acq: 19 Dec 2024 13:16

Tgt Ion: 84 Resp: 38558

Ion	Ratio	Lower	Upper
84	100		
49	182.0	132.6	198.8
51	50.6	37.6	56.4
86	62.1	51.4	77.0

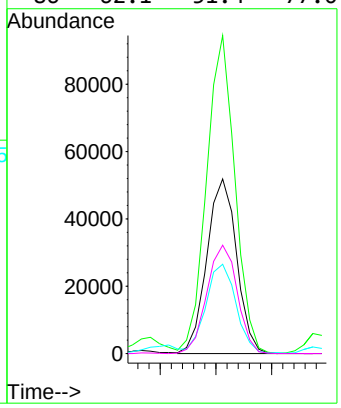

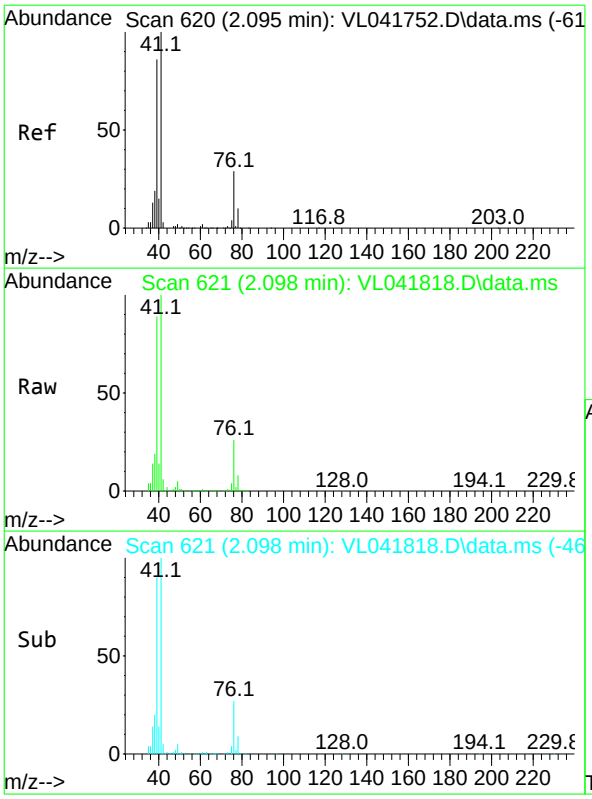

#21
Allyl Chloride
Concen: 9.289 ppbv
RT: 2.098 min Scan# 62
Delta R.T. 0.003 min
Lab File: VL041818.D
Acq: 19 Dec 2024 13:16

Tgt Ion: 41 Resp: 81129

Ion	Ratio	Lower	Upper
41	100		
76	24.8	22.3	33.5
39	87.0	69.2	103.8

Instrument :
MSVOA_L
ClientSampleId :
VSTDCCC010

Manual Integrations
APPROVED

Reviewed By :Semsettin Yesilyurt 12/20/2024
Supervised By :Mahesh Dadoda 12/20/2024

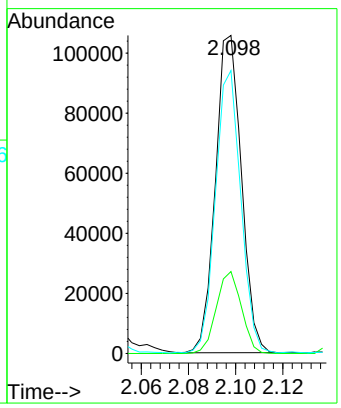

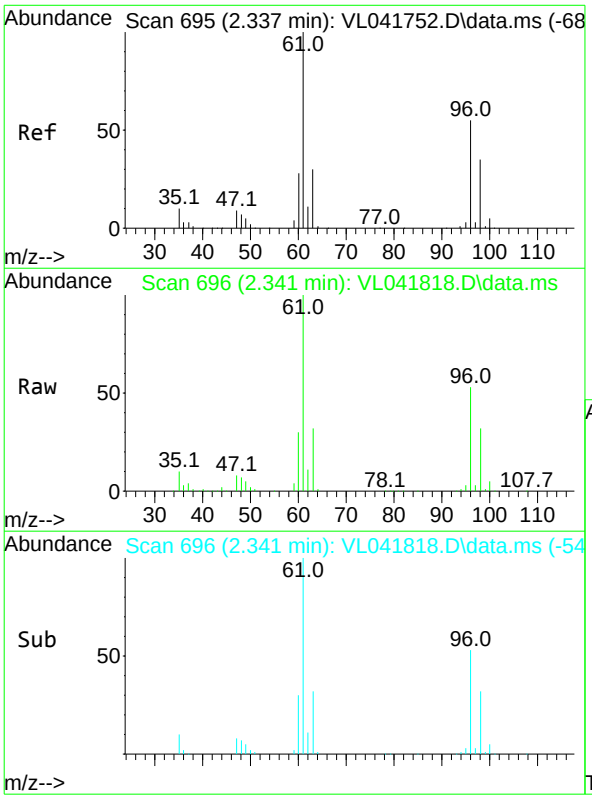

#22
trans-1,2-Dichloroethene
Concen: 8.468 ppbv
RT: 2.341 min Scan# 696
Delta R.T. 0.003 min
Lab File: VL041818.D
Acq: 19 Dec 2024 13:16

Tgt Ion: 96 Resp: 48350

Ion	Ratio	Lower	Upper
96	100		
61	187.1	146.3	219.5
98	60.1	50.8	76.2

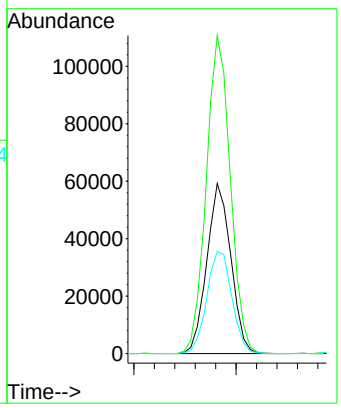

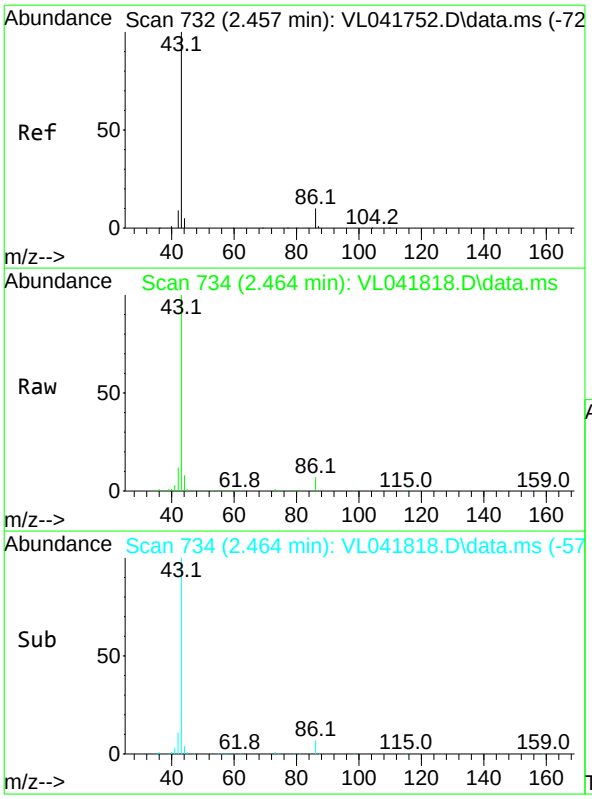

#23
Vinyl Acetate
Concen: 8.314 ppbv
RT: 2.464 min Scan# 73
Delta R.T. 0.007 min
Lab File: VL041818.D
Acq: 19 Dec 2024 13:16

Tgt Ion: 43 Resp: 62170

Ion	Ratio	Lower	Upper
43	100		
86	6.6	6.6	10.0#
42	11.4	8.2	12.2
44	6.0	5.0	7.4

Instrument :
MSVOA_L
ClientSampleId :
VSTDCCC010

Manual Integrations
APPROVED

Reviewed By :Semsettin Yesilyurt 12/20/2024
Supervised By :Mahesh Dadoda 12/20/2024

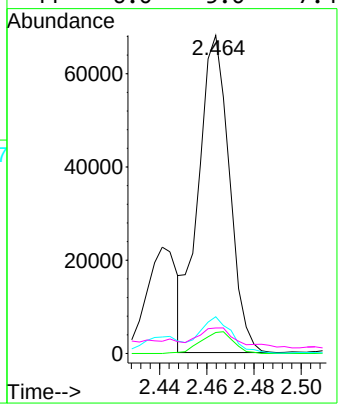

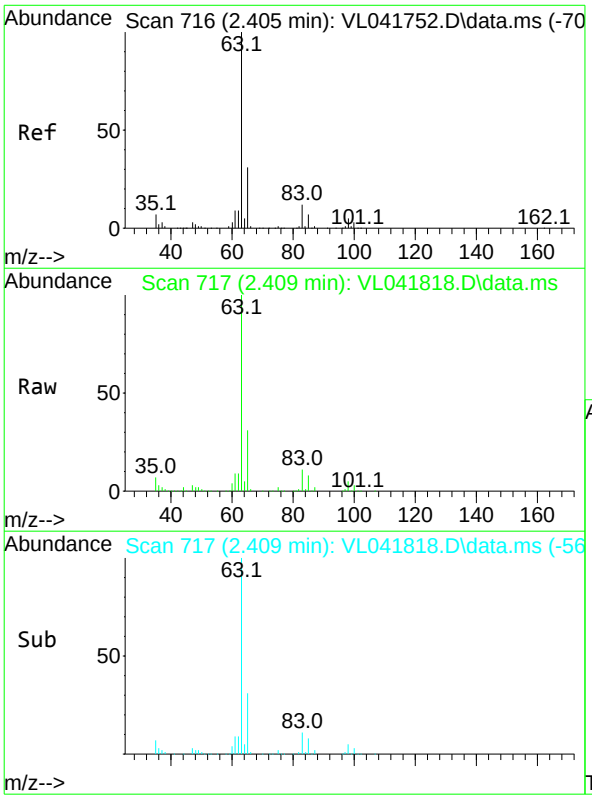

#24
1,1-Dichloroethane
Concen: 9.068 ppbv
RT: 2.409 min Scan# 717
Delta R.T. 0.003 min
Lab File: VL041818.D
Acq: 19 Dec 2024 13:16

Tgt Ion: 63 Resp: 104810

Ion	Ratio	Lower	Upper
63	100		
98	4.6	2.3	6.8
100	2.8	1.4	4.2

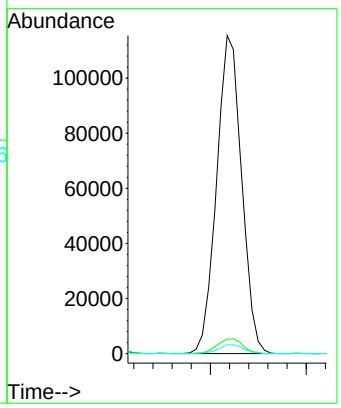

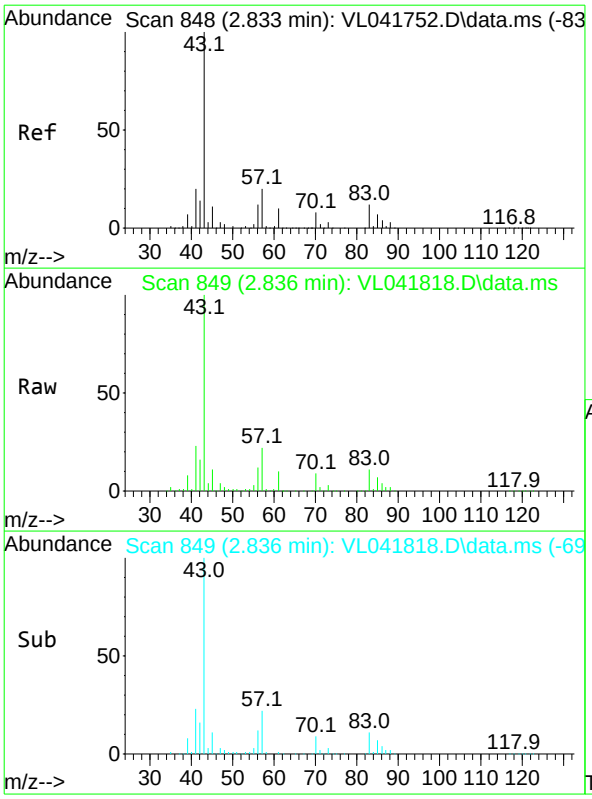

#25
Ethyl Acetate
Concen: 9.112 ppbv
RT: 2.836 min Scan# 84
Delta R.T. 0.003 min
Lab File: VL041818.D
Acq: 19 Dec 2024 13:16

Tgt Ion: 43 Resp: 272982

Ion	Ratio	Lower	Upper
43	100		
45	10.0	8.1	12.1
61	8.7	7.0	10.6
70	7.8	6.5	9.7

Instrument :
MSVOA_L
ClientSampleId :
VSTDCCC010

Manual Integrations
APPROVED

Reviewed By :Semsettin Yesilyurt 12/20/2024
Supervised By :Mahesh Dadoda 12/20/2024

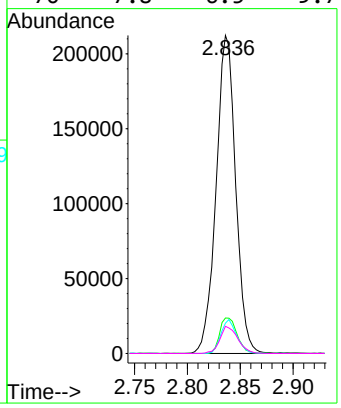

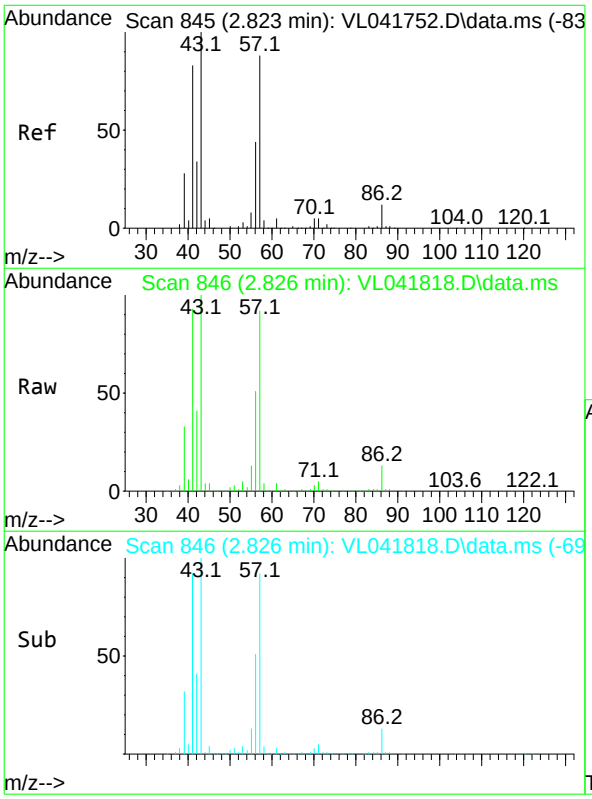

#26
Hexane
Concen: 8.667 ppbv
RT: 2.826 min Scan# 846
Delta R.T. 0.003 min
Lab File: VL041818.D
Acq: 19 Dec 2024 13:16

Tgt Ion: 57 Resp: 98534

Ion	Ratio	Lower	Upper
57	100		
41	105.1	79.6	119.4
43	277.9	211.0	316.6
56	55.8	42.6	63.8

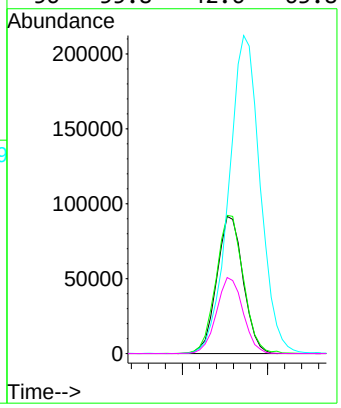

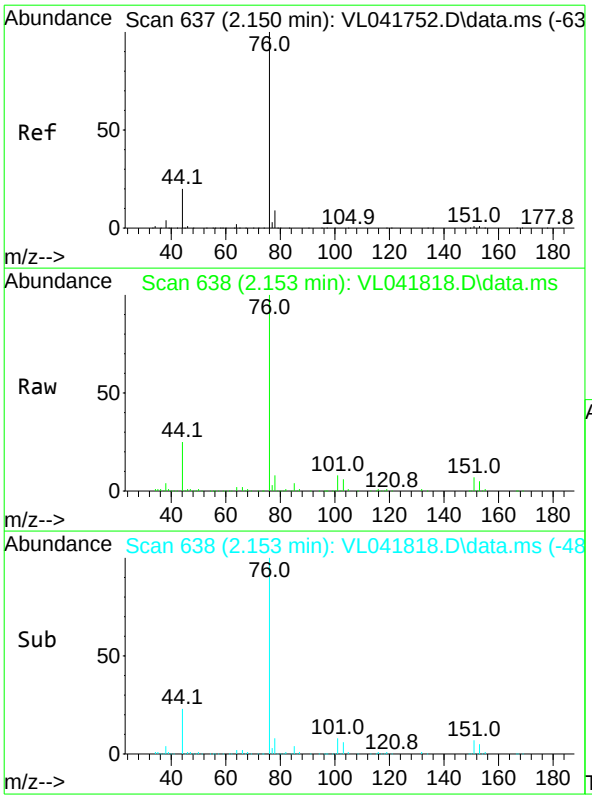

#27
Carbon Disulfide
Concen: 8.772 ppbv
RT: 2.153 min Scan# 63
Delta R.T. 0.003 min
Lab File: VL041818.D
Acq: 19 Dec 2024 13:16

Instrument :
MSVOA_L
ClientSampleId :
VSTDCCC010

Tgt Ion: 76 Resp: 89868

Ion	Ratio	Lower	Upper
76	100		
44	23.1	17.6	26.4
78	13.2	10.2	15.4

Manual Integrations
APPROVED

Reviewed By :Semsettin Yesilyurt 12/20/2024
Supervised By :Mahesh Dadoda 12/20/2024

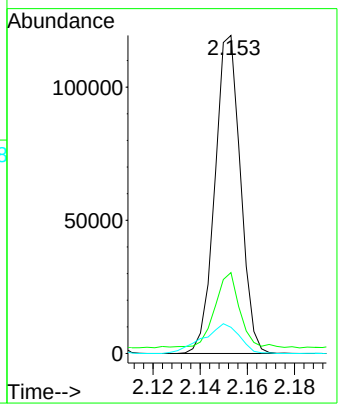

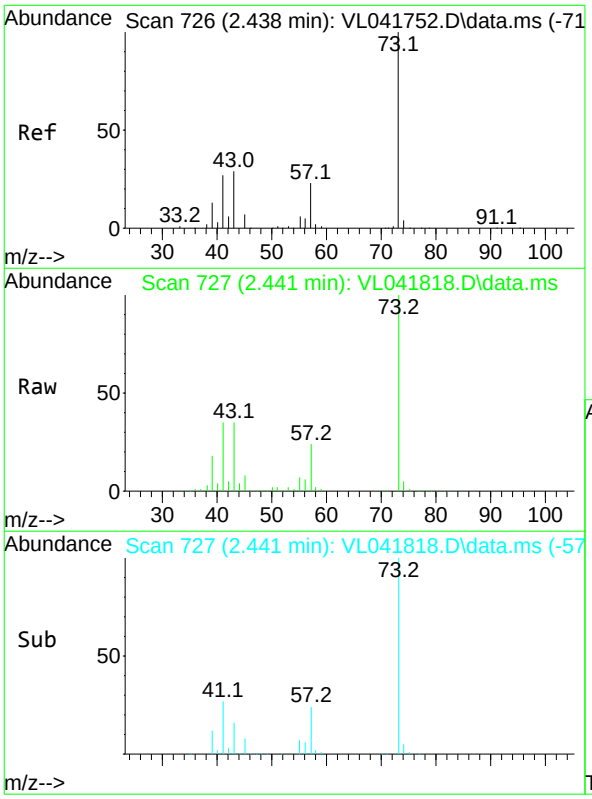

#28
Methyl tert-Butyl Ether
Concen: 7.657 ppbv
RT: 2.441 min Scan# 727
Delta R.T. 0.003 min
Lab File: VL041818.D
Acq: 19 Dec 2024 13:16

Tgt Ion: 73 Resp: 70625

Ion	Ratio	Lower	Upper
73	100		
57	24.1	17.6	26.4

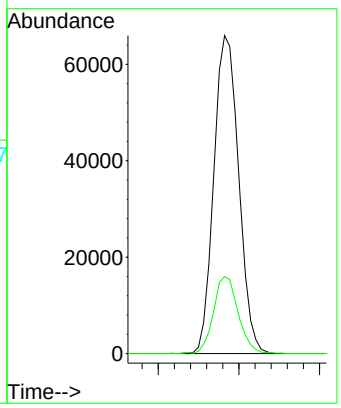

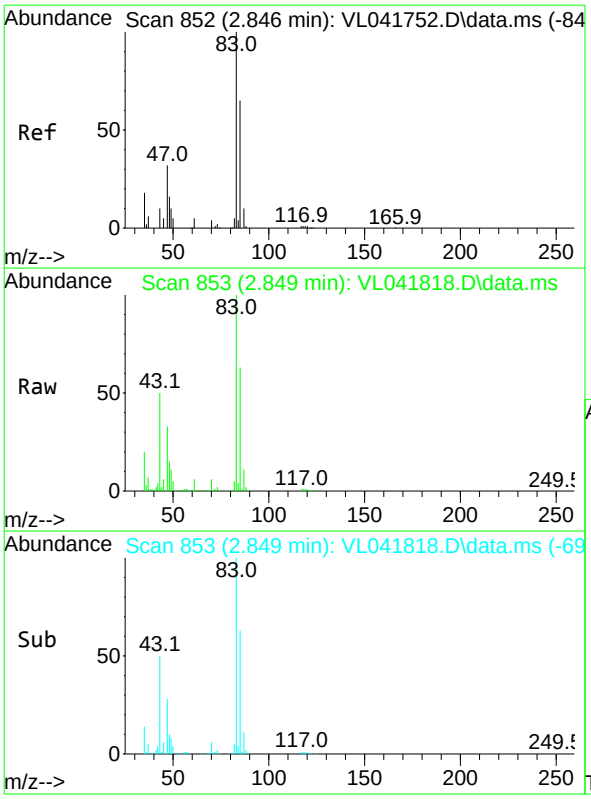

#29
Chloroform
Concen: 9.114 ppbv
RT: 2.849 min Scan# 85
Delta R.T. 0.003 min
Lab File: VL041818.D
Acq: 19 Dec 2024 13:16

Tgt Ion: 83 Resp: 157908

Ion	Ratio	Lower	Upper
83	100		
85	62.9	51.8	77.6

Instrument :
MSVOA_L
ClientSampleId :
VSTDCCC010

Manual Integrations
APPROVED

Reviewed By :Semsettin Yesilyurt 12/20/2024
Supervised By :Mahesh Dadoda 12/20/2024

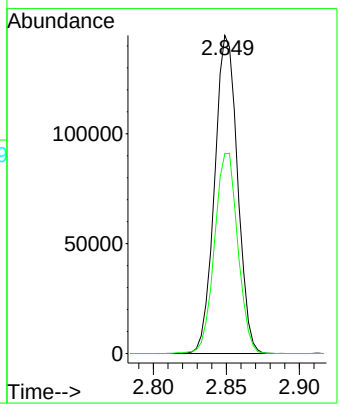

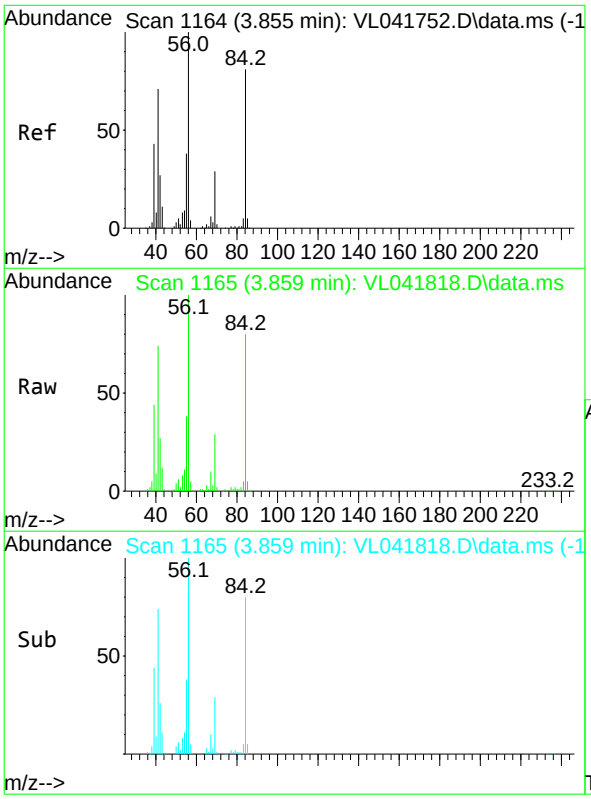

#30
Cyclohexane
Concen: 8.186 ppbv
RT: 3.859 min Scan# 1165
Delta R.T. 0.003 min
Lab File: VL041818.D
Acq: 19 Dec 2024 13:16

Tgt Ion: 84 Resp: 79194

Ion	Ratio	Lower	Upper
84	100		
56	129.8	102.3	153.5
41	98.8	74.0	111.0

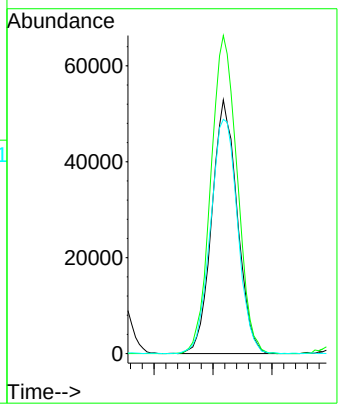

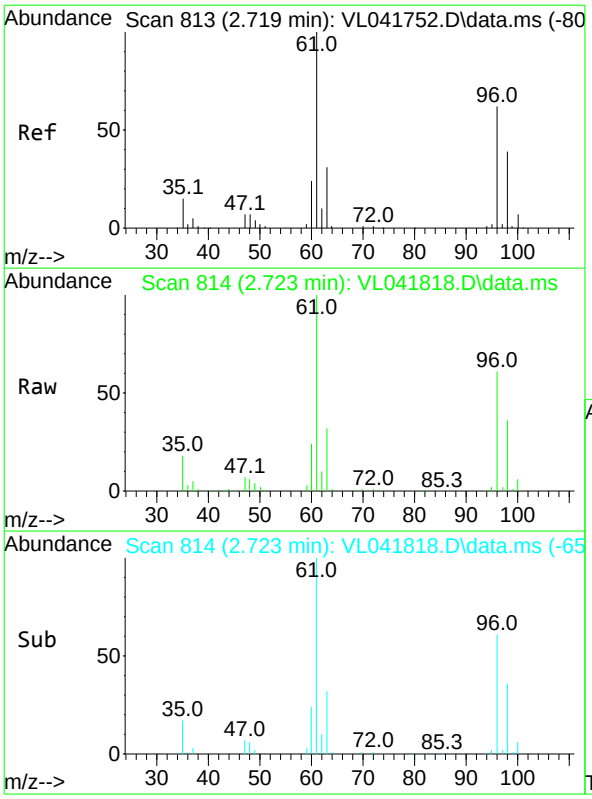

#31
cis-1,2-Dichloroethene
Concen: 8.539 ppbv
RT: 2.723 min Scan# 81
Delta R.T. 0.003 min
Lab File: VL041818.D
Acq: 19 Dec 2024 13:16

Instrument :
MSVOA_L
ClientSampleId :
VSTDCCC010

Tgt Ion: 61 Resp: 100323

Ion	Ratio	Lower	Upper
61	100		
96	60.8	49.7	74.5
98	36.2	30.8	46.2

Manual Integrations
APPROVED

Reviewed By :Semsettin Yesilyurt 12/20/2024
Supervised By :Mahesh Dadoda 12/20/2024

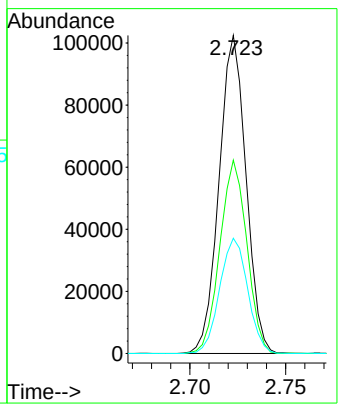

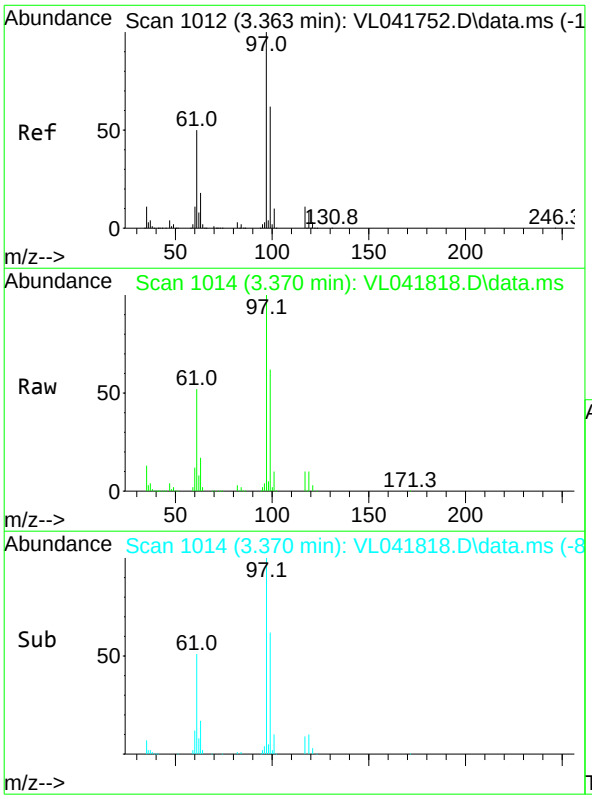

#32
1,1,1-Trichloroethane
Concen: 8.624 ppbv
RT: 3.370 min Scan# 1014
Delta R.T. 0.007 min
Lab File: VL041818.D
Acq: 19 Dec 2024 13:16

Tgt Ion: 97 Resp: 151902

Ion	Ratio	Lower	Upper
97	100		
99	64.3	51.0	76.4
61	54.4	42.2	63.2

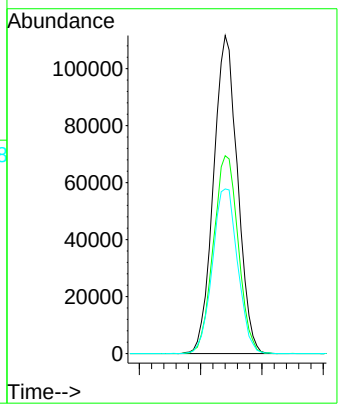

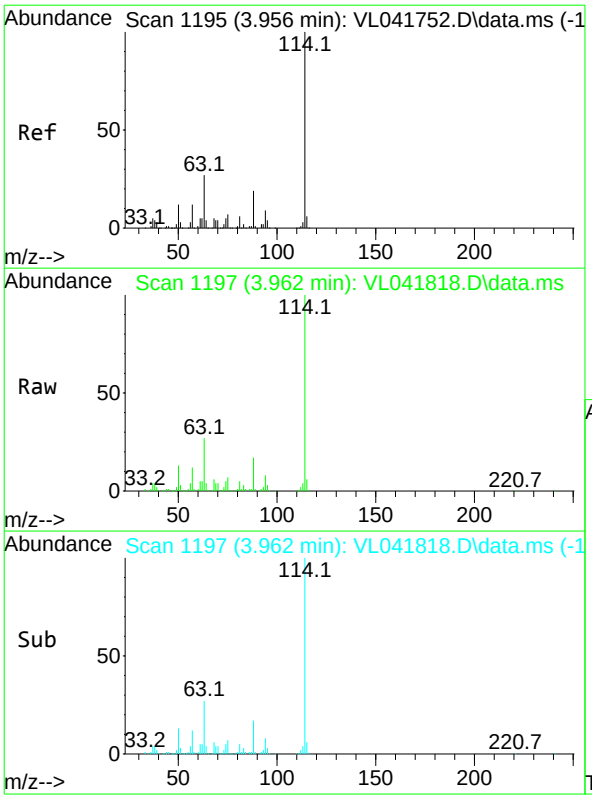

#33
1,4-Difluorobenzene
Concen: 10.000 ppbv
RT: 3.962 min Scan# 11
Delta R.T. 0.007 min
Lab File: VL041818.D
Acq: 19 Dec 2024 13:16

Instrument :
MSVOA_L
ClientSampleId :
VSTDCCC010

Tgt Ion:114 Resp: 200154

Ion	Ratio	Lower	Upper
114	100		
63	28.2	21.8	32.8
88	18.4	14.8	22.2

Manual Integrations
APPROVED

Reviewed By :Semsettin Yesilyurt 12/20/2024
Supervised By :Mahesh Dadoda 12/20/2024

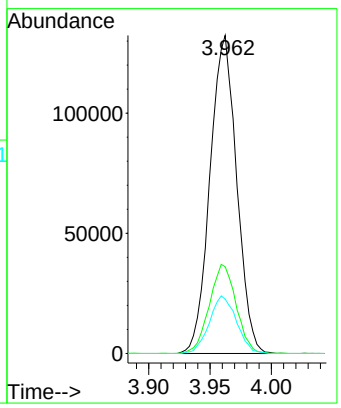

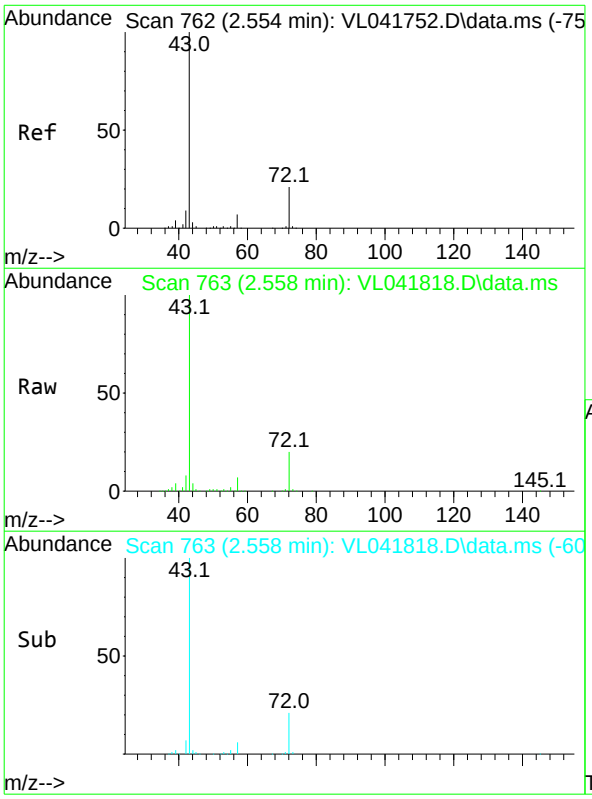

#34
2-Butanone
Concen: 9.747 ppbv
RT: 2.558 min Scan# 763
Delta R.T. 0.003 min
Lab File: VL041818.D
Acq: 19 Dec 2024 13:16

Tgt Ion: 43 Resp: 156952

Ion	Ratio	Lower	Upper
43	100		
72	20.6	16.8	25.2

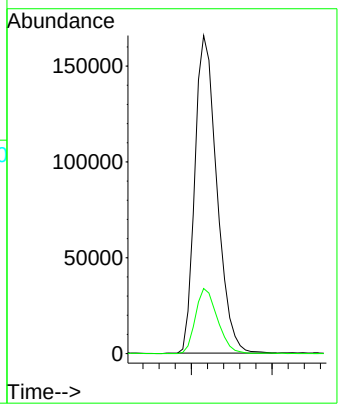

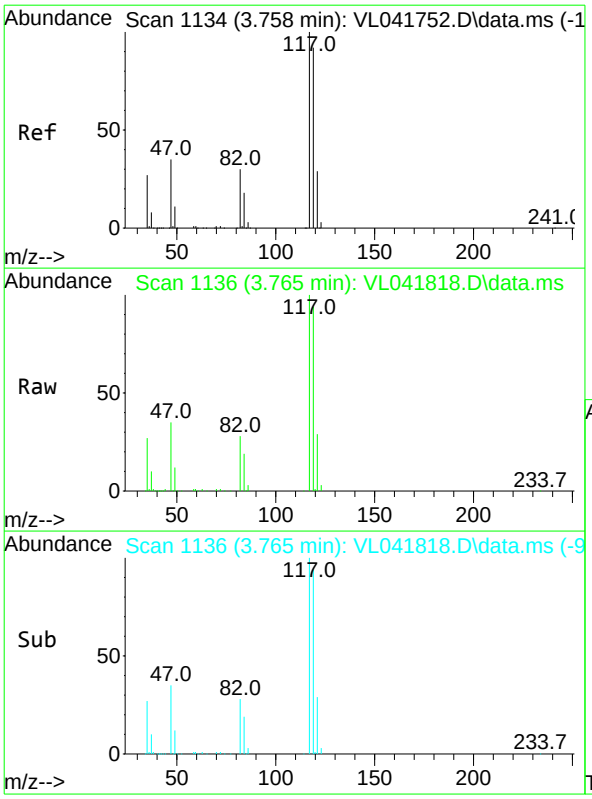

#35
Carbon Tetrachloride
Concen: 10.755 ppbv
RT: 3.765 min Scan# 11
Delta R.T. 0.007 min
Lab File: VL041818.D
Acq: 19 Dec 2024 13:16

Tgt Ion:117 Resp: 152814

Ion	Ratio	Lower	Upper
117	100		
119	93.6	73.7	110.5
121	28.7	23.0	34.4

Instrument :
MSVOA_L
ClientSampleId :
VSTDCCC010

Manual Integrations
APPROVED

Reviewed By :Semsettin Yesilyurt 12/20/2024
Supervised By :Mahesh Dadoda 12/20/2024

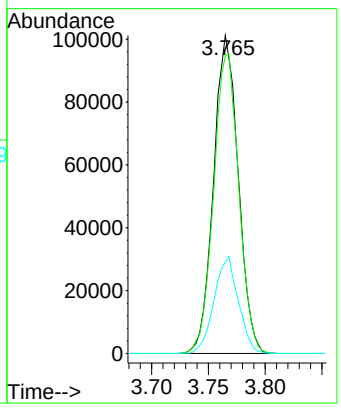

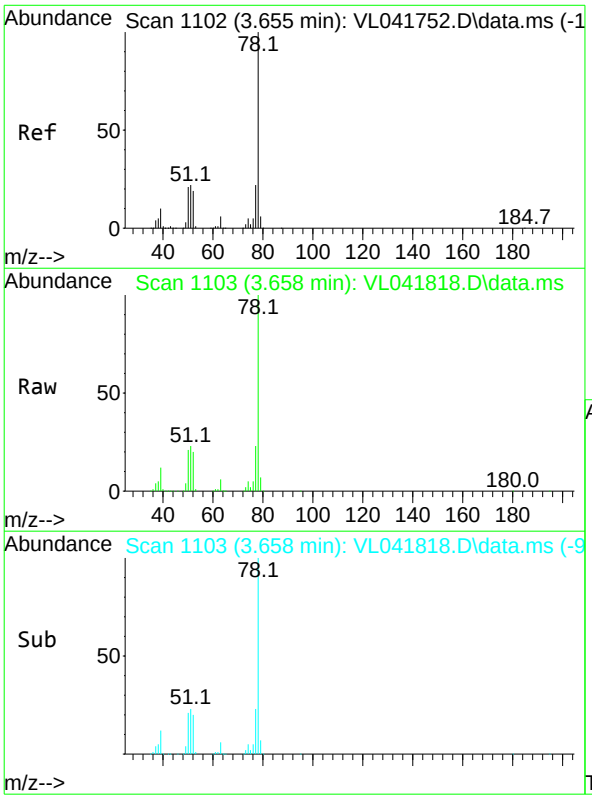

#36
Benzene
Concen: 9.483 ppbv
RT: 3.658 min Scan# 1103
Delta R.T. 0.003 min
Lab File: VL041818.D
Acq: 19 Dec 2024 13:16

Tgt Ion: 78 Resp: 196330

Ion	Ratio	Lower	Upper
78	100		
77	23.1	17.8	26.6
50	21.4	17.2	25.8

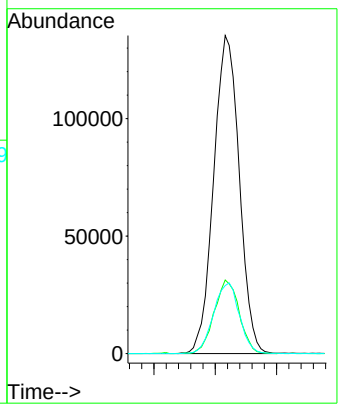

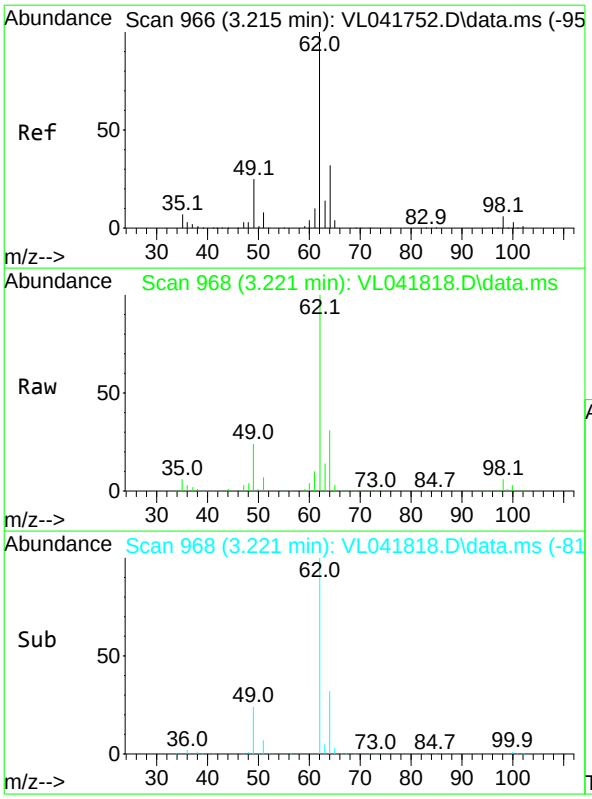

#37
1,2-Dichloroethane
Concen: 10.019 ppbv
RT: 3.221 min Scan# 96
Delta R.T. 0.007 min
Lab File: VL041818.D
Acq: 19 Dec 2024 13:16

Tgt Ion: 62 Resp: 129068

Ion	Ratio	Lower	Upper
62	100		
98	5.8	4.7	7.1

Instrument :
MSVOA_L
ClientSampleId :
VSTDCCC010

Manual Integrations
APPROVED

Reviewed By :Semsettin Yesilyurt 12/20/2024
Supervised By :Mahesh Dadoda 12/20/2024

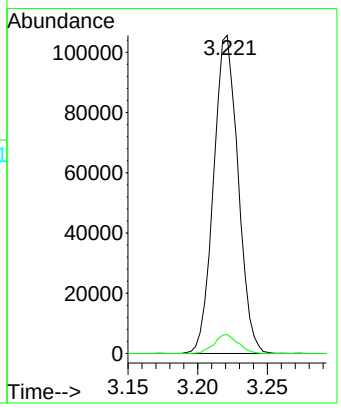

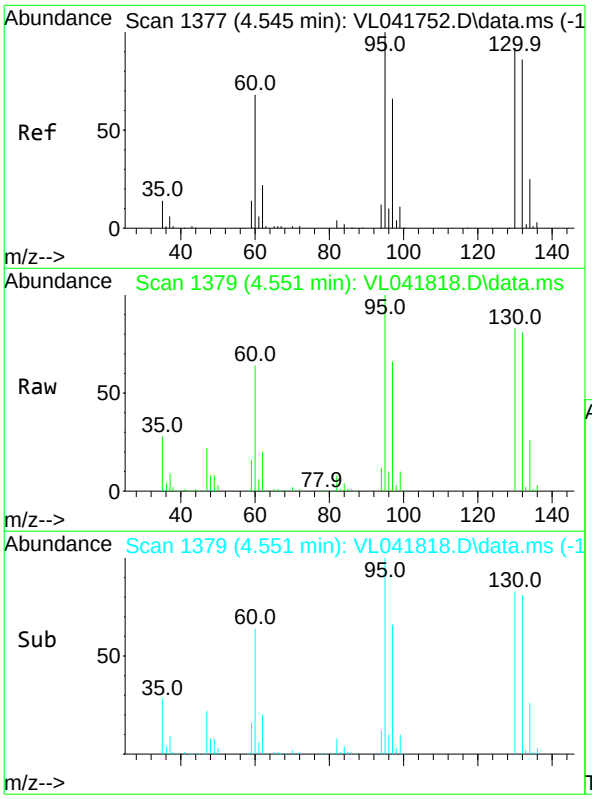

#38
Trichloroethene
Concen: 8.471 ppbv
RT: 4.551 min Scan# 1379
Delta R.T. 0.007 min
Lab File: VL041818.D
Acq: 19 Dec 2024 13:16

Tgt Ion:130 Resp: 74447

Ion	Ratio	Lower	Upper
130	100		
95	119.7	87.0	130.6
132	97.7	75.0	112.6
97	79.5	57.2	85.8

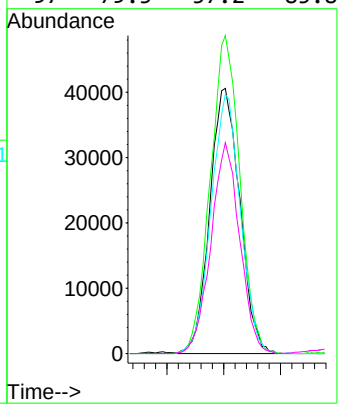

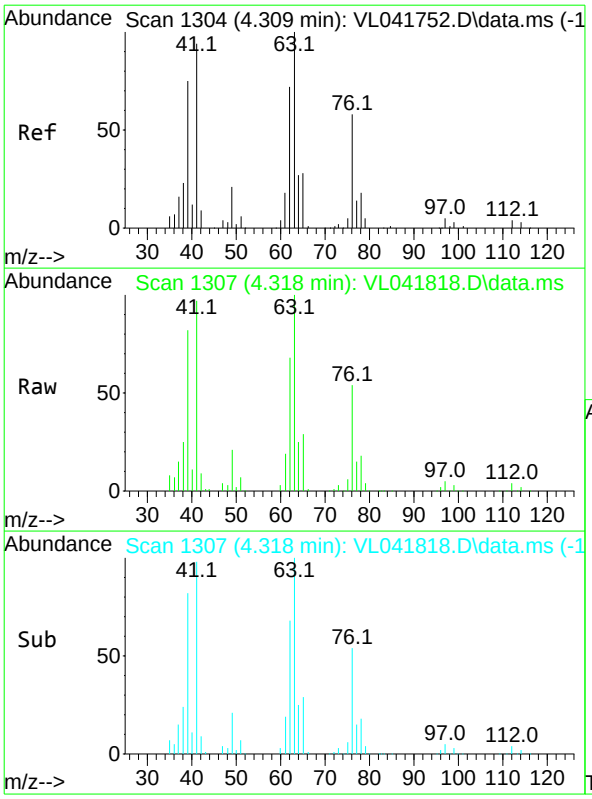

#39
1,2-Dichloropropane
Concen: 9.575 ppbv
RT: 4.318 min Scan# 13
Delta R.T. 0.010 min
Lab File: VL041818.D
Acq: 19 Dec 2024 13:16

Instrument :
MSVOA_L
ClientSampleId :
VSTDCCC010

Tgt Ion: 63 Resp: 71700

Ion	Ratio	Lower	Upper
63	100		
41	97.1	75.3	112.9
62	67.6	57.3	85.9

Manual Integrations
APPROVED

Reviewed By :Semsettin Yesilyurt 12/20/2024
Supervised By :Mahesh Dadoda 12/20/2024

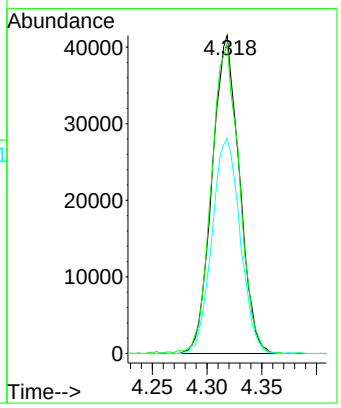

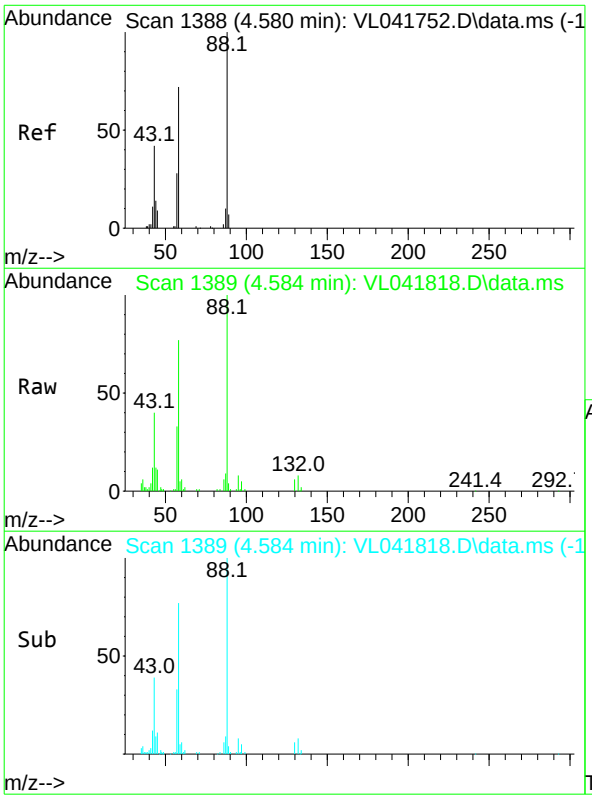

#40
1,4-Dioxane
Concen: 9.154 ppbv
RT: 4.584 min Scan# 1389
Delta R.T. 0.003 min
Lab File: VL041818.D
Acq: 19 Dec 2024 13:16

Tgt Ion: 88 Resp: 33486

Ion	Ratio	Lower	Upper
88	100		
58	84.0	61.0	91.6
43	37.6	29.4	44.0
57	0.0	0.0	0.0

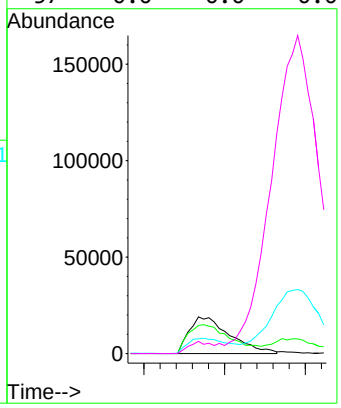

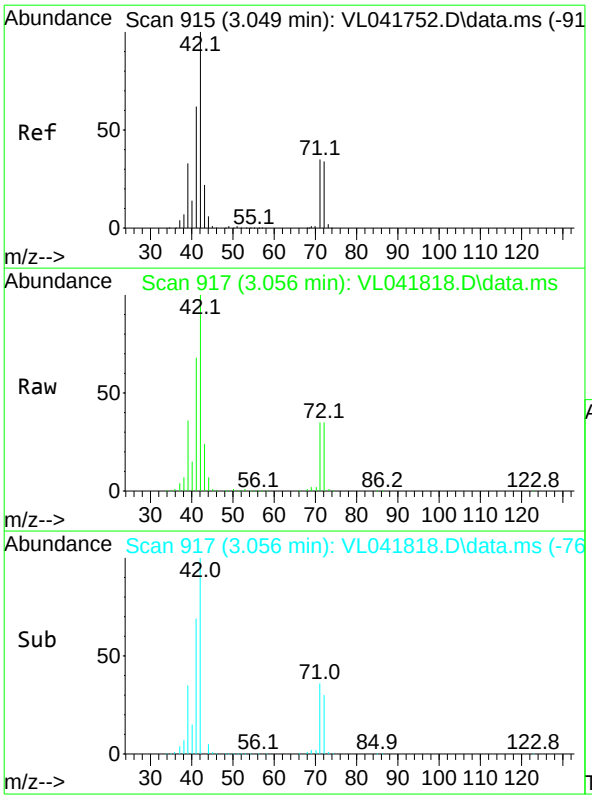

#41
Tetrahydrofuran
Concen: 9.461 ppbv
RT: 3.056 min Scan# 91
Delta R.T. 0.007 min
Lab File: VL041818.D
Acq: 19 Dec 2024 13:16

Tgt Ion: 42 Resp: 85350

Ion	Ratio	Lower	Upper
42	100		
72	36.2	29.1	43.7
71	34.1	28.4	42.6

Instrument :
MSVOA_L
ClientSampleId :
VSTDCCC010

Manual Integrations
APPROVED

Reviewed By :Semsettin Yesilyurt 12/20/2024
Supervised By :Mahesh Dadoda 12/20/2024

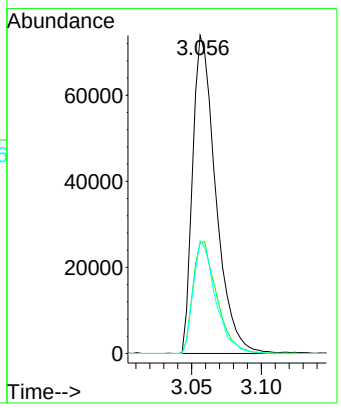

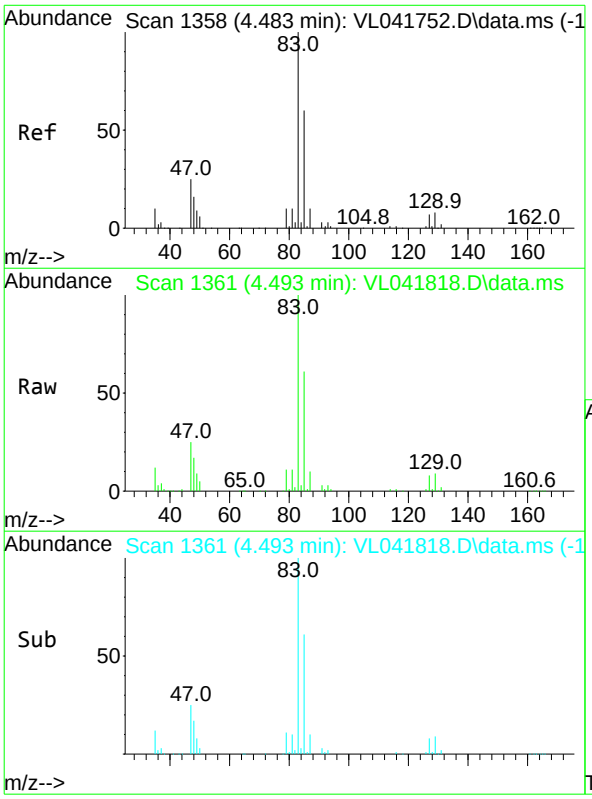

#42
Bromodichloromethane
Concen: 10.288 ppbv
RT: 4.493 min Scan# 1361
Delta R.T. 0.010 min
Lab File: VL041818.D
Acq: 19 Dec 2024 13:16

Tgt Ion: 83 Resp: 152475

Ion	Ratio	Lower	Upper
83	100		
85	61.0	48.0	72.0
127	7.8	5.8	8.8

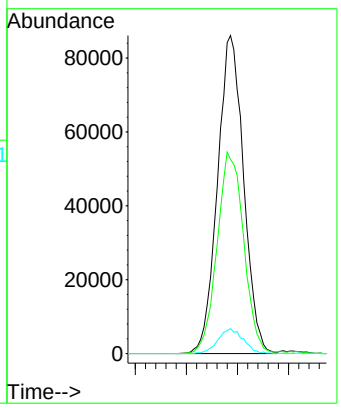

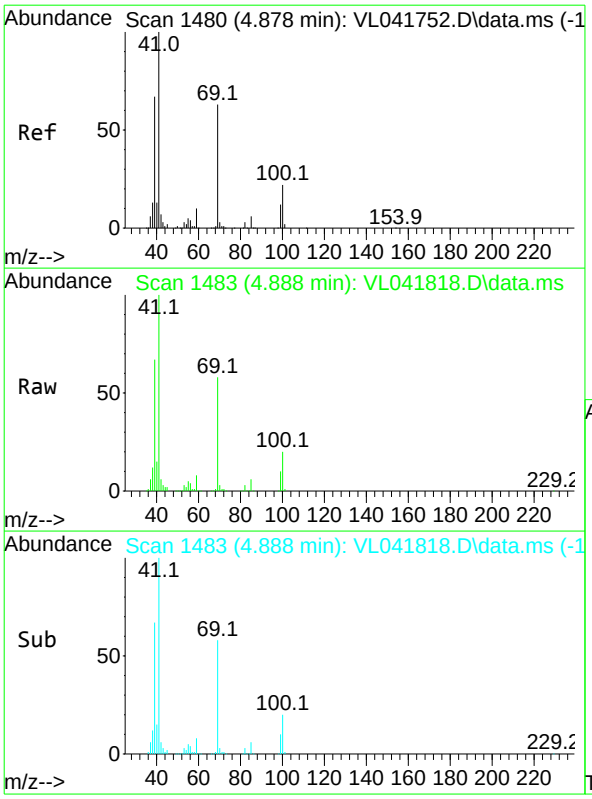

#43
Methyl Methacrylate
Concen: 9.187 ppbv
RT: 4.888 min Scan# 14
Delta R.T. 0.010 min
Lab File: VL041818.D
Acq: 19 Dec 2024 13:16

Tgt Ion: 69 Resp: 72474

Ion	Ratio	Lower	Upper
69	100		
41	168.3	130.3	195.5
100	36.4	28.3	42.5

Instrument :
MSVOA_L
ClientSampleId :
VSTDCCC010

Manual Integrations
APPROVED

Reviewed By :Semsettin Yesilyurt 12/20/2024
Supervised By :Mahesh Dadoda 12/20/2024

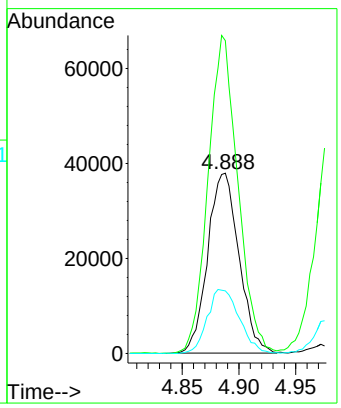

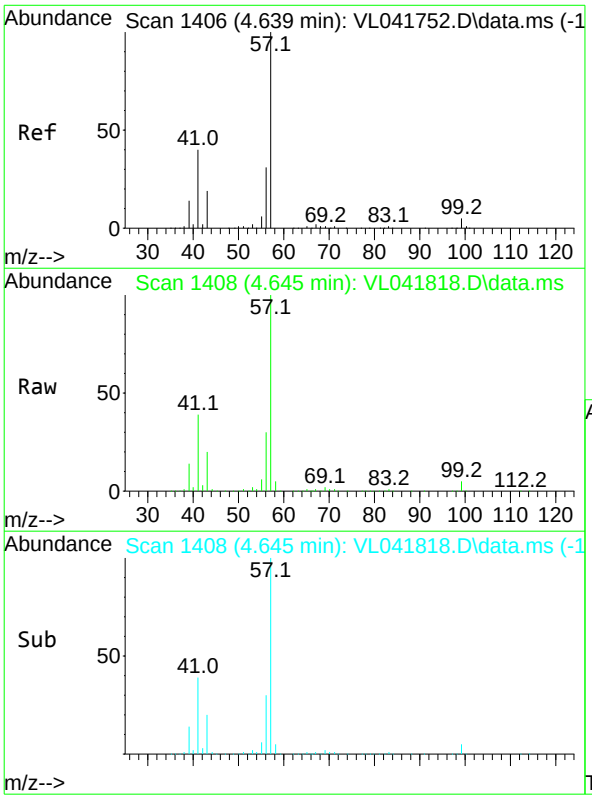

#44
2,2,4-Trimethylpentane
Concen: 9.695 ppbv
RT: 4.645 min Scan# 1408
Delta R.T. 0.007 min
Lab File: VL041818.D
Acq: 19 Dec 2024 13:16

Tgt Ion: 57 Resp: 342795

Ion	Ratio	Lower	Upper
57	100		
41	40.8	30.7	46.1
56	32.5	25.4	38.0

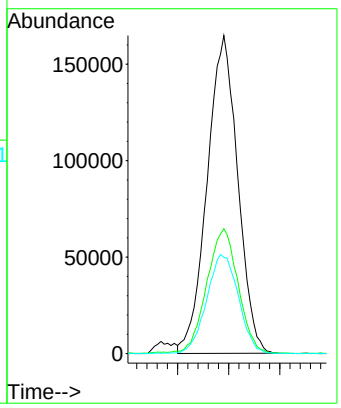

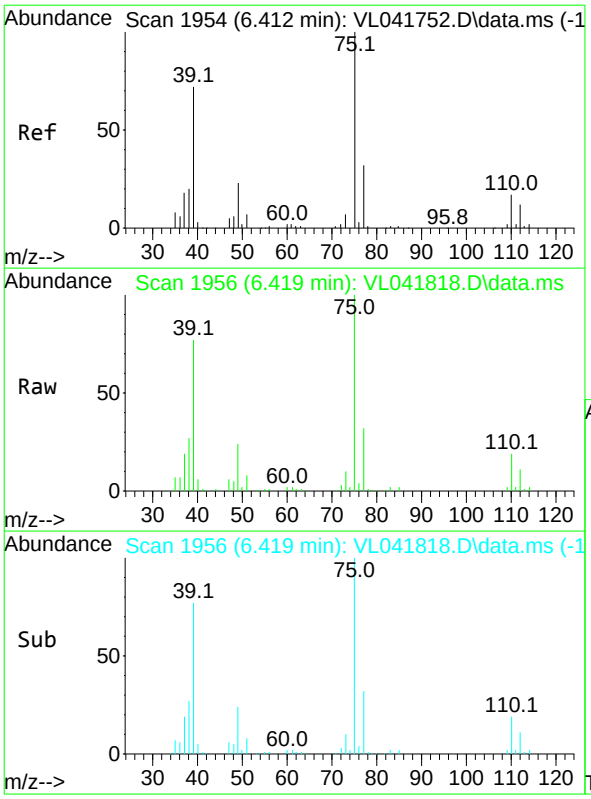

#45
t-1,3-Dichloropropene
Concen: 8.736 ppbv m
RT: 6.419 min Scan# 19
Delta R.T. 0.007 min
Lab File: VL041818.D
Acq: 19 Dec 2024 13:16

Tgt Ion: 75 Resp: 71286

Ion	Ratio	Lower	Upper
75	100		
77	32.5	25.9	38.9

Instrument :
MSVOA_L
ClientSampleId :
VSTDCCC010

Manual Integrations
APPROVED

Reviewed By :Semsettin Yesilyurt 12/20/2024
Supervised By :Mahesh Dadoda 12/20/2024

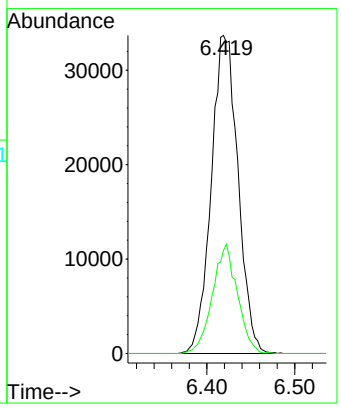

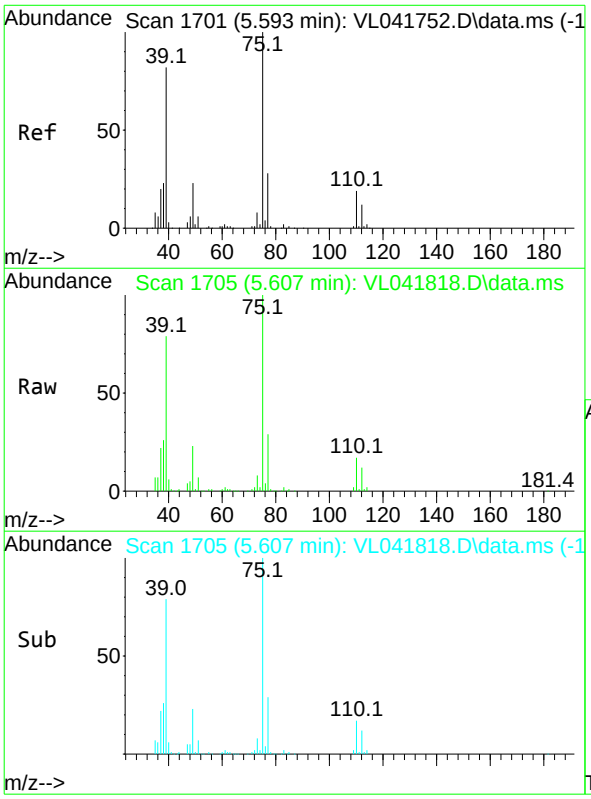

#46
cis-1,3-Dichloropropene
Concen: 8.913 ppbv
RT: 5.607 min Scan# 1705
Delta R.T. 0.013 min
Lab File: VL041818.D
Acq: 19 Dec 2024 13:16

Tgt Ion: 75 Resp: 92324

Ion	Ratio	Lower	Upper
75	100		
39	78.6	65.2	97.8
77	29.2	22.0	33.0

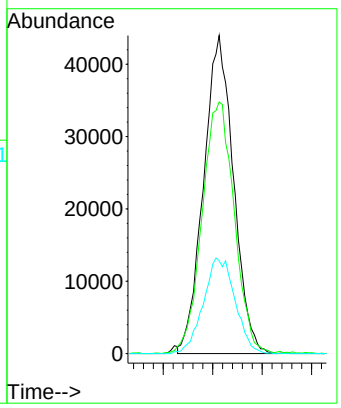

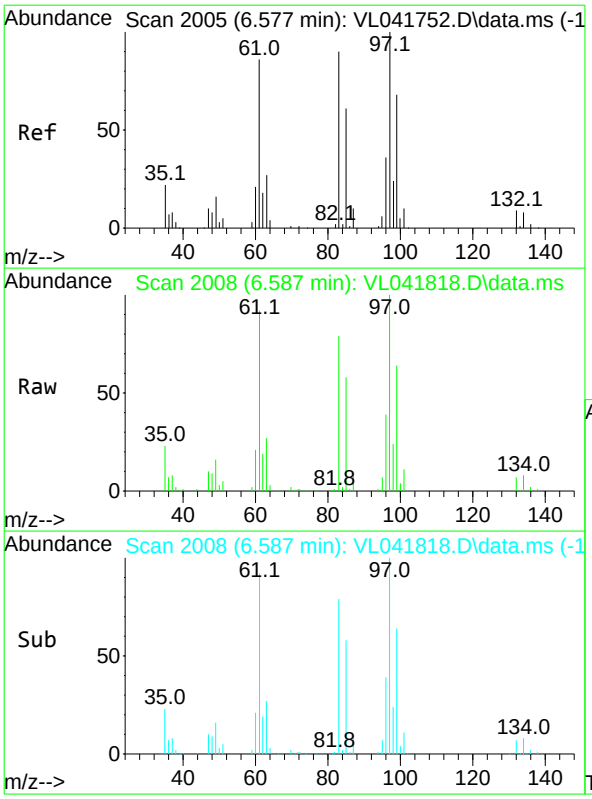

#47
1,1,2-Trichloroethane
Concen: 9.525 ppbv
RT: 6.587 min Scan# 20
Delta R.T. 0.010 min
Lab File: VL041818.D
Acq: 19 Dec 2024 13:16

Instrument :
MSVOA_L
ClientSampleId :
VSTDCCC010

Tgt Ion: 97 Resp: 74497

Ion	Ratio	Lower	Upper
97	100		
83	79.5	72.3	108.5
85	57.9	48.5	72.7
99	63.9	54.0	81.0

Manual Integrations
APPROVED

Reviewed By :Semsettin Yesilyurt 12/20/2024
Supervised By :Mahesh Dadoda 12/20/2024

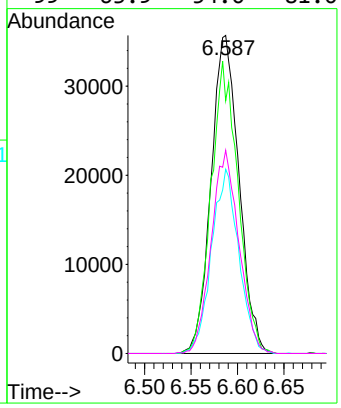

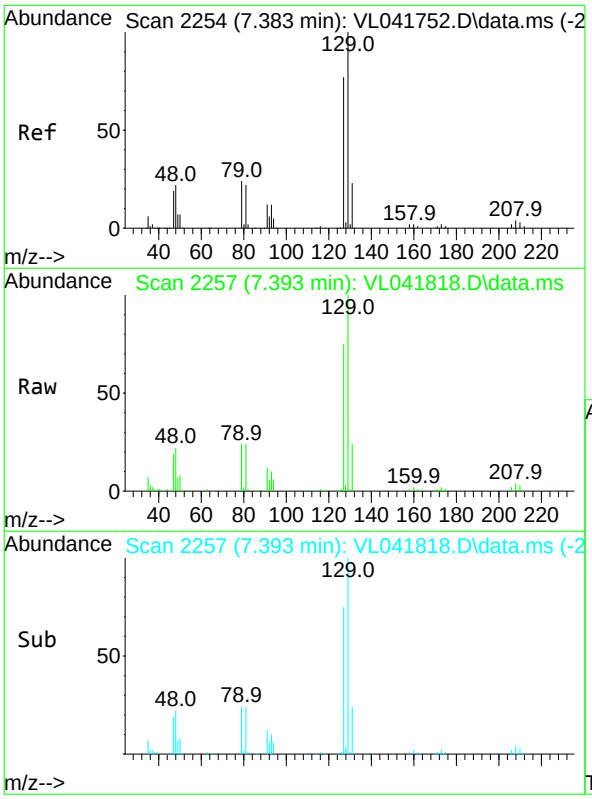

#48
Dibromochloromethane
Concen: 10.219 ppbv
RT: 7.393 min Scan# 2257
Delta R.T. 0.010 min
Lab File: VL041818.D
Acq: 19 Dec 2024 13:16

Tgt Ion:129 Resp: 109136

Ion	Ratio	Lower	Upper
129	100		
127	79.1	38.8	116.3

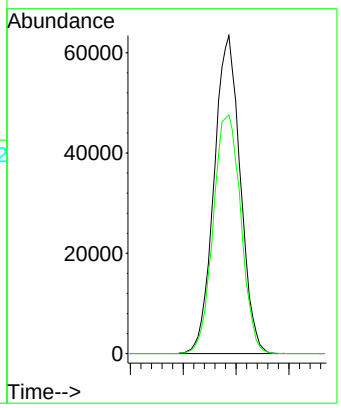

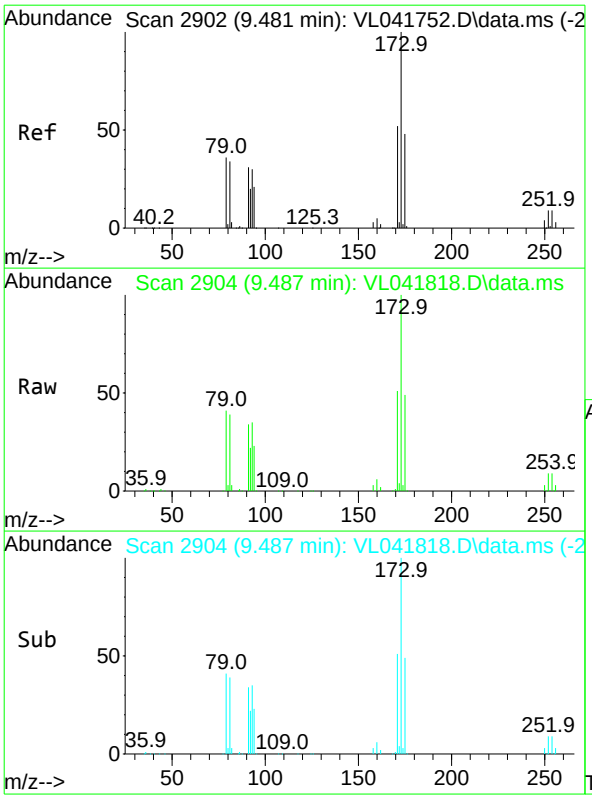

#49
Bromoform
Concen: 10.270 ppbv
RT: 9.487 min Scan# 29
Delta R.T. 0.007 min
Lab File: VL041818.D
Acq: 19 Dec 2024 13:16

Instrument :
MSVOA_L
ClientSampleId :
VSTDCCC010

Tgt Ion:173 Resp: 89782

Ion	Ratio	Lower	Upper
173	100		
175	49.0	38.2	57.2
171	51.0	41.1	61.7

Manual Integrations
APPROVED

Reviewed By :Semsettin Yesilyurt 12/20/2024
Supervised By :Mahesh Dadoda 12/20/2024

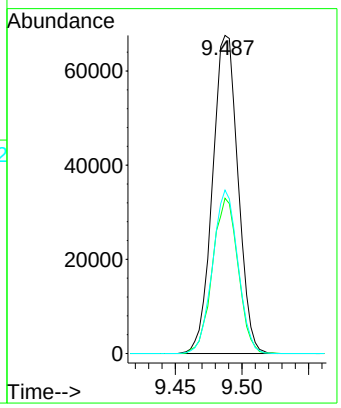

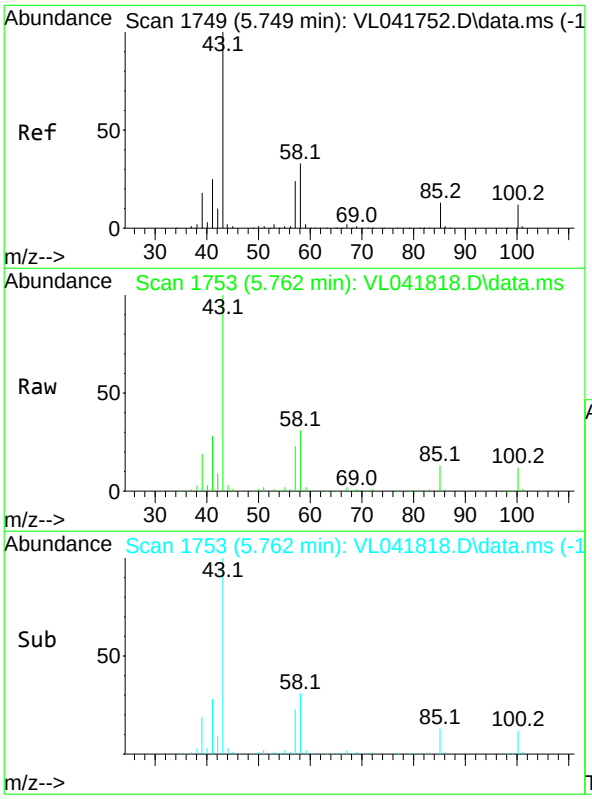

#50
4-Methyl-2-Pentanone
Concen: 9.742 ppbv
RT: 5.762 min Scan# 1753
Delta R.T. 0.013 min
Lab File: VL041818.D
Acq: 19 Dec 2024 13:16

Tgt Ion: 43 Resp: 213582

Ion	Ratio	Lower	Upper
43	100		
58	32.0	26.8	40.2

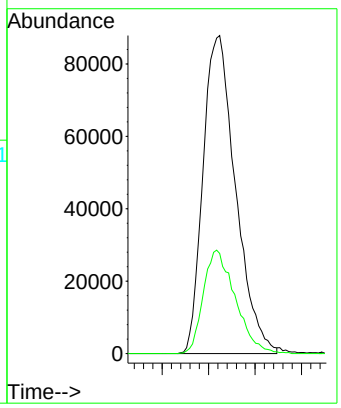

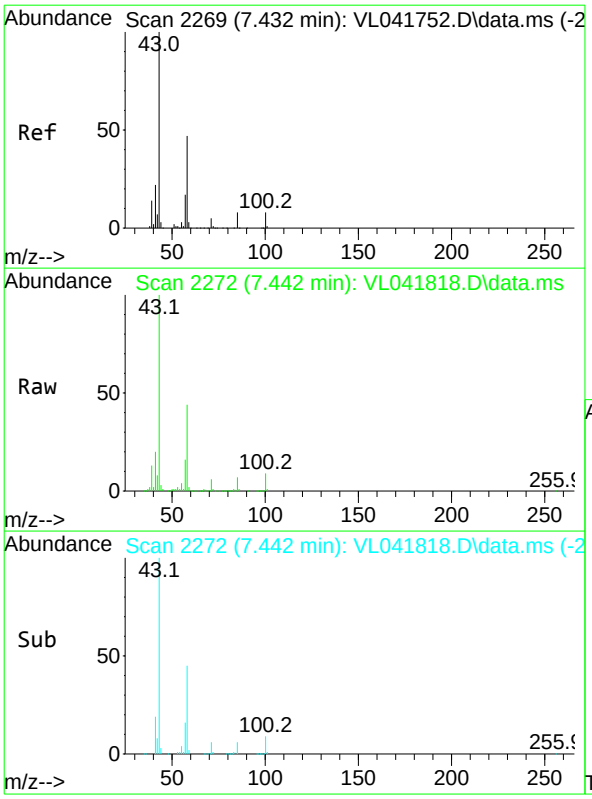

#51
2-Hexanone
Concen: 9.491 ppbv
RT: 7.442 min Scan# 22
Delta R.T. 0.010 min
Lab File: VL041818.D
Acq: 19 Dec 2024 13:16

Tgt Ion: 43 Resp: 168674

Ion	Ratio	Lower	Upper
43	100		
58	44.0	36.6	55.0
98	0.7	0.1	0.1#

Instrument :
MSVOA_L
ClientSampleId :
VSTDCCC010

Manual Integrations
APPROVED

Reviewed By :Semsettin Yesilyurt 12/20/2024
Supervised By :Mahesh Dadoda 12/20/2024

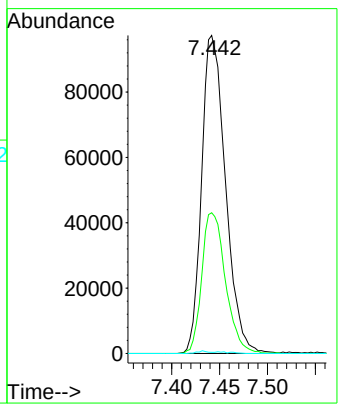

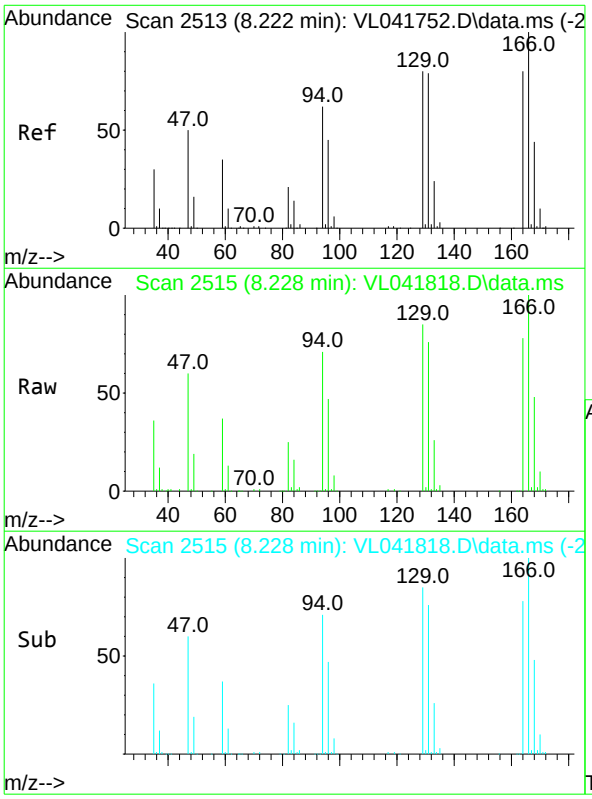

#52
Tetrachloroethene
Concen: 8.271 ppbv
RT: 8.228 min Scan# 2515
Delta R.T. 0.007 min
Lab File: VL041818.D
Acq: 19 Dec 2024 13:16

Tgt Ion:164 Resp: 63740

Ion	Ratio	Lower	Upper
164	100		
166	127.9	99.8	149.6
129	108.7	79.6	119.4
131	97.2	78.6	117.8

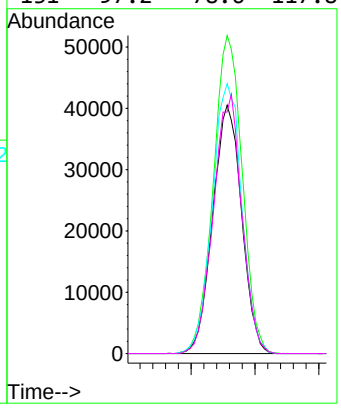

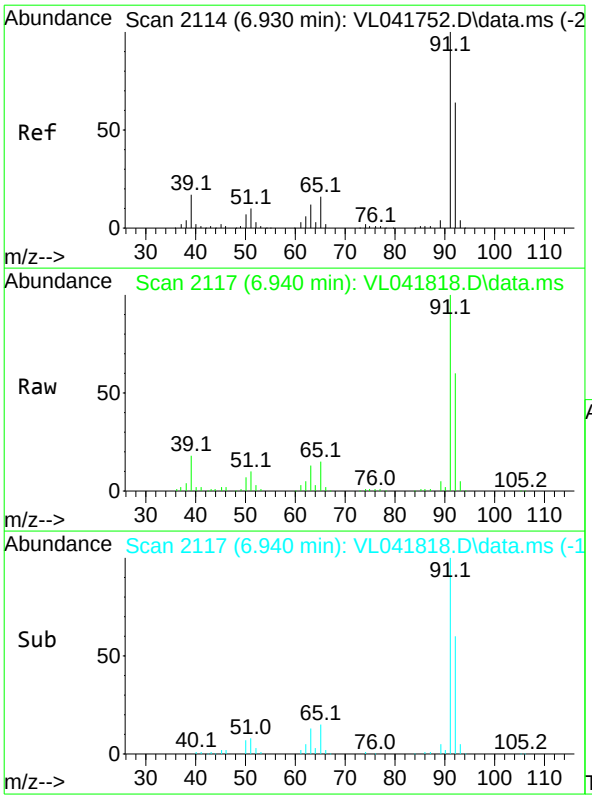

#53
Toluene
Concen: 8.838 ppbv
RT: 6.940 min Scan# 21
Delta R.T. 0.010 min
Lab File: VL041818.D
Acq: 19 Dec 2024 13:16

Tgt Ion: 91 Resp: 207460

Ion	Ratio	Lower	Upper
91	100		
92	60.3	47.9	71.9

Instrument :
MSVOA_L
ClientSampleId :
VSTDCCC010

Manual Integrations
APPROVED

Reviewed By :Semsettin Yesilyurt 12/20/2024
Supervised By :Mahesh Dadoda 12/20/2024

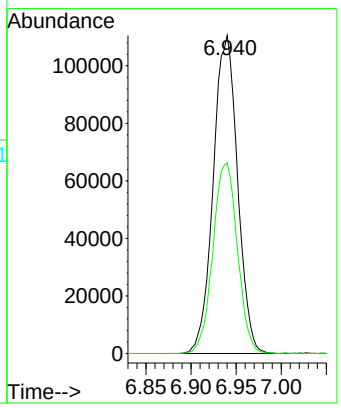

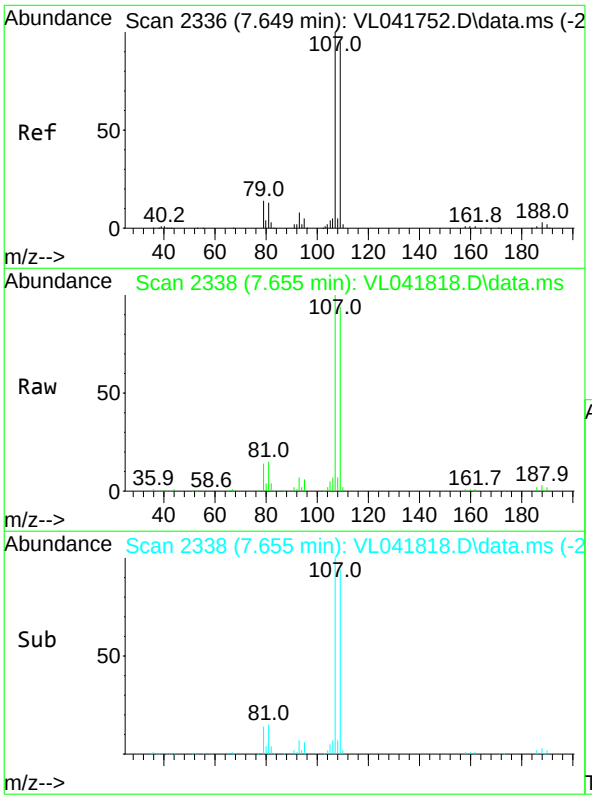

#54
1,2-Dibromoethane
Concen: 9.456 ppbv
RT: 7.655 min Scan# 2338
Delta R.T. 0.007 min
Lab File: VL041818.D
Acq: 19 Dec 2024 13:16

Tgt Ion:107 Resp: 101907

Ion	Ratio	Lower	Upper
107	100		
109	94.3	75.9	113.9

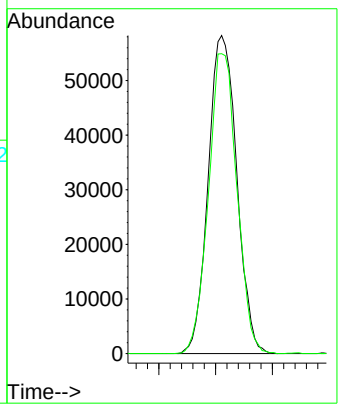

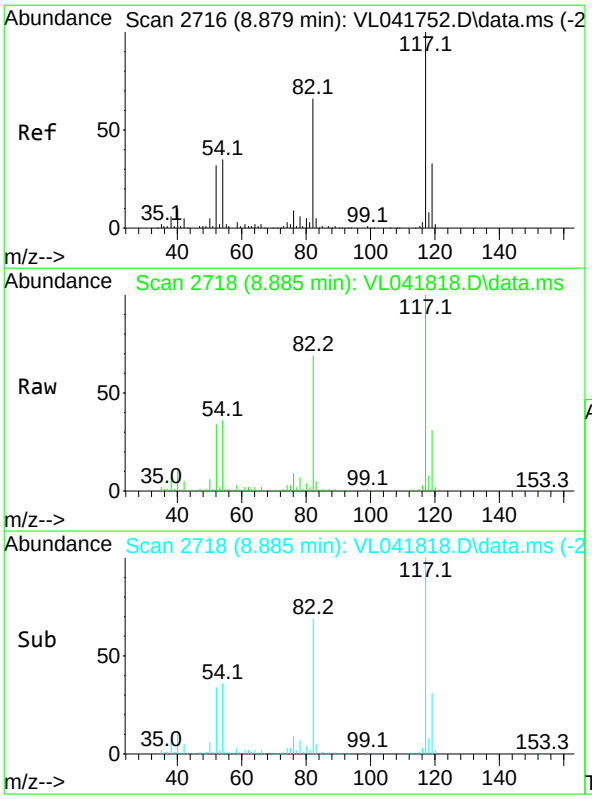

#55
Chlorobenzene-d5
Concen: 10.000 ppbv
RT: 8.885 min Scan# 27
Delta R.T. 0.007 min
Lab File: VL041818.D
Acq: 19 Dec 2024 13:16

Tgt Ion:117 Resp: 174346

Ion	Ratio	Lower	Upper
117	100		
82	72.8	53.8	80.8
119	32.5	26.7	40.1

Instrument :
MSVOA_L
ClientSampleId :
VSTDCCC010

Manual Integrations
APPROVED

Reviewed By :Semsettin Yesilyurt 12/20/2024
Supervised By :Mahesh Dadoda 12/20/2024

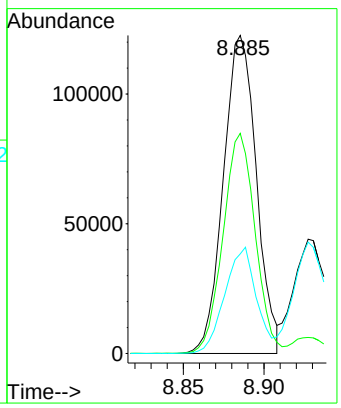

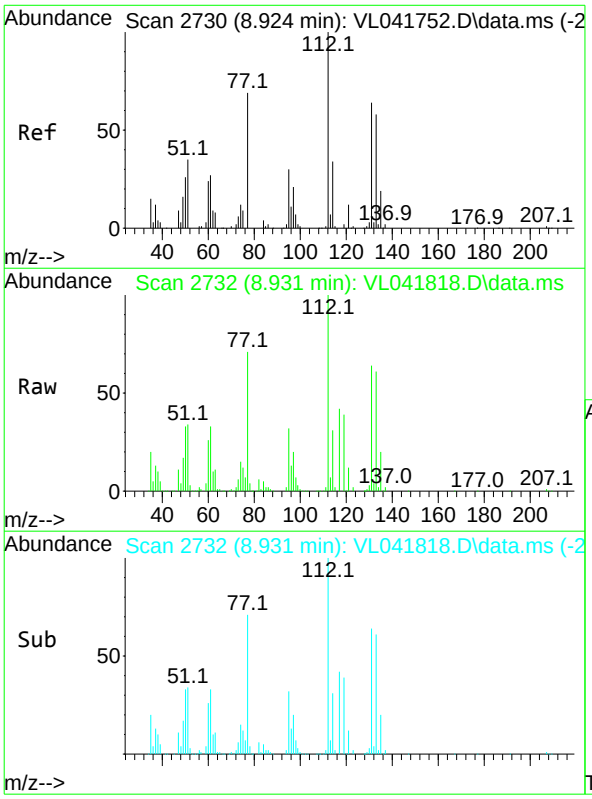

#56
1,1,1,2-Tetrachloroethane
Concen: 10.554 ppbv
RT: 8.931 min Scan# 2732
Delta R.T. 0.007 min
Lab File: VL041818.D
Acq: 19 Dec 2024 13:16

Tgt Ion:131 Resp: 97552

Ion	Ratio	Lower	Upper
131	100		
133	94.7	76.8	115.2
119	61.9	49.0	73.6

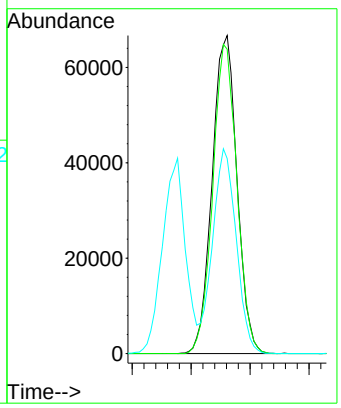

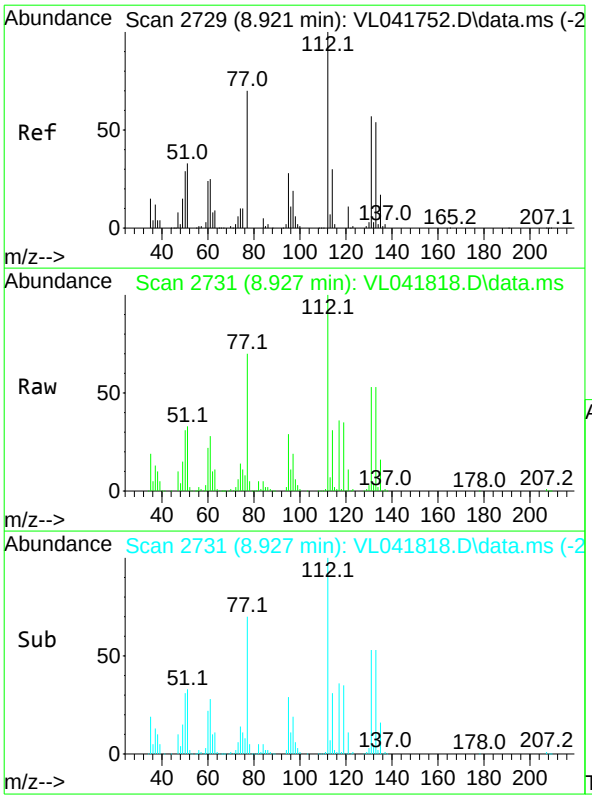

#57
Chlorobenzene
Concen: 9.672 ppbv
RT: 8.927 min Scan# 27
Delta R.T. 0.007 min
Lab File: VL041818.D
Acq: 19 Dec 2024 13:16

Instrument :
MSVOA_L
ClientSampleId :
VSTDCCC010

Tgt Ion:112 Resp: 172549

Ion	Ratio	Lower	Upper
112	100		
77	70.5	57.4	86.0
114	31.3	27.4	33.4

Manual Integrations
APPROVED

Reviewed By :Semsettin Yesilyurt 12/20/2024
Supervised By :Mahesh Dadoda 12/20/2024

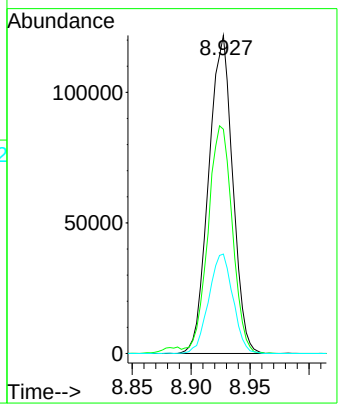

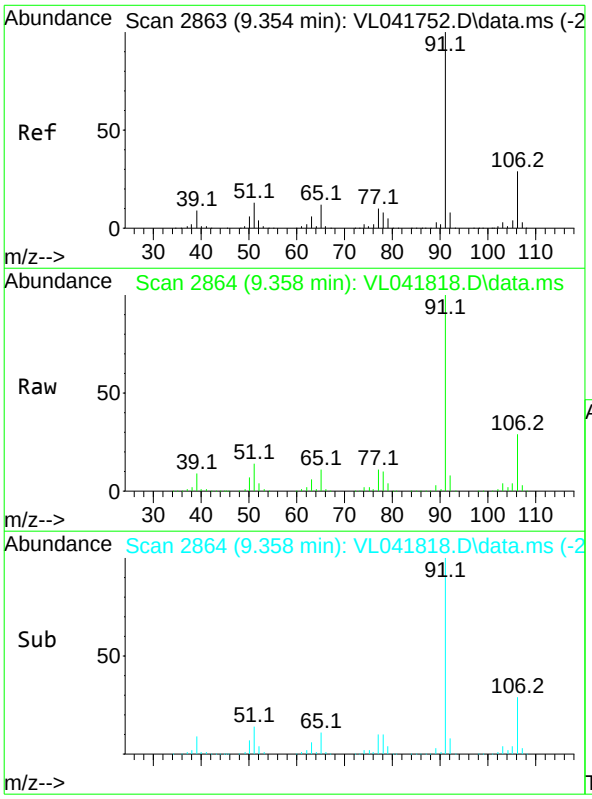

#58
Ethyl Benzene
Concen: 9.619 ppbv
RT: 9.358 min Scan# 2864
Delta R.T. 0.003 min
Lab File: VL041818.D
Acq: 19 Dec 2024 13:16

Tgt Ion: 91 Resp: 301914

Ion	Ratio	Lower	Upper
91	100		
106	28.6	23.5	35.3

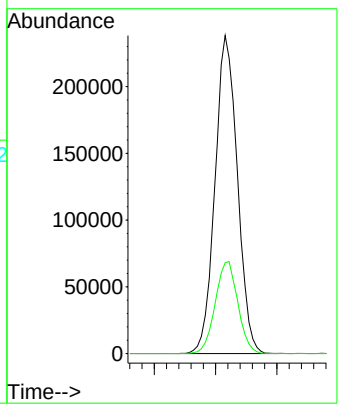

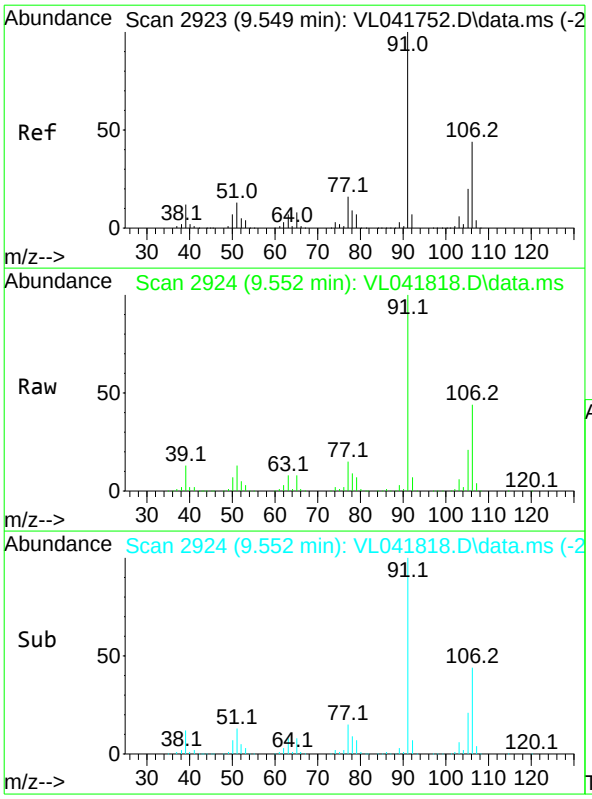

#59
m/p-Xylene
Concen: 20.297 ppbv m
RT: 9.552 min Scan# 29
Delta R.T. 0.003 min
Lab File: VL041818.D
Acq: 19 Dec 2024 13:16

Tgt Ion: 91 Resp: 512257

Ion	Ratio	Lower	Upper
91	100		
106	45.5	0.0	0.0#

Instrument :
MSVOA_L
ClientSampleId :
VSTDCCC010

Manual Integrations
APPROVED

Reviewed By :Semsettin Yesilyurt 12/20/2024
Supervised By :Mahesh Dadoda 12/20/2024

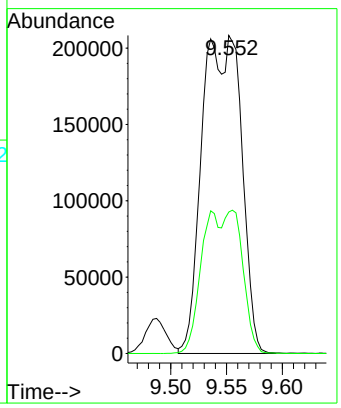

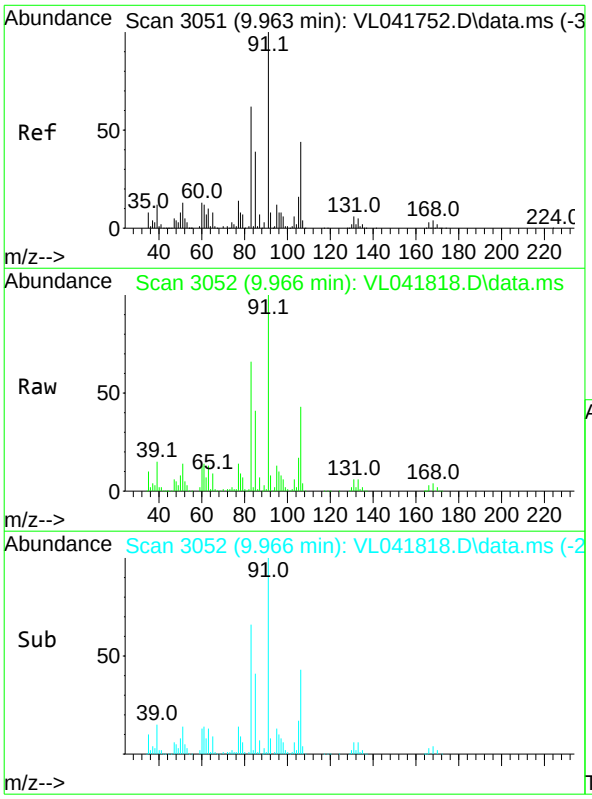

#60
o-Xylene
Concen: 10.014 ppbv
RT: 9.966 min Scan# 3052
Delta R.T. 0.003 min
Lab File: VL041818.D
Acq: 19 Dec 2024 13:16

Tgt Ion: 91 Resp: 253450

Ion	Ratio	Lower	Upper
91	100		
106	42.5	21.1	63.4

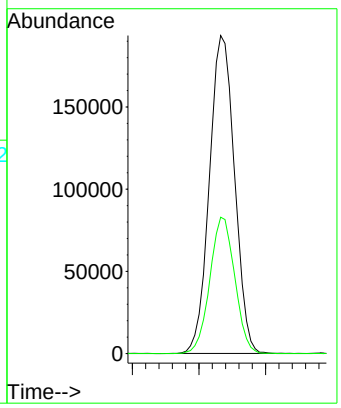

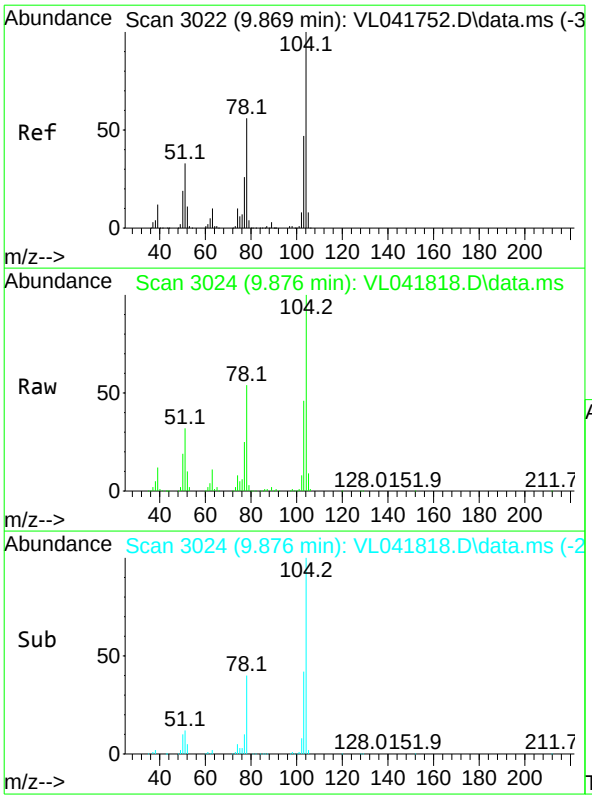

#61
Styrene
Concen: 9.850 ppbv
RT: 9.876 min Scan# 30
Delta R.T. 0.007 min
Lab File: VL041818.D
Acq: 19 Dec 2024 13:16

Instrument :
MSVOA_L
ClientSampleId :
VSTDCCC010

Tgt Ion:104 Resp: 107800

Ion	Ratio	Lower	Upper
104	100		
78	53.9	43.8	65.6
103	46.3	37.8	56.6

Manual Integrations
APPROVED

Reviewed By :Semsettin Yesilyurt 12/20/2024
Supervised By :Mahesh Dadoda 12/20/2024

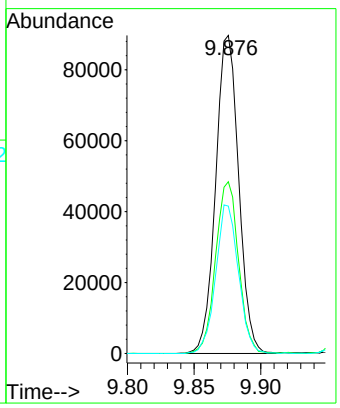

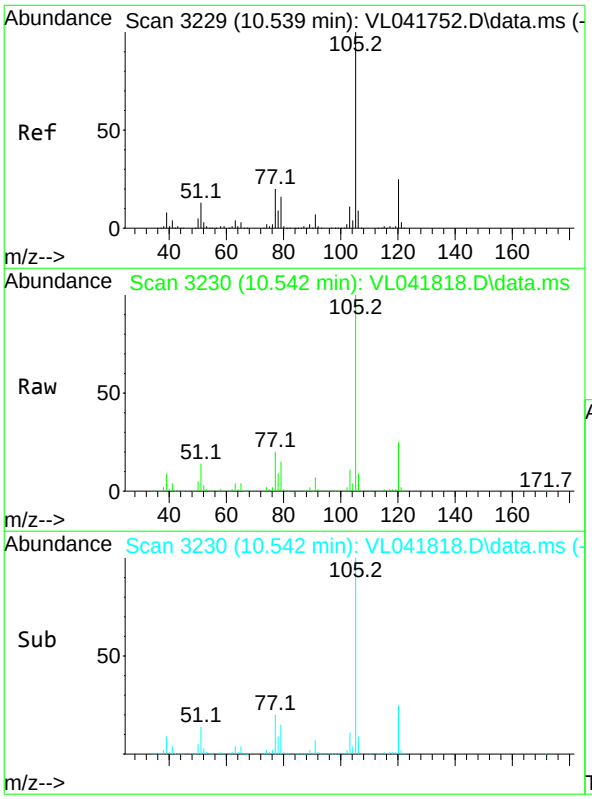

#62
Isopropylbenzene
Concen: 9.968 ppbv
RT: 10.542 min Scan# 3230
Delta R.T. 0.003 min
Lab File: VL041818.D
Acq: 19 Dec 2024 13:16

Tgt Ion:105 Resp: 379023

Ion	Ratio	Lower	Upper
105	100		
120	24.8	19.8	29.8

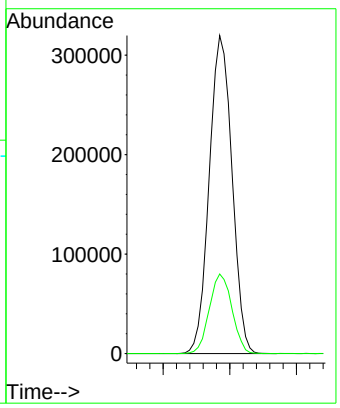

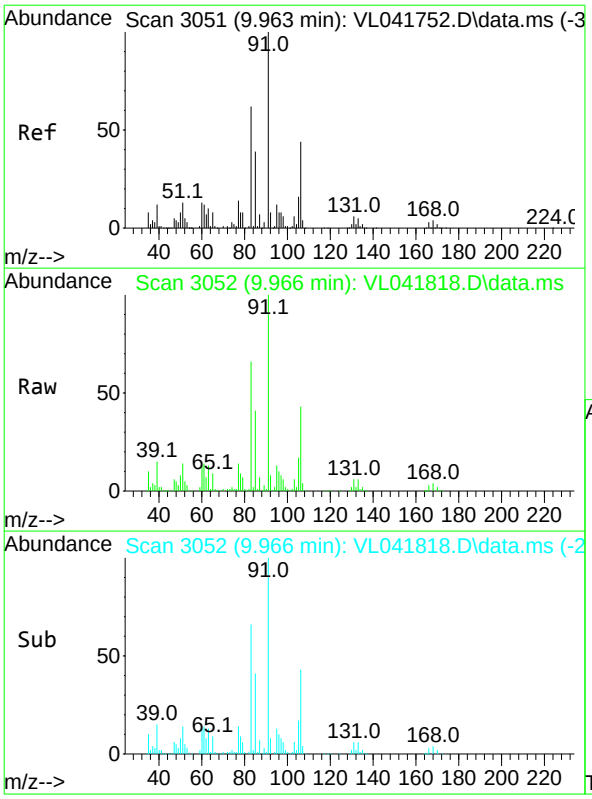

#63
1,1,2,2-Tetrachloroethane
Concen: 10.348 ppbv
RT: 9.966 min Scan# 30
Delta R.T. 0.003 min
Lab File: VL041818.D
Acq: 19 Dec 2024 13:16

Instrument :
MSVOA_L
ClientSampleId :
VSTDCCC010

Tgt Ion: 83 Resp: 163931

Ion	Ratio	Lower	Upper
83	100		
131	9.2	4.9	14.7
85	63.8	32.0	96.2

Manual Integrations
APPROVED

Reviewed By :Semsettin Yesilyurt 12/20/2024
Supervised By :Mahesh Dadoda 12/20/2024

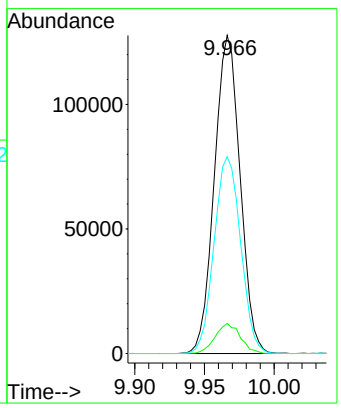

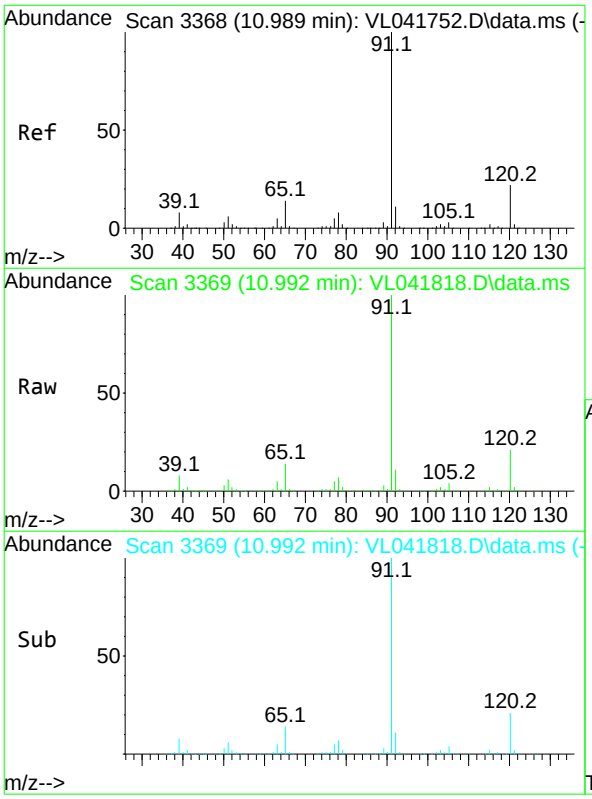

#64
n-propylbenzene
Concen: 10.277 ppbv
RT: 10.992 min Scan# 3369
Delta R.T. 0.003 min
Lab File: VL041818.D
Acq: 19 Dec 2024 13:16

Tgt Ion:120 Resp: 98807

Ion	Ratio	Lower	Upper
120	100		
91	485.0	387.3	580.9

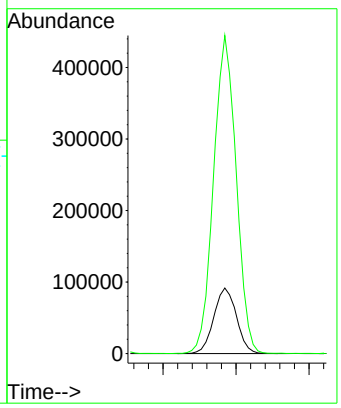

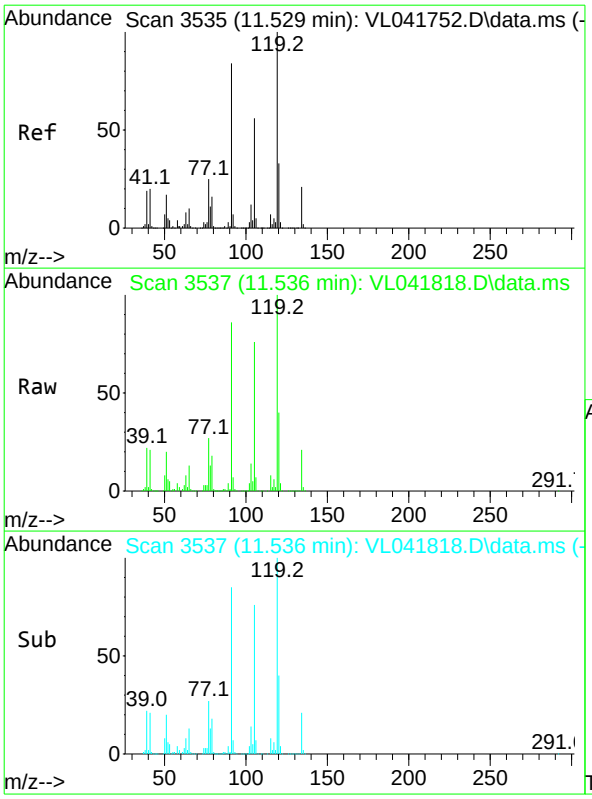

#65
tert-Butylbenzene
Concen: 9.889 ppbv
RT: 11.536 min Scan# 35
Delta R.T. 0.007 min
Lab File: VL041818.D
Acq: 19 Dec 2024 13:16

Tgt Ion:119 Resp: 339253

Ion	Ratio	Lower	Upper
119	100		
91	85.8	67.0	100.4
134	20.4	16.5	24.7

Instrument :
MSVOA_L
ClientSampleId :
VSTDCCC010

Manual Integrations
APPROVED

Reviewed By :Semsettin Yesilyurt 12/20/2024
Supervised By :Mahesh Dadoda 12/20/2024

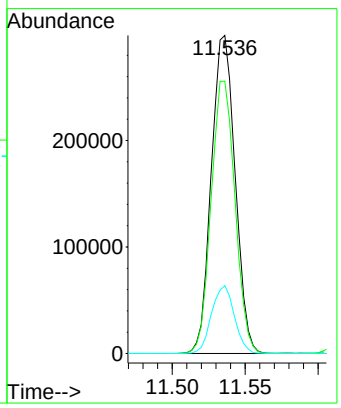

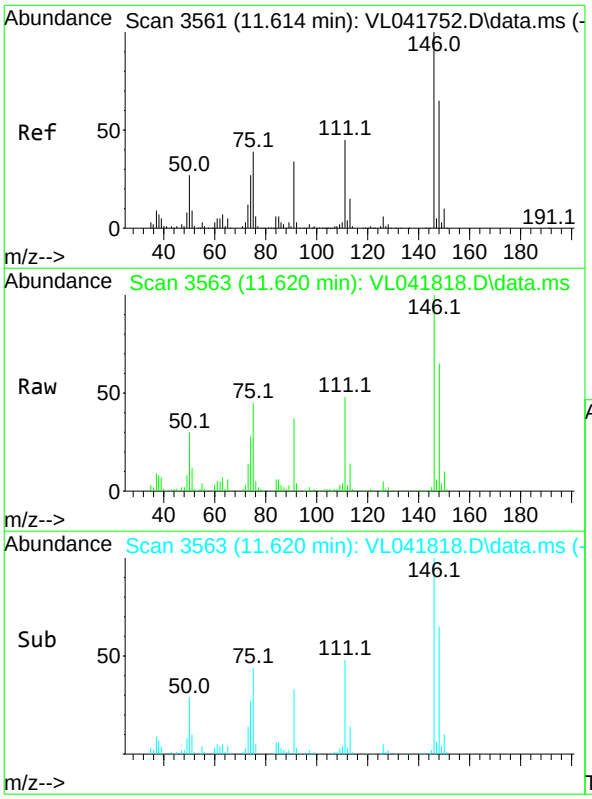

#66
Benzyl Chloride
Concen: 8.572 ppbv
RT: 11.620 min Scan# 3563
Delta R.T. 0.007 min
Lab File: VL041818.D
Acq: 19 Dec 2024 13:16

Tgt Ion: 91 Resp: 25904

Ion	Ratio	Lower	Upper
91	100		
126	16.1	13.9	20.9
128	5.5	4.4	6.6

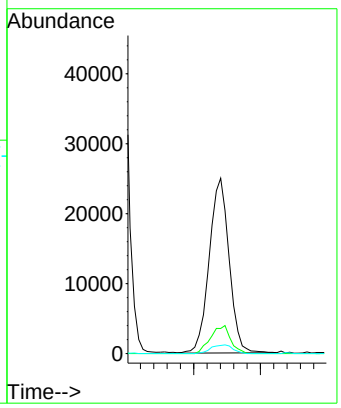

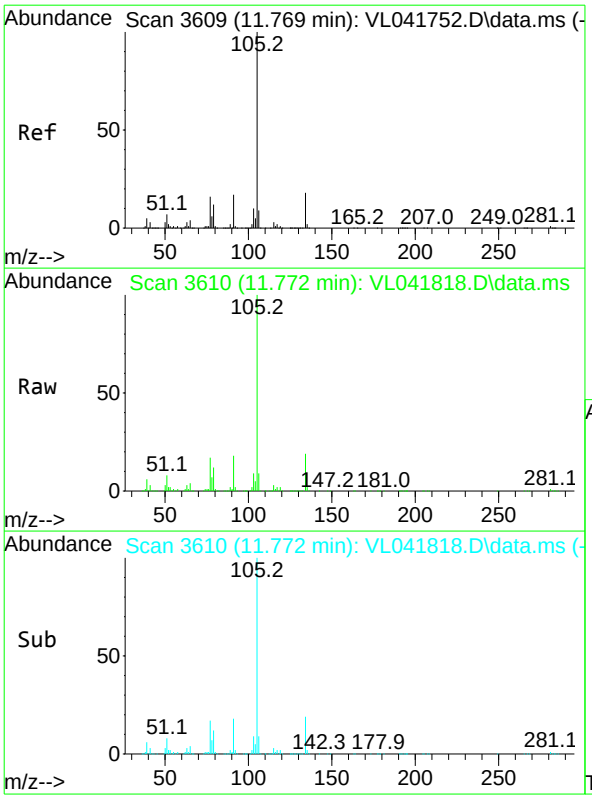

#67
sec-Butylbenzene
Concen: 10.154 ppbv
RT: 11.772 min Scan# 36
Delta R.T. 0.003 min
Lab File: VL041818.D
Acq: 19 Dec 2024 13:16

Tgt Ion:105 Resp: 482064

Ion	Ratio	Lower	Upper
105	100		
134	18.6	14.5	21.7

Instrument :
MSVOA_L
ClientSampleId :
VSTDCCC010

Manual Integrations
APPROVED

Reviewed By :Semsettin Yesilyurt 12/20/2024
Supervised By :Mahesh Dadoda 12/20/2024

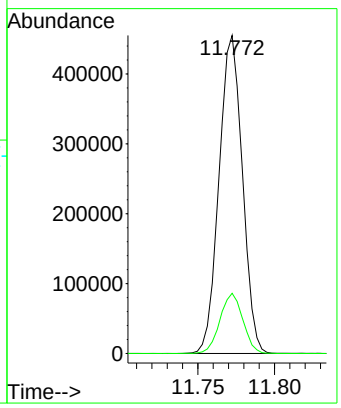

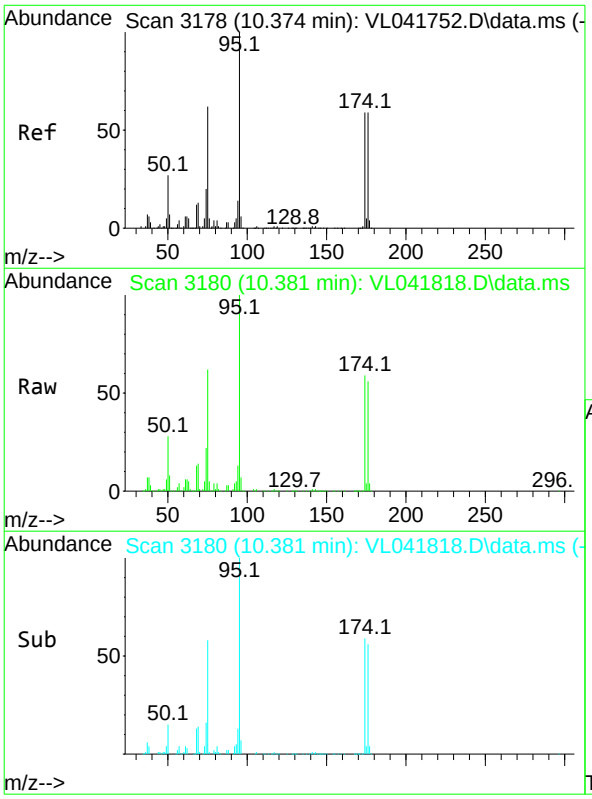

#68
1-Bromo-4-Fluorobenzene
Concen: 10.310 ppbv
RT: 10.381 min Scan# 3180
Delta R.T. 0.007 min
Lab File: VL041818.D
Acq: 19 Dec 2024 13:16

Tgt Ion: 95 Resp: 149792

Ion	Ratio	Lower	Upper
95	100		
174	59.8	47.6	71.4
175	4.8	3.7	5.5

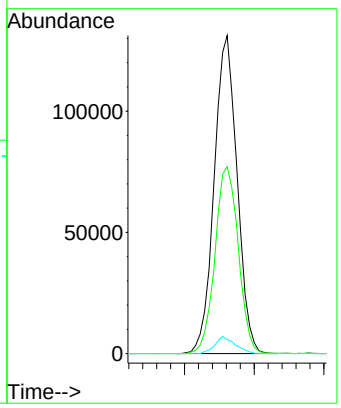

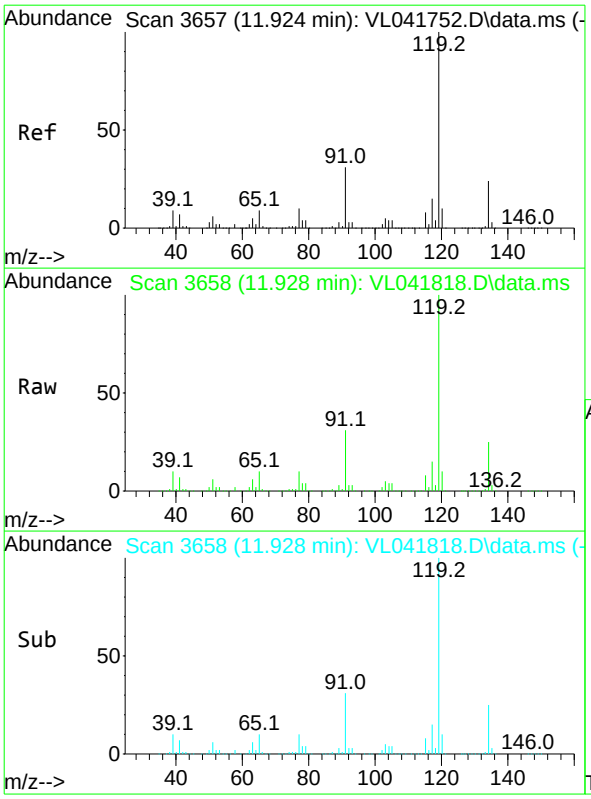

#69
p-Isopropyltoluene
Concen: 10.165 ppbv
RT: 11.928 min Scan# 36
Delta R.T. 0.003 min
Lab File: VL041818.D
Acq: 19 Dec 2024 13:16

Tgt Ion:119 Resp: 397685

Ion	Ratio	Lower	Upper
119	100		
134	25.0	19.6	29.4
91	31.0	24.4	36.6

Instrument :
MSVOA_L
ClientSampleId :
VSTDCCC010

Manual Integrations
APPROVED

Reviewed By :Semsettin Yesilyurt 12/20/2024
Supervised By :Mahesh Dadoda 12/20/2024

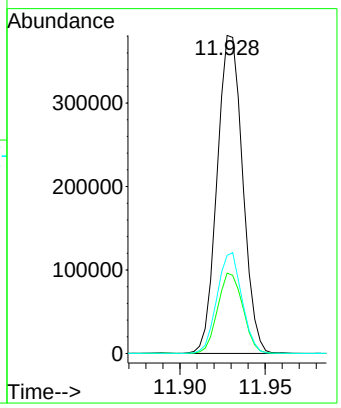



#70
n-Butylbenzene
Concen: 10.539 ppbv
RT: 12.284 min Scan# 3768
Delta R.T. 0.003 min
Lab File: VL041818.D
Acq: 19 Dec 2024 13:16

Tgt Ion: 91 Resp: 398384

Ion	Ratio	Lower	Upper
91	100		
92	54.2	43.2	64.8
134	22.8	18.2	27.4

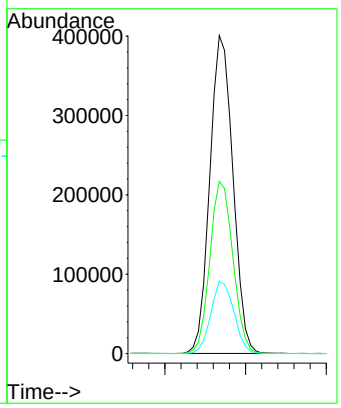

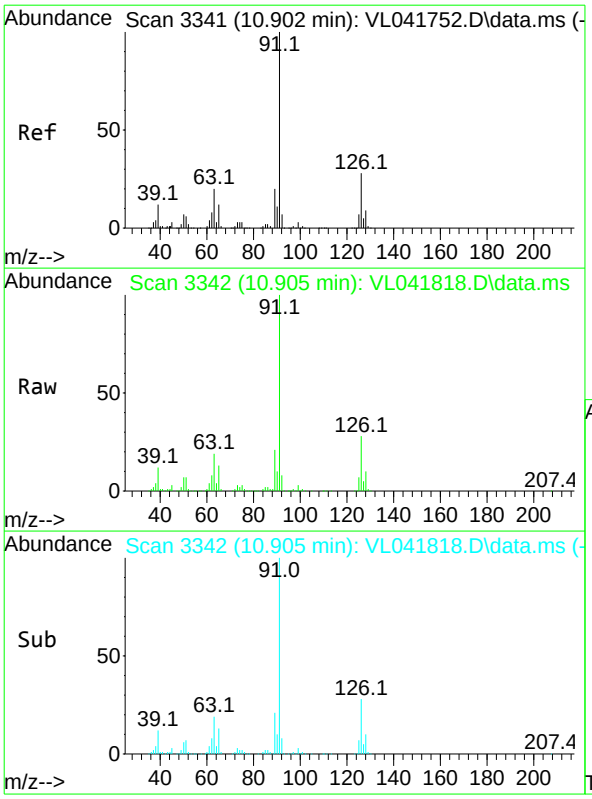

#71
2-Chlorotoluene
Concen: 9.964 ppbv
RT: 10.905 min Scan# 33
Delta R.T. 0.003 min
Lab File: VL041818.D
Acq: 19 Dec 2024 13:16

Tgt Ion: 91 Resp: 289210

Ion	Ratio	Lower	Upper
91	100		
126	28.2	11.6	46.4

Instrument :
MSVOA_L
ClientSampleId :
VSTDCCC010

Manual Integrations
APPROVED

Reviewed By :Semsettin Yesilyurt 12/20/2024
Supervised By :Mahesh Dadoda 12/20/2024

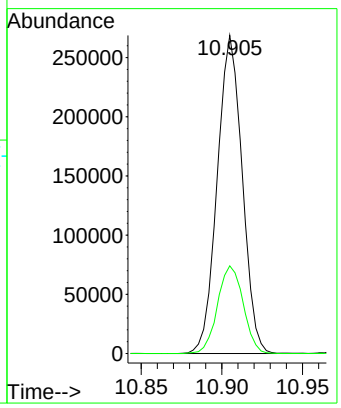

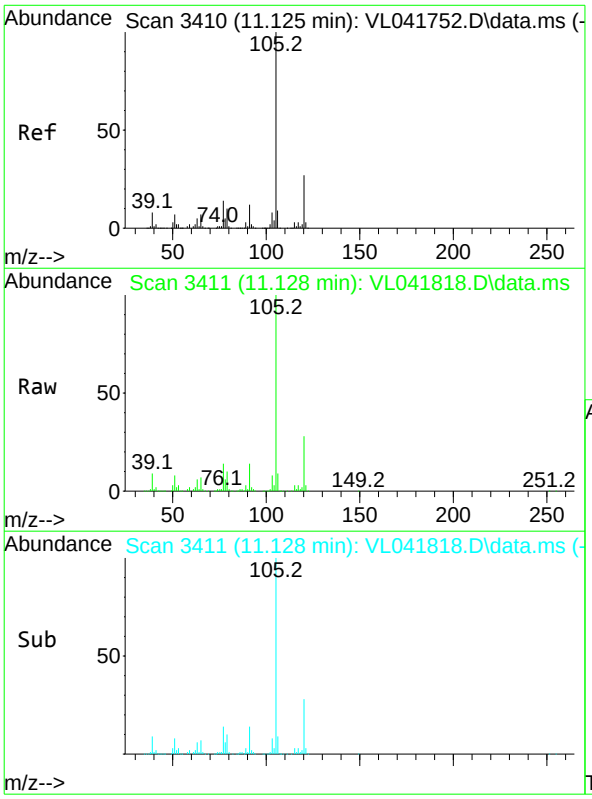

#72
4-Ethyltoluene
Concen: 10.478 ppbv
RT: 11.128 min Scan# 3411
Delta R.T. 0.003 min
Lab File: VL041818.D
Acq: 19 Dec 2024 13:16

Tgt Ion:105 Resp: 313014

Ion	Ratio	Lower	Upper
105	100		
120	28.6	23.3	34.9
91	14.2	10.9	16.3
77	14.5	11.6	17.4

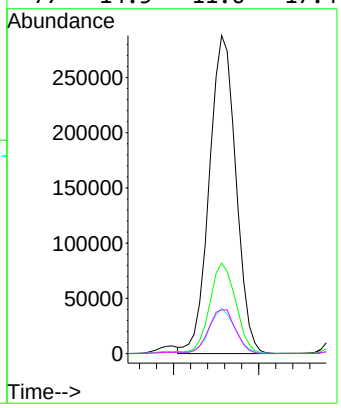

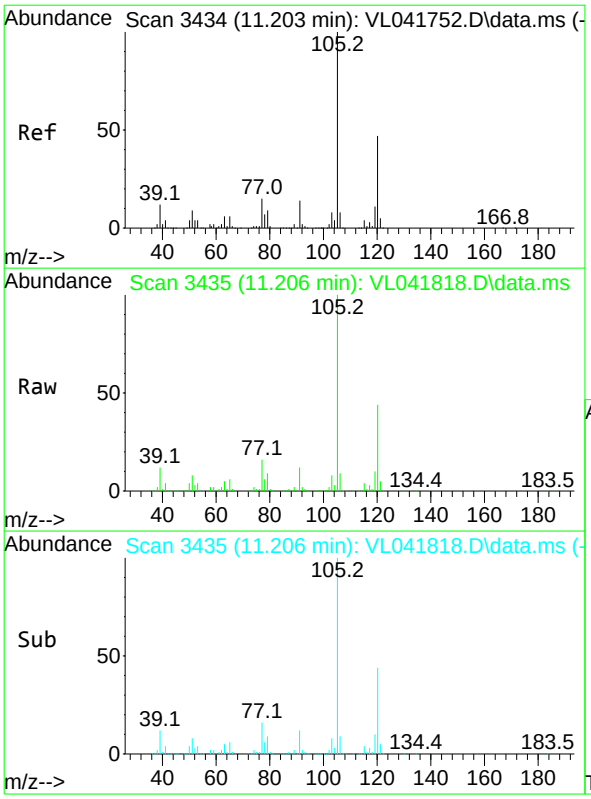

#73
1,3,5-Trimethylbenzene
Concen: 10.692 ppbv
RT: 11.206 min Scan# 34
Delta R.T. 0.003 min
Lab File: VL041818.D
Acq: 19 Dec 2024 13:16

Tgt Ion:105 Resp: 264997

Ion	Ratio	Lower	Upper
105	100		
120	43.5	37.4	56.2

Instrument :
MSVOA_L
ClientSampleId :
VSTDCCC010

Manual Integrations
APPROVED

Reviewed By :Semsettin Yesilyurt 12/20/2024
Supervised By :Mahesh Dadoda 12/20/2024

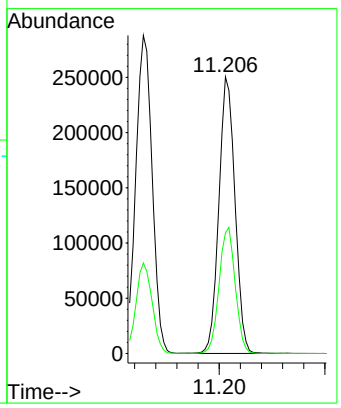

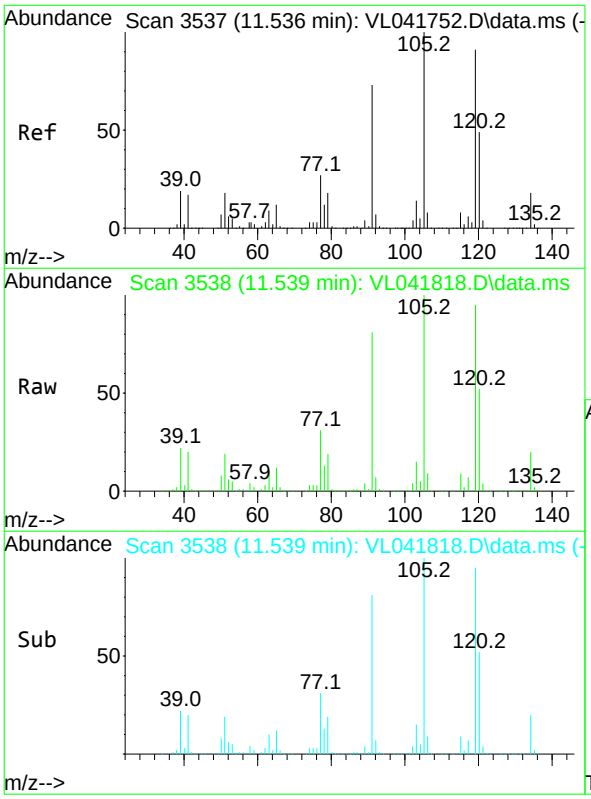

#74
1,2,4-Trimethylbenzene
Concen: 10.937 ppbv
RT: 11.539 min Scan# 3538
Delta R.T. 0.003 min
Lab File: VL041818.D
Acq: 19 Dec 2024 13:16

Tgt Ion:105 Resp: 291508

Ion	Ratio	Lower	Upper
105	100		
120	52.1	39.0	58.4
91	80.8	58.1	87.1
77	30.9	21.8	32.8

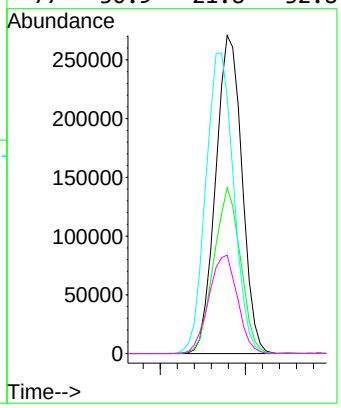

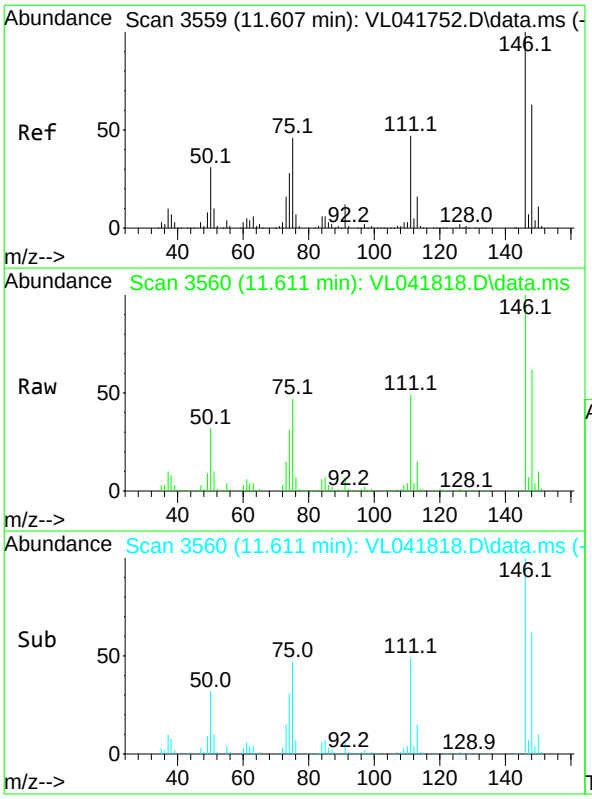

#75
1,3-Dichlorobenzene
Concen: 10.017 ppbv
RT: 11.611 min Scan# 35
Delta R.T. 0.003 min
Lab File: VL041818.D
Acq: 19 Dec 2024 13:16

Instrument :
MSVOA_L
ClientSampleId :
VSTDCCC010

Tgt Ion:146 Resp: 170226

Ion	Ratio	Lower	Upper
146	100		
111	48.1	23.4	70.3
148	62.6	31.6	95.0

Manual Integrations
APPROVED

Reviewed By :Semsettin Yesilyurt 12/20/2024
Supervised By :Mahesh Dadoda 12/20/2024

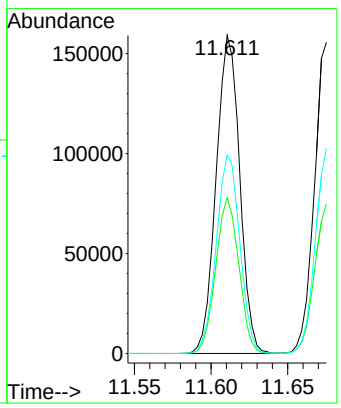

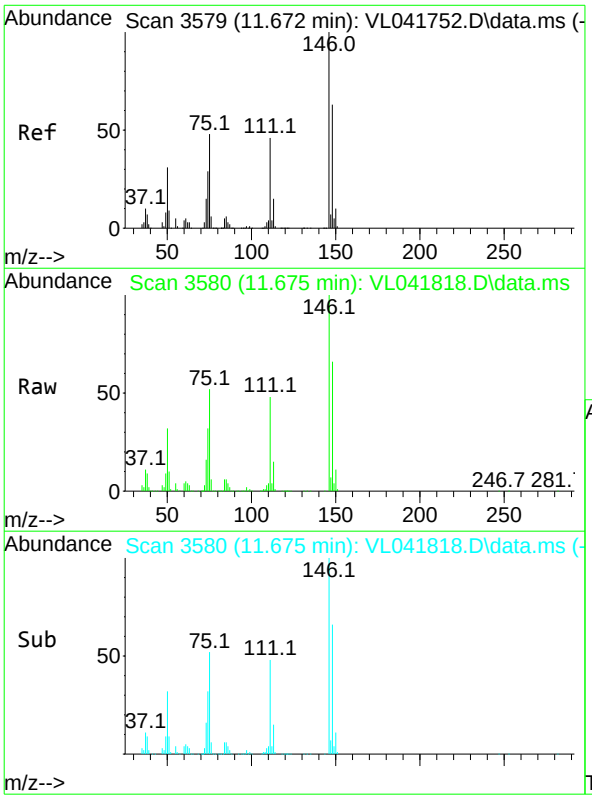

#76
1,4-Dichlorobenzene
Concen: 10.079 ppbv
RT: 11.675 min Scan# 3580
Delta R.T. 0.003 min
Lab File: VL041818.D
Acq: 19 Dec 2024 13:16

Tgt Ion:146 Resp: 169203

Ion	Ratio	Lower	Upper
146	100		
111	46.2	22.7	68.1
148	63.0	31.4	94.0

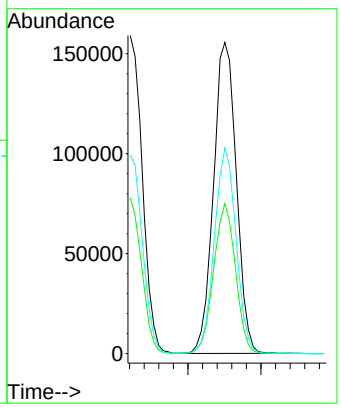

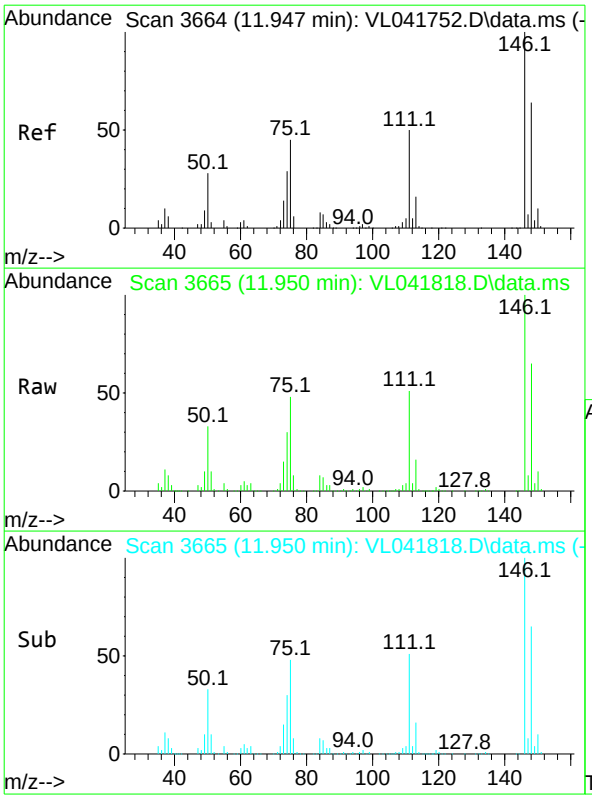

#77
1,2-Dichlorobenzene
Concen: 9.882 ppbv
RT: 11.950 min Scan# 36
Delta R.T. 0.003 min
Lab File: VL041818.D
Acq: 19 Dec 2024 13:16

Tgt Ion:146 Resp: 161579

Ion	Ratio	Lower	Upper
146	100		
111	49.2	24.8	74.3
148	64.0	31.8	95.4

Instrument :
MSVOA_L
ClientSampleId :
VSTDCCC010

Manual Integrations
APPROVED

Reviewed By :Semsettin Yesilyurt 12/20/2024
Supervised By :Mahesh Dadoda 12/20/2024

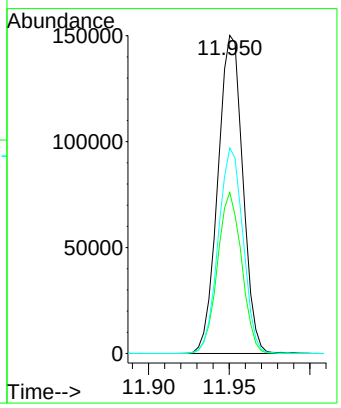

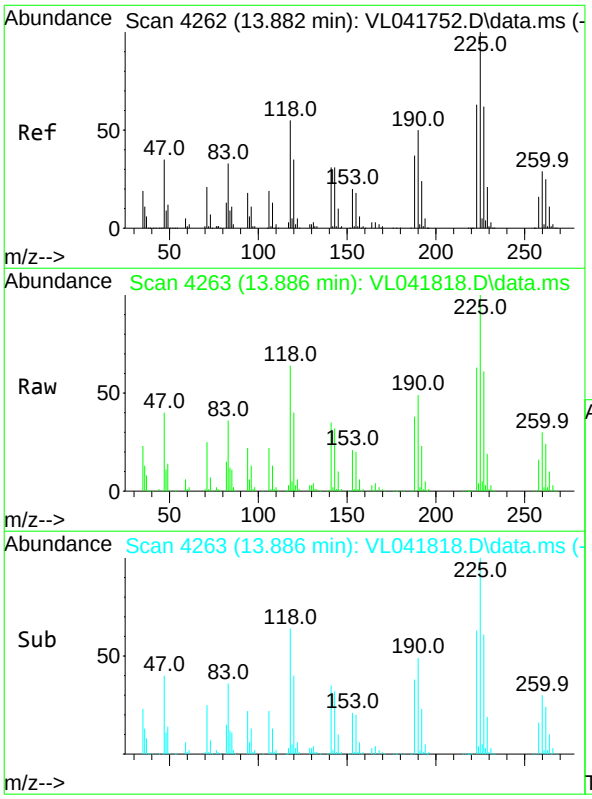

#78
Hexachloro-1,3-Butadiene
Concen: 8.069 ppbv
RT: 13.886 min Scan# 4263
Delta R.T. 0.003 min
Lab File: VL041818.D
Acq: 19 Dec 2024 13:16

Tgt Ion:225 Resp: 97824

Ion	Ratio	Lower	Upper
225	100		
223	62.6	50.5	75.7
227	62.3	50.3	75.5

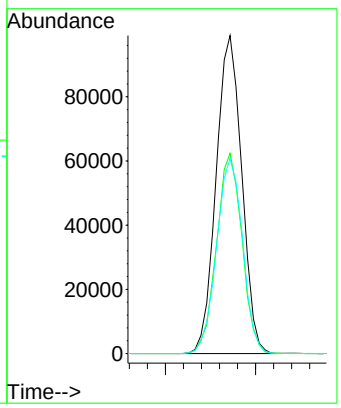

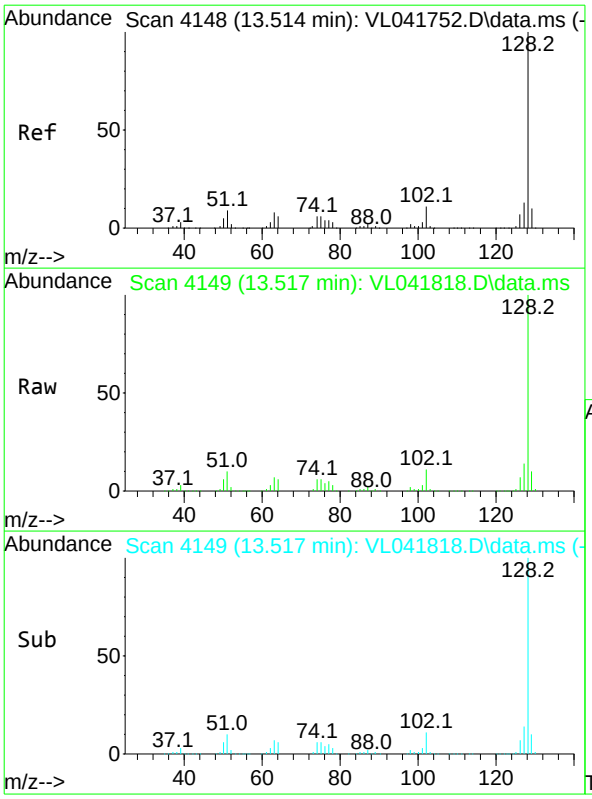

#79
Naphthalene
Concen: 11.095 ppbv
RT: 13.517 min Scan# 41
Delta R.T. 0.003 min
Lab File: VL041818.D
Acq: 19 Dec 2024 13:16

Tgt Ion:128 Resp: 206055

Ion	Ratio	Lower	Upper
128	100		
127	13.7	10.7	16.1
129	10.5	8.2	12.4

Instrument :
MSVOA_L
ClientSampleId :
VSTDCCC010

Manual Integrations
APPROVED

Reviewed By :Semsettin Yesilyurt 12/20/2024
Supervised By :Mahesh Dadoda 12/20/2024

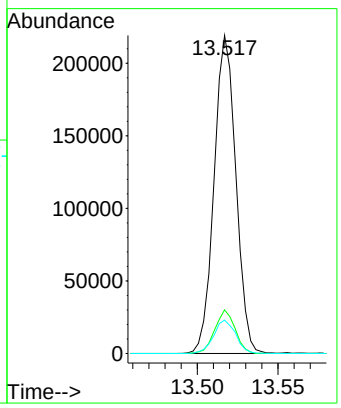

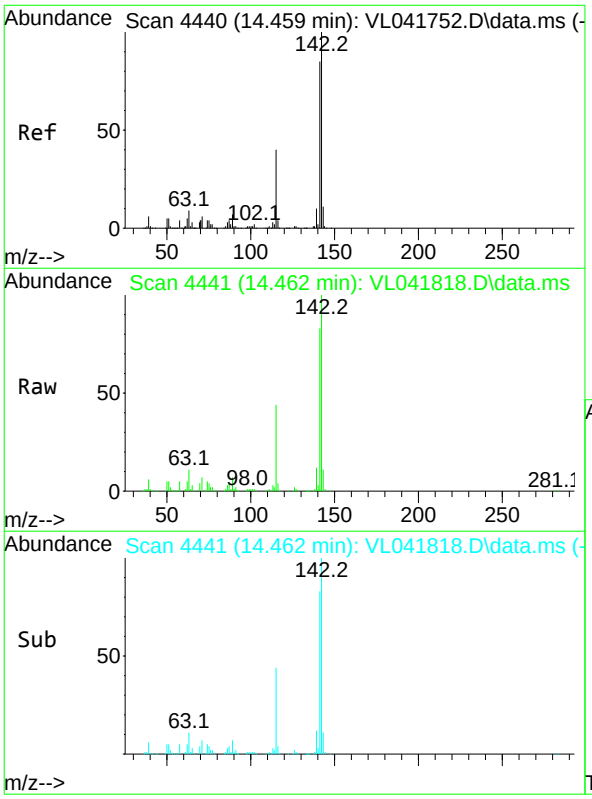

#80
Naphthalene,2-methyl-
Concen: 15.278 ppbv
RT: 14.462 min Scan# 4441
Delta R.T. 0.003 min
Lab File: VL041818.D
Acq: 19 Dec 2024 13:16

Tgt Ion:142 Resp: 87758

Ion	Ratio	Lower	Upper
142	100		
141	85.5	68.4	102.6
115	42.7	32.5	48.7

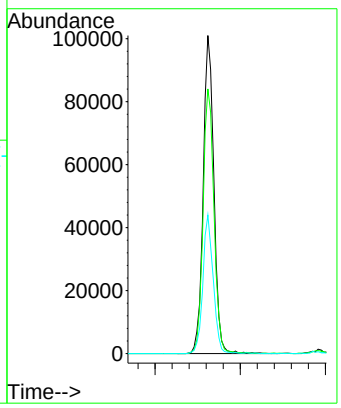

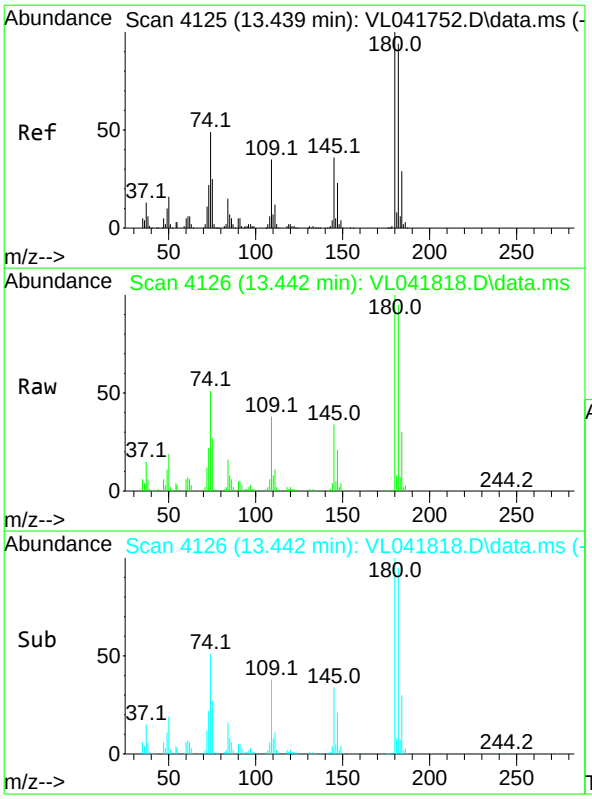

#81
1,2,4-Trichlorobenzene
Concen: 9.388 ppbv
RT: 13.442 min Scan# 41
Delta R.T. 0.003 min
Lab File: VL041818.D
Acq: 19 Dec 2024 13:16

Tgt Ion:180 Resp: 95272

Ion	Ratio	Lower	Upper
180	100		
182	96.8	77.0	115.6
184	30.5	23.8	35.8

Instrument :
MSVOA_L
ClientSampleId :
VSTDCCC010

Manual Integrations
APPROVED

Reviewed By :Semsettin Yesilyurt 12/20/2024
Supervised By :Mahesh Dadoda 12/20/2024

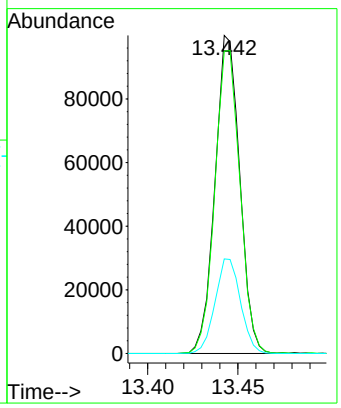

Evaluate Continuing Calibration Report

Data Path : Z:\voasrv\HPCHEM1\MSVOA_L\Data\VL121924\
Data File : VL041818.D
Acq On : 19 Dec 2024 13:16
Operator : SY/MD
Sample : VSTDCCC010
Misc : 400mL/MSVOA_L
ALS Vial : 1 Sample Multiplier: 1

Instrument :
MSVOA_L
LabSampleId :
VSTDCCC010

Quant Time: Dec 20 01:39:33 2024
Quant Method : Z:\voasrv\HPCHEM1\MSVOA_L\methods\VL121624AIR.M
Quant Title : AIR ANALYSIS BY METHOD TO-15 Instrument: MSVOA_LFri Aug 26 06:05:16 2022
QLast Update : Thu Dec 19 07:32:09 2024
Response via : Initial Calibration

Min. RRF : 0.050 Min. Rel. Area : 20% Max. R.T. Dev 0.50min
Max. RRF Dev : 30% Max. Rel. Area : 150%

		Compound	AvgRF	CCRF	%Dev	Area%	Dev(min)
1	I	Bromochloromethane	1.000	1.000	0.0	121	0.00
2	T	Dichlorodifluoromethane	1.779	1.343	24.5	96	0.00
3		Chlorodifluoromethane	1.631	1.512	7.3	116	0.00
4		Chloromethane	0.696	0.646	7.2	124	0.00
5	T	Vinyl Chloride	0.701	0.606	13.6	117	0.00
6	T	Bromomethane	0.331	0.290	12.4	119	0.00
7		Chloroethane	0.272	0.246	9.6	117	0.00
8	T	Dichlorotetrafluoroethane	1.593	1.403	11.9	116	0.00
9	T	Propene	0.707	0.559	20.9	107	0.00
10	T	Heptane	1.816	1.568	13.7	111	0.00
11	T	Trichlorofluoromethane	1.890	1.662	12.1	112	0.00
12	T	1,1,2-Trichlorotrifluoroeth	1.437	1.243	13.5	112	0.00
13		Ethanol	0.059	0.043#	27.1	143	0.00
14	T	Bromoethene	0.485	0.418	13.8	106	0.00
15	T	Acetone	1.946	1.494	23.2	123	0.00
16	T	1,3-Butadiene	0.766	0.702	8.4	124	0.00
17		tert-Butyl alcohol	1.930	1.696	12.1	112	0.00
18	T	1,1-Dichloroethene	0.603	0.511	15.3	109	0.00
19	T	Isopropyl Alcohol	1.167	0.846	27.5	119	0.00
20	T	Methylene Chloride	0.555	0.466	16.0	118	0.00
21	T	Allyl Chloride	1.055	0.980	7.1	117	0.00
22	T	trans-1,2-Dichloroethene	0.690	0.584	15.4	110	0.00
23	T	Vinyl Acetate	0.903	0.751	16.8	115	0.00
24	T	1,1-Dichloroethane	1.396	1.266	9.3	117	0.00
25	T	Ethyl Acetate	3.620	3.298	8.9	116	0.00
26	T	Hexane	1.374	1.190	13.4	110	0.00
27	T	Carbon Disulfide	1.238	1.086	12.3	97	0.00
28	T	Methyl tert-Butyl Ether	1.114	0.853	23.4	94	0.00
29	T	Chloroform	2.093	1.908	8.8	117	0.00
30	T	Cyclohexane	1.169	0.957	18.1	105	0.00
31	T	cis-1,2-Dichloroethene	1.419	1.212	14.6	110	0.00
32	T	1,1,1-Trichloroethane	2.128	1.835	13.8	109	0.00
33	I	1,4-Difluorobenzene	1.000	1.000	0.0	109	0.00
34	T	2-Butanone	0.805	0.784	2.6	116	0.00
35	T	Carbon Tetrachloride	0.710	0.763	-7.5	110	0.00
36	T	Benzene	1.034	0.981	5.1	110	0.00
37	T	1,2-Dichloroethane	0.644	0.645	-0.2	115	0.00
38	T	Trichloroethene	0.439	0.372	15.3	104	0.00
39	T	1,2-Dichloropropane	0.374	0.358	4.3	111	0.00
40	T	1,4-Dioxane	0.183	0.167	8.7	109	0.00
41	T	Tetrahydrofuran	0.451	0.426	5.5	109	0.00
42	T	Bromodichloromethane	0.740	0.762	-3.0	107	0.00
43		Methyl Methacrylate	0.394	0.362	8.1	100	0.00
44	T	2,2,4-Trimethylpentane	1.767	1.713	3.1	111	0.00
45	T	t-1,3-Dichloropropene	0.408	0.356	12.7	92	0.00
46	T	cis-1,3-Dichloropropene	0.518	0.461	11.0	94	0.01
47	T	1,1,2-Trichloroethane	0.391	0.372	4.9	110	0.00
48	T	Dibromochloromethane	0.534	0.545	-2.1	100	0.00

Data Path : Z:\voasrv\HPCHEM1\MSVOA_L\Data\VL121924\
Data File : VL041818.D
Acq On : 19 Dec 2024 13:16
Operator : SY/MD
Sample : VSTDCCC010
Misc : 400mL/MSVOA_L
ALS Vial : 1 Sample Multiplier: 1

Instrument :
MSVOA_L
LabSampleId :
VSTDCCC010

Quant Time: Dec 20 01:39:33 2024
Quant Method : Z:\voasrv\HPCHEM1\MSVOA_L\methods\VL121624AIR.M
Quant Title : AIR ANALYSIS BY METHOD TO-15 Instrument: MSVOA_LFri Aug 26 06:05:16 2022
QLast Update : Thu Dec 19 07:32:09 2024
Response via : Initial Calibration

Min. RRF : 0.050 Min. Rel. Area : 20% Max. R.T. Dev 0.50min
Max. RRF Dev : 30% Max. Rel. Area : 150%

		Compound	AvgRF	CCRF	%Dev	Area%	Dev(min)
49	T	Bromoform	0.437	0.449	-2.7	98	0.00
50	T	4-Methyl-2-Pentanone	1.095	1.067	2.6	110	0.01
51	T	2-Hexanone	0.888	0.843	5.1	107	0.00
52	T	Tetrachloroethene	0.385	0.318	17.4	101	0.00
53	T	Toluene	1.173	1.037	11.6	101	0.00
54	T	1,2-Dibromoethane	0.538	0.509	5.4	108	0.00
55	I	Chlorobenzene-d5	1.000	1.000	0.0	107	0.00
56		1,1,1,2-Tetrachloroethane	0.530	0.560	-5.7	112	0.00
57	T	Chlorobenzene	1.023	0.990	3.2	111	0.00
58	T	Ethyl Benzene	1.800	1.732	3.8	104	0.00
59	T	m/p-Xylene	1.448	1.469	-1.5	111	0.00
60	T	o-Xylene	1.452	1.454	-0.1	109	0.00
61	T	Styrene	0.628	0.618	1.6	98	0.00
62		Isopropylbenzene	2.181	2.174	0.3	109	0.00
63	T	1,1,2,2-Tetrachloroethane	0.909	0.940	-3.4	119	0.00
64		n-propylbenzene	0.551	0.567	-2.9	113	0.00
65		tert-Butylbenzene	1.968	1.946	1.1	110	0.00
66	T	Benzyl Chloride	0.173	0.149	13.9	83	0.00
67		sec-Butylbenzene	2.723	2.765	-1.5	112	0.00
68	S	1-Bromo-4-Fluorobenzene	0.833	0.859	-3.1	108	0.00
69		p-Isopropyltoluene	2.244	2.281	-1.6	110	0.00
70		n-Butylbenzene	2.168	2.285	-5.4	111	0.00
71		2-Chlorotoluene	1.665	1.659	0.4	110	0.00
72	T	4-Ethyltoluene	1.713	1.795	-4.8	111	0.00
73	T	1,3,5-Trimethylbenzene	1.422	1.520	-6.9	111	0.00
74	T	1,2,4-Trimethylbenzene	1.529	1.672	-9.4	114	0.00
75	T	1,3-Dichlorobenzene	0.975	0.976	-0.1	112	0.00
76	T	1,4-Dichlorobenzene	0.963	0.971	-0.8	111	0.00
77	T	1,2-Dichlorobenzene	0.938	0.927	1.2	114	0.00
78	T	Hexachloro-1,3-Butadiene	0.695	0.561	19.3	102	0.00
79	T	Naphthalene	1.065	1.182	-11.0	100	0.00
80	T	Naphthalene,2-methyl-	0.329	0.503	-52.9#	83	0.00
81	T	1,2,4-Trichlorobenzene	0.582	0.546	6.2	94	0.00

(#) = Out of Range SPCC's out = 0 CCC's out = 0

QC SAMPLE DATA

BFB

Data Path : Z:\voasrv\HPCHEM1\MSVOA_L\Data\VL121624\
Data File : VL041750.D
Acq On : 16 Dec 2024 12:02
Operator : SY/MD
Sample : BFB
Misc : 400mL/MSVOA_L
ALS Vial : 1 Sample Multiplier: 1

Instrument :
MSVOA_L
ClientSampleId :
BFB

Integration File: RTEINT.P

Method : Z:\voasrv\HPCHEM1\MSVOA_L\methods\VL121624AIR.M
Title : AIR ANALYSIS BY METHOD TO-15 Instrument: MSVOA_LFri Aug 26 06:05:16 2022
Last Update : Thu Dec 19 07:32:09 2024

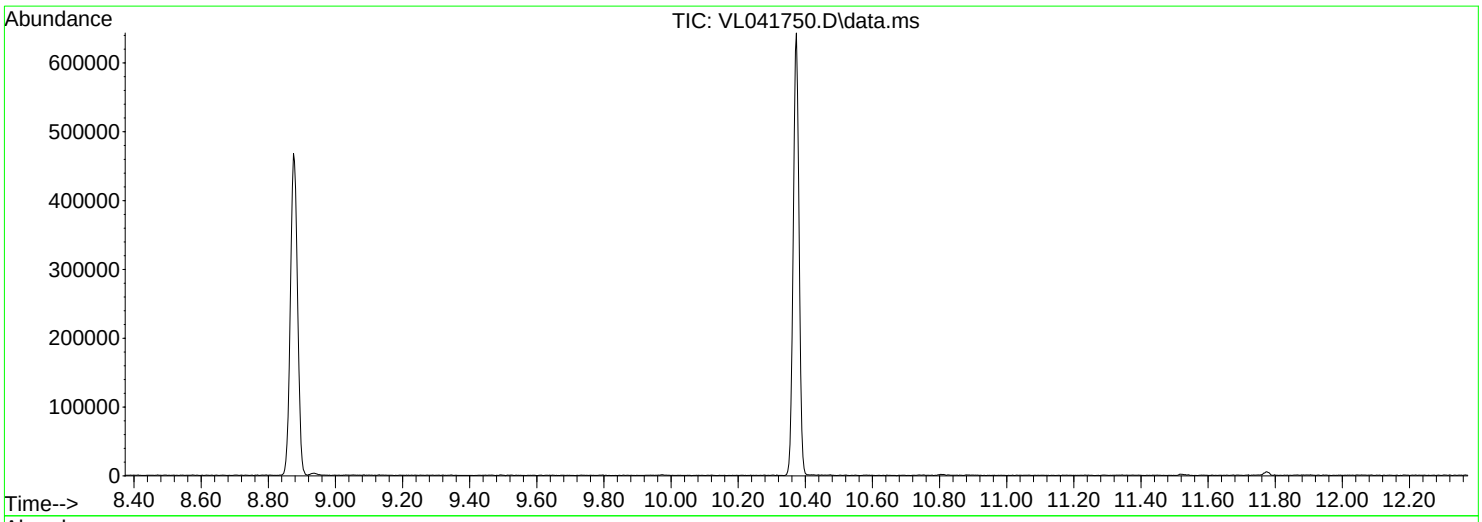

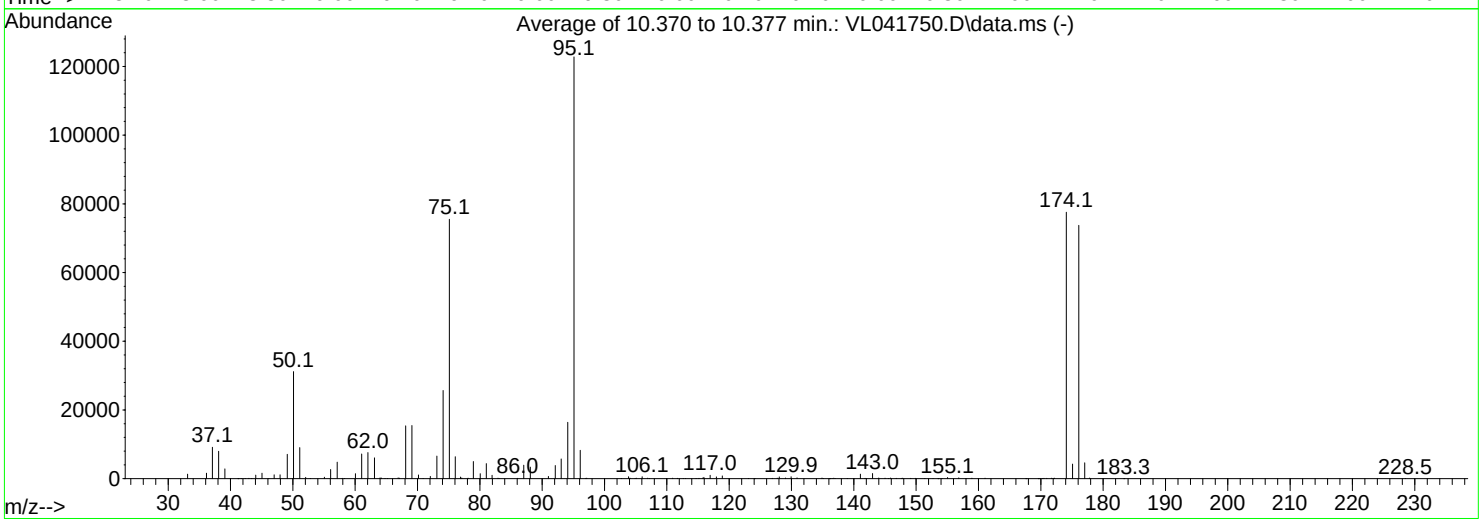

AutoFind: Scans 3177, 3178, 3179; Background Corrected with Scan 3162

Target Mass	Rel. to Mass	Lower Limit%	Upper Limit%	Rel. Abn%	Raw Abn	Result Pass/Fail
50	95	8	40	25.4	31157	PASS
75	95	30	66	61.5	75504	PASS
95	95	100	100	100.0	122797	PASS
96	95	5	9	6.7	8239	PASS
173	174	0.00	2	0.0	0	PASS
174	95	50	120	63.2	77565	PASS
175	174	4	9	5.5	4234	PASS
176	174	93	101	95.0	73717	PASS
177	176	5	9	6.3	4630	PASS

BFB

Data Path : Z:\voasrv\HPCHEM1\MSVOA_L\Data\VL121824\
Data File : VL041787.D
Acq On : 18 Dec 2024 08:06
Operator : SY/MD
Sample : BFB
Misc : 400mL/MSVOA_L
ALS Vial : 1 Sample Multiplier: 1

Instrument :
MSVOA_L
ClientSampleId :
BFB

Integration File: RTEINT.P

Method : Z:\voasrv\HPCHEM1\MSVOA_L\methods\VL121624AIR.M
Title : AIR ANALYSIS BY METHOD TO-15 Instrument: MSVOA_LFri Aug 26 06:05:16 2022
Last Update : Thu Dec 19 07:32:09 2024

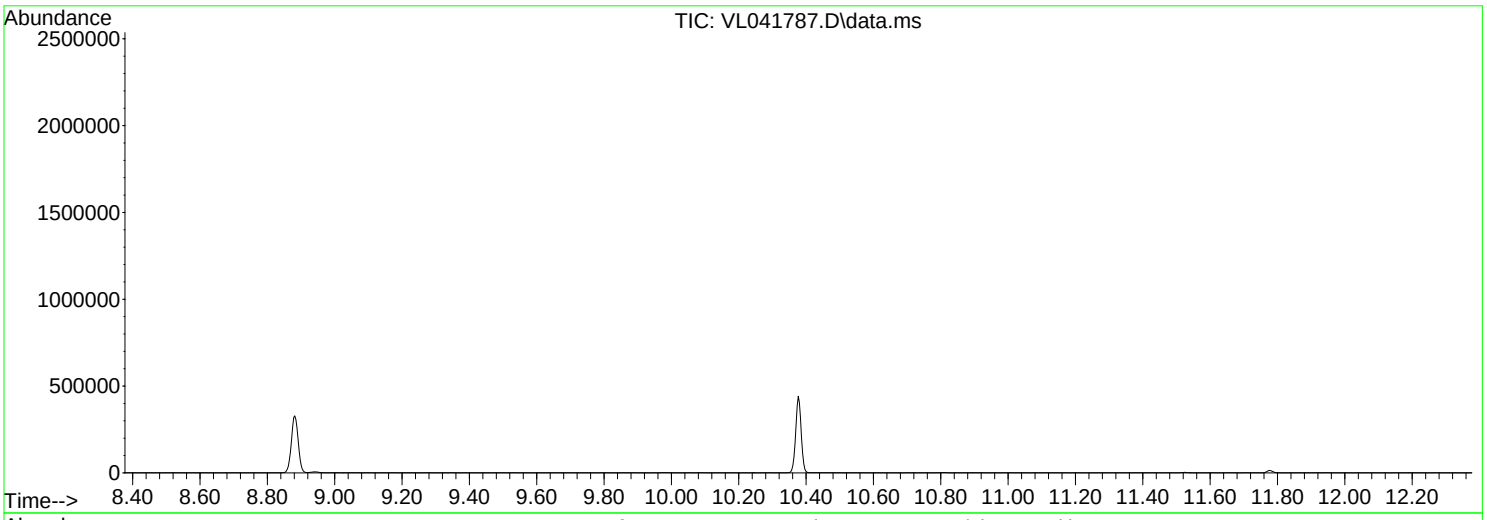

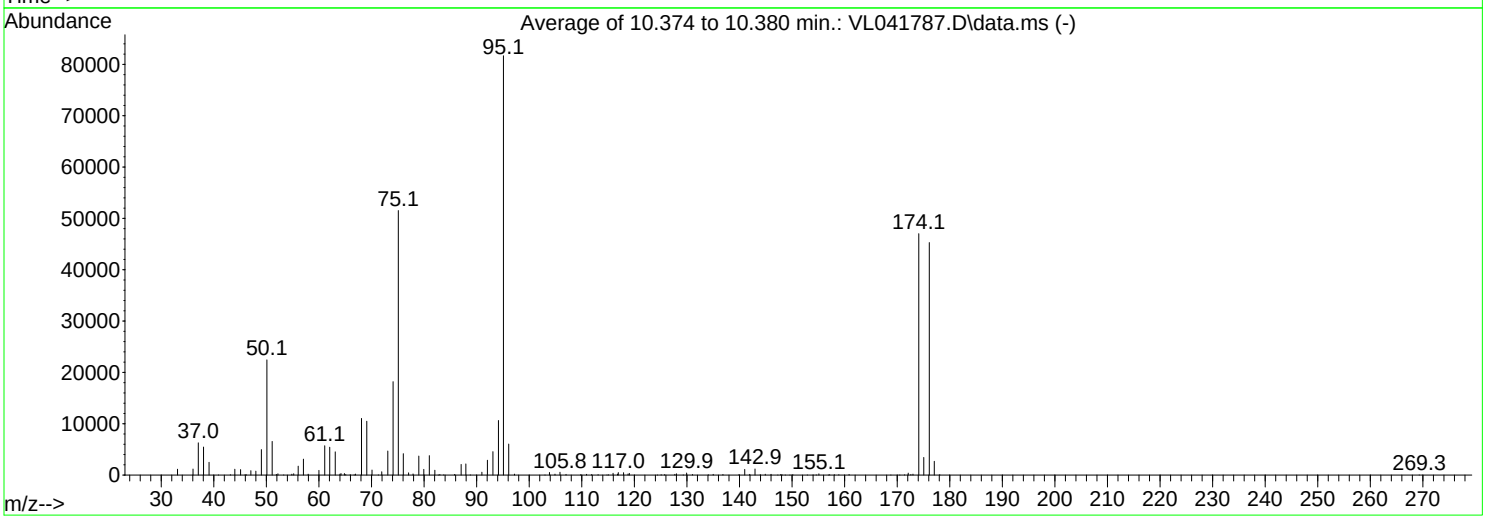

AutoFind: Scans 3178, 3179, 3180; Background Corrected with Scan 3165

Target Mass	Rel. to Mass	Lower Limit%	Upper Limit%	Rel. Abn%	Raw Abn	Result Pass/Fail
50	95	8	40	27.5	22445	PASS
75	95	30	66	63.1	51533	PASS
95	95	100	100	100.0	81685	PASS
96	95	5	9	7.4	6040	PASS
173	174	0.00	2	0.4	189	PASS
174	95	50	120	57.6	47024	PASS
175	174	4	9	7.3	3435	PASS
176	174	93	101	96.3	45299	PASS
177	176	5	9	5.9	2683	PASS

BFB

Data Path : Z:\voasrv\HPCHEM1\MSVOA_L\Data\VL121924\
Data File : VL041817.D
Acq On : 19 Dec 2024 11:34
Operator : SY/MD
Sample : BFB
Misc : 400mL/MSVOA_L
ALS Vial : 1 Sample Multiplier: 1

Instrument :
MSVOA_L
ClientSampleId :
BFB

Integration File: RTEINT.P

Method : Z:\voasrv\HPCHEM1\MSVOA_L\methods\VL121624AIR.M
Title : AIR ANALYSIS BY METHOD TO-15 Instrument: MSVOA_LFri Aug 26 06:05:16 2022
Last Update : Thu Dec 19 07:32:09 2024

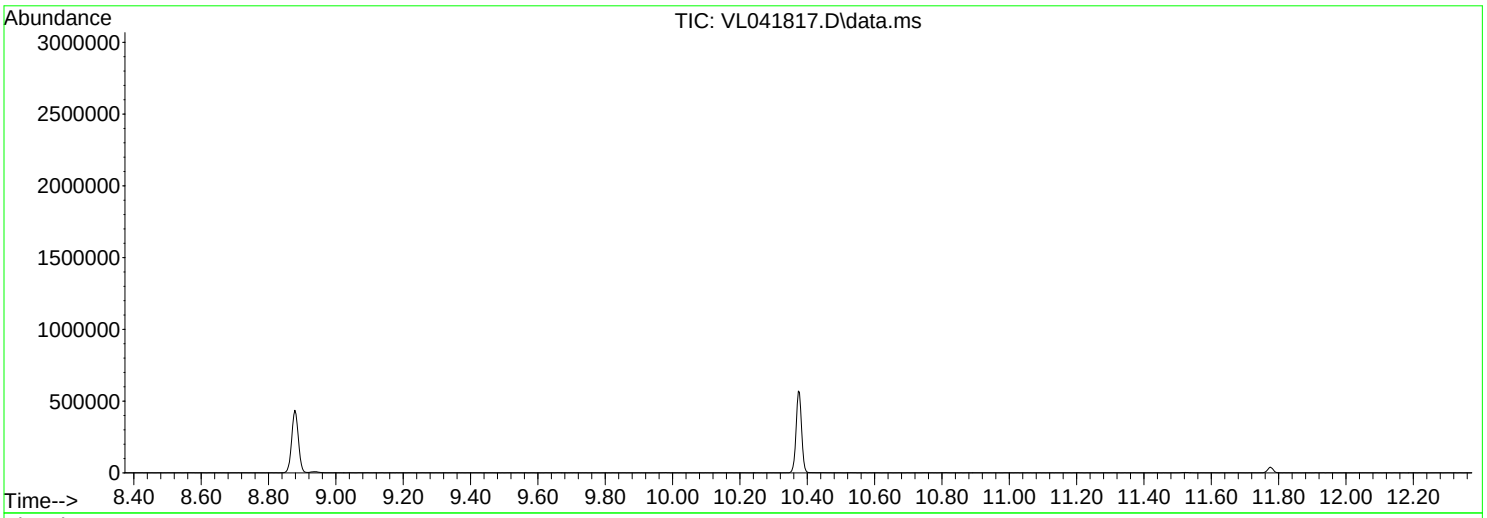

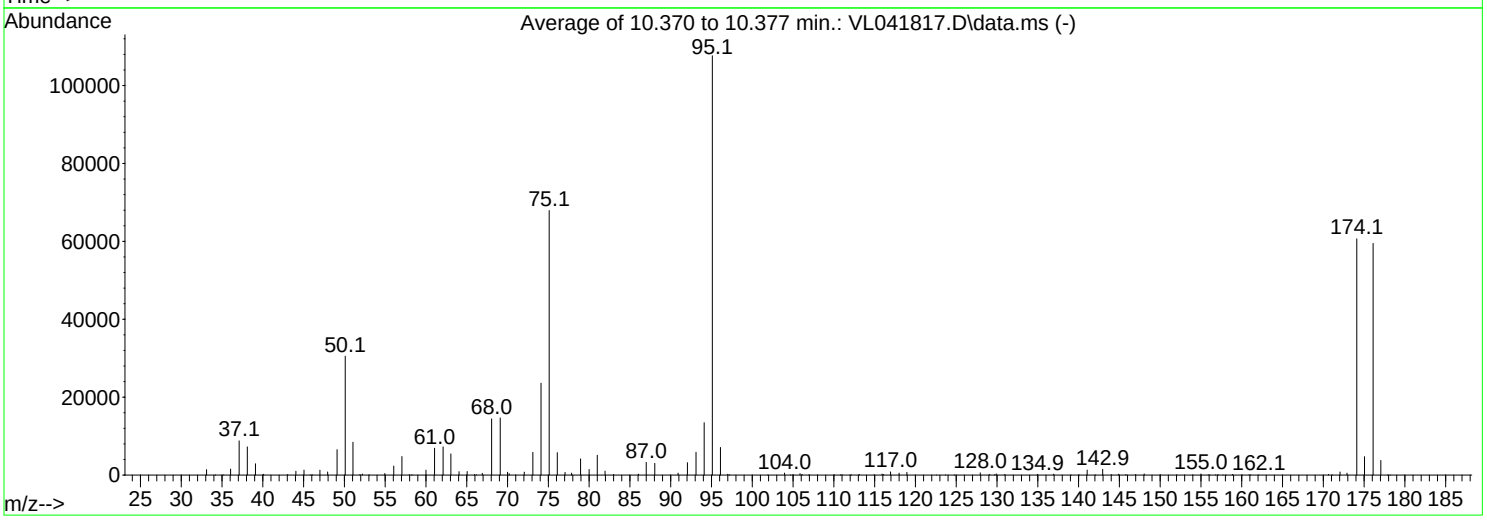

AutoFind: Scans 3177, 3178, 3179; Background Corrected with Scan 3165

Target Mass	Rel. to Mass	Lower Limit%	Upper Limit%	Rel. Abn%	Raw Abn	Result Pass/Fail
50	95	8	40	28.4	30533	PASS
75	95	30	66	63.1	67925	PASS
95	95	100	100	100.0	107659	PASS
96	95	5	9	6.6	7104	PASS
173	174	0.00	2	0.8	504	PASS
174	95	50	120	56.3	60651	PASS
175	174	4	9	7.8	4737	PASS
176	174	93	101	98.1	59491	PASS
177	176	5	9	6.3	3750	PASS

284 Sheffield Street, Mountainside, New Jersey 07092, Phone : 908 789 8900,
Fax : 908 789 8922

Report of Analysis

Client:	Tetra Tech, EMI	Date Collected:	
Project:	R36719	Date Received:	
Client Sample ID:	VL1218ABL02	SDG No.:	P5296
Lab Sample ID:	VL1218ABL02	Matrix:	Air
Analytical Method:	TO-15	Test:	TO-15
Sample Wt/Vol:	400 Units: mL		

File ID/Qc Batch:	Dilution:	Prep Date	Date Analyzed	Prep Batch ID
VL041790.D	1		12/18/24 12:28	VL121824

CAS Number	Parameter	Conc. ppbv	Conc. ug/M3	Qualifier	MDL	LOQ / CRQL	Units
TARGETS							
75-71-8	Dichlorodifluoromethane	0.21	1.04	U	1.04	2.47	ug/m3
74-87-3	Chloromethane	0.10	0.21	U	0.21	1.03	ug/m3
75-01-4	Vinyl Chloride	0.010	0.030	U	0.030	0.080	ug/m3
74-83-9	Bromomethane	0.14	0.54	U	0.54	1.94	ug/m3
75-00-3	Chloroethane	0.17	0.45	U	0.45	1.32	ug/m3
109-99-9	Tetrahydrofuran	0.13	0.38	U	0.38	1.47	ug/m3
75-69-4	Trichlorofluoromethane	0.16	0.90	U	0.90	2.81	ug/m3
76-13-1	1,1,2-Trichlorotrifluoroethane	0.16	1.23	U	1.23	3.83	ug/m3
76-14-2	Dichlorotetrafluoroethane	0.090	0.63	U	0.63	3.49	ug/m3
75-65-0	tert-Butyl alcohol	0.19	0.58	U	0.58	1.52	ug/m3
142-82-5	Heptane	0.11	0.45	U	0.45	2.05	ug/m3
75-35-4	1,1-Dichloroethene	0.14	0.56	U	0.56	1.98	ug/m3
67-64-1	Acetone	0.24	0.57	U	0.57	1.19	ug/m3
75-15-0	Carbon Disulfide	0.16	0.50	U	0.50	1.56	ug/m3
1634-04-4	Methyl tert-Butyl Ether	0.12	0.43	U	0.43	1.80	ug/m3
75-09-2	Methylene Chloride	0.19	0.66	U	0.66	1.74	ug/m3
156-60-5	trans-1,2-Dichloroethene	0.19	0.75	U	0.75	1.98	ug/m3
75-34-3	1,1-Dichloroethane	0.13	0.53	U	0.53	2.02	ug/m3
110-82-7	Cyclohexane	0.22	0.76	U	0.76	1.72	ug/m3
78-93-3	2-Butanone	0.12	0.35	U	0.35	1.47	ug/m3
56-23-5	Carbon Tetrachloride	0.010	0.060	U	0.060	0.19	ug/m3
156-59-2	cis-1,2-Dichloroethene	0.090	0.36	U	0.36	1.98	ug/m3
67-66-3	Chloroform	0.080	0.39	U	0.39	2.44	ug/m3
71-55-6	1,1,1-Trichloroethane	0.010	0.050	U	0.050	0.16	ug/m3
540-84-1	2,2,4-Trimethylpentane	0.10	0.47	U	0.47	2.34	ug/m3
71-43-2	Benzene	0.090	0.29	U	0.29	1.60	ug/m3
107-06-2	1,2-Dichloroethane	0.090	0.36	U	0.36	2.02	ug/m3
79-01-6	Trichloroethene	0.020	0.11	U	0.11	0.16	ug/m3
78-87-5	1,2-Dichloropropane	0.11	0.51	U	0.51	2.31	ug/m3
75-27-4	Bromodichloromethane	0.080	0.54	U	0.54	3.35	ug/m3
108-10-1	4-Methyl-2-Pentanone	0.090	0.37	U	0.37	2.05	ug/m3
108-88-3	Toluene	0.11	0.41	U	0.41	1.88	ug/m3
10061-02-6	t-1,3-Dichloropropene	0.060	0.27	U	0.27	2.27	ug/m3
10061-01-5	cis-1,3-Dichloropropene	0.060	0.27	U	0.27	2.27	ug/m3
79-00-5	1,1,2-Trichloroethane	0.070	0.38	U	0.38	2.73	ug/m3

284 Sheffield Street, Mountainside, New Jersey 07092, Phone : 908 789 8900,
Fax : 908 789 8922

Report of Analysis

Client:	Tetra Tech, EMI	Date Collected:	
Project:	R36719	Date Received:	
Client Sample ID:	VL1218ABL02	SDG No.:	P5296
Lab Sample ID:	VL1218ABL02	Matrix:	Air
Analytical Method:	TO-15	Test:	TO-15
Sample Wt/Vol:	400 Units: mL		

File ID/Qc Batch:	Dilution:	Prep Date	Date Analyzed	Prep Batch ID
VL041790.D	1		12/18/24 12:28	VL121824

CAS Number	Parameter	Conc. ppbv	Conc. ug/M3	Qualifier	MDL	LOQ / CRQL	Units
124-48-1	Dibromochloromethane	0.070	0.60	U	0.60	4.26	ug/m3
106-93-4	1,2-Dibromoethane	0.070	0.54	U	0.54	0.77	ug/m3
127-18-4	Tetrachloroethene	0.020	0.14	U	0.14	0.20	ug/m3
108-90-7	Chlorobenzene	0.080	0.37	U	0.37	2.30	ug/m3
100-41-4	Ethyl Benzene	0.12	0.52	U	0.52	2.17	ug/m3
179601-23-1	m/p-Xylene	0.21	0.91	U	0.91	4.34	ug/m3
95-47-6	o-Xylene	0.12	0.52	U	0.52	2.17	ug/m3
100-42-5	Styrene	0.11	0.47	U	0.47	2.13	ug/m3
75-25-2	Bromoform	0.060	0.62	U	0.62	5.17	ug/m3
79-34-5	1,1,2,2-Tetrachloroethane	0.010	0.070	U	0.070	0.21	ug/m3
95-49-8	2-Chlorotoluene	0.11	0.57	U	0.57	2.59	ug/m3
108-67-8	1,3,5-Trimethylbenzene	0.11	0.54	U	0.54	2.46	ug/m3
95-63-6	1,2,4-Trimethylbenzene	0.080	0.39	U	0.39	2.46	ug/m3
541-73-1	1,3-Dichlorobenzene	0.080	0.48	U	0.48	3.01	ug/m3
106-46-7	1,4-Dichlorobenzene	0.050	0.30	U	0.30	3.01	ug/m3
95-50-1	1,2-Dichlorobenzene	0.080	0.48	U	0.48	3.01	ug/m3
120-82-1	1,2,4-Trichlorobenzene	0.090	0.67	U	0.67	3.71	ug/m3
87-68-3	Hexachloro-1,3-Butadiene	0.090	0.96	U	0.96	5.33	ug/m3
106-99-0	1,3-Butadiene	0.13	0.29	U	0.29	1.11	ug/m3
91-20-3	Naphthalene	0.080	0.42	U	0.42	0.52	ug/m3
622-96-8	4-Ethyltoluene	0.12	0.59	U	0.59	2.46	ug/m3
110-54-3	Hexane	0.11	0.39	U	0.39	1.76	ug/m3
107-05-1	Allyl Chloride	0.15	0.47	U	0.47	1.57	ug/m3
123-91-1	1,4-Dioxane	0.21	0.76	U	0.76	1.80	ug/m3
80-62-6	Methyl Methacrylate	0.090	0.37	U	0.37	2.05	ug/m3
SURROGATES							
460-00-4	1-Bromo-4-Fluorobenzene	10.1			65 - 135	101%	SPK: 10
INTERNAL STANDARDS							
74-97-5	Bromochloromethane	70200		2.793			
540-36-3	1,4-Difluorobenzene	175000		3.965			
3114-55-4	Chlorobenzene-d5	151000		8.891			

284 Sheffield Street, Mountainside, New Jersey 07092, Phone : 908 789 8900,
Fax : 908 789 8922

Report of Analysis

Client:	Tetra Tech, EMI	Date Collected:	
Project:	R36719	Date Received:	
Client Sample ID:	VL1218ABL02	SDG No.:	P5296
Lab Sample ID:	VL1218ABL02	Matrix:	Air
Analytical Method:	TO-15	Test:	TO-15
Sample Wt/Vol:	400 Units: mL		

File ID/Qc Batch:	Dilution:	Prep Date	Date Analyzed	Prep Batch ID
VL041790.D	1		12/18/24 12:28	VL121824

CAS Number	Parameter	Conc. ppbv	Conc. ug/M3	Qualifier	MDL	LOQ / CRQL	Units

U = Not Detected
RL = Reporting Limit
MDL = Method Detection Limit
E = Value Exceeds Calibration Range
D = Dilution

J = Estimated Value
B = Analyte Found in Associated Method Blank
N = Presumptive Evidence of a Compound
* = Values outside of QC limits
Q = indicates LCS control criteria did not meet requirements

Quantitation Report (QT Reviewed)

Data Path : Z:\voasrv\HPCHEM1\MSVOA_L\Data\VL121824\
Data File : VL041790.D
Acq On : 18 Dec 2024 12:28
Operator : SY/MD
Sample : VL1218ABL02
Misc : 400mL/MSVOA_L
ALS Vial : 1 Sample Multiplier: 1

Instrument :
MSVOA_L
ClientSampleId :
VL1218ABL02

Quant Time: Dec 19 07:52:46 2024
Quant Method : Z:\voasrv\HPCHEM1\MSVOA_L\methods\VL121624AIR.M
Quant Title : AIR ANALYSIS BY METHOD TO-15 Instrument: MSVOA_LFri Aug 26 06:05:16 2022
QLast Update : Thu Dec 19 07:32:09 2024
Response via : Initial Calibration

Compound	R.T.	QIon	Response	Conc	Units	Dev(Min)
Internal Standards						
1) Bromochloromethane	2.793	49	70249	10.000	ppbv	0.00
33) 1,4-Difluorobenzene	3.965	114	175356	10.000	ppbv	0.00
55) Chlorobenzene-d5	8.891	117	151060	10.000	ppbv	0.01
System Monitoring Compounds						
68) 1-Bromo-4-Fluorobenzene	10.383	95	127683	10.143	ppbv	0.00
Spiked Amount 10.000	Range 65 - 135		Recovery = 101.400%			

Target Compounds Qvalue

(#) = qualifier out of range (m) = manual integration (+) = signals summed

Quantitation Report (QT Reviewed)

Data Path : Z:\voasrv\HPCHEM1\MSVOA_L\Data\VL121824\
Data File : VL041790.D
Acq On : 18 Dec 2024 12:28
Operator : SY/MD
Sample : VL1218ABL02
Misc : 400mL/MSVOA_L
ALS Vial : 1 Sample Multiplier: 1

Instrument :
MSVOA_L
ClientSampleId :
VL1218ABL02

Quant Time: Dec 19 07:52:46 2024
Quant Method : Z:\voasrv\HPCHEM1\MSVOA_L\methods\VL121624AIR.M
Quant Title : AIR ANALYSIS BY METHOD TO-15 Instrument: MSVOA_LFri Aug 26 06:05:16 2022
QLast Update : Thu Dec 19 07:32:09 2024
Response via : Initial Calibration

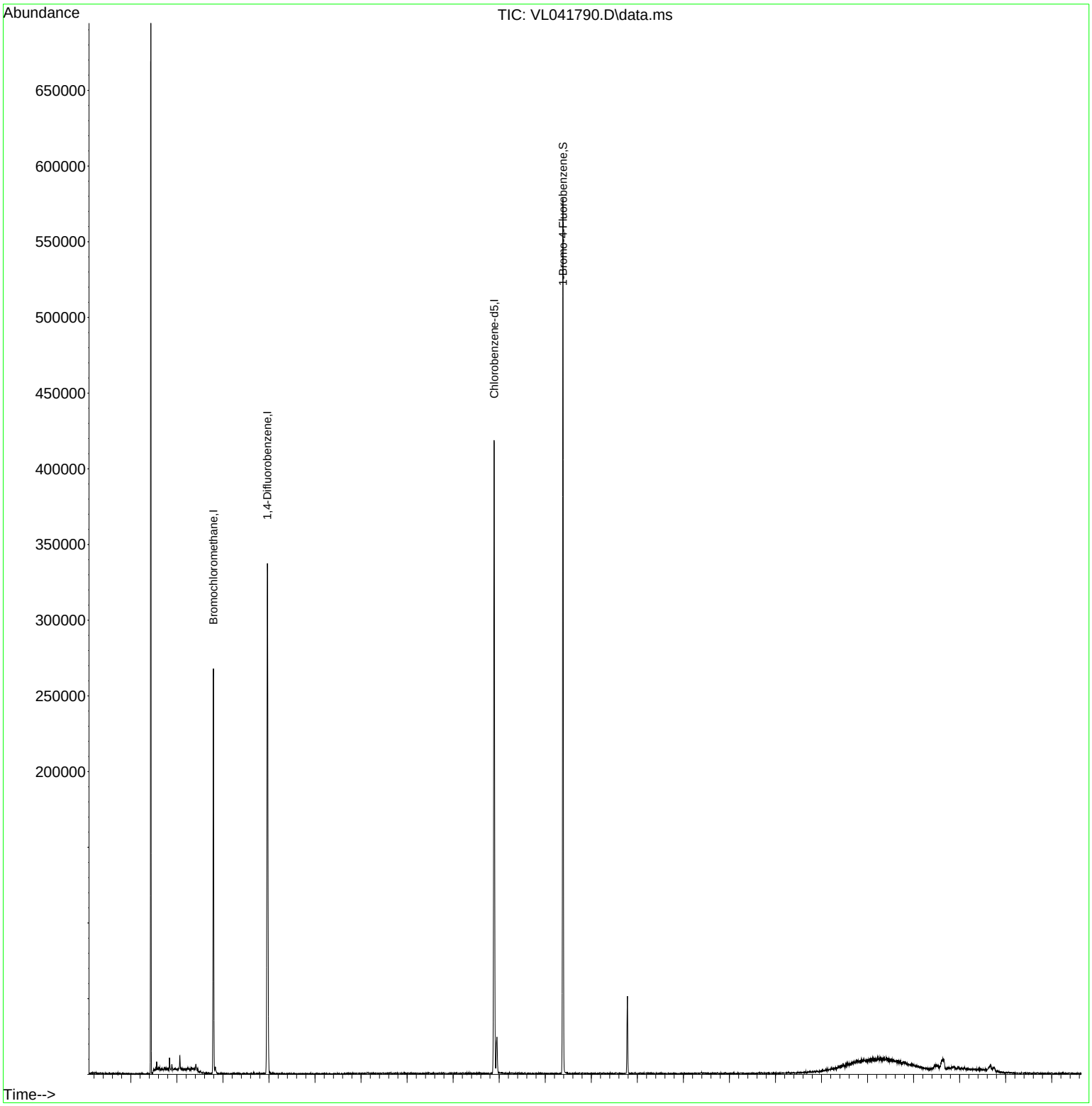

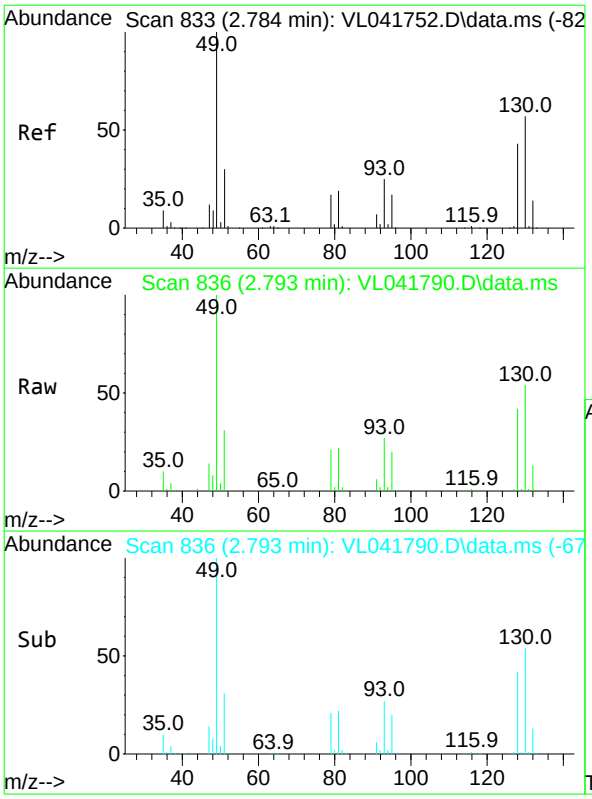

#1
Bromochloromethane
Concen: 10.000 ppbv
RT: 2.793 min Scan# 83
Delta R.T. 0.009 min
Lab File: VL041790.D
Acq: 18 Dec 2024 12:28

Instrument :
MSVOA_L
ClientSampleId :
VL1218ABL02

Tgt Ion: 49 Resp: 70249

Ion	Ratio	Lower	Upper
49	100		
128	42.7	21.6	64.6
130	55.0	28.3	85.0

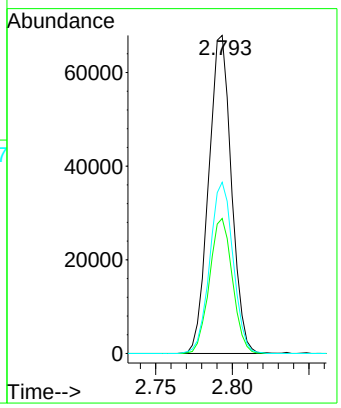

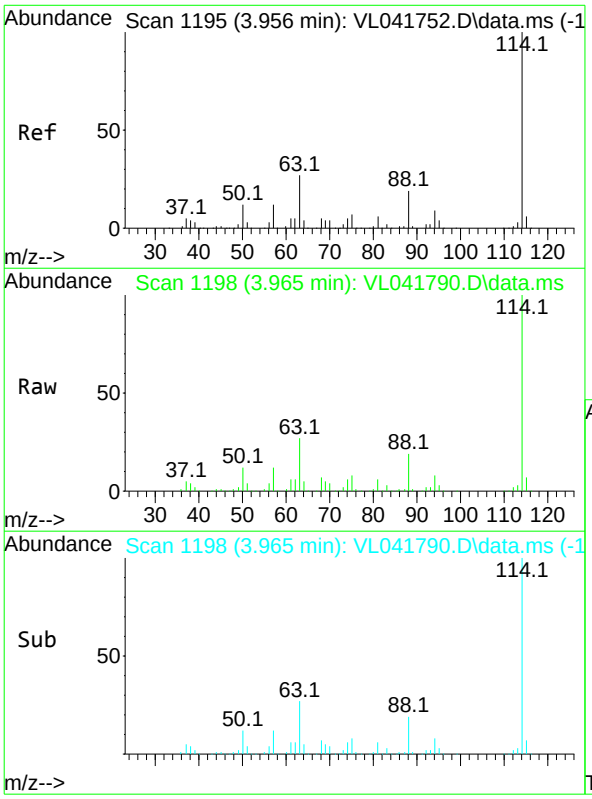

#33
1,4-Difluorobenzene
Concen: 10.000 ppbv
RT: 3.965 min Scan# 1198
Delta R.T. 0.009 min
Lab File: VL041790.D
Acq: 18 Dec 2024 12:28

Tgt Ion:114 Resp: 175356

Ion	Ratio	Lower	Upper
114	100		
63	27.7	21.8	32.8
88	18.5	14.8	22.2

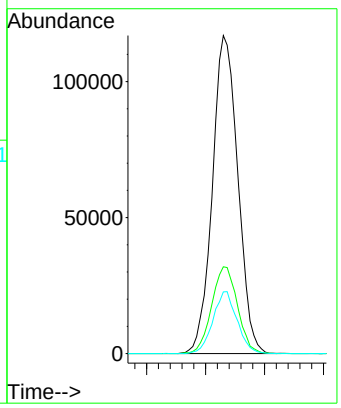

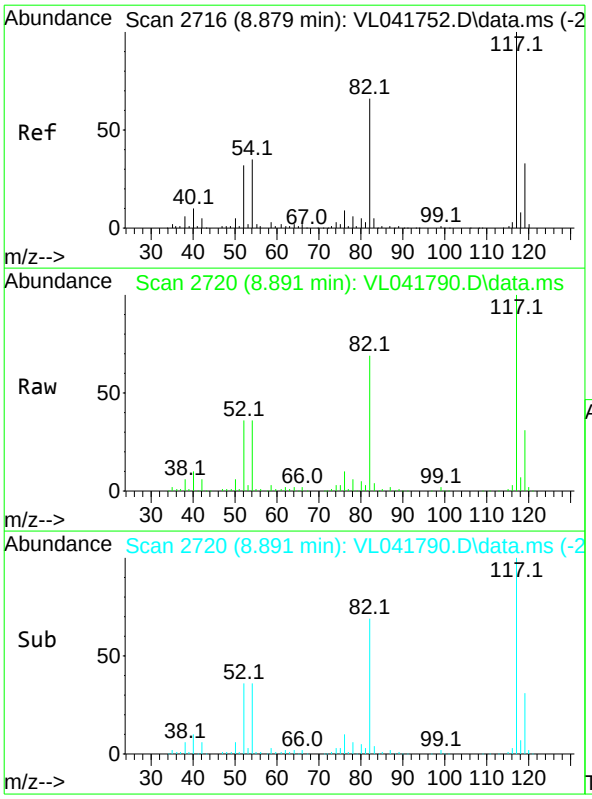

#55
Chlorobenzene-d5
Concen: 10.000 ppbv
RT: 8.891 min Scan# 27
Delta R.T. 0.013 min
Lab File: VL041790.D
Acq: 18 Dec 2024 12:28

Instrument :
MSVOA_L
ClientSampleId :
VL1218ABL02

Tgt Ion:117 Resp: 151060

Ion	Ratio	Lower	Upper
117	100		
82	68.3	53.8	80.8
119	31.4	26.7	40.1

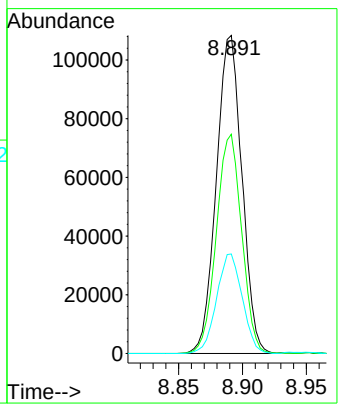

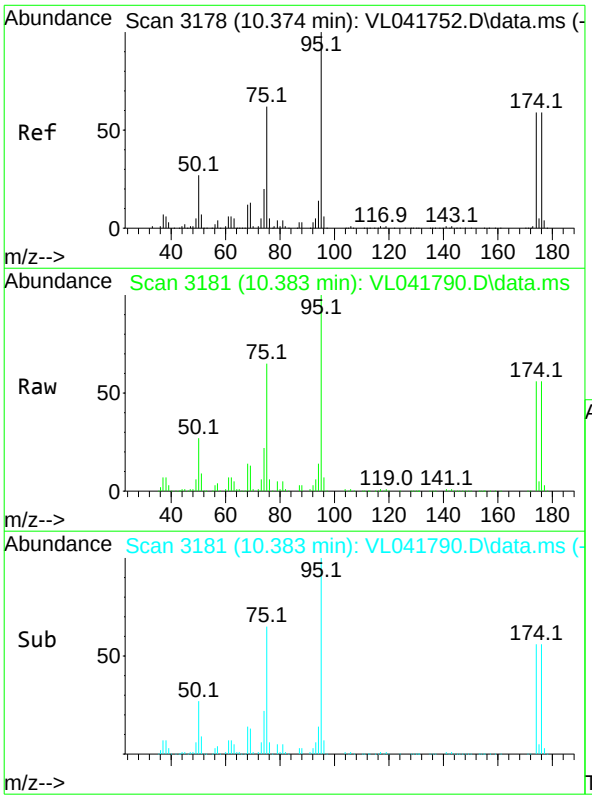

#68
1-Bromo-4-Fluorobenzene
Concen: 10.143 ppbv
RT: 10.383 min Scan# 3181
Delta R.T. 0.009 min
Lab File: VL041790.D
Acq: 18 Dec 2024 12:28

Tgt Ion: 95 Resp: 127683

Ion	Ratio	Lower	Upper
95	100		
174	57.4	47.6	71.4
175	4.6	3.7	5.5

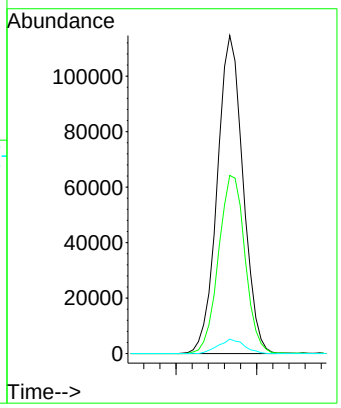

284 Sheffield Street, Mountainside, New Jersey 07092, Phone : 908 789 8900,
Fax : 908 789 8922

Report of Analysis

Client:	Tetra Tech, EMI	Date Collected:	
Project:	R36719	Date Received:	
Client Sample ID:	VL1219ABL01	SDG No.:	P5296
Lab Sample ID:	VL1219ABL01	Matrix:	Air
Analytical Method:	TO-15	Test:	TO-15
Sample Wt/Vol:	400 Units: mL		

File ID/Qc Batch:	Dilution:	Prep Date	Date Analyzed	Prep Batch ID
VL041819.D	1		12/19/24 14:06	VL121924

CAS Number	Parameter	Conc. ppbv	Conc. ug/M3	Qualifier	MDL	LOQ / CRQL	Units
TARGETS							
75-71-8	Dichlorodifluoromethane	0.21	1.04	U	1.04	2.47	ug/m3
74-87-3	Chloromethane	0.10	0.21	U	0.21	1.03	ug/m3
75-01-4	Vinyl Chloride	0.010	0.030	U	0.030	0.080	ug/m3
74-83-9	Bromomethane	0.14	0.54	U	0.54	1.94	ug/m3
75-00-3	Chloroethane	0.17	0.45	U	0.45	1.32	ug/m3
109-99-9	Tetrahydrofuran	0.13	0.38	U	0.38	1.47	ug/m3
75-69-4	Trichlorofluoromethane	0.16	0.90	U	0.90	2.81	ug/m3
76-13-1	1,1,2-Trichlorotrifluoroethane	0.16	1.23	U	1.23	3.83	ug/m3
76-14-2	Dichlorotetrafluoroethane	0.090	0.63	U	0.63	3.49	ug/m3
75-65-0	tert-Butyl alcohol	0.19	0.58	U	0.58	1.52	ug/m3
142-82-5	Heptane	0.11	0.45	U	0.45	2.05	ug/m3
75-35-4	1,1-Dichloroethene	0.14	0.56	U	0.56	1.98	ug/m3
67-64-1	Acetone	0.24	0.57	U	0.57	1.19	ug/m3
75-15-0	Carbon Disulfide	0.16	0.50	U	0.50	1.56	ug/m3
1634-04-4	Methyl tert-Butyl Ether	0.12	0.43	U	0.43	1.80	ug/m3
75-09-2	Methylene Chloride	0.19	0.66	U	0.66	1.74	ug/m3
156-60-5	trans-1,2-Dichloroethene	0.19	0.75	U	0.75	1.98	ug/m3
75-34-3	1,1-Dichloroethane	0.13	0.53	U	0.53	2.02	ug/m3
110-82-7	Cyclohexane	0.22	0.76	U	0.76	1.72	ug/m3
78-93-3	2-Butanone	0.12	0.35	U	0.35	1.47	ug/m3
56-23-5	Carbon Tetrachloride	0.010	0.060	U	0.060	0.19	ug/m3
156-59-2	cis-1,2-Dichloroethene	0.090	0.36	U	0.36	1.98	ug/m3
67-66-3	Chloroform	0.080	0.39	U	0.39	2.44	ug/m3
71-55-6	1,1,1-Trichloroethane	0.010	0.050	U	0.050	0.16	ug/m3
540-84-1	2,2,4-Trimethylpentane	0.10	0.47	U	0.47	2.34	ug/m3
71-43-2	Benzene	0.090	0.29	U	0.29	1.60	ug/m3
107-06-2	1,2-Dichloroethane	0.090	0.36	U	0.36	2.02	ug/m3
79-01-6	Trichloroethene	0.020	0.11	U	0.11	0.16	ug/m3
78-87-5	1,2-Dichloropropane	0.11	0.51	U	0.51	2.31	ug/m3
75-27-4	Bromodichloromethane	0.080	0.54	U	0.54	3.35	ug/m3
108-10-1	4-Methyl-2-Pentanone	0.090	0.37	U	0.37	2.05	ug/m3
108-88-3	Toluene	0.11	0.41	U	0.41	1.88	ug/m3
10061-02-6	t-1,3-Dichloropropene	0.060	0.27	U	0.27	2.27	ug/m3
10061-01-5	cis-1,3-Dichloropropene	0.060	0.27	U	0.27	2.27	ug/m3
79-00-5	1,1,2-Trichloroethane	0.070	0.38	U	0.38	2.73	ug/m3

284 Sheffield Street, Mountainside, New Jersey 07092, Phone : 908 789 8900,
Fax : 908 789 8922

Report of Analysis

Client:	Tetra Tech, EMI	Date Collected:	
Project:	R36719	Date Received:	
Client Sample ID:	VL1219ABL01	SDG No.:	P5296
Lab Sample ID:	VL1219ABL01	Matrix:	Air
Analytical Method:	TO-15	Test:	TO-15
Sample Wt/Vol:	400 Units: mL		

File ID/Qc Batch:	Dilution:	Prep Date	Date Analyzed	Prep Batch ID
VL041819.D	1		12/19/24 14:06	VL121924

CAS Number	Parameter	Conc. ppbv	Conc. ug/M3	Qualifier	MDL	LOQ / CRQL	Units
124-48-1	Dibromochloromethane	0.070	0.60	U	0.60	4.26	ug/m3
106-93-4	1,2-Dibromoethane	0.070	0.54	U	0.54	0.77	ug/m3
127-18-4	Tetrachloroethene	0.020	0.14	U	0.14	0.20	ug/m3
108-90-7	Chlorobenzene	0.080	0.37	U	0.37	2.30	ug/m3
100-41-4	Ethyl Benzene	0.12	0.52	U	0.52	2.17	ug/m3
179601-23-1	m/p-Xylene	0.21	0.91	U	0.91	4.34	ug/m3
95-47-6	o-Xylene	0.12	0.52	U	0.52	2.17	ug/m3
100-42-5	Styrene	0.11	0.47	U	0.47	2.13	ug/m3
75-25-2	Bromoform	0.060	0.62	U	0.62	5.17	ug/m3
79-34-5	1,1,2,2-Tetrachloroethane	0.010	0.070	U	0.070	0.21	ug/m3
95-49-8	2-Chlorotoluene	0.11	0.57	U	0.57	2.59	ug/m3
108-67-8	1,3,5-Trimethylbenzene	0.11	0.54	U	0.54	2.46	ug/m3
95-63-6	1,2,4-Trimethylbenzene	0.080	0.39	U	0.39	2.46	ug/m3
541-73-1	1,3-Dichlorobenzene	0.080	0.48	U	0.48	3.01	ug/m3
106-46-7	1,4-Dichlorobenzene	0.050	0.30	U	0.30	3.01	ug/m3
95-50-1	1,2-Dichlorobenzene	0.080	0.48	U	0.48	3.01	ug/m3
120-82-1	1,2,4-Trichlorobenzene	0.090	0.67	U	0.67	3.71	ug/m3
87-68-3	Hexachloro-1,3-Butadiene	0.090	0.96	U	0.96	5.33	ug/m3
106-99-0	1,3-Butadiene	0.13	0.29	U	0.29	1.11	ug/m3
91-20-3	Naphthalene	0.080	0.42	U	0.42	0.52	ug/m3
622-96-8	4-Ethyltoluene	0.12	0.59	U	0.59	2.46	ug/m3
110-54-3	Hexane	0.11	0.39	U	0.39	1.76	ug/m3
107-05-1	Allyl Chloride	0.15	0.47	U	0.47	1.57	ug/m3
123-91-1	1,4-Dioxane	0.21	0.76	U	0.76	1.80	ug/m3
80-62-6	Methyl Methacrylate	0.090	0.37	U	0.37	2.05	ug/m3
SURROGATES							
460-00-4	1-Bromo-4-Fluorobenzene	10.0			65 - 135	100%	SPK: 10
INTERNAL STANDARDS							
74-97-5	Bromochloromethane	80900		2.787			
540-36-3	1,4-Difluorobenzene	192000		3.962			
3114-55-4	Chlorobenzene-d5	162000		8.882			

284 Sheffield Street, Mountainside, New Jersey 07092, Phone : 908 789 8900,
Fax : 908 789 8922

Report of Analysis

Client:	Tetra Tech, EMI	Date Collected:	
Project:	R36719	Date Received:	
Client Sample ID:	VL1219ABL01	SDG No.:	P5296
Lab Sample ID:	VL1219ABL01	Matrix:	Air
Analytical Method:	TO-15	Test:	TO-15
Sample Wt/Vol:	400 Units: mL		

File ID/Qc Batch:	Dilution:	Prep Date	Date Analyzed	Prep Batch ID
VL041819.D	1		12/19/24 14:06	VL121924

CAS Number	Parameter	Conc. ppbv	Conc. ug/M3	Qualifier	MDL	LOQ / CRQL	Units

U = Not Detected
RL = Reporting Limit
MDL = Method Detection Limit
E = Value Exceeds Calibration Range
D = Dilution

J = Estimated Value
B = Analyte Found in Associated Method Blank
N = Presumptive Evidence of a Compound
* = Values outside of QC limits
Q = indicates LCS control criteria did not meet requirements

Quantitation Report (QT Reviewed)

Data Path : Z:\voasrv\HPCHEM1\MSVOA_L\Data\VL121924\
Data File : VL041819.D
Acq On : 19 Dec 2024 14:06
Operator : SY/MD
Sample : VL1219ABL01
Misc : 400mL/MSVOA_L
ALS Vial : 1 Sample Multiplier: 1

Instrument :
MSVOA_L
ClientSampleId :
VL1219ABL01

Quant Time: Dec 20 01:43:31 2024
Quant Method : Z:\voasrv\HPCHEM1\MSVOA_L\methods\VL121624AIR.M
Quant Title : AIR ANALYSIS BY METHOD TO-15 Instrument: MSVOA_LFri Aug 26 06:05:16 2022
QLast Update : Thu Dec 19 07:32:09 2024
Response via : Initial Calibration

Compound	R.T.	QIon	Response	Conc	Units	Dev(Min)
Internal Standards						
1) Bromochloromethane	2.787	49	80898	10.000	ppbv	0.00
33) 1,4-Difluorobenzene	3.962	114	191925	10.000	ppbv	0.00
55) Chlorobenzene-d5	8.882	117	161703	10.000	ppbv	0.00
System Monitoring Compounds						
68) 1-Bromo-4-Fluorobenzene	10.377	95	134551	9.985	ppbv	0.00
Spiked Amount 10.000	Range 65 - 135		Recovery = 99.900%			

Target Compounds Qvalue

(#) = qualifier out of range (m) = manual integration (+) = signals summed

Quantitation Report (QT Reviewed)

Data Path : Z:\voasrv\HPCHEM1\MSVOA_L\Data\VL121924\
Data File : VL041819.D
Acq On : 19 Dec 2024 14:06
Operator : SY/MD
Sample : VL1219ABL01
Misc : 400mL/MSVOA_L
ALS Vial : 1 Sample Multiplier: 1

Instrument :
MSVOA_L
ClientSampleId :
VL1219ABL01

Quant Time: Dec 20 01:43:31 2024
Quant Method : Z:\voasrv\HPCHEM1\MSVOA_L\methods\VL121624AIR.M
Quant Title : AIR ANALYSIS BY METHOD TO-15 Instrument: MSVOA_LFri Aug 26 06:05:16 2022
QLast Update : Thu Dec 19 07:32:09 2024
Response via : Initial Calibration

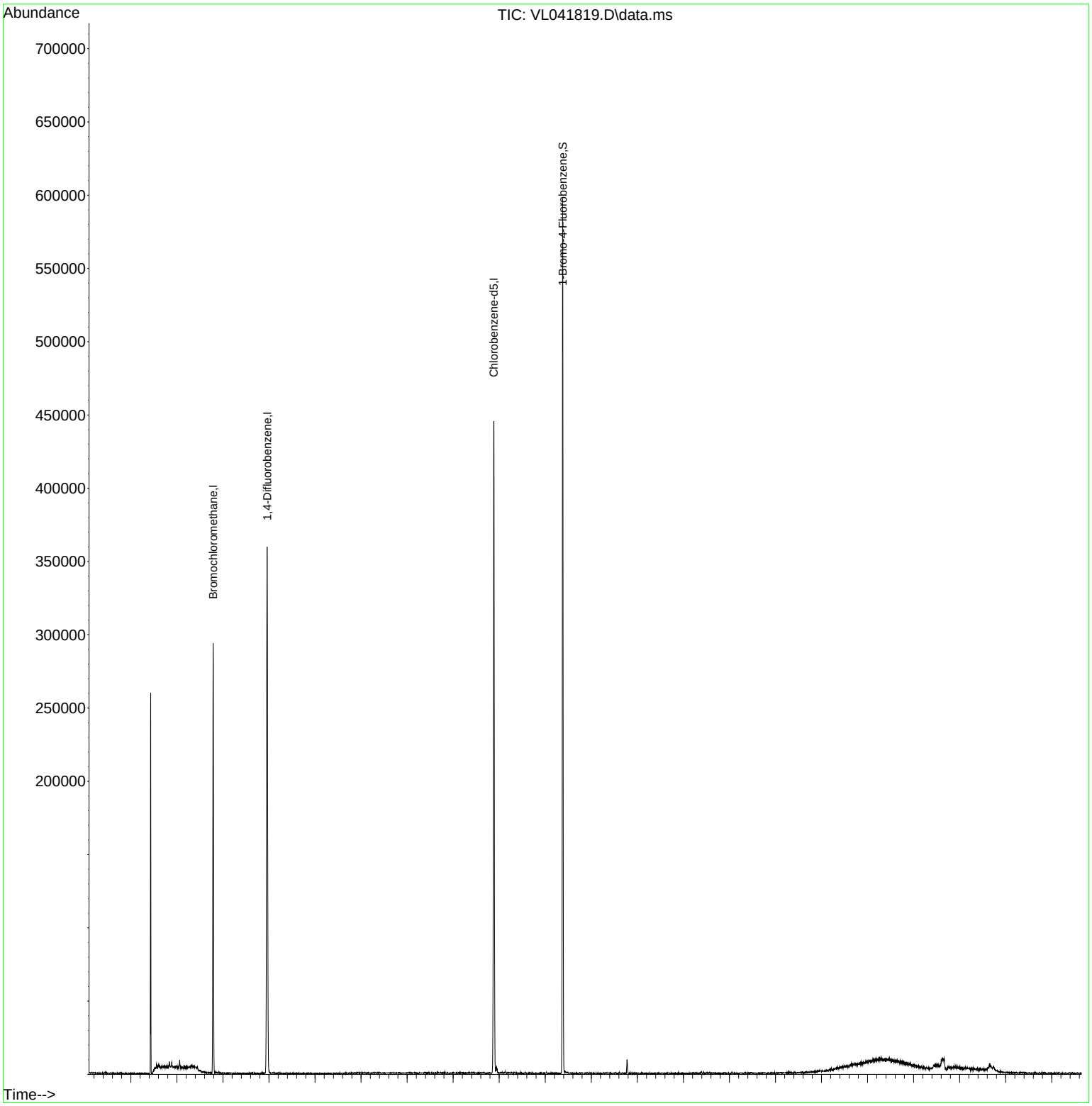

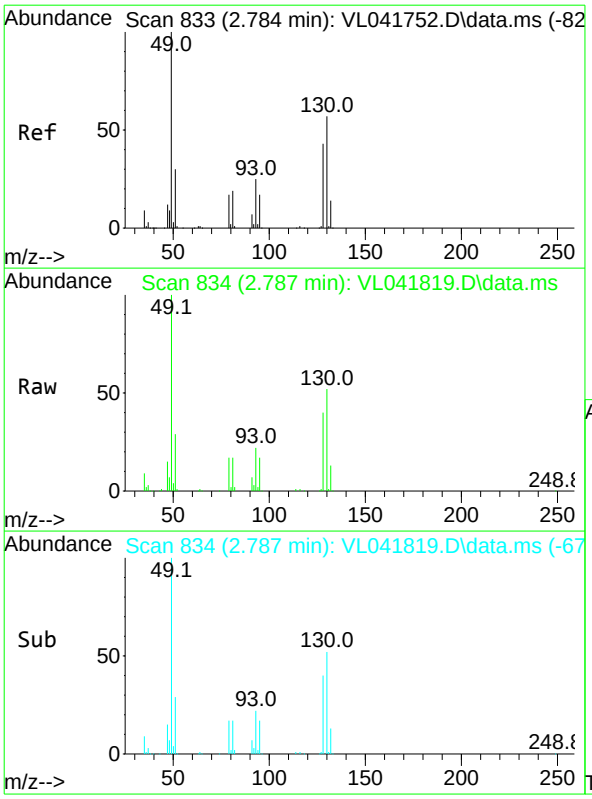

#1
Bromochloromethane
Concen: 10.000 ppbv
RT: 2.787 min Scan# 83
Delta R.T. 0.003 min
Lab File: VL041819.D
Acq: 19 Dec 2024 14:06

Instrument :
MSVOA_L
ClientSampleId :
VL1219ABL01

Tgt Ion: 49 Resp: 80898

Ion	Ratio	Lower	Upper
49	100		
128	41.4	21.6	64.6
130	52.2	28.3	85.0

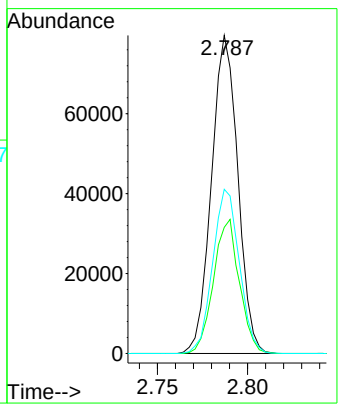

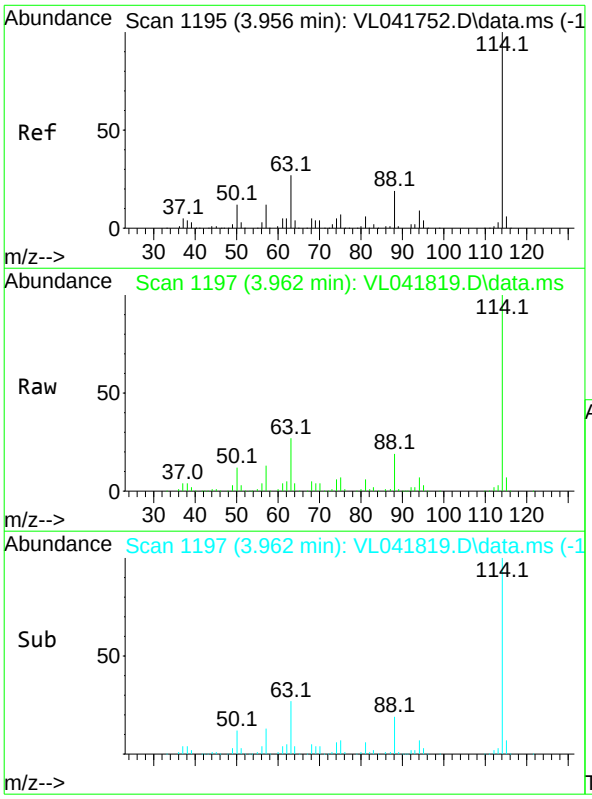

#33
1,4-Difluorobenzene
Concen: 10.000 ppbv
RT: 3.962 min Scan# 1197
Delta R.T. 0.006 min
Lab File: VL041819.D
Acq: 19 Dec 2024 14:06

Tgt Ion:114 Resp: 191925

Ion	Ratio	Lower	Upper
114	100		
63	28.1	21.8	32.8
88	18.6	14.8	22.2

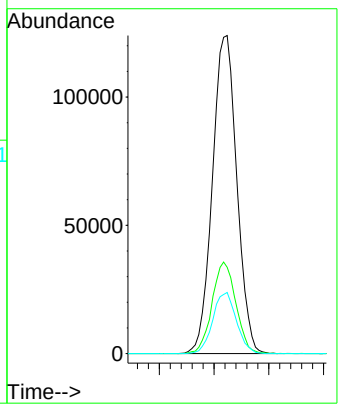

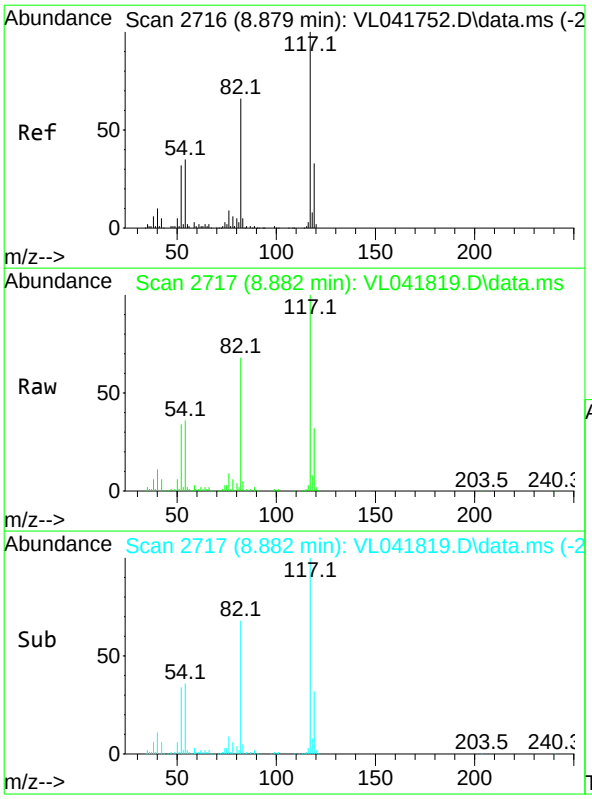

#55
Chlorobenzene-d5
Concen: 10.000 ppbv
RT: 8.882 min Scan# 27
Delta R.T. 0.003 min
Lab File: VL041819.D
Acq: 19 Dec 2024 14:06

Instrument :
MSVOA_L
ClientSampleId :
VL1219ABL01

Tgt Ion:117 Resp: 161703

Ion	Ratio	Lower	Upper
117	100		
82	68.4	53.8	80.8
119	31.7	26.7	40.1

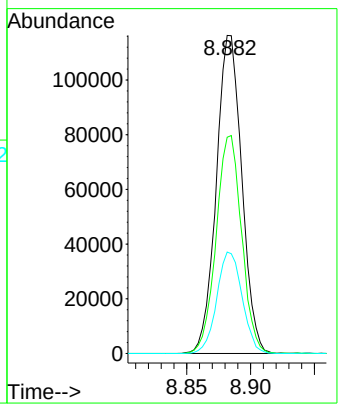

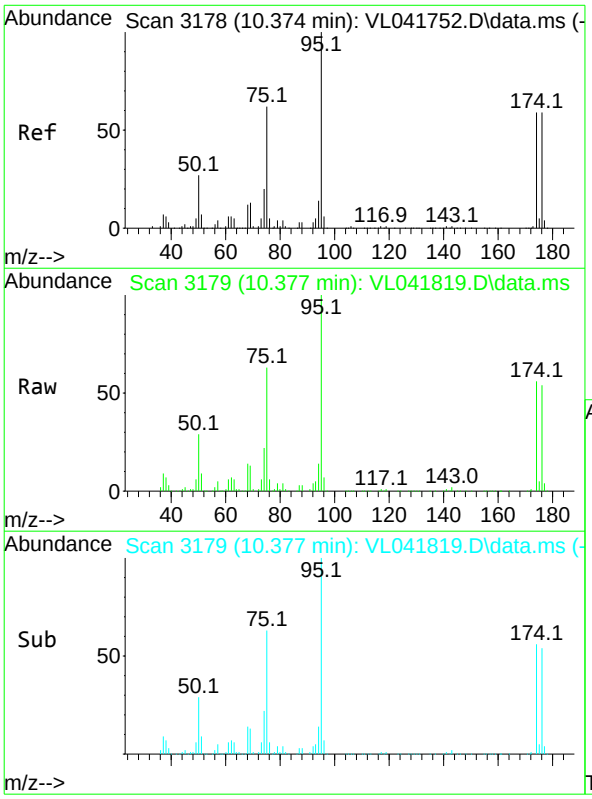

#68
1-Bromo-4-Fluorobenzene
Concen: 9.985 ppbv
RT: 10.377 min Scan# 3179
Delta R.T. 0.003 min
Lab File: VL041819.D
Acq: 19 Dec 2024 14:06

Tgt Ion: 95 Resp: 134551

Ion	Ratio	Lower	Upper
95	100		
174	56.1	47.6	71.4
175	4.7	3.7	5.5

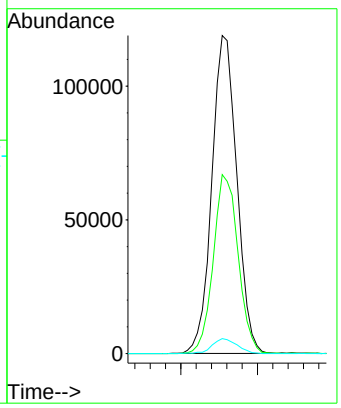

284 Sheffield Street, Mountainside, New Jersey 07092, Phone : 908 789 8900,
Fax : 908 789 8922

Report of Analysis

Client:	Tetra Tech, EMI	Date Collected:	
Project:	R36719	Date Received:	
Client Sample ID:	VL1218ABS01	SDG No.:	P5296
Lab Sample ID:	VL1218ABS01	Matrix:	Air
Analytical Method:	TO-15	Test:	TO-15
Sample Wt/Vol:	400 Units: mL		

File ID/Qc Batch:	Dilution:	Prep Date	Date Analyzed	Prep Batch ID
VL041795.D	1		12/18/24 16:06	VL121824

CAS Number	Parameter	Conc. ppbv	Conc. ug/M3	Qualifier	MDL	LOQ / CRQL	Units
TARGETS							
75-71-8	Dichlorodifluoromethane	8.70	43.0		1.04	2.47	ug/m3
74-87-3	Chloromethane	9.30	19.2		0.21	1.03	ug/m3
75-01-4	Vinyl Chloride	8.70	22.2		0.030	0.080	ug/m3
74-83-9	Bromomethane	8.80	34.2		0.54	1.94	ug/m3
75-00-3	Chloroethane	9.10	24.0		0.45	1.32	ug/m3
109-99-9	Tetrahydrofuran	8.10	23.9		0.38	1.47	ug/m3
75-69-4	Trichlorofluoromethane	9.60	54.0		0.90	2.81	ug/m3
76-13-1	1,1,2-Trichlorotrifluoroethane	9.20	70.5		1.23	3.83	ug/m3
76-14-2	Dichlorotetrafluoroethane	9.50	66.4		0.63	3.49	ug/m3
75-65-0	tert-Butyl alcohol	8.80	26.7		0.58	1.52	ug/m3
142-82-5	Heptane	8.10	33.2		0.45	2.05	ug/m3
75-35-4	1,1-Dichloroethene	8.80	34.9		0.56	1.98	ug/m3
67-64-1	Acetone	7.80	18.5		0.57	1.19	ug/m3
75-15-0	Carbon Disulfide	8.50	26.5		0.50	1.56	ug/m3
1634-04-4	Methyl tert-Butyl Ether	7.90	28.5		0.43	1.80	ug/m3
75-09-2	Methylene Chloride	8.80	30.6		0.66	1.74	ug/m3
156-60-5	trans-1,2-Dichloroethene	8.60	34.1		0.75	1.98	ug/m3
75-34-3	1,1-Dichloroethane	9.10	36.8		0.53	2.02	ug/m3
110-82-7	Cyclohexane	7.80	26.9		0.76	1.72	ug/m3
78-93-3	2-Butanone	8.50	25.1		0.35	1.47	ug/m3
56-23-5	Carbon Tetrachloride	10.9	68.6		0.060	0.19	ug/m3
156-59-2	cis-1,2-Dichloroethene	8.00	31.7		0.36	1.98	ug/m3
67-66-3	Chloroform	9.20	44.9		0.39	2.44	ug/m3
71-55-6	1,1,1-Trichloroethane	8.80	48.0		0.050	0.16	ug/m3
540-84-1	2,2,4-Trimethylpentane	8.80	41.1		0.47	2.34	ug/m3
71-43-2	Benzene	8.70	27.8		0.29	1.60	ug/m3
107-06-2	1,2-Dichloroethane	9.60	38.9		0.36	2.02	ug/m3
79-01-6	Trichloroethene	7.90	42.5		0.11	0.16	ug/m3
78-87-5	1,2-Dichloropropane	8.50	39.3		0.51	2.31	ug/m3
75-27-4	Bromodichloromethane	9.80	65.7		0.54	3.35	ug/m3
108-10-1	4-Methyl-2-Pentanone	8.80	36.1		0.37	2.05	ug/m3
108-88-3	Toluene	8.30	31.3		0.41	1.88	ug/m3
10061-02-6	t-1,3-Dichloropropene	7.90	35.9		0.27	2.27	ug/m3
10061-01-5	cis-1,3-Dichloropropene	7.80	35.4		0.27	2.27	ug/m3
79-00-5	1,1,2-Trichloroethane	9.10	49.6		0.38	2.73	ug/m3

284 Sheffield Street, Mountainside, New Jersey 07092, Phone : 908 789 8900,
Fax : 908 789 8922

Report of Analysis

Client:	Tetra Tech, EMI	Date Collected:	
Project:	R36719	Date Received:	
Client Sample ID:	VL1218ABS01	SDG No.:	P5296
Lab Sample ID:	VL1218ABS01	Matrix:	Air
Analytical Method:	TO-15	Test:	TO-15
Sample Wt/Vol:	400 Units: mL		

File ID/Qc Batch:	Dilution:	Prep Date	Date Analyzed	Prep Batch ID
VL041795.D	1		12/18/24 16:06	VL121824

CAS Number	Parameter	Conc. ppbv	Conc. ug/M3	Qualifier	MDL	LOQ / CRQL	Units
124-48-1	Dibromochloromethane	9.90	84.3		0.60	4.26	ug/m3
106-93-4	1,2-Dibromoethane	9.20	70.7		0.54	0.77	ug/m3
127-18-4	Tetrachloroethene	7.70	52.2		0.14	0.20	ug/m3
108-90-7	Chlorobenzene	9.40	43.3		0.37	2.30	ug/m3
100-41-4	Ethyl Benzene	9.30	40.4		0.52	2.17	ug/m3
179601-23-1	m/p-Xylene	19.7	85.6		0.91	4.34	ug/m3
95-47-6	o-Xylene	9.90	43.0		0.52	2.17	ug/m3
100-42-5	Styrene	9.50	40.5		0.47	2.13	ug/m3
75-25-2	Bromoform	10.1	104		0.62	5.17	ug/m3
79-34-5	1,1,2,2-Tetrachloroethane	9.80	67.3		0.070	0.21	ug/m3
95-49-8	2-Chlorotoluene	9.60	49.7		0.57	2.59	ug/m3
108-67-8	1,3,5-Trimethylbenzene	10.6	52.1		0.54	2.46	ug/m3
95-63-6	1,2,4-Trimethylbenzene	10.7	52.6		0.39	2.46	ug/m3
541-73-1	1,3-Dichlorobenzene	9.80	58.9		0.48	3.01	ug/m3
106-46-7	1,4-Dichlorobenzene	9.90	59.5		0.30	3.01	ug/m3
95-50-1	1,2-Dichlorobenzene	9.90	59.5		0.48	3.01	ug/m3
120-82-1	1,2,4-Trichlorobenzene	9.60	71.3		0.67	3.71	ug/m3
87-68-3	Hexachloro-1,3-Butadiene	8.00	85.3		0.96	5.33	ug/m3
106-99-0	1,3-Butadiene	9.50	21.0		0.29	1.11	ug/m3
91-20-3	Naphthalene	11.2	58.7		0.42	0.52	ug/m3
622-96-8	4-Ethyltoluene	10.1	49.6		0.59	2.46	ug/m3
110-54-3	Hexane	8.20	28.9		0.39	1.76	ug/m3
107-05-1	Allyl Chloride	8.90	27.9		0.47	1.57	ug/m3
123-91-1	1,4-Dioxane	8.60	31.0		0.76	1.80	ug/m3
80-62-6	Methyl Methacrylate	8.40	34.4		0.37	2.05	ug/m3
SURROGATES							
460-00-4	1-Bromo-4-Fluorobenzene	10.8			65 - 135	108%	SPK: 10
INTERNAL STANDARDS							
74-97-5	Bromochloromethane	72600		2.797			
540-36-3	1,4-Difluorobenzene	183000		3.972			
3114-55-4	Chlorobenzene-d5	159000		8.898			

284 Sheffield Street, Mountainside, New Jersey 07092, Phone : 908 789 8900,
Fax : 908 789 8922

Report of Analysis

Client:	Tetra Tech, EMI	Date Collected:	
Project:	R36719	Date Received:	
Client Sample ID:	VL1218ABS01	SDG No.:	P5296
Lab Sample ID:	VL1218ABS01	Matrix:	Air
Analytical Method:	TO-15	Test:	TO-15
Sample Wt/Vol:	400 Units: mL		

File ID/Qc Batch:	Dilution:	Prep Date	Date Analyzed	Prep Batch ID
VL041795.D	1		12/18/24 16:06	VL121824

CAS Number	Parameter	Conc. ppbv	Conc. ug/M3	Qualifier	MDL	LOQ / CRQL	Units

U = Not Detected
RL = Reporting Limit
MDL = Method Detection Limit
E = Value Exceeds Calibration Range
D = Dilution

J = Estimated Value
B = Analyte Found in Associated Method Blank
N = Presumptive Evidence of a Compound
* = Values outside of QC limits
Q = indicates LCS control criteria did not meet requirements

Quantitation Report (QT Reviewed)

Data Path : Z:\voasrv\HPCHEM1\MSVOA_L\Data\VL121824\
Data File : VL041795.D
Acq On : 18 Dec 2024 16:06
Operator : SY/MD
Sample : VL1218ABS01
Misc : 400mL/MSVOA_L
ALS Vial : 1 Sample Multiplier: 1

Quant Time: Dec 19 07:55:13 2024
Quant Method : Z:\voasrv\HPCHEM1\MSVOA_L\methods\VL121624AIR.M
Quant Title : AIR ANALYSIS BY METHOD TO-15 Instrument: MSVOA_LFri Aug 2
QLast Update : Thu Dec 19 07:32:09 2024
Response via : Initial Calibration

Instrument :
MSVOA_L
ClientSampleId :
VL1218ABS01

Manual Integrations
APPROVED
Reviewed By :Semsettin Yesilyurt 12/19/2024
Supervised By :Mahesh Dadoda 12/19/2024

Compound	R.T.	QIon	Response	Conc	Units	Dev(Min)
Internal Standards						
1) Bromochloromethane	2.797	49	72600	10.000	ppbv	0.01
33) 1,4-Difluorobenzene	3.972	114	183255	10.000	ppbv	0.02
55) Chlorobenzene-d5	8.898	117	159496	10.000	ppbv	0.02
System Monitoring Compounds						
68) 1-Bromo-4-Fluorobenzene	10.390	95	143879	10.825	ppbv	0.02
Spiked Amount 10.000	Range 65 - 135		Recovery = 108.300%			
Target Compounds						Qvalue
2) Dichlorodifluoromethane	1.502	85	112657	8.721	ppbv	99
3) Chlorodifluoromethane	1.479	51	102210	8.633	ppbv	97
4) Chloromethane	1.538	50	46901	9.279	ppbv	100
5) Vinyl Chloride	1.583	62	44104	8.661	ppbv	98
6) Bromomethane	1.674	94	21119	8.788	ppbv	99
7) Chloroethane	1.709	64	18047	9.123	ppbv	98
8) Dichlorotetrafluoroethane	1.557	85	110410	9.549	ppbv	93
9) Propene	1.486	41	35133	6.846	ppbv	98
10) Heptane	5.001	43	106572	8.085	ppbv	100
11) Trichlorofluoromethane	1.884	101	132171	9.632	ppbv	98
12) 1,1,2-Trichlorotrifluo...	2.146	101	96243	9.222	ppbv	95
13) Ethanol	1.725	45	2865	6.742	ppbv	98
14) Bromoethene	1.787	108	30065	8.533	ppbv	96
15) Acetone	1.842	43	110277	7.807	ppbv	97
16) 1,3-Butadiene	1.612	39	52562	9.450	ppbv	92
17) tert-Butyl alcohol	2.046	59	122872	8.768	ppbv	100
18) 1,1-Dichloroethene	2.039	96	38415	8.780	ppbv	80
19) Isopropyl Alcohol	1.890	45	59665	7.039	ppbv #	37
20) Methylene Chloride	2.068	84	35310	8.766	ppbv	94
21) Allyl Chloride	2.104	41	68525	8.945	ppbv	95
22) trans-1,2-Dichloroethene	2.350	96	42821	8.550	ppbv	98
23) Vinyl Acetate	2.470	43	43463	6.627	ppbv	97
24) 1,1-Dichloroethane	2.418	63	92680	9.142	ppbv	99
25) Ethyl Acetate	2.845	43	223419	8.502	ppbv	99
26) Hexane	2.835	57	81413	8.164	ppbv	93
27) Carbon Disulfide	2.159	76	76433	8.505	ppbv	94
28) Methyl tert-Butyl Ether	2.447	73	64037	7.915	ppbv	99
29) Chloroform	2.858	83	139818	9.200	ppbv	99
30) Cyclohexane	3.871	84	66237	7.806	ppbv	98
31) cis-1,2-Dichloroethene	2.732	61	82779	8.033	ppbv	99
32) 1,1,1-Trichloroethane	3.379	97	136055	8.807	ppbv	98
34) 2-Butanone	2.564	43	125687	8.525	ppbv	100
35) Carbon Tetrachloride	3.777	117	141202	10.854	ppbv	97
36) Benzene	3.667	78	164423	8.674	ppbv	98
37) 1,2-Dichloroethane	3.230	62	113600	9.631	ppbv	99
38) Trichloroethene	4.564	130	63280	7.864	ppbv	93
39) 1,2-Dichloropropane	4.331	63	58553	8.541	ppbv	92
40) 1,4-Dioxane	4.599	88	28884	8.624	ppbv #	92
41) Tetrahydrofuran	3.065	42	67017	8.114	ppbv	99
42) Bromodichloromethane	4.509	83	133513	9.839	ppbv	95
43) Methyl Methacrylate	4.897	69	61014	8.448	ppbv	99
44) 2,2,4-Trimethylpentane	4.658	57	284140	8.777	ppbv	96
45) t-1,3-Dichloropropene	6.438	75	58865	7.879	ppbv	99

Quantitation Report (QT Reviewed)

Data Path : Z:\voasrv\HPCHEM1\MSVOA_L\Data\VL121824\
Data File : VL041795.D
Acq On : 18 Dec 2024 16:06
Operator : SY/MD
Sample : VL1218ABS01
Misc : 400mL/MSVOA_L
ALS Vial : 1 Sample Multiplier: 1

Quant Time: Dec 19 07:55:13 2024
Quant Method : Z:\voasrv\HPCHEM1\MSVOA_L\methods\VL121624AIR.M
Quant Title : AIR ANALYSIS BY METHOD TO-15 Instrument: MSVOA_LFri Aug 2
QLast Update : Thu Dec 19 07:32:09 2024
Response via : Initial Calibration

Instrument :
MSVOA_L
ClientSampleId :
VL1218ABS01

Manual Integrations
APPROVED
Reviewed By :Semsettin Yesilyurt 12/19/2024
Supervised By :Mahesh Dadoda 12/19/2024

Compound	R.T.	QIon	Response	Conc	Units		Dev(Min)
46) cis-1,3-Dichloropropene	5.625	75	74198	7.824	ppbv		89
47) 1,1,2-Trichloroethane	6.603	97	64954	9.071	ppbv		93
48) Dibromochloromethane	7.406	129	96996	9.920	ppbv		99
49) Bromoform	9.500	173	80840	10.100	ppbv		99
50) 4-Methyl-2-Pentanone	5.774	43	175817	8.759	ppbv		99
51) 2-Hexanone	7.457	43	142403	8.752	ppbv	#	96
52) Tetrachloroethene	8.244	164	54531	7.729	ppbv		93
53) Toluene	6.952	91	177625	8.265	ppbv		99
54) 1,2-Dibromoethane	7.671	107	90389	9.161	ppbv		92
56) 1,1,1,2-Tetrachloroethane	8.943	131	86262	10.202	ppbv		100
57) Chlorobenzene	8.937	112	153659	9.415	ppbv		99
58) Ethyl Benzene	9.370	91	267795	9.326	ppbv		98
59) m/p-Xylene	9.564	91	455916m	19.747	ppbv		
60) o-Xylene	9.975	91	229919	9.930	ppbv		100
61) Styrene	9.885	104	95536	9.543	ppbv		100
62) Isopropylbenzene	10.552	105	339599	9.762	ppbv		100
63) 1,1,2,2-Tetrachloroethane	9.975	83	142272	9.817	ppbv		100
64) n-propylbenzene	11.002	120	86896	9.880	ppbv		97
65) tert-Butylbenzene	11.542	119	307835	9.808	ppbv		97
66) Benzyl Chloride	11.626	91	21939	7.936	ppbv		97
67) sec-Butylbenzene	11.778	105	441578	10.167	ppbv		99
69) p-Isopropyltoluene	11.937	119	366111	10.229	ppbv		99
70) n-Butylbenzene	12.293	91	366451	10.597	ppbv		98
71) 2-Chlorotoluene	10.914	91	255490	9.622	ppbv		99
72) 4-Ethyltoluene	11.137	105	277025	10.137	ppbv		99
73) 1,3,5-Trimethylbenzene	11.215	105	240648	10.613	ppbv		100
74) 1,2,4-Trimethylbenzene	11.548	105	260378	10.679	ppbv		96
75) 1,3-Dichlorobenzene	11.620	146	152493	9.809	ppbv		98
76) 1,4-Dichlorobenzene	11.684	146	152432	9.926	ppbv		97
77) 1,2-Dichlorobenzene	11.960	146	148412	9.922	ppbv		99
78) Hexachloro-1,3-Butadiene	13.892	225	88582	7.987	ppbv		100
79) Naphthalene	13.523	128	189506	11.154	ppbv		99
80) Naphthalene,2-methyl-	14.468	142	82155	15.634	ppbv		96
81) 1,2,4-Trichlorobenzene	13.452	180	89052	9.592	ppbv		99

(#) = qualifier out of range (m) = manual integration (+) = signals summed

Quantitation Report (QT Reviewed)

Data Path : Z:\voasrv\HPCHEM1\MSVOA_L\Data\VL121824\
Data File : VL041795.D
Acq On : 18 Dec 2024 16:06
Operator : SY/MD
Sample : VL1218ABS01
Misc : 400mL/MSVOA_L
ALS Vial : 1 Sample Multiplier: 1

Quant Time: Dec 19 07:55:13 2024
Quant Method : Z:\voasrv\HPCHEM1\MSVOA_L\methods\VL121624AIR.M
Quant Title : AIR ANALYSIS BY METHOD TO-15 Instrument: MSVOA_LFri Aug
QLast Update : Thu Dec 19 07:32:09 2024
Response via : Initial Calibration

Instrument :
MSVOA_L
ClientSampleId :
VL1218ABS01

Manual Integrations
APPROVED

Reviewed By :Semsettin Yesilyurt 12/19/2024
Supervised By :Mahesh Dadoda 12/19/2024

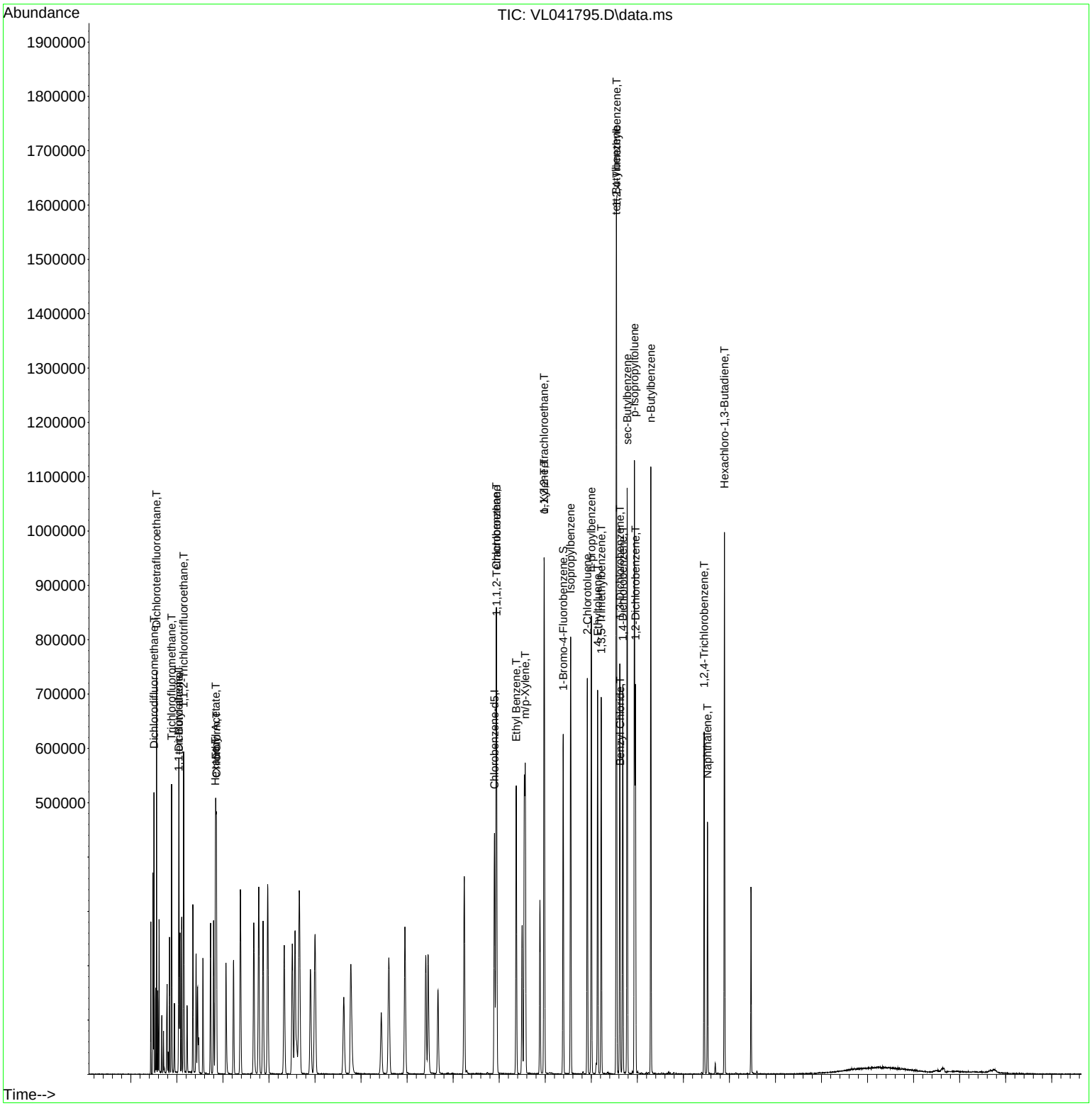

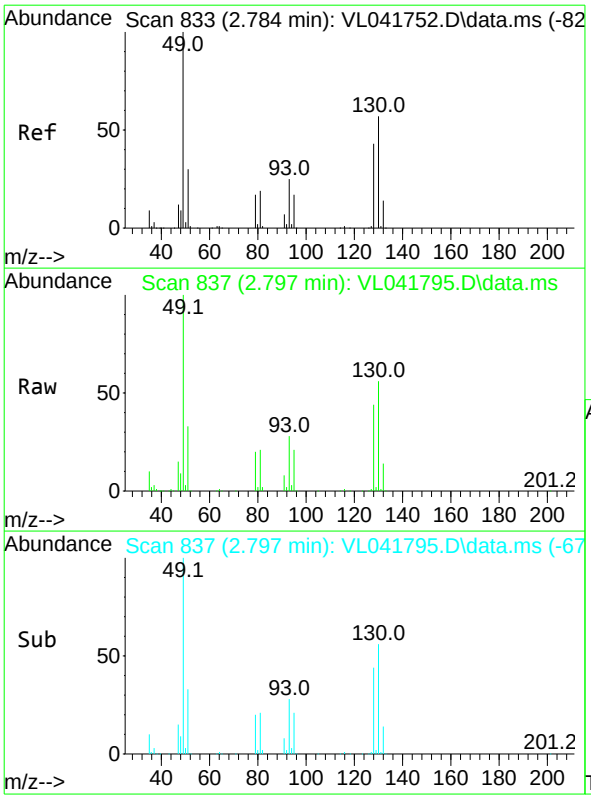

#1
Bromochloromethane
Concen: 10.000 ppbv
RT: 2.797 min Scan# 83
Delta R.T. 0.013 min
Lab File: VL041795.D
Acq: 18 Dec 2024 16:06

Tgt Ion: 49 Resp: 72600

Ion	Ratio	Lower	Upper
49	100		
128	42.5	21.6	64.6
130	54.6	28.3	85.0

Instrument :
MSVOA_L
ClientSampleId :
VL1218ABS01

Manual Integrations
APPROVED

Reviewed By :Semsettin Yesilyurt 12/19/2024
Supervised By :Mahesh Dadoda 12/19/2024

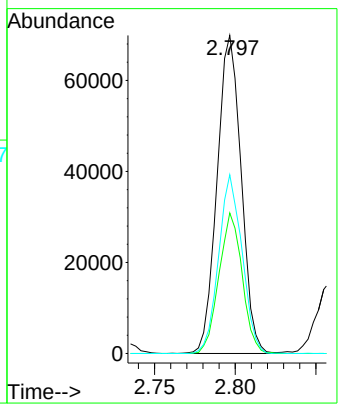

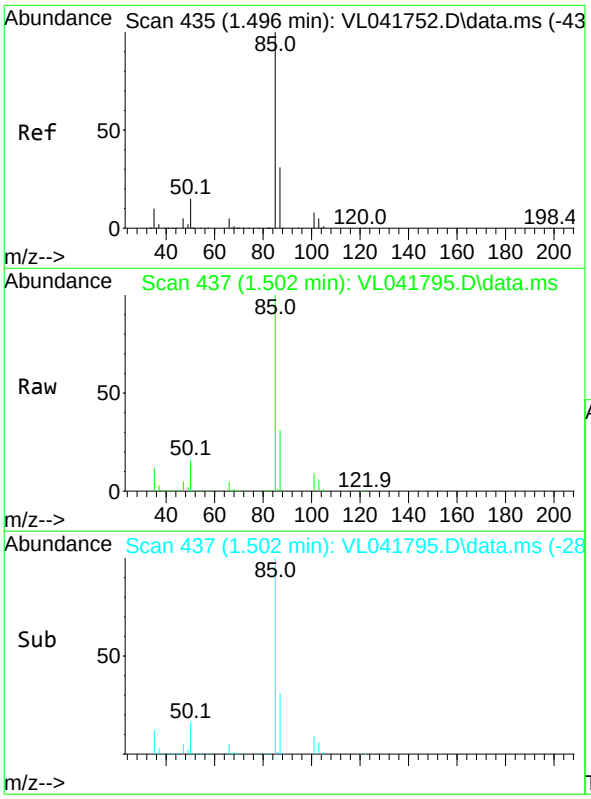

#2
Dichlorodifluoromethane
Concen: 8.721 ppbv
RT: 1.502 min Scan# 437
Delta R.T. 0.006 min
Lab File: VL041795.D
Acq: 18 Dec 2024 16:06

Tgt Ion: 85 Resp: 112657

Ion	Ratio	Lower	Upper
85	100		
87	31.1	24.5	36.7

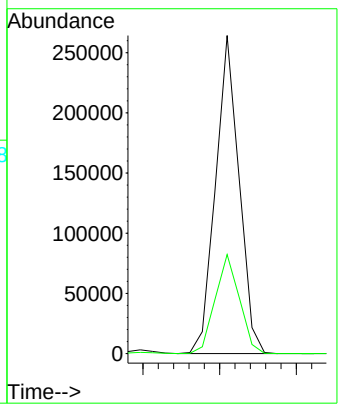

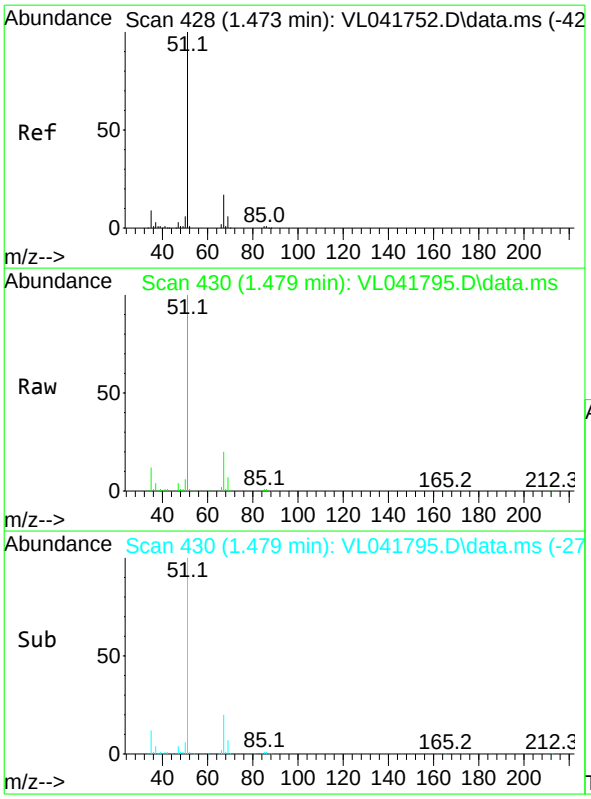

#3
Chlorodifluoromethane
Concen: 8.633 ppbv
RT: 1.479 min Scan# 43
Delta R.T. 0.006 min
Lab File: VL041795.D
Acq: 18 Dec 2024 16:06

Instrument :
MSVOA_L
ClientSampleId :
VL1218ABS01

Tgt Ion: 51 Resp: 102210

Ion	Ratio	Lower	Upper
51	100		
67	19.9	15.0	22.4

Manual Integrations
APPROVED

Reviewed By :Semsettin Yesilyurt 12/19/2024
Supervised By :Mahesh Dadoda 12/19/2024

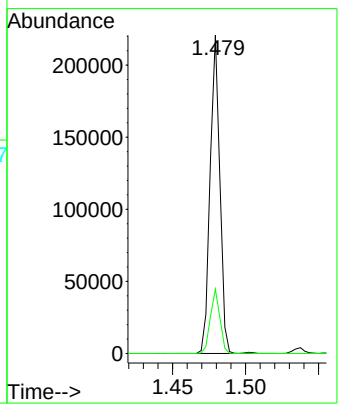

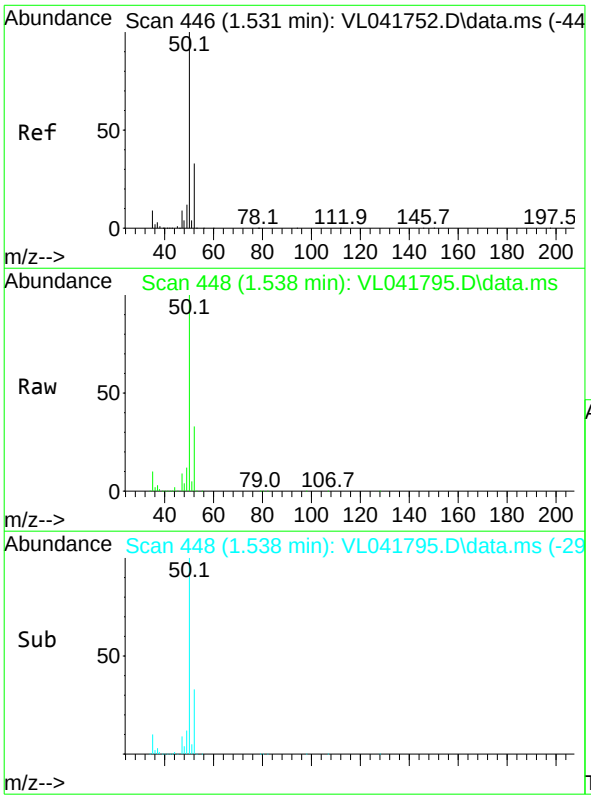

#4
Chloromethane
Concen: 9.279 ppbv
RT: 1.538 min Scan# 448
Delta R.T. 0.006 min
Lab File: VL041795.D
Acq: 18 Dec 2024 16:06

Tgt Ion: 50 Resp: 46901

Ion	Ratio	Lower	Upper
50	100		
52	32.7	26.2	39.2

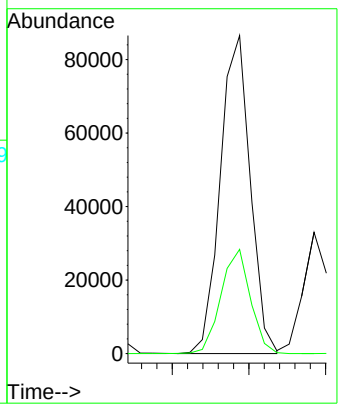

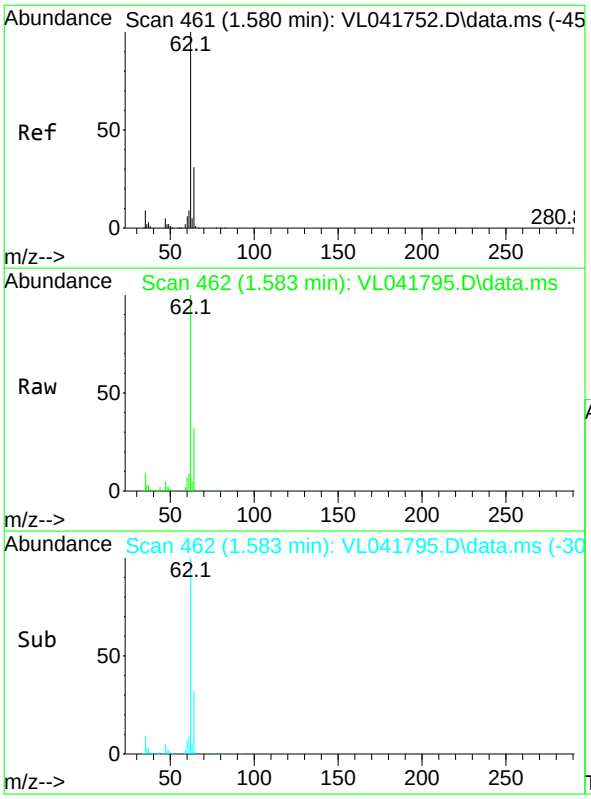

#5
Vinyl Chloride
Concen: 8.661 ppbv
RT: 1.583 min Scan# 46
Delta R.T. 0.003 min
Lab File: VL041795.D
Acq: 18 Dec 2024 16:06

Tgt Ion: 62 Resp: 44104

Ion	Ratio	Lower	Upper
62	100		
64	32.5	25.1	37.7

Instrument :
MSVOA_L
ClientSampleId :
VL1218ABS01

Manual Integrations
APPROVED

Reviewed By :Semsettin Yesilyurt 12/19/2024
Supervised By :Mahesh Dadoda 12/19/2024

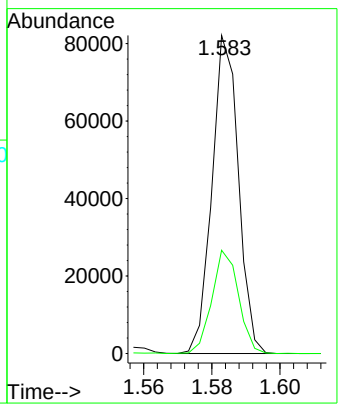

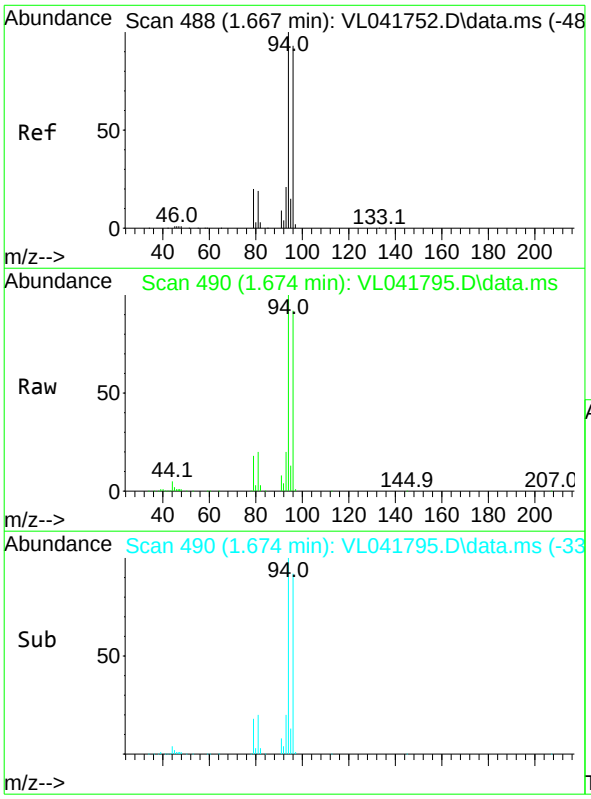

#6
Bromomethane
Concen: 8.788 ppbv
RT: 1.674 min Scan# 490
Delta R.T. 0.006 min
Lab File: VL041795.D
Acq: 18 Dec 2024 16:06

Tgt Ion: 94 Resp: 21119

Ion	Ratio	Lower	Upper
94	100		
96	92.2	74.7	112.1

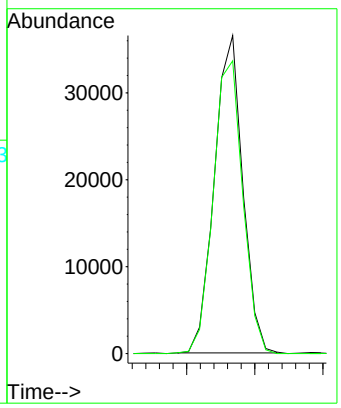

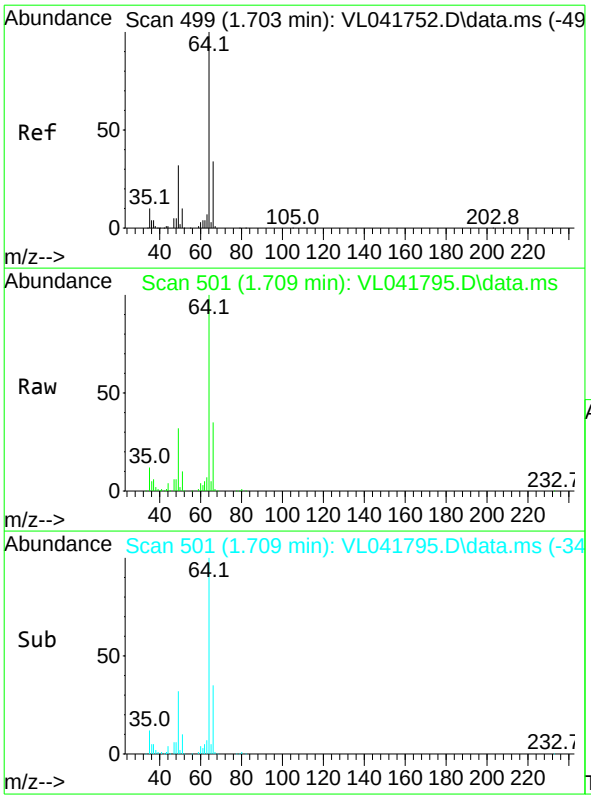

#7
Chloroethane
Concen: 9.123 ppbv
RT: 1.709 min Scan# 50
Delta R.T. 0.006 min
Lab File: VL041795.D
Acq: 18 Dec 2024 16:06

Tgt Ion: 64 Resp: 18047

Ion	Ratio	Lower	Upper
64	100		
66	35.4	27.5	41.3

Instrument :
MSVOA_L
ClientSampleId :
VL1218ABS01

Manual Integrations
APPROVED

Reviewed By :Semsettin Yesilyurt 12/19/2024
Supervised By :Mahesh Dadoda 12/19/2024

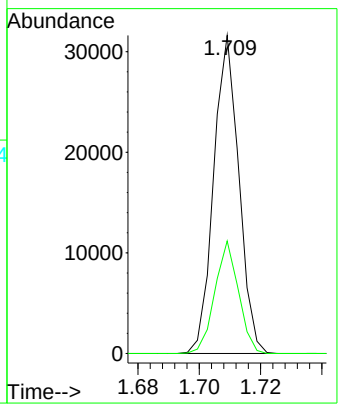

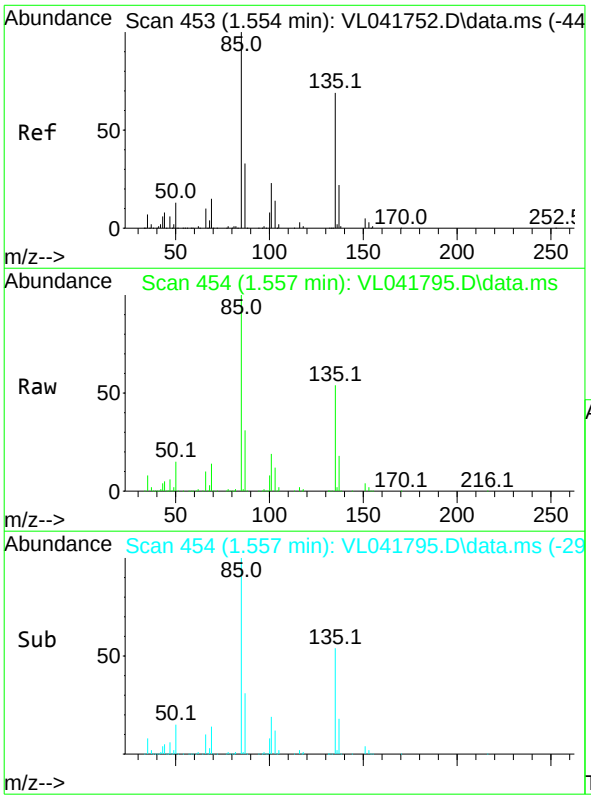

#8
Dichlorotetrafluoroethane
Concen: 9.549 ppbv
RT: 1.557 min Scan# 454
Delta R.T. 0.003 min
Lab File: VL041795.D
Acq: 18 Dec 2024 16:06

Tgt Ion: 85 Resp: 110410

Ion	Ratio	Lower	Upper
85	100		
135	59.3	51.9	77.9

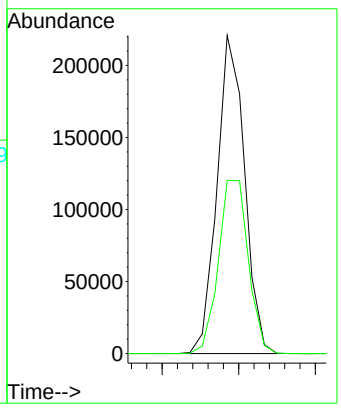

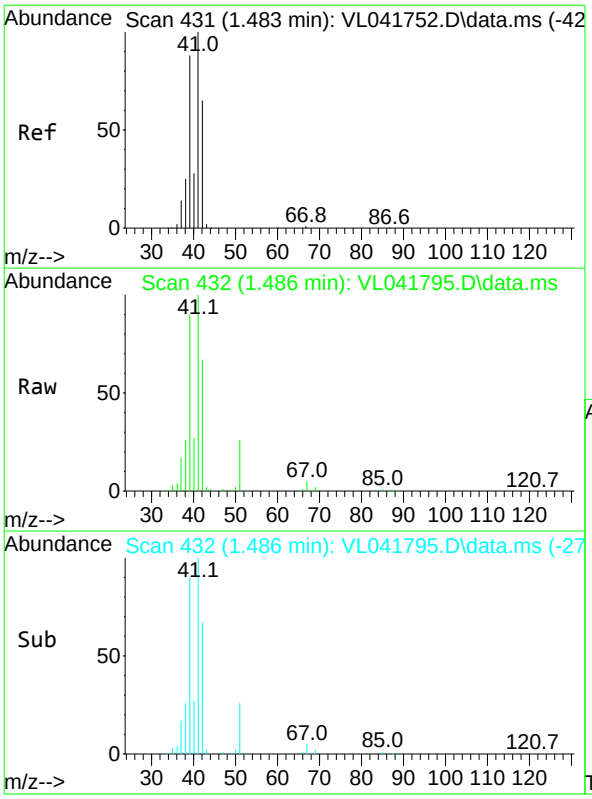

#9
Propene
Concen: 6.846 ppbv
RT: 1.486 min Scan# 43
Delta R.T. 0.003 min
Lab File: VL041795.D
Acq: 18 Dec 2024 16:06

Tgt Ion: 41 Resp: 35133

Ion	Ratio	Lower	Upper
41	100		
42	67.4	52.4	78.6

Instrument :
MSVOA_L
ClientSampleId :
VL1218ABS01

Manual Integrations
APPROVED

Reviewed By :Semsettin Yesilyurt 12/19/2024
Supervised By :Mahesh Dadoda 12/19/2024

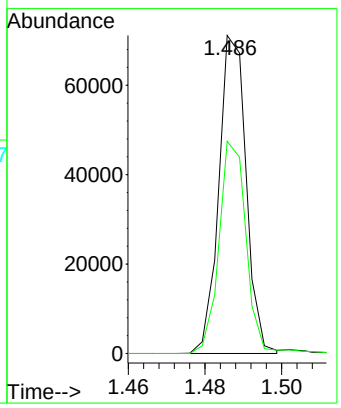

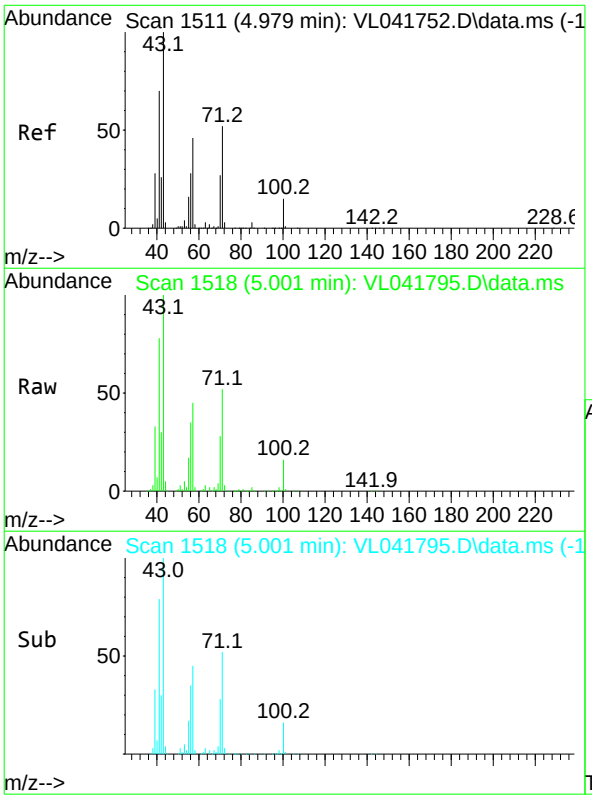

#10
Heptane
Concen: 8.085 ppbv
RT: 5.001 min Scan# 1518
Delta R.T. 0.022 min
Lab File: VL041795.D
Acq: 18 Dec 2024 16:06

Tgt Ion: 43 Resp: 106572

Ion	Ratio	Lower	Upper
43	100		
57	48.3	38.5	57.7

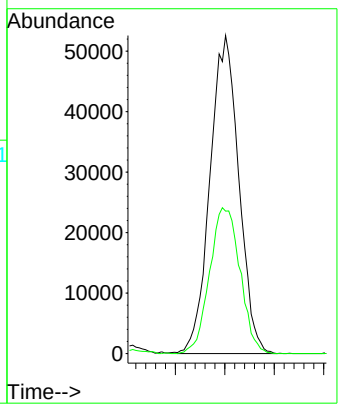

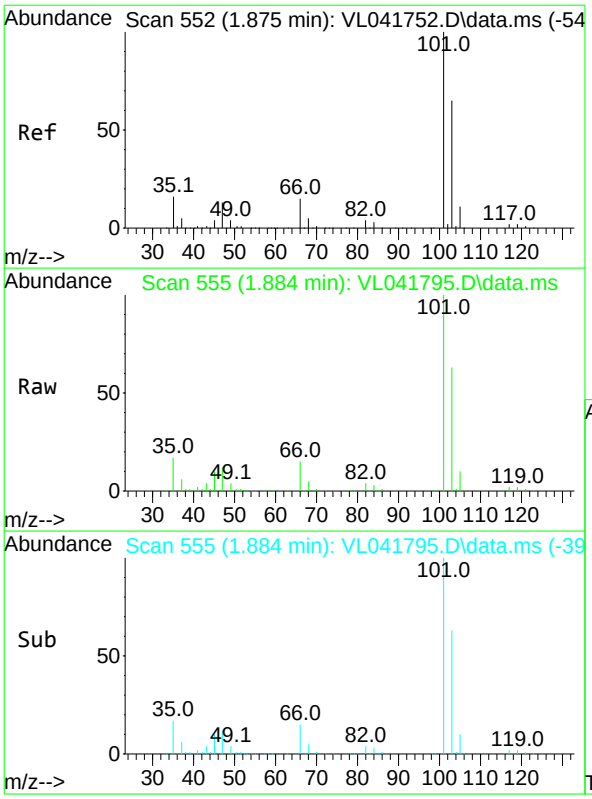

#11
Trichlorofluoromethane
Concen: 9.632 ppbv
RT: 1.884 min Scan# 55
Delta R.T. 0.009 min
Lab File: VL041795.D
Acq: 18 Dec 2024 16:06

Tgt Ion:101 Resp: 132171

Ion	Ratio	Lower	Upper
101	100		
103	62.9	51.8	77.8

Instrument :
MSVOA_L
ClientSampleId :
VL1218ABS01

Manual Integrations
APPROVED

Reviewed By :Semsettin Yesilyurt 12/19/2024
Supervised By :Mahesh Dadoda 12/19/2024

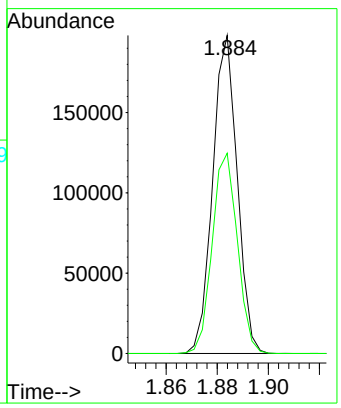

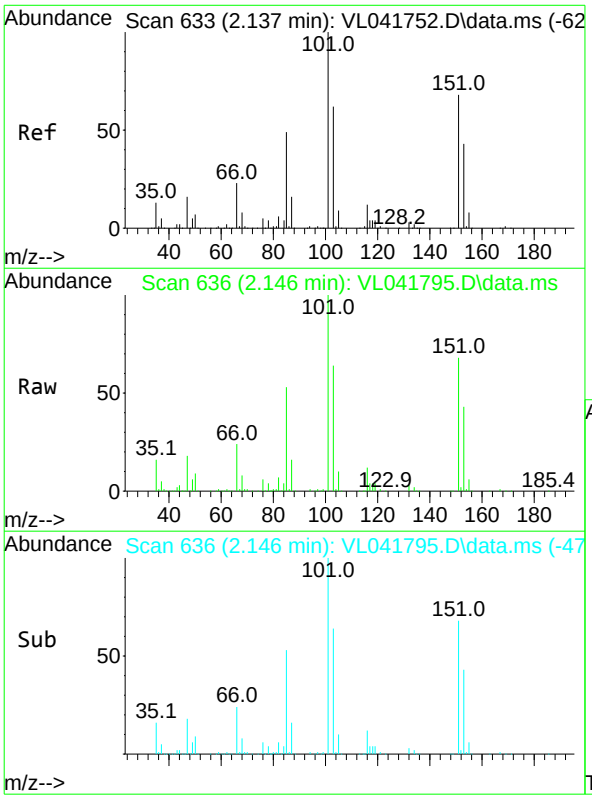

#12
1,1,2-Trichlorotrifluoroethane
Concen: 9.222 ppbv
RT: 2.146 min Scan# 636
Delta R.T. 0.009 min
Lab File: VL041795.D
Acq: 18 Dec 2024 16:06

Tgt Ion:101 Resp: 96243

Ion	Ratio	Lower	Upper
101	100		
151	66.8	56.8	85.2

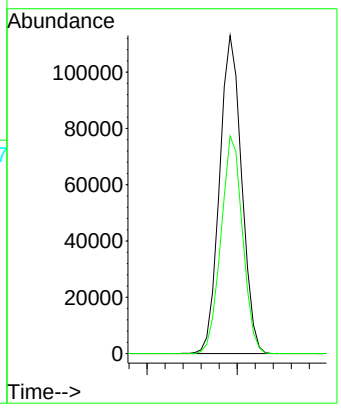

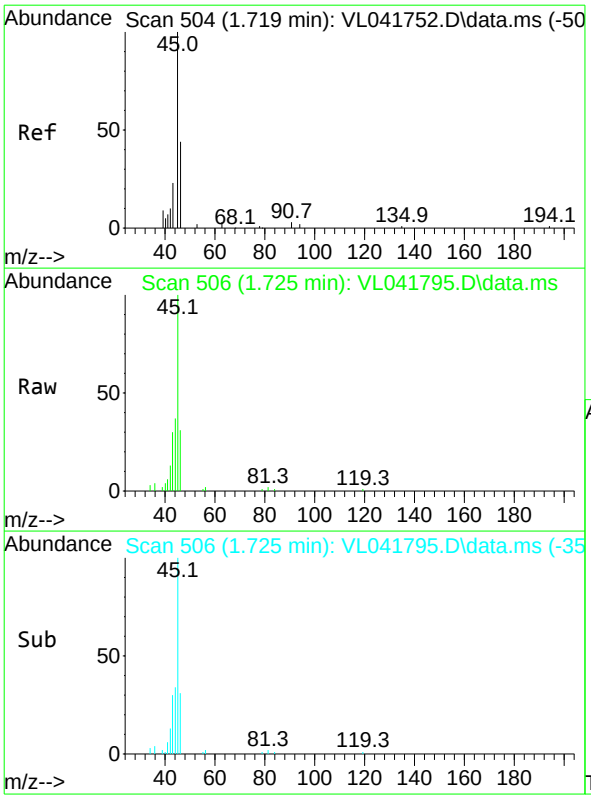

#13
Ethanol
Concen: 6.742 ppbv
RT: 1.725 min Scan# 50
Delta R.T. 0.006 min
Lab File: VL041795.D
Acq: 18 Dec 2024 16:06

Tgt Ion: 45 Resp: 2865

Ion	Ratio	Lower	Upper
45	100		
46	39.7	16.4	65.8

Instrument :
MSVOA_L
ClientSampleId :
VL1218ABS01

Manual Integrations
APPROVED

Reviewed By :Semsettin Yesilyurt 12/19/2024
Supervised By :Mahesh Dadoda 12/19/2024

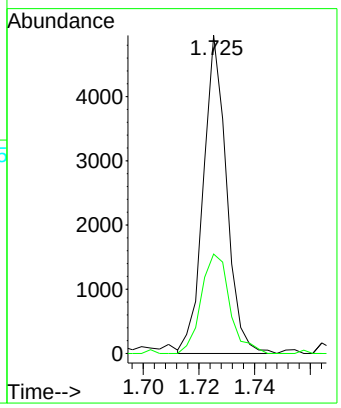

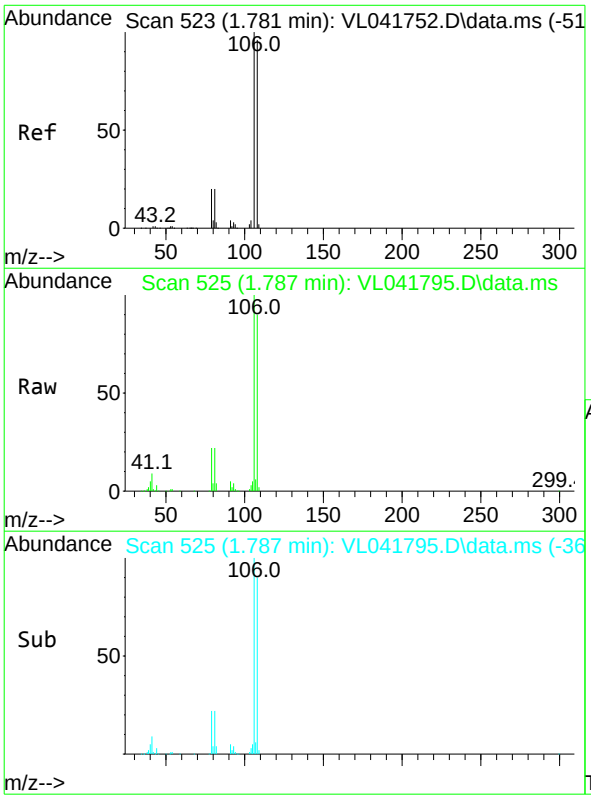

#14
Bromoethene
Concen: 8.533 ppbv
RT: 1.787 min Scan# 525
Delta R.T. 0.006 min
Lab File: VL041795.D
Acq: 18 Dec 2024 16:06

Tgt Ion:108 Resp: 30065

Ion	Ratio	Lower	Upper
108	100		
106	108.9	84.1	126.1
79	23.9	17.4	26.0

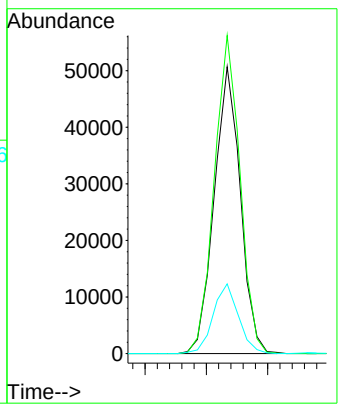

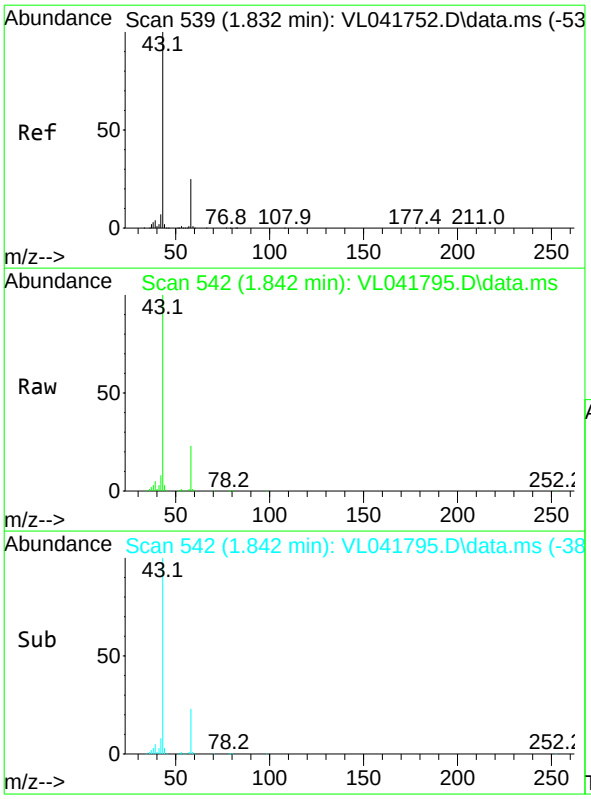

#15
Acetone
Concen: 7.807 ppbv
RT: 1.842 min Scan# 54
Delta R.T. 0.009 min
Lab File: VL041795.D
Acq: 18 Dec 2024 16:06

Tgt Ion: 43 Resp: 110277

Ion	Ratio	Lower	Upper
43	100		
58	23.0	19.7	29.5

Instrument :
MSVOA_L
ClientSampleId :
VL1218ABS01

Manual Integrations
APPROVED

Reviewed By :Semsettin Yesilyurt 12/19/2024
Supervised By :Mahesh Dadoda 12/19/2024

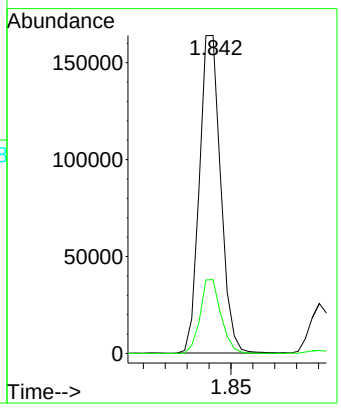

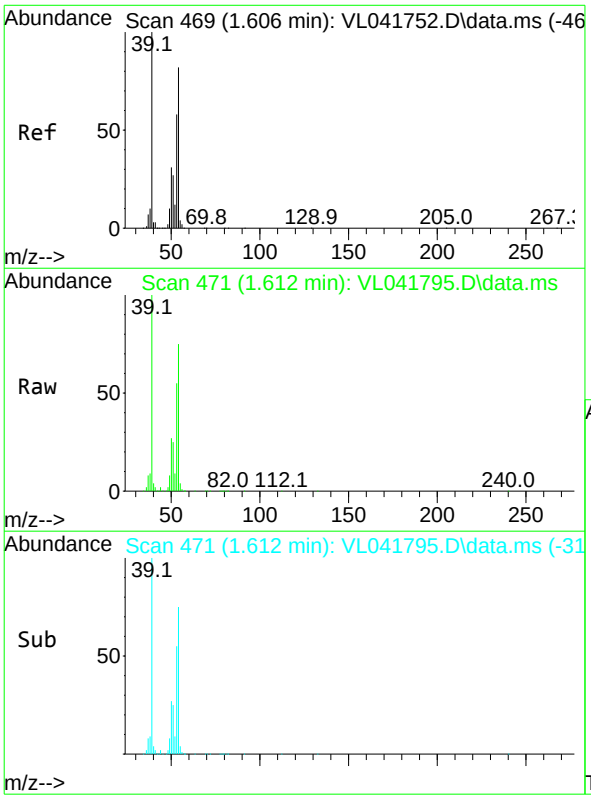

#16
1,3-Butadiene
Concen: 9.450 ppbv
RT: 1.612 min Scan# 471
Delta R.T. 0.006 min
Lab File: VL041795.D
Acq: 18 Dec 2024 16:06

Tgt Ion: 39 Resp: 52562

Ion	Ratio	Lower	Upper
39	100		
54	66.3	58.4	87.6

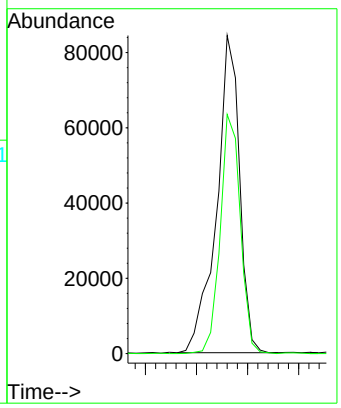

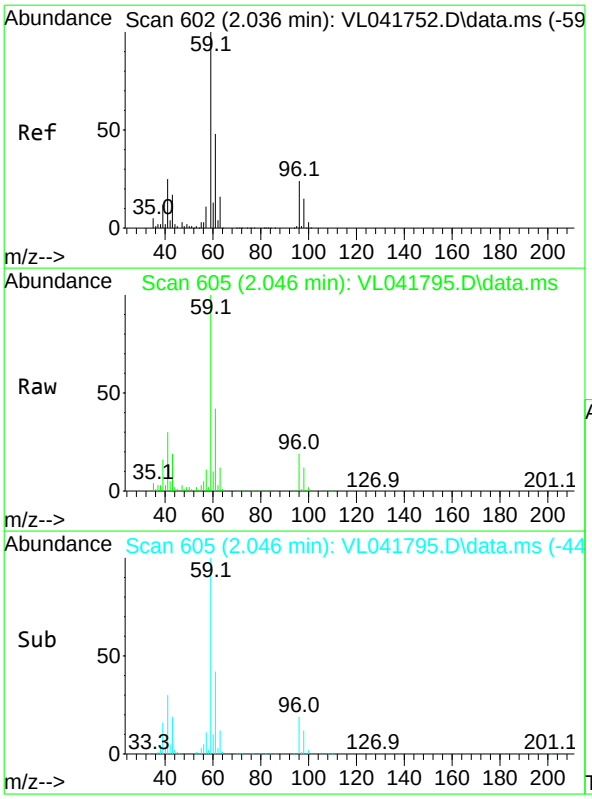

#17
tert-Butyl alcohol
Concen: 8.768 ppbv
RT: 2.046 min Scan# 60
Delta R.T. 0.009 min
Lab File: VL041795.D
Acq: 18 Dec 2024 16:06

Tgt Ion: 59 Resp: 122872

Ion	Ratio	Lower	Upper
59	100		
57	10.8	8.6	13.0

Instrument :
MSVOA_L
ClientSampleId :
VL1218ABS01

Manual Integrations
APPROVED

Reviewed By :Semsettin Yesilyurt 12/19/2024
Supervised By :Mahesh Dadoda 12/19/2024

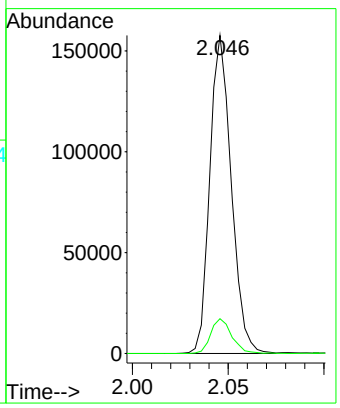

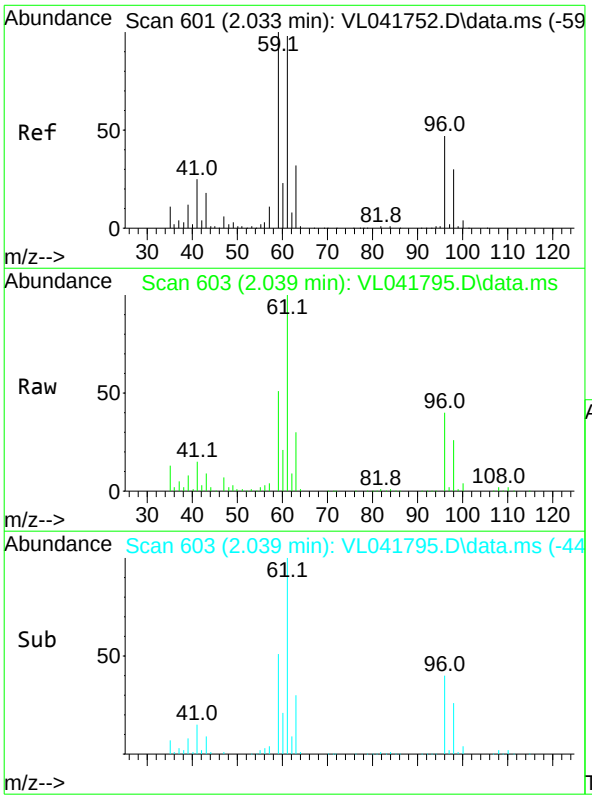

#18
1,1-Dichloroethene
Concen: 8.780 ppbv
RT: 2.039 min Scan# 603
Delta R.T. 0.006 min
Lab File: VL041795.D
Acq: 18 Dec 2024 16:06

Tgt Ion: 96 Resp: 38415

Ion	Ratio	Lower	Upper
96	100		
61	248.9	167.7	251.5
98	65.4	51.1	76.7

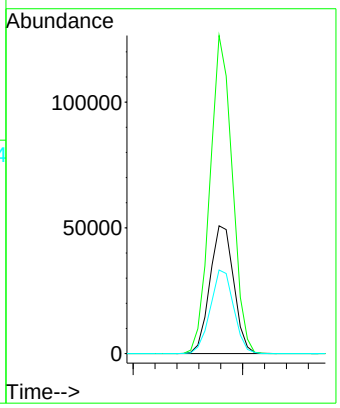



#19
Isopropyl Alcohol
Concen: 7.039 ppbv
RT: 1.890 min Scan# 55
Delta R.T. 0.006 min
Lab File: VL041795.D
Acq: 18 Dec 2024 16:06

Tgt Ion: 45 Resp: 59665

Ion	Ratio	Lower	Upper
45	100		
58	2.1	33.3	49.9#

Instrument :
MSVOA_L
ClientSampleId :
VL1218ABS01

Manual Integrations
APPROVED

Reviewed By :Semsettin Yesilyurt 12/19/2024
Supervised By :Mahesh Dadoda 12/19/2024

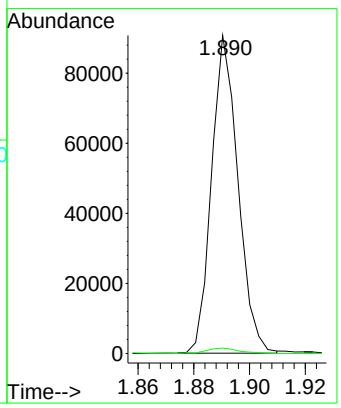

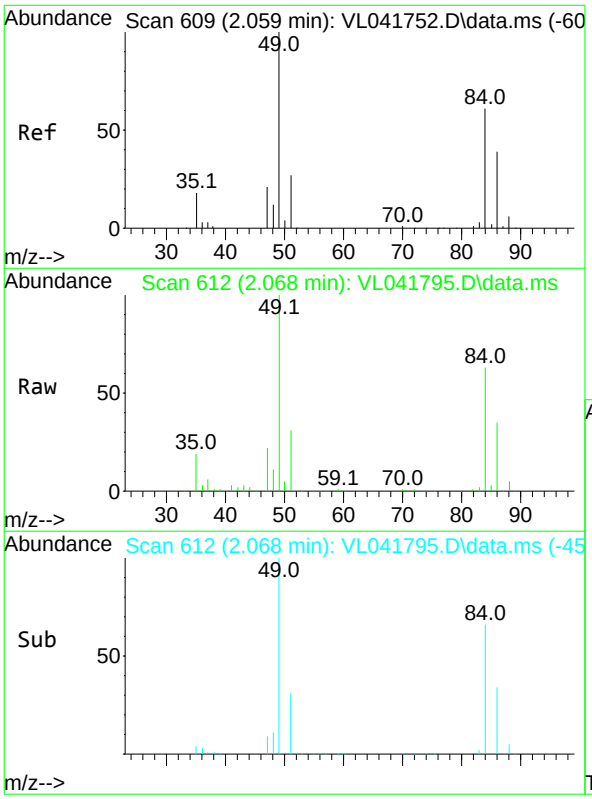

#20
Methylene Chloride
Concen: 8.766 ppbv
RT: 2.068 min Scan# 612
Delta R.T. 0.009 min
Lab File: VL041795.D
Acq: 18 Dec 2024 16:06

Tgt Ion: 84 Resp: 35310

Ion	Ratio	Lower	Upper
84	100		
49	158.5	132.6	198.8
51	48.4	37.6	56.4
86	55.9	51.4	77.0

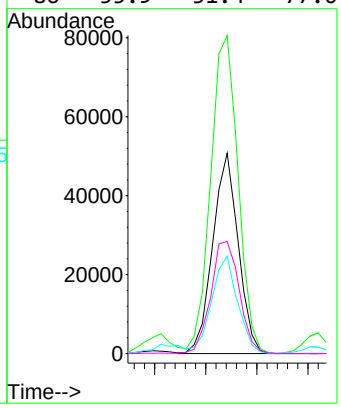



#21
Allyl Chloride
Concen: 8.945 ppbv
RT: 2.104 min Scan# 62
Delta R.T. 0.009 min
Lab File: VL041795.D
Acq: 18 Dec 2024 16:06

Tgt Ion: 41 Resp: 68525

Ion	Ratio	Lower	Upper
41	100		
76	26.2	22.3	33.5
39	91.2	69.2	103.8

Instrument :
MSVOA_L
ClientSampleId :
VL1218ABS01

Manual Integrations
APPROVED

Reviewed By :Semsettin Yesilyurt 12/19/2024
Supervised By :Mahesh Dadoda 12/19/2024

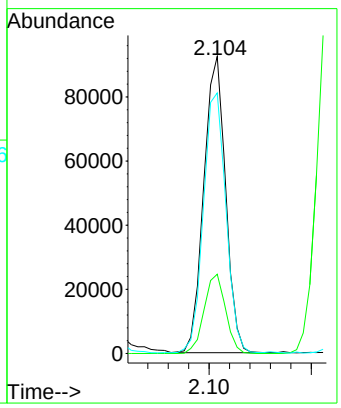

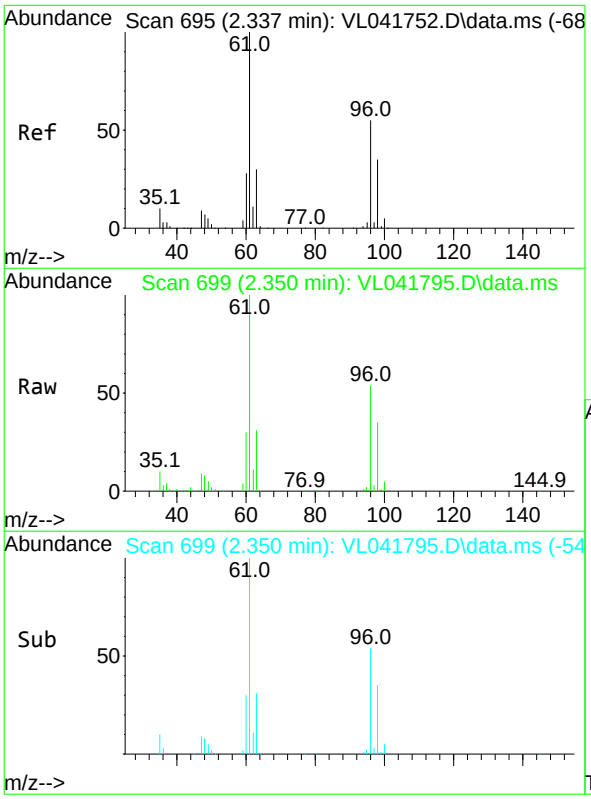

#22
trans-1,2-Dichloroethene
Concen: 8.550 ppbv
RT: 2.350 min Scan# 699
Delta R.T. 0.013 min
Lab File: VL041795.D
Acq: 18 Dec 2024 16:06

Tgt Ion: 96 Resp: 42821

Ion	Ratio	Lower	Upper
96	100		
61	184.8	146.3	219.5
98	65.2	50.8	76.2

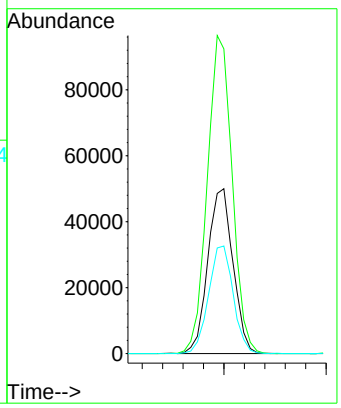

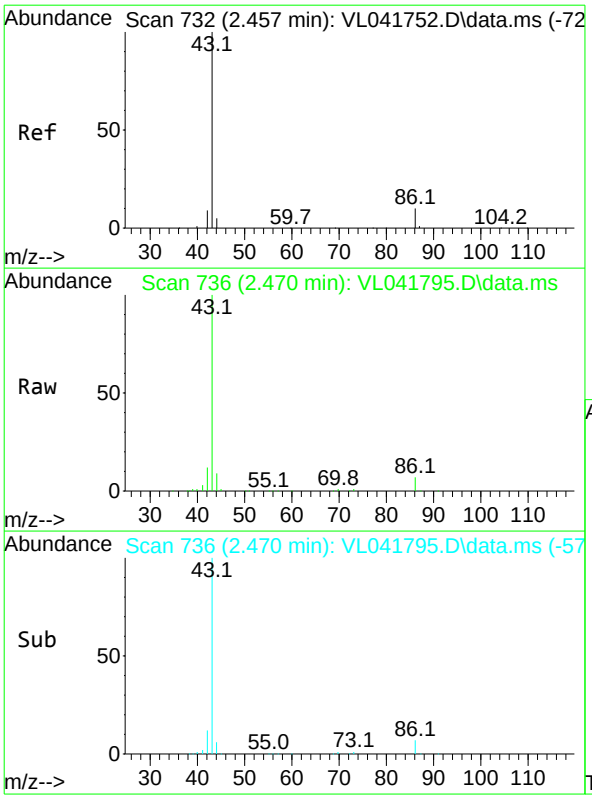

#23
Vinyl Acetate
Concen: 6.627 ppbv
RT: 2.470 min Scan# 73
Delta R.T. 0.013 min
Lab File: VL041795.D
Acq: 18 Dec 2024 16:06

Tgt Ion: 43 Resp: 43463

Ion	Ratio	Lower	Upper
43	100		
86	7.3	6.6	10.0
42	11.5	8.2	12.2
44	6.9	5.0	7.4

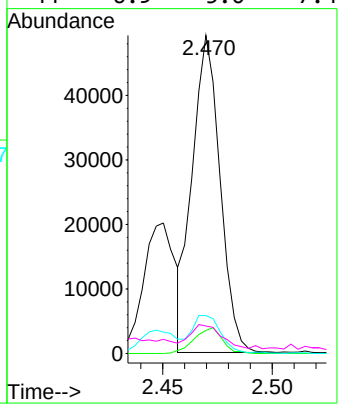

Instrument :
MSVOA_L
ClientSampleId :
VL1218ABS01

Manual Integrations
APPROVED

Reviewed By :Semsettin Yesilyurt 12/19/2024
Supervised By :Mahesh Dadoda 12/19/2024

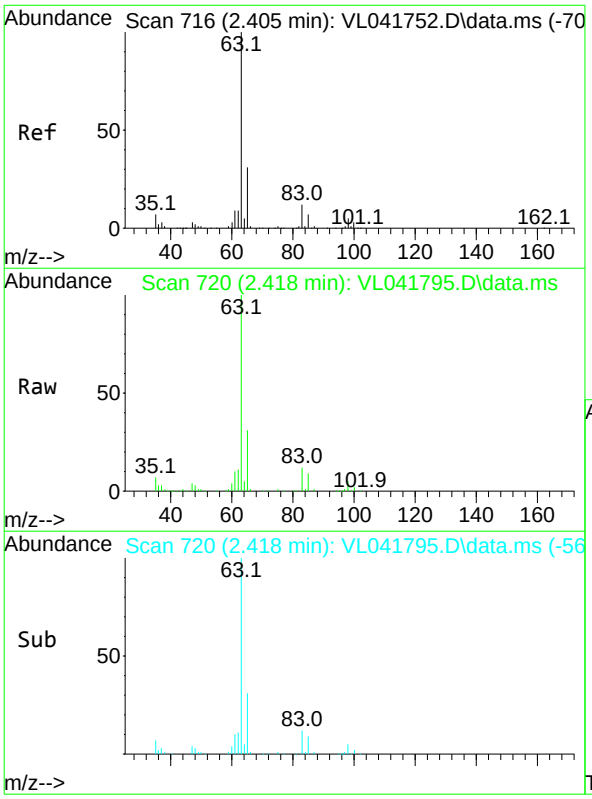

#24
1,1-Dichloroethane
Concen: 9.142 ppbv
RT: 2.418 min Scan# 720
Delta R.T. 0.013 min
Lab File: VL041795.D
Acq: 18 Dec 2024 16:06

Tgt Ion: 63 Resp: 92680

Ion	Ratio	Lower	Upper
63	100		
98	4.5	2.3	6.8
100	2.4	1.4	4.2

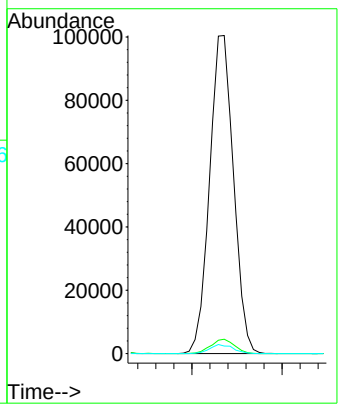

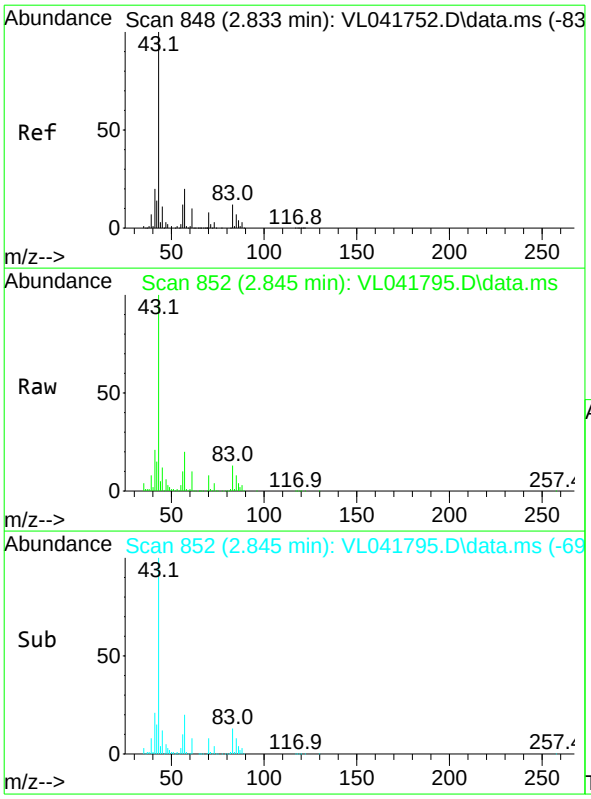

#25
Ethyl Acetate
Concen: 8.502 ppbv
RT: 2.845 min Scan# 85
Delta R.T. 0.013 min
Lab File: VL041795.D
Acq: 18 Dec 2024 16:06

Tgt Ion: 43 Resp: 223419

Ion	Ratio	Lower	Upper
43	100		
45	10.2	8.1	12.1
61	8.7	7.0	10.6
70	7.7	6.5	9.7

Instrument :
MSVOA_L
ClientSampleId :
VL1218ABS01

Manual Integrations
APPROVED

Reviewed By :Semsettin Yesilyurt 12/19/2024
Supervised By :Mahesh Dadoda 12/19/2024

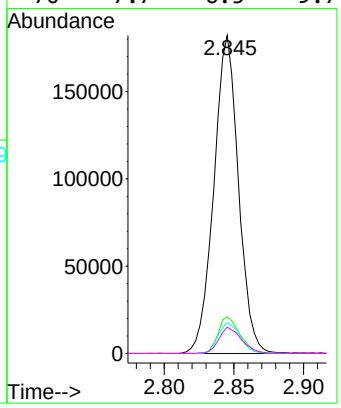

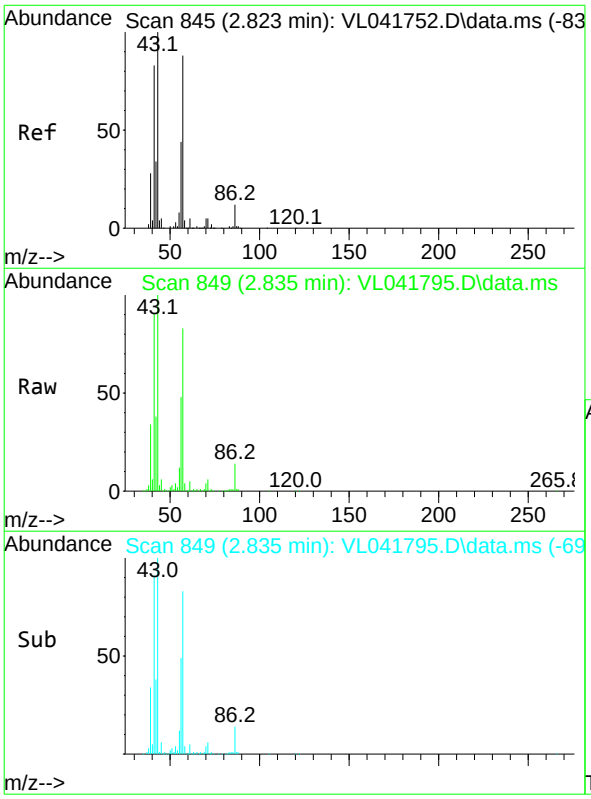

#26
Hexane
Concen: 8.164 ppbv
RT: 2.835 min Scan# 849
Delta R.T. 0.013 min
Lab File: VL041795.D
Acq: 18 Dec 2024 16:06

Tgt Ion: 57 Resp: 81413

Ion	Ratio	Lower	Upper
57	100		
41	109.0	79.6	119.4
43	275.9	211.0	316.6
56	57.7	42.6	63.8

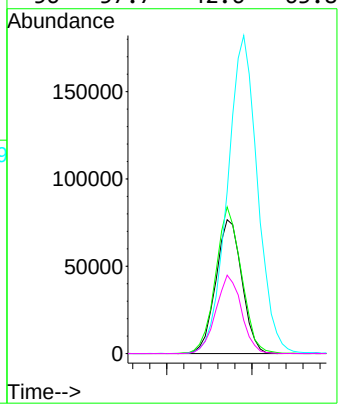

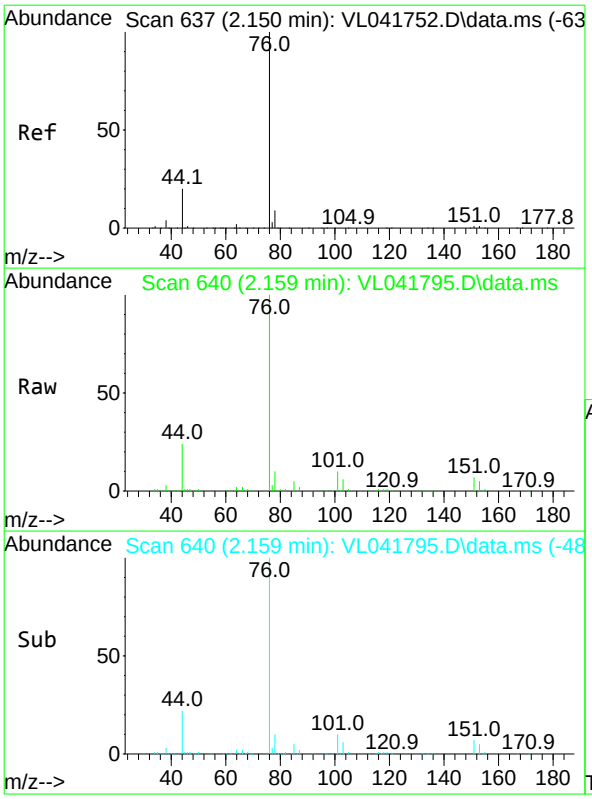

#27
Carbon Disulfide
Concen: 8.505 ppbv
RT: 2.159 min Scan# 64
Delta R.T. 0.009 min
Lab File: VL041795.D
Acq: 18 Dec 2024 16:06

Tgt Ion: 76 Resp: 76433

Ion	Ratio	Lower	Upper
76	100		
44	25.9	17.6	26.4
78	13.3	10.2	15.4

Instrument :
MSVOA_L
ClientSampleId :
VL1218ABS01

Manual Integrations
APPROVED

Reviewed By :Semsettin Yesilyurt 12/19/2024
Supervised By :Mahesh Dadoda 12/19/2024

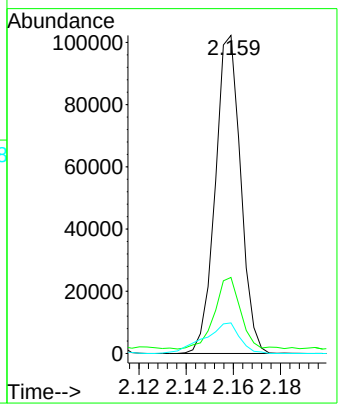

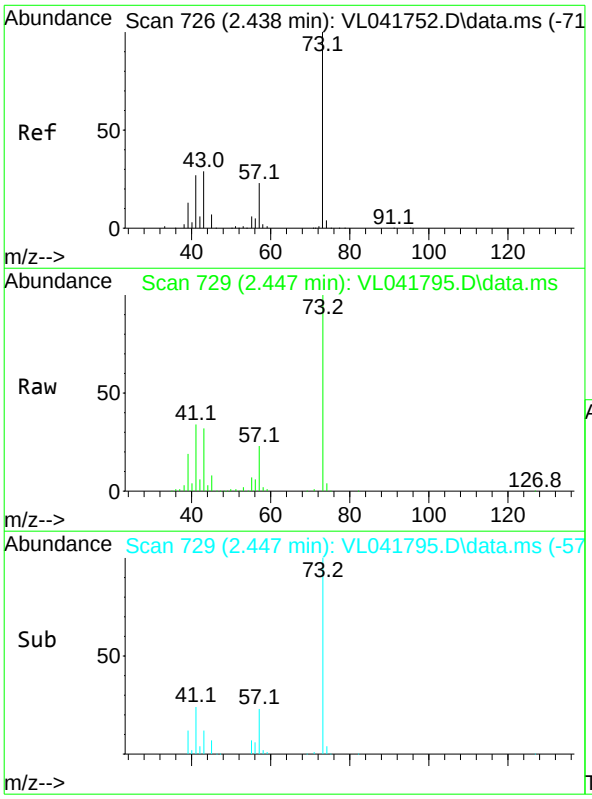

#28
Methyl tert-Butyl Ether
Concen: 7.915 ppbv
RT: 2.447 min Scan# 729
Delta R.T. 0.009 min
Lab File: VL041795.D
Acq: 18 Dec 2024 16:06

Tgt Ion: 73 Resp: 64037

Ion	Ratio	Lower	Upper
73	100		
57	22.6	17.6	26.4

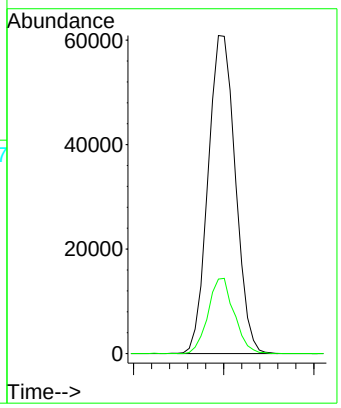

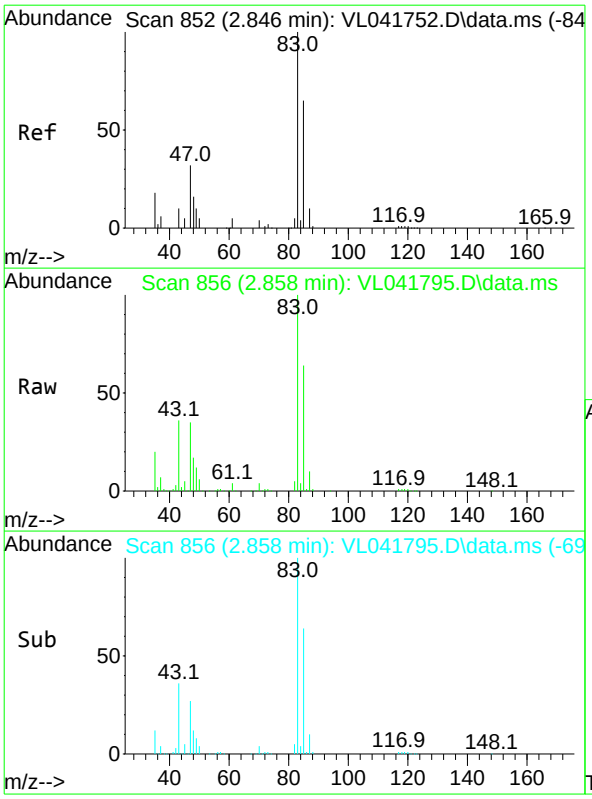

#29
Chloroform
Concen: 9.200 ppbv
RT: 2.858 min Scan# 85
Delta R.T. 0.013 min
Lab File: VL041795.D
Acq: 18 Dec 2024 16:06

Tgt Ion: 83 Resp: 139818

Ion	Ratio	Lower	Upper
83	100		
85	64.2	51.8	77.6

Instrument :
MSVOA_L
ClientSampleId :
VL1218ABS01

Manual Integrations APPROVED

Reviewed By :Semsettin Yesilyurt 12/19/2024
Supervised By :Mahesh Dadoda 12/19/2024

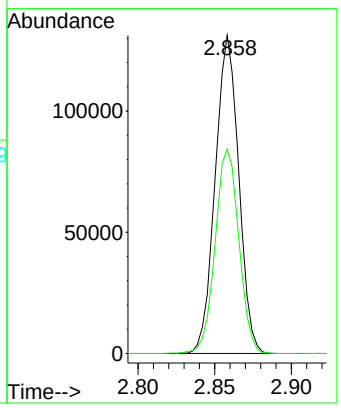

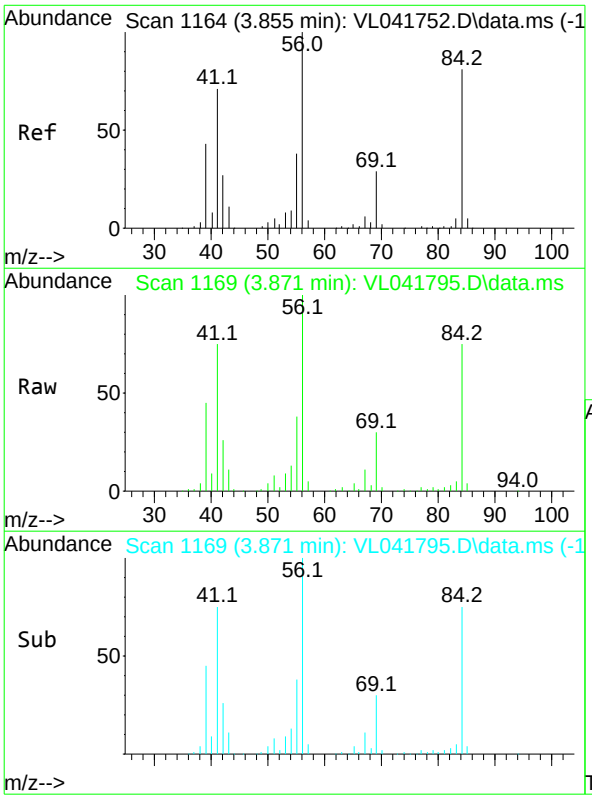

#30
Cyclohexane
Concen: 7.806 ppbv
RT: 3.871 min Scan# 1169
Delta R.T. 0.016 min
Lab File: VL041795.D
Acq: 18 Dec 2024 16:06

Tgt Ion: 84 Resp: 66237

Ion	Ratio	Lower	Upper
84	100		
56	128.6	102.3	153.5
41	97.1	74.0	111.0

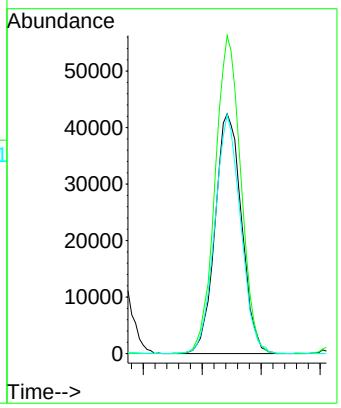

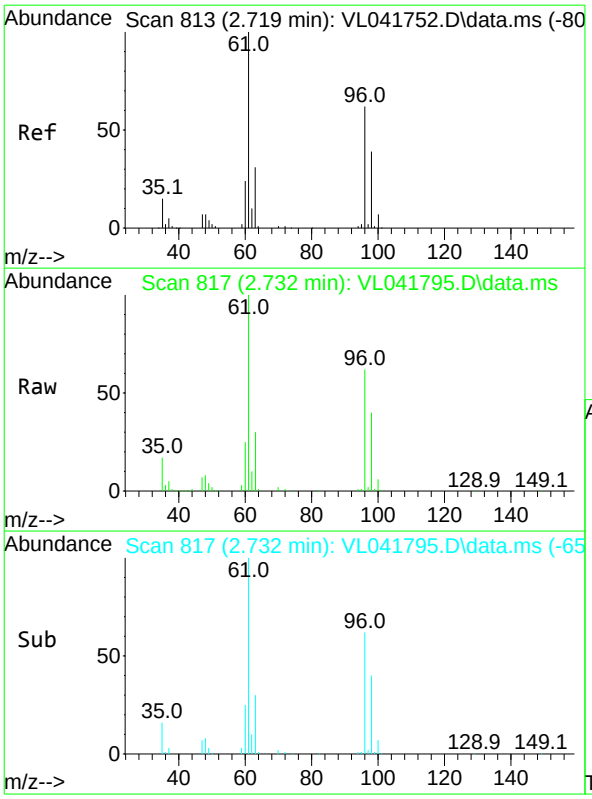

#31
cis-1,2-Dichloroethene
Concen: 8.033 ppbv
RT: 2.732 min Scan# 81
Delta R.T. 0.013 min
Lab File: VL041795.D
Acq: 18 Dec 2024 16:06

Instrument :
MSVOA_L
ClientSampleId :
VL1218ABS01

Tgt Ion: 61 Resp: 82779

Ion	Ratio	Lower	Upper
61	100		
96	62.2	49.7	74.5
98	40.0	30.8	46.2

Manual Integrations
APPROVED

Reviewed By :Semsettin Yesilyurt 12/19/2024
Supervised By :Mahesh Dadoda 12/19/2024

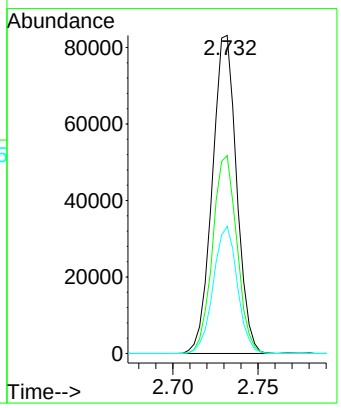

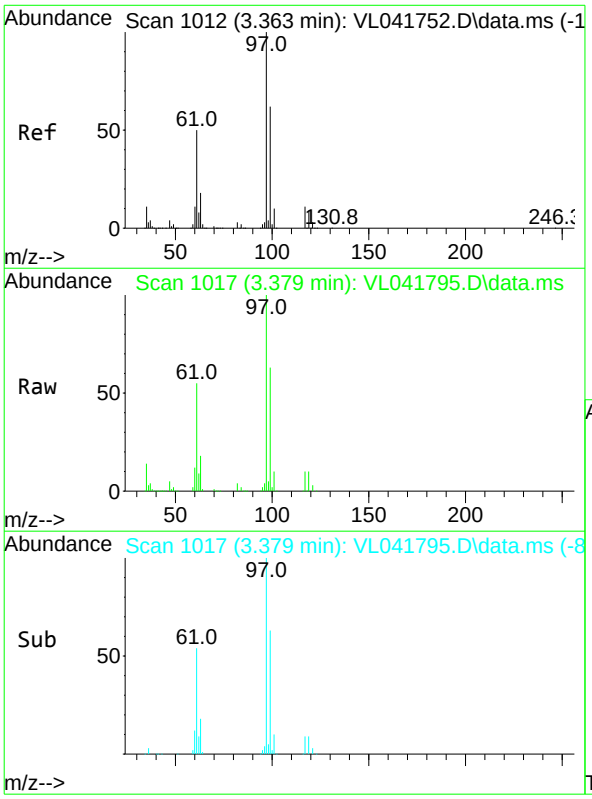

#32
1,1,1-Trichloroethane
Concen: 8.807 ppbv
RT: 3.379 min Scan# 1017
Delta R.T. 0.016 min
Lab File: VL041795.D
Acq: 18 Dec 2024 16:06

Tgt Ion: 97 Resp: 136055

Ion	Ratio	Lower	Upper
97	100		
99	63.4	51.0	76.4
61	55.6	42.2	63.2

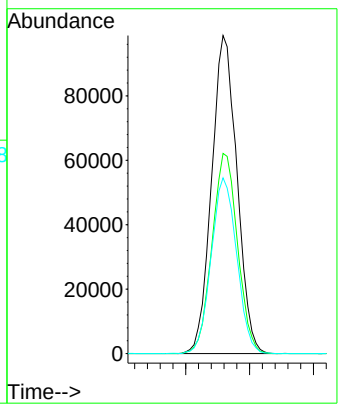

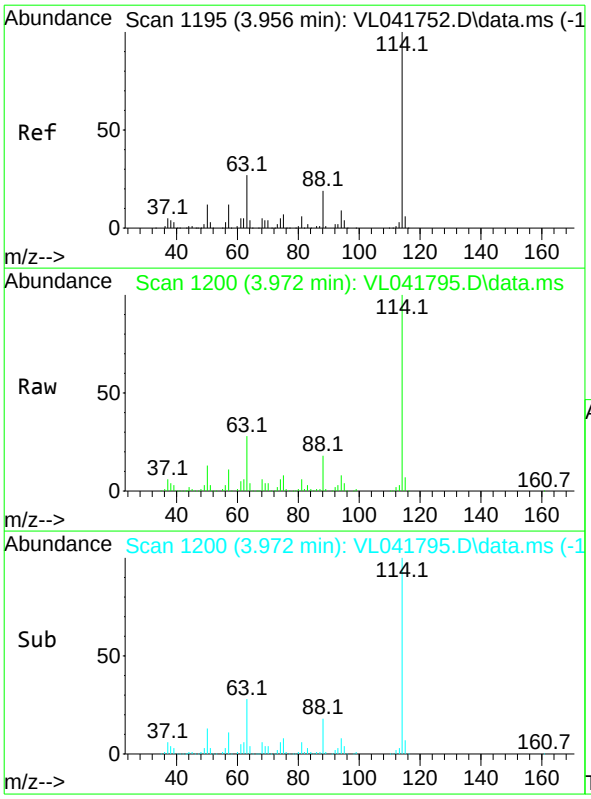

#33
1,4-Difluorobenzene
Concen: 10.000 ppbv
RT: 3.972 min Scan# 12
Delta R.T. 0.016 min
Lab File: VL041795.D
Acq: 18 Dec 2024 16:06

Instrument :
MSVOA_L
ClientSampleId :
VL1218ABS01

Tgt Ion:114 Resp: 183255

Ion	Ratio	Lower	Upper
114	100		
63	28.8	21.8	32.8
88	18.4	14.8	22.2

Manual Integrations
APPROVED

Reviewed By :Semsettin Yesilyurt 12/19/2024
Supervised By :Mahesh Dadoda 12/19/2024

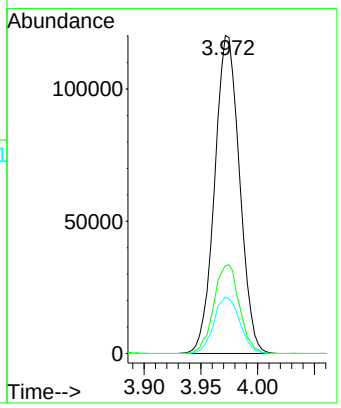

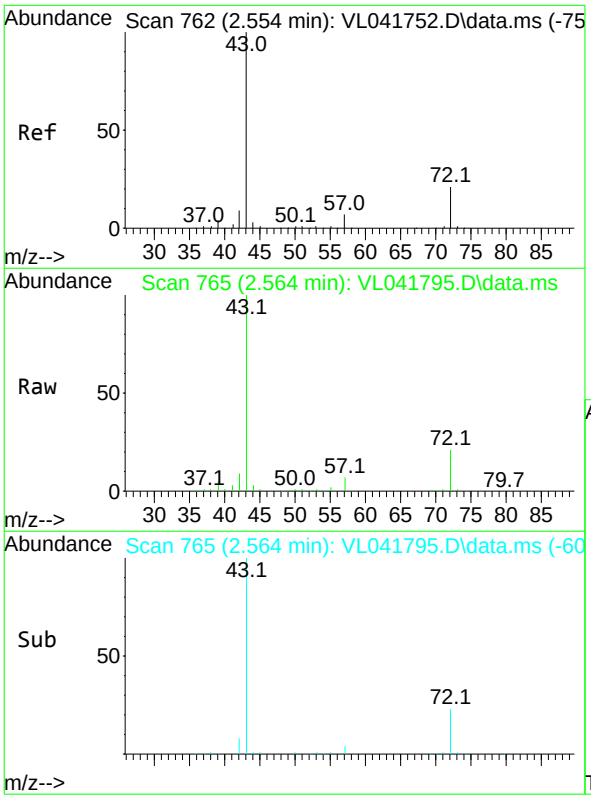

#34
2-Butanone
Concen: 8.525 ppbv
RT: 2.564 min Scan# 765
Delta R.T. 0.009 min
Lab File: VL041795.D
Acq: 18 Dec 2024 16:06

Tgt Ion: 43 Resp: 125687

Ion	Ratio	Lower	Upper
43	100		
72	20.9	16.8	25.2

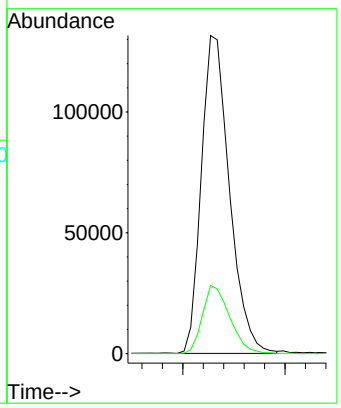

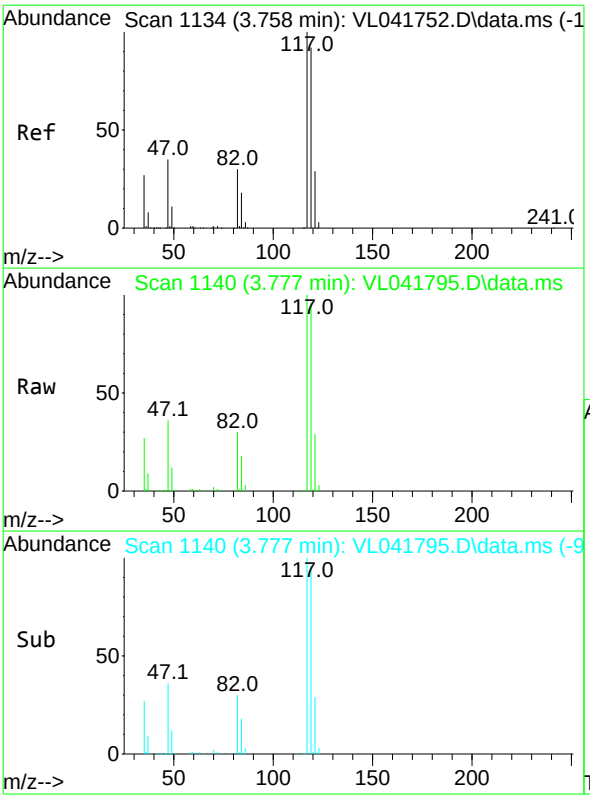

#35
Carbon Tetrachloride
Concen: 10.854 ppbv
RT: 3.777 min Scan# 11
Delta R.T. 0.019 min
Lab File: VL041795.D
Acq: 18 Dec 2024 16:06

Tgt Ion:117 Resp: 141202

Ion	Ratio	Lower	Upper
117	100		
119	95.6	73.7	110.5
121	28.7	23.0	34.4

Instrument :
MSVOA_L
ClientSampleId :
VL1218ABS01

Manual Integrations
APPROVED

Reviewed By :Semsettin Yesilyurt 12/19/2024
Supervised By :Mahesh Dadoda 12/19/2024

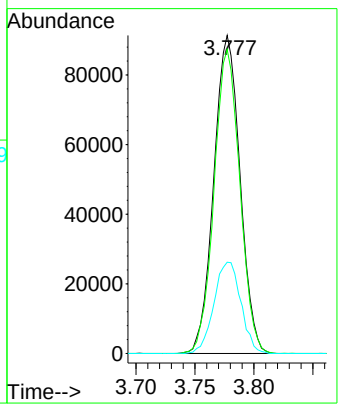

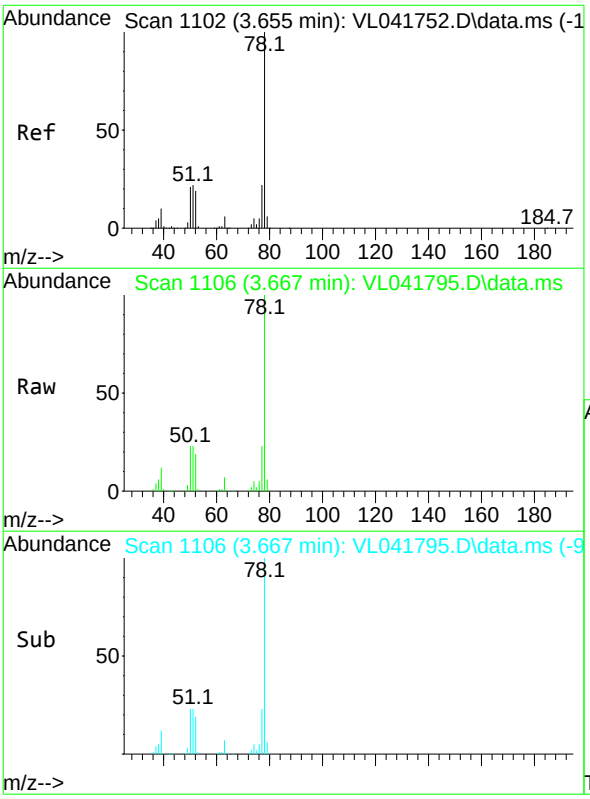

#36
Benzene
Concen: 8.674 ppbv
RT: 3.667 min Scan# 1106
Delta R.T. 0.013 min
Lab File: VL041795.D
Acq: 18 Dec 2024 16:06

Tgt Ion: 78 Resp: 164423

Ion	Ratio	Lower	Upper
78	100		
77	22.6	17.8	26.6
50	22.8	17.2	25.8

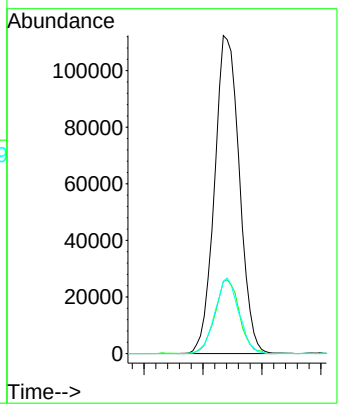

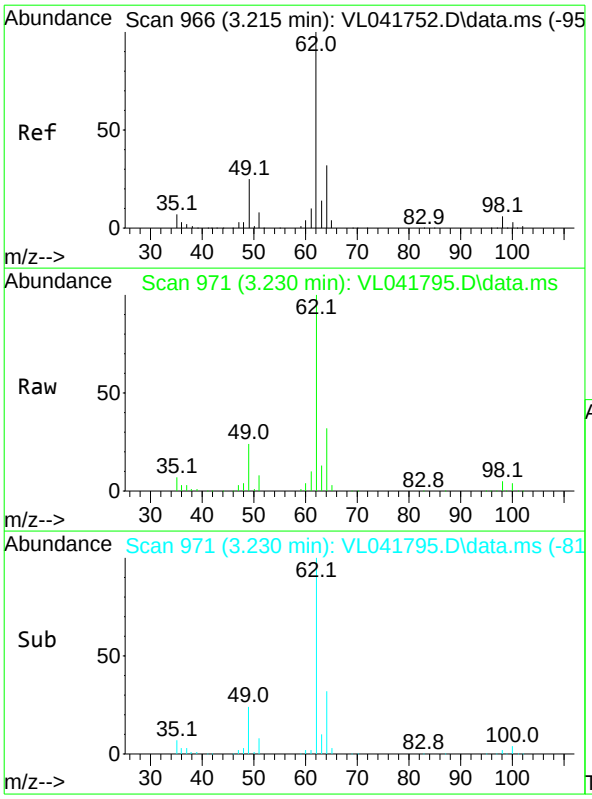

#37
1,2-Dichloroethane
Concen: 9.631 ppbv
RT: 3.230 min Scan# 97
Delta R.T. 0.016 min
Lab File: VL041795.D
Acq: 18 Dec 2024 16:06

Instrument :
MSVOA_L
ClientSampleId :
VL1218ABS01

Tgt Ion: 62 Resp: 113600

Ion	Ratio	Lower	Upper
62	100		
98	5.7	4.7	7.1

Manual Integrations
APPROVED

Reviewed By :Semsettin Yesilyurt 12/19/2024
Supervised By :Mahesh Dadoda 12/19/2024

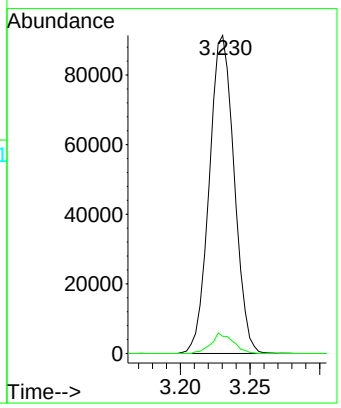

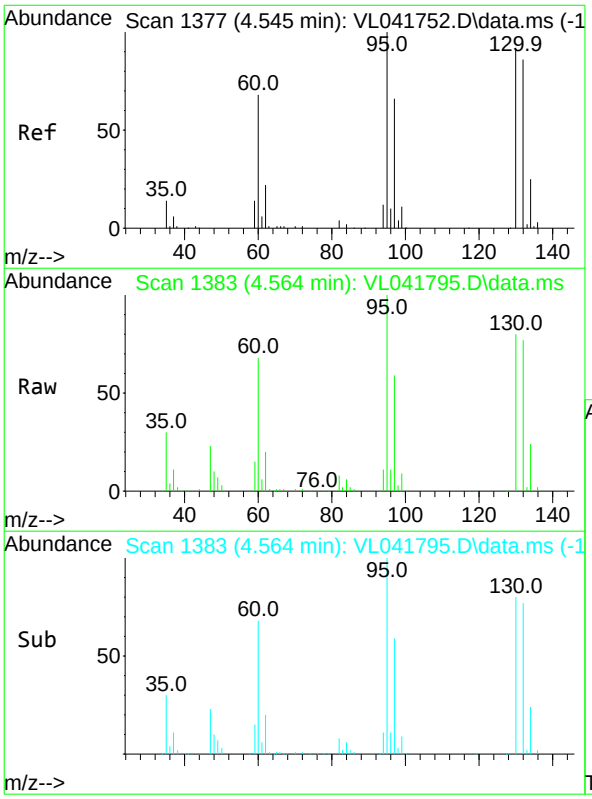

#38
Trichloroethene
Concen: 7.864 ppbv
RT: 4.564 min Scan# 1383
Delta R.T. 0.019 min
Lab File: VL041795.D
Acq: 18 Dec 2024 16:06

Tgt Ion:130 Resp: 63280

Ion	Ratio	Lower	Upper
130	100		
95	124.4	87.0	130.6
132	95.7	75.0	112.6
97	74.0	57.2	85.8

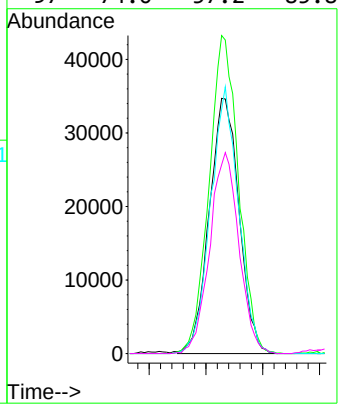

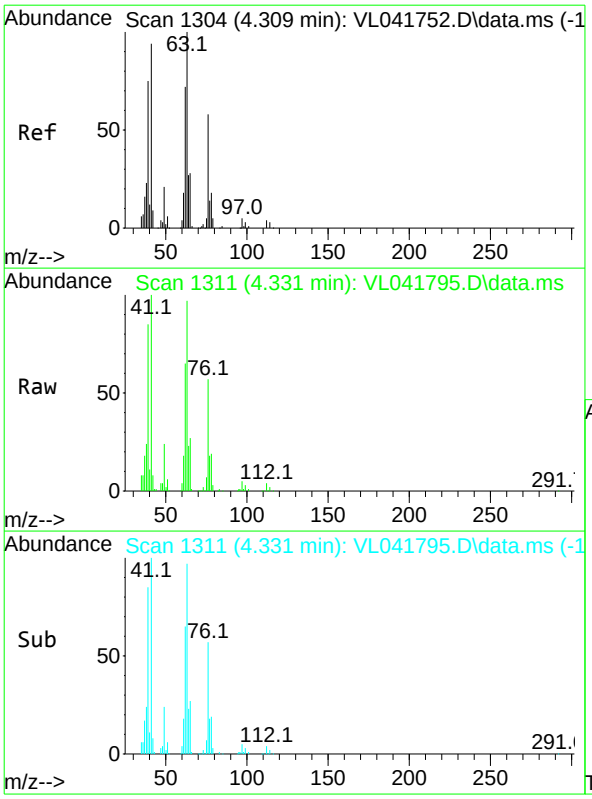

#39
1,2-Dichloropropane
Concen: 8.541 ppbv
RT: 4.331 min Scan# 13
Delta R.T. 0.022 min
Lab File: VL041795.D
Acq: 18 Dec 2024 16:06

Tgt Ion: 63 Resp: 58553

Ion	Ratio	Lower	Upper
63	100		
41	103.2	75.3	112.9
62	67.3	57.3	85.9

Instrument :
MSVOA_L
ClientSampleId :
VL1218ABS01

Manual Integrations
APPROVED

Reviewed By :Semsettin Yesilyurt 12/19/2024
Supervised By :Mahesh Dadoda 12/19/2024

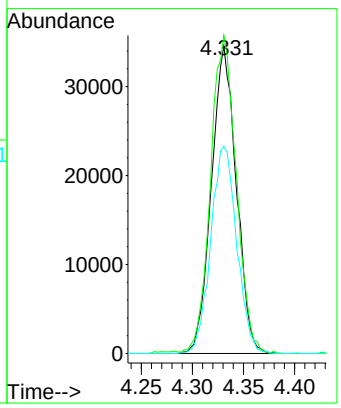

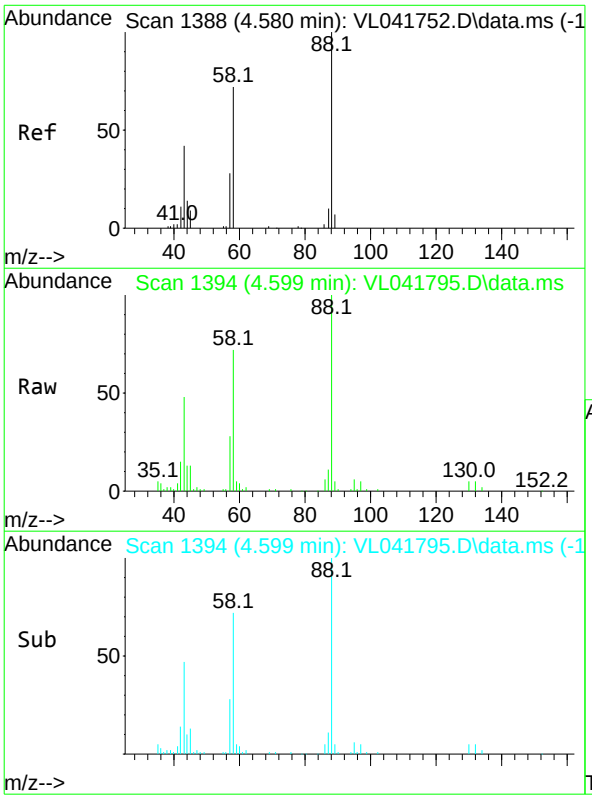

#40
1,4-Dioxane
Concen: 8.624 ppbv
RT: 4.599 min Scan# 1394
Delta R.T. 0.019 min
Lab File: VL041795.D
Acq: 18 Dec 2024 16:06

Tgt Ion: 88 Resp: 28884

Ion	Ratio	Lower	Upper
88	100		
58	83.5	61.0	91.6
43	40.2	29.4	44.0
57	0.0	0.0	0.0

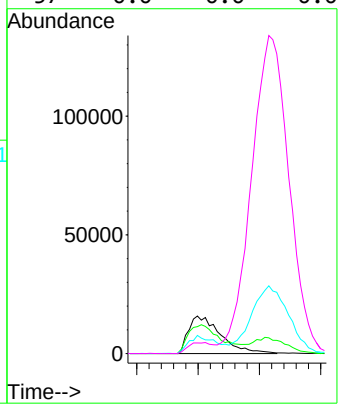

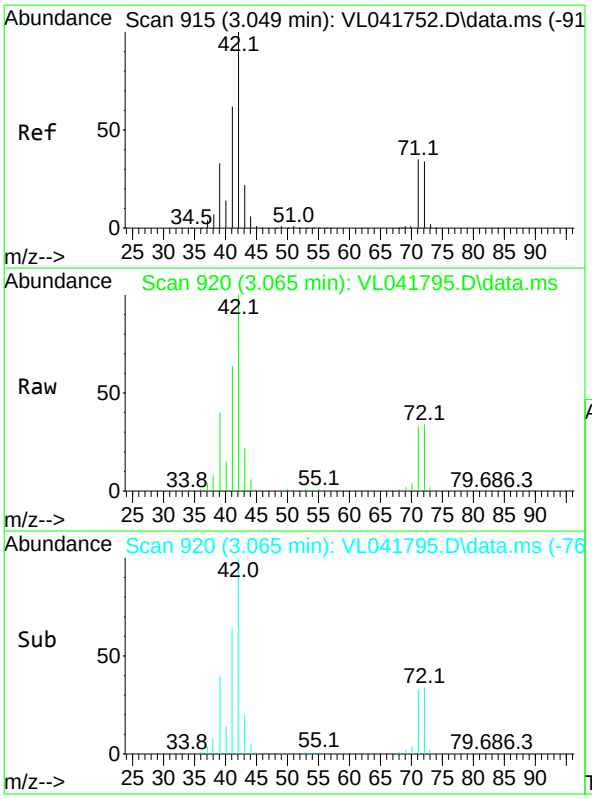

#41
Tetrahydrofuran
Concen: 8.114 ppbv
RT: 3.065 min Scan# 92
Delta R.T. 0.016 min
Lab File: VL041795.D
Acq: 18 Dec 2024 16:06

Tgt Ion: 42 Resp: 67017

Ion	Ratio	Lower	Upper
42	100		
72	36.3	29.1	43.7
71	34.4	28.4	42.6

Instrument :
MSVOA_L
ClientSampleId :
VL1218ABS01

Manual Integrations
APPROVED

Reviewed By :Semsettin Yesilyurt 12/19/2024
Supervised By :Mahesh Dadoda 12/19/2024

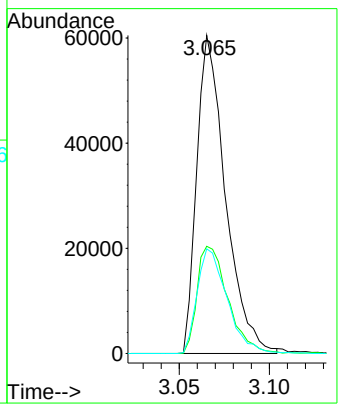

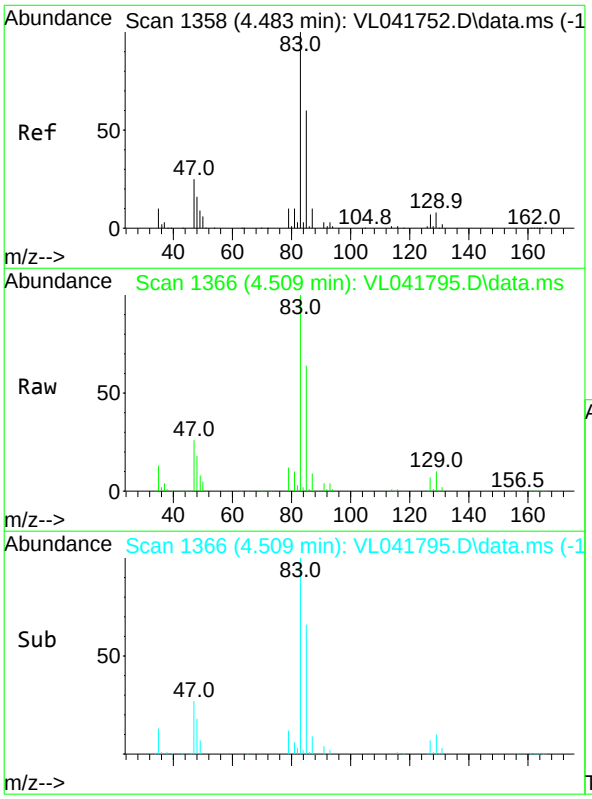

#42
Bromodichloromethane
Concen: 9.839 ppbv
RT: 4.509 min Scan# 1366
Delta R.T. 0.026 min
Lab File: VL041795.D
Acq: 18 Dec 2024 16:06

Tgt Ion: 83 Resp: 133513

Ion	Ratio	Lower	Upper
83	100		
85	64.2	48.0	72.0
127	7.2	5.8	8.8

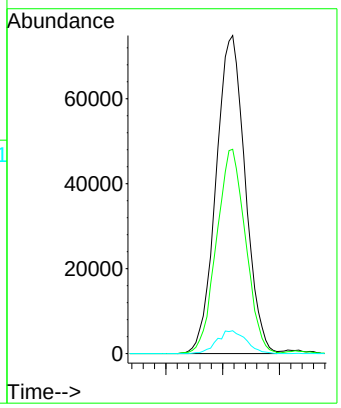

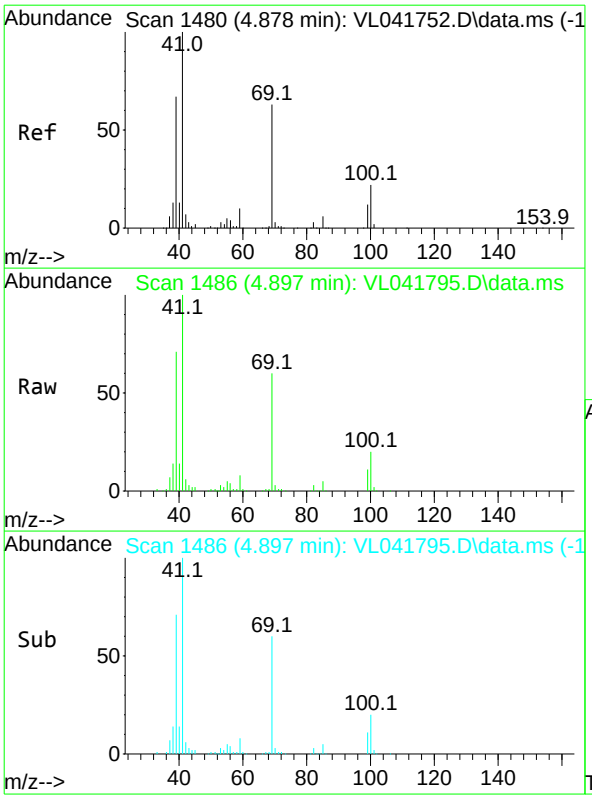

#43
Methyl Methacrylate
Concen: 8.448 ppbv
RT: 4.897 min Scan# 14
Delta R.T. 0.019 min
Lab File: VL041795.D
Acq: 18 Dec 2024 16:06

Tgt Ion: 69 Resp: 61014

Ion	Ratio	Lower	Upper
69	100		
41	165.0	130.3	195.5
100	35.3	28.3	42.5

Instrument :
MSVOA_L
ClientSampleId :
VL1218ABS01

Manual Integrations
APPROVED

Reviewed By :Semsettin Yesilyurt 12/19/2024
Supervised By :Mahesh Dadoda 12/19/2024

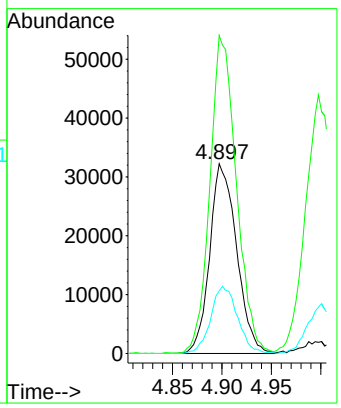

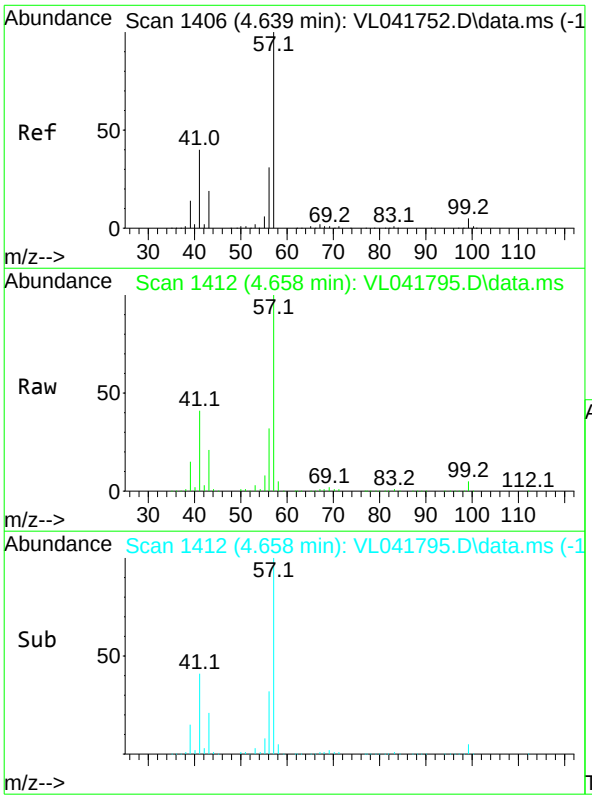

#44
2,2,4-Trimethylpentane
Concen: 8.777 ppbv
RT: 4.658 min Scan# 1412
Delta R.T. 0.019 min
Lab File: VL041795.D
Acq: 18 Dec 2024 16:06

Tgt Ion: 57 Resp: 284140

Ion	Ratio	Lower	Upper
57	100		
41	42.1	30.7	46.1
56	32.6	25.4	38.0

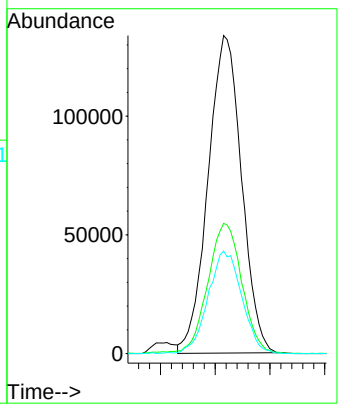

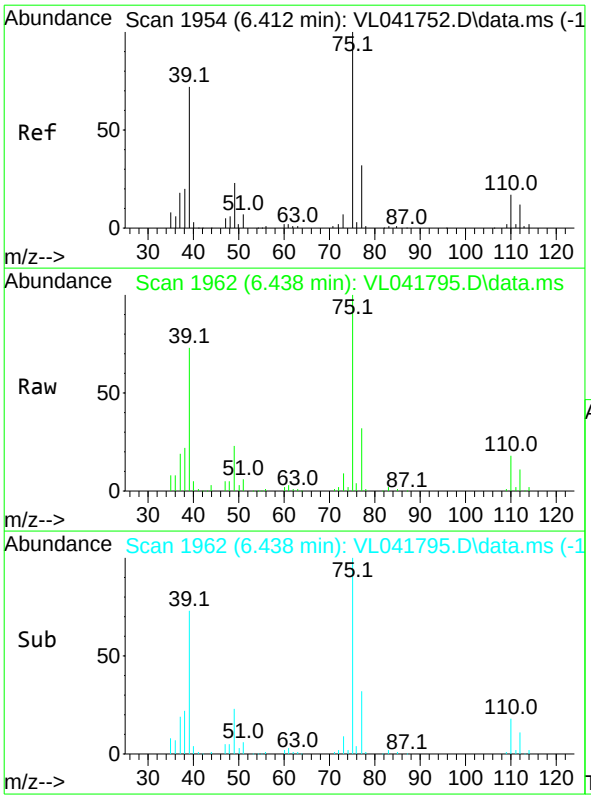

#45
t-1,3-Dichloropropene
Concen: 7.879 ppbv
RT: 6.438 min Scan# 19
Delta R.T. 0.026 min
Lab File: VL041795.D
Acq: 18 Dec 2024 16:06

Tgt Ion: 75 Resp: 58865

Ion	Ratio	Lower	Upper
75	100		
77	32.1	25.9	38.9

Instrument :
MSVOA_L
ClientSampleId :
VL1218ABS01

Manual Integrations
APPROVED

Reviewed By :Semsettin Yesilyurt 12/19/2024
Supervised By :Mahesh Dadoda 12/19/2024

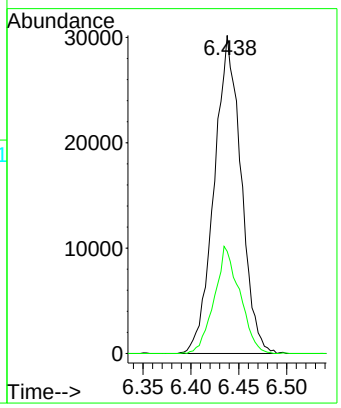

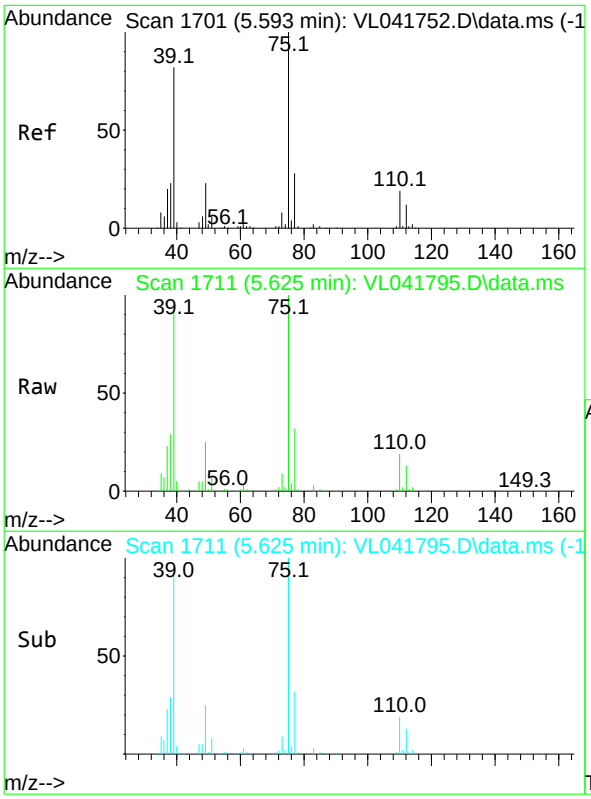

#46
cis-1,3-Dichloropropene
Concen: 7.824 ppbv
RT: 5.625 min Scan# 1711
Delta R.T. 0.032 min
Lab File: VL041795.D
Acq: 18 Dec 2024 16:06

Tgt Ion: 75 Resp: 74198

Ion	Ratio	Lower	Upper
75	100		
39	92.0	65.2	97.8
77	31.7	22.0	33.0

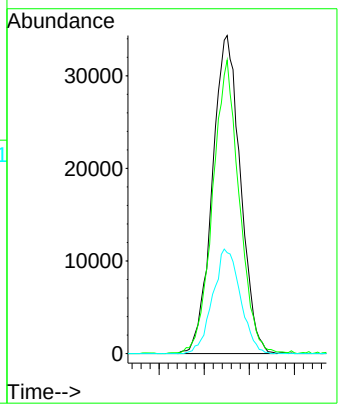

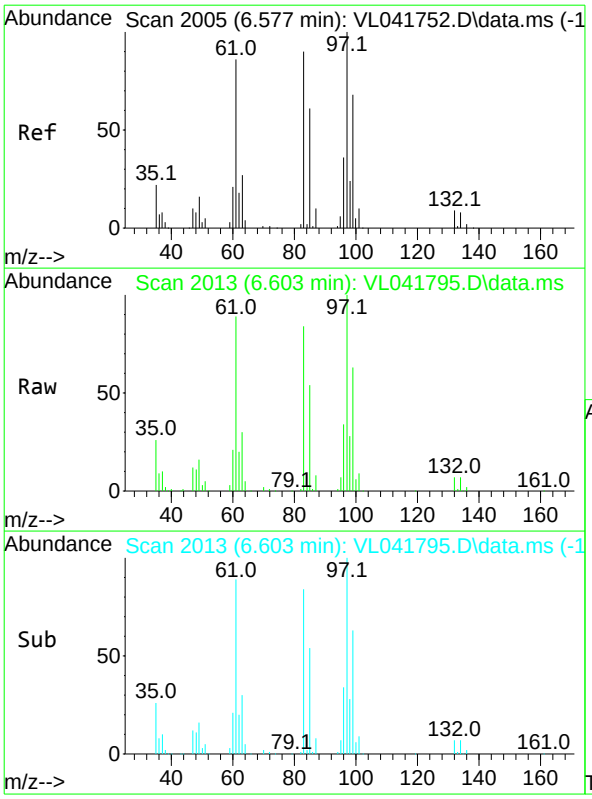

#47
1,1,2-Trichloroethane
Concen: 9.071 ppbv
RT: 6.603 min Scan# 20
Delta R.T. 0.026 min
Lab File: VL041795.D
Acq: 18 Dec 2024 16:06

Instrument :
MSVOA_L
ClientSampleId :
VL1218ABS01

Tgt Ion: 97 Resp: 64954

Ion	Ratio	Lower	Upper
97	100		
83	84.4	72.3	108.5
85	53.7	48.5	72.7
99	63.2	54.0	81.0

Manual Integrations
APPROVED

Reviewed By :Semsettin Yesilyurt 12/19/2024
Supervised By :Mahesh Dadoda 12/19/2024

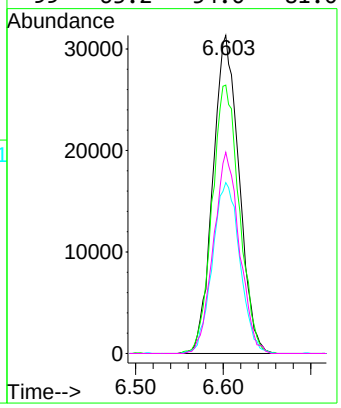

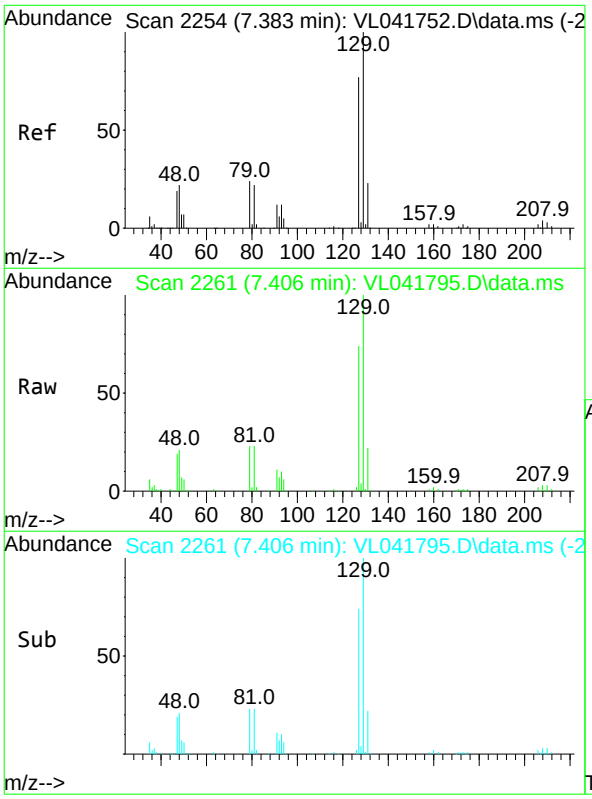

#48
Dibromochloromethane
Concen: 9.920 ppbv
RT: 7.406 min Scan# 2261
Delta R.T. 0.022 min
Lab File: VL041795.D
Acq: 18 Dec 2024 16:06

Tgt Ion:129 Resp: 96996

Ion	Ratio	Lower	Upper
129	100		
127	76.8	38.8	116.3

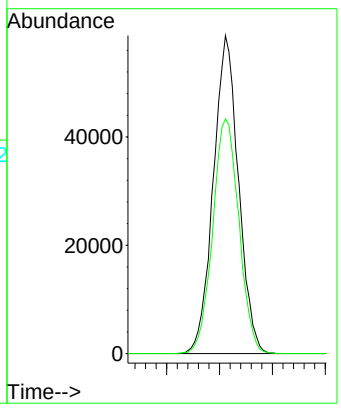

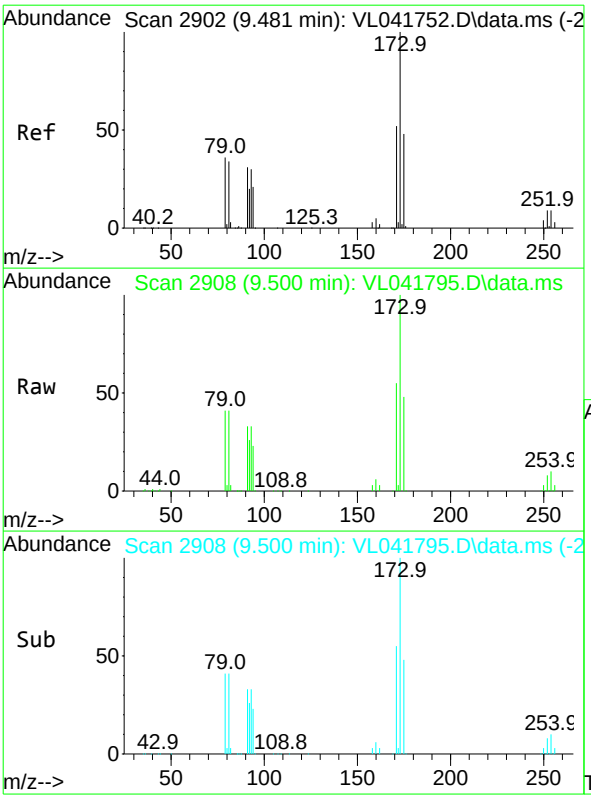

#49
Bromoform
Concen: 10.100 ppbv
RT: 9.500 min Scan# 29
Delta R.T. 0.019 min
Lab File: VL041795.D
Acq: 18 Dec 2024 16:06

Instrument :
MSVOA_L
ClientSampleId :
VL1218ABS01

Tgt Ion:173 Resp: 80840

Ion	Ratio	Lower	Upper
173	100		
175	47.1	38.2	57.2
171	51.5	41.1	61.7

Manual Integrations
APPROVED

Reviewed By :Semsettin Yesilyurt 12/19/2024
Supervised By :Mahesh Dadoda 12/19/2024

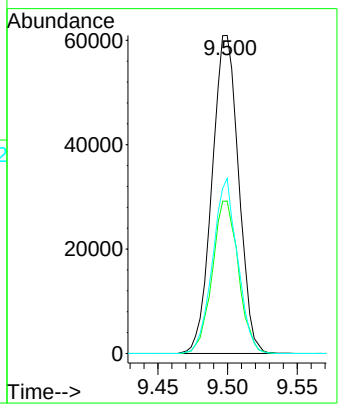

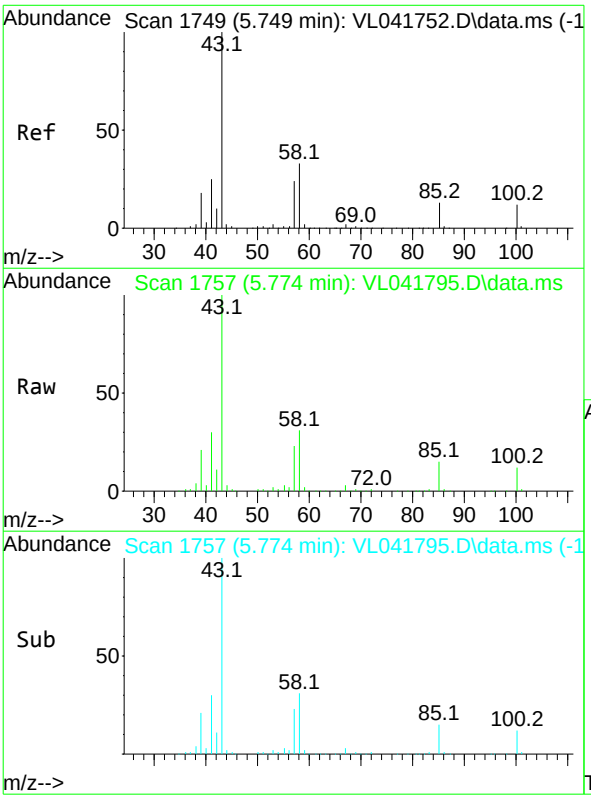

#50
4-Methyl-2-Pentanone
Concen: 8.759 ppbv
RT: 5.774 min Scan# 1757
Delta R.T. 0.026 min
Lab File: VL041795.D
Acq: 18 Dec 2024 16:06

Tgt Ion: 43 Resp: 175817

Ion	Ratio	Lower	Upper
43	100		
58	32.9	26.8	40.2

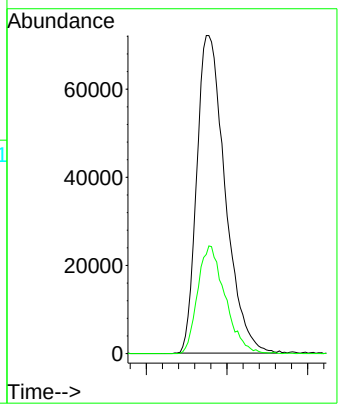

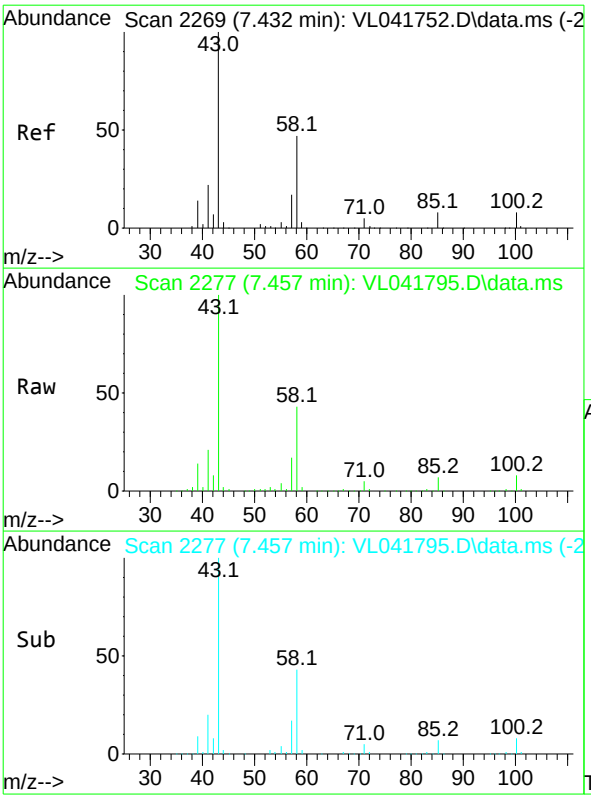

#51
2-Hexanone
Concen: 8.752 ppbv
RT: 7.457 min Scan# 22
Delta R.T. 0.025 min
Lab File: VL041795.D
Acq: 18 Dec 2024 16:06

Instrument :
MSVOA_L
ClientSampleId :
VL1218ABS01

Tgt Ion: 43 Resp: 142403

Ion	Ratio	Lower	Upper
43	100		
58	43.1	36.6	55.0
98	0.8	0.1	0.1#

Manual Integrations
APPROVED

Reviewed By :Semsettin Yesilyurt 12/19/2024
Supervised By :Mahesh Dadoda 12/19/2024

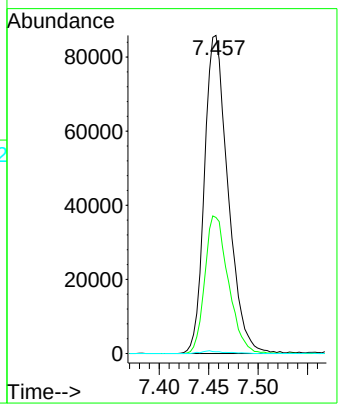

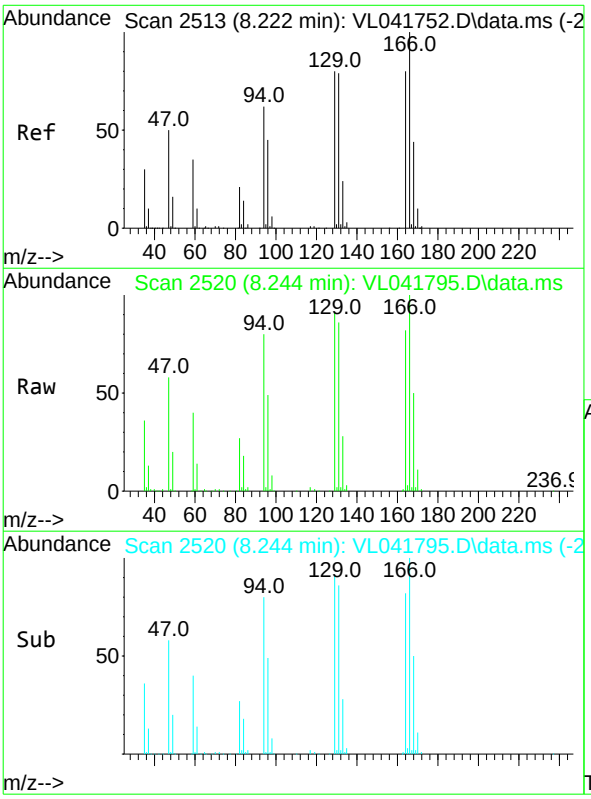

#52
Tetrachloroethene
Concen: 7.729 ppbv
RT: 8.244 min Scan# 2520
Delta R.T. 0.022 min
Lab File: VL041795.D
Acq: 18 Dec 2024 16:06

Tgt Ion:164 Resp: 54531

Ion	Ratio	Lower	Upper
164	100		
166	122.5	99.8	149.6
129	111.1	79.6	119.4
131	105.4	78.6	117.8

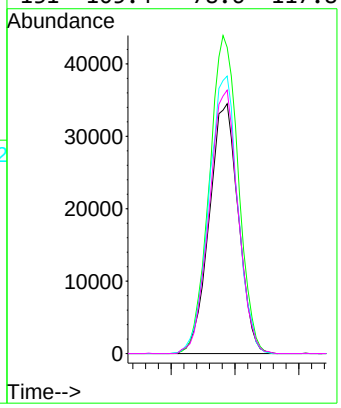

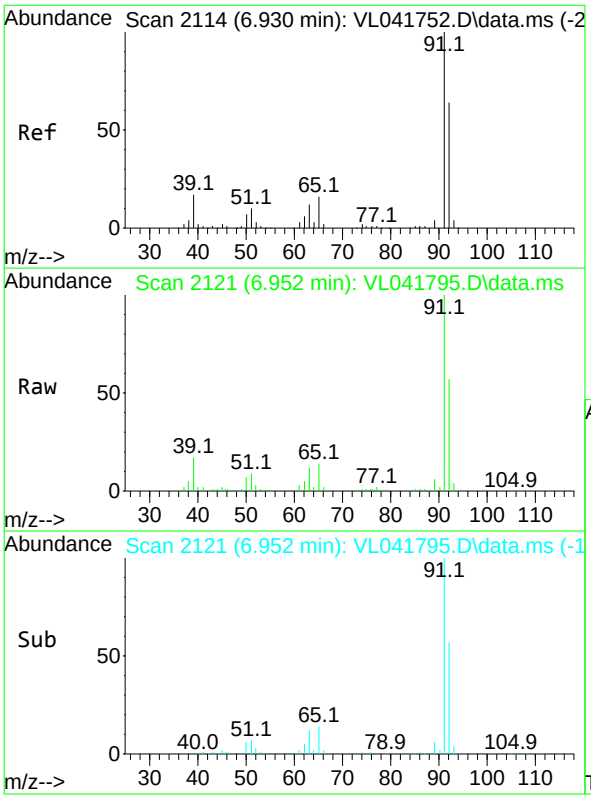

#53
Toluene
Concen: 8.265 ppbv
RT: 6.952 min Scan# 21
Delta R.T. 0.022 min
Lab File: VL041795.D
Acq: 18 Dec 2024 16:06

Tgt Ion: 91 Resp: 177625

Ion	Ratio	Lower	Upper
91	100		
92	59.4	47.9	71.9

Instrument :
MSVOA_L
ClientSampleId :
VL1218ABS01

Manual Integrations
APPROVED

Reviewed By :Semsettin Yesilyurt 12/19/2024
Supervised By :Mahesh Dadoda 12/19/2024

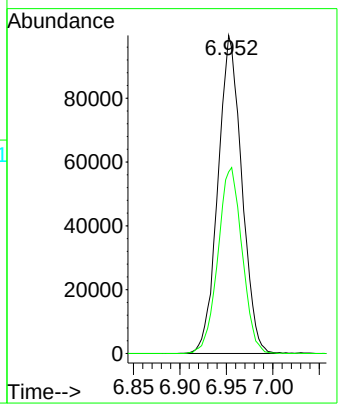

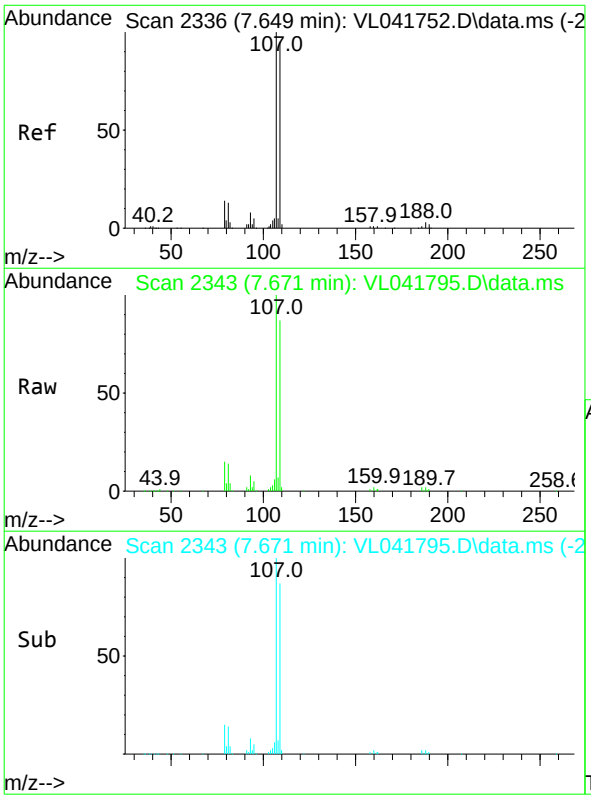

#54
1,2-Dibromoethane
Concen: 9.161 ppbv
RT: 7.671 min Scan# 2343
Delta R.T. 0.022 min
Lab File: VL041795.D
Acq: 18 Dec 2024 16:06

Tgt Ion:107 Resp: 90389

Ion	Ratio	Lower	Upper
107	100		
109	87.4	75.9	113.9

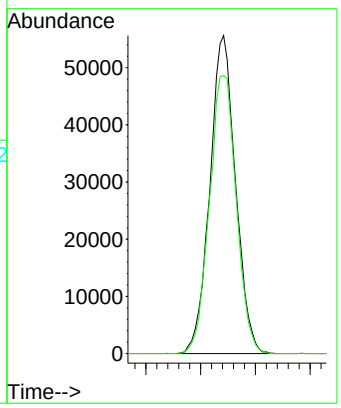

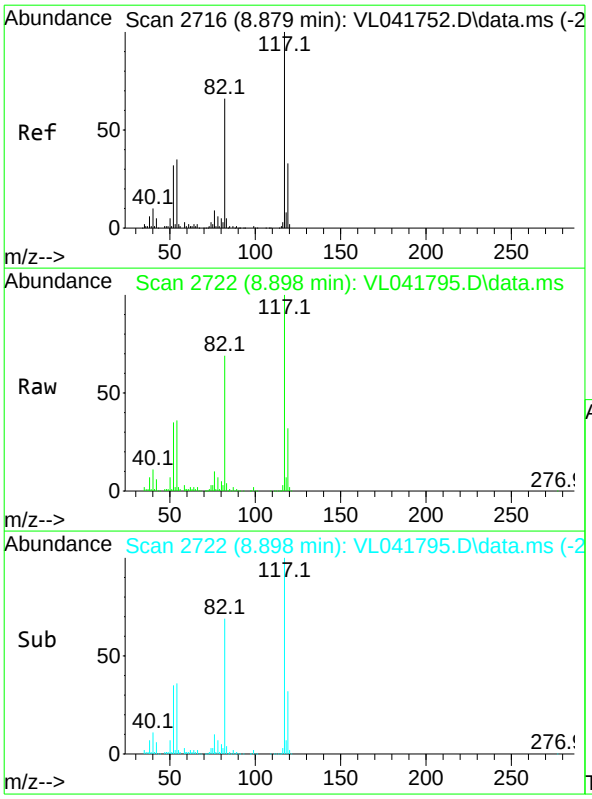

#55
Chlorobenzene-d5
Concen: 10.000 ppbv
RT: 8.898 min Scan# 27
Delta R.T. 0.019 min
Lab File: VL041795.D
Acq: 18 Dec 2024 16:06

Tgt Ion:117 Resp: 159496

Ion	Ratio	Lower	Upper
117	100		
82	74.0	53.8	80.8
119	32.0	26.7	40.1

Instrument :
MSVOA_L
ClientSampleId :
VL1218ABS01

Manual Integrations
APPROVED

Reviewed By :Semsettin Yesilyurt 12/19/2024
Supervised By :Mahesh Dadoda 12/19/2024

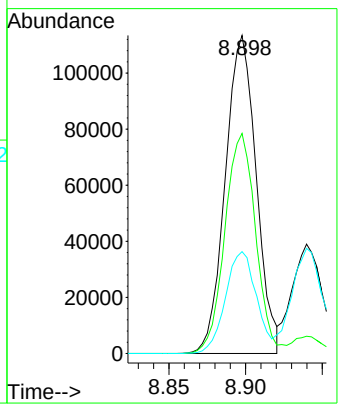

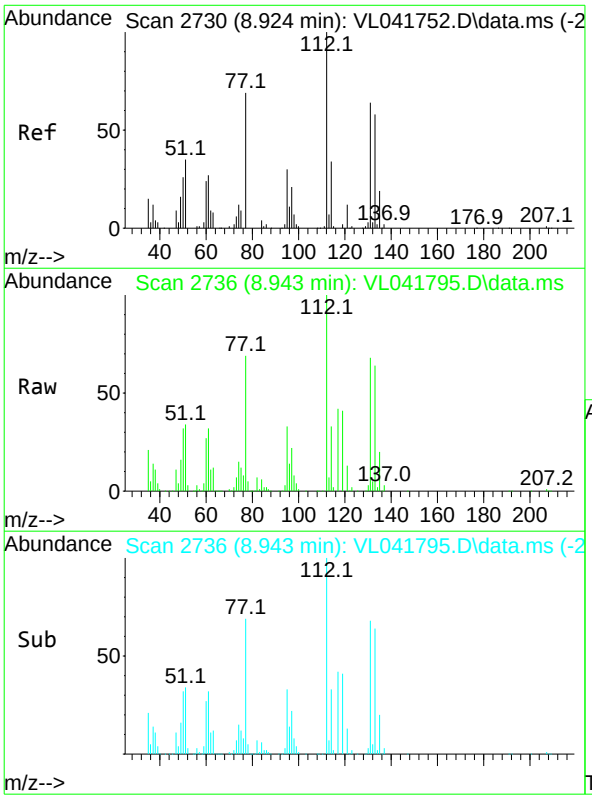

#56
1,1,1,2-Tetrachloroethane
Concen: 10.202 ppbv
RT: 8.943 min Scan# 2736
Delta R.T. 0.019 min
Lab File: VL041795.D
Acq: 18 Dec 2024 16:06

Tgt Ion:131 Resp: 86262

Ion	Ratio	Lower	Upper
131	100		
133	96.4	76.8	115.2
119	61.2	49.0	73.6

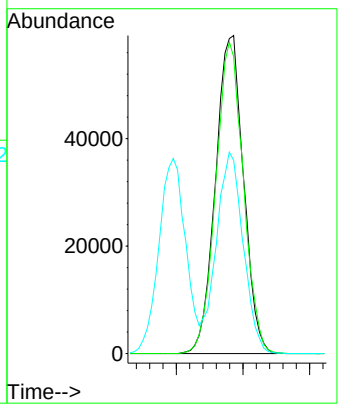

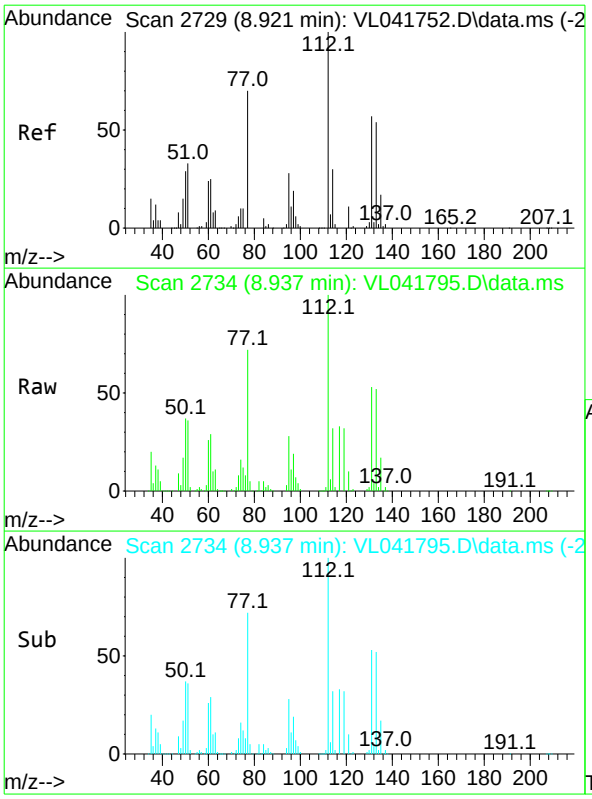

#57
Chlorobenzene
Concen: 9.415 ppbv
RT: 8.937 min Scan# 27
Delta R.T. 0.016 min
Lab File: VL041795.D
Acq: 18 Dec 2024 16:06

Instrument :
MSVOA_L
ClientSampleId :
VL1218ABS01

Tgt Ion:112 Resp: 153659

Ion	Ratio	Lower	Upper
112	100		
77	71.6	57.4	86.0
114	32.2	27.4	33.4

Manual Integrations
APPROVED

Reviewed By :Semsettin Yesilyurt 12/19/2024
Supervised By :Mahesh Dadoda 12/19/2024

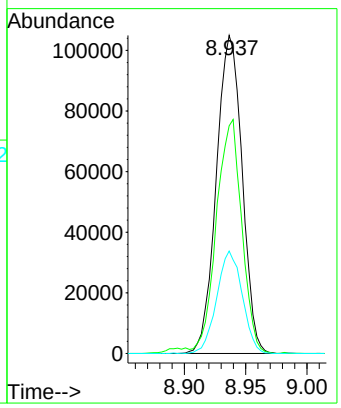

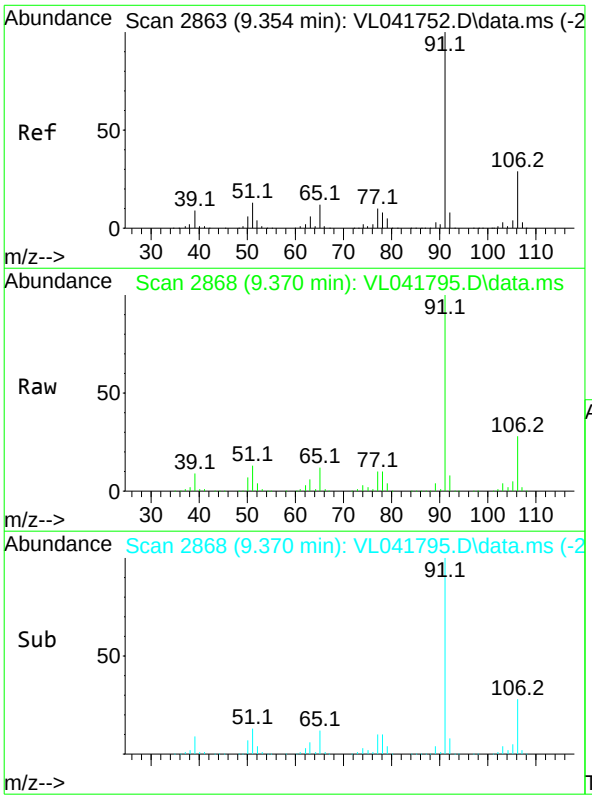

#58
Ethyl Benzene
Concen: 9.326 ppbv
RT: 9.370 min Scan# 2868
Delta R.T. 0.016 min
Lab File: VL041795.D
Acq: 18 Dec 2024 16:06

Tgt Ion: 91 Resp: 267795

Ion	Ratio	Lower	Upper
91	100		
106	28.4	23.5	35.3

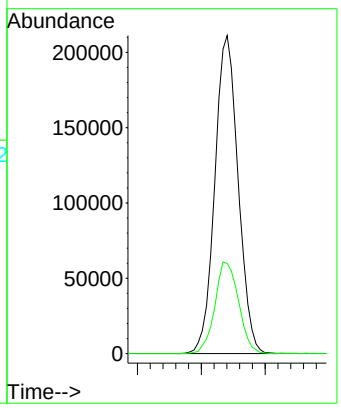

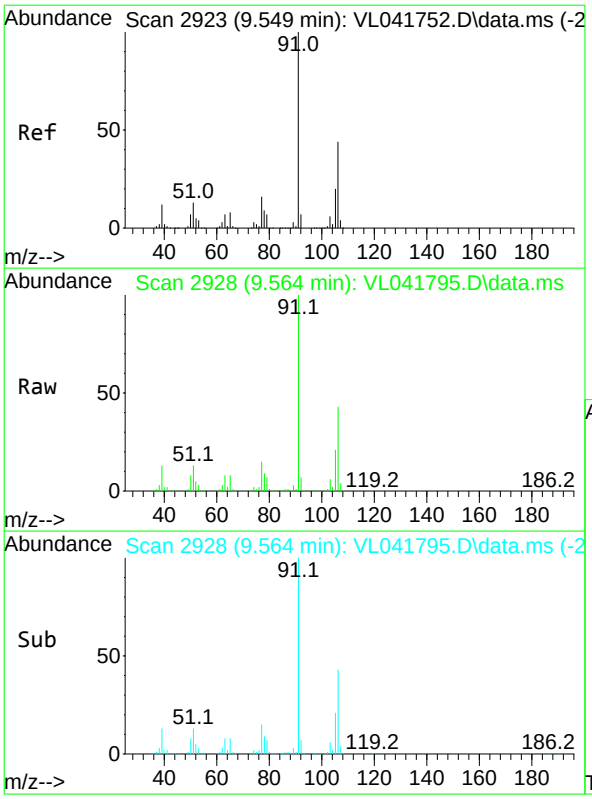

#59
m/p-Xylene
Concen: 19.747 ppbv m
RT: 9.564 min Scan# 29
Delta R.T. 0.016 min
Lab File: VL041795.D
Acq: 18 Dec 2024 16:06

Tgt Ion: 91 Resp: 455916

Ion	Ratio	Lower	Upper
91	100		
106	45.0	0.0	0.0#

Instrument :
MSVOA_L
ClientSampleId :
VL1218ABS01

Manual Integrations
APPROVED

Reviewed By :Semsettin Yesilyurt 12/19/2024
Supervised By :Mahesh Dadoda 12/19/2024

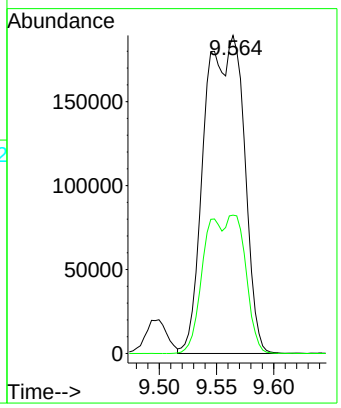

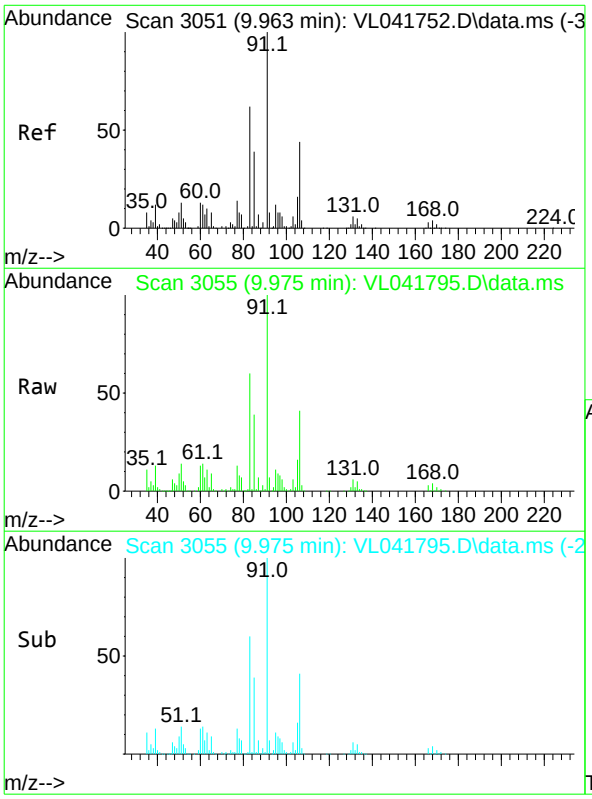

#60
o-Xylene
Concen: 9.930 ppbv
RT: 9.975 min Scan# 3055
Delta R.T. 0.013 min
Lab File: VL041795.D
Acq: 18 Dec 2024 16:06

Tgt Ion: 91 Resp: 229919

Ion	Ratio	Lower	Upper
91	100		
106	42.5	21.1	63.4

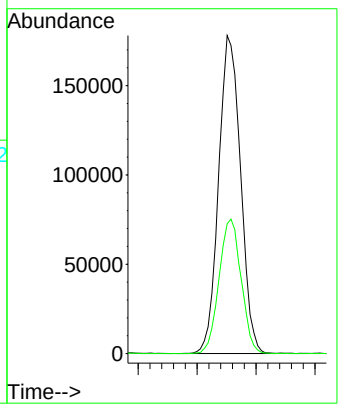

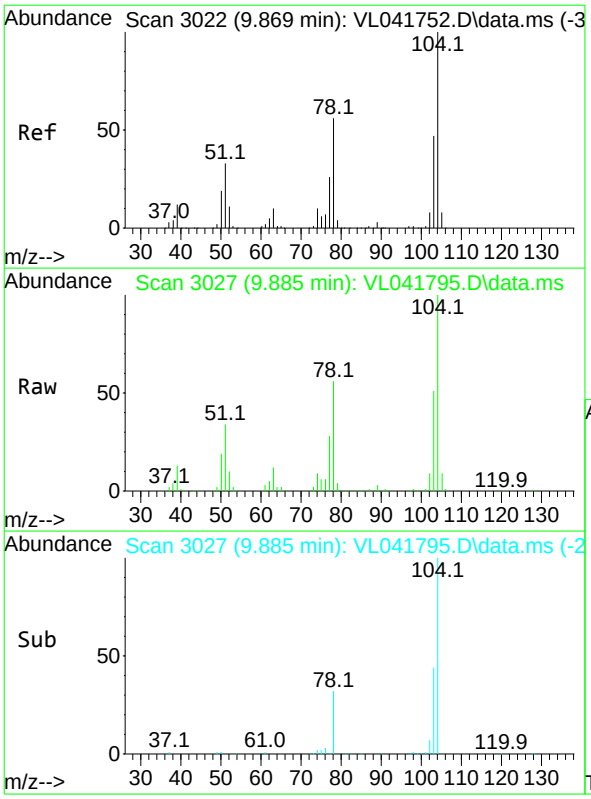

#61
Styrene
Concen: 9.543 ppbv
RT: 9.885 min Scan# 30
Delta R.T. 0.016 min
Lab File: VL041795.D
Acq: 18 Dec 2024 16:06

Tgt Ion:104 Resp: 95536

Ion	Ratio	Lower	Upper
104	100		
78	54.4	43.8	65.6
103	47.1	37.8	56.6

Instrument :
MSVOA_L
ClientSampleId :
VL1218ABS01

Manual Integrations
APPROVED

Reviewed By :Semsettin Yesilyurt 12/19/2024
Supervised By :Mahesh Dadoda 12/19/2024

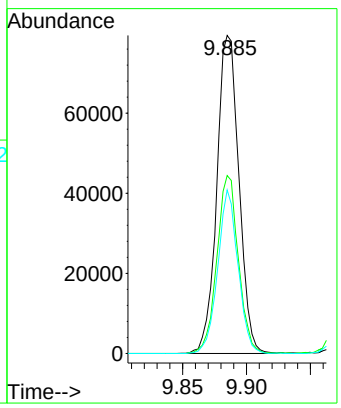

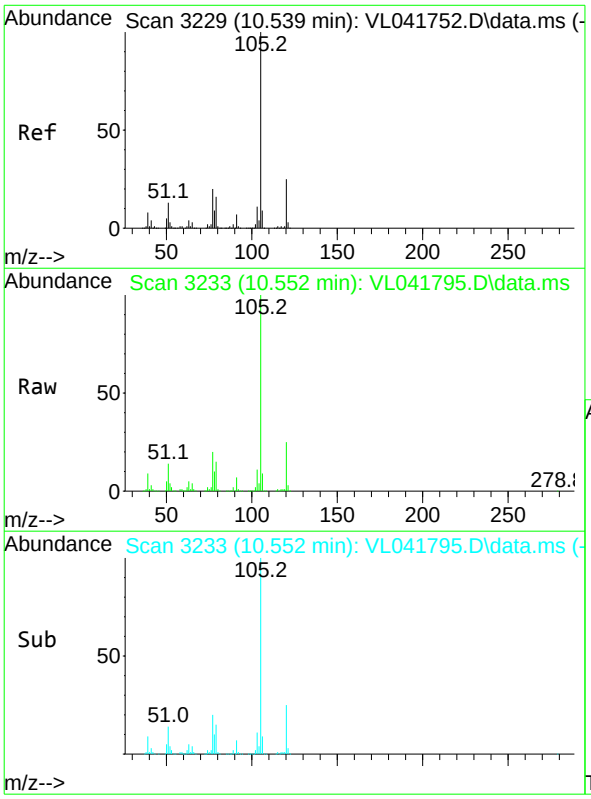

#62
Isopropylbenzene
Concen: 9.762 ppbv
RT: 10.552 min Scan# 3233
Delta R.T. 0.013 min
Lab File: VL041795.D
Acq: 18 Dec 2024 16:06

Tgt Ion:105 Resp: 339599

Ion	Ratio	Lower	Upper
105	100		
120	24.9	19.8	29.8

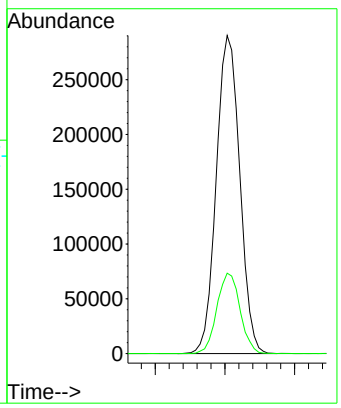

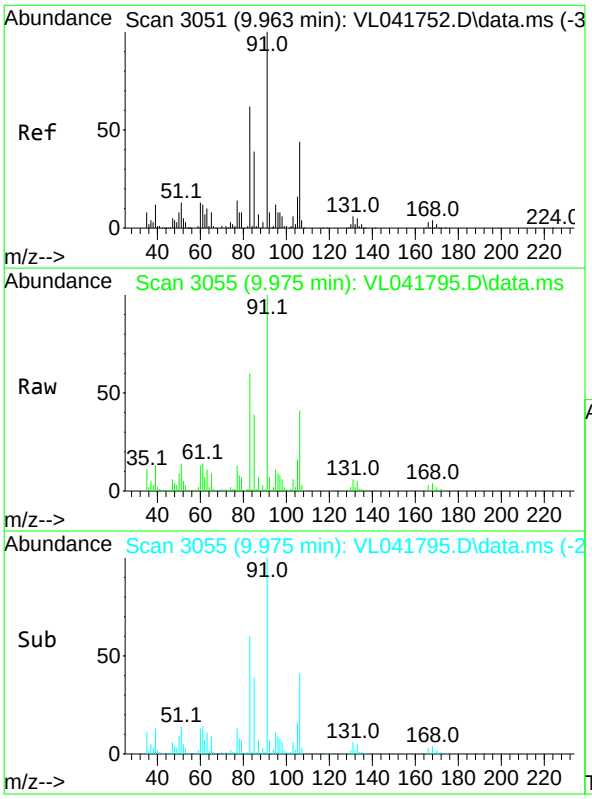

#63
1,1,2,2-Tetrachloroethane
Concen: 9.817 ppbv
RT: 9.975 min Scan# 30
Delta R.T. 0.013 min
Lab File: VL041795.D
Acq: 18 Dec 2024 16:06

Instrument :
MSVOA_L
ClientSampleId :
VL1218ABS01

Tgt Ion: 83 Resp: 142272

Ion	Ratio	Lower	Upper
83	100		
131	9.8	4.9	14.7
85	64.1	32.0	96.2

Manual Integrations
APPROVED

Reviewed By :Semsettin Yesilyurt 12/19/2024
Supervised By :Mahesh Dadoda 12/19/2024

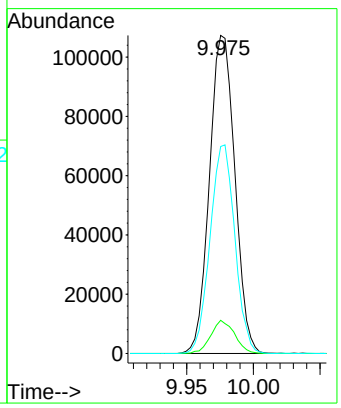

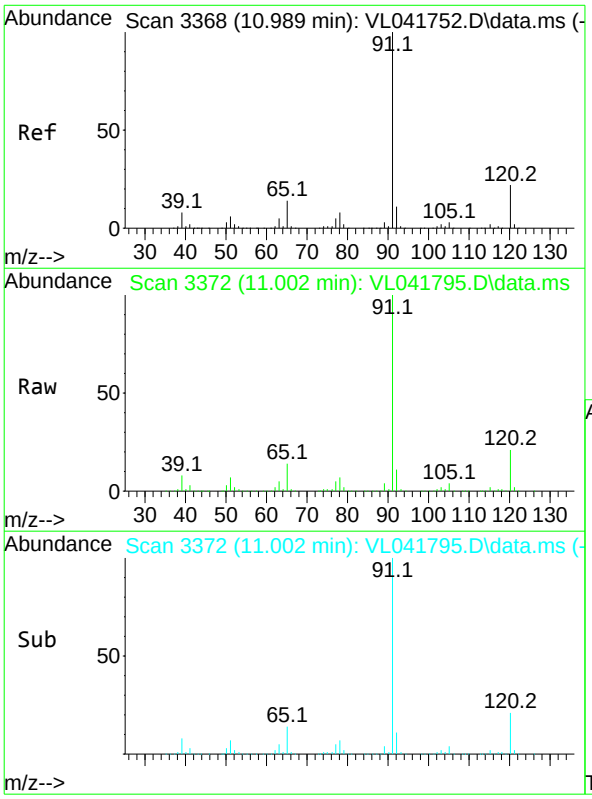

#64
n-propylbenzene
Concen: 9.880 ppbv
RT: 11.002 min Scan# 3372
Delta R.T. 0.013 min
Lab File: VL041795.D
Acq: 18 Dec 2024 16:06

Tgt Ion:120 Resp: 86896

Ion	Ratio	Lower	Upper
120	100		
91	493.0	387.3	580.9

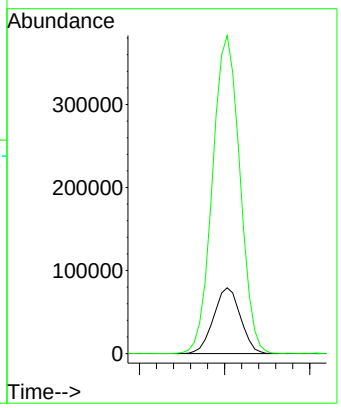

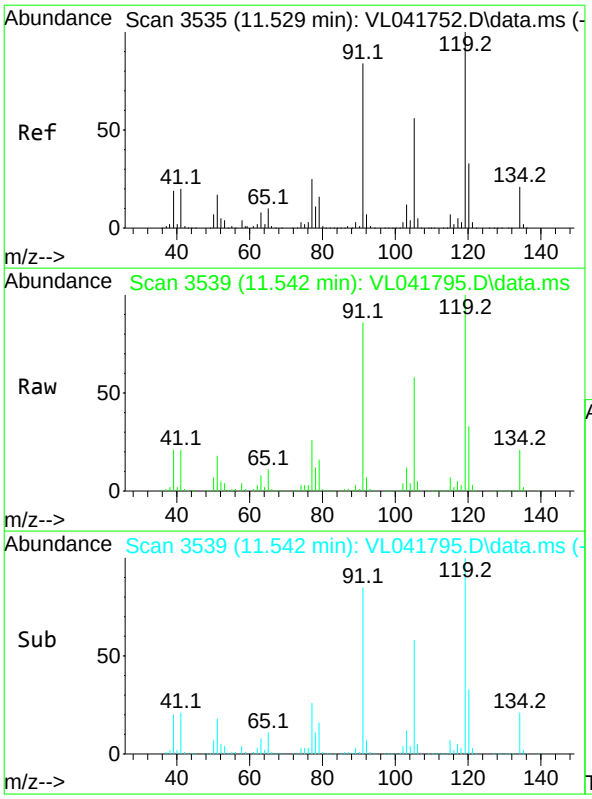

#65
tert-Butylbenzene
Concen: 9.808 ppbv
RT: 11.542 min Scan# 35
Delta R.T. 0.013 min
Lab File: VL041795.D
Acq: 18 Dec 2024 16:06

Tgt Ion:119 Resp: 307835

Ion	Ratio	Lower	Upper
119	100		
91	87.3	67.0	100.4
134	20.4	16.5	24.7

Instrument :
MSVOA_L
ClientSampleId :
VL1218ABS01

Manual Integrations
APPROVED

Reviewed By :Semsettin Yesilyurt 12/19/2024
Supervised By :Mahesh Dadoda 12/19/2024

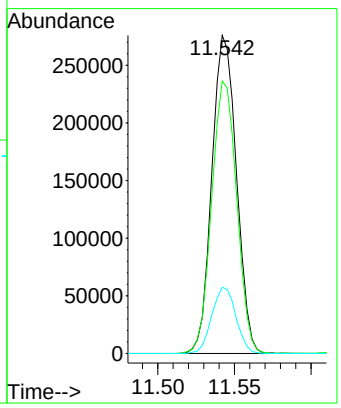

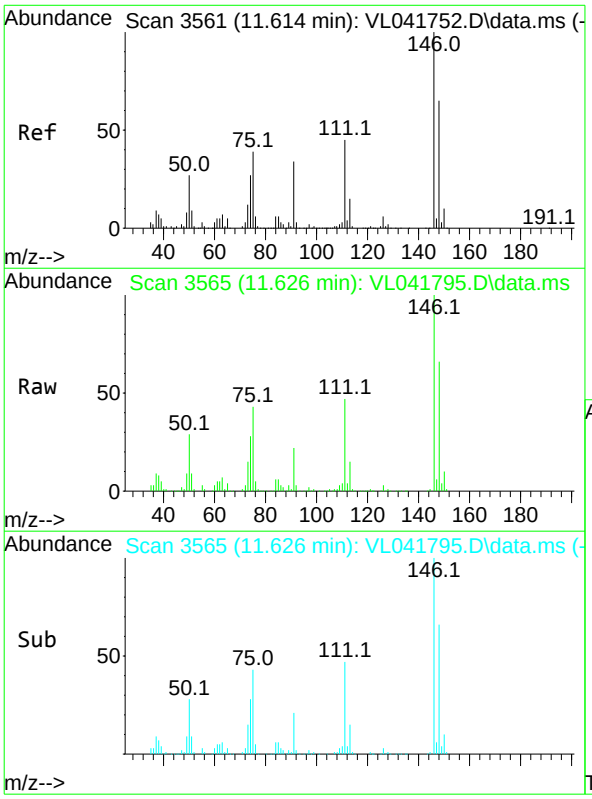

#66
Benzyl Chloride
Concen: 7.936 ppbv
RT: 11.626 min Scan# 3565
Delta R.T. 0.013 min
Lab File: VL041795.D
Acq: 18 Dec 2024 16:06

Tgt Ion: 91 Resp: 21939

Ion	Ratio	Lower	Upper
91	100		
126	15.7	13.9	20.9
128	5.1	4.4	6.6

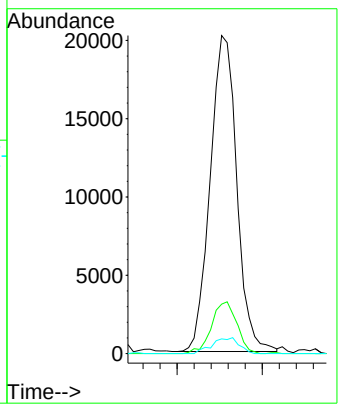

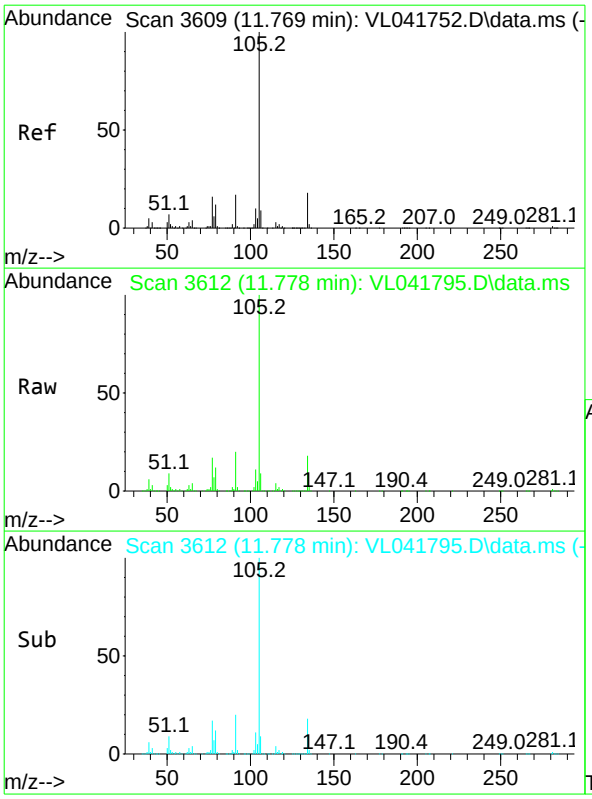

#67
sec-Butylbenzene
Concen: 10.167 ppbv
RT: 11.778 min Scan# 36
Delta R.T. 0.009 min
Lab File: VL041795.D
Acq: 18 Dec 2024 16:06

Tgt Ion:105 Resp: 441578

Ion	Ratio	Lower	Upper
105	100		
134	17.6	14.5	21.7

Instrument :
MSVOA_L
ClientSampleId :
VL1218ABS01

Manual Integrations
APPROVED

Reviewed By :Semsettin Yesilyurt 12/19/2024
Supervised By :Mahesh Dadoda 12/19/2024

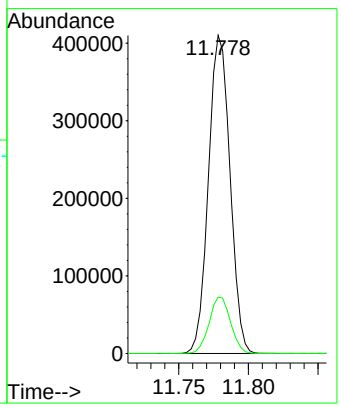

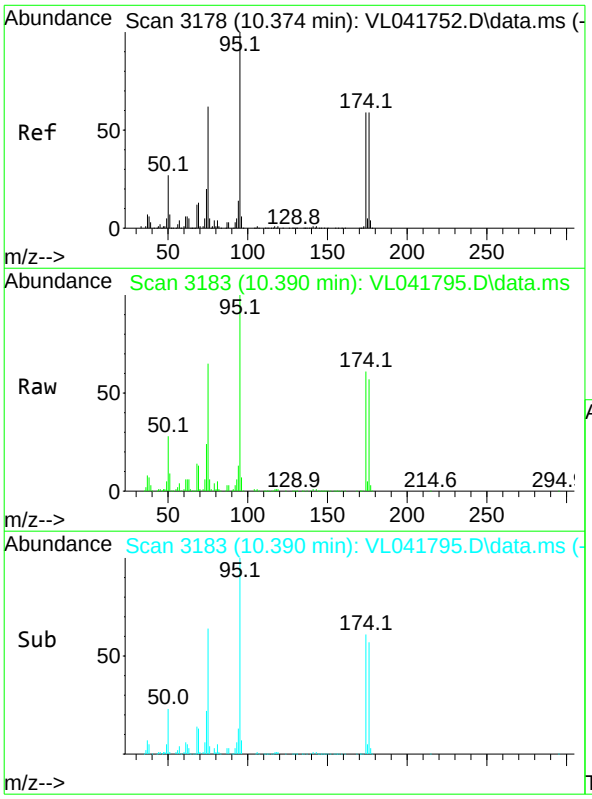

#68
1-Bromo-4-Fluorobenzene
Concen: 10.825 ppbv
RT: 10.390 min Scan# 3183
Delta R.T. 0.016 min
Lab File: VL041795.D
Acq: 18 Dec 2024 16:06

Tgt Ion: 95 Resp: 143879

Ion	Ratio	Lower	Upper
95	100		
174	57.9	47.6	71.4
175	4.6	3.7	5.5

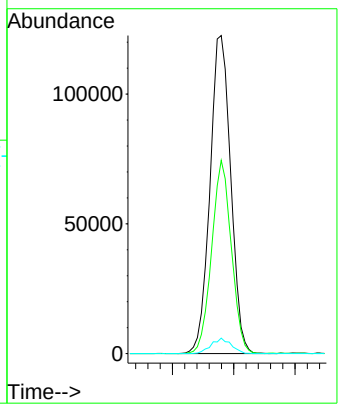

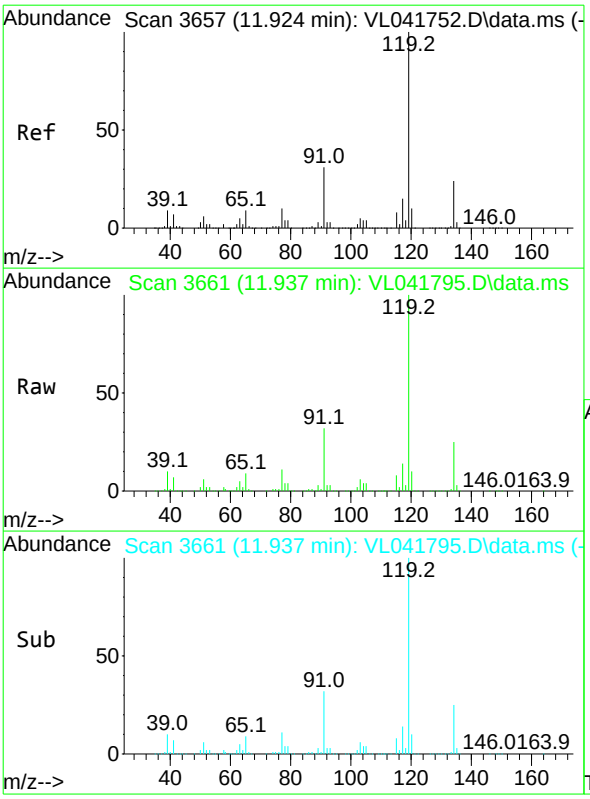

#69
p-Isopropyltoluene
Concen: 10.229 ppbv
RT: 11.937 min Scan# 36
Delta R.T. 0.013 min
Lab File: VL041795.D
Acq: 18 Dec 2024 16:06

Tgt Ion:119 Resp: 366111

Ion	Ratio	Lower	Upper
119	100		
134	24.7	19.6	29.4
91	31.3	24.4	36.6

Instrument :
MSVOA_L
ClientSampleId :
VL1218ABS01

Manual Integrations
APPROVED

Reviewed By :Semsettin Yesilyurt 12/19/2024
Supervised By :Mahesh Dadoda 12/19/2024

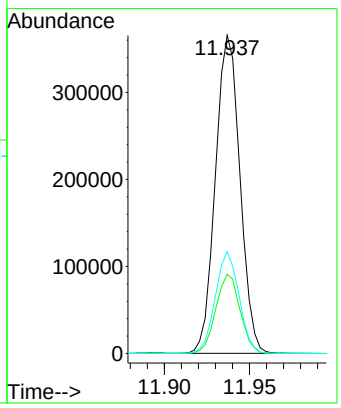

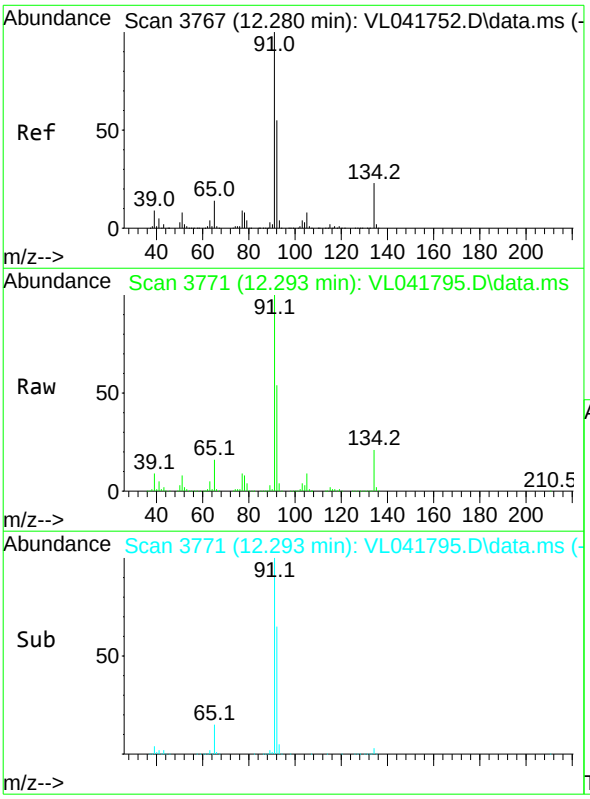

#70
n-Butylbenzene
Concen: 10.597 ppbv
RT: 12.293 min Scan# 3771
Delta R.T. 0.013 min
Lab File: VL041795.D
Acq: 18 Dec 2024 16:06

Tgt Ion: 91 Resp: 366451

Ion	Ratio	Lower	Upper
91	100		
92	52.8	43.2	64.8
134	22.0	18.2	27.4

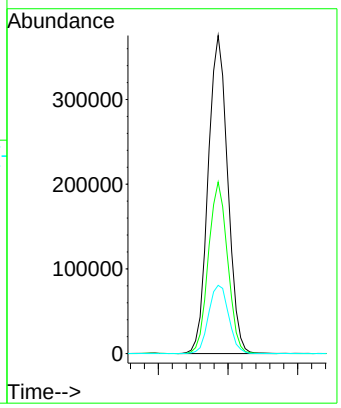

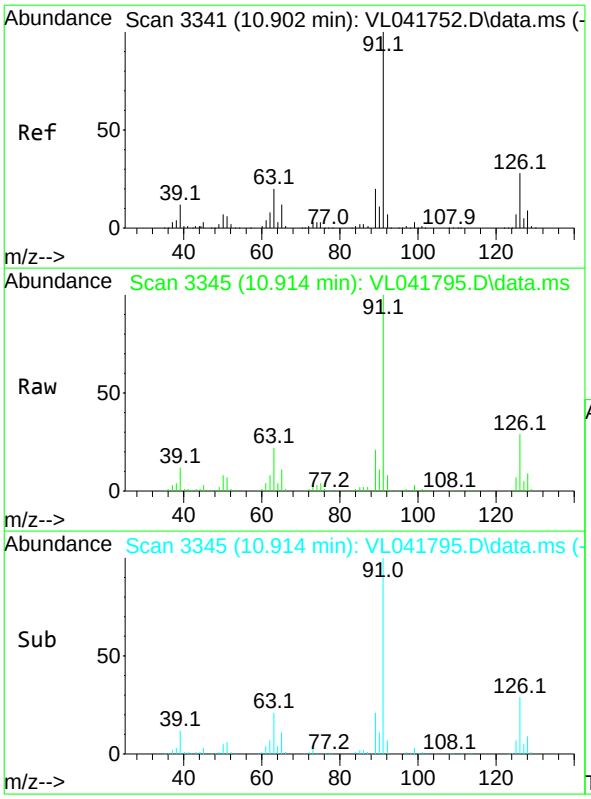

#71
2-Chlorotoluene
Concen: 9.622 ppbv
RT: 10.914 min Scan# 33
Delta R.T. 0.013 min
Lab File: VL041795.D
Acq: 18 Dec 2024 16:06

Tgt Ion: 91 Resp: 255490

Ion	Ratio	Lower	Upper
91	100		
126	28.7	11.6	46.4

Instrument :
MSVOA_L
ClientSampleId :
VL1218ABS01

Manual Integrations APPROVED

Reviewed By :Semsettin Yesilyurt 12/19/2024
Supervised By :Mahesh Dadoda 12/19/2024

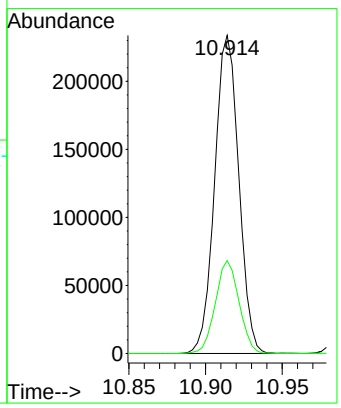

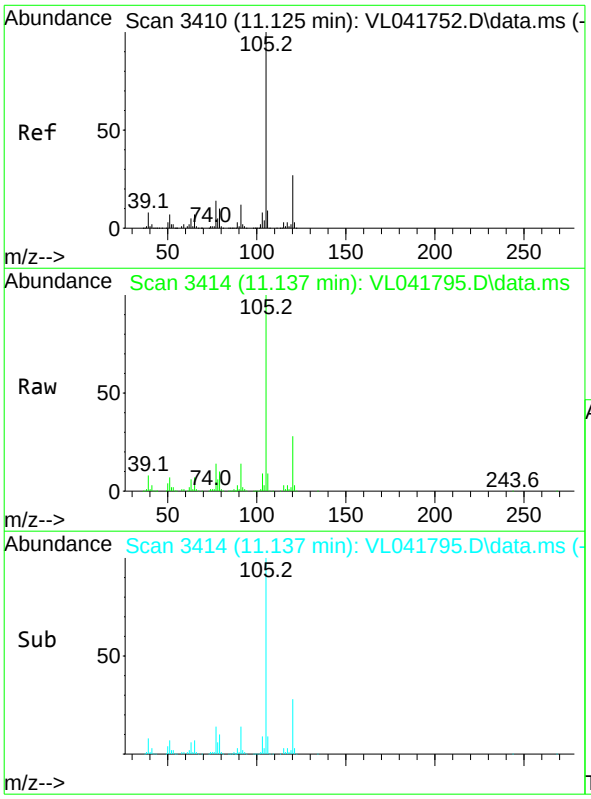

#72
4-Ethyltoluene
Concen: 10.137 ppbv
RT: 11.137 min Scan# 3414
Delta R.T. 0.013 min
Lab File: VL041795.D
Acq: 18 Dec 2024 16:06

Tgt Ion:105 Resp: 277025

Ion	Ratio	Lower	Upper
105	100		
120	29.1	23.3	34.9
91	14.4	10.9	16.3
77	14.8	11.6	17.4

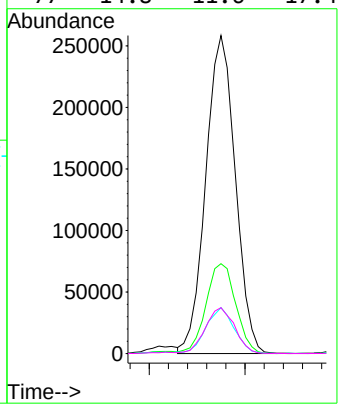

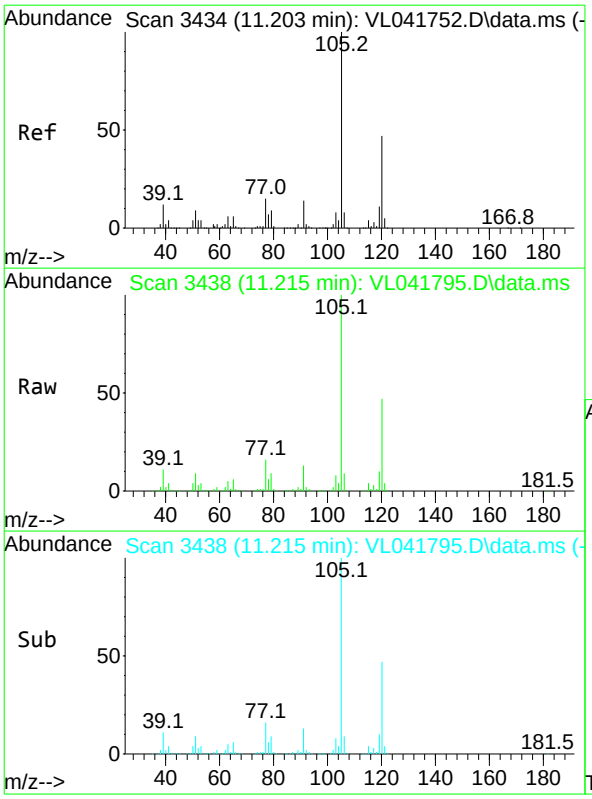

#73
1,3,5-Trimethylbenzene
Concen: 10.613 ppbv
RT: 11.215 min Scan# 34
Delta R.T. 0.013 min
Lab File: VL041795.D
Acq: 18 Dec 2024 16:06

Tgt Ion:105 Resp: 240648

Ion	Ratio	Lower	Upper
105	100		
120	46.8	37.4	56.2

Instrument :
MSVOA_L
ClientSampleId :
VL1218ABS01

Manual Integrations
APPROVED

Reviewed By :Semsettin Yesilyurt 12/19/2024
Supervised By :Mahesh Dadoda 12/19/2024

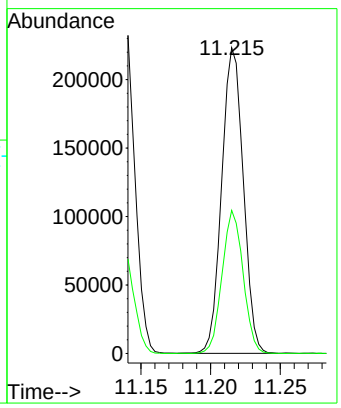

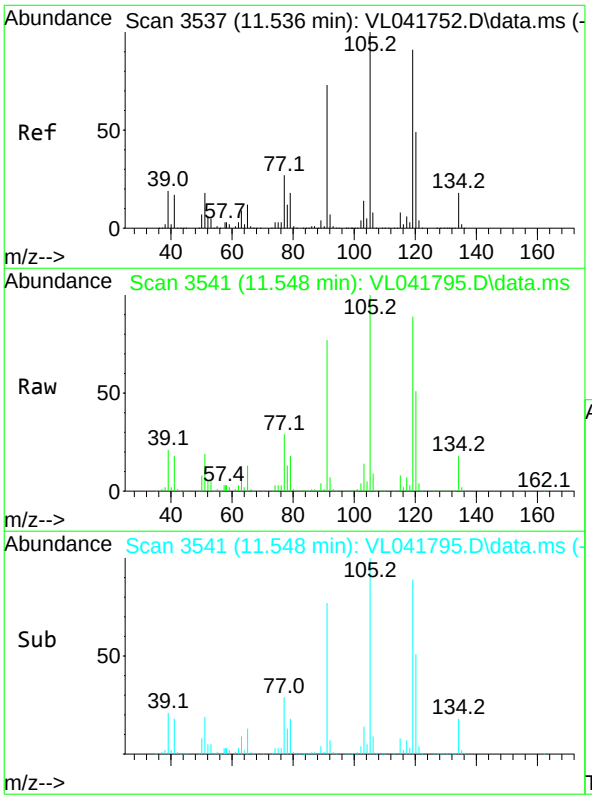

#74
1,2,4-Trimethylbenzene
Concen: 10.679 ppbv
RT: 11.548 min Scan# 3541
Delta R.T. 0.013 min
Lab File: VL041795.D
Acq: 18 Dec 2024 16:06

Tgt Ion:105 Resp: 260378

Ion	Ratio	Lower	Upper
105	100		
120	51.5	39.0	58.4
91	76.7	58.1	87.1
77	29.4	21.8	32.8

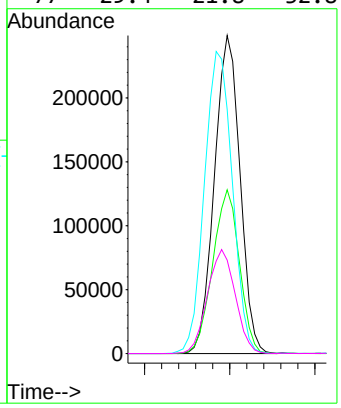

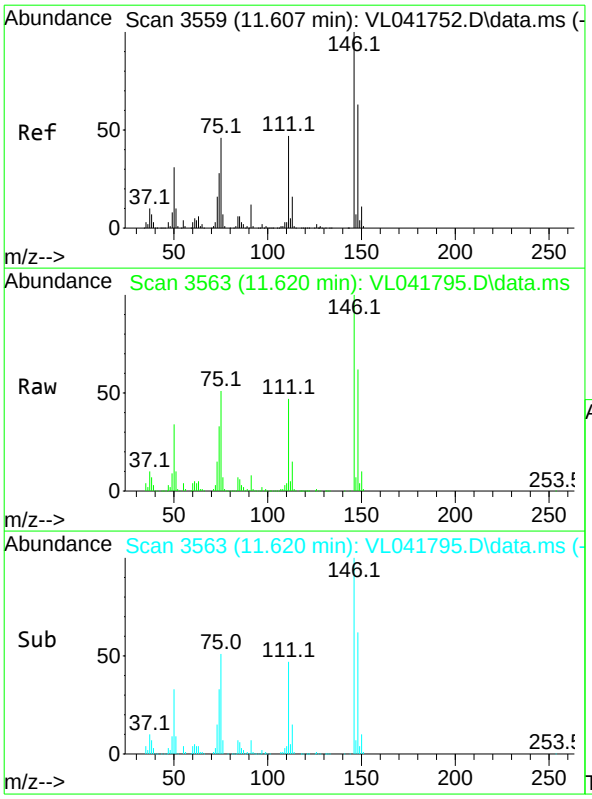

#75
1,3-Dichlorobenzene
Concen: 9.809 ppbv
RT: 11.620 min Scan# 35
Delta R.T. 0.013 min
Lab File: VL041795.D
Acq: 18 Dec 2024 16:06

Instrument :
MSVOA_L
ClientSampleId :
VL1218ABS01

Tgt Ion:146 Resp: 152493

Ion	Ratio	Lower	Upper
146	100		
111	48.7	23.4	70.3
148	64.1	31.6	95.0

Manual Integrations
APPROVED

Reviewed By :Semsettin Yesilyurt 12/19/2024
Supervised By :Mahesh Dadoda 12/19/2024

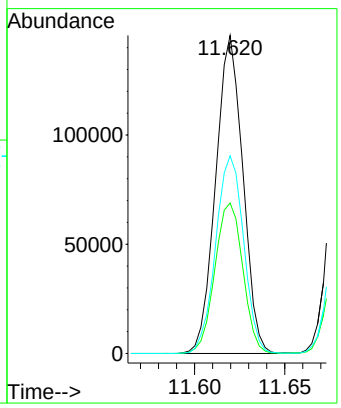

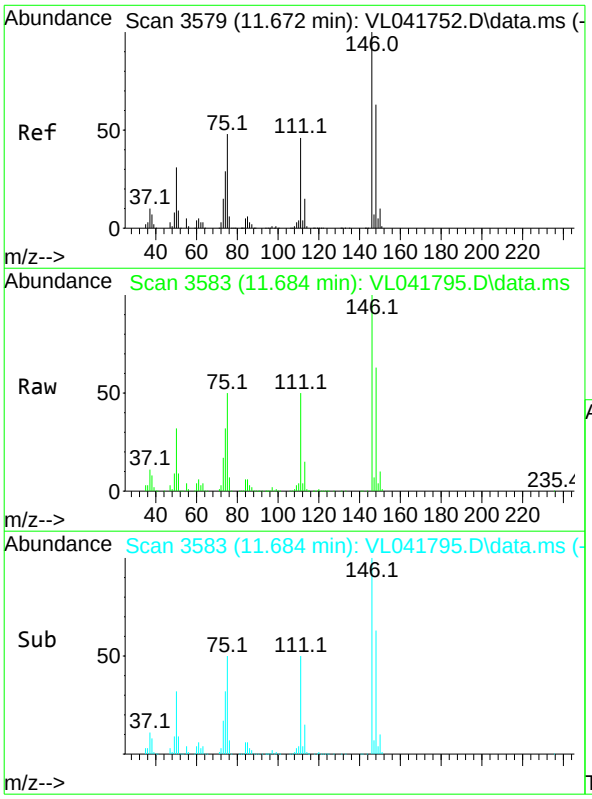

#76
1,4-Dichlorobenzene
Concen: 9.926 ppbv
RT: 11.684 min Scan# 3583
Delta R.T. 0.013 min
Lab File: VL041795.D
Acq: 18 Dec 2024 16:06

Tgt Ion:146 Resp: 152432

Ion	Ratio	Lower	Upper
146	100		
111	47.8	22.7	68.1
148	64.5	31.4	94.0

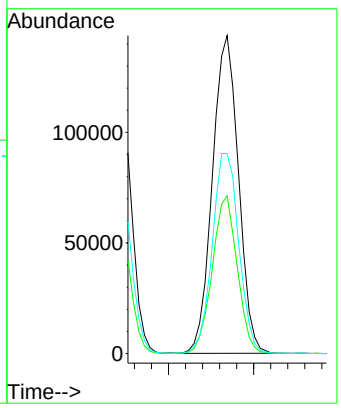

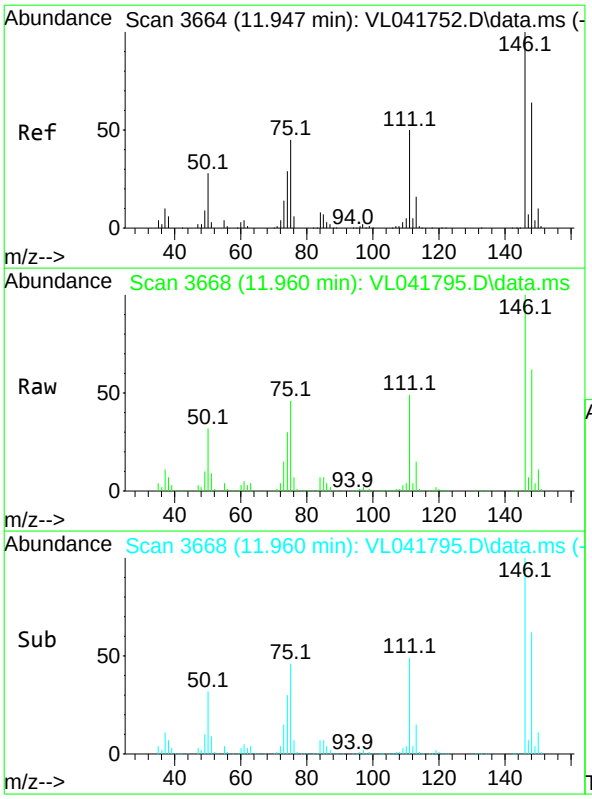

#77
1,2-Dichlorobenzene
Concen: 9.922 ppbv
RT: 11.960 min Scan# 36
Delta R.T. 0.013 min
Lab File: VL041795.D
Acq: 18 Dec 2024 16:06

Tgt Ion:146 Resp: 148412

Ion	Ratio	Lower	Upper
146	100		
111	50.0	24.8	74.3
148	62.8	31.8	95.4

Instrument :
MSVOA_L
ClientSampleId :
VL1218ABS01

Manual Integrations
APPROVED

Reviewed By :Semsettin Yesilyurt 12/19/2024
Supervised By :Mahesh Dadoda 12/19/2024

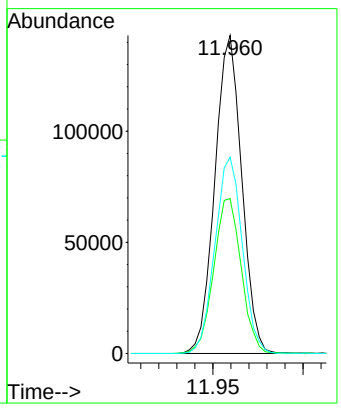

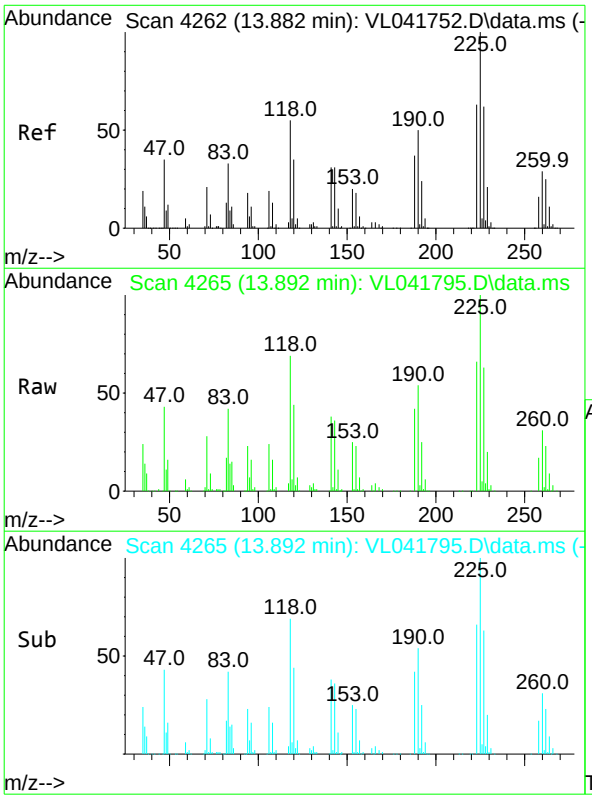

#78
Hexachloro-1,3-Butadiene
Concen: 7.987 ppbv
RT: 13.892 min Scan# 4265
Delta R.T. 0.009 min
Lab File: VL041795.D
Acq: 18 Dec 2024 16:06

Tgt Ion:225 Resp: 88582

Ion	Ratio	Lower	Upper
225	100		
223	62.9	50.5	75.7
227	63.3	50.3	75.5

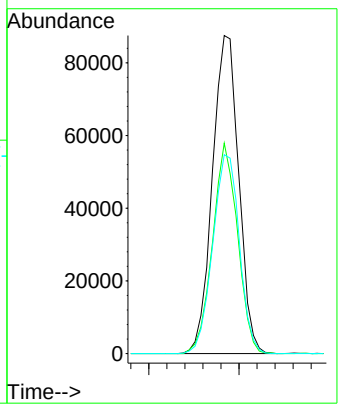

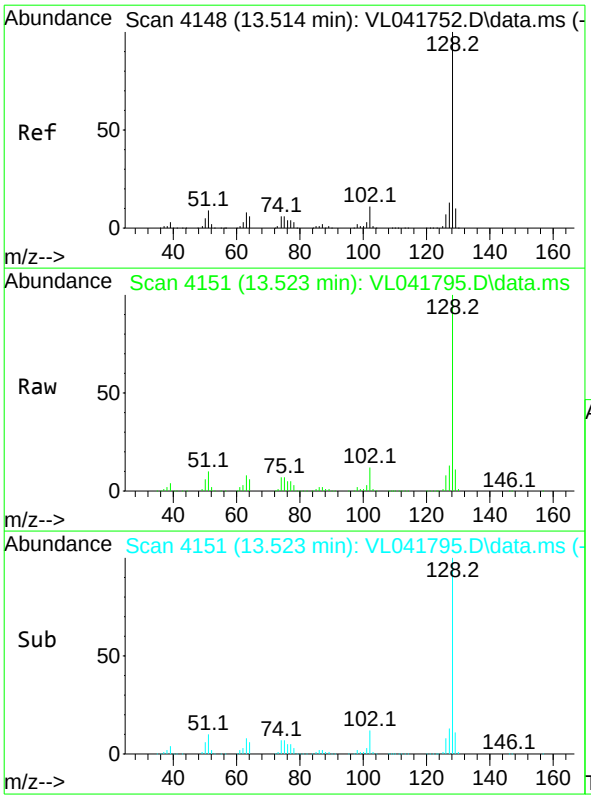

#79
Naphthalene
Concen: 11.154 ppbv
RT: 13.523 min Scan# 41
Delta R.T. 0.009 min
Lab File: VL041795.D
Acq: 18 Dec 2024 16:06

Tgt Ion:128 Resp: 189506

Ion	Ratio	Lower	Upper
128	100		
127	13.3	10.7	16.1
129	10.6	8.2	12.4

Instrument :
MSVOA_L
ClientSampleId :
VL1218ABS01

Manual Integrations
APPROVED

Reviewed By :Semsettin Yesilyurt 12/19/2024
Supervised By :Mahesh Dadoda 12/19/2024

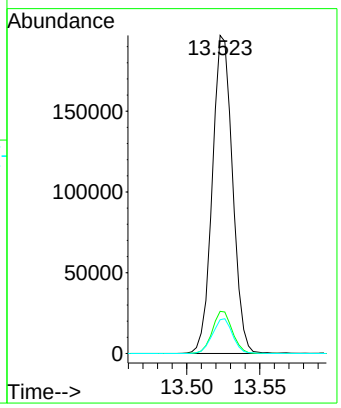

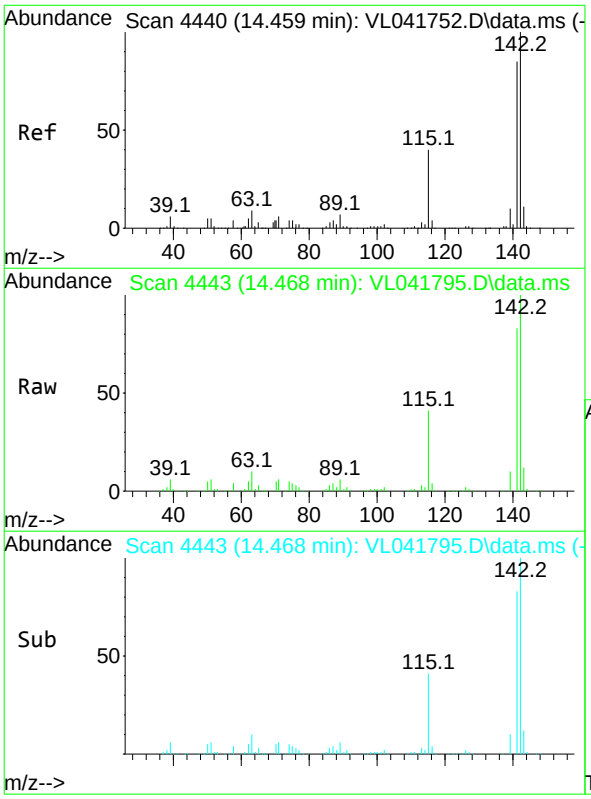

#80
Naphthalene,2-methyl-
Concen: 15.634 ppbv
RT: 14.468 min Scan# 4443
Delta R.T. 0.009 min
Lab File: VL041795.D
Acq: 18 Dec 2024 16:06

Tgt Ion:142 Resp: 82155

Ion	Ratio	Lower	Upper
142	100		
141	82.5	68.4	102.6
115	43.2	32.5	48.7

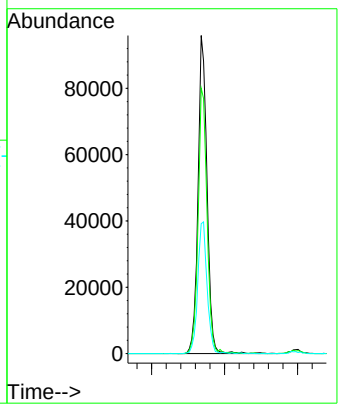

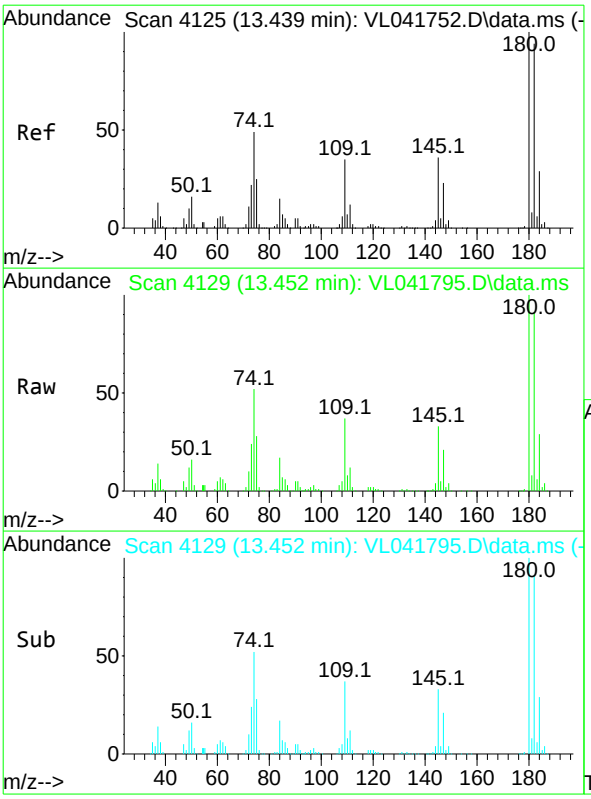

#81
1,2,4-Trichlorobenzene
Concen: 9.592 ppbv
RT: 13.452 min Scan# 41
Delta R.T. 0.013 min
Lab File: VL041795.D
Acq: 18 Dec 2024 16:06

Tgt Ion:180 Resp: 89052

Ion	Ratio	Lower	Upper
180	100		
182	95.5	77.0	115.6
184	29.8	23.8	35.8

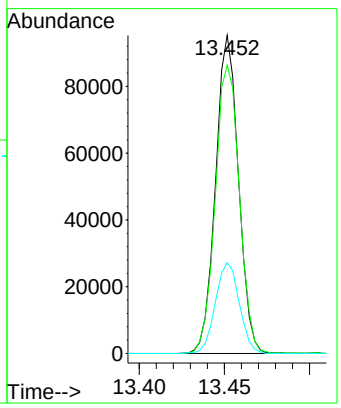

Instrument :
MSVOA_L
ClientSampleId :
VL1218ABS01

Manual Integrations
APPROVED

Reviewed By :Semsettin Yesilyurt 12/19/2024
Supervised By :Mahesh Dadoda 12/19/2024

284 Sheffield Street, Mountainside, New Jersey 07092, Phone : 908 789 8900,
Fax : 908 789 8922

Report of Analysis

Client:	Tetra Tech, EMI	Date Collected:	
Project:	R36719	Date Received:	
Client Sample ID:	VL1219ABS01	SDG No.:	P5296
Lab Sample ID:	VL1219ABS01	Matrix:	Air
Analytical Method:	TO-15	Test:	TO-15
Sample Wt/Vol:	400 Units: mL		

File ID/Qc Batch:	Dilution:	Prep Date	Date Analyzed	Prep Batch ID
VL041820.D	1		12/19/24 14:49	VL121924

CAS Number	Parameter	Conc. ppbv	Conc. ug/M3	Qualifier	MDL	LOQ / CRQL	Units
TARGETS							
75-71-8	Dichlorodifluoromethane	7.60	37.6		1.04	2.47	ug/m3
74-87-3	Chloromethane	9.60	19.8		0.21	1.03	ug/m3
75-01-4	Vinyl Chloride	8.70	22.2		0.030	0.080	ug/m3
74-83-9	Bromomethane	8.50	33.0		0.54	1.94	ug/m3
75-00-3	Chloroethane	9.10	24.0		0.45	1.32	ug/m3
109-99-9	Tetrahydrofuran	9.10	26.8		0.38	1.47	ug/m3
75-69-4	Trichlorofluoromethane	9.00	50.6		0.90	2.81	ug/m3
76-13-1	1,1,2-Trichlorotrifluoroethane	8.70	66.7		1.23	3.83	ug/m3
76-14-2	Dichlorotetrafluoroethane	9.10	63.6		0.63	3.49	ug/m3
75-65-0	tert-Butyl alcohol	8.70	26.4		0.58	1.52	ug/m3
142-82-5	Heptane	8.60	35.2		0.45	2.05	ug/m3
75-35-4	1,1-Dichloroethene	8.70	34.5		0.56	1.98	ug/m3
67-64-1	Acetone	7.70	18.3		0.57	1.19	ug/m3
75-15-0	Carbon Disulfide	8.70	27.1		0.50	1.56	ug/m3
1634-04-4	Methyl tert-Butyl Ether	7.50	27.0		0.43	1.80	ug/m3
75-09-2	Methylene Chloride	8.60	29.9		0.66	1.74	ug/m3
156-60-5	trans-1,2-Dichloroethene	8.40	33.3		0.75	1.98	ug/m3
75-34-3	1,1-Dichloroethane	9.10	36.8		0.53	2.02	ug/m3
110-82-7	Cyclohexane	8.10	27.9		0.76	1.72	ug/m3
78-93-3	2-Butanone	9.50	28.0		0.35	1.47	ug/m3
56-23-5	Carbon Tetrachloride	10.9	68.6		0.060	0.19	ug/m3
156-59-2	cis-1,2-Dichloroethene	8.20	32.5		0.36	1.98	ug/m3
67-66-3	Chloroform	9.20	44.9		0.39	2.44	ug/m3
71-55-6	1,1,1-Trichloroethane	8.70	47.5		0.050	0.16	ug/m3
540-84-1	2,2,4-Trimethylpentane	9.70	45.3		0.47	2.34	ug/m3
71-43-2	Benzene	9.40	30.0		0.29	1.60	ug/m3
107-06-2	1,2-Dichloroethane	9.90	40.1		0.36	2.02	ug/m3
79-01-6	Trichloroethene	8.30	44.6		0.11	0.16	ug/m3
78-87-5	1,2-Dichloropropane	9.40	43.4		0.51	2.31	ug/m3
75-27-4	Bromodichloromethane	10.5	70.3		0.54	3.35	ug/m3
108-10-1	4-Methyl-2-Pentanone	9.60	39.3		0.37	2.05	ug/m3
108-88-3	Toluene	8.80	33.2		0.41	1.88	ug/m3
10061-02-6	t-1,3-Dichloropropene	8.40	38.1		0.27	2.27	ug/m3
10061-01-5	cis-1,3-Dichloropropene	8.80	40.0		0.27	2.27	ug/m3
79-00-5	1,1,2-Trichloroethane	9.50	51.8		0.38	2.73	ug/m3

284 Sheffield Street, Mountainside, New Jersey 07092, Phone : 908 789 8900,
Fax : 908 789 8922

Report of Analysis

Client:	Tetra Tech, EMI	Date Collected:	
Project:	R36719	Date Received:	
Client Sample ID:	VL1219ABS01	SDG No.:	P5296
Lab Sample ID:	VL1219ABS01	Matrix:	Air
Analytical Method:	TO-15	Test:	TO-15
Sample Wt/Vol:	400 Units: mL		

File ID/Qc Batch:	Dilution:	Prep Date	Date Analyzed	Prep Batch ID
VL041820.D	1		12/19/24 14:49	VL121924

CAS Number	Parameter	Conc. ppbv	Conc. ug/M3	Qualifier	MDL	LOQ / CRQL	Units
124-48-1	Dibromochloromethane	10.4	88.6		0.60	4.26	ug/m3
106-93-4	1,2-Dibromoethane	9.50	73.0		0.54	0.77	ug/m3
127-18-4	Tetrachloroethene	8.20	55.6		0.14	0.20	ug/m3
108-90-7	Chlorobenzene	9.80	45.1		0.37	2.30	ug/m3
100-41-4	Ethyl Benzene	9.60	41.7		0.52	2.17	ug/m3
179601-23-1	m/p-Xylene	20.5	89.0		0.91	4.34	ug/m3
95-47-6	o-Xylene	10.2	44.3		0.52	2.17	ug/m3
100-42-5	Styrene	9.90	42.1		0.47	2.13	ug/m3
75-25-2	Bromoform	10.4	108		0.62	5.17	ug/m3
79-34-5	1,1,2,2-Tetrachloroethane	10.7	73.5		0.070	0.21	ug/m3
95-49-8	2-Chlorotoluene	9.90	51.3		0.57	2.59	ug/m3
108-67-8	1,3,5-Trimethylbenzene	11.0	54.1		0.54	2.46	ug/m3
95-63-6	1,2,4-Trimethylbenzene	11.1	54.6		0.39	2.46	ug/m3
541-73-1	1,3-Dichlorobenzene	10.3	61.9		0.48	3.01	ug/m3
106-46-7	1,4-Dichlorobenzene	10.3	61.9		0.30	3.01	ug/m3
95-50-1	1,2-Dichlorobenzene	10.2	61.3		0.48	3.01	ug/m3
120-82-1	1,2,4-Trichlorobenzene	9.50	70.5		0.67	3.71	ug/m3
87-68-3	Hexachloro-1,3-Butadiene	8.00	85.3		0.96	5.33	ug/m3
106-99-0	1,3-Butadiene	9.20	20.4		0.29	1.11	ug/m3
91-20-3	Naphthalene	11.2	58.7		0.42	0.52	ug/m3
622-96-8	4-Ethyltoluene	10.6	52.1		0.59	2.46	ug/m3
110-54-3	Hexane	8.60	30.3		0.39	1.76	ug/m3
107-05-1	Allyl Chloride	9.30	29.1		0.47	1.57	ug/m3
123-91-1	1,4-Dioxane	9.40	33.9		0.76	1.80	ug/m3
80-62-6	Methyl Methacrylate	9.20	37.7		0.37	2.05	ug/m3
SURROGATES							
460-00-4	1-Bromo-4-Fluorobenzene	10.4			65 - 135	104%	SPK: 10
INTERNAL STANDARDS							
74-97-5	Bromochloromethane	80800		2.787			
540-36-3	1,4-Difluorobenzene	196000		3.962			
3114-55-4	Chlorobenzene-d5	169000		8.885			

284 Sheffield Street, Mountainside, New Jersey 07092, Phone : 908 789 8900,
Fax : 908 789 8922

Report of Analysis

Client:	Tetra Tech, EMI	Date Collected:	
Project:	R36719	Date Received:	
Client Sample ID:	VL1219ABS01	SDG No.:	P5296
Lab Sample ID:	VL1219ABS01	Matrix:	Air
Analytical Method:	TO-15	Test:	TO-15
Sample Wt/Vol:	400 Units: mL		

File ID/Qc Batch:	Dilution:	Prep Date	Date Analyzed	Prep Batch ID
VL041820.D	1		12/19/24 14:49	VL121924

CAS Number	Parameter	Conc. ppbv	Conc. ug/M3	Qualifier	MDL	LOQ / CRQL	Units

U = Not Detected
RL = Reporting Limit
MDL = Method Detection Limit
E = Value Exceeds Calibration Range
D = Dilution

J = Estimated Value
B = Analyte Found in Associated Method Blank
N = Presumptive Evidence of a Compound
* = Values outside of QC limits
Q = indicates LCS control criteria did not meet requirements

Quantitation Report (QT Reviewed)

Data Path : Z:\voasrv\HPCHEM1\MSVOA_L\Data\VL121924\
Data File : VL041820.D
Acq On : 19 Dec 2024 14:49
Operator : SY/MD
Sample : VL1219ABS01
Misc : 400mL/MSVOA_L
ALS Vial : 1 Sample Multiplier: 1

Quant Time: Dec 20 01:43:52 2024
Quant Method : Z:\voasrv\HPCHEM1\MSVOA_L\methods\VL121624AIR.M
Quant Title : AIR ANALYSIS BY METHOD TO-15 Instrument: MSVOA_LFri Aug 2
QLast Update : Thu Dec 19 07:32:09 2024
Response via : Initial Calibration

Instrument :
MSVOA_L
ClientSampleId :
VL1219ABS01

Manual Integrations
APPROVED
Reviewed By :Semsettin Yesilyurt 12/20/2024
Supervised By :Mahesh Dadoda 12/20/2024

Compound	R.T.	QIon	Response	Conc	Units	Dev(Min)
Internal Standards						
1) Bromochloromethane	2.787	49	80796	10.000	ppbv	0.00
33) 1,4-Difluorobenzene	3.962	114	195963	10.000	ppbv	0.00
55) Chlorobenzene-d5	8.885	117	168530	10.000	ppbv	0.00
System Monitoring Compounds						
68) 1-Bromo-4-Fluorobenzene	10.380	95	146093	10.403	ppbv	0.00
Spiked Amount 10.000	Range 65 - 135		Recovery = 104.000%			
Target Compounds						Qvalue
2) Dichlorodifluoromethane	1.499	85	108662	7.558	ppbv	96
3) Chlorodifluoromethane	1.476	51	118722	9.010	ppbv	99
4) Chloromethane	1.534	50	54124	9.622	ppbv	98
5) Vinyl Chloride	1.580	62	49185	8.679	ppbv	99
6) Bromomethane	1.667	94	22812	8.530	ppbv	97
7) Chloroethane	1.706	64	19927	9.052	ppbv	92
8) Dichlorotetrafluoroethane	1.554	85	116539	9.057	ppbv	94
9) Propene	1.483	41	42133	7.377	ppbv	97
10) Heptane	4.985	43	126583	8.629	ppbv	99
11) Trichlorofluoromethane	1.877	101	138063	9.041	ppbv	97
12) 1,1,2-Trichlorotrifluo...	2.140	101	100710	8.671	ppbv	97
13) Ethanol	1.722	45	3547	7.501	ppbv	93
14) Bromoethene	1.784	108	33699	8.594	ppbv	99
15) Acetone	1.835	43	120575	7.670	ppbv	99
16) 1,3-Butadiene	1.609	39	57220	9.244	ppbv	96
17) tert-Butyl alcohol	2.039	59	136270	8.738	ppbv	100
18) 1,1-Dichloroethene	2.036	96	42177	8.662	ppbv	93
19) Isopropyl Alcohol	1.887	45	68559	7.268	ppbv #	37
20) Methylene Chloride	2.062	84	38360	8.557	ppbv	97
21) Allyl Chloride	2.097	41	79053	9.272	ppbv	98
22) trans-1,2-Dichloroethene	2.343	96	46926	8.419	ppbv	95
23) Vinyl Acetate	2.463	43	54979	7.532	ppbv #	94
24) 1,1-Dichloroethane	2.408	63	102839	9.115	ppbv	97
25) Ethyl Acetate	2.835	43	264649	9.050	ppbv	99
26) Hexane	2.829	57	95013	8.561	ppbv	92
27) Carbon Disulfide	2.152	76	87254	8.724	ppbv	95
28) Methyl tert-Butyl Ether	2.441	73	67180	7.462	ppbv	98
29) Chloroform	2.848	83	155646	9.203	ppbv	100
30) Cyclohexane	3.858	84	76745	8.127	ppbv	97
31) cis-1,2-Dichloroethene	2.722	61	94585	8.248	ppbv	97
32) 1,1,1-Trichloroethane	3.369	97	149002	8.666	ppbv	97
34) 2-Butanone	2.557	43	149437	9.479	ppbv	99
35) Carbon Tetrachloride	3.768	117	151465	10.888	ppbv	98
36) Benzene	3.658	78	189976	9.372	ppbv	99
37) 1,2-Dichloroethane	3.217	62	124857	9.899	ppbv	100
38) Trichloroethene	4.551	130	71837	8.349	ppbv	95
39) 1,2-Dichloropropane	4.315	63	68691	9.370	ppbv	94
40) 1,4-Dioxane	4.583	88	33777	9.431	ppbv #	98
41) Tetrahydrofuran	3.056	42	80588	9.124	ppbv	98
42) Bromodichloromethane	4.493	83	153057	10.548	ppbv	99
43) Methyl Methacrylate	4.884	69	70969	9.189	ppbv	98
44) 2,2,4-Trimethylpentane	4.645	57	334274	9.656	ppbv	97
45) t-1,3-Dichloropropene	6.418	75	67173	8.408	ppbv	96

Quantitation Report (QT Reviewed)

Data Path : Z:\voasrv\HPCHEM1\MSVOA_L\Data\VL121924\
Data File : VL041820.D
Acq On : 19 Dec 2024 14:49
Operator : SY/MD
Sample : VL1219ABS01
Misc : 400mL/MSVOA_L
ALS Vial : 1 Sample Multiplier: 1

Quant Time: Dec 20 01:43:52 2024
Quant Method : Z:\voasrv\HPCHEM1\MSVOA_L\methods\VL121624AIR.M
Quant Title : AIR ANALYSIS BY METHOD TO-15 Instrument: MSVOA_LFri Aug 2
QLast Update : Thu Dec 19 07:32:09 2024
Response via : Initial Calibration

Instrument :
MSVOA_L
ClientSampleId :
VL1219ABS01

Manual Integrations
APPROVED
Reviewed By :Semsettin Yesilyurt 12/20/2024
Supervised By :Mahesh Dadoda 12/20/2024

Compound	R.T.	QIon	Response	Conc	Units		Dev(Min)
46) cis-1,3-Dichloropropene	5.606	75	88947	8.771	ppbv		97
47) 1,1,2-Trichloroethane	6.583	97	72669	9.490	ppbv		96
48) Dibromochloromethane	7.389	129	108637	10.390	ppbv		100
49) Bromoform	9.487	173	88652	10.358	ppbv		99
50) 4-Methyl-2-Pentanone	5.755	43	206750	9.632	ppbv		98
51) 2-Hexanone	7.441	43	162349	9.331	ppbv	#	97
52) Tetrachloroethene	8.228	164	61791	8.190	ppbv		93
53) Toluene	6.939	91	201582	8.771	ppbv		100
54) 1,2-Dibromoethane	7.652	107	100209	9.497	ppbv		96
56) 1,1,1,2-Tetrachloroethane	8.927	131	95280	10.664	ppbv		100
57) Chlorobenzene	8.927	112	168612	9.777	ppbv		99
58) Ethyl Benzene	9.357	91	291119	9.595	ppbv		100
59) m/p-Xylene	9.555	91	500696m	20.524	ppbv		
60) o-Xylene	9.966	91	249559	10.201	ppbv		100
61) Styrene	9.875	104	104520	9.880	ppbv		99
62) Isopropylbenzene	10.542	105	369582	10.055	ppbv		99
63) 1,1,2,2-Tetrachloroethane	9.966	83	163278	10.662	ppbv		98
64) n-propylbenzene	10.992	120	95547	10.281	ppbv		98
65) tert-Butylbenzene	11.536	119	332294	10.020	ppbv		97
66) Benzyl Chloride	11.620	91	24851	8.507	ppbv		99
67) sec-Butylbenzene	11.772	105	480545	10.472	ppbv		100
69) p-Isopropyltoluene	11.930	119	398238	10.530	ppbv		100
70) n-Butylbenzene	12.286	91	398457	10.905	ppbv		99
71) 2-Chlorotoluene	10.904	91	278779	9.936	ppbv		99
72) 4-Ethyltoluene	11.128	105	307317	10.642	ppbv		99
73) 1,3,5-Trimethylbenzene	11.205	105	263169	10.984	ppbv		96
74) 1,2,4-Trimethylbenzene	11.539	105	286070	11.104	ppbv		90
75) 1,3-Dichlorobenzene	11.610	146	169639	10.327	ppbv		99
76) 1,4-Dichlorobenzene	11.675	146	167846	10.344	ppbv		99
77) 1,2-Dichlorobenzene	11.950	146	161258	10.203	ppbv		100
78) Hexachloro-1,3-Butadiene	13.885	225	94266	8.044	ppbv		99
79) Naphthalene	13.516	128	200671	11.178	ppbv		99
80) Naphthalene,2-methyl-	14.461	142	85944	15.478	ppbv		98
81) 1,2,4-Trichlorobenzene	13.445	180	92768	9.457	ppbv		99

(#) = qualifier out of range (m) = manual integration (+) = signals summed

Quantitation Report (QT Reviewed)

Data Path : Z:\voasrv\HPCHEM1\MSVOA_L\Data\VL121924\
Data File : VL041820.D
Acq On : 19 Dec 2024 14:49
Operator : SY/MD
Sample : VL1219ABS01
Misc : 400mL/MSVOA_L
ALS Vial : 1 Sample Multiplier: 1

Quant Time: Dec 20 01:43:52 2024
Quant Method : Z:\voasrv\HPCHEM1\MSVOA_L\methods\VL121624AIR.M
Quant Title : AIR ANALYSIS BY METHOD TO-15 Instrument: MSVOA_LFri Aug
QLast Update : Thu Dec 19 07:32:09 2024
Response via : Initial Calibration

Instrument :
MSVOA_L
ClientSampleId :
VL1219ABS01

Manual Integrations
APPROVED
Reviewed By :Semsettin Yesilyurt 12/20/2024
Supervised By :Mahesh Dadoda 12/20/2024

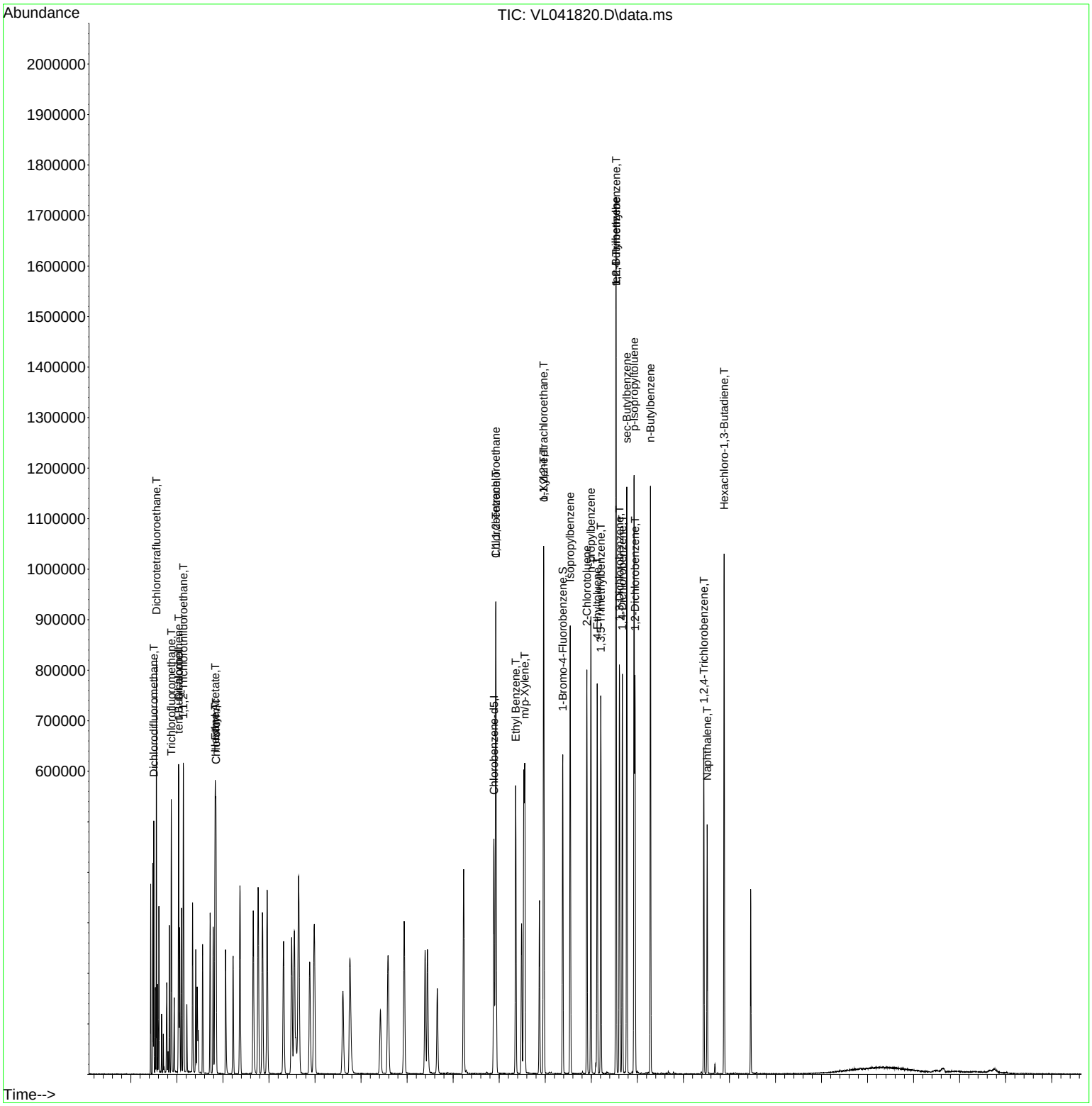

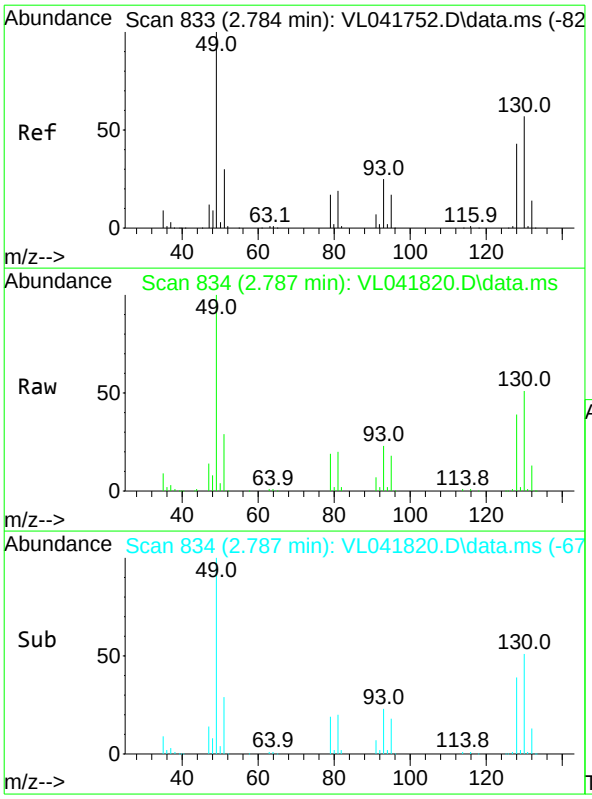

#1
Bromochloromethane
Concen: 10.000 ppbv
RT: 2.787 min Scan# 83
Delta R.T. 0.003 min
Lab File: VL041820.D
Acq: 19 Dec 2024 14:49

Tgt Ion: 49 Resp: 80796

Ion	Ratio	Lower	Upper
49	100		
128	41.8	21.6	64.6
130	52.1	28.3	85.0

Instrument :
MSVOA_L
ClientSampleId :
VL1219ABS01

Manual Integrations APPROVED

Reviewed By :Semsettin Yesilyurt 12/20/2024
Supervised By :Mahesh Dadoda 12/20/2024

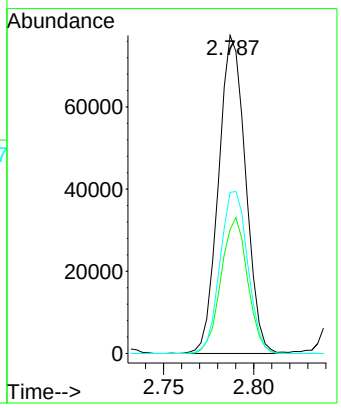

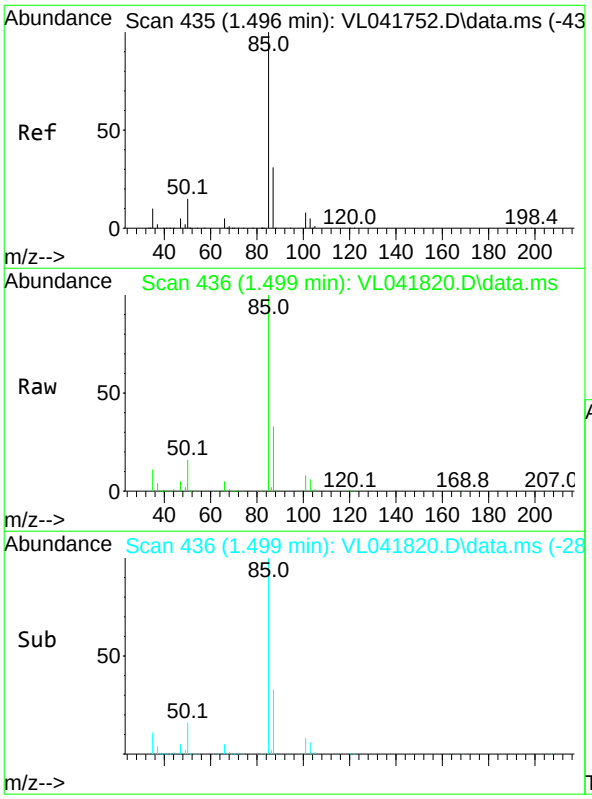

#2
Dichlorodifluoromethane
Concen: 7.558 ppbv
RT: 1.499 min Scan# 436
Delta R.T. 0.003 min
Lab File: VL041820.D
Acq: 19 Dec 2024 14:49

Tgt Ion: 85 Resp: 108662

Ion	Ratio	Lower	Upper
85	100		
87	32.6	24.5	36.7

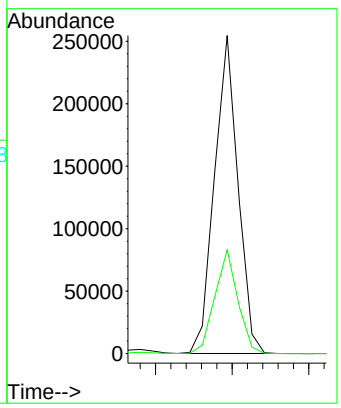

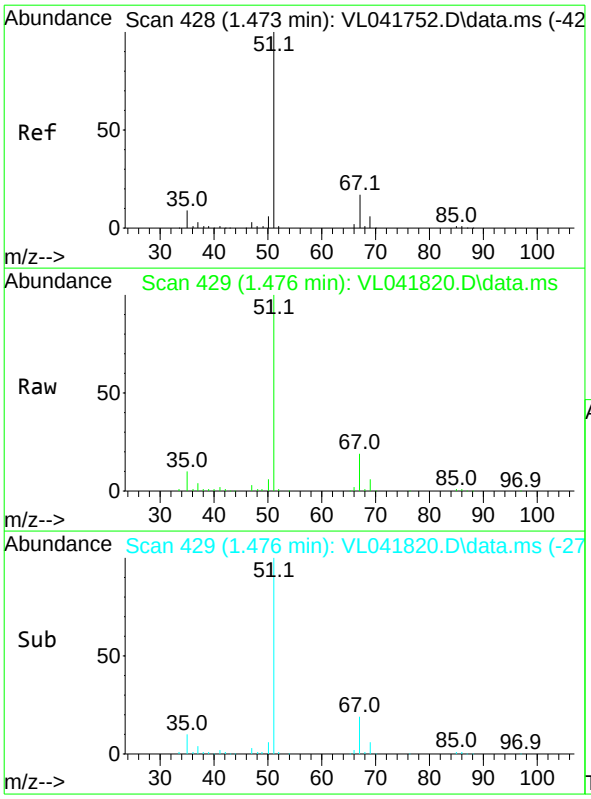

#3
Chlorodifluoromethane
Concen: 9.010 ppbv
RT: 1.476 min Scan# 42
Delta R.T. 0.003 min
Lab File: VL041820.D
Acq: 19 Dec 2024 14:49

Tgt Ion: 51 Resp: 118722

Ion	Ratio	Lower	Upper
51	100		
67	18.3	15.0	22.4

Instrument :
MSVOA_L
ClientSampleId :
VL1219ABS01

Manual Integrations
APPROVED

Reviewed By :Semsettin Yesilyurt 12/20/2024
Supervised By :Mahesh Dadoda 12/20/2024

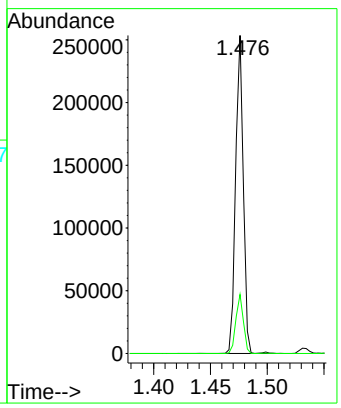

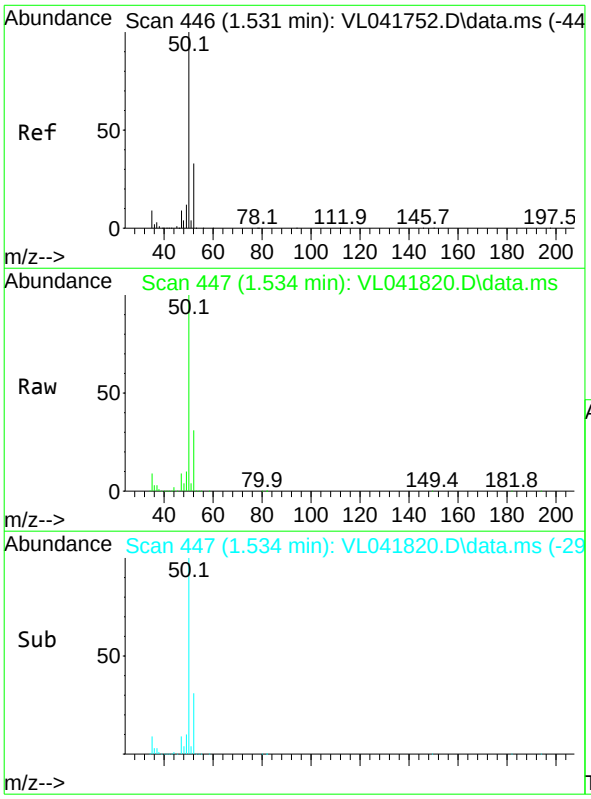

#4
Chloromethane
Concen: 9.622 ppbv
RT: 1.534 min Scan# 447
Delta R.T. 0.003 min
Lab File: VL041820.D
Acq: 19 Dec 2024 14:49

Tgt Ion: 50 Resp: 54124

Ion	Ratio	Lower	Upper
50	100		
52	31.4	26.2	39.2

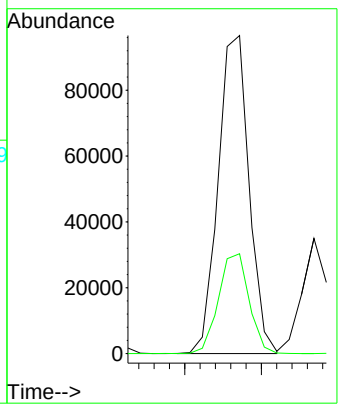

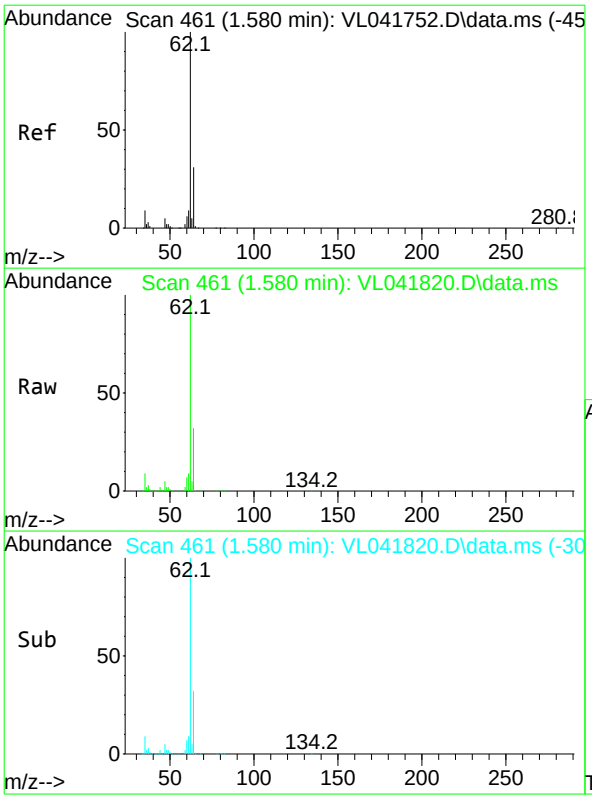

#5
Vinyl Chloride
Concen: 8.679 ppbv
RT: 1.580 min Scan# 46
Delta R.T. -0.000 min
Lab File: VL041820.D
Acq: 19 Dec 2024 14:49

Tgt Ion: 62 Resp: 49185

Ion	Ratio	Lower	Upper
62	100		
64	32.0	25.1	37.7

Instrument :
MSVOA_L
ClientSampleId :
VL1219ABS01

Manual Integrations
APPROVED

Reviewed By :Semsettin Yesilyurt 12/20/2024
Supervised By :Mahesh Dadoda 12/20/2024

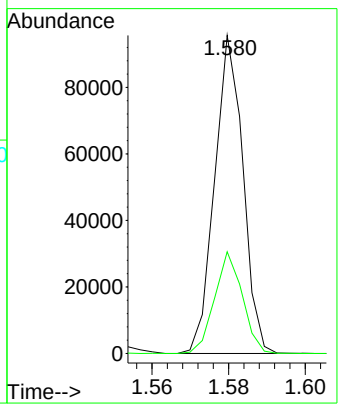

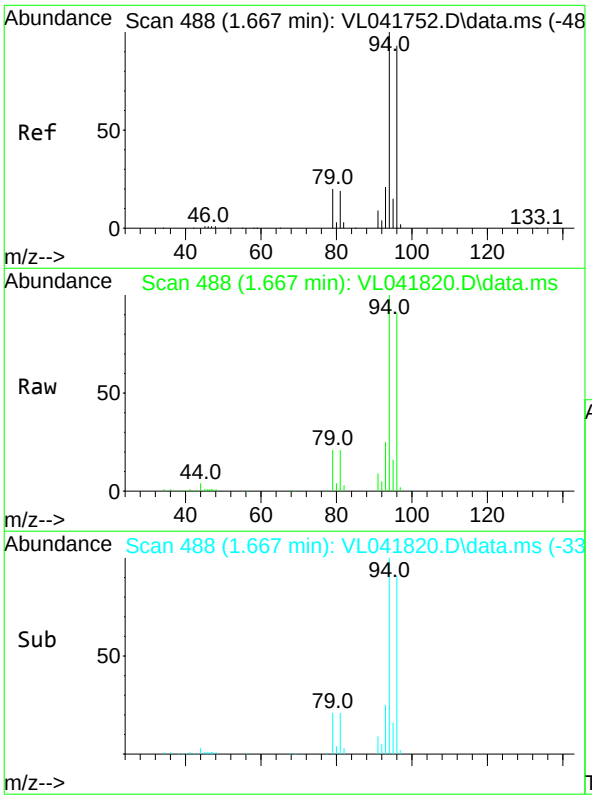

#6
Bromomethane
Concen: 8.530 ppbv
RT: 1.667 min Scan# 488
Delta R.T. -0.000 min
Lab File: VL041820.D
Acq: 19 Dec 2024 14:49

Tgt Ion: 94 Resp: 22812

Ion	Ratio	Lower	Upper
94	100		
96	90.9	74.7	112.1

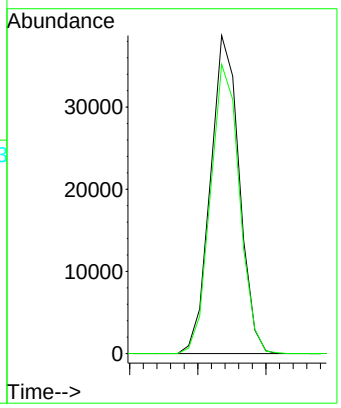

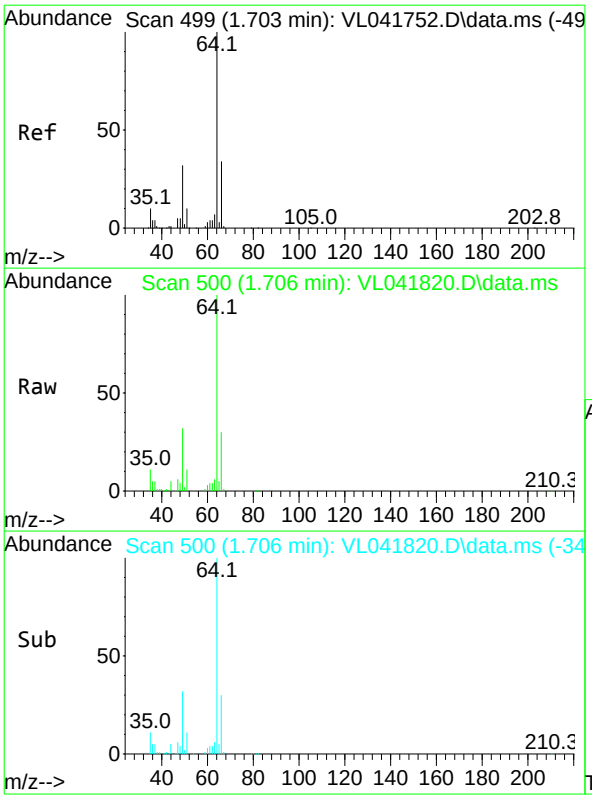

#7
Chloroethane
Concen: 9.052 ppbv
RT: 1.706 min Scan# 50
Delta R.T. 0.003 min
Lab File: VL041820.D
Acq: 19 Dec 2024 14:49

Tgt Ion: 64 Resp: 19927

Ion	Ratio	Lower	Upper
64	100		
66	29.9	27.5	41.3

Instrument :
MSVOA_L
ClientSampleId :
VL1219ABS01

Manual Integrations
APPROVED

Reviewed By :Semsettin Yesilyurt 12/20/2024
Supervised By :Mahesh Dadoda 12/20/2024

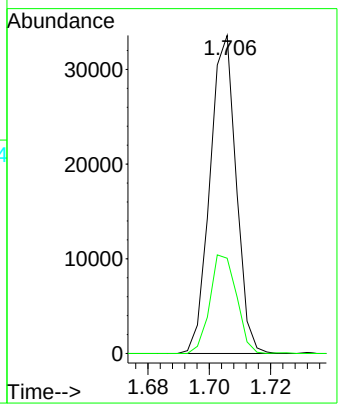

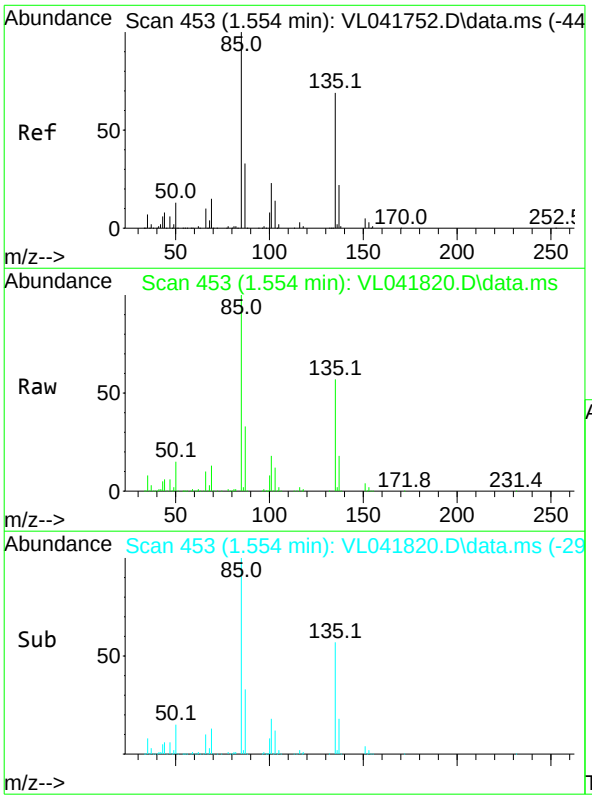

#8
Dichlorotetrafluoroethane
Concen: 9.057 ppbv
RT: 1.554 min Scan# 453
Delta R.T. -0.000 min
Lab File: VL041820.D
Acq: 19 Dec 2024 14:49

Tgt Ion: 85 Resp: 116539

Ion	Ratio	Lower	Upper
85	100		
135	60.0	51.9	77.9

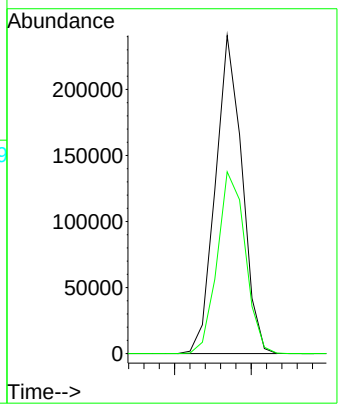

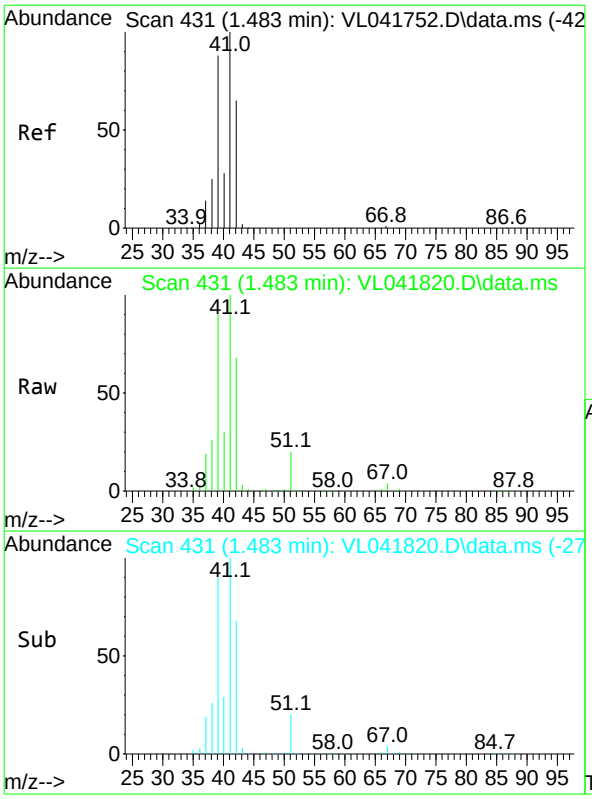

#9
Propene
Concen: 7.377 ppbv
RT: 1.483 min Scan# 43
Delta R.T. -0.000 min
Lab File: VL041820.D
Acq: 19 Dec 2024 14:49

Instrument :
MSVOA_L
ClientSampleId :
VL1219ABS01

Tgt Ion: 41 Resp: 42133

Ion	Ratio	Lower	Upper
41	100		
42	67.9	52.4	78.6

Manual Integrations
APPROVED

Reviewed By :Semsettin Yesilyurt 12/20/2024
Supervised By :Mahesh Dadoda 12/20/2024

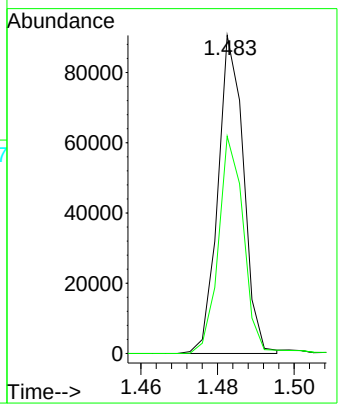

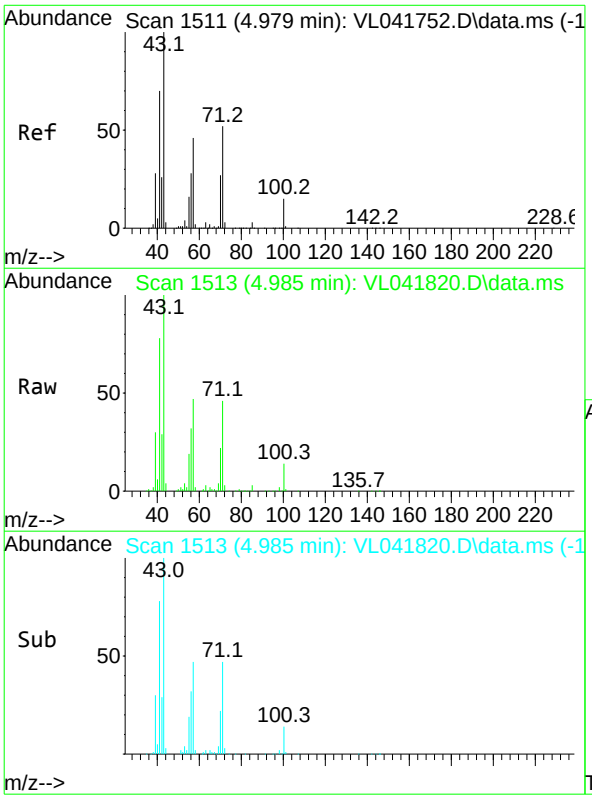

#10
Heptane
Concen: 8.629 ppbv
RT: 4.985 min Scan# 1513
Delta R.T. 0.006 min
Lab File: VL041820.D
Acq: 19 Dec 2024 14:49

Tgt Ion: 43 Resp: 126583

Ion	Ratio	Lower	Upper
43	100		
57	49.0	38.5	57.7

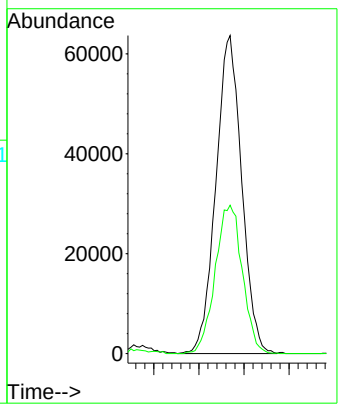

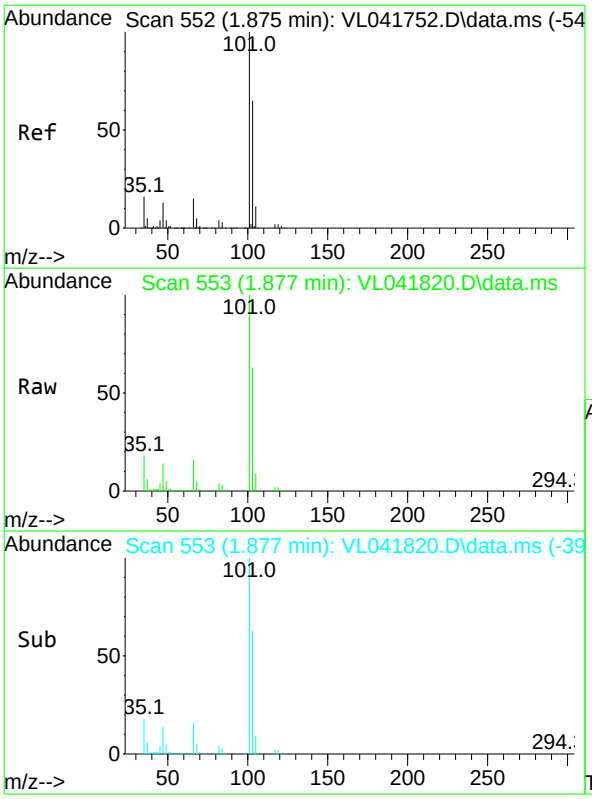

#11
Trichlorofluoromethane
Concen: 9.041 ppbv
RT: 1.877 min Scan# 55
Delta R.T. 0.003 min
Lab File: VL041820.D
Acq: 19 Dec 2024 14:49

Tgt Ion:101 Resp: 138063

Ion	Ratio	Lower	Upper
101	100		
103	62.8	51.8	77.8

Instrument :
MSVOA_L
ClientSampleId :
VL1219ABS01

Manual Integrations APPROVED

Reviewed By :Semsettin Yesilyurt 12/20/2024
Supervised By :Mahesh Dadoda 12/20/2024

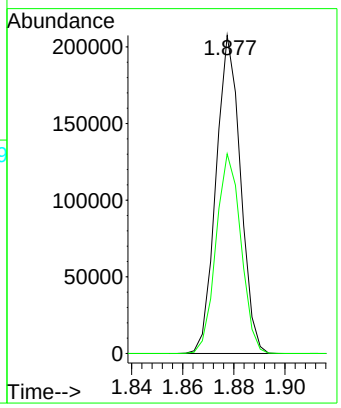

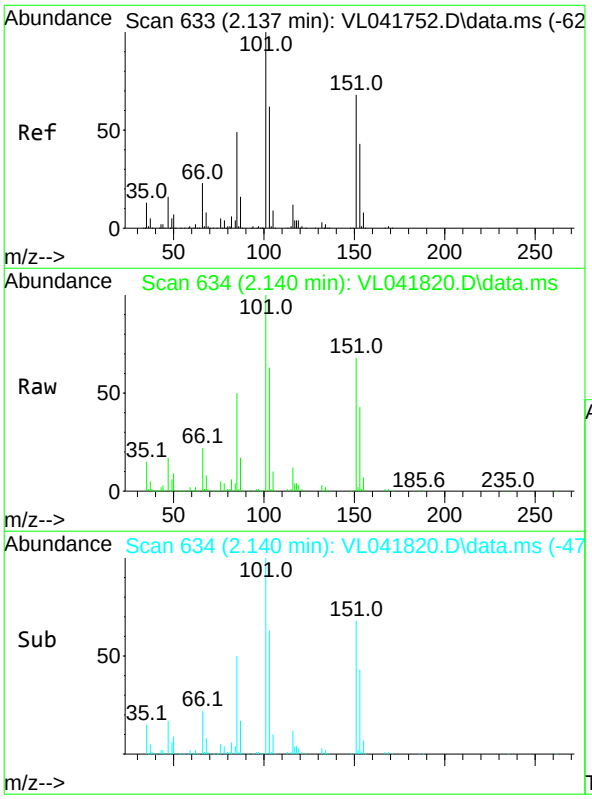

#12
1,1,2-Trichlorotrifluoroethane
Concen: 8.671 ppbv
RT: 2.140 min Scan# 634
Delta R.T. 0.003 min
Lab File: VL041820.D
Acq: 19 Dec 2024 14:49

Tgt Ion:101 Resp: 100710

Ion	Ratio	Lower	Upper
101	100		
151	68.4	56.8	85.2

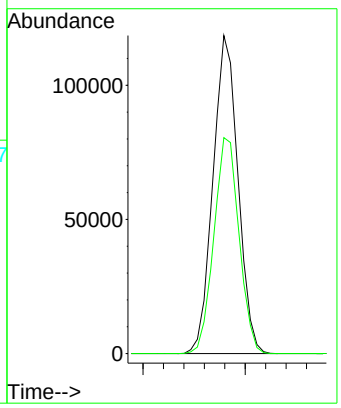

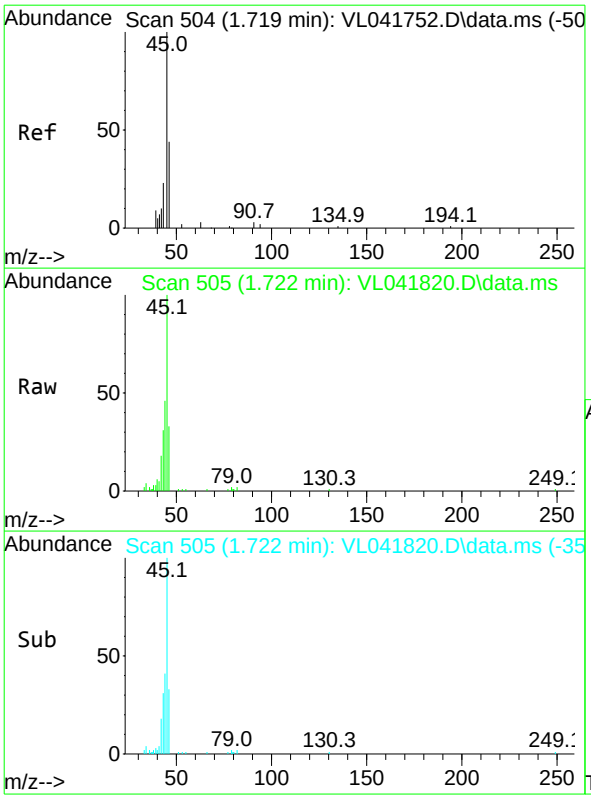

#13
Ethanol
Concen: 7.501 ppbv
RT: 1.722 min Scan# 50
Delta R.T. 0.003 min
Lab File: VL041820.D
Acq: 19 Dec 2024 14:49

Tgt Ion: 45 Resp: 3547

Ion	Ratio	Lower	Upper
45	100		
46	36.9	16.4	65.8

Instrument :
MSVOA_L
ClientSampleId :
VL1219ABS01

Manual Integrations
APPROVED

Reviewed By :Semsettin Yesilyurt 12/20/2024
Supervised By :Mahesh Dadoda 12/20/2024

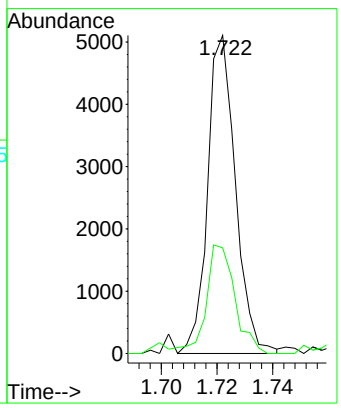

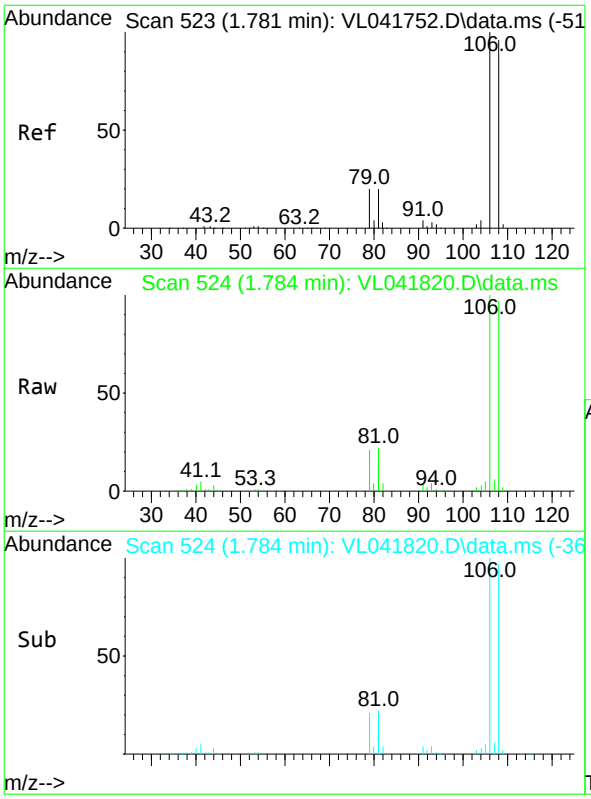

#14
Bromoethene
Concen: 8.594 ppbv
RT: 1.784 min Scan# 524
Delta R.T. 0.003 min
Lab File: VL041820.D
Acq: 19 Dec 2024 14:49

Tgt Ion:108 Resp: 33699

Ion	Ratio	Lower	Upper
108	100		
106	105.4	84.1	126.1
79	24.4	17.4	26.0

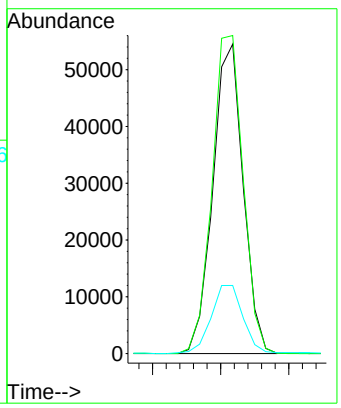



#15
Acetone
Concen: 7.670 ppbv
RT: 1.835 min Scan# 54
Delta R.T. 0.003 min
Lab File: VL041820.D
Acq: 19 Dec 2024 14:49

Tgt Ion: 43 Resp: 120575

Ion	Ratio	Lower	Upper
43	100		
58	24.0	19.7	29.5

Instrument :
MSVOA_L
ClientSampleId :
VL1219ABS01

Manual Integrations
APPROVED

Reviewed By :Semsettin Yesilyurt 12/20/2024
Supervised By :Mahesh Dadoda 12/20/2024

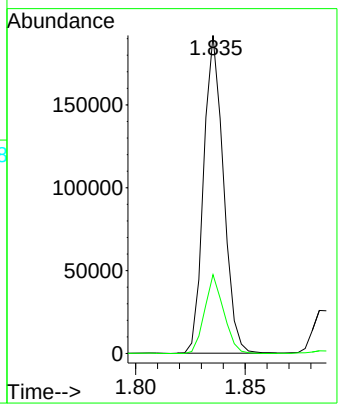

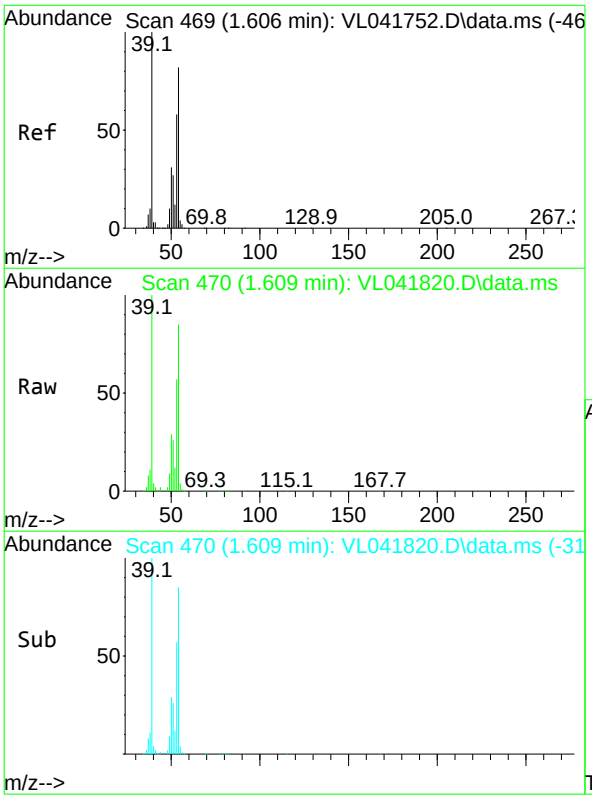

#16
1,3-Butadiene
Concen: 9.244 ppbv
RT: 1.609 min Scan# 470
Delta R.T. 0.003 min
Lab File: VL041820.D
Acq: 19 Dec 2024 14:49

Tgt Ion: 39 Resp: 57220

Ion	Ratio	Lower	Upper
39	100		
54	70.0	58.4	87.6

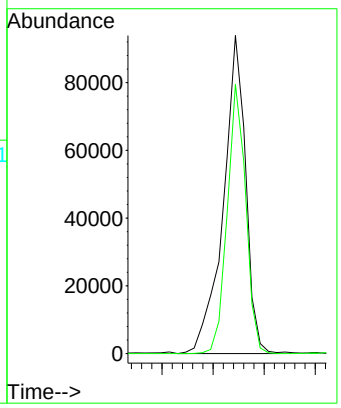

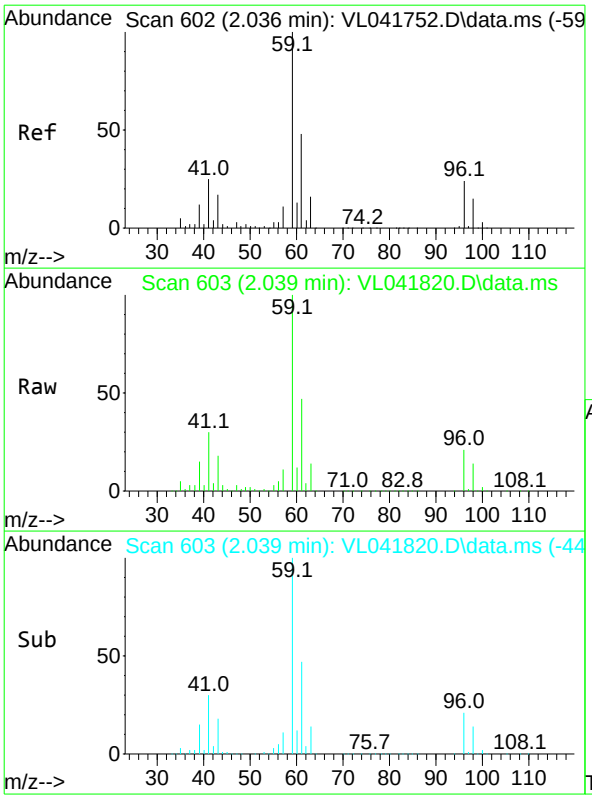

#17
tert-Butyl alcohol
Concen: 8.738 ppbv
RT: 2.039 min Scan# 60
Delta R.T. 0.003 min
Lab File: VL041820.D
Acq: 19 Dec 2024 14:49

Tgt Ion: 59 Resp: 136270

Ion	Ratio	Lower	Upper
59	100		
57	10.8	8.6	13.0

Instrument :
MSVOA_L
ClientSampleId :
VL1219ABS01

Manual Integrations
APPROVED

Reviewed By :Semsettin Yesilyurt 12/20/2024
Supervised By :Mahesh Dadoda 12/20/2024

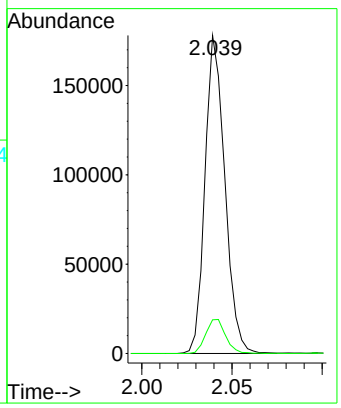

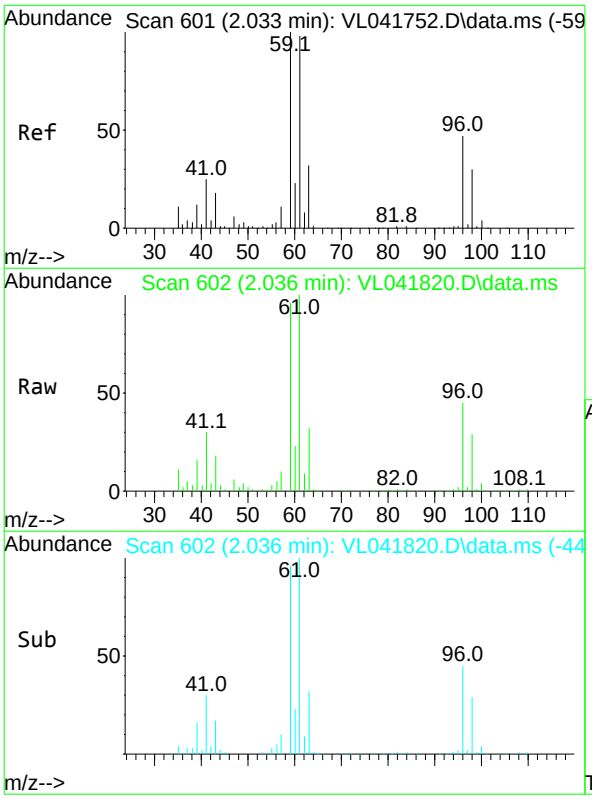

#18
1,1-Dichloroethene
Concen: 8.662 ppbv
RT: 2.036 min Scan# 602
Delta R.T. 0.003 min
Lab File: VL041820.D
Acq: 19 Dec 2024 14:49

Tgt Ion: 96 Resp: 42177

Ion	Ratio	Lower	Upper
96	100		
61	223.7	167.7	251.5
98	65.3	51.1	76.7

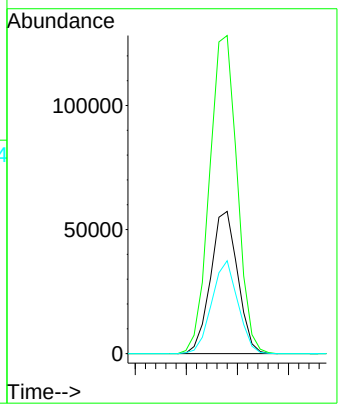

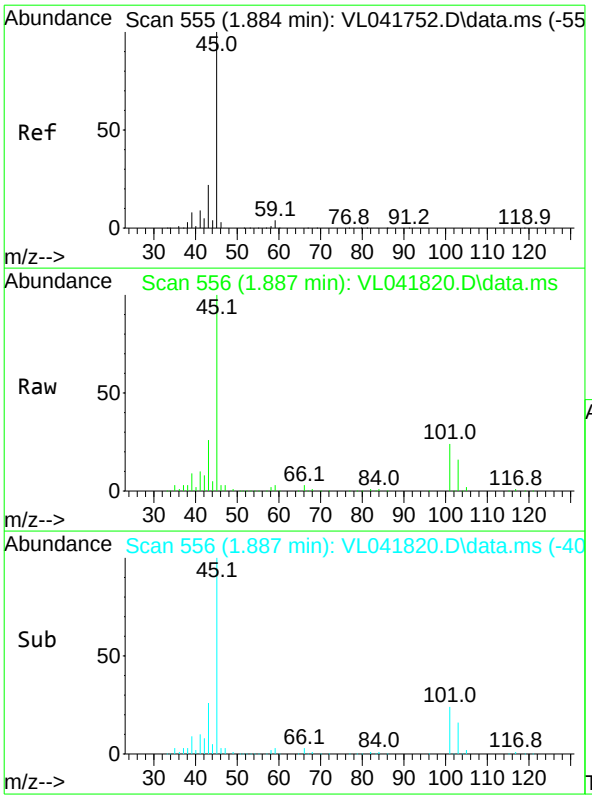

#19
Isopropyl Alcohol
Concen: 7.268 ppbv
RT: 1.887 min Scan# 55
Delta R.T. 0.003 min
Lab File: VL041820.D
Acq: 19 Dec 2024 14:49

Tgt Ion: 45 Resp: 68559

Ion	Ratio	Lower	Upper
45	100		
58	2.1	33.3	49.9#

Instrument :
MSVOA_L
ClientSampleId :
VL1219ABS01

Manual Integrations
APPROVED

Reviewed By :Semsettin Yesilyurt 12/20/2024
Supervised By :Mahesh Dadoda 12/20/2024

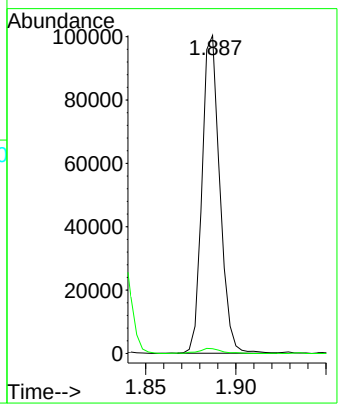

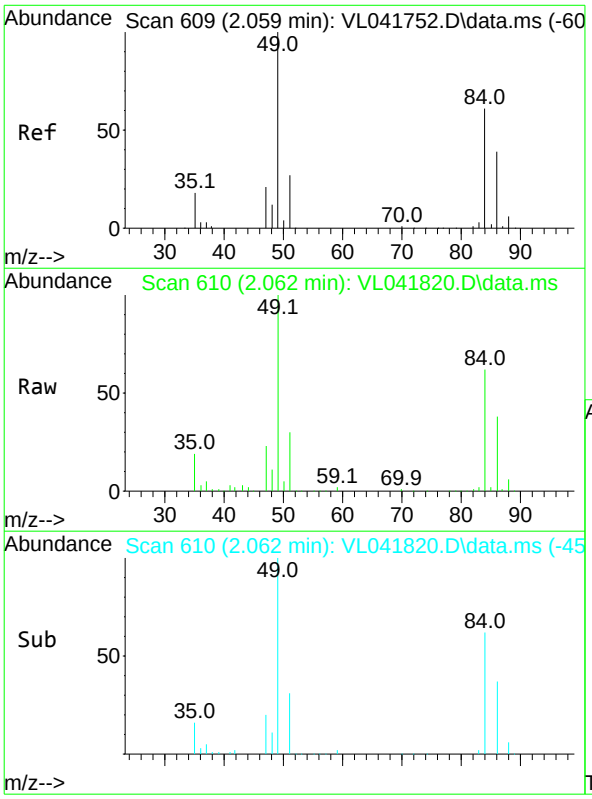

#20
Methylene Chloride
Concen: 8.557 ppbv
RT: 2.062 min Scan# 610
Delta R.T. 0.003 min
Lab File: VL041820.D
Acq: 19 Dec 2024 14:49

Tgt Ion: 84 Resp: 38360

Ion	Ratio	Lower	Upper
84	100		
49	162.2	132.6	198.8
51	49.3	37.6	56.4
86	61.4	51.4	77.0

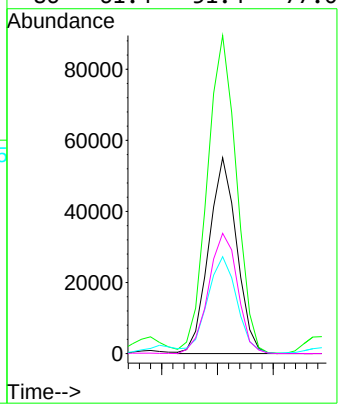

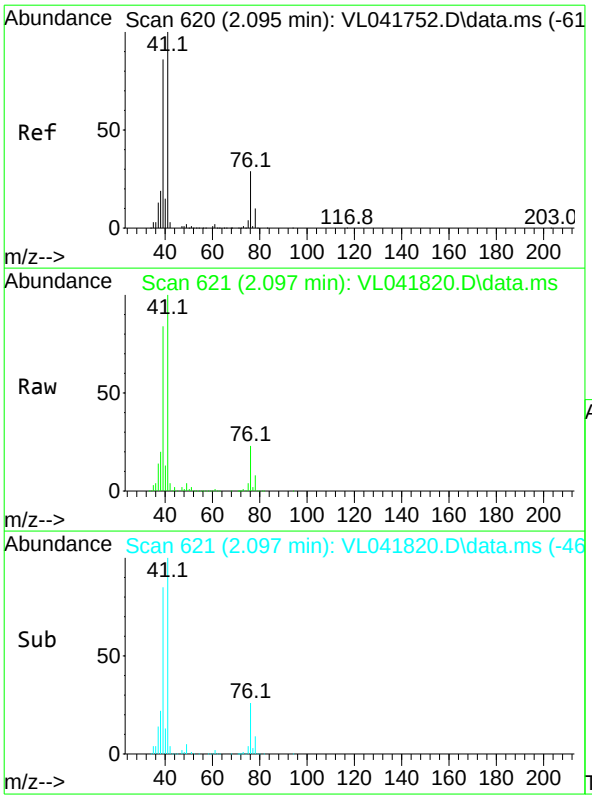

#21
Allyl Chloride
Concen: 9.272 ppbv
RT: 2.097 min Scan# 62
Delta R.T. 0.003 min
Lab File: VL041820.D
Acq: 19 Dec 2024 14:49

Tgt Ion: 41 Resp: 79053

Ion	Ratio	Lower	Upper
41	100		
76	24.6	22.3	33.5
39	87.0	69.2	103.8

Instrument :
MSVOA_L
ClientSampleId :
VL1219ABS01

Manual Integrations
APPROVED

Reviewed By :Semsettin Yesilyurt 12/20/2024
Supervised By :Mahesh Dadoda 12/20/2024

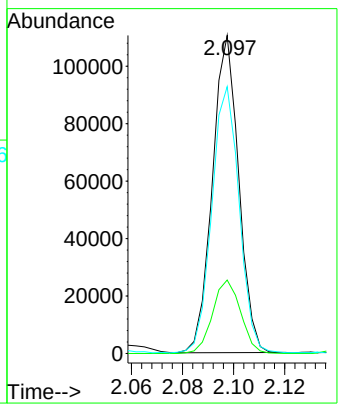

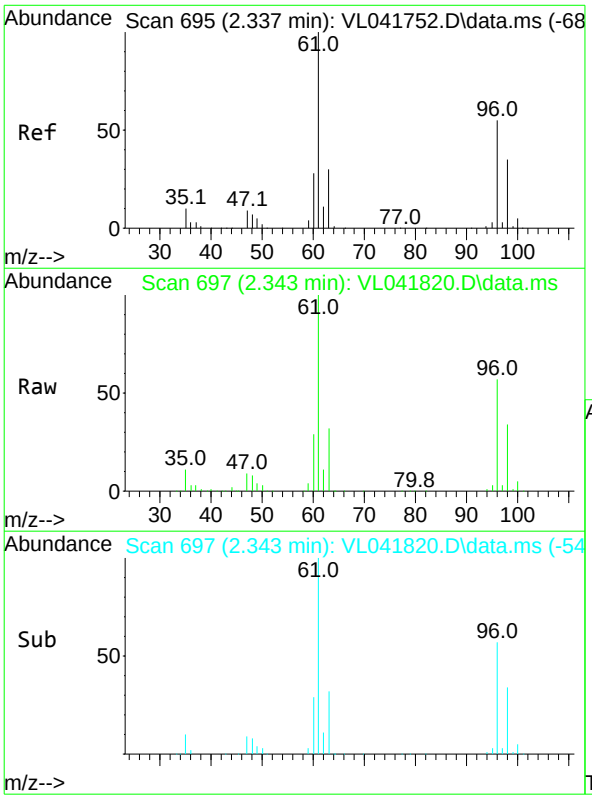

#22
trans-1,2-Dichloroethene
Concen: 8.419 ppbv
RT: 2.343 min Scan# 697
Delta R.T. 0.006 min
Lab File: VL041820.D
Acq: 19 Dec 2024 14:49

Tgt Ion: 96 Resp: 46926

Ion	Ratio	Lower	Upper
96	100		
61	176.4	146.3	219.5
98	59.9	50.8	76.2

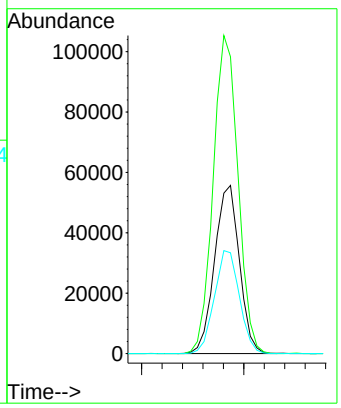

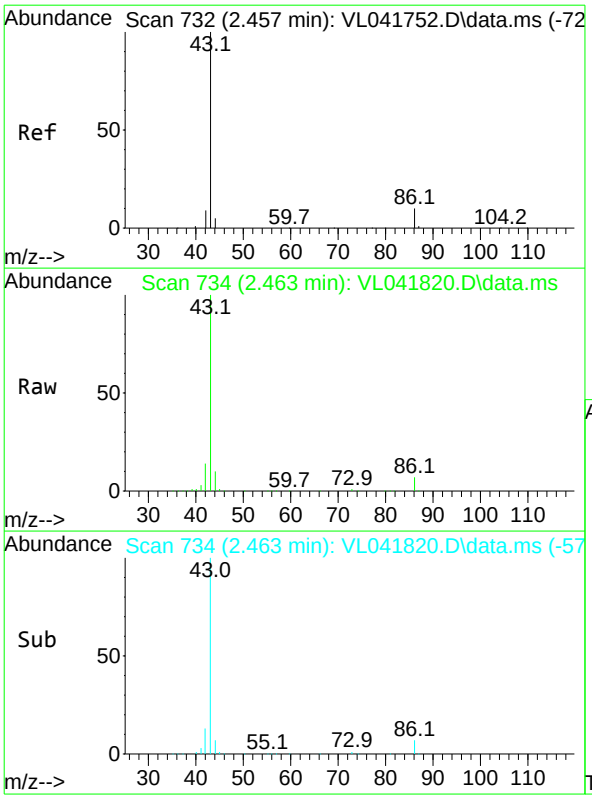

#23
Vinyl Acetate
Concen: 7.532 ppbv
RT: 2.463 min Scan# 73
Delta R.T. 0.006 min
Lab File: VL041820.D
Acq: 19 Dec 2024 14:49

Instrument :
MSVOA_L
ClientSampleId :
VL1219ABS01

Tgt Ion: 43 Resp: 54979

Ion	Ratio	Lower	Upper
43	100		
86	7.1	6.6	10.0
42	13.6	8.2	12.2#
44	7.7	5.0	7.4#

Manual Integrations
APPROVED

Reviewed By :Semsettin Yesilyurt 12/20/2024
Supervised By :Mahesh Dadoda 12/20/2024

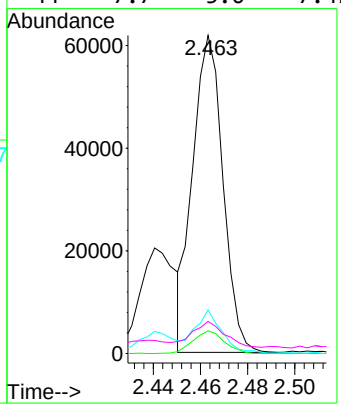

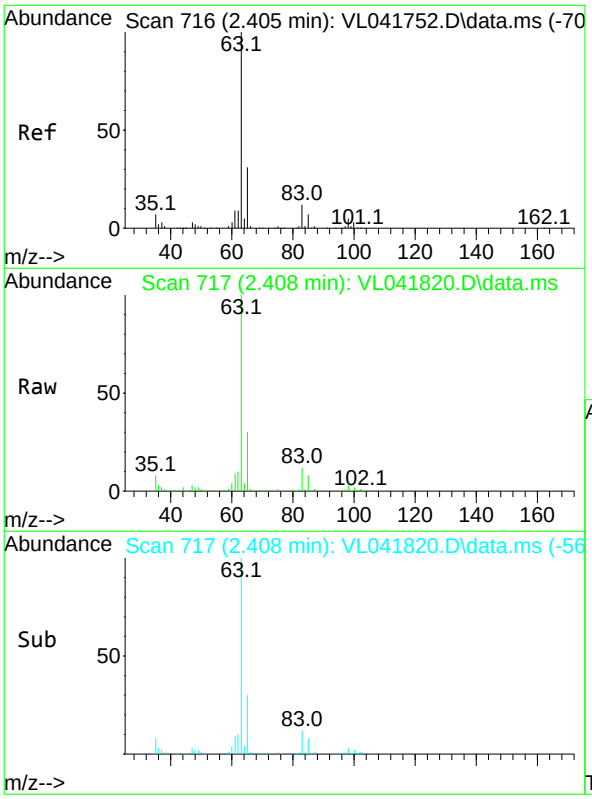

#24
1,1-Dichloroethane
Concen: 9.115 ppbv
RT: 2.408 min Scan# 717
Delta R.T. 0.003 min
Lab File: VL041820.D
Acq: 19 Dec 2024 14:49

Tgt Ion: 63 Resp: 102839

Ion	Ratio	Lower	Upper
63	100		
98	3.4	2.3	6.8
100	2.3	1.4	4.2

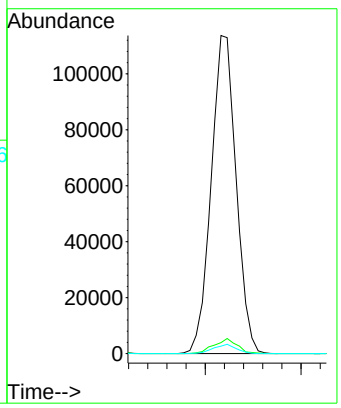



#25
Ethyl Acetate
Concen: 9.050 ppbv
RT: 2.835 min Scan# 84
Delta R.T. 0.003 min
Lab File: VL041820.D
Acq: 19 Dec 2024 14:49

Tgt Ion: 43 Resp: 264649

Ion	Ratio	Lower	Upper
43	100		
45	9.8	8.1	12.1
61	8.4	7.0	10.6
70	7.9	6.5	9.7

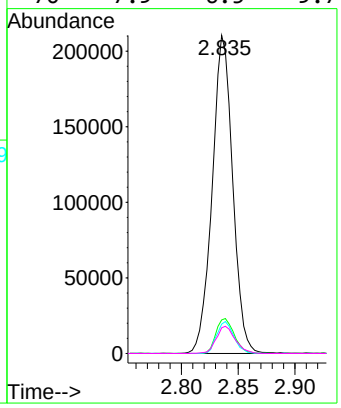

Instrument :
MSVOA_L
ClientSampleId :
VL1219ABS01

Manual Integrations
APPROVED

Reviewed By :Semsettin Yesilyurt 12/20/2024
Supervised By :Mahesh Dadoda 12/20/2024

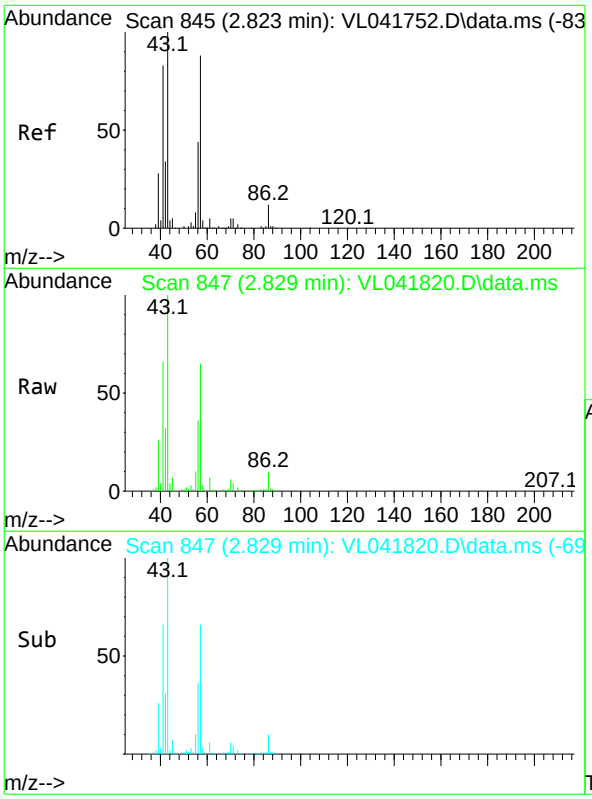

#26
Hexane
Concen: 8.561 ppbv
RT: 2.829 min Scan# 847
Delta R.T. 0.006 min
Lab File: VL041820.D
Acq: 19 Dec 2024 14:49

Tgt Ion: 57 Resp: 95013

Ion	Ratio	Lower	Upper
57	100		
41	107.2	79.6	119.4
43	278.5	211.0	316.6
56	56.1	42.6	63.8

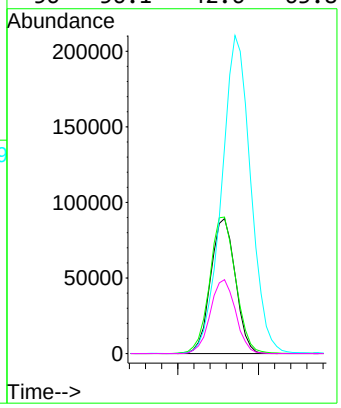

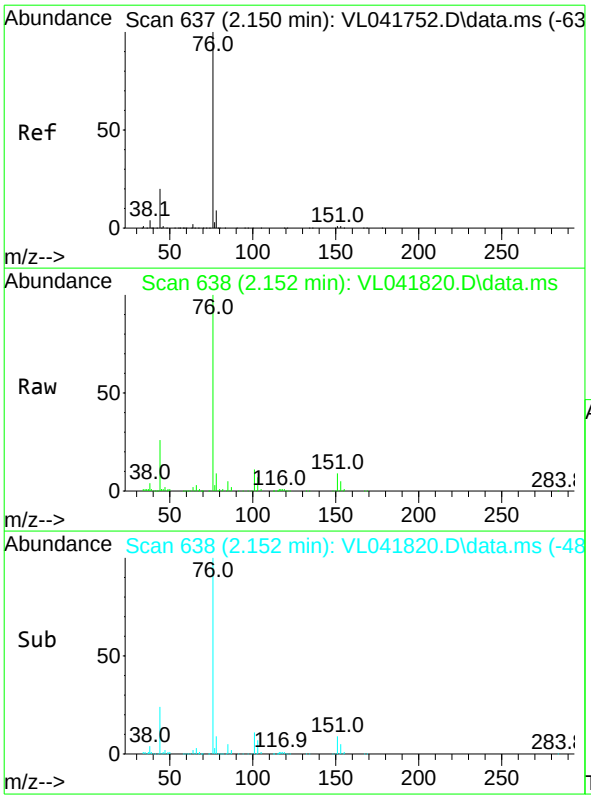

#27
Carbon Disulfide
Concen: 8.724 ppbv
RT: 2.152 min Scan# 63
Delta R.T. 0.003 min
Lab File: VL041820.D
Acq: 19 Dec 2024 14:49

Tgt Ion: 76 Resp: 87254

Ion	Ratio	Lower	Upper
76	100		
44	25.1	17.6	26.4
78	13.4	10.2	15.4

Instrument :
MSVOA_L
ClientSampleId :
VL1219ABS01

Manual Integrations
APPROVED

Reviewed By :Semsettin Yesilyurt 12/20/2024
Supervised By :Mahesh Dadoda 12/20/2024

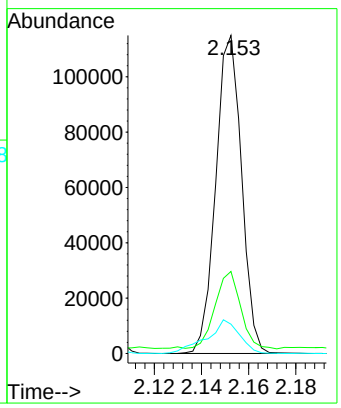

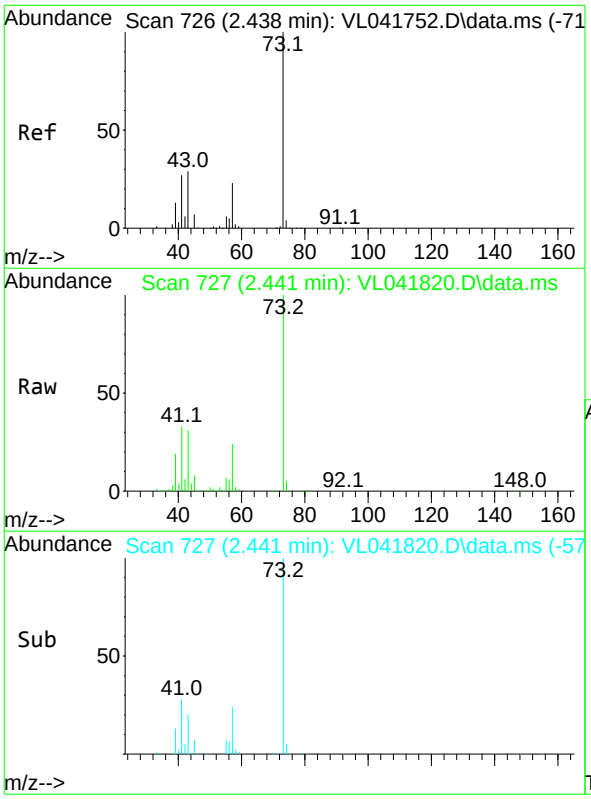

#28
Methyl tert-Butyl Ether
Concen: 7.462 ppbv
RT: 2.441 min Scan# 727
Delta R.T. 0.003 min
Lab File: VL041820.D
Acq: 19 Dec 2024 14:49

Tgt Ion: 73 Resp: 67180

Ion	Ratio	Lower	Upper
73	100		
57	23.0	17.6	26.4

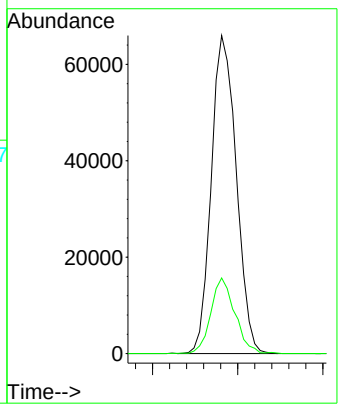

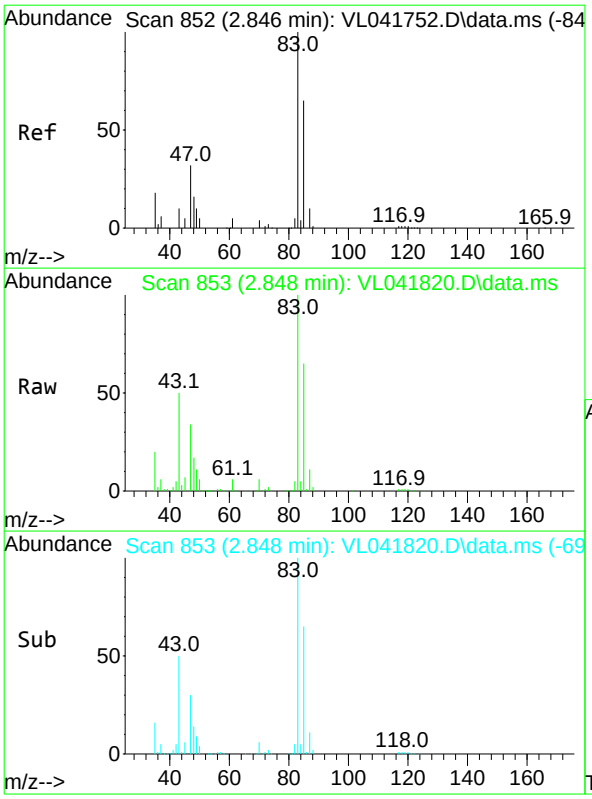

#29
Chloroform
Concen: 9.203 ppbv
RT: 2.848 min Scan# 85
Delta R.T. 0.003 min
Lab File: VL041820.D
Acq: 19 Dec 2024 14:49

Tgt Ion: 83 Resp: 155646

Ion	Ratio	Lower	Upper
83	100		
85	64.9	51.8	77.6

Instrument :
MSVOA_L
ClientSampleId :
VL1219ABS01

Manual Integrations APPROVED

Reviewed By :Semsettin Yesilyurt 12/20/2024
Supervised By :Mahesh Dadoda 12/20/2024

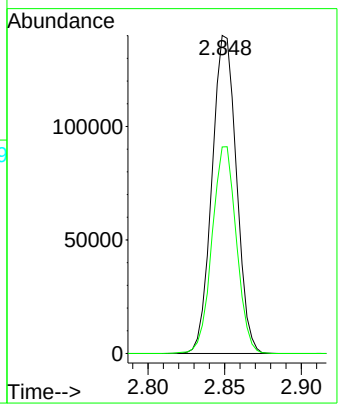

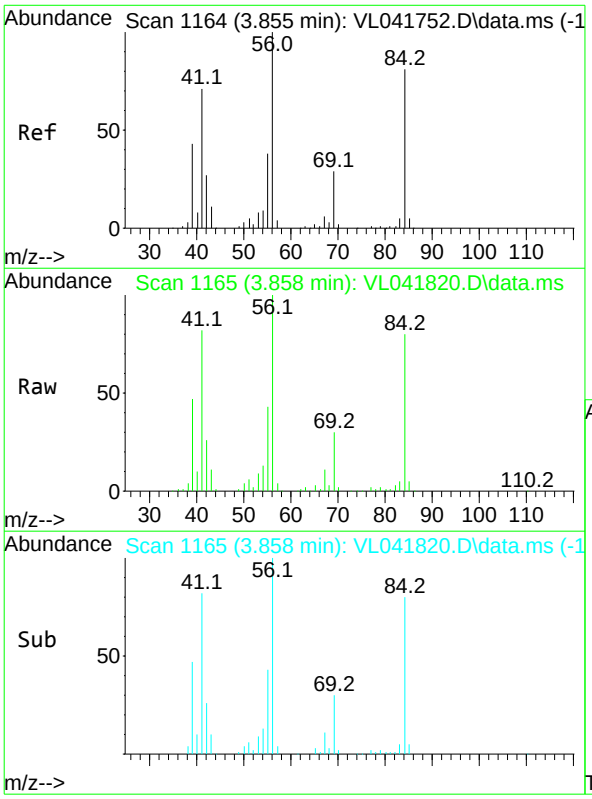

#30
Cyclohexane
Concen: 8.127 ppbv
RT: 3.858 min Scan# 1165
Delta R.T. 0.003 min
Lab File: VL041820.D
Acq: 19 Dec 2024 14:49

Tgt Ion: 84 Resp: 76745

Ion	Ratio	Lower	Upper
84	100		
56	129.6	102.3	153.5
41	98.4	74.0	111.0

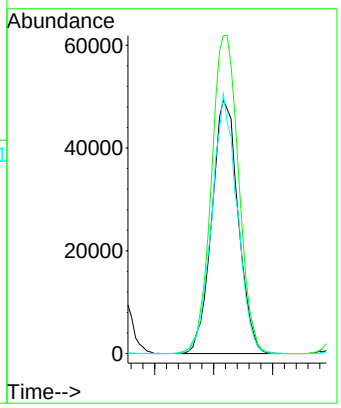

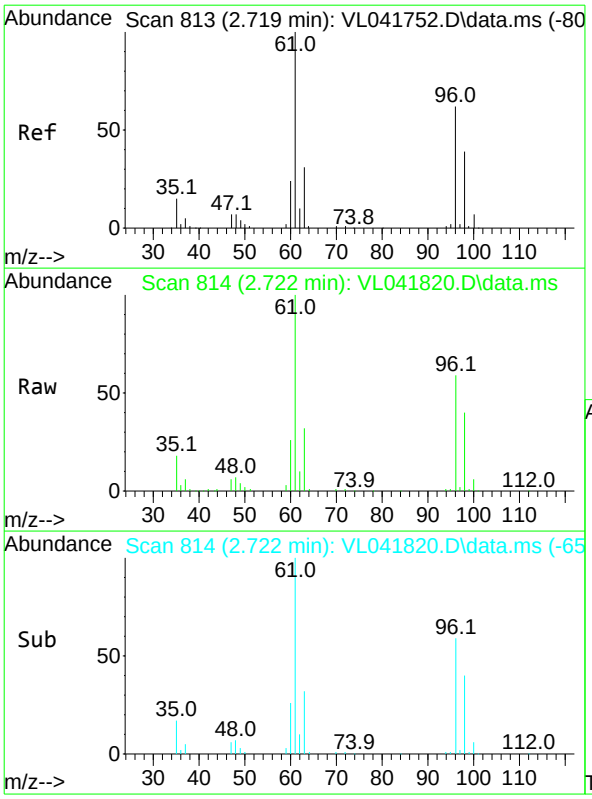

#31
cis-1,2-Dichloroethene
Concen: 8.248 ppbv
RT: 2.722 min Scan# 81
Delta R.T. 0.003 min
Lab File: VL041820.D
Acq: 19 Dec 2024 14:49

Instrument :
MSVOA_L
ClientSampleId :
VL1219ABS01

Tgt Ion: 61 Resp: 94585

Ion	Ratio	Lower	Upper
61	100		
96	59.1	49.7	74.5
98	39.8	30.8	46.2

Manual Integrations
APPROVED

Reviewed By :Semsettin Yesilyurt 12/20/2024
Supervised By :Mahesh Dadoda 12/20/2024

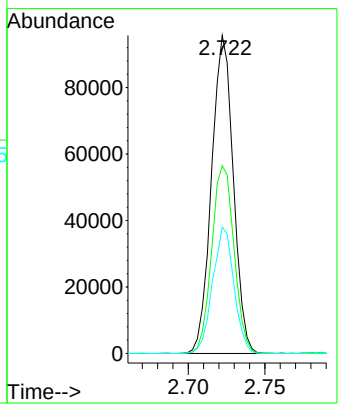

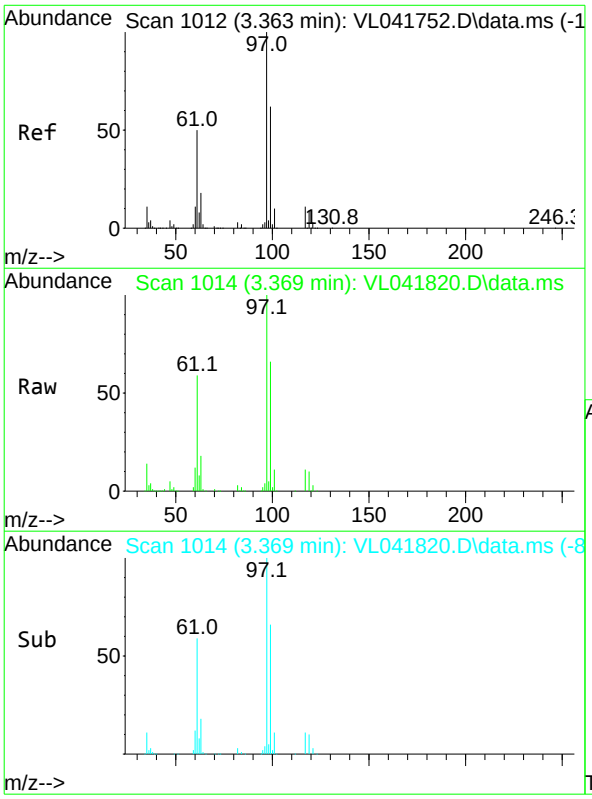

#32
1,1,1-Trichloroethane
Concen: 8.666 ppbv
RT: 3.369 min Scan# 1014
Delta R.T. 0.006 min
Lab File: VL041820.D
Acq: 19 Dec 2024 14:49

Tgt Ion: 97 Resp: 149002

Ion	Ratio	Lower	Upper
97	100		
99	63.9	51.0	76.4
61	56.6	42.2	63.2

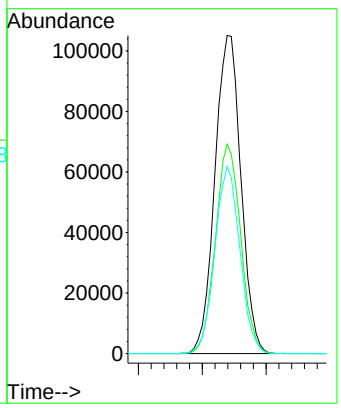

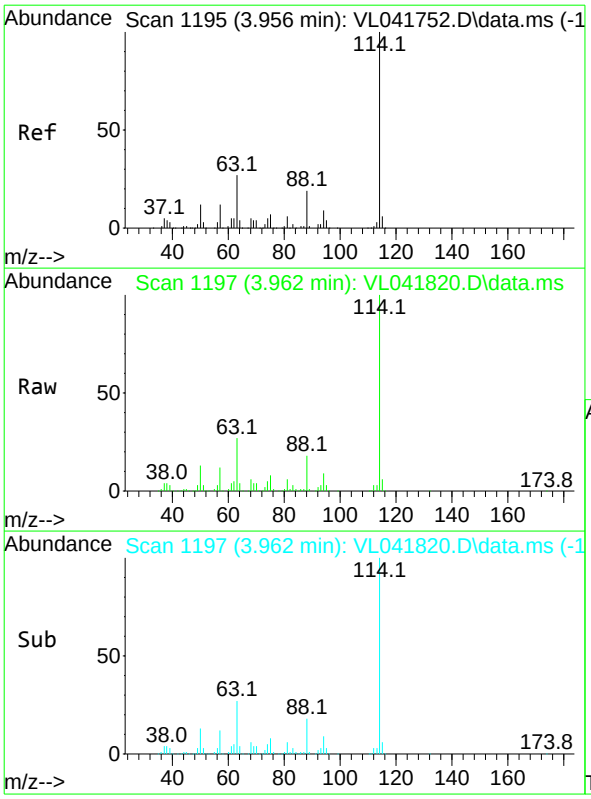

#33
1,4-Difluorobenzene
Concen: 10.000 ppbv
RT: 3.962 min Scan# 11
Delta R.T. 0.006 min
Lab File: VL041820.D
Acq: 19 Dec 2024 14:49

Tgt Ion:114 Resp: 195963

Ion	Ratio	Lower	Upper
114	100		
63	27.9	21.8	32.8
88	18.1	14.8	22.2

Instrument :
MSVOA_L
ClientSampleId :
VL1219ABS01

Manual Integrations
APPROVED

Reviewed By :Semsettin Yesilyurt 12/20/2024
Supervised By :Mahesh Dadoda 12/20/2024

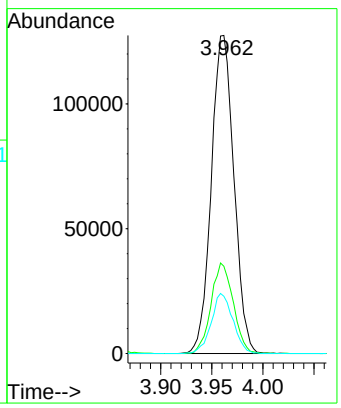

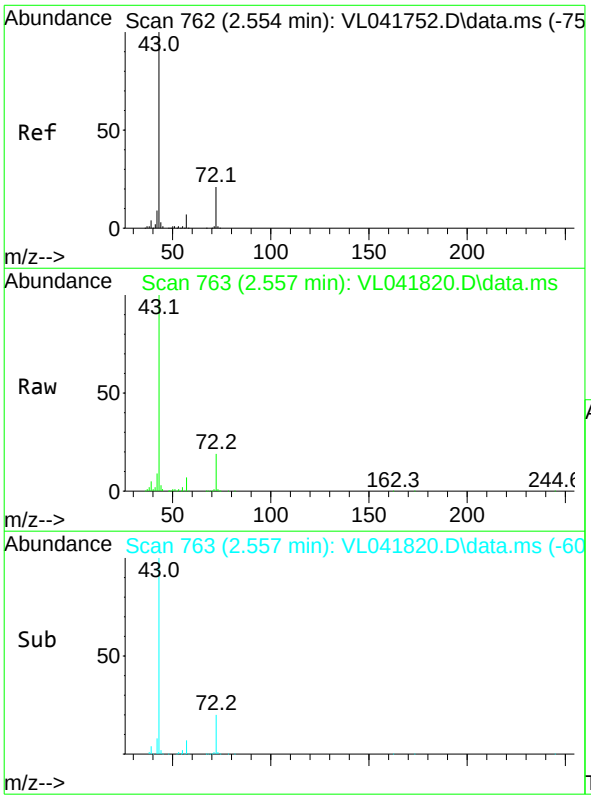

#34
2-Butanone
Concen: 9.479 ppbv
RT: 2.557 min Scan# 763
Delta R.T. 0.003 min
Lab File: VL041820.D
Acq: 19 Dec 2024 14:49

Tgt Ion: 43 Resp: 149437

Ion	Ratio	Lower	Upper
43	100		
72	20.5	16.8	25.2

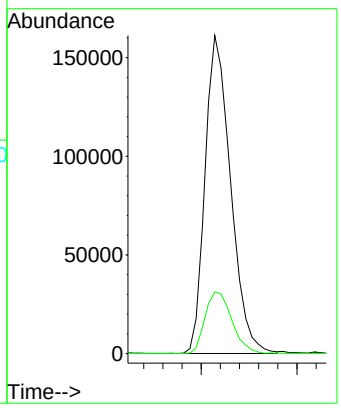

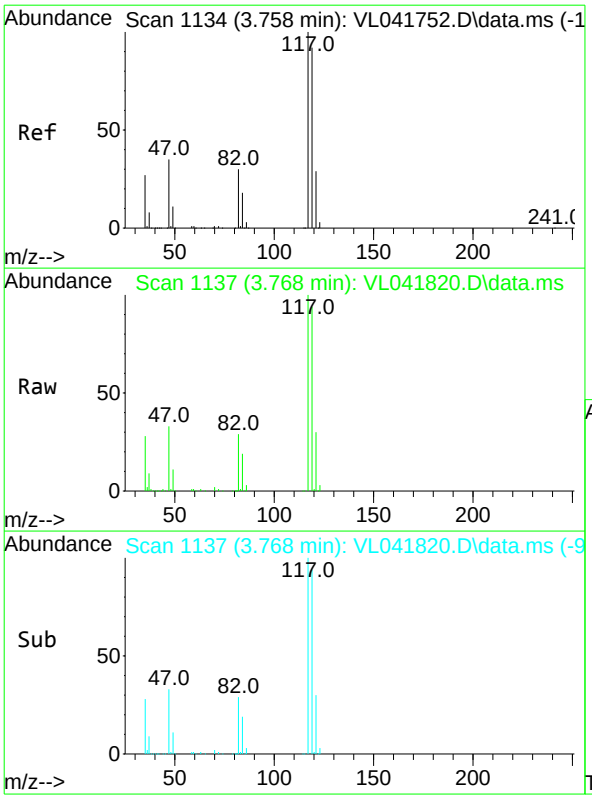

#35
Carbon Tetrachloride
Concen: 10.888 ppbv
RT: 3.768 min Scan# 11
Delta R.T. 0.009 min
Lab File: VL041820.D
Acq: 19 Dec 2024 14:49

Tgt Ion:117 Resp: 151465

Ion	Ratio	Lower	Upper
117	100		
119	93.6	73.7	110.5
121	30.0	23.0	34.4

Instrument :
MSVOA_L
ClientSampleId :
VL1219ABS01

Manual Integrations
APPROVED

Reviewed By :Semsettin Yesilyurt 12/20/2024
Supervised By :Mahesh Dadoda 12/20/2024

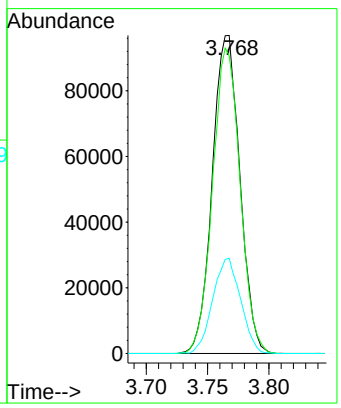

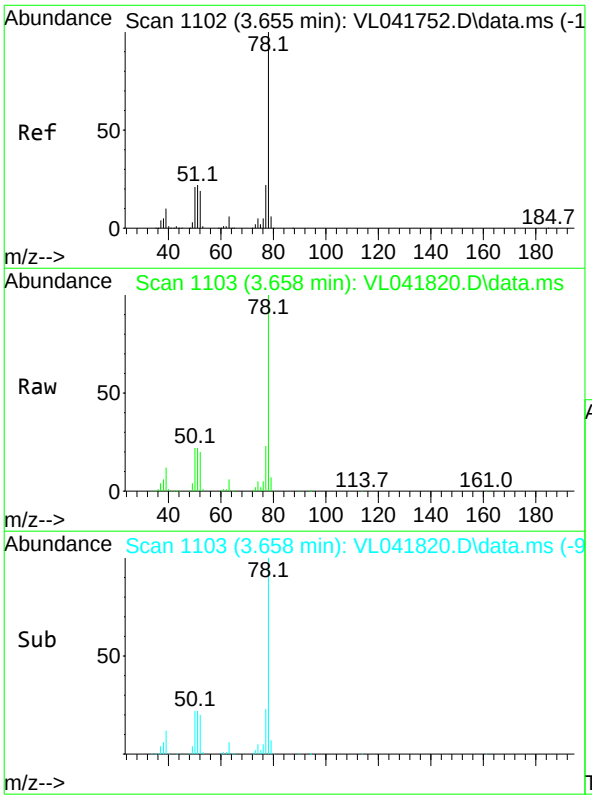

#36
Benzene
Concen: 9.372 ppbv
RT: 3.658 min Scan# 1103
Delta R.T. 0.003 min
Lab File: VL041820.D
Acq: 19 Dec 2024 14:49

Tgt Ion: 78 Resp: 189976

Ion	Ratio	Lower	Upper
78	100		
77	22.8	17.8	26.6
50	22.2	17.2	25.8

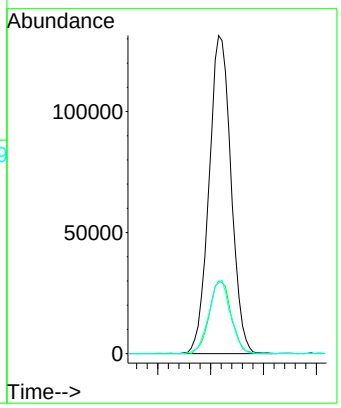

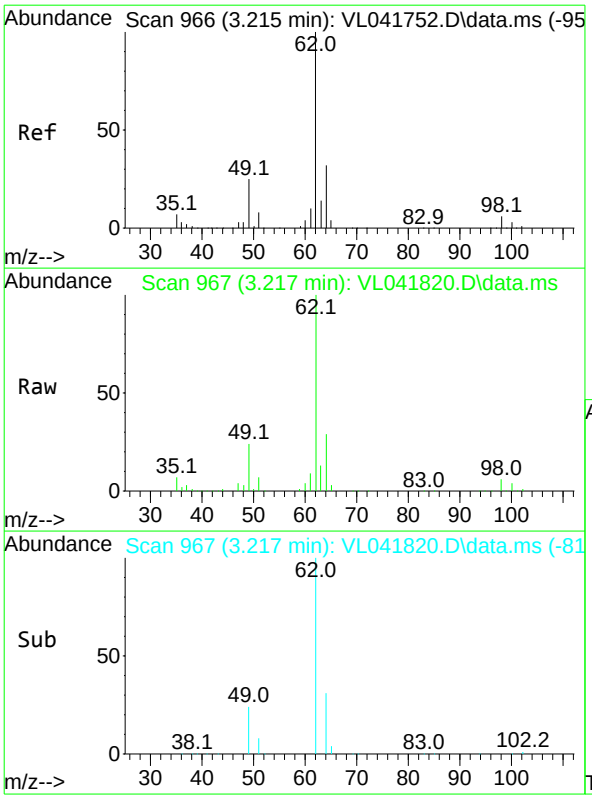

#37
1,2-Dichloroethane
Concen: 9.899 ppbv
RT: 3.217 min Scan# 96
Delta R.T. 0.003 min
Lab File: VL041820.D
Acq: 19 Dec 2024 14:49

Instrument :
MSVOA_L
ClientSampleId :
VL1219ABS01

Tgt Ion: 62 Resp: 124857

Ion	Ratio	Lower	Upper
62	100		
98	5.8	4.7	7.1

Manual Integrations
APPROVED

Reviewed By :Semsettin Yesilyurt 12/20/2024
Supervised By :Mahesh Dadoda 12/20/2024

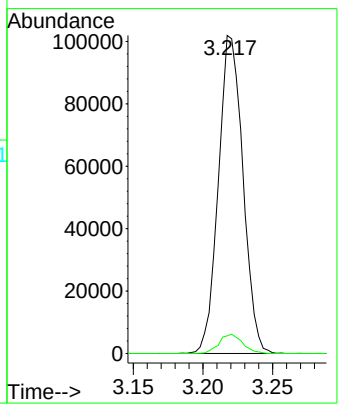

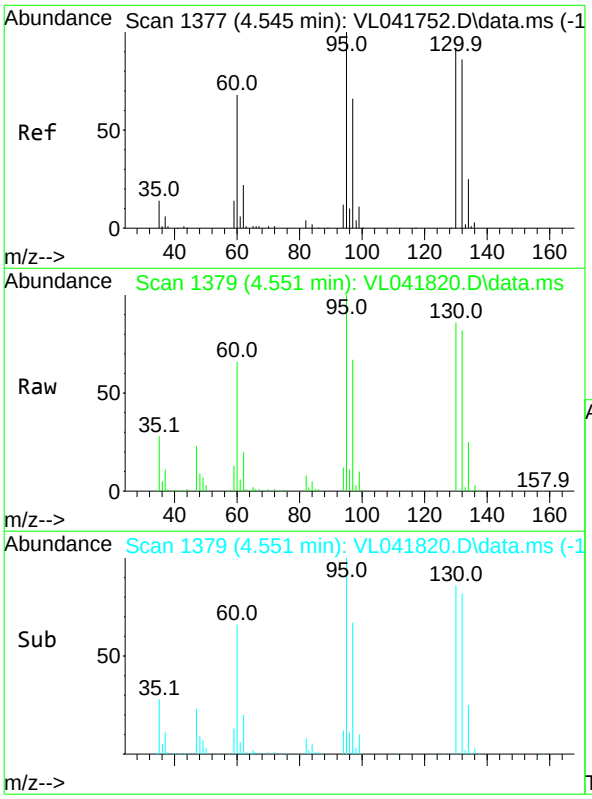

#38
Trichloroethene
Concen: 8.349 ppbv
RT: 4.551 min Scan# 1379
Delta R.T. 0.006 min
Lab File: VL041820.D
Acq: 19 Dec 2024 14:49

Tgt Ion:130 Resp: 71837

Ion	Ratio	Lower	Upper
130	100		
95	115.6	87.0	130.6
132	94.7	75.0	112.6
97	77.7	57.2	85.8

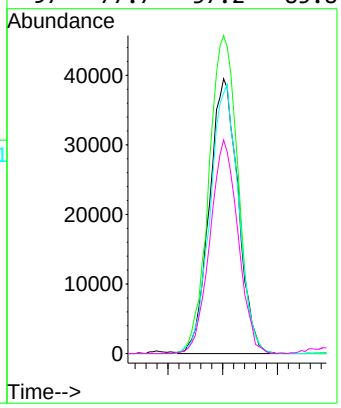

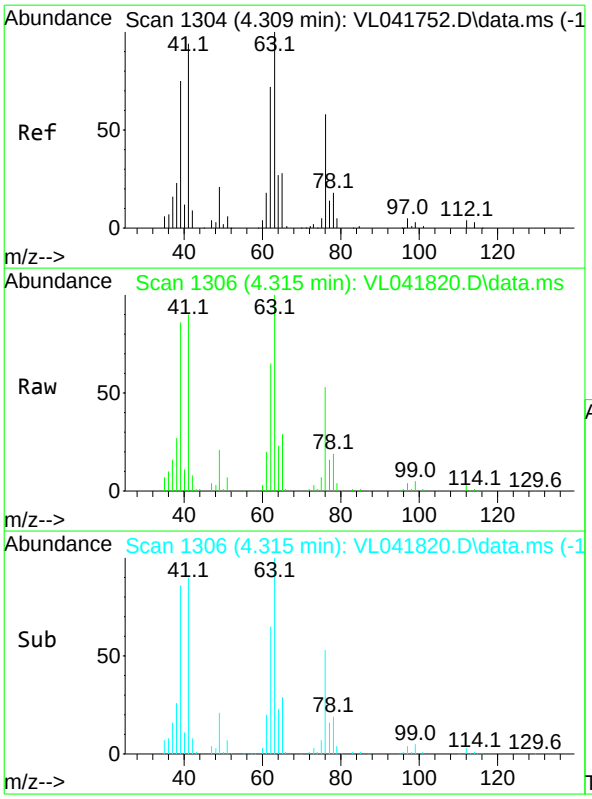

#39
1,2-Dichloropropane
Concen: 9.370 ppbv
RT: 4.315 min Scan# 13
Delta R.T. 0.006 min
Lab File: VL041820.D
Acq: 19 Dec 2024 14:49

Instrument :
MSVOA_L
ClientSampleId :
VL1219ABS01

Tgt Ion: 63 Resp: 68691

Ion	Ratio	Lower	Upper
63	100		
41	89.2	75.3	112.9
62	65.2	57.3	85.9

Manual Integrations
APPROVED

Reviewed By :Semsettin Yesilyurt 12/20/2024
Supervised By :Mahesh Dadoda 12/20/2024

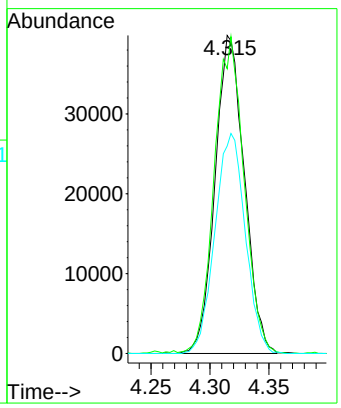

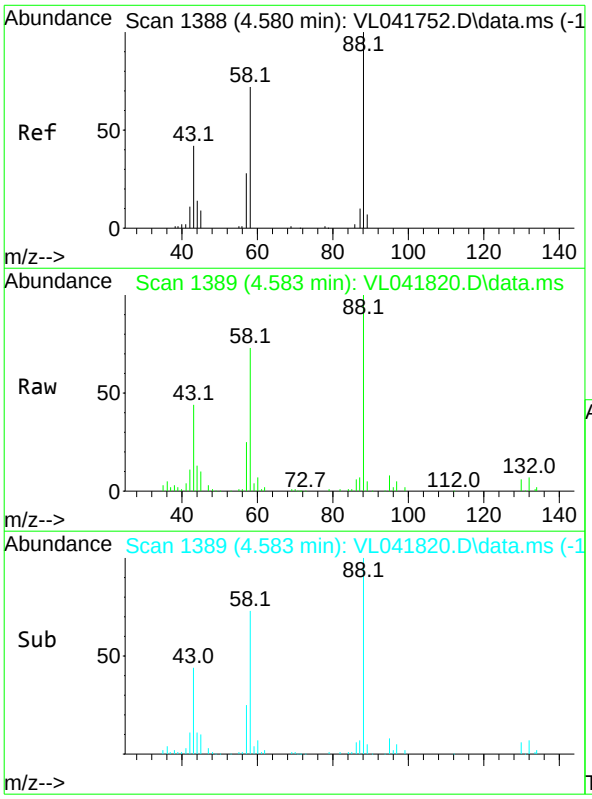

#40
1,4-Dioxane
Concen: 9.431 ppbv
RT: 4.583 min Scan# 1389
Delta R.T. 0.003 min
Lab File: VL041820.D
Acq: 19 Dec 2024 14:49

Tgt Ion: 88 Resp: 33777

Ion	Ratio	Lower	Upper
88	100		
58	78.8	61.0	91.6
43	36.3	29.4	44.0
57	0.0	0.0	0.0

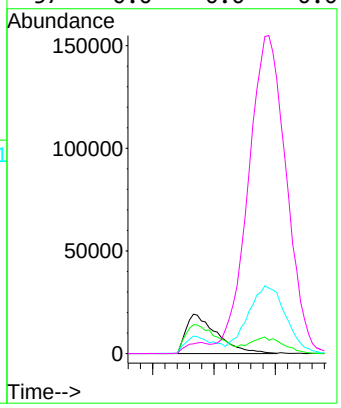

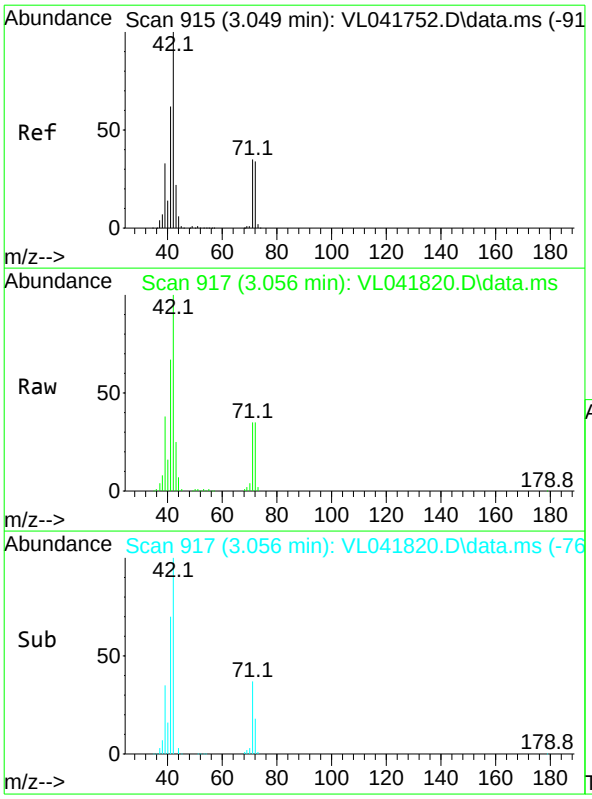

#41
Tetrahydrofuran
Concen: 9.124 ppbv
RT: 3.056 min Scan# 91
Delta R.T. 0.006 min
Lab File: VL041820.D
Acq: 19 Dec 2024 14:49

Tgt Ion: 42 Resp: 80588

Ion	Ratio	Lower	Upper
42	100		
72	35.1	29.1	43.7
71	34.4	28.4	42.6

Instrument :
MSVOA_L
ClientSampleId :
VL1219ABS01

Manual Integrations
APPROVED

Reviewed By :Semsettin Yesilyurt 12/20/2024
Supervised By :Mahesh Dadoda 12/20/2024

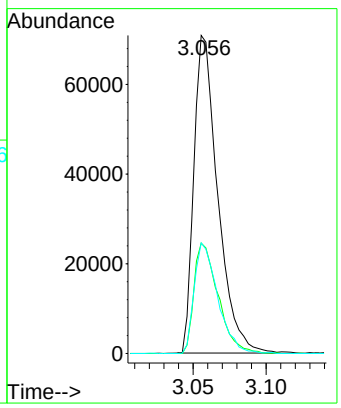

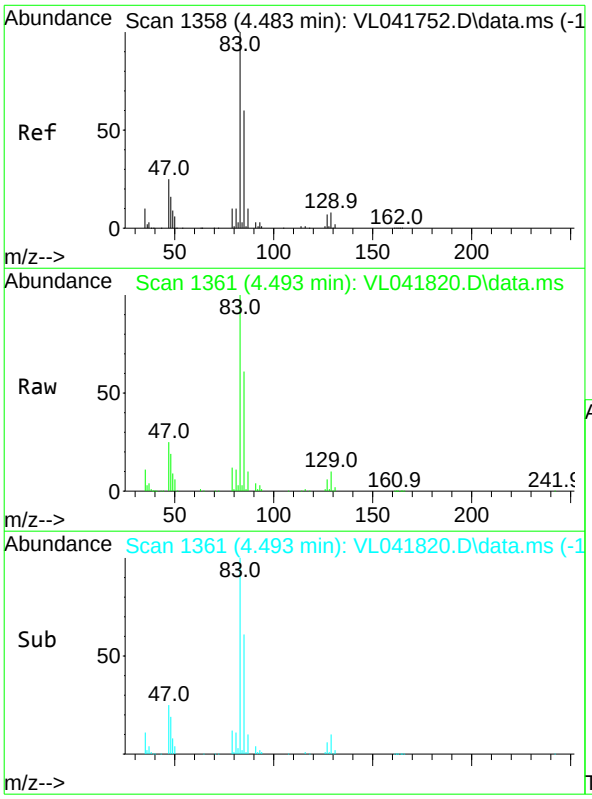

#42
Bromodichloromethane
Concen: 10.548 ppbv
RT: 4.493 min Scan# 1361
Delta R.T. 0.009 min
Lab File: VL041820.D
Acq: 19 Dec 2024 14:49

Tgt Ion: 83 Resp: 153057

Ion	Ratio	Lower	Upper
83	100		
85	60.7	48.0	72.0
127	6.4	5.8	8.8

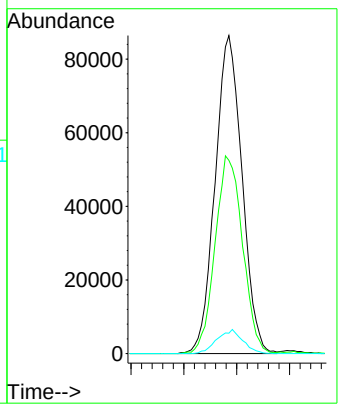

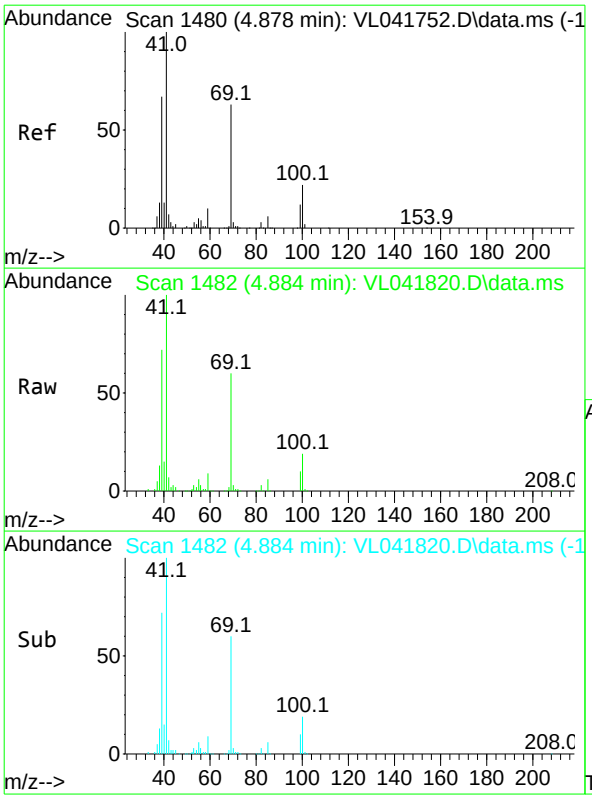

#43
Methyl Methacrylate
Concen: 9.189 ppbv
RT: 4.884 min Scan# 14
Delta R.T. 0.006 min
Lab File: VL041820.D
Acq: 19 Dec 2024 14:49

Tgt Ion: 69 Resp: 70969

Ion	Ratio	Lower	Upper
69	100		
41	165.4	130.3	195.5
100	34.5	28.3	42.5

Instrument :
MSVOA_L
ClientSampleId :
VL1219ABS01

Manual Integrations
APPROVED

Reviewed By :Semsettin Yesilyurt 12/20/2024
Supervised By :Mahesh Dadoda 12/20/2024

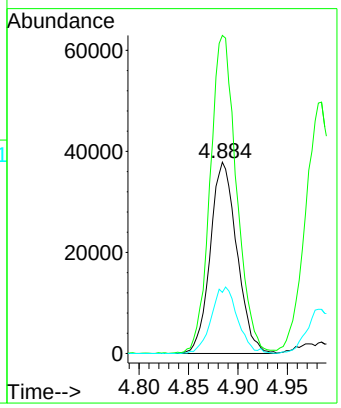

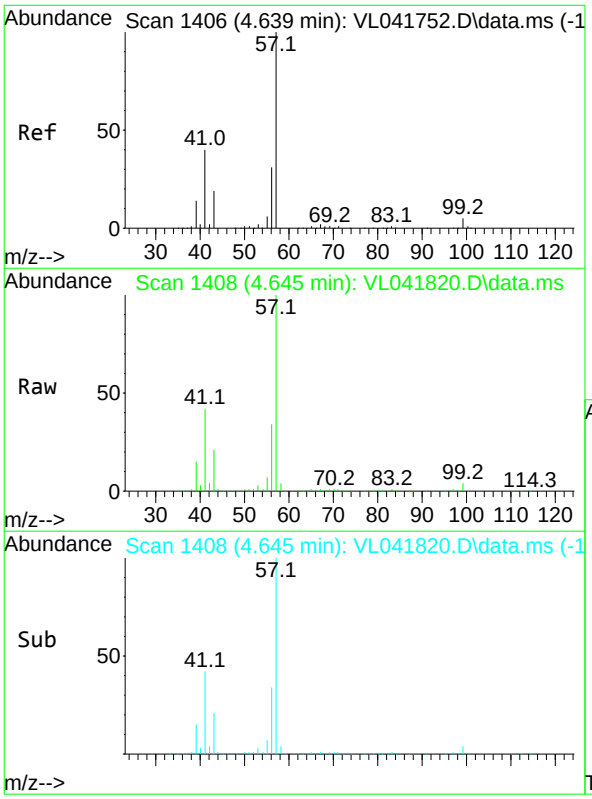

#44
2,2,4-Trimethylpentane
Concen: 9.656 ppbv
RT: 4.645 min Scan# 1408
Delta R.T. 0.006 min
Lab File: VL041820.D
Acq: 19 Dec 2024 14:49

Tgt Ion: 57 Resp: 334274

Ion	Ratio	Lower	Upper
57	100		
41	40.8	30.7	46.1
56	33.0	25.4	38.0

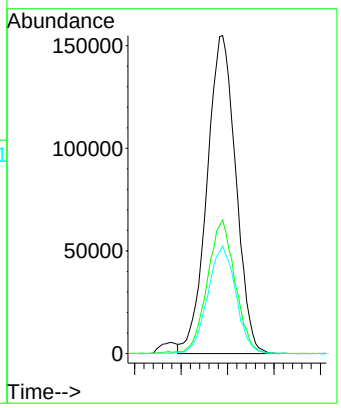

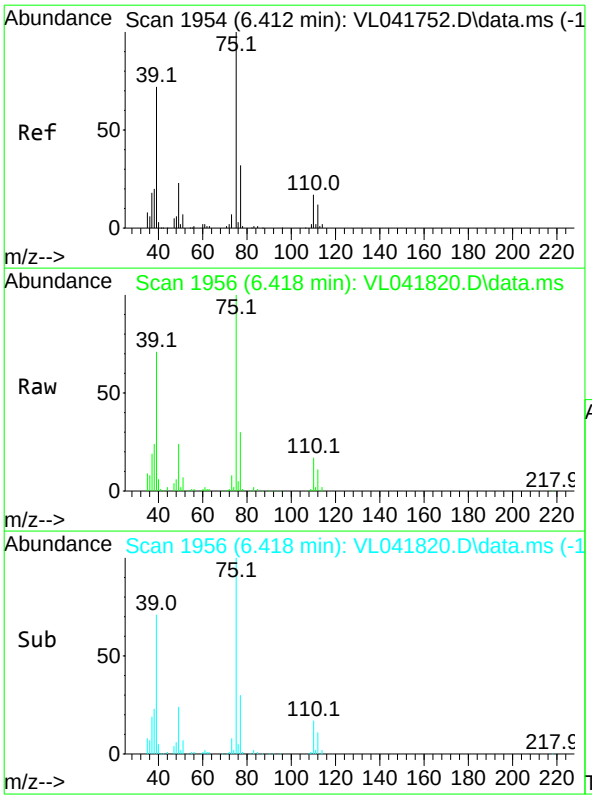

#45
t-1,3-Dichloropropene
Concen: 8.408 ppbv
RT: 6.418 min Scan# 19
Delta R.T. 0.006 min
Lab File: VL041820.D
Acq: 19 Dec 2024 14:49

Tgt Ion: 75 Resp: 67173

Ion	Ratio	Lower	Upper
75	100		
77	30.2	25.9	38.9

Instrument :
MSVOA_L
ClientSampleId :
VL1219ABS01

Manual Integrations
APPROVED

Reviewed By :Semsettin Yesilyurt 12/20/2024
Supervised By :Mahesh Dadoda 12/20/2024

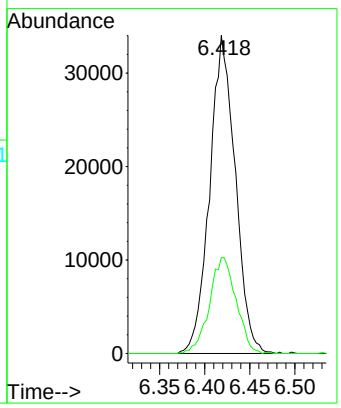

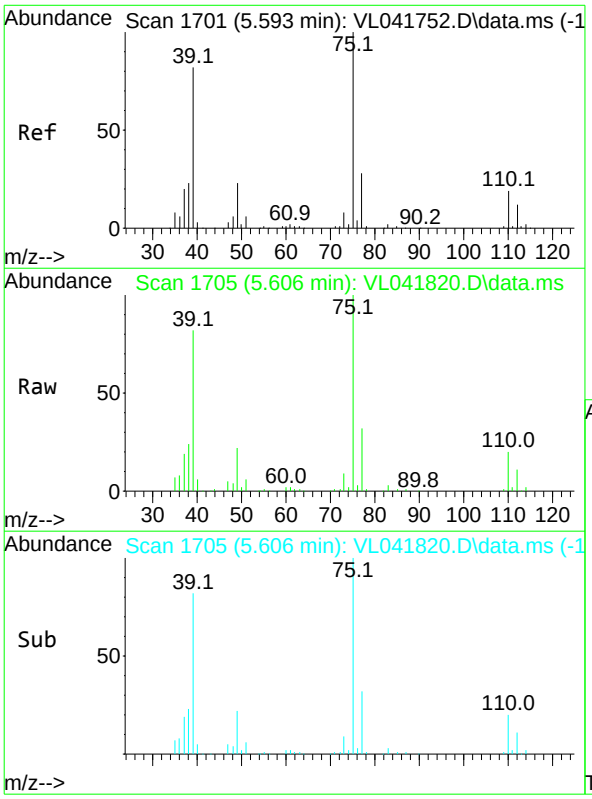

#46
cis-1,3-Dichloropropene
Concen: 8.771 ppbv
RT: 5.606 min Scan# 1705
Delta R.T. 0.013 min
Lab File: VL041820.D
Acq: 19 Dec 2024 14:49

Tgt Ion: 75 Resp: 88947

Ion	Ratio	Lower	Upper
75	100		
39	82.2	65.2	97.8
77	31.8	22.0	33.0

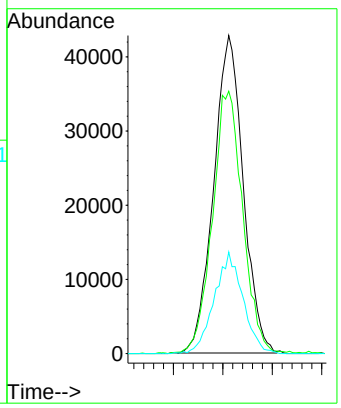

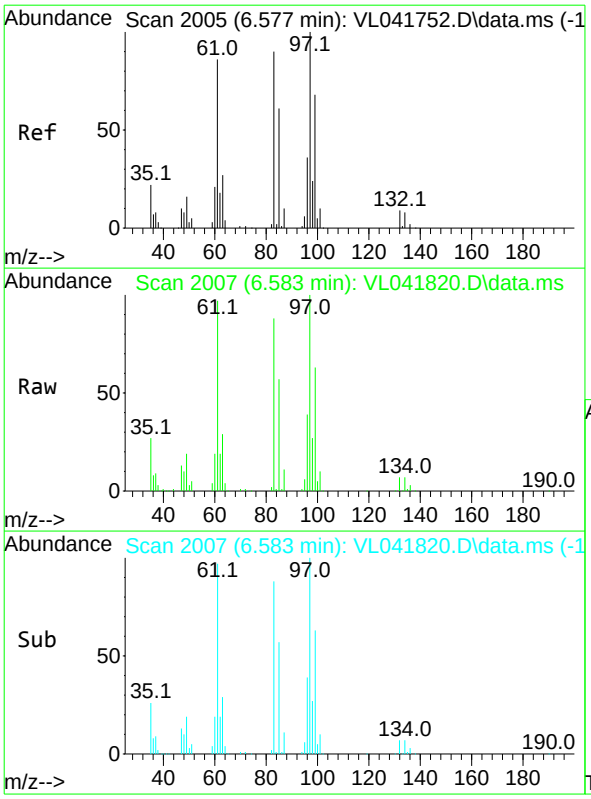

#47
1,1,2-Trichloroethane
Concen: 9.490 ppbv
RT: 6.583 min Scan# 20
Delta R.T. 0.006 min
Lab File: VL041820.D
Acq: 19 Dec 2024 14:49

Tgt Ion: 97 Resp: 72669

Ion	Ratio	Lower	Upper
97	100		
83	88.2	72.3	108.5
85	56.8	48.5	72.7
99	63.1	54.0	81.0

Instrument :
MSVOA_L
ClientSampleId :
VL1219ABS01

Manual Integrations
APPROVED

Reviewed By :Semsettin Yesilyurt 12/20/2024
Supervised By :Mahesh Dadoda 12/20/2024

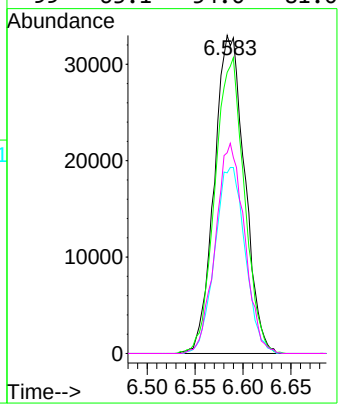

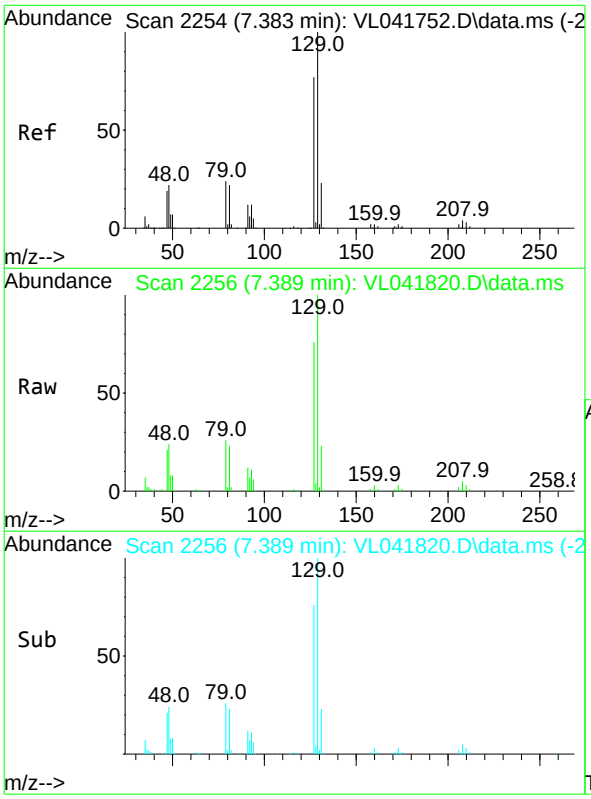

#48
Dibromochloromethane
Concen: 10.390 ppbv
RT: 7.389 min Scan# 2256
Delta R.T. 0.006 min
Lab File: VL041820.D
Acq: 19 Dec 2024 14:49

Tgt Ion:129 Resp: 108637

Ion	Ratio	Lower	Upper
129	100		
127	77.1	38.8	116.3

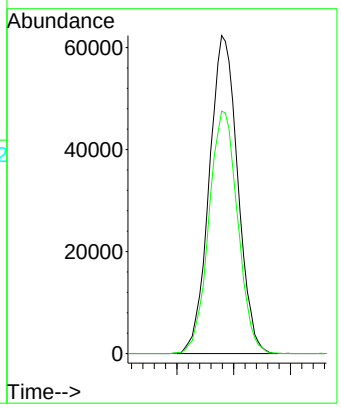

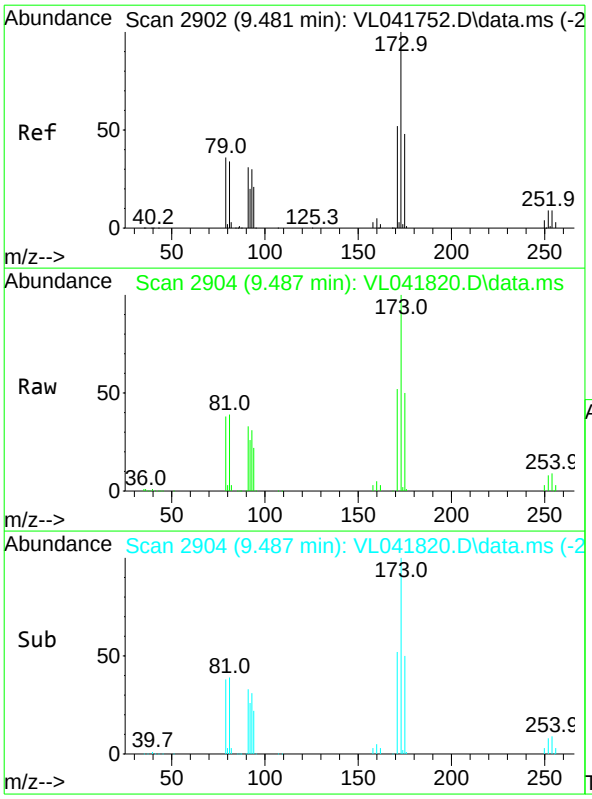

#49
Bromoform
Concen: 10.358 ppbv
RT: 9.487 min Scan# 29
Delta R.T. 0.006 min
Lab File: VL041820.D
Acq: 19 Dec 2024 14:49

Tgt Ion:173 Resp: 88652

Ion	Ratio	Lower	Upper
173	100		
175	48.4	38.2	57.2
171	51.1	41.1	61.7

Instrument :
MSVOA_L
ClientSampleId :
VL1219ABS01

Manual Integrations
APPROVED

Reviewed By :Semsettin Yesilyurt 12/20/2024
Supervised By :Mahesh Dadoda 12/20/2024

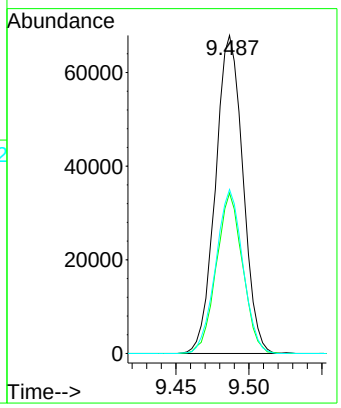

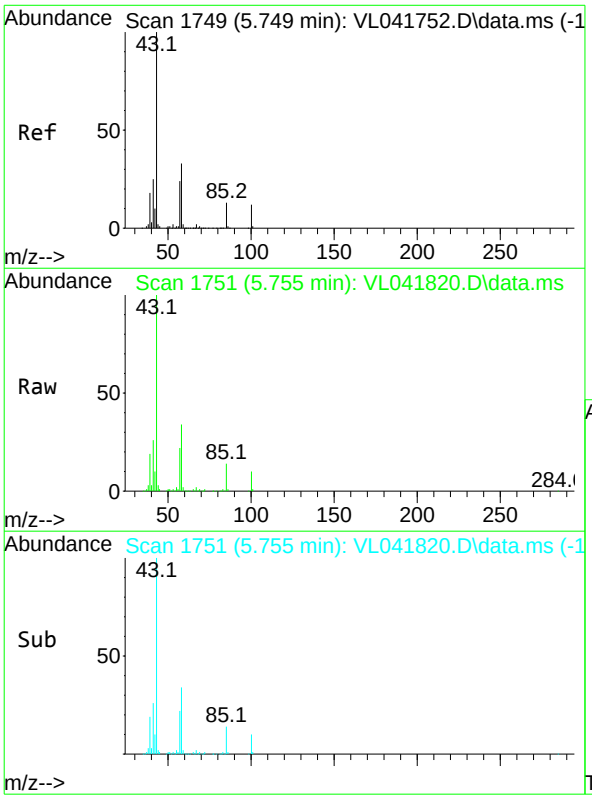

#50
4-Methyl-2-Pentanone
Concen: 9.632 ppbv
RT: 5.755 min Scan# 1751
Delta R.T. 0.006 min
Lab File: VL041820.D
Acq: 19 Dec 2024 14:49

Tgt Ion: 43 Resp: 206750

Ion	Ratio	Lower	Upper
43	100		
58	32.4	26.8	40.2

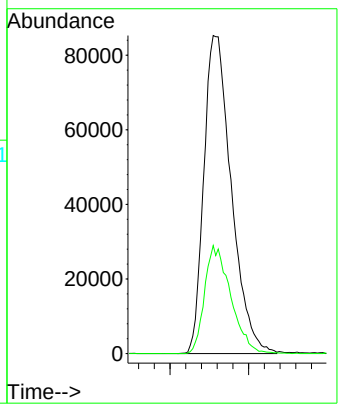

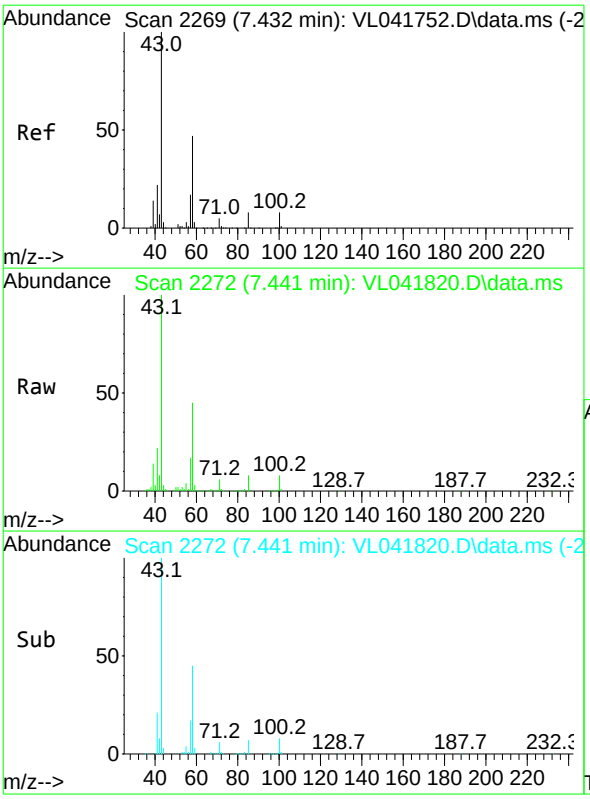

#51
2-Hexanone
Concen: 9.331 ppbv
RT: 7.441 min Scan# 22
Delta R.T. 0.009 min
Lab File: VL041820.D
Acq: 19 Dec 2024 14:49

Tgt Ion: 43 Resp: 162349

Ion	Ratio	Lower	Upper
43	100		
58	43.9	36.6	55.0
98	0.9	0.1	0.1#

Instrument :
MSVOA_L
ClientSampleId :
VL1219ABS01

Manual Integrations
APPROVED

Reviewed By :Semsettin Yesilyurt 12/20/2024
Supervised By :Mahesh Dadoda 12/20/2024

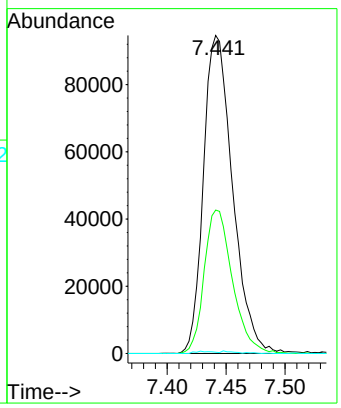

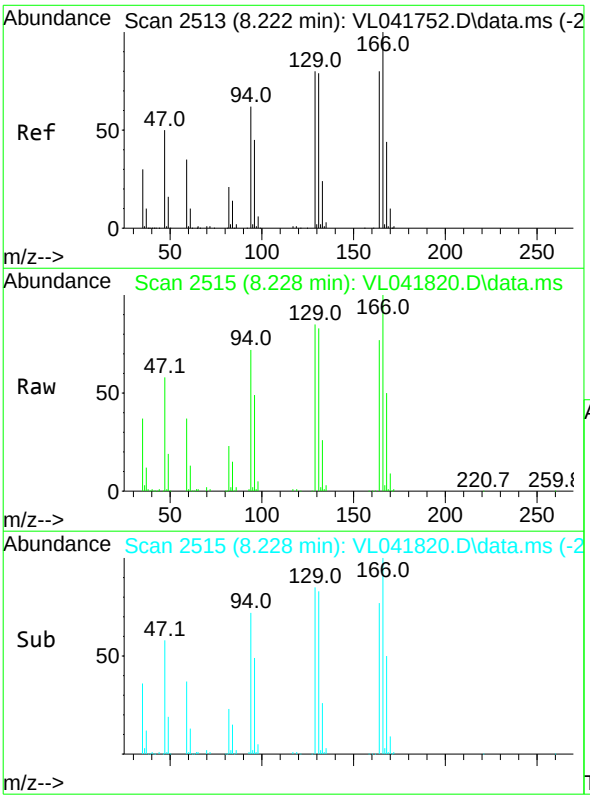

#52
Tetrachloroethene
Concen: 8.190 ppbv
RT: 8.228 min Scan# 2515
Delta R.T. 0.006 min
Lab File: VL041820.D
Acq: 19 Dec 2024 14:49

Tgt Ion:164 Resp: 61791

Ion	Ratio	Lower	Upper
164	100		
166	129.1	99.8	149.6
129	109.2	79.6	119.4
131	107.6	78.6	117.8

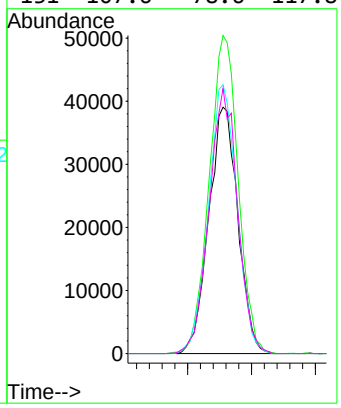

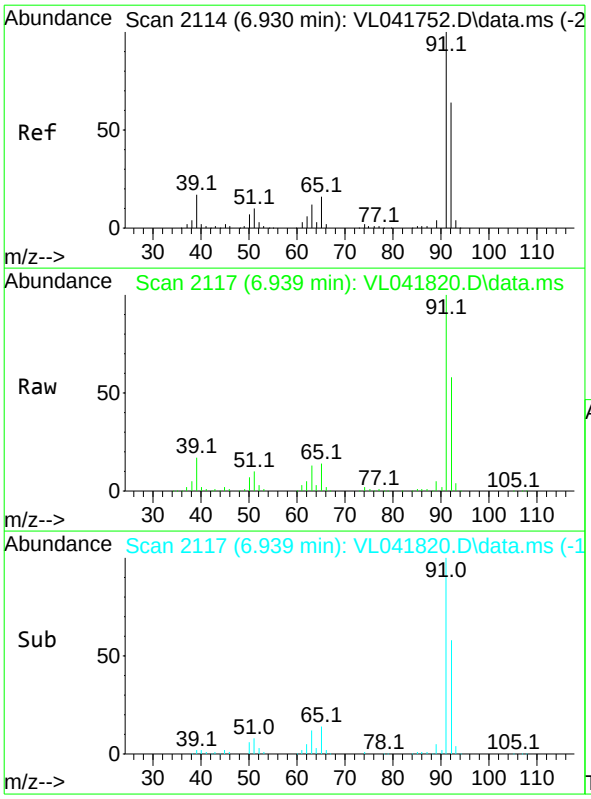

#53
Toluene
Concen: 8.771 ppbv
RT: 6.939 min Scan# 21
Delta R.T. 0.009 min
Lab File: VL041820.D
Acq: 19 Dec 2024 14:49

Tgt Ion: 91 Resp: 201582

Ion	Ratio	Lower	Upper
91	100		
92	59.9	47.9	71.9

Instrument :
MSVOA_L
ClientSampleId :
VL1219ABS01

Manual Integrations
APPROVED

Reviewed By :Semsettin Yesilyurt 12/20/2024
Supervised By :Mahesh Dadoda 12/20/2024

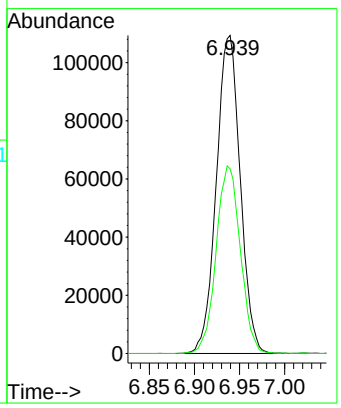

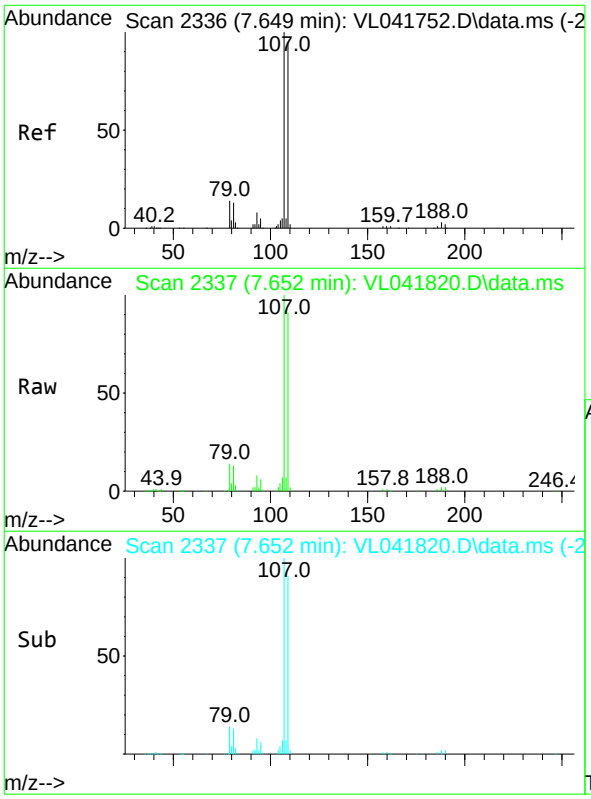

#54
1,2-Dibromoethane
Concen: 9.497 ppbv
RT: 7.652 min Scan# 2337
Delta R.T. 0.003 min
Lab File: VL041820.D
Acq: 19 Dec 2024 14:49

Tgt Ion:107 Resp: 100209

Ion	Ratio	Lower	Upper
107	100		
109	91.0	75.9	113.9

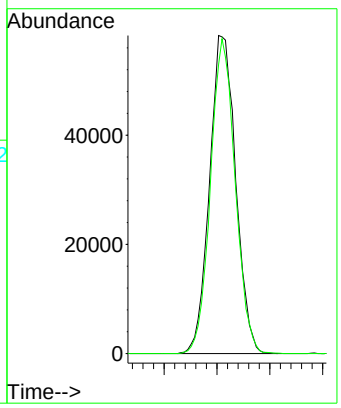

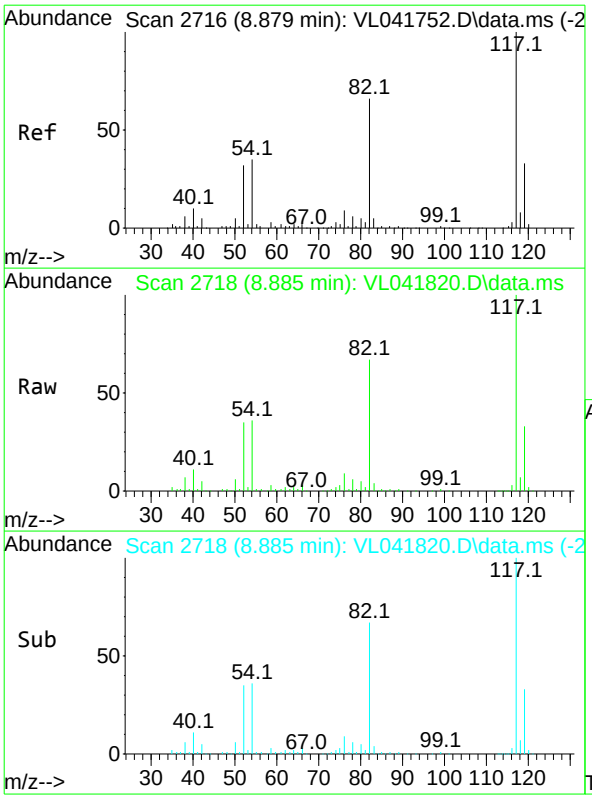

#55
Chlorobenzene-d5
Concen: 10.000 ppbv
RT: 8.885 min Scan# 27
Delta R.T. 0.006 min
Lab File: VL041820.D
Acq: 19 Dec 2024 14:49

Tgt Ion:117 Resp: 168530

Ion	Ratio	Lower	Upper
117	100		
82	72.7	53.8	80.8
119	33.0	26.7	40.1

Instrument :
MSVOA_L
ClientSampleId :
VL1219ABS01

Manual Integrations
APPROVED

Reviewed By :Semsettin Yesilyurt 12/20/2024
Supervised By :Mahesh Dadoda 12/20/2024

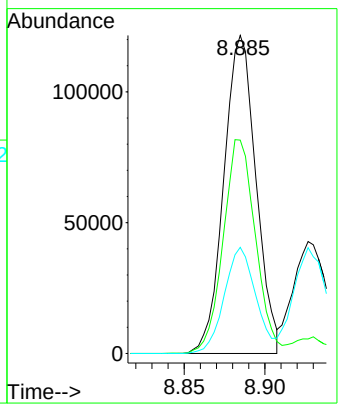

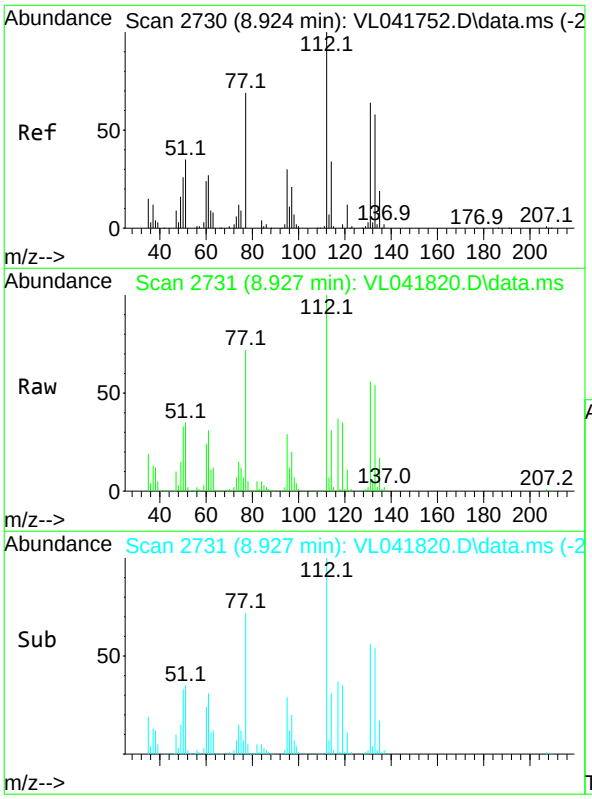

#56
1,1,1,2-Tetrachloroethane
Concen: 10.664 ppbv
RT: 8.927 min Scan# 2731
Delta R.T. 0.003 min
Lab File: VL041820.D
Acq: 19 Dec 2024 14:49

Tgt Ion:131 Resp: 95280

Ion	Ratio	Lower	Upper
131	100		
133	96.1	76.8	115.2
119	61.2	49.0	73.6

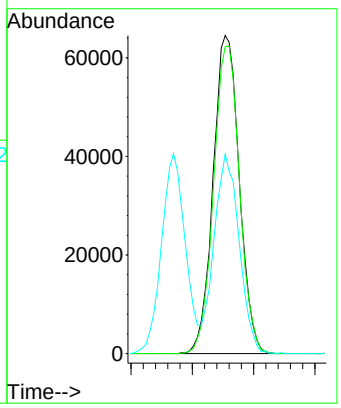

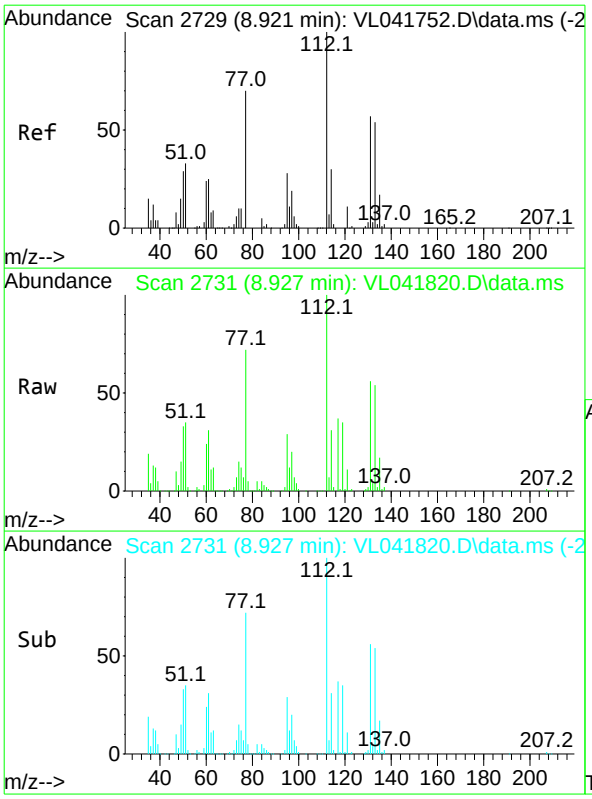

#57
Chlorobenzene
Concen: 9.777 ppbv
RT: 8.927 min Scan# 27
Delta R.T. 0.006 min
Lab File: VL041820.D
Acq: 19 Dec 2024 14:49

Tgt Ion:112 Resp: 168612

Ion	Ratio	Lower	Upper
112	100		
77	72.4	57.4	86.0
114	30.9	27.4	33.4

Instrument :
MSVOA_L
ClientSampleId :
VL1219ABS01

Manual Integrations
APPROVED

Reviewed By :Semsettin Yesilyurt 12/20/2024
Supervised By :Mahesh Dadoda 12/20/2024

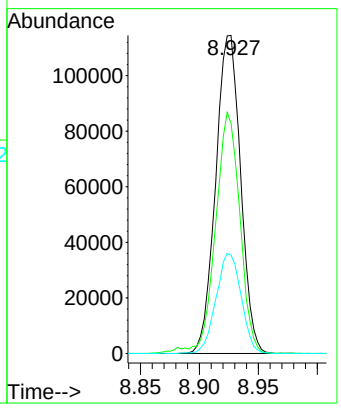

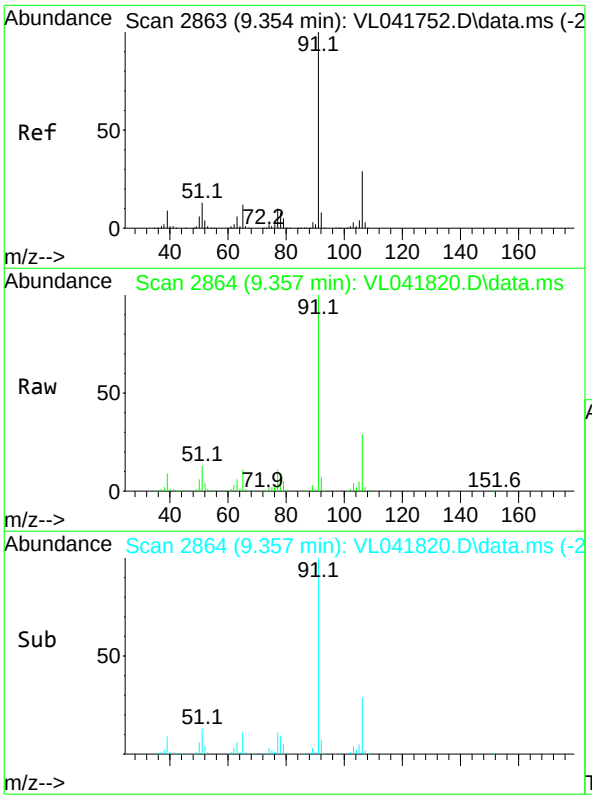

#58
Ethyl Benzene
Concen: 9.595 ppbv
RT: 9.357 min Scan# 2864
Delta R.T. 0.003 min
Lab File: VL041820.D
Acq: 19 Dec 2024 14:49

Tgt Ion: 91 Resp: 291119

Ion	Ratio	Lower	Upper
91	100		
106	29.2	23.5	35.3

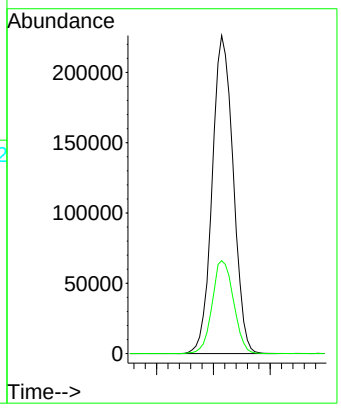

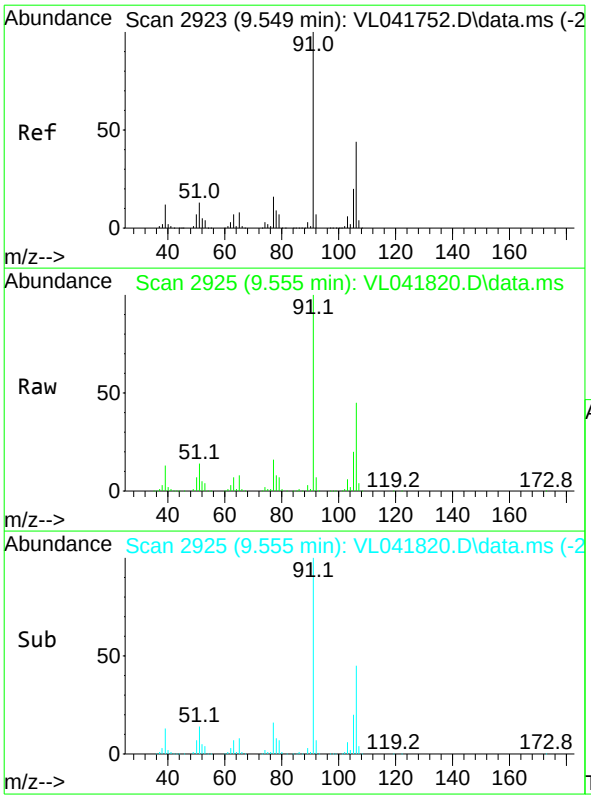

#59
m/p-Xylene
Concen: 20.524 ppbv m
RT: 9.555 min Scan# 29
Delta R.T. 0.006 min
Lab File: VL041820.D
Acq: 19 Dec 2024 14:49

Tgt Ion: 91 Resp: 500696

Ion	Ratio	Lower	Upper
91	100		
106	45.3	0.0	0.0#

Instrument :
MSVOA_L
ClientSampleId :
VL1219ABS01

Manual Integrations
APPROVED

Reviewed By :Semsettin Yesilyurt 12/20/2024
Supervised By :Mahesh Dadoda 12/20/2024

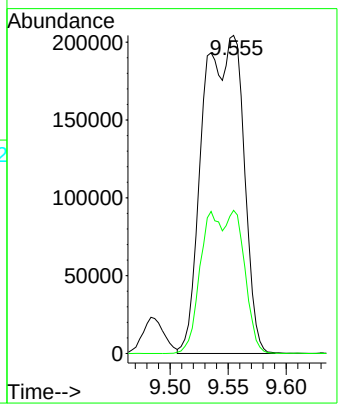

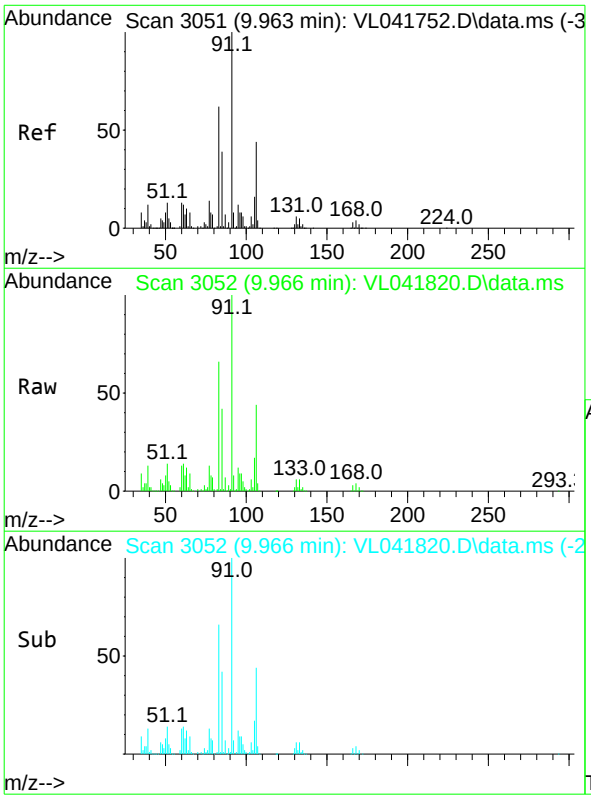

#60
o-Xylene
Concen: 10.201 ppbv
RT: 9.966 min Scan# 3052
Delta R.T. 0.003 min
Lab File: VL041820.D
Acq: 19 Dec 2024 14:49

Tgt Ion: 91 Resp: 249559

Ion	Ratio	Lower	Upper
91	100		
106	42.5	21.1	63.4

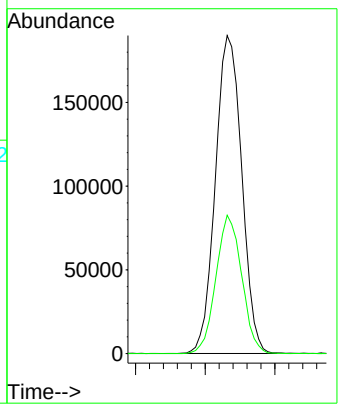

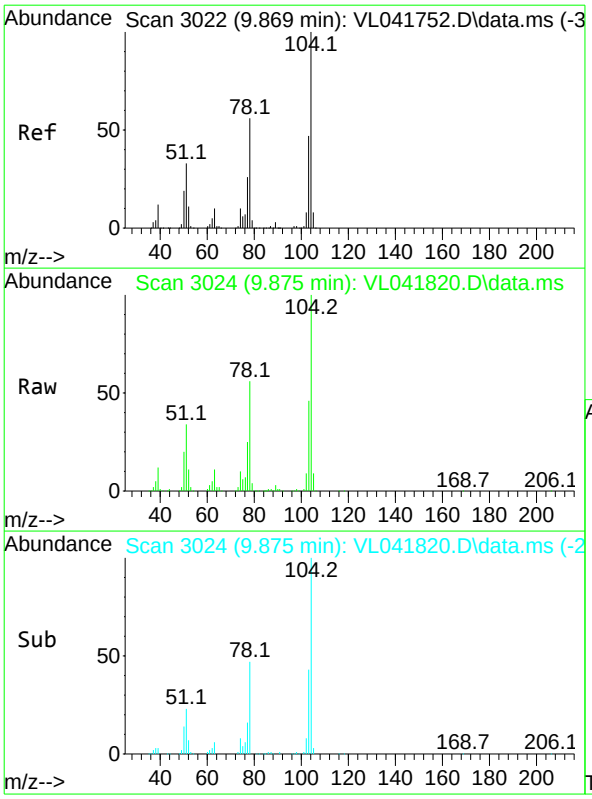

#61
Styrene
Concen: 9.880 ppbv
RT: 9.875 min Scan# 30
Delta R.T. 0.006 min
Lab File: VL041820.D
Acq: 19 Dec 2024 14:49

Tgt Ion:104 Resp: 104520

Ion	Ratio	Lower	Upper
104	100		
78	54.6	43.8	65.6
103	46.1	37.8	56.6

Instrument :
MSVOA_L
ClientSampleId :
VL1219ABS01

Manual Integrations
APPROVED

Reviewed By :Semsettin Yesilyurt 12/20/2024
Supervised By :Mahesh Dadoda 12/20/2024

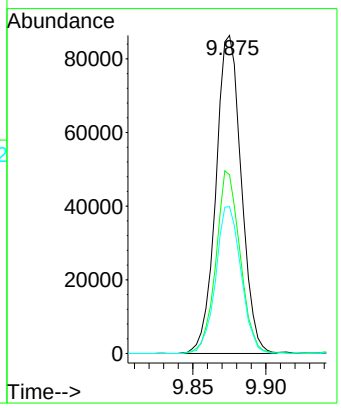

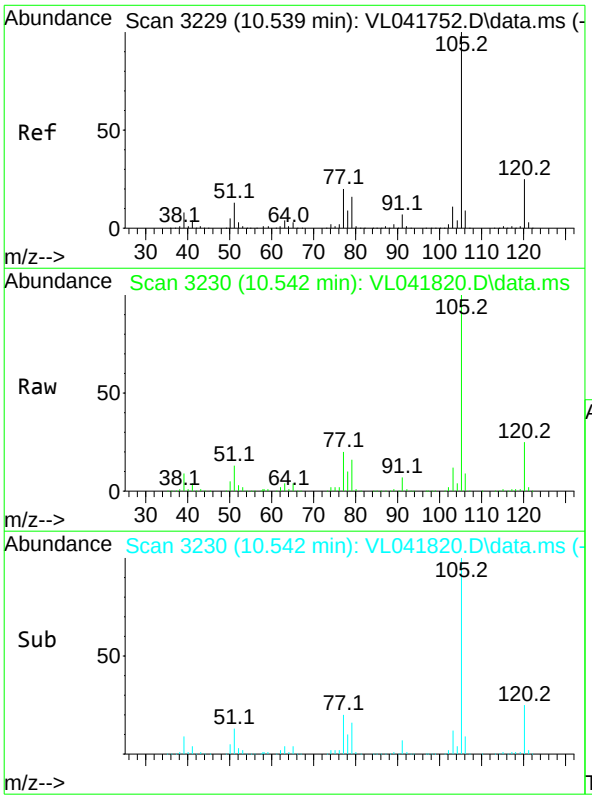

#62
Isopropylbenzene
Concen: 10.055 ppbv
RT: 10.542 min Scan# 3230
Delta R.T. 0.003 min
Lab File: VL041820.D
Acq: 19 Dec 2024 14:49

Tgt Ion:105 Resp: 369582

Ion	Ratio	Lower	Upper
105	100		
120	25.1	19.8	29.8

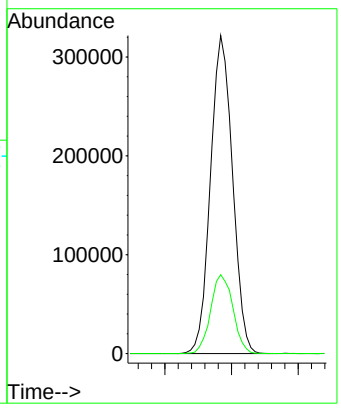

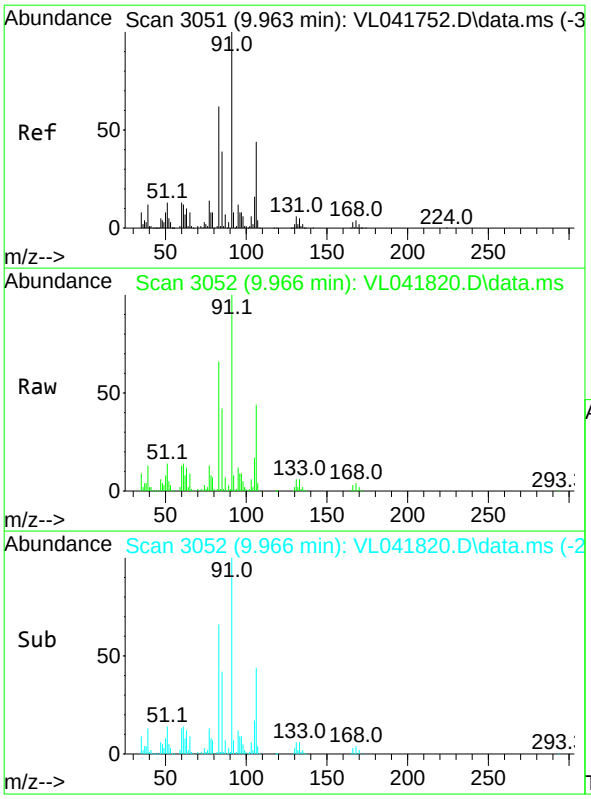

#63
1,1,2,2-Tetrachloroethane
Concen: 10.662 ppbv
RT: 9.966 min Scan# 30
Delta R.T. 0.003 min
Lab File: VL041820.D
Acq: 19 Dec 2024 14:49

Tgt Ion: 83 Resp: 163278

Ion	Ratio	Lower	Upper
83	100		
131	9.1	4.9	14.7
85	62.4	32.0	96.2

Instrument :
MSVOA_L
ClientSampleId :
VL1219ABS01

Manual Integrations
APPROVED

Reviewed By :Semsettin Yesilyurt 12/20/2024
Supervised By :Mahesh Dadoda 12/20/2024

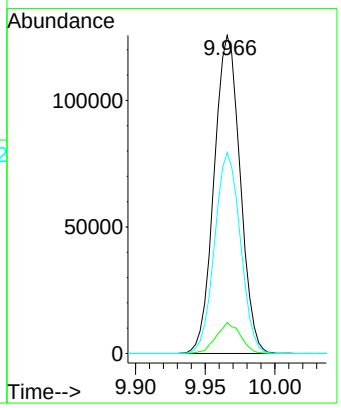

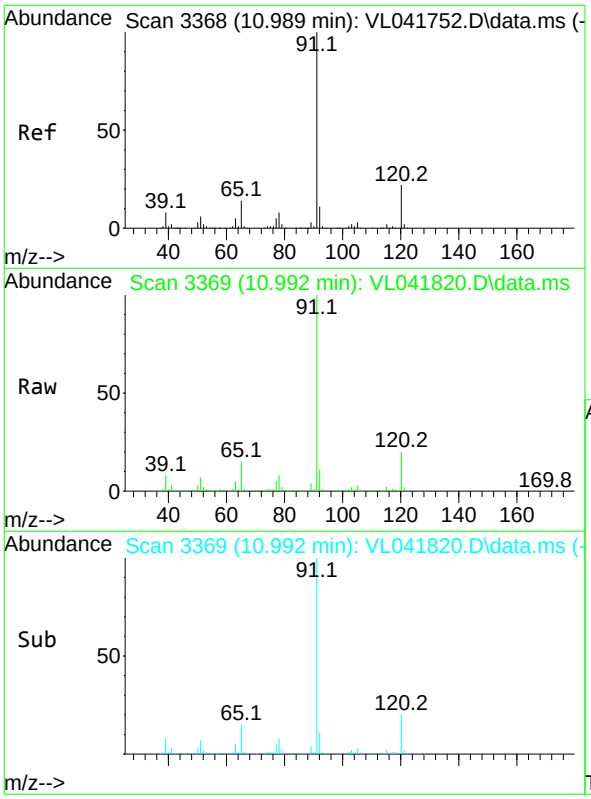

#64
n-propylbenzene
Concen: 10.281 ppbv
RT: 10.992 min Scan# 3369
Delta R.T. 0.003 min
Lab File: VL041820.D
Acq: 19 Dec 2024 14:49

Tgt Ion:120 Resp: 95547

Ion	Ratio	Lower	Upper
120	100		
91	489.2	387.3	580.9

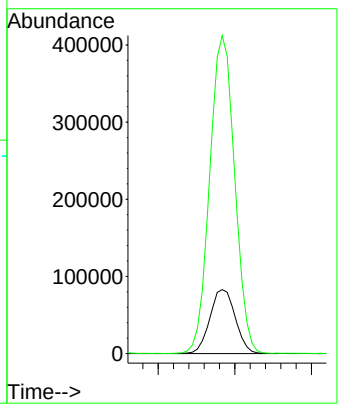

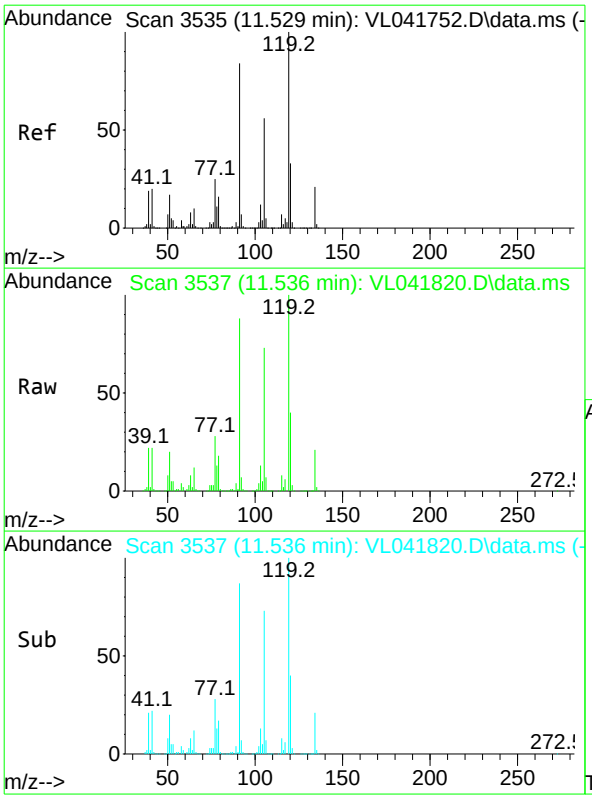

#65
tert-Butylbenzene
Concen: 10.020 ppbv
RT: 11.536 min Scan# 35
Delta R.T. 0.006 min
Lab File: VL041820.D
Acq: 19 Dec 2024 14:49

Tgt Ion:119 Resp: 332294

Ion	Ratio	Lower	Upper
119	100		
91	87.2	67.0	100.4
134	20.0	16.5	24.7

Instrument :
MSVOA_L
ClientSampleId :
VL1219ABS01

Manual Integrations
APPROVED

Reviewed By :Semsettin Yesilyurt 12/20/2024
Supervised By :Mahesh Dadoda 12/20/2024

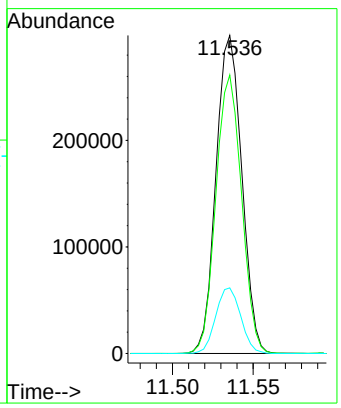

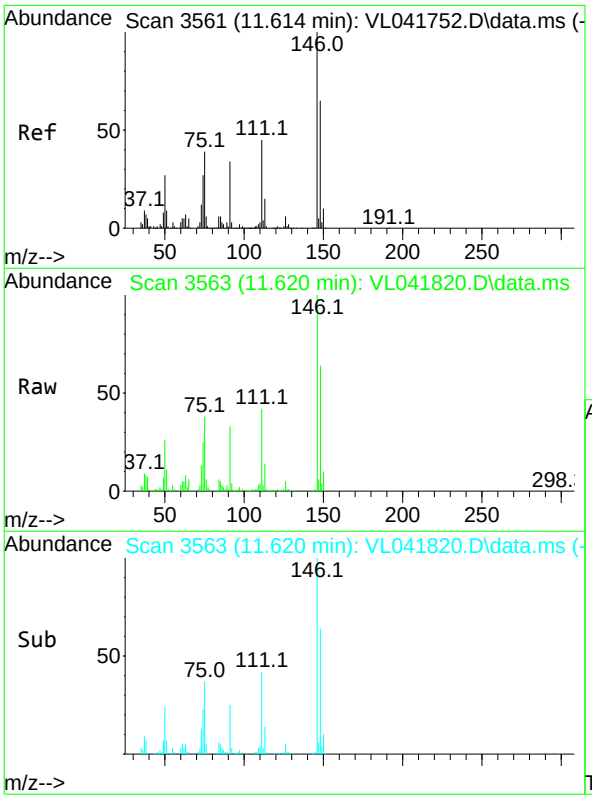

#66
Benzyl Chloride
Concen: 8.507 ppbv
RT: 11.620 min Scan# 3563
Delta R.T. 0.006 min
Lab File: VL041820.D
Acq: 19 Dec 2024 14:49

Tgt Ion: 91 Resp: 24851

Ion	Ratio	Lower	Upper
91	100		
126	17.0	13.9	20.9
128	4.9	4.4	6.6

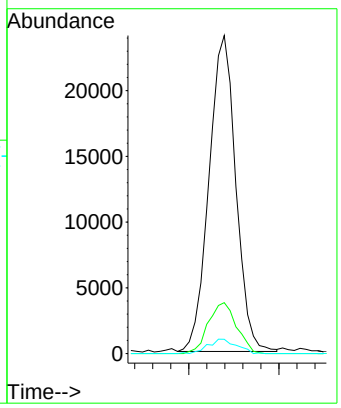

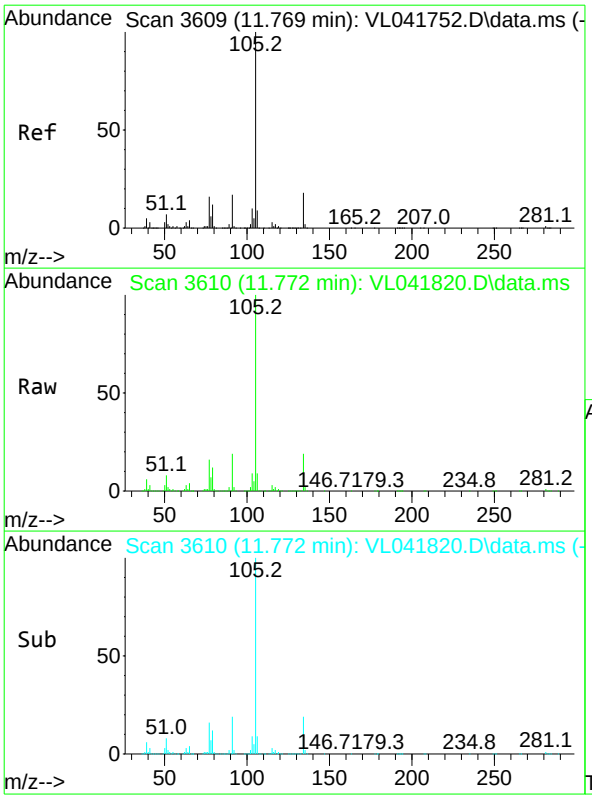

#67
sec-Butylbenzene
Concen: 10.472 ppbv
RT: 11.772 min Scan# 36
Delta R.T. 0.003 min
Lab File: VL041820.D
Acq: 19 Dec 2024 14:49

Tgt Ion:105 Resp: 480545

Ion	Ratio	Lower	Upper
105	100		
134	18.0	14.5	21.7

Instrument :
MSVOA_L
ClientSampleId :
VL1219ABS01

Manual Integrations
APPROVED

Reviewed By :Semsettin Yesilyurt 12/20/2024
Supervised By :Mahesh Dadoda 12/20/2024

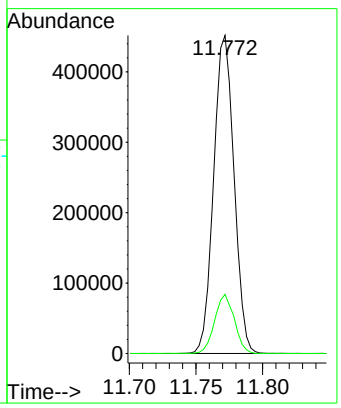

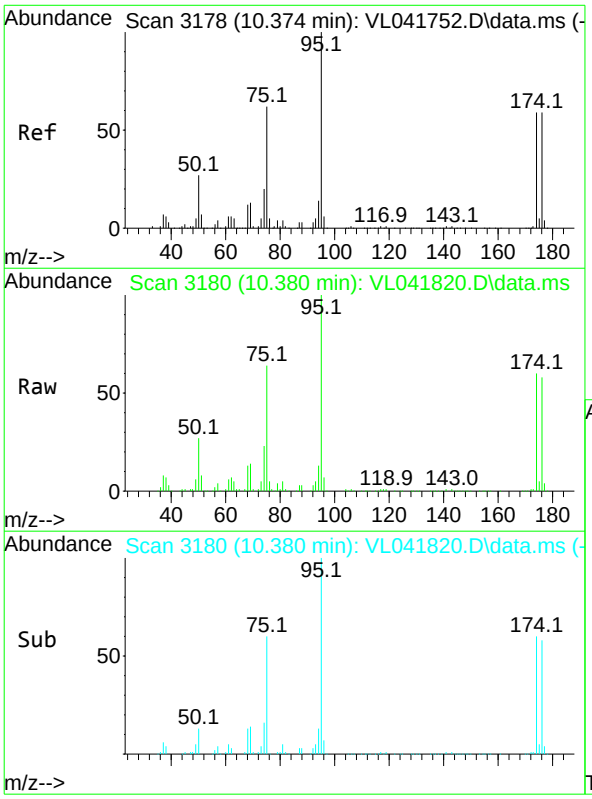

#68
1-Bromo-4-Fluorobenzene
Concen: 10.403 ppbv
RT: 10.380 min Scan# 3180
Delta R.T. 0.006 min
Lab File: VL041820.D
Acq: 19 Dec 2024 14:49

Tgt Ion: 95 Resp: 146093

Ion	Ratio	Lower	Upper
95	100		
174	59.2	47.6	71.4
175	4.6	3.7	5.5

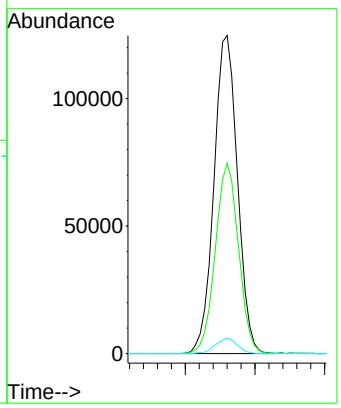

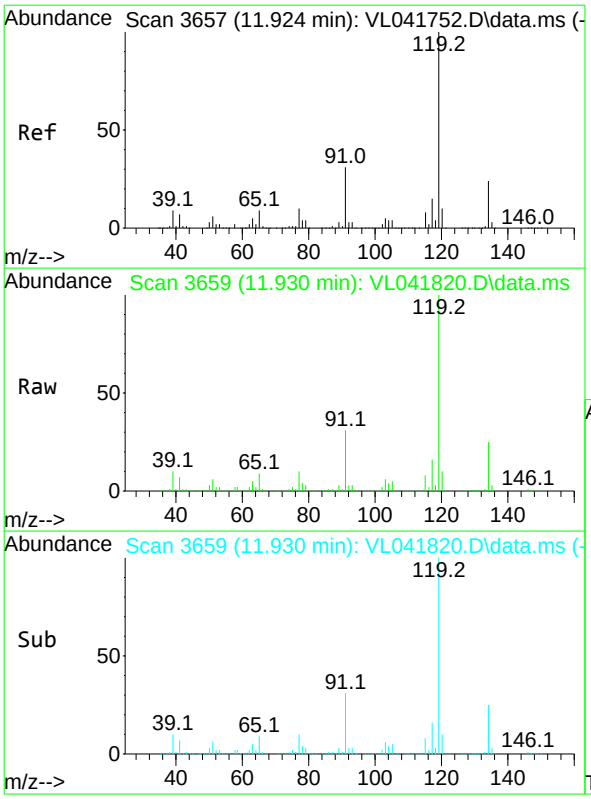

#69
p-Isopropyltoluene
Concen: 10.530 ppbv
RT: 11.930 min Scan# 36
Delta R.T. 0.006 min
Lab File: VL041820.D
Acq: 19 Dec 2024 14:49

Tgt Ion:119 Resp: 398238

Ion	Ratio	Lower	Upper
119	100		
134	24.6	19.6	29.4
91	30.4	24.4	36.6

Instrument :
MSVOA_L
ClientSampleId :
VL1219ABS01

Manual Integrations
APPROVED

Reviewed By :Semsettin Yesilyurt 12/20/2024
Supervised By :Mahesh Dadoda 12/20/2024

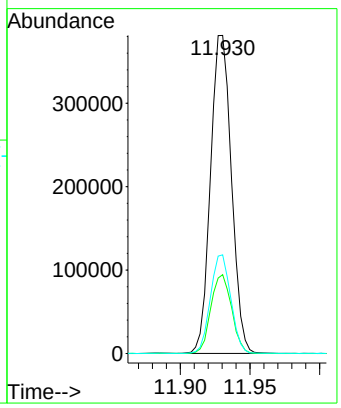

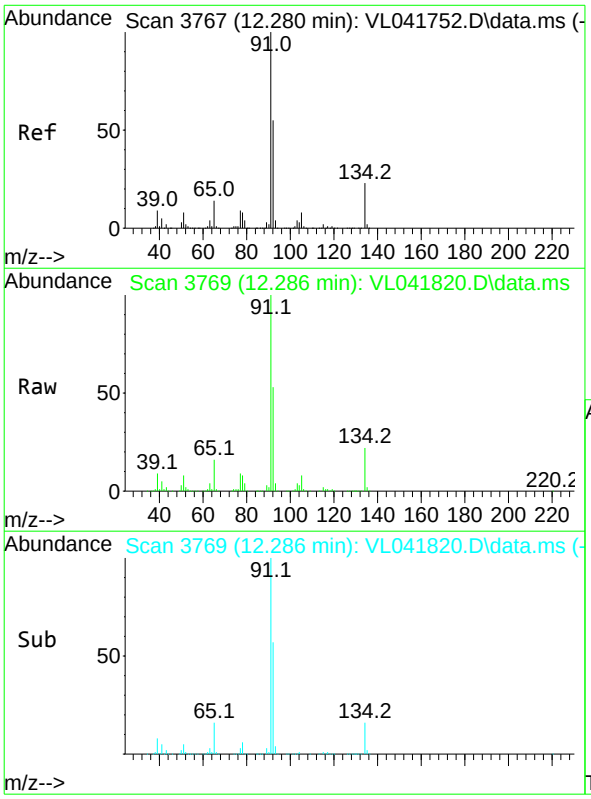

#70
n-Butylbenzene
Concen: 10.905 ppbv
RT: 12.286 min Scan# 3769
Delta R.T. 0.006 min
Lab File: VL041820.D
Acq: 19 Dec 2024 14:49

Tgt Ion: 91 Resp: 398457

Ion	Ratio	Lower	Upper
91	100		
92	53.4	43.2	64.8
134	22.1	18.2	27.4

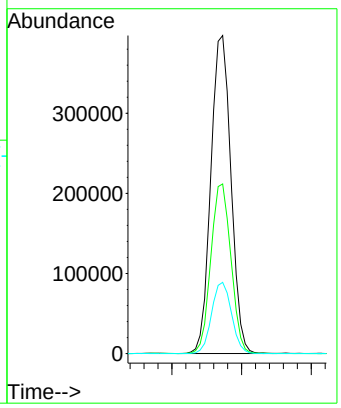

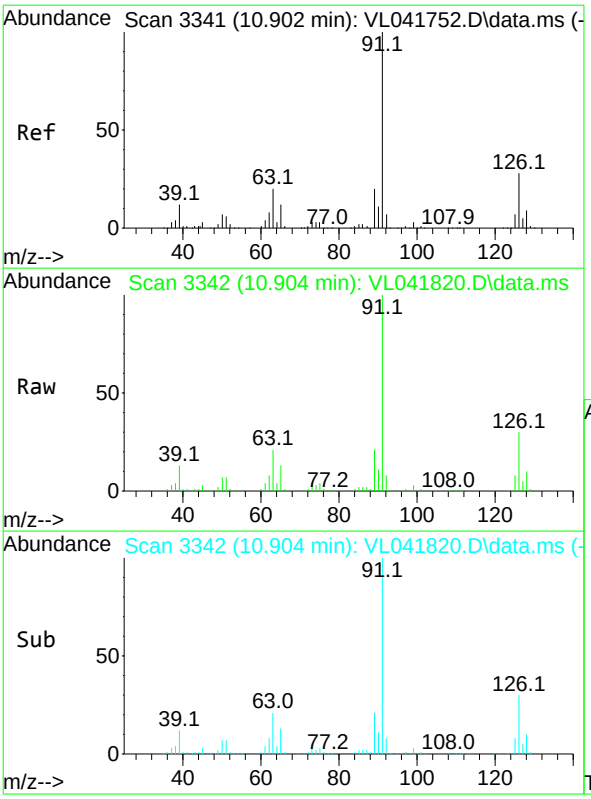

#71
2-Chlorotoluene
Concen: 9.936 ppbv
RT: 10.904 min Scan# 33
Delta R.T. 0.003 min
Lab File: VL041820.D
Acq: 19 Dec 2024 14:49

Tgt Ion: 91 Resp: 278779

Ion	Ratio	Lower	Upper
91	100		
126	28.6	11.6	46.4

Instrument :
MSVOA_L
ClientSampleId :
VL1219ABS01

Manual Integrations
APPROVED

Reviewed By :Semsettin Yesilyurt 12/20/2024
Supervised By :Mahesh Dadoda 12/20/2024

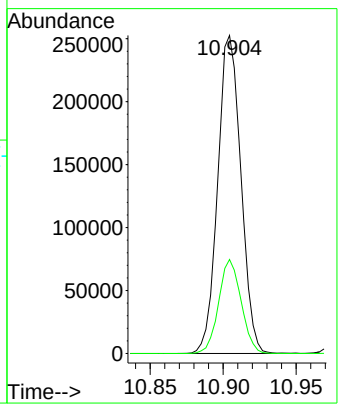

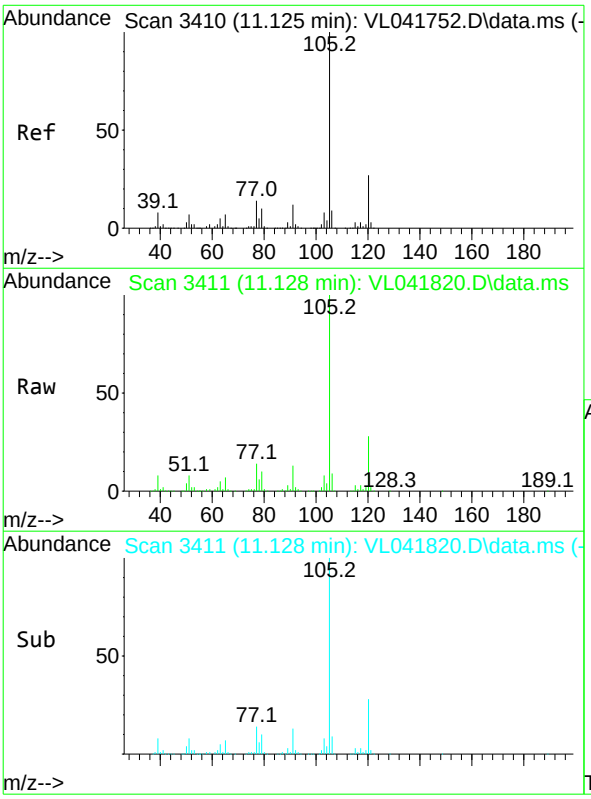

#72
4-Ethyltoluene
Concen: 10.642 ppbv
RT: 11.128 min Scan# 3411
Delta R.T. 0.003 min
Lab File: VL041820.D
Acq: 19 Dec 2024 14:49

Tgt Ion:105 Resp: 307317

Ion	Ratio	Lower	Upper
105	100		
120	28.8	23.3	34.9
91	13.9	10.9	16.3
77	15.0	11.6	17.4

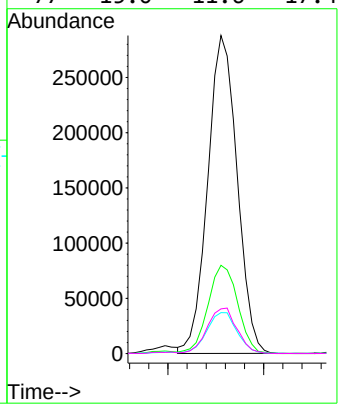

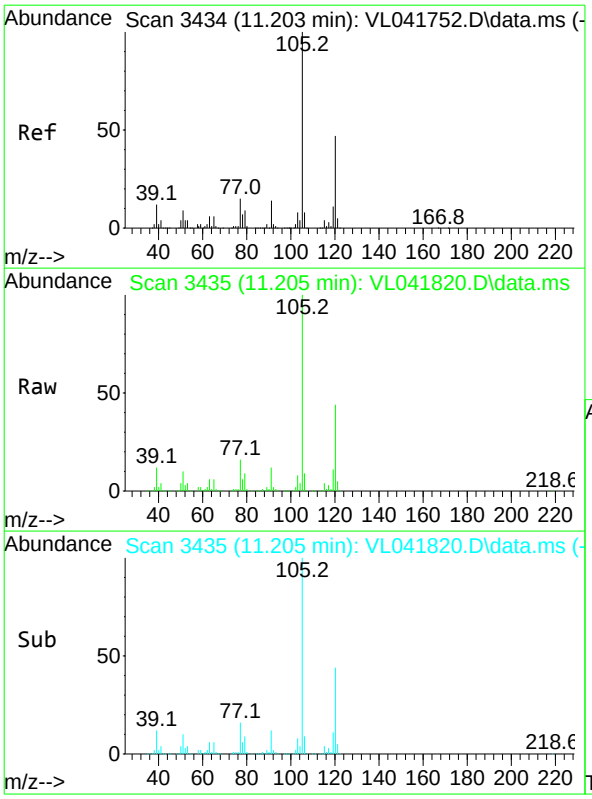

#73
1,3,5-Trimethylbenzene
Concen: 10.984 ppbv
RT: 11.205 min Scan# 34
Delta R.T. 0.003 min
Lab File: VL041820.D
Acq: 19 Dec 2024 14:49

Tgt Ion:105 Resp: 263169

Ion	Ratio	Lower	Upper
105	100		
120	44.5	37.4	56.2

Instrument :
MSVOA_L
ClientSampleId :
VL1219ABS01

Manual Integrations
APPROVED

Reviewed By :Semsettin Yesilyurt 12/20/2024
Supervised By :Mahesh Dadoda 12/20/2024

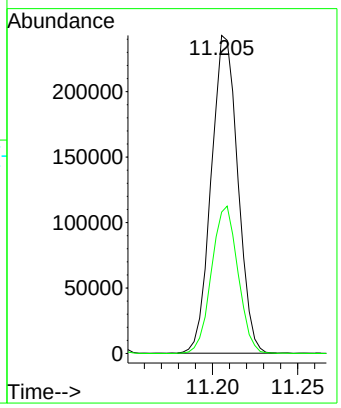

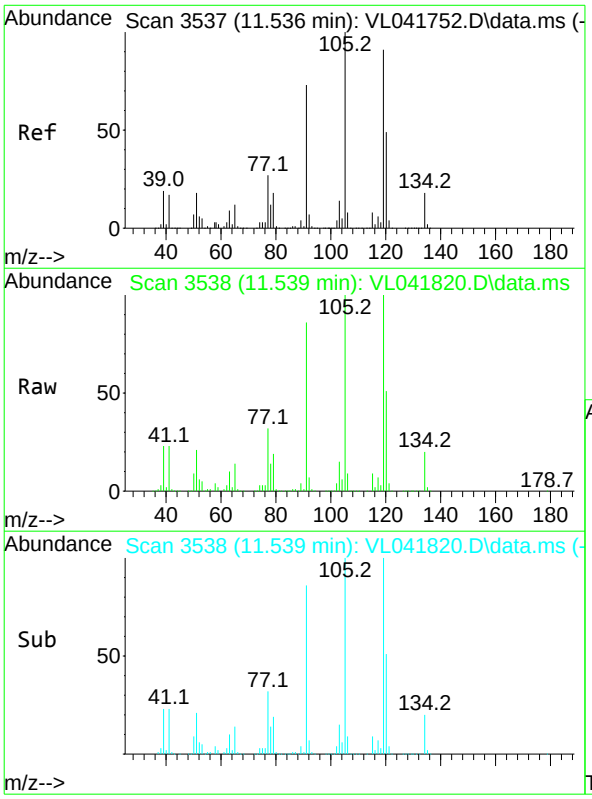

#74
1,2,4-Trimethylbenzene
Concen: 11.104 ppbv
RT: 11.539 min Scan# 3538
Delta R.T. 0.003 min
Lab File: VL041820.D
Acq: 19 Dec 2024 14:49

Tgt Ion:105 Resp: 286070

Ion	Ratio	Lower	Upper
105	100		
120	50.6	39.0	58.4
91	85.7	58.1	87.1
77	32.2	21.8	32.8

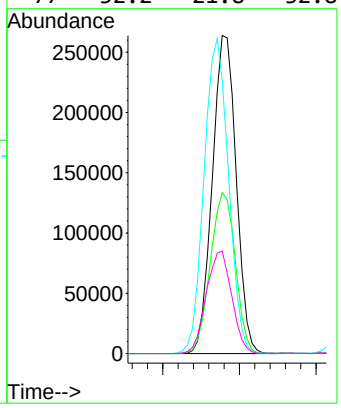

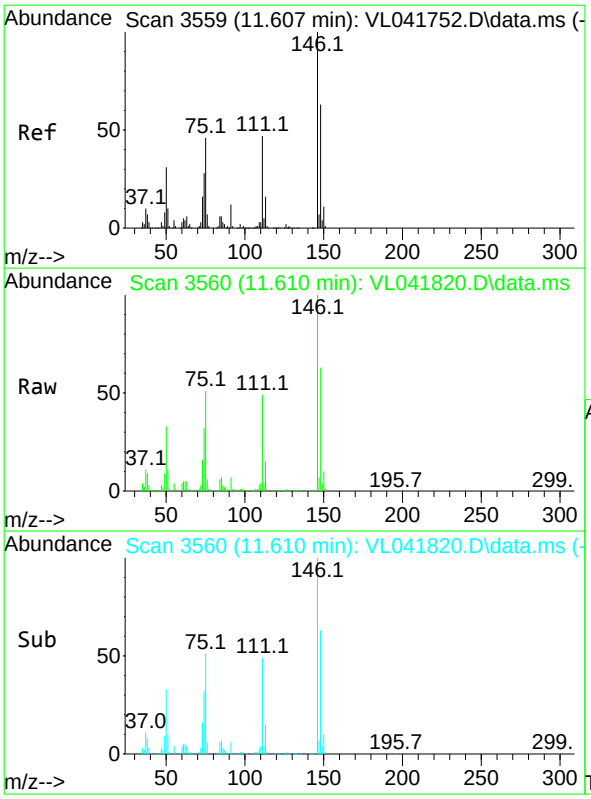

#75
1,3-Dichlorobenzene
Concen: 10.327 ppbv
RT: 11.610 min Scan# 35
Delta R.T. 0.003 min
Lab File: VL041820.D
Acq: 19 Dec 2024 14:49

Tgt Ion:146 Resp: 169639

Ion	Ratio	Lower	Upper
146	100		
111	47.7	23.4	70.3
148	62.6	31.6	95.0

Instrument :
MSVOA_L
ClientSampleId :
VL1219ABS01

Manual Integrations
APPROVED

Reviewed By :Semsettin Yesilyurt 12/20/2024
Supervised By :Mahesh Dadoda 12/20/2024

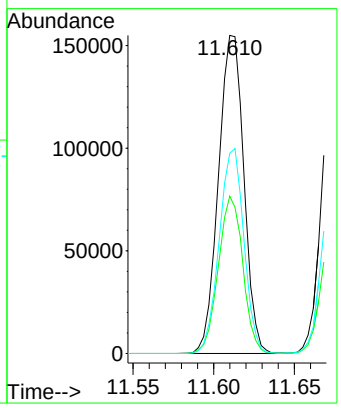

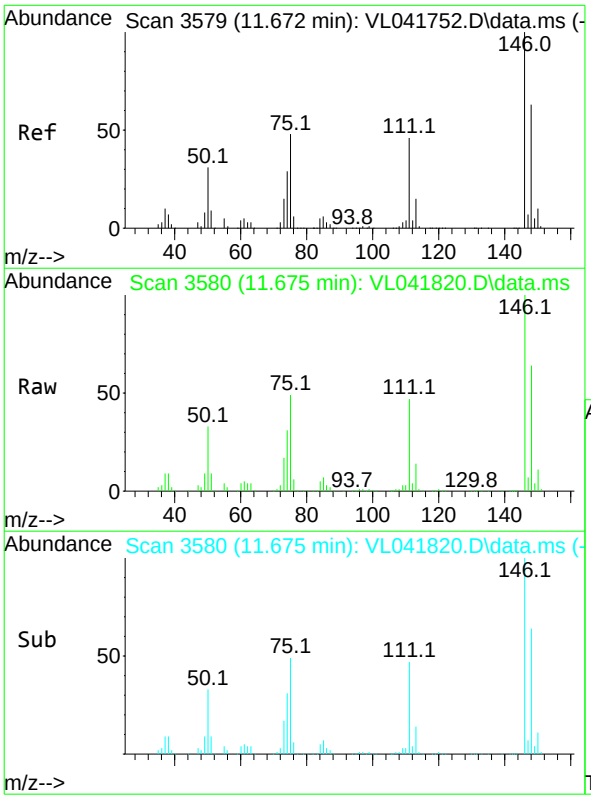

#76
1,4-Dichlorobenzene
Concen: 10.344 ppbv
RT: 11.675 min Scan# 3580
Delta R.T. 0.003 min
Lab File: VL041820.D
Acq: 19 Dec 2024 14:49

Tgt Ion:146 Resp: 167846

Ion	Ratio	Lower	Upper
146	100		
111	45.8	22.7	68.1
148	63.9	31.4	94.0

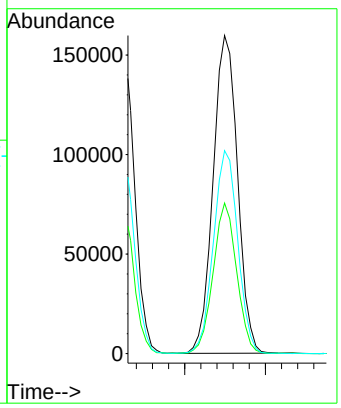

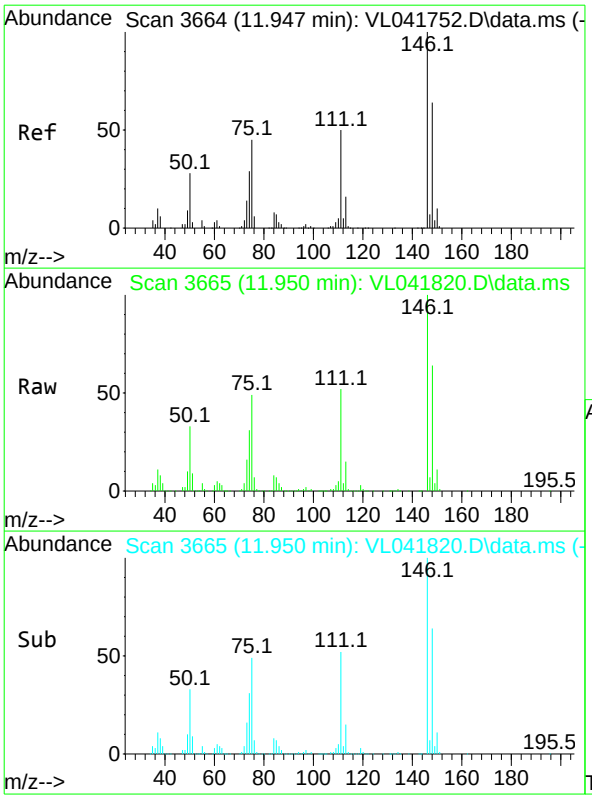

#77
1,2-Dichlorobenzene
Concen: 10.203 ppbv
RT: 11.950 min Scan# 36
Delta R.T. 0.003 min
Lab File: VL041820.D
Acq: 19 Dec 2024 14:49

Tgt Ion:146 Resp: 161258

Ion	Ratio	Lower	Upper
146	100		
111	50.0	24.8	74.3
148	63.5	31.8	95.4

Instrument :
MSVOA_L
ClientSampleId :
VL1219ABS01

Manual Integrations
APPROVED

Reviewed By :Semsettin Yesilyurt 12/20/2024
Supervised By :Mahesh Dadoda 12/20/2024

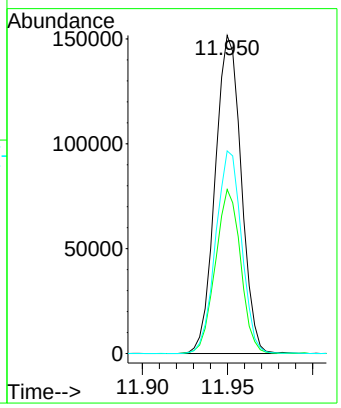

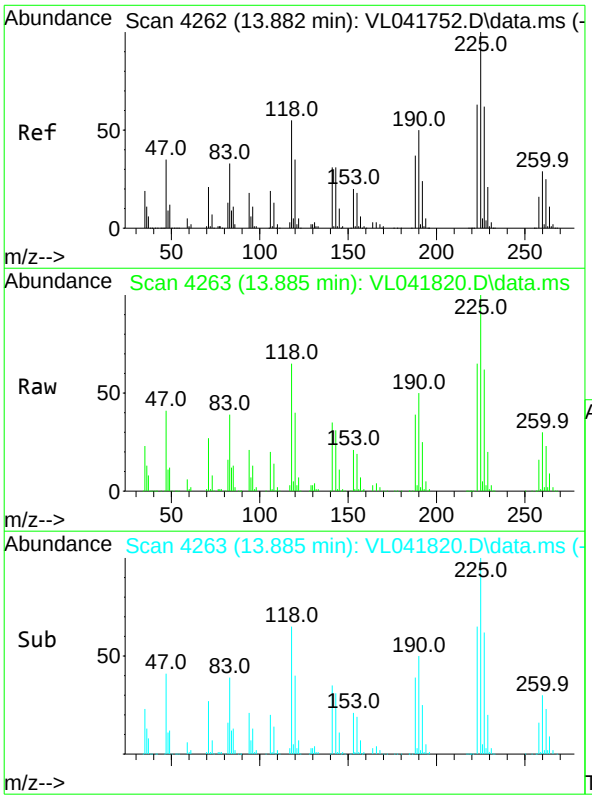

#78
Hexachloro-1,3-Butadiene
Concen: 8.044 ppbv
RT: 13.885 min Scan# 4263
Delta R.T. 0.003 min
Lab File: VL041820.D
Acq: 19 Dec 2024 14:49

Tgt Ion:225 Resp: 94266

Ion	Ratio	Lower	Upper
225	100		
223	64.5	50.5	75.7
227	63.6	50.3	75.5

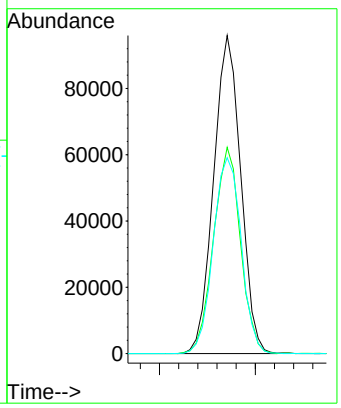

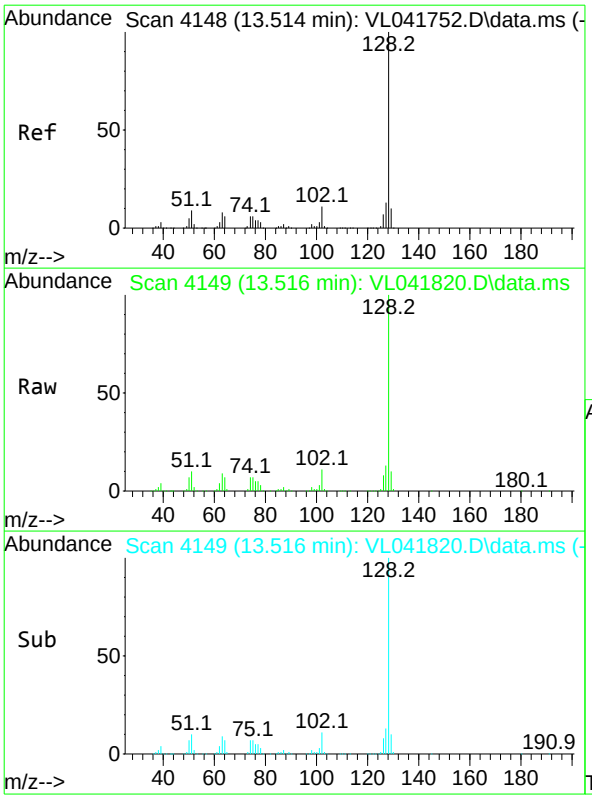

#79
Naphthalene
Concen: 11.178 ppbv
RT: 13.516 min Scan# 41
Delta R.T. 0.003 min
Lab File: VL041820.D
Acq: 19 Dec 2024 14:49

Tgt Ion:128 Resp: 200671

Ion	Ratio	Lower	Upper
128	100		
127	13.2	10.7	16.1
129	10.0	8.2	12.4

Instrument :
MSVOA_L
ClientSampleId :
VL1219ABS01

Manual Integrations
APPROVED

Reviewed By :Semsettin Yesilyurt 12/20/2024
Supervised By :Mahesh Dadoda 12/20/2024

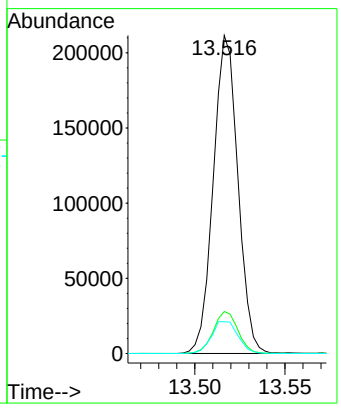

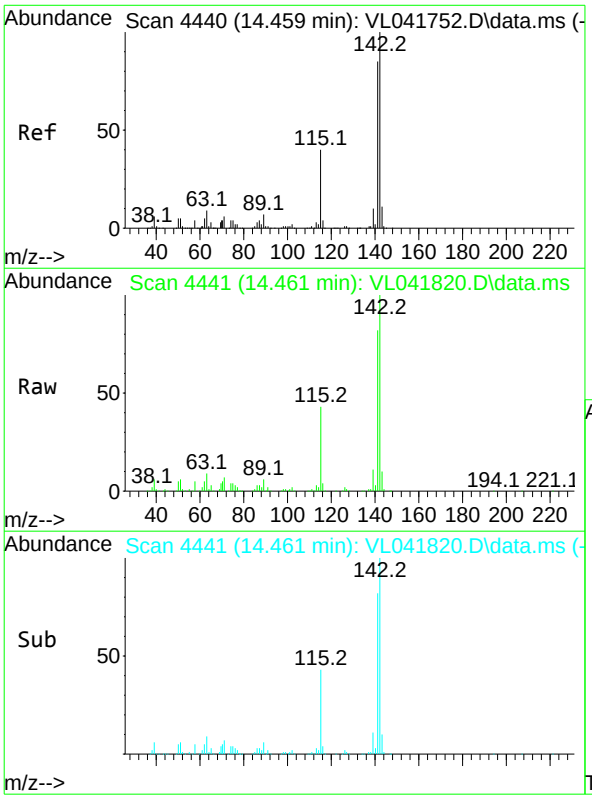

#80
Naphthalene,2-methyl-
Concen: 15.478 ppbv
RT: 14.461 min Scan# 4441
Delta R.T. 0.003 min
Lab File: VL041820.D
Acq: 19 Dec 2024 14:49

Tgt Ion:142 Resp: 85944

Ion	Ratio	Lower	Upper
142	100		
141	83.0	68.4	102.6
115	40.4	32.5	48.7

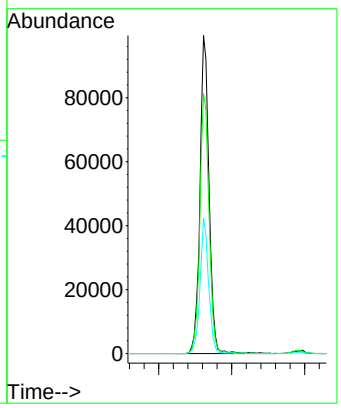

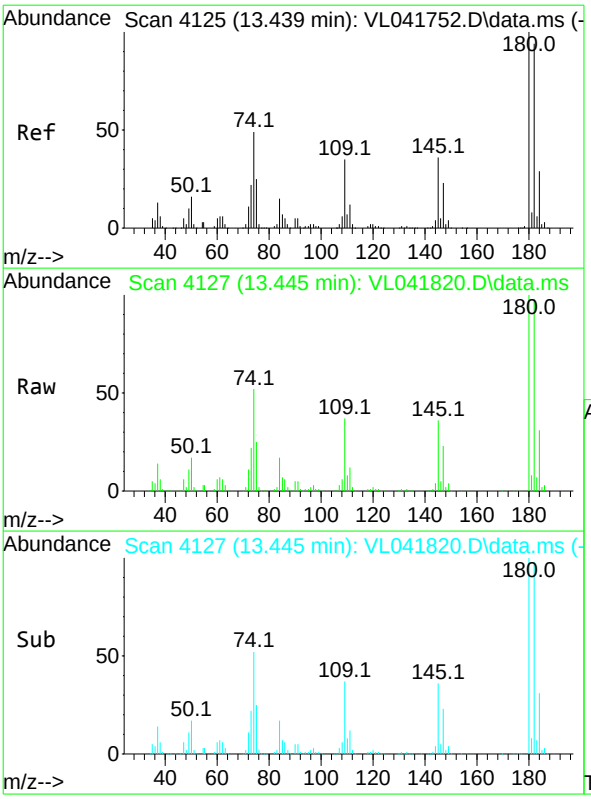

#81
1,2,4-Trichlorobenzene
Concen: 9.457 ppbv
RT: 13.445 min Scan# 41
Delta R.T. 0.006 min
Lab File: VL041820.D
Acq: 19 Dec 2024 14:49

Tgt Ion:180 Resp: 92768

Ion	Ratio	Lower	Upper
180	100		
182	95.7	77.0	115.6
184	30.5	23.8	35.8

Instrument :
MSVOA_L
ClientSampleId :
VL1219ABS01

Manual Integrations
APPROVED

Reviewed By :Semsettin Yesilyurt 12/20/2024
Supervised By :Mahesh Dadoda 12/20/2024

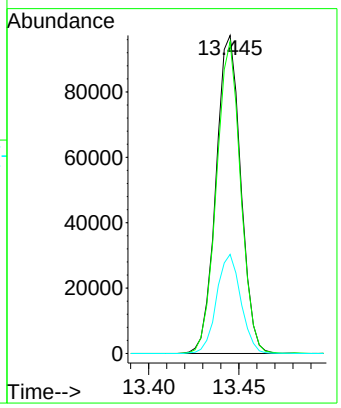

284 Sheffield Street, Mountainside, New Jersey 07092, Phone : 908 789 8900, Fax : 908 789 8922

Manual Integration Report

Sequence:	VL121624	Instrument	MSVOA_I

Sample ID	File ID	Parameter	Review By	Review On	Supervised By	Supervised On	Reason
VSTDICCC010	VL041752.D	m/p-Xylene	SAM	12/20/2024 4:34:05 AM	MMDadoda	12/20/2024 4:37:21 AM	Peak Integrated by Software
VSTDICC002	VL041753.D	1,4-Dioxane	SAM	12/20/2024 4:34:06 AM	MMDadoda	12/20/2024 4:37:23 AM	Peak Integrated by Software
VSTDICC002	VL041753.D	cis-1,3-Dichloropropene	SAM	12/20/2024 4:34:06 AM	MMDadoda	12/20/2024 4:37:23 AM	Peak Integrated by Software
VSTDICC002	VL041753.D	m/p-Xylene	SAM	12/20/2024 4:34:06 AM	MMDadoda	12/20/2024 4:37:23 AM	Peak Integrated by Software
VSTDICC001	VL041754.D	1,1,2-Trichloroethane	SAM	12/20/2024 4:34:08 AM	MMDadoda	12/20/2024 4:37:25 AM	Peak Integrated by Software
VSTDICC001	VL041754.D	Carbon Tetrachloride	SAM	12/20/2024 4:34:08 AM	MMDadoda	12/20/2024 4:37:25 AM	Peak Integrated by Software
VSTDICC001	VL041754.D	cis-1,3-Dichloropropene	SAM	12/20/2024 4:34:08 AM	MMDadoda	12/20/2024 4:37:25 AM	Peak Integrated by Software
VSTDICC001	VL041754.D	Ethanol	SAM	12/20/2024 4:34:08 AM	MMDadoda	12/20/2024 4:37:25 AM	Peak Integrated by Software
VSTDICC001	VL041754.D	m/p-Xylene	SAM	12/20/2024 4:34:08 AM	MMDadoda	12/20/2024 4:37:25 AM	Peak Integrated by Software
VSTDICC001	VL041754.D	Methyl Methacrylate	SAM	12/20/2024 4:34:08 AM	MMDadoda	12/20/2024 4:37:25 AM	Peak Integrated by Software
VSTDICC001	VL041754.D	Tetrachloroethene	SAM	12/20/2024 4:34:08 AM	MMDadoda	12/20/2024 4:37:25 AM	Peak Integrated by Software
VSTDICC001	VL041754.D	Trichloroethene	SAM	12/20/2024 4:34:08 AM	MMDadoda	12/20/2024 4:37:25 AM	Peak Integrated by Software
VSTDICC0.5	VL041755.D	1,1,1,2-Tetrachloroethane	SAM	12/20/2024 4:34:10 AM	MMDadoda	12/20/2024 4:37:27 AM	Peak Integrated by Software

284 Sheffield Street, Mountainside, New Jersey 07092, Phone : 908 789 8900, Fax : 908 789 8922

Manual Integration Report

Sequence:	VL121624	Instrument	MSVOA_I

Sample ID	File ID	Parameter	Review By	Review On	Supervised By	Supervised On	Reason
VSTDICC0.5	VL041755.D	1,1,2-Trichloroethane	SAM	12/20/2024 4:34:10 AM	MMDadoda	12/20/2024 4:37:27 AM	Peak Integrated by Software
VSTDICC0.5	VL041755.D	1,2-Dibromoethane	SAM	12/20/2024 4:34:10 AM	MMDadoda	12/20/2024 4:37:27 AM	Peak Integrated by Software
VSTDICC0.5	VL041755.D	1,2-Dichloropropane	SAM	12/20/2024 4:34:10 AM	MMDadoda	12/20/2024 4:37:27 AM	Peak Integrated by Software
VSTDICC0.5	VL041755.D	1,4-Dioxane	SAM	12/20/2024 4:34:10 AM	MMDadoda	12/20/2024 4:37:27 AM	Peak Integrated by Software
VSTDICC0.5	VL041755.D	2,2,4-Trimethylpentane	SAM	12/20/2024 4:34:10 AM	MMDadoda	12/20/2024 4:37:27 AM	Peak Integrated by Software
VSTDICC0.5	VL041755.D	4-Methyl-2-Pentanone	SAM	12/20/2024 4:34:10 AM	MMDadoda	12/20/2024 4:37:27 AM	Peak Integrated by Software
VSTDICC0.5	VL041755.D	Benzyl Chloride	SAM	12/20/2024 4:34:10 AM	MMDadoda	12/20/2024 4:37:27 AM	Peak Integrated by Software
VSTDICC0.5	VL041755.D	Bromodichloromethane	SAM	12/20/2024 4:34:10 AM	MMDadoda	12/20/2024 4:37:27 AM	Peak Integrated by Software
VSTDICC0.5	VL041755.D	Bromoform	SAM	12/20/2024 4:34:10 AM	MMDadoda	12/20/2024 4:37:27 AM	Peak Integrated by Software
VSTDICC0.5	VL041755.D	Chlorobenzene	SAM	12/20/2024 4:34:10 AM	MMDadoda	12/20/2024 4:37:27 AM	Peak Integrated by Software
VSTDICC0.5	VL041755.D	cis-1,3-Dichloropropene	SAM	12/20/2024 4:34:10 AM	MMDadoda	12/20/2024 4:37:27 AM	Peak Integrated by Software
VSTDICC0.5	VL041755.D	Ethanol	SAM	12/20/2024 4:34:10 AM	MMDadoda	12/20/2024 4:37:27 AM	Peak Integrated by Software
VSTDICC0.5	VL041755.D	Heptane	SAM	12/20/2024 4:34:10 AM	MMDadoda	12/20/2024 4:37:27 AM	Peak Integrated by Software

284 Sheffield Street, Mountainside, New Jersey 07092, Phone : 908 789 8900, Fax : 908 789 8922

Manual Integration Report

Sequence:	VL121624	Instrument	MSVOA_I

Sample ID	File ID	Parameter	Review By	Review On	Supervised By	Supervised On	Reason
VSTDICC0.5	VL041755.D	m/p-Xylene	SAM	12/20/2024 4:34:10 AM	MMDadoda	12/20/2024 4:37:27 AM	Peak Integrated by Software
VSTDICC0.5	VL041755.D	t-1,3-Dichloropropene	SAM	12/20/2024 4:34:10 AM	MMDadoda	12/20/2024 4:37:27 AM	Peak Integrated by Software
VSTDICC0.5	VL041755.D	Trichloroethene	SAM	12/20/2024 4:34:10 AM	MMDadoda	12/20/2024 4:37:27 AM	Peak Integrated by Software
VSTDICC0.1	VL041756.D	1,1,2,2-Tetrachloroethan e	SAM	12/20/2024 4:34:11 AM	MMDadoda	12/20/2024 4:37:28 AM	Peak Integrated by Software
VSTDICC0.1	VL041756.D	1,2-Dibromoethane	SAM	12/20/2024 4:34:11 AM	MMDadoda	12/20/2024 4:37:28 AM	Peak Integrated by Software
VSTDICC0.1	VL041756.D	Tetrachloroethene	SAM	12/20/2024 4:34:11 AM	MMDadoda	12/20/2024 4:37:28 AM	Peak Integrated by Software
VSTDICC0.1	VL041756.D	Trichloroethene	SAM	12/20/2024 4:34:11 AM	MMDadoda	12/20/2024 4:37:28 AM	Peak Integrated by Software
VSTDICC0.03	VL041757.D	1,1,1-Trichloroethane	SAM	12/20/2024 4:34:12 AM	MMDadoda	12/20/2024 4:37:30 AM	Peak Integrated by Software
VSTDICC0.03	VL041757.D	Carbon Tetrachloride	SAM	12/20/2024 4:34:12 AM	MMDadoda	12/20/2024 4:37:30 AM	Peak Integrated by Software
VSTDICC0.03	VL041757.D	Tetrachloroethene	SAM	12/20/2024 4:34:12 AM	MMDadoda	12/20/2024 4:37:30 AM	Peak Integrated by Software
VSTDICC0.03	VL041757.D	Trichloroethene	SAM	12/20/2024 4:34:12 AM	MMDadoda	12/20/2024 4:37:30 AM	Peak Integrated by Software
VSTDICC015	VL041758.D	m/p-Xylene	SAM	12/20/2024 4:34:14 AM	MMDadoda	12/20/2024 4:37:32 AM	Peak Integrated by Software
VSTDICV010	VL041759.D	1,1,2-Trichloroethane	SAM	12/20/2024 4:34:16 AM	MMDadoda	12/20/2024 4:37:35 AM	Peak Integrated by Software

284 Sheffield Street, Mountainside, New Jersey 07092, Phone : 908 789 8900, Fax : 908 789 8922

Manual Integration Report

Sequence:	VL121624	Instrument	MSVOA_I

Sample ID	File ID	Parameter	Review By	Review On	Supervised By	Supervised On	Reason
VSTDICV010	VL041759.D	Ethanol	SAM	12/20/2024 4:34:16 AM	MMDadoda	12/20/2024 4:37:35 AM	Peak Integrated by Software
VSTDICV010	VL041759.D	m/p-Xylene	SAM	12/20/2024 4:34:16 AM	MMDadoda	12/20/2024 4:37:35 AM	Peak Integrated by Software
VSTDCCC010	VL041769.D	m/p-Xylene	SAM	12/20/2024 4:34:46 AM	MMDadoda	12/20/2024 4:38:03 AM	Peak Integrated by Software
VSTDCCC010	VL041769.D	Methyl Methacrylate	SAM	12/20/2024 4:34:46 AM	MMDadoda	12/20/2024 4:38:03 AM	Peak Integrated by Software

284 Sheffield Street, Mountainside, New Jersey 07092, Phone : 908 789 8900, Fax : 908 789 8922

Manual Integration Report

Sequence:	vl121824	Instrument	MSVOA_I

Sample ID	File ID	Parameter	Review By	Review On	Supervised By	Supervised On	Reason
VSTDCCC010	VL041788.D	cis-1,3-Dichloropropene	SAM	12/19/2024 12:18:09 PM	MMDadoda	12/19/2024 2:45:22 PM	Peak Integrated by Software
VSTDCCC010	VL041788.D	Ethanol	SAM	12/19/2024 12:18:09 PM	MMDadoda	12/19/2024 2:45:22 PM	Peak Integrated by Software
VSTDCCC010	VL041788.D	m/p-Xylene	SAM	12/19/2024 12:18:09 PM	MMDadoda	12/19/2024 2:45:22 PM	Peak Integrated by Software
VL1218ABS01	VL041795.D	m/p-Xylene	SAM	12/19/2024 12:19:16 PM	MMDadoda	12/19/2024 2:45:27 PM	Peak Integrated by Software
P5293-01DUP	VL041798.D	2,2,4-Trimethylpentane	SAM	12/19/2024 12:19:02 PM	MMDadoda	12/19/2024 2:45:30 PM	Peak Integrated by Software
P5293-01DUP	VL041798.D	Carbon Tetrachloride	SAM	12/19/2024 12:19:02 PM	MMDadoda	12/19/2024 2:45:30 PM	Peak Integrated by Software
P5293-01DUP	VL041798.D	Chlorodifluoromethane	SAM	12/19/2024 12:19:02 PM	MMDadoda	12/19/2024 2:45:30 PM	Peak Integrated by Software
P5293-01DUP	VL041798.D	m/p-Xylene	SAM	12/19/2024 12:19:02 PM	MMDadoda	12/19/2024 2:45:30 PM	Peak Integrated by Software
P5293-01DUP	VL041798.D	Propene	SAM	12/19/2024 12:19:02 PM	MMDadoda	12/19/2024 2:45:30 PM	Peak Integrated by Software
P5296-01	VL041801.D	Chlorodifluoromethane	SAM	12/19/2024 12:18:58 PM	MMDadoda	12/19/2024 2:45:36 PM	Peak Integrated by Software
P5296-01	VL041801.D	Cyclohexane	SAM	12/19/2024 12:18:58 PM	MMDadoda	12/19/2024 2:45:36 PM	Peak Integrated by Software
P5296-01	VL041801.D	m/p-Xylene	SAM	12/19/2024 12:18:58 PM	MMDadoda	12/19/2024 2:45:36 PM	Peak Integrated by Software
P5296-01	VL041801.D	Propene	SAM	12/19/2024 12:18:58 PM	MMDadoda	12/19/2024 2:45:36 PM	Peak Integrated by Software

284 Sheffield Street, Mountainside, New Jersey 07092, Phone : 908 789 8900, Fax : 908 789 8922

Manual Integration Report

Sequence:	vl121824	Instrument	MSVOA_I

Sample ID	File ID	Parameter	Review By	Review On	Supervised By	Supervised On	Reason
P5296-01	VL041801.D	tert-Butyl alcohol	SAM	12/19/2024 12:18:58 PM	MMDadoda	12/19/2024 2:45:36 PM	Peak Integrated by Software
P5296-01	VL041801.D	Toluene	SAM	12/19/2024 12:18:58 PM	MMDadoda	12/19/2024 2:45:36 PM	Peak Integrated by Software

284 Sheffield Street, Mountainside, New Jersey 07092, Phone : 908 789 8900, Fax : 908 789 8922

Manual Integration Report

Sequence:	vl121924	Instrument	MSVOA_I

Sample ID	File ID	Parameter	Review By	Review On	Supervised By	Supervised On	Reason
VSTDCCC010	VL041818.D	Ethanol	SAM	12/20/2024 8:57:38 AM	MMDadoda	12/20/2024 10:53:06 AM	Peak Integrated by Software
VSTDCCC010	VL041818.D	m/p-Xylene	SAM	12/20/2024 8:57:38 AM	MMDadoda	12/20/2024 10:53:06 AM	Peak Integrated by Software
VSTDCCC010	VL041818.D	t-1,3-Dichloropropene	SAM	12/20/2024 8:57:38 AM	MMDadoda	12/20/2024 10:53:06 AM	Peak Integrated by Software
VL1219ABS01	VL041820.D	m/p-Xylene	SAM	12/20/2024 8:57:06 AM	MMDadoda	12/20/2024 10:53:09 AM	Peak Integrated by Software
P5296-03	VL041824.D	4-Methyl-2-Pentanone	SAM	12/20/2024 8:57:57 AM	MMDadoda	12/20/2024 10:53:16 AM	Peak Integrated by Software
P5296-03	VL041824.D	Benzene	SAM	12/20/2024 8:57:57 AM	MMDadoda	12/20/2024 10:53:16 AM	Peak Integrated by Software
P5296-03	VL041824.D	Carbon Tetrachloride	SAM	12/20/2024 8:57:57 AM	MMDadoda	12/20/2024 10:53:16 AM	Peak Integrated by Software
P5296-03	VL041824.D	Chlorodifluoromethane	SAM	12/20/2024 8:57:57 AM	MMDadoda	12/20/2024 10:53:16 AM	Peak Integrated by Software
P5296-03	VL041824.D	Cyclohexane	SAM	12/20/2024 8:57:57 AM	MMDadoda	12/20/2024 10:53:16 AM	Peak Integrated by Software
P5296-03	VL041824.D	Heptane	SAM	12/20/2024 8:57:57 AM	MMDadoda	12/20/2024 10:53:16 AM	Peak Integrated by Software
P5296-03	VL041824.D	Tetrachloroethene	SAM	12/20/2024 8:57:57 AM	MMDadoda	12/20/2024 10:53:16 AM	Peak Integrated by Software
P5296-02	VL041825.D	4-Methyl-2-Pentanone	SAM	12/20/2024 8:57:16 AM	MMDadoda	12/20/2024 10:53:17 AM	Peak Integrated by Software
P5296-02	VL041825.D	Benzene	SAM	12/20/2024 8:57:16 AM	MMDadoda	12/20/2024 10:53:17 AM	Peak Integrated by Software

284 Sheffield Street, Mountainside, New Jersey 07092, Phone : 908 789 8900, Fax : 908 789 8922

Manual Integration Report

Sequence:	vl121924	Instrument	MSVOA_I

Sample ID	File ID	Parameter	Review By	Review On	Supervised By	Supervised On	Reason
P5296-02	VL041825.D	Carbon Tetrachloride	SAM	12/20/2024 8:57:16 AM	MMDadoda	12/20/2024 10:53:17 AM	Peak Integrated by Software
P5296-02	VL041825.D	Chlorodifluoromethane	SAM	12/20/2024 8:57:16 AM	MMDadoda	12/20/2024 10:53:17 AM	Peak Integrated by Software
P5296-02	VL041825.D	Tetrachloroethene	SAM	12/20/2024 8:57:16 AM	MMDadoda	12/20/2024 10:53:17 AM	Peak Integrated by Software
P5296-02	VL041825.D	Tetrahydrofuran	SAM	12/20/2024 8:57:16 AM	MMDadoda	12/20/2024 10:53:17 AM	Peak Integrated by Software
VSTDCCC010	VL041826.D	m/p-Xylene	SAM	12/20/2024 8:57:11 AM	MMDadoda	12/20/2024 10:53:19 AM	Peak Integrated by Software

284 Sheffield Street, Mountainside, New Jersey 07092, Phone : 908 789 8900,
Fax : 908 789 8922

Instrument ID: MSVOA_L

Daily Analysis Runlog For Sequence/QCBatch ID # VL121624

Review By	Mahesh Dadoda	Review On	12/18/2024 8:44:47 AM		
Supervise By	Semsettin Yesilyurt	Supervise On	12/18/2024 8:48:10 AM		
SubDirectory	VL121624	HP Acquire Method	TO15AIR.M	HP Processing Method	VL121624AIR.M

STD. NAME	STD REF.#
Tune/Reschk	AP2556
Initial Calibration Stds	AP2560,AP2561,AP2562
CCC	AP2560,MDL,AP2561,AP2562
Internal Standard/PEM	AP2556
ICV/I.BLK	AP2558
Surrogate Standard	
MS/MSD Standard	
LCS Standard	

Sr#	SampleId	Data File Name	Date-Time	Operator	Status
1	BFB	VL041750.D	16 Dec 2024 12:02	SY/MD	Ok
2	VSTDICC0.5	VL041751.D	16 Dec 2024 12:59	SY/MD	Not Ok
3	VSTDICCC010	VL041752.D	16 Dec 2024 13:30	SY/MD	Ok,M
4	VSTDICC002	VL041753.D	16 Dec 2024 14:03	SY/MD	Ok,M
5	VSTDICC001	VL041754.D	16 Dec 2024 14:34	SY/MD	Ok,M
6	VSTDICC0.5	VL041755.D	16 Dec 2024 15:05	SY/MD	Ok,M
7	VSTDICC0.1	VL041756.D	16 Dec 2024 15:37	SY/MD	Ok,M
8	VSTDICC0.03	VL041757.D	16 Dec 2024 16:08	SY/MD	Ok,M
9	VSTDICC015	VL041758.D	16 Dec 2024 16:41	SY/MD	Ok,M
10	VSTDICV010	VL041759.D	16 Dec 2024 18:59	SY/MD	Ok,M
11	VL1216ABL01	VL041760.D	16 Dec 2024 20:20	SY/MD	Ok
12	VL1216ABL02	VL041761.D	16 Dec 2024 20:51	SY/MD	Ok
13	VL1216ABL03	VL041762.D	16 Dec 2024 21:21	SY/MD	Ok
14	MDL 0.4	VL041763.D	16 Dec 2024 21:52	SY/MD	Ok,M
15	MDL 0.4	VL041764.D	16 Dec 2024 22:23	SY/MD	Ok,M
16	MDL 0.4	VL041765.D	16 Dec 2024 22:54	SY/MD	Ok,M
17	MDL 0.03	VL041766.D	16 Dec 2024 23:24	SY/MD	Ok,M
18	MDL 0.03	VL041767.D	16 Dec 2024 23:55	SY/MD	Ok,M
19	VL1216ABS01	VL041768.D	17 Dec 2024 00:57	SY/MD	Ok,M
20	VSTDCCC010	VL041769.D	17 Dec 2024 07:59	SY/MD	Ok,M

M : Manual Integration

284 Sheffield Street, Mountainside, New Jersey 07092, Phone : 908 789 8900,
Fax : 908 789 8922

Instrument ID: MSVOA_L

Daily Analysis Runlog For Sequence/QCBatch ID # VL121824

Review By	Semsettin Yesilyurt	Review On	12/19/2024 1:32:59 PM		
Supervise By	Mahesh Dadoda	Supervise On	12/19/2024 2:45:49 PM		
SubDirectory	VL121824	HP Acquire Method	TO15AIR.M	HP Processing Method	VL121624AIR.M

STD. NAME	STD REF.#
Tune/Reschk	AP2556
Initial Calibration Stds	AP2560,AP2561,AP2562
CCC	AP2560,MDL,AP2561,AP2562
Internal Standard/PEM	AP2556
ICV/I.BLK	AP2558
Surrogate Standard	
MS/MSD Standard	
LCS Standard	

Sr#	SampleId	Data File Name	Date-Time	Operator	Status
1	BFB	VL041787.D	18 Dec 2024 08:06	SY/MD	Ok
2	VSTDCCC010	VL041788.D	18 Dec 2024 10:29	SY/MD	Ok,M
3	VL1218ABL01	VL041789.D	18 Dec 2024 11:57	SY/MD	Ok
4	VL1218ABL02	VL041790.D	18 Dec 2024 12:28	SY/MD	Ok
5	MDL 0.4	VL041791.D	18 Dec 2024 12:59	SY/MD	Ok,NR
6	MDL 0.4	VL041792.D	18 Dec 2024 13:30	SY/MD	Ok,NR
7	MDL 0.03	VL041793.D	18 Dec 2024 14:32	SY/MD	Ok,M
8	MDL 0.03	VL041794.D	18 Dec 2024 15:03	SY/MD	Ok,M
9	VL1218ABS01	VL041795.D	18 Dec 2024 16:06	SY/MD	Ok,M
10	QC121724 CAN 10158	VL041796.D	18 Dec 2024 16:37	SY/MD	Ok
11	P5293-01	VL041797.D	18 Dec 2024 17:10	SY/MD	Ok,M
12	P5293-01DUP	VL041798.D	18 Dec 2024 17:43	SY/MD	Ok,M
13	P5293-02	VL041799.D	18 Dec 2024 18:17	SY/MD	Ok,M
14	P5293-03	VL041800.D	18 Dec 2024 18:50	SY/MD	Dilution
15	P5296-01	VL041801.D	18 Dec 2024 19:24	SY/MD	Ok,M
16	P5294-01	VL041802.D	18 Dec 2024 19:58	SY/MD	Ok,M
17	P5294-02	VL041803.D	18 Dec 2024 20:32	SY/MD	Ok,M
18	P5294-03	VL041804.D	18 Dec 2024 21:03	SY/MD	Not Ok
19	P5292-01	VL041805.D	18 Dec 2024 21:35	SY/MD	Not Ok
20	P5292-02	VL041806.D	18 Dec 2024 22:06	SY/MD	Not Ok
21	P5295-01	VL041807.D	18 Dec 2024 22:37	SY/MD	Dilution

284 Sheffield Street, Mountainside, New Jersey 07092, Phone : 908 789 8900,
Fax : 908 789 8922

Instrument ID: MSVOA_L

Daily Analysis Runlog For Sequence/QCBatch ID # VL121824

Review By	Semsettin Yesilyurt	Review On	12/19/2024 1:32:59 PM		
Supervise By	Mahesh Dadoda	Supervise On	12/19/2024 2:45:49 PM		
SubDirectory	VL121824	HP Acquire Method	TO15AIR.M	HP Processing Method	VL121624AIR.M

STD. NAME	STD REF.#
Tune/Reschk	AP2556
Initial Calibration Stds	AP2560,AP2561,AP2562
CCC	AP2560,MDL,AP2561,AP2562
Internal Standard/PEM	AP2556
ICV/I.BLK	AP2558
Surrogate Standard	
MS/MSD Standard	
LCS Standard	

22	P5295-02	VL041808.D	18 Dec 2024 23:08	SY/MD	Ok
23	VIBLK	VL041809.D	18 Dec 2024 23:40	SY/MD	Ok
24	P5293-03DL	VL041810.D	19 Dec 2024 00:11	SY/MD	Ok
25	P5294-03	VL041811.D	19 Dec 2024 00:44	SY/MD	Ok
26	P5292-01	VL041812.D	19 Dec 2024 01:18	SY/MD	Ok
27	P5292-02	VL041813.D	19 Dec 2024 01:55	SY/MD	Ok
28	P5295-01DL	VL041814.D	19 Dec 2024 02:26	SY/MD	Ok
29	P5295-02	VL041815.D	19 Dec 2024 02:59	SY/MD	Dilution
30	VSTDCCC010	VL041816.D	19 Dec 2024 03:31	SY/MD	Ok

M : Manual Integration

284 Sheffield Street, Mountainside, New Jersey 07092, Phone : 908 789 8900,
Fax : 908 789 8922

Instrument ID: MSVOA_L

Daily Analysis Runlog For Sequence/QCBatch ID # VL121924

Review By	Semsettin Yesilyurt	Review On	12/20/2024 8:58:06 AM		
Supervise By	Mahesh Dadoda	Supervise On	12/20/2024 10:53:27 AM		
SubDirectory	VL121924	HP Acquire Method	TO15AIR.M	HP Processing Method	VL121624AIR.M

STD. NAME	STD REF.#
Tune/Reschk	AP2556
Initial Calibration Stds	AP2560,AP2561,AP2562
CCC	AP2560
Internal Standard/PEM	AP2556
ICV/I.BLK	AP2558
Surrogate Standard	
MS/MSD Standard	
LCS Standard	

Sr#	SampleId	Data File Name	Date-Time	Operator	Status
1	BFB	VL041817.D	19 Dec 2024 11:34	SY/MD	Ok
2	VSTDCCC010	VL041818.D	19 Dec 2024 13:16	SY/MD	Ok,M
3	VL1219ABL01	VL041819.D	19 Dec 2024 14:06	SY/MD	Ok
4	VL1219ABS01	VL041820.D	19 Dec 2024 14:49	SY/MD	Ok,M
5	VIBLK	VL041821.D	19 Dec 2024 15:32	SY/MD	Ok
6	P5296-02	VL041822.D	19 Dec 2024 16:03	SY/MD	Not Ok
7	P5296-03	VL041823.D	19 Dec 2024 16:34	SY/MD	Not Ok
8	P5296-03	VL041824.D	19 Dec 2024 17:08	SY/MD	Ok,M
9	P5296-02	VL041825.D	19 Dec 2024 17:41	SY/MD	Ok,M
10	VSTDCCC010	VL041826.D	19 Dec 2024 18:12	SY/MD	Ok,M

M : Manual Integration

284 Sheffield Street, Mountainside, New Jersey 07092, Phone : 908 789 8900,
Fax : 908 789 8922

Instrument ID: MSVOA_L

Daily Analysis Runlog For Sequence/QCBatch ID # VL121624

Review By	Mahesh Dadoda	Review On	12/18/2024 8:44:47 AM		
Supervise By	Semsettin Yesilyurt	Supervise On	12/18/2024 8:48:10 AM		
SubDirectory	VL121624	HP Acquire Method	TO15AIR.M	HP Processing Method	VL121624AIR.M

STD. NAME	STD REF.#
Tune/Reschk	AP2556
Initial Calibration Stds	AP2560,AP2561,AP2562
CCC	AP2560,MDL,AP2561,AP2562
Internal Standard/PEM	AP2556
ICV/I.BLK	AP2558
Surrogate Standard	
MS/MSD Standard	
LCS Standard	

Sr#	SampleId	ClientID	Data File Name	Date-Time	Comment	Operator	Status
1	BFB	BFB	VL041750.D	16 Dec 2024 12:02		SY/MD	Ok
2	VSTDICC0.5	VSTDICC0.5	VL041751.D	16 Dec 2024 12:59	Not used	SY/MD	Not Ok
3	VSTDICCC010	VSTDICCC010	VL041752.D	16 Dec 2024 13:30	Method failed for Comp.#,80	SY/MD	Ok,M
4	VSTDICC002	VSTDICC002	VL041753.D	16 Dec 2024 14:03		SY/MD	Ok,M
5	VSTDICC001	VSTDICC001	VL041754.D	16 Dec 2024 14:34		SY/MD	Ok,M
6	VSTDICC0.5	VSTDICC0.5	VL041755.D	16 Dec 2024 15:05		SY/MD	Ok,M
7	VSTDICC0.1	VSTDICC0.1	VL041756.D	16 Dec 2024 15:37		SY/MD	Ok,M
8	VSTDICC0.03	VSTDICC0.03	VL041757.D	16 Dec 2024 16:08		SY/MD	Ok,M
9	VSTDICC015	VSTDICC015	VL041758.D	16 Dec 2024 16:41		SY/MD	Ok,M
10	VSTDICV010	ICVVL121624	VL041759.D	16 Dec 2024 18:59		SY/MD	Ok,M
11	VL1216ABL01	VL1216ABL01	VL041760.D	16 Dec 2024 20:20		SY/MD	Ok
12	VL1216ABL02	VL1216ABL02	VL041761.D	16 Dec 2024 20:51		SY/MD	Ok
13	VL1216ABL03	VL1216ABL03	VL041762.D	16 Dec 2024 21:21		SY/MD	Ok
14	MDL 0.4	MDL 0.4	VL041763.D	16 Dec 2024 21:52		SY/MD	Ok,M
15	MDL 0.4	MDL 0.4	VL041764.D	16 Dec 2024 22:23		SY/MD	Ok,M
16	MDL 0.4	MDL 0.4	VL041765.D	16 Dec 2024 22:54		SY/MD	Ok,M
17	MDL 0.03	MDL 0.03	VL041766.D	16 Dec 2024 23:24		SY/MD	Ok,M
18	MDL 0.03	MDL 0.03	VL041767.D	16 Dec 2024 23:55		SY/MD	Ok,M

284 Sheffield Street, Mountainside, New Jersey 07092, Phone : 908 789 8900,
Fax : 908 789 8922

Instrument ID: MSVOA_L

Daily Analysis Runlog For Sequence/QCBatch ID # VL121624

Review By	Mahesh Dadoda	Review On	12/18/2024 8:44:47 AM		
Supervise By	Semsettin Yesilyurt	Supervise On	12/18/2024 8:48:10 AM		
SubDirectory	VL121624	HP Acquire Method	TO15AIR.M	HP Processing Method	VL121624AIR.M

STD. NAME	STD REF.#
Tune/Reschk	AP2556
Initial Calibration Stds	AP2560,AP2561,AP2562
CCC	AP2560,MDL,AP2561,AP2562
Internal Standard/PEM	AP2556
ICV/I.BLK	AP2558
Surrogate Standard	
MS/MSD Standard	
LCS Standard	

19	VL1216ABS01	VL1216ABS01	VL041768.D	17 Dec 2024 00:57		SY/MD	Ok,M
20	VSTDCCC010	VSTDCCC010EC	VL041769.D	17 Dec 2024 07:59		SY/MD	Ok,M

M : Manual Integration

284 Sheffield Street, Mountainside, New Jersey 07092, Phone : 908 789 8900,
Fax : 908 789 8922

Instrument ID: MSVOA_L

Daily Analysis Runlog For Sequence/QCBatch ID # VL121824

Review By	Semsettin Yesilyurt	Review On	12/19/2024 1:32:59 PM		
Supervise By	Mahesh Dadoda	Supervise On	12/19/2024 2:45:49 PM		
SubDirectory	VL121824	HP Acquire Method	TO15AIR.M	HP Processing Method	VL121624AIR.M

STD. NAME	STD REF.#
Tune/Reschk	AP2556
Initial Calibration Stds	AP2560,AP2561,AP2562
CCC	AP2560,MDL,AP2561,AP2562
Internal Standard/PEM	AP2556
ICV/I.BLK	AP2558
Surrogate Standard	
MS/MSD Standard	
LCS Standard	

Sr#	SampleId	ClientID	Data File Name	Date-Time	Comment	Operator	Status
1	BFB	BFB	VL041787.D	18 Dec 2024 08:06		SY/MD	Ok
2	VSTDCCC010	VSTDCCC010	VL041788.D	18 Dec 2024 10:29		SY/MD	Ok,M
3	VL1218ABL01	VL1218ABL01	VL041789.D	18 Dec 2024 11:57		SY/MD	Ok
4	VL1218ABL02	VL1218ABL02	VL041790.D	18 Dec 2024 12:28		SY/MD	Ok
5	MDL 0.4	MDL 0.4	VL041791.D	18 Dec 2024 12:59		SY/MD	Ok,NR
6	MDL 0.4	MDL 0.4	VL041792.D	18 Dec 2024 13:30		SY/MD	Ok,NR
7	MDL 0.03	MDL 0.03	VL041793.D	18 Dec 2024 14:32		SY/MD	Ok,M
8	MDL 0.03	MDL 0.03	VL041794.D	18 Dec 2024 15:03		SY/MD	Ok,M
9	VL1218ABS01	VL1218ABS01	VL041795.D	18 Dec 2024 16:06		SY/MD	Ok,M
10	QC121724 CAN 10158	QC121724 CAN 10158	VL041796.D	18 Dec 2024 16:37		SY/MD	Ok
11	P5293-01	C0AB9	VL041797.D	18 Dec 2024 17:10		SY/MD	Ok,M
12	P5293-01DUP	C0AB9DUP	VL041798.D	18 Dec 2024 17:43	Not match for Ethanol	SY/MD	Ok,M
13	P5293-02	C0AC0	VL041799.D	18 Dec 2024 18:17		SY/MD	Ok,M
14	P5293-03	C0AC1	VL041800.D	18 Dec 2024 18:50	Need 2X	SY/MD	Dilution
15	P5296-01	C0AC2	VL041801.D	18 Dec 2024 19:24		SY/MD	Ok,M
16	P5294-01	C0AB6	VL041802.D	18 Dec 2024 19:58		SY/MD	Ok,M
17	P5294-02	C0AB7	VL041803.D	18 Dec 2024 20:32		SY/MD	Ok,M
18	P5294-03	C0AB8	VL041804.D	18 Dec 2024 21:03	Need Straight Run	SY/MD	Not Ok

284 Sheffield Street, Mountainside, New Jersey 07092, Phone : 908 789 8900,
Fax : 908 789 8922

Instrument ID: MSVOA_L

Daily Analysis Runlog For Sequence/QCBatch ID # VL121824

Review By	Semsettin Yesilyurt	Review On	12/19/2024 1:32:59 PM		
Supervise By	Mahesh Dadoda	Supervise On	12/19/2024 2:45:49 PM		
SubDirectory	VL121824	HP Acquire Method	TO15AIR.M	HP Processing Method	VL121624AIR.M

STD. NAME	STD REF.#
Tune/Reschk	AP2556
Initial Calibration Stds	AP2560,AP2561,AP2562
CCC	AP2560,MDL,AP2561,AP2562
Internal Standard/PEM	AP2556
ICV/I.BLK	AP2558
Surrogate Standard	
MS/MSD Standard	
LCS Standard	

19	P5292-01	C0AC5	VL041805.D	18 Dec 2024 21:35	Need Straight Run	SY/MD	Not Ok
20	P5292-02	C0AC6	VL041806.D	18 Dec 2024 22:06	Need Straight Run	SY/MD	Not Ok
21	P5295-01	C0AC8	VL041807.D	18 Dec 2024 22:37	Need 10X	SY/MD	Dilution
22	P5295-02	C0AC9	VL041808.D	18 Dec 2024 23:08	need straight run	SY/MD	Ok
23	VIBLK	VIBLK	VL041809.D	18 Dec 2024 23:40		SY/MD	Ok
24	P5293-03DL	C0AC1DL	VL041810.D	19 Dec 2024 00:11		SY/MD	Ok
25	P5294-03	C0AB8	VL041811.D	19 Dec 2024 00:44		SY/MD	Ok
26	P5292-01	C0AC5	VL041812.D	19 Dec 2024 01:18		SY/MD	Ok
27	P5292-02	C0AC6	VL041813.D	19 Dec 2024 01:55		SY/MD	Ok
28	P5295-01DL	C0AC8DL	VL041814.D	19 Dec 2024 02:26		SY/MD	Ok
29	P5295-02	C0AC9	VL041815.D	19 Dec 2024 02:59	Need 4X	SY/MD	Dilution
30	VSTDCCC010	VSTDCCC010EC	VL041816.D	19 Dec 2024 03:31		SY/MD	Ok

M : Manual Integration

284 Sheffield Street, Mountainside, New Jersey 07092, Phone : 908 789 8900,
Fax : 908 789 8922

Instrument ID: MSVOA_L

Daily Analysis Runlog For Sequence/QCBatch ID # VL121924

Review By	Semsettin Yesilyurt	Review On	12/20/2024 8:58:06 AM		
Supervise By	Mahesh Dadoda	Supervise On	12/20/2024 10:53:27 AM		
SubDirectory	VL121924	HP Acquire Method	TO15AIR.M	HP Processing Method	VL121624AIR.M

STD. NAME	STD REF.#
Tune/Reschk	AP2556
Initial Calibration Stds	AP2560,AP2561,AP2562
CCC	AP2560
Internal Standard/PEM	AP2556
ICV/I.BLK	AP2558
Surrogate Standard	
MS/MSD Standard	
LCS Standard	

Sr#	SampleId	ClientID	Data File Name	Date-Time	Comment	Operator	Status
1	BFB	BFB	VL041817.D	19 Dec 2024 11:34		SY/MD	Ok
2	VSTDCCC010	VSTDCCC010	VL041818.D	19 Dec 2024 13:16		SY/MD	Ok,M
3	VL1219ABL01	VL1219ABL01	VL041819.D	19 Dec 2024 14:06		SY/MD	Ok
4	VL1219ABS01	VL1219ABS01	VL041820.D	19 Dec 2024 14:49		SY/MD	Ok,M
5	VIBLK	VIBLK	VL041821.D	19 Dec 2024 15:32		SY/MD	Ok
6	P5296-02	C0AC3	VL041822.D	19 Dec 2024 16:03	Need Straight Run	SY/MD	Not Ok
7	P5296-03	C0AC4	VL041823.D	19 Dec 2024 16:34	Need Straight Run	SY/MD	Not Ok
8	P5296-03	C0AC4	VL041824.D	19 Dec 2024 17:08		SY/MD	Ok,M
9	P5296-02	C0AC3	VL041825.D	19 Dec 2024 17:41		SY/MD	Ok,M
10	VSTDCCC010	VSTDCCC010EC	VL041826.D	19 Dec 2024 18:12		SY/MD	Ok,M

M : Manual Integration

284 Sheffield Street, Mountainside, New Jersey 07092, Phone : 908 789 8900, Fax : 908 789 8922

Prep Standard - Chemical Standard Summary

Order ID : P5296

Test : TO-15

Prepbatch ID :

Sequence ID/Qc Batch ID: vl121824,vl121924,

Standard ID :
AP2556,AP2558,AP2560,AP2561,AP2562,

Chemical ID :
A1117,A1135,A1136,A1137,MDL,

284 Sheffield Street, Mountainside, New Jersey 07092, Phone : 908 789 8900,
Fax : 908 789 8922

Air STANDARD PREPARATION LOG

Recipe ID	NAME	NO.	Prep Date	Expiration Date	Prepared By	ScaleID	PipetteID	Supervised By
47	Internal Standard/Surrogate Mix-80 ppbv	AP2556	12/06/2024	01/04/2025	Semsettin Yesilyurt	None	None	Mahesh Dadoda 12/20/2024

FROM 2.40000psi of A1135 + 27.60000psi of A1117 = Final Quantity: 30.000 psi

Recipe ID	NAME	NO.	Prep Date	Expiration Date	Prepared By	ScaleID	PipetteID	Supervised By
2396	TO-15 15 PPBV CAL MIX	AP2558	12/06/2024	01/04/2025	Semsettin Yesilyurt	None	None	Mahesh Dadoda 12/20/2024

FROM 14.55000SCCM of A1117 + 45.00000SCCM of A1137 = Final Quantity: 30.000 psi

284 Sheffield Street, Mountainside, New Jersey 07092, Phone : 908 789 8900,
Fax : 908 789 8922

Air STANDARD PREPARATION LOG

Recipe ID	NAME	NO.	Prep Date	Expiration Date	Prepared By	ScaleID	PipetteID	Supervised By
2396	TO-15 15 PPBV CAL MIX	AP2560	12/06/2024	01/04/2025	Semsettin Yesilyurt	None	None	Mahesh Dadoda 12/20/2024

FROM 1455.00000SCCM of A1117 + 45.00000SCCM of A1136 = Final Quantity: 30.000 psi

Recipe ID	NAME	NO.	Prep Date	Expiration Date	Prepared By	ScaleID	PipetteID	Supervised By
2397	TO-15 -2 PPBV CAL.MIX	AP2561	12/06/2024	01/04/2025	Semsettin Yesilyurt	None	None	Mahesh Dadoda 12/20/2024

FROM 26.00000psi of A1117 + 4.00000psi of AP2560 = Final Quantity: 30.000 psi

284 Sheffield Street, Mountainside, New Jersey 07092, Phone : 908 789 8900,
Fax : 908 789 8922

Air STANDARD PREPARATION LOG

Recipe ID	NAME	NO.	Prep Date	Expiration Date	Prepared By	ScaleID	PipetteID	Supervised By
2668	0.5 PPBV CAL.MIX	AP2562	12/06/2024	01/04/2025	Semsettin Yesilyurt	None	None	Mahesh Dadoda 12/20/2024

FROM 29.00000psi of A1117 + 1.00000psi of AP2560 = Final Quantity: 30.000 psi

284 Sheffield Street, Mountainside, New Jersey 07092, Phone : 908 789 8900,
Fax : 908 789 8922

CHEMICAL RECEIPT LOG BOOK

Supplier	ItemCode / ItemName	Lot #	Expiration Date	Date Opened / Opened By	Received Date / Received By	Chemtech Lot #
AIR LIQUIDE	365A-49 / AIR, Compressed	90402401186-01	04/01/2026	04/01/2022 / apatel	04/01/2022 / SAM	A1117

Supplier	ItemCode / ItemName	Lot #	Expiration Date	Date Opened / Opened By	Received Date / Received By	Chemtech Lot #
CUSTOMGAS Solutions	TB500009-110 / TO-15 Internal Standard/Surrogate Standard	BC275465	07/16/2025	07/22/2024 / SAM	07/22/2024 / SAM	A1135

Supplier	ItemCode / ItemName	Lot #	Expiration Date	Date Opened / Opened By	Received Date / Received By	Chemtech Lot #
CUSTOMGAS Solutions	TO15-80-6R-07092 / TO-15 Modified (80 comp) in Nitrogen (addition of 2-methylnaphthalene)	040424-003A	07/16/2025	07/25/2024 / SAM	07/22/2024 / SAM	A1136

Supplier	ItemCode / ItemName	Lot #	Expiration Date	Date Opened / Opened By	Received Date / Received By	Chemtech Lot #
CUSTOMGAS Solutions	TO15-80-6R-07092 / TO-15 Modified (80 comp) in Nitrogen (addition of 2-methylnaphthalene)	040424-003B	07/16/2025	07/25/2024 / SAM	07/22/2024 / SAM	A1137

CUSTOMGAS
SOLUTIONS
1750 East Club Boulevard
Durham, NC 27704
Phone: (919) 220-2570
Fax: (919) 220-4540

Certificate of Analysis

Customer:

Chem Tech
284 Sheffield Street
Mountainside, NJ 07092

Tel: (908) 789-8900

Cylinder Number: BC275465
Cylinder Size/CGA: 170/180SS
Fill Pressure: 1815 PSIA
Gas Volume: ~170 liters
Date of Mfg: 07/16/2024
Expiration Date: 07/16/2025

Ship To : Chem Tech
284 Sheffield Street
Mountainside, NJ 07092

Customer Number	Ship VIA	Job No.	Customer PO	Mixture Type
00107092NJ	Best Way	040424-003	240404-10	Gravimetric

Component	Nominal Concentration	Actual Concentration*	Mixture Type
Bromochloromethane	1 ppm	1.014 ppm +/- 0.02 ppm	Gravimetric Master Gas
4-Bromofluorobenzene	1 ppm	1.008 ppm +/- 0.02 ppm	
Chlorobenzene-D5	1 ppm	0.993 ppm +/- 0.02 ppm	
1,4-Difluorbenzene	1 ppm	0.979 ppm +/- 0.02 ppm	
Nitrogen	balance	balance	

NOTES: **Blend Tolerance:** +/- 10 %
Analytical Tolerance: +/- 5 %
Traceability: NIST by weight set. NIST Traceability No MT001810.
Internal Standards by analysis
Reactive Mixtures: Analyzed twice with required agreement between analyses of 2%.
Required wait time between analyses of >7 days.
Caution: Do not use below 150 PSIG.

Analyst Name: Joseph A. Ernst

QA Signature:

Signature:

Date: 07/16/2024

*Every effort has been made to establish the actual concentration of the components using master gas blending technology however, Custom Gas Solutions shall have no liability in excess of the established charge for this material.

CUSTOMGAS
SOLUTIONS

1750 East Club Boulevard
Durham, NC 27704
Phone: (919) 220-2570
Fax: (919) 220-4540

Certificate of Analysis

Customer:

ChemTech
284 Sheffield Street
Mountianside, NJ 07092

Cylinder Number: BC917782
Cylinder Size/CGA: 170/180
Fill Pressure: 1815 PSIA
Gas Volume: 110 liters
Date of Mfg: 07/16/2024
Expiration Date: 07/16/2025
Lot Number: 040424-003A

Ship To : Chemtech
284 Sheffield Street
Mountainside, NJ 07092

Customer Number	Ship VIA	Job No.	Customer PO	Mixture Type
00107092NJ	Best Way	040424-003	240404-10	Gravimetric

Component	Nominal Concentration	Actual Concentration*	Mixture Type
Acetone	500 ppb	517 ppb +/- 50 ppb	Gravimetric Master Gas
Acetonitrile	500 ppb	534 ppb +/- 50 ppb	
Acrolein	500 ppb	545 ppb +/- 50 ppb	
Acrylonitrile	500 ppb	539 ppb +/- 50 ppb	
Allyl chloride	500 ppb	509 ppb +/- 50 ppb	
Benzene	500 ppb	483 ppb +/- 50 ppb	
Benzyl Chloride	500 ppb	489 ppb +/- 50 ppb	
Bromodichloromethane	500 ppb	509 ppb +/- 50 ppb	
Bromoform	500 ppb	495 ppb +/- 50 ppb	
1,3-Butadiene	500 ppb	504 ppb +/- 50 ppb	
tert-Butyl alcohol	500 ppb	532 ppb +/- 50 ppb	
n-Butyl benzene	500 ppb	529 ppb +/- 50 ppb	
sec-Butyl benzene	500 ppb	529 ppb +/- 50 ppb	
tert-Butyl benzene	500 ppb	529 ppb +/- 50 ppb	
Carbon disulfide	500 ppb	485 ppb +/- 50 ppb	
Carbon tetrachloride	500 ppb	506 ppb +/- 50 ppb	
Chlorobenzene	500 ppb	491 ppb +/- 50 ppb	
Chlorodibromomethane	500 ppb	488 ppb +/- 50 ppb	
Chloroform	500 ppb	492 ppb +/- 50 ppb	
2-Chlorotoluene	500 ppb	532 ppb +/- 50 ppb	
Cyclohexane	500 ppb	482 ppb +/- 50 ppb	
1,2-Dibromoethane	500 ppb	491 ppb +/- 50 ppb	
1,2-Dichlorobenzene	500 ppb	510 ppb +/- 50 ppb	
1,3-Dichlorobenzene	500 ppb	489 ppb +/- 50 ppb	
1,4-Dichlorobenzene	500 ppb	490 ppb +/- 50 ppb	
Dichlorodifluoromethane (R12)	500 ppb	508 ppb +/- 50 ppb	

1,1-Dichloroethane	500 ppb	492 ppb +/- 50 ppb	
1,2-Dichloroethane	500 ppb	497 ppb +/- 50 ppb	
1,1-Dichlororethylene	500 ppb	493 ppb +/- 50 ppb	
cis 1,2-Dichloroethylene	500 ppb	488 ppb +/- 50 ppb	
trans 1,2-Dichloroethylene	500 ppb	488 ppb +/- 50 ppb	
1,2-Dichloropropane	500 ppb	490 ppb +/- 50 ppb	
cis 1,3-Dichloropropylene	500 ppb	516 ppb +/- 50 ppb	
trans 1,3-Dichloropropylene	500 ppb	466 ppb +/- 50 ppb	
1,2-Dichlorotetrafluoroethane	500 ppb	505 ppb +/- 50 ppb	
1,4-Dioxane	500 ppb	484 ppb +/- 50 ppb	
Ethyl acetate	500 ppb	486 ppb +/- 50 ppb	
Ethyl Alcohol	500 ppb	555 ppb +/- 50 ppb	
Ethyl benzene	500 ppb	497 ppb +/- 50 ppb	
Ethyl Chloride	500 ppb	506 ppb +/- 50 ppb	
4-Ethyltoluene	500 ppb	485 ppb +/- 50 ppb	
n-Heptane	500 ppb	487 ppb +/- 50 ppb	
Hexachloro-1,3-butadiene	500 ppb	489 ppb +/- 50 ppb	
2-Hexanone	500 ppb	490 ppb +/- 50 ppb	
n-Hexane	500 ppb	485 ppb +/- 50 ppb	
Isopropyl alcohol	500 ppb	511 ppb +/- 50 ppb	
Isopropyl benzene	500 ppb	527 ppb +/- 50 ppb	
p-Isopropyl toluene	500 ppb	534 ppb +/- 50 ppb	
Methyl Bromide	500 ppb	505 ppb +/- 50 ppb	
Methyl Chloride	500 ppb	509 ppb +/- 50 ppb	
Methyl ethyl ketone	500 ppb	496 ppb +/- 50 ppb	
Methyl isobutyl ketone	500 ppb	493 ppb +/- 50 ppb	
Methyl methacrylate	500 ppb	532 ppb +/- 50 ppb	
Methyl tertiary butyl ether	500 ppb	483 ppb +/- 50 ppb	
Methylene chloride	500 ppb	498 ppb +/- 50 ppb	
Naphthalene	500 ppb	542 ppb +/- 50 ppb	
n-Propylbenzene	500 ppb	529 ppb +/- 50 ppb	
Propylene	500 ppb	508 ppb +/- 50 ppb	
Styrene	500 ppb	485 ppb +/- 50 ppb	
1,1,1,2-Tetrachloroethane	500 ppb	483 ppb +/- 50 ppb	
1,1,2,2-Tetrachloroethane	500 ppb	534 ppb +/- 50 ppb	
Tetrachloroethylene	500 ppb	487 ppb +/- 50 ppb	
Tetrahydrofuran	500 ppb	535 ppb +/- 50 ppb	
Toluene	500 ppb	491 ppb +/- 50 ppb	
1,2,4-Trichlorobenzene	500 ppb	494 ppb +/- 50 ppb	
1,1,1-Trichloroethane	500 ppb	494 ppb +/- 50 ppb	
1,1,2-Trichloroethane	500 ppb	494 ppb +/- 50 ppb	
Trichloroethylene	500 ppb	488 ppb +/- 50 ppb	
Trichlorofluoromethane	500 ppb	508 ppb +/- 50 ppb	
1,1,2-Trichlorotrifluoroethane	500 ppb	495 ppb +/- 50 ppb	
1,2,4-Trimethylbenzene	500 ppb	494 ppb +/- 50 ppb	
1,3,5-Trimethylbenzene	500 ppb	498 ppb +/- 50 ppb	
2,2,4- Trimethylpentane	500 ppb	489 ppb +/- 50 ppb	
Vinyl acetate	500 ppb	499 ppb +/- 50 ppb	
Vinyl bromide	500 ppb	505 ppb +/- 50 ppb	
Vinyl chloride	500 ppb	507 ppb +/- 50 ppb	
m-Xylene	500 ppb	492 ppb +/- 50 ppb	
o-Xylene	500 ppb	480 ppb +/- 50 ppb	
p-Xylene	500 ppb	486 ppb +/- 50 ppb	
2-Methyl Naphthalene	500 ppb	498 ppb +/- 50 ppb	
R-22	500 ppb	590 ppb +/- 50 ppb	
Nitrogen	balance	balance	

NOTES:	**Blend Tolerance:**	+/- 20 %
	Analytical Tolerance:	+/- 10 %
	Traceability:	NIST by weight set. NIST Traceability No MT001810. Internal Standards by analysis
	Reactive Mixtures:	Analyzed twice with required agreement between analyses of 2%. Required wait time between analyses of >7 days.
	Caution:	Do not use below 150 PSIG.

Analyst Name: Joseph A. Ernst

QA Signature:

Signature:

Date: 07/16/2024

*Every effort has been made to establish the actual concentration of the components using master gas blending technology however, Custom Gas Solutions shall have no liability in excess of the established charge for this material.

CUSTOMGAS
SOLUTIONS

1750 East Club Boulevard
Durham, NC 27704
Phone: (919) 220-2570
Fax: (919) 220-4540

Certificate of Analysis

Customer:

ChemTech
284 Sheffield Street
Mountianside, NJ 07092

Cylinder Number: BC169552
Cylinder Size/CGA: 170/180
Fill Pressure: 1815 PSIA
Gas Volume: 110 liters
Date of Mfg: 07/16/2024
Expiration Date: 07/16/2025
Lot Number: 040424-003B

Ship To : Chemtech
284 Sheffield Street
Mountainside, NJ 07092

Customer Number	Ship VIA	Job No.	Customer PO	Mixture Type
00107092NJ	Best Way	040424-003	240404-10	Gravimetric

Component	Nominal Concentration	Actual Concentration*	Mixture Type
Acetone	500 ppb	502 ppb +/- 50 ppb	Gravimetric Master Gas
Acetonitrile	500 ppb	530 ppb +/- 50 ppb	
Acrolein	500 ppb	540 ppb +/- 50 ppb	
Acrylonitrile	500 ppb	535 ppb +/- 50 ppb	
Allyl chloride	500 ppb	494 ppb +/- 50 ppb	
Benzene	500 ppb	470 ppb +/- 50 ppb	
Benzyl Chloride	500 ppb	476 ppb +/- 50 ppb	
Bromodichloromethane	500 ppb	495 ppb +/- 50 ppb	
Bromoform	500 ppb	481 ppb +/- 50 ppb	
1,3-Butadiene	500 ppb	490 ppb +/- 50 ppb	
tert-Butyl alcohol	500 ppb	527 ppb +/- 50 ppb	
n-Butyl benzene	500 ppb	525 ppb +/- 50 ppb	
sec-Butyl benzene	500 ppb	525 ppb +/- 50 ppb	
tert-Butyl benzene	500 ppb	525 ppb +/- 50 ppb	
Carbon disulfide	500 ppb	471 ppb +/- 50 ppb	
Carbon tetrachloride	500 ppb	492 ppb +/- 50 ppb	
Chlorobenzene	500 ppb	478 ppb +/- 50 ppb	
Chlorodibromomethane	500 ppb	474 ppb +/- 50 ppb	
Chloroform	500 ppb	478 ppb +/- 50 ppb	
2-Chlorotoluene	500 ppb	527 ppb +/- 50 ppb	
Cyclohexane	500 ppb	469 ppb +/- 50 ppb	
1,2-Dibromoethane	500 ppb	477 ppb +/- 50 ppb	
1,2-Dichlorobenzene	500 ppb	495 ppb +/- 50 ppb	
1,3-Dichlorobenzene	500 ppb	475 ppb +/- 50 ppb	
1,4-Dichlorobenzene	500 ppb	476 ppb +/- 50 ppb	
Dichlorodifluoromethane (R12)	500 ppb	494 ppb +/- 50 ppb	

1,1-Dichloroethane	500 ppb	478 ppb +/- 50 ppb	
1,2-Dichloroethane	500 ppb	483 ppb +/- 50 ppb	
1,1-Dichlororethylene	500 ppb	479 ppb +/- 50 ppb	
cis 1,2-Dichloroethylene	500 ppb	475 ppb +/- 50 ppb	
trans 1,2-Dichloroethylene	500 ppb	475 ppb +/- 50 ppb	
1,2-Dichloropropane	500 ppb	476 ppb +/- 50 ppb	
cis 1,3-Dichloropropylene	500 ppb	501 ppb +/- 50 ppb	
trans 1,3-Dichloropropylene	500 ppb	466 ppb +/- 50 ppb	
1,2-Dichlorotetrafluoroethane	500 ppb	491 ppb +/- 50 ppb	
1,4-Dioxane	500 ppb	470 ppb +/- 50 ppb	
Ethyl acetate	500 ppb	472 ppb +/- 50 ppb	
Ethyl Alcohol	500 ppb	550 ppb +/- 50 ppb	
Ethyl benzene	500 ppb	483 ppb +/- 50 ppb	
Ethyl Chloride	500 ppb	492 ppb +/- 50 ppb	
4-Ethyltoluene	500 ppb	472 ppb +/- 50 ppb	
n-Heptane	500 ppb	473 ppb +/- 50 ppb	
Hexachloro-1,3-butadiene	500 ppb	475 ppb +/- 50 ppb	
2-Hexanone	500 ppb	477 ppb +/- 50 ppb	
n-Hexane	500 ppb	471 ppb +/- 50 ppb	
Isopropyl alcohol	500 ppb	497 ppb +/- 50 ppb	
Isopropyl benzene	500 ppb	522 ppb +/- 50 ppb	
p-Isopropyl toluene	500 ppb	530 ppb +/- 50 ppb	
Methyl Bromide	500 ppb	491 ppb +/- 50 ppb	
Methyl Chloride	500 ppb	494 ppb +/- 50 ppb	
Methyl ethyl ketone	500 ppb	482 ppb +/- 50 ppb	
Methyl isobutyl ketone	500 ppb	479 ppb +/- 50 ppb	
Methyl methacrylate	500 ppb	527 ppb +/- 50 ppb	
Methyl tertiary butyl ether	500 ppb	470 ppb +/- 50 ppb	
Methylene chloride	500 ppb	484 ppb +/- 50 ppb	
Naphthalene	500 ppb	537 ppb +/- 50 ppb	
n-Propylbenzene	500 ppb	525 ppb +/- 50 ppb	
Propylene	500 ppb	494 ppb +/- 50 ppb	
Styrene	500 ppb	472 ppb +/- 50 ppb	
1,1,1,2-Tetrachloroethane	500 ppb	530 ppb +/- 50 ppb	
1,1,2,2-Tetrachloroethane	500 ppb	470 ppb +/- 50 ppb	
Tetrachloroethylene	500 ppb	473 ppb +/- 50 ppb	
Tetrahydrofuran	500 ppb	520 ppb +/- 50 ppb	
Toluene	500 ppb	477 ppb +/- 50 ppb	
1,2,4-Trichlorobenzene	500 ppb	480 ppb +/- 50 ppb	
1,1,1-Trichloroethane	500 ppb	480 ppb +/- 50 ppb	
1,1,2-Trichloroethane	500 ppb	481 ppb +/- 50 ppb	
Trichloroethylene	500 ppb	474 ppb +/- 50 ppb	
Trichlorofluoromethane	500 ppb	494 ppb +/- 50 ppb	
1,1,2-Trichlorotrifluoroethane	500 ppb	481 ppb +/- 50 ppb	
1,2,4-Trimethylbenzene	500 ppb	480 ppb +/- 50 ppb	
1,3,5-Trimethylbenzene	500 ppb	484 ppb +/- 50 ppb	
2,2,4- Trimethylpentane	500 ppb	475 ppb +/- 50 ppb	
Vinyl acetate	500 ppb	485 ppb +/- 50 ppb	
Vinyl bromide	500 ppb	491 ppb +/- 50 ppb	
Vinyl chloride	500 ppb	493 ppb +/- 50 ppb	
m-Xylene	500 ppb	479 ppb +/- 50 ppb	
o-Xylene	500 ppb	466 ppb +/- 50 ppb	
p-Xylene	500 ppb	473 ppb +/- 50 ppb	
2-Methyl Naphthalene	500 ppb	497 ppb +/- 50 ppb	
R-22	500 ppb	589 ppb +/- 50 ppb	
Nitrogen	balance	balance	

NOTES:	**Blend Tolerance:**	+/- 20 %
	Analytical Tolerance:	+/- 10 %
	Traceability:	NIST by weight set. NIST Traceability No MT001810. Internal Standards by analysis
	Reactive Mixtures:	Analyzed twice with required agreement between analyses of 2%. Required wait time between analyses of >7 days.
	Caution:	Do not use below 150 PSIG.

Analyst Name: Joseph A. Ernst

QA Signature:

Signature:

Date: 07/16/2024

*Every effort has been made to establish the actual concentration of the components using master gas blending technology however, Custom Gas Solutions shall have no liability in excess of the established charge for this material.

Process Report

284 Sheffield Street, Mountainside, New Jersey 07092 Phone : 908 789 8900 Fax : 908 789 8922

Order ID : P5296

Date	Bottle ID	Lab Sample Number	InComing Vacuum	Canister ID	Can Size	Reg ID	Reg Size	Batch Code	Certification ID
12/17/2024	B2409035	P5296-02	-8.0	10448	6 L	10110		C2408002	**VL041538.D** Seq :vl081224 TUNE : VL041526.D ICAL : VL041404.D CCAL : VL041527.D MB : VL041528.D
12/17/2024	B2409035	P5296-01	-7.5	10326	6 L	10508		C2410001	**VL041651.D** Seq :vl101024 TUNE : VL041633.D ICAL : VL041597.D CCAL : VL041634.D MB : VL041635.D
12/17/2024	B2409035	P5296-03	-8.0	10320	6 L	10101		C2410001	**VL041645.D** Seq :vl101024 TUNE : VL041633.D ICAL : VL041597.D CCAL : VL041634.D MB : VL041635.D

Canister Cleaning

284 Sheffield Street, Mountainside, New Jersey 07092 Phone : 908 789 8900 Fax : 908 789 8922

Canister Batch : C2408002

Type of Canister : 6 L

Cleaning Date : 08/12/2024

Analyst : SAM

Oven Temperature : 125.0 c

Canister	Vaccum After Cleaning ("Hg)	Vaccum After Cleaning Date	Analysis Date	VAC 24Hr ("Hg)	Vaccum After 24hr Date	New Sample Number	QC Canister	File
10267	-30	08/13/2024	08/13/2024	-30	08/14/2024	P4029-04	10448	VL041538.D
10300	-30	08/13/2024	08/13/2024	-30	08/14/2024	P4028-02	10448	VL041538.D
10448	-30	08/13/2024	08/13/2024	-30	08/14/2024	P5296-02	10448	VL041538.D
10311	-30	08/13/2024	08/13/2024	-30	08/14/2024	P4199-01	10448	VL041538.D
10154	-30	08/13/2024	08/13/2024	-30	08/14/2024	P4174-02	10448	VL041538.D
10297	-30	08/13/2024	08/13/2024	-30	08/14/2024	P4339-02	10448	VL041538.D
10329	-30	08/13/2024	08/13/2024	-30	08/14/2024	P4028-03	10448	VL041538.D
10268	-30	08/13/2024	08/13/2024	-30	08/14/2024	P4339-01	10448	VL041538.D

Canister Cleaning

284 Sheffield Street, Mountainside, New Jersey 07092 Phone : 908 789 8900 Fax : 908 789 8922

Canister Batch : C2410001

Type of Canister : 6 L

Cleaning Date : 10/03/2024

Analyst : SAM

Oven Temperature : 125.0 c

Canister	Vaccum After Cleaning ("Hg)	Vaccum After Cleaning Date	Analysis Date	VAC 24Hr ("Hg)	Vaccum After 24hr Date	New Sample Number	QC Canister	File
10601	-30	10/04/2024	10/10/2024	-30	10/07/2024	P5295-02	10601	VL041650.D
10300	-30	10/04/2024	10/10/2024	-30	10/07/2024	P5292-02	10300	VL041644.D
10492	-30	10/04/2024	10/10/2024	-30	10/07/2024	P5298-01	10492	VL041646.D
10320	-30	10/04/2024	10/10/2024	-30	10/07/2024	P5296-03	10320	VL041645.D
10329	-30	10/04/2024	10/10/2024	-30	10/07/2024	P5295-01	10329	VL041647.D
10267	-30	10/04/2024	10/10/2024	-30	10/07/2024	P5298-06	10267	VL041649.D
10326	-30	10/04/2024	10/10/2024	-30	10/07/2024	P5296-01	10326	VL041651.D
10606	-30	10/04/2024	10/10/2024	-30	10/07/2024	P5292-01	10606	VL041648.D

BFB

Data Path : Z:\voasrv\HPCHEM1\MSVOA_L\Data\VL072524\
Data File : VL041397.D
Acq On : 25 Jul 2024 12:29
Operator : SY/MD
Sample : BFB
Misc : 400mL/MSVOA_L
ALS Vial : 1 Sample Multiplier: 1

Instrument :
MSVOA_L
ClientSampleId :
BFB

Integration File: RTEINT.P

Method : Z:\voasrv\HPCHEM1\MSVOA_L\methods\VL072524AIR.M
Title : AIR ANALYSIS BY METHOD TO-15 Instrument: MSVOA_LFri Aug 26 06:05:16 2022
Last Update : Fri Jul 26 07:31:14 2024

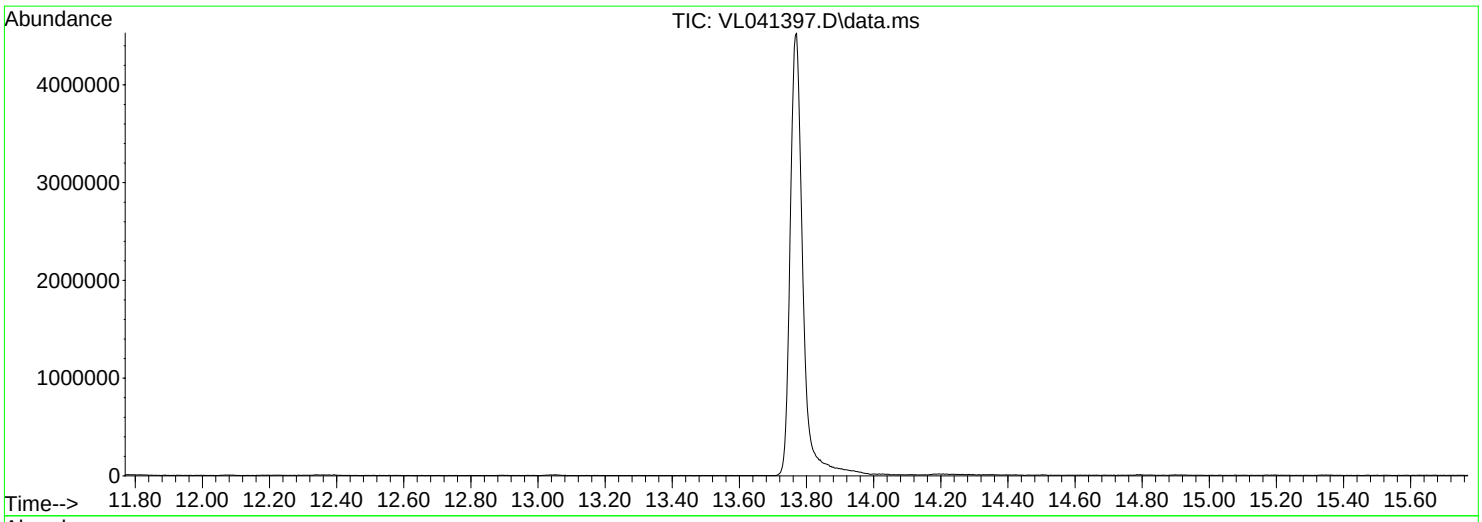

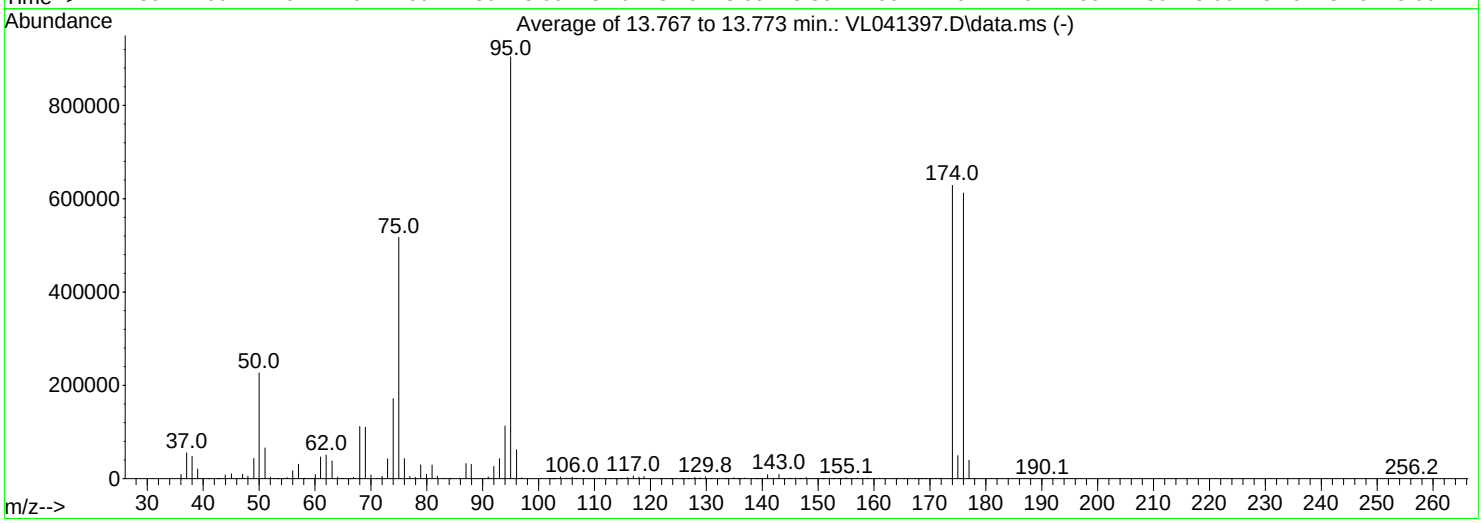

AutoFind: Scans 3472, 3473, 3474; Background Corrected with Scan 3447

Target Mass	Rel. to Mass	Lower Limit%	Upper Limit%	Rel. Abn%	Raw Abn	Result Pass/Fail
50	95	8	40	25.1	226560	PASS
75	95	30	66	57.2	517099	PASS
95	95	100	100	100.0	904149	PASS
96	95	5	9	6.8	61827	PASS
173	174	0.00	2	0.0	0	PASS
174	95	50	120	69.5	628715	PASS
175	174	4	9	7.9	49563	PASS
176	174	93	101	97.4	612373	PASS
177	176	5	9	6.5	39536	PASS

Response Factor Report MSVOA_L

Method Path : Z:\voasrv\HPCHEM1\MSVOA_L\methods\
Method File : VL072524AIR.M
Title : AIR ANALYSIS BY METHOD TO-15 Instrument: MSVOA_LFri Aug 26 06:05:16 2022
Last Update : Fri Jul 26 07:31:14 2024
Response Via : Initial Calibration

Calibration Files
0.03=VL041404.D 0.1 =VL041403.D 0.5 =VL041398.D 1 =VL041401.D 2 =VL041400.D 10 =VL041399.D 15 =VL041405.D

		Compound	0.03	0.1	0.5	1	2	10	15	Avg	%RSD
1)	I	Bromochloromethane	----------ISTD----------								
2)	T	Dichlorodifluo...			1.883	2.019	2.126	1.425	1.148	1.720	24.23
3)		Chlorodifluoro...			1.302	1.262	1.264	1.070	1.054	1.190	9.97
4)		Chloromethane			0.682	0.685	0.687	0.564	0.548	0.633	11.12
5)	T	Vinyl Chloride	0.719	0.563	0.628	0.663	0.653	0.570	0.571	0.624	9.45
6)	T	Bromomethane			0.331	0.344	0.333	0.295	0.301	0.321	6.69
7)		Chloroethane			0.240	0.210	0.226	0.202	0.198	0.215	8.14
8)	T	Dichlorotetraf...			1.593	1.646	1.681	1.381	1.321	1.524	10.69
9)	T	Propene			0.576	0.586	0.588	0.489	0.495	0.547	9.16
10)	T	Heptane			1.139	1.240	1.371	1.200	1.194	1.229	7.09
11)	T	Trichlorofluor...			1.621	1.638	1.636	1.383	1.362	1.528	9.32
12)	T	1,1,2-Trichlor...			1.154	1.154	1.201	0.999	0.992	1.100	8.85
13)		Ethanol			0.044	0.066	0.065	0.035	0.035	0.049#	31.91
14)	T	Bromoethene			0.417	0.430	0.468	0.412	0.417	0.429	5.27
15)	T	Acetone			1.292	1.192	1.231	0.996	0.969	1.136	12.76
16)	T	1,3-Butadiene			0.605	0.652	0.664	0.556	0.558	0.607	8.38
17)		tert-Butyl alc...			1.032	1.100	0.986	1.053	1.011	1.036	4.17
18)	T	1,1-Dichloroet...			0.460	0.479	0.515	0.455	0.444	0.471	5.93
19)	T	Isopropyl Alcohol			0.711	0.674	0.661	0.646	0.630	0.664	4.64
20)	T	Methylene Chlo...			0.502	0.430	0.444	0.371	0.372	0.424	12.91
21)	T	Allyl Chloride			0.714	0.783	0.796	0.726	0.707	0.745	5.53
22)	T	trans-1,2-Dich...			0.462	0.481	0.516	0.448	0.446	0.471	6.16
23)	T	Vinyl Acetate			0.777	0.874	0.939	0.884	0.865	0.868	6.71
24)	T	1,1-Dichloroet...			1.083	1.045	1.116	0.941	0.923	1.022	8.40
25)	T	Ethyl Acetate			2.177	2.381	2.517	2.116	2.094	2.257	8.16
26)	T	Hexane			0.897	0.951	1.056	0.889	0.889	0.936	7.64
27)	T	Carbon Disulfide			1.055	1.020	1.160	1.120	1.122	1.095	5.18
28)	T	Methyl tert-Bu...			0.565	0.637	0.652	0.555	0.543	0.591	8.53
29)	T	Chloroform			1.554	1.612	1.659	1.414	1.398	1.527	7.65
30)	T	Cyclohexane			0.602	0.795	0.875	0.764	0.777	0.763	13.04
31)	T	cis-1,2-Dichlo...			0.879	0.937	1.022	0.890	0.896	0.925	6.35
32)	T	1,1,1-Trichlor...	1.713	1.310	1.498	1.517	1.581	1.398	1.388	1.487	9.11
33)	I	1,4-Difluorobenzene	----------ISTD----------								
34)	T	2-Butanone			0.465	0.491	0.528	0.467	0.467	0.484	5.58
35)	T	Carbon Tetrach...	0.584	0.500	0.542	0.558	0.589	0.548	0.540	0.552	5.42
36)	T	Benzene			0.691	0.778	0.792	0.705	0.689	0.731	6.82
37)	T	1,2-Dichloroet...			0.413	0.416	0.428	0.393	0.396	0.409	3.55
38)	T	Trichloroethene	0.394	0.288	0.326	0.349	0.349	0.320	0.317	0.335	9.99
39)	T	1,2-Dichloropr...			0.267	0.294	0.303	0.266	0.269	0.280	6.21

Method Path : Z:\voasrv\HPCHEM1\MSVOA_L\methods\
Method File : VL072524AIR.M

40)	T	1,4-Dioxane		0.130	0.110	0.106	0.115	0.101	0.112	9.70
41)	T	Tetrahydrofuran		0.226	0.291	0.308	0.278	0.280	0.277	11.09
42)	T	Bromodichlorom...		0.573	0.613	0.622	0.576	0.568	0.591	4.26
43)		Methyl Methacr...		0.205	0.252	0.287	0.283	0.284	0.262	13.30
44)	T	2,2,4-Trimethy...		1.168	1.294	1.342	1.165	1.132	1.220	7.54
45)	T	t-1,3-Dichloro...		0.166	0.202	0.248	0.287	0.302	0.241	23.76
46)	T	cis-1,3-Dichlo...		0.270	0.325	0.372	0.382	0.392	0.348	14.53
47)	T	1,1,2-Trichlor...		0.310	0.313	0.334	0.294	0.291	0.308	5.62
48)	T	Dibromochlorom...		0.447	0.503	0.526	0.505	0.503	0.497	5.97
49)	T	Bromoform		0.354	0.401	0.455	0.446	0.443	0.420	10.10
50)	T	4-Methyl-2-Pen...		0.644	0.773	0.860	0.776	0.763	0.763	10.08
51)	T	2-Hexanone		0.398	0.569	0.640	0.639	0.640	0.577	18.10
52)	T	Tetrachloroethene	0.308	0.260	0.275	0.289	0.304	0.271	0.270	0.282	6.49
53)	T	Toluene		0.678	0.851	0.889	0.829	0.822	0.814	9.86
54)	T	1,2-Dibromoethane	0.340	0.377	0.424	0.463	0.429	0.429	0.410	10.74
55)	I	Chlorobenzene-d5	----------ISTD----------							
56)		1,1,1,2-Tetrac...		0.401	0.401	0.412	0.372	0.353	0.388	6.36
57)	T	Chlorobenzene		0.747	0.762	0.758	0.667	0.626	0.712	8.71
58)	T	Ethyl Benzene		1.028	1.229	1.262	1.151	1.092	1.153	8.35
59)	T	m/p-Xylene		0.934	1.065	1.083	0.979	0.914	0.995	7.68
60)	T	o-Xylene		0.842	1.015	1.038	0.931	0.880	0.941	8.96
61)	T	Styrene		0.313	0.424	0.468	0.464	0.455	0.425	15.32
62)		Isopropylbenzene		1.404	1.552	1.560	1.368	1.270	1.431	8.68
63)	T	1,1,2,2-Tetrac...	0.575	0.568	0.626	0.641	0.650	0.569	0.533	0.594	7.45
64)		n-propylbenzene		0.353	0.393	0.408	0.370	0.347	0.374	6.89
65)		tert-Butylbenzene		1.229	1.412	1.448	1.235	1.138	1.292	10.21
66)	T	Benzyl Chloride		0.069	0.076	0.080	0.092	0.097	0.083	13.50
67)		sec-Butylbenzene		1.641	1.940	2.017	1.719	1.586	1.781	10.59
68)	S	1-Bromo-4-Fluo...	0.772	0.783	0.774	0.764	0.764	0.782	0.747	0.770	1.63
69)		p-Isopropyltol...		1.299	1.617	1.674	1.453	1.346	1.478	11.11
70)		n-Butylbenzene		1.347	1.622	1.731	1.488	1.386	1.515	10.64
71)		2-Chlorotoluene		0.990	1.133	1.154	1.033	0.966	1.055	8.00
72)	T	4-Ethyltoluene		0.976	1.143	1.229	1.138	1.054	1.108	8.70
73)	T	1,3,5-Trimethy...		0.831	0.987	1.072	0.974	0.909	0.955	9.46
74)	T	1,2,4-Trimethy...		1.034	1.199	1.238	1.074	1.003	1.110	9.32
75)	T	1,3-Dichlorobe...		0.663	0.751	0.768	0.672	0.634	0.698	8.33
76)	T	1,4-Dichlorobe...		0.673	0.710	0.716	0.656	0.623	0.676	5.74
77)	T	1,2-Dichlorobe...		0.692	0.731	0.767	0.654	0.614	0.692	8.73
78)	T	Hexachloro-1,3...		0.621	0.680	0.665	0.499	0.484	0.590	15.69
79)	T	Naphthalene	0.490	0.808	1.106	1.252	1.125	1.096	0.980	28.67
80)	T	Naphthalene,2-...		0.499	0.667	0.911	0.992	1.036	0.821	27.97
81)	T	1,2,4-Trichlor...		0.504	0.606	0.646	0.587	0.573	0.583	8.95

(#) = Out of Range

Quantitation Report (QT Reviewed)

Data Path : Z:\voasrv\HPCHEM1\MSVOA_L\Data\VL072524\
Data File : VL041398.D
Acq On : 25 Jul 2024 13:19
Operator : SY/MD
Sample : VSTDICC0.5
Misc : 400mL/MSVOA_L
ALS Vial : 1 Sample Multiplier: 1

Quant Time: Jul 26 05:07:21 2024
Quant Method : Z:\voasrv\HPCHEM1\MSVOA_L\methods\VL072524AIR.M
Quant Title : AIR ANALYSIS BY METHOD TO-15 Instrument: MSVOA_LFri Aug
QLast Update : Fri Jul 26 05:07:02 2024
Response via : Initial Calibration

Instrument :
MSVOA_L
ClientSampleId :
VSTDICC0.5

Manual Integrations
APPROVED
Reviewed By :Semsettin Yesilyurt 07/26/2024
Supervised By :Mahesh Dadoda 07/29/2024

Compound	R.T.	QIon	Response	Conc	Units	Dev(Min)
Internal Standards						
1) Bromochloromethane	5.176	49	1163290	10.000	ppbv	0.00
33) 1,4-Difluorobenzene	6.639	114	3245422	10.000	ppbv	0.00
55) Chlorobenzene-d5	11.458	117	3043708	10.000	ppbv	# 0.00
System Monitoring Compounds						
68) 1-Bromo-4-Fluorobenzene	13.770	95	2357044	10.071	ppbv	0.00
Spiked Amount 10.000	Range 65 - 135		Recovery = 100.700%			
Target Compounds						Qvalue
2) Dichlorodifluoromethane	2.709	85	109541	0.539	ppbv	98
3) Chlorodifluoromethane	2.655	51	75741	0.549	ppbv	100
4) Chloromethane	2.793	50	39649	0.546	ppbv	96
5) Vinyl Chloride	2.906	62	36538	0.508	ppbv #	87
6) Bromomethane	3.102	94	19255	0.523	ppbv	93
7) Chloroethane	3.179	64	13984	0.572	ppbv	92
8) Dichlorotetrafluoroethane	2.838	85	92652	0.521	ppbv	93
9) Propene	2.671	41	33491	0.523	ppbv	98
10) Heptane	7.568	43	66249	0.465	ppbv	97
11) Trichlorofluoromethane	3.545	101	94267	0.536	ppbv	100
12) 1,1,2-Trichlorotrifluo...	4.050	101	67103	0.527	ppbv	99
13) Ethanol	3.237	45	2541m	0.454	ppbv	
14) Bromoethene	3.346	108	24275	0.495	ppbv #	90
15) Acetone	3.462	43	75165	0.574	ppbv	100
16) 1,3-Butadiene	2.963	39	35196m	0.505	ppbv	
17) tert-Butyl alcohol	3.870	59	59997	0.504	ppbv	99
18) 1,1-Dichloroethene	3.864	96	26744	0.484	ppbv	90
19) Isopropyl Alcohol	3.568	45	41335m	0.559	ppbv	
20) Methylene Chloride	3.915	84	29173	0.603	ppbv #	93
21) Allyl Chloride	3.979	41	41531	0.483	ppbv	94
22) trans-1,2-Dichloroethene	4.433	96	26864	0.500	ppbv	93
23) Vinyl Acetate	4.616	43	45209	0.444	ppbv #	97
24) 1,1-Dichloroethane	4.545	63	62999	0.542	ppbv #	97
25) Ethyl Acetate	5.195	43	126641	0.485	ppbv	99
26) Hexane	5.192	57	52190	0.475	ppbv	91
27) Carbon Disulfide	4.111	76	61342	0.489	ppbv #	93
28) Methyl tert-Butyl Ether	4.581	73	32882	0.475	ppbv	95
29) Chloroform	5.256	83	90359	0.503	ppbv	99
30) Cyclohexane	6.594	84	35035	0.389	ppbv #	88
31) cis-1,2-Dichloroethene	5.063	61	51136	0.472	ppbv #	87
32) 1,1,1-Trichloroethane	5.989	97	87155	0.508	ppbv	97
34) 2-Butanone	4.787	43	75522m	0.481	ppbv	
35) Carbon Tetrachloride	6.478	117	88027	0.495	ppbv	86
36) Benzene	6.356	78	112067	0.470	ppbv	95
37) 1,2-Dichloroethane	5.793	62	66949	0.507	ppbv	98
38) Trichloroethene	7.282	130	52825	0.488	ppbv	98
39) 1,2-Dichloropropane	7.060	63	43368	0.473	ppbv	95
40) 1,4-Dioxane	7.304	88	21057m	0.633	ppbv	
41) Tetrahydrofuran	5.568	42	36699	0.403	ppbv	98
42) Bromodichloromethane	7.237	83	92906	0.486	ppbv	98
43) Methyl Methacrylate	7.465	69	33258	0.386	ppbv	91
44) 2,2,4-Trimethylpentane	7.314	57	189569	0.479	ppbv	94
45) t-1,3-Dichloropropene	8.700	75	26864m	0.341	ppbv	

Quantitation Report (QT Reviewed)

Data Path : Z:\voasrv\HPCHEM1\MSVOA_L\Data\VL072524\
Data File : VL041398.D
Acq On : 25 Jul 2024 13:19
Operator : SY/MD
Sample : VSTDICC0.5
Misc : 400mL/MSVOA_L
ALS Vial : 1 Sample Multiplier: 1

Quant Time: Jul 26 05:07:21 2024
Quant Method : Z:\voasrv\HPCHEM1\MSVOA_L\methods\VL072524AIR.M
Quant Title : AIR ANALYSIS BY METHOD TO-15 Instrument: MSVOA_LFri Aug
QLast Update : Fri Jul 26 05:07:02 2024
Response via : Initial Calibration

Instrument :
MSVOA_L
ClientSampleId :
VSTDICC0.5

Manual Integrations
APPROVED
Reviewed By :Semsettin Yesilyurt 07/26/2024
Supervised By :Mahesh Dadoda 07/29/2024

Compound	R.T.	QIon	Response	Conc Units	Dev(Min)
46) cis-1,3-Dichloropropene	8.134	75	43823m	0.384 ppbv	
47) 1,1,2-Trichloroethane	8.886	97	50232	0.505 ppbv	95
48) Dibromochloromethane	9.700	129	72480	0.452 ppbv	100
49) Bromoform	12.400	173	57383	0.423 ppbv	95
50) 4-Methyl-2-Pentanone	8.185	43	104559m	0.417 ppbv	
51) 2-Hexanone	9.558	43	64659	0.338 ppbv #	97
52) Tetrachloroethene	10.600	164	44583	0.486 ppbv	92
53) Toluene	9.211	91	110057	0.411 ppbv	98
54) 1,2-Dibromoethane	10.002	107	61242	0.455 ppbv	89
56) 1,1,1,2-Tetrachloroethane	11.497	131	61039	0.519 ppbv #	1
57) Chlorobenzene	11.516	112	113739	0.524 ppbv	94
58) Ethyl Benzene	12.079	91	156513	0.441 ppbv	96
59) m/p-Xylene	12.365	91	284326m	0.936 ppbv	
60) o-Xylene	13.050	91	128195	0.440 ppbv	99
61) Styrene	12.889	104	47561	0.362 ppbv	94
62) Isopropylbenzene	14.018	105	213603m	0.492 ppbv	
63) 1,1,2,2-Tetrachloroethane	13.040	83	95214	0.526 ppbv	97
64) n-propylbenzene	14.915	120	53748m	0.473 ppbv	
65) tert-Butylbenzene	16.082	119	187031m	0.476 ppbv	
66) Benzyl Chloride	16.323	91	10564m	0.422 ppbv	
67) sec-Butylbenzene	16.632	105	249741	0.458 ppbv	99
69) p-Isopropyltoluene	16.992	119	197625	0.434 ppbv	96
70) n-Butylbenzene	17.886	91	204999	0.443 ppbv	98
71) 2-Chlorotoluene	14.796	91	150717	0.465 ppbv	100
72) 4-Ethyltoluene	15.188	105	148551	0.441 ppbv	97
73) 1,3,5-Trimethylbenzene	15.346	105	126480	0.429 ppbv	92
74) 1,2,4-Trimethylbenzene	16.098	105	157396m	0.463 ppbv	
75) 1,3-Dichlorobenzene	16.326	146	100938	0.476 ppbv	94
76) 1,4-Dichlorobenzene	16.468	146	102368m	0.492 ppbv	
77) 1,2-Dichlorobenzene	17.143	146	105386m	0.503 ppbv	
78) Hexachloro-1,3-Butadiene	22.631	225	94555m	0.520 ppbv	
79) Naphthalene	21.387	128	123028m	0.412 ppbv	
80) Naphthalene,2-methyl-	24.374	142	75989	0.313 ppbv	93
81) 1,2,4-Trichlorobenzene	21.143	180	76641m	0.428 ppbv	

(#) = qualifier out of range (m) = manual integration (+) = signals summed

Quantitation Report (QT Reviewed)

Data Path : Z:\voasrv\HPCHEM1\MSVOA_L\Data\VL072524\
Data File : VL041398.D
Acq On : 25 Jul 2024 13:19
Operator : SY/MD
Sample : VSTDICC0.5
Misc : 400mL/MSVOA_L
ALS Vial : 1 Sample Multiplier: 1

Quant Time: Jul 26 05:07:21 2024
Quant Method : Z:\voasrv\HPCHEM1\MSVOA_L\methods\VL072524AIR.M
Quant Title : AIR ANALYSIS BY METHOD TO-15 Instrument: MSVOA_LFri Aug
QLast Update : Fri Jul 26 05:07:02 2024
Response via : Initial Calibration

Instrument :
MSVOA_L
ClientSampleId :
VSTDICC0.5

Manual Integrations
APPROVED
Reviewed By :Semsettin Yesilyurt 07/26/2024
Supervised By :Mahesh Dadoda 07/29/2024

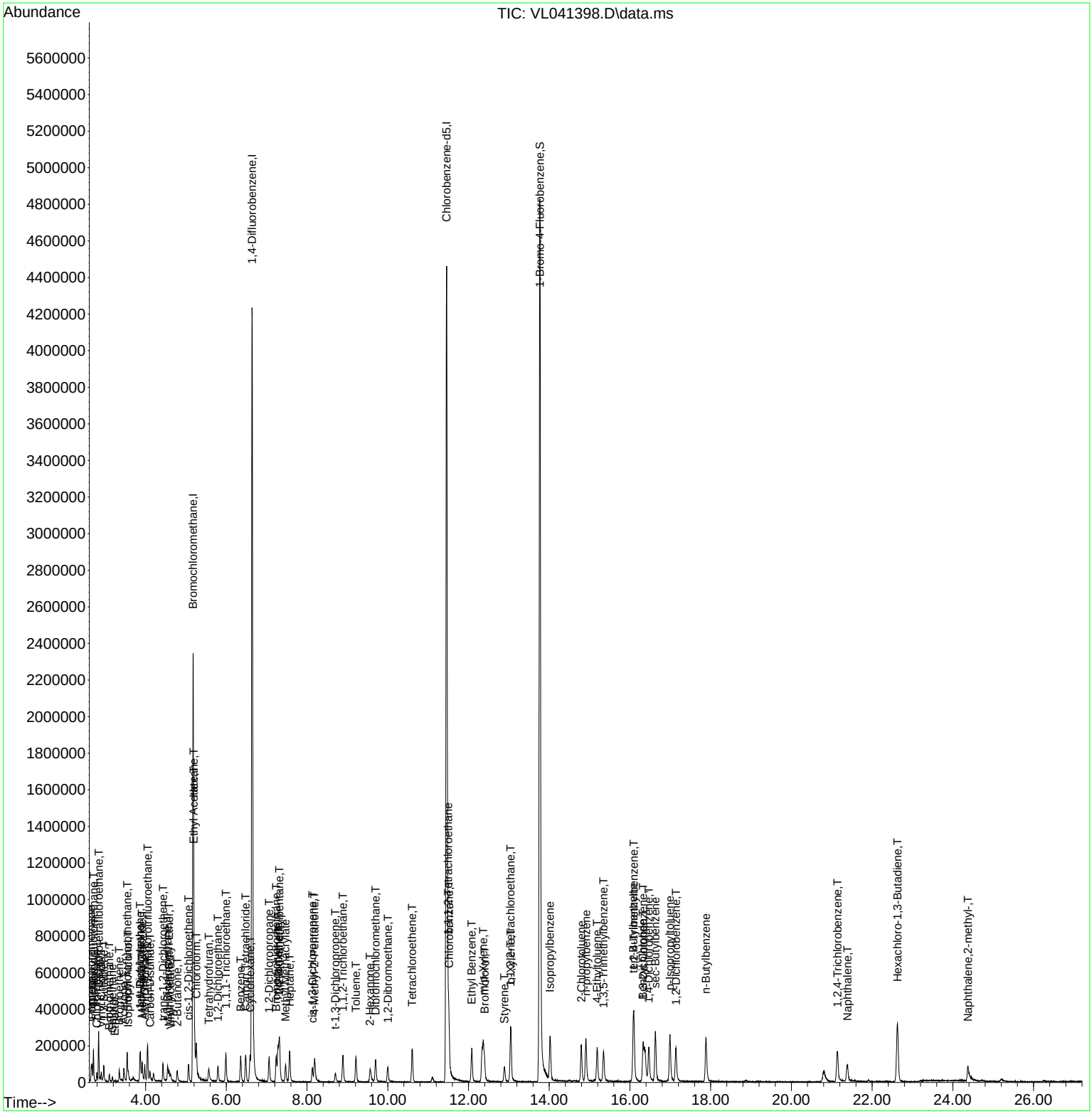

Quantitation Report (QT Reviewed)

Data Path : Z:\voasrv\HPCHEM1\MSVOA_L\Data\VL072524\
Data File : VL041399.D
Acq On : 25 Jul 2024 13:59
Operator : SY/MD
Sample : VSTDICCC010
Misc : 400mL/MSVOA_L
ALS Vial : 1 Sample Multiplier: 1

Quant Time: Jul 26 05:05:14 2024
Quant Method : Z:\voasrv\HPCHEM1\MSVOA_L\methods\VL072524AIR.M
Quant Title : AIR ANALYSIS BY METHOD TO-15 Instrument: MSVOA_LFri Aug
QLast Update : Fri Jul 26 04:51:44 2024
Response via : Initial Calibration

Instrument :
MSVOA_L
ClientSampleId :
VSTDICCC010

Manual Integrations
APPROVED
Reviewed By :Semsettin Yesilyurt 07/26/2024
Supervised By :Mahesh Dadoda 07/29/2024

Compound	R.T.	QIon	Response	Conc	Units	Dev(Min)
Internal Standards						
1) Bromochloromethane	5.176	49	1227171	10.000	ppbv	0.00
33) 1,4-Difluorobenzene	6.645	114	3353351	10.000	ppbv	0.00
55) Chlorobenzene-d5	11.465	117	3260833m	10.000	ppbv	0.00
System Monitoring Compounds						
68) 1-Bromo-4-Fluorobenzene	13.770	95	2550034	10.170	ppbv	0.00
Spiked Amount 10.000	Range 65 - 135		Recovery = 101.700%			
Target Compounds						Qvalue
2) Dichlorodifluoromethane	2.706	85	1748662	8.150	ppbv	100
3) Chlorodifluoromethane	2.652	51	1312868	9.025	ppbv	100
4) Chloromethane	2.790	50	692256	9.024	ppbv	99
5) Vinyl Chloride	2.899	62	699389	9.214	ppbv	100
6) Bromomethane	3.099	94	361665	9.227	ppbv	100
7) Chloroethane	3.176	64	248340	9.630	ppbv	100
8) Dichlorotetrafluoroethane	2.835	85	1694634	9.039	ppbv	100
9) Propene	2.671	41	600396	8.889	ppbv	100
10) Heptane	7.568	43	1472225	9.801	ppbv	99
11) Trichlorofluoromethane	3.542	101	1696907	9.145	ppbv	100
12) 1,1,2-Trichlorotrifluo...	4.047	101	1226328	9.136	ppbv	100
13) Ethanol	3.224	45	43077m	7.073	ppbv	
14) Bromoethene	3.346	108	505960	9.786	ppbv	100
15) Acetone	3.446	43	1222864	8.859	ppbv	100
16) 1,3-Butadiene	2.964	39	681843	9.269	ppbv	100
17) tert-Butyl alcohol	3.861	59	1291681	10.276	ppbv	100
18) 1,1-Dichloroethene	3.861	96	558470	9.575	ppbv	100
19) Isopropyl Alcohol	3.555	45	792740	10.155	ppbv	100
20) Methylene Chloride	3.915	84	455611	8.929	ppbv	100
21) Allyl Chloride	3.980	41	890718	9.827	ppbv	100
22) trans-1,2-Dichloroethene	4.430	96	549902	9.711	ppbv	100
23) Vinyl Acetate	4.610	43	1085315	10.104	ppbv	100
24) 1,1-Dichloroethane	4.549	63	1154644	9.415	ppbv	100
25) Ethyl Acetate	5.189	43	2597295	9.430	ppbv	100
26) Hexane	5.198	57	1090849	9.420	ppbv	100
27) Carbon Disulfide	4.105	76	1375021	10.384	ppbv	99
28) Methyl tert-Butyl Ether	4.568	73	681033	9.329	ppbv	100
29) Chloroform	5.259	83	1735318	9.163	ppbv	100
30) Cyclohexane	6.590	84	937363	9.878	ppbv	100
31) cis-1,2-Dichloroethene	5.063	61	1091838	9.548	ppbv	100
32) 1,1,1-Trichloroethane	5.989	97	1715896	9.483	ppbv	100
34) 2-Butanone	4.771	43	1567685	9.654	ppbv	100
35) Carbon Tetrachloride	6.484	117	1836059	9.983	ppbv	100
36) Benzene	6.359	78	2363293	9.591	ppbv	100
37) 1,2-Dichloroethane	5.796	62	1317693	9.664	ppbv	99
38) Trichloroethene	7.282	130	1074518	9.605	ppbv	100
39) 1,2-Dichloropropane	7.063	63	891517	9.403	ppbv	100
40) 1,4-Dioxane	7.275	88	384473	11.177	ppbv	100
41) Tetrahydrofuran	5.542	42	931064	9.892	ppbv	100
42) Bromodichloromethane	7.240	83	1932798	9.793	ppbv	100
43) Methyl Methacrylate	7.465	69	948521	10.646	ppbv	100
44) 2,2,4-Trimethylpentane	7.317	57	3907968	9.554	ppbv	100
45) t-1,3-Dichloropropene	8.703	75	963383	11.835	ppbv	100

Quantitation Report (QT Reviewed)

Data Path : Z:\voasrv\HPCHEM1\MSVOA_L\Data\VL072524\
Data File : VL041399.D
Acq On : 25 Jul 2024 13:59
Operator : SY/MD
Sample : VSTDICCC010
Misc : 400mL/MSVOA_L
ALS Vial : 1 Sample Multiplier: 1

Quant Time: Jul 26 05:05:14 2024
Quant Method : Z:\voasrv\HPCHEM1\MSVOA_L\methods\VL072524AIR.M
Quant Title : AIR ANALYSIS BY METHOD TO-15 Instrument: MSVOA_LFri Aug
QLast Update : Fri Jul 26 04:51:44 2024
Response via : Initial Calibration

Instrument :
MSVOA_L
ClientSampleId :
VSTDICCC010

Manual Integrations
APPROVED
Reviewed By :Semsettin Yesilyurt 07/26/2024
Supervised By :Mahesh Dadoda 07/29/2024

Compound	R.T.	QIon	Response	Conc	Units		Dev(Min)
46) cis-1,3-Dichloropropene	8.134	75	1281640	10.855	ppbv		100
47) 1,1,2-Trichloroethane	8.893	97	987016	9.602	ppbv		100
48) Dibromochloromethane	9.706	129	1692234	10.224	ppbv		100
49) Bromoform	12.404	173	1496236	10.670	ppbv		99
50) 4-Methyl-2-Pentanone	8.172	43	2603717	10.051	ppbv		100
51) 2-Hexanone	9.542	43	2141345	10.819	ppbv		100
52) Tetrachloroethene	10.613	164	907950	9.585	ppbv		100
53) Toluene	9.214	91	2779504	10.036	ppbv		100
54) 1,2-Dibromoethane	10.002	107	1438535	10.342	ppbv		100
56) 1,1,1,2-Tetrachloroethane	11.503	131	1213659	9.640	ppbv	#	58
57) Chlorobenzene	11.523	112	2174265	9.343	ppbv		100
58) Ethyl Benzene	12.085	91	3752771	9.870	ppbv		100
59) m/p-Xylene	12.368	91	6382118m	19.609	ppbv		
60) o-Xylene	13.053	91	3036791	9.732	ppbv		100
61) Styrene	12.896	104	1513410	10.748	ppbv		100
62) Isopropylbenzene	14.024	105	4462038	9.595	ppbv		100
63) 1,1,2,2-Tetrachloroethane	13.040	83	1853886	9.567	ppbv		100
64) n-propylbenzene	14.912	120	1205437	9.895	ppbv		100
65) tert-Butylbenzene	16.085	119	4027165	9.564	ppbv		100
66) Benzyl Chloride	16.323	91	299511	11.162	ppbv		100
67) sec-Butylbenzene	16.635	105	5605419	9.602	ppbv		100
69) p-Isopropyltoluene	16.989	119	4737222	9.713	ppbv		100
70) n-Butylbenzene	17.883	91	4851380	9.796	ppbv		100
71) 2-Chlorotoluene	14.799	91	3368997	9.707	ppbv		100
72) 4-Ethyltoluene	15.188	105	3711228	10.293	ppbv		99
73) 1,3,5-Trimethylbenzene	15.346	105	3175291	10.049	ppbv		100
74) 1,2,4-Trimethylbenzene	16.105	105	3502689	9.621	ppbv		100
75) 1,3-Dichlorobenzene	16.330	146	2192883	9.642	ppbv		100
76) 1,4-Dichlorobenzene	16.471	146	2140459	9.596	ppbv		100
77) 1,2-Dichlorobenzene	17.140	146	2131506	9.501	ppbv		100
78) Hexachloro-1,3-Butadiene	22.628	225	1626038	8.347	ppbv		100
79) Naphthalene	21.381	128	3669460	11.481	ppbv		100
80) Naphthalene,2-methyl-	24.371	142	3235986	12.454	ppbv		100
81) 1,2,4-Trichlorobenzene	21.133	180	1912951	9.962	ppbv		100

(#) = qualifier out of range (m) = manual integration (+) = signals summed

Quantitation Report (QT Reviewed)

Data Path : Z:\voasrv\HPCHEM1\MSVOA_L\Data\VL072524\
Data File : VL041399.D
Acq On : 25 Jul 2024 13:59
Operator : SY/MD
Sample : VSTDICCC010
Misc : 400mL/MSVOA_L
ALS Vial : 1 Sample Multiplier: 1

Quant Time: Jul 26 05:05:14 2024
Quant Method : Z:\voasrv\HPCHEM1\MSVOA_L\methods\VL072524AIR.M
Quant Title : AIR ANALYSIS BY METHOD TO-15 Instrument: MSVOA_LFri Aug
QLast Update : Fri Jul 26 04:51:44 2024
Response via : Initial Calibration

Instrument :
MSVOA_L
ClientSampleId :
VSTDICCC010

Manual Integrations APPROVED

Reviewed By :Semsettin Yesilyurt 07/26/2024
Supervised By :Mahesh Dadoda 07/29/2024

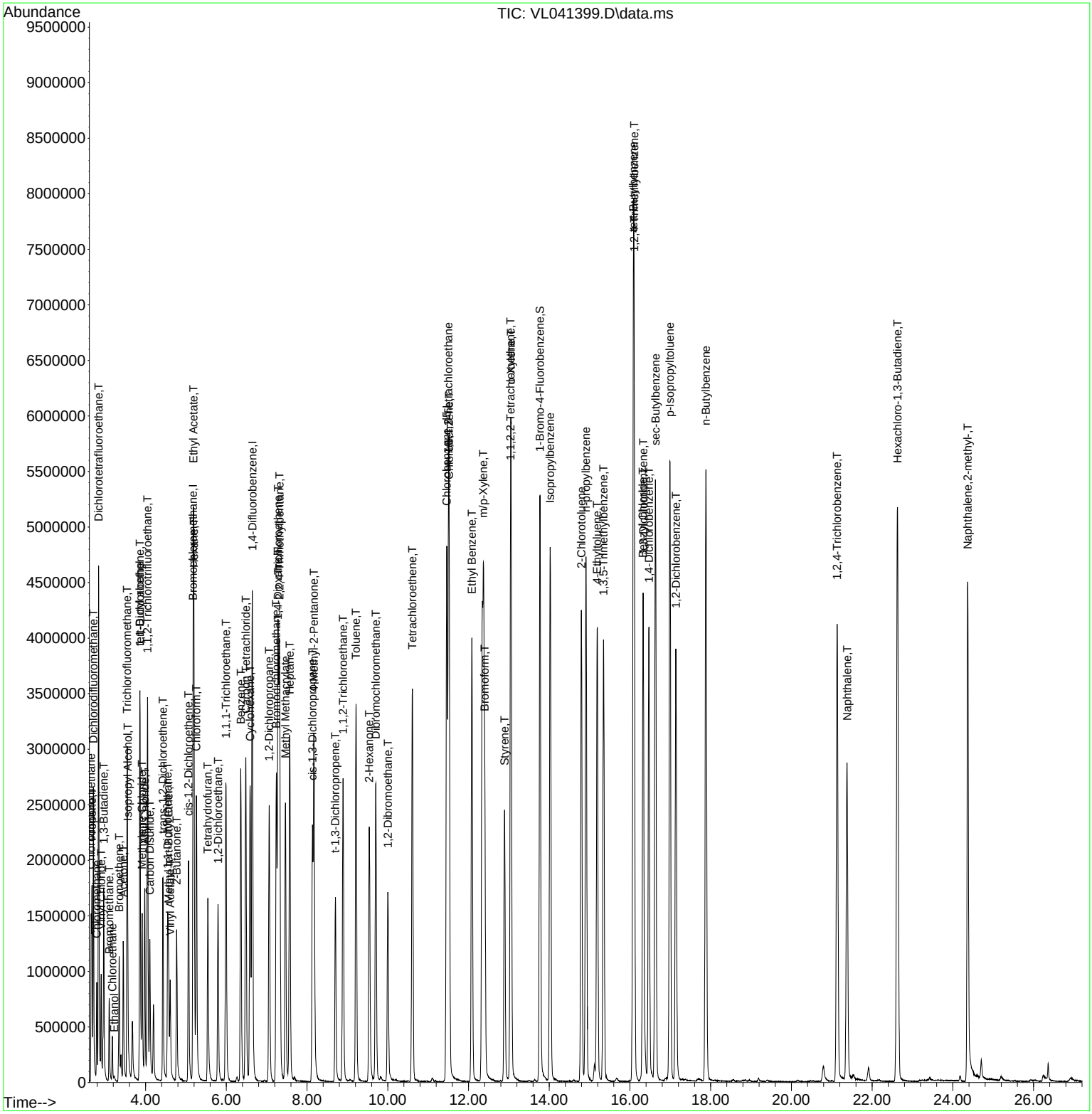

Quantitation Report (QT Reviewed)

Data Path : Z:\voasrv\HPCHEM1\MSVOA_L\Data\VL072524\
Data File : VL041400.D
Acq On : 25 Jul 2024 14:40
Operator : SY/MD
Sample : VSTDICC002
Misc : 400mL/MSVOA_L
ALS Vial : 1 Sample Multiplier: 1

Quant Time: Jul 25 15:37:54 2024
Quant Method : Z:\voasrv\HPCHEM1\MSVOA_L\methods\VL072524AIR.M
Quant Title : AIR ANALYSIS BY METHOD TO-15 Instrument: MSVOA_LFri Aug
QLast Update : Thu Jul 25 14:31:18 2024
Response via : Initial Calibration

Instrument :
MSVOA_L
ClientSampleId :
VSTDICC002

Manual Integrations
APPROVED
Reviewed By :Semsettin Yesilyurt 07/26/2024
Supervised By :Mahesh Dadoda 07/29/2024

Compound	R.T.	QIon	Response	Conc	Units	Dev(Min)
Internal Standards						
1) Bromochloromethane	5.176	49	1187869	10.000	ppbv	0.00
33) 1,4-Difluorobenzene	6.642	114	3361544	10.000	ppbv	0.00
55) Chlorobenzene-d5	11.462	117	3300753	10.000	ppbv	# 0.00
System Monitoring Compounds						
68) 1-Bromo-4-Fluorobenzene	13.773	95	2521024	10.190	ppbv	0.00
Spiked Amount 10.000	Range 65 - 135		Recovery = 101.900%			
Target Compounds						Qvalue
2) Dichlorodifluoromethane	2.710	85	505198	2.492	ppbv	99
3) Chlorodifluoromethane	2.652	51	300375	1.467	ppbv	99
4) Chloromethane	2.793	50	163139	2.084	ppbv	96
5) Vinyl Chloride	2.899	62	155185	1.835	ppbv	99
6) Bromomethane	3.102	94	79103	2.956	ppbv	98
7) Chloroethane	3.176	64	53717	1.922	ppbv	94
8) Dichlorotetrafluoroethane	2.835	85	399415	2.027	ppbv	100
9) Propene	2.671	41	139773	1.972	ppbv	99
10) Heptane	7.568	43	325614	1.956	ppbv	100
11) Trichlorofluoromethane	3.546	101	388765	1.970	ppbv	99
12) 1,1,2-Trichlorotrifluo...	4.050	101	285420	2.064	ppbv	100
13) Ethanol	3.237	45	15410m	0.980	ppbv	
14) Bromoethene	3.346	108	111081	2.003	ppbv	93
15) Acetone	3.456	43	292550	1.865	ppbv	99
16) 1,3-Butadiene	2.967	39	157764	2.113	ppbv	99
17) tert-Butyl alcohol	3.861	59	234318	1.936	ppbv	99
18) 1,1-Dichloroethene	3.861	96	122348	2.013	ppbv	97
19) Isopropyl Alcohol	3.562	45	156947m	1.822	ppbv	
20) Methylene Chloride	3.915	84	105428	1.852	ppbv	98
21) Allyl Chloride	3.980	41	189033	1.998	ppbv	90
22) trans-1,2-Dichloroethene	4.427	96	122560	2.030	ppbv	90
23) Vinyl Acetate	4.613	43	223002	1.442	ppbv #	98
24) 1,1-Dichloroethane	4.546	63	265124	1.977	ppbv	98
25) Ethyl Acetate	5.192	43	597999	2.070	ppbv	99
26) Hexane	5.198	57	250786	1.961	ppbv	98
27) Carbon Disulfide	4.108	76	275637	1.771	ppbv	94
28) Methyl tert-Butyl Ether	4.578	73	154942	1.633	ppbv	97
29) Chloroform	5.259	83	394045	1.997	ppbv	99
30) Cyclohexane	6.587	84	207896	2.040	ppbv	93
31) cis-1,2-Dichloroethene	5.063	61	242910	1.981	ppbv	97
32) 1,1,1-Trichloroethane	5.992	97	375703	1.814	ppbv	97
34) 2-Butanone	4.774	43	355170	2.002	ppbv	98
35) Carbon Tetrachloride	6.481	117	395969	1.784	ppbv	98
36) Benzene	6.359	78	532213	1.913	ppbv	97
37) 1,2-Dichloroethane	5.793	62	287587	1.802	ppbv	98
38) Trichloroethene	7.282	130	234513	1.935	ppbv	93
39) 1,2-Dichloropropane	7.060	63	203420	1.892	ppbv	96
40) 1,4-Dioxane	7.288	88	71274	2.068	ppbv #	1
41) Tetrahydrofuran	5.552	42	207220	1.886	ppbv	99
42) Bromodichloromethane	7.237	83	418292	1.873	ppbv	98
43) Methyl Methacrylate	7.468	69	192639	1.843	ppbv	94
44) 2,2,4-Trimethylpentane	7.317	57	902570	1.909	ppbv	99
45) t-1,3-Dichloropropene	8.700	75	166952	2.524	ppbv	95

Quantitation Report (QT Reviewed)

Data Path : Z:\voasrv\HPCHEM1\MSVOA_L\Data\VL072524\
Data File : VL041400.D
Acq On : 25 Jul 2024 14:40
Operator : SY/MD
Sample : VSTDICC002
Misc : 400mL/MSVOA_L
ALS Vial : 1 Sample Multiplier: 1

Quant Time: Jul 25 15:37:54 2024
Quant Method : Z:\voasrv\HPCHEM1\MSVOA_L\methods\VL072524AIR.M
Quant Title : AIR ANALYSIS BY METHOD TO-15 Instrument: MSVOA_LFri Aug
QLast Update : Thu Jul 25 14:31:18 2024
Response via : Initial Calibration

Instrument :
MSVOA_L
ClientSampleId :
VSTDICC002

Manual Integrations
APPROVED
Reviewed By :Semsettin Yesilyurt 07/26/2024
Supervised By :Mahesh Dadoda 07/29/2024

Compound	R.T.	QIon	Response	Conc	Units	Dev(Min)
46) cis-1,3-Dichloropropene	8.134	75	249911	2.810	ppbv	97
47) 1,1,2-Trichloroethane	8.889	97	224865	1.950	ppbv	94
48) Dibromochloromethane	9.703	129	353718	1.910	ppbv	100
49) Bromoform	12.401	173	305646	2.073	ppbv	99
50) 4-Methyl-2-Pentanone	8.176	43	577958	2.029	ppbv	99
51) 2-Hexanone	9.555	43	430093	2.124	ppbv #	96
52) Tetrachloroethene	10.606	164	204374	1.829	ppbv	98
53) Toluene	9.214	91	597804	1.905	ppbv	100
54) 1,2-Dibromoethane	10.005	107	311374	2.182	ppbv	98
56) 1,1,1,2-Tetrachloroethane	11.503	131	272178	1.832	ppbv #	1
57) Chlorobenzene	11.520	112	500573	1.933	ppbv	96
58) Ethyl Benzene	12.082	91	833428	1.887	ppbv	96
59) m/p-Xylene	12.365	91	1430508m	3.743	ppbv	
60) o-Xylene	13.053	91	685320	1.900	ppbv	99
61) Styrene	12.896	104	308833	1.763	ppbv	99
62) Isopropylbenzene	14.027	105	1029899	1.850	ppbv	99
63) 1,1,2,2-Tetrachloroethane	13.044	83	428827	1.509	ppbv	98
64) n-propylbenzene	14.912	120	269236	1.852	ppbv	91
65) tert-Butylbenzene	16.085	119	956093	1.928	ppbv	100
66) Benzyl Chloride	16.326	91	52950m	1.625	ppbv	
67) sec-Butylbenzene	16.635	105	1331315	1.898	ppbv	99
69) p-Isopropyltoluene	16.992	119	1105164	1.908	ppbv	100
70) n-Butylbenzene	17.886	91	1142994	1.931	ppbv	99
71) 2-Chlorotoluene	14.799	91	762002	1.842	ppbv	99
72) 4-Ethyltoluene	15.188	105	811504	1.889	ppbv	99
73) 1,3,5-Trimethylbenzene	15.349	105	707827	1.925	ppbv	95
74) 1,2,4-Trimethylbenzene	16.105	105	817315	1.972	ppbv	95
75) 1,3-Dichlorobenzene	16.326	146	506675	2.061	ppbv	99
76) 1,4-Dichlorobenzene	16.468	146	472957	1.931	ppbv	97
77) 1,2-Dichlorobenzene	17.140	146	506084	2.019	ppbv	99
78) Hexachloro-1,3-Butadiene	22.628	225	438766	2.407	ppbv	98
79) Naphthalene	21.384	128	826782	3.710	ppbv	98
80) Naphthalene,2-methyl-	24.371	142	601537	1025.625	ppbv	99
81) 1,2,4-Trichlorobenzene	21.140	180	426225	3.095	ppbv	94

(#) = qualifier out of range (m) = manual integration (+) = signals summed

Quantitation Report (QT Reviewed)

Data Path : Z:\voasrv\HPCHEM1\MSVOA_L\Data\VL072524\
Data File : VL041400.D
Acq On : 25 Jul 2024 14:40
Operator : SY/MD
Sample : VSTDICC002
Misc : 400mL/MSVOA_L
ALS Vial : 1 Sample Multiplier: 1

Quant Time: Jul 25 15:37:54 2024
Quant Method : Z:\voasrv\HPCHEM1\MSVOA_L\methods\VL072524AIR.M
Quant Title : AIR ANALYSIS BY METHOD TO-15 Instrument: MSVOA_LFri Aug
QLast Update : Thu Jul 25 14:31:18 2024
Response via : Initial Calibration

Instrument :
MSVOA_L
ClientSampleId :
VSTDICC002

Manual Integrations
APPROVED
Reviewed By :Semsettin Yesilyurt 07/26/2024
Supervised By :Mahesh Dadoda 07/29/2024

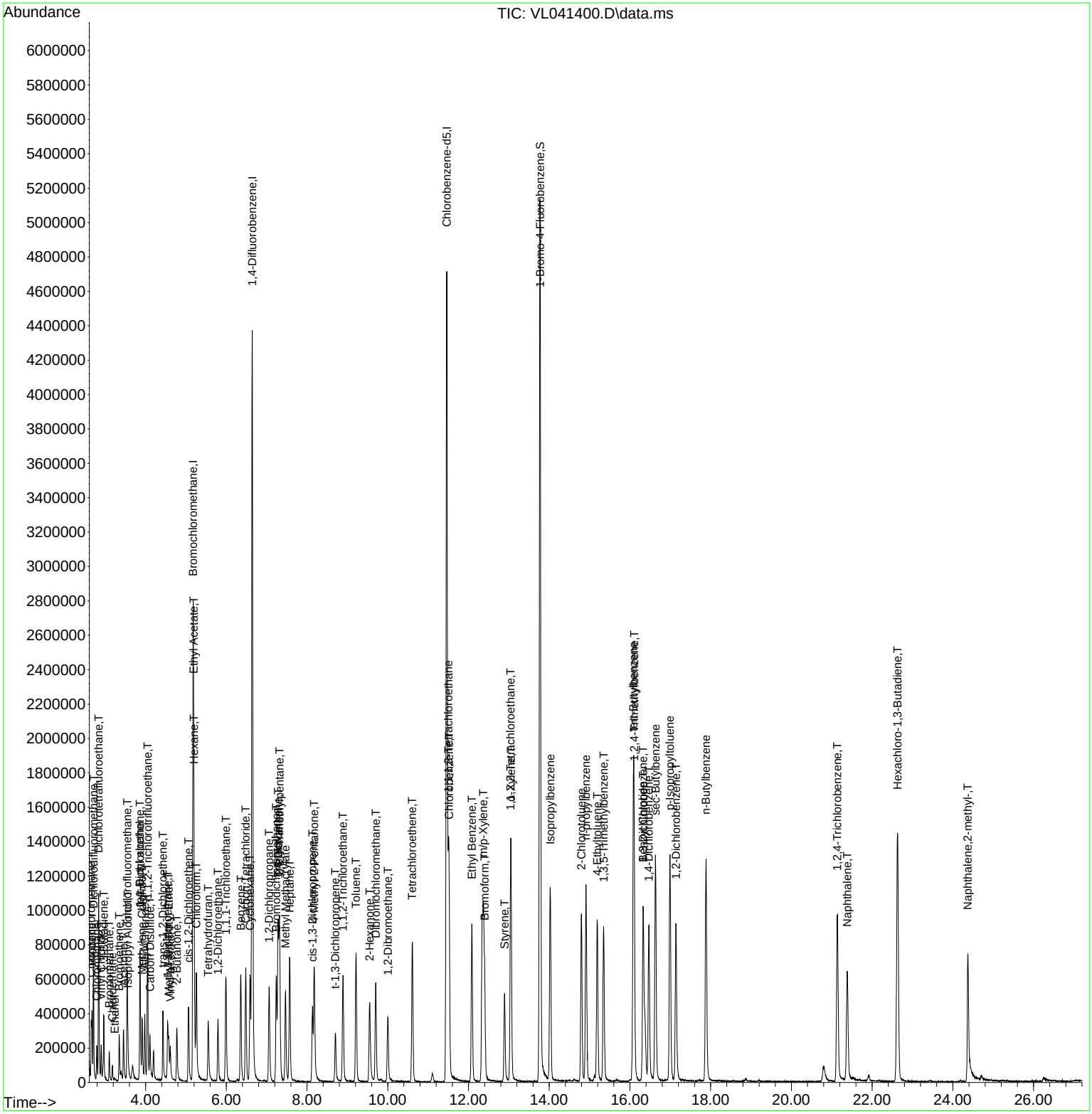

Quantitation Report (QT Reviewed)

Data Path : Z:\voasrv\HPCHEM1\MSVOA_L\Data\VL072524\
Data File : VL041401.D
Acq On : 25 Jul 2024 15:19
Operator : SY/MD
Sample : VSTDICC001
Misc : 400mL/MSVOA_L
ALS Vial : 1 Sample Multiplier: 1

Quant Time: Jul 26 02:43:04 2024
Quant Method : Z:\voasrv\HPCHEM1\MSVOA_L\methods\VL072524AIR.M
Quant Title : AIR ANALYSIS BY METHOD TO-15 Instrument: MSVOA_LFri Aug
QLast Update : Thu Jul 25 14:31:18 2024
Response via : Initial Calibration

Instrument :
MSVOA_L
ClientSampleId :
VSTDICC001

Manual Integrations
APPROVED
Reviewed By :Semsettin Yesilyurt 07/26/2024
Supervised By :Mahesh Dadoda 07/29/2024

Compound	R.T.	QIon	Response	Conc	Units	Dev(Min)
Internal Standards						
1) Bromochloromethane	5.176	49	1198624	10.000	ppbv	0.00
33) 1,4-Difluorobenzene	6.639	114	3342988	10.000	ppbv	0.00
55) Chlorobenzene-d5	11.459	117	3161618	10.000	ppbv	# 0.00
System Monitoring Compounds						
68) 1-Bromo-4-Fluorobenzene	13.774	95	2414921	10.191	ppbv	0.00
Spiked Amount 10.000	Range 65 - 135		Recovery = 101.900%			
Target Compounds						Qvalue
2) Dichlorodifluoromethane	2.706	85	241964	1.183	ppbv	95
3) Chlorodifluoromethane	2.652	51	151299	0.732	ppbv	98
4) Chloromethane	2.793	50	82099	1.039	ppbv	96
5) Vinyl Chloride	2.899	62	79527	0.932	ppbv	98
6) Bromomethane	3.099	94	41204	1.526	ppbv	92
7) Chloroethane	3.179	64	25119	0.891	ppbv	92
8) Dichlorotetrafluoroethane	2.835	85	197281	0.992	ppbv	99
9) Propene	2.674	41	70203	0.982	ppbv	97
10) Heptane	7.568	43	148675	0.885	ppbv	96
11) Trichlorofluoromethane	3.542	101	196294	0.986	ppbv	96
12) 1,1,2-Trichlorotrifluo...	4.050	101	138368	0.992	ppbv	99
13) Ethanol	3.240	45	7925m	0.500	ppbv	
14) Bromoethene	3.350	108	51557	0.921	ppbv #	85
15) Acetone	3.456	43	142863	0.902	ppbv	97
16) 1,3-Butadiene	2.967	39	78187	1.038	ppbv	96
17) tert-Butyl alcohol	3.867	59	131833	1.080	ppbv	100
18) 1,1-Dichloroethene	3.861	96	57445	0.937	ppbv	99
19) Isopropyl Alcohol	3.568	45	80830	0.930	ppbv #	98
20) Methylene Chloride	3.912	84	51566	0.898	ppbv	96
21) Allyl Chloride	3.980	41	93864	0.983	ppbv	95
22) trans-1,2-Dichloroethene	4.433	96	57666	0.947	ppbv	91
23) Vinyl Acetate	4.613	43	104758	0.671	ppbv #	94
24) 1,1-Dichloroethane	4.546	63	125314	0.926	ppbv	100
25) Ethyl Acetate	5.195	43	285442	0.979	ppbv	98
26) Hexane	5.198	57	113990	0.883	ppbv	88
27) Carbon Disulfide	4.112	76	122266	0.779	ppbv	97
28) Methyl tert-Butyl Ether	4.575	73	76370	0.798	ppbv	99
29) Chloroform	5.259	83	193219	0.970	ppbv	91
30) Cyclohexane	6.594	84	95243m	0.926	ppbv	
31) cis-1,2-Dichloroethene	5.066	61	112360	0.908	ppbv	96
32) 1,1,1-Trichloroethane	5.986	97	181889	0.870	ppbv	99
34) 2-Butanone	4.777	43	163975	0.930	ppbv	97
35) Carbon Tetrachloride	6.481	117	186609	0.845	ppbv	99
36) Benzene	6.356	78	259942	0.940	ppbv	95
37) 1,2-Dichloroethane	5.793	62	138981	0.875	ppbv	100
38) Trichloroethene	7.279	130	116586m	0.967	ppbv	
39) 1,2-Dichloropropane	7.063	63	98425m	0.921	ppbv	
40) 1,4-Dioxane	7.298	88	36813m	1.074	ppbv	
41) Tetrahydrofuran	5.558	42	97249	0.890	ppbv	98
42) Bromodichloromethane	7.240	83	204988	0.923	ppbv	99
43) Methyl Methacrylate	7.472	69	84268	0.811	ppbv	88
44) 2,2,4-Trimethylpentane	7.317	57	432528	0.920	ppbv	99
45) t-1,3-Dichloropropene	8.706	75	67675	1.029	ppbv	99

Quantitation Report (QT Reviewed)

Data Path : Z:\voasrv\HPCHEM1\MSVOA_L\Data\VL072524\
Data File : VL041401.D
Acq On : 25 Jul 2024 15:19
Operator : SY/MD
Sample : VSTDICC001
Misc : 400mL/MSVOA_L
ALS Vial : 1 Sample Multiplier: 1

Quant Time: Jul 26 02:43:04 2024
Quant Method : Z:\voasrv\HPCHEM1\MSVOA_L\methods\VL072524AIR.M
Quant Title : AIR ANALYSIS BY METHOD TO-15 Instrument: MSVOA_LFri Aug
QLast Update : Thu Jul 25 14:31:18 2024
Response via : Initial Calibration

Instrument :
MSVOA_L
ClientSampleId :
VSTDICC001

Manual Integrations
APPROVED
Reviewed By :Semsettin Yesilyurt 07/26/2024
Supervised By :Mahesh Dadoda 07/29/2024

Compound	R.T.	QIon	Response	Conc	Units		Dev(Min)
46) cis-1,3-Dichloropropene	8.134	75	108779	1.230	ppbv		99
47) 1,1,2-Trichloroethane	8.889	97	104479	0.911	ppbv		97
48) Dibromochloromethane	9.703	129	168168	0.913	ppbv		97
49) Bromoform	12.404	173	133988	0.914	ppbv		99
50) 4-Methyl-2-Pentanone	8.182	43	258275	0.912	ppbv		96
51) 2-Hexanone	9.558	43	190138	0.944	ppbv	#	100
52) Tetrachloroethene	10.613	164	96753m	0.871	ppbv		
53) Toluene	9.211	91	284562	0.912	ppbv		98
54) 1,2-Dibromoethane	10.005	107	141838	0.999	ppbv		91
56) 1,1,1,2-Tetrachloroethane	11.504	131	126753	0.891	ppbv	#	1
57) Chlorobenzene	11.520	112	240871	0.971	ppbv		95
58) Ethyl Benzene	12.086	91	388676	0.919	ppbv		98
59) m/p-Xylene	12.368	91	673526m	1.840	ppbv		
60) o-Xylene	13.053	91	320813	0.929	ppbv		99
61) Styrene	12.896	104	133924	0.798	ppbv		99
62) Isopropylbenzene	14.024	105	490658	0.920	ppbv		97
63) 1,1,2,2-Tetrachloroethane	13.047	83	202749	0.745	ppbv		98
64) n-propylbenzene	14.915	120	124102	0.891	ppbv		83
65) tert-Butylbenzene	16.085	119	446299	0.940	ppbv		99
66) Benzyl Chloride	16.326	91	24142m	0.774	ppbv		
67) sec-Butylbenzene	16.632	105	613358	0.913	ppbv		99
69) p-Isopropyltoluene	16.992	119	511080	0.921	ppbv		100
70) n-Butylbenzene	17.886	91	512783	0.904	ppbv		98
71) 2-Chlorotoluene	14.796	91	358079	0.904	ppbv		100
72) 4-Ethyltoluene	15.188	105	361470	0.878	ppbv		97
73) 1,3,5-Trimethylbenzene	15.349	105	312184	0.886	ppbv		98
74) 1,2,4-Trimethylbenzene	16.101	105	379183	0.955	ppbv	#	91
75) 1,3-Dichlorobenzene	16.330	146	237337	1.008	ppbv		99
76) 1,4-Dichlorobenzene	16.468	146	224373	0.956	ppbv		98
77) 1,2-Dichlorobenzene	17.140	146	231111	0.963	ppbv		98
78) Hexachloro-1,3-Butadiene	22.632	225	215079	1.232	ppbv		99
79) Naphthalene	21.387	128	349592m	1.638	ppbv		
80) Naphthalene,2-methyl-	24.374	142	210840	375.304	ppbv		98
81) 1,2,4-Trichlorobenzene	21.143	180	191623	1.452	ppbv		98

(#) = qualifier out of range (m) = manual integration (+) = signals summed

Quantitation Report (QT Reviewed)

Data Path : Z:\voasrv\HPCHEM1\MSVOA_L\Data\VL072524\
Data File : VL041401.D
Acq On : 25 Jul 2024 15:19
Operator : SY/MD
Sample : VSTDICC001
Misc : 400mL/MSVOA_L
ALS Vial : 1 Sample Multiplier: 1

Quant Time: Jul 26 02:43:04 2024
Quant Method : Z:\voasrv\HPCHEM1\MSVOA_L\methods\VL072524AIR.M
Quant Title : AIR ANALYSIS BY METHOD TO-15 Instrument: MSVOA_LFri Aug
QLast Update : Thu Jul 25 14:31:18 2024
Response via : Initial Calibration

Instrument :
MSVOA_L
ClientSampleId :
VSTDICC001

Manual Integrations
APPROVED
Reviewed By :Semsettin Yesilyurt 07/26/2024
Supervised By :Mahesh Dadoda 07/29/2024

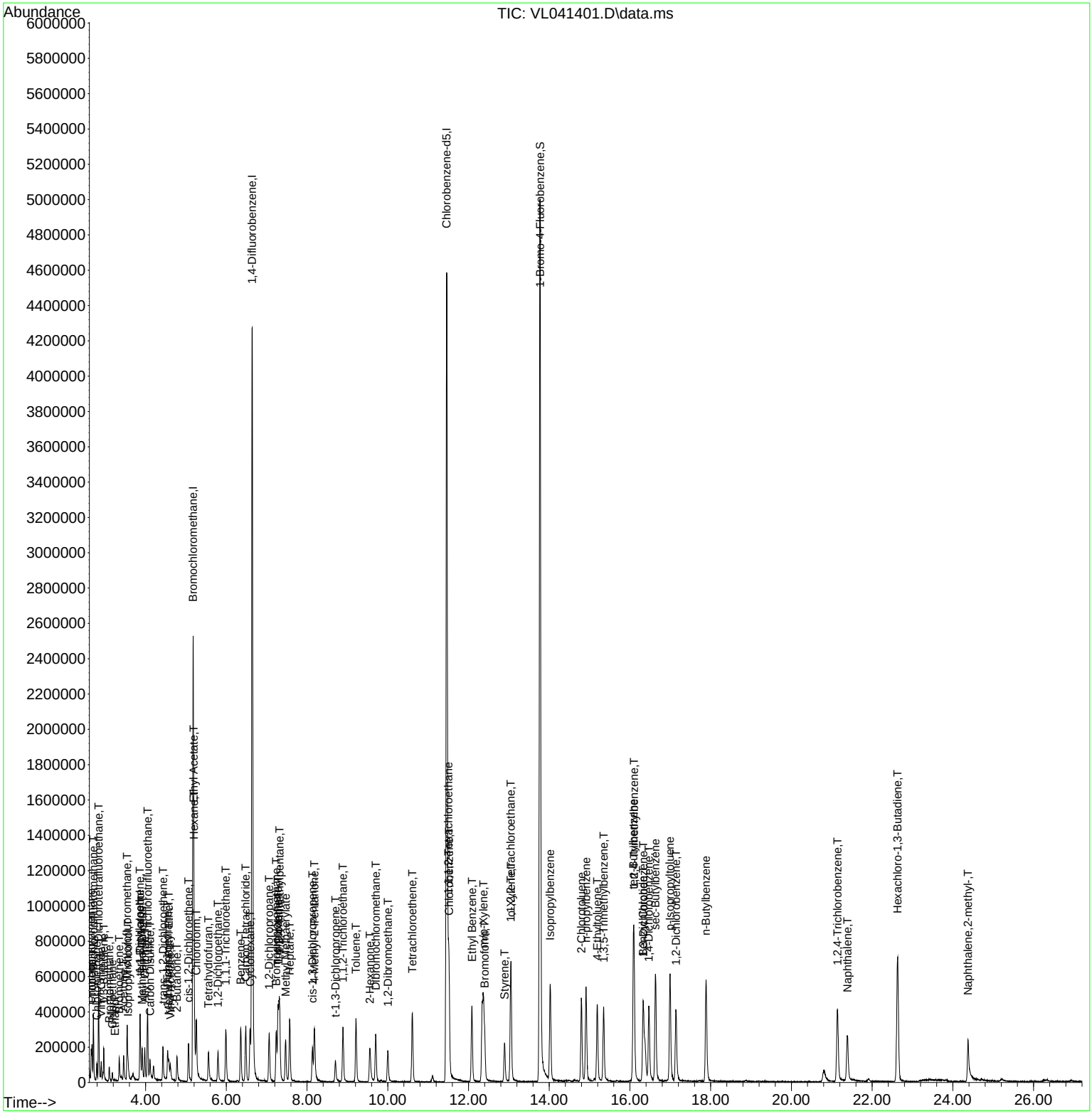

Quantitation Report (QT Reviewed)

Data Path : Z:\voasrv\HPCHEM1\MSVOA_L\Data\VL072524\
Data File : VL041403.D
Acq On : 25 Jul 2024 16:42
Operator : SY/MD
Sample : VSTDICC0.1
Misc : 400mL/MSVOA_L
ALS Vial : 1 Sample Multiplier: 1

Quant Time: Jul 26 02:44:42 2024
Quant Method : Z:\voasrv\HPCHEM1\MSVOA_L\methods\VL072524AIR.M
Quant Title : AIR ANALYSIS BY METHOD TO-15 Instrument: MSVOA_LFri Aug
QLast Update : Thu Jul 25 14:31:18 2024
Response via : Initial Calibration

Instrument :
MSVOA_L
ClientSampleId :
VSTDICC0.1

Manual Integrations
APPROVED
Reviewed By :Semsettin Yesilyurt 07/26/2024
Supervised By :Mahesh Dadoda 07/29/2024

Compound	R.T.	QIon	Response	Conc	Units	Dev(Min)
Internal Standards						
1) Bromochloromethane	5.176	49	1207844	10.000	ppbv	0.00
33) 1,4-Difluorobenzene	6.639	114	3343894	10.000	ppbv	0.00
55) Chlorobenzene-d5	11.458	117	3087423	10.000	ppbv	# 0.00
System Monitoring Compounds						
68) 1-Bromo-4-Fluorobenzene	13.767	95	2418801	10.453	ppbv	0.00
Spiked Amount 10.000	Range 65 - 135		Recovery = 104.500%			
Target Compounds						Qvalue
5) Vinyl Chloride	2.899	62	6804	0.079	ppbv	94
32) 1,1,1-Trichloroethane	5.989	97	15825m	0.075	ppbv	
35) Carbon Tetrachloride	6.478	117	16719m	0.076	ppbv	
38) Trichloroethene	7.278	130	9639m	0.080	ppbv	
52) Tetrachloroethene	10.593	164	8679m	0.078	ppbv	
54) 1,2-Dibromoethane	9.995	107	11367m	0.080	ppbv	
63) 1,1,2,2-Tetrachloroethane	13.040	83	17530m	0.066	ppbv	
79) Naphthalene	21.403	128	15122m	0.073	ppbv	

(#) = qualifier out of range (m) = manual integration (+) = signals summed

Quantitation Report (QT Reviewed)

Data Path : Z:\voasrv\HPCHEM1\MSVOA_L\Data\VL072524\
Data File : VL041403.D
Acq On : 25 Jul 2024 16:42
Operator : SY/MD
Sample : VSTDICC0.1
Misc : 400mL/MSVOA_L
ALS Vial : 1 Sample Multiplier: 1

Quant Time: Jul 26 02:44:42 2024
Quant Method : Z:\voasrv\HPCHEM1\MSVOA_L\methods\VL072524AIR.M
Quant Title : AIR ANALYSIS BY METHOD TO-15 Instrument: MSVOA_LFri Aug
QLast Update : Thu Jul 25 14:31:18 2024
Response via : Initial Calibration

Instrument :
MSVOA_L
ClientSampleId :
VSTDICC0.1

Manual Integrations
APPROVED
Reviewed By :Semsettin Yesilyurt 07/26/2024
Supervised By :Mahesh Dadoda 07/29/2024

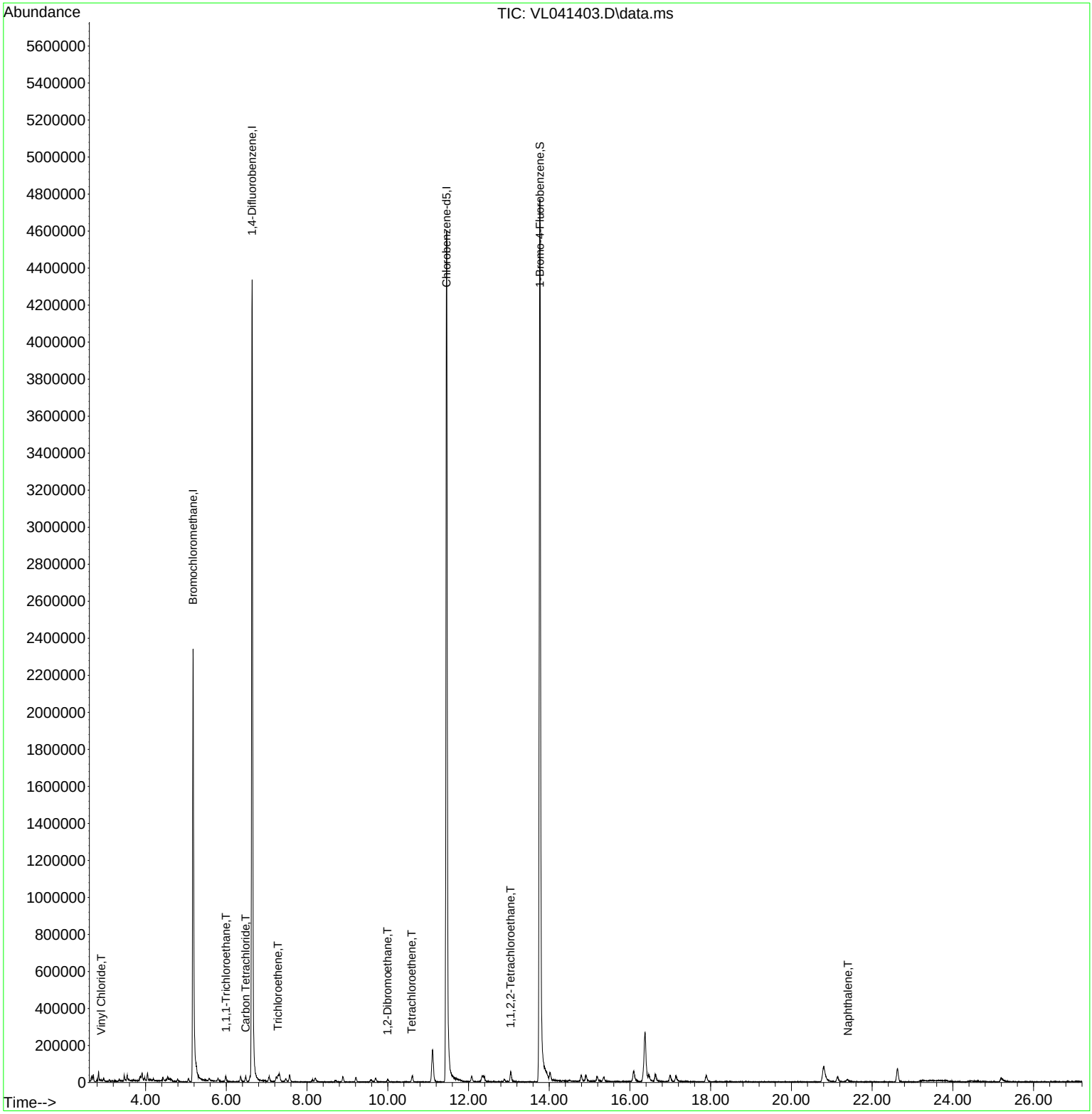

Quantitation Report (QT Reviewed)

Data Path : Z:\voasrv\HPCHEM1\MSVOA_L\Data\VL072524\
Data File : VL041404.D
Acq On : 25 Jul 2024 17:24
Operator : SY/MD
Sample : VSTDICC0.03
Misc : 400mL/MSVOA_L
ALS Vial : 1 Sample Multiplier: 1

Quant Time: Jul 26 02:45:18 2024
Quant Method : Z:\voasrv\HPCHEM1\MSVOA_L\methods\VL072524AIR.M
Quant Title : AIR ANALYSIS BY METHOD TO-15 Instrument: MSVOA_LFri Aug 2
QLast Update : Thu Jul 25 14:31:18 2024
Response via : Initial Calibration

Instrument :
MSVOA_L
ClientSampleId :
VSTDICC0.03

Manual Integrations
APPROVED
Reviewed By :Semsettin Yesilyurt 07/26/2024
Supervised By :Mahesh Dadoda 07/29/2024

Compound	R.T.	QIon	Response	Conc	Units	Dev(Min)
Internal Standards						
1) Bromochloromethane	5.176	49	1173154	10.000	ppbv	0.00
33) 1,4-Difluorobenzene	6.639	114	3272729	10.000	ppbv	0.00
55) Chlorobenzene-d5	11.458	117	3056197	10.000	ppbv	# 0.00
System Monitoring Compounds						
68) 1-Bromo-4-Fluorobenzene	13.767	95	2360153	10.303	ppbv	0.00
Spiked Amount 10.000	Range 65 - 135		Recovery = 103.000%			
Target Compounds						Qvalue
5) Vinyl Chloride	2.899	62	2531m	0.030	ppbv	
32) 1,1,1-Trichloroethane	5.983	97	6029m	0.029	ppbv	
35) Carbon Tetrachloride	6.478	117	5730m	0.027	ppbv	
38) Trichloroethene	7.275	130	3872m	0.033	ppbv	
52) Tetrachloroethene	10.610	164	3020m	0.028	ppbv	
63) 1,1,2,2-Tetrachloroethane	13.037	83	5269m	0.020	ppbv	

(#) = qualifier out of range (m) = manual integration (+) = signals summed

Quantitation Report (QT Reviewed)

Data Path : Z:\voasrv\HPCHEM1\MSVOA_L\Data\VL072524\
Data File : VL041404.D
Acq On : 25 Jul 2024 17:24
Operator : SY/MD
Sample : VSTDICC0.03
Misc : 400mL/MSVOA_L
ALS Vial : 1 Sample Multiplier: 1

Quant Time: Jul 26 02:45:18 2024
Quant Method : Z:\voasrv\HPCHEM1\MSVOA_L\methods\VL072524AIR.M
Quant Title : AIR ANALYSIS BY METHOD TO-15 Instrument: MSVOA_LFri Aug
QLast Update : Thu Jul 25 14:31:18 2024
Response via : Initial Calibration

Instrument :
MSVOA_L
ClientSampleId :
VSTDICC0.03

Manual Integrations
APPROVED

Reviewed By :Semsettin Yesilyurt 07/26/2024
Supervised By :Mahesh Dadoda 07/29/2024

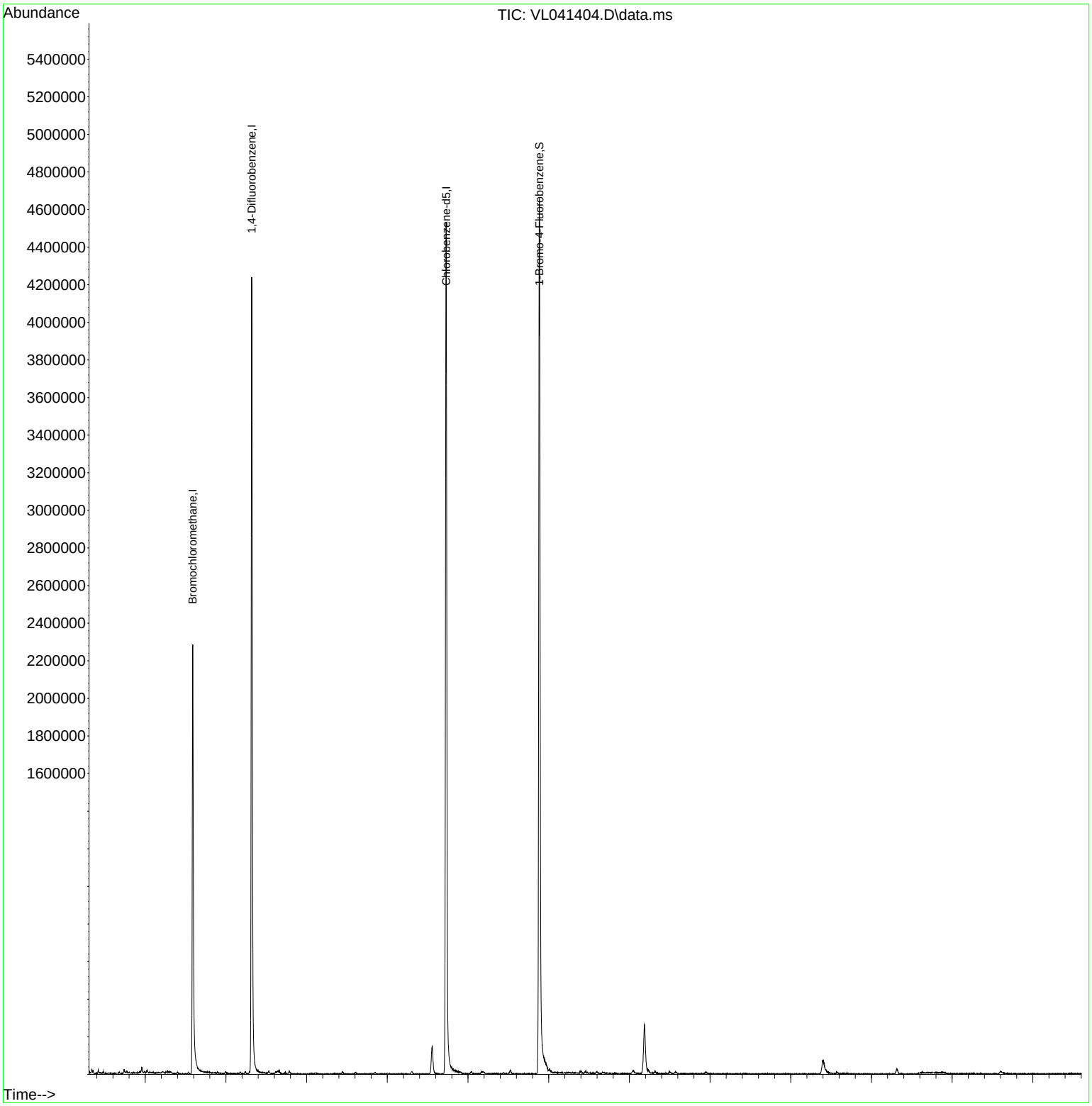

Quantitation Report (QT Reviewed)

Data Path : Z:\voasrv\HPCHEM1\MSVOA_L\Data\VL072524\
Data File : VL041405.D
Acq On : 25 Jul 2024 18:06
Operator : SY/MD
Sample : VSTDICC015
Misc : 400mL/MSVOA_L
ALS Vial : 1 Sample Multiplier: 1

Quant Time: Jul 26 02:45:39 2024
Quant Method : Z:\voasrv\HPCHEM1\MSVOA_L\methods\VL072524AIR.M
Quant Title : AIR ANALYSIS BY METHOD TO-15 Instrument: MSVOA_LFri Aug
QLast Update : Thu Jul 25 14:31:18 2024
Response via : Initial Calibration

Instrument :
MSVOA_L
ClientSampleId :
VSTDICC015

Manual Integrations
APPROVED
Reviewed By :Semsettin Yesilyurt 07/26/2024
Supervised By :Mahesh Dadoda 07/29/2024

Compound	R.T.	QIon	Response	Conc	Units	Dev(Min)
Internal Standards						
1) Bromochloromethane	5.179	49	1211244	10.000	ppbv	0.00
33) 1,4-Difluorobenzene	6.642	114	3327019	10.000	ppbv	0.00
55) Chlorobenzene-d5	11.458	117	3365868	10.000	ppbv	# 0.00
System Monitoring Compounds						
68) 1-Bromo-4-Fluorobenzene	13.770	95	2515088	9.970	ppbv	0.00
Spiked Amount 10.000	Range 65 - 135		Recovery = 99.700%			
Target Compounds						Qvalue
2) Dichlorodifluoromethane	2.706	85	2086477	10.095	ppbv	99
3) Chlorodifluoromethane	2.652	51	1914240	9.165	ppbv	100
4) Chloromethane	2.790	50	996482	12.485	ppbv	99
5) Vinyl Chloride	2.899	62	1038128	12.036	ppbv	98
6) Bromomethane	3.099	94	547488	20.067	ppbv	96
7) Chloroethane	3.176	64	360614	12.655	ppbv	95
8) Dichlorotetrafluoroethane	2.835	85	2399417	11.943	ppbv	99
9) Propene	2.671	41	899840	12.451	ppbv	98
10) Heptane	7.571	43	2169367	12.780	ppbv	99
11) Trichlorofluoromethane	3.542	101	2473823	12.296	ppbv	100
12) 1,1,2-Trichlorotrifluo...	4.047	101	1802452	12.784	ppbv	99
13) Ethanol	3.221	45	62897m	3.923	ppbv	
14) Bromoethene	3.346	108	757933	13.400	ppbv	98
15) Acetone	3.446	43	1760479	11.005	ppbv	99
16) 1,3-Butadiene	2.964	39	1014052	13.319	ppbv	99
17) tert-Butyl alcohol	3.857	59	1836705	14.883	ppbv	99
18) 1,1-Dichloroethene	3.861	96	806522	13.011	ppbv	100
19) Isopropyl Alcohol	3.555	45	1143994	13.027	ppbv	100
20) Methylene Chloride	3.915	84	675282	11.634	ppbv	99
21) Allyl Chloride	3.980	41	1284615	13.313	ppbv	97
22) trans-1,2-Dichloroethene	4.430	96	809963	13.156	ppbv	99
23) Vinyl Acetate	4.613	43	1570687	9.960	ppbv	98
24) 1,1-Dichloroethane	4.545	63	1677304	12.269	ppbv	99
25) Ethyl Acetate	5.189	43	3804371	12.915	ppbv	100
26) Hexane	5.198	57	1615258	12.384	ppbv	98
27) Carbon Disulfide	4.105	76	2038049	12.842	ppbv	99
28) Methyl tert-Butyl Ether	4.568	73	986442	10.196	ppbv	100
29) Chloroform	5.263	83	2540539	12.624	ppbv	99
30) Cyclohexane	6.590	84	1411237	13.581	ppbv	96
31) cis-1,2-Dichloroethene	5.063	61	1628471	13.023	ppbv	100
32) 1,1,1-Trichloroethane	5.989	97	2522136	11.940	ppbv	100
34) 2-Butanone	4.771	43	2330483	13.274	ppbv	99
35) Carbon Tetrachloride	6.481	117	2695636	12.269	ppbv	98
36) Benzene	6.359	78	3438269	12.487	ppbv	100
37) 1,2-Dichloroethane	5.793	62	1975307	12.503	ppbv	100
38) Trichloroethene	7.282	130	1582683	13.195	ppbv	98
39) 1,2-Dichloropropane	7.063	63	1340584	12.599	ppbv	96
40) 1,4-Dioxane	7.269	88	505735	14.825	ppbv	80
41) Tetrahydrofuran	5.542	42	1399340	12.868	ppbv	100
42) Bromodichloromethane	7.240	83	2836611	12.832	ppbv	99
43) Methyl Methacrylate	7.465	69	1415809	13.686	ppbv	100
44) 2,2,4-Trimethylpentane	7.314	57	5650271	12.075	ppbv	99
45) t-1,3-Dichloropropene	8.703	75	1508473	23.041	ppbv	99

Quantitation Report (QT Reviewed)

Data Path : Z:\voasrv\HPCHEM1\MSVOA_L\Data\VL072524\
Data File : VL041405.D
Acq On : 25 Jul 2024 18:06
Operator : SY/MD
Sample : VSTDICC015
Misc : 400mL/MSVOA_L
ALS Vial : 1 Sample Multiplier: 1

Quant Time: Jul 26 02:45:39 2024
Quant Method : Z:\voasrv\HPCHEM1\MSVOA_L\methods\VL072524AIR.M
Quant Title : AIR ANALYSIS BY METHOD TO-15 Instrument: MSVOA_LFri Aug 2
QLast Update : Thu Jul 25 14:31:18 2024
Response via : Initial Calibration

Instrument :
MSVOA_L
ClientSampleId :
VSTDICC015

Manual Integrations
APPROVED
Reviewed By :Semsettin Yesilyurt 07/26/2024
Supervised By :Mahesh Dadoda 07/29/2024

Compound	R.T.	QIon	Response	Conc Units	Dev(Min)
46) cis-1,3-Dichloropropene	8.134	75	1956016	22.219 ppbv	96
47) 1,1,2-Trichloroethane	8.893	97	1451859	12.721 ppbv	96
48) Dibromochloromethane	9.706	129	2512083	13.707 ppbv	100
49) Bromoform	12.404	173	2210280	15.143 ppbv	99
50) 4-Methyl-2-Pentanone	8.169	43	3807510	13.505 ppbv	99
51) 2-Hexanone	9.542	43	3193628	15.936 ppbv	100
52) Tetrachloroethene	10.610	164	1349134	12.202 ppbv	98
53) Toluene	9.214	91	4102245	13.210 ppbv	99
54) 1,2-Dibromoethane	10.002	107	2140365	15.154 ppbv	96
56) 1,1,1,2-Tetrachloroethane	11.503	131	1780102	11.753 ppbv #	58
57) Chlorobenzene	11.523	112	3158639	11.963 ppbv	98
58) Ethyl Benzene	12.082	91	5512808	12.242 ppbv	99
59) m/p-Xylene	12.365	91	9224976m	23.671 ppbv	
60) o-Xylene	13.053	91	4441698	12.076 ppbv	100
61) Styrene	12.892	104	2297760	12.864 ppbv	99
62) Isopropylbenzene	14.027	105	6413793	11.295 ppbv	99
63) 1,1,2,2-Tetrachloroethane	13.044	83	2691069	9.287 ppbv	99
64) n-propylbenzene	14.915	120	1752978	11.826 ppbv	100
65) tert-Butylbenzene	16.088	119	5746630	11.366 ppbv	99
66) Benzyl Chloride	16.323	91	487926	14.686 ppbv	99
67) sec-Butylbenzene	16.632	105	8009840	11.201 ppbv	98
69) p-Isopropyltoluene	16.992	119	6796381	11.508 ppbv	99
70) n-Butylbenzene	17.883	91	6996243	11.589 ppbv	98
71) 2-Chlorotoluene	14.796	91	4875167	11.557 ppbv	98
72) 4-Ethyltoluene	15.188	105	5320289	12.144 ppbv	97
73) 1,3,5-Trimethylbenzene	15.349	105	4587750	12.234 ppbv	99
74) 1,2,4-Trimethylbenzene	16.105	105	5066348	11.990 ppbv	97
75) 1,3-Dichlorobenzene	16.330	146	3202871	12.778 ppbv	100
76) 1,4-Dichlorobenzene	16.471	146	3142958	12.585 ppbv	100
77) 1,2-Dichlorobenzene	17.140	146	3101661	12.137 ppbv	99
78) Hexachloro-1,3-Butadiene	22.628	225	2444092	13.150 ppbv	99
79) Naphthalene	21.381	128	5532989	24.347 ppbv	99
80) Naphthalene,2-methyl-	24.368	142	5230189	8744.993 ppbv	100
81) 1,2,4-Trichlorobenzene	21.136	180	2891669	20.588 ppbv	99

(#) = qualifier out of range (m) = manual integration (+) = signals summed

Quantitation Report (QT Reviewed)

Data Path : Z:\voasrv\HPCHEM1\MSVOA_L\Data\VL072524\
Data File : VL041405.D
Acq On : 25 Jul 2024 18:06
Operator : SY/MD
Sample : VSTDICC015
Misc : 400mL/MSVOA_L
ALS Vial : 1 Sample Multiplier: 1

Quant Time: Jul 26 02:45:39 2024
Quant Method : Z:\voasrv\HPCHEM1\MSVOA_L\methods\VL072524AIR.M
Quant Title : AIR ANALYSIS BY METHOD TO-15 Instrument: MSVOA_LFri Aug
QLast Update : Thu Jul 25 14:31:18 2024
Response via : Initial Calibration

Instrument :
MSVOA_L
ClientSampleId :
VSTDICC015

Manual Integrations
APPROVED
Reviewed By :Semsettin Yesilyurt 07/26/2024
Supervised By :Mahesh Dadoda 07/29/2024

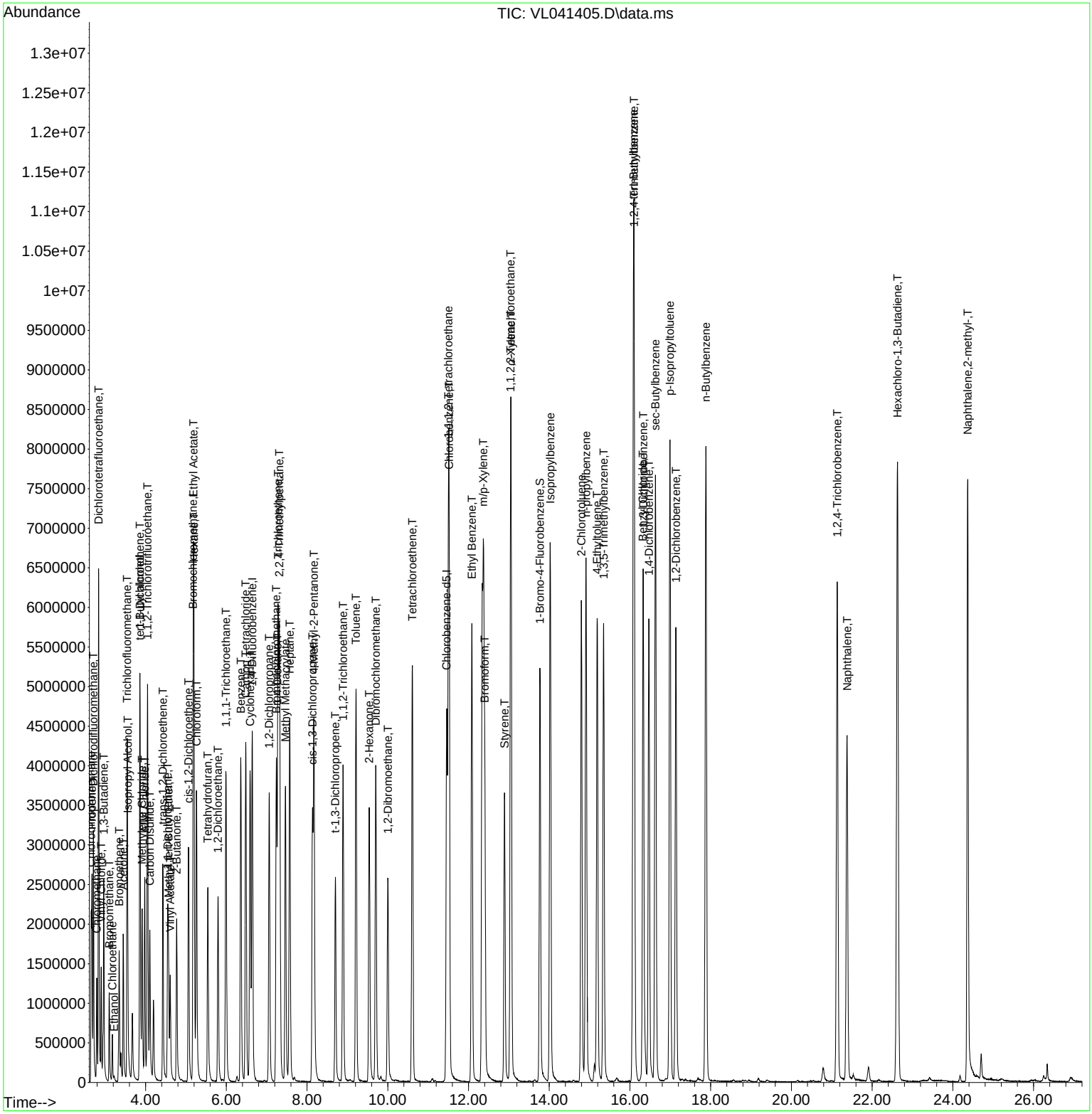

Evaluate Continuing Calibration Report

Data Path : Z:\voasrv\HPCHEM1\MSVOA_L\Data\VL072524\
Data File : VL041406.D
Acq On : 25 Jul 2024 19:31
Operator : SY/MD
Sample : VSTDICV010
Misc : 400mL/MSVOA_L
ALS Vial : 1 Sample Multiplier: 1

Instrument :
MSVOA_L
ClientSampleId :
ICVVL072524

Quant Time: Jul 29 01:38:18 2024
Quant Method : Z:\voasrv\HPCHEM1\MSVOA_L\methods\VL072524AIR.M
Quant Title : AIR ANALYSIS BY METHOD TO-15 Instrument: MSVOA_LFri Aug 26 06:05:16 2022
QLast Update : Fri Jul 26 07:31:14 2024
Response via : Initial Calibration

Min. RRF : 0.050 Min. Rel. Area : 20% Max. R.T. Dev 0.50min
Max. RRF Dev : 30% Max. Rel. Area : 150%

		Compound	Amount	Calc.	%Dev	Area%	Dev(min)
1	I	Bromochloromethane	10.000	10.000	0.0	101	0.00
2	T	Dichlorodifluoromethane	10.000	9.847	1.5	119	0.00
3		Chlorodifluoromethane	10.000	8.981	10.2	100	0.00
4		Chloromethane	10.000	8.963	10.4	101	0.00
5	T	Vinyl Chloride	10.000	9.264	7.4	102	0.00
6	T	Bromomethane	10.000	9.214	7.9	101	0.00
7		Chloroethane	10.000	9.496	5.0	102	0.00
8	T	Dichlorotetrafluoroethane	10.000	9.031	9.7	100	0.00
9	T	Propene	10.000	9.482	5.2	107	0.00
10	T	Heptane	10.000	9.841	1.6	101	0.00
11	T	Trichlorofluoromethane	10.000	8.800	12.0	98	0.00
12	T	1,1,2-Trichlorotrifluoroeth	10.000	8.941	10.6	99	0.00
13		Ethanol	10.000	6.269	37.3#	88	0.00
14	T	Bromoethene	10.000	9.593	4.1	100	0.00
15	T	Acetone	10.000	8.780	12.2	101	0.00
16	T	1,3-Butadiene	10.000	8.923	10.8	98	0.00
17		tert-Butyl alcohol	10.000	10.362	-3.6	103	0.00
18	T	1,1-Dichloroethene	10.000	9.602	4.0	100	0.00
19	T	Isopropyl Alcohol	10.000	8.805	12.0	91	0.00
20	T	Methylene Chloride	10.000	8.588	14.1	99	0.00
21	T	Allyl Chloride	10.000	9.744	2.6	101	0.00
22	T	trans-1,2-Dichloroethene	10.000	9.627	3.7	102	0.00
23	T	Vinyl Acetate	10.000	10.238	-2.4	101	0.00
24	T	1,1-Dichloroethane	10.000	8.974	10.3	98	0.00
25	T	Ethyl Acetate	10.000	9.581	4.2	103	0.00
26	T	Hexane	10.000	9.737	2.6	103	0.00
27	T	Carbon Disulfide	10.000	9.875	1.3	97	0.00
28	T	Methyl tert-Butyl Ether	10.000	9.572	4.3	102	0.00
29	T	Chloroform	10.000	9.179	8.2	100	0.00
30	T	Cyclohexane	10.000	10.217	-2.2	103	0.00
31	T	cis-1,2-Dichloroethene	10.000	9.817	1.8	103	0.00
32	T	1,1,1-Trichloroethane	10.000	9.280	7.2	99	0.00
33	I	1,4-Difluorobenzene	10.000	10.000	0.0	101	0.00
34	T	2-Butanone	10.000	9.886	1.1	103	0.00
35	T	Carbon Tetrachloride	10.000	9.425	5.7	96	0.00
36	T	Benzene	10.000	9.678	3.2	101	0.00
37	T	1,2-Dichloroethane	10.000	9.592	4.1	101	0.00
38	T	Trichloroethene	10.000	9.485	5.2	100	0.00
39	T	1,2-Dichloropropane	10.000	9.722	2.8	103	0.00
40	T	1,4-Dioxane	10.000	7.654	23.5	76	0.00
41	T	Tetrahydrofuran	10.000	10.640	-6.4	107	0.00
42	T	Bromodichloromethane	10.000	9.550	4.5	99	0.00
43		Methyl Methacrylate	10.000	10.898	-9.0	102	0.00
44	T	2,2,4-Trimethylpentane	10.000	9.470	5.3	100	0.00
45	T	t-1,3-Dichloropropene	10.000	12.021	-20.2	102	0.00
46	T	cis-1,3-Dichloropropene	10.000	11.015	-10.2	102	0.00
47	T	1,1,2-Trichloroethane	10.000	9.452	5.5	100	0.00
48	T	Dibromochloromethane	10.000	9.797	2.0	98	0.00

Evaluate Continuing Calibration Report

Data Path : Z:\voasrv\HPCHEM1\MSVOA_L\Data\VL072524\
Data File : VL041406.D
Acq On : 25 Jul 2024 19:31
Operator : SY/MD
Sample : VSTDICV010
Misc : 400mL/MSVOA_L
ALS Vial : 1 Sample Multiplier: 1

Instrument :
MSVOA_L
ClientSampleId :
ICVVL072524

Quant Time: Jul 29 01:38:18 2024
Quant Method : Z:\voasrv\HPCHEM1\MSVOA_L\methods\VL072524AIR.M
Quant Title : AIR ANALYSIS BY METHOD TO-15 Instrument: MSVOA_LFri Aug 26 06:05:16 2022
QLast Update : Fri Jul 26 07:31:14 2024
Response via : Initial Calibration

Min. RRF : 0.050 Min. Rel. Area : 20% Max. R.T. Dev 0.50min
Max. RRF Dev : 30% Max. Rel. Area : 150%

		Compound	Amount	Calc.	%Dev	Area%	Dev(min)
49	T	Bromoform	10.000	10.340	-3.4	98	0.00
50	T	4-Methyl-2-Pentanone	10.000	10.222	-2.2	102	0.00
51	T	2-Hexanone	10.000	10.994	-9.9	101	0.00
52	T	Tetrachloroethene	10.000	9.604	4.0	101	0.00
53	T	Toluene	10.000	10.183	-1.8	101	0.00
54	T	1,2-Dibromoethane	10.000	10.313	-3.1	100	0.00
55	I	Chlorobenzene-d5	10.000	10.000	0.0	104	0.00
56		1,1,1,2-Tetrachloroethane	10.000	8.940	10.6	97	0.00
57	T	Chlorobenzene	10.000	8.892	11.1	99	0.00
58	T	Ethyl Benzene	10.000	9.542	4.6	100	0.00
59	T	m/p-Xylene	20.000	18.591	7.0	99	0.00
60	T	o-Xylene	10.000	9.434	5.7	100	0.00
61	T	Styrene	10.000	10.485	-4.8	100	0.00
62		Isopropylbenzene	10.000	9.026	9.7	99	0.00
63	T	1,1,2,2-Tetrachloroethane	10.000	8.895	11.1	97	0.00
64		n-propylbenzene	10.000	9.254	7.5	98	0.00
65		tert-Butylbenzene	10.000	8.930	10.7	98	0.00
66	T	Benzyl Chloride	10.000	11.045	-10.4	104	0.00
67		sec-Butylbenzene	10.000	9.010	9.9	97	0.00
68	S	1-Bromo-4-Fluorobenzene	10.000	9.830	1.7	101	0.00
69		p-Isopropyltoluene	10.000	9.165	8.4	97	0.00
70		n-Butylbenzene	10.000	9.165	8.4	97	0.00
71		2-Chlorotoluene	10.000	9.245	7.6	99	0.00
72	T	4-Ethyltoluene	10.000	9.535	4.6	97	0.00
73	T	1,3,5-Trimethylbenzene	10.000	9.563	4.4	98	0.00
74	T	1,2,4-Trimethylbenzene	10.000	9.057	9.4	98	0.00
75	T	1,3-Dichlorobenzene	10.000	9.027	9.7	98	0.00
76	T	1,4-Dichlorobenzene	10.000	9.089	9.1	98	0.00
77	T	1,2-Dichlorobenzene	10.000	8.874	11.3	98	0.00
78	T	Hexachloro-1,3-Butadiene	10.000	8.012	19.9	99	0.00
79	T	Naphthalene	10.000	10.810	-8.1	98	0.00
80	T	Naphthalene,2-methyl-	10.000	11.790	-17.9	102	0.00
81	T	1,2,4-Trichlorobenzene	10.000	9.517	4.8	99	0.00

(#) = Out of Range SPCC's out = 0 CCC's out = 0

Quantitation Report (QT Reviewed)

Data Path : Z:\voasrv\HPCHEM1\MSVOA_L\Data\VL072524\
Data File : VL041406.D
Acq On : 25 Jul 2024 19:31
Operator : SY/MD
Sample : VSTDICV010
Misc : 400mL/MSVOA_L
ALS Vial : 1 Sample Multiplier: 1

Quant Time: Jul 29 01:38:18 2024
Quant Method : Z:\voasrv\HPCHEM1\MSVOA_L\methods\VL072524AIR.M
Quant Title : AIR ANALYSIS BY METHOD TO-15 Instrument: MSVOA_LFri Aug
QLast Update : Fri Jul 26 07:31:14 2024
Response via : Initial Calibration

Instrument :
MSVOA_L
ClientSampleId :
ICVVL072524

Manual Integrations
APPROVED

Reviewed By :Semsettin Yesilyurt 07/29/2024
Supervised By :Mahesh Dadoda 07/29/2024

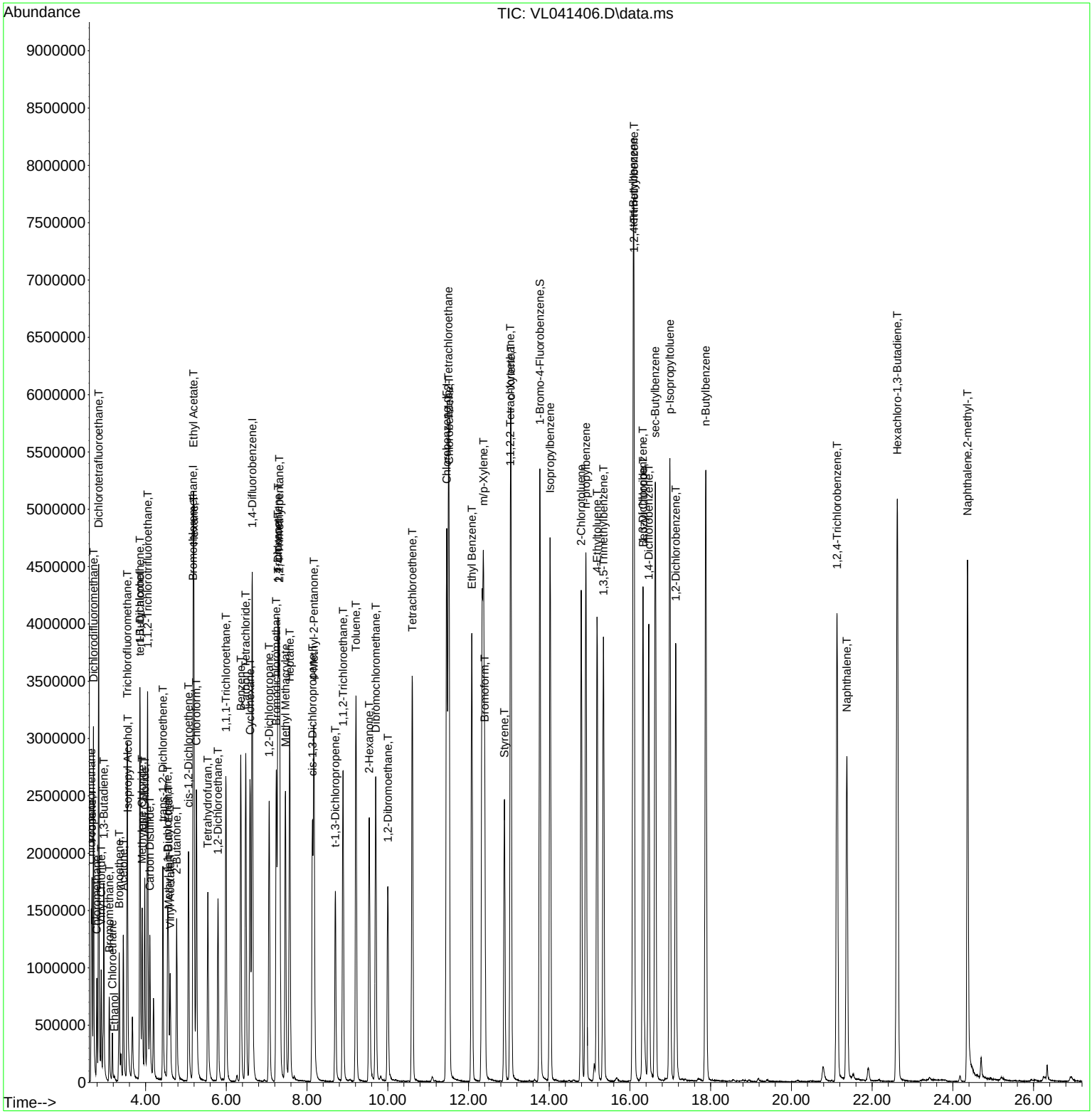

Evaluate Continuing Calibration Report

Data Path : Z:\voasrv\HPCHEM1\MSVOA_L\Data\VL072524\
Data File : VL041406.D
Acq On : 25 Jul 2024 19:31
Operator : SY/MD
Sample : VSTDICV010
Misc : 400mL/MSVOA_L
ALS Vial : 1 Sample Multiplier: 1

Instrument :
MSVOA_L
ClientSampleId :
ICVVL072524

Quant Time: Jul 29 01:38:18 2024
Quant Method : Z:\voasrv\HPCHEM1\MSVOA_L\methods\VL072524AIR.M
Quant Title : AIR ANALYSIS BY METHOD TO-15 Instrument: MSVOA_LFri Aug 26 06:05:16 2022
QLast Update : Fri Jul 26 07:31:14 2024
Response via : Initial Calibration

Min. RRF : 0.050 Min. Rel. Area : 20% Max. R.T. Dev 0.50min
Max. RRF Dev : 30% Max. Rel. Area : 150%

		Compound	AvgRF	CCRF	%Dev	Area%	Dev(min)
1	I	Bromochloromethane	1.000	1.000	0.0	101	0.00
2	T	Dichlorodifluoromethane	1.720	1.694	1.5	119	0.00
3		Chlorodifluoromethane	1.190	1.069	10.2	100	0.00
4		Chloromethane	0.633	0.568	10.3	101	0.00
5	T	Vinyl Chloride	0.624	0.578	7.4	102	0.00
6	T	Bromomethane	0.321	0.296	7.8	101	0.00
7		Chloroethane	0.215	0.205	4.7	102	0.00
8	T	Dichlorotetrafluoroethane	1.524	1.377	9.6	100	0.00
9	T	Propene	0.547	0.519	5.1	107	0.00
10	T	Heptane	1.229	1.209	1.6	101	0.00
11	T	Trichlorofluoromethane	1.528	1.345	12.0	98	0.00
12	T	1,1,2-Trichlorotrifluoroeth	1.100	0.984	10.5	99	0.00
13		Ethanol	0.049	0.031#	36.7#	88	0.00
14	T	Bromoethene	0.429	0.411	4.2	100	0.00
15	T	Acetone	1.136	0.998	12.1	101	0.00
16	T	1,3-Butadiene	0.607	0.542	10.7	98	0.00
17		tert-Butyl alcohol	1.036	1.074	-3.7	103	0.00
18	T	1,1-Dichloroethene	0.471	0.452	4.0	100	0.00
19	T	Isopropyl Alcohol	0.664	0.585	11.9	91	0.00
20	T	Methylene Chloride	0.424	0.364	14.2	99	0.00
21	T	Allyl Chloride	0.745	0.726	2.6	101	0.00
22	T	trans-1,2-Dichloroethene	0.471	0.453	3.8	102	0.00
23	T	Vinyl Acetate	0.868	0.888	-2.3	101	0.00
24	T	1,1-Dichloroethane	1.022	0.917	10.3	98	0.00
25	T	Ethyl Acetate	2.257	2.163	4.2	103	0.00
26	T	Hexane	0.936	0.912	2.6	103	0.00
27	T	Carbon Disulfide	1.095	1.082	1.2	97	0.00
28	T	Methyl tert-Butyl Ether	0.591	0.565	4.4	102	0.00
29	T	Chloroform	1.527	1.402	8.2	100	0.00
30	T	Cyclohexane	0.763	0.779	-2.1	103	0.00
31	T	cis-1,2-Dichloroethene	0.925	0.908	1.8	103	0.00
32	T	1,1,1-Trichloroethane	1.487	1.380	7.2	99	0.00
33	I	1,4-Difluorobenzene	1.000	1.000	0.0	101	0.00
34	T	2-Butanone	0.484	0.478	1.2	103	0.00
35	T	Carbon Tetrachloride	0.552	0.520	5.8	96	0.00
36	T	Benzene	0.731	0.707	3.3	101	0.00
37	T	1,2-Dichloroethane	0.409	0.392	4.2	101	0.00
38	T	Trichloroethene	0.335	0.318	5.1	100	0.00
39	T	1,2-Dichloropropane	0.280	0.272	2.9	103	0.00
40	T	1,4-Dioxane	0.112	0.086	23.2	76	0.00
41	T	Tetrahydrofuran	0.277	0.294	-6.1	107	0.00
42	T	Bromodichloromethane	0.591	0.564	4.6	99	0.00
43		Methyl Methacrylate	0.262	0.286	-9.2	102	0.00
44	T	2,2,4-Trimethylpentane	1.220	1.156	5.2	100	0.00
45	T	t-1,3-Dichloropropene	0.241	0.290	-20.3	102	0.00
46	T	cis-1,3-Dichloropropene	0.348	0.384	-10.3	102	0.00
47	T	1,1,2-Trichloroethane	0.308	0.291	5.5	100	0.00
48	T	Dibromochloromethane	0.497	0.487	2.0	98	0.00

Evaluate Continuing Calibration Report

Data Path : Z:\voasrv\HPCHEM1\MSVOA_L\Data\VL072524\
Data File : VL041406.D
Acq On : 25 Jul 2024 19:31
Operator : SY/MD
Sample : VSTDICV010
Misc : 400mL/MSVOA_L
ALS Vial : 1 Sample Multiplier: 1

Instrument :
MSVOA_L
ClientSampleId :
ICVVL072524

Quant Time: Jul 29 01:38:18 2024
Quant Method : Z:\voasrv\HPCHEM1\MSVOA_L\methods\VL072524AIR.M
Quant Title : AIR ANALYSIS BY METHOD TO-15 Instrument: MSVOA_LFri Aug 26 06:05:16 2022
QLast Update : Fri Jul 26 07:31:14 2024
Response via : Initial Calibration

Min. RRF : 0.050 Min. Rel. Area : 20% Max. R.T. Dev 0.50min
Max. RRF Dev : 30% Max. Rel. Area : 150%

		Compound	AvgRF	CCRF	%Dev	Area%	Dev(min)
49	T	Bromoform	0.420	0.434	-3.3	98	0.00
50	T	4-Methyl-2-Pentanone	0.763	0.780	-2.2	102	0.00
51	T	2-Hexanone	0.577	0.634	-9.9	101	0.00
52	T	Tetrachloroethene	0.282	0.271	3.9	101	0.00
53	T	Toluene	0.814	0.829	-1.8	101	0.00
54	T	1,2-Dibromoethane	0.410	0.423	-3.2	100	0.00
55	I	Chlorobenzene-d5	1.000	1.000	0.0	104	0.00
56		1,1,1,2-Tetrachloroethane	0.388	0.347	10.6	97	0.00
57	T	Chlorobenzene	0.712	0.633	11.1	99	0.00
58	T	Ethyl Benzene	1.153	1.100	4.6	100	0.00
59	T	m/p-Xylene	0.995	0.925	7.0	99	0.00
60	T	o-Xylene	0.941	0.888	5.6	100	0.00
61	T	Styrene	0.425	0.445	-4.7	100	0.00
62		Isopropylbenzene	1.431	1.292	9.7	99	0.00
63	T	1,1,2,2-Tetrachloroethane	0.594	0.529	10.9	97	0.00
64		n-propylbenzene	0.374	0.346	7.5	98	0.00
65		tert-Butylbenzene	1.292	1.154	10.7	98	0.00
66	T	Benzyl Chloride	0.083	0.092	-10.8	104	0.00
67		sec-Butylbenzene	1.781	1.604	9.9	97	0.00
68	S	1-Bromo-4-Fluorobenzene	0.770	0.756	1.8	101	0.00
69		p-Isopropyltoluene	1.478	1.354	8.4	97	0.00
70		n-Butylbenzene	1.515	1.388	8.4	97	0.00
71		2-Chlorotoluene	1.055	0.976	7.5	99	0.00
72	T	4-Ethyltoluene	1.108	1.057	4.6	97	0.00
73	T	1,3,5-Trimethylbenzene	0.955	0.913	4.4	98	0.00
74	T	1,2,4-Trimethylbenzene	1.110	1.005	9.5	98	0.00
75	T	1,3-Dichlorobenzene	0.698	0.630	9.7	98	0.00
76	T	1,4-Dichlorobenzene	0.676	0.614	9.2	98	0.00
77	T	1,2-Dichlorobenzene	0.692	0.614	11.3	98	0.00
78	T	Hexachloro-1,3-Butadiene	0.590	0.473	19.8	99	0.00
79	T	Naphthalene	0.980	1.059	-8.1	98	0.00
80	T	Naphthalene,2-methyl-	0.821	0.968	-17.9	102	0.00
81	T	1,2,4-Trichlorobenzene	0.583	0.555	4.8	99	0.00

(#) = Out of Range SPCC's out = 0 CCC's out = 0

BFB

Data Path : Z:\voasrv\HPCHEM1\MSVOA_L\Data\VL081224\
Data File : VL041526.D
Acq On : 12 Aug 2024 8:07
Operator : SY/MD
Sample : BFB
Misc : 400mL/MSVOA_L
ALS Vial : 1 Sample Multiplier: 1

Instrument :
MSVOA_L
ClientSampleId :
BFB

Integration File: RTEINT.P

Method : Z:\voasrv\HPCHEM1\MSVOA_L\methods\VL072524AIR.M
Title : AIR ANALYSIS BY METHOD TO-15 Instrument: MSVOA_LFri Aug 26 06:05:16 2022
Last Update : Tue Aug 13 02:09:20 2024

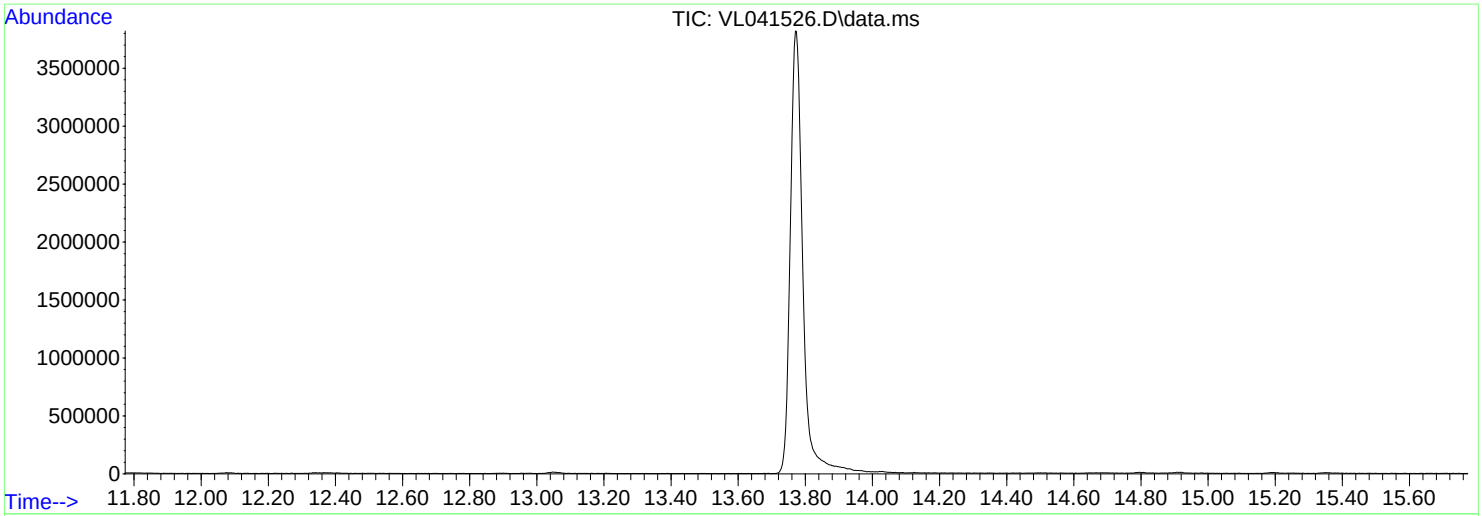

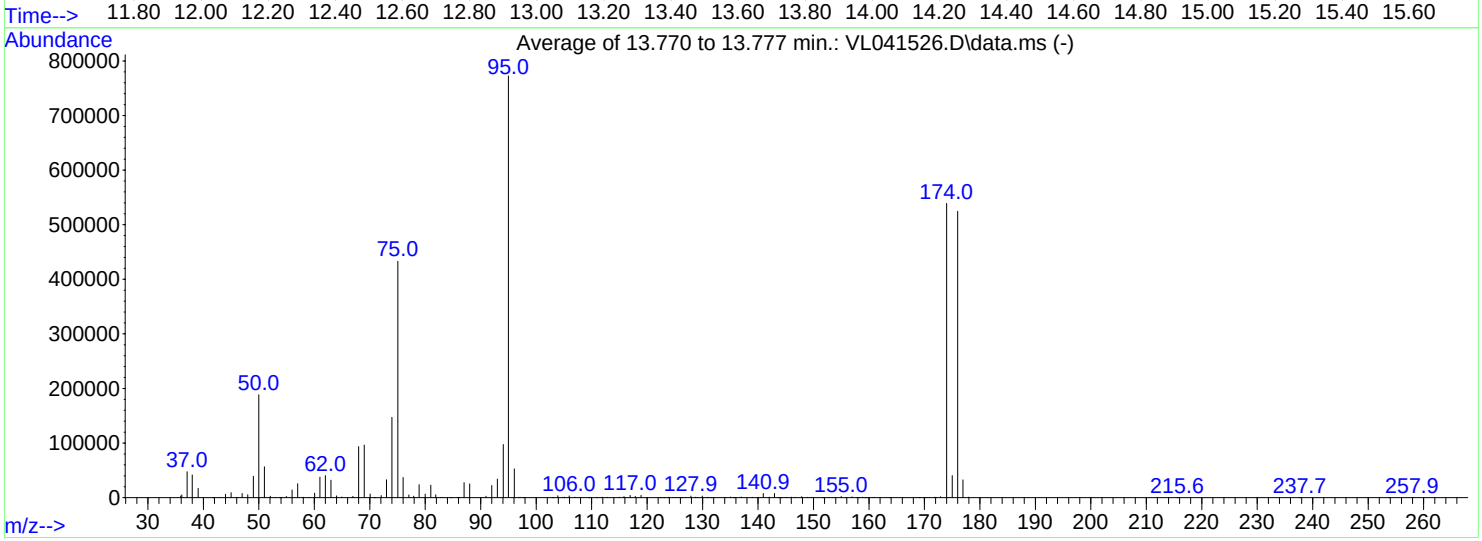

AutoFind: Scans 3473, 3474, 3475; Background Corrected with Scan 3450

Target Mass	Rel. to Mass	Lower Limit%	Upper Limit%	Rel. Abn%	Raw Abn	Result Pass/Fail
50	95	8	40	24.4	188523	PASS
75	95	30	66	56.0	432981	PASS
95	95	100	100	100.0	772672	PASS
96	95	5	9	6.8	52669	PASS
173	174	0.00	2	0.3	1634	PASS
174	95	50	120	69.7	538880	PASS
175	174	4	9	7.5	40432	PASS
176	174	93	101	97.4	524672	PASS
177	176	5	9	6.2	32579	PASS

Quantitation Report (QT Reviewed)

Data Path : Z:\voasrv\HPCHEM1\MSVOA_L\Data\VL081224\
Data File : VL041527.D
Acq On : 12 Aug 2024 8:46
Operator : SY/MD
Sample : VSTDCCC010
Misc : 400mL/MSVOA_L
ALS Vial : 1 Sample Multiplier: 1

Quant Time: Aug 13 02:09:53 2024
Quant Method : Z:\voasrv\HPCHEM1\MSVOA_L\methods\VL072524AIR.M
Quant Title : AIR ANALYSIS BY METHOD TO-15 Instrument: MSVOA_LFri Aug 1
QLast Update : Tue Aug 13 02:09:20 2024
Response via : Initial Calibration

Instrument :
MSVOA_L
ClientSampleId :
VSTDCCC010

Manual Integrations
APPROVED
Reviewed By :Semsettin Yesilyurt 08/13/2024
Supervised By :Mahesh Dadoda 08/13/2024

Compound	R.T.	QIon	Response	Conc	Units	Dev(Min)
Internal Standards						
1) Bromochloromethane	5.188	49	948929	10.000	ppbv	0.00
33) 1,4-Difluorobenzene	6.651	114	2600579	10.000	ppbv	0.00
55) Chlorobenzene-d5	11.465	117	2578319m	10.000	ppbv	0.00
System Monitoring Compounds						
68) 1-Bromo-4-Fluorobenzene	13.773	95	1870101	9.425	ppbv	0.00
Spiked Amount 10.000	Range 65 - 135		Recovery = 94.300%			
Target Compounds						Qvalue
2) Dichlorodifluoromethane	2.729	85	997402	6.110	ppbv	99
3) Chlorodifluoromethane	2.674	51	1138655	10.080	ppbv	99
4) Chloromethane	2.812	50	619455	10.310	ppbv	96
5) Vinyl Chloride	2.922	62	621840	10.500	ppbv	99
6) Bromomethane	3.121	94	324573	10.663	ppbv	99
7) Chloroethane	3.198	64	211114	10.329	ppbv	99
8) Dichlorotetrafluoroethane	2.857	85	1418259	9.805	ppbv	98
9) Propene	2.693	41	519155	10.004	ppbv	100
10) Heptane	7.577	43	1304292	11.186	ppbv	99
11) Trichlorofluoromethane	3.562	101	1461566	10.081	ppbv	100
12) 1,1,2-Trichlorotrifluo...	4.066	101	1066072	10.212	ppbv	99
13) Ethanol	3.243	45	39522m	8.521	ppbv	
14) Bromoethene	3.365	108	425269	10.449	ppbv	97
15) Acetone	3.468	43	1110391	10.299	ppbv	100
16) 1,3-Butadiene	2.986	39	610988	10.607	ppbv	99
17) tert-Butyl alcohol	3.877	59	1169878	11.897	ppbv	99
18) 1,1-Dichloroethene	3.880	96	469860	10.521	ppbv	98
19) Isopropyl Alcohol	3.574	45	691176	10.965	ppbv	99
20) Methylene Chloride	3.931	84	392216	9.755	ppbv	98
21) Allyl Chloride	3.996	41	772532	10.926	ppbv	99
22) trans-1,2-Dichloroethene	4.443	96	500475	11.208	ppbv	99
23) Vinyl Acetate	4.626	43	987621	11.994	ppbv	99
24) 1,1-Dichloroethane	4.561	63	1050452	10.834	ppbv	99
25) Ethyl Acetate	5.201	43	2334339	10.898	ppbv	100
26) Hexane	5.211	57	965613	10.867	ppbv	99
27) Carbon Disulfide	4.124	76	1148948	11.053	ppbv	99
28) Methyl tert-Butyl Ether	4.584	73	620342	11.071	ppbv	99
29) Chloroform	5.272	83	1516034	10.460	ppbv	97
30) Cyclohexane	6.600	84	825630	11.410	ppbv	99
31) cis-1,2-Dichloroethene	5.076	61	946511	10.783	ppbv	98
32) 1,1,1-Trichloroethane	6.002	97	1493406	10.586	ppbv	100
34) 2-Butanone	4.783	43	1378498	10.958	ppbv	100
35) Carbon Tetrachloride	6.494	117	1559323	10.871	ppbv	100
36) Benzene	6.368	78	2053064	10.804	ppbv	100
37) 1,2-Dichloroethane	5.806	62	1149797	10.811	ppbv	100
38) Trichloroethene	7.291	130	948439	10.895	ppbv	99
39) 1,2-Dichloropropane	7.073	63	790468	10.865	ppbv	100
40) 1,4-Dioxane	7.288	88	315670	10.801	ppbv #	1
41) Tetrahydrofuran	5.555	42	838835	11.659	ppbv	98
42) Bromodichloromethane	7.249	83	1668411	10.864	ppbv	98
43) Methyl Methacrylate	7.475	69	808557	11.866	ppbv	96
44) 2,2,4-Trimethylpentane	7.327	57	3460189	10.902	ppbv	100
45) t-1,3-Dichloropropene	8.709	75	835718	13.325	ppbv	98

Quantitation Report (QT Reviewed)

Data Path : Z:\voasrv\HPCHEM1\MSVOA_L\Data\VL081224\
Data File : VL041527.D
Acq On : 12 Aug 2024 8:46
Operator : SY/MD
Sample : VSTDCCC010
Misc : 400mL/MSVOA_L
ALS Vial : 1 Sample Multiplier: 1

Quant Time: Aug 13 02:09:53 2024
Quant Method : Z:\voasrv\HPCHEM1\MSVOA_L\methods\VL072524AIR.M
Quant Title : AIR ANALYSIS BY METHOD TO-15 Instrument: MSVOA_LFri Aug 1
QLast Update : Tue Aug 13 02:09:20 2024
Response via : Initial Calibration

Instrument :
MSVOA_L
ClientSampleId :
VSTDCCC010

Manual Integrations
APPROVED
Reviewed By :Semsettin Yesilyurt 08/13/2024
Supervised By :Mahesh Dadoda 08/13/2024

Compound	R.T.	QIon	Response	Conc	Units		Dev(Min)
46) cis-1,3-Dichloropropene	8.143	75	1117986	12.344	ppbv		96
47) 1,1,2-Trichloroethane	8.899	97	846976	10.562	ppbv		98
48) Dibromochloromethane	9.709	129	1435054	11.108	ppbv		99
49) Bromoform	12.407	173	1244113	11.401	ppbv		99
50) 4-Methyl-2-Pentanone	8.179	43	2281073	11.493	ppbv		99
51) 2-Hexanone	9.548	43	1863230	12.415	ppbv		99
52) Tetrachloroethene	10.609	164	774992	10.555	ppbv		96
53) Toluene	9.220	91	2400814	11.343	ppbv		100
54) 1,2-Dibromoethane	10.005	107	1243024	11.646	ppbv		99
56) 1,1,1,2-Tetrachloroethane	11.507	131	1053113	10.532	ppbv	#	55
57) Chlorobenzene	11.523	112	1877092	10.225	ppbv		99
58) Ethyl Benzene	12.085	91	3229692	10.868	ppbv		98
59) m/p-Xylene	12.371	91	5506827m	21.466	ppbv		
60) o-Xylene	13.056	91	2634952	10.858	ppbv		99
61) Styrene	12.896	104	1285721	11.743	ppbv		99
62) Isopropylbenzene	14.027	105	3824563	10.367	ppbv		100
63) 1,1,2,2-Tetrachloroethane	13.043	83	1605022	10.474	ppbv		99
64) n-propylbenzene	14.912	120	1036299	10.744	ppbv		97
65) tert-Butylbenzene	16.088	119	3458283	10.378	ppbv		100
66) Benzyl Chloride	16.326	91	278383	13.025	ppbv		99
67) sec-Butylbenzene	16.635	105	4833640	10.528	ppbv		99
69) p-Isopropyltoluene	16.992	119	4069168	10.681	ppbv		100
70) n-Butylbenzene	17.883	91	4208009	10.774	ppbv		100
71) 2-Chlorotoluene	14.799	91	2902468	10.668	ppbv		99
72) 4-Ethyltoluene	15.188	105	3172041	11.102	ppbv		99
73) 1,3,5-Trimethylbenzene	15.346	105	2711766	11.017	ppbv		97
74) 1,2,4-Trimethylbenzene	16.104	105	3037676	10.615	ppbv		97
75) 1,3-Dichlorobenzene	16.326	146	1883631	10.472	ppbv		99
76) 1,4-Dichlorobenzene	16.471	146	1835391	10.538	ppbv		100
77) 1,2-Dichlorobenzene	17.140	146	1832533	10.277	ppbv		100
78) Hexachloro-1,3-Butadiene	22.631	225	1390607	9.145	ppbv		100
79) Naphthalene	21.381	128	3085623	12.217	ppbv		99
80) Naphthalene,2-methyl-	24.368	142	2619024	12.370	ppbv		99
81) 1,2,4-Trichlorobenzene	21.133	180	1625845	10.817	ppbv		100

(#) = qualifier out of range (m) = manual integration (+) = signals summed

Quantitation Report (QT Reviewed)

Data Path : Z:\voasrv\HPCHEM1\MSVOA_L\Data\VL081224\
Data File : VL041527.D
Acq On : 12 Aug 2024 8:46
Operator : SY/MD
Sample : VSTDCCC010
Misc : 400mL/MSVOA_L
ALS Vial : 1 Sample Multiplier: 1

Quant Time: Aug 13 02:09:53 2024
Quant Method : Z:\voasrv\HPCHEM1\MSVOA_L\methods\VL072524AIR.M
Quant Title : AIR ANALYSIS BY METHOD TO-15 Instrument: MSVOA_LFri Aug
QLast Update : Tue Aug 13 02:09:20 2024
Response via : Initial Calibration

Instrument :
MSVOA_L
ClientSampleId :
VSTDCCC010

Manual Integrations APPROVED

Reviewed By :Semsettin Yesilyurt 08/13/2024
Supervised By :Mahesh Dadoda 08/13/2024

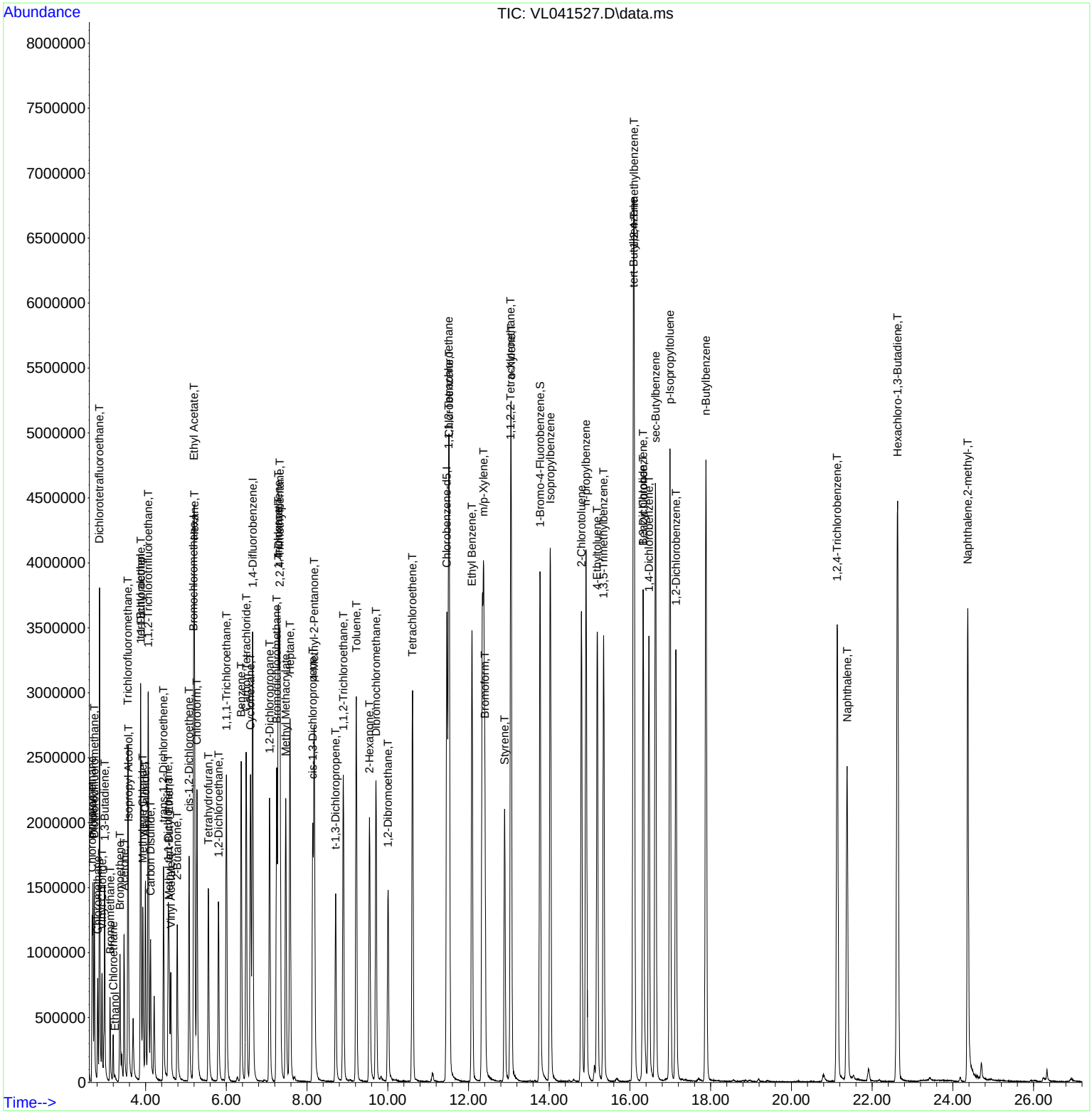

Evaluate Continuing Calibration Report

Data Path : Z:\voasrv\HPCHEM1\MSVOA_L\Data\VL081224\
Data File : VL041527.D
Acq On : 12 Aug 2024 8:46
Operator : SY/MD
Sample : VSTDCCC010
Misc : 400mL/MSVOA_L
ALS Vial : 1 Sample Multiplier: 1

Instrument :
MSVOA_L
LabSampleId :
VSTDCCC010

Quant Time: Aug 13 02:09:53 2024
Quant Method : Z:\voasrv\HPCHEM1\MSVOA_L\methods\VL072524AIR.M
Quant Title : AIR ANALYSIS BY METHOD TO-15 Instrument: MSVOA_LFri Aug 26 06:05:16 2022
QLast Update : Tue Aug 13 02:09:20 2024
Response via : Initial Calibration

Min. RRF : 0.050 Min. Rel. Area : 20% Max. R.T. Dev 0.50min
Max. RRF Dev : 30% Max. Rel. Area : 150%

		Compound	AvgRF	CCRF	%Dev	Area%	Dev(min)
1	I	Bromochloromethane	1.000	1.000	0.0	77	0.00
2	T	Dichlorodifluoromethane	1.720	1.051	38.9#	57	0.00
3		Chlorodifluoromethane	1.190	1.200	-0.8	87	0.00
4		Chloromethane	0.633	0.653	-3.2	89	0.00
5	T	Vinyl Chloride	0.624	0.655	-5.0	89	0.00
6	T	Bromomethane	0.321	0.342	-6.5	90	0.00
7		Chloroethane	0.215	0.222	-3.3	85	0.00
8	T	Dichlorotetrafluoroethane	1.524	1.495	1.9	84	0.00
9	T	Propene	0.547	0.547	0.0	86	0.00
10	T	Heptane	1.229	1.374	-11.8	89	0.00
11	T	Trichlorofluoromethane	1.528	1.540	-0.8	86	0.00
12	T	1,1,2-Trichlorotrifluoroeth	1.100	1.123	-2.1	87	0.00
13		Ethanol	0.049	0.042#	14.3	92	0.00
14	T	Bromoethene	0.429	0.448	-4.4	84	0.00
15	T	Acetone	1.136	1.170	-3.0	91	0.00
16	T	1,3-Butadiene	0.607	0.644	-6.1	90	0.00
17		tert-Butyl alcohol	1.036	1.233	-19.0	91	0.00
18	T	1,1-Dichloroethene	0.471	0.495	-5.1	84	0.00
19	T	Isopropyl Alcohol	0.664	0.728	-9.6	87	0.00
20	T	Methylene Chloride	0.424	0.413	2.6	86	0.00
21	T	Allyl Chloride	0.745	0.814	-9.3	87	0.00
22	T	trans-1,2-Dichloroethene	0.471	0.527	-11.9	91	0.00
23	T	Vinyl Acetate	0.868	1.041	-19.9	91	0.00
24	T	1,1-Dichloroethane	1.022	1.107	-8.3	91	0.00
25	T	Ethyl Acetate	2.257	2.460	-9.0	90	0.00
26	T	Hexane	0.936	1.018	-8.8	89	0.00
27	T	Carbon Disulfide	1.095	1.211	-10.6	84	0.00
28	T	Methyl tert-Butyl Ether	0.591	0.654	-10.7	91	0.00
29	T	Chloroform	1.527	1.598	-4.6	87	0.00
30	T	Cyclohexane	0.763	0.870	-14.0	88	0.00
31	T	cis-1,2-Dichloroethene	0.925	0.997	-7.8	87	0.00
32	T	1,1,1-Trichloroethane	1.487	1.574	-5.9	87	0.00
33	I	1,4-Difluorobenzene	1.000	1.000	0.0	78	0.00
34	T	2-Butanone	0.484	0.530	-9.5	88	0.00
35	T	Carbon Tetrachloride	0.552	0.600	-8.7	85	0.00
36	T	Benzene	0.731	0.789	-7.9	87	0.00
37	T	1,2-Dichloroethane	0.409	0.442	-8.1	87	0.00
38	T	Trichloroethene	0.335	0.365	-9.0	88	0.00
39	T	1,2-Dichloropropane	0.280	0.304	-8.6	89	0.00
40	T	1,4-Dioxane	0.112	0.121	-8.0	82	0.00
41	T	Tetrahydrofuran	0.277	0.323	-16.6	90	0.00
42	T	Bromodichloromethane	0.591	0.642	-8.6	86	0.00
43		Methyl Methacrylate	0.262	0.311	-18.7	85	0.00
44	T	2,2,4-Trimethylpentane	1.220	1.331	-9.1	89	0.00
45	T	t-1,3-Dichloropropene	0.241	0.321	-33.2#	87	0.00
46	T	cis-1,3-Dichloropropene	0.348	0.430	-23.6	87	0.00
47	T	1,1,2-Trichloroethane	0.308	0.326	-5.8	86	0.00
48	T	Dibromochloromethane	0.497	0.552	-11.1	85	0.00

Evaluate Continuing Calibration Report

Data Path : Z:\voasrv\HPCHEM1\MSVOA_L\Data\VL081224\
Data File : VL041527.D
Acq On : 12 Aug 2024 8:46
Operator : SY/MD
Sample : VSTDCCC010
Misc : 400mL/MSVOA_L
ALS Vial : 1 Sample Multiplier: 1

Instrument :
MSVOA_L
LabSampleId :
VSTDCCC010

Quant Time: Aug 13 02:09:53 2024
Quant Method : Z:\voasrv\HPCHEM1\MSVOA_L\methods\VL072524AIR.M
Quant Title : AIR ANALYSIS BY METHOD TO-15 Instrument: MSVOA_LFri Aug 26 06:05:16 2022
QLast Update : Tue Aug 13 02:09:20 2024
Response via : Initial Calibration

Min. RRF : 0.050 Min. Rel. Area : 20% Max. R.T. Dev 0.50min
Max. RRF Dev : 30% Max. Rel. Area : 150%

		Compound	AvgRF	CCRF	%Dev	Area%	Dev(min)
49	T	Bromoform	0.420	0.478	-13.8	83	0.00
50	T	4-Methyl-2-Pentanone	0.763	0.877	-14.9	88	0.00
51	T	2-Hexanone	0.577	0.716	-24.1	87	0.00
52	T	Tetrachloroethene	0.282	0.298	-5.7	85	0.00
53	T	Toluene	0.814	0.923	-13.4	86	0.00
54	T	1,2-Dibromoethane	0.410	0.478	-16.6	86	0.00
55	I	Chlorobenzene-d5	1.000	1.000	0.0	79	0.00
56		1,1,1,2-Tetrachloroethane	0.388	0.408	-5.2	87	0.00
57	T	Chlorobenzene	0.712	0.728	-2.2	86	0.00
58	T	Ethyl Benzene	1.153	1.253	-8.7	86	0.00
59	T	m/p-Xylene	0.995	1.068	-7.3	86	0.00
60	T	o-Xylene	0.941	1.022	-8.6	87	0.00
61	T	Styrene	0.425	0.499	-17.4	85	0.00
62		Isopropylbenzene	1.431	1.483	-3.6	86	0.00
63	T	1,1,2,2-Tetrachloroethane	0.594	0.623	-4.9	87	0.00
64		n-propylbenzene	0.374	0.402	-7.5	86	0.00
65		tert-Butylbenzene	1.292	1.341	-3.8	86	0.00
66	T	Benzyl Chloride	0.083	0.108	-30.1#	93	0.00
67		sec-Butylbenzene	1.781	1.875	-5.3	86	0.00
68	S	1-Bromo-4-Fluorobenzene	0.770	0.725	5.8	73	0.00
69		p-Isopropyltoluene	1.478	1.578	-6.8	86	0.00
70		n-Butylbenzene	1.515	1.632	-7.7	87	0.00
71		2-Chlorotoluene	1.055	1.126	-6.7	86	0.00
72	T	4-Ethyltoluene	1.108	1.230	-11.0	85	0.00
73	T	1,3,5-Trimethylbenzene	0.955	1.052	-10.2	85	0.00
74	T	1,2,4-Trimethylbenzene	1.110	1.178	-6.1	87	0.00
75	T	1,3-Dichlorobenzene	0.698	0.731	-4.7	86	0.00
76	T	1,4-Dichlorobenzene	0.676	0.712	-5.3	86	0.00
77	T	1,2-Dichlorobenzene	0.692	0.711	-2.7	86	0.00
78	T	Hexachloro-1,3-Butadiene	0.590	0.539	8.6	86	0.00
79	T	Naphthalene	0.980	1.197	-22.1	84	0.00
80	T	Naphthalene,2-methyl-	0.821	1.016	-23.8	81	0.00
81	T	1,2,4-Trichlorobenzene	0.583	0.631	-8.2	85	0.00

(#) = Out of Range SPCC's out = 0 CCC's out = 0

Quantitation Report (QT Reviewed)

Data Path : Z:\voasrv\HPCHEM1\MSVOA_L\Data\VL081224\
Data File : VL041528.D
Acq On : 12 Aug 2024 9:26
Operator : SY/MD
Sample : VL0812ABL01
Misc : 400mL/MSVOA_L
ALS Vial : 1 Sample Multiplier: 1

Instrument :
MSVOA_L
ClientSampleId :
VL0812ABL01

Quant Time: Aug 13 02:10:44 2024
Quant Method : Z:\voasrv\HPCHEM1\MSVOA_L\methods\VL072524AIR.M
Quant Title : AIR ANALYSIS BY METHOD TO-15 Instrument: MSVOA_LFri Aug 26 06:05:16 2022
QLast Update : Tue Aug 13 02:09:20 2024
Response via : Initial Calibration

Compound	R.T.	QIon	Response	Conc	Units	Dev(Min)
Internal Standards						
1) Bromochloromethane	5.192	49	1006565	10.000	ppbv	0.00
33) 1,4-Difluorobenzene	6.652	114	2741893	10.000	ppbv	0.00
55) Chlorobenzene-d5	11.465	117	2459164	10.000	ppbv	# 0.00
System Monitoring Compounds						
68) 1-Bromo-4-Fluorobenzene	13.777	95	1894639	10.011	ppbv	0.00
Spiked Amount 10.000	Range 65 - 135		Recovery = 100.100%			

Target Compounds	Qvalue

(#) = qualifier out of range (m) = manual integration (+) = signals summed

Quantitation Report (QT Reviewed)

Data Path : Z:\voasrv\HPCHEM1\MSVOA_L\Data\VL081224\
Data File : VL041528.D
Acq On : 12 Aug 2024 9:26
Operator : SY/MD
Sample : VL0812ABL01
Misc : 400mL/MSVOA_L
ALS Vial : 1 Sample Multiplier: 1

Instrument :
MSVOA_L
ClientSampleId :
VL0812ABL01

Quant Time: Aug 13 02:10:44 2024
Quant Method : Z:\voasrv\HPCHEM1\MSVOA_L\methods\VL072524AIR.M
Quant Title : AIR ANALYSIS BY METHOD TO-15 Instrument: MSVOA_LFri Aug 26 06:05:16 2022
QLast Update : Tue Aug 13 02:09:20 2024
Response via : Initial Calibration

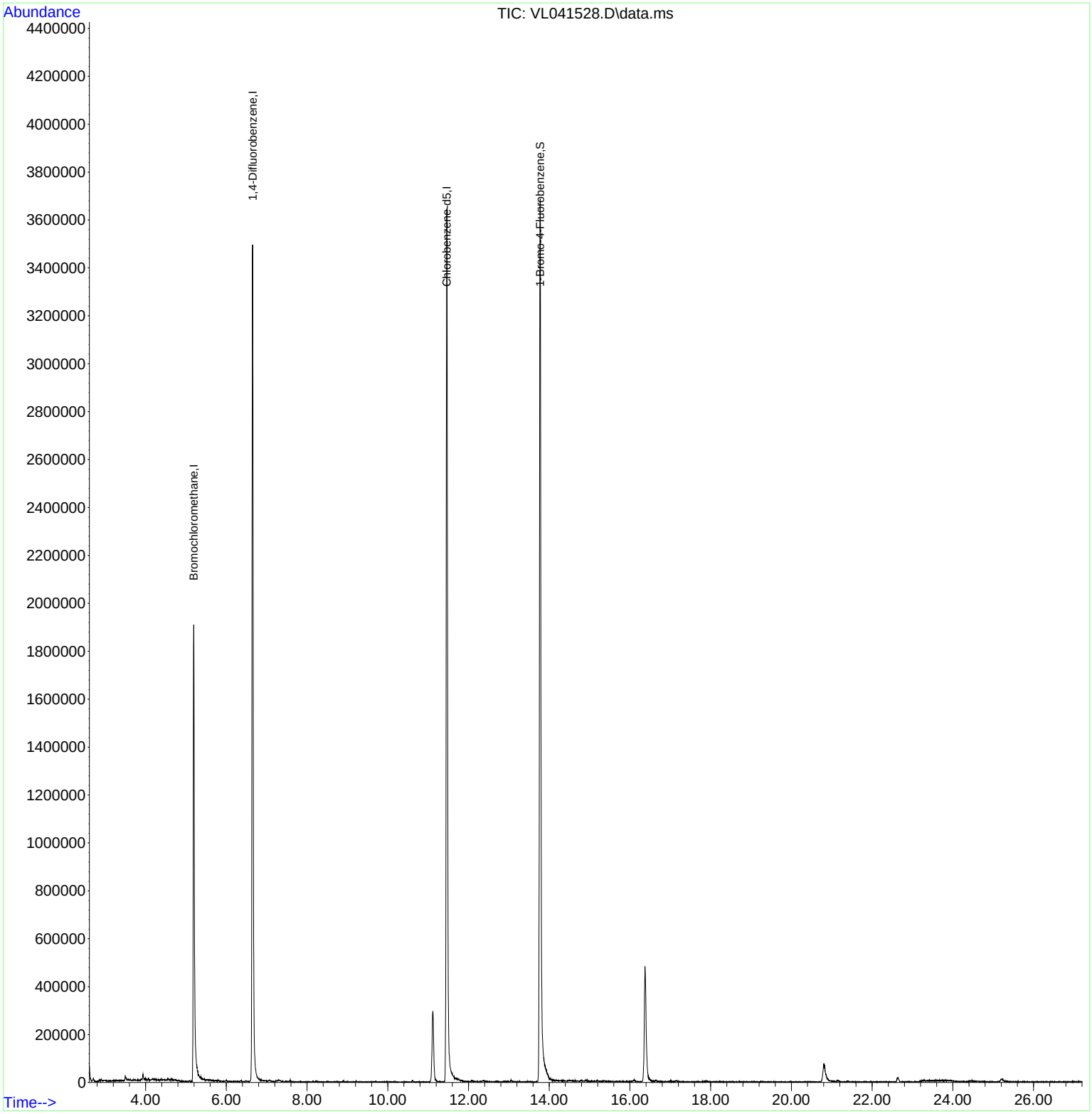

Quantitation Report (QT Reviewed)

Data Path : Z:\voasrv\HPCHEM1\MSVOA_L\Data\VL081224\
Data File : VL041529.D
Acq On : 12 Aug 2024 10:05
Operator : SY/MD
Sample : VL0812ABS01
Misc : 400mL/MSVOA_L
ALS Vial : 1 Sample Multiplier: 1

Quant Time: Aug 13 02:11:06 2024
Quant Method : Z:\voasrv\HPCHEM1\MSVOA_L\methods\VL072524AIR.M
Quant Title : AIR ANALYSIS BY METHOD TO-15 Instrument: MSVOA_LFri Aug 1
QLast Update : Tue Aug 13 02:09:20 2024
Response via : Initial Calibration

Instrument :
MSVOA_L
ClientSampleId :
VL0812ABS01

Manual Integrations
APPROVED
Reviewed By :Semsettin Yesilyurt 08/13/2024
Supervised By :Mahesh Dadoda 08/13/2024

Compound	R.T.	QIon	Response	Conc	Units	Dev(Min)
Internal Standards						
1) Bromochloromethane	5.195	49	988193	10.000	ppbv	0.00
33) 1,4-Difluorobenzene	6.655	114	2660153	10.000	ppbv	0.00
55) Chlorobenzene-d5	11.468	117	2524478m	10.000	ppbv	0.00
System Monitoring Compounds						
68) 1-Bromo-4-Fluorobenzene	13.774	95	1891814	9.738	ppbv	0.00
Spiked Amount 10.000	Range 65 - 135		Recovery = 97.400%			
Target Compounds						Qvalue
2) Dichlorodifluoromethane	2.739	85	905343	5.325	ppbv	99
3) Chlorodifluoromethane	2.684	51	1121989	9.538	ppbv	99
4) Chloromethane	2.822	50	610004	9.749	ppbv	100
5) Vinyl Chloride	2.928	62	620995	10.069	ppbv	97
6) Bromomethane	3.128	94	326521	10.301	ppbv	100
7) Chloroethane	3.205	64	215022	10.102	ppbv	90
8) Dichlorotetrafluoroethane	2.867	85	1373877	9.121	ppbv	98
9) Propene	2.703	41	519112	9.606	ppbv	99
10) Heptane	7.581	43	1282690	10.564	ppbv	100
11) Trichlorofluoromethane	3.568	101	1455475	9.640	ppbv	99
12) 1,1,2-Trichlorotrifluo...	4.073	101	1068922	9.832	ppbv	99
13) Ethanol	3.247	45	38526m	7.976	ppbv	
14) Bromoethene	3.375	108	438805	10.353	ppbv	99
15) Acetone	3.475	43	1101046	9.806	ppbv	100
16) 1,3-Butadiene	2.993	39	605142	10.088	ppbv	99
17) tert-Butyl alcohol	3.880	59	1112351	10.863	ppbv	99
18) 1,1-Dichloroethene	3.886	96	477938	10.277	ppbv	97
19) Isopropyl Alcohol	3.581	45	675688	10.294	ppbv	99
20) Methylene Chloride	3.938	84	402818	9.621	ppbv	97
21) Allyl Chloride	4.002	41	754318	10.244	ppbv	99
22) trans-1,2-Dichloroethene	4.449	96	472384	10.159	ppbv	98
23) Vinyl Acetate	4.629	43	974925	11.369	ppbv	99
24) 1,1-Dichloroethane	4.568	63	1014451	10.047	ppbv	99
25) Ethyl Acetate	5.208	43	2341862	10.499	ppbv	100
26) Hexane	5.218	57	970422	10.487	ppbv	100
27) Carbon Disulfide	4.131	76	1148640	10.611	ppbv	99
28) Methyl tert-Butyl Ether	4.591	73	609853	10.451	ppbv	99
29) Chloroform	5.279	83	1511516	10.015	ppbv	96
30) Cyclohexane	6.607	84	821031	10.896	ppbv	98
31) cis-1,2-Dichloroethene	5.083	61	937376	10.255	ppbv	99
32) 1,1,1-Trichloroethane	6.005	97	1493561	10.166	ppbv	99
34) 2-Butanone	4.790	43	1382863	10.746	ppbv	100
35) Carbon Tetrachloride	6.497	117	1557349	10.614	ppbv	99
36) Benzene	6.372	78	2036238	10.476	ppbv	99
37) 1,2-Dichloroethane	5.809	62	1145036	10.525	ppbv	100
38) Trichloroethene	7.291	130	931264	10.458	ppbv	96
39) 1,2-Dichloropropane	7.073	63	795856	10.695	ppbv	97
40) 1,4-Dioxane	7.285	88	336934	11.271	ppbv	98
41) Tetrahydrofuran	5.558	42	820821	11.153	ppbv	99
42) Bromodichloromethane	7.250	83	1656690	10.546	ppbv	96
43) Methyl Methacrylate	7.475	69	808977	11.606	ppbv	97
44) 2,2,4-Trimethylpentane	7.330	57	3444514	10.610	ppbv	100
45) t-1,3-Dichloropropene	8.713	75	825143	12.861	ppbv	98

Quantitation Report (QT Reviewed)

Data Path : Z:\voasrv\HPCHEM1\MSVOA_L\Data\VL081224\
Data File : VL041529.D
Acq On : 12 Aug 2024 10:05
Operator : SY/MD
Sample : VL0812ABS01
Misc : 400mL/MSVOA_L
ALS Vial : 1 Sample Multiplier: 1

Quant Time: Aug 13 02:11:06 2024
Quant Method : Z:\voasrv\HPCHEM1\MSVOA_L\methods\VL072524AIR.M
Quant Title : AIR ANALYSIS BY METHOD TO-15 Instrument: MSVOA_LFri Aug 1
QLast Update : Tue Aug 13 02:09:20 2024
Response via : Initial Calibration

Instrument :
MSVOA_L
ClientSampleId :
VL0812ABS01

Manual Integrations
APPROVED
Reviewed By :Semsettin Yesilyurt 08/13/2024
Supervised By :Mahesh Dadoda 08/13/2024

Compound	R.T.	QIon	Response	Conc	Units		Dev(Min)
46) cis-1,3-Dichloropropene	8.144	75	1114571	12.031	ppbv		98
47) 1,1,2-Trichloroethane	8.899	97	863062	10.521	ppbv		98
48) Dibromochloromethane	9.709	129	1432991	10.844	ppbv		99
49) Bromoform	12.407	173	1254551	11.239	ppbv		99
50) 4-Methyl-2-Pentanone	8.182	43	2303506	11.346	ppbv		100
51) 2-Hexanone	9.552	43	1867694	12.166	ppbv	#	98
52) Tetrachloroethene	10.616	164	777552	10.353	ppbv		98
53) Toluene	9.221	91	2380203	10.993	ppbv		100
54) 1,2-Dibromoethane	10.008	107	1228899	11.255	ppbv		96
56) 1,1,1,2-Tetrachloroethane	11.507	131	1036341	10.585	ppbv	#	57
57) Chlorobenzene	11.526	112	1863270	10.367	ppbv		99
58) Ethyl Benzene	12.089	91	3212582	11.041	ppbv		99
59) m/p-Xylene	12.372	91	5471535m	21.783	ppbv		
60) o-Xylene	13.057	91	2624879	11.047	ppbv		100
61) Styrene	12.899	104	1281440	11.954	ppbv		99
62) Isopropylbenzene	14.031	105	3800877	10.522	ppbv		100
63) 1,1,2,2-Tetrachloroethane	13.047	83	1617481	10.780	ppbv		100
64) n-propylbenzene	14.915	120	1017816	10.778	ppbv		94
65) tert-Butylbenzene	16.092	119	3434158	10.526	ppbv		100
66) Benzyl Chloride	16.330	91	289599	13.839	ppbv		98
67) sec-Butylbenzene	16.635	105	4831714	10.749	ppbv		100
69) p-Isopropyltoluene	16.995	119	4063282	10.893	ppbv		100
70) n-Butylbenzene	17.886	91	4227497	11.055	ppbv		99
71) 2-Chlorotoluene	14.799	91	2864928	10.755	ppbv		99
72) 4-Ethyltoluene	15.191	105	3146268	11.247	ppbv		98
73) 1,3,5-Trimethylbenzene	15.352	105	2690441	11.164	ppbv		100
74) 1,2,4-Trimethylbenzene	16.108	105	3014700	10.760	ppbv		99
75) 1,3-Dichlorobenzene	16.330	146	1876465	10.654	ppbv		100
76) 1,4-Dichlorobenzene	16.474	146	1877028	11.006	ppbv		97
77) 1,2-Dichlorobenzene	17.140	146	1824591	10.450	ppbv		99
78) Hexachloro-1,3-Butadiene	22.638	225	1386346m	9.311	ppbv		
79) Naphthalene	21.381	128	3075936	12.438	ppbv		99
80) Naphthalene,2-methyl-	24.371	142	2572995	12.412	ppbv		100
81) 1,2,4-Trichlorobenzene	21.143	180	1625135	11.043	ppbv		100

(#) = qualifier out of range (m) = manual integration (+) = signals summed

Quantitation Report (QT Reviewed)

Data Path : Z:\voasrv\HPCHEM1\MSVOA_L\Data\VL081224\
Data File : VL041529.D
Acq On : 12 Aug 2024 10:05
Operator : SY/MD
Sample : VL0812ABS01
Misc : 400mL/MSVOA_L
ALS Vial : 1 Sample Multiplier: 1

Quant Time: Aug 13 02:11:06 2024
Quant Method : Z:\voasrv\HPCHEM1\MSVOA_L\methods\VL072524AIR.M
Quant Title : AIR ANALYSIS BY METHOD TO-15 Instrument: MSVOA_LFri Aug
QLast Update : Tue Aug 13 02:09:20 2024
Response via : Initial Calibration

Instrument :
MSVOA_L
ClientSampleId :
VL0812ABS01

Manual Integrations
APPROVED

Reviewed By :Semsettin Yesilyurt 08/13/2024
Supervised By :Mahesh Dadoda 08/13/2024

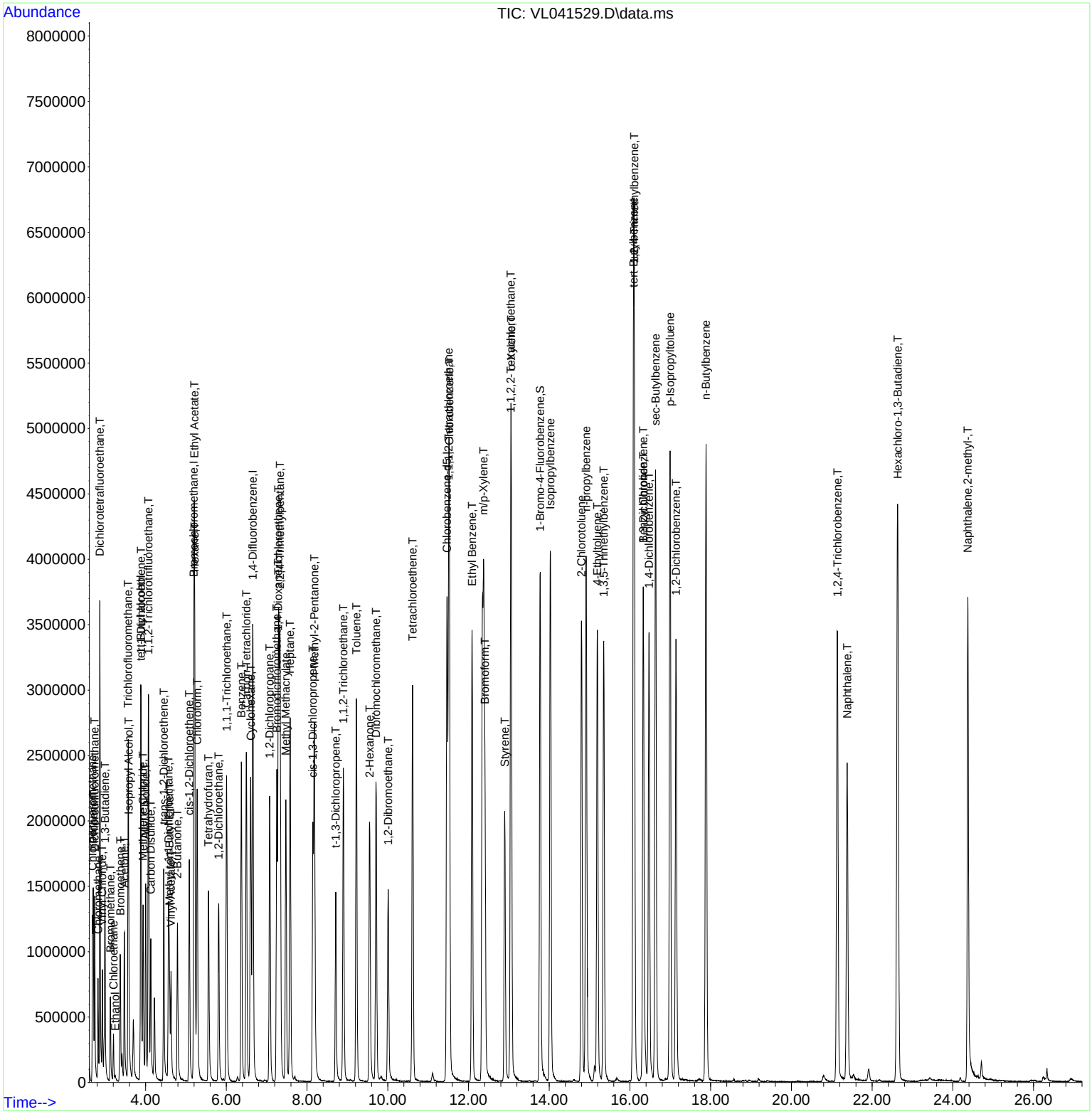

Quantitation Report (QT Reviewed)

Data Path : Z:\voasrv\HPCHEM1\MSVOA_L\Data\VL081224\
Data File : VL041538.D
Acq On : 13 Aug 2024 7:36
Operator : SY/MD
Sample : QC081224 CAN 10448
Misc : 400mL/MSVOA_L
ALS Vial : 1 Sample Multiplier: 1

Instrument :
MSVOA_L
ClientSampleId :
QC081224 CAN 10448

Quant Time: Aug 13 08:07:58 2024
Quant Method : Z:\voasrv\HPCHEM1\MSVOA_L\methods\VL072524AIR.M
Quant Title : AIR ANALYSIS BY METHOD TO-15 Instrument: MSVOA_LFri Aug 26 06:05:16 2022
QLast Update : Tue Aug 06 01:32:58 2024
Response via : Initial Calibration

Compound	R.T.	QIon	Response	Conc	Units	Dev(Min)
Internal Standards						
1) Bromochloromethane	5.192	49	955718	10.000	ppbv	0.00
33) 1,4-Difluorobenzene	6.648	114	2550647	10.000	ppbv	0.00
55) Chlorobenzene-d5	11.458	117	2369899	10.000	ppbv	# 0.00
System Monitoring Compounds						
68) 1-Bromo-4-Fluorobenzene	13.767	95	1791058	9.821	ppbv	0.00
Spiked Amount 10.000	Range 65 - 135		Recovery = 98.200%			

Target Compounds Qvalue

(#) = qualifier out of range (m) = manual integration (+) = signals summed

Quantitation Report (QT Reviewed)

Data Path : Z:\voasrv\HPCHEM1\MSVOA_L\Data\VL081224\
Data File : VL041538.D
Acq On : 13 Aug 2024 7:36
Operator : SY/MD
Sample : QC081224 CAN 10448
Misc : 400mL/MSVOA_L
ALS Vial : 1 Sample Multiplier: 1

Instrument :
MSVOA_L
ClientSampleId :
QC081224 CAN 10448

Quant Time: Aug 13 08:07:58 2024
Quant Method : Z:\voasrv\HPCHEM1\MSVOA_L\methods\VL072524AIR.M
Quant Title : AIR ANALYSIS BY METHOD TO-15 Instrument: MSVOA_LFri Aug 26 06:05:16 2022
QLast Update : Tue Aug 06 01:32:58 2024
Response via : Initial Calibration

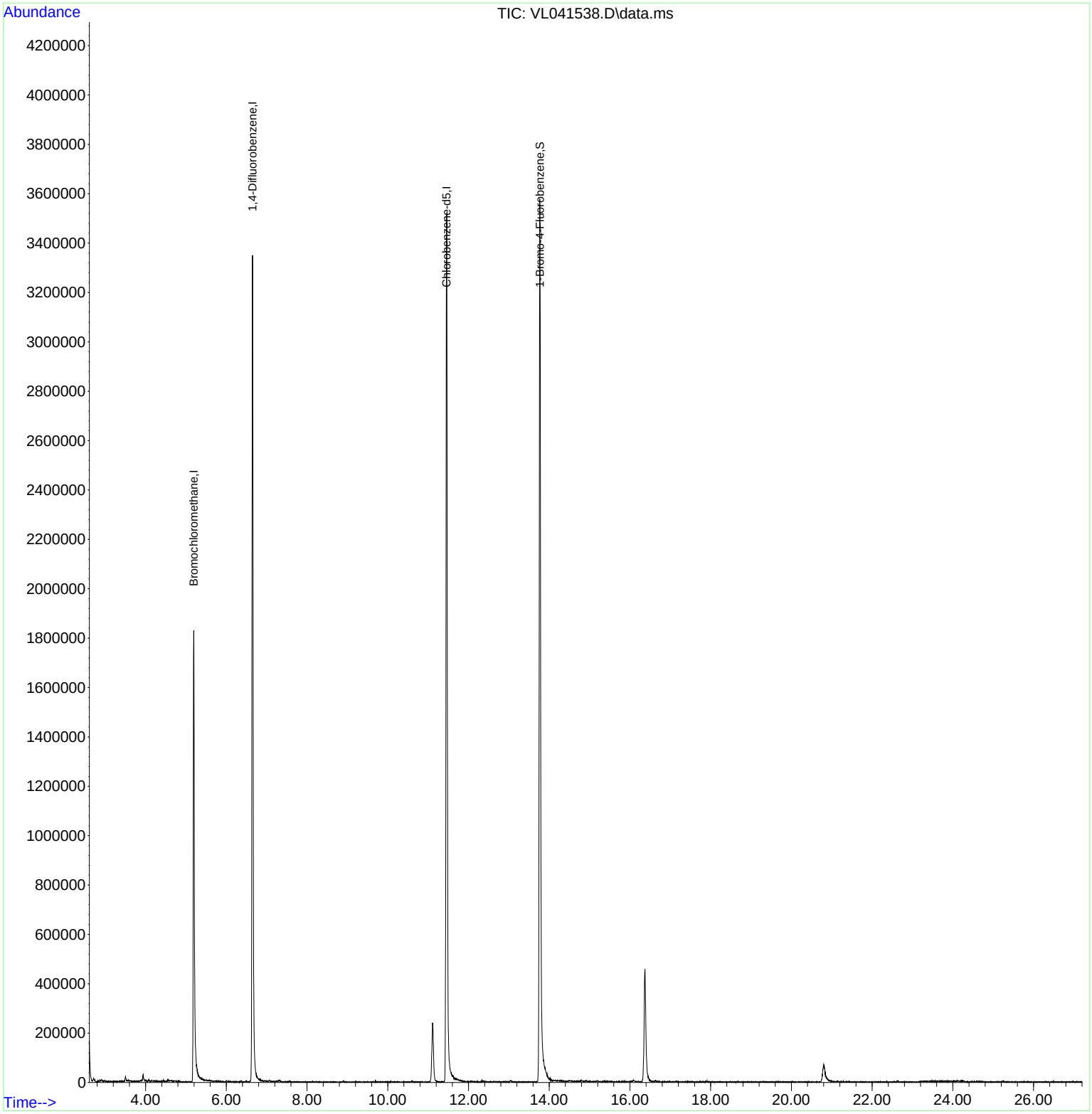

BFB

Data Path : Z:\voasrv\HPCHEM1\MSVOA_L\Data\VL091624\
Data File : VL041590.D
Acq On : 16 Sep 2024 11:50
Operator : SY/MD
Sample : BFB
Misc : 400mL/MSVOA_L
ALS Vial : 1 Sample Multiplier: 1

Instrument :
MSVOA_L
ClientSampleId :
BFB

Integration File: RTEINT.P

Method : Z:\voasrv\HPCHEM1\MSVOA_L\methods\VL091624AIR.M
Title : AIR ANALYSIS BY METHOD TO-15 Instrument: MSVOA_LFri Aug 26 06:05:16 2022
Last Update : Tue Sep 17 09:12:21 2024

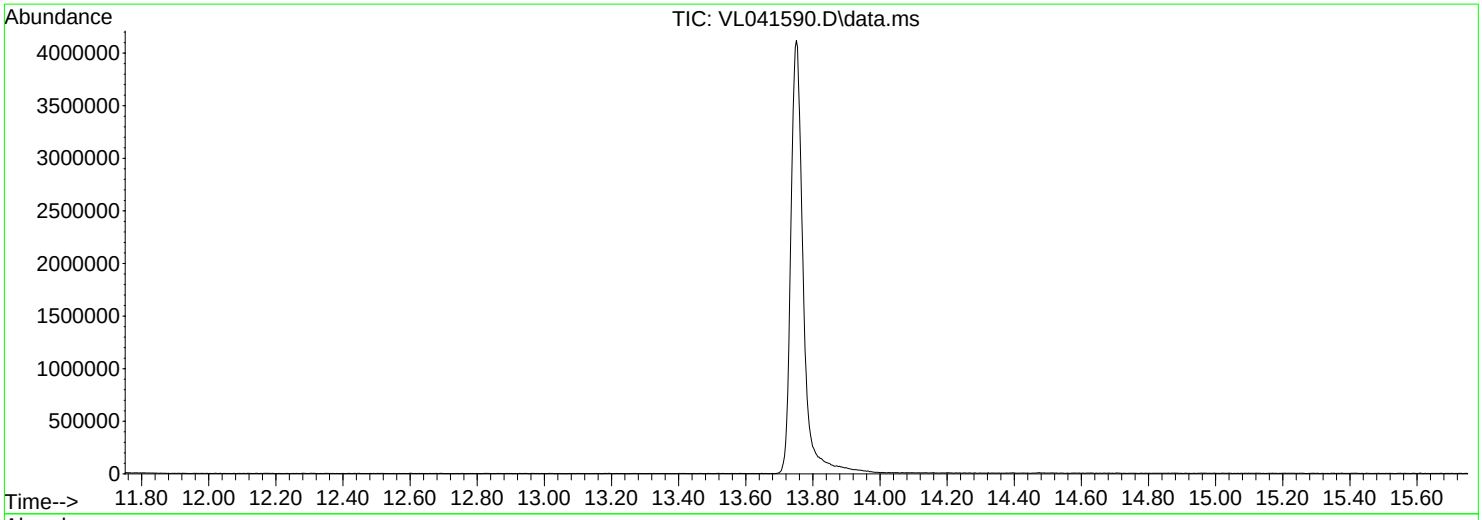

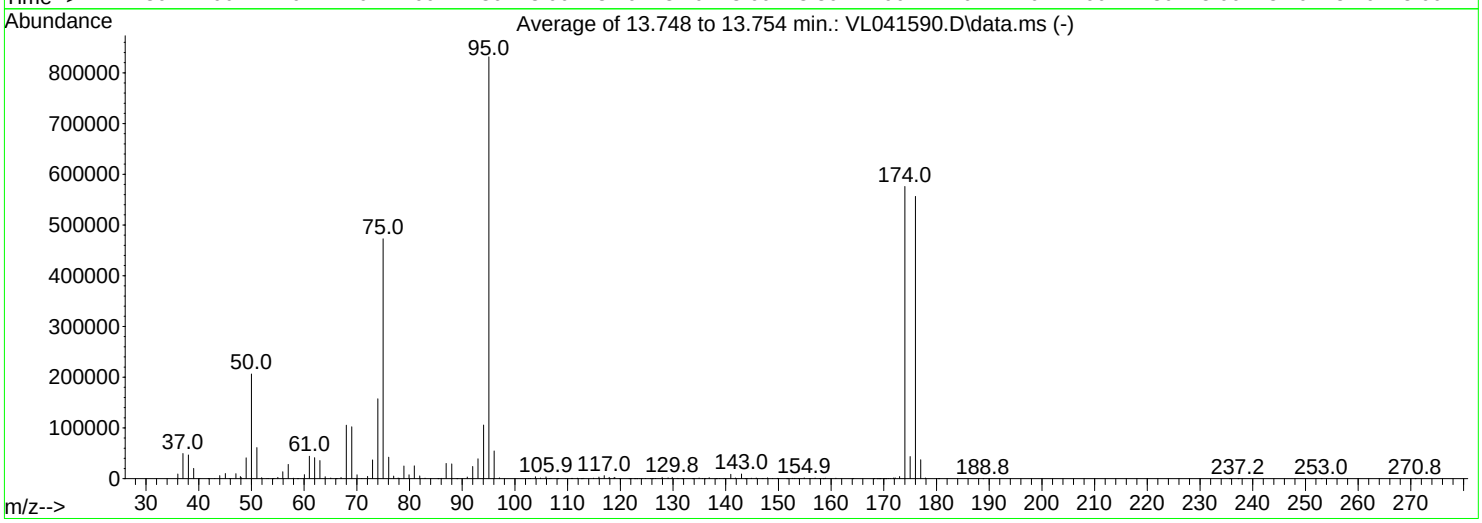

AutoFind: Scans 3466, 3467, 3468; Background Corrected with Scan 3441

Target Mass	Rel. to Mass	Lower Limit%	Upper Limit%	Rel. Abn%	Raw Abn	Result Pass/Fail
50	95	8	40	24.8	206293	PASS
75	95	30	66	56.9	472747	PASS
95	95	100	100	100.0	831488	PASS
96	95	5	9	6.6	54749	PASS
173	174	0.00	2	0.7	4144	PASS
174	95	50	120	69.3	576085	PASS
175	174	4	9	7.6	43507	PASS
176	174	93	101	96.6	556480	PASS
177	176	5	9	6.7	37259	PASS

Response Factor Report MSVOA_L

Method Path : Z:\voasrv\HPCHEM1\MSVOA_L\methods\
Method File : VL091624AIR.M
Title : AIR ANALYSIS BY METHOD TO-15 Instrument: MSVOA_LFri Aug 26 06:05:16 2022
Last Update : Tue Sep 17 09:12:21 2024
Response Via : Initial Calibration

Calibration Files
0.03=VL041597.D 0.1 =VL041596.D 0.5 =VL041591.D 1 =VL041594.D 2 =VL041593.D 10 =VL041592.D 15 =VL041598.D

		Compound	0.03	0.1	0.5	1	2	10	15	Avg	%RSD
1)	I	Bromochloromethane	----------ISTD----------								
2)	T	Dichlorodifluo...			2.008	1.517	1.307	1.311	1.078	1.444	24.33
3)		Chlorodifluoro...			1.427	1.234	1.245	1.104	1.055	1.213	11.94
4)		Chloromethane			0.775	0.677	0.681	0.611	0.592	0.667	10.74
5)	T	Vinyl Chloride	0.459	0.525	0.634	0.633	0.625	0.587	0.580	0.578	11.28
6)	T	Bromomethane			0.325	0.277	0.298	0.274	0.262	0.287	8.62
7)		Chloroethane			0.264	0.222	0.219	0.213	0.205	0.225	10.30
8)	T	Dichlorotetraf...			1.783	1.546	1.526	1.422	1.298	1.515	11.84
9)	T	Propene			0.501	0.517	0.538	0.513	0.489	0.512	3.61
10)	T	Heptane			1.051	1.173	1.259	1.270	1.237	1.198	7.55
11)	T	Trichlorofluor...			1.732	1.636	1.535	1.429	1.353	1.537	9.95
12)	T	1,1,2-Trichlor...			1.226	1.162	1.152	1.040	0.986	1.113	8.77
13)		Ethanol			0.047	0.057	0.046	0.024	0.018	0.038#	42.94
14)	T	Bromoethene			0.429	0.421	0.427	0.423	0.410	0.422	1.76
15)	T	Acetone			1.775	1.244	1.240	1.027	0.990	1.255	24.97
16)	T	1,3-Butadiene			0.674	0.612	0.622	0.579	0.566	0.611	6.93
17)		tert-Butyl alc...			1.085	1.138	1.172	1.090	1.036	1.104	4.75
18)	T	1,1-Dichloroet...			0.463	0.490	0.482	0.476	0.445	0.471	3.79
19)	T	Isopropyl Alcohol			0.690	0.659	0.674	0.625	0.566	0.643	7.61
20)	T	Methylene Chlo...			0.675	0.478	0.453	0.388	0.365	0.472	26.01
21)	T	Allyl Chloride			0.729	0.717	0.763	0.734	0.695	0.728	3.40
22)	T	trans-1,2-Dich...			0.497	0.462	0.488	0.460	0.443	0.470	4.65
23)	T	Vinyl Acetate			0.710	0.652	0.713	0.690	0.688	0.691	3.54
24)	T	1,1-Dichloroet...			1.141	1.056	1.053	0.992	0.939	1.036	7.31
25)	T	Ethyl Acetate			2.106	2.286	2.408	2.286	2.184	2.254	5.08
26)	T	Hexane			0.979	0.924	0.974	0.927	0.895	0.940	3.81
27)	T	Carbon Disulfide			0.865	0.940	1.005	1.108	1.077	0.999	9.93
28)	T	Methyl tert-Bu...			0.628	0.578	0.604	0.558	0.530	0.579	6.60
29)	T	Chloroform			1.715	1.573	1.543	1.457	1.402	1.538	7.81
30)	T	Cyclohexane			0.603	0.670	0.780	0.785	0.785	0.725	11.57
31)	T	cis-1,2-Dichlo...			0.837	0.885	0.948	0.900	0.892	0.892	4.44
32)	T	1,1,1-Trichlor...	1.165	1.138	1.529	1.452	1.479	1.438	1.389	1.370	11.32
33)	I	1,4-Difluorobenzene	----------ISTD----------								
34)	T	2-Butanone			0.521	0.437	0.500	0.470	0.456	0.477	7.07
35)	T	Carbon Tetrach...	0.363	0.395	0.536	0.518	0.555	0.543	0.525	0.491	15.89
36)	T	Benzene			0.640	0.677	0.746	0.714	0.696	0.694	5.71
37)	T	1,2-Dichloroet...			0.409	0.406	0.413	0.399	0.388	0.403	2.48
38)	T	Trichloroethene	0.347	0.305	0.358	0.357	0.394	0.378	0.364	0.358	7.80
39)	T	1,2-Dichloropr...			0.293	0.278	0.297	0.275	0.270	0.283	4.16

Method Path : Z:\voasrv\HPCHEM1\MSVOA_L\methods\
Method File : VL091624AIR.M

40)	T	1,4-Dioxane		0.111	0.100	0.115	0.114	0.093	0.107	9.00
41)	T	Tetrahydrofuran		0.209	0.257	0.272	0.289	0.285	0.262	12.31
42)	T	Bromodichlorom...		0.546	0.557	0.572	0.573	0.554	0.561	2.07
43)		Methyl Methacr...		0.195	0.225	0.261	0.281	0.280	0.249	15.02
44)	T	2,2,4-Trimethy...		1.133	1.210	1.304	1.210	1.150	1.202	5.59
45)	T	t-1,3-Dichloro...		0.146	0.157	0.194	0.247	0.259	0.200	25.54
46)	T	cis-1,3-Dichlo...		0.197	0.256	0.306	0.353	0.355	0.294	22.93
47)	T	1,1,2-Trichlor...		0.297	0.303	0.312	0.299	0.290	0.300	2.69
48)	T	Dibromochlorom...		0.402	0.428	0.461	0.493	0.487	0.455	8.52
49)	T	Bromoform		0.324	0.363	0.401	0.432	0.431	0.390	11.89
50)	T	4-Methyl-2-Pen...		0.616	0.697	0.804	0.793	0.771	0.736	10.74
51)	T	2-Hexanone		0.419	0.510	0.603	0.631	0.622	0.557	16.33
52)	T	Tetrachloroethene	0.218	0.216	0.248	0.268	0.277	0.267	0.266	0.251	9.96
53)	T	Toluene		0.526	0.703	0.806	0.834	0.816	0.737	17.42
54)	T	1,2-Dibromoethane	0.259	0.370	0.379	0.402	0.407	0.399	0.369	15.11
55)	I	Chlorobenzene-d5	----------ISTD----------							
56)		1,1,1,2-Tetrac...		0.421	0.401	0.406	0.378	0.345	0.390	7.55
57)	T	Chlorobenzene		0.793	0.767	0.739	0.685	0.621	0.721	9.51
58)	T	Ethyl Benzene		0.838	1.096	1.179	1.173	1.067	1.070	12.97
59)	T	m/p-Xylene		0.830	0.974	1.061	0.996	0.904	0.953	9.31
60)	T	o-Xylene		0.782	0.931	1.016	0.960	0.878	0.913	9.75
61)	T	Styrene		0.247	0.338	0.413	0.468	0.442	0.382	23.54
62)		Isopropylbenzene		1.282	1.461	1.522	1.394	1.260	1.384	8.14
63)	T	1,1,2,2-Tetrac...	0.418	0.394	0.547	0.532	0.510	0.456	0.413	0.467	13.31
64)		n-propylbenzene		0.308	0.356	0.401	0.375	0.347	0.357	9.56
65)		tert-Butylbenzene		1.181	1.338	1.433	1.256	1.134	1.269	9.47
66)	T	Benzyl Chloride		0.064	0.064	0.065	0.067	0.069	0.066	3.08
67)		sec-Butylbenzene		1.575	1.882	2.001	1.770	1.572	1.760	10.74
68)	S	1-Bromo-4-Fluo...	0.737	0.751	0.749	0.749	0.723	0.744	0.701	0.736	2.47
69)		p-Isopropyltol...		1.164	1.476	1.677	1.481	1.325	1.425	13.46
70)		n-Butylbenzene		1.271	1.572	1.732	1.520	1.368	1.492	12.04
71)		2-Chlorotoluene		0.917	1.047	1.121	1.050	0.957	1.018	8.00
72)	T	4-Ethyltoluene		0.850	1.086	1.197	1.154	1.052	1.068	12.57
73)	T	1,3,5-Trimethy...		0.790	0.975	1.054	0.988	0.907	0.943	10.63
74)	T	1,2,4-Trimethy...		0.986	1.181	1.267	1.095	0.989	1.104	11.09
75)	T	1,3-Dichlorobe...		0.676	0.712	0.766	0.680	0.624	0.692	7.56
76)	T	1,4-Dichlorobe...		0.598	0.708	0.733	0.661	0.614	0.663	8.77
77)	T	1,2-Dichlorobe...		0.687	0.711	0.754	0.658	0.604	0.683	8.25
78)	T	Hexachloro-1,3...		0.607	0.621	0.635	0.491	0.461	0.563	14.33
79)	T	Naphthalene	0.311	0.570	0.869	1.107	1.031	0.985	0.812	38.05
80)	T	Naphthalene,2-...		0.267	0.435	0.613	0.749	0.781	0.569	38.19
81)	T	1,2,4-Trichlor...		0.405	0.503	0.607	0.543	0.524	0.516	14.24

(#) = Out of Range

Quantitation Report (QT Reviewed)

Data Path : Z:\voasrv\HPCHEM1\MSVOA_L\Data\VL091624\
Data File : VL041591.D
Acq On : 16 Sep 2024 12:36
Operator : SY/MD
Sample : VSTDICC0.5
Misc : 400mL/MSVOA_L
ALS Vial : 1 Sample Multiplier: 1

Quant Time: Sep 17 07:23:30 2024
Quant Method : Z:\voasrv\HPCHEM1\MSVOA_L\methods\VL091624AIR.M
Quant Title : AIR ANALYSIS BY METHOD TO-15 Instrument: MSVOA_LFri Aug
QLast Update : Tue Sep 17 05:12:12 2024
Response via : Initial Calibration

Instrument :
MSVOA_L
ClientSampleId :
VSTDICC0.5

Manual Integrations
APPROVED
Reviewed By :Semsettin Yesilyurt 09/17/2024
Supervised By :Mahesh Dadoda 09/17/2024

Compound	R.T.	QIon	Response	Conc	Units		Dev(Min)
Internal Standards							
1) Bromochloromethane	5.166	49	1007876	10.000	ppbv		0.00
33) 1,4-Difluorobenzene	6.626	114	2828824	10.000	ppbv		0.00
55) Chlorobenzene-d5	11.439	117	2557349	10.000	ppbv		0.00
System Monitoring Compounds							
68) 1-Bromo-4-Fluorobenzene	13.751	95	1914464	10.111	ppbv		0.00
Spiked Amount 10.000	Range 65 - 135		Recovery = 101.100%				
Target Compounds							Qvalue
2) Dichlorodifluoromethane	2.710	85	101189	0.723	ppbv		96
3) Chlorodifluoromethane	2.655	51	71898	0.601	ppbv		99
4) Chloromethane	2.793	50	39035	0.689	ppbv		90
5) Vinyl Chloride	2.896	62	31972	0.554	ppbv		91
6) Bromomethane	3.099	94	16392	0.584	ppbv		99
7) Chloroethane	3.179	64	13318	0.613	ppbv		98
8) Dichlorotetrafluoroethane	2.835	85	89844	0.600	ppbv		95
9) Propene	2.677	41	25238	0.485	ppbv		88
10) Heptane	7.549	43	52953m	0.447	ppbv		
11) Trichlorofluoromethane	3.539	101	87284	0.576	ppbv		98
12) 1,1,2-Trichlorotrifluo...	4.041	101	61766	0.562	ppbv		93
13) Ethanol	3.227	45	2374m	0.709	ppbv		
14) Bromoethene	3.343	108	21604	0.511	ppbv	#	91
15) Acetone	3.455	43	89461	0.777	ppbv		92
16) 1,3-Butadiene	2.967	39	33974	0.578	ppbv		93
17) tert-Butyl alcohol	3.870	59	54674	0.500	ppbv		95
18) 1,1-Dichloroethene	3.861	96	23326	0.483	ppbv		96
19) Isopropyl Alcohol	3.565	45	34766m	0.560	ppbv		
20) Methylene Chloride	3.909	84	34011	0.768	ppbv		93
21) Allyl Chloride	3.976	41	36721	0.501	ppbv		88
22) trans-1,2-Dichloroethene	4.420	96	25050	0.536	ppbv	#	81
23) Vinyl Acetate	4.610	43	35784	0.523	ppbv	#	87
24) 1,1-Dichloroethane	4.539	63	57495	0.562	ppbv	#	95
25) Ethyl Acetate	5.185	43	106139	0.465	ppbv	#	95
26) Hexane	5.189	57	49338	0.535	ppbv		90
27) Carbon Disulfide	4.105	76	43606	0.435	ppbv	#	87
28) Methyl tert-Butyl Ether	4.571	73	31629m	0.552	ppbv		
29) Chloroform	5.246	83	86434	0.566	ppbv		97
30) Cyclohexane	6.578	84	30381m	0.419	ppbv		
31) cis-1,2-Dichloroethene	5.053	61	42156	0.473	ppbv		93
32) 1,1,1-Trichloroethane	5.979	97	77056	0.568	ppbv		96
34) 2-Butanone	4.777	43	73717m	0.569	ppbv		
35) Carbon Tetrachloride	6.471	117	75844	0.554	ppbv	#	94
36) Benzene	6.346	78	90490	0.465	ppbv	#	95
37) 1,2-Dichloroethane	5.783	62	57866	0.511	ppbv	#	96
38) Trichloroethene	7.269	130	50656m	0.502	ppbv		
39) 1,2-Dichloropropane	7.044	63	41453m	0.523	ppbv		
40) 1,4-Dioxane	7.304	88	15716m	0.554	ppbv		
41) Tetrahydrofuran	5.558	42	29577	0.397	ppbv		96
42) Bromodichloromethane	7.224	83	77287	0.499	ppbv	#	96
43) Methyl Methacrylate	7.452	69	27616	0.393	ppbv		95
44) 2,2,4-Trimethylpentane	7.304	57	160219	0.479	ppbv	#	90
45) t-1,3-Dichloropropene	8.690	75	20590m	0.367	ppbv		

Quantitation Report (QT Reviewed)

Data Path : Z:\voasrv\HPCHEM1\MSVOA_L\Data\VL091624\
Data File : VL041591.D
Acq On : 16 Sep 2024 12:36
Operator : SY/MD
Sample : VSTDICC0.5
Misc : 400mL/MSVOA_L
ALS Vial : 1 Sample Multiplier: 1

Quant Time: Sep 17 07:23:30 2024
Quant Method : Z:\voasrv\HPCHEM1\MSVOA_L\methods\VL091624AIR.M
Quant Title : AIR ANALYSIS BY METHOD TO-15 Instrument: MSVOA_LFri Aug
QLast Update : Tue Sep 17 05:12:12 2024
Response via : Initial Calibration

Instrument :
MSVOA_L
ClientSampleId :
VSTDICC0.5

Manual Integrations
APPROVED
Reviewed By :Semsettin Yesilyurt 09/17/2024
Supervised By :Mahesh Dadoda 09/17/2024

Compound	R.T.	QIon	Response	Conc Units	Dev(Min)
46) cis-1,3-Dichloropropene	8.121	75	27915	0.331 ppbv	90
47) 1,1,2-Trichloroethane	8.876	97	41983	0.499 ppbv	92
48) Dibromochloromethane	9.687	129	56924m	0.447 ppbv	
49) Bromoform	12.375	173	45890m	0.424 ppbv	
50) 4-Methyl-2-Pentanone	8.176	43	87157m	0.424 ppbv	
51) 2-Hexanone	9.555	43	59285m	0.378 ppbv	
52) Tetrachloroethene	10.587	164	35100m	0.496 ppbv	
53) Toluene	9.192	91	74445	0.355 ppbv	95
54) 1,2-Dibromoethane	9.983	107	52272m	0.509 ppbv	
56) 1,1,1,2-Tetrachloroethane	11.487	131	53872	0.548 ppbv #	1
57) Chlorobenzene	11.503	112	101381m	0.554 ppbv	
58) Ethyl Benzene	12.063	91	107104	0.390 ppbv	94
59) m/p-Xylene	12.349	91	212193m	0.867 ppbv	
60) o-Xylene	13.037	91	99984m	0.428 ppbv	
61) Styrene	12.876	104	31545	0.319 ppbv	94
62) Isopropylbenzene	14.005	105	163927	0.462 ppbv	99
63) 1,1,2,2-Tetrachloroethane	13.021	83	69917m	0.592 ppbv	
64) n-propylbenzene	14.899	120	39445m	0.429 ppbv	
65) tert-Butylbenzene	16.066	119	151018m	0.474 ppbv	
66) Benzyl Chloride	16.304	91	8202m	0.484 ppbv	
67) sec-Butylbenzene	16.616	105	201367	0.442 ppbv	99
69) p-Isopropyltoluene	16.973	119	148897	0.407 ppbv	94
70) n-Butylbenzene	17.870	91	162469	0.426 ppbv	98
71) 2-Chlorotoluene	14.780	91	117206m	0.454 ppbv	
72) 4-Ethyltoluene	15.172	105	108676	0.395 ppbv #	95
73) 1,3,5-Trimethylbenzene	15.333	105	100995m	0.423 ppbv	
74) 1,2,4-Trimethylbenzene	16.079	105	126032	0.442 ppbv	95
75) 1,3-Dichlorobenzene	16.307	146	86427	0.491 ppbv	93
76) 1,4-Dichlorobenzene	16.452	146	76460	0.441 ppbv	87
77) 1,2-Dichlorobenzene	17.117	146	87843m	0.507 ppbv	
78) Hexachloro-1,3-Butadiene	22.609	225	77655m	0.537 ppbv	
79) Naphthalene	21.358	128	72907m	0.360 ppbv	
80) Naphthalene,2-methyl-	24.355	142	34080	0.240 ppbv	92
81) 1,2,4-Trichlorobenzene	21.124	180	51734m	0.392 ppbv	

(#) = qualifier out of range (m) = manual integration (+) = signals summed

Quantitation Report (QT Reviewed)

Data Path : Z:\voasrv\HPCHEM1\MSVOA_L\Data\VL091624\
Data File : VL041591.D
Acq On : 16 Sep 2024 12:36
Operator : SY/MD
Sample : VSTDICC0.5
Misc : 400mL/MSVOA_L
ALS Vial : 1 Sample Multiplier: 1

Quant Time: Sep 17 07:23:30 2024
Quant Method : Z:\voasrv\HPCHEM1\MSVOA_L\methods\VL091624AIR.M
Quant Title : AIR ANALYSIS BY METHOD TO-15 Instrument: MSVOA_LFri Aug
QLast Update : Tue Sep 17 05:12:12 2024
Response via : Initial Calibration

Instrument :
MSVOA_L
ClientSampleId :
VSTDICC0.5

Manual Integrations
APPROVED
Reviewed By :Semsettin Yesilyurt 09/17/2024
Supervised By :Mahesh Dadoda 09/17/2024

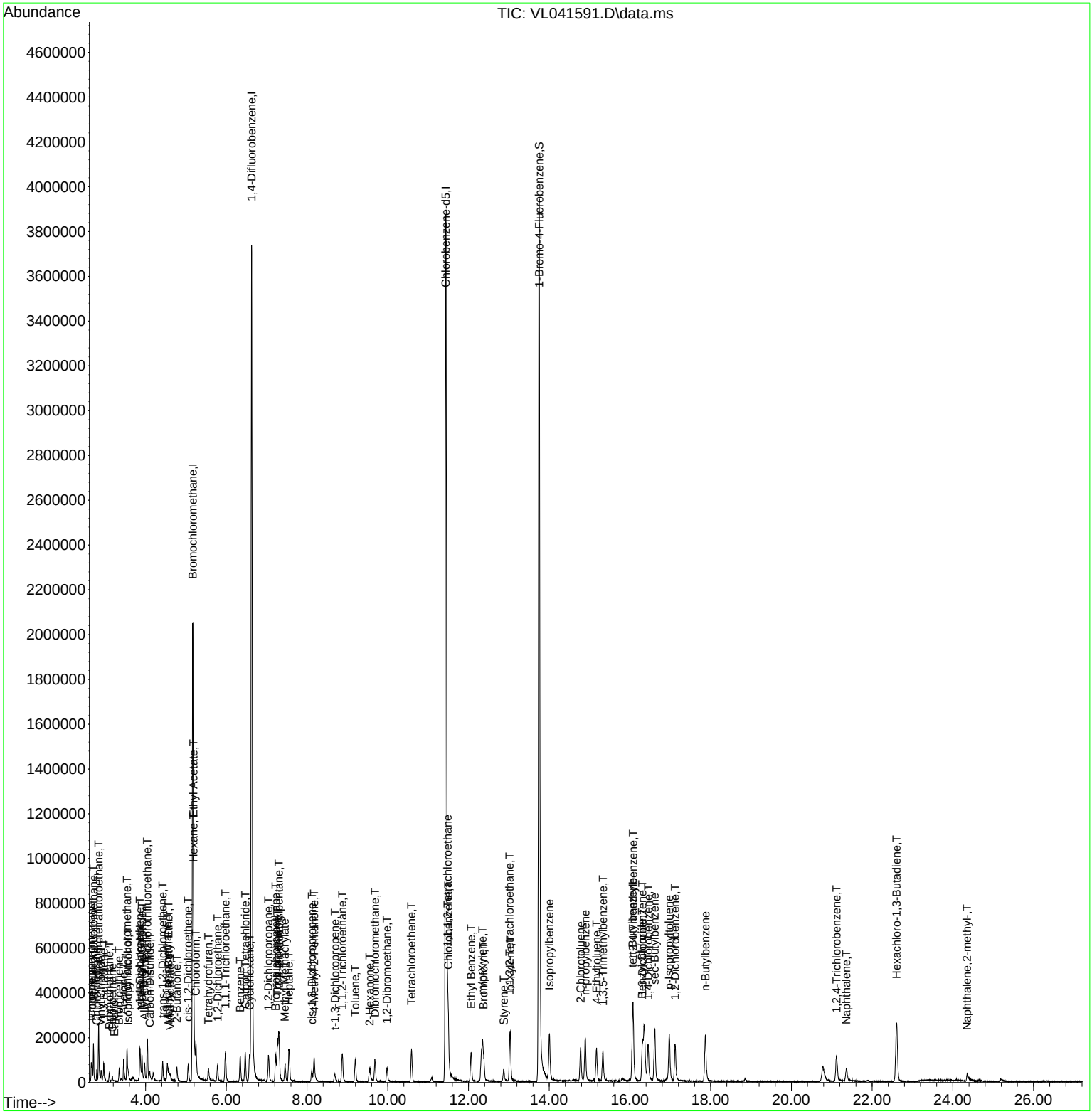

Quantitation Report (QT Reviewed)

Data Path : Z:\voasrv\HPCHEM1\MSVOA_L\Data\VL091624\
Data File : VL041592.D
Acq On : 16 Sep 2024 13:15
Operator : SY/MD
Sample : VSTDICCC010
Misc : 400mL/MSVOA_L
ALS Vial : 1 Sample Multiplier: 1

Quant Time: Sep 17 02:35:11 2024
Quant Method : Z:\voasrv\HPCHEM1\MSVOA_L\methods\VL091624AIR.M
Quant Title : AIR ANALYSIS BY METHOD TO-15 Instrument: MSVOA_LFri Aug
QLast Update : Tue Sep 17 02:32:57 2024
Response via : Initial Calibration

Instrument :
MSVOA_L
ClientSampleId :
VSTDICCC010

Manual Integrations
APPROVED
Reviewed By :Semsettin Yesilyurt 09/17/2024
Supervised By :Mahesh Dadoda 09/17/2024

Compound	R.T.	QIon	Response	Conc	Units	Dev(Min)
Internal Standards						
1) Bromochloromethane	5.169	49	1153662	10.000	ppbv	0.00
33) 1,4-Difluorobenzene	6.629	114	3191034	10.000	ppbv	0.00
55) Chlorobenzene-d5	11.445	117	3069576m	10.000	ppbv	0.00
System Monitoring Compounds						
68) 1-Bromo-4-Fluorobenzene	13.751	95	2284732	9.739	ppbv	0.00
Spiked Amount 10.000	Range 65 - 135		Recovery = 97.400%			
Target Compounds						Qvalue
2) Dichlorodifluoromethane	2.709	85	1512734	7.724	ppbv	100
3) Chlorodifluoromethane	2.652	51	1273490	9.220	ppbv	100
4) Chloromethane	2.790	50	704969	9.499	ppbv	100
5) Vinyl Chloride	2.896	62	676970	9.366	ppbv	100
6) Bromomethane	3.095	94	316373	8.660	ppbv	100
7) Chloroethane	3.172	64	246025	9.802	ppbv	100
8) Dichlorotetrafluoroethane	2.835	85	1640863	9.280	ppbv	100
9) Propene	2.671	41	591499	9.296	ppbv	100
10) Heptane	7.555	43	1465058	10.218	ppbv	100
11) Trichlorofluoromethane	3.539	101	1648291	9.296	ppbv	100
12) 1,1,2-Trichlorotrifluo...	4.041	101	1199947	9.385	ppbv	100
13) Ethanol	3.224	45	27404m	5.148	ppbv	
14) Bromoethene	3.343	108	488418	9.820	ppbv	100
15) Acetone	3.443	43	1184767	8.990	ppbv	100
16) 1,3-Butadiene	2.963	39	668292	9.469	ppbv	100
17) tert-Butyl alcohol	3.851	59	1256999	10.440	ppbv	100
18) 1,1-Dichloroethene	3.857	96	549303	10.028	ppbv	100
19) Isopropyl Alcohol	3.552	45	721155	9.470	ppbv	100
20) Methylene Chloride	3.909	84	447422	9.082	ppbv	100
21) Allyl Chloride	3.973	41	846436	9.826	ppbv	100
22) trans-1,2-Dichloroethene	4.420	96	531058	9.732	ppbv	100
23) Vinyl Acetate	4.603	43	796205	8.326	ppbv	100
24) 1,1-Dichloroethane	4.539	63	1144566	9.614	ppbv	100
25) Ethyl Acetate	5.179	43	2636978	9.977	ppbv	100
26) Hexane	5.188	57	1069971	9.824	ppbv	100
27) Carbon Disulfide	4.098	76	1278721	10.141	ppbv	100
28) Methyl tert-Butyl Ether	4.561	73	643194	9.433	ppbv	100
29) Chloroform	5.250	83	1680555	9.485	ppbv	100
30) Cyclohexane	6.577	84	905301	10.235	ppbv	100
31) cis-1,2-Dichloroethene	5.053	61	1038715	9.711	ppbv	100
32) 1,1,1-Trichloroethane	5.979	97	1658808	9.635	ppbv	100
34) 2-Butanone	4.761	43	1501240	9.714	ppbv	100
35) Carbon Tetrachloride	6.471	117	1733798	9.862	ppbv	100
36) Benzene	6.346	78	2276805	9.741	ppbv	100
37) 1,2-Dichloroethane	5.783	62	1272445	9.723	ppbv	100
38) Trichloroethene	7.266	130	1207402	11.030	ppbv	100
39) 1,2-Dichloropropane	7.050	63	877299	9.764	ppbv	100
40) 1,4-Dioxane	7.262	88	362562	10.129	ppbv #	100
41) Tetrahydrofuran	5.532	42	921404	10.354	ppbv	100
42) Bromodichloromethane	7.227	83	1829048	9.717	ppbv	100
43) Methyl Methacrylate	7.449	69	895478	10.728	ppbv	100
44) 2,2,4-Trimethylpentane	7.304	57	3860881	9.842	ppbv	100
45) t-1,3-Dichloropropene	8.687	75	786684	10.580	ppbv	100

Quantitation Report (QT Reviewed)

Data Path : Z:\voasrv\HPCHEM1\MSVOA_L\Data\VL091624\
Data File : VL041592.D
Acq On : 16 Sep 2024 13:15
Operator : SY/MD
Sample : VSTDICCC010
Misc : 400mL/MSVOA_L
ALS Vial : 1 Sample Multiplier: 1

Quant Time: Sep 17 02:35:11 2024
Quant Method : Z:\voasrv\HPCHEM1\MSVOA_L\methods\VL091624AIR.M
Quant Title : AIR ANALYSIS BY METHOD TO-15 Instrument: MSVOA_LFri Aug 2
QLast Update : Tue Sep 17 02:32:57 2024
Response via : Initial Calibration

Instrument :
MSVOA_L
ClientSampleId :
VSTDICCC010

Manual Integrations
APPROVED
Reviewed By :Semsettin Yesilyurt 09/17/2024
Supervised By :Mahesh Dadoda 09/17/2024

Compound	R.T.	QIon	Response	Conc	Units	Dev(Min)
46) cis-1,3-Dichloropropene	8.121	75	1127288	10.315	ppbv	100
47) 1,1,2-Trichloroethane	8.873	97	952785	9.656	ppbv	100
48) Dibromochloromethane	9.687	129	1573314	9.972	ppbv	100
49) Bromoform	12.384	173	1380117	10.374	ppbv	100
50) 4-Methyl-2-Pentanone	8.156	43	2529791	10.343	ppbv	100
51) 2-Hexanone	9.526	43	2011980	10.956	ppbv	100
52) Tetrachloroethene	10.590	164	852321	9.478	ppbv	100
53) Toluene	9.198	91	2661666	10.235	ppbv	100
54) 1,2-Dibromoethane	9.986	107	1299501	10.010	ppbv	100
56) 1,1,1,2-Tetrachloroethane	11.487	131	1161709	9.726	ppbv	100
57) Chlorobenzene	11.503	112	2103559	9.574	ppbv	100
58) Ethyl Benzene	12.066	91	3600157	10.136	ppbv	100
59) m/p-Xylene	12.346	91	6116054m	19.957	ppbv	
60) o-Xylene	13.034	91	2948315	10.140	ppbv	100
61) Styrene	12.873	104	1437066	11.003	ppbv	100
62) Isopropylbenzene	14.005	105	4279685	9.708	ppbv	100
63) 1,1,2,2-Tetrachloroethane	13.024	83	1398913	7.881	ppbv	100
64) n-propylbenzene	14.895	120	1149808	9.986	ppbv	100
65) tert-Butylbenzene	16.066	119	3855478	9.686	ppbv	100
66) Benzyl Chloride	16.304	91	205903	8.606	ppbv	100
67) sec-Butylbenzene	16.612	105	5434135	9.884	ppbv	100
69) p-Isopropyltoluene	16.973	119	4544895	9.982	ppbv	100
70) n-Butylbenzene	17.863	91	4664460	9.989	ppbv	100
71) 2-Chlorotoluene	14.776	91	3221836	9.915	ppbv	100
72) 4-Ethyltoluene	15.169	105	3541706	10.382	ppbv	100
73) 1,3,5-Trimethylbenzene	15.326	105	3032119	10.316	ppbv	100
74) 1,2,4-Trimethylbenzene	16.085	105	3360833	9.827	ppbv	100
75) 1,3-Dichlorobenzene	16.307	146	2088291	9.728	ppbv	100
76) 1,4-Dichlorobenzene	16.452	146	2030349	9.776	ppbv	100
77) 1,2-Dichlorobenzene	17.120	146	2019099	9.498	ppbv	100
78) Hexachloro-1,3-Butadiene	22.609	225	1508307	8.351	ppbv	100
79) Naphthalene	21.358	128	3163696	10.692	ppbv	100
80) Naphthalene,2-methyl-	24.352	142	2300402	9.700	ppbv	100
81) 1,2,4-Trichlorobenzene	21.114	180	1667878	9.460	ppbv	100

(#) = qualifier out of range (m) = manual integration (+) = signals summed

Quantitation Report (QT Reviewed)

Data Path : Z:\voasrv\HPCHEM1\MSVOA_L\Data\VL091624\
Data File : VL041592.D
Acq On : 16 Sep 2024 13:15
Operator : SY/MD
Sample : VSTDICCC010
Misc : 400mL/MSVOA_L
ALS Vial : 1 Sample Multiplier: 1

Quant Time: Sep 17 02:35:11 2024
Quant Method : Z:\voasrv\HPCHEM1\MSVOA_L\methods\VL091624AIR.M
Quant Title : AIR ANALYSIS BY METHOD TO-15 Instrument: MSVOA_LFri Aug
QLast Update : Tue Sep 17 02:32:57 2024
Response via : Initial Calibration

Instrument :
MSVOA_L
ClientSampleId :
VSTDICCC010

Manual Integrations
APPROVED

Reviewed By :Semsettin Yesilyurt 09/17/2024
Supervised By :Mahesh Dadoda 09/17/2024

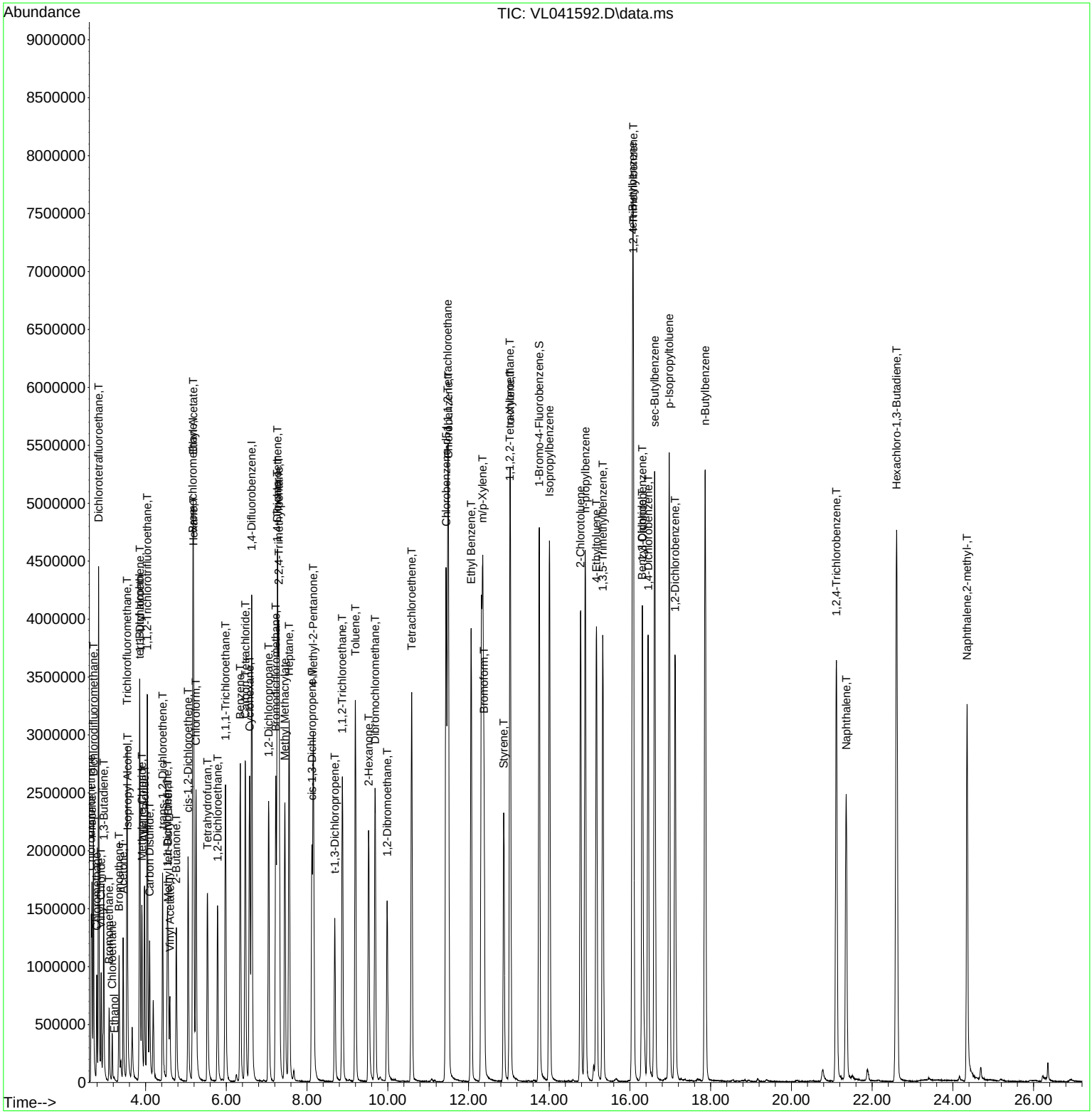

Quantitation Report (QT Reviewed)

Data Path : Z:\voasrv\HPCHEM1\MSVOA_L\Data\VL091624\
Data File : VL041593.D
Acq On : 16 Sep 2024 13:56
Operator : SY/MD
Sample : VSTDICC002
Misc : 400mL/MSVOA_L
ALS Vial : 1 Sample Multiplier: 1

Quant Time: Sep 17 02:38:44 2024
Quant Method : Z:\voasrv\HPCHEM1\MSVOA_L\methods\VL091624AIR.M
Quant Title : AIR ANALYSIS BY METHOD TO-15 Instrument: MSVOA_LFri Aug
QLast Update : Tue Sep 17 02:32:57 2024
Response via : Initial Calibration

Instrument :
MSVOA_L
ClientSampleId :
VSTDICC002

Manual Integrations
APPROVED
Reviewed By :Semsettin Yesilyurt 09/17/2024
Supervised By :Mahesh Dadoda 09/17/2024

Compound	R.T.	QIon	Response	Conc	Units		Dev(Min)
Internal Standards							
1) Bromochloromethane	5.166	49	1182080	10.000	ppbv		0.00
33) 1,4-Difluorobenzene	6.629	114	3244465	10.000	ppbv		0.00
55) Chlorobenzene-d5	11.439	117	3052584	10.000	ppbv		0.00
System Monitoring Compounds							
68) 1-Bromo-4-Fluorobenzene	13.754	95	2207152	9.461	ppbv		0.00
Spiked Amount 10.000	Range 65 - 135		Recovery = 94.600%				
Target Compounds							Qvalue
2) Dichlorodifluoromethane	2.706	85	309050	1.540	ppbv		97
3) Chlorodifluoromethane	2.652	51	294373	2.080	ppbv		98
4) Chloromethane	2.793	50	160883	2.116	ppbv		95
5) Vinyl Chloride	2.899	62	147802	1.996	ppbv		95
6) Bromomethane	3.095	94	70434	1.882	ppbv		99
7) Chloroethane	3.173	64	51705	2.010	ppbv		98
8) Dichlorotetrafluoroethane	2.835	85	360778	1.991	ppbv		97
9) Propene	2.671	41	127237	1.952	ppbv		92
10) Heptane	7.555	43	297624	2.026	ppbv		98
11) Trichlorofluoromethane	3.539	101	362790	1.997	ppbv		100
12) 1,1,2-Trichlorotrifluo...	4.044	101	272276	2.078	ppbv		99
13) Ethanol	3.234	45	10961m	2.010	ppbv		
14) Bromoethene	3.340	108	101050	1.983	ppbv		92
15) Acetone	3.449	43	293207	2.171	ppbv		99
16) 1,3-Butadiene	2.964	39	147142	2.035	ppbv		97
17) tert-Butyl alcohol	3.857	59	277171	2.247	ppbv		99
18) 1,1-Dichloroethene	3.857	96	113969	2.031	ppbv		90
19) Isopropyl Alcohol	3.558	45	159227	2.041	ppbv	#	97
20) Methylene Chloride	3.909	84	107110	2.122	ppbv		92
21) Allyl Chloride	3.973	41	180432	2.044	ppbv		99
22) trans-1,2-Dichloroethene	4.420	96	115268	2.062	ppbv		92
23) Vinyl Acetate	4.607	43	168539	1.720	ppbv	#	97
24) 1,1-Dichloroethane	4.539	63	249059	2.042	ppbv		99
25) Ethyl Acetate	5.185	43	569204	2.102	ppbv		99
26) Hexane	5.185	57	230270	2.063	ppbv		95
27) Carbon Disulfide	4.102	76	237668	1.840	ppbv		98
28) Methyl tert-Butyl Ether	4.565	73	142865	2.045	ppbv		99
29) Chloroform	5.250	83	364849	2.010	ppbv		91
30) Cyclohexane	6.574	84	184390	2.035	ppbv		95
31) cis-1,2-Dichloroethene	5.054	61	224037	2.044	ppbv		93
32) 1,1,1-Trichloroethane	5.980	97	349584	1.982	ppbv		98
34) 2-Butanone	4.764	43	324173	2.063	ppbv		98
35) Carbon Tetrachloride	6.468	117	360310	2.016	ppbv		99
36) Benzene	6.346	78	483918	2.036	ppbv		98
37) 1,2-Dichloroethane	5.780	62	268163	2.015	ppbv		98
38) Trichloroethene	7.266	130	255796	2.298	ppbv		94
39) 1,2-Dichloropropane	7.050	63	192586	2.108	ppbv		97
40) 1,4-Dioxane	7.272	88	74476	2.046	ppbv	#	97
41) Tetrahydrofuran	5.542	42	176742	1.953	ppbv		95
42) Bromodichloromethane	7.224	83	371085	1.939	ppbv		95
43) Methyl Methacrylate	7.452	69	169666	1.999	ppbv		99
44) 2,2,4-Trimethylpentane	7.301	57	846282	2.122	ppbv		99
45) t-1,3-Dichloropropene	8.687	75	125807m	1.664	ppbv		

Quantitation Report (QT Reviewed)

Data Path : Z:\voasrv\HPCHEM1\MSVOA_L\Data\VL091624\
Data File : VL041593.D
Acq On : 16 Sep 2024 13:56
Operator : SY/MD
Sample : VSTDICC002
Misc : 400mL/MSVOA_L
ALS Vial : 1 Sample Multiplier: 1

Quant Time: Sep 17 02:38:44 2024
Quant Method : Z:\voasrv\HPCHEM1\MSVOA_L\methods\VL091624AIR.M
Quant Title : AIR ANALYSIS BY METHOD TO-15 Instrument: MSVOA_LFri Aug
QLast Update : Tue Sep 17 02:32:57 2024
Response via : Initial Calibration

Instrument :
MSVOA_L
ClientSampleId :
VSTDICC002

Manual Integrations
APPROVED
Reviewed By :Semsettin Yesilyurt 09/17/2024
Supervised By :Mahesh Dadoda 09/17/2024

Compound	R.T.	QIon	Response	Conc Units	Dev(Min)
46) cis-1,3-Dichloropropene	8.118	75	198614	1.787 ppbv	98
47) 1,1,2-Trichloroethane	8.870	97	202286	2.016 ppbv	95
48) Dibromochloromethane	9.684	129	299312	1.866 ppbv	98
49) Bromoform	12.384	173	259933	1.922 ppbv	98
50) 4-Methyl-2-Pentanone	8.163	43	521882	2.099 ppbv	100
51) 2-Hexanone	9.536	43	391600	2.097 ppbv #	99
52) Tetrachloroethene	10.594	164	179606	1.964 ppbv	97
53) Toluene	9.198	91	523040	1.978 ppbv	99
54) 1,2-Dibromoethane	9.986	107	260693	1.975 ppbv	99
56) 1,1,1,2-Tetrachloroethane	11.484	131	247944	2.087 ppbv #	1
57) Chlorobenzene	11.503	112	451222	2.065 ppbv	96
58) Ethyl Benzene	12.066	91	719793	2.038 ppbv	96
59) m/p-Xylene	12.346	91	1294945m	4.249 ppbv	
60) o-Xylene	13.034	91	620587	2.146 ppbv	100
61) Styrene	12.880	104	252259	1.942 ppbv	98
62) Isopropylbenzene	14.005	105	929045	2.119 ppbv	99
63) 1,1,2,2-Tetrachloroethane	13.024	83	311063	1.762 ppbv	98
64) n-propylbenzene	14.892	120	244643	2.137 ppbv	93
65) tert-Butylbenzene	16.069	119	874824	2.210 ppbv	99
66) Benzyl Chloride	16.310	91	39929m	1.678 ppbv	
67) sec-Butylbenzene	16.613	105	1221574	2.234 ppbv	99
69) p-Isopropyltoluene	16.973	119	1023815	2.261 ppbv	99
70) n-Butylbenzene	17.863	91	1057176	2.276 ppbv	99
71) 2-Chlorotoluene	14.777	91	684496	2.118 ppbv	99
72) 4-Ethyltoluene	15.172	105	730570	2.153 ppbv	99
73) 1,3,5-Trimethylbenzene	15.330	105	643556	2.202 ppbv	96
74) 1,2,4-Trimethylbenzene	16.082	105	773729	2.275 ppbv	97
75) 1,3-Dichlorobenzene	16.307	146	467558	2.190 ppbv	99
76) 1,4-Dichlorobenzene	16.449	146	447493	2.167 ppbv	98
77) 1,2-Dichlorobenzene	17.121	146	460299	2.177 ppbv	99
78) Hexachloro-1,3-Butadiene	22.606	225	387729	2.159 ppbv	100
79) Naphthalene	21.362	128	675872	2.297 ppbv	97
80) Naphthalene,2-methyl-	24.358	142	374380	1.587 ppbv	99
81) 1,2,4-Trichlorobenzene	21.114	180	370420	2.113 ppbv	99

(#) = qualifier out of range (m) = manual integration (+) = signals summed

Quantitation Report (QT Reviewed)

Data Path : Z:\voasrv\HPCHEM1\MSVOA_L\Data\VL091624\
Data File : VL041593.D
Acq On : 16 Sep 2024 13:56
Operator : SY/MD
Sample : VSTDICC002
Misc : 400mL/MSVOA_L
ALS Vial : 1 Sample Multiplier: 1

Quant Time: Sep 17 02:38:44 2024
Quant Method : Z:\voasrv\HPCHEM1\MSVOA_L\methods\VL091624AIR.M
Quant Title : AIR ANALYSIS BY METHOD TO-15 Instrument: MSVOA_LFri Aug
QLast Update : Tue Sep 17 02:32:57 2024
Response via : Initial Calibration

Instrument :
MSVOA_L
ClientSampleId :
VSTDICC002

Manual Integrations
APPROVED
Reviewed By :Semsettin Yesilyurt 09/17/2024
Supervised By :Mahesh Dadoda 09/17/2024

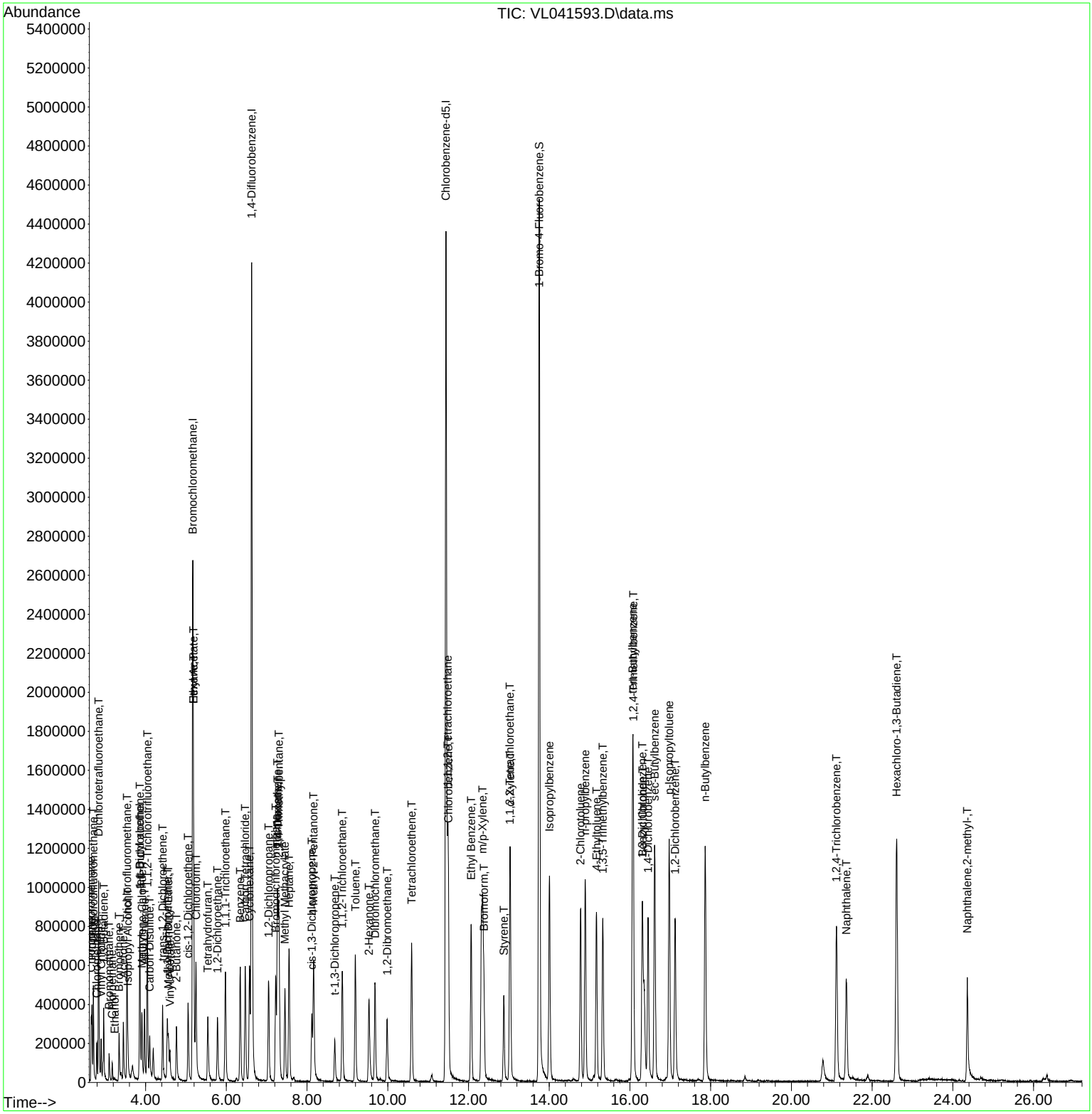

Quantitation Report (QT Reviewed)

Data Path : Z:\voasrv\HPCHEM1\MSVOA_L\Data\VL091624\
Data File : VL041594.D
Acq On : 16 Sep 2024 14:36
Operator : SY/MD
Sample : VSTDICC001
Misc : 400mL/MSVOA_L
ALS Vial : 1 Sample Multiplier: 1

Quant Time: Sep 16 20:15:06 2024
Quant Method : Z:\voasrv\HPCHEM1\MSVOA_L\methods\VL091624AIR.M
Quant Title : AIR ANALYSIS BY METHOD TO-15 Instrument: MSVOA_LFri Aug
QLast Update : Mon Sep 16 20:14:05 2024
Response via : Initial Calibration

Instrument :
MSVOA_L
ClientSampleId :
VSTDICC001

Manual Integrations
APPROVED
Reviewed By :Semsettin Yesilyurt 09/17/2024
Supervised By :Mahesh Dadoda 09/17/2024

Compound	R.T.	QIon	Response	Conc	Units		Dev(Min)
Internal Standards							
1) Bromochloromethane	5.172	49	1163991	10.000	ppbv		0.00
33) 1,4-Difluorobenzene	6.632	114	3218358	10.000	ppbv		0.00
55) Chlorobenzene-d5	11.445	117	2901355	10.000	ppbv		0.00
System Monitoring Compounds							
68) 1-Bromo-4-Fluorobenzene	13.754	95	2171693	9.726	ppbv		0.00
Spiked Amount 10.000	Range 65 - 135		Recovery = 97.300%				
Target Compounds							Qvalue
2) Dichlorodifluoromethane	2.716	85	176543	0.882	ppbv		100
3) Chlorodifluoromethane	2.658	51	143593	1.036	ppbv		99
4) Chloromethane	2.796	50	78805m	1.069	ppbv		
5) Vinyl Chloride	2.906	62	73731	1.015	ppbv		99
6) Bromomethane	3.105	94	32268	0.864	ppbv		86
7) Chloroethane	3.182	64	25889	1.033	ppbv		91
8) Dichlorotetrafluoroethane	2.841	85	179916	1.014	ppbv		91
9) Propene	2.681	41	60205	0.946	ppbv		94
10) Heptane	7.565	43	136494	0.954	ppbv		99
11) Trichlorofluoromethane	3.545	101	190406	1.071	ppbv		99
12) 1,1,2-Trichlorotrifluo...	4.050	101	135246	1.056	ppbv		98
13) Ethanol	3.246	45	6603m	1.161	ppbv		
14) Bromoethene	3.353	108	48959	0.981	ppbv	#	92
15) Acetone	3.462	43	144857	1.095	ppbv		97
16) 1,3-Butadiene	2.970	39	71179	1.007	ppbv		100
17) tert-Butyl alcohol	3.867	59	132423	1.098	ppbv		96
18) 1,1-Dichloroethene	3.861	96	57053	1.042	ppbv		91
19) Isopropyl Alcohol	3.571	45	76655	0.991	ppbv	#	95
20) Methylene Chloride	3.915	84	55627	1.128	ppbv		97
21) Allyl Chloride	3.976	41	83509	0.963	ppbv		89
22) trans-1,2-Dichloroethene	4.426	96	53748	0.981	ppbv		96
23) Vinyl Acetate	4.610	43	75873	0.751	ppbv	#	93
24) 1,1-Dichloroethane	4.542	63	122972	1.034	ppbv		99
25) Ethyl Acetate	5.192	43	266035	1.013	ppbv		98
26) Hexane	5.195	57	107564	0.987	ppbv		92
27) Carbon Disulfide	4.105	76	109406	0.858	ppbv		96
28) Methyl tert-Butyl Ether	4.574	73	67246	0.978	ppbv		99
29) Chloroform	5.253	83	183121	1.030	ppbv		96
30) Cyclohexane	6.577	84	77992	0.879	ppbv		87
31) cis-1,2-Dichloroethene	5.060	61	103032	0.957	ppbv		98
32) 1,1,1-Trichloroethane	5.979	97	168967	0.976	ppbv		98
34) 2-Butanone	4.774	43	140700	0.904	ppbv		95
35) Carbon Tetrachloride	6.475	117	166616	0.939	ppbv		97
36) Benzene	6.349	78	217922	0.927	ppbv		97
37) 1,2-Dichloroethane	5.787	62	130607	0.992	ppbv		97
38) Trichloroethene	7.269	130	114753	1.065	ppbv		94
39) 1,2-Dichloropropane	7.050	63	89452	0.994	ppbv		92
40) 1,4-Dioxane	7.294	88	32240	0.891	ppbv	#	87
41) Tetrahydrofuran	5.552	42	82665m	0.928	ppbv		
42) Bromodichloromethane	7.230	83	179366	0.944	ppbv		99
43) Methyl Methacrylate	7.462	69	72483	0.860	ppbv		93
44) 2,2,4-Trimethylpentane	7.304	57	389526	0.992	ppbv		96
45) t-1,3-Dichloropropene	8.693	75	50543	0.651	ppbv		95

Quantitation Report (QT Reviewed)

Data Path : Z:\voasrv\HPCHEM1\MSVOA_L\Data\VL091624\
Data File : VL041594.D
Acq On : 16 Sep 2024 14:36
Operator : SY/MD
Sample : VSTDICC001
Misc : 400mL/MSVOA_L
ALS Vial : 1 Sample Multiplier: 1

Quant Time: Sep 16 20:15:06 2024
Quant Method : Z:\voasrv\HPCHEM1\MSVOA_L\methods\VL091624AIR.M
Quant Title : AIR ANALYSIS BY METHOD TO-15 Instrument: MSVOA_LFri Aug
QLast Update : Mon Sep 16 20:14:05 2024
Response via : Initial Calibration

Instrument :
MSVOA_L
ClientSampleId :
VSTDICC001

Manual Integrations
APPROVED
Reviewed By :Semsettin Yesilyurt 09/17/2024
Supervised By :Mahesh Dadoda 09/17/2024

Compound	R.T.	QIon	Response	Conc Units	Dev(Min)
46) cis-1,3-Dichloropropene	8.118	75	82468	0.736 ppbv	99
47) 1,1,2-Trichloroethane	8.873	97	97460	0.982 ppbv	94
48) Dibromochloromethane	9.687	129	137881	0.862 ppbv	99
49) Bromoform	12.388	173	116706	0.864 ppbv	97
50) 4-Methyl-2-Pentanone	8.172	43	224369	0.913 ppbv	99
51) 2-Hexanone	9.552	43	163976m	0.883 ppbv	
52) Tetrachloroethene	10.593	164	86388	0.951 ppbv	94
53) Toluene	9.198	91	226360	0.864 ppbv	99
54) 1,2-Dibromoethane	9.986	107	121996	0.924 ppbv	96
56) 1,1,1,2-Tetrachloroethane	11.487	131	116306	1.034 ppbv #	1
57) Chlorobenzene	11.503	112	222410	1.077 ppbv #	94
58) Ethyl Benzene	12.072	91	318095	0.951 ppbv	97
59) m/p-Xylene	12.346	91	564895m	1.957 ppbv	
60) o-Xylene	13.037	91	270052	0.989 ppbv	100
61) Styrene	12.879	104	98015	0.796 ppbv	97
62) Isopropylbenzene	14.008	105	423939	1.021 ppbv	98
63) 1,1,2,2-Tetrachloroethane	13.027	83	154402	0.895 ppbv	99
64) n-propylbenzene	14.895	120	103274	0.952 ppbv	80
65) tert-Butylbenzene	16.072	119	388333	1.036 ppbv	98
66) Benzyl Chloride	16.313	91	18633m	0.775 ppbv	
67) sec-Butylbenzene	16.616	105	546134	1.057 ppbv	99
69) p-Isopropyltoluene	16.976	119	428199	0.999 ppbv	97
70) n-Butylbenzene	17.870	91	456221	1.038 ppbv	96
71) 2-Chlorotoluene	14.780	91	303828	0.992 ppbv	100
72) 4-Ethyltoluene	15.172	105	315109	0.980 ppbv #	97
73) 1,3,5-Trimethylbenzene	15.330	105	282986	1.022 ppbv	97
74) 1,2,4-Trimethylbenzene	16.082	105	342646m	1.064 ppbv	
75) 1,3-Dichlorobenzene	16.307	146	206679	1.021 ppbv	96
76) 1,4-Dichlorobenzene	16.452	146	205278	1.047 ppbv	97
77) 1,2-Dichlorobenzene	17.124	146	206345	1.028 ppbv	96
78) Hexachloro-1,3-Butadiene	22.609	225	180258m	1.053 ppbv	
79) Naphthalene	21.368	128	252197m	0.887 ppbv	
80) Naphthalene,2-methyl-	24.358	142	126259m	0.530 ppbv	
81) 1,2,4-Trichlorobenzene	21.124	180	145946	0.863 ppbv	97

(#) = qualifier out of range (m) = manual integration (+) = signals summed

Quantitation Report   (QT Reviewed)

```
Data Path : Z:\voasrv\HPCHEM1\MSVOA_L\Data\VL091624\
Data File : VL041594.D
Acq On    : 16 Sep 2024  14:36
Operator  : SY/MD
Sample    : VSTDICC001
Misc      : 400mL/MSVOA_L
ALS Vial  : 1   Sample Multiplier: 1

Quant Time: Sep 16 20:15:06 2024
Quant Method : Z:\voasrv\HPCHEM1\MSVOA_L\methods\VL091624AIR.M
Quant Title  : AIR ANALYSIS BY METHOD TO-15   Instrument: MSVOA_LFri Aug
QLast Update : Mon Sep 16 20:14:05 2024
Response via : Initial Calibration
```

Instrument :
MSVOA_L
ClientSampleId :
VSTDICC001

Manual Integrations
APPROVED

Reviewed By :Semsettin Yesilyurt   09/17/2024
Supervised By :Mahesh Dadoda   09/17/2024

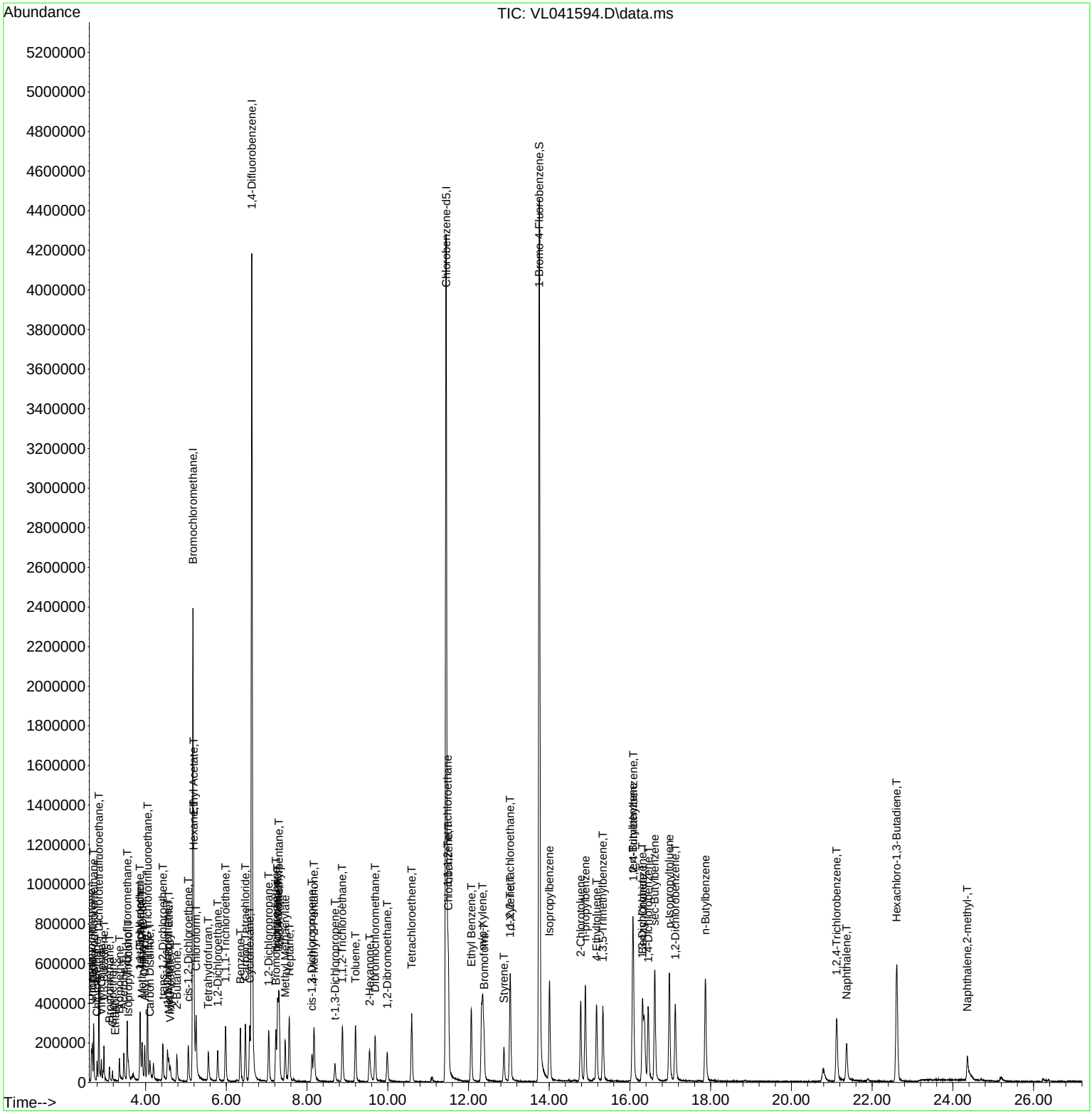

Quantitation Report (QT Reviewed)

Data Path : Z:\voasrv\HPCHEM1\MSVOA_L\Data\VL091624\
Data File : VL041596.D
Acq On : 16 Sep 2024 15:56
Operator : SY/MD
Sample : VSTDICC0.1
Misc : 400mL/MSVOA_L
ALS Vial : 1 Sample Multiplier: 1

Quant Time: Sep 17 03:12:36 2024
Quant Method : Z:\voasrv\HPCHEM1\MSVOA_L\methods\VL091624AIR.M
Quant Title : AIR ANALYSIS BY METHOD TO-15 Instrument: MSVOA_LFri Aug
QLast Update : Tue Sep 17 02:32:57 2024
Response via : Initial Calibration

Instrument :
MSVOA_L
ClientSampleId :
VSTDICC0.1

Manual Integrations
APPROVED
Reviewed By :Semsettin Yesilyurt 09/17/2024
Supervised By :Mahesh Dadoda 09/17/2024

Compound	R.T.	QIon	Response	Conc	Units	Dev(Min)
Internal Standards						
1) Bromochloromethane	5.176	49	1150062	10.000	ppbv	0.00
33) 1,4-Difluorobenzene	6.632	114	3120058	10.000	ppbv	0.00
55) Chlorobenzene-d5	11.445	117	2779435	10.000	ppbv	0.00
System Monitoring Compounds						
68) 1-Bromo-4-Fluorobenzene	13.754	95	2086516	9.823	ppbv	0.00
Spiked Amount 10.000	Range 65 - 135		Recovery = 98.200%			
Target Compounds						Qvalue
5) Vinyl Chloride	2.915	62	6034m	0.084	ppbv	
32) 1,1,1-Trichloroethane	5.986	97	13088m	0.076	ppbv	
35) Carbon Tetrachloride	6.468	117	12312m	0.072	ppbv	
38) Trichloroethene	7.272	130	9519m	0.089	ppbv	
52) Tetrachloroethene	10.590	164	6744m	0.077	ppbv	
54) 1,2-Dibromoethane	9.979	107	8094m	0.064	ppbv	
63) 1,1,2,2-Tetrachloroethane	13.037	83	10963m	0.068	ppbv	
79) Naphthalene	21.374	128	8646m	0.032	ppbv	

(#) = qualifier out of range (m) = manual integration (+) = signals summed

Quantitation Report (QT Reviewed)

Data Path : Z:\voasrv\HPCHEM1\MSVOA_L\Data\VL091624\
Data File : VL041596.D
Acq On : 16 Sep 2024 15:56
Operator : SY/MD
Sample : VSTDICC0.1
Misc : 400mL/MSVOA_L
ALS Vial : 1 Sample Multiplier: 1

Quant Time: Sep 17 03:12:36 2024
Quant Method : Z:\voasrv\HPCHEM1\MSVOA_L\methods\VL091624AIR.M
Quant Title : AIR ANALYSIS BY METHOD TO-15 Instrument: MSVOA_LFri Aug
QLast Update : Tue Sep 17 02:32:57 2024
Response via : Initial Calibration

Instrument :
MSVOA_L
ClientSampleId :
VSTDICC0.1

Manual Integrations
APPROVED
Reviewed By :Semsettin Yesilyurt 09/17/2024
Supervised By :Mahesh Dadoda 09/17/2024

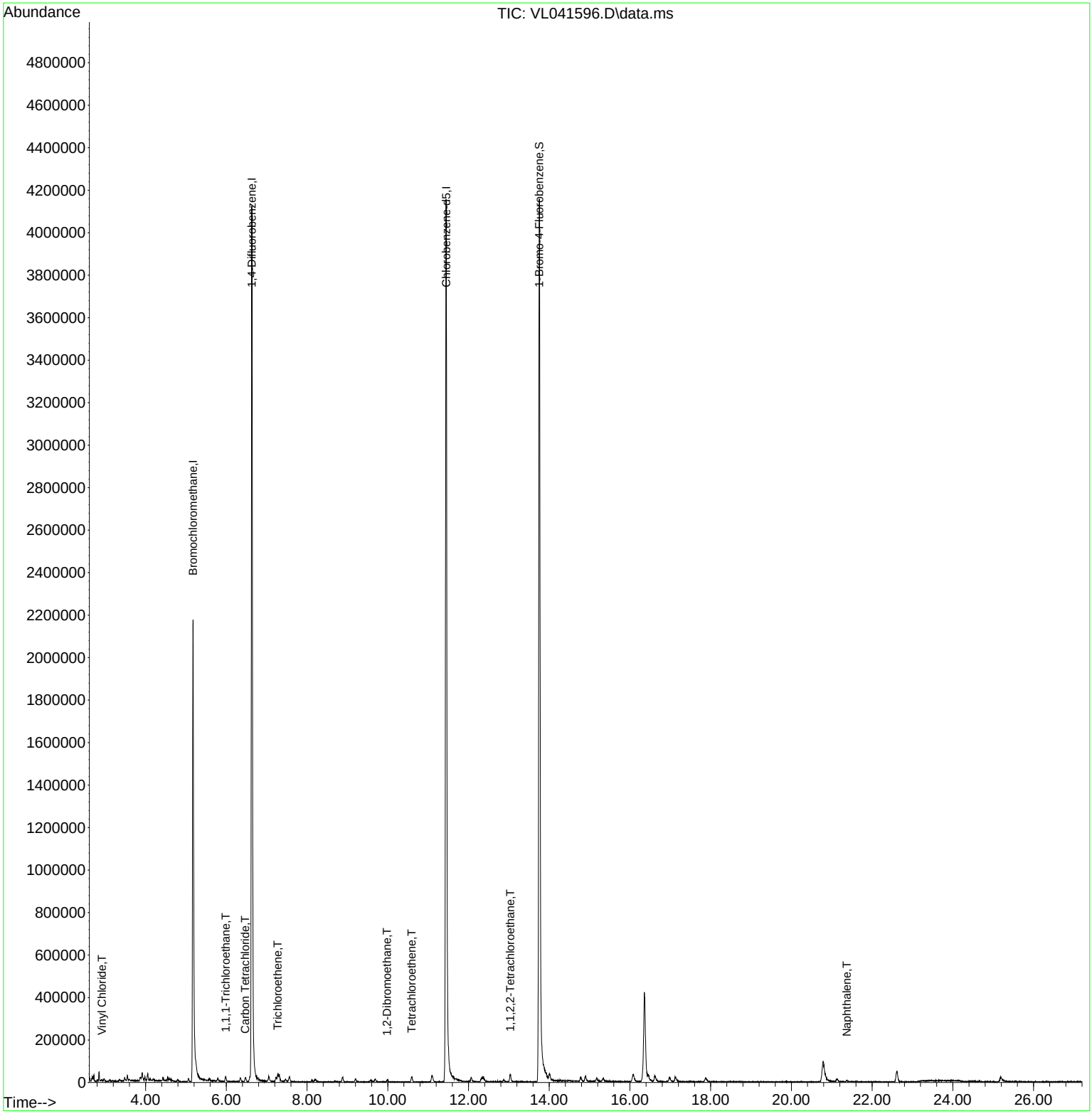

Quantitation Report (QT Reviewed)

Data Path : Z:\voasrv\HPCHEM1\MSVOA_L\Data\VL091624\
Data File : VL041597.D
Acq On : 16 Sep 2024 16:38
Operator : SY/MD
Sample : VSTDICC0.03
Misc : 400mL/MSVOA_L
ALS Vial : 1 Sample Multiplier: 1

Quant Time: Sep 17 05:05:22 2024
Quant Method : Z:\voasrv\HPCHEM1\MSVOA_L\methods\VL091624AIR.M
Quant Title : AIR ANALYSIS BY METHOD TO-15 Instrument: MSVOA_LFri Aug
QLast Update : Tue Sep 17 04:57:28 2024
Response via : Initial Calibration

Instrument :
MSVOA_L
ClientSampleId :
VSTDICC0.03

Manual Integrations
APPROVED
Reviewed By :Semsettin Yesilyurt 09/17/2024
Supervised By :Mahesh Dadoda 09/17/2024

Compound	R.T.	QIon	Response	Conc	Units	Dev(Min)
Internal Standards						
1) Bromochloromethane	5.173	49	1115440	10.000	ppbv	0.00
33) 1,4-Difluorobenzene	6.632	114	3030679	10.000	ppbv	0.00
55) Chlorobenzene-d5	11.439	117	2692276	10.000	ppbv	0.00
System Monitoring Compounds						
68) 1-Bromo-4-Fluorobenzene	13.751	95	1983531	9.951	ppbv	0.00
Spiked Amount 10.000	Range 65 - 135		Recovery = 99.500%			
Target Compounds						Qvalue
5) Vinyl Chloride	2.906	62	1537m	0.024	ppbv	
32) 1,1,1-Trichloroethane	5.976	97	3900m	0.026	ppbv	
35) Carbon Tetrachloride	6.475	117	3299m	0.023	ppbv	
38) Trichloroethene	7.269	130	3158m	0.029	ppbv	
52) Tetrachloroethene	10.581	164	1981m	0.026	ppbv	
63) 1,1,2,2-Tetrachloroethane	13.040	83	3376m	0.027	ppbv	

(#) = qualifier out of range (m) = manual integration (+) = signals summed

Quantitation Report (QT Reviewed)

Data Path : Z:\voasrv\HPCHEM1\MSVOA_L\Data\VL091624\
Data File : VL041597.D
Acq On : 16 Sep 2024 16:38
Operator : SY/MD
Sample : VSTDICC0.03
Misc : 400mL/MSVOA_L
ALS Vial : 1 Sample Multiplier: 1

Quant Time: Sep 17 05:05:22 2024
Quant Method : Z:\voasrv\HPCHEM1\MSVOA_L\methods\VL091624AIR.M
Quant Title : AIR ANALYSIS BY METHOD TO-15 Instrument: MSVOA_LFri Aug
QLast Update : Tue Sep 17 04:57:28 2024
Response via : Initial Calibration

Instrument :
MSVOA_L
ClientSampleId :
VSTDICC0.03

Manual Integrations
APPROVED
Reviewed By :Semsettin Yesilyurt 09/17/2024
Supervised By :Mahesh Dadoda 09/17/2024

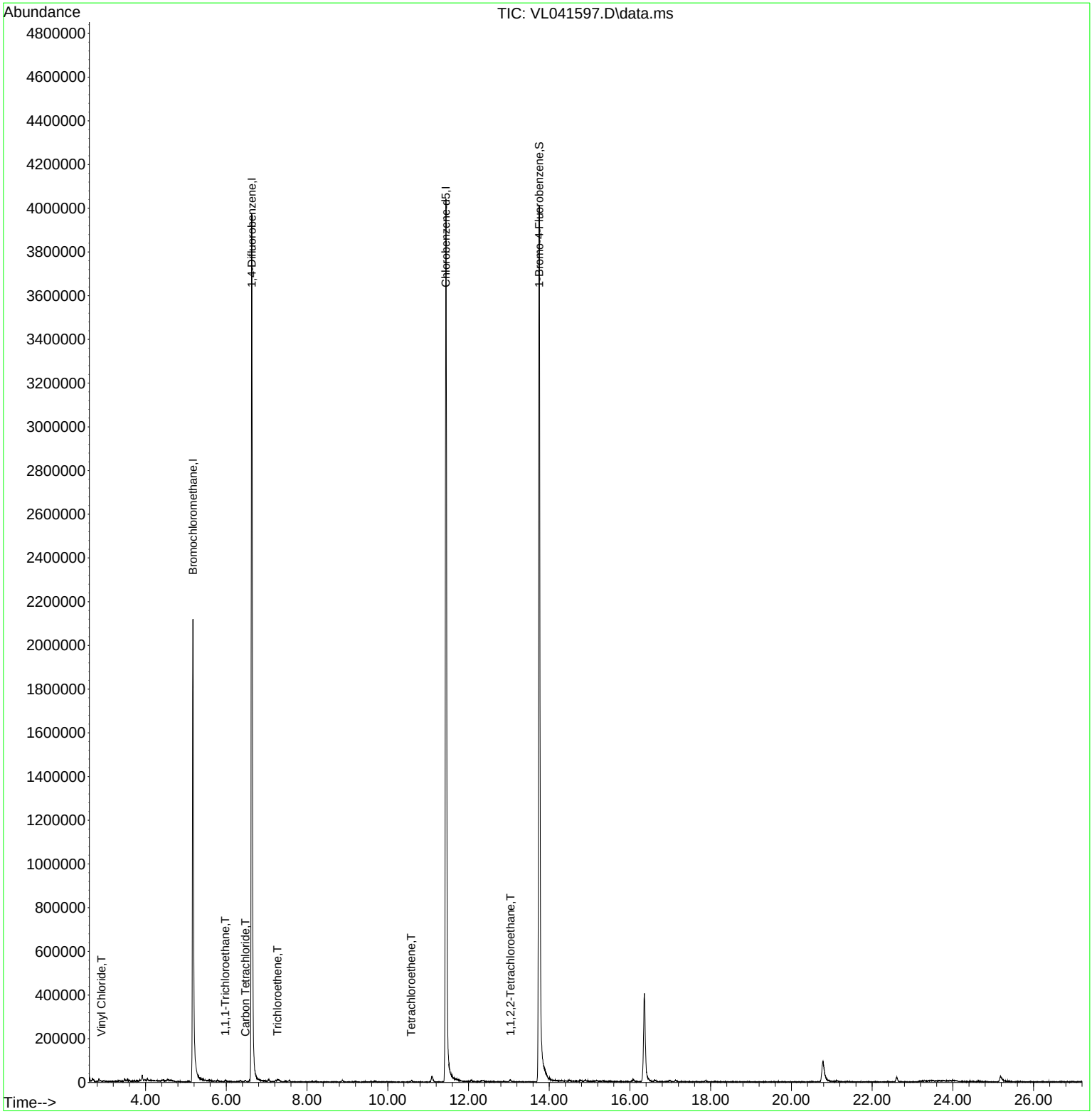

Quantitation Report (QT Reviewed)

Data Path : Z:\voasrv\HPCHEM1\MSVOA_L\Data\VL091624\
Data File : VL041598.D
Acq On : 16 Sep 2024 17:20
Operator : SY/MD
Sample : VSTDICC015
Misc : 400mL/MSVOA_L
ALS Vial : 1 Sample Multiplier: 1

Quant Time: Sep 17 09:14:19 2024
Quant Title :
QLast Update : Tue Sep 17 09:12:21 2024
Response via : Initial Calibration

Instrument :
MSVOA_L
ClientSampleId :
VSTDICC015

Manual Integrations
APPROVED
Reviewed By :Semsettin Yesilyurt 09/17/2024
Supervised By :Mahesh Dadoda 09/17/2024

Compound	R.T.	QIon	Response	Conc	Units	Dev(Min)
Internal Standards						
1) Bromochloromethane	5.176	49	1175483	10.000	ppbv	0.00
33) 1,4-Difluorobenzene	6.639	114	3256634	10.000	ppbv	0.00
55) Chlorobenzene-d5	11.449	117	3327610m	10.000	ppbv	0.00
System Monitoring Compounds						
68) 1-Bromo-4-Fluorobenzene	13.757	95	2332788	9.110	ppbv	0.00
Spiked Amount 10.000	Range 65 - 135		Recovery = 91.100%			
Target Compounds						Qvalue
2) Dichlorodifluoromethane	2.719	85	1900049	9.396	ppbv	100
3) Chlorodifluoromethane	2.664	51	1860879	13.298	ppbv	99
4) Chloromethane	2.803	50	1044613m	14.035	ppbv	
5) Vinyl Chloride	2.909	62	1021949	13.930	ppbv	99
6) Bromomethane	3.105	94	462431	12.264	ppbv	99
7) Chloroethane	3.185	64	360774	14.249	ppbv	98
8) Dichlorotetrafluoroethane	2.845	85	2287936	12.769	ppbv	99
9) Propene	2.684	41	862437	13.416	ppbv	100
10) Heptane	7.561	43	2181339	15.103	ppbv	100
11) Trichlorofluoromethane	3.549	101	2384942	13.280	ppbv	99
12) 1,1,2-Trichlorotrifluo...	4.050	101	1737916	13.439	ppbv	99
13) Ethanol	3.234	45	32379m	5.636	ppbv	
14) Bromoethene	3.353	108	722975	14.340	ppbv	100
15) Acetone	3.452	43	1746071	13.073	ppbv	99
16) 1,3-Butadiene	2.973	39	997661	13.981	ppbv	99
17) tert-Butyl alcohol	3.861	59	1826662	14.996	ppbv	99
18) 1,1-Dichloroethene	3.864	96	783989	14.172	ppbv	98
19) Isopropyl Alcohol	3.562	45	998621	12.789	ppbv	100
20) Methylene Chloride	3.918	84	642783	12.906	ppbv	93
21) Allyl Chloride	3.979	41	1225956	13.997	ppbv	99
22) trans-1,2-Dichloroethene	4.430	96	781882	14.136	ppbv	99
23) Vinyl Acetate	4.610	43	1212589	11.888	ppbv #	98
24) 1,1-Dichloroethane	4.549	63	1656513	13.792	ppbv	99
25) Ethyl Acetate	5.185	43	3850317	14.511	ppbv	99
26) Hexane	5.195	57	1577948	14.336	ppbv	99
27) Carbon Disulfide	4.108	76	1898447	14.743	ppbv	99
28) Methyl tert-Butyl Ether	4.568	73	934921	13.469	ppbv	100
29) Chloroform	5.259	83	2472134	13.770	ppbv	98
30) Cyclohexane	6.584	84	1384242	15.443	ppbv	96
31) cis-1,2-Dichloroethene	5.063	61	1572482	14.462	ppbv	99
32) 1,1,1-Trichloroethane	5.986	97	2449235	14.015	ppbv	99
34) 2-Butanone	4.767	43	2226315	14.132	ppbv	99
35) Carbon Tetrachloride	6.478	117	2562607	14.267	ppbv	99
36) Benzene	6.352	78	3400759	14.291	ppbv	98
37) 1,2-Dichloroethane	5.790	62	1894411	14.224	ppbv	99
38) Trichloroethene	7.272	130	1777141	16.301	ppbv	97
39) 1,2-Dichloropropane	7.057	63	1318620	14.474	ppbv	99
40) 1,4-Dioxane	7.266	88	453503	12.392	ppbv #	47
41) Tetrahydrofuran	5.536	42	1391996	15.449	ppbv	100
42) Bromodichloromethane	7.233	83	2707351	14.078	ppbv	97
43) Methyl Methacrylate	7.455	69	1368120	16.033	ppbv	98
44) 2,2,4-Trimethylpentane	7.307	57	5619291	14.138	ppbv	99
45) t-1,3-Dichloropropene	8.693	75	1264444	16.099	ppbv	100
46) cis-1,3-Dichloropropene	8.124	75	1733083	15.281	ppbv	100

Quantitation Report (QT Reviewed)

Data Path : Z:\voasrv\HPCHEM1\MSVOA_L\Data\VL091624\
Data File : VL041598.D
Acq On : 16 Sep 2024 17:20
Operator : SY/MD
Sample : VSTDICC015
Misc : 400mL/MSVOA_L
ALS Vial : 1 Sample Multiplier: 1

Quant Time: Sep 17 09:14:19 2024
Quant Title :
QLast Update : Tue Sep 17 09:12:21 2024
Response via : Initial Calibration

Instrument :
MSVOA_L
ClientSampleId :
VSTDICC015

Manual Integrations
APPROVED
Reviewed By :Semsettin Yesilyurt 09/17/2024
Supervised By :Mahesh Dadoda 09/17/2024

	Compound	R.T.	QIon	Response	Conc Units	Dev(Min)
47)	1,1,2-Trichloroethane	8.880	97	1416240	14.103 ppbv	97
48)	Dibromochloromethane	9.693	129	2380715	14.716 ppbv	99
49)	Bromoform	12.388	173	2103505	15.393 ppbv	100
50)	4-Methyl-2-Pentanone	8.159	43	3768387	15.162 ppbv	99
51)	2-Hexanone	9.529	43	3039864	16.175 ppbv	98
52)	Tetrachloroethene	10.597	164	1298509	14.122 ppbv	99
53)	Toluene	9.204	91	3987119	15.042 ppbv	99
54)	1,2-Dibromoethane	9.989	107	1951435	14.599 ppbv	100
56)	1,1,1,2-Tetrachloroethane	11.490	131	1724113	13.360 ppbv #	92
57)	Chlorobenzene	11.507	112	3100633	13.087 ppbv	98
58)	Ethyl Benzene	12.069	91	5323752	13.880 ppbv	100
59)	m/p-Xylene	12.352	91	9021854m	27.249 ppbv	
60)	o-Xylene	13.037	91	4380559	13.986 ppbv	99
61)	Styrene	12.879	104	2207148	15.620 ppbv	100
62)	Isopropylbenzene	14.011	105	6290796	13.212 ppbv	99
63)	1,1,2,2-Tetrachloroethane	13.027	83	2059305	10.412 ppbv	99
64)	n-propylbenzene	14.899	120	1733510	13.926 ppbv	94
65)	tert-Butylbenzene	16.072	119	5661694	13.165 ppbv	99
66)	Benzyl Chloride	16.304	91	343877	12.466 ppbv	97
67)	sec-Butylbenzene	16.616	105	7844186	13.238 ppbv	98
69)	p-Isopropyltoluene	16.976	119	6613794	13.451 ppbv	99
70)	n-Butylbenzene	17.863	91	6825900	13.542 ppbv	99
71)	2-Chlorotoluene	14.780	91	4774971	13.599 ppbv	99
72)	4-Ethyltoluene	15.172	105	5251979	14.243 ppbv	98
73)	1,3,5-Trimethylbenzene	15.330	105	4527850	14.254 ppbv	98
74)	1,2,4-Trimethylbenzene	16.088	105	4937113	13.368 ppbv	98
75)	1,3-Dichlorobenzene	16.313	146	3113298	13.410 ppbv	99
76)	1,4-Dichlorobenzene	16.455	146	3063921	13.630 ppbv	99
77)	1,2-Dichlorobenzene	17.120	146	3015374	13.102 ppbv	100
78)	Hexachloro-1,3-Butadiene	22.609	225	2302119	11.730 ppbv	99
79)	Naphthalene	21.358	128	4916804	15.084 ppbv	99
80)	Naphthalene,2-methyl-	24.355	142	3899900	14.273 ppbv	99
81)	1,2,4-Trichlorobenzene	21.117	180	2616194	13.487 ppbv	99

(#) = qualifier out of range (m) = manual integration (+) = signals summed

Quantitation Report (QT Reviewed)

Data Path : Z:\voasrv\HPCHEM1\MSVOA_L\Data\VL091624\
Data File : VL041598.D
Acq On : 16 Sep 2024 17:20
Operator : SY/MD
Sample : VSTDICC015
Misc : 400mL/MSVOA_L
ALS Vial : 1 Sample Multiplier: 1

Quant Time: Sep 17 09:14:19 2024
Quant Title :
QLast Update : Tue Sep 17 09:12:21 2024
Response via : Initial Calibration

Instrument :
MSVOA_L
ClientSampleId :
VSTDICC015

Manual Integrations
APPROVED
Reviewed By :Semsettin Yesilyurt 09/17/2024
Supervised By :Mahesh Dadoda 09/17/2024

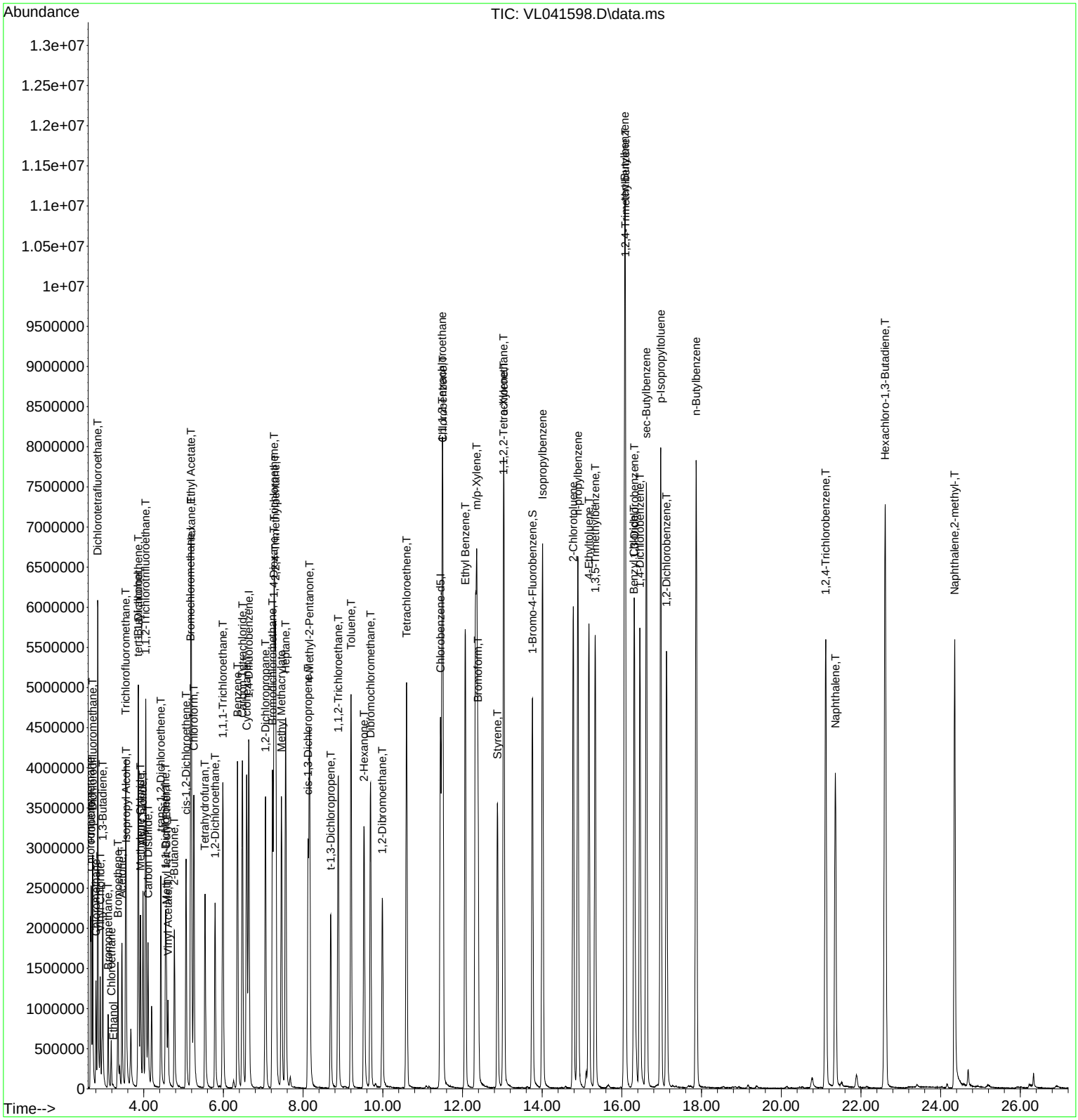

Quantitation Report (QT Reviewed)

Data Path : Z:\voasrv\HPCHEM1\MSVOA_L\Data\VL091624\
Data File : VL041599.D
Acq On : 16 Sep 2024 18:46
Operator : SY/MD
Sample : VSTDICV010
Misc : 400mL/MSVOA_L
ALS Vial : 1 Sample Multiplier: 1

Instrument :
MSVOA_L
ClientSampleId :
ICVVL091624

Quant Time: Sep 17 09:18:19 2024
Quant Method : Z:\voasrv\HPCHEM1\MSVOA_L\methods\VL091624AIR.M
Quant Title : AIR ANALYSIS BY METHOD TO-15 Instrument: MSVOA_LFri Aug 2
QLast Update : Tue Sep 17 09:12:21 2024
Response via : Initial Calibration

Manual Integrations APPROVED
Reviewed By :Semsettin Yesilyurt 09/17/2024
Supervised By :Mahesh Dadoda 09/17/2024

Compound	R.T.	QIon	Response	Conc	Units	Dev(Min)
Internal Standards						
1) Bromochloromethane	5.176	49	1211658	10.000	ppbv	0.00
33) 1,4-Difluorobenzene	6.636	114	3308799	10.000	ppbv	0.00
55) Chlorobenzene-d5	11.449	117	3161469m	10.000	ppbv	0.00
System Monitoring Compounds						
68) 1-Bromo-4-Fluorobenzene	13.751	95	2308391	9.919	ppbv	0.00
Spiked Amount 10.000	Range 65 - 135		Recovery = 99.200%			
Target Compounds						Qvalue
2) Dichlorodifluoromethane	2.723	85	1544917	8.829	ppbv	99
3) Chlorodifluoromethane	2.668	51	1323860	9.008	ppbv	99
4) Chloromethane	2.806	50	724772	8.966	ppbv	95
5) Vinyl Chloride	2.912	62	707659	10.111	ppbv	99
6) Bromomethane	3.108	94	319232	9.168	ppbv	99
7) Chloroethane	3.189	64	251821	9.251	ppbv	99
8) Dichlorotetrafluoroethane	2.848	85	1641100	8.941	ppbv	98
9) Propene	2.687	41	640849	10.338	ppbv	100
10) Heptane	7.565	43	1512434	10.420	ppbv	100
11) Trichlorofluoromethane	3.552	101	1652570	8.875	ppbv	99
12) 1,1,2-Trichlorotrifluo...	4.054	101	1197204	8.877	ppbv	99
13) Ethanol	3.240	45	22445m	4.816	ppbv	
14) Bromoethene	3.356	108	497665	9.732	ppbv	98
15) Acetone	3.456	43	1235854	8.124	ppbv	99
16) 1,3-Butadiene	2.977	39	708349	9.574	ppbv	99
17) tert-Butyl alcohol	3.864	59	1338127	10.002	ppbv	100
18) 1,1-Dichloroethene	3.867	96	531734	9.314	ppbv	99
19) Isopropyl Alcohol	3.562	45	679011	8.720	ppbv	99
20) Methylene Chloride	3.919	84	447442	7.830	ppbv	95
21) Allyl Chloride	3.983	41	870229	9.870	ppbv	100
22) trans-1,2-Dichloroethene	4.433	96	544525	9.561	ppbv	99
23) Vinyl Acetate	4.610	43	879864	10.516	ppbv #	97
24) 1,1-Dichloroethane	4.549	63	1155920	9.204	ppbv	99
25) Ethyl Acetate	5.189	43	2756002	10.092	ppbv	99
26) Hexane	5.195	57	1129442	9.917	ppbv	99
27) Carbon Disulfide	4.112	76	1301729	10.753	ppbv	99
28) Methyl tert-Butyl Ether	4.571	73	708243	10.087	ppbv	99
29) Chloroform	5.259	83	1692873	9.084	ppbv	100
30) Cyclohexane	6.587	84	939832	10.706	ppbv	98
31) cis-1,2-Dichloroethene	5.063	61	1109424	10.261	ppbv	98
32) 1,1,1-Trichloroethane	5.986	97	1671780	10.071	ppbv	99
34) 2-Butanone	4.771	43	1595025	10.110	ppbv	99
35) Carbon Tetrachloride	6.475	117	1729977	10.656	ppbv	98
36) Benzene	6.353	78	2377400	10.346	ppbv	100
37) 1,2-Dichloroethane	5.790	62	1303965	9.780	ppbv	99
38) Trichloroethene	7.272	130	1220709	10.316	ppbv	99
39) 1,2-Dichloropropane	7.057	63	924715	9.892	ppbv	97
40) 1,4-Dioxane	7.269	88	268441m	7.618	ppbv	
41) Tetrahydrofuran	5.539	42	998000	11.494	ppbv	100
42) Bromodichloromethane	7.230	83	1853470	9.992	ppbv	99
43) Methyl Methacrylate	7.455	69	952193	11.579	ppbv	98
44) 2,2,4-Trimethylpentane	7.308	57	3942109	9.916	ppbv	99
45) t-1,3-Dichloropropene	8.693	75	854719	12.892	ppbv	97

Quantitation Report (QT Reviewed)

Data Path : Z:\voasrv\HPCHEM1\MSVOA_L\Data\VL091624\
Data File : VL041599.D
Acq On : 16 Sep 2024 18:46
Operator : SY/MD
Sample : VSTDICV010
Misc : 400mL/MSVOA_L
ALS Vial : 1 Sample Multiplier: 1

Quant Time: Sep 17 09:18:19 2024
Quant Method : Z:\voasrv\HPCHEM1\MSVOA_L\methods\VL091624AIR.M
Quant Title : AIR ANALYSIS BY METHOD TO-15 Instrument: MSVOA_LFri Aug 2
QLast Update : Tue Sep 17 09:12:21 2024
Response via : Initial Calibration

Instrument :
MSVOA_L
ClientSampleId :
ICVVL091624

Manual Integrations
APPROVED
Reviewed By :Semsettin Yesilyurt 09/17/2024
Supervised By :Mahesh Dadoda 09/17/2024

Compound	R.T.	QIon	Response	Conc	Units	Dev(Min)
46) cis-1,3-Dichloropropene	8.124	75	1179959	12.148	ppbv	98
47) 1,1,2-Trichloroethane	8.880	97	965904	9.731	ppbv	97
48) Dibromochloromethane	9.690	129	1596069	10.613	ppbv	100
49) Bromoform	12.388	173	1398574	10.834	ppbv	99
50) 4-Methyl-2-Pentanone	8.163	43	2618515	10.747	ppbv	99
51) 2-Hexanone	9.529	43	2107044	11.433	ppbv #	99
52) Tetrachloroethene	10.594	164	876069	10.529	ppbv	97
53) Toluene	9.201	91	2736931	11.220	ppbv	100
54) 1,2-Dibromoethane	9.989	107	1334237	10.916	ppbv	99
56) 1,1,1,2-Tetrachloroethane	11.487	131	1153971	9.349	ppbv	100
57) Chlorobenzene	11.507	112	2110664	9.260	ppbv	98
58) Ethyl Benzene	12.066	91	3636857	10.746	ppbv	100
59) m/p-Xylene	12.352	91	6119550m	20.317	ppbv	
60) o-Xylene	13.034	91	2941243	10.185	ppbv	99
61) Styrene	12.873	104	1461911	12.117	ppbv	100
62) Isopropylbenzene	14.008	105	4273531	9.768	ppbv	100
63) 1,1,2,2-Tetrachloroethane	13.028	83	1389186	9.409	ppbv	99
64) n-propylbenzene	14.896	120	1144513	10.129	ppbv	99
65) tert-Butylbenzene	16.069	119	3822907	9.532	ppbv	99
66) Benzyl Chloride	16.304	91	212798	10.206	ppbv	100
67) sec-Butylbenzene	16.613	105	5350490	9.616	ppbv	100
69) p-Isopropyltoluene	16.973	119	4497521	9.986	ppbv	100
70) n-Butylbenzene	17.863	91	4595438	9.740	ppbv	100
71) 2-Chlorotoluene	14.780	91	3223465	10.013	ppbv	100
72) 4-Ethyltoluene	15.169	105	3524544	10.441	ppbv	99
73) 1,3,5-Trimethylbenzene	15.327	105	3014196	10.112	ppbv	98
74) 1,2,4-Trimethylbenzene	16.085	105	3320425	9.517	ppbv	99
75) 1,3-Dichlorobenzene	16.307	146	2073354	9.482	ppbv	100
76) 1,4-Dichlorobenzene	16.452	146	2027061	9.675	ppbv	99
77) 1,2-Dichlorobenzene	17.117	146	1996843	9.250	ppbv	100
78) Hexachloro-1,3-Butadiene	22.612	225	1507968m	8.468	ppbv	
79) Naphthalene	21.355	128	3203623	12.476	ppbv	98
80) Naphthalene,2-methyl-	24.349	142	2446937	13.599	ppbv	99
81) 1,2,4-Trichlorobenzene	21.114	180	1671079	10.236	ppbv	98

(#) = qualifier out of range (m) = manual integration (+) = signals summed

Quantitation Report (QT Reviewed)

Data Path : Z:\voasrv\HPCHEM1\MSVOA_L\Data\VL091624\
Data File : VL041599.D
Acq On : 16 Sep 2024 18:46
Operator : SY/MD
Sample : VSTDICV010
Misc : 400mL/MSVOA_L
ALS Vial : 1 Sample Multiplier: 1

Quant Time: Sep 17 09:18:19 2024
Quant Method : Z:\voasrv\HPCHEM1\MSVOA_L\methods\VL091624AIR.M
Quant Title : AIR ANALYSIS BY METHOD TO-15 Instrument: MSVOA_LFri Aug
QLast Update : Tue Sep 17 09:12:21 2024
Response via : Initial Calibration

Instrument :
MSVOA_L
ClientSampleId :
ICVVL091624

Manual Integrations APPROVED

Reviewed By :Semsettin Yesilyurt 09/17/2024
Supervised By :Mahesh Dadoda 09/17/2024

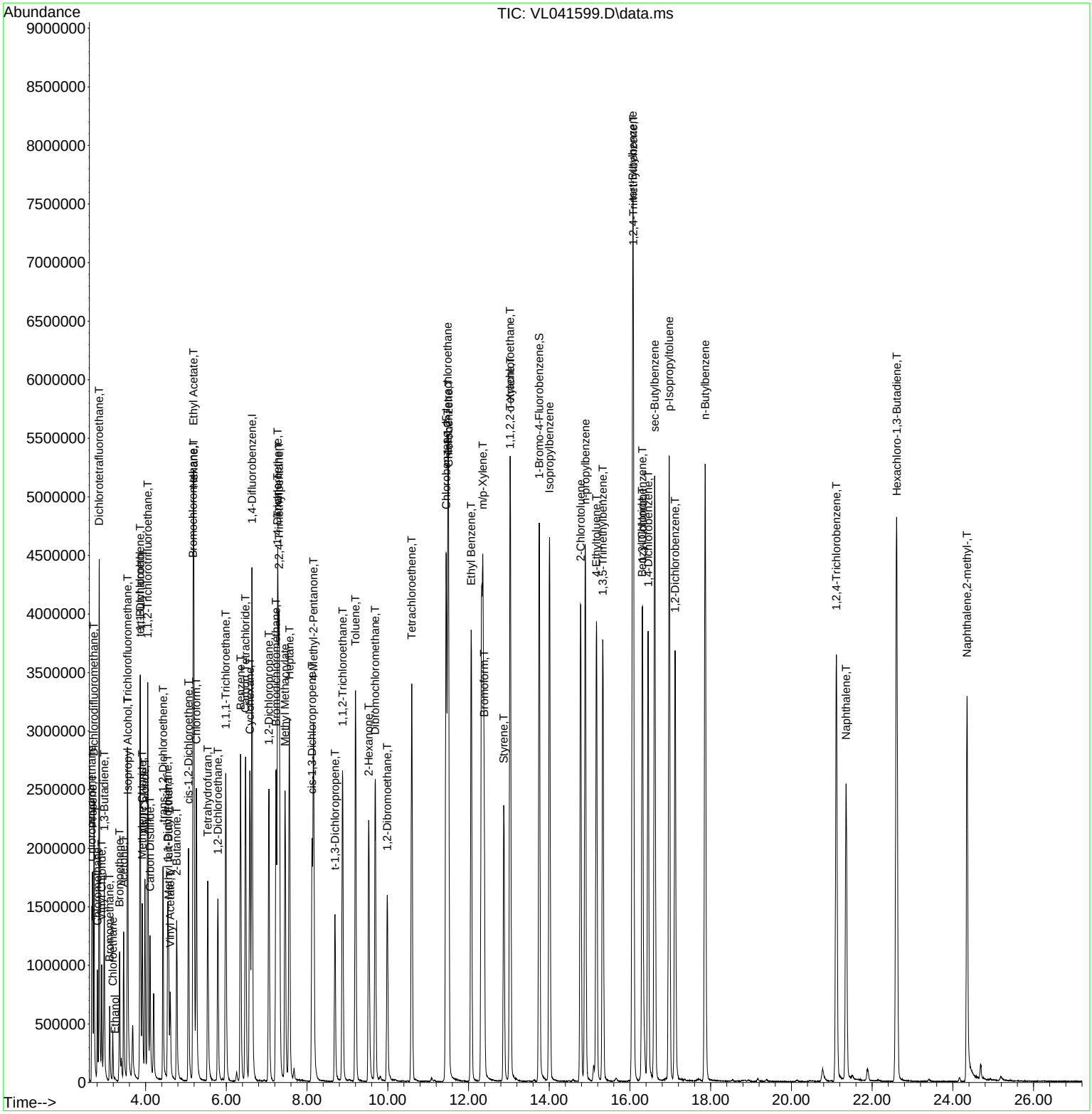

Evaluate Continuing Calibration Report

Data Path : Z:\voasrv\HPCHEM1\MSVOA_L\Data\VL091624\
Data File : VL041599.D
Acq On : 16 Sep 2024 18:46
Operator : SY/MD
Sample : VSTDICV010
Misc : 400mL/MSVOA_L
ALS Vial : 1 Sample Multiplier: 1

Instrument :
MSVOA_L
ClientSampleId :
ICVVL091624

Quant Time: Sep 17 09:18:19 2024
Quant Method : Z:\voasrv\HPCHEM1\MSVOA_L\methods\VL091624AIR.M
Quant Title : AIR ANALYSIS BY METHOD TO-15 Instrument: MSVOA_LFri Aug 26 06:05:16 2022
QLast Update : Tue Sep 17 09:12:21 2024
Response via : Initial Calibration

Min. RRF : 0.050 Min. Rel. Area : 20% Max. R.T. Dev 0.50min
Max. RRF Dev : 30% Max. Rel. Area : 150%

		Compound	AvgRF	CCRF	%Dev	Area%	Dev(min)
1	I	Bromochloromethane	1.000	1.000	0.0	105	0.00
2	T	Dichlorodifluoromethane	1.444	1.275	11.7	102	0.01
3		Chlorodifluoromethane	1.213	1.093	9.9	104	0.02
4		Chloromethane	0.667	0.598	10.3	103	0.02
5	T	Vinyl Chloride	0.578	0.584	-1.0	105	0.02
6	T	Bromomethane	0.287	0.263	8.4	101	0.01
7		Chloroethane	0.225	0.208	7.6	102	0.02
8	T	Dichlorotetrafluoroethane	1.515	1.354	10.6	100	0.01
9	T	Propene	0.512	0.529	-3.3	108	0.02
10	T	Heptane	1.198	1.248	-4.2	103	0.00
11	T	Trichlorofluoromethane	1.537	1.364	11.3	100	0.01
12	T	1,1,2-Trichlorotrifluoroeth	1.113	0.988	11.2	100	0.01
13		Ethanol	0.038	0.019#	50.0#	82	0.02
14	T	Bromoethene	0.422	0.411	2.6	102	0.01
15	T	Acetone	1.255	1.020	18.7	104	0.01
16	T	1,3-Butadiene	0.611	0.585	4.3	106	0.01
17		tert-Butyl alcohol	1.104	1.104	0.0	106	0.01
18	T	1,1-Dichloroethene	0.471	0.439	6.8	97	0.00
19	T	Isopropyl Alcohol	0.643	0.560	12.9	94	0.00
20	T	Methylene Chloride	0.472	0.369	21.8	100	0.00
21	T	Allyl Chloride	0.728	0.718	1.4	103	0.00
22	T	trans-1,2-Dichloroethene	0.470	0.449	4.5	103	0.01
23	T	Vinyl Acetate	0.691	0.726	-5.1	111	0.00
24	T	1,1-Dichloroethane	1.036	0.954	7.9	101	0.00
25	T	Ethyl Acetate	2.254	2.275	-0.9	105	0.00
26	T	Hexane	0.940	0.932	0.9	106	0.00
27	T	Carbon Disulfide	0.999	1.074	-7.5	102	0.01
28	T	Methyl tert-Butyl Ether	0.579	0.585	-1.0	110	0.00
29	T	Chloroform	1.538	1.397	9.2	101	0.00
30	T	Cyclohexane	0.725	0.776	-7.0	104	0.00
31	T	cis-1,2-Dichloroethene	0.892	0.916	-2.7	107	0.00
32	T	1,1,1-Trichloroethane	1.370	1.380	-0.7	101	0.00
33	I	1,4-Difluorobenzene	1.000	1.000	0.0	104	0.00
34	T	2-Butanone	0.477	0.482	-1.0	106	0.00
35	T	Carbon Tetrachloride	0.491	0.523	-6.5	100	0.00
36	T	Benzene	0.694	0.719	-3.6	104	0.00
37	T	1,2-Dichloroethane	0.403	0.394	2.2	102	0.00
38	T	Trichloroethene	0.358	0.369	-3.1	101	0.00
39	T	1,2-Dichloropropane	0.283	0.279	1.4	105	0.00
40	T	1,4-Dioxane	0.107	0.081	24.3	74	0.00
41	T	Tetrahydrofuran	0.262	0.302	-15.3	108	0.00
42	T	Bromodichloromethane	0.561	0.560	0.2	101	0.00
43		Methyl Methacrylate	0.249	0.288	-15.7	106	0.00
44	T	2,2,4-Trimethylpentane	1.202	1.191	0.9	102	0.00
45	T	t-1,3-Dichloropropene	0.200	0.258	-29.0	109	0.00
46	T	cis-1,3-Dichloropropene	0.294	0.357	-21.4	105	0.00
47	T	1,1,2-Trichloroethane	0.300	0.292	2.7	101	0.00
48	T	Dibromochloromethane	0.455	0.482	-5.9	101	0.00

Evaluate Continuing Calibration Report

Data Path : Z:\voasrv\HPCHEM1\MSVOA_L\Data\VL091624\
Data File : VL041599.D
Acq On : 16 Sep 2024 18:46
Operator : SY/MD
Sample : VSTDICV010
Misc : 400mL/MSVOA_L
ALS Vial : 1 Sample Multiplier: 1

Instrument :
MSVOA_L
ClientSampleId :
ICVVL091624

Quant Time: Sep 17 09:18:19 2024
Quant Method : Z:\voasrv\HPCHEM1\MSVOA_L\methods\VL091624AIR.M
Quant Title : AIR ANALYSIS BY METHOD TO-15 Instrument: MSVOA_LFri Aug 26 06:05:16 2022
QLast Update : Tue Sep 17 09:12:21 2024
Response via : Initial Calibration

Min. RRF : 0.050 Min. Rel. Area : 20% Max. R.T. Dev 0.50min
Max. RRF Dev : 30% Max. Rel. Area : 150%

		Compound	AvgRF	CCRF	%Dev	Area%	Dev(min)
49	T	Bromoform	0.390	0.423	-8.5	101	0.00
50	T	4-Methyl-2-Pentanone	0.736	0.791	-7.5	104	0.00
51	T	2-Hexanone	0.557	0.637	-14.4	105	0.00
52	T	Tetrachloroethene	0.251	0.265	-5.6	103	0.00
53	T	Toluene	0.737	0.827	-12.2	103	0.00
54	T	1,2-Dibromoethane	0.369	0.403	-9.2	103	0.00
55	I	Chlorobenzene-d5	1.000	1.000	0.0	103	0.00
56		1,1,1,2-Tetrachloroethane	0.390	0.365	6.4	99	0.00
57	T	Chlorobenzene	0.721	0.668	7.4	100	0.00
58	T	Ethyl Benzene	1.070	1.150	-7.5	101	0.00
59	T	m/p-Xylene	0.953	0.968	-1.6	100	0.00
60	T	o-Xylene	0.913	0.930	-1.9	100	0.00
61	T	Styrene	0.382	0.462	-20.9	102	0.00
62		Isopropylbenzene	1.384	1.352	2.3	100	0.00
63	T	1,1,2,2-Tetrachloroethane	0.467	0.439	6.0	99	0.00
64		n-propylbenzene	0.357	0.362	-1.4	100	0.00
65		tert-Butylbenzene	1.269	1.209	4.7	99	0.00
66	T	Benzyl Chloride	0.066	0.067	-1.5	103	0.00
67		sec-Butylbenzene	1.760	1.692	3.9	98	0.00
68	S	1-Bromo-4-Fluorobenzene	0.736	0.730	0.8	101	0.00
69		p-Isopropyltoluene	1.425	1.423	0.1	99	0.00
70		n-Butylbenzene	1.492	1.454	2.5	99	0.00
71		2-Chlorotoluene	1.018	1.020	-0.2	100	0.00
72	T	4-Ethyltoluene	1.068	1.115	-4.4	100	0.00
73	T	1,3,5-Trimethylbenzene	0.943	0.953	-1.1	99	0.00
74	T	1,2,4-Trimethylbenzene	1.104	1.050	4.9	99	0.00
75	T	1,3-Dichlorobenzene	0.692	0.656	5.2	99	0.00
76	T	1,4-Dichlorobenzene	0.663	0.641	3.3	100	0.00
77	T	1,2-Dichlorobenzene	0.683	0.632	7.5	99	0.00
78	T	Hexachloro-1,3-Butadiene	0.563	0.477	15.3	100	0.00
79	T	Naphthalene	0.812	1.013	-24.8	101	0.00
80	T	Naphthalene,2-methyl-	0.569	0.774	-36.0#	106	0.00
81	T	1,2,4-Trichlorobenzene	0.516	0.529	-2.5	100	0.00

(#) = Out of Range SPCC's out = 0 CCC's out = 0

BFB

Data Path : Z:\voasrv\HPCHEM1\MSVOA_L\Data\VL101024\
Data File : VL041633.D
Acq On : 10 Oct 2024 8:26
Operator : SY/MD
Sample : BFB
Misc : 400mL/MSVOA_L
ALS Vial : 1 Sample Multiplier: 1

Instrument :
MSVOA_L
ClientSampleId :
BFB

Integration File: RTEINT.P

Method : Z:\voasrv\HPCHEM1\MSVOA_L\methods\VL091624AIR.M
Title : AIR ANALYSIS BY METHOD TO-15 Instrument: MSVOA_LFri Aug 26 06:05:16 2022
Last Update : Tue Sep 17 09:12:21 2024

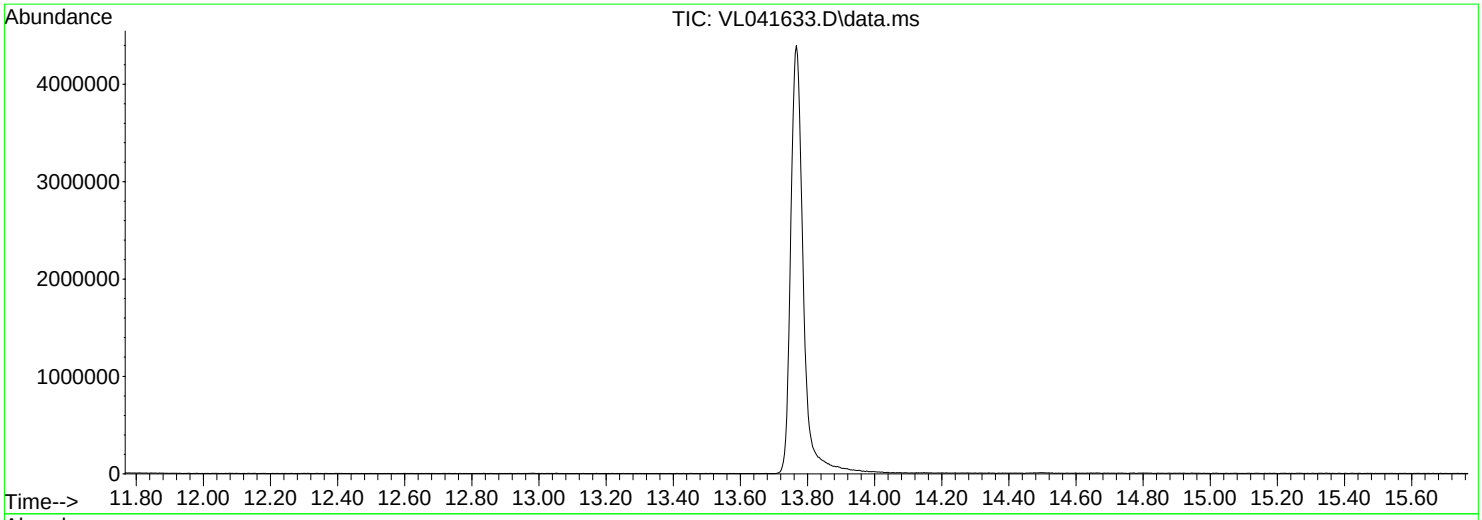

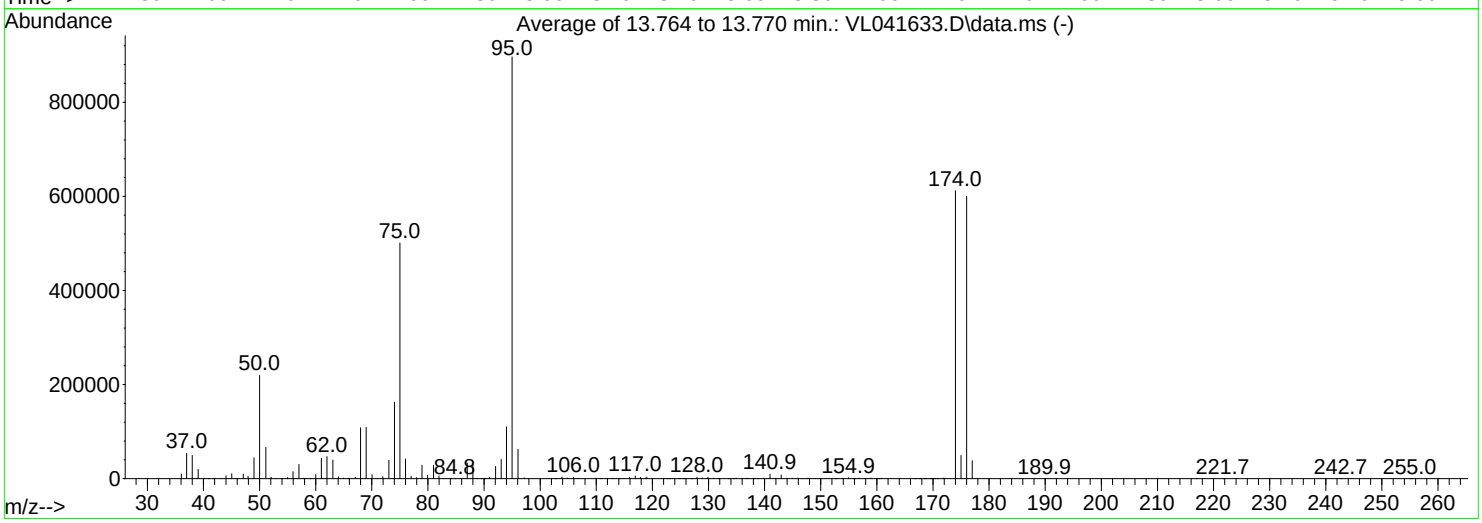

AutoFind: Scans 3471, 3472, 3473; Background Corrected with Scan 3447

Target Mass	Rel. to Mass	Lower Limit%	Upper Limit%	Rel. Abn%	Raw Abn	Result Pass/Fail
50	95	8	40	24.5	219669	PASS
75	95	30	66	55.9	500971	PASS
95	95	100	100	100.0	896555	PASS
96	95	5	9	7.0	62421	PASS
173	174	0.00	2	0.0	0	PASS
174	95	50	120	68.3	611947	PASS
175	174	4	9	8.1	49312	PASS
176	174	93	101	98.1	600021	PASS
177	176	5	9	6.4	38163	PASS

Quantitation Report (QT Reviewed)

Data Path : Z:\voasrv\HPCHEM1\MSVOA_L\Data\VL101024\
Data File : VL041634.D
Acq On : 10 Oct 2024 9:09
Operator : SY/MD
Sample : VSTDCCC010
Misc : 400mL/MSVOA_L
ALS Vial : 1 Sample Multiplier: 1

Quant Time: Oct 11 05:35:58 2024
Quant Method : Z:\voasrv\HPCHEM1\MSVOA_L\methods\VL091624AIR.M
Quant Title : AIR ANALYSIS BY METHOD TO-15 Instrument: MSVOA_LFri Aug
QLast Update : Tue Sep 17 09:12:21 2024
Response via : Initial Calibration

Instrument :
MSVOA_L
ClientSampleId :
VSTDCCC010

Manual Integrations
APPROVED
Reviewed By :Semsettin Yesilyurt 10/11/2024
Supervised By :Mahesh Dadoda 10/14/2024

Compound	R.T.	QIon	Response	Conc	Units		Dev(Min)
Internal Standards							
1) Bromochloromethane	5.176	49	1116594	10.000	ppbv		0.00
33) 1,4-Difluorobenzene	6.642	114	3049006	10.000	ppbv		0.01
55) Chlorobenzene-d5	11.455	117	2937125m	10.000	ppbv		0.00
System Monitoring Compounds							
68) 1-Bromo-4-Fluorobenzene	13.767	95	2153273	9.959	ppbv		0.02
Spiked Amount 10.000	Range 65 - 135		Recovery = 99.600%				
Target Compounds							Qvalue
2) Dichlorodifluoromethane	2.706	85	1130095	7.008	ppbv		97
3) Chlorodifluoromethane	2.648	51	1289856	9.524	ppbv		100
4) Chloromethane	2.787	50	712630	9.567	ppbv		97
5) Vinyl Chloride	2.896	62	691965	10.728	ppbv		97
6) Bromomethane	3.095	94	322241	10.042	ppbv		98
7) Chloroethane	3.172	64	246733	9.836	ppbv		98
8) Dichlorotetrafluoroethane	2.832	85	1655253	9.786	ppbv		100
9) Propene	2.668	41	599061	10.487	ppbv		100
10) Heptane	7.565	43	1495305	11.180	ppbv		99
11) Trichlorofluoromethane	3.539	101	1646387	9.595	ppbv		97
12) 1,1,2-Trichlorotrifluo...	4.044	101	1250671	10.064	ppbv		100
13) Ethanol	3.227	45	20300m	4.727	ppbv		
14) Bromoethene	3.343	108	495061	10.506	ppbv		99
15) Acetone	3.446	43	1249396	8.913	ppbv		99
16) 1,3-Butadiene	2.960	39	676168	9.917	ppbv		99
17) tert-Butyl alcohol	3.857	59	1191946	9.668	ppbv		100
18) 1,1-Dichloroethene	3.857	96	551572	10.484	ppbv		98
19) Isopropyl Alcohol	3.555	45	615386	8.575	ppbv	#	96
20) Methylene Chloride	3.912	84	464409	8.818	ppbv		95
21) Allyl Chloride	3.976	41	865624	10.654	ppbv		99
22) trans-1,2-Dichloroethene	4.426	96	570828	10.876	ppbv		99
23) Vinyl Acetate	4.606	43	903279	11.715	ppbv		99
24) 1,1-Dichloroethane	4.545	63	1207986	10.438	ppbv		99
25) Ethyl Acetate	5.188	43	2682283	10.659	ppbv		100
26) Hexane	5.195	57	1086351	10.351	ppbv		99
27) Carbon Disulfide	4.102	76	1341344	12.023	ppbv		100
28) Methyl tert-Butyl Ether	4.568	73	708228	10.946	ppbv		100
29) Chloroform	5.259	83	1696517	9.878	ppbv		97
30) Cyclohexane	6.584	84	922809	11.407	ppbv		99
31) cis-1,2-Dichloroethene	5.060	61	1042609	10.464	ppbv		98
32) 1,1,1-Trichloroethane	5.986	97	1677460	10.966	ppbv		99
34) 2-Butanone	4.767	43	1384558	9.523	ppbv		100
35) Carbon Tetrachloride	6.478	117	1727708	11.549	ppbv		98
36) Benzene	6.356	78	2326680	10.988	ppbv		99
37) 1,2-Dichloroethane	5.793	62	1288313	10.486	ppbv		99
38) Trichloroethene	7.278	130	1219672	11.185	ppbv		98
39) 1,2-Dichloropropane	7.063	63	892988	10.366	ppbv		97
40) 1,4-Dioxane	7.269	88	361348	11.128	ppbv	#	100
41) Tetrahydrofuran	5.542	42	947912	11.848	ppbv		99
42) Bromodichloromethane	7.237	83	1859423	10.878	ppbv		100
43) Methyl Methacrylate	7.462	69	903456	11.923	ppbv		100
44) 2,2,4-Trimethylpentane	7.314	57	3921613	10.705	ppbv		99
45) t-1,3-Dichloropropene	8.696	75	810834	13.272	ppbv		100

Quantitation Report (QT Reviewed)

Data Path : Z:\voasrv\HPCHEM1\MSVOA_L\Data\VL101024\
Data File : VL041634.D
Acq On : 10 Oct 2024 9:09
Operator : SY/MD
Sample : VSTDCCC010
Misc : 400mL/MSVOA_L
ALS Vial : 1 Sample Multiplier: 1

Quant Time: Oct 11 05:35:58 2024
Quant Method : Z:\voasrv\HPCHEM1\MSVOA_L\methods\VL091624AIR.M
Quant Title : AIR ANALYSIS BY METHOD TO-15 Instrument: MSVOA_LFri Aug 2
QLast Update : Tue Sep 17 09:12:21 2024
Response via : Initial Calibration

Instrument :
MSVOA_L
ClientSampleId :
VSTDCCC010

Manual Integrations
APPROVED
Reviewed By :Semsettin Yesilyurt 10/11/2024
Supervised By :Mahesh Dadoda 10/14/2024

Compound	R.T.	QIon	Response	Conc	Units	Dev(Min)
46) cis-1,3-Dichloropropene	8.130	75	1141894	12.758	ppbv	98
47) 1,1,2-Trichloroethane	8.889	97	963782	10.537	ppbv	97
48) Dibromochloromethane	9.700	129	1581721	11.414	ppbv	100
49) Bromoform	12.397	173	1388441	11.672	ppbv	99
50) 4-Methyl-2-Pentanone	8.169	43	2588139	11.527	ppbv	99
51) 2-Hexanone	9.539	43	2045371	12.044	ppbv	100
52) Tetrachloroethene	10.606	164	862099	11.244	ppbv	98
53) Toluene	9.208	91	2687659	11.957	ppbv	100
54) 1,2-Dibromoethane	9.999	107	1301261	11.553	ppbv	98
56) 1,1,1,2-Tetrachloroethane	11.497	131	1180950	10.298	ppbv	97
57) Chlorobenzene	11.516	112	2110229	9.965	ppbv	99
58) Ethyl Benzene	12.079	91	3626835	11.535	ppbv	98
59) m/p-Xylene	12.359	91	6144139m	21.956	ppbv	
60) o-Xylene	13.050	91	2979311	11.105	ppbv	99
61) Styrene	12.886	104	1447771	12.917	ppbv	100
62) Isopropylbenzene	14.021	105	4288010	10.549	ppbv	100
63) 1,1,2,2-Tetrachloroethane	13.037	83	1419171	10.346	ppbv	100
64) n-propylbenzene	14.905	120	1149141	10.947	ppbv	99
65) tert-Butylbenzene	16.082	119	3860758	10.362	ppbv	100
66) Benzyl Chloride	16.313	91	231952m	11.975	ppbv	
67) sec-Butylbenzene	16.625	105	5435465	10.515	ppbv	100
69) p-Isopropyltoluene	16.985	119	4506632	10.771	ppbv	100
70) n-Butylbenzene	17.876	91	4657271	10.625	ppbv	100
71) 2-Chlorotoluene	14.793	91	3245934	10.853	ppbv	99
72) 4-Ethyltoluene	15.182	105	3525876	11.243	ppbv	99
73) 1,3,5-Trimethylbenzene	15.342	105	3026720	10.930	ppbv	97
74) 1,2,4-Trimethylbenzene	16.098	105	3379945	10.427	ppbv	99
75) 1,3-Dichlorobenzene	16.323	146	2062210	10.152	ppbv	99
76) 1,4-Dichlorobenzene	16.465	146	2004245	10.296	ppbv	99
77) 1,2-Dichlorobenzene	17.137	146	2006325	10.004	ppbv	99
78) Hexachloro-1,3-Butadiene	22.622	225	1423756	8.606	ppbv	100
79) Naphthalene	21.374	128	2824673	11.841	ppbv	98
80) Naphthalene,2-methyl-	24.368	142	1241942	7.430	ppbv	99
81) 1,2,4-Trichlorobenzene	21.133	180	1466922	9.672	ppbv	99

(#) = qualifier out of range (m) = manual integration (+) = signals summed

Quantitation Report (QT Reviewed)

Data Path : Z:\voasrv\HPCHEM1\MSVOA_L\Data\VL101024\
Data File : VL041634.D
Acq On : 10 Oct 2024 9:09
Operator : SY/MD
Sample : VSTDCCC010
Misc : 400mL/MSVOA_L
ALS Vial : 1 Sample Multiplier: 1

Quant Time: Oct 11 05:35:58 2024
Quant Method : Z:\voasrv\HPCHEM1\MSVOA_L\methods\VL091624AIR.M
Quant Title : AIR ANALYSIS BY METHOD TO-15 Instrument: MSVOA_LFri Aug
QLast Update : Tue Sep 17 09:12:21 2024
Response via : Initial Calibration

Instrument :
MSVOA_L
ClientSampleId :
VSTDCCC010

Manual Integrations APPROVED

Reviewed By :Semsettin Yesilyurt 10/11/2024
Supervised By :Mahesh Dadoda 10/14/2024

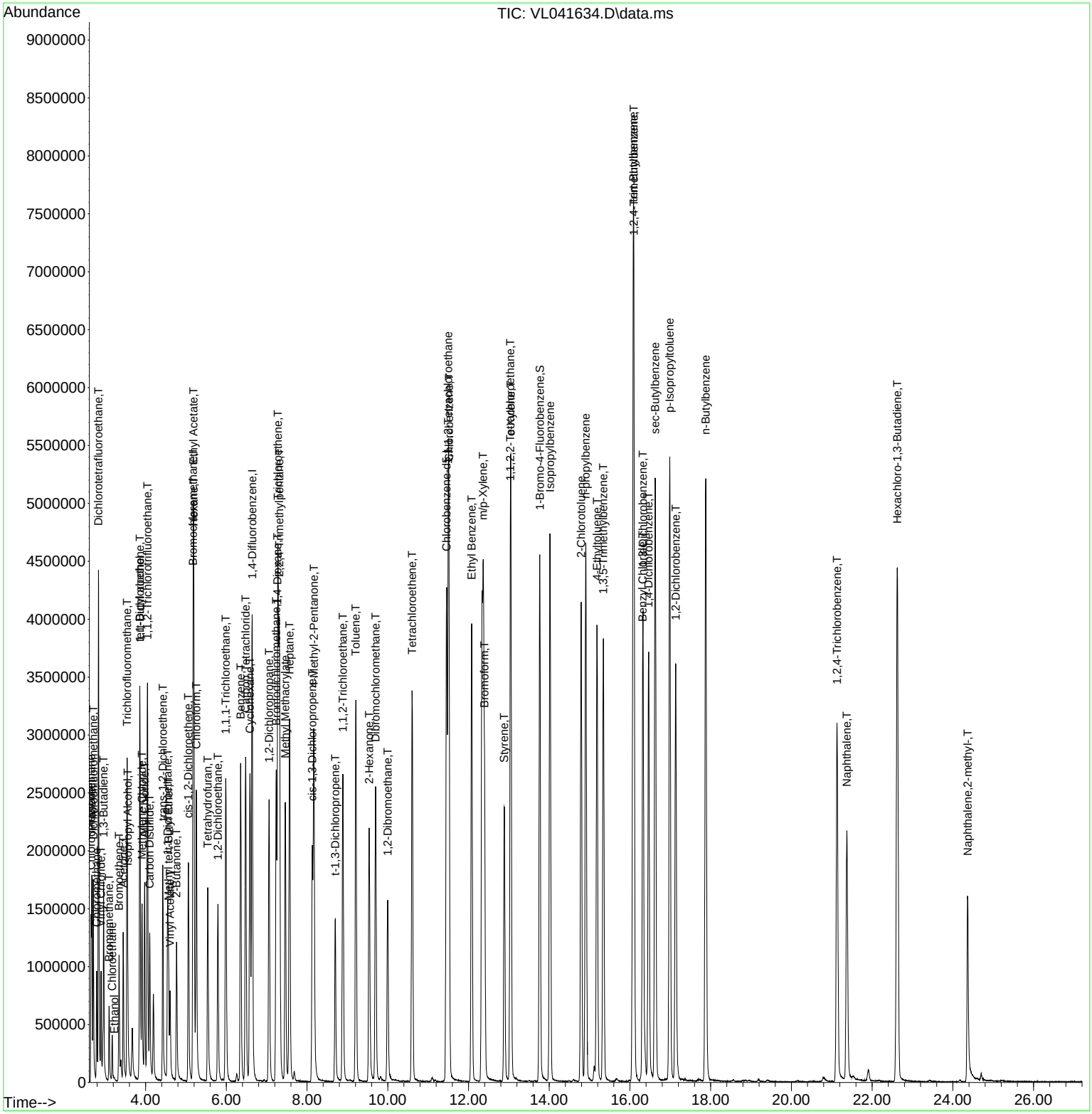

Evaluate Continuing Calibration Report

Data Path : Z:\voasrv\HPCHEM1\MSVOA_L\Data\VL101024\
Data File : VL041634.D
Acq On : 10 Oct 2024 9:09
Operator : SY/MD
Sample : VSTDCCC010
Misc : 400mL/MSVOA_L
ALS Vial : 1 Sample Multiplier: 1

Instrument :
MSVOA_L
LabSampleId :
VSTDCCC010

Quant Time: Oct 11 05:35:58 2024
Quant Method : Z:\voasrv\HPCHEM1\MSVOA_L\methods\VL091624AIR.M
Quant Title : AIR ANALYSIS BY METHOD TO-15 Instrument: MSVOA_LFri Aug 26 06:05:16 2022
QLast Update : Tue Sep 17 09:12:21 2024
Response via : Initial Calibration

Min. RRF : 0.050 Min. Rel. Area : 20% Max. R.T. Dev 0.50min
Max. RRF Dev : 30% Max. Rel. Area : 150%

		Compound	AvgRF	CCRF	%Dev	Area%	Dev(min)
1	I	Bromochloromethane	1.000	1.000	0.0	97	0.00
2	T	Dichlorodifluoromethane	1.444	1.012	29.9	75	0.00
3		Chlorodifluoromethane	1.213	1.155	4.8	101	0.00
4		Chloromethane	0.667	0.638	4.3	101	0.00
5	T	Vinyl Chloride	0.578	0.620	-7.3	102	0.00
6	T	Bromomethane	0.287	0.289	-0.7	102	0.00
7		Chloroethane	0.225	0.221	1.8	100	0.00
8	T	Dichlorotetrafluoroethane	1.515	1.482	2.2	101	0.00
9	T	Propene	0.512	0.537	-4.9	101	0.00
10	T	Heptane	1.198	1.339	-11.8	102	0.00
11	T	Trichlorofluoromethane	1.537	1.474	4.1	100	0.00
12	T	1,1,2-Trichlorotrifluoroeth	1.113	1.120	-0.6	104	0.00
13		Ethanol	0.038	0.018#	52.6#	74	0.00
14	T	Bromoethene	0.422	0.443	-5.0	101	0.00
15	T	Acetone	1.255	1.119	10.8	105	0.00
16	T	1,3-Butadiene	0.611	0.606	0.8	101	0.00
17		tert-Butyl alcohol	1.104	1.067	3.4	95	0.00
18	T	1,1-Dichloroethene	0.471	0.494	-4.9	100	0.00
19	T	Isopropyl Alcohol	0.643	0.551	14.3	85	0.00
20	T	Methylene Chloride	0.472	0.416	11.9	104	0.00
21	T	Allyl Chloride	0.728	0.775	-6.5	102	0.00
22	T	trans-1,2-Dichloroethene	0.470	0.511	-8.7	107	0.00
23	T	Vinyl Acetate	0.691	0.809	-17.1	113	0.00
24	T	1,1-Dichloroethane	1.036	1.082	-4.4	106	0.00
25	T	Ethyl Acetate	2.254	2.402	-6.6	102	0.00
26	T	Hexane	0.940	0.973	-3.5	102	0.00
27	T	Carbon Disulfide	0.999	1.201	-20.2	105	0.00
28	T	Methyl tert-Butyl Ether	0.579	0.634	-9.5	110	0.00
29	T	Chloroform	1.538	1.519	1.2	101	0.00
30	T	Cyclohexane	0.725	0.826	-13.9	102	0.00
31	T	cis-1,2-Dichloroethene	0.892	0.934	-4.7	100	0.00
32	T	1,1,1-Trichloroethane	1.370	1.502	-9.6	101	0.00
33	I	1,4-Difluorobenzene	1.000	1.000	0.0	96	0.01
34	T	2-Butanone	0.477	0.454	4.8	92	0.00
35	T	Carbon Tetrachloride	0.491	0.567	-15.5	100	0.00
36	T	Benzene	0.694	0.763	-9.9	102	0.00
37	T	1,2-Dichloroethane	0.403	0.423	-5.0	101	0.00
38	T	Trichloroethene	0.358	0.400	-11.7	101	0.01
39	T	1,2-Dichloropropane	0.283	0.293	-3.5	102	0.01
40	T	1,4-Dioxane	0.107	0.119	-11.2	100	0.00
41	T	Tetrahydrofuran	0.262	0.311	-18.7	103	0.00
42	T	Bromodichloromethane	0.561	0.610	-8.7	102	0.00
43		Methyl Methacrylate	0.249	0.296	-18.9	101	0.01
44	T	2,2,4-Trimethylpentane	1.202	1.286	-7.0	102	0.00
45	T	t-1,3-Dichloropropene	0.200	0.266	-33.0#	103	0.00
46	T	cis-1,3-Dichloropropene	0.294	0.375	-27.6	101	0.00
47	T	1,1,2-Trichloroethane	0.300	0.316	-5.3	101	0.02
48	T	Dibromochloromethane	0.455	0.519	-14.1	101	0.01

Evaluate Continuing Calibration Report

Data Path : Z:\voasrv\HPCHEM1\MSVOA_L\Data\VL101024\
Data File : VL041634.D
Acq On : 10 Oct 2024 9:09
Operator : SY/MD
Sample : VSTDCCC010
Misc : 400mL/MSVOA_L
ALS Vial : 1 Sample Multiplier: 1

Instrument :
MSVOA_L
LabSampleId :
VSTDCCC010

Quant Time: Oct 11 05:35:58 2024
Quant Method : Z:\voasrv\HPCHEM1\MSVOA_L\methods\VL091624AIR.M
Quant Title : AIR ANALYSIS BY METHOD TO-15 Instrument: MSVOA_LFri Aug 26 06:05:16 2022
QLast Update : Tue Sep 17 09:12:21 2024
Response via : Initial Calibration

Min. RRF : 0.050 Min. Rel. Area : 20% Max. R.T. Dev 0.50min
Max. RRF Dev : 30% Max. Rel. Area : 150%

		Compound	AvgRF	CCRF	%Dev	Area%	Dev(min)
49	T	Bromoform	0.390	0.455	-16.7	101	0.01
50	T	4-Methyl-2-Pentanone	0.736	0.849	-15.4	102	0.01
51	T	2-Hexanone	0.557	0.671	-20.5	102	0.01
52	T	Tetrachloroethene	0.251	0.283	-12.7	101	0.02
53	T	Toluene	0.737	0.881	-19.5	101	0.00
54	T	1,2-Dibromoethane	0.369	0.427	-15.7	100	0.01
55	I	Chlorobenzene-d5	1.000	1.000	0.0	96	0.00
56		1,1,1,2-Tetrachloroethane	0.390	0.402	-3.1	102	0.00
57	T	Chlorobenzene	0.721	0.718	0.4	100	0.01
58	T	Ethyl Benzene	1.070	1.235	-15.4	101	0.01
59	T	m/p-Xylene	0.953	1.046	-9.8	100	0.01
60	T	o-Xylene	0.913	1.014	-11.1	101	0.02
61	T	Styrene	0.382	0.493	-29.1	101	0.01
62		Isopropylbenzene	1.384	1.460	-5.5	100	0.02
63	T	1,1,2,2-Tetrachloroethane	0.467	0.483	-3.4	101	0.01
64		n-propylbenzene	0.357	0.391	-9.5	100	0.00
65		tert-Butylbenzene	1.269	1.314	-3.5	100	0.02
66	T	Benzyl Chloride	0.066	0.079	-19.7	113	0.00
67		sec-Butylbenzene	1.760	1.851	-5.2	100	0.01
68	S	1-Bromo-4-Fluorobenzene	0.736	0.733	0.4	94	0.02
69		p-Isopropyltoluene	1.425	1.534	-7.6	99	0.01
70		n-Butylbenzene	1.492	1.586	-6.3	100	0.01
71		2-Chlorotoluene	1.018	1.105	-8.5	101	0.02
72	T	4-Ethyltoluene	1.068	1.200	-12.4	100	0.01
73	T	1,3,5-Trimethylbenzene	0.943	1.031	-9.3	100	0.02
74	T	1,2,4-Trimethylbenzene	1.104	1.151	-4.3	101	0.01
75	T	1,3-Dichlorobenzene	0.692	0.702	-1.4	99	0.02
76	T	1,4-Dichlorobenzene	0.663	0.682	-2.9	99	0.01
77	T	1,2-Dichlorobenzene	0.683	0.683	0.0	99	0.02
78	T	Hexachloro-1,3-Butadiene	0.563	0.485	13.9	94	0.01
79	T	Naphthalene	0.812	0.962	-18.5	89	0.02
80	T	Naphthalene,2-methyl-	0.569	0.423	25.7	54	0.02
81	T	1,2,4-Trichlorobenzene	0.516	0.499	3.3	88	0.02

(#) = Out of Range SPCC's out = 0 CCC's out = 0

Quantitation Report (QT Reviewed)

Data Path : Z:\voasrv\HPCHEM1\MSVOA_L\Data\VL101024\
Data File : VL041635.D
Acq On : 10 Oct 2024 9:59
Operator : SY/MD
Sample : VL1010ABL01
Misc : 400mL/MSVOA_L
ALS Vial : 1 Sample Multiplier: 1

Instrument :
MSVOA_L
ClientSampleId :
VL1010ABL01

Quant Time: Oct 11 06:54:37 2024
Quant Method : Z:\voasrv\HPCHEM1\MSVOA_L\methods\VL091624AIR.M
Quant Title : AIR ANALYSIS BY METHOD TO-15 Instrument: MSVOA_LFri Aug 26 06:05:16 2022
QLast Update : Tue Sep 17 09:12:21 2024
Response via : Initial Calibration

Compound	R.T.	QIon	Response	Conc	Units	Dev(Min)
Internal Standards						
1) Bromochloromethane	5.173	49	1216561	10.000	ppbv	0.00
33) 1,4-Difluorobenzene	6.635	114	3268805	10.000	ppbv	0.00
55) Chlorobenzene-d5	11.452	117	2877888	10.000	ppbv	0.00
System Monitoring Compounds						
68) 1-Bromo-4-Fluorobenzene	13.764	95	2090842	9.869	ppbv	0.01
Spiked Amount 10.000	Range 65 - 135		Recovery = 98.700%			

Target Compounds Qvalue

(#) = qualifier out of range (m) = manual integration (+) = signals summed

Quantitation Report (QT Reviewed)

Data Path : Z:\voasrv\HPCHEM1\MSVOA_L\Data\VL101024\
Data File : VL041635.D
Acq On : 10 Oct 2024 9:59
Operator : SY/MD
Sample : VL1010ABL01
Misc : 400mL/MSVOA_L
ALS Vial : 1 Sample Multiplier: 1

Instrument :
MSVOA_L
ClientSampleId :
VL1010ABL01

Quant Time: Oct 11 06:54:37 2024
Quant Method : Z:\voasrv\HPCHEM1\MSVOA_L\methods\VL091624AIR.M
Quant Title : AIR ANALYSIS BY METHOD TO-15 Instrument: MSVOA_LFri Aug 26 06:05:16 2022
QLast Update : Tue Sep 17 09:12:21 2024
Response via : Initial Calibration

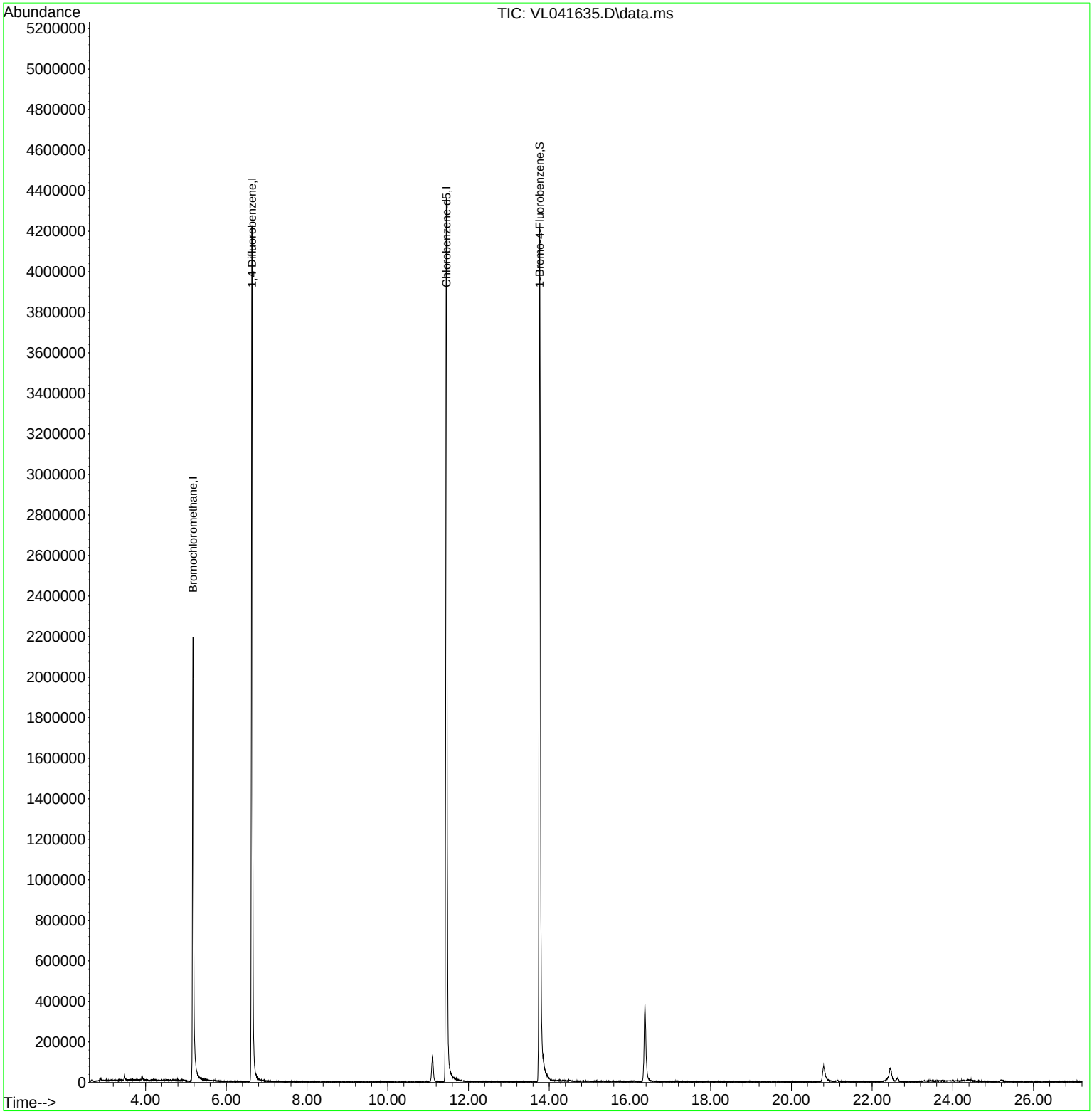

Quantitation Report (QT Reviewed)

Data Path : Z:\voasrv\HPCHEM1\MSVOA_L\Data\VL101024\
Data File : VL041636.D
Acq On : 10 Oct 2024 10:38
Operator : SY/MD
Sample : VL1010ABS01
Misc : 400mL/MSVOA_L
ALS Vial : 1 Sample Multiplier: 1

Quant Time: Oct 11 05:37:20 2024
Quant Method : Z:\voasrv\HPCHEM1\MSVOA_L\methods\VL091624AIR.M
Quant Title : AIR ANALYSIS BY METHOD TO-15 Instrument: MSVOA_LFri Aug
QLast Update : Tue Sep 17 09:12:21 2024
Response via : Initial Calibration

Instrument :
MSVOA_L
ClientSampleId :
VL1010ABS01

Manual Integrations
APPROVED
Reviewed By :Semsettin Yesilyurt 10/11/2024
Supervised By :Mahesh Dadoda 10/14/2024

Compound	R.T.	QIon	Response	Conc	Units	Dev(Min)
Internal Standards						
1) Bromochloromethane	5.176	49	1139395	10.000	ppbv	0.00
33) 1,4-Difluorobenzene	6.639	114	3120825	10.000	ppbv	0.00
55) Chlorobenzene-d5	11.455	117	3104178m	10.000	ppbv	0.00
System Monitoring Compounds						
68) 1-Bromo-4-Fluorobenzene	13.767	95	2267106	9.921	ppbv	0.02
Spiked Amount 10.000	Range 65 - 135		Recovery = 99.200%			
Target Compounds						Qvalue
2) Dichlorodifluoromethane	2.706	85	1283214	7.799	ppbv	100
3) Chlorodifluoromethane	2.649	51	1271421	9.200	ppbv	100
4) Chloromethane	2.790	50	701590	9.230	ppbv	100
5) Vinyl Chloride	2.896	62	679675	10.327	ppbv	98
6) Bromomethane	3.095	94	259404	7.922	ppbv	99
7) Chloroethane	3.176	64	244432	9.549	ppbv	99
8) Dichlorotetrafluoroethane	2.835	85	1657160	9.601	ppbv	99
9) Propene	2.671	41	596368	10.230	ppbv	100
10) Heptane	7.565	43	1462473	10.715	ppbv	100
11) Trichlorofluoromethane	3.542	101	1648500	9.415	ppbv	99
12) 1,1,2-Trichlorotrifluo...	4.047	101	1211204	9.551	ppbv	100
13) Ethanol	3.224	45	24686m	5.633	ppbv	
14) Bromoethene	3.343	108	487834	10.145	ppbv	99
15) Acetone	3.446	43	1212615	8.477	ppbv	100
16) 1,3-Butadiene	2.960	39	684097	9.832	ppbv	98
17) tert-Butyl alcohol	3.857	59	1177694	9.362	ppbv	100
18) 1,1-Dichloroethene	3.861	96	541040	10.078	ppbv	96
19) Isopropyl Alcohol	3.555	45	619938	8.466	ppbv #	98
20) Methylene Chloride	3.912	84	438409	8.158	ppbv	93
21) Allyl Chloride	3.976	41	836957	10.095	ppbv	99
22) trans-1,2-Dichloroethene	4.427	96	522871	9.763	ppbv	97
23) Vinyl Acetate	4.610	43	898310	11.417	ppbv	98
24) 1,1-Dichloroethane	4.546	63	1175405	9.953	ppbv	99
25) Ethyl Acetate	5.189	43	2601142	10.129	ppbv	99
26) Hexane	5.195	57	1079483	10.080	ppbv	98
27) Carbon Disulfide	4.105	76	1326465	11.652	ppbv	98
28) Methyl tert-Butyl Ether	4.568	73	671301	10.167	ppbv	100
29) Chloroform	5.259	83	1685416	9.617	ppbv	99
30) Cyclohexane	6.587	84	903279	10.942	ppbv	99
31) cis-1,2-Dichloroethene	5.060	61	1016937	10.002	ppbv	97
32) 1,1,1-Trichloroethane	5.989	97	1657192	10.617	ppbv	98
34) 2-Butanone	4.767	43	1339030	8.998	ppbv	100
35) Carbon Tetrachloride	6.478	117	1724125	11.260	ppbv	99
36) Benzene	6.356	78	2294349	10.586	ppbv	99
37) 1,2-Dichloroethane	5.793	62	1255342	9.983	ppbv	99
38) Trichloroethene	7.279	130	1155435	10.352	ppbv	95
39) 1,2-Dichloropropane	7.063	63	884473	10.031	ppbv	99
40) 1,4-Dioxane	7.272	88	352255	10.598	ppbv #	100
41) Tetrahydrofuran	5.542	42	921578	11.253	ppbv	99
42) Bromodichloromethane	7.237	83	1834395	10.485	ppbv	97
43) Methyl Methacrylate	7.462	69	881765	11.369	ppbv	100
44) 2,2,4-Trimethylpentane	7.314	57	3899661	10.400	ppbv	100
45) t-1,3-Dichloropropene	8.700	75	689956	11.033	ppbv	97

Quantitation Report (QT Reviewed)

Data Path : Z:\voasrv\HPCHEM1\MSVOA_L\Data\VL101024\
Data File : VL041636.D
Acq On : 10 Oct 2024 10:38
Operator : SY/MD
Sample : VL1010ABS01
Misc : 400mL/MSVOA_L
ALS Vial : 1 Sample Multiplier: 1

Quant Time: Oct 11 05:37:20 2024
Quant Method : Z:\voasrv\HPCHEM1\MSVOA_L\methods\VL091624AIR.M
Quant Title : AIR ANALYSIS BY METHOD TO-15 Instrument: MSVOA_LFri Aug 2
QLast Update : Tue Sep 17 09:12:21 2024
Response via : Initial Calibration

Instrument :
MSVOA_L
ClientSampleId :
VL1010ABS01

Manual Integrations APPROVED

Reviewed By :Semsettin Yesilyurt 10/11/2024
Supervised By :Mahesh Dadoda 10/14/2024

Compound	R.T.	QIon	Response	Conc	Units	Dev(Min)
46) cis-1,3-Dichloropropene	8.131	75	989234	10.798	ppbv	98
47) 1,1,2-Trichloroethane	8.886	97	944389	10.088	ppbv	99
48) Dibromochloromethane	9.700	129	1544080	10.886	ppbv	100
49) Bromoform	12.397	173	1324724	10.880	ppbv	99
50) 4-Methyl-2-Pentanone	8.169	43	2552765	11.108	ppbv	100
51) 2-Hexanone	9.539	43	2022369	11.634	ppbv	99
52) Tetrachloroethene	10.606	164	845060	10.768	ppbv	97
53) Toluene	9.211	91	2627949	11.422	ppbv	100
54) 1,2-Dibromoethane	9.999	107	1230231	10.671	ppbv	98
56) 1,1,1,2-Tetrachloroethane	11.500	131	1166485	9.625	ppbv	97
57) Chlorobenzene	11.520	112	2044175	9.133	ppbv	99
58) Ethyl Benzene	12.079	91	3540945	10.656	ppbv	99
59) m/p-Xylene	12.362	91	5990335m	20.255	ppbv	
60) o-Xylene	13.050	91	2922422	10.306	ppbv	100
61) Styrene	12.889	104	1385807	11.699	ppbv	100
62) Isopropylbenzene	14.021	105	4217117	9.817	ppbv	100
63) 1,1,2,2-Tetrachloroethane	13.037	83	1504875	10.380	ppbv	99
64) n-propylbenzene	14.905	120	1130913	10.193	ppbv	99
65) tert-Butylbenzene	16.082	119	3751383	9.527	ppbv	99
66) Benzyl Chloride	16.317	91	202794	9.906	ppbv	96
67) sec-Butylbenzene	16.625	105	5303112	9.707	ppbv	100
69) p-Isopropyltoluene	16.986	119	4381703	9.908	ppbv	99
70) n-Butylbenzene	17.876	91	4507387	9.730	ppbv	100
71) 2-Chlorotoluene	14.790	91	3141676	9.939	ppbv	99
72) 4-Ethyltoluene	15.185	105	3433852	10.360	ppbv	99
73) 1,3,5-Trimethylbenzene	15.346	105	2950770	10.082	ppbv	95
74) 1,2,4-Trimethylbenzene	16.101	105	3256921	9.507	ppbv	94
75) 1,3-Dichlorobenzene	16.320	146	1962843	9.142	ppbv	99
76) 1,4-Dichlorobenzene	16.465	146	1928062	9.372	ppbv	99
77) 1,2-Dichlorobenzene	17.134	146	1920976	9.063	ppbv	99
78) Hexachloro-1,3-Butadiene	22.625	225	1343127	7.682	ppbv	99
79) Naphthalene	21.374	128	2535281	10.056	ppbv	99
80) Naphthalene,2-methyl-	24.368	142	876186	4.959	ppbv	99
81) 1,2,4-Trichlorobenzene	21.133	180	1347844	8.409	ppbv	99

(#) = qualifier out of range (m) = manual integration (+) = signals summed

Quantitation Report (QT Reviewed)

Data Path : Z:\voasrv\HPCHEM1\MSVOA_L\Data\VL101024\
Data File : VL041636.D
Acq On : 10 Oct 2024 10:38
Operator : SY/MD
Sample : VL1010ABS01
Misc : 400mL/MSVOA_L
ALS Vial : 1 Sample Multiplier: 1

Quant Time: Oct 11 05:37:20 2024
Quant Method : Z:\voasrv\HPCHEM1\MSVOA_L\methods\VL091624AIR.M
Quant Title : AIR ANALYSIS BY METHOD TO-15 Instrument: MSVOA_LFri Aug
QLast Update : Tue Sep 17 09:12:21 2024
Response via : Initial Calibration

Instrument :
MSVOA_L
ClientSampleId :
VL1010ABS01

Manual Integrations APPROVED

Reviewed By :Semsettin Yesilyurt 10/11/2024
Supervised By :Mahesh Dadoda 10/14/2024

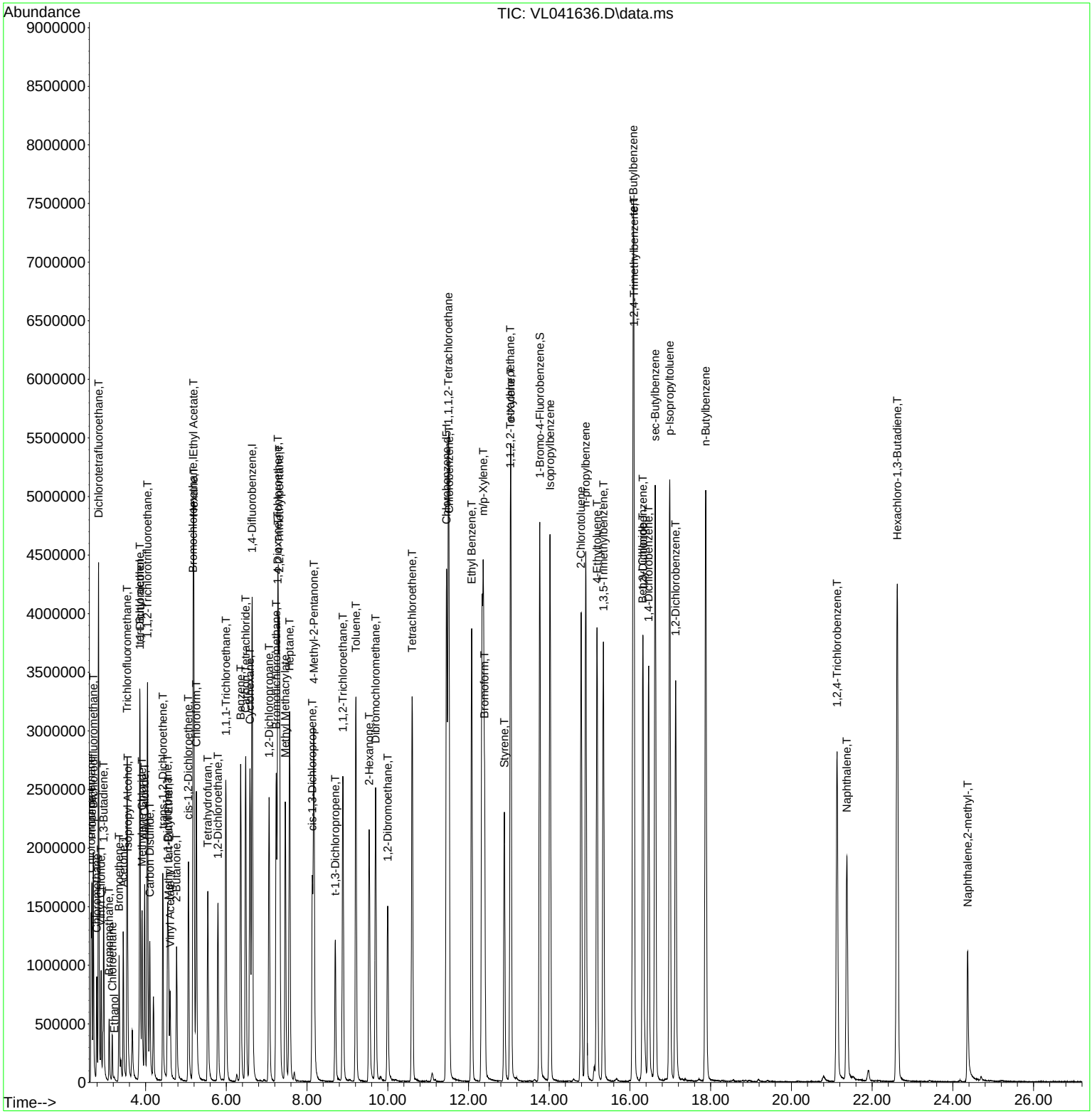

Quantitation Report (QT Reviewed)

Data Path : Z:\voasrv\HPCHEM1\MSVOA_L\Data\VL101024\
Data File : VL041645.D
Acq On : 10 Oct 2024 16:45
Operator : SY/MD
Sample : CAN 10320
Misc : 400mL/MSVOA_L
ALS Vial : 1 Sample Multiplier: 1

Quant Time: Oct 11 05:42:27 2024
Quant Method : Z:\voasrv\HPCHEM1\MSVOA_L\methods\VL091624AIR.M
Quant Title : AIR ANALYSIS BY METHOD TO-15 Instrument: MSVOA_LFri Aug
QLast Update : Tue Sep 17 09:12:21 2024
Response via : Initial Calibration

Instrument :
MSVOA_L
ClientSampleId :
CAN 10320

Manual Integrations
APPROVED
Reviewed By :Semsettin Yesilyurt 10/11/2024
Supervised By :Mahesh Dadoda 10/14/2024

Compound	R.T.	QIon	Response	Conc	Units	Dev(Min)
Internal Standards						
1) Bromochloromethane	5.179	49	993766	10.000	ppbv	0.00
33) 1,4-Difluorobenzene	6.642	114	2742317	10.000	ppbv	0.01
55) Chlorobenzene-d5	11.458	117	2371014	10.000	ppbv	0.01
System Monitoring Compounds						
68) 1-Bromo-4-Fluorobenzene	13.770	95	1738040	9.958	ppbv	0.02
Spiked Amount 10.000	Range 65 - 135		Recovery = 99.600%			

Target Compounds Qvalue

(#) = qualifier out of range (m) = manual integration (+) = signals summed

Quantitation Report (QT Reviewed)

Data Path : Z:\voasrv\HPCHEM1\MSVOA_L\Data\VL101024\
Data File : VL041645.D
Acq On : 10 Oct 2024 16:45
Operator : SY/MD
Sample : CAN 10320
Misc : 400mL/MSVOA_L
ALS Vial : 1 Sample Multiplier: 1

Quant Time: Oct 11 05:42:27 2024
Quant Method : Z:\voasrv\HPCHEM1\MSVOA_L\methods\VL091624AIR.M
Quant Title : AIR ANALYSIS BY METHOD TO-15 Instrument: MSVOA_LFri Aug
QLast Update : Tue Sep 17 09:12:21 2024
Response via : Initial Calibration

Instrument :
MSVOA_L
ClientSampleId :
CAN 10320

Manual Integrations
APPROVED
Reviewed By :Semsettin Yesilyurt 10/11/2024
Supervised By :Mahesh Dadoda 10/14/2024

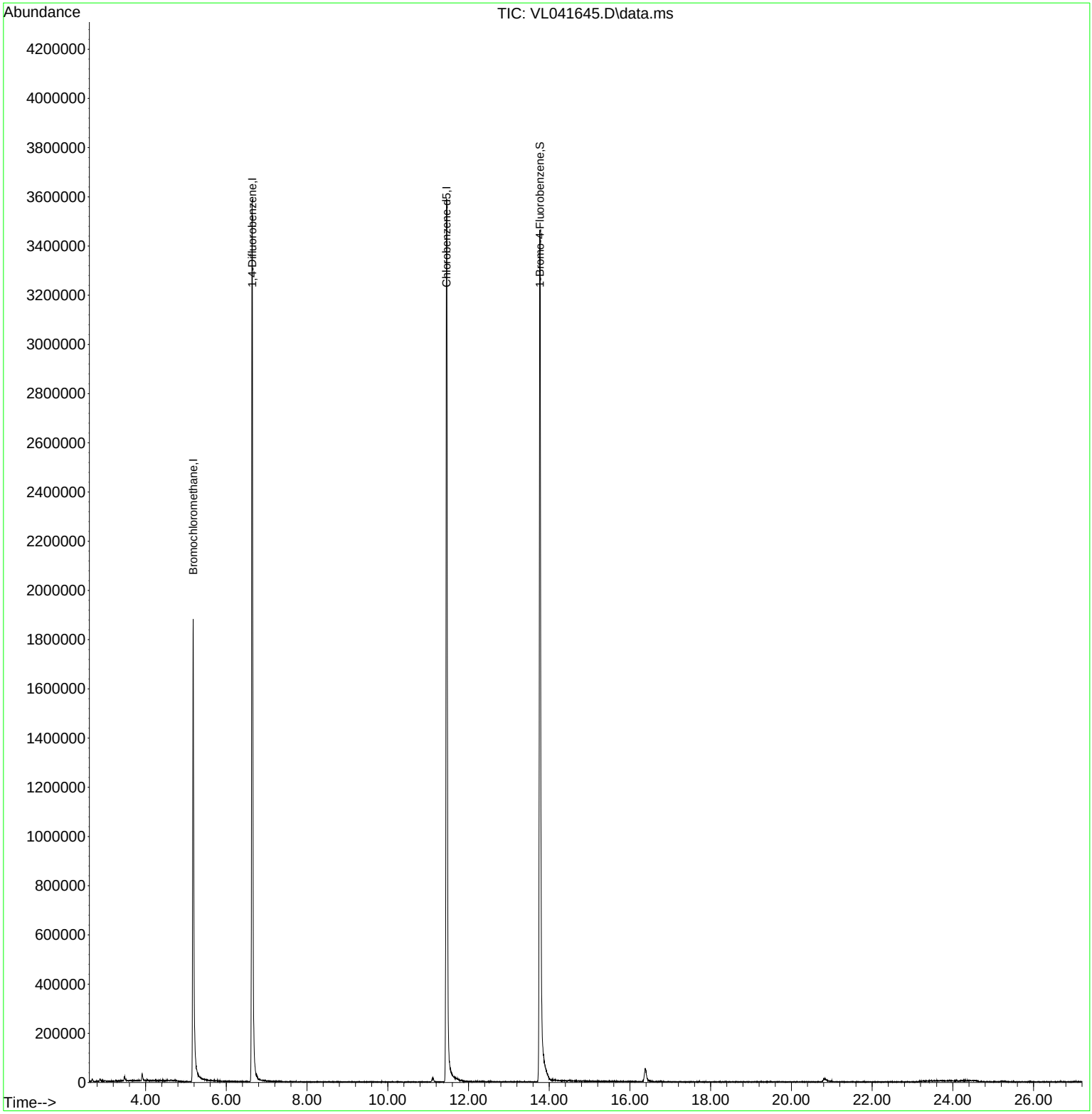

Quantitation Report (QT Reviewed)

Data Path : Z:\voasrv\HPCHEM1\MSVOA_L\Data\VL101024\
Data File : VL041651.D
Acq On : 10 Oct 2024 20:42
Operator : SY/MD
Sample : CAN 10326
Misc : 400mL/MSVOA_L
ALS Vial : 1 Sample Multiplier: 1

Instrument :
MSVOA_L
ClientSampleId :
CAN 10326

Manual Integrations
APPROVED
Reviewed By :Semsettin Yesilyurt 10/11/2024
Supervised By :Mahesh Dadoda 10/14/2024

Quant Time: Oct 11 05:44:26 2024
Quant Method : Z:\voasrv\HPCHEM1\MSVOA_L\methods\VL091624AIR.M
Quant Title : AIR ANALYSIS BY METHOD TO-15 Instrument: MSVOA_LFri Aug
QLast Update : Tue Sep 17 09:12:21 2024
Response via : Initial Calibration

Compound	R.T.	QIon	Response	Conc	Units	Dev(Min)
Internal Standards						
1) Bromochloromethane	5.172	49	986110	10.000	ppbv	0.00
33) 1,4-Difluorobenzene	6.635	114	2615223	10.000	ppbv	0.00
55) Chlorobenzene-d5	11.455	117	2326774	10.000	ppbv	0.00
System Monitoring Compounds						
68) 1-Bromo-4-Fluorobenzene	13.764	95	1724812	10.070	ppbv	0.01
Spiked Amount 10.000	Range 65 - 135		Recovery = 100.700%			

Target Compounds Qvalue

(#) = qualifier out of range (m) = manual integration (+) = signals summed

Quantitation Report (QT Reviewed)

Data Path : Z:\voasrv\HPCHEM1\MSVOA_L\Data\VL101024\
Data File : VL041651.D
Acq On : 10 Oct 2024 20:42
Operator : SY/MD
Sample : CAN 10326
Misc : 400mL/MSVOA_L
ALS Vial : 1 Sample Multiplier: 1

Quant Time: Oct 11 05:44:26 2024
Quant Method : Z:\voasrv\HPCHEM1\MSVOA_L\methods\VL091624AIR.M
Quant Title : AIR ANALYSIS BY METHOD TO-15 Instrument: MSVOA_LFri Aug
QLast Update : Tue Sep 17 09:12:21 2024
Response via : Initial Calibration

Instrument :
MSVOA_L
ClientSampleId :
CAN 10326

Manual Integrations
APPROVED
Reviewed By :Semsettin Yesilyurt 10/11/2024
Supervised By :Mahesh Dadoda 10/14/2024

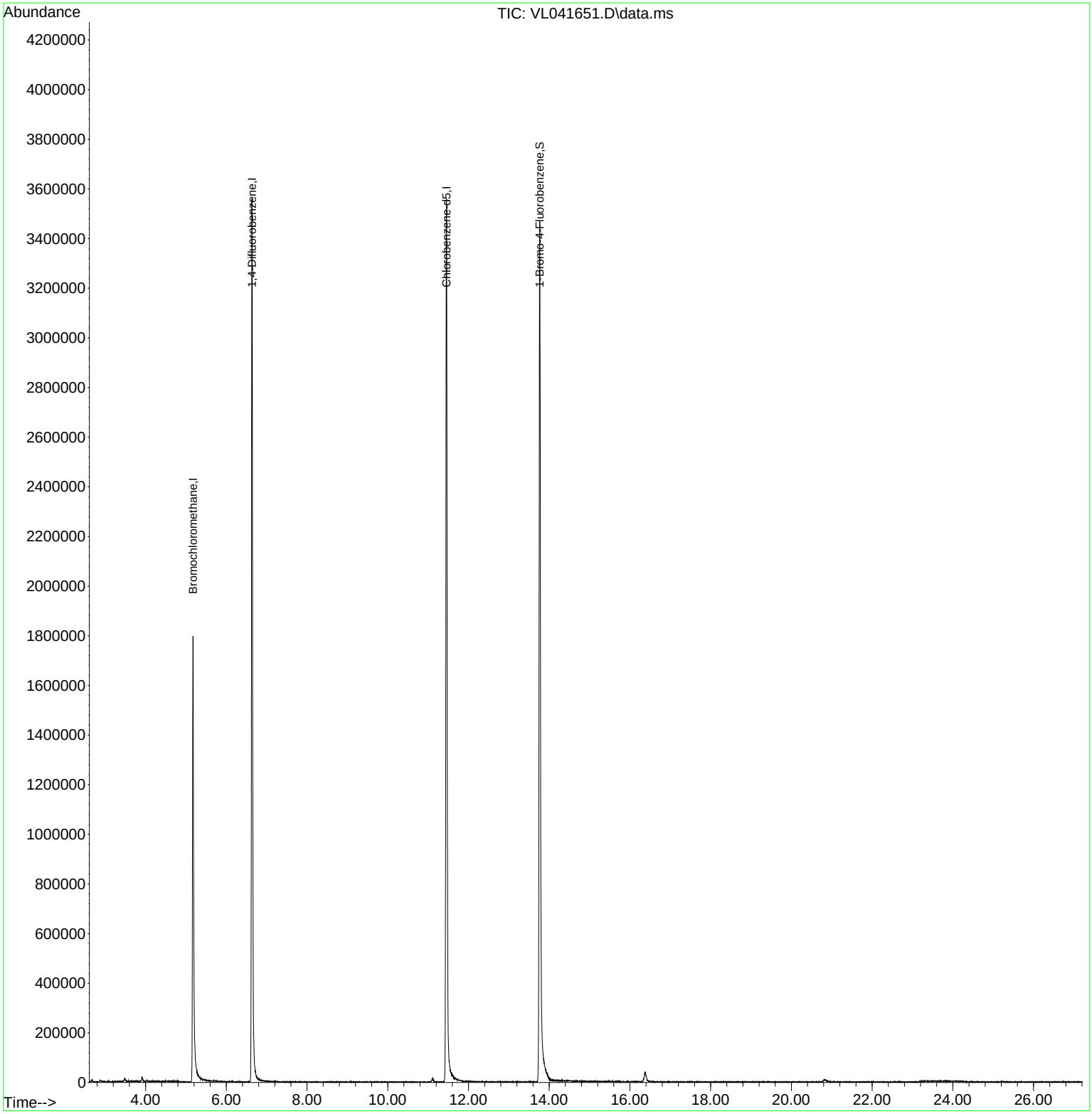

284 Sheffield Street, Mountainside, New Jersey 07092, Phone : 908 789 8900,
Fax : 908 789 8922

Instrument ID: MSVOA_L

Daily Analysis Runlog For Sequence/QCBatch ID # VL072524

Review By	Semsettin Yesilyurt	Review On	7/29/2024 10:58:46 AM		
Supervise By	Mahesh Dadoda	Supervise On	7/29/2024 5:57:16 PM		
SubDirectory	VL072524	HP Acquire Method	AIR-TO15	HP Processing Method	VL072524AIR.M

STD. NAME	STD REF.#
Tune/Reschk	AP2535
Initial Calibration Stds	AP2539,AP2540,AP2541
CCC	AP2539
Internal Standard/PEM	AP2535
ICV/I.BLK	AP2537
Surrogate Standard	
MS/MSD Standard	
LCS Standard	

Sr#	SampleId	Data File Name	Date-Time	Operator	Status
1	BFB	VL041397.D	25 Jul 2024 12:29	SY/MD	Ok
2	VSTDICC0.5	VL041398.D	25 Jul 2024 13:19	SY/MD	Ok,M
3	VSTDICCC010	VL041399.D	25 Jul 2024 13:59	SY/MD	Ok,M
4	VSTDICC002	VL041400.D	25 Jul 2024 14:40	SY/MD	Ok,M
5	VSTDICC001	VL041401.D	25 Jul 2024 15:19	SY/MD	Ok,M
6	VSTDICC0.5	VL041402.D	25 Jul 2024 16:00	SY/MD	Not Ok
7	VSTDICC0.1	VL041403.D	25 Jul 2024 16:42	SY/MD	Ok,M
8	VSTDICC0.03	VL041404.D	25 Jul 2024 17:24	SY/MD	Ok,M
9	VSTDICC015	VL041405.D	25 Jul 2024 18:06	SY/MD	Ok,M
10	VSTDICV010	VL041406.D	25 Jul 2024 19:31	SY/MD	Ok,M
11	VL0725ABL01	VL041407.D	25 Jul 2024 20:56	SY/MD	Ok
12	VL0725ABS01	VL041408.D	25 Jul 2024 21:38	SY/MD	Ok,M
13	VIBLK	VL041409.D	25 Jul 2024 22:20	SY/MD	Ok
14	P3320-01	VL041410.D	26 Jul 2024 7:22	SY/MD	Ok,M
15	P3320-01DUP	VL041411.D	26 Jul 2024 8:02	SY/MD	Ok,M
16	P3320-02	VL041412.D	26 Jul 2024 8:43	SY/MD	Dilution
17	P3342-04	VL041413.D	26 Jul 2024 9:24	SY/MD	Ok,M
18	P3356-01	VL041414.D	26 Jul 2024 10:04	SY/MD	Dilution
19	P3356-02	VL041415.D	26 Jul 2024 10:45	SY/MD	Ok,M
20	P3320-02DL	VL041416.D	26 Jul 2024 11:25	SY/MD	Ok,M
21	P3356-01DL	VL041417.D	26 Jul 2024 12:05	SY/MD	Ok,M

284 Sheffield Street, Mountainside, New Jersey 07092, Phone : 908 789 8900,
Fax : 908 789 8922

Instrument ID: MSVOA_L

Daily Analysis Runlog For Sequence/QCBatch ID # VL072524

Review By	Semsettin Yesilyurt	Review On	7/29/2024 10:58:46 AM		
Supervise By	Mahesh Dadoda	Supervise On	7/29/2024 5:57:16 PM		
SubDirectory	VL072524	HP Acquire Method	AIR-TO15	HP Processing Method	VL072524AIR.M

STD. NAME	STD REF.#
Tune/Reschk	AP2535
Initial Calibration Stds	AP2539,AP2540,AP2541
CCC	AP2539
Internal Standard/PEM	AP2535
ICV/I.BLK	AP2537
Surrogate Standard	
MS/MSD Standard	
LCS Standard	

22	VSTDCCC010	VL041418.D	26 Jul 2024 12:45	SY/MD	Not Ok

M : Manual Integration

284 Sheffield Street, Mountainside, New Jersey 07092, Phone : 908 789 8900,
Fax : 908 789 8922

Instrument ID: MSVOA_L

Daily Analysis Runlog For Sequence/QCBatch ID # VL081224

Review By	Mahesh Dadoda	Review On	8/13/2024 6:29:37 PM		
Supervise By	Semsettin Yesilyurt	Supervise On	8/14/2024 10:26:16 AM		
SubDirectory	VL081224	HP Acquire Method	AIR-TO15	HP Processing Method	VL072524AIR.M

STD. NAME	STD REF.#
Tune/Reschk	AP2536
Initial Calibration Stds	AP2539,AP2540,AP2541
CCC	AP2539
Internal Standard/PEM	AP2536
ICV/I.BLK	AP2537
Surrogate Standard	
MS/MSD Standard	
LCS Standard	

Sr#	SampleId	Data File Name	Date-Time	Operator	Status
1	BFB	VL041526.D	12 Aug 2024 8:07	SY/MD	Ok
2	VSTDCCC010	VL041527.D	12 Aug 2024 8:46	SY/MD	Ok,M
3	VL0812ABL01	VL041528.D	12 Aug 2024 9:26	SY/MD	Ok
4	VL0812ABS01	VL041529.D	12 Aug 2024 10:05	SY/MD	Ok,M
5	P3496-07DL	VL041530.D	12 Aug 2024 10:44	SY/MD	Dilution
6	P3496-07DL	VL041531.D	12 Aug 2024 11:24	SY/MD	Not Ok
7	P3496-07DL2	VL041532.D	12 Aug 2024 12:03	SY/MD	Ok,M
8	P3496-05DL	VL041533.D	12 Aug 2024 12:43	SY/MD	Not Ok
9	P3496-05DL2	VL041534.D	12 Aug 2024 13:25	SY/MD	Not Ok
10	P3496-06DL2	VL041535.D	12 Aug 2024 14:07	SY/MD	Ok,M
11	P3496-06DL2	VL041536.D	12 Aug 2024 14:49	SY/MD	Not Ok
12	P3496-05DL2	VL041537.D	12 Aug 2024 15:51	SY/MD	Ok,M
13	QC081224 CAN 10448	VL041538.D	13 Aug 2024 7:36	SY/MD	Ok

M : Manual Integration

284 Sheffield Street, Mountainside, New Jersey 07092, Phone : 908 789 8900,
Fax : 908 789 8922

Instrument ID: MSVOA_L

Daily Analysis Runlog For Sequence/QCBatch ID # VL091624

Review By	Semsettin Yesilyurt	Review On	9/17/2024 11:23:42 AM		
Supervise By	Mahesh Dadoda	Supervise On	9/17/2024 6:52:14 PM		
SubDirectory	VL091624	HP Acquire Method	AIR-TO15	HP Processing Method	VL091624AIR.M

STD. NAME	STD REF.#
Tune/Reschk	AP2542
Initial Calibration Stds	AP2546,AP2547,AP2548
CCC	AP2546
Internal Standard/PEM	AP2542
ICV/I.BLK	AP2544
Surrogate Standard	
MS/MSD Standard	
LCS Standard	

Sr#	SampleId	Data File Name	Date-Time	Operator	Status
1	BFB	VL041590.D	16 Sep 2024 11:50	SY/MD	Ok
2	VSTDICC0.5	VL041591.D	16 Sep 2024 12:36	SY/MD	Ok,M
3	VSTDICCC010	VL041592.D	16 Sep 2024 13:15	SY/MD	Ok,M
4	VSTDICC002	VL041593.D	16 Sep 2024 13:56	SY/MD	Ok,M
5	VSTDICC001	VL041594.D	16 Sep 2024 14:36	SY/MD	Ok,M
6	VSTDICC0.5	VL041595.D	16 Sep 2024 15:16	SY/MD	Not Ok
7	VSTDICC0.1	VL041596.D	16 Sep 2024 15:56	SY/MD	Ok,M
8	VSTDICC0.03	VL041597.D	16 Sep 2024 16:38	SY/MD	Ok,M
9	VSTDICC015	VL041598.D	16 Sep 2024 17:20	SY/MD	Ok
10	VSTDICV010	VL041599.D	16 Sep 2024 18:46	SY/MD	Ok,M

M : Manual Integration

284 Sheffield Street, Mountainside, New Jersey 07092, Phone : 908 789 8900,
Fax : 908 789 8922

Instrument ID: MSVOA_L

Daily Analysis Runlog For Sequence/QCBatch ID # VL101024

Review By	Semsettin Yesilyurt	Review On	10/11/2024 2:40:41 PM		
Supervise By	Mahesh Dadoda	Supervise On	10/14/2024 2:47:00 PM		
SubDirectory	VL101024	HP Acquire Method	AIR-TO15	HP Processing Method	VL091624AIR.M

STD. NAME	STD REF.#
Tune/Reschk	AP2543
Initial Calibration Stds	AP2546,AP2547,AP2548
CCC	AP2546
Internal Standard/PEM	AP2543
ICV/I.BLK	AP2544
Surrogate Standard	
MS/MSD Standard	
LCS Standard	

Sr#	SampleId	Data File Name	Date-Time	Operator	Status
1	BFB	VL041633.D	10 Oct 2024 8:26	SY/MD	Ok
2	VSTDCCC010	VL041634.D	10 Oct 2024 9:09	SY/MD	Ok,M
3	VL1010ABL01	VL041635.D	10 Oct 2024 9:59	SY/MD	Ok
4	VL1010ABS01	VL041636.D	10 Oct 2024 10:38	SY/MD	Ok,M
5	P4339-01	VL041637.D	10 Oct 2024 11:32	SY/MD	Ok,M
6	P4339-01DL	VL041638.D	10 Oct 2024 12:10	SY/MD	Not Ok
7	P4339-02	VL041639.D	10 Oct 2024 12:49	SY/MD	Not Ok
8	P4339-02DL	VL041640.D	10 Oct 2024 13:28	SY/MD	Not Ok
9	P4339-02	VL041641.D	10 Oct 2024 14:07	SY/MD	Ok
10	P4339-01DUP	VL041642.D	10 Oct 2024 14:46	SY/MD	Ok,M
11	VIBLK	VL041643.D	10 Oct 2024 15:26	SY/MD	Ok
12	CAN 10300	VL041644.D	10 Oct 2024 16:05	SY/MD	Ok
13	CAN 10320	VL041645.D	10 Oct 2024 16:45	SY/MD	Ok,M
14	CAN 10492	VL041646.D	10 Oct 2024 17:24	SY/MD	Ok,M
15	CAN 10329	VL041647.D	10 Oct 2024 18:04	SY/MD	Ok,M
16	CAN 10606	VL041648.D	10 Oct 2024 18:44	SY/MD	Ok,M
17	CAN 10267	VL041649.D	10 Oct 2024 19:23	SY/MD	Ok,M
18	CAN 10601	VL041650.D	10 Oct 2024 20:03	SY/MD	Ok,M
19	CAN 10326	VL041651.D	10 Oct 2024 20:42	SY/MD	Ok,M
20	P4368-14 0.5	VL041652.D	10 Oct 2024 21:21	SY/MD	Ok,M
21	P4368-13 0.45	VL041653.D	10 Oct 2024 22:00	SY/MD	Ok,M

284 Sheffield Street, Mountainside, New Jersey 07092, Phone : 908 789 8900,
Fax : 908 789 8922

Instrument ID: MSVOA_L

Daily Analysis Runlog For Sequence/QCBatch ID # VL101024

Review By	Semsettin Yesilyurt	Review On	10/11/2024 2:40:41 PM		
Supervise By	Mahesh Dadoda	Supervise On	10/14/2024 2:47:00 PM		
SubDirectory	VL101024	HP Acquire Method	AIR-TO15	HP Processing Method	VL091624AIR.M

STD. NAME	STD REF.#
Tune/Reschk	AP2543
Initial Calibration Stds	AP2546,AP2547,AP2548
CCC	AP2546
Internal Standard/PEM	AP2543
ICV/I.BLK	AP2544
Surrogate Standard	
MS/MSD Standard	
LCS Standard	

22	P4368-13 0.40	VL041654.D	10 Oct 2024 22:40	SY/MD	Ok,M
23	P4368-13 0.1	VL041655.D	10 Oct 2024 23:19	SY/MD	Ok,M
24	P4368-13 0.03	VL041656.D	10 Oct 2024 23:58	SY/MD	Ok,M
25	P4368-14 0.03	VL041657.D	11 Oct 2024 00:37	SY/MD	Ok,M
26	VSTDCCC010	VL041658.D	11 Oct 2024 1:15	SY/MD	Ok,M

M : Manual Integration

Quantitation Report (Not Reviewed)

Data Path : Z:\voasrv\HPCHEM1\MSVOA_L\Data\VL121624\
Data File : VL041752.D
Acq On : 16 Dec 2024 13:30
Operator : SY/MD
Sample : VSTDICCC010
Misc : 400mL/MSVOA_L
ALS Vial : 1 Sample Multiplier: 1

Instrument :
MSVOA_L
ClientSampleId :
VSTDICCC010

Quant Time: Dec 19 06:11:54 2024
Quant Method : Z:\voasrv\HPCHEM1\MSVOA_L\methods\VL121624AIR.M
Quant Title : AIR ANALYSIS BY METHOD TO-15 Instrument: MSVOA_LFri Aug 26 06:05:16 2022
QLast Update : Thu Dec 19 06:09:59 2024
Response via : Initial Calibration

Compound	R.T.	QIon	Response	Conc	Units	Dev(Min)
Internal Standards						
1) Bromochloromethane	2.784	49	68599	10.000	ppbv	0.00
33) 1,4-Difluorobenzene	3.956	114	183786	10.000	ppbv	0.00
55) Chlorobenzene-d5	8.879	117	163333	10.000	ppbv	0.00
System Monitoring Compounds						
68) 1-Bromo-4-Fluorobenzene	10.374	95	138451	10.172	ppbv	0.00
Spiked Amount 10.000	Range 65 - 135		Recovery = 101.700%			
Target Compounds						Qvalue
2) Dichlorodifluoromethane	1.496	85	115385	9.453	ppbv	100
3) Chlorodifluoromethane	1.473	51	107429	9.603	ppbv	100
4) Chloromethane	1.531	50	43215	9.049	ppbv	100
5) Vinyl Chloride	1.580	62	42849	8.905	ppbv	100
6) Bromomethane	1.667	94	20252	8.919	ppbv	100
7) Chloroethane	1.703	64	17403	9.311	ppbv	100
8) Dichlorotetrafluoroethane	1.554	85	100191	9.171	ppbv	100
9) Propene	1.483	41	43440	8.959	ppbv	100
10) Heptane	4.979	43	116969	9.391	ppbv	100
11) Trichlorofluoromethane	1.875	101	122831	9.474	ppbv	100
12) 1,1,2-Trichlorotrifluo...	2.137	101	91977	9.327	ppbv	100
13) Ethanol	1.719	45	2484	6.161	ppbv	100
14) Bromoethene	1.781	108	32528	9.770	ppbv	100
15) Acetone	1.832	43	100229	7.509	ppbv	100
16) 1,3-Butadiene	1.606	39	46989	8.940	ppbv	100
17) tert-Butyl alcohol	2.036	59	125757	9.497	ppbv	100
18) 1,1-Dichloroethene	2.033	96	38775	9.379	ppbv	100
19) Isopropyl Alcohol	1.884	45	59026	7.370	ppbv	100
20) Methylene Chloride	2.059	84	32734	8.601	ppbv	100
21) Allyl Chloride	2.095	41	69406	9.588	ppbv	100
22) trans-1,2-Dichloroethene	2.337	96	43898	9.276	ppbv	100
23) Vinyl Acetate	2.457	43	54227	9.350	ppbv	100
24) 1,1-Dichloroethane	2.405	63	89912	9.386	ppbv	100
25) Ethyl Acetate	2.833	43	235305	9.432	ppbv	100
26) Hexane	2.823	57	89385	9.486	ppbv	100
27) Carbon Disulfide	2.150	76	92329	10.873	ppbv	100
28) Methyl tert-Butyl Ether	2.438	73	75330	9.854	ppbv	100
29) Chloroform	2.846	83	135099	9.408	ppbv	100
30) Cyclohexane	3.855	84	75156	9.374	ppbv	100
31) cis-1,2-Dichloroethene	2.719	61	91276	9.374	ppbv	100
32) 1,1,1-Trichloroethane	3.363	97	139102	9.733	ppbv	100
34) 2-Butanone	2.554	43	135331	9.153	ppbv	100
35) Carbon Tetrachloride	3.758	117	138952	10.650	ppbv	100
36) Benzene	3.655	78	179134	9.423	ppbv	100
37) 1,2-Dichloroethane	3.215	62	111770	9.449	ppbv	100
38) Trichloroethene	4.545	130	71297	8.907	ppbv	100
39) 1,2-Dichloropropane	4.309	63	64789	9.423	ppbv	100
40) 1,4-Dioxane	4.580	88	30658	9.128	ppbv #	100
41) Tetrahydrofuran	3.049	42	78480	9.474	ppbv	100
42) Bromodichloromethane	4.483	83	142819	10.494	ppbv	100
43) Methyl Methacrylate	4.878	69	72578	10.020	ppbv	100
44) 2,2,4-Trimethylpentane	4.639	57	307748	9.479	ppbv	100
45) t-1,3-Dichloropropene	6.412	75	77752	10.378	ppbv	100

Quantitation Report (Not Reviewed)

Data Path : Z:\voasrv\HPCHEM1\MSVOA_L\Data\VL121624\
Data File : VL041752.D
Acq On : 16 Dec 2024 13:30
Operator : SY/MD
Sample : VSTDICCC010
Misc : 400mL/MSVOA_L
ALS Vial : 1 Sample Multiplier: 1

Instrument :
MSVOA_L
ClientSampleId :
VSTDICCC010

Quant Time: Dec 19 06:11:54 2024
Quant Method : Z:\voasrv\HPCHEM1\MSVOA_L\methods\VL121624AIR.M
Quant Title : AIR ANALYSIS BY METHOD TO-15 Instrument: MSVOA_LFri Aug 26 06:05:16 2022
QLast Update : Thu Dec 19 06:09:59 2024
Response via : Initial Calibration

Compound	R.T.	QIon	Response	Conc	Units	Dev(Min)
46) cis-1,3-Dichloropropene	5.593	75	97992	10.303	ppbv	100
47) 1,1,2-Trichloroethane	6.577	97	67550	9.406	ppbv	100
48) Dibromochloromethane	7.383	129	108899	11.105	ppbv	100
49) Bromoform	9.481	173	91587	11.410	ppbv	100
50) 4-Methyl-2-Pentanone	5.749	43	194838	9.678	ppbv	100
51) 2-Hexanone	7.432	43	157473	9.650	ppbv	100
52) Tetrachloroethene	8.222	164	62989	8.901	ppbv	100
53) Toluene	6.930	91	206354	9.574	ppbv	100
54) 1,2-Dibromoethane	7.649	107	94016	9.501	ppbv	100
56) 1,1,1,2-Tetrachloroethane	8.924	131	86831	10.027	ppbv	100
57) Chlorobenzene	8.921	112	155349	9.295	ppbv	100
58) Ethyl Benzene	9.354	91	289734	9.853	ppbv	100
59) m/p-Xylene	9.549	91	229713	9.713	ppbv #	100
60) o-Xylene	9.963	91	232101	9.789	ppbv	100
61) Styrene	9.869	104	110041	10.733	ppbv	100
62) Isopropylbenzene	10.539	105	348684	9.788	ppbv	100
63) 1,1,2,2-Tetrachloroethane	9.963	83	137363	9.255	ppbv	100
64) n-propylbenzene	10.989	120	87360	9.700	ppbv	100
65) tert-Butylbenzene	11.529	119	309036	9.615	ppbv	100
66) Benzyl Chloride	11.614	91	31039	10.954	ppbv	100
67) sec-Butylbenzene	11.769	105	430810	9.687	ppbv	100
69) p-Isopropyltoluene	11.924	119	363072	9.906	ppbv	100
70) n-Butylbenzene	12.280	91	358993	10.137	ppbv	100
71) 2-Chlorotoluene	10.902	91	264002	9.708	ppbv	100
72) 4-Ethyltoluene	11.125	105	282698	10.120	ppbv	100
73) 1,3,5-Trimethylbenzene	11.203	105	239261	10.304	ppbv	100
74) 1,2,4-Trimethylbenzene	11.536	105	255780	10.244	ppbv	100
75) 1,3-Dichlorobenzene	11.607	146	151752	9.532	ppbv	100
76) 1,4-Dichlorobenzene	11.672	146	152099	9.671	ppbv	100
77) 1,2-Dichlorobenzene	11.947	146	141338	9.227	ppbv	100
78) Hexachloro-1,3-Butadiene	13.882	225	95751	8.431	ppbv	100
79) Naphthalene	13.514	128	205511	11.812	ppbv	100
80) Naphthalene,2-methyl-	14.459	142	106311	19.755	ppbv	100
81) 1,2,4-Trichlorobenzene	13.439	180	101461	10.672	ppbv	100

(#) = qualifier out of range (m) = manual integration (+) = signals summed

Quantitation Report (Not Reviewed)

Data Path : Z:\voasrv\HPCHEM1\MSVOA_L\Data\VL121624\
Data File : VL041752.D
Acq On : 16 Dec 2024 13:30
Operator : SY/MD
Sample : VSTDICCC010
Misc : 400mL/MSVOA_L
ALS Vial : 1 Sample Multiplier: 1

Instrument :
MSVOA_L
ClientSampleId :
VSTDICCC010

Quant Time: Dec 19 06:11:54 2024
Quant Method : Z:\voasrv\HPCHEM1\MSVOA_L\methods\VL121624AIR.M
Quant Title : AIR ANALYSIS BY METHOD TO-15 Instrument: MSVOA_LFri Aug 26 06:05:16 2022
QLast Update : Thu Dec 19 06:09:59 2024
Response via : Initial Calibration

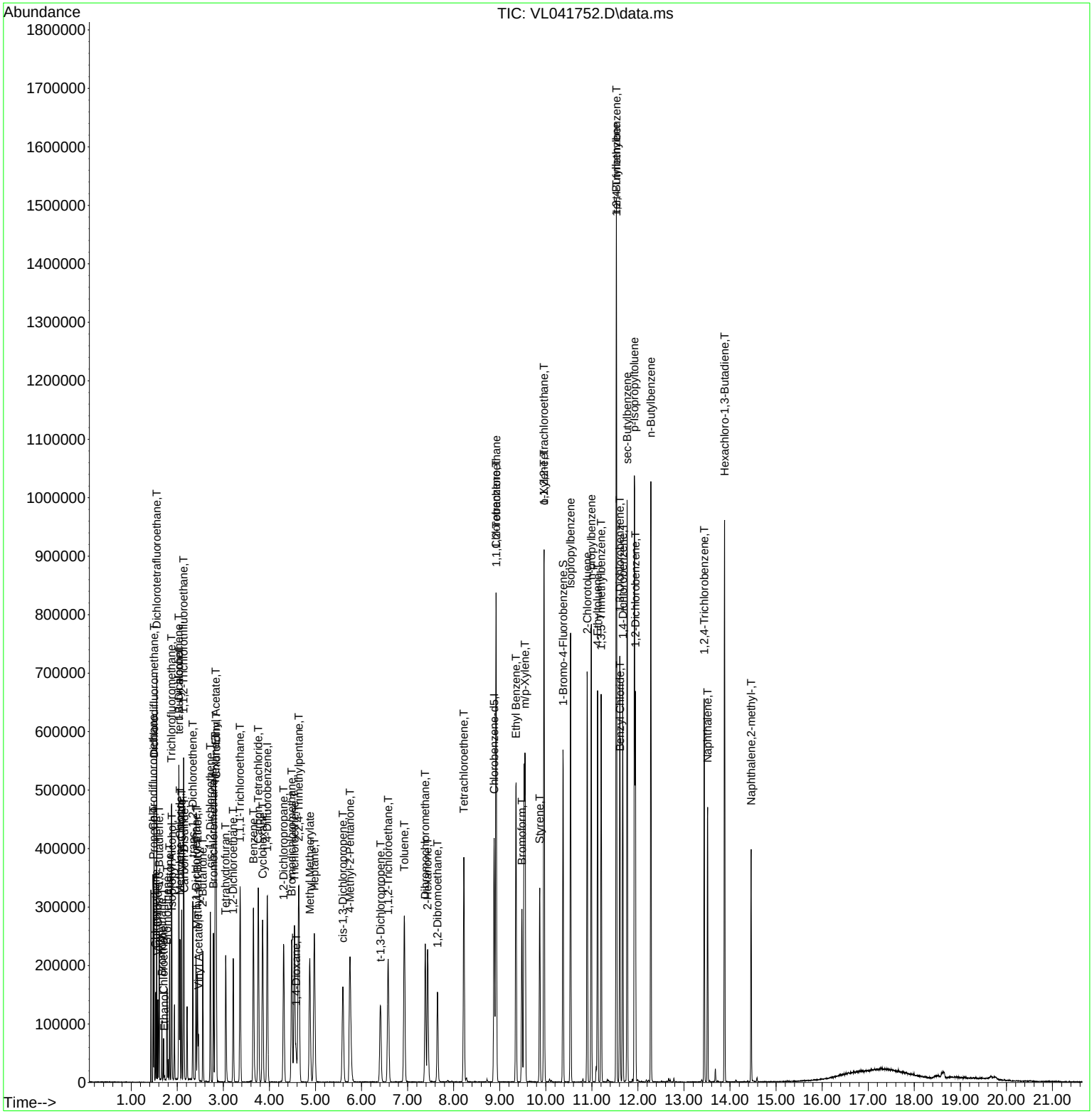

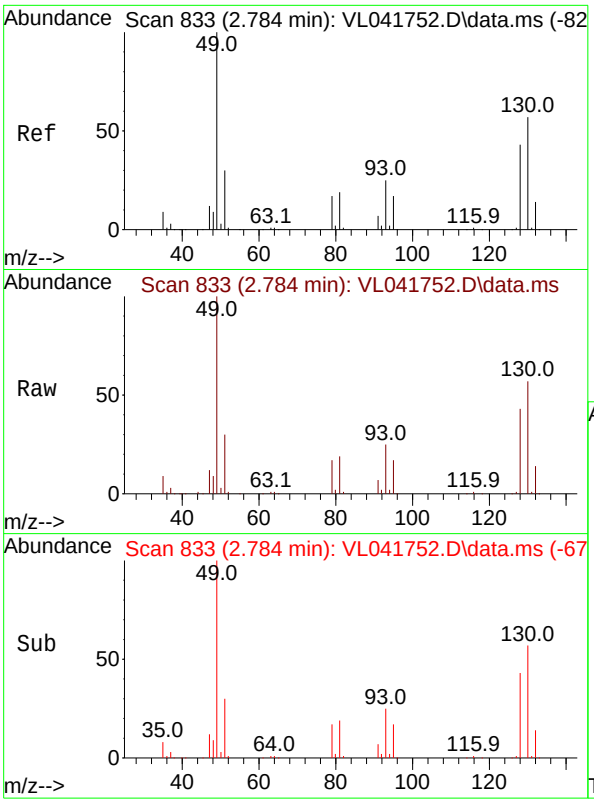

#1
Bromochloromethane
Concen: 10.000 ppbv
RT: 2.784 min Scan# 8
Delta R.T. 0.000 min
Lab File: VL041752.D
Acq: 16 Dec 2024 13:30

Instrument :
MSVOA_L
ClientSampleId :
VSTDICCC010

Tgt Ion: 49 Resp: 68599

Ion	Ratio	Lower	Upper
49	100		
128	43.1	21.6	64.6
130	56.7	28.3	85.0

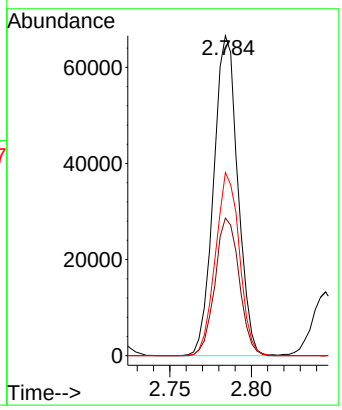

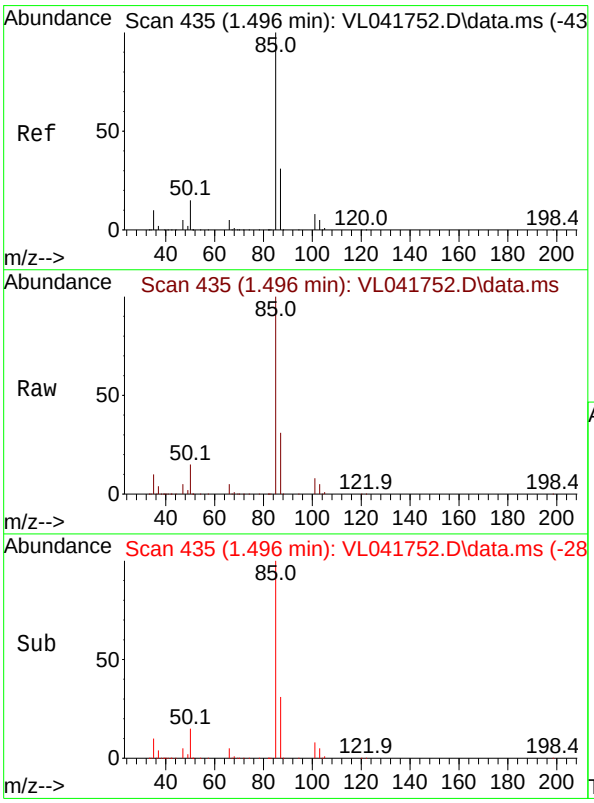

#2
Dichlorodifluoromethane
Concen: 9.453 ppbv
RT: 1.496 min Scan# 435
Delta R.T. 0.000 min
Lab File: VL041752.D
Acq: 16 Dec 2024 13:30

Tgt Ion: 85 Resp: 115385

Ion	Ratio	Lower	Upper
85	100		
87	30.6	24.5	36.7

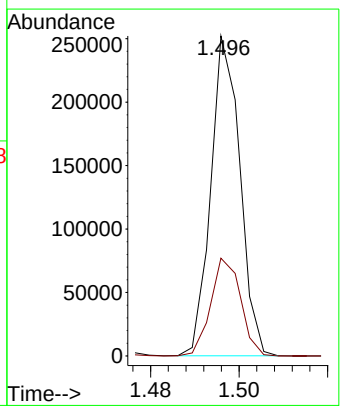

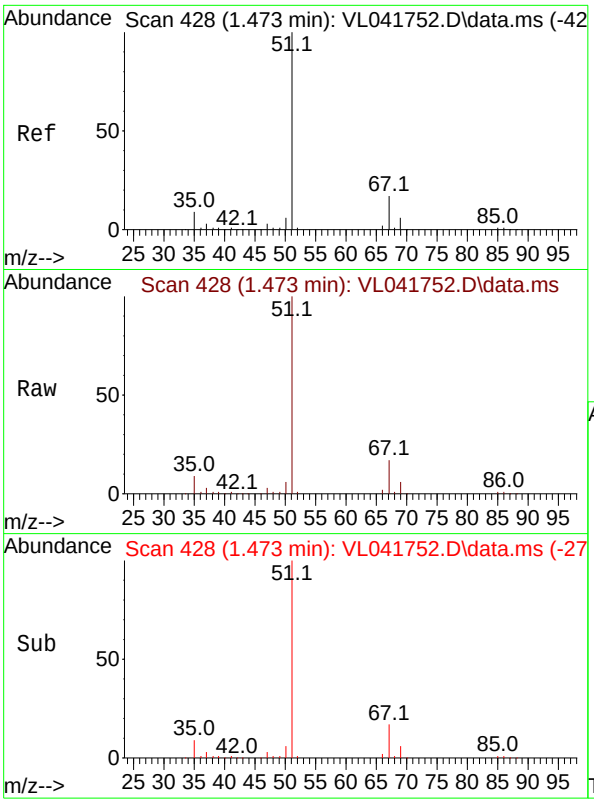

#3
Chlorodifluoromethane
Concen: 9.603 ppbv
RT: 1.473 min Scan# 4
Delta R.T. 0.000 min
Lab File: VL041752.D
Acq: 16 Dec 2024 13:30

Instrument :
MSVOA_L
ClientSampleId :
VSTDICCC010

Tgt Ion: 51 Resp: 107429

Ion	Ratio	Lower	Upper
51	100		
67	18.7	15.0	22.4

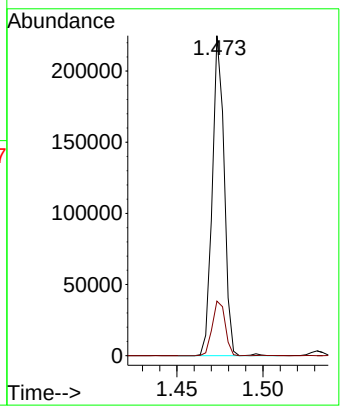

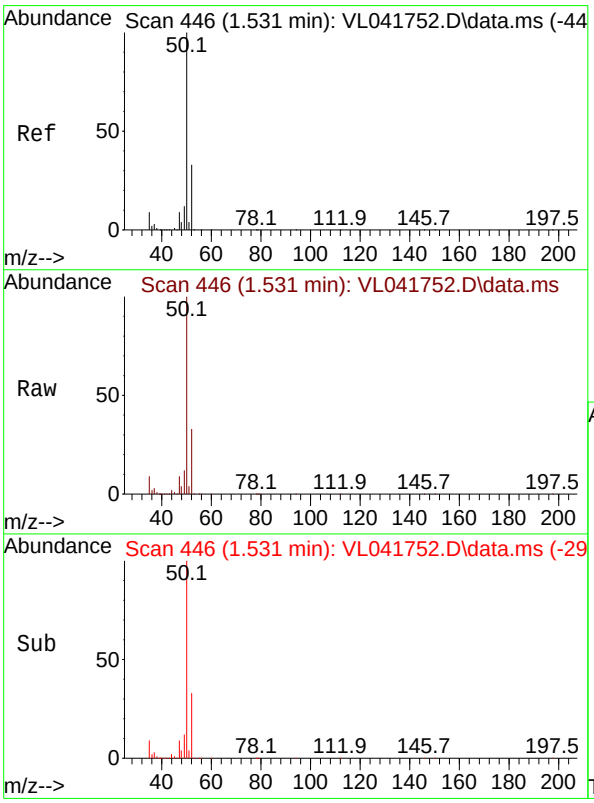

#4
Chloromethane
Concen: 9.049 ppbv
RT: 1.531 min Scan# 446
Delta R.T. 0.000 min
Lab File: VL041752.D
Acq: 16 Dec 2024 13:30

Tgt Ion: 50 Resp: 43215

Ion	Ratio	Lower	Upper
50	100		
52	32.7	26.2	39.2

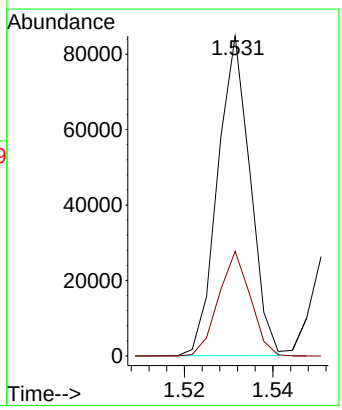

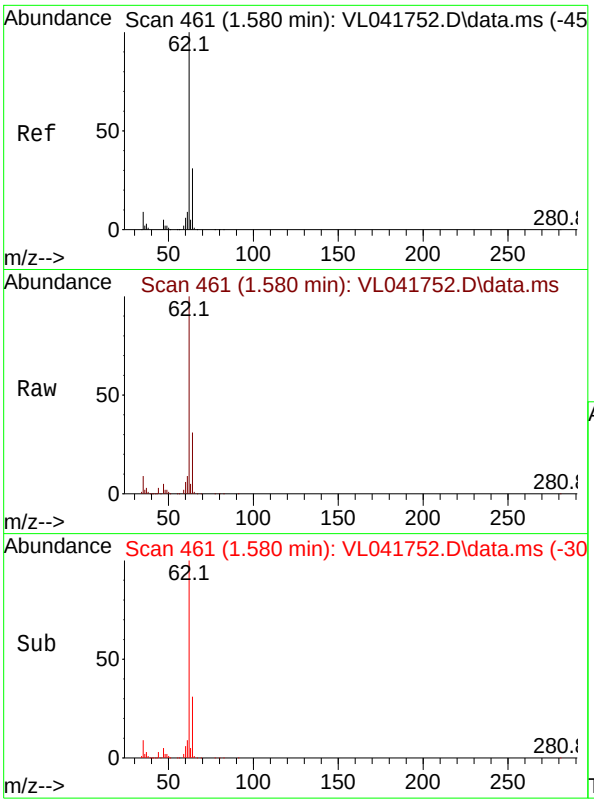

#5
Vinyl Chloride
Concen: 8.905 ppbv
RT: 1.580 min Scan# 4
Delta R.T. 0.000 min
Lab File: VL041752.D
Acq: 16 Dec 2024 13:30

Instrument :
MSVOA_L
ClientSampleId :
VSTDICCC010

Tgt Ion: 62 Resp: 42849

Ion	Ratio	Lower	Upper
62	100		
64	31.4	25.1	37.7

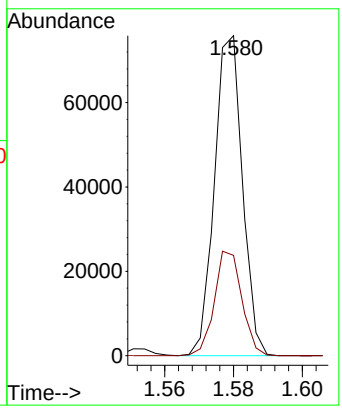

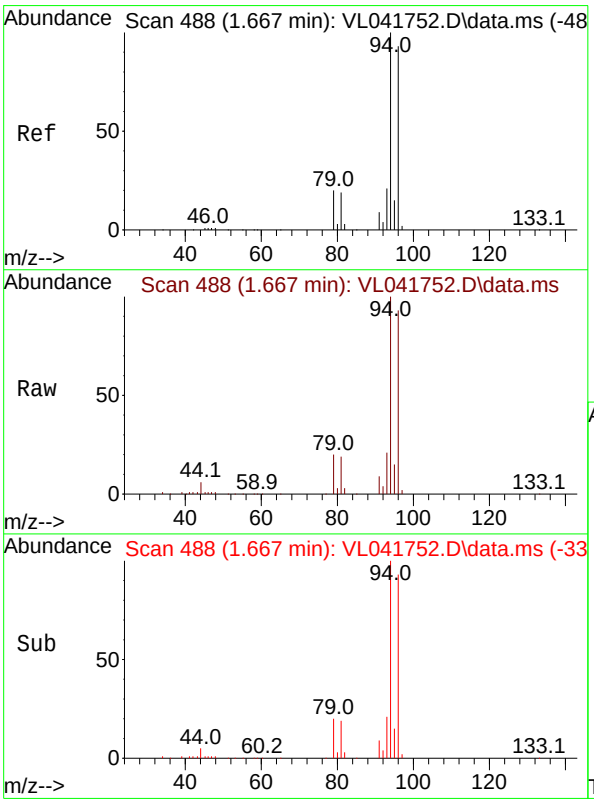

#6
Bromomethane
Concen: 8.919 ppbv
RT: 1.667 min Scan# 488
Delta R.T. 0.000 min
Lab File: VL041752.D
Acq: 16 Dec 2024 13:30

Tgt Ion: 94 Resp: 20252

Ion	Ratio	Lower	Upper
94	100		
96	93.4	74.7	112.1

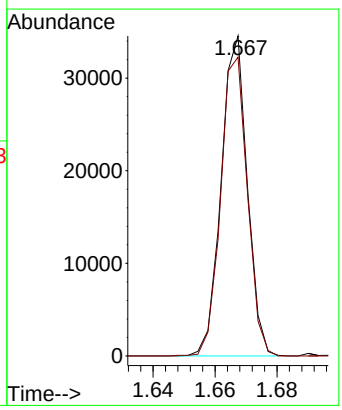

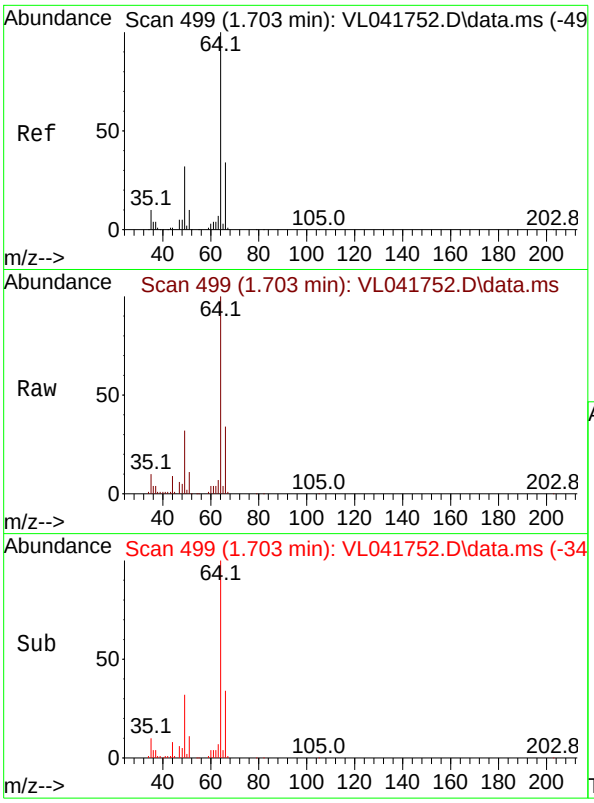

#7
Chloroethane
Concen: 9.311 ppbv
RT: 1.703 min Scan# 4
Delta R.T. 0.000 min
Lab File: VL041752.D
Acq: 16 Dec 2024 13:30

Instrument :
MSVOA_L
ClientSampleId :
VSTDICCC010

Tgt Ion: 64 Resp: 17403

Ion	Ratio	Lower	Upper
64	100		
66	34.4	27.5	41.3

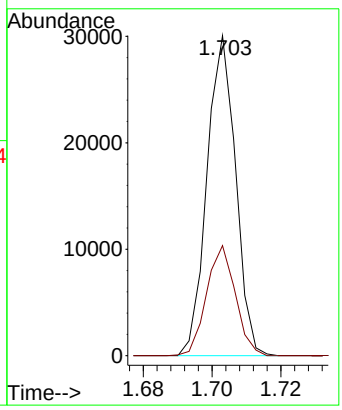

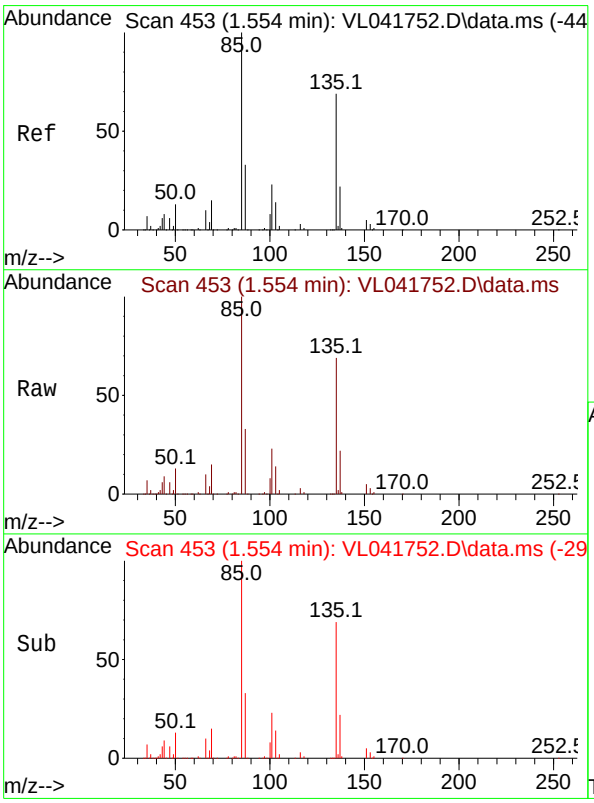

#8
Dichlorotetrafluoroethane
Concen: 9.171 ppbv
RT: 1.554 min Scan# 453
Delta R.T. 0.000 min
Lab File: VL041752.D
Acq: 16 Dec 2024 13:30

Tgt Ion: 85 Resp: 100191

Ion	Ratio	Lower	Upper
85	100		
135	64.9	51.9	77.9

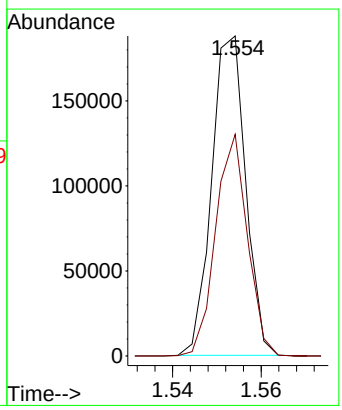

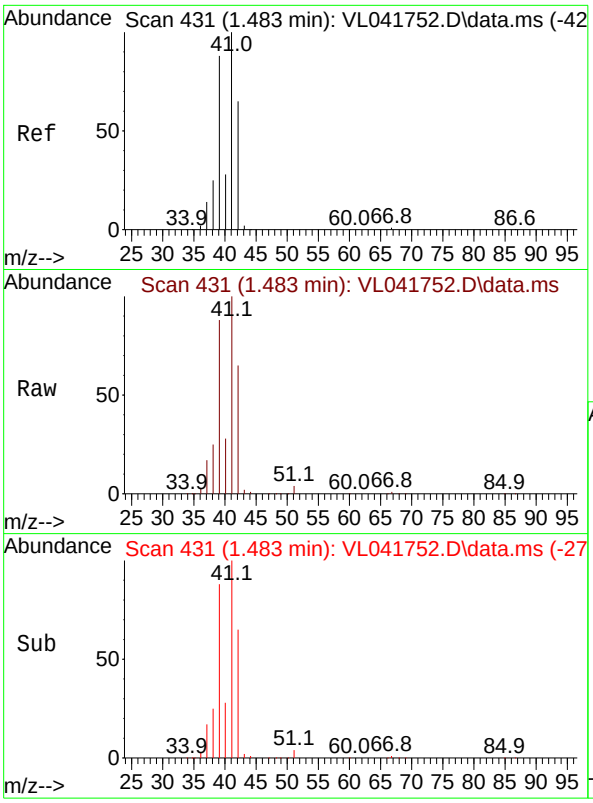

#9
Propene
Concen: 8.959 ppbv
RT: 1.483 min Scan# 4
Delta R.T. 0.000 min
Lab File: VL041752.D
Acq: 16 Dec 2024 13:30

Instrument :
MSVOA_L
ClientSampleId :
VSTDICCC010

Tgt Ion: 41 Resp: 43440

Ion	Ratio	Lower	Upper
41	100		
42	65.5	52.4	78.6

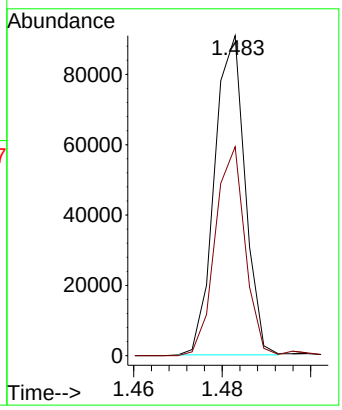

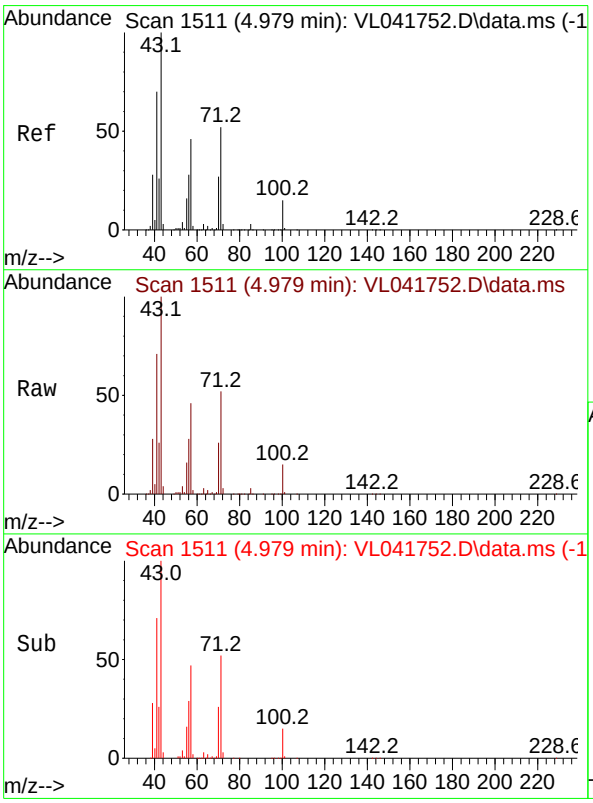

#10
Heptane
Concen: 9.391 ppbv
RT: 4.979 min Scan# 1511
Delta R.T. 0.000 min
Lab File: VL041752.D
Acq: 16 Dec 2024 13:30

Tgt Ion: 43 Resp: 116969

Ion	Ratio	Lower	Upper
43	100		
57	48.1	38.5	57.7

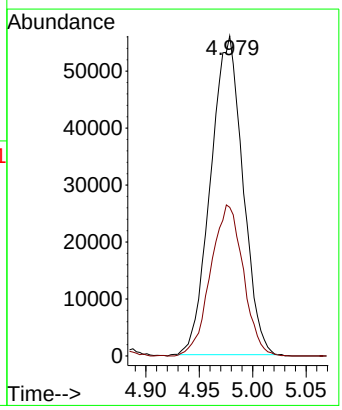

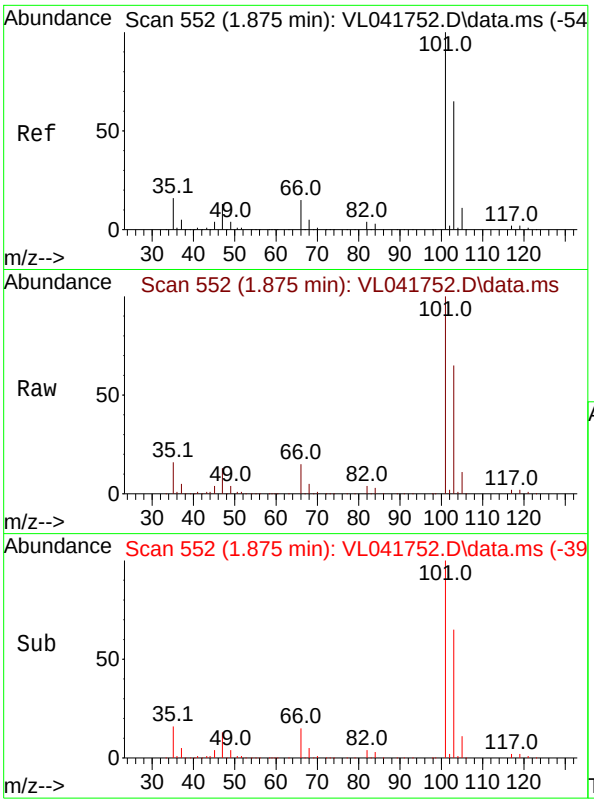

#11
Trichlorofluoromethane
Concen: 9.474 ppbv
RT: 1.875 min Scan# 5
Delta R.T. 0.000 min
Lab File: VL041752.D
Acq: 16 Dec 2024 13:30

Instrument :
MSVOA_L
ClientSampleId :
VSTDICCC010

Tgt Ion:101 Resp: 122831

Ion	Ratio	Lower	Upper
101	100		
103	64.8	51.8	77.8

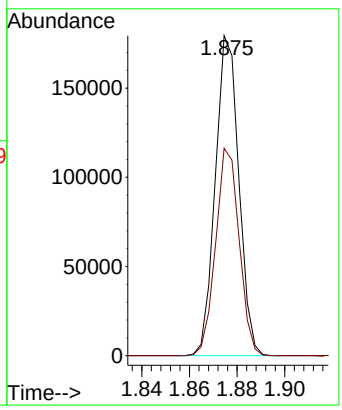

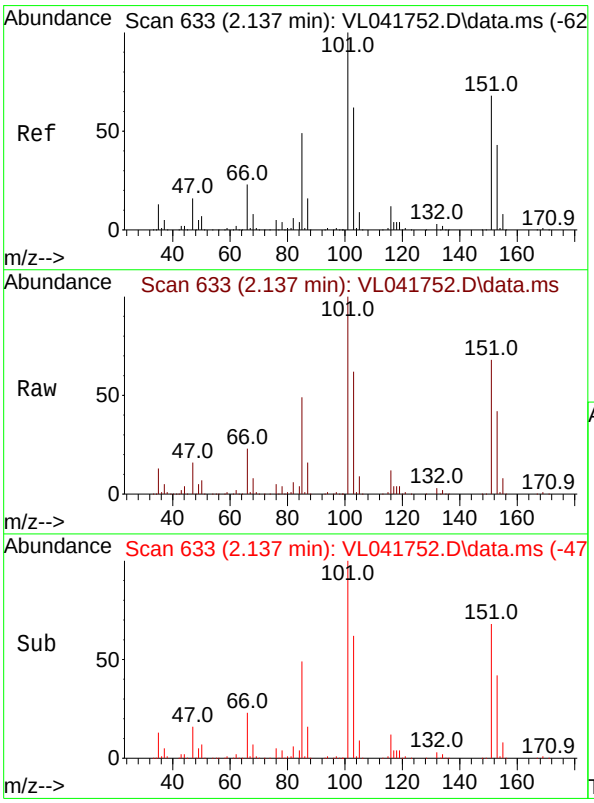

#12
1,1,2-Trichlorotrifluoroethane
Concen: 9.327 ppbv
RT: 2.137 min Scan# 633
Delta R.T. 0.000 min
Lab File: VL041752.D
Acq: 16 Dec 2024 13:30

Tgt Ion:101 Resp: 91977

Ion	Ratio	Lower	Upper
101	100		
151	71.0	56.8	85.2

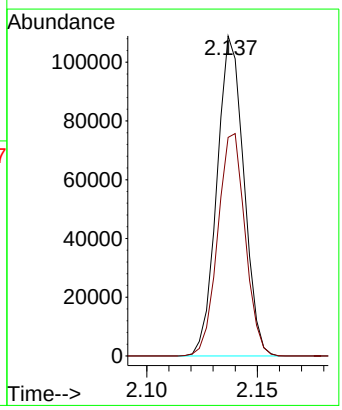

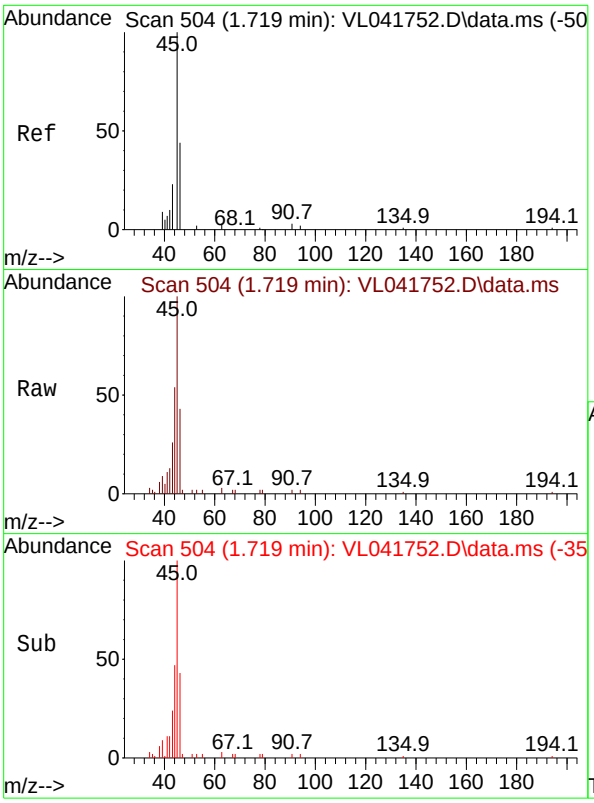

#13
Ethanol
Concen: 6.161 ppbv
RT: 1.719 min Scan# 5
Delta R.T. 0.000 min
Lab File: VL041752.D
Acq: 16 Dec 2024 13:30

Instrument :
MSVOA_L
ClientSampleId :
VSTDICCC010

Tgt Ion: 45 Resp: 2484

Ion	Ratio	Lower	Upper
45	100		
46	41.1	16.4	65.8

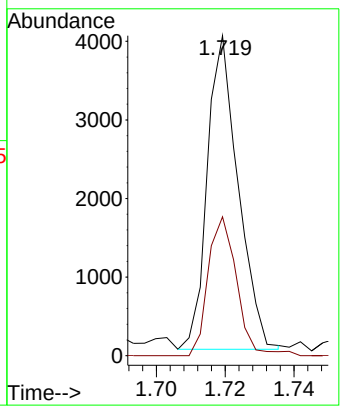

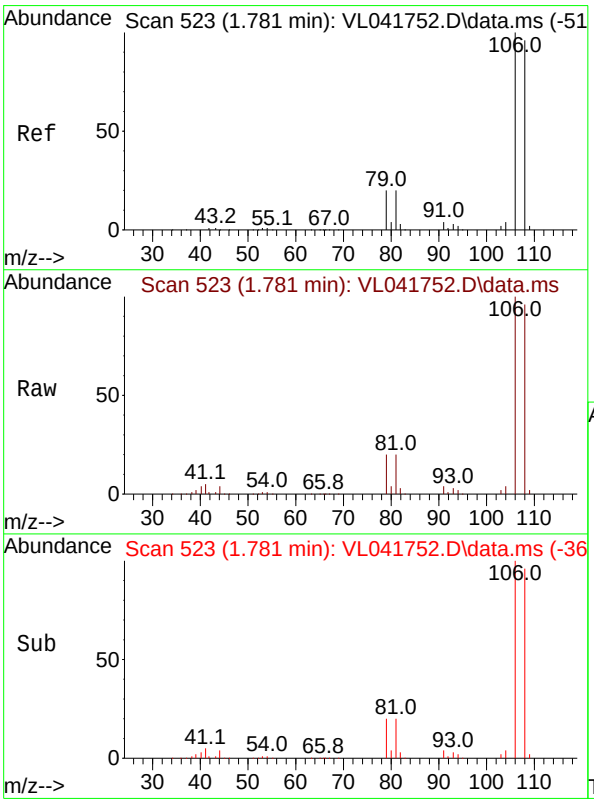

#14
Bromoethene
Concen: 9.770 ppbv
RT: 1.781 min Scan# 523
Delta R.T. 0.000 min
Lab File: VL041752.D
Acq: 16 Dec 2024 13:30

Tgt Ion:108 Resp: 32528

Ion	Ratio	Lower	Upper
108	100		
106	105.1	84.1	126.1
79	21.7	17.4	26.0

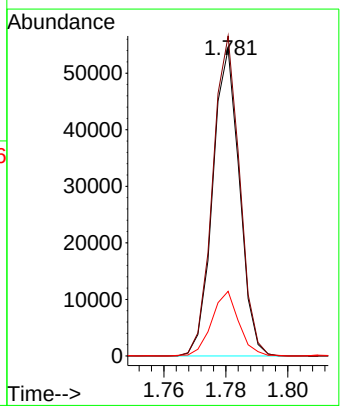

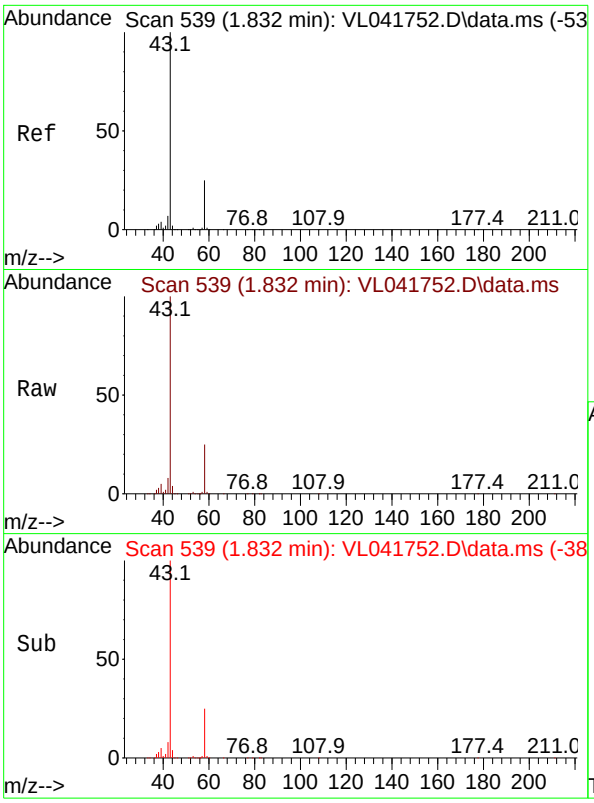

#15
Acetone
Concen: 7.509 ppbv
RT: 1.832 min Scan# 5
Delta R.T. 0.000 min
Lab File: VL041752.D
Acq: 16 Dec 2024 13:30

Instrument :
MSVOA_L
ClientSampleId :
VSTDICCC010

Tgt Ion: 43 Resp: 100229

Ion	Ratio	Lower	Upper
43	100		
58	24.6	19.7	29.5

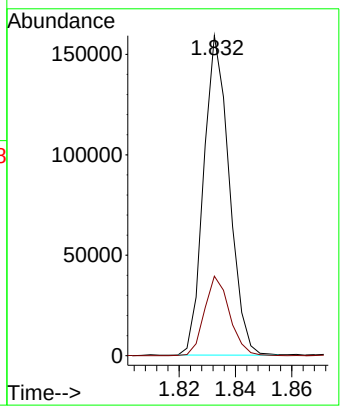

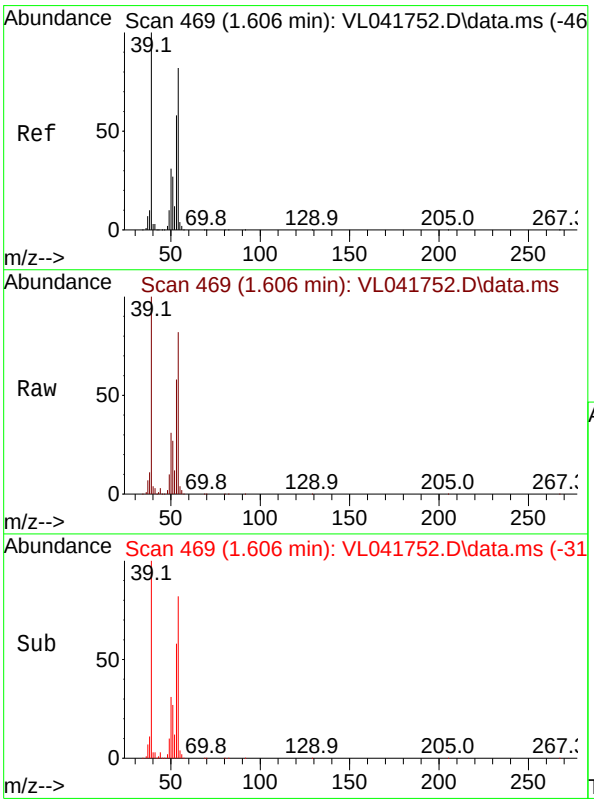

#16
1,3-Butadiene
Concen: 8.940 ppbv
RT: 1.606 min Scan# 469
Delta R.T. 0.000 min
Lab File: VL041752.D
Acq: 16 Dec 2024 13:30

Tgt Ion: 39 Resp: 46989

Ion	Ratio	Lower	Upper
39	100		
54	73.0	58.4	87.6

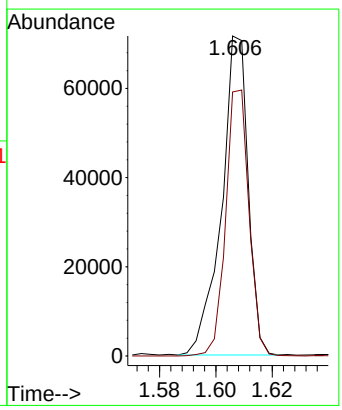

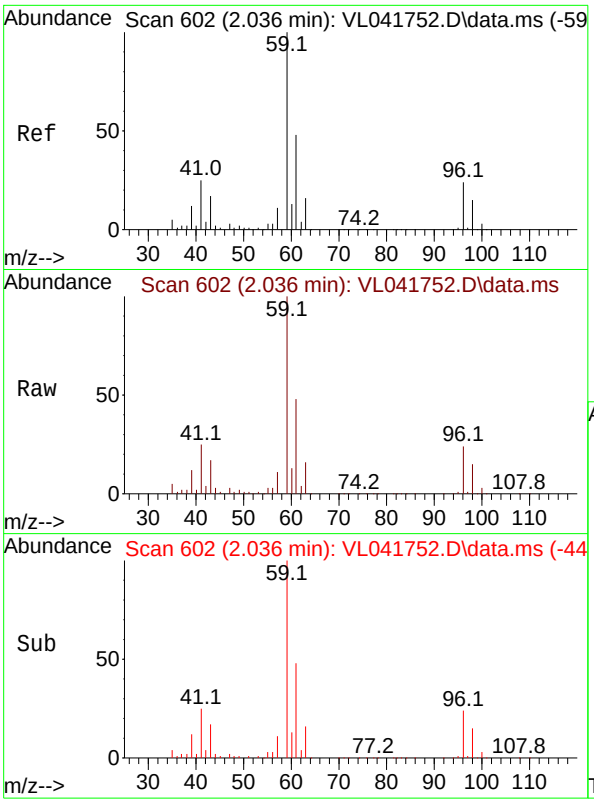

#17
tert-Butyl alcohol
Concen: 9.497 ppbv
RT: 2.036 min Scan# 6
Delta R.T. 0.000 min
Lab File: VL041752.D
Acq: 16 Dec 2024 13:30

Instrument :
MSVOA_L
ClientSampleId :
VSTDICCC010

Tgt Ion: 59 Resp: 125757

Ion	Ratio	Lower	Upper
59	100		
57	10.8	8.6	13.0

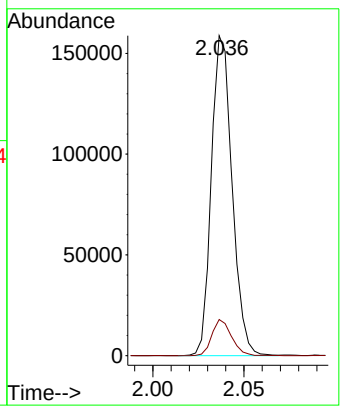

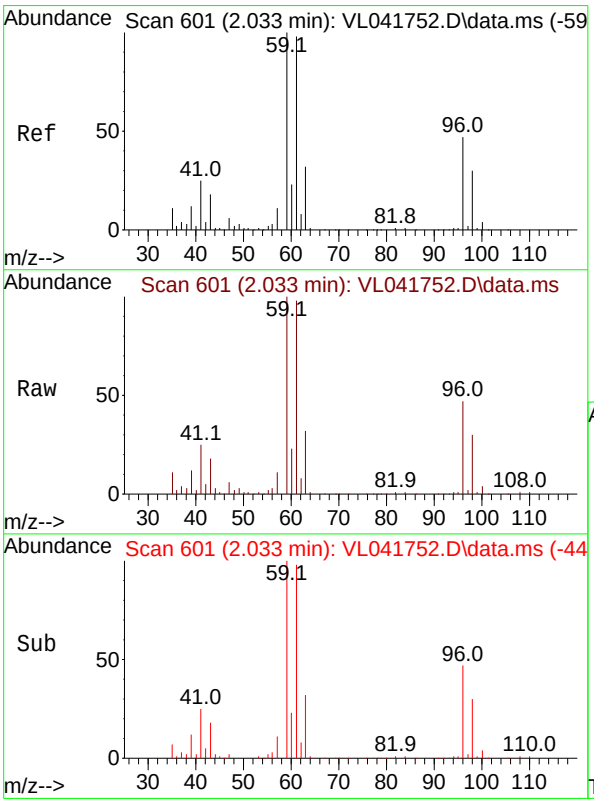

#18
1,1-Dichloroethene
Concen: 9.379 ppbv
RT: 2.033 min Scan# 601
Delta R.T. 0.000 min
Lab File: VL041752.D
Acq: 16 Dec 2024 13:30

Tgt Ion: 96 Resp: 38775

Ion	Ratio	Lower	Upper
96	100		
61	209.6	167.7	251.5
98	63.9	51.1	76.7

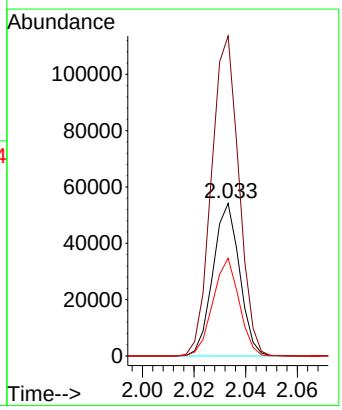

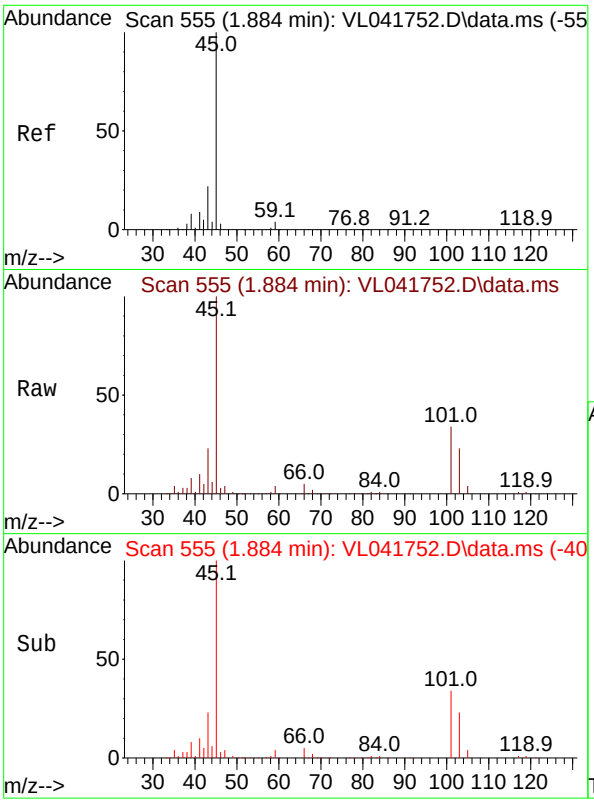

#19
Isopropyl Alcohol
Concen: 7.370 ppbv
RT: 1.884 min Scan# 5
Delta R.T. 0.000 min
Lab File: VL041752.D
Acq: 16 Dec 2024 13:30

Instrument :
MSVOA_L
ClientSampleId :
VSTDICCC010

Tgt Ion: 45 Resp: 59026

Ion	Ratio	Lower	Upper
45	100		
58	41.6	33.3	49.9

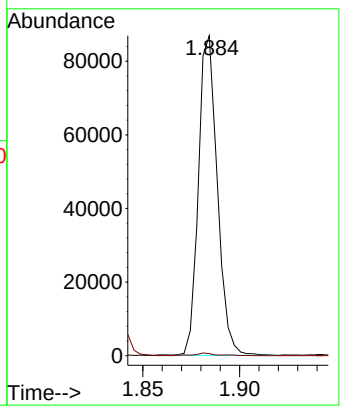

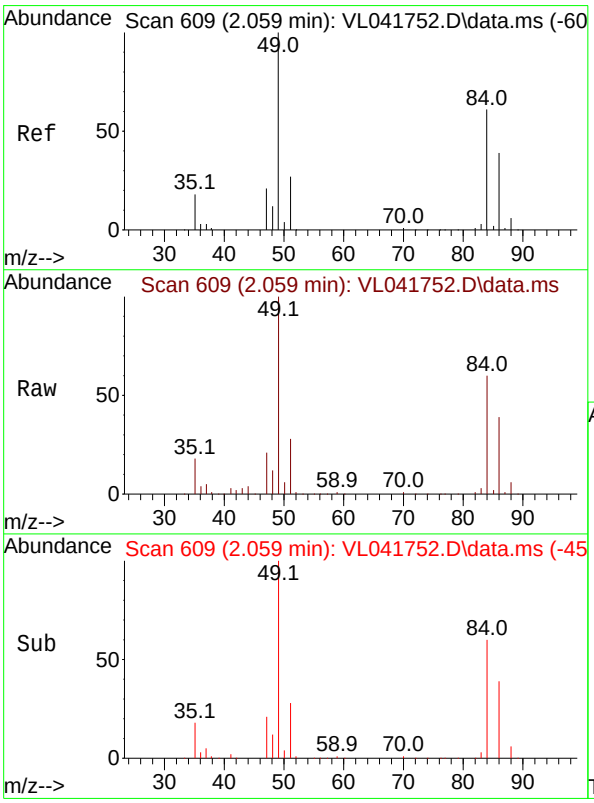

#20
Methylene Chloride
Concen: 8.601 ppbv
RT: 2.059 min Scan# 609
Delta R.T. 0.000 min
Lab File: VL041752.D
Acq: 16 Dec 2024 13:30

Tgt Ion: 84 Resp: 32734

Ion	Ratio	Lower	Upper
84	100		
49	165.7	132.6	198.8
51	47.0	37.6	56.4
86	64.2	51.4	77.0

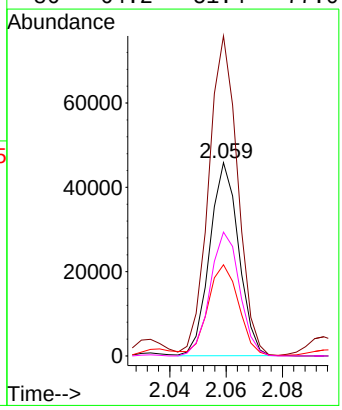

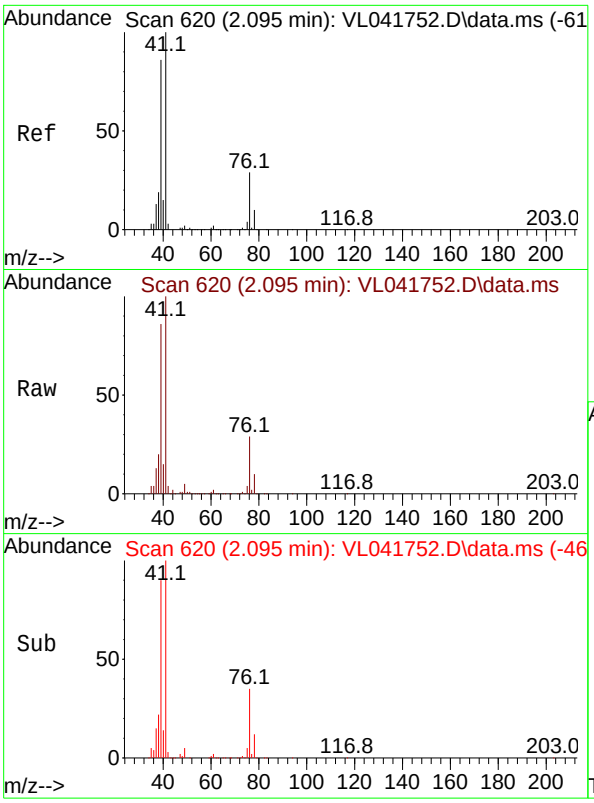

#21
Allyl Chloride
Concen: 9.588 ppbv
RT: 2.095 min Scan# 6
Delta R.T. 0.000 min
Lab File: VL041752.D
Acq: 16 Dec 2024 13:30

Instrument :
MSVOA_L
ClientSampleId :
VSTDICCC010

Tgt Ion: 41 Resp: 69406

Ion	Ratio	Lower	Upper
41	100		
76	27.9	22.3	33.5
39	86.5	69.2	103.8

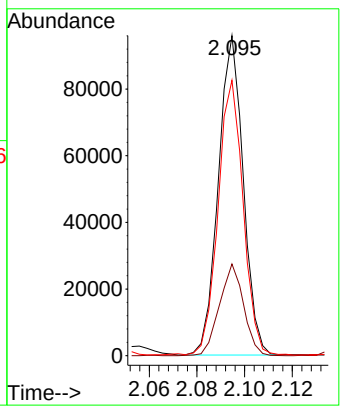

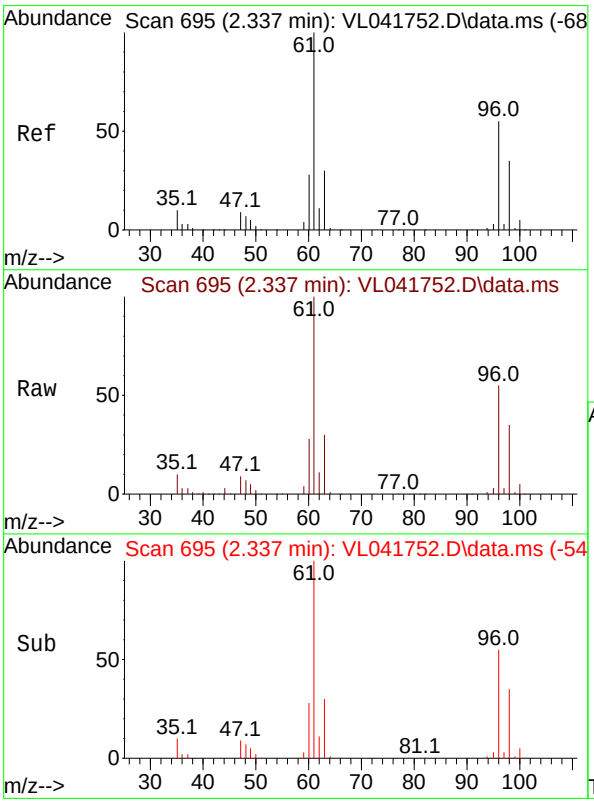

#22
trans-1,2-Dichloroethene
Concen: 9.276 ppbv
RT: 2.337 min Scan# 695
Delta R.T. 0.000 min
Lab File: VL041752.D
Acq: 16 Dec 2024 13:30

Tgt Ion: 96 Resp: 43898

Ion	Ratio	Lower	Upper
96	100		
61	182.9	146.3	219.5
98	63.5	50.8	76.2

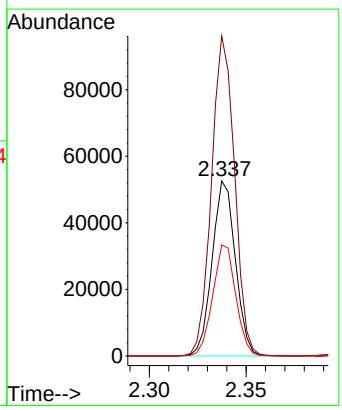

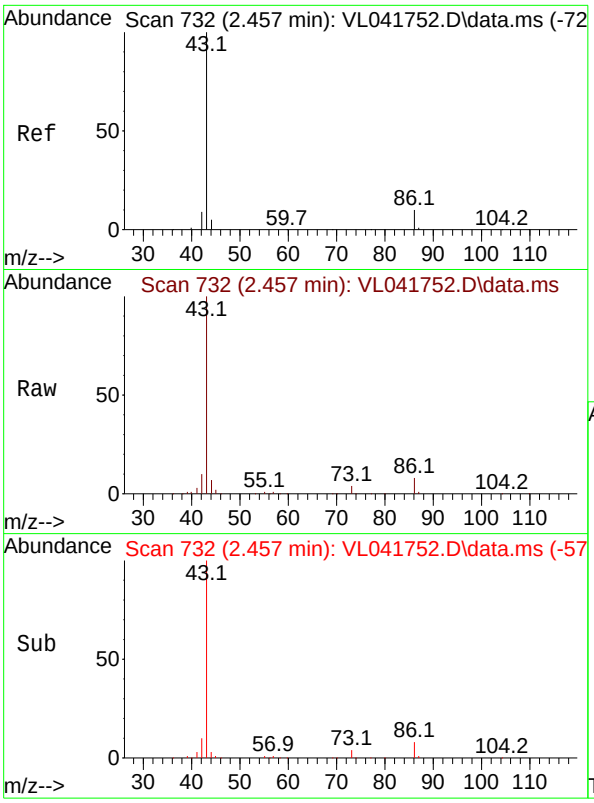

#23
Vinyl Acetate
Concen: 9.350 ppbv
RT: 2.457 min Scan# 7
Delta R.T. 0.000 min
Lab File: VL041752.D
Acq: 16 Dec 2024 13:30

Instrument :
MSVOA_L
ClientSampleId :
VSTDICCC010

Tgt Ion: 43 Resp: 54227

Ion	Ratio	Lower	Upper
43	100		
86	8.3	6.6	10.0
42	10.2	8.2	12.2
44	6.2	5.0	7.4

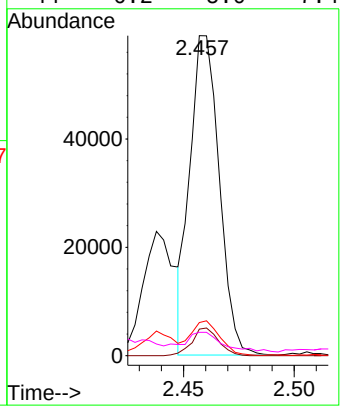

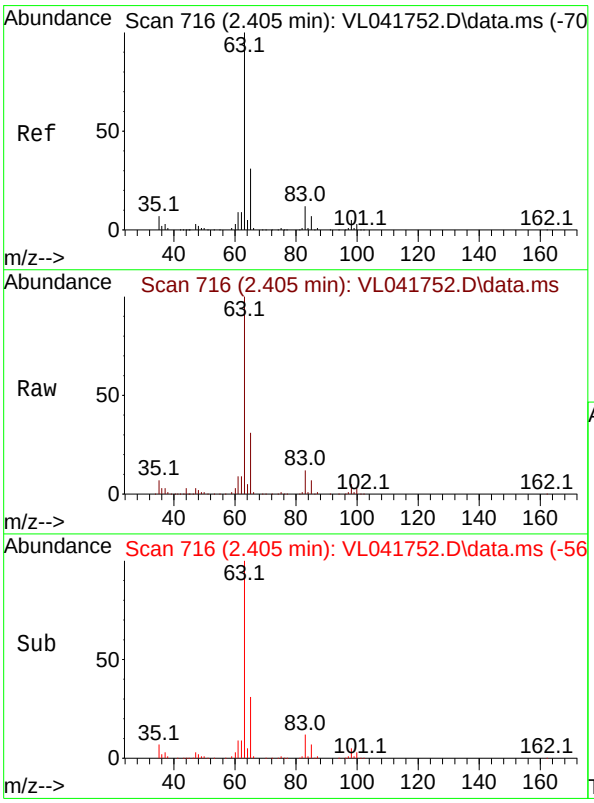

#24
1,1-Dichloroethane
Concen: 9.386 ppbv
RT: 2.405 min Scan# 716
Delta R.T. 0.000 min
Lab File: VL041752.D
Acq: 16 Dec 2024 13:30

Tgt Ion: 63 Resp: 89912

Ion	Ratio	Lower	Upper
63	100		
98	4.5	2.3	6.8
100	2.8	1.4	4.2

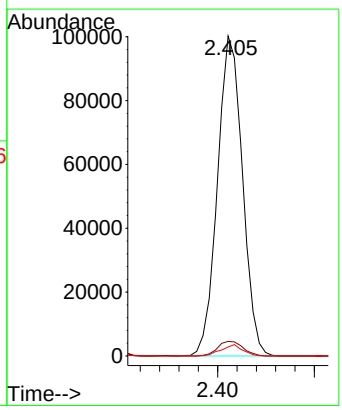

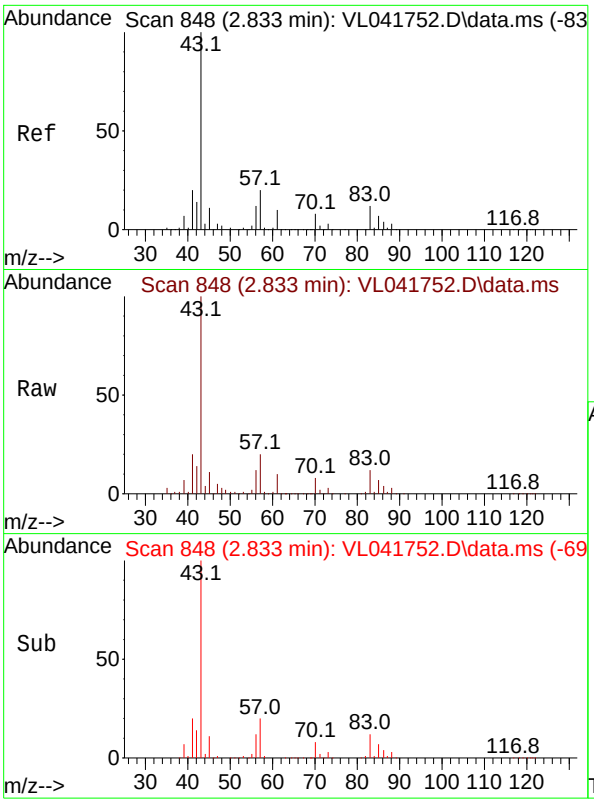

#25
Ethyl Acetate
Concen: 9.432 ppbv
RT: 2.833 min Scan# 8
Delta R.T. 0.000 min
Lab File: VL041752.D
Acq: 16 Dec 2024 13:30

Instrument :
MSVOA_L
ClientSampleId :
VSTDICCC010

Tgt Ion: 43 Resp: 235305

Ion	Ratio	Lower	Upper
43	100		
45	10.1	8.1	12.1
61	8.8	7.0	10.6
70	8.1	6.5	9.7

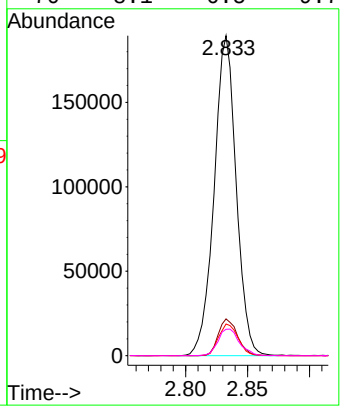

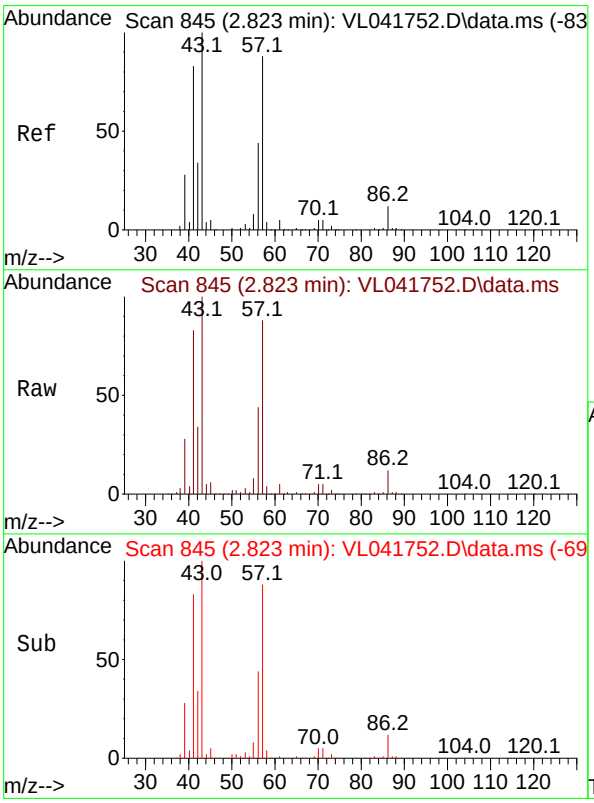

#26
Hexane
Concen: 9.486 ppbv
RT: 2.823 min Scan# 845
Delta R.T. 0.000 min
Lab File: VL041752.D
Acq: 16 Dec 2024 13:30

Tgt Ion: 57 Resp: 89385

Ion	Ratio	Lower	Upper
57	100		
41	99.5	79.6	119.4
43	263.8	211.0	316.6
56	53.2	42.6	63.8

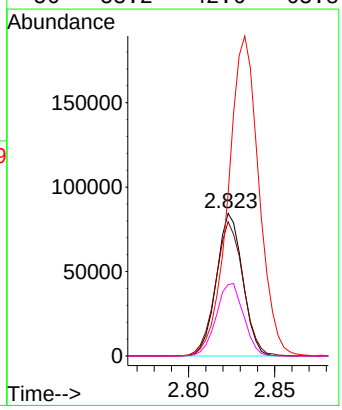

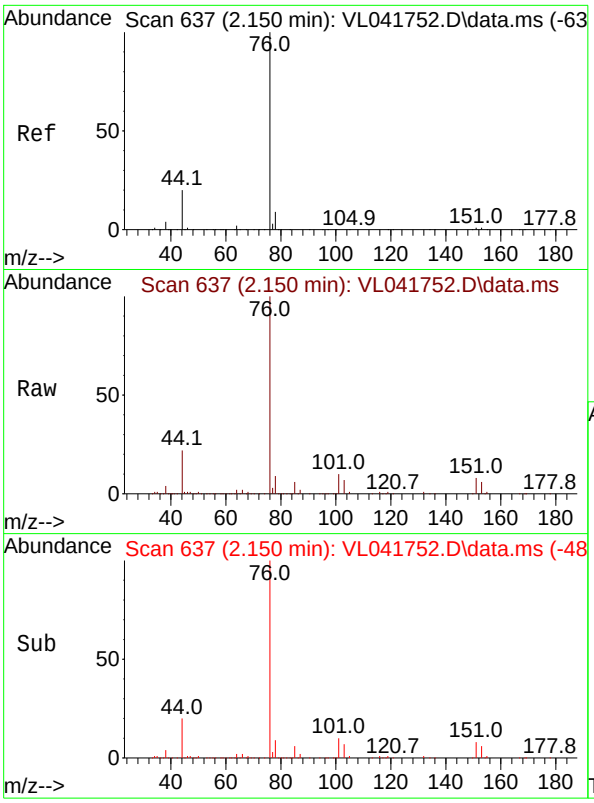

#27
Carbon Disulfide
Concen: 10.873 ppbv
RT: 2.150 min Scan# 6
Delta R.T. 0.000 min
Lab File: VL041752.D
Acq: 16 Dec 2024 13:30

Instrument :
MSVOA_L
ClientSampleId :
VSTDICCC010

Tgt Ion: 76 Resp: 92329

Ion	Ratio	Lower	Upper
76	100		
44	22.0	17.6	26.4
78	12.8	10.2	15.4

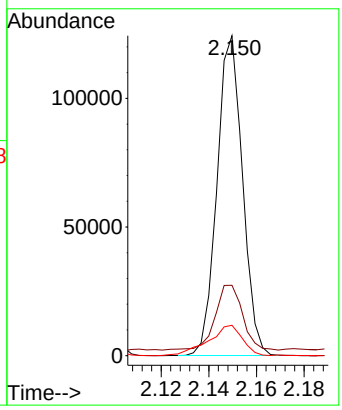

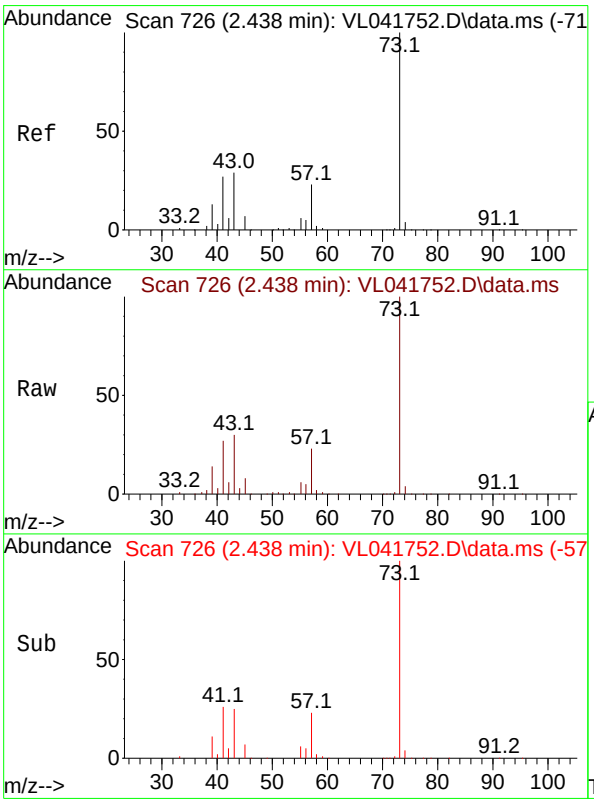

#28
Methyl tert-Butyl Ether
Concen: 9.854 ppbv
RT: 2.438 min Scan# 726
Delta R.T. 0.000 min
Lab File: VL041752.D
Acq: 16 Dec 2024 13:30

Tgt Ion: 73 Resp: 75330

Ion	Ratio	Lower	Upper
73	100		
57	22.0	17.6	26.4

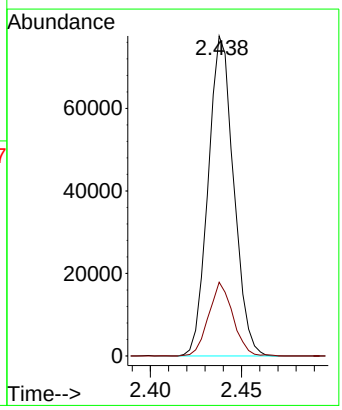

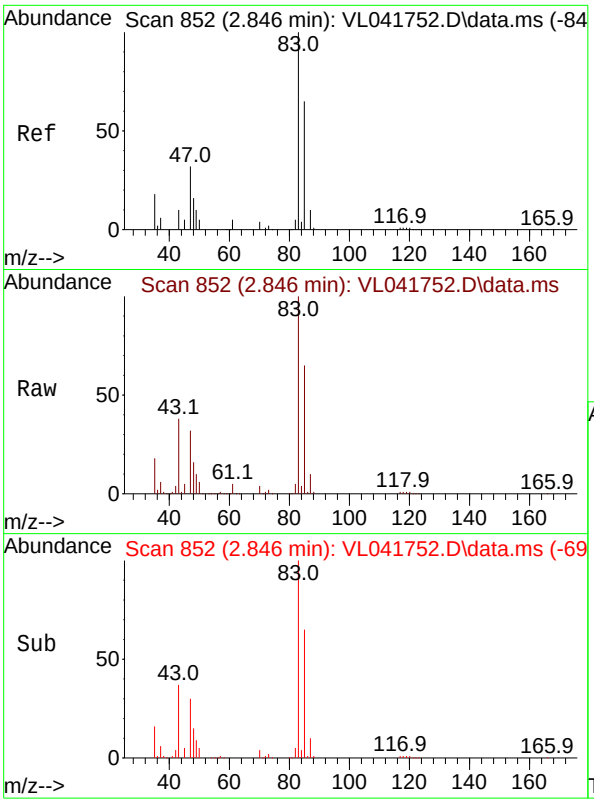

#29
Chloroform
Concen: 9.408 ppbv
RT: 2.846 min Scan# 8
Delta R.T. 0.000 min
Lab File: VL041752.D
Acq: 16 Dec 2024 13:30

Instrument :
MSVOA_L
ClientSampleId :
VSTDICCC010

Tgt Ion: 83 Resp: 135099

Ion	Ratio	Lower	Upper
83	100		
85	64.7	51.8	77.6

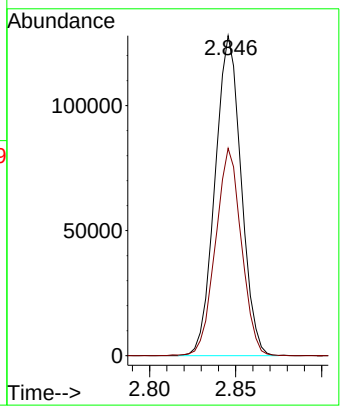

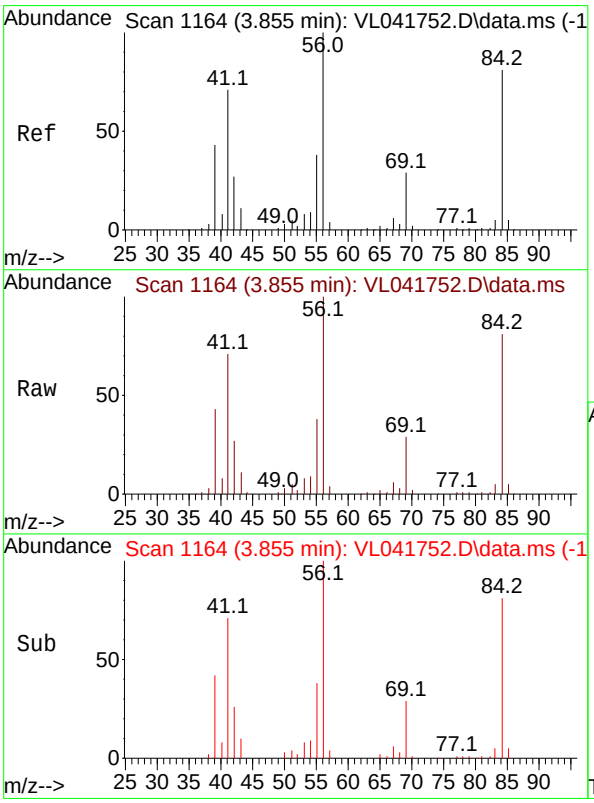

#30
Cyclohexane
Concen: 9.374 ppbv
RT: 3.855 min Scan# 1164
Delta R.T. 0.000 min
Lab File: VL041752.D
Acq: 16 Dec 2024 13:30

Tgt Ion: 84 Resp: 75156

Ion	Ratio	Lower	Upper
84	100		
56	127.9	102.3	153.5
41	92.5	74.0	111.0

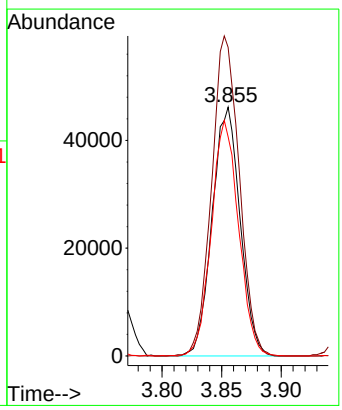

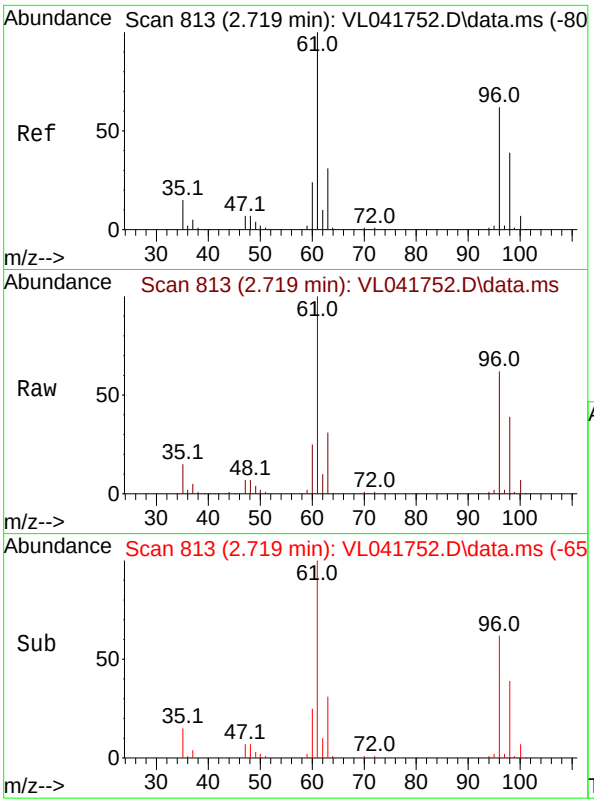

#31
cis-1,2-Dichloroethene
Concen: 9.374 ppbv
RT: 2.719 min Scan# 8
Delta R.T. 0.000 min
Lab File: VL041752.D
Acq: 16 Dec 2024 13:30

Instrument :
MSVOA_L
ClientSampleId :
VSTDICCC010

Tgt Ion: 61 Resp: 91276

Ion	Ratio	Lower	Upper
61	100		
96	62.1	49.7	74.5
98	38.5	30.8	46.2

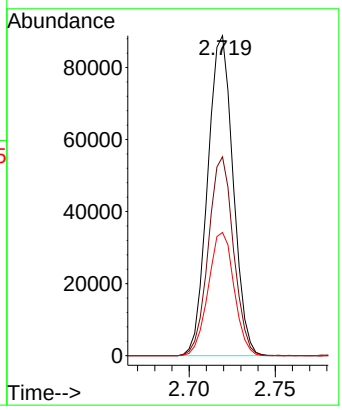

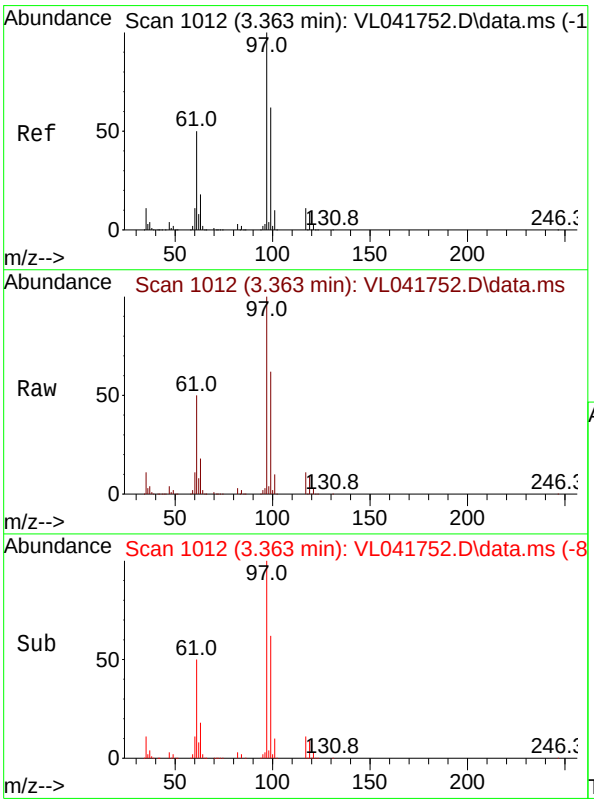

#32
1,1,1-Trichloroethane
Concen: 9.733 ppbv
RT: 3.363 min Scan# 1012
Delta R.T. 0.000 min
Lab File: VL041752.D
Acq: 16 Dec 2024 13:30

Tgt Ion: 97 Resp: 139102

Ion	Ratio	Lower	Upper
97	100		
99	63.7	51.0	76.4
61	52.7	42.2	63.2

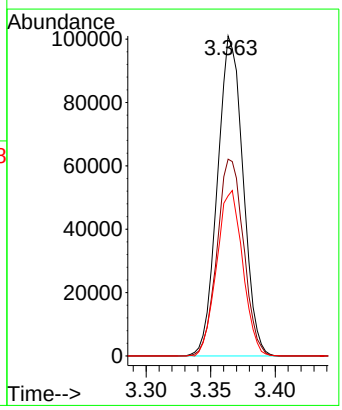

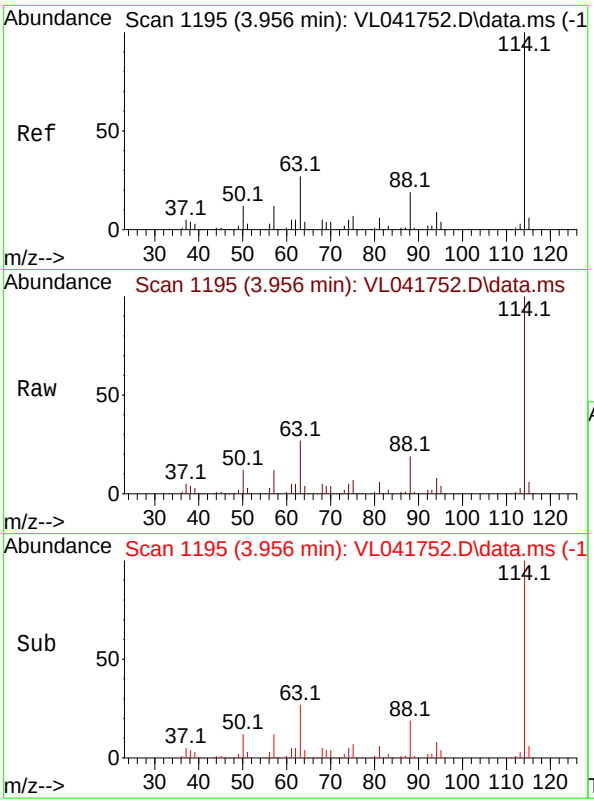

#33
1,4-Difluorobenzene
Concen: 10.000 ppbv
RT: 3.956 min Scan# 1
Delta R.T. 0.000 min
Lab File: VL041752.D
Acq: 16 Dec 2024 13:30

Instrument :
MSVOA_L
ClientSampleId :
VSTDICCC010

Tgt Ion:114 Resp: 183786

Ion	Ratio	Lower	Upper
114	100		
63	27.3	21.8	32.8
88	18.5	14.8	22.2

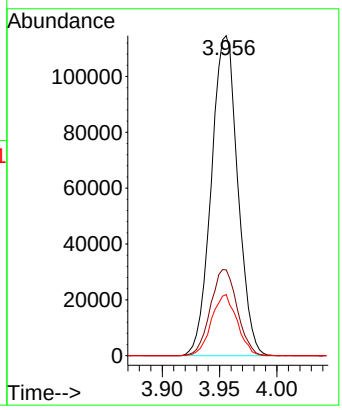

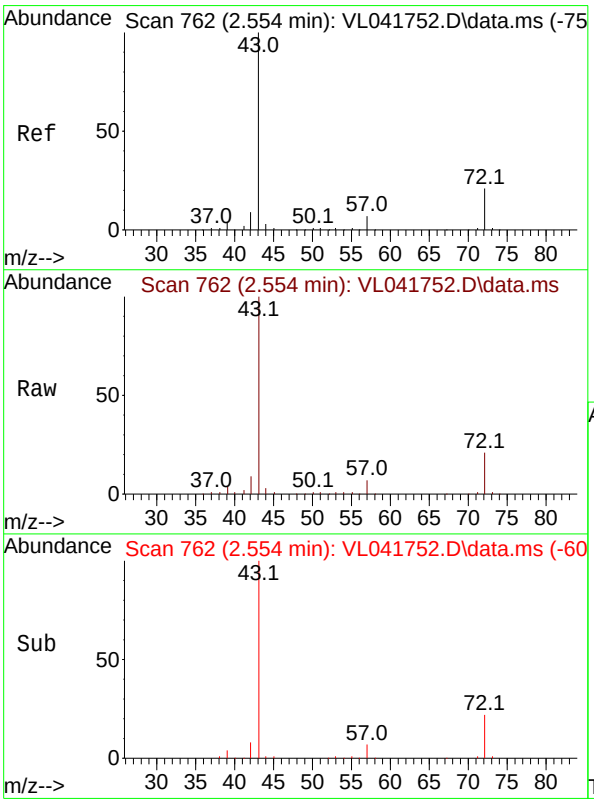

#34
2-Butanone
Concen: 9.153 ppbv
RT: 2.554 min Scan# 762
Delta R.T. 0.000 min
Lab File: VL041752.D
Acq: 16 Dec 2024 13:30

Tgt Ion: 43 Resp: 135331

Ion	Ratio	Lower	Upper
43	100		
72	21.0	16.8	25.2

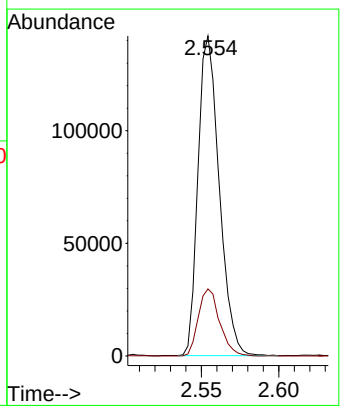

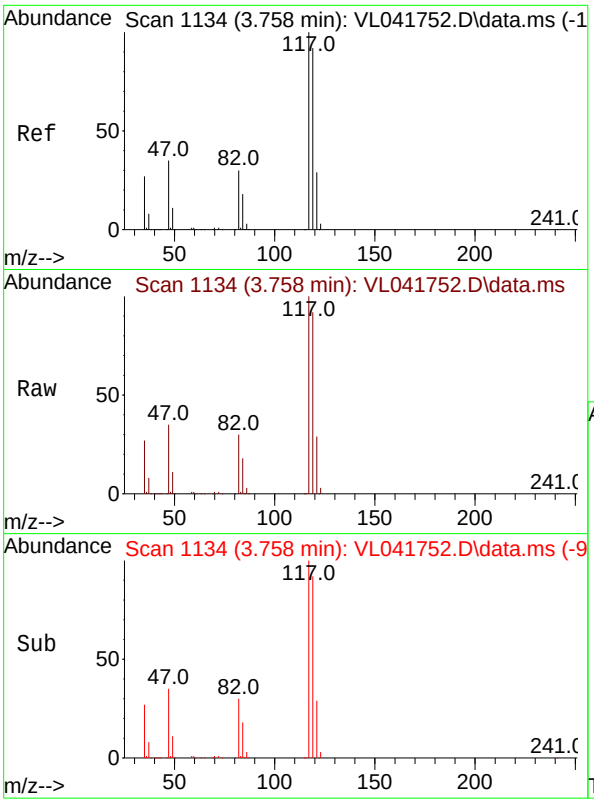

#35
Carbon Tetrachloride
Concen: 10.650 ppbv
RT: 3.758 min Scan# 1
Delta R.T. 0.000 min
Lab File: VL041752.D
Acq: 16 Dec 2024 13:30

Instrument :
MSVOA_L
ClientSampleId :
VSTDICCC010

Tgt Ion:117 Resp: 138952

Ion	Ratio	Lower	Upper
117	100		
119	92.1	73.7	110.5
121	28.7	23.0	34.4

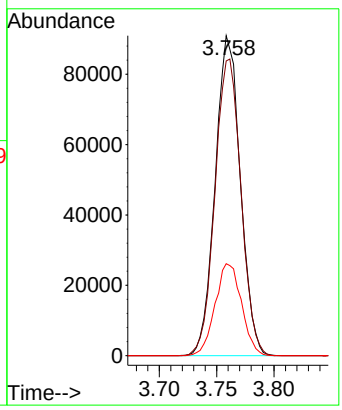

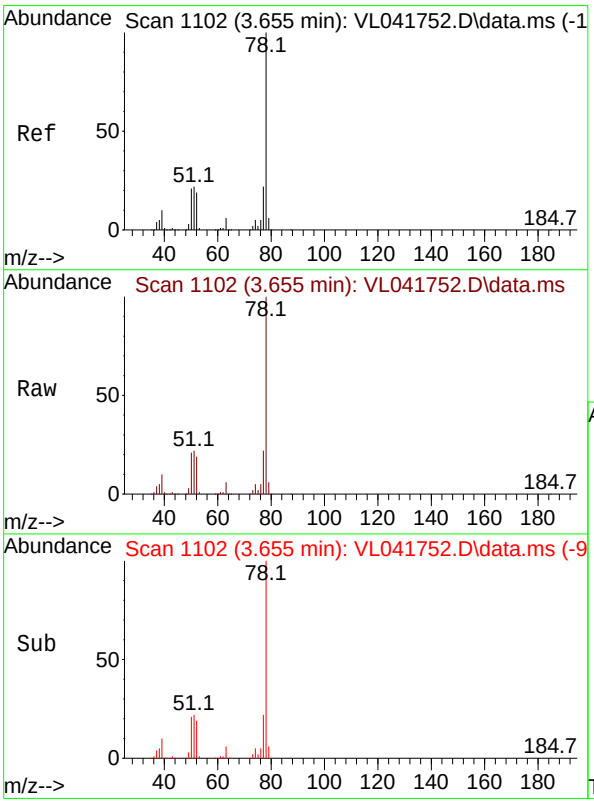

#36
Benzene
Concen: 9.423 ppbv
RT: 3.655 min Scan# 1102
Delta R.T. 0.000 min
Lab File: VL041752.D
Acq: 16 Dec 2024 13:30

Tgt Ion: 78 Resp: 179134

Ion	Ratio	Lower	Upper
78	100		
77	22.2	17.8	26.6
50	21.5	17.2	25.8

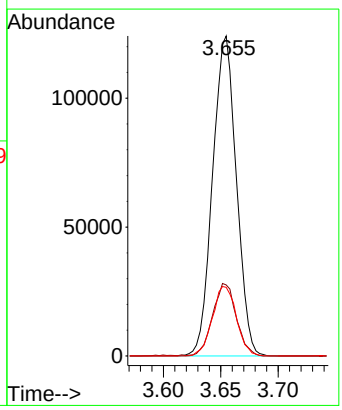

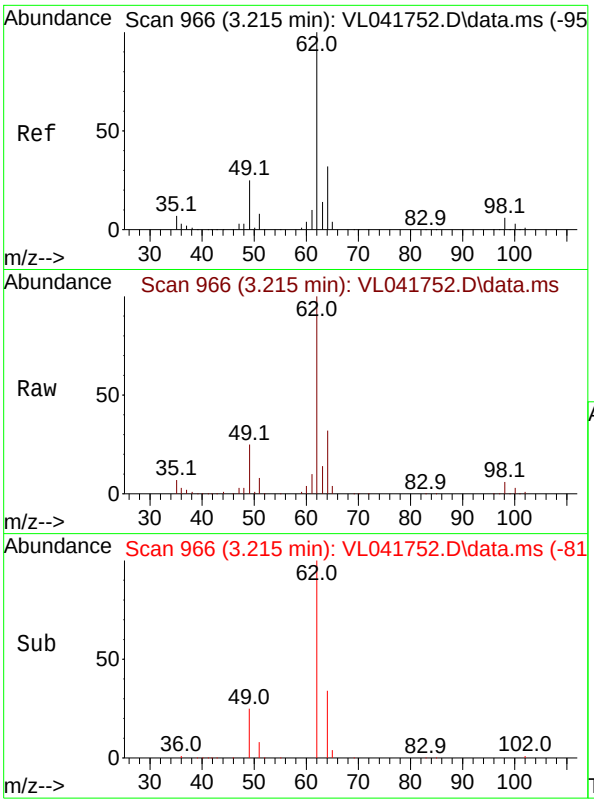

#37
1,2-Dichloroethane
Concen: 9.449 ppbv
RT: 3.215 min Scan# 9
Delta R.T. 0.000 min
Lab File: VL041752.D
Acq: 16 Dec 2024 13:30

Instrument :
MSVOA_L
ClientSampleId :
VSTDICCC010

Tgt Ion: 62 Resp: 111770

Ion	Ratio	Lower	Upper
62	100		
98	5.9	4.7	7.1

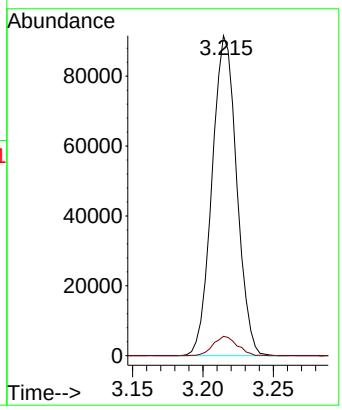

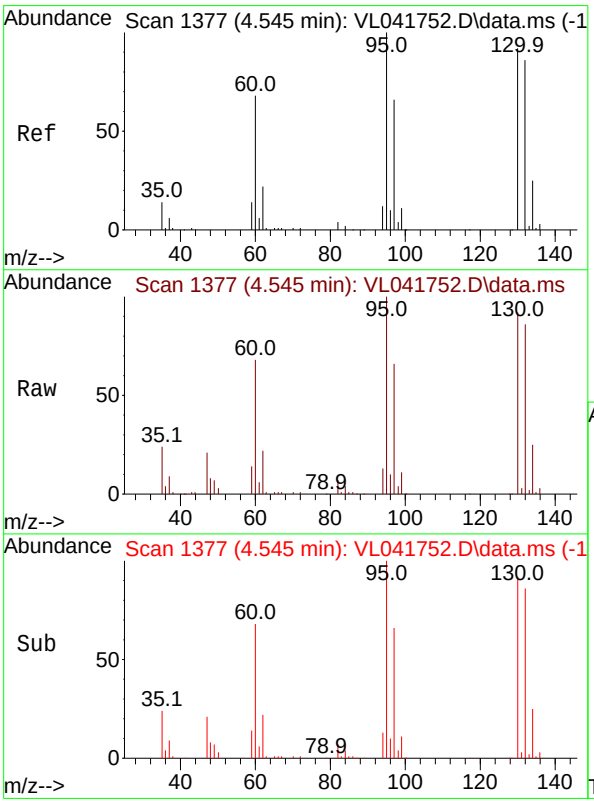

#38
Trichloroethene
Concen: 8.907 ppbv
RT: 4.545 min Scan# 1377
Delta R.T. 0.000 min
Lab File: VL041752.D
Acq: 16 Dec 2024 13:30

Tgt Ion:130 Resp: 71297

Ion	Ratio	Lower	Upper
130	100		
95	108.8	87.0	130.6
132	93.8	75.0	112.6
97	71.5	57.2	85.8

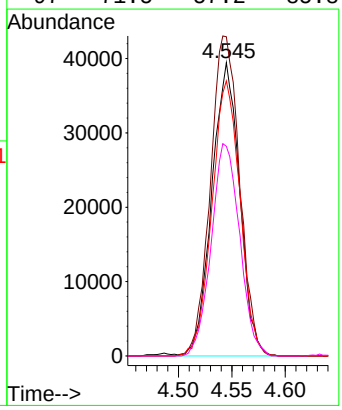

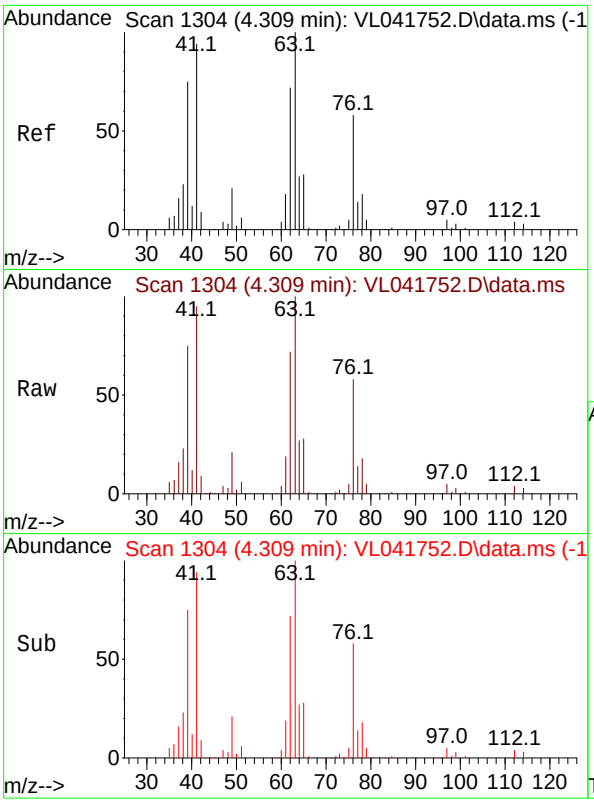

#39
1,2-Dichloropropane
Concen: 9.423 ppbv
RT: 4.309 min Scan# 1
Delta R.T. 0.000 min
Lab File: VL041752.D
Acq: 16 Dec 2024 13:30

Instrument :
MSVOA_L
ClientSampleId :
VSTDICCC010

Tgt Ion: 63 Resp: 64789

Ion	Ratio	Lower	Upper
63	100		
41	94.1	75.3	112.9
62	71.6	57.3	85.9

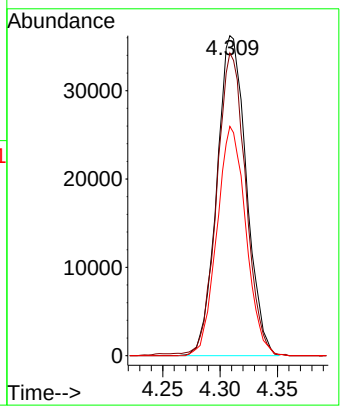

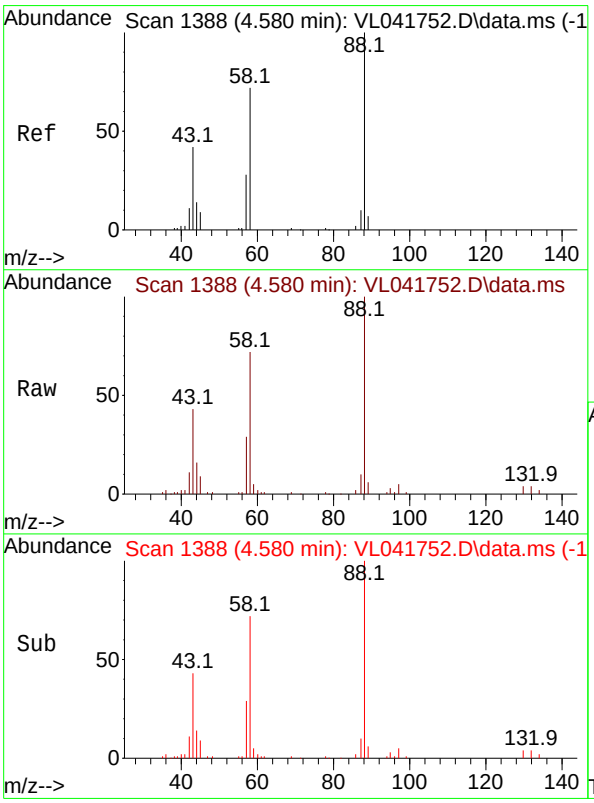

#40
1,4-Dioxane
Concen: 9.128 ppbv
RT: 4.580 min Scan# 1388
Delta R.T. 0.000 min
Lab File: VL041752.D
Acq: 16 Dec 2024 13:30

Tgt Ion: 88 Resp: 30658

Ion	Ratio	Lower	Upper
88	100		
58	76.3	61.0	91.6
43	36.7	29.4	44.0
57	0.0	0.0	0.0

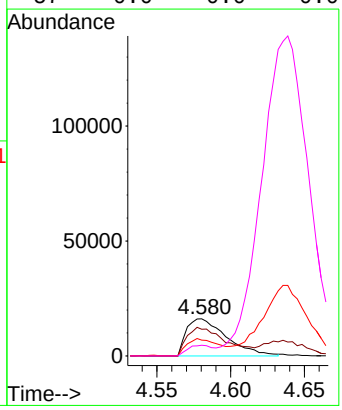

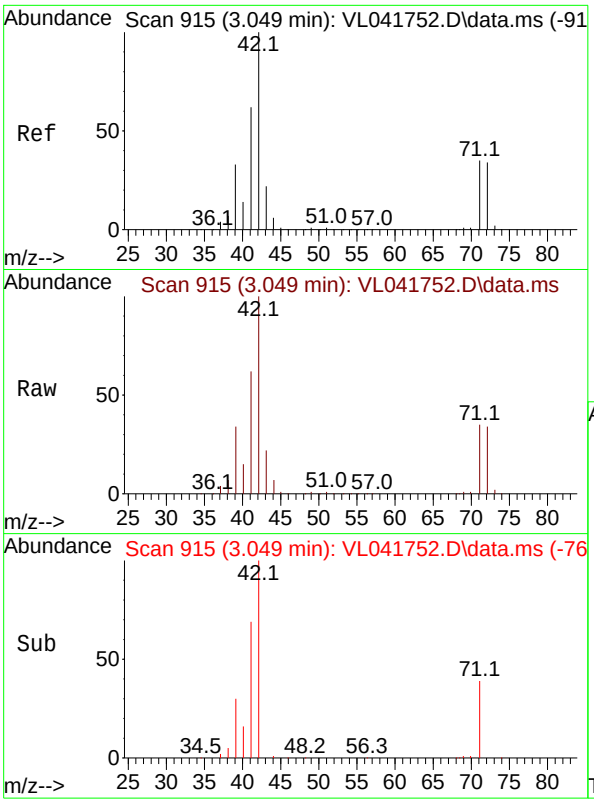

#41
Tetrahydrofuran
Concen: 9.474 ppbv
RT: 3.049 min Scan# 91
Delta R.T. 0.000 min
Lab File: VL041752.D
Acq: 16 Dec 2024 13:30

Instrument :
MSVOA_L
ClientSampleId :
VSTDICCC010

Tgt Ion: 42 Resp: 78480

Ion	Ratio	Lower	Upper
42	100		
72	36.4	29.1	43.7
71	35.5	28.4	42.6

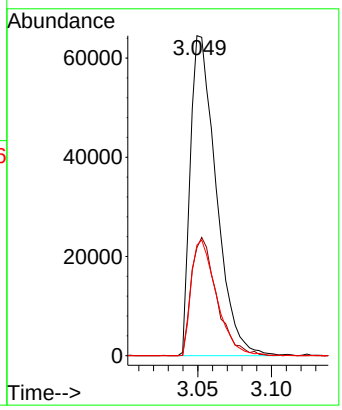

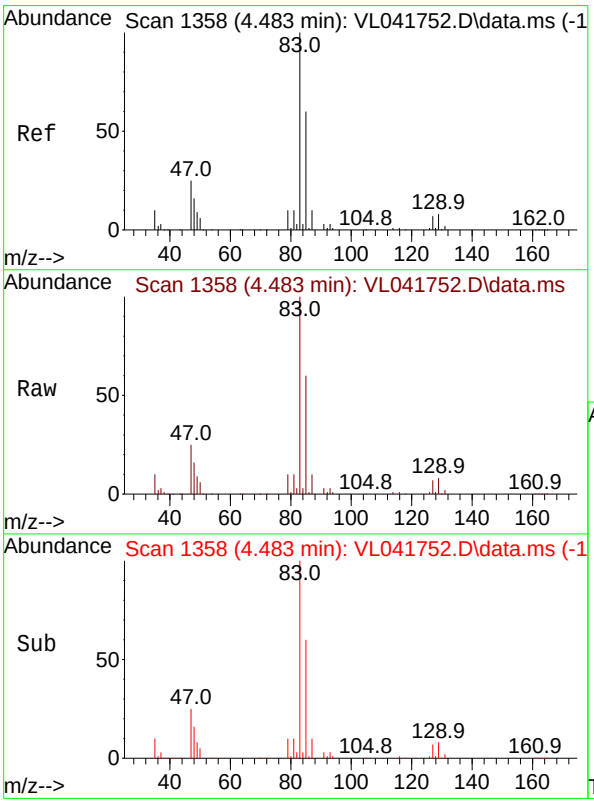

#42
Bromodichloromethane
Concen: 10.494 ppbv
RT: 4.483 min Scan# 1358
Delta R.T. 0.000 min
Lab File: VL041752.D
Acq: 16 Dec 2024 13:30

Tgt Ion: 83 Resp: 142819

Ion	Ratio	Lower	Upper
83	100		
85	60.0	48.0	72.0
127	7.3	5.8	8.8

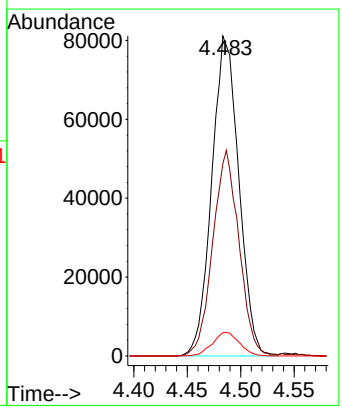

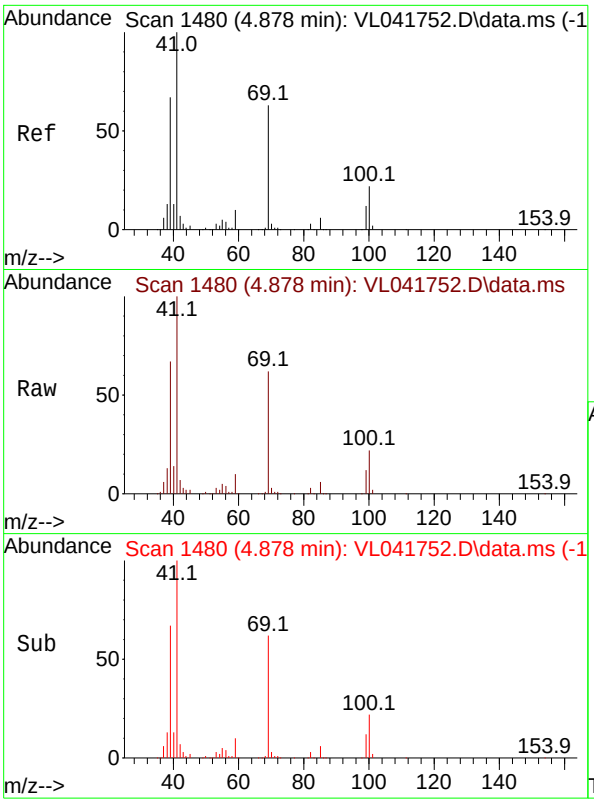

#43
Methyl Methacrylate
Concen: 10.020 ppbv
RT: 4.878 min Scan# 1
Delta R.T. 0.000 min
Lab File: VL041752.D
Acq: 16 Dec 2024 13:30

Instrument :
MSVOA_L
ClientSampleId :
VSTDICCC010

Tgt Ion: 69 Resp: 72578

Ion	Ratio	Lower	Upper
69	100		
41	162.9	130.3	195.5
100	35.4	28.3	42.5

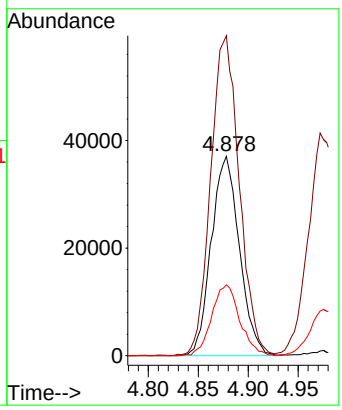

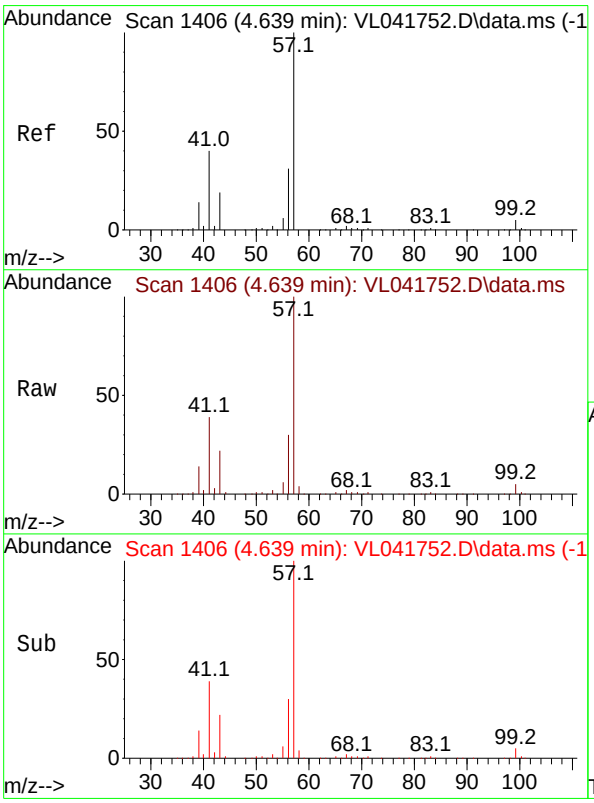

#44
2,2,4-Trimethylpentane
Concen: 9.479 ppbv
RT: 4.639 min Scan# 1406
Delta R.T. 0.000 min
Lab File: VL041752.D
Acq: 16 Dec 2024 13:30

Tgt Ion: 57 Resp: 307748

Ion	Ratio	Lower	Upper
57	100		
41	38.4	30.7	46.1
56	31.7	25.4	38.0

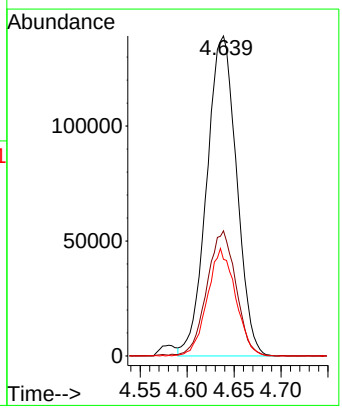

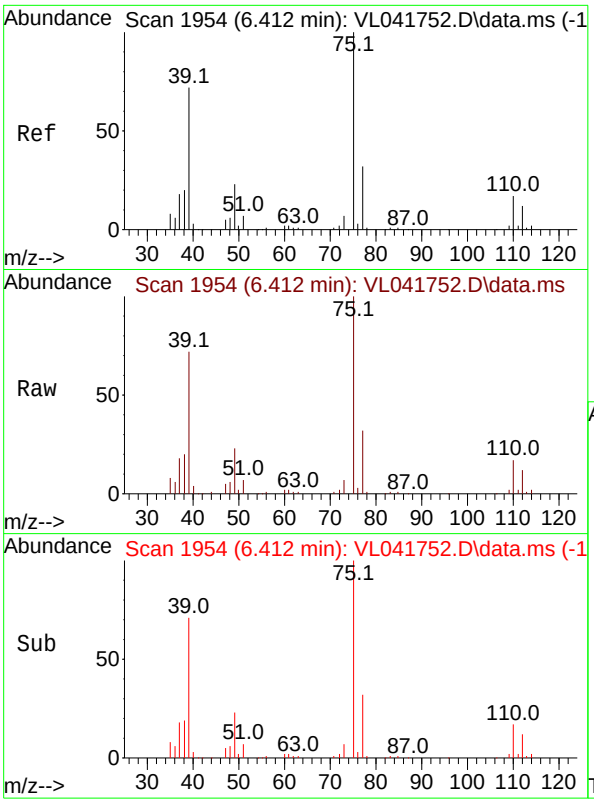

#45
t-1,3-Dichloropropene
Concen: 10.378 ppbv
RT: 6.412 min Scan# 1
Delta R.T. 0.000 min
Lab File: VL041752.D
Acq: 16 Dec 2024 13:30

Instrument :
MSVOA_L
ClientSampleId :
VSTDICCC010

Tgt Ion: 75 Resp: 77752

Ion	Ratio	Lower	Upper
75	100		
77	32.4	25.9	38.9

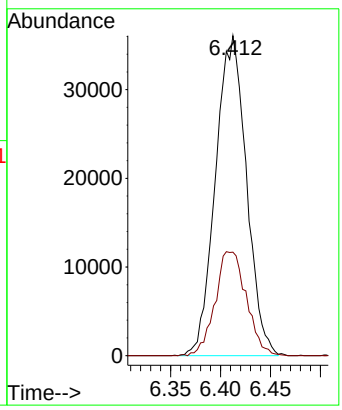

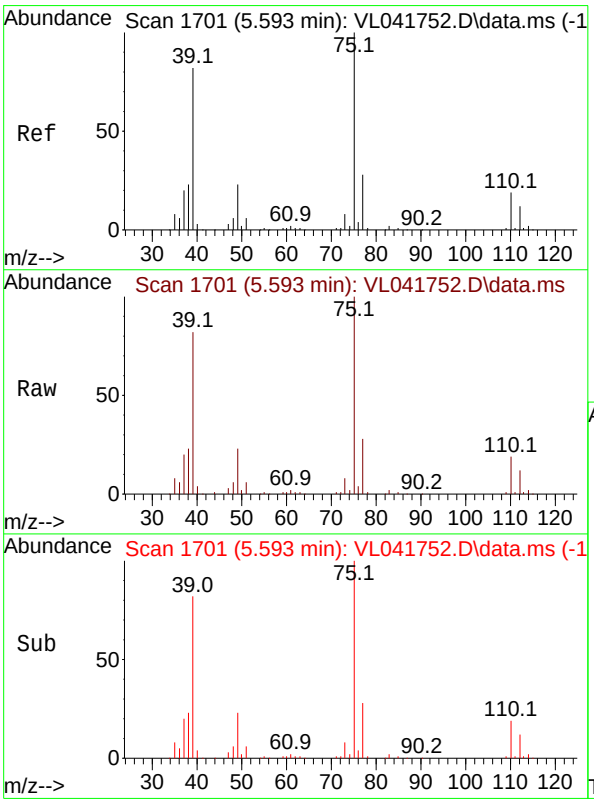

#46
cis-1,3-Dichloropropene
Concen: 10.303 ppbv
RT: 5.593 min Scan# 1701
Delta R.T. 0.000 min
Lab File: VL041752.D
Acq: 16 Dec 2024 13:30

Tgt Ion: 75 Resp: 97992

Ion	Ratio	Lower	Upper
75	100		
39	81.5	65.2	97.8
77	27.5	22.0	33.0

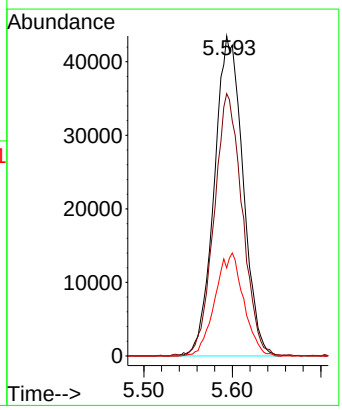

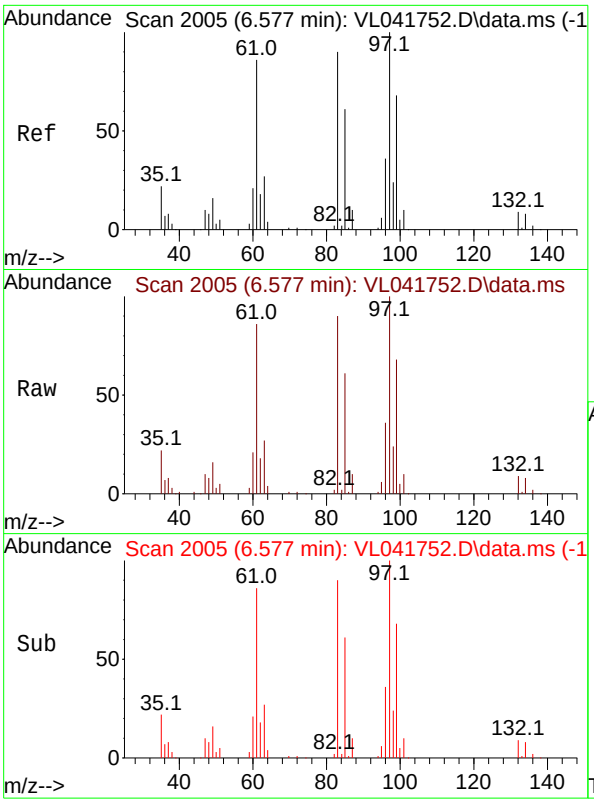

#47
1,1,2-Trichloroethane
Concen: 9.406 ppbv
RT: 6.577 min Scan# 2
Delta R.T. 0.000 min
Lab File: VL041752.D
Acq: 16 Dec 2024 13:30

Instrument :
MSVOA_L
ClientSampleId :
VSTDICCC010

Tgt Ion: 97 Resp: 67550

Ion	Ratio	Lower	Upper
97	100		
83	90.4	72.3	108.5
85	60.6	48.5	72.7
99	67.5	54.0	81.0

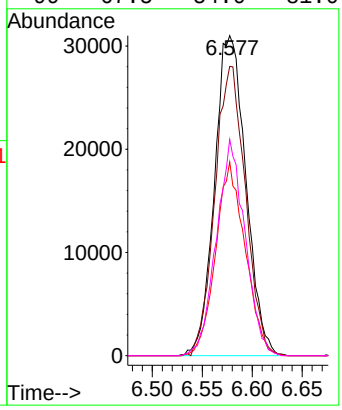

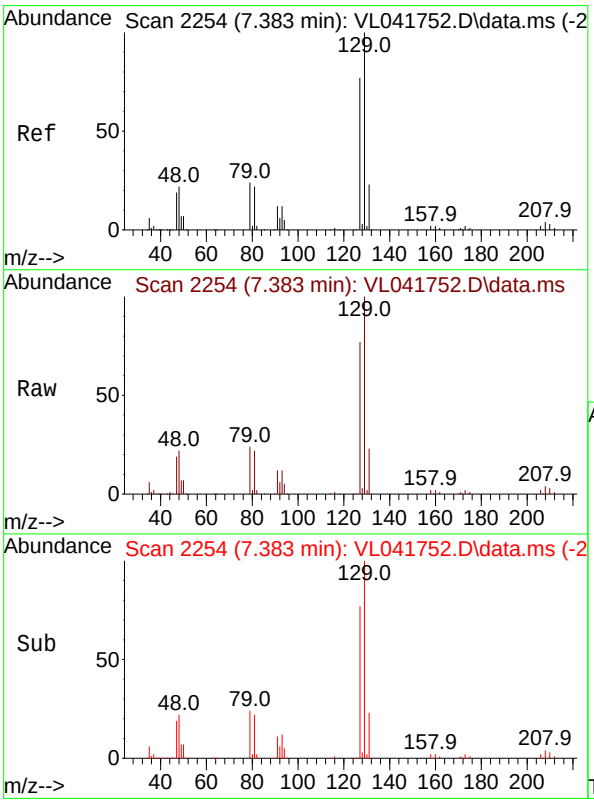

#48
Dibromochloromethane
Concen: 11.105 ppbv
RT: 7.383 min Scan# 2254
Delta R.T. 0.000 min
Lab File: VL041752.D
Acq: 16 Dec 2024 13:30

Tgt Ion:129 Resp: 108899

Ion	Ratio	Lower	Upper
129	100		
127	77.5	38.8	116.3

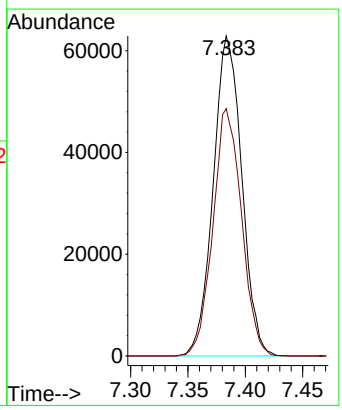

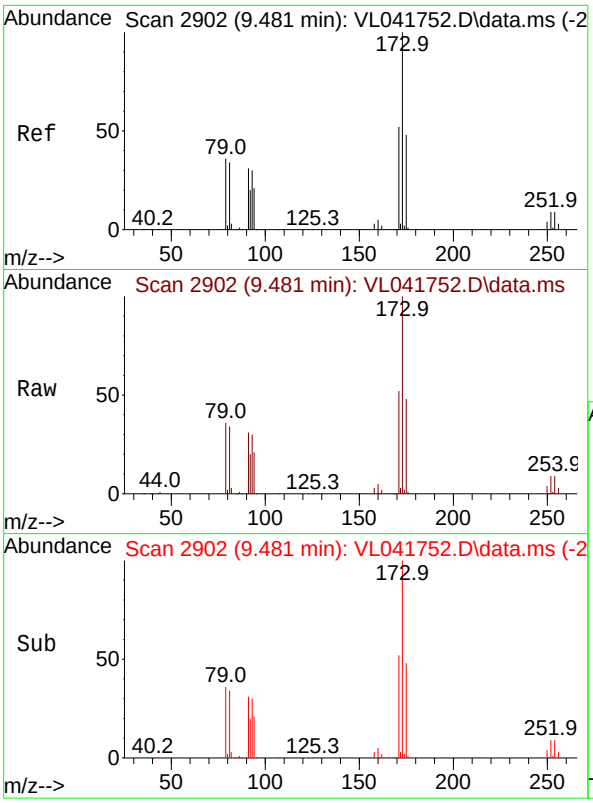

#49
Bromoform
Concen: 11.410 ppbv
RT: 9.481 min Scan# 2
Delta R.T. 0.000 min
Lab File: VL041752.D
Acq: 16 Dec 2024 13:30

Instrument :
MSVOA_L
ClientSampleId :
VSTDICCC010

Tgt Ion:173 Resp: 91587

Ion	Ratio	Lower	Upper
173	100		
175	47.7	38.2	57.2
171	51.4	41.1	61.7

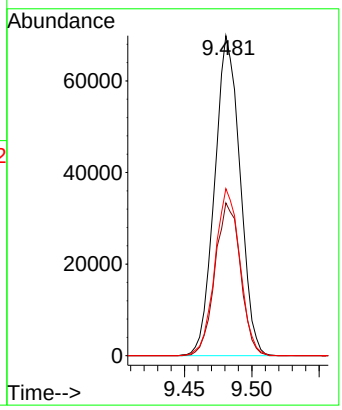

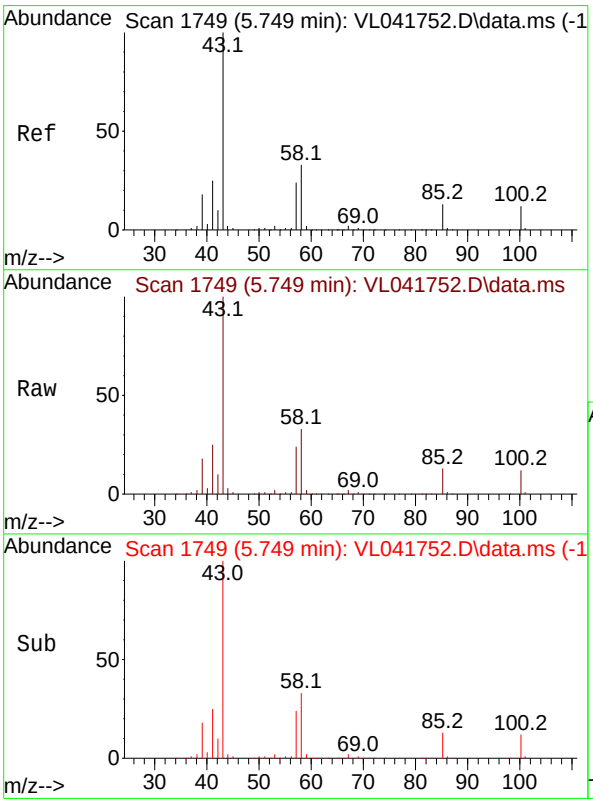

#50
4-Methyl-2-Pentanone
Concen: 9.678 ppbv
RT: 5.749 min Scan# 1749
Delta R.T. 0.000 min
Lab File: VL041752.D
Acq: 16 Dec 2024 13:30

Tgt Ion: 43 Resp: 194838

Ion	Ratio	Lower	Upper
43	100		
58	33.5	26.8	40.2

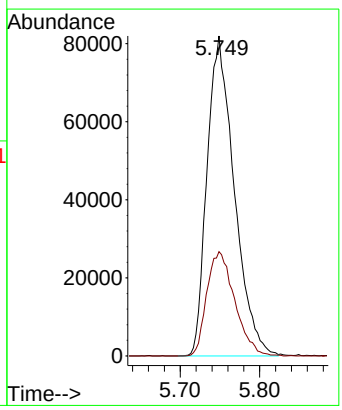

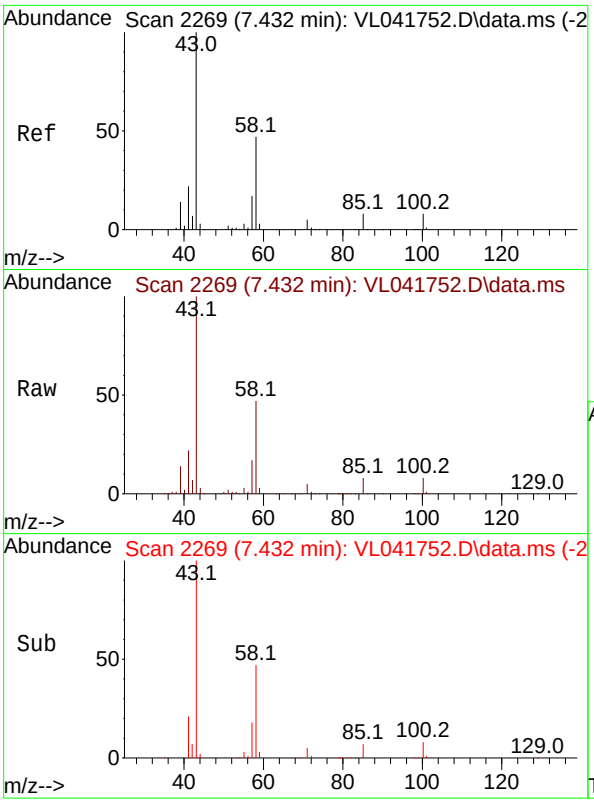

#51
2-Hexanone
Concen: 9.650 ppbv
RT: 7.432 min Scan# 2
Delta R.T. 0.000 min
Lab File: VL041752.D
Acq: 16 Dec 2024 13:30

Instrument :
MSVOA_L
ClientSampleId :
VSTDICCC010

Tgt Ion: 43 Resp: 157473

Ion	Ratio	Lower	Upper
43	100		
58	45.8	36.6	55.0
98	0.1	0.1	0.1

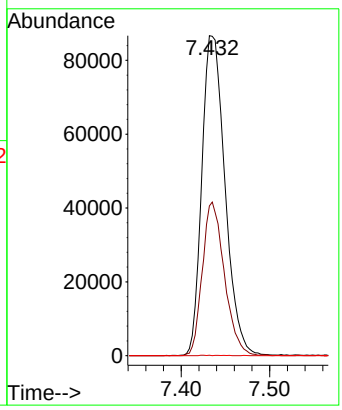

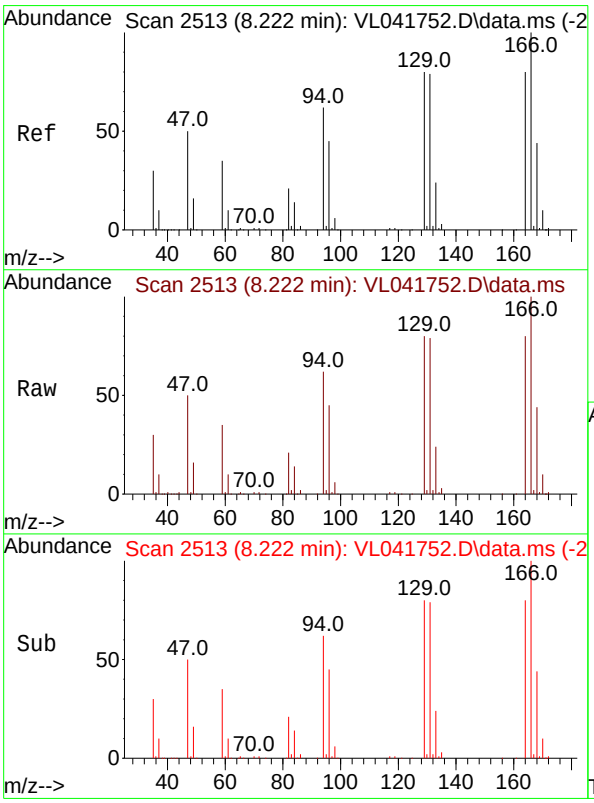

#52
Tetrachloroethene
Concen: 8.901 ppbv
RT: 8.222 min Scan# 2513
Delta R.T. 0.000 min
Lab File: VL041752.D
Acq: 16 Dec 2024 13:30

Tgt Ion:164 Resp: 62989

Ion	Ratio	Lower	Upper
164	100		
166	124.7	99.8	149.6
129	99.5	79.6	119.4
131	98.2	78.6	117.8

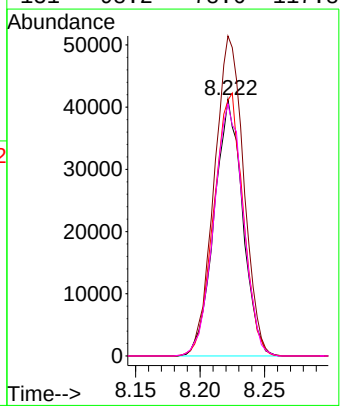

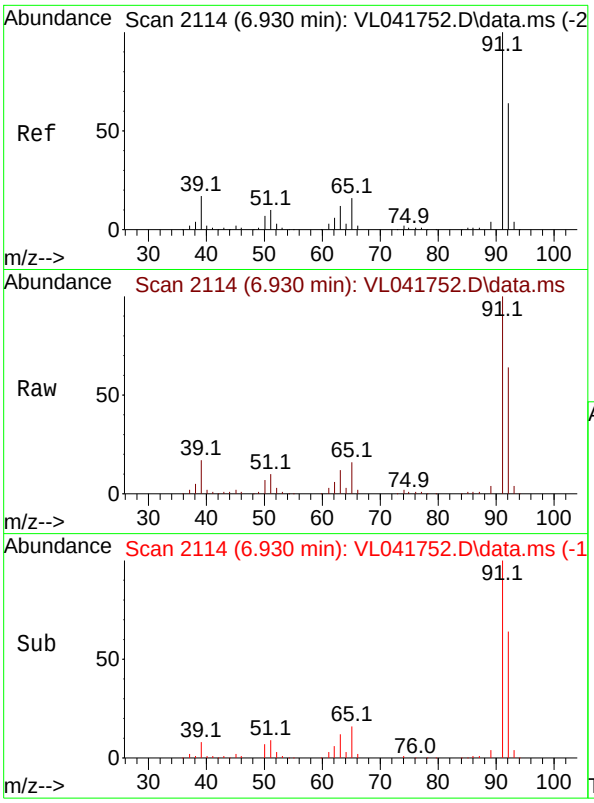

#53
Toluene
Concen: 9.574 ppbv
RT: 6.930 min Scan# 2
Delta R.T. 0.000 min
Lab File: VL041752.D
Acq: 16 Dec 2024 13:30

Instrument :
MSVOA_L
ClientSampleId :
VSTDICCC010

Tgt Ion: 91 Resp: 206354

Ion	Ratio	Lower	Upper
91	100		
92	59.9	47.9	71.9

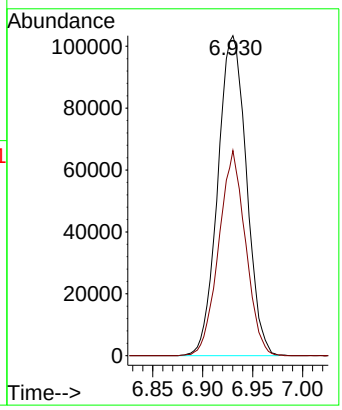

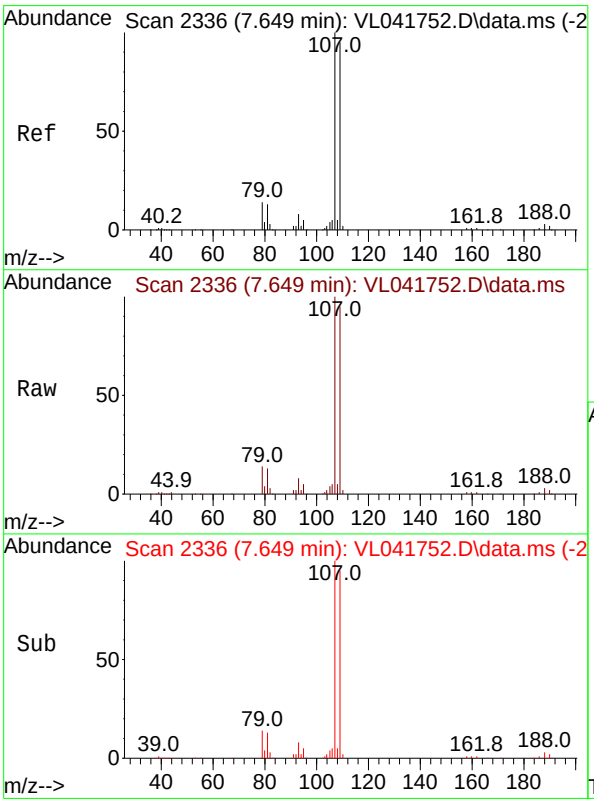

#54
1,2-Dibromoethane
Concen: 9.501 ppbv
RT: 7.649 min Scan# 2336
Delta R.T. 0.000 min
Lab File: VL041752.D
Acq: 16 Dec 2024 13:30

Tgt Ion:107 Resp: 94016

Ion	Ratio	Lower	Upper
107	100		
109	94.9	75.9	113.9

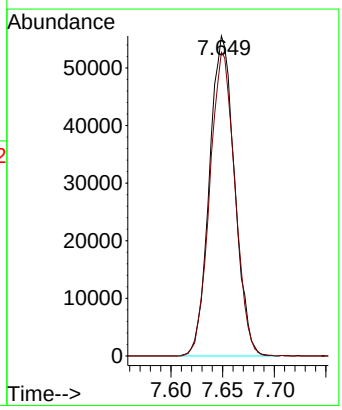

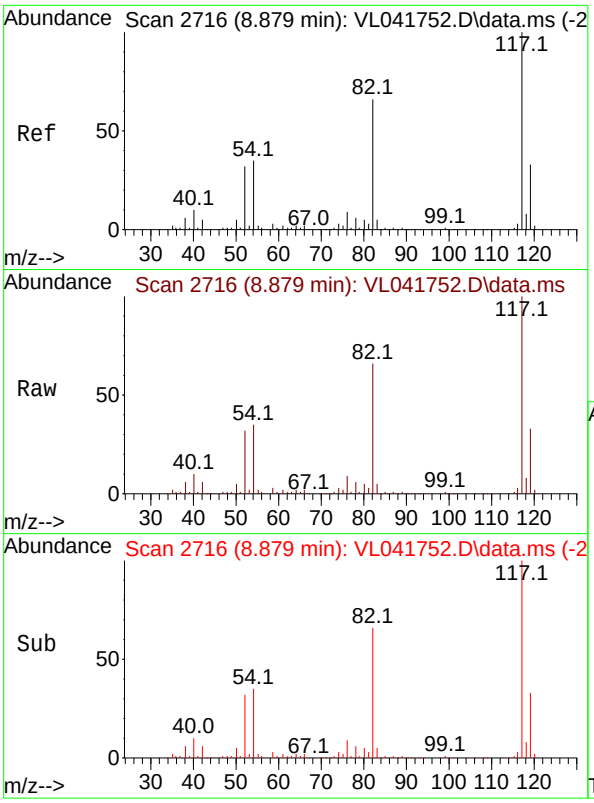

#55
Chlorobenzene-d5
Concen: 10.000 ppbv
RT: 8.879 min Scan# 2
Delta R.T. 0.000 min
Lab File: VL041752.D
Acq: 16 Dec 2024 13:30

Instrument :
MSVOA_L
ClientSampleId :
VSTDICCC010

Tgt Ion:117 Resp: 163333

Ion	Ratio	Lower	Upper
117	100		
82	67.3	53.8	80.8
119	33.4	26.7	40.1

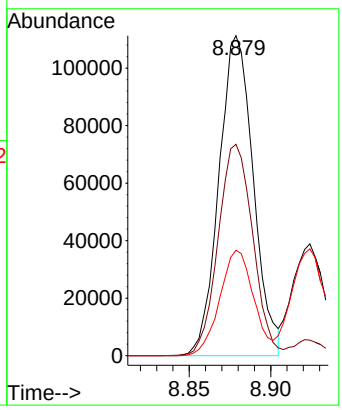

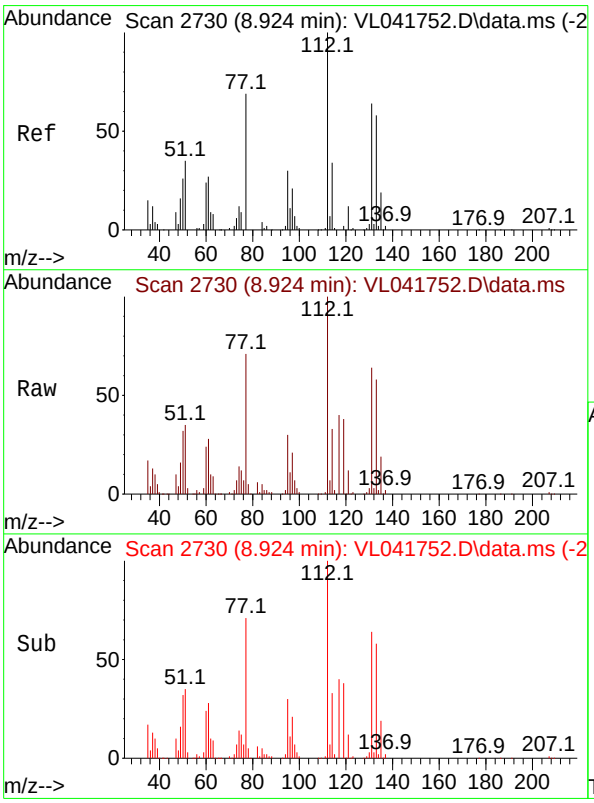

#56
1,1,1,2-Tetrachloroethane
Concen: 10.027 ppbv
RT: 8.924 min Scan# 2730
Delta R.T. 0.000 min
Lab File: VL041752.D
Acq: 16 Dec 2024 13:30

Tgt Ion:131 Resp: 86831

Ion	Ratio	Lower	Upper
131	100		
133	96.0	76.8	115.2
119	61.3	49.0	73.6

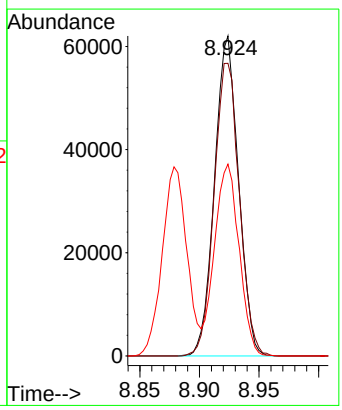

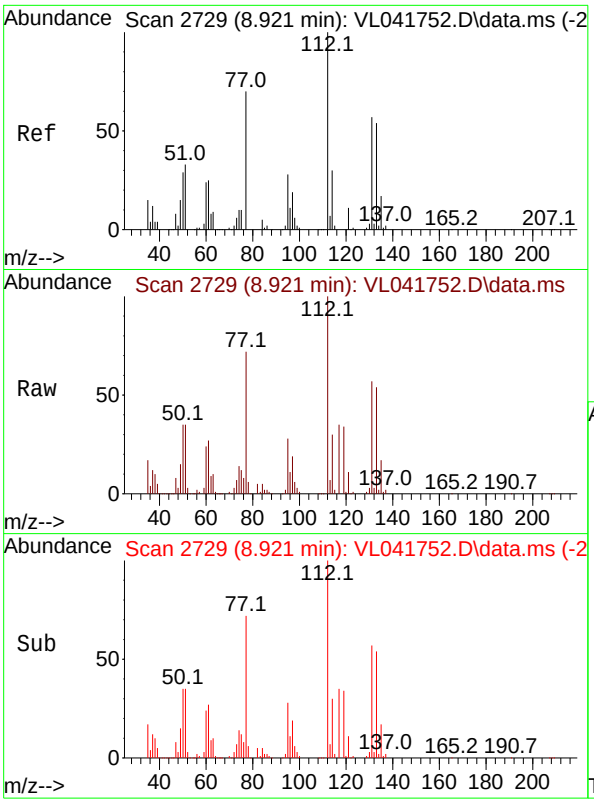

#57
Chlorobenzene
Concen: 9.295 ppbv
RT: 8.921 min Scan# 2
Delta R.T. 0.000 min
Lab File: VL041752.D
Acq: 16 Dec 2024 13:30

Instrument :
MSVOA_L
ClientSampleId :
VSTDICCC010

Tgt Ion:112 Resp: 155349

Ion	Ratio	Lower	Upper
112	100		
77	71.7	57.4	86.0
114	30.4	27.4	33.4

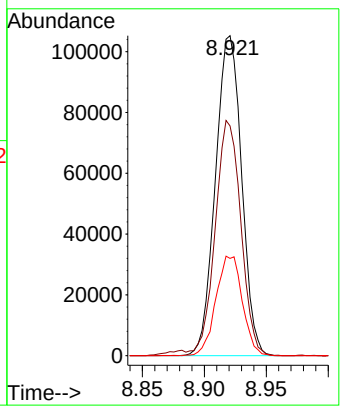

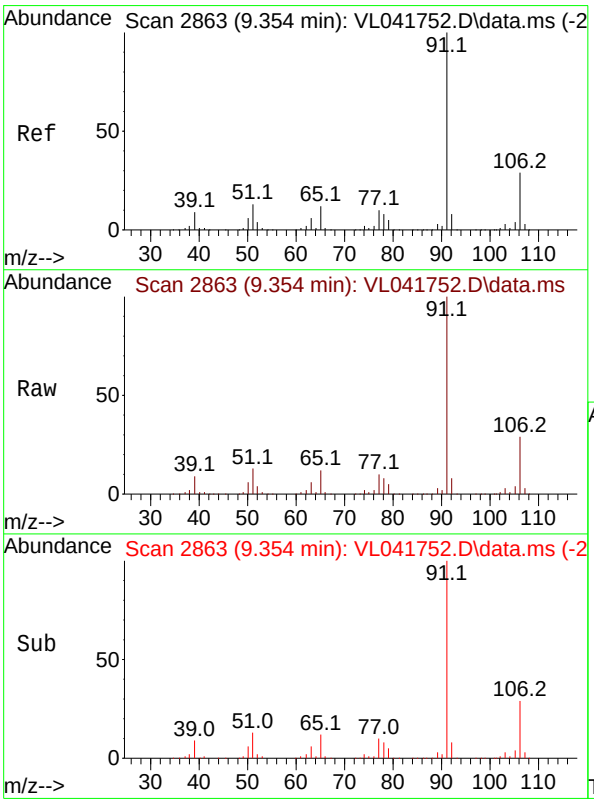

#58
Ethyl Benzene
Concen: 9.853 ppbv
RT: 9.354 min Scan# 2863
Delta R.T. 0.000 min
Lab File: VL041752.D
Acq: 16 Dec 2024 13:30

Tgt Ion: 91 Resp: 289734

Ion	Ratio	Lower	Upper
91	100		
106	29.4	23.5	35.3

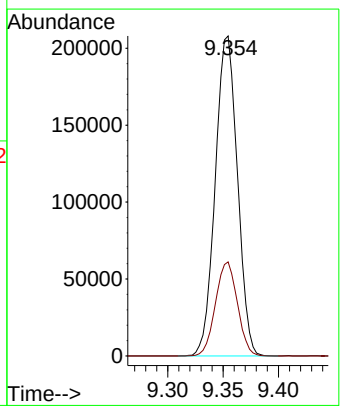

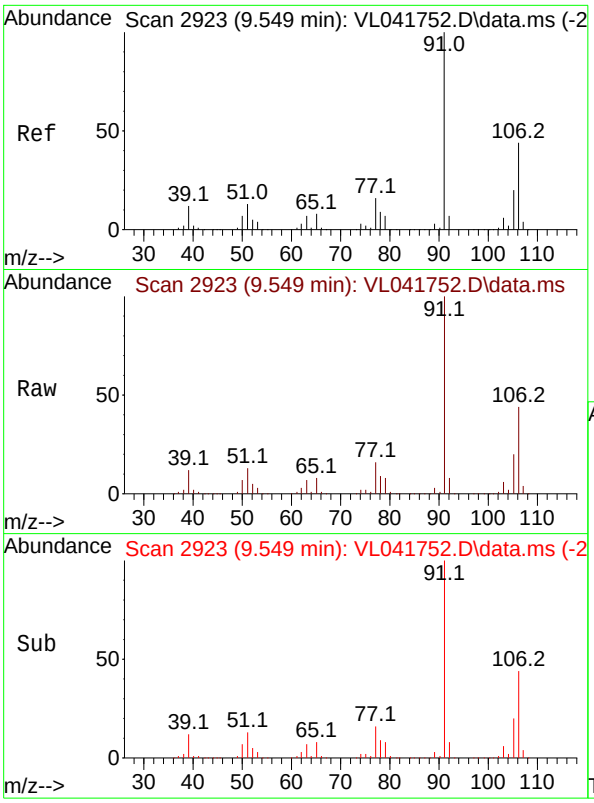

#59
m/p-Xylene
Concen: 9.713 ppbv
RT: 9.549 min Scan# 2
Delta R.T. 0.000 min
Lab File: VL041752.D
Acq: 16 Dec 2024 13:30

Instrument :
MSVOA_L
ClientSampleId :
VSTDICCC010

Tgt Ion: 91 Resp: 229713

Ion	Ratio	Lower	Upper
91	100		
106	0.0	0.0	0.0

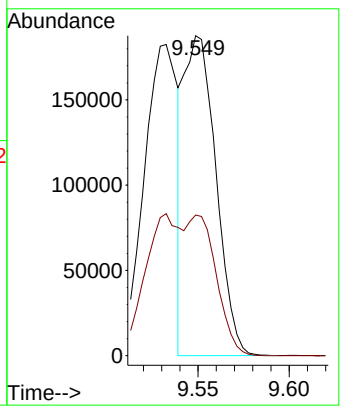

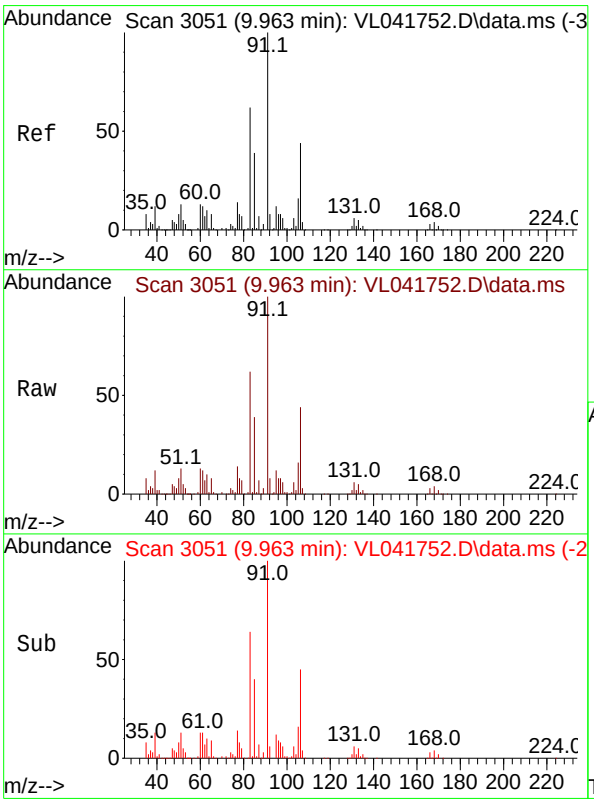

#60
o-Xylene
Concen: 9.789 ppbv
RT: 9.963 min Scan# 3051
Delta R.T. 0.000 min
Lab File: VL041752.D
Acq: 16 Dec 2024 13:30

Tgt Ion: 91 Resp: 232101

Ion	Ratio	Lower	Upper
91	100		
106	42.3	21.1	63.4

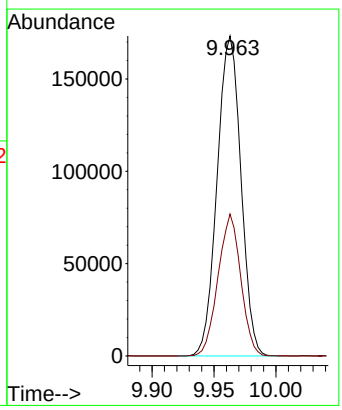

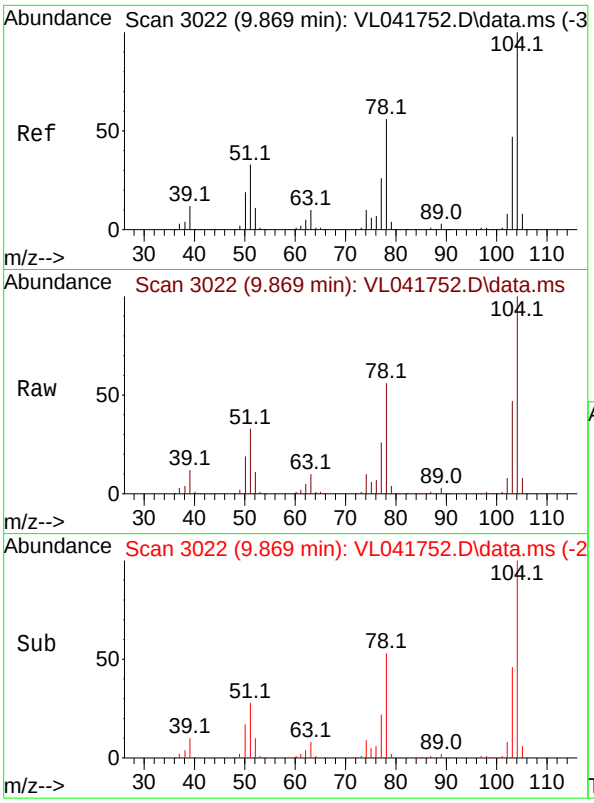

#61
Styrene
Concen: 10.733 ppbv
RT: 9.869 min Scan# 3
Delta R.T. 0.000 min
Lab File: VL041752.D
Acq: 16 Dec 2024 13:30

Instrument :
MSVOA_L
ClientSampleId :
VSTDICCC010

Tgt Ion:104 Resp: 110041

Ion	Ratio	Lower	Upper
104	100		
78	54.7	43.8	65.6
103	47.2	37.8	56.6

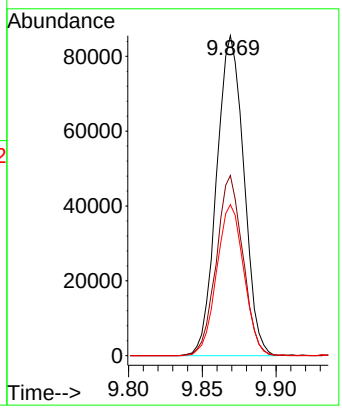

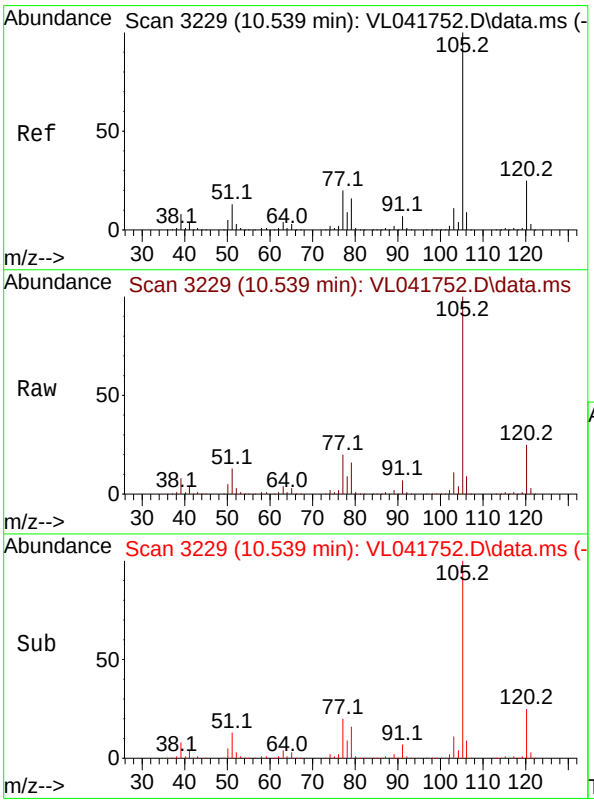

#62
Isopropylbenzene
Concen: 9.788 ppbv
RT: 10.539 min Scan# 3229
Delta R.T. 0.000 min
Lab File: VL041752.D
Acq: 16 Dec 2024 13:30

Tgt Ion:105 Resp: 348684

Ion	Ratio	Lower	Upper
105	100		
120	24.8	19.8	29.8

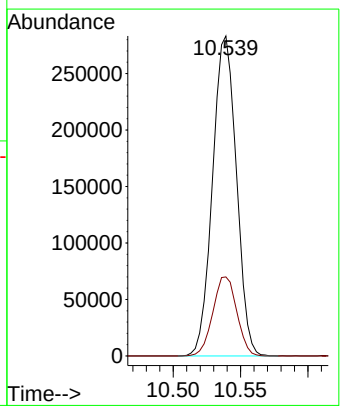

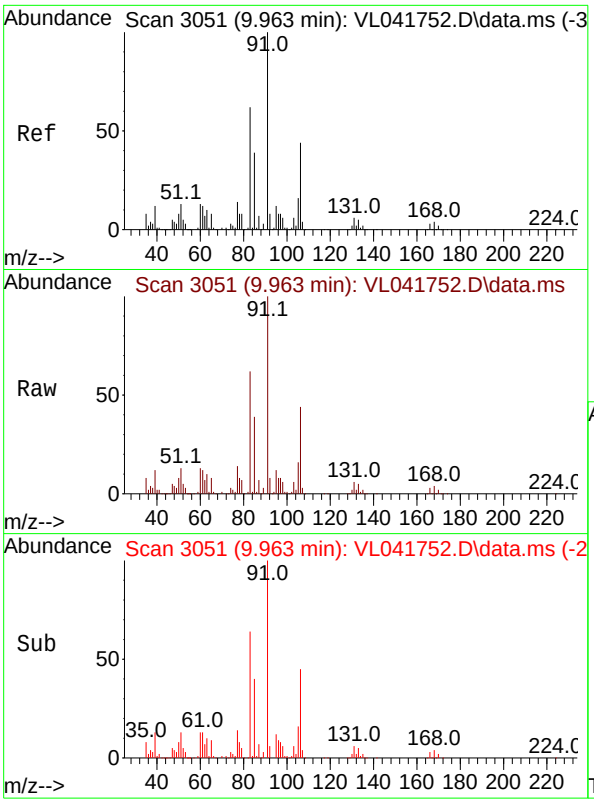

#63
1,1,2,2-Tetrachloroethane
Concen: 9.255 ppbv
RT: 9.963 min Scan# 3
Delta R.T. 0.000 min
Lab File: VL041752.D
Acq: 16 Dec 2024 13:30

Instrument :
MSVOA_L
ClientSampleId :
VSTDICCC010

Tgt Ion: 83 Resp: 137363

Ion	Ratio	Lower	Upper
83	100		
131	9.8	4.9	14.7
85	64.1	32.0	96.2

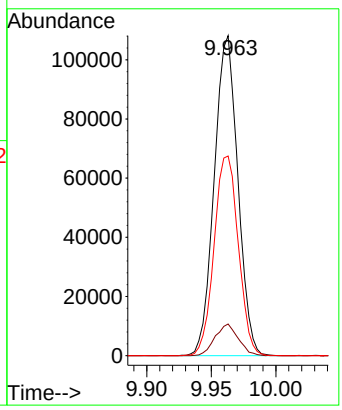

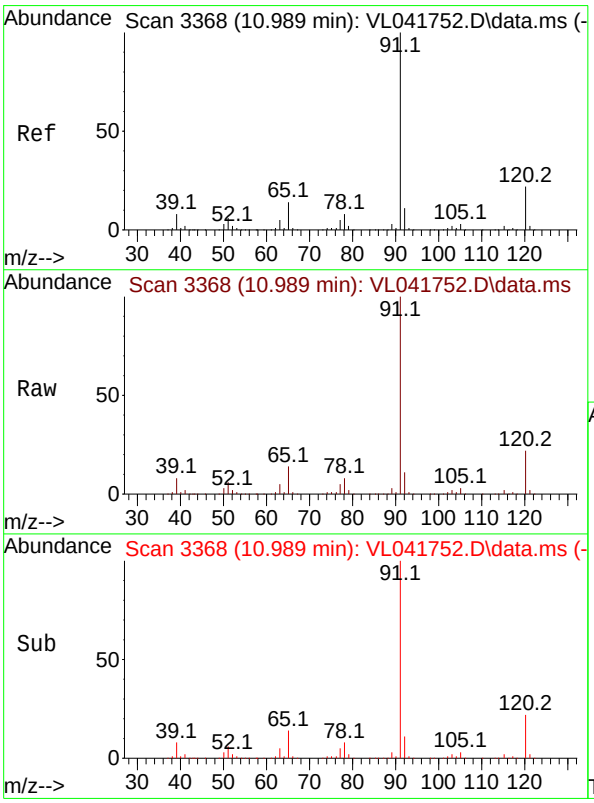

#64
n-propylbenzene
Concen: 9.700 ppbv
RT: 10.989 min Scan# 3368
Delta R.T. 0.000 min
Lab File: VL041752.D
Acq: 16 Dec 2024 13:30

Tgt Ion:120 Resp: 87360

Ion	Ratio	Lower	Upper
120	100		
91	484.1	387.3	580.9

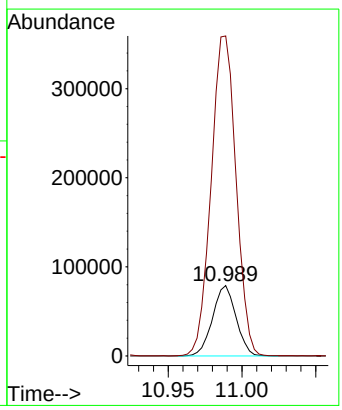

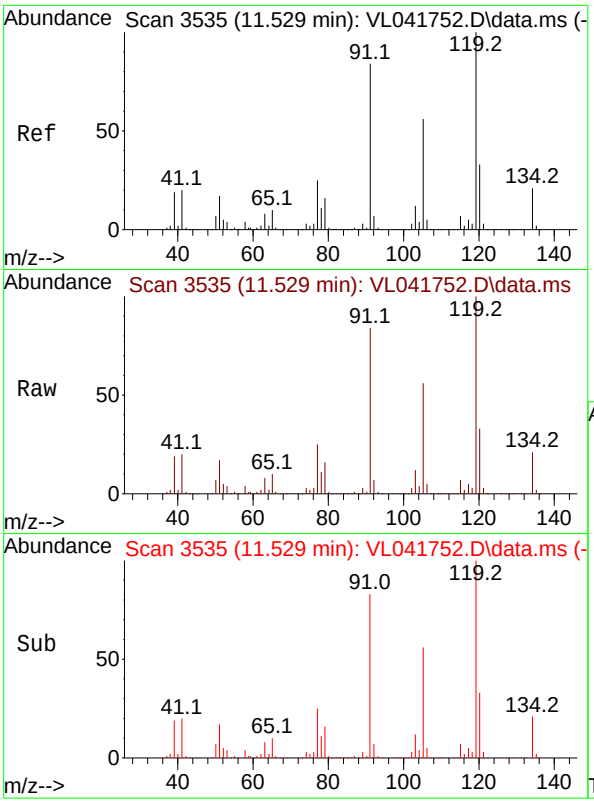

#65
tert-Butylbenzene
Concen: 9.615 ppbv
RT: 11.529 min Scan# 3
Delta R.T. 0.000 min
Lab File: VL041752.D
Acq: 16 Dec 2024 13:30

Instrument :
MSVOA_L
ClientSampleId :
VSTDICCC010

Tgt Ion:119 Resp: 309036

Ion	Ratio	Lower	Upper
119	100		
91	83.7	67.0	100.4
134	20.6	16.5	24.7

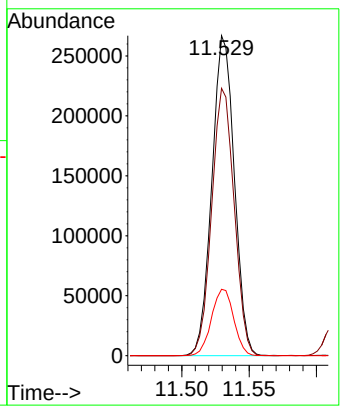

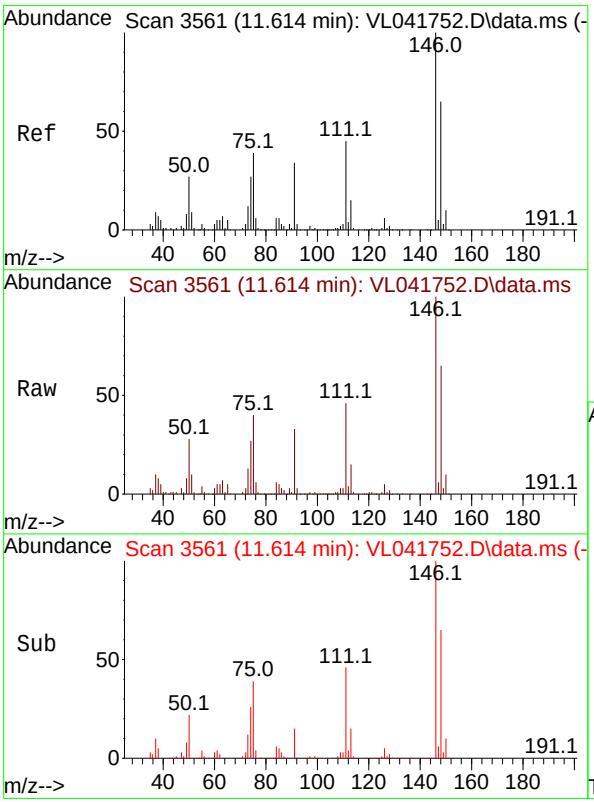

#66
Benzyl Chloride
Concen: 10.954 ppbv
RT: 11.614 min Scan# 3561
Delta R.T. 0.000 min
Lab File: VL041752.D
Acq: 16 Dec 2024 13:30

Tgt Ion: 91 Resp: 31039

Ion	Ratio	Lower	Upper
91	100		
126	17.4	13.9	20.9
128	5.5	4.4	6.6

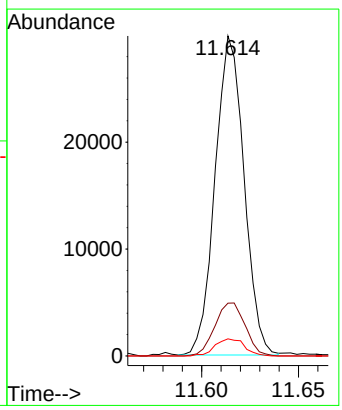

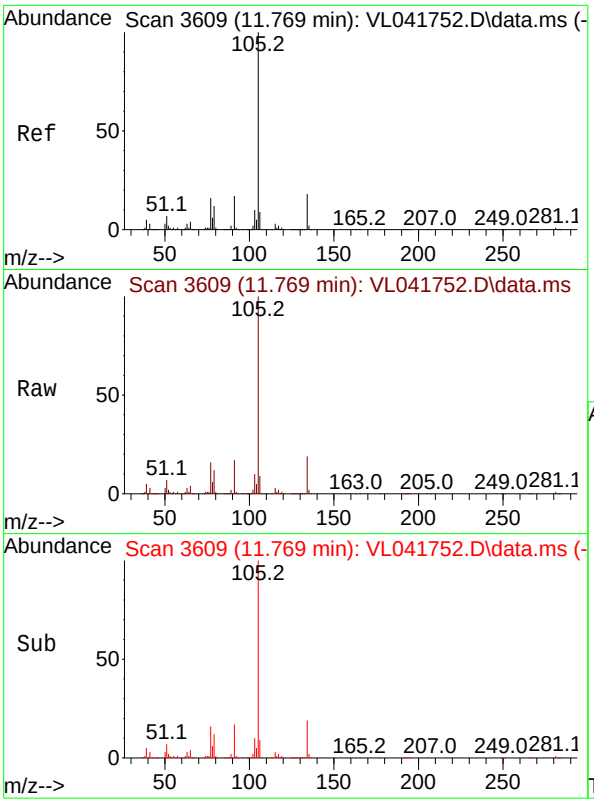

#67
sec-Butylbenzene
Concen: 9.687 ppbv
RT: 11.769 min Scan# 3
Delta R.T. 0.000 min
Lab File: VL041752.D
Acq: 16 Dec 2024 13:30

Instrument :
MSVOA_L
ClientSampleId :
VSTDICCC010

Tgt Ion:105 Resp: 430810

Ion	Ratio	Lower	Upper
105	100		
134	18.1	14.5	21.7

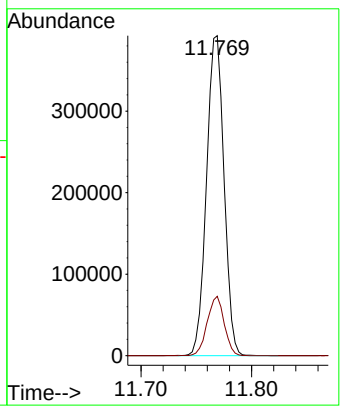

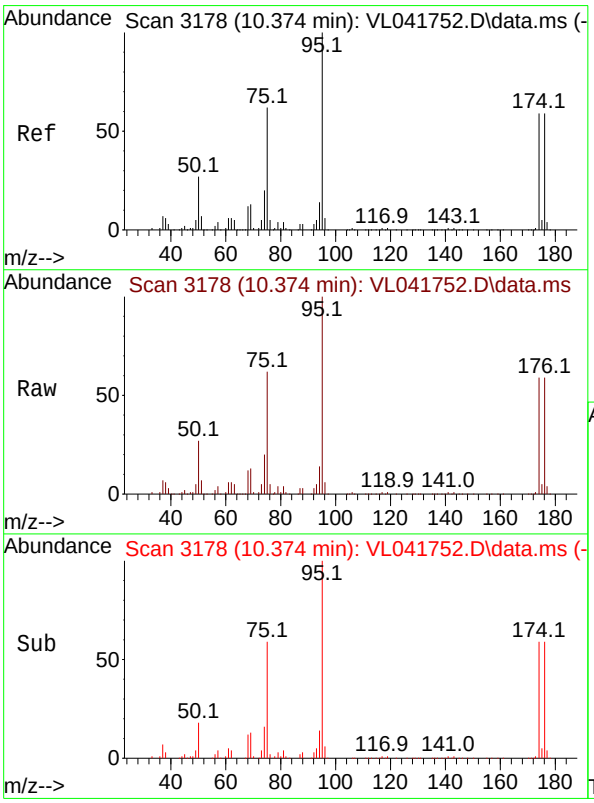

#68
1-Bromo-4-Fluorobenzene
Concen: 10.172 ppbv
RT: 10.374 min Scan# 3178
Delta R.T. 0.000 min
Lab File: VL041752.D
Acq: 16 Dec 2024 13:30

Tgt Ion: 95 Resp: 138451

Ion	Ratio	Lower	Upper
95	100		
174	59.5	47.6	71.4
175	4.6	3.7	5.5

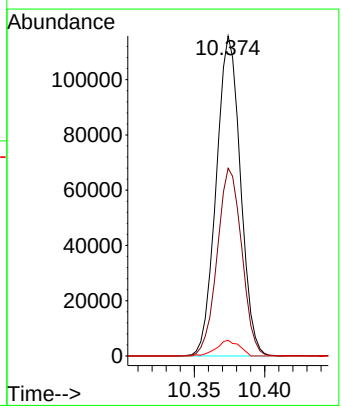

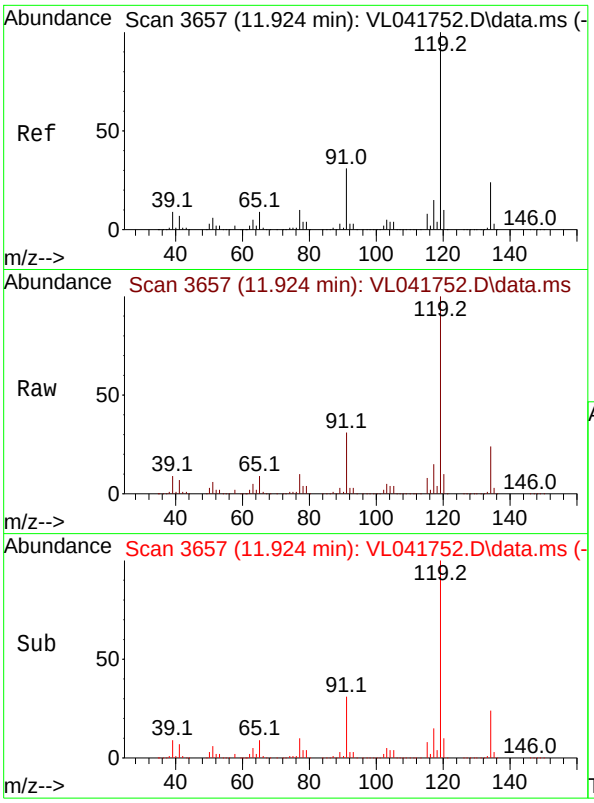

#69
p-Isopropyltoluene
Concen: 9.906 ppbv
RT: 11.924 min Scan# 3
Delta R.T. 0.000 min
Lab File: VL041752.D
Acq: 16 Dec 2024 13:30

Instrument :
MSVOA_L
ClientSampleId :
VSTDICCC010

Tgt Ion:119 Resp: 363072

Ion	Ratio	Lower	Upper
119	100		
134	24.5	19.6	29.4
91	30.5	24.4	36.6

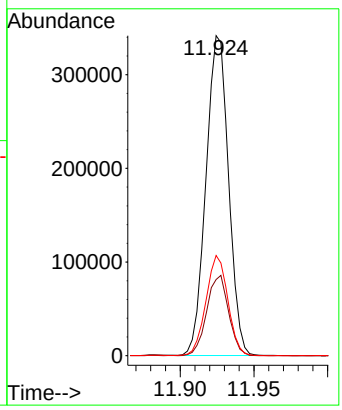

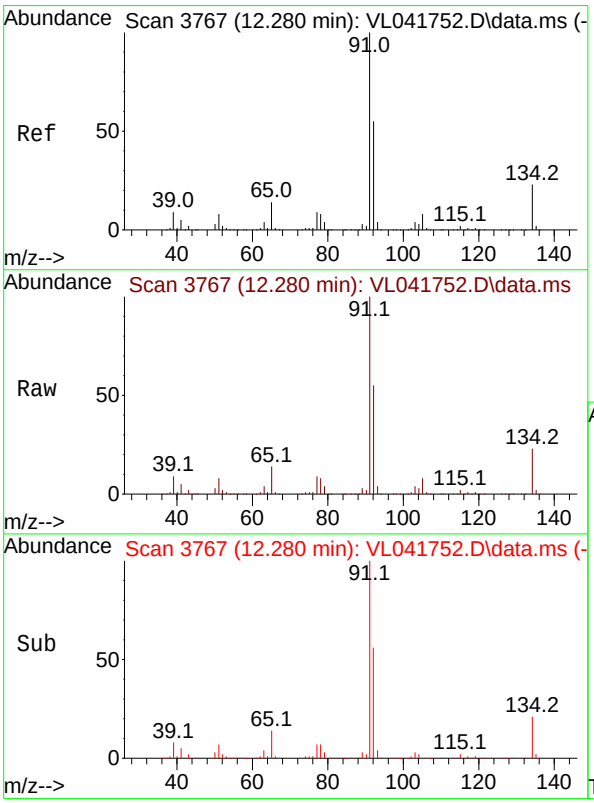

#70
n-Butylbenzene
Concen: 10.137 ppbv
RT: 12.280 min Scan# 3767
Delta R.T. 0.000 min
Lab File: VL041752.D
Acq: 16 Dec 2024 13:30

Tgt Ion: 91 Resp: 358993

Ion	Ratio	Lower	Upper
91	100		
92	54.0	43.2	64.8
134	22.8	18.2	27.4

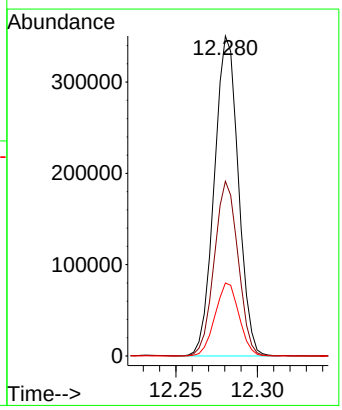

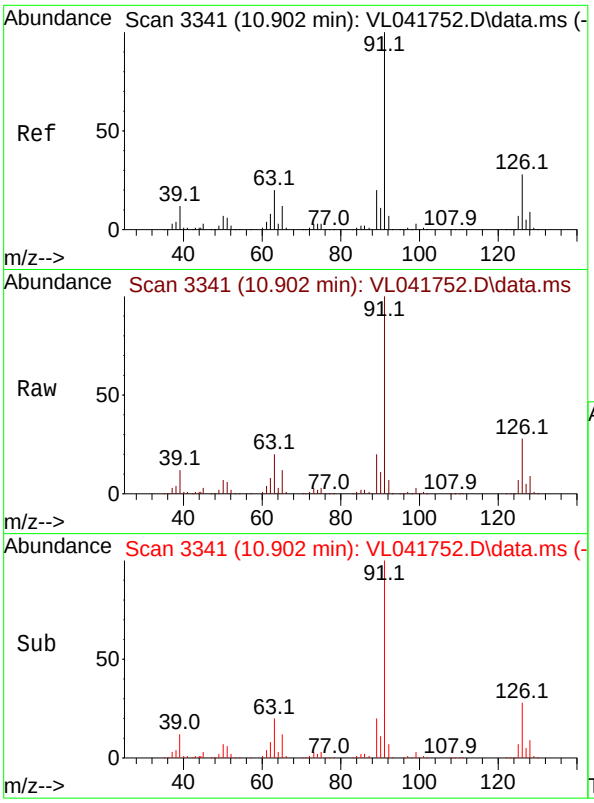

#71
2-Chlorotoluene
Concen: 9.708 ppbv
RT: 10.902 min Scan# 3
Delta R.T. 0.000 min
Lab File: VL041752.D
Acq: 16 Dec 2024 13:30

Instrument :
MSVOA_L
ClientSampleId :
VSTDICCC010

Tgt Ion: 91 Resp: 264002

Ion	Ratio	Lower	Upper
91	100		
126	29.0	11.6	46.4

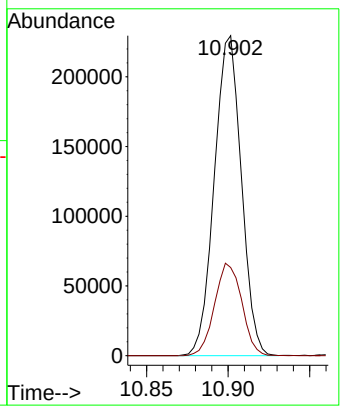

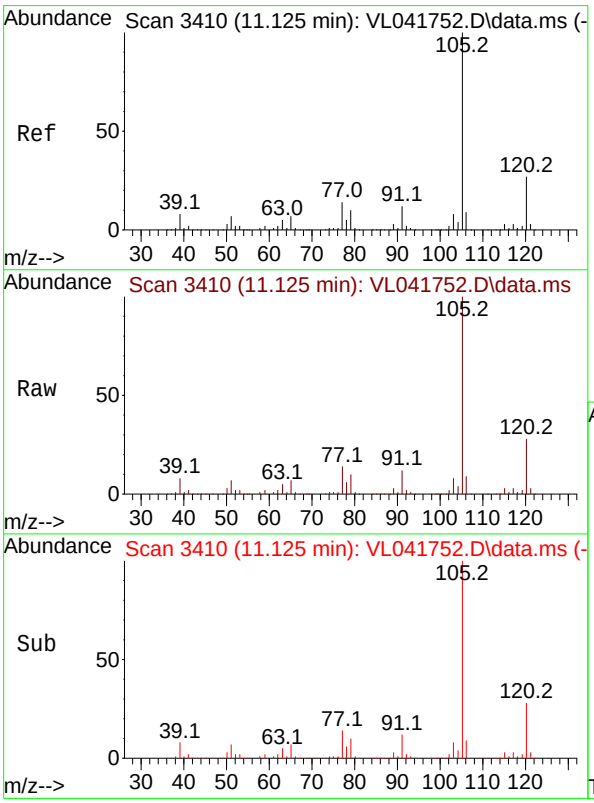

#72
4-Ethyltoluene
Concen: 10.120 ppbv
RT: 11.125 min Scan# 3410
Delta R.T. 0.000 min
Lab File: VL041752.D
Acq: 16 Dec 2024 13:30

Tgt Ion:105 Resp: 282698

Ion	Ratio	Lower	Upper
105	100		
120	29.1	23.3	34.9
91	13.6	10.9	16.3
77	14.5	11.6	17.4

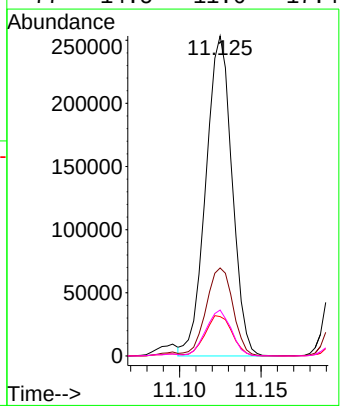

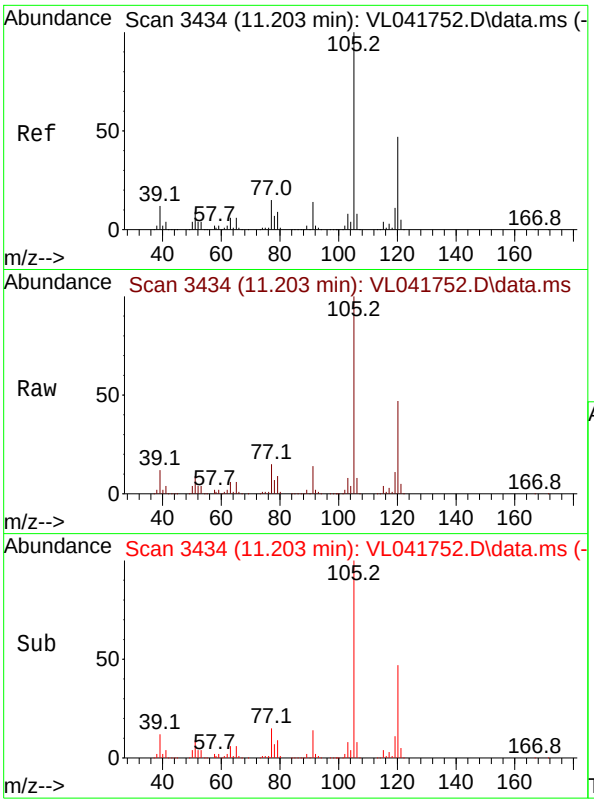

#73
1,3,5-Trimethylbenzene
Concen: 10.304 ppbv
RT: 11.203 min Scan# 3
Delta R.T. 0.000 min
Lab File: VL041752.D
Acq: 16 Dec 2024 13:30

Instrument :
MSVOA_L
ClientSampleId :
VSTDICCC010

Tgt Ion:105 Resp: 239261

Ion	Ratio	Lower	Upper
105	100		
120	46.8	37.4	56.2

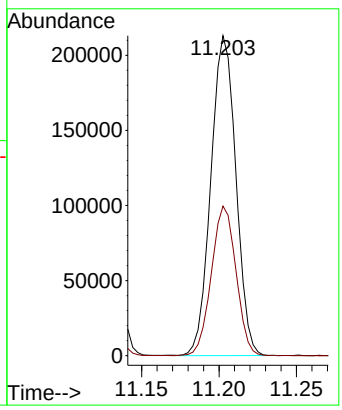

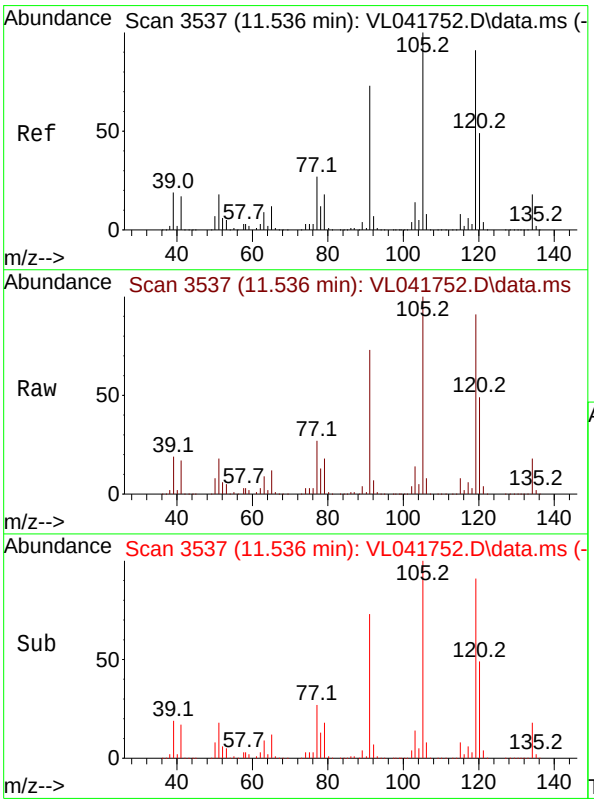

#74
1,2,4-Trimethylbenzene
Concen: 10.244 ppbv
RT: 11.536 min Scan# 3537
Delta R.T. 0.000 min
Lab File: VL041752.D
Acq: 16 Dec 2024 13:30

Tgt Ion:105 Resp: 255780

Ion	Ratio	Lower	Upper
105	100		
120	48.7	39.0	58.4
91	72.6	58.1	87.1
77	27.3	21.8	32.8

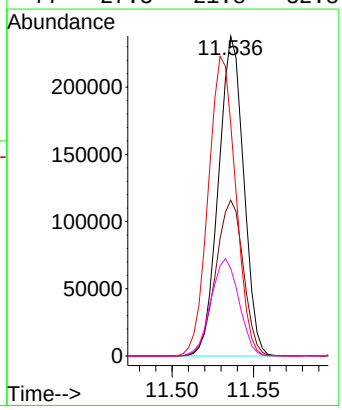

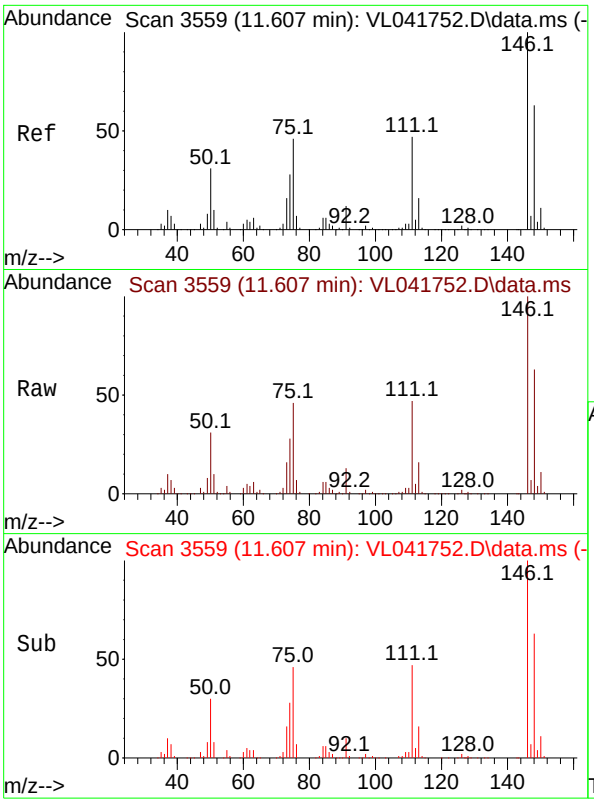

#75
1,3-Dichlorobenzene
Concen: 9.532 ppbv
RT: 11.607 min Scan# 3
Delta R.T. 0.000 min
Lab File: VL041752.D
Acq: 16 Dec 2024 13:30

Instrument :
MSVOA_L
ClientSampleId :
VSTDICCC010

Tgt Ion:146 Resp: 151752

Ion	Ratio	Lower	Upper
146	100		
111	46.9	23.4	70.3
148	63.3	31.6	95.0

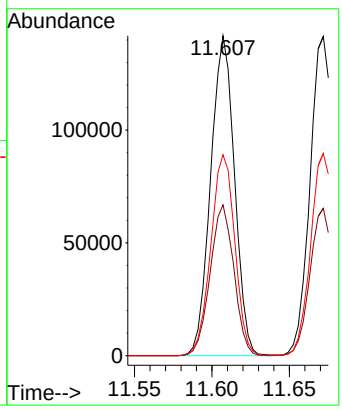

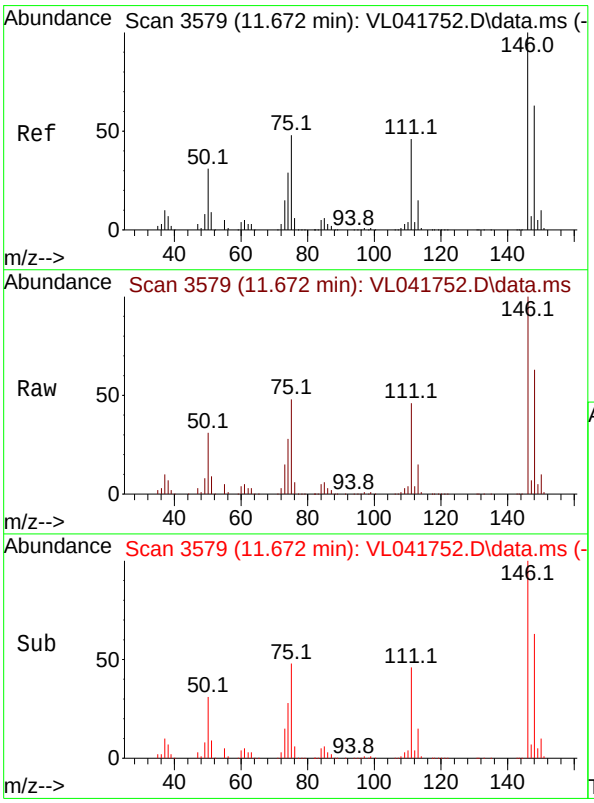

#76
1,4-Dichlorobenzene
Concen: 9.671 ppbv
RT: 11.672 min Scan# 3579
Delta R.T. 0.000 min
Lab File: VL041752.D
Acq: 16 Dec 2024 13:30

Tgt Ion:146 Resp: 152099

Ion	Ratio	Lower	Upper
146	100		
111	45.4	22.7	68.1
148	62.7	31.4	94.0

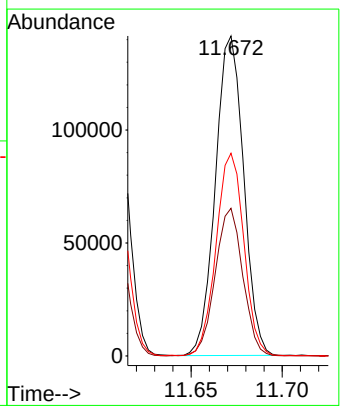

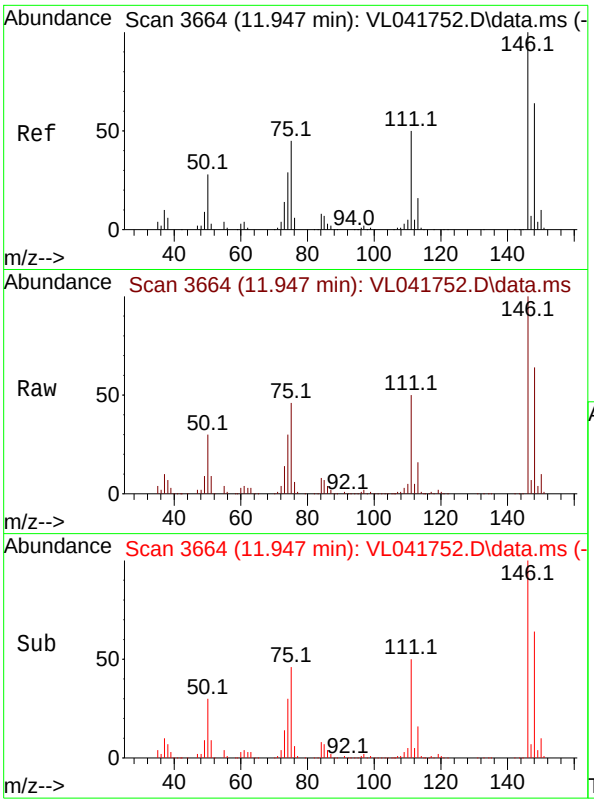

#77
1,2-Dichlorobenzene
Concen: 9.227 ppbv
RT: 11.947 min Scan# 3
Delta R.T. 0.000 min
Lab File: VL041752.D
Acq: 16 Dec 2024 13:30

Instrument :
MSVOA_L
ClientSampleId :
VSTDICCC010

Tgt Ion:146 Resp: 141338

Ion	Ratio	Lower	Upper
146	100		
111	49.5	24.8	74.3
148	63.6	31.8	95.4

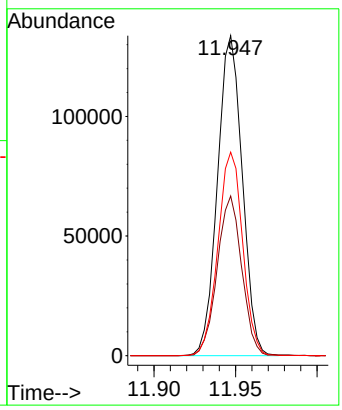

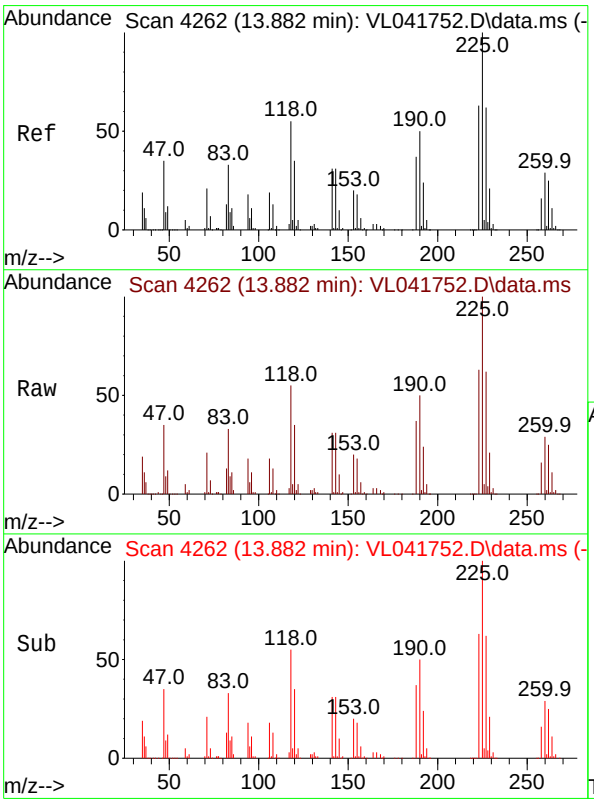

#78
Hexachloro-1,3-Butadiene
Concen: 8.431 ppbv
RT: 13.882 min Scan# 4262
Delta R.T. 0.000 min
Lab File: VL041752.D
Acq: 16 Dec 2024 13:30

Tgt Ion:225 Resp: 95751

Ion	Ratio	Lower	Upper
225	100		
223	63.1	50.5	75.7
227	62.9	50.3	75.5

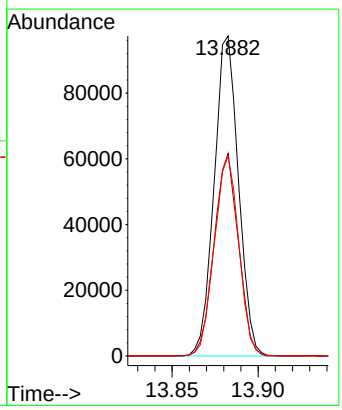

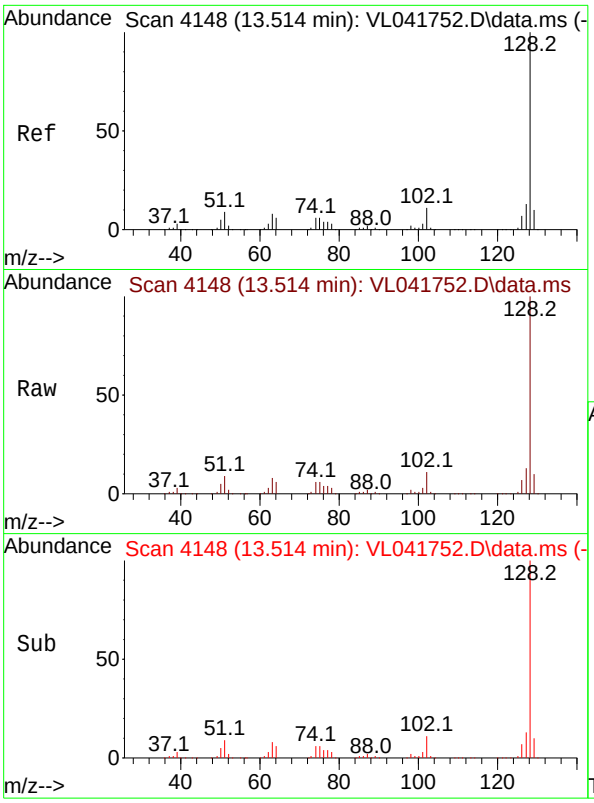

#79
Naphthalene
Concen: 11.812 ppbv
RT: 13.514 min Scan# 4
Delta R.T. 0.000 min
Lab File: VL041752.D
Acq: 16 Dec 2024 13:30

Instrument :
MSVOA_L
ClientSampleId :
VSTDICCC010

Tgt Ion:128 Resp: 205511

Ion	Ratio	Lower	Upper
128	100		
127	13.4	10.7	16.1
129	10.3	8.2	12.4

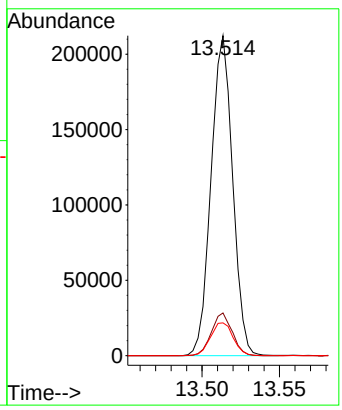

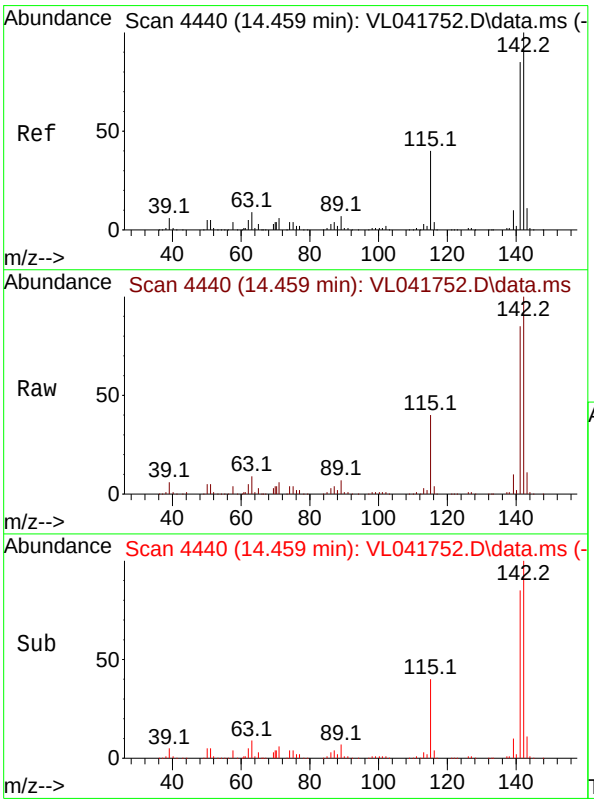

#80
Naphthalene,2-methyl-
Concen: 19.755 ppbv
RT: 14.459 min Scan# 4440
Delta R.T. 0.000 min
Lab File: VL041752.D
Acq: 16 Dec 2024 13:30

Tgt Ion:142 Resp: 106311

Ion	Ratio	Lower	Upper
142	100		
141	85.5	68.4	102.6
115	40.6	32.5	48.7

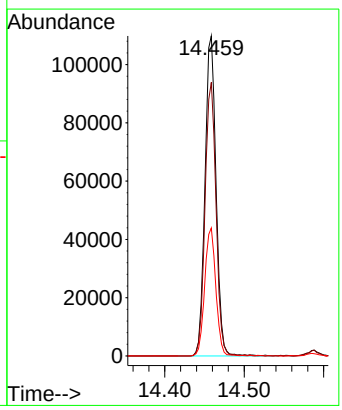

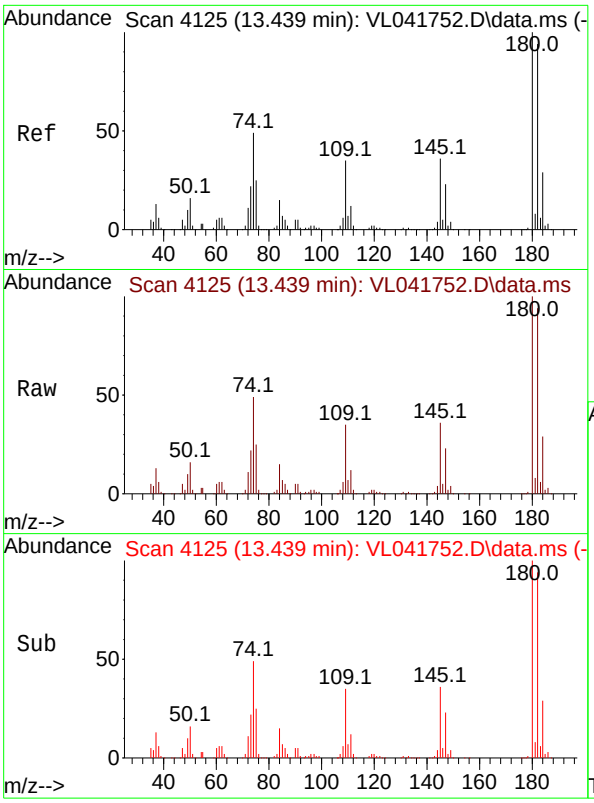

#81
1,2,4-Trichlorobenzene
Concen: 10.672 ppbv
RT: 13.439 min Scan# 4
Delta R.T. 0.000 min
Lab File: VL041752.D
Acq: 16 Dec 2024 13:30

Instrument :
MSVOA_L
ClientSampleId :
VSTDICCC010

Tgt Ion:180 Resp: 101461

Ion	Ratio	Lower	Upper
180	100		
182	96.3	77.0	115.6
184	29.8	23.8	35.8

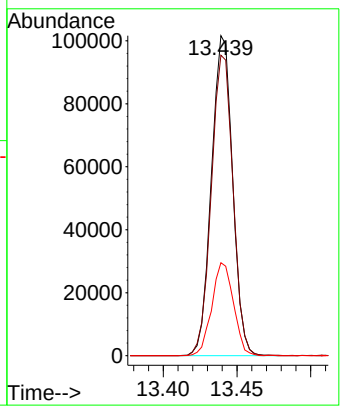

Quantitation Report (Not Reviewed)

Data Path : Z:\voasrv\HPCHEM1\MSVOA_L\Data\VL121624\
Data File : VL041753.D
Acq On : 16 Dec 2024 14:03
Operator : SY/MD
Sample : VSTDICC002
Misc : 400mL/MSVOA_L
ALS Vial : 1 Sample Multiplier: 1

Instrument :
MSVOA_L
ClientSampleId :
VSTDICC002

Quant Time: Dec 19 06:12:42 2024
Quant Method : Z:\voasrv\HPCHEM1\MSVOA_L\methods\VL121624AIR.M
Quant Title : AIR ANALYSIS BY METHOD TO-15 Instrument: MSVOA_LFri Aug 26 06:05:16 2022
QLast Update : Thu Dec 19 06:09:59 2024
Response via : Initial Calibration

Compound	R.T.	QIon	Response	Conc	Units	Dev(Min)
Internal Standards						
1) Bromochloromethane	2.787	49	67443	10.000	ppbv	0.00
33) 1,4-Difluorobenzene	3.962	114	182992	10.000	ppbv	0.00
55) Chlorobenzene-d5	8.882	117	163971	10.000	ppbv	0.00
System Monitoring Compounds						
68) 1-Bromo-4-Fluorobenzene	10.377	95	138312	10.122	ppbv	0.00
Spiked Amount 10.000	Range 65 - 135		Recovery = 101.200%			
Target Compounds						Qvalue
2) Dichlorodifluoromethane	1.499	85	24819	2.068	ppbv	98
3) Chlorodifluoromethane	1.476	51	22299	2.027	ppbv	96
4) Chloromethane	1.531	50	9926	2.114	ppbv	99
5) Vinyl Chloride	1.580	62	9300	1.966	ppbv	99
6) Bromomethane	1.667	94	4625	2.072	ppbv	99
7) Chloroethane	1.706	64	4003	2.178	ppbv #	85
8) Dichlorotetrafluoroethane	1.554	85	21791	2.029	ppbv	100
9) Propene	1.483	41	10115	2.122	ppbv	97
10) Heptane	4.978	43	25297	2.066	ppbv	100
11) Trichlorofluoromethane	1.878	101	26208	2.056	ppbv	96
12) 1,1,2-Trichlorotrifluo...	2.140	101	19770	2.039	ppbv	99
13) Ethanol	1.722	45	792	1.998	ppbv #	49
14) Bromoethene	1.784	108	6527	1.994	ppbv #	90
15) Acetone	1.835	43	27613	2.104	ppbv	99
16) 1,3-Butadiene	1.609	39	10478	2.028	ppbv	96
17) tert-Butyl alcohol	2.043	59	26646	2.047	ppbv	99
18) 1,1-Dichloroethene	2.033	96	8389	2.064	ppbv	92
19) Isopropyl Alcohol	1.887	45	14937	1.897	ppbv	93
20) Methylene Chloride	2.062	84	7586	2.027	ppbv	94
21) Allyl Chloride	2.094	41	14731	2.070	ppbv	99
22) trans-1,2-Dichloroethene	2.340	96	9407	2.022	ppbv	94
23) Vinyl Acetate	2.463	43	17652	3.096	ppbv #	95
24) 1,1-Dichloroethane	2.408	63	19070	2.025	ppbv	99
25) Ethyl Acetate	2.836	43	50510	2.059	ppbv	99
26) Hexane	2.826	57	19200	2.073	ppbv	98
27) Carbon Disulfide	2.153	76	16214	1.942	ppbv #	34
28) Methyl tert-Butyl Ether	2.441	73	15039	2.001	ppbv	98
29) Chloroform	2.849	83	28843	2.043	ppbv	98
30) Cyclohexane	3.858	84	16384	2.079	ppbv	99
31) cis-1,2-Dichloroethene	2.719	61	19688	2.057	ppbv	96
32) 1,1,1-Trichloroethane	3.370	97	28341	2.017	ppbv	98
34) 2-Butanone	2.557	43	31483	2.138	ppbv	99
35) Carbon Tetrachloride	3.765	117	27727	2.134	ppbv	98
36) Benzene	3.658	78	38759	2.048	ppbv	94
37) 1,2-Dichloroethane	3.221	62	23800	2.021	ppbv	98
38) Trichloroethene	4.548	130	15660	1.965	ppbv	94
39) 1,2-Dichloropropane	4.315	63	14197	2.074	ppbv	94
40) 1,4-Dioxane	4.596	88	3078	0.920	ppbv #	20
41) Tetrahydrofuran	3.059	42	16665	2.021	ppbv	96
42) Bromodichloromethane	4.489	83	26716	1.972	ppbv	98
43) Methyl Methacrylate	4.884	69	14849	2.059	ppbv	100
44) 2,2,4-Trimethylpentane	4.642	57	67432	2.086	ppbv	100
45) t-1,3-Dichloropropene	6.415	75	14885	1.995	ppbv	99

Quantitation Report (Not Reviewed)

Data Path : Z:\voasrv\HPCHEM1\MSVOA_L\Data\VL121624\
Data File : VL041753.D
Acq On : 16 Dec 2024 14:03
Operator : SY/MD
Sample : VSTDICC002
Misc : 400mL/MSVOA_L
ALS Vial : 1 Sample Multiplier: 1

Instrument :
MSVOA_L
ClientSampleId :
VSTDICC002

Quant Time: Dec 19 06:12:42 2024
Quant Method : Z:\voasrv\HPCHEM1\MSVOA_L\methods\VL121624AIR.M
Quant Title : AIR ANALYSIS BY METHOD TO-15 Instrument: MSVOA_LFri Aug 26 06:05:16 2022
QLast Update : Thu Dec 19 06:09:59 2024
Response via : Initial Calibration

Compound	R.T.	QIon	Response	Conc Units	Dev(Min)
46) cis-1,3-Dichloropropene	5.593	75	7224	0.763 ppbv	96
47) 1,1,2-Trichloroethane	6.584	97	14858	2.078 ppbv	89
48) Dibromochloromethane	7.390	129	19764	2.024 ppbv	98
49) Bromoform	9.484	173	16200	2.027 ppbv	98
50) 4-Methyl-2-Pentanone	5.758	43	42045	2.098 ppbv	97
51) 2-Hexanone	7.441	43	34878	2.147 ppbv #	98
52) Tetrachloroethene	8.225	164	13612	1.932 ppbv	93
53) Toluene	6.933	91	44470	2.072 ppbv	99
54) 1,2-Dibromoethane	7.655	107	19820	2.012 ppbv	91
56) 1,1,1,2-Tetrachloroethane	8.924	131	18613	2.141 ppbv	98
57) Chlorobenzene	8.920	112	35685	2.127 ppbv	99
58) Ethyl Benzene	9.354	91	63316	2.145 ppbv	97
59) m/p-Xylene	9.555	91	48921	2.060 ppbv #	100
60) o-Xylene	9.966	91	51152	2.149 ppbv	99
61) Styrene	9.872	104	20842	2.025 ppbv	96
62) Isopropylbenzene	10.539	105	75206	2.103 ppbv	100
63) 1,1,2,2-Tetrachloroethane	9.966	83	29751	1.997 ppbv	100
64) n-propylbenzene	10.992	120	19146	2.117 ppbv	99
65) tert-Butylbenzene	11.532	119	68879	2.135 ppbv	98
66) Benzyl Chloride	11.617	91	5400	1.898 ppbv	99
67) sec-Butylbenzene	11.769	105	95968	2.149 ppbv	100
69) p-Isopropyltoluene	11.927	119	79236	2.153 ppbv	100
70) n-Butylbenzene	12.283	91	75430	2.122 ppbv	99
71) 2-Chlorotoluene	10.901	91	57724	2.114 ppbv	99
72) 4-Ethyltoluene	11.125	105	58841	2.098 ppbv	99
73) 1,3,5-Trimethylbenzene	11.206	105	48645	2.087 ppbv	97
74) 1,2,4-Trimethylbenzene	11.539	105	53084	2.118 ppbv	96
75) 1,3-Dichlorobenzene	11.610	146	32609	2.040 ppbv	98
76) 1,4-Dichlorobenzene	11.675	146	32527	2.060 ppbv	98
77) 1,2-Dichlorobenzene	11.950	146	32223	2.095 ppbv	100
78) Hexachloro-1,3-Butadiene	13.882	225	25358	2.224 ppbv	98
79) Naphthalene	13.513	128	37855	2.167 ppbv	100
80) Naphthalene,2-methyl-	14.462	142	4482	0.830 ppbv	94
81) 1,2,4-Trichlorobenzene	13.442	180	19425	2.035 ppbv	99

(#) = qualifier out of range (m) = manual integration (+) = signals summed

Quantitation Report (Not Reviewed)

Data Path : Z:\voasrv\HPCHEM1\MSVOA_L\Data\VL121624\
Data File : VL041753.D
Acq On : 16 Dec 2024 14:03
Operator : SY/MD
Sample : VSTDICC002
Misc : 400mL/MSVOA_L
ALS Vial : 1 Sample Multiplier: 1

Instrument :
MSVOA_L
ClientSampleId :
VSTDICC002

Quant Time: Dec 19 06:12:42 2024
Quant Method : Z:\voasrv\HPCHEM1\MSVOA_L\methods\VL121624AIR.M
Quant Title : AIR ANALYSIS BY METHOD TO-15 Instrument: MSVOA_LFri Aug 26 06:05:16 2022
QLast Update : Thu Dec 19 06:09:59 2024
Response via : Initial Calibration

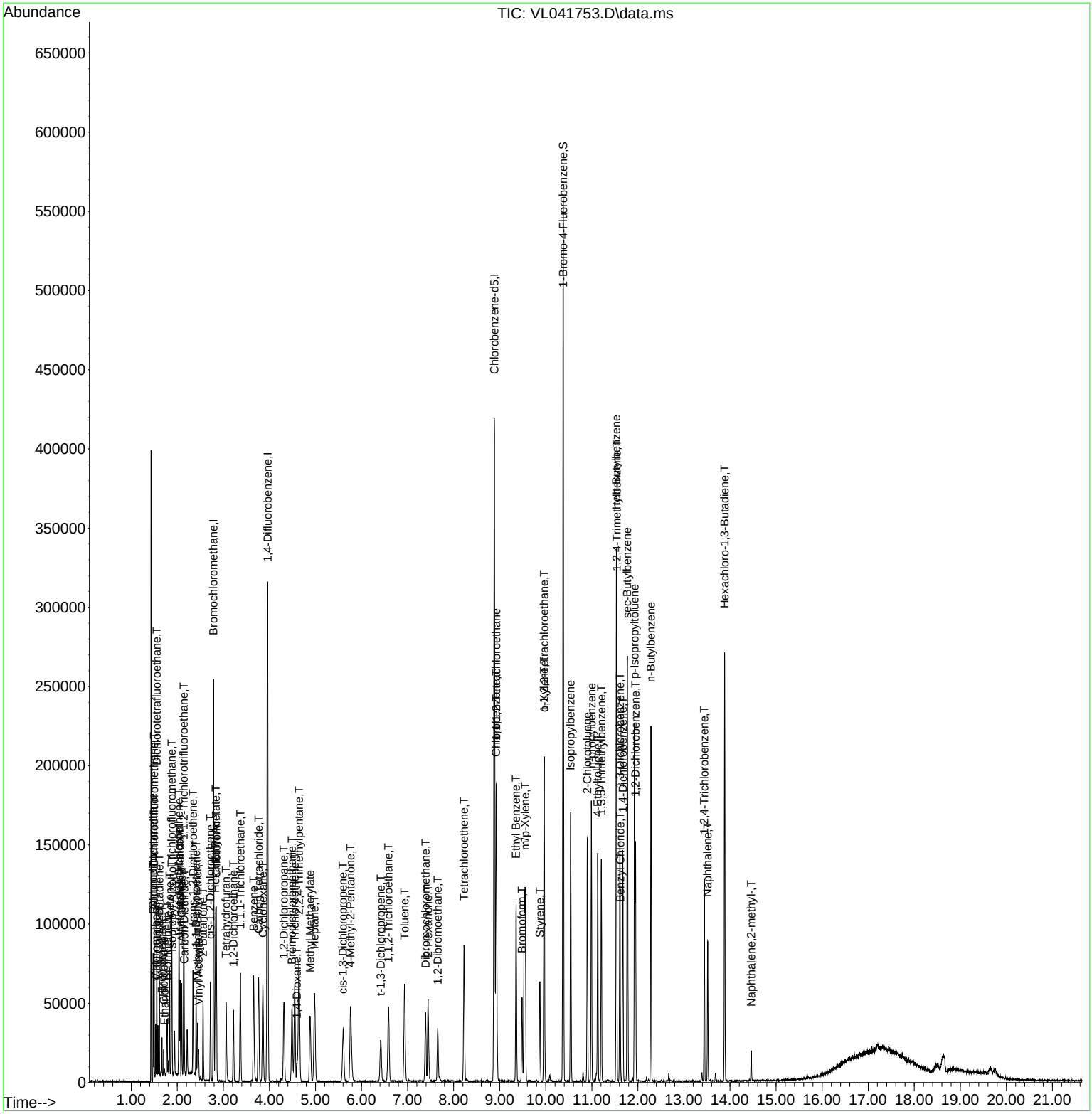

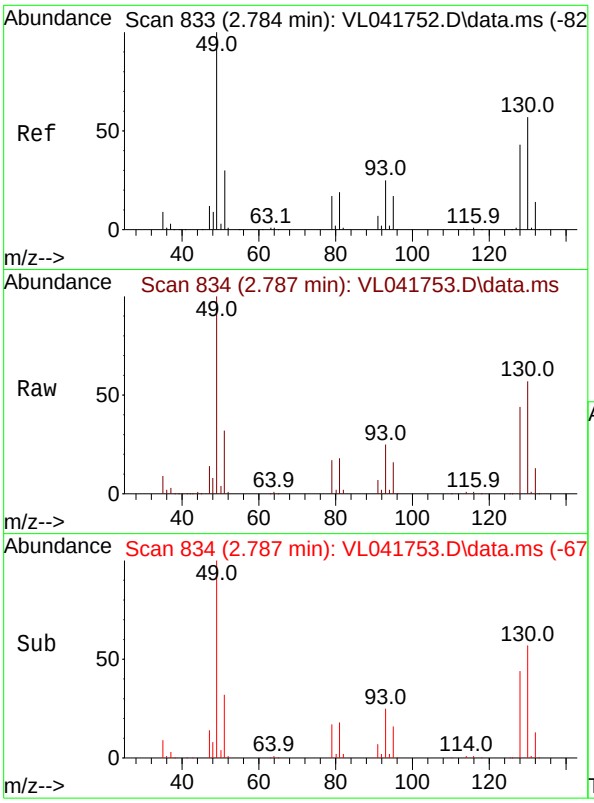

#1
Bromochloromethane
Concen: 10.000 ppbv
RT: 2.787 min Scan# 8
Delta R.T. 0.003 min
Lab File: VL041753.D
Acq: 16 Dec 2024 14:03

Instrument :
MSVOA_L
ClientSampleId :
VSTDICC002

Tgt Ion: 49 Resp: 67443

Ion	Ratio	Lower	Upper
49	100		
128	44.1	21.6	64.6
130	56.3	28.3	85.0

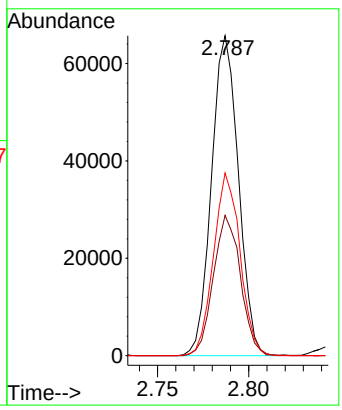



#2
Dichlorodifluoromethane
Concen: 2.068 ppbv
RT: 1.499 min Scan# 436
Delta R.T. 0.003 min
Lab File: VL041753.D
Acq: 16 Dec 2024 14:03

Tgt Ion: 85 Resp: 24819

Ion	Ratio	Lower	Upper
85	100		
87	31.6	24.5	36.7

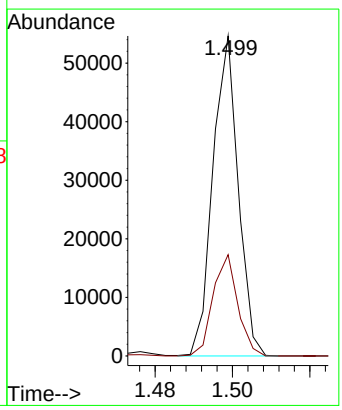

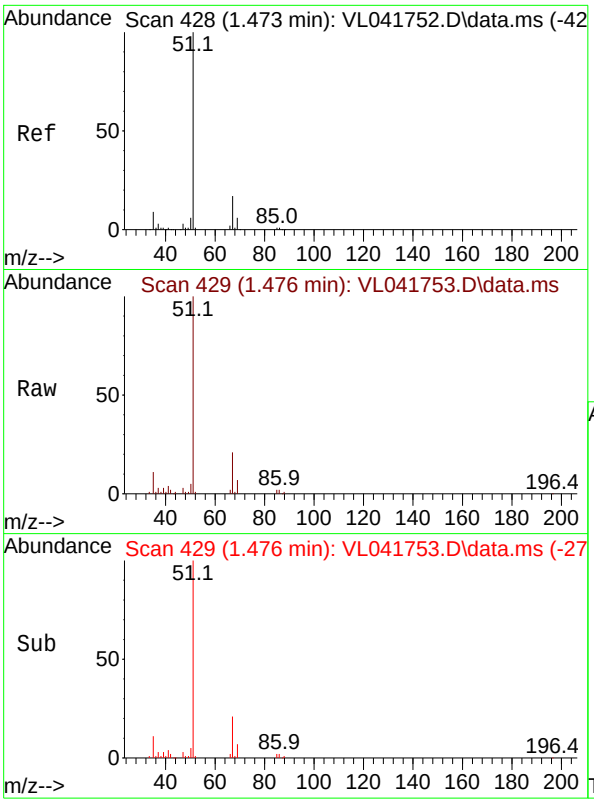

#3
Chlorodifluoromethane
Concen: 2.027 ppbv
RT: 1.476 min Scan# 4
Delta R.T. 0.003 min
Lab File: VL041753.D
Acq: 16 Dec 2024 14:03

Instrument :
MSVOA_L
ClientSampleId :
VSTDICC002

Tgt Ion: 51 Resp: 22299

Ion	Ratio	Lower	Upper
51	100		
67	20.5	15.0	22.4

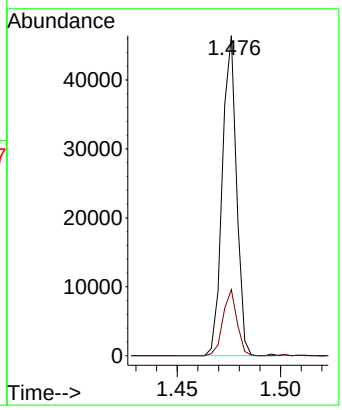

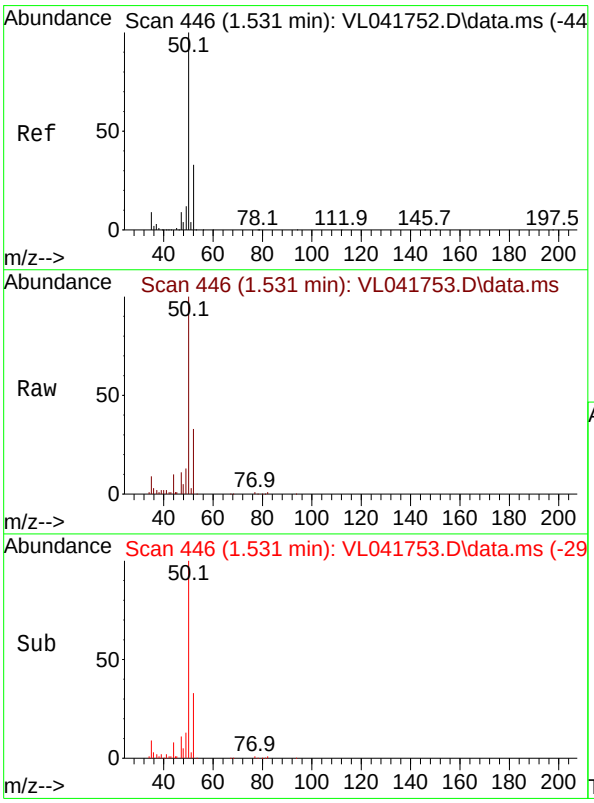

#4
Chloromethane
Concen: 2.114 ppbv
RT: 1.531 min Scan# 446
Delta R.T. -0.000 min
Lab File: VL041753.D
Acq: 16 Dec 2024 14:03

Tgt Ion: 50 Resp: 9926

Ion	Ratio	Lower	Upper
50	100		
52	33.5	26.2	39.2

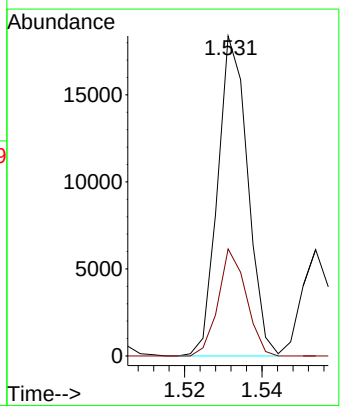

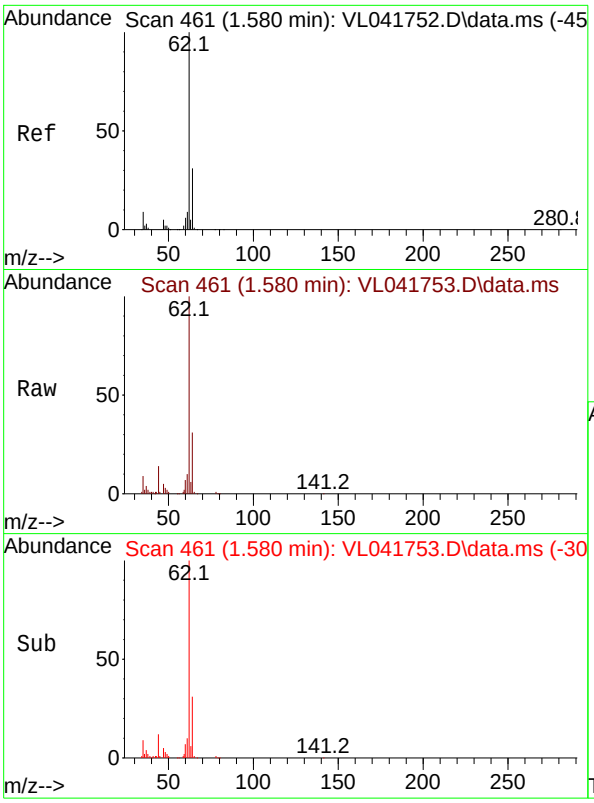

#5
Vinyl Chloride
Concen: 1.966 ppbv
RT: 1.580 min Scan# 4
Delta R.T. -0.000 min
Lab File: VL041753.D
Acq: 16 Dec 2024 14:03

Instrument :
MSVOA_L
ClientSampleId :
VSTDICC002

Tgt Ion: 62 Resp: 9300

Ion	Ratio	Lower	Upper
62	100		
64	31.1	25.1	37.7

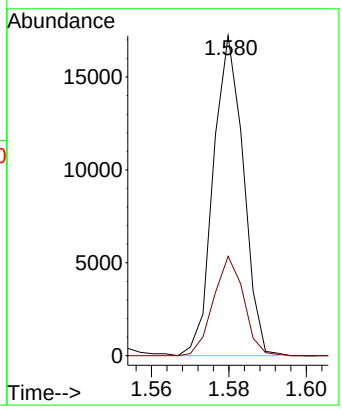

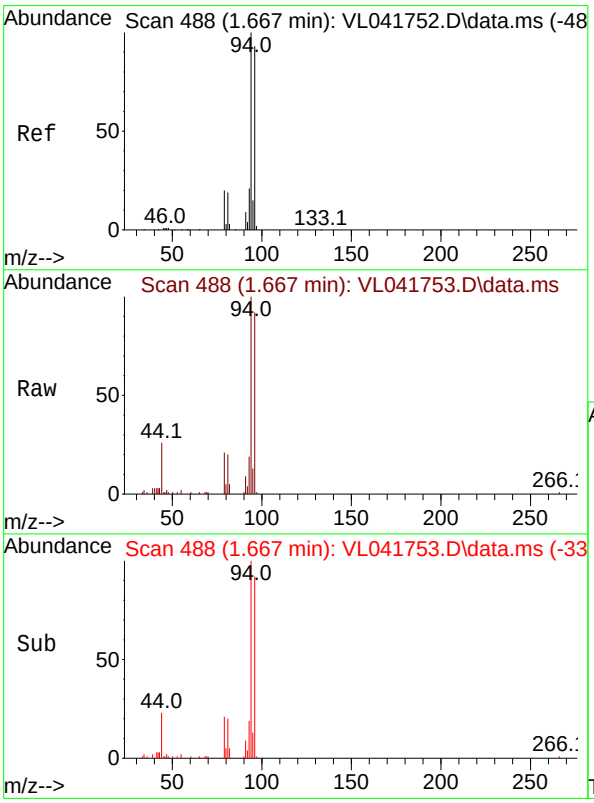

#6
Bromomethane
Concen: 2.072 ppbv
RT: 1.667 min Scan# 488
Delta R.T. -0.000 min
Lab File: VL041753.D
Acq: 16 Dec 2024 14:03

Tgt Ion: 94 Resp: 4625

Ion	Ratio	Lower	Upper
94	100		
96	92.4	74.7	112.1

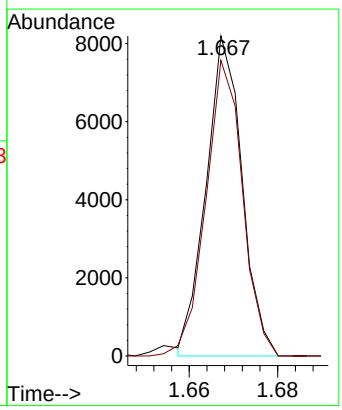

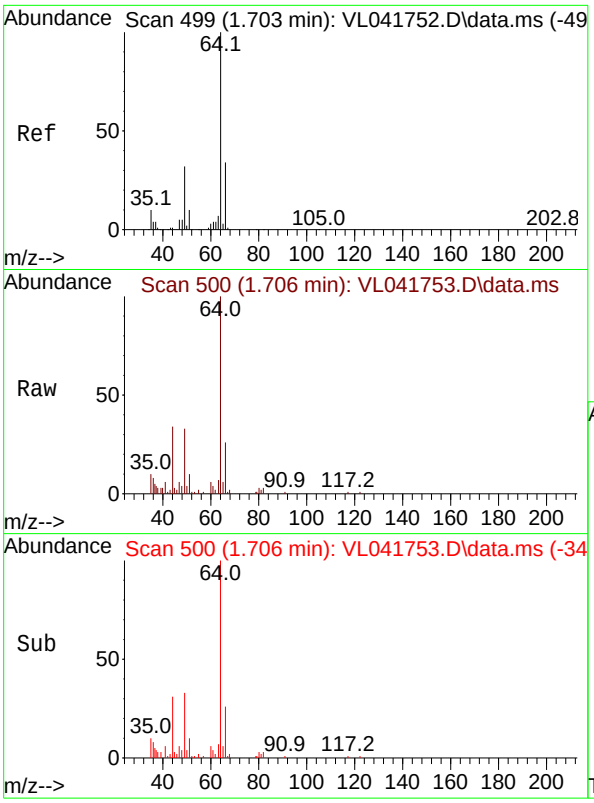

#7
Chloroethane
Concen: 2.178 ppbv
RT: 1.706 min Scan# 5
Delta R.T. 0.003 min
Lab File: VL041753.D
Acq: 16 Dec 2024 14:03

Instrument :
MSVOA_L
ClientSampleId :
VSTDICC002

Tgt Ion: 64 Resp: 4003

Ion	Ratio	Lower	Upper
64	100		
66	25.6	27.5	41.3#

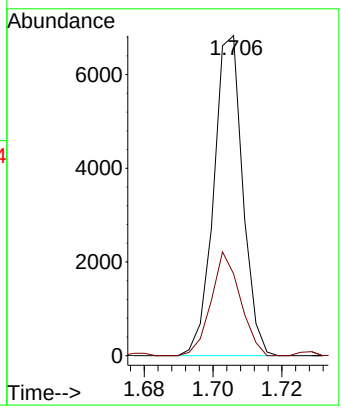

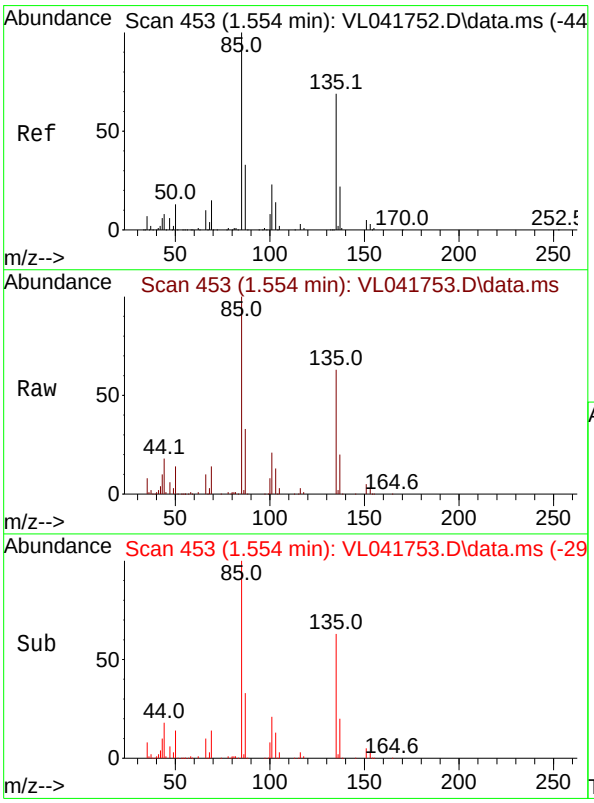

#8
Dichlorotetrafluoroethane
Concen: 2.029 ppbv
RT: 1.554 min Scan# 453
Delta R.T. -0.000 min
Lab File: VL041753.D
Acq: 16 Dec 2024 14:03

Tgt Ion: 85 Resp: 21791

Ion	Ratio	Lower	Upper
85	100		
135	64.8	51.9	77.9

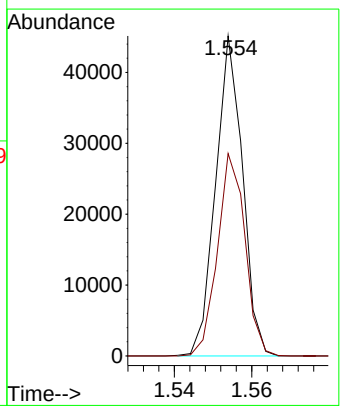

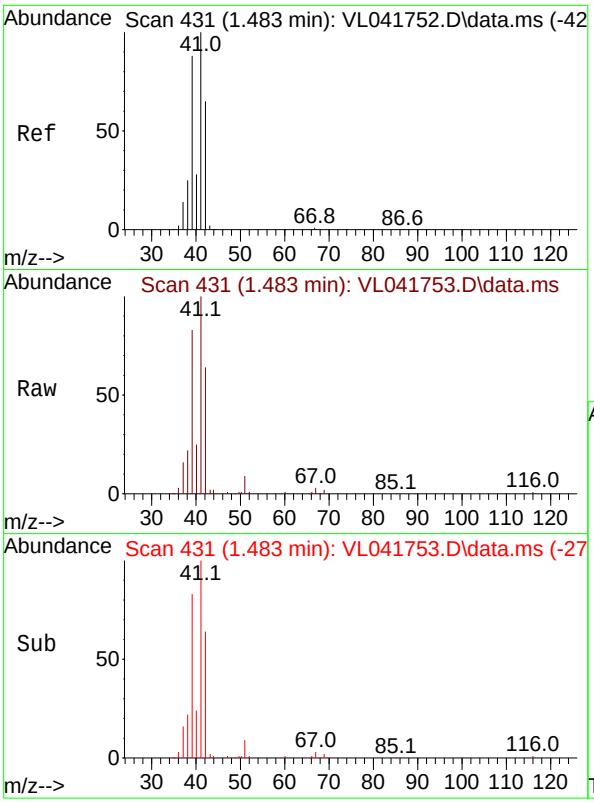

#9
Propene
Concen: 2.122 ppbv
RT: 1.483 min Scan# 4
Delta R.T. -0.000 min
Lab File: VL041753.D
Acq: 16 Dec 2024 14:03

Instrument :
MSVOA_L
ClientSampleId :
VSTDICC002

Tgt Ion: 41 Resp: 10115

Ion	Ratio	Lower	Upper
41	100		
42	67.9	52.4	78.6

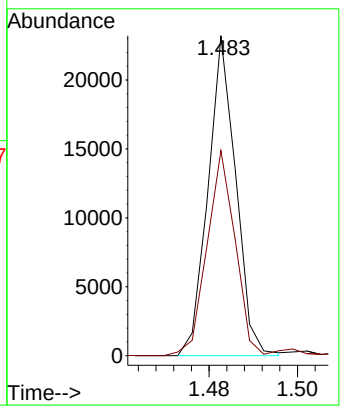

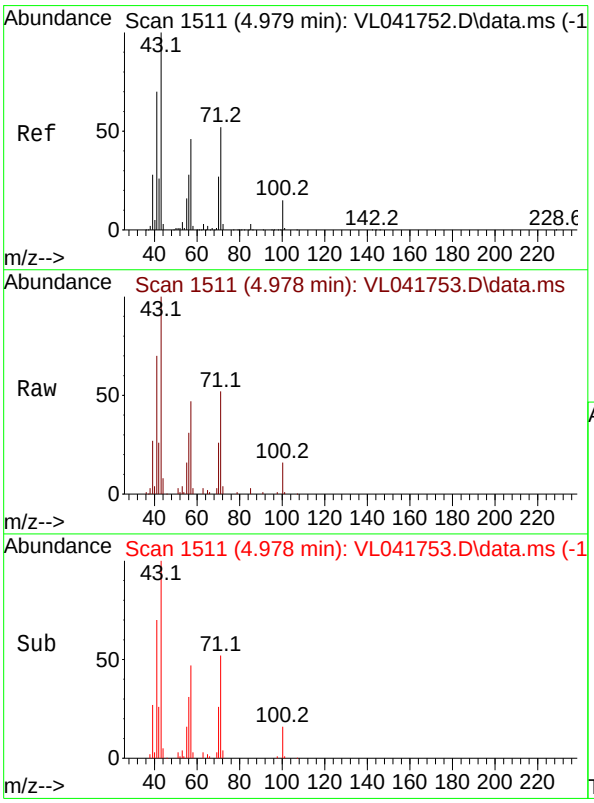

#10
Heptane
Concen: 2.066 ppbv
RT: 4.978 min Scan# 1511
Delta R.T. -0.000 min
Lab File: VL041753.D
Acq: 16 Dec 2024 14:03

Tgt Ion: 43 Resp: 25297

Ion	Ratio	Lower	Upper
43	100		
57	48.1	38.5	57.7

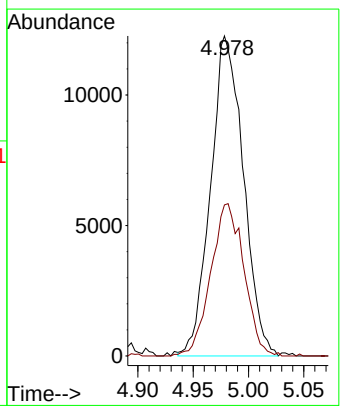

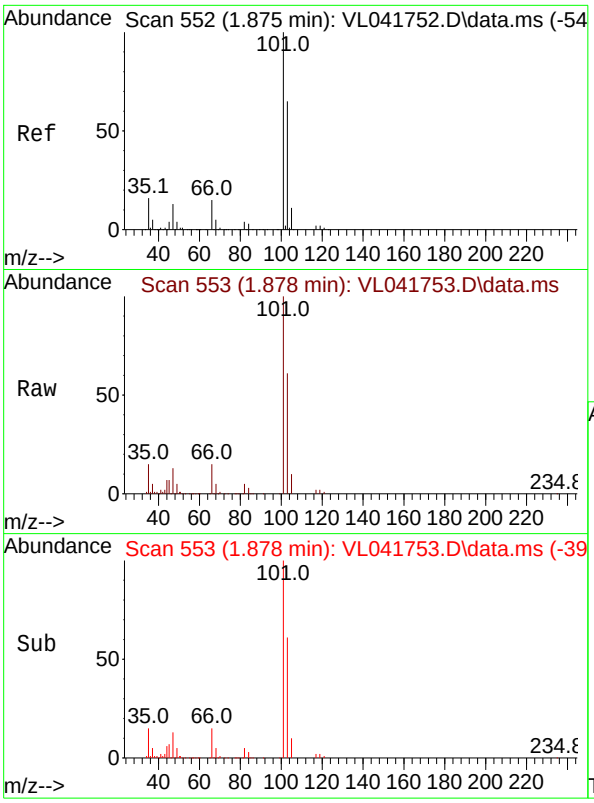

#11
Trichlorofluoromethane
Concen: 2.056 ppbv
RT: 1.878 min Scan# 5
Delta R.T. 0.003 min
Lab File: VL041753.D
Acq: 16 Dec 2024 14:03

Instrument :
MSVOA_L
ClientSampleId :
VSTDICC002

Tgt Ion:101 Resp: 26208

Ion	Ratio	Lower	Upper
101	100		
103	61.3	51.8	77.8

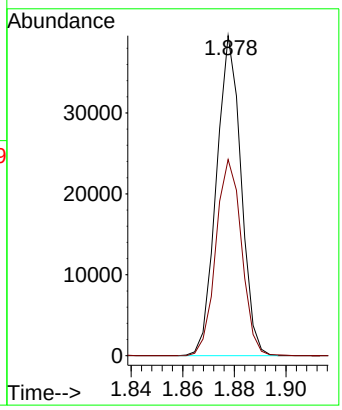

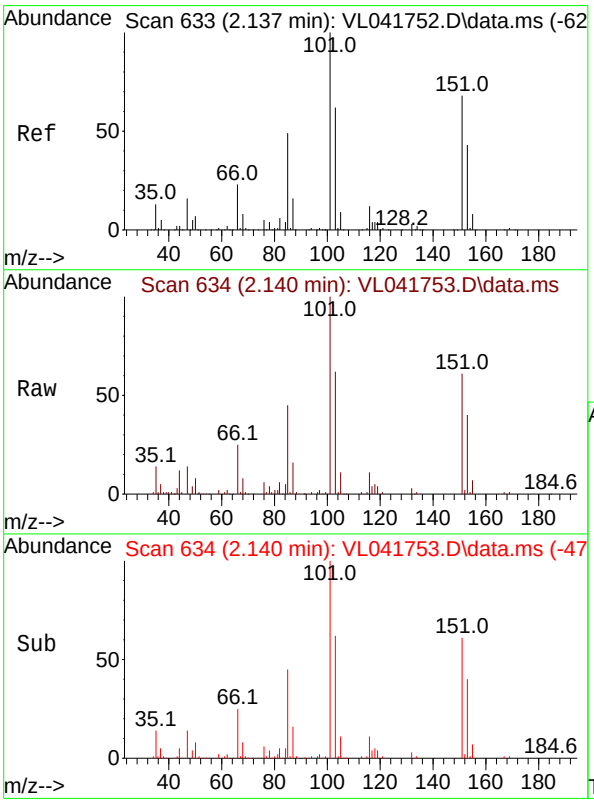

#12
1,1,2-Trichlorotrifluoroethane
Concen: 2.039 ppbv
RT: 2.140 min Scan# 634
Delta R.T. 0.003 min
Lab File: VL041753.D
Acq: 16 Dec 2024 14:03

Tgt Ion:101 Resp: 19770

Ion	Ratio	Lower	Upper
101	100		
151	70.2	56.8	85.2

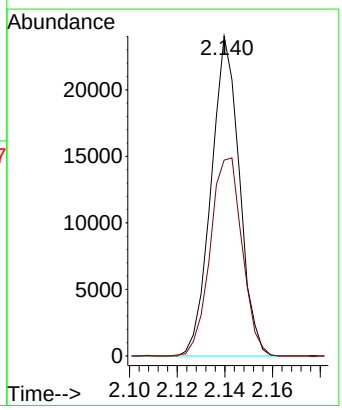

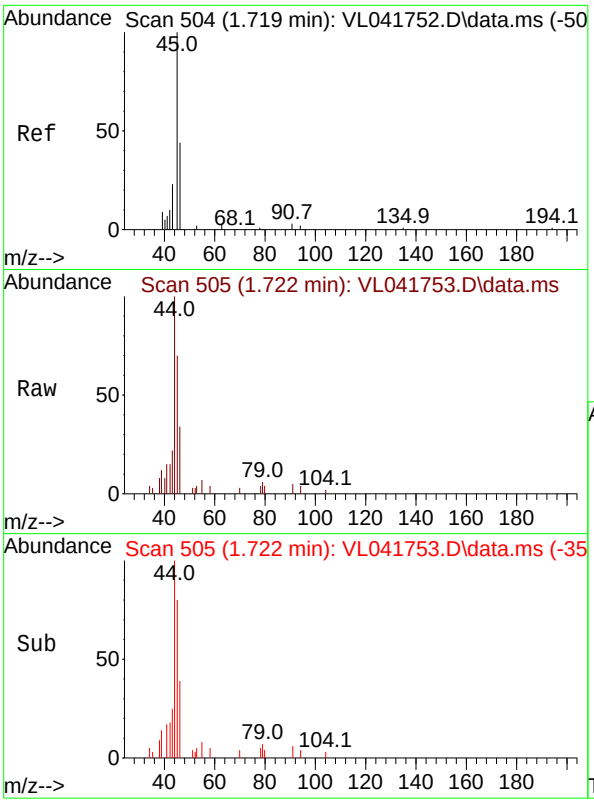

#13
Ethanol
Concen: 1.998 ppbv
RT: 1.722 min Scan# 5
Delta R.T. 0.003 min
Lab File: VL041753.D
Acq: 16 Dec 2024 14:03

Instrument :
MSVOA_L
ClientSampleId :
VSTDICC002

Tgt Ion: 45 Resp: 792

Ion	Ratio	Lower	Upper
45	100		
46	72.9	16.4	65.8#

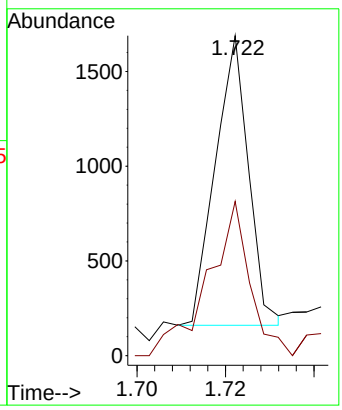

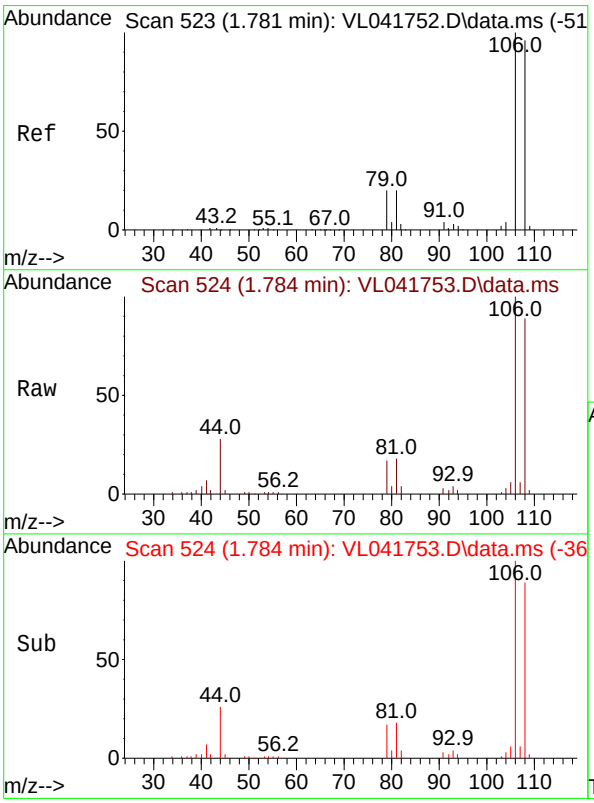

#14
Bromoethene
Concen: 1.994 ppbv
RT: 1.784 min Scan# 524
Delta R.T. 0.003 min
Lab File: VL041753.D
Acq: 16 Dec 2024 14:03

Tgt Ion:108 Resp: 6527

Ion	Ratio	Lower	Upper
108	100		
106	114.2	84.1	126.1
79	28.0	17.4	26.0#

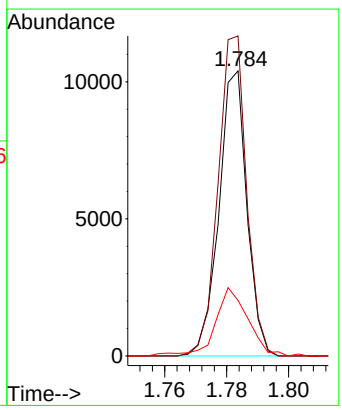

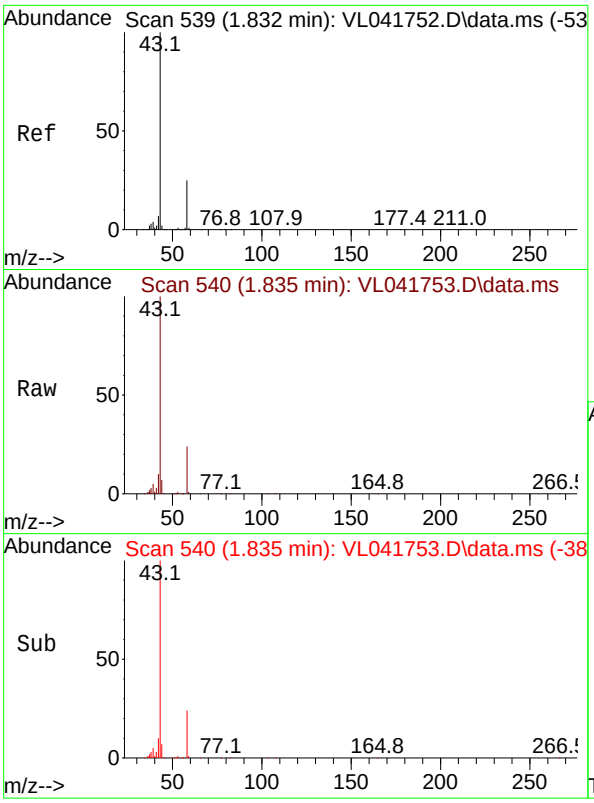

#15
Acetone
Concen: 2.104 ppbv
RT: 1.835 min Scan# 5
Delta R.T. 0.003 min
Lab File: VL041753.D
Acq: 16 Dec 2024 14:03

Instrument :
MSVOA_L
ClientSampleId :
VSTDICC002

Tgt Ion: 43 Resp: 27613

Ion	Ratio	Lower	Upper
43	100		
58	25.0	19.7	29.5

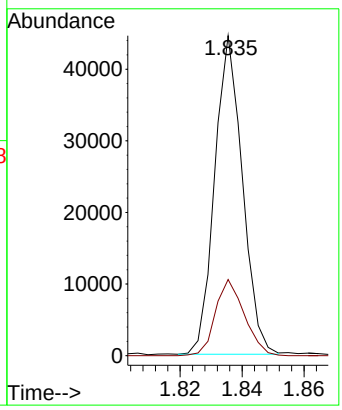

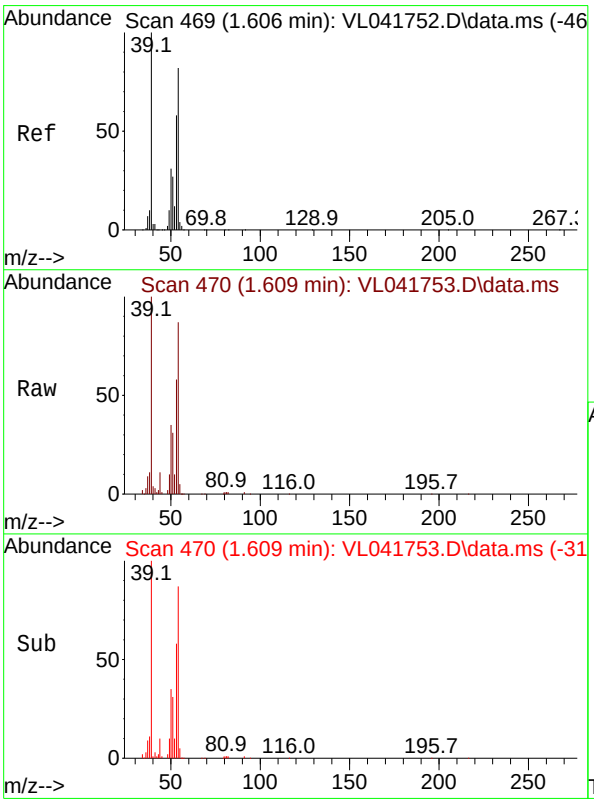

#16
1,3-Butadiene
Concen: 2.028 ppbv
RT: 1.609 min Scan# 470
Delta R.T. 0.003 min
Lab File: VL041753.D
Acq: 16 Dec 2024 14:03

Tgt Ion: 39 Resp: 10478

Ion	Ratio	Lower	Upper
39	100		
54	70.0	58.4	87.6

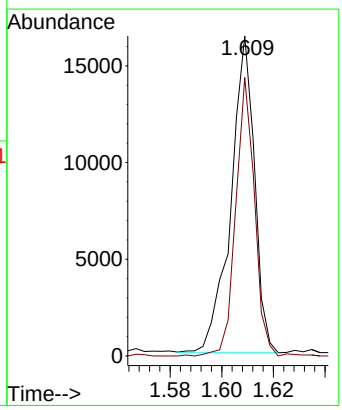

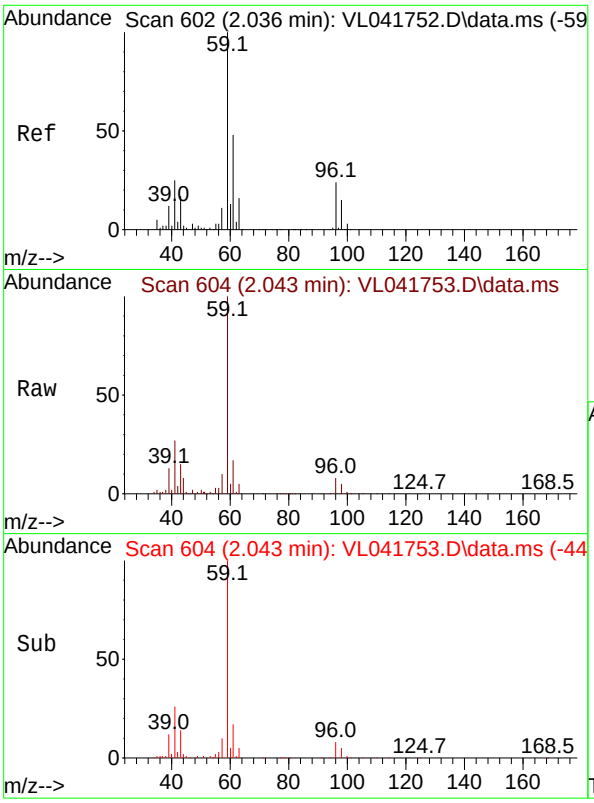

#17
tert-Butyl alcohol
Concen: 2.047 ppbv
RT: 2.043 min Scan# 6
Delta R.T. 0.006 min
Lab File: VL041753.D
Acq: 16 Dec 2024 14:03

Instrument :
MSVOA_L
ClientSampleId :
VSTDICC002

Tgt Ion: 59 Resp: 26646

Ion	Ratio	Lower	Upper
59	100		
57	10.4	8.6	13.0

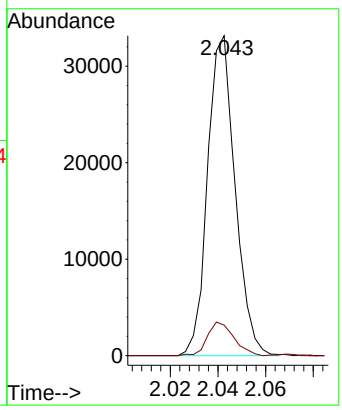

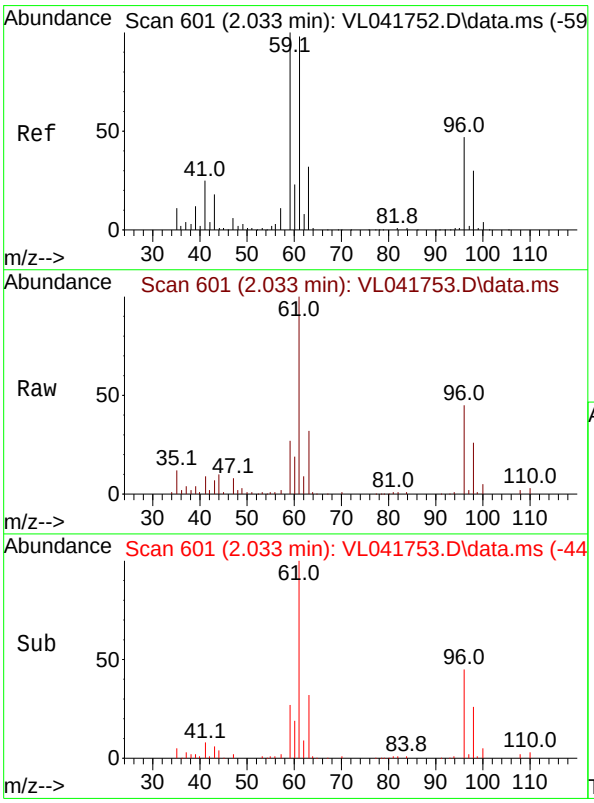

#18
1,1-Dichloroethene
Concen: 2.064 ppbv
RT: 2.033 min Scan# 601
Delta R.T. -0.000 min
Lab File: VL041753.D
Acq: 16 Dec 2024 14:03

Tgt Ion: 96 Resp: 8389

Ion	Ratio	Lower	Upper
96	100		
61	222.7	167.7	251.5
98	58.2	51.1	76.7

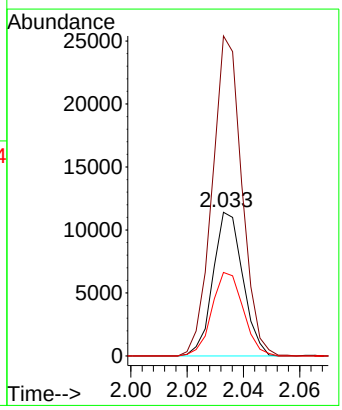

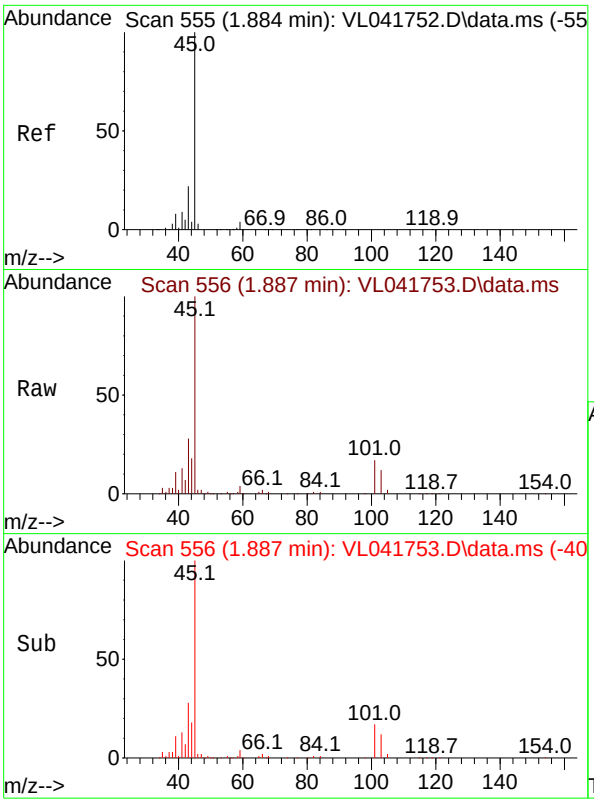

#19
Isopropyl Alcohol
Concen: 1.897 ppbv
RT: 1.887 min Scan# 5
Delta R.T. 0.003 min
Lab File: VL041753.D
Acq: 16 Dec 2024 14:03

Instrument :
MSVOA_L
ClientSampleId :
VSTDICC002

Tgt Ion: 45 Resp: 14937

Ion	Ratio	Lower	Upper
45	100		
58	46.2	33.3	49.9

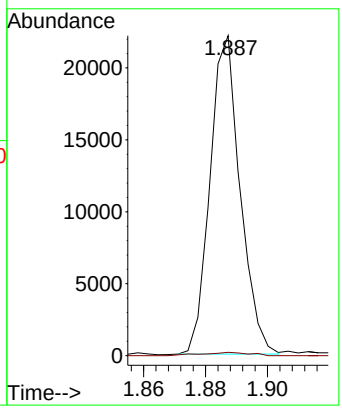

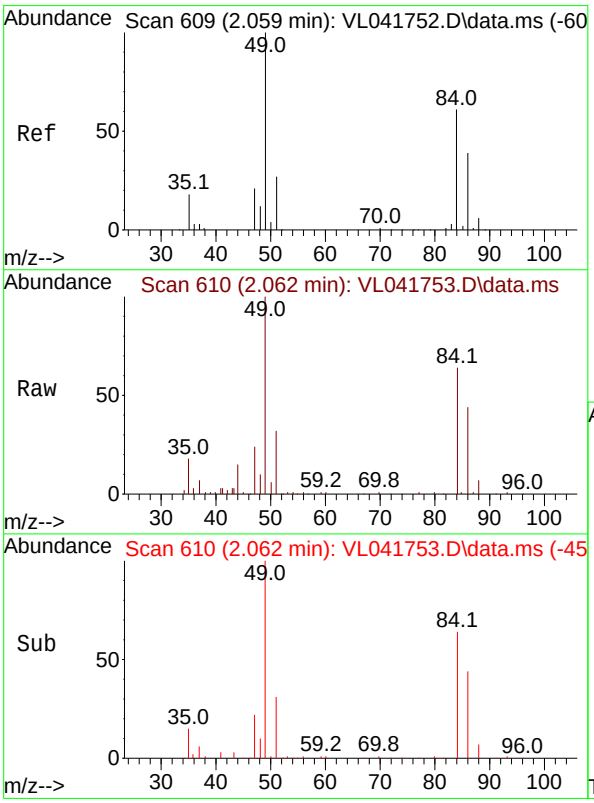

#20
Methylene Chloride
Concen: 2.027 ppbv
RT: 2.062 min Scan# 610
Delta R.T. 0.003 min
Lab File: VL041753.D
Acq: 16 Dec 2024 14:03

Tgt Ion: 84 Resp: 7586

Ion	Ratio	Lower	Upper
84	100		
49	155.5	132.6	198.8
51	49.5	37.6	56.4
86	67.9	51.4	77.0

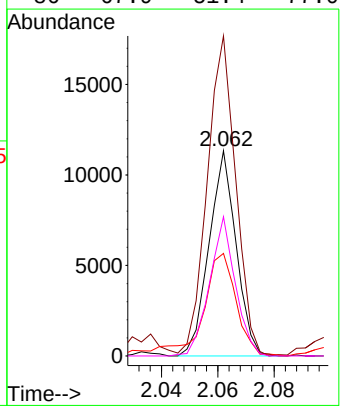

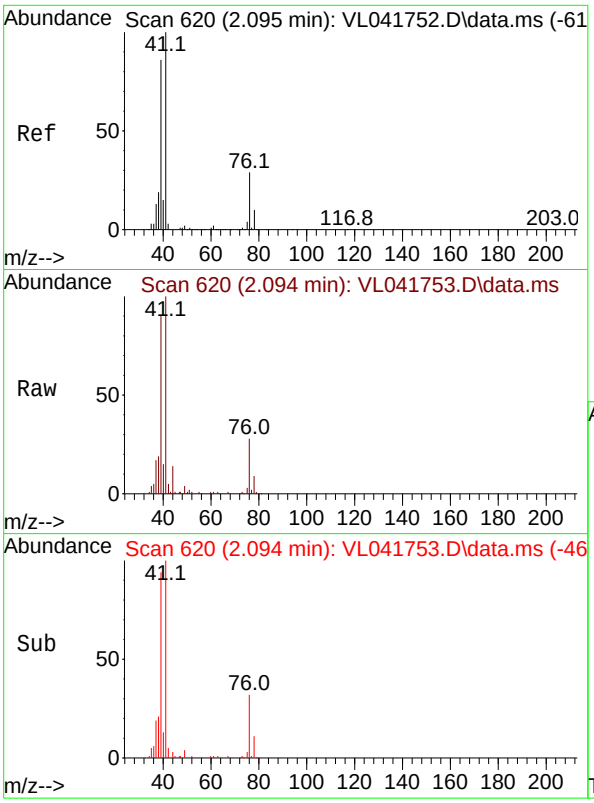

#21
Allyl Chloride
Concen: 2.070 ppbv
RT: 2.094 min Scan# 6
Delta R.T. -0.000 min
Lab File: VL041753.D
Acq: 16 Dec 2024 14:03

Instrument :
MSVOA_L
ClientSampleId :
VSTDICC002

Tgt Ion: 41 Resp: 14731

Ion	Ratio	Lower	Upper
41	100		
76	27.4	22.3	33.5
39	85.3	69.2	103.8

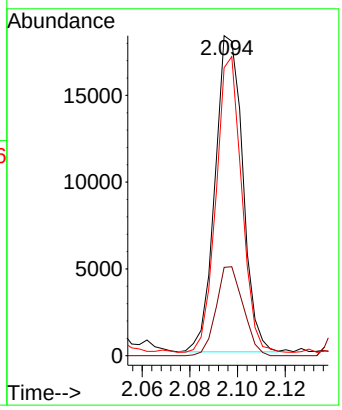

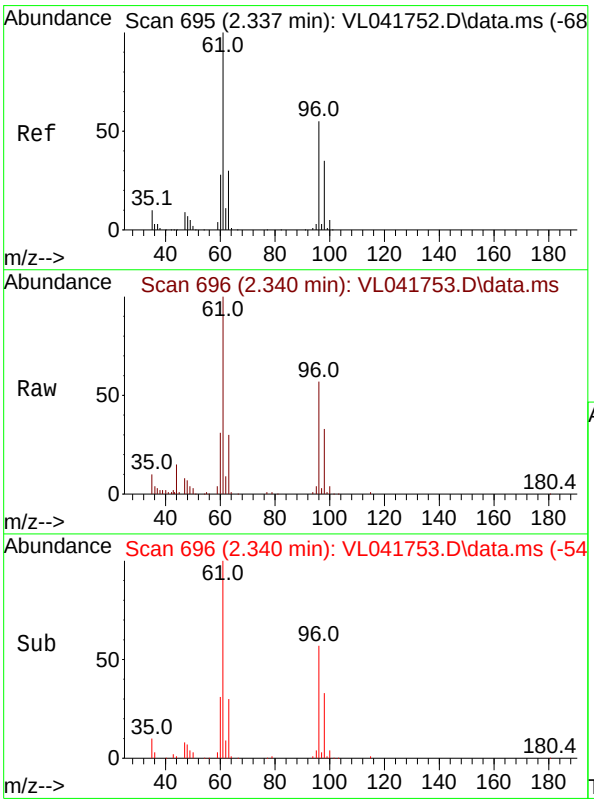

#22
trans-1,2-Dichloroethene
Concen: 2.022 ppbv
RT: 2.340 min Scan# 696
Delta R.T. 0.003 min
Lab File: VL041753.D
Acq: 16 Dec 2024 14:03

Tgt Ion: 96 Resp: 9407

Ion	Ratio	Lower	Upper
96	100		
61	175.1	146.3	219.5
98	58.2	50.8	76.2

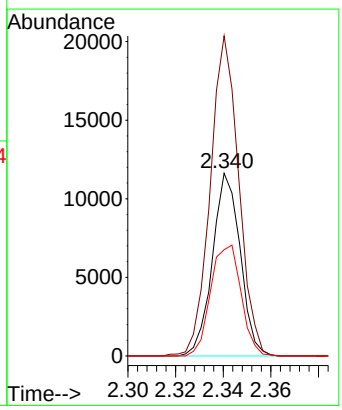

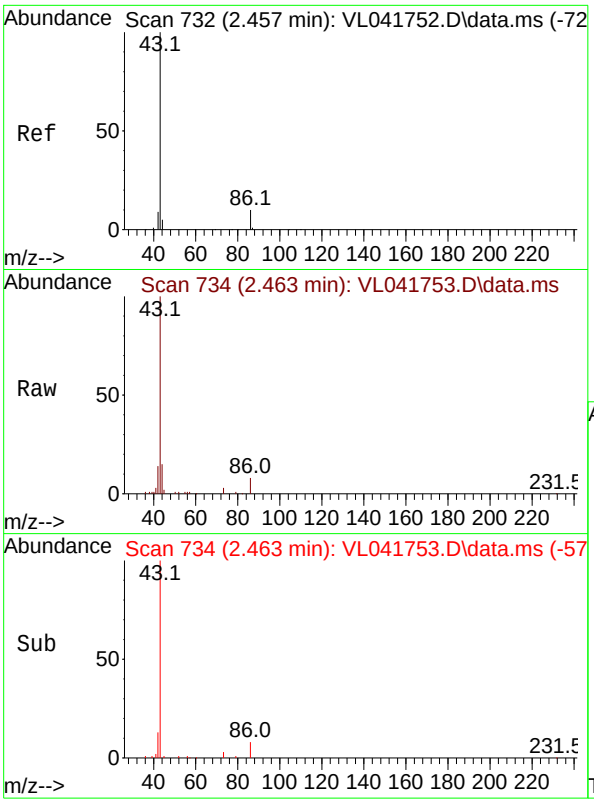

#23
Vinyl Acetate
Concen: 3.096 ppbv
RT: 2.463 min Scan# 7
Delta R.T. 0.006 min
Lab File: VL041753.D
Acq: 16 Dec 2024 14:03

Instrument :
MSVOA_L
ClientSampleId :
VSTDICC002

Tgt Ion: 43 Resp: 17652

Ion	Ratio	Lower	Upper
43	100		
86	8.0	6.6	10.0
42	13.0	8.2	12.2#
44	7.6	5.0	7.4#

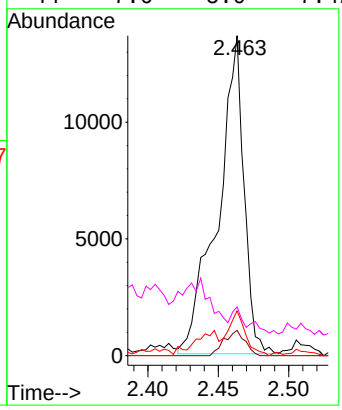

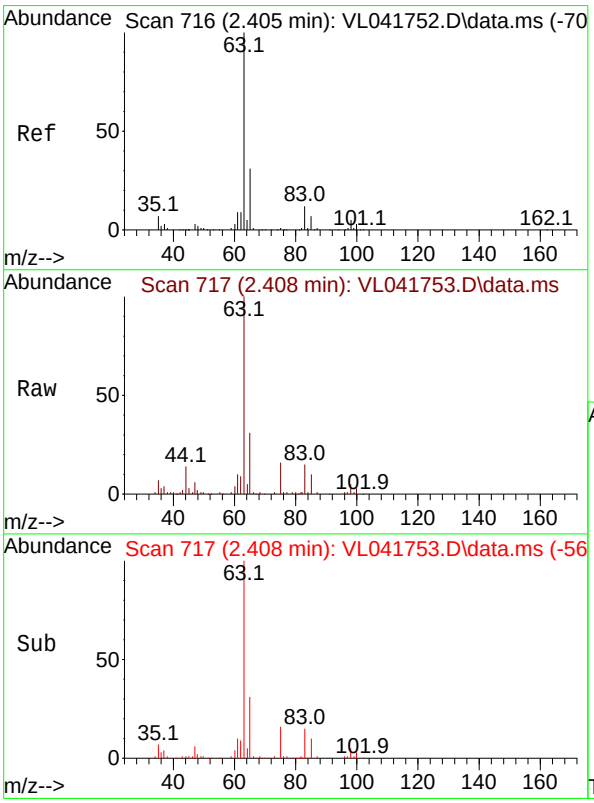

#24
1,1-Dichloroethane
Concen: 2.025 ppbv
RT: 2.408 min Scan# 717
Delta R.T. 0.003 min
Lab File: VL041753.D
Acq: 16 Dec 2024 14:03

Tgt Ion: 63 Resp: 19070

Ion	Ratio	Lower	Upper
63	100		
98	5.0	2.3	6.8
100	2.7	1.4	4.2

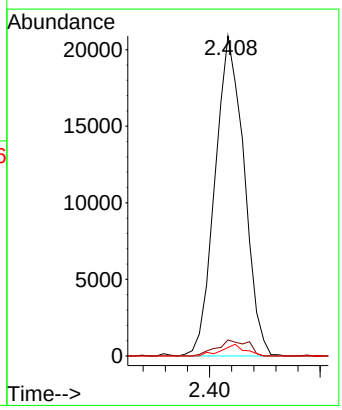

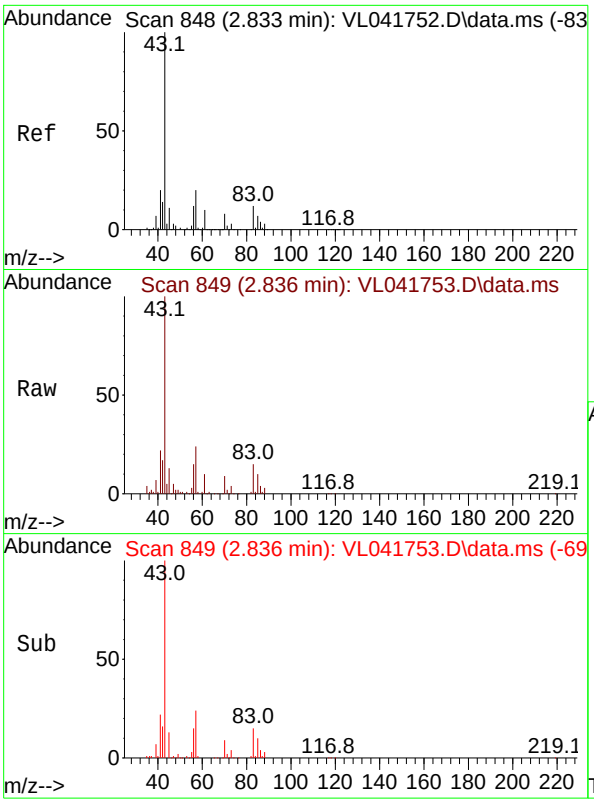

#25
Ethyl Acetate
Concen: 2.059 ppbv
RT: 2.836 min Scan# 8
Delta R.T. 0.003 min
Lab File: VL041753.D
Acq: 16 Dec 2024 14:03

Instrument :
MSVOA_L
ClientSampleId :
VSTDICC002

Tgt Ion: 43 Resp: 50510

Ion	Ratio	Lower	Upper
43	100		
45	10.9	8.1	12.1
61	9.0	7.0	10.6
70	8.5	6.5	9.7

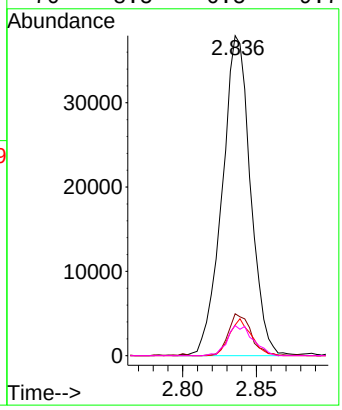

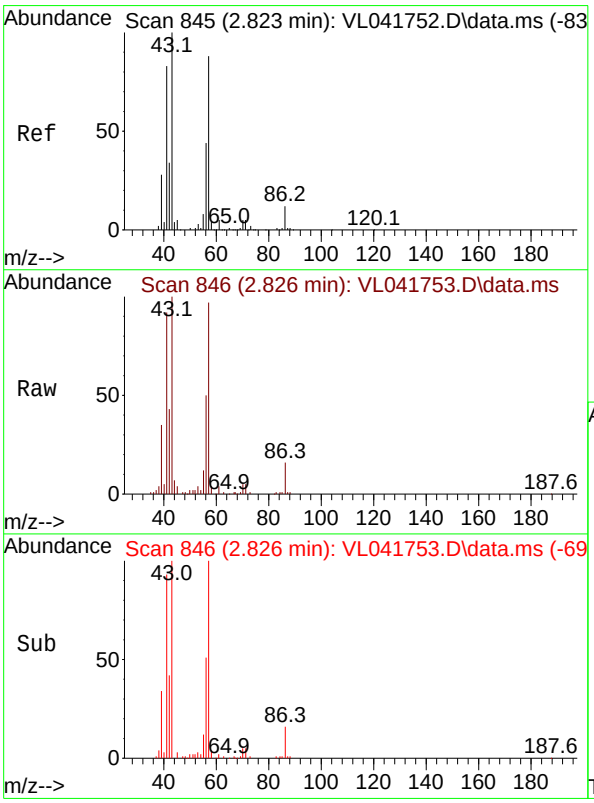

#26
Hexane
Concen: 2.073 ppbv
RT: 2.826 min Scan# 846
Delta R.T. 0.003 min
Lab File: VL041753.D
Acq: 16 Dec 2024 14:03

Tgt Ion: 57 Resp: 19200

Ion	Ratio	Lower	Upper
57	100		
41	100.7	79.6	119.4
43	266.5	211.0	316.6
56	56.5	42.6	63.8

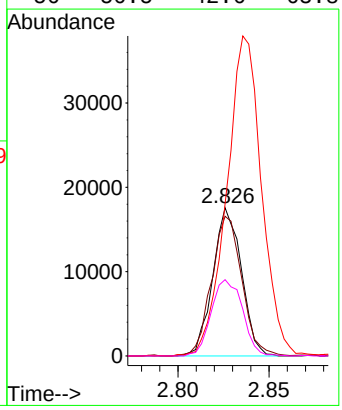

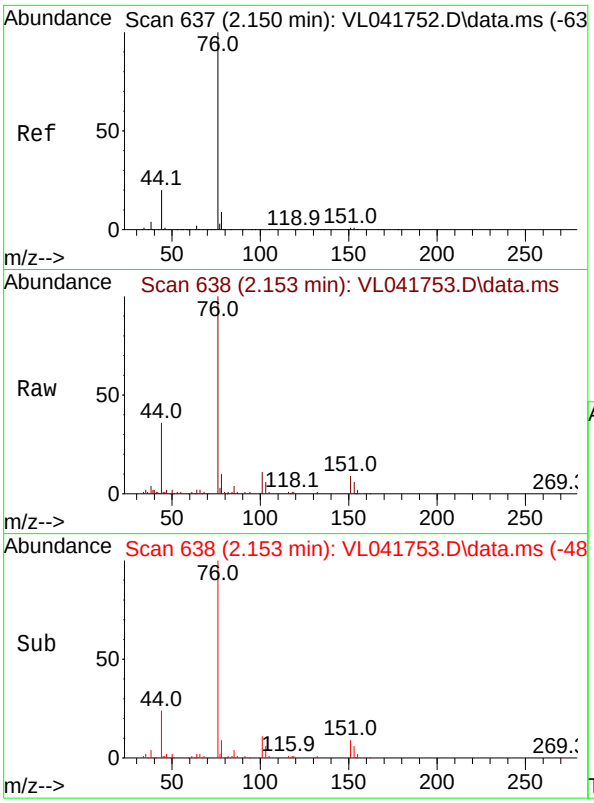

#27
Carbon Disulfide
Concen: 1.942 ppbv
RT: 2.153 min Scan# 6
Delta R.T. 0.003 min
Lab File: VL041753.D
Acq: 16 Dec 2024 14:03

Instrument :
MSVOA_L
ClientSampleId :
VSTDICC002

Tgt Ion: 76 Resp: 16214

Ion	Ratio	Lower	Upper
76	100		
44	70.4	17.6	26.4#
78	14.6	10.2	15.4

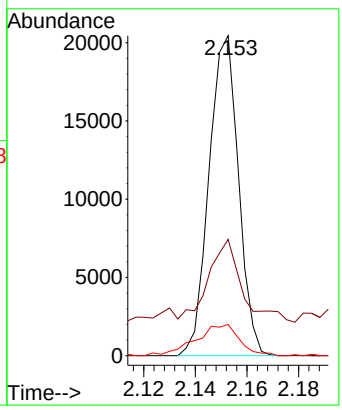

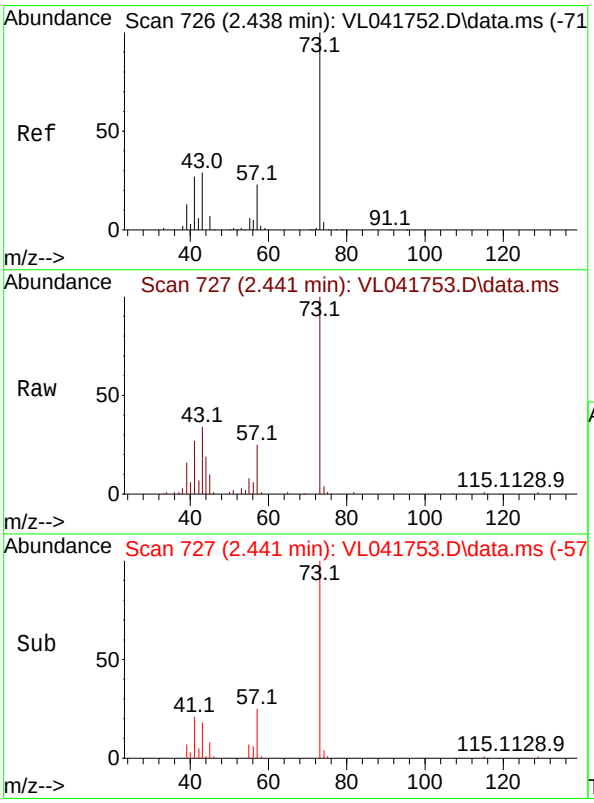

#28
Methyl tert-Butyl Ether
Concen: 2.001 ppbv
RT: 2.441 min Scan# 727
Delta R.T. 0.003 min
Lab File: VL041753.D
Acq: 16 Dec 2024 14:03

Tgt Ion: 73 Resp: 15039

Ion	Ratio	Lower	Upper
73	100		
57	22.8	17.6	26.4

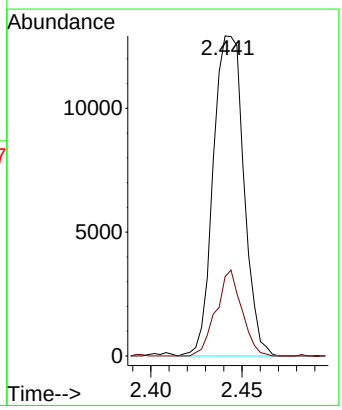

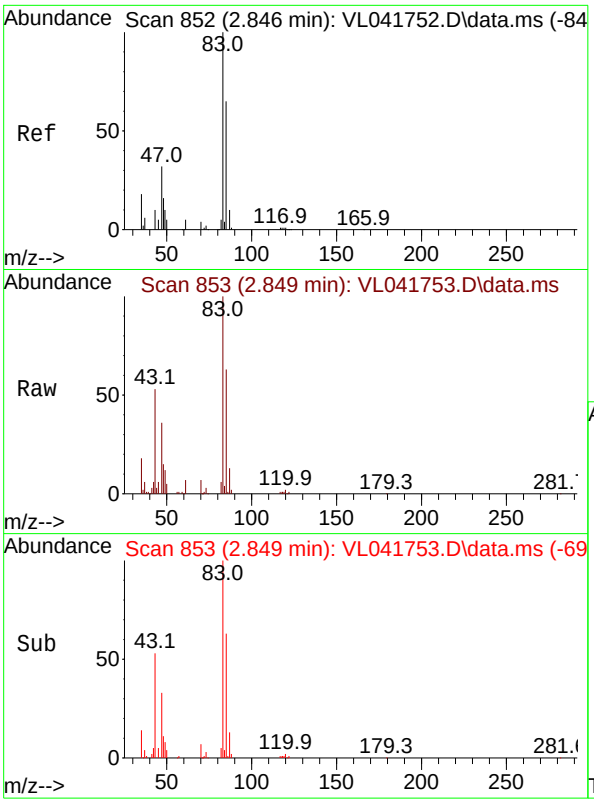

#29
Chloroform
Concen: 2.043 ppbv
RT: 2.849 min Scan# 8
Delta R.T. 0.003 min
Lab File: VL041753.D
Acq: 16 Dec 2024 14:03

Instrument :
MSVOA_L
ClientSampleId :
VSTDICC002

Tgt Ion: 83 Resp: 28843

Ion	Ratio	Lower	Upper
83	100		
85	63.3	51.8	77.6

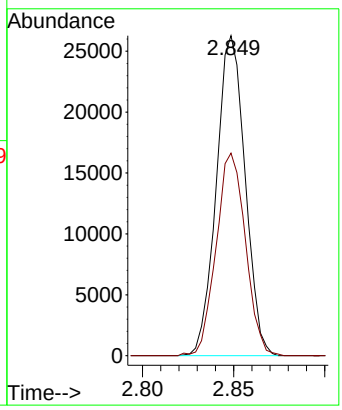

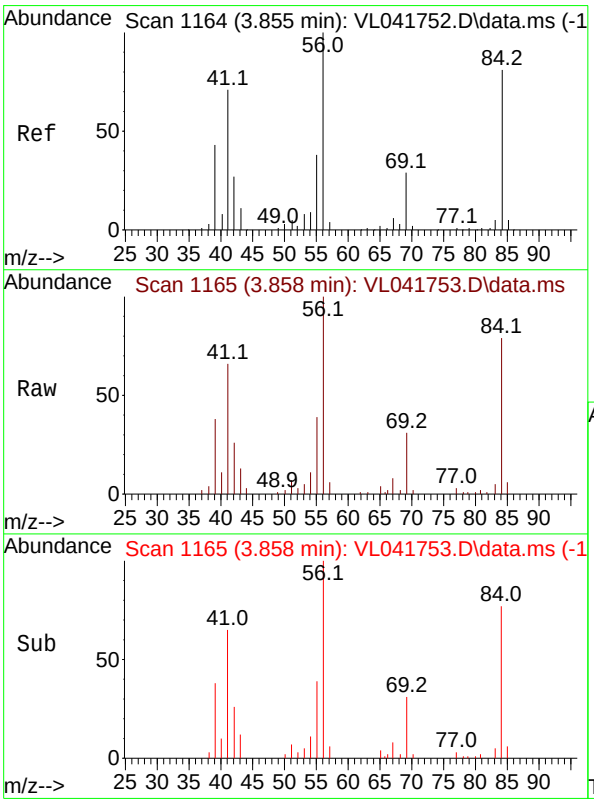

#30
Cyclohexane
Concen: 2.079 ppbv
RT: 3.858 min Scan# 1165
Delta R.T. 0.003 min
Lab File: VL041753.D
Acq: 16 Dec 2024 14:03

Tgt Ion: 84 Resp: 16384

Ion	Ratio	Lower	Upper
84	100		
56	129.2	102.3	153.5
41	92.9	74.0	111.0

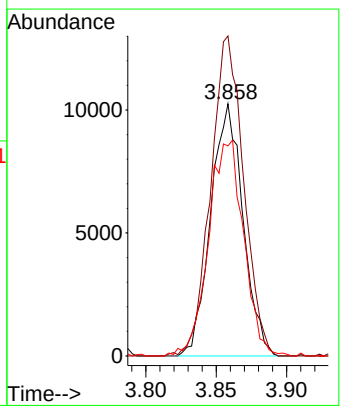

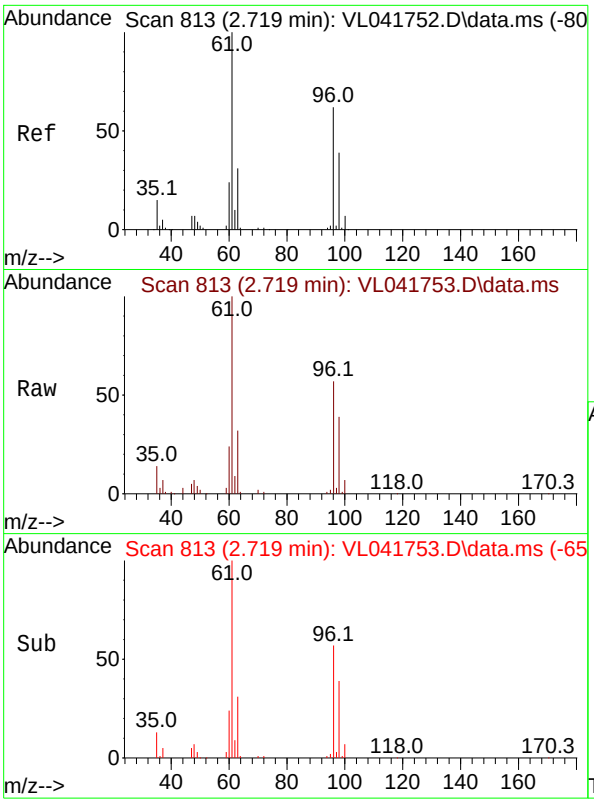

#31
cis-1,2-Dichloroethene
Concen: 2.057 ppbv
RT: 2.719 min Scan# 8
Delta R.T. -0.000 min
Lab File: VL041753.D
Acq: 16 Dec 2024 14:03

Instrument :
MSVOA_L
ClientSampleId :
VSTDICC002

Tgt Ion: 61 Resp: 19688

Ion	Ratio	Lower	Upper
61	100		
96	56.9	49.7	74.5
98	38.9	30.8	46.2

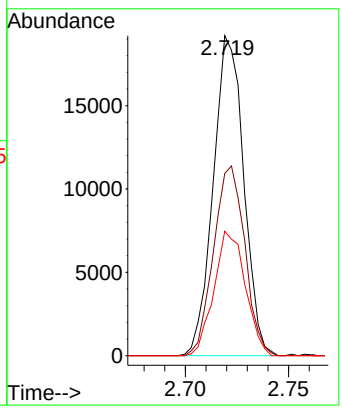

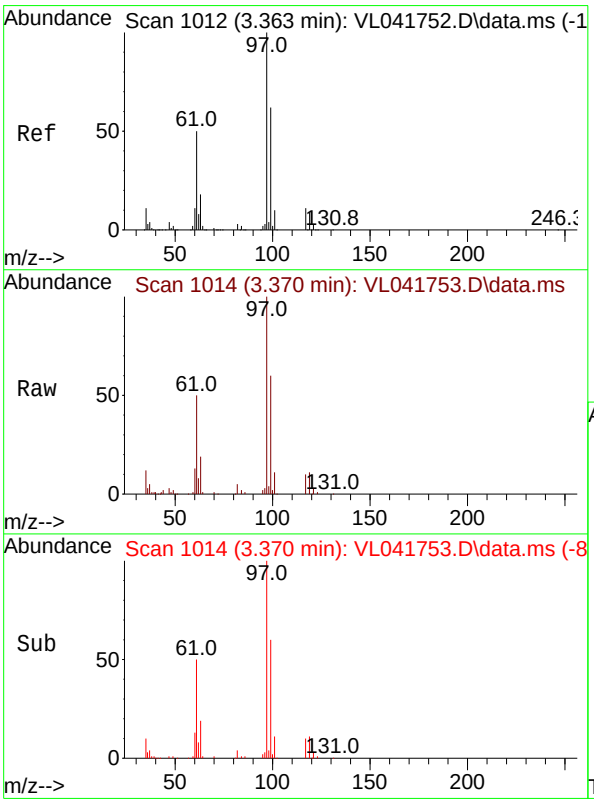

#32
1,1,1-Trichloroethane
Concen: 2.017 ppbv
RT: 3.370 min Scan# 1014
Delta R.T. 0.006 min
Lab File: VL041753.D
Acq: 16 Dec 2024 14:03

Tgt Ion: 97 Resp: 28341

Ion	Ratio	Lower	Upper
97	100		
99	63.3	51.0	76.4
61	55.5	42.2	63.2

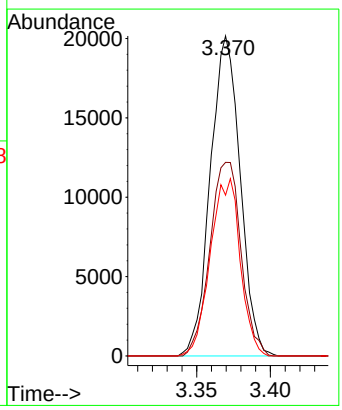

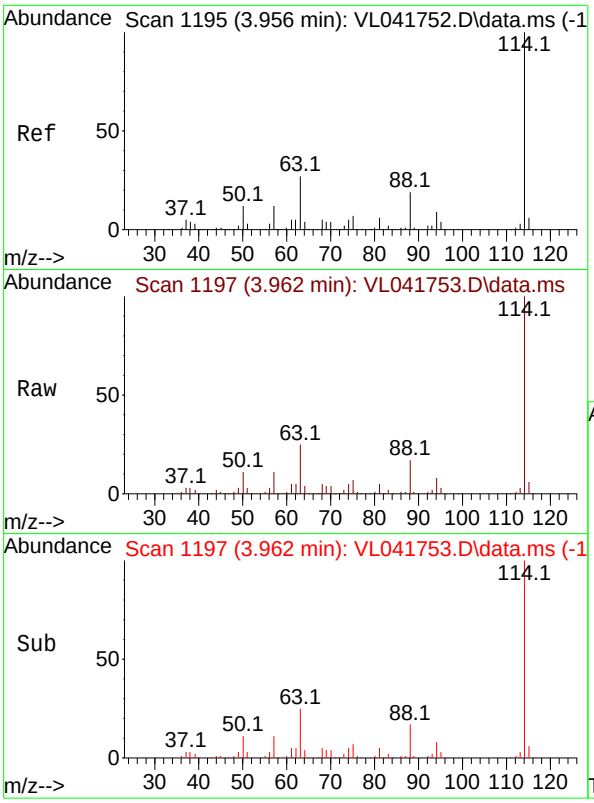

#33
1,4-Difluorobenzene
Concen: 10.000 ppbv
RT: 3.962 min Scan# 1
Delta R.T. 0.006 min
Lab File: VL041753.D
Acq: 16 Dec 2024 14:03

Instrument :
MSVOA_L
ClientSampleId :
VSTDICC002

Tgt Ion:114 Resp: 182992

Ion	Ratio	Lower	Upper
114	100		
63	27.3	21.8	32.8
88	18.5	14.8	22.2

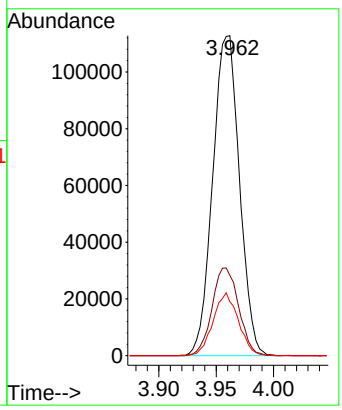

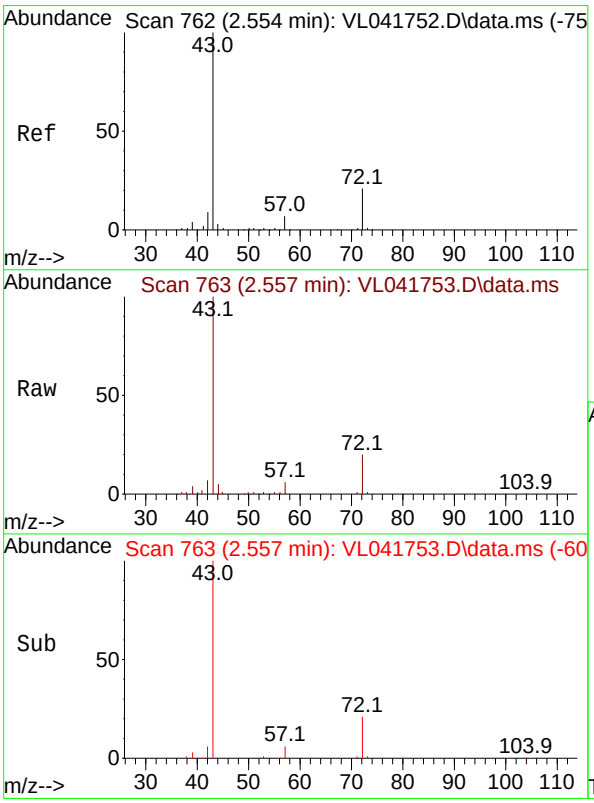

#34
2-Butanone
Concen: 2.138 ppbv
RT: 2.557 min Scan# 763
Delta R.T. 0.003 min
Lab File: VL041753.D
Acq: 16 Dec 2024 14:03

Tgt Ion: 43 Resp: 31483

Ion	Ratio	Lower	Upper
43	100		
72	20.4	16.8	25.2

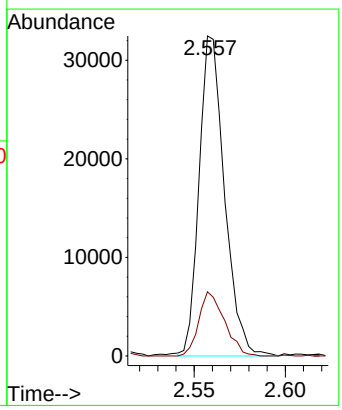

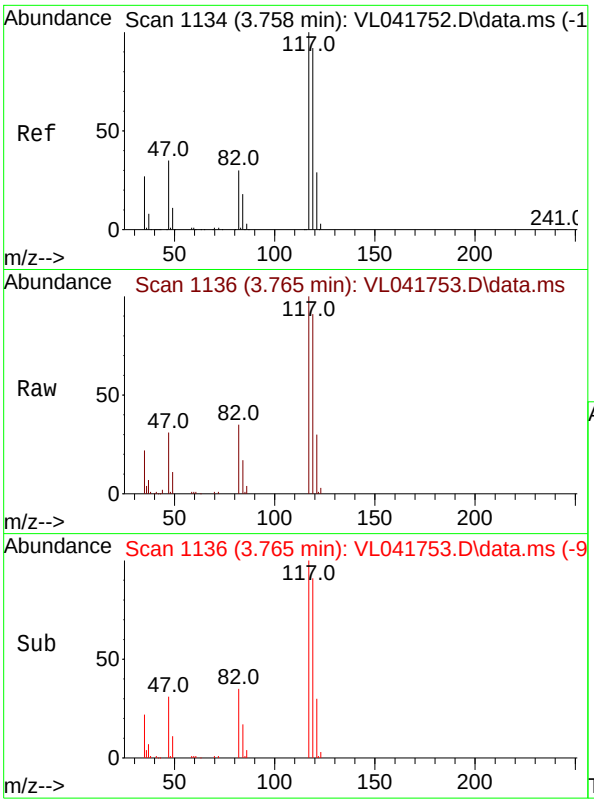

#35
Carbon Tetrachloride
Concen: 2.134 ppbv
RT: 3.765 min Scan# 1
Delta R.T. 0.006 min
Lab File: VL041753.D
Acq: 16 Dec 2024 14:03

Instrument :
MSVOA_L
ClientSampleId :
VSTDICC002

Tgt Ion:117 Resp: 27727

Ion	Ratio	Lower	Upper
117	100		
119	90.6	73.7	110.5
121	29.5	23.0	34.4

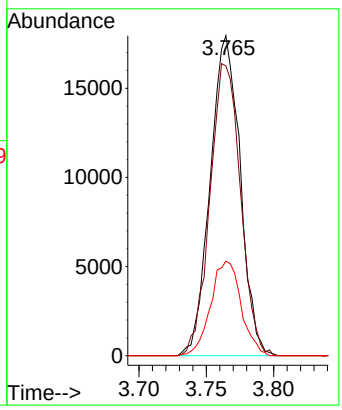

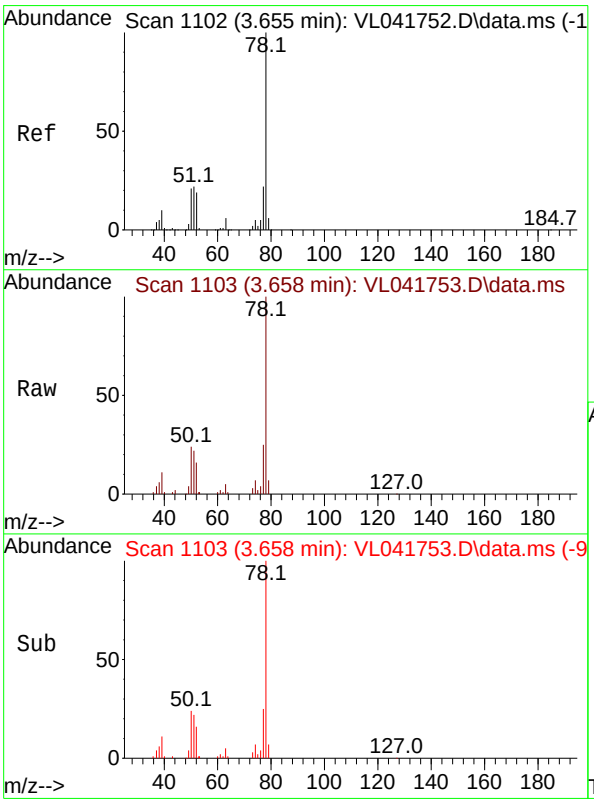

#36
Benzene
Concen: 2.048 ppbv
RT: 3.658 min Scan# 1103
Delta R.T. 0.003 min
Lab File: VL041753.D
Acq: 16 Dec 2024 14:03

Tgt Ion: 78 Resp: 38759

Ion	Ratio	Lower	Upper
78	100		
77	25.3	17.8	26.6
50	24.0	17.2	25.8

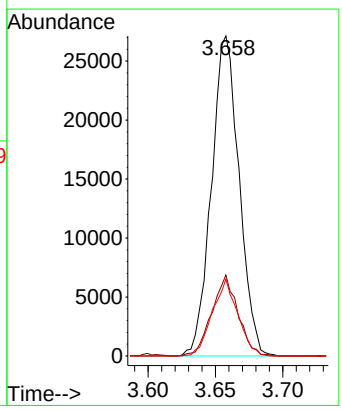

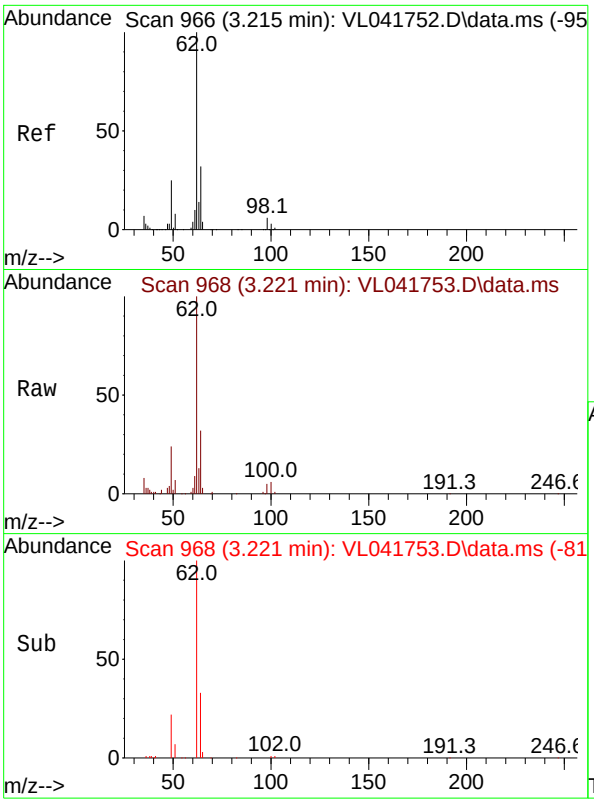

#37
1,2-Dichloroethane
Concen: 2.021 ppbv
RT: 3.221 min Scan# 9
Delta R.T. 0.006 min
Lab File: VL041753.D
Acq: 16 Dec 2024 14:03

Instrument :
MSVOA_L
ClientSampleId :
VSTDICC002

Tgt Ion: 62 Resp: 23800

Ion	Ratio	Lower	Upper
62	100		
98	6.4	4.7	7.1

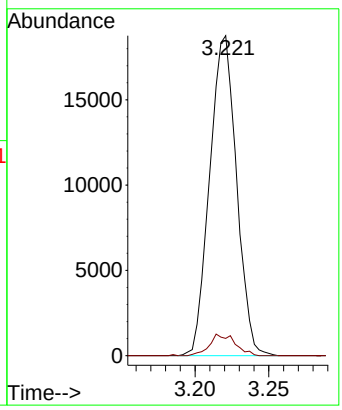

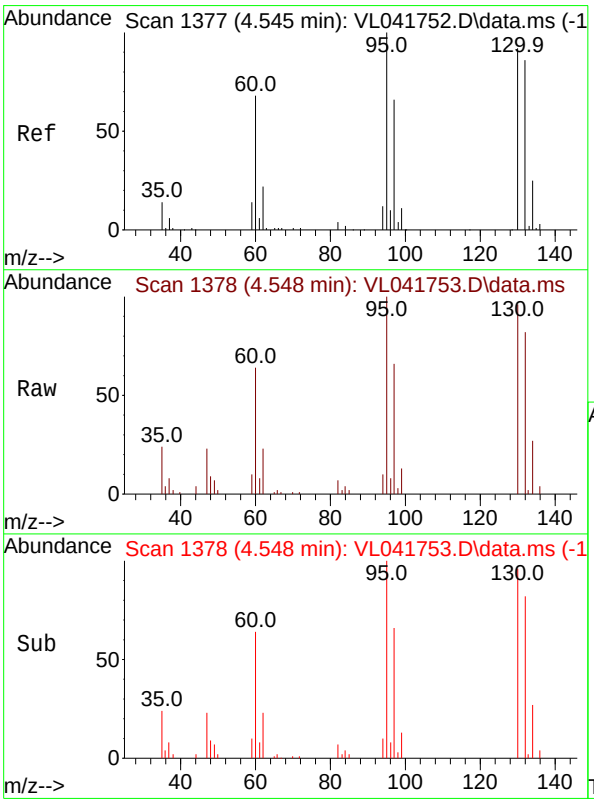

#38
Trichloroethene
Concen: 1.965 ppbv
RT: 4.548 min Scan# 1378
Delta R.T. 0.003 min
Lab File: VL041753.D
Acq: 16 Dec 2024 14:03

Tgt Ion:130 Resp: 15660

Ion	Ratio	Lower	Upper
130	100		
95	103.3	87.0	130.6
132	85.2	75.0	112.6
97	68.2	57.2	85.8

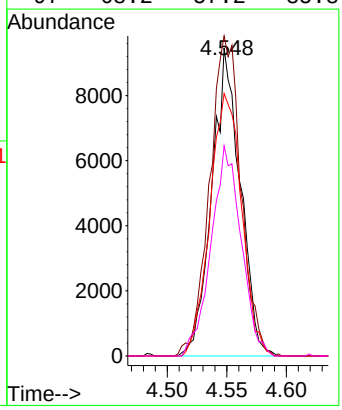

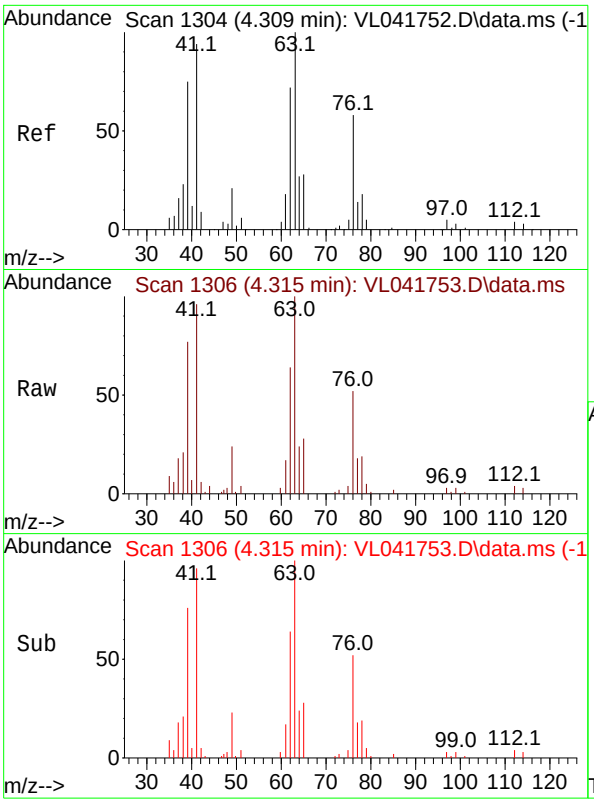

#39
1,2-Dichloropropane
Concen: 2.074 ppbv
RT: 4.315 min Scan# 1
Delta R.T. 0.006 min
Lab File: VL041753.D
Acq: 16 Dec 2024 14:03

Instrument :
MSVOA_L
ClientSampleId :
VSTDICC002

Tgt Ion: 63 Resp: 14197

Ion	Ratio	Lower	Upper
63	100		
41	95.9	75.3	112.9
62	62.4	57.3	85.9

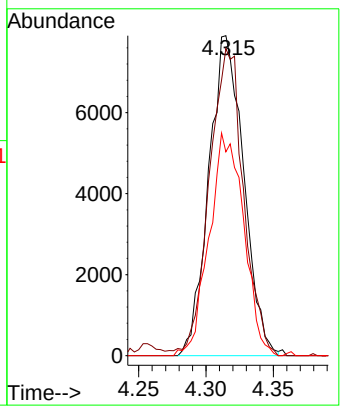

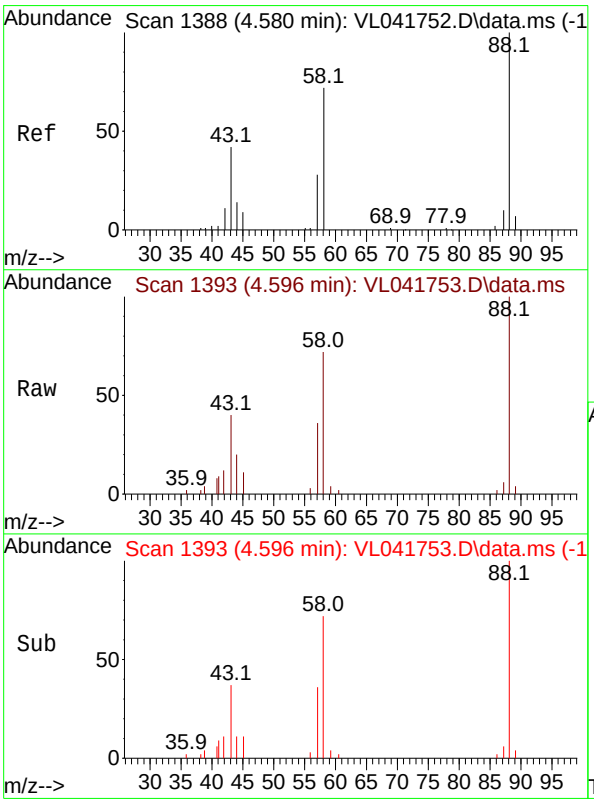

#40
1,4-Dioxane
Concen: 0.920 ppbv
RT: 4.596 min Scan# 1393
Delta R.T. 0.016 min
Lab File: VL041753.D
Acq: 16 Dec 2024 14:03

Tgt Ion: 88 Resp: 3078

Ion	Ratio	Lower	Upper
88	100		
58	0.0	61.0	91.6#
43	0.0	29.4	44.0#
57	0.0	0.0	0.0

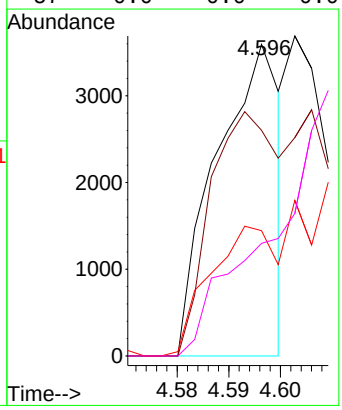

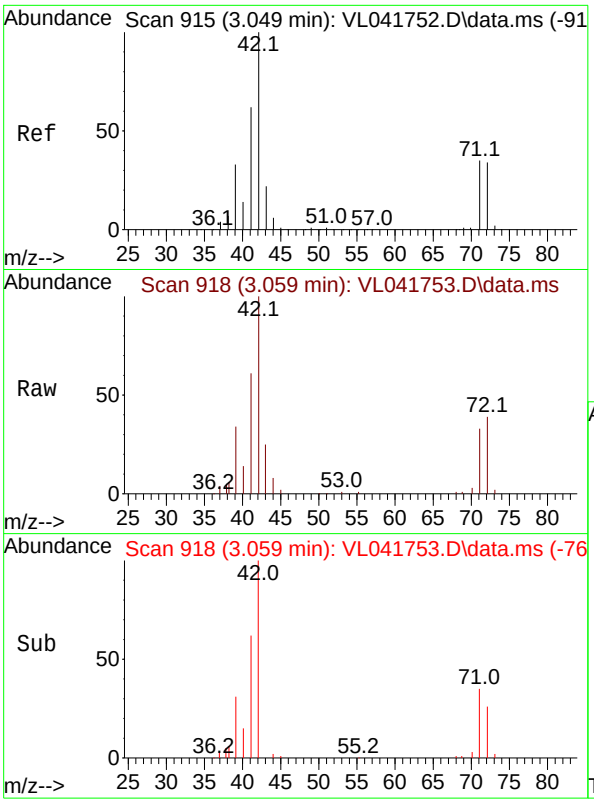

#41
Tetrahydrofuran
Concen: 2.021 ppbv
RT: 3.059 min Scan# 9
Delta R.T. 0.009 min
Lab File: VL041753.D
Acq: 16 Dec 2024 14:03

Instrument :
MSVOA_L
ClientSampleId :
VSTDICC002

Tgt Ion: 42 Resp: 16665

Ion	Ratio	Lower	Upper
42	100		
72	40.7	29.1	43.7
71	34.9	28.4	42.6

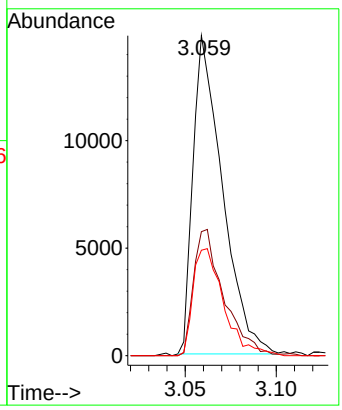

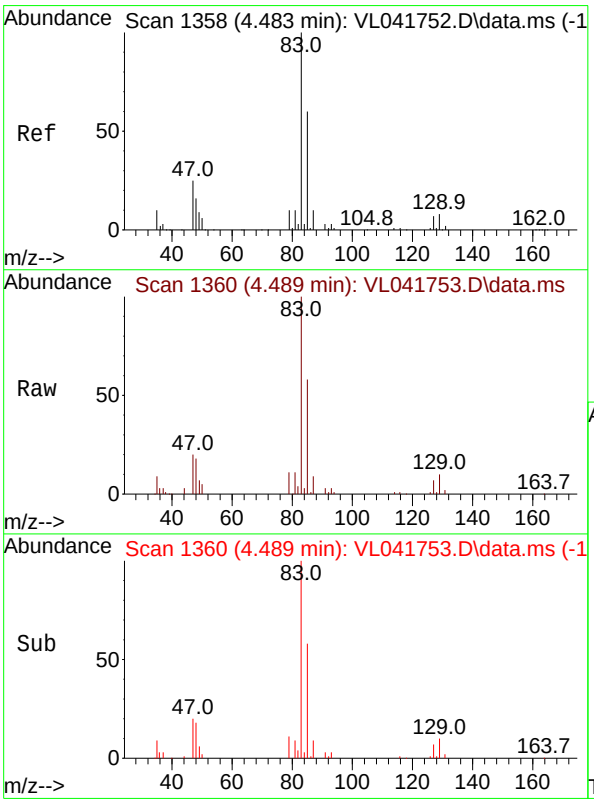

#42
Bromodichloromethane
Concen: 1.972 ppbv
RT: 4.489 min Scan# 1360
Delta R.T. 0.006 min
Lab File: VL041753.D
Acq: 16 Dec 2024 14:03

Tgt Ion: 83 Resp: 26716

Ion	Ratio	Lower	Upper
83	100		
85	58.2	48.0	72.0
127	7.2	5.8	8.8

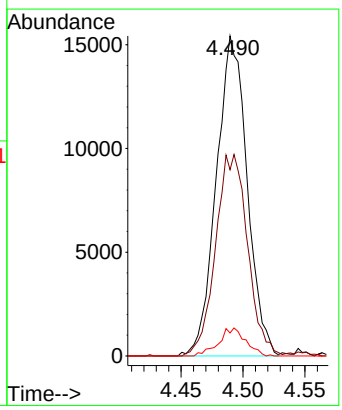

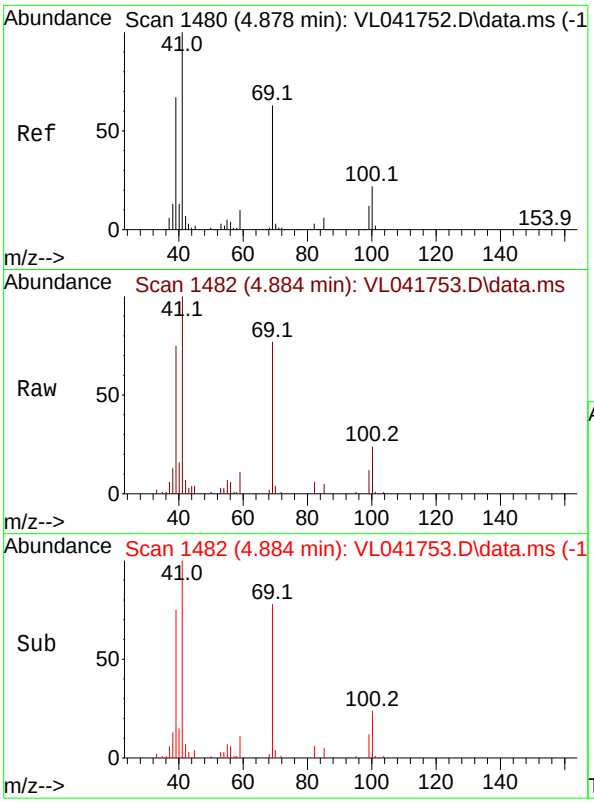

#43
Methyl Methacrylate
Concen: 2.059 ppbv
RT: 4.884 min Scan# 1
Delta R.T. 0.006 min
Lab File: VL041753.D
Acq: 16 Dec 2024 14:03

Instrument :
MSVOA_L
ClientSampleId :
VSTDICC002

Tgt Ion: 69 Resp: 14849

Ion	Ratio	Lower	Upper
69	100		
41	162.7	130.3	195.5
100	35.7	28.3	42.5

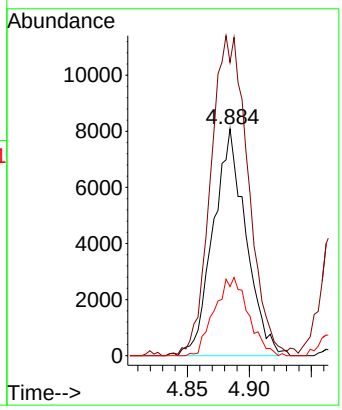

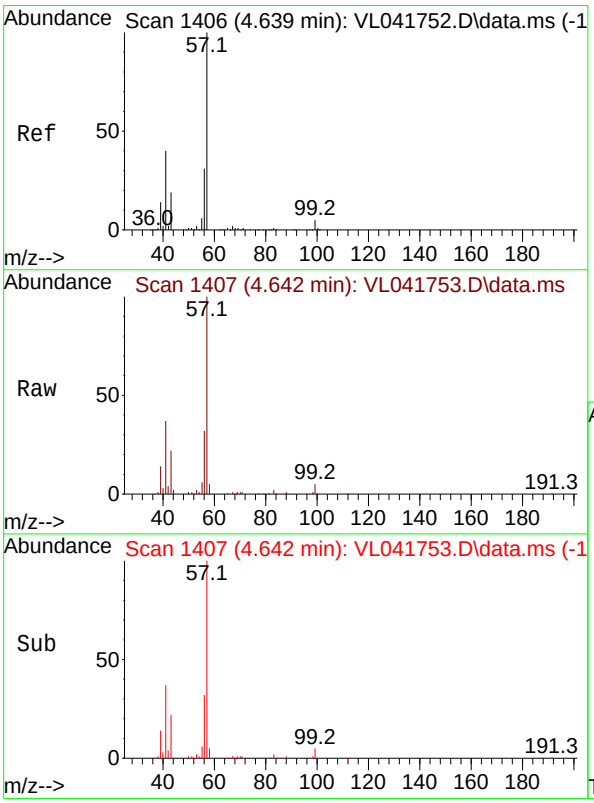

#44
2,2,4-Trimethylpentane
Concen: 2.086 ppbv
RT: 4.642 min Scan# 1407
Delta R.T. 0.003 min
Lab File: VL041753.D
Acq: 16 Dec 2024 14:03

Tgt Ion: 57 Resp: 67432

Ion	Ratio	Lower	Upper
57	100		
41	37.9	30.7	46.1
56	31.7	25.4	38.0

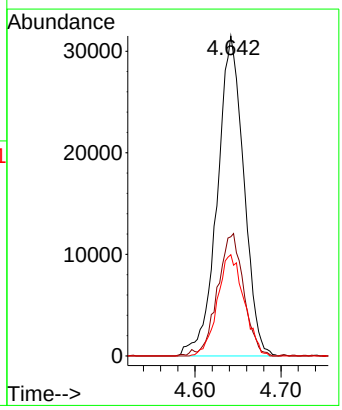

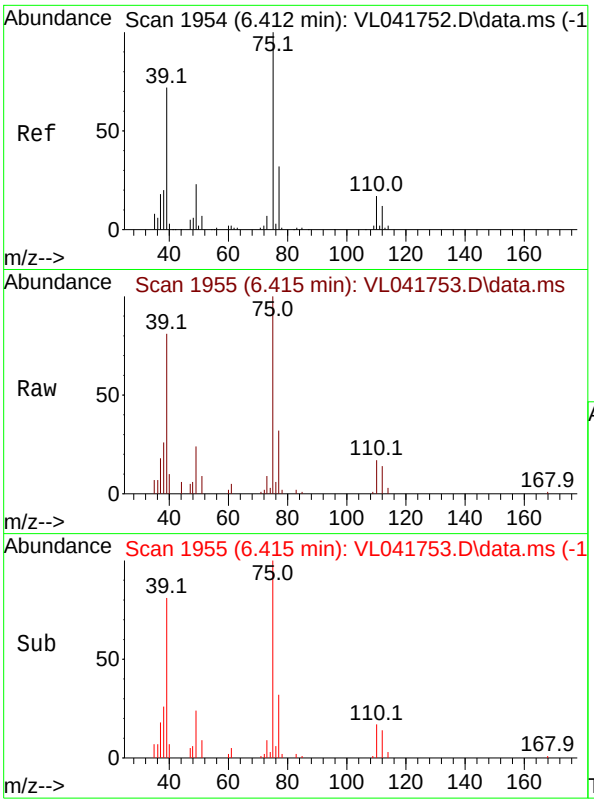

#45
t-1,3-Dichloropropene
Concen: 1.995 ppbv
RT: 6.415 min Scan# 1
Delta R.T. 0.003 min
Lab File: VL041753.D
Acq: 16 Dec 2024 14:03

Instrument :
MSVOA_L
ClientSampleId :
VSTDICC002

Tgt Ion: 75 Resp: 14885

Ion	Ratio	Lower	Upper
75	100		
77	32.1	25.9	38.9

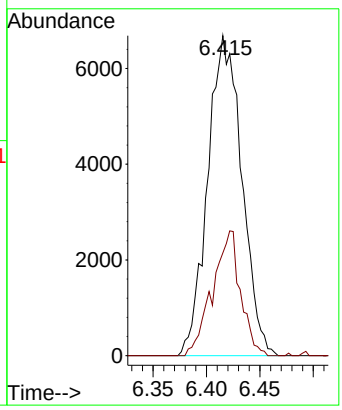

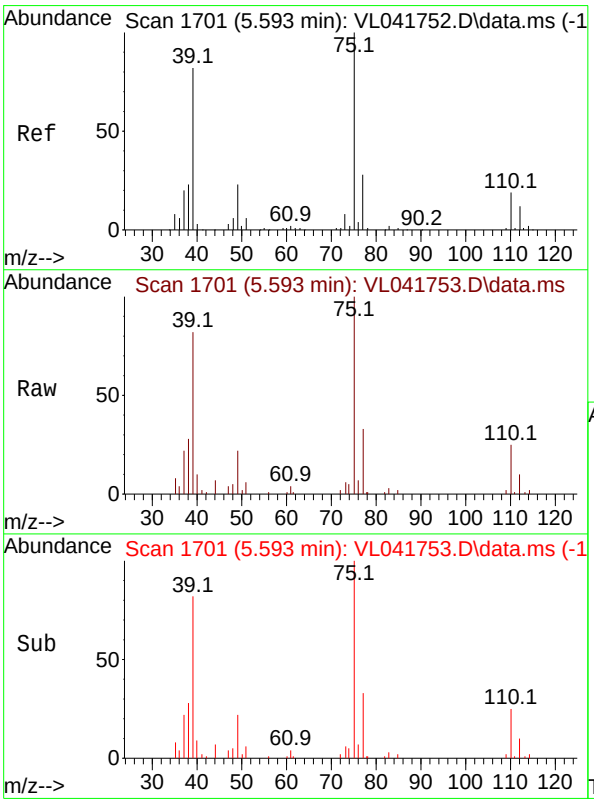

#46
cis-1,3-Dichloropropene
Concen: 0.763 ppbv
RT: 5.593 min Scan# 1701
Delta R.T. -0.000 min
Lab File: VL041753.D
Acq: 16 Dec 2024 14:03

Tgt Ion: 75 Resp: 7224

Ion	Ratio	Lower	Upper
75	100		
39	80.2	65.2	97.8
77	32.8	22.0	33.0

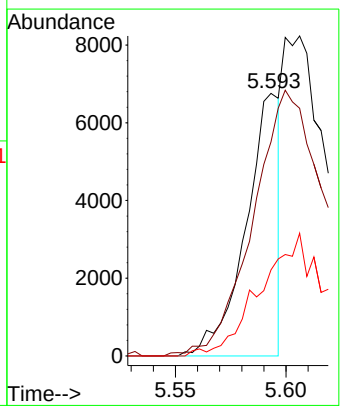

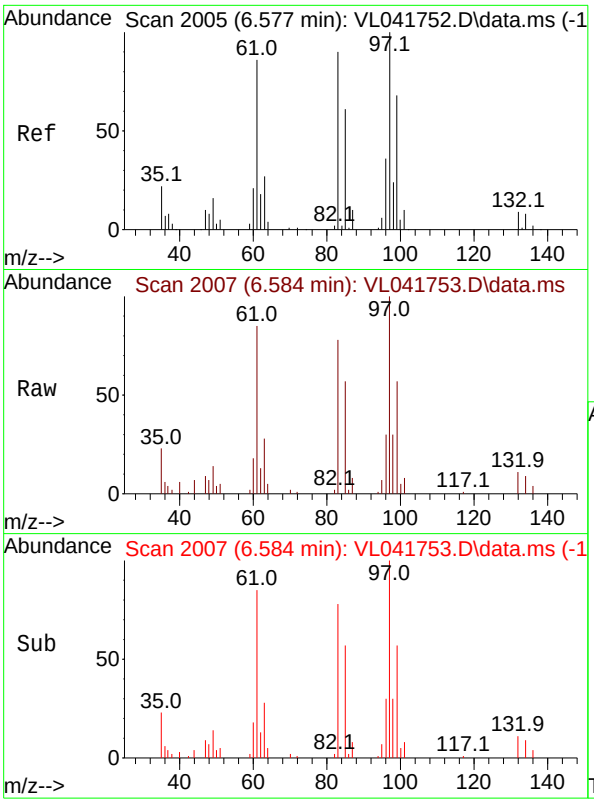

#47
1,1,2-Trichloroethane
Concen: 2.078 ppbv
RT: 6.584 min Scan# 2
Delta R.T. 0.006 min
Lab File: VL041753.D
Acq: 16 Dec 2024 14:03

Instrument :
MSVOA_L
ClientSampleId :
VSTDICC002

Tgt Ion: 97 Resp: 14858

Ion	Ratio	Lower	Upper
97	100		
83	78.0	72.3	108.5
85	56.8	48.5	72.7
99	56.8	54.0	81.0

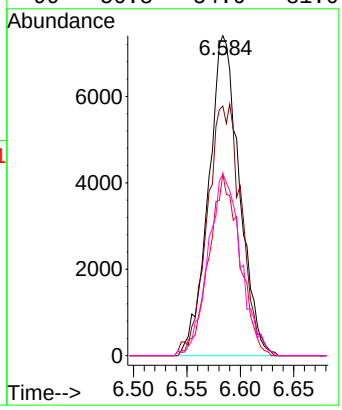

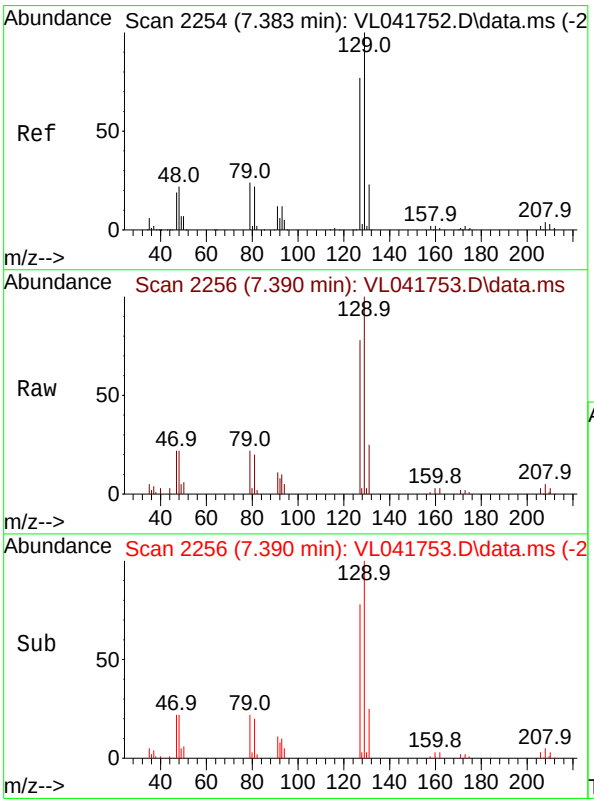

#48
Dibromochloromethane
Concen: 2.024 ppbv
RT: 7.390 min Scan# 2256
Delta R.T. 0.006 min
Lab File: VL041753.D
Acq: 16 Dec 2024 14:03

Tgt Ion:129 Resp: 19764

Ion	Ratio	Lower	Upper
129	100		
127	79.1	38.8	116.3

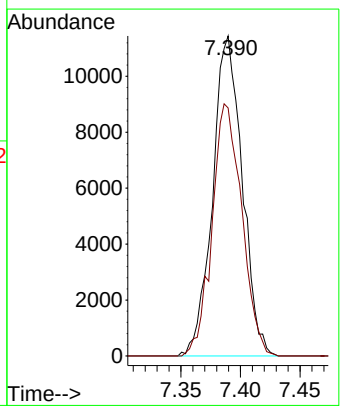

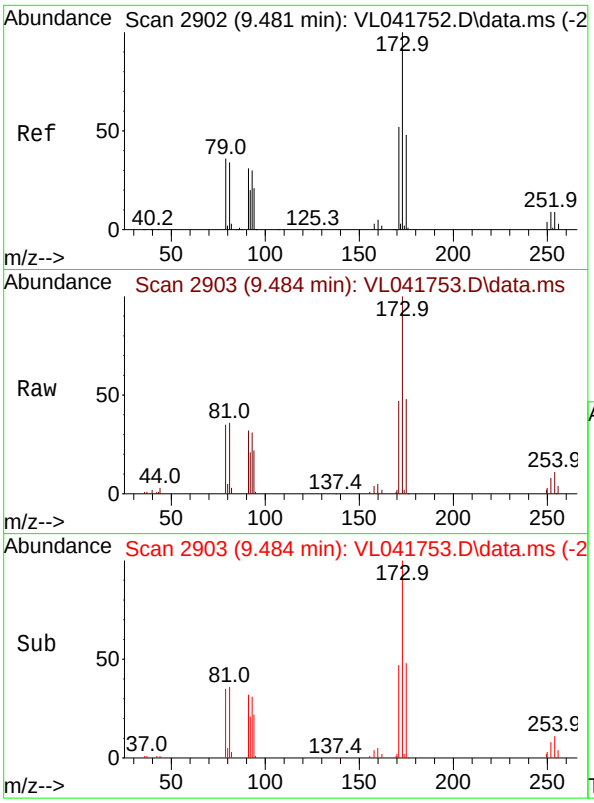

#49
Bromoform
Concen: 2.027 ppbv
RT: 9.484 min Scan# 2
Delta R.T. 0.003 min
Lab File: VL041753.D
Acq: 16 Dec 2024 14:03

Instrument :
MSVOA_L
ClientSampleId :
VSTDICC002

Tgt Ion:173 Resp: 16200

Ion	Ratio	Lower	Upper
173	100		
175	48.5	38.2	57.2
171	52.9	41.1	61.7

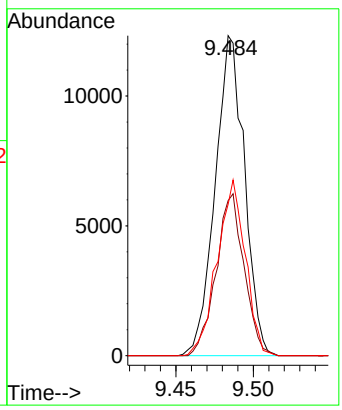

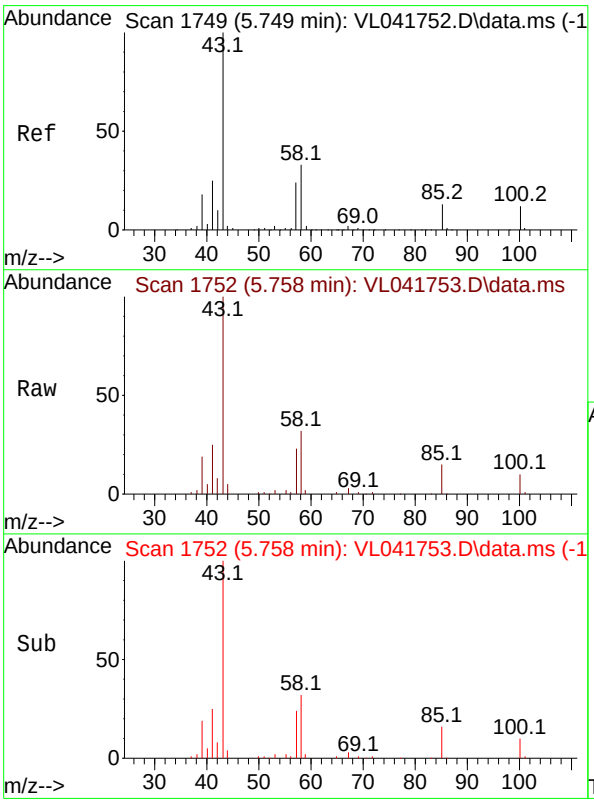

#50
4-Methyl-2-Pentanone
Concen: 2.098 ppbv
RT: 5.758 min Scan# 1752
Delta R.T. 0.009 min
Lab File: VL041753.D
Acq: 16 Dec 2024 14:03

Tgt Ion: 43 Resp: 42045

Ion	Ratio	Lower	Upper
43	100		
58	35.1	26.8	40.2

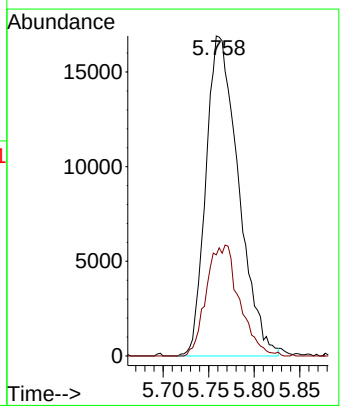

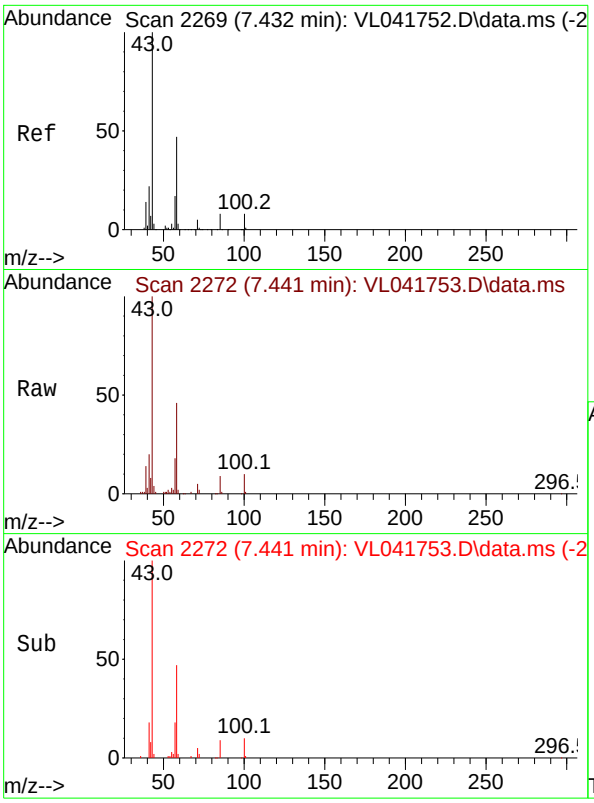

#51
2-Hexanone
Concen: 2.147 ppbv
RT: 7.441 min Scan# 2
Delta R.T. 0.009 min
Lab File: VL041753.D
Acq: 16 Dec 2024 14:03

Instrument :
MSVOA_L
ClientSampleId :
VSTDICC002

Tgt Ion: 43 Resp: 34878

Ion	Ratio	Lower	Upper
43	100		
58	46.8	36.6	55.0
98	0.3	0.1	0.1#

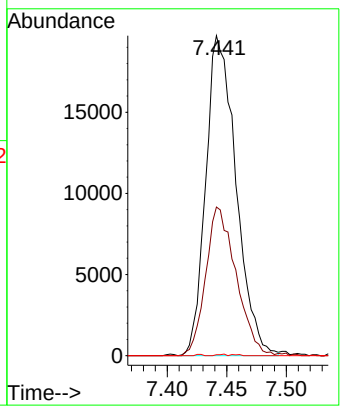

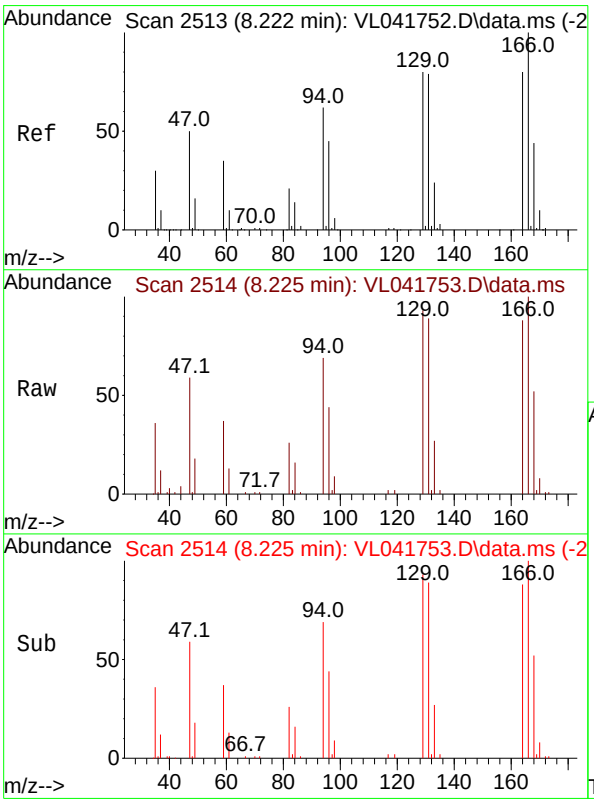

#52
Tetrachloroethene
Concen: 1.932 ppbv
RT: 8.225 min Scan# 2514
Delta R.T. 0.003 min
Lab File: VL041753.D
Acq: 16 Dec 2024 14:03

Tgt Ion:164 Resp: 13612

Ion	Ratio	Lower	Upper
164	100		
166	111.9	99.8	149.6
129	104.9	79.6	119.4
131	101.1	78.6	117.8

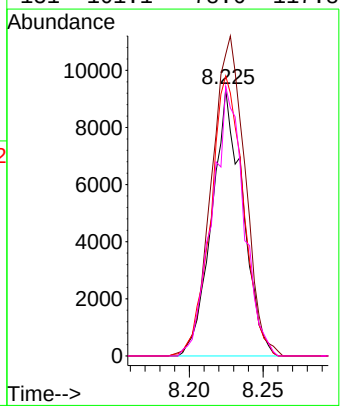

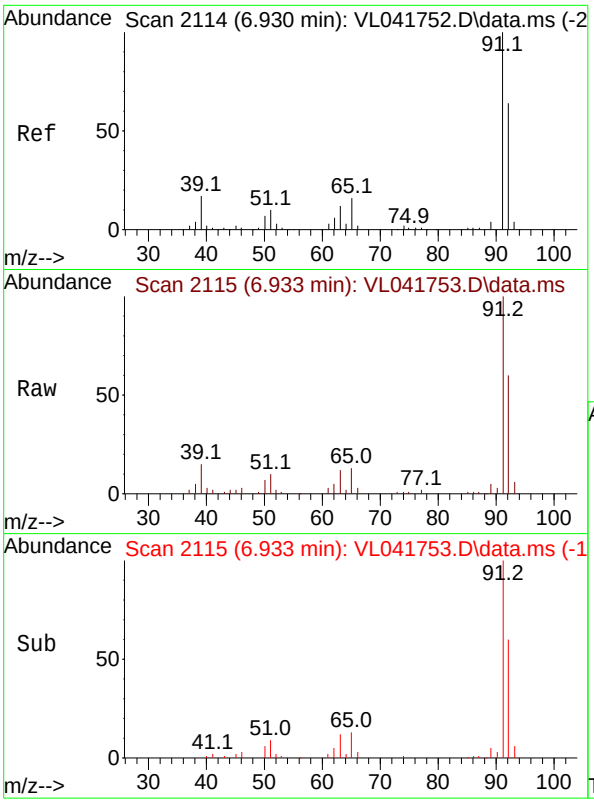

#53
Toluene
Concen: 2.072 ppbv
RT: 6.933 min Scan# 2
Delta R.T. 0.003 min
Lab File: VL041753.D
Acq: 16 Dec 2024 14:03

Instrument :
MSVOA_L
ClientSampleId :
VSTDICC002

Tgt Ion: 91 Resp: 44470

Ion	Ratio	Lower	Upper
91	100		
92	58.8	47.9	71.9

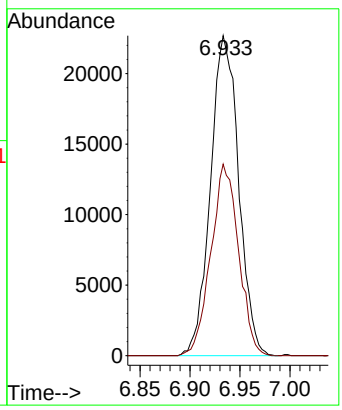

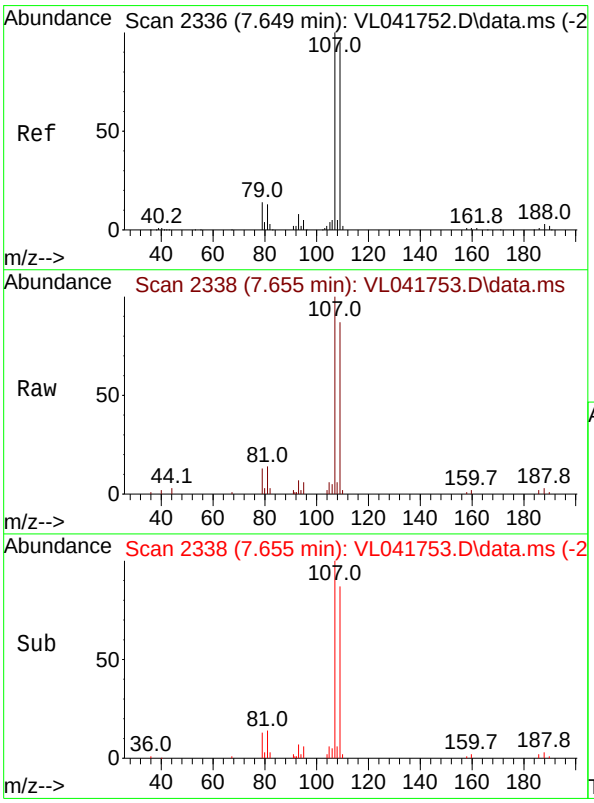

#54
1,2-Dibromoethane
Concen: 2.012 ppbv
RT: 7.655 min Scan# 2338
Delta R.T. 0.006 min
Lab File: VL041753.D
Acq: 16 Dec 2024 14:03

Tgt Ion:107 Resp: 19820

Ion	Ratio	Lower	Upper
107	100		
109	86.6	75.9	113.9

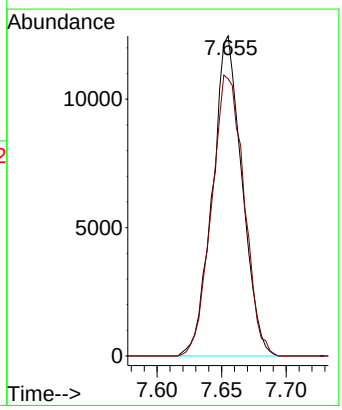

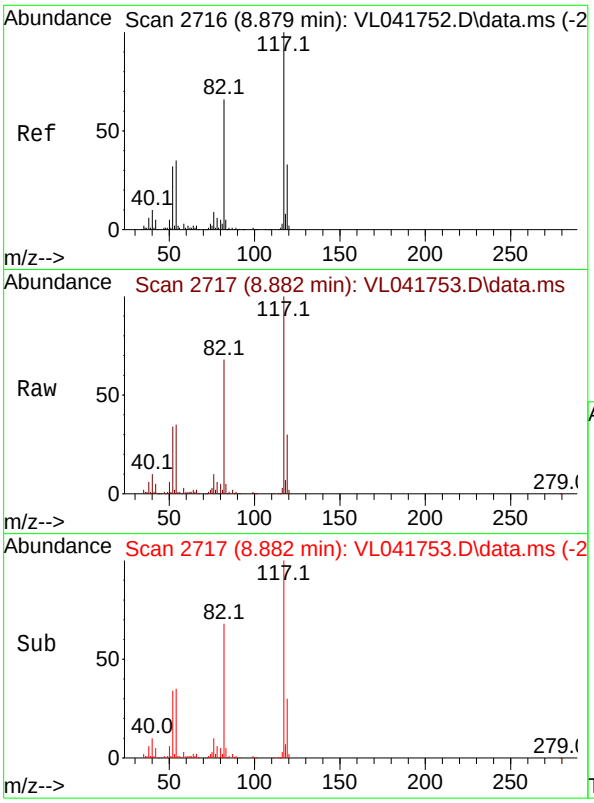

#55
Chlorobenzene-d5
Concen: 10.000 ppbv
RT: 8.882 min Scan# 2
Delta R.T. 0.003 min
Lab File: VL041753.D
Acq: 16 Dec 2024 14:03

Instrument :
MSVOA_L
ClientSampleId :
VSTDICC002

Tgt Ion:117 Resp: 163971

Ion	Ratio	Lower	Upper
117	100		
82	68.5	53.8	80.8
119	31.5	26.7	40.1

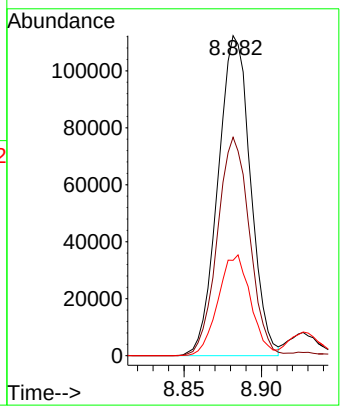

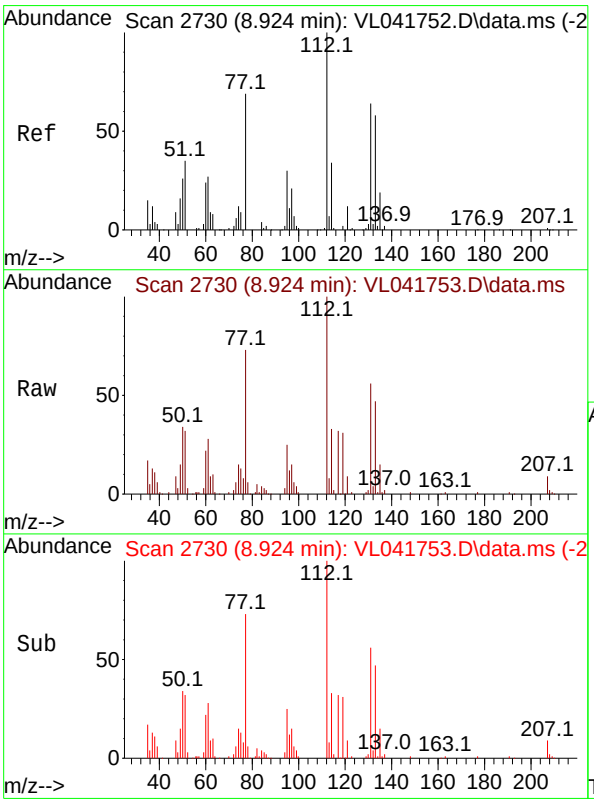

#56
1,1,1,2-Tetrachloroethane
Concen: 2.141 ppbv
RT: 8.924 min Scan# 2730
Delta R.T. -0.000 min
Lab File: VL041753.D
Acq: 16 Dec 2024 14:03

Tgt Ion:131 Resp: 18613

Ion	Ratio	Lower	Upper
131	100		
133	99.0	76.8	115.2
119	61.3	49.0	73.6

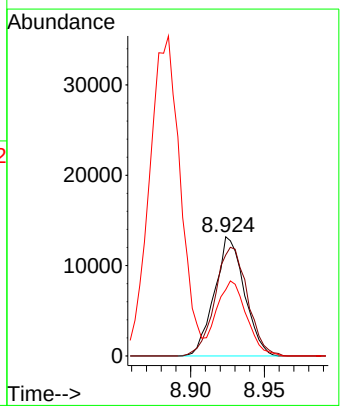

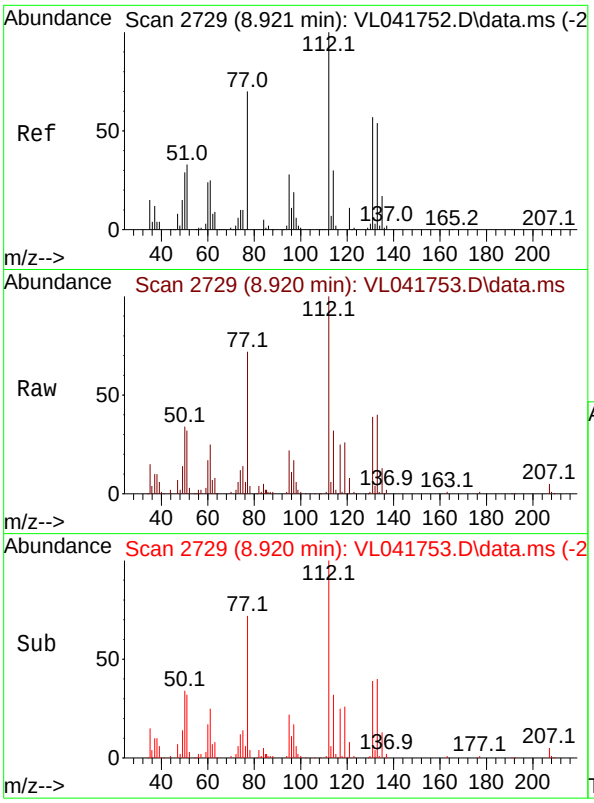

#57
Chlorobenzene
Concen: 2.127 ppbv
RT: 8.920 min Scan# 2
Delta R.T. -0.000 min
Lab File: VL041753.D
Acq: 16 Dec 2024 14:03

Instrument :
MSVOA_L
ClientSampleId :
VSTDICC002

Tgt Ion:112 Resp: 35685

Ion	Ratio	Lower	Upper
112	100		
77	71.6	57.4	86.0
114	32.0	27.4	33.4

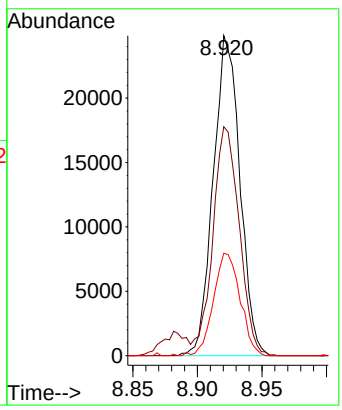

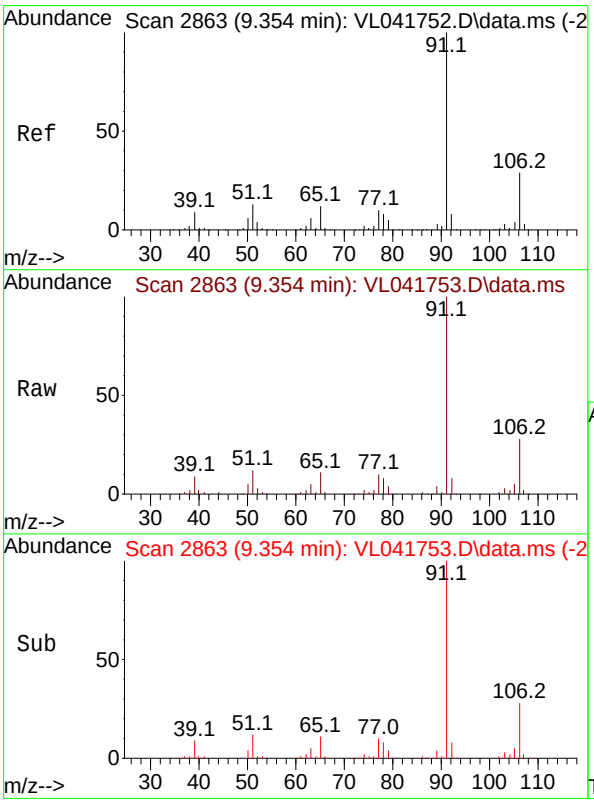

#58
Ethyl Benzene
Concen: 2.145 ppbv
RT: 9.354 min Scan# 2863
Delta R.T. -0.000 min
Lab File: VL041753.D
Acq: 16 Dec 2024 14:03

Tgt Ion: 91 Resp: 63316

Ion	Ratio	Lower	Upper
91	100		
106	27.8	23.5	35.3

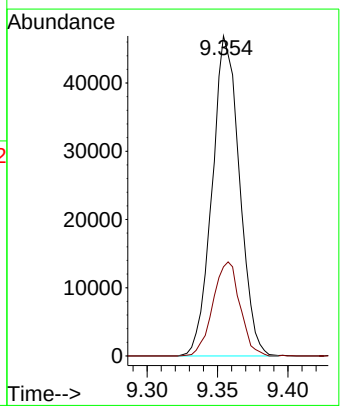

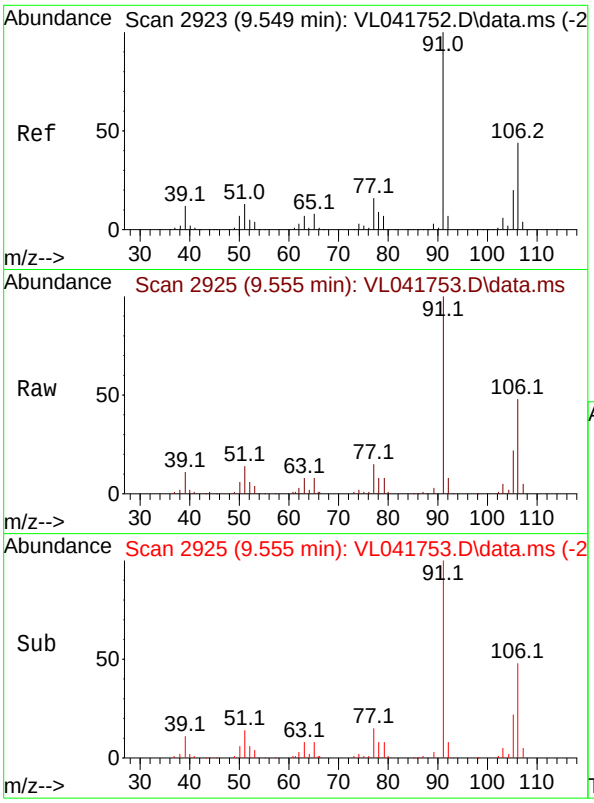

#59
m/p-Xylene
Concen: 2.060 ppbv
RT: 9.555 min Scan# 2
Delta R.T. 0.006 min
Lab File: VL041753.D
Acq: 16 Dec 2024 14:03

Instrument :
MSVOA_L
ClientSampleId :
VSTDICC002

Tgt Ion: 91 Resp: 48921

Ion	Ratio	Lower	Upper
91	100		
106	94.6	0.0	0.0#

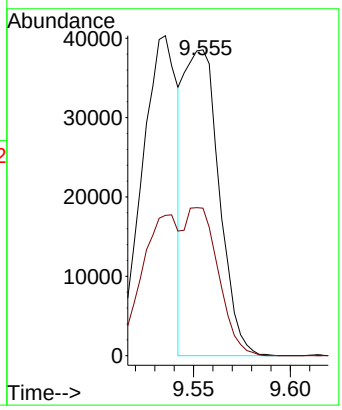

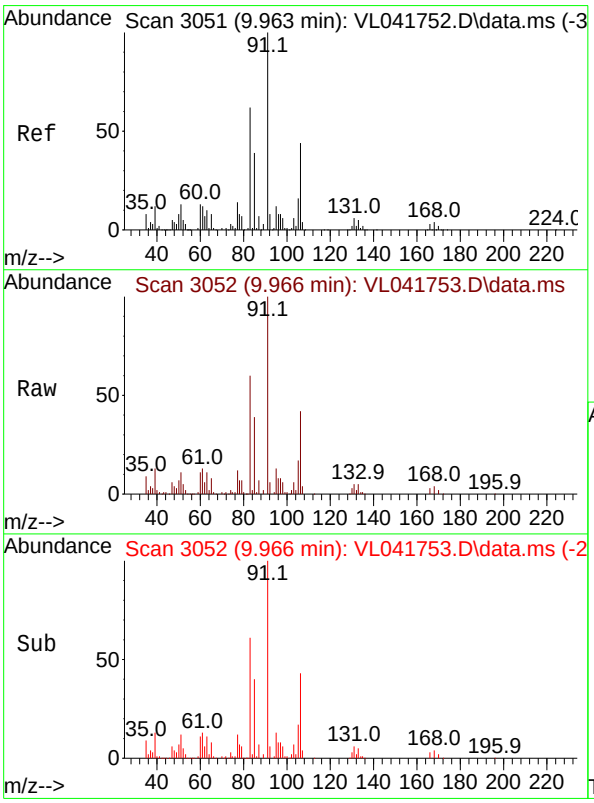

#60
o-Xylene
Concen: 2.149 ppbv
RT: 9.966 min Scan# 3052
Delta R.T. 0.003 min
Lab File: VL041753.D
Acq: 16 Dec 2024 14:03

Tgt Ion: 91 Resp: 51152

Ion	Ratio	Lower	Upper
91	100		
106	43.1	21.1	63.4

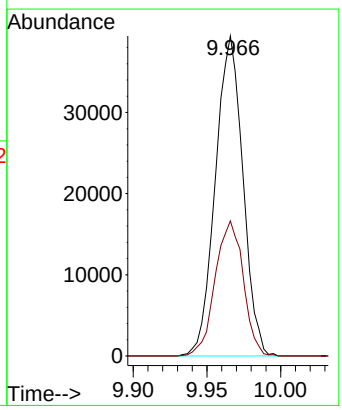

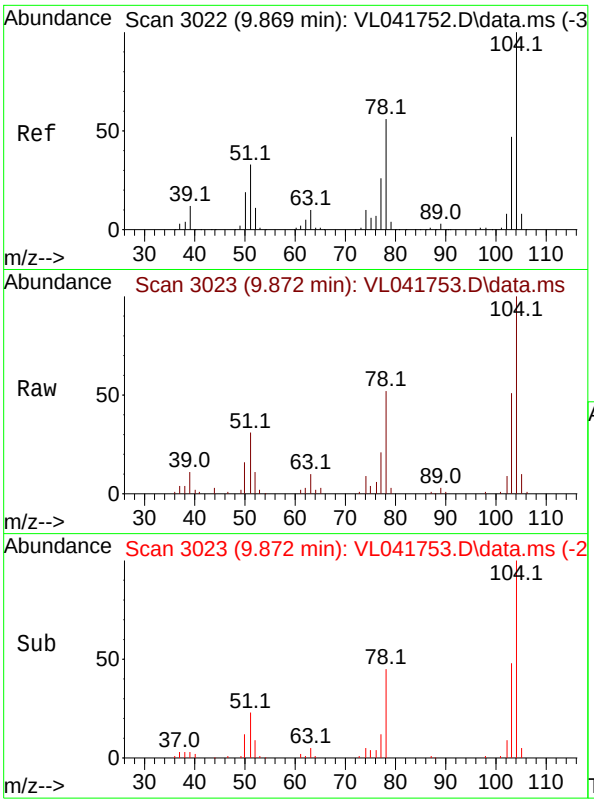

#61
Styrene
Concen: 2.025 ppbv
RT: 9.872 min Scan# 3
Delta R.T. 0.003 min
Lab File: VL041753.D
Acq: 16 Dec 2024 14:03

Instrument :
MSVOA_L
ClientSampleId :
VSTDICC002

Tgt Ion:104 Resp: 20842

Ion	Ratio	Lower	Upper
104	100		
78	56.9	43.8	65.6
103	50.2	37.8	56.6

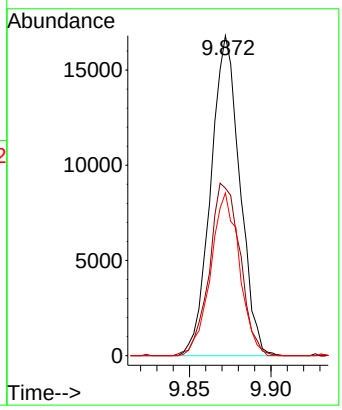

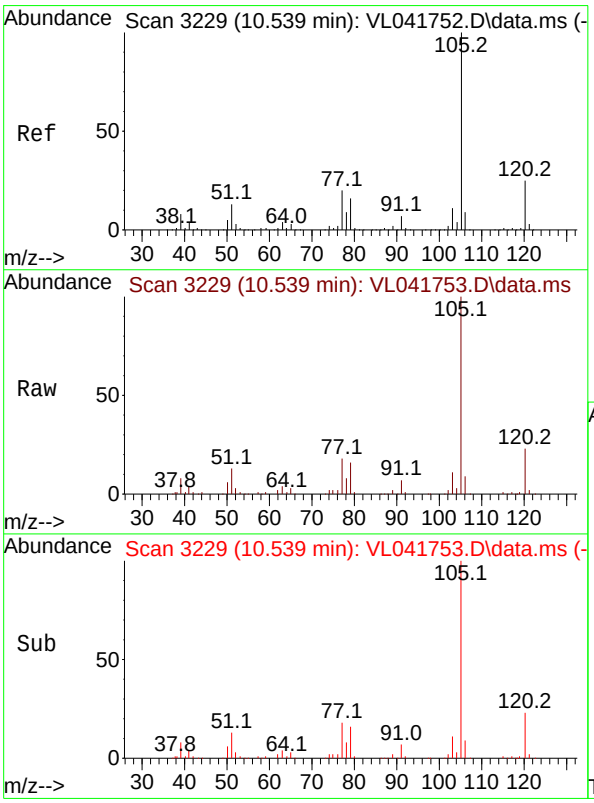

#62
Isopropylbenzene
Concen: 2.103 ppbv
RT: 10.539 min Scan# 3229
Delta R.T. -0.000 min
Lab File: VL041753.D
Acq: 16 Dec 2024 14:03

Tgt Ion:105 Resp: 75206

Ion	Ratio	Lower	Upper
105	100		
120	24.8	19.8	29.8

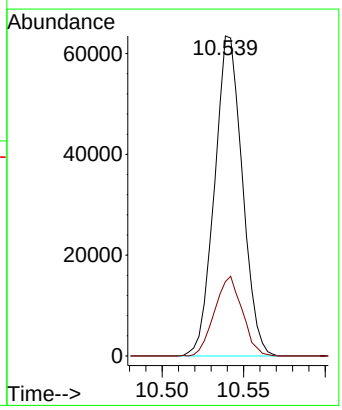

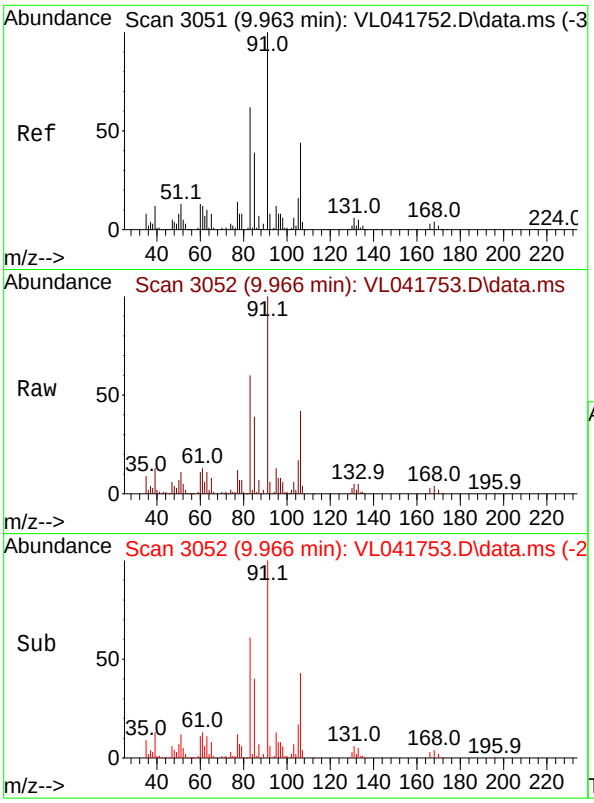

#63
1,1,2,2-Tetrachloroethane
Concen: 1.997 ppbv
RT: 9.966 min Scan# 3
Delta R.T. 0.003 min
Lab File: VL041753.D
Acq: 16 Dec 2024 14:03

Instrument :
MSVOA_L
ClientSampleId :
VSTDICC002

Tgt Ion: 83 Resp: 29751

Ion	Ratio	Lower	Upper
83	100		
131	10.2	4.9	14.7
85	64.4	32.0	96.2

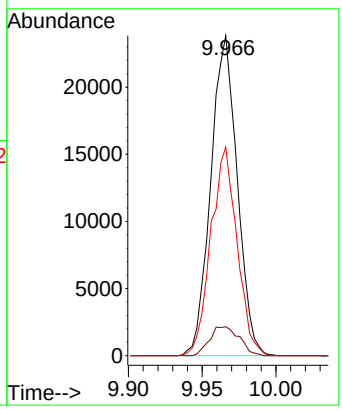

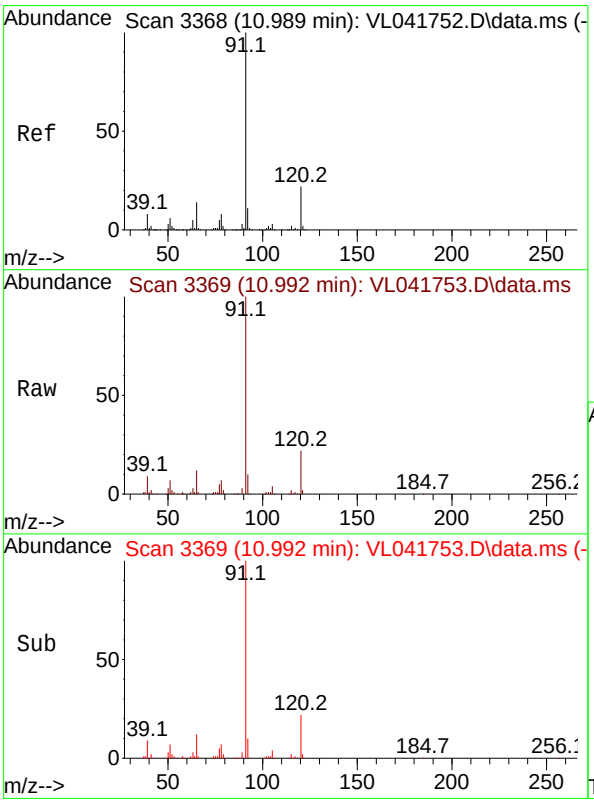

#64
n-propylbenzene
Concen: 2.117 ppbv
RT: 10.992 min Scan# 3369
Delta R.T. 0.003 min
Lab File: VL041753.D
Acq: 16 Dec 2024 14:03

Tgt Ion:120 Resp: 19146

Ion	Ratio	Lower	Upper
120	100		
91	482.0	387.3	580.9

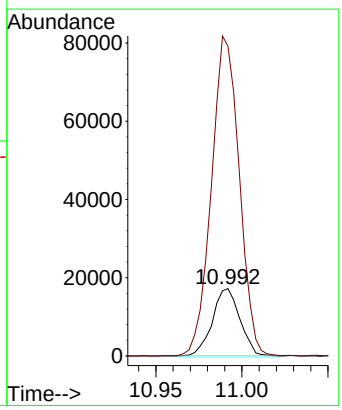

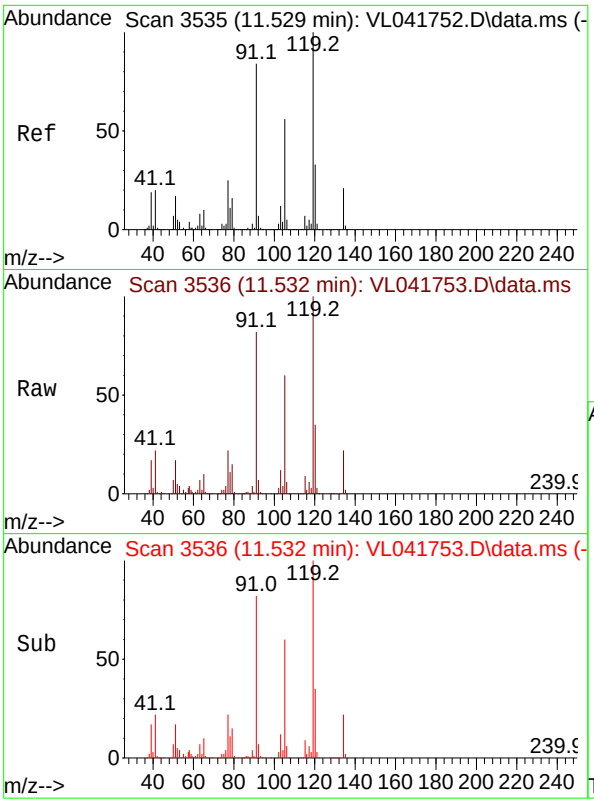

#65
tert-Butylbenzene
Concen: 2.135 ppbv
RT: 11.532 min Scan# 3
Delta R.T. 0.003 min
Lab File: VL041753.D
Acq: 16 Dec 2024 14:03

Instrument :
MSVOA_L
ClientSampleId :
VSTDICC002

Tgt Ion:119 Resp: 68879

Ion	Ratio	Lower	Upper
119	100		
91	82.1	67.0	100.4
134	21.1	16.5	24.7

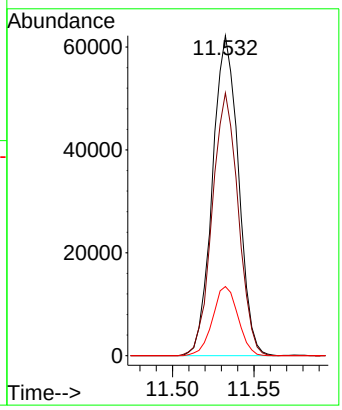

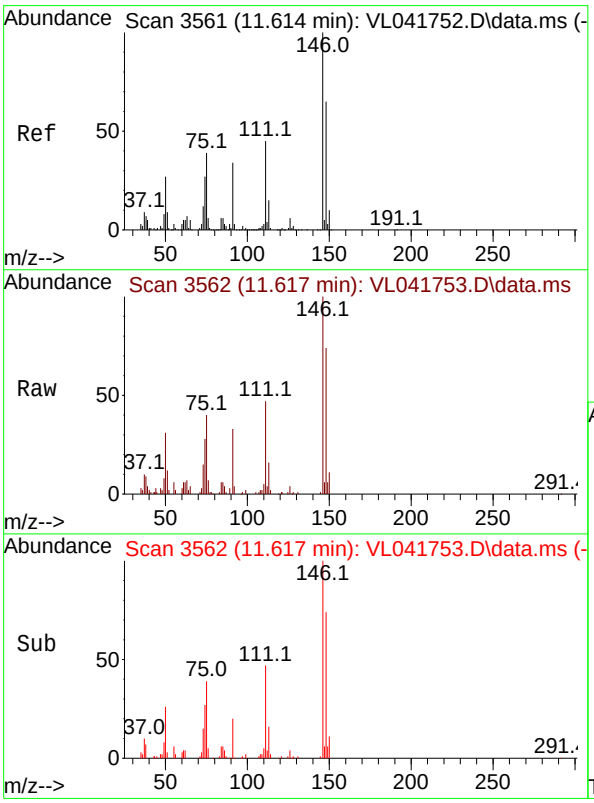

#66
Benzyl Chloride
Concen: 1.898 ppbv
RT: 11.617 min Scan# 3562
Delta R.T. 0.003 min
Lab File: VL041753.D
Acq: 16 Dec 2024 14:03

Tgt Ion: 91 Resp: 5400

Ion	Ratio	Lower	Upper
91	100		
126	17.7	13.9	20.9
128	5.3	4.4	6.6

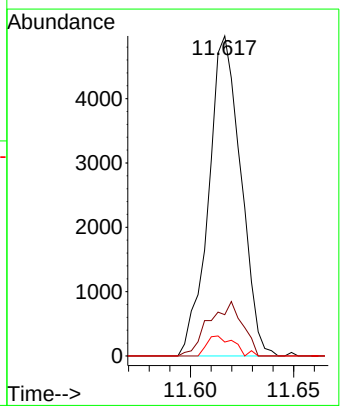

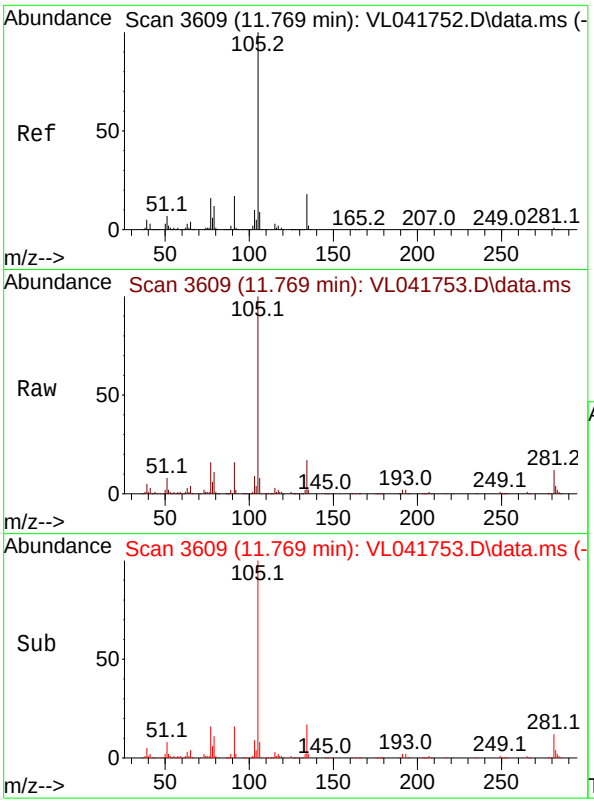

#67
sec-Butylbenzene
Concen: 2.149 ppbv
RT: 11.769 min Scan# 3
Delta R.T. -0.000 min
Lab File: VL041753.D
Acq: 16 Dec 2024 14:03

Instrument :
MSVOA_L
ClientSampleId :
VSTDICC002

Tgt Ion:105 Resp: 95968

Ion	Ratio	Lower	Upper
105	100		
134	18.1	14.5	21.7

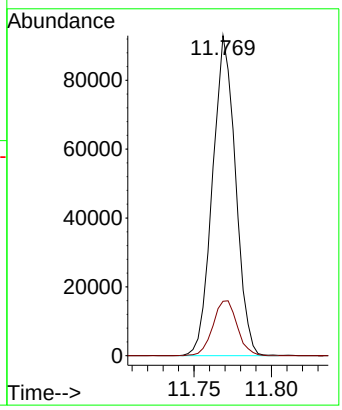

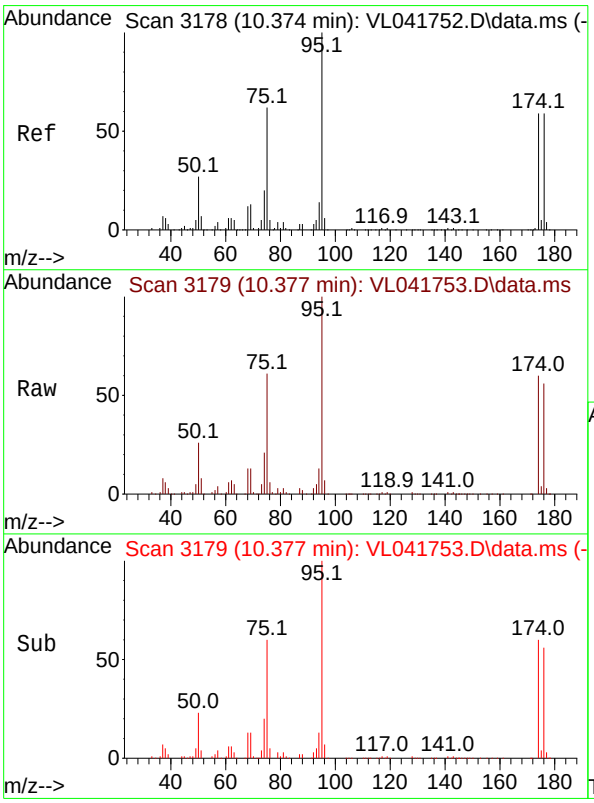

#68
1-Bromo-4-Fluorobenzene
Concen: 10.122 ppbv
RT: 10.377 min Scan# 3179
Delta R.T. 0.003 min
Lab File: VL041753.D
Acq: 16 Dec 2024 14:03

Tgt Ion: 95 Resp: 138312

Ion	Ratio	Lower	Upper
95	100		
174	60.2	47.6	71.4
175	4.9	3.7	5.5

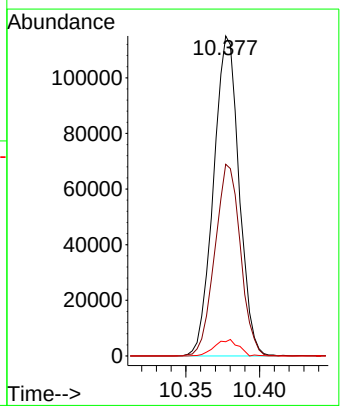

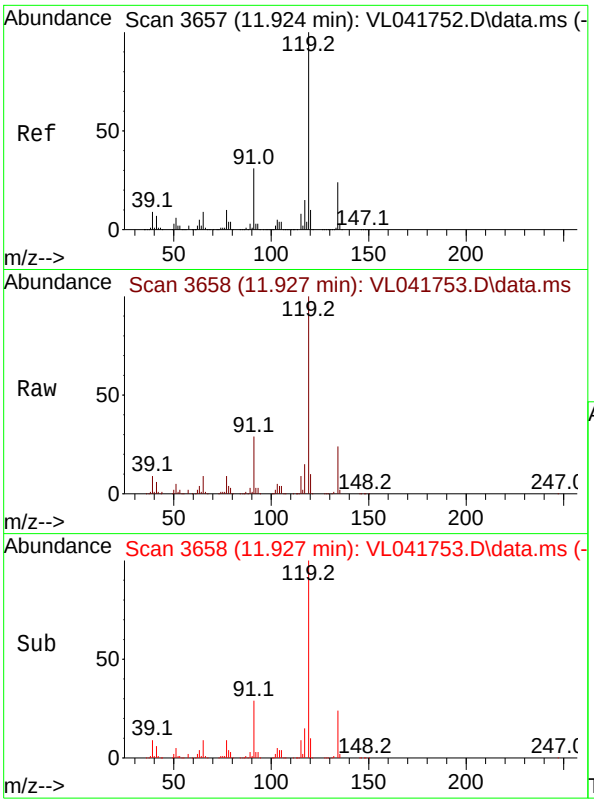

#69
p-Isopropyltoluene
Concen: 2.153 ppbv
RT: 11.927 min Scan# 3
Delta R.T. 0.003 min
Lab File: VL041753.D
Acq: 16 Dec 2024 14:03

Instrument :
MSVOA_L
ClientSampleId :
VSTDICC002

Tgt Ion:119 Resp: 79236

Ion	Ratio	Lower	Upper
119	100		
134	24.3	19.6	29.4
91	30.5	24.4	36.6

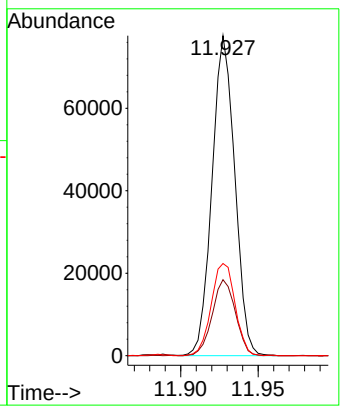

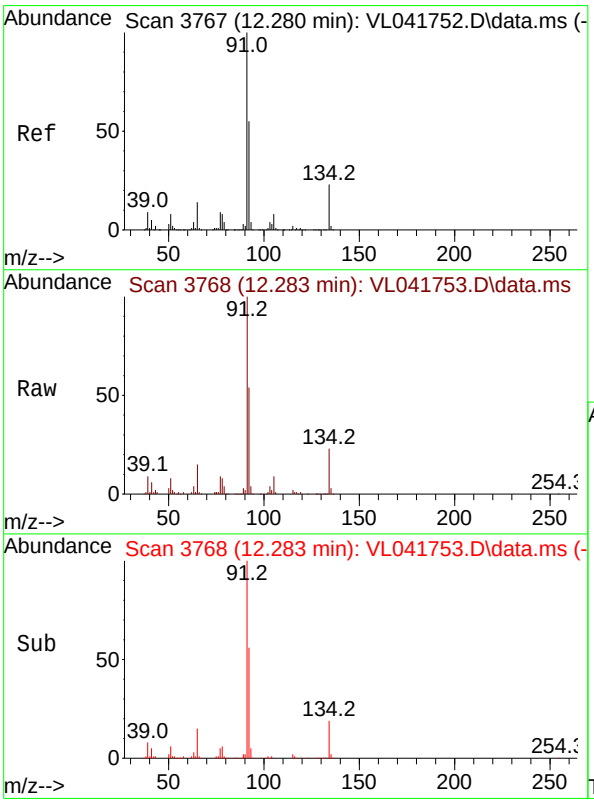

#70
n-Butylbenzene
Concen: 2.122 ppbv
RT: 12.283 min Scan# 3768
Delta R.T. 0.003 min
Lab File: VL041753.D
Acq: 16 Dec 2024 14:03

Tgt Ion: 91 Resp: 75430

Ion	Ratio	Lower	Upper
91	100		
92	54.7	43.2	64.8
134	23.0	18.2	27.4

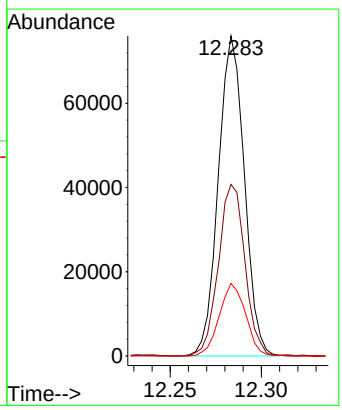

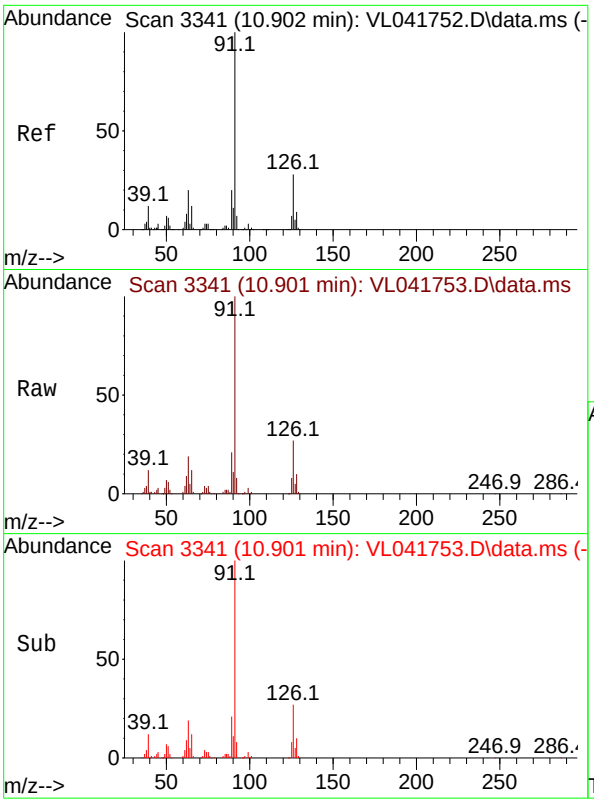

#71
2-Chlorotoluene
Concen: 2.114 ppbv
RT: 10.901 min Scan# 3
Delta R.T. -0.000 min
Lab File: VL041753.D
Acq: 16 Dec 2024 14:03

Instrument :
MSVOA_L
ClientSampleId :
VSTDICC002

Tgt Ion: 91 Resp: 57724

Ion	Ratio	Lower	Upper
91	100		
126	28.5	11.6	46.4

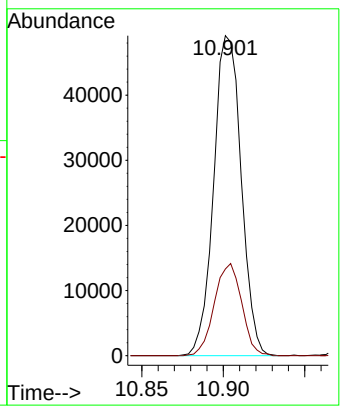

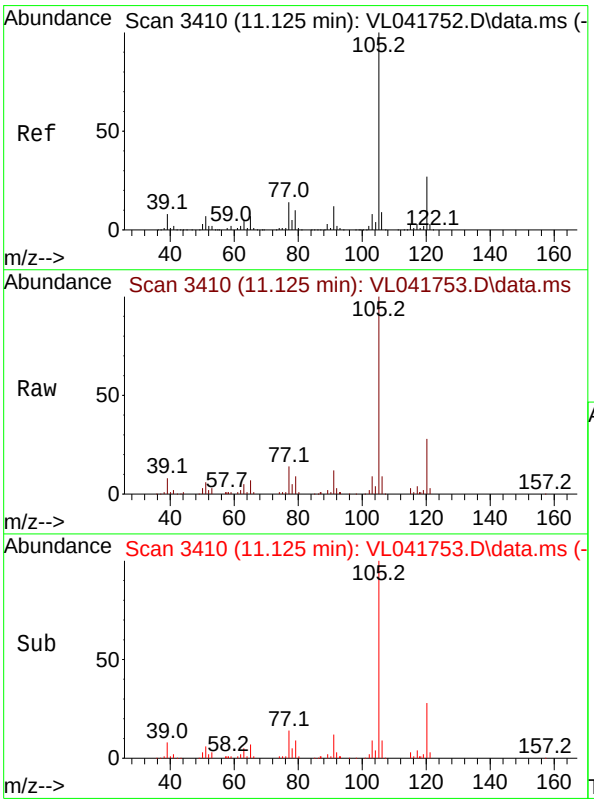

#72
4-Ethyltoluene
Concen: 2.098 ppbv
RT: 11.125 min Scan# 3410
Delta R.T. -0.000 min
Lab File: VL041753.D
Acq: 16 Dec 2024 14:03

Tgt Ion:105 Resp: 58841

Ion	Ratio	Lower	Upper
105	100		
120	29.7	23.3	34.9
91	14.3	10.9	16.3
77	14.5	11.6	17.4

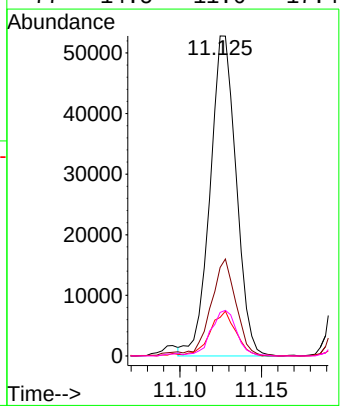

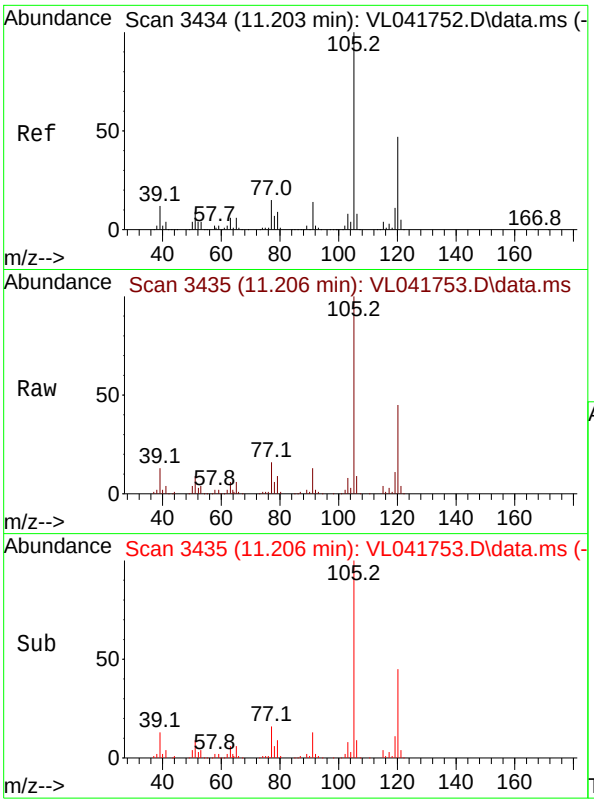

#73
1,3,5-Trimethylbenzene
Concen: 2.087 ppbv
RT: 11.206 min Scan# 3
Delta R.T. 0.003 min
Lab File: VL041753.D
Acq: 16 Dec 2024 14:03

Instrument :
MSVOA_L
ClientSampleId :
VSTDICC002

Tgt Ion:105 Resp: 48645

Ion	Ratio	Lower	Upper
105	100		
120	44.9	37.4	56.2

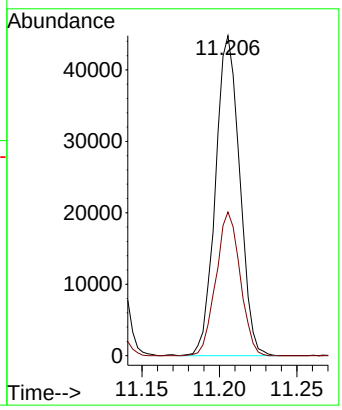

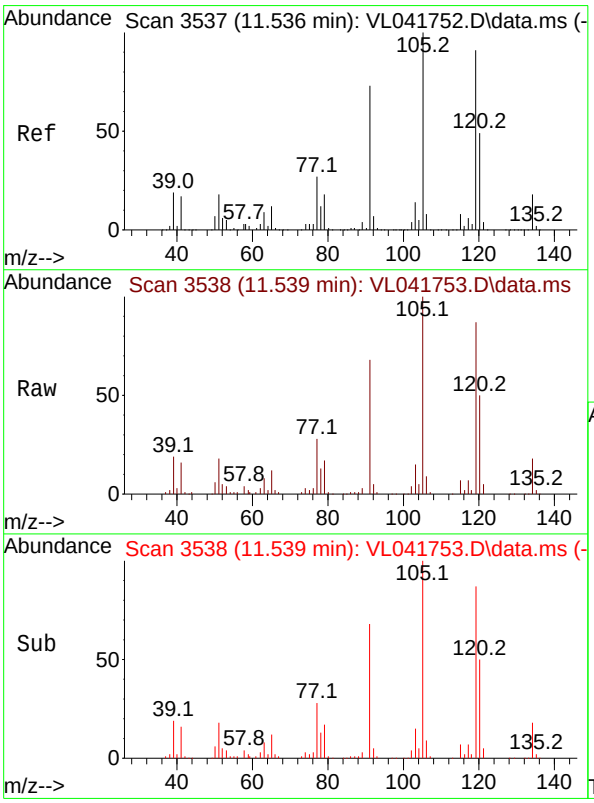

#74
1,2,4-Trimethylbenzene
Concen: 2.118 ppbv
RT: 11.539 min Scan# 3538
Delta R.T. 0.003 min
Lab File: VL041753.D
Acq: 16 Dec 2024 14:03

Tgt Ion:105 Resp: 53084

Ion	Ratio	Lower	Upper
105	100		
120	49.7	39.0	58.4
91	67.9	58.1	87.1
77	28.1	21.8	32.8

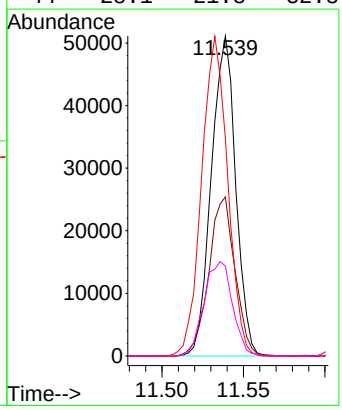

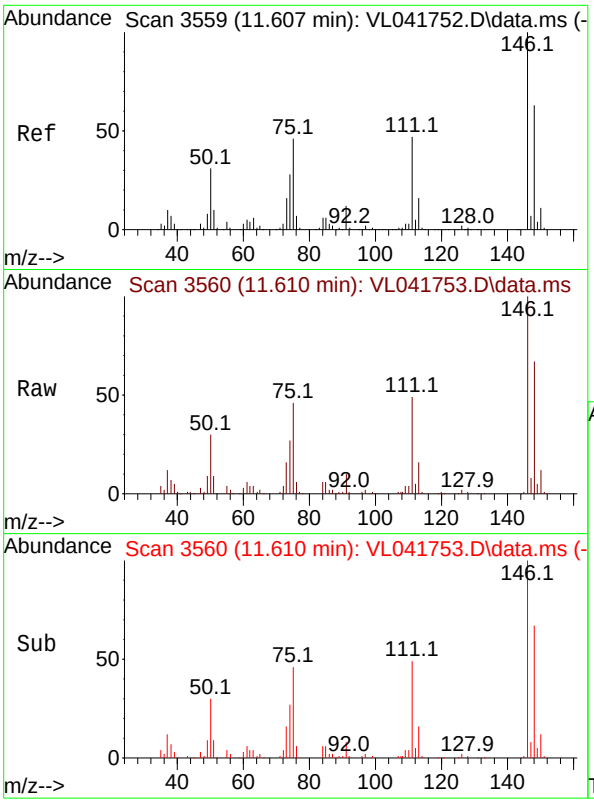

#75
1,3-Dichlorobenzene
Concen: 2.040 ppbv
RT: 11.610 min Scan# 3
Delta R.T. 0.003 min
Lab File: VL041753.D
Acq: 16 Dec 2024 14:03

Instrument :
MSVOA_L
ClientSampleId :
VSTDICC002

Tgt Ion:146 Resp: 32609

Ion	Ratio	Lower	Upper
146	100		
111	49.1	23.4	70.3
148	64.3	31.6	95.0

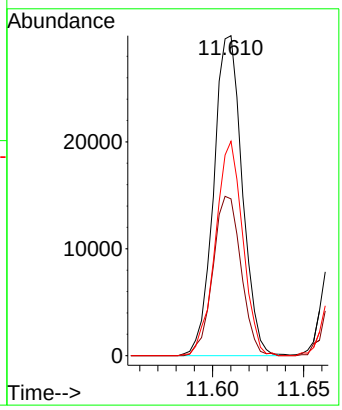

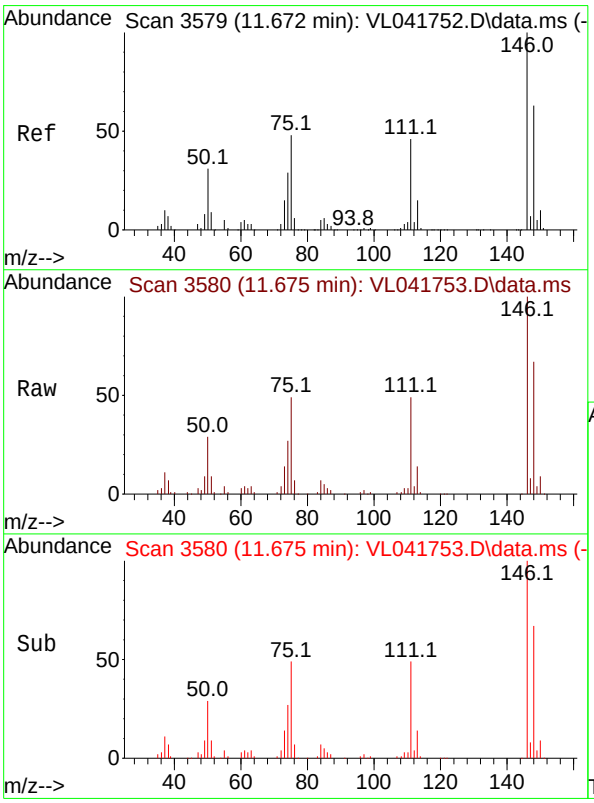

#76
1,4-Dichlorobenzene
Concen: 2.060 ppbv
RT: 11.675 min Scan# 3580
Delta R.T. 0.003 min
Lab File: VL041753.D
Acq: 16 Dec 2024 14:03

Tgt Ion:146 Resp: 32527

Ion	Ratio	Lower	Upper
146	100		
111	46.1	22.7	68.1
148	65.1	31.4	94.0

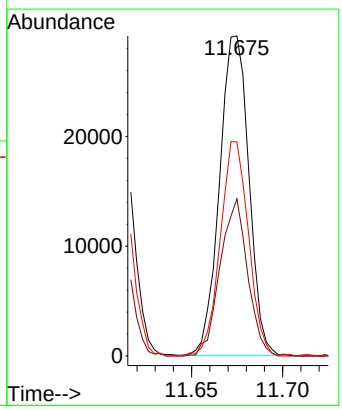

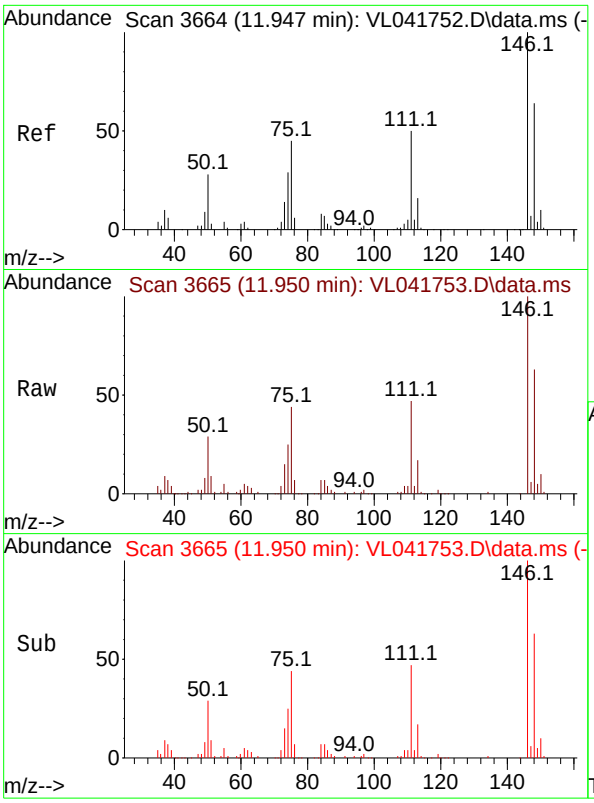

#77
1,2-Dichlorobenzene
Concen: 2.095 ppbv
RT: 11.950 min Scan# 3
Delta R.T. 0.003 min
Lab File: VL041753.D
Acq: 16 Dec 2024 14:03

Instrument :
MSVOA_L
ClientSampleId :
VSTDICC002

Tgt Ion:146 Resp: 32223

Ion	Ratio	Lower	Upper
146	100		
111	49.2	24.8	74.3
148	63.3	31.8	95.4

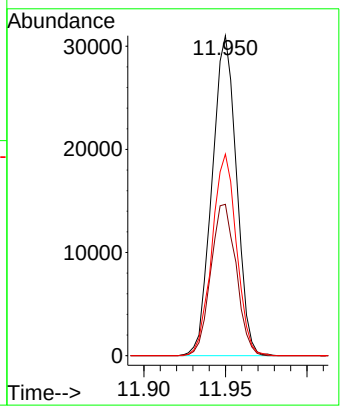

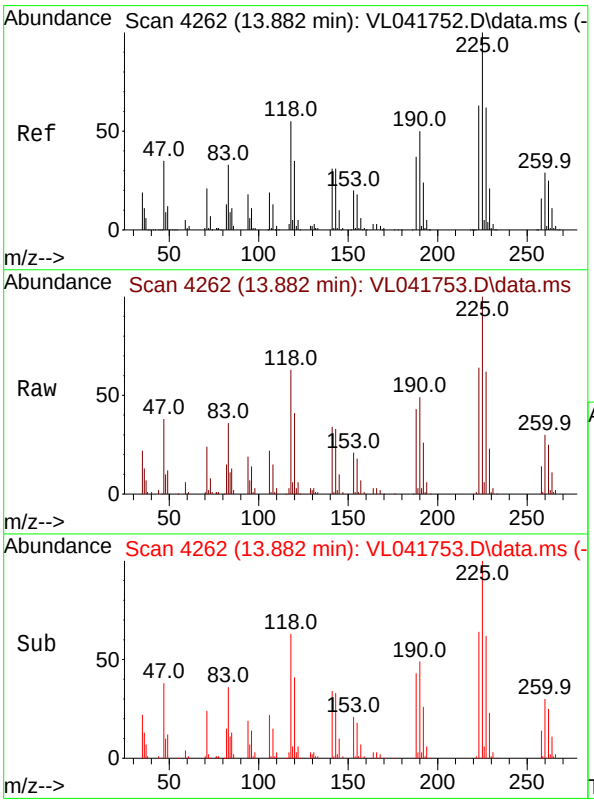

#78
Hexachloro-1,3-Butadiene
Concen: 2.224 ppbv
RT: 13.882 min Scan# 4262
Delta R.T. -0.000 min
Lab File: VL041753.D
Acq: 16 Dec 2024 14:03

Tgt Ion:225 Resp: 25358

Ion	Ratio	Lower	Upper
225	100		
223	64.2	50.5	75.7
227	64.8	50.3	75.5

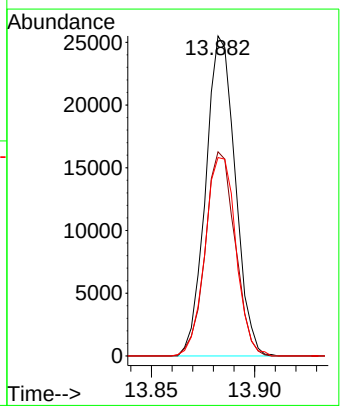

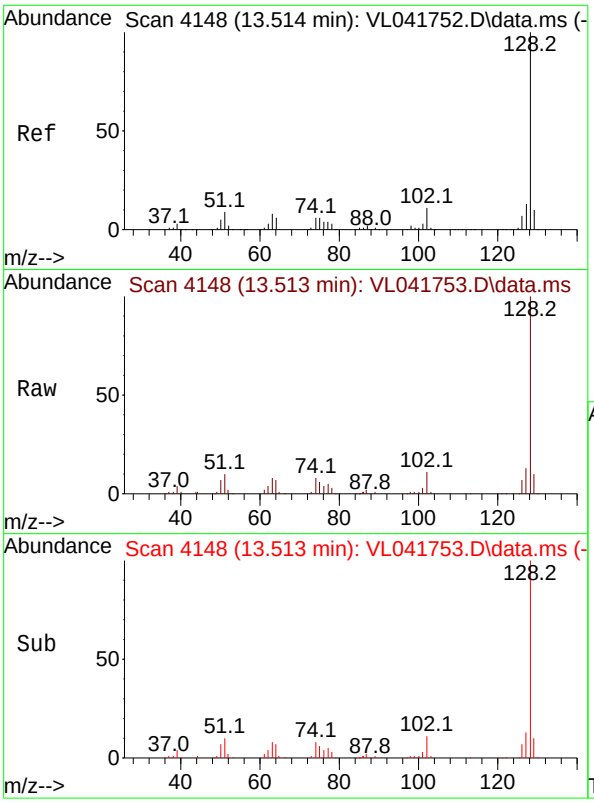

#79
Naphthalene
Concen: 2.167 ppbv
RT: 13.513 min Scan# 4
Delta R.T. -0.000 min
Lab File: VL041753.D
Acq: 16 Dec 2024 14:03

Instrument :
MSVOA_L
ClientSampleId :
VSTDICC002

Tgt Ion:128 Resp: 37855

Ion	Ratio	Lower	Upper
128	100		
127	13.4	10.7	16.1
129	10.3	8.2	12.4

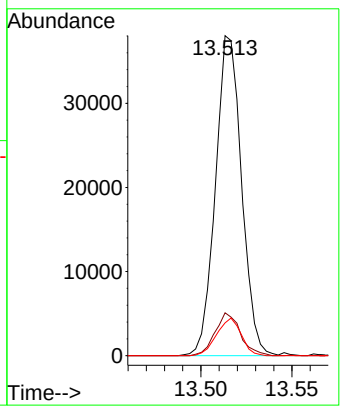

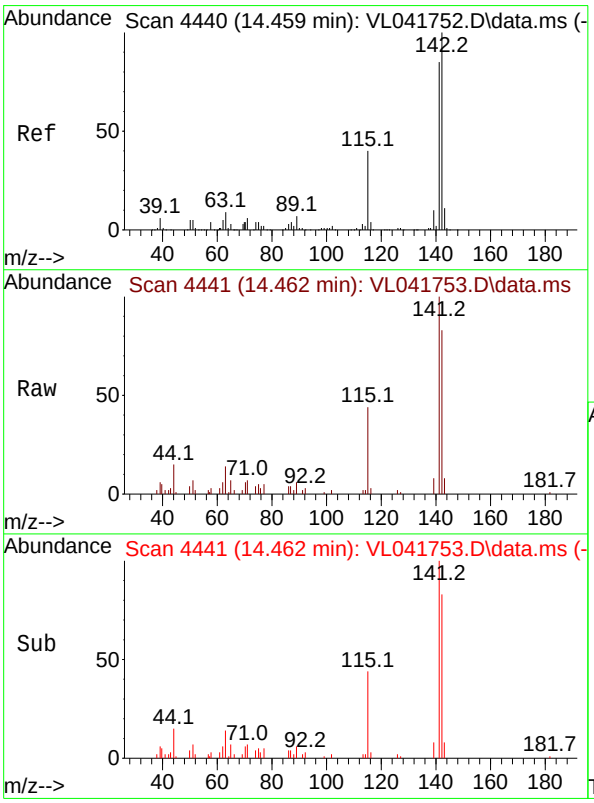

#80
Naphthalene,2-methyl-
Concen: 0.830 ppbv
RT: 14.462 min Scan# 4441
Delta R.T. 0.003 min
Lab File: VL041753.D
Acq: 16 Dec 2024 14:03

Tgt Ion:142 Resp: 4482

Ion	Ratio	Lower	Upper
142	100		
141	90.1	68.4	102.6
115	45.4	32.5	48.7

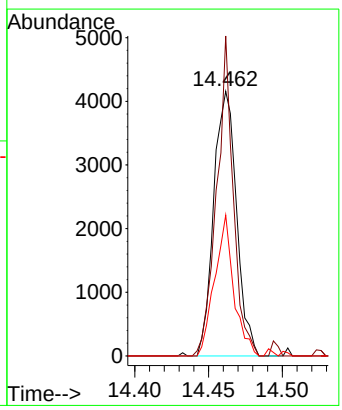

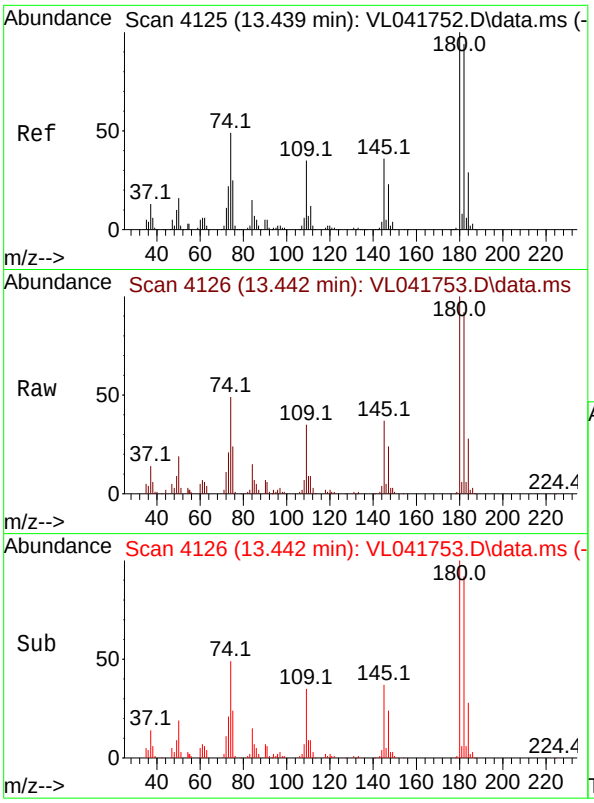

#81
1,2,4-Trichlorobenzene
Concen: 2.035 ppbv
RT: 13.442 min Scan# 4
Delta R.T. 0.003 min
Lab File: VL041753.D
Acq: 16 Dec 2024 14:03

Instrument :
MSVOA_L
ClientSampleId :
VSTDICC002

Tgt Ion:180 Resp: 19425

Ion	Ratio	Lower	Upper
180	100		
182	96.8	77.0	115.6
184	31.5	23.8	35.8

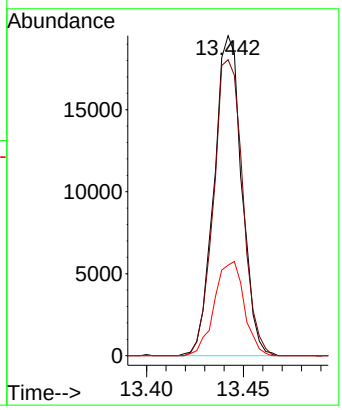

Quantitation Report (Not Reviewed)

Data Path : Z:\voasrv\HPCHEM1\MSVOA_L\Data\VL121624\
Data File : VL041754.D
Acq On : 16 Dec 2024 14:34
Operator : SY/MD
Sample : VSTDICC001
Misc : 400mL/MSVOA_L
ALS Vial : 1 Sample Multiplier: 1

Instrument :
MSVOA_L
ClientSampleId :
VSTDICC001

Quant Time: Dec 19 06:13:31 2024
Quant Method : Z:\voasrv\HPCHEM1\MSVOA_L\methods\VL121624AIR.M
Quant Title : AIR ANALYSIS BY METHOD TO-15 Instrument: MSVOA_LFri Aug 26 06:05:16 2022
QLast Update : Thu Dec 19 06:09:59 2024
Response via : Initial Calibration

Compound	R.T.	QIon	Response	Conc	Units	Dev(Min)
Internal Standards						
1) Bromochloromethane	2.784	49	65928	10.000	ppbv	0.00
33) 1,4-Difluorobenzene	3.955	114	178926	10.000	ppbv	0.00
55) Chlorobenzene-d5	8.878	117	162267	10.000	ppbv	0.00
System Monitoring Compounds						
68) 1-Bromo-4-Fluorobenzene	10.374	95	132857	9.825	ppbv	0.00
Spiked Amount 10.000	Range 65 - 135		Recovery = 98.300%			
Target Compounds						Qvalue
2) Dichlorodifluoromethane	1.496	85	12706	1.083	ppbv	98
3) Chlorodifluoromethane	1.473	51	11187	1.041	ppbv	98
4) Chloromethane	1.531	50	4805	1.047	ppbv	99
5) Vinyl Chloride	1.580	62	4580	0.990	ppbv	98
6) Bromomethane	1.667	94	2394	1.097	ppbv	99
7) Chloroethane	1.703	64	1763	0.981	ppbv	95
8) Dichlorotetrafluoroethane	1.554	85	10938	1.042	ppbv	99
9) Propene	1.483	41	4840	1.039	ppbv	94
10) Heptane	4.972	43	12004	1.003	ppbv	93
11) Trichlorofluoromethane	1.874	101	12625	1.013	ppbv	94
12) 1,1,2-Trichlorotrifluo...	2.136	101	9915	1.046	ppbv	98
13) Ethanol	1.719	45	615	1.587	ppbv	74
14) Bromoethene	1.780	108	3148	0.984	ppbv #	86
15) Acetone	1.832	43	15060	1.174	ppbv	99
16) 1,3-Butadiene	1.609	39	5137	1.017	ppbv	95
17) tert-Butyl alcohol	2.039	59	13341	1.048	ppbv	96
18) 1,1-Dichloroethene	2.033	96	4139	1.042	ppbv	96
19) Isopropyl Alcohol	1.884	45	8703	1.131	ppbv	100
20) Methylene Chloride	2.059	84	3868	1.057	ppbv	92
21) Allyl Chloride	2.094	41	7425	1.067	ppbv	98
22) trans-1,2-Dichloroethene	2.337	96	4599	1.011	ppbv	96
23) Vinyl Acetate	2.460	43	5345	0.959	ppbv #	95
24) 1,1-Dichloroethane	2.408	63	9621	1.045	ppbv	98
25) Ethyl Acetate	2.836	43	25141	1.049	ppbv	99
26) Hexane	2.826	57	9250	1.021	ppbv	93
27) Carbon Disulfide	2.149	76	8152	0.999	ppbv #	19
28) Methyl tert-Butyl Ether	2.441	73	8539	1.162	ppbv	94
29) Chloroform	2.845	83	14384	1.042	ppbv	96
30) Cyclohexane	3.852	84	7824	1.015	ppbv	94
31) cis-1,2-Dichloroethene	2.719	61	10013	1.070	ppbv	96
32) 1,1,1-Trichloroethane	3.363	97	14415	1.049	ppbv	98
34) 2-Butanone	2.557	43	14673	1.019	ppbv	99
35) Carbon Tetrachloride	3.761	117	6520	0.513	ppbv	98
36) Benzene	3.651	78	19331	1.044	ppbv	97
37) 1,2-Dichloroethane	3.214	62	11490	0.998	ppbv #	94
38) Trichloroethene	4.541	130	4300	0.552	ppbv	94
39) 1,2-Dichloropropane	4.311	63	7068	1.056	ppbv	86
40) 1,4-Dioxane	4.596	88	3241	0.991	ppbv #	40
41) Tetrahydrofuran	3.062	42	8727	1.082	ppbv	97
42) Bromodichloromethane	4.489	83	13154	0.993	ppbv	100
43) Methyl Methacrylate	4.875	69	4727	0.670	ppbv #	34
44) 2,2,4-Trimethylpentane	4.638	57	32361	1.024	ppbv	97
45) t-1,3-Dichloropropene	6.412	75	7027	0.963	ppbv	98

Quantitation Report (Not Reviewed)

Data Path : Z:\voasrv\HPCHEM1\MSVOA_L\Data\VL121624\
Data File : VL041754.D
Acq On : 16 Dec 2024 14:34
Operator : SY/MD
Sample : VSTDICC001
Misc : 400mL/MSVOA_L
ALS Vial : 1 Sample Multiplier: 1

Instrument :
MSVOA_L
ClientSampleId :
VSTDICC001

Quant Time: Dec 19 06:13:31 2024
Quant Method : Z:\voasrv\HPCHEM1\MSVOA_L\methods\VL121624AIR.M
Quant Title : AIR ANALYSIS BY METHOD TO-15 Instrument: MSVOA_LFri Aug 26 06:05:16 2022
QLast Update : Thu Dec 19 06:09:59 2024
Response via : Initial Calibration

Compound	R.T.	QIon	Response	Conc Units	Dev(Min)
46) cis-1,3-Dichloropropene	5.593	75	5402	0.583 ppbv	86
47) 1,1,2-Trichloroethane	6.571	97	2694	0.385 ppbv	93
48) Dibromochloromethane	7.383	129	8817	0.924 ppbv	97
49) Bromoform	9.480	173	7073	0.905 ppbv	96
50) 4-Methyl-2-Pentanone	5.761	43	20212	1.031 ppbv	100
51) 2-Hexanone	7.441	43	16514	1.040 ppbv #	99
52) Tetrachloroethene	8.218	164	3765	0.547 ppbv	92
53) Toluene	6.930	91	21594	1.029 ppbv	100
54) 1,2-Dibromoethane	7.648	107	9758	1.013 ppbv	96
56) 1,1,1,2-Tetrachloroethane	8.924	131	8643	1.005 ppbv	93
57) Chlorobenzene	8.920	112	17500	1.054 ppbv	97
58) Ethyl Benzene	9.351	91	29762	1.019 ppbv	98
59) m/p-Xylene	9.548	91	16252	0.692 ppbv #	100
60) o-Xylene	9.963	91	24210	1.028 ppbv	98
61) Styrene	9.869	104	9707	0.953 ppbv	100
62) Isopropylbenzene	10.539	105	36251	1.024 ppbv	100
63) 1,1,2,2-Tetrachloroethane	9.963	83	14752	1.001 ppbv	98
64) n-propylbenzene	10.985	120	9432	1.054 ppbv	91
65) tert-Butylbenzene	11.529	119	32887	1.030 ppbv	100
66) Benzyl Chloride	11.610	91	2518	0.894 ppbv	97
67) sec-Butylbenzene	11.765	105	45015	1.019 ppbv	98
69) p-Isopropyltoluene	11.924	119	36298	0.997 ppbv	98
70) n-Butylbenzene	12.280	91	35432	1.007 ppbv	98
71) 2-Chlorotoluene	10.901	91	27561	1.020 ppbv	97
72) 4-Ethyltoluene	11.125	105	26921	0.970 ppbv	98
73) 1,3,5-Trimethylbenzene	11.202	105	22360	0.969 ppbv	95
74) 1,2,4-Trimethylbenzene	11.536	105	24654	0.994 ppbv	98
75) 1,3-Dichlorobenzene	11.604	146	16476	1.042 ppbv	100
76) 1,4-Dichlorobenzene	11.668	146	15774	1.010 ppbv	98
77) 1,2-Dichlorobenzene	11.947	146	15866	1.043 ppbv	97
78) Hexachloro-1,3-Butadiene	13.882	225	12266	1.087 ppbv	97
79) Naphthalene	13.513	128	16971	0.982 ppbv	96
80) Naphthalene,2-methyl-	14.458	142	1504	0.281 ppbv #	90
81) 1,2,4-Trichlorobenzene	13.439	180	8973	0.950 ppbv	96

(#) = qualifier out of range (m) = manual integration (+) = signals summed

Quantitation Report (Not Reviewed)

Data Path : Z:\voasrv\HPCHEM1\MSVOA_L\Data\VL121624\
Data File : VL041754.D
Acq On : 16 Dec 2024 14:34
Operator : SY/MD
Sample : VSTDICC001
Misc : 400mL/MSVOA_L
ALS Vial : 1 Sample Multiplier: 1

Instrument :
MSVOA_L
ClientSampleId :
VSTDICC001

Quant Time: Dec 19 06:13:31 2024
Quant Method : Z:\voasrv\HPCHEM1\MSVOA_L\methods\VL121624AIR.M
Quant Title : AIR ANALYSIS BY METHOD TO-15 Instrument: MSVOA_LFri Aug 26 06:05:16 2022
QLast Update : Thu Dec 19 06:09:59 2024
Response via : Initial Calibration

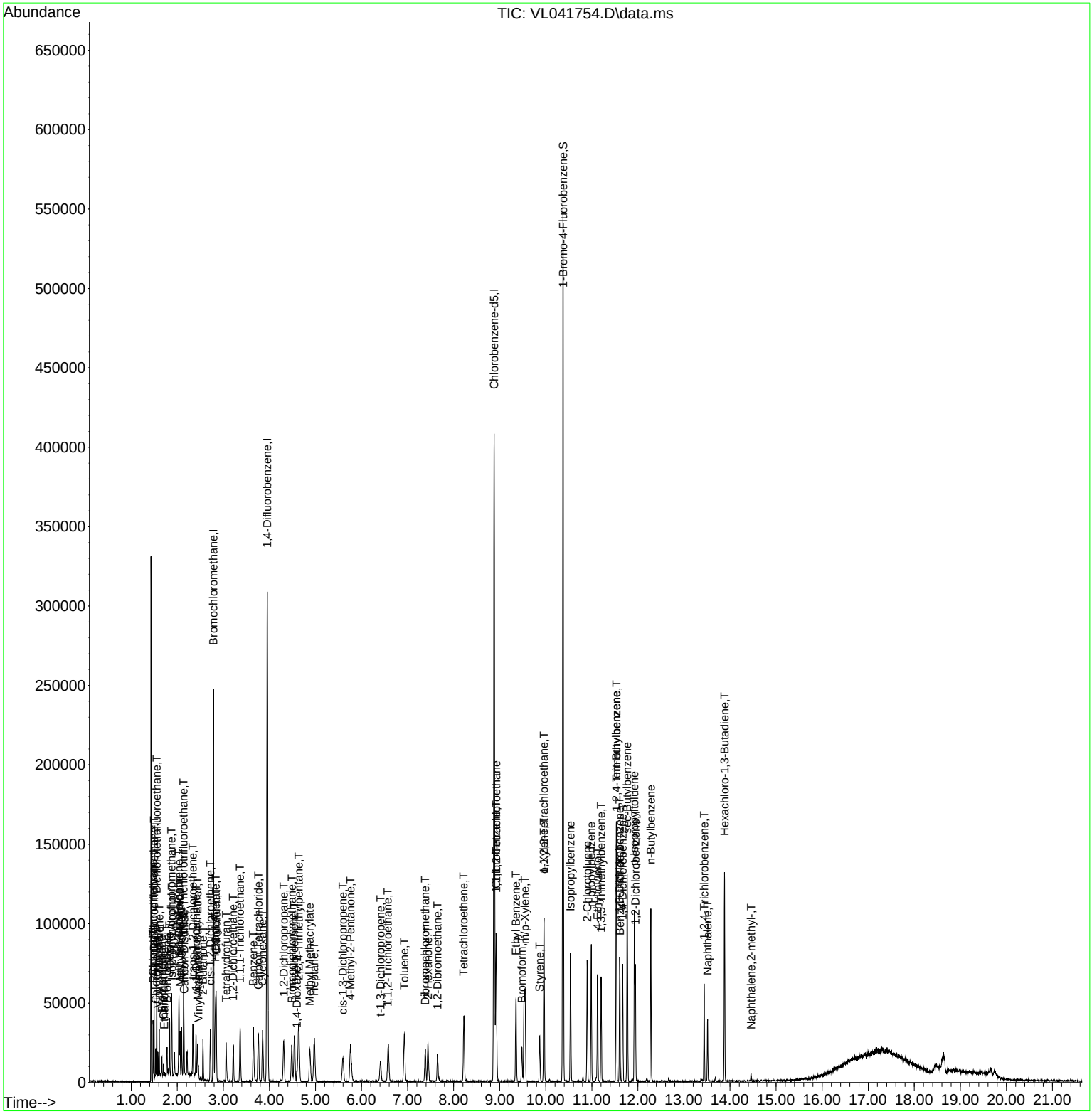

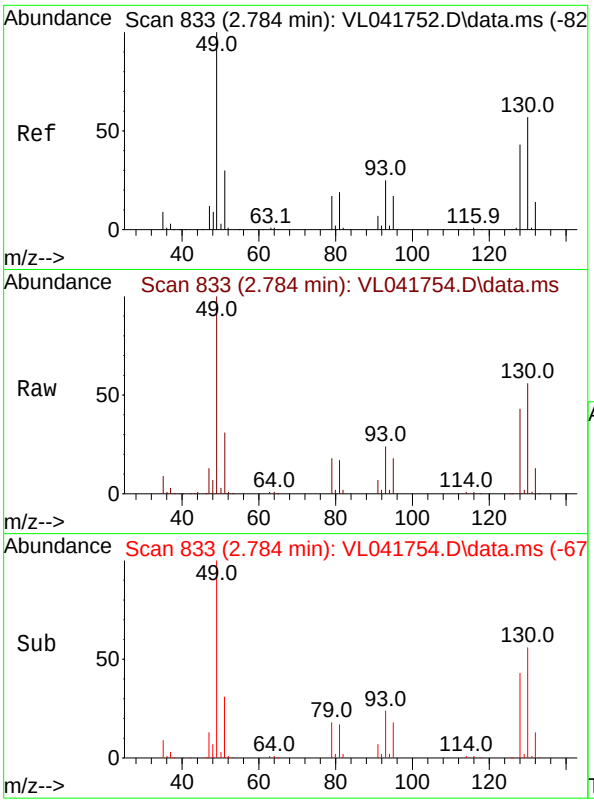

#1
Bromochloromethane
Concen: 10.000 ppbv
RT: 2.784 min Scan# 8
Delta R.T. -0.000 min
Lab File: VL041754.D
Acq: 16 Dec 2024 14:34

Instrument :
MSVOA_L
ClientSampleId :
VSTDICC001

Tgt Ion: 49 Resp: 65928

Ion	Ratio	Lower	Upper
49	100		
128	43.6	21.6	64.6
130	56.0	28.3	85.0

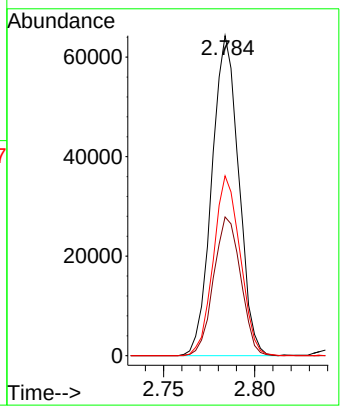

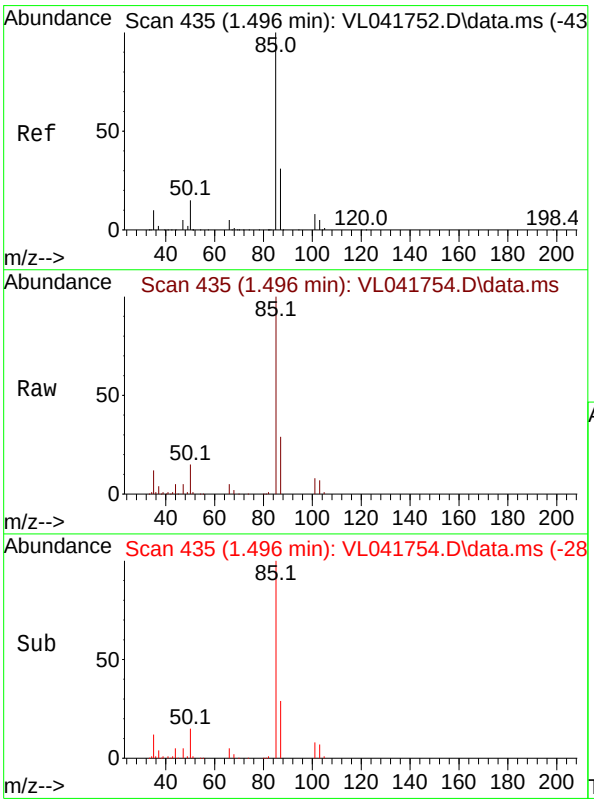

#2
Dichlorodifluoromethane
Concen: 1.083 ppbv
RT: 1.496 min Scan# 435
Delta R.T. -0.000 min
Lab File: VL041754.D
Acq: 16 Dec 2024 14:34

Tgt Ion: 85 Resp: 12706

Ion	Ratio	Lower	Upper
85	100		
87	29.3	24.5	36.7

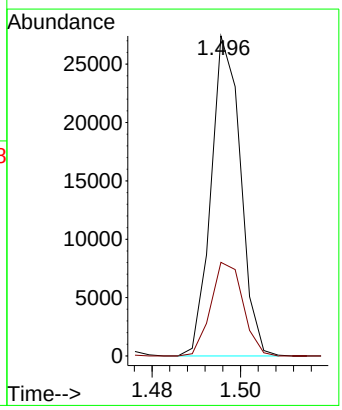

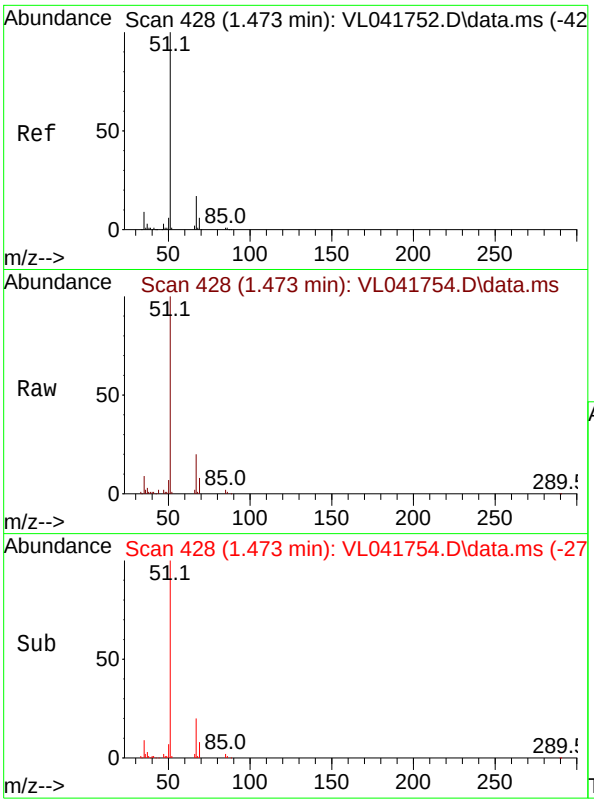

#3
Chlorodifluoromethane
Concen: 1.041 ppbv
RT: 1.473 min Scan# 4
Delta R.T. -0.000 min
Lab File: VL041754.D
Acq: 16 Dec 2024 14:34

Instrument :
MSVOA_L
ClientSampleId :
VSTDICC001

Tgt Ion: 51 Resp: 11187

Ion	Ratio	Lower	Upper
51	100		
67	19.4	15.0	22.4

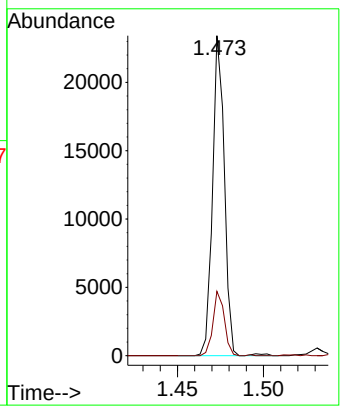

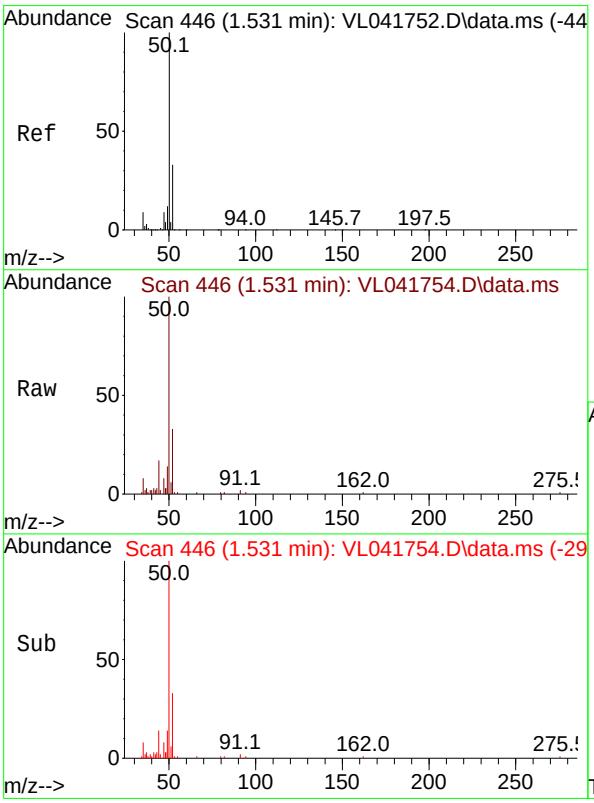

#4
Chloromethane
Concen: 1.047 ppbv
RT: 1.531 min Scan# 446
Delta R.T. -0.000 min
Lab File: VL041754.D
Acq: 16 Dec 2024 14:34

Tgt Ion: 50 Resp: 4805

Ion	Ratio	Lower	Upper
50	100		
52	33.3	26.2	39.2

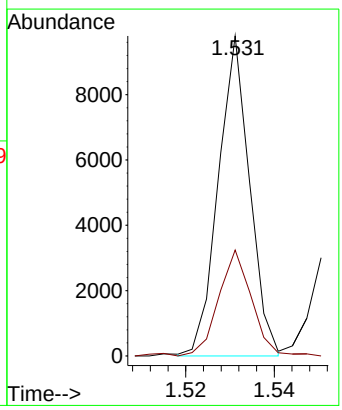

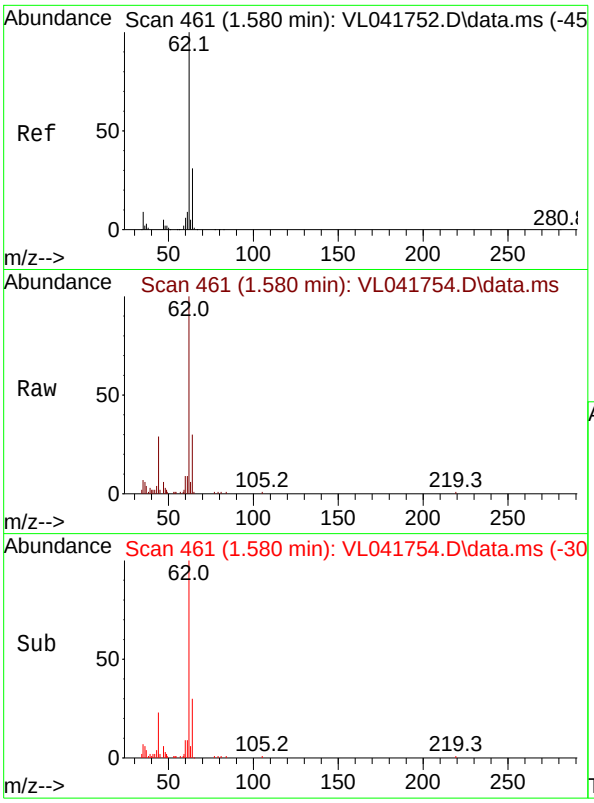

#5
Vinyl Chloride
Concen: 0.990 ppbv
RT: 1.580 min Scan# 4
Delta R.T. -0.000 min
Lab File: VL041754.D
Acq: 16 Dec 2024 14:34

Instrument :
MSVOA_L
ClientSampleId :
VSTDICC001

Tgt Ion: 62 Resp: 4580

Ion	Ratio	Lower	Upper
62	100		
64	30.5	25.1	37.7

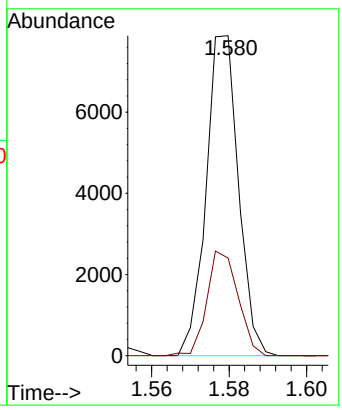

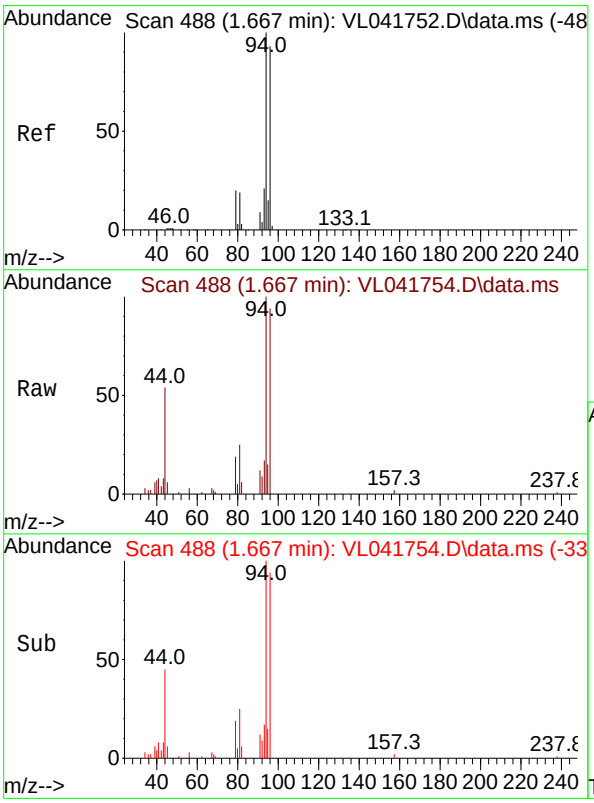

#6
Bromomethane
Concen: 1.097 ppbv
RT: 1.667 min Scan# 488
Delta R.T. -0.000 min
Lab File: VL041754.D
Acq: 16 Dec 2024 14:34

Tgt Ion: 94 Resp: 2394

Ion	Ratio	Lower	Upper
94	100		
96	94.0	74.7	112.1

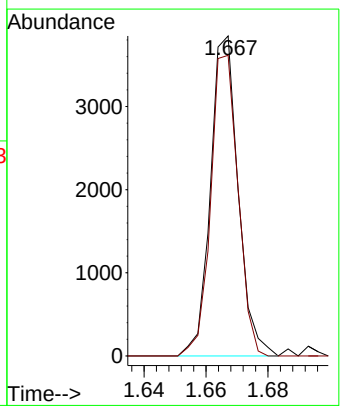

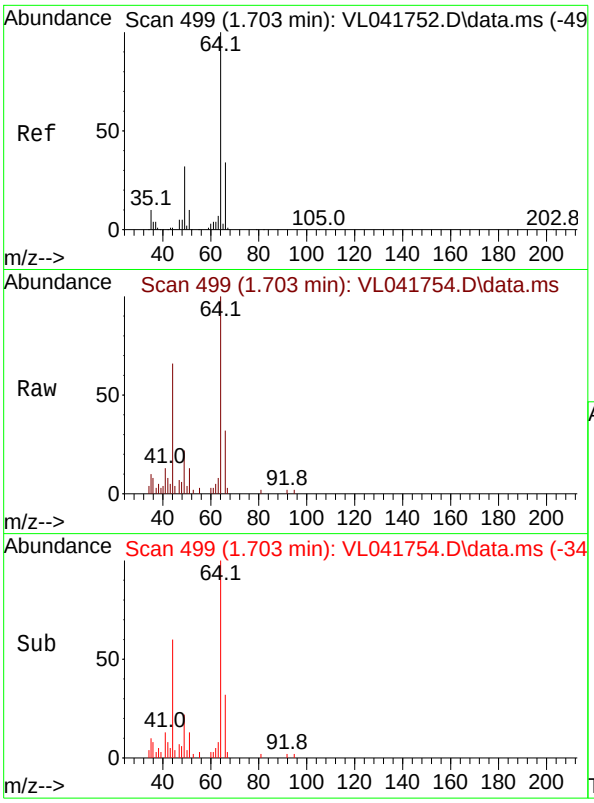

#7
Chloroethane
Concen: 0.981 ppbv
RT: 1.703 min Scan# 4
Delta R.T. -0.000 min
Lab File: VL041754.D
Acq: 16 Dec 2024 14:34

Instrument :
MSVOA_L
ClientSampleId :
VSTDICC001

Tgt Ion: 64 Resp: 1763

Ion	Ratio	Lower	Upper
64	100		
66	31.5	27.5	41.3

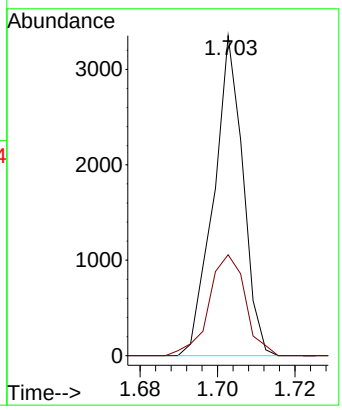

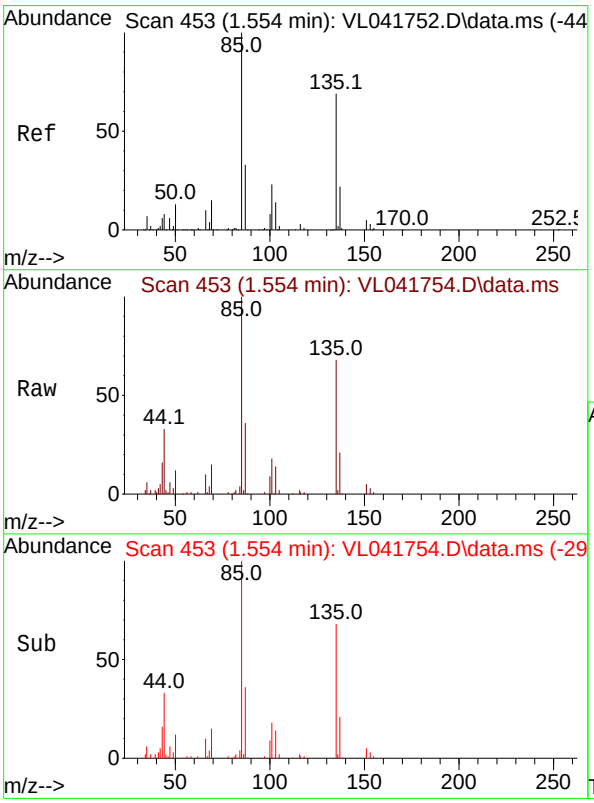

#8
Dichlorotetrafluoroethane
Concen: 1.042 ppbv
RT: 1.554 min Scan# 453
Delta R.T. -0.000 min
Lab File: VL041754.D
Acq: 16 Dec 2024 14:34

Tgt Ion: 85 Resp: 10938

Ion	Ratio	Lower	Upper
85	100		
135	64.3	51.9	77.9

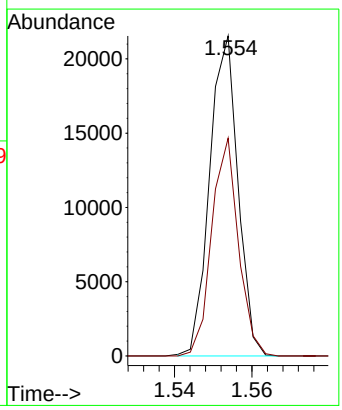

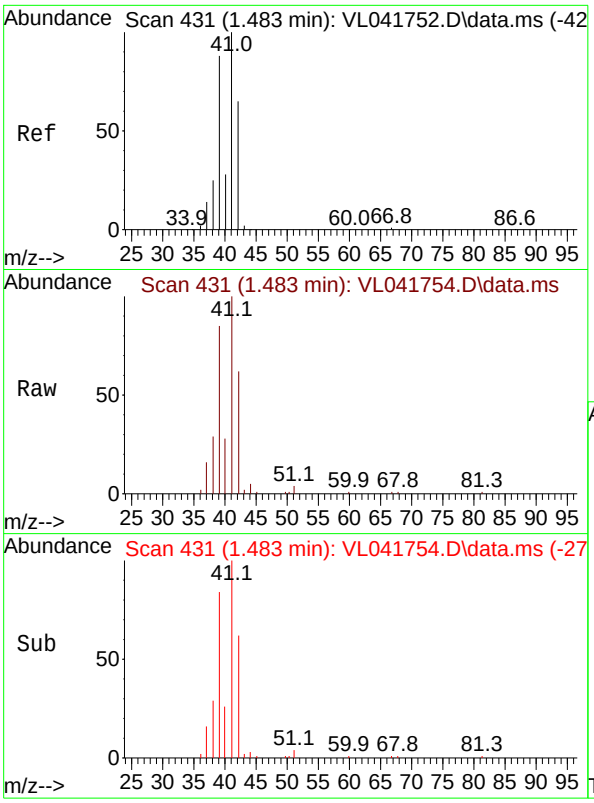

#9
Propene
Concen: 1.039 ppbv
RT: 1.483 min Scan# 4
Delta R.T. -0.000 min
Lab File: VL041754.D
Acq: 16 Dec 2024 14:34

Instrument :
MSVOA_L
ClientSampleId :
VSTDICC001

Tgt Ion: 41 Resp: 4840

Ion	Ratio	Lower	Upper
41	100		
42	70.4	52.4	78.6

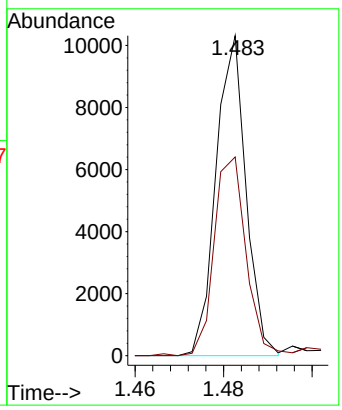

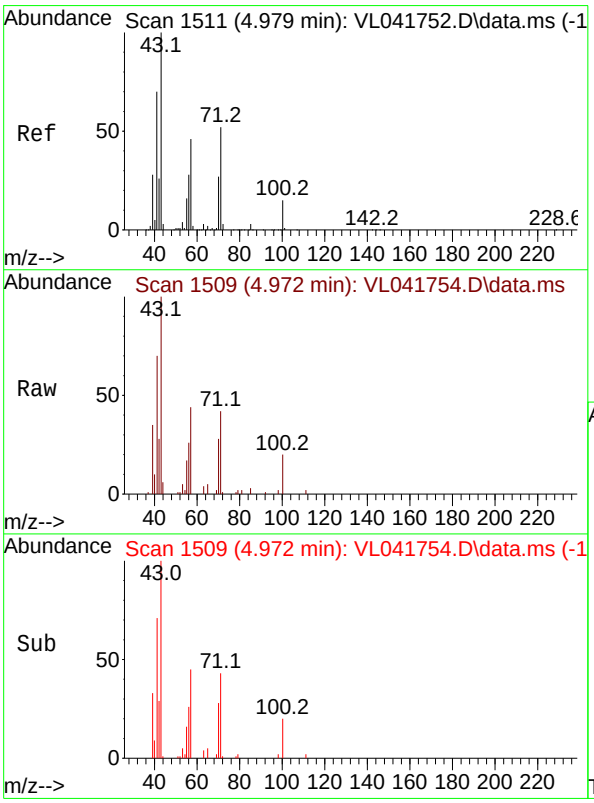

#10
Heptane
Concen: 1.003 ppbv
RT: 4.972 min Scan# 1509
Delta R.T. -0.007 min
Lab File: VL041754.D
Acq: 16 Dec 2024 14:34

Tgt Ion: 43 Resp: 12004

Ion	Ratio	Lower	Upper
43	100		
57	53.0	38.5	57.7

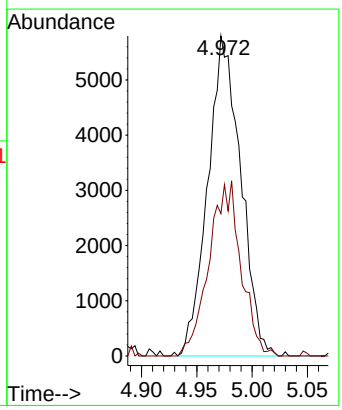

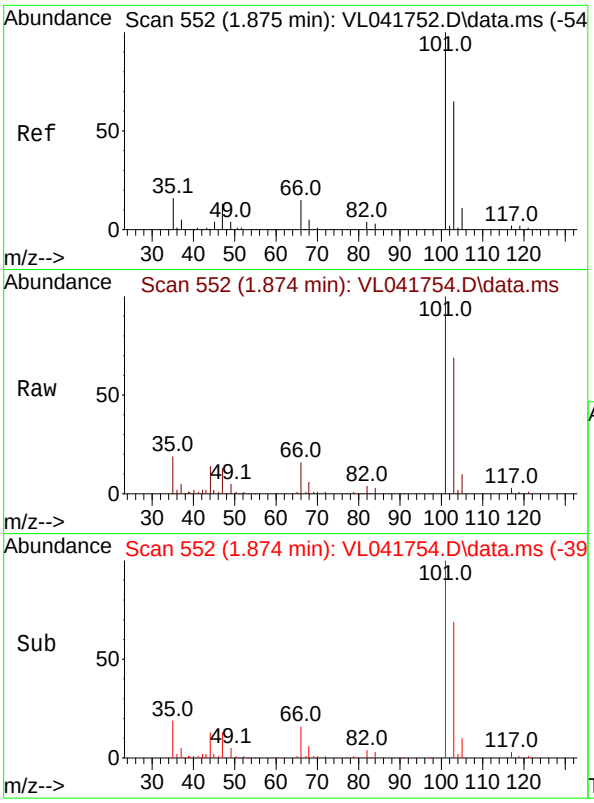

#11
Trichlorofluoromethane
Concen: 1.013 ppbv
RT: 1.874 min Scan# 5
Delta R.T. -0.000 min
Lab File: VL041754.D
Acq: 16 Dec 2024 14:34

Instrument :
MSVOA_L
ClientSampleId :
VSTDICC001

Tgt Ion:101 Resp: 12625

Ion	Ratio	Lower	Upper
101	100		
103	69.3	51.8	77.8

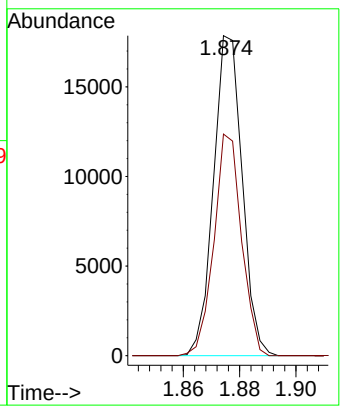

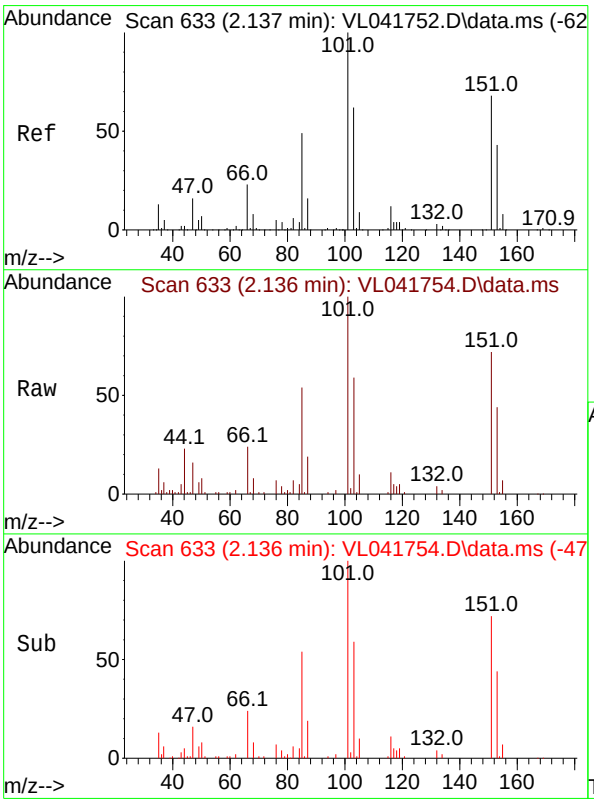

#12
1,1,2-Trichlorotrifluoroethane
Concen: 1.046 ppbv
RT: 2.136 min Scan# 633
Delta R.T. -0.000 min
Lab File: VL041754.D
Acq: 16 Dec 2024 14:34

Tgt Ion:101 Resp: 9915

Ion	Ratio	Lower	Upper
101	100		
151	69.1	56.8	85.2

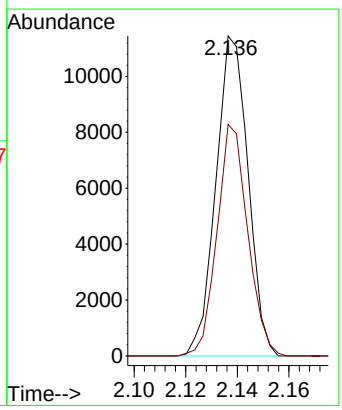

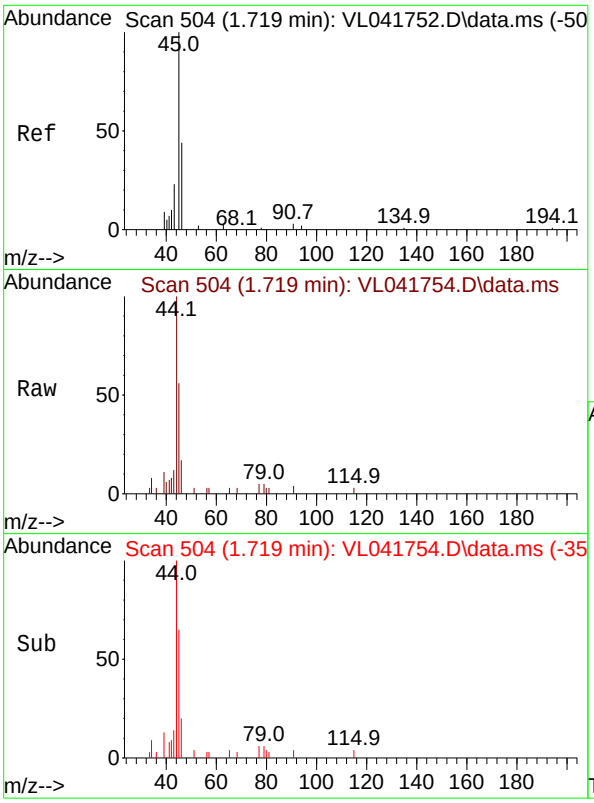

#13
Ethanol
Concen: 1.587 ppbv
RT: 1.719 min Scan# 5
Delta R.T. -0.000 min
Lab File: VL041754.D
Acq: 16 Dec 2024 14:34

Instrument :
MSVOA_L
ClientSampleId :
VSTDICC001

Tgt Ion: 45 Resp: 615

Ion	Ratio	Lower	Upper
45	100		
46	57.2	16.4	65.8

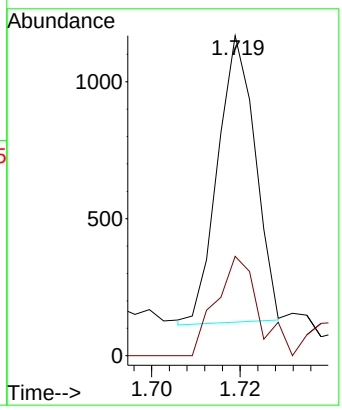

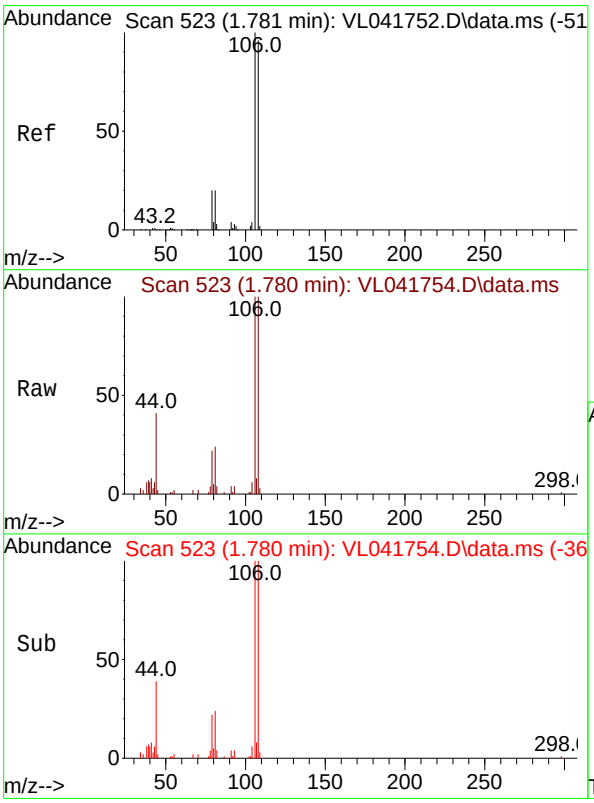

#14
Bromoethene
Concen: 0.984 ppbv
RT: 1.780 min Scan# 523
Delta R.T. -0.000 min
Lab File: VL041754.D
Acq: 16 Dec 2024 14:34

Tgt Ion:108 Resp: 3148

Ion	Ratio	Lower	Upper
108	100		
106	117.5	84.1	126.1
79	32.4	17.4	26.0#

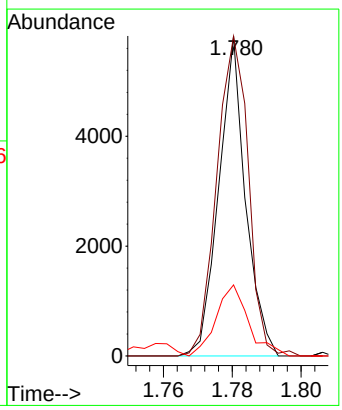

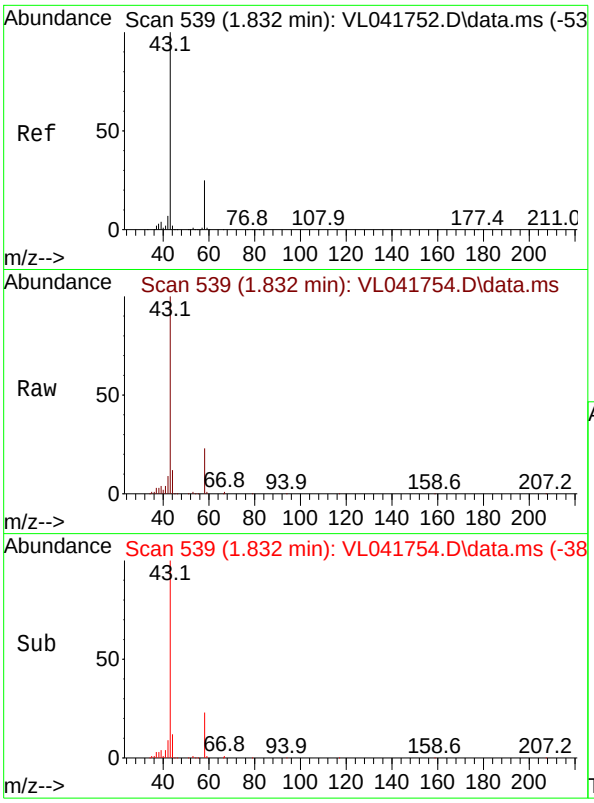

#15
Acetone
Concen: 1.174 ppbv
RT: 1.832 min Scan# 5
Delta R.T. -0.000 min
Lab File: VL041754.D
Acq: 16 Dec 2024 14:34

Instrument :
MSVOA_L
ClientSampleId :
VSTDICC001

Tgt Ion: 43 Resp: 15060

Ion	Ratio	Lower	Upper
43	100		
58	24.0	19.7	29.5

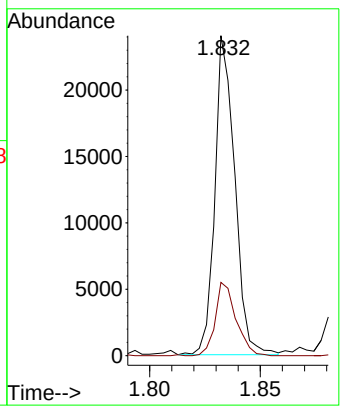

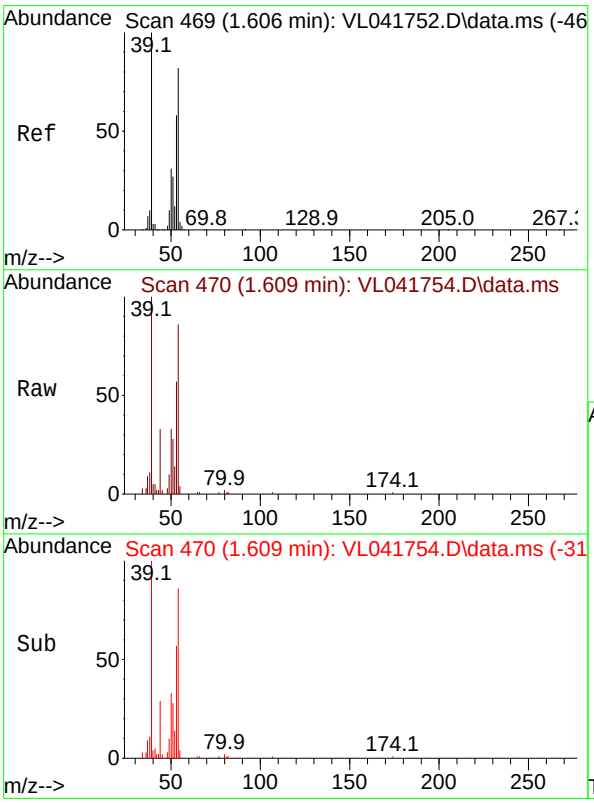

#16
1,3-Butadiene
Concen: 1.017 ppbv
RT: 1.609 min Scan# 470
Delta R.T. 0.003 min
Lab File: VL041754.D
Acq: 16 Dec 2024 14:34

Tgt Ion: 39 Resp: 5137

Ion	Ratio	Lower	Upper
39	100		
54	77.0	58.4	87.6

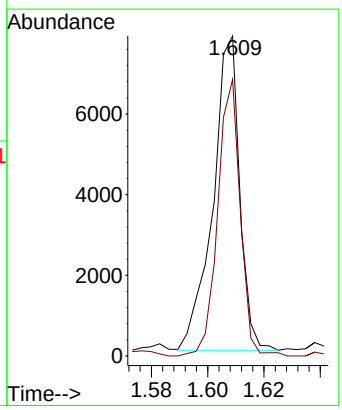

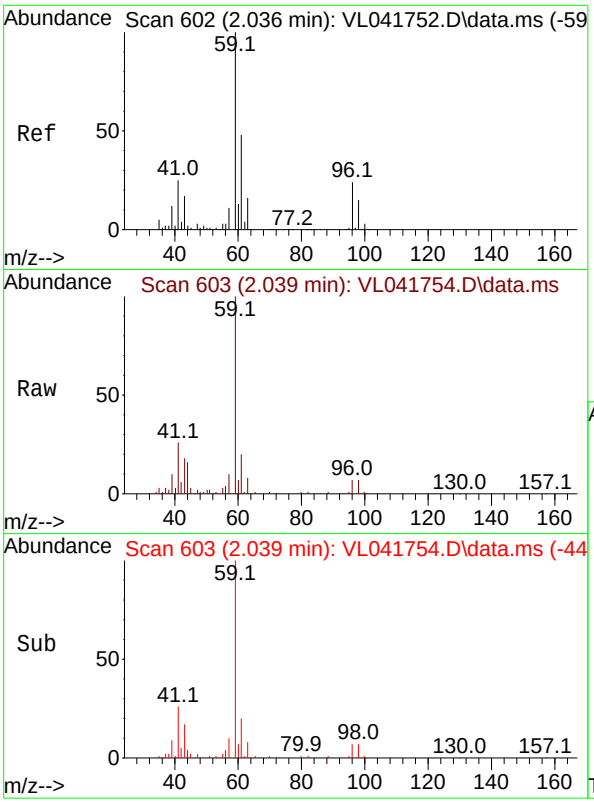

#17
tert-Butyl alcohol
Concen: 1.048 ppbv
RT: 2.039 min Scan# 6
Delta R.T. 0.003 min
Lab File: VL041754.D
Acq: 16 Dec 2024 14:34

Instrument :
MSVOA_L
ClientSampleId :
VSTDICC001

Tgt Ion: 59 Resp: 13341

Ion	Ratio	Lower	Upper
59	100		
57	12.4	8.6	13.0

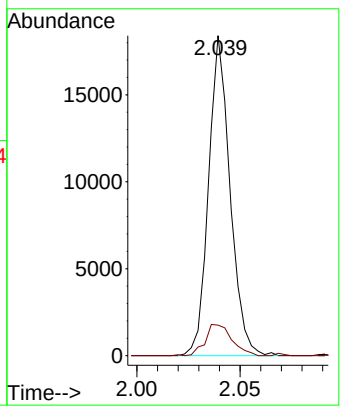

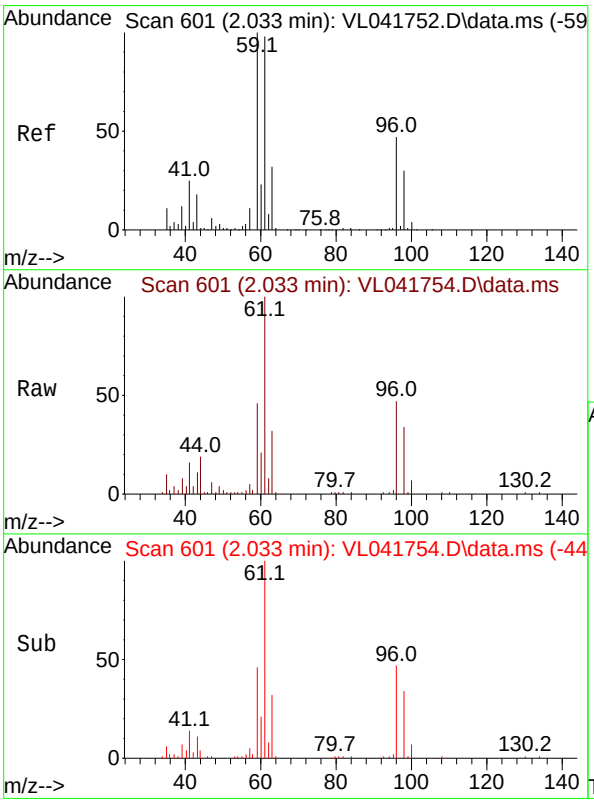

#18
1,1-Dichloroethene
Concen: 1.042 ppbv
RT: 2.033 min Scan# 601
Delta R.T. -0.000 min
Lab File: VL041754.D
Acq: 16 Dec 2024 14:34

Tgt Ion: 96 Resp: 4139

Ion	Ratio	Lower	Upper
96	100		
61	212.1	167.7	251.5
98	73.0	51.1	76.7

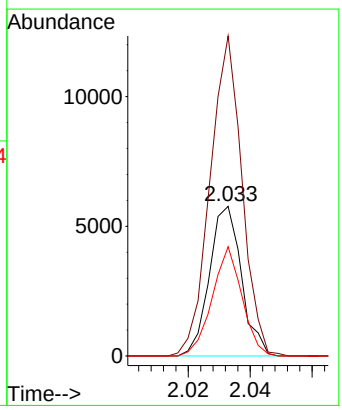

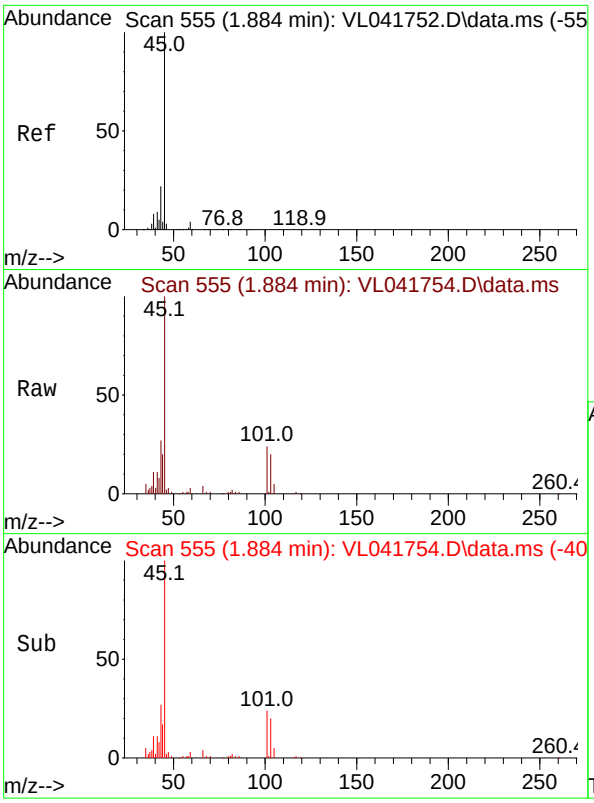

#19
Isopropyl Alcohol
Concen: 1.131 ppbv
RT: 1.884 min Scan# 5
Delta R.T. -0.000 min
Lab File: VL041754.D
Acq: 16 Dec 2024 14:34

Instrument :
MSVOA_L
ClientSampleId :
VSTDICC001

Tgt Ion: 45 Resp: 8703

Ion	Ratio	Lower	Upper
45	100		
58	41.5	33.3	49.9

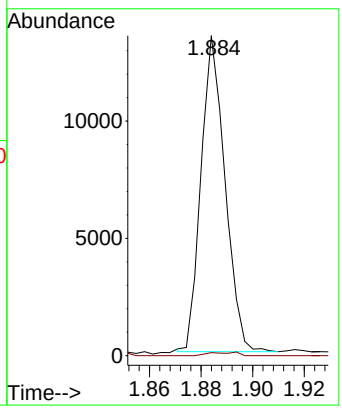

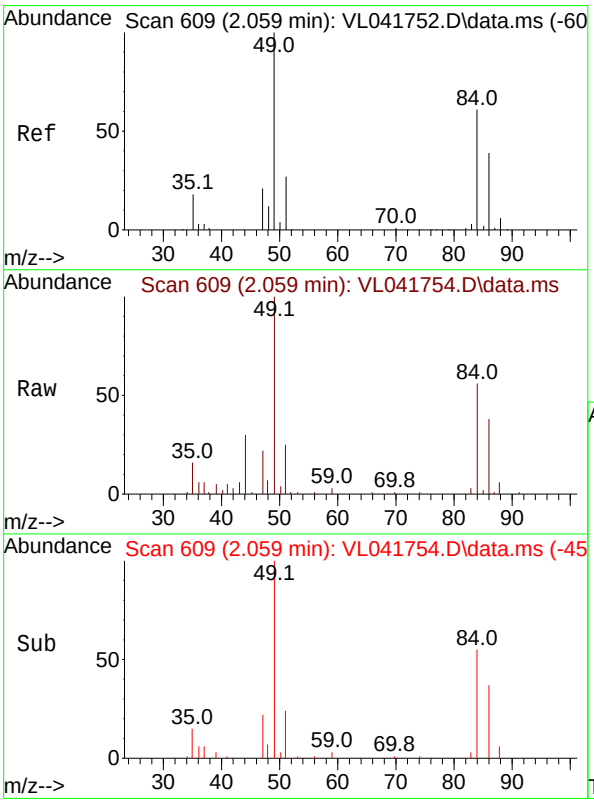

#20
Methylene Chloride
Concen: 1.057 ppbv
RT: 2.059 min Scan# 609
Delta R.T. -0.000 min
Lab File: VL041754.D
Acq: 16 Dec 2024 14:34

Tgt Ion: 84 Resp: 3868

Ion	Ratio	Lower	Upper
84	100		
49	178.8	132.6	198.8
51	41.9	37.6	56.4
86	68.0	51.4	77.0

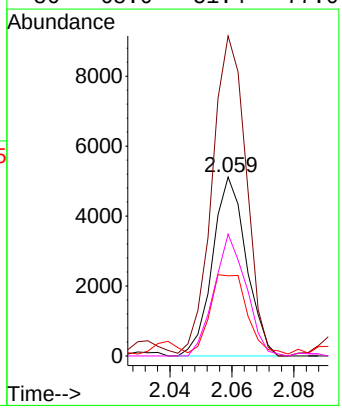

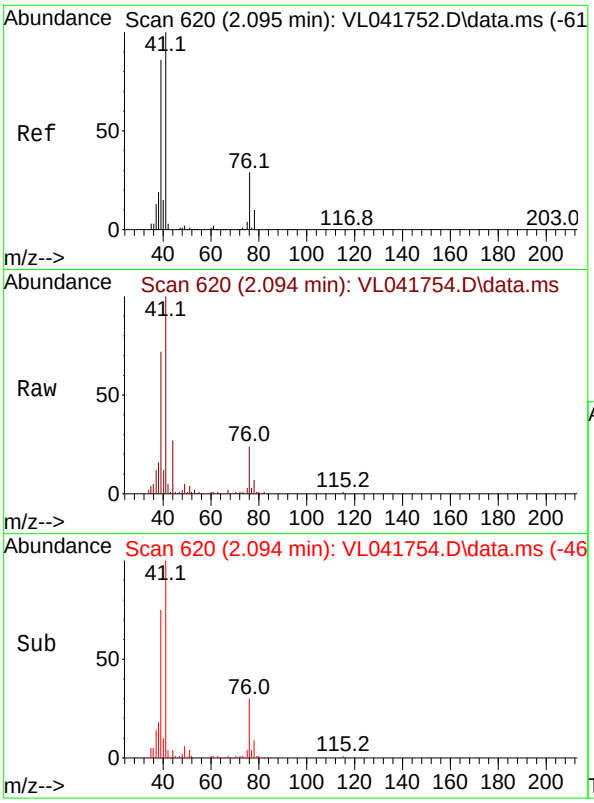

#21
Allyl Chloride
Concen: 1.067 ppbv
RT: 2.094 min Scan# 6
Delta R.T. -0.000 min
Lab File: VL041754.D
Acq: 16 Dec 2024 14:34

Instrument :
MSVOA_L
ClientSampleId :
VSTDICC001

Tgt Ion: 41 Resp: 7425

Ion	Ratio	Lower	Upper
41	100		
76	27.2	22.3	33.5
39	84.3	69.2	103.8

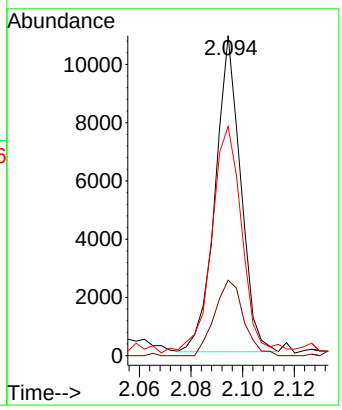

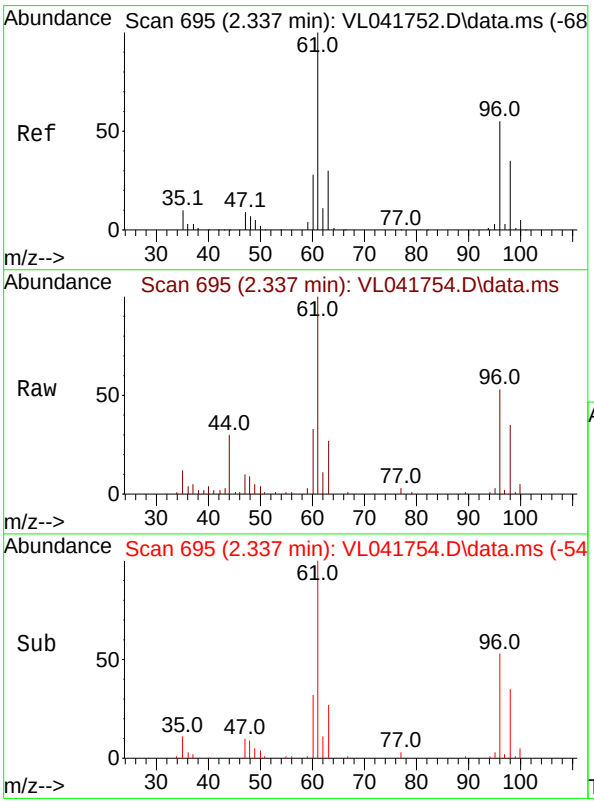

#22
trans-1,2-Dichloroethene
Concen: 1.011 ppbv
RT: 2.337 min Scan# 695
Delta R.T. -0.000 min
Lab File: VL041754.D
Acq: 16 Dec 2024 14:34

Tgt Ion: 96 Resp: 4599

Ion	Ratio	Lower	Upper
96	100		
61	188.9	146.3	219.5
98	67.3	50.8	76.2

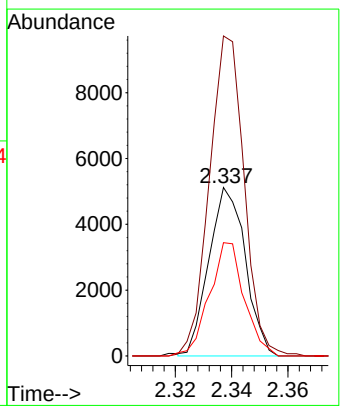

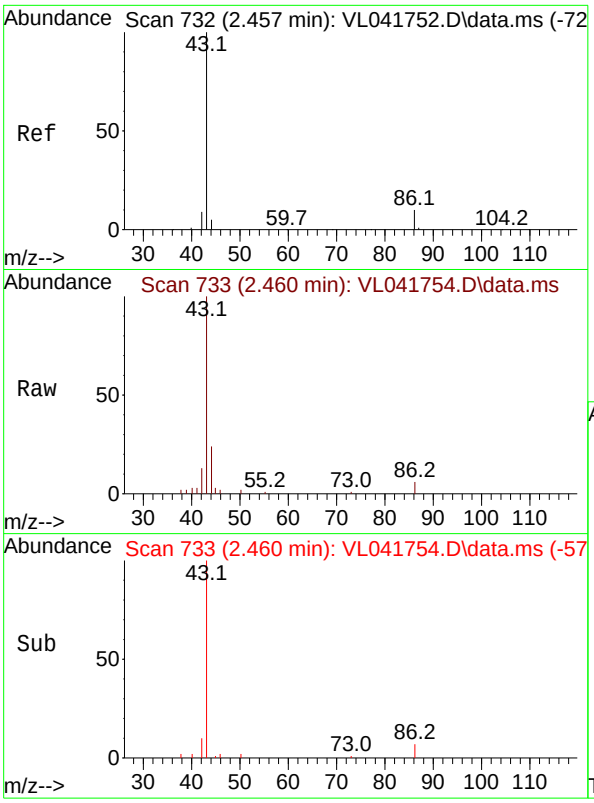

#23
Vinyl Acetate
Concen: 0.959 ppbv
RT: 2.460 min Scan# 7
Delta R.T. 0.003 min
Lab File: VL041754.D
Acq: 16 Dec 2024 14:34

Instrument :
MSVOA_L
ClientSampleId :
VSTDICC001

Tgt Ion: 43 Resp: 5345

Ion	Ratio	Lower	Upper
43	100		
86	6.3	6.6	10.0#
42	11.4	8.2	12.2
44	4.4	5.0	7.4#

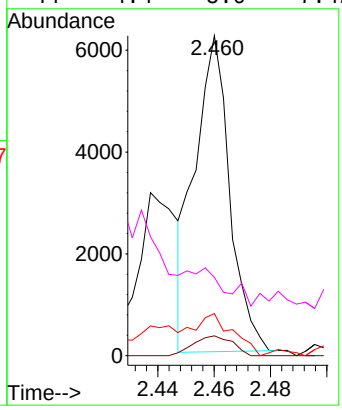

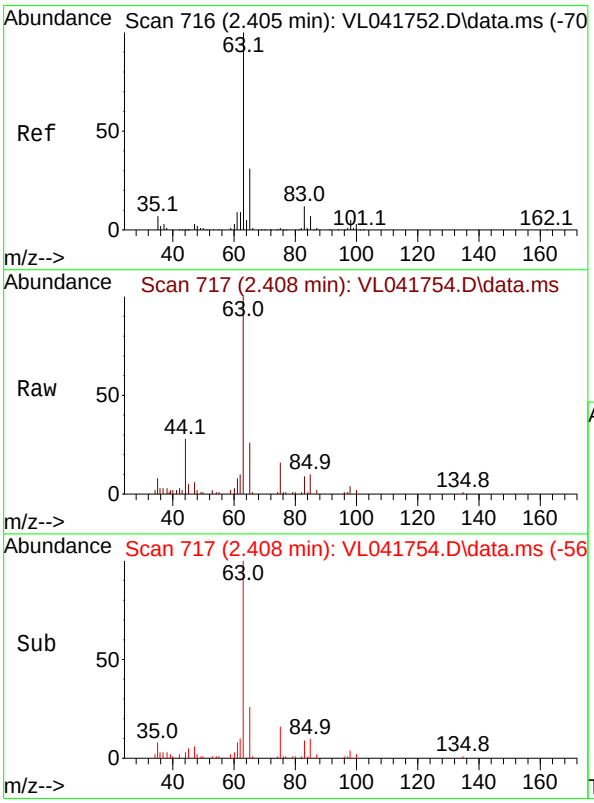

#24
1,1-Dichloroethane
Concen: 1.045 ppbv
RT: 2.408 min Scan# 717
Delta R.T. 0.003 min
Lab File: VL041754.D
Acq: 16 Dec 2024 14:34

Tgt Ion: 63 Resp: 9621

Ion	Ratio	Lower	Upper
63	100		
98	3.7	2.3	6.8
100	2.0	1.4	4.2

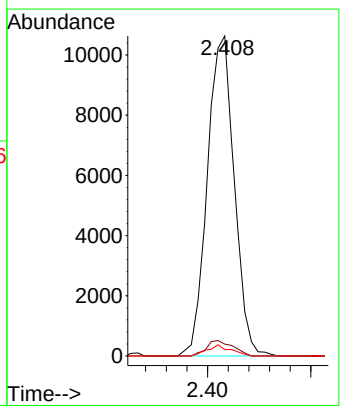

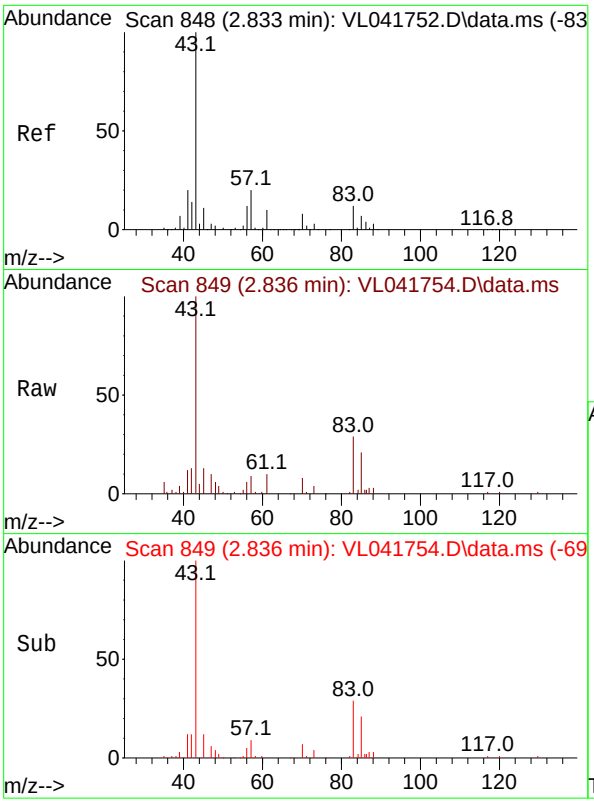

#25
Ethyl Acetate
Concen: 1.049 ppbv
RT: 2.836 min Scan# 8
Delta R.T. 0.003 min
Lab File: VL041754.D
Acq: 16 Dec 2024 14:34

Instrument :
MSVOA_L
ClientSampleId :
VSTDICC001

Tgt Ion: 43 Resp: 25141

Ion	Ratio	Lower	Upper
43	100		
45	10.7	8.1	12.1
61	9.3	7.0	10.6
70	8.0	6.5	9.7

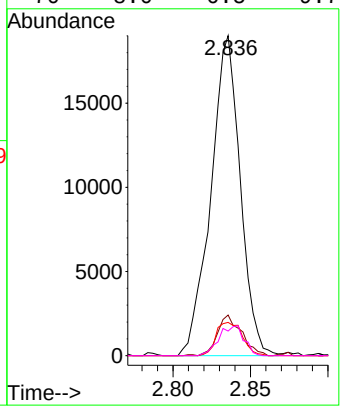

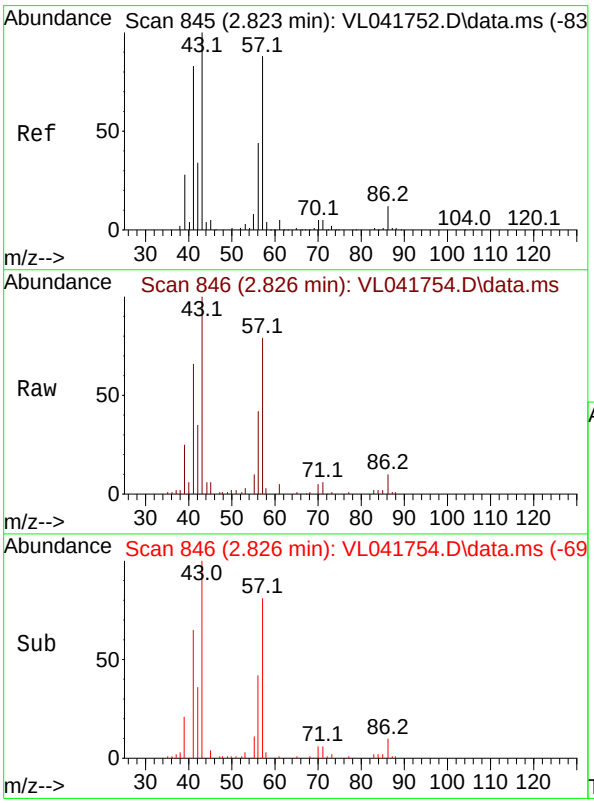

#26
Hexane
Concen: 1.021 ppbv
RT: 2.826 min Scan# 846
Delta R.T. 0.003 min
Lab File: VL041754.D
Acq: 16 Dec 2024 14:34

Tgt Ion: 57 Resp: 9250

Ion	Ratio	Lower	Upper
57	100		
41	105.9	79.6	119.4
43	274.5	211.0	316.6
56	60.0	42.6	63.8

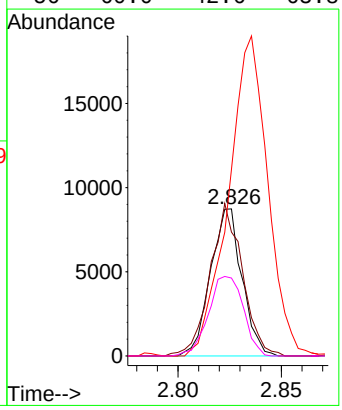

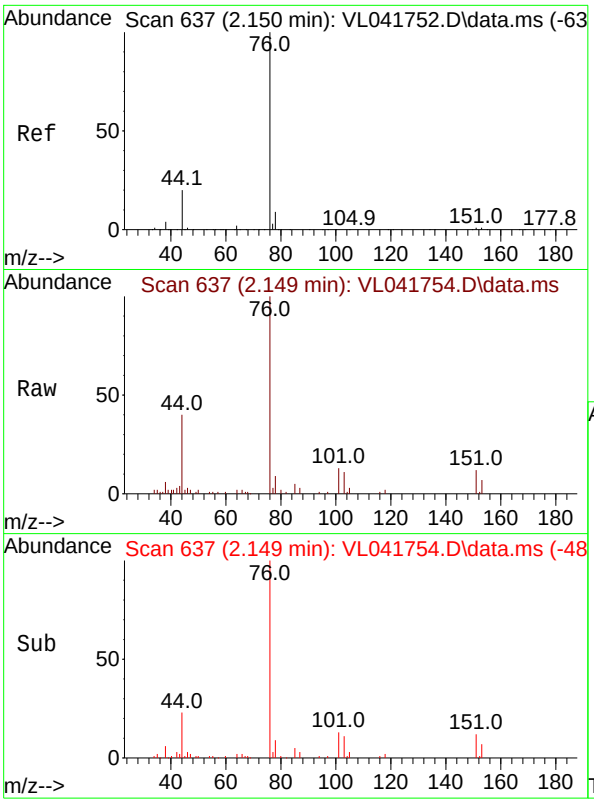

#27
Carbon Disulfide
Concen: 0.999 ppbv
RT: 2.149 min Scan# 6
Delta R.T. -0.000 min
Lab File: VL041754.D
Acq: 16 Dec 2024 14:34

Instrument :
MSVOA_L
ClientSampleId :
VSTDICC001

Tgt Ion: 76 Resp: 8152

Ion	Ratio	Lower	Upper
76	100		
44	79.9	17.6	26.4#
78	17.6	10.2	15.4#

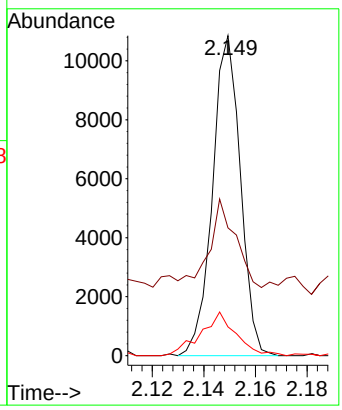

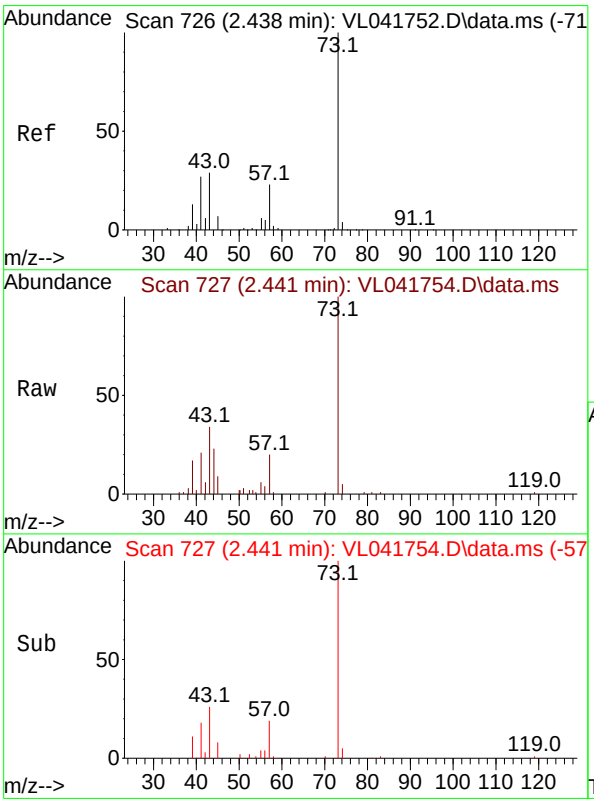

#28
Methyl tert-Butyl Ether
Concen: 1.162 ppbv
RT: 2.441 min Scan# 727
Delta R.T. 0.003 min
Lab File: VL041754.D
Acq: 16 Dec 2024 14:34

Tgt Ion: 73 Resp: 8539

Ion	Ratio	Lower	Upper
73	100		
57	24.7	17.6	26.4

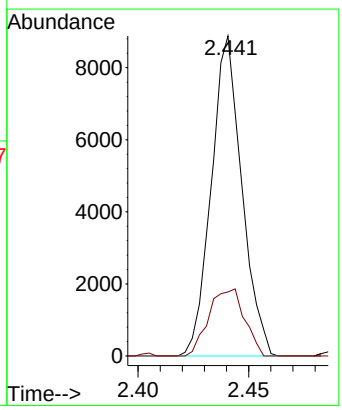

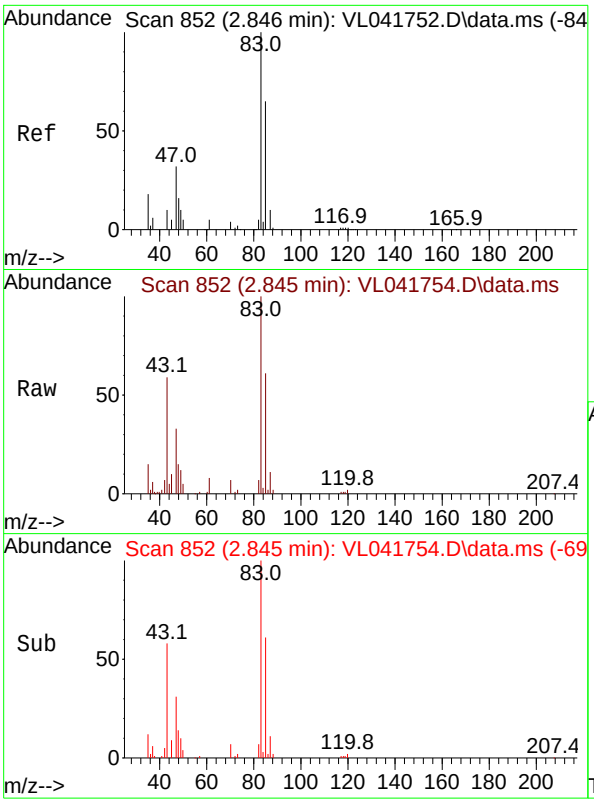

#29
Chloroform
Concen: 1.042 ppbv
RT: 2.845 min Scan# 8
Delta R.T. -0.000 min
Lab File: VL041754.D
Acq: 16 Dec 2024 14:34

Instrument :
MSVOA_L
ClientSampleId :
VSTDICC001

Tgt Ion: 83 Resp: 14384

Ion	Ratio	Lower	Upper
83	100		
85	61.3	51.8	77.6

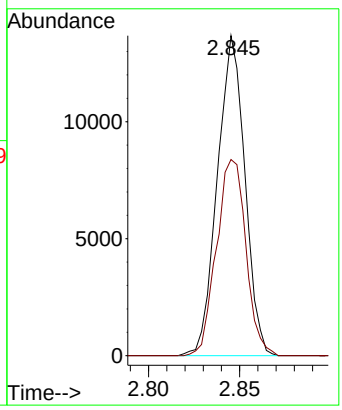

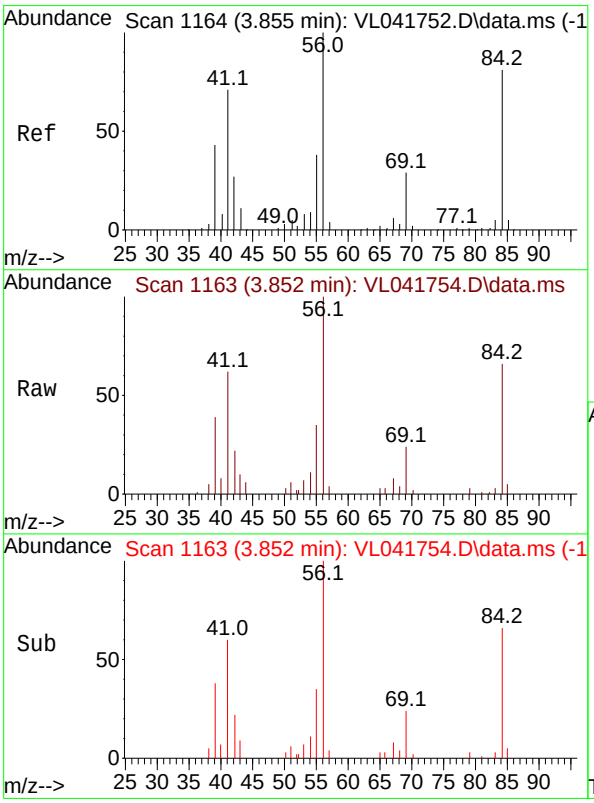

#30
Cyclohexane
Concen: 1.015 ppbv
RT: 3.852 min Scan# 1163
Delta R.T. -0.004 min
Lab File: VL041754.D
Acq: 16 Dec 2024 14:34

Tgt Ion: 84 Resp: 7824

Ion	Ratio	Lower	Upper
84	100		
56	134.4	102.3	153.5
41	99.6	74.0	111.0

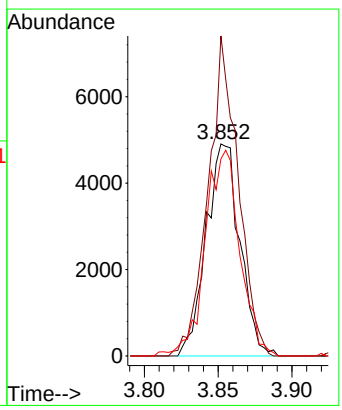

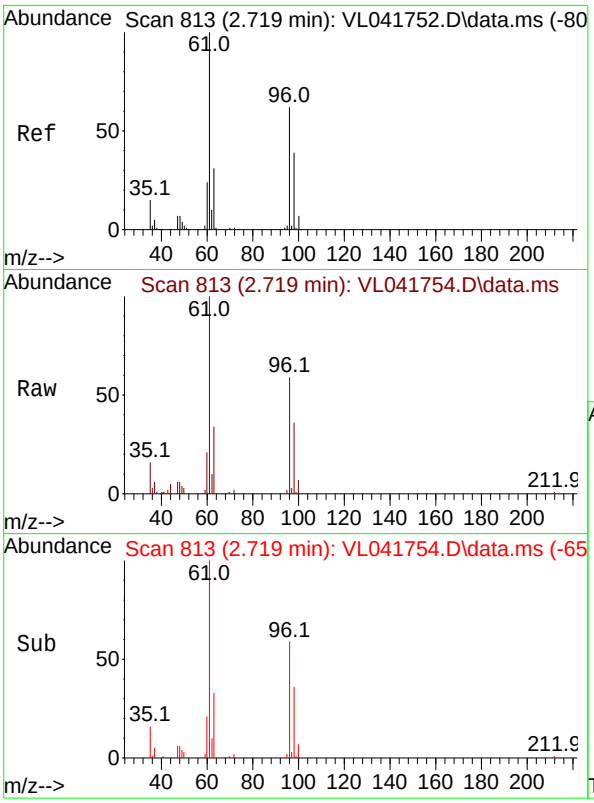

#31
cis-1,2-Dichloroethene
Concen: 1.070 ppbv
RT: 2.719 min Scan# 8
Delta R.T. -0.000 min
Lab File: VL041754.D
Acq: 16 Dec 2024 14:34

Instrument :
MSVOA_L
ClientSampleId :
VSTDICC001

Tgt Ion: 61 Resp: 10013

Ion	Ratio	Lower	Upper
61	100		
96	58.7	49.7	74.5
98	36.5	30.8	46.2

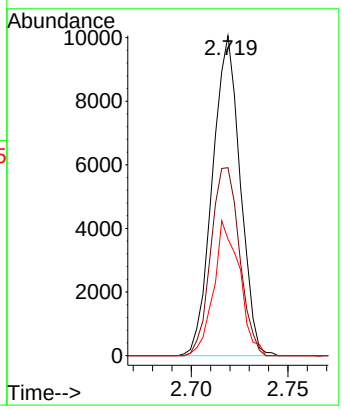

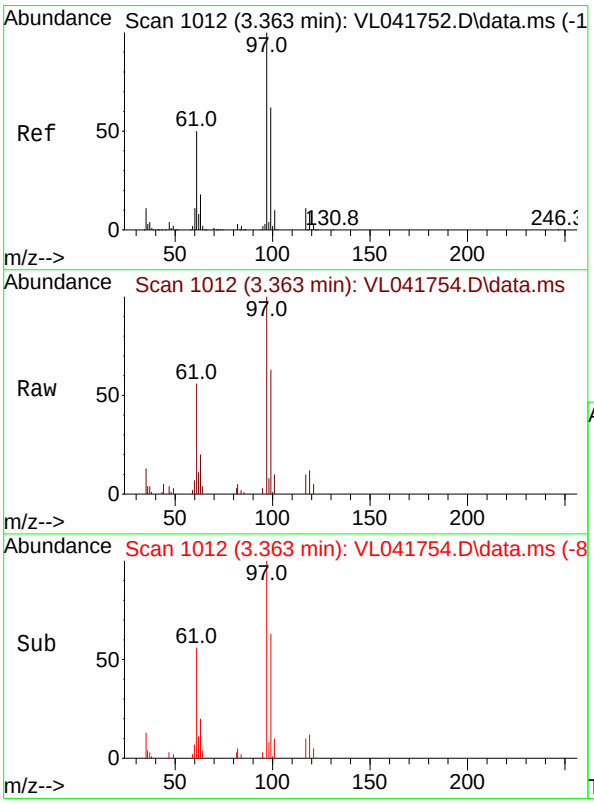

#32
1,1,1-Trichloroethane
Concen: 1.049 ppbv
RT: 3.363 min Scan# 1012
Delta R.T. -0.000 min
Lab File: VL041754.D
Acq: 16 Dec 2024 14:34

Tgt Ion: 97 Resp: 14415

Ion	Ratio	Lower	Upper
97	100		
99	61.7	51.0	76.4
61	52.0	42.2	63.2

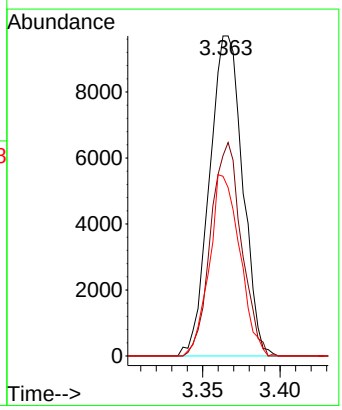

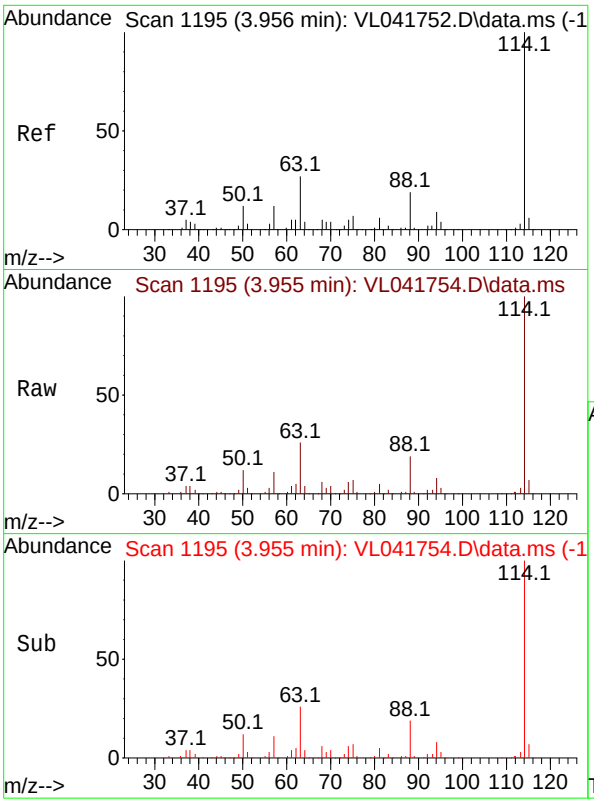

#33
1,4-Difluorobenzene
Concen: 10.000 ppbv
RT: 3.955 min Scan# 1
Delta R.T. -0.000 min
Lab File: VL041754.D
Acq: 16 Dec 2024 14:34

Instrument :
MSVOA_L
ClientSampleId :
VSTDICC001

Tgt Ion:114 Resp: 178926

Ion	Ratio	Lower	Upper
114	100		
63	26.7	21.8	32.8
88	18.6	14.8	22.2

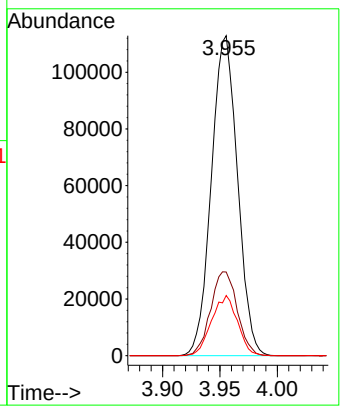

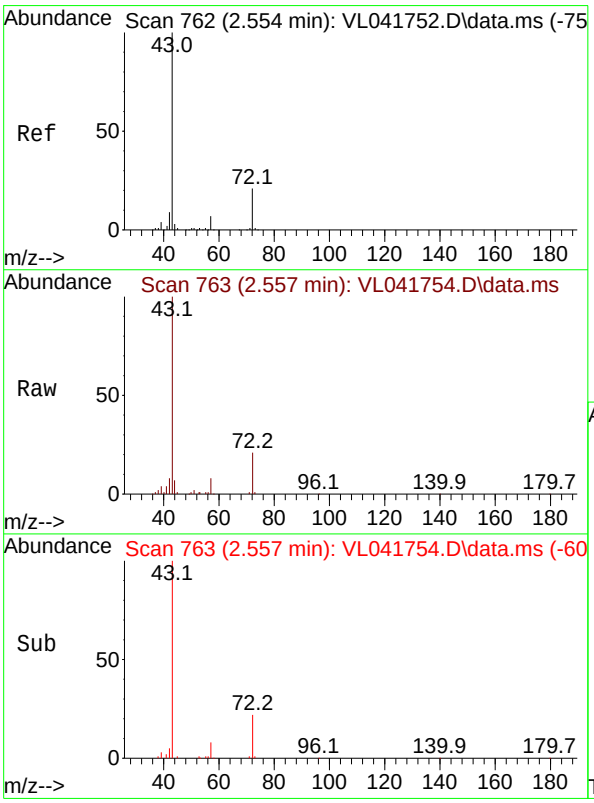

#34
2-Butanone
Concen: 1.019 ppbv
RT: 2.557 min Scan# 763
Delta R.T. 0.003 min
Lab File: VL041754.D
Acq: 16 Dec 2024 14:34

Tgt Ion: 43 Resp: 14673

Ion	Ratio	Lower	Upper
43	100		
72	21.7	16.8	25.2

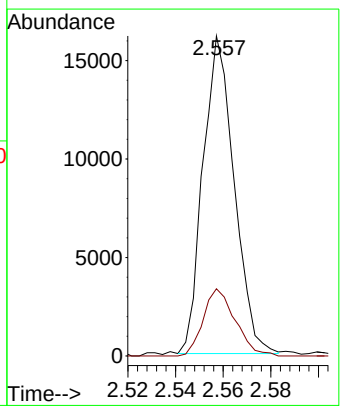

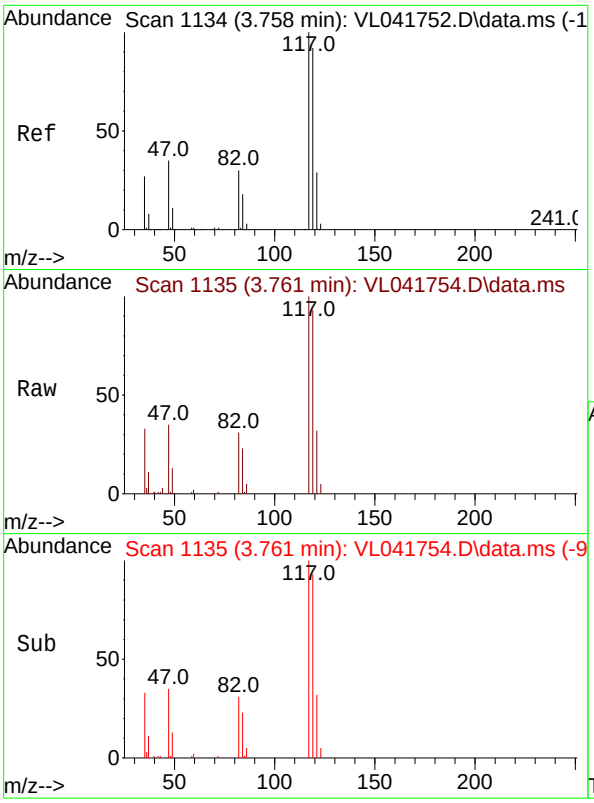

#35
Carbon Tetrachloride
Concen: 0.513 ppbv
RT: 3.761 min Scan# 1
Delta R.T. 0.003 min
Lab File: VL041754.D
Acq: 16 Dec 2024 14:34

Instrument :
MSVOA_L
ClientSampleId :
VSTDICC001

Tgt Ion:117 Resp: 6520

Ion	Ratio	Lower	Upper
117	100		
119	92.9	73.7	110.5
121	31.8	23.0	34.4

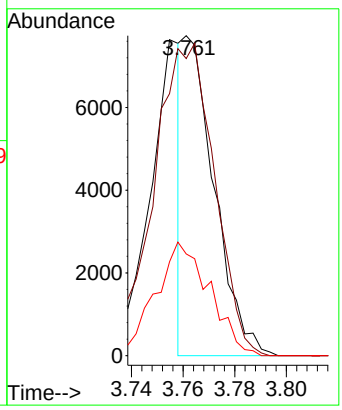

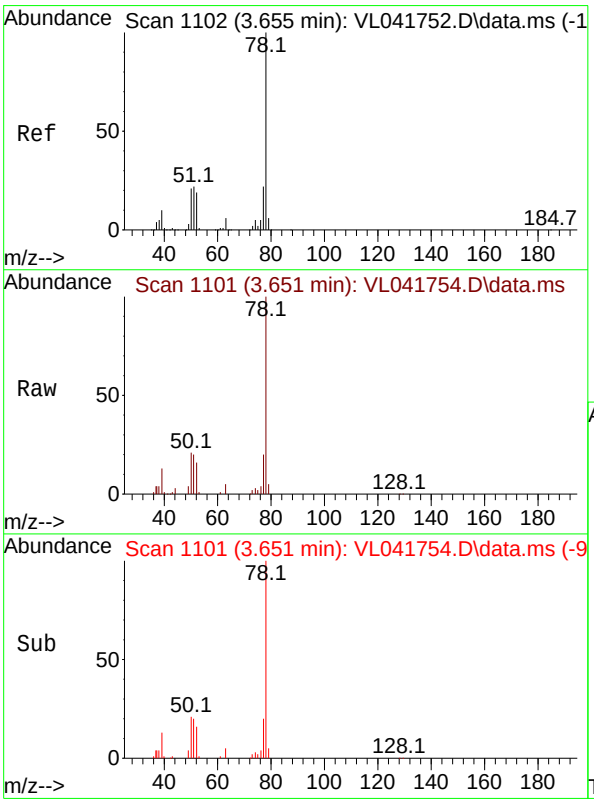

#36
Benzene
Concen: 1.044 ppbv
RT: 3.651 min Scan# 1101
Delta R.T. -0.004 min
Lab File: VL041754.D
Acq: 16 Dec 2024 14:34

Tgt Ion: 78 Resp: 19331

Ion	Ratio	Lower	Upper
78	100		
77	19.9	17.8	26.6
50	20.8	17.2	25.8

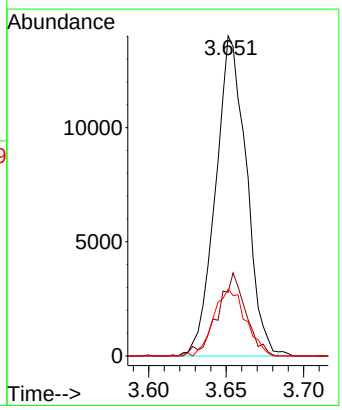

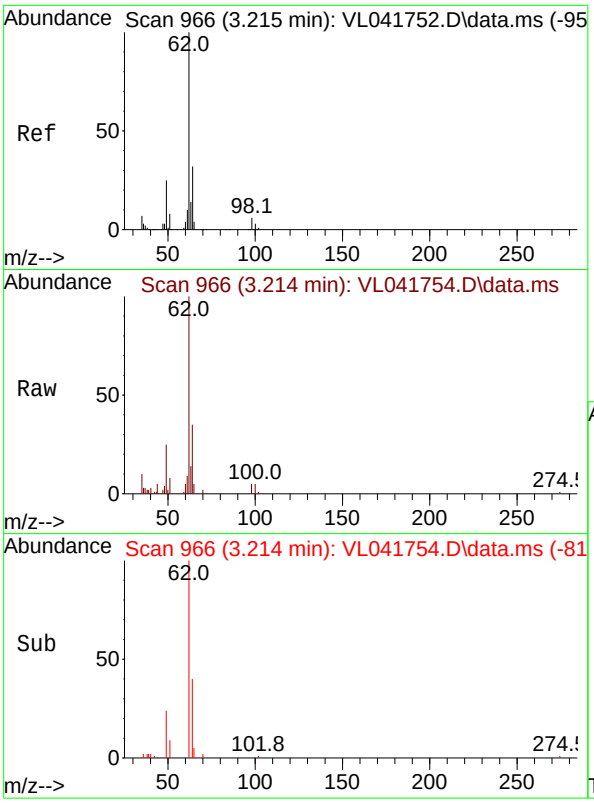

#37
1,2-Dichloroethane
Concen: 0.998 ppbv
RT: 3.214 min Scan# 9
Delta R.T. -0.000 min
Lab File: VL041754.D
Acq: 16 Dec 2024 14:34

Instrument :
MSVOA_L
ClientSampleId :
VSTDICC001

Tgt Ion: 62 Resp: 11490

Ion	Ratio	Lower	Upper
62	100		
98	7.8	4.7	7.1#

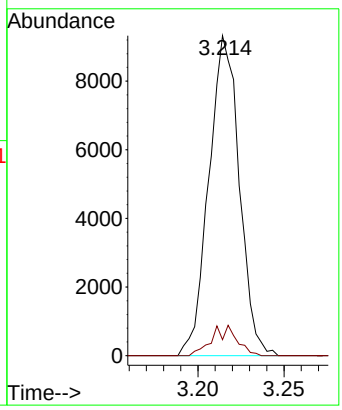

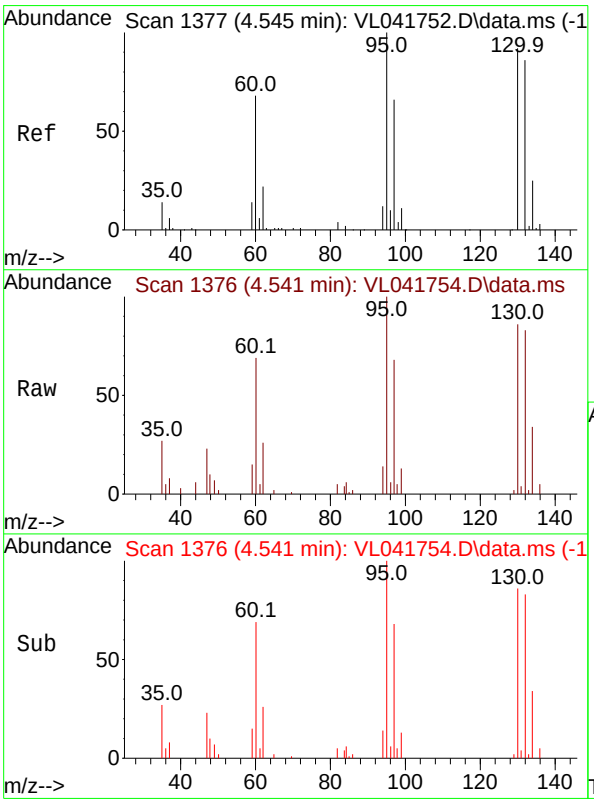

#38
Trichloroethene
Concen: 0.552 ppbv
RT: 4.541 min Scan# 1376
Delta R.T. -0.004 min
Lab File: VL041754.D
Acq: 16 Dec 2024 14:34

Tgt Ion:130 Resp: 4300

Ion	Ratio	Lower	Upper
130	100		
95	116.3	87.0	130.6
132	96.6	75.0	112.6
97	79.5	57.2	85.8

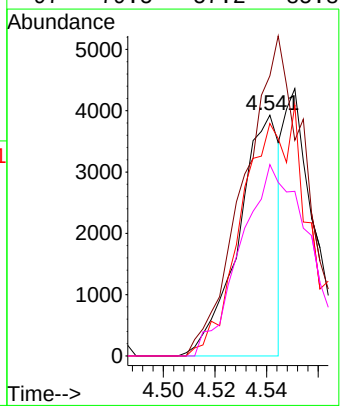

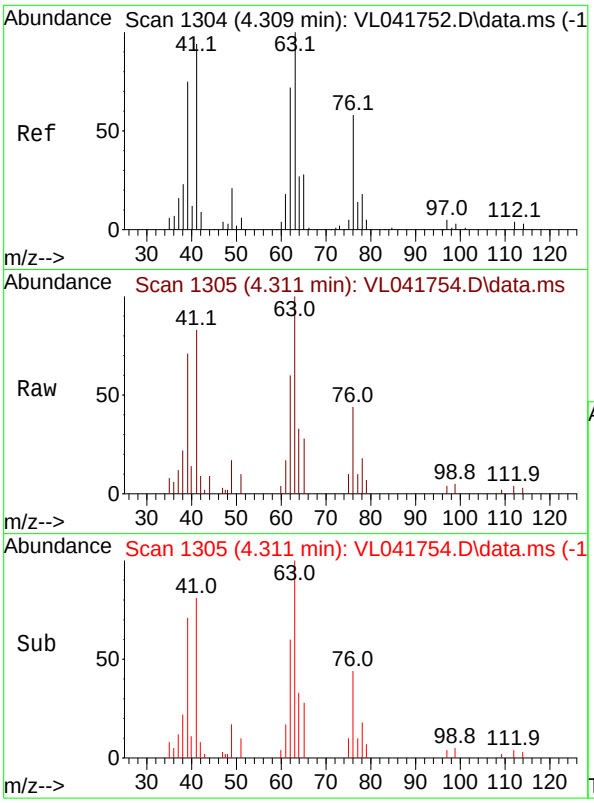

#39
1,2-Dichloropropane
Concen: 1.056 ppbv
RT: 4.311 min Scan# 1
Delta R.T. 0.003 min
Lab File: VL041754.D
Acq: 16 Dec 2024 14:34

Instrument :
MSVOA_L
ClientSampleId :
VSTDICC001

Tgt Ion: 63 Resp: 7068

Ion	Ratio	Lower	Upper
63	100		
41	80.8	75.3	112.9
62	59.8	57.3	85.9

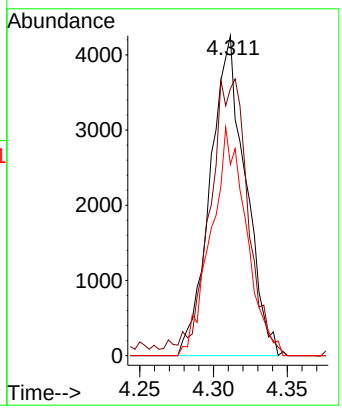

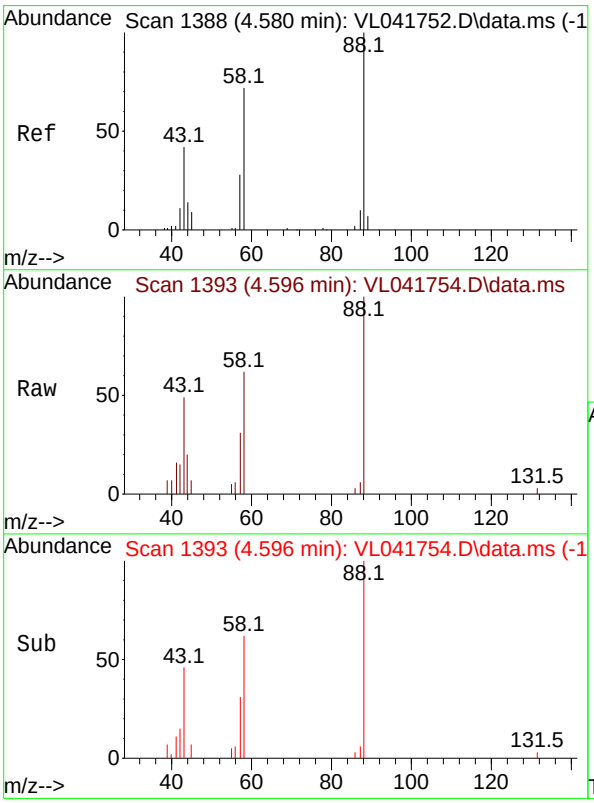

#40
1,4-Dioxane
Concen: 0.991 ppbv
RT: 4.596 min Scan# 1393
Delta R.T. 0.016 min
Lab File: VL041754.D
Acq: 16 Dec 2024 14:34

Tgt Ion: 88 Resp: 3241

Ion	Ratio	Lower	Upper
88	100		
58	127.2	61.0	91.6#
43	0.0	29.4	44.0#
57	0.0	0.0	0.0

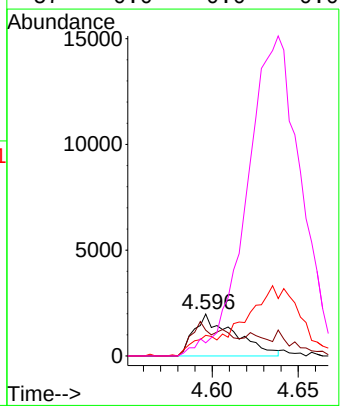

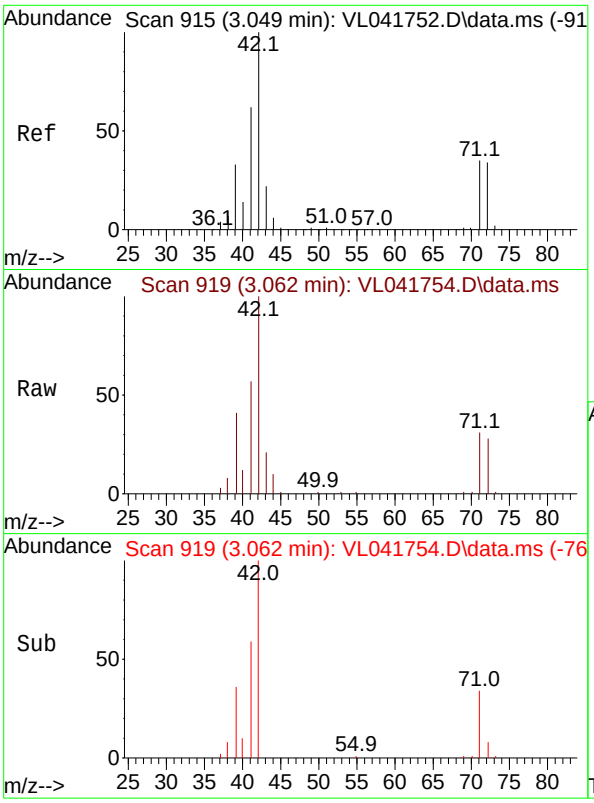

#41
Tetrahydrofuran
Concen: 1.082 ppbv
RT: 3.062 min Scan# 91
Delta R.T. 0.013 min
Lab File: VL041754.D
Acq: 16 Dec 2024 14:34

Instrument :
MSVOA_L
ClientSampleId :
VSTDICC001

Tgt Ion: 42 Resp: 8727

Ion	Ratio	Lower	Upper
42	100		
72	34.4	29.1	43.7
71	34.0	28.4	42.6

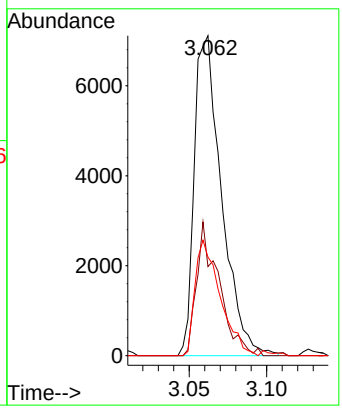

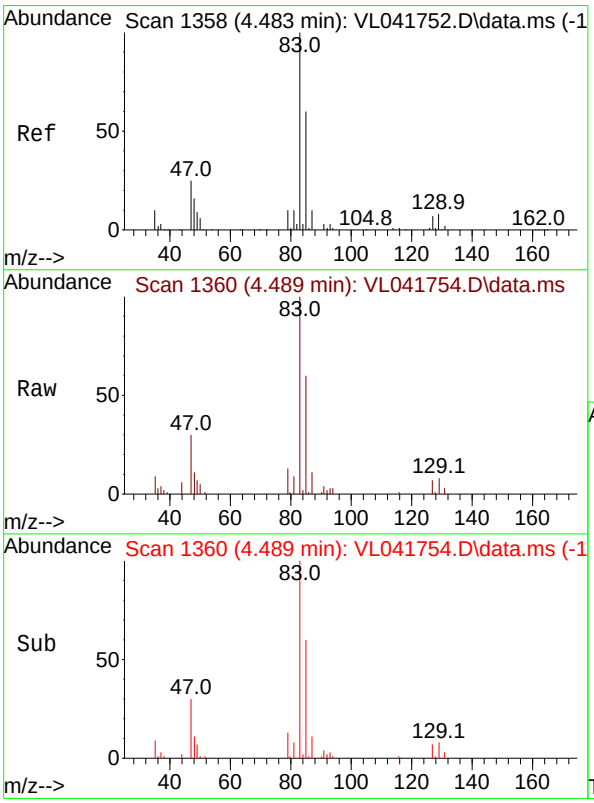

#42
Bromodichloromethane
Concen: 0.993 ppbv
RT: 4.489 min Scan# 1360
Delta R.T. 0.006 min
Lab File: VL041754.D
Acq: 16 Dec 2024 14:34

Tgt Ion: 83 Resp: 13154

Ion	Ratio	Lower	Upper
83	100		
85	60.4	48.0	72.0
127	7.2	5.8	8.8

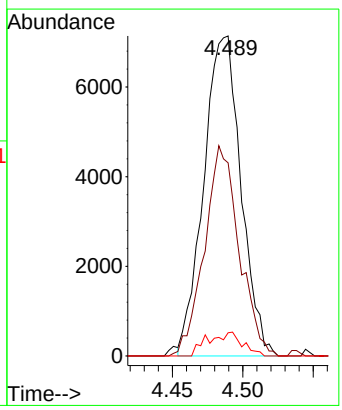

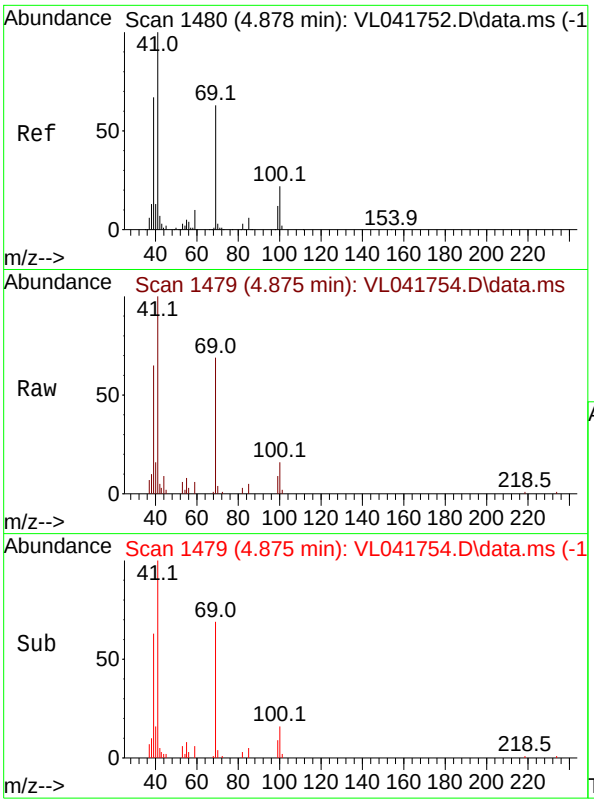

#43
Methyl Methacrylate
Concen: 0.670 ppbv
RT: 4.875 min Scan# 1
Delta R.T. -0.004 min
Lab File: VL041754.D
Acq: 16 Dec 2024 14:34

Instrument :
MSVOA_L
ClientSampleId :
VSTDICC001

Tgt Ion: 69 Resp: 4727

Ion	Ratio	Lower	Upper
69	100		
41	252.5	130.3	195.5#
100	0.0	28.3	42.5#

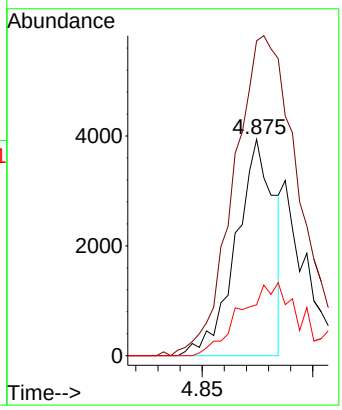

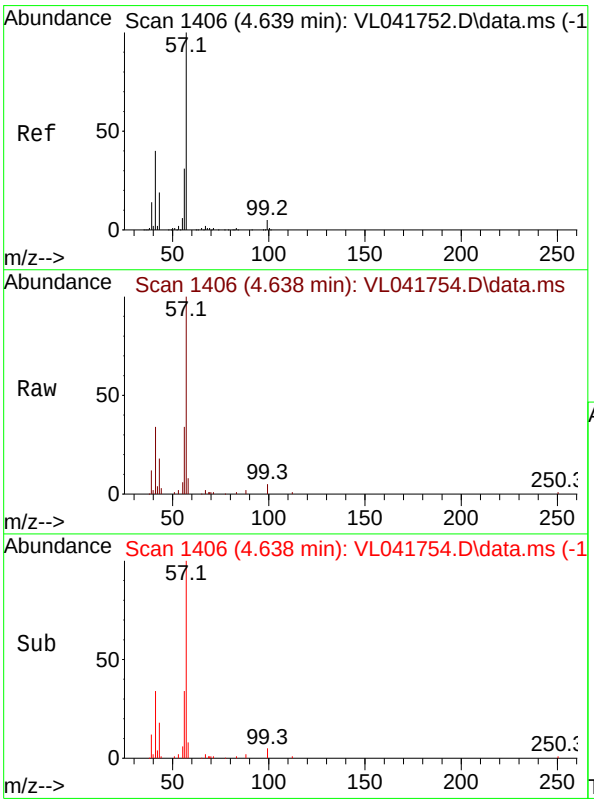

#44
2,2,4-Trimethylpentane
Concen: 1.024 ppbv
RT: 4.638 min Scan# 1406
Delta R.T. -0.000 min
Lab File: VL041754.D
Acq: 16 Dec 2024 14:34

Tgt Ion: 57 Resp: 32361

Ion	Ratio	Lower	Upper
57	100		
41	38.9	30.7	46.1
56	34.5	25.4	38.0

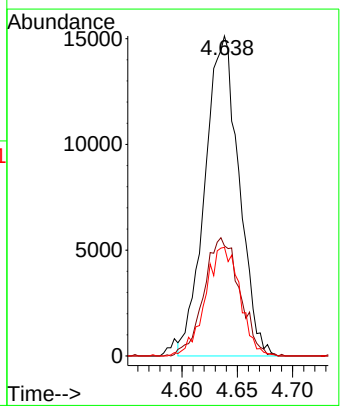

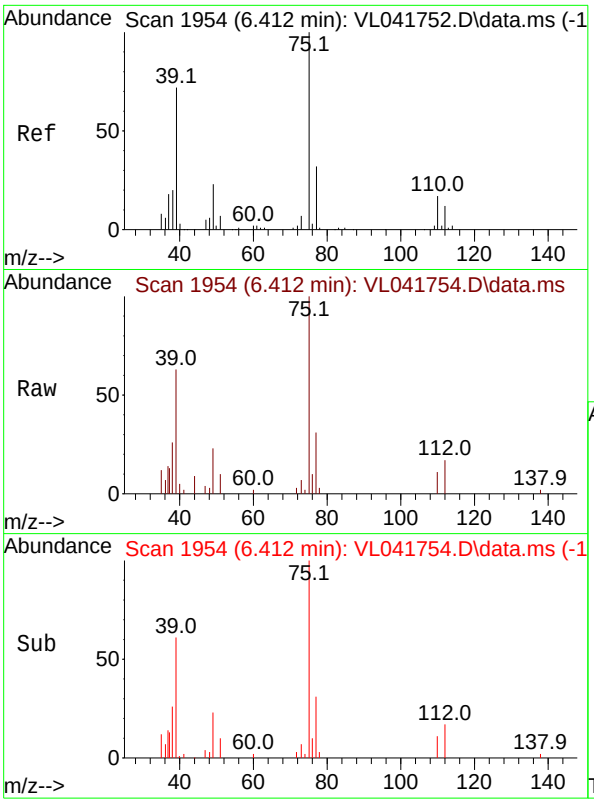

#45
t-1,3-Dichloropropene
Concen: 0.963 ppbv
RT: 6.412 min Scan# 1
Delta R.T. -0.000 min
Lab File: VL041754.D
Acq: 16 Dec 2024 14:34

Instrument :
MSVOA_L
ClientSampleId :
VSTDICC001

Tgt Ion: 75 Resp: 7027

Ion	Ratio	Lower	Upper
75	100		
77	31.1	25.9	38.9

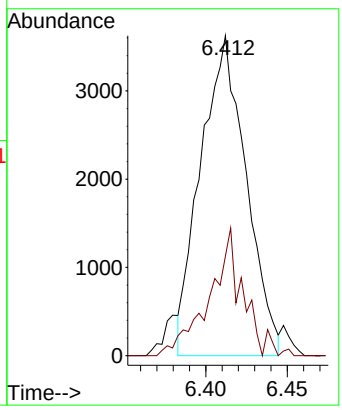

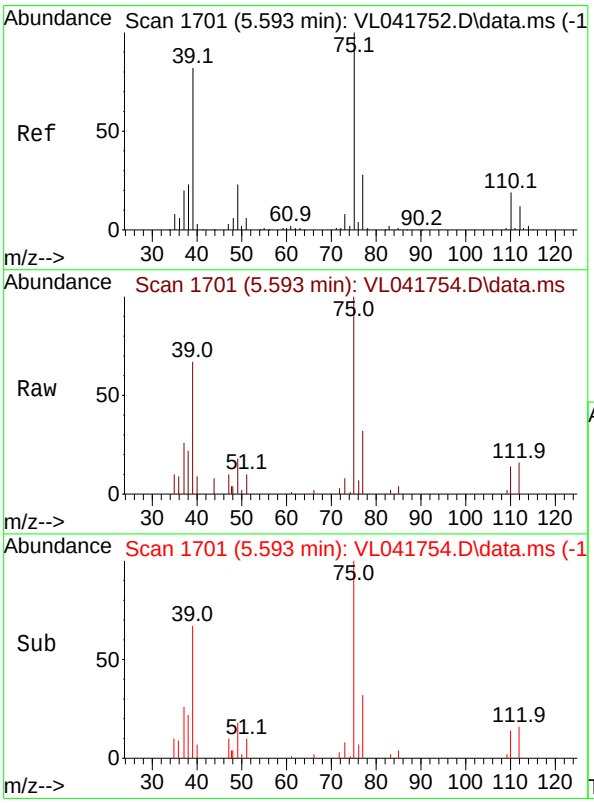

#46
cis-1,3-Dichloropropene
Concen: 0.583 ppbv
RT: 5.593 min Scan# 1701
Delta R.T. -0.000 min
Lab File: VL041754.D
Acq: 16 Dec 2024 14:34

Tgt Ion: 75 Resp: 5402

Ion	Ratio	Lower	Upper
75	100		
39	67.4	65.2	97.8
77	32.5	22.0	33.0

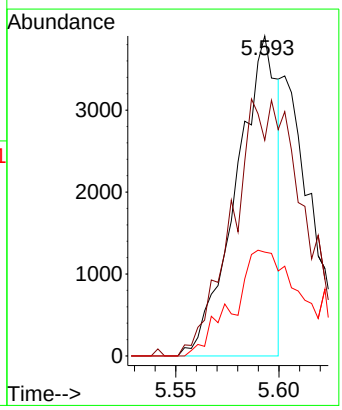

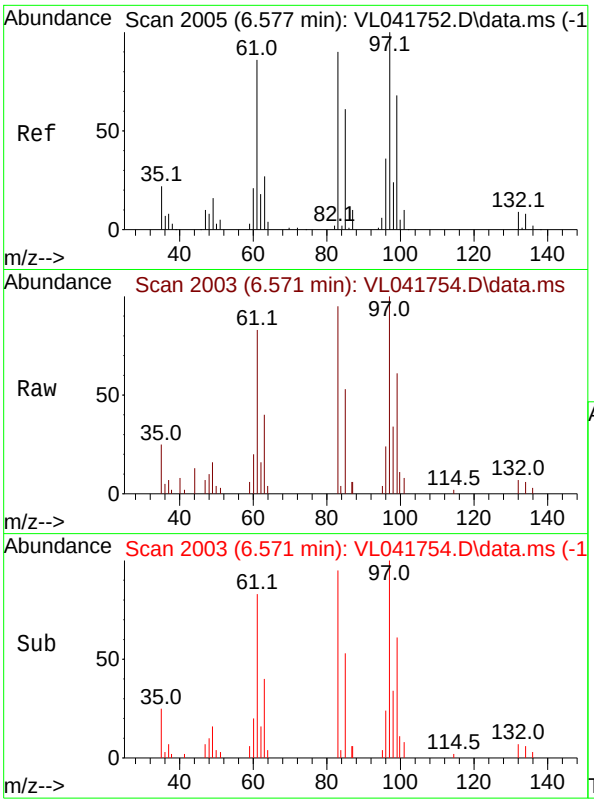

#47
1,1,2-Trichloroethane
Concen: 0.385 ppbv
RT: 6.571 min Scan# 2
Delta R.T. -0.007 min
Lab File: VL041754.D
Acq: 16 Dec 2024 14:34

Instrument :
MSVOA_L
ClientSampleId :
VSTDICC001

Tgt Ion: 97 Resp: 2694

Ion	Ratio	Lower	Upper
97	100		
83	93.0	72.3	108.5
85	53.0	48.5	72.7
99	60.5	54.0	81.0

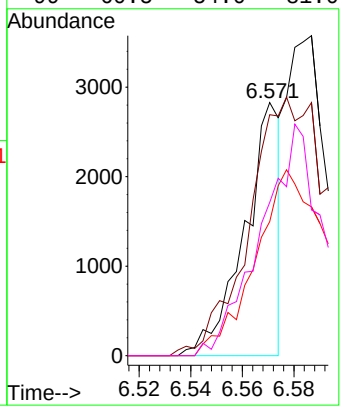

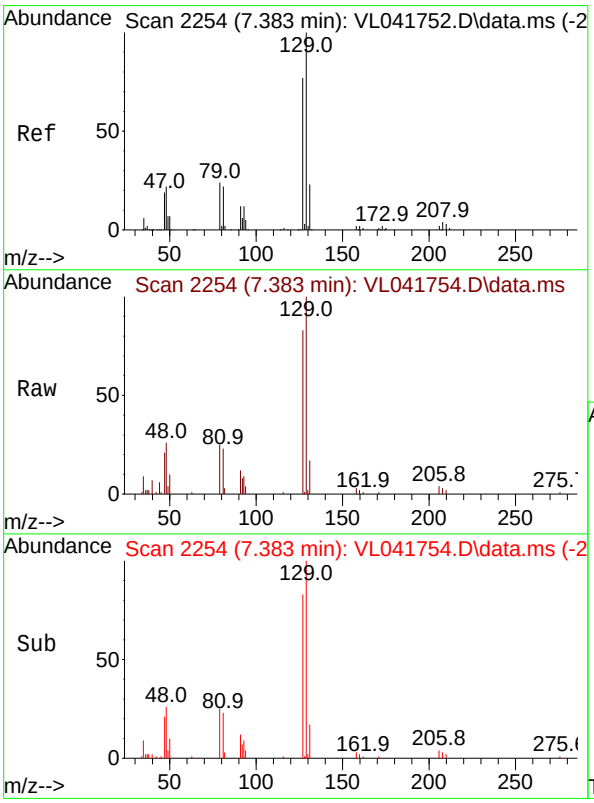

#48
Dibromochloromethane
Concen: 0.924 ppbv
RT: 7.383 min Scan# 2254
Delta R.T. -0.000 min
Lab File: VL041754.D
Acq: 16 Dec 2024 14:34

Tgt Ion:129 Resp: 8817

Ion	Ratio	Lower	Upper
129	100		
127	80.2	38.8	116.3

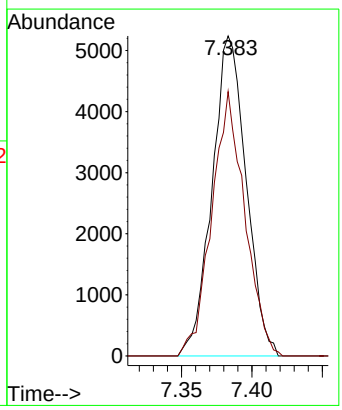

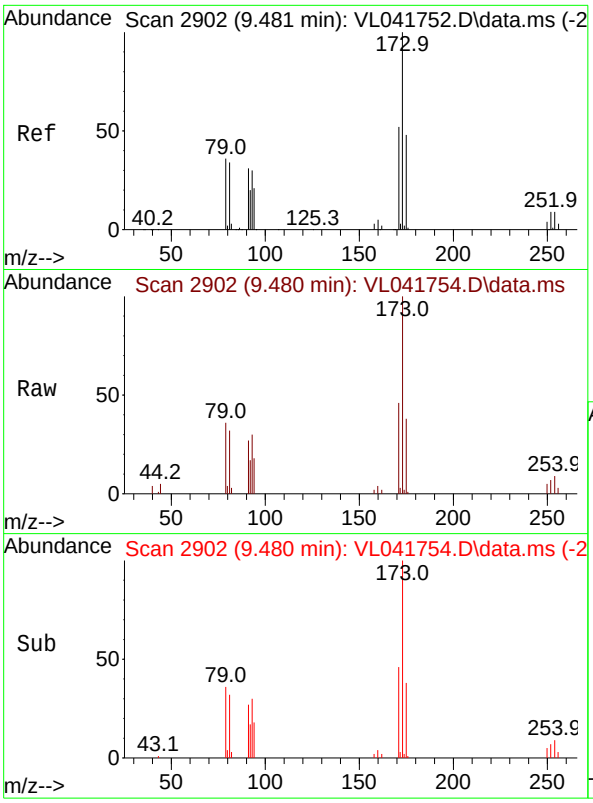

#49
Bromoform
Concen: 0.905 ppbv
RT: 9.480 min Scan# 2
Delta R.T. -0.000 min
Lab File: VL041754.D
Acq: 16 Dec 2024 14:34

Instrument :
MSVOA_L
ClientSampleId :
VSTDICC001

Tgt Ion:173 Resp: 7073

Ion	Ratio	Lower	Upper
173	100		
175	44.7	38.2	57.2
171	53.3	41.1	61.7

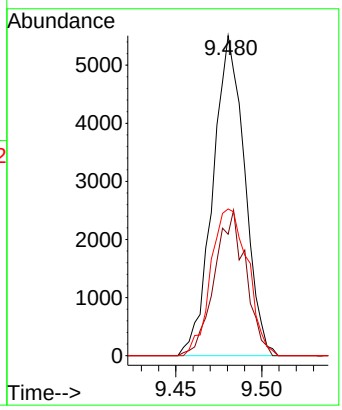

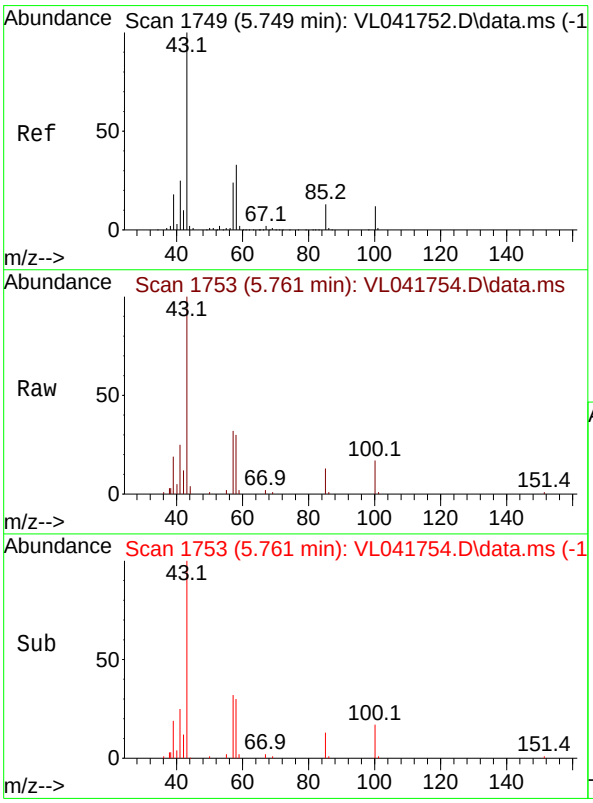

#50
4-Methyl-2-Pentanone
Concen: 1.031 ppbv
RT: 5.761 min Scan# 1753
Delta R.T. 0.013 min
Lab File: VL041754.D
Acq: 16 Dec 2024 14:34

Tgt Ion: 43 Resp: 20212

Ion	Ratio	Lower	Upper
43	100		
58	33.7	26.8	40.2

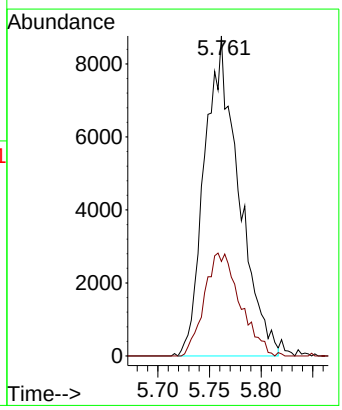

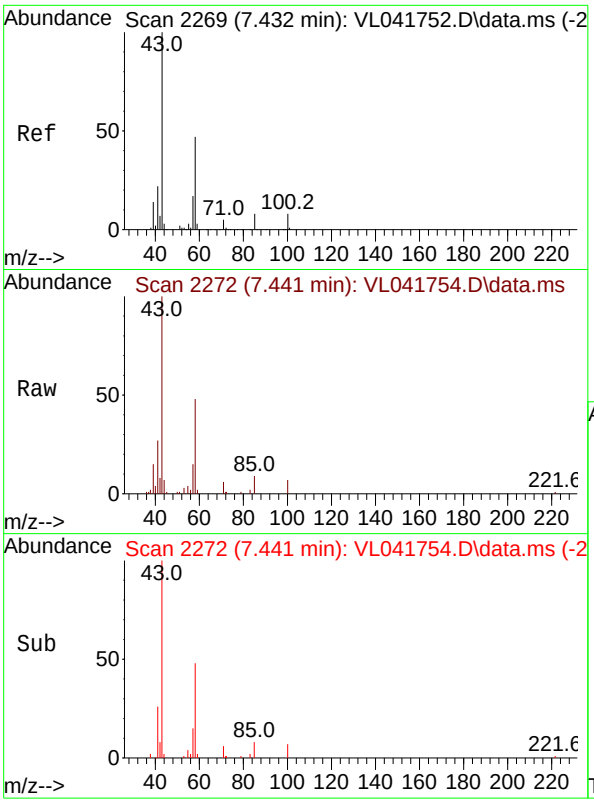

#51
2-Hexanone
Concen: 1.040 ppbv
RT: 7.441 min Scan# 2
Delta R.T. 0.009 min
Lab File: VL041754.D
Acq: 16 Dec 2024 14:34

Instrument :
MSVOA_L
ClientSampleId :
VSTDICC001

Tgt Ion: 43 Resp: 16514

Ion	Ratio	Lower	Upper
43	100		
58	46.5	36.6	55.0
98	0.2	0.1	0.1#

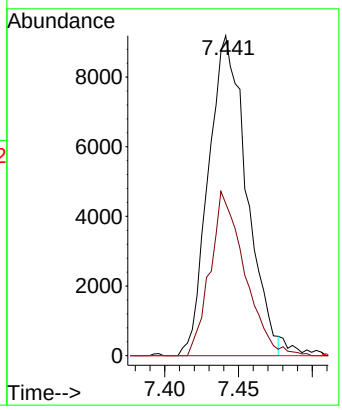

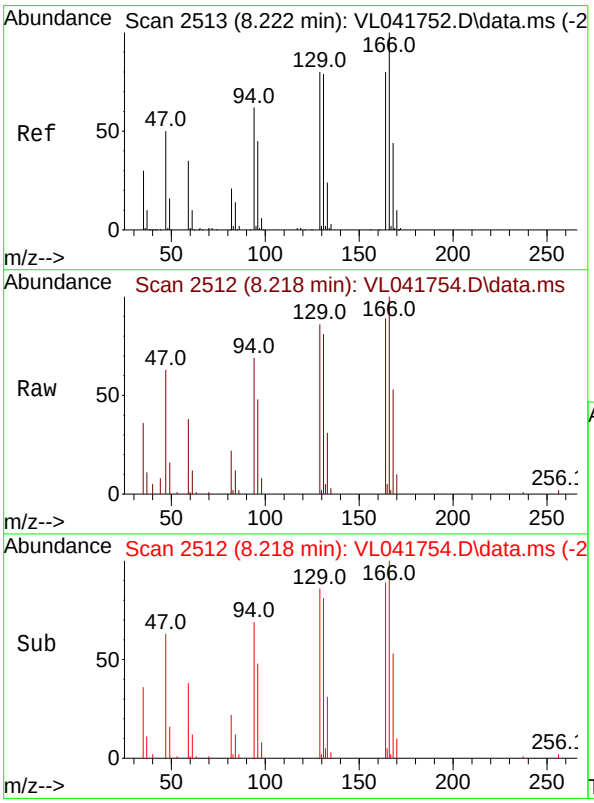

#52
Tetrachloroethene
Concen: 0.547 ppbv
RT: 8.218 min Scan# 2512
Delta R.T. -0.004 min
Lab File: VL041754.D
Acq: 16 Dec 2024 14:34

Tgt Ion:164 Resp: 3765

Ion	Ratio	Lower	Upper
164	100		
166	112.6	99.8	149.6
129	95.3	79.6	119.4
131	90.7	78.6	117.8

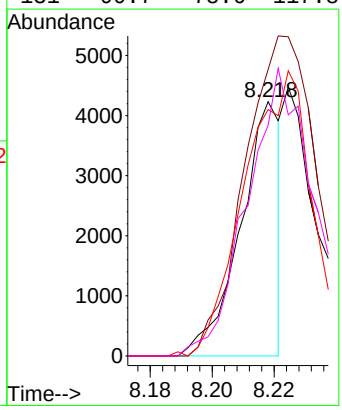

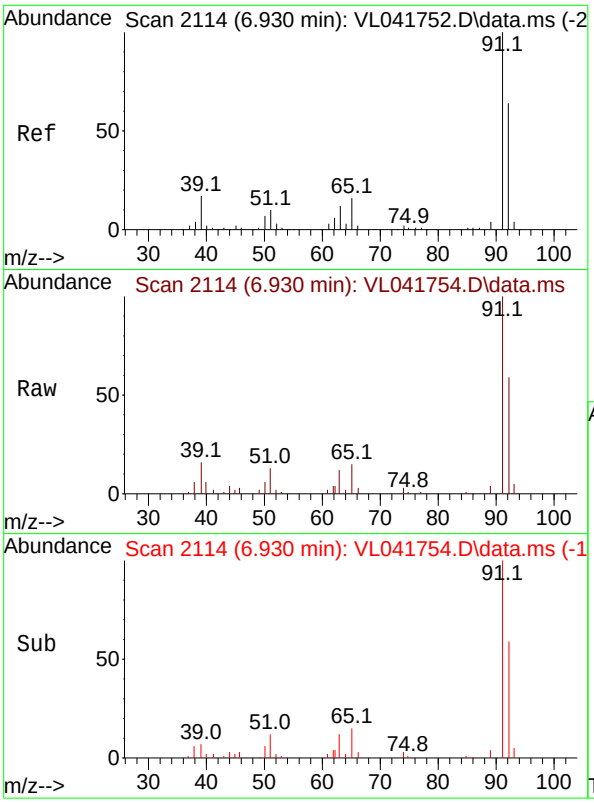

#53
Toluene
Concen: 1.029 ppbv
RT: 6.930 min Scan# 2
Delta R.T. -0.000 min
Lab File: VL041754.D
Acq: 16 Dec 2024 14:34

Instrument :
MSVOA_L
ClientSampleId :
VSTDICC001

Tgt Ion: 91 Resp: 21594

Ion	Ratio	Lower	Upper
91	100		
92	60.0	47.9	71.9

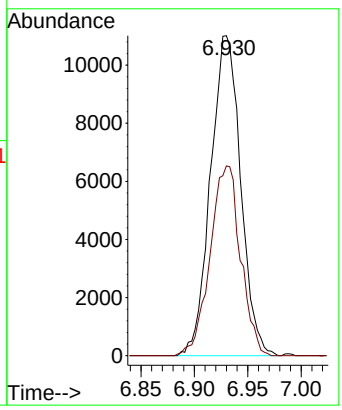

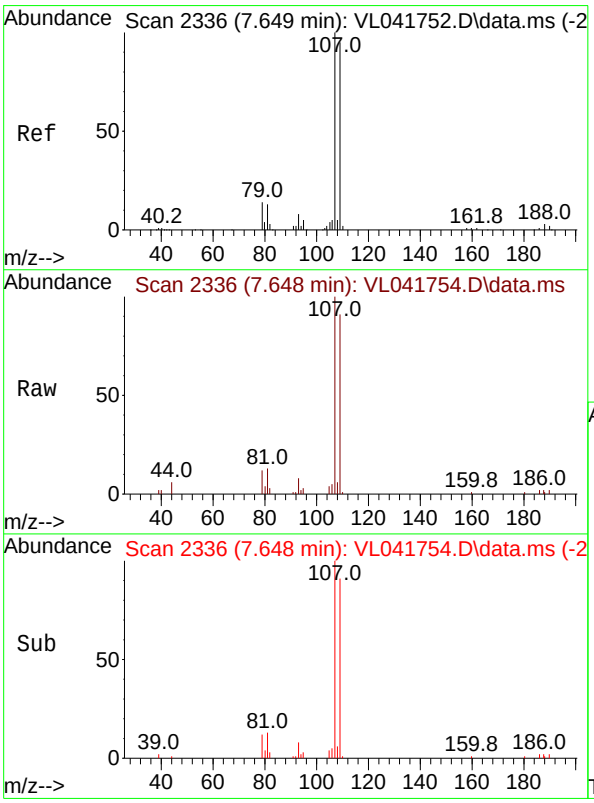

#54
1,2-Dibromoethane
Concen: 1.013 ppbv
RT: 7.648 min Scan# 2336
Delta R.T. -0.000 min
Lab File: VL041754.D
Acq: 16 Dec 2024 14:34

Tgt Ion:107 Resp: 9758

Ion	Ratio	Lower	Upper
107	100		
109	90.8	75.9	113.9

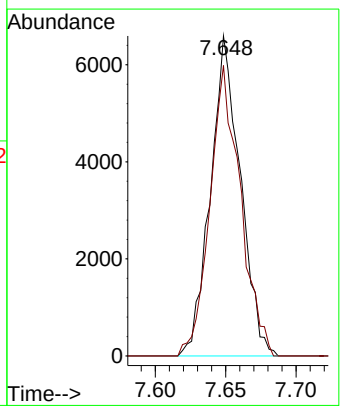

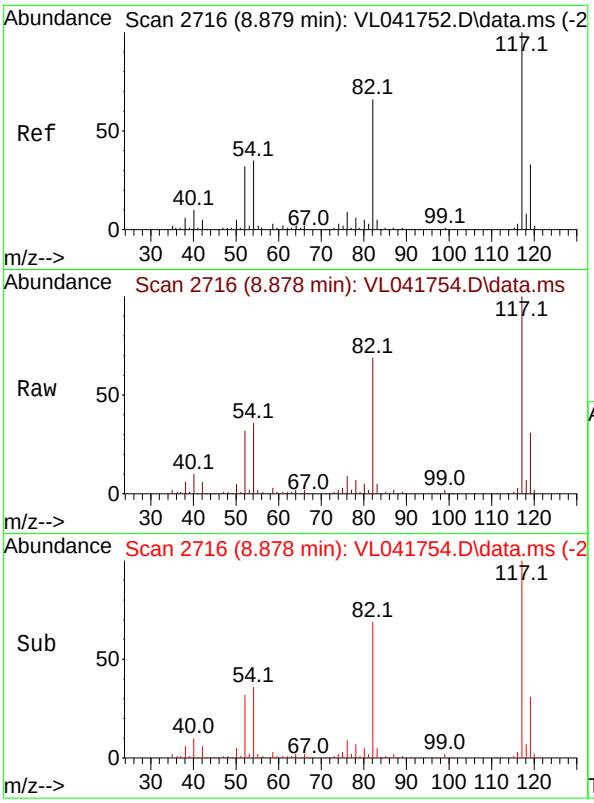

#55
Chlorobenzene-d5
Concen: 10.000 ppbv
RT: 8.878 min Scan# 2
Delta R.T. -0.000 min
Lab File: VL041754.D
Acq: 16 Dec 2024 14:34

Instrument :
MSVOA_L
ClientSampleId :
VSTDICC001

Tgt Ion:117 Resp: 162267

Ion	Ratio	Lower	Upper
117	100		
82	66.9	53.8	80.8
119	32.5	26.7	40.1

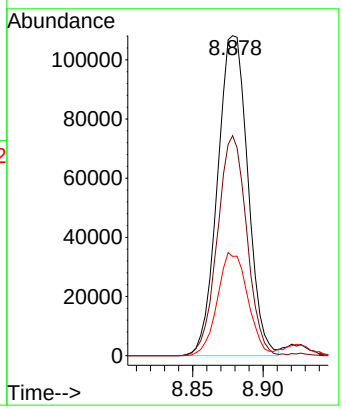

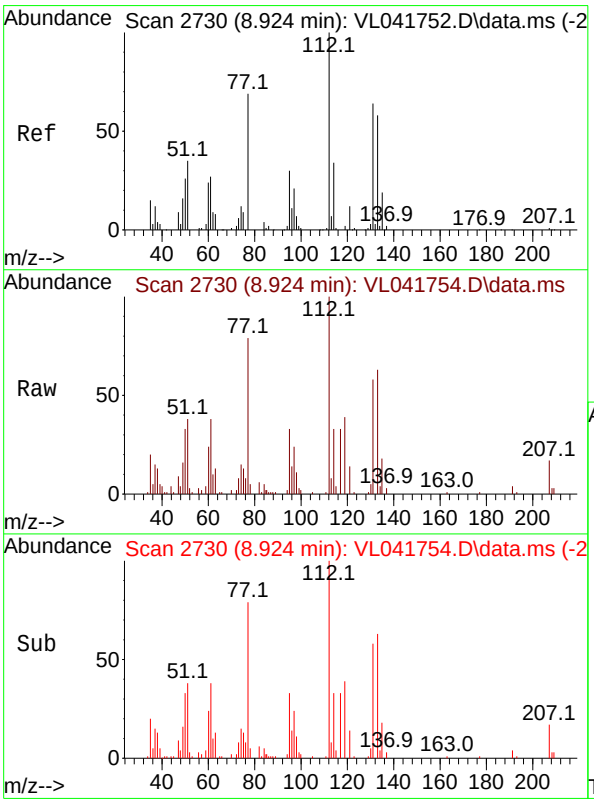

#56
1,1,1,2-Tetrachloroethane
Concen: 1.005 ppbv
RT: 8.924 min Scan# 2730
Delta R.T. -0.000 min
Lab File: VL041754.D
Acq: 16 Dec 2024 14:34

Tgt Ion:131 Resp: 8643

Ion	Ratio	Lower	Upper
131	100		
133	103.1	76.8	115.2
119	55.4	49.0	73.6

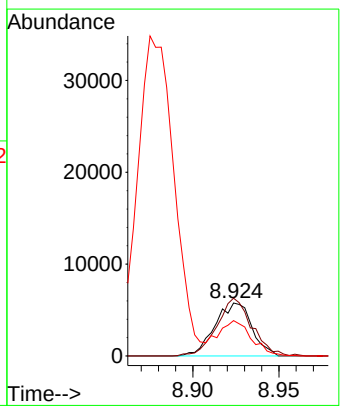

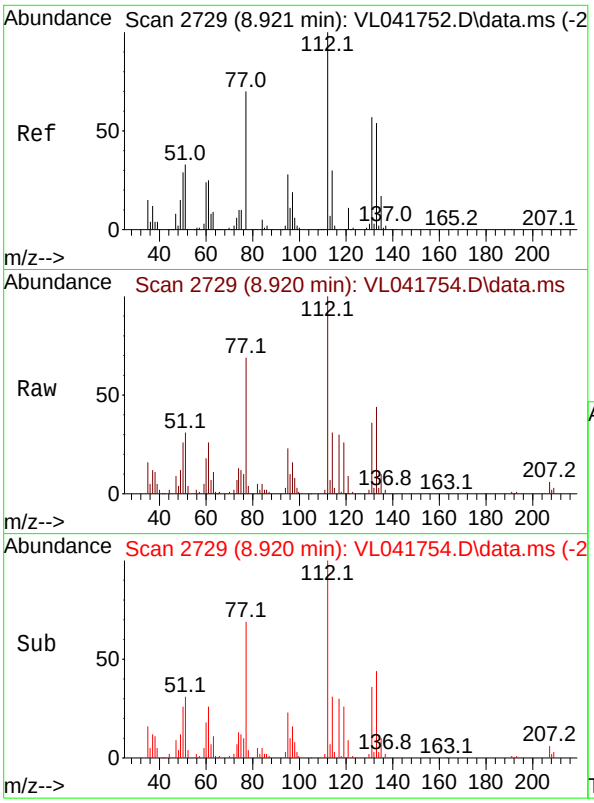

#57
Chlorobenzene
Concen: 1.054 ppbv
RT: 8.920 min Scan# 2
Delta R.T. -0.000 min
Lab File: VL041754.D
Acq: 16 Dec 2024 14:34

Instrument :
MSVOA_L
ClientSampleId :
VSTDICC001

Tgt Ion:112 Resp: 17500

Ion	Ratio	Lower	Upper
112	100		
77	68.6	57.4	86.0
114	30.7	27.4	33.4

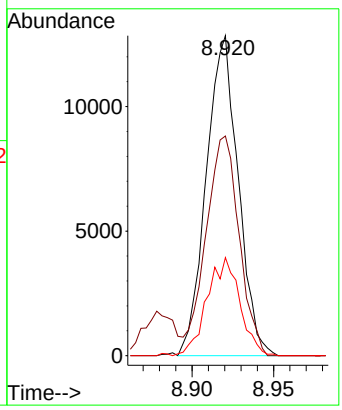

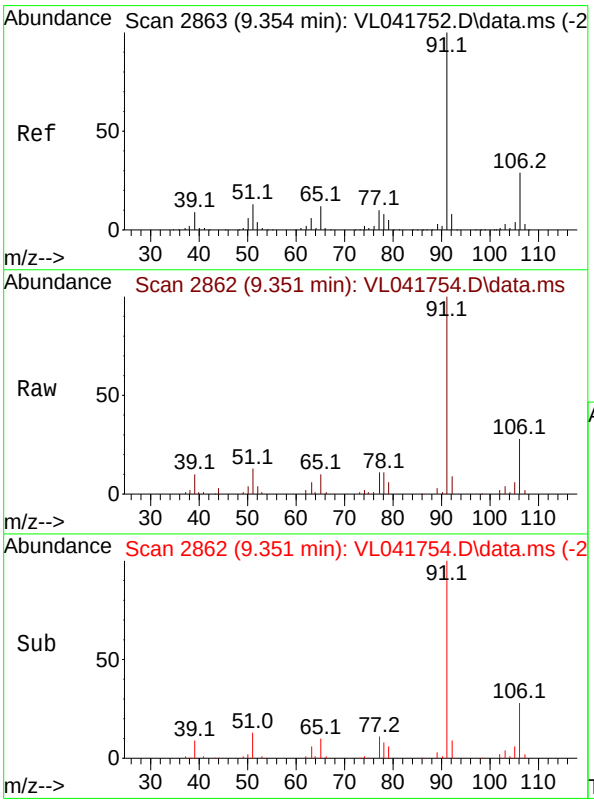

#58
Ethyl Benzene
Concen: 1.019 ppbv
RT: 9.351 min Scan# 2862
Delta R.T. -0.004 min
Lab File: VL041754.D
Acq: 16 Dec 2024 14:34

Tgt Ion: 91 Resp: 29762

Ion	Ratio	Lower	Upper
91	100		
106	28.1	23.5	35.3

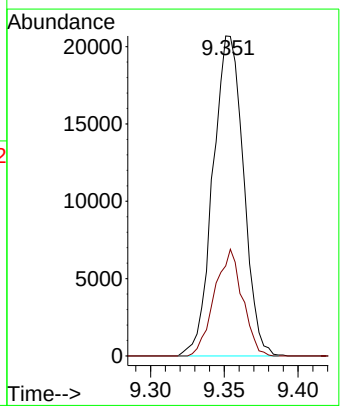

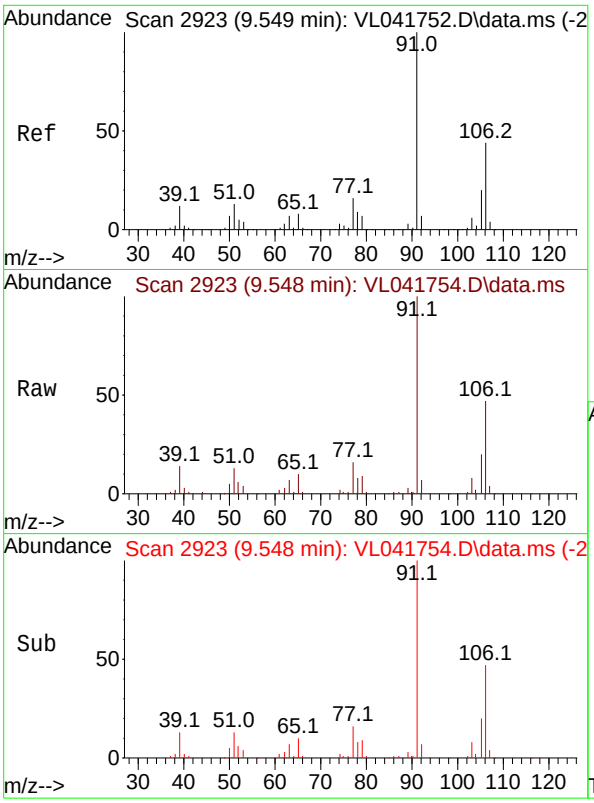

#59
m/p-Xylene
Concen: 0.692 ppbv
RT: 9.548 min Scan# 2
Delta R.T. -0.000 min
Lab File: VL041754.D
Acq: 16 Dec 2024 14:34

Instrument :
MSVOA_L
ClientSampleId :
VSTDICC001

Tgt Ion: 91 Resp: 16252

Ion	Ratio	Lower	Upper
91	100		
106	133.5	0.0	0.0#

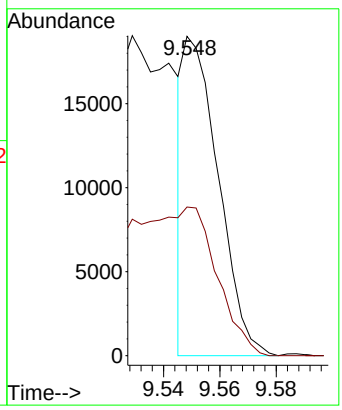

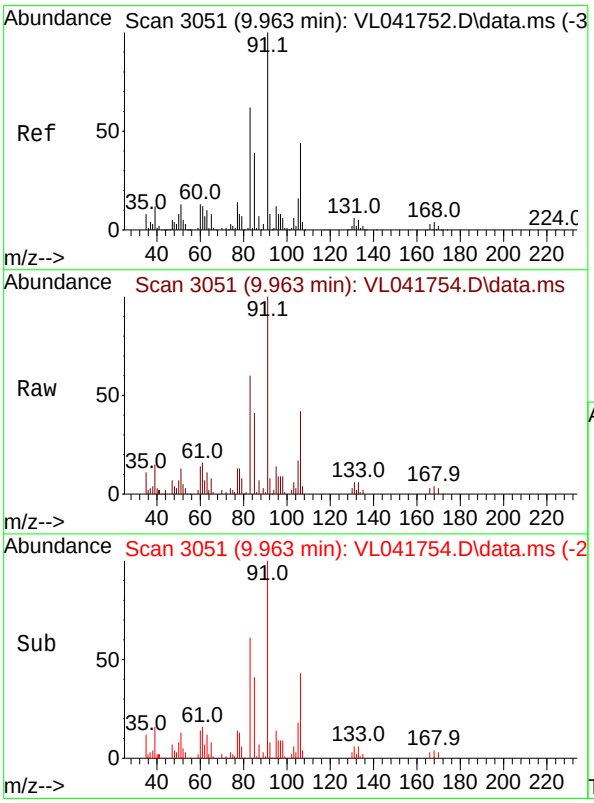

#60
o-Xylene
Concen: 1.028 ppbv
RT: 9.963 min Scan# 3051
Delta R.T. -0.000 min
Lab File: VL041754.D
Acq: 16 Dec 2024 14:34

Tgt Ion: 91 Resp: 24210

Ion	Ratio	Lower	Upper
91	100		
106	43.6	21.1	63.4

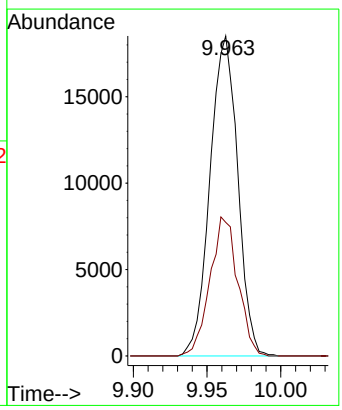

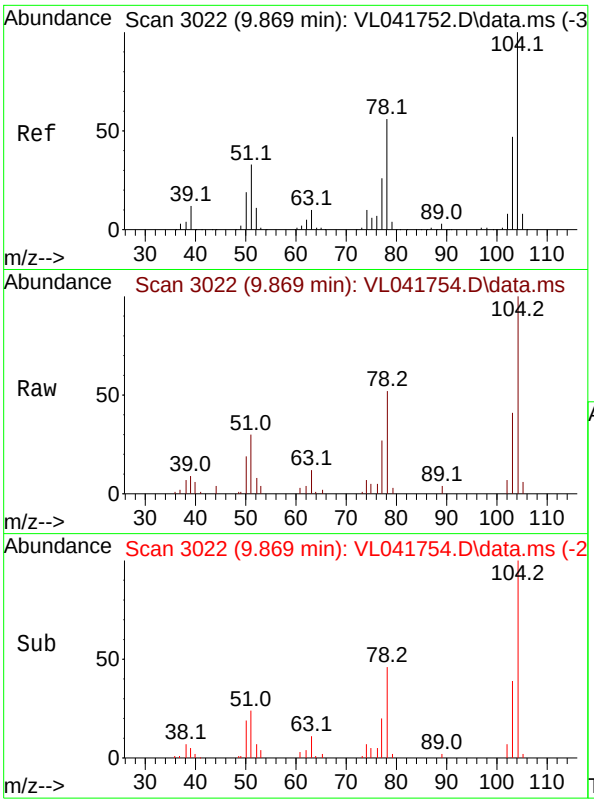

#61
Styrene
Concen: 0.953 ppbv
RT: 9.869 min Scan# 3
Delta R.T. -0.000 min
Lab File: VL041754.D
Acq: 16 Dec 2024 14:34

Instrument :
MSVOA_L
ClientSampleId :
VSTDICC001

Tgt Ion:104 Resp: 9707

Ion	Ratio	Lower	Upper
104	100		
78	54.3	43.8	65.6
103	47.2	37.8	56.6

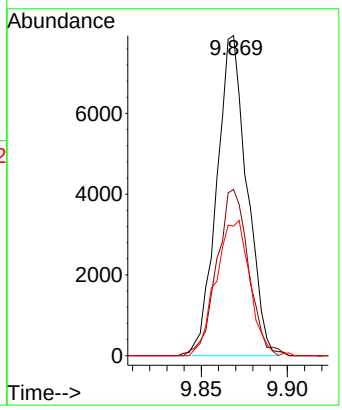

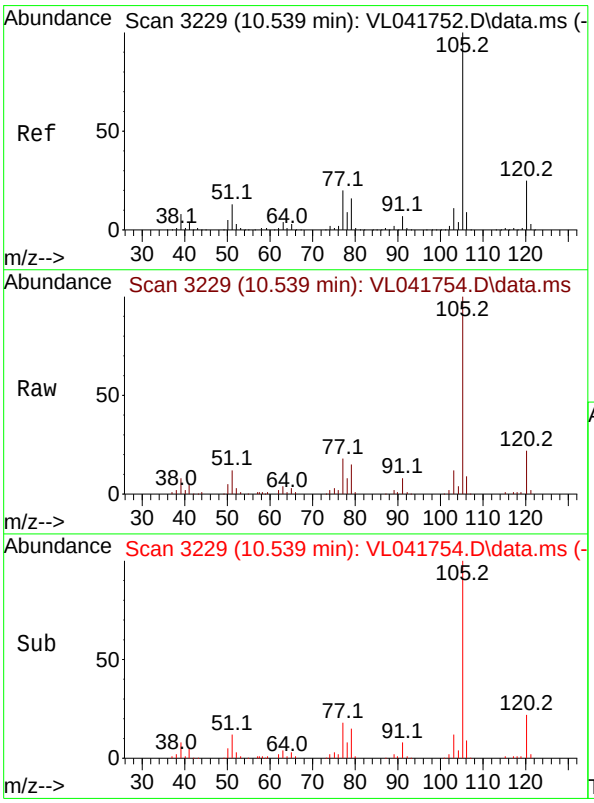

#62
Isopropylbenzene
Concen: 1.024 ppbv
RT: 10.539 min Scan# 3229
Delta R.T. -0.000 min
Lab File: VL041754.D
Acq: 16 Dec 2024 14:34

Tgt Ion:105 Resp: 36251

Ion	Ratio	Lower	Upper
105	100		
120	24.9	19.8	29.8

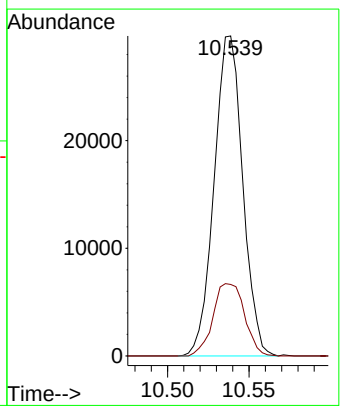

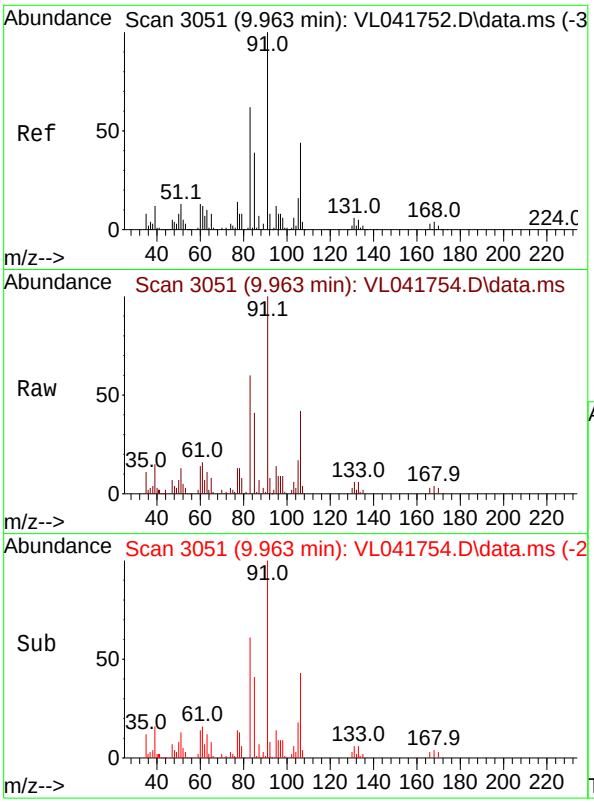

#63
1,1,2,2-Tetrachloroethane
Concen: 1.001 ppbv
RT: 9.963 min Scan# 3
Delta R.T. -0.000 min
Lab File: VL041754.D
Acq: 16 Dec 2024 14:34

Instrument :
MSVOA_L
ClientSampleId :
VSTDICC001

Tgt Ion: 83 Resp: 14752

Ion	Ratio	Lower	Upper
83	100		
131	9.8	4.9	14.7
85	66.2	32.0	96.2

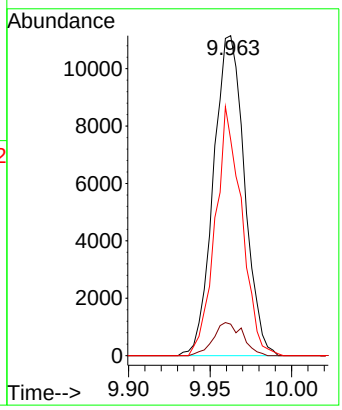

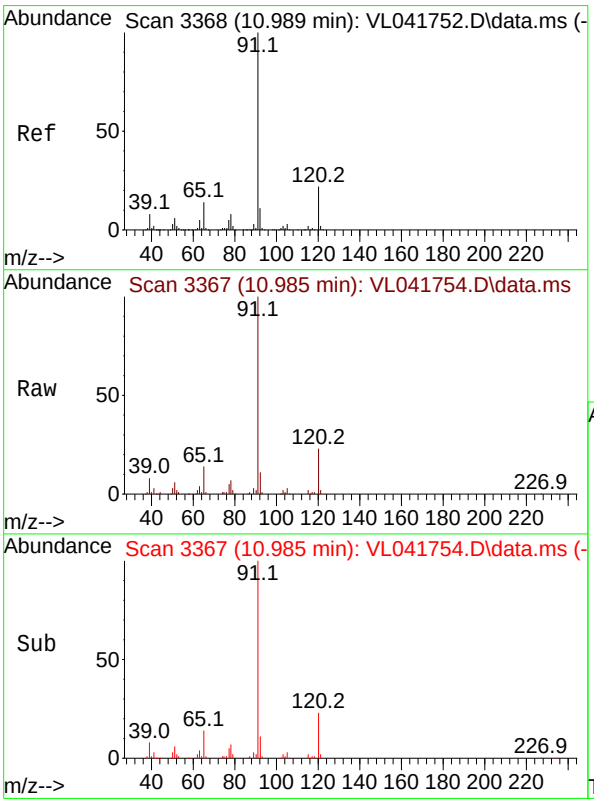

#64
n-propylbenzene
Concen: 1.054 ppbv
RT: 10.985 min Scan# 3367
Delta R.T. -0.004 min
Lab File: VL041754.D
Acq: 16 Dec 2024 14:34

Tgt Ion:120 Resp: 9432

Ion	Ratio	Lower	Upper
120	100		
91	461.0	387.3	580.9

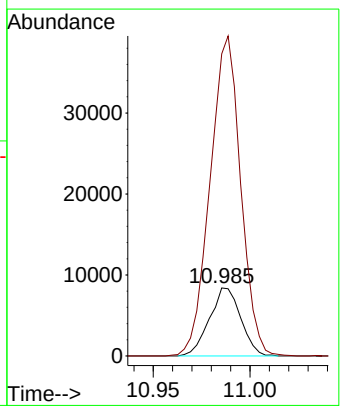

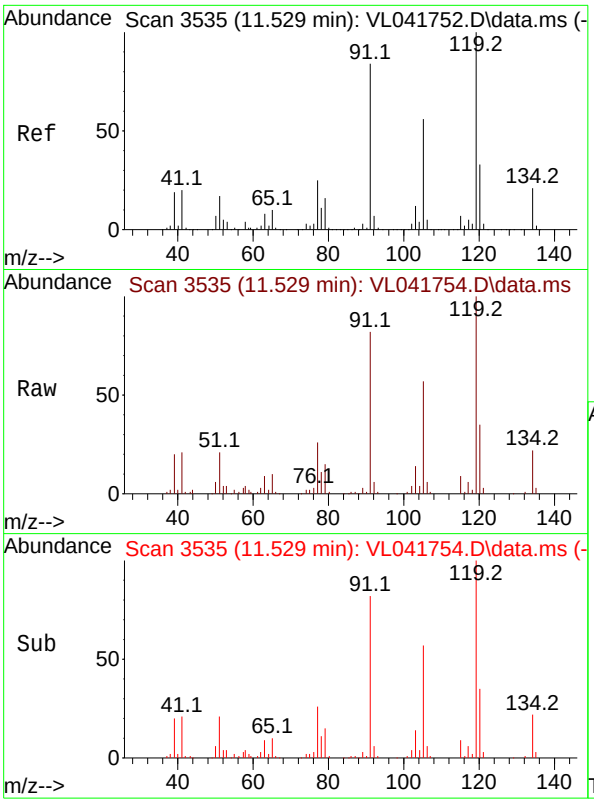

#65
tert-Butylbenzene
Concen: 1.030 ppbv
RT: 11.529 min Scan# 3
Delta R.T. -0.000 min
Lab File: VL041754.D
Acq: 16 Dec 2024 14:34

Instrument :
MSVOA_L
ClientSampleId :
VSTDICC001

Tgt Ion:119 Resp: 32887

Ion	Ratio	Lower	Upper
119	100		
91	83.8	67.0	100.4
134	21.3	16.5	24.7

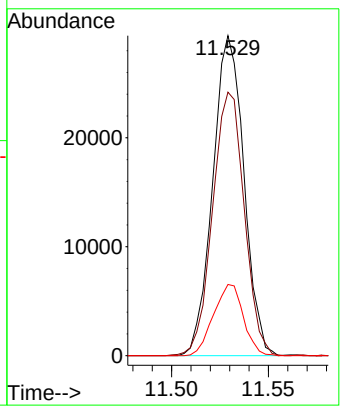

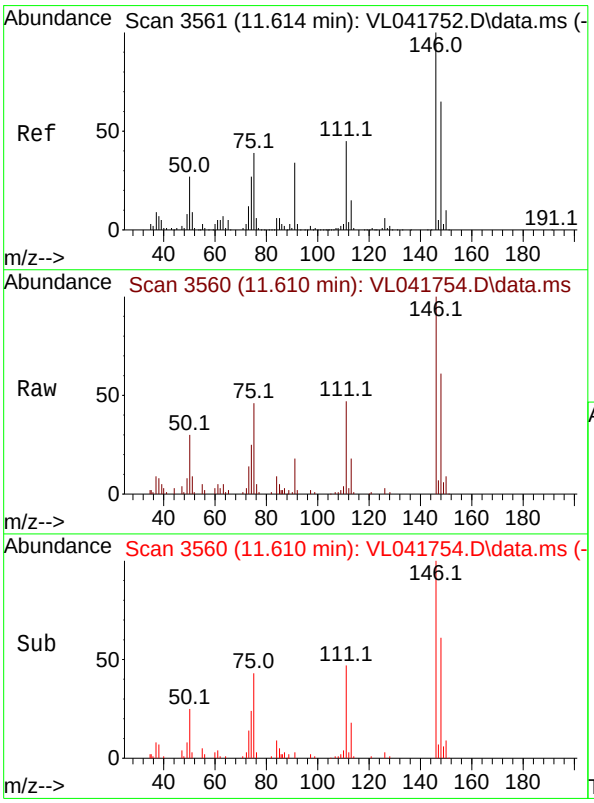

#66
Benzyl Chloride
Concen: 0.894 ppbv
RT: 11.610 min Scan# 3560
Delta R.T. -0.004 min
Lab File: VL041754.D
Acq: 16 Dec 2024 14:34

Tgt Ion: 91 Resp: 2518

Ion	Ratio	Lower	Upper
91	100		
126	15.6	13.9	20.9
128	5.9	4.4	6.6

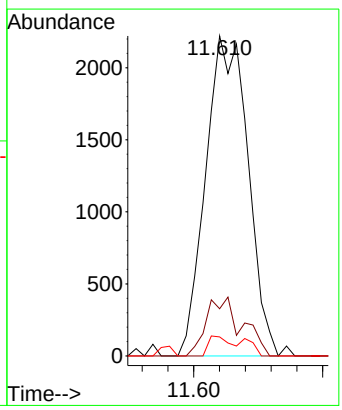

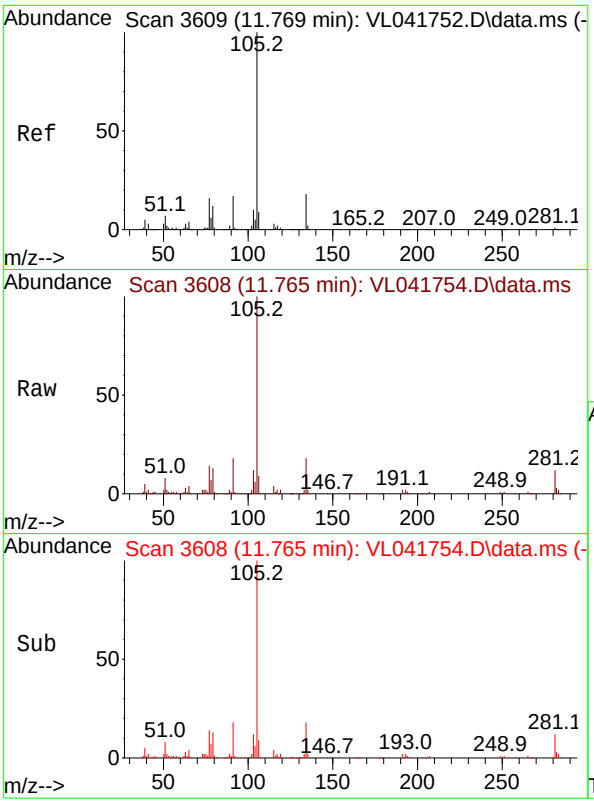

#67
sec-Butylbenzene
Concen: 1.019 ppbv
RT: 11.765 min Scan# 3
Delta R.T. -0.004 min
Lab File: VL041754.D
Acq: 16 Dec 2024 14:34

Instrument :
MSVOA_L
ClientSampleId :
VSTDICC001

Tgt Ion:105 Resp: 45015

Ion	Ratio	Lower	Upper
105	100		
134	18.8	14.5	21.7

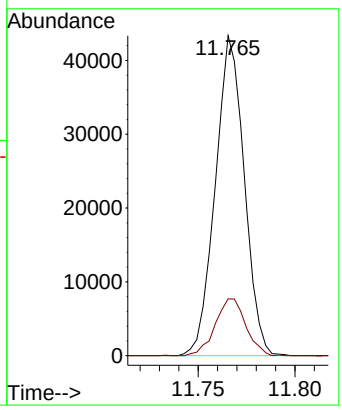

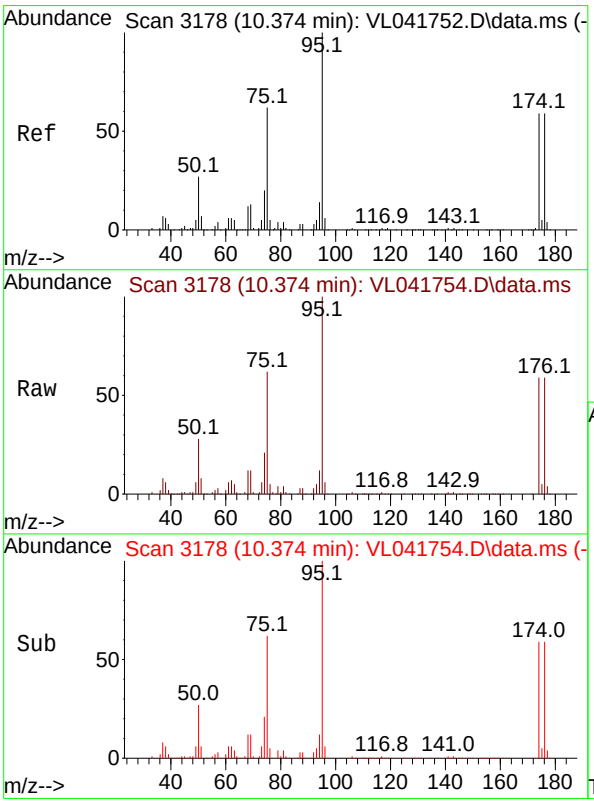

#68
1-Bromo-4-Fluorobenzene
Concen: 9.825 ppbv
RT: 10.374 min Scan# 3178
Delta R.T. -0.000 min
Lab File: VL041754.D
Acq: 16 Dec 2024 14:34

Tgt Ion: 95 Resp: 132857

Ion	Ratio	Lower	Upper
95	100		
174	61.0	47.6	71.4
175	4.7	3.7	5.5

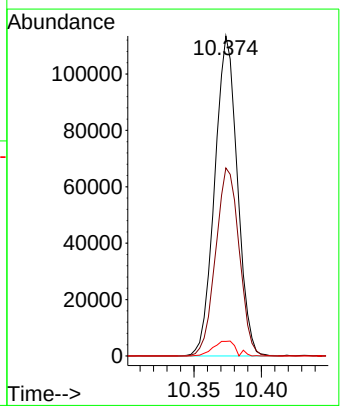

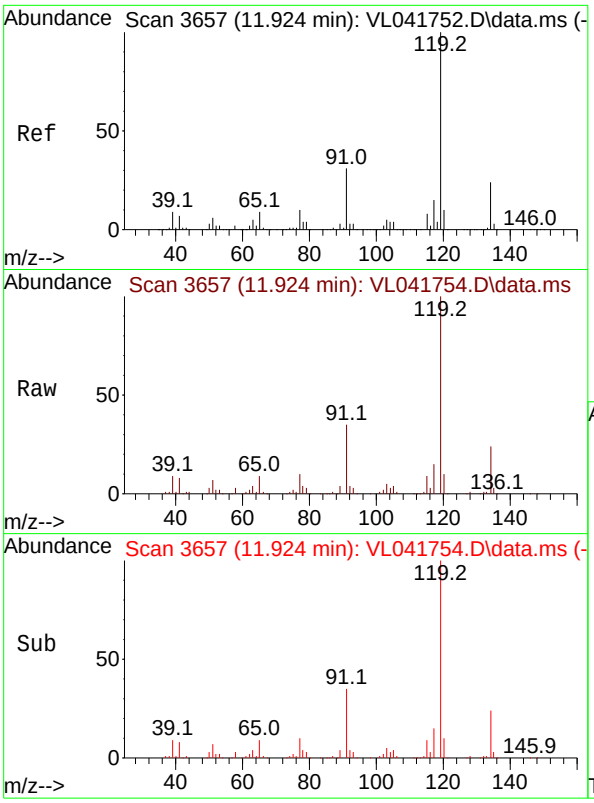

#69
p-Isopropyltoluene
Concen: 0.997 ppbv
RT: 11.924 min Scan# 3
Delta R.T. -0.000 min
Lab File: VL041754.D
Acq: 16 Dec 2024 14:34

Instrument :
MSVOA_L
ClientSampleId :
VSTDICC001

Tgt Ion:119 Resp: 36298

Ion	Ratio	Lower	Upper
119	100		
134	25.8	19.6	29.4
91	31.8	24.4	36.6

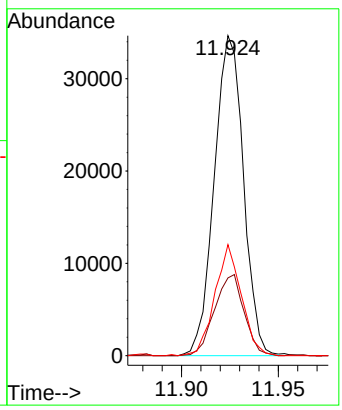

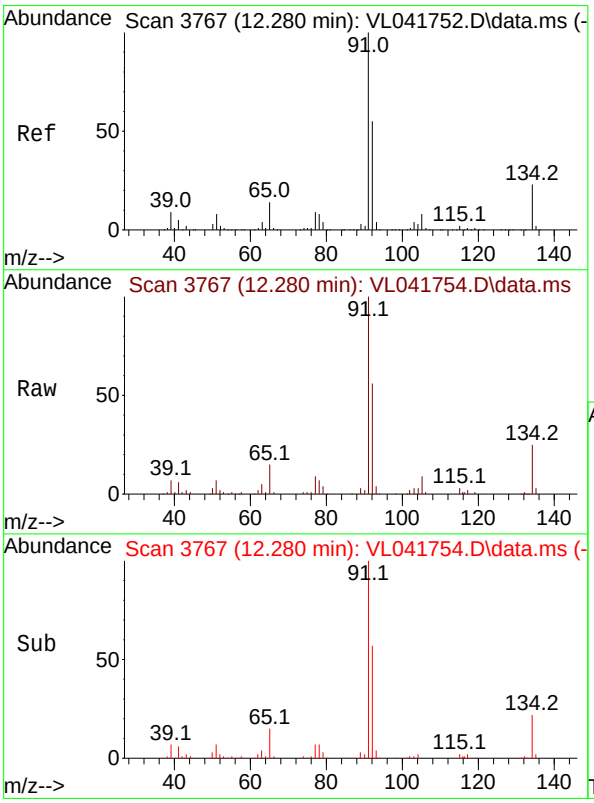

#70
n-Butylbenzene
Concen: 1.007 ppbv
RT: 12.280 min Scan# 3767
Delta R.T. -0.000 min
Lab File: VL041754.D
Acq: 16 Dec 2024 14:34

Tgt Ion: 91 Resp: 35432

Ion	Ratio	Lower	Upper
91	100		
92	52.4	43.2	64.8
134	23.6	18.2	27.4

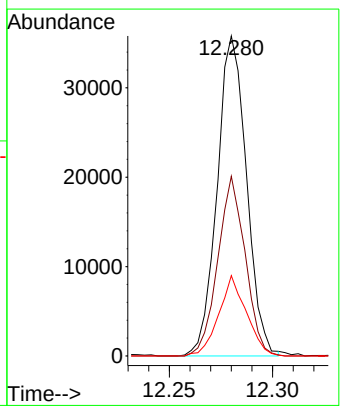



#71
2-Chlorotoluene
Concen: 1.020 ppbv
RT: 10.901 min Scan# 3
Delta R.T. -0.000 min
Lab File: VL041754.D
Acq: 16 Dec 2024 14:34

Instrument :
MSVOA_L
ClientSampleId :
VSTDICC001

Tgt Ion: 91 Resp: 27561

Ion	Ratio	Lower	Upper
91	100		
126	30.5	11.6	46.4

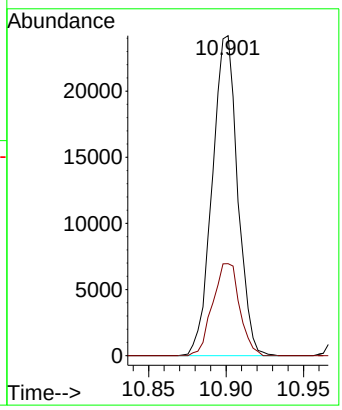

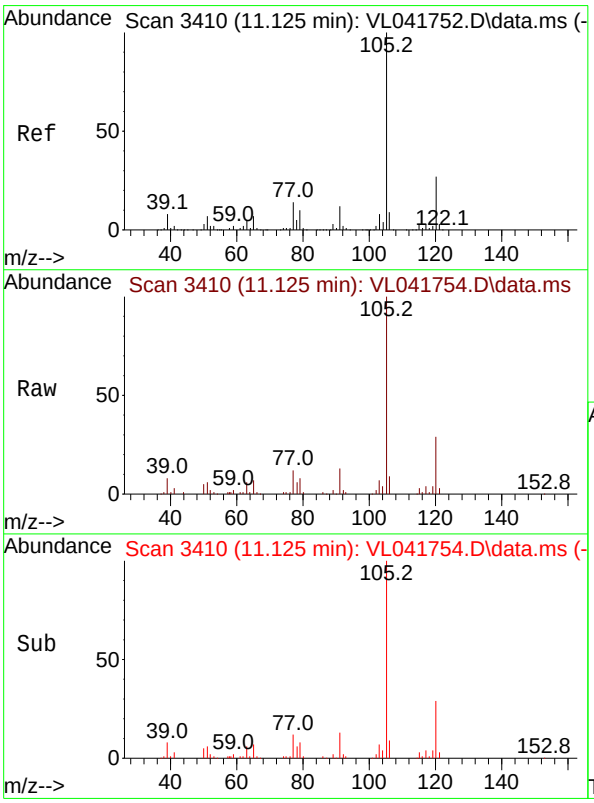

#72
4-Ethyltoluene
Concen: 0.970 ppbv
RT: 11.125 min Scan# 3410
Delta R.T. -0.000 min
Lab File: VL041754.D
Acq: 16 Dec 2024 14:34

Tgt Ion:105 Resp: 26921

Ion	Ratio	Lower	Upper
105	100		
120	30.7	23.3	34.9
91	14.5	10.9	16.3
77	15.1	11.6	17.4

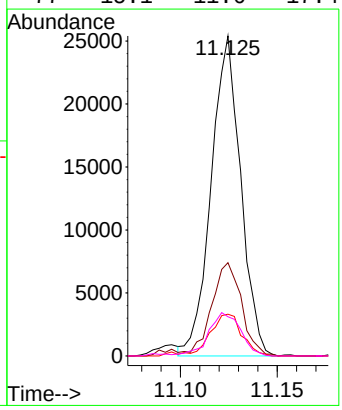

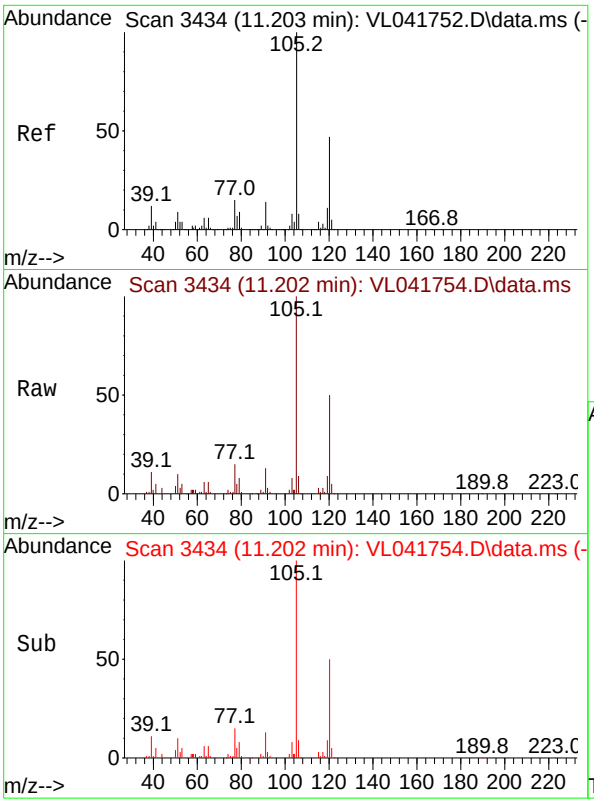

#73
1,3,5-Trimethylbenzene
Concen: 0.969 ppbv
RT: 11.202 min Scan# 3
Delta R.T. -0.000 min
Lab File: VL041754.D
Acq: 16 Dec 2024 14:34

Instrument :
MSVOA_L
ClientSampleId :
VSTDICC001

Tgt Ion:105 Resp: 22360

Ion	Ratio	Lower	Upper
105	100		
120	49.9	37.4	56.2

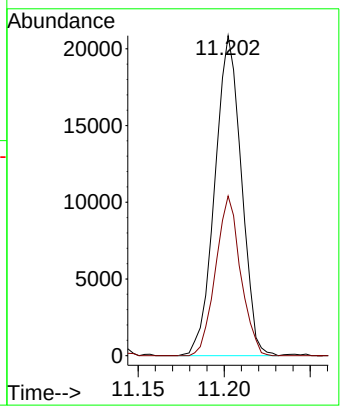

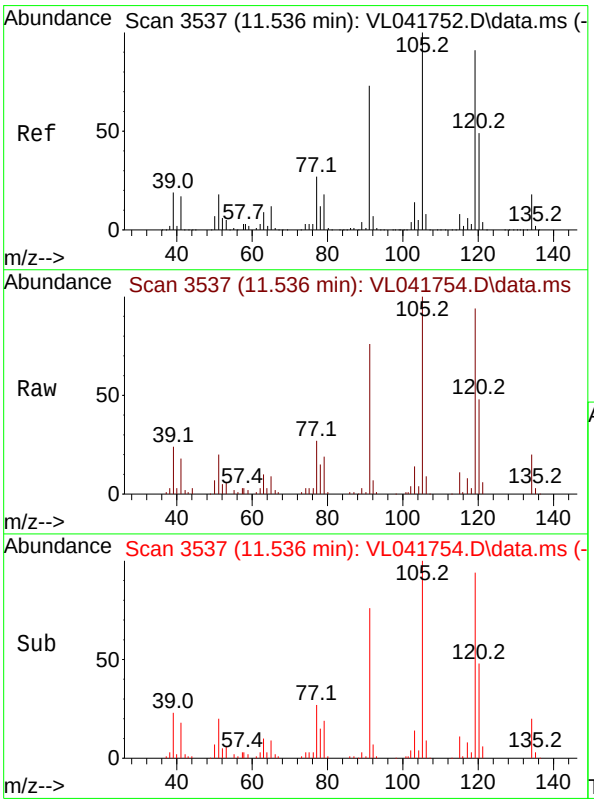

#74
1,2,4-Trimethylbenzene
Concen: 0.994 ppbv
RT: 11.536 min Scan# 3537
Delta R.T. -0.000 min
Lab File: VL041754.D
Acq: 16 Dec 2024 14:34

Tgt Ion:105 Resp: 24654

Ion	Ratio	Lower	Upper
105	100		
120	48.3	39.0	58.4
91	75.5	58.1	87.1
77	26.8	21.8	32.8

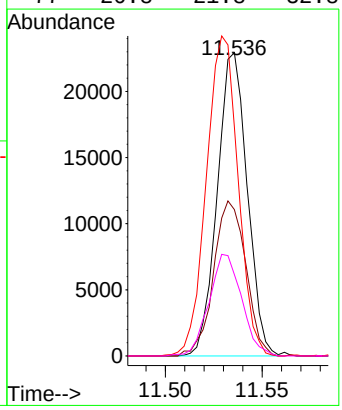

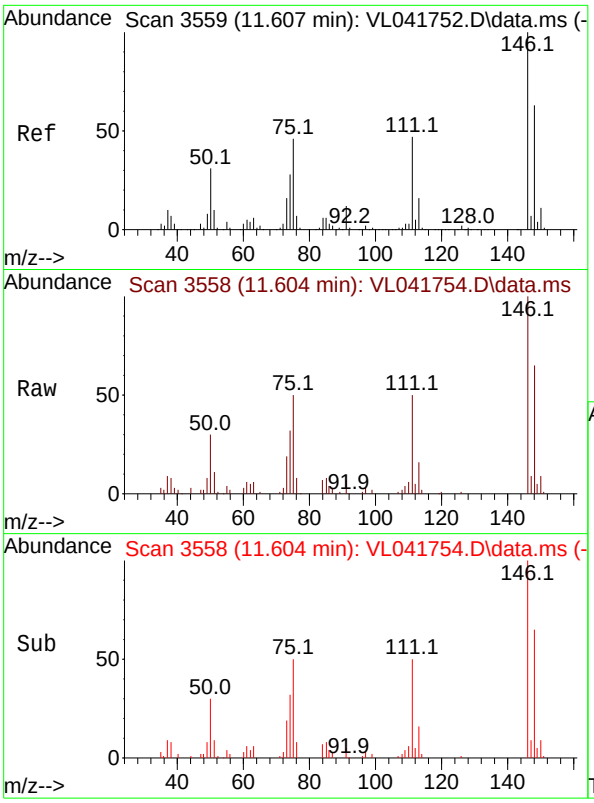

#75
1,3-Dichlorobenzene
Concen: 1.042 ppbv
RT: 11.604 min Scan# 3
Delta R.T. -0.004 min
Lab File: VL041754.D
Acq: 16 Dec 2024 14:34

Instrument :
MSVOA_L
ClientSampleId :
VSTDICC001

Tgt Ion:146 Resp: 16476

Ion	Ratio	Lower	Upper
146	100		
111	47.3	23.4	70.3
148	63.1	31.6	95.0

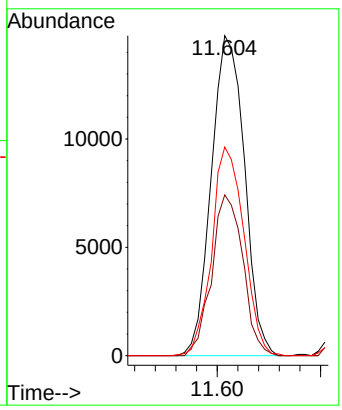

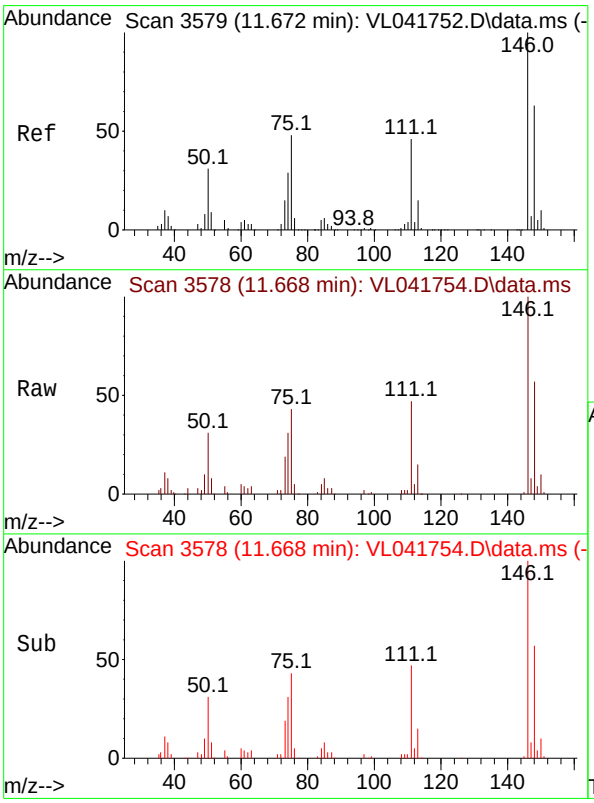

#76
1,4-Dichlorobenzene
Concen: 1.010 ppbv
RT: 11.668 min Scan# 3578
Delta R.T. -0.004 min
Lab File: VL041754.D
Acq: 16 Dec 2024 14:34

Tgt Ion:146 Resp: 15774

Ion	Ratio	Lower	Upper
146	100		
111	47.0	22.7	68.1
148	63.4	31.4	94.0

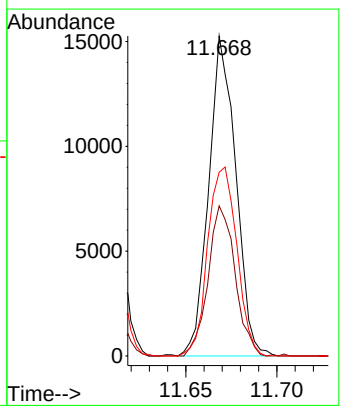

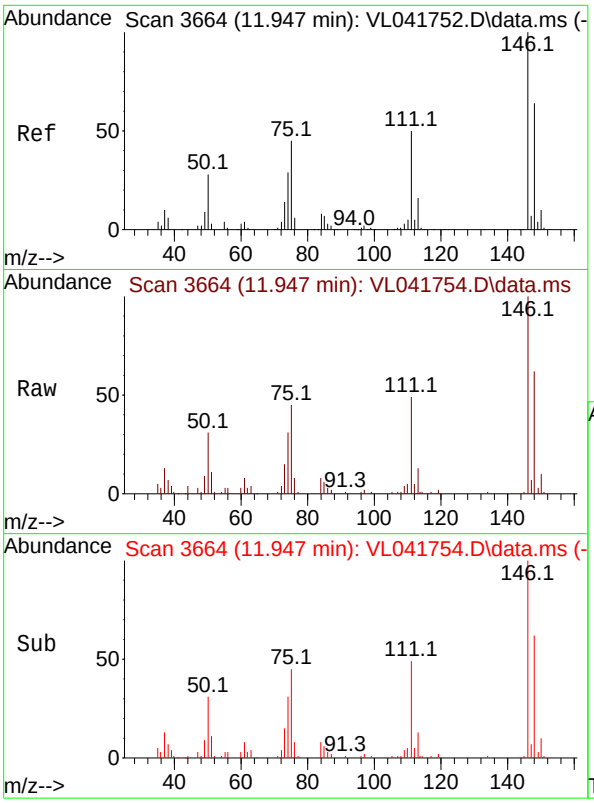

#77
1,2-Dichlorobenzene
Concen: 1.043 ppbv
RT: 11.947 min Scan# 3
Delta R.T. -0.000 min
Lab File: VL041754.D
Acq: 16 Dec 2024 14:34

Instrument :
MSVOA_L
ClientSampleId :
VSTDICC001

Tgt Ion:146 Resp: 15866

Ion	Ratio	Lower	Upper
146	100		
111	47.0	24.8	74.3
148	61.6	31.8	95.4

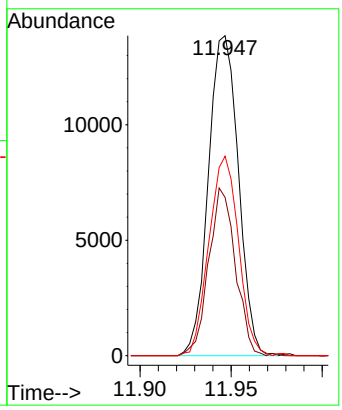

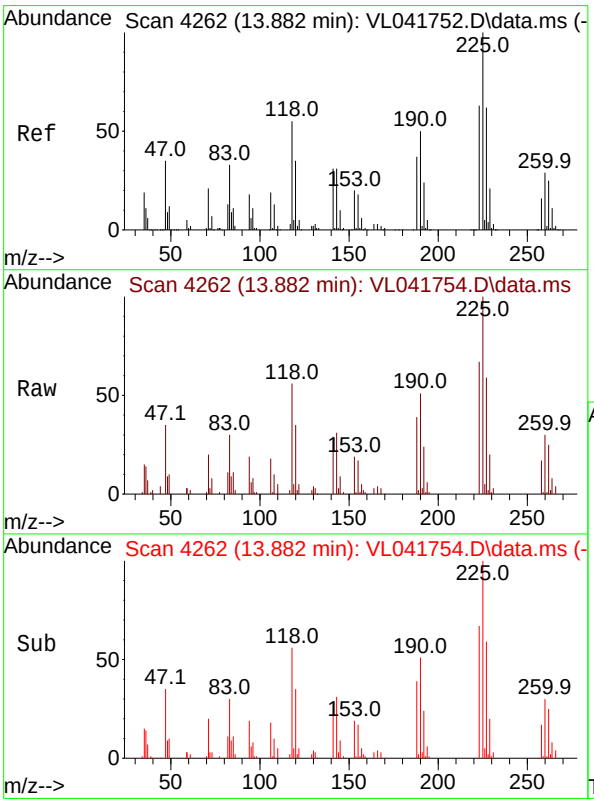

#78
Hexachloro-1,3-Butadiene
Concen: 1.087 ppbv
RT: 13.882 min Scan# 4262
Delta R.T. -0.000 min
Lab File: VL041754.D
Acq: 16 Dec 2024 14:34

Tgt Ion:225 Resp: 12266

Ion	Ratio	Lower	Upper
225	100		
223	65.0	50.5	75.7
227	65.7	50.3	75.5

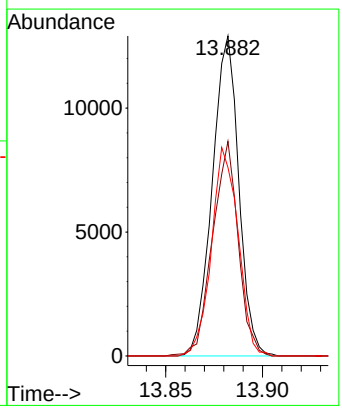

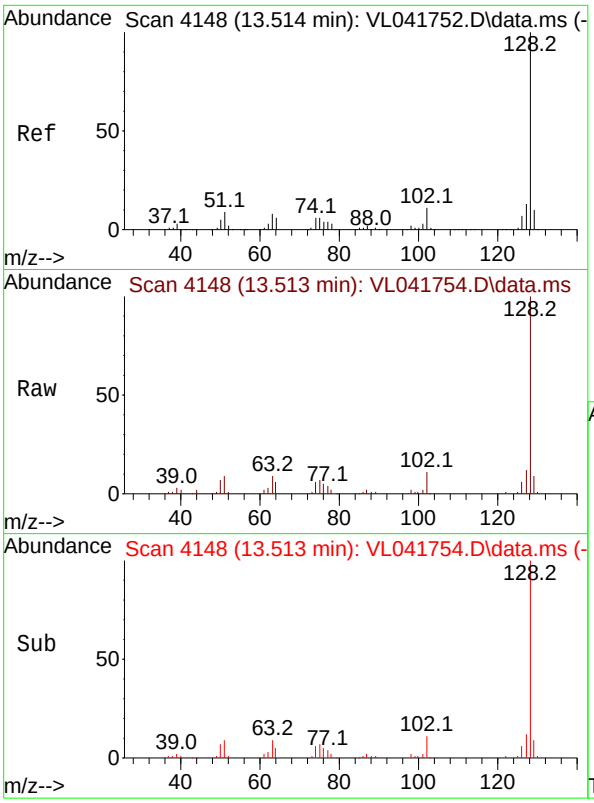

#79
Naphthalene
Concen: 0.982 ppbv
RT: 13.513 min Scan# 4
Delta R.T. -0.000 min
Lab File: VL041754.D
Acq: 16 Dec 2024 14:34

Instrument :
MSVOA_L
ClientSampleId :
VSTDICC001

Tgt Ion:128 Resp: 16971

Ion	Ratio	Lower	Upper
128	100		
127	12.0	10.7	16.1
129	8.7	8.2	12.4

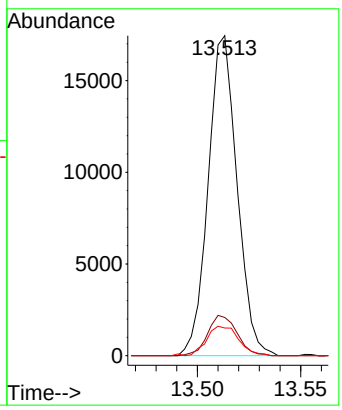

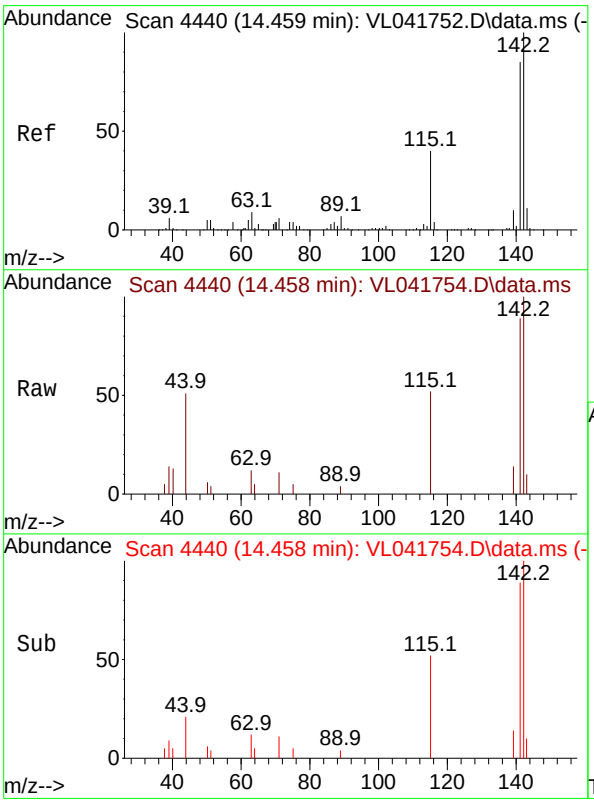

#80
Naphthalene,2-methyl-
Concen: 0.281 ppbv
RT: 14.458 min Scan# 4440
Delta R.T. -0.000 min
Lab File: VL041754.D
Acq: 16 Dec 2024 14:34

Tgt Ion:142 Resp: 1504

Ion	Ratio	Lower	Upper
142	100		
141	92.8	68.4	102.6
115	48.9	32.5	48.7#

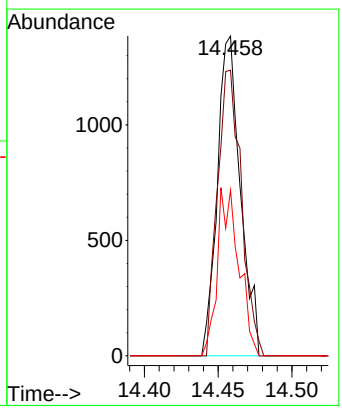

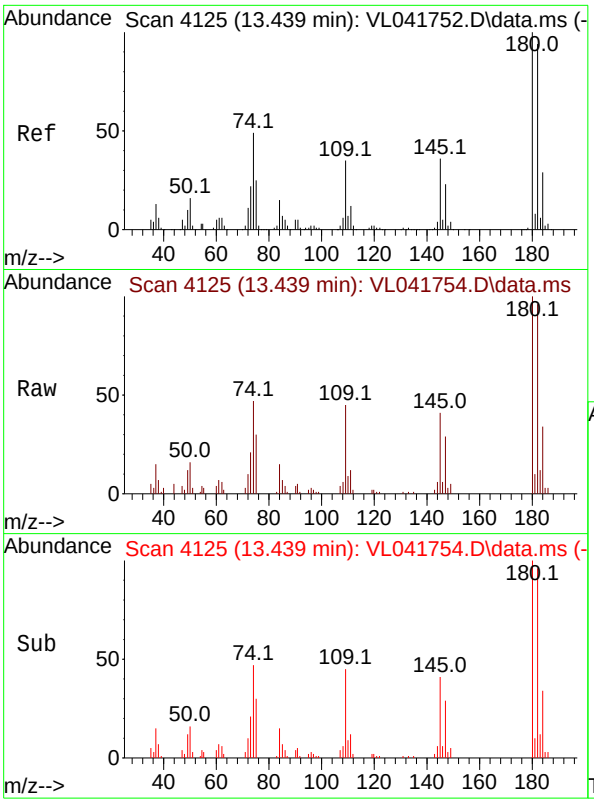

#81
1,2,4-Trichlorobenzene
Concen: 0.950 ppbv
RT: 13.439 min Scan# 4
Delta R.T. -0.000 min
Lab File: VL041754.D
Acq: 16 Dec 2024 14:34

Instrument :
MSVOA_L
ClientSampleId :
VSTDICC001

Tgt Ion:180 Resp: 8973

Ion	Ratio	Lower	Upper
180	100		
182	99.0	77.0	115.6
184	34.2	23.8	35.8

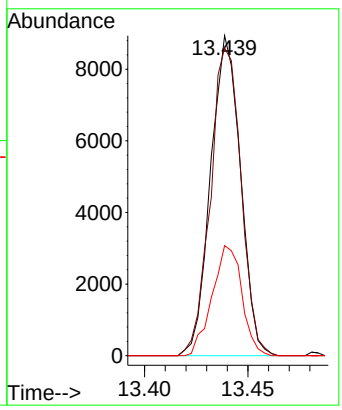

Quantitation Report (Not Reviewed)

Data Path : Z:\voasrv\HPCHEM1\MSVOA_L\Data\VL121624\
Data File : VL041755.D
Acq On : 16 Dec 2024 15:05
Operator : SY/MD
Sample : VSTDICC0.5
Misc : 400mL/MSVOA_L
ALS Vial : 1 Sample Multiplier: 1

Instrument :
MSVOA_L
ClientSampleId :
VSTDICC0.5

Quant Time: Dec 19 06:14:17 2024
Quant Method : Z:\voasrv\HPCHEM1\MSVOA_L\methods\VL121624AIR.M
Quant Title : AIR ANALYSIS BY METHOD TO-15 Instrument: MSVOA_LFri Aug 26 06:05:16 2022
QLast Update : Thu Dec 19 06:09:59 2024
Response via : Initial Calibration

Compound	R.T.	QIon	Response	Conc	Units	Dev(Min)
Internal Standards						
1) Bromochloromethane	2.787	49	66562	10.000	ppbv	0.00
33) 1,4-Difluorobenzene	3.959	114	178453	10.000	ppbv	0.00
55) Chlorobenzene-d5	8.882	117	158571	10.000	ppbv	0.00
System Monitoring Compounds						
68) 1-Bromo-4-Fluorobenzene	10.377	95	132273	10.010	ppbv	0.00
Spiked Amount 10.000	Range 65 - 135		Recovery = 100.100%			
Target Compounds						Qvalue
2) Dichlorodifluoromethane	1.496	85	6277	0.530	ppbv	94
3) Chlorodifluoromethane	1.476	51	5587	0.515	ppbv	95
4) Chloromethane	1.531	50	2452	0.529	ppbv	90
5) Vinyl Chloride	1.580	62	2269	0.486	ppbv	97
6) Bromomethane	1.667	94	1143	0.519	ppbv #	78
7) Chloroethane	1.703	64	939	0.518	ppbv	88
8) Dichlorotetrafluoroethane	1.554	85	5699	0.538	ppbv	97
9) Propene	1.483	41	2622	0.557	ppbv #	82
10) Heptane	4.978	43	5865	0.485	ppbv	98
11) Trichlorofluoromethane	1.878	101	6594	0.524	ppbv	99
12) 1,1,2-Trichlorotrifluo...	2.140	101	4962	0.519	ppbv	96
13) Ethanol	1.719	45	378	0.966	ppbv	96
14) Bromoethene	1.781	108	1694	0.524	ppbv #	93
15) Acetone	1.836	43	8233	0.636	ppbv	97
16) 1,3-Butadiene	1.609	39	2966	0.582	ppbv	88
17) tert-Butyl alcohol	2.043	59	6654	0.518	ppbv #	91
18) 1,1-Dichloroethene	2.033	96	2022	0.504	ppbv	96
19) Isopropyl Alcohol	1.884	45	5687	0.732	ppbv #	39
20) Methylene Chloride	2.062	84	2174	0.589	ppbv #	91
21) Allyl Chloride	2.098	41	3354	0.478	ppbv	86
22) trans-1,2-Dichloroethene	2.341	96	2494	0.543	ppbv	83
23) Vinyl Acetate	2.464	43	2599	0.462	ppbv #	98
24) 1,1-Dichloroethane	2.409	63	4854	0.522	ppbv #	97
25) Ethyl Acetate	2.839	43	12040	0.497	ppbv #	97
26) Hexane	2.829	57	4735	0.518	ppbv	96
27) Carbon Disulfide	2.153	76	3409	0.414	ppbv #	37
28) Methyl tert-Butyl Ether	2.441	73	3438	0.464	ppbv	99
29) Chloroform	2.849	83	7172	0.515	ppbv	98
30) Cyclohexane	3.859	84	4051	0.521	ppbv	96
31) cis-1,2-Dichloroethene	2.723	61	4758	0.504	ppbv	91
32) 1,1,1-Trichloroethane	3.367	97	7182	0.518	ppbv	99
34) 2-Butanone	2.557	43	7756	0.540	ppbv	94
35) Carbon Tetrachloride	3.765	117	5655	0.446	ppbv	90
36) Benzene	3.658	78	9629	0.522	ppbv	97
37) 1,2-Dichloroethane	3.218	62	6154	0.536	ppbv	99
38) Trichloroethene	4.551	130	2613	0.336	ppbv #	88
39) 1,2-Dichloropropane	4.318	63	2224	0.333	ppbv #	84
40) 1,4-Dioxane	4.597	88	229	0.070	ppbv #	20
41) Tetrahydrofuran	3.066	42	4061	0.505	ppbv	99
42) Bromodichloromethane	4.490	83	3315	0.251	ppbv #	95
43) Methyl Methacrylate	4.881	69	3322	0.472	ppbv	99
44) 2,2,4-Trimethylpentane	4.645	57	9729	0.309	ppbv #	39
45) t-1,3-Dichloropropene	6.438	75	279	0.038	ppbv	92

Quantitation Report (Not Reviewed)

Data Path : Z:\voasrv\HPCHEM1\MSVOA_L\Data\VL121624\
Data File : VL041755.D
Acq On : 16 Dec 2024 15:05
Operator : SY/MD
Sample : VSTDICC0.5
Misc : 400mL/MSVOA_L
ALS Vial : 1 Sample Multiplier: 1

Instrument :
MSVOA_L
ClientSampleId :
VSTDICC0.5

Quant Time: Dec 19 06:14:17 2024
Quant Method : Z:\voasrv\HPCHEM1\MSVOA_L\methods\VL121624AIR.M
Quant Title : AIR ANALYSIS BY METHOD TO-15 Instrument: MSVOA_LFri Aug 26 06:05:16 2022
QLast Update : Thu Dec 19 06:09:59 2024
Response via : Initial Calibration

Compound	R.T.	QIon	Response	Conc	Units	Dev(Min)
46) cis-1,3-Dichloropropene	5.597	75	1656	0.179	ppbv #	81
47) 1,1,2-Trichloroethane	6.587	97	2388	0.342	ppbv #	84
48) Dibromochloromethane	7.387	129	3865	0.406	ppbv	99
49) Bromoform	9.484	173	2869	0.368	ppbv	96
50) 4-Methyl-2-Pentanone	5.765	43	4771	0.244	ppbv #	41
51) 2-Hexanone	7.451	43	7412	0.468	ppbv #	99
52) Tetrachloroethene	8.225	164	3091	0.450	ppbv #	78
53) Toluene	6.933	91	10554	0.504	ppbv	99
54) 1,2-Dibromoethane	7.652	107	2762	0.287	ppbv	88
56) 1,1,1,2-Tetrachloroethane	8.930	131	1785	0.212	ppbv #	1
57) Chlorobenzene	8.927	112	4266	0.263	ppbv	95
58) Ethyl Benzene	9.358	91	13428	0.470	ppbv	97
59) m/p-Xylene	9.552	91	10592	0.461	ppbv #	100
60) o-Xylene	9.963	91	10954	0.476	ppbv	98
61) Styrene	9.869	104	4314	0.433	ppbv	94
62) Isopropylbenzene	10.542	105	16953	0.490	ppbv	95
63) 1,1,2,2-Tetrachloroethane	9.966	83	7559	0.525	ppbv	98
64) n-propylbenzene	10.989	120	4126	0.472	ppbv	92
65) tert-Butylbenzene	11.529	119	15569	0.499	ppbv	99
66) Benzyl Chloride	11.620	91	580	0.211	ppbv #	76
67) sec-Butylbenzene	11.769	105	21263	0.492	ppbv	96
69) p-Isopropyltoluene	11.928	119	17041	0.479	ppbv	99
70) n-Butylbenzene	12.284	91	15671	0.456	ppbv	99
71) 2-Chlorotoluene	10.902	91	13000	0.492	ppbv	97
72) 4-Ethyltoluene	11.128	105	13324	0.491	ppbv	98
73) 1,3,5-Trimethylbenzene	11.206	105	10497	0.466	ppbv	91
74) 1,2,4-Trimethylbenzene	11.536	105	11070	0.457	ppbv #	76
75) 1,3-Dichlorobenzene	11.604	146	8107	0.525	ppbv	99
76) 1,4-Dichlorobenzene	11.672	146	7893	0.517	ppbv	97
77) 1,2-Dichlorobenzene	11.950	146	7997	0.538	ppbv	96
78) Hexachloro-1,3-Butadiene	13.882	225	6232	0.565	ppbv	98
79) Naphthalene	13.517	128	7360	0.436	ppbv	99
80) Naphthalene,2-methyl-	14.462	142	748	0.143	ppbv	94
81) 1,2,4-Trichlorobenzene	13.442	180	4248	0.460	ppbv	93

(#) = qualifier out of range (m) = manual integration (+) = signals summed

Quantitation Report (Not Reviewed)

Data Path : Z:\voasrv\HPCHEM1\MSVOA_L\Data\VL121624\
Data File : VL041755.D
Acq On : 16 Dec 2024 15:05
Operator : SY/MD
Sample : VSTDICC0.5
Misc : 400mL/MSVOA_L
ALS Vial : 1 Sample Multiplier: 1

Instrument :
MSVOA_L
ClientSampleId :
VSTDICC0.5

Quant Time: Dec 19 06:14:17 2024
Quant Method : Z:\voasrv\HPCHEM1\MSVOA_L\methods\VL121624AIR.M
Quant Title : AIR ANALYSIS BY METHOD TO-15 Instrument: MSVOA_LFri Aug 26 06:05:16 2022
QLast Update : Thu Dec 19 06:09:59 2024
Response via : Initial Calibration

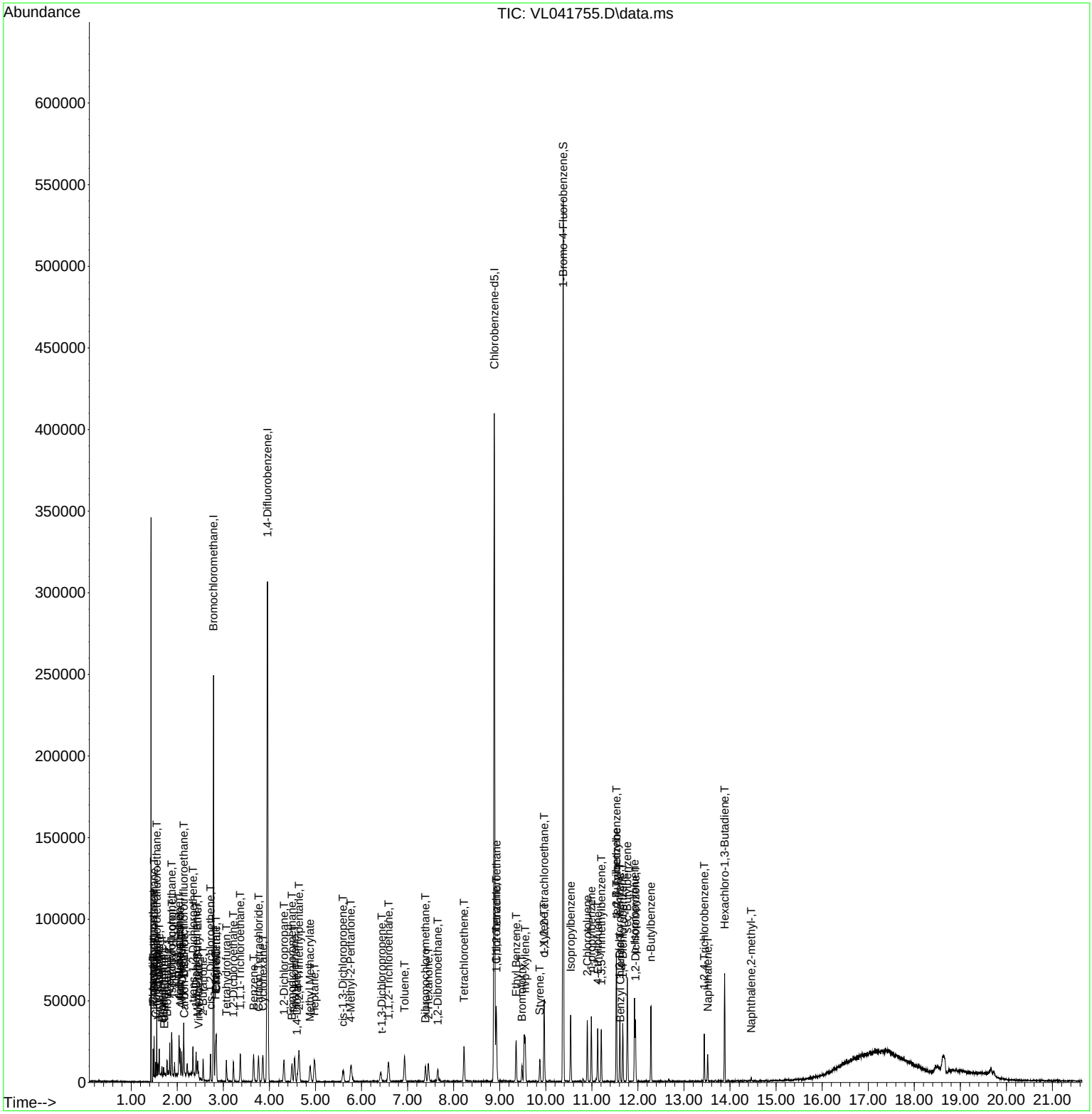

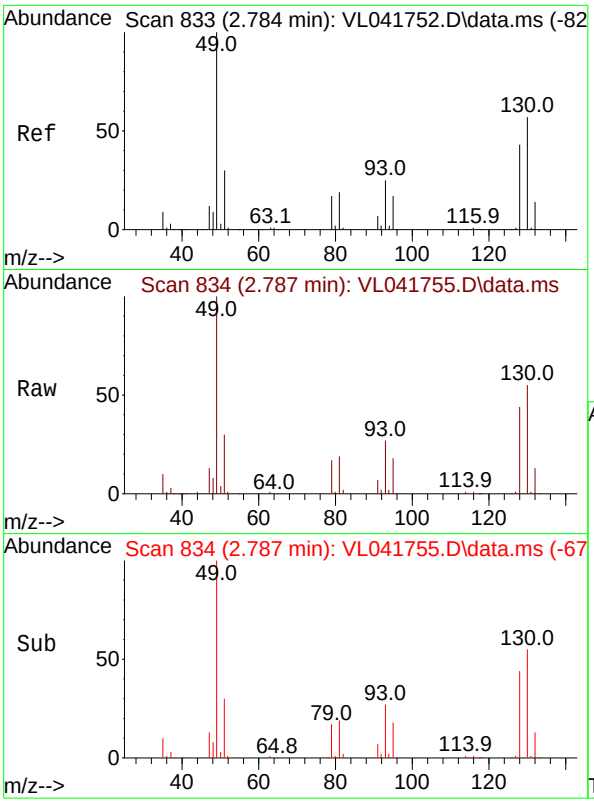

#1
Bromochloromethane
Concen: 10.000 ppbv
RT: 2.787 min Scan# 8
Delta R.T. 0.003 min
Lab File: VL041755.D
Acq: 16 Dec 2024 15:05

Instrument :
MSVOA_L
ClientSampleId :
VSTDICC0.5

Tgt Ion: 49 Resp: 66562

Ion	Ratio	Lower	Upper
49	100		
128	42.6	21.6	64.6
130	55.1	28.3	85.0

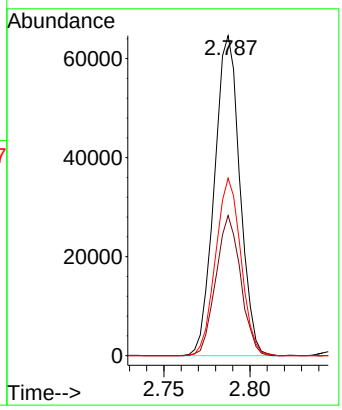

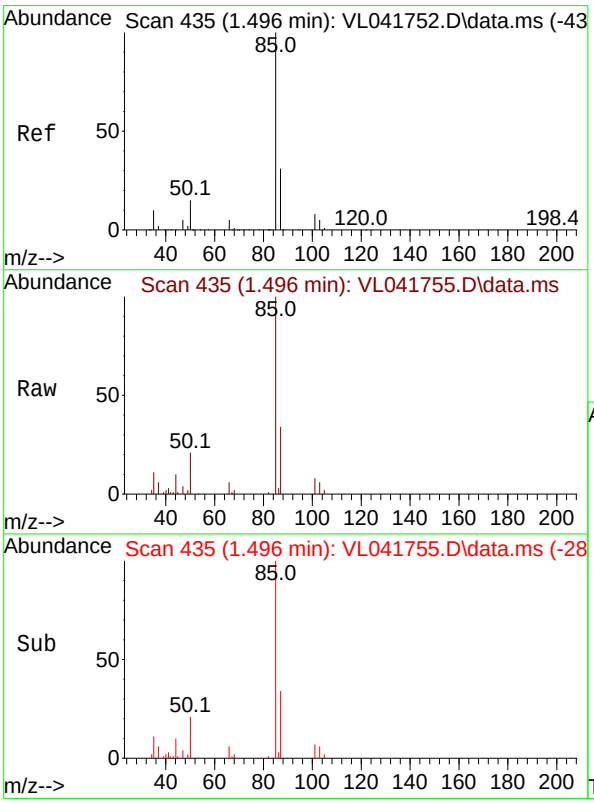

#2
Dichlorodifluoromethane
Concen: 0.530 ppbv
RT: 1.496 min Scan# 435
Delta R.T. -0.000 min
Lab File: VL041755.D
Acq: 16 Dec 2024 15:05

Tgt Ion: 85 Resp: 6277

Ion	Ratio	Lower	Upper
85	100		
87	33.7	24.5	36.7

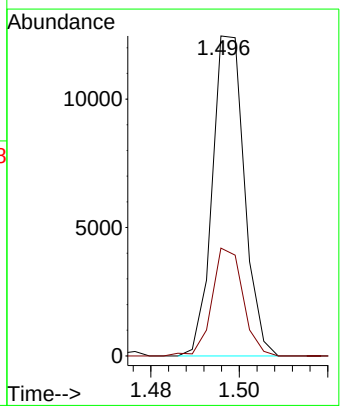

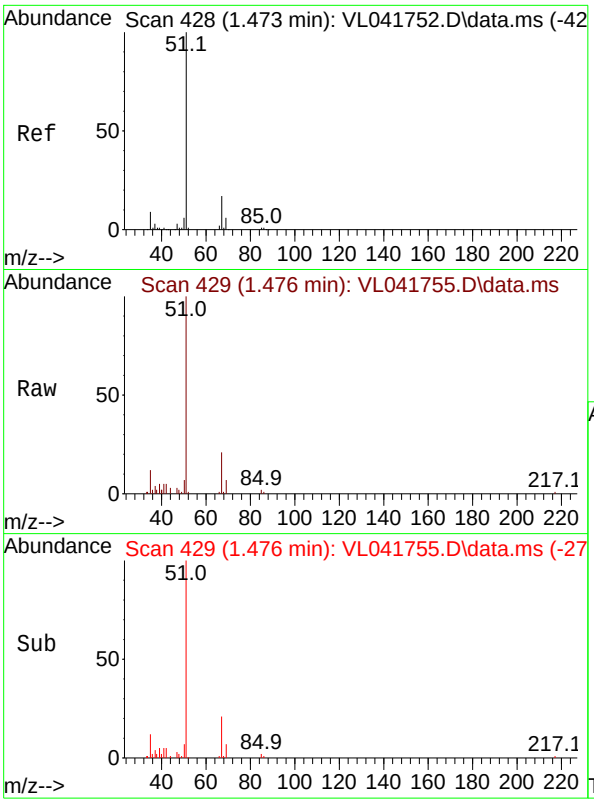

#3
Chlorodifluoromethane
Concen: 0.515 ppbv
RT: 1.476 min Scan# 4
Delta R.T. 0.003 min
Lab File: VL041755.D
Acq: 16 Dec 2024 15:05

Instrument :
MSVOA_L
ClientSampleId :
VSTDICC0.5

Tgt Ion: 51 Resp: 5587

Ion	Ratio	Lower	Upper
51	100		
67	21.0	15.0	22.4

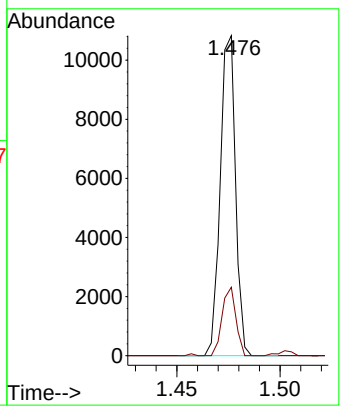

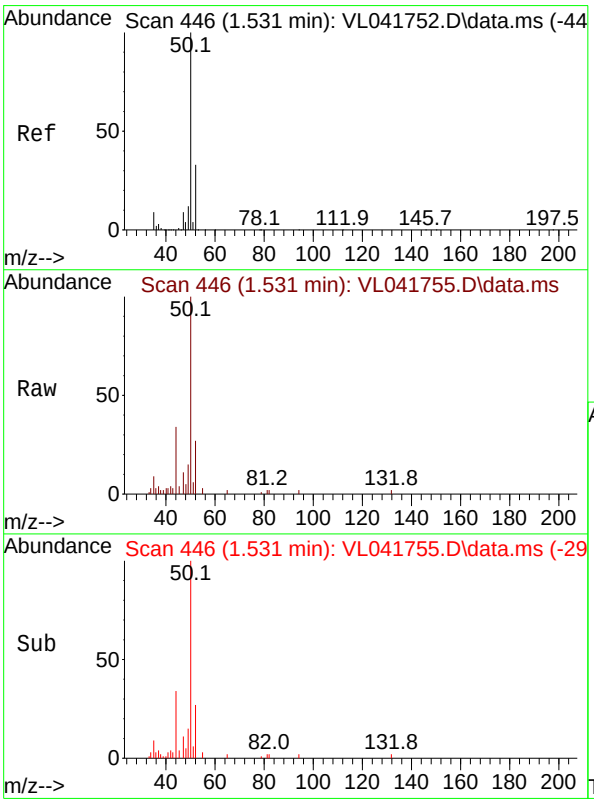

#4
Chloromethane
Concen: 0.529 ppbv
RT: 1.531 min Scan# 446
Delta R.T. -0.000 min
Lab File: VL041755.D
Acq: 16 Dec 2024 15:05

Tgt Ion: 50 Resp: 2452

Ion	Ratio	Lower	Upper
50	100		
52	27.1	26.2	39.2

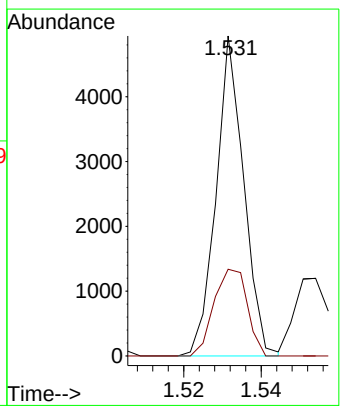

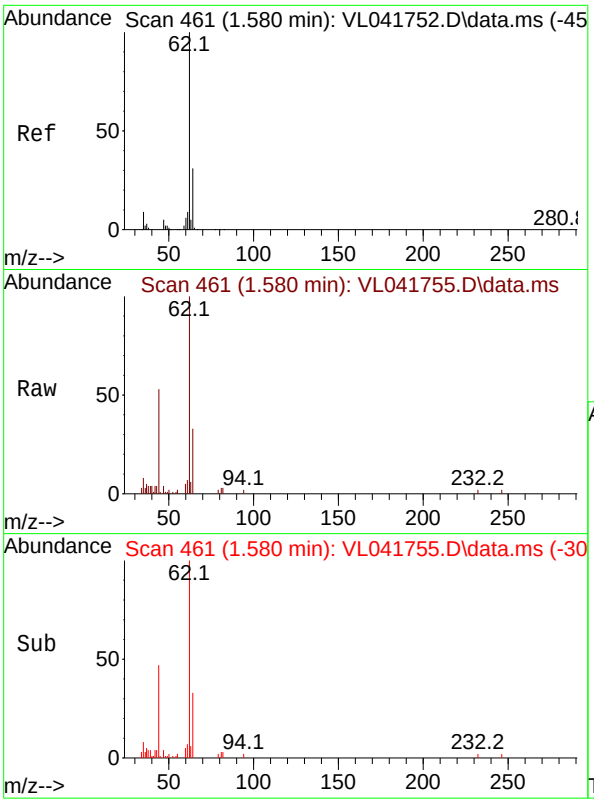

#5
Vinyl Chloride
Concen: 0.486 ppbv
RT: 1.580 min Scan# 4
Delta R.T. -0.000 min
Lab File: VL041755.D
Acq: 16 Dec 2024 15:05

Instrument :
MSVOA_L
ClientSampleId :
VSTDICC0.5

Tgt Ion: 62 Resp: 2269

Ion	Ratio	Lower	Upper
62	100		
64	32.9	25.1	37.7

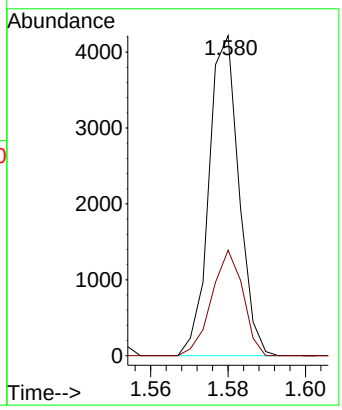

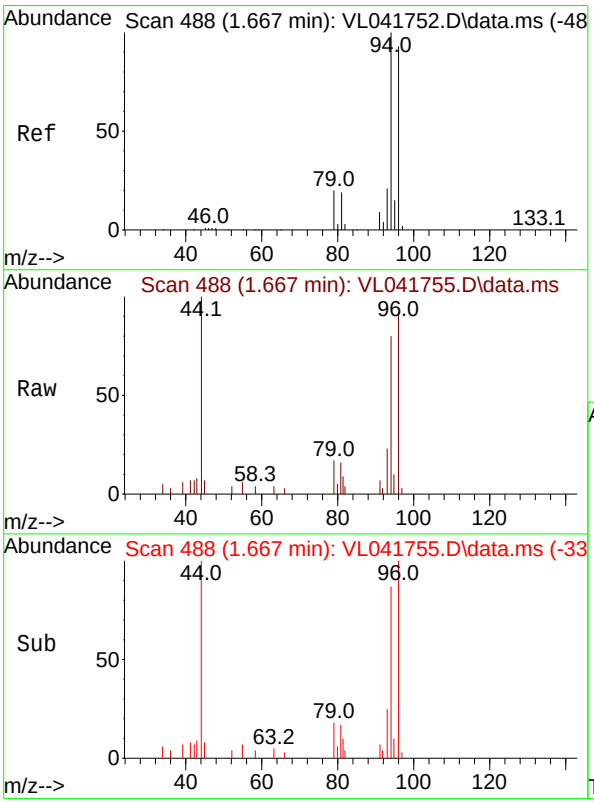

#6
Bromomethane
Concen: 0.519 ppbv
RT: 1.667 min Scan# 488
Delta R.T. -0.000 min
Lab File: VL041755.D
Acq: 16 Dec 2024 15:05

Tgt Ion: 94 Resp: 1143

Ion	Ratio	Lower	Upper
94	100		
96	115.0	74.7	112.1#

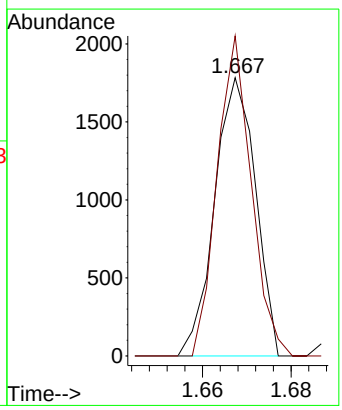

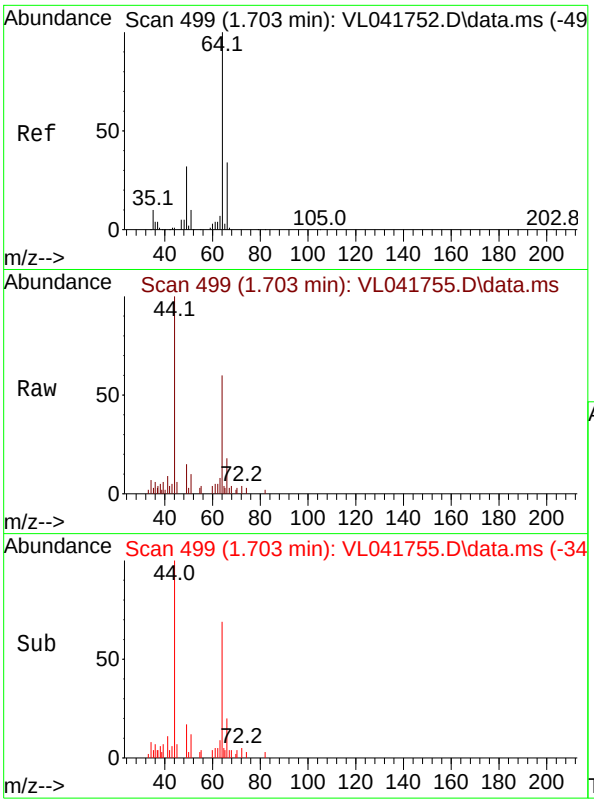

#7
Chloroethane
Concen: 0.518 ppbv
RT: 1.703 min Scan# 4
Delta R.T. -0.000 min
Lab File: VL041755.D
Acq: 16 Dec 2024 15:05

Instrument :
MSVOA_L
ClientSampleId :
VSTDICC0.5

Tgt Ion: 64 Resp: 939

Ion	Ratio	Lower	Upper
64	100		
66	27.6	27.5	41.3

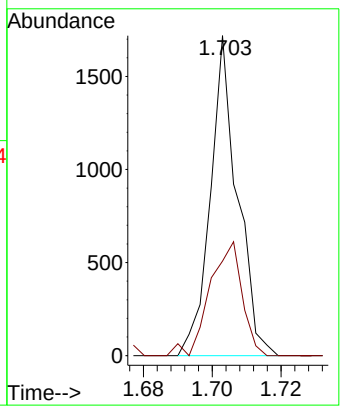

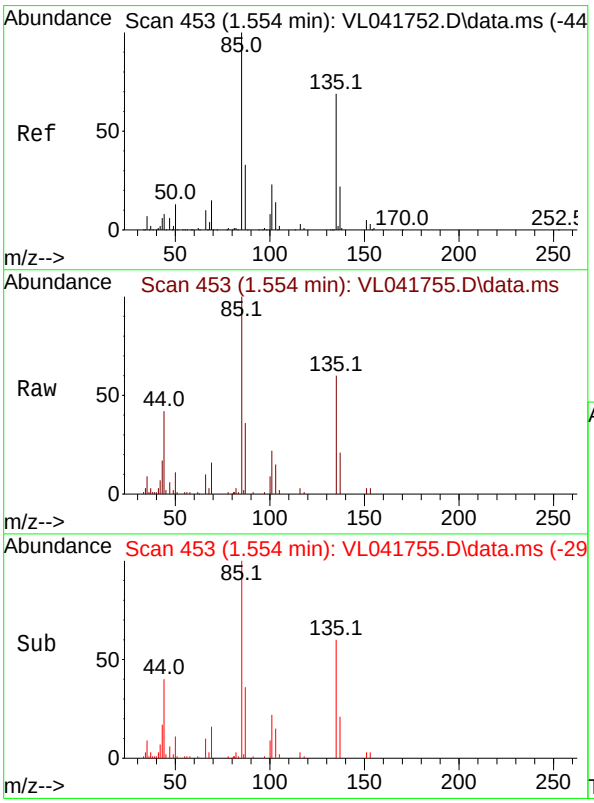

#8
Dichlorotetrafluoroethane
Concen: 0.538 ppbv
RT: 1.554 min Scan# 453
Delta R.T. -0.000 min
Lab File: VL041755.D
Acq: 16 Dec 2024 15:05

Tgt Ion: 85 Resp: 5699

Ion	Ratio	Lower	Upper
85	100		
135	62.8	51.9	77.9

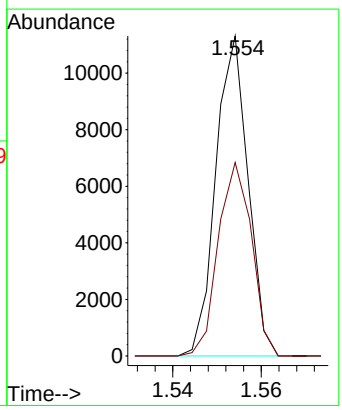

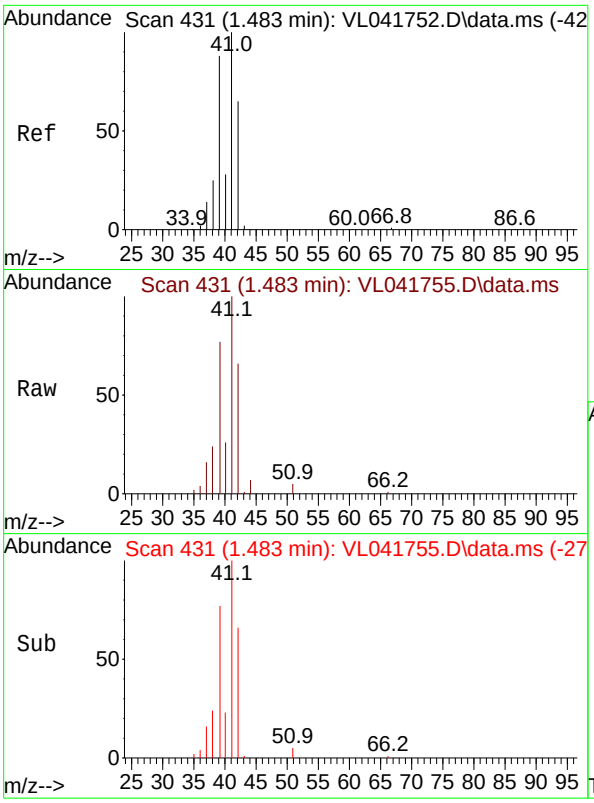

#9
Propene
Concen: 0.557 ppbv
RT: 1.483 min Scan# 4
Delta R.T. -0.000 min
Lab File: VL041755.D
Acq: 16 Dec 2024 15:05

Instrument :
MSVOA_L
ClientSampleId :
VSTDICC0.5

Tgt Ion: 41 Resp: 2622

Ion	Ratio	Lower	Upper
41	100		
42	79.6	52.4	78.6#

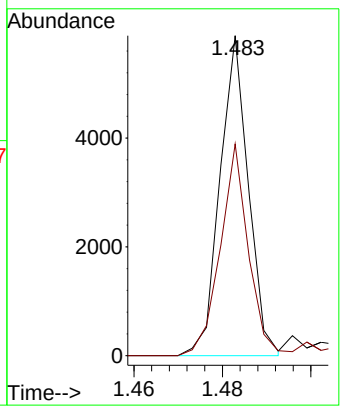

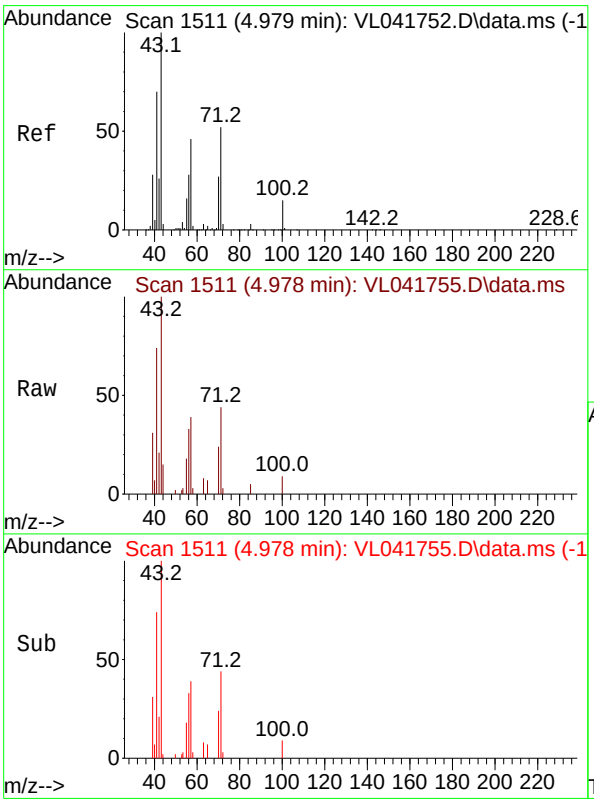

#10
Heptane
Concen: 0.485 ppbv
RT: 4.978 min Scan# 1511
Delta R.T. -0.000 min
Lab File: VL041755.D
Acq: 16 Dec 2024 15:05

Tgt Ion: 43 Resp: 5865

Ion	Ratio	Lower	Upper
43	100		
57	49.5	38.5	57.7

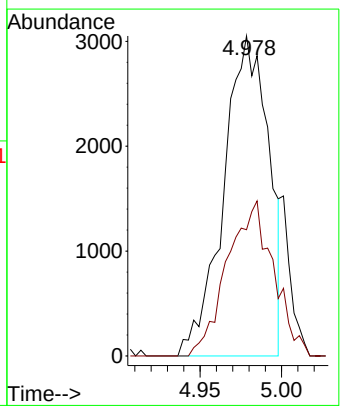

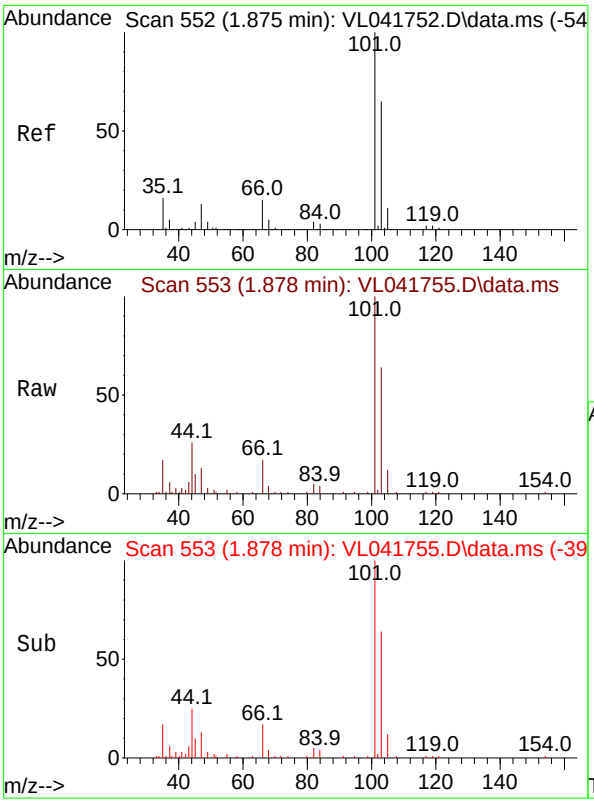

#11
Trichlorofluoromethane
Concen: 0.524 ppbv
RT: 1.878 min Scan# 5
Delta R.T. 0.003 min
Lab File: VL041755.D
Acq: 16 Dec 2024 15:05

Instrument :
MSVOA_L
ClientSampleId :
VSTDICC0.5

Tgt Ion:101 Resp: 6594

Ion	Ratio	Lower	Upper
101	100		
103	64.2	51.8	77.8

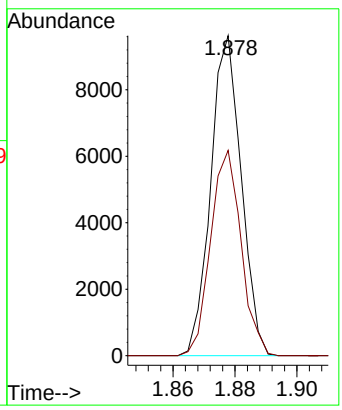

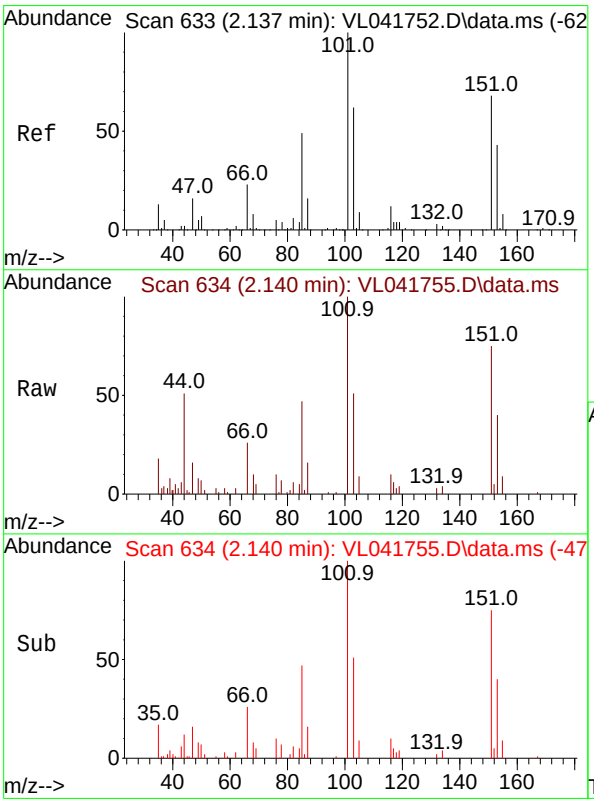

#12
1,1,2-Trichlorotrifluoroethane
Concen: 0.519 ppbv
RT: 2.140 min Scan# 634
Delta R.T. 0.003 min
Lab File: VL041755.D
Acq: 16 Dec 2024 15:05

Tgt Ion:101 Resp: 4962

Ion	Ratio	Lower	Upper
101	100		
151	67.9	56.8	85.2

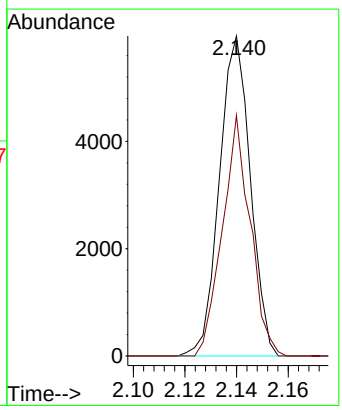

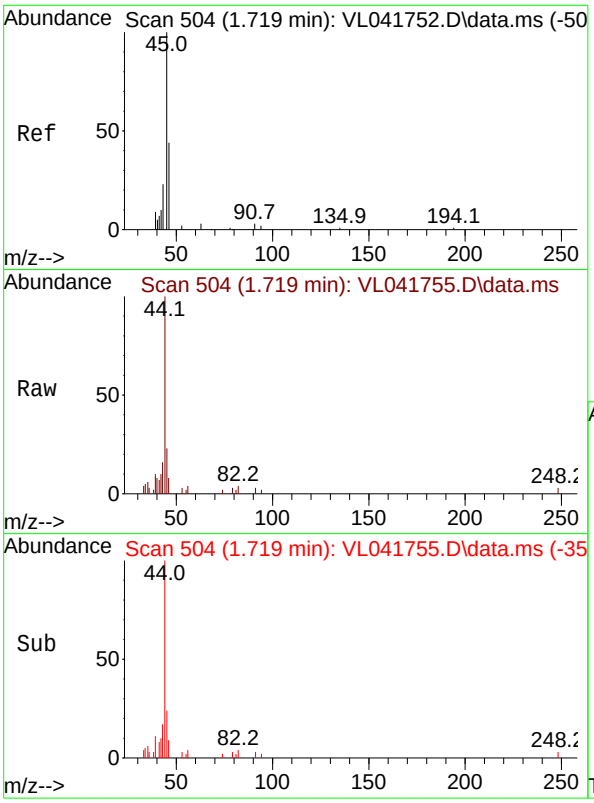

#13
Ethanol
Concen: 0.966 ppbv
RT: 1.719 min Scan# 5
Delta R.T. -0.000 min
Lab File: VL041755.D
Acq: 16 Dec 2024 15:05

Instrument :
MSVOA_L
ClientSampleId :
VSTDICC0.5

Tgt Ion: 45 Resp: 378

Ion	Ratio	Lower	Upper
45	100		
46	43.9	16.4	65.8

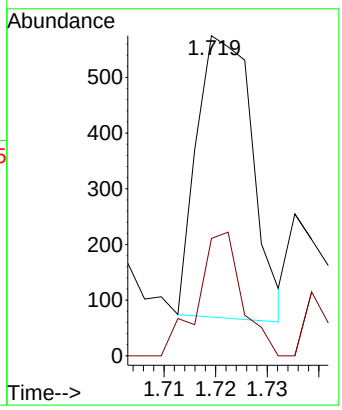

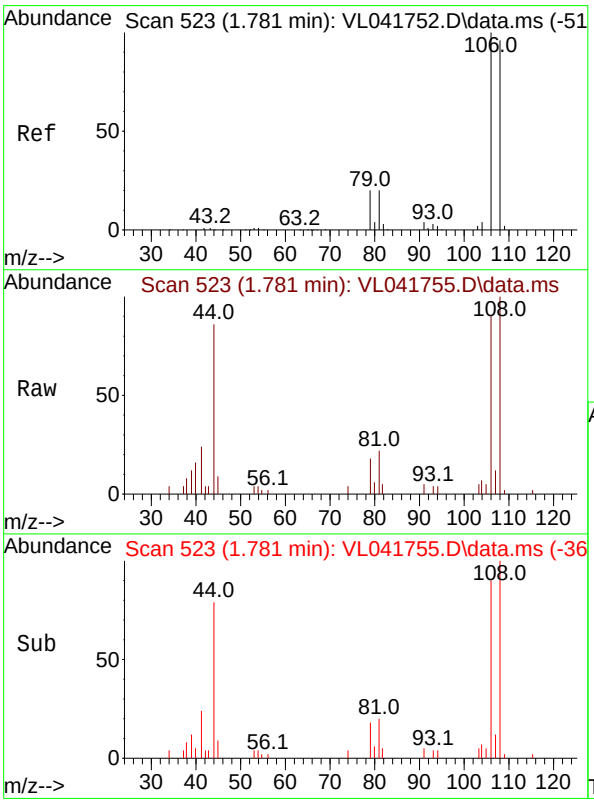

#14
Bromoethene
Concen: 0.524 ppbv
RT: 1.781 min Scan# 523
Delta R.T. -0.000 min
Lab File: VL041755.D
Acq: 16 Dec 2024 15:05

Tgt Ion:108 Resp: 1694

Ion	Ratio	Lower	Upper
108	100		
106	105.1	84.1	126.1
79	41.4	17.4	26.0#

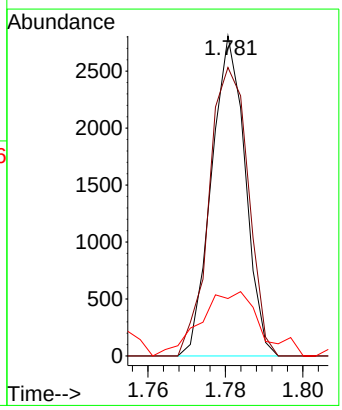

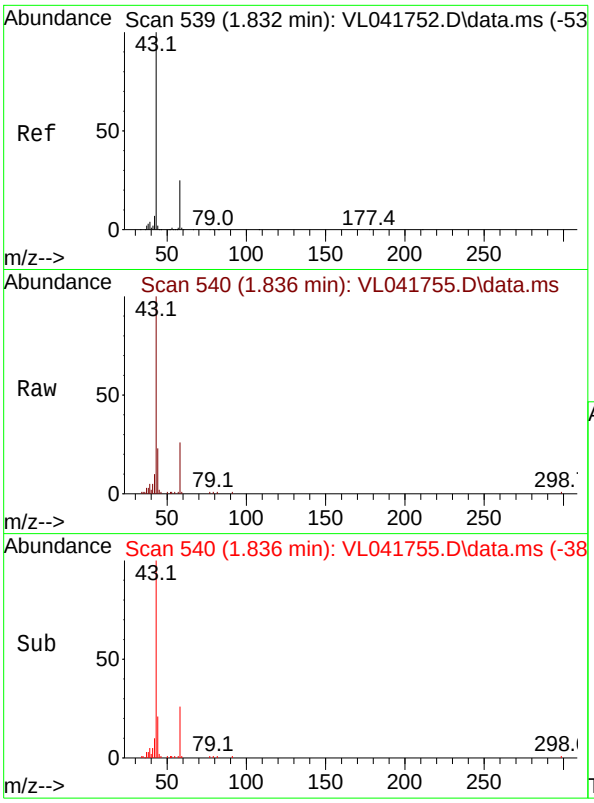

#15
Acetone
Concen: 0.636 ppbv
RT: 1.836 min Scan# 5
Delta R.T. 0.003 min
Lab File: VL041755.D
Acq: 16 Dec 2024 15:05

Instrument :
MSVOA_L
ClientSampleId :
VSTDICC0.5

Tgt Ion: 43 Resp: 8233

Ion	Ratio	Lower	Upper
43	100		
58	26.0	19.7	29.5

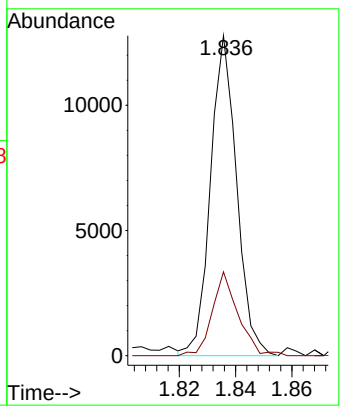

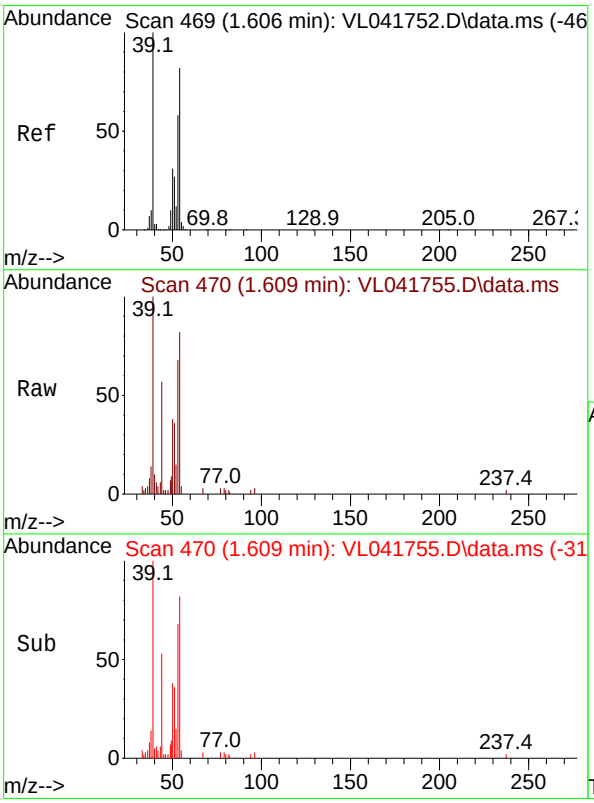

#16
1,3-Butadiene
Concen: 0.582 ppbv
RT: 1.609 min Scan# 470
Delta R.T. 0.003 min
Lab File: VL041755.D
Acq: 16 Dec 2024 15:05

Tgt Ion: 39 Resp: 2966

Ion	Ratio	Lower	Upper
39	100		
54	62.8	58.4	87.6

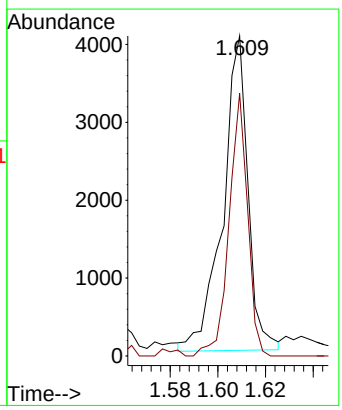

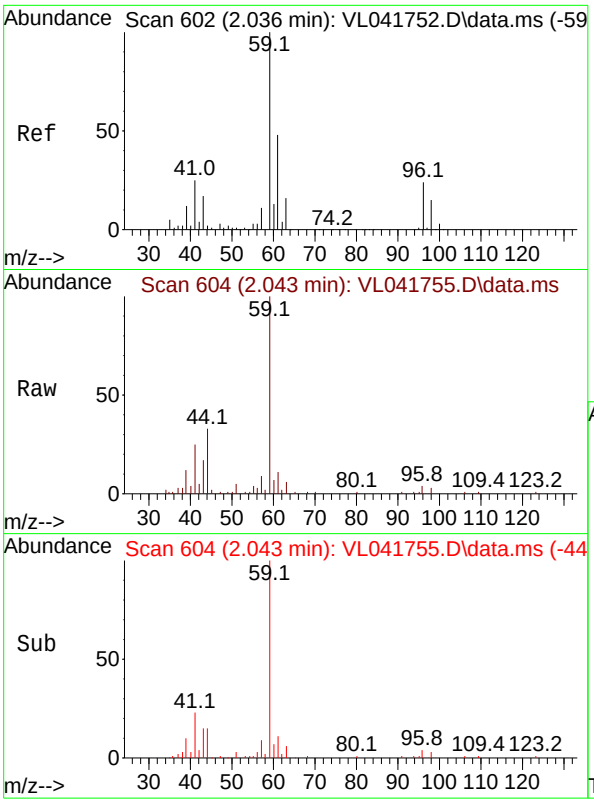

#17
tert-Butyl alcohol
Concen: 0.518 ppbv
RT: 2.043 min Scan# 6
Delta R.T. 0.006 min
Lab File: VL041755.D
Acq: 16 Dec 2024 15:05

Instrument :
MSVOA_L
ClientSampleId :
VSTDICC0.5

Tgt Ion: 59 Resp: 6654

Ion	Ratio	Lower	Upper
59	100		
57	14.3	8.6	13.0#

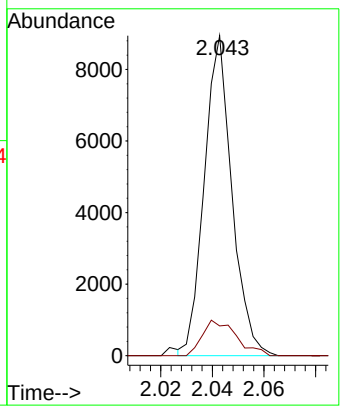

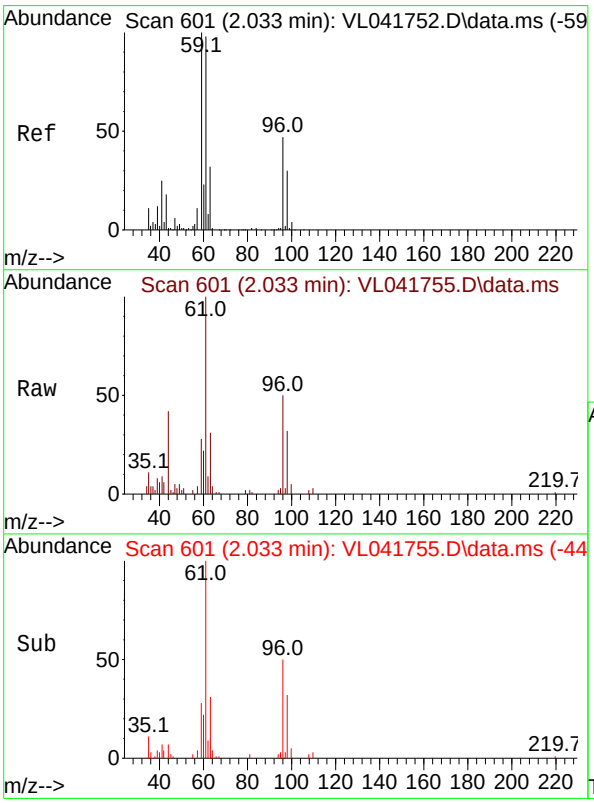

#18
1,1-Dichloroethene
Concen: 0.504 ppbv
RT: 2.033 min Scan# 601
Delta R.T. -0.000 min
Lab File: VL041755.D
Acq: 16 Dec 2024 15:05

Tgt Ion: 96 Resp: 2022

Ion	Ratio	Lower	Upper
96	100		
61	201.9	167.7	251.5
98	65.1	51.1	76.7

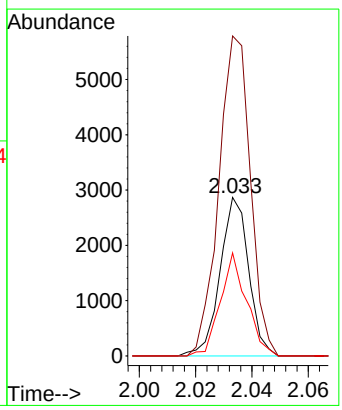

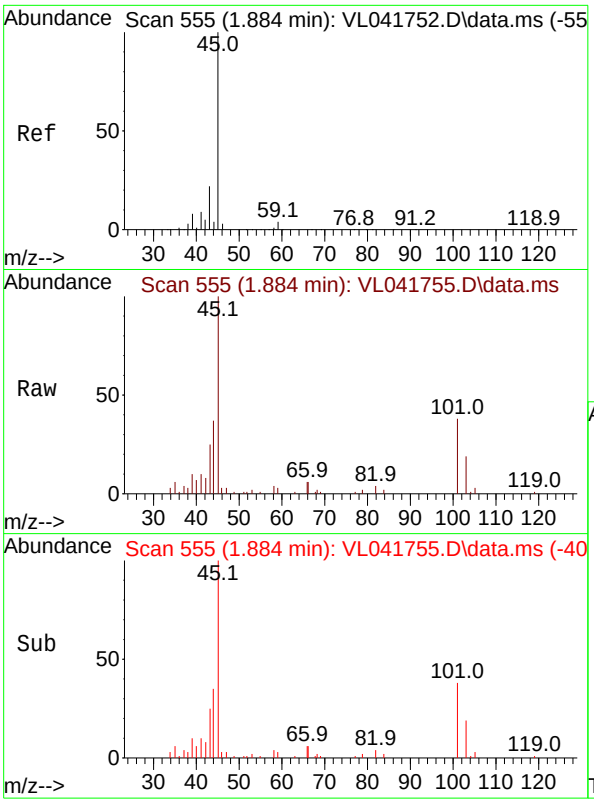

#19
Isopropyl Alcohol
Concen: 0.732 ppbv
RT: 1.884 min Scan# 5
Delta R.T. -0.000 min
Lab File: VL041755.D
Acq: 16 Dec 2024 15:05

Instrument :
MSVOA_L
ClientSampleId :
VSTDICC0.5

Tgt Ion: 45 Resp: 5687

Ion	Ratio	Lower	Upper
45	100		
58	2.9	33.3	49.9#

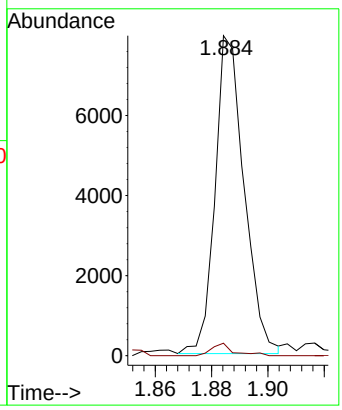

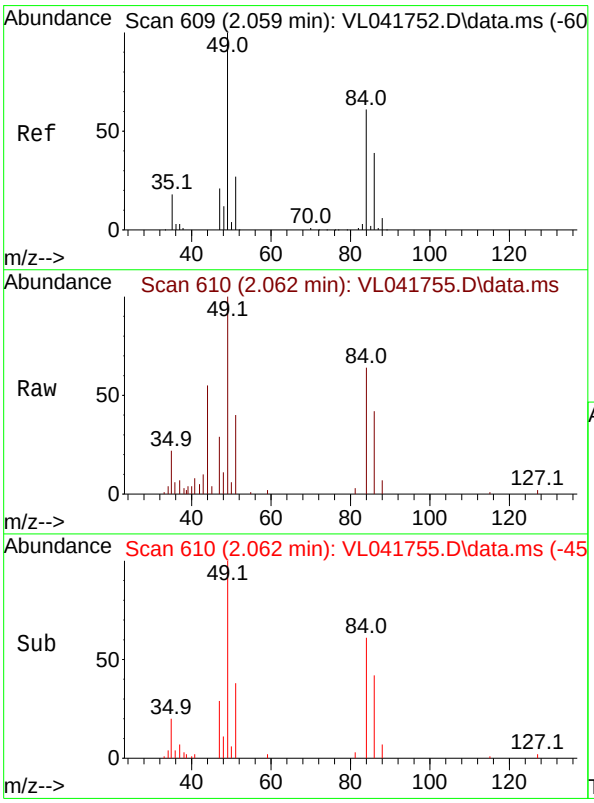

#20
Methylene Chloride
Concen: 0.589 ppbv
RT: 2.062 min Scan# 610
Delta R.T. 0.003 min
Lab File: VL041755.D
Acq: 16 Dec 2024 15:05

Tgt Ion: 84 Resp: 2174

Ion	Ratio	Lower	Upper
84	100		
49	152.6	132.6	198.8
51	57.2	37.6	56.4#
86	65.0	51.4	77.0

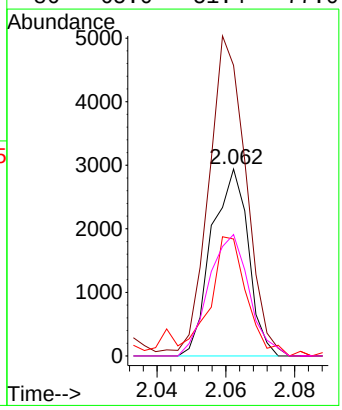

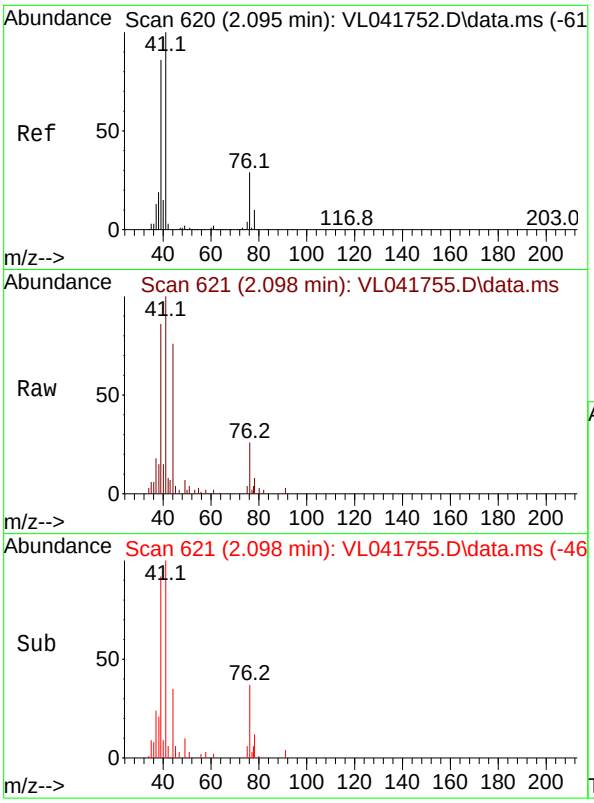

#21
Allyl Chloride
Concen: 0.478 ppbv
RT: 2.098 min Scan# 6
Delta R.T. 0.003 min
Lab File: VL041755.D
Acq: 16 Dec 2024 15:05

Instrument :
MSVOA_L
ClientSampleId :
VSTDICC0.5

Tgt Ion: 41 Resp: 3354

Ion	Ratio	Lower	Upper
41	100		
76	26.5	22.3	33.5
39	102.6	69.2	103.8

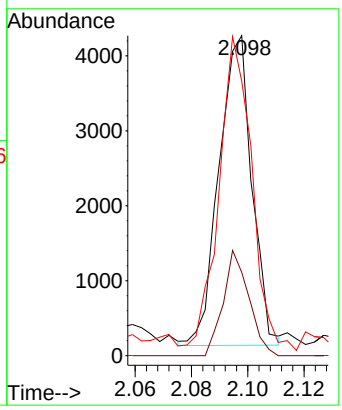

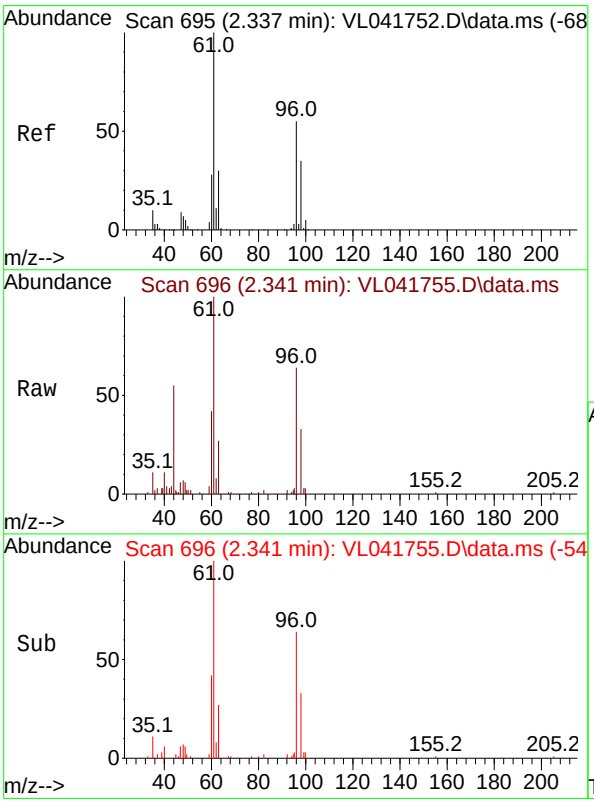

#22
trans-1,2-Dichloroethene
Concen: 0.543 ppbv
RT: 2.341 min Scan# 696
Delta R.T. 0.003 min
Lab File: VL041755.D
Acq: 16 Dec 2024 15:05

Tgt Ion: 96 Resp: 2494

Ion	Ratio	Lower	Upper
96	100		
61	156.8	146.3	219.5
98	51.6	50.8	76.2

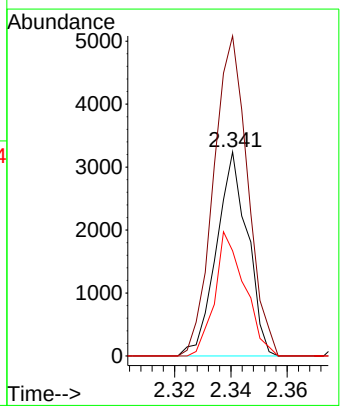

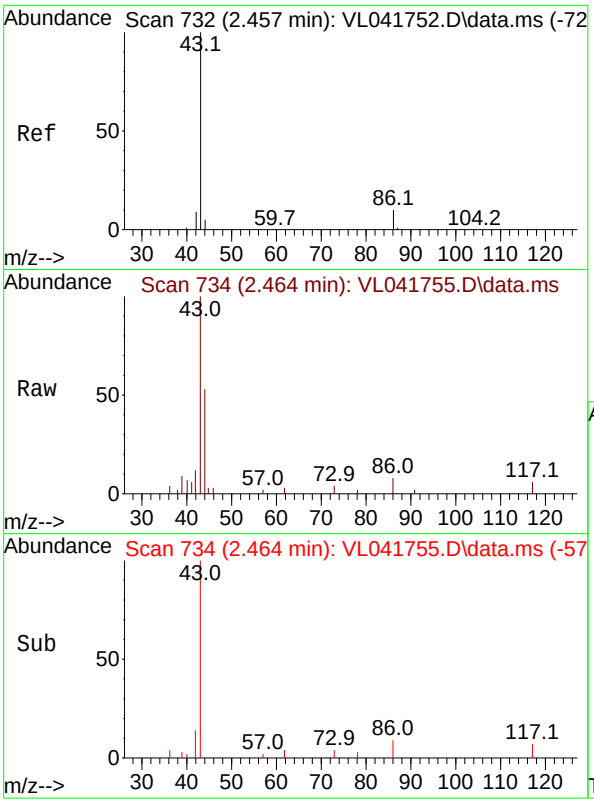

#23
Vinyl Acetate
Concen: 0.462 ppbv
RT: 2.464 min Scan# 7
Delta R.T. 0.006 min
Lab File: VL041755.D
Acq: 16 Dec 2024 15:05

Instrument :
MSVOA_L
ClientSampleId :
VSTDICC0.5

Tgt Ion: 43 Resp: 2599

Ion	Ratio	Lower	Upper
43	100		
86	8.6	6.6	10.0
42	10.2	8.2	12.2
44	4.0	5.0	7.4#

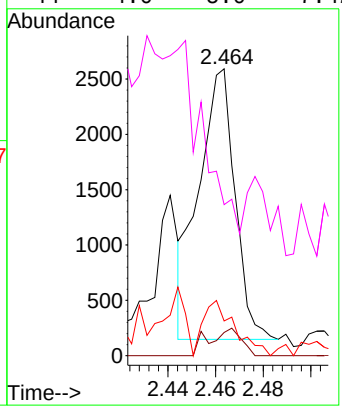

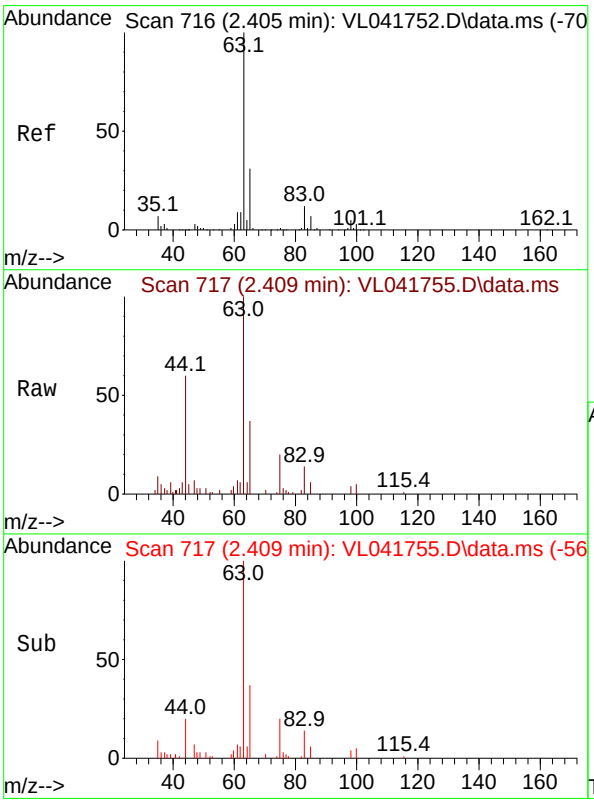

#24
1,1-Dichloroethane
Concen: 0.522 ppbv
RT: 2.409 min Scan# 717
Delta R.T. 0.003 min
Lab File: VL041755.D
Acq: 16 Dec 2024 15:05

Tgt Ion: 63 Resp: 4854

Ion	Ratio	Lower	Upper
63	100		
98	4.3	2.3	6.8
100	5.4	1.4	4.2#

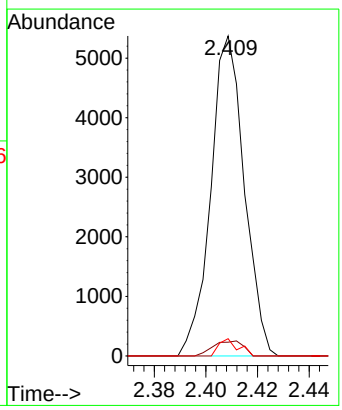

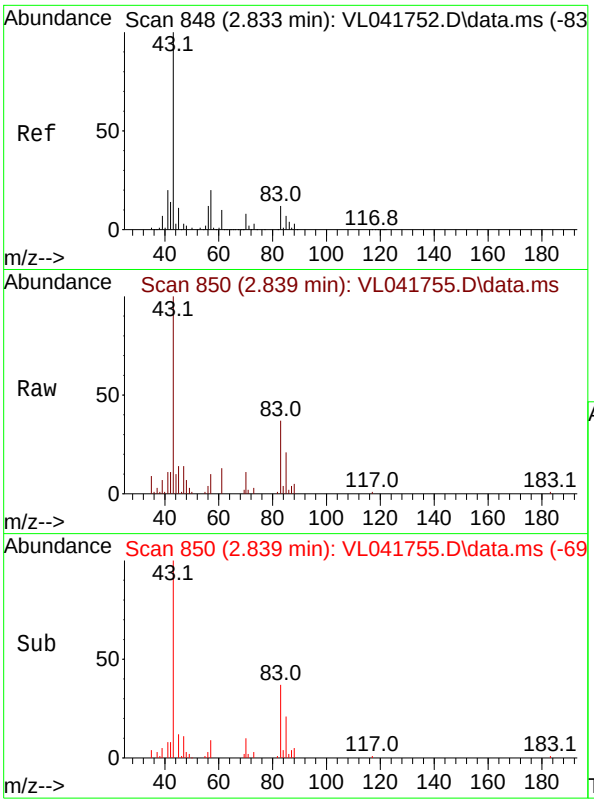

#25
Ethyl Acetate
Concen: 0.497 ppbv
RT: 2.839 min Scan# 8
Delta R.T. 0.006 min
Lab File: VL041755.D
Acq: 16 Dec 2024 15:05

Instrument :
MSVOA_L
ClientSampleId :
VSTDICC0.5

Tgt Ion: 43 Resp: 12040

Ion	Ratio	Lower	Upper
43	100		
45	12.2	8.1	12.1#
61	9.0	7.0	10.6
70	9.0	6.5	9.7

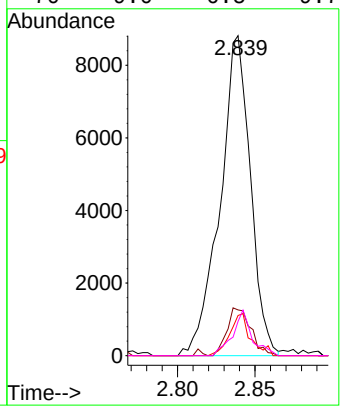

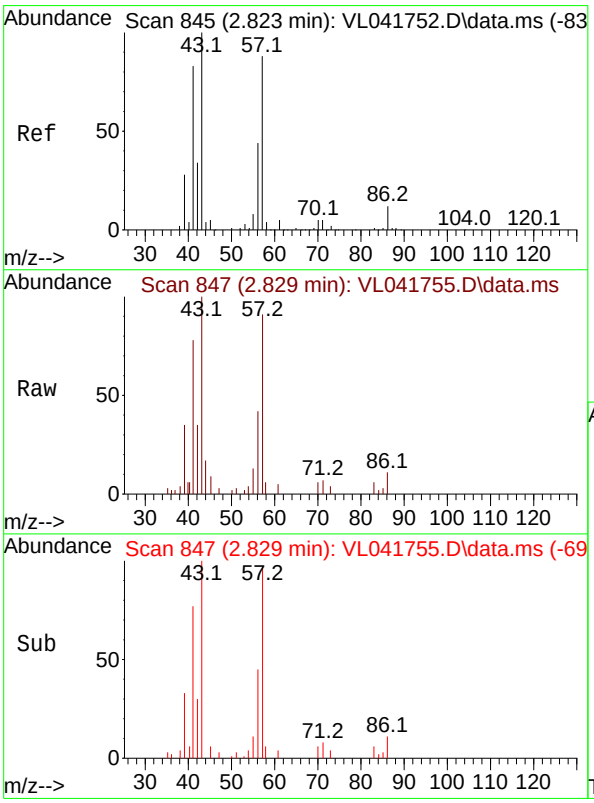

#26
Hexane
Concen: 0.518 ppbv
RT: 2.829 min Scan# 847
Delta R.T. 0.006 min
Lab File: VL041755.D
Acq: 16 Dec 2024 15:05

Tgt Ion: 57 Resp: 4735

Ion	Ratio	Lower	Upper
57	100		
41	106.1	79.6	119.4
43	258.2	211.0	316.6
56	52.8	42.6	63.8

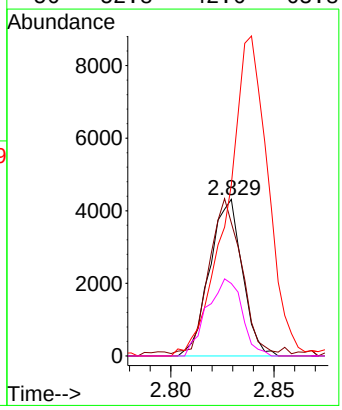

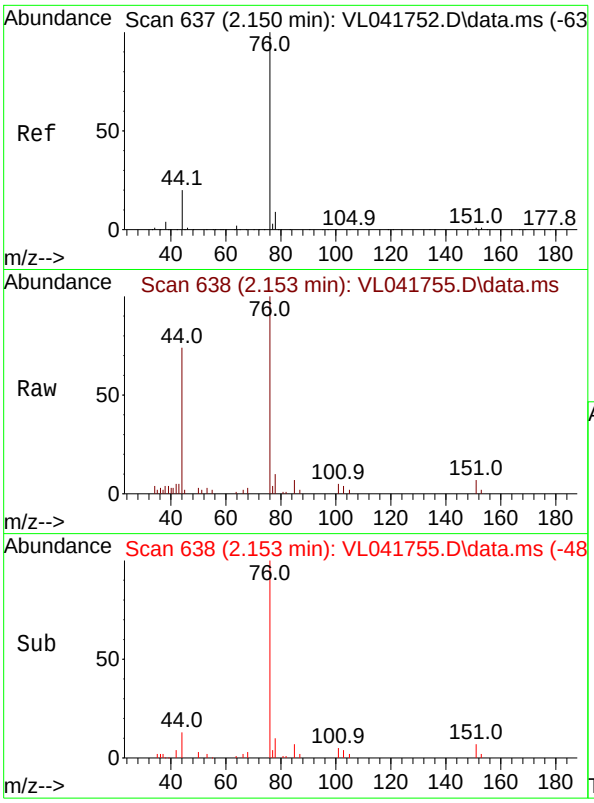

#27
Carbon Disulfide
Concen: 0.414 ppbv
RT: 2.153 min Scan# 6
Delta R.T. 0.003 min
Lab File: VL041755.D
Acq: 16 Dec 2024 15:05

Instrument :
MSVOA_L
ClientSampleId :
VSTDICC0.5

Tgt Ion: 76 Resp: 3409

Ion	Ratio	Lower	Upper
76	100		
44	65.5	17.6	26.4#
78	18.2	10.2	15.4#

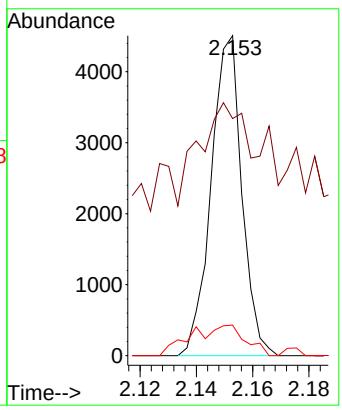

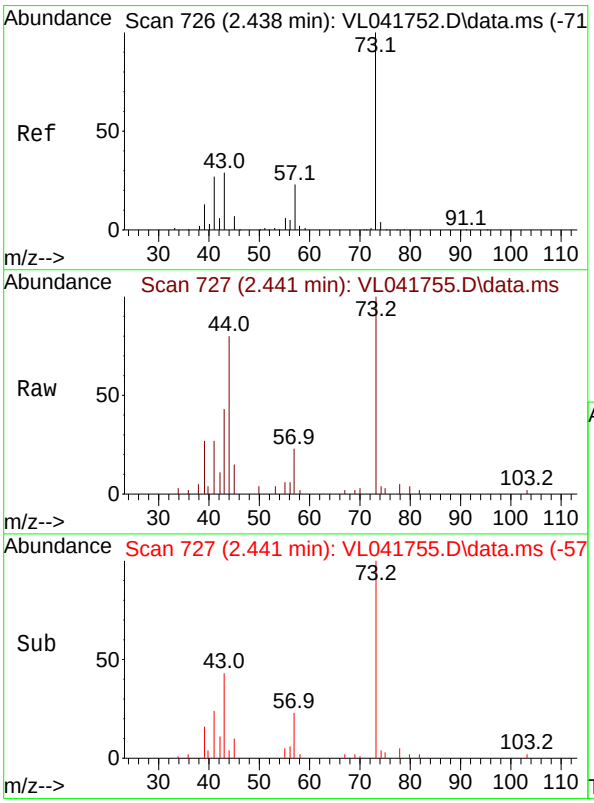

#28
Methyl tert-Butyl Ether
Concen: 0.464 ppbv
RT: 2.441 min Scan# 727
Delta R.T. 0.003 min
Lab File: VL041755.D
Acq: 16 Dec 2024 15:05

Tgt Ion: 73 Resp: 3438

Ion	Ratio	Lower	Upper
73	100		
57	22.6	17.6	26.4

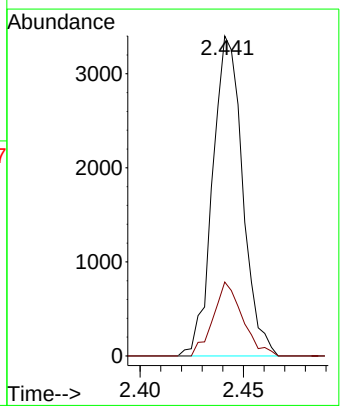

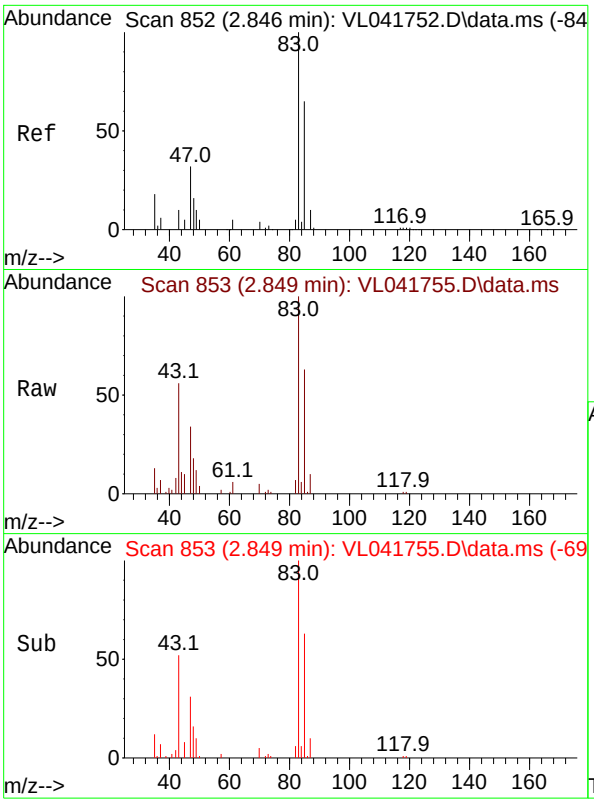

#29
Chloroform
Concen: 0.515 ppbv
RT: 2.849 min Scan# 8
Delta R.T. 0.003 min
Lab File: VL041755.D
Acq: 16 Dec 2024 15:05

Instrument :
MSVOA_L
ClientSampleId :
VSTDICC0.5

Tgt Ion: 83 Resp: 7172

Ion	Ratio	Lower	Upper
83	100		
85	63.3	51.8	77.6

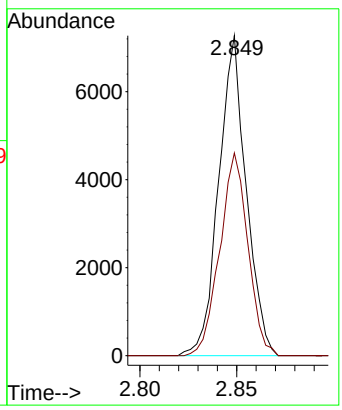

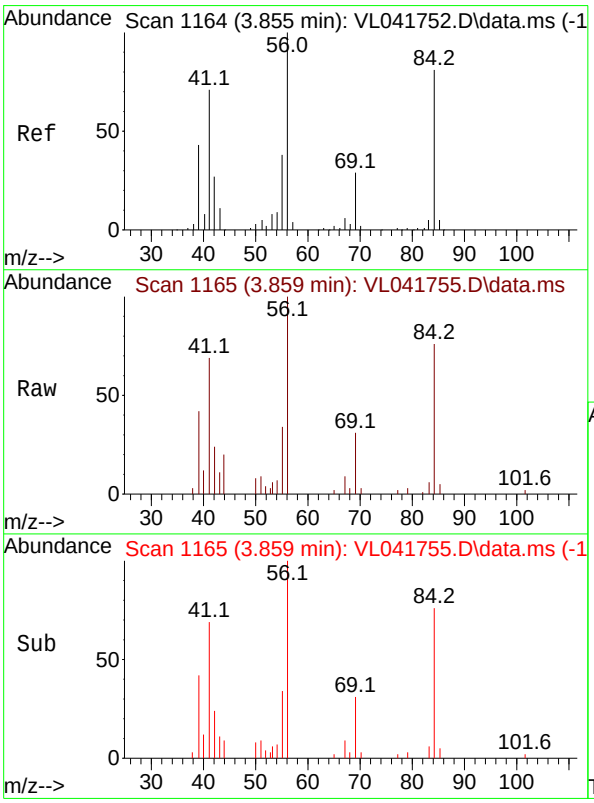

#30
Cyclohexane
Concen: 0.521 ppbv
RT: 3.859 min Scan# 1165
Delta R.T. 0.003 min
Lab File: VL041755.D
Acq: 16 Dec 2024 15:05

Tgt Ion: 84 Resp: 4051

Ion	Ratio	Lower	Upper
84	100		
56	122.5	102.3	153.5
41	94.8	74.0	111.0

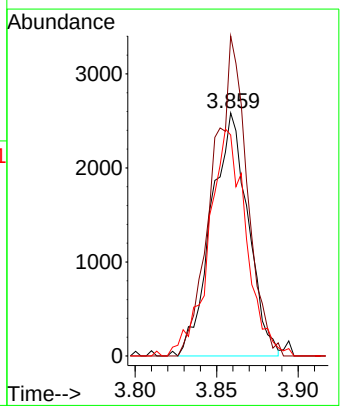

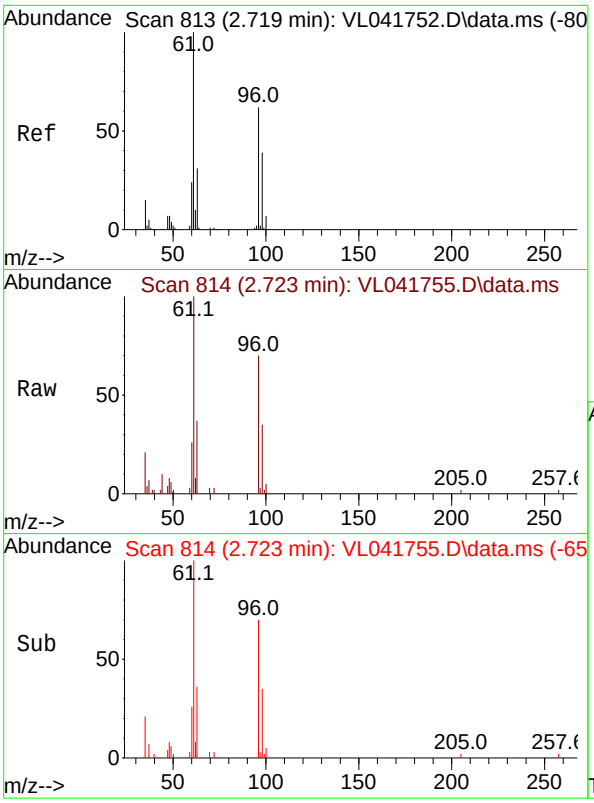

#31
cis-1,2-Dichloroethene
Concen: 0.504 ppbv
RT: 2.723 min Scan# 8
Delta R.T. 0.003 min
Lab File: VL041755.D
Acq: 16 Dec 2024 15:05

Instrument :
MSVOA_L
ClientSampleId :
VSTDICC0.5

Tgt Ion: 61 Resp: 4758

Ion	Ratio	Lower	Upper
61	100		
96	70.2	49.7	74.5
98	34.8	30.8	46.2

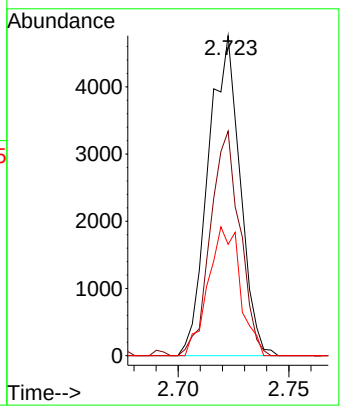

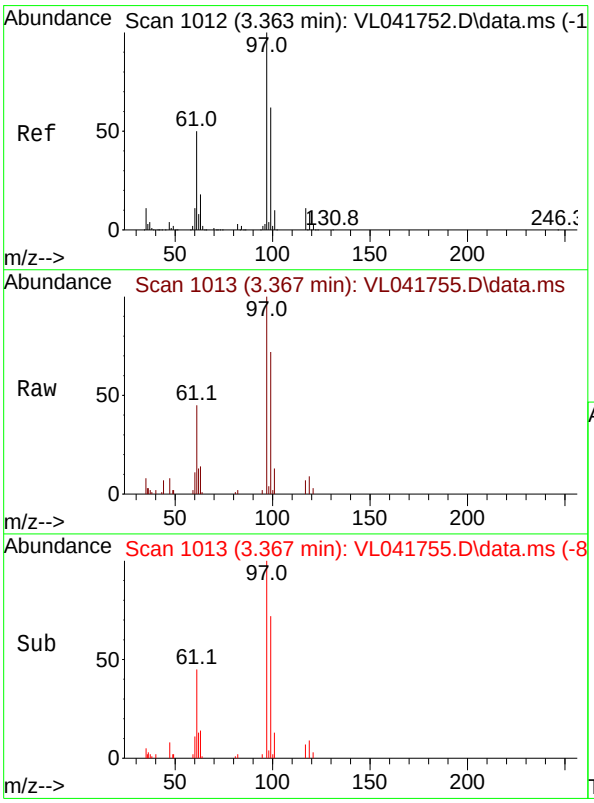

#32
1,1,1-Trichloroethane
Concen: 0.518 ppbv
RT: 3.367 min Scan# 1013
Delta R.T. 0.003 min
Lab File: VL041755.D
Acq: 16 Dec 2024 15:05

Tgt Ion: 97 Resp: 7182

Ion	Ratio	Lower	Upper
97	100		
99	62.2	51.0	76.4
61	52.1	42.2	63.2

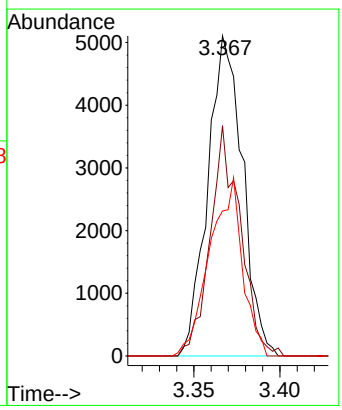

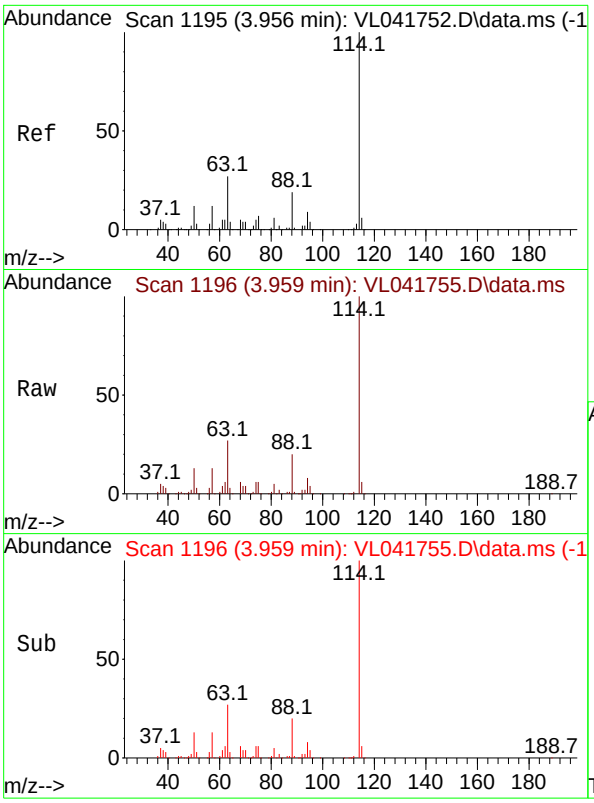

#33
1,4-Difluorobenzene
Concen: 10.000 ppbv
RT: 3.959 min Scan# 1
Delta R.T. 0.003 min
Lab File: VL041755.D
Acq: 16 Dec 2024 15:05

Instrument :
MSVOA_L
ClientSampleId :
VSTDICC0.5

Tgt Ion:114 Resp: 178453

Ion	Ratio	Lower	Upper
114	100		
63	27.6	21.8	32.8
88	18.9	14.8	22.2

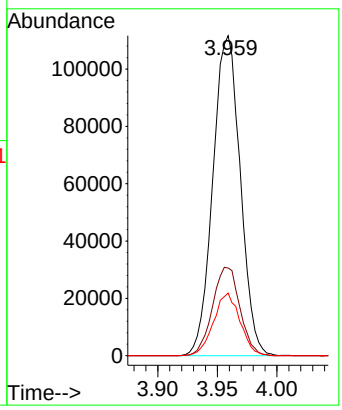

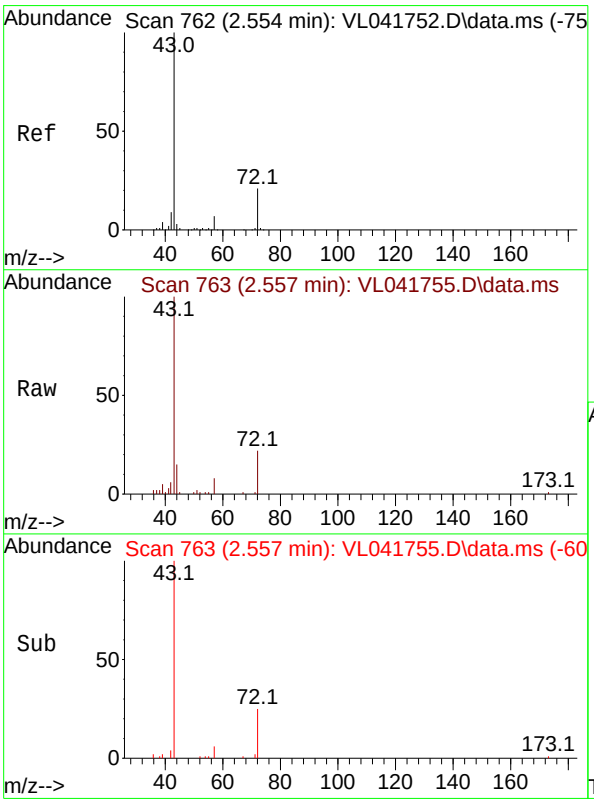

#34
2-Butanone
Concen: 0.540 ppbv
RT: 2.557 min Scan# 763
Delta R.T. 0.003 min
Lab File: VL041755.D
Acq: 16 Dec 2024 15:05

Tgt Ion: 43 Resp: 7756

Ion	Ratio	Lower	Upper
43	100		
72	24.0	16.8	25.2

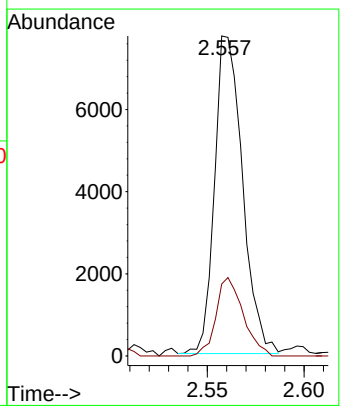

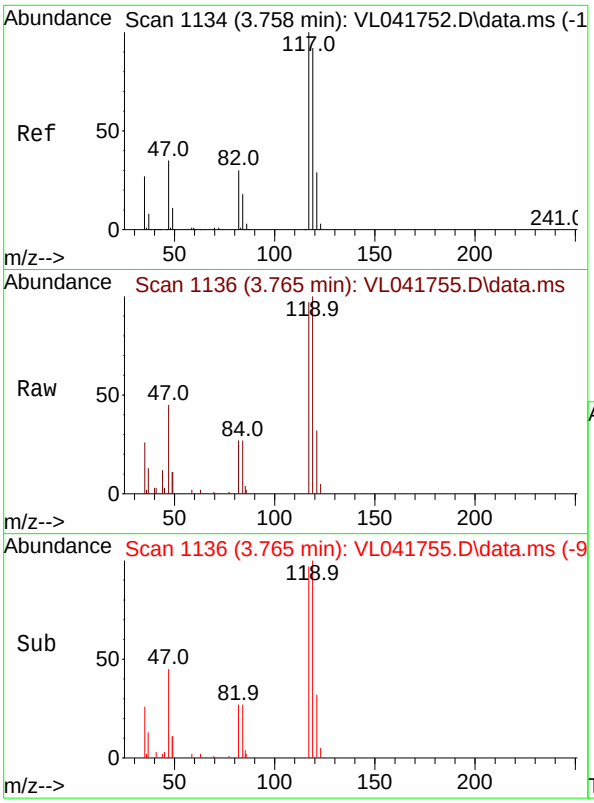

#35
Carbon Tetrachloride
Concen: 0.446 ppbv
RT: 3.765 min Scan# 1
Delta R.T. 0.006 min
Lab File: VL041755.D
Acq: 16 Dec 2024 15:05

Instrument :
MSVOA_L
ClientSampleId :
VSTDICC0.5

Tgt Ion:117 Resp: 5655

Ion	Ratio	Lower	Upper
117	100		
119	102.7	73.7	110.5
121	32.9	23.0	34.4

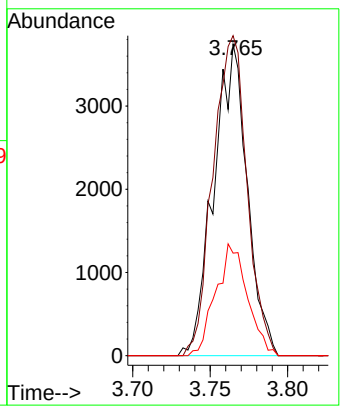

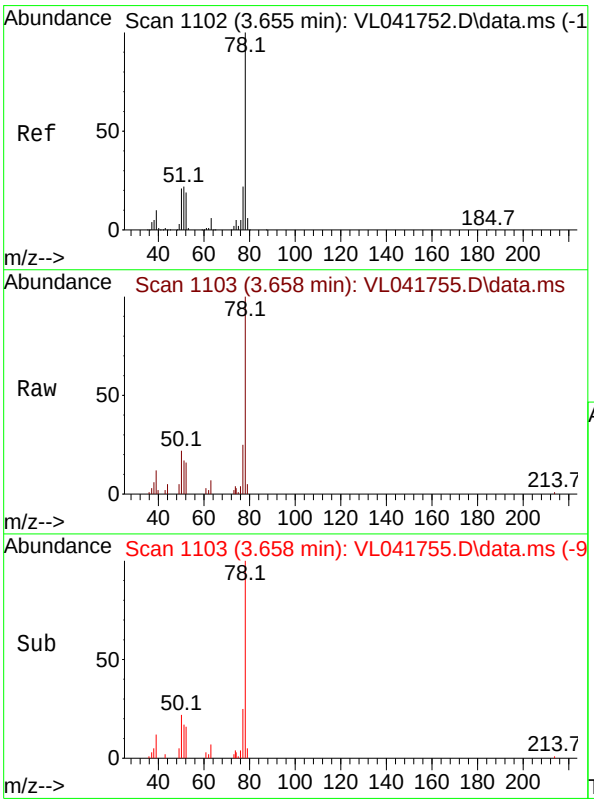

#36
Benzene
Concen: 0.522 ppbv
RT: 3.658 min Scan# 1103
Delta R.T. 0.003 min
Lab File: VL041755.D
Acq: 16 Dec 2024 15:05

Tgt Ion: 78 Resp: 9629

Ion	Ratio	Lower	Upper
78	100		
77	24.8	17.8	26.6
50	21.7	17.2	25.8

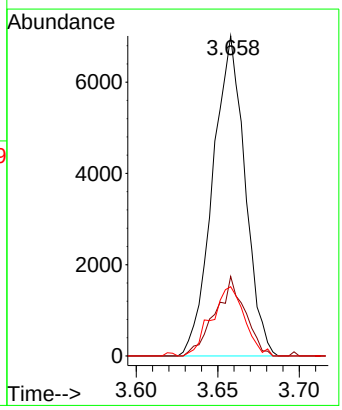

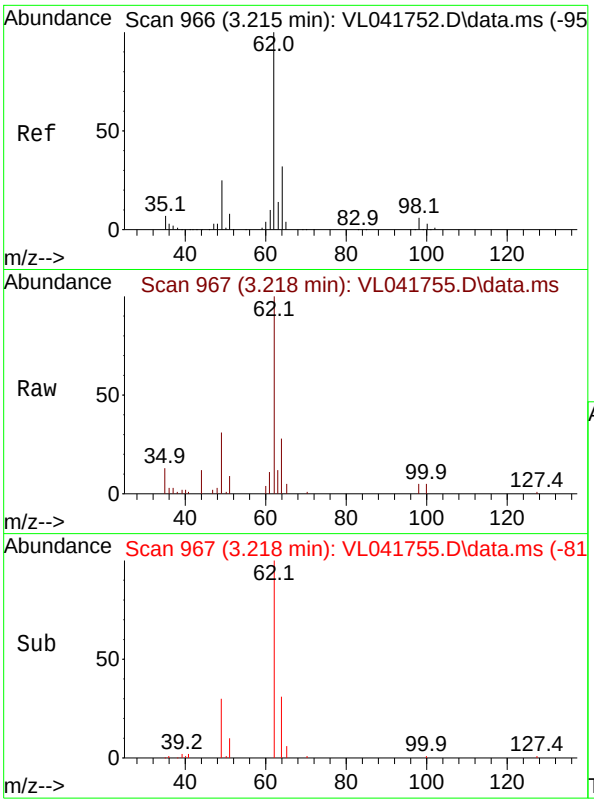

#37
1,2-Dichloroethane
Concen: 0.536 ppbv
RT: 3.218 min Scan# 9
Delta R.T. 0.003 min
Lab File: VL041755.D
Acq: 16 Dec 2024 15:05

Instrument :
MSVOA_L
ClientSampleId :
VSTDICC0.5

Tgt Ion: 62 Resp: 6154

Ion	Ratio	Lower	Upper
62	100		
98	6.3	4.7	7.1

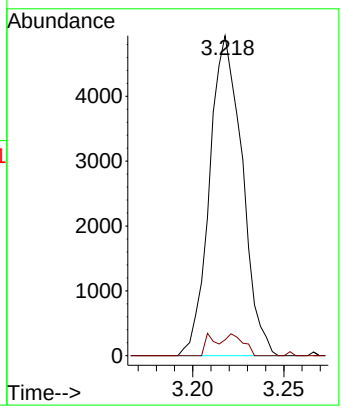

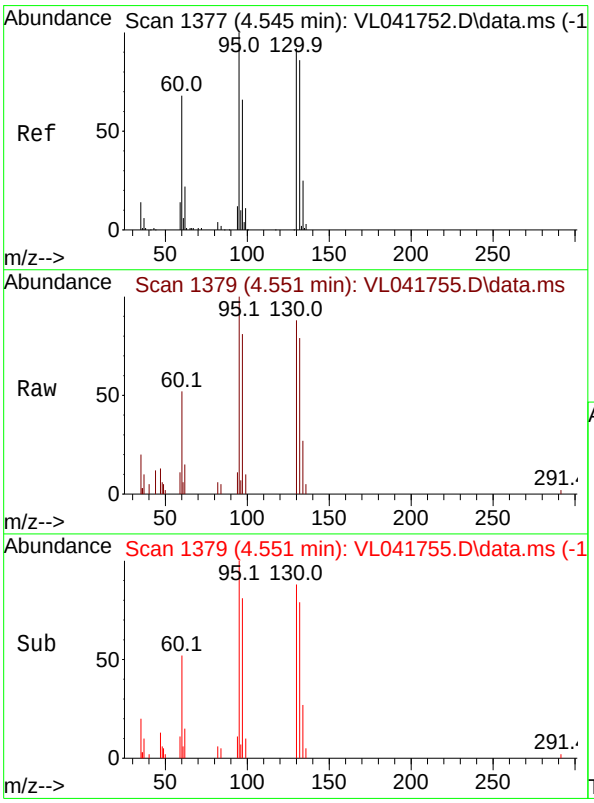

#38
Trichloroethene
Concen: 0.336 ppbv
RT: 4.551 min Scan# 1379
Delta R.T. 0.006 min
Lab File: VL041755.D
Acq: 16 Dec 2024 15:05

Tgt Ion:130 Resp: 2613

Ion	Ratio	Lower	Upper
130	100		
95	116.2	87.0	130.6
132	82.8	75.0	112.6
97	89.3	57.2	85.8#

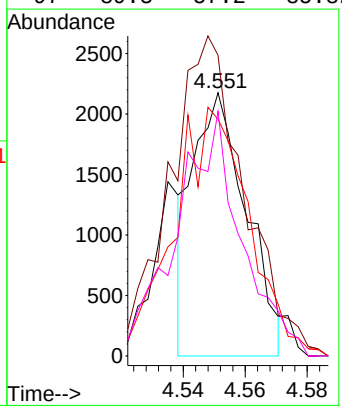

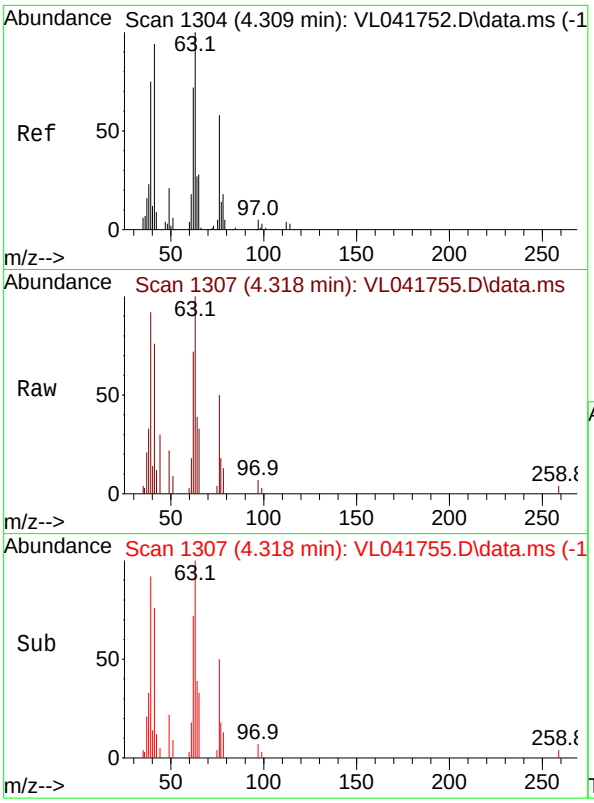

#39
1,2-Dichloropropane
Concen: 0.333 ppbv
RT: 4.318 min Scan# 1
Delta R.T. 0.010 min
Lab File: VL041755.D
Acq: 16 Dec 2024 15:05

Instrument :
MSVOA_L
ClientSampleId :
VSTDICC0.5

Tgt Ion: 63 Resp: 2224

Ion	Ratio	Lower	Upper
63	100		
41	67.9	75.3	112.9#
62	72.4	57.3	85.9

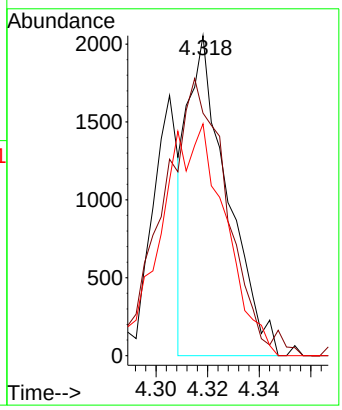

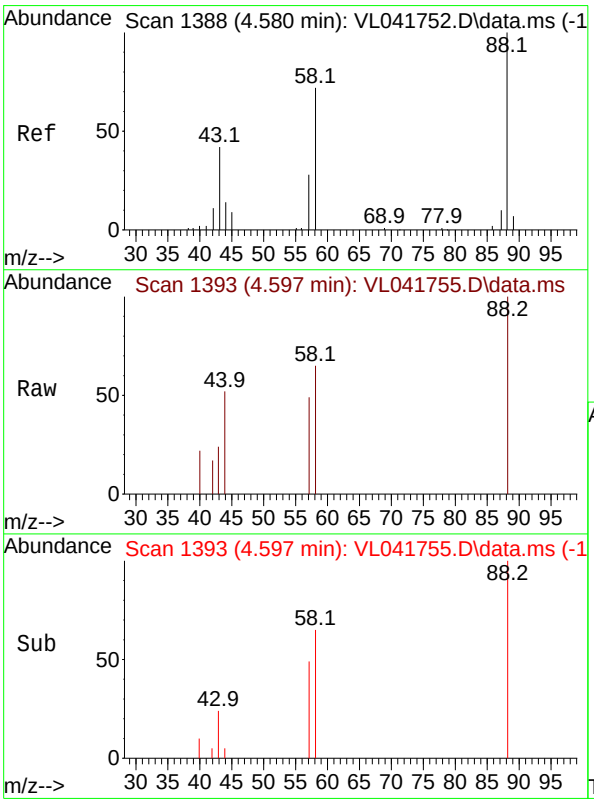

#40
1,4-Dioxane
Concen: 0.070 ppbv
RT: 4.597 min Scan# 1393
Delta R.T. 0.016 min
Lab File: VL041755.D
Acq: 16 Dec 2024 15:05

Tgt Ion: 88 Resp: 229

Ion	Ratio	Lower	Upper
88	100		
58	0.0	61.0	91.6#
43	0.0	29.4	44.0#
57	0.0	0.0	0.0

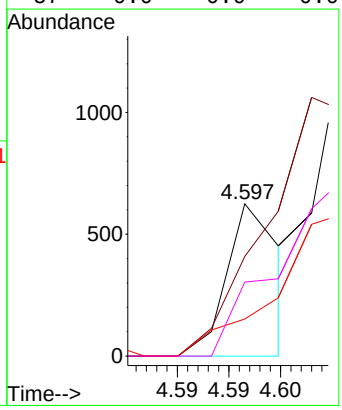

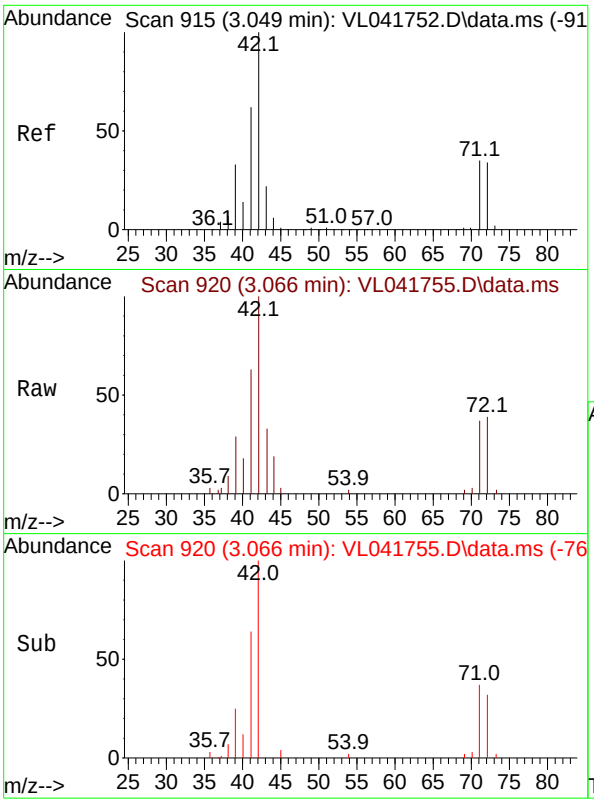

#41
Tetrahydrofuran
Concen: 0.505 ppbv
RT: 3.066 min Scan# 9
Delta R.T. 0.016 min
Lab File: VL041755.D
Acq: 16 Dec 2024 15:05

Instrument :
MSVOA_L
ClientSampleId :
VSTDICC0.5

Tgt Ion: 42 Resp: 4061

Ion	Ratio	Lower	Upper
42	100		
72	37.0	29.1	43.7
71	36.5	28.4	42.6

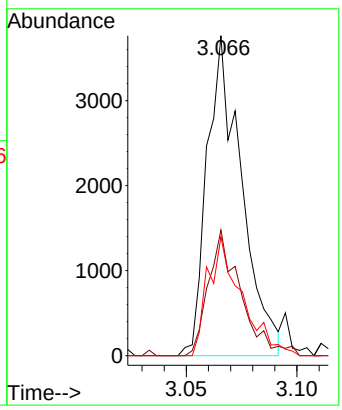

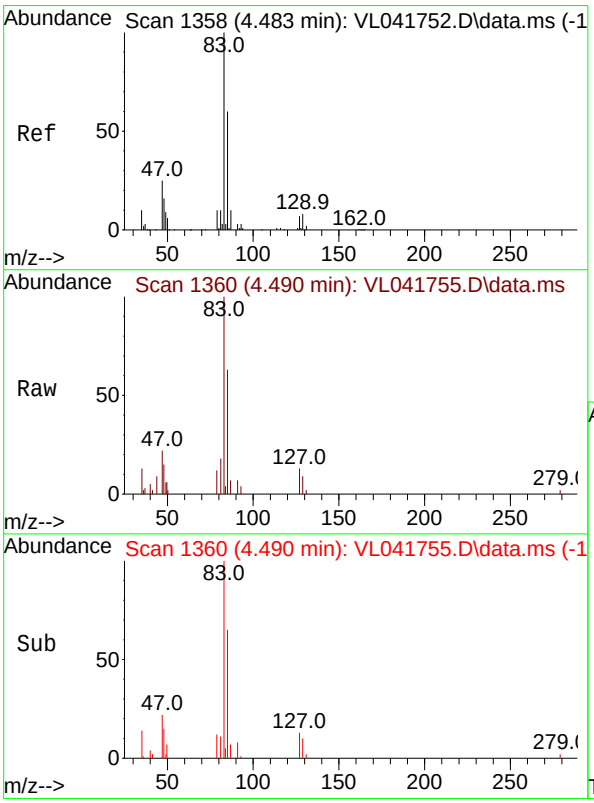

#42
Bromodichloromethane
Concen: 0.251 ppbv
RT: 4.490 min Scan# 1360
Delta R.T. 0.006 min
Lab File: VL041755.D
Acq: 16 Dec 2024 15:05

Tgt Ion: 83 Resp: 3315

Ion	Ratio	Lower	Upper
83	100		
85	63.1	48.0	72.0
127	12.7	5.8	8.8#

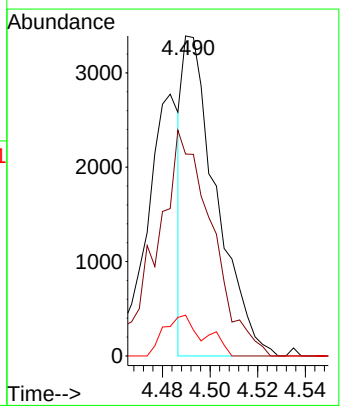

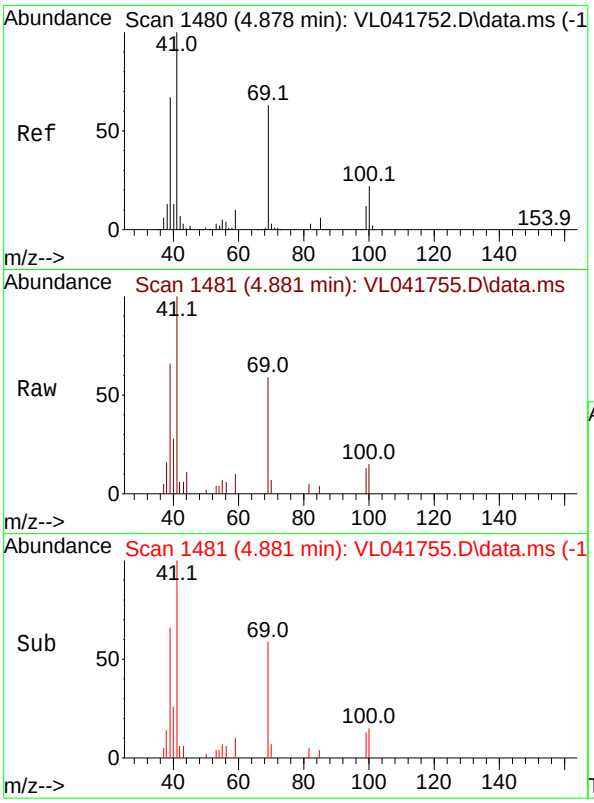

#43
Methyl Methacrylate
Concen: 0.472 ppbv
RT: 4.881 min Scan# 1
Delta R.T. 0.003 min
Lab File: VL041755.D
Acq: 16 Dec 2024 15:05

Instrument :
MSVOA_L
ClientSampleId :
VSTDICC0.5

Tgt Ion: 69 Resp: 3322

Ion	Ratio	Lower	Upper
69	100		
41	163.7	130.3	195.5
100	33.2	28.3	42.5

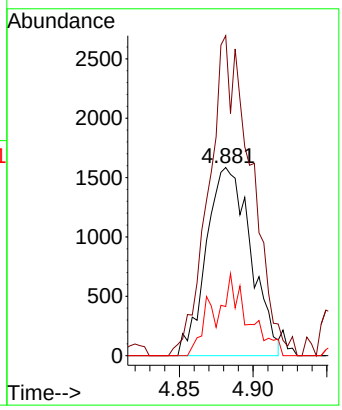

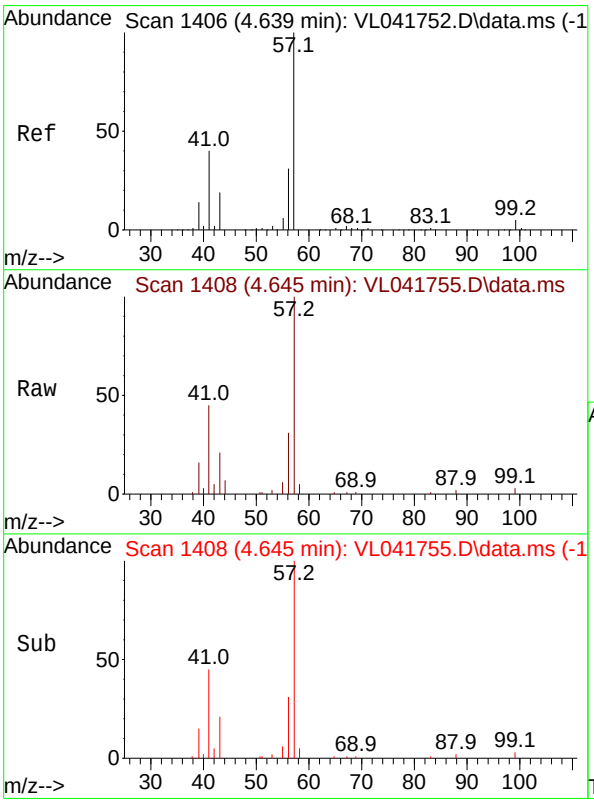

#44
2,2,4-Trimethylpentane
Concen: 0.309 ppbv
RT: 4.645 min Scan# 1408
Delta R.T. 0.006 min
Lab File: VL041755.D
Acq: 16 Dec 2024 15:05

Tgt Ion: 57 Resp: 9729

Ion	Ratio	Lower	Upper
57	100		
41	0.0	30.7	46.1#
56	0.0	25.4	38.0#

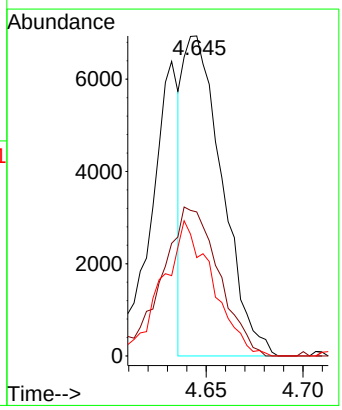

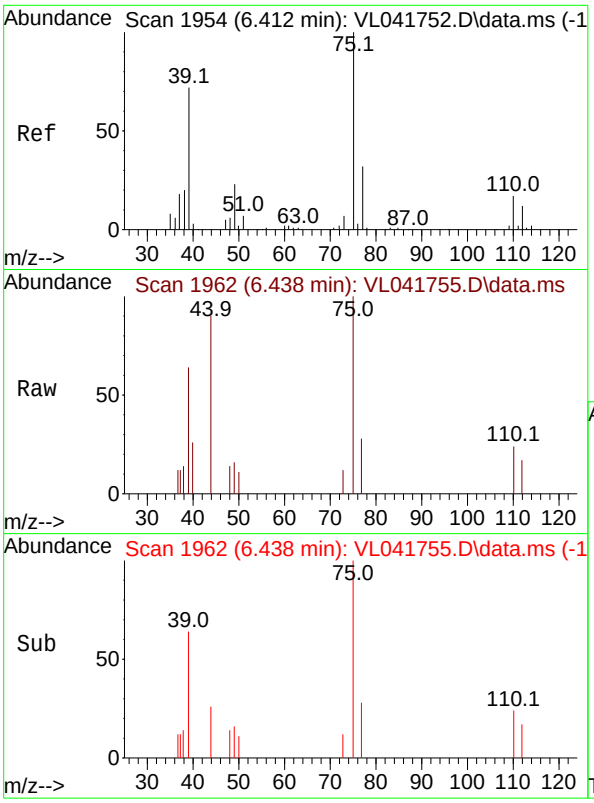

#45
t-1,3-Dichloropropene
Concen: 0.038 ppbv
RT: 6.438 min Scan# 1
Delta R.T. 0.026 min
Lab File: VL041755.D
Acq: 16 Dec 2024 15:05

Instrument :
MSVOA_L
ClientSampleId :
VSTDICC0.5

Tgt Ion: 75 Resp: 279

Ion	Ratio	Lower	Upper
75	100		
77	27.8	25.9	38.9

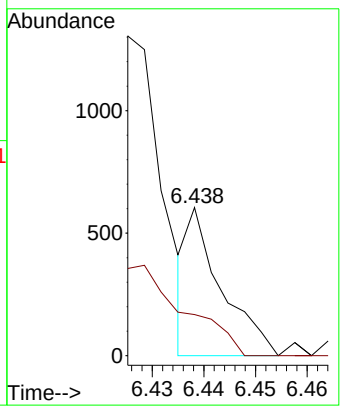

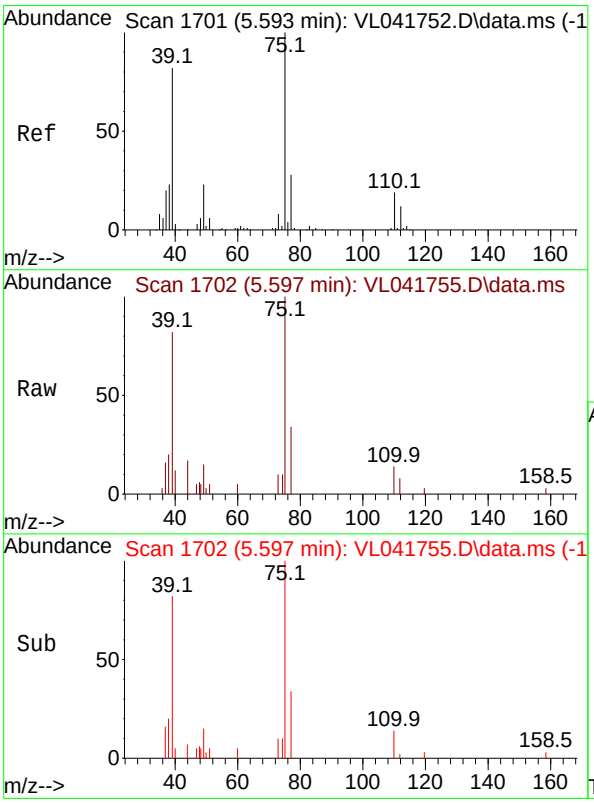

#46
cis-1,3-Dichloropropene
Concen: 0.179 ppbv
RT: 5.597 min Scan# 1702
Delta R.T. 0.003 min
Lab File: VL041755.D
Acq: 16 Dec 2024 15:05

Tgt Ion: 75 Resp: 1656

Ion	Ratio	Lower	Upper
75	100		
39	72.0	65.2	97.8
77	51.2	22.0	33.0#

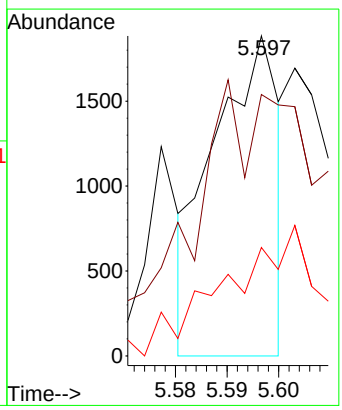

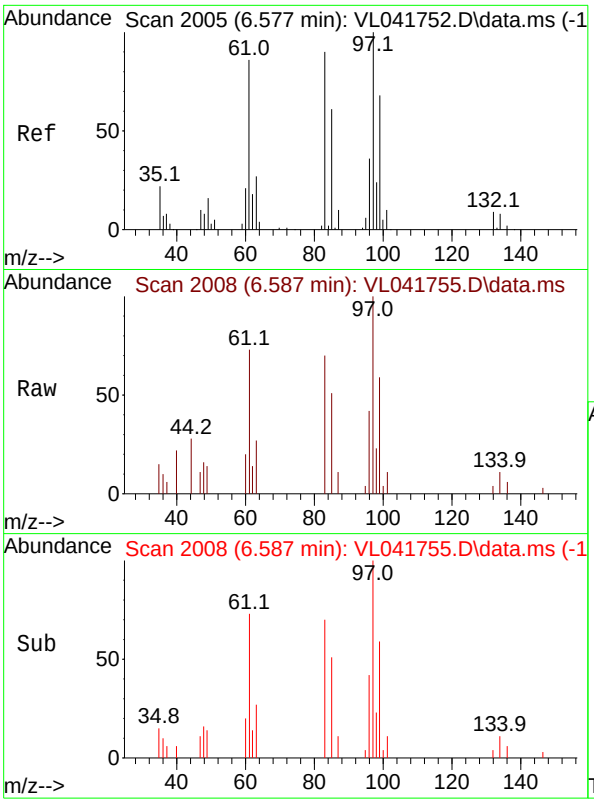

#47
1,1,2-Trichloroethane
Concen: 0.342 ppbv
RT: 6.587 min Scan# 2
Delta R.T. 0.010 min
Lab File: VL041755.D
Acq: 16 Dec 2024 15:05

Instrument :
MSVOA_L
ClientSampleId :
VSTDICC0.5

Tgt Ion: 97 Resp: 2388

Ion	Ratio	Lower	Upper
97	100		
83	69.7	72.3	108.5#
85	51.4	48.5	72.7
99	59.0	54.0	81.0

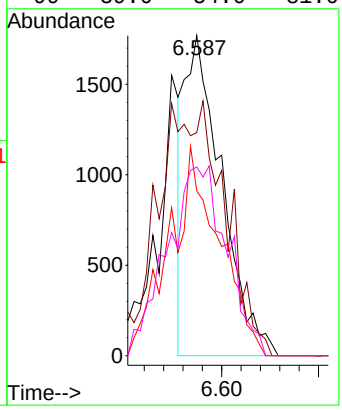

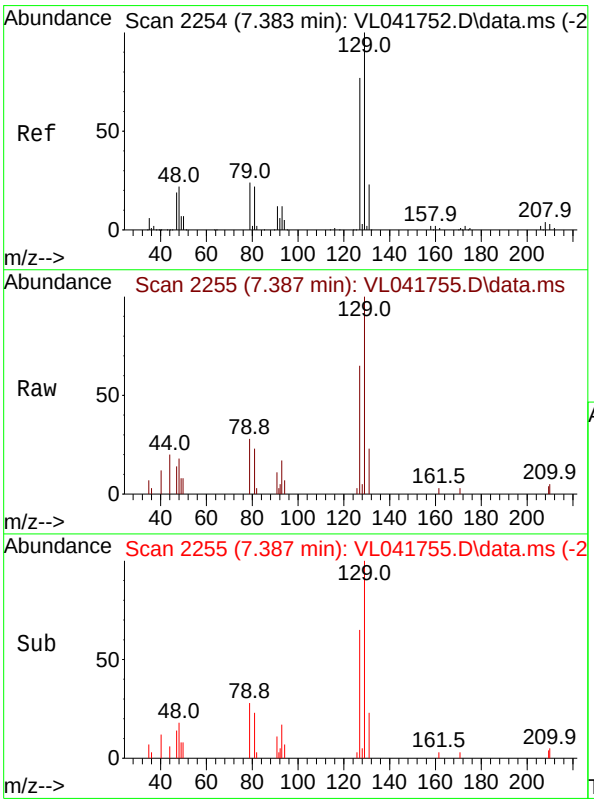

#48
Dibromochloromethane
Concen: 0.406 ppbv
RT: 7.387 min Scan# 2255
Delta R.T. 0.003 min
Lab File: VL041755.D
Acq: 16 Dec 2024 15:05

Tgt Ion:129 Resp: 3865

Ion	Ratio	Lower	Upper
129	100		
127	78.8	38.8	116.3

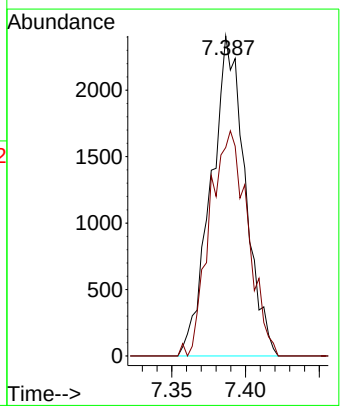

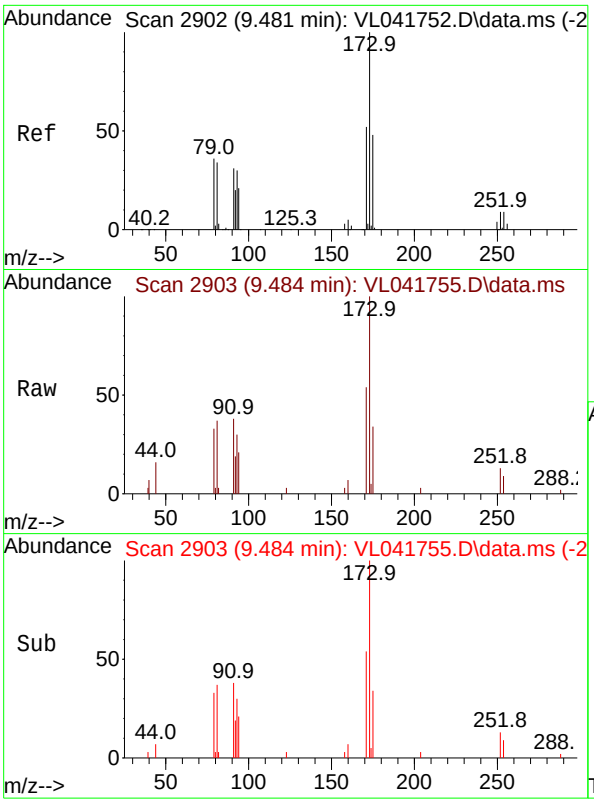

#49
Bromoform
Concen: 0.368 ppbv
RT: 9.484 min Scan# 2
Delta R.T. 0.003 min
Lab File: VL041755.D
Acq: 16 Dec 2024 15:05

Instrument :
MSVOA_L
ClientSampleId :
VSTDICC0.5

Tgt Ion:173 Resp: 2869

Ion	Ratio	Lower	Upper
173	100		
175	45.6	38.2	57.2
171	55.2	41.1	61.7

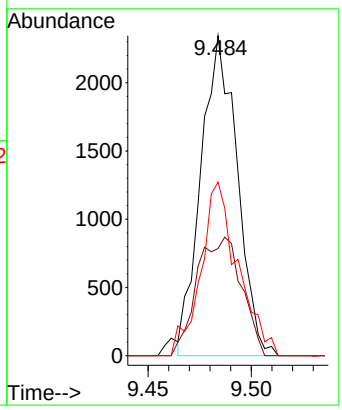

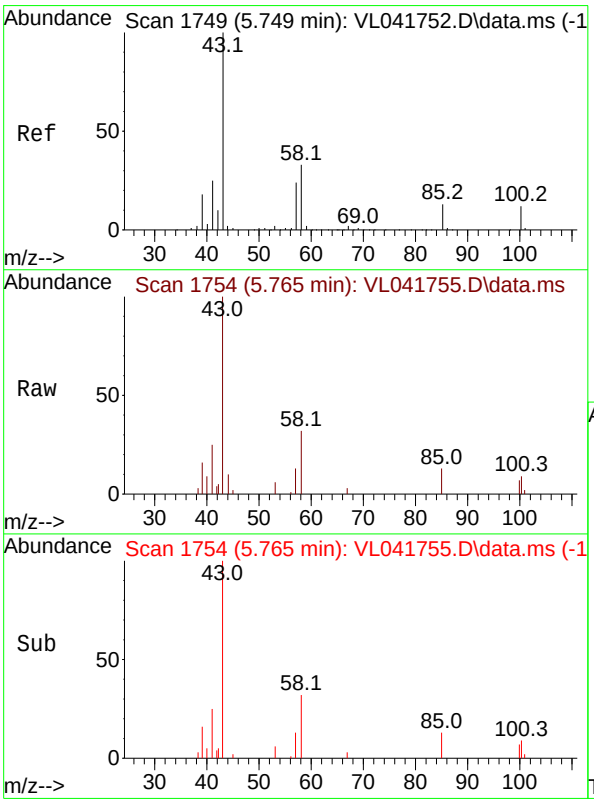

#50
4-Methyl-2-Pentanone
Concen: 0.244 ppbv
RT: 5.765 min Scan# 1754
Delta R.T. 0.016 min
Lab File: VL041755.D
Acq: 16 Dec 2024 15:05

Tgt Ion: 43 Resp: 4771

Ion	Ratio	Lower	Upper
43	100		
58	0.0	26.8	40.2#

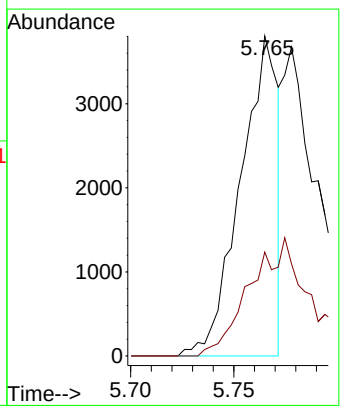

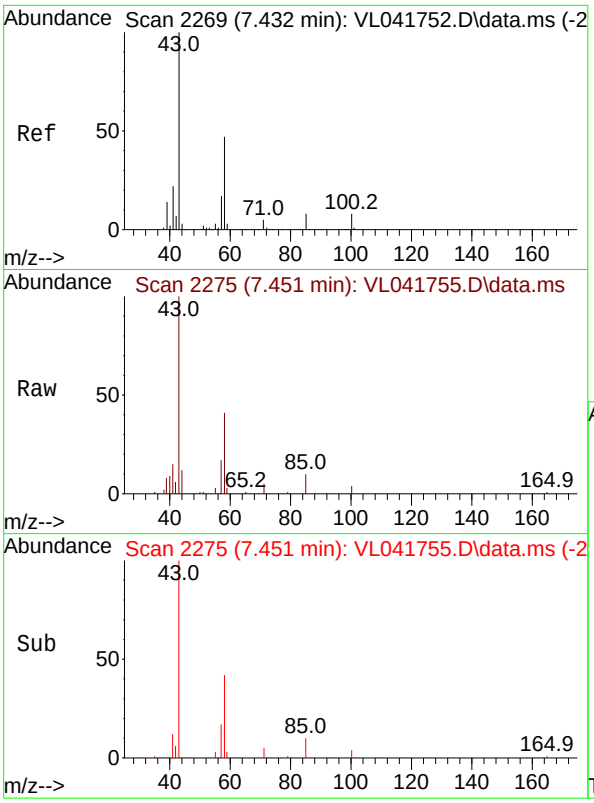

#51
2-Hexanone
Concen: 0.468 ppbv
RT: 7.451 min Scan# 2
Delta R.T. 0.019 min
Lab File: VL041755.D
Acq: 16 Dec 2024 15:05

Instrument :
MSVOA_L
ClientSampleId :
VSTDICC0.5

Tgt Ion: 43 Resp: 7412

Ion	Ratio	Lower	Upper
43	100		
58	46.2	36.6	55.0
98	0.0	0.1	0.1#

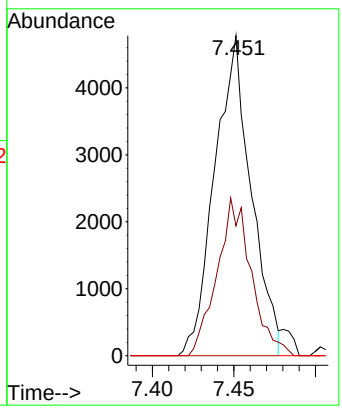

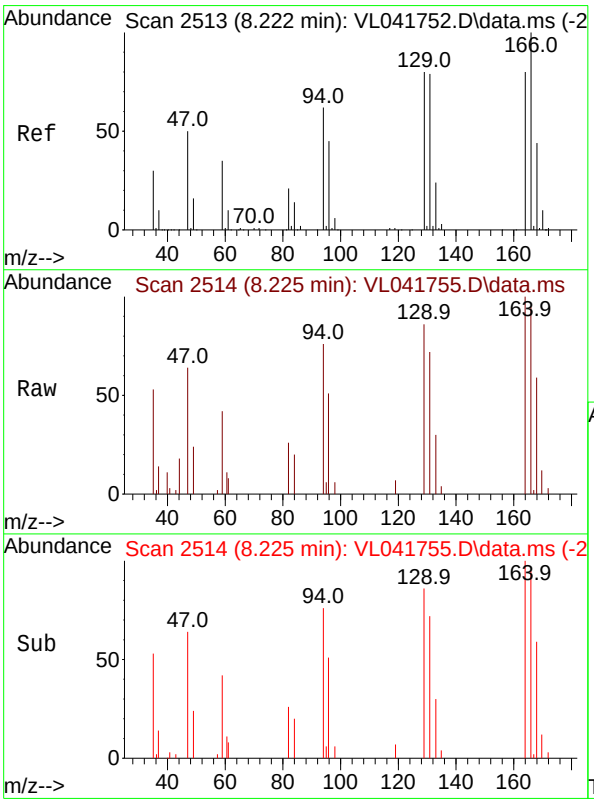

#52
Tetrachloroethene
Concen: 0.450 ppbv
RT: 8.225 min Scan# 2514
Delta R.T. 0.003 min
Lab File: VL041755.D
Acq: 16 Dec 2024 15:05

Tgt Ion:164 Resp: 3091

Ion	Ratio	Lower	Upper
164	100		
166	95.1	99.8	149.6#
129	85.6	79.6	119.4
131	72.0	78.6	117.8#

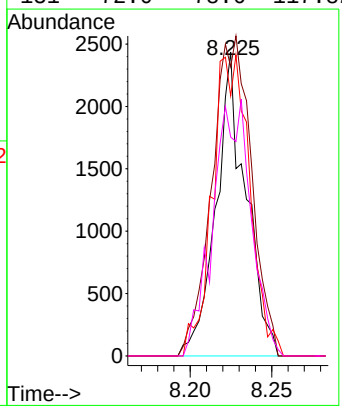

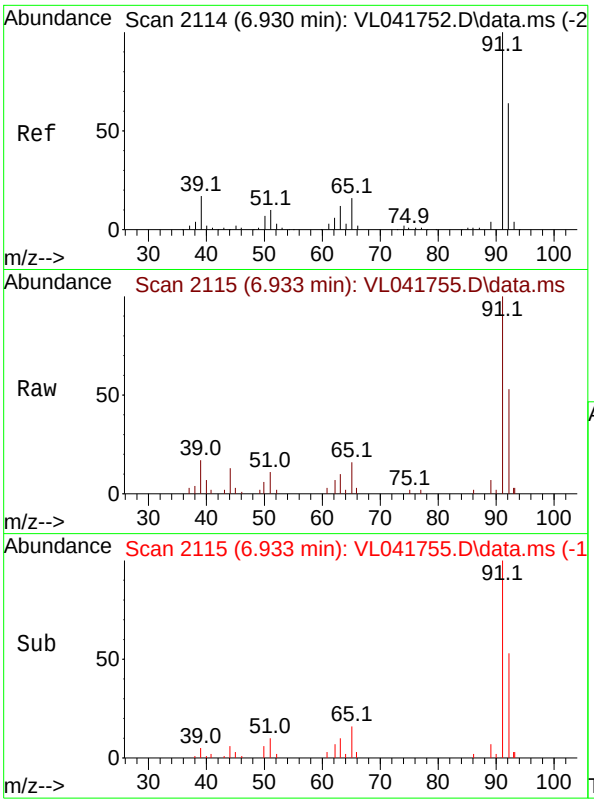

#53
Toluene
Concen: 0.504 ppbv
RT: 6.933 min Scan# 2
Delta R.T. 0.003 min
Lab File: VL041755.D
Acq: 16 Dec 2024 15:05

Instrument :
MSVOA_L
ClientSampleId :
VSTDICC0.5

Tgt Ion: 91 Resp: 10554

Ion	Ratio	Lower	Upper
91	100		
92	59.2	47.9	71.9

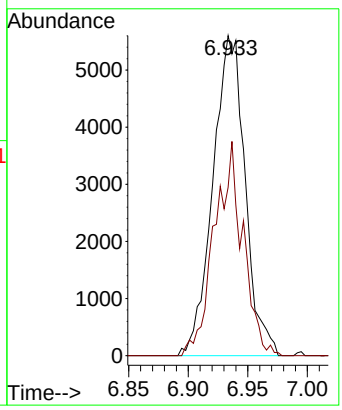

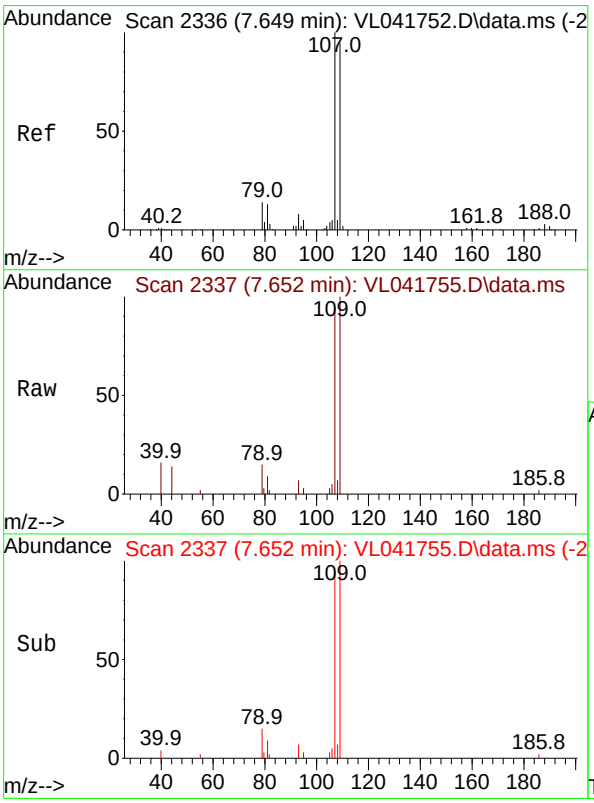

#54
1,2-Dibromoethane
Concen: 0.287 ppbv
RT: 7.652 min Scan# 2337
Delta R.T. 0.003 min
Lab File: VL041755.D
Acq: 16 Dec 2024 15:05

Tgt Ion:107 Resp: 2762

Ion	Ratio	Lower	Upper
107	100		
109	106.5	75.9	113.9

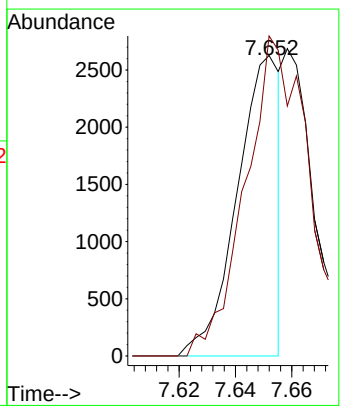

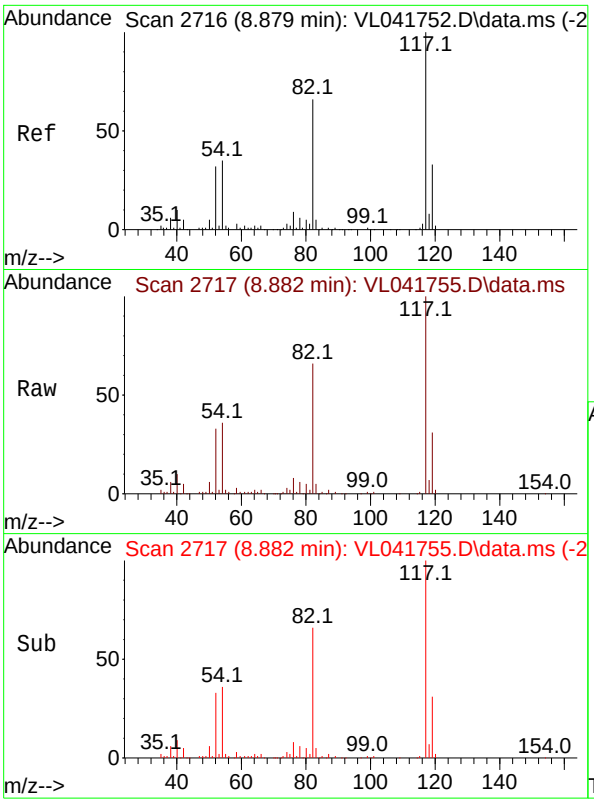

#55
Chlorobenzene-d5
Concen: 10.000 ppbv
RT: 8.882 min Scan# 2
Delta R.T. 0.003 min
Lab File: VL041755.D
Acq: 16 Dec 2024 15:05

Instrument :
MSVOA_L
ClientSampleId :
VSTDICC0.5

Tgt Ion:117 Resp: 158571

Ion	Ratio	Lower	Upper
117	100		
82	68.1	53.8	80.8
119	33.6	26.7	40.1

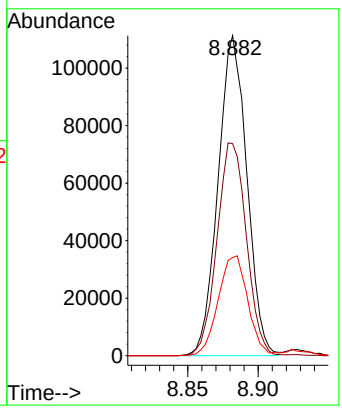

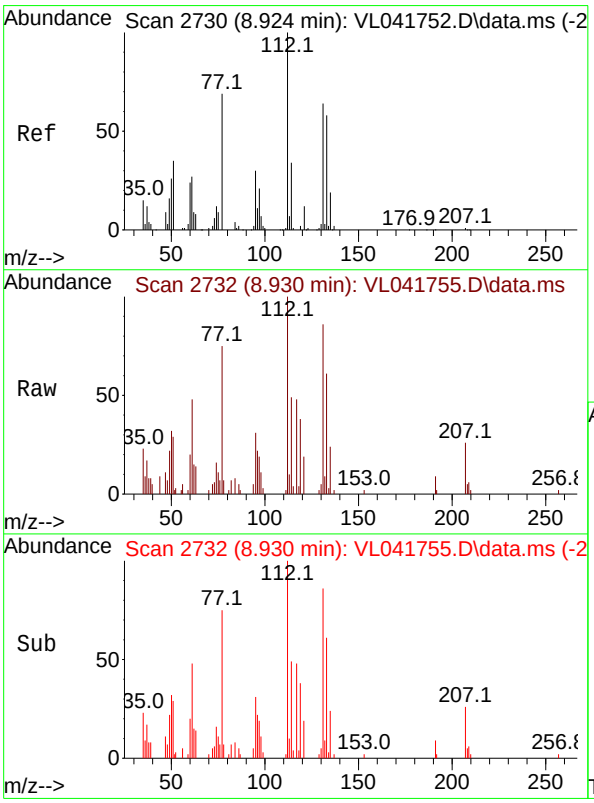

#56
1,1,1,2-Tetrachloroethane
Concen: 0.212 ppbv
RT: 8.930 min Scan# 2732
Delta R.T. 0.006 min
Lab File: VL041755.D
Acq: 16 Dec 2024 15:05

Tgt Ion:131 Resp: 1785

Ion	Ratio	Lower	Upper
131	100		
133	238.0	76.8	115.2#
119	0.0	49.0	73.6#

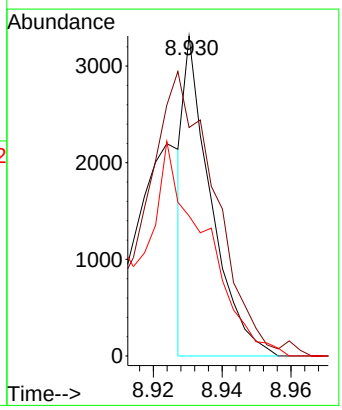

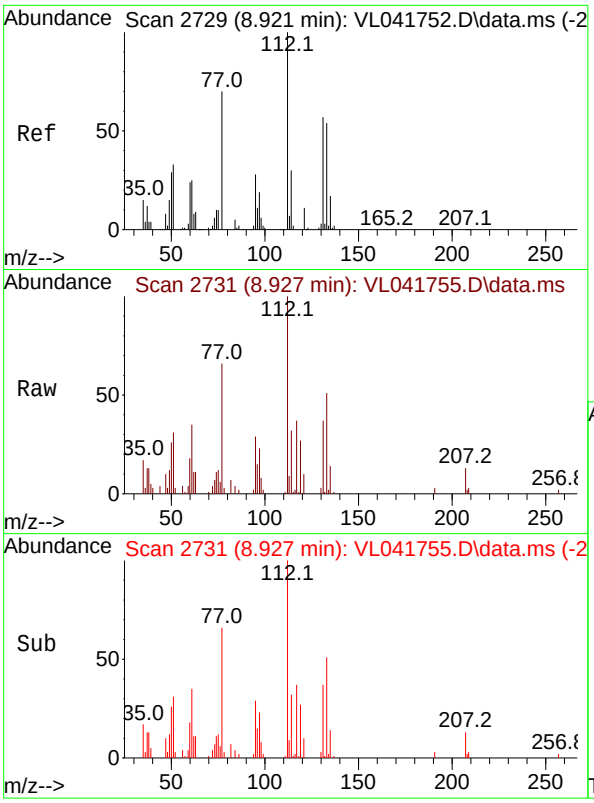

#57
Chlorobenzene
Concen: 0.263 ppbv
RT: 8.927 min Scan# 2
Delta R.T. 0.006 min
Lab File: VL041755.D
Acq: 16 Dec 2024 15:05

Instrument :
MSVOA_L
ClientSampleId :
VSTDICC0.5

Tgt Ion:112 Resp: 4266

Ion	Ratio	Lower	Upper
112	100		
77	66.1	57.4	86.0
114	31.7	27.4	33.4

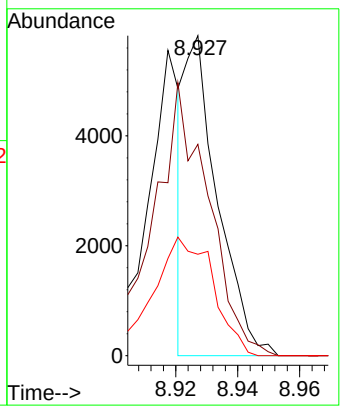

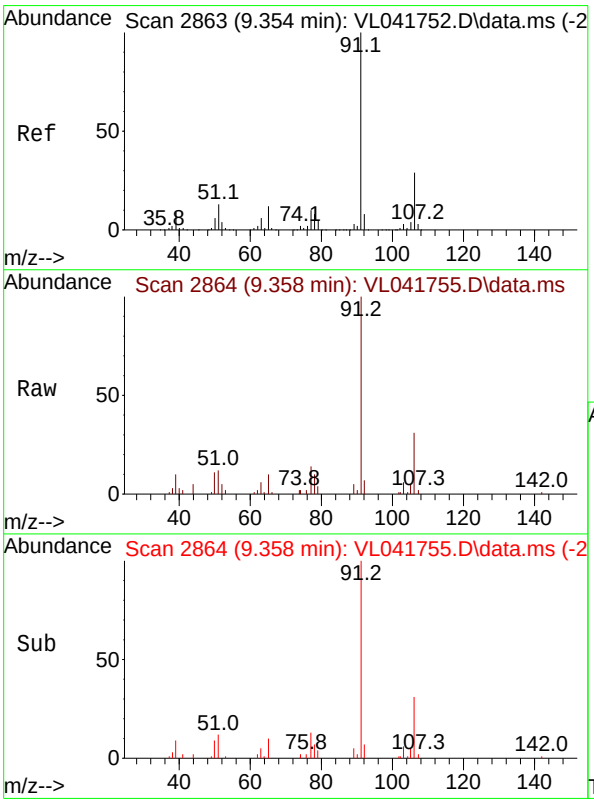

#58
Ethyl Benzene
Concen: 0.470 ppbv
RT: 9.358 min Scan# 2864
Delta R.T. 0.003 min
Lab File: VL041755.D
Acq: 16 Dec 2024 15:05

Tgt Ion: 91 Resp: 13428

Ion	Ratio	Lower	Upper
91	100		
106	31.0	23.5	35.3

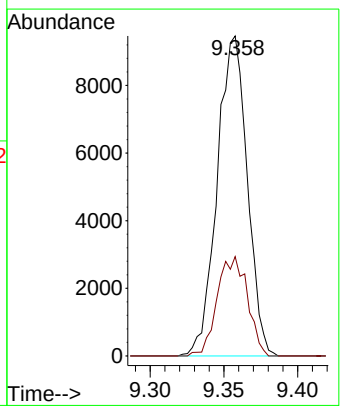

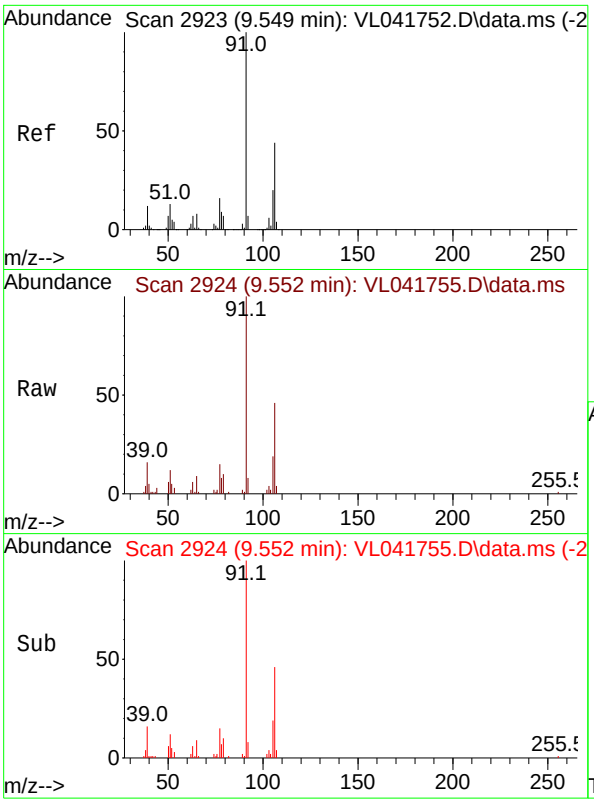

#59
m/p-Xylene
Concen: 0.461 ppbv
RT: 9.552 min Scan# 2
Delta R.T. 0.003 min
Lab File: VL041755.D
Acq: 16 Dec 2024 15:05

Instrument :
MSVOA_L
ClientSampleId :
VSTDICC0.5

Tgt Ion: 91 Resp: 10592

Ion	Ratio	Lower	Upper
91	100		
106	100.0	0.0	0.0#

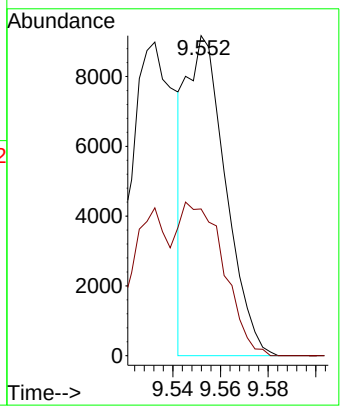

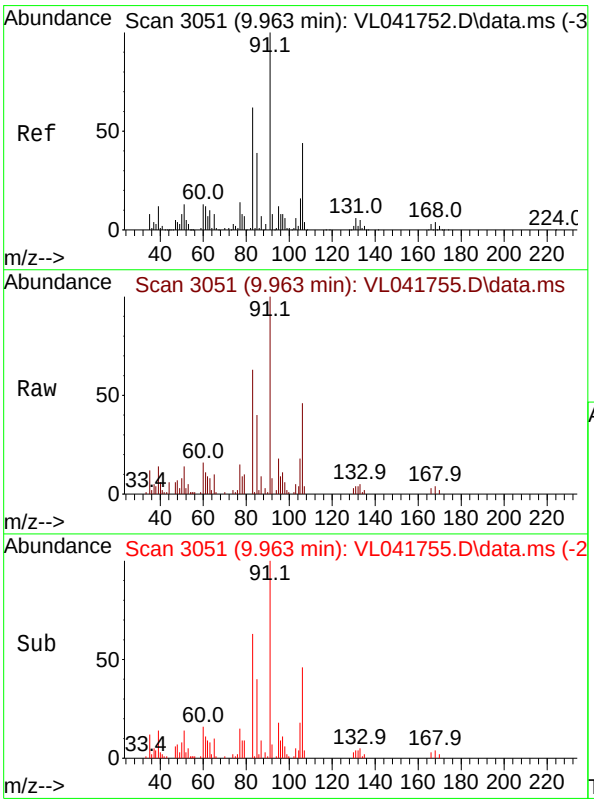

#60
o-Xylene
Concen: 0.476 ppbv
RT: 9.963 min Scan# 3051
Delta R.T. -0.000 min
Lab File: VL041755.D
Acq: 16 Dec 2024 15:05

Tgt Ion: 91 Resp: 10954

Ion	Ratio	Lower	Upper
91	100		
106	43.7	21.1	63.4

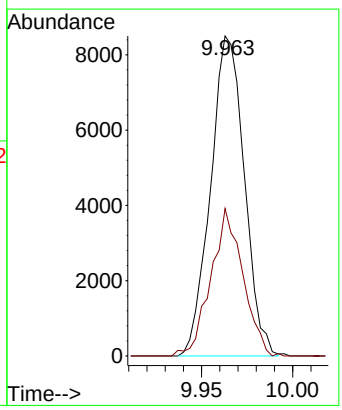

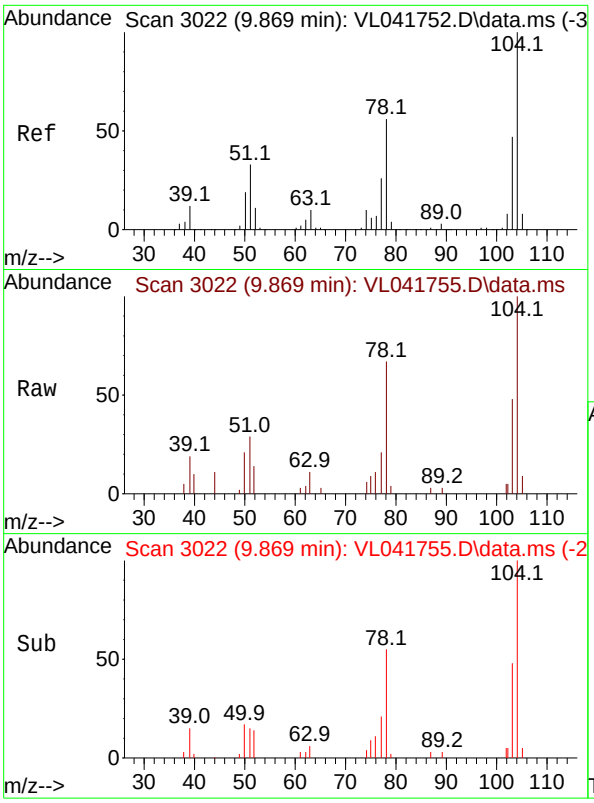

#61
Styrene
Concen: 0.433 ppbv
RT: 9.869 min Scan# 3
Delta R.T. -0.000 min
Lab File: VL041755.D
Acq: 16 Dec 2024 15:05

Instrument :
MSVOA_L
ClientSampleId :
VSTDICC0.5

Tgt Ion:104 Resp: 4314

Ion	Ratio	Lower	Upper
104	100		
78	58.1	43.8	65.6
103	51.9	37.8	56.6

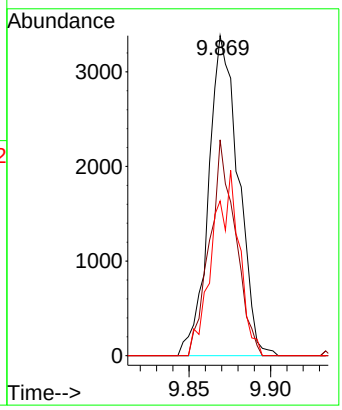

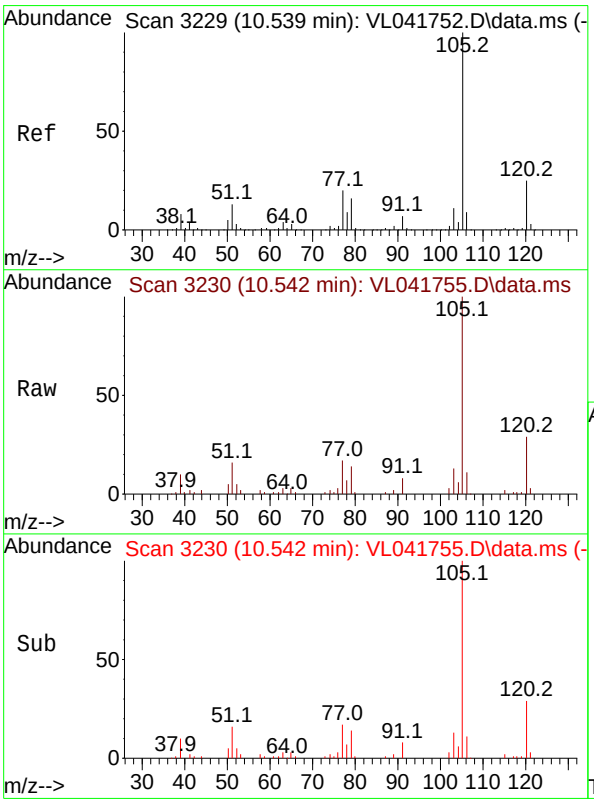

#62
Isopropylbenzene
Concen: 0.490 ppbv
RT: 10.542 min Scan# 3230
Delta R.T. 0.003 min
Lab File: VL041755.D
Acq: 16 Dec 2024 15:05

Tgt Ion:105 Resp: 16953

Ion	Ratio	Lower	Upper
105	100		
120	27.1	19.8	29.8

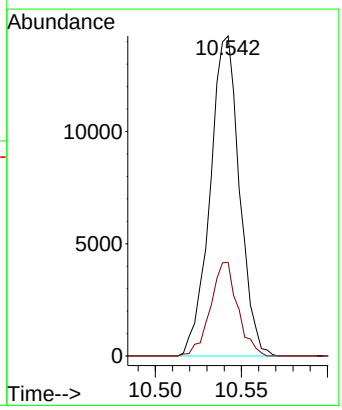

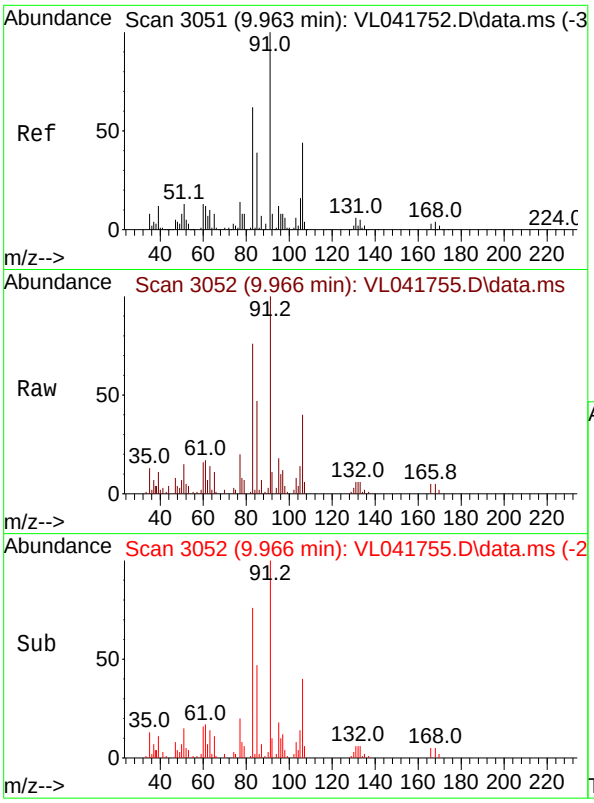

#63
1,1,2,2-Tetrachloroethane
Concen: 0.525 ppbv
RT: 9.966 min Scan# 3(
Delta R.T. 0.003 min
Lab File: VL041755.D
Acq: 16 Dec 2024 15:05

Instrument :
MSVOA_L
ClientSampleId :
VSTDICC0.5

Tgt Ion: 83 Resp: 7559

Ion	Ratio	Lower	Upper
83	100		
131	9.5	4.9	14.7
85	62.2	32.0	96.2

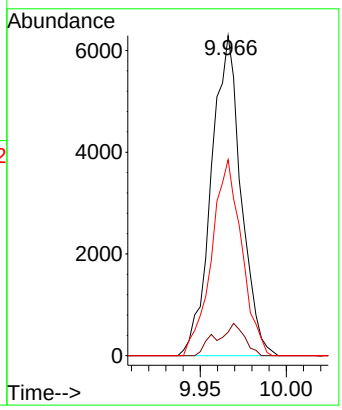

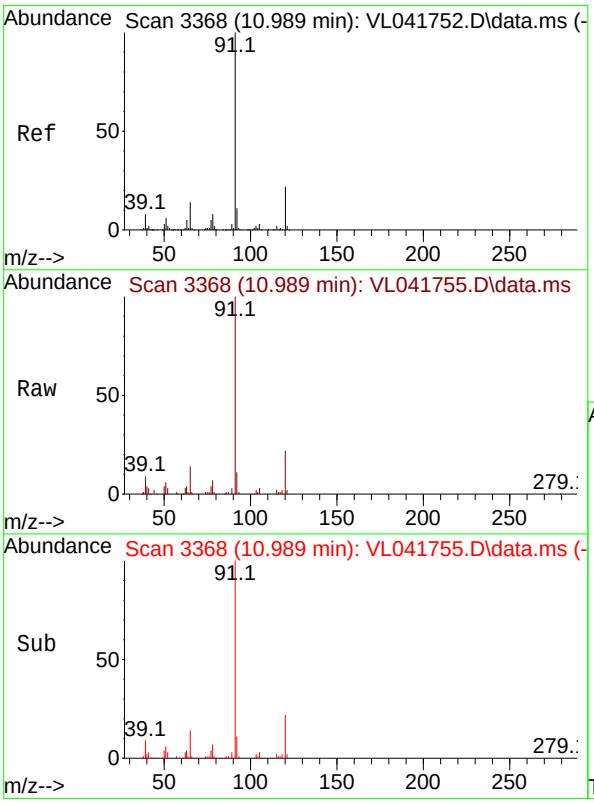

#64
n-propylbenzene
Concen: 0.472 ppbv
RT: 10.989 min Scan# 3368
Delta R.T. -0.000 min
Lab File: VL041755.D
Acq: 16 Dec 2024 15:05

Tgt Ion:120 Resp: 4126

Ion	Ratio	Lower	Upper
120	100		
91	504.6	387.3	580.9

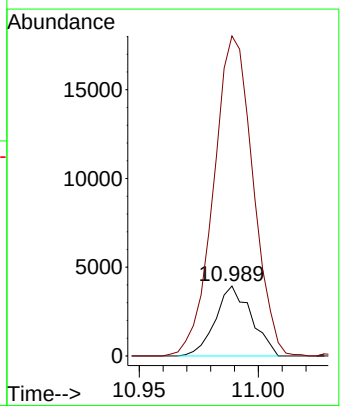

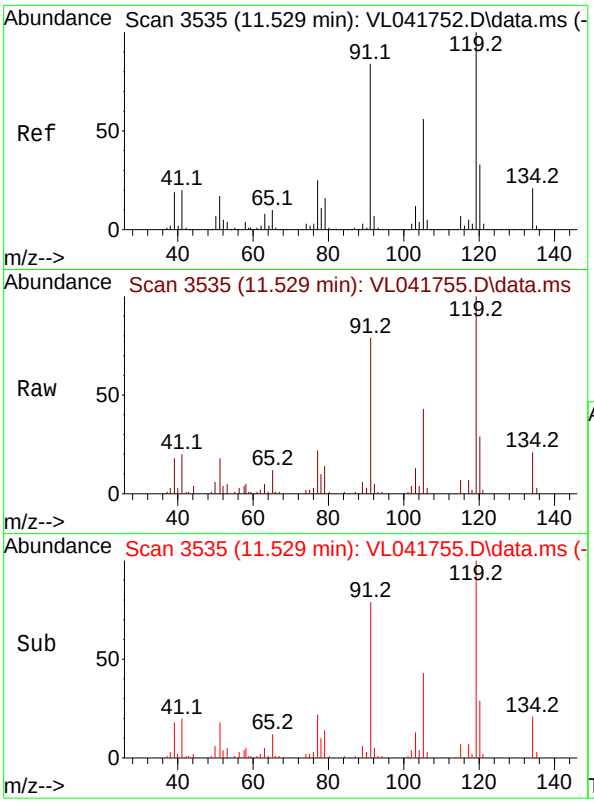

#65
tert-Butylbenzene
Concen: 0.499 ppbv
RT: 11.529 min Scan# 3
Delta R.T. -0.000 min
Lab File: VL041755.D
Acq: 16 Dec 2024 15:05

Instrument :
MSVOA_L
ClientSampleId :
VSTDICC0.5

Tgt Ion:119 Resp: 15569

Ion	Ratio	Lower	Upper
119	100		
91	83.6	67.0	100.4
134	21.8	16.5	24.7

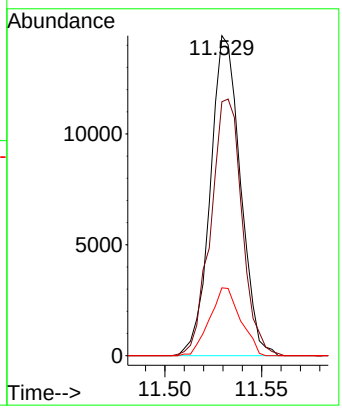

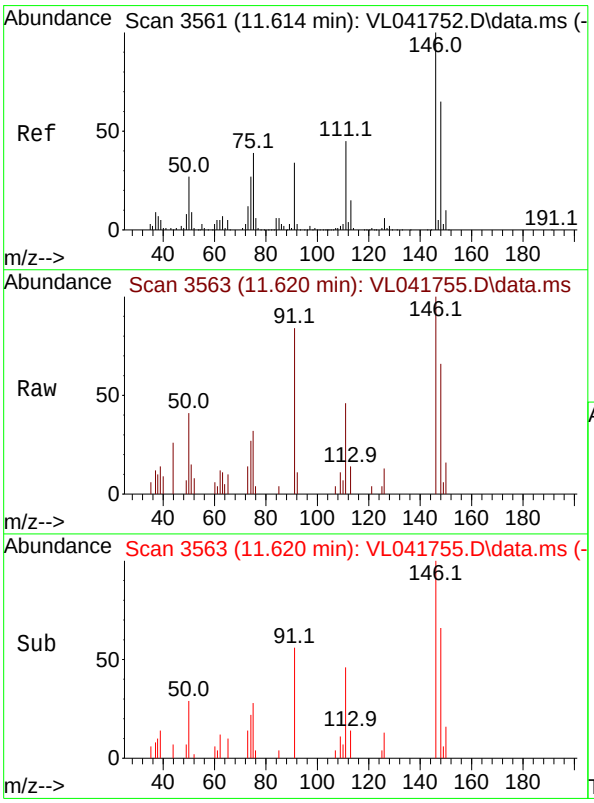

#66
Benzyl Chloride
Concen: 0.211 ppbv
RT: 11.620 min Scan# 3563
Delta R.T. 0.006 min
Lab File: VL041755.D
Acq: 16 Dec 2024 15:05

Tgt Ion: 91 Resp: 580

Ion	Ratio	Lower	Upper
91	100		
126	29.1	13.9	20.9#
128	0.0	4.4	6.6#

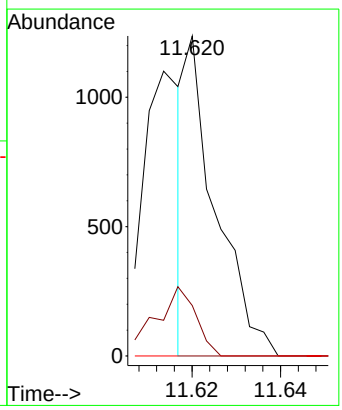

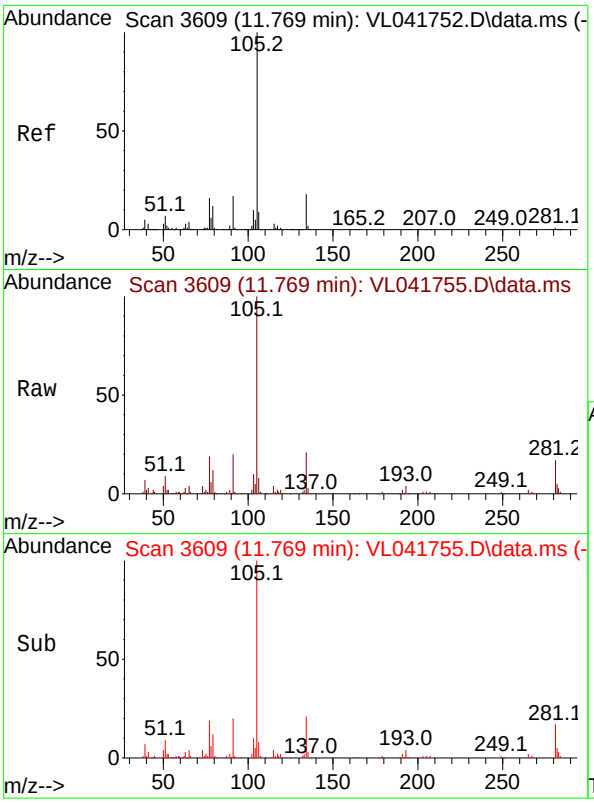

#67
sec-Butylbenzene
Concen: 0.492 ppbv
RT: 11.769 min Scan# 3
Delta R.T. -0.000 min
Lab File: VL041755.D
Acq: 16 Dec 2024 15:05

Instrument :
MSVOA_L
ClientSampleId :
VSTDICC0.5

Tgt Ion:105 Resp: 21263

Ion	Ratio	Lower	Upper
105	100		
134	20.1	14.5	21.7

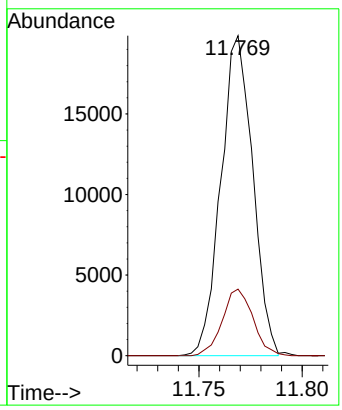

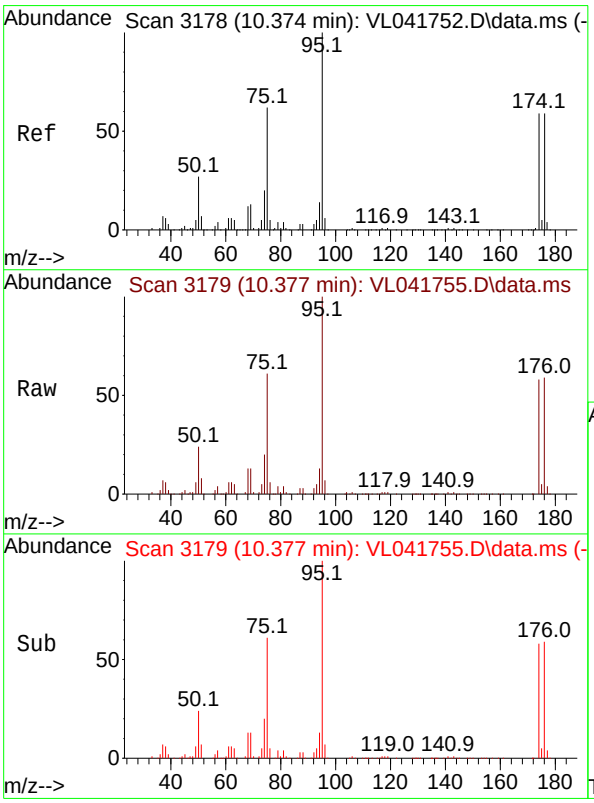

#68
1-Bromo-4-Fluorobenzene
Concen: 10.010 ppbv
RT: 10.377 min Scan# 3179
Delta R.T. 0.003 min
Lab File: VL041755.D
Acq: 16 Dec 2024 15:05

Tgt Ion: 95 Resp: 132273

Ion	Ratio	Lower	Upper
95	100		
174	60.1	47.6	71.4
175	4.9	3.7	5.5

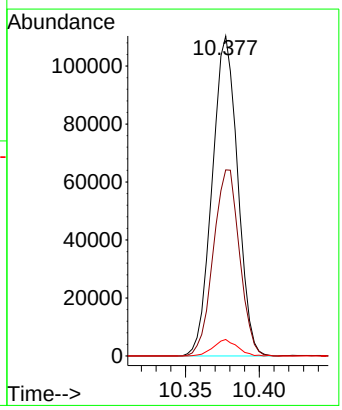

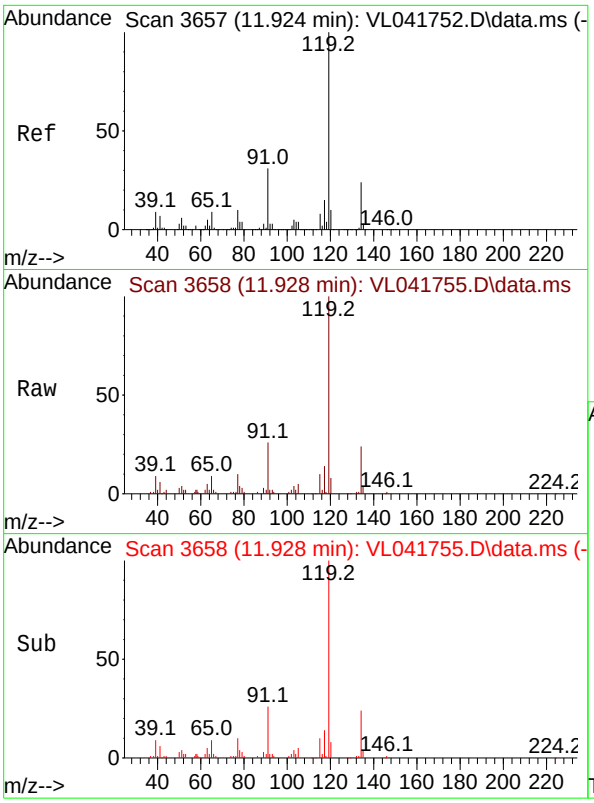

#69
p-Isopropyltoluene
Concen: 0.479 ppbv
RT: 11.928 min Scan# 3
Delta R.T. 0.003 min
Lab File: VL041755.D
Acq: 16 Dec 2024 15:05

Instrument :
MSVOA_L
ClientSampleId :
VSTDICC0.5

Tgt Ion:119 Resp: 17041

Ion	Ratio	Lower	Upper
119	100		
134	24.5	19.6	29.4
91	29.2	24.4	36.6

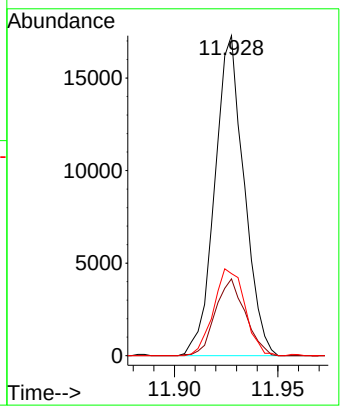

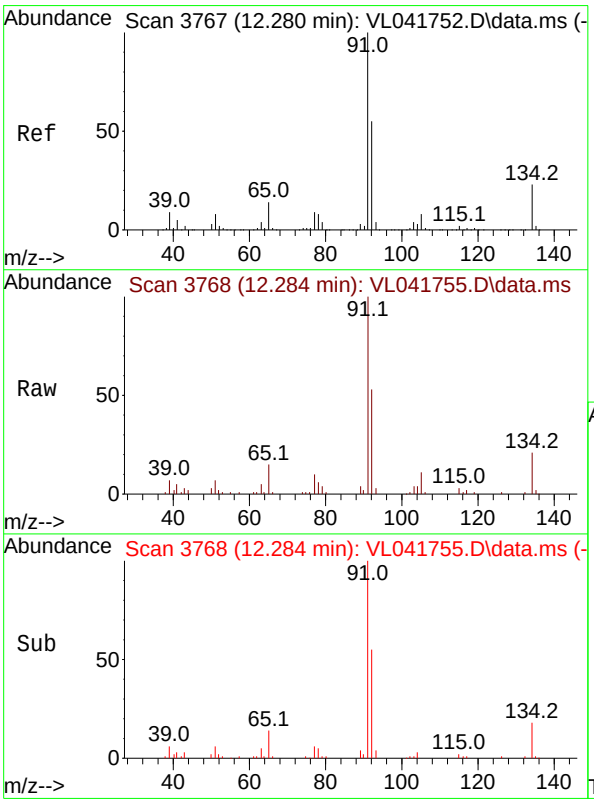

#70
n-Butylbenzene
Concen: 0.456 ppbv
RT: 12.284 min Scan# 3768
Delta R.T. 0.003 min
Lab File: VL041755.D
Acq: 16 Dec 2024 15:05

Tgt Ion: 91 Resp: 15671

Ion	Ratio	Lower	Upper
91	100		
92	53.7	43.2	64.8
134	23.5	18.2	27.4

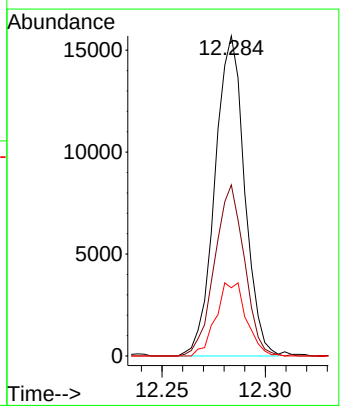

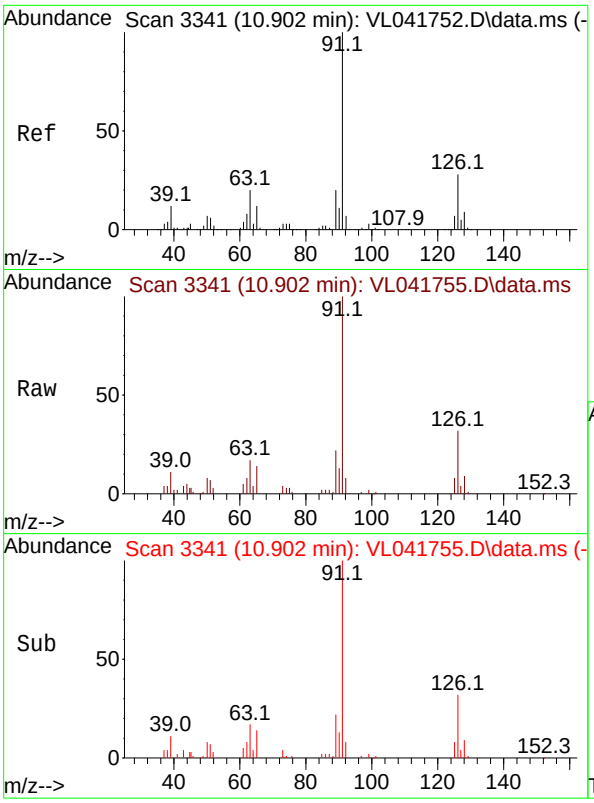

#71
2-Chlorotoluene
Concen: 0.492 ppbv
RT: 10.902 min Scan# 3
Delta R.T. -0.000 min
Lab File: VL041755.D
Acq: 16 Dec 2024 15:05

Instrument :
MSVOA_L
ClientSampleId :
VSTDICC0.5

Tgt Ion: 91 Resp: 13000

Ion	Ratio	Lower	Upper
91	100		
126	30.8	11.6	46.4

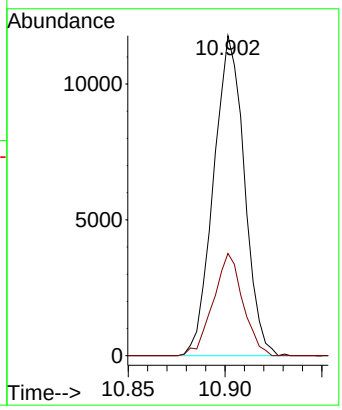

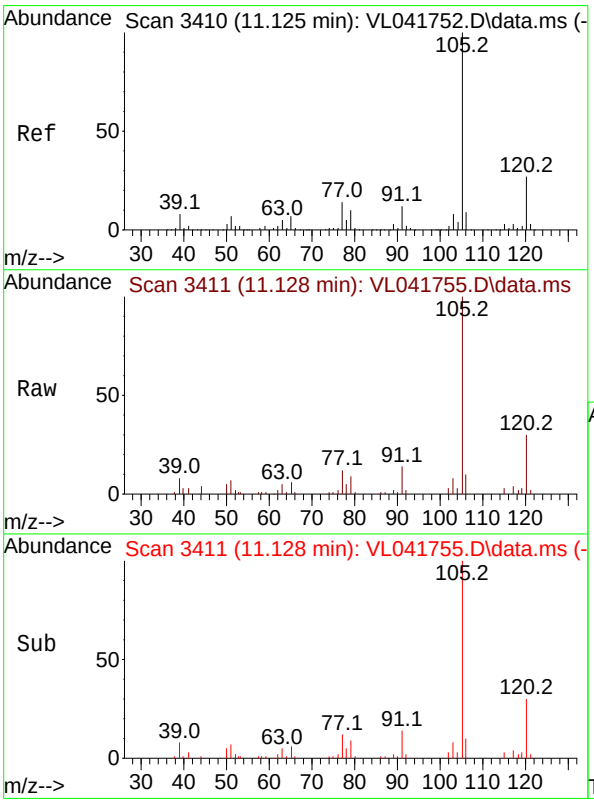

#72
4-Ethyltoluene
Concen: 0.491 ppbv
RT: 11.128 min Scan# 3411
Delta R.T. 0.003 min
Lab File: VL041755.D
Acq: 16 Dec 2024 15:05

Tgt Ion:105 Resp: 13324

Ion	Ratio	Lower	Upper
105	100		
120	28.7	23.3	34.9
91	14.1	10.9	16.3
77	13.1	11.6	17.4

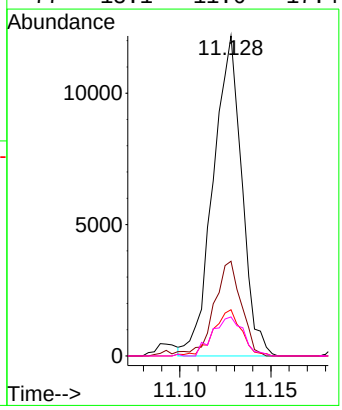

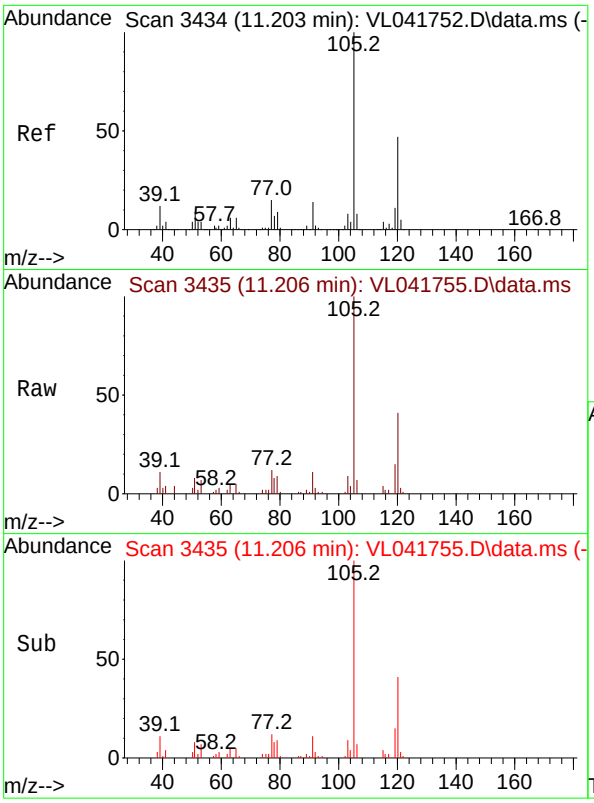

#73
1,3,5-Trimethylbenzene
Concen: 0.466 ppbv
RT: 11.206 min Scan# 3
Delta R.T. 0.003 min
Lab File: VL041755.D
Acq: 16 Dec 2024 15:05

Instrument :
MSVOA_L
ClientSampleId :
VSTDICC0.5

Tgt Ion:105 Resp: 10497

Ion	Ratio	Lower	Upper
105	100		
120	40.6	37.4	56.2

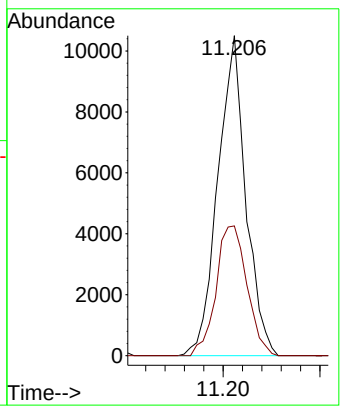

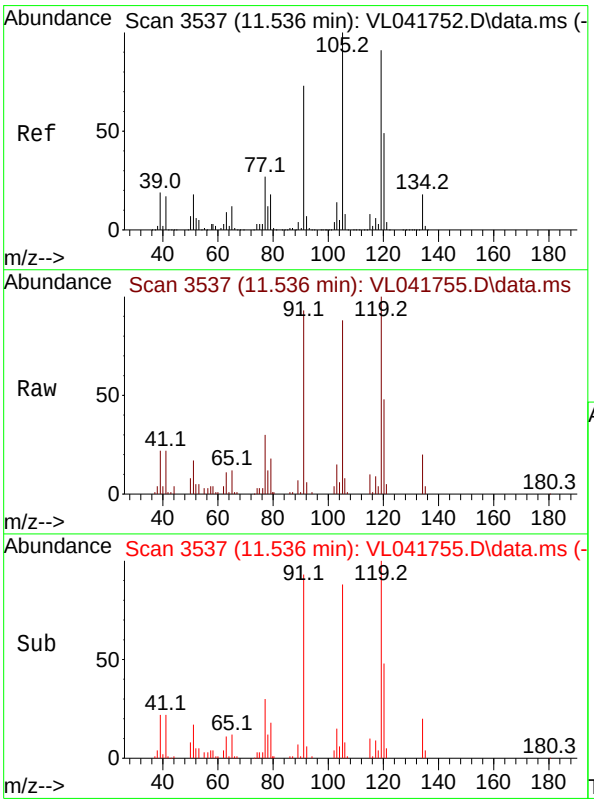

#74
1,2,4-Trimethylbenzene
Concen: 0.457 ppbv
RT: 11.536 min Scan# 3537
Delta R.T. -0.000 min
Lab File: VL041755.D
Acq: 16 Dec 2024 15:05

Tgt Ion:105 Resp: 11070

Ion	Ratio	Lower	Upper
105	100		
120	54.1	39.0	58.4
91	105.1	58.1	87.1#
77	33.7	21.8	32.8#

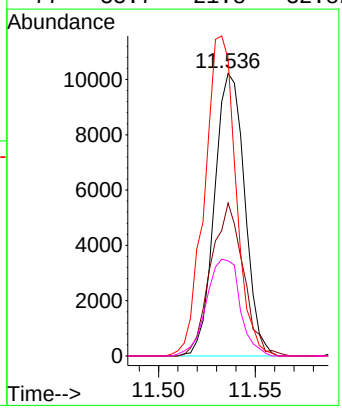

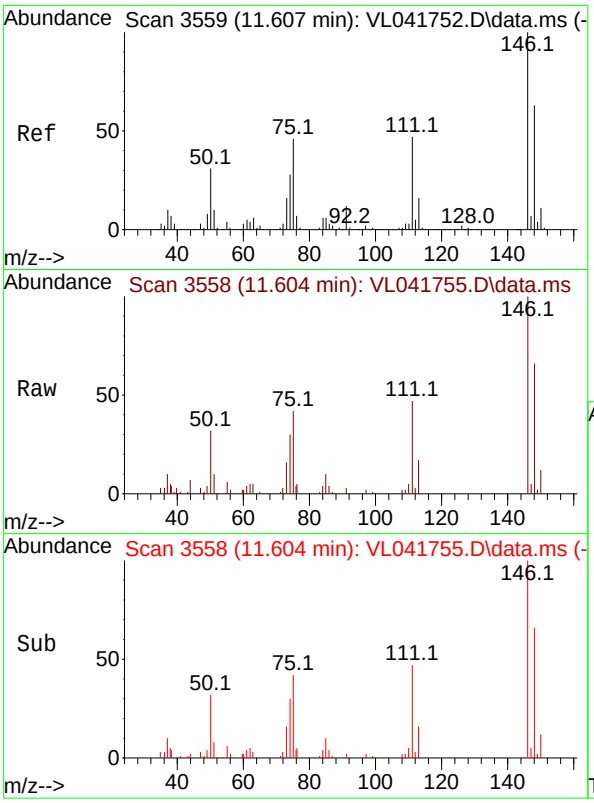

#75
1,3-Dichlorobenzene
Concen: 0.525 ppbv
RT: 11.604 min Scan# 3
Delta R.T. -0.003 min
Lab File: VL041755.D
Acq: 16 Dec 2024 15:05

Instrument :
MSVOA_L
ClientSampleId :
VSTDICC0.5

Tgt Ion:146 Resp: 8107

Ion	Ratio	Lower	Upper
146	100		
111	48.6	23.4	70.3
148	63.1	31.6	95.0

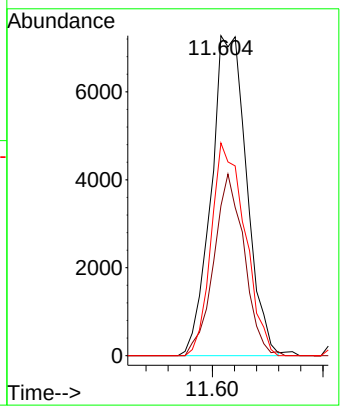

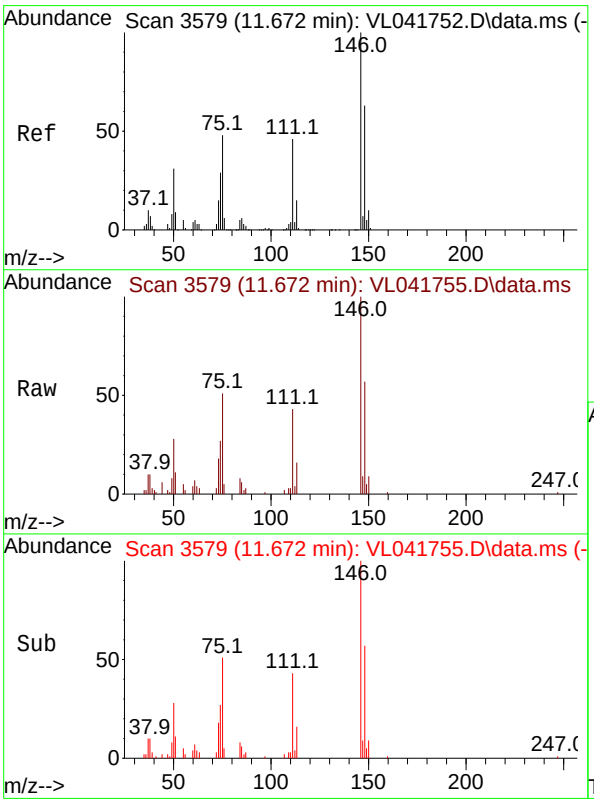

#76
1,4-Dichlorobenzene
Concen: 0.517 ppbv
RT: 11.672 min Scan# 3579
Delta R.T. -0.000 min
Lab File: VL041755.D
Acq: 16 Dec 2024 15:05

Tgt Ion:146 Resp: 7893

Ion	Ratio	Lower	Upper
146	100		
111	45.4	22.7	68.1
148	58.9	31.4	94.0

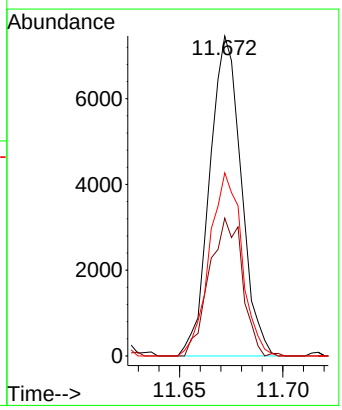

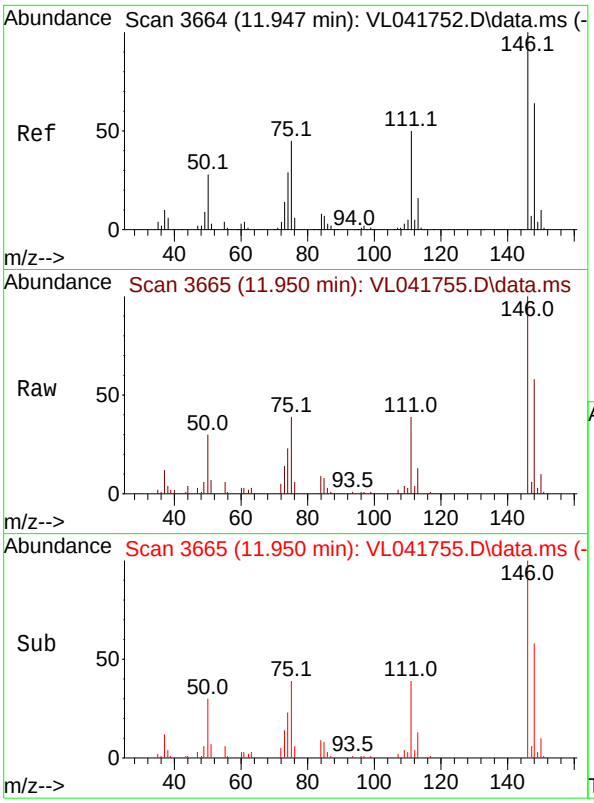

#77
1,2-Dichlorobenzene
Concen: 0.538 ppbv
RT: 11.950 min Scan# 3
Delta R.T. 0.003 min
Lab File: VL041755.D
Acq: 16 Dec 2024 15:05

Instrument :
MSVOA_L
ClientSampleId :
VSTDICC0.5

Tgt Ion:146 Resp: 7997

Ion	Ratio	Lower	Upper
146	100		
111	45.2	24.8	74.3
148	62.0	31.8	95.4

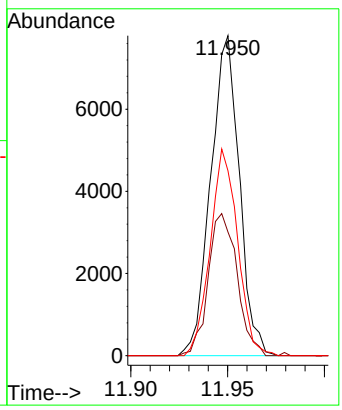

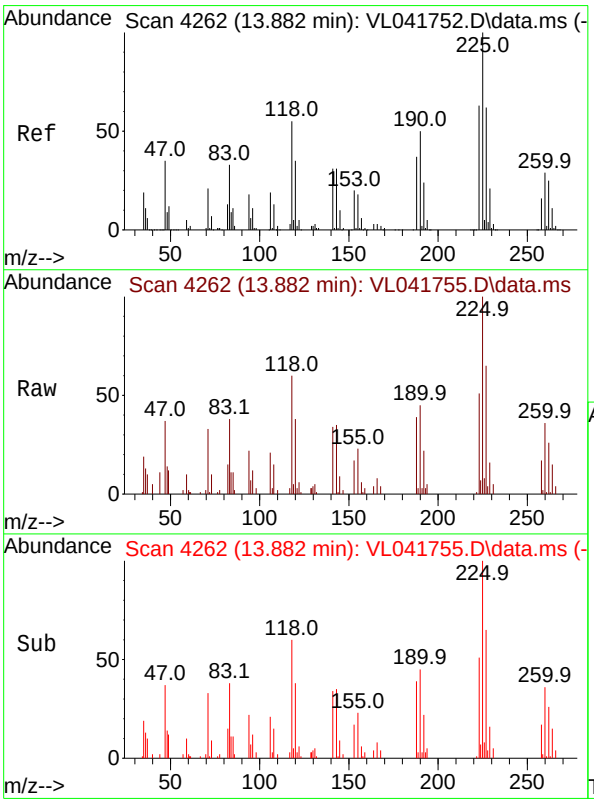

#78
Hexachloro-1,3-Butadiene
Concen: 0.565 ppbv
RT: 13.882 min Scan# 4262
Delta R.T. -0.000 min
Lab File: VL041755.D
Acq: 16 Dec 2024 15:05

Tgt Ion:225 Resp: 6232

Ion	Ratio	Lower	Upper
225	100		
223	64.1	50.5	75.7
227	65.3	50.3	75.5

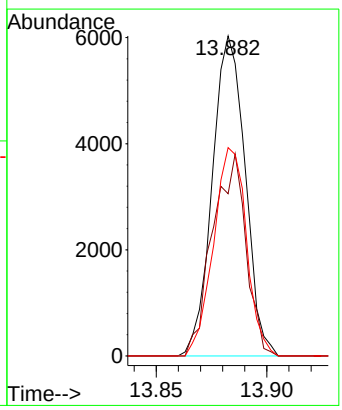

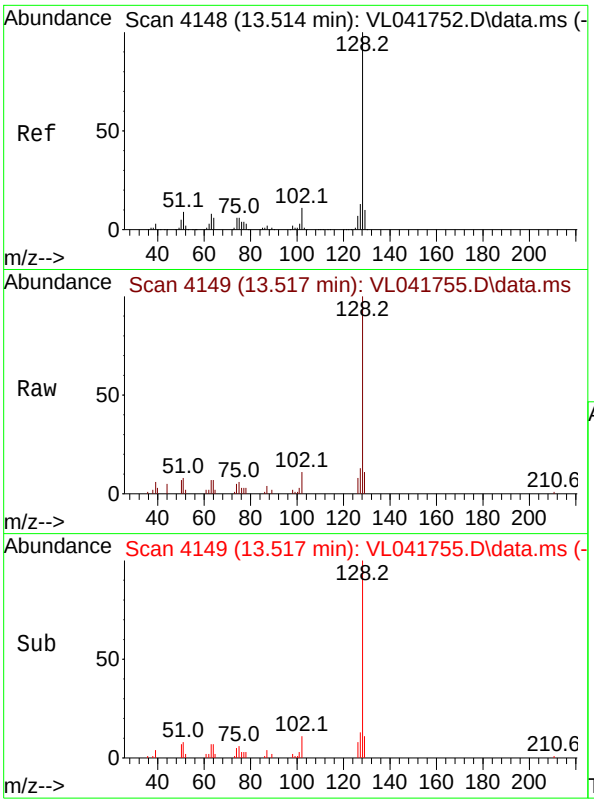

#79
Naphthalene
Concen: 0.436 ppbv
RT: 13.517 min Scan# 4
Delta R.T. 0.003 min
Lab File: VL041755.D
Acq: 16 Dec 2024 15:05

Instrument :
MSVOA_L
ClientSampleId :
VSTDICC0.5

Tgt Ion:128 Resp: 7360

Ion	Ratio	Lower	Upper
128	100		
127	13.3	10.7	16.1
129	11.2	8.2	12.4

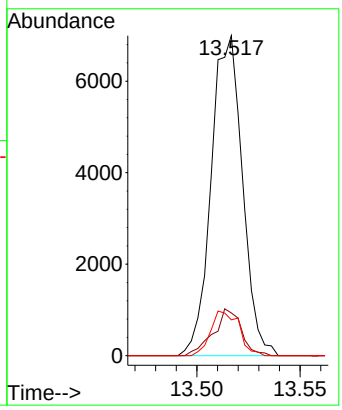

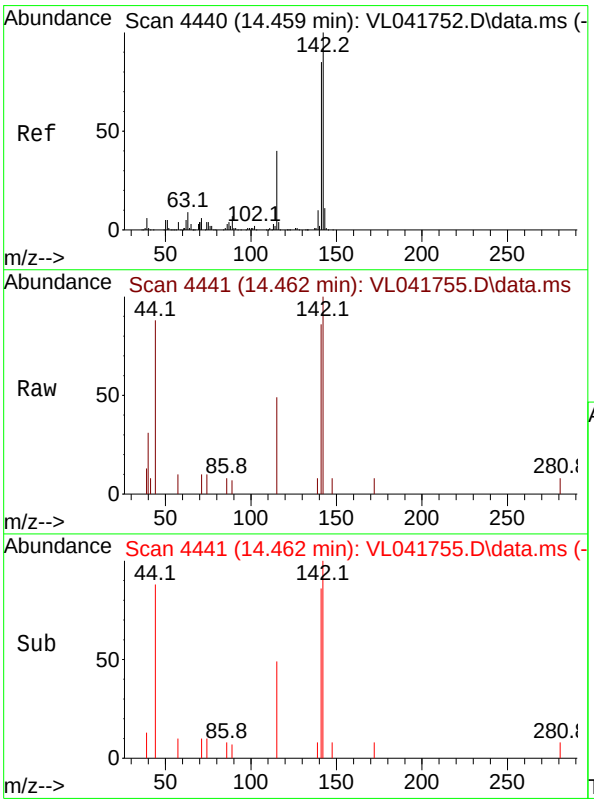

#80
Naphthalene,2-methyl-
Concen: 0.143 ppbv
RT: 14.462 min Scan# 4441
Delta R.T. 0.003 min
Lab File: VL041755.D
Acq: 16 Dec 2024 15:05

Tgt Ion:142 Resp: 748

Ion	Ratio	Lower	Upper
142	100		
141	80.9	68.4	102.6
115	36.4	32.5	48.7

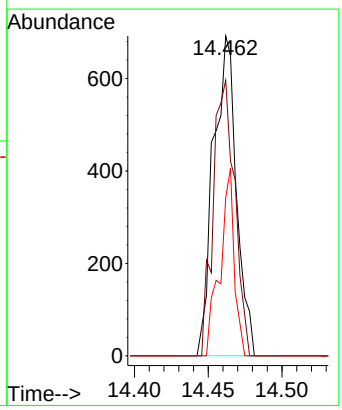

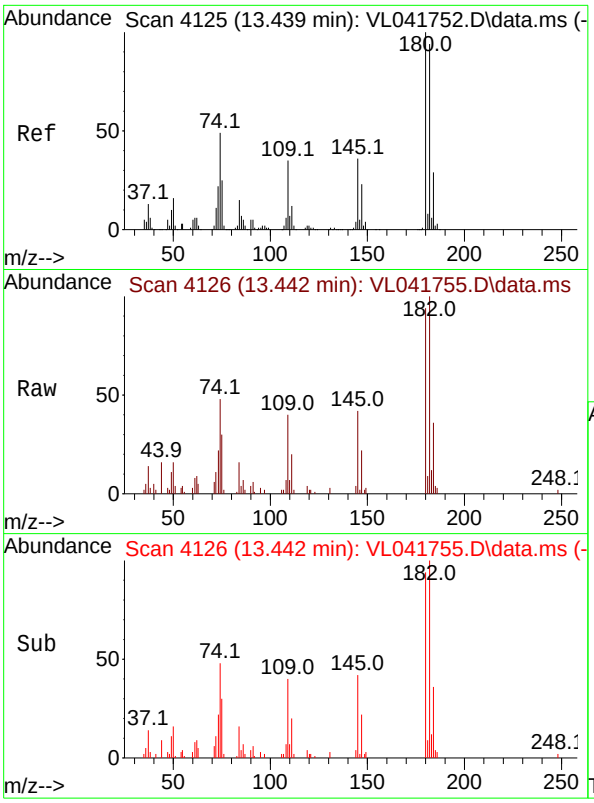

#81
1,2,4-Trichlorobenzene
Concen: 0.460 ppbv
RT: 13.442 min Scan# 4
Delta R.T. 0.003 min
Lab File: VL041755.D
Acq: 16 Dec 2024 15:05

Instrument :
MSVOA_L
ClientSampleId :
VSTDICC0.5

Tgt Ion:180 Resp: 4248

Ion	Ratio	Lower	Upper
180	100		
182	104.5	77.0	115.6
184	31.7	23.8	35.8

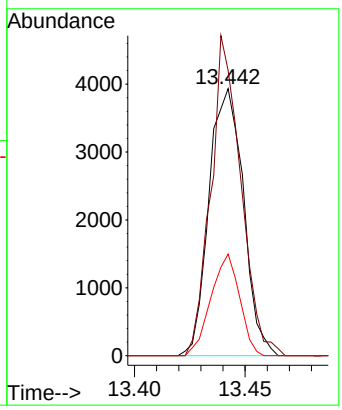

Quantitation Report (Not Reviewed)

Data Path : Z:\voasrv\HPCHEM1\MSVOA_L\Data\VL121624\
Data File : VL041756.D
Acq On : 16 Dec 2024 15:37
Operator : SY/MD
Sample : VSTDICC0.1
Misc : 400mL/MSVOA_L
ALS Vial : 1 Sample Multiplier: 1

Instrument :
MSVOA_L
ClientSampleId :
VSTDICC0.1

Quant Time: Dec 19 06:15:07 2024
Quant Method : Z:\voasrv\HPCHEM1\MSVOA_L\methods\VL121624AIR.M
Quant Title : AIR ANALYSIS BY METHOD TO-15 Instrument: MSVOA_LFri Aug 26 06:05:16 2022
QLast Update : Thu Dec 19 06:09:59 2024
Response via : Initial Calibration

Compound	R.T.	QIon	Response	Conc	Units	Dev(Min)
Internal Standards						
1) Bromochloromethane	2.790	49	65926	10.000	ppbv	0.00
33) 1,4-Difluorobenzene	3.962	114	177964	10.000	ppbv	0.00
55) Chlorobenzene-d5	8.885	117	158649	10.000	ppbv	0.00
System Monitoring Compounds						
68) 1-Bromo-4-Fluorobenzene	10.380	95	131540	9.950	ppbv	0.00
Spiked Amount 10.000	Range 65 - 135		Recovery = 99.500%			
Target Compounds						Qvalue
2) Dichlorodifluoromethane	1.499	85	1430	0.122	ppbv	96
3) Chlorodifluoromethane	1.476	51	1363	0.127	ppbv	95
4) Chloromethane	1.535	50	482	0.105	ppbv #	84
5) Vinyl Chloride	1.580	62	444	0.096	ppbv #	78
6) Bromomethane	1.670	94	174	0.080	ppbv #	79
7) Chloroethane	1.706	64	220	0.122	ppbv #	64
8) Dichlorotetrafluoroethane	1.554	85	1094	0.104	ppbv	98
9) Propene	1.483	41	740	0.159	ppbv #	78
10) Heptane	4.988	43	527	0.044	ppbv #	29
11) Trichlorofluoromethane	1.878	101	1346	0.108	ppbv	90
12) 1,1,2-Trichlorotrifluo...	2.143	101	1007	0.106	ppbv	92
13) Ethanol	1.719	45	183	0.472	ppbv	90
14) Bromoethene	1.784	108	432	0.135	ppbv #	55
15) Acetone	1.839	43	2830	0.221	ppbv	92
16) 1,3-Butadiene	1.609	39	815	0.161	ppbv	96
17) tert-Butyl alcohol	2.046	59	1498	0.118	ppbv #	89
18) 1,1-Dichloroethene	2.036	96	498	0.125	ppbv #	93
19) Isopropyl Alcohol	1.887	45	3007	0.391	ppbv #	36
20) Methylene Chloride	2.065	84	925	0.253	ppbv #	73
21) Allyl Chloride	2.098	41	854	0.123	ppbv #	56
22) trans-1,2-Dichloroethene	2.344	96	476	0.105	ppbv #	60
23) Vinyl Acetate	2.460	43	1339	0.240	ppbv #	85
24) 1,1-Dichloroethane	2.408	63	1044	0.113	ppbv #	88
25) Ethyl Acetate	2.842	43	2227	0.093	ppbv #	92
26) Hexane	2.829	57	1053	0.116	ppbv	95
27) Carbon Disulfide	2.149	76	729	0.089	ppbv #	1
28) Methyl tert-Butyl Ether	2.444	73	774	0.105	ppbv #	55
29) Chloroform	2.852	83	1515	0.110	ppbv	86
30) Cyclohexane	3.865	84	377	0.049	ppbv #	1
31) cis-1,2-Dichloroethene	2.719	61	940	0.100	ppbv	85
32) 1,1,1-Trichloroethane	3.370	97	1393	0.101	ppbv	97
34) 2-Butanone	2.564	43	1888	0.132	ppbv	96
35) Carbon Tetrachloride	3.771	117	1170	0.093	ppbv #	84
36) Benzene	3.658	78	976	0.053	ppbv #	84
37) 1,2-Dichloroethane	3.218	62	1264	0.110	ppbv #	92
38) Trichloroethene	4.548	130	339	0.044	ppbv #	38
39) 1,2-Dichloropropane	3.959	63	48044	7.216	ppbv #	18
40) 1,4-Dioxane	4.622	88	254	0.078	ppbv #	2
41) Tetrahydrofuran	3.069	42	593	0.074	ppbv #	76
42) Bromodichloromethane	4.490	83	756	0.057	ppbv #	66
43) Methyl Methacrylate	4.888	69	197	0.028	ppbv #	1
44) 2,2,4-Trimethylpentane	4.651	57	1584	0.050	ppbv #	18
45) t-1,3-Dichloropropene	6.419	75	247	0.034	ppbv #	74

Quantitation Report (Not Reviewed)

Data Path : Z:\voasrv\HPCHEM1\MSVOA_L\Data\VL121624\
Data File : VL041756.D
Acq On : 16 Dec 2024 15:37
Operator : SY/MD
Sample : VSTDICC0.1
Misc : 400mL/MSVOA_L
ALS Vial : 1 Sample Multiplier: 1

Instrument :
MSVOA_L
ClientSampleId :
VSTDICC0.1

Quant Time: Dec 19 06:15:07 2024
Quant Method : Z:\voasrv\HPCHEM1\MSVOA_L\methods\VL121624AIR.M
Quant Title : AIR ANALYSIS BY METHOD TO-15 Instrument: MSVOA_LFri Aug 26 06:05:16 2022
QLast Update : Thu Dec 19 06:09:59 2024
Response via : Initial Calibration

Compound	R.T.	QIon	Response	Conc	Units	Dev(Min)
46) cis-1,3-Dichloropropene	5.600	75	315	0.034	ppbv #	63
47) 1,1,2-Trichloroethane	6.590	97	525	0.075	ppbv #	40
48) Dibromochloromethane	7.393	129	599	0.063	ppbv	72
49) Bromoform	9.493	173	172	0.022	ppbv #	1
50) 4-Methyl-2-Pentanone	5.749	43	36	0.002	ppbv #	41
51) 2-Hexanone	7.445	43	446	0.028	ppbv #	1
52) Tetrachloroethene	8.241	164	149	0.022	ppbv #	71
53) Toluene	6.936	91	1529	0.073	ppbv #	56
54) 1,2-Dibromoethane	7.658	107	396	0.041	ppbv	98
56) 1,1,1,2-Tetrachloroethane	8.946	131	142	0.017	ppbv #	9
57) Chlorobenzene	8.927	112	2102	0.129	ppbv #	81
58) Ethyl Benzene	9.357	91	2667	0.093	ppbv	97
59) m/p-Xylene	9.555	91	1768	0.077	ppbv #	100
60) o-Xylene	9.969	91	1998	0.087	ppbv	84
61) Styrene	9.875	104	785	0.079	ppbv	96
62) Isopropylbenzene	10.545	105	3559	0.103	ppbv	99
63) 1,1,2,2-Tetrachloroethane	9.972	83	592	0.041	ppbv #	25
64) n-propylbenzene	10.989	120	754	0.086	ppbv	93
65) tert-Butylbenzene	11.533	119	2861	0.092	ppbv	99
66) Benzyl Chloride	11.617	91	154	0.056	ppbv #	66
67) sec-Butylbenzene	11.772	105	4061	0.094	ppbv	94
69) p-Isopropyltoluene	11.927	119	3070	0.086	ppbv	98
70) n-Butylbenzene	12.283	91	2829	0.082	ppbv	96
71) 2-Chlorotoluene	10.905	91	2731	0.103	ppbv	99
72) 4-Ethyltoluene	11.125	105	2197	0.081	ppbv #	93
73) 1,3,5-Trimethylbenzene	11.206	105	2072	0.092	ppbv	92
74) 1,2,4-Trimethylbenzene	11.539	105	2190	0.090	ppbv	90
75) 1,3-Dichlorobenzene	11.607	146	1843	0.119	ppbv	90
76) 1,4-Dichlorobenzene	11.675	146	1590	0.104	ppbv	96
77) 1,2-Dichlorobenzene	11.953	146	1439	0.097	ppbv	87
78) Hexachloro-1,3-Butadiene	13.889	225	1172	0.106	ppbv	92
79) Naphthalene	13.523	128	1196	0.071	ppbv #	90
80) Naphthalene,2-methyl-	14.468	142	124	0.024	ppbv #	64
81) 1,2,4-Trichlorobenzene	13.439	180	931	0.101	ppbv	98

(#) = qualifier out of range (m) = manual integration (+) = signals summed

Quantitation Report (Not Reviewed)

Data Path : Z:\voasrv\HPCHEM1\MSVOA_L\Data\VL121624\
Data File : VL041756.D
Acq On : 16 Dec 2024 15:37
Operator : SY/MD
Sample : VSTDICC0.1
Misc : 400mL/MSVOA_L
ALS Vial : 1 Sample Multiplier: 1

Instrument :
MSVOA_L
ClientSampleId :
VSTDICC0.1

Quant Time: Dec 19 06:15:07 2024
Quant Method : Z:\voasrv\HPCHEM1\MSVOA_L\methods\VL121624AIR.M
Quant Title : AIR ANALYSIS BY METHOD TO-15 Instrument: MSVOA_LFri Aug 26 06:05:16 2022
QLast Update : Thu Dec 19 06:09:59 2024
Response via : Initial Calibration

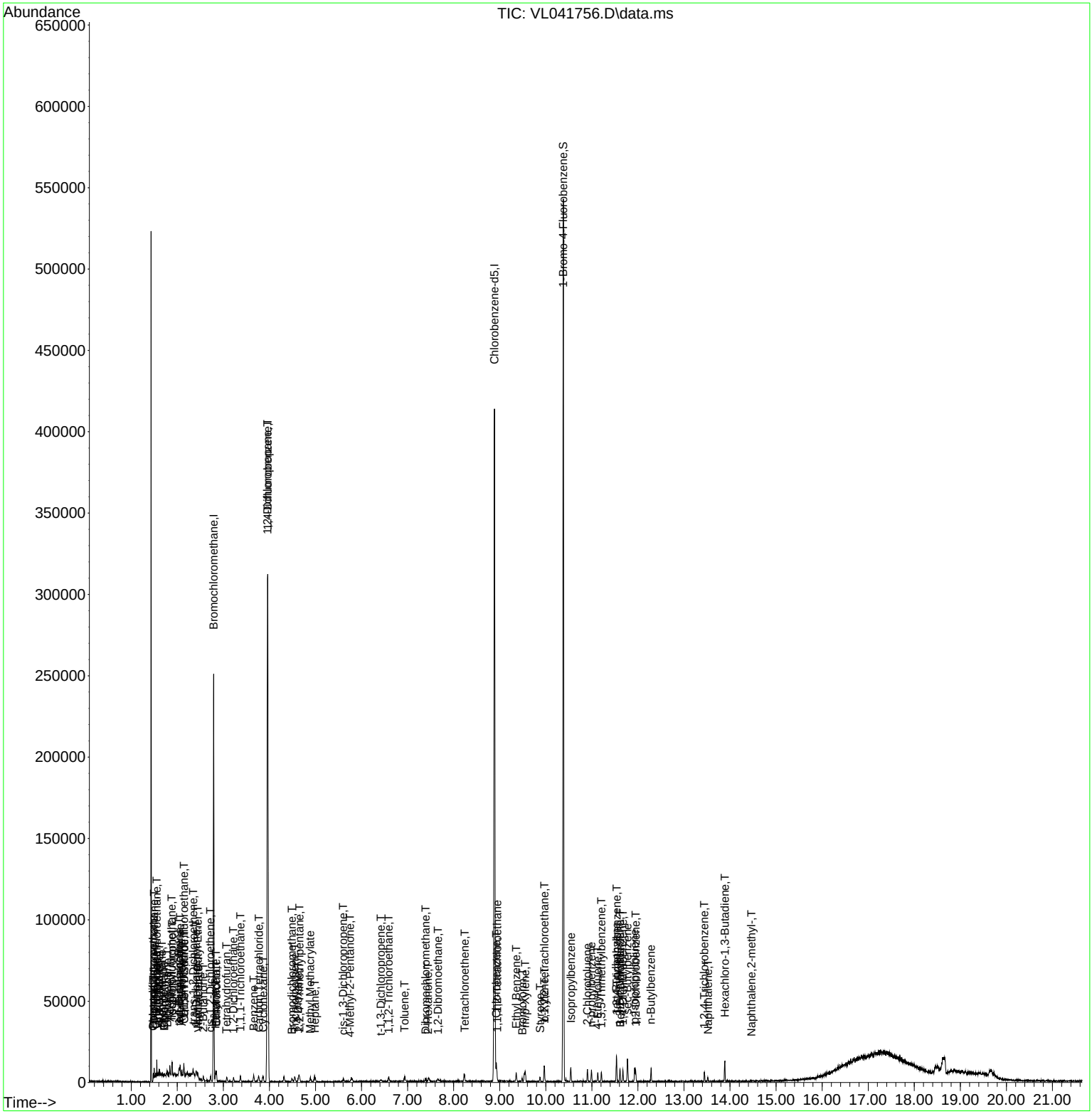

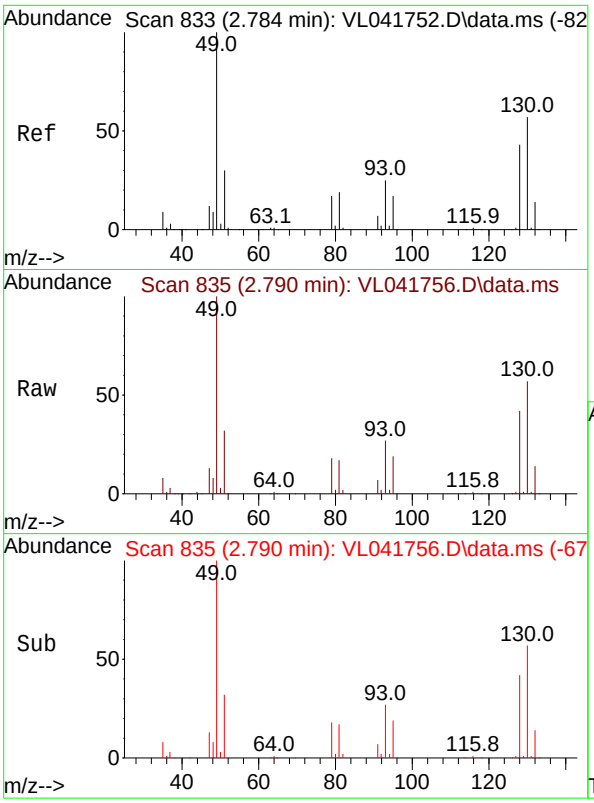

#1
Bromochloromethane
Concen: 10.000 ppbv
RT: 2.790 min Scan# 8
Delta R.T. 0.006 min
Lab File: VL041756.D
Acq: 16 Dec 2024 15:37

Instrument :
MSVOA_L
ClientSampleId :
VSTDICC0.1

Tgt Ion: 49 Resp: 65926

Ion	Ratio	Lower	Upper
49	100		
128	43.1	21.6	64.6
130	55.9	28.3	85.0

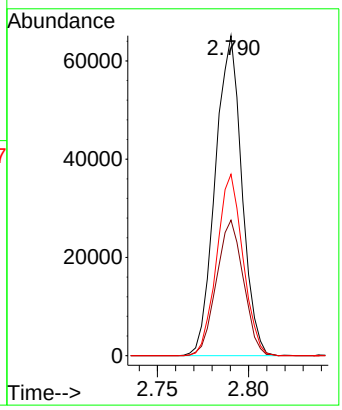

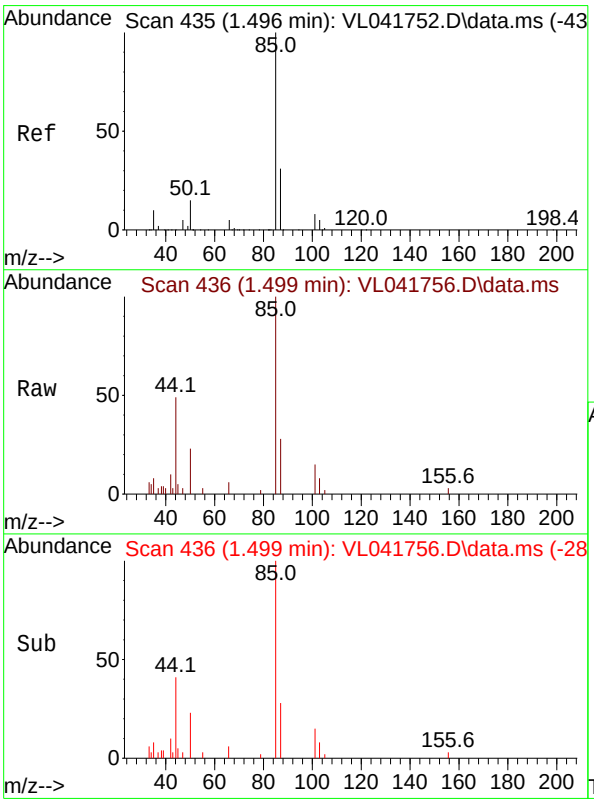

#2
Dichlorodifluoromethane
Concen: 0.122 ppbv
RT: 1.499 min Scan# 436
Delta R.T. 0.003 min
Lab File: VL041756.D
Acq: 16 Dec 2024 15:37

Tgt Ion: 85 Resp: 1430

Ion	Ratio	Lower	Upper
85	100		
87	28.2	24.5	36.7

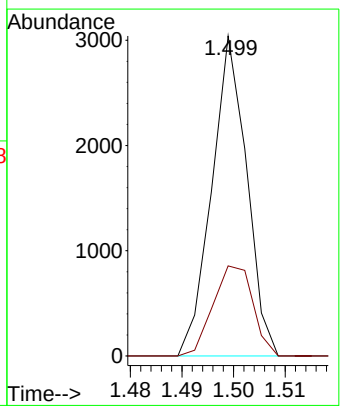

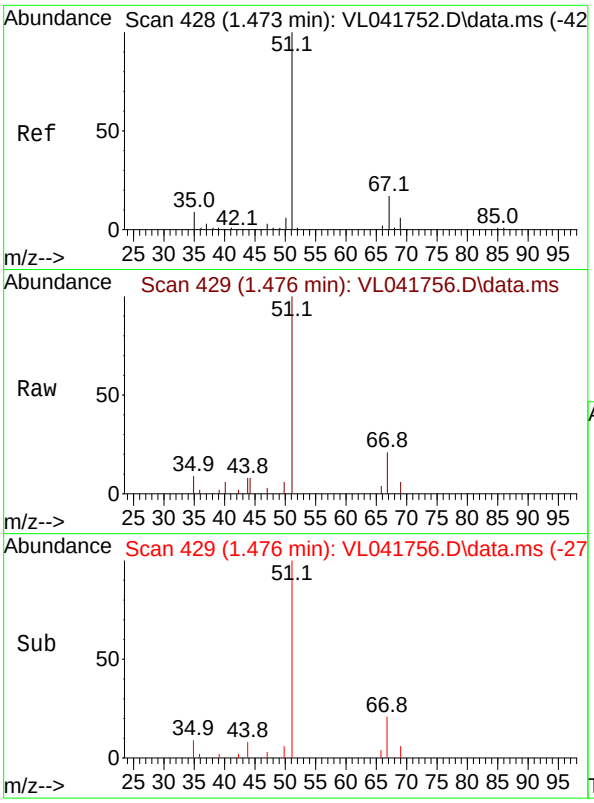

#3
Chlorodifluoromethane
Concen: 0.127 ppbv
RT: 1.476 min Scan# 4
Delta R.T. 0.003 min
Lab File: VL041756.D
Acq: 16 Dec 2024 15:37

Instrument :
MSVOA_L
ClientSampleId :
VSTDICC0.1

Tgt Ion: 51 Resp: 1363

Ion	Ratio	Lower	Upper
51	100		
67	16.6	15.0	22.4

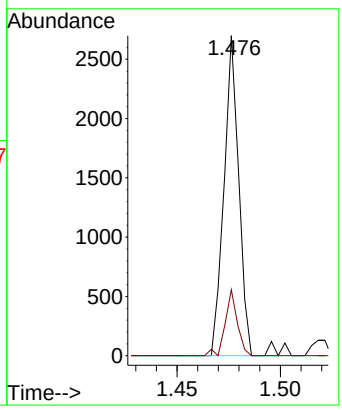

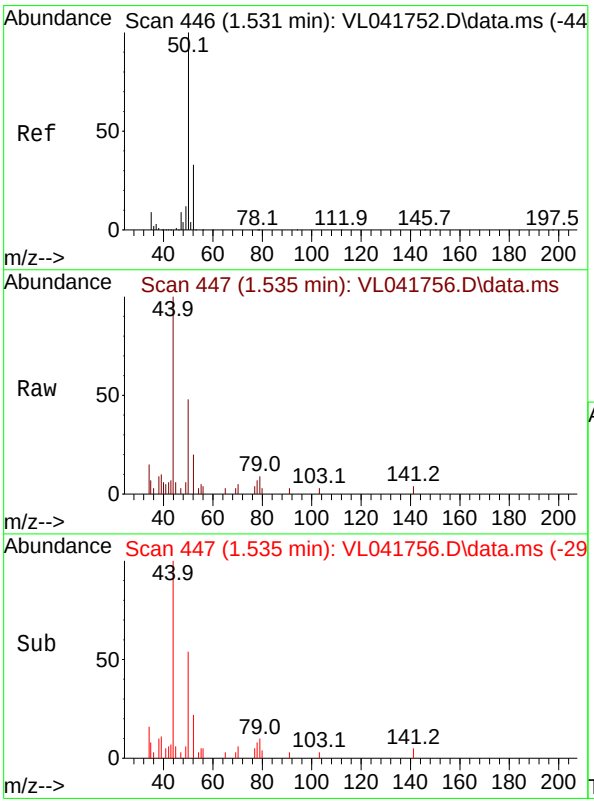

#4
Chloromethane
Concen: 0.105 ppbv
RT: 1.535 min Scan# 447
Delta R.T. 0.003 min
Lab File: VL041756.D
Acq: 16 Dec 2024 15:37

Tgt Ion: 50 Resp: 482

Ion	Ratio	Lower	Upper
50	100		
52	41.6	26.2	39.2#

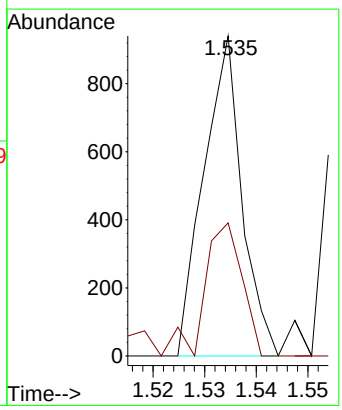

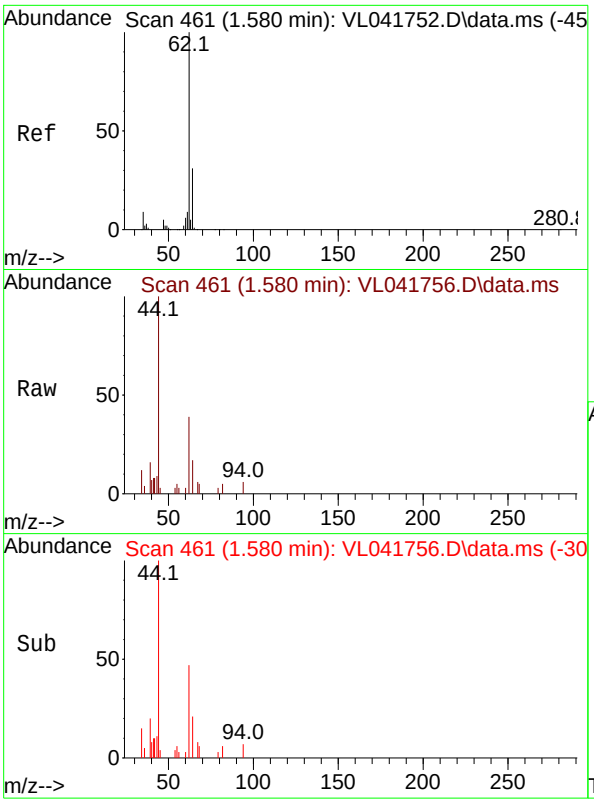

#5
Vinyl Chloride
Concen: 0.096 ppbv
RT: 1.580 min Scan# 4
Delta R.T. -0.000 min
Lab File: VL041756.D
Acq: 16 Dec 2024 15:37

Instrument :
MSVOA_L
ClientSampleId :
VSTDICC0.1

Tgt Ion: 62 Resp: 444

Ion	Ratio	Lower	Upper
62	100		
64	43.5	25.1	37.7#

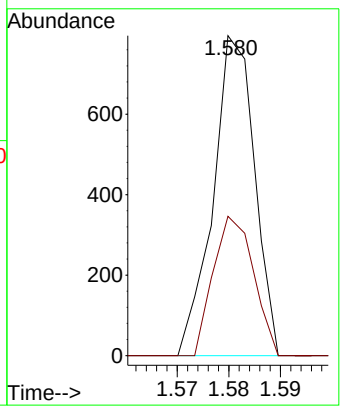

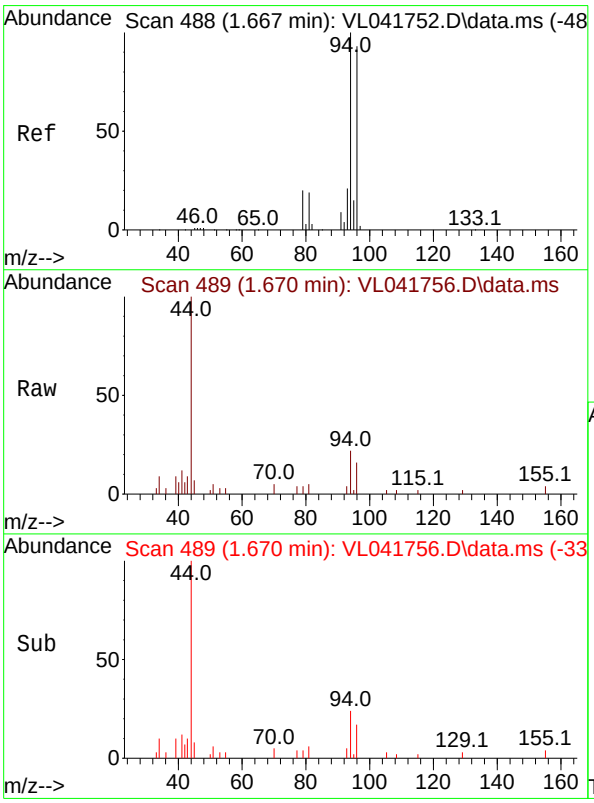

#6
Bromomethane
Concen: 0.080 ppbv
RT: 1.670 min Scan# 489
Delta R.T. 0.003 min
Lab File: VL041756.D
Acq: 16 Dec 2024 15:37

Tgt Ion: 94 Resp: 174

Ion	Ratio	Lower	Upper
94	100		
96	73.4	74.7	112.1#

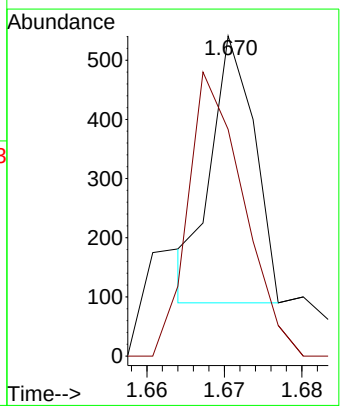

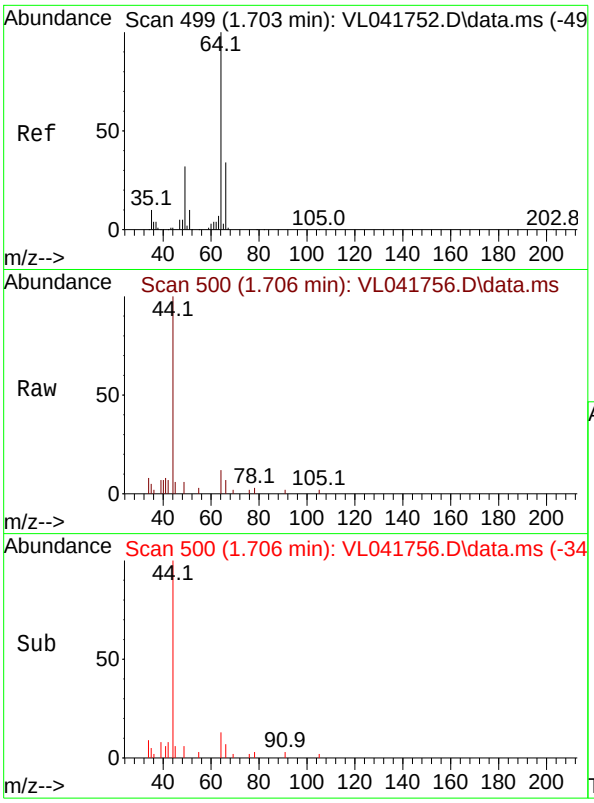

#7
Chloroethane
Concen: 0.122 ppbv
RT: 1.706 min Scan# 5
Delta R.T. 0.003 min
Lab File: VL041756.D
Acq: 16 Dec 2024 15:37

Instrument :
MSVOA_L
ClientSampleId :
VSTDICC0.1

Tgt Ion: 64 Resp: 220

Ion	Ratio	Lower	Upper
64	100		
66	54.9	27.5	41.3#

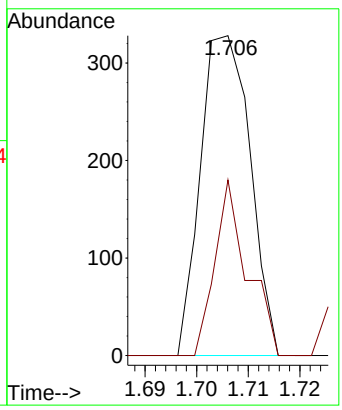

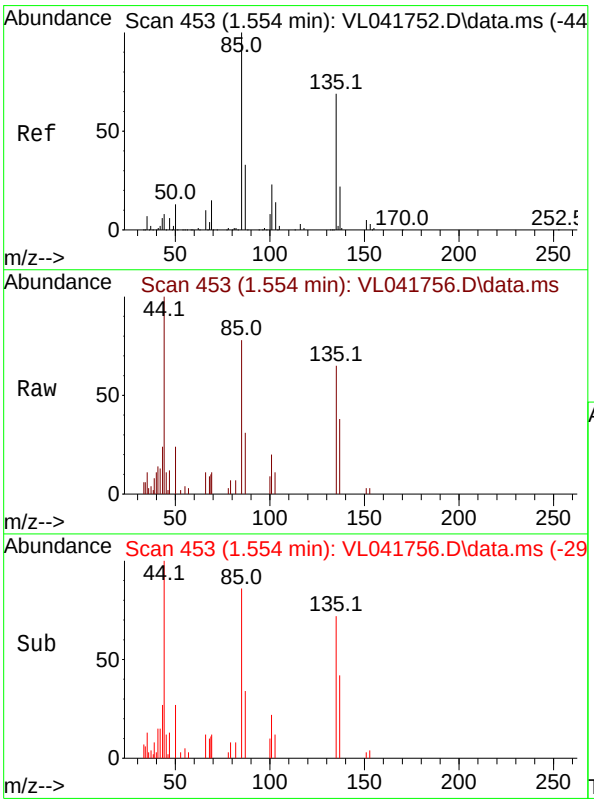

#8
Dichlorotetrafluoroethane
Concen: 0.104 ppbv
RT: 1.554 min Scan# 453
Delta R.T. -0.000 min
Lab File: VL041756.D
Acq: 16 Dec 2024 15:37

Tgt Ion: 85 Resp: 1094

Ion	Ratio	Lower	Upper
85	100		
135	66.1	51.9	77.9

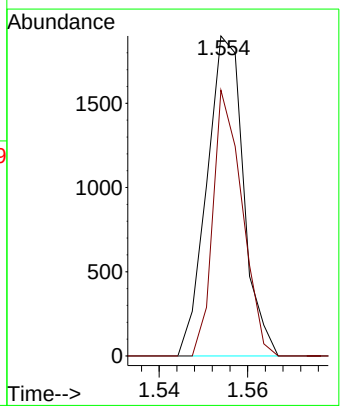

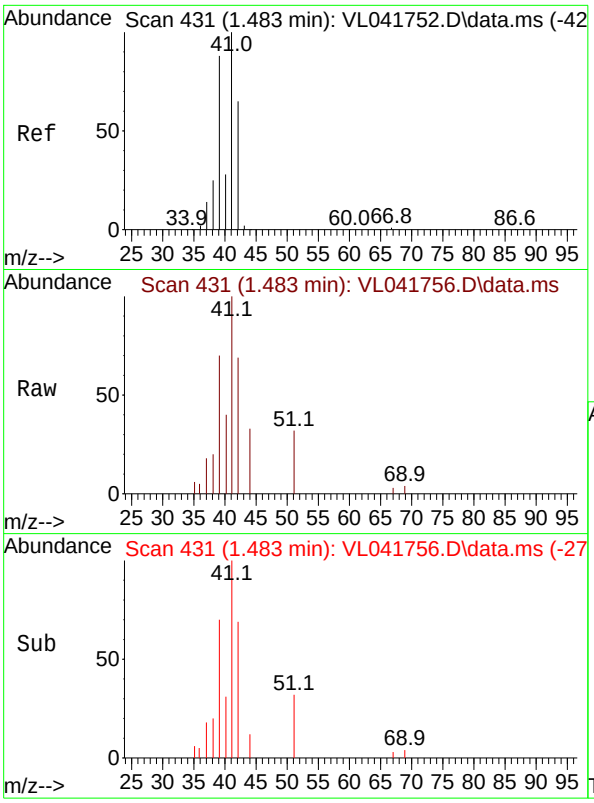

#9
Propene
Concen: 0.159 ppbv
RT: 1.483 min Scan# 4
Delta R.T. -0.000 min
Lab File: VL041756.D
Acq: 16 Dec 2024 15:37

Instrument :
MSVOA_L
ClientSampleId :
VSTDICC0.1

Tgt Ion: 41 Resp: 740

Ion	Ratio	Lower	Upper
41	100		
42	83.2	52.4	78.6#

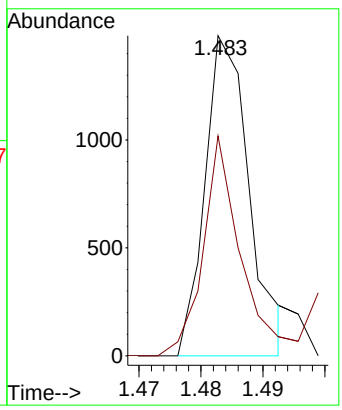

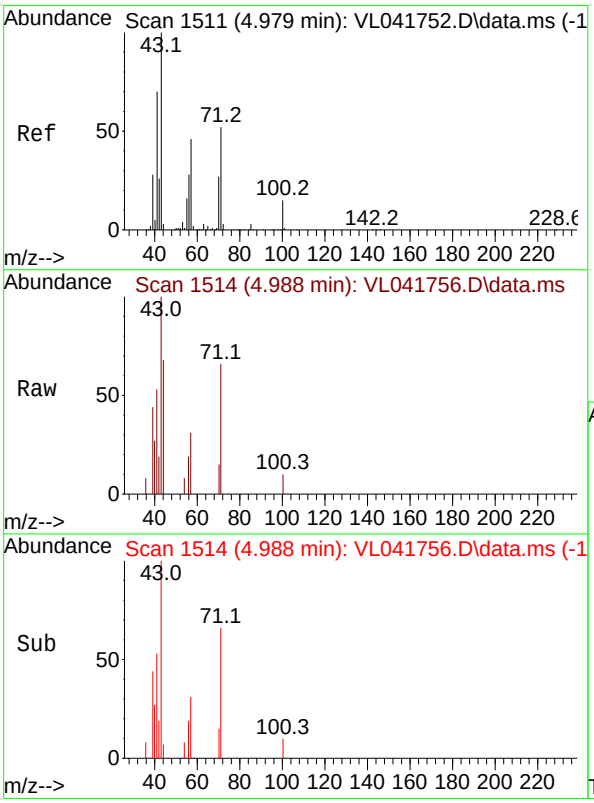

#10
Heptane
Concen: 0.044 ppbv
RT: 4.988 min Scan# 1514
Delta R.T. 0.010 min
Lab File: VL041756.D
Acq: 16 Dec 2024 15:37

Tgt Ion: 43 Resp: 527

Ion	Ratio	Lower	Upper
43	100		
57	0.0	38.5	57.7#

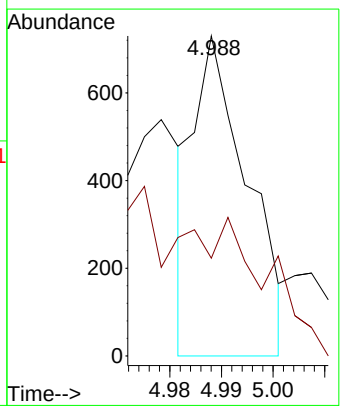

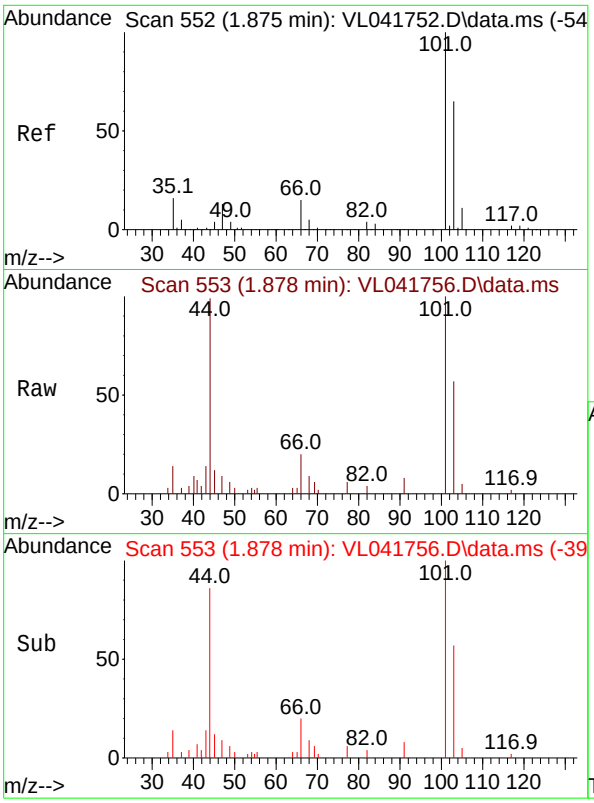

#11
Trichlorofluoromethane
Concen: 0.108 ppbv
RT: 1.878 min Scan# 5
Delta R.T. 0.003 min
Lab File: VL041756.D
Acq: 16 Dec 2024 15:37

Instrument :
MSVOA_L
ClientSampleId :
VSTDICC0.1

Tgt Ion:101 Resp: 1346

Ion	Ratio	Lower	Upper
101	100		
103	57.3	51.8	77.8

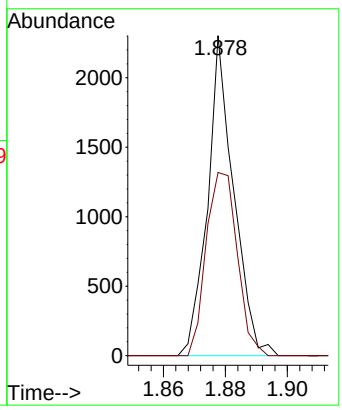

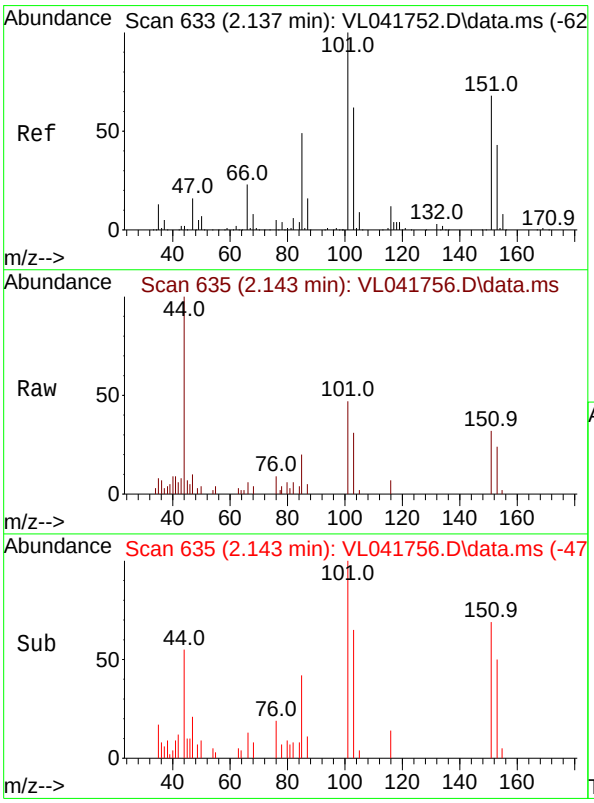

#12
1,1,2-Trichlorotrifluoroethane
Concen: 0.106 ppbv
RT: 2.143 min Scan# 635
Delta R.T. 0.006 min
Lab File: VL041756.D
Acq: 16 Dec 2024 15:37

Tgt Ion:101 Resp: 1007

Ion	Ratio	Lower	Upper
101	100		
151	64.3	56.8	85.2

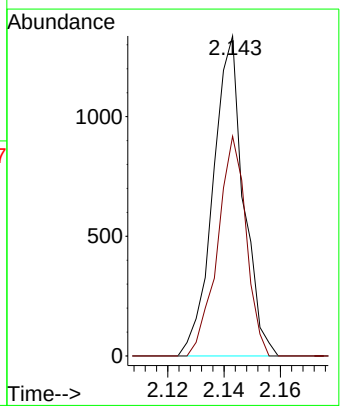

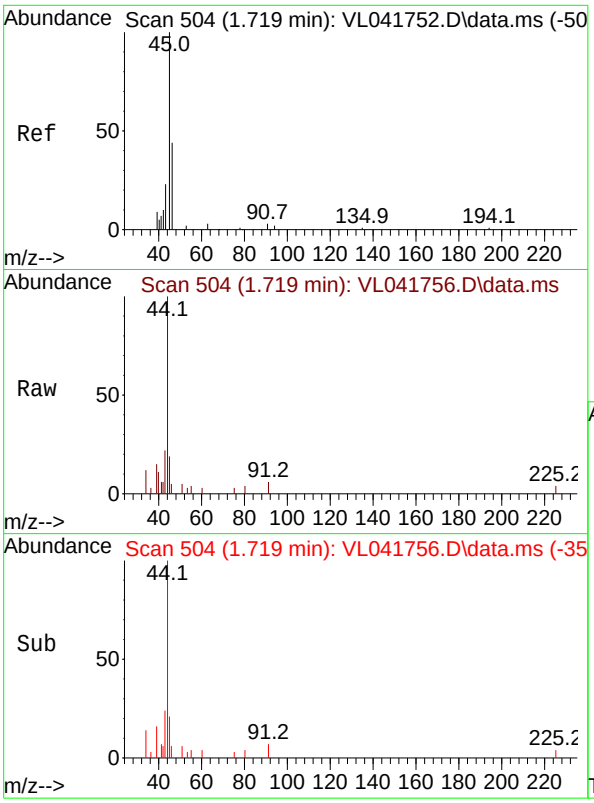

#13
Ethanol
Concen: 0.472 ppbv
RT: 1.719 min Scan# 5
Delta R.T. -0.000 min
Lab File: VL041756.D
Acq: 16 Dec 2024 15:37

Instrument :
MSVOA_L
ClientSampleId :
VSTDICC0.1

Tgt Ion: 45 Resp: 183

Ion	Ratio	Lower	Upper
45	100		
46	47.5	16.4	65.8

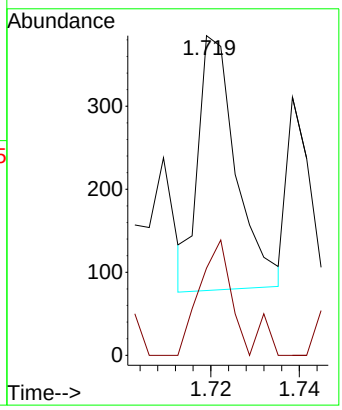

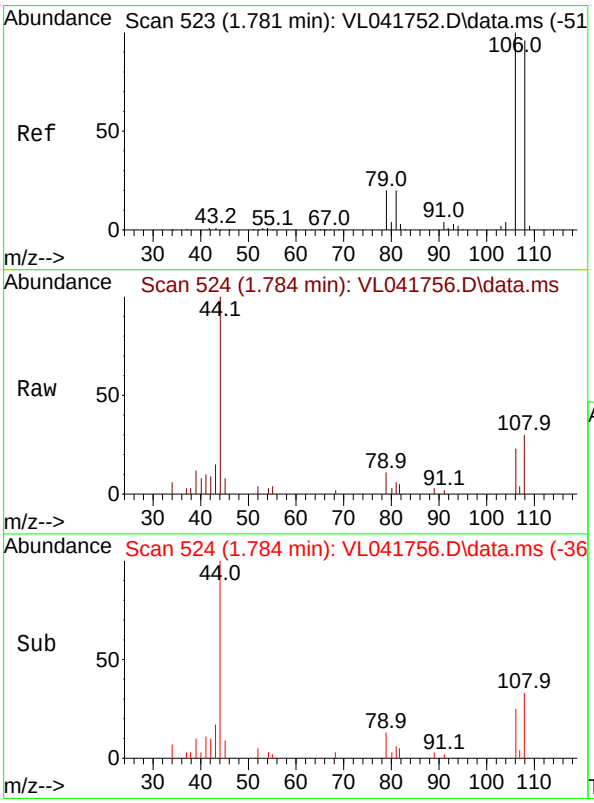

#14
Bromoethene
Concen: 0.135 ppbv
RT: 1.784 min Scan# 524
Delta R.T. 0.003 min
Lab File: VL041756.D
Acq: 16 Dec 2024 15:37

Tgt Ion:108 Resp: 432

Ion	Ratio	Lower	Upper
108	100		
106	69.9	84.1	126.1#
79	67.4	17.4	26.0#

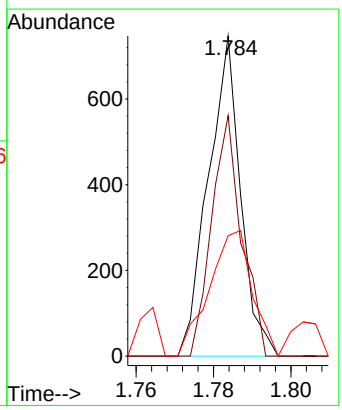

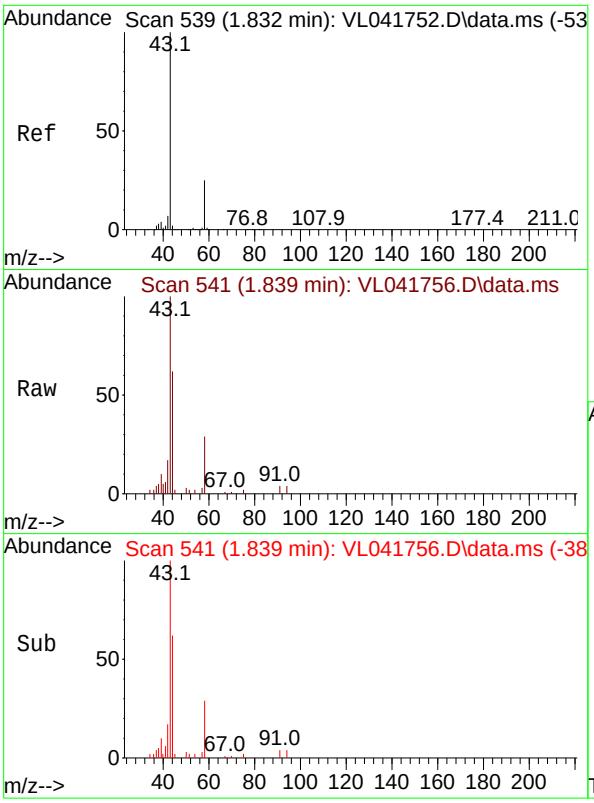

#15
Acetone
Concen: 0.221 ppbv
RT: 1.839 min Scan# 54
Delta R.T. 0.006 min
Lab File: VL041756.D
Acq: 16 Dec 2024 15:37

Instrument :
MSVOA_L
ClientSampleId :
VSTDICC0.1

Tgt Ion: 43 Resp: 2830

Ion	Ratio	Lower	Upper
43	100		
58	28.7	19.7	29.5

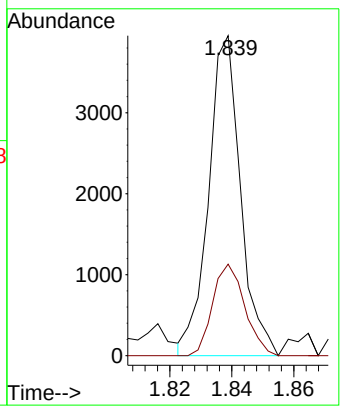

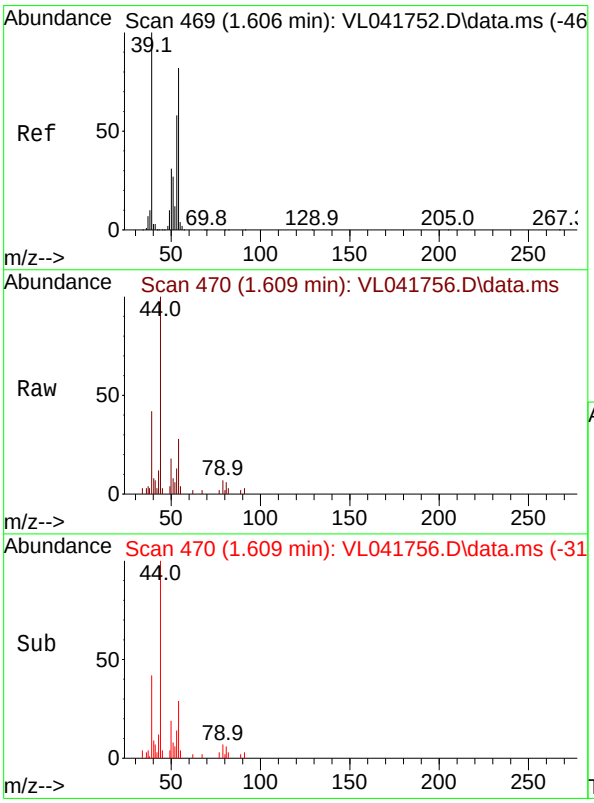

#16
1,3-Butadiene
Concen: 0.161 ppbv
RT: 1.609 min Scan# 470
Delta R.T. 0.003 min
Lab File: VL041756.D
Acq: 16 Dec 2024 15:37

Tgt Ion: 39 Resp: 815

Ion	Ratio	Lower	Upper
39	100		
54	69.7	58.4	87.6

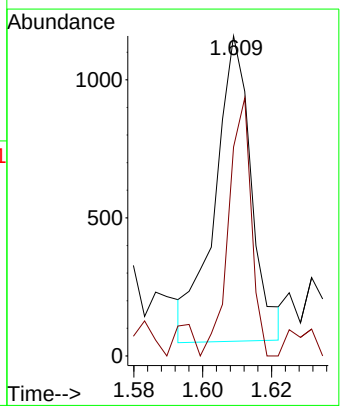

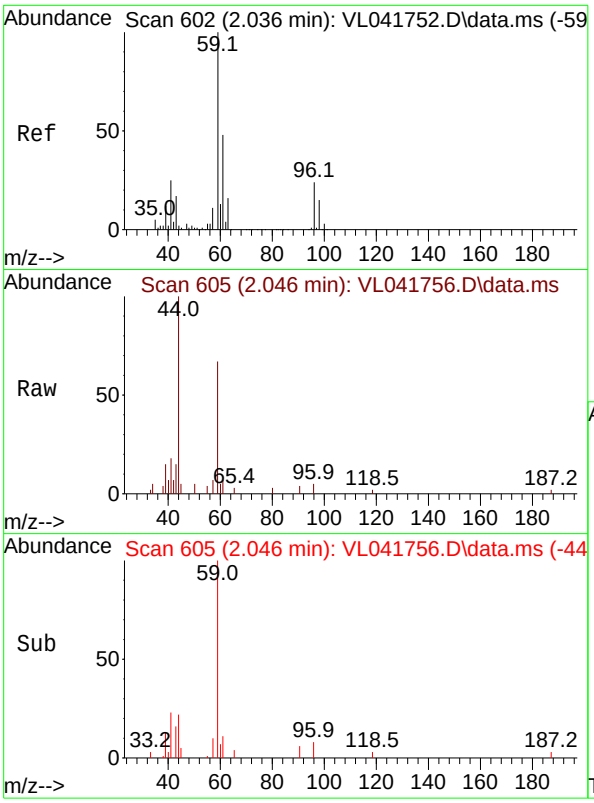

#17
tert-Butyl alcohol
Concen: 0.118 ppbv
RT: 2.046 min Scan# 6
Delta R.T. 0.010 min
Lab File: VL041756.D
Acq: 16 Dec 2024 15:37

Instrument :
MSVOA_L
ClientSampleId :
VSTDICC0.1

Tgt Ion: 59 Resp: 1498

Ion	Ratio	Lower	Upper
59	100		
57	15.0	8.6	13.0#

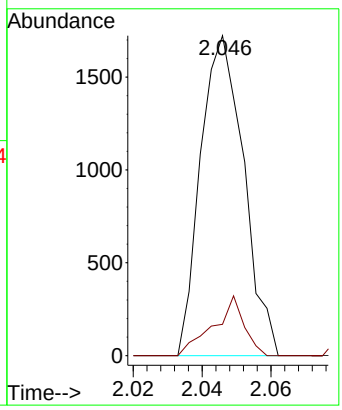

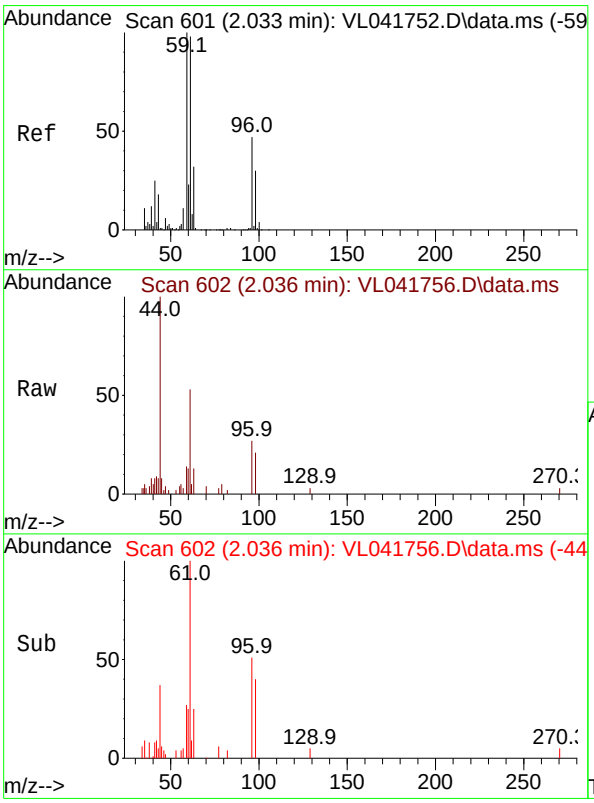

#18
1,1-Dichloroethene
Concen: 0.125 ppbv
RT: 2.036 min Scan# 602
Delta R.T. 0.003 min
Lab File: VL041756.D
Acq: 16 Dec 2024 15:37

Tgt Ion: 96 Resp: 498

Ion	Ratio	Lower	Upper
96	100		
61	214.2	167.7	251.5
98	78.6	51.1	76.7#

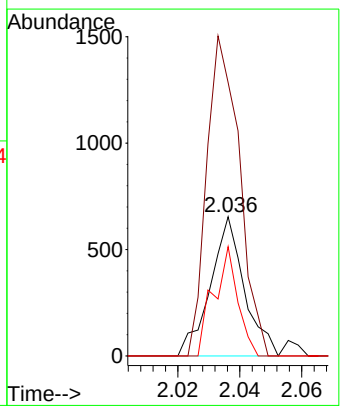

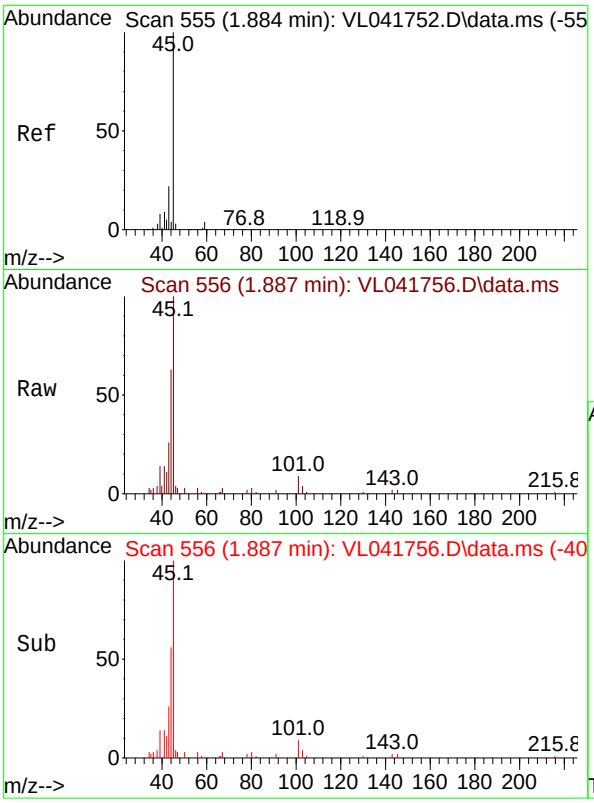

#19
Isopropyl Alcohol
Concen: 0.391 ppbv
RT: 1.887 min Scan# 5
Delta R.T. 0.003 min
Lab File: VL041756.D
Acq: 16 Dec 2024 15:37

Instrument :
MSVOA_L
ClientSampleId :
VSTDICC0.1

Tgt Ion: 45 Resp: 3007

Ion	Ratio	Lower	Upper
45	100		
58	1.3	33.3	49.9#

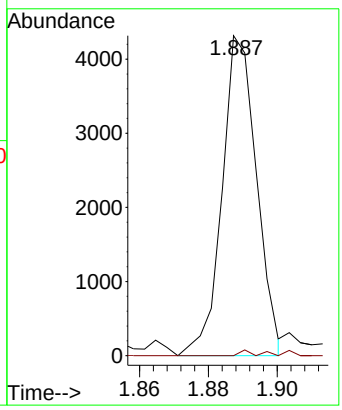

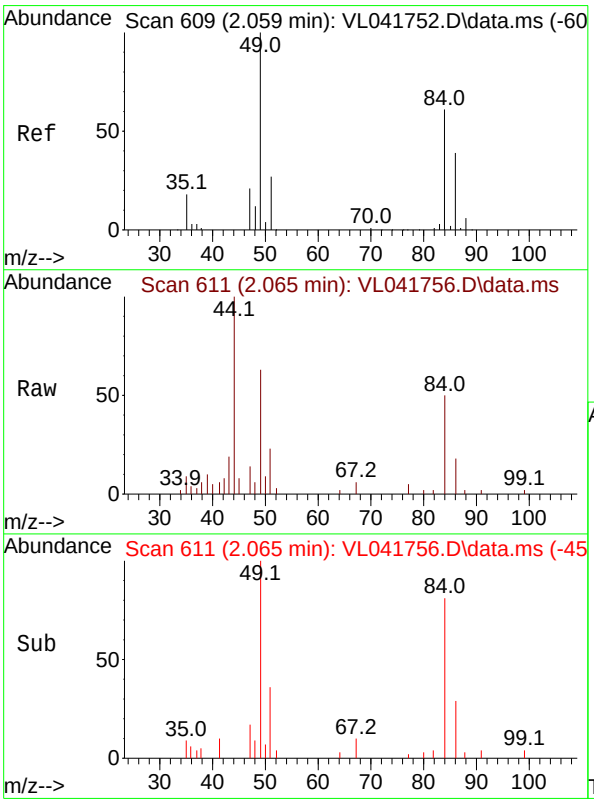

#20
Methylene Chloride
Concen: 0.253 ppbv
RT: 2.065 min Scan# 611
Delta R.T. 0.006 min
Lab File: VL041756.D
Acq: 16 Dec 2024 15:37

Tgt Ion: 84 Resp: 925

Ion	Ratio	Lower	Upper
84	100		
49	123.9	132.6	198.8#
51	45.1	37.6	56.4
86	35.7	51.4	77.0#

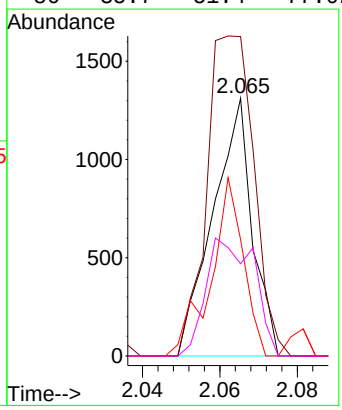

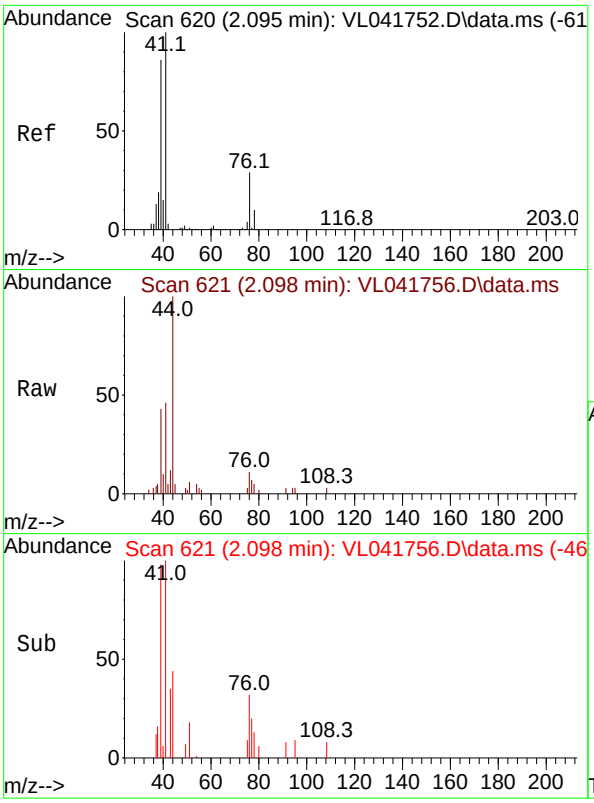

#21
Allyl Chloride
Concen: 0.123 ppbv
RT: 2.098 min Scan# 6
Delta R.T. 0.003 min
Lab File: VL041756.D
Acq: 16 Dec 2024 15:37

Instrument :
MSVOA_L
ClientSampleId :
VSTDICC0.1

Tgt Ion: 41 Resp: 854

Ion	Ratio	Lower	Upper
41	100		
76	31.0	22.3	33.5
39	138.5	69.2	103.8#

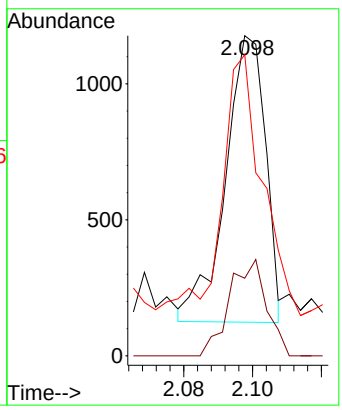

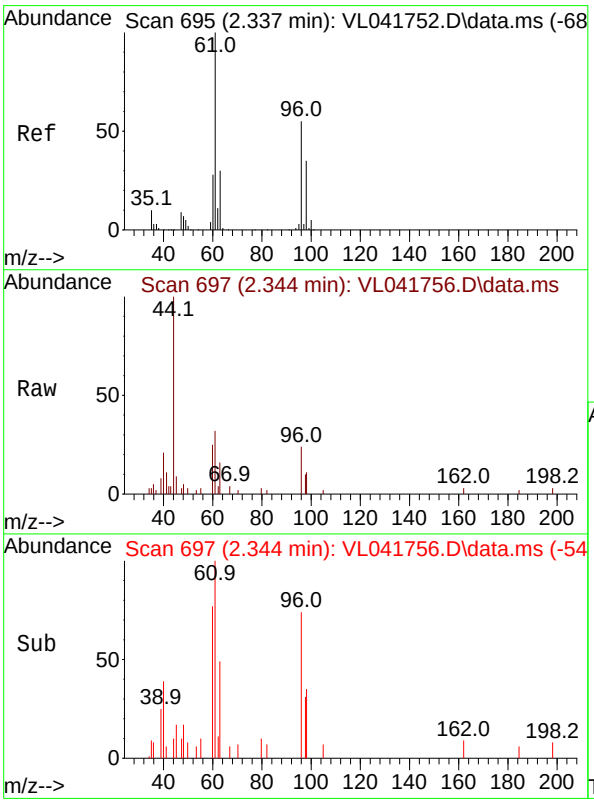

#22
trans-1,2-Dichloroethene
Concen: 0.105 ppbv
RT: 2.344 min Scan# 697
Delta R.T. 0.006 min
Lab File: VL041756.D
Acq: 16 Dec 2024 15:37

Tgt Ion: 96 Resp: 476

Ion	Ratio	Lower	Upper
96	100		
61	122.1	146.3	219.5#
98	88.6	50.8	76.2#

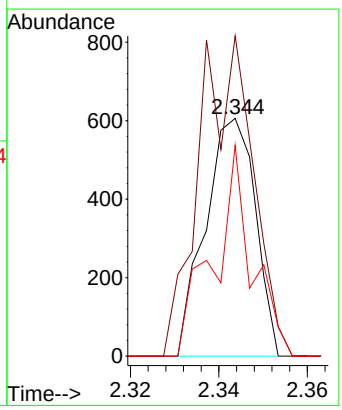

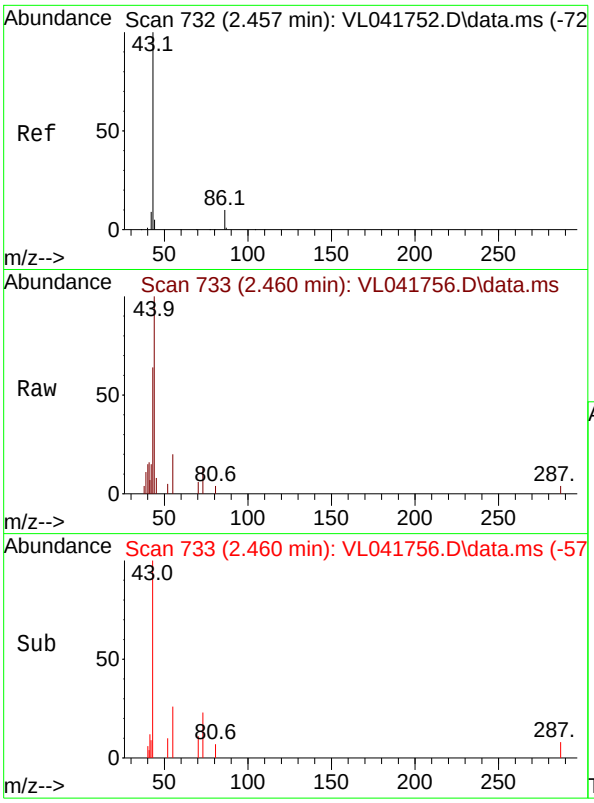

#23
Vinyl Acetate
Concen: 0.240 ppbv
RT: 2.460 min Scan# 7
Delta R.T. 0.003 min
Lab File: VL041756.D
Acq: 16 Dec 2024 15:37

Instrument :
MSVOA_L
ClientSampleId :
VSTDICC0.1

Tgt Ion: 43 Resp: 1339

Ion	Ratio	Lower	Upper
43	100		
86	0.0	6.6	10.0#
42	15.5	8.2	12.2#
44	7.9	5.0	7.4#

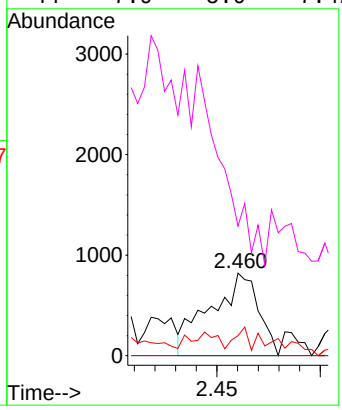

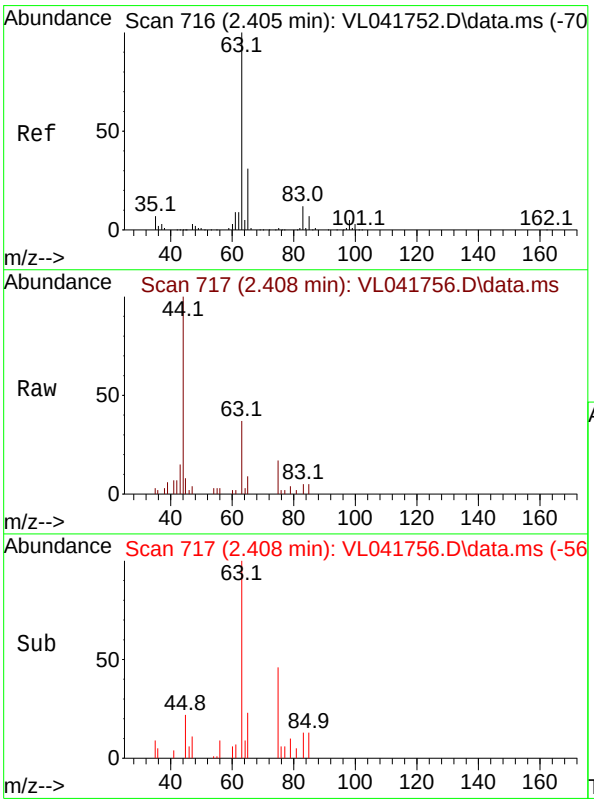

#24
1,1-Dichloroethane
Concen: 0.113 ppbv
RT: 2.408 min Scan# 717
Delta R.T. 0.003 min
Lab File: VL041756.D
Acq: 16 Dec 2024 15:37

Tgt Ion: 63 Resp: 1044

Ion	Ratio	Lower	Upper
63	100		
98	0.0	2.3	6.8#
100	0.0	1.4	4.2#

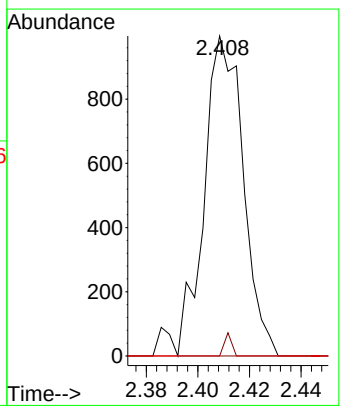

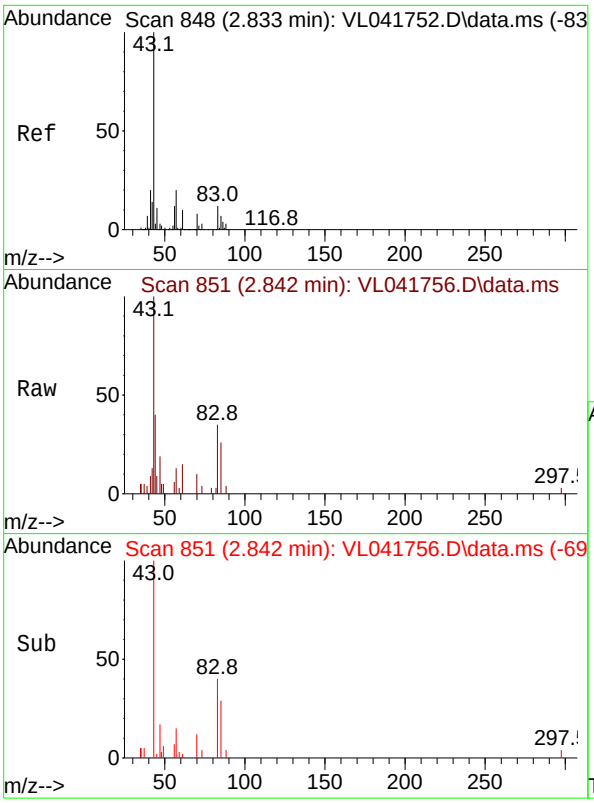

#25
Ethyl Acetate
Concen: 0.093 ppbv
RT: 2.842 min Scan# 8
Delta R.T. 0.010 min
Lab File: VL041756.D
Acq: 16 Dec 2024 15:37

Instrument :
MSVOA_L
ClientSampleId :
VSTDICC0.1

Tgt Ion: 43 Resp: 2227

Ion	Ratio	Lower	Upper
43	100		
45	16.7	8.1	12.1#
61	9.7	7.0	10.6
70	9.2	6.5	9.7

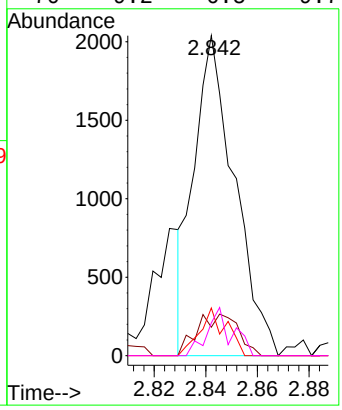

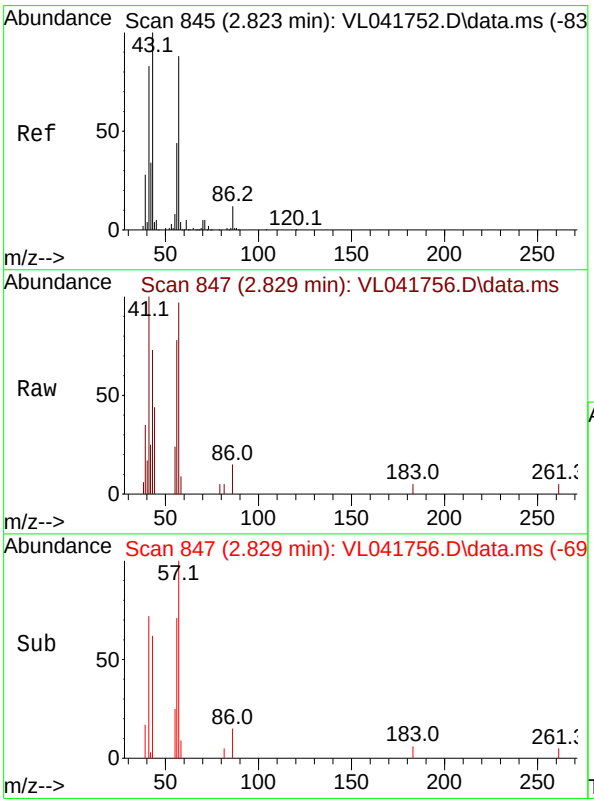

#26
Hexane
Concen: 0.116 ppbv
RT: 2.829 min Scan# 847
Delta R.T. 0.006 min
Lab File: VL041756.D
Acq: 16 Dec 2024 15:37

Tgt Ion: 57 Resp: 1053

Ion	Ratio	Lower	Upper
57	100		
41	101.5	79.6	119.4
43	273.5	211.0	316.6
56	58.9	42.6	63.8

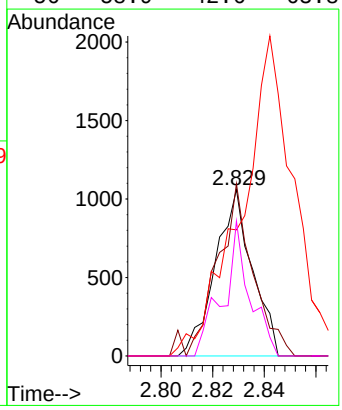

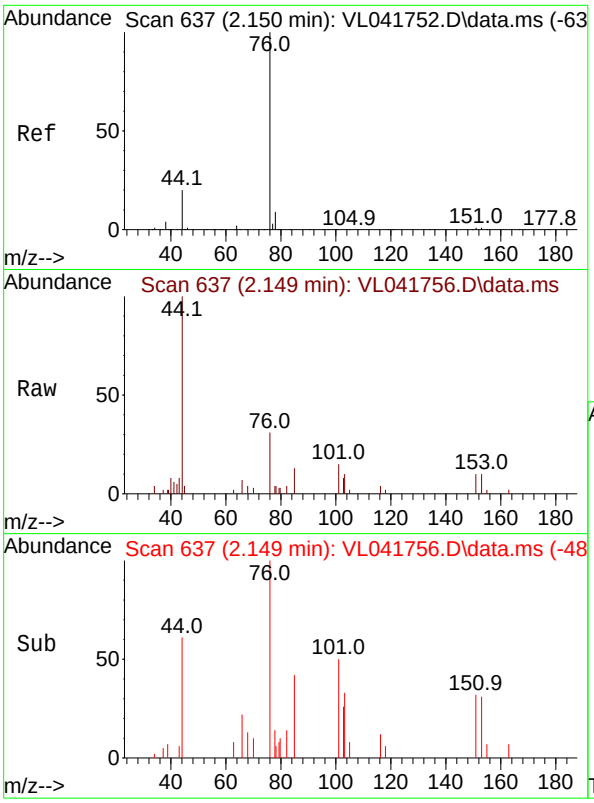

#27
Carbon Disulfide
Concen: 0.089 ppbv
RT: 2.149 min Scan# 6
Delta R.T. -0.000 min
Lab File: VL041756.D
Acq: 16 Dec 2024 15:37

Instrument :
MSVOA_L
ClientSampleId :
VSTDICC0.1

Tgt Ion: 76 Resp: 729

Ion	Ratio	Lower	Upper
76	100		
44	720.3	17.6	26.4#
78	25.8	10.2	15.4#

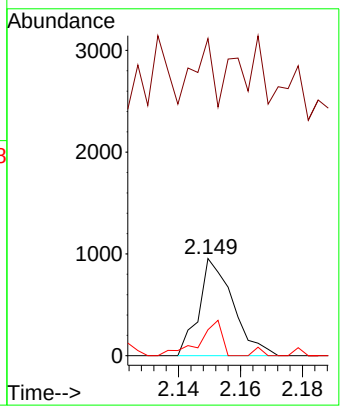

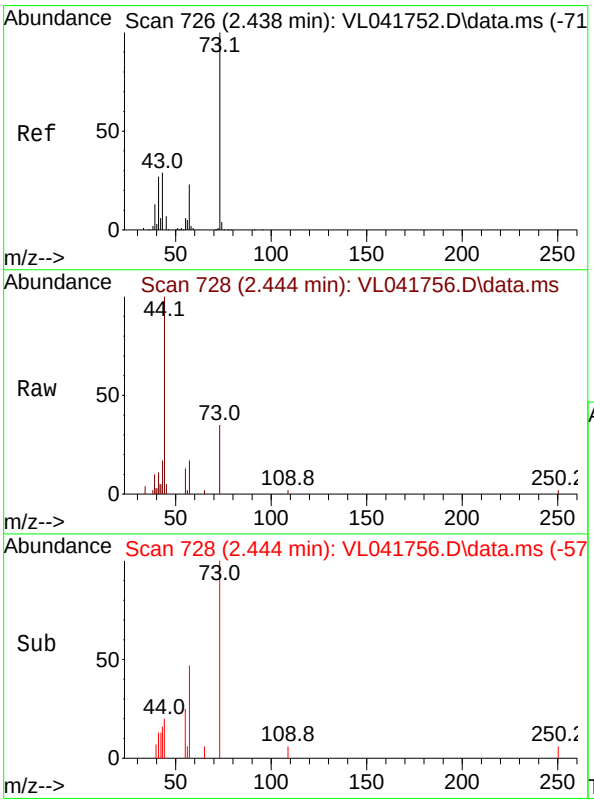

#28
Methyl tert-Butyl Ether
Concen: 0.105 ppbv
RT: 2.444 min Scan# 728
Delta R.T. 0.006 min
Lab File: VL041756.D
Acq: 16 Dec 2024 15:37

Tgt Ion: 73 Resp: 774

Ion	Ratio	Lower	Upper
73	100		
57	43.4	17.6	26.4#

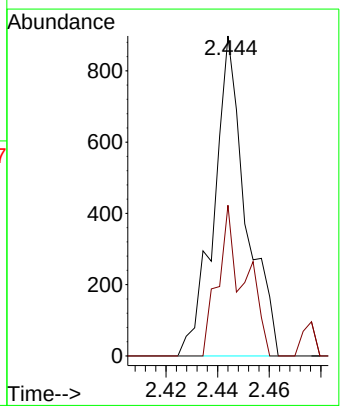

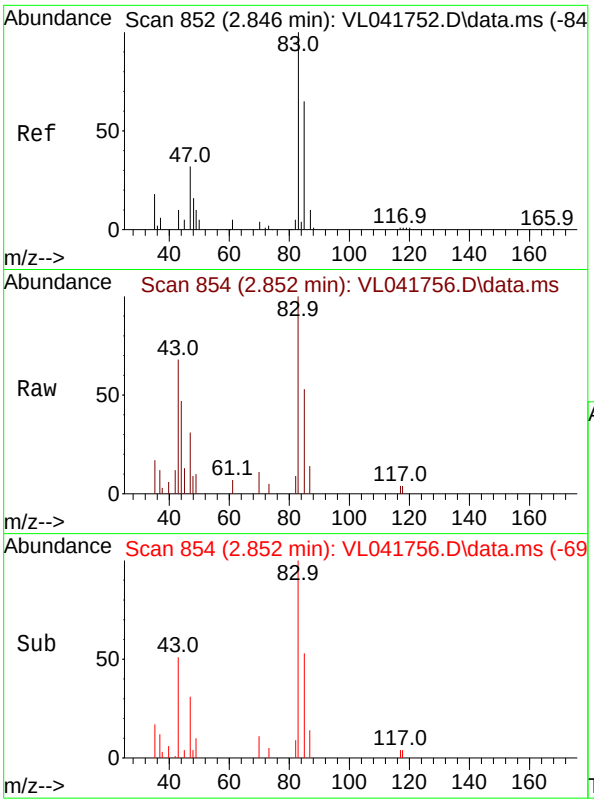

#29
Chloroform
Concen: 0.110 ppbv
RT: 2.852 min Scan# 8
Delta R.T. 0.006 min
Lab File: VL041756.D
Acq: 16 Dec 2024 15:37

Instrument :
MSVOA_L
ClientSampleId :
VSTDICC0.1

Tgt Ion: 83 Resp: 1515

Ion	Ratio	Lower	Upper
83	100		
85	53.5	51.8	77.6

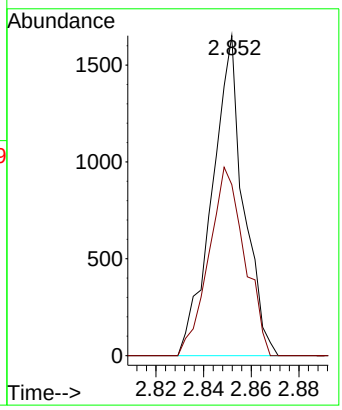

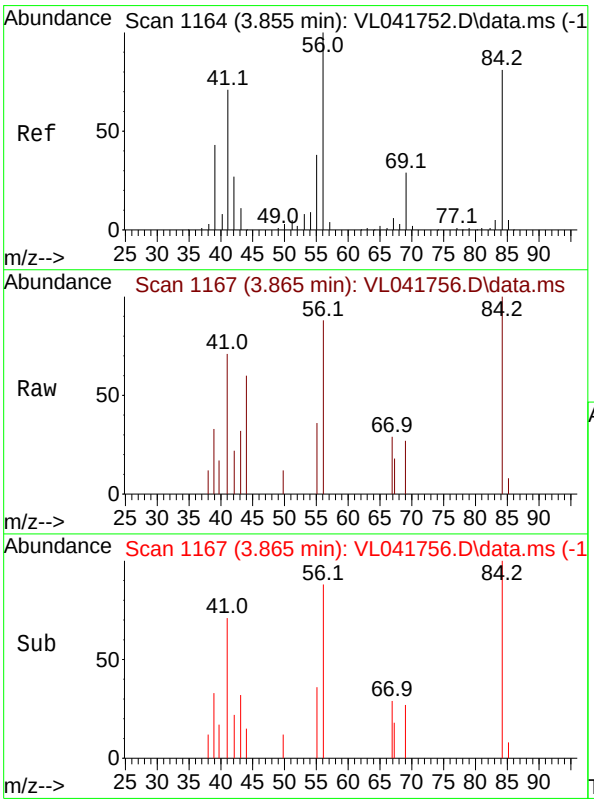

#30
Cyclohexane
Concen: 0.049 ppbv
RT: 3.865 min Scan# 1167
Delta R.T. 0.010 min
Lab File: VL041756.D
Acq: 16 Dec 2024 15:37

Tgt Ion: 84 Resp: 377

Ion	Ratio	Lower	Upper
84	100		
56	0.0	102.3	153.5#
41	0.0	74.0	111.0#

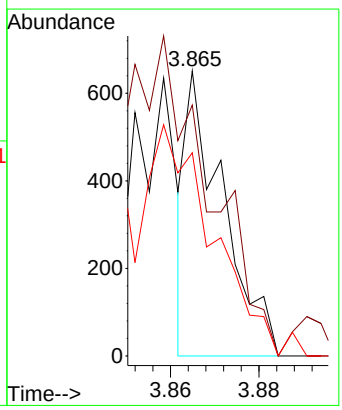

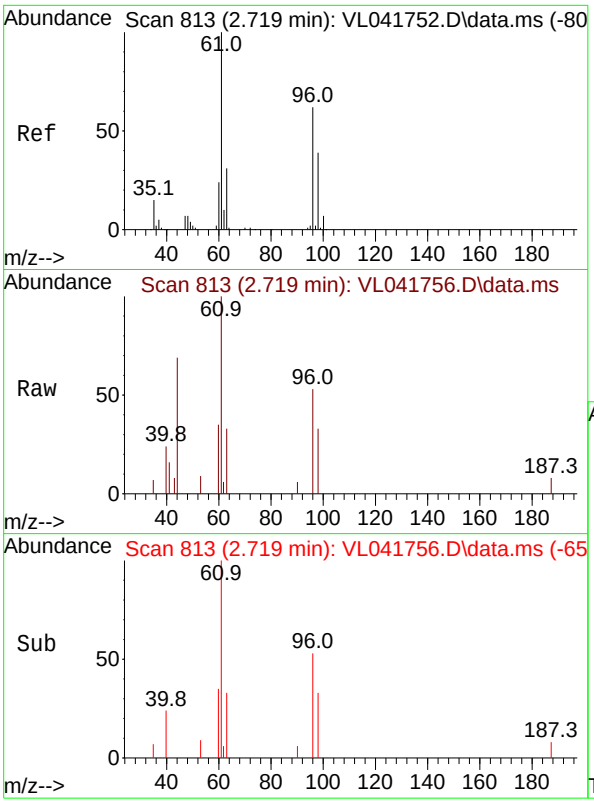

#31
cis-1,2-Dichloroethene
Concen: 0.100 ppbv
RT: 2.719 min Scan# 8
Delta R.T. -0.000 min
Lab File: VL041756.D
Acq: 16 Dec 2024 15:37

Instrument :
MSVOA_L
ClientSampleId :
VSTDICC0.1

Tgt Ion: 61 Resp: 940

Ion	Ratio	Lower	Upper
61	100		
96	49.7	49.7	74.5
98	30.9	30.8	46.2

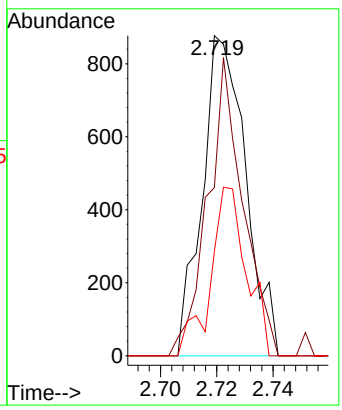

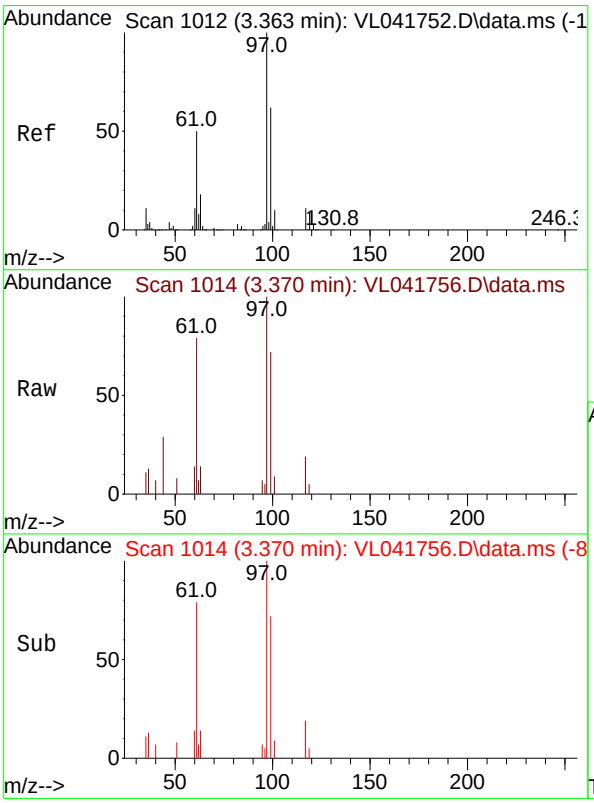

#32
1,1,1-Trichloroethane
Concen: 0.101 ppbv
RT: 3.370 min Scan# 1014
Delta R.T. 0.006 min
Lab File: VL041756.D
Acq: 16 Dec 2024 15:37

Tgt Ion: 97 Resp: 1393

Ion	Ratio	Lower	Upper
97	100		
99	61.9	51.0	76.4
61	55.9	42.2	63.2

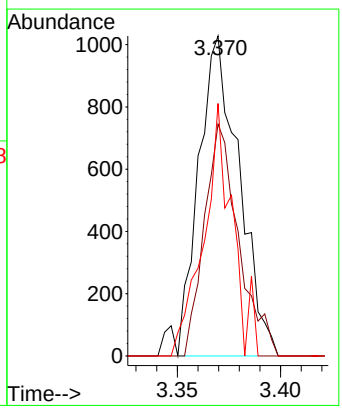

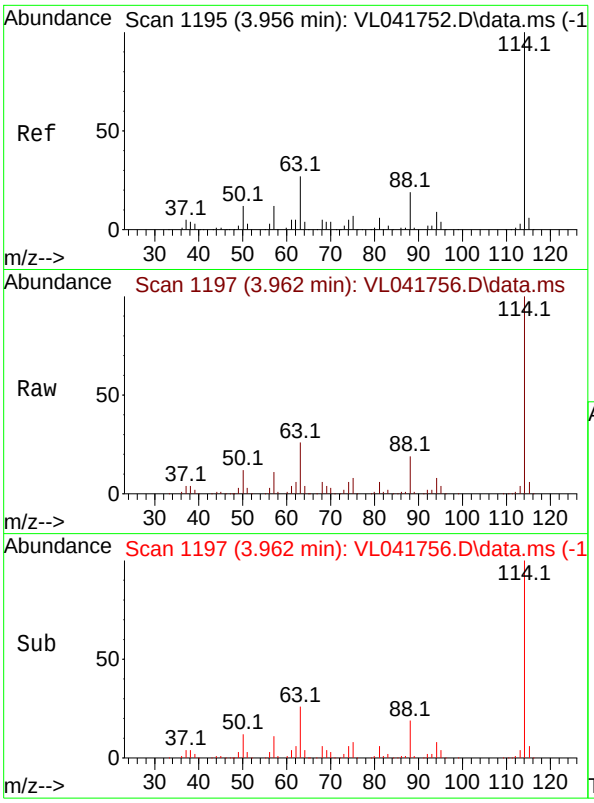

#33
1,4-Difluorobenzene
Concen: 10.000 ppbv
RT: 3.962 min Scan# 1
Delta R.T. 0.006 min
Lab File: VL041756.D
Acq: 16 Dec 2024 15:37

Instrument :
MSVOA_L
ClientSampleId :
VSTDICC0.1

Tgt Ion:114 Resp: 177964

Ion	Ratio	Lower	Upper
114	100		
63	27.0	21.8	32.8
88	18.7	14.8	22.2

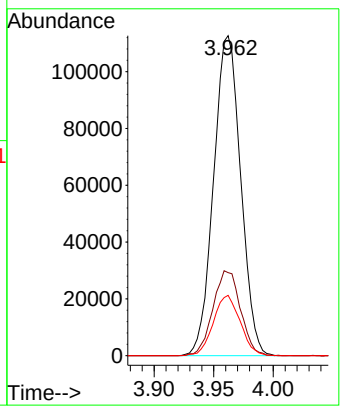

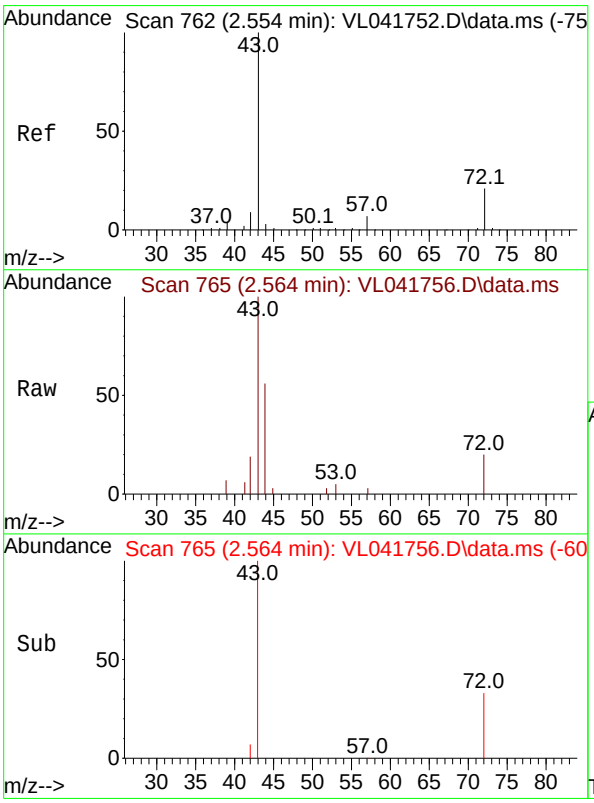

#34
2-Butanone
Concen: 0.132 ppbv
RT: 2.564 min Scan# 765
Delta R.T. 0.010 min
Lab File: VL041756.D
Acq: 16 Dec 2024 15:37

Tgt Ion: 43 Resp: 1888

Ion	Ratio	Lower	Upper
43	100		
72	19.2	16.8	25.2

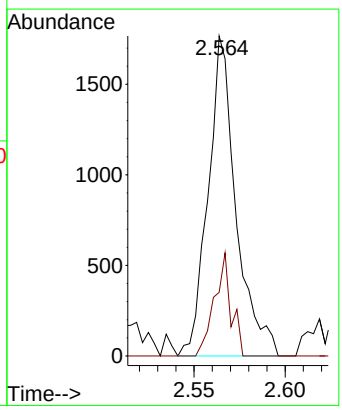

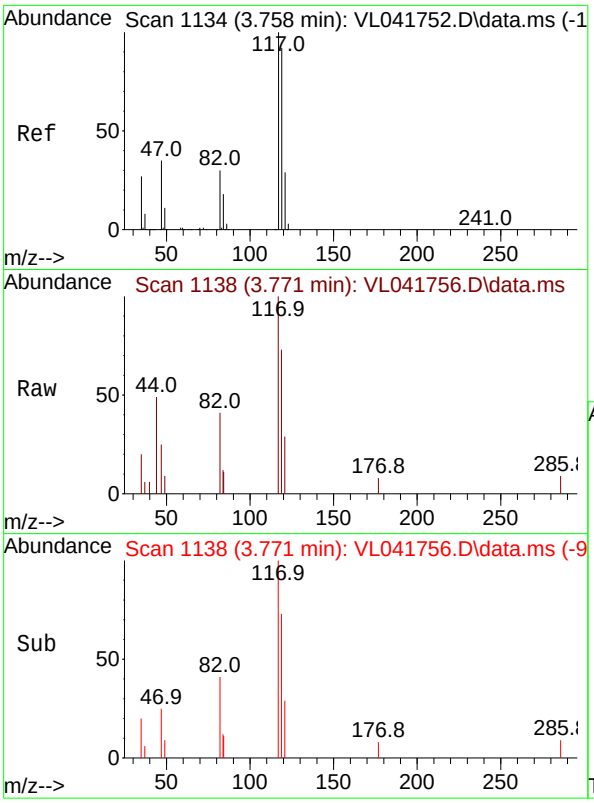

#35
Carbon Tetrachloride
Concen: 0.093 ppbv
RT: 3.771 min Scan# 1
Delta R.T. 0.013 min
Lab File: VL041756.D
Acq: 16 Dec 2024 15:37

Instrument :
MSVOA_L
ClientSampleId :
VSTDICC0.1

Tgt Ion:117 Resp: 1170

Ion	Ratio	Lower	Upper
117	100		
119	72.7	73.7	110.5#
121	28.8	23.0	34.4

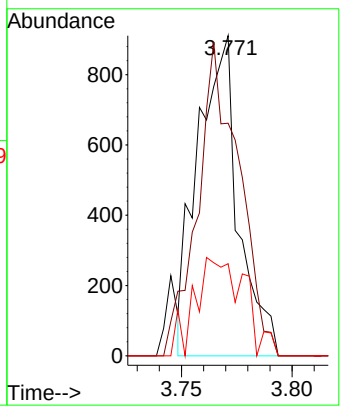

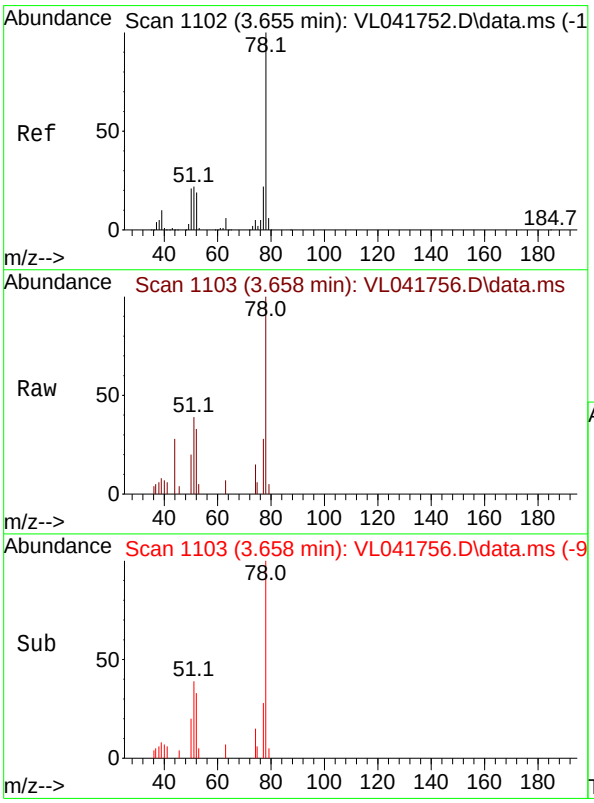

#36
Benzene
Concen: 0.053 ppbv
RT: 3.658 min Scan# 1103
Delta R.T. 0.003 min
Lab File: VL041756.D
Acq: 16 Dec 2024 15:37

Tgt Ion: 78 Resp: 976

Ion	Ratio	Lower	Upper
78	100		
77	29.4	17.8	26.6#
50	13.1	17.2	25.8#

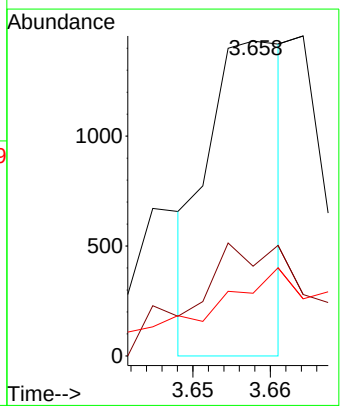

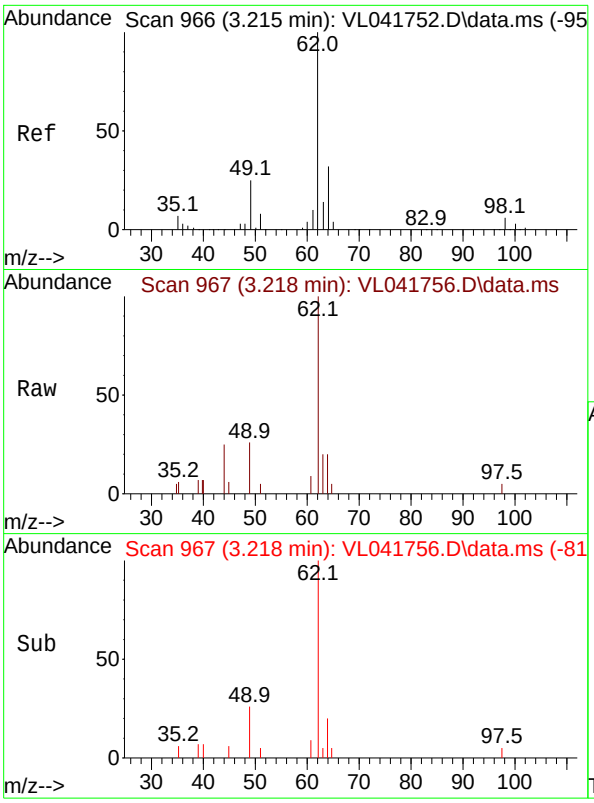

#37
1,2-Dichloroethane
Concen: 0.110 ppbv
RT: 3.218 min Scan# 9
Delta R.T. 0.003 min
Lab File: VL041756.D
Acq: 16 Dec 2024 15:37

Instrument :
MSVOA_L
ClientSampleId :
VSTDICC0.1

Tgt Ion: 62 Resp: 1264

Ion	Ratio	Lower	Upper
62	100		
98	3.2	4.7	7.1#

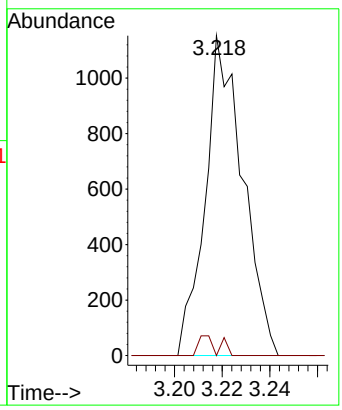

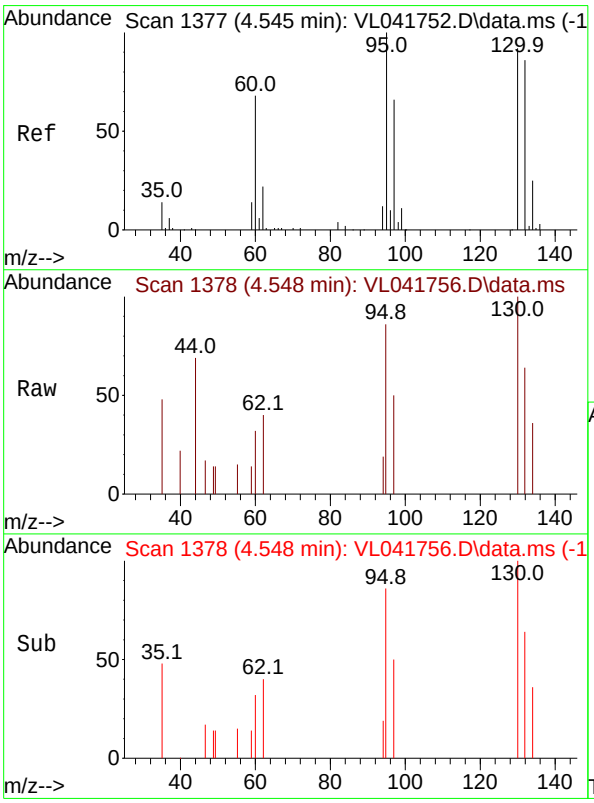

#38
Trichloroethene
Concen: 0.044 ppbv
RT: 4.548 min Scan# 1378
Delta R.T. 0.003 min
Lab File: VL041756.D
Acq: 16 Dec 2024 15:37

Tgt Ion:130 Resp: 339

Ion	Ratio	Lower	Upper
130	100		
95	35.8	87.0	130.6#
132	33.6	75.0	112.6#
97	29.4	57.2	85.8#

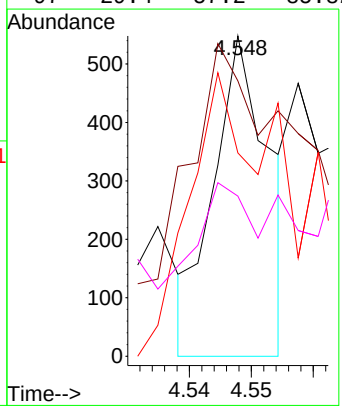

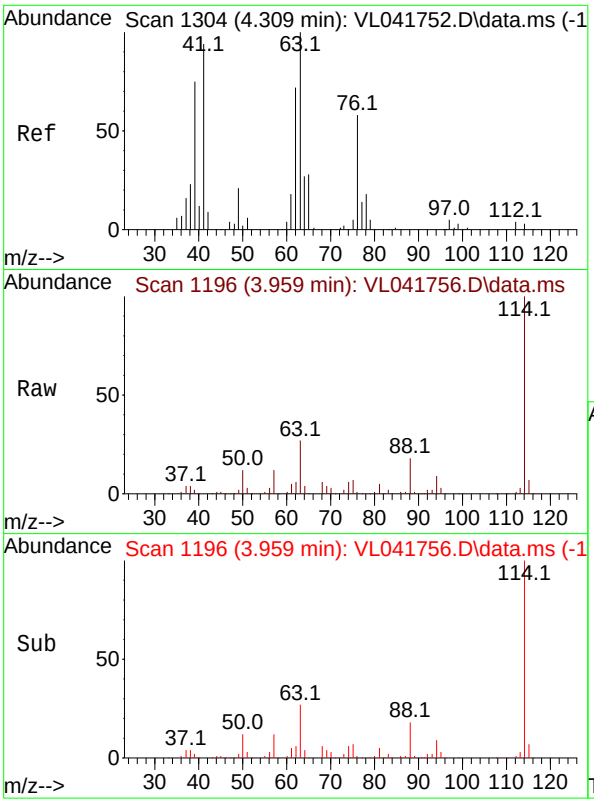

#39
1,2-Dichloropropane
Concen: 7.216 ppbv
RT: 3.959 min Scan# 1
Delta R.T. -0.350 min
Lab File: VL041756.D
Acq: 16 Dec 2024 15:37

Instrument :
MSVOA_L
ClientSampleId :
VSTDICC0.1

Tgt Ion: 63 Resp: 48044

Ion	Ratio	Lower	Upper
63	100		
41	0.0	75.3	112.9#
62	20.8	57.3	85.9#

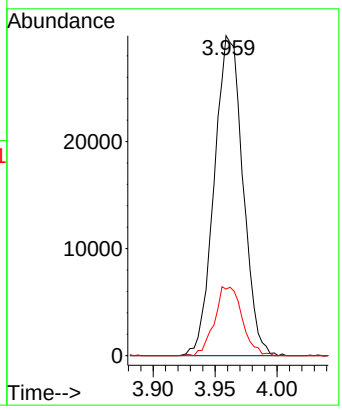

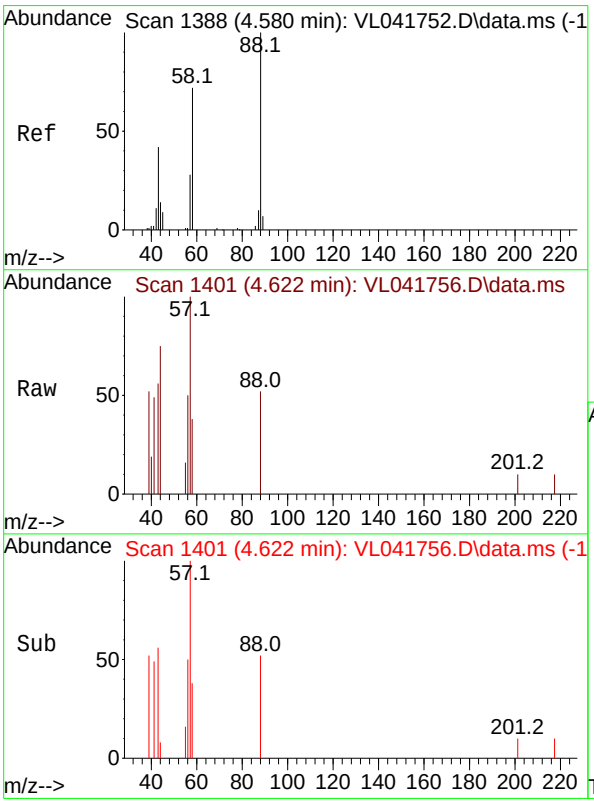

#40
1,4-Dioxane
Concen: 0.078 ppbv
RT: 4.622 min Scan# 1401
Delta R.T. 0.042 min
Lab File: VL041756.D
Acq: 16 Dec 2024 15:37

Tgt Ion: 88 Resp: 254

Ion	Ratio	Lower	Upper
88	100		
58	175.2	61.0	91.6#
43	0.0	29.4	44.0#
57	0.0	0.0	0.0

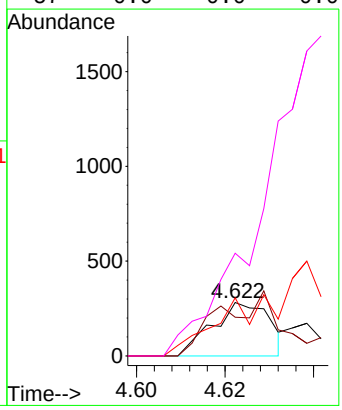

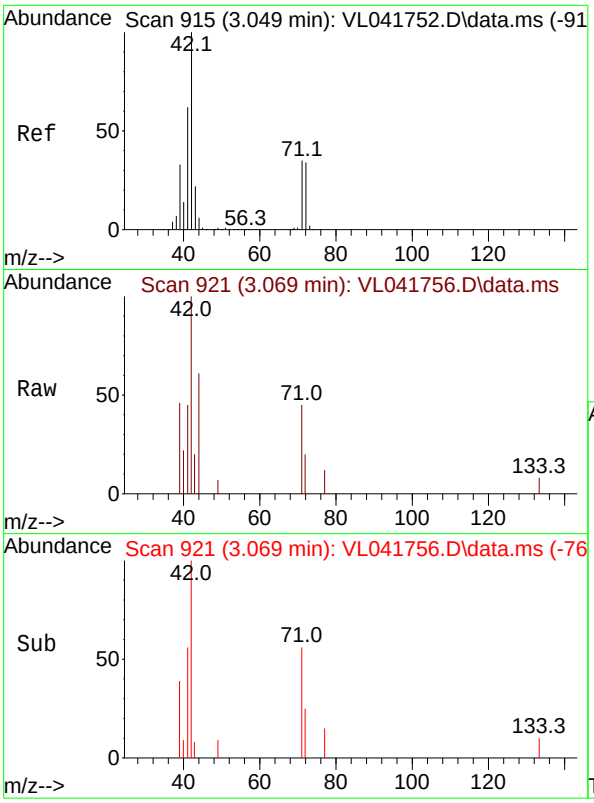

#41
Tetrahydrofuran
Concen: 0.074 ppbv
RT: 3.069 min Scan# 9
Delta R.T. 0.019 min
Lab File: VL041756.D
Acq: 16 Dec 2024 15:37

Instrument :
MSVOA_L
ClientSampleId :
VSTDICC0.1

Tgt Ion: 42 Resp: 593

Ion	Ratio	Lower	Upper
42	100		
72	52.3	29.1	43.7#
71	47.6	28.4	42.6#

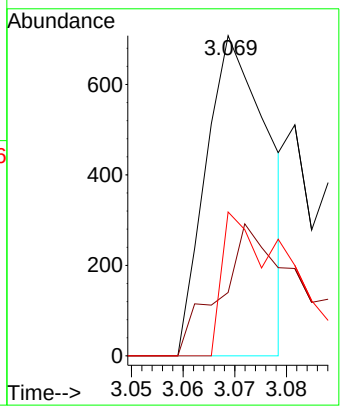

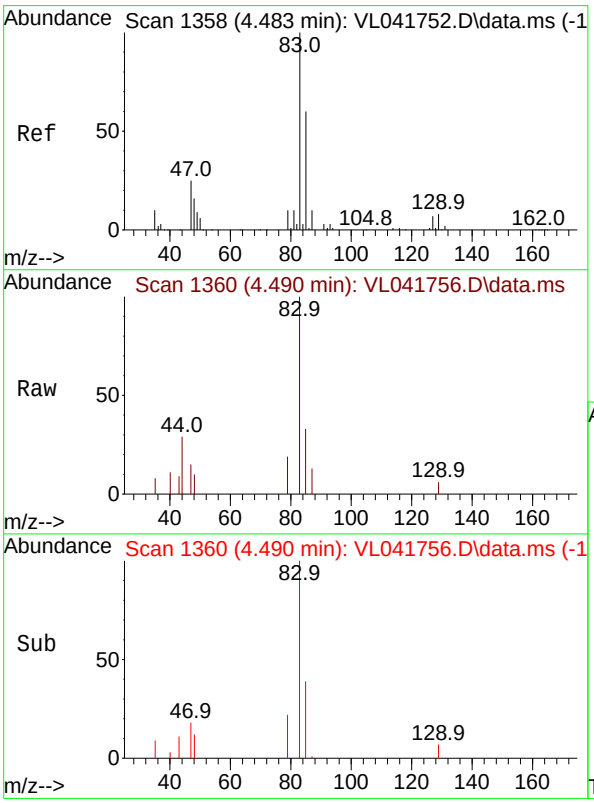

#42
Bromodichloromethane
Concen: 0.057 ppbv
RT: 4.490 min Scan# 1360
Delta R.T. 0.006 min
Lab File: VL041756.D
Acq: 16 Dec 2024 15:37

Tgt Ion: 83 Resp: 756

Ion	Ratio	Lower	Upper
83	100		
85	33.0	48.0	72.0#
127	0.0	5.8	8.8#

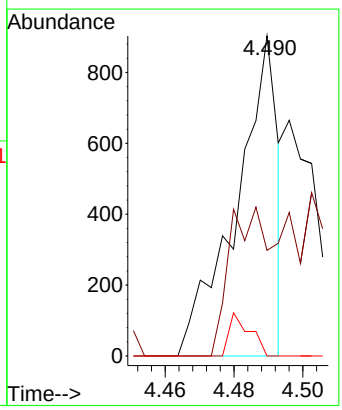

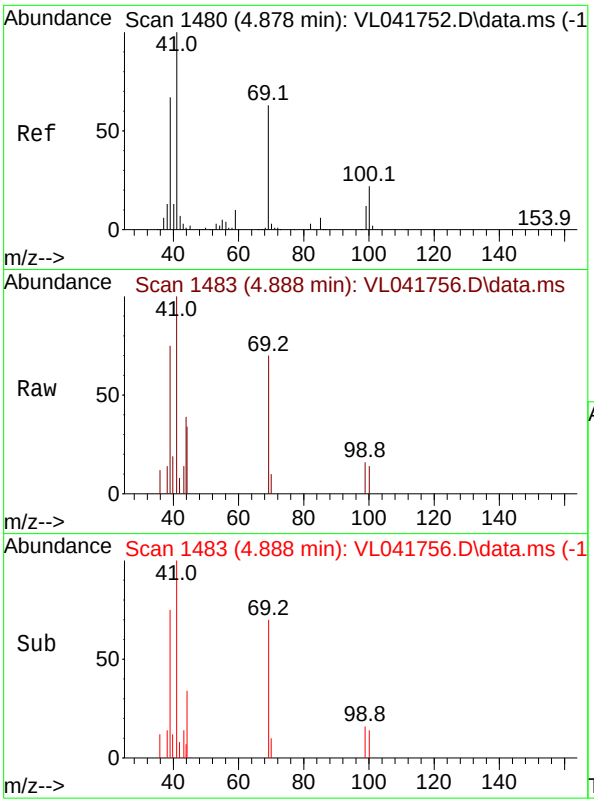

#43
Methyl Methacrylate
Concen: 0.028 ppbv
RT: 4.888 min Scan# 1
Delta R.T. 0.010 min
Lab File: VL041756.D
Acq: 16 Dec 2024 15:37

Instrument :
MSVOA_L
ClientSampleId :
VSTDICC0.1

Tgt Ion: 69 Resp: 197

Ion	Ratio	Lower	Upper
69	100		
41	570.1	130.3	195.5#
100	0.0	28.3	42.5#

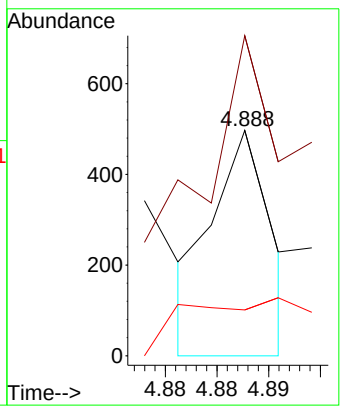

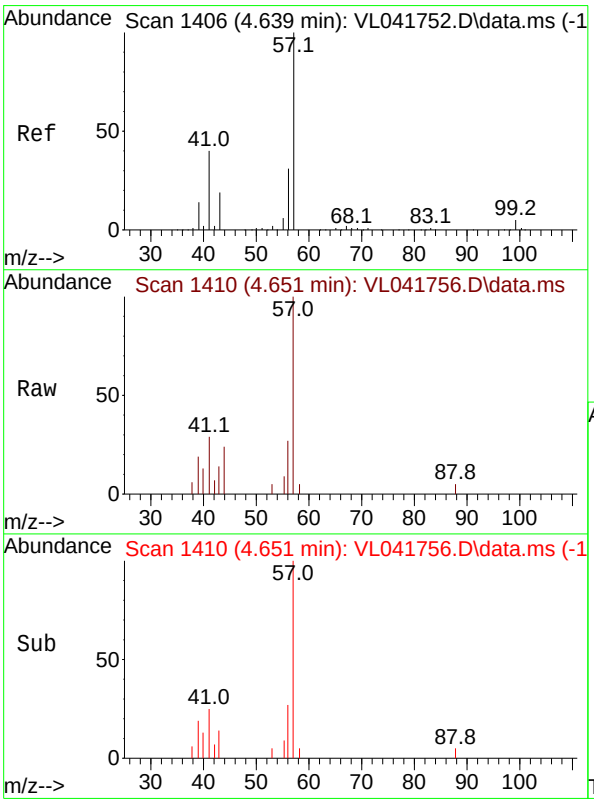

#44
2,2,4-Trimethylpentane
Concen: 0.050 ppbv
RT: 4.651 min Scan# 1410
Delta R.T. 0.013 min
Lab File: VL041756.D
Acq: 16 Dec 2024 15:37

Tgt Ion: 57 Resp: 1584

Ion	Ratio	Lower	Upper
57	100		
41	92.9	30.7	46.1#
56	72.0	25.4	38.0#

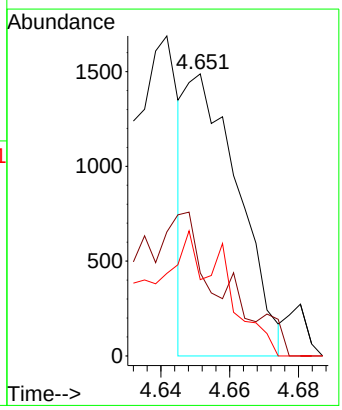

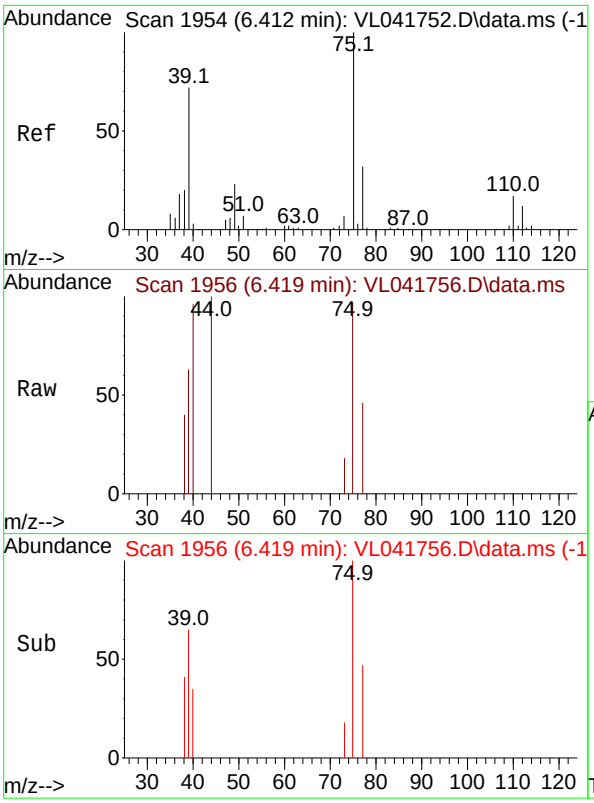

#45
t-1,3-Dichloropropene
Concen: 0.034 ppbv
RT: 6.419 min Scan# 1
Delta R.T. 0.006 min
Lab File: VL041756.D
Acq: 16 Dec 2024 15:37

Instrument :
MSVOA_L
ClientSampleId :
VSTDICC0.1

Tgt Ion: 75 Resp: 247

Ion	Ratio	Lower	Upper
75	100		
77	47.0	25.9	38.9#

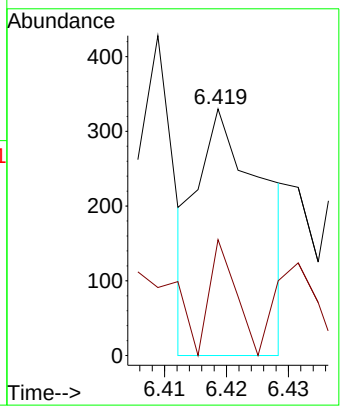

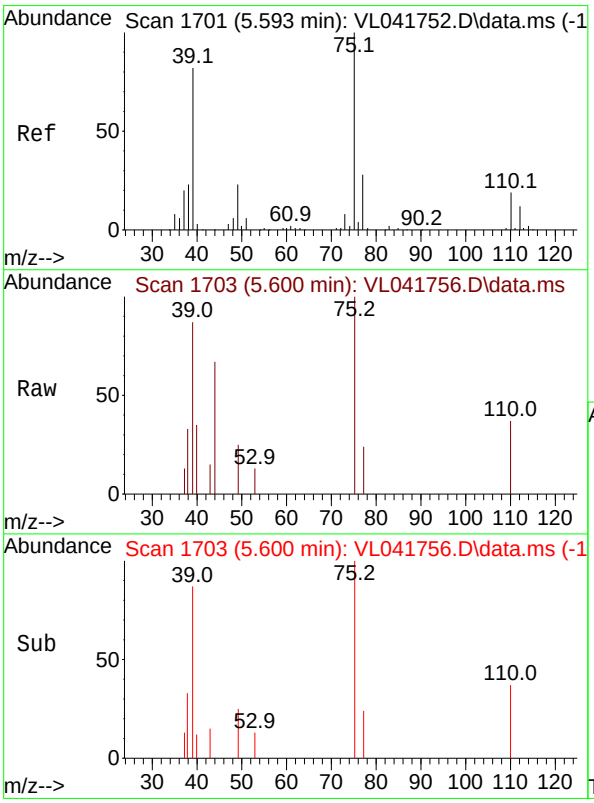

#46
cis-1,3-Dichloropropene
Concen: 0.034 ppbv
RT: 5.600 min Scan# 1703
Delta R.T. 0.006 min
Lab File: VL041756.D
Acq: 16 Dec 2024 15:37

Tgt Ion: 75 Resp: 315

Ion	Ratio	Lower	Upper
75	100		
39	40.5	65.2	97.8#
77	22.8	22.0	33.0

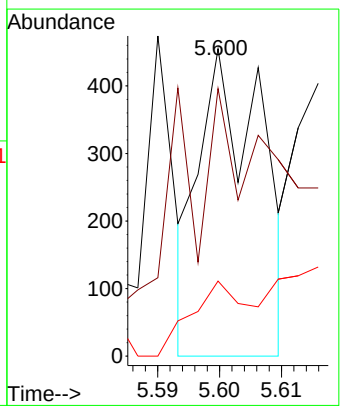

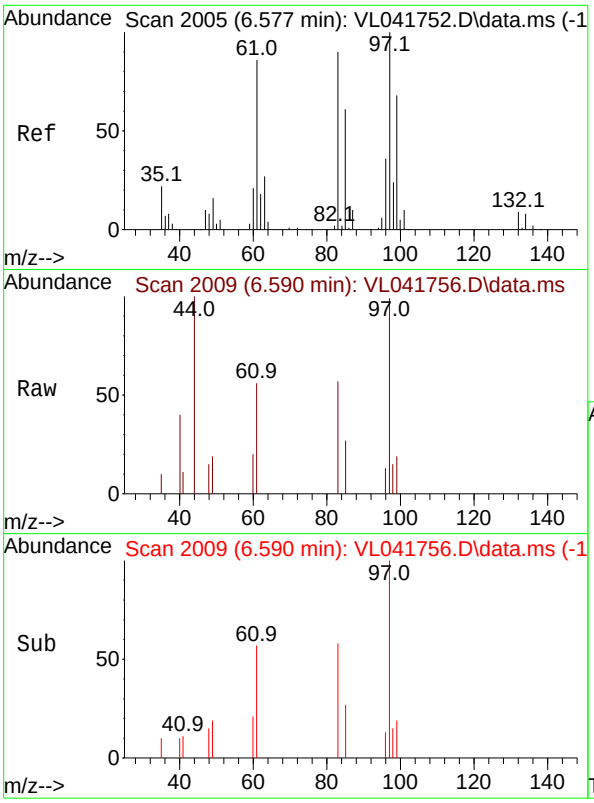

#47
1,1,2-Trichloroethane
Concen: 0.075 ppbv
RT: 6.590 min Scan# 2
Delta R.T. 0.013 min
Lab File: VL041756.D
Acq: 16 Dec 2024 15:37

Instrument :
MSVOA_L
ClientSampleId :
VSTDICC0.1

Tgt Ion: 97 Resp: 525

Ion	Ratio	Lower	Upper
97	100		
83	40.5	72.3	108.5#
85	6.9	48.5	72.7#
99	18.8	54.0	81.0#

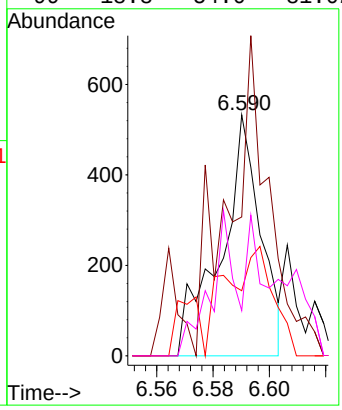

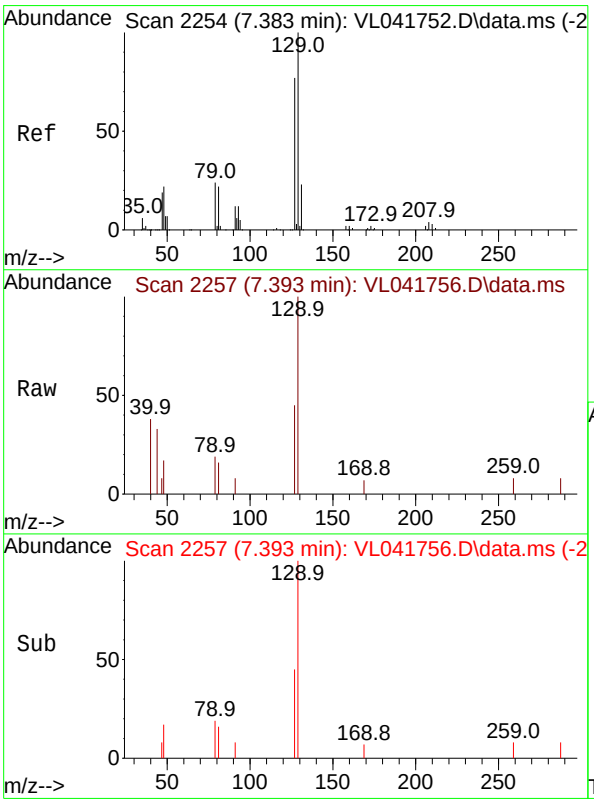

#48
Dibromochloromethane
Concen: 0.063 ppbv
RT: 7.393 min Scan# 2257
Delta R.T. 0.010 min
Lab File: VL041756.D
Acq: 16 Dec 2024 15:37

Tgt Ion:129 Resp: 599

Ion	Ratio	Lower	Upper
129	100		
127	102.2	38.8	116.3

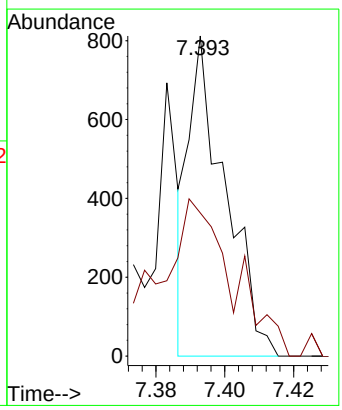

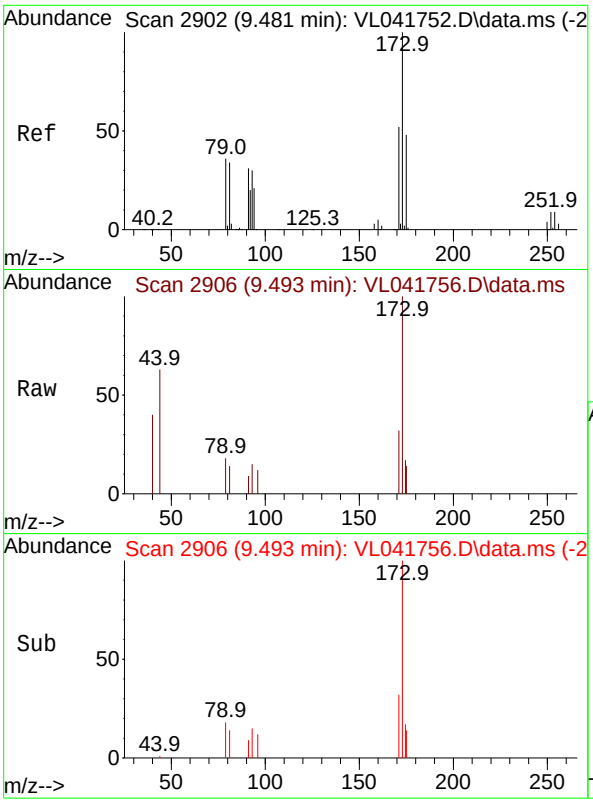

#49
Bromoform
Concen: 0.022 ppbv
RT: 9.493 min Scan# 2
Delta R.T. 0.013 min
Lab File: VL041756.D
Acq: 16 Dec 2024 15:37

Instrument :
MSVOA_L
ClientSampleId :
VSTDICC0.1

Tgt Ion:173 Resp: 172

Ion	Ratio	Lower	Upper
173	100		
175	0.0	38.2	57.2#
171	154.7	41.1	61.7#

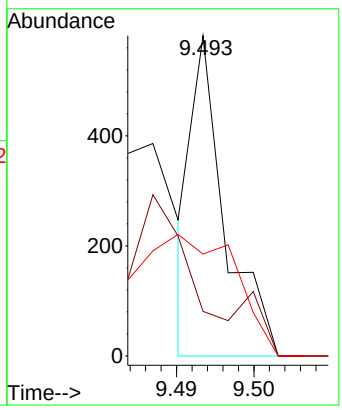

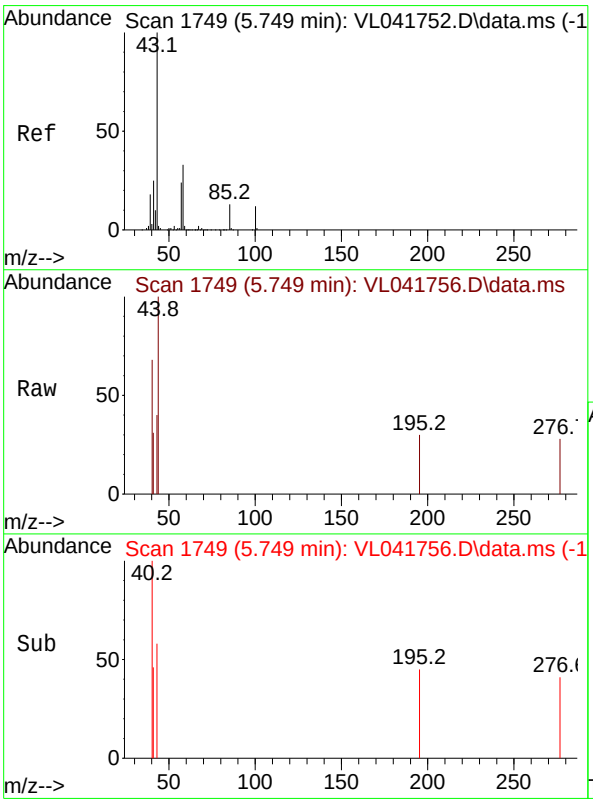

#50
4-Methyl-2-Pentanone
Concen: 0.002 ppbv
RT: 5.749 min Scan# 1749
Delta R.T. -0.000 min
Lab File: VL041756.D
Acq: 16 Dec 2024 15:37

Tgt Ion: 43 Resp: 36

Ion	Ratio	Lower	Upper
43	100		
58	0.0	26.8	40.2#

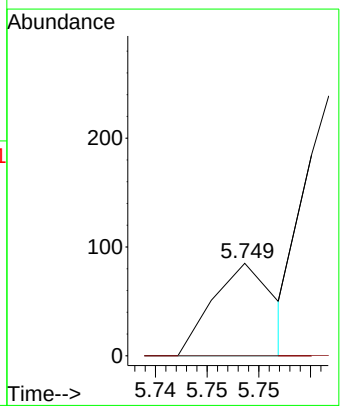

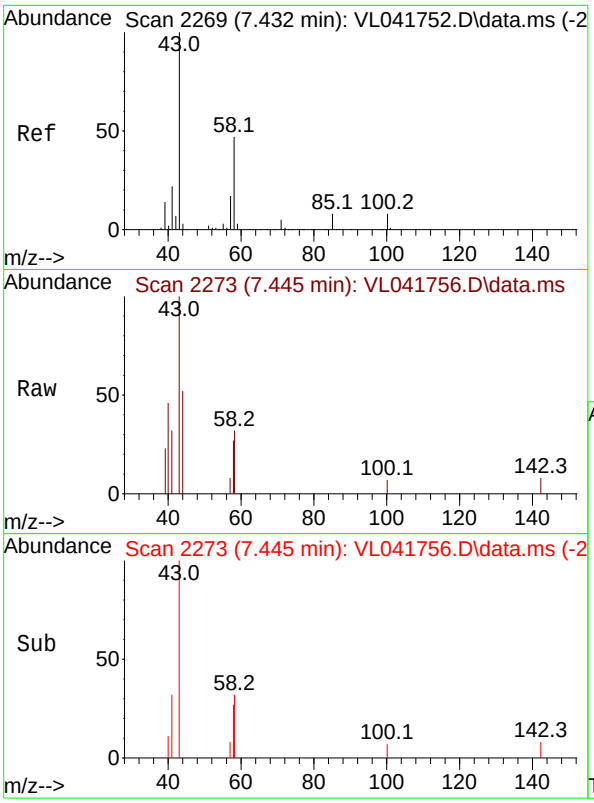

#51
2-Hexanone
Concen: 0.028 ppbv
RT: 7.445 min Scan# 2
Delta R.T. 0.013 min
Lab File: VL041756.D
Acq: 16 Dec 2024 15:37

Instrument :
MSVOA_L
ClientSampleId :
VSTDICC0.1

Tgt Ion: 43 Resp: 446

Ion	Ratio	Lower	Upper
43	100		
58	176.7	36.6	55.0#
98	0.0	0.1	0.1#

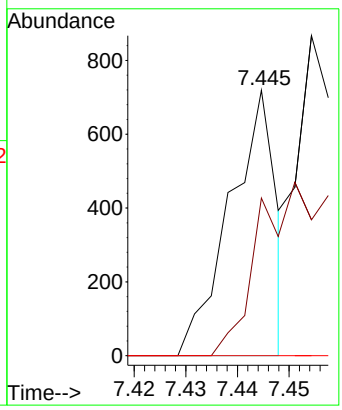

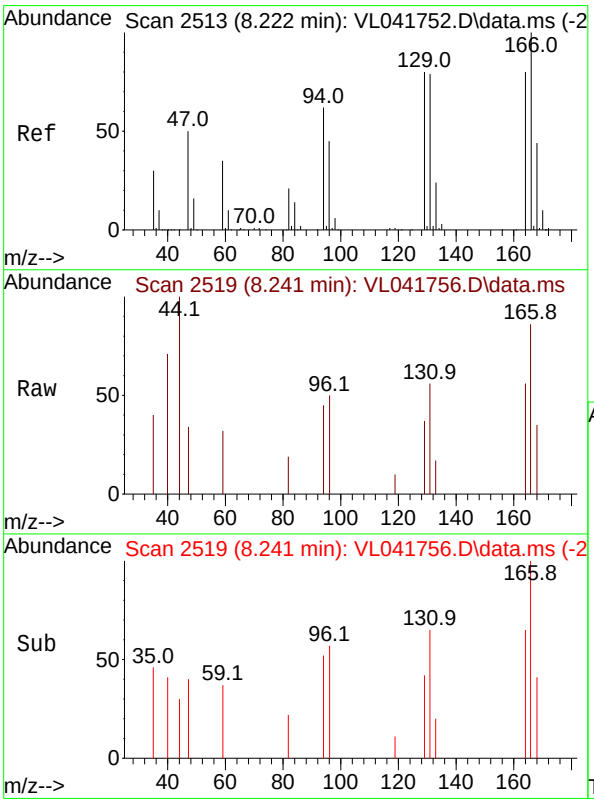

#52
Tetrachloroethene
Concen: 0.022 ppbv
RT: 8.241 min Scan# 2519
Delta R.T. 0.019 min
Lab File: VL041756.D
Acq: 16 Dec 2024 15:37

Tgt Ion:164 Resp: 149

Ion	Ratio	Lower	Upper
164	100		
166	153.5	99.8	149.6#
129	40.3	79.6	119.4#
131	99.7	78.6	117.8

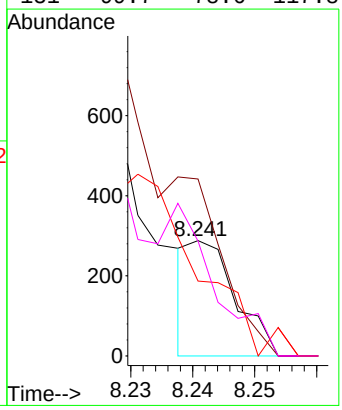

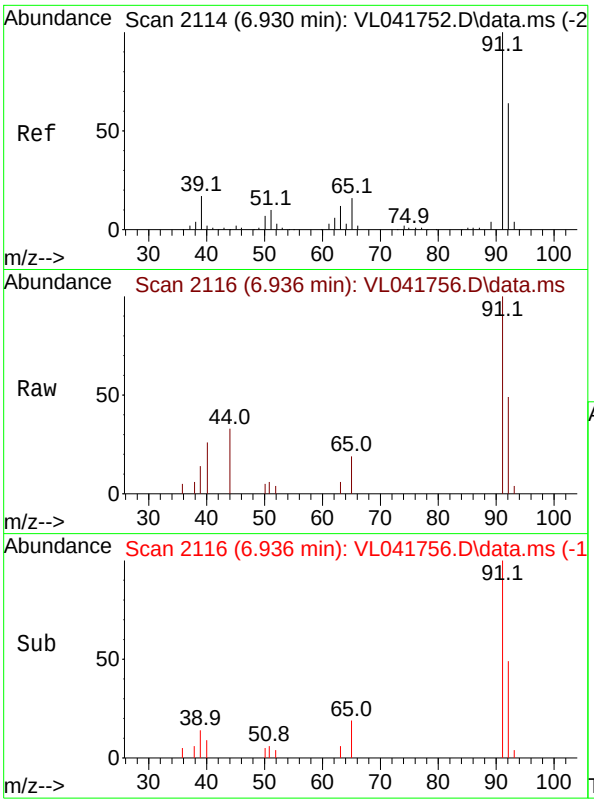

#53
Toluene
Concen: 0.073 ppbv
RT: 6.936 min Scan# 2
Delta R.T. 0.006 min
Lab File: VL041756.D
Acq: 16 Dec 2024 15:37

Instrument :
MSVOA_L
ClientSampleId :
VSTDICC0.1

Tgt Ion: 91 Resp: 1529

Ion	Ratio	Lower	Upper
91	100		
92	92.8	47.9	71.9#

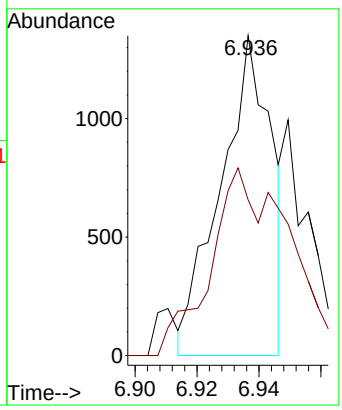

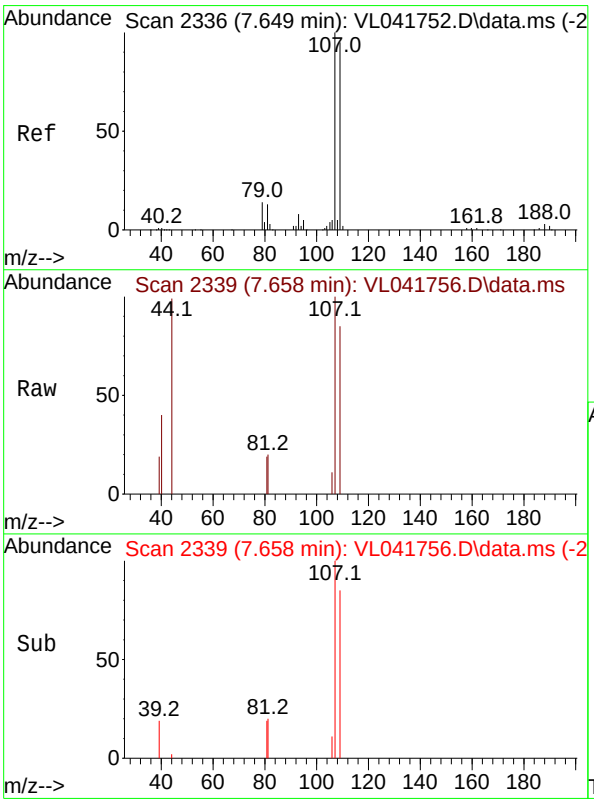

#54
1,2-Dibromoethane
Concen: 0.041 ppbv
RT: 7.658 min Scan# 2339
Delta R.T. 0.010 min
Lab File: VL041756.D
Acq: 16 Dec 2024 15:37

Tgt Ion:107 Resp: 396

Ion	Ratio	Lower	Upper
107	100		
109	96.6	75.9	113.9

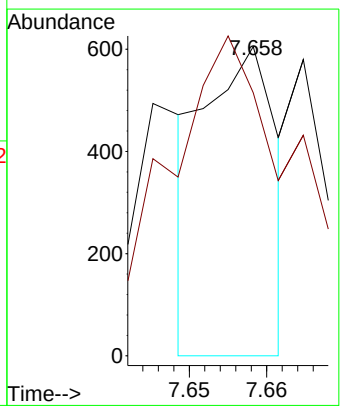

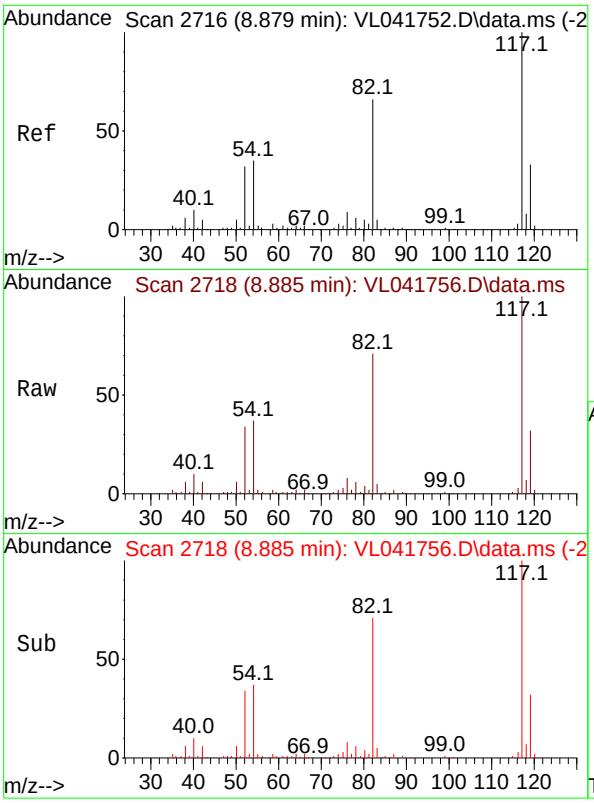

#55
Chlorobenzene-d5
Concen: 10.000 ppbv
RT: 8.885 min Scan# 2
Delta R.T. 0.006 min
Lab File: VL041756.D
Acq: 16 Dec 2024 15:37

Instrument :
MSVOA_L
ClientSampleId :
VSTDICC0.1

Tgt Ion:117 Resp: 158649

Ion	Ratio	Lower	Upper
117	100		
82	67.4	53.8	80.8
119	31.9	26.7	40.1

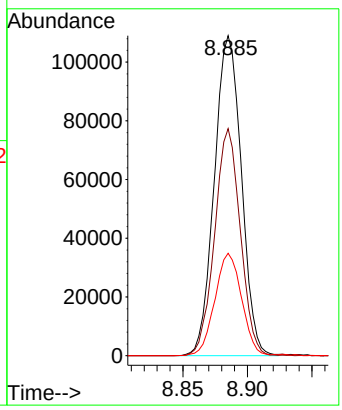

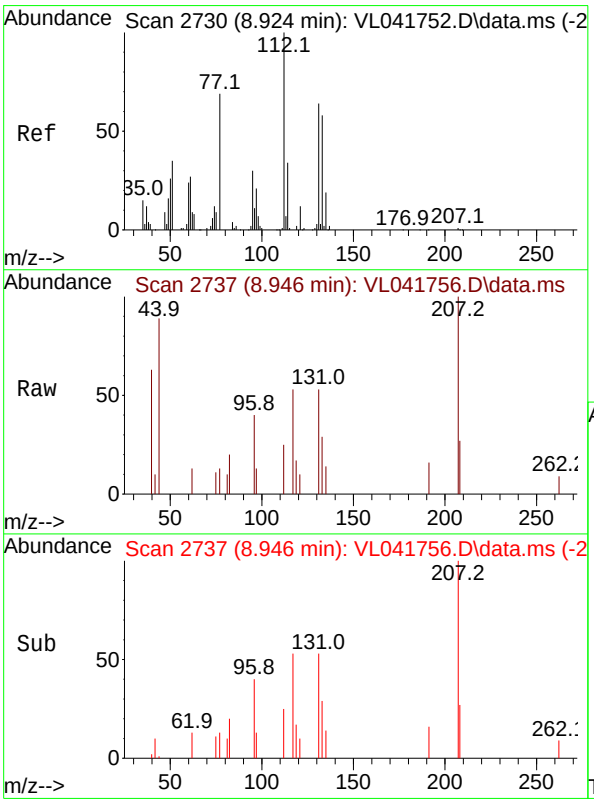

#56
1,1,1,2-Tetrachloroethane
Concen: 0.017 ppbv
RT: 8.946 min Scan# 2737
Delta R.T. 0.022 min
Lab File: VL041756.D
Acq: 16 Dec 2024 15:37

Tgt Ion:131 Resp: 142

Ion	Ratio	Lower	Upper
131	100		
133	0.0	76.8	115.2#
119	0.0	49.0	73.6#

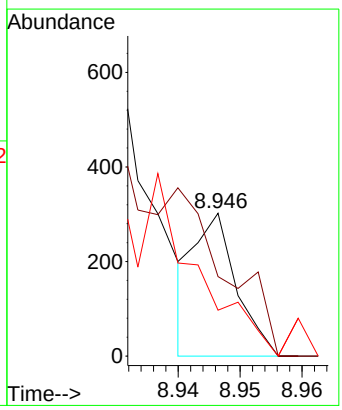

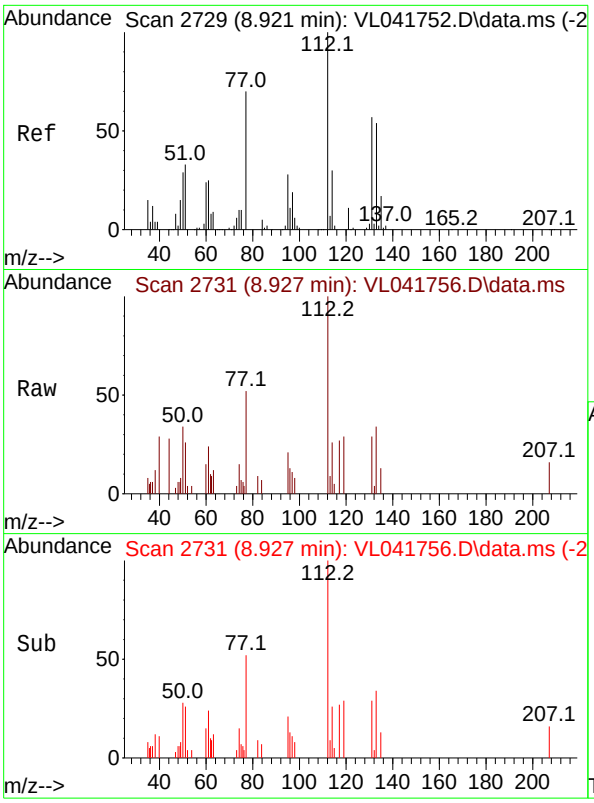

#57
Chlorobenzene
Concen: 0.129 ppbv
RT: 8.927 min Scan# 2
Delta R.T. 0.006 min
Lab File: VL041756.D
Acq: 16 Dec 2024 15:37

Instrument :
MSVOA_L
ClientSampleId :
VSTDICC0.1

Tgt Ion:112 Resp: 2102

Ion	Ratio	Lower	Upper
112	100		
77	51.8	57.4	86.0#
114	25.6	27.4	33.4#

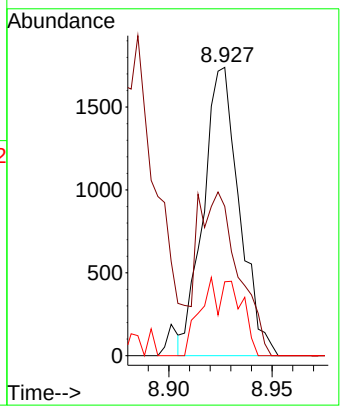

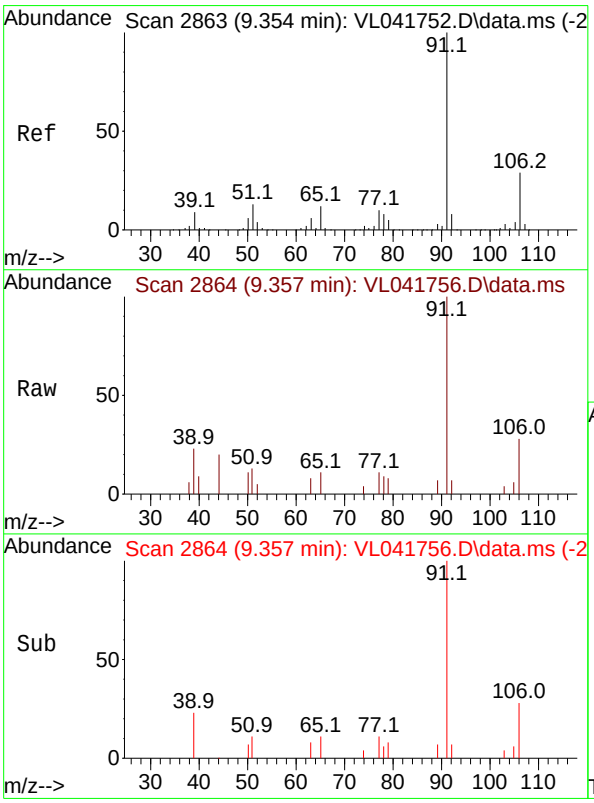

#58
Ethyl Benzene
Concen: 0.093 ppbv
RT: 9.357 min Scan# 2864
Delta R.T. 0.003 min
Lab File: VL041756.D
Acq: 16 Dec 2024 15:37

Tgt Ion: 91 Resp: 2667

Ion	Ratio	Lower	Upper
91	100		
106	27.5	23.5	35.3

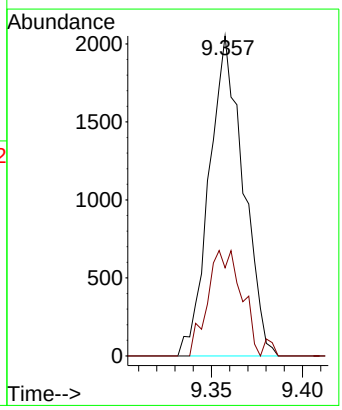

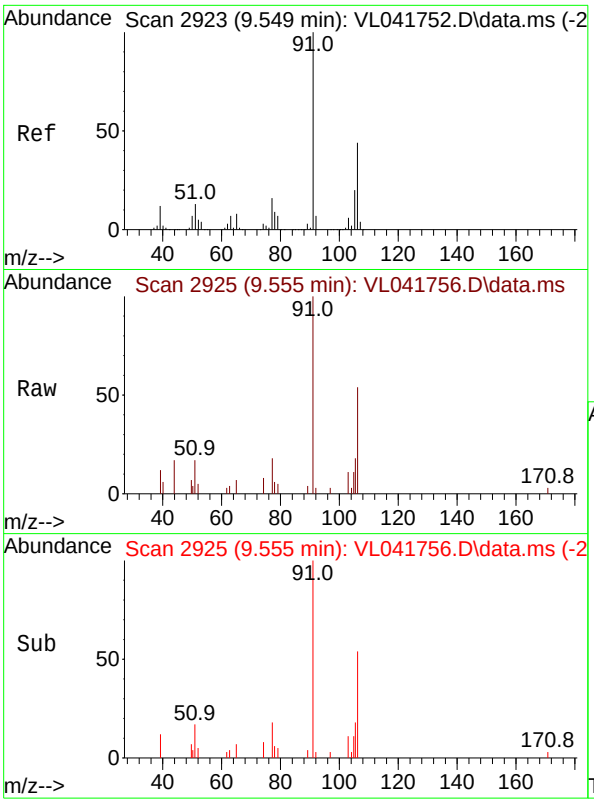

#59
m/p-Xylene
Concen: 0.077 ppbv
RT: 9.555 min Scan# 2
Delta R.T. 0.006 min
Lab File: VL041756.D
Acq: 16 Dec 2024 15:37

Instrument :
MSVOA_L
ClientSampleId :
VSTDICC0.1

Tgt Ion: 91 Resp: 1768

Ion	Ratio	Lower	Upper
91	100		
106	110.7	0.0	0.0#

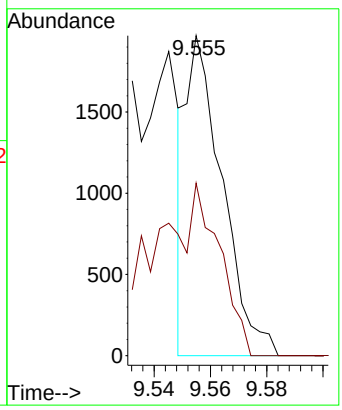

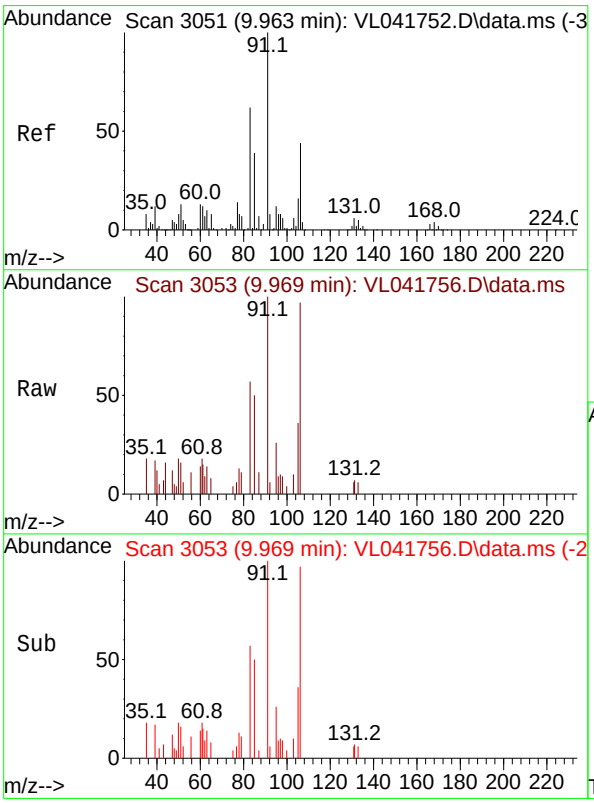

#60
o-Xylene
Concen: 0.087 ppbv
RT: 9.969 min Scan# 3053
Delta R.T. 0.006 min
Lab File: VL041756.D
Acq: 16 Dec 2024 15:37

Tgt Ion: 91 Resp: 1998

Ion	Ratio	Lower	Upper
91	100		
106	52.4	21.1	63.4

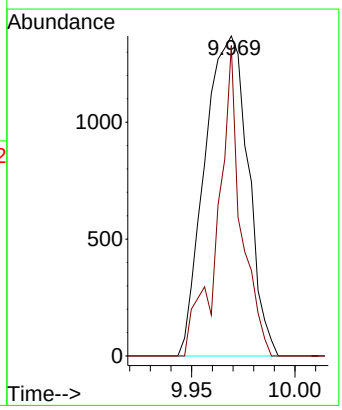

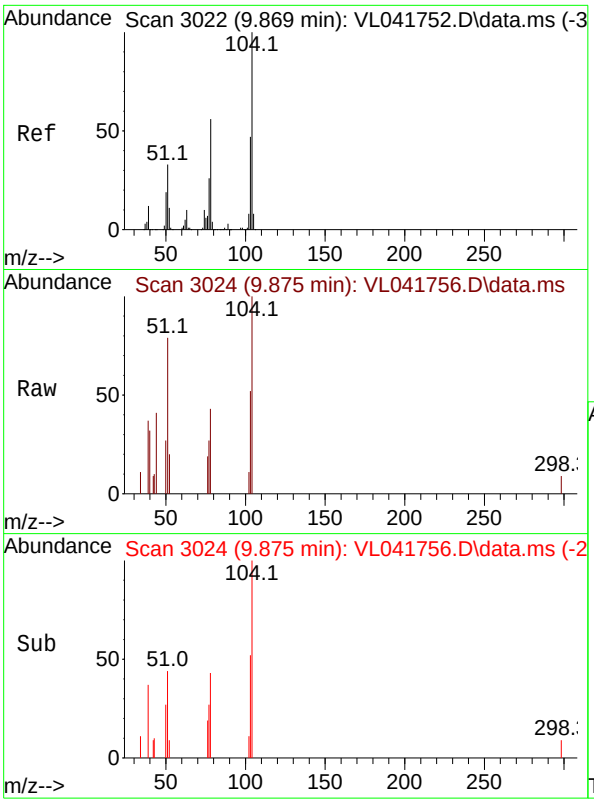

#61
Styrene
Concen: 0.079 ppbv
RT: 9.875 min Scan# 3
Delta R.T. 0.006 min
Lab File: VL041756.D
Acq: 16 Dec 2024 15:37

Instrument :
MSVOA_L
ClientSampleId :
VSTDICC0.1

Tgt Ion:104 Resp: 785

Ion	Ratio	Lower	Upper
104	100		
78	59.5	43.8	65.6
103	47.1	37.8	56.6

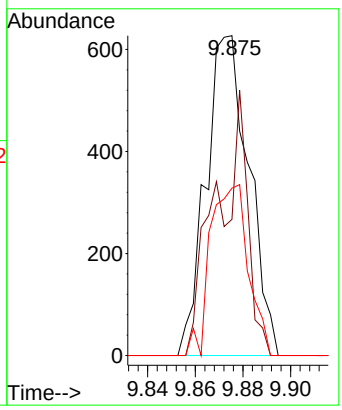

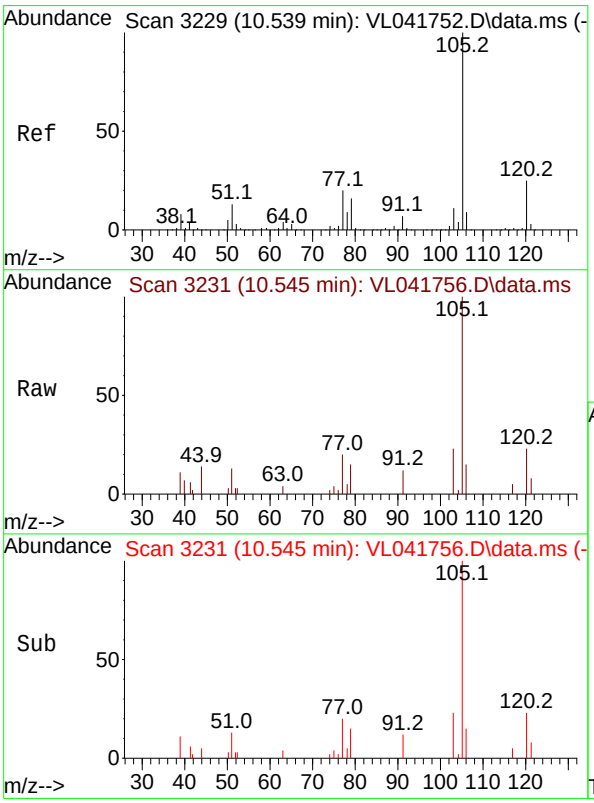

#62
Isopropylbenzene
Concen: 0.103 ppbv
RT: 10.545 min Scan# 3231
Delta R.T. 0.006 min
Lab File: VL041756.D
Acq: 16 Dec 2024 15:37

Tgt Ion:105 Resp: 3559

Ion	Ratio	Lower	Upper
105	100		
120	25.5	19.8	29.8

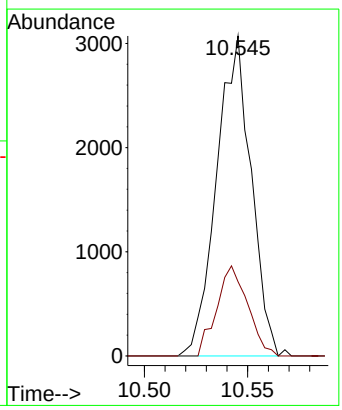

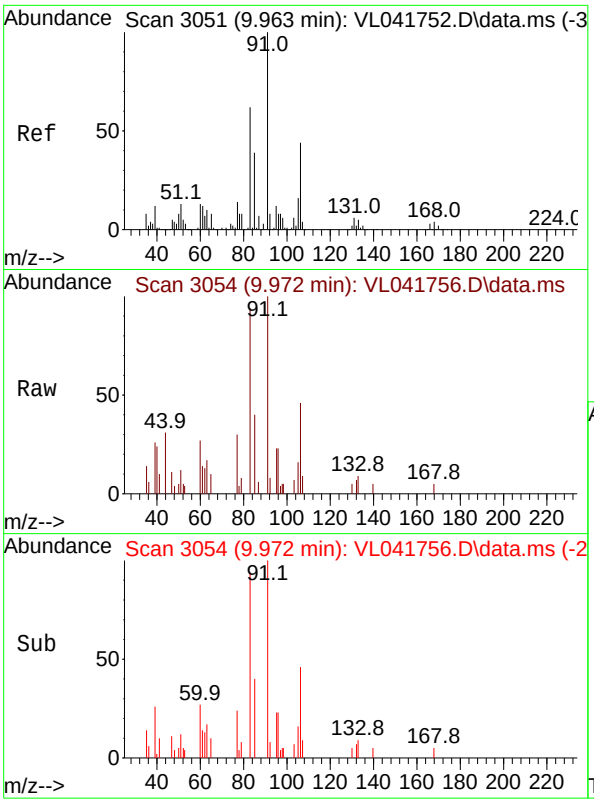

#63
1,1,2,2-Tetrachloroethane
Concen: 0.041 ppbv
RT: 9.972 min Scan# 3(
Delta R.T. 0.010 min
Lab File: VL041756.D
Acq: 16 Dec 2024 15:37

Instrument :
MSVOA_L
ClientSampleId :
VSTDICC0.1

Tgt Ion: 83 Resp: 592

Ion	Ratio	Lower	Upper
83	100		
131	0.0	4.9	14.7#
85	0.0	32.0	96.2#

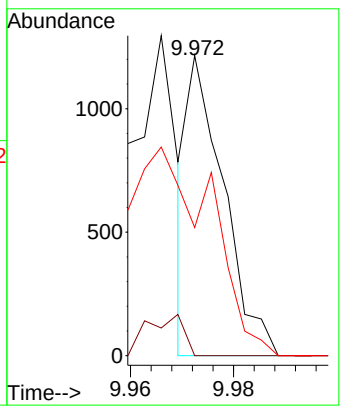

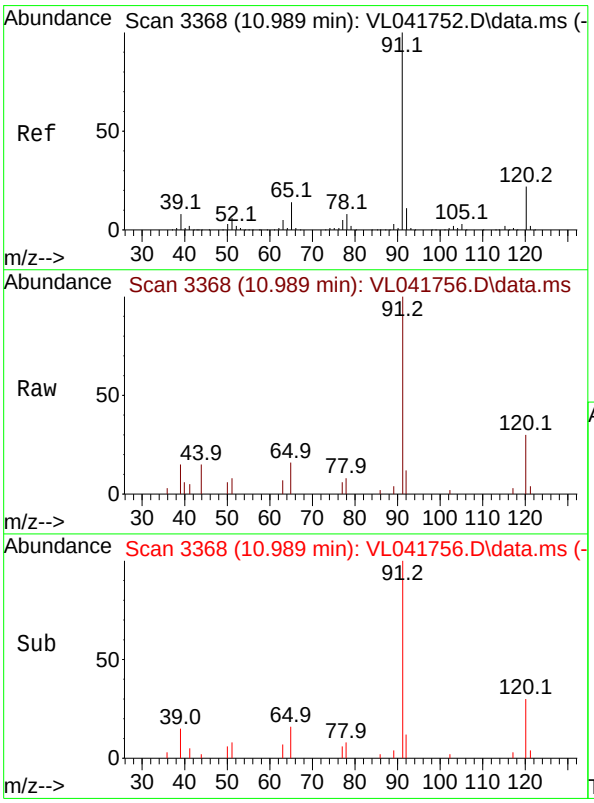

#64
n-propylbenzene
Concen: 0.086 ppbv
RT: 10.989 min Scan# 3368
Delta R.T. -0.000 min
Lab File: VL041756.D
Acq: 16 Dec 2024 15:37

Tgt Ion:120 Resp: 754

Ion	Ratio	Lower	Upper
120	100		
91	502.7	387.3	580.9

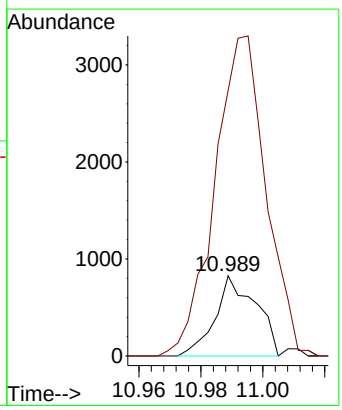

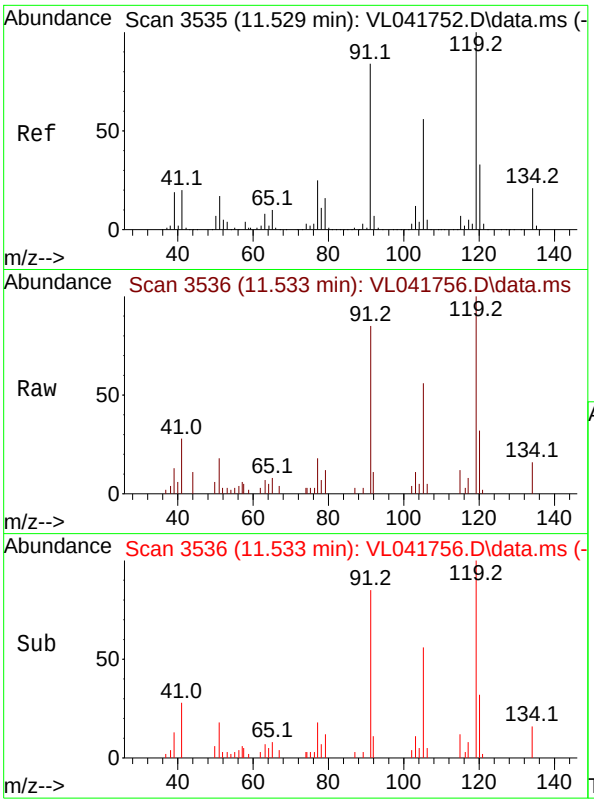

#65
tert-Butylbenzene
Concen: 0.092 ppbv
RT: 11.533 min Scan# 3
Delta R.T. 0.003 min
Lab File: VL041756.D
Acq: 16 Dec 2024 15:37

Instrument :
MSVOA_L
ClientSampleId :
VSTDICC0.1

Tgt Ion:119 Resp: 2861

Ion	Ratio	Lower	Upper
119	100		
91	83.0	67.0	100.4
134	21.4	16.5	24.7

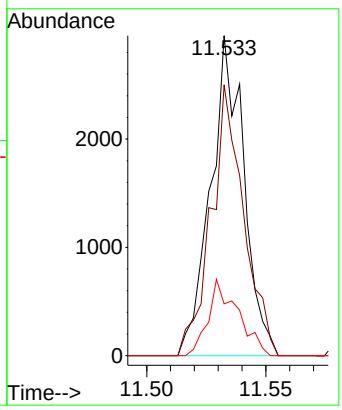

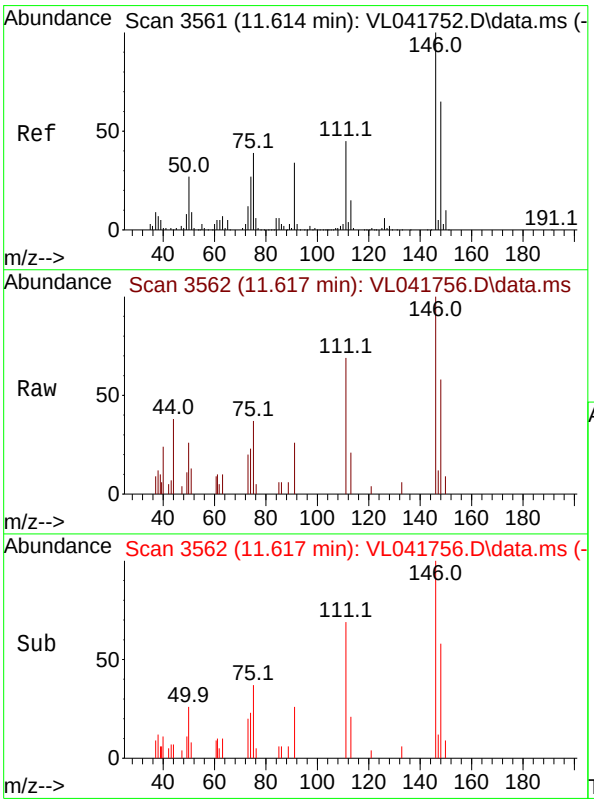

#66
Benzyl Chloride
Concen: 0.056 ppbv
RT: 11.617 min Scan# 3562
Delta R.T. 0.003 min
Lab File: VL041756.D
Acq: 16 Dec 2024 15:37

Tgt Ion: 91 Resp: 154

Ion	Ratio	Lower	Upper
91	100		
126	0.0	13.9	20.9#
128	0.0	4.4	6.6#

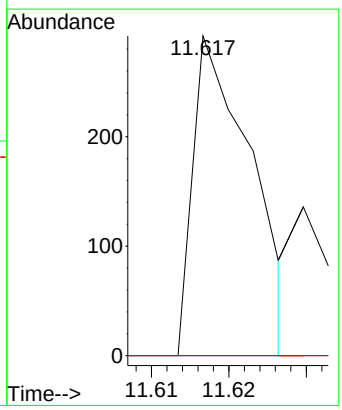

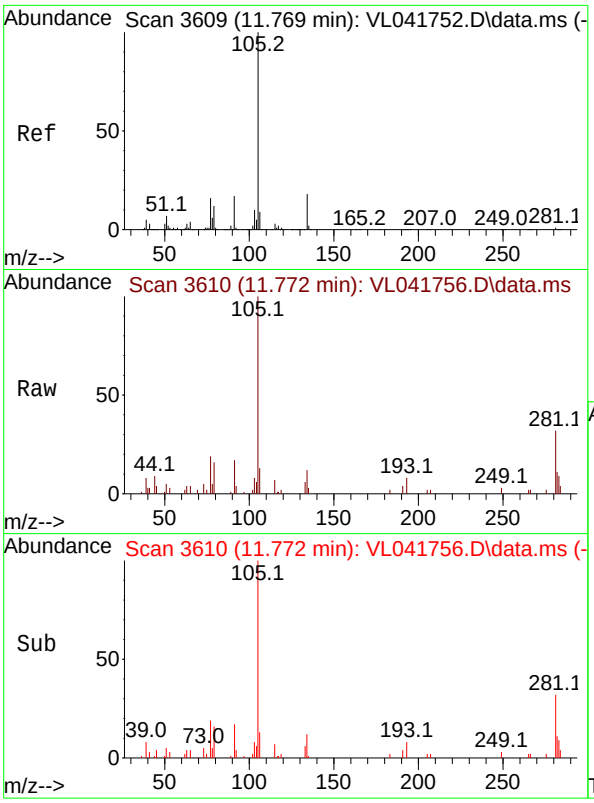

#67
sec-Butylbenzene
Concen: 0.094 ppbv
RT: 11.772 min Scan# 3
Delta R.T. 0.003 min
Lab File: VL041756.D
Acq: 16 Dec 2024 15:37

Instrument :
MSVOA_L
ClientSampleId :
VSTDICC0.1

Tgt Ion:105 Resp: 4061

Ion	Ratio	Lower	Upper
105	100		
134	15.5	14.5	21.7

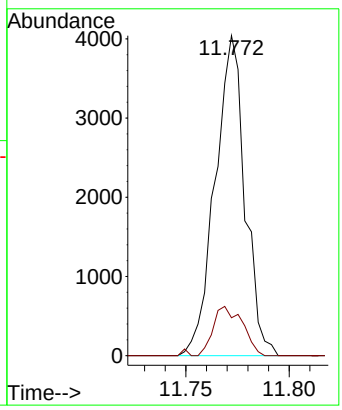

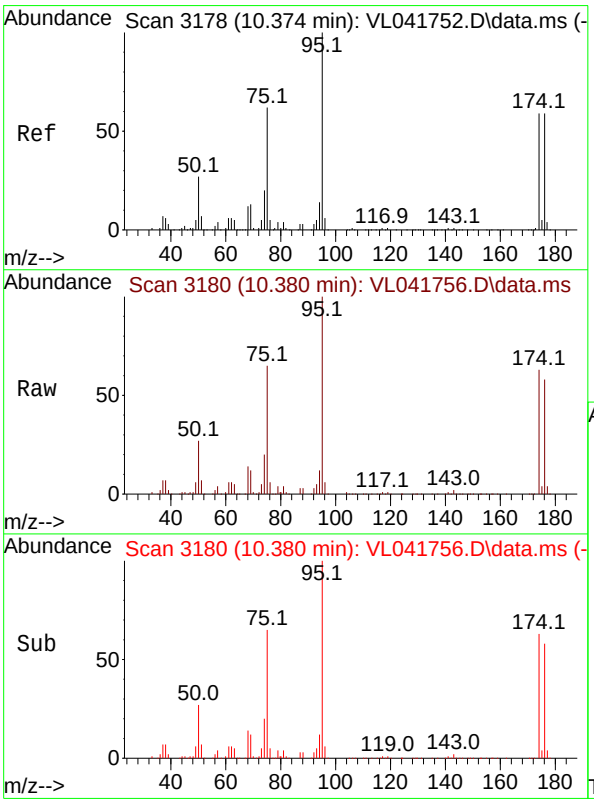

#68
1-Bromo-4-Fluorobenzene
Concen: 9.950 ppbv
RT: 10.380 min Scan# 3180
Delta R.T. 0.006 min
Lab File: VL041756.D
Acq: 16 Dec 2024 15:37

Tgt Ion: 95 Resp: 131540

Ion	Ratio	Lower	Upper
95	100		
174	60.6	47.6	71.4
175	4.7	3.7	5.5

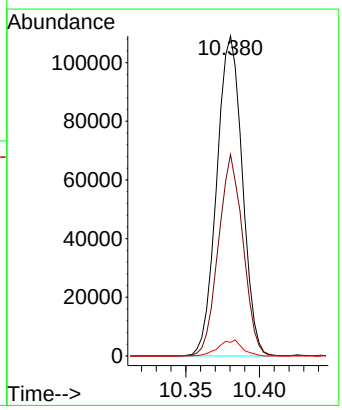

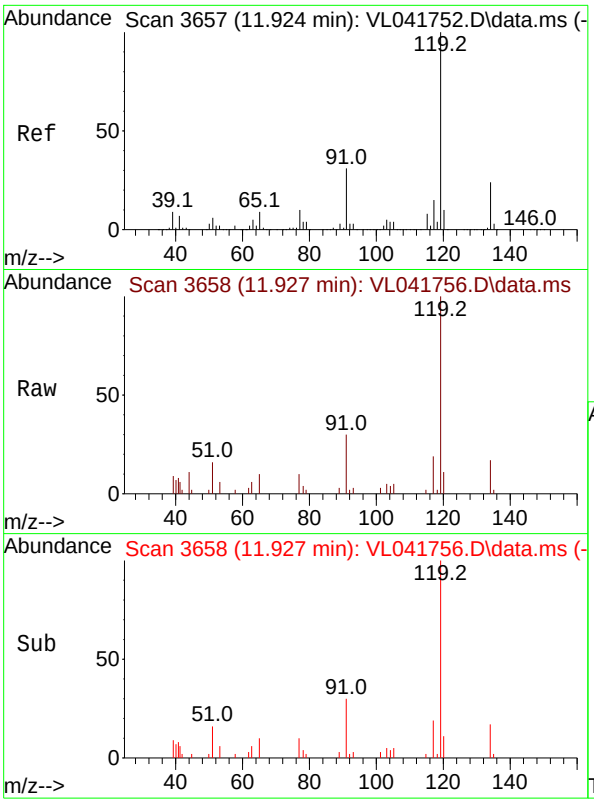

#69
p-Isopropyltoluene
Concen: 0.086 ppbv
RT: 11.927 min Scan# 3
Delta R.T. 0.003 min
Lab File: VL041756.D
Acq: 16 Dec 2024 15:37

Instrument :
MSVOA_L
ClientSampleId :
VSTDICC0.1

Tgt Ion:119 Resp: 3070

Ion	Ratio	Lower	Upper
119	100		
134	22.1	19.6	29.4
91	30.7	24.4	36.6

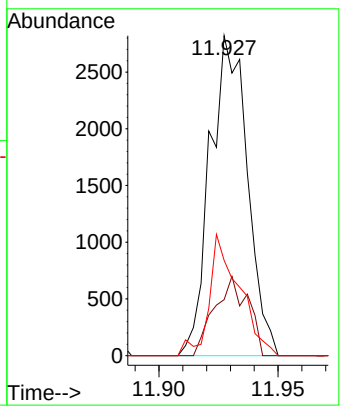

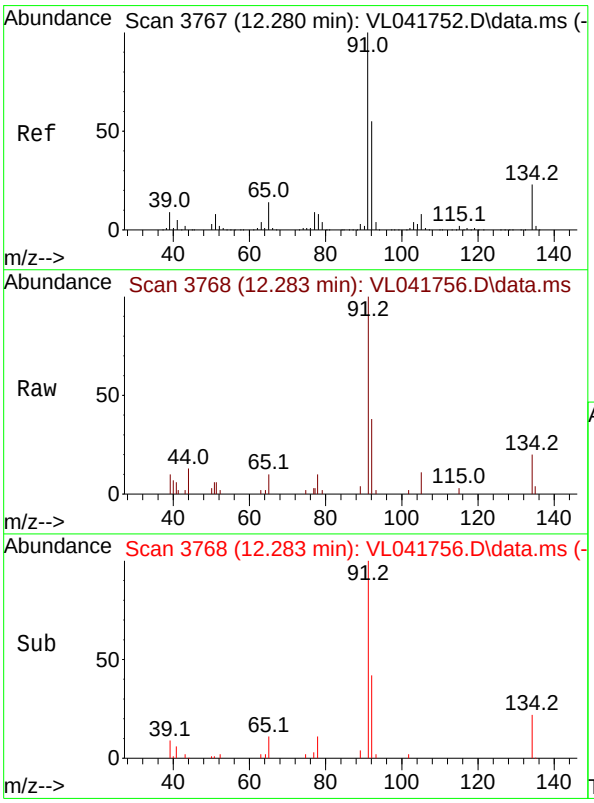

#70
n-Butylbenzene
Concen: 0.082 ppbv
RT: 12.283 min Scan# 3768
Delta R.T. 0.003 min
Lab File: VL041756.D
Acq: 16 Dec 2024 15:37

Tgt Ion: 91 Resp: 2829

Ion	Ratio	Lower	Upper
91	100		
92	56.9	43.2	64.8
134	20.7	18.2	27.4

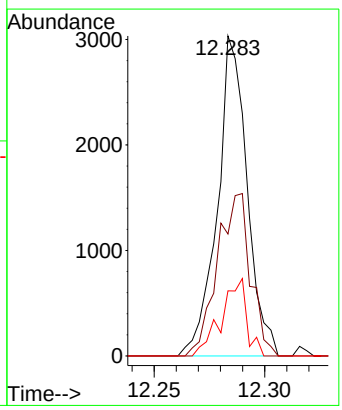

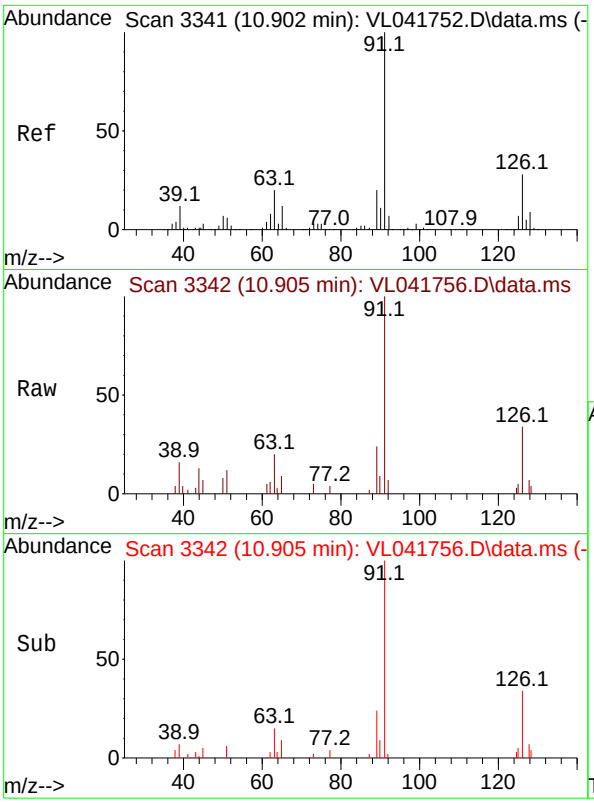

#71
2-Chlorotoluene
Concen: 0.103 ppbv
RT: 10.905 min Scan# 3
Delta R.T. 0.003 min
Lab File: VL041756.D
Acq: 16 Dec 2024 15:37

Instrument :
MSVOA_L
ClientSampleId :
VSTDICC0.1

Tgt Ion: 91 Resp: 2731

Ion	Ratio	Lower	Upper
91	100		
126	28.3	11.6	46.4

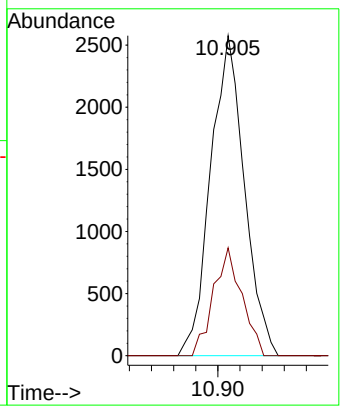

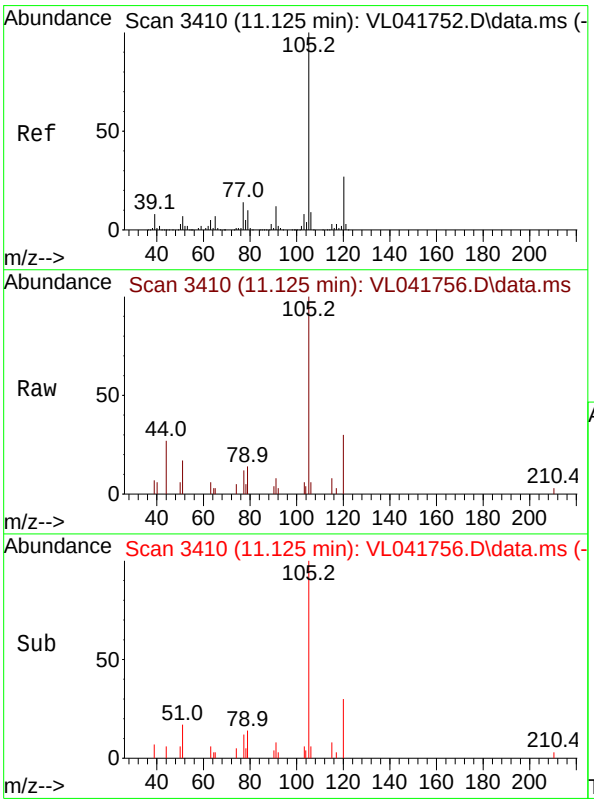

#72
4-Ethyltoluene
Concen: 0.081 ppbv
RT: 11.125 min Scan# 3410
Delta R.T. -0.000 min
Lab File: VL041756.D
Acq: 16 Dec 2024 15:37

Tgt Ion:105 Resp: 2197

Ion	Ratio	Lower	Upper
105	100		
120	35.4	23.3	34.9#
91	14.6	10.9	16.3
77	13.4	11.6	17.4

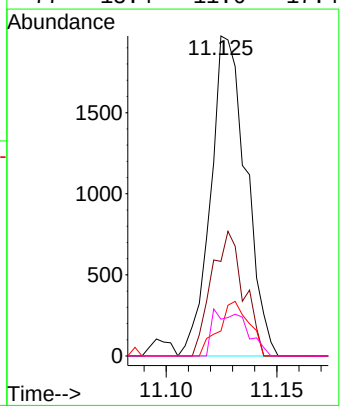

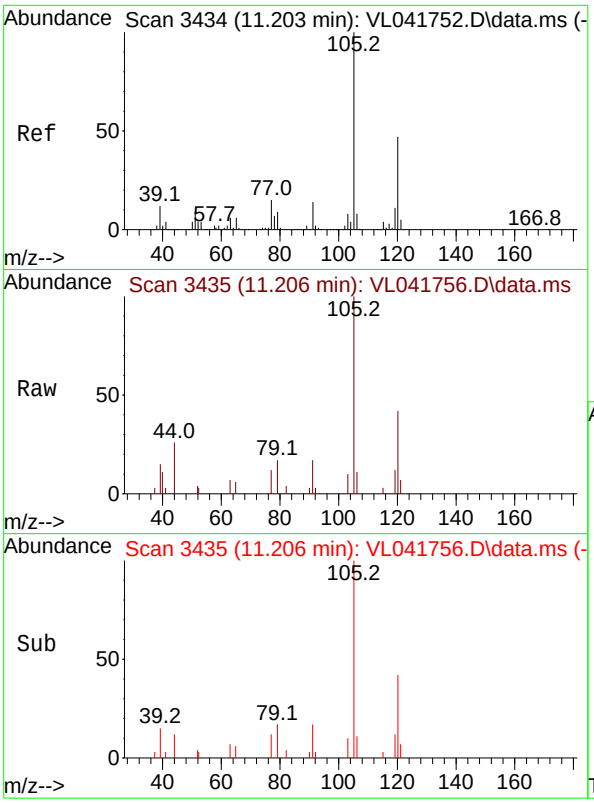

#73
1,3,5-Trimethylbenzene
Concen: 0.092 ppbv
RT: 11.206 min Scan# 3
Delta R.T. 0.003 min
Lab File: VL041756.D
Acq: 16 Dec 2024 15:37

Instrument :
MSVOA_L
ClientSampleId :
VSTDICC0.1

Tgt Ion:105 Resp: 2072

Ion	Ratio	Lower	Upper
105	100		
120	41.6	37.4	56.2

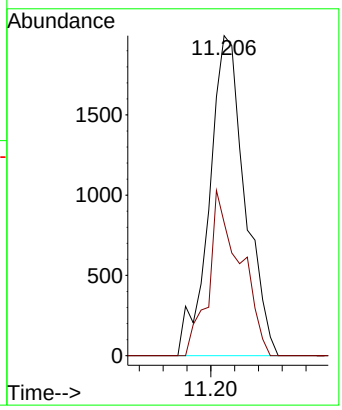

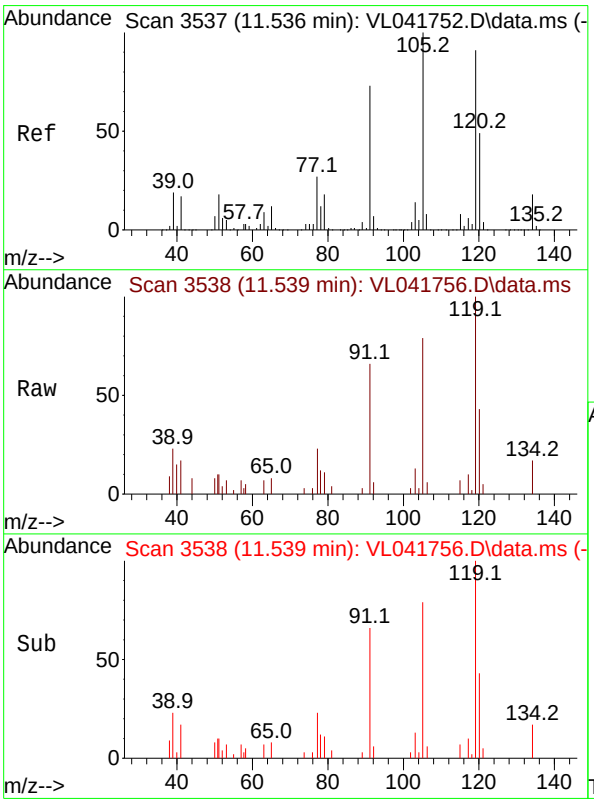

#74
1,2,4-Trimethylbenzene
Concen: 0.090 ppbv
RT: 11.539 min Scan# 3538
Delta R.T. 0.003 min
Lab File: VL041756.D
Acq: 16 Dec 2024 15:37

Tgt Ion:105 Resp: 2190

Ion	Ratio	Lower	Upper
105	100		
120	54.7	39.0	58.4
91	84.1	58.1	87.1
77	29.2	21.8	32.8

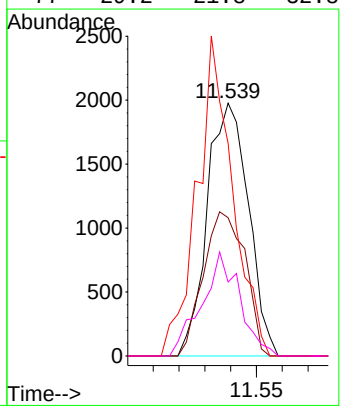

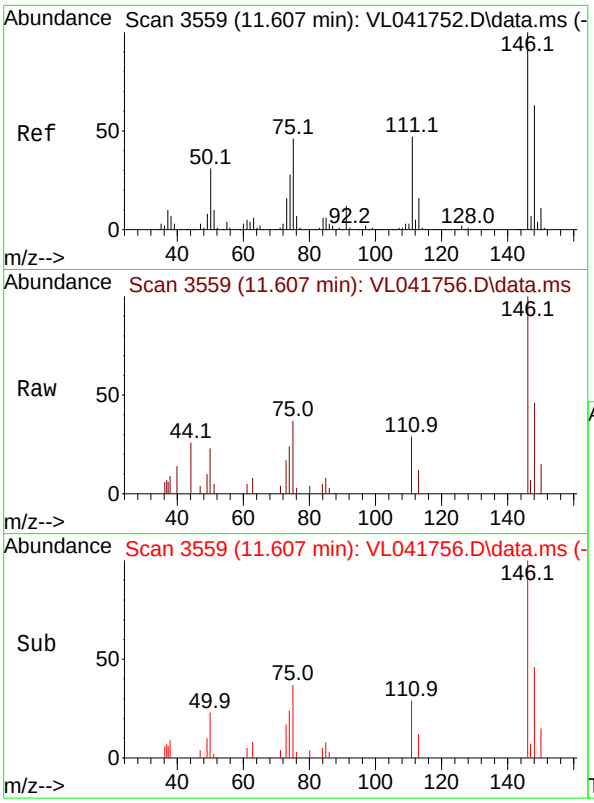

#75
1,3-Dichlorobenzene
Concen: 0.119 ppbv
RT: 11.607 min Scan# 3
Delta R.T. -0.000 min
Lab File: VL041756.D
Acq: 16 Dec 2024 15:37

Instrument :
MSVOA_L
ClientSampleId :
VSTDICC0.1

Tgt Ion:146 Resp: 1843

Ion	Ratio	Lower	Upper
146	100		
111	41.8	23.4	70.3
148	53.5	31.6	95.0

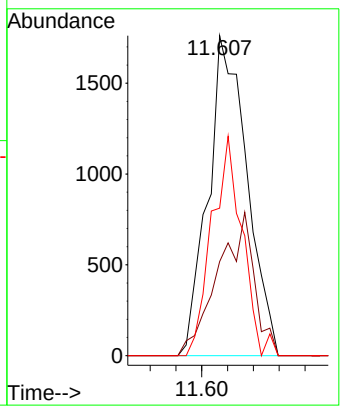

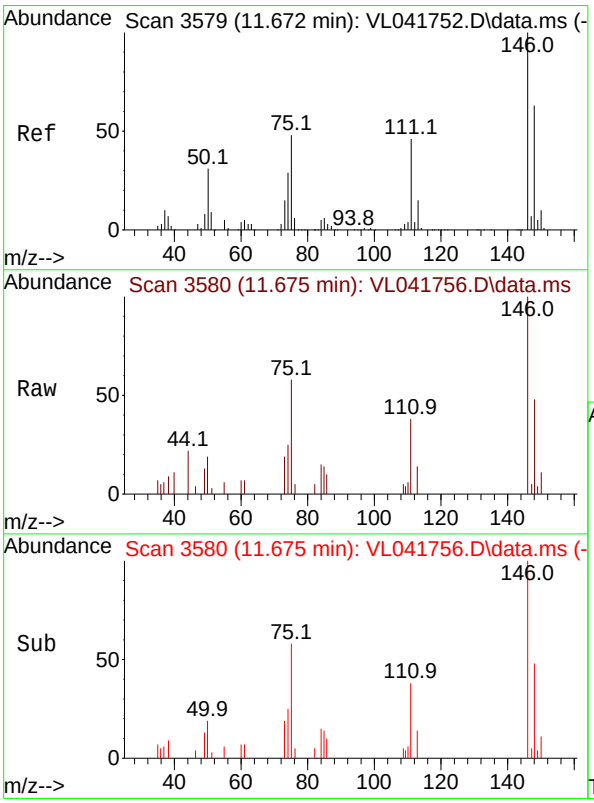

#76
1,4-Dichlorobenzene
Concen: 0.104 ppbv
RT: 11.675 min Scan# 3580
Delta R.T. 0.003 min
Lab File: VL041756.D
Acq: 16 Dec 2024 15:37

Tgt Ion:146 Resp: 1590

Ion	Ratio	Lower	Upper
146	100		
111	41.1	22.7	68.1
148	64.4	31.4	94.0

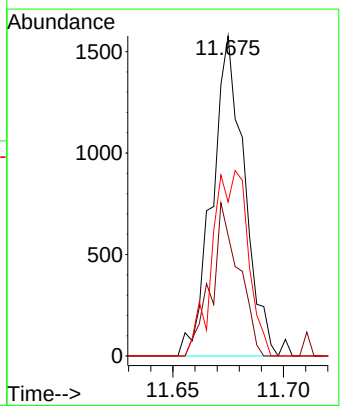

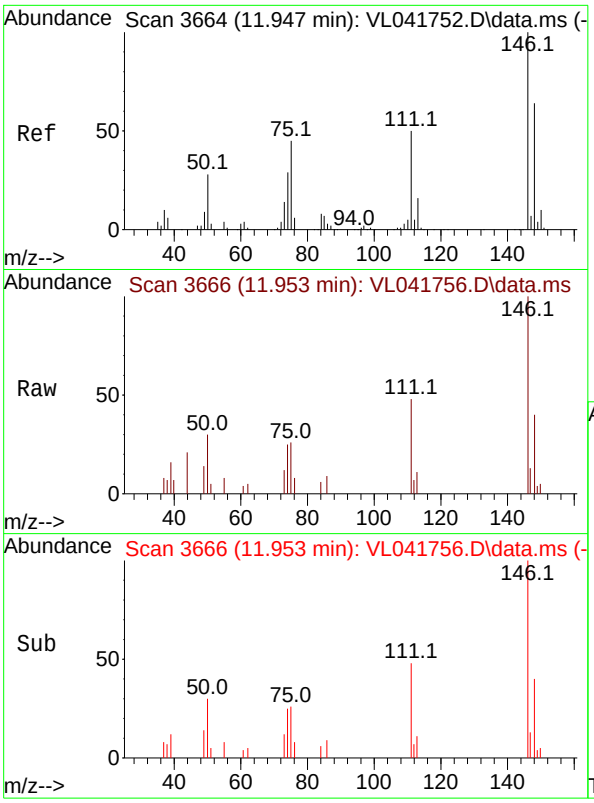

#77
1,2-Dichlorobenzene
Concen: 0.097 ppbv
RT: 11.953 min Scan# 3
Delta R.T. 0.006 min
Lab File: VL041756.D
Acq: 16 Dec 2024 15:37

Instrument :
MSVOA_L
ClientSampleId :
VSTDICC0.1

Tgt Ion:146 Resp: 1439

Ion	Ratio	Lower	Upper
146	100		
111	65.5	24.8	74.3
148	67.1	31.8	95.4

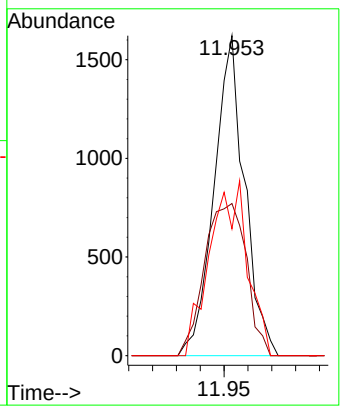

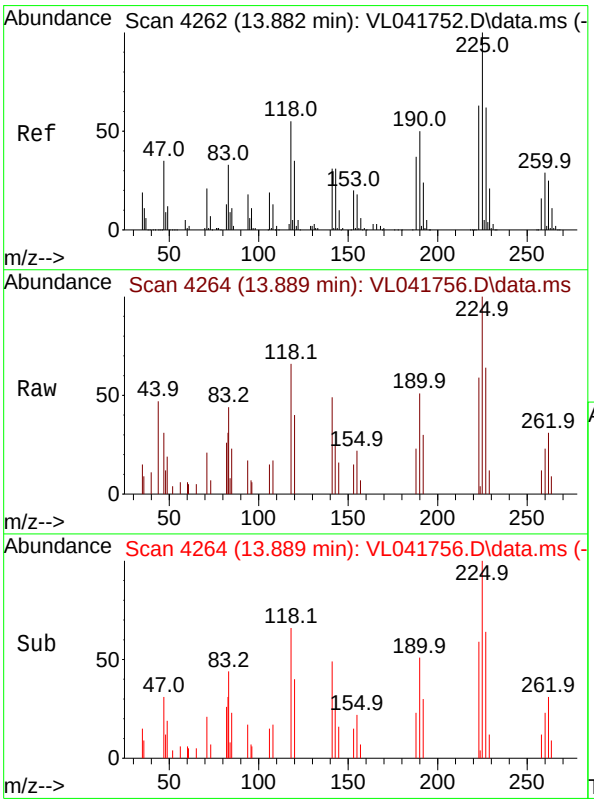

#78
Hexachloro-1,3-Butadiene
Concen: 0.106 ppbv
RT: 13.889 min Scan# 4264
Delta R.T. 0.006 min
Lab File: VL041756.D
Acq: 16 Dec 2024 15:37

Tgt Ion:225 Resp: 1172

Ion	Ratio	Lower	Upper
225	100		
223	61.4	50.5	75.7
227	74.2	50.3	75.5

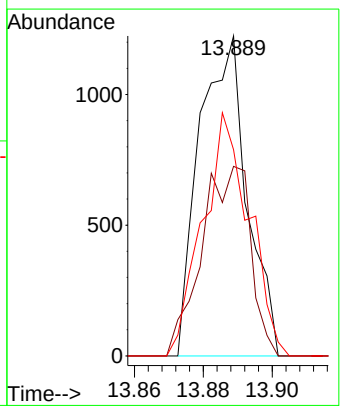

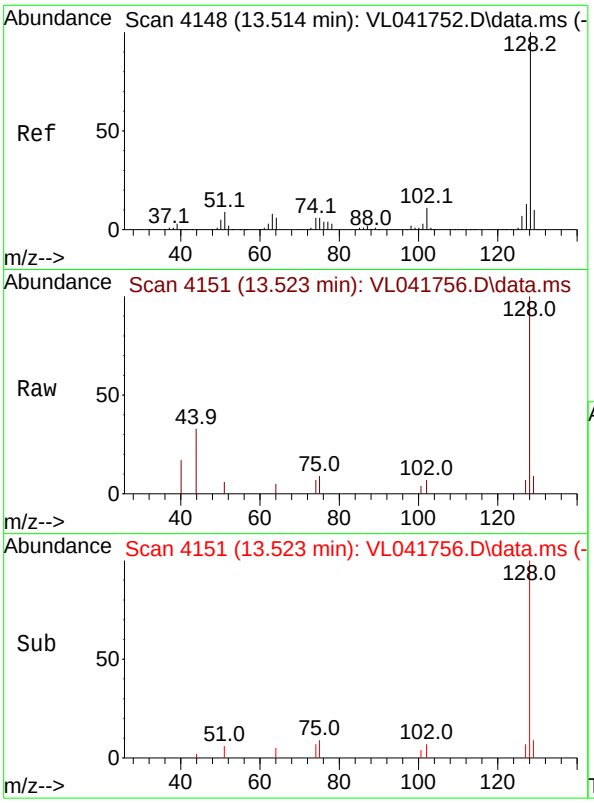

#79
Naphthalene
Concen: 0.071 ppbv
RT: 13.523 min Scan# 4
Delta R.T. 0.010 min
Lab File: VL041756.D
Acq: 16 Dec 2024 15:37

Instrument :
MSVOA_L
ClientSampleId :
VSTDICC0.1

Tgt Ion:128 Resp: 1196

Ion	Ratio	Lower	Upper
128	100		
127	7.1	10.7	16.1#
129	9.4	8.2	12.4

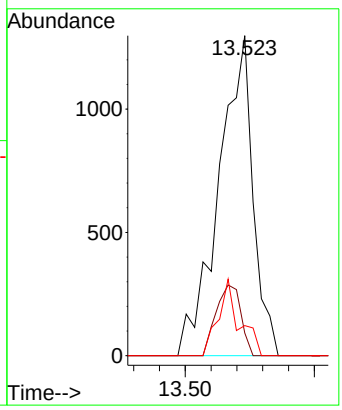

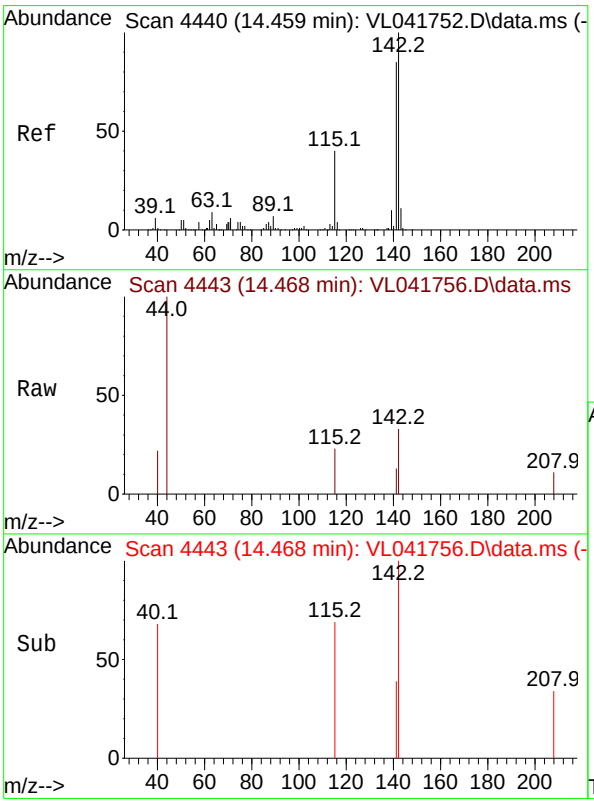

#80
Naphthalene,2-methyl-
Concen: 0.024 ppbv
RT: 14.468 min Scan# 4443
Delta R.T. 0.010 min
Lab File: VL041756.D
Acq: 16 Dec 2024 15:37

Tgt Ion:142 Resp: 124

Ion	Ratio	Lower	Upper
142	100		
141	131.5	68.4	102.6#
115	36.3	32.5	48.7

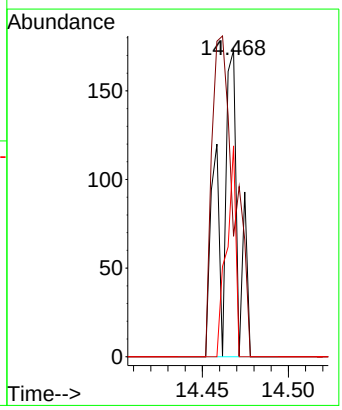

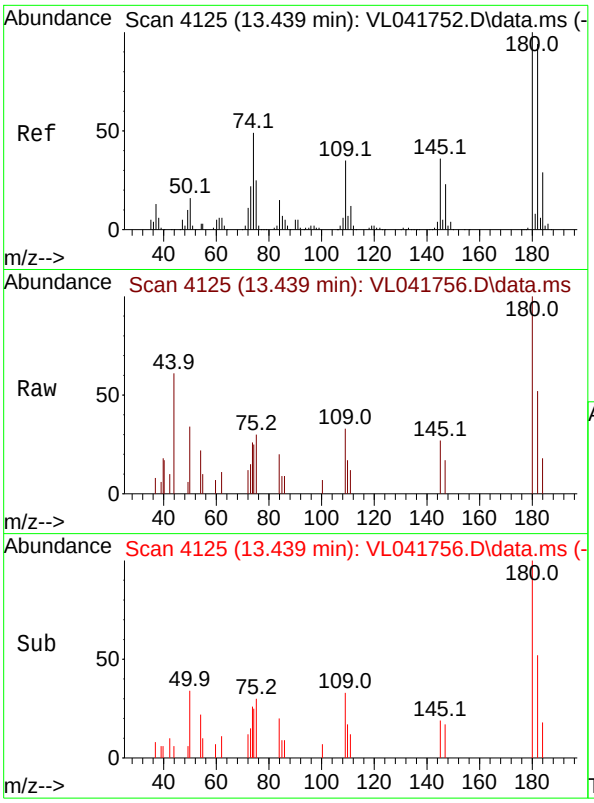

#81
1,2,4-Trichlorobenzene
Concen: 0.101 ppbv
RT: 13.439 min Scan# 4
Delta R.T. -0.000 min
Lab File: VL041756.D
Acq: 16 Dec 2024 15:37

Instrument :
MSVOA_L
ClientSampleId :
VSTDICC0.1

Tgt Ion:180 Resp: 931

Ion	Ratio	Lower	Upper
180	100		
182	94.5	77.0	115.6
184	30.2	23.8	35.8

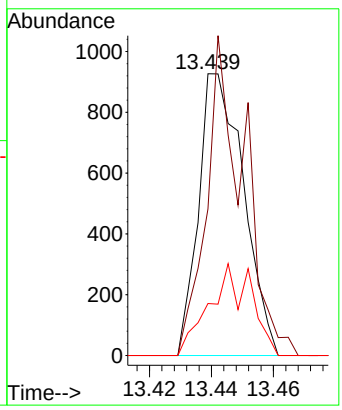

Quantitation Report (Not Reviewed)

Data Path : Z:\voasrv\HPCHEM1\MSVOA_L\Data\VL121624\
Data File : VL041757.D
Acq On : 16 Dec 2024 16:08
Operator : SY/MD
Sample : VSTDICC0.03
Misc : 400mL/MSVOA_L
ALS Vial : 1 Sample Multiplier: 1

Instrument :
MSVOA_L
ClientSampleId :
VSTDICC0.03

Quant Time: Dec 19 06:15:54 2024
Quant Method : Z:\voasrv\HPCHEM1\MSVOA_L\methods\VL121624AIR.M
Quant Title : AIR ANALYSIS BY METHOD TO-15 Instrument: MSVOA_LFri Aug 26 06:05:16 2022
QLast Update : Thu Dec 19 06:09:59 2024
Response via : Initial Calibration

Compound	R.T.	QIon	Response	Conc	Units		Dev(Min)
Internal Standards							
1) Bromochloromethane	2.787	49	64158	10.000	ppbv		0.00
33) 1,4-Difluorobenzene	3.958	114	174825	10.000	ppbv		0.00
55) Chlorobenzene-d5	8.885	117	154998	10.000	ppbv		0.00
System Monitoring Compounds							
68) 1-Bromo-4-Fluorobenzene	10.377	95	128167	9.923	ppbv		0.00
Spiked Amount 10.000	Range 65 - 135		Recovery = 99.200%				
Target Compounds							Qvalue
2) Dichlorodifluoromethane	1.554	85	406	0.036	ppbv		94
3) Chlorodifluoromethane	1.612	51	255	0.024	ppbv		95
4) Chloromethane	1.534	50	285	0.064	ppbv		99
5) Vinyl Chloride	1.580	62	175	0.039	ppbv	#	84
6) Bromomethane	1.667	94	155	0.073	ppbv	#	64
7) Chloroethane	1.706	64	62	0.035	ppbv	#	1
8) Dichlorotetrafluoroethane	1.554	85	406	0.040	ppbv	#	74
9) Propene	1.482	41	413	0.091	ppbv	#	78
10) Heptane	4.991	43	172	0.015	ppbv	#	80
11) Trichlorofluoromethane	1.877	101	560	0.046	ppbv		90
12) 1,1,2-Trichlorotrifluo...	2.143	101	293	0.032	ppbv		95
13) Ethanol	1.722	45	279	0.740	ppbv	#	34
14) Bromoethene	1.787	108	66	0.021	ppbv	#	1
15) Acetone	1.839	43	2113	0.169	ppbv		95
16) 1,3-Butadiene	1.609	39	252	0.051	ppbv	#	36
17) tert-Butyl alcohol	2.046	59	509	0.041	ppbv	#	76
18) 1,1-Dichloroethene	2.039	96	103	0.027	ppbv	#	52
19) Isopropyl Alcohol	1.890	45	2921	0.390	ppbv	#	34
20) Methylene Chloride	2.065	84	613	0.172	ppbv	#	61
21) Allyl Chloride	2.097	41	566	0.084	ppbv	#	60
22) trans-1,2-Dichloroethene	2.337	96	170	0.038	ppbv	#	23
23) Vinyl Acetate	2.460	43	202	0.037	ppbv	#	1
24) 1,1-Dichloroethane	2.411	63	378	0.042	ppbv	#	88
25) Ethyl Acetate	2.839	43	677	0.029	ppbv	#	83
26) Hexane	2.829	57	141	0.016	ppbv	#	1
27) Carbon Disulfide	2.152	76	210	0.026	ppbv	#	1
28) Methyl tert-Butyl Ether	2.450	73	114	0.016	ppbv		98
29) Chloroform	2.852	83	444	0.033	ppbv		99
30) Cyclohexane	3.861	84	161	0.021	ppbv	#	1
31) cis-1,2-Dichloroethene	2.719	61	330	0.036	ppbv	#	71
32) 1,1,1-Trichloroethane	3.369	97	332	0.025	ppbv	#	74
34) 2-Butanone	2.560	43	686	0.049	ppbv		96
35) Carbon Tetrachloride	3.768	117	209	0.017	ppbv		97
36) Benzene	3.657	78	211	0.012	ppbv	#	84
37) 1,2-Dichloroethane	3.217	62	357	0.032	ppbv	#	82
38) Trichloroethene	4.551	130	204	0.027	ppbv	#	47
39) 1,2-Dichloropropane	3.955	63	48113	7.356	ppbv	#	17
40) 1,4-Dioxane	4.635	88	26	0.008	ppbv	#	1
41) Tetrahydrofuran	3.049	42	55	0.007	ppbv	#	39
42) Bromodichloromethane	4.480	83	168	0.013	ppbv	#	44
43) Methyl Methacrylate	4.907	69	39	0.006	ppbv	#	1
44) 2,2,4-Trimethylpentane	4.638	57	425	0.014	ppbv	#	2
45) t-1,3-Dichloropropene	6.418	75	74	0.010	ppbv	#	42

Quantitation Report (Not Reviewed)

Data Path : Z:\voasrv\HPCHEM1\MSVOA_L\Data\VL121624\
Data File : VL041757.D
Acq On : 16 Dec 2024 16:08
Operator : SY/MD
Sample : VSTDICC0.03
Misc : 400mL/MSVOA_L
ALS Vial : 1 Sample Multiplier: 1

Instrument :
MSVOA_L
ClientSampleId :
VSTDICC0.03

Quant Time: Dec 19 06:15:54 2024
Quant Method : Z:\voasrv\HPCHEM1\MSVOA_L\methods\VL121624AIR.M
Quant Title : AIR ANALYSIS BY METHOD TO-15 Instrument: MSVOA_LFri Aug 26 06:05:16 2022
QLast Update : Thu Dec 19 06:09:59 2024
Response via : Initial Calibration

	Compound	R.T.	QIon	Response	Conc	Units		Dev(Min)
46)	cis-1,3-Dichloropropene	5.599	75	67	0.007	ppbv	#	67
47)	1,1,2-Trichloroethane	6.580	97	59	0.009	ppbv	#	50
48)	Dibromochloromethane	7.383	129	117	0.013	ppbv		85
49)	Bromoform	9.487	173	118	0.015	ppbv		92
50)	4-Methyl-2-Pentanone	5.777	43	350	0.018	ppbv	#	41
51)	2-Hexanone	7.441	43	97	0.006	ppbv	#	31
52)	Tetrachloroethene	8.224	164	135	0.020	ppbv	#	76
53)	Toluene	6.933	91	304	0.015	ppbv	#	21
54)	1,2-Dibromoethane	7.661	107	213	0.023	ppbv	#	42
56)	1,1,1,2-Tetrachloroethane	8.930	131	86	0.010	ppbv	#	1
57)	Chlorobenzene	8.933	112	114	0.007	ppbv	#	70
58)	Ethyl Benzene	9.357	91	516	0.018	ppbv		91
59)	m/p-Xylene	9.551	91	500	0.022	ppbv	#	100
60)	o-Xylene	9.966	91	796	0.035	ppbv		83
61)	Styrene	9.875	104	267	0.027	ppbv	#	74
62)	Isopropylbenzene	10.542	105	1186	0.035	ppbv		92
63)	1,1,2,2-Tetrachloroethane	9.969	83	455	0.032	ppbv	#	96
64)	n-propylbenzene	10.998	120	126	0.015	ppbv	#	1
65)	tert-Butylbenzene	11.535	119	444	0.015	ppbv	#	1
66)	Benzyl Chloride	11.620	91	43	0.016	ppbv	#	66
67)	sec-Butylbenzene	11.769	105	1194	0.028	ppbv	#	86
69)	p-Isopropyltoluene	11.927	119	781	0.022	ppbv	#	87
70)	n-Butylbenzene	12.290	91	344	0.010	ppbv	#	1
71)	2-Chlorotoluene	10.908	91	428	0.017	ppbv	#	57
72)	4-Ethyltoluene	11.131	105	424	0.016	ppbv	#	75
73)	1,3,5-Trimethylbenzene	11.202	105	540	0.025	ppbv		87
74)	1,2,4-Trimethylbenzene	11.542	105	724	0.031	ppbv		91
75)	1,3-Dichlorobenzene	11.610	146	613	0.041	ppbv		78
76)	1,4-Dichlorobenzene	11.675	146	547	0.037	ppbv		86
77)	1,2-Dichlorobenzene	11.675	146	547	0.038	ppbv		83
78)	Hexachloro-1,3-Butadiene	13.892	225	112	0.010	ppbv	#	19
79)	Naphthalene	13.516	128	540	0.033	ppbv	#	69
80)	Naphthalene,2-methyl-	14.465	142	206	0.040	ppbv	#	77
81)	1,2,4-Trichlorobenzene	13.445	180	586	0.065	ppbv	#	87

(#) = qualifier out of range (m) = manual integration (+) = signals summed

Quantitation Report (Not Reviewed)

Data Path : Z:\voasrv\HPCHEM1\MSVOA_L\Data\VL121624\
Data File : VL041757.D
Acq On : 16 Dec 2024 16:08
Operator : SY/MD
Sample : VSTDICC0.03
Misc : 400mL/MSVOA_L
ALS Vial : 1 Sample Multiplier: 1

Instrument :
MSVOA_L
ClientSampleId :
VSTDICC0.03

Quant Time: Dec 19 06:15:54 2024
Quant Method : Z:\voasrv\HPCHEM1\MSVOA_L\methods\VL121624AIR.M
Quant Title : AIR ANALYSIS BY METHOD TO-15 Instrument: MSVOA_LFri Aug 26 06:05:16 2022
QLast Update : Thu Dec 19 06:09:59 2024
Response via : Initial Calibration

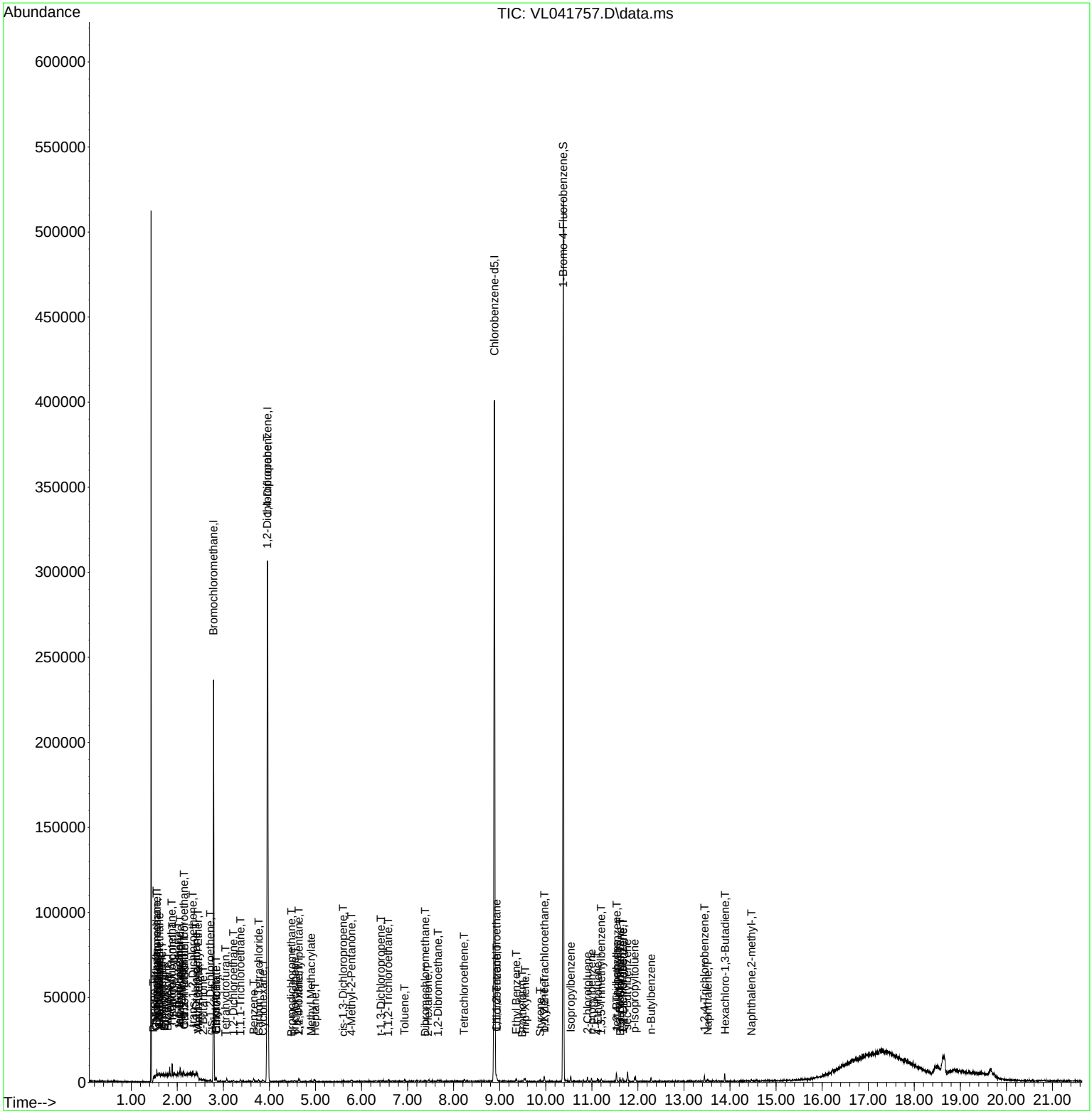

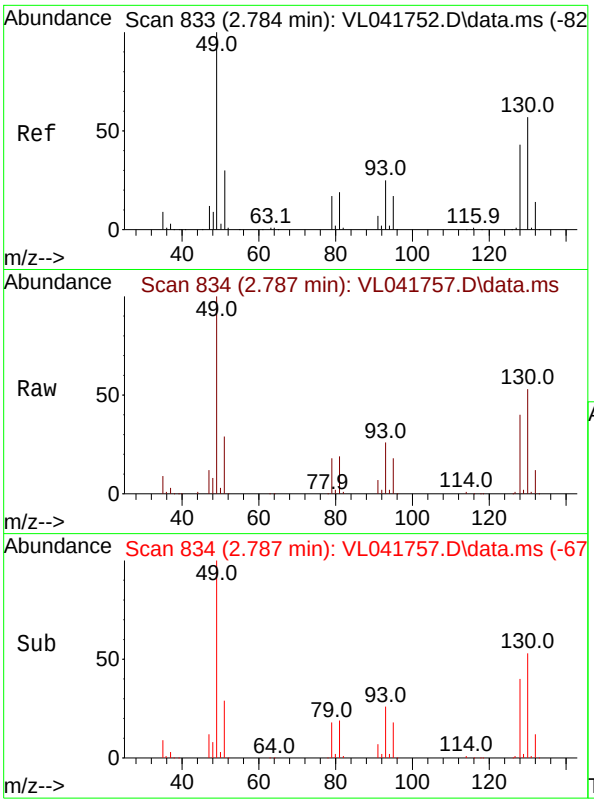

#1
Bromochloromethane
Concen: 10.000 ppbv
RT: 2.787 min Scan# 8
Delta R.T. 0.003 min
Lab File: VL041757.D
Acq: 16 Dec 2024 16:08

Instrument :
MSVOA_L
ClientSampleId :
VSTDICC0.03

Tgt Ion: 49 Resp: 64158

Ion	Ratio	Lower	Upper
49	100		
128	42.4	21.6	64.6
130	56.0	28.3	85.0

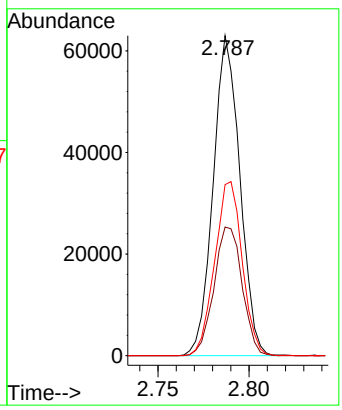

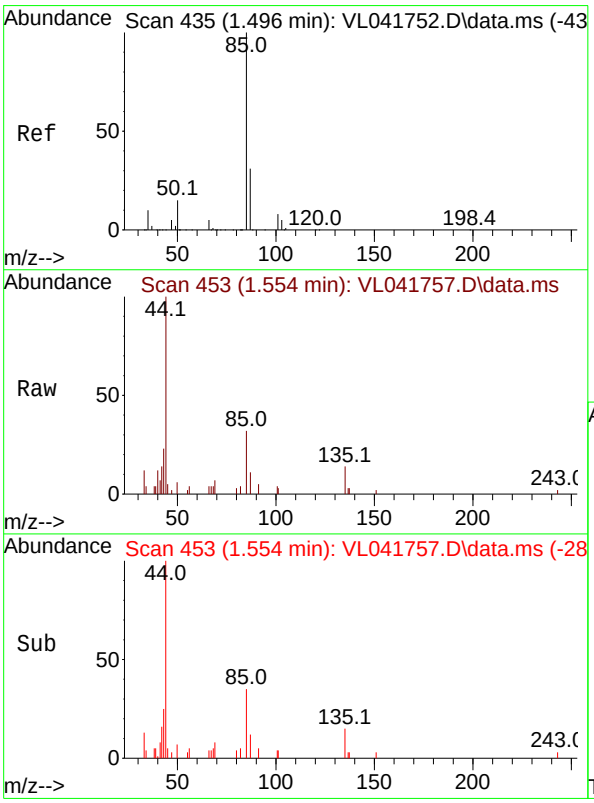

#2
Dichlorodifluoromethane
Concen: 0.036 ppbv
RT: 1.554 min Scan# 453
Delta R.T. 0.058 min
Lab File: VL041757.D
Acq: 16 Dec 2024 16:08

Tgt Ion: 85 Resp: 406

Ion	Ratio	Lower	Upper
85	100		
87	34.1	24.5	36.7

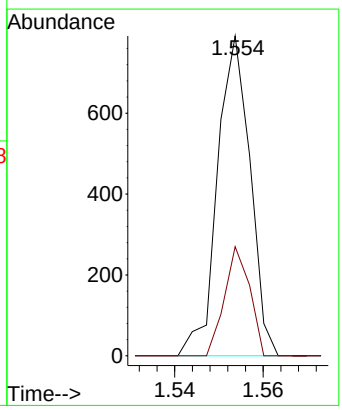

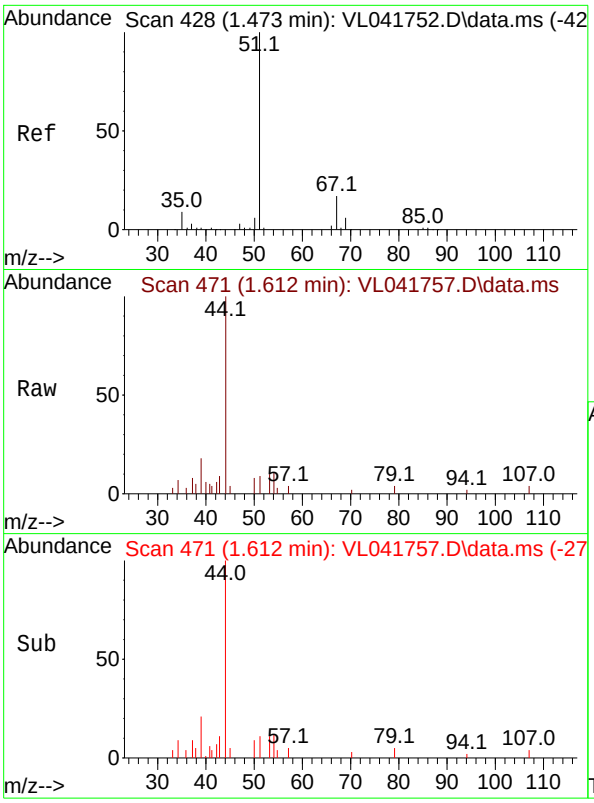

#3
Chlorodifluoromethane
Concen: 0.024 ppbv
RT: 1.612 min Scan# 4
Delta R.T. 0.139 min
Lab File: VL041757.D
Acq: 16 Dec 2024 16:08

Instrument :
MSVOA_L
ClientSampleId :
VSTDICC0.03

Tgt Ion: 51 Resp: 255

Ion	Ratio	Lower	Upper
51	100		
67	20.8	15.0	22.4

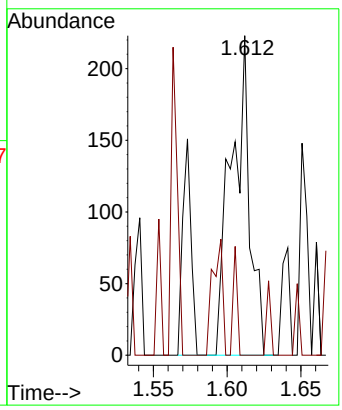

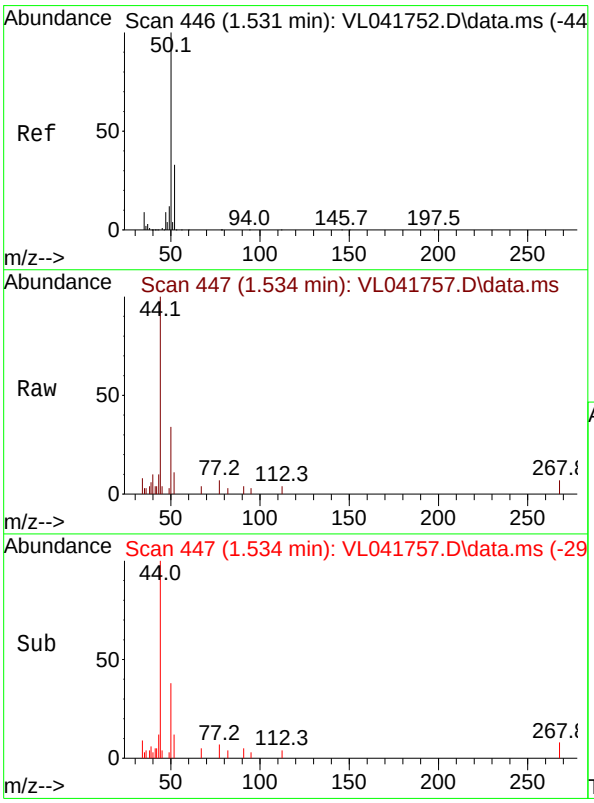

#4
Chloromethane
Concen: 0.064 ppbv
RT: 1.534 min Scan# 447
Delta R.T. 0.003 min
Lab File: VL041757.D
Acq: 16 Dec 2024 16:08

Tgt Ion: 50 Resp: 285

Ion	Ratio	Lower	Upper
50	100		
52	31.9	26.2	39.2

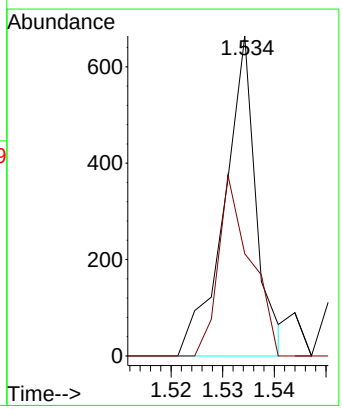

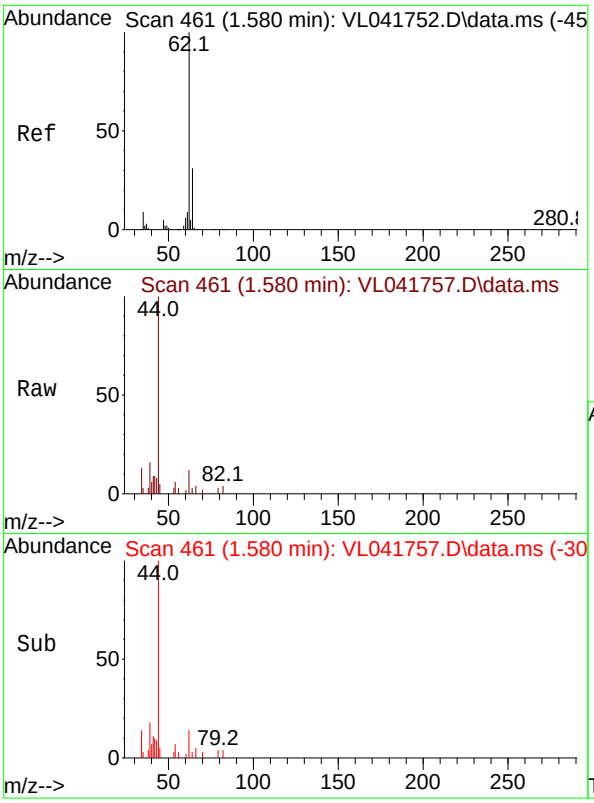

#5
Vinyl Chloride
Concen: 0.039 ppbv
RT: 1.580 min Scan# 4
Delta R.T. -0.000 min
Lab File: VL041757.D
Acq: 16 Dec 2024 16:08

Instrument :
MSVOA_L
ClientSampleId :
VSTDICC0.03

Tgt Ion: 62 Resp: 175

Ion	Ratio	Lower	Upper
62	100		
64	22.3	25.1	37.7#

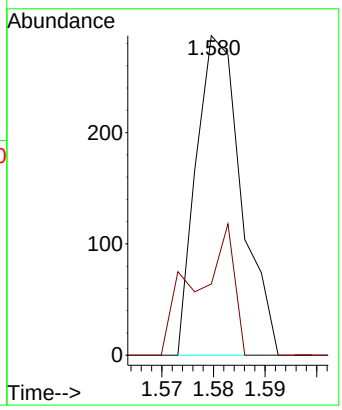

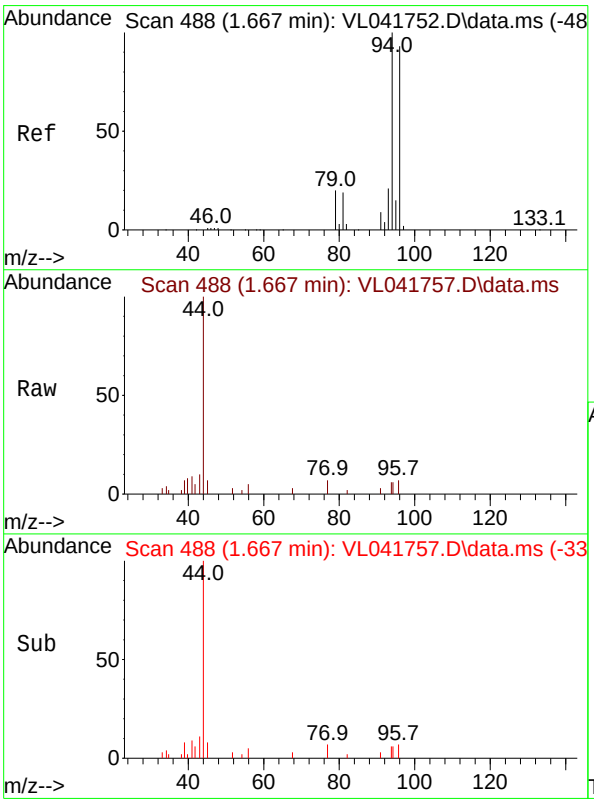

#6
Bromomethane
Concen: 0.073 ppbv
RT: 1.667 min Scan# 488
Delta R.T. -0.000 min
Lab File: VL041757.D
Acq: 16 Dec 2024 16:08

Tgt Ion: 94 Resp: 155

Ion	Ratio	Lower	Upper
94	100		
96	59.0	74.7	112.1#

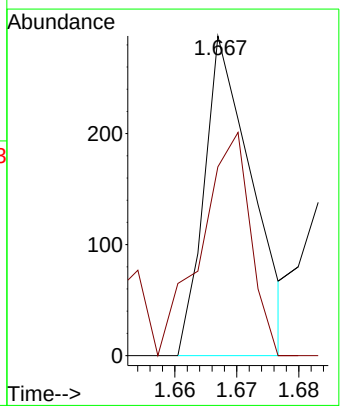

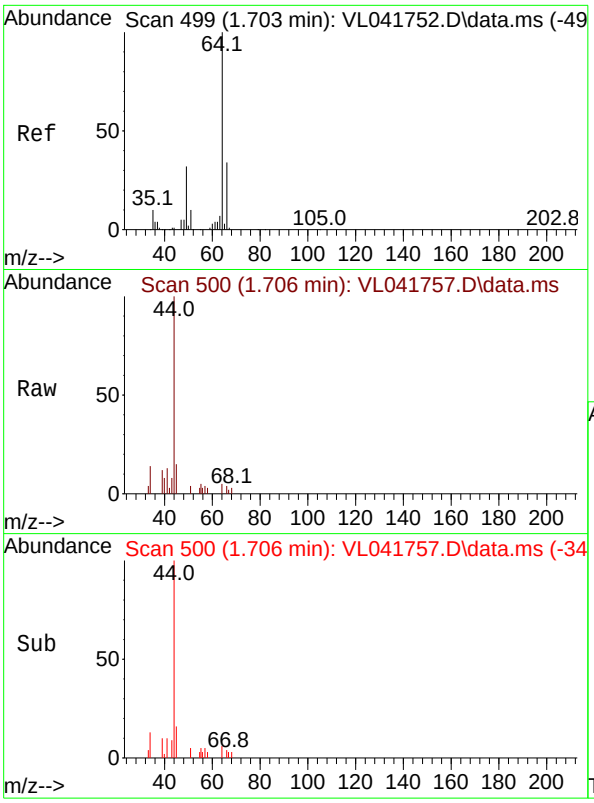

#7
Chloroethane
Concen: 0.035 ppbv
RT: 1.706 min Scan# 5
Delta R.T. 0.003 min
Lab File: VL041757.D
Acq: 16 Dec 2024 16:08

Instrument :
MSVOA_L
ClientSampleId :
VSTDICC0.03

Tgt Ion: 64 Resp: 62

Ion	Ratio	Lower	Upper
64	100		
66	127.5	27.5	41.3#

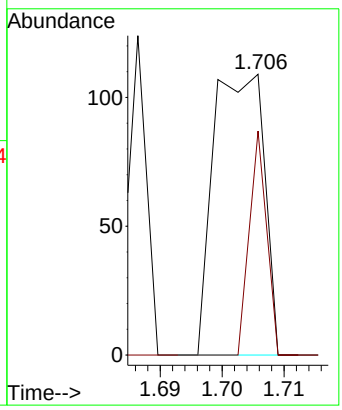

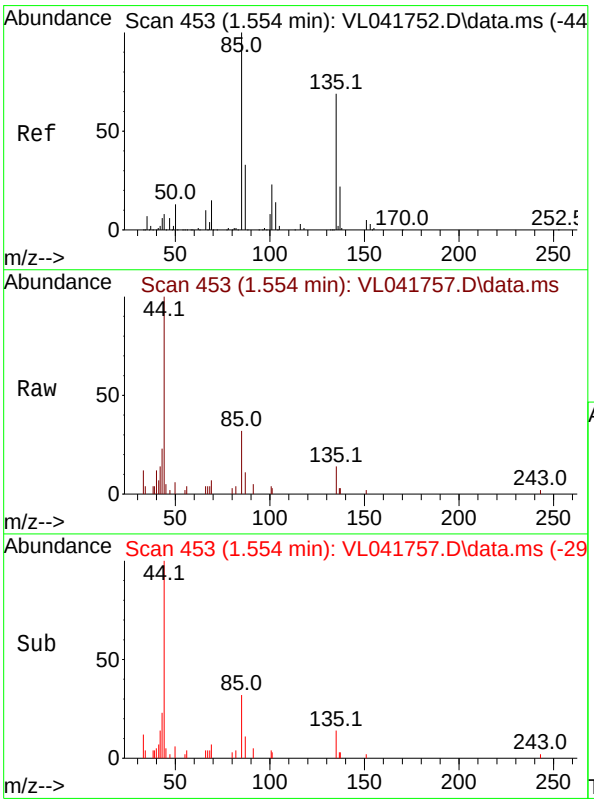

#8
Dichlorotetrafluoroethane
Concen: 0.040 ppbv
RT: 1.554 min Scan# 453
Delta R.T. -0.000 min
Lab File: VL041757.D
Acq: 16 Dec 2024 16:08

Tgt Ion: 85 Resp: 406

Ion	Ratio	Lower	Upper
85	100		
135	44.3	51.9	77.9#

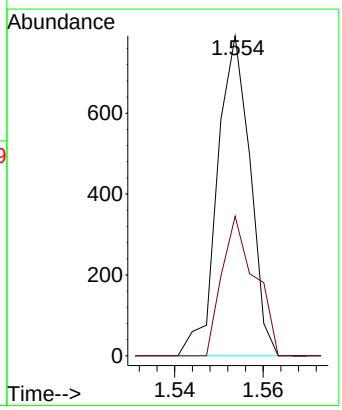

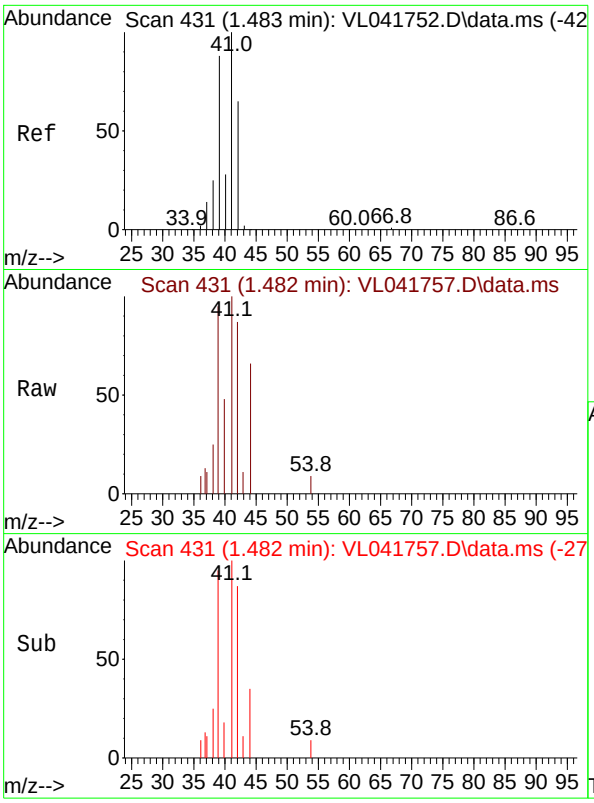

#9
Propene
Concen: 0.091 ppbv
RT: 1.482 min Scan# 4
Delta R.T. -0.000 min
Lab File: VL041757.D
Acq: 16 Dec 2024 16:08

Instrument :
MSVOA_L
ClientSampleId :
VSTDICC0.03

Tgt Ion: 41 Resp: 413

Ion	Ratio	Lower	Upper
41	100		
42	83.3	52.4	78.6#

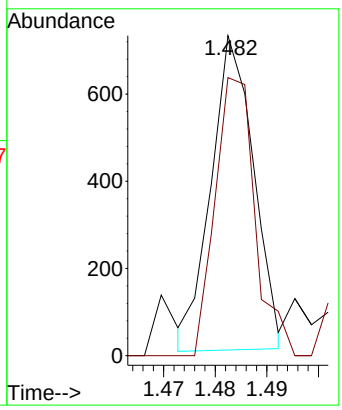

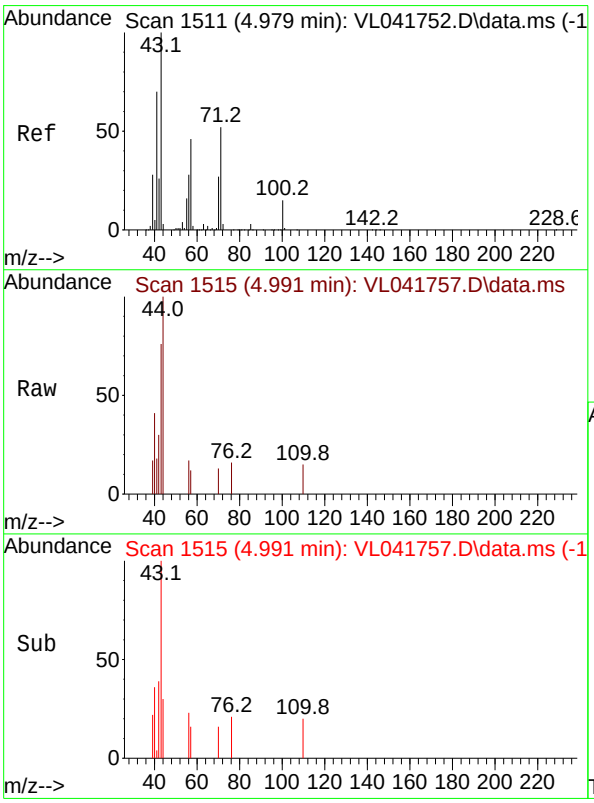

#10
Heptane
Concen: 0.015 ppbv
RT: 4.991 min Scan# 1515
Delta R.T. 0.012 min
Lab File: VL041757.D
Acq: 16 Dec 2024 16:08

Tgt Ion: 43 Resp: 172

Ion	Ratio	Lower	Upper
43	100		
57	61.6	38.5	57.7#

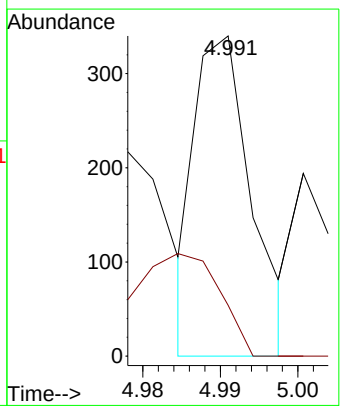

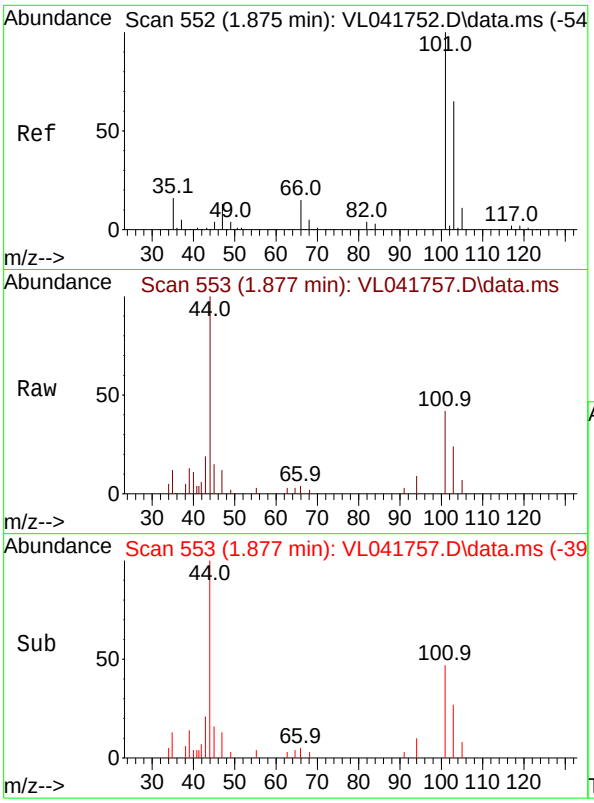

#11
Trichlorofluoromethane
Concen: 0.046 ppbv
RT: 1.877 min Scan# 5
Delta R.T. 0.003 min
Lab File: VL041757.D
Acq: 16 Dec 2024 16:08

Instrument :
MSVOA_L
ClientSampleId :
VSTDICC0.03

Tgt Ion:101 Resp: 560

Ion	Ratio	Lower	Upper
101	100		
103	57.2	51.8	77.8

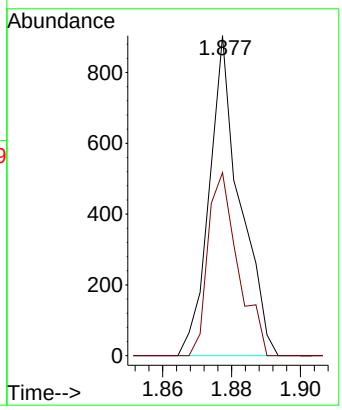

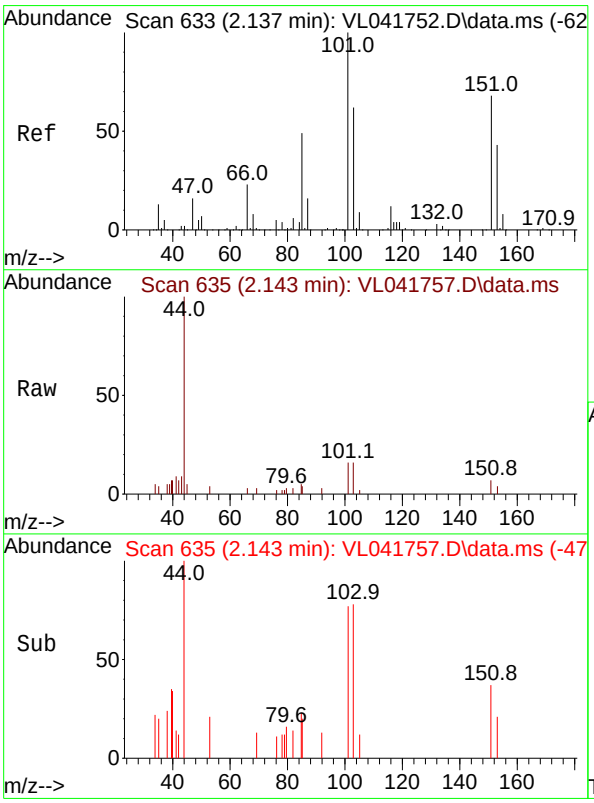

#12
1,1,2-Trichlorotrifluoroethane
Concen: 0.032 ppbv
RT: 2.143 min Scan# 635
Delta R.T. 0.006 min
Lab File: VL041757.D
Acq: 16 Dec 2024 16:08

Tgt Ion:101 Resp: 293

Ion	Ratio	Lower	Upper
101	100		
151	75.4	56.8	85.2

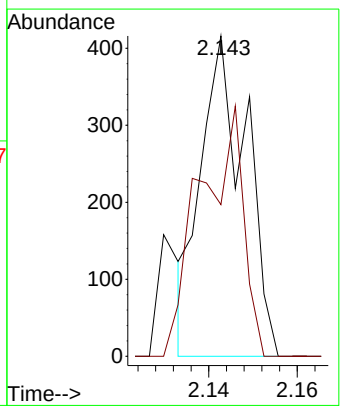

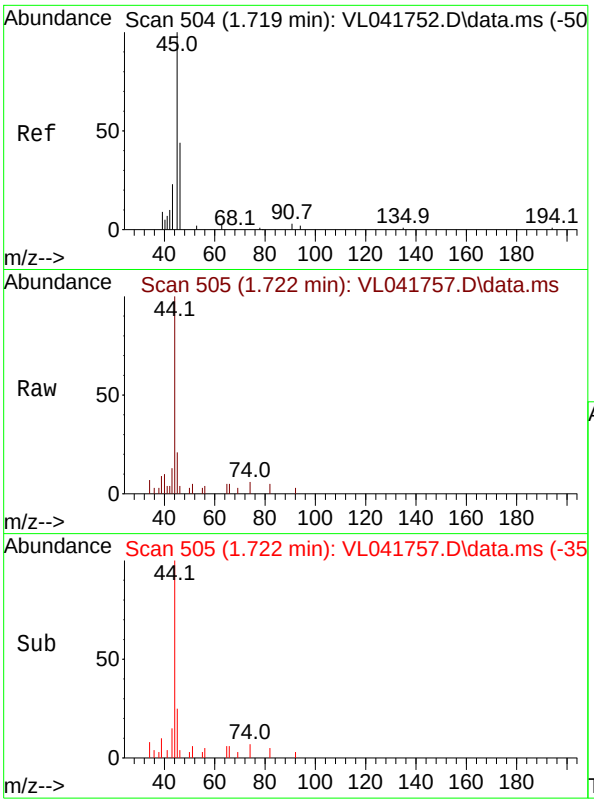

#13
Ethanol
Concen: 0.740 ppbv
RT: 1.722 min Scan# 5
Delta R.T. 0.003 min
Lab File: VL041757.D
Acq: 16 Dec 2024 16:08

Instrument :
MSVOA_L
ClientSampleId :
VSTDICC0.03

Tgt Ion: 45 Resp: 279

Ion	Ratio	Lower	Upper
45	100		
46	0.0	16.4	65.8#

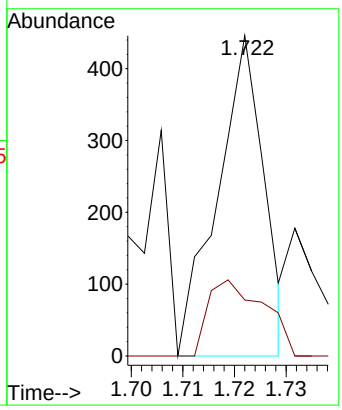

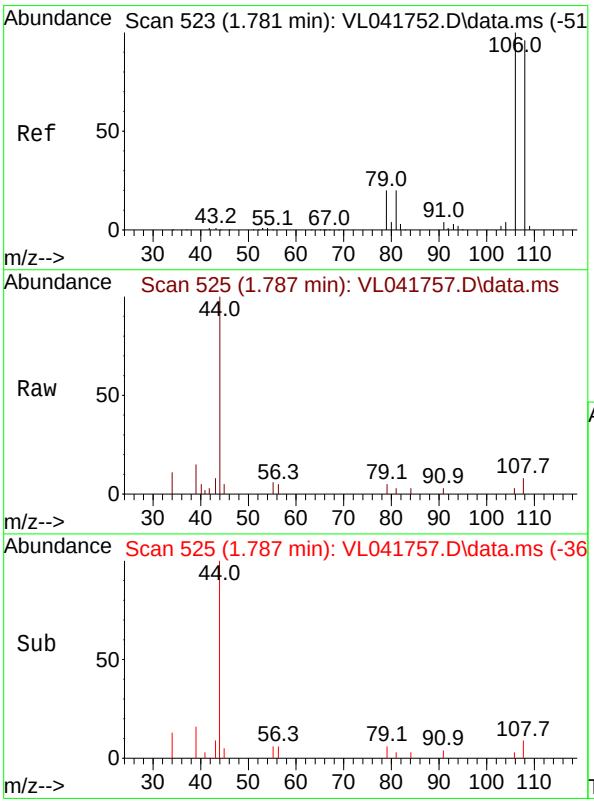

#14
Bromoethene
Concen: 0.021 ppbv
RT: 1.787 min Scan# 525
Delta R.T. 0.006 min
Lab File: VL041757.D
Acq: 16 Dec 2024 16:08

Tgt Ion:108 Resp: 66

Ion	Ratio	Lower	Upper
108	100		
106	290.9	84.1	126.1#
79	374.2	17.4	26.0#

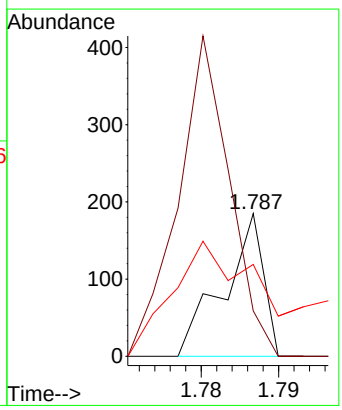

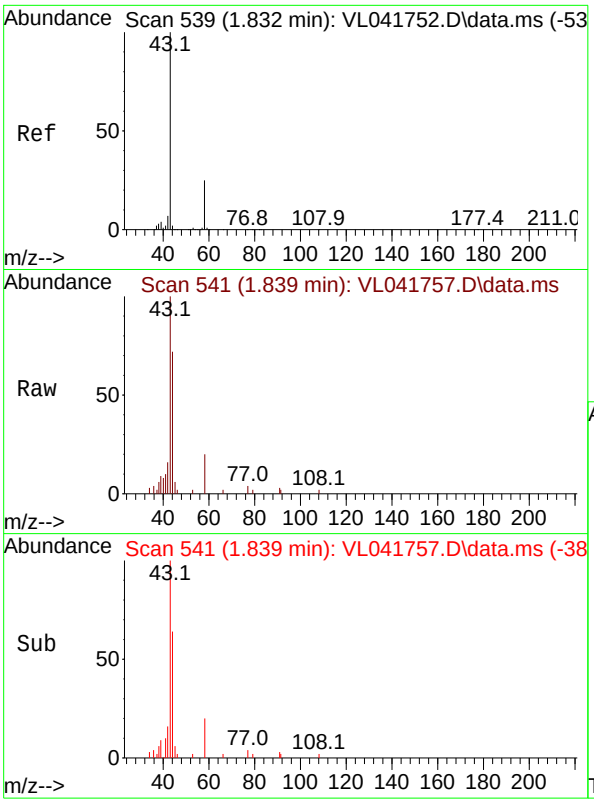

#15
Acetone
Concen: 0.169 ppbv
RT: 1.839 min Scan# 5
Delta R.T. 0.006 min
Lab File: VL041757.D
Acq: 16 Dec 2024 16:08

Instrument :
MSVOA_L
ClientSampleId :
VSTDICC0.03

Tgt Ion: 43 Resp: 2113

Ion	Ratio	Lower	Upper
43	100		
58	22.1	19.7	29.5

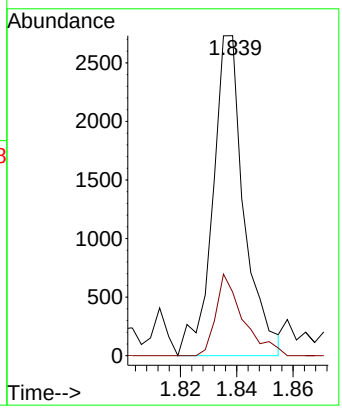

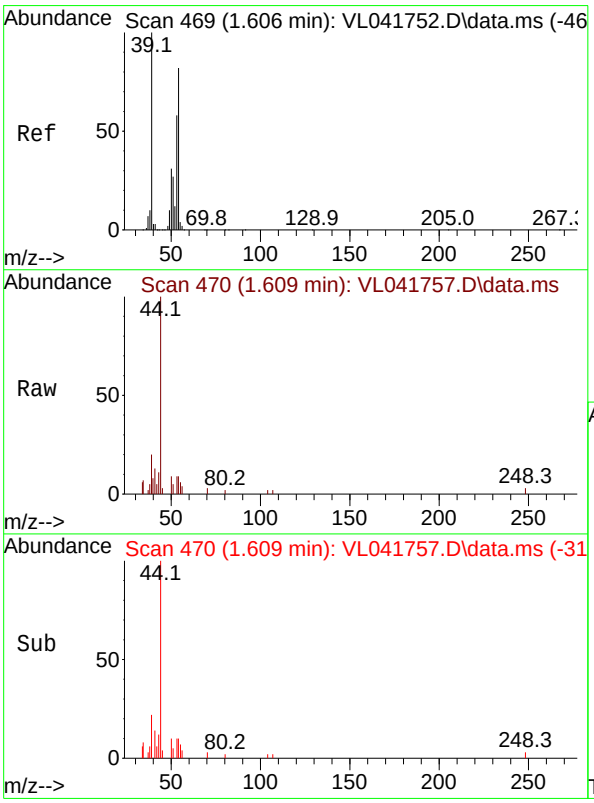

#16
1,3-Butadiene
Concen: 0.051 ppbv
RT: 1.609 min Scan# 470
Delta R.T. 0.003 min
Lab File: VL041757.D
Acq: 16 Dec 2024 16:08

Tgt Ion: 39 Resp: 252

Ion	Ratio	Lower	Upper
39	100		
54	127.0	58.4	87.6#

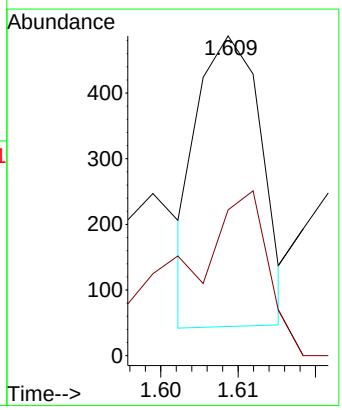

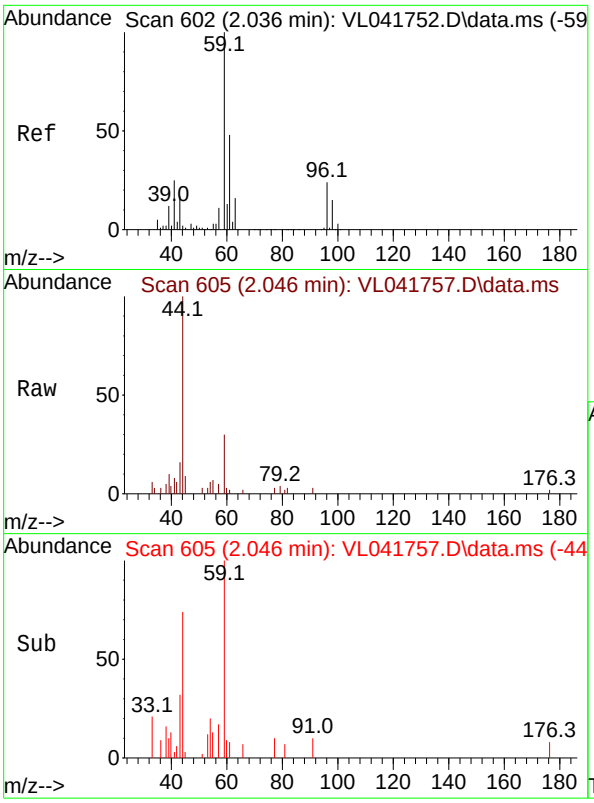

#17
tert-Butyl alcohol
Concen: 0.041 ppbv
RT: 2.046 min Scan# 6
Delta R.T. 0.009 min
Lab File: VL041757.D
Acq: 16 Dec 2024 16:08

Instrument :
MSVOA_L
ClientSampleId :
VSTDICC0.03

Tgt Ion: 59 Resp: 509

Ion	Ratio	Lower	Upper
59	100		
57	19.8	8.6	13.0#

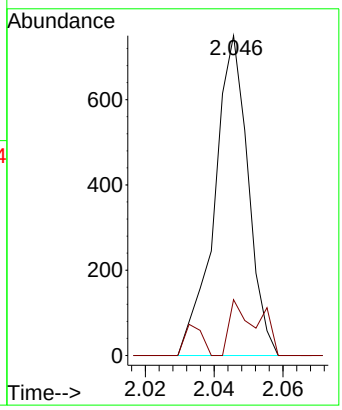

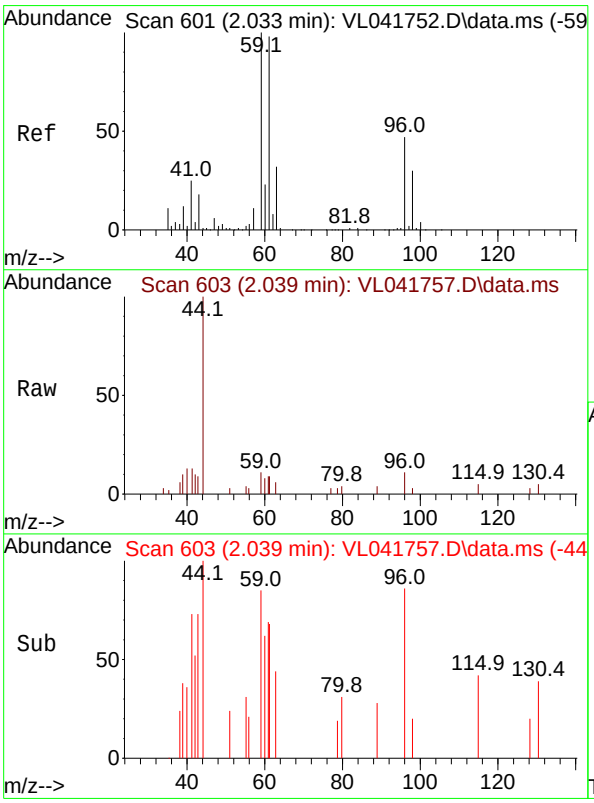

#18
1,1-Dichloroethene
Concen: 0.027 ppbv
RT: 2.039 min Scan# 603
Delta R.T. 0.006 min
Lab File: VL041757.D
Acq: 16 Dec 2024 16:08

Tgt Ion: 96 Resp: 103

Ion	Ratio	Lower	Upper
96	100		
61	135.9	167.7	251.5#
98	23.0	51.1	76.7#

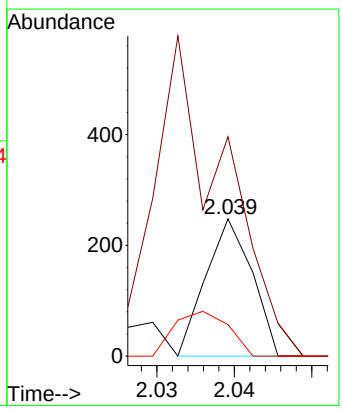

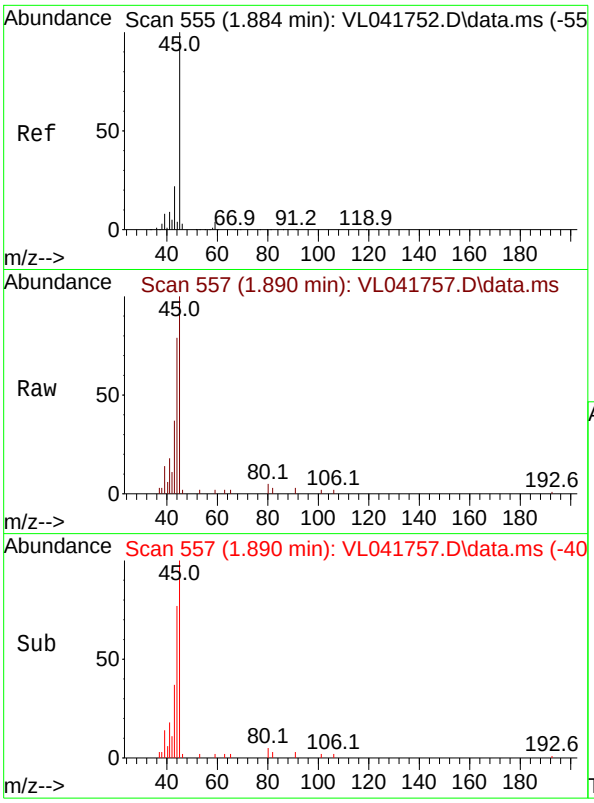

#19
Isopropyl Alcohol
Concen: 0.390 ppbv
RT: 1.890 min Scan# 5
Delta R.T. 0.006 min
Lab File: VL041757.D
Acq: 16 Dec 2024 16:08

Instrument :
MSVOA_L
ClientSampleId :
VSTDICC0.03

Tgt Ion: 45 Resp: 2921

Ion	Ratio	Lower	Upper
45	100		
58	0.0	33.3	49.9#

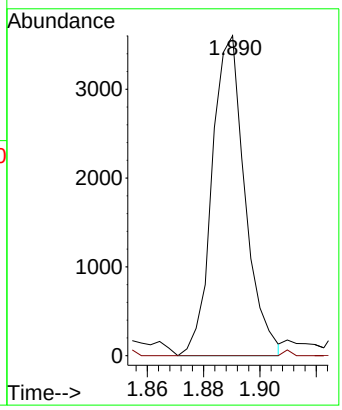

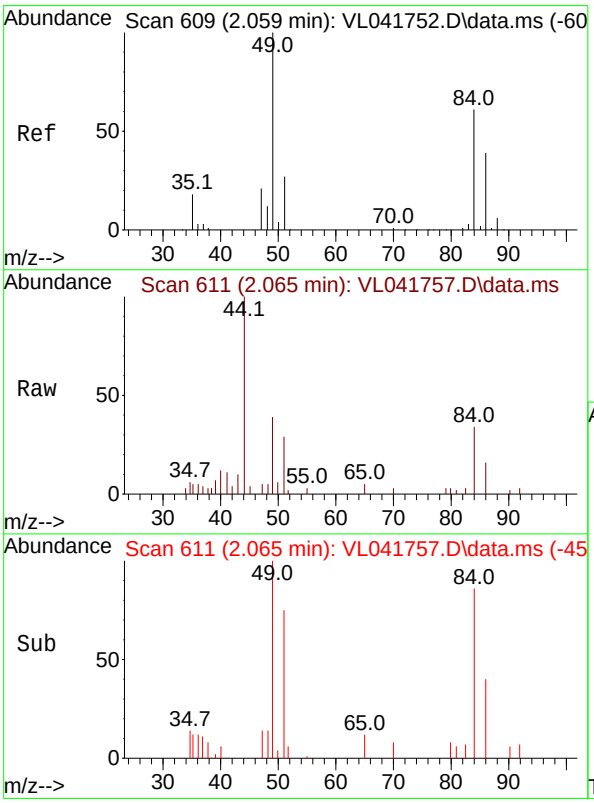

#20
Methylene Chloride
Concen: 0.172 ppbv
RT: 2.065 min Scan# 611
Delta R.T. 0.006 min
Lab File: VL041757.D
Acq: 16 Dec 2024 16:08

Tgt Ion: 84 Resp: 613

Ion	Ratio	Lower	Upper
84	100		
49	115.9	132.6	198.8#
51	93.2	37.6	56.4#
86	46.6	51.4	77.0#

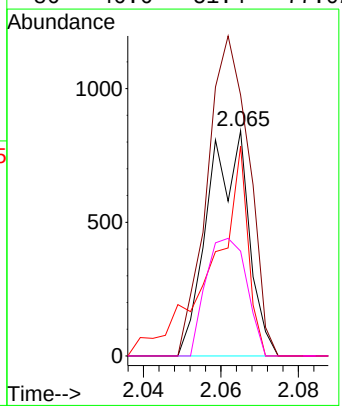

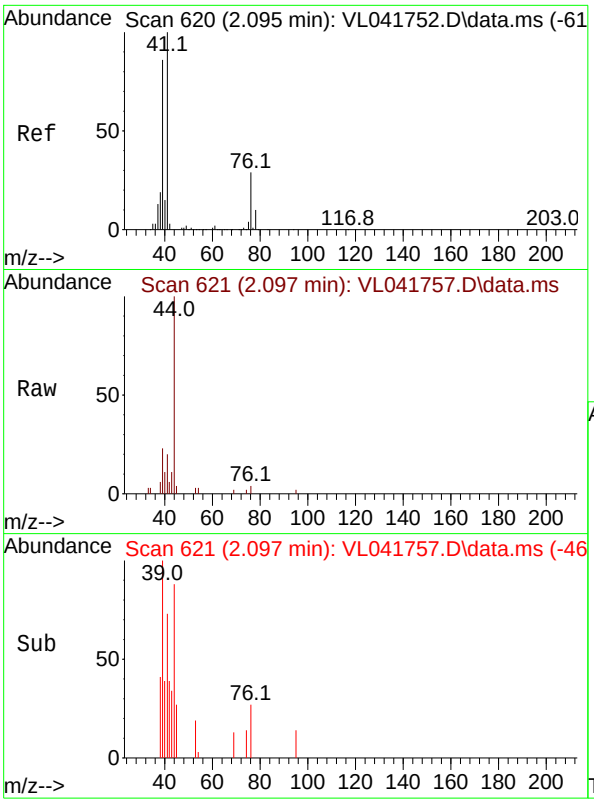

#21
Allyl Chloride
Concen: 0.084 ppbv
RT: 2.097 min Scan# 6
Delta R.T. 0.003 min
Lab File: VL041757.D
Acq: 16 Dec 2024 16:08

Instrument :
MSVOA_L
ClientSampleId :
VSTDICC0.03

Tgt Ion: 41 Resp: 566

Ion	Ratio	Lower	Upper
41	100		
76	9.2	22.3	33.5#
39	125.1	69.2	103.8#

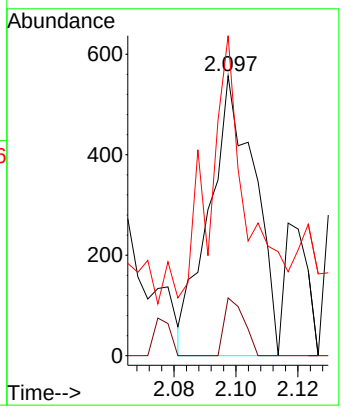

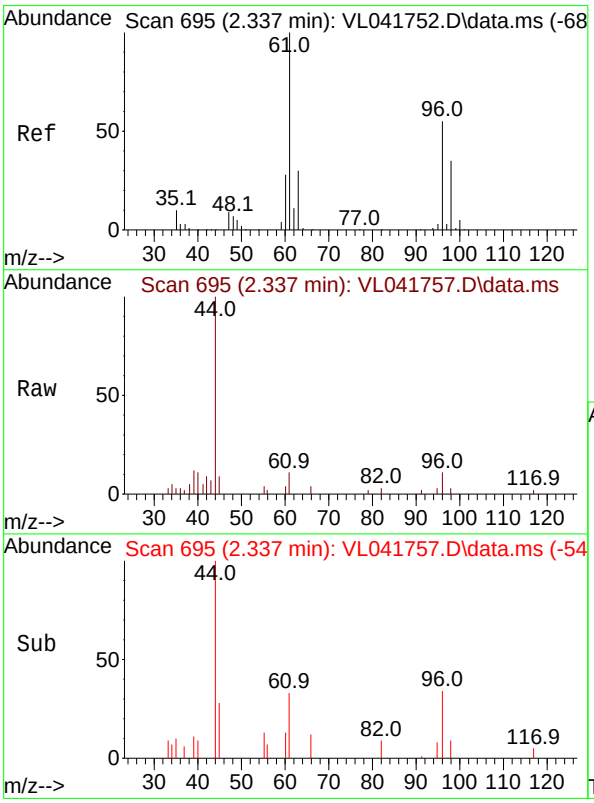

#22
trans-1,2-Dichloroethene
Concen: 0.038 ppbv
RT: 2.337 min Scan# 695
Delta R.T. -0.000 min
Lab File: VL041757.D
Acq: 16 Dec 2024 16:08

Tgt Ion: 96 Resp: 170

Ion	Ratio	Lower	Upper
96	100		
61	56.8	146.3	219.5#
98	28.1	50.8	76.2#

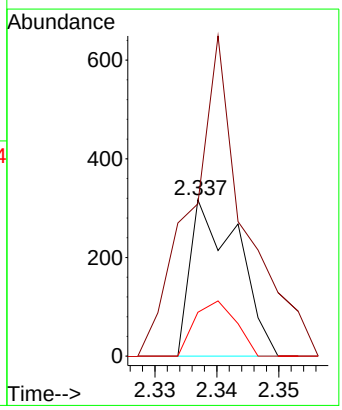

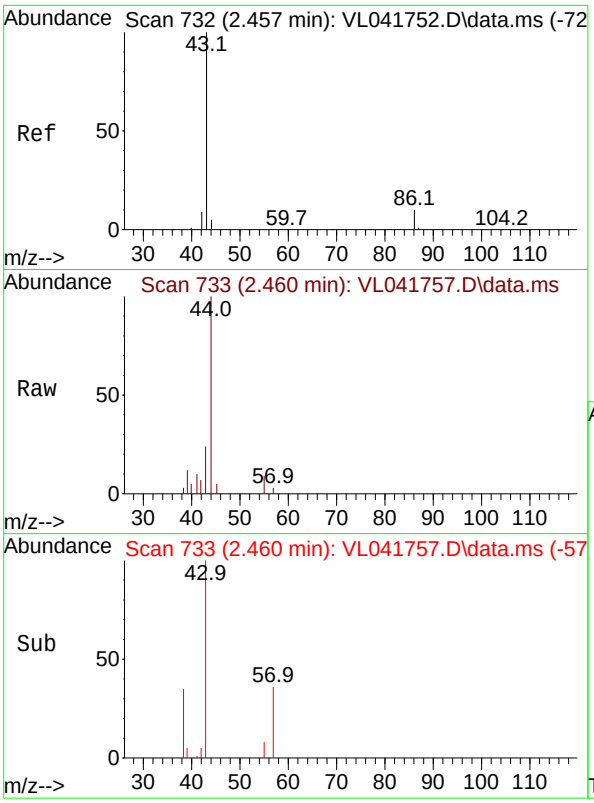

#23
Vinyl Acetate
Concen: 0.037 ppbv
RT: 2.460 min Scan# 7
Delta R.T. 0.003 min
Lab File: VL041757.D
Acq: 16 Dec 2024 16:08

Instrument :
MSVOA_L
ClientSampleId :
VSTDICC0.03

Tgt Ion: 43 Resp: 202

Ion	Ratio	Lower	Upper
43	100		
86	0.0	6.6	10.0#
42	0.0	8.2	12.2#
44	257.2	5.0	7.4#

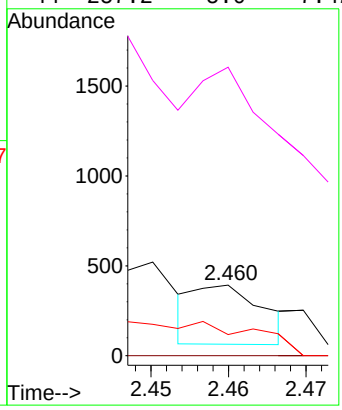

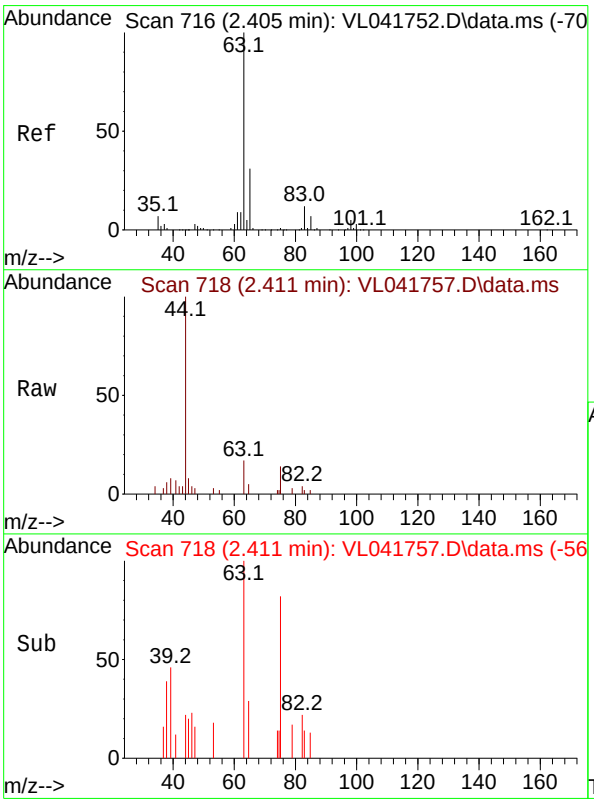

#24
1,1-Dichloroethane
Concen: 0.042 ppbv
RT: 2.411 min Scan# 718
Delta R.T. 0.006 min
Lab File: VL041757.D
Acq: 16 Dec 2024 16:08

Tgt Ion: 63 Resp: 378

Ion	Ratio	Lower	Upper
63	100		
98	0.0	2.3	6.8#
100	0.0	1.4	4.2#

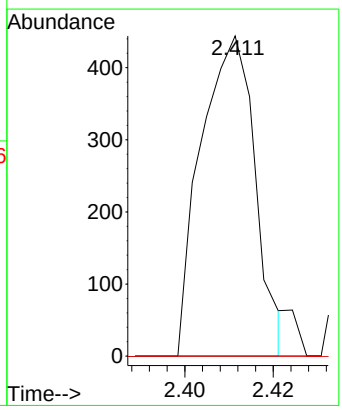

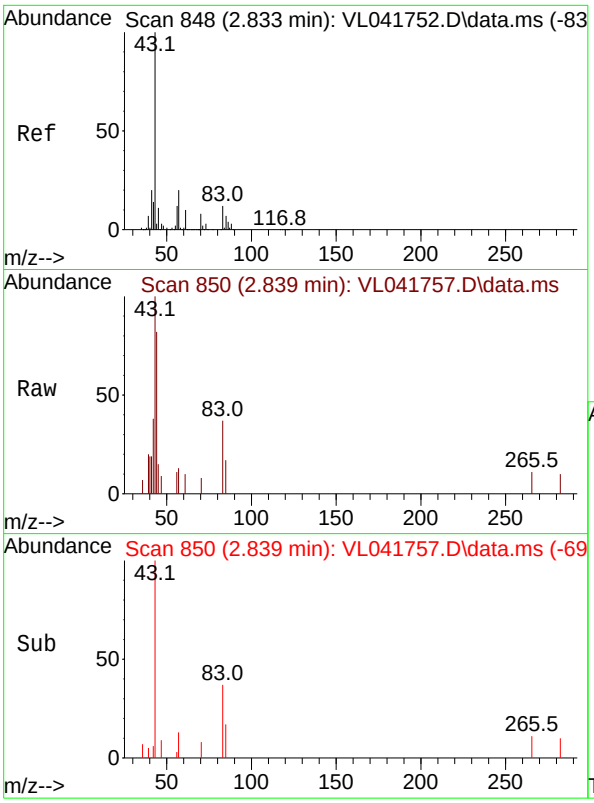

#25
Ethyl Acetate
Concen: 0.029 ppbv
RT: 2.839 min Scan# 8
Delta R.T. 0.006 min
Lab File: VL041757.D
Acq: 16 Dec 2024 16:08

Instrument :
MSVOA_L
ClientSampleId :
VSTDICC0.03

Tgt Ion: 43 Resp: 677

Ion	Ratio	Lower	Upper
43	100		
45	19.2	8.1	12.1#
61	12.3	7.0	10.6#
70	3.1	6.5	9.7#

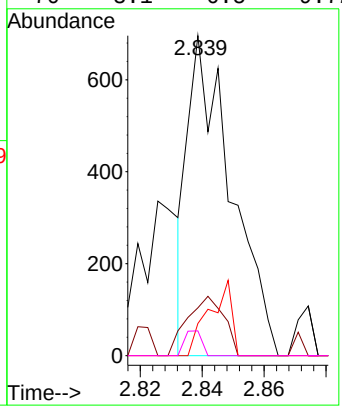

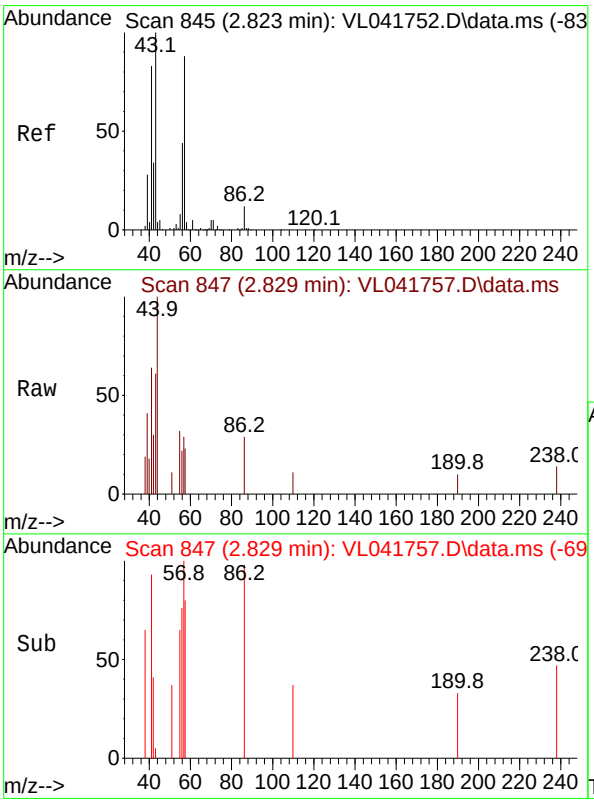

#26
Hexane
Concen: 0.016 ppbv
RT: 2.829 min Scan# 847
Delta R.T. 0.006 min
Lab File: VL041757.D
Acq: 16 Dec 2024 16:08

Tgt Ion: 57 Resp: 141

Ion	Ratio	Lower	Upper
57	100		
41	306.4	79.6	119.4#
43	771.6	211.0	316.6#
56	172.3	42.6	63.8#

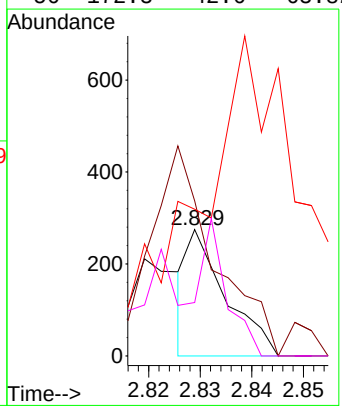

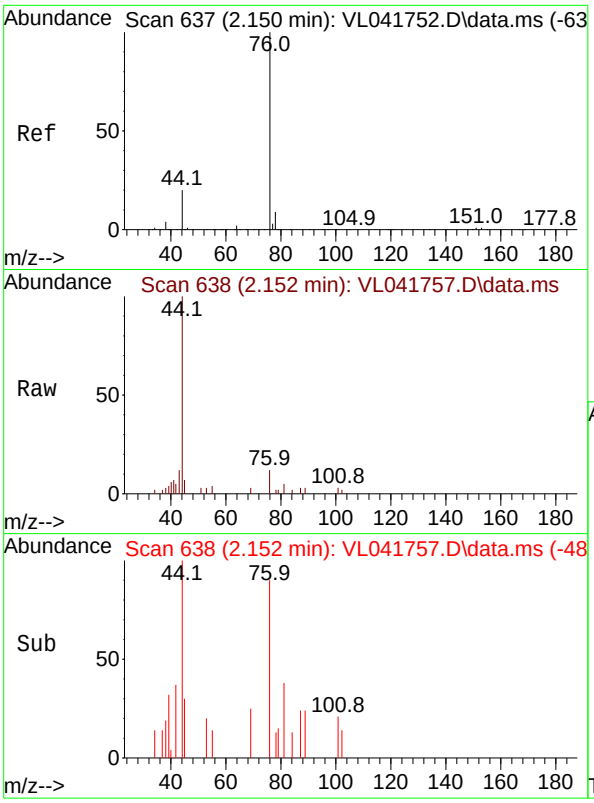

#27
Carbon Disulfide
Concen: 0.026 ppbv
RT: 2.152 min Scan# 6
Delta R.T. 0.003 min
Lab File: VL041757.D
Acq: 16 Dec 2024 16:08

Instrument :
MSVOA_L
ClientSampleId :
VSTDICC0.03

Tgt Ion: 76 Resp: 210

Ion	Ratio	Lower	Upper
76	100		
44	1391.9	17.6	26.4#
78	54.3	10.2	15.4#

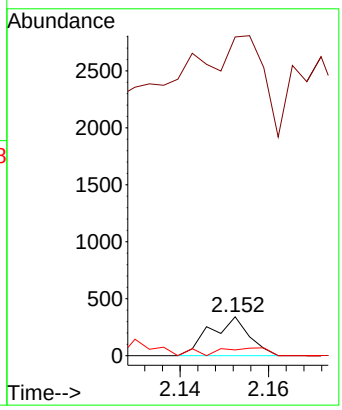

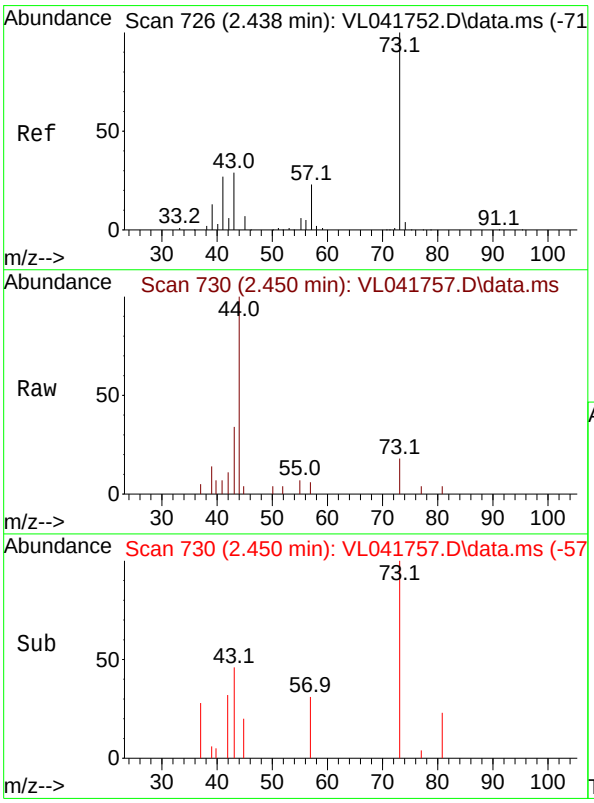

#28
Methyl tert-Butyl Ether
Concen: 0.016 ppbv
RT: 2.450 min Scan# 730
Delta R.T. 0.012 min
Lab File: VL041757.D
Acq: 16 Dec 2024 16:08

Tgt Ion: 73 Resp: 114

Ion	Ratio	Lower	Upper
73	100		
57	21.1	17.6	26.4

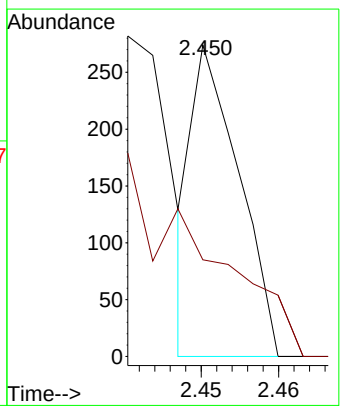

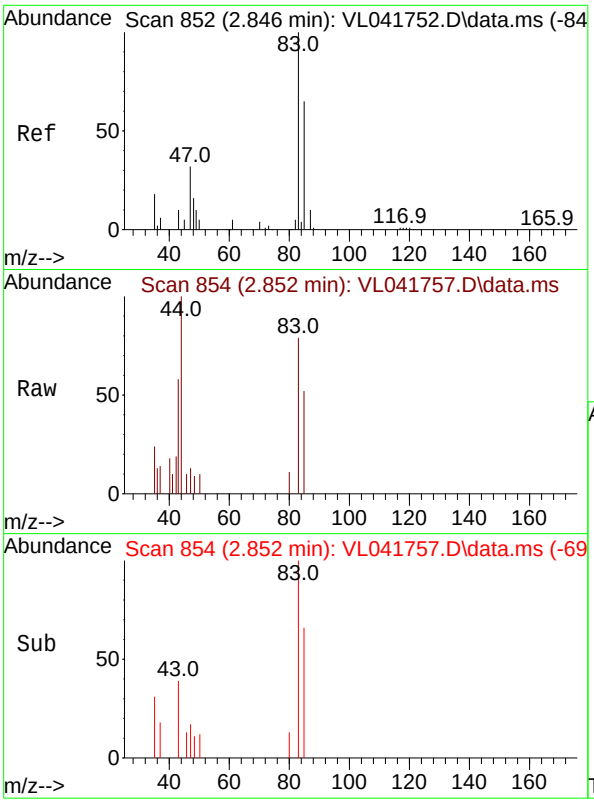

#29
Chloroform
Concen: 0.033 ppbv
RT: 2.852 min Scan# 8
Delta R.T. 0.006 min
Lab File: VL041757.D
Acq: 16 Dec 2024 16:08

Instrument :
MSVOA_L
ClientSampleId :
VSTDICC0.03

Tgt Ion: 83 Resp: 444

Ion	Ratio	Lower	Upper
83	100		
85	65.8	51.8	77.6

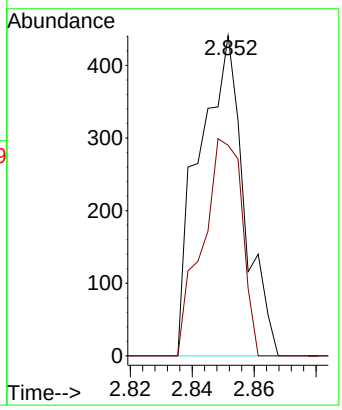

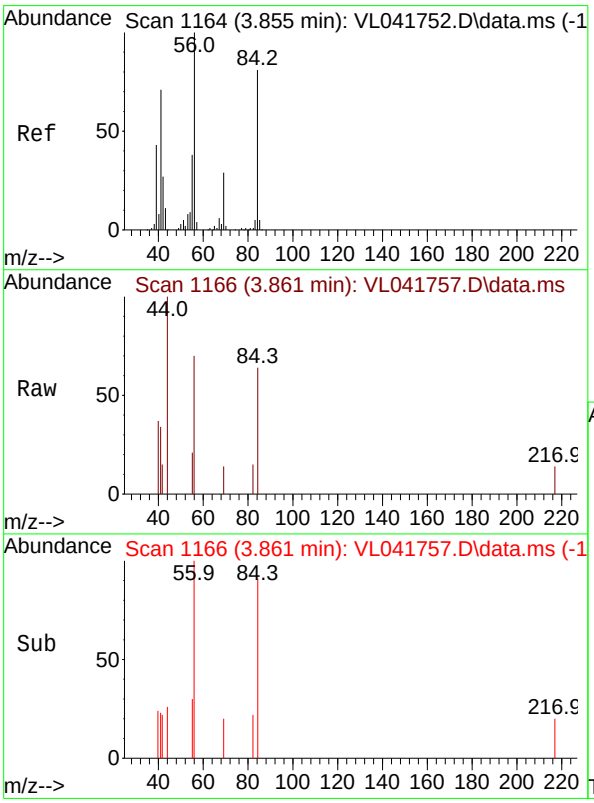

#30
Cyclohexane
Concen: 0.021 ppbv
RT: 3.861 min Scan# 1166
Delta R.T. 0.006 min
Lab File: VL041757.D
Acq: 16 Dec 2024 16:08

Tgt Ion: 84 Resp: 161

Ion	Ratio	Lower	Upper
84	100		
56	0.0	102.3	153.5#
41	170.8	74.0	111.0#

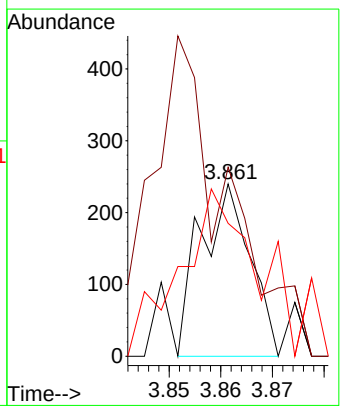

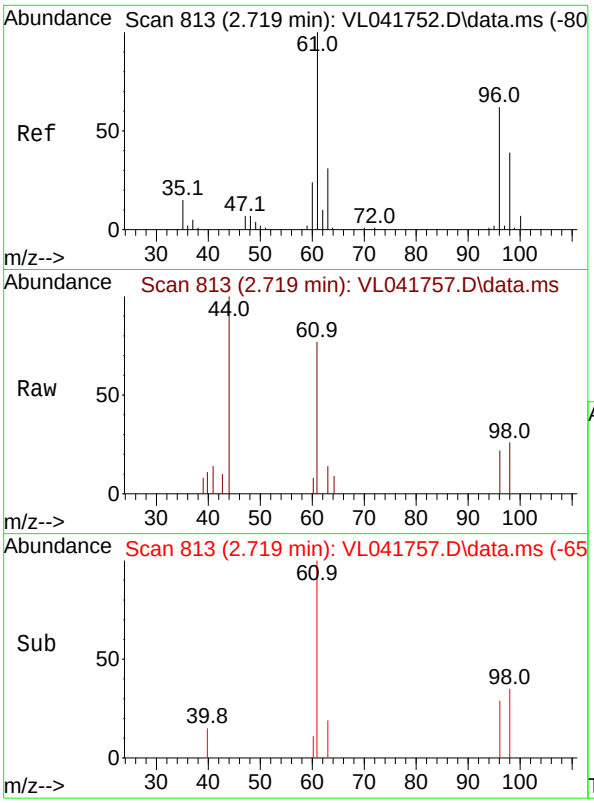

#31
cis-1,2-Dichloroethene
Concen: 0.036 ppbv
RT: 2.719 min Scan# 8
Delta R.T. -0.000 min
Lab File: VL041757.D
Acq: 16 Dec 2024 16:08

Instrument :
MSVOA_L
ClientSampleId :
VSTDICC0.03

Tgt Ion: 61 Resp: 330

Ion	Ratio	Lower	Upper
61	100		
96	28.5	49.7	74.5#
98	34.6	30.8	46.2

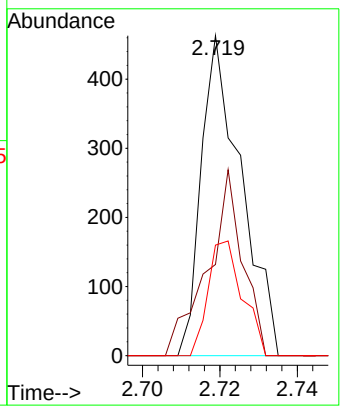

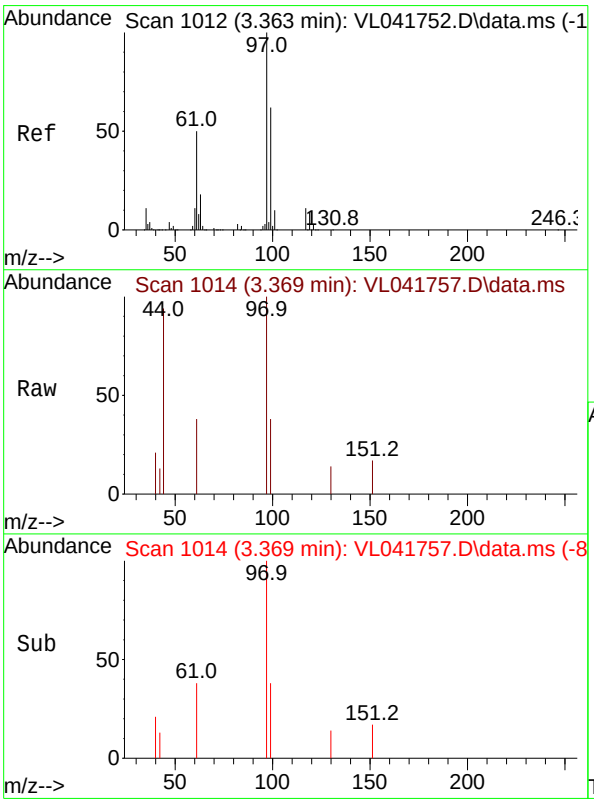

#32
1,1,1-Trichloroethane
Concen: 0.025 ppbv
RT: 3.369 min Scan# 1014
Delta R.T. 0.006 min
Lab File: VL041757.D
Acq: 16 Dec 2024 16:08

Tgt Ion: 97 Resp: 332

Ion	Ratio	Lower	Upper
97	100		
99	76.5	51.0	76.4#
61	79.8	42.2	63.2#

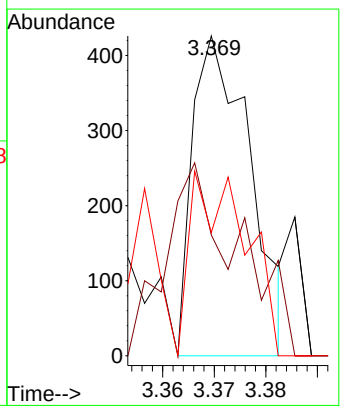

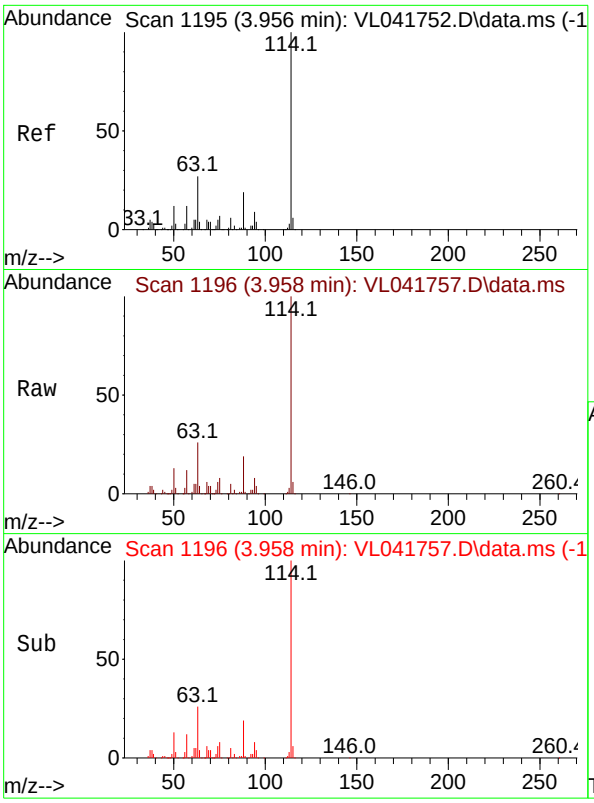

#33
1,4-Difluorobenzene
Concen: 10.000 ppbv
RT: 3.958 min Scan# 1
Delta R.T. 0.003 min
Lab File: VL041757.D
Acq: 16 Dec 2024 16:08

Instrument :
MSVOA_L
ClientSampleId :
VSTDICC0.03

Tgt Ion:114 Resp: 174825

Ion	Ratio	Lower	Upper
114	100		
63	27.5	21.8	32.8
88	18.4	14.8	22.2

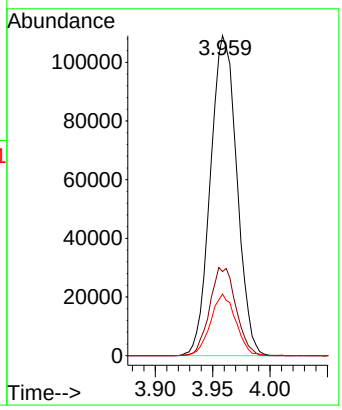

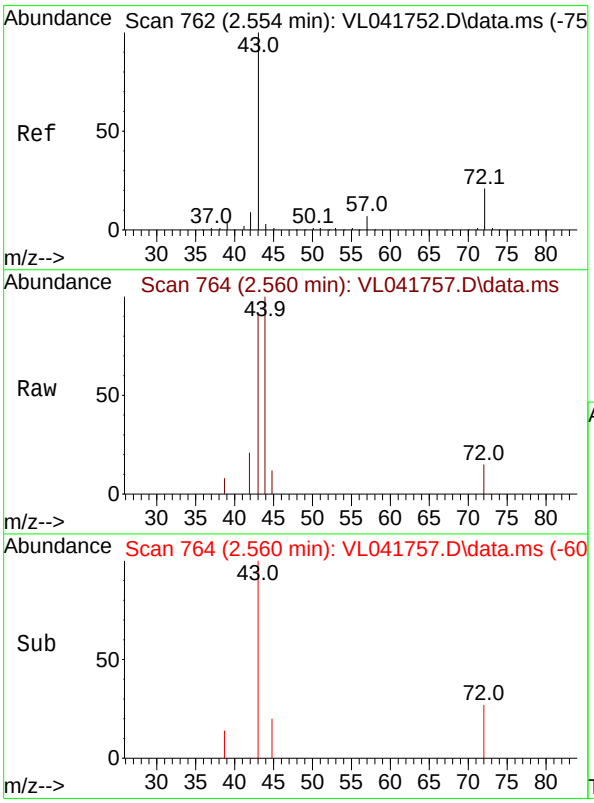

#34
2-Butanone
Concen: 0.049 ppbv
RT: 2.560 min Scan# 764
Delta R.T. 0.006 min
Lab File: VL041757.D
Acq: 16 Dec 2024 16:08

Tgt Ion: 43 Resp: 686

Ion	Ratio	Lower	Upper
43	100		
72	23.0	16.8	25.2

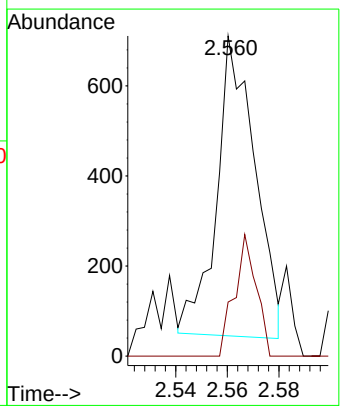

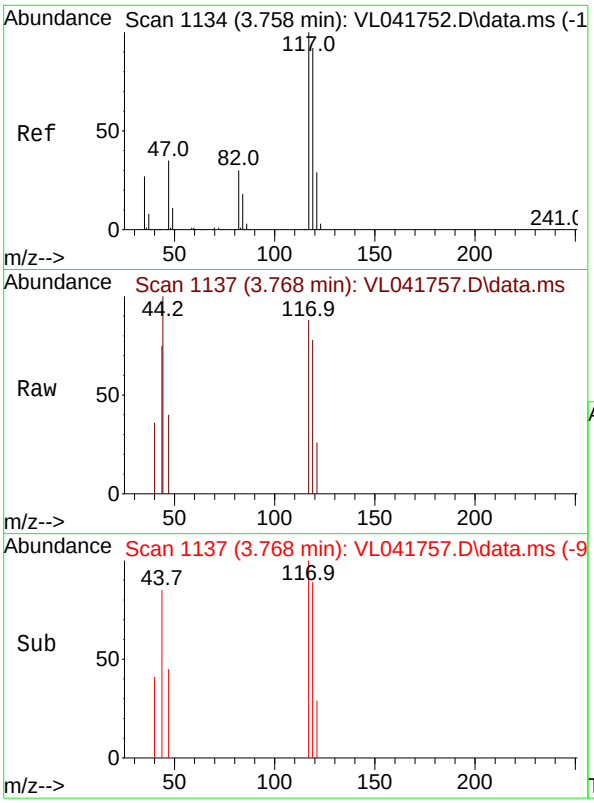

#35
Carbon Tetrachloride
Concen: 0.017 ppbv
RT: 3.768 min Scan# 1
Delta R.T. 0.009 min
Lab File: VL041757.D
Acq: 16 Dec 2024 16:08

Instrument :
MSVOA_L
ClientSampleId :
VSTDICC0.03

Tgt Ion:117 Resp: 209

Ion	Ratio	Lower	Upper
117	100		
119	88.9	73.7	110.5
121	29.3	23.0	34.4

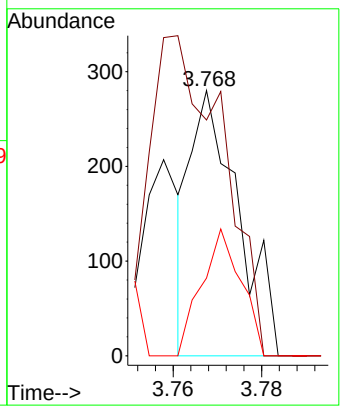

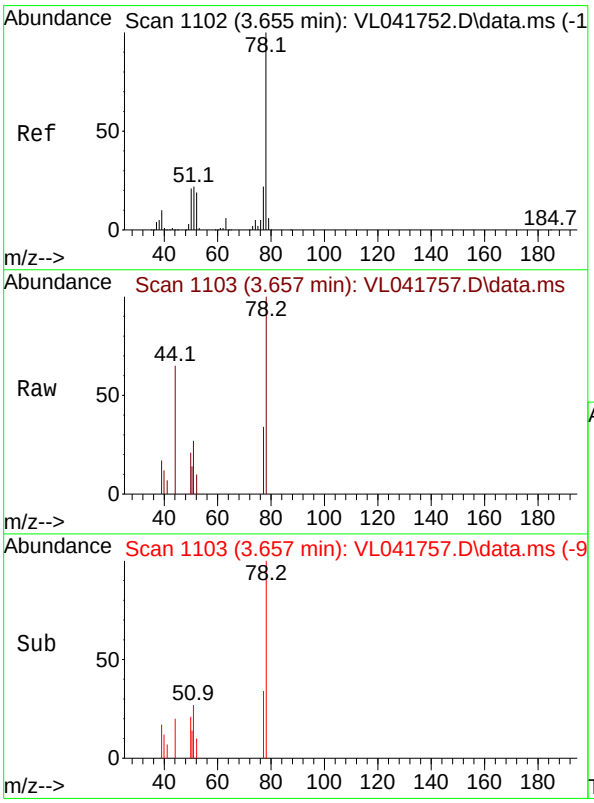

#36
Benzene
Concen: 0.012 ppbv
RT: 3.657 min Scan# 1103
Delta R.T. 0.003 min
Lab File: VL041757.D
Acq: 16 Dec 2024 16:08

Tgt Ion: 78 Resp: 211

Ion	Ratio	Lower	Upper
78	100		
77	11.5	17.8	26.6#
50	25.6	17.2	25.8

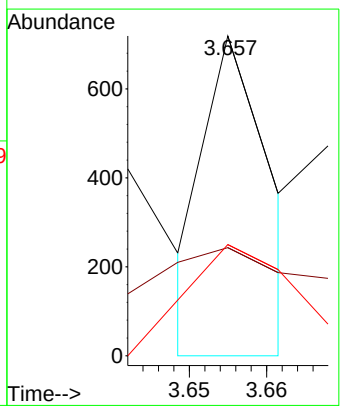

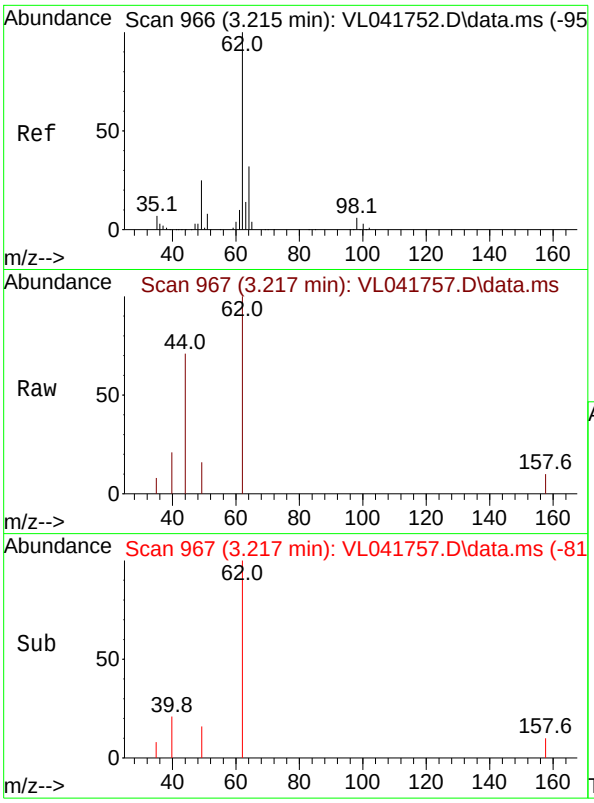

#37
1,2-Dichloroethane
Concen: 0.032 ppbv
RT: 3.217 min Scan# 9
Delta R.T. 0.003 min
Lab File: VL041757.D
Acq: 16 Dec 2024 16:08

Instrument :
MSVOA_L
ClientSampleId :
VSTDICC0.03

Tgt Ion: 62 Resp: 357

Ion	Ratio	Lower	Upper
62	100		
98	0.0	4.7	7.1#

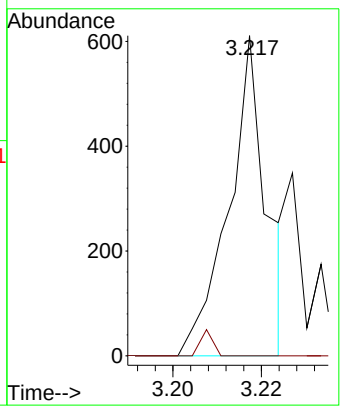

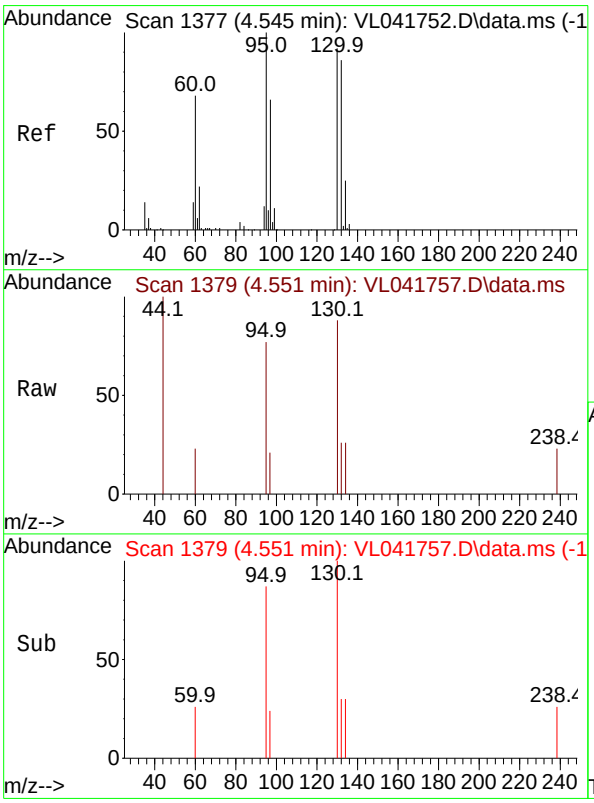

#38
Trichloroethene
Concen: 0.027 ppbv
RT: 4.551 min Scan# 1379
Delta R.T. 0.006 min
Lab File: VL041757.D
Acq: 16 Dec 2024 16:08

Tgt Ion:130 Resp: 204

Ion	Ratio	Lower	Upper
130	100		
95	87.1	87.0	130.6
132	29.6	75.0	112.6#
97	0.0	57.2	85.8#

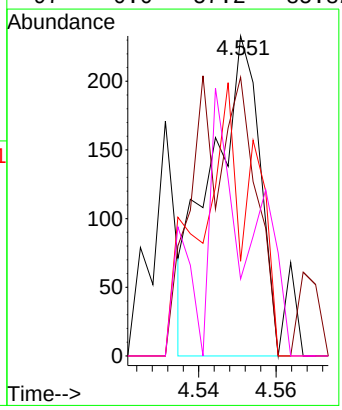

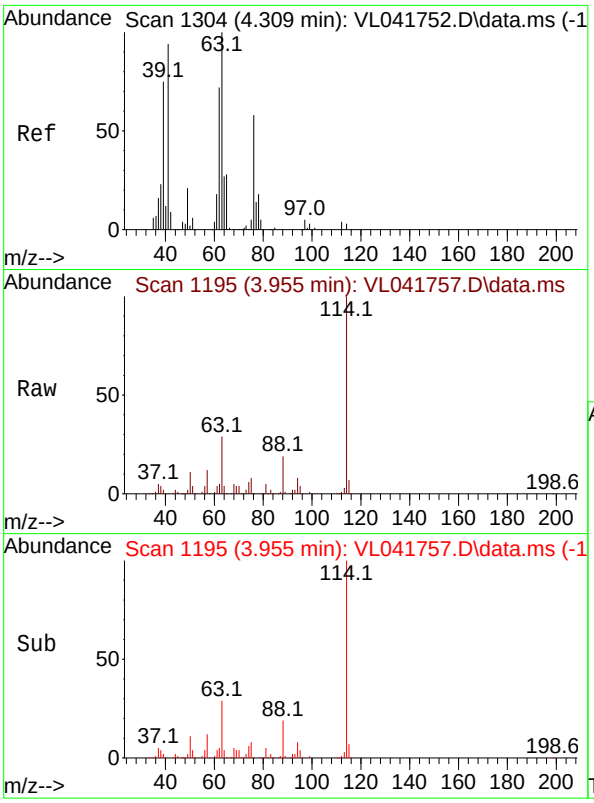

#39
1,2-Dichloropropane
Concen: 7.356 ppbv
RT: 3.955 min Scan# 1
Delta R.T. -0.353 min
Lab File: VL041757.D
Acq: 16 Dec 2024 16:08

Instrument :
MSVOA_L
ClientSampleId :
VSTDICC0.03

Tgt Ion: 63 Resp: 48113

Ion	Ratio	Lower	Upper
63	100		
41	0.0	75.3	112.9#
62	18.3	57.3	85.9#

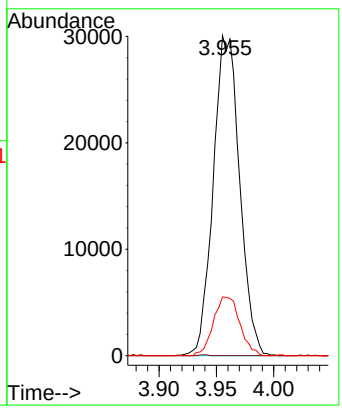

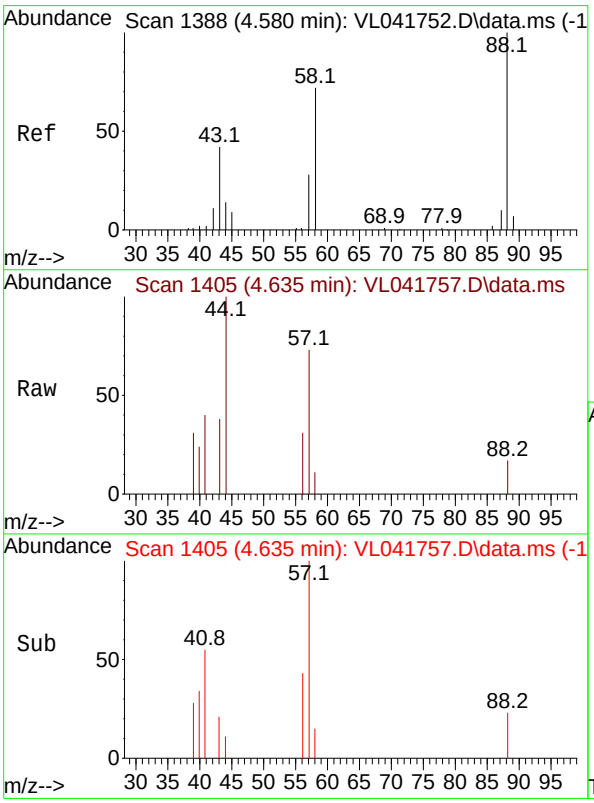

#40
1,4-Dioxane
Concen: 0.008 ppbv
RT: 4.635 min Scan# 1405
Delta R.T. 0.055 min
Lab File: VL041757.D
Acq: 16 Dec 2024 16:08

Tgt Ion: 88 Resp: 26

Ion	Ratio	Lower	Upper
88	100		
58	250.0	61.0	91.6#
43	1157.7	29.4	44.0#
57	3569.2	0.0	0.0#

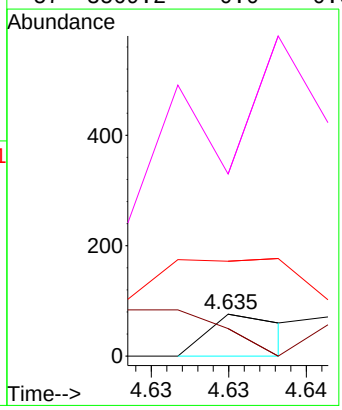

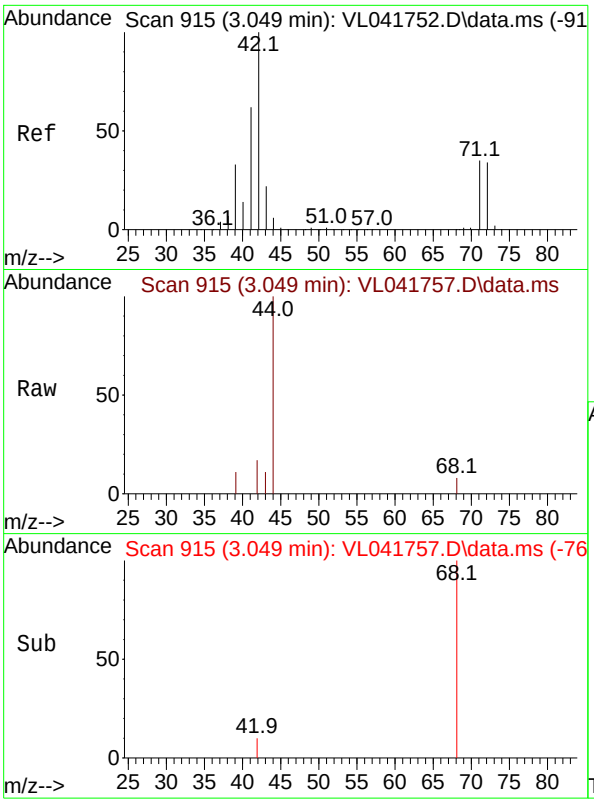

#41
Tetrahydrofuran
Concen: 0.007 ppbv
RT: 3.049 min Scan# 91
Delta R.T. -0.000 min
Lab File: VL041757.D
Acq: 16 Dec 2024 16:08

Instrument :
MSVOA_L
ClientSampleId :
VSTDICC0.03

Tgt Ion: 42 Resp: 55

Ion	Ratio	Lower	Upper
42	100		
72	0.0	29.1	43.7#
71	0.0	28.4	42.6#

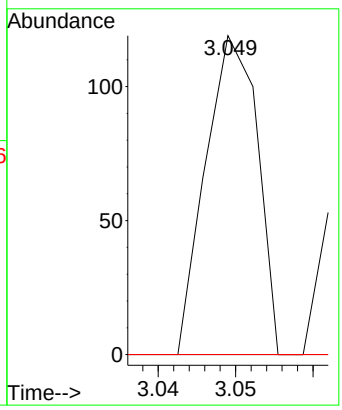

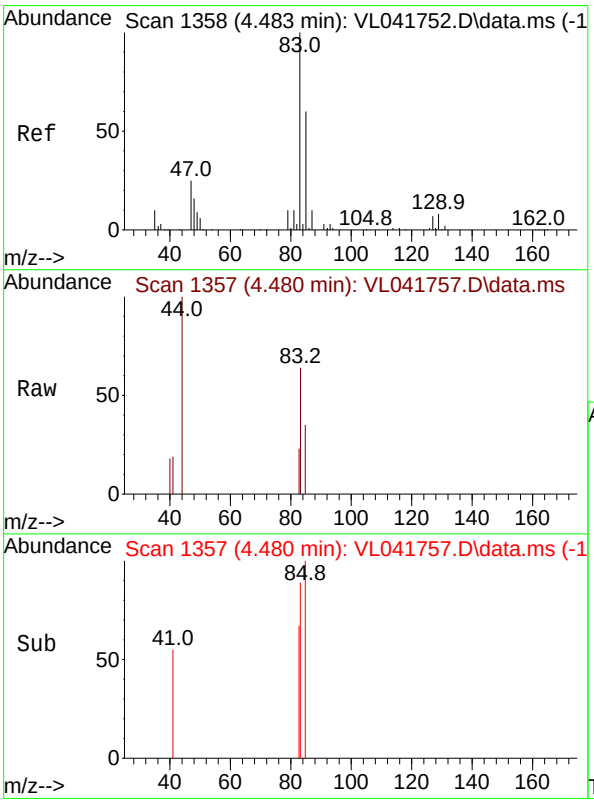

#42
Bromodichloromethane
Concen: 0.013 ppbv
RT: 4.480 min Scan# 1357
Delta R.T. -0.004 min
Lab File: VL041757.D
Acq: 16 Dec 2024 16:08

Tgt Ion: 83 Resp: 168

Ion	Ratio	Lower	Upper
83	100		
85	14.2	48.0	72.0#
127	0.0	5.8	8.8#

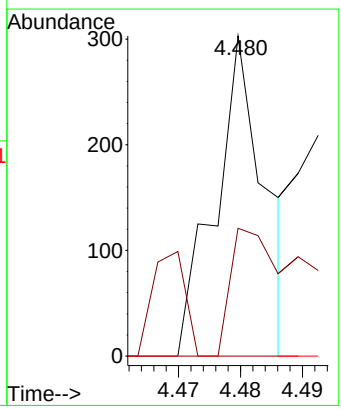

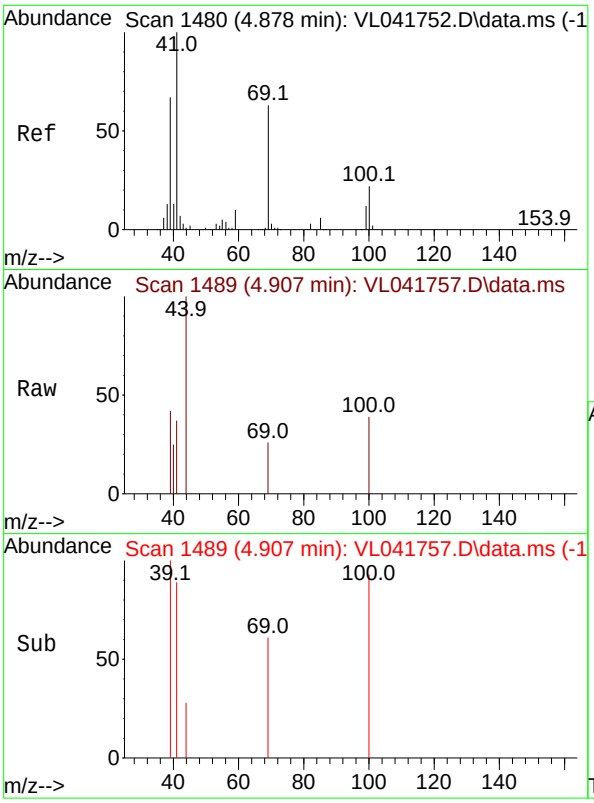

#43
Methyl Methacrylate
Concen: 0.006 ppbv
RT: 4.907 min Scan# 1
Delta R.T. 0.029 min
Lab File: VL041757.D
Acq: 16 Dec 2024 16:08

Instrument :
MSVOA_L
ClientSampleId :
VSTDICC0.03

Tgt Ion: 69 Resp: 39

Ion	Ratio	Lower	Upper
69	100		
41	1259.0	130.3	195.5#
100	248.7	28.3	42.5#

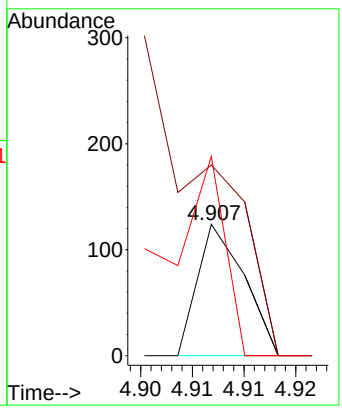

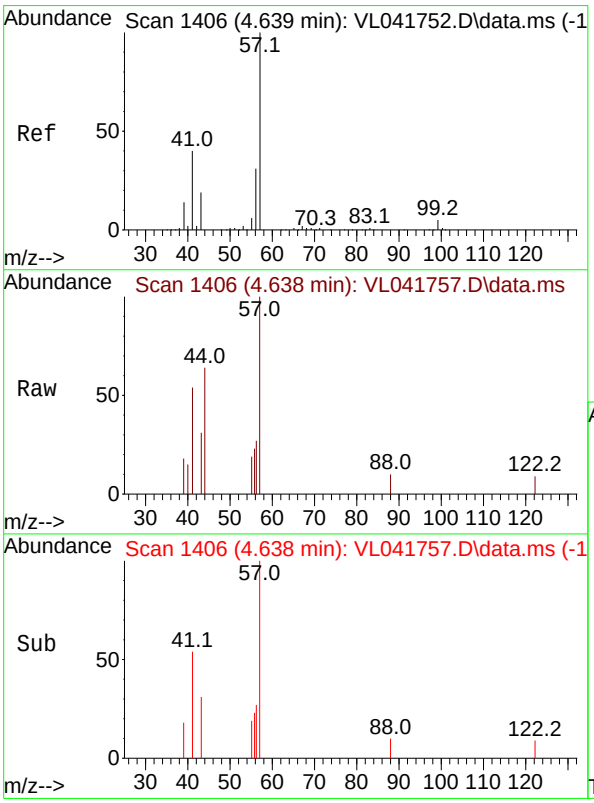

#44
2,2,4-Trimethylpentane
Concen: 0.014 ppbv
RT: 4.638 min Scan# 1406
Delta R.T. -0.000 min
Lab File: VL041757.D
Acq: 16 Dec 2024 16:08

Tgt Ion: 57 Resp: 425

Ion	Ratio	Lower	Upper
57	100		
41	117.9	30.7	46.1#
56	0.0	25.4	38.0#

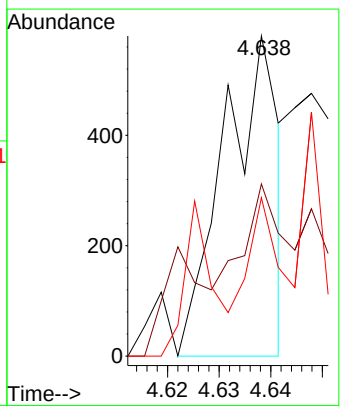

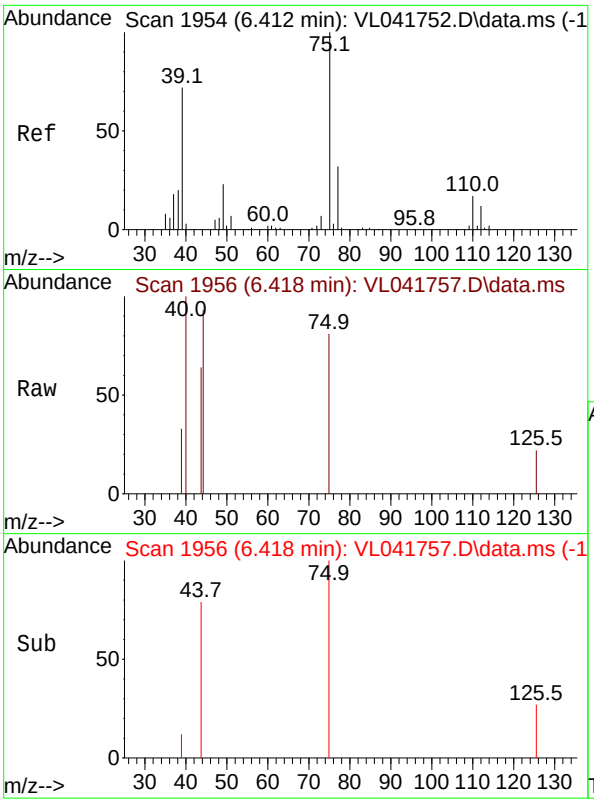

#45
t-1,3-Dichloropropene
Concen: 0.010 ppbv
RT: 6.418 min Scan# 1
Delta R.T. 0.006 min
Lab File: VL041757.D
Acq: 16 Dec 2024 16:08

Instrument :
MSVOA_L
ClientSampleId :
VSTDICC0.03

Tgt Ion: 75 Resp: 74

Ion	Ratio	Lower	Upper
75	100		
77	0.0	25.9	38.9#

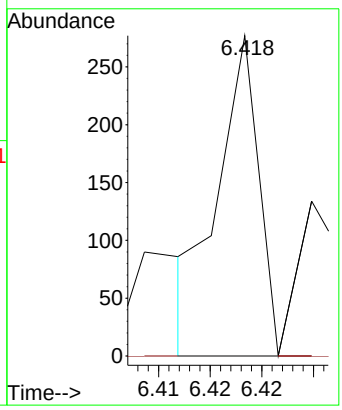

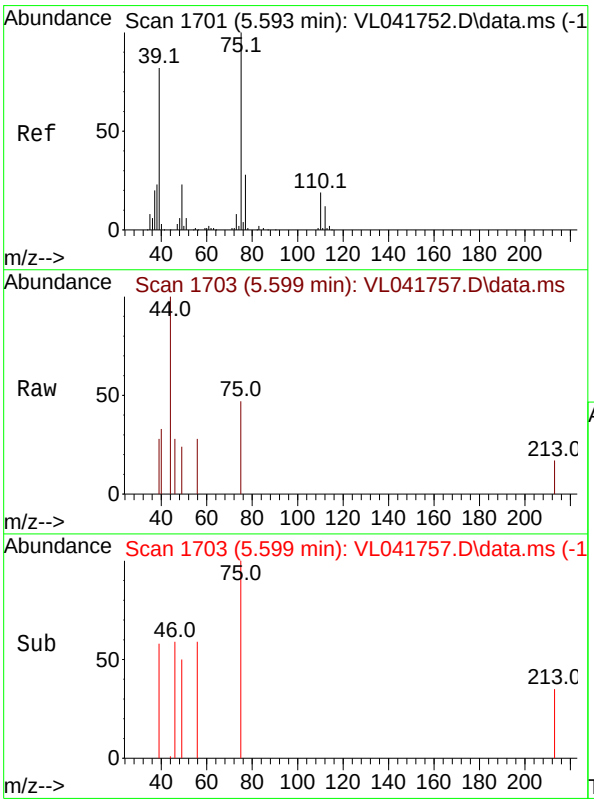

#46
cis-1,3-Dichloropropene
Concen: 0.007 ppbv
RT: 5.599 min Scan# 1703
Delta R.T. 0.006 min
Lab File: VL041757.D
Acq: 16 Dec 2024 16:08

Tgt Ion: 75 Resp: 67

Ion	Ratio	Lower	Upper
75	100		
39	58.5	65.2	97.8#
77	0.0	22.0	33.0#

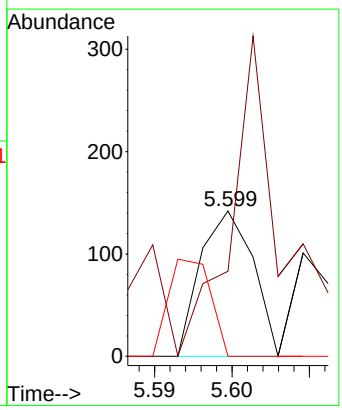

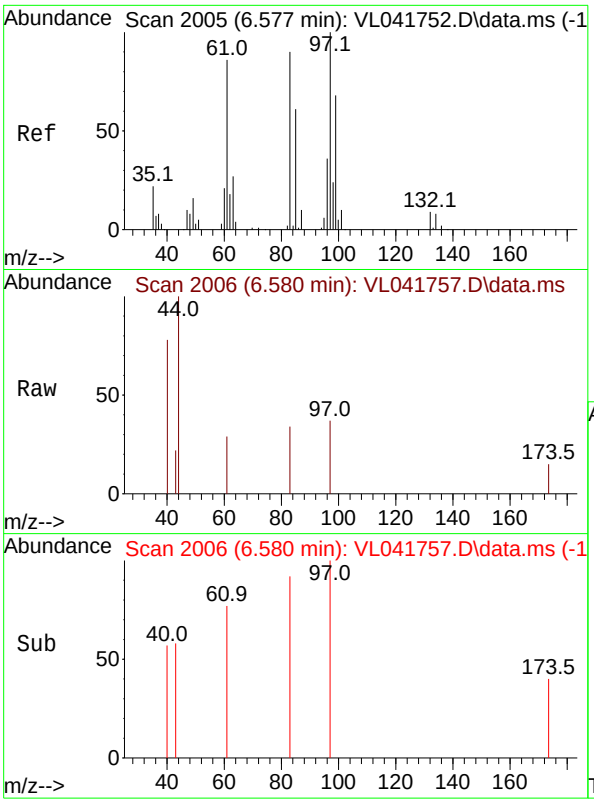

#47
1,1,2-Trichloroethane
Concen: 0.009 ppbv
RT: 6.580 min Scan# 2
Delta R.T. 0.003 min
Lab File: VL041757.D
Acq: 16 Dec 2024 16:08

Instrument :
MSVOA_L
ClientSampleId :
VSTDICC0.03

Tgt Ion: 97 Resp: 59

Ion	Ratio	Lower	Upper
97	100		
83	86.3	72.3	108.5
85	0.0	48.5	72.7#
99	0.0	54.0	81.0#

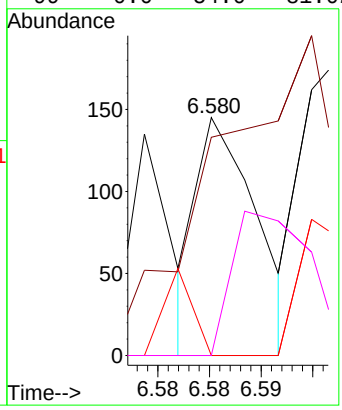

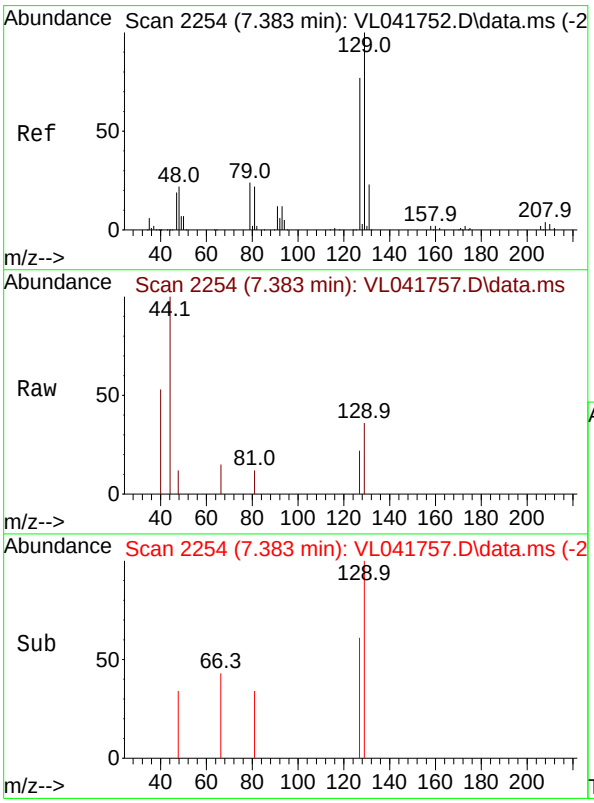

#48
Dibromochloromethane
Concen: 0.013 ppbv
RT: 7.383 min Scan# 2254
Delta R.T. -0.000 min
Lab File: VL041757.D
Acq: 16 Dec 2024 16:08

Tgt Ion:129 Resp: 117

Ion	Ratio	Lower	Upper
129	100		
127	64.1	38.8	116.3

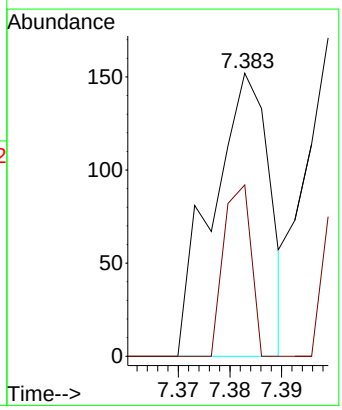

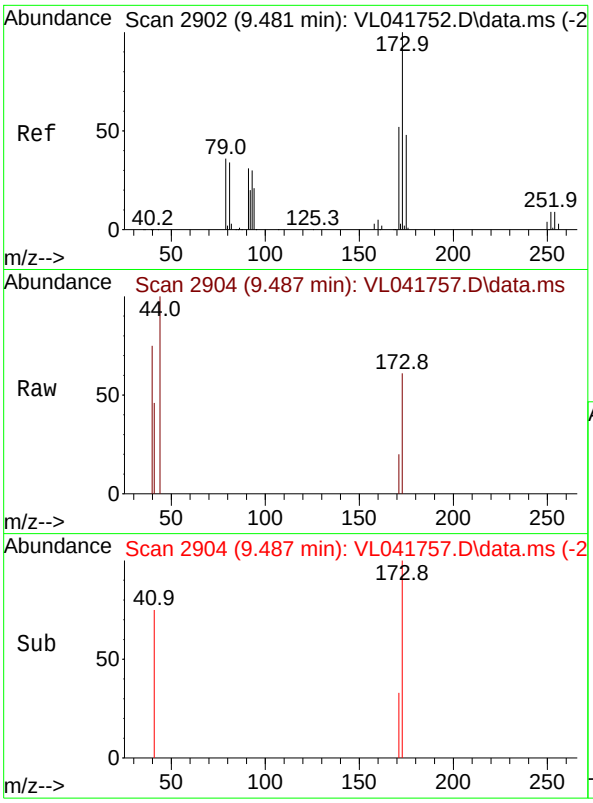

#49
Bromoform
Concen: 0.015 ppbv
RT: 9.487 min Scan# 2
Delta R.T. 0.006 min
Lab File: VL041757.D
Acq: 16 Dec 2024 16:08

Instrument :
MSVOA_L
ClientSampleId :
VSTDICC0.03

Tgt Ion:173 Resp: 118

Ion	Ratio	Lower	Upper
173	100		
175	42.4	38.2	57.2
171	56.8	41.1	61.7

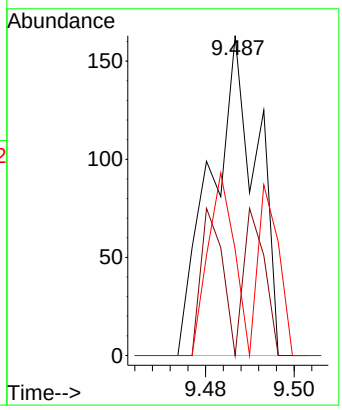

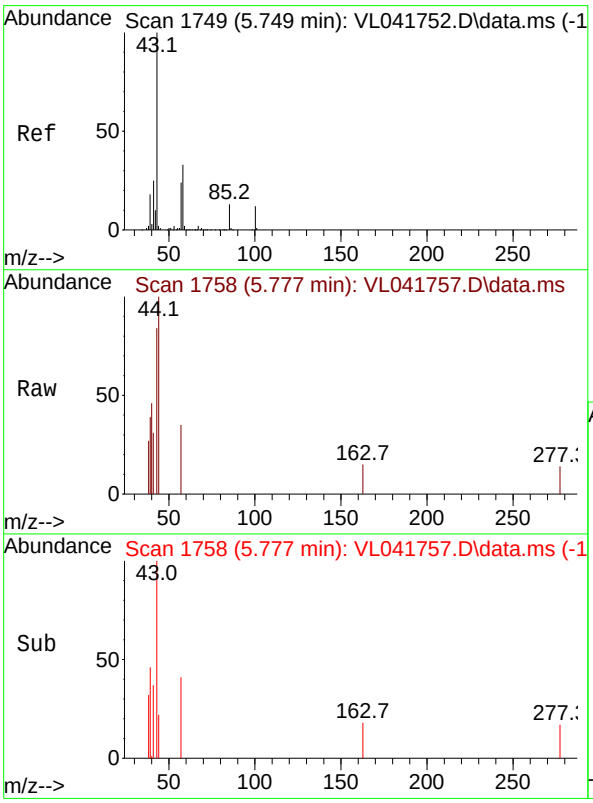

#50
4-Methyl-2-Pentanone
Concen: 0.018 ppbv
RT: 5.777 min Scan# 1758
Delta R.T. 0.029 min
Lab File: VL041757.D
Acq: 16 Dec 2024 16:08

Tgt Ion: 43 Resp: 350

Ion	Ratio	Lower	Upper
43	100		
58	0.0	26.8	40.2#

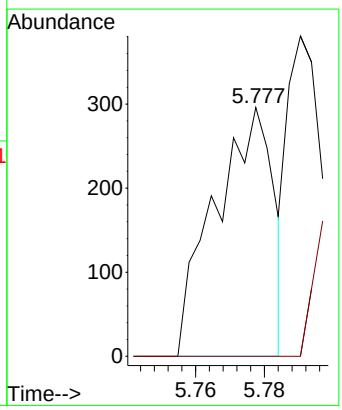

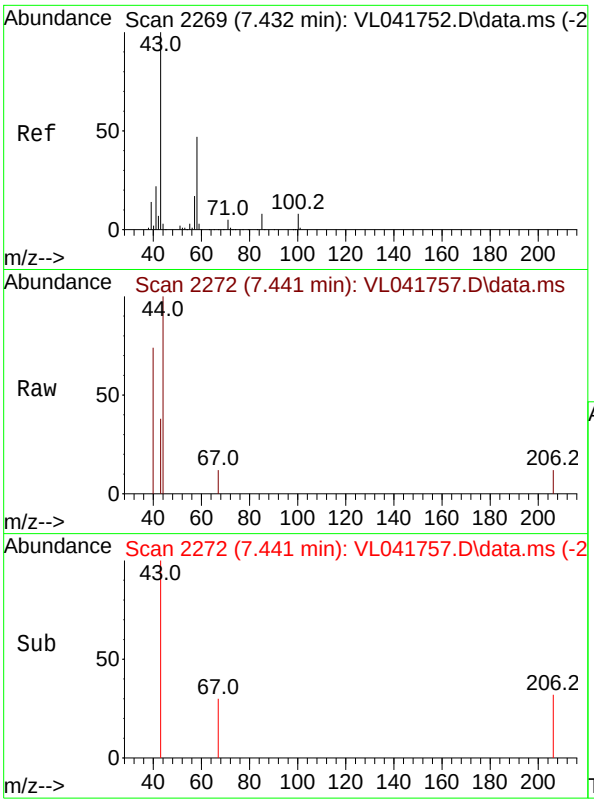

#51
2-Hexanone
Concen: 0.006 ppbv
RT: 7.441 min Scan# 2
Delta R.T. 0.009 min
Lab File: VL041757.D
Acq: 16 Dec 2024 16:08

Instrument :
MSVOA_L
ClientSampleId :
VSTDICC0.03

Tgt Ion: 43 Resp: 97

Ion	Ratio	Lower	Upper
43	100		
58	0.0	36.6	55.0#
98	0.0	0.1	0.1#

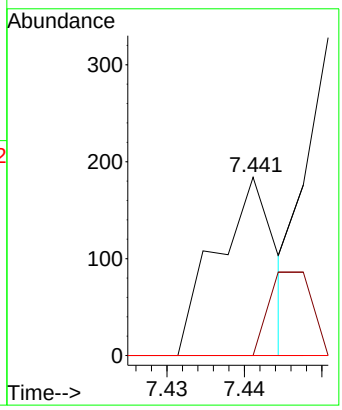

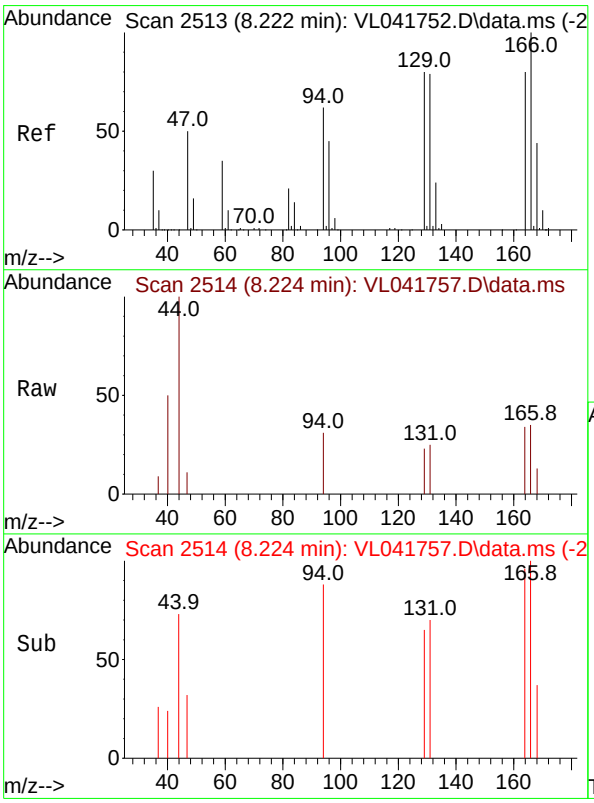

#52
Tetrachloroethene
Concen: 0.020 ppbv
RT: 8.224 min Scan# 2514
Delta R.T. 0.003 min
Lab File: VL041757.D
Acq: 16 Dec 2024 16:08

Tgt Ion:164 Resp: 135

Ion	Ratio	Lower	Upper
164	100		
166	104.3	99.8	149.6
129	67.7	79.6	119.4#
131	73.1	78.6	117.8#

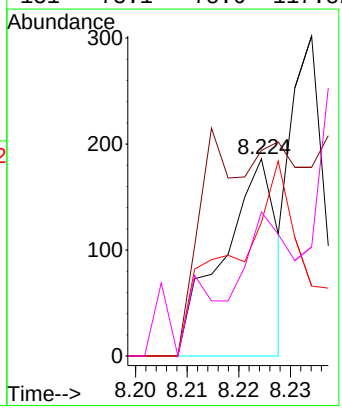

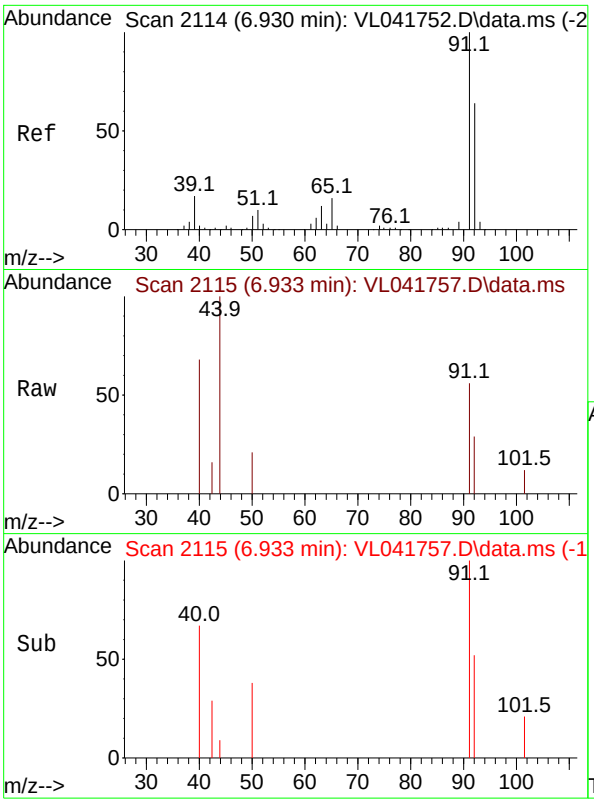

#53
Toluene
Concen: 0.015 ppbv
RT: 6.933 min Scan# 2
Delta R.T. 0.003 min
Lab File: VL041757.D
Acq: 16 Dec 2024 16:08

Instrument :
MSVOA_L
ClientSampleId :
VSTDICC0.03

Tgt Ion: 91 Resp: 304

Ion	Ratio	Lower	Upper
91	100		
92	0.0	47.9	71.9#

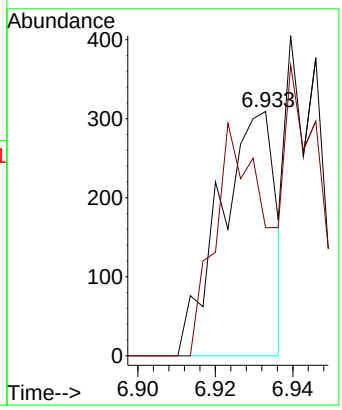

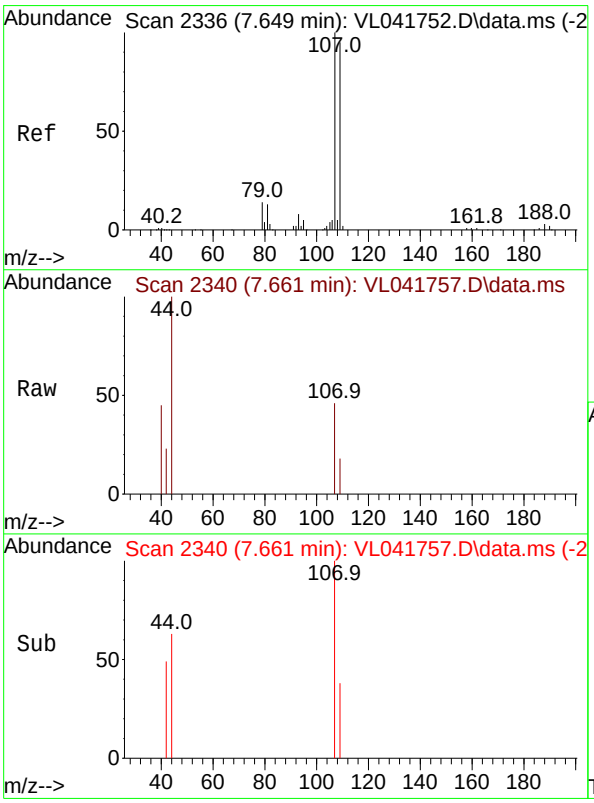

#54
1,2-Dibromoethane
Concen: 0.023 ppbv
RT: 7.661 min Scan# 2340
Delta R.T. 0.012 min
Lab File: VL041757.D
Acq: 16 Dec 2024 16:08

Tgt Ion:107 Resp: 213

Ion	Ratio	Lower	Upper
107	100		
109	38.3	75.9	113.9#

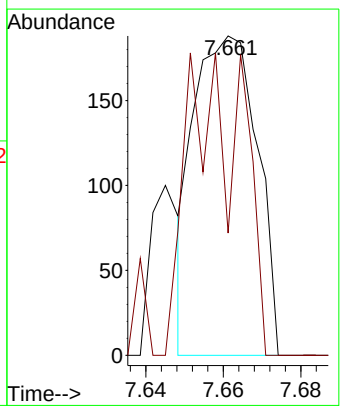

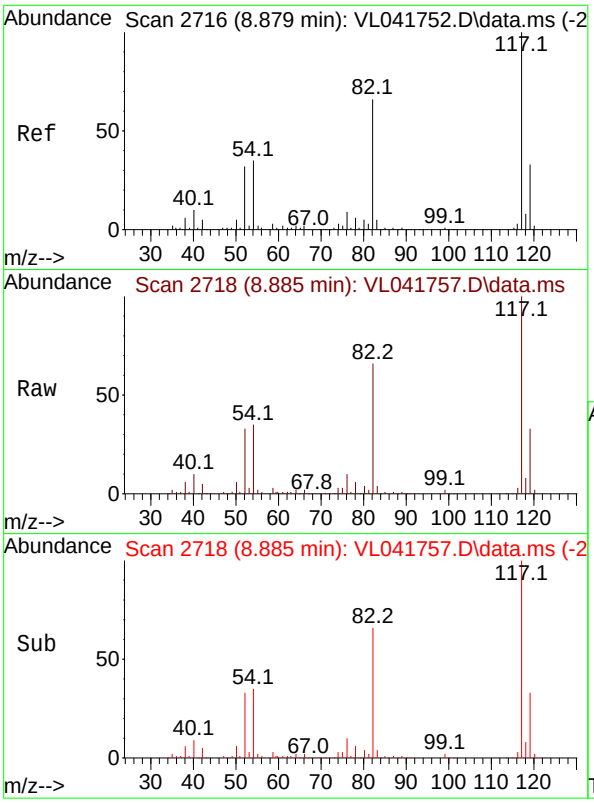

#55
Chlorobenzene-d5
Concen: 10.000 ppbv
RT: 8.885 min Scan# 2
Delta R.T. 0.006 min
Lab File: VL041757.D
Acq: 16 Dec 2024 16:08

Instrument :
MSVOA_L
ClientSampleId :
VSTDICC0.03

Tgt Ion:117 Resp: 154998

Ion	Ratio	Lower	Upper
117	100		
82	67.6	53.8	80.8
119	32.9	26.7	40.1

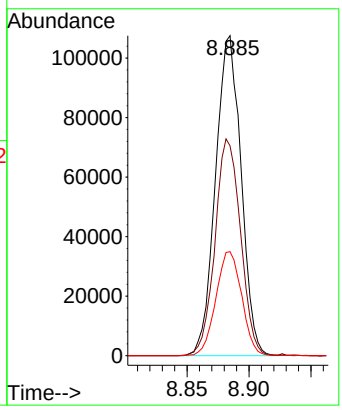

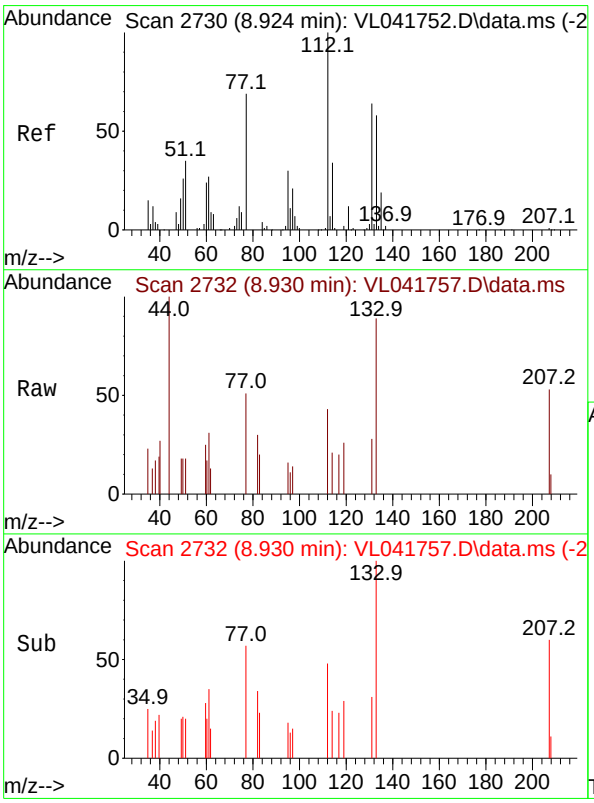

#56
1,1,1,2-Tetrachloroethane
Concen: 0.010 ppbv
RT: 8.930 min Scan# 2732
Delta R.T. 0.006 min
Lab File: VL041757.D
Acq: 16 Dec 2024 16:08

Tgt Ion:131 Resp: 86

Ion	Ratio	Lower	Upper
131	100		
133	350.0	76.8	115.2#
119	0.0	49.0	73.6#

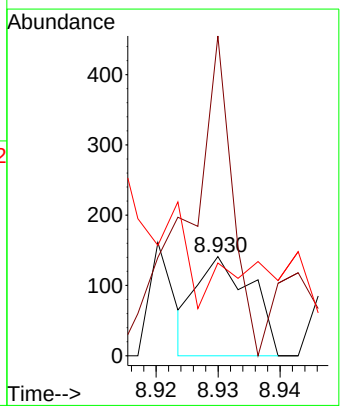

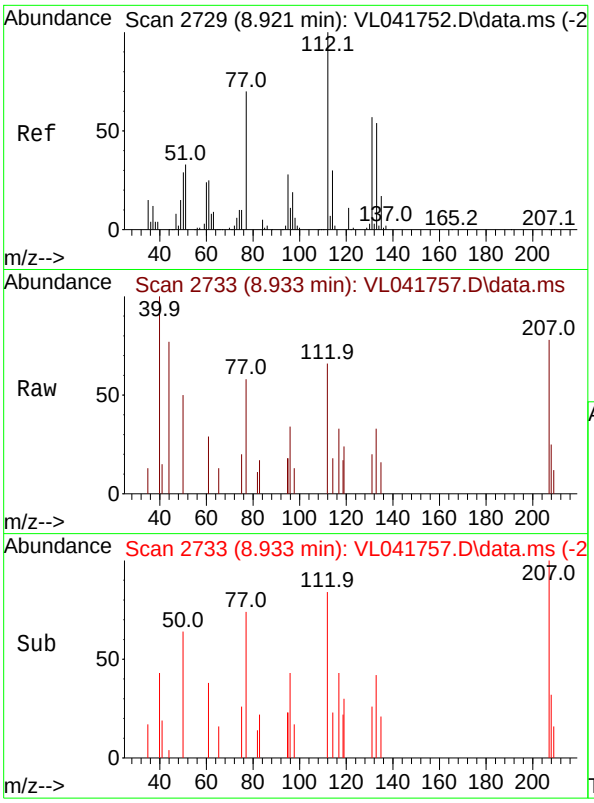

#57
Chlorobenzene
Concen: 0.007 ppbv
RT: 8.933 min Scan# 2
Delta R.T. 0.012 min
Lab File: VL041757.D
Acq: 16 Dec 2024 16:08

Instrument :
MSVOA_L
ClientSampleId :
VSTDICC0.03

Tgt Ion:112 Resp: 114

Ion	Ratio	Lower	Upper
112	100		
77	38.8	57.4	86.0#
114	27.0	27.4	33.4#

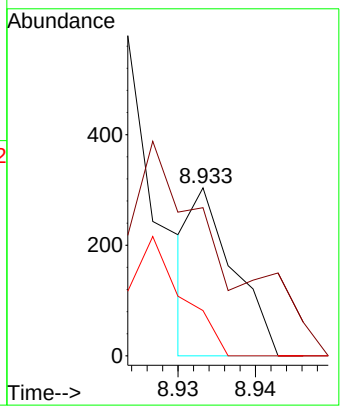

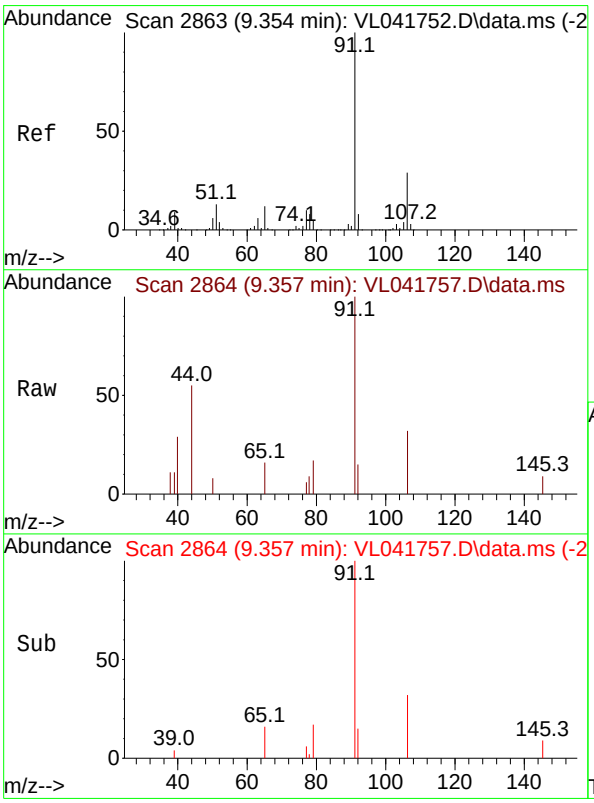

#58
Ethyl Benzene
Concen: 0.018 ppbv
RT: 9.357 min Scan# 2864
Delta R.T. 0.003 min
Lab File: VL041757.D
Acq: 16 Dec 2024 16:08

Tgt Ion: 91 Resp: 516

Ion	Ratio	Lower	Upper
91	100		
106	34.3	23.5	35.3

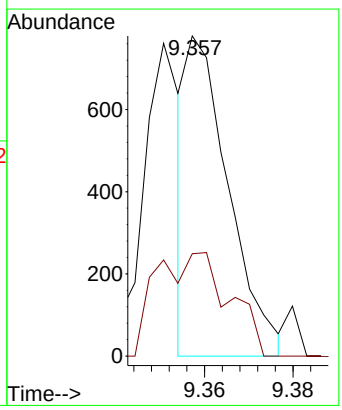

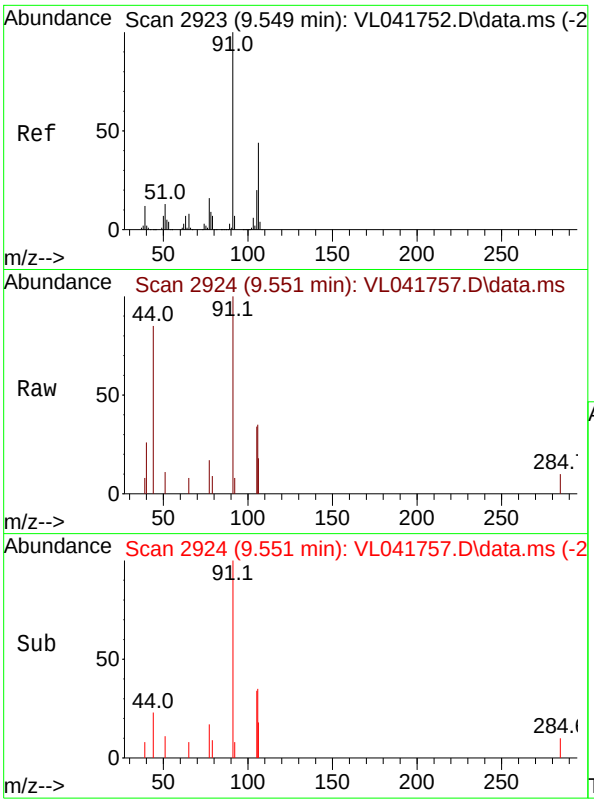

#59
m/p-Xylene
Concen: 0.022 ppbv
RT: 9.551 min Scan# 2
Delta R.T. 0.003 min
Lab File: VL041757.D
Acq: 16 Dec 2024 16:08

Instrument :
MSVOA_L
ClientSampleId :
VSTDICC0.03

Tgt Ion: 91 Resp: 500

Ion	Ratio	Lower	Upper
91	100		
106	135.6	0.0	0.0#

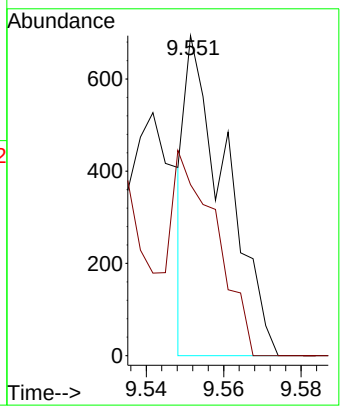

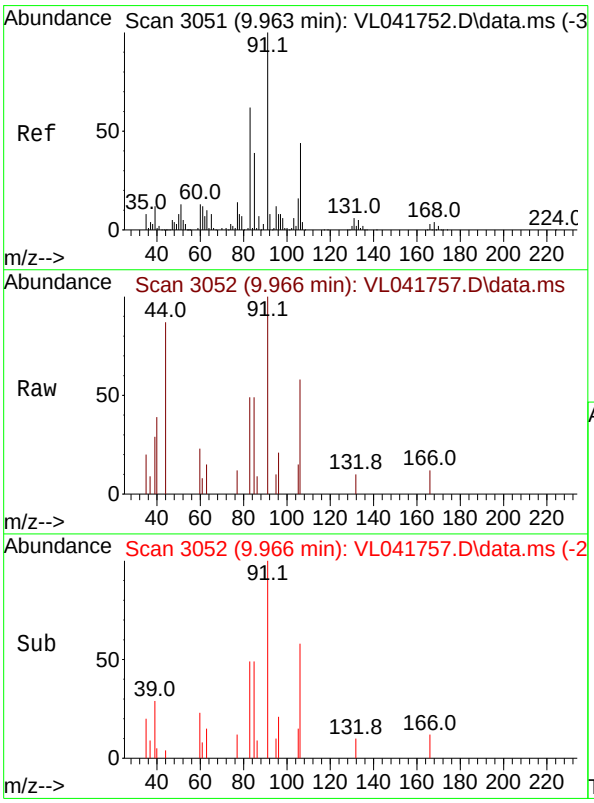

#60
o-Xylene
Concen: 0.035 ppbv
RT: 9.966 min Scan# 3052
Delta R.T. 0.003 min
Lab File: VL041757.D
Acq: 16 Dec 2024 16:08

Tgt Ion: 91 Resp: 796

Ion	Ratio	Lower	Upper
91	100		
106	52.9	21.1	63.4

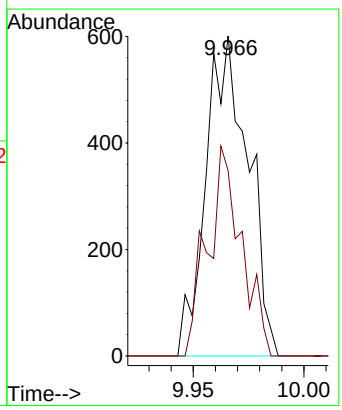

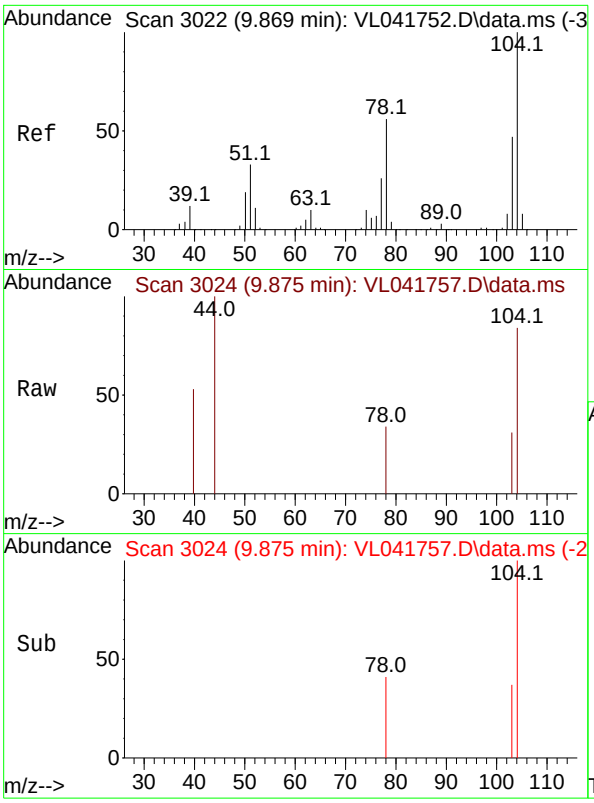

#61
Styrene
Concen: 0.027 ppbv
RT: 9.875 min Scan# 3
Delta R.T. 0.006 min
Lab File: VL041757.D
Acq: 16 Dec 2024 16:08

Instrument :
MSVOA_L
ClientSampleId :
VSTDICC0.03

Tgt Ion:104 Resp: 267

Ion	Ratio	Lower	Upper
104	100		
78	28.8	43.8	65.6#
103	37.8	37.8	56.6

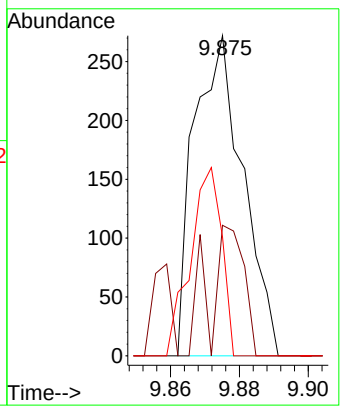

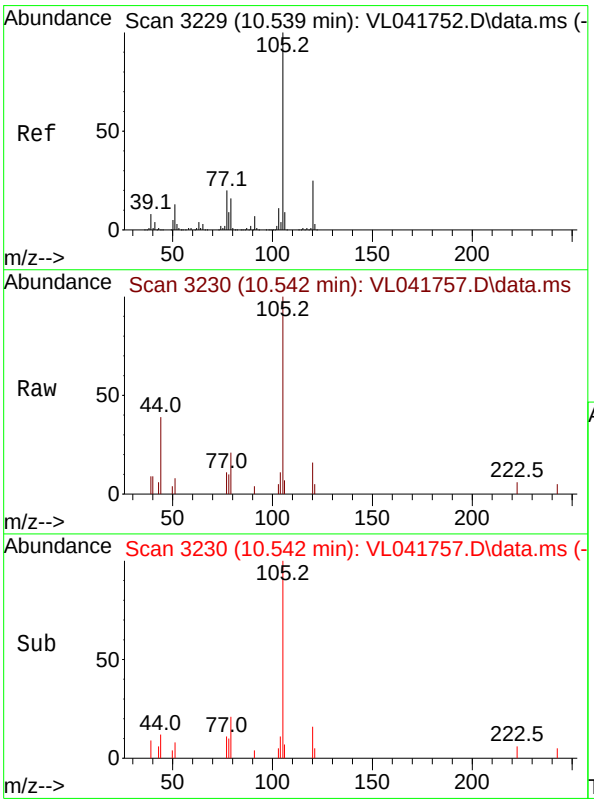

#62
Isopropylbenzene
Concen: 0.035 ppbv
RT: 10.542 min Scan# 3230
Delta R.T. 0.003 min
Lab File: VL041757.D
Acq: 16 Dec 2024 16:08

Tgt Ion:105 Resp: 1186

Ion	Ratio	Lower	Upper
105	100		
120	20.7	19.8	29.8

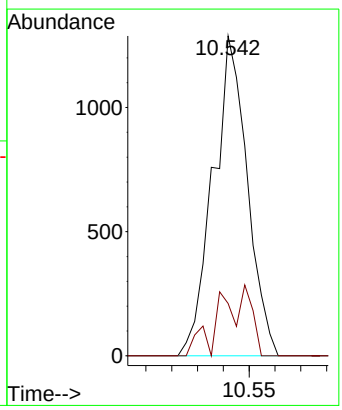

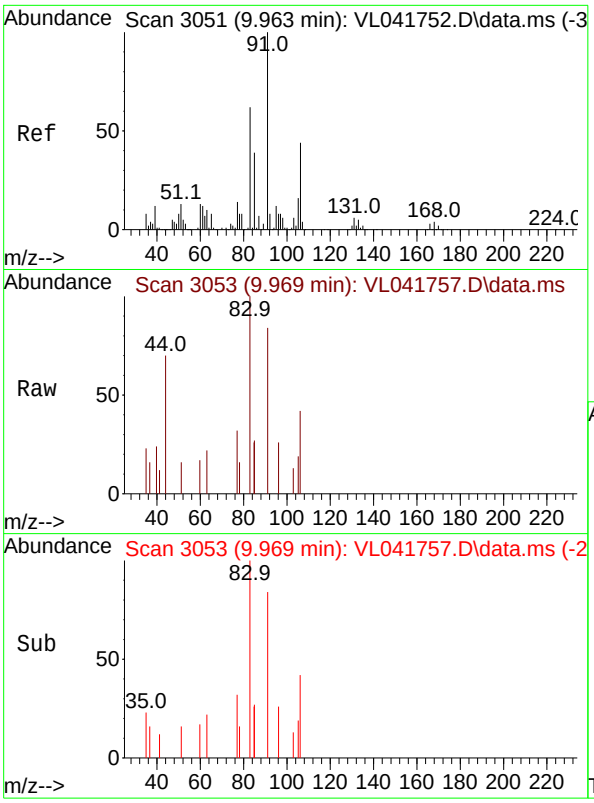

#63
1,1,2,2-Tetrachloroethane
Concen: 0.032 ppbv
RT: 9.969 min Scan# 3
Delta R.T. 0.006 min
Lab File: VL041757.D
Acq: 16 Dec 2024 16:08

Instrument :
MSVOA_L
ClientSampleId :
VSTDICC0.03

Tgt Ion: 83 Resp: 455

Ion	Ratio	Lower	Upper
83	100		
131	0.0	4.9	14.7#
85	63.5	32.0	96.2

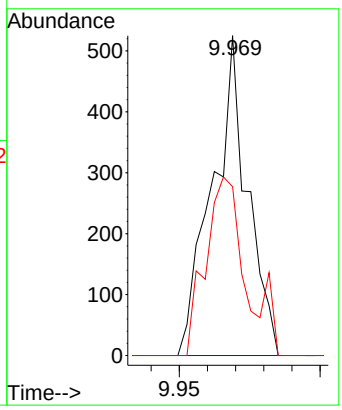

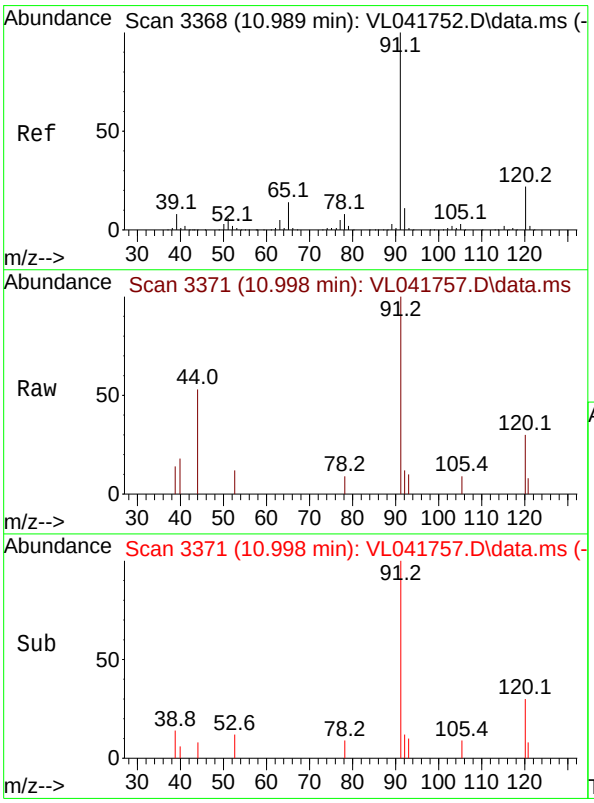

#64
n-propylbenzene
Concen: 0.015 ppbv
RT: 10.998 min Scan# 3371
Delta R.T. 0.009 min
Lab File: VL041757.D
Acq: 16 Dec 2024 16:08

Tgt Ion:120 Resp: 126

Ion	Ratio	Lower	Upper
120	100		
91	0.0	387.3	580.9#

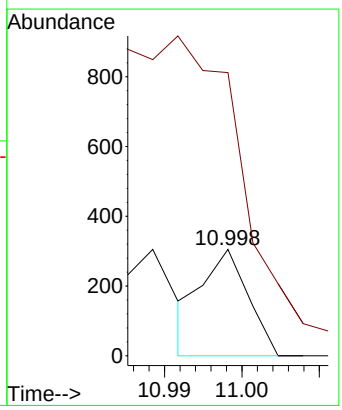

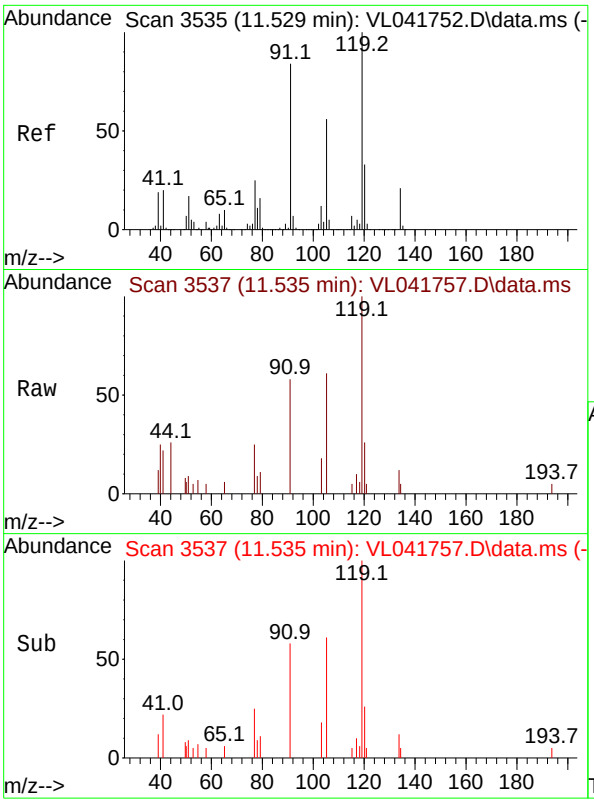

#65
tert-Butylbenzene
Concen: 0.015 ppbv
RT: 11.535 min Scan# 3
Delta R.T. 0.006 min
Lab File: VL041757.D
Acq: 16 Dec 2024 16:08

Instrument :
MSVOA_L
ClientSampleId :
VSTDICC0.03

Tgt Ion:119 Resp: 444

Ion	Ratio	Lower	Upper
119	100		
91	188.3	67.0	100.4#
134	0.0	16.5	24.7#

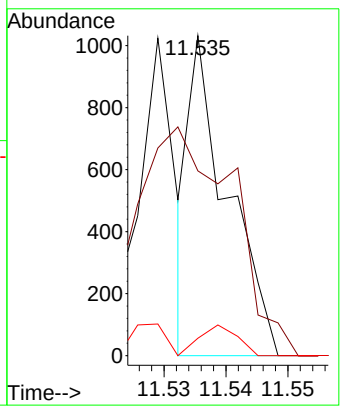

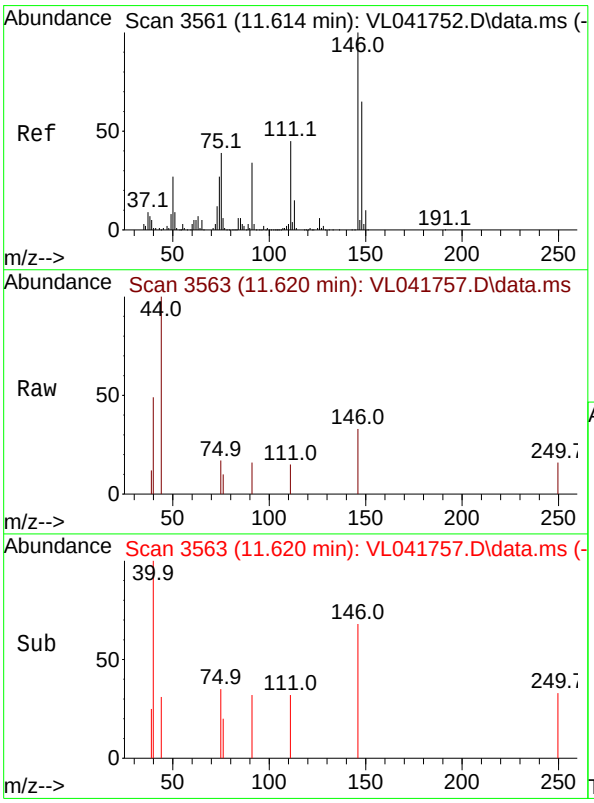

#66
Benzyl Chloride
Concen: 0.016 ppbv
RT: 11.620 min Scan# 3563
Delta R.T. 0.006 min
Lab File: VL041757.D
Acq: 16 Dec 2024 16:08

Tgt Ion: 91 Resp: 43

Ion	Ratio	Lower	Upper
91	100		
126	0.0	13.9	20.9#
128	0.0	4.4	6.6#

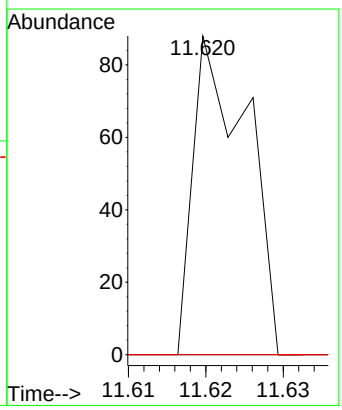

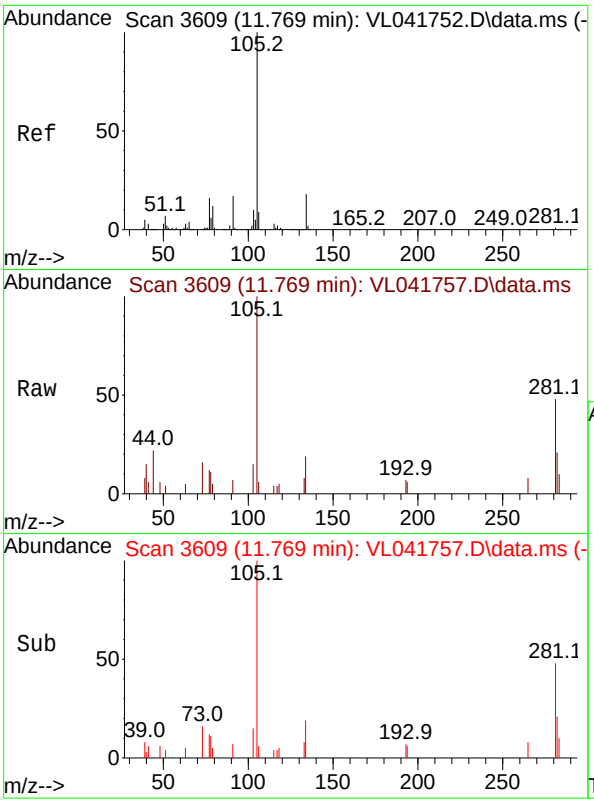

#67
sec-Butylbenzene
Concen: 0.028 ppbv
RT: 11.769 min Scan# 3
Delta R.T. -0.000 min
Lab File: VL041757.D
Acq: 16 Dec 2024 16:08

Instrument :
MSVOA_L
ClientSampleId :
VSTDICC0.03

Tgt Ion:105 Resp: 1194

Ion	Ratio	Lower	Upper
105	100		
134	11.9	14.5	21.7#

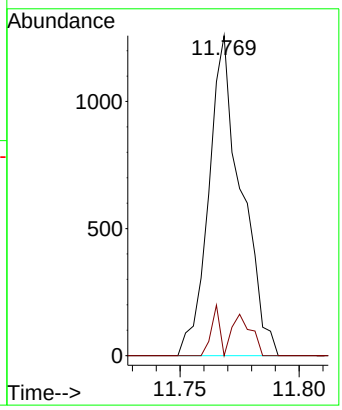

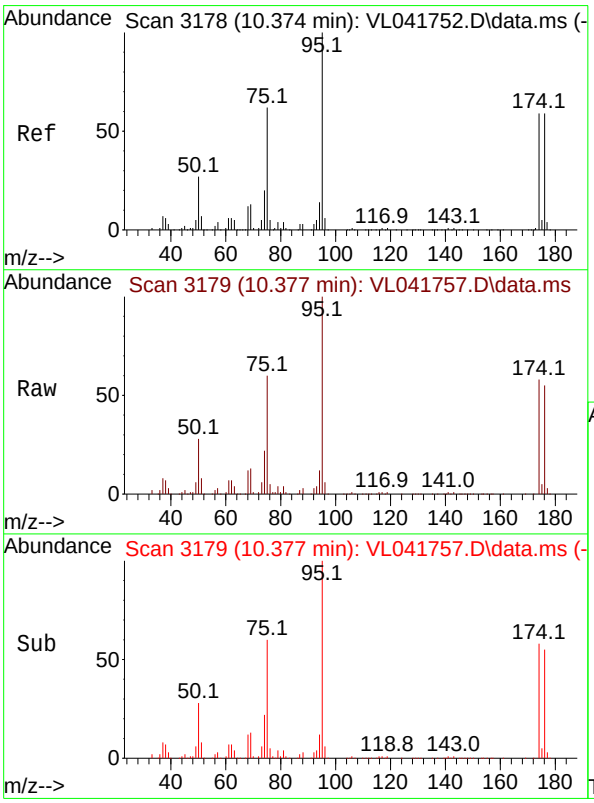

#68
1-Bromo-4-Fluorobenzene
Concen: 9.923 ppbv
RT: 10.377 min Scan# 3179
Delta R.T. 0.003 min
Lab File: VL041757.D
Acq: 16 Dec 2024 16:08

Tgt Ion: 95 Resp: 128167

Ion	Ratio	Lower	Upper
95	100		
174	59.8	47.6	71.4
175	4.7	3.7	5.5

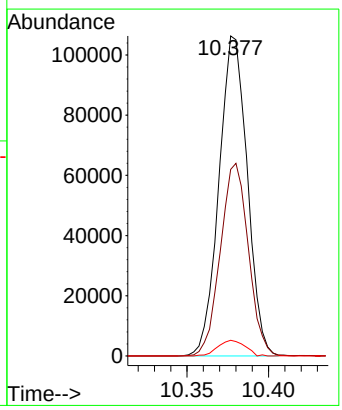

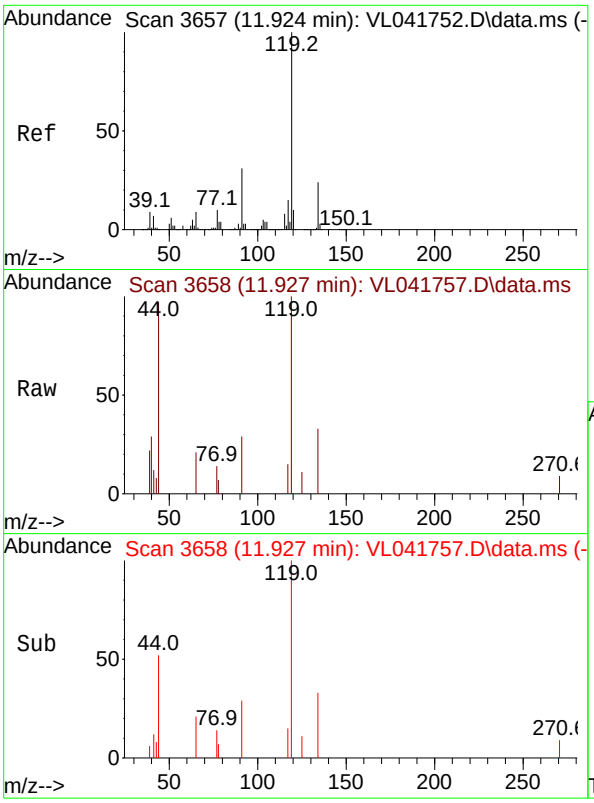

#69
p-Isopropyltoluene
Concen: 0.022 ppbv
RT: 11.927 min Scan# 3
Delta R.T. 0.003 min
Lab File: VL041757.D
Acq: 16 Dec 2024 16:08

Instrument :
MSVOA_L
ClientSampleId :
VSTDICC0.03

Tgt Ion:119 Resp: 781

Ion	Ratio	Lower	Upper
119	100		
134	28.0	19.6	29.4
91	40.3	24.4	36.6#

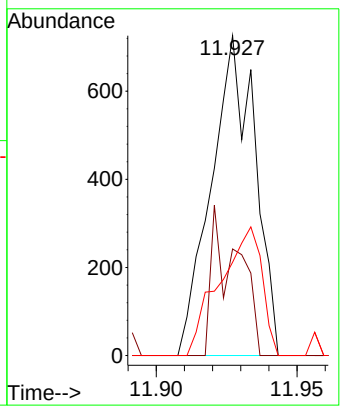

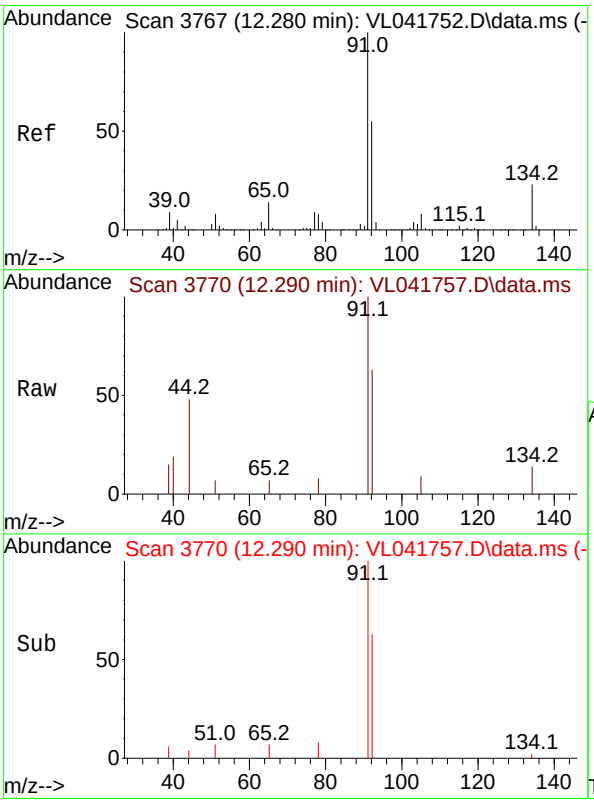

#70
n-Butylbenzene
Concen: 0.010 ppbv
RT: 12.290 min Scan# 3770
Delta R.T. 0.009 min
Lab File: VL041757.D
Acq: 16 Dec 2024 16:08

Tgt Ion: 91 Resp: 344

Ion	Ratio	Lower	Upper
91	100		
92	159.0	43.2	64.8#
134	61.0	18.2	27.4#

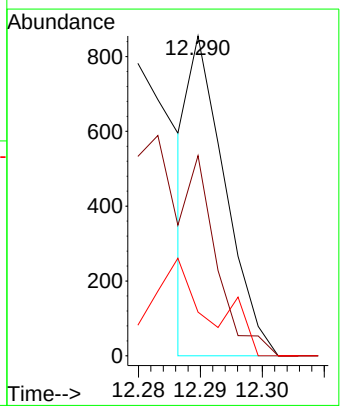

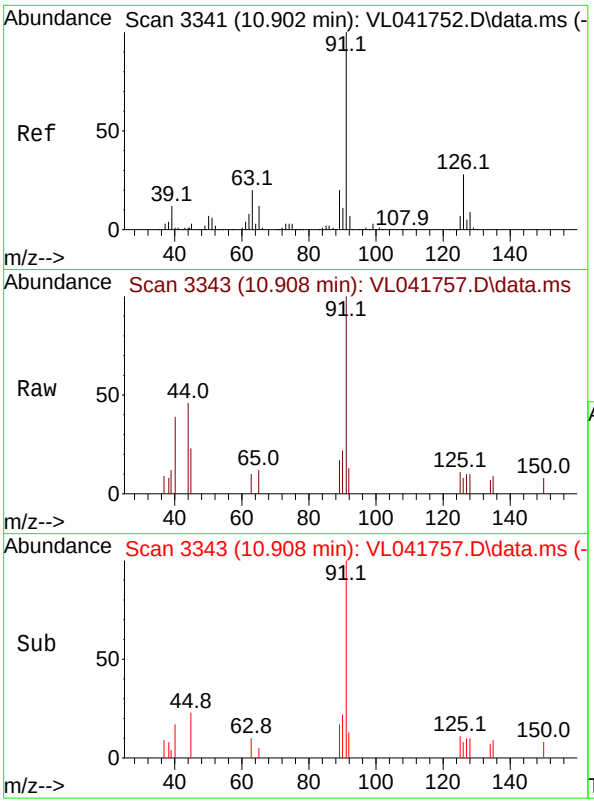

#71
2-Chlorotoluene
Concen: 0.017 ppbv
RT: 10.908 min Scan# 3
Delta R.T. 0.006 min
Lab File: VL041757.D
Acq: 16 Dec 2024 16:08

Instrument :
MSVOA_L
ClientSampleId :
VSTDICC0.03

Tgt Ion: 91 Resp: 428

Ion	Ratio	Lower	Upper
91	100		
126	51.9	11.6	46.4#

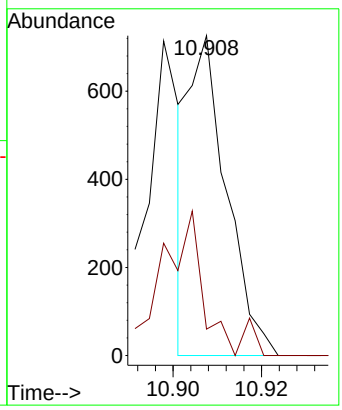

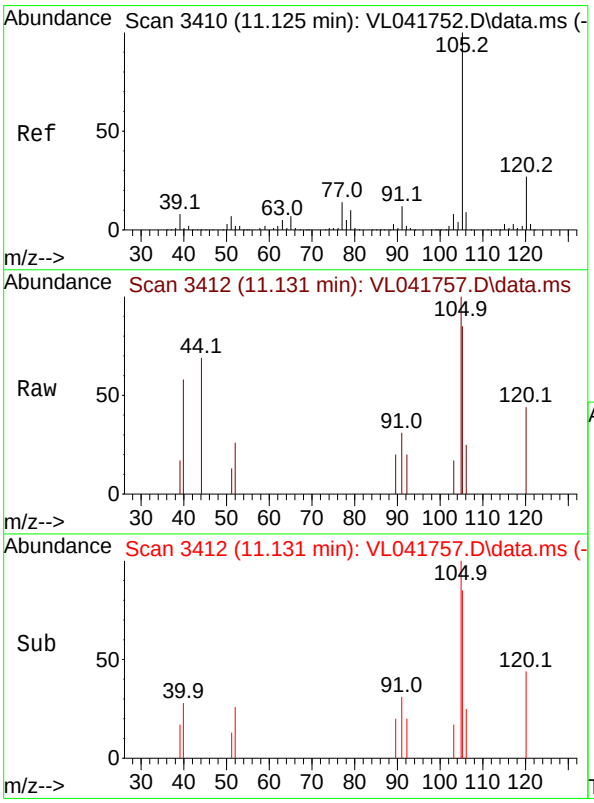

#72
4-Ethyltoluene
Concen: 0.016 ppbv
RT: 11.131 min Scan# 3412
Delta R.T. 0.006 min
Lab File: VL041757.D
Acq: 16 Dec 2024 16:08

Tgt Ion:105 Resp: 424

Ion	Ratio	Lower	Upper
105	100		
120	17.0	23.3	34.9#
91	34.7	10.9	16.3#
77	12.7	11.6	17.4

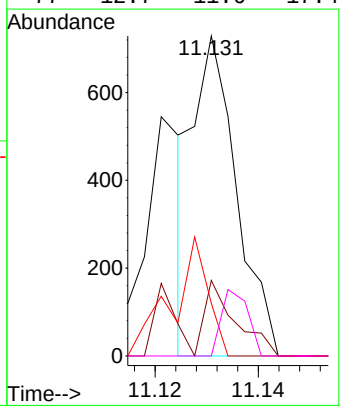

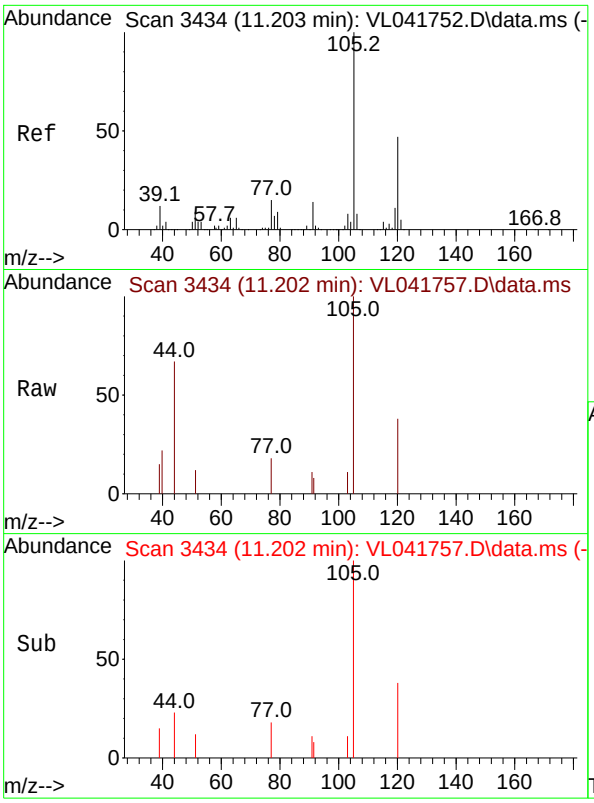

#73
1,3,5-Trimethylbenzene
Concen: 0.025 ppbv
RT: 11.202 min Scan# 3
Delta R.T. -0.000 min
Lab File: VL041757.D
Acq: 16 Dec 2024 16:08

Instrument :
MSVOA_L
ClientSampleId :
VSTDICC0.03

Tgt Ion:105 Resp: 540

Ion	Ratio	Lower	Upper
105	100		
120	38.0	37.4	56.2

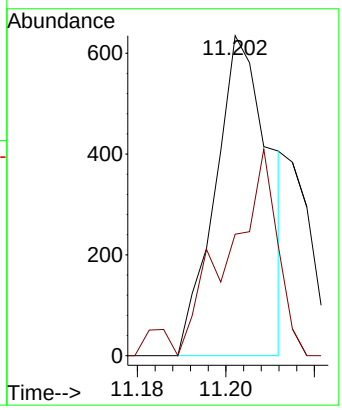

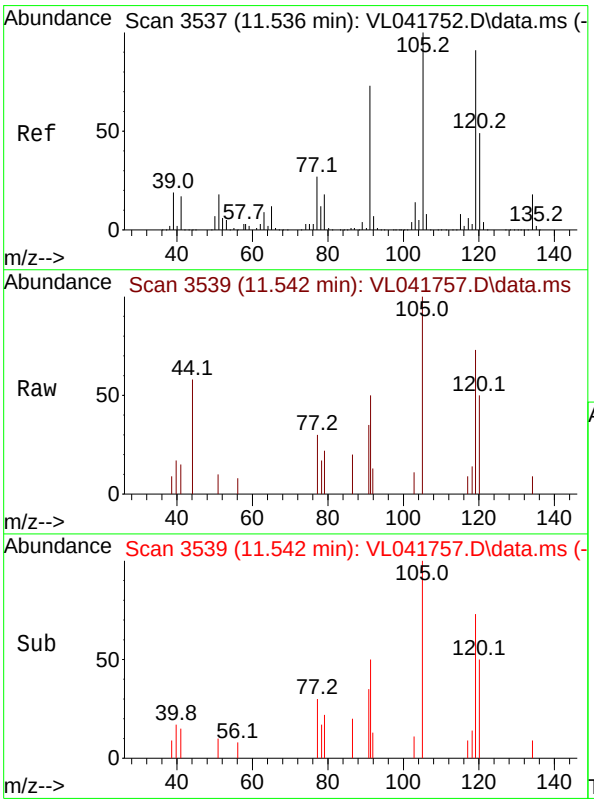

#74
1,2,4-Trimethylbenzene
Concen: 0.031 ppbv
RT: 11.542 min Scan# 3539
Delta R.T. 0.006 min
Lab File: VL041757.D
Acq: 16 Dec 2024 16:08

Tgt Ion:105 Resp: 724

Ion	Ratio	Lower	Upper
105	100		
120	49.8	39.0	58.4
91	85.7	58.1	87.1
77	29.6	21.8	32.8

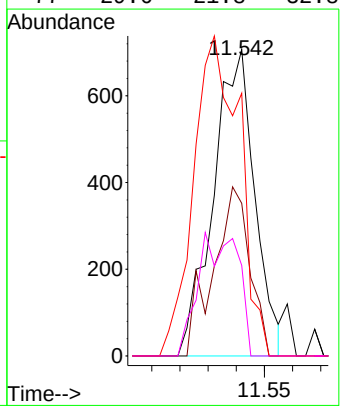

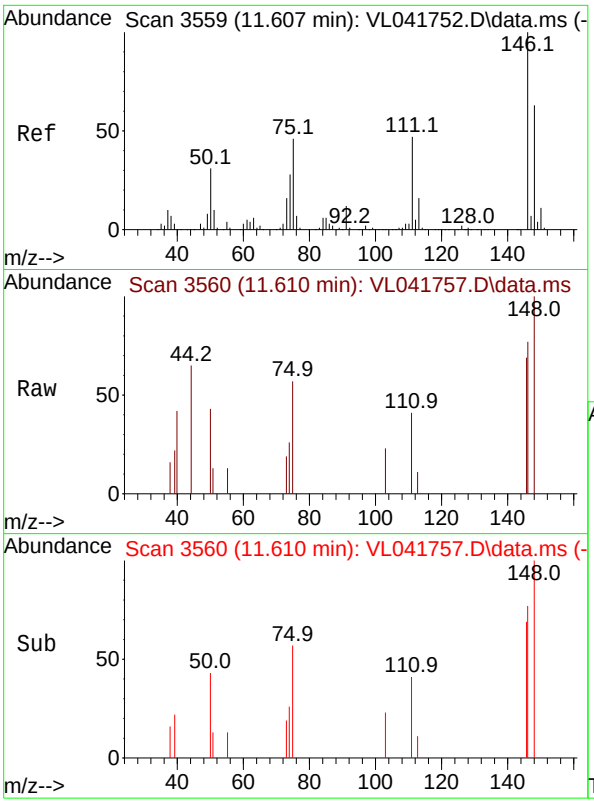

#75
1,3-Dichlorobenzene
Concen: 0.041 ppbv
RT: 11.610 min Scan# 3
Delta R.T. 0.003 min
Lab File: VL041757.D
Acq: 16 Dec 2024 16:08

Instrument :
MSVOA_L
ClientSampleId :
VSTDICC0.03

Tgt Ion:146 Resp: 613

Ion	Ratio	Lower	Upper
146	100		
111	37.8	23.4	70.3
148	41.4	31.6	95.0

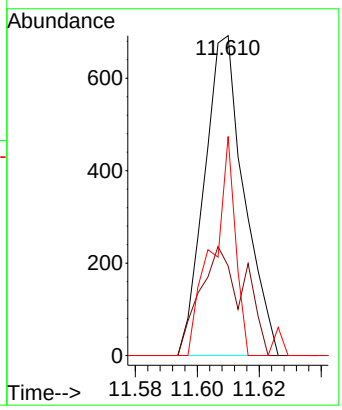

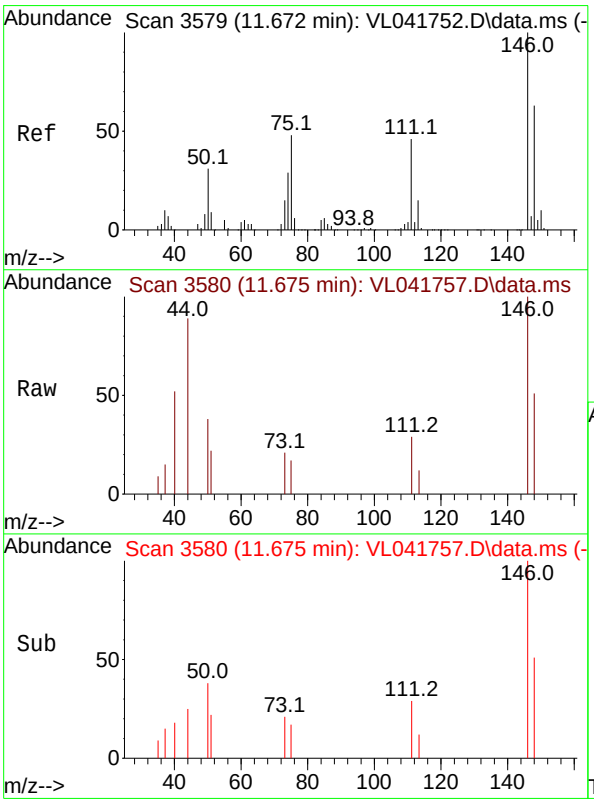

#76
1,4-Dichlorobenzene
Concen: 0.037 ppbv
RT: 11.675 min Scan# 3580
Delta R.T. 0.003 min
Lab File: VL041757.D
Acq: 16 Dec 2024 16:08

Tgt Ion:146 Resp: 547

Ion	Ratio	Lower	Upper
146	100		
111	27.6	22.7	68.1
148	59.8	31.4	94.0

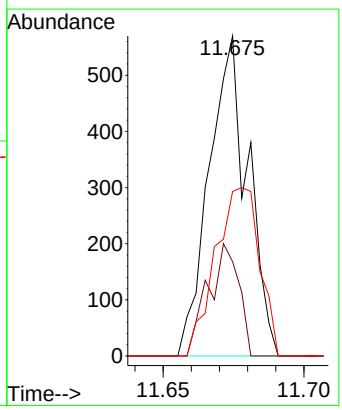

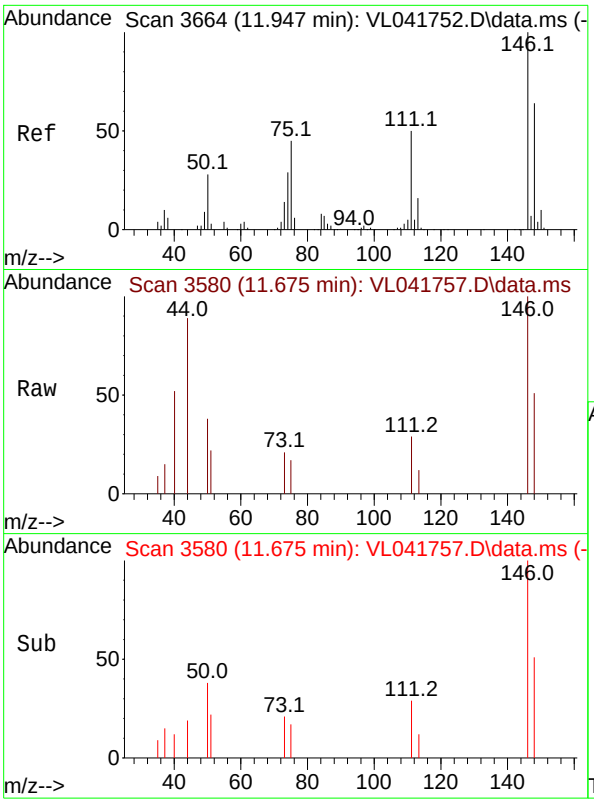

#77
1,2-Dichlorobenzene
Concen: 0.038 ppbv
RT: 11.675 min Scan# 3
Delta R.T. -0.272 min
Lab File: VL041757.D
Acq: 16 Dec 2024 16:08

Instrument :
MSVOA_L
ClientSampleId :
VSTDICC0.03

Tgt Ion:146 Resp: 547

Ion	Ratio	Lower	Upper
146	100		
111	27.6	24.8	74.3
148	59.8	31.8	95.4

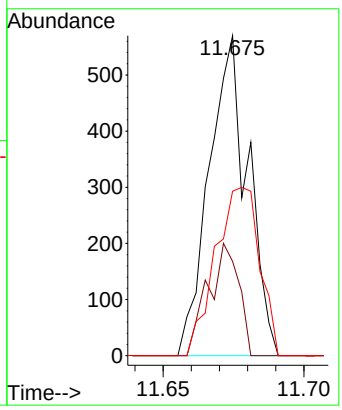

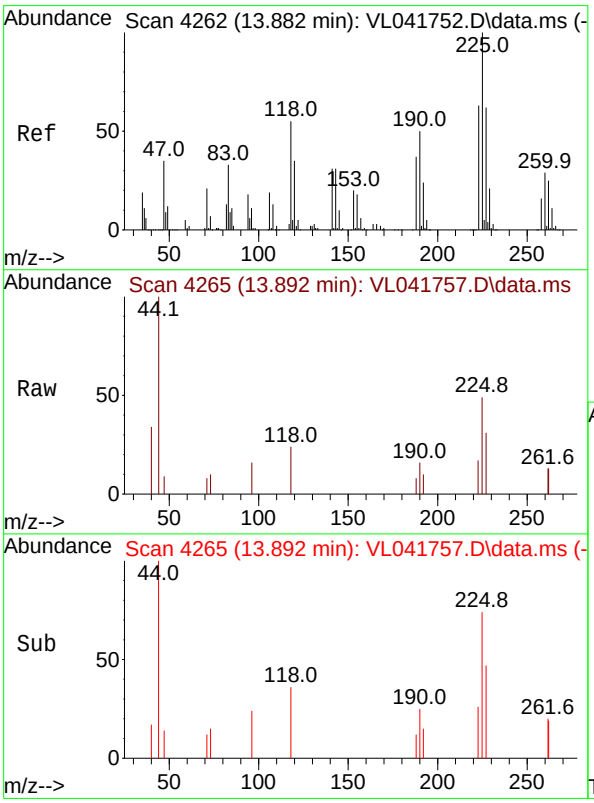

#78
Hexachloro-1,3-Butadiene
Concen: 0.010 ppbv
RT: 13.892 min Scan# 4265
Delta R.T. 0.009 min
Lab File: VL041757.D
Acq: 16 Dec 2024 16:08

Tgt Ion:225 Resp: 112

Ion	Ratio	Lower	Upper
225	100		
223	0.0	50.5	75.7#
227	0.0	50.3	75.5#

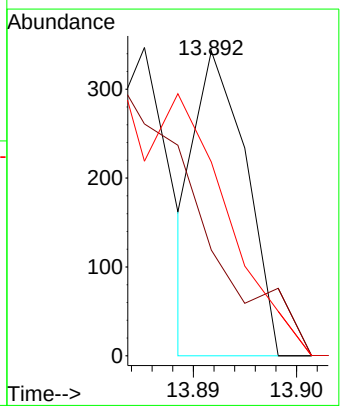

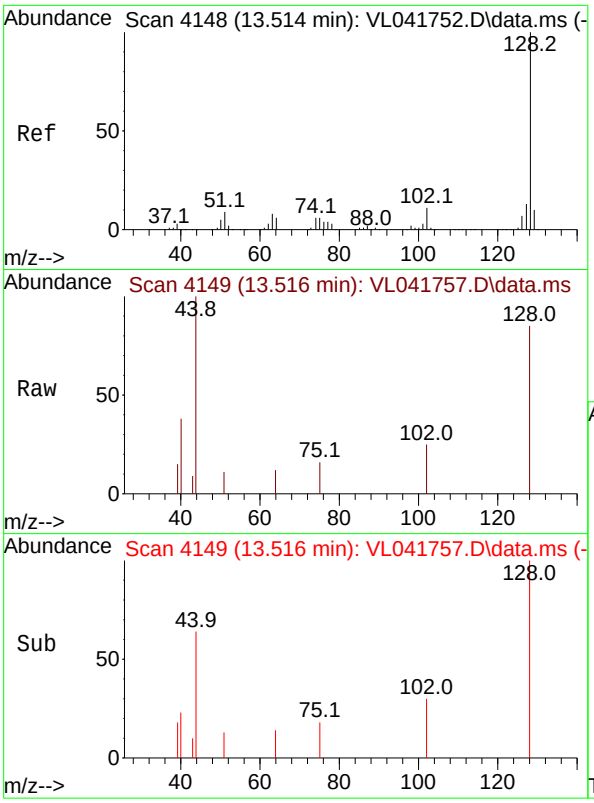

#79
Naphthalene
Concen: 0.033 ppbv
RT: 13.516 min Scan# 4
Delta R.T. 0.003 min
Lab File: VL041757.D
Acq: 16 Dec 2024 16:08

Instrument :
MSVOA_L
ClientSampleId :
VSTDICC0.03

Tgt Ion:128 Resp: 540

Ion	Ratio	Lower	Upper
128	100		
127	0.0	10.7	16.1#
129	0.0	8.2	12.4#

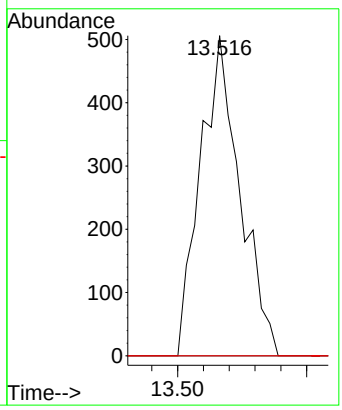

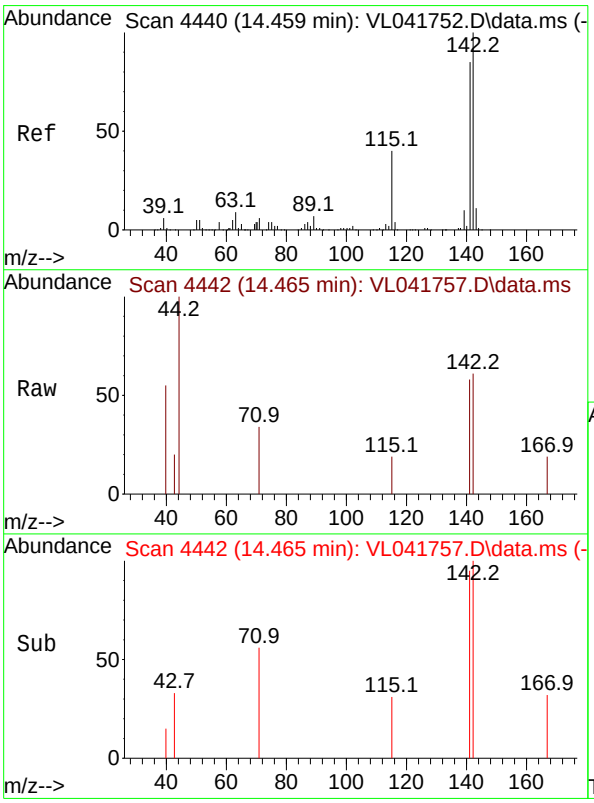

#80
Naphthalene,2-methyl-
Concen: 0.040 ppbv
RT: 14.465 min Scan# 4442
Delta R.T. 0.006 min
Lab File: VL041757.D
Acq: 16 Dec 2024 16:08

Tgt Ion:142 Resp: 206

Ion	Ratio	Lower	Upper
142	100		
141	68.0	68.4	102.6#
115	59.2	32.5	48.7#

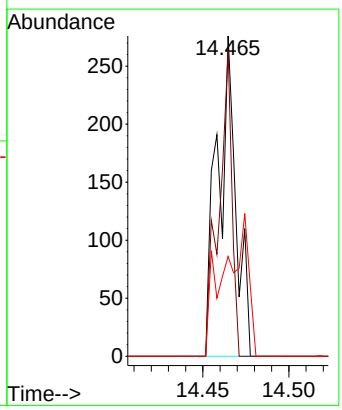

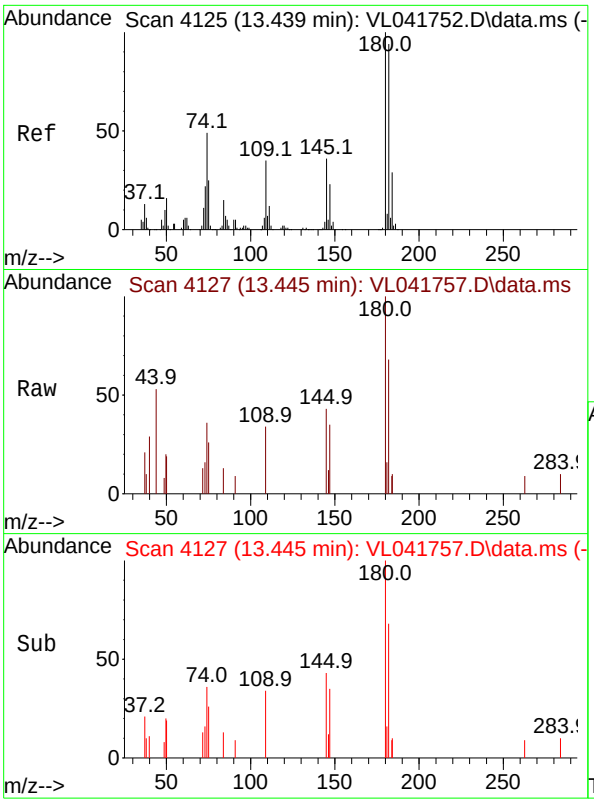

#81
1,2,4-Trichlorobenzene
Concen: 0.065 ppbv
RT: 13.445 min Scan# 4
Delta R.T. 0.006 min
Lab File: VL041757.D
Acq: 16 Dec 2024 16:08

Instrument :
MSVOA_L
ClientSampleId :
VSTDICC0.03

Tgt Ion:180 Resp: 586

Ion	Ratio	Lower	Upper
180	100		
182	84.0	77.0	115.6
184	21.7	23.8	35.8#

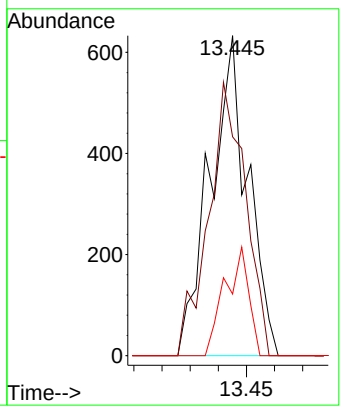

Quantitation Report (Not Reviewed)

Data Path : Z:\voasrv\HPCHEM1\MSVOA_L\Data\VL121624\
Data File : VL041758.D
Acq On : 16 Dec 2024 16:41
Operator : SY/MD
Sample : VSTDICC015
Misc : 400mL/MSVOA_L
ALS Vial : 1 Sample Multiplier: 1

Instrument :
MSVOA_L
ClientSampleId :
VSTDICC015

Quant Time: Dec 19 06:16:40 2024
Quant Method : Z:\voasrv\HPCHEM1\MSVOA_L\methods\VL121624AIR.M
Quant Title : AIR ANALYSIS BY METHOD TO-15 Instrument: MSVOA_LFri Aug 26 06:05:16 2022
QLast Update : Thu Dec 19 06:09:59 2024
Response via : Initial Calibration

Compound	R.T.	QIon	Response	Conc	Units	Dev(Min)
Internal Standards						
1) Bromochloromethane	2.784	49	65186	10.000	ppbv	0.00
33) 1,4-Difluorobenzene	3.955	114	176856	10.000	ppbv	0.00
55) Chlorobenzene-d5	8.878	117	160457	10.000	ppbv	0.00
System Monitoring Compounds						
68) 1-Bromo-4-Fluorobenzene	10.374	95	133687	9.998	ppbv	0.00
Spiked Amount 10.000	Range 65 - 135		Recovery = 100.000%			
Target Compounds						Qvalue
2) Dichlorodifluoromethane	1.496	85	152683	13.163	ppbv	95
3) Chlorodifluoromethane	1.473	51	152455	14.341	ppbv	98
4) Chloromethane	1.531	50	63517	13.996	ppbv	98
5) Vinyl Chloride	1.577	62	62250	13.615	ppbv	99
6) Bromomethane	1.667	94	30345	14.064	ppbv	96
7) Chloroethane	1.703	64	25650	14.442	ppbv	95
8) Dichlorotetrafluoroethane	1.554	85	148190	14.274	ppbv	99
9) Propene	1.483	41	61515	13.351	ppbv	99
10) Heptane	4.978	43	168804	14.263	ppbv	100
11) Trichlorofluoromethane	1.874	101	177984	14.446	ppbv	99
12) 1,1,2-Trichlorotrifluo...	2.136	101	135538	14.464	ppbv	98
13) Ethanol	1.719	45	3643	9.509	ppbv	100
14) Bromoethene	1.780	108	47132	14.898	ppbv	99
15) Acetone	1.832	43	142980	11.273	ppbv	100
16) 1,3-Butadiene	1.606	39	68311	13.678	ppbv	98
17) tert-Butyl alcohol	2.036	59	177908	14.140	ppbv	99
18) 1,1-Dichloroethene	2.033	96	57770	14.705	ppbv	99
19) Isopropyl Alcohol	1.884	45	82211	10.802	ppbv	99
20) Methylene Chloride	2.059	84	48356	13.371	ppbv	99
21) Allyl Chloride	2.094	41	101528	14.760	ppbv	99
22) trans-1,2-Dichloroethene	2.337	96	65029	14.461	ppbv	97
23) Vinyl Acetate	2.460	43	80795	14.661	ppbv	98
24) 1,1-Dichloroethane	2.405	63	131030	14.394	ppbv	100
25) Ethyl Acetate	2.832	43	341429	14.402	ppbv	100
26) Hexane	2.823	57	128657	14.369	ppbv	99
27) Carbon Disulfide	2.149	76	134963	16.726	ppbv	99
28) Methyl tert-Butyl Ether	2.438	73	100758	13.871	ppbv	100
29) Chloroform	2.845	83	197713	14.489	ppbv	99
30) Cyclohexane	3.855	84	110448	14.497	ppbv	99
31) cis-1,2-Dichloroethene	2.719	61	132821	14.355	ppbv	99
32) 1,1,1-Trichloroethane	3.366	97	204468	15.055	ppbv	100
34) 2-Butanone	2.554	43	195439	13.736	ppbv	99
35) Carbon Tetrachloride	3.761	117	206252	16.428	ppbv	94
36) Benzene	3.654	78	259630	14.192	ppbv	99
37) 1,2-Dichloroethane	3.214	62	166576	14.633	ppbv	100
38) Trichloroethene	4.548	130	104184	13.525	ppbv	95
39) 1,2-Dichloropropane	4.312	63	93624	14.150	ppbv	97
40) 1,4-Dioxane	4.577	88	44377	13.730	ppbv #	96
41) Tetrahydrofuran	3.052	42	113618	14.254	ppbv	100
42) Bromodichloromethane	4.486	83	211145	16.123	ppbv	96
43) Methyl Methacrylate	4.878	69	107165	15.374	ppbv	100
44) 2,2,4-Trimethylpentane	4.638	57	445947	14.274	ppbv	99
45) t-1,3-Dichloropropene	6.409	75	115159	15.973	ppbv	97

Quantitation Report (Not Reviewed)

Data Path : Z:\voasrv\HPCHEM1\MSVOA_L\Data\VL121624\
Data File : VL041758.D
Acq On : 16 Dec 2024 16:41
Operator : SY/MD
Sample : VSTDICC015
Misc : 400mL/MSVOA_L
ALS Vial : 1 Sample Multiplier: 1

Instrument :
MSVOA_L
ClientSampleId :
VSTDICC015

Quant Time: Dec 19 06:16:40 2024
Quant Method : Z:\voasrv\HPCHEM1\MSVOA_L\methods\VL121624AIR.M
Quant Title : AIR ANALYSIS BY METHOD TO-15 Instrument: MSVOA_LFri Aug 26 06:05:16 2022
QLast Update : Thu Dec 19 06:09:59 2024
Response via : Initial Calibration

Compound	R.T.	QIon	Response	Conc	Units	Dev(Min)
46) cis-1,3-Dichloropropene	5.600	75	143172	15.643	ppbv	95
47) 1,1,2-Trichloroethane	6.580	97	98426	14.242	ppbv	94
48) Dibromochloromethane	7.386	129	161661	17.131	ppbv	100
49) Bromoform	9.484	173	137786	17.838	ppbv	99
50) 4-Methyl-2-Pentanone	5.749	43	285467	14.735	ppbv	99
51) 2-Hexanone	7.435	43	232363	14.798	ppbv #	100
52) Tetrachloroethene	8.225	164	93120	13.675	ppbv	98
53) Toluene	6.930	91	301428	14.533	ppbv	100
54) 1,2-Dibromoethane	7.652	107	139889	14.690	ppbv	100
56) 1,1,1,2-Tetrachloroethane	8.924	131	128108	15.059	ppbv	99
57) Chlorobenzene	8.924	112	227716	13.869	ppbv	100
58) Ethyl Benzene	9.354	91	425852	14.742	ppbv	99
59) m/p-Xylene	9.552	91	363863	15.660	ppbv #	100
60) o-Xylene	9.963	91	337891	14.506	ppbv	100
61) Styrene	9.869	104	165328	16.415	ppbv	100
62) Isopropylbenzene	10.539	105	506570	14.475	ppbv	99
63) 1,1,2,2-Tetrachloroethane	9.963	83	201057	13.790	ppbv	100
64) n-propylbenzene	10.989	120	129200	14.602	ppbv	97
65) tert-Butylbenzene	11.532	119	446690	14.148	ppbv	98
66) Benzyl Chloride	11.617	91	45189	16.234	ppbv	99
67) sec-Butylbenzene	11.769	105	624565	14.295	ppbv	99
69) p-Isopropyltoluene	11.927	119	528265	14.671	ppbv	99
70) n-Butylbenzene	12.283	91	525377	15.101	ppbv	100
71) 2-Chlorotoluene	10.901	91	387300	14.498	ppbv	100
72) 4-Ethyltoluene	11.125	105	409822	14.934	ppbv	100
73) 1,3,5-Trimethylbenzene	11.202	105	350895	15.383	ppbv	97
74) 1,2,4-Trimethylbenzene	11.539	105	371476	15.144	ppbv	96
75) 1,3-Dichlorobenzene	11.610	146	219506	14.036	ppbv	99
76) 1,4-Dichlorobenzene	11.672	146	222290	14.388	ppbv	99
77) 1,2-Dichlorobenzene	11.947	146	205737	13.672	ppbv	99
78) Hexachloro-1,3-Butadiene	13.882	225	138481	12.412	ppbv	100
79) Naphthalene	13.513	128	301006	17.611	ppbv	99
80) Naphthalene,2-methyl-	14.458	142	161927	30.630	ppbv	98
81) 1,2,4-Trichlorobenzene	13.442	180	146340	15.669	ppbv	99

(#) = qualifier out of range (m) = manual integration (+) = signals summed

Quantitation Report (Not Reviewed)

Data Path : Z:\voasrv\HPCHEM1\MSVOA_L\Data\VL121624\
Data File : VL041758.D
Acq On : 16 Dec 2024 16:41
Operator : SY/MD
Sample : VSTDICC015
Misc : 400mL/MSVOA_L
ALS Vial : 1 Sample Multiplier: 1

Instrument :
MSVOA_L
ClientSampleId :
VSTDICC015

Quant Time: Dec 19 06:16:40 2024
Quant Method : Z:\voasrv\HPCHEM1\MSVOA_L\methods\VL121624AIR.M
Quant Title : AIR ANALYSIS BY METHOD TO-15 Instrument: MSVOA_LFri Aug 26 06:05:16 2022
QLast Update : Thu Dec 19 06:09:59 2024
Response via : Initial Calibration

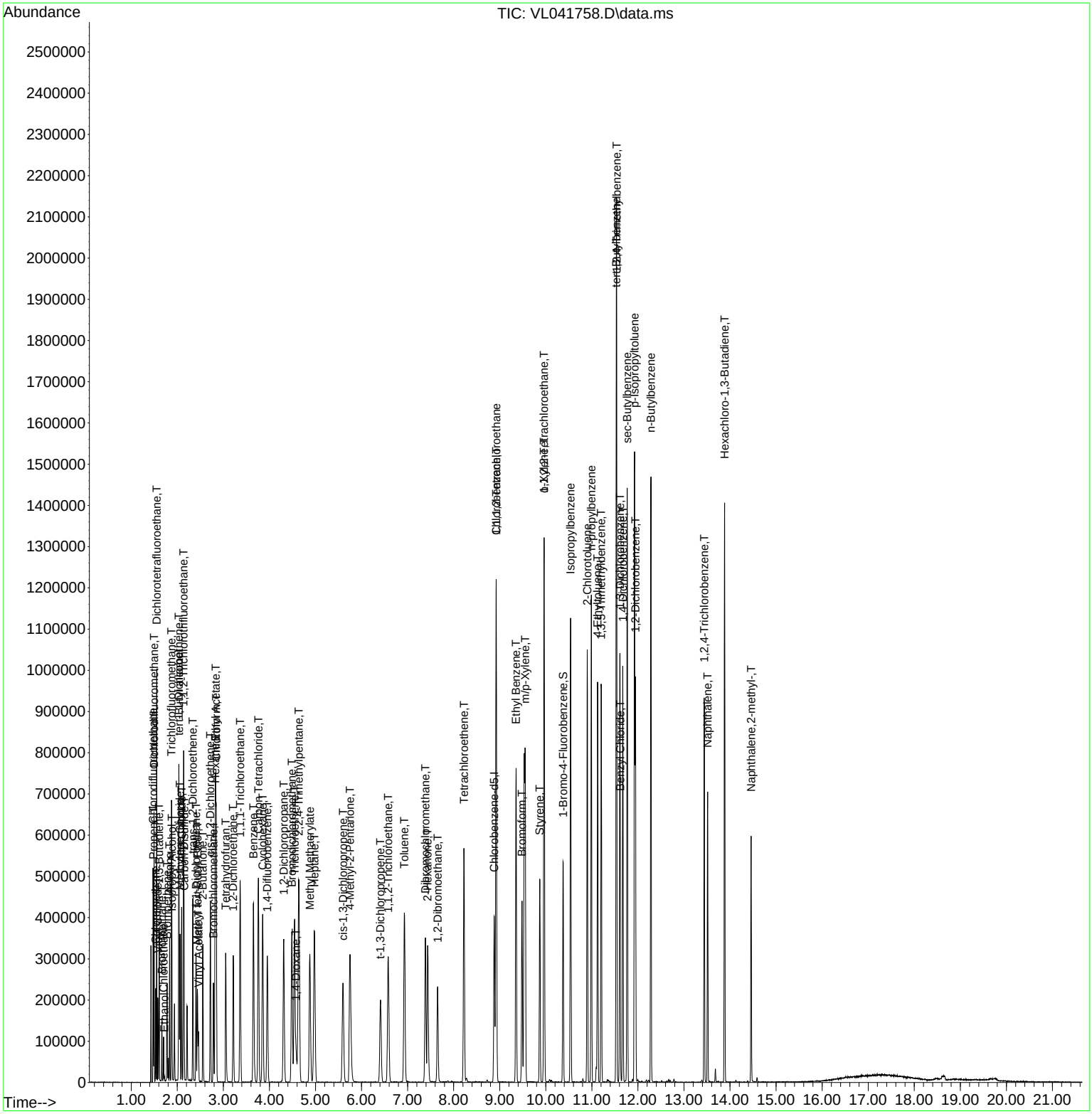

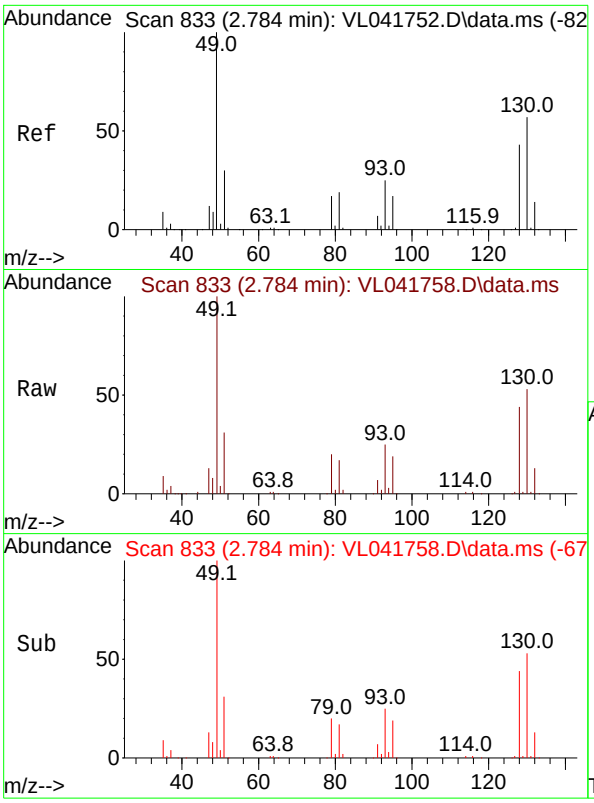

#1
Bromochloromethane
Concen: 10.000 ppbv
RT: 2.784 min Scan# 8
Delta R.T. -0.000 min
Lab File: VL041758.D
Acq: 16 Dec 2024 16:41

Instrument :
MSVOA_L
ClientSampleId :
VSTDICC015

Tgt Ion: 49 Resp: 65186

Ion	Ratio	Lower	Upper
49	100		
128	44.0	21.6	64.6
130	56.0	28.3	85.0

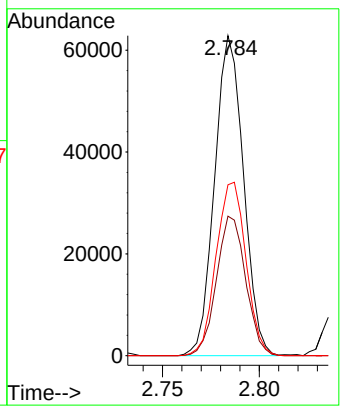

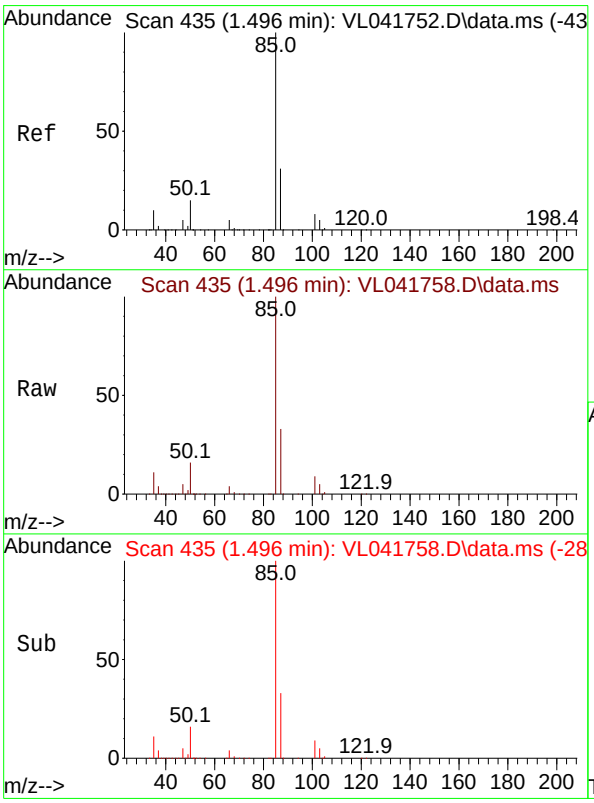

#2
Dichlorodifluoromethane
Concen: 13.163 ppbv
RT: 1.496 min Scan# 435
Delta R.T. -0.000 min
Lab File: VL041758.D
Acq: 16 Dec 2024 16:41

Tgt Ion: 85 Resp: 152683

Ion	Ratio	Lower	Upper
85	100		
87	33.3	24.5	36.7

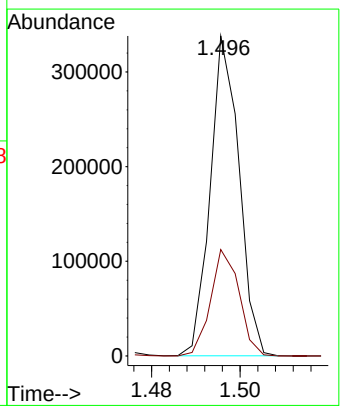

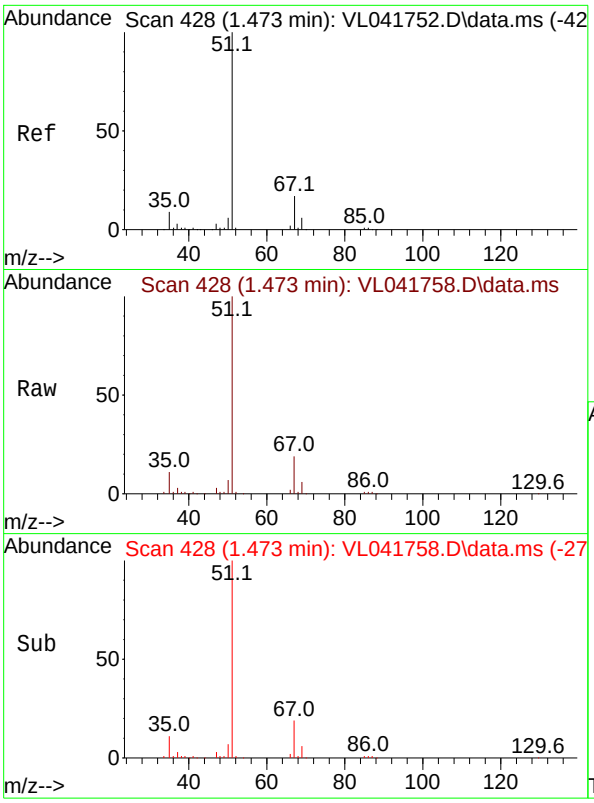

#3
Chlorodifluoromethane
Concen: 14.341 ppbv
RT: 1.473 min Scan# 4
Delta R.T. -0.000 min
Lab File: VL041758.D
Acq: 16 Dec 2024 16:41

Instrument :
MSVOA_L
ClientSampleId :
VSTDICC015

Tgt Ion: 51 Resp: 152455

Ion	Ratio	Lower	Upper
51	100		
67	19.6	15.0	22.4

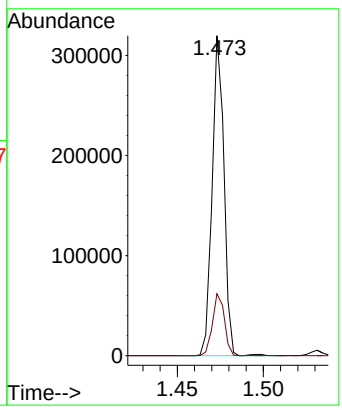

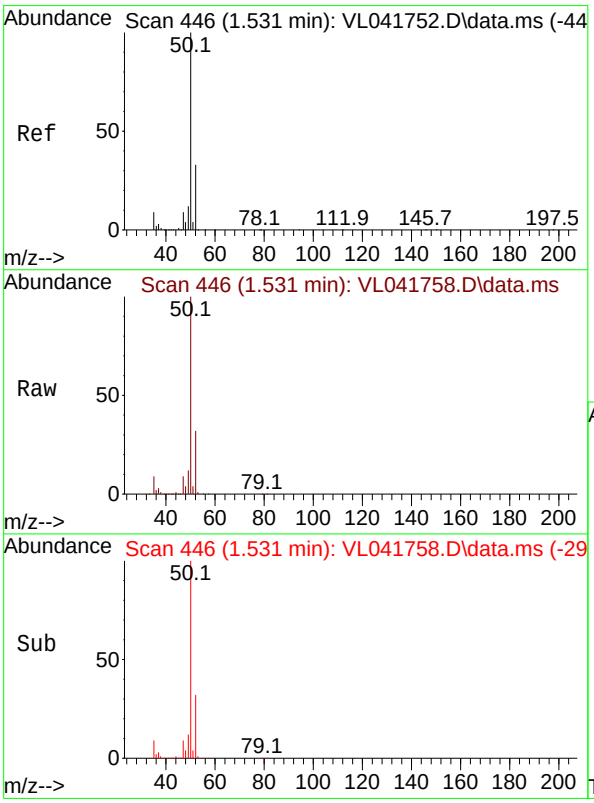

#4
Chloromethane
Concen: 13.996 ppbv
RT: 1.531 min Scan# 446
Delta R.T. -0.000 min
Lab File: VL041758.D
Acq: 16 Dec 2024 16:41

Tgt Ion: 50 Resp: 63517

Ion	Ratio	Lower	Upper
50	100		
52	31.5	26.2	39.2

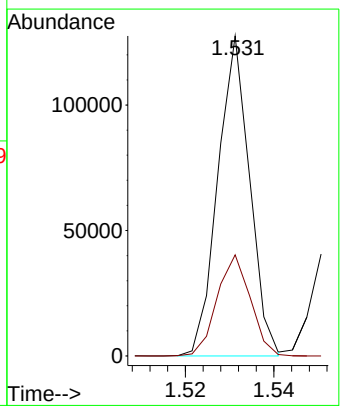

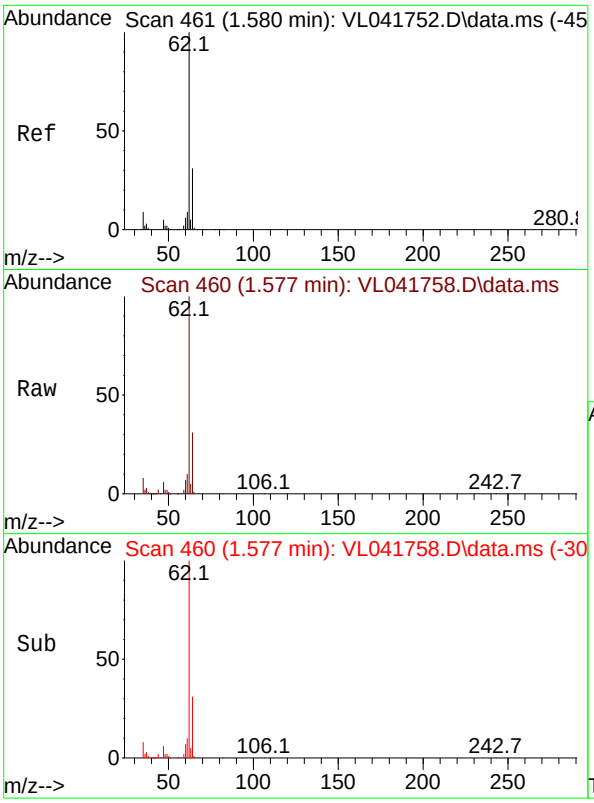

#5
Vinyl Chloride
Concen: 13.615 ppbv
RT: 1.577 min Scan# 4
Delta R.T. -0.003 min
Lab File: VL041758.D
Acq: 16 Dec 2024 16:41

Instrument :
MSVOA_L
ClientSampleId :
VSTDICC015

Tgt Ion: 62 Resp: 62250

Ion	Ratio	Lower	Upper
62	100		
64	30.6	25.1	37.7

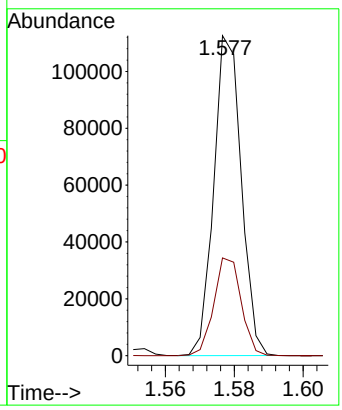

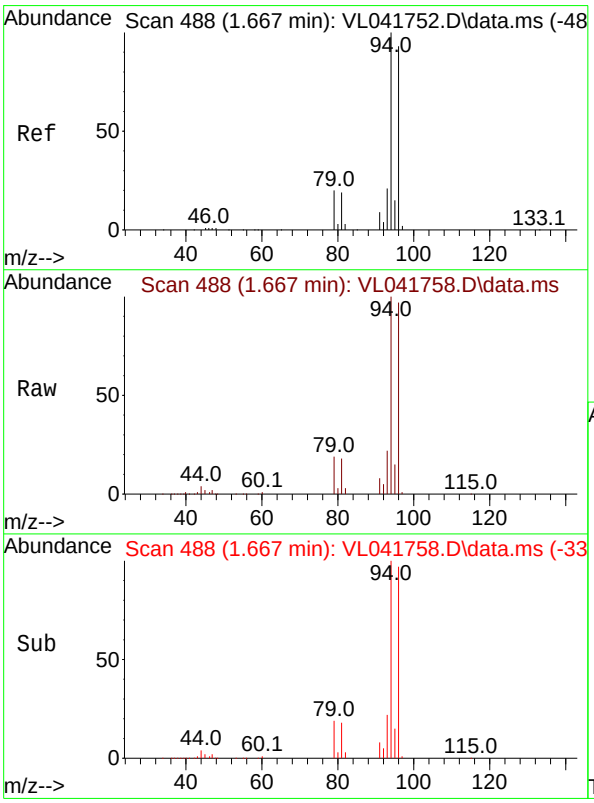

#6
Bromomethane
Concen: 14.064 ppbv
RT: 1.667 min Scan# 488
Delta R.T. -0.000 min
Lab File: VL041758.D
Acq: 16 Dec 2024 16:41

Tgt Ion: 94 Resp: 30345

Ion	Ratio	Lower	Upper
94	100		
96	97.3	74.7	112.1

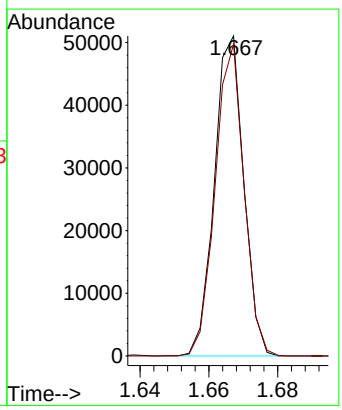

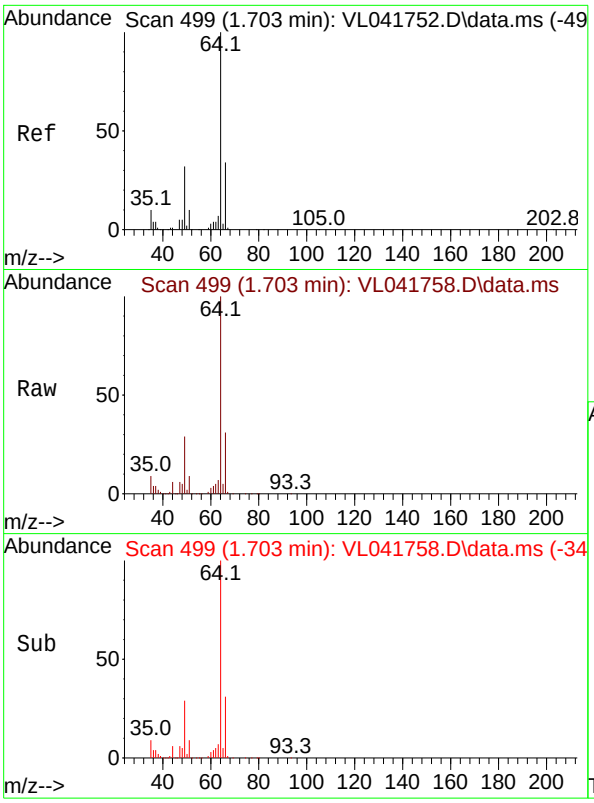

#7
Chloroethane
Concen: 14.442 ppbv
RT: 1.703 min Scan# 4
Delta R.T. -0.000 min
Lab File: VL041758.D
Acq: 16 Dec 2024 16:41

Instrument :
MSVOA_L
ClientSampleId :
VSTDICC015

Tgt Ion: 64 Resp: 25650

Ion	Ratio	Lower	Upper
64	100		
66	31.5	27.5	41.3

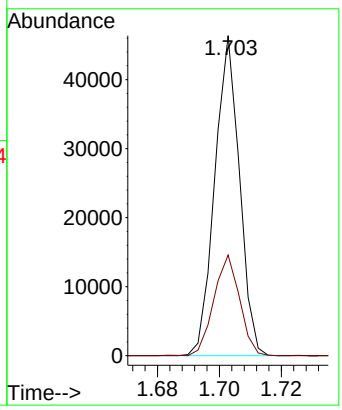

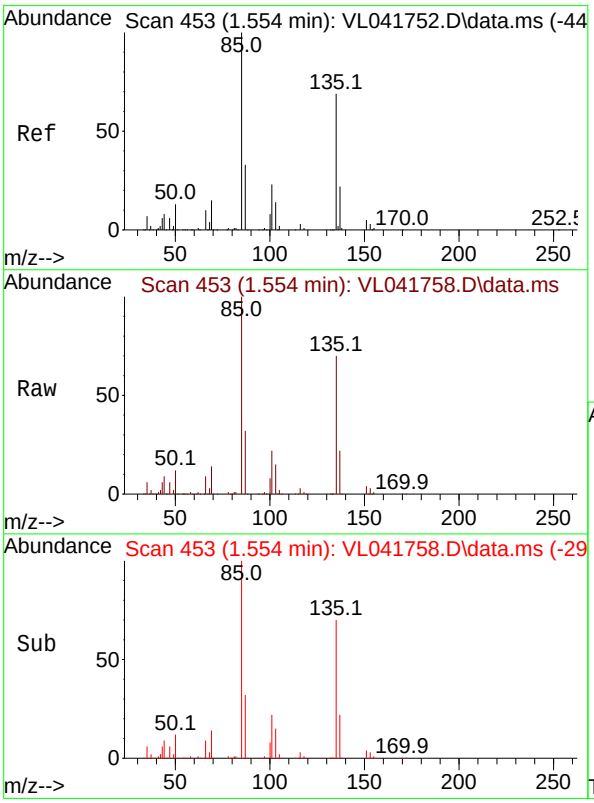

#8
Dichlorotetrafluoroethane
Concen: 14.274 ppbv
RT: 1.554 min Scan# 453
Delta R.T. -0.000 min
Lab File: VL041758.D
Acq: 16 Dec 2024 16:41

Tgt Ion: 85 Resp: 148190

Ion	Ratio	Lower	Upper
85	100		
135	64.1	51.9	77.9

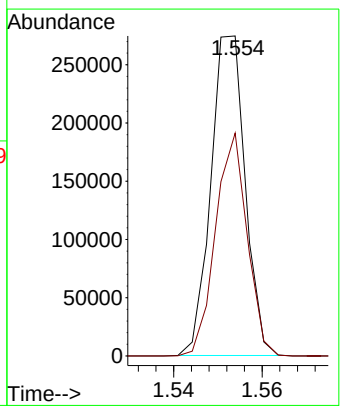

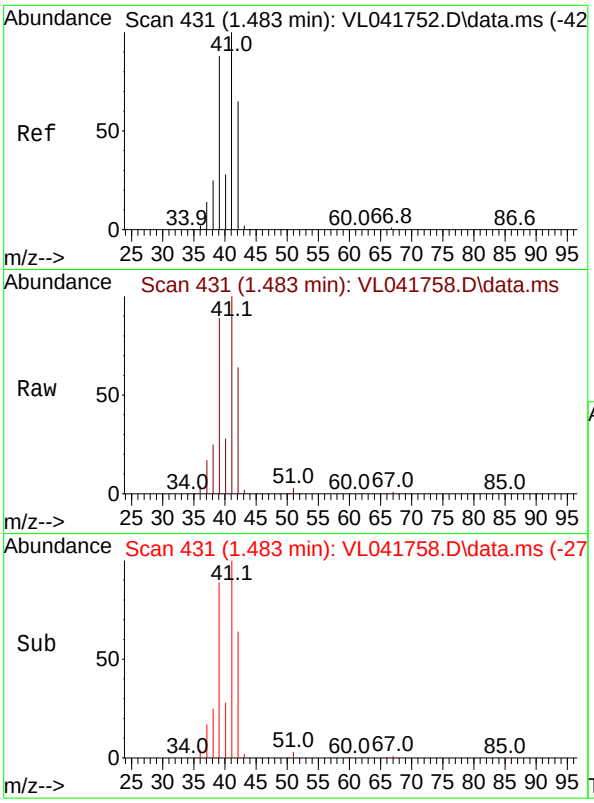

#9
Propene
Concen: 13.351 ppbv
RT: 1.483 min Scan# 4
Delta R.T. -0.000 min
Lab File: VL041758.D
Acq: 16 Dec 2024 16:41

Instrument :
MSVOA_L
ClientSampleId :
VSTDICC015

Tgt Ion: 41 Resp: 61515

Ion	Ratio	Lower	Upper
41	100		
42	64.4	52.4	78.6

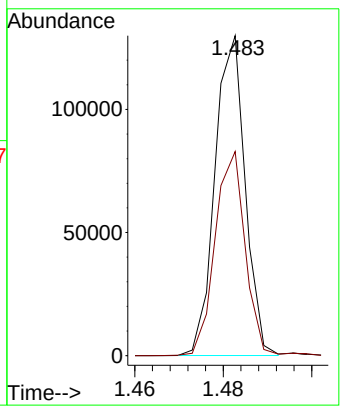

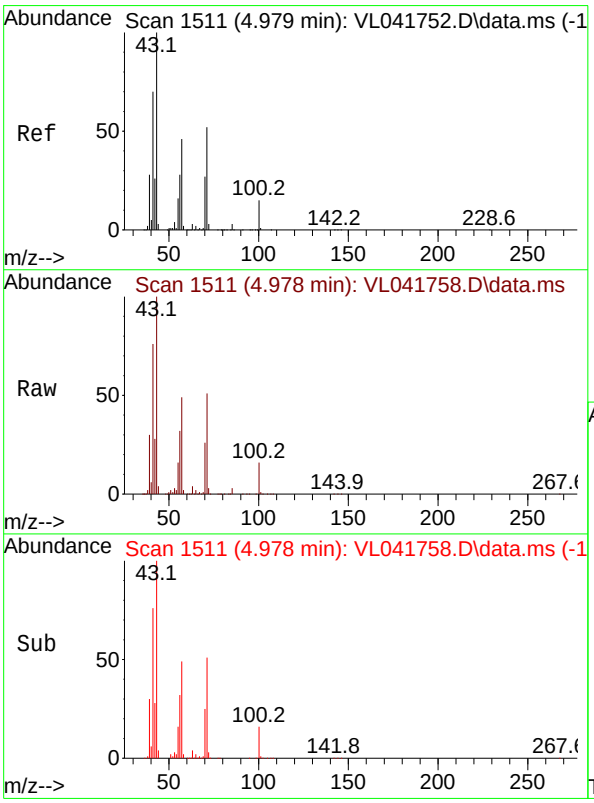

#10
Heptane
Concen: 14.263 ppbv
RT: 4.978 min Scan# 1511
Delta R.T. -0.000 min
Lab File: VL041758.D
Acq: 16 Dec 2024 16:41

Tgt Ion: 43 Resp: 168804

Ion	Ratio	Lower	Upper
43	100		
57	48.2	38.5	57.7

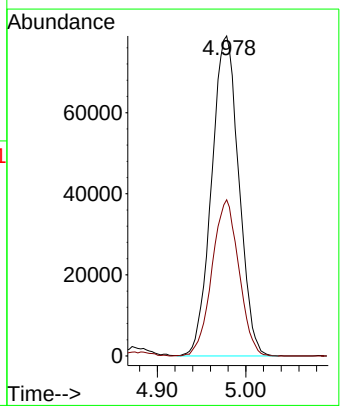

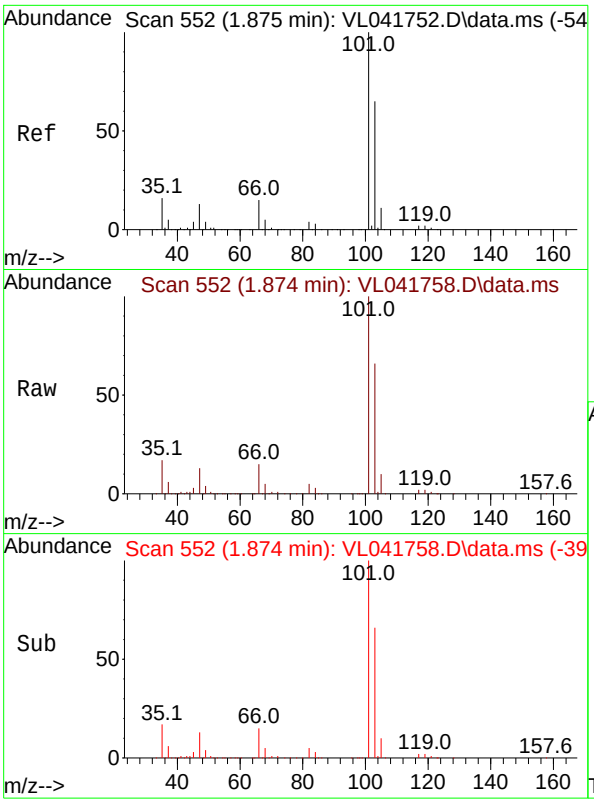

#11
Trichlorofluoromethane
Concen: 14.446 ppbv
RT: 1.874 min Scan# 5
Delta R.T. -0.000 min
Lab File: VL041758.D
Acq: 16 Dec 2024 16:41

Instrument :
MSVOA_L
ClientSampleId :
VSTDICC015

Tgt Ion:101 Resp: 177984

Ion	Ratio	Lower	Upper
101	100		
103	65.9	51.8	77.8

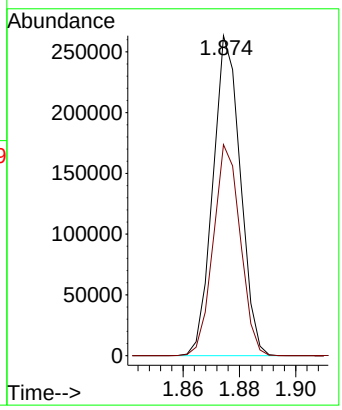

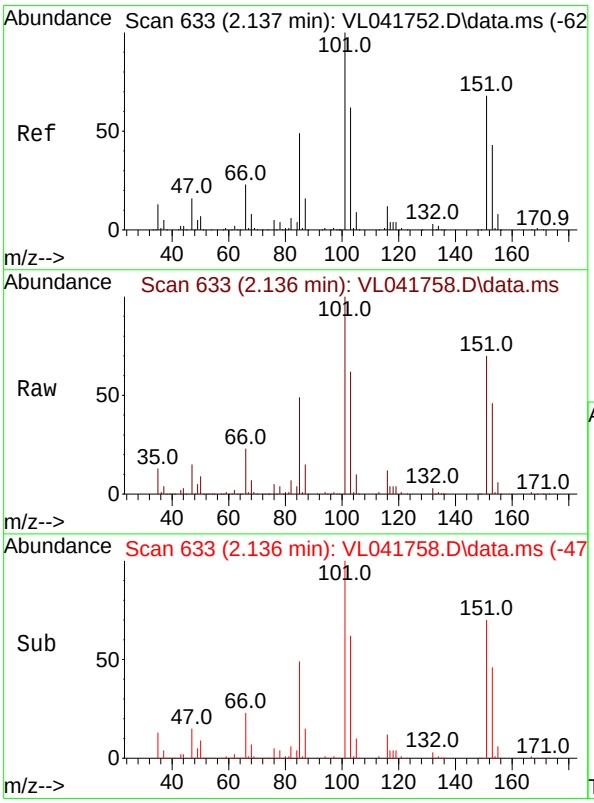

#12
1,1,2-Trichlorotrifluoroethane
Concen: 14.464 ppbv
RT: 2.136 min Scan# 633
Delta R.T. -0.000 min
Lab File: VL041758.D
Acq: 16 Dec 2024 16:41

Tgt Ion:101 Resp: 135538

Ion	Ratio	Lower	Upper
101	100		
151	69.6	56.8	85.2

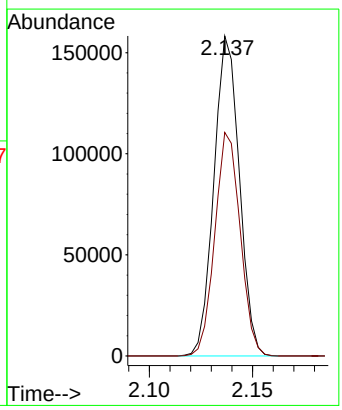

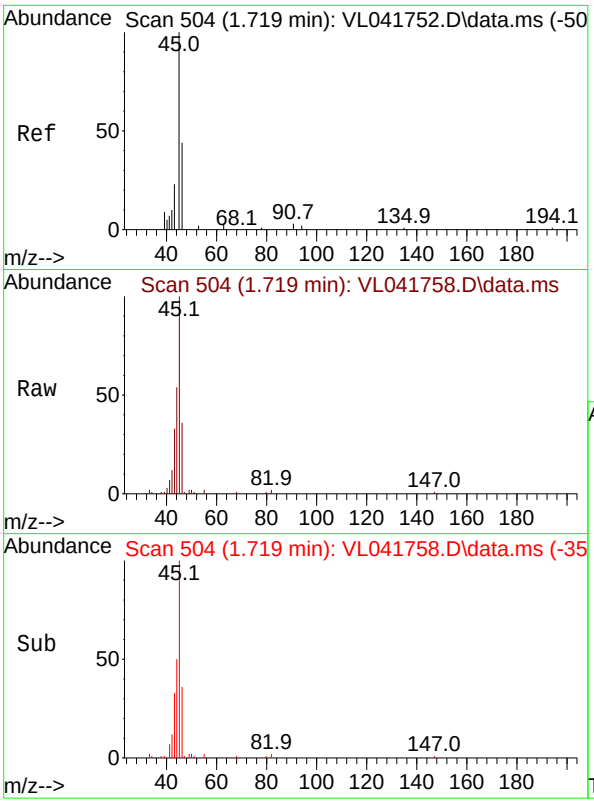

#13
Ethanol
Concen: 9.509 ppbv
RT: 1.719 min Scan# 5(
Delta R.T. -0.000 min
Lab File: VL041758.D
Acq: 16 Dec 2024 16:41

Instrument :
MSVOA_L
ClientSampleId :
VSTDICC015

Tgt Ion: 45 Resp: 3643

Ion	Ratio	Lower	Upper
45	100		
46	41.2	16.4	65.8

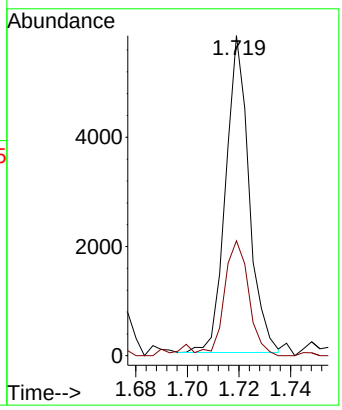

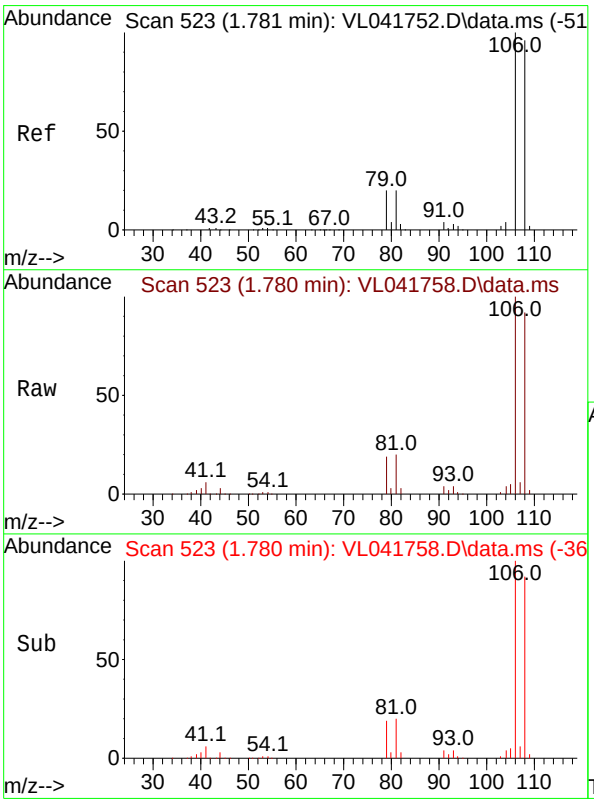

#14
Bromoethene
Concen: 14.898 ppbv
RT: 1.780 min Scan# 523
Delta R.T. -0.000 min
Lab File: VL041758.D
Acq: 16 Dec 2024 16:41

Tgt Ion:108 Resp: 47132

Ion	Ratio	Lower	Upper
108	100		
106	105.9	84.1	126.1
79	22.1	17.4	26.0

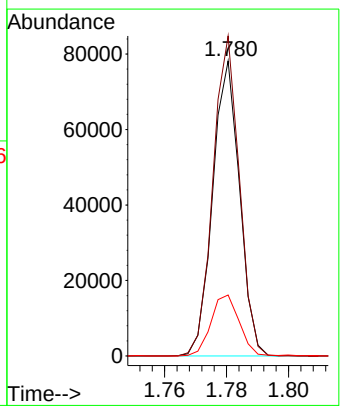

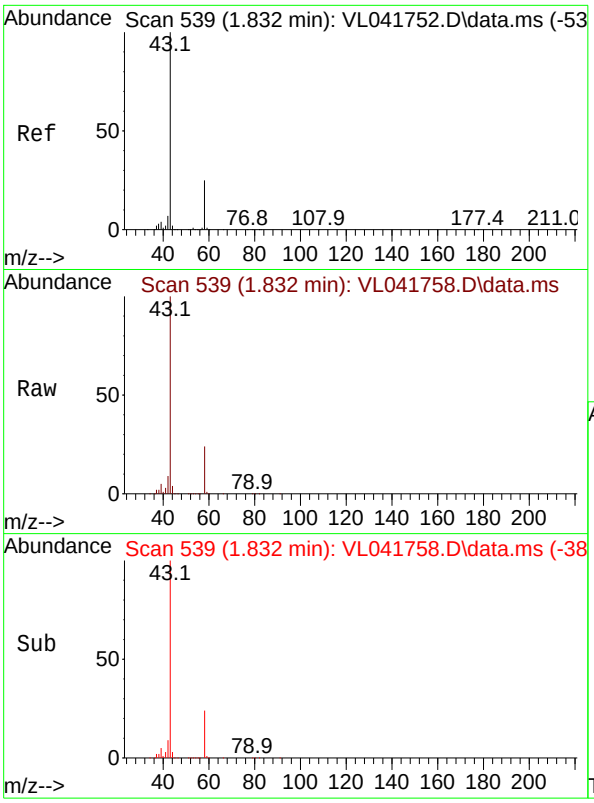

#15
Acetone
Concen: 11.273 ppbv
RT: 1.832 min Scan# 5
Delta R.T. -0.000 min
Lab File: VL041758.D
Acq: 16 Dec 2024 16:41

Instrument :
MSVOA_L
ClientSampleId :
VSTDICC015

Tgt Ion: 43 Resp: 142980

Ion	Ratio	Lower	Upper
43	100		
58	24.4	19.7	29.5

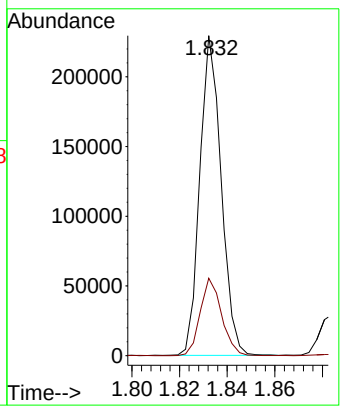

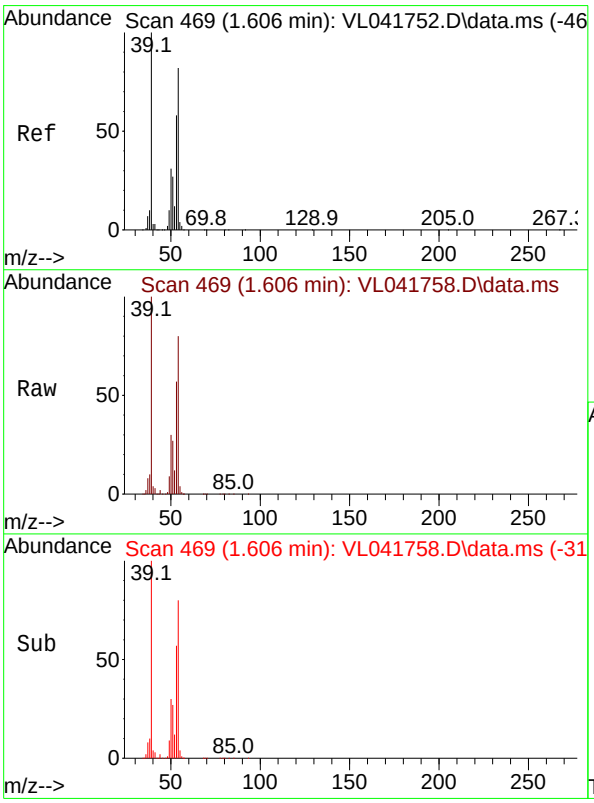

#16
1,3-Butadiene
Concen: 13.678 ppbv
RT: 1.606 min Scan# 469
Delta R.T. -0.000 min
Lab File: VL041758.D
Acq: 16 Dec 2024 16:41

Tgt Ion: 39 Resp: 68311

Ion	Ratio	Lower	Upper
39	100		
54	71.3	58.4	87.6

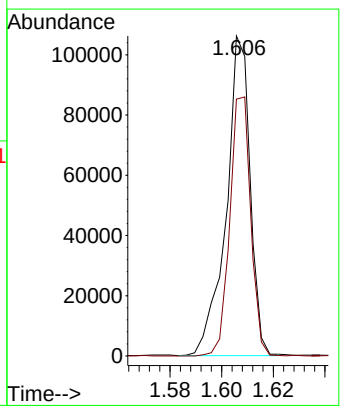

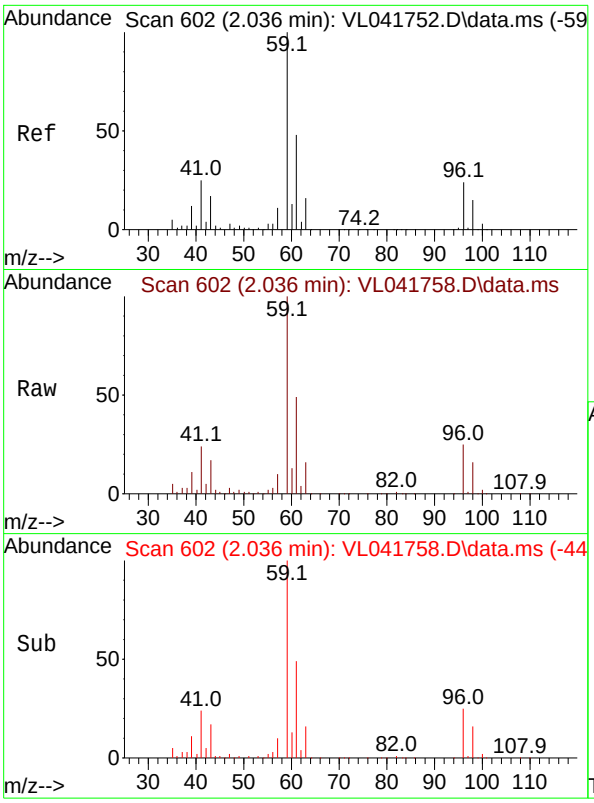

#17
tert-Butyl alcohol
Concen: 14.140 ppbv
RT: 2.036 min Scan# 6
Delta R.T. -0.000 min
Lab File: VL041758.D
Acq: 16 Dec 2024 16:41

Instrument :
MSVOA_L
ClientSampleId :
VSTDICC015

Tgt Ion: 59 Resp: 177908

Ion	Ratio	Lower	Upper
59	100		
57	10.4	8.6	13.0

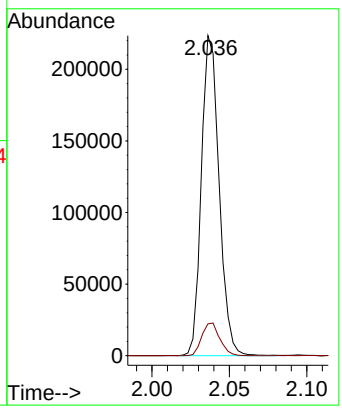

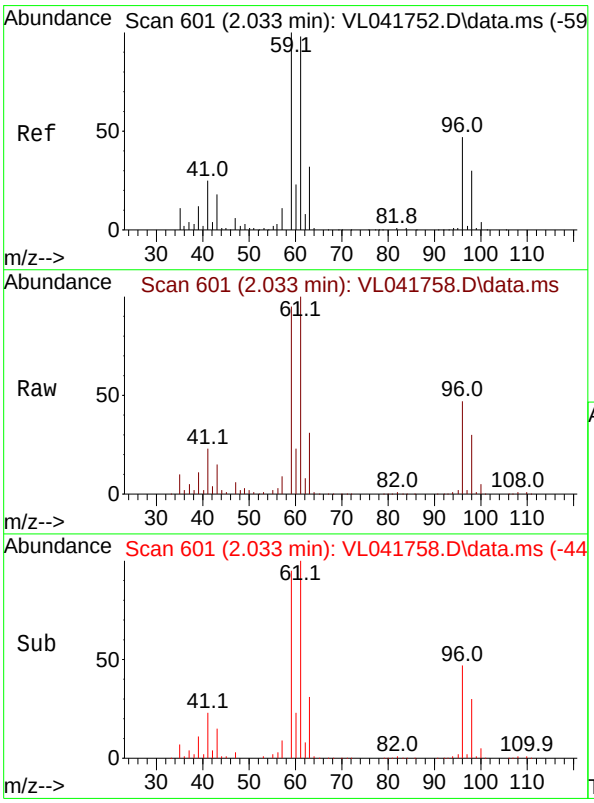

#18
1,1-Dichloroethene
Concen: 14.705 ppbv
RT: 2.033 min Scan# 601
Delta R.T. -0.000 min
Lab File: VL041758.D
Acq: 16 Dec 2024 16:41

Tgt Ion: 96 Resp: 57770

Ion	Ratio	Lower	Upper
96	100		
61	211.8	167.7	251.5
98	63.6	51.1	76.7

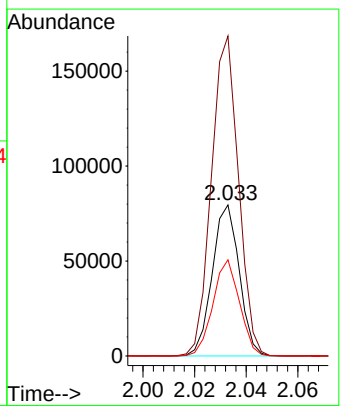

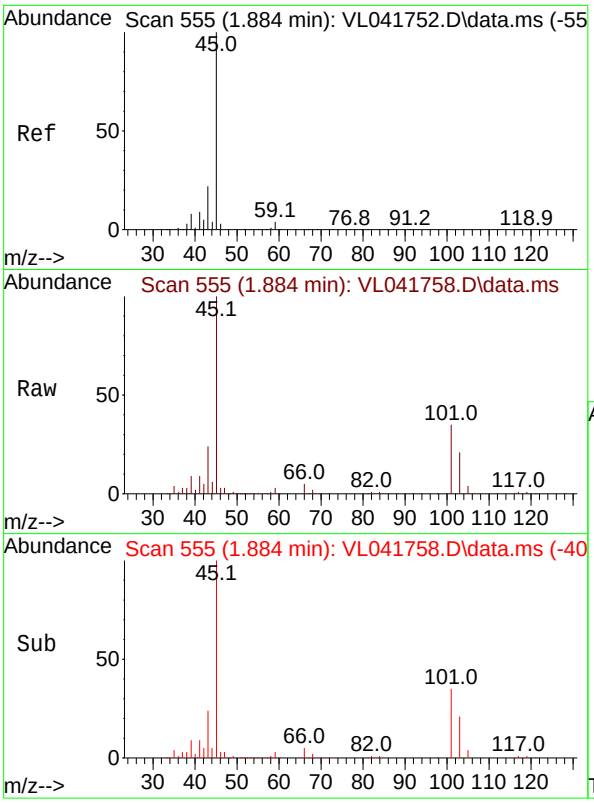

#19
Isopropyl Alcohol
Concen: 10.802 ppbv
RT: 1.884 min Scan# 5
Delta R.T. -0.000 min
Lab File: VL041758.D
Acq: 16 Dec 2024 16:41

Instrument :
MSVOA_L
ClientSampleId :
VSTDICC015

Tgt Ion: 45 Resp: 82211

Ion	Ratio	Lower	Upper
45	100		
58	42.5	33.3	49.9

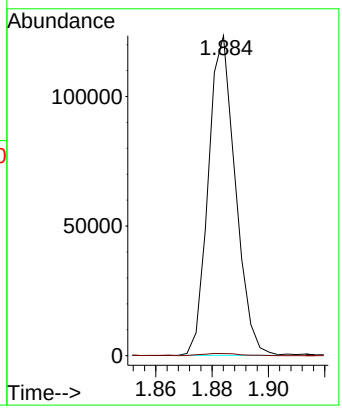

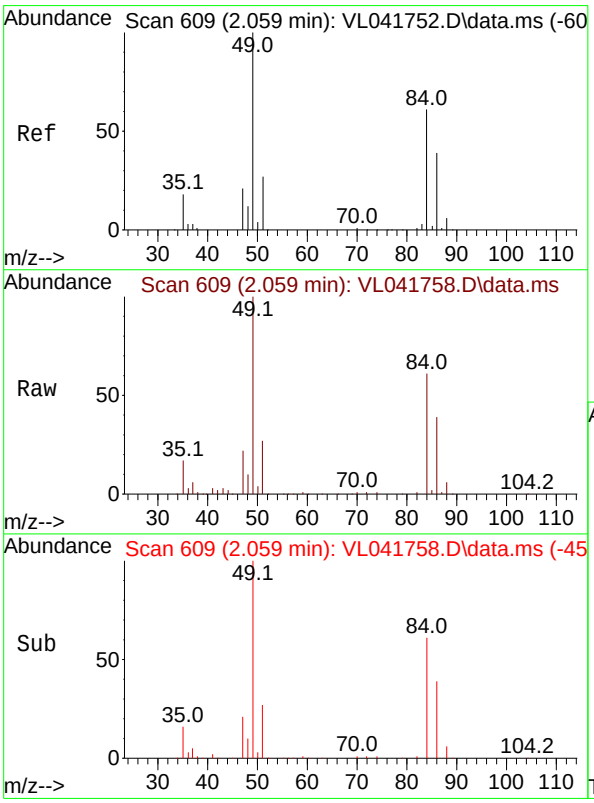

#20
Methylene Chloride
Concen: 13.371 ppbv
RT: 2.059 min Scan# 609
Delta R.T. -0.000 min
Lab File: VL041758.D
Acq: 16 Dec 2024 16:41

Tgt Ion: 84 Resp: 48356

Ion	Ratio	Lower	Upper
84	100		
49	164.9	132.6	198.8
51	44.9	37.6	56.4
86	63.8	51.4	77.0

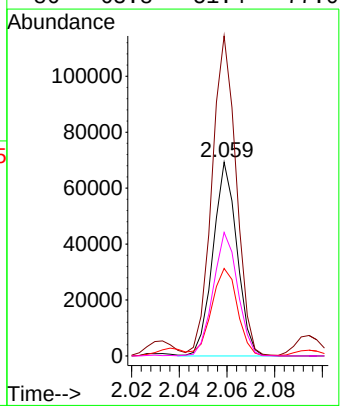

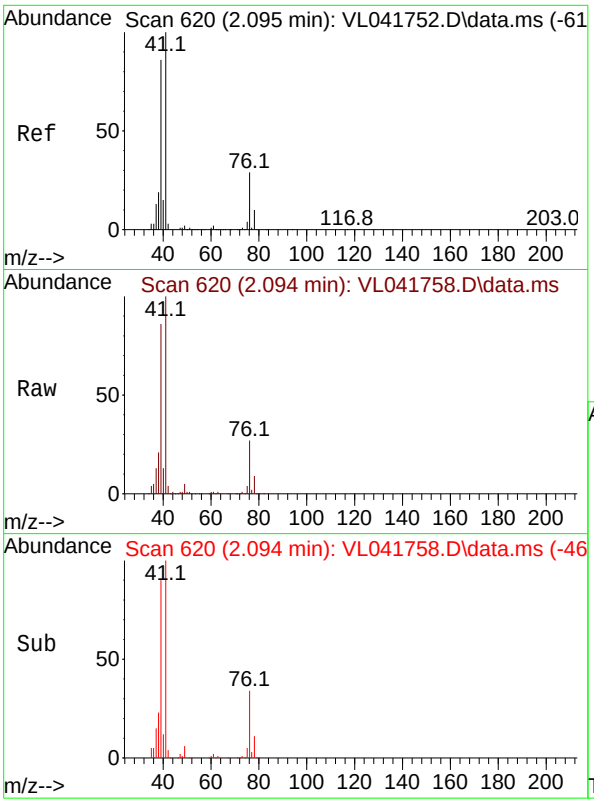

#21
Allyl Chloride
Concen: 14.760 ppbv
RT: 2.094 min Scan# 6
Delta R.T. -0.000 min
Lab File: VL041758.D
Acq: 16 Dec 2024 16:41

Instrument :
MSVOA_L
ClientSampleId :
VSTDICC015

Tgt Ion: 41 Resp: 101528

Ion	Ratio	Lower	Upper
41	100		
76	27.3	22.3	33.5
39	86.2	69.2	103.8

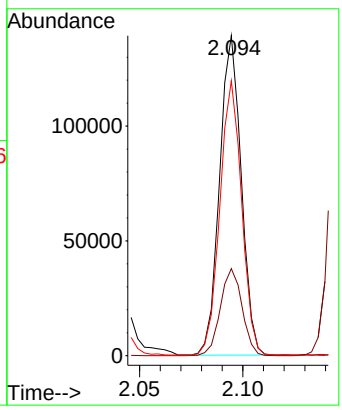

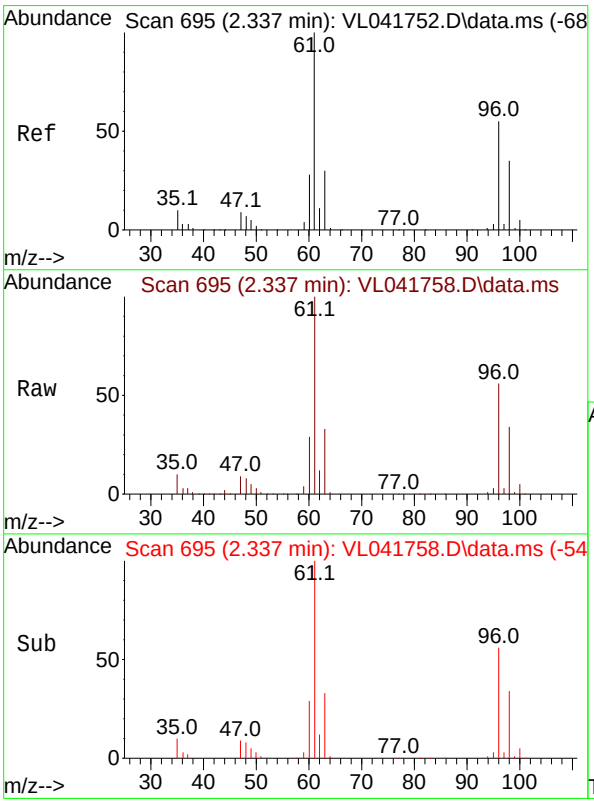

#22
trans-1,2-Dichloroethene
Concen: 14.461 ppbv
RT: 2.337 min Scan# 695
Delta R.T. -0.000 min
Lab File: VL041758.D
Acq: 16 Dec 2024 16:41

Tgt Ion: 96 Resp: 65029

Ion	Ratio	Lower	Upper
96	100		
61	178.4	146.3	219.5
98	60.9	50.8	76.2

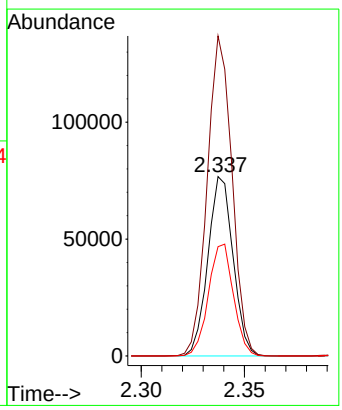

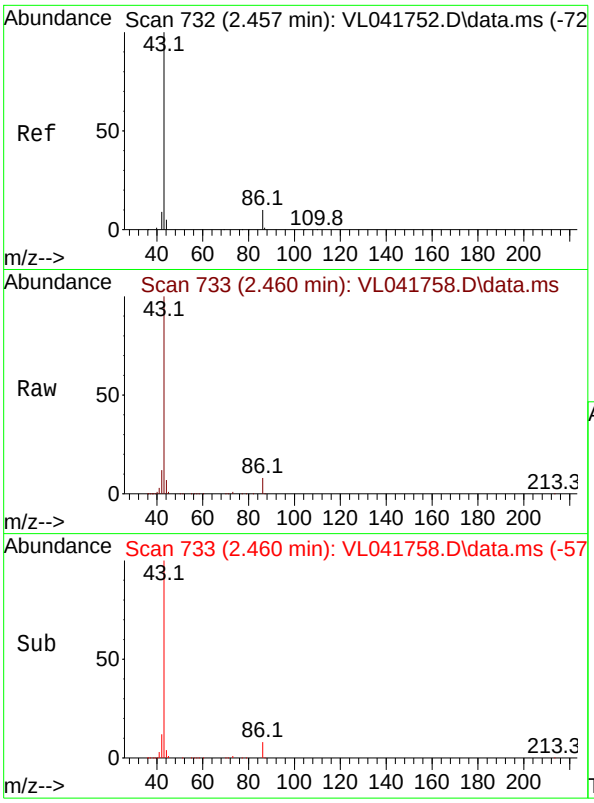

#23
Vinyl Acetate
Concen: 14.661 ppbv
RT: 2.460 min Scan# 7
Delta R.T. 0.003 min
Lab File: VL041758.D
Acq: 16 Dec 2024 16:41

Instrument :
MSVOA_L
ClientSampleId :
VSTDICC015

Tgt Ion: 43 Resp: 80795

Ion	Ratio	Lower	Upper
43	100		
86	8.4	6.6	10.0
42	11.8	8.2	12.2
44	5.6	5.0	7.4

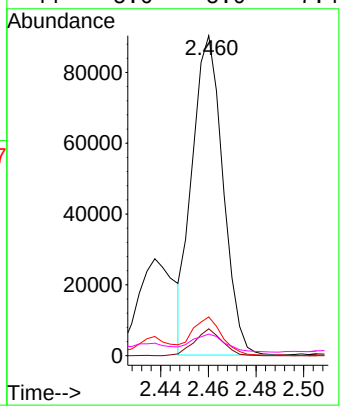

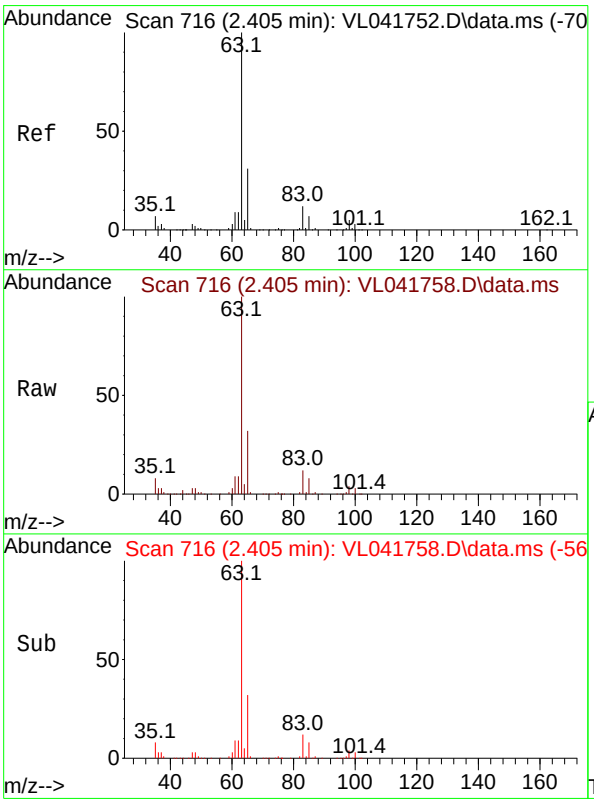

#24
1,1-Dichloroethane
Concen: 14.394 ppbv
RT: 2.405 min Scan# 716
Delta R.T. -0.000 min
Lab File: VL041758.D
Acq: 16 Dec 2024 16:41

Tgt Ion: 63 Resp: 131030

Ion	Ratio	Lower	Upper
63	100		
98	4.5	2.3	6.8
100	2.8	1.4	4.2

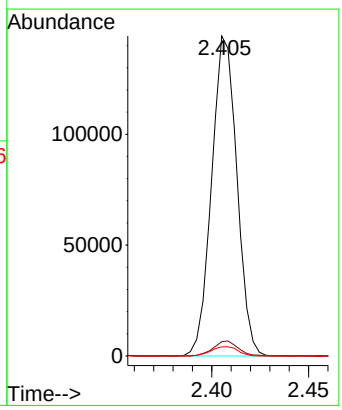

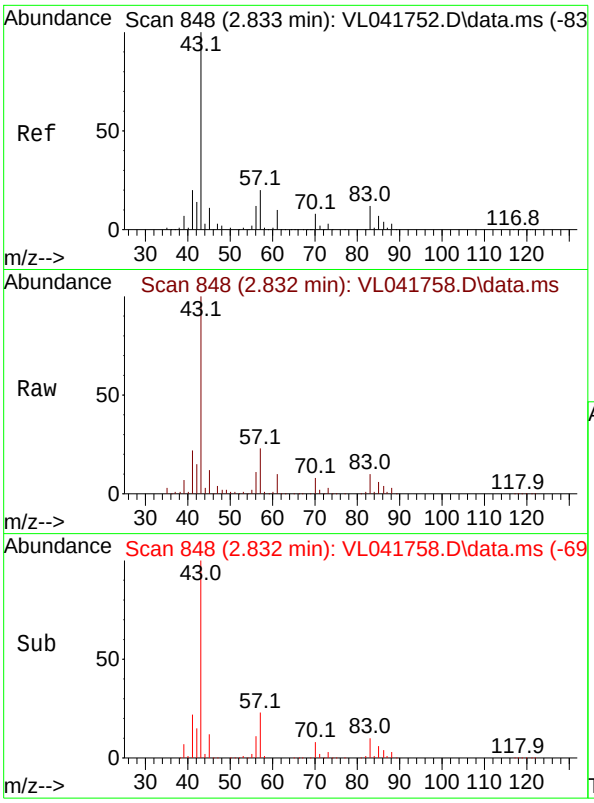

#25
Ethyl Acetate
Concen: 14.402 ppbv
RT: 2.832 min Scan# 8
Delta R.T. -0.000 min
Lab File: VL041758.D
Acq: 16 Dec 2024 16:41

Instrument :
MSVOA_L
ClientSampleId :
VSTDICC015

Tgt Ion: 43 Resp: 341429

Ion	Ratio	Lower	Upper
43	100		
45	10.3	8.1	12.1
61	8.7	7.0	10.6
70	8.1	6.5	9.7

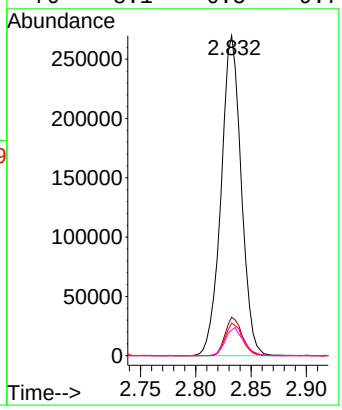

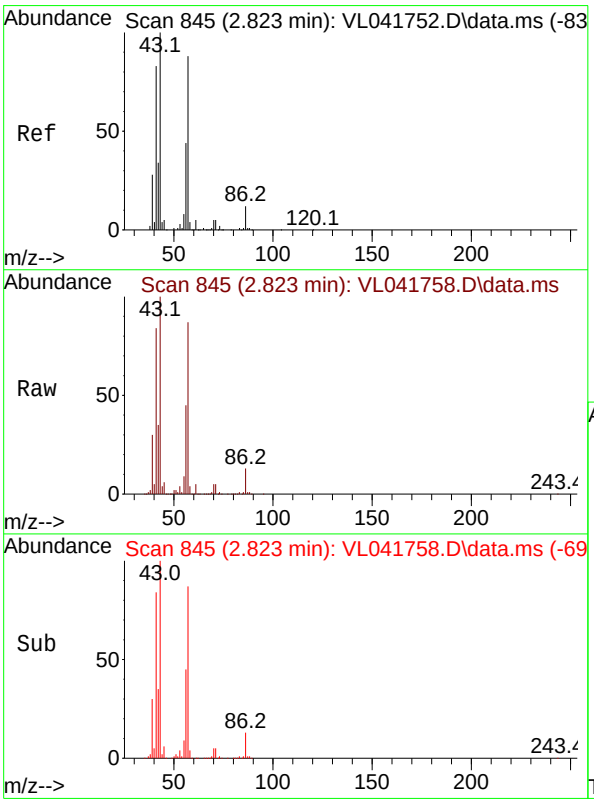

#26
Hexane
Concen: 14.369 ppbv
RT: 2.823 min Scan# 845
Delta R.T. -0.000 min
Lab File: VL041758.D
Acq: 16 Dec 2024 16:41

Tgt Ion: 57 Resp: 128657

Ion	Ratio	Lower	Upper
57	100		
41	100.1	79.6	119.4
43	265.4	211.0	316.6
56	53.0	42.6	63.8

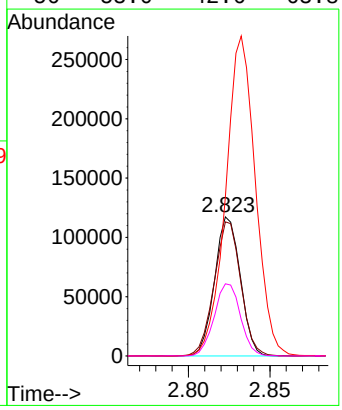

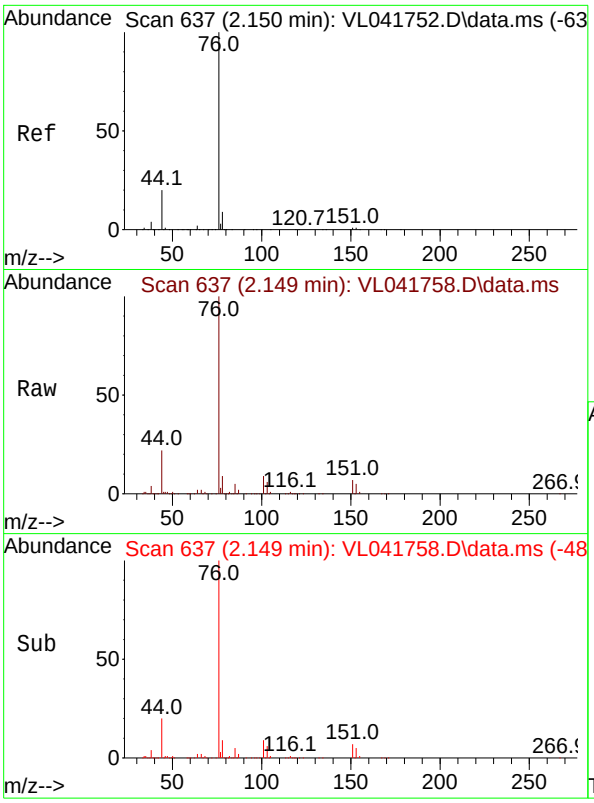

#27
Carbon Disulfide
Concen: 16.726 ppbv
RT: 2.149 min Scan# 6
Delta R.T. -0.000 min
Lab File: VL041758.D
Acq: 16 Dec 2024 16:41

Instrument :
MSVOA_L
ClientSampleId :
VSTDICC015

Tgt Ion: 76 Resp: 134963

Ion	Ratio	Lower	Upper
76	100		
44	22.4	17.6	26.4
78	12.5	10.2	15.4

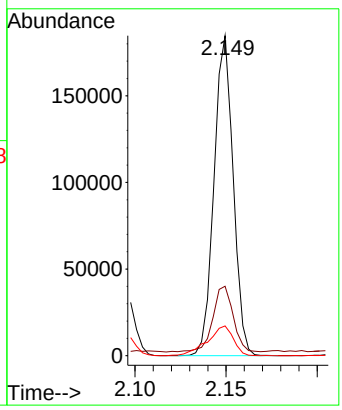

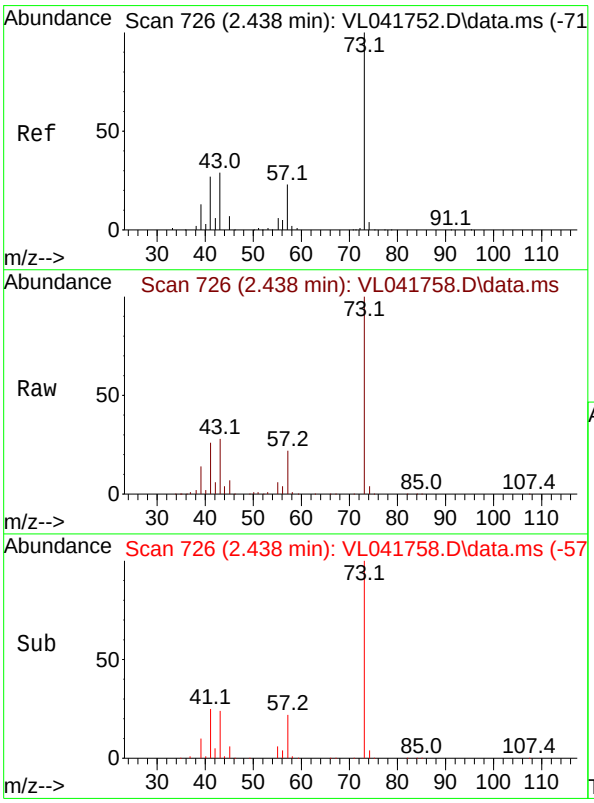

#28
Methyl tert-Butyl Ether
Concen: 13.871 ppbv
RT: 2.438 min Scan# 726
Delta R.T. -0.000 min
Lab File: VL041758.D
Acq: 16 Dec 2024 16:41

Tgt Ion: 73 Resp: 100758

Ion	Ratio	Lower	Upper
73	100		
57	21.8	17.6	26.4

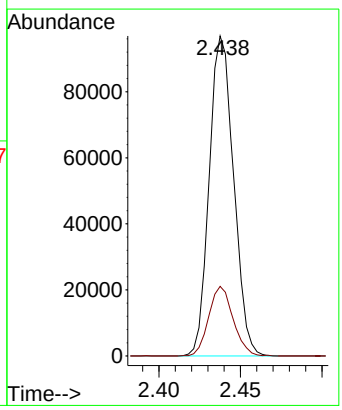

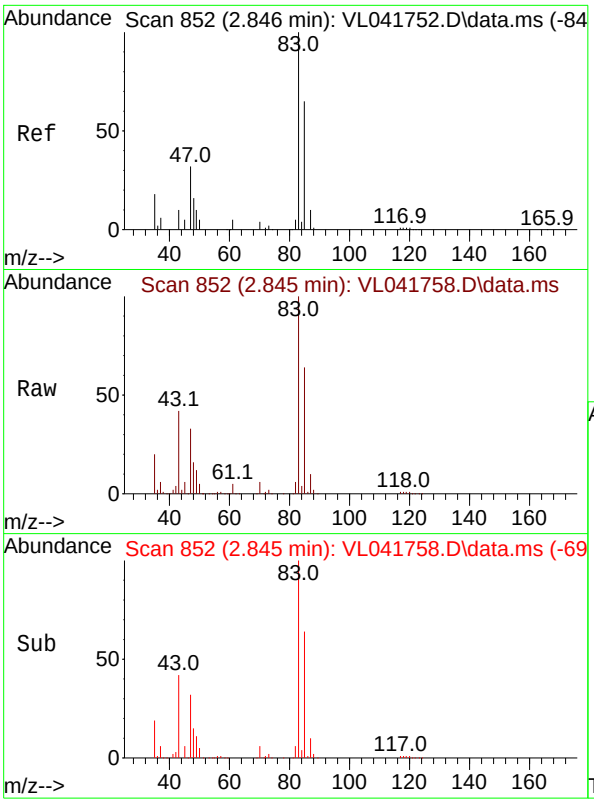

#29
Chloroform
Concen: 14.489 ppbv
RT: 2.845 min Scan# 8
Delta R.T. -0.000 min
Lab File: VL041758.D
Acq: 16 Dec 2024 16:41

Instrument :
MSVOA_L
ClientSampleId :
VSTDICC015

Tgt Ion: 83 Resp: 197713

Ion	Ratio	Lower	Upper
83	100		
85	63.7	51.8	77.6

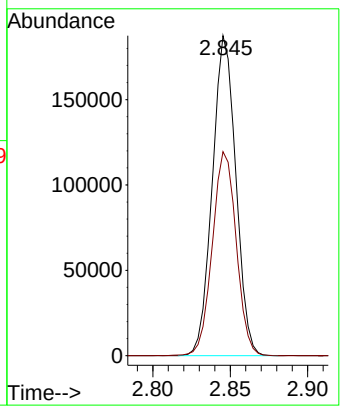

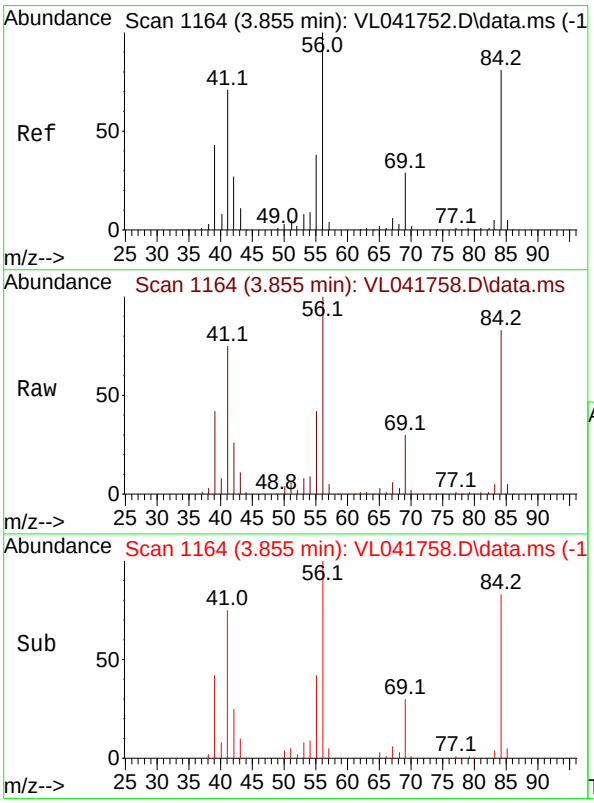

#30
Cyclohexane
Concen: 14.497 ppbv
RT: 3.855 min Scan# 1164
Delta R.T. -0.000 min
Lab File: VL041758.D
Acq: 16 Dec 2024 16:41

Tgt Ion: 84 Resp: 110448

Ion	Ratio	Lower	Upper
84	100		
56	126.9	102.3	153.5
41	92.2	74.0	111.0

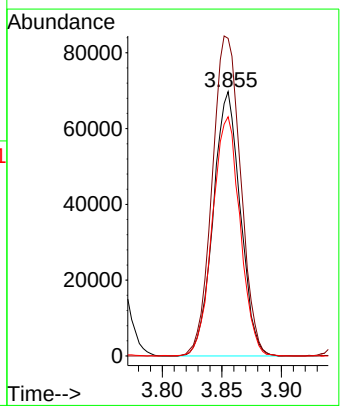

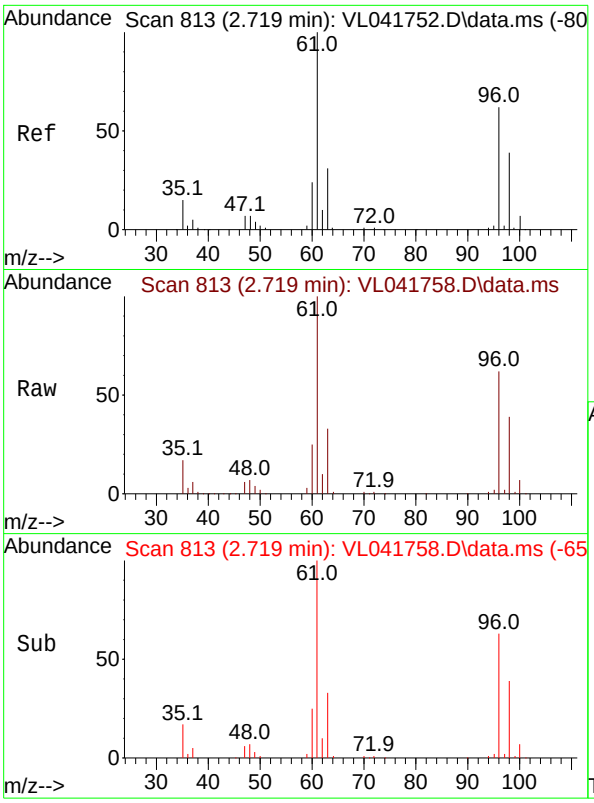

#31
cis-1,2-Dichloroethene
Concen: 14.355 ppbv
RT: 2.719 min Scan# 8
Delta R.T. -0.000 min
Lab File: VL041758.D
Acq: 16 Dec 2024 16:41

Instrument :
MSVOA_L
ClientSampleId :
VSTDICC015

Tgt Ion: 61 Resp: 132821

Ion	Ratio	Lower	Upper
61	100		
96	62.4	49.7	74.5
98	39.4	30.8	46.2

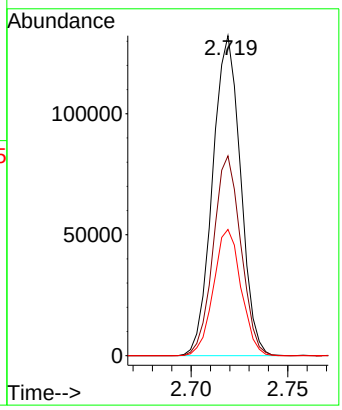

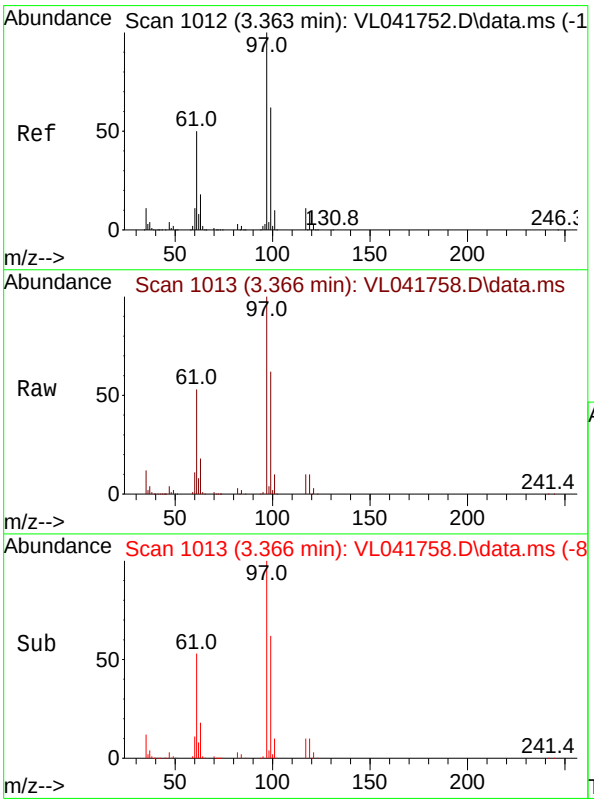

#32
1,1,1-Trichloroethane
Concen: 15.055 ppbv
RT: 3.366 min Scan# 1013
Delta R.T. 0.003 min
Lab File: VL041758.D
Acq: 16 Dec 2024 16:41

Tgt Ion: 97 Resp: 204468

Ion	Ratio	Lower	Upper
97	100		
99	63.6	51.0	76.4
61	53.1	42.2	63.2

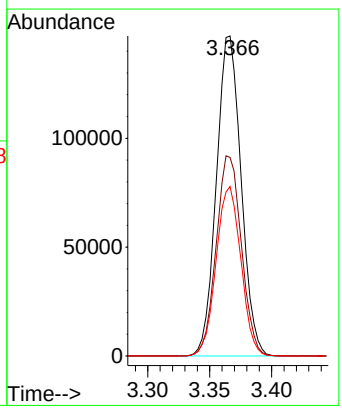

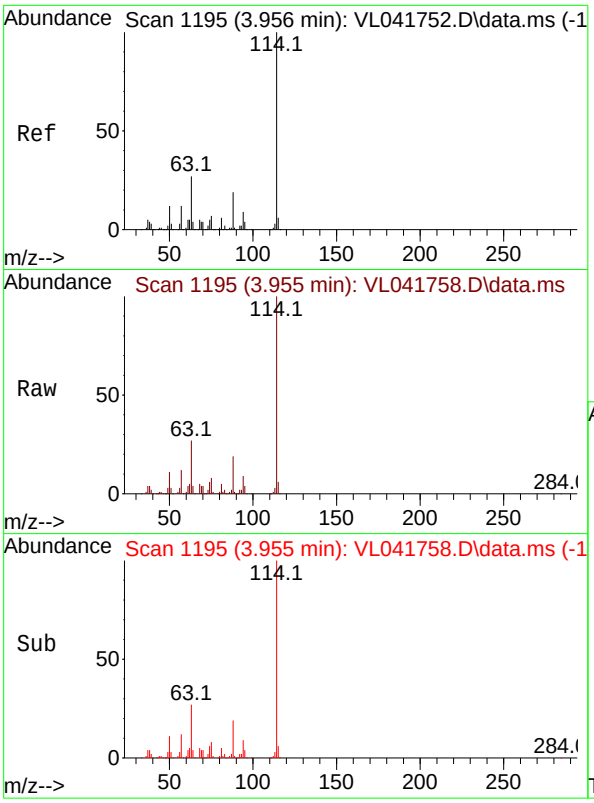

#33
1,4-Difluorobenzene
Concen: 10.000 ppbv
RT: 3.955 min Scan# 1
Delta R.T. -0.000 min
Lab File: VL041758.D
Acq: 16 Dec 2024 16:41

Instrument :
MSVOA_L
ClientSampleId :
VSTDICC015

Tgt Ion:114 Resp: 176856

Ion	Ratio	Lower	Upper
114	100		
63	27.5	21.8	32.8
88	18.9	14.8	22.2

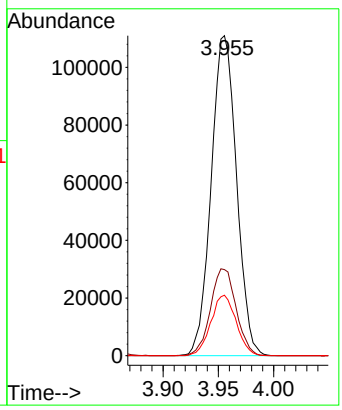

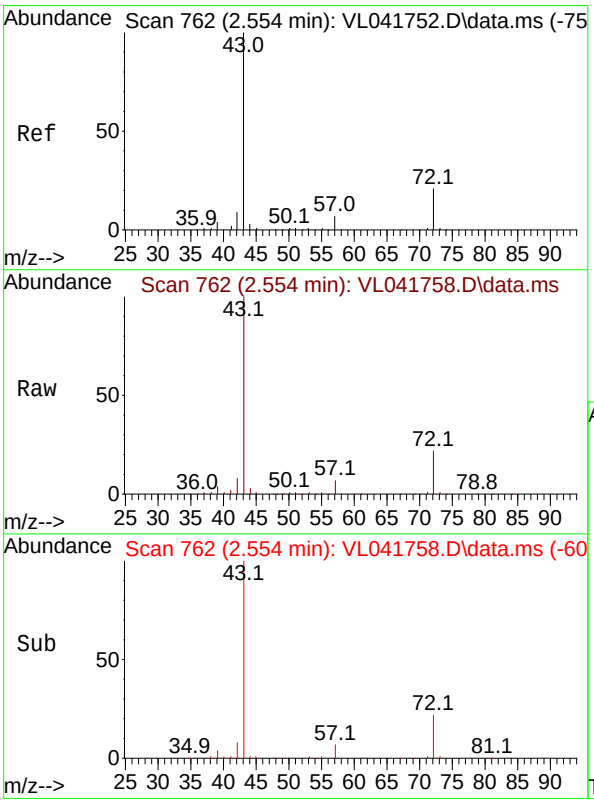

#34
2-Butanone
Concen: 13.736 ppbv
RT: 2.554 min Scan# 762
Delta R.T. -0.000 min
Lab File: VL041758.D
Acq: 16 Dec 2024 16:41

Tgt Ion: 43 Resp: 195439

Ion	Ratio	Lower	Upper
43	100		
72	21.4	16.8	25.2

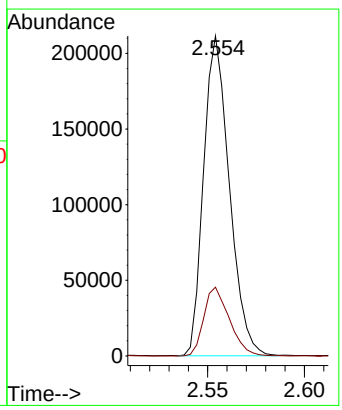

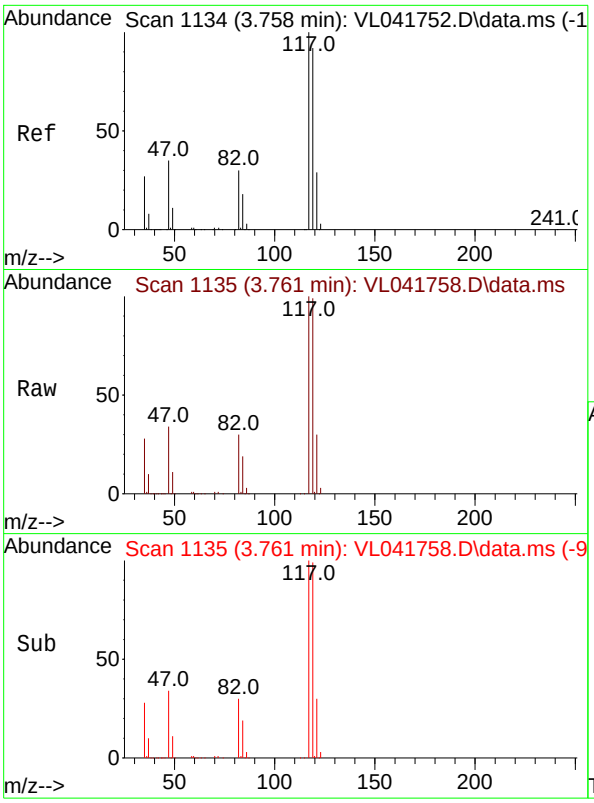

#35
Carbon Tetrachloride
Concen: 16.428 ppbv
RT: 3.761 min Scan# 1
Delta R.T. 0.003 min
Lab File: VL041758.D
Acq: 16 Dec 2024 16:41

Instrument :
MSVOA_L
ClientSampleId :
VSTDICC015

Tgt Ion:117 Resp: 206252

Ion	Ratio	Lower	Upper
117	100		
119	99.2	73.7	110.5
121	30.3	23.0	34.4

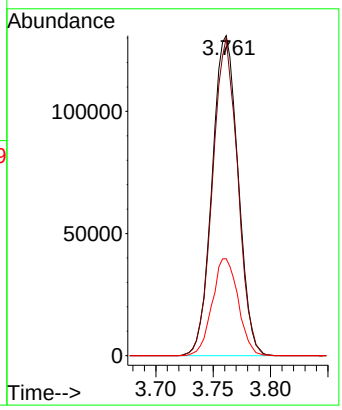

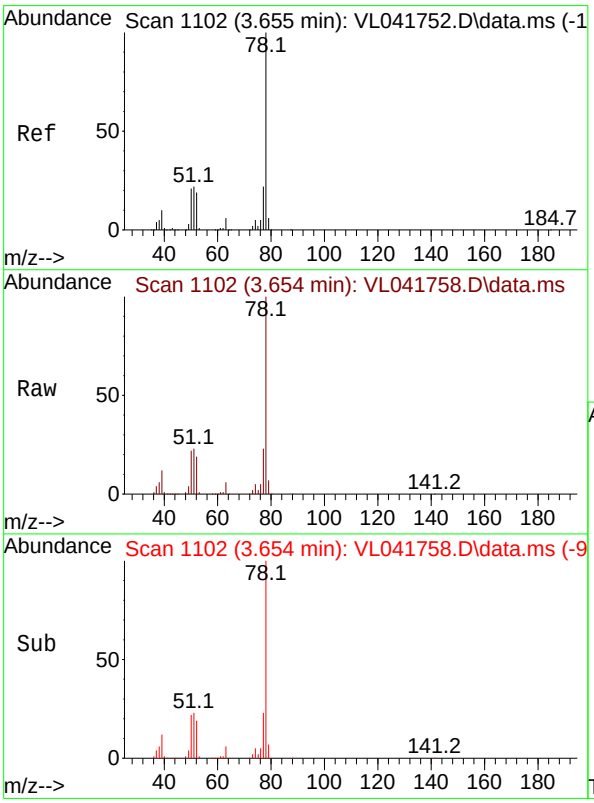

#36
Benzene
Concen: 14.192 ppbv
RT: 3.654 min Scan# 1102
Delta R.T. -0.000 min
Lab File: VL041758.D
Acq: 16 Dec 2024 16:41

Tgt Ion: 78 Resp: 259630

Ion	Ratio	Lower	Upper
78	100		
77	22.8	17.8	26.6
50	21.9	17.2	25.8

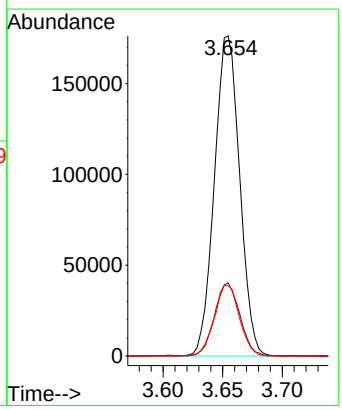

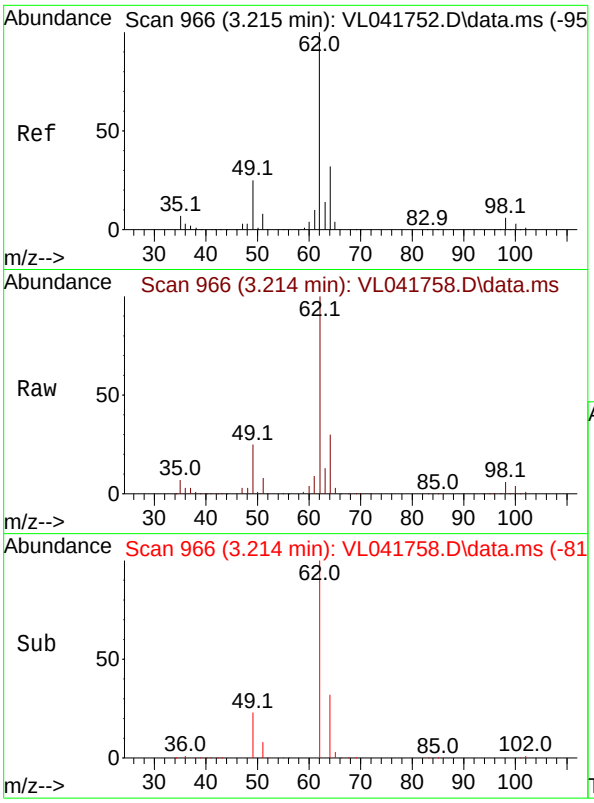

#37
1,2-Dichloroethane
Concen: 14.633 ppbv
RT: 3.214 min Scan# 9
Delta R.T. -0.000 min
Lab File: VL041758.D
Acq: 16 Dec 2024 16:41

Instrument :
MSVOA_L
ClientSampleId :
VSTDICC015

Tgt Ion: 62 Resp: 166576

Ion	Ratio	Lower	Upper
62	100		
98	5.9	4.7	7.1

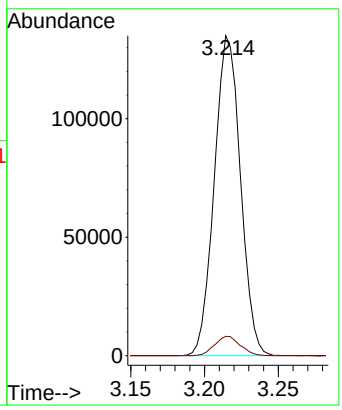

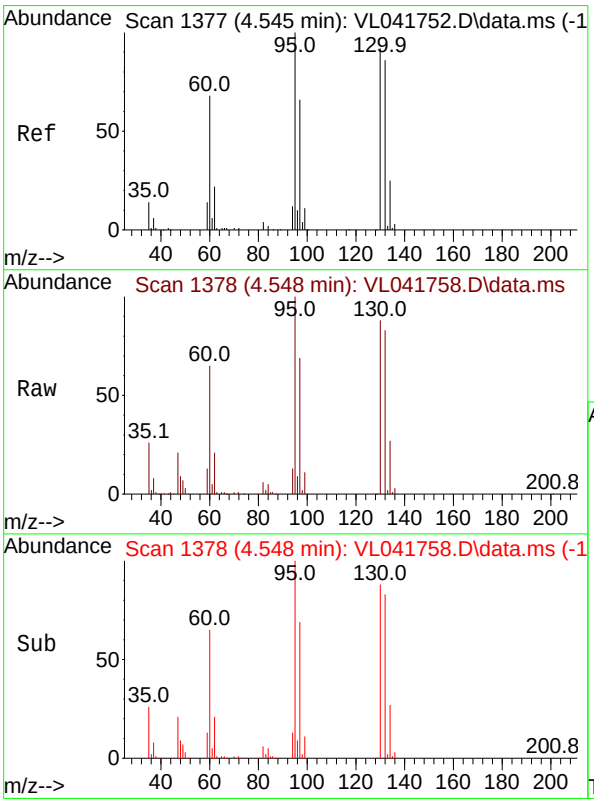

#38
Trichloroethene
Concen: 13.525 ppbv
RT: 4.548 min Scan# 1378
Delta R.T. 0.003 min
Lab File: VL041758.D
Acq: 16 Dec 2024 16:41

Tgt Ion:130 Resp: 104184

Ion	Ratio	Lower	Upper
130	100		
95	114.0	87.0	130.6
132	95.0	75.0	112.6
97	78.9	57.2	85.8

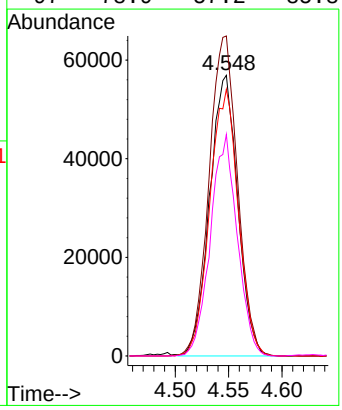

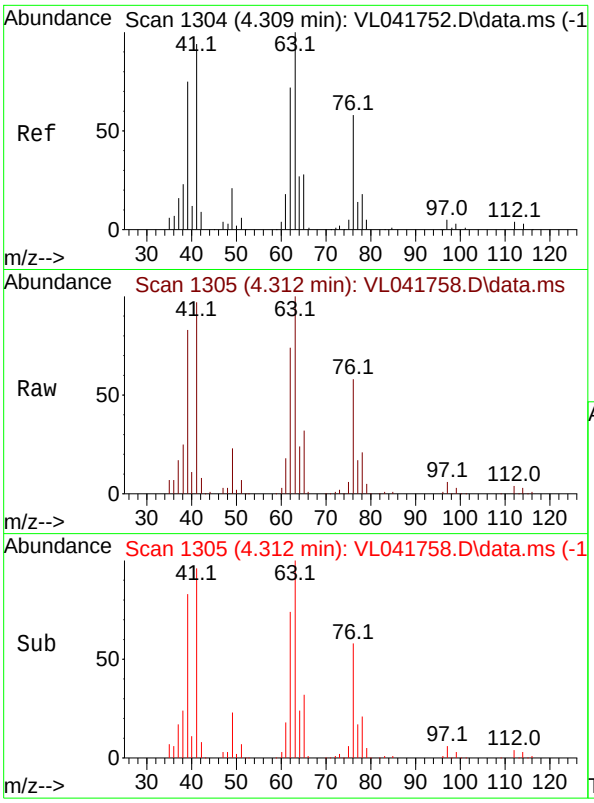

#39
1,2-Dichloropropane
Concen: 14.150 ppbv
RT: 4.312 min Scan# 1
Delta R.T. 0.003 min
Lab File: VL041758.D
Acq: 16 Dec 2024 16:41

Instrument :
MSVOA_L
ClientSampleId :
VSTDICC015

Tgt Ion: 63 Resp: 93624

Ion	Ratio	Lower	Upper
63	100		
41	96.6	75.3	112.9
62	73.9	57.3	85.9

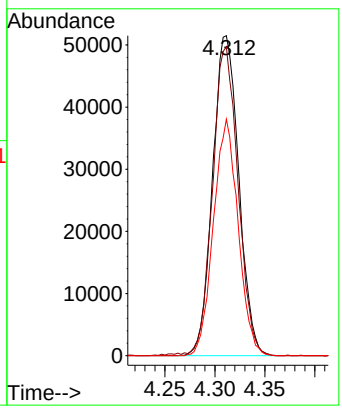

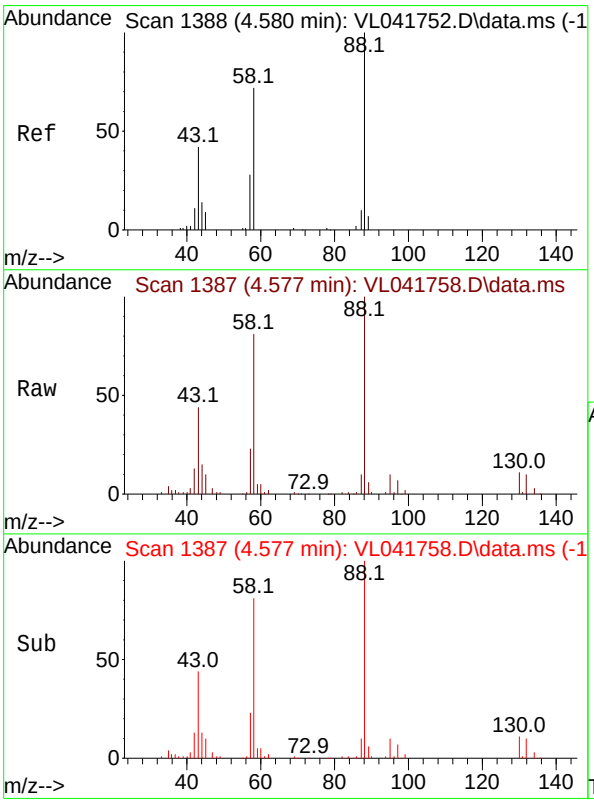

#40
1,4-Dioxane
Concen: 13.730 ppbv
RT: 4.577 min Scan# 1387
Delta R.T. -0.003 min
Lab File: VL041758.D
Acq: 16 Dec 2024 16:41

Tgt Ion: 88 Resp: 44377

Ion	Ratio	Lower	Upper
88	100		
58	77.8	61.0	91.6
43	42.4	29.4	44.0
57	0.0	0.0	0.0

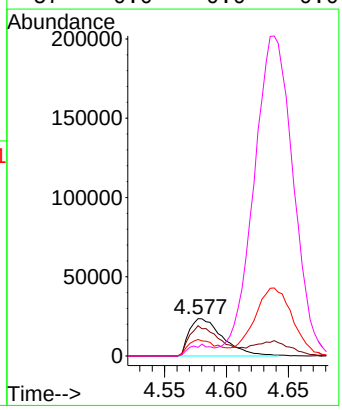

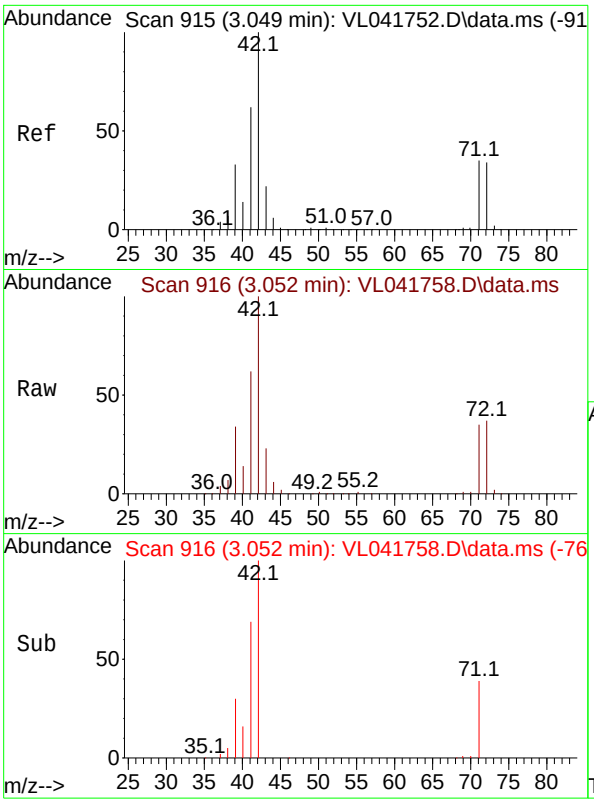

#41
Tetrahydrofuran
Concen: 14.254 ppbv
RT: 3.052 min Scan# 91
Delta R.T. 0.003 min
Lab File: VL041758.D
Acq: 16 Dec 2024 16:41

Instrument :
MSVOA_L
ClientSampleId :
VSTDICC015

Tgt Ion: 42 Resp: 113618

Ion	Ratio	Lower	Upper
42	100		
72	36.4	29.1	43.7
71	35.3	28.4	42.6

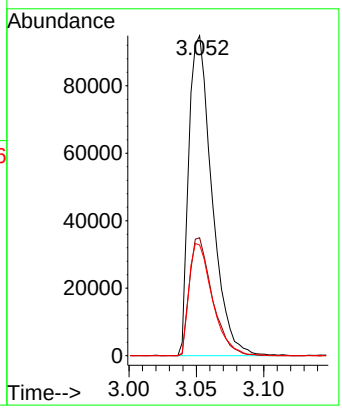

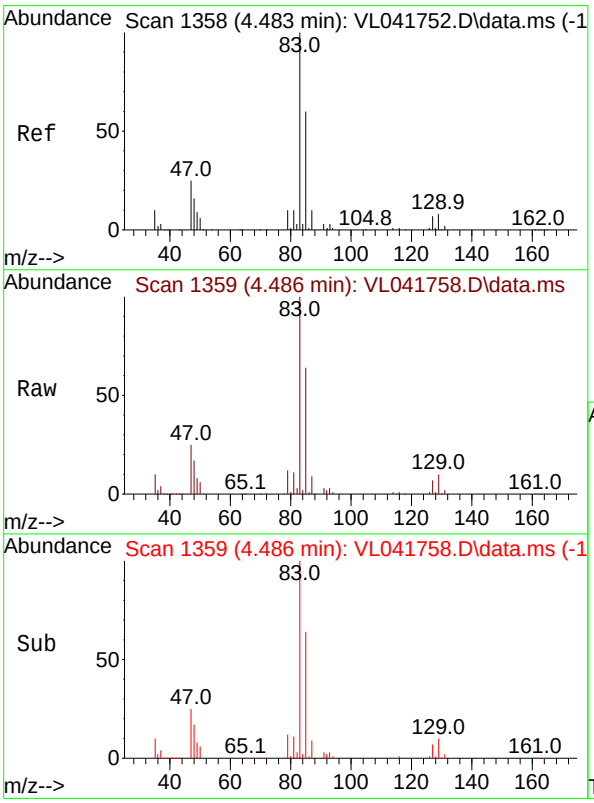

#42
Bromodichloromethane
Concen: 16.123 ppbv
RT: 4.486 min Scan# 1359
Delta R.T. 0.003 min
Lab File: VL041758.D
Acq: 16 Dec 2024 16:41

Tgt Ion: 83 Resp: 211145

Ion	Ratio	Lower	Upper
83	100		
85	63.7	48.0	72.0
127	7.3	5.8	8.8

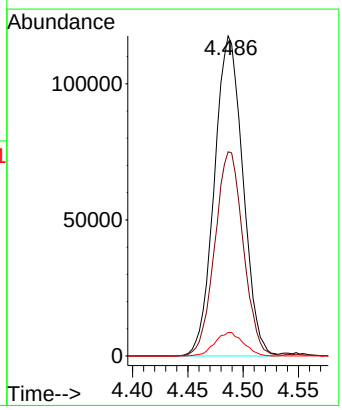

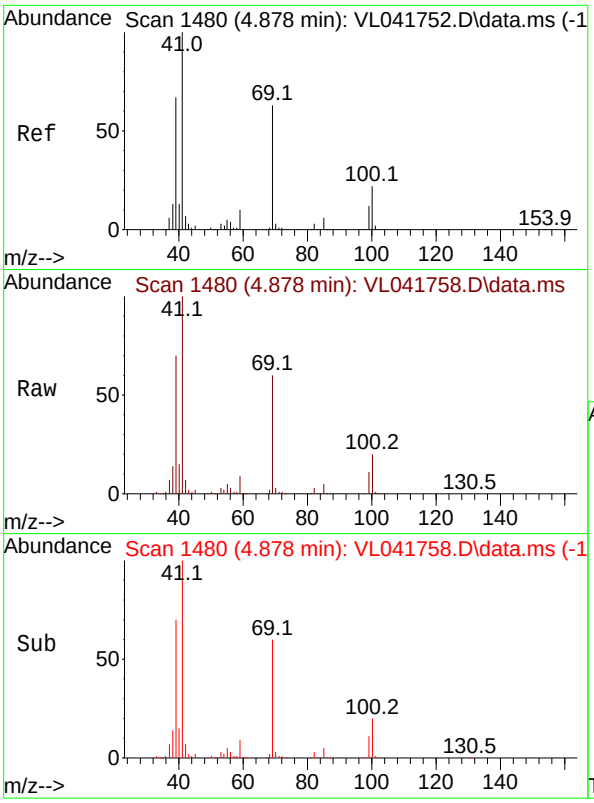

#43
Methyl Methacrylate
Concen: 15.374 ppbv
RT: 4.878 min Scan# 1
Delta R.T. -0.000 min
Lab File: VL041758.D
Acq: 16 Dec 2024 16:41

Instrument :
MSVOA_L
ClientSampleId :
VSTDICC015

Tgt Ion: 69 Resp: 107165

Ion	Ratio	Lower	Upper
69	100		
41	162.6	130.3	195.5
100	35.0	28.3	42.5

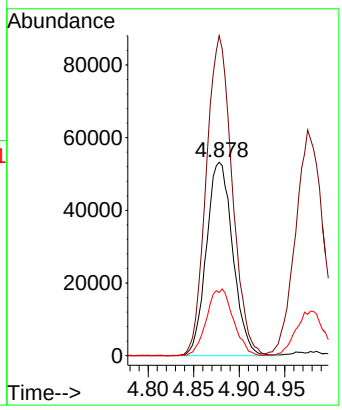

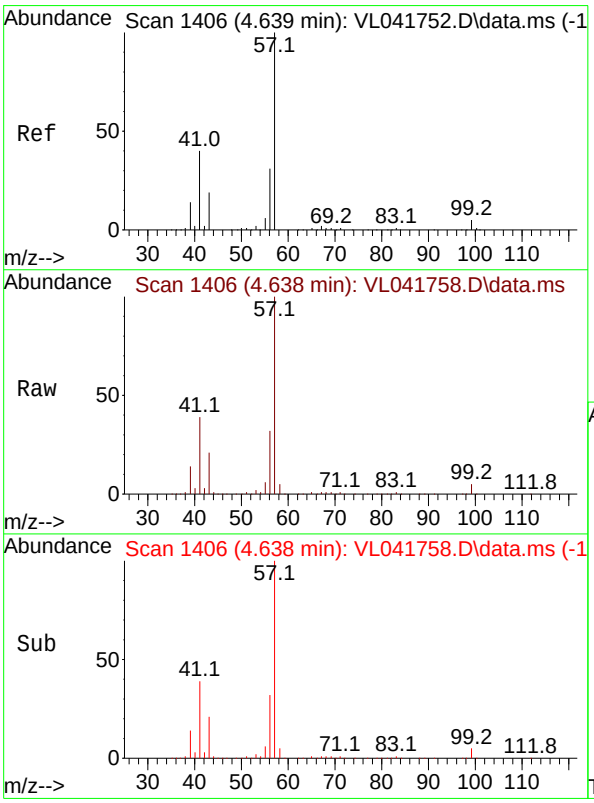

#44
2,2,4-Trimethylpentane
Concen: 14.274 ppbv
RT: 4.638 min Scan# 1406
Delta R.T. -0.000 min
Lab File: VL041758.D
Acq: 16 Dec 2024 16:41

Tgt Ion: 57 Resp: 445947

Ion	Ratio	Lower	Upper
57	100		
41	38.8	30.7	46.1
56	32.1	25.4	38.0

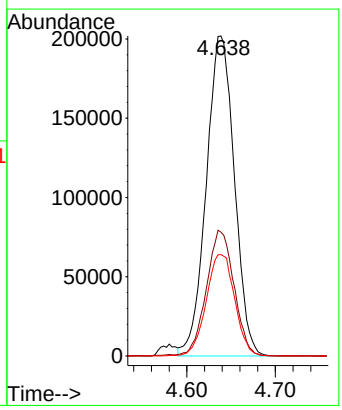

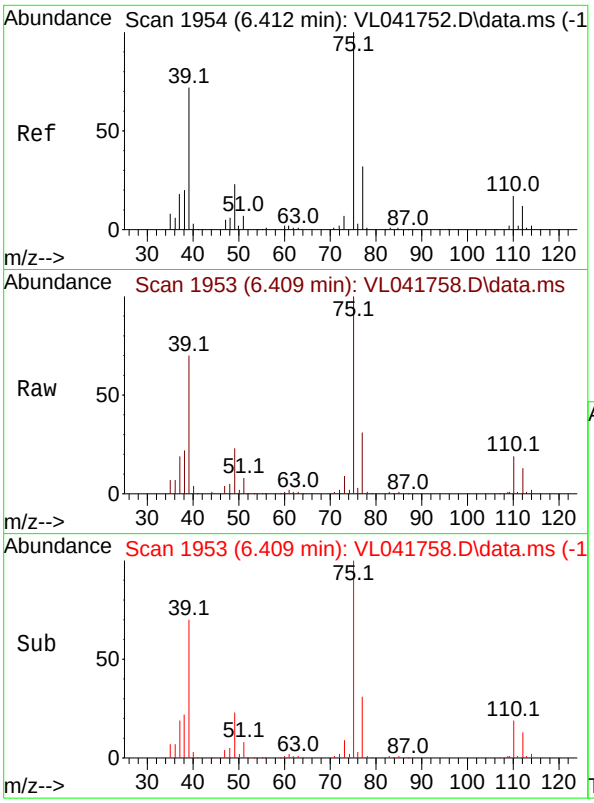

#45
t-1,3-Dichloropropene
Concen: 15.973 ppbv
RT: 6.409 min Scan# 1
Delta R.T. -0.003 min
Lab File: VL041758.D
Acq: 16 Dec 2024 16:41

Instrument :
MSVOA_L
ClientSampleId :
VSTDICC015

Tgt Ion: 75 Resp: 115159

Ion	Ratio	Lower	Upper
75	100		
77	30.6	25.9	38.9

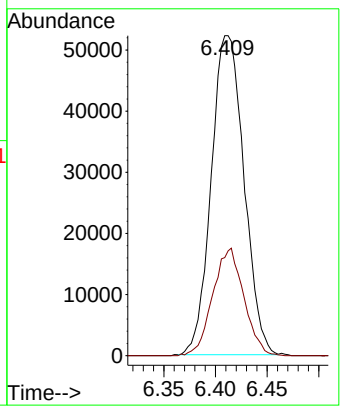

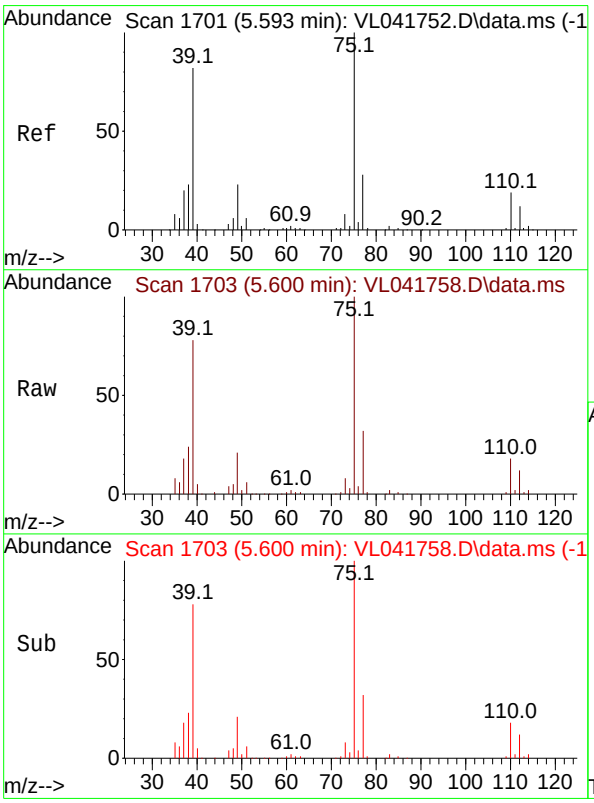

#46
cis-1,3-Dichloropropene
Concen: 15.643 ppbv
RT: 5.600 min Scan# 1703
Delta R.T. 0.006 min
Lab File: VL041758.D
Acq: 16 Dec 2024 16:41

Tgt Ion: 75 Resp: 143172

Ion	Ratio	Lower	Upper
75	100		
39	77.8	65.2	97.8
77	31.6	22.0	33.0

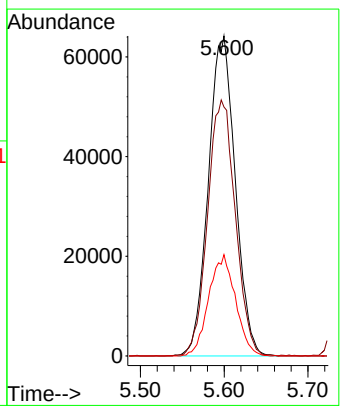

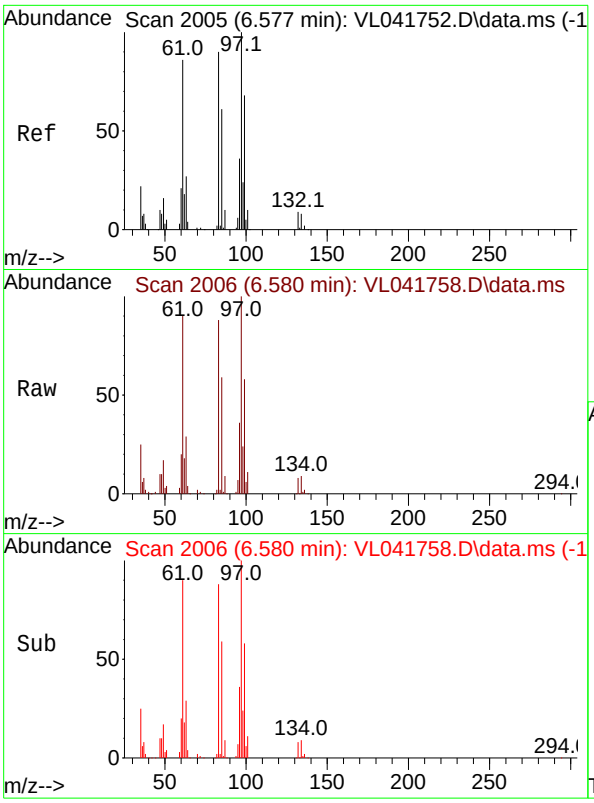

#47
1,1,2-Trichloroethane
Concen: 14.242 ppbv
RT: 6.580 min Scan# 2
Delta R.T. 0.003 min
Lab File: VL041758.D
Acq: 16 Dec 2024 16:41

Instrument :
MSVOA_L
ClientSampleId :
VSTDICC015

Tgt Ion: 97 Resp: 98426

Ion	Ratio	Lower	Upper
97	100		
83	88.0	72.3	108.5
85	58.6	48.5	72.7
99	57.5	54.0	81.0

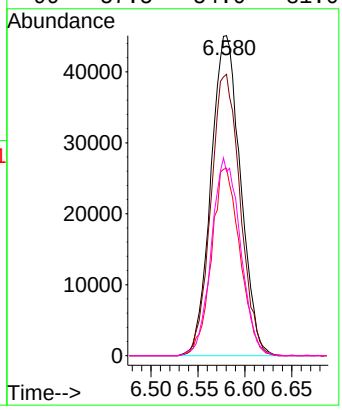

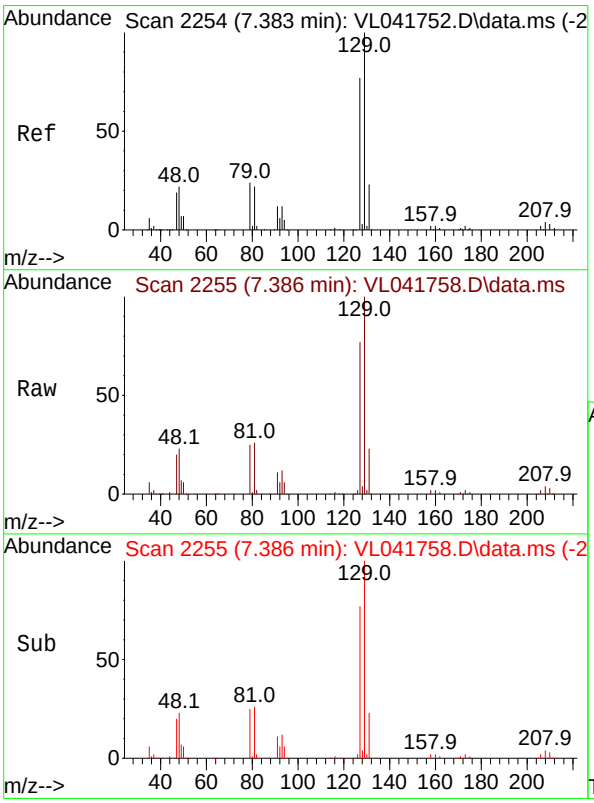

#48
Dibromochloromethane
Concen: 17.131 ppbv
RT: 7.386 min Scan# 2255
Delta R.T. 0.003 min
Lab File: VL041758.D
Acq: 16 Dec 2024 16:41

Tgt Ion:129 Resp: 161661

Ion	Ratio	Lower	Upper
129	100		
127	77.6	38.8	116.3

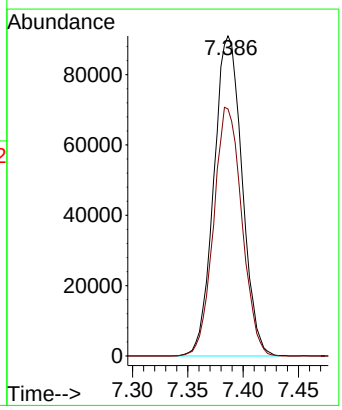

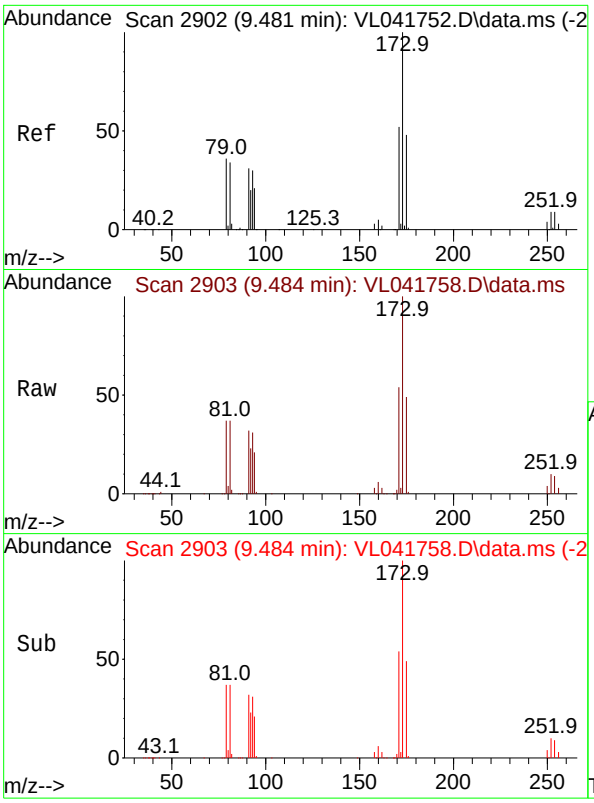

#49
Bromoform
Concen: 17.838 ppbv
RT: 9.484 min Scan# 2
Delta R.T. 0.003 min
Lab File: VL041758.D
Acq: 16 Dec 2024 16:41

Instrument :
MSVOA_L
ClientSampleId :
VSTDICC015

Tgt Ion:173 Resp: 137786

Ion	Ratio	Lower	Upper
173	100		
175	48.2	38.2	57.2
171	51.8	41.1	61.7

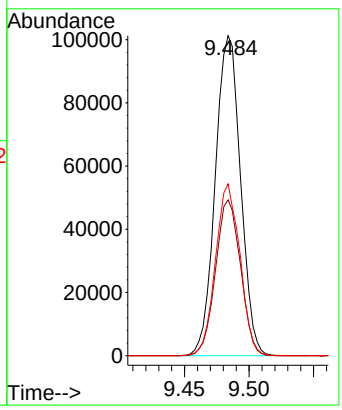

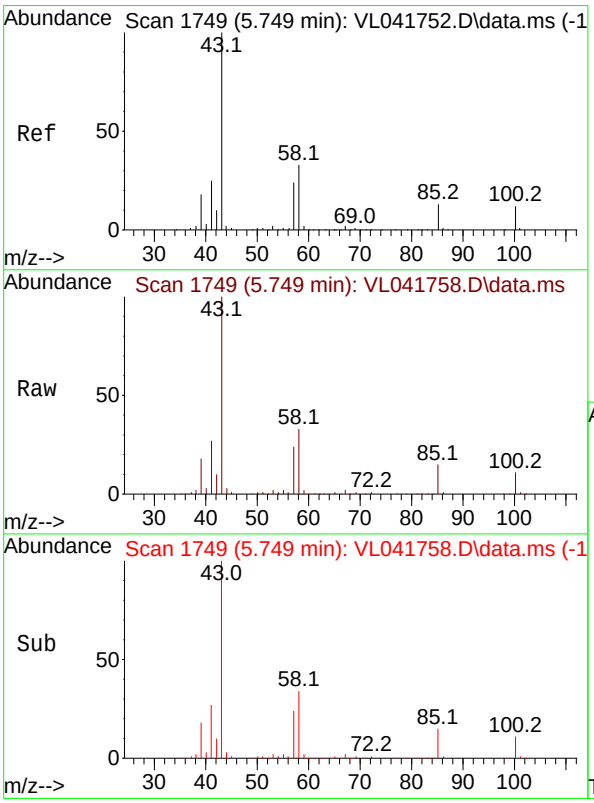

#50
4-Methyl-2-Pentanone
Concen: 14.735 ppbv
RT: 5.749 min Scan# 1749
Delta R.T. -0.000 min
Lab File: VL041758.D
Acq: 16 Dec 2024 16:41

Tgt Ion: 43 Resp: 285467

Ion	Ratio	Lower	Upper
43	100		
58	33.2	26.8	40.2

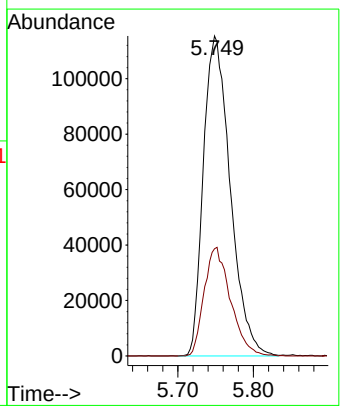

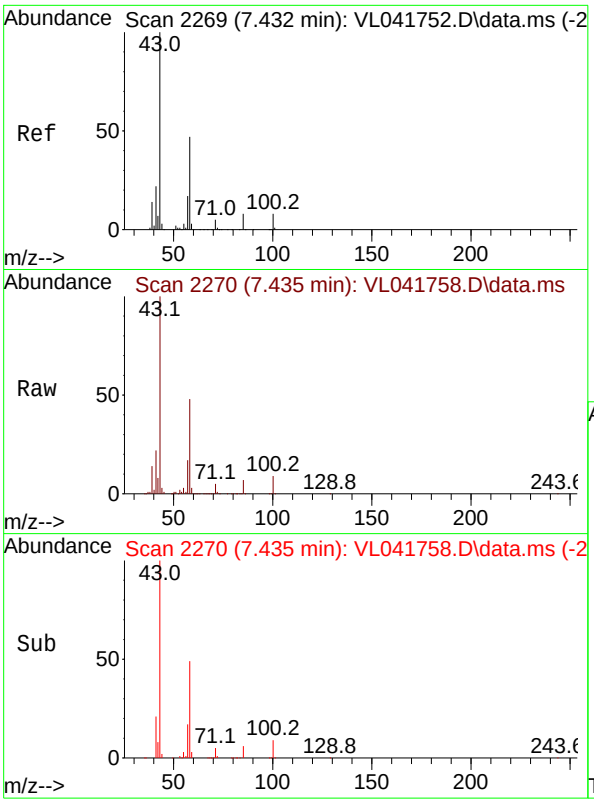

#51
2-Hexanone
Concen: 14.798 ppbv
RT: 7.435 min Scan# 2
Delta R.T. 0.003 min
Lab File: VL041758.D
Acq: 16 Dec 2024 16:41

Instrument :
MSVOA_L
ClientSampleId :
VSTDICC015

Tgt Ion: 43 Resp: 232363

Ion	Ratio	Lower	Upper
43	100		
58	46.0	36.6	55.0
98	0.2	0.1	0.1#

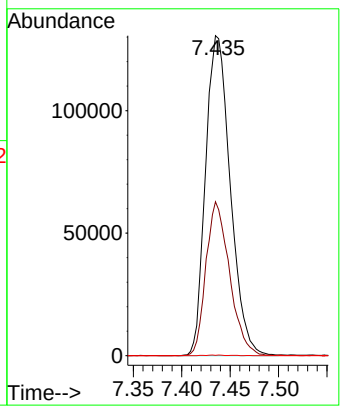

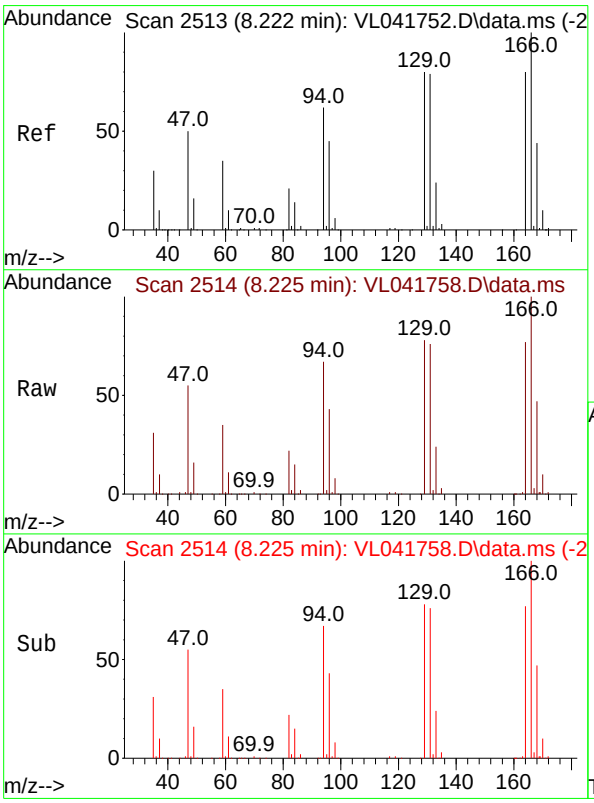

#52
Tetrachloroethene
Concen: 13.675 ppbv
RT: 8.225 min Scan# 2514
Delta R.T. 0.003 min
Lab File: VL041758.D
Acq: 16 Dec 2024 16:41

Tgt Ion:164 Resp: 93120

Ion	Ratio	Lower	Upper
164	100		
166	129.3	99.8	149.6
129	101.1	79.6	119.4
131	98.7	78.6	117.8

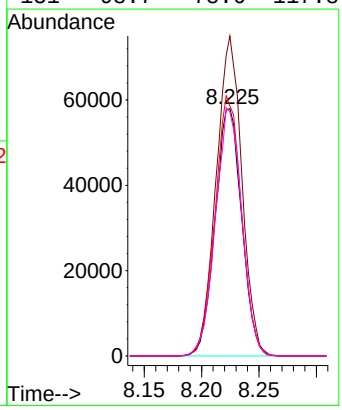

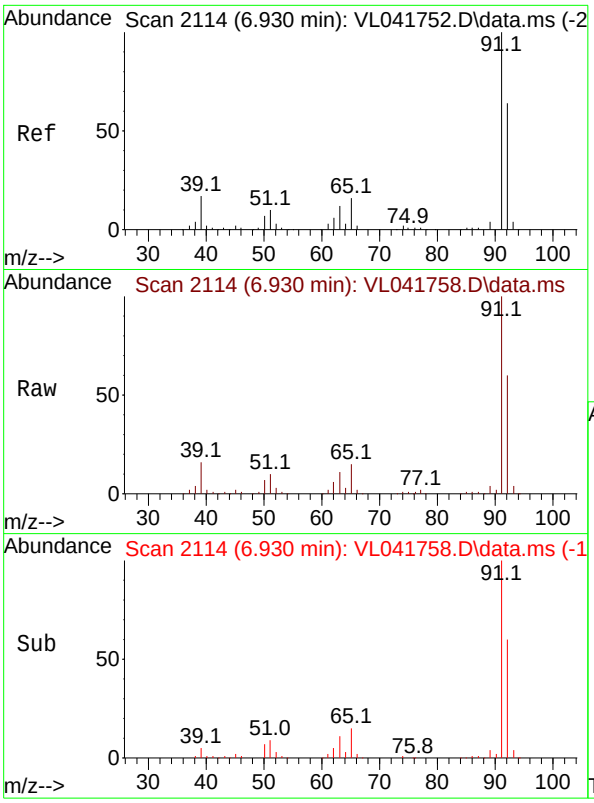

#53
Toluene
Concen: 14.533 ppbv
RT: 6.930 min Scan# 2
Delta R.T. -0.000 min
Lab File: VL041758.D
Acq: 16 Dec 2024 16:41

Instrument :
MSVOA_L
ClientSampleId :
VSTDICC015

Tgt Ion: 91 Resp: 301428

Ion	Ratio	Lower	Upper
91	100		
92	59.9	47.9	71.9

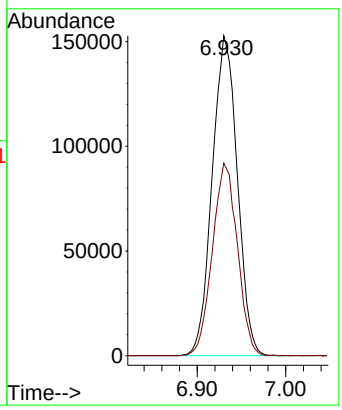

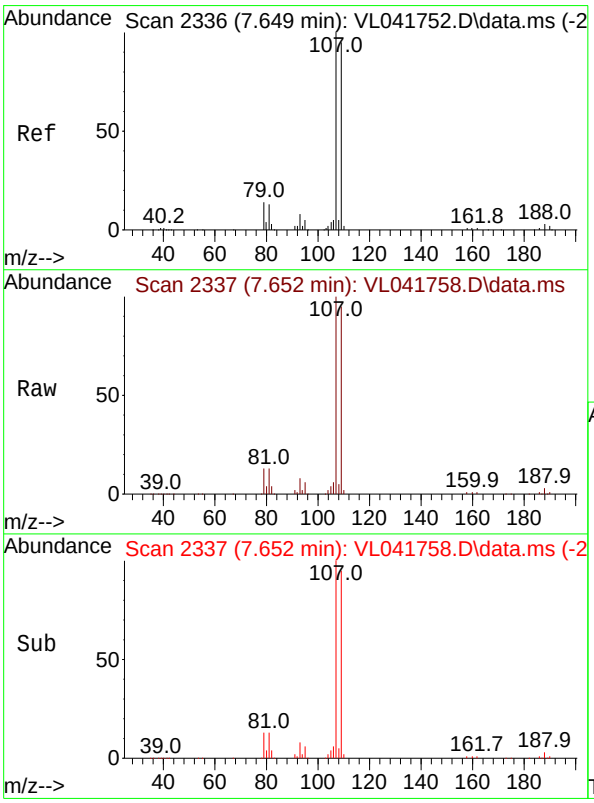

#54
1,2-Dibromoethane
Concen: 14.690 ppbv
RT: 7.652 min Scan# 2337
Delta R.T. 0.003 min
Lab File: VL041758.D
Acq: 16 Dec 2024 16:41

Tgt Ion:107 Resp: 139889

Ion	Ratio	Lower	Upper
107	100		
109	94.9	75.9	113.9

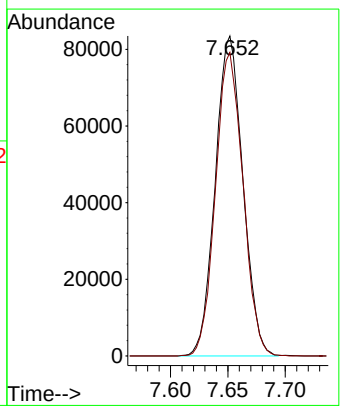

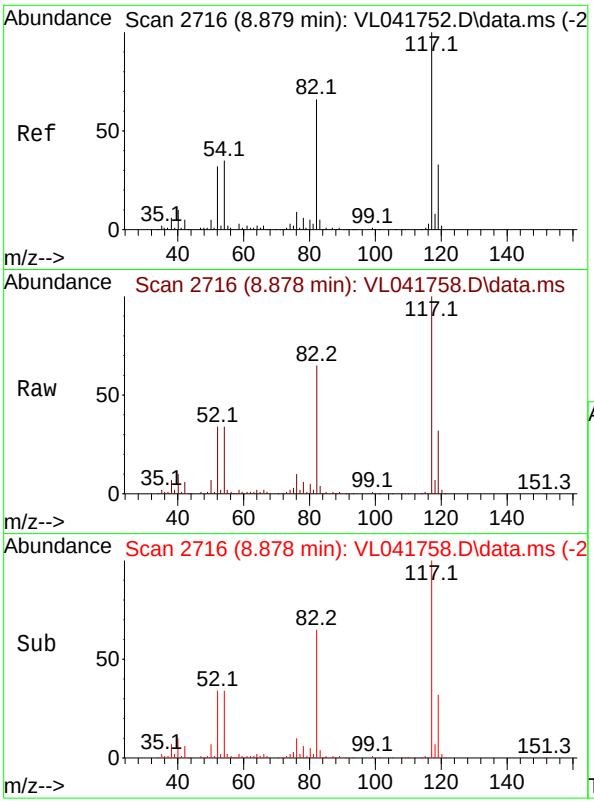

#55
Chlorobenzene-d5
Concen: 10.000 ppbv
RT: 8.878 min Scan# 2
Delta R.T. -0.000 min
Lab File: VL041758.D
Acq: 16 Dec 2024 16:41

Instrument :
MSVOA_L
ClientSampleId :
VSTDICC015

Tgt Ion:117 Resp: 160457

Ion	Ratio	Lower	Upper
117	100		
82	67.5	53.8	80.8
119	31.6	26.7	40.1

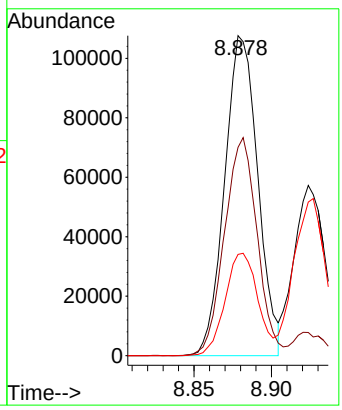

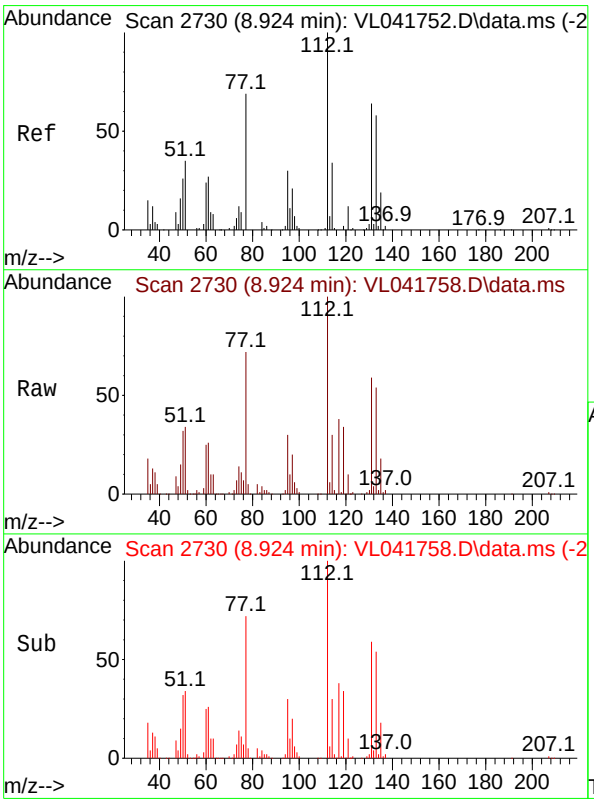

#56
1,1,1,2-Tetrachloroethane
Concen: 15.059 ppbv
RT: 8.924 min Scan# 2730
Delta R.T. -0.000 min
Lab File: VL041758.D
Acq: 16 Dec 2024 16:41

Tgt Ion:131 Resp: 128108

Ion	Ratio	Lower	Upper
131	100		
133	96.7	76.8	115.2
119	59.9	49.0	73.6

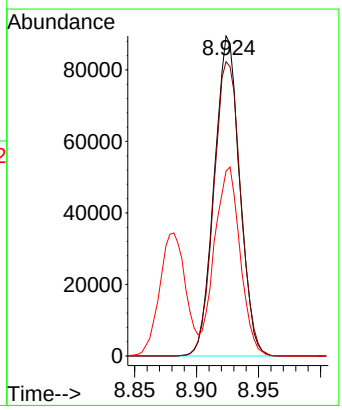

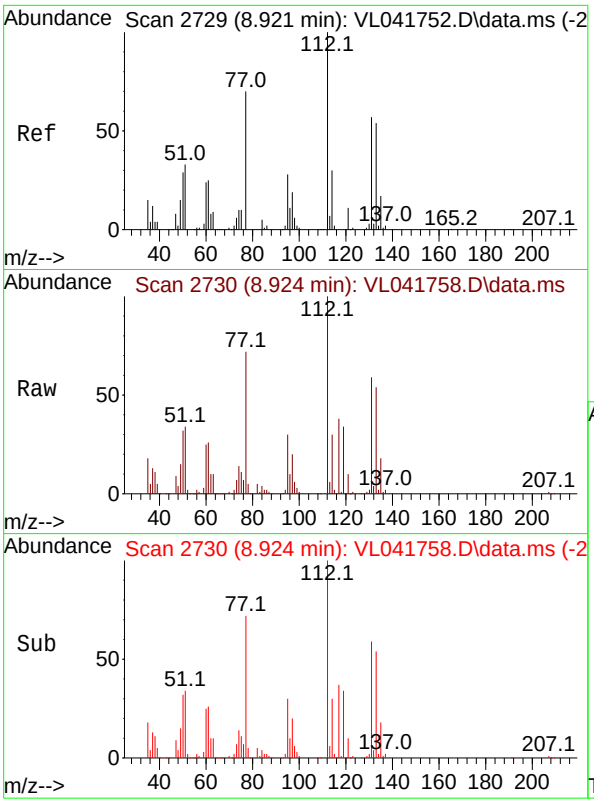

#57
Chlorobenzene
Concen: 13.869 ppbv
RT: 8.924 min Scan# 2
Delta R.T. 0.003 min
Lab File: VL041758.D
Acq: 16 Dec 2024 16:41

Instrument :
MSVOA_L
ClientSampleId :
VSTDICC015

Tgt Ion:112 Resp: 227716

Ion	Ratio	Lower	Upper
112	100		
77	71.8	57.4	86.0
114	29.8	27.4	33.4

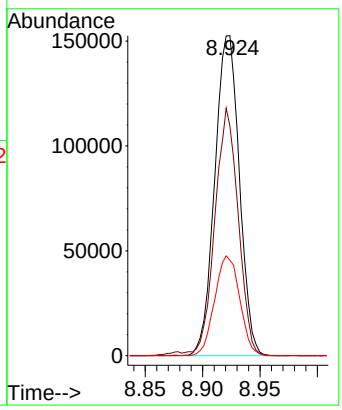

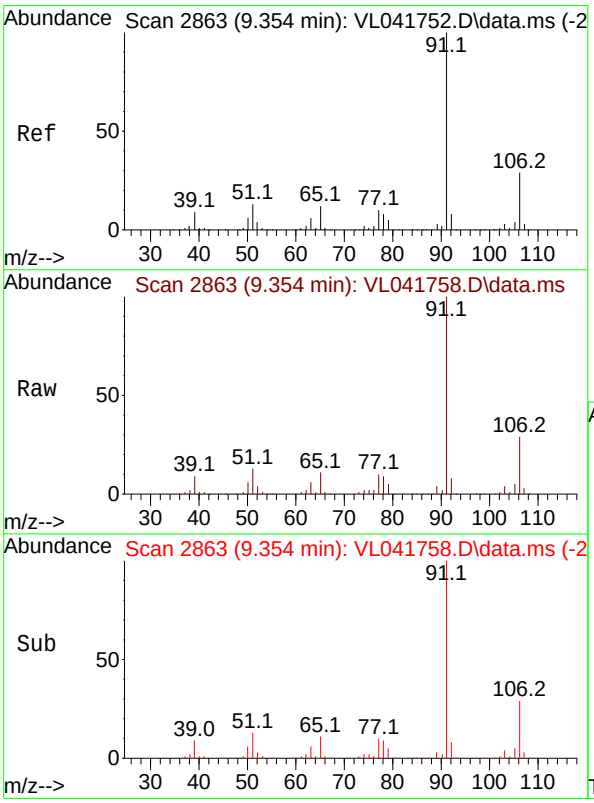

#58
Ethyl Benzene
Concen: 14.742 ppbv
RT: 9.354 min Scan# 2863
Delta R.T. -0.000 min
Lab File: VL041758.D
Acq: 16 Dec 2024 16:41

Tgt Ion: 91 Resp: 425852

Ion	Ratio	Lower	Upper
91	100		
106	29.1	23.5	35.3

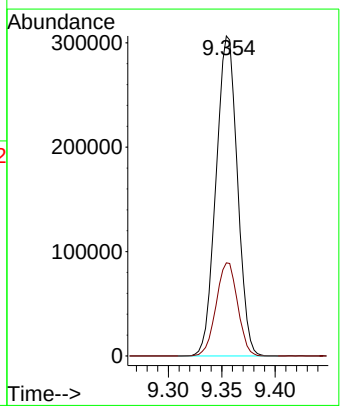

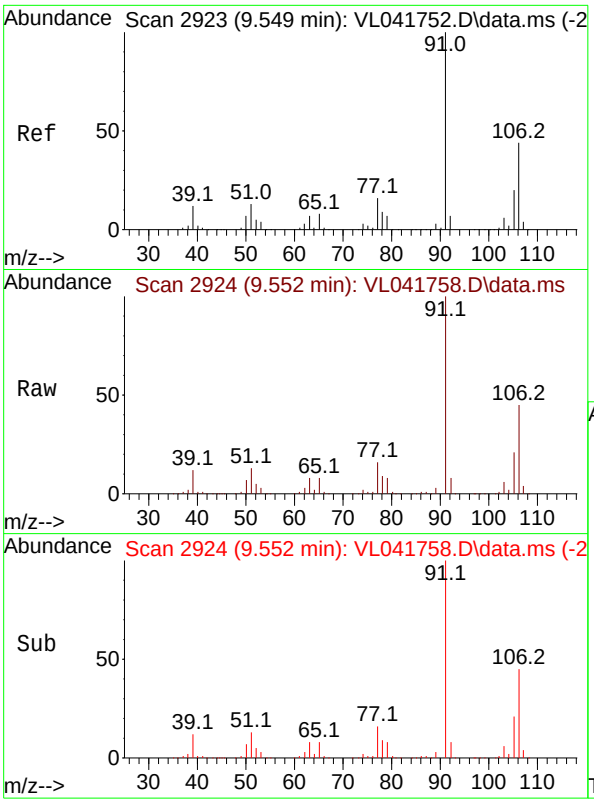

#59
m/p-Xylene
Concen: 15.660 ppbv
RT: 9.552 min Scan# 2
Delta R.T. 0.003 min
Lab File: VL041758.D
Acq: 16 Dec 2024 16:41

Instrument :
MSVOA_L
ClientSampleId :
VSTDICC015

Tgt Ion: 91 Resp: 363863

Ion	Ratio	Lower	Upper
91	100		
106	83.6	0.0	0.0#

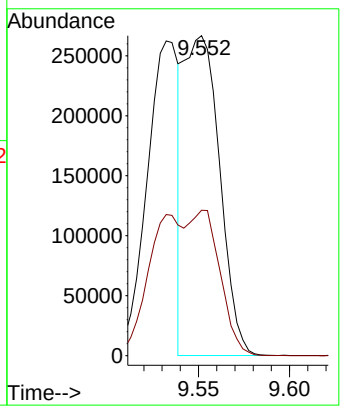

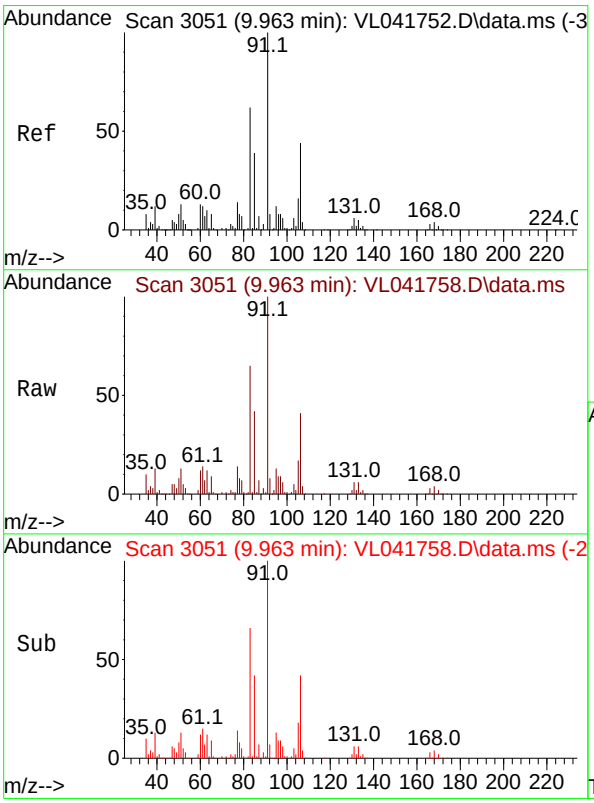

#60
o-Xylene
Concen: 14.506 ppbv
RT: 9.963 min Scan# 3051
Delta R.T. -0.000 min
Lab File: VL041758.D
Acq: 16 Dec 2024 16:41

Tgt Ion: 91 Resp: 337891

Ion	Ratio	Lower	Upper
91	100		
106	42.2	21.1	63.4

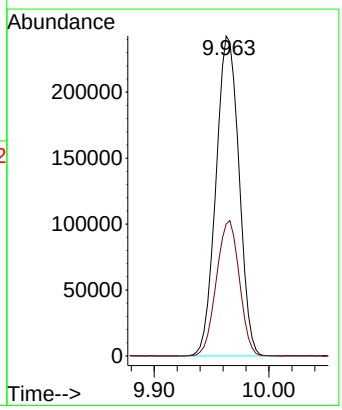

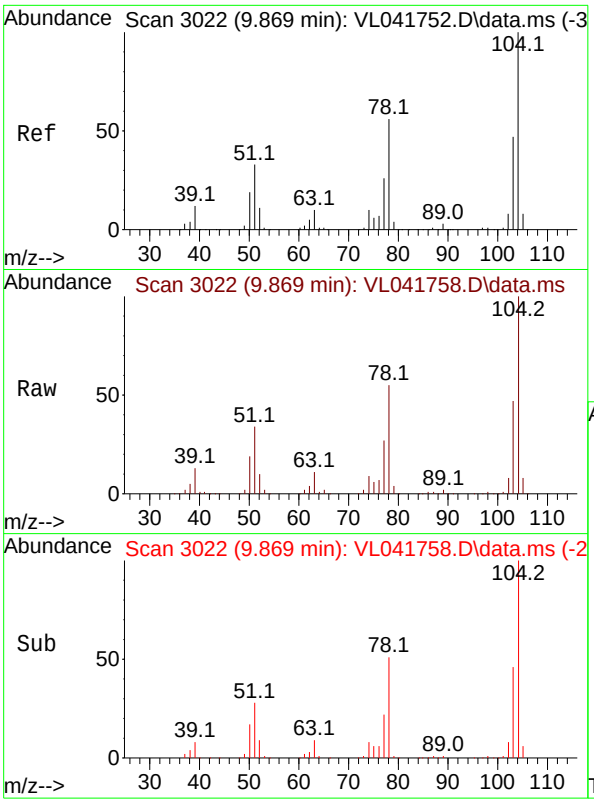

#61
Styrene
Concen: 16.415 ppbv
RT: 9.869 min Scan# 3
Delta R.T. -0.000 min
Lab File: VL041758.D
Acq: 16 Dec 2024 16:41

Instrument :
MSVOA_L
ClientSampleId :
VSTDICC015

Tgt Ion:104 Resp: 165328

Ion	Ratio	Lower	Upper
104	100		
78	54.5	43.8	65.6
103	46.9	37.8	56.6

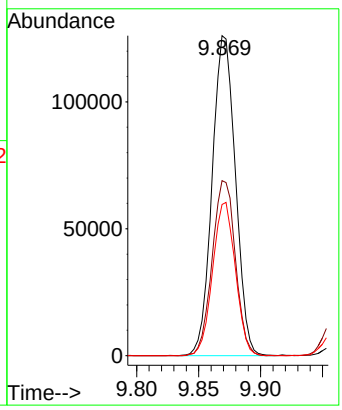

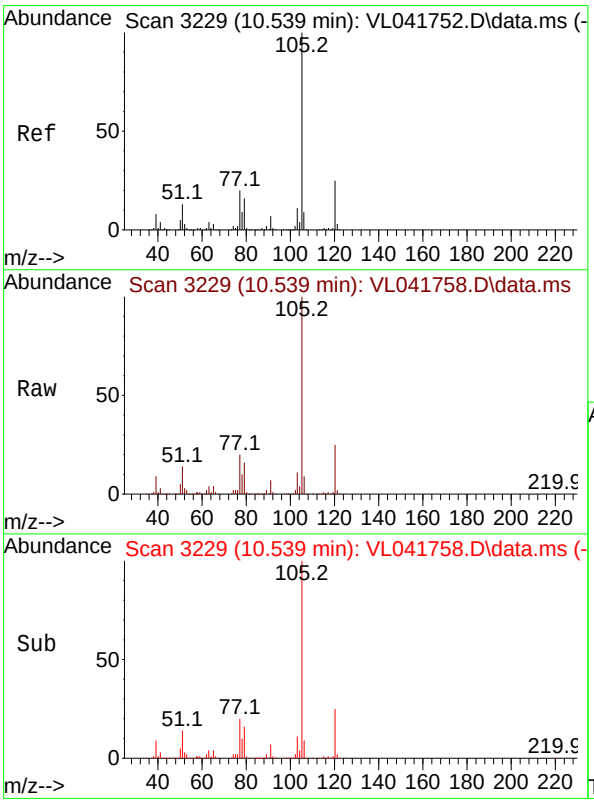

#62
Isopropylbenzene
Concen: 14.475 ppbv
RT: 10.539 min Scan# 3229
Delta R.T. -0.000 min
Lab File: VL041758.D
Acq: 16 Dec 2024 16:41

Tgt Ion:105 Resp: 506570

Ion	Ratio	Lower	Upper
105	100		
120	25.2	19.8	29.8

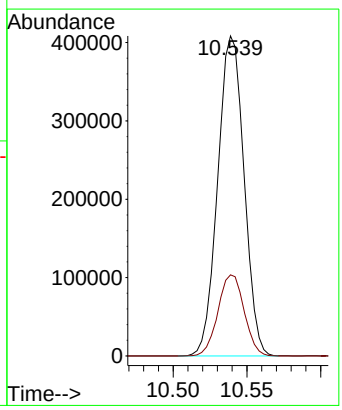

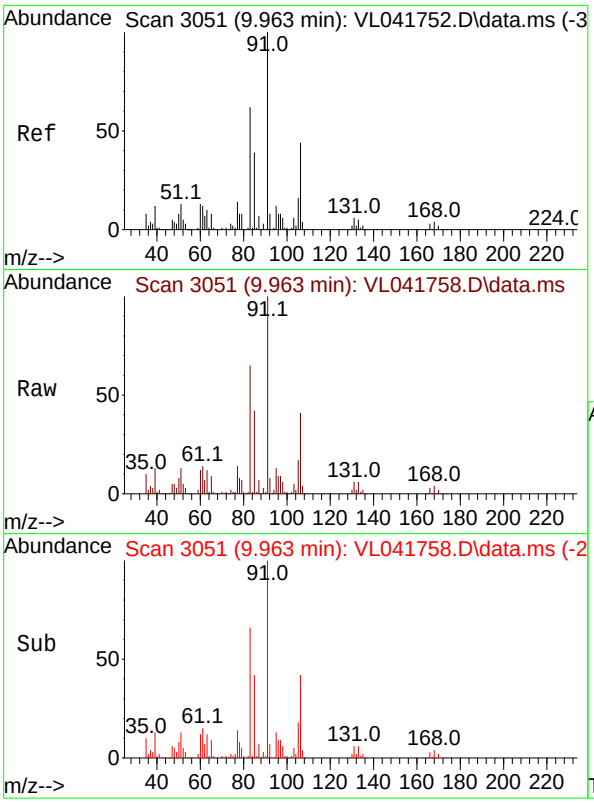

#63
1,1,2,2-Tetrachloroethane
Concen: 13.790 ppbv
RT: 9.963 min Scan# 3(
Delta R.T. -0.000 min
Lab File: VL041758.D
Acq: 16 Dec 2024 16:41

Instrument :
MSVOA_L
ClientSampleId :
VSTDICC015

Tgt Ion: 83 Resp: 201057

Ion	Ratio	Lower	Upper
83	100		
131	9.5	4.9	14.7
85	64.0	32.0	96.2

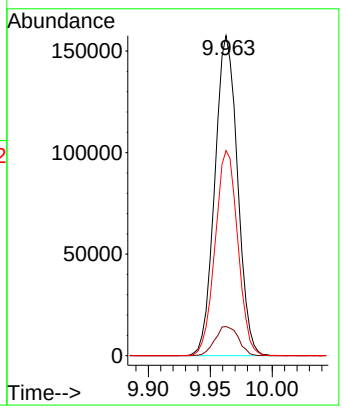

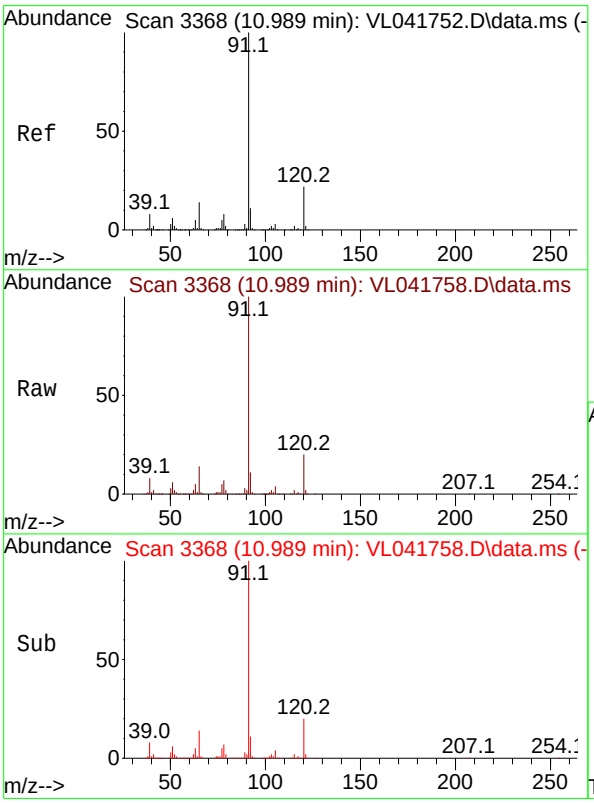

#64
n-propylbenzene
Concen: 14.602 ppbv
RT: 10.989 min Scan# 3368
Delta R.T. -0.000 min
Lab File: VL041758.D
Acq: 16 Dec 2024 16:41

Tgt Ion:120 Resp: 129200

Ion	Ratio	Lower	Upper
120	100		
91	475.8	387.3	580.9

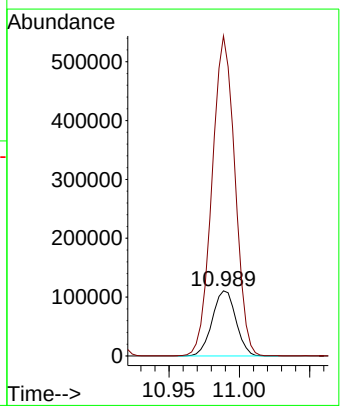

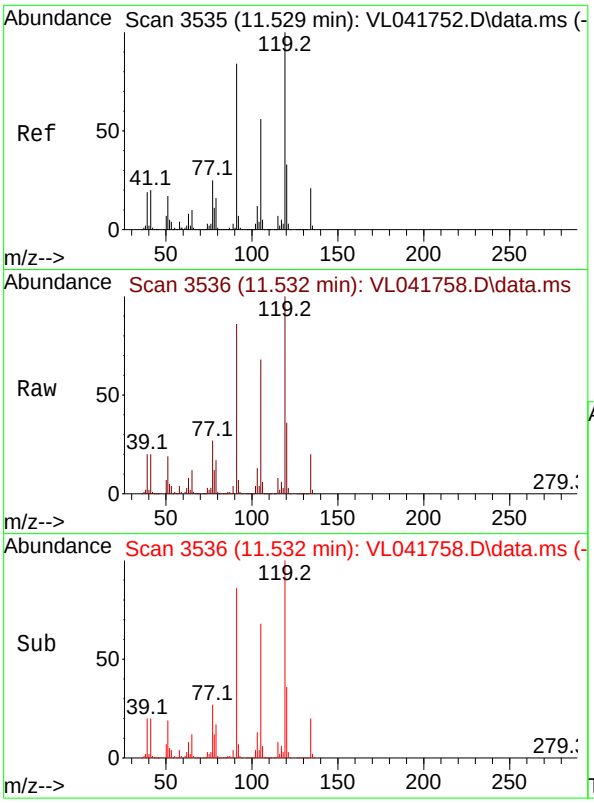

#65
tert-Butylbenzene
Concen: 14.148 ppbv
RT: 11.532 min Scan# 3
Delta R.T. 0.003 min
Lab File: VL041758.D
Acq: 16 Dec 2024 16:41

Instrument :
MSVOA_L
ClientSampleId :
VSTDICC015

Tgt Ion:119 Resp: 446690

Ion	Ratio	Lower	Upper
119	100		
91	85.7	67.0	100.4
134	20.3	16.5	24.7

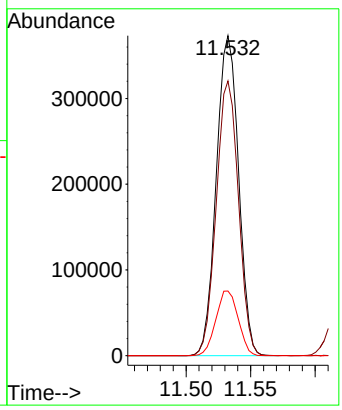

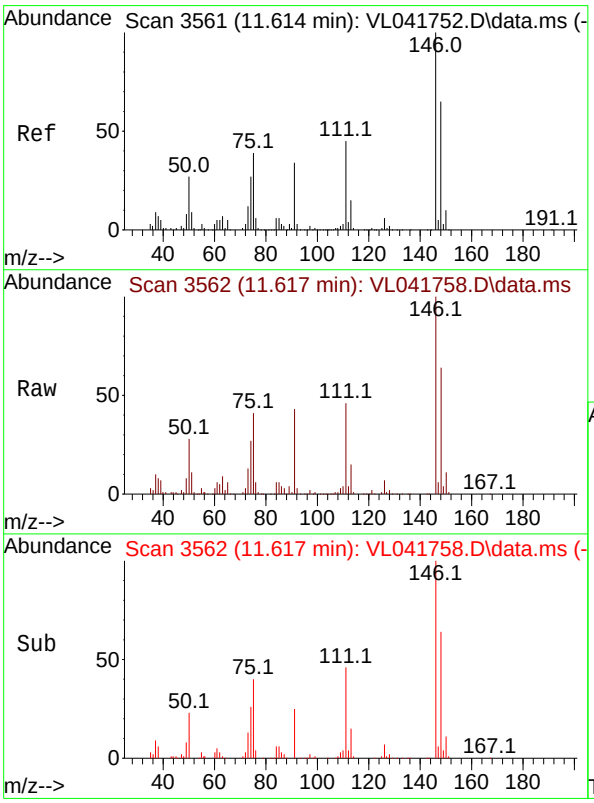

#66
Benzyl Chloride
Concen: 16.234 ppbv
RT: 11.617 min Scan# 3562
Delta R.T. 0.003 min
Lab File: VL041758.D
Acq: 16 Dec 2024 16:41

Tgt Ion: 91 Resp: 45189

Ion	Ratio	Lower	Upper
91	100		
126	17.1	13.9	20.9
128	5.5	4.4	6.6

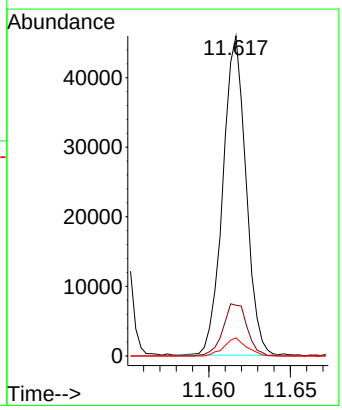

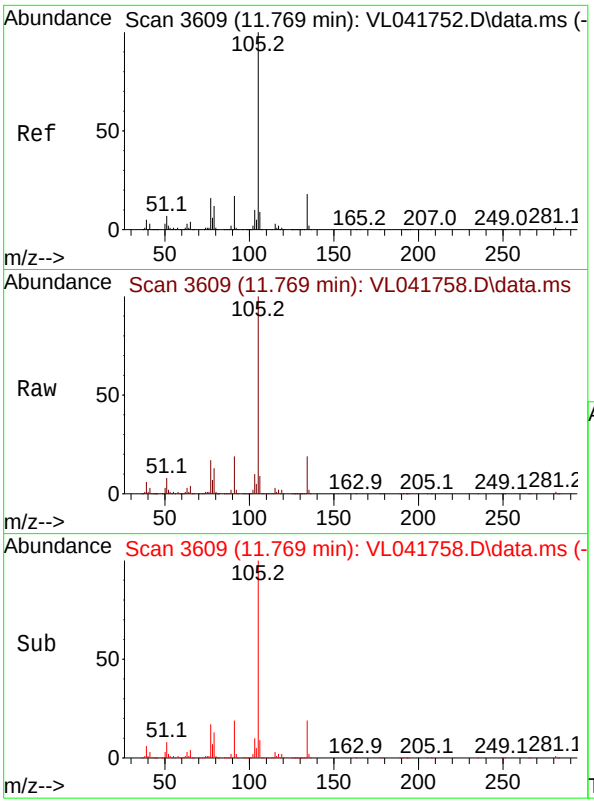

#67
sec-Butylbenzene
Concen: 14.295 ppbv
RT: 11.769 min Scan# 3
Delta R.T. -0.000 min
Lab File: VL041758.D
Acq: 16 Dec 2024 16:41

Instrument :
MSVOA_L
ClientSampleId :
VSTDICC015

Tgt Ion:105 Resp: 624565

Ion	Ratio	Lower	Upper
105	100		
134	18.5	14.5	21.7

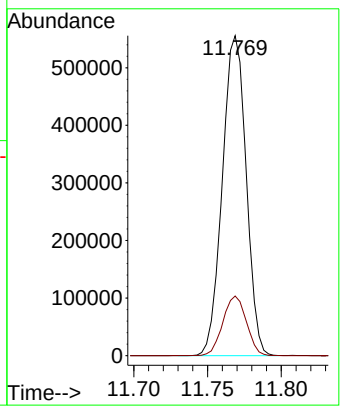

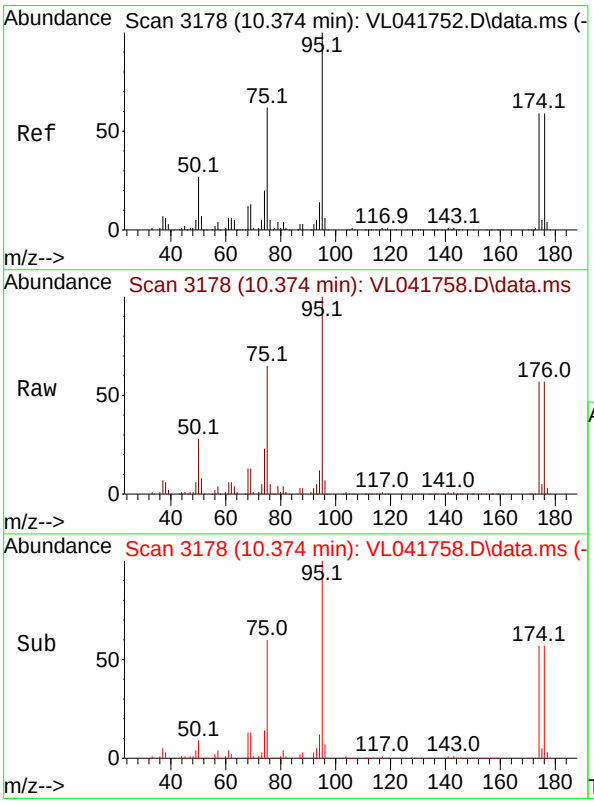

#68
1-Bromo-4-Fluorobenzene
Concen: 9.998 ppbv
RT: 10.374 min Scan# 3178
Delta R.T. -0.000 min
Lab File: VL041758.D
Acq: 16 Dec 2024 16:41

Tgt Ion: 95 Resp: 133687

Ion	Ratio	Lower	Upper
95	100		
174	59.4	47.6	71.4
175	4.8	3.7	5.5

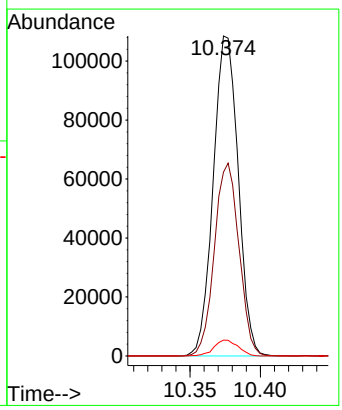

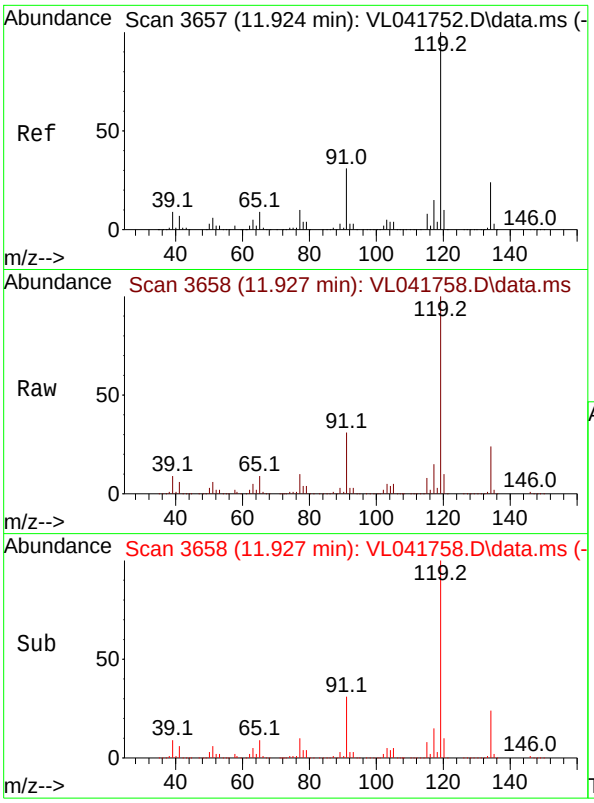

#69
p-Isopropyltoluene
Concen: 14.671 ppbv
RT: 11.927 min Scan# 3
Delta R.T. 0.003 min
Lab File: VL041758.D
Acq: 16 Dec 2024 16:41

Instrument :
MSVOA_L
ClientSampleId :
VSTDICC015

Tgt Ion:119 Resp: 528265

Ion	Ratio	Lower	Upper
119	100		
134	24.3	19.6	29.4
91	31.0	24.4	36.6

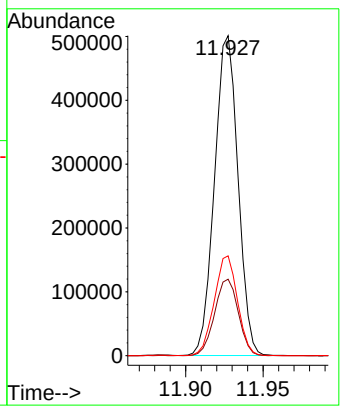

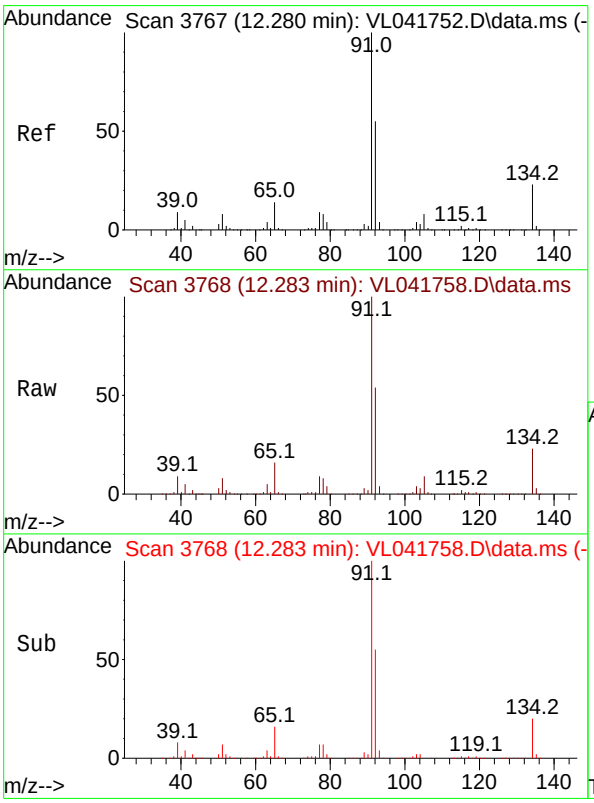

#70
n-Butylbenzene
Concen: 15.101 ppbv
RT: 12.283 min Scan# 3768
Delta R.T. 0.003 min
Lab File: VL041758.D
Acq: 16 Dec 2024 16:41

Tgt Ion: 91 Resp: 525377

Ion	Ratio	Lower	Upper
91	100		
92	53.8	43.2	64.8
134	22.8	18.2	27.4

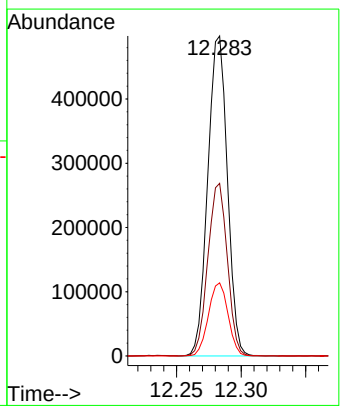

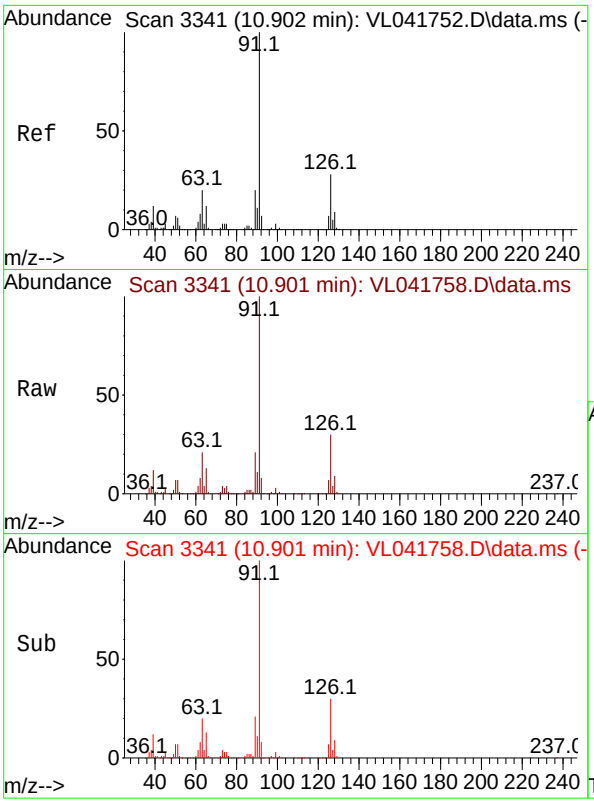

#71
2-Chlorotoluene
Concen: 14.498 ppbv
RT: 10.901 min Scan# 3
Delta R.T. -0.000 min
Lab File: VL041758.D
Acq: 16 Dec 2024 16:41

Instrument :
MSVOA_L
ClientSampleId :
VSTDICC015

Tgt Ion: 91 Resp: 387300

Ion	Ratio	Lower	Upper
91	100		
126	29.0	11.6	46.4

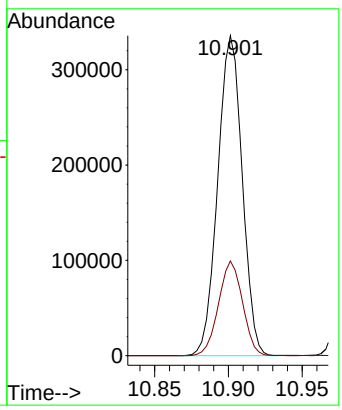

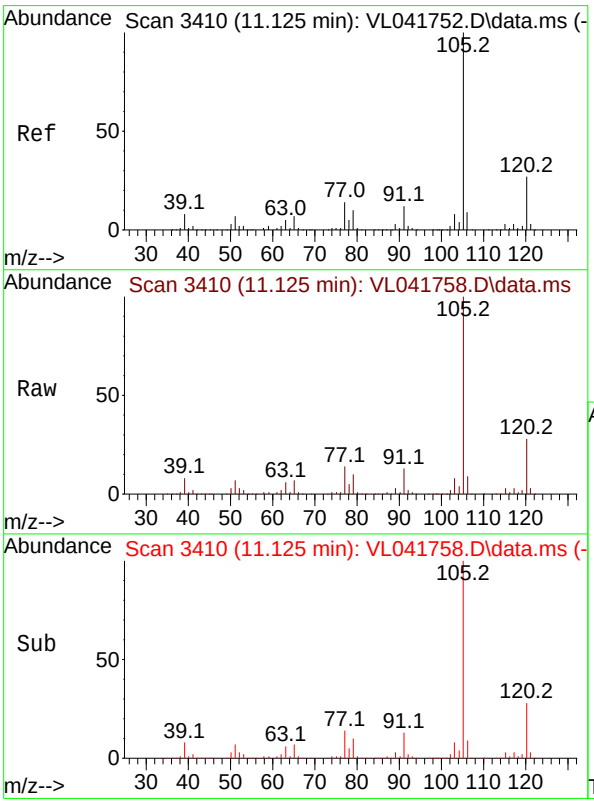

#72
4-Ethyltoluene
Concen: 14.934 ppbv
RT: 11.125 min Scan# 3410
Delta R.T. -0.000 min
Lab File: VL041758.D
Acq: 16 Dec 2024 16:41

Tgt Ion:105 Resp: 409822

Ion	Ratio	Lower	Upper
105	100		
120	29.2	23.3	34.9
91	13.9	10.9	16.3
77	14.7	11.6	17.4

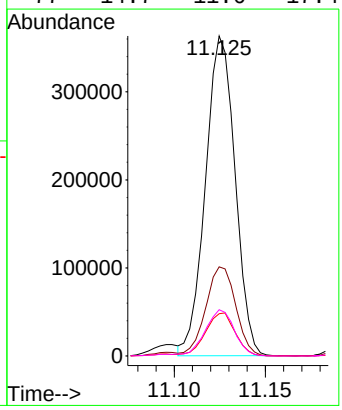

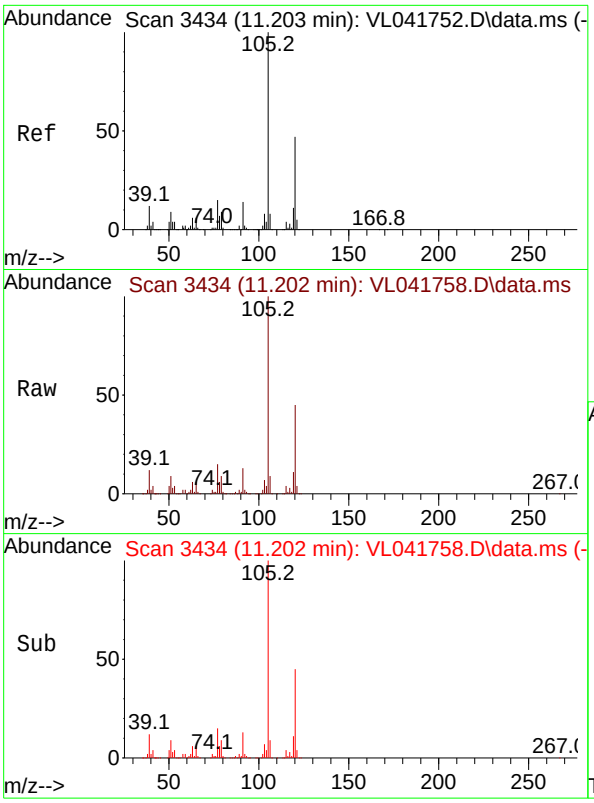

#73
1,3,5-Trimethylbenzene
Concen: 15.383 ppbv
RT: 11.202 min Scan# 3
Delta R.T. -0.000 min
Lab File: VL041758.D
Acq: 16 Dec 2024 16:41

Instrument :
MSVOA_L
ClientSampleId :
VSTDICC015

Tgt Ion:105 Resp: 350895

Ion	Ratio	Lower	Upper
105	100		
120	44.8	37.4	56.2

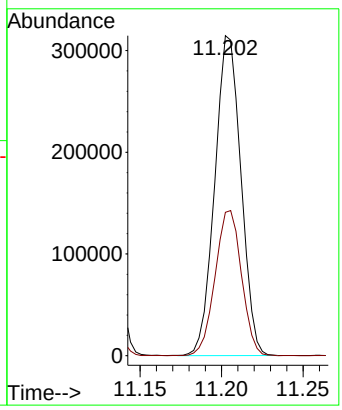

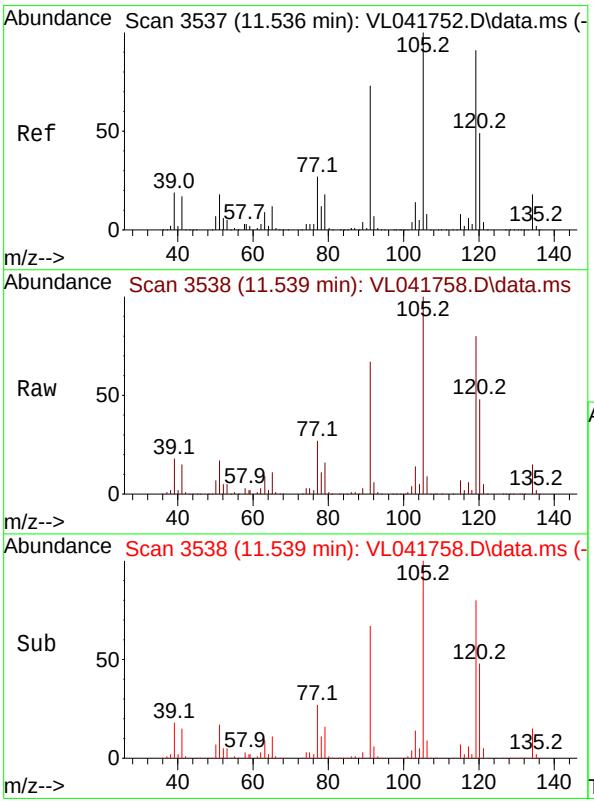

#74
1,2,4-Trimethylbenzene
Concen: 15.144 ppbv
RT: 11.539 min Scan# 3538
Delta R.T. 0.003 min
Lab File: VL041758.D
Acq: 16 Dec 2024 16:41

Tgt Ion:105 Resp: 371476

Ion	Ratio	Lower	Upper
105	100		
120	47.8	39.0	58.4
91	66.6	58.1	87.1
77	27.3	21.8	32.8

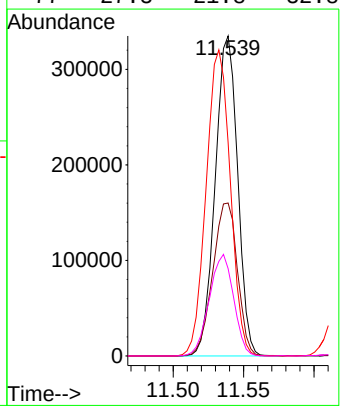

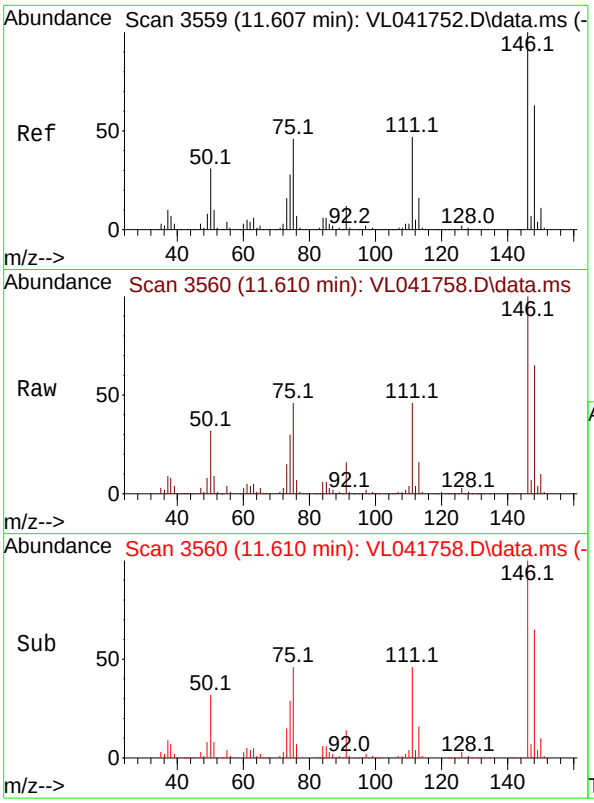

#75
1,3-Dichlorobenzene
Concen: 14.036 ppbv
RT: 11.610 min Scan# 3
Delta R.T. 0.003 min
Lab File: VL041758.D
Acq: 16 Dec 2024 16:41

Instrument :
MSVOA_L
ClientSampleId :
VSTDICC015

Tgt Ion:146 Resp: 219506

Ion	Ratio	Lower	Upper
146	100		
111	48.2	23.4	70.3
148	63.5	31.6	95.0

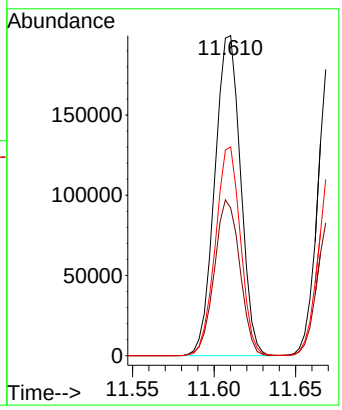

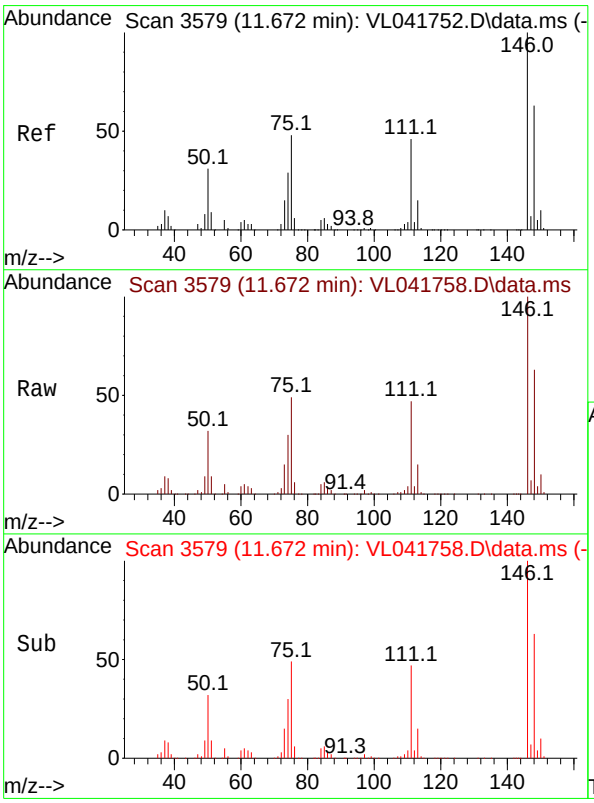

#76
1,4-Dichlorobenzene
Concen: 14.388 ppbv
RT: 11.672 min Scan# 3579
Delta R.T. -0.000 min
Lab File: VL041758.D
Acq: 16 Dec 2024 16:41

Tgt Ion:146 Resp: 222290

Ion	Ratio	Lower	Upper
146	100		
111	46.6	22.7	68.1
148	63.2	31.4	94.0

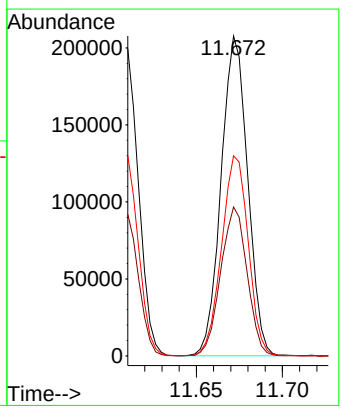

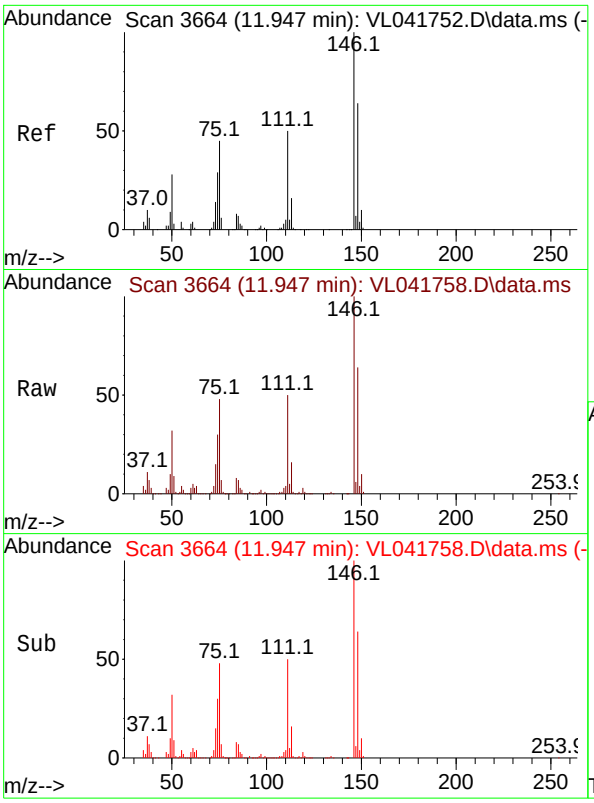

#77
1,2-Dichlorobenzene
Concen: 13.672 ppbv
RT: 11.947 min Scan# 3
Delta R.T. -0.000 min
Lab File: VL041758.D
Acq: 16 Dec 2024 16:41

Instrument :
MSVOA_L
ClientSampleId :
VSTDICC015

Tgt Ion:146 Resp: 205737

Ion	Ratio	Lower	Upper
146	100		
111	50.4	24.8	74.3
148	63.9	31.8	95.4

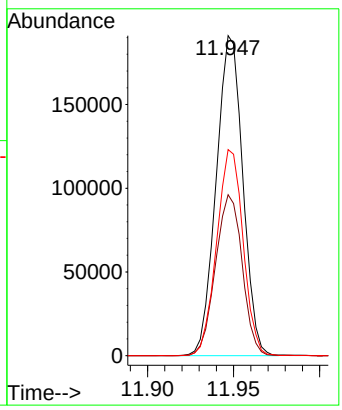

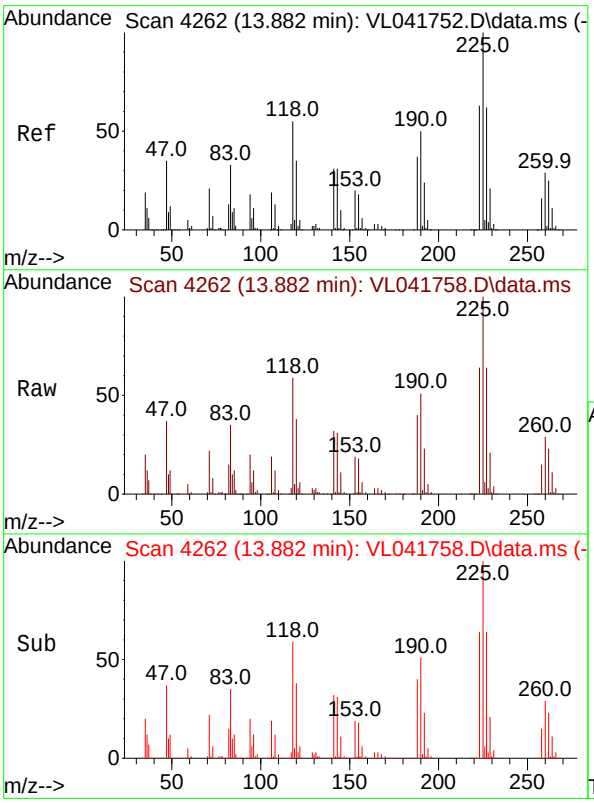

#78
Hexachloro-1,3-Butadiene
Concen: 12.412 ppbv
RT: 13.882 min Scan# 4262
Delta R.T. -0.000 min
Lab File: VL041758.D
Acq: 16 Dec 2024 16:41

Tgt Ion:225 Resp: 138481

Ion	Ratio	Lower	Upper
225	100		
223	63.7	50.5	75.7
227	63.1	50.3	75.5

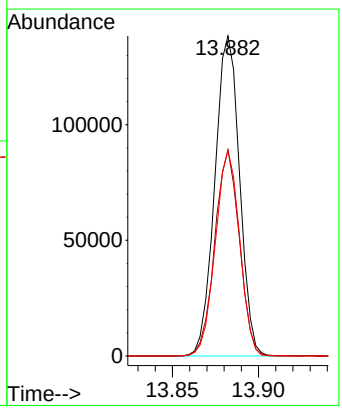

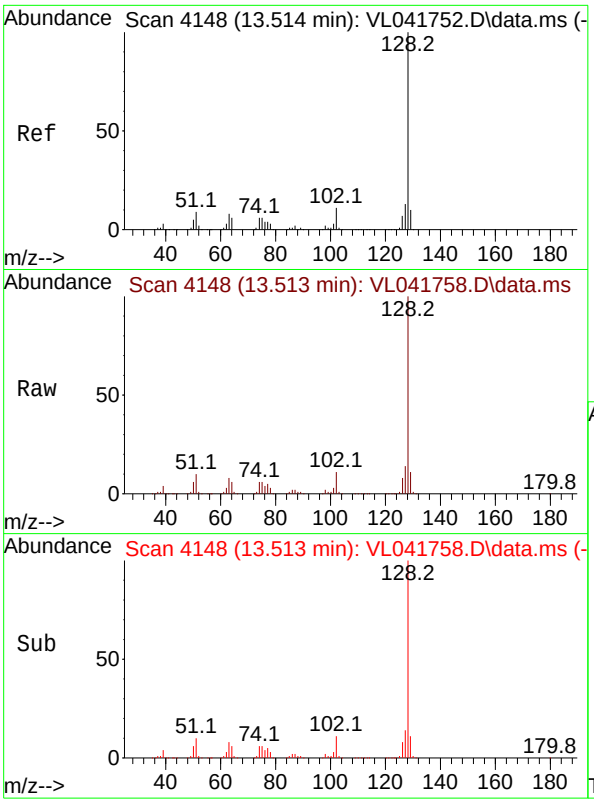

#79
Naphthalene
Concen: 17.611 ppbv
RT: 13.513 min Scan# 4
Delta R.T. -0.000 min
Lab File: VL041758.D
Acq: 16 Dec 2024 16:41

Instrument :
MSVOA_L
ClientSampleId :
VSTDICC015

Tgt Ion:128 Resp: 301006

Ion	Ratio	Lower	Upper
128	100		
127	13.6	10.7	16.1
129	10.9	8.2	12.4

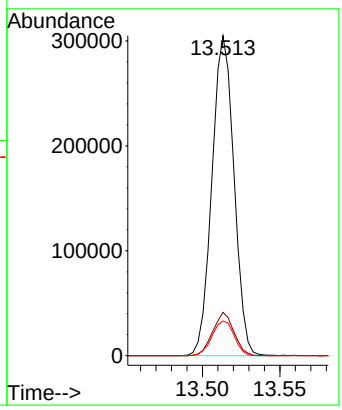

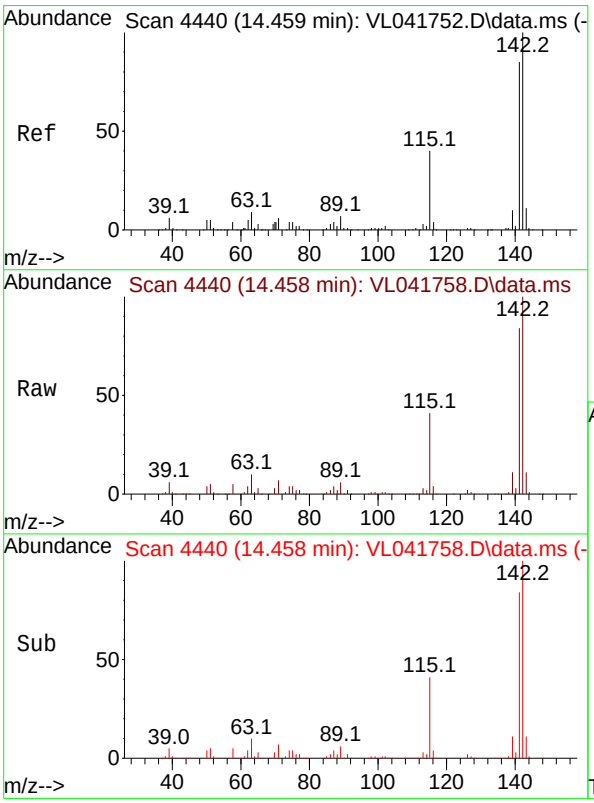

#80
Naphthalene,2-methyl-
Concen: 30.630 ppbv
RT: 14.458 min Scan# 4440
Delta R.T. -0.000 min
Lab File: VL041758.D
Acq: 16 Dec 2024 16:41

Tgt Ion:142 Resp: 161927

Ion	Ratio	Lower	Upper
142	100		
141	82.6	68.4	102.6
115	40.9	32.5	48.7

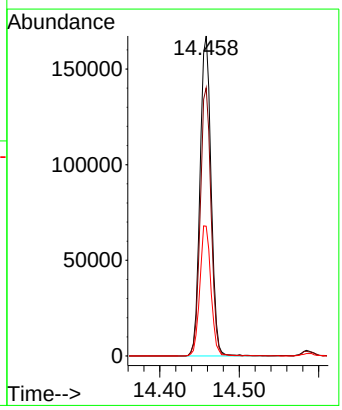

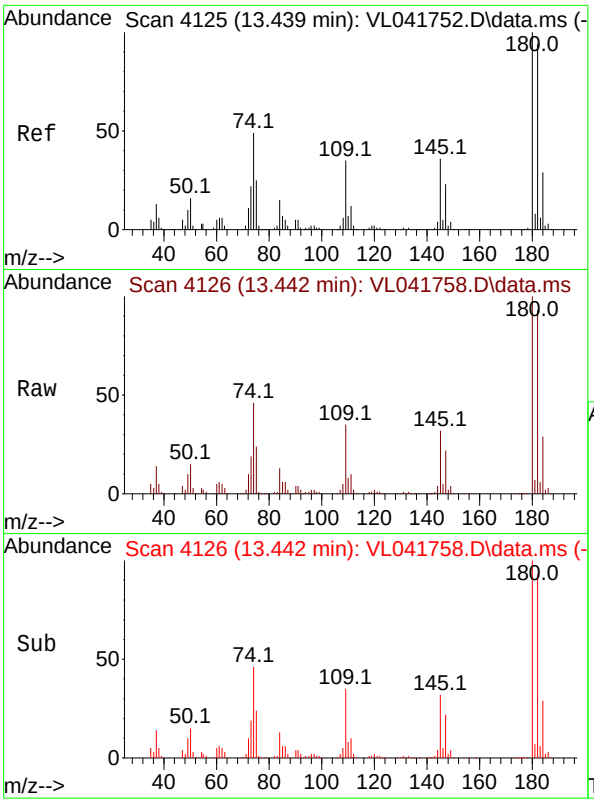

#81
1,2,4-Trichlorobenzene
Concen: 15.669 ppbv
RT: 13.442 min Scan# 4
Delta R.T. 0.003 min
Lab File: VL041758.D
Acq: 16 Dec 2024 16:41

Instrument :
MSVOA_L
ClientSampleId :
VSTDICC015

Tgt Ion:180 Resp: 146340

Ion	Ratio	Lower	Upper
180	100		
182	94.8	77.0	115.6
184	30.0	23.8	35.8

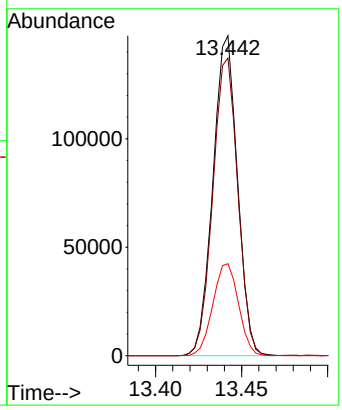

Quantitation Report (Not Reviewed)

Data Path : Z:\voasrv\HPCHEM1\MSVOA_L\Data\VL121624\
Data File : VL041759.D
Acq On : 16 Dec 2024 18:59
Operator : SY/MD
Sample : VSTDICV010
Misc : 400mL/MSVOA_L
ALS Vial : 1 Sample Multiplier: 1

Instrument :
MSVOA_L
ClientSampleId :
ICVVL121624

Quant Time: Dec 19 07:36:00 2024
Quant Method : Z:\voasrv\HPCHEM1\MSVOA_L\methods\VL121624AIR.M
Quant Title : AIR ANALYSIS BY METHOD TO-15 Instrument: MSVOA_LFri Aug 26 06:05:16 2022
QLast Update : Thu Dec 19 07:32:09 2024
Response via : Initial Calibration

Compound	R.T.	QIon	Response	Conc	Units	Dev(Min)
Internal Standards						
1) Bromochloromethane	2.787	49	64976	10.000	ppbv	0.00
33) 1,4-Difluorobenzene	3.959	114	174378	10.000	ppbv	0.00
55) Chlorobenzene-d5	8.885	117	153443	10.000	ppbv	0.00
System Monitoring Compounds						
68) 1-Bromo-4-Fluorobenzene	10.380	95	129985	10.166	ppbv	0.00
Spiked Amount 10.000	Range 65 - 135		Recovery = 101.700%			
Target Compounds						Qvalue
2) Dichlorodifluoromethane	1.499	85	106780	9.236	ppbv	95
3) Chlorodifluoromethane	1.476	51	105141	9.922	ppbv	99
4) Chloromethane	1.531	50	43409	9.596	ppbv	96
5) Vinyl Chloride	1.580	62	40956	8.986	ppbv	97
6) Bromomethane	1.667	94	19590	9.109	ppbv	94
7) Chloroethane	1.703	64	17356	9.803	ppbv	92
8) Dichlorotetrafluoroethane	1.554	85	99858	9.650	ppbv	98
9) Propene	1.483	41	41721	9.084	ppbv	98
10) Heptane	4.981	43	115804	9.816	ppbv	99
11) Trichlorofluoromethane	1.877	101	115785	9.428	ppbv	100
12) 1,1,2-Trichlorotrifluo...	2.140	101	88265	9.450	ppbv	100
13) Ethanol	1.722	45	2534	6.663	ppbv	95
14) Bromoethene	1.780	108	31492	9.987	ppbv	98
15) Acetone	1.835	43	94879	7.505	ppbv	99
16) 1,3-Butadiene	1.609	39	45119	9.063	ppbv	98
17) tert-Butyl alcohol	2.039	59	122035	9.730	ppbv	100
18) 1,1-Dichloroethene	2.033	96	37466	9.568	ppbv	98
19) Isopropyl Alcohol	1.884	45	57577	7.590	ppbv	98
20) Methylene Chloride	2.062	84	32325	8.967	ppbv	96
21) Allyl Chloride	2.094	41	67596	9.859	ppbv	97
22) trans-1,2-Dichloroethene	2.340	96	42651	9.515	ppbv	97
23) Vinyl Acetate	2.463	43	51812	8.826	ppbv #	98
24) 1,1-Dichloroethane	2.408	63	87006	9.589	ppbv	100
25) Ethyl Acetate	2.835	43	234370	9.965	ppbv	100
26) Hexane	2.826	57	87034	9.752	ppbv	97
27) Carbon Disulfide	2.149	76	85650	10.649	ppbv	100
28) Methyl tert-Butyl Ether	2.441	73	62189	8.589	ppbv	99
29) Chloroform	2.848	83	134541	9.892	ppbv	98
30) Cyclohexane	3.858	84	75274	9.912	ppbv	98
31) cis-1,2-Dichloroethene	2.719	61	91628	9.935	ppbv	97
32) 1,1,1-Trichloroethane	3.366	97	137978	9.979	ppbv	99
34) 2-Butanone	2.557	43	133939	9.547	ppbv	99
35) Carbon Tetrachloride	3.764	117	138537	11.191	ppbv	97
36) Benzene	3.658	78	176537	9.787	ppbv	99
37) 1,2-Dichloroethane	3.221	62	112037	9.982	ppbv	99
38) Trichloroethene	4.551	130	70108	9.156	ppbv	96
39) 1,2-Dichloropropane	4.318	63	63675	9.761	ppbv	95
40) 1,4-Dioxane	4.583	88	30891	9.693	ppbv #	98
41) Tetrahydrofuran	3.056	42	77472	9.857	ppbv	99
42) Bromodichloromethane	4.493	83	139717	10.821	ppbv	95
43) Methyl Methacrylate	4.881	69	70299	10.229	ppbv	100
44) 2,2,4-Trimethylpentane	4.641	57	301772	9.796	ppbv	100
45) t-1,3-Dichloropropene	6.415	75	77534	10.907	ppbv	94

Quantitation Report (Not Reviewed)

Data Path : Z:\voasrv\HPCHEM1\MSVOA_L\Data\VL121624\
Data File : VL041759.D
Acq On : 16 Dec 2024 18:59
Operator : SY/MD
Sample : VSTDICV010
Misc : 400mL/MSVOA_L
ALS Vial : 1 Sample Multiplier: 1

Instrument :
MSVOA_L
ClientSampleId :
ICVVL121624

Quant Time: Dec 19 07:36:00 2024
Quant Method : Z:\voasrv\HPCHEM1\MSVOA_L\methods\VL121624AIR.M
Quant Title : AIR ANALYSIS BY METHOD TO-15 Instrument: MSVOA_LFri Aug 26 06:05:16 2022
QLast Update : Thu Dec 19 07:32:09 2024
Response via : Initial Calibration

	Compound	R.T.	QIon	Response	Conc	Units		Dev(Min)
46)	cis-1,3-Dichloropropene	5.603	75	95812	10.617	ppbv		97
47)	1,1,2-Trichloroethane	6.587	97	37758	5.541	ppbv		94
48)	Dibromochloromethane	7.389	129	105378	11.326	ppbv		100
49)	Bromoform	9.487	173	88971	11.682	ppbv		100
50)	4-Methyl-2-Pentanone	5.758	43	190637	9.980	ppbv		99
51)	2-Hexanone	7.441	43	155646	10.053	ppbv	#	100
52)	Tetrachloroethene	8.228	164	62782	9.351	ppbv		96
53)	Toluene	6.933	91	199754	9.768	ppbv		99
54)	1,2-Dibromoethane	7.655	107	93439	9.952	ppbv		98
56)	1,1,1,2-Tetrachloroethane	8.927	131	85883	10.558	ppbv		99
57)	Chlorobenzene	8.924	112	155257	9.888	ppbv		98
58)	Ethyl Benzene	9.357	91	284770	10.308	ppbv		98
59)	m/p-Xylene	9.555	91	238458	10.735	ppbv	#	100
60)	o-Xylene	9.966	91	229517	10.304	ppbv		98
61)	Styrene	9.875	104	106841	11.093	ppbv		99
62)	Isopropylbenzene	10.542	105	348887	10.425	ppbv		100
63)	1,1,2,2-Tetrachloroethane	9.966	83	137547	9.865	ppbv		99
64)	n-propylbenzene	10.992	120	87865	10.384	ppbv		98
65)	tert-Butylbenzene	11.536	119	307790	10.194	ppbv		100
66)	Benzyl Chloride	11.620	91	29398	11.054	ppbv		99
67)	sec-Butylbenzene	11.772	105	430521	10.304	ppbv		99
69)	p-Isopropyltoluene	11.927	119	365667	10.620	ppbv		100
70)	n-Butylbenzene	12.283	91	356880	10.727	ppbv		99
71)	2-Chlorotoluene	10.904	91	264123	10.340	ppbv		99
72)	4-Ethyltoluene	11.128	105	280580	10.672	ppbv		99
73)	1,3,5-Trimethylbenzene	11.205	105	237804	10.902	ppbv		95
74)	1,2,4-Trimethylbenzene	11.542	105	256141	10.919	ppbv	#	88
75)	1,3-Dichlorobenzene	11.610	146	149927	10.025	ppbv		99
76)	1,4-Dichlorobenzene	11.675	146	152212	10.302	ppbv		99
77)	1,2-Dichlorobenzene	11.950	146	142734	9.919	ppbv		100
78)	Hexachloro-1,3-Butadiene	13.885	225	94671	8.873	ppbv		99
79)	Naphthalene	13.516	128	202413	12.384	ppbv		100
80)	Naphthalene,2-methyl-	14.461	142	102431	20.261	ppbv		98
81)	1,2,4-Trichlorobenzene	13.442	180	98468	11.025	ppbv		99

(#) = qualifier out of range (m) = manual integration (+) = signals summed

Quantitation Report (Not Reviewed)

Data Path : Z:\voasrv\HPCHEM1\MSVOA_L\Data\VL121624\
Data File : VL041759.D
Acq On : 16 Dec 2024 18:59
Operator : SY/MD
Sample : VSTDICV010
Misc : 400mL/MSVOA_L
ALS Vial : 1 Sample Multiplier: 1

Instrument :
MSVOA_L
ClientSampleId :
ICVVL121624

Quant Time: Dec 19 07:36:00 2024
Quant Method : Z:\voasrv\HPCHEM1\MSVOA_L\methods\VL121624AIR.M
Quant Title : AIR ANALYSIS BY METHOD TO-15 Instrument: MSVOA_LFri Aug 26 06:05:16 2022
QLast Update : Thu Dec 19 07:32:09 2024
Response via : Initial Calibration

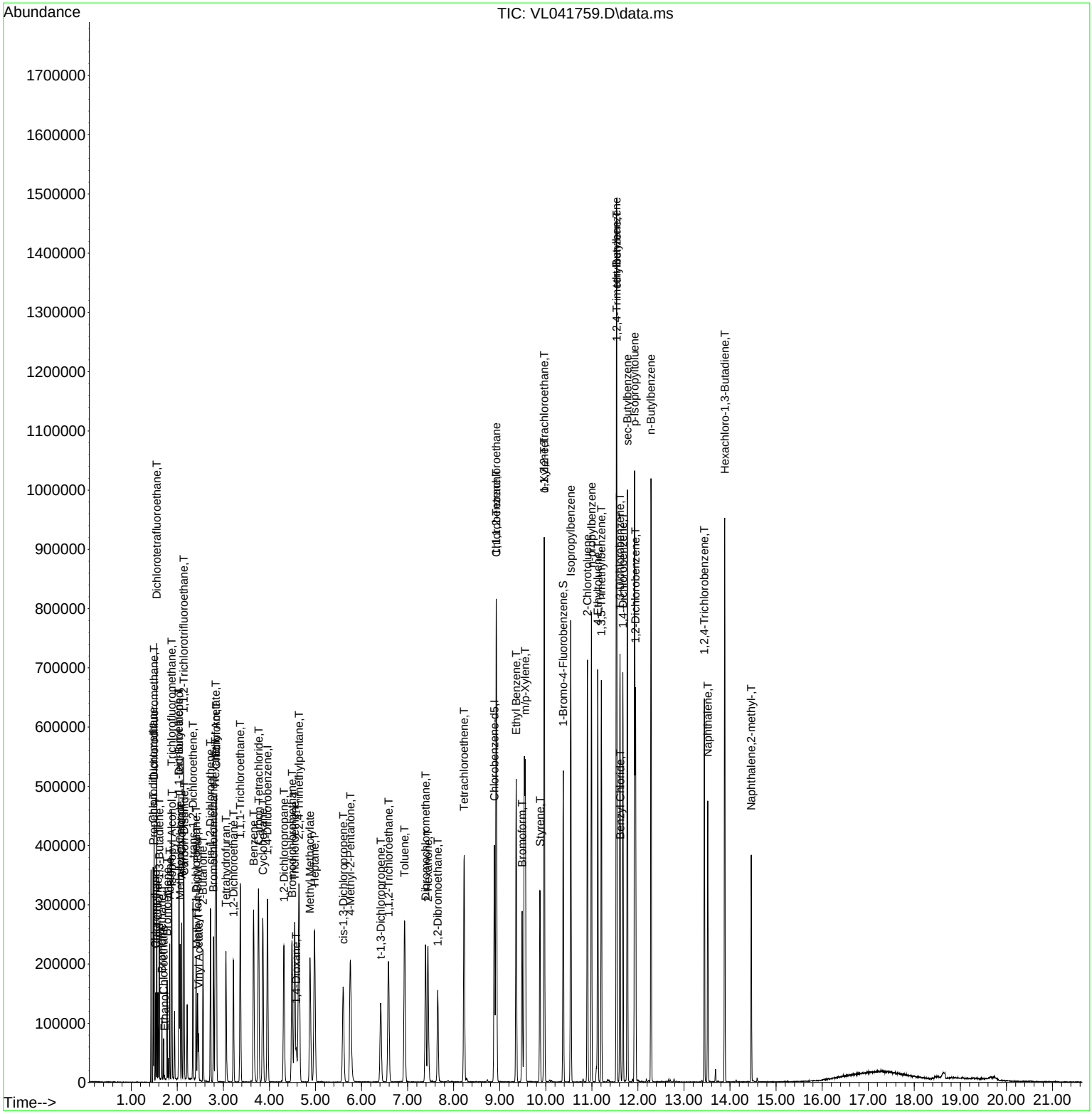

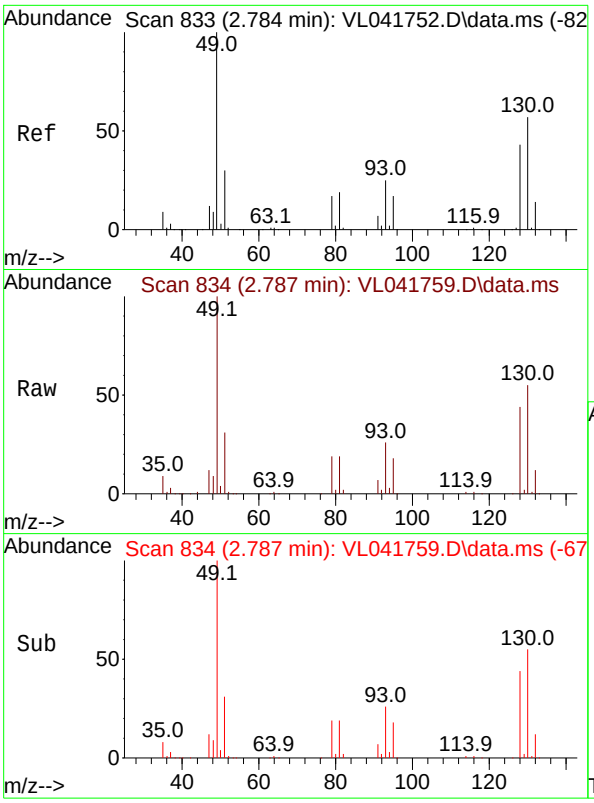

#1
Bromochloromethane
Concen: 10.000 ppbv
RT: 2.787 min Scan# 8
Delta R.T. 0.003 min
Lab File: VL041759.D
Acq: 16 Dec 2024 18:59

Instrument :
MSVOA_L
ClientSampleId :
ICVVL121624

Tgt Ion: 49 Resp: 64976

Ion	Ratio	Lower	Upper
49	100		
128	43.2	21.6	64.6
130	54.5	28.3	85.0

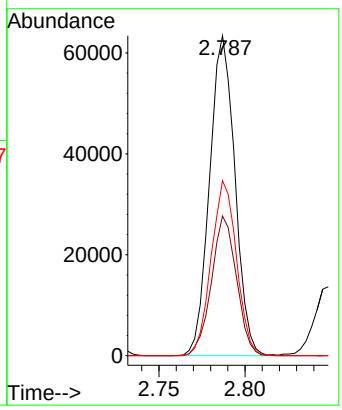

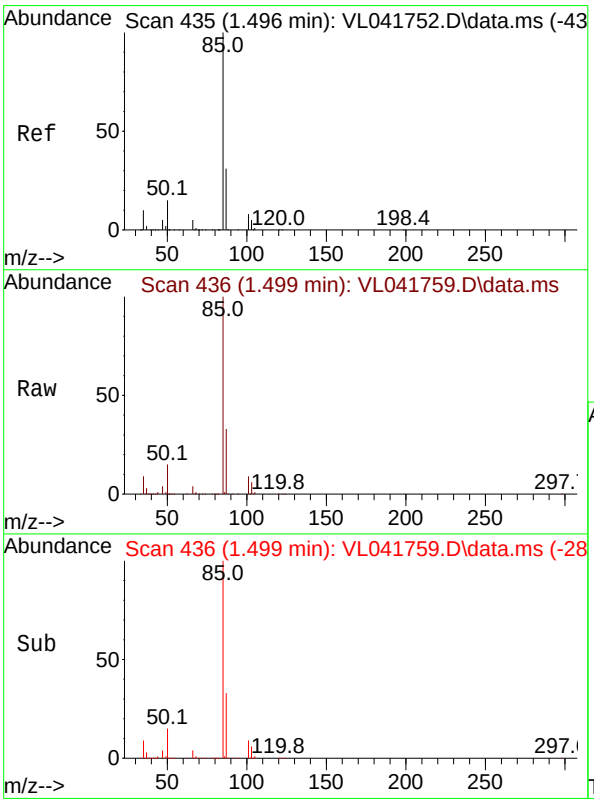

#2
Dichlorodifluoromethane
Concen: 9.236 ppbv
RT: 1.499 min Scan# 436
Delta R.T. 0.003 min
Lab File: VL041759.D
Acq: 16 Dec 2024 18:59

Tgt Ion: 85 Resp: 106780

Ion	Ratio	Lower	Upper
85	100		
87	33.4	24.5	36.7

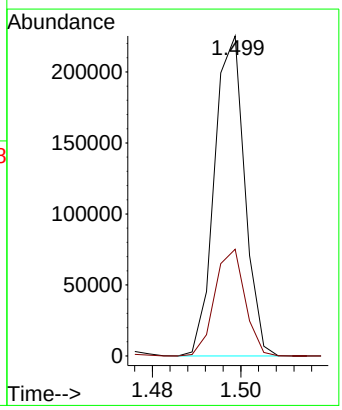

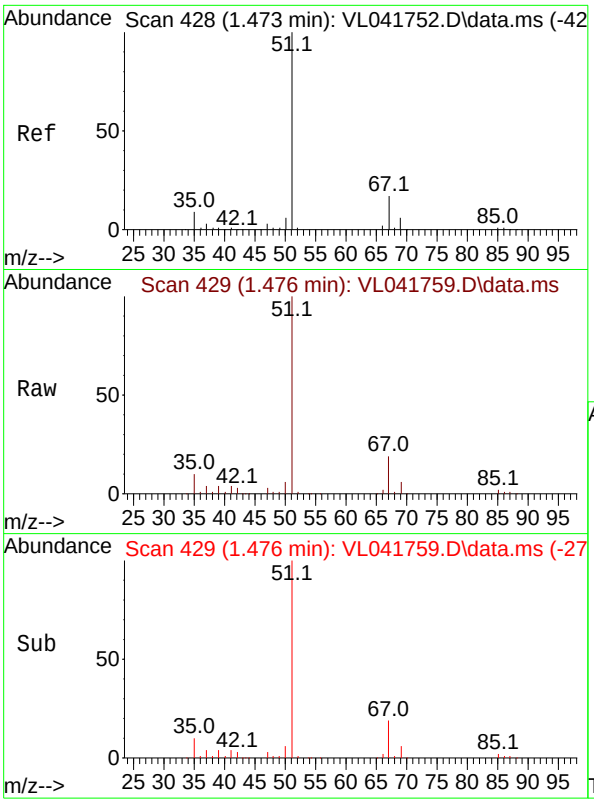

#3
Chlorodifluoromethane
Concen: 9.922 ppbv
RT: 1.476 min Scan# 4
Delta R.T. 0.003 min
Lab File: VL041759.D
Acq: 16 Dec 2024 18:59

Instrument :
MSVOA_L
ClientSampleId :
ICVVL121624

Tgt Ion: 51 Resp: 105141

Ion	Ratio	Lower	Upper
51	100		
67	19.1	15.0	22.4

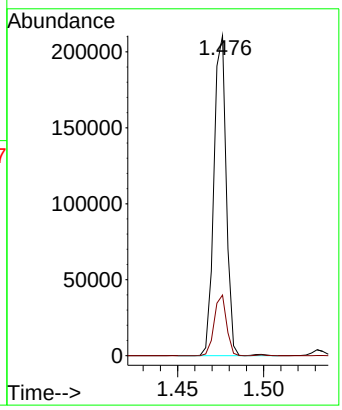

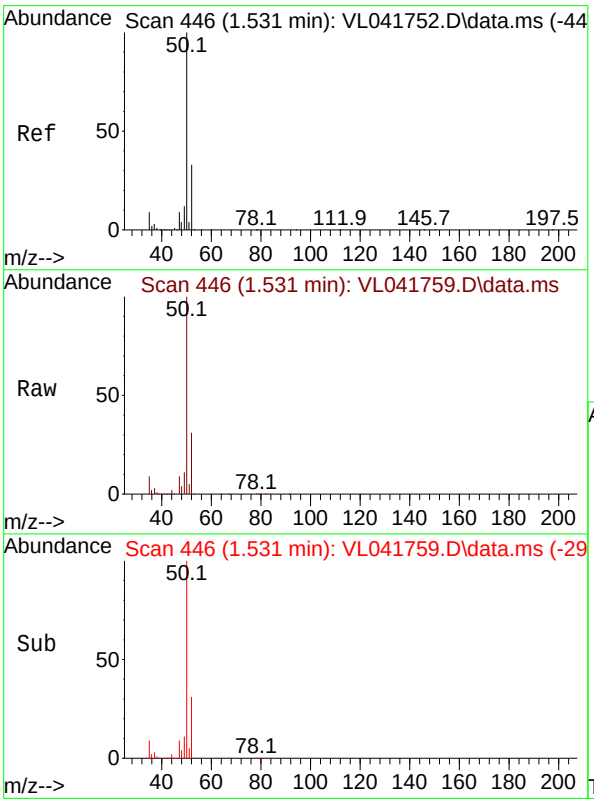

#4
Chloromethane
Concen: 9.596 ppbv
RT: 1.531 min Scan# 446
Delta R.T. -0.000 min
Lab File: VL041759.D
Acq: 16 Dec 2024 18:59

Tgt Ion: 50 Resp: 43409

Ion	Ratio	Lower	Upper
50	100		
52	30.6	26.2	39.2

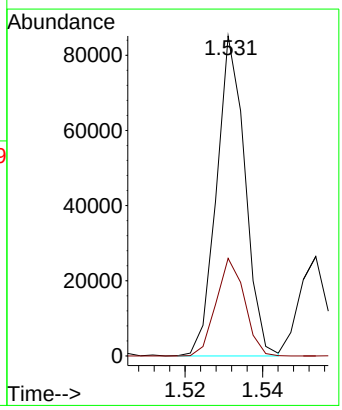

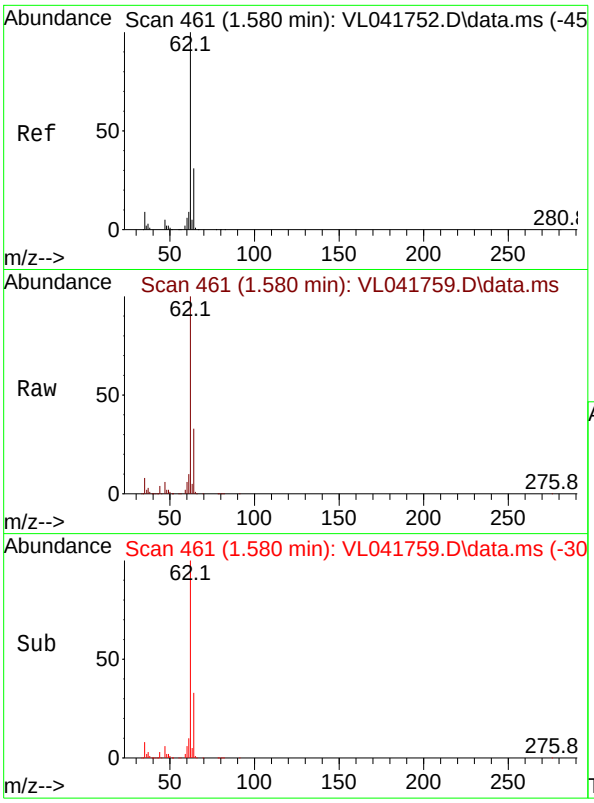

#5
Vinyl Chloride
Concen: 8.986 ppbv
RT: 1.580 min Scan# 4
Delta R.T. -0.000 min
Lab File: VL041759.D
Acq: 16 Dec 2024 18:59

Instrument :
MSVOA_L
ClientSampleId :
ICVVL121624

Tgt Ion: 62 Resp: 40956

Ion	Ratio	Lower	Upper
62	100		
64	33.0	25.1	37.7

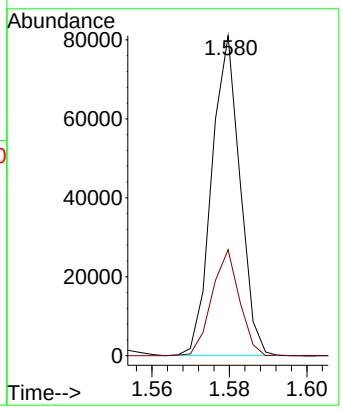

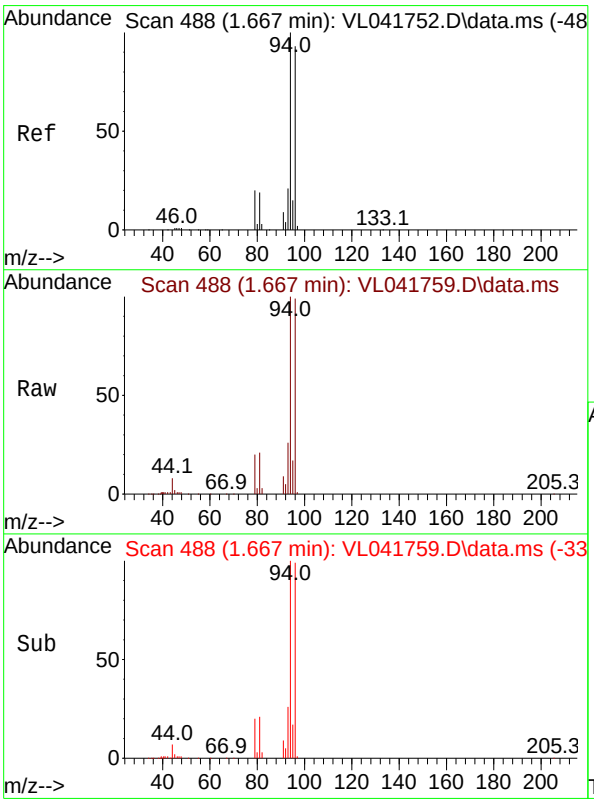

#6
Bromomethane
Concen: 9.109 ppbv
RT: 1.667 min Scan# 488
Delta R.T. -0.000 min
Lab File: VL041759.D
Acq: 16 Dec 2024 18:59

Tgt Ion: 94 Resp: 19590

Ion	Ratio	Lower	Upper
94	100		
96	98.9	74.7	112.1

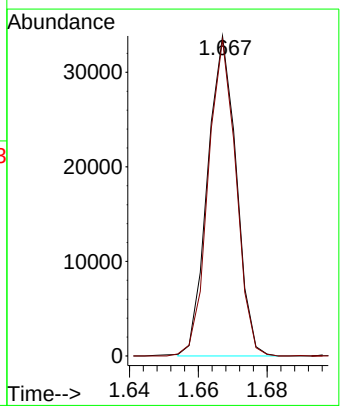

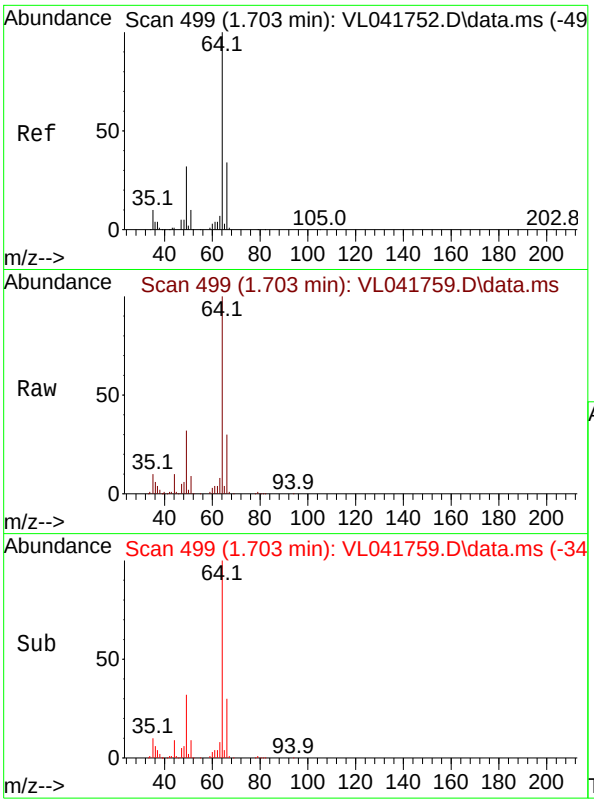

#7
Chloroethane
Concen: 9.803 ppbv
RT: 1.703 min Scan# 4
Delta R.T. -0.000 min
Lab File: VL041759.D
Acq: 16 Dec 2024 18:59

Instrument :
MSVOA_L
ClientSampleId :
ICVVL121624

Tgt Ion: 64 Resp: 17356

Ion	Ratio	Lower	Upper
64	100		
66	30.0	27.5	41.3

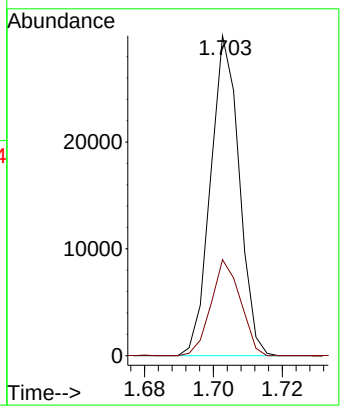

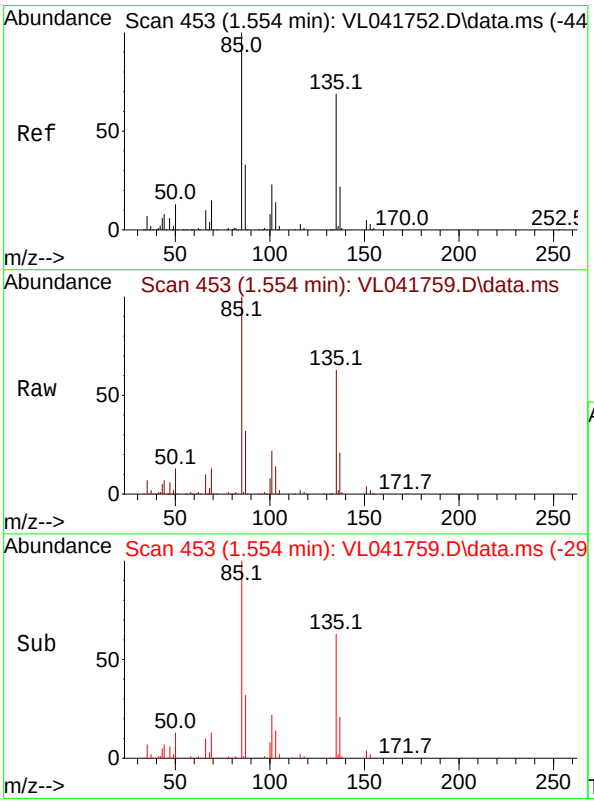

#8
Dichlorotetrafluoroethane
Concen: 9.650 ppbv
RT: 1.554 min Scan# 453
Delta R.T. -0.000 min
Lab File: VL041759.D
Acq: 16 Dec 2024 18:59

Tgt Ion: 85 Resp: 99858

Ion	Ratio	Lower	Upper
85	100		
135	63.6	51.9	77.9

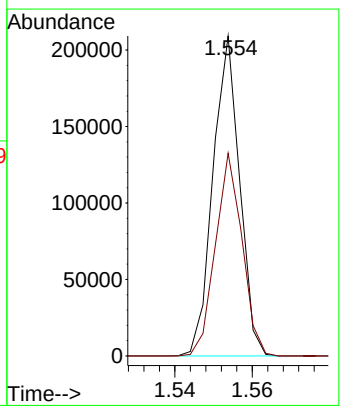

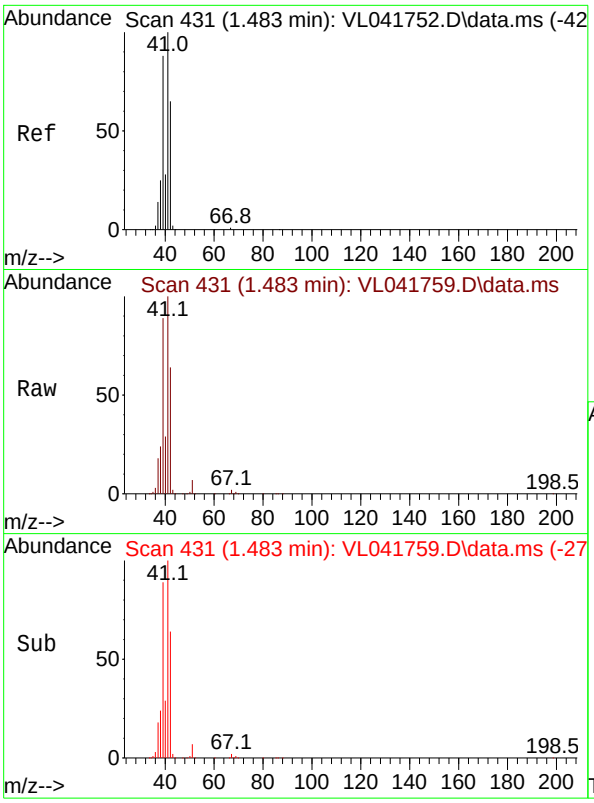

#9
Propene
Concen: 9.084 ppbv
RT: 1.483 min Scan# 4
Delta R.T. -0.000 min
Lab File: VL041759.D
Acq: 16 Dec 2024 18:59

Instrument :
MSVOA_L
ClientSampleId :
ICVVL121624

Tgt Ion: 41 Resp: 41721

Ion	Ratio	Lower	Upper
41	100		
42	66.7	52.4	78.6

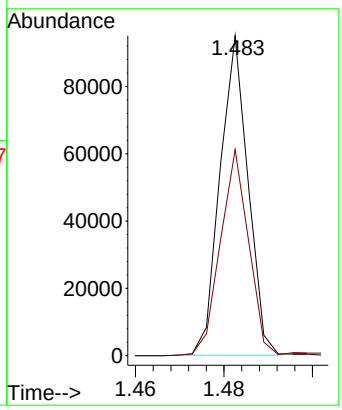

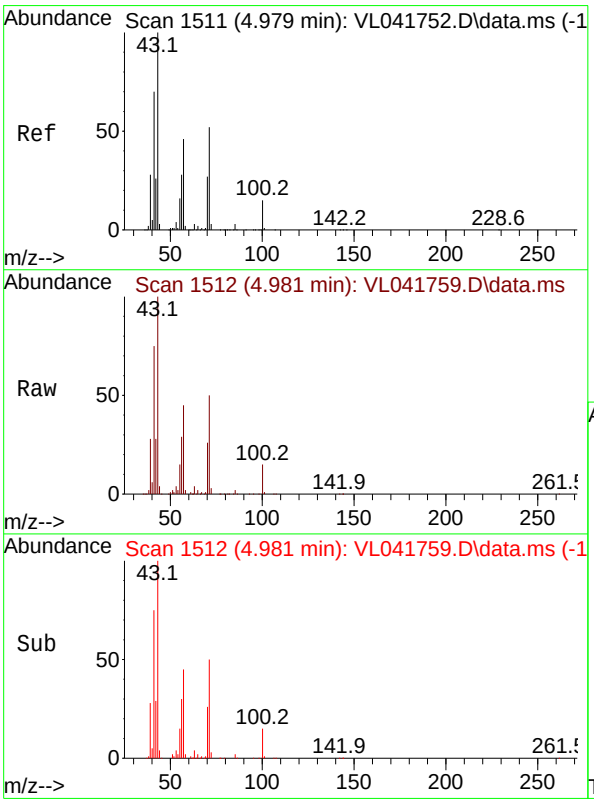

#10
Heptane
Concen: 9.816 ppbv
RT: 4.981 min Scan# 1512
Delta R.T. 0.003 min
Lab File: VL041759.D
Acq: 16 Dec 2024 18:59

Tgt Ion: 43 Resp: 115804

Ion	Ratio	Lower	Upper
43	100		
57	47.4	38.5	57.7

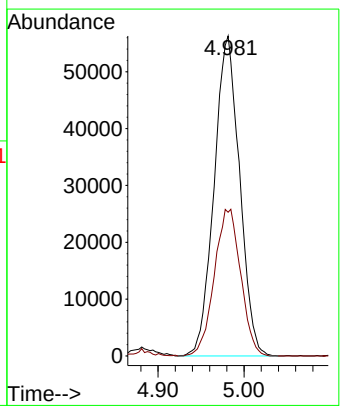

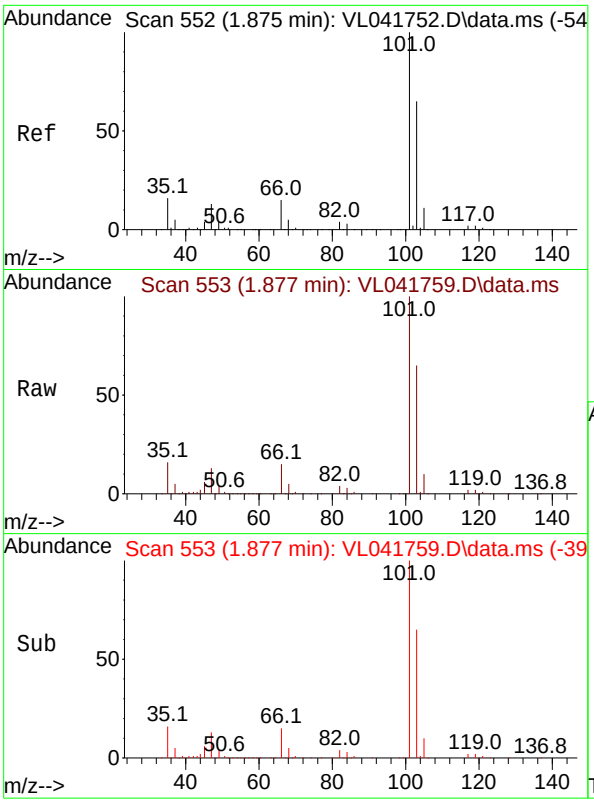

#11
Trichlorofluoromethane
Concen: 9.428 ppbv
RT: 1.877 min Scan# 5
Delta R.T. 0.003 min
Lab File: VL041759.D
Acq: 16 Dec 2024 18:59

Instrument :
MSVOA_L
ClientSampleId :
ICVVL121624

Tgt Ion:101 Resp: 115785

Ion	Ratio	Lower	Upper
101	100		
103	65.2	51.8	77.8

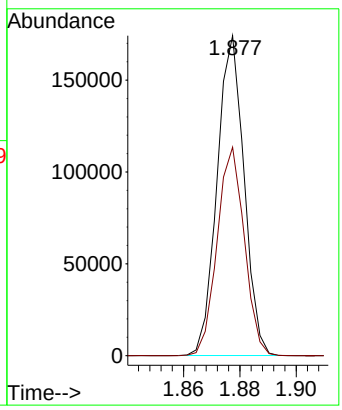

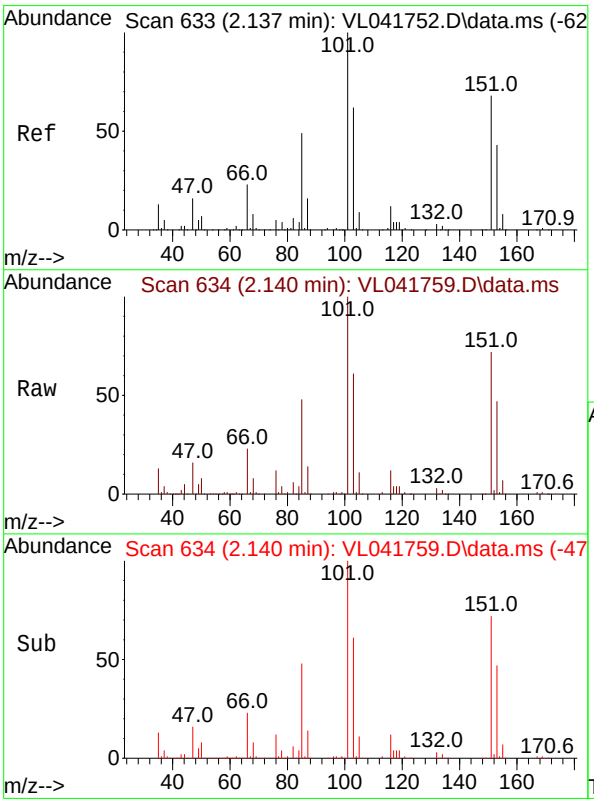

#12
1,1,2-Trichlorotrifluoroethane
Concen: 9.450 ppbv
RT: 2.140 min Scan# 634
Delta R.T. 0.003 min
Lab File: VL041759.D
Acq: 16 Dec 2024 18:59

Tgt Ion:101 Resp: 88265

Ion	Ratio	Lower	Upper
101	100		
151	70.8	56.8	85.2

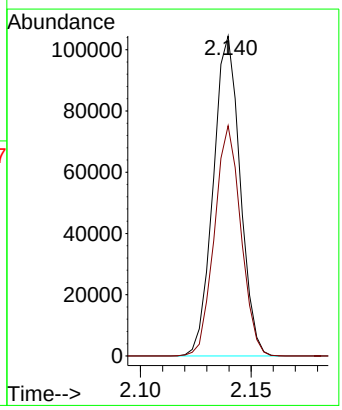

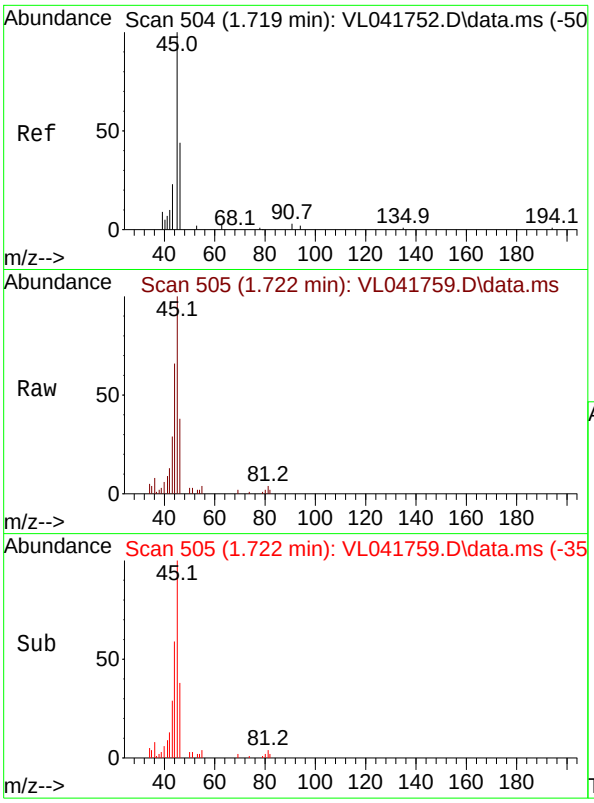

#13
Ethanol
Concen: 6.663 ppbv
RT: 1.722 min Scan# 5
Delta R.T. 0.003 min
Lab File: VL041759.D
Acq: 16 Dec 2024 18:59

Instrument :
MSVOA_L
ClientSampleId :
ICVVL121624

Tgt Ion: 45 Resp: 2534

Ion	Ratio	Lower	Upper
45	100		
46	38.2	16.4	65.8

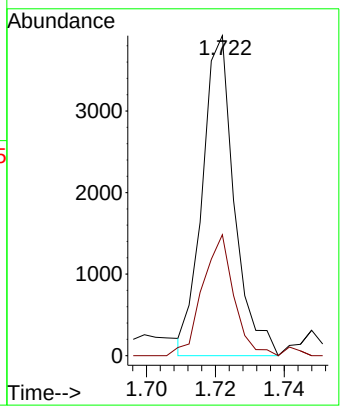

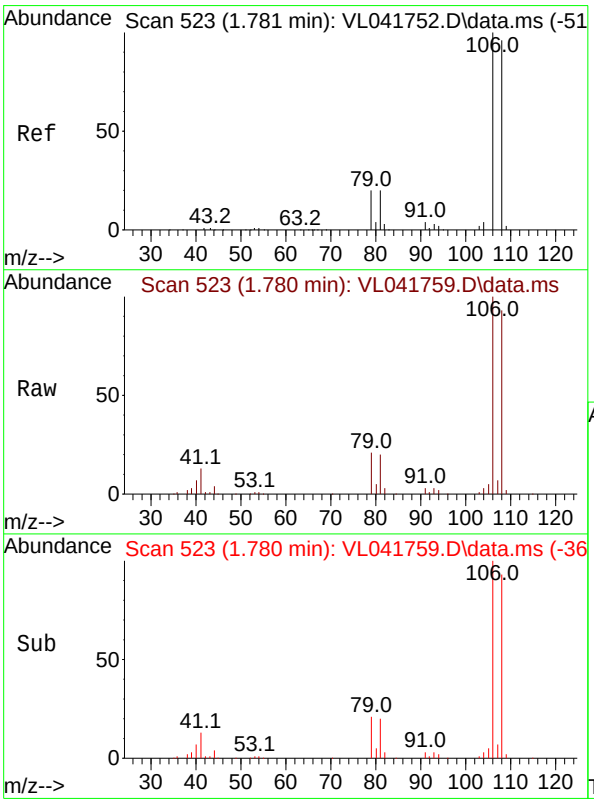

#14
Bromoethene
Concen: 9.987 ppbv
RT: 1.780 min Scan# 523
Delta R.T. -0.000 min
Lab File: VL041759.D
Acq: 16 Dec 2024 18:59

Tgt Ion:108 Resp: 31492

Ion	Ratio	Lower	Upper
108	100		
106	106.4	84.1	126.1
79	23.4	17.4	26.0

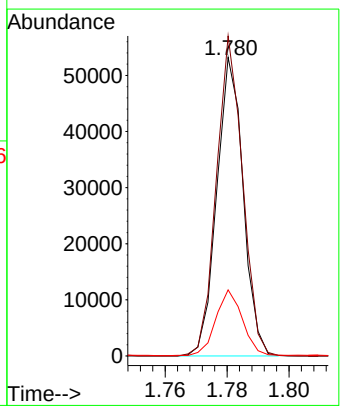

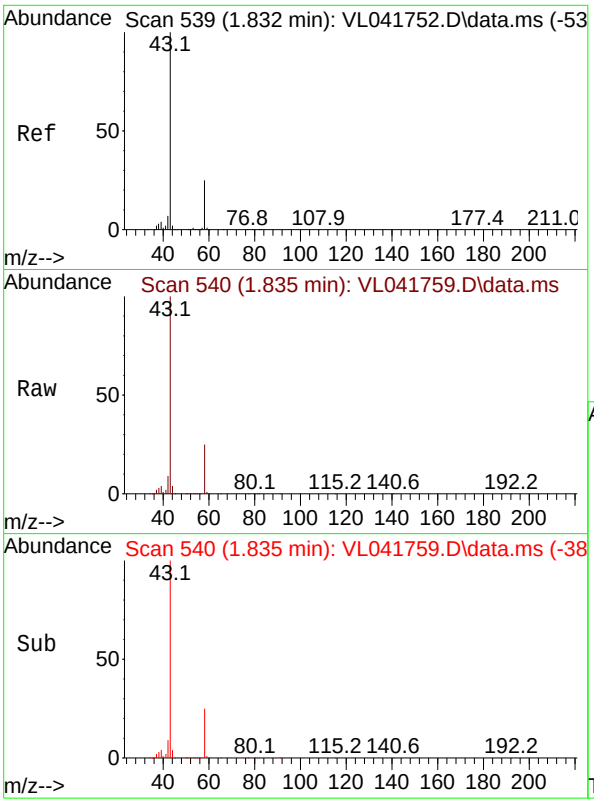

#15
Acetone
Concen: 7.505 ppbv
RT: 1.835 min Scan# 54
Delta R.T. 0.003 min
Lab File: VL041759.D
Acq: 16 Dec 2024 18:59

Instrument :
MSVOA_L
ClientSampleId :
ICVVL121624

Tgt Ion: 43 Resp: 94879

Ion	Ratio	Lower	Upper
43	100		
58	24.3	19.7	29.5

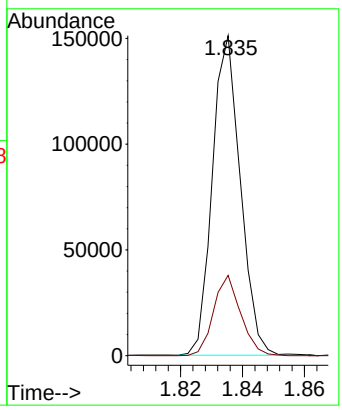

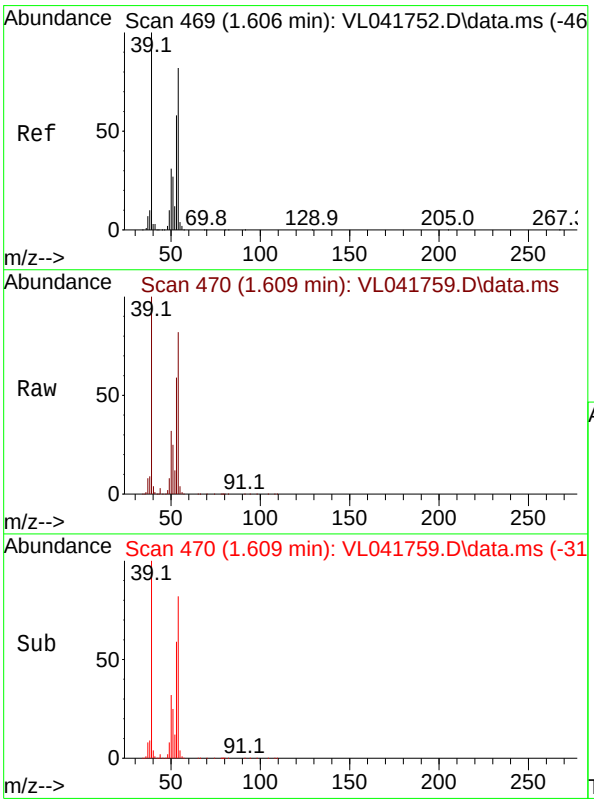

#16
1,3-Butadiene
Concen: 9.063 ppbv
RT: 1.609 min Scan# 470
Delta R.T. 0.003 min
Lab File: VL041759.D
Acq: 16 Dec 2024 18:59

Tgt Ion: 39 Resp: 45119

Ion	Ratio	Lower	Upper
39	100		
54	71.7	58.4	87.6

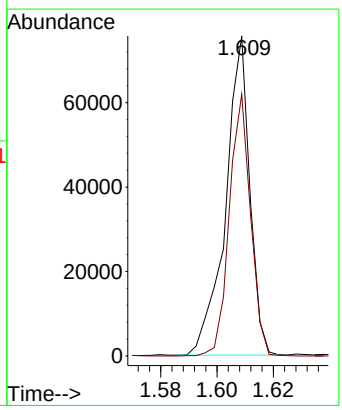

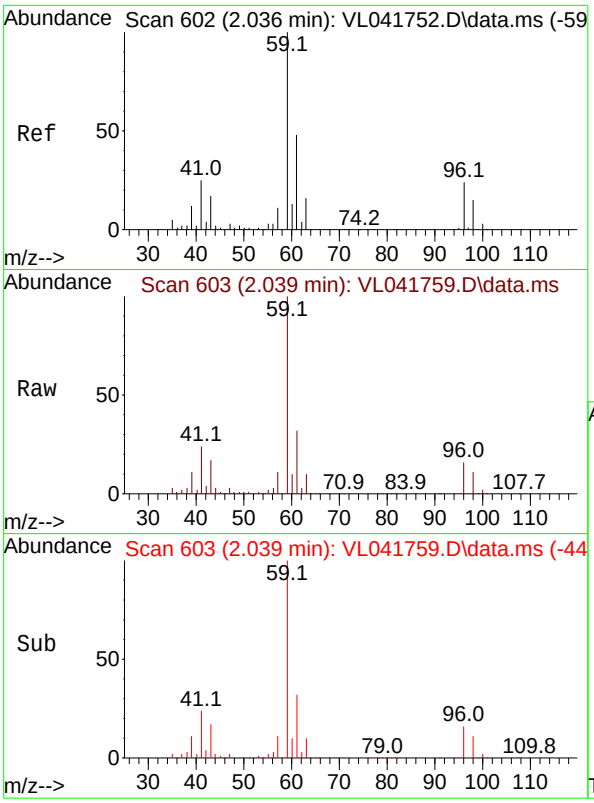

#17
tert-Butyl alcohol
Concen: 9.730 ppbv
RT: 2.039 min Scan# 6
Delta R.T. 0.003 min
Lab File: VL041759.D
Acq: 16 Dec 2024 18:59

Instrument :
MSVOA_L
ClientSampleId :
ICVVL121624

Tgt Ion: 59 Resp: 122035

Ion	Ratio	Lower	Upper
59	100		
57	10.6	8.6	13.0

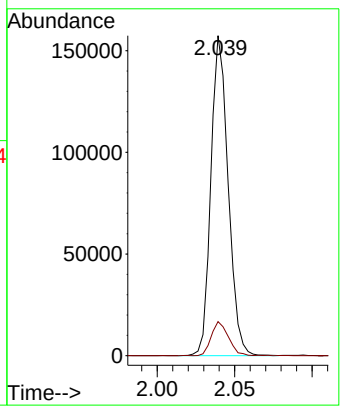

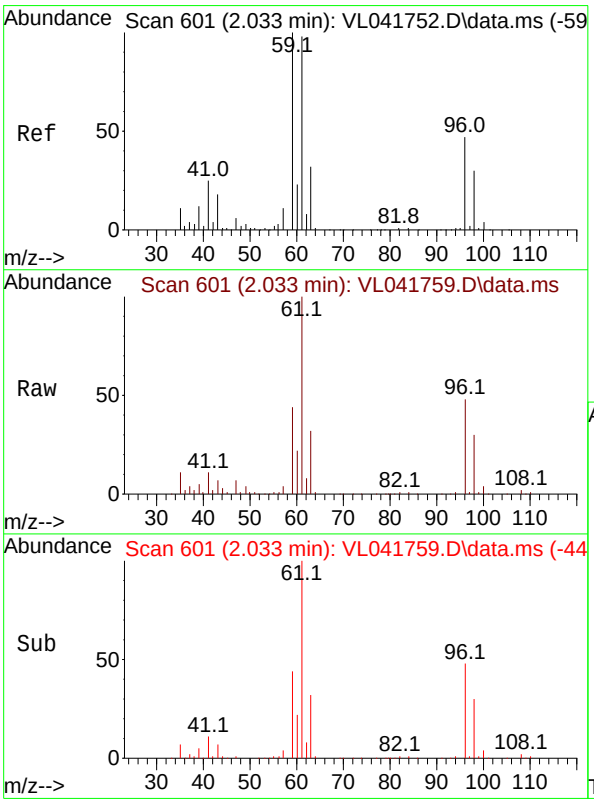

#18
1,1-Dichloroethene
Concen: 9.568 ppbv
RT: 2.033 min Scan# 601
Delta R.T. -0.000 min
Lab File: VL041759.D
Acq: 16 Dec 2024 18:59

Tgt Ion: 96 Resp: 37466

Ion	Ratio	Lower	Upper
96	100		
61	207.9	167.7	251.5
98	61.5	51.1	76.7

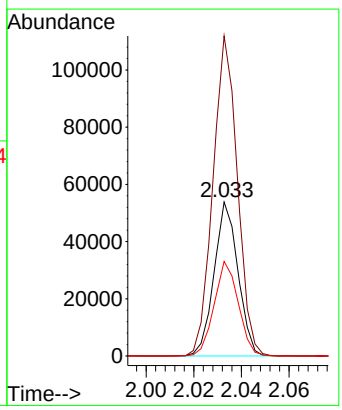

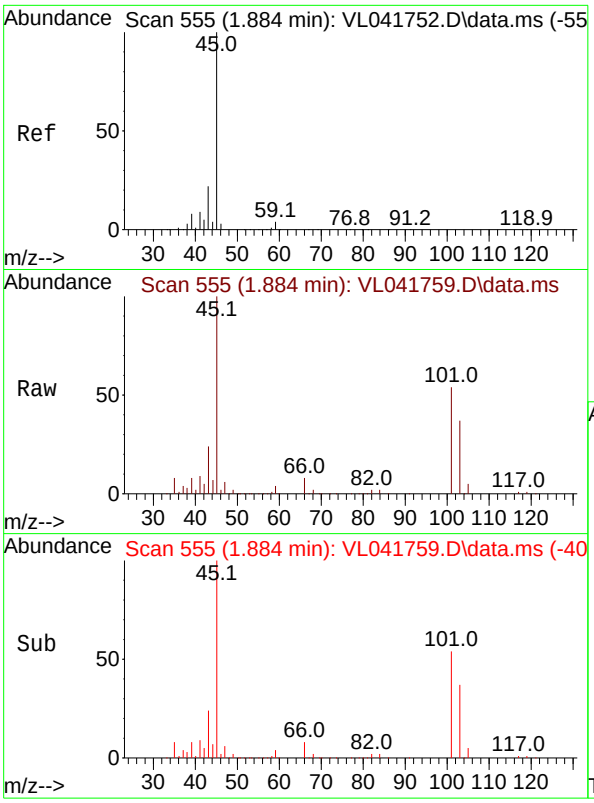

#19
Isopropyl Alcohol
Concen: 7.590 ppbv
RT: 1.884 min Scan# 5
Delta R.T. -0.000 min
Lab File: VL041759.D
Acq: 16 Dec 2024 18:59

Instrument :
MSVOA_L
ClientSampleId :
ICVVL121624

Tgt Ion: 45 Resp: 57577

Ion	Ratio	Lower	Upper
45	100		
58	40.1	33.3	49.9

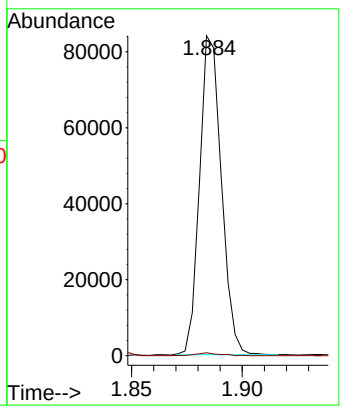

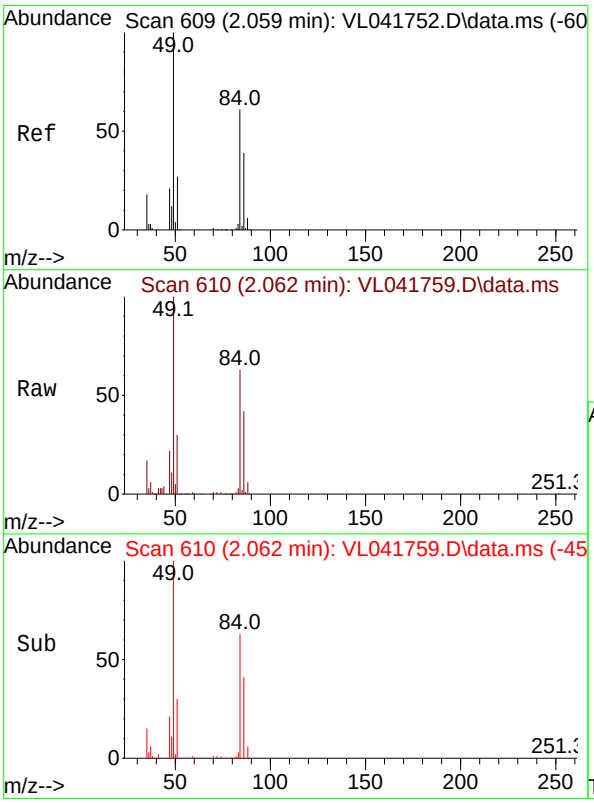

#20
Methylene Chloride
Concen: 8.967 ppbv
RT: 2.062 min Scan# 610
Delta R.T. 0.003 min
Lab File: VL041759.D
Acq: 16 Dec 2024 18:59

Tgt Ion: 84 Resp: 32325

Ion	Ratio	Lower	Upper
84	100		
49	159.1	132.6	198.8
51	47.7	37.6	56.4
86	66.4	51.4	77.0

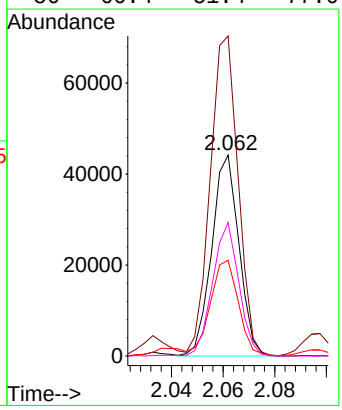

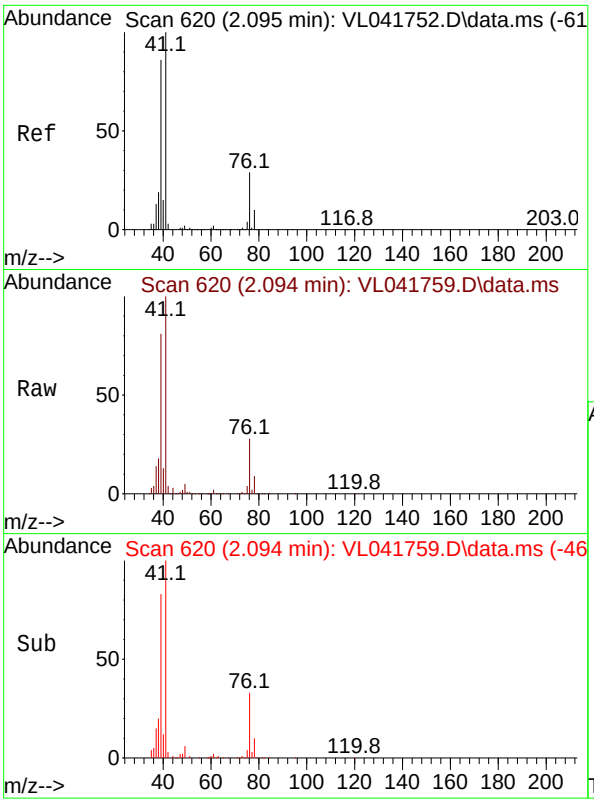

#21
Allyl Chloride
Concen: 9.859 ppbv
RT: 2.094 min Scan# 6
Delta R.T. -0.000 min
Lab File: VL041759.D
Acq: 16 Dec 2024 18:59

Instrument :
MSVOA_L
ClientSampleId :
ICVVL121624

Tgt Ion: 41 Resp: 67596

Ion	Ratio	Lower	Upper
41	100		
76	27.9	22.3	33.5
39	82.6	69.2	103.8

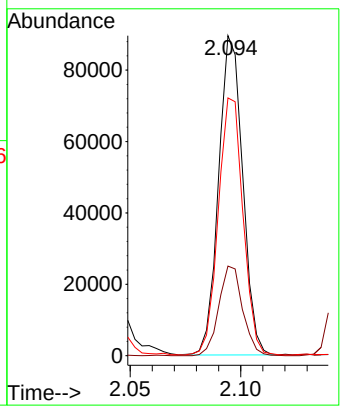

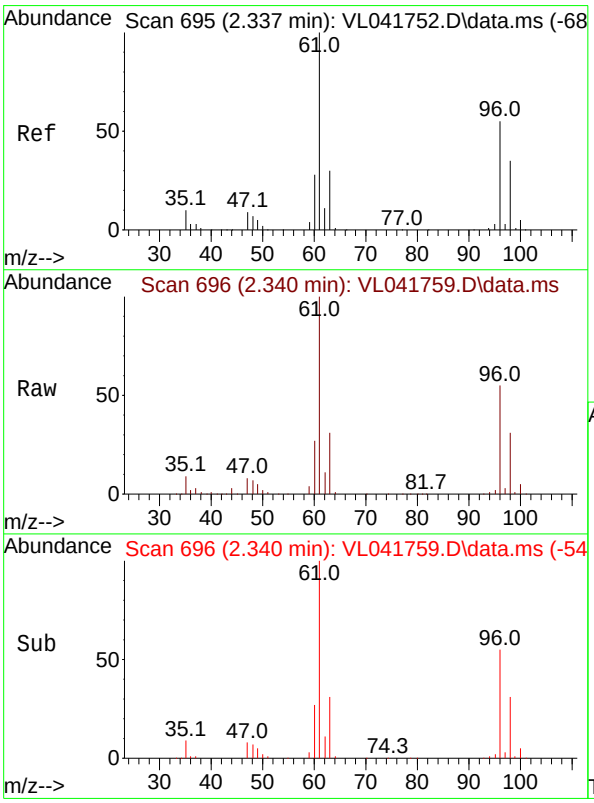

#22
trans-1,2-Dichloroethene
Concen: 9.515 ppbv
RT: 2.340 min Scan# 696
Delta R.T. 0.003 min
Lab File: VL041759.D
Acq: 16 Dec 2024 18:59

Tgt Ion: 96 Resp: 42651

Ion	Ratio	Lower	Upper
96	100		
61	182.2	146.3	219.5
98	56.7	50.8	76.2

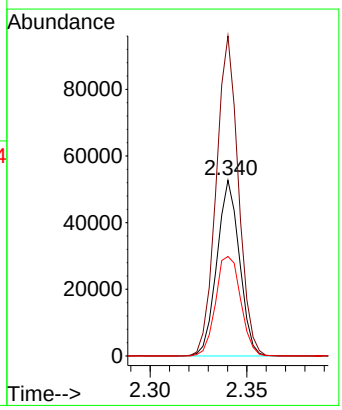

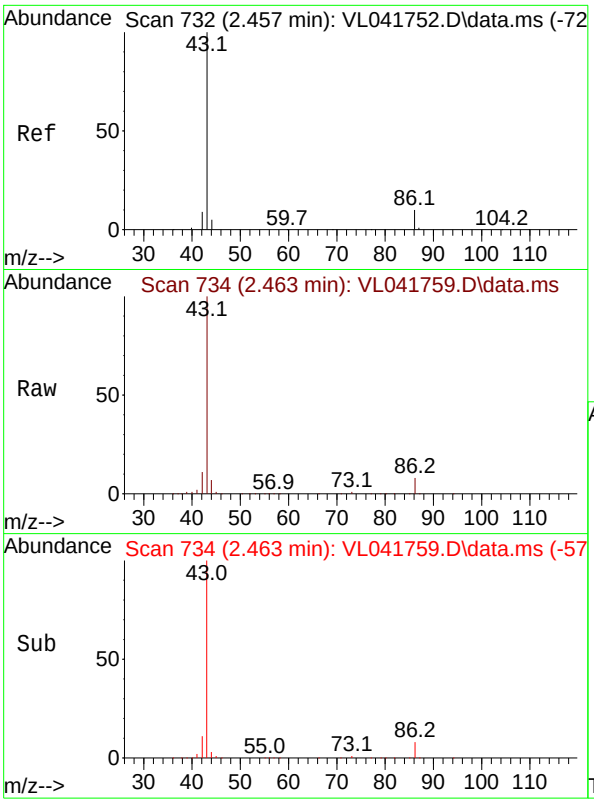

#23
Vinyl Acetate
Concen: 8.826 ppbv
RT: 2.463 min Scan# 7
Delta R.T. 0.006 min
Lab File: VL041759.D
Acq: 16 Dec 2024 18:59

Instrument :
MSVOA_L
ClientSampleId :
ICVVL121624

Tgt Ion: 43 Resp: 51812

Ion	Ratio	Lower	Upper
43	100		
86	8.1	6.6	10.0
42	11.2	8.2	12.2
44	4.9	5.0	7.4#

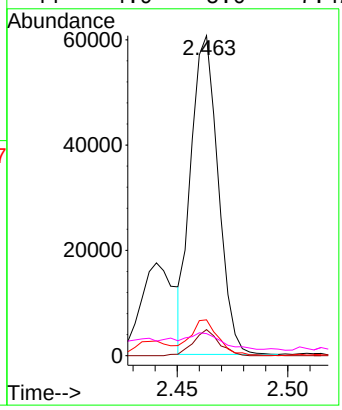

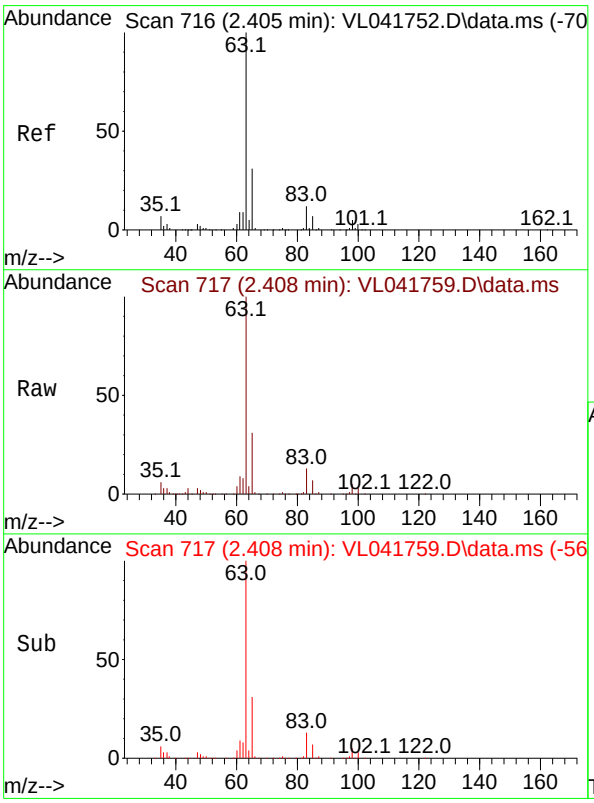

#24
1,1-Dichloroethane
Concen: 9.589 ppbv
RT: 2.408 min Scan# 717
Delta R.T. 0.003 min
Lab File: VL041759.D
Acq: 16 Dec 2024 18:59

Tgt Ion: 63 Resp: 87006

Ion	Ratio	Lower	Upper
63	100		
98	4.6	2.3	6.8
100	3.0	1.4	4.2

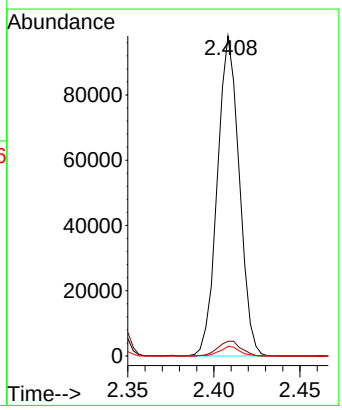

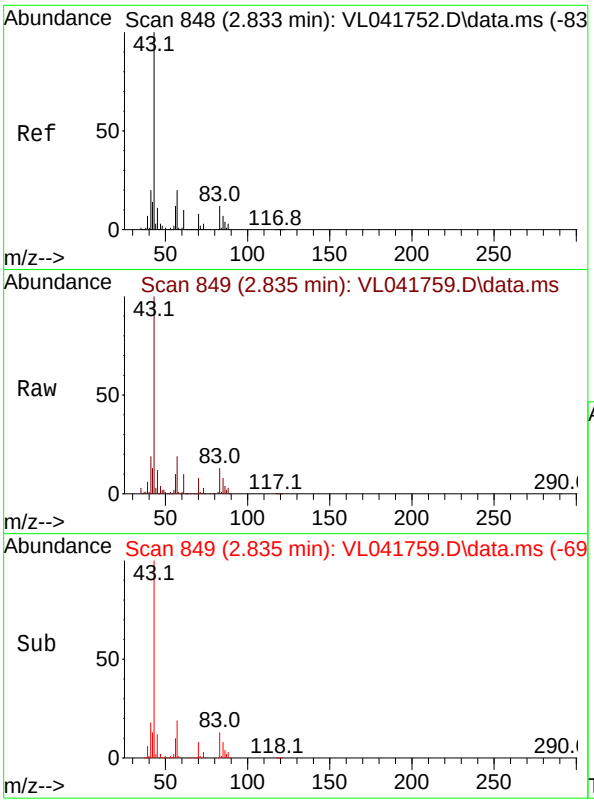

#25
Ethyl Acetate
Concen: 9.965 ppbv
RT: 2.835 min Scan# 8
Delta R.T. 0.003 min
Lab File: VL041759.D
Acq: 16 Dec 2024 18:59

Instrument :
MSVOA_L
ClientSampleId :
ICVVL121624

Tgt Ion: 43 Resp: 234370

Ion	Ratio	Lower	Upper
43	100		
45	10.2	8.1	12.1
61	8.6	7.0	10.6
70	8.0	6.5	9.7

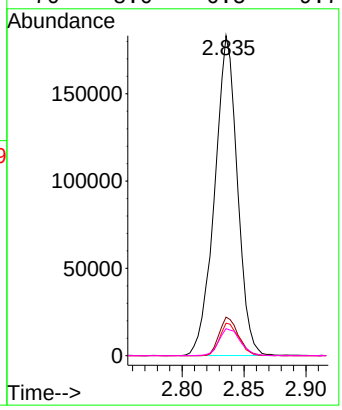

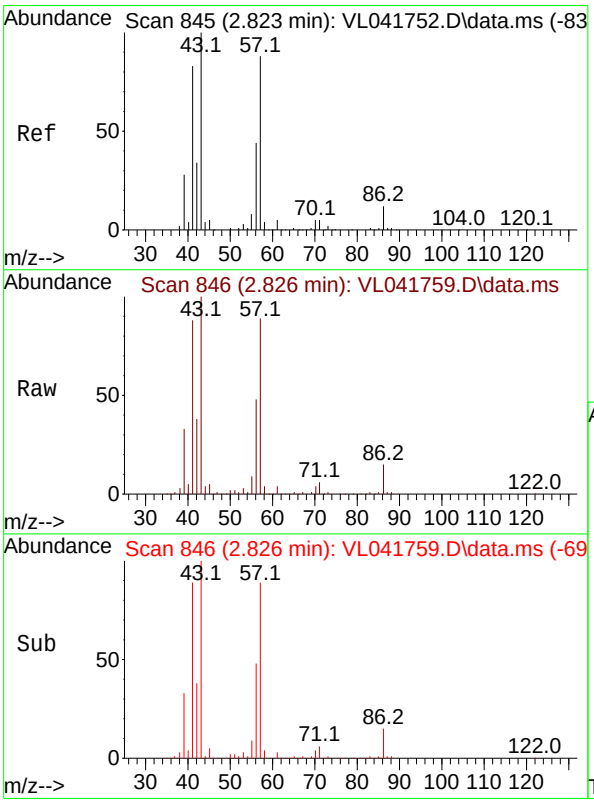

#26
Hexane
Concen: 9.752 ppbv
RT: 2.826 min Scan# 846
Delta R.T. 0.003 min
Lab File: VL041759.D
Acq: 16 Dec 2024 18:59

Tgt Ion: 57 Resp: 87034

Ion	Ratio	Lower	Upper
57	100		
41	101.5	79.6	119.4
43	270.5	211.0	316.6
56	54.9	42.6	63.8

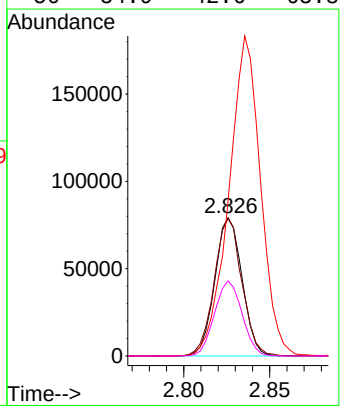

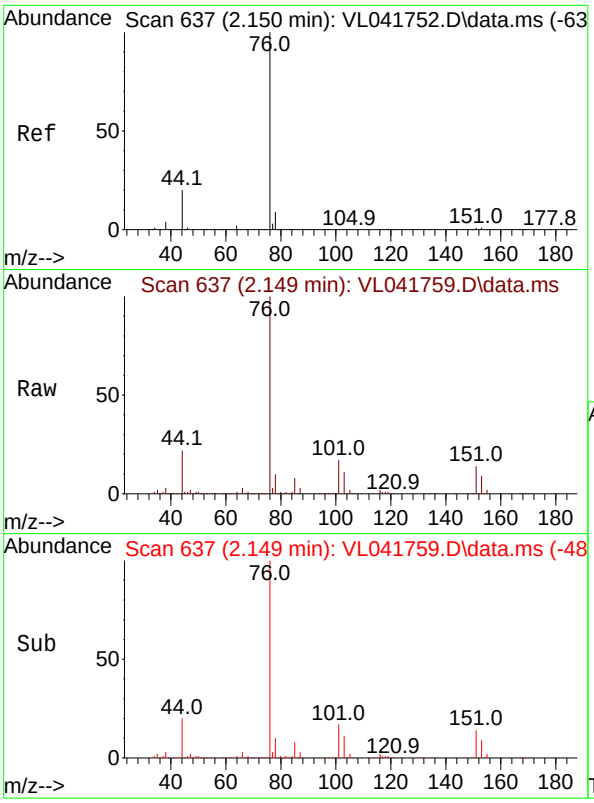

#27
Carbon Disulfide
Concen: 10.649 ppbv
RT: 2.149 min Scan# 6
Delta R.T. -0.000 min
Lab File: VL041759.D
Acq: 16 Dec 2024 18:59

Instrument :
MSVOA_L
ClientSampleId :
ICVVL121624

Tgt Ion: 76 Resp: 85650

Ion	Ratio	Lower	Upper
76	100		
44	22.3	17.6	26.4
78	12.9	10.2	15.4

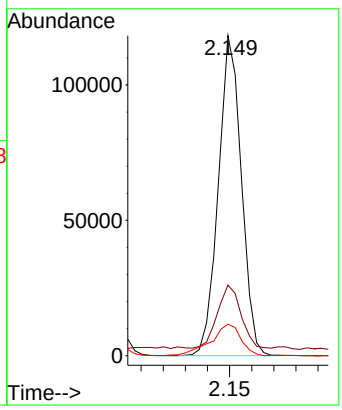

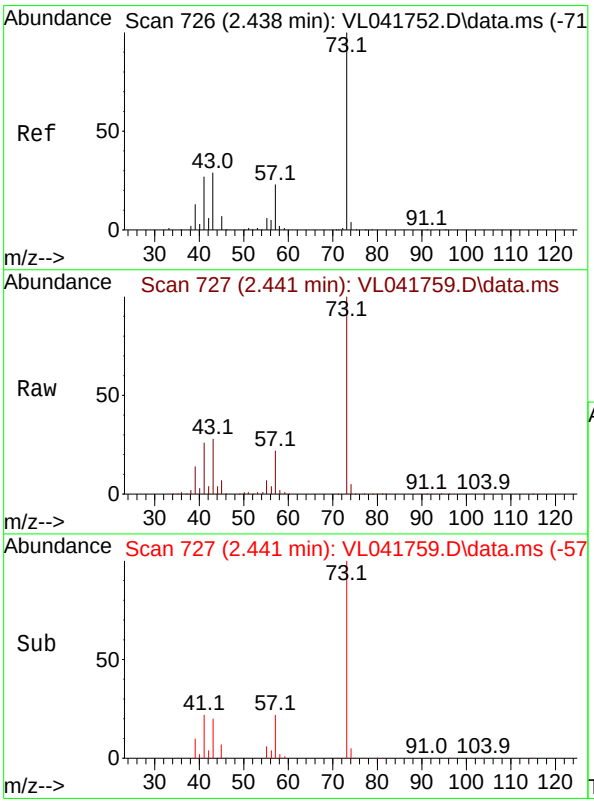

#28
Methyl tert-Butyl Ether
Concen: 8.589 ppbv
RT: 2.441 min Scan# 727
Delta R.T. 0.003 min
Lab File: VL041759.D
Acq: 16 Dec 2024 18:59

Tgt Ion: 73 Resp: 62189

Ion	Ratio	Lower	Upper
73	100		
57	22.7	17.6	26.4

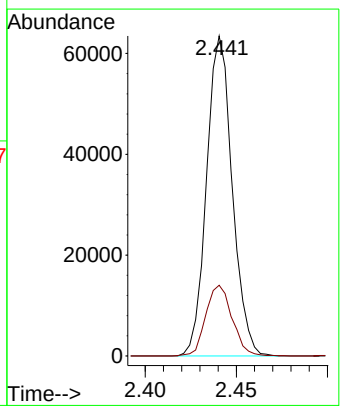

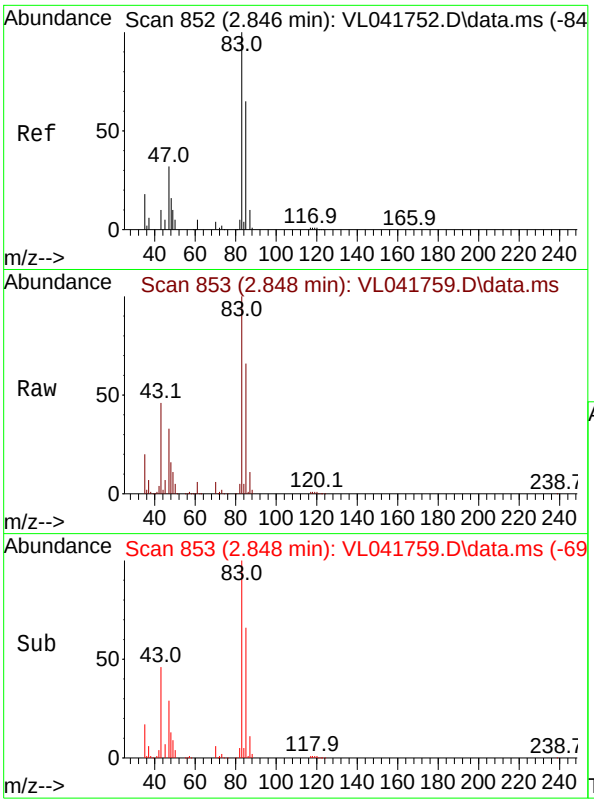

#29
Chloroform
Concen: 9.892 ppbv
RT: 2.848 min Scan# 8
Delta R.T. 0.003 min
Lab File: VL041759.D
Acq: 16 Dec 2024 18:59

Instrument :
MSVOA_L
ClientSampleId :
ICVVL121624

Tgt Ion: 83 Resp: 134541

Ion	Ratio	Lower	Upper
83	100		
85	66.2	51.8	77.6

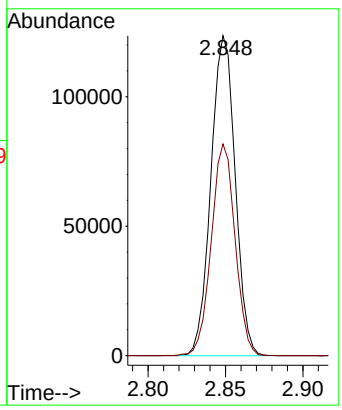

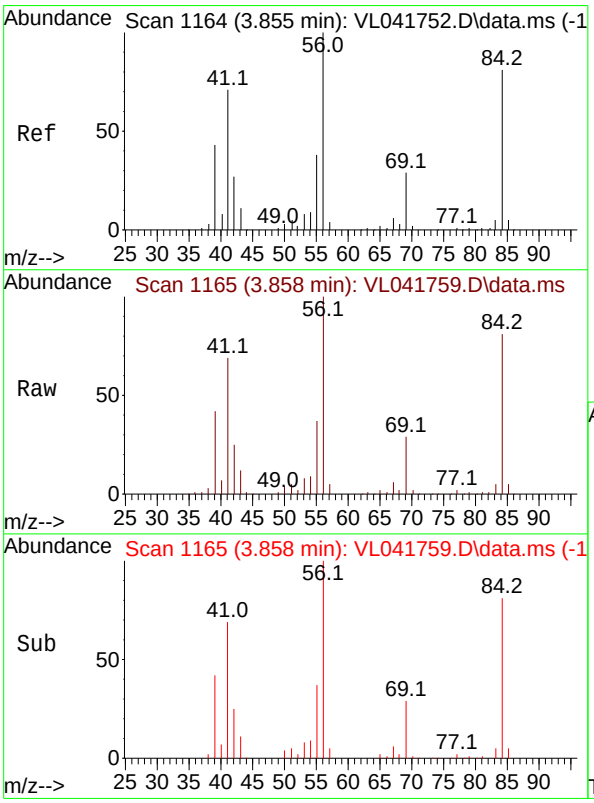

#30
Cyclohexane
Concen: 9.912 ppbv
RT: 3.858 min Scan# 1165
Delta R.T. 0.003 min
Lab File: VL041759.D
Acq: 16 Dec 2024 18:59

Tgt Ion: 84 Resp: 75274

Ion	Ratio	Lower	Upper
84	100		
56	126.5	102.3	153.5
41	89.3	74.0	111.0

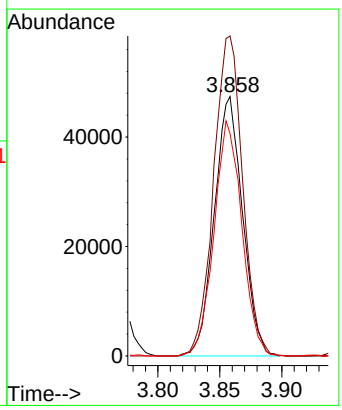

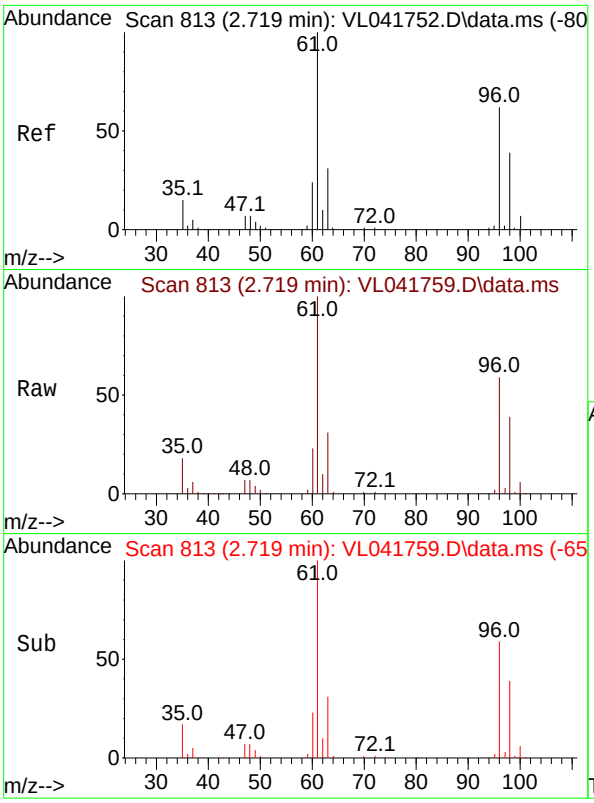

#31
cis-1,2-Dichloroethene
Concen: 9.935 ppbv
RT: 2.719 min Scan# 8
Delta R.T. -0.000 min
Lab File: VL041759.D
Acq: 16 Dec 2024 18:59

Instrument :
MSVOA_L
ClientSampleId :
ICVVL121624

Tgt Ion: 61 Resp: 91628

Ion	Ratio	Lower	Upper
61	100		
96	58.7	49.7	74.5
98	39.3	30.8	46.2

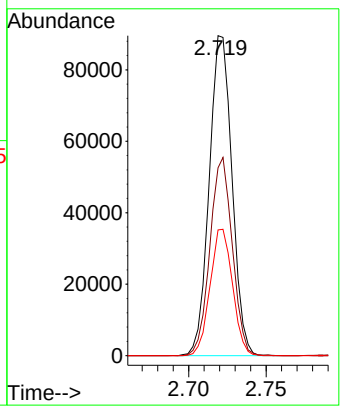

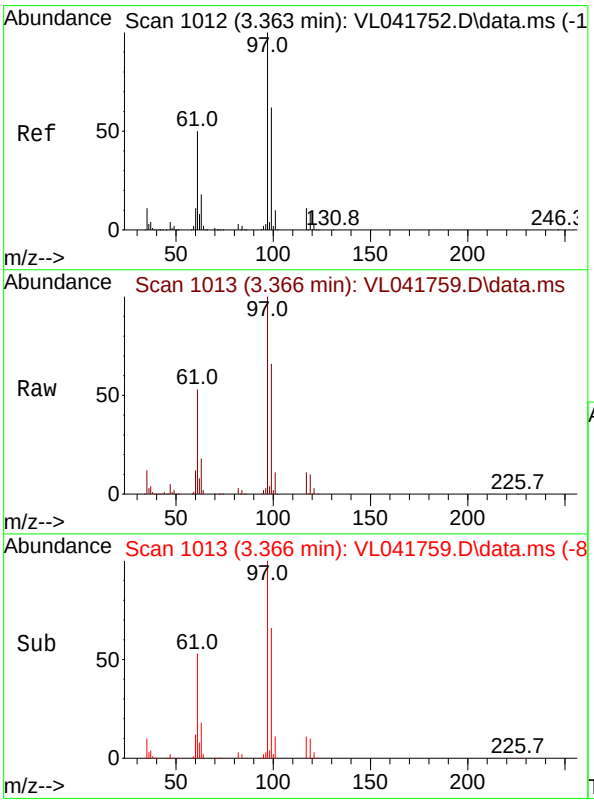

#32
1,1,1-Trichloroethane
Concen: 9.979 ppbv
RT: 3.366 min Scan# 1013
Delta R.T. 0.003 min
Lab File: VL041759.D
Acq: 16 Dec 2024 18:59

Tgt Ion: 97 Resp: 137978

Ion	Ratio	Lower	Upper
97	100		
99	64.8	51.0	76.4
61	53.5	42.2	63.2

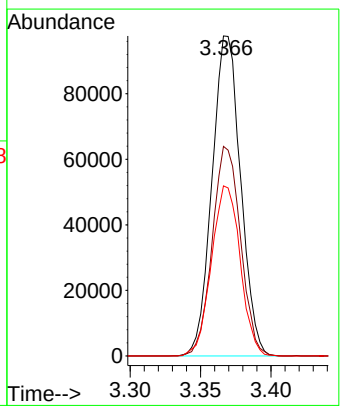

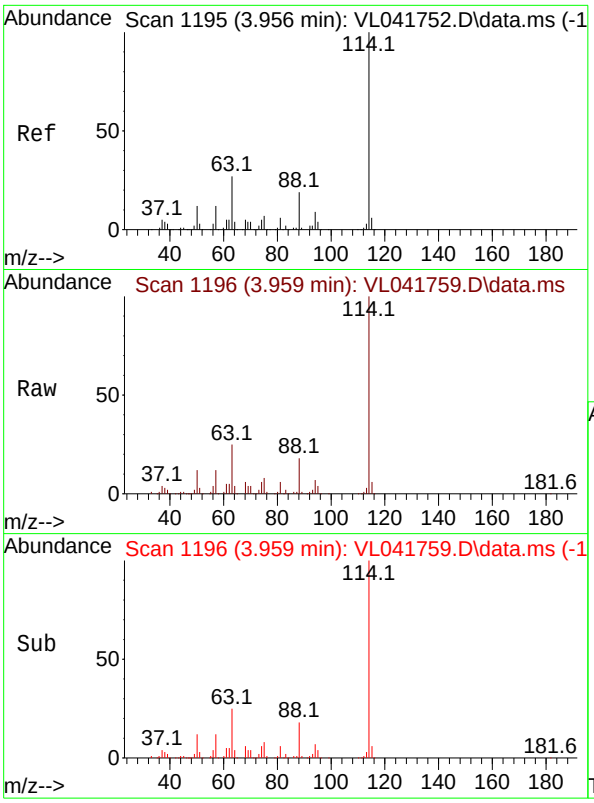

#33
1,4-Difluorobenzene
Concen: 10.000 ppbv
RT: 3.959 min Scan# 1
Delta R.T. 0.003 min
Lab File: VL041759.D
Acq: 16 Dec 2024 18:59

Instrument :
MSVOA_L
ClientSampleId :
ICVVL121624

Tgt Ion:114 Resp: 174378

Ion	Ratio	Lower	Upper
114	100		
63	27.0	21.8	32.8
88	18.6	14.8	22.2

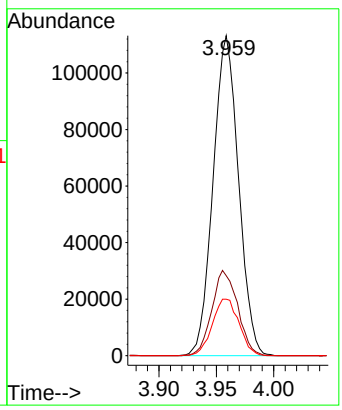

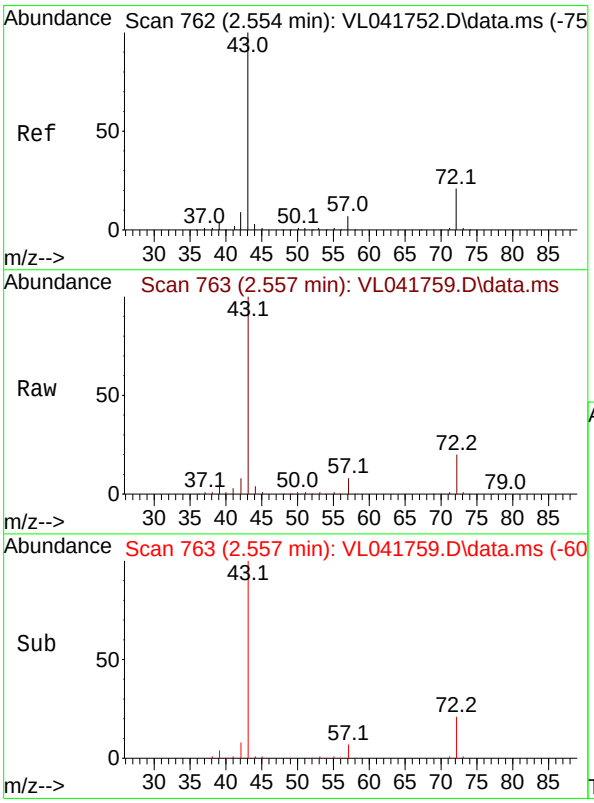

#34
2-Butanone
Concen: 9.547 ppbv
RT: 2.557 min Scan# 763
Delta R.T. 0.003 min
Lab File: VL041759.D
Acq: 16 Dec 2024 18:59

Tgt Ion: 43 Resp: 133939

Ion	Ratio	Lower	Upper
43	100		
72	20.7	16.8	25.2

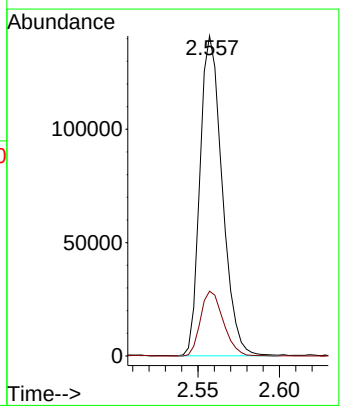

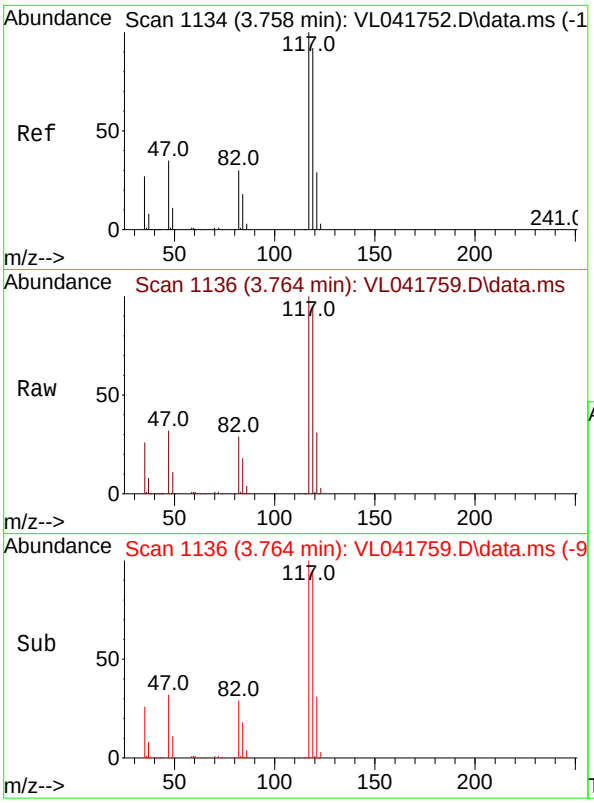

#35
Carbon Tetrachloride
Concen: 11.191 ppbv
RT: 3.764 min Scan# 1
Delta R.T. 0.006 min
Lab File: VL041759.D
Acq: 16 Dec 2024 18:59

Instrument :
MSVOA_L
ClientSampleId :
ICVVL121624

Tgt Ion:117 Resp: 138537

Ion	Ratio	Lower	Upper
117	100		
119	94.8	73.7	110.5
121	30.6	23.0	34.4

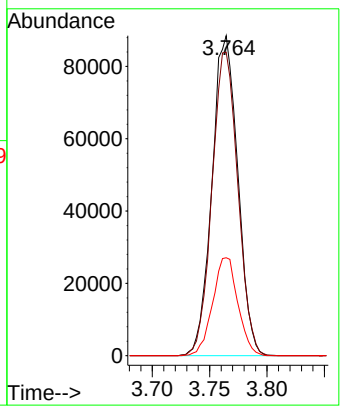

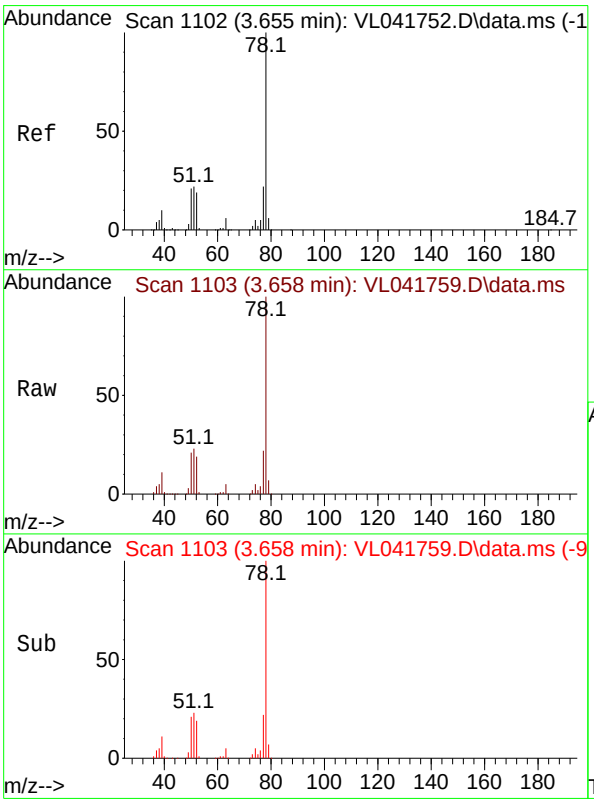

#36
Benzene
Concen: 9.787 ppbv
RT: 3.658 min Scan# 1103
Delta R.T. 0.003 min
Lab File: VL041759.D
Acq: 16 Dec 2024 18:59

Tgt Ion: 78 Resp: 176537

Ion	Ratio	Lower	Upper
78	100		
77	21.8	17.8	26.6
50	21.3	17.2	25.8

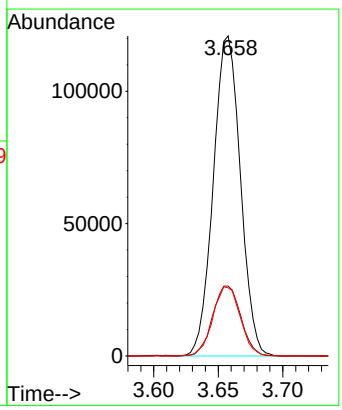

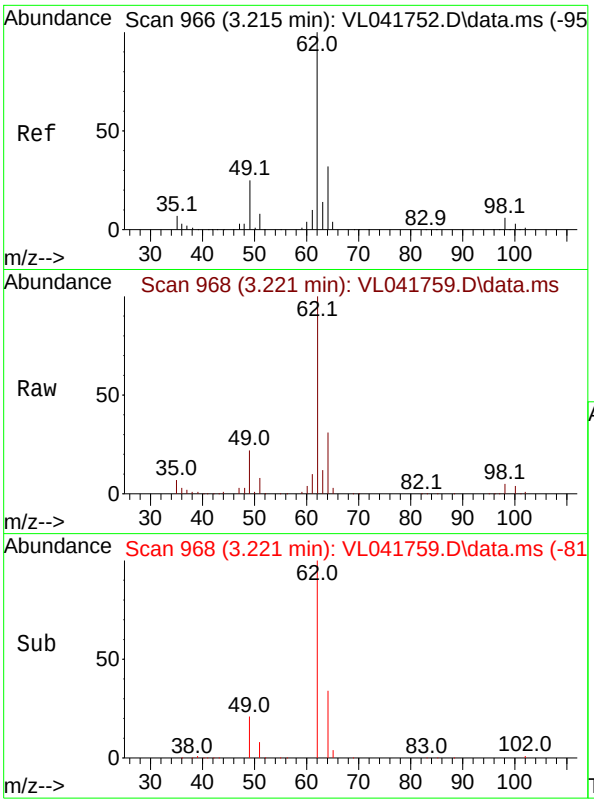

#37
1,2-Dichloroethane
Concen: 9.982 ppbv
RT: 3.221 min Scan# 9
Delta R.T. 0.006 min
Lab File: VL041759.D
Acq: 16 Dec 2024 18:59

Instrument :
MSVOA_L
ClientSampleId :
ICVVL121624

Tgt Ion: 62 Resp: 112037

Ion	Ratio	Lower	Upper
62	100		
98	5.5	4.7	7.1

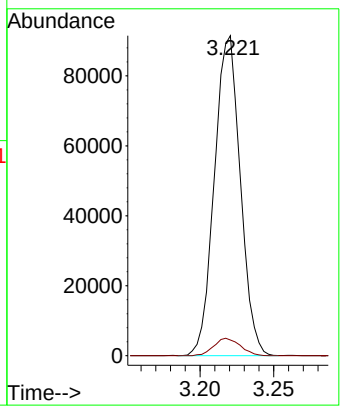

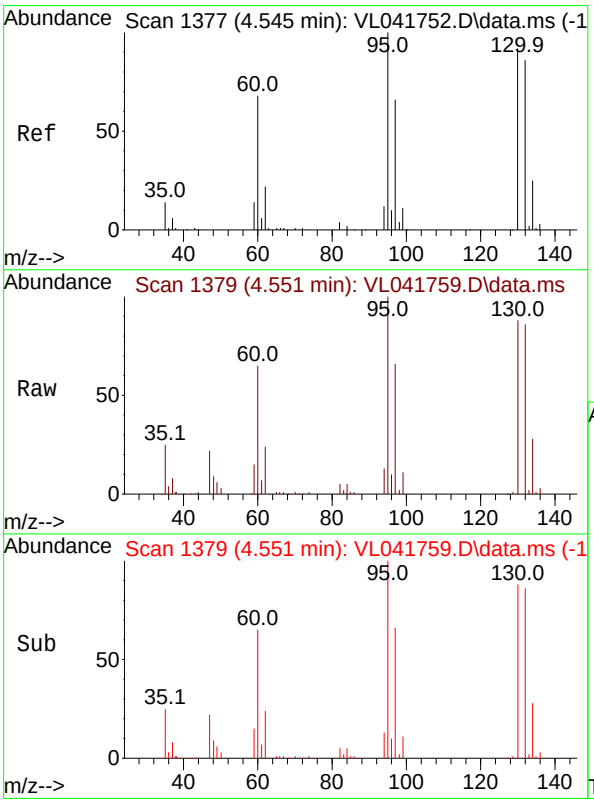

#38
Trichloroethene
Concen: 9.156 ppbv
RT: 4.551 min Scan# 1379
Delta R.T. 0.006 min
Lab File: VL041759.D
Acq: 16 Dec 2024 18:59

Tgt Ion:130 Resp: 70108

Ion	Ratio	Lower	Upper
130	100		
95	113.2	87.0	130.6
132	97.0	75.0	112.6
97	75.1	57.2	85.8

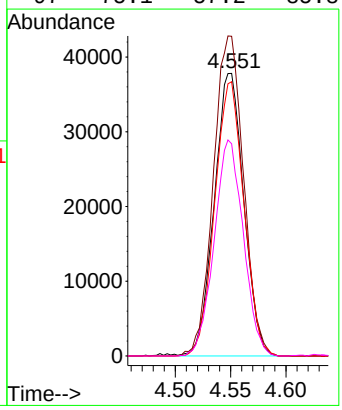

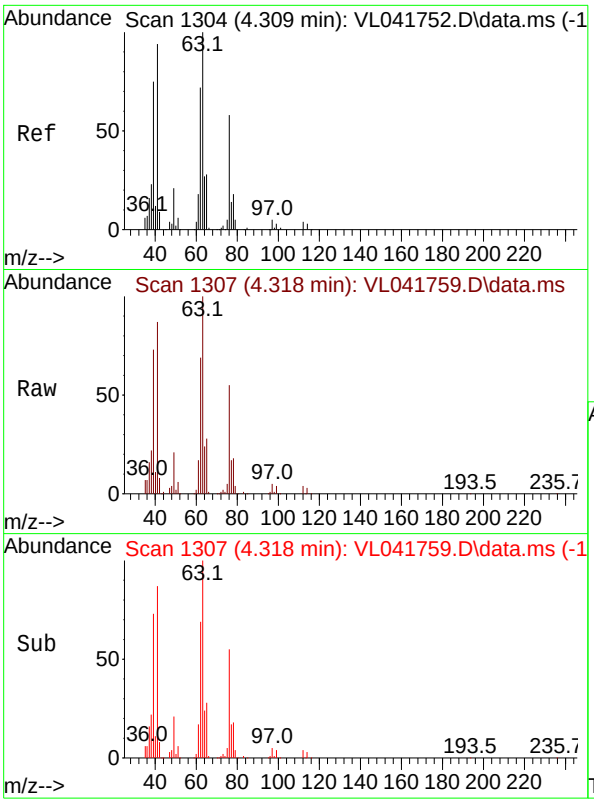

#39
1,2-Dichloropropane
Concen: 9.761 ppbv
RT: 4.318 min Scan# 1
Delta R.T. 0.009 min
Lab File: VL041759.D
Acq: 16 Dec 2024 18:59

Instrument :
MSVOA_L
ClientSampleId :
ICVVL121624

Tgt Ion: 63 Resp: 63675

Ion	Ratio	Lower	Upper
63	100		
41	87.0	75.3	112.9
62	69.1	57.3	85.9

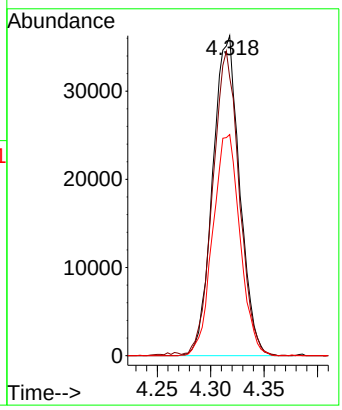

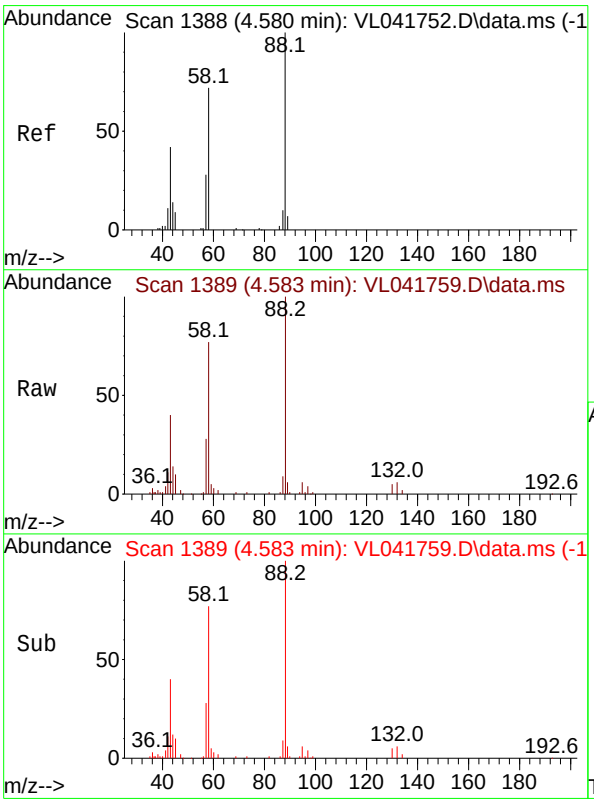

#40
1,4-Dioxane
Concen: 9.693 ppbv
RT: 4.583 min Scan# 1389
Delta R.T. 0.003 min
Lab File: VL041759.D
Acq: 16 Dec 2024 18:59

Tgt Ion: 88 Resp: 30891

Ion	Ratio	Lower	Upper
88	100		
58	76.6	61.0	91.6
43	39.2	29.4	44.0
57	0.0	0.0	0.0

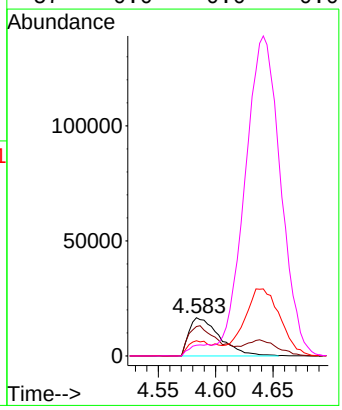

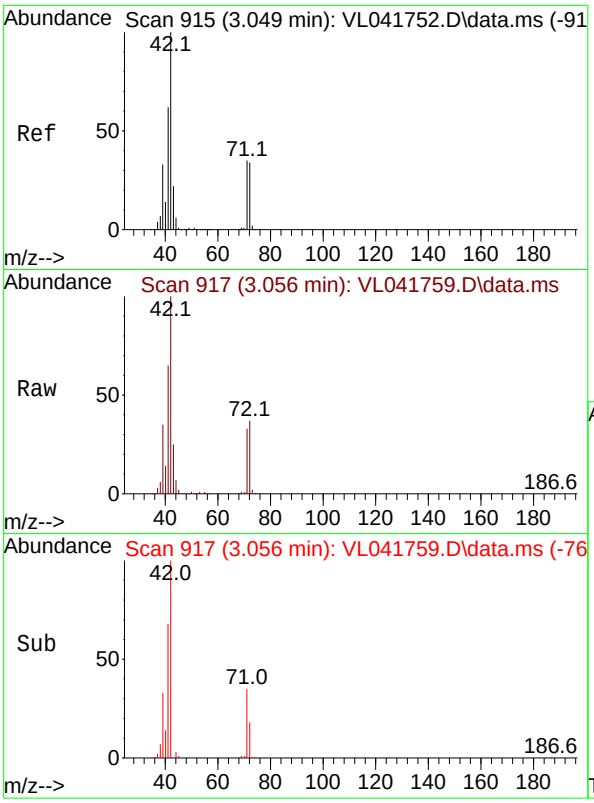

#41
Tetrahydrofuran
Concen: 9.857 ppbv
RT: 3.056 min Scan# 91
Delta R.T. 0.006 min
Lab File: VL041759.D
Acq: 16 Dec 2024 18:59

Instrument :
MSVOA_L
ClientSampleId :
ICVVL121624

Tgt Ion: 42 Resp: 77472

Ion	Ratio	Lower	Upper
42	100		
72	37.5	29.1	43.7
71	35.4	28.4	42.6

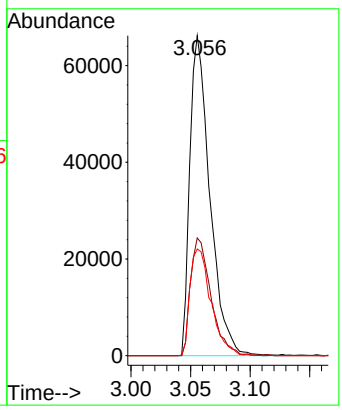

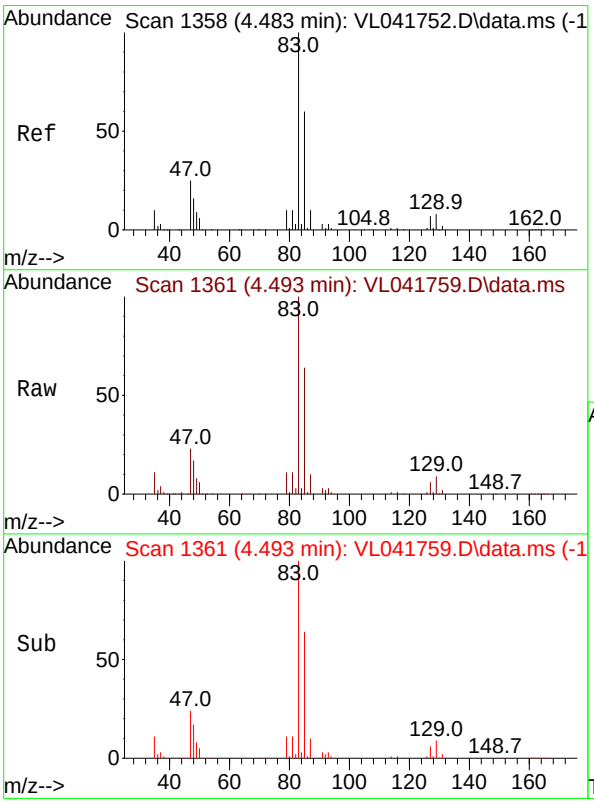

#42
Bromodichloromethane
Concen: 10.821 ppbv
RT: 4.493 min Scan# 1361
Delta R.T. 0.009 min
Lab File: VL041759.D
Acq: 16 Dec 2024 18:59

Tgt Ion: 83 Resp: 139717

Ion	Ratio	Lower	Upper
83	100		
85	63.7	48.0	72.0
127	6.2	5.8	8.8

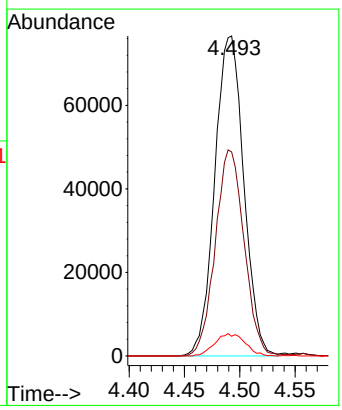

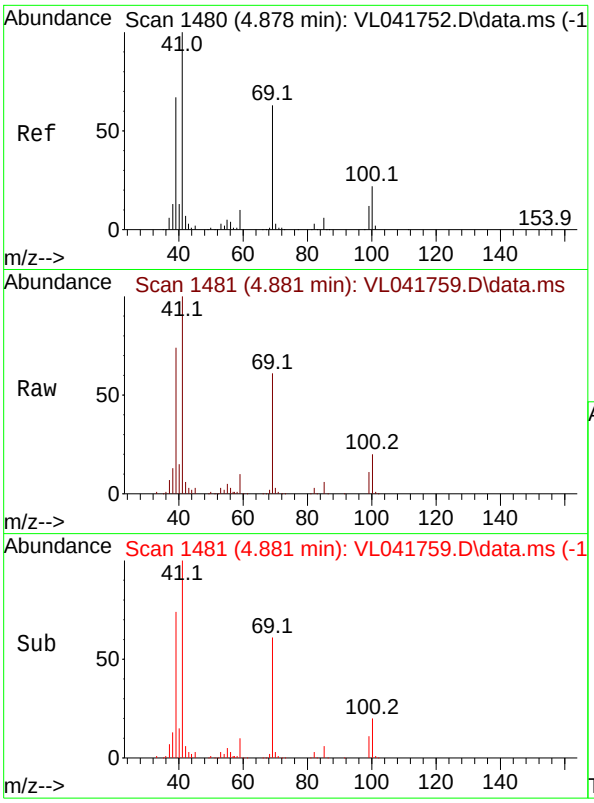

#43
Methyl Methacrylate
Concen: 10.229 ppbv
RT: 4.881 min Scan# 1
Delta R.T. 0.003 min
Lab File: VL041759.D
Acq: 16 Dec 2024 18:59

Instrument :
MSVOA_L
ClientSampleId :
ICVVL121624

Tgt Ion: 69 Resp: 70299

Ion	Ratio	Lower	Upper
69	100		
41	162.5	130.3	195.5
100	35.8	28.3	42.5

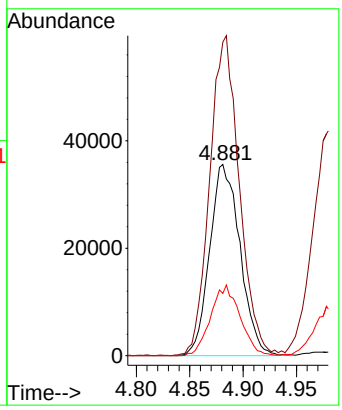

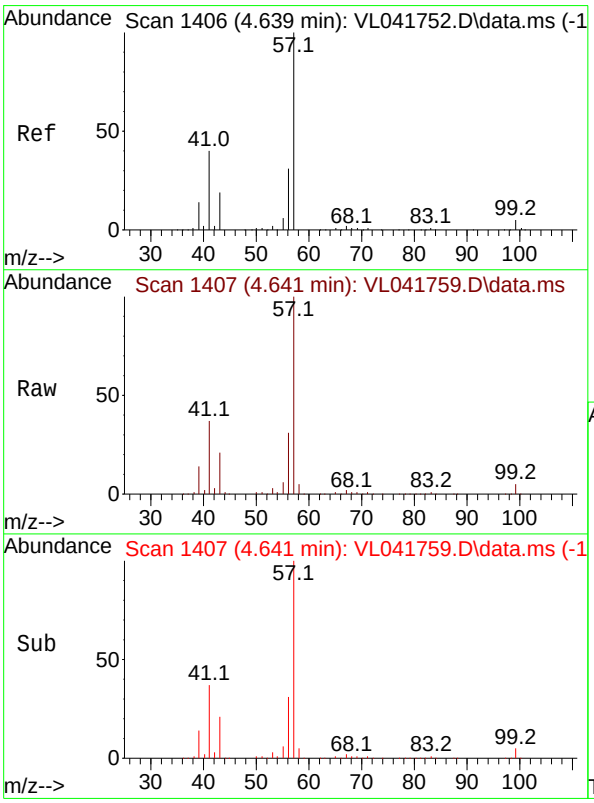

#44
2,2,4-Trimethylpentane
Concen: 9.796 ppbv
RT: 4.641 min Scan# 1407
Delta R.T. 0.003 min
Lab File: VL041759.D
Acq: 16 Dec 2024 18:59

Tgt Ion: 57 Resp: 301772

Ion	Ratio	Lower	Upper
57	100		
41	38.8	30.7	46.1
56	31.7	25.4	38.0

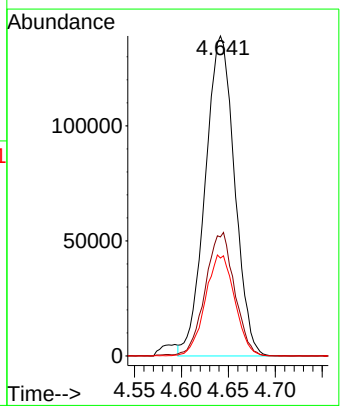

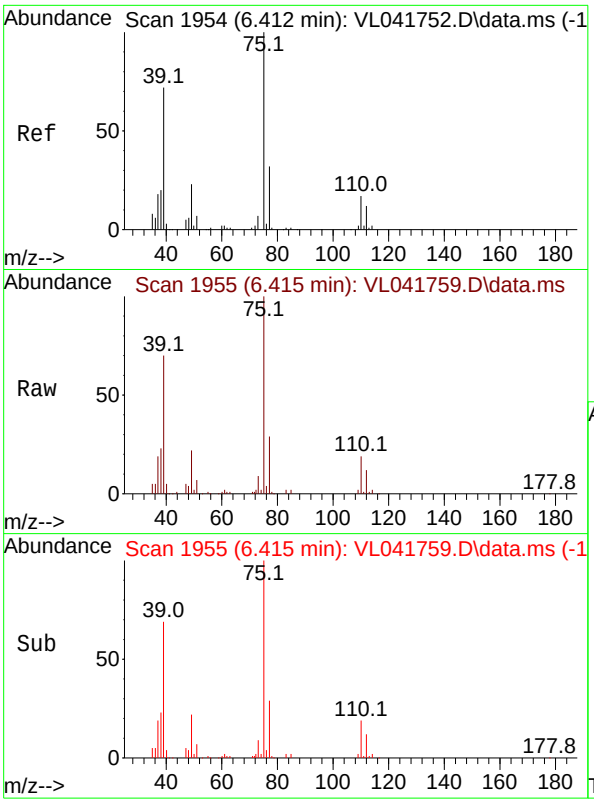

#45
t-1,3-Dichloropropene
Concen: 10.907 ppbv
RT: 6.415 min Scan# 1
Delta R.T. 0.003 min
Lab File: VL041759.D
Acq: 16 Dec 2024 18:59

Instrument :
MSVOA_L
ClientSampleId :
ICVVL121624

Tgt Ion: 75 Resp: 77534

Ion	Ratio	Lower	Upper
75	100		
77	29.0	25.9	38.9

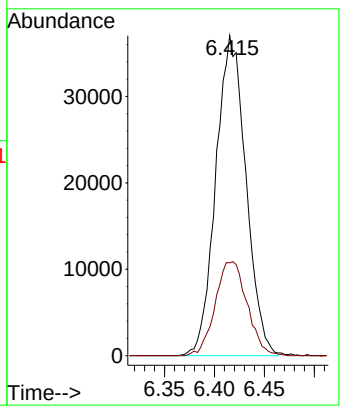

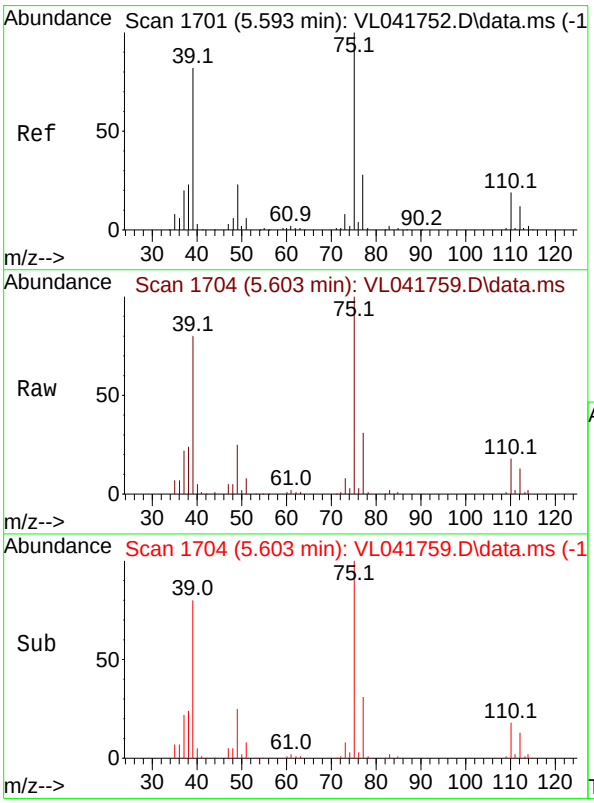

#46
cis-1,3-Dichloropropene
Concen: 10.617 ppbv
RT: 5.603 min Scan# 1704
Delta R.T. 0.009 min
Lab File: VL041759.D
Acq: 16 Dec 2024 18:59

Tgt Ion: 75 Resp: 95812

Ion	Ratio	Lower	Upper
75	100		
39	79.5	65.2	97.8
77	30.9	22.0	33.0

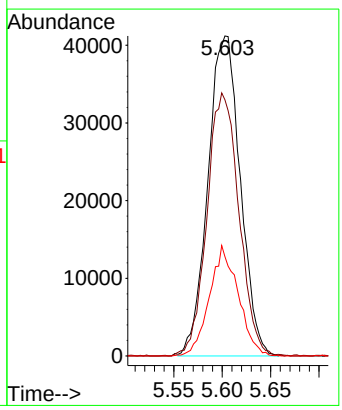

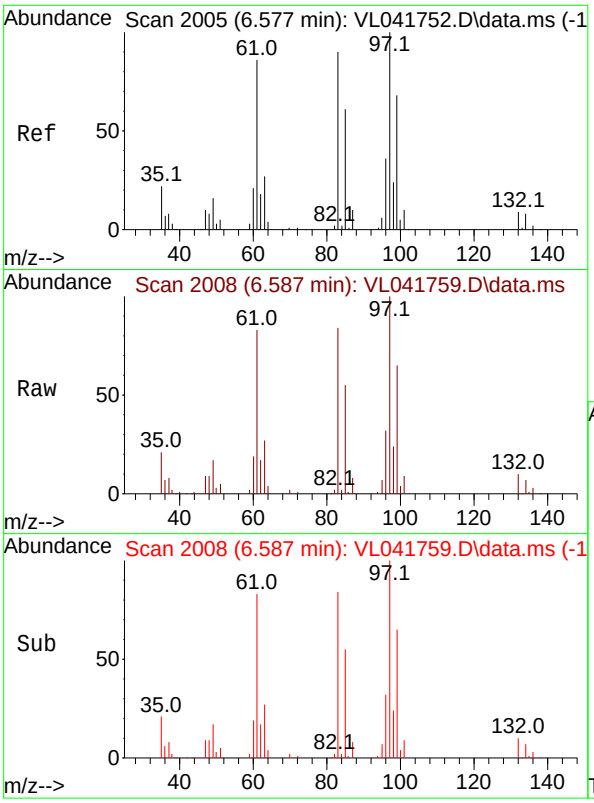

#47
1,1,2-Trichloroethane
Concen: 5.541 ppbv
RT: 6.587 min Scan# 2
Delta R.T. 0.009 min
Lab File: VL041759.D
Acq: 16 Dec 2024 18:59

Instrument :
MSVOA_L
ClientSampleId :
ICVVL121624

Tgt Ion: 97 Resp: 37758

Ion	Ratio	Lower	Upper
97	100		
83	83.7	72.3	108.5
85	54.8	48.5	72.7
99	64.7	54.0	81.0

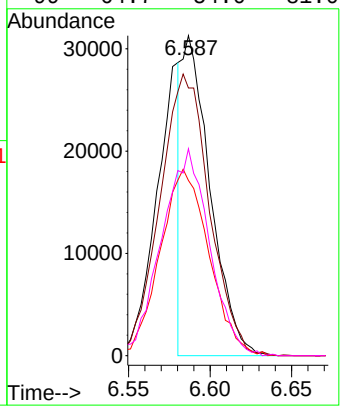

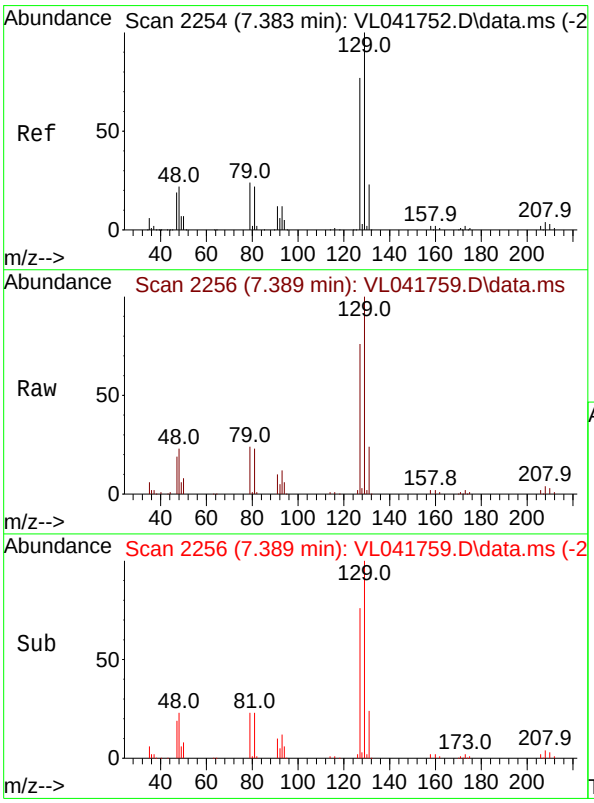

#48
Dibromochloromethane
Concen: 11.326 ppbv
RT: 7.389 min Scan# 2256
Delta R.T. 0.006 min
Lab File: VL041759.D
Acq: 16 Dec 2024 18:59

Tgt Ion:129 Resp: 105378

Ion	Ratio	Lower	Upper
129	100		
127	77.8	38.8	116.3

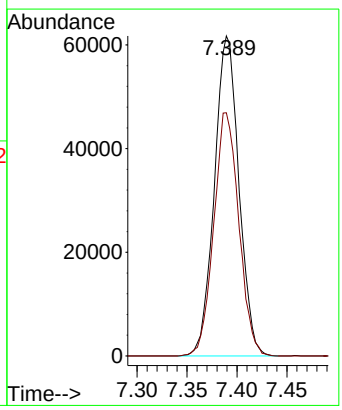

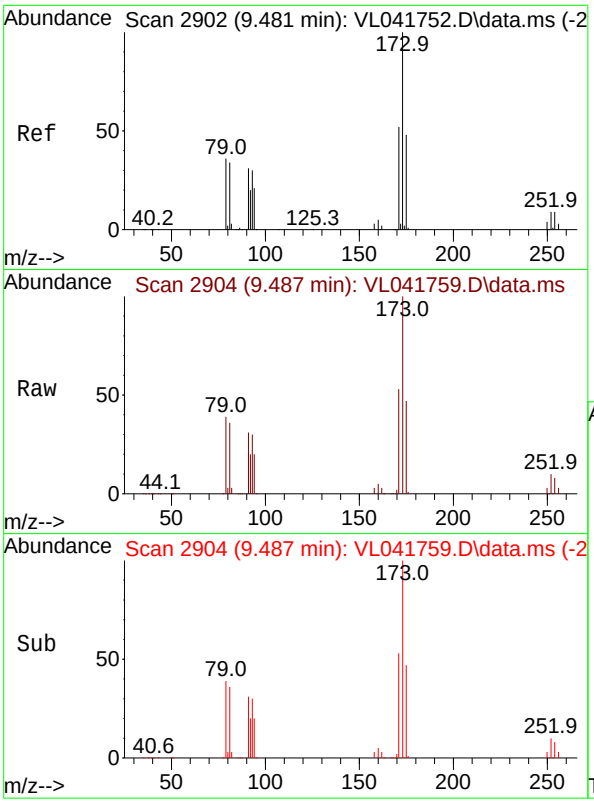

#49
Bromoform
Concen: 11.682 ppbv
RT: 9.487 min Scan# 2
Delta R.T. 0.006 min
Lab File: VL041759.D
Acq: 16 Dec 2024 18:59

Instrument :
MSVOA_L
ClientSampleId :
ICVVL121624

Tgt Ion:173 Resp: 88971

Ion	Ratio	Lower	Upper
173	100		
175	47.6	38.2	57.2
171	51.4	41.1	61.7

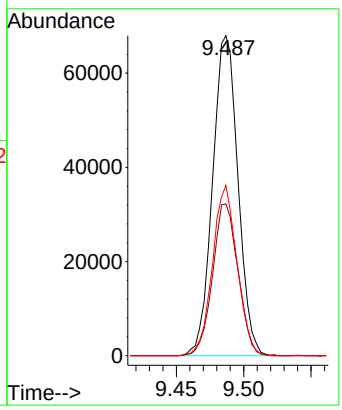

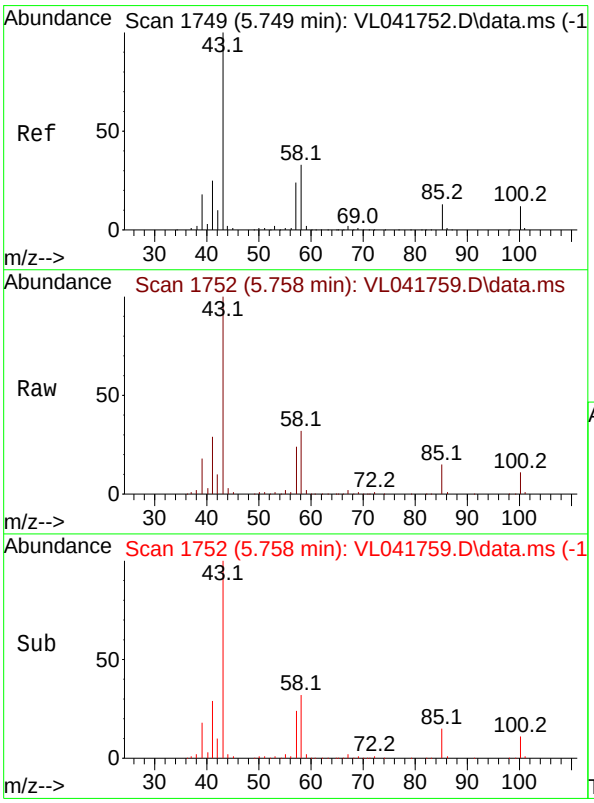

#50
4-Methyl-2-Pentanone
Concen: 9.980 ppbv
RT: 5.758 min Scan# 1752
Delta R.T. 0.009 min
Lab File: VL041759.D
Acq: 16 Dec 2024 18:59

Tgt Ion: 43 Resp: 190637

Ion	Ratio	Lower	Upper
43	100		
58	34.3	26.8	40.2

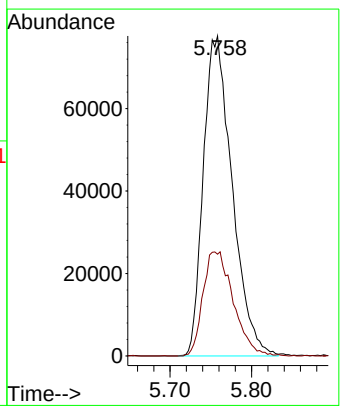

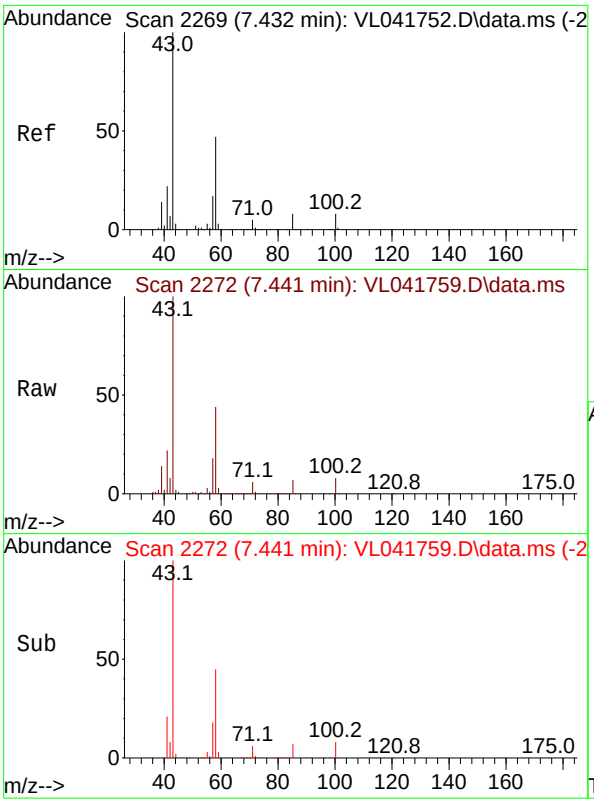

#51
2-Hexanone
Concen: 10.053 ppbv
RT: 7.441 min Scan# 2
Delta R.T. 0.009 min
Lab File: VL041759.D
Acq: 16 Dec 2024 18:59

Instrument :
MSVOA_L
ClientSampleId :
ICVVL121624

Tgt Ion: 43 Resp: 155646

Ion	Ratio	Lower	Upper
43	100		
58	46.0	36.6	55.0
98	0.1	0.1	0.1#

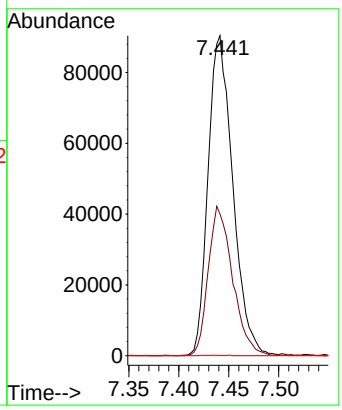

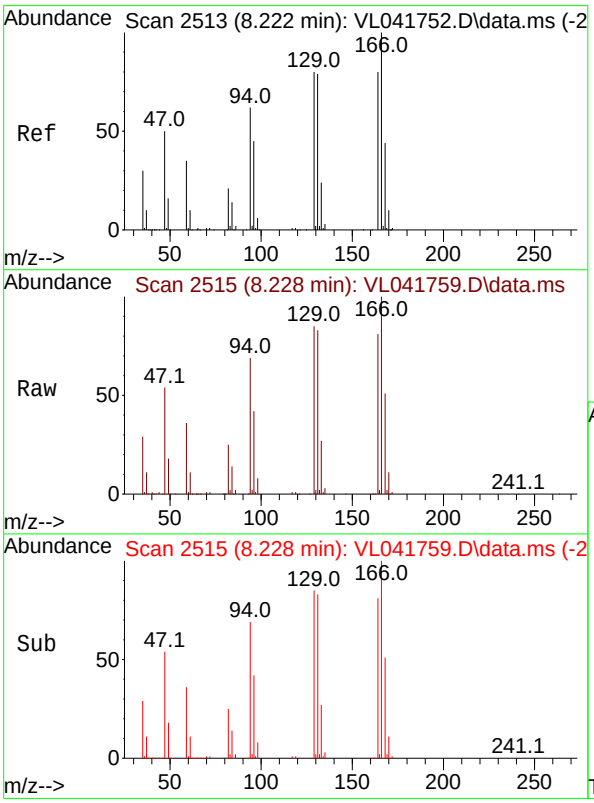

#52
Tetrachloroethene
Concen: 9.351 ppbv
RT: 8.228 min Scan# 2515
Delta R.T. 0.006 min
Lab File: VL041759.D
Acq: 16 Dec 2024 18:59

Tgt Ion:164 Resp: 62782

Ion	Ratio	Lower	Upper
164	100		
166	123.4	99.8	149.6
129	105.6	79.6	119.4
131	102.0	78.6	117.8

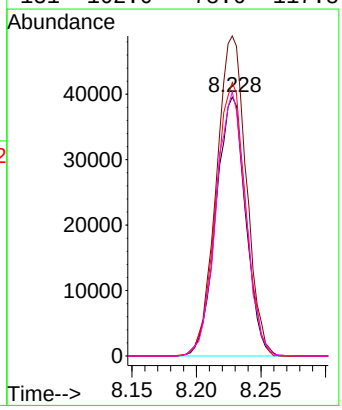

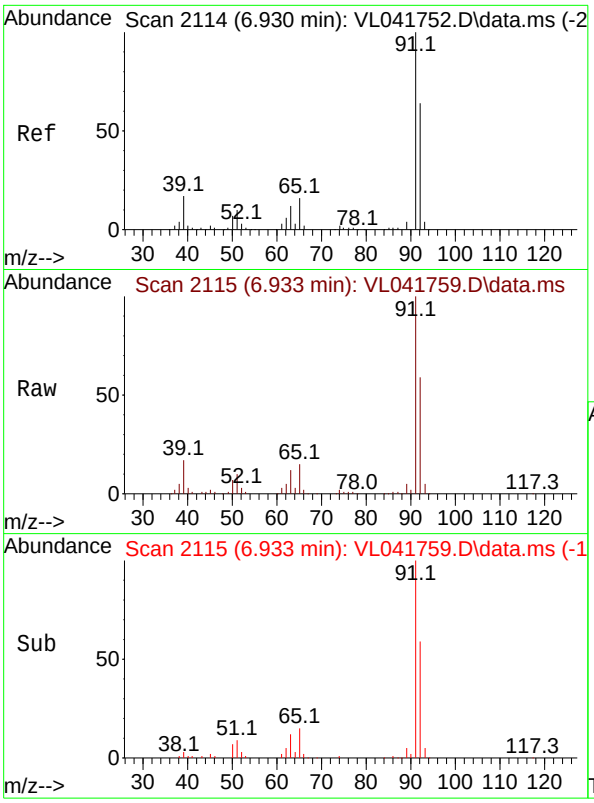

#53
Toluene
Concen: 9.768 ppbv
RT: 6.933 min Scan# 2
Delta R.T. 0.003 min
Lab File: VL041759.D
Acq: 16 Dec 2024 18:59

Instrument :
MSVOA_L
ClientSampleId :
ICVVL121624

Tgt Ion: 91 Resp: 199754

Ion	Ratio	Lower	Upper
91	100		
92	60.8	47.9	71.9

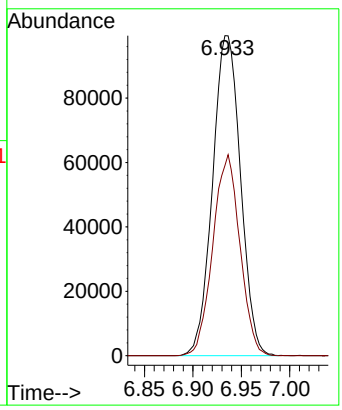

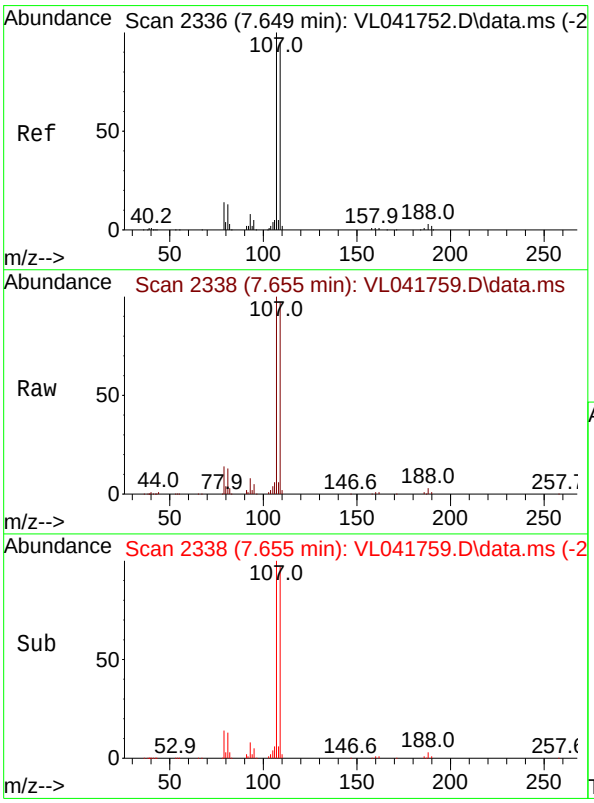

#54
1,2-Dibromoethane
Concen: 9.952 ppbv
RT: 7.655 min Scan# 2338
Delta R.T. 0.006 min
Lab File: VL041759.D
Acq: 16 Dec 2024 18:59

Tgt Ion:107 Resp: 93439

Ion	Ratio	Lower	Upper
107	100		
109	96.6	75.9	113.9

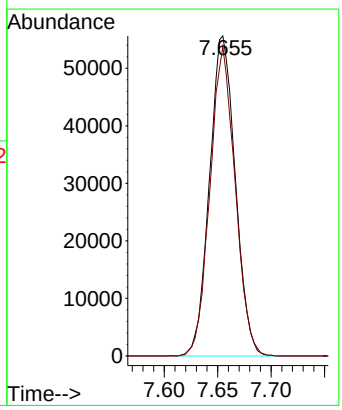

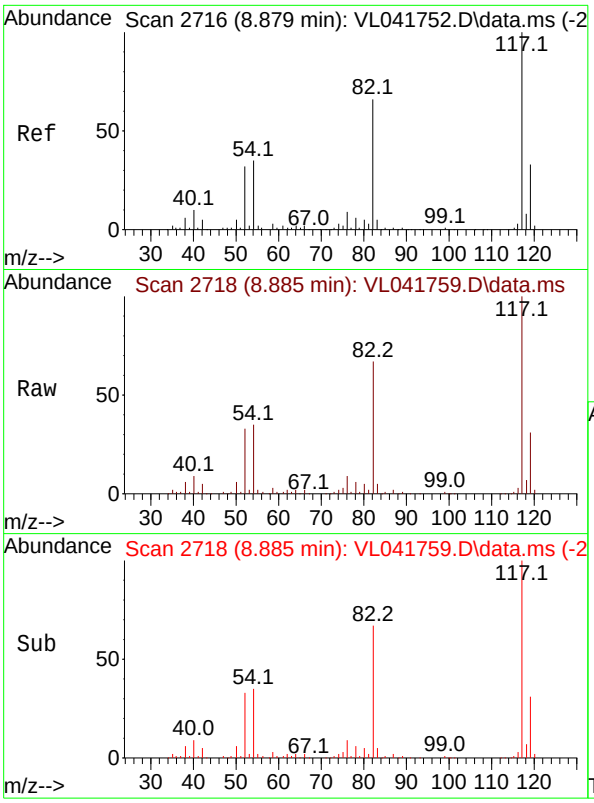

#55
Chlorobenzene-d5
Concen: 10.000 ppbv
RT: 8.885 min Scan# 2
Delta R.T. 0.006 min
Lab File: VL041759.D
Acq: 16 Dec 2024 18:59

Instrument :
MSVOA_L
ClientSampleId :
ICVVL121624

Tgt Ion:117 Resp: 153443

Ion	Ratio	Lower	Upper
117	100		
82	73.4	53.8	80.8
119	32.8	26.7	40.1

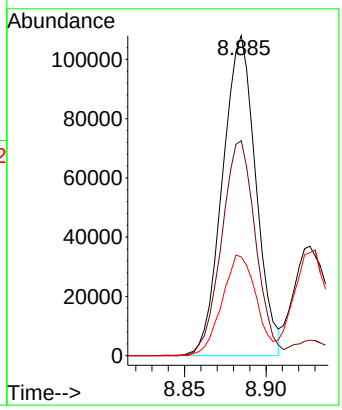

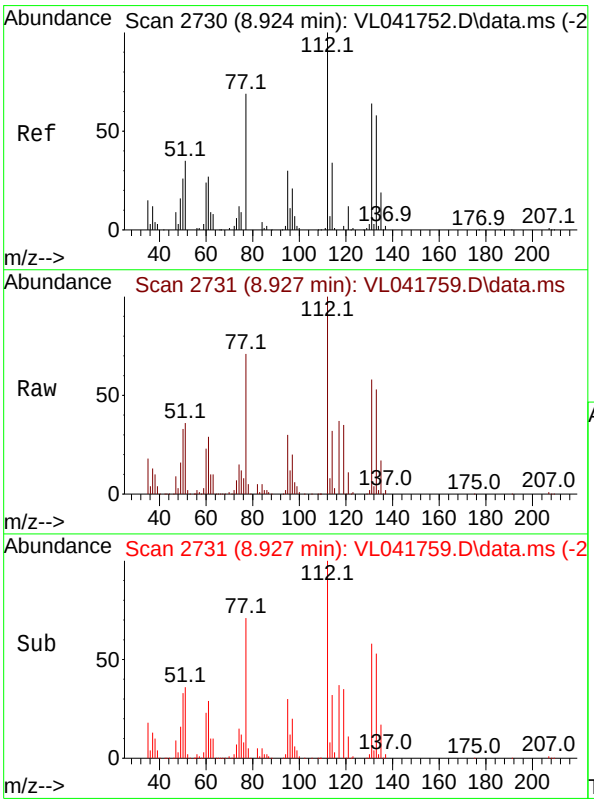

#56
1,1,1,2-Tetrachloroethane
Concen: 10.558 ppbv
RT: 8.927 min Scan# 2731
Delta R.T. 0.003 min
Lab File: VL041759.D
Acq: 16 Dec 2024 18:59

Tgt Ion:131 Resp: 85883

Ion	Ratio	Lower	Upper
131	100		
133	95.7	76.8	115.2
119	60.2	49.0	73.6

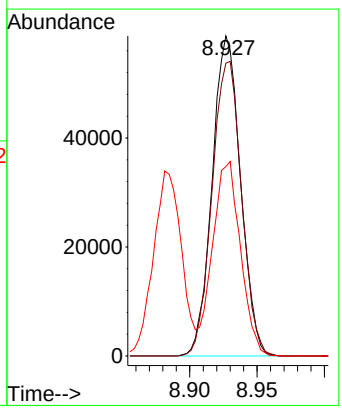

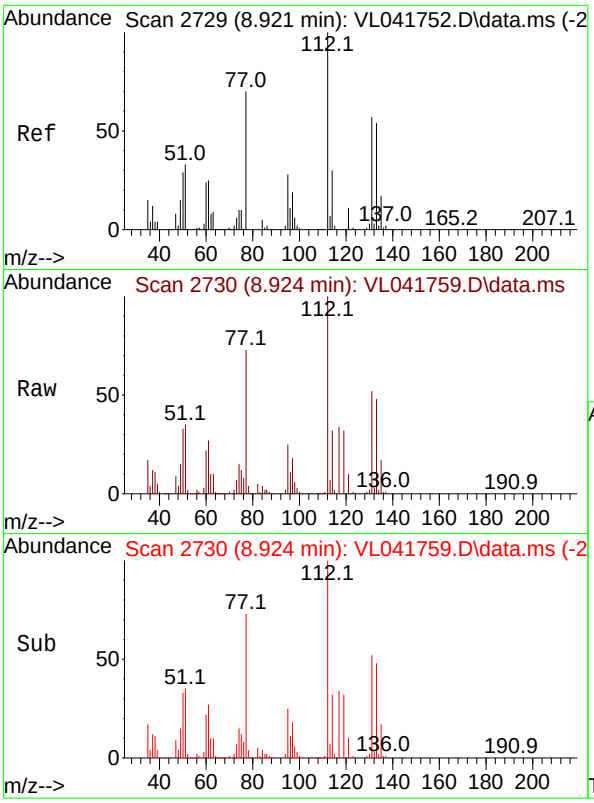

#57
Chlorobenzene
Concen: 9.888 ppbv
RT: 8.924 min Scan# 2
Delta R.T. 0.003 min
Lab File: VL041759.D
Acq: 16 Dec 2024 18:59

Instrument :
MSVOA_L
ClientSampleId :
ICVVL121624

Tgt Ion:112 Resp: 155257

Ion	Ratio	Lower	Upper
112	100		
77	72.9	57.4	86.0
114	32.5	27.4	33.4

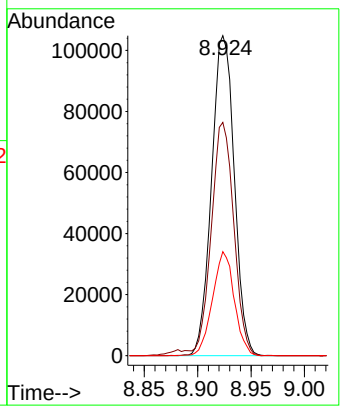

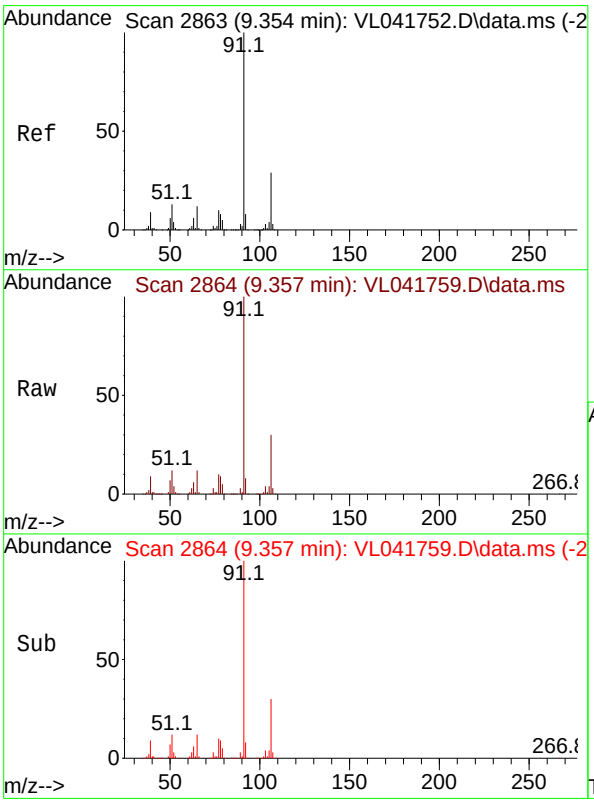

#58
Ethyl Benzene
Concen: 10.308 ppbv
RT: 9.357 min Scan# 2864
Delta R.T. 0.003 min
Lab File: VL041759.D
Acq: 16 Dec 2024 18:59

Tgt Ion: 91 Resp: 284770

Ion	Ratio	Lower	Upper
91	100		
106	30.3	23.5	35.3

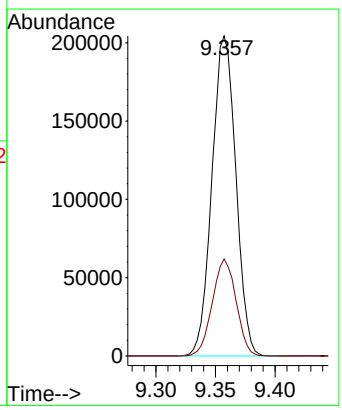

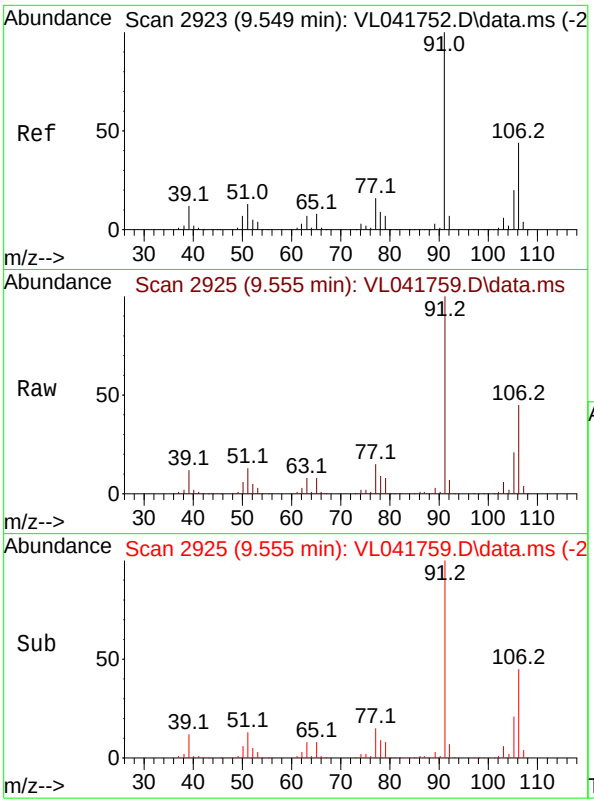

#59
m/p-Xylene
Concen: 10.735 ppbv
RT: 9.555 min Scan# 2
Delta R.T. 0.006 min
Lab File: VL041759.D
Acq: 16 Dec 2024 18:59

Instrument :
MSVOA_L
ClientSampleId :
ICVVL121624

Tgt Ion: 91 Resp: 238458

Ion	Ratio	Lower	Upper
91	100		
106	87.6	0.0	0.0#

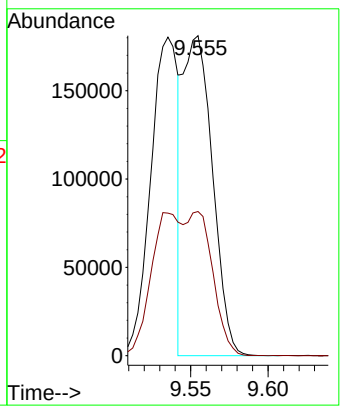

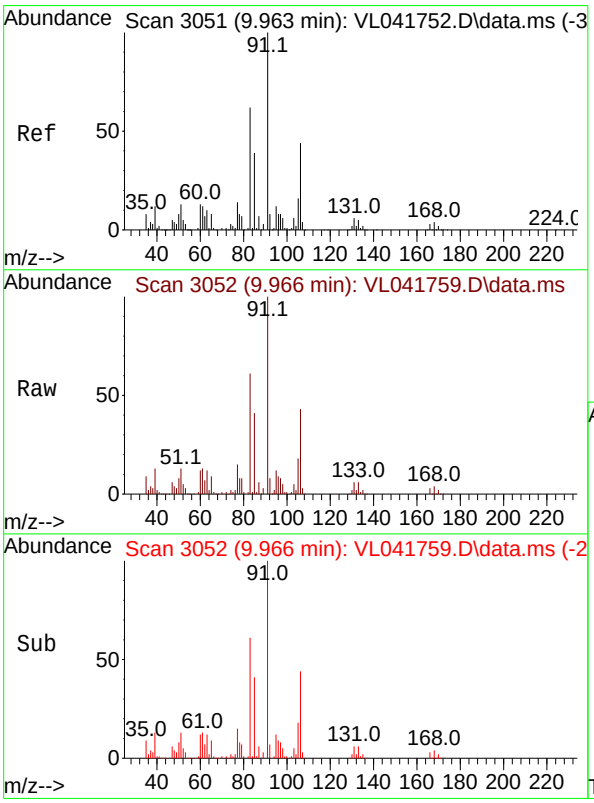

#60
o-Xylene
Concen: 10.304 ppbv
RT: 9.966 min Scan# 3052
Delta R.T. 0.003 min
Lab File: VL041759.D
Acq: 16 Dec 2024 18:59

Tgt Ion: 91 Resp: 229517

Ion	Ratio	Lower	Upper
91	100		
106	43.3	21.1	63.4

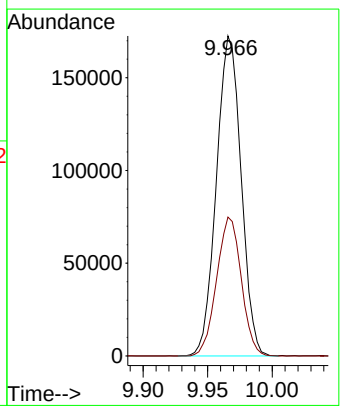

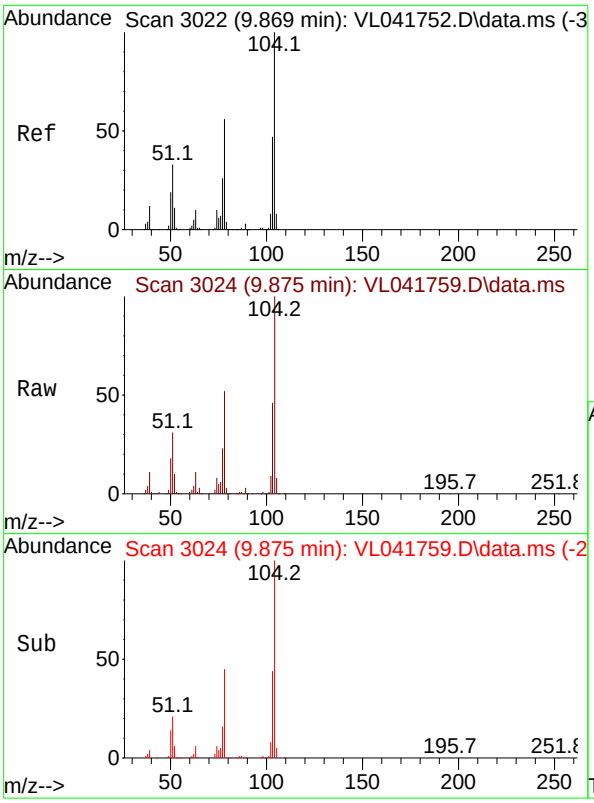

#61
Styrene
Concen: 11.093 ppbv
RT: 9.875 min Scan# 3(
Delta R.T. 0.006 min
Lab File: VL041759.D
Acq: 16 Dec 2024 18:59

Instrument :
MSVOA_L
ClientSampleId :
ICVVL121624

Tgt Ion:104 Resp: 106841

Ion	Ratio	Lower	Upper
104	100		
78	54.8	43.8	65.6
103	47.9	37.8	56.6

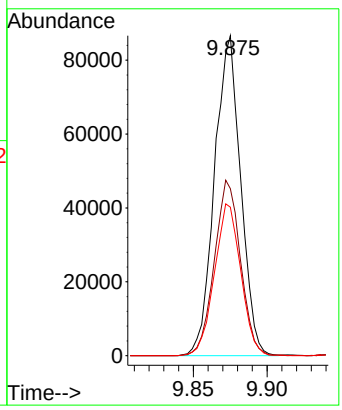

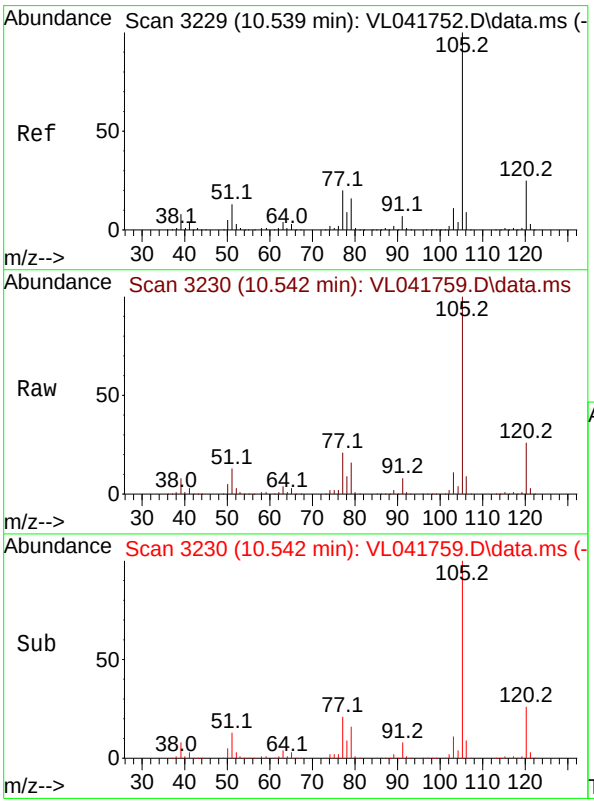

#62
Isopropylbenzene
Concen: 10.425 ppbv
RT: 10.542 min Scan# 3230
Delta R.T. 0.003 min
Lab File: VL041759.D
Acq: 16 Dec 2024 18:59

Tgt Ion:105 Resp: 348887

Ion	Ratio	Lower	Upper
105	100		
120	25.0	19.8	29.8

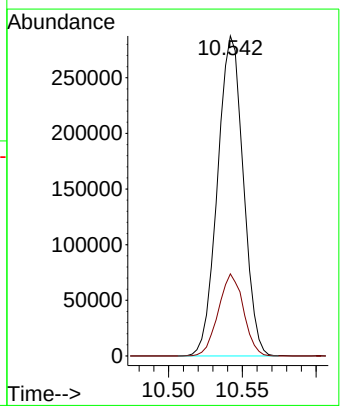

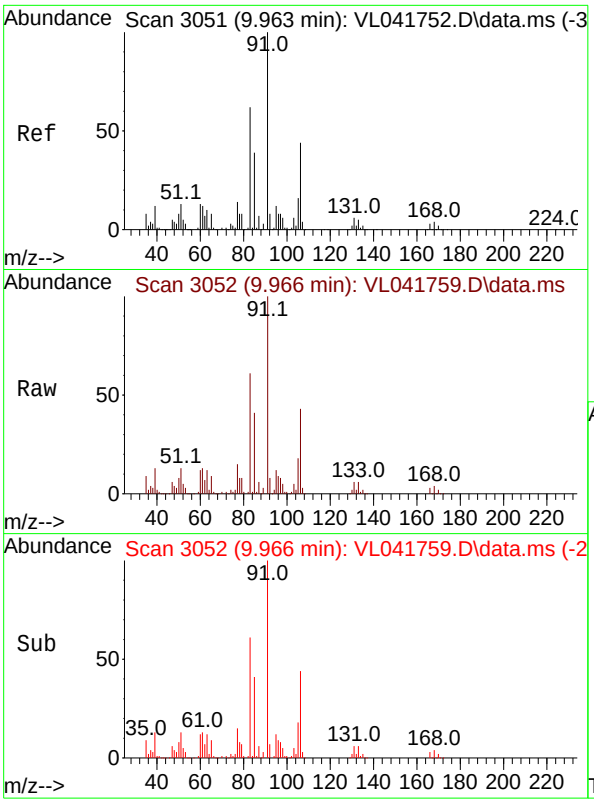

#63
1,1,2,2-Tetrachloroethane
Concen: 9.865 ppbv
RT: 9.966 min Scan# 3(
Delta R.T. 0.003 min
Lab File: VL041759.D
Acq: 16 Dec 2024 18:59

Instrument :
MSVOA_L
ClientSampleId :
ICVVL121624

Tgt Ion: 83 Resp: 137547

Ion	Ratio	Lower	Upper
83	100		
131	9.6	4.9	14.7
85	64.6	32.0	96.2

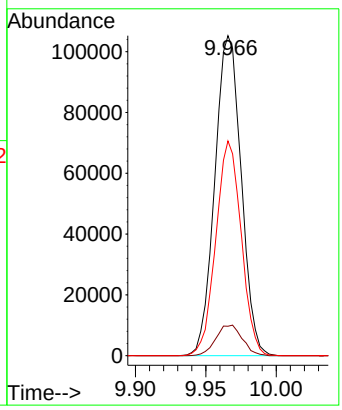

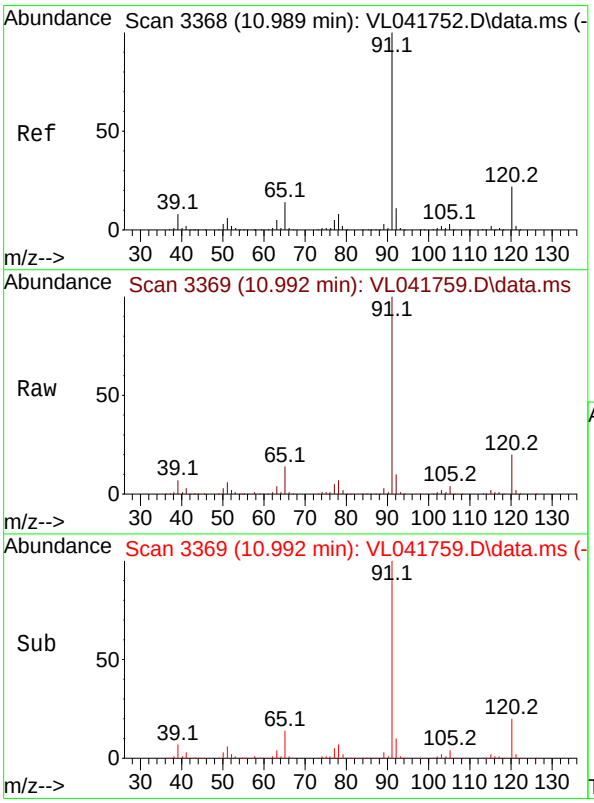

#64
n-propylbenzene
Concen: 10.384 ppbv
RT: 10.992 min Scan# 3369
Delta R.T. 0.003 min
Lab File: VL041759.D
Acq: 16 Dec 2024 18:59

Tgt Ion:120 Resp: 87865

Ion	Ratio	Lower	Upper
120	100		
91	479.0	387.3	580.9

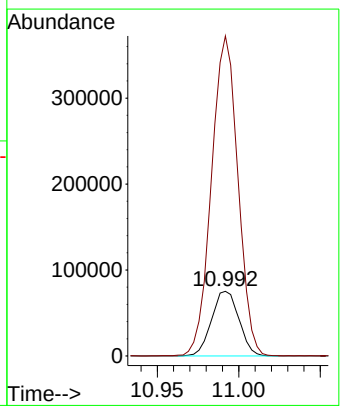

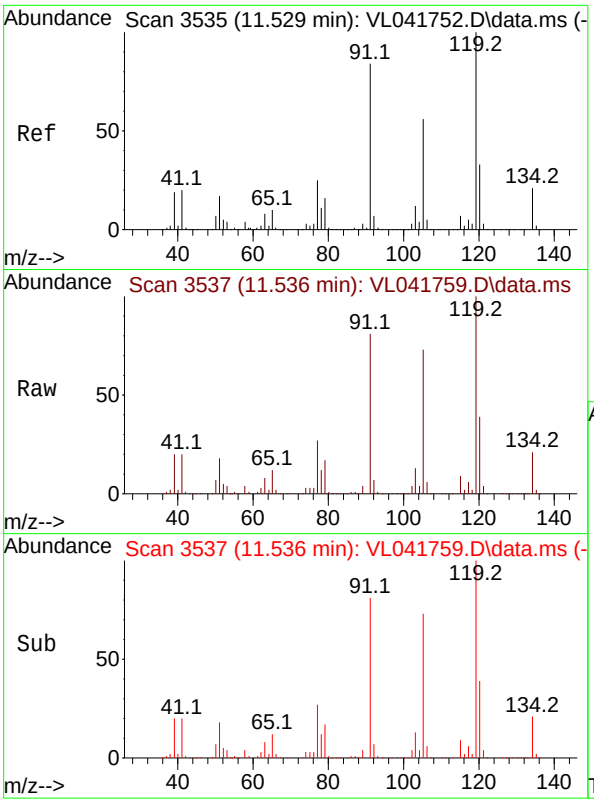

#65
tert-Butylbenzene
Concen: 10.194 ppbv
RT: 11.536 min Scan# 3
Delta R.T. 0.006 min
Lab File: VL041759.D
Acq: 16 Dec 2024 18:59

Instrument :
MSVOA_L
ClientSampleId :
ICVVL121624

Tgt Ion:119 Resp: 307790

Ion	Ratio	Lower	Upper
119	100		
91	84.2	67.0	100.4
134	20.5	16.5	24.7

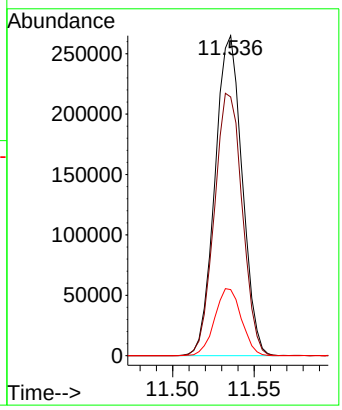

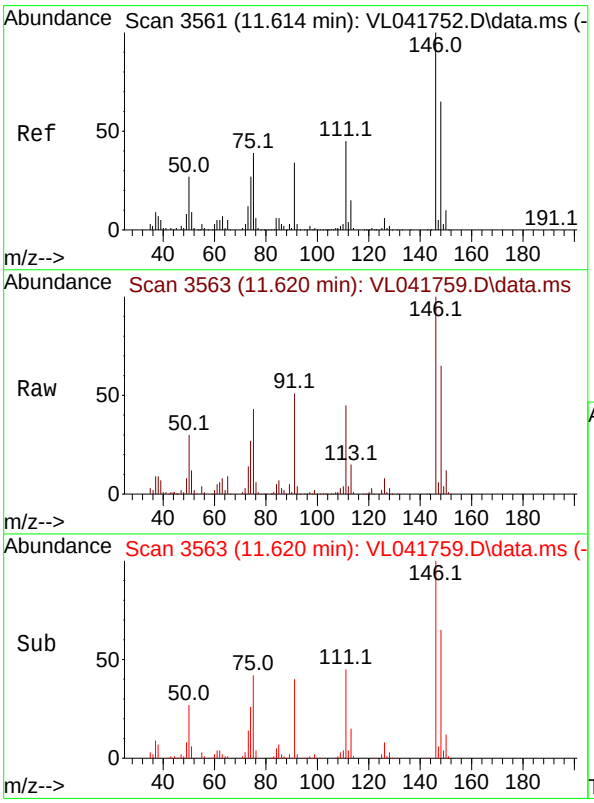

#66
Benzyl Chloride
Concen: 11.054 ppbv
RT: 11.620 min Scan# 3563
Delta R.T. 0.006 min
Lab File: VL041759.D
Acq: 16 Dec 2024 18:59

Tgt Ion: 91 Resp: 29398

Ion	Ratio	Lower	Upper
91	100		
126	16.7	13.9	20.9
128	5.2	4.4	6.6

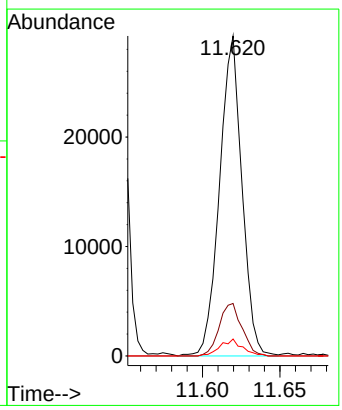

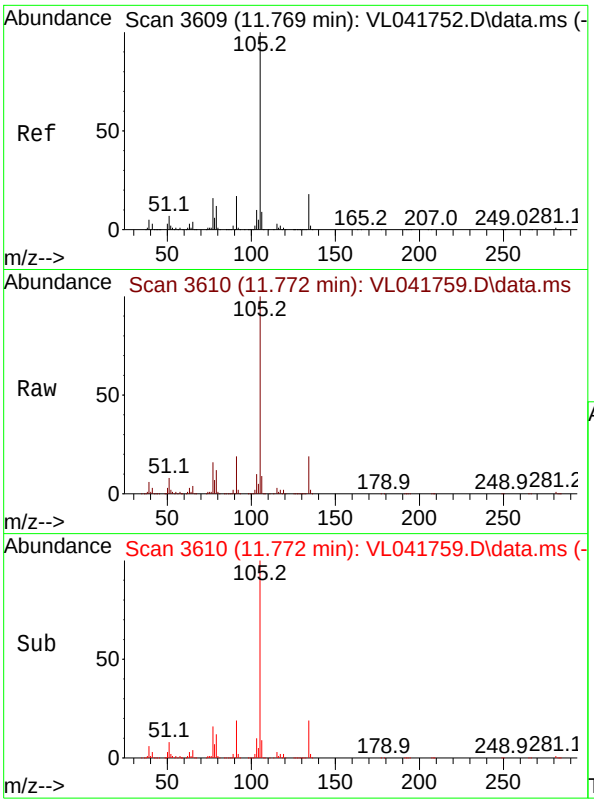

#67
sec-Butylbenzene
Concen: 10.304 ppbv
RT: 11.772 min Scan# 3
Delta R.T. 0.003 min
Lab File: VL041759.D
Acq: 16 Dec 2024 18:59

Instrument :
MSVOA_L
ClientSampleId :
ICVVL121624

Tgt Ion:105 Resp: 430521

Ion	Ratio	Lower	Upper
105	100		
134	18.5	14.5	21.7

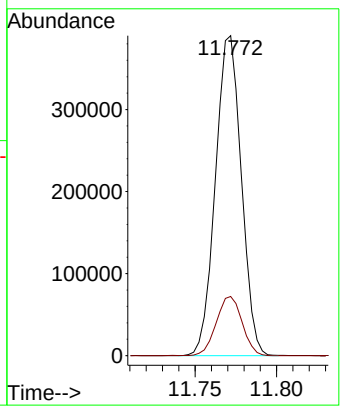

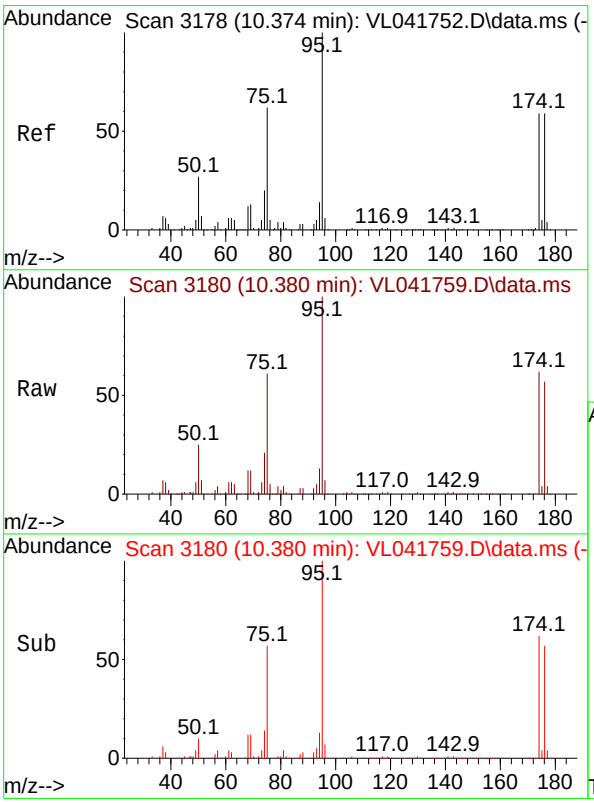

#68
1-Bromo-4-Fluorobenzene
Concen: 10.166 ppbv
RT: 10.380 min Scan# 3180
Delta R.T. 0.006 min
Lab File: VL041759.D
Acq: 16 Dec 2024 18:59

Tgt Ion: 95 Resp: 129985

Ion	Ratio	Lower	Upper
95	100		
174	61.3	47.6	71.4
175	4.7	3.7	5.5

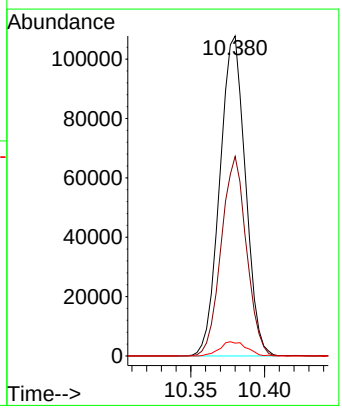

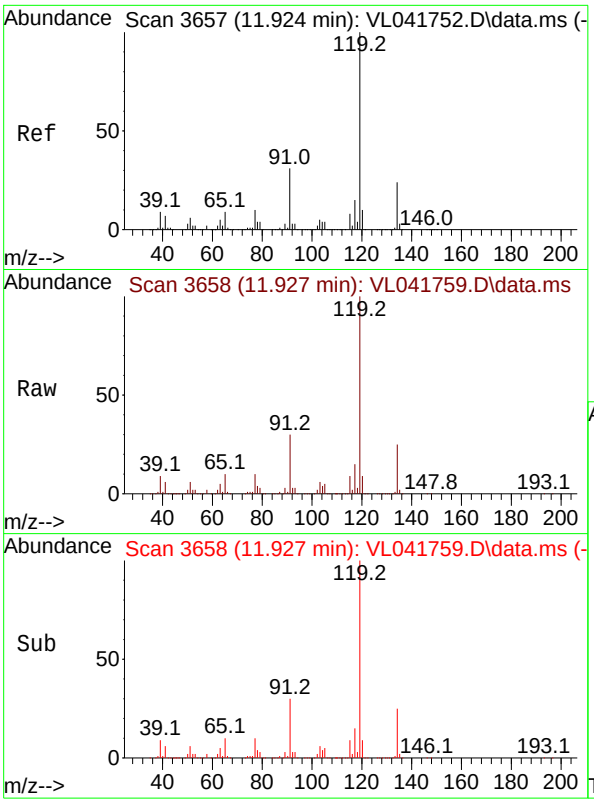

#69
p-Isopropyltoluene
Concen: 10.620 ppbv
RT: 11.927 min Scan# 3
Delta R.T. 0.003 min
Lab File: VL041759.D
Acq: 16 Dec 2024 18:59

Instrument :
MSVOA_L
ClientSampleId :
ICVVL121624

Tgt Ion:119 Resp: 365667

Ion	Ratio	Lower	Upper
119	100		
134	24.5	19.6	29.4
91	30.1	24.4	36.6

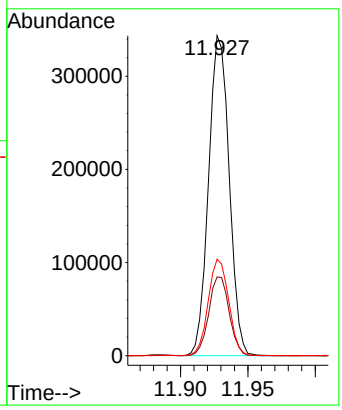

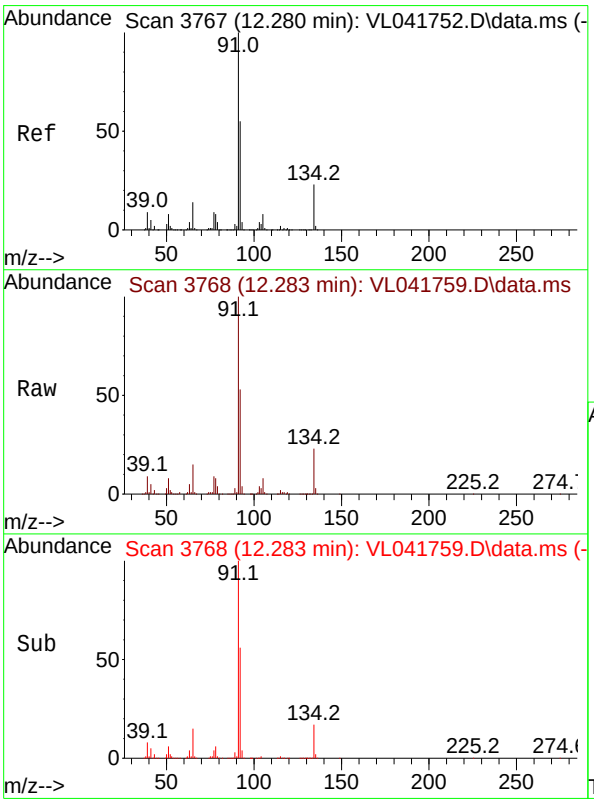

#70
n-Butylbenzene
Concen: 10.727 ppbv
RT: 12.283 min Scan# 3768
Delta R.T. 0.003 min
Lab File: VL041759.D
Acq: 16 Dec 2024 18:59

Tgt Ion: 91 Resp: 356880

Ion	Ratio	Lower	Upper
91	100		
92	53.6	43.2	64.8
134	23.0	18.2	27.4

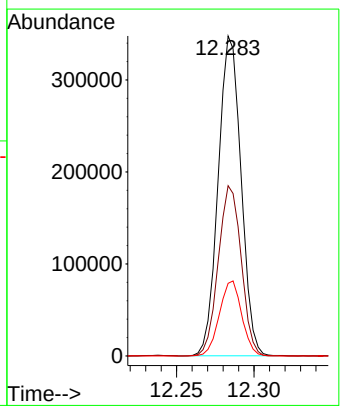

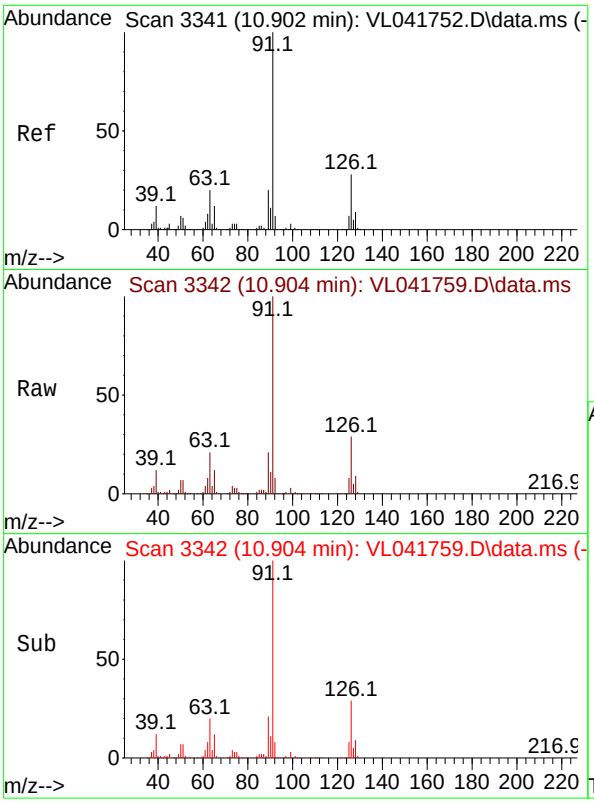

#71
2-Chlorotoluene
Concen: 10.340 ppbv
RT: 10.904 min Scan# 3
Delta R.T. 0.003 min
Lab File: VL041759.D
Acq: 16 Dec 2024 18:59

Instrument :
MSVOA_L
ClientSampleId :
ICVVL121624

Tgt Ion: 91 Resp: 264123

Ion	Ratio	Lower	Upper
91	100		
126	29.4	11.6	46.4

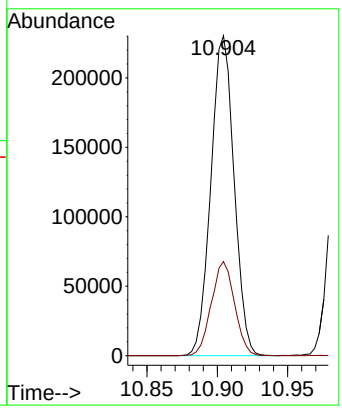

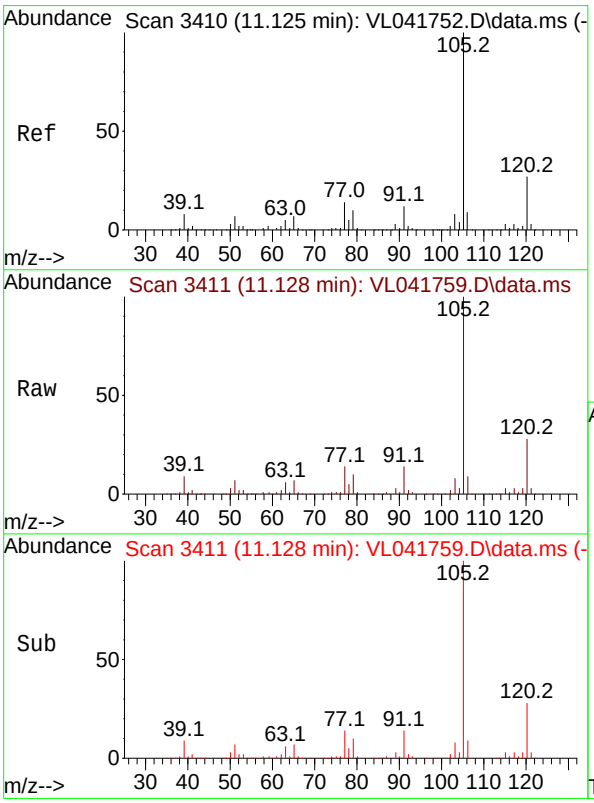

#72
4-Ethyltoluene
Concen: 10.672 ppbv
RT: 11.128 min Scan# 3411
Delta R.T. 0.003 min
Lab File: VL041759.D
Acq: 16 Dec 2024 18:59

Tgt Ion:105 Resp: 280580

Ion	Ratio	Lower	Upper
105	100		
120	29.0	23.3	34.9
91	14.1	10.9	16.3
77	14.3	11.6	17.4

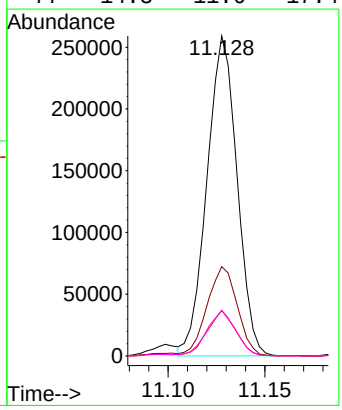

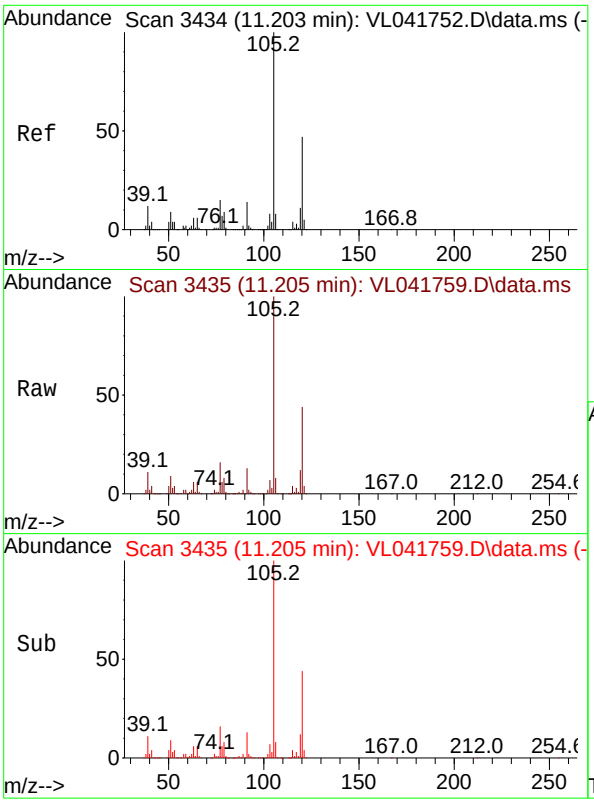

#73
1,3,5-Trimethylbenzene
Concen: 10.902 ppbv
RT: 11.205 min Scan# 3
Delta R.T. 0.003 min
Lab File: VL041759.D
Acq: 16 Dec 2024 18:59

Instrument :
MSVOA_L
ClientSampleId :
ICVVL121624

Tgt Ion:105 Resp: 237804

Ion	Ratio	Lower	Upper
105	100		
120	43.6	37.4	56.2

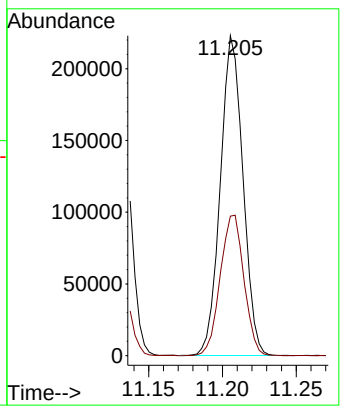

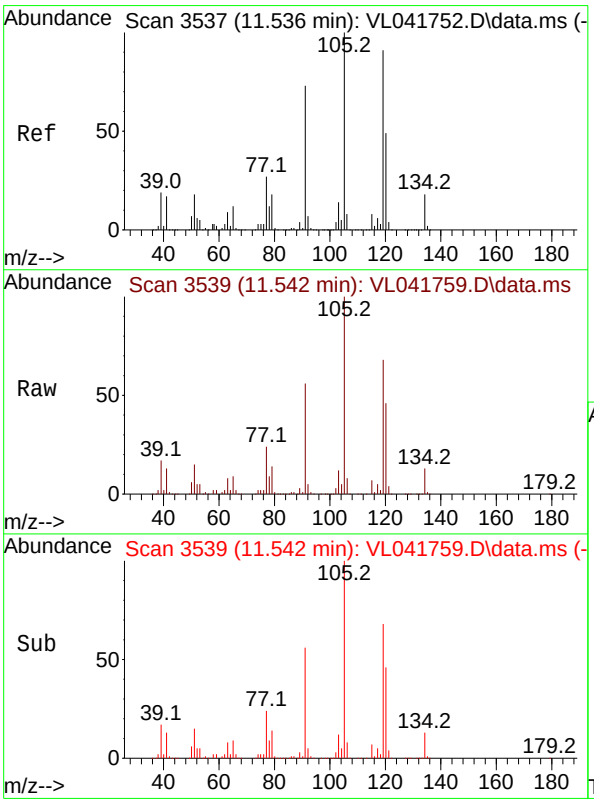

#74
1,2,4-Trimethylbenzene
Concen: 10.919 ppbv
RT: 11.542 min Scan# 3539
Delta R.T. 0.006 min
Lab File: VL041759.D
Acq: 16 Dec 2024 18:59

Tgt Ion:105 Resp: 256141

Ion	Ratio	Lower	Upper
105	100		
120	46.5	39.0	58.4
91	56.2	58.1	87.1#
77	24.1	21.8	32.8

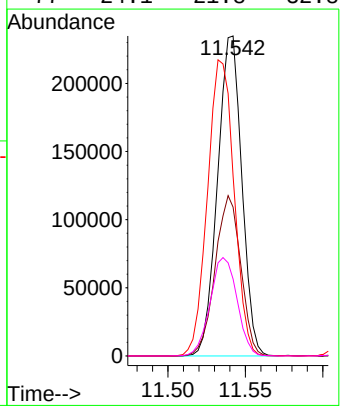

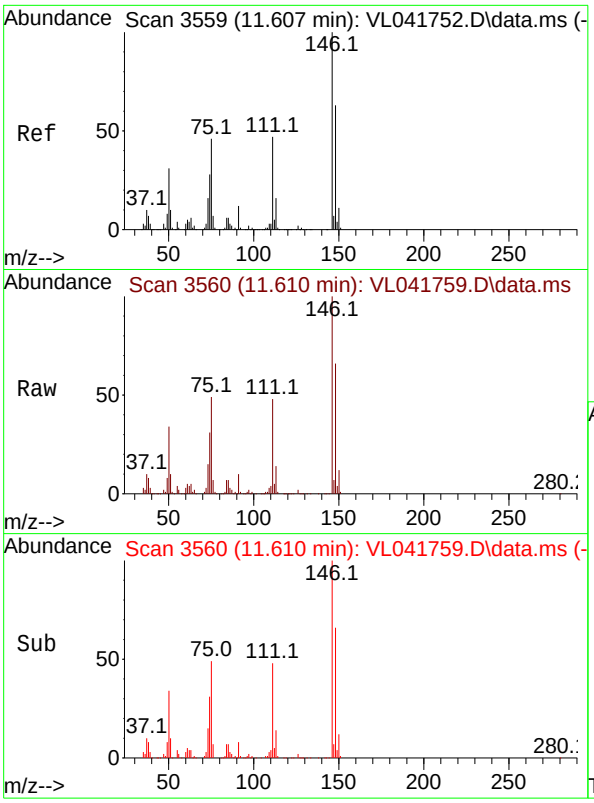

#75
1,3-Dichlorobenzene
Concen: 10.025 ppbv
RT: 11.610 min Scan# 3
Delta R.T. 0.003 min
Lab File: VL041759.D
Acq: 16 Dec 2024 18:59

Instrument :
MSVOA_L
ClientSampleId :
ICVVL121624

Tgt Ion:146 Resp: 149927

Ion	Ratio	Lower	Upper
146	100		
111	48.2	23.4	70.3
148	63.5	31.6	95.0

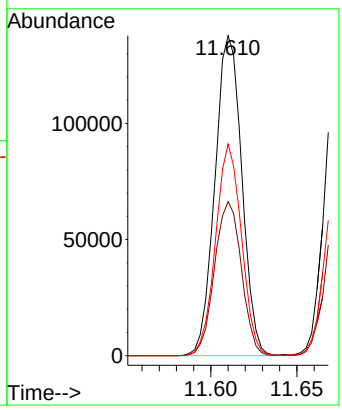

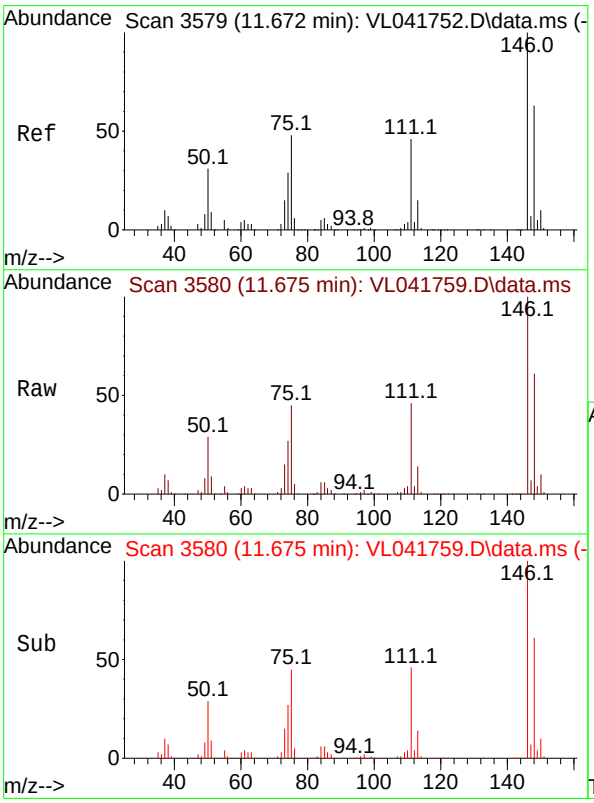

#76
1,4-Dichlorobenzene
Concen: 10.302 ppbv
RT: 11.675 min Scan# 3580
Delta R.T. 0.003 min
Lab File: VL041759.D
Acq: 16 Dec 2024 18:59

Tgt Ion:146 Resp: 152212

Ion	Ratio	Lower	Upper
146	100		
111	46.1	22.7	68.1
148	63.4	31.4	94.0

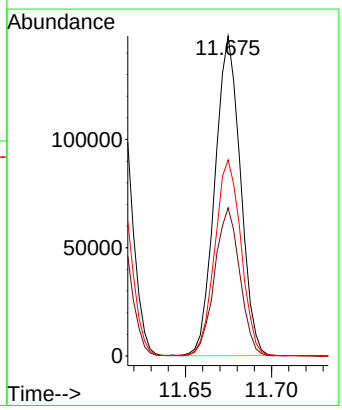

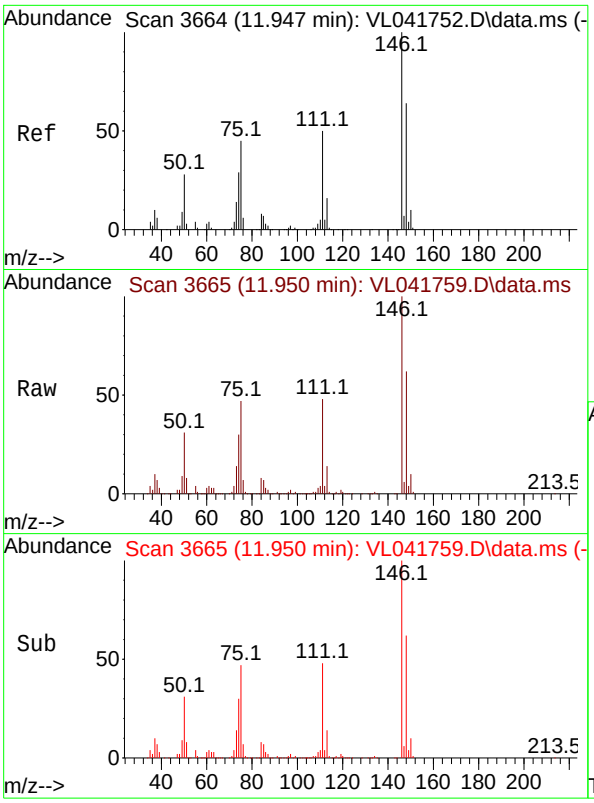

#77
1,2-Dichlorobenzene
Concen: 9.919 ppbv
RT: 11.950 min Scan# 3
Delta R.T. 0.003 min
Lab File: VL041759.D
Acq: 16 Dec 2024 18:59

Instrument :
MSVOA_L
ClientSampleId :
ICVVL121624

Tgt Ion:146 Resp: 142734

Ion	Ratio	Lower	Upper
146	100		
111	49.7	24.8	74.3
148	63.7	31.8	95.4

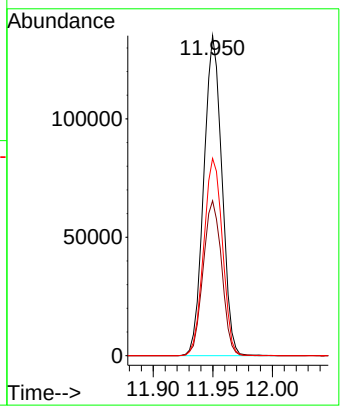

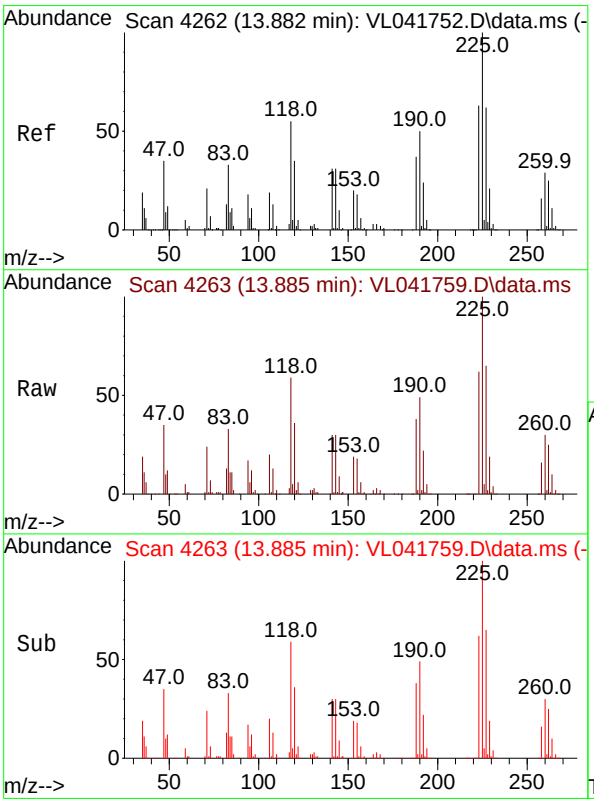

#78
Hexachloro-1,3-Butadiene
Concen: 8.873 ppbv
RT: 13.885 min Scan# 4263
Delta R.T. 0.003 min
Lab File: VL041759.D
Acq: 16 Dec 2024 18:59

Tgt Ion:225 Resp: 94671

Ion	Ratio	Lower	Upper
225	100		
223	63.2	50.5	75.7
227	63.8	50.3	75.5

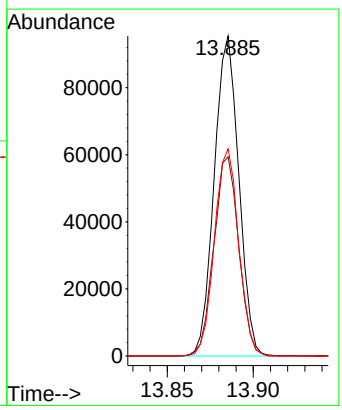

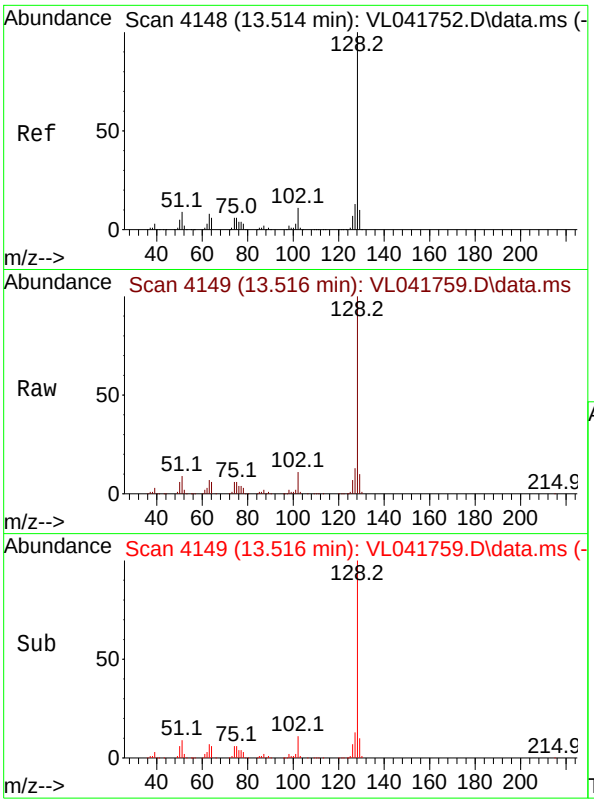

#79
Naphthalene
Concen: 12.384 ppbv
RT: 13.516 min Scan# 4
Delta R.T. 0.003 min
Lab File: VL041759.D
Acq: 16 Dec 2024 18:59

Instrument :
MSVOA_L
ClientSampleId :
ICVVL121624

Tgt Ion:128 Resp: 202413

Ion	Ratio	Lower	Upper
128	100		
127	13.4	10.7	16.1
129	10.0	8.2	12.4

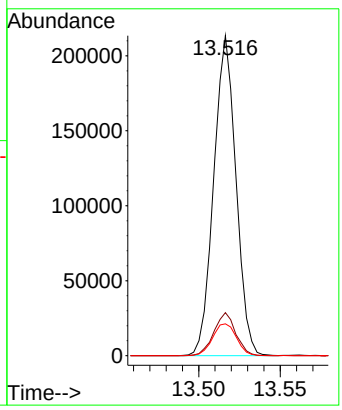

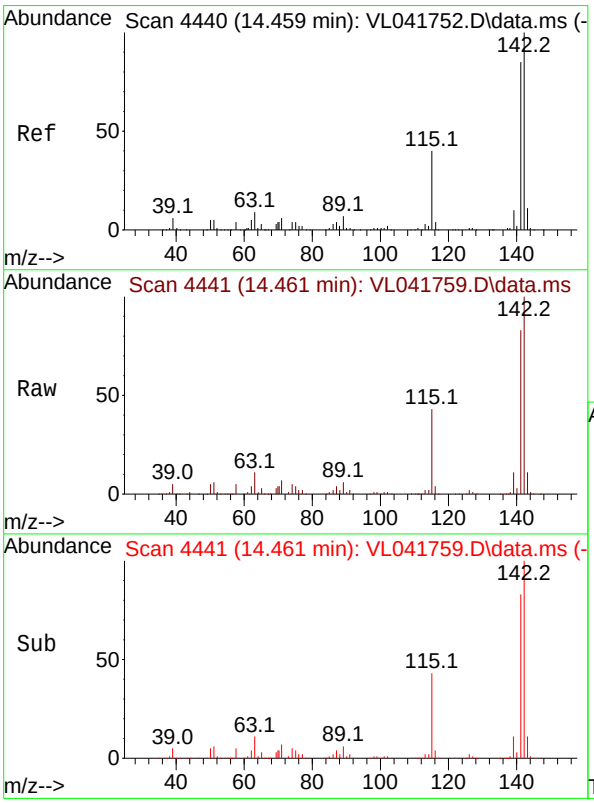

#80
Naphthalene,2-methyl-
Concen: 20.261 ppbv
RT: 14.461 min Scan# 4441
Delta R.T. 0.003 min
Lab File: VL041759.D
Acq: 16 Dec 2024 18:59

Tgt Ion:142 Resp: 102431

Ion	Ratio	Lower	Upper
142	100		
141	83.2	68.4	102.6
115	40.4	32.5	48.7

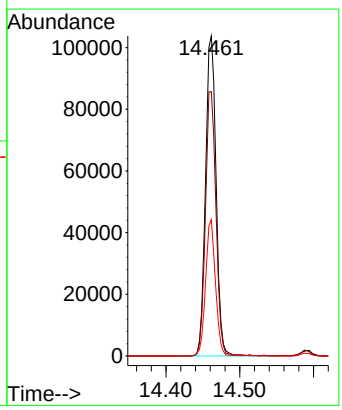

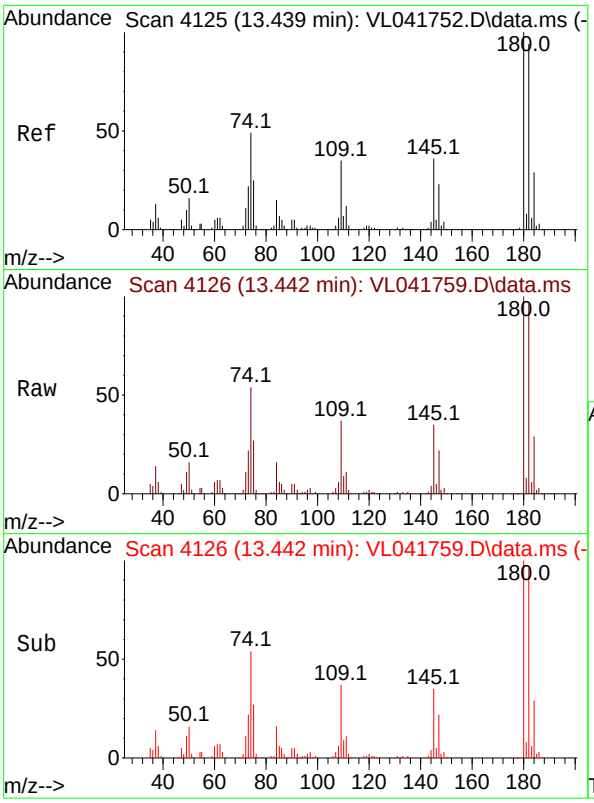

#81
1,2,4-Trichlorobenzene
Concen: 11.025 ppbv
RT: 13.442 min Scan# 4
Delta R.T. 0.003 min
Lab File: VL041759.D
Acq: 16 Dec 2024 18:59

Instrument :
MSVOA_L
ClientSampleId :
ICVVL121624

Tgt Ion:180 Resp: 98468

Ion	Ratio	Lower	Upper
180	100		
182	95.3	77.0	115.6
184	30.2	23.8	35.8

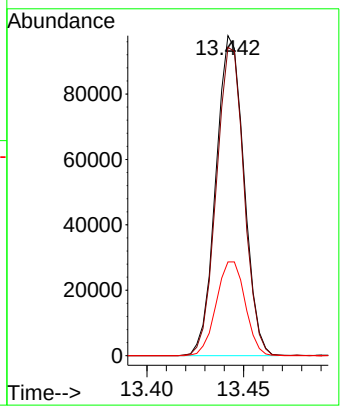

Quantitation Report (Not Reviewed)

Data Path : Z:\voasrv\HPCHEM1\MSVOA_L\Data\VL121824\
Data File : VL041788.D
Acq On : 18 Dec 2024 10:29
Operator : SY/MD
Sample : VSTDCCC010
Misc : 400mL/MSVOA_L
ALS Vial : 1 Sample Multiplier: 1

Instrument :
MSVOA_L
ClientSampleId :
VSTDCCC010

Quant Time: Dec 19 07:49:00 2024
Quant Method : Z:\voasrv\HPCHEM1\MSVOA_L\methods\VL121624AIR.M
Quant Title : AIR ANALYSIS BY METHOD TO-15 Instrument: MSVOA_LFri Aug 26 06:05:16 2022
QLast Update : Thu Dec 19 07:32:09 2024
Response via : Initial Calibration

Compound	R.T.	QIon	Response	Conc	Units	Dev(Min)
Internal Standards						
1) Bromochloromethane	2.784	49	76040	10.000	ppbv	0.00
33) 1,4-Difluorobenzene	3.952	114	198370	10.000	ppbv	0.00
55) Chlorobenzene-d5	8.881	117	172190	10.000	ppbv	0.00
System Monitoring Compounds						
68) 1-Bromo-4-Fluorobenzene	10.377	95	150705	10.503	ppbv	0.00
Spiked Amount 10.000	Range 65 - 135		Recovery = 105.000%			
Target Compounds						Qvalue
2) Dichlorodifluoromethane	1.495	85	112841	8.340	ppbv	96
3) Chlorodifluoromethane	1.473	51	112096	9.040	ppbv	98
4) Chloromethane	1.531	50	48418	9.146	ppbv	99
5) Vinyl Chloride	1.580	62	46631	8.743	ppbv	99
6) Bromomethane	1.667	94	22202	8.821	ppbv	98
7) Chloroethane	1.703	64	19203	9.269	ppbv	99
8) Dichlorotetrafluoroethane	1.554	85	111653	9.220	ppbv	96
9) Propene	1.483	41	41427	7.708	ppbv	96
10) Heptane	4.975	43	111650	8.087	ppbv	96
11) Trichlorofluoromethane	1.874	101	134331	9.347	ppbv	99
12) 1,1,2-Trichlorotrifluo...	2.136	101	96469	8.825	ppbv	98
13) Ethanol	1.719	45	2954	6.637	ppbv	100
14) Bromoethene	1.780	108	33118	8.974	ppbv	97
15) Acetone	1.832	43	111294	7.522	ppbv	99
16) 1,3-Butadiene	1.606	39	53299	9.149	ppbv	97
17) tert-Butyl alcohol	2.036	59	135516	9.233	ppbv	100
18) 1,1-Dichloroethene	2.033	96	41224	8.996	ppbv	93
19) Isopropyl Alcohol	1.884	45	64831	7.303	ppbv	99
20) Methylene Chloride	2.059	84	35699	8.462	ppbv	96
21) Allyl Chloride	2.094	41	74468	9.281	ppbv	99
22) trans-1,2-Dichloroethene	2.337	96	45331	8.641	ppbv	94
23) Vinyl Acetate	2.460	43	52709	7.673	ppbv #	95
24) 1,1-Dichloroethane	2.405	63	95779	9.020	ppbv	99
25) Ethyl Acetate	2.832	43	238771	8.675	ppbv	100
26) Hexane	2.822	57	87593	8.386	ppbv	95
27) Carbon Disulfide	2.149	76	85318	9.064	ppbv	98
28) Methyl tert-Butyl Ether	2.437	73	67965	8.021	ppbv	97
29) Chloroform	2.845	83	145536	9.143	ppbv	97
30) Cyclohexane	3.855	84	74346	8.366	ppbv	97
31) cis-1,2-Dichloroethene	2.719	61	92460	8.567	ppbv	98
32) 1,1,1-Trichloroethane	3.366	97	144038	8.902	ppbv	99
34) 2-Butanone	2.554	43	139509	8.742	ppbv	99
35) Carbon Tetrachloride	3.761	117	147726	10.490	ppbv	99
36) Benzene	3.654	78	178114	8.680	ppbv	98
37) 1,2-Dichloroethane	3.214	62	121412	9.509	ppbv	100
38) Trichloroethene	4.548	130	70175	8.057	ppbv	98
39) 1,2-Dichloropropane	4.308	63	64154	8.645	ppbv	97
40) 1,4-Dioxane	4.583	88	30262	8.347	ppbv #	96
41) Tetrahydrofuran	3.052	42	74734	8.359	ppbv	98
42) Bromodichloromethane	4.486	83	140832	9.588	ppbv	95
43) Methyl Methacrylate	4.878	69	69545	8.895	ppbv	99
44) 2,2,4-Trimethylpentane	4.635	57	302332	8.627	ppbv	97
45) t-1,3-Dichloropropene	6.412	75	69601	8.607	ppbv	96

Quantitation Report (Not Reviewed)

Data Path : Z:\voasrv\HPCHEM1\MSVOA_L\Data\VL121824\
Data File : VL041788.D
Acq On : 18 Dec 2024 10:29
Operator : SY/MD
Sample : VSTDCCC010
Misc : 400mL/MSVOA_L
ALS Vial : 1 Sample Multiplier: 1

Instrument :
MSVOA_L
ClientSampleId :
VSTDCCC010

Quant Time: Dec 19 07:49:00 2024
Quant Method : Z:\voasrv\HPCHEM1\MSVOA_L\methods\VL121624AIR.M
Quant Title : AIR ANALYSIS BY METHOD TO-15 Instrument: MSVOA_LFri Aug 26 06:05:16 2022
QLast Update : Thu Dec 19 07:32:09 2024
Response via : Initial Calibration

Compound	R.T.	QIon	Response	Conc	Units	Dev(Min)
46) cis-1,3-Dichloropropene	5.593	75	52196	5.084	ppbv	98
47) 1,1,2-Trichloroethane	6.580	97	67717	8.736	ppbv	93
48) Dibromochloromethane	7.386	129	101875	9.625	ppbv	97
49) Bromoform	9.483	173	83649	9.655	ppbv	99
50) 4-Methyl-2-Pentanone	5.752	43	186865	8.600	ppbv	99
51) 2-Hexanone	7.438	43	149217	8.472	ppbv #	98
52) Tetrachloroethene	8.224	164	59756	7.824	ppbv	93
53) Toluene	6.930	91	195158	8.389	ppbv	99
54) 1,2-Dibromoethane	7.648	107	94138	8.814	ppbv	97
56) 1,1,1,2-Tetrachloroethane	8.924	131	87869	9.626	ppbv	99
57) Chlorobenzene	8.920	112	157039	8.912	ppbv	97
58) Ethyl Benzene	9.354	91	281290	9.074	ppbv	97
59) m/p-Xylene	9.548	91	242021	9.710	ppbv #	100
60) o-Xylene	9.963	91	232028	9.283	ppbv	100
61) Styrene	9.869	104	103216	9.550	ppbv	99
62) Isopropylbenzene	10.539	105	352903	9.397	ppbv	100
63) 1,1,2,2-Tetrachloroethane	9.963	83	144197	9.216	ppbv	99
64) n-propylbenzene	10.989	120	90043	9.483	ppbv	99
65) tert-Butylbenzene	11.532	119	314940	9.295	ppbv	98
66) Benzyl Chloride	11.616	91	22164	7.426	ppbv	100
67) sec-Butylbenzene	11.769	105	442201	9.431	ppbv	100
69) p-Isopropyltoluene	11.927	119	369746	9.569	ppbv	99
70) n-Butylbenzene	12.283	91	373294	9.999	ppbv	99
71) 2-Chlorotoluene	10.901	91	264866	9.240	ppbv	100
72) 4-Ethyltoluene	11.124	105	285469	9.676	ppbv	99
73) 1,3,5-Trimethylbenzene	11.202	105	242783	9.918	ppbv	97
74) 1,2,4-Trimethylbenzene	11.536	105	263301	10.003	ppbv	90
75) 1,3-Dichlorobenzene	11.607	146	154857	9.227	ppbv	99
76) 1,4-Dichlorobenzene	11.671	146	154115	9.296	ppbv	99
77) 1,2-Dichlorobenzene	11.947	146	145375	9.002	ppbv	99
78) Hexachloro-1,3-Butadiene	13.882	225	93437	7.804	ppbv	100
79) Naphthalene	13.513	128	200311	10.921	ppbv	98
80) Naphthalene,2-methyl-	14.458	142	94903	16.728	ppbv	97
81) 1,2,4-Trichlorobenzene	13.442	180	93675	9.346	ppbv	99

(#) = qualifier out of range (m) = manual integration (+) = signals summed

Quantitation Report (Not Reviewed)

Data Path : Z:\voasrv\HPCHEM1\MSVOA_L\Data\VL121824\
Data File : VL041788.D
Acq On : 18 Dec 2024 10:29
Operator : SY/MD
Sample : VSTDCCC010
Misc : 400mL/MSVOA_L
ALS Vial : 1 Sample Multiplier: 1

Instrument :
MSVOA_L
ClientSampleId :
VSTDCCC010

Quant Time: Dec 19 07:49:00 2024
Quant Method : Z:\voasrv\HPCHEM1\MSVOA_L\methods\VL121624AIR.M
Quant Title : AIR ANALYSIS BY METHOD TO-15 Instrument: MSVOA_LFri Aug 26 06:05:16 2022
QLast Update : Thu Dec 19 07:32:09 2024
Response via : Initial Calibration

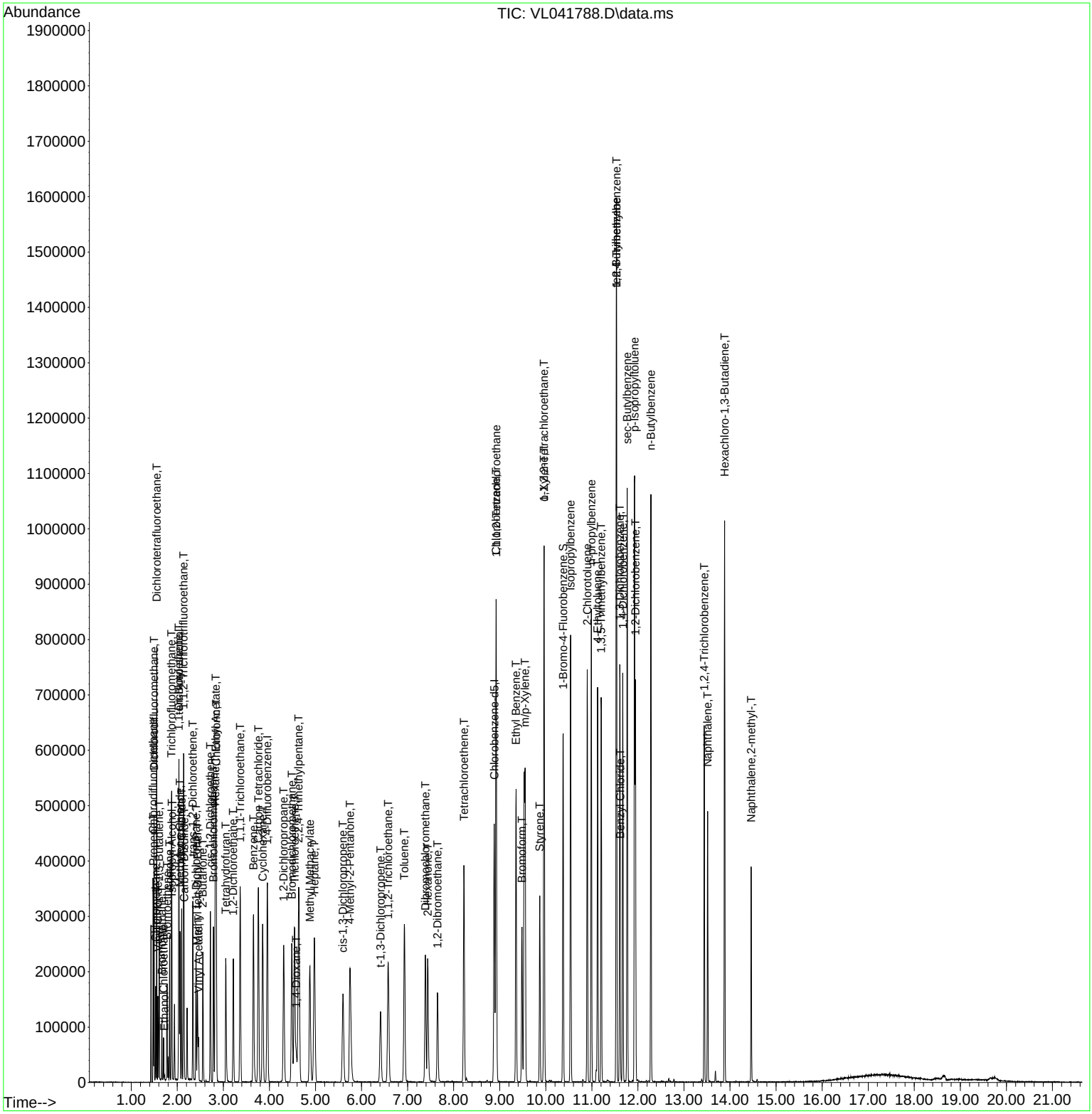

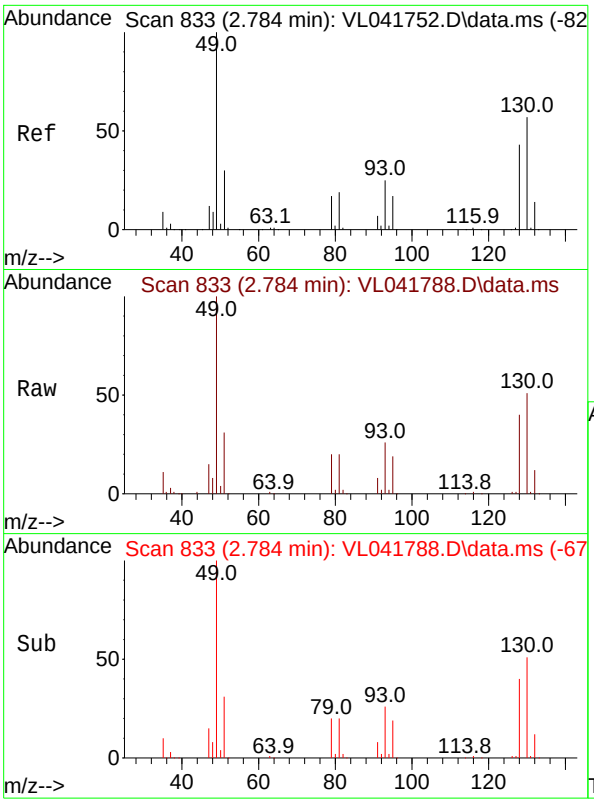

#1
Bromochloromethane
Concen: 10.000 ppbv
RT: 2.784 min Scan# 8
Delta R.T. -0.000 min
Lab File: VL041788.D
Acq: 18 Dec 2024 10:29

Instrument :
MSVOA_L
ClientSampleId :
VSTDCCC010

Tgt Ion: 49 Resp: 76040

Ion	Ratio	Lower	Upper
49	100		
128	42.2	21.6	64.6
130	54.2	28.3	85.0

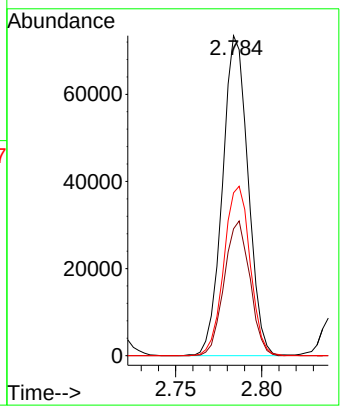

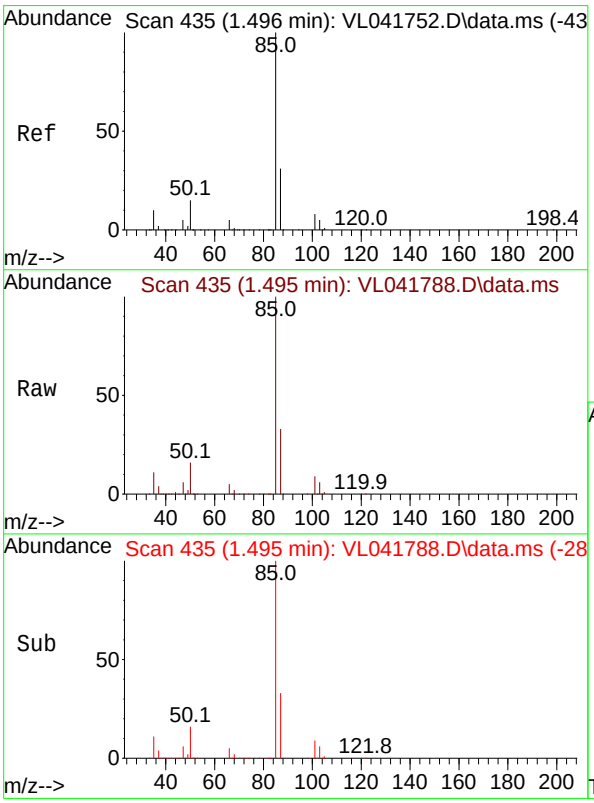

#2
Dichlorodifluoromethane
Concen: 8.340 ppbv
RT: 1.495 min Scan# 435
Delta R.T. -0.000 min
Lab File: VL041788.D
Acq: 18 Dec 2024 10:29

Tgt Ion: 85 Resp: 112841

Ion	Ratio	Lower	Upper
85	100		
87	32.7	24.5	36.7

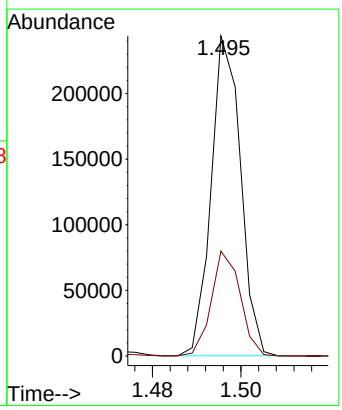

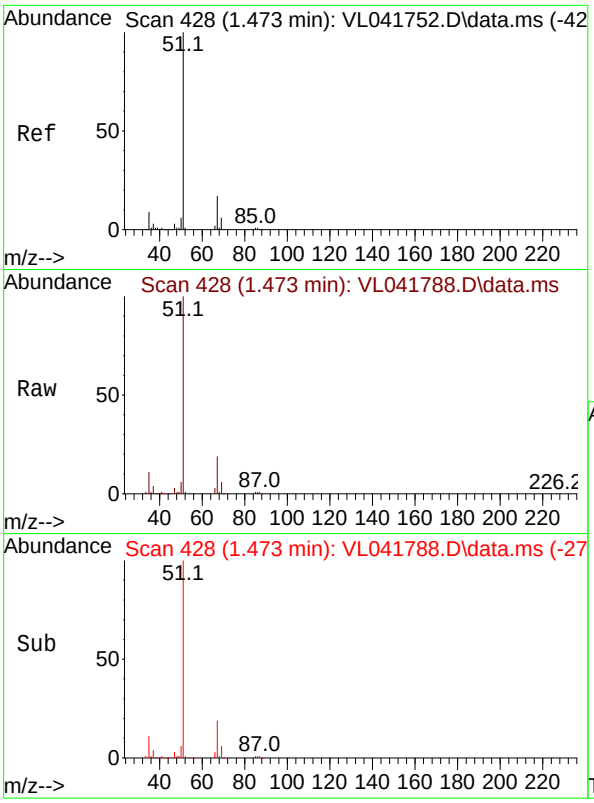

#3
Chlorodifluoromethane
Concen: 9.040 ppbv
RT: 1.473 min Scan# 4
Delta R.T. -0.000 min
Lab File: VL041788.D
Acq: 18 Dec 2024 10:29

Instrument :
MSVOA_L
ClientSampleId :
VSTDCCC010

Tgt Ion: 51 Resp: 112096

Ion	Ratio	Lower	Upper
51	100		
67	19.5	15.0	22.4

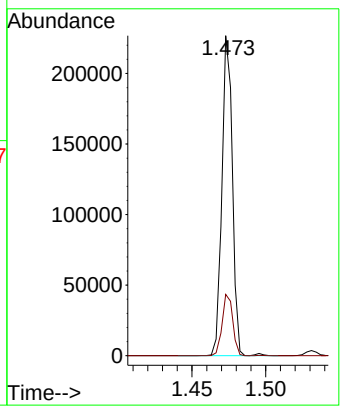

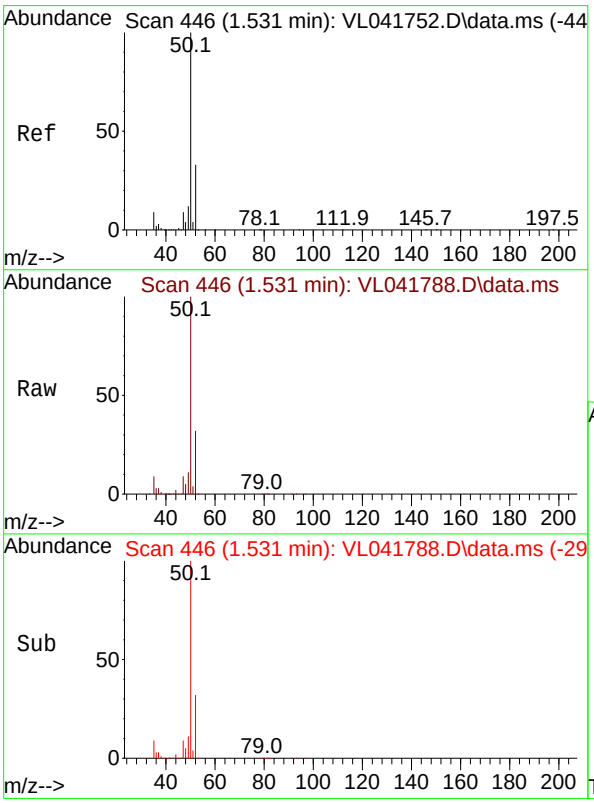

#4
Chloromethane
Concen: 9.146 ppbv
RT: 1.531 min Scan# 446
Delta R.T. -0.000 min
Lab File: VL041788.D
Acq: 18 Dec 2024 10:29

Tgt Ion: 50 Resp: 48418

Ion	Ratio	Lower	Upper
50	100		
52	32.3	26.2	39.2

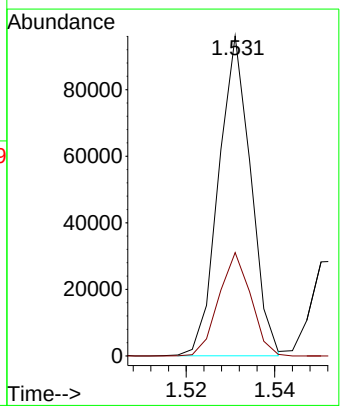

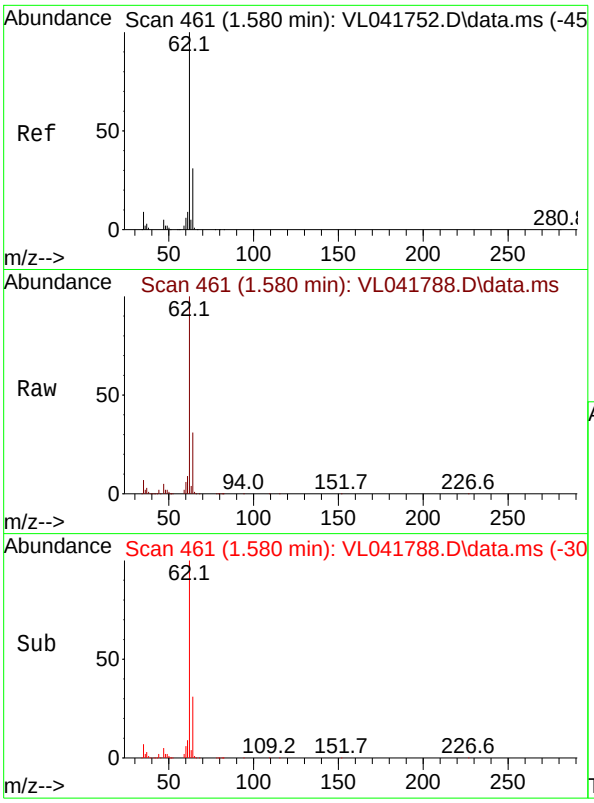

#5
Vinyl Chloride
Concen: 8.743 ppbv
RT: 1.580 min Scan# 4
Delta R.T. -0.000 min
Lab File: VL041788.D
Acq: 18 Dec 2024 10:29

Instrument :
MSVOA_L
ClientSampleId :
VSTDCCC010

Tgt Ion: 62 Resp: 46631

Ion	Ratio	Lower	Upper
62	100		
64	30.8	25.1	37.7

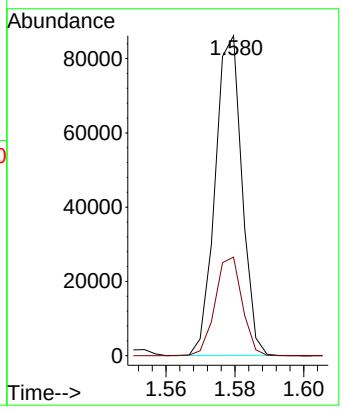

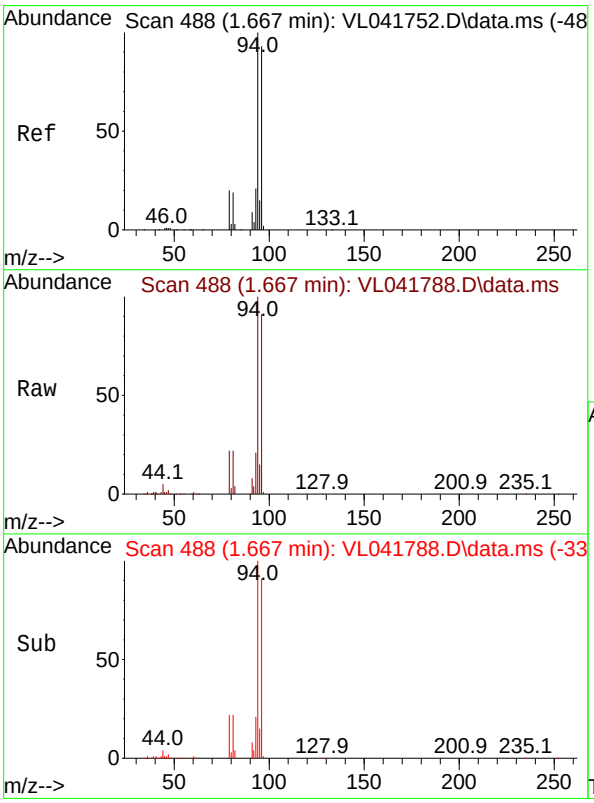

#6
Bromomethane
Concen: 8.821 ppbv
RT: 1.667 min Scan# 488
Delta R.T. -0.000 min
Lab File: VL041788.D
Acq: 18 Dec 2024 10:29

Tgt Ion: 94 Resp: 22202

Ion	Ratio	Lower	Upper
94	100		
96	91.4	74.7	112.1

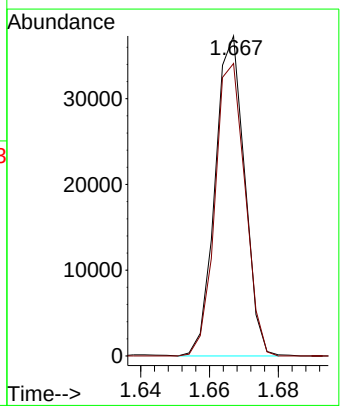

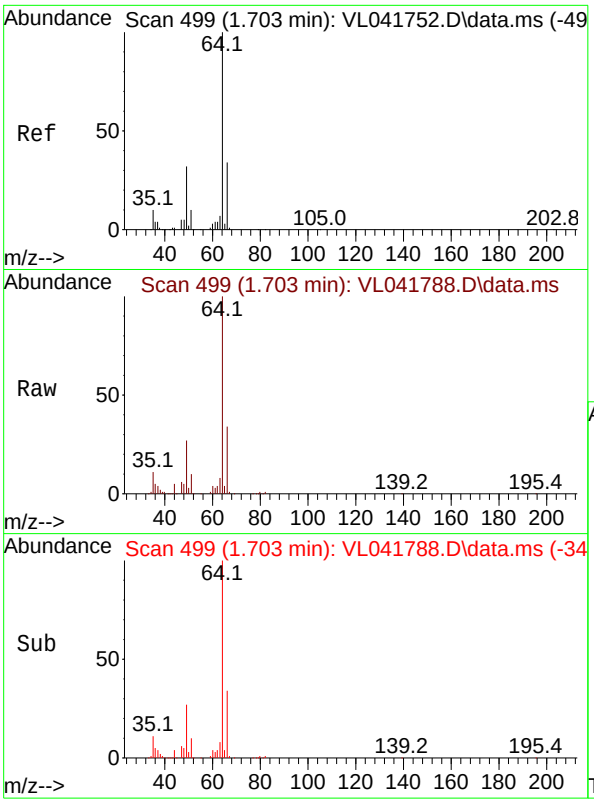

#7
Chloroethane
Concen: 9.269 ppbv
RT: 1.703 min Scan# 4
Delta R.T. -0.000 min
Lab File: VL041788.D
Acq: 18 Dec 2024 10:29

Instrument :
MSVOA_L
ClientSampleId :
VSTDCCC010

Tgt Ion: 64 Resp: 19203

Ion	Ratio	Lower	Upper
64	100		
66	33.6	27.5	41.3

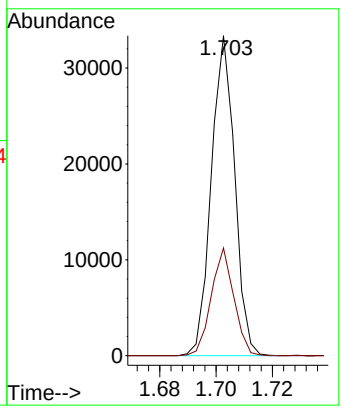

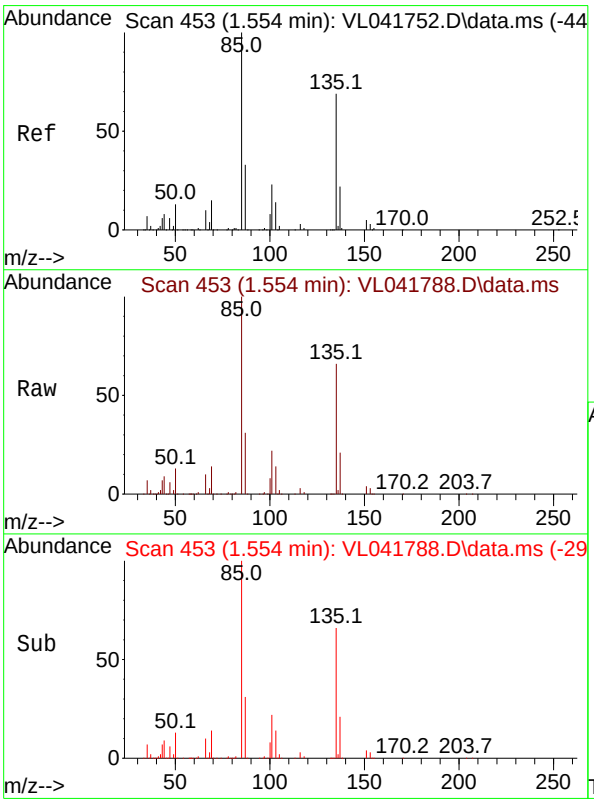

#8
Dichlorotetrafluoroethane
Concen: 9.220 ppbv
RT: 1.554 min Scan# 453
Delta R.T. -0.000 min
Lab File: VL041788.D
Acq: 18 Dec 2024 10:29

Tgt Ion: 85 Resp: 111653

Ion	Ratio	Lower	Upper
85	100		
135	62.0	51.9	77.9

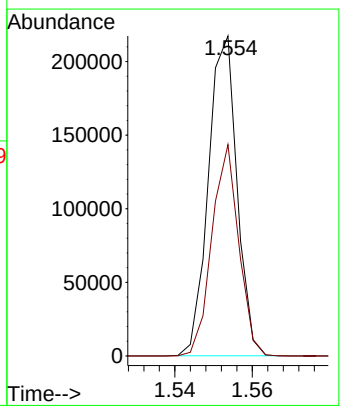

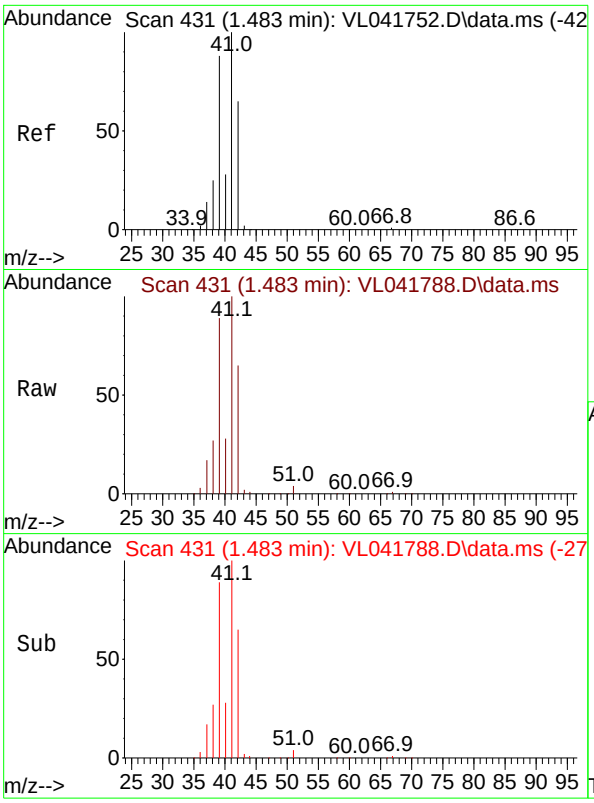

#9
Propene
Concen: 7.708 ppbv
RT: 1.483 min Scan# 4
Delta R.T. -0.000 min
Lab File: VL041788.D
Acq: 18 Dec 2024 10:29

Instrument :
MSVOA_L
ClientSampleId :
VSTDCCC010

Tgt Ion: 41 Resp: 41427

Ion	Ratio	Lower	Upper
41	100		
42	68.5	52.4	78.6

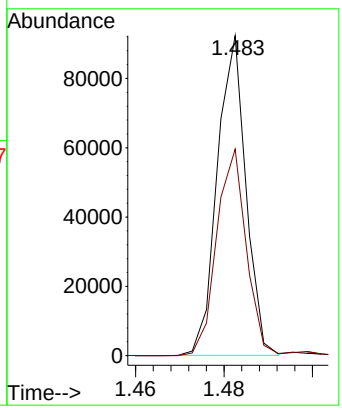

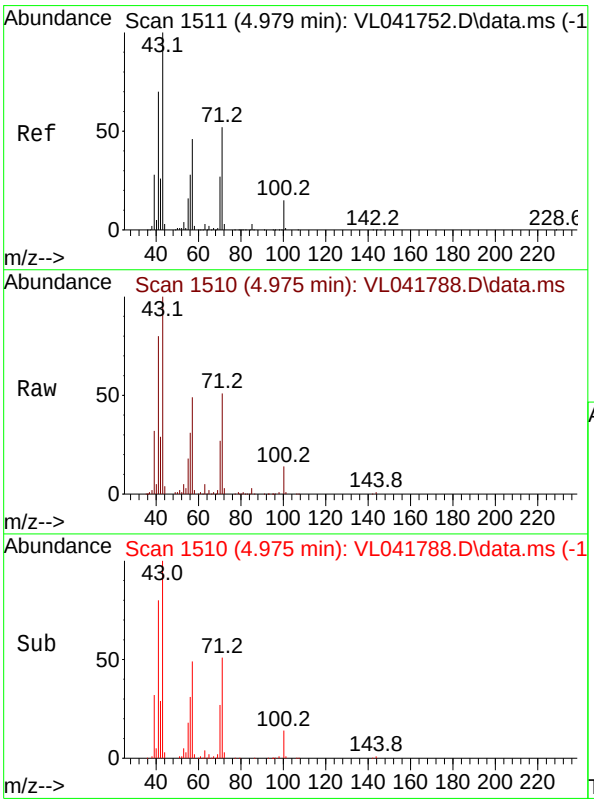

#10
Heptane
Concen: 8.087 ppbv
RT: 4.975 min Scan# 1510
Delta R.T. -0.004 min
Lab File: VL041788.D
Acq: 18 Dec 2024 10:29

Tgt Ion: 43 Resp: 111650

Ion	Ratio	Lower	Upper
43	100		
57	51.1	38.5	57.7

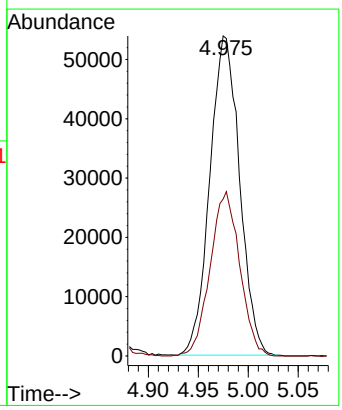

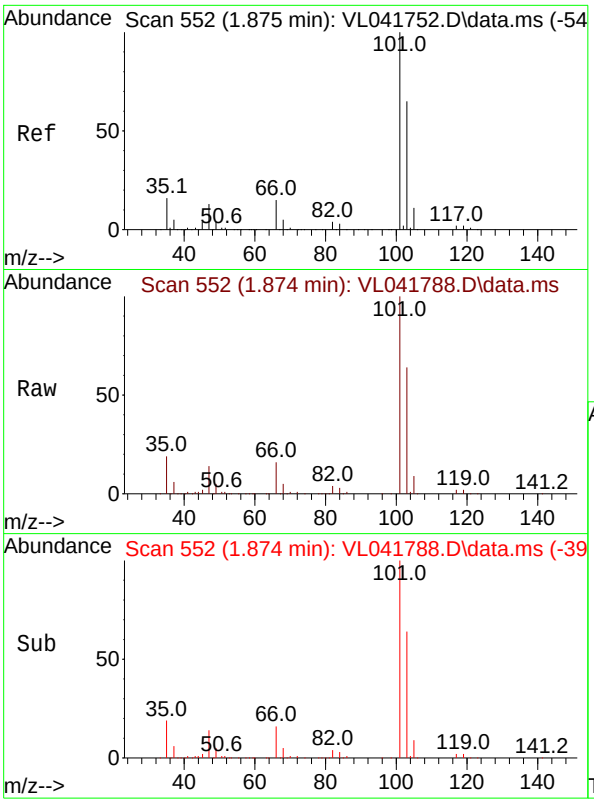

#11
Trichlorofluoromethane
Concen: 9.347 ppbv
RT: 1.874 min Scan# 5
Delta R.T. -0.000 min
Lab File: VL041788.D
Acq: 18 Dec 2024 10:29

Instrument :
MSVOA_L
ClientSampleId :
VSTDCCC010

Tgt Ion:101 Resp: 134331

Ion	Ratio	Lower	Upper
101	100		
103	64.3	51.8	77.8

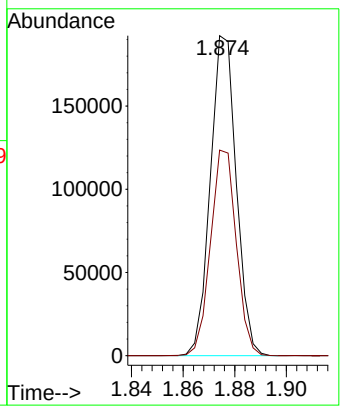

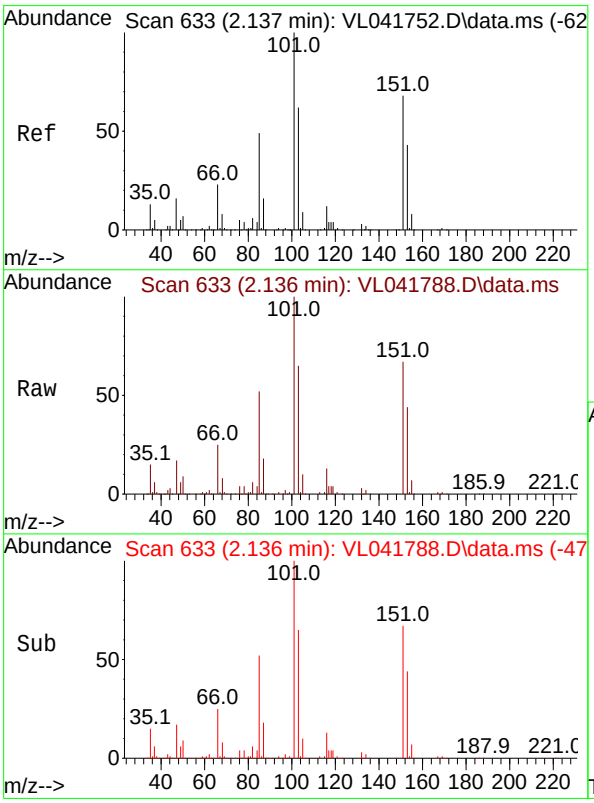

#12
1,1,2-Trichlorotrifluoroethane
Concen: 8.825 ppbv
RT: 2.136 min Scan# 633
Delta R.T. -0.000 min
Lab File: VL041788.D
Acq: 18 Dec 2024 10:29

Tgt Ion:101 Resp: 96469

Ion	Ratio	Lower	Upper
101	100		
151	69.2	56.8	85.2

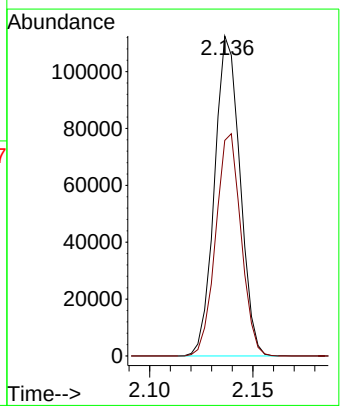

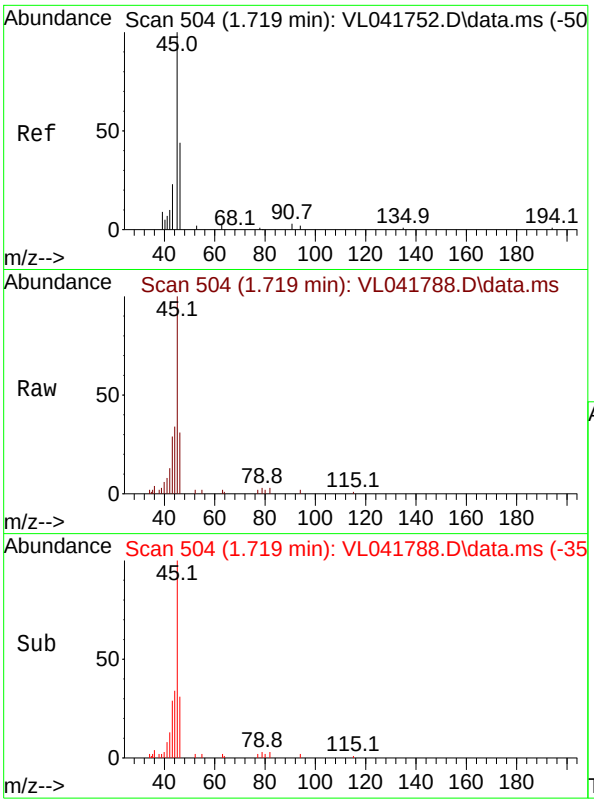

#13
Ethanol
Concen: 6.637 ppbv
RT: 1.719 min Scan# 5
Delta R.T. -0.000 min
Lab File: VL041788.D
Acq: 18 Dec 2024 10:29

Instrument :
MSVOA_L
ClientSampleId :
VSTDCCC010

Tgt Ion: 45 Resp: 2954

Ion	Ratio	Lower	Upper
45	100		
46	41.2	16.4	65.8

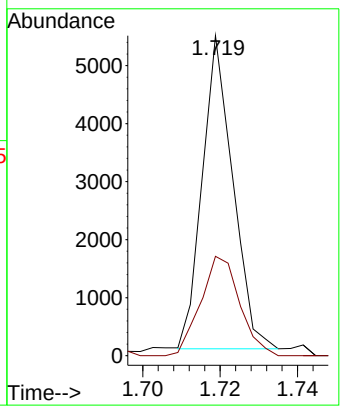

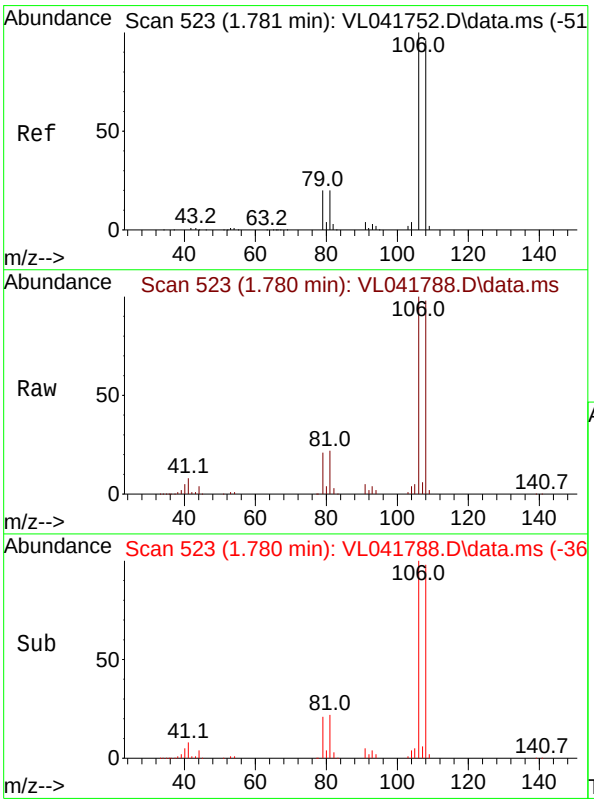

#14
Bromoethene
Concen: 8.974 ppbv
RT: 1.780 min Scan# 523
Delta R.T. -0.000 min
Lab File: VL041788.D
Acq: 18 Dec 2024 10:29

Tgt Ion:108 Resp: 33118

Ion	Ratio	Lower	Upper
108	100		
106	107.8	84.1	126.1
79	24.4	17.4	26.0

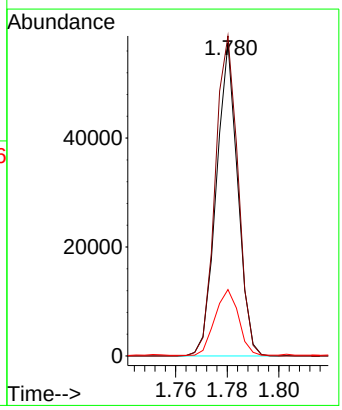

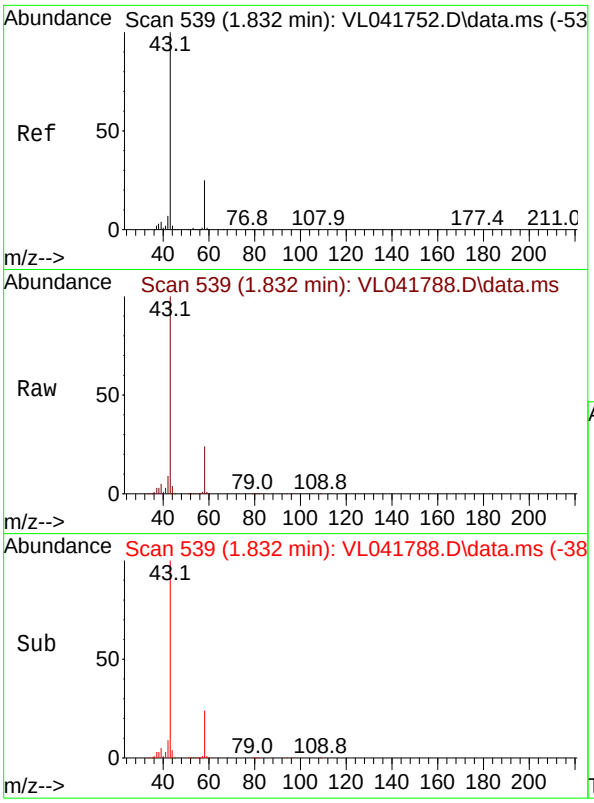

#15
Acetone
Concen: 7.522 ppbv
RT: 1.832 min Scan# 5
Delta R.T. -0.000 min
Lab File: VL041788.D
Acq: 18 Dec 2024 10:29

Instrument :
MSVOA_L
ClientSampleId :
VSTDCCC010

Tgt Ion: 43 Resp: 111294

Ion	Ratio	Lower	Upper
43	100		
58	24.0	19.7	29.5

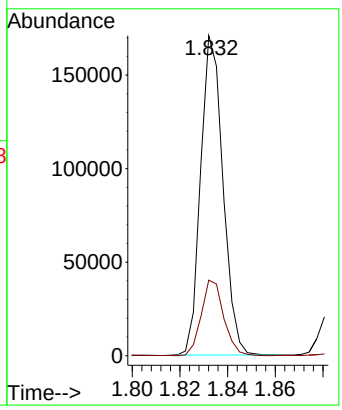

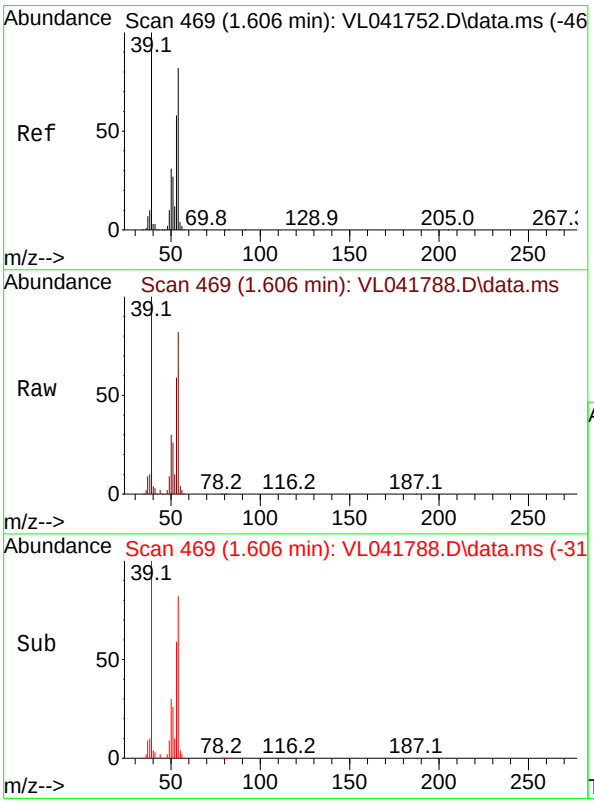

#16
1,3-Butadiene
Concen: 9.149 ppbv
RT: 1.606 min Scan# 469
Delta R.T. -0.000 min
Lab File: VL041788.D
Acq: 18 Dec 2024 10:29

Tgt Ion: 39 Resp: 53299

Ion	Ratio	Lower	Upper
39	100		
54	70.3	58.4	87.6

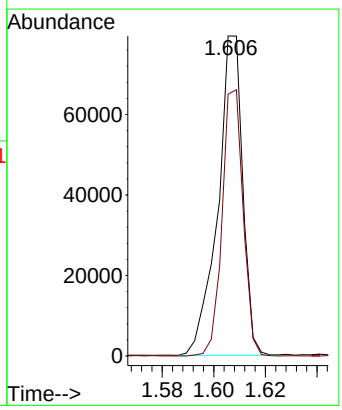

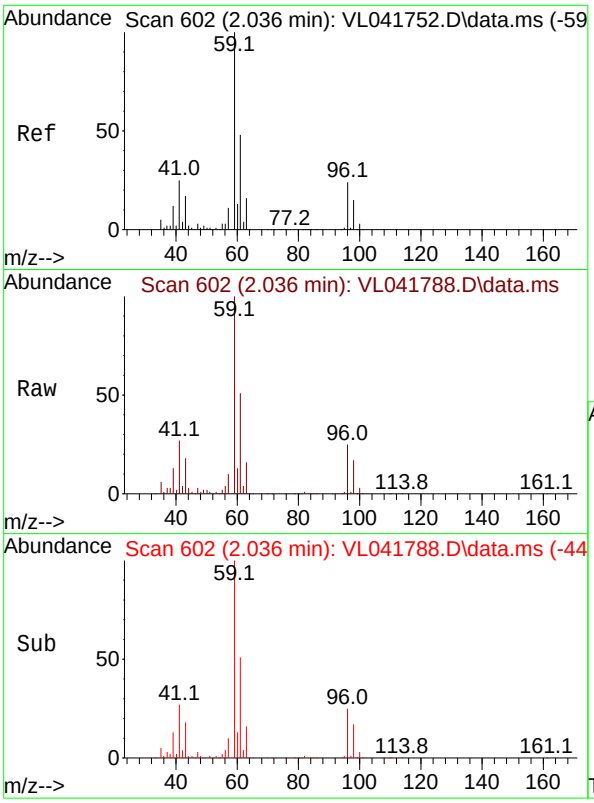

#17
tert-Butyl alcohol
Concen: 9.233 ppbv
RT: 2.036 min Scan# 6
Delta R.T. -0.000 min
Lab File: VL041788.D
Acq: 18 Dec 2024 10:29

Instrument :
MSVOA_L
ClientSampleId :
VSTDCCC010

Tgt Ion: 59 Resp: 135516

Ion	Ratio	Lower	Upper
59	100		
57	10.8	8.6	13.0

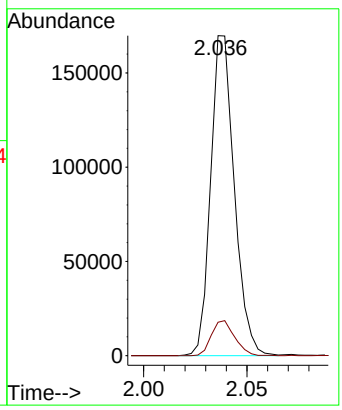

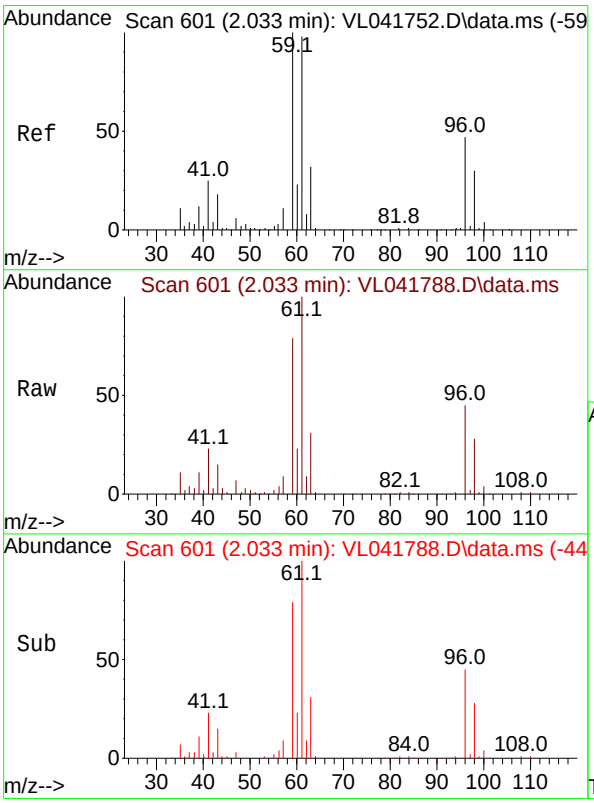

#18
1,1-Dichloroethene
Concen: 8.996 ppbv
RT: 2.033 min Scan# 601
Delta R.T. -0.000 min
Lab File: VL041788.D
Acq: 18 Dec 2024 10:29

Tgt Ion: 96 Resp: 41224

Ion	Ratio	Lower	Upper
96	100		
61	223.2	167.7	251.5
98	62.3	51.1	76.7

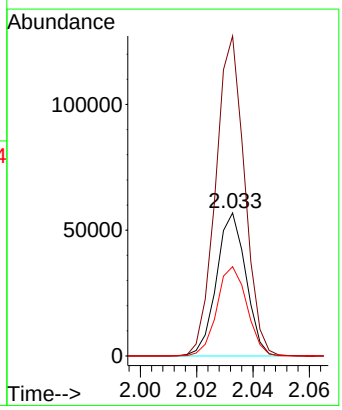

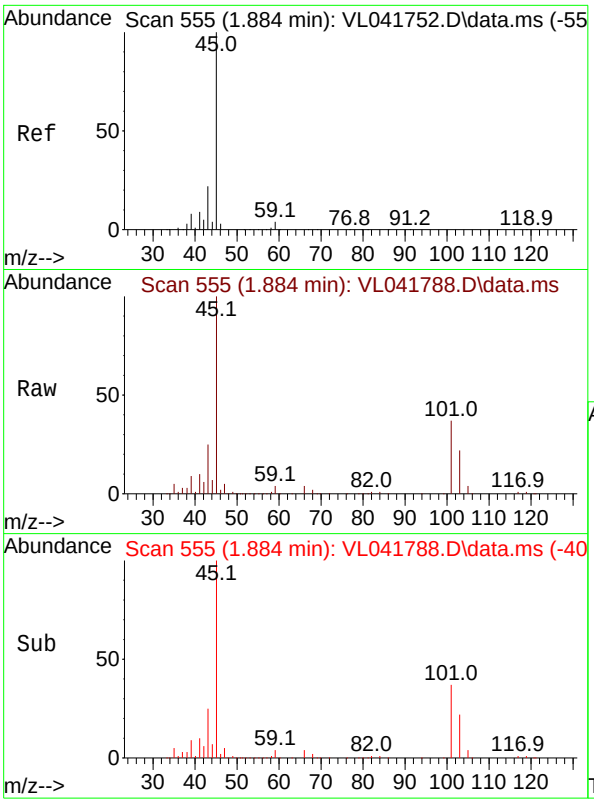

#19
Isopropyl Alcohol
Concen: 7.303 ppbv
RT: 1.884 min Scan# 5
Delta R.T. -0.000 min
Lab File: VL041788.D
Acq: 18 Dec 2024 10:29

Instrument :
MSVOA_L
ClientSampleId :
VSTDCCC010

Tgt Ion: 45 Resp: 64831

Ion	Ratio	Lower	Upper
45	100		
58	41.3	33.3	49.9

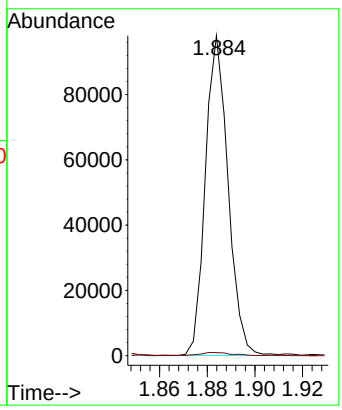

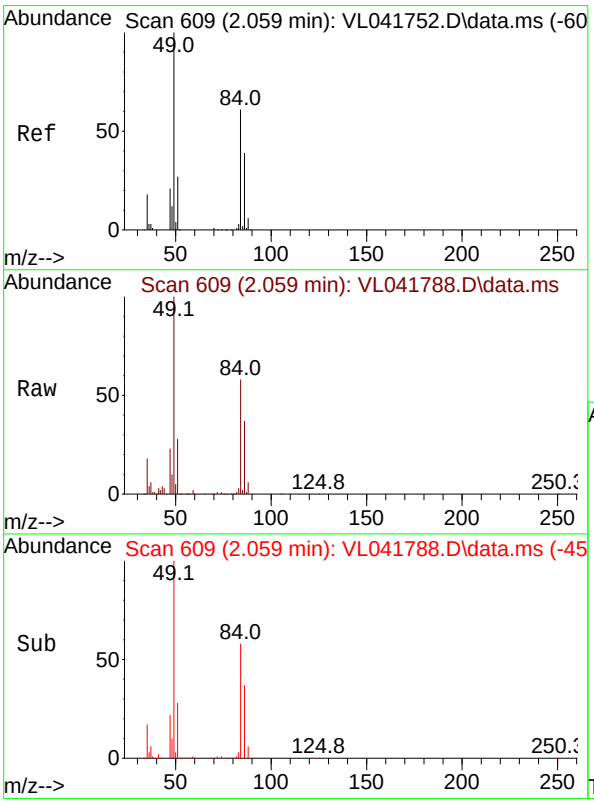

#20
Methylene Chloride
Concen: 8.462 ppbv
RT: 2.059 min Scan# 609
Delta R.T. -0.000 min
Lab File: VL041788.D
Acq: 18 Dec 2024 10:29

Tgt Ion: 84 Resp: 35699

Ion	Ratio	Lower	Upper
84	100		
49	173.2	132.6	198.8
51	47.7	37.6	56.4
86	64.4	51.4	77.0

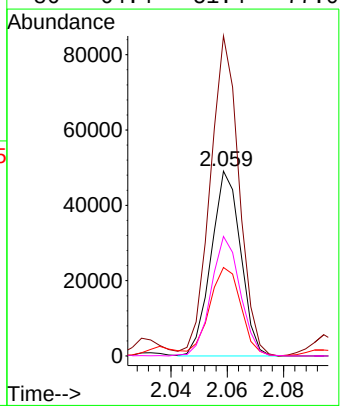

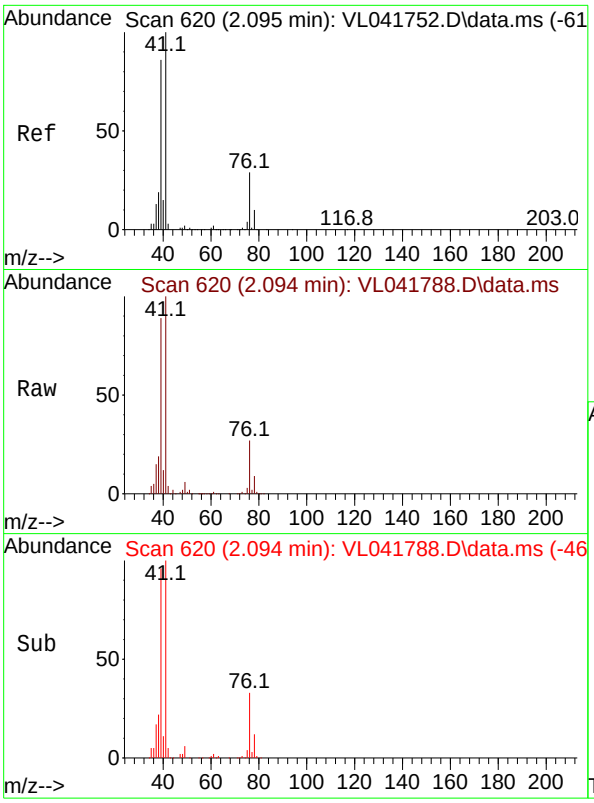

#21
Allyl Chloride
Concen: 9.281 ppbv
RT: 2.094 min Scan# 6
Delta R.T. -0.000 min
Lab File: VL041788.D
Acq: 18 Dec 2024 10:29

Instrument :
MSVOA_L
ClientSampleId :
VSTDCCC010

Tgt Ion: 41 Resp: 74468

Ion	Ratio	Lower	Upper
41	100		
76	26.7	22.3	33.5
39	86.9	69.2	103.8

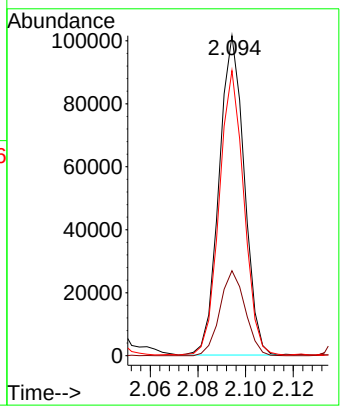

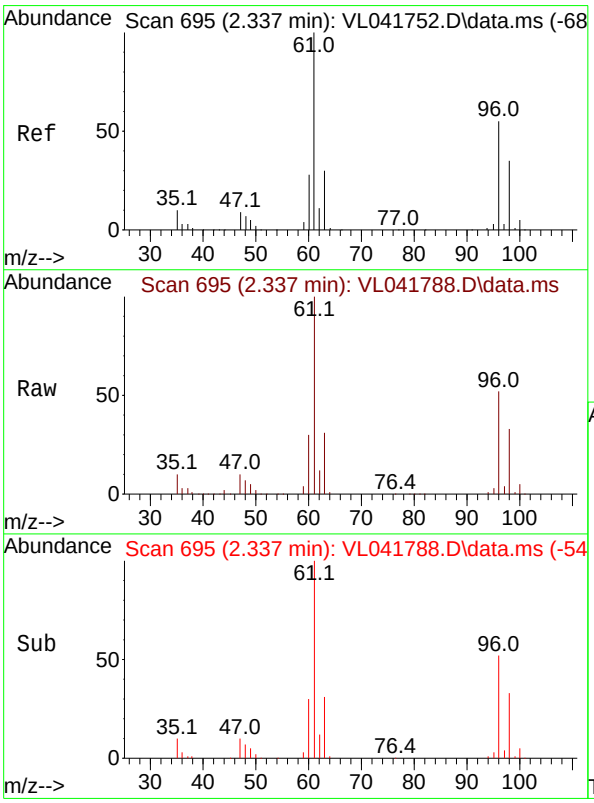

#22
trans-1,2-Dichloroethene
Concen: 8.641 ppbv
RT: 2.337 min Scan# 695
Delta R.T. -0.000 min
Lab File: VL041788.D
Acq: 18 Dec 2024 10:29

Tgt Ion: 96 Resp: 45331

Ion	Ratio	Lower	Upper
96	100		
61	193.5	146.3	219.5
98	64.1	50.8	76.2

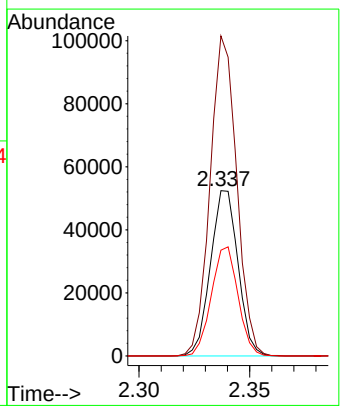

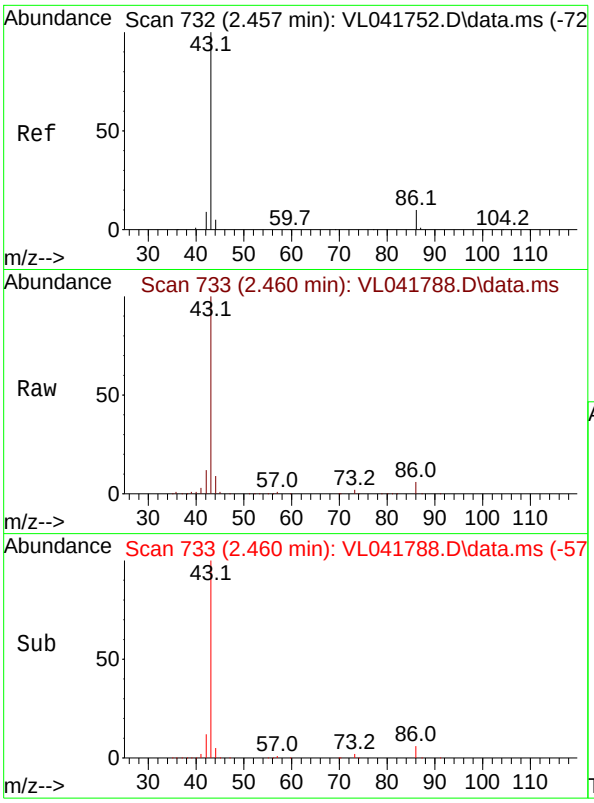

#23
Vinyl Acetate
Concen: 7.673 ppbv
RT: 2.460 min Scan# 7
Delta R.T. 0.003 min
Lab File: VL041788.D
Acq: 18 Dec 2024 10:29

Instrument :
MSVOA_L
ClientSampleId :
VSTDCCC010

Tgt Ion: 43 Resp: 52709

Ion	Ratio	Lower	Upper
43	100		
86	6.3	6.6	10.0#
42	12.0	8.2	12.2
44	7.1	5.0	7.4

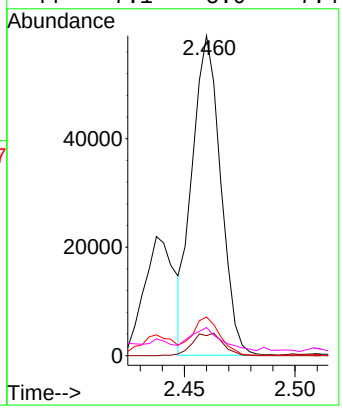

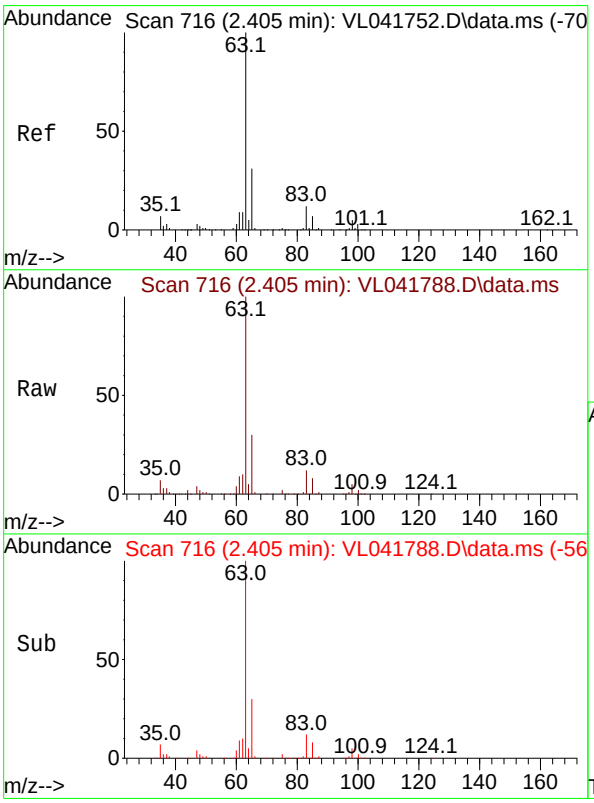

#24
1,1-Dichloroethane
Concen: 9.020 ppbv
RT: 2.405 min Scan# 716
Delta R.T. -0.000 min
Lab File: VL041788.D
Acq: 18 Dec 2024 10:29

Tgt Ion: 63 Resp: 95779

Ion	Ratio	Lower	Upper
63	100		
98	4.7	2.3	6.8
100	2.5	1.4	4.2

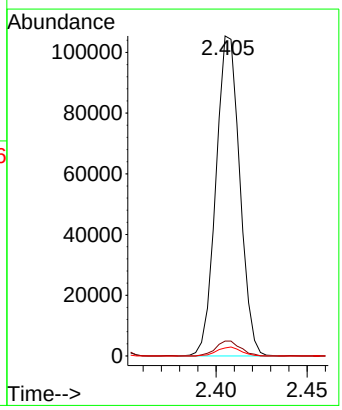

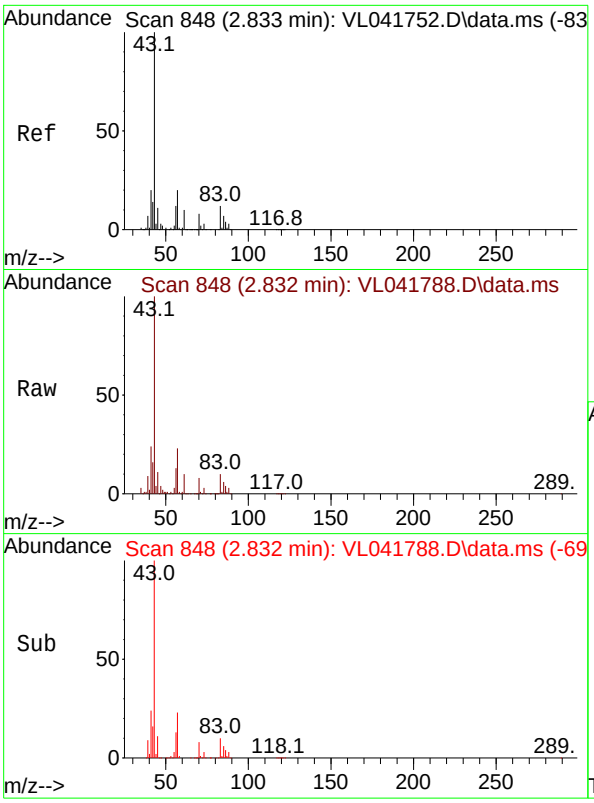

#25
Ethyl Acetate
Concen: 8.675 ppbv
RT: 2.832 min Scan# 8
Delta R.T. -0.000 min
Lab File: VL041788.D
Acq: 18 Dec 2024 10:29

Instrument :
MSVOA_L
ClientSampleId :
VSTDCCC010

Tgt Ion: 43 Resp: 238771

Ion	Ratio	Lower	Upper
43	100		
45	10.1	8.1	12.1
61	8.6	7.0	10.6
70	8.0	6.5	9.7

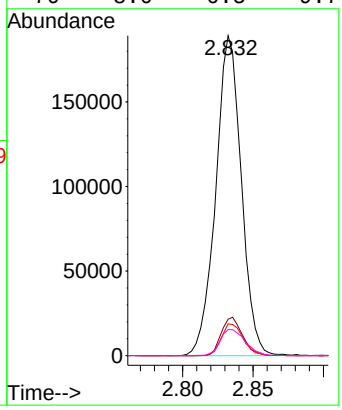

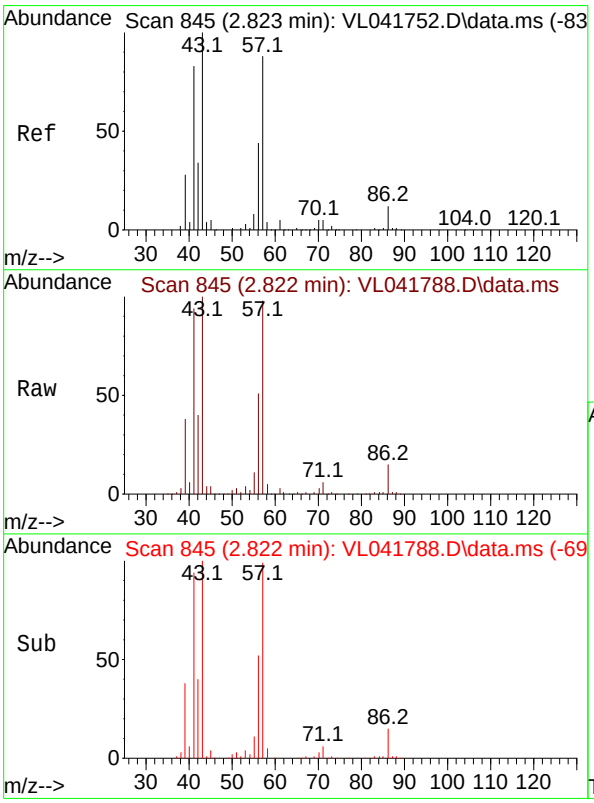

#26
Hexane
Concen: 8.386 ppbv
RT: 2.822 min Scan# 845
Delta R.T. -0.000 min
Lab File: VL041788.D
Acq: 18 Dec 2024 10:29

Tgt Ion: 57 Resp: 87593

Ion	Ratio	Lower	Upper
57	100		
41	104.9	79.6	119.4
43	273.5	211.0	316.6
56	55.5	42.6	63.8

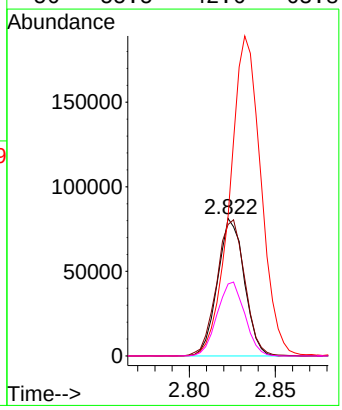

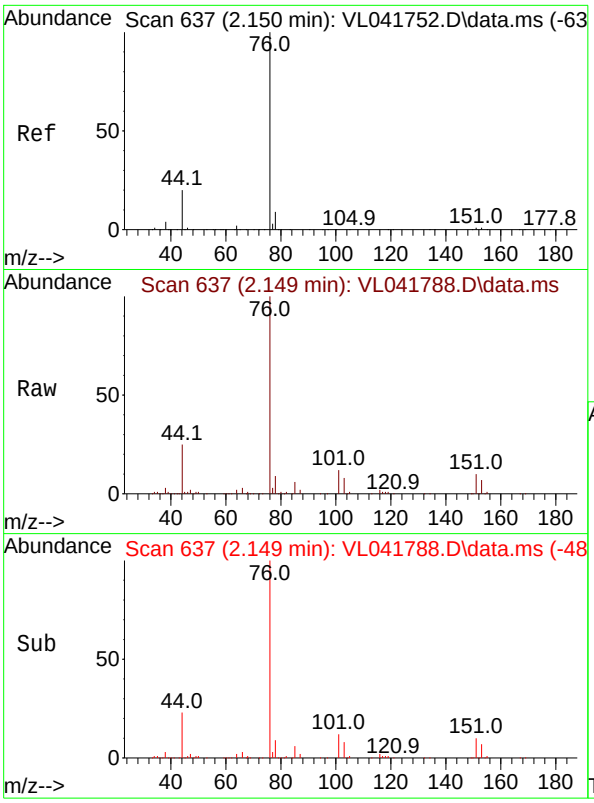

#27
Carbon Disulfide
Concen: 9.064 ppbv
RT: 2.149 min Scan# 6
Delta R.T. -0.000 min
Lab File: VL041788.D
Acq: 18 Dec 2024 10:29

Instrument :
MSVOA_L
ClientSampleId :
VSTDCCC010

Tgt Ion: 76 Resp: 85318

Ion	Ratio	Lower	Upper
76	100		
44	22.8	17.6	26.4
78	13.5	10.2	15.4

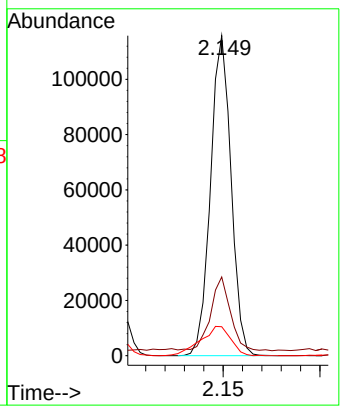

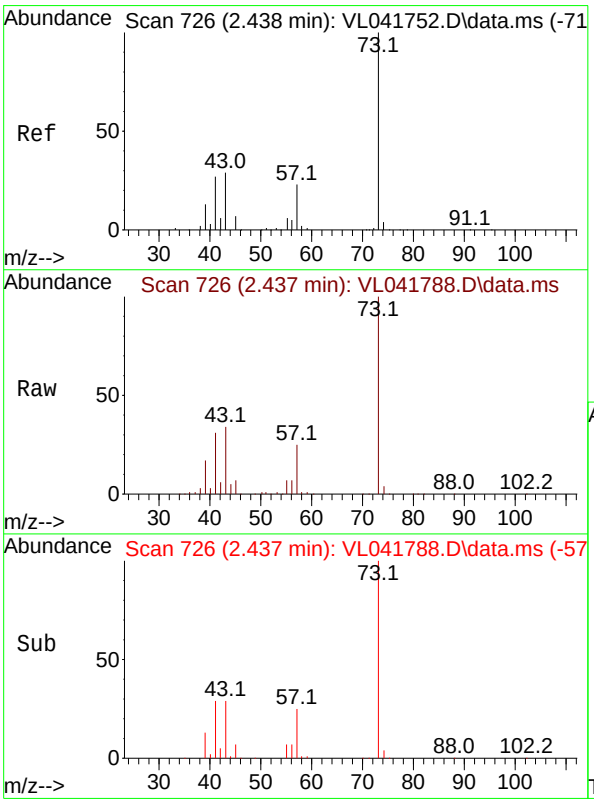

#28
Methyl tert-Butyl Ether
Concen: 8.021 ppbv
RT: 2.437 min Scan# 726
Delta R.T. -0.000 min
Lab File: VL041788.D
Acq: 18 Dec 2024 10:29

Tgt Ion: 73 Resp: 67965

Ion	Ratio	Lower	Upper
73	100		
57	23.3	17.6	26.4

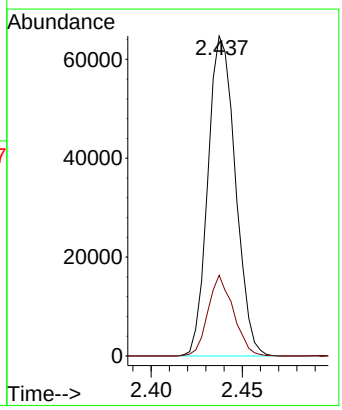

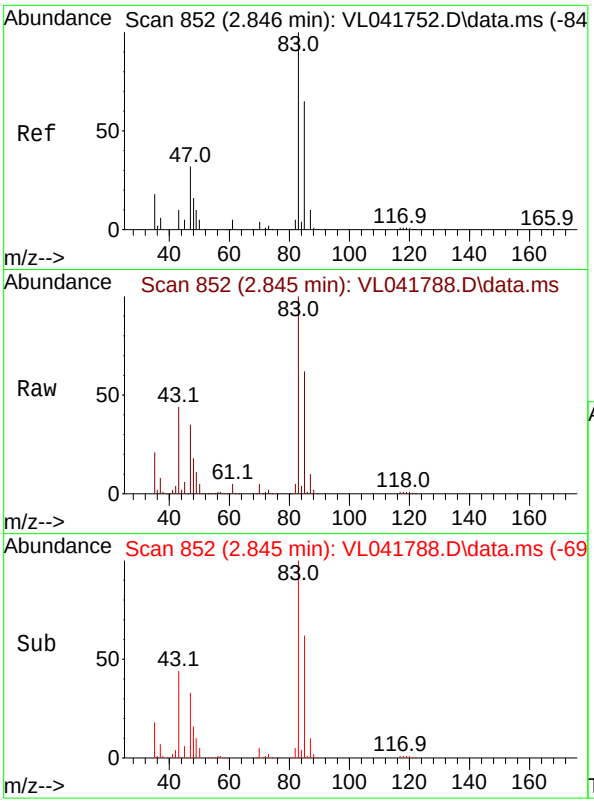

#29
Chloroform
Concen: 9.143 ppbv
RT: 2.845 min Scan# 8
Delta R.T. -0.000 min
Lab File: VL041788.D
Acq: 18 Dec 2024 10:29

Instrument :
MSVOA_L
ClientSampleId :
VSTDCCC010

Tgt Ion: 83 Resp: 145536

Ion	Ratio	Lower	Upper
83	100		
85	62.0	51.8	77.6

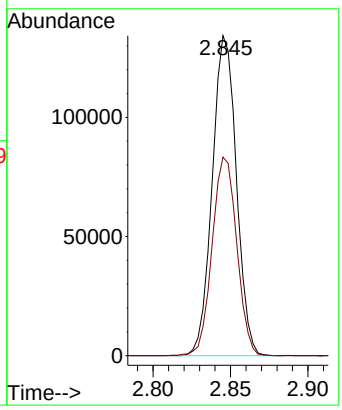

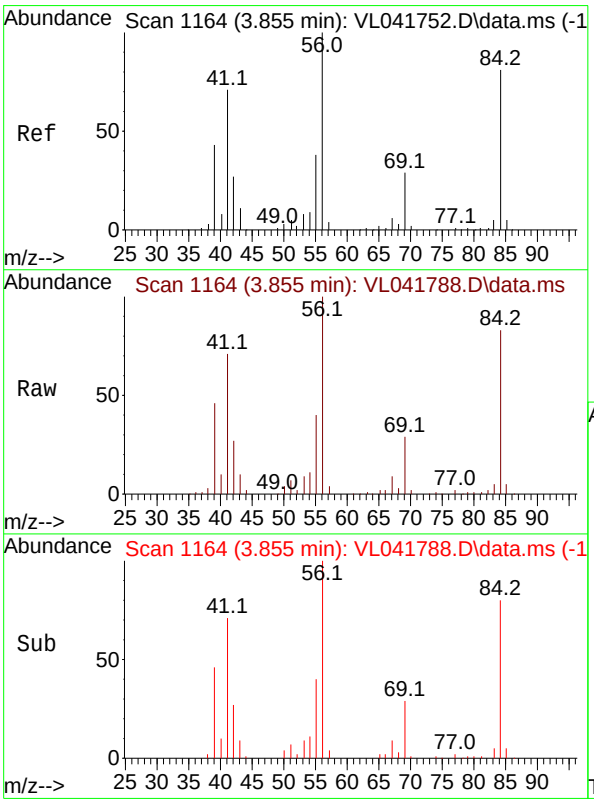

#30
Cyclohexane
Concen: 8.366 ppbv
RT: 3.855 min Scan# 1164
Delta R.T. -0.000 min
Lab File: VL041788.D
Acq: 18 Dec 2024 10:29

Tgt Ion: 84 Resp: 74346

Ion	Ratio	Lower	Upper
84	100		
56	122.7	102.3	153.5
41	91.8	74.0	111.0

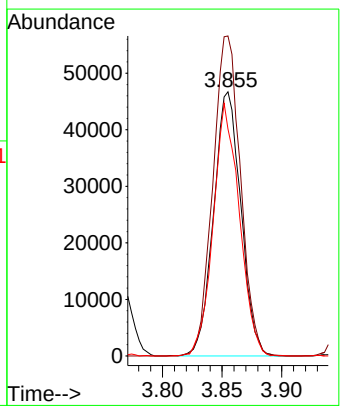

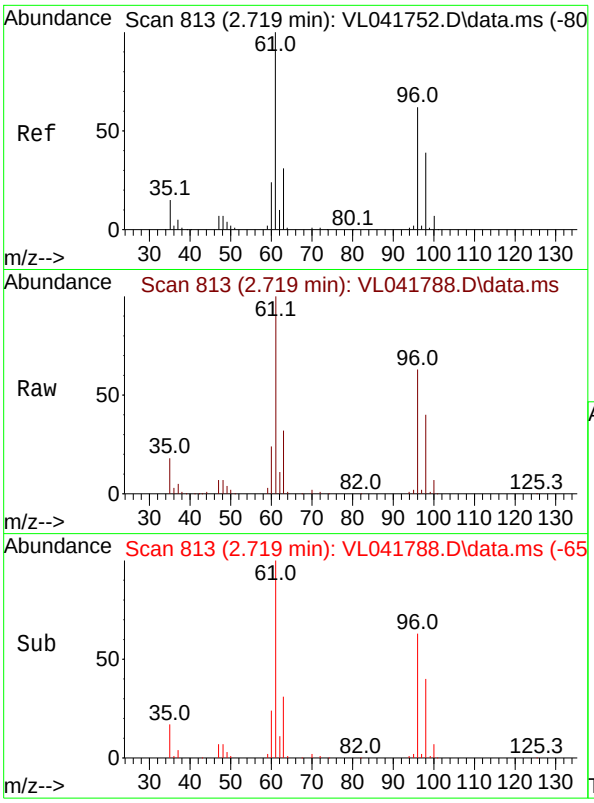

#31
cis-1,2-Dichloroethene
Concen: 8.567 ppbv
RT: 2.719 min Scan# 8
Delta R.T. -0.000 min
Lab File: VL041788.D
Acq: 18 Dec 2024 10:29

Instrument :
MSVOA_L
ClientSampleId :
VSTDCCC010

Tgt Ion: 61 Resp: 92460

Ion	Ratio	Lower	Upper
61	100		
96	63.0	49.7	74.5
98	40.0	30.8	46.2

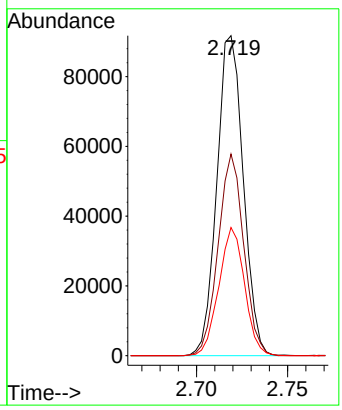

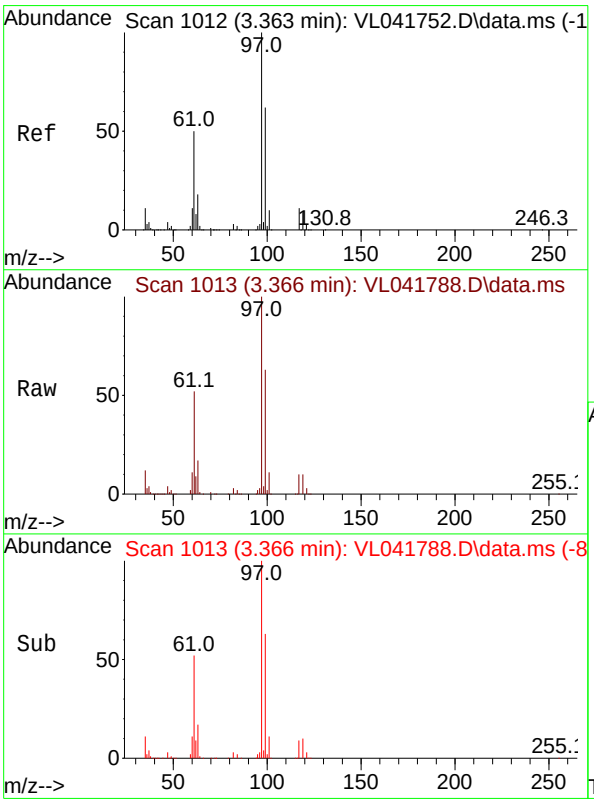

#32
1,1,1-Trichloroethane
Concen: 8.902 ppbv
RT: 3.366 min Scan# 1013
Delta R.T. 0.003 min
Lab File: VL041788.D
Acq: 18 Dec 2024 10:29

Tgt Ion: 97 Resp: 144038

Ion	Ratio	Lower	Upper
97	100		
99	63.8	51.0	76.4
61	54.0	42.2	63.2

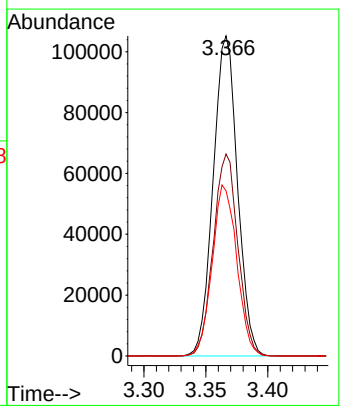

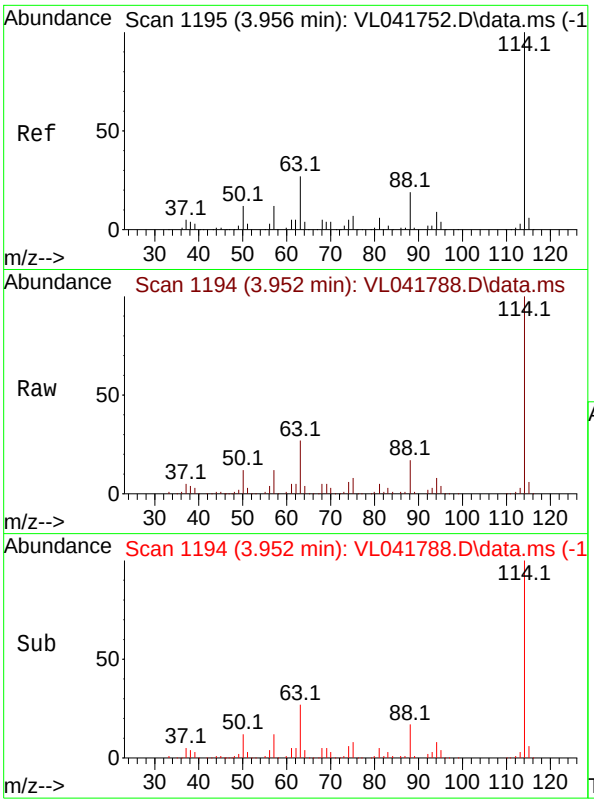

#33
1,4-Difluorobenzene
Concen: 10.000 ppbv
RT: 3.952 min Scan# 1
Delta R.T. -0.004 min
Lab File: VL041788.D
Acq: 18 Dec 2024 10:29

Instrument :
MSVOA_L
ClientSampleId :
VSTDCCC010

Tgt Ion:114 Resp: 198370

Ion	Ratio	Lower	Upper
114	100		
63	27.6	21.8	32.8
88	18.4	14.8	22.2

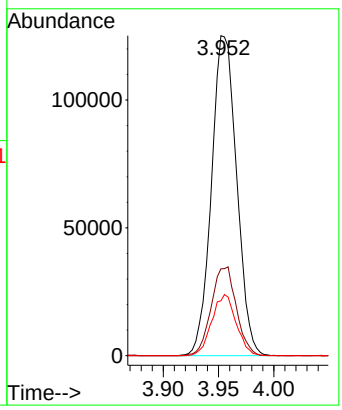

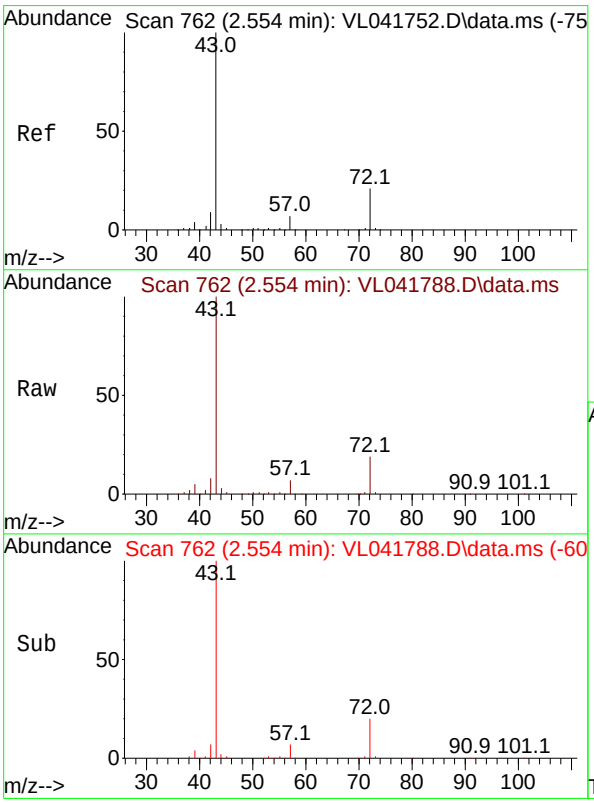

#34
2-Butanone
Concen: 8.742 ppbv
RT: 2.554 min Scan# 762
Delta R.T. -0.000 min
Lab File: VL041788.D
Acq: 18 Dec 2024 10:29

Tgt Ion: 43 Resp: 139509

Ion	Ratio	Lower	Upper
43	100		
72	20.5	16.8	25.2

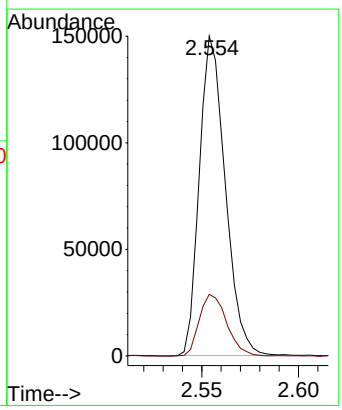

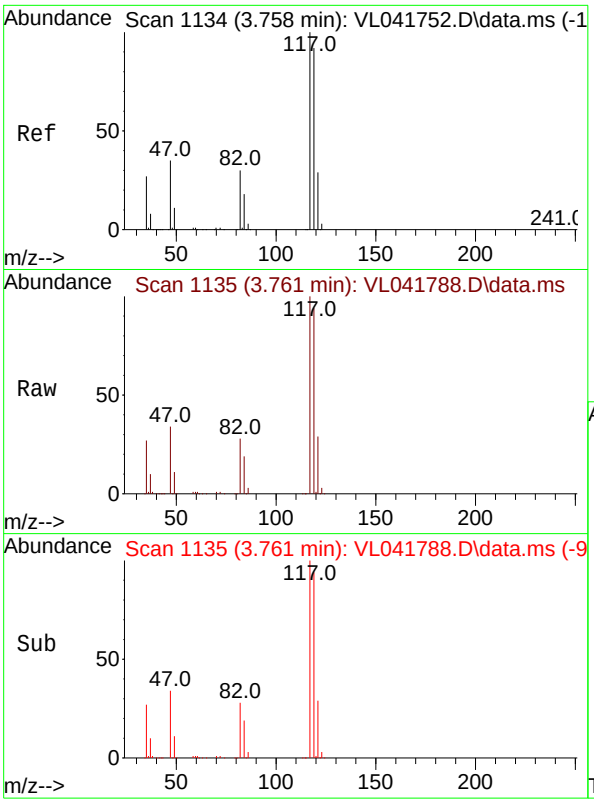

#35
Carbon Tetrachloride
Concen: 10.490 ppbv
RT: 3.761 min Scan# 1
Delta R.T. 0.003 min
Lab File: VL041788.D
Acq: 18 Dec 2024 10:29

Instrument :
MSVOA_L
ClientSampleId :
VSTDCCC010

Tgt Ion:117 Resp: 147726

Ion	Ratio	Lower	Upper
117	100		
119	93.5	73.7	110.5
121	29.1	23.0	34.4

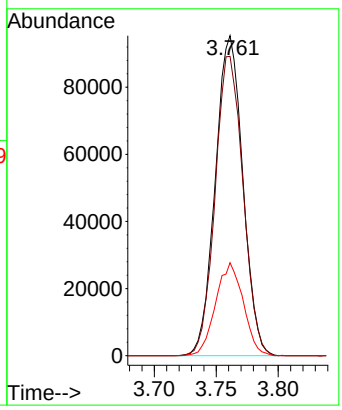

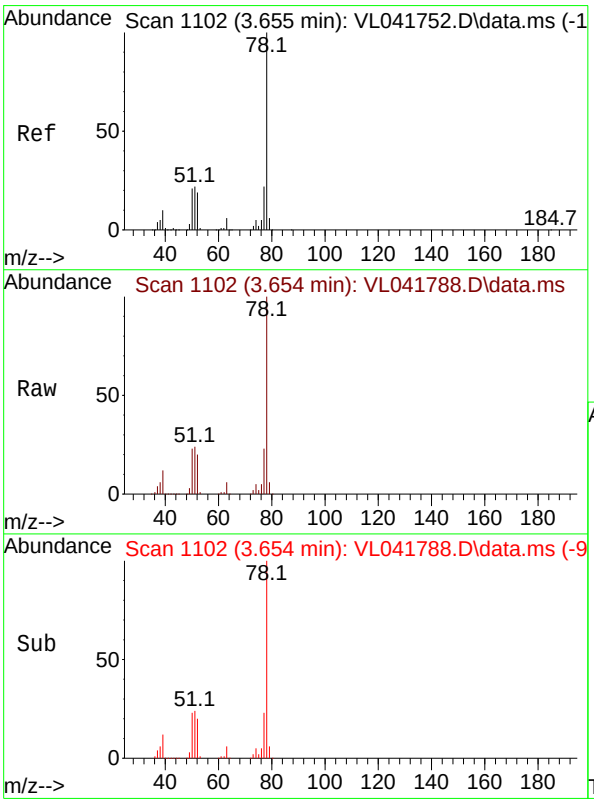

#36
Benzene
Concen: 8.680 ppbv
RT: 3.654 min Scan# 1102
Delta R.T. -0.000 min
Lab File: VL041788.D
Acq: 18 Dec 2024 10:29

Tgt Ion: 78 Resp: 178114

Ion	Ratio	Lower	Upper
78	100		
77	23.3	17.8	26.6
50	22.6	17.2	25.8

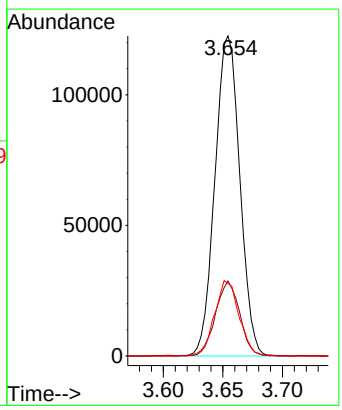

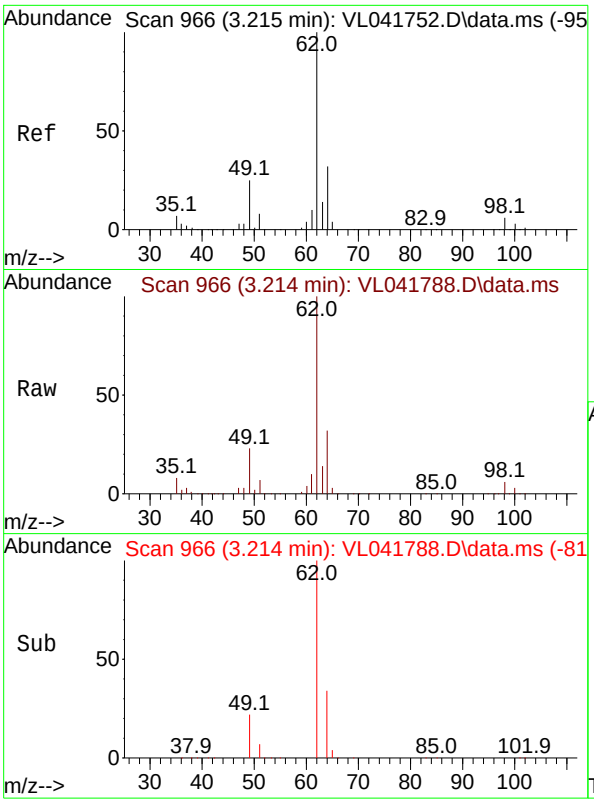

#37
1,2-Dichloroethane
Concen: 9.509 ppbv
RT: 3.214 min Scan# 9
Delta R.T. -0.000 min
Lab File: VL041788.D
Acq: 18 Dec 2024 10:29

Instrument :
MSVOA_L
ClientSampleId :
VSTDCCC010

Tgt Ion: 62 Resp: 121412

Ion	Ratio	Lower	Upper
62	100		
98	6.0	4.7	7.1

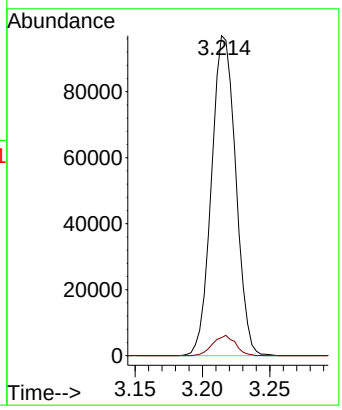

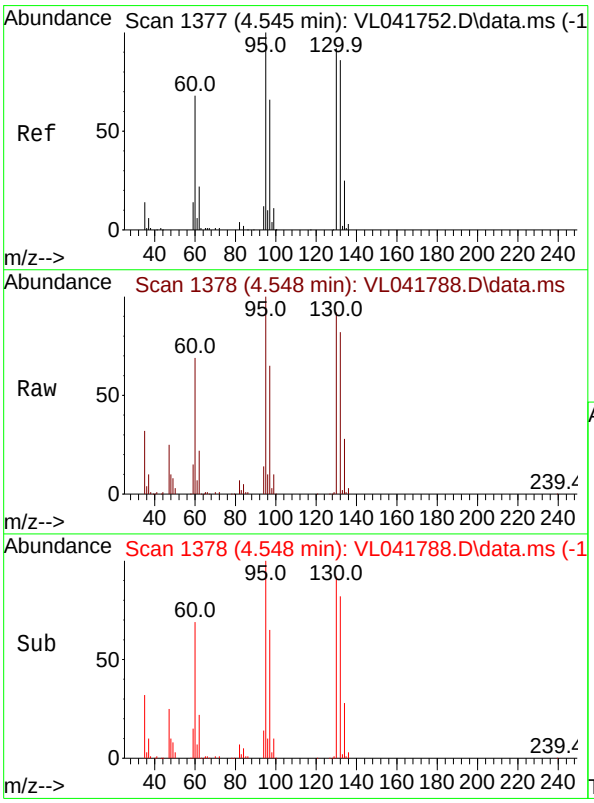

#38
Trichloroethene
Concen: 8.057 ppbv
RT: 4.548 min Scan# 1378
Delta R.T. 0.003 min
Lab File: VL041788.D
Acq: 18 Dec 2024 10:29

Tgt Ion:130 Resp: 70175

Ion	Ratio	Lower	Upper
130	100		
95	109.2	87.0	130.6
132	89.8	75.0	112.6
97	71.1	57.2	85.8

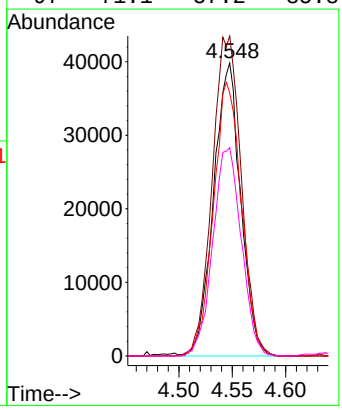

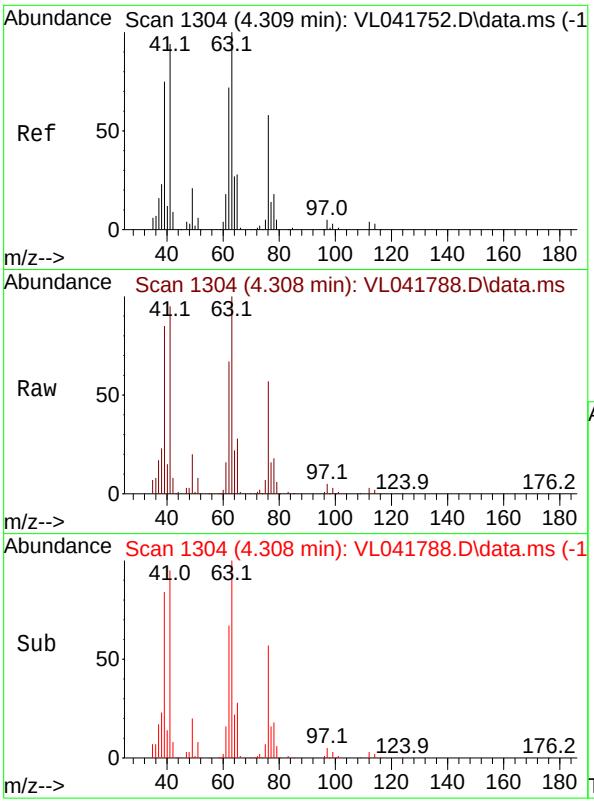

#39
1,2-Dichloropropane
Concen: 8.645 ppbv
RT: 4.308 min Scan# 1
Delta R.T. -0.000 min
Lab File: VL041788.D
Acq: 18 Dec 2024 10:29

Instrument :
MSVOA_L
ClientSampleId :
VSTDCCC010

Tgt Ion: 63 Resp: 64154

Ion	Ratio	Lower	Upper
63	100		
41	94.8	75.3	112.9
62	66.9	57.3	85.9

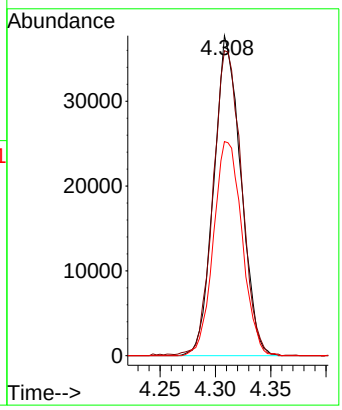

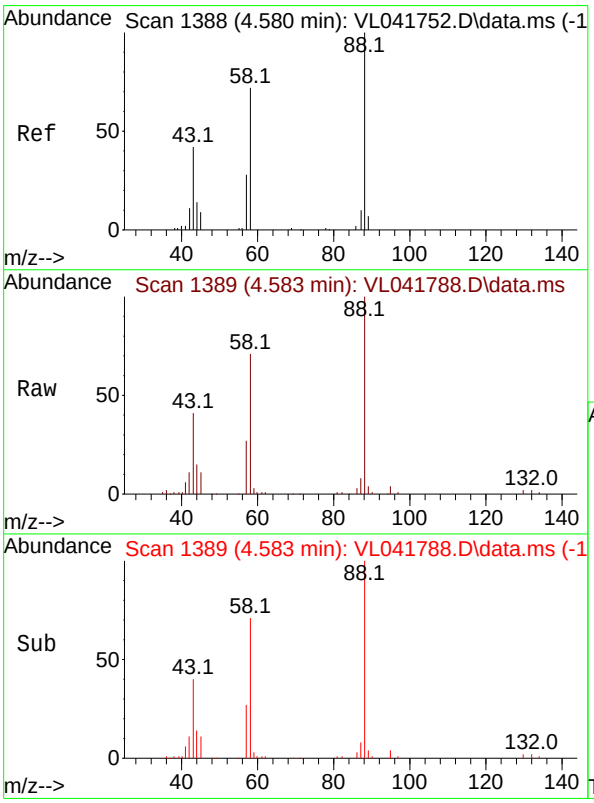

#40
1,4-Dioxane
Concen: 8.347 ppbv
RT: 4.583 min Scan# 1389
Delta R.T. 0.003 min
Lab File: VL041788.D
Acq: 18 Dec 2024 10:29

Tgt Ion: 88 Resp: 30262

Ion	Ratio	Lower	Upper
88	100		
58	79.3	61.0	91.6
43	40.5	29.4	44.0
57	0.0	0.0	0.0

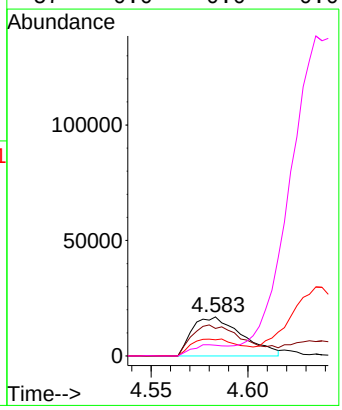

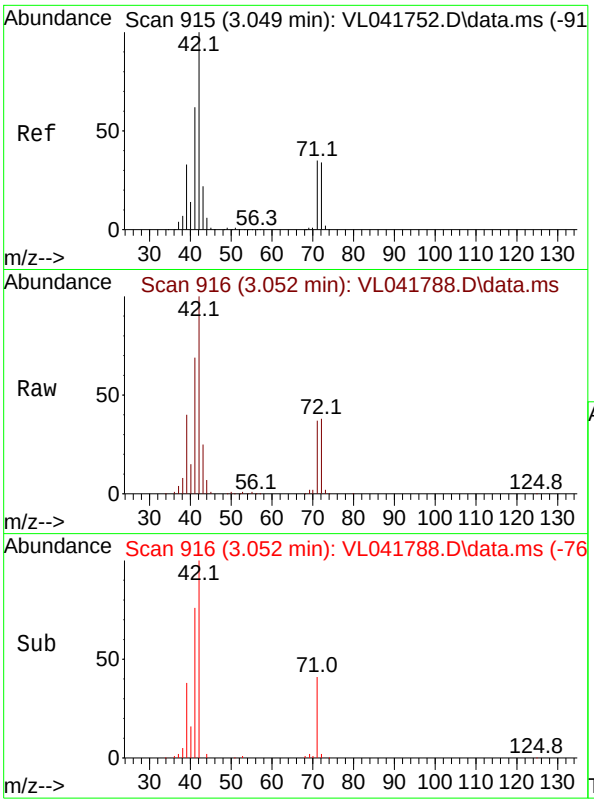

#41
Tetrahydrofuran
Concen: 8.359 ppbv
RT: 3.052 min Scan# 91
Delta R.T. 0.003 min
Lab File: VL041788.D
Acq: 18 Dec 2024 10:29

Instrument :
MSVOA_L
ClientSampleId :
VSTDCCC010

Tgt Ion: 42 Resp: 74734

Ion	Ratio	Lower	Upper
42	100		
72	38.0	29.1	43.7
71	35.3	28.4	42.6

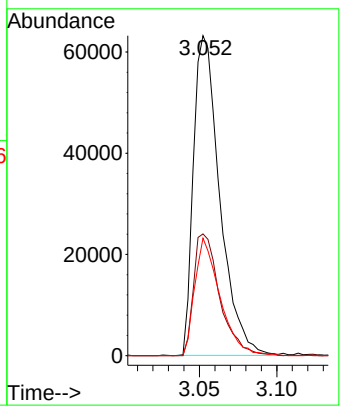

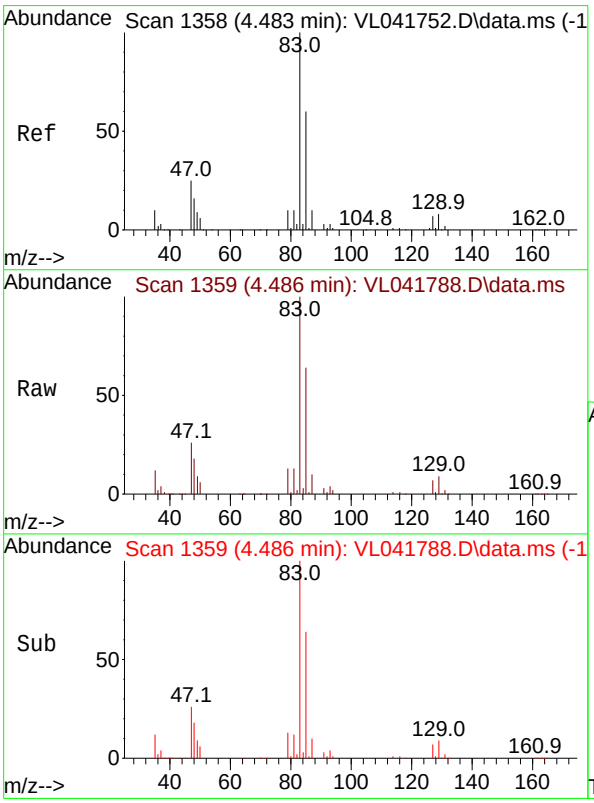

#42
Bromodichloromethane
Concen: 9.588 ppbv
RT: 4.486 min Scan# 1359
Delta R.T. 0.003 min
Lab File: VL041788.D
Acq: 18 Dec 2024 10:29

Tgt Ion: 83 Resp: 140832

Ion	Ratio	Lower	Upper
83	100		
85	64.1	48.0	72.0
127	7.3	5.8	8.8

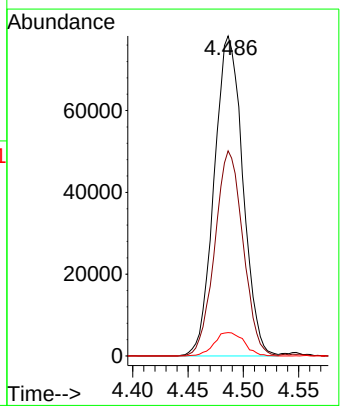

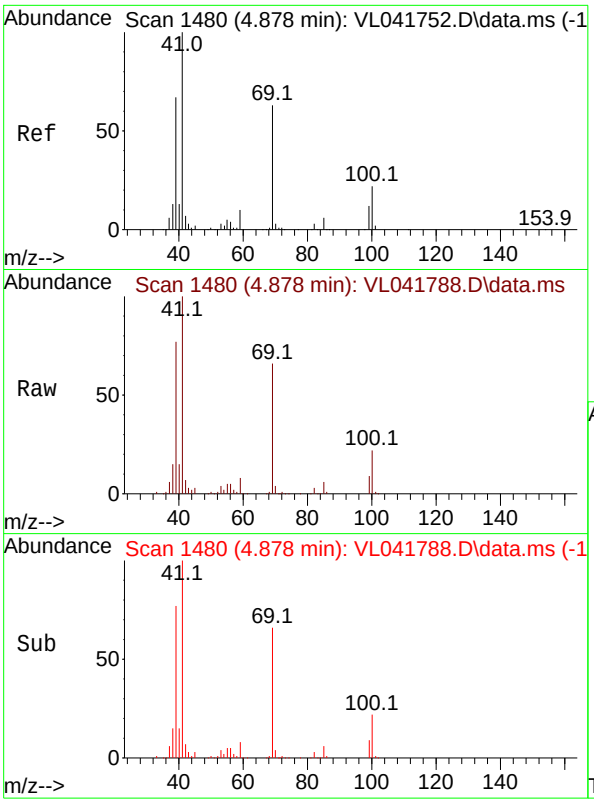

#43
Methyl Methacrylate
Concen: 8.895 ppbv
RT: 4.878 min Scan# 1
Delta R.T. -0.000 min
Lab File: VL041788.D
Acq: 18 Dec 2024 10:29

Instrument :
MSVOA_L
ClientSampleId :
VSTDCCC010

Tgt Ion: 69 Resp: 69545

Ion	Ratio	Lower	Upper
69	100		
41	161.4	130.3	195.5
100	35.2	28.3	42.5

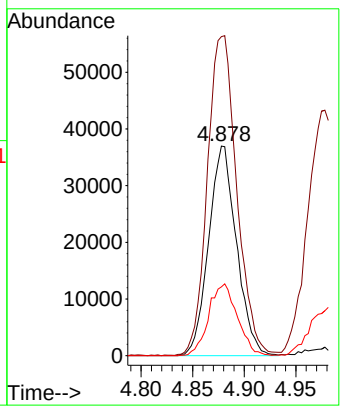

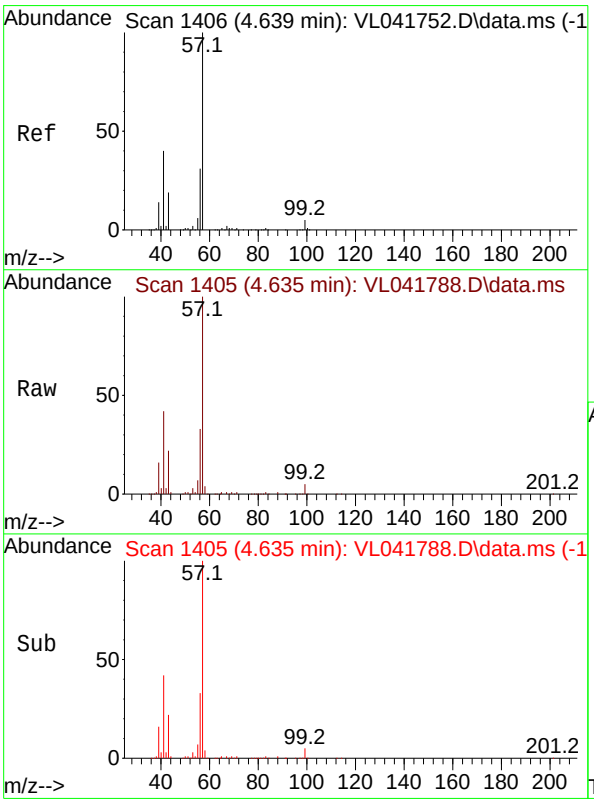

#44
2,2,4-Trimethylpentane
Concen: 8.627 ppbv
RT: 4.635 min Scan# 1405
Delta R.T. -0.004 min
Lab File: VL041788.D
Acq: 18 Dec 2024 10:29

Tgt Ion: 57 Resp: 302332

Ion	Ratio	Lower	Upper
57	100		
41	40.7	30.7	46.1
56	32.3	25.4	38.0

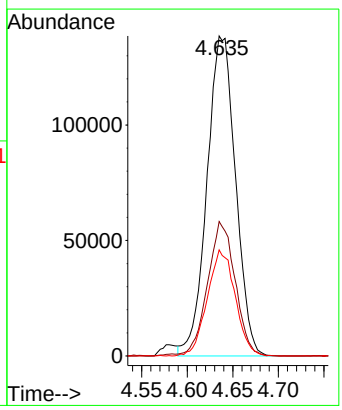

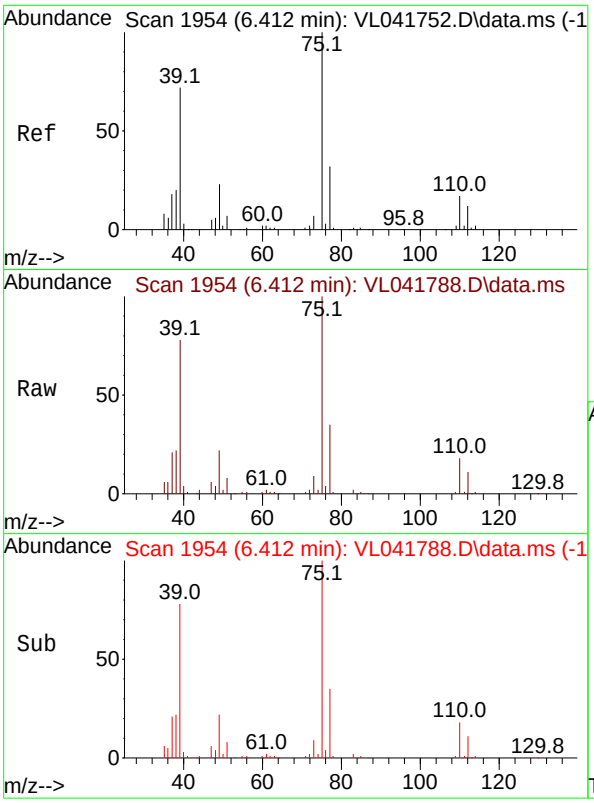

#45
t-1,3-Dichloropropene
Concen: 8.607 ppbv
RT: 6.412 min Scan# 1
Delta R.T. -0.000 min
Lab File: VL041788.D
Acq: 18 Dec 2024 10:29

Instrument :
MSVOA_L
ClientSampleId :
VSTDCCC010

Tgt Ion: 75 Resp: 69601

Ion	Ratio	Lower	Upper
75	100		
77	34.6	25.9	38.9

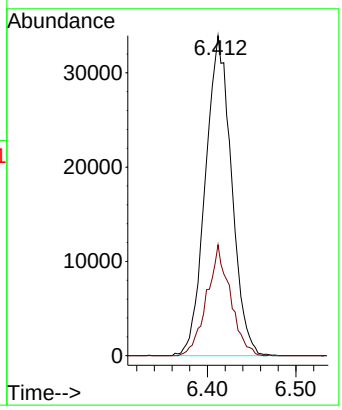

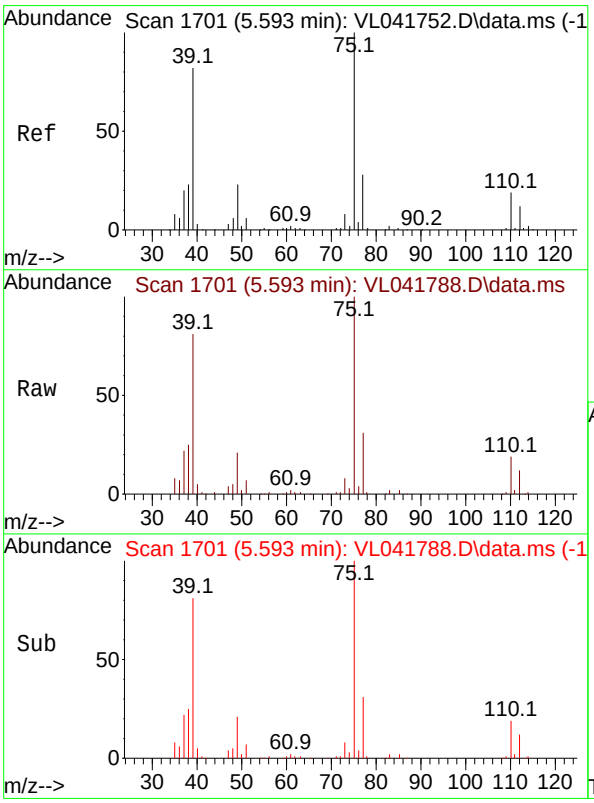

#46
cis-1,3-Dichloropropene
Concen: 5.084 ppbv
RT: 5.593 min Scan# 1701
Delta R.T. -0.000 min
Lab File: VL041788.D
Acq: 18 Dec 2024 10:29

Tgt Ion: 75 Resp: 52196

Ion	Ratio	Lower	Upper
75	100		
39	80.8	65.2	97.8
77	31.1	22.0	33.0

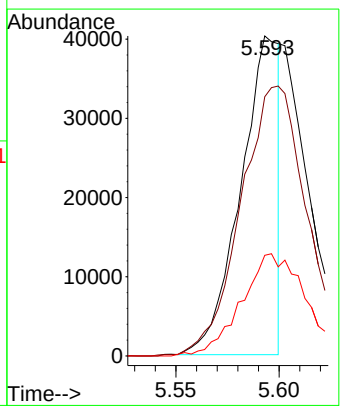

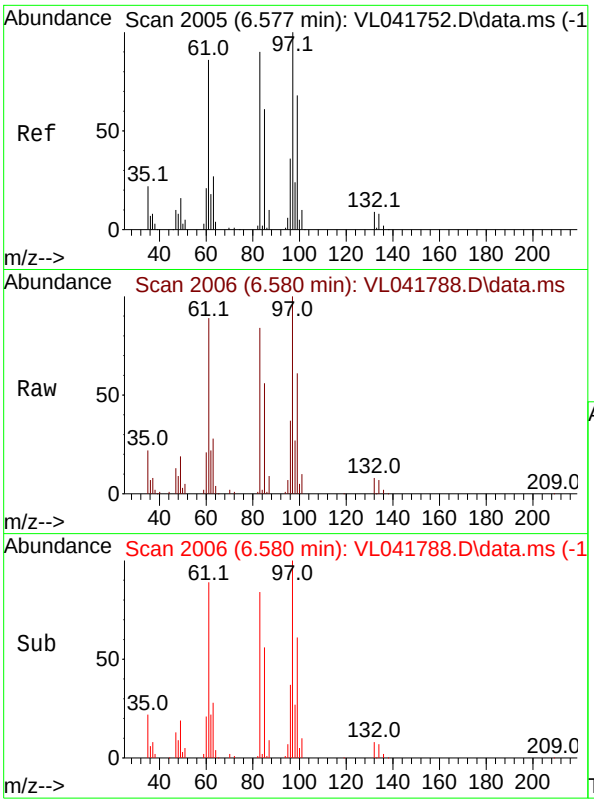

#47
1,1,2-Trichloroethane
Concen: 8.736 ppbv
RT: 6.580 min Scan# 2
Delta R.T. 0.003 min
Lab File: VL041788.D
Acq: 18 Dec 2024 10:29

Instrument :
MSVOA_L
ClientSampleId :
VSTDCCC010

Tgt Ion: 97 Resp: 67717

Ion	Ratio	Lower	Upper
97	100		
83	84.1	72.3	108.5
85	56.5	48.5	72.7
99	60.8	54.0	81.0

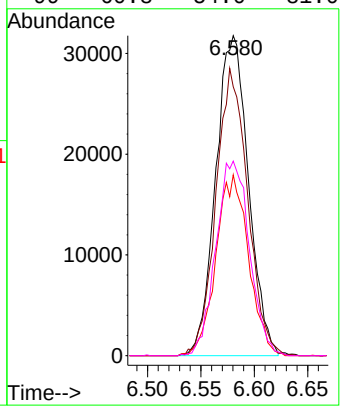

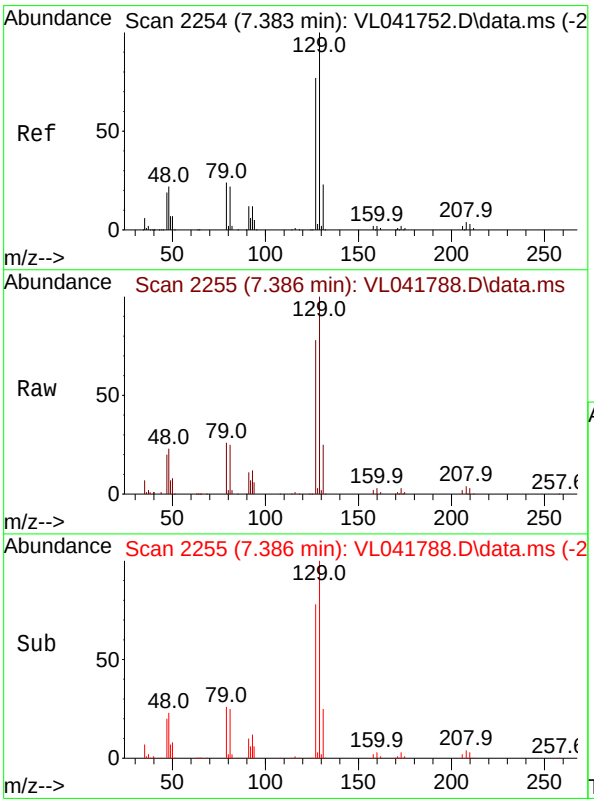

#48
Dibromochloromethane
Concen: 9.625 ppbv
RT: 7.386 min Scan# 2255
Delta R.T. 0.003 min
Lab File: VL041788.D
Acq: 18 Dec 2024 10:29

Tgt Ion:129 Resp: 101875

Ion	Ratio	Lower	Upper
129	100		
127	80.0	38.8	116.3

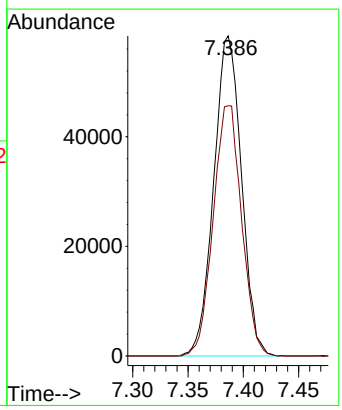

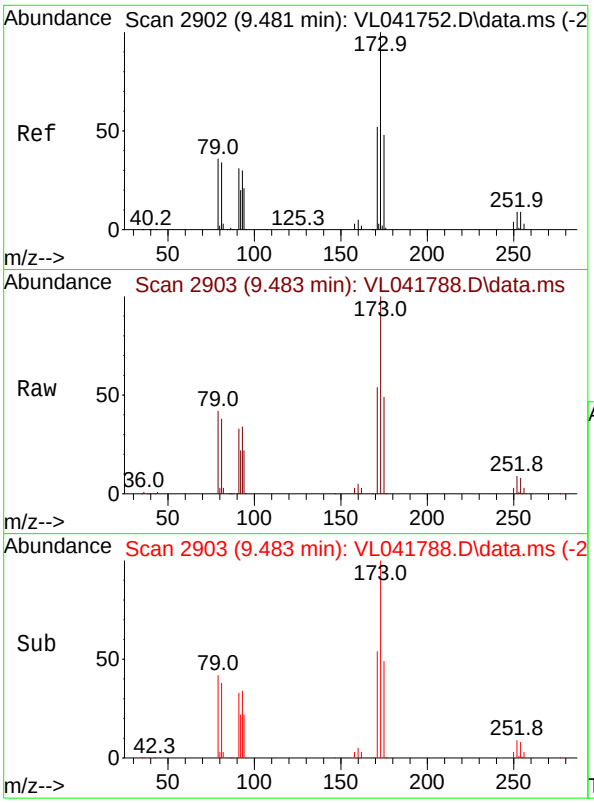

#49
Bromoform
Concen: 9.655 ppbv
RT: 9.483 min Scan# 2
Delta R.T. 0.003 min
Lab File: VL041788.D
Acq: 18 Dec 2024 10:29

Instrument :
MSVOA_L
ClientSampleId :
VSTDCCC010

Tgt Ion:173 Resp: 83649

Ion	Ratio	Lower	Upper
173	100		
175	48.6	38.2	57.2
171	52.2	41.1	61.7

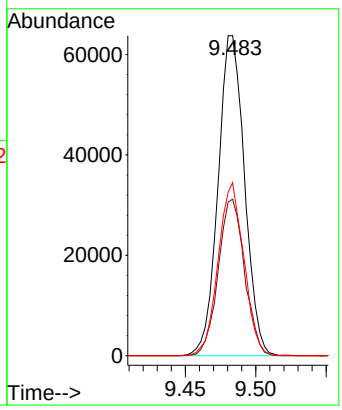

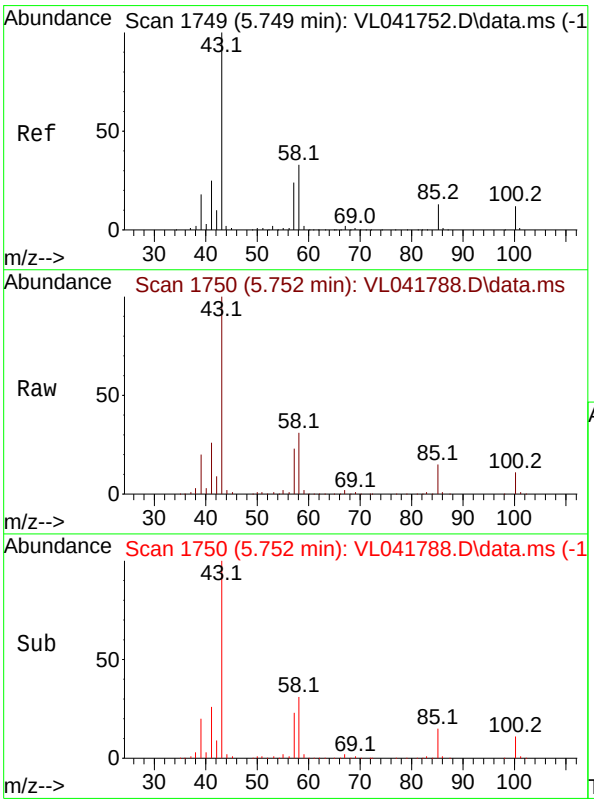

#50
4-Methyl-2-Pentanone
Concen: 8.600 ppbv
RT: 5.752 min Scan# 1750
Delta R.T. 0.003 min
Lab File: VL041788.D
Acq: 18 Dec 2024 10:29

Tgt Ion: 43 Resp: 186865

Ion	Ratio	Lower	Upper
43	100		
58	33.2	26.8	40.2

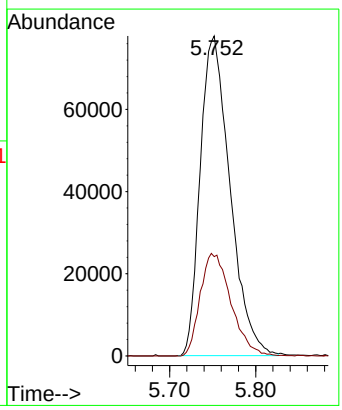

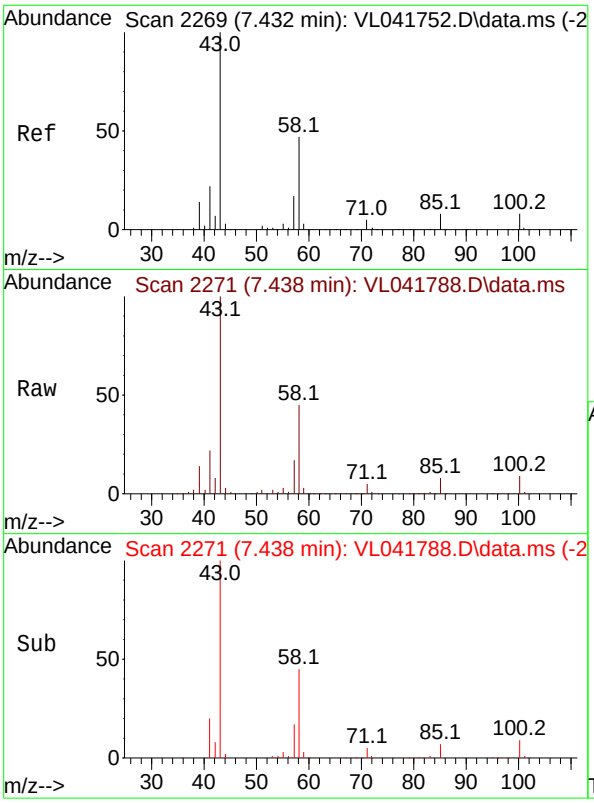

#51
2-Hexanone
Concen: 8.472 ppbv
RT: 7.438 min Scan# 2
Delta R.T. 0.006 min
Lab File: VL041788.D
Acq: 18 Dec 2024 10:29

Instrument :
MSVOA_L
ClientSampleId :
VSTDCCC010

Tgt Ion: 43 Resp: 149217

Ion	Ratio	Lower	Upper
43	100		
58	44.3	36.6	55.0
98	0.4	0.1	0.1#

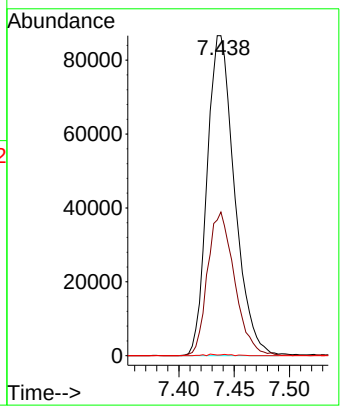

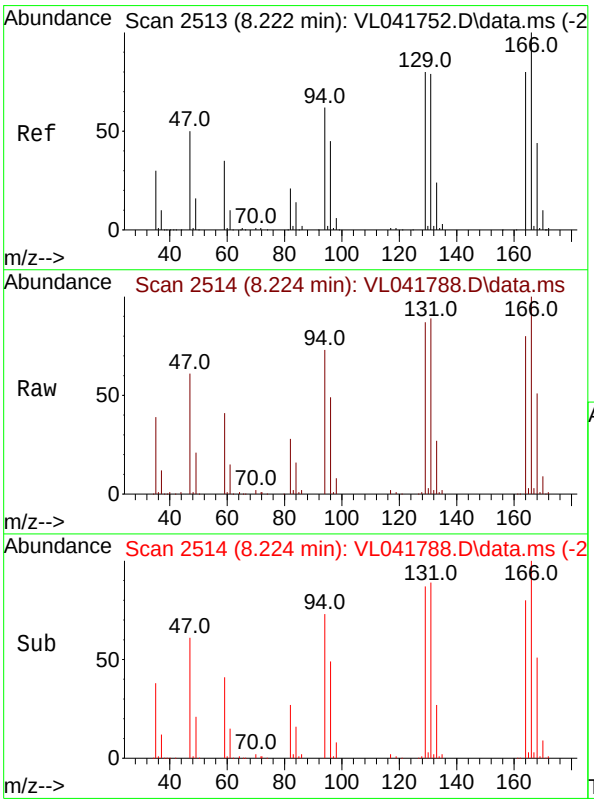

#52
Tetrachloroethene
Concen: 7.824 ppbv
RT: 8.224 min Scan# 2514
Delta R.T. 0.003 min
Lab File: VL041788.D
Acq: 18 Dec 2024 10:29

Tgt Ion:164 Resp: 59756

Ion	Ratio	Lower	Upper
164	100		
166	124.1	99.8	149.6
129	108.3	79.6	119.4
131	110.9	78.6	117.8

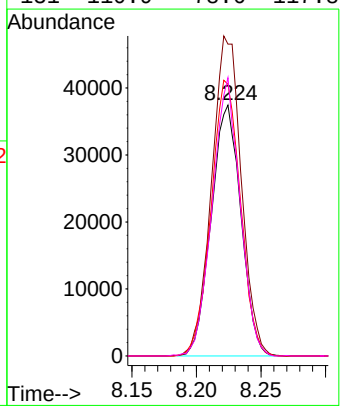

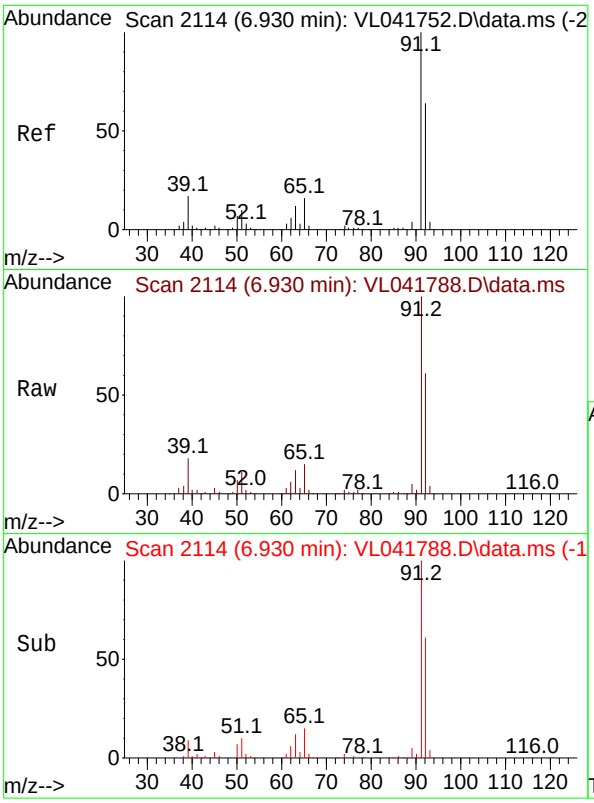

#53
Toluene
Concen: 8.389 ppbv
RT: 6.930 min Scan# 2
Delta R.T. -0.000 min
Lab File: VL041788.D
Acq: 18 Dec 2024 10:29

Instrument :
MSVOA_L
ClientSampleId :
VSTDCCC010

Tgt Ion: 91 Resp: 195158

Ion	Ratio	Lower	Upper
91	100		
92	60.5	47.9	71.9

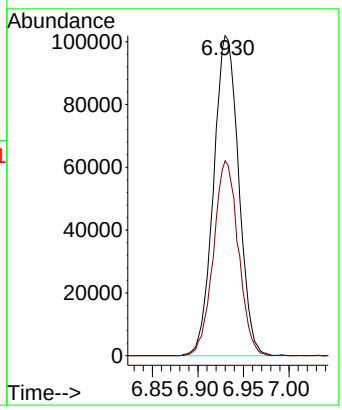

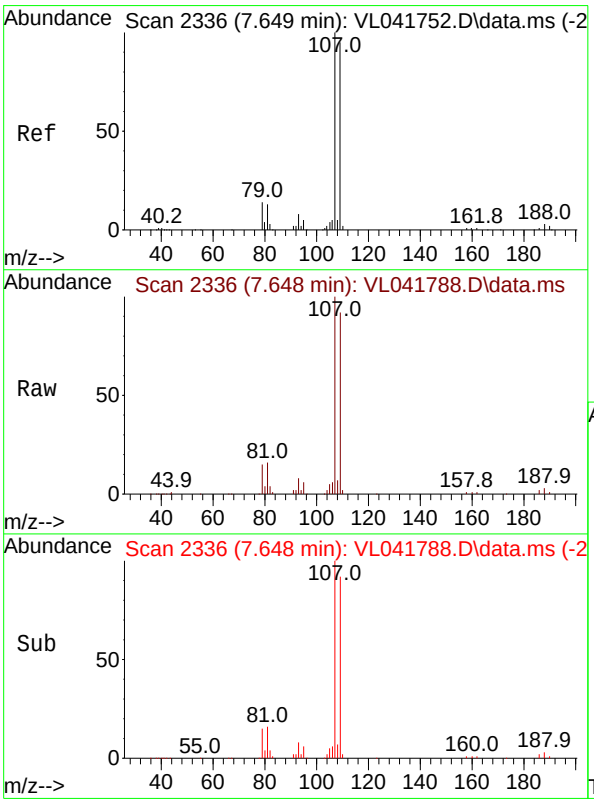

#54
1,2-Dibromoethane
Concen: 8.814 ppbv
RT: 7.648 min Scan# 2336
Delta R.T. -0.000 min
Lab File: VL041788.D
Acq: 18 Dec 2024 10:29

Tgt Ion:107 Resp: 94138

Ion	Ratio	Lower	Upper
107	100		
109	92.2	75.9	113.9

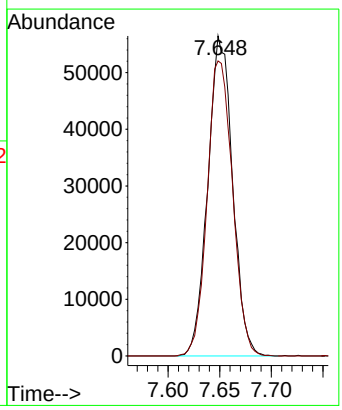

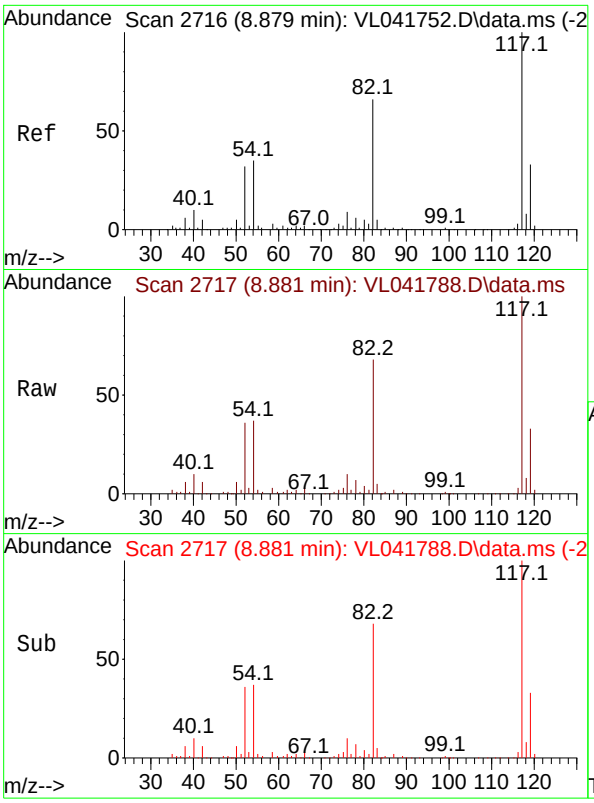

#55
Chlorobenzene-d5
Concen: 10.000 ppbv
RT: 8.881 min Scan# 2
Delta R.T. 0.003 min
Lab File: VL041788.D
Acq: 18 Dec 2024 10:29

Instrument :
MSVOA_L
ClientSampleId :
VSTDCCC010

Tgt Ion:117 Resp: 172190

Ion	Ratio	Lower	Upper
117	100		
82	73.5	53.8	80.8
119	33.1	26.7	40.1

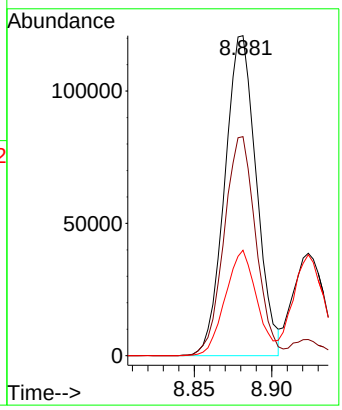

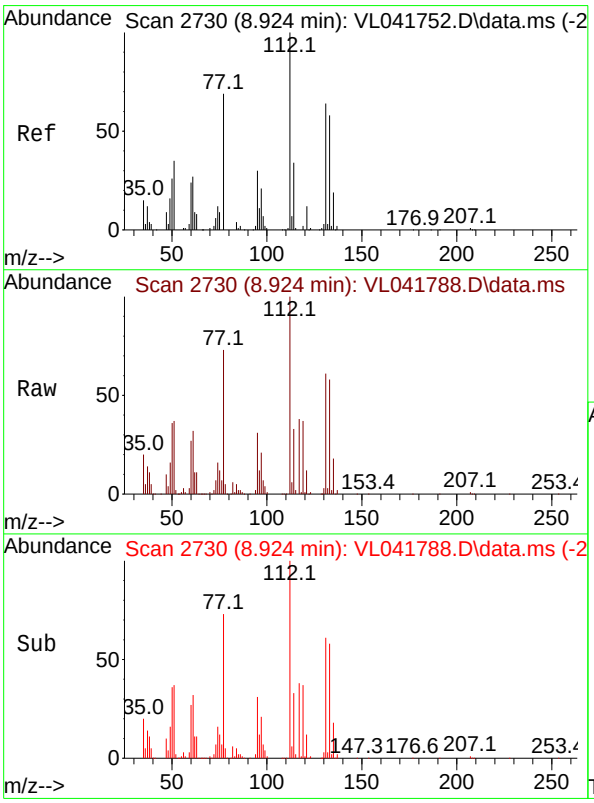

#56
1,1,1,2-Tetrachloroethane
Concen: 9.626 ppbv
RT: 8.924 min Scan# 2730
Delta R.T. -0.000 min
Lab File: VL041788.D
Acq: 18 Dec 2024 10:29

Tgt Ion:131 Resp: 87869

Ion	Ratio	Lower	Upper
131	100		
133	94.8	76.8	115.2
119	60.8	49.0	73.6

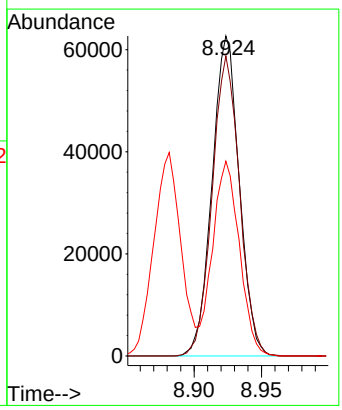

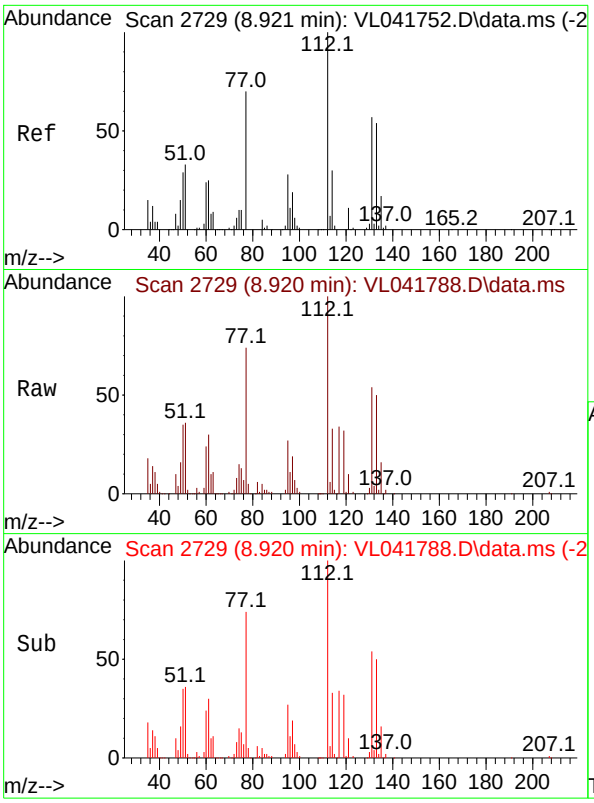

#57
Chlorobenzene
Concen: 8.912 ppbv
RT: 8.920 min Scan# 2
Delta R.T. -0.000 min
Lab File: VL041788.D
Acq: 18 Dec 2024 10:29

Instrument :
MSVOA_L
ClientSampleId :
VSTDCCC010

Tgt Ion:112 Resp: 157039

Ion	Ratio	Lower	Upper
112	100		
77	73.6	57.4	86.0
114	33.2	27.4	33.4

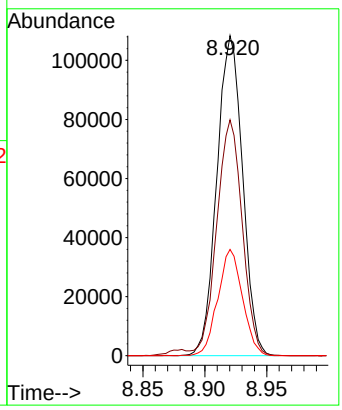

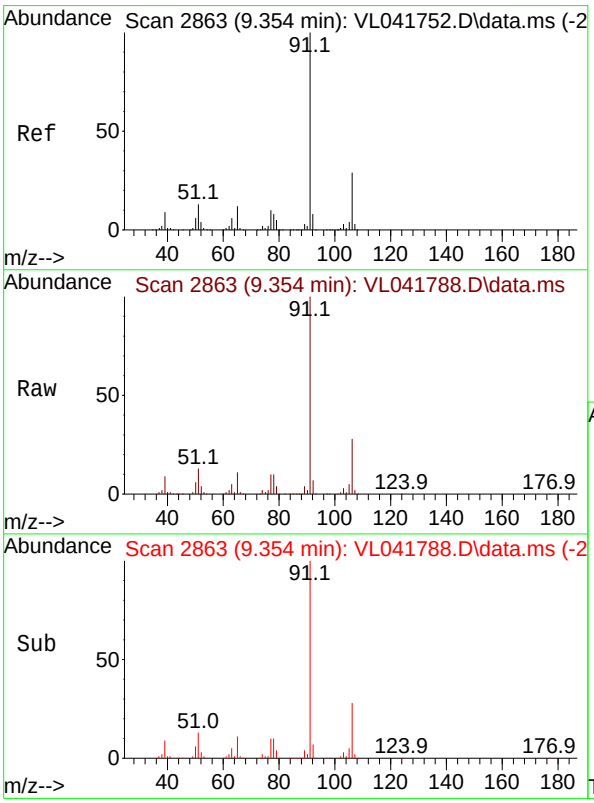

#58
Ethyl Benzene
Concen: 9.074 ppbv
RT: 9.354 min Scan# 2863
Delta R.T. -0.000 min
Lab File: VL041788.D
Acq: 18 Dec 2024 10:29

Tgt Ion: 91 Resp: 281290

Ion	Ratio	Lower	Upper
91	100		
106	27.7	23.5	35.3

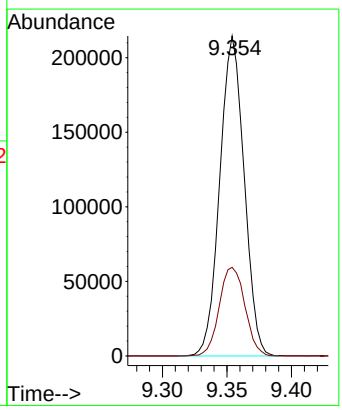

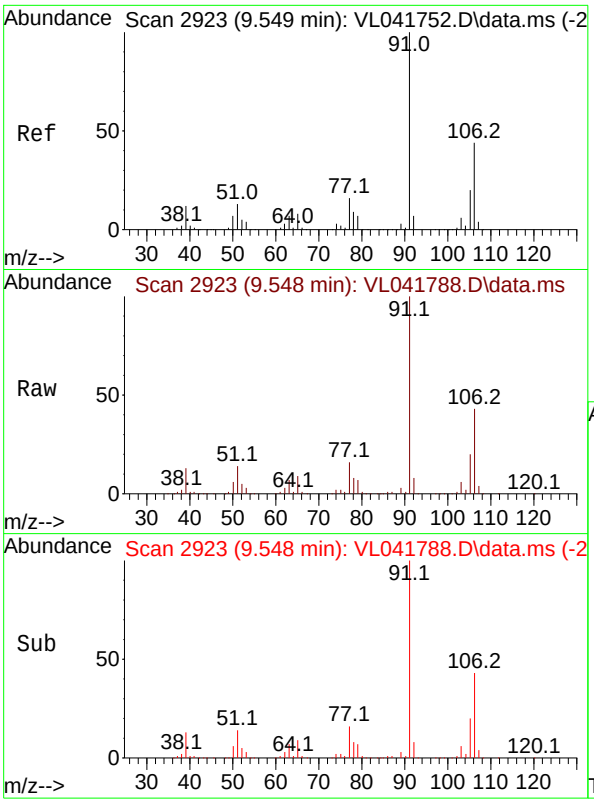

#59
m/p-Xylene
Concen: 9.710 ppbv
RT: 9.548 min Scan# 2
Delta R.T. -0.000 min
Lab File: VL041788.D
Acq: 18 Dec 2024 10:29

Instrument :
MSVOA_L
ClientSampleId :
VSTDCCC010

Tgt Ion: 91 Resp: 242021

Ion	Ratio	Lower	Upper
91	100		
106	87.1	0.0	0.0#

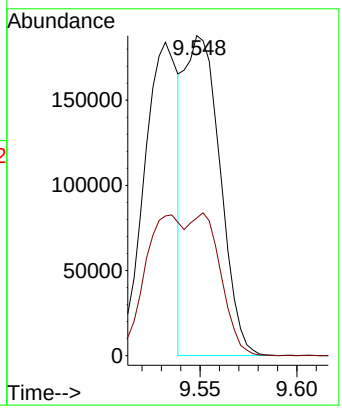

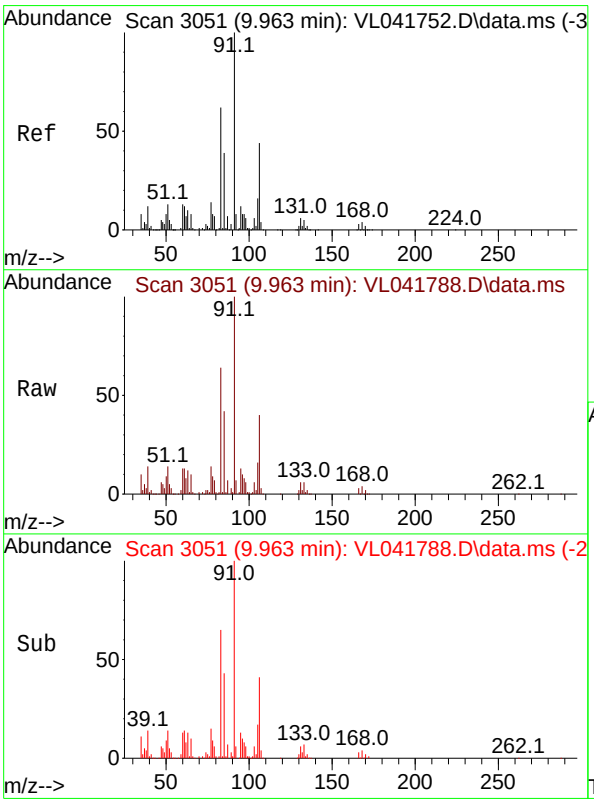

#60
o-Xylene
Concen: 9.283 ppbv
RT: 9.963 min Scan# 3051
Delta R.T. -0.000 min
Lab File: VL041788.D
Acq: 18 Dec 2024 10:29

Tgt Ion: 91 Resp: 232028

Ion	Ratio	Lower	Upper
91	100		
106	42.1	21.1	63.4

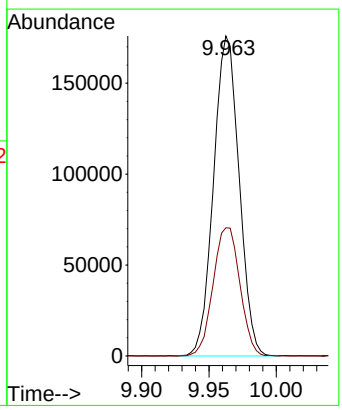

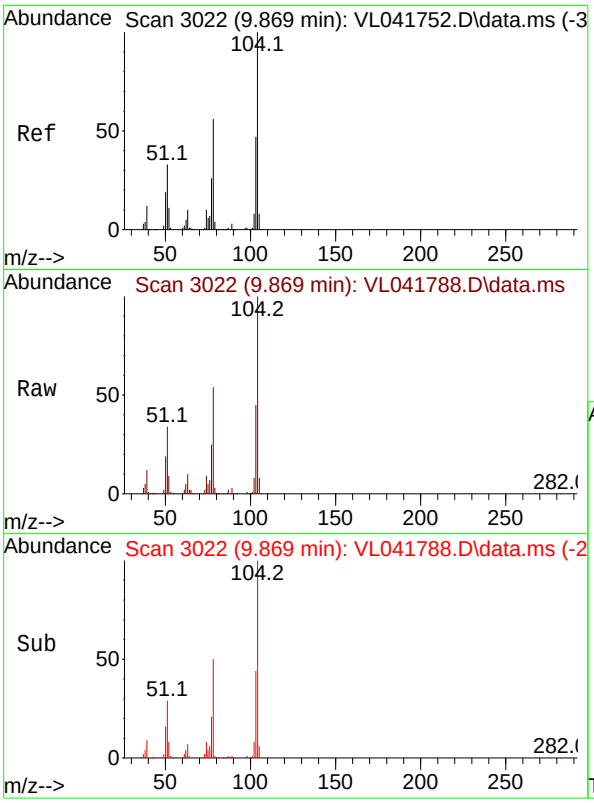

#61
Styrene
Concen: 9.550 ppbv
RT: 9.869 min Scan# 3(
Delta R.T. -0.000 min
Lab File: VL041788.D
Acq: 18 Dec 2024 10:29

Instrument :
MSVOA_L
ClientSampleId :
VSTDCCC010

Tgt Ion:104 Resp: 103216

Ion	Ratio	Lower	Upper
104	100		
78	55.1	43.8	65.6
103	46.5	37.8	56.6

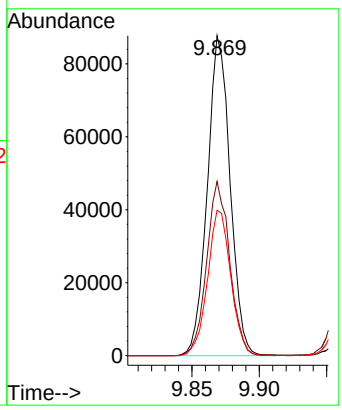

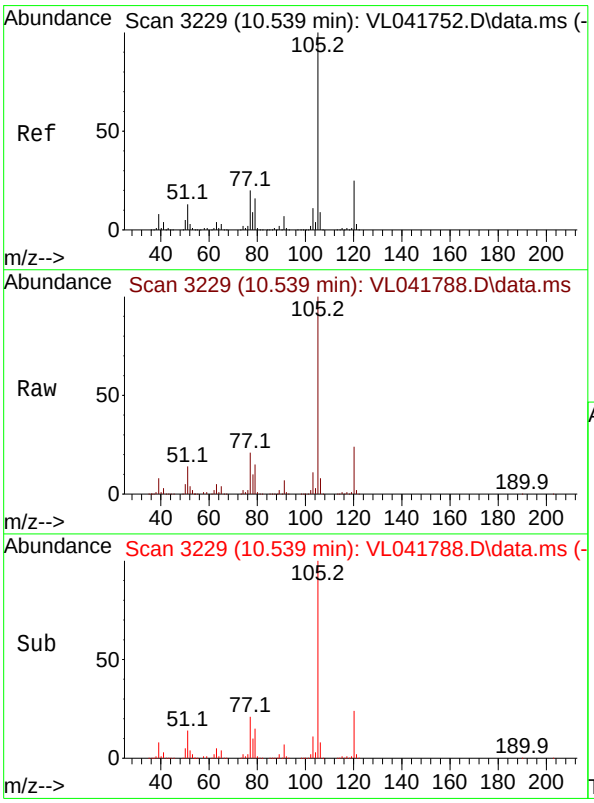

#62
Isopropylbenzene
Concen: 9.397 ppbv
RT: 10.539 min Scan# 3229
Delta R.T. -0.000 min
Lab File: VL041788.D
Acq: 18 Dec 2024 10:29

Tgt Ion:105 Resp: 352903

Ion	Ratio	Lower	Upper
105	100		
120	24.7	19.8	29.8

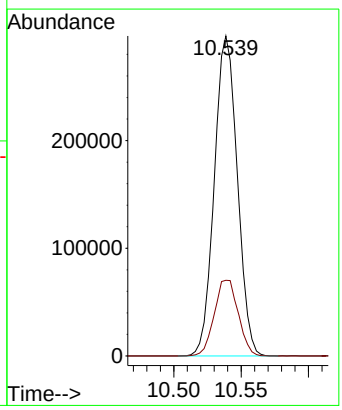

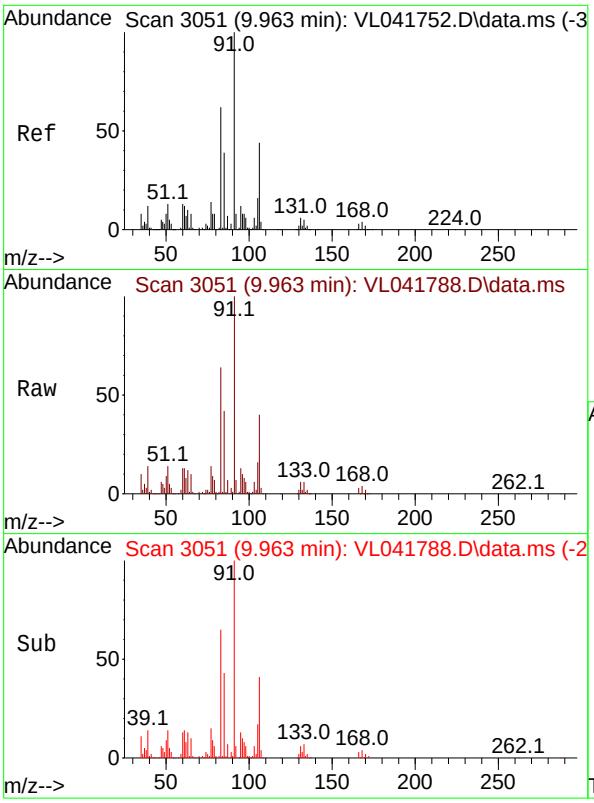

#63
1,1,2,2-Tetrachloroethane
Concen: 9.216 ppbv
RT: 9.963 min Scan# 3
Delta R.T. -0.000 min
Lab File: VL041788.D
Acq: 18 Dec 2024 10:29

Instrument :
MSVOA_L
ClientSampleId :
VSTDCCC010

Tgt Ion: 83 Resp: 144197

Ion	Ratio	Lower	Upper
83	100		
131	9.2	4.9	14.7
85	63.4	32.0	96.2

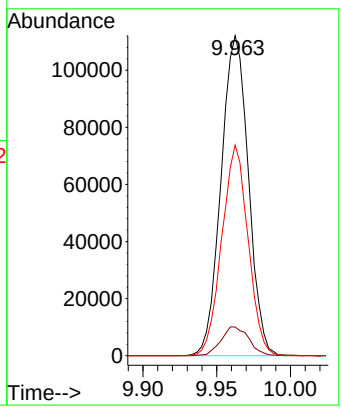

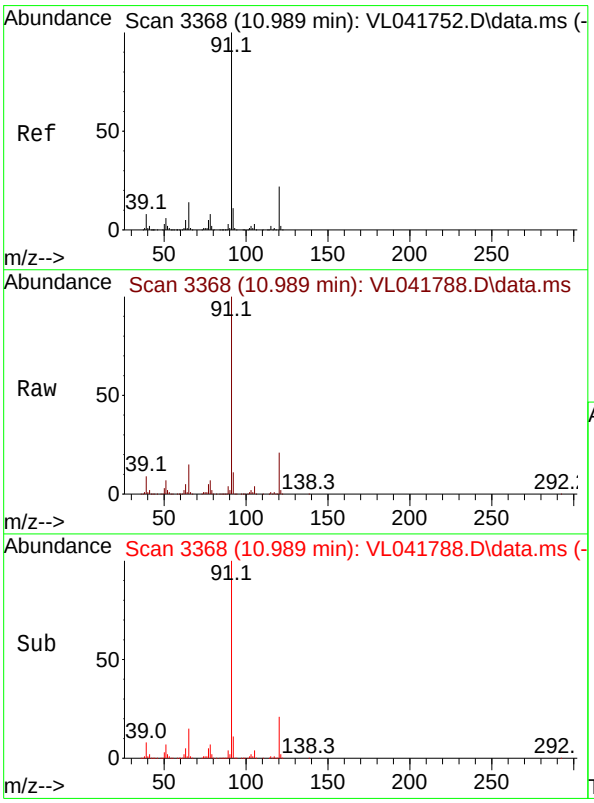

#64
n-propylbenzene
Concen: 9.483 ppbv
RT: 10.989 min Scan# 3368
Delta R.T. -0.000 min
Lab File: VL041788.D
Acq: 18 Dec 2024 10:29

Tgt Ion:120 Resp: 90043

Ion	Ratio	Lower	Upper
120	100		
91	480.1	387.3	580.9

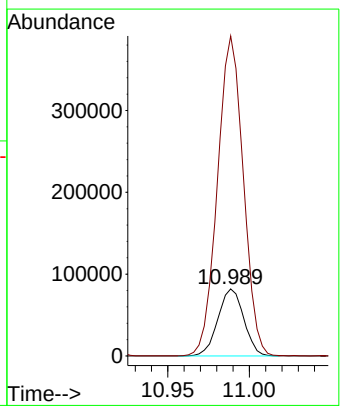

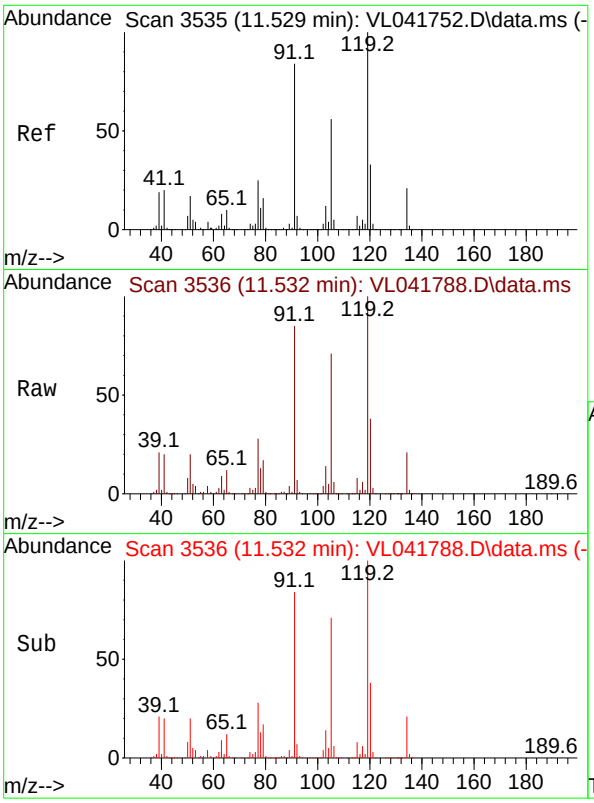

#65
tert-Butylbenzene
Concen: 9.295 ppbv
RT: 11.532 min Scan# 3
Delta R.T. 0.003 min
Lab File: VL041788.D
Acq: 18 Dec 2024 10:29

Instrument :
MSVOA_L
ClientSampleId :
VSTDCCC010

Tgt Ion:119 Resp: 314940

Ion	Ratio	Lower	Upper
119	100		
91	85.5	67.0	100.4
134	19.9	16.5	24.7

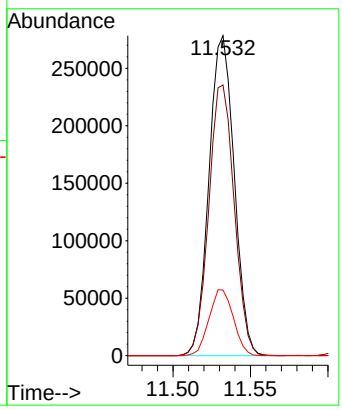

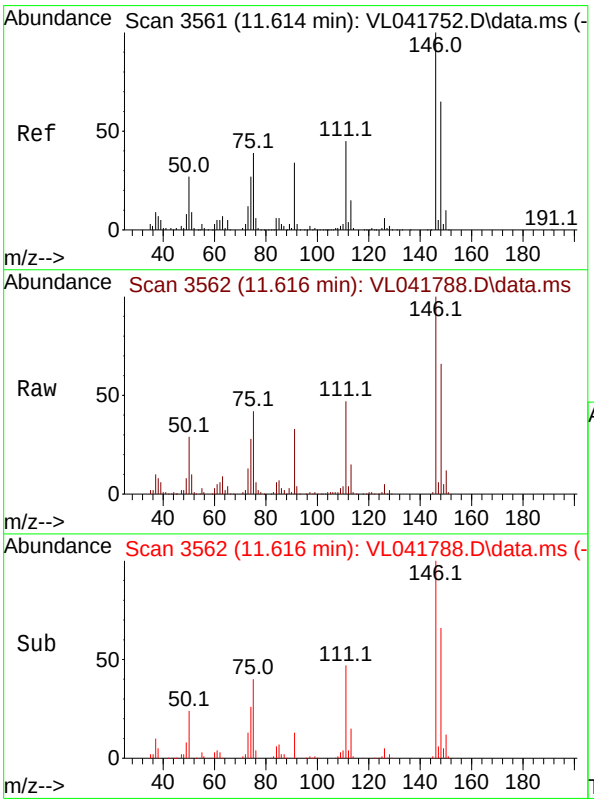

#66
Benzyl Chloride
Concen: 7.426 ppbv
RT: 11.616 min Scan# 3562
Delta R.T. 0.003 min
Lab File: VL041788.D
Acq: 18 Dec 2024 10:29

Tgt Ion: 91 Resp: 22164

Ion	Ratio	Lower	Upper
91	100		
126	17.3	13.9	20.9
128	5.8	4.4	6.6

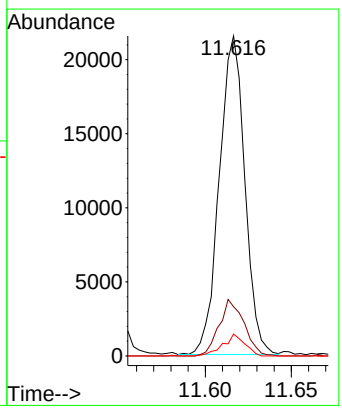

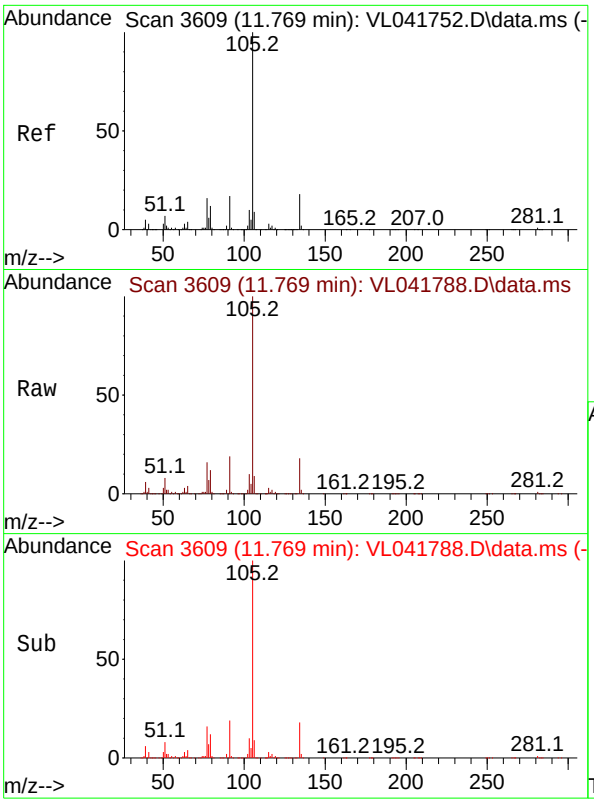

#67
sec-Butylbenzene
Concen: 9.431 ppbv
RT: 11.769 min Scan# 3
Delta R.T. -0.000 min
Lab File: VL041788.D
Acq: 18 Dec 2024 10:29

Instrument :
MSVOA_L
ClientSampleId :
VSTDCCC010

Tgt Ion:105 Resp: 442201

Ion	Ratio	Lower	Upper
105	100		
134	18.3	14.5	21.7

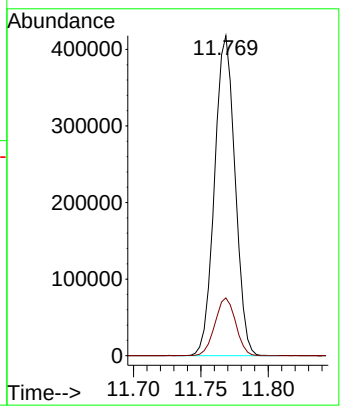

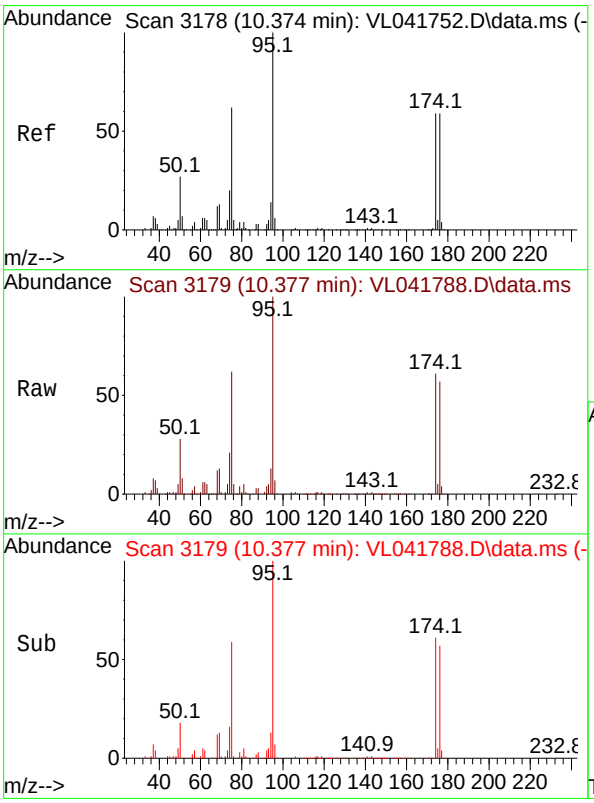

#68
1-Bromo-4-Fluorobenzene
Concen: 10.503 ppbv
RT: 10.377 min Scan# 3179
Delta R.T. 0.003 min
Lab File: VL041788.D
Acq: 18 Dec 2024 10:29

Tgt Ion: 95 Resp: 150705

Ion	Ratio	Lower	Upper
95	100		
174	59.0	47.6	71.4
175	4.7	3.7	5.5

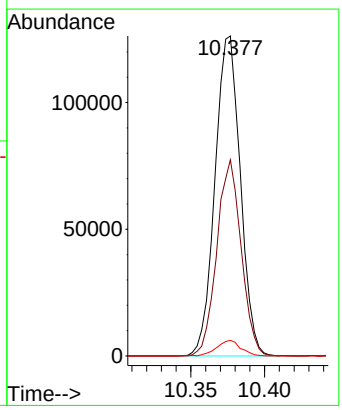

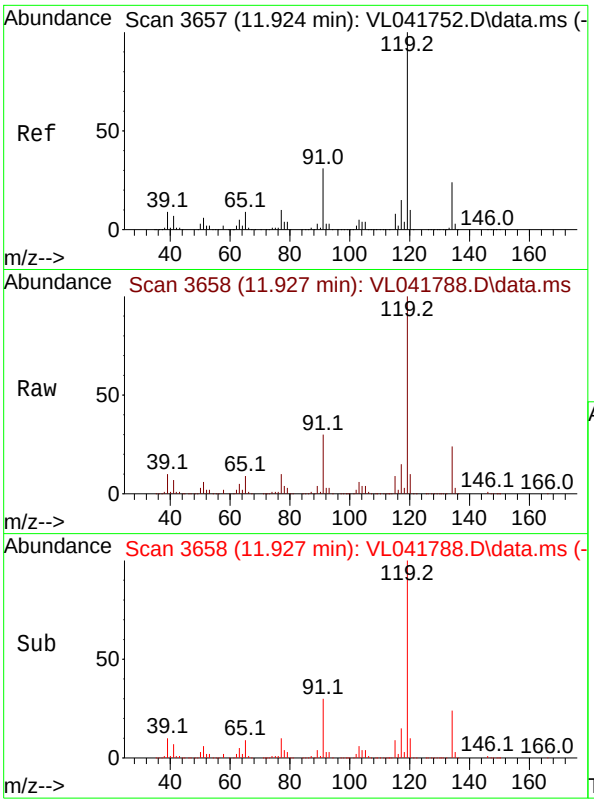

#69
p-Isopropyltoluene
Concen: 9.569 ppbv
RT: 11.927 min Scan# 3
Delta R.T. 0.003 min
Lab File: VL041788.D
Acq: 18 Dec 2024 10:29

Instrument :
MSVOA_L
ClientSampleId :
VSTDCCC010

Tgt Ion:119 Resp: 369746

Ion	Ratio	Lower	Upper
119	100		
134	24.2	19.6	29.4
91	31.4	24.4	36.6

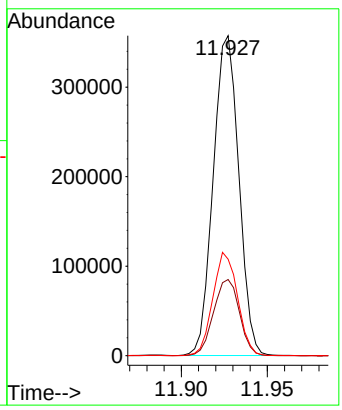

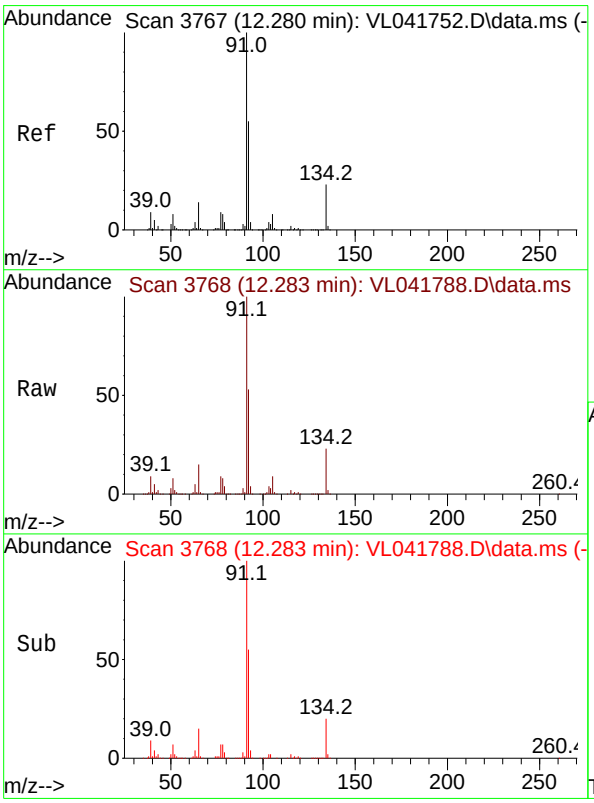

#70
n-Butylbenzene
Concen: 9.999 ppbv
RT: 12.283 min Scan# 3768
Delta R.T. 0.003 min
Lab File: VL041788.D
Acq: 18 Dec 2024 10:29

Tgt Ion: 91 Resp: 373294

Ion	Ratio	Lower	Upper
91	100		
92	53.4	43.2	64.8
134	22.5	18.2	27.4

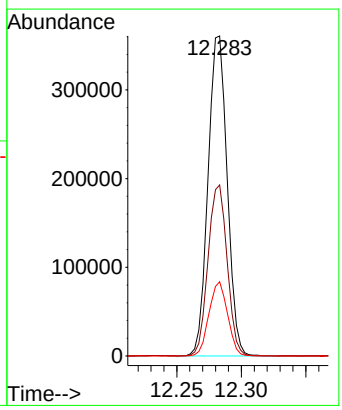

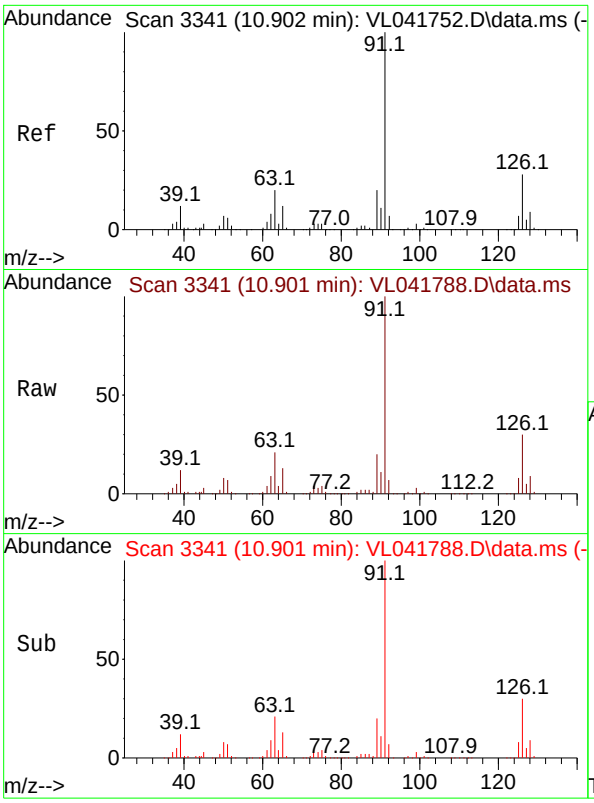

#71
2-Chlorotoluene
Concen: 9.240 ppbv
RT: 10.901 min Scan# 3
Delta R.T. -0.000 min
Lab File: VL041788.D
Acq: 18 Dec 2024 10:29

Instrument :
MSVOA_L
ClientSampleId :
VSTDCCC010

Tgt Ion: 91 Resp: 264866

Ion	Ratio	Lower	Upper
91	100		
126	28.7	11.6	46.4

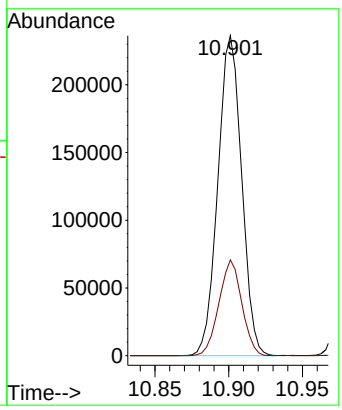

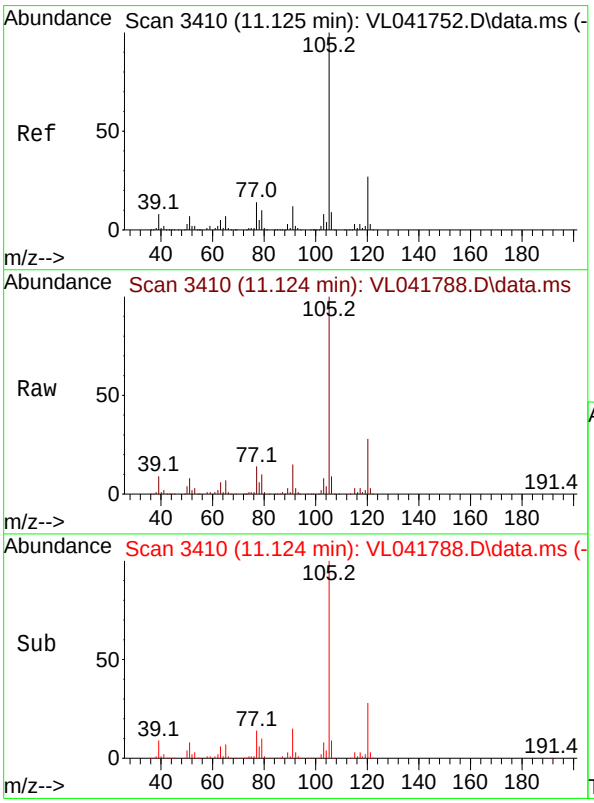

#72
4-Ethyltoluene
Concen: 9.676 ppbv
RT: 11.124 min Scan# 3410
Delta R.T. -0.000 min
Lab File: VL041788.D
Acq: 18 Dec 2024 10:29

Tgt Ion:105 Resp: 285469

Ion	Ratio	Lower	Upper
105	100		
120	28.7	23.3	34.9
91	14.4	10.9	16.3
77	14.8	11.6	17.4

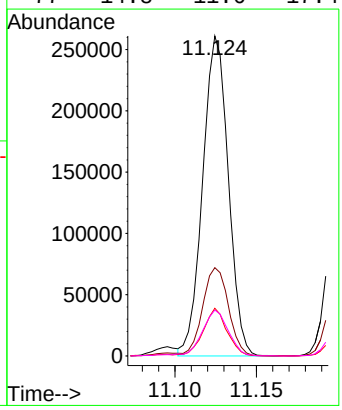

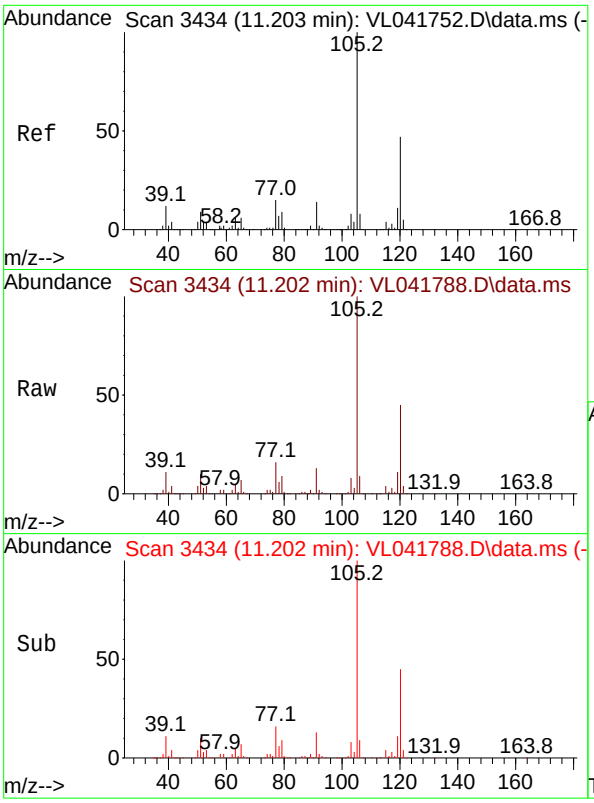

#73
1,3,5-Trimethylbenzene
Concen: 9.918 ppbv
RT: 11.202 min Scan# 3
Delta R.T. -0.000 min
Lab File: VL041788.D
Acq: 18 Dec 2024 10:29

Instrument :
MSVOA_L
ClientSampleId :
VSTDCCC010

Tgt Ion:105 Resp: 242783

Ion	Ratio	Lower	Upper
105	100		
120	44.8	37.4	56.2

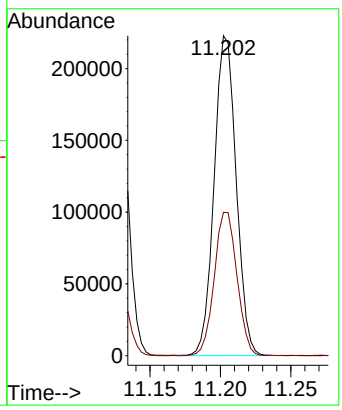

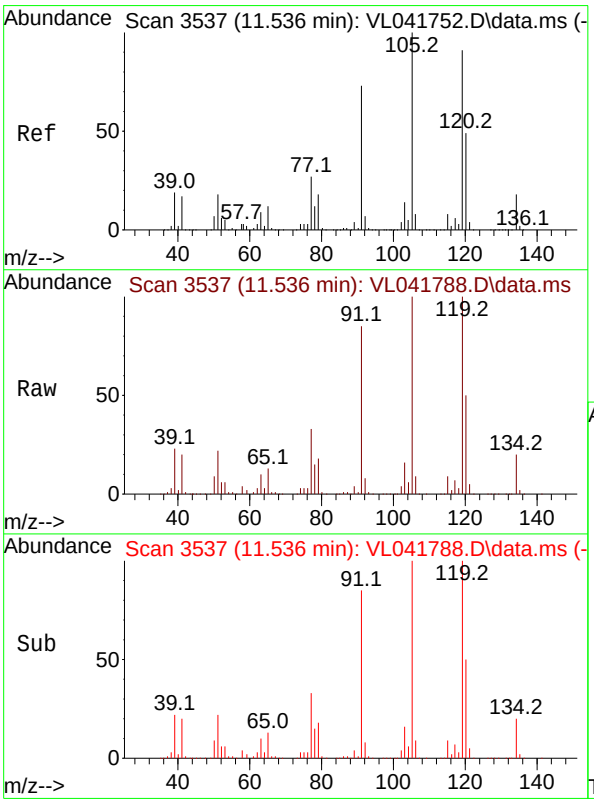

#74
1,2,4-Trimethylbenzene
Concen: 10.003 ppbv
RT: 11.536 min Scan# 3537
Delta R.T. -0.000 min
Lab File: VL041788.D
Acq: 18 Dec 2024 10:29

Tgt Ion:105 Resp: 263301

Ion	Ratio	Lower	Upper
105	100		
120	49.6	39.0	58.4
91	85.2	58.1	87.1
77	32.7	21.8	32.8

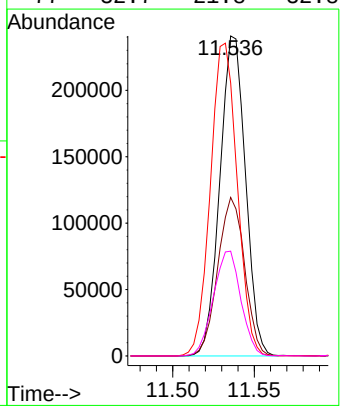

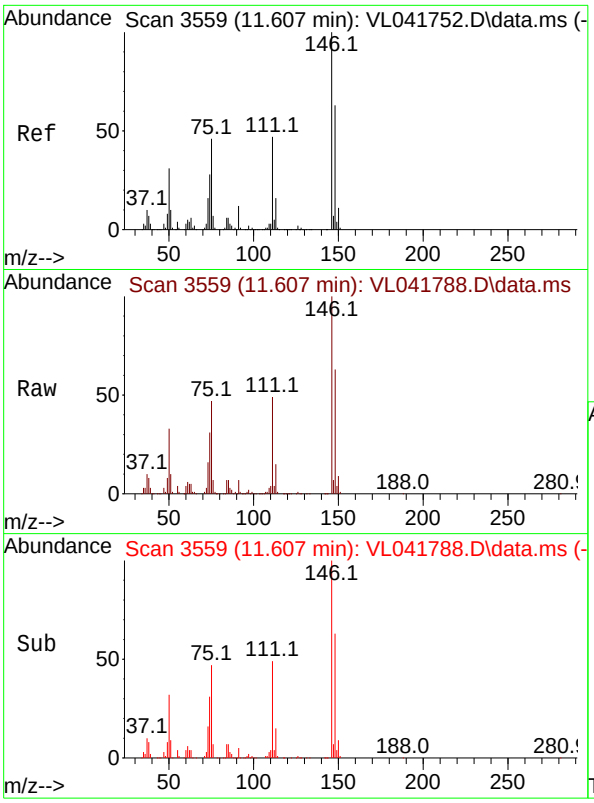

#75
1,3-Dichlorobenzene
Concen: 9.227 ppbv
RT: 11.607 min Scan# 3
Delta R.T. -0.000 min
Lab File: VL041788.D
Acq: 18 Dec 2024 10:29

Instrument :
MSVOA_L
ClientSampleId :
VSTDCCC010

Tgt Ion:146 Resp: 154857

Ion	Ratio	Lower	Upper
146	100		
111	48.3	23.4	70.3
148	64.0	31.6	95.0

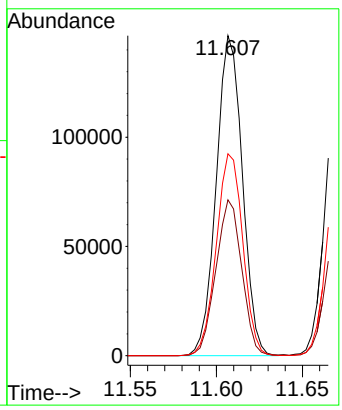

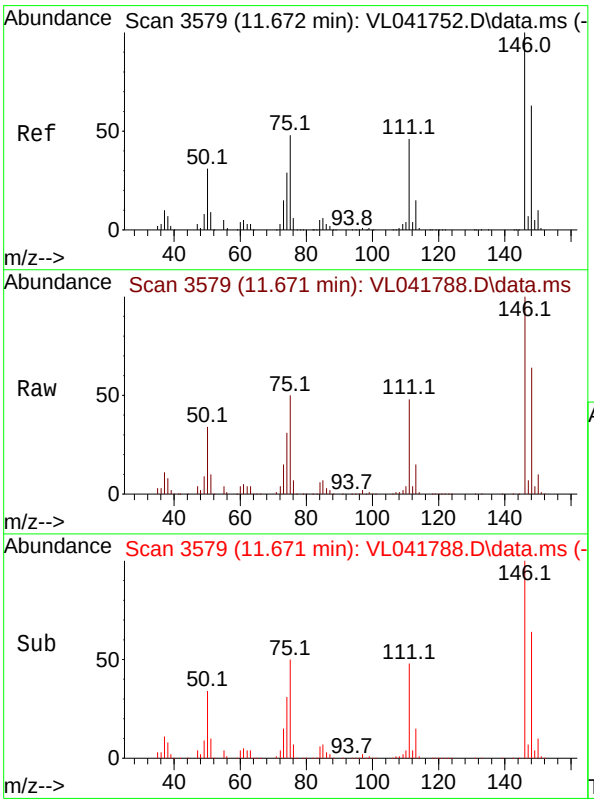

#76
1,4-Dichlorobenzene
Concen: 9.296 ppbv
RT: 11.671 min Scan# 3579
Delta R.T. -0.000 min
Lab File: VL041788.D
Acq: 18 Dec 2024 10:29

Tgt Ion:146 Resp: 154115

Ion	Ratio	Lower	Upper
146	100		
111	46.1	22.7	68.1
148	63.5	31.4	94.0

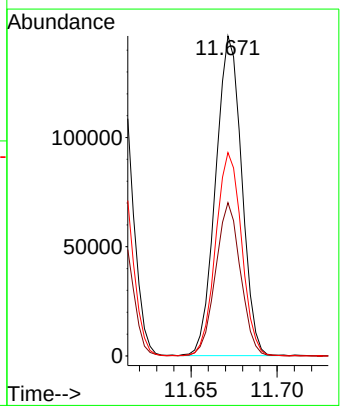

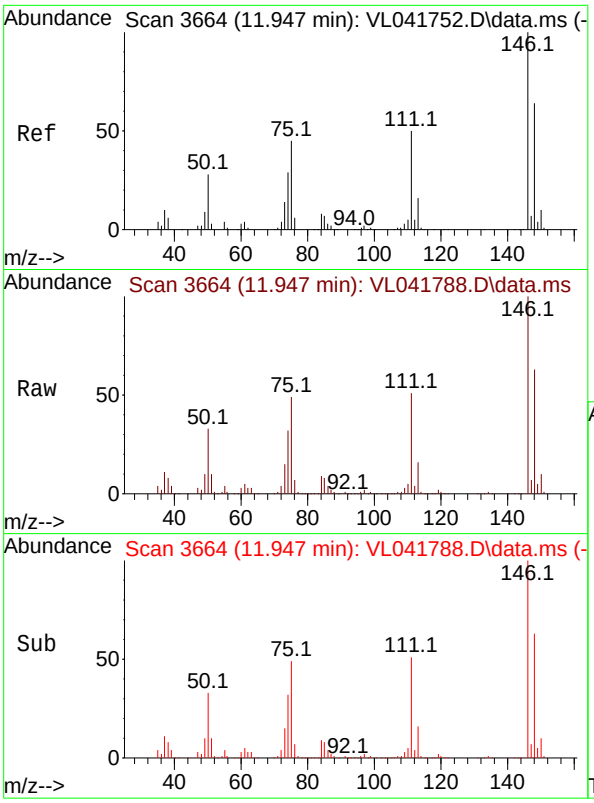

#77
1,2-Dichlorobenzene
Concen: 9.002 ppbv
RT: 11.947 min Scan# 3
Delta R.T. -0.000 min
Lab File: VL041788.D
Acq: 18 Dec 2024 10:29

Instrument :
MSVOA_L
ClientSampleId :
VSTDCCC010

Tgt Ion:146 Resp: 145375

Ion	Ratio	Lower	Upper
146	100		
111	50.2	24.8	74.3
148	64.4	31.8	95.4

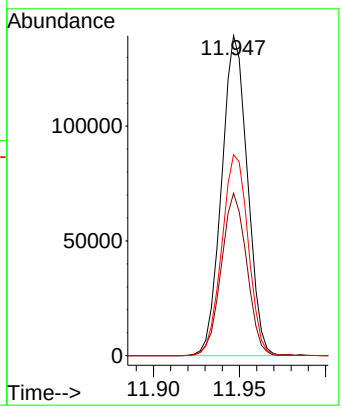

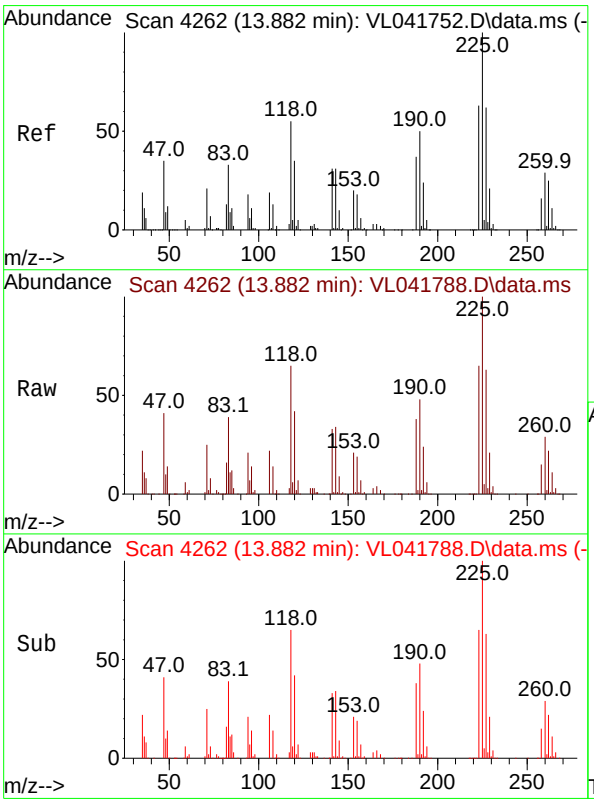

#78
Hexachloro-1,3-Butadiene
Concen: 7.804 ppbv
RT: 13.882 min Scan# 4262
Delta R.T. -0.000 min
Lab File: VL041788.D
Acq: 18 Dec 2024 10:29

Tgt Ion:225 Resp: 93437

Ion	Ratio	Lower	Upper
225	100		
223	62.8	50.5	75.7
227	63.0	50.3	75.5

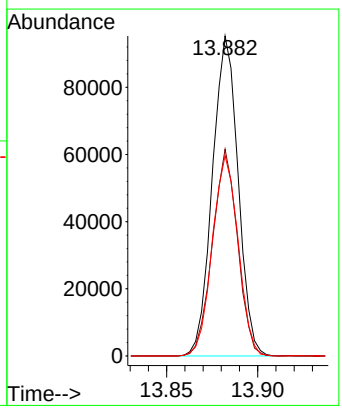

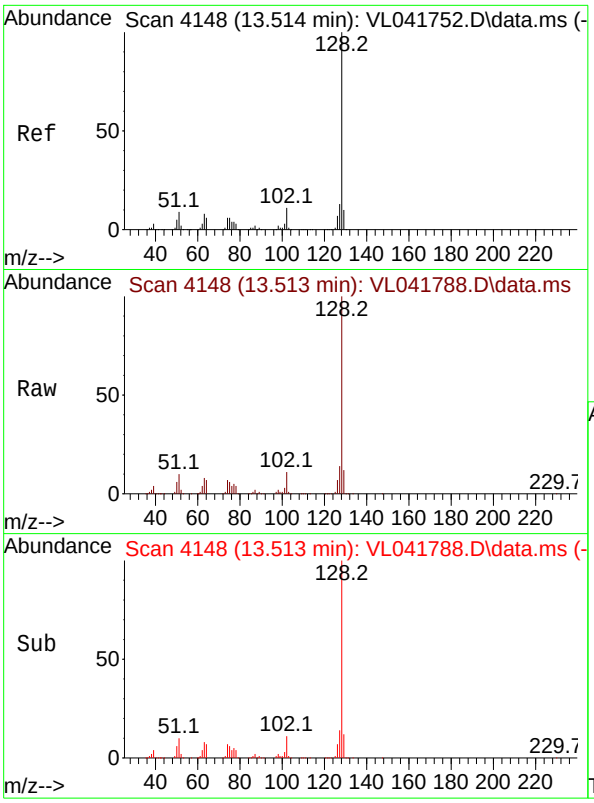

#79
Naphthalene
Concen: 10.921 ppbv
RT: 13.513 min Scan# 4
Delta R.T. -0.000 min
Lab File: VL041788.D
Acq: 18 Dec 2024 10:29

Instrument :
MSVOA_L
ClientSampleId :
VSTDCCC010

Tgt Ion:128 Resp: 200311

Ion	Ratio	Lower	Upper
128	100		
127	13.7	10.7	16.1
129	11.7	8.2	12.4

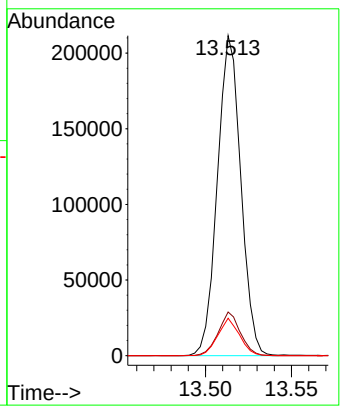

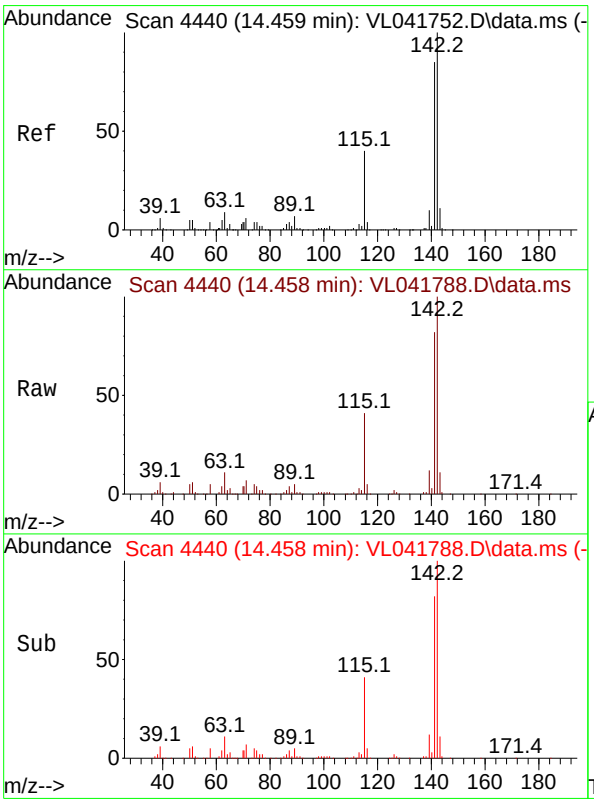

#80
Naphthalene,2-methyl-
Concen: 16.728 ppbv
RT: 14.458 min Scan# 4440
Delta R.T. -0.000 min
Lab File: VL041788.D
Acq: 18 Dec 2024 10:29

Tgt Ion:142 Resp: 94903

Ion	Ratio	Lower	Upper
142	100		
141	81.8	68.4	102.6
115	41.3	32.5	48.7

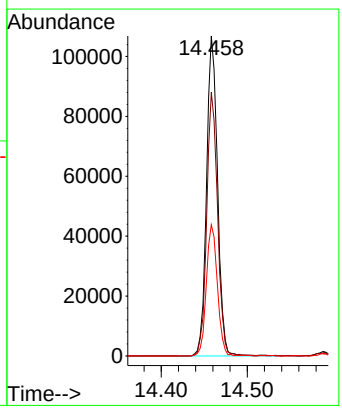

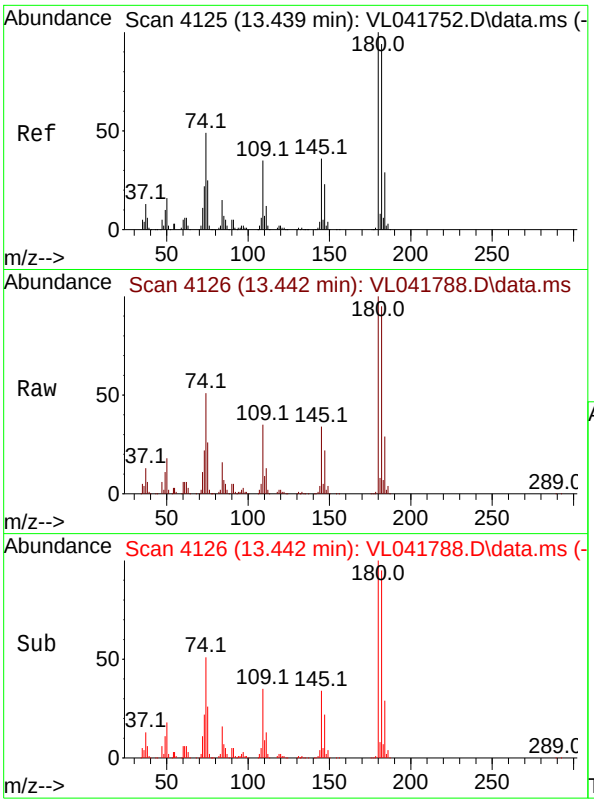

#81
1,2,4-Trichlorobenzene
Concen: 9.346 ppbv
RT: 13.442 min Scan# 4
Delta R.T. 0.003 min
Lab File: VL041788.D
Acq: 18 Dec 2024 10:29

Instrument :
MSVOA_L
ClientSampleId :
VSTDCCC010

Tgt Ion:180 Resp: 93675

Ion	Ratio	Lower	Upper
180	100		
182	96.0	77.0	115.6
184	30.8	23.8	35.8

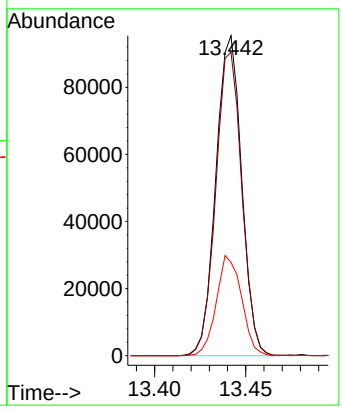

Quantitation Report (Not Reviewed)

Data Path : Z:\voasrv\HPCHEM1\MSVOA_L\Data\VL121824\
Data File : VL041795.D
Acq On : 18 Dec 2024 16:06
Operator : SY/MD
Sample : VL1218ABS01
Misc : 400mL/MSVOA_L
ALS Vial : 1 Sample Multiplier: 1

Instrument :
MSVOA_L
ClientSampleId :
VL1218ABS01

Quant Time: Dec 19 07:55:13 2024
Quant Method : Z:\voasrv\HPCHEM1\MSVOA_L\methods\VL121624AIR.M
Quant Title : AIR ANALYSIS BY METHOD TO-15 Instrument: MSVOA_LFri Aug 26 06:05:16 2022
QLast Update : Thu Dec 19 07:32:09 2024
Response via : Initial Calibration

Compound	R.T.	QIon	Response	Conc	Units	Dev(Min)
Internal Standards						
1) Bromochloromethane	2.797	49	72600	10.000	ppbv	0.01
33) 1,4-Difluorobenzene	3.972	114	183255	10.000	ppbv	0.02
55) Chlorobenzene-d5	8.898	117	159496	10.000	ppbv	0.02
System Monitoring Compounds						
68) 1-Bromo-4-Fluorobenzene	10.390	95	143879	10.825	ppbv	0.02
Spiked Amount 10.000	Range 65 - 135		Recovery = 108.300%			
Target Compounds						Qvalue
2) Dichlorodifluoromethane	1.502	85	112657	8.721	ppbv	99
3) Chlorodifluoromethane	1.479	51	102210	8.633	ppbv	97
4) Chloromethane	1.538	50	46901	9.279	ppbv	100
5) Vinyl Chloride	1.583	62	44104	8.661	ppbv	98
6) Bromomethane	1.674	94	21119	8.788	ppbv	99
7) Chloroethane	1.709	64	18047	9.123	ppbv	98
8) Dichlorotetrafluoroethane	1.557	85	110410	9.549	ppbv	93
9) Propene	1.486	41	35133	6.846	ppbv	98
10) Heptane	5.001	43	106572	8.085	ppbv	100
11) Trichlorofluoromethane	1.884	101	132171	9.632	ppbv	98
12) 1,1,2-Trichlorotrifluo...	2.146	101	96243	9.222	ppbv	95
13) Ethanol	1.725	45	2865	6.742	ppbv	98
14) Bromoethene	1.787	108	30065	8.533	ppbv	96
15) Acetone	1.842	43	110277	7.807	ppbv	97
16) 1,3-Butadiene	1.612	39	52562	9.450	ppbv	92
17) tert-Butyl alcohol	2.046	59	122872	8.768	ppbv	100
18) 1,1-Dichloroethene	2.039	96	38415	8.780	ppbv	80
19) Isopropyl Alcohol	1.890	45	59665	7.039	ppbv #	37
20) Methylene Chloride	2.068	84	35310	8.766	ppbv	94
21) Allyl Chloride	2.104	41	68525	8.945	ppbv	95
22) trans-1,2-Dichloroethene	2.350	96	42821	8.550	ppbv	98
23) Vinyl Acetate	2.470	43	43463	6.627	ppbv	97
24) 1,1-Dichloroethane	2.418	63	92680	9.142	ppbv	99
25) Ethyl Acetate	2.845	43	223419	8.502	ppbv	99
26) Hexane	2.835	57	81413	8.164	ppbv	93
27) Carbon Disulfide	2.159	76	76433	8.505	ppbv	94
28) Methyl tert-Butyl Ether	2.447	73	64037	7.915	ppbv	99
29) Chloroform	2.858	83	139818	9.200	ppbv	99
30) Cyclohexane	3.871	84	66237	7.806	ppbv	98
31) cis-1,2-Dichloroethene	2.732	61	82779	8.033	ppbv	99
32) 1,1,1-Trichloroethane	3.379	97	136055	8.807	ppbv	98
34) 2-Butanone	2.564	43	125687	8.525	ppbv	100
35) Carbon Tetrachloride	3.777	117	141202	10.854	ppbv	97
36) Benzene	3.667	78	164423	8.674	ppbv	98
37) 1,2-Dichloroethane	3.230	62	113600	9.631	ppbv	99
38) Trichloroethene	4.564	130	63280	7.864	ppbv	93
39) 1,2-Dichloropropane	4.331	63	58553	8.541	ppbv	92
40) 1,4-Dioxane	4.599	88	28884	8.624	ppbv #	92
41) Tetrahydrofuran	3.065	42	67017	8.114	ppbv	99
42) Bromodichloromethane	4.509	83	133513	9.839	ppbv	95
43) Methyl Methacrylate	4.897	69	61014	8.448	ppbv	99
44) 2,2,4-Trimethylpentane	4.658	57	284140	8.777	ppbv	96
45) t-1,3-Dichloropropene	6.438	75	58865	7.879	ppbv	99

Quantitation Report (Not Reviewed)

Data Path : Z:\voasrv\HPCHEM1\MSVOA_L\Data\VL121824\
Data File : VL041795.D
Acq On : 18 Dec 2024 16:06
Operator : SY/MD
Sample : VL1218ABS01
Misc : 400mL/MSVOA_L
ALS Vial : 1 Sample Multiplier: 1

Instrument :
MSVOA_L
ClientSampleId :
VL1218ABS01

Quant Time: Dec 19 07:55:13 2024
Quant Method : Z:\voasrv\HPCHEM1\MSVOA_L\methods\VL121624AIR.M
Quant Title : AIR ANALYSIS BY METHOD TO-15 Instrument: MSVOA_LFri Aug 26 06:05:16 2022
QLast Update : Thu Dec 19 07:32:09 2024
Response via : Initial Calibration

Compound	R.T.	QIon	Response	Conc	Units	Dev(Min)
46) cis-1,3-Dichloropropene	5.625	75	74198	7.824	ppbv	89
47) 1,1,2-Trichloroethane	6.603	97	64954	9.071	ppbv	93
48) Dibromochloromethane	7.406	129	96996	9.920	ppbv	99
49) Bromoform	9.500	173	80840	10.100	ppbv	99
50) 4-Methyl-2-Pentanone	5.774	43	175817	8.759	ppbv	99
51) 2-Hexanone	7.457	43	142403	8.752	ppbv #	96
52) Tetrachloroethene	8.244	164	54531	7.729	ppbv	93
53) Toluene	6.952	91	177625	8.265	ppbv	99
54) 1,2-Dibromoethane	7.671	107	90389	9.161	ppbv	92
56) 1,1,1,2-Tetrachloroethane	8.943	131	86262	10.202	ppbv	100
57) Chlorobenzene	8.937	112	153659	9.415	ppbv	99
58) Ethyl Benzene	9.370	91	267795	9.326	ppbv	98
59) m/p-Xylene	9.564	91	197933	8.573	ppbv #	100
60) o-Xylene	9.975	91	229919	9.930	ppbv	100
61) Styrene	9.885	104	95536	9.543	ppbv	100
62) Isopropylbenzene	10.552	105	339599	9.762	ppbv	100
63) 1,1,2,2-Tetrachloroethane	9.975	83	142272	9.817	ppbv	100
64) n-propylbenzene	11.002	120	86896	9.880	ppbv	97
65) tert-Butylbenzene	11.542	119	307835	9.808	ppbv	97
66) Benzyl Chloride	11.626	91	21939	7.936	ppbv	97
67) sec-Butylbenzene	11.778	105	441578	10.167	ppbv	99
69) p-Isopropyltoluene	11.937	119	366111	10.229	ppbv	99
70) n-Butylbenzene	12.293	91	366451	10.597	ppbv	98
71) 2-Chlorotoluene	10.914	91	255490	9.622	ppbv	99
72) 4-Ethyltoluene	11.137	105	277025	10.137	ppbv	99
73) 1,3,5-Trimethylbenzene	11.215	105	240648	10.613	ppbv	100
74) 1,2,4-Trimethylbenzene	11.548	105	260378	10.679	ppbv	96
75) 1,3-Dichlorobenzene	11.620	146	152493	9.809	ppbv	98
76) 1,4-Dichlorobenzene	11.684	146	152432	9.926	ppbv	97
77) 1,2-Dichlorobenzene	11.960	146	148412	9.922	ppbv	99
78) Hexachloro-1,3-Butadiene	13.892	225	88582	7.987	ppbv	100
79) Naphthalene	13.523	128	189506	11.154	ppbv	99
80) Naphthalene,2-methyl-	14.468	142	82155	15.634	ppbv	96
81) 1,2,4-Trichlorobenzene	13.452	180	89052	9.592	ppbv	99

(#) = qualifier out of range (m) = manual integration (+) = signals summed

Quantitation Report   (Not Reviewed)

```
Data Path : Z:\voasrv\HPCHEM1\MSVOA_L\Data\VL121824\
Data File : VL041795.D
Acq On    : 18 Dec 2024  16:06
Operator  : SY/MD
Sample    : VL1218ABS01
Misc      : 400mL/MSVOA_L
ALS Vial  : 1   Sample Multiplier: 1

Quant Time: Dec 19 07:55:13 2024
Quant Method : Z:\voasrv\HPCHEM1\MSVOA_L\methods\VL121624AIR.M
Quant Title  : AIR ANALYSIS BY METHOD TO-15   Instrument: MSVOA_LFri Aug 26 06:05:16 2022
QLast Update : Thu Dec 19 07:32:09 2024
Response via : Initial Calibration
```

Instrument :
MSVOA_L
ClientSampleId :
VL1218ABS01

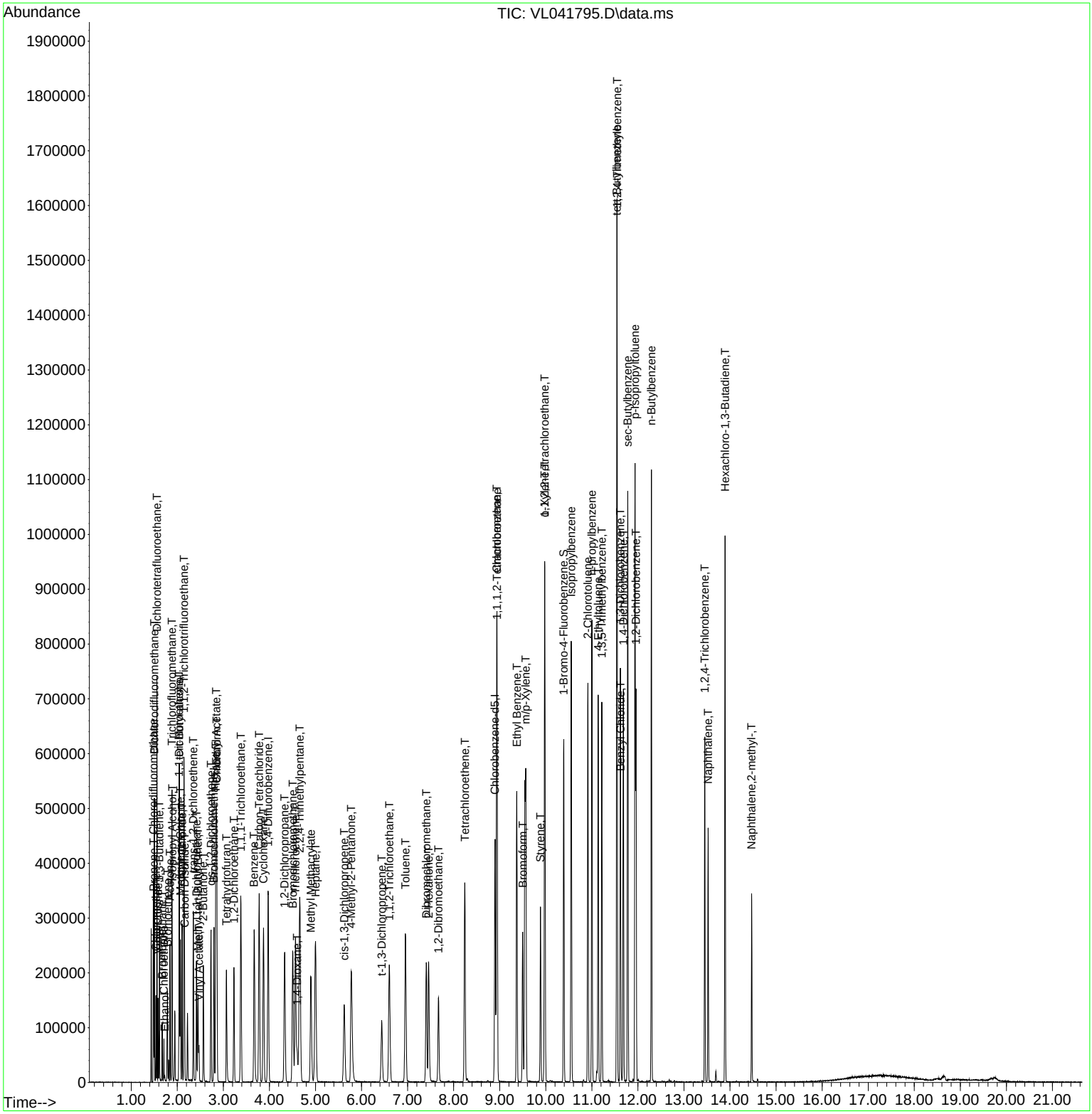

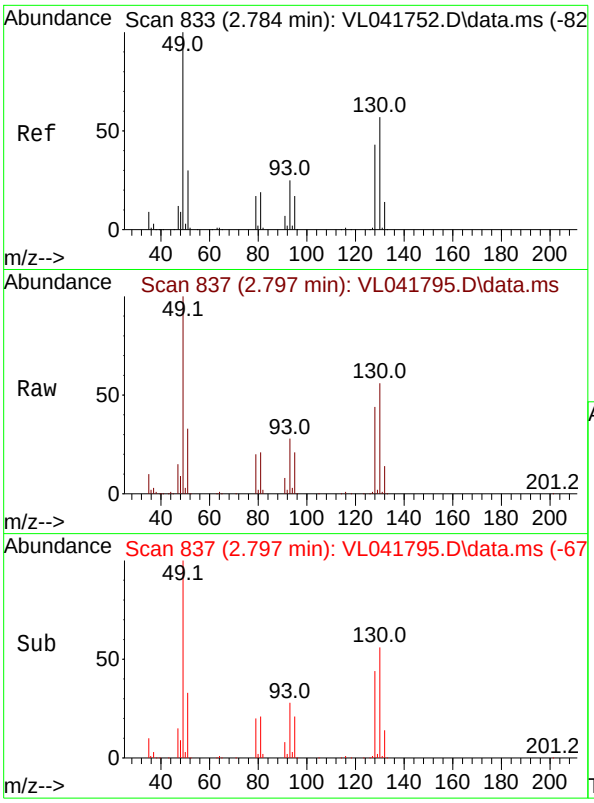

#1
Bromochloromethane
Concen: 10.000 ppbv
RT: 2.797 min Scan# 8
Delta R.T. 0.013 min
Lab File: VL041795.D
Acq: 18 Dec 2024 16:06

Instrument :
MSVOA_L
ClientSampleId :
VL1218ABS01

Tgt Ion: 49 Resp: 72600

Ion	Ratio	Lower	Upper
49	100		
128	42.5	21.6	64.6
130	54.6	28.3	85.0

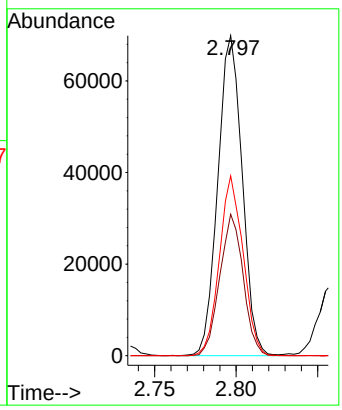

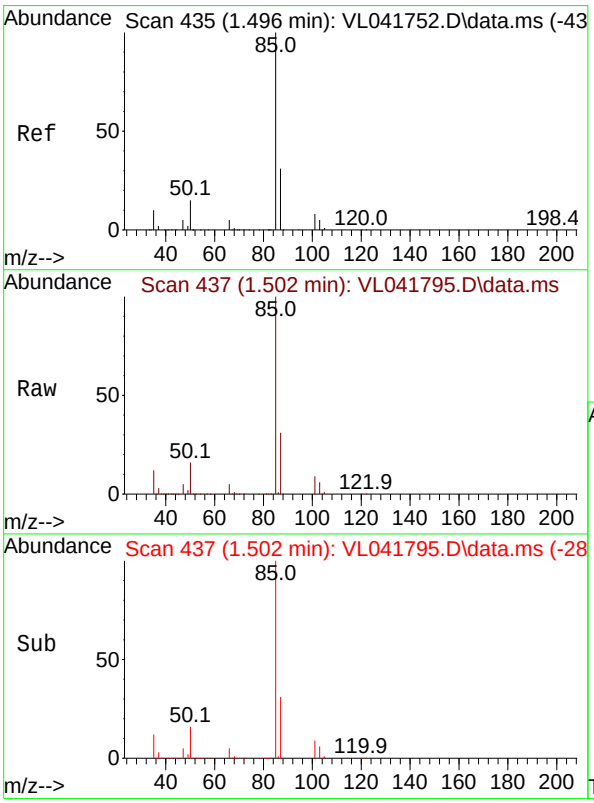

#2
Dichlorodifluoromethane
Concen: 8.721 ppbv
RT: 1.502 min Scan# 437
Delta R.T. 0.006 min
Lab File: VL041795.D
Acq: 18 Dec 2024 16:06

Tgt Ion: 85 Resp: 112657

Ion	Ratio	Lower	Upper
85	100		
87	31.1	24.5	36.7

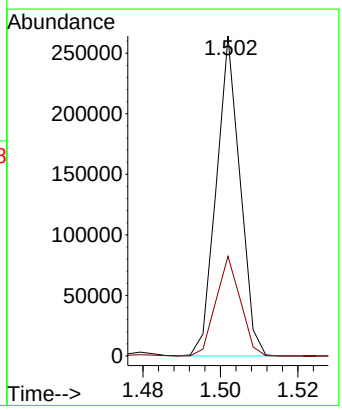

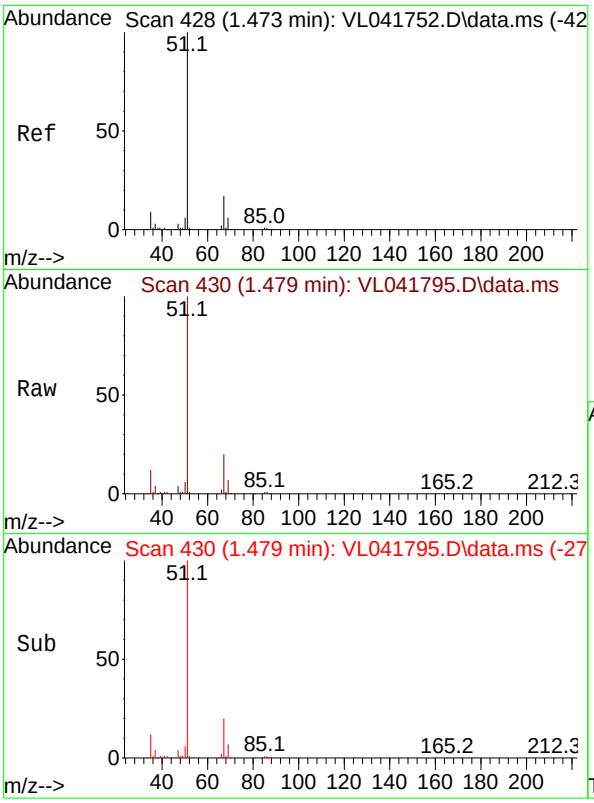

#3
Chlorodifluoromethane
Concen: 8.633 ppbv
RT: 1.479 min Scan# 4
Delta R.T. 0.006 min
Lab File: VL041795.D
Acq: 18 Dec 2024 16:06

Instrument :
MSVOA_L
ClientSampleId :
VL1218ABS01

Tgt Ion: 51 Resp: 102210

Ion	Ratio	Lower	Upper
51	100		
67	19.9	15.0	22.4

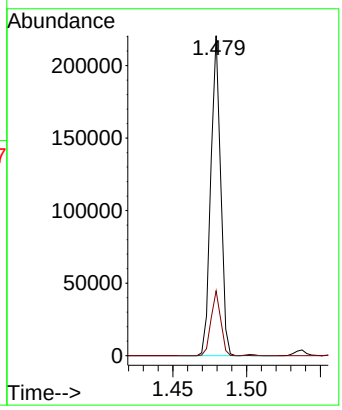

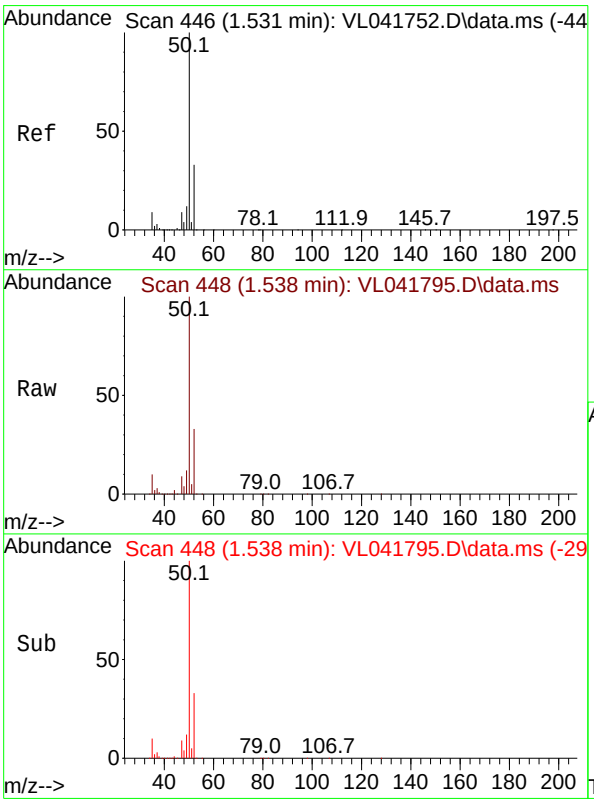

#4
Chloromethane
Concen: 9.279 ppbv
RT: 1.538 min Scan# 448
Delta R.T. 0.006 min
Lab File: VL041795.D
Acq: 18 Dec 2024 16:06

Tgt Ion: 50 Resp: 46901

Ion	Ratio	Lower	Upper
50	100		
52	32.7	26.2	39.2

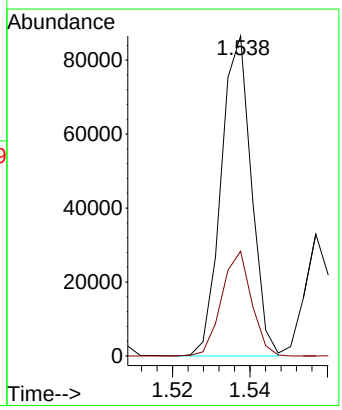

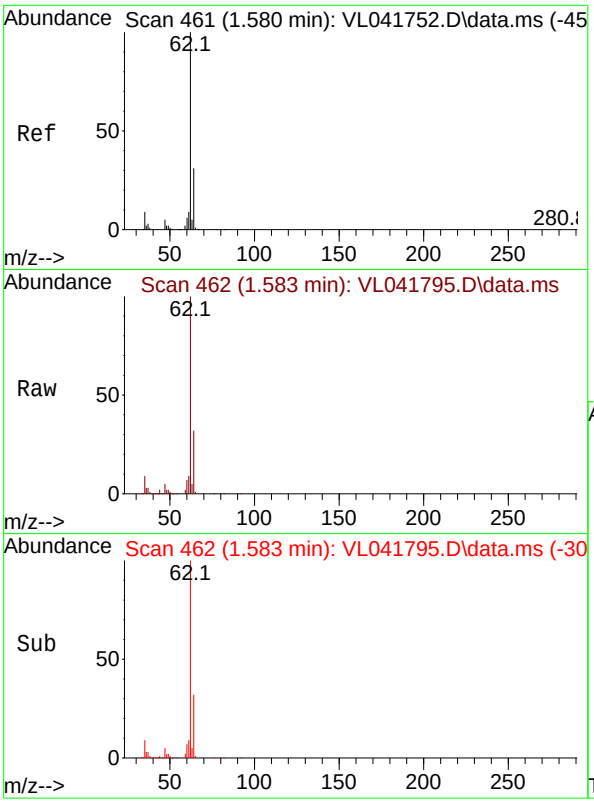

#5
Vinyl Chloride
Concen: 8.661 ppbv
RT: 1.583 min Scan# 4
Delta R.T. 0.003 min
Lab File: VL041795.D
Acq: 18 Dec 2024 16:06

Instrument :
MSVOA_L
ClientSampleId :
VL1218ABS01

Tgt Ion: 62 Resp: 44104

Ion	Ratio	Lower	Upper
62	100		
64	32.5	25.1	37.7

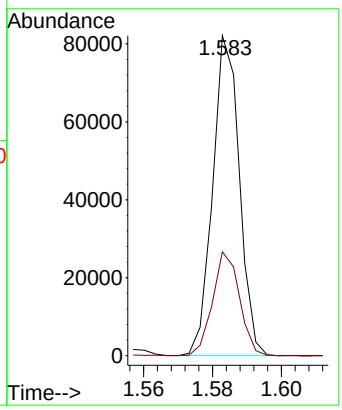

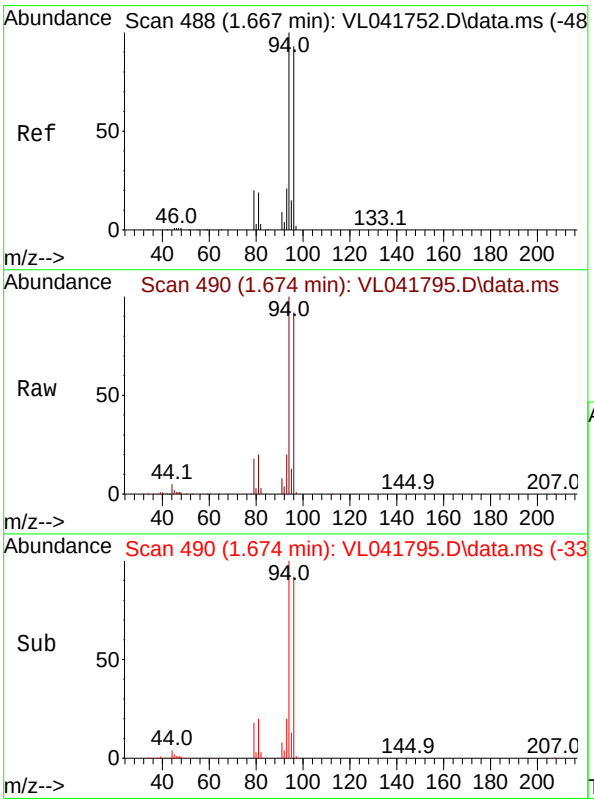

#6
Bromomethane
Concen: 8.788 ppbv
RT: 1.674 min Scan# 490
Delta R.T. 0.006 min
Lab File: VL041795.D
Acq: 18 Dec 2024 16:06

Tgt Ion: 94 Resp: 21119

Ion	Ratio	Lower	Upper
94	100		
96	92.2	74.7	112.1

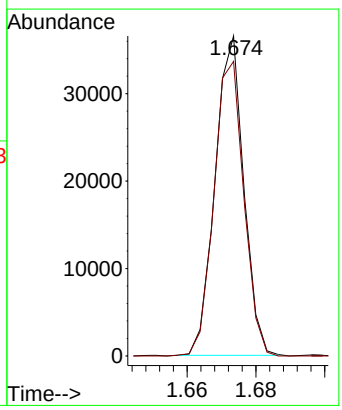

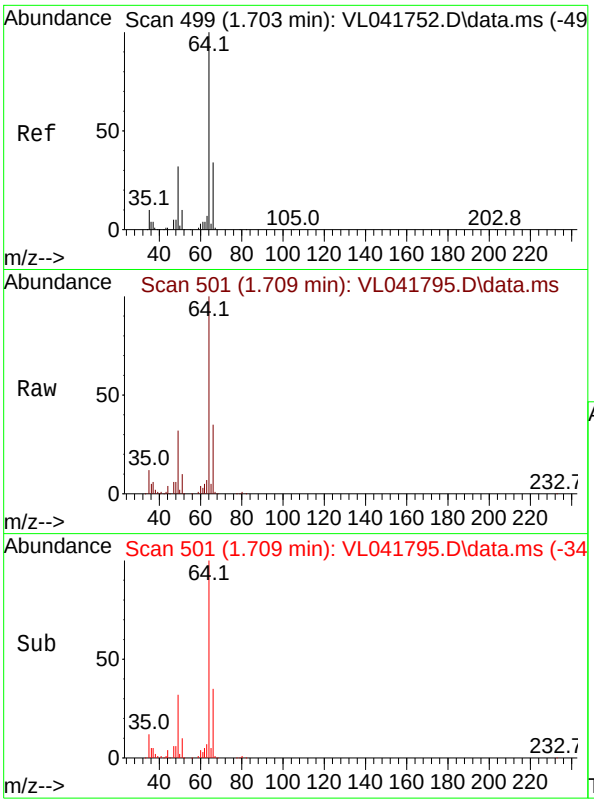

#7
Chloroethane
Concen: 9.123 ppbv
RT: 1.709 min Scan# 5
Delta R.T. 0.006 min
Lab File: VL041795.D
Acq: 18 Dec 2024 16:06

Instrument :
MSVOA_L
ClientSampleId :
VL1218ABS01

Tgt Ion: 64 Resp: 18047

Ion	Ratio	Lower	Upper
64	100		
66	35.4	27.5	41.3

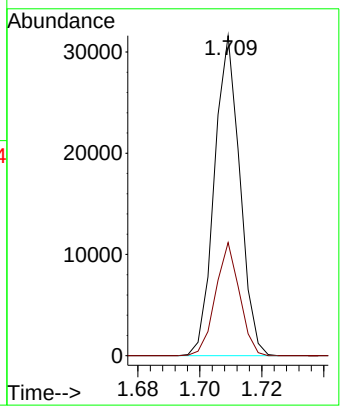

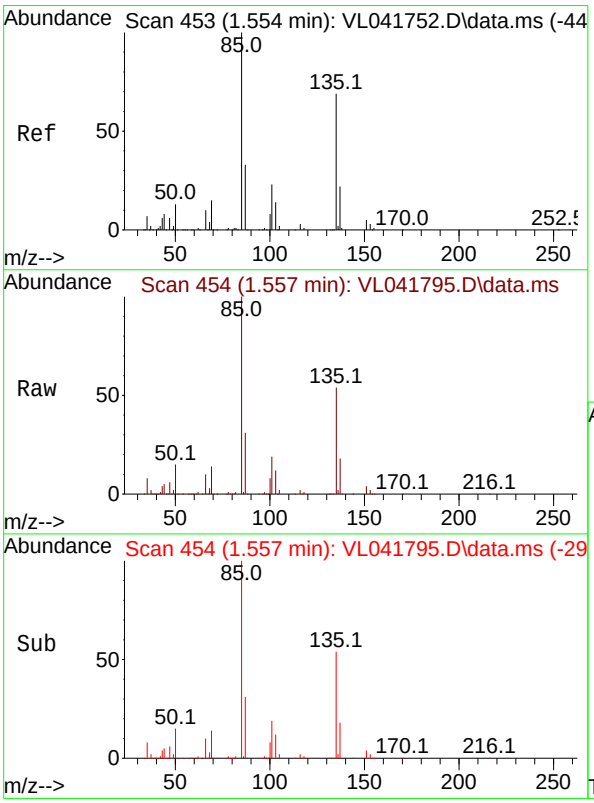

#8
Dichlorotetrafluoroethane
Concen: 9.549 ppbv
RT: 1.557 min Scan# 454
Delta R.T. 0.003 min
Lab File: VL041795.D
Acq: 18 Dec 2024 16:06

Tgt Ion: 85 Resp: 110410

Ion	Ratio	Lower	Upper
85	100		
135	59.3	51.9	77.9

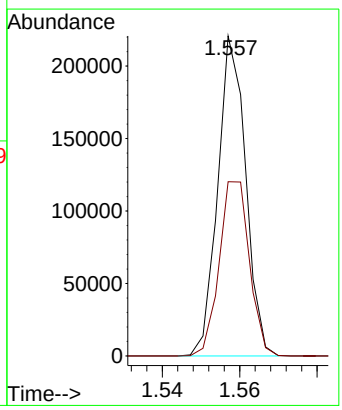

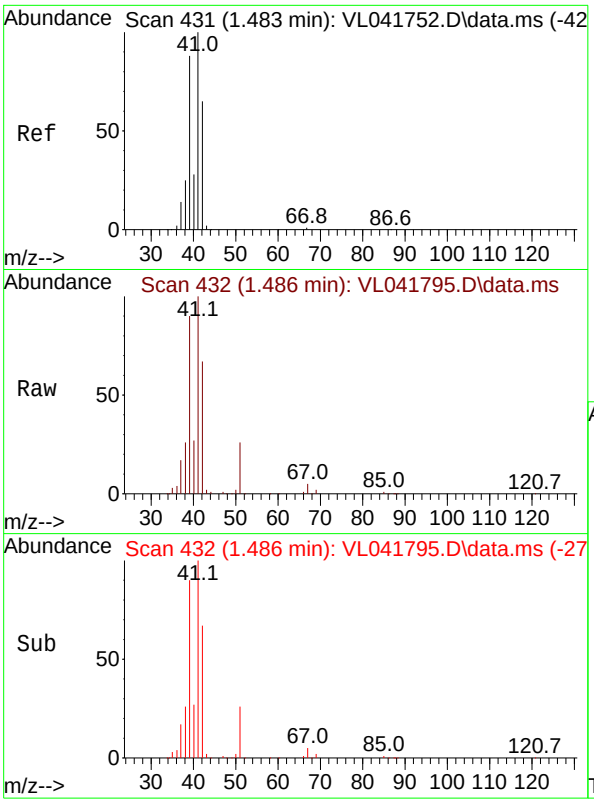

#9
Propene
Concen: 6.846 ppbv
RT: 1.486 min Scan# 4
Delta R.T. 0.003 min
Lab File: VL041795.D
Acq: 18 Dec 2024 16:06

Instrument :
MSVOA_L
ClientSampleId :
VL1218ABS01

Tgt Ion: 41 Resp: 35133

Ion	Ratio	Lower	Upper
41	100		
42	67.4	52.4	78.6

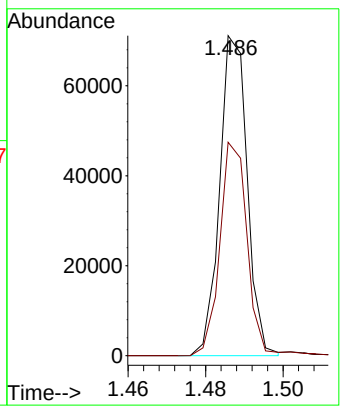

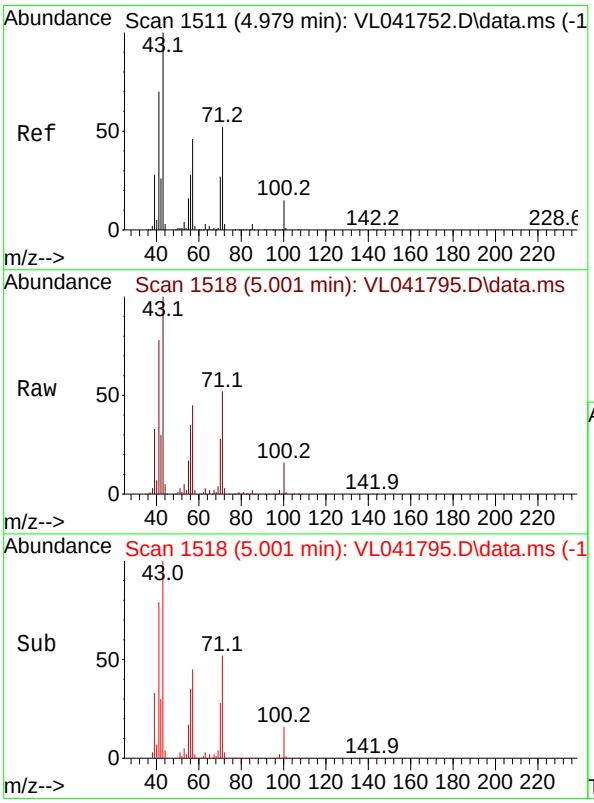

#10
Heptane
Concen: 8.085 ppbv
RT: 5.001 min Scan# 1518
Delta R.T. 0.022 min
Lab File: VL041795.D
Acq: 18 Dec 2024 16:06

Tgt Ion: 43 Resp: 106572

Ion	Ratio	Lower	Upper
43	100		
57	48.3	38.5	57.7

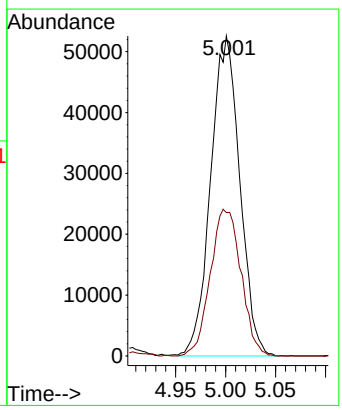

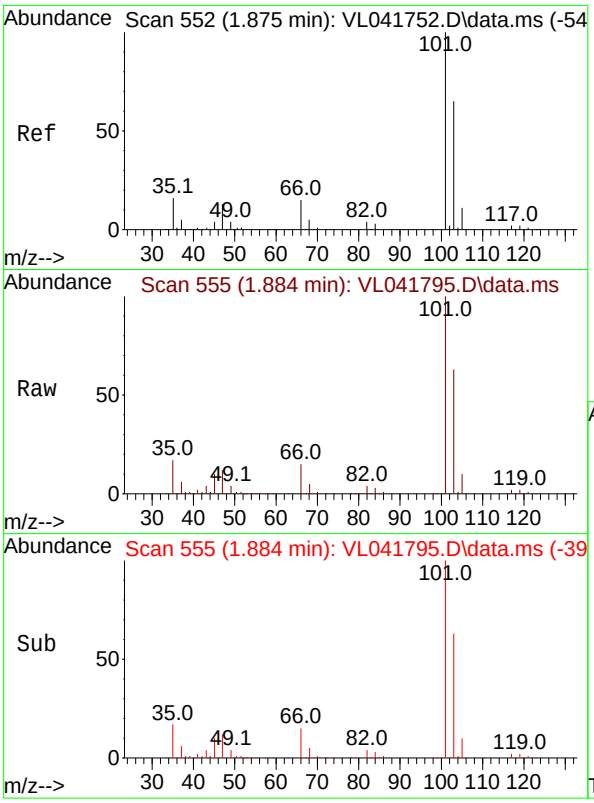

#11
Trichlorofluoromethane
Concen: 9.632 ppbv
RT: 1.884 min Scan# 5
Delta R.T. 0.009 min
Lab File: VL041795.D
Acq: 18 Dec 2024 16:06

Instrument :
MSVOA_L
ClientSampleId :
VL1218ABS01

Tgt Ion:101 Resp: 132171

Ion	Ratio	Lower	Upper
101	100		
103	62.9	51.8	77.8

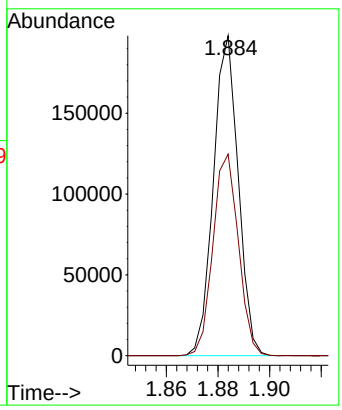

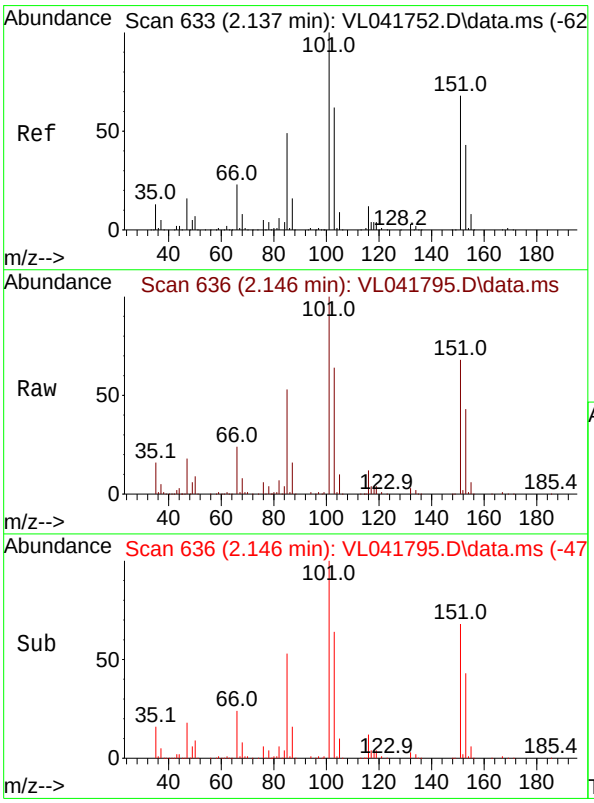

#12
1,1,2-Trichlorotrifluoroethane
Concen: 9.222 ppbv
RT: 2.146 min Scan# 636
Delta R.T. 0.009 min
Lab File: VL041795.D
Acq: 18 Dec 2024 16:06

Tgt Ion:101 Resp: 96243

Ion	Ratio	Lower	Upper
101	100		
151	66.8	56.8	85.2

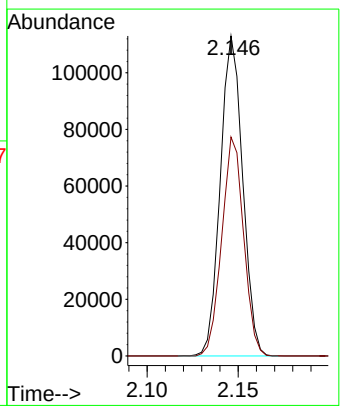

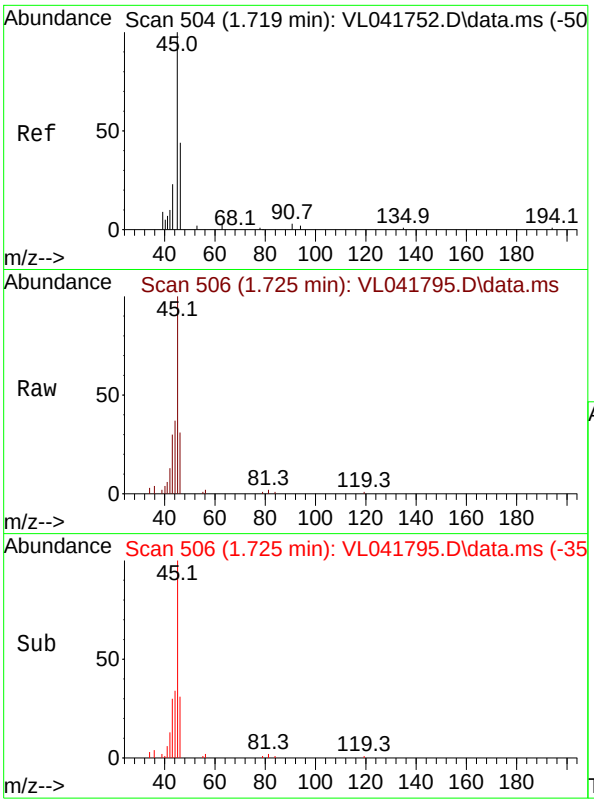

#13
Ethanol
Concen: 6.742 ppbv
RT: 1.725 min Scan# 5
Delta R.T. 0.006 min
Lab File: VL041795.D
Acq: 18 Dec 2024 16:06

Instrument :
MSVOA_L
ClientSampleId :
VL1218ABS01

Tgt Ion: 45 Resp: 2865

Ion	Ratio	Lower	Upper
45	100		
46	39.7	16.4	65.8

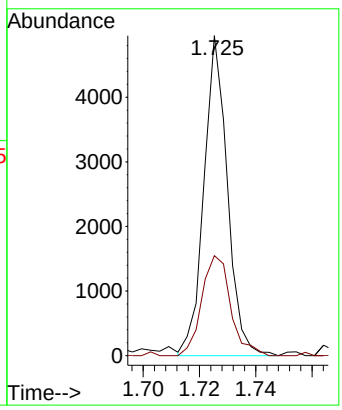

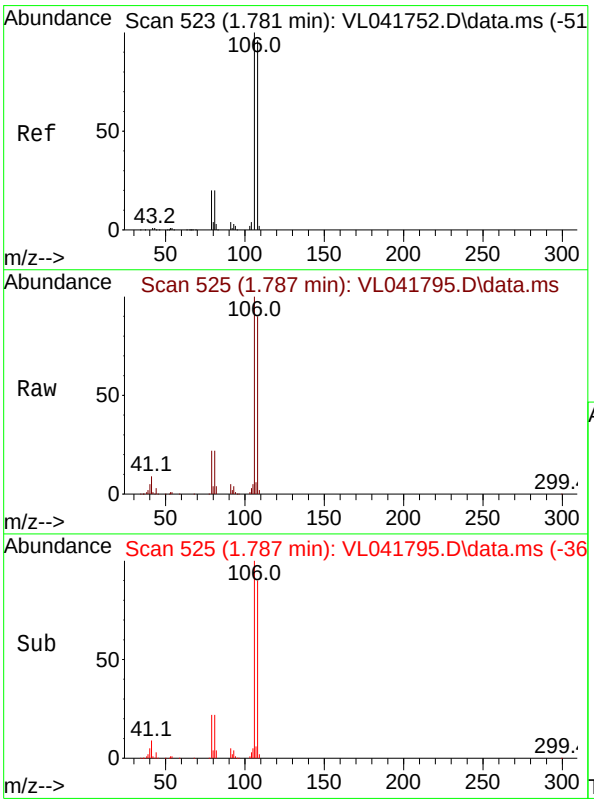

#14
Bromoethene
Concen: 8.533 ppbv
RT: 1.787 min Scan# 525
Delta R.T. 0.006 min
Lab File: VL041795.D
Acq: 18 Dec 2024 16:06

Tgt Ion:108 Resp: 30065

Ion	Ratio	Lower	Upper
108	100		
106	108.9	84.1	126.1
79	23.9	17.4	26.0

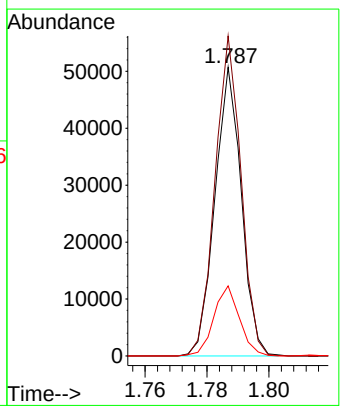

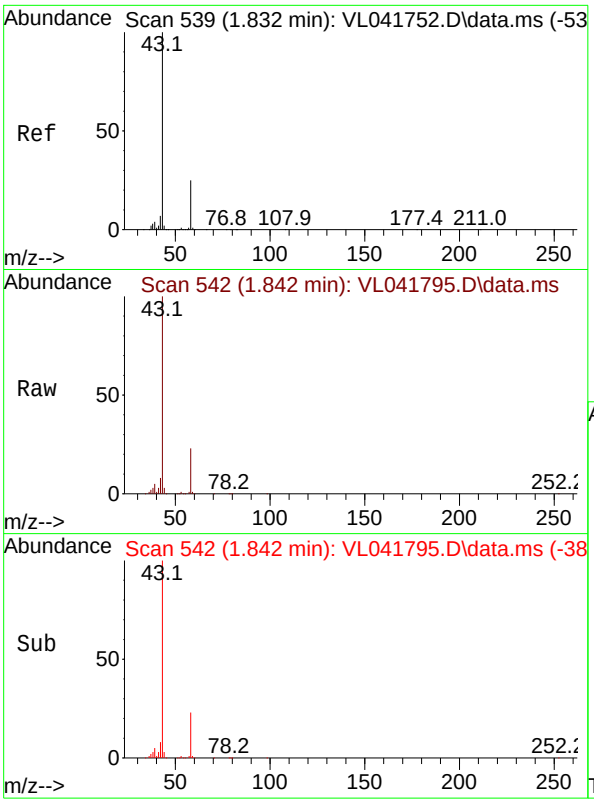

#15
Acetone
Concen: 7.807 ppbv
RT: 1.842 min Scan# 54
Delta R.T. 0.009 min
Lab File: VL041795.D
Acq: 18 Dec 2024 16:06

Instrument :
MSVOA_L
ClientSampleId :
VL1218ABS01

Tgt Ion: 43 Resp: 110277

Ion	Ratio	Lower	Upper
43	100		
58	23.0	19.7	29.5

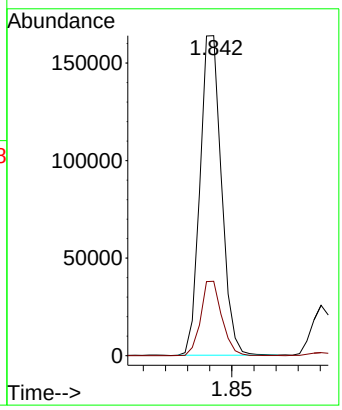

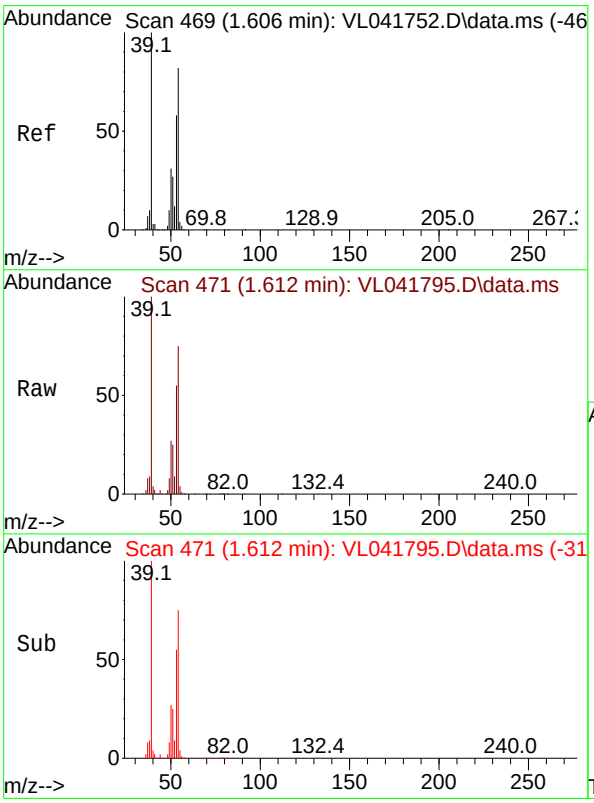

#16
1,3-Butadiene
Concen: 9.450 ppbv
RT: 1.612 min Scan# 471
Delta R.T. 0.006 min
Lab File: VL041795.D
Acq: 18 Dec 2024 16:06

Tgt Ion: 39 Resp: 52562

Ion	Ratio	Lower	Upper
39	100		
54	66.3	58.4	87.6

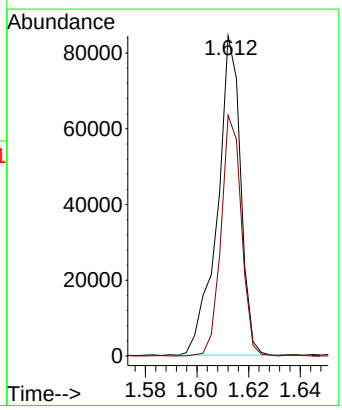

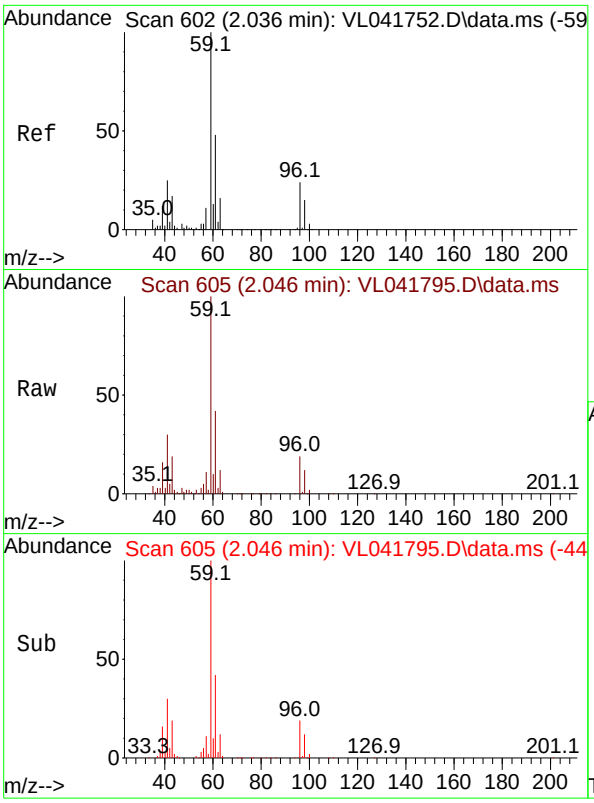

#17
tert-Butyl alcohol
Concen: 8.768 ppbv
RT: 2.046 min Scan# 6
Delta R.T. 0.009 min
Lab File: VL041795.D
Acq: 18 Dec 2024 16:06

Instrument :
MSVOA_L
ClientSampleId :
VL1218ABS01

Tgt Ion: 59 Resp: 122872

Ion	Ratio	Lower	Upper
59	100		
57	10.8	8.6	13.0

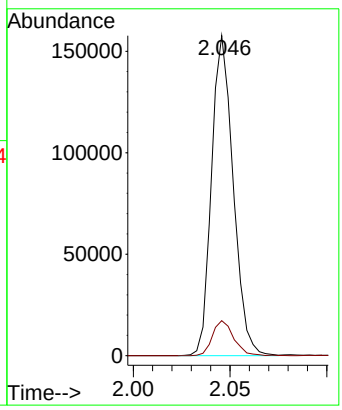

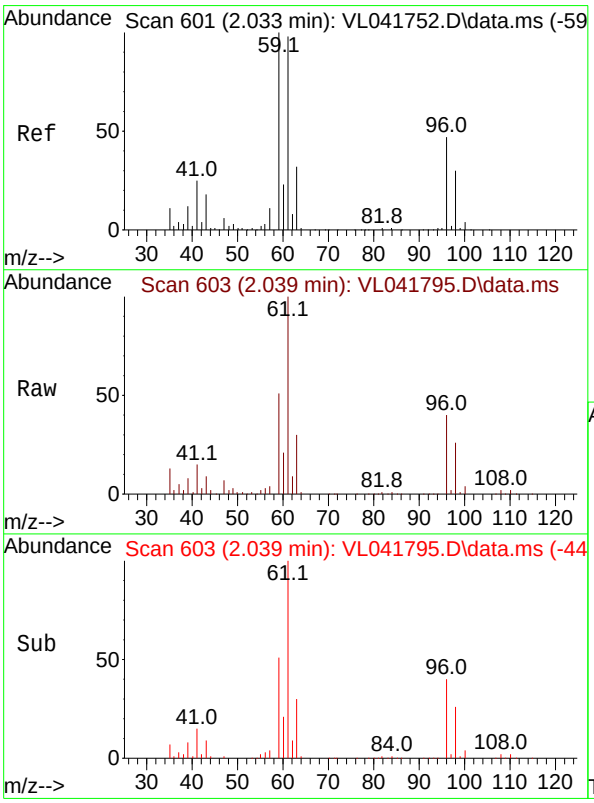

#18
1,1-Dichloroethene
Concen: 8.780 ppbv
RT: 2.039 min Scan# 603
Delta R.T. 0.006 min
Lab File: VL041795.D
Acq: 18 Dec 2024 16:06

Tgt Ion: 96 Resp: 38415

Ion	Ratio	Lower	Upper
96	100		
61	248.9	167.7	251.5
98	65.4	51.1	76.7

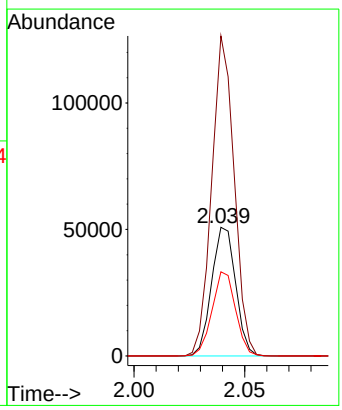

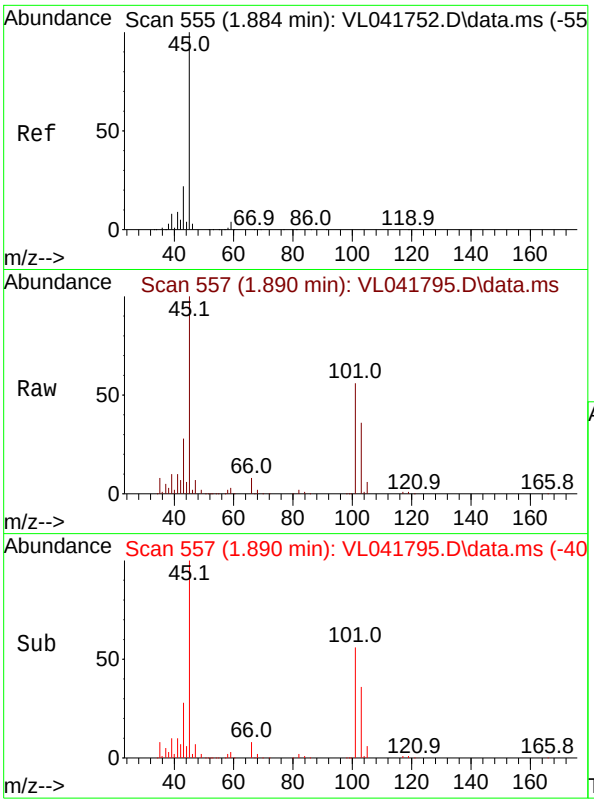

#19
Isopropyl Alcohol
Concen: 7.039 ppbv
RT: 1.890 min Scan# 5
Delta R.T. 0.006 min
Lab File: VL041795.D
Acq: 18 Dec 2024 16:06

Instrument :
MSVOA_L
ClientSampleId :
VL1218ABS01

Tgt Ion: 45 Resp: 59665

Ion	Ratio	Lower	Upper
45	100		
58	2.1	33.3	49.9#

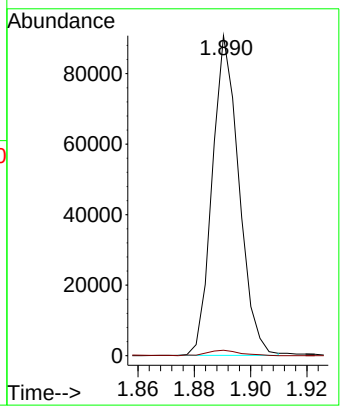

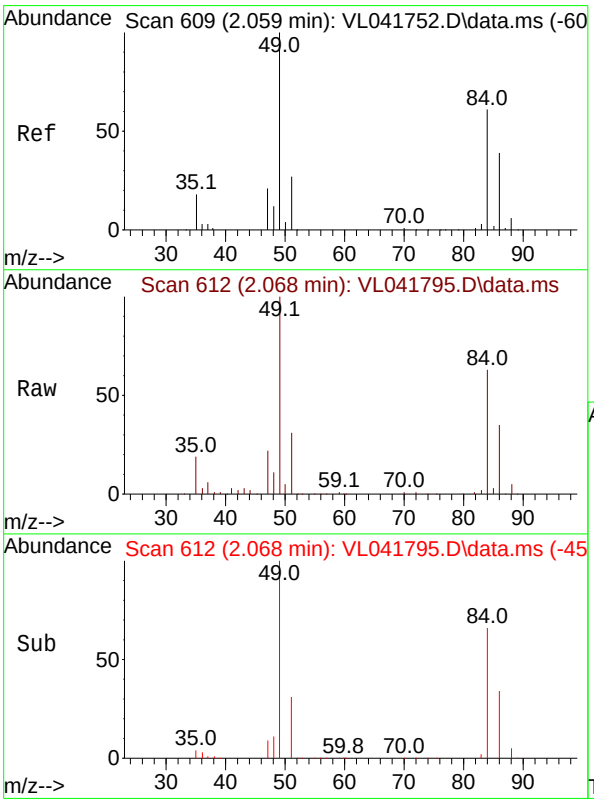

#20
Methylene Chloride
Concen: 8.766 ppbv
RT: 2.068 min Scan# 612
Delta R.T. 0.009 min
Lab File: VL041795.D
Acq: 18 Dec 2024 16:06

Tgt Ion: 84 Resp: 35310

Ion	Ratio	Lower	Upper
84	100		
49	158.5	132.6	198.8
51	48.4	37.6	56.4
86	55.9	51.4	77.0

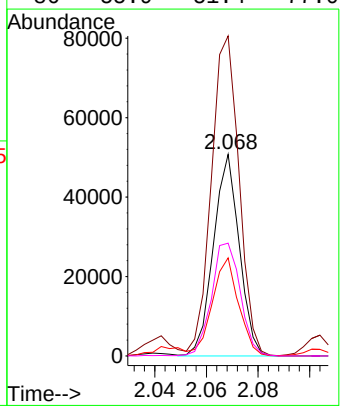

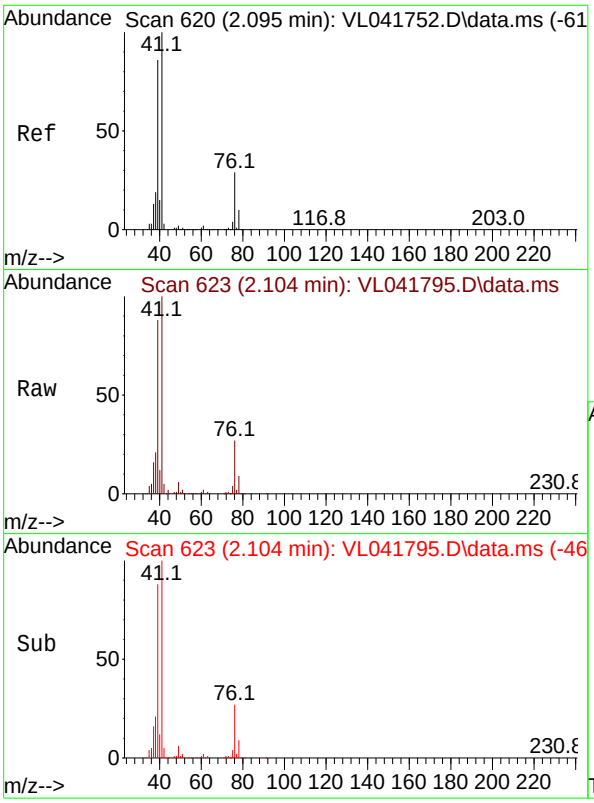

#21
Allyl Chloride
Concen: 8.945 ppbv
RT: 2.104 min Scan# 6
Delta R.T. 0.009 min
Lab File: VL041795.D
Acq: 18 Dec 2024 16:06

Instrument :
MSVOA_L
ClientSampleId :
VL1218ABS01

Tgt Ion: 41 Resp: 68525

Ion	Ratio	Lower	Upper
41	100		
76	26.2	22.3	33.5
39	91.2	69.2	103.8

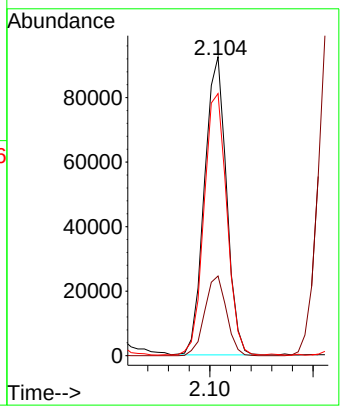

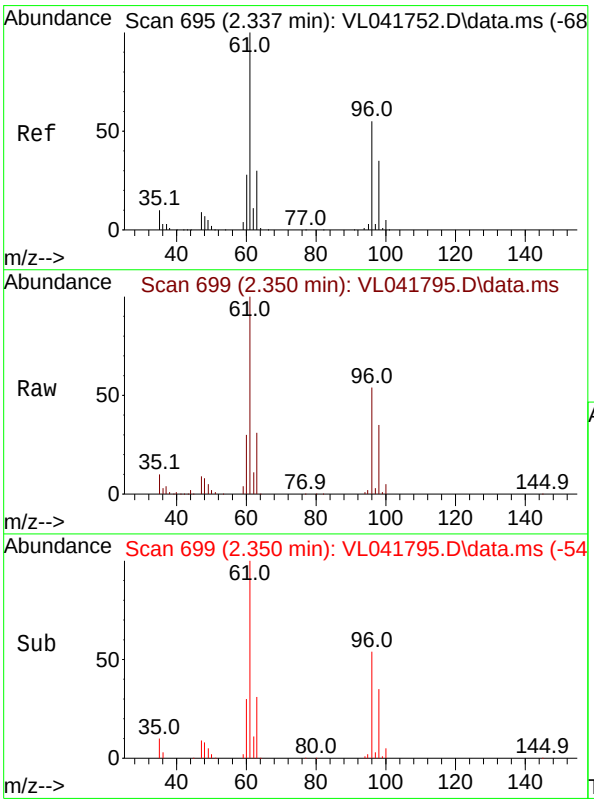

#22
trans-1,2-Dichloroethene
Concen: 8.550 ppbv
RT: 2.350 min Scan# 699
Delta R.T. 0.013 min
Lab File: VL041795.D
Acq: 18 Dec 2024 16:06

Tgt Ion: 96 Resp: 42821

Ion	Ratio	Lower	Upper
96	100		
61	184.8	146.3	219.5
98	65.2	50.8	76.2

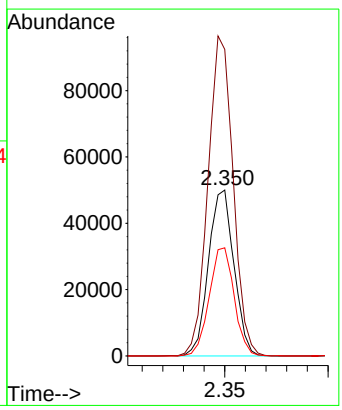

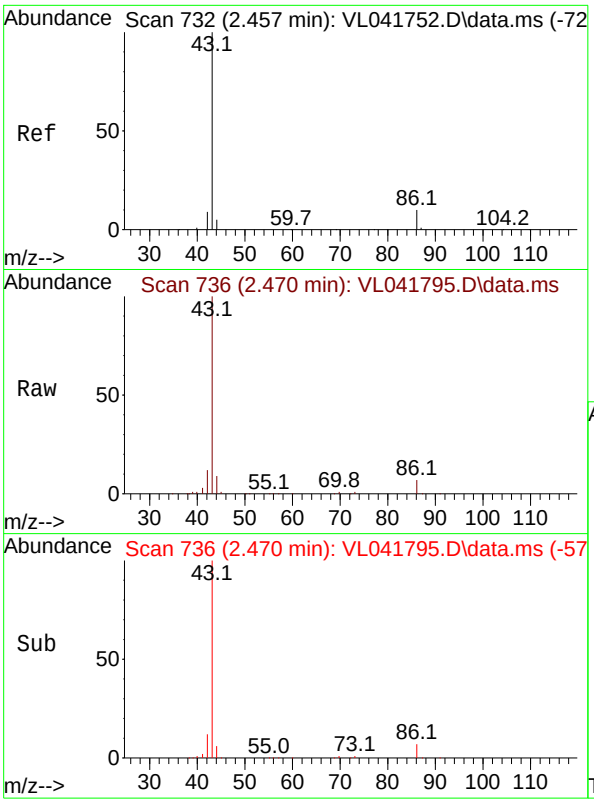

#23
Vinyl Acetate
Concen: 6.627 ppbv
RT: 2.470 min Scan# 7
Delta R.T. 0.013 min
Lab File: VL041795.D
Acq: 18 Dec 2024 16:06

Instrument :
MSVOA_L
ClientSampleId :
VL1218ABS01

Tgt Ion: 43 Resp: 43463

Ion	Ratio	Lower	Upper
43	100		
86	7.3	6.6	10.0
42	11.5	8.2	12.2
44	6.9	5.0	7.4

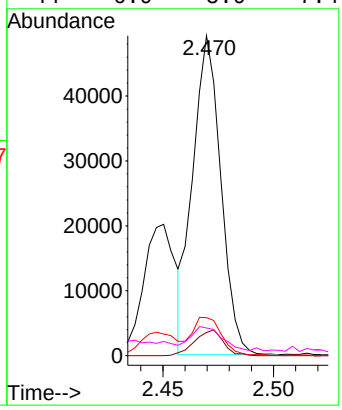

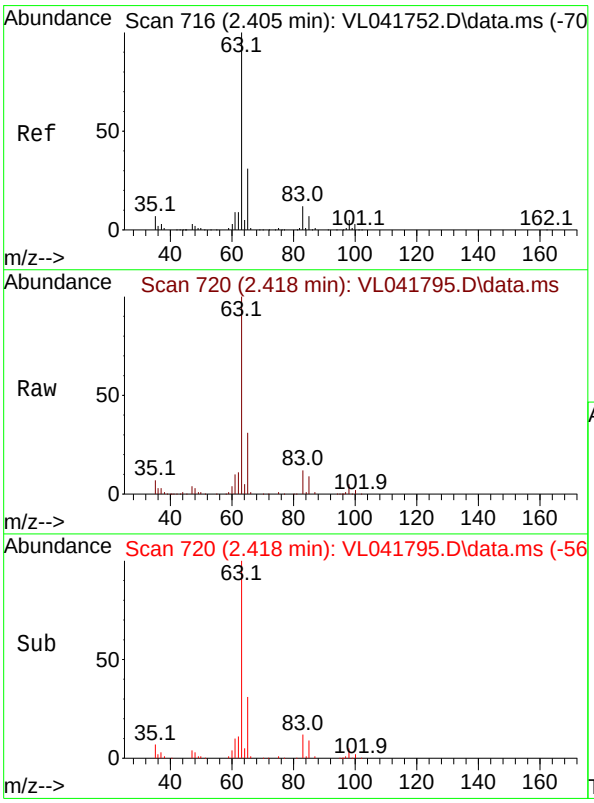

#24
1,1-Dichloroethane
Concen: 9.142 ppbv
RT: 2.418 min Scan# 720
Delta R.T. 0.013 min
Lab File: VL041795.D
Acq: 18 Dec 2024 16:06

Tgt Ion: 63 Resp: 92680

Ion	Ratio	Lower	Upper
63	100		
98	4.5	2.3	6.8
100	2.4	1.4	4.2

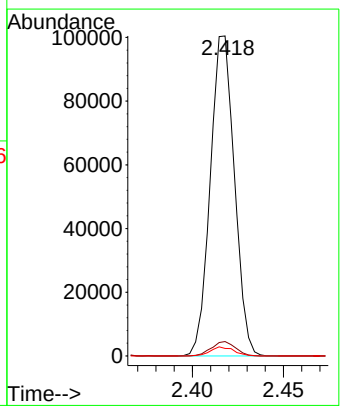

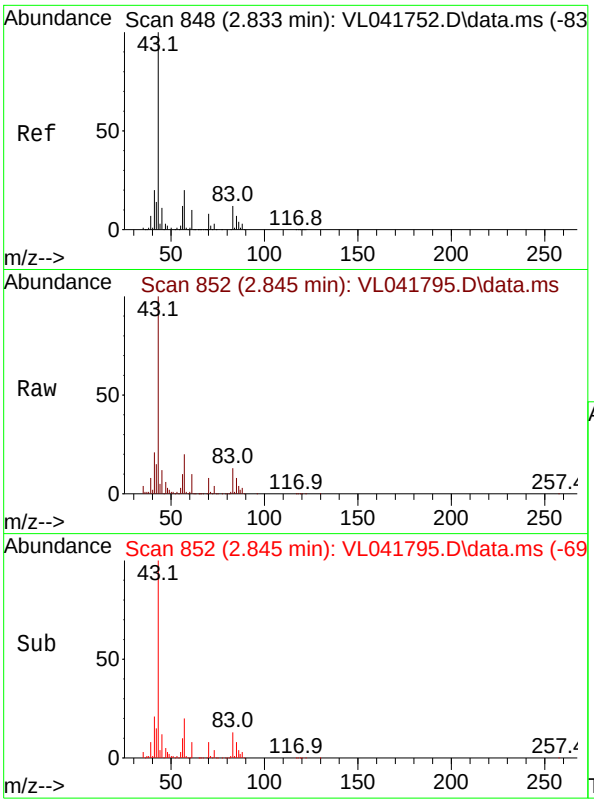

#25
Ethyl Acetate
Concen: 8.502 ppbv
RT: 2.845 min Scan# 8
Delta R.T. 0.013 min
Lab File: VL041795.D
Acq: 18 Dec 2024 16:06

Instrument :
MSVOA_L
ClientSampleId :
VL1218ABS01

Tgt Ion: 43 Resp: 223419

Ion	Ratio	Lower	Upper
43	100		
45	10.2	8.1	12.1
61	8.7	7.0	10.6
70	7.7	6.5	9.7

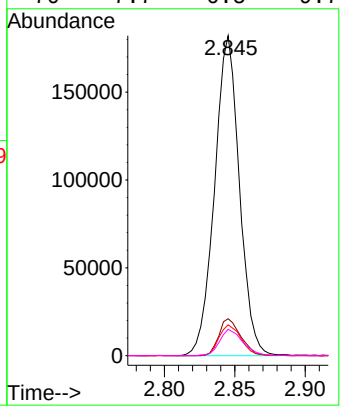

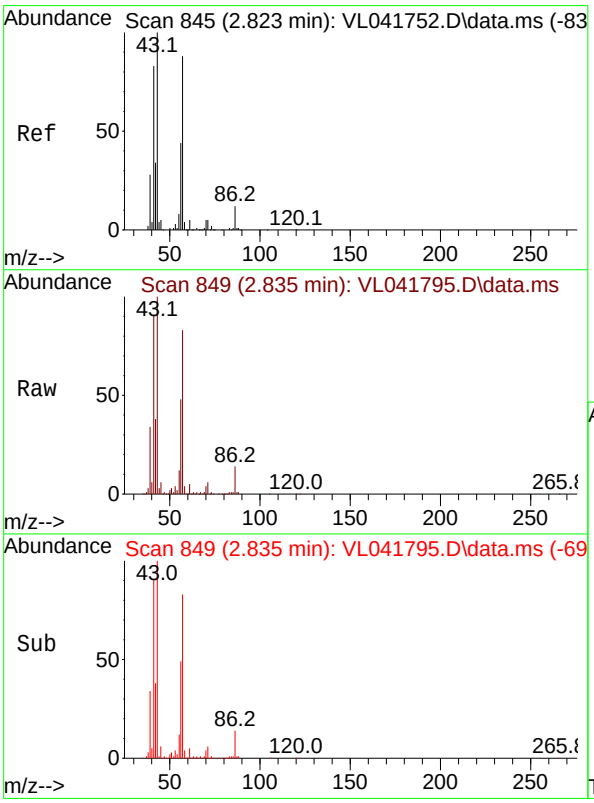

#26
Hexane
Concen: 8.164 ppbv
RT: 2.835 min Scan# 849
Delta R.T. 0.013 min
Lab File: VL041795.D
Acq: 18 Dec 2024 16:06

Tgt Ion: 57 Resp: 81413

Ion	Ratio	Lower	Upper
57	100		
41	109.0	79.6	119.4
43	275.9	211.0	316.6
56	57.7	42.6	63.8

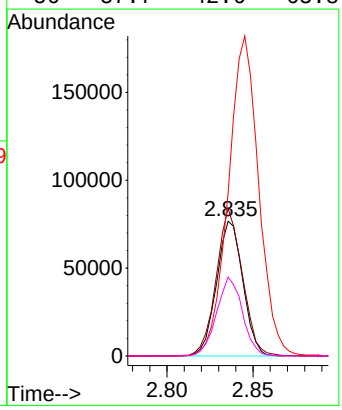

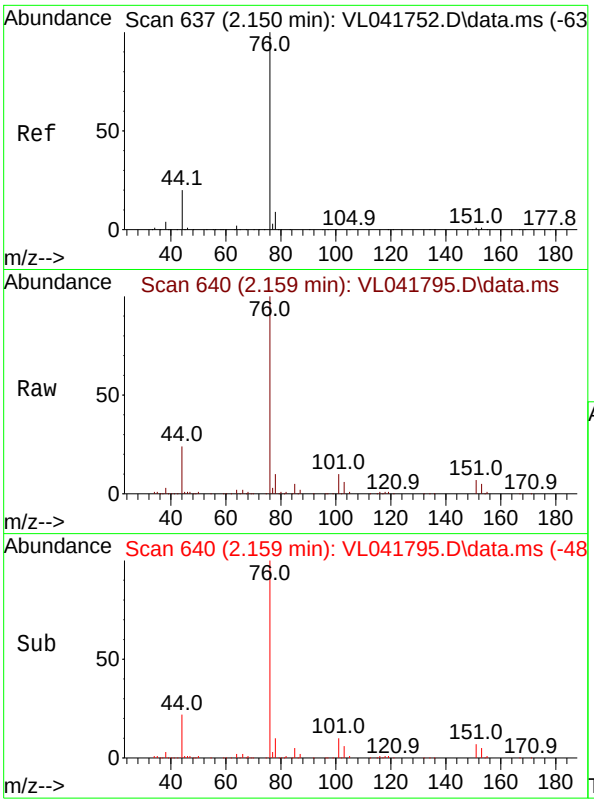

#27
Carbon Disulfide
Concen: 8.505 ppbv
RT: 2.159 min Scan# 6
Delta R.T. 0.009 min
Lab File: VL041795.D
Acq: 18 Dec 2024 16:06

Instrument :
MSVOA_L
ClientSampleId :
VL1218ABS01

Tgt Ion: 76 Resp: 76433

Ion	Ratio	Lower	Upper
76	100		
44	25.9	17.6	26.4
78	13.3	10.2	15.4

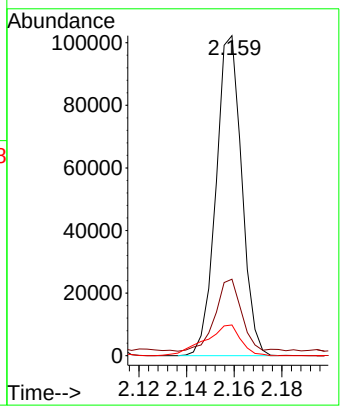

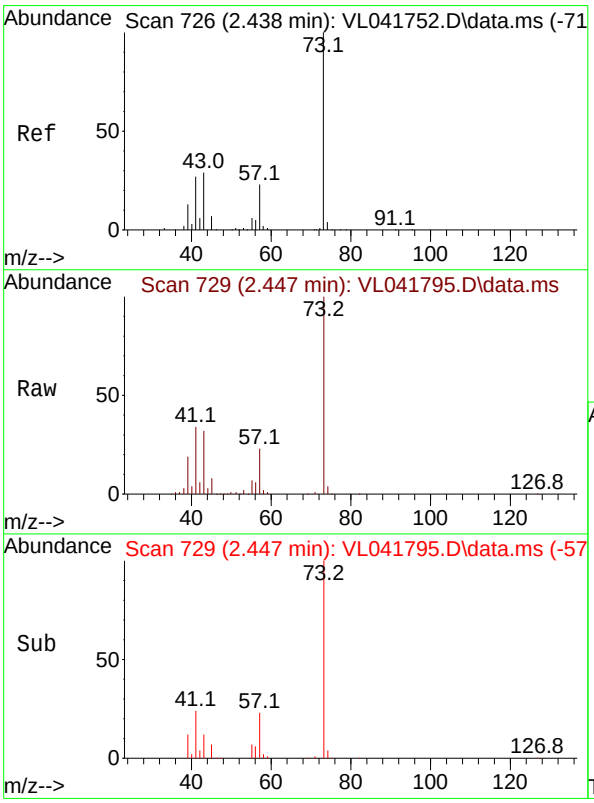

#28
Methyl tert-Butyl Ether
Concen: 7.915 ppbv
RT: 2.447 min Scan# 729
Delta R.T. 0.009 min
Lab File: VL041795.D
Acq: 18 Dec 2024 16:06

Tgt Ion: 73 Resp: 64037

Ion	Ratio	Lower	Upper
73	100		
57	22.6	17.6	26.4

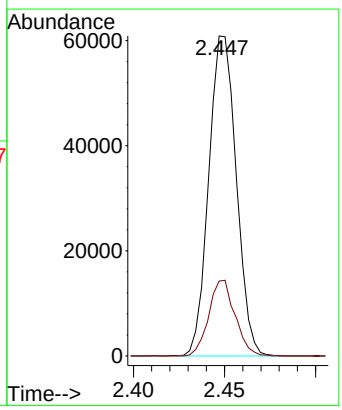

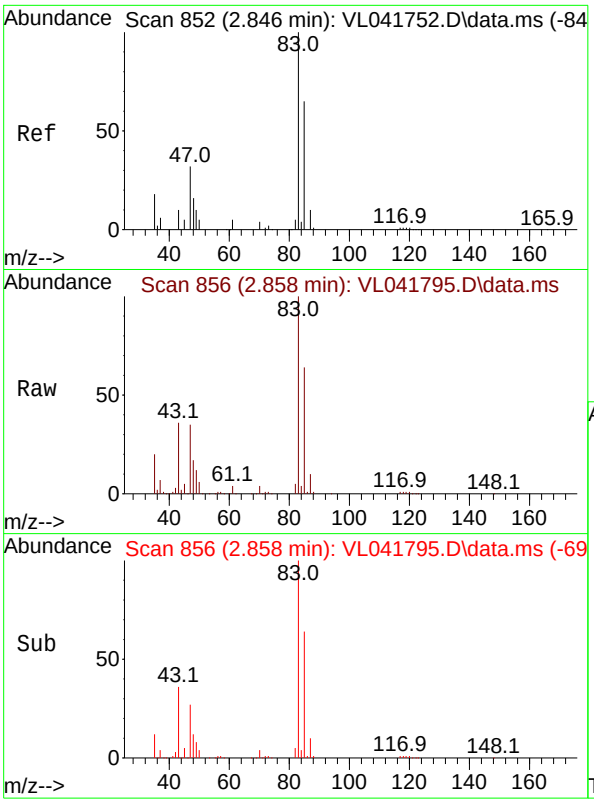

#29
Chloroform
Concen: 9.200 ppbv
RT: 2.858 min Scan# 8
Delta R.T. 0.013 min
Lab File: VL041795.D
Acq: 18 Dec 2024 16:06

Instrument :
MSVOA_L
ClientSampleId :
VL1218ABS01

Tgt Ion: 83 Resp: 139818

Ion	Ratio	Lower	Upper
83	100		
85	64.2	51.8	77.6

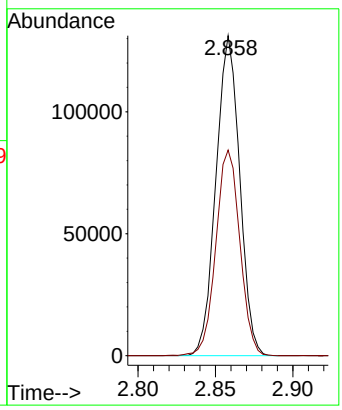

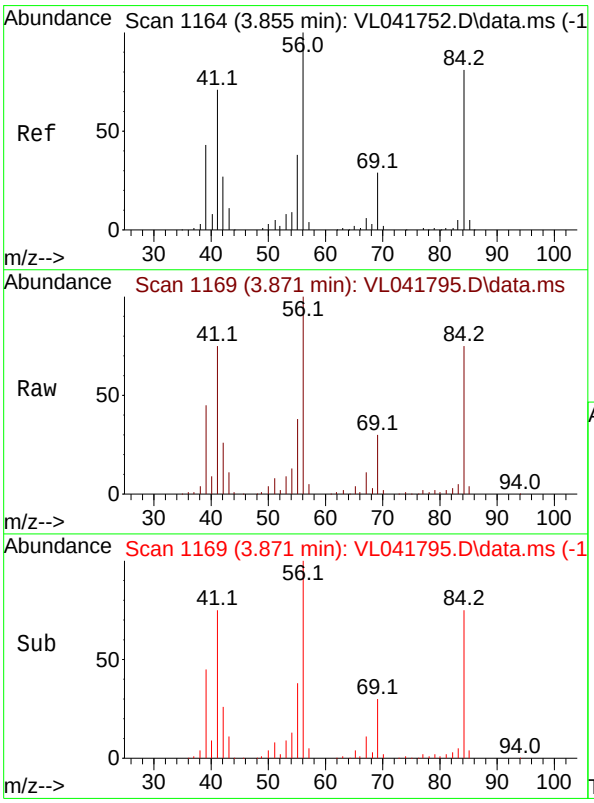

#30
Cyclohexane
Concen: 7.806 ppbv
RT: 3.871 min Scan# 1169
Delta R.T. 0.016 min
Lab File: VL041795.D
Acq: 18 Dec 2024 16:06

Tgt Ion: 84 Resp: 66237

Ion	Ratio	Lower	Upper
84	100		
56	128.6	102.3	153.5
41	97.1	74.0	111.0

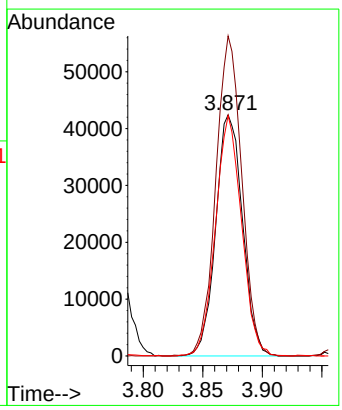

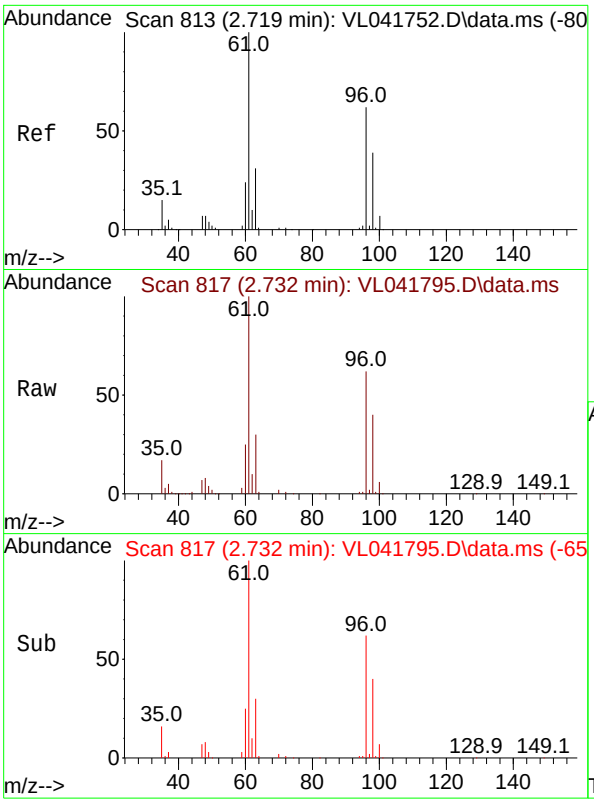

#31
cis-1,2-Dichloroethene
Concen: 8.033 ppbv
RT: 2.732 min Scan# 8
Delta R.T. 0.013 min
Lab File: VL041795.D
Acq: 18 Dec 2024 16:06

Instrument :
MSVOA_L
ClientSampleId :
VL1218ABS01

Tgt Ion: 61 Resp: 82779

Ion	Ratio	Lower	Upper
61	100		
96	62.2	49.7	74.5
98	40.0	30.8	46.2

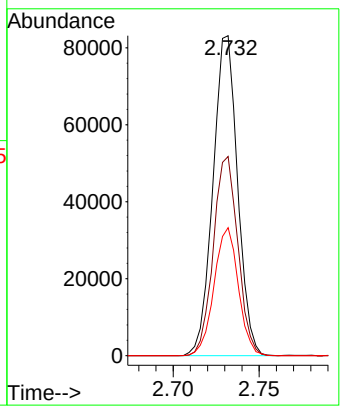

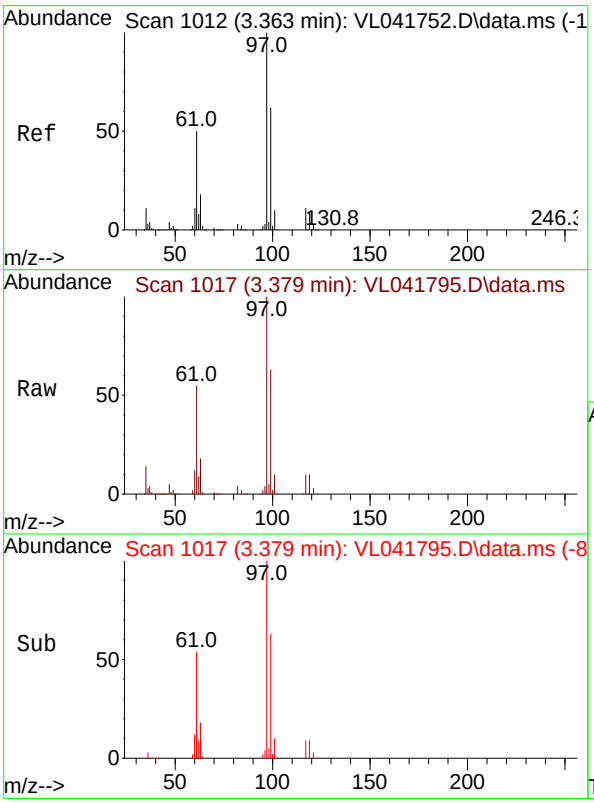

#32
1,1,1-Trichloroethane
Concen: 8.807 ppbv
RT: 3.379 min Scan# 1017
Delta R.T. 0.016 min
Lab File: VL041795.D
Acq: 18 Dec 2024 16:06

Tgt Ion: 97 Resp: 136055

Ion	Ratio	Lower	Upper
97	100		
99	63.4	51.0	76.4
61	55.6	42.2	63.2

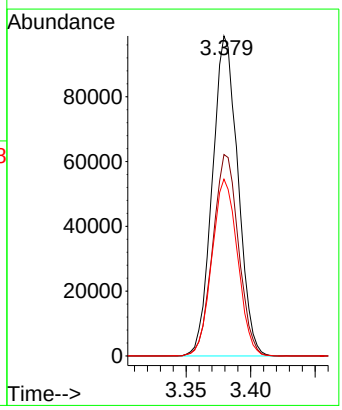

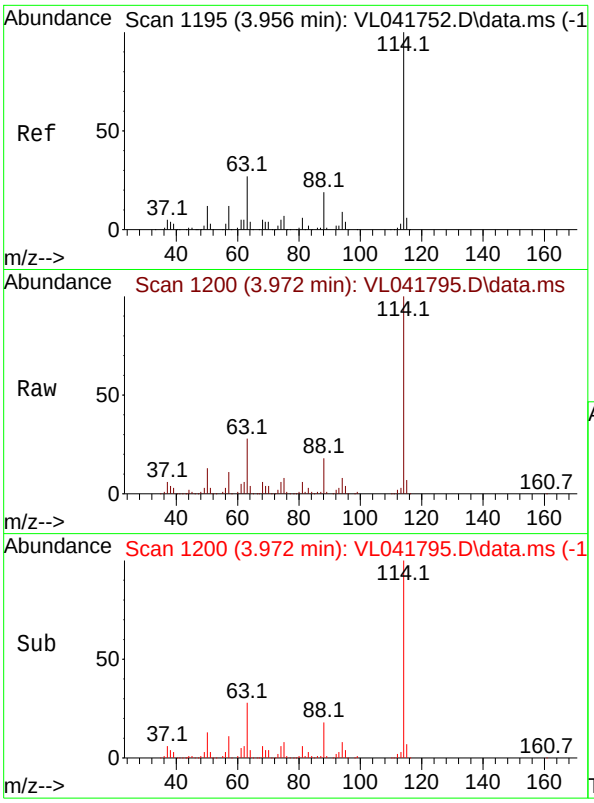

#33
1,4-Difluorobenzene
Concen: 10.000 ppbv
RT: 3.972 min Scan# 1
Delta R.T. 0.016 min
Lab File: VL041795.D
Acq: 18 Dec 2024 16:06

Instrument :
MSVOA_L
ClientSampleId :
VL1218ABS01

Tgt Ion:114 Resp: 183255

Ion	Ratio	Lower	Upper
114	100		
63	28.8	21.8	32.8
88	18.4	14.8	22.2

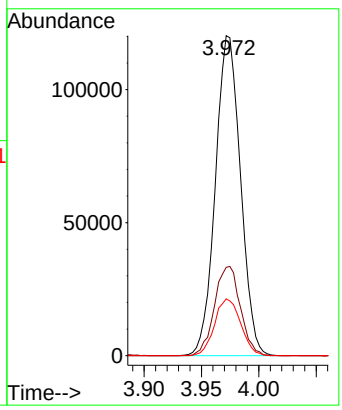

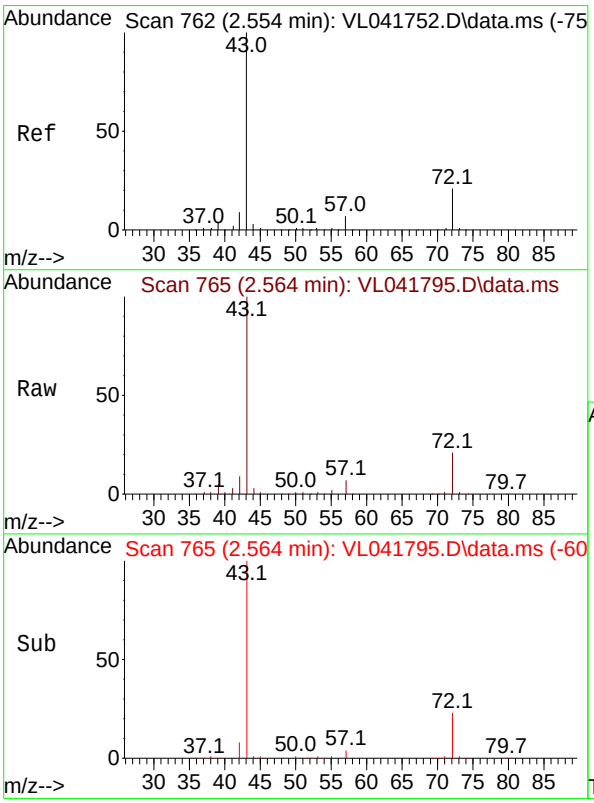

#34
2-Butanone
Concen: 8.525 ppbv
RT: 2.564 min Scan# 765
Delta R.T. 0.009 min
Lab File: VL041795.D
Acq: 18 Dec 2024 16:06

Tgt Ion: 43 Resp: 125687

Ion	Ratio	Lower	Upper
43	100		
72	20.9	16.8	25.2

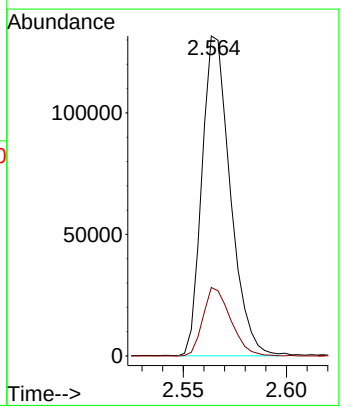

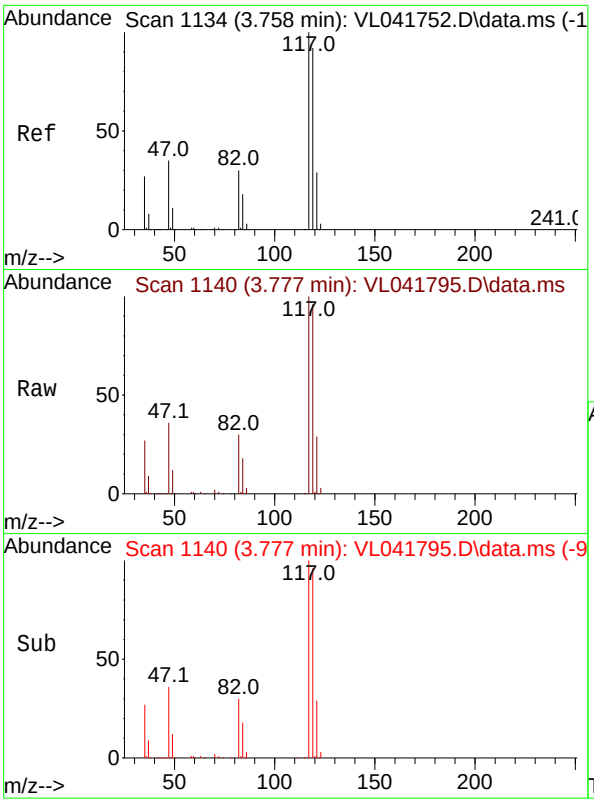

#35
Carbon Tetrachloride
Concen: 10.854 ppbv
RT: 3.777 min Scan# 1
Delta R.T. 0.019 min
Lab File: VL041795.D
Acq: 18 Dec 2024 16:06

Instrument :
MSVOA_L
ClientSampleId :
VL1218ABS01

Tgt Ion:117 Resp: 141202

Ion	Ratio	Lower	Upper
117	100		
119	95.6	73.7	110.5
121	28.7	23.0	34.4

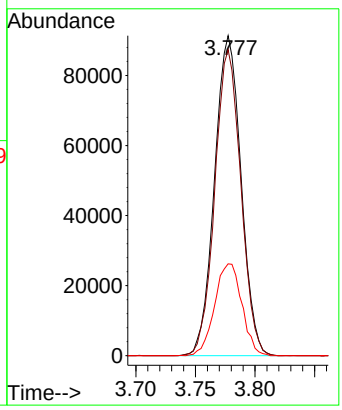

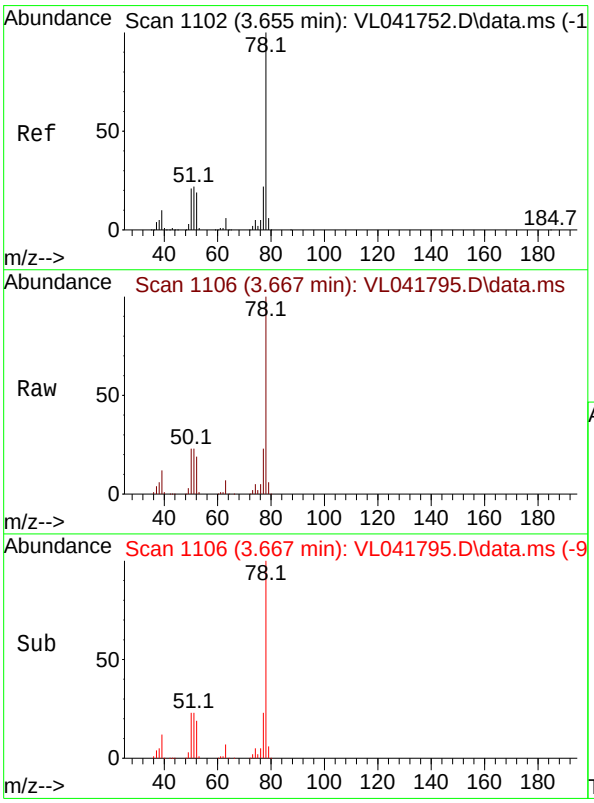

#36
Benzene
Concen: 8.674 ppbv
RT: 3.667 min Scan# 1106
Delta R.T. 0.013 min
Lab File: VL041795.D
Acq: 18 Dec 2024 16:06

Tgt Ion: 78 Resp: 164423

Ion	Ratio	Lower	Upper
78	100		
77	22.6	17.8	26.6
50	22.8	17.2	25.8

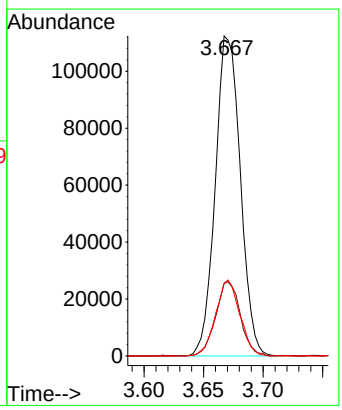

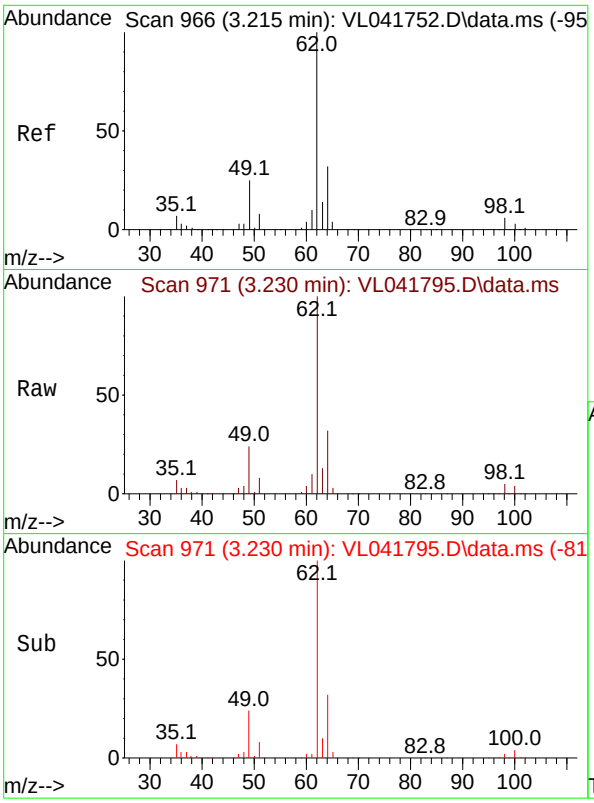

#37
1,2-Dichloroethane
Concen: 9.631 ppbv
RT: 3.230 min Scan# 9
Delta R.T. 0.016 min
Lab File: VL041795.D
Acq: 18 Dec 2024 16:06

Instrument :
MSVOA_L
ClientSampleId :
VL1218ABS01

Tgt Ion: 62 Resp: 113600

Ion	Ratio	Lower	Upper
62	100		
98	5.7	4.7	7.1

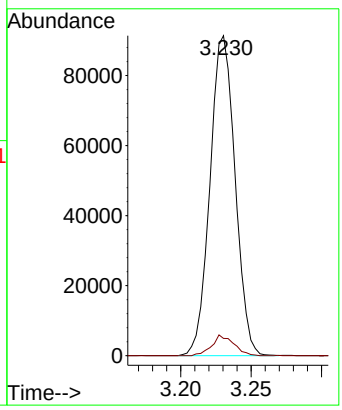

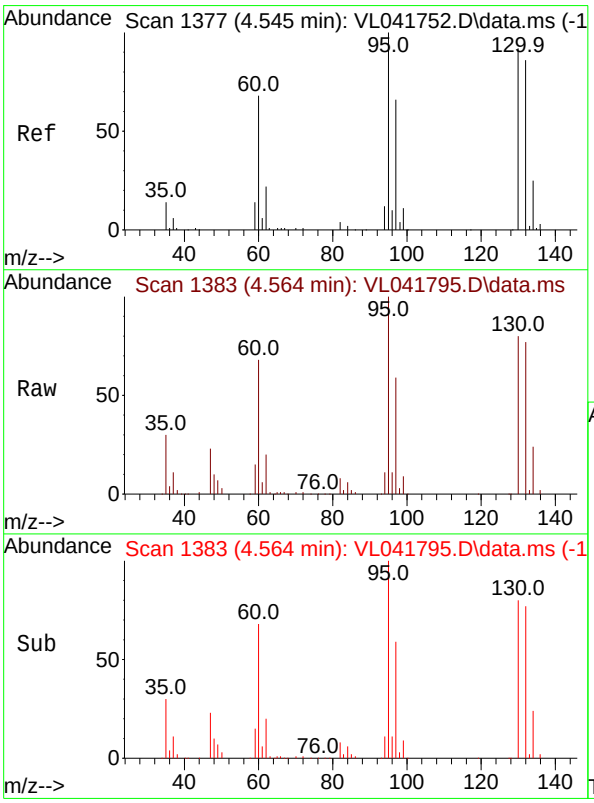

#38
Trichloroethene
Concen: 7.864 ppbv
RT: 4.564 min Scan# 1383
Delta R.T. 0.019 min
Lab File: VL041795.D
Acq: 18 Dec 2024 16:06

Tgt Ion:130 Resp: 63280

Ion	Ratio	Lower	Upper
130	100		
95	124.4	87.0	130.6
132	95.7	75.0	112.6
97	74.0	57.2	85.8

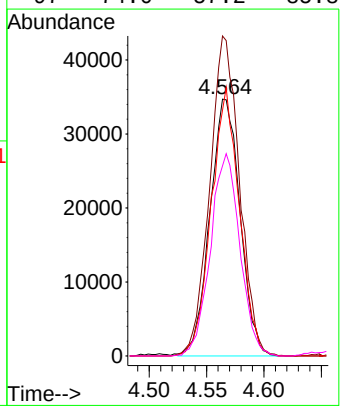

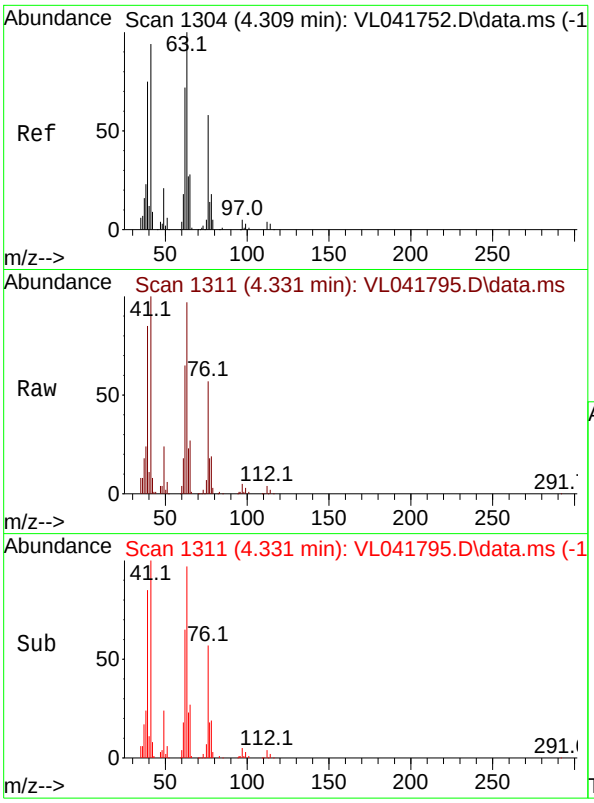

#39
1,2-Dichloropropane
Concen: 8.541 ppbv
RT: 4.331 min Scan# 1
Delta R.T. 0.022 min
Lab File: VL041795.D
Acq: 18 Dec 2024 16:06

Instrument :
MSVOA_L
ClientSampleId :
VL1218ABS01

Tgt Ion: 63 Resp: 58553

Ion	Ratio	Lower	Upper
63	100		
41	103.2	75.3	112.9
62	67.3	57.3	85.9

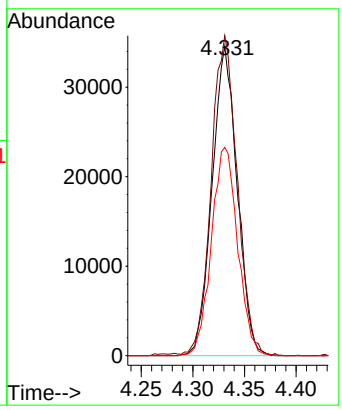

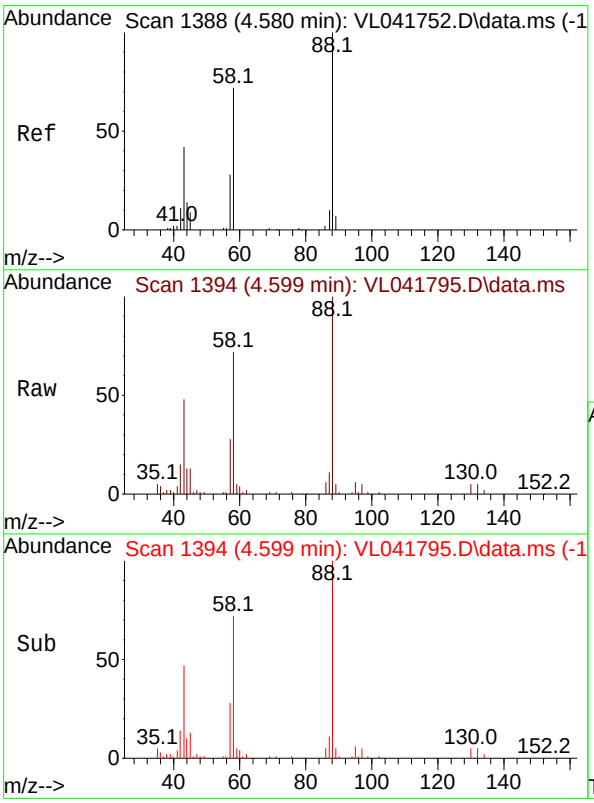

#40
1,4-Dioxane
Concen: 8.624 ppbv
RT: 4.599 min Scan# 1394
Delta R.T. 0.019 min
Lab File: VL041795.D
Acq: 18 Dec 2024 16:06

Tgt Ion: 88 Resp: 28884

Ion	Ratio	Lower	Upper
88	100		
58	83.5	61.0	91.6
43	40.2	29.4	44.0
57	0.0	0.0	0.0

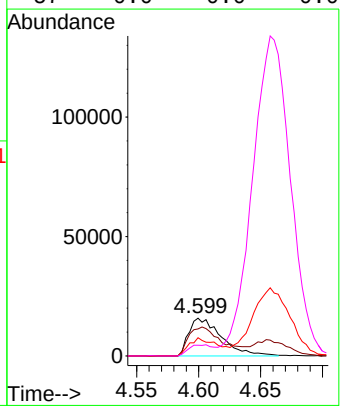

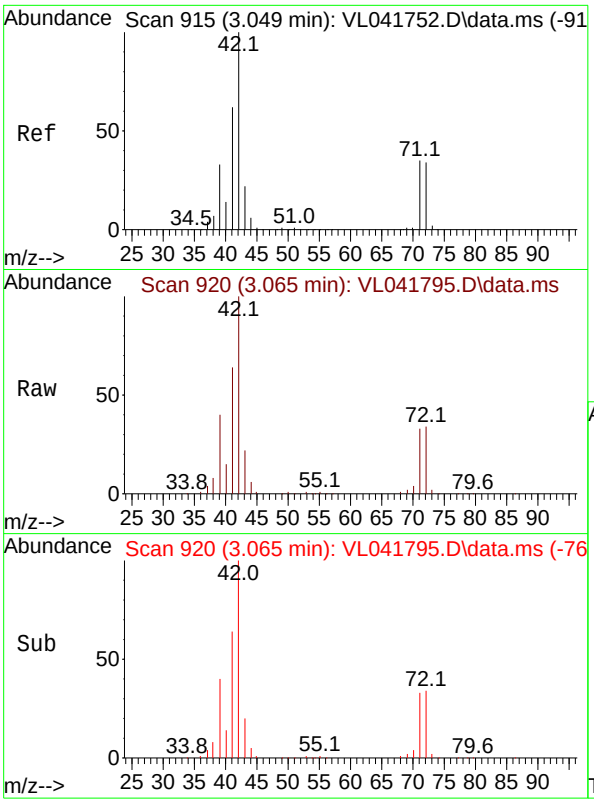

#41
Tetrahydrofuran
Concen: 8.114 ppbv
RT: 3.065 min Scan# 9
Delta R.T. 0.016 min
Lab File: VL041795.D
Acq: 18 Dec 2024 16:06

Instrument :
MSVOA_L
ClientSampleId :
VL1218ABS01

Tgt Ion: 42 Resp: 67017

Ion	Ratio	Lower	Upper
42	100		
72	36.3	29.1	43.7
71	34.4	28.4	42.6

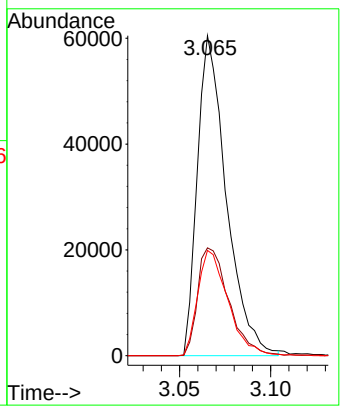

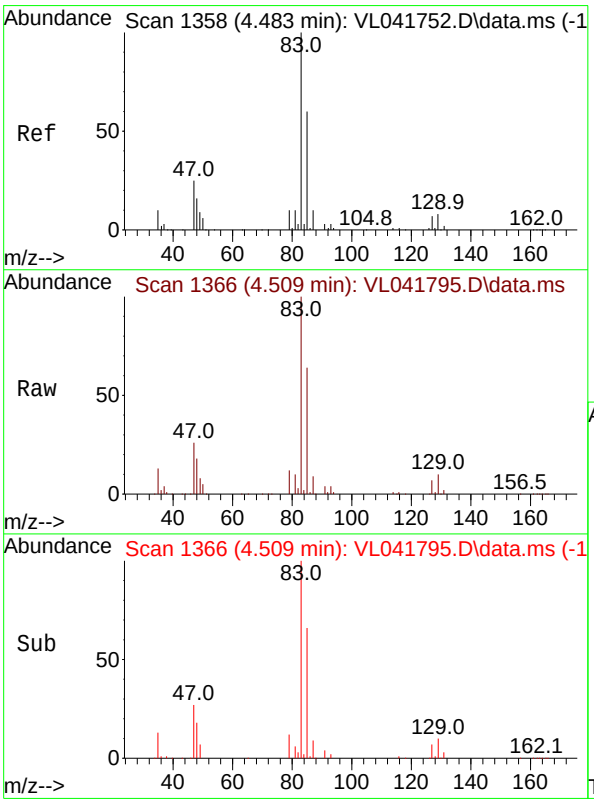

#42
Bromodichloromethane
Concen: 9.839 ppbv
RT: 4.509 min Scan# 1366
Delta R.T. 0.026 min
Lab File: VL041795.D
Acq: 18 Dec 2024 16:06

Tgt Ion: 83 Resp: 133513

Ion	Ratio	Lower	Upper
83	100		
85	64.2	48.0	72.0
127	7.2	5.8	8.8

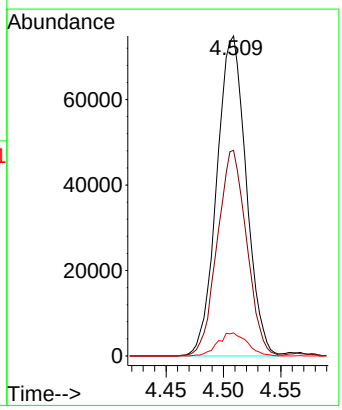

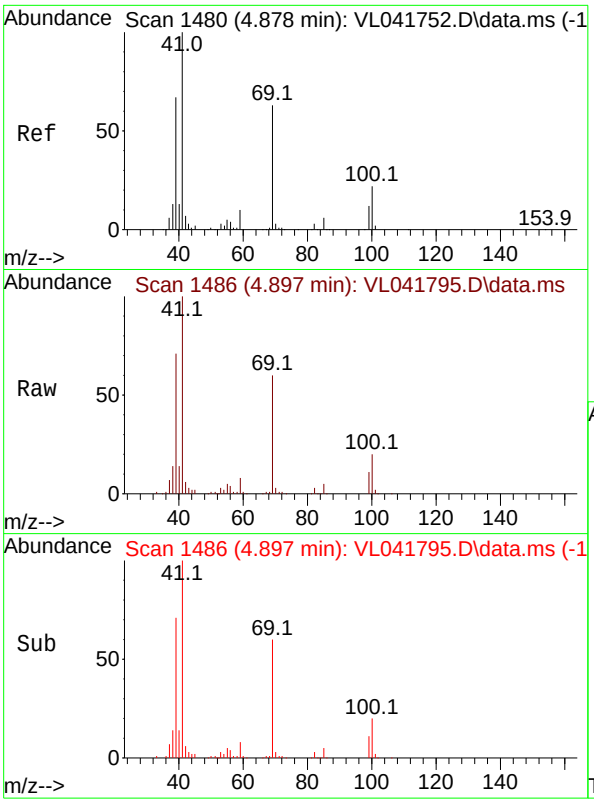

#43
Methyl Methacrylate
Concen: 8.448 ppbv
RT: 4.897 min Scan# 1
Delta R.T. 0.019 min
Lab File: VL041795.D
Acq: 18 Dec 2024 16:06

Instrument :
MSVOA_L
ClientSampleId :
VL1218ABS01

Tgt Ion: 69 Resp: 61014

Ion	Ratio	Lower	Upper
69	100		
41	165.0	130.3	195.5
100	35.3	28.3	42.5

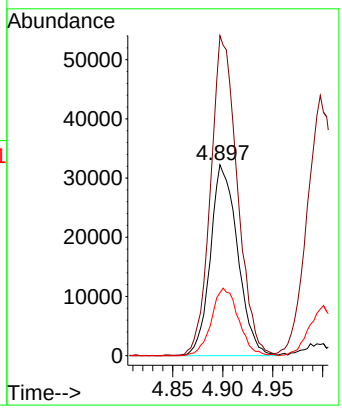

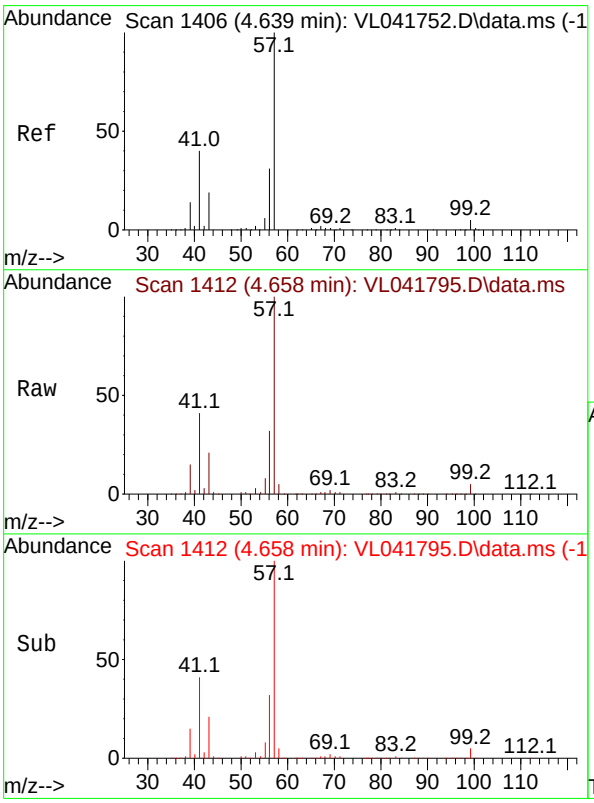

#44
2,2,4-Trimethylpentane
Concen: 8.777 ppbv
RT: 4.658 min Scan# 1412
Delta R.T. 0.019 min
Lab File: VL041795.D
Acq: 18 Dec 2024 16:06

Tgt Ion: 57 Resp: 284140

Ion	Ratio	Lower	Upper
57	100		
41	42.1	30.7	46.1
56	32.6	25.4	38.0

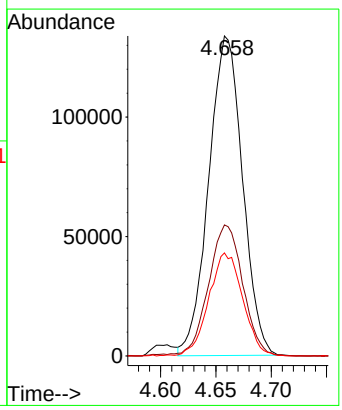

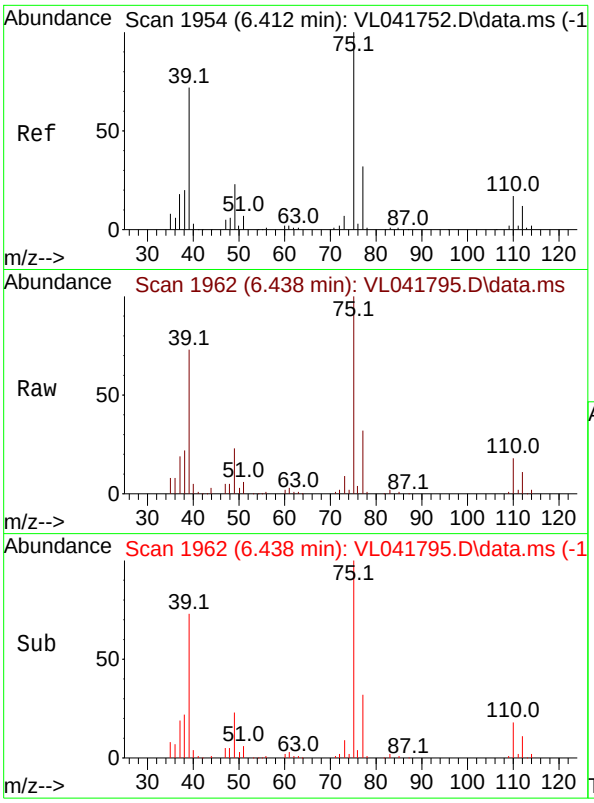

#45
t-1,3-Dichloropropene
Concen: 7.879 ppbv
RT: 6.438 min Scan# 1
Delta R.T. 0.026 min
Lab File: VL041795.D
Acq: 18 Dec 2024 16:06

Instrument :
MSVOA_L
ClientSampleId :
VL1218ABS01

Tgt Ion: 75 Resp: 58865

Ion	Ratio	Lower	Upper
75	100		
77	32.1	25.9	38.9

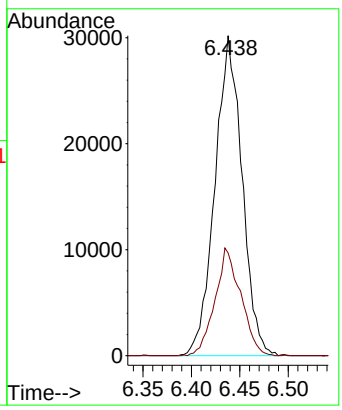

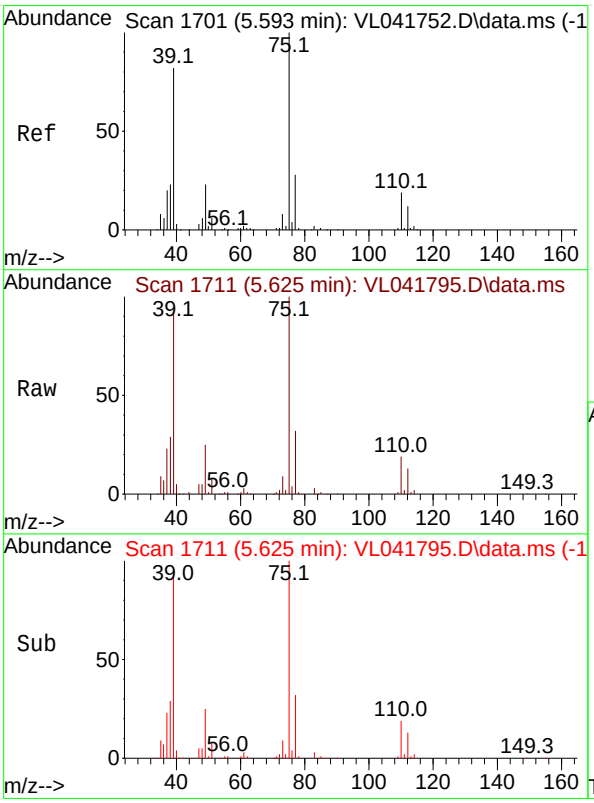

#46
cis-1,3-Dichloropropene
Concen: 7.824 ppbv
RT: 5.625 min Scan# 1711
Delta R.T. 0.032 min
Lab File: VL041795.D
Acq: 18 Dec 2024 16:06

Tgt Ion: 75 Resp: 74198

Ion	Ratio	Lower	Upper
75	100		
39	92.0	65.2	97.8
77	31.7	22.0	33.0

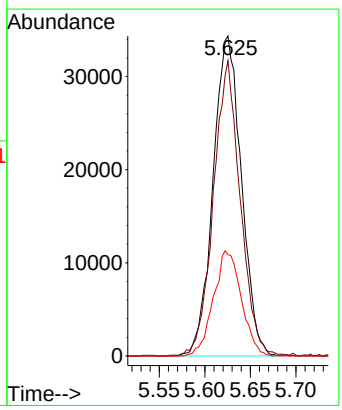

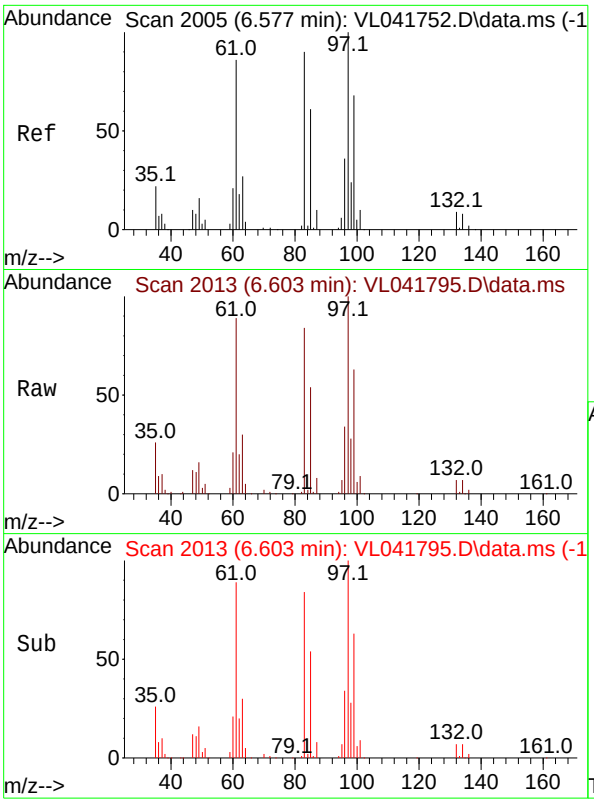

#47
1,1,2-Trichloroethane
Concen: 9.071 ppbv
RT: 6.603 min Scan# 2
Delta R.T. 0.026 min
Lab File: VL041795.D
Acq: 18 Dec 2024 16:06

Instrument :
MSVOA_L
ClientSampleId :
VL1218ABS01

Tgt Ion: 97 Resp: 64954

Ion	Ratio	Lower	Upper
97	100		
83	84.4	72.3	108.5
85	53.7	48.5	72.7
99	63.2	54.0	81.0

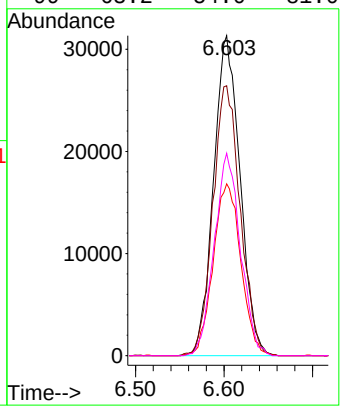

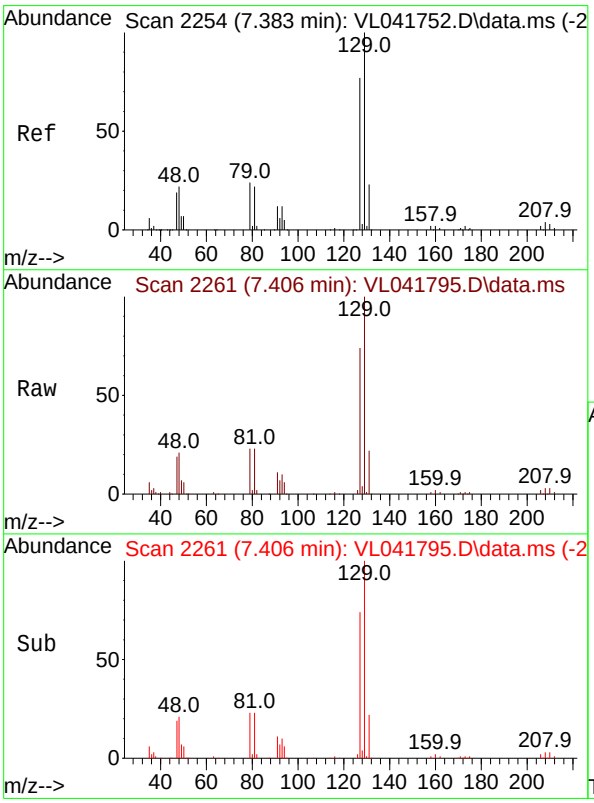

#48
Dibromochloromethane
Concen: 9.920 ppbv
RT: 7.406 min Scan# 2261
Delta R.T. 0.022 min
Lab File: VL041795.D
Acq: 18 Dec 2024 16:06

Tgt Ion:129 Resp: 96996

Ion	Ratio	Lower	Upper
129	100		
127	76.8	38.8	116.3

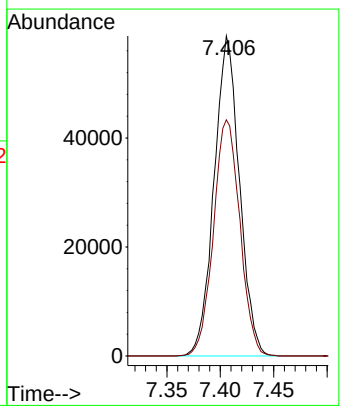

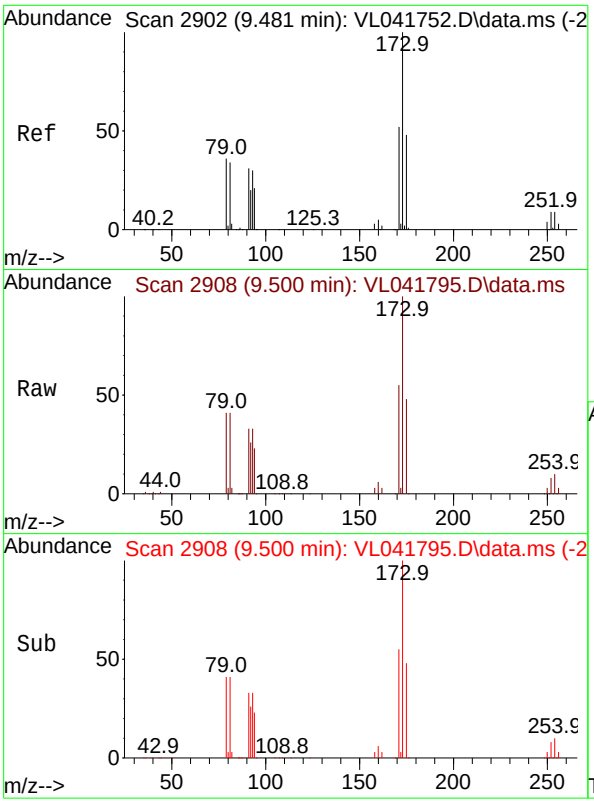

#49
Bromoform
Concen: 10.100 ppbv
RT: 9.500 min Scan# 2
Delta R.T. 0.019 min
Lab File: VL041795.D
Acq: 18 Dec 2024 16:06

Instrument :
MSVOA_L
ClientSampleId :
VL1218ABS01

Tgt Ion:173 Resp: 80840

Ion	Ratio	Lower	Upper
173	100		
175	47.1	38.2	57.2
171	51.5	41.1	61.7

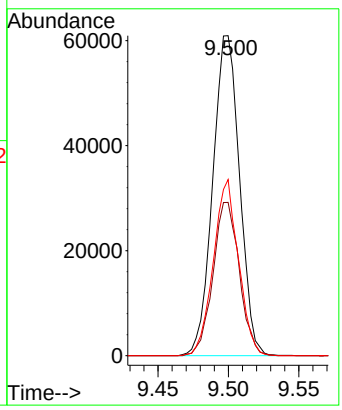

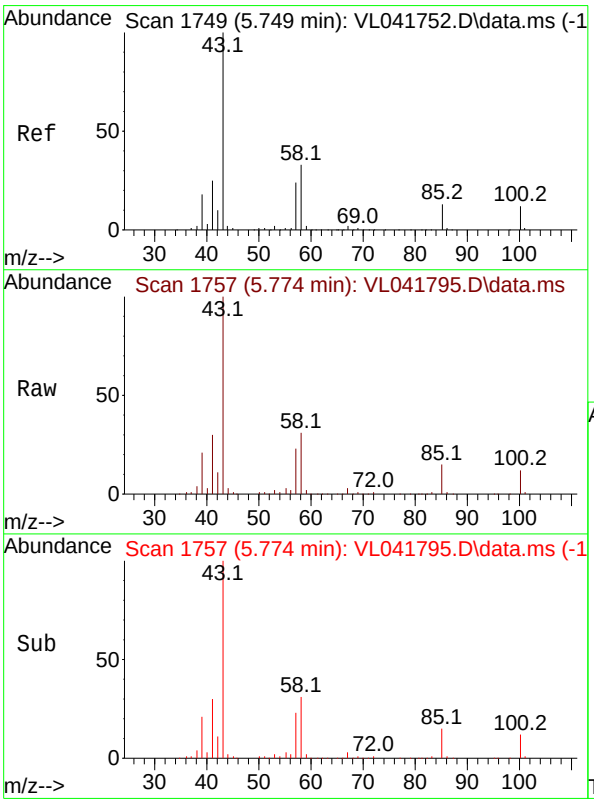

#50
4-Methyl-2-Pentanone
Concen: 8.759 ppbv
RT: 5.774 min Scan# 1757
Delta R.T. 0.026 min
Lab File: VL041795.D
Acq: 18 Dec 2024 16:06

Tgt Ion: 43 Resp: 175817

Ion	Ratio	Lower	Upper
43	100		
58	32.9	26.8	40.2

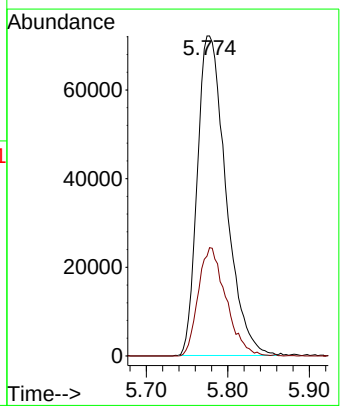

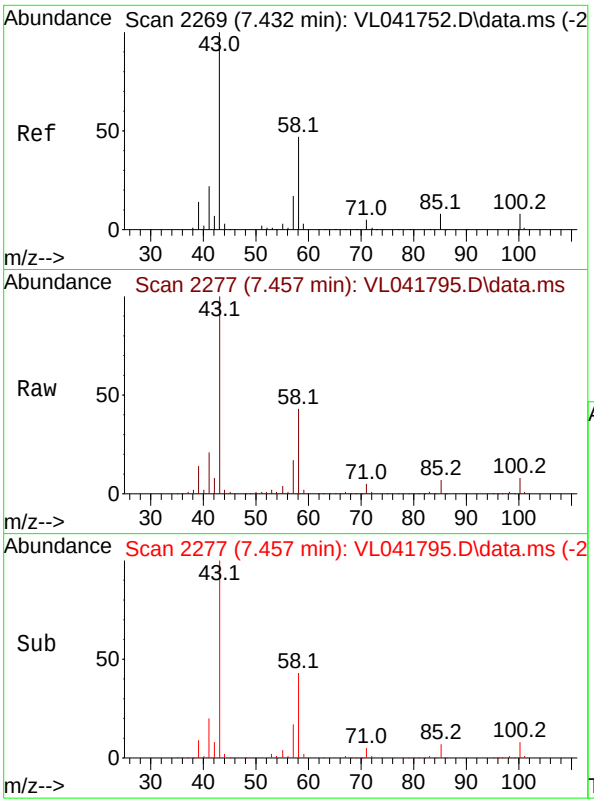

#51
2-Hexanone
Concen: 8.752 ppbv
RT: 7.457 min Scan# 2
Delta R.T. 0.025 min
Lab File: VL041795.D
Acq: 18 Dec 2024 16:06

Instrument :
MSVOA_L
ClientSampleId :
VL1218ABS01

Tgt Ion: 43 Resp: 142403

Ion	Ratio	Lower	Upper
43	100		
58	43.1	36.6	55.0
98	0.8	0.1	0.1#

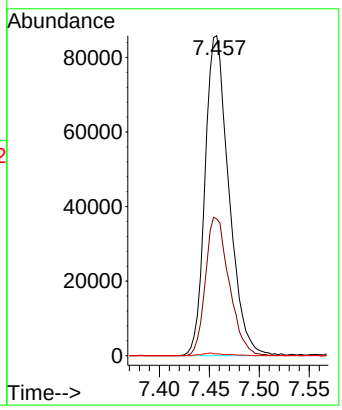

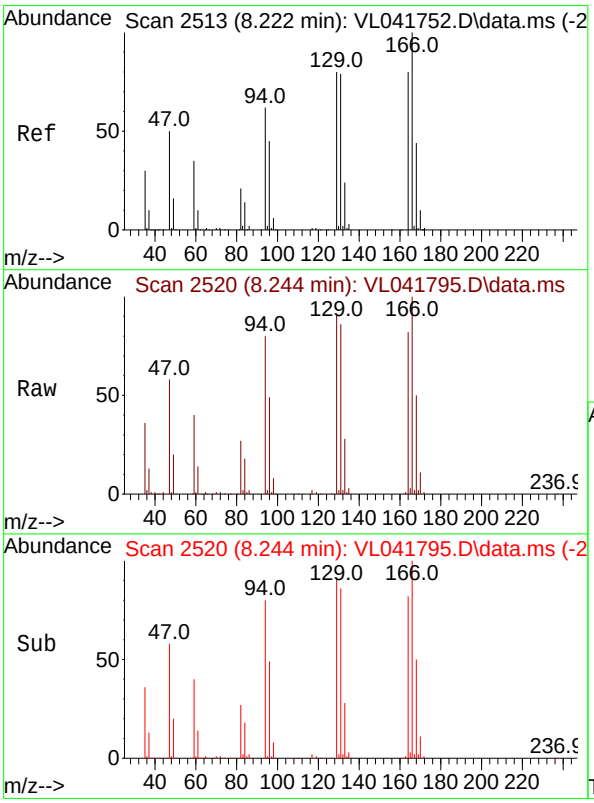

#52
Tetrachloroethene
Concen: 7.729 ppbv
RT: 8.244 min Scan# 2520
Delta R.T. 0.022 min
Lab File: VL041795.D
Acq: 18 Dec 2024 16:06

Tgt Ion:164 Resp: 54531

Ion	Ratio	Lower	Upper
164	100		
166	122.5	99.8	149.6
129	111.1	79.6	119.4
131	105.4	78.6	117.8

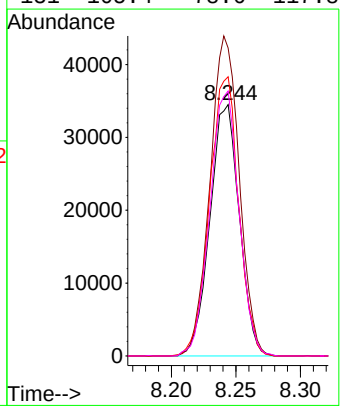

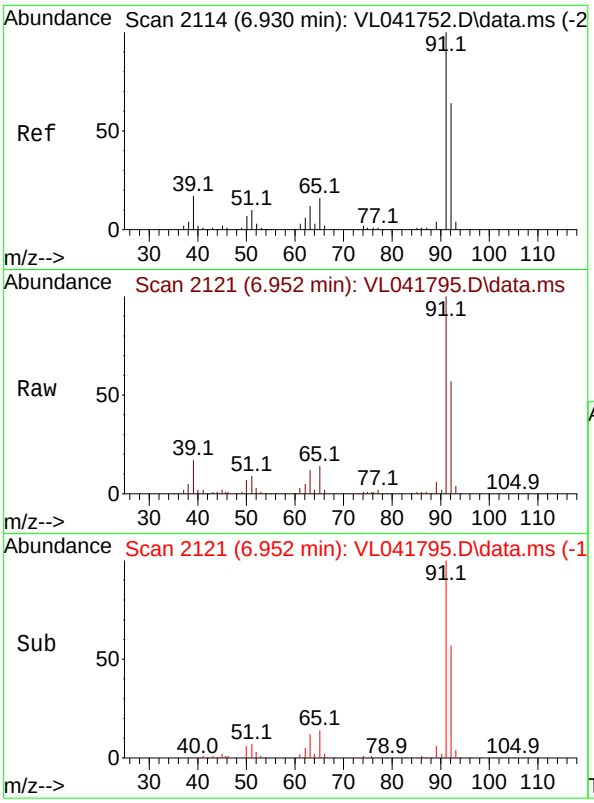

#53
Toluene
Concen: 8.265 ppbv
RT: 6.952 min Scan# 2
Delta R.T. 0.022 min
Lab File: VL041795.D
Acq: 18 Dec 2024 16:06

Instrument :
MSVOA_L
ClientSampleId :
VL1218ABS01

Tgt Ion: 91 Resp: 177625

Ion	Ratio	Lower	Upper
91	100		
92	59.4	47.9	71.9

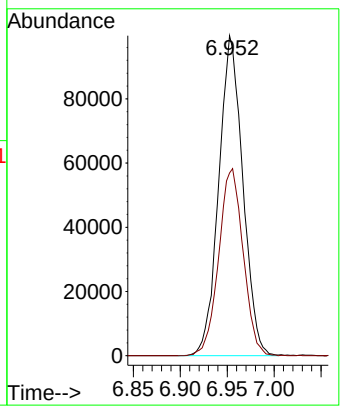

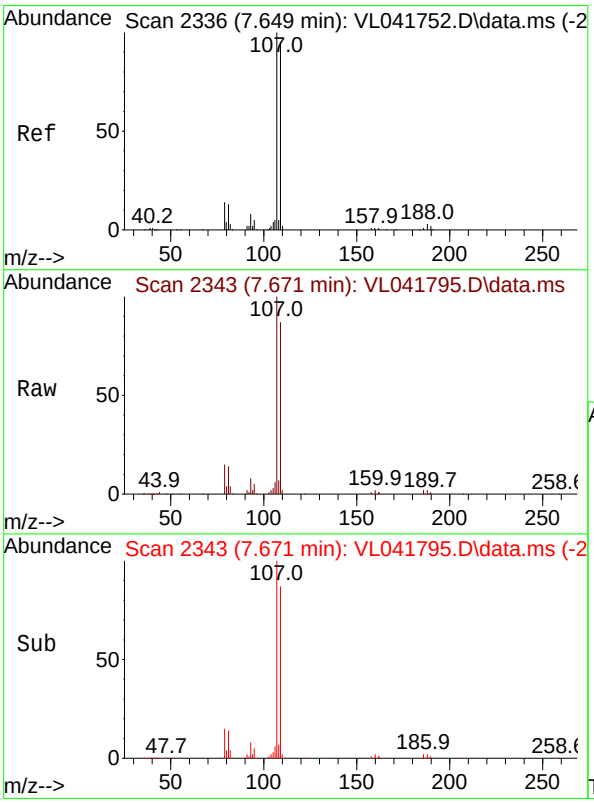

#54
1,2-Dibromoethane
Concen: 9.161 ppbv
RT: 7.671 min Scan# 2343
Delta R.T. 0.022 min
Lab File: VL041795.D
Acq: 18 Dec 2024 16:06

Tgt Ion:107 Resp: 90389

Ion	Ratio	Lower	Upper
107	100		
109	87.4	75.9	113.9

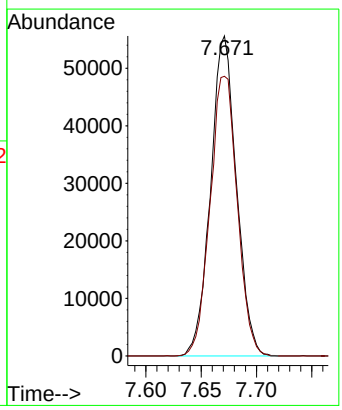

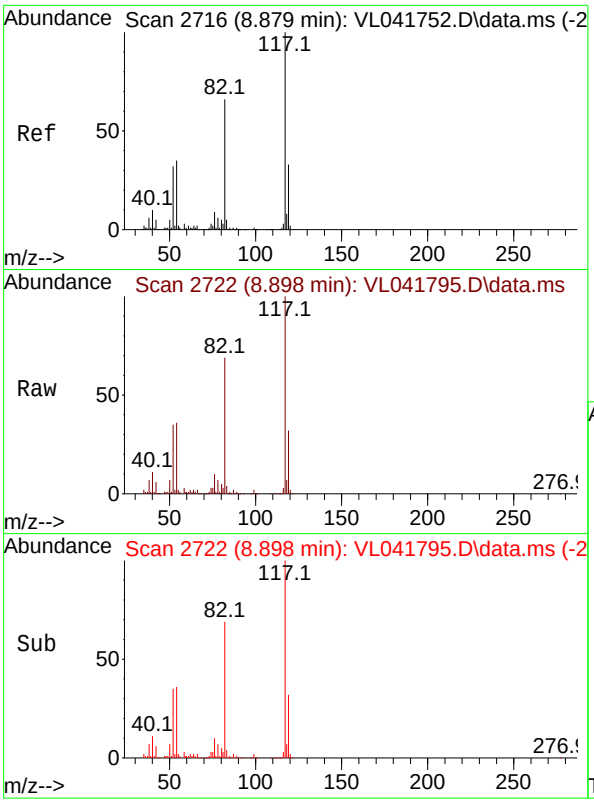

#55
Chlorobenzene-d5
Concen: 10.000 ppbv
RT: 8.898 min Scan# 2
Delta R.T. 0.019 min
Lab File: VL041795.D
Acq: 18 Dec 2024 16:06

Instrument :
MSVOA_L
ClientSampleId :
VL1218ABS01

Tgt Ion:117 Resp: 159496

Ion	Ratio	Lower	Upper
117	100		
82	74.0	53.8	80.8
119	32.0	26.7	40.1

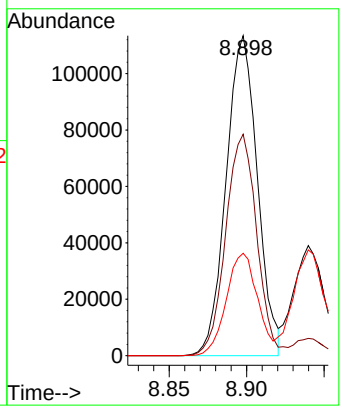

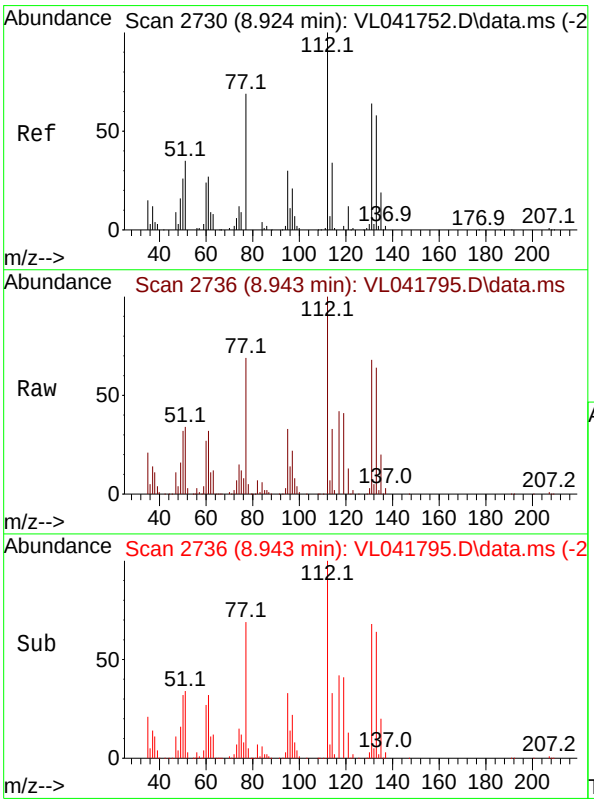

#56
1,1,1,2-Tetrachloroethane
Concen: 10.202 ppbv
RT: 8.943 min Scan# 2736
Delta R.T. 0.019 min
Lab File: VL041795.D
Acq: 18 Dec 2024 16:06

Tgt Ion:131 Resp: 86262

Ion	Ratio	Lower	Upper
131	100		
133	96.4	76.8	115.2
119	61.2	49.0	73.6

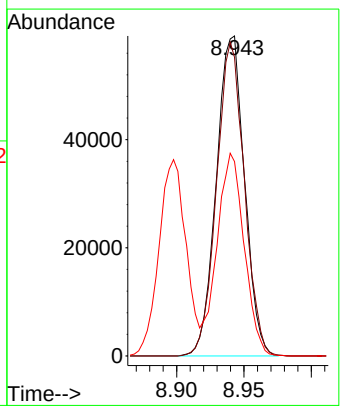

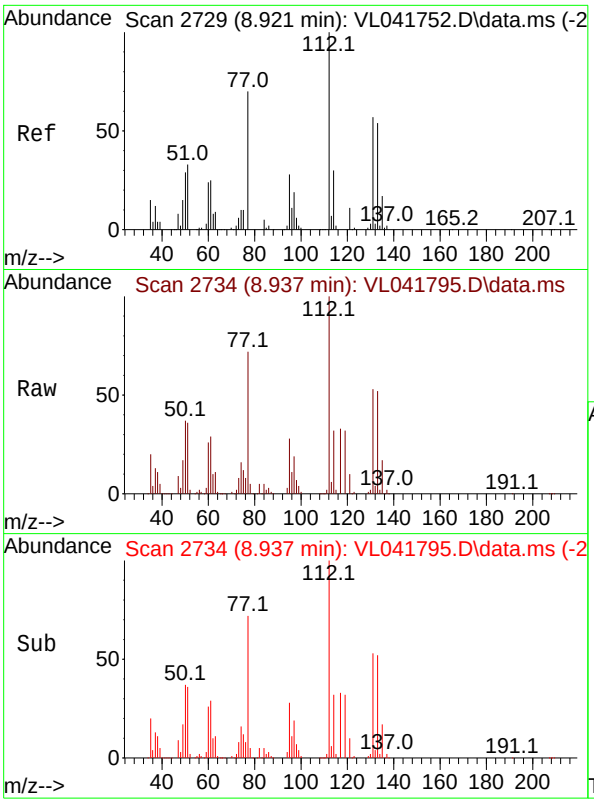

#57
Chlorobenzene
Concen: 9.415 ppbv
RT: 8.937 min Scan# 2
Delta R.T. 0.016 min
Lab File: VL041795.D
Acq: 18 Dec 2024 16:06

Instrument :
MSVOA_L
ClientSampleId :
VL1218ABS01

Tgt Ion:112 Resp: 153659

Ion	Ratio	Lower	Upper
112	100		
77	71.6	57.4	86.0
114	32.2	27.4	33.4

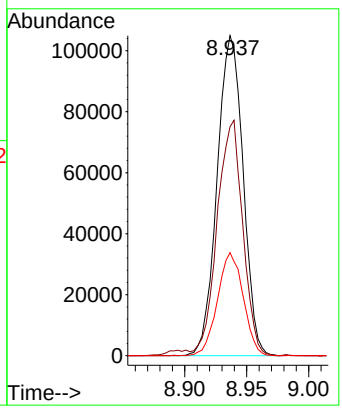

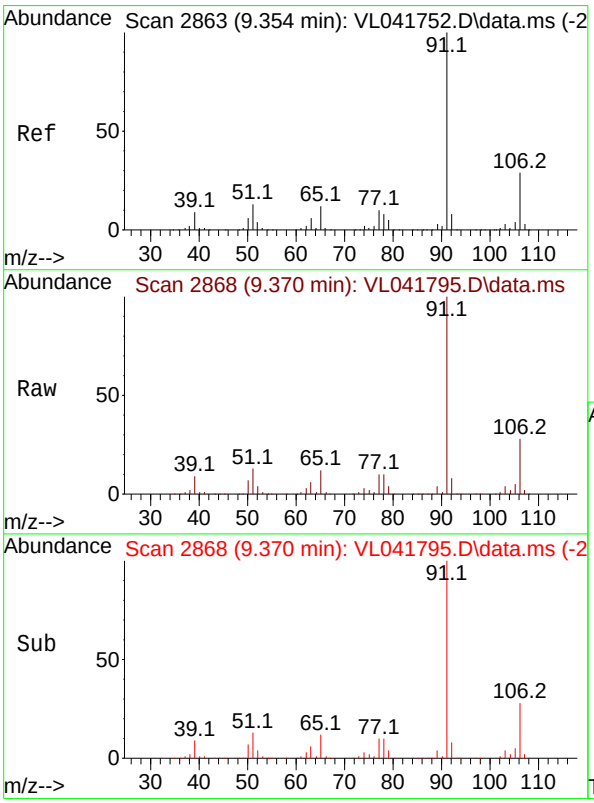

#58
Ethyl Benzene
Concen: 9.326 ppbv
RT: 9.370 min Scan# 2868
Delta R.T. 0.016 min
Lab File: VL041795.D
Acq: 18 Dec 2024 16:06

Tgt Ion: 91 Resp: 267795

Ion	Ratio	Lower	Upper
91	100		
106	28.4	23.5	35.3

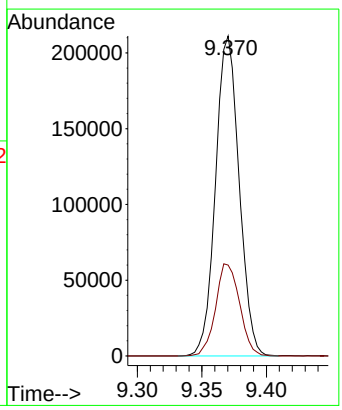

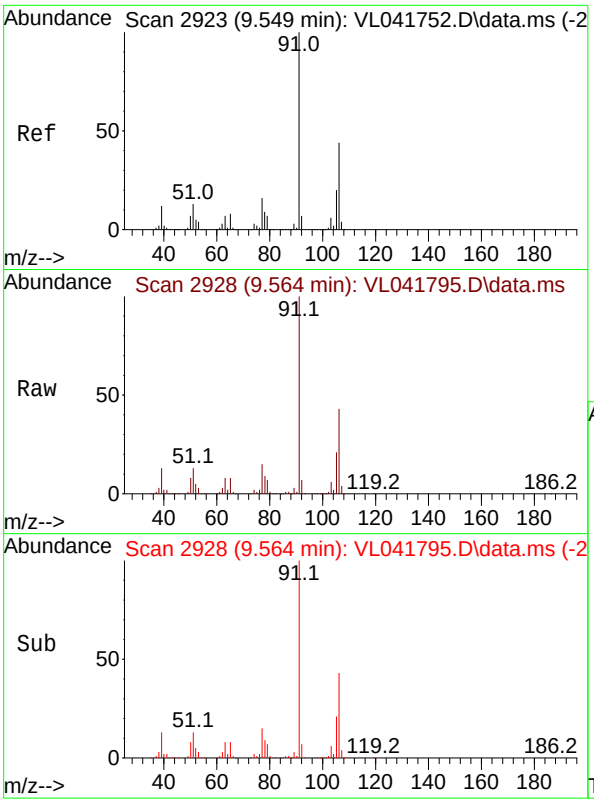

#59
m/p-Xylene
Concen: 8.573 ppbv
RT: 9.564 min Scan# 2
Delta R.T. 0.016 min
Lab File: VL041795.D
Acq: 18 Dec 2024 16:06

Instrument :
MSVOA_L
ClientSampleId :
VL1218ABS01

Tgt Ion: 91 Resp: 197933

Ion	Ratio	Lower	Upper
91	100		
106	103.7	0.0	0.0#

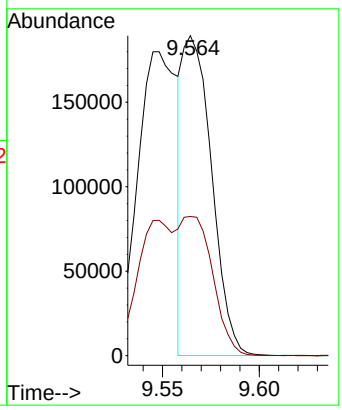

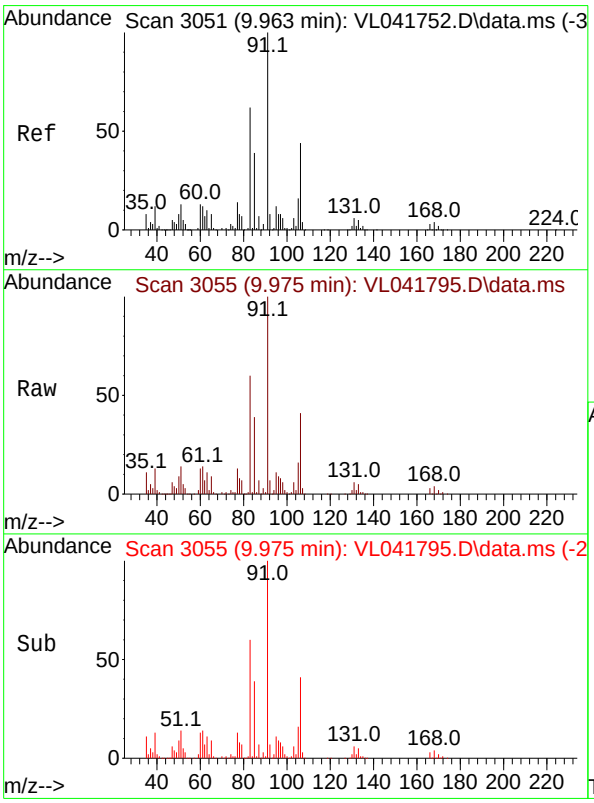

#60
o-Xylene
Concen: 9.930 ppbv
RT: 9.975 min Scan# 3055
Delta R.T. 0.013 min
Lab File: VL041795.D
Acq: 18 Dec 2024 16:06

Tgt Ion: 91 Resp: 229919

Ion	Ratio	Lower	Upper
91	100		
106	42.5	21.1	63.4

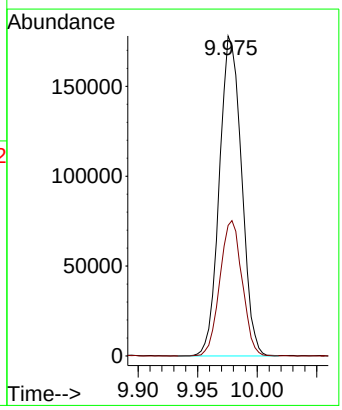

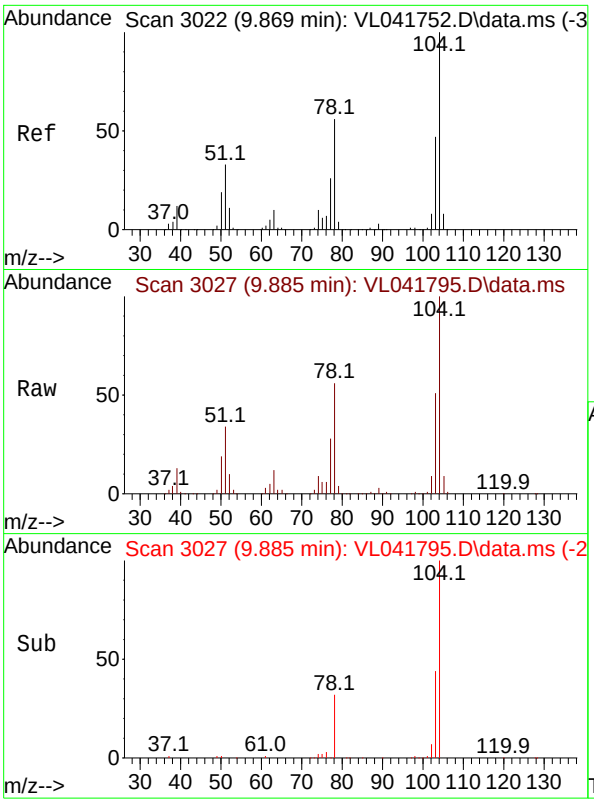

#61
Styrene
Concen: 9.543 ppbv
RT: 9.885 min Scan# 3
Delta R.T. 0.016 min
Lab File: VL041795.D
Acq: 18 Dec 2024 16:06

Instrument :
MSVOA_L
ClientSampleId :
VL1218ABS01

Tgt Ion:104 Resp: 95536

Ion	Ratio	Lower	Upper
104	100		
78	54.4	43.8	65.6
103	47.1	37.8	56.6

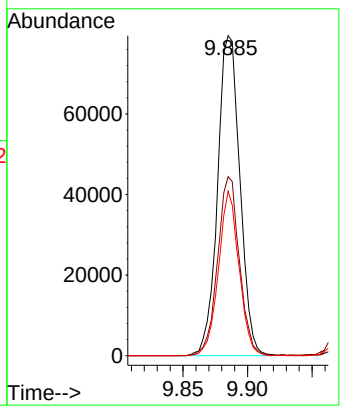

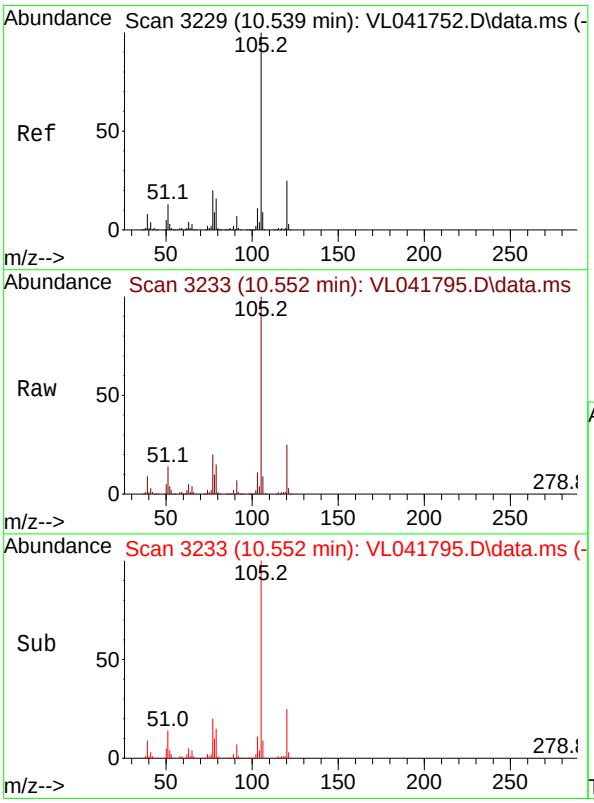

#62
Isopropylbenzene
Concen: 9.762 ppbv
RT: 10.552 min Scan# 3233
Delta R.T. 0.013 min
Lab File: VL041795.D
Acq: 18 Dec 2024 16:06

Tgt Ion:105 Resp: 339599

Ion	Ratio	Lower	Upper
105	100		
120	24.9	19.8	29.8

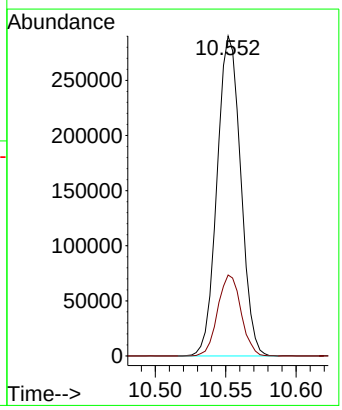

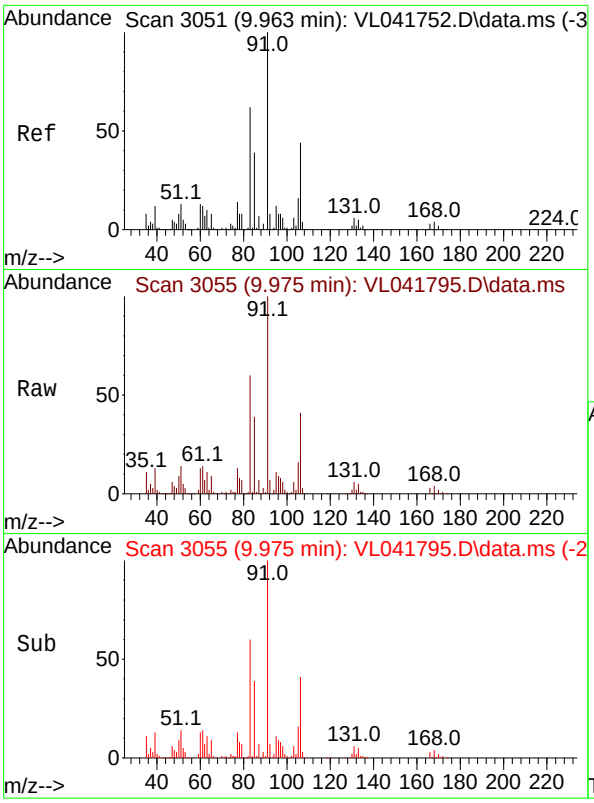

#63
1,1,2,2-Tetrachloroethane
Concen: 9.817 ppbv
RT: 9.975 min Scan# 3(
Delta R.T. 0.013 min
Lab File: VL041795.D
Acq: 18 Dec 2024 16:06

Instrument :
MSVOA_L
ClientSampleId :
VL1218ABS01

Tgt Ion: 83 Resp: 142272

Ion	Ratio	Lower	Upper
83	100		
131	9.8	4.9	14.7
85	64.1	32.0	96.2

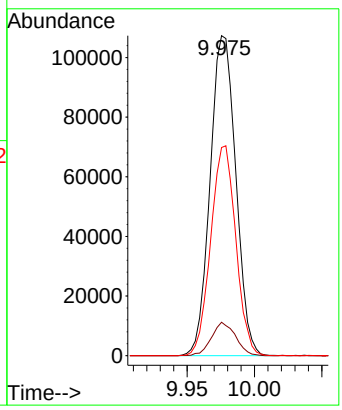

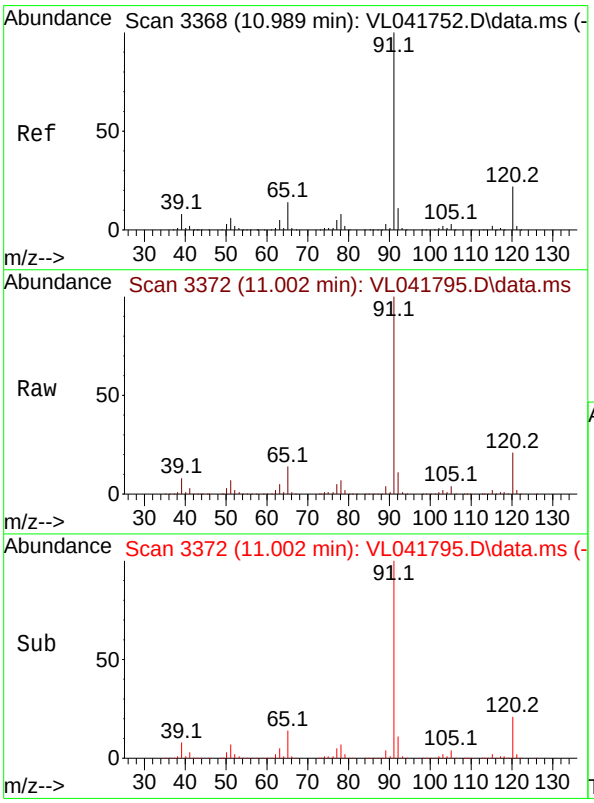

#64
n-propylbenzene
Concen: 9.880 ppbv
RT: 11.002 min Scan# 3372
Delta R.T. 0.013 min
Lab File: VL041795.D
Acq: 18 Dec 2024 16:06

Tgt Ion:120 Resp: 86896

Ion	Ratio	Lower	Upper
120	100		
91	493.0	387.3	580.9

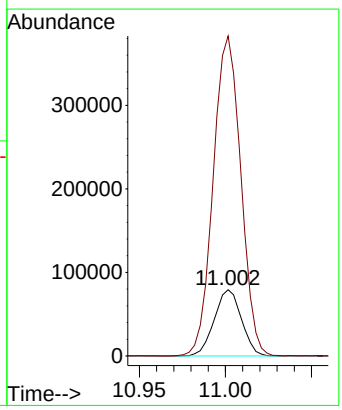

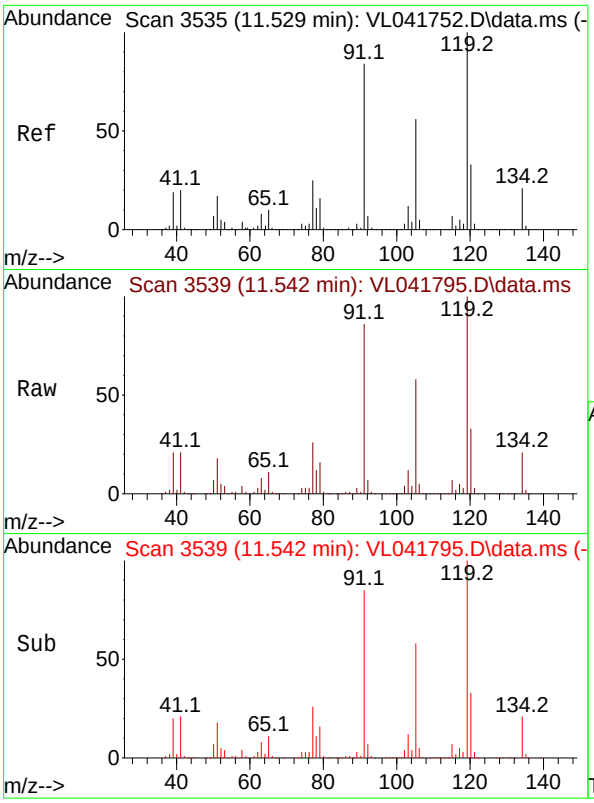

#65
tert-Butylbenzene
Concen: 9.808 ppbv
RT: 11.542 min Scan# 3
Delta R.T. 0.013 min
Lab File: VL041795.D
Acq: 18 Dec 2024 16:06

Instrument :
MSVOA_L
ClientSampleId :
VL1218ABS01

Tgt Ion:119 Resp: 307835

Ion	Ratio	Lower	Upper
119	100		
91	87.3	67.0	100.4
134	20.4	16.5	24.7

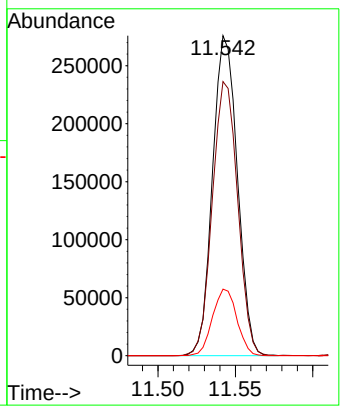

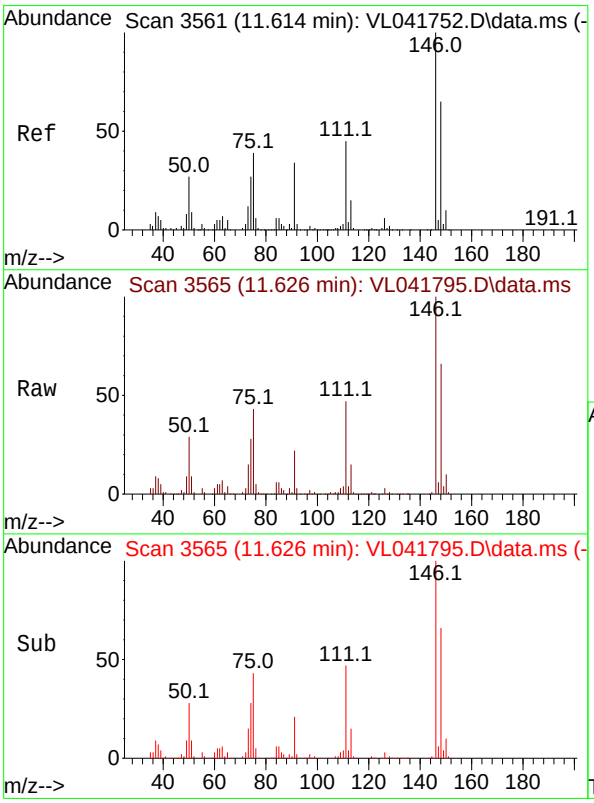

#66
Benzyl Chloride
Concen: 7.936 ppbv
RT: 11.626 min Scan# 3565
Delta R.T. 0.013 min
Lab File: VL041795.D
Acq: 18 Dec 2024 16:06

Tgt Ion: 91 Resp: 21939

Ion	Ratio	Lower	Upper
91	100		
126	15.7	13.9	20.9
128	5.1	4.4	6.6

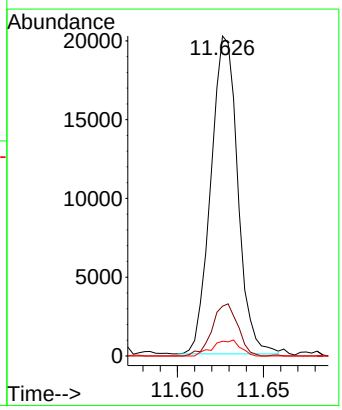

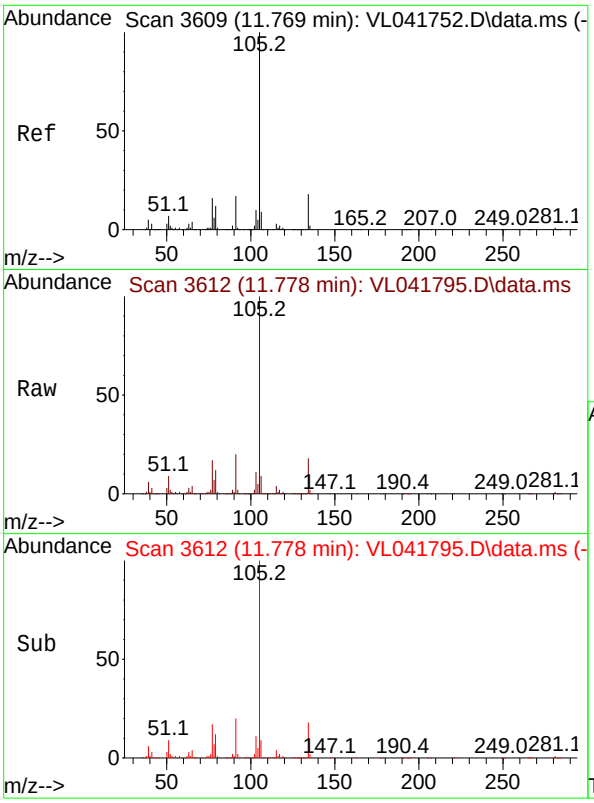

#67
sec-Butylbenzene
Concen: 10.167 ppbv
RT: 11.778 min Scan# 3
Delta R.T. 0.009 min
Lab File: VL041795.D
Acq: 18 Dec 2024 16:06

Instrument :
MSVOA_L
ClientSampleId :
VL1218ABS01

Tgt Ion:105 Resp: 441578

Ion	Ratio	Lower	Upper
105	100		
134	17.6	14.5	21.7

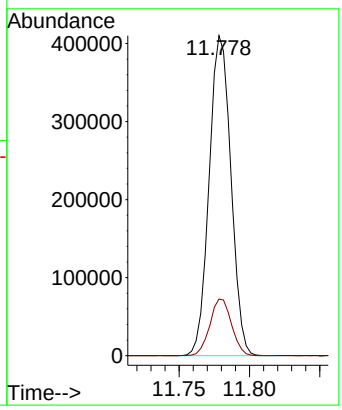

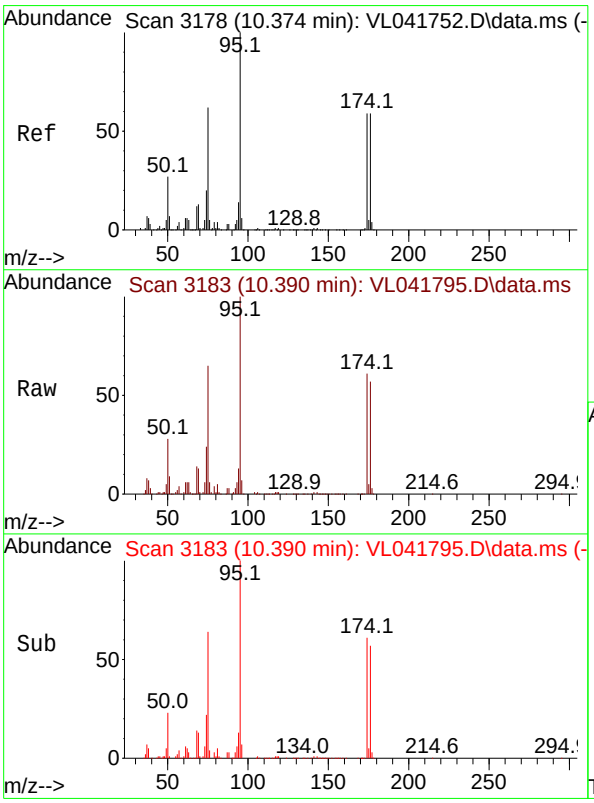

#68
1-Bromo-4-Fluorobenzene
Concen: 10.825 ppbv
RT: 10.390 min Scan# 3183
Delta R.T. 0.016 min
Lab File: VL041795.D
Acq: 18 Dec 2024 16:06

Tgt Ion: 95 Resp: 143879

Ion	Ratio	Lower	Upper
95	100		
174	57.9	47.6	71.4
175	4.6	3.7	5.5

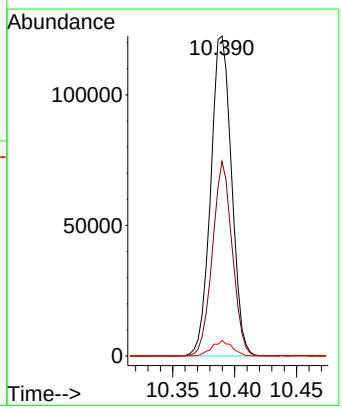

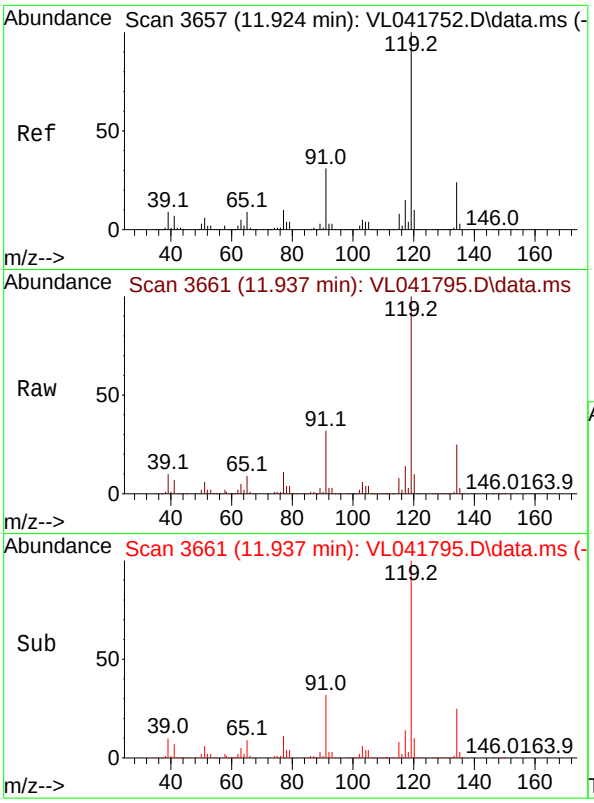

#69
p-Isopropyltoluene
Concen: 10.229 ppbv
RT: 11.937 min Scan# 3
Delta R.T. 0.013 min
Lab File: VL041795.D
Acq: 18 Dec 2024 16:06

Instrument :
MSVOA_L
ClientSampleId :
VL1218ABS01

Tgt Ion:119 Resp: 366111

Ion	Ratio	Lower	Upper
119	100		
134	24.7	19.6	29.4
91	31.3	24.4	36.6

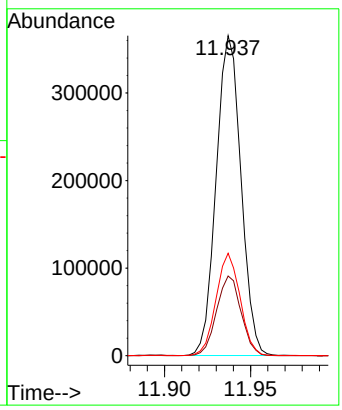

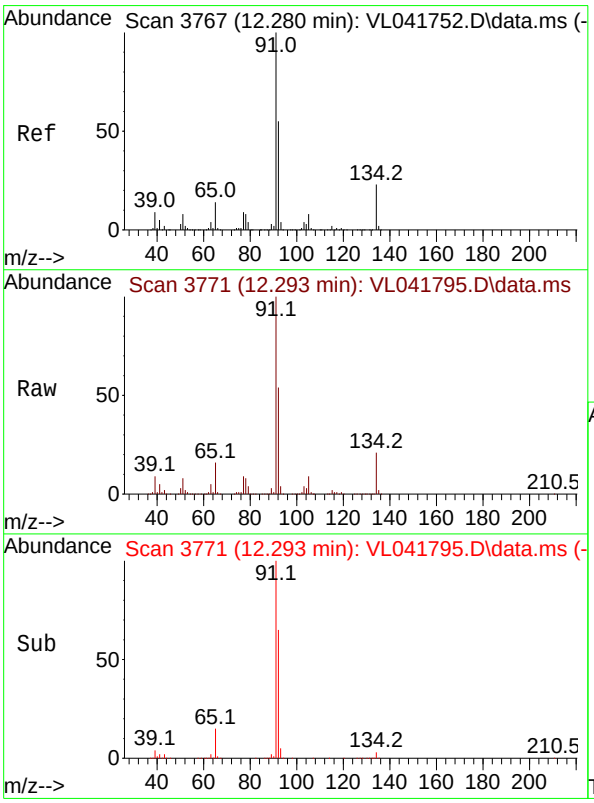

#70
n-Butylbenzene
Concen: 10.597 ppbv
RT: 12.293 min Scan# 3771
Delta R.T. 0.013 min
Lab File: VL041795.D
Acq: 18 Dec 2024 16:06

Tgt Ion: 91 Resp: 366451

Ion	Ratio	Lower	Upper
91	100		
92	52.8	43.2	64.8
134	22.0	18.2	27.4

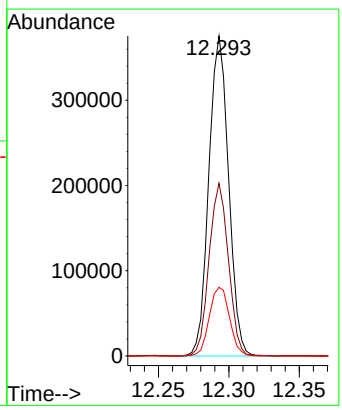

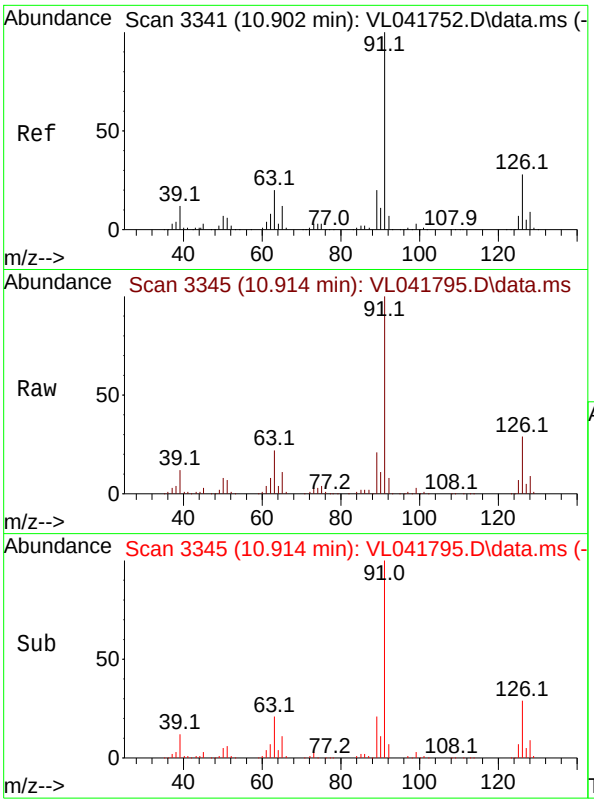

#71
2-Chlorotoluene
Concen: 9.622 ppbv
RT: 10.914 min Scan# 3
Delta R.T. 0.013 min
Lab File: VL041795.D
Acq: 18 Dec 2024 16:06

Instrument :
MSVOA_L
ClientSampleId :
VL1218ABS01

Tgt Ion: 91 Resp: 255490

Ion	Ratio	Lower	Upper
91	100		
126	28.7	11.6	46.4

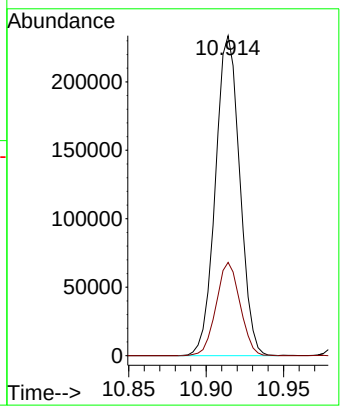

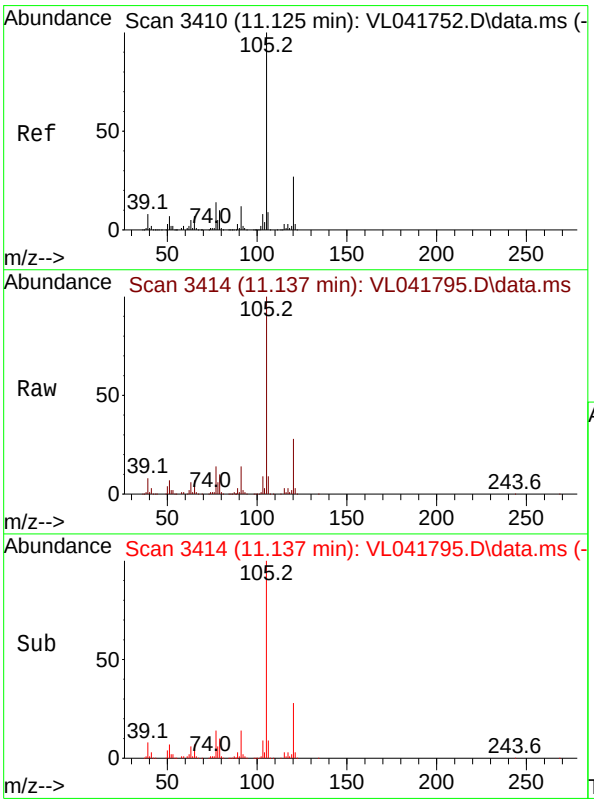

#72
4-Ethyltoluene
Concen: 10.137 ppbv
RT: 11.137 min Scan# 3414
Delta R.T. 0.013 min
Lab File: VL041795.D
Acq: 18 Dec 2024 16:06

Tgt Ion:105 Resp: 277025

Ion	Ratio	Lower	Upper
105	100		
120	29.1	23.3	34.9
91	14.4	10.9	16.3
77	14.8	11.6	17.4

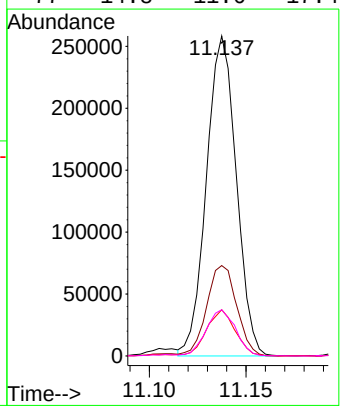

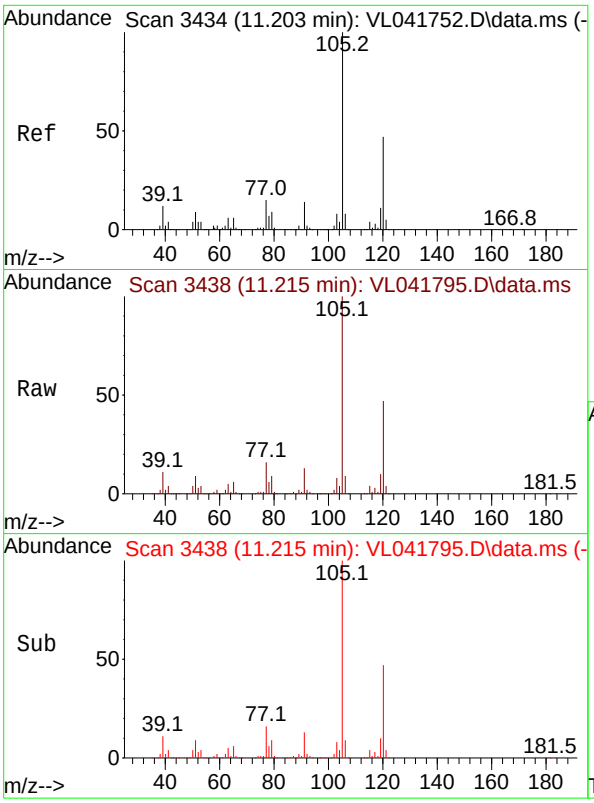

#73
1,3,5-Trimethylbenzene
Concen: 10.613 ppbv
RT: 11.215 min Scan# 3
Delta R.T. 0.013 min
Lab File: VL041795.D
Acq: 18 Dec 2024 16:06

Instrument :
MSVOA_L
ClientSampleId :
VL1218ABS01

Tgt Ion:105 Resp: 240648

Ion	Ratio	Lower	Upper
105	100		
120	46.8	37.4	56.2

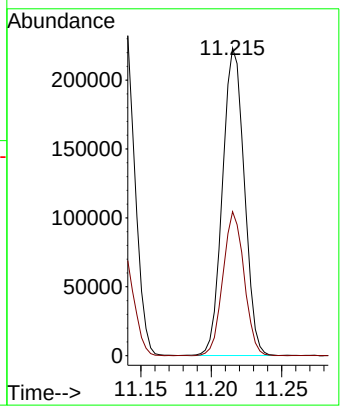

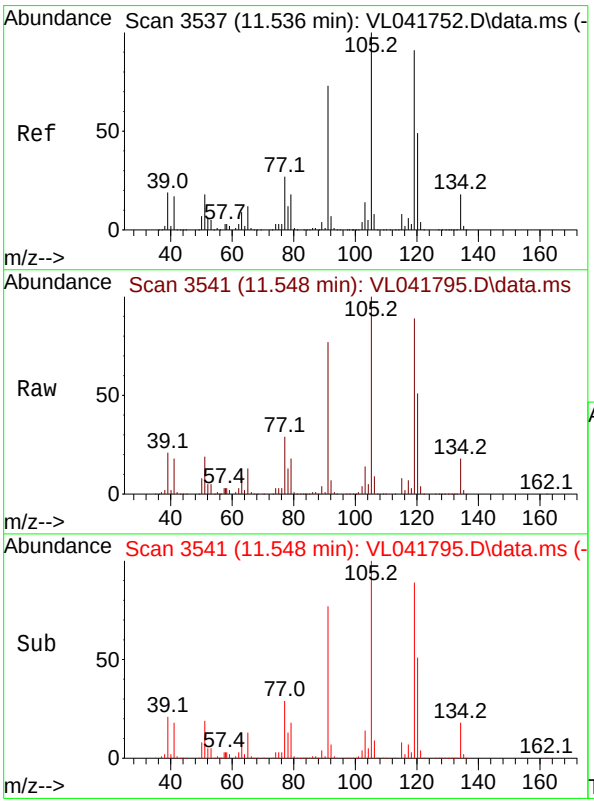

#74
1,2,4-Trimethylbenzene
Concen: 10.679 ppbv
RT: 11.548 min Scan# 3541
Delta R.T. 0.013 min
Lab File: VL041795.D
Acq: 18 Dec 2024 16:06

Tgt Ion:105 Resp: 260378

Ion	Ratio	Lower	Upper
105	100		
120	51.5	39.0	58.4
91	76.7	58.1	87.1
77	29.4	21.8	32.8

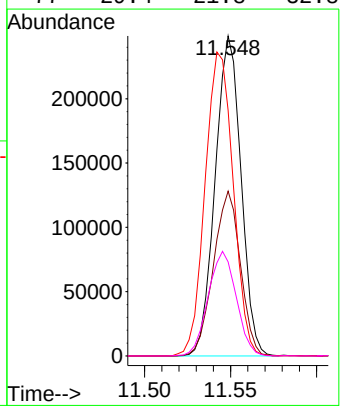

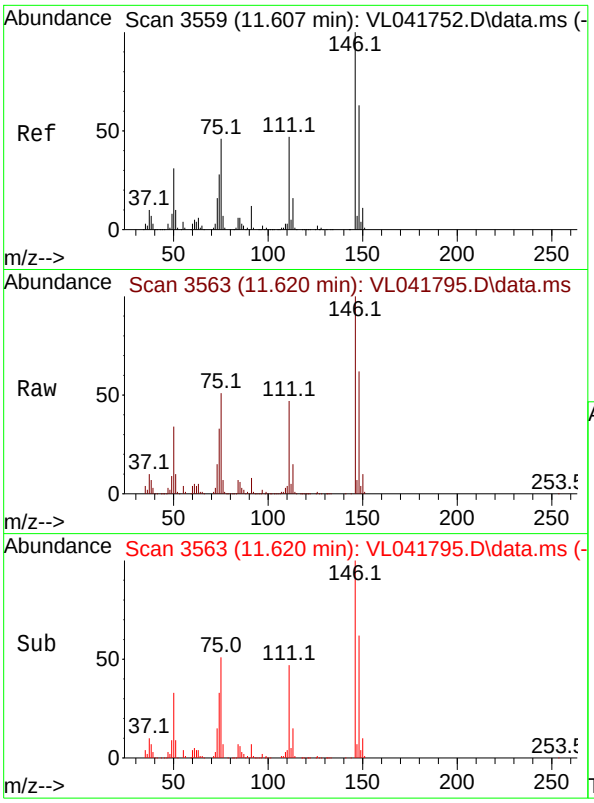

#75
1,3-Dichlorobenzene
Concen: 9.809 ppbv
RT: 11.620 min Scan# 3
Delta R.T. 0.013 min
Lab File: VL041795.D
Acq: 18 Dec 2024 16:06

Instrument :
MSVOA_L
ClientSampleId :
VL1218ABS01

Tgt Ion:146 Resp: 152493

Ion	Ratio	Lower	Upper
146	100		
111	48.7	23.4	70.3
148	64.1	31.6	95.0

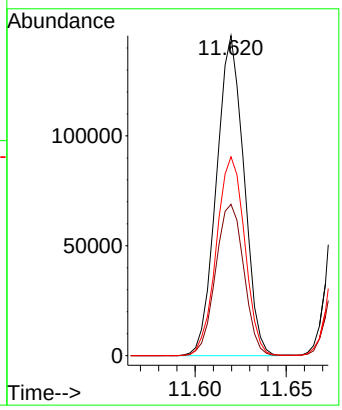

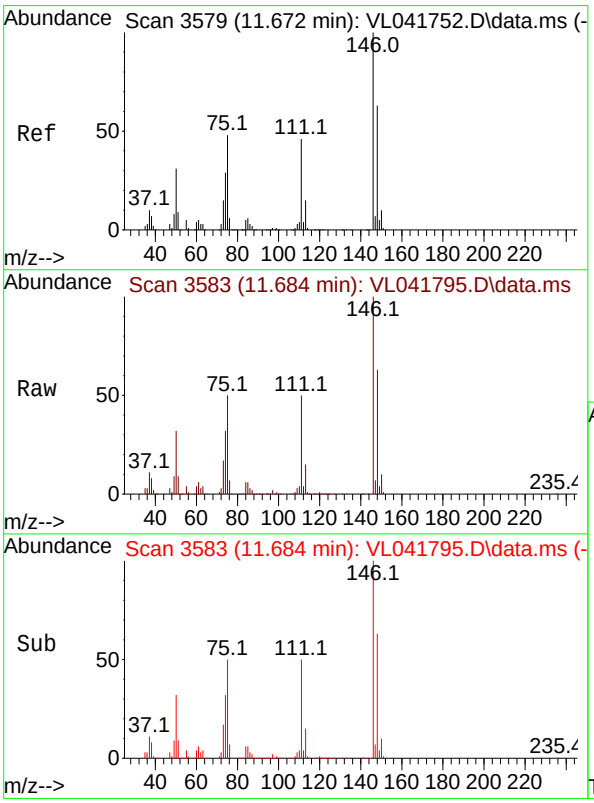

#76
1,4-Dichlorobenzene
Concen: 9.926 ppbv
RT: 11.684 min Scan# 3583
Delta R.T. 0.013 min
Lab File: VL041795.D
Acq: 18 Dec 2024 16:06

Tgt Ion:146 Resp: 152432

Ion	Ratio	Lower	Upper
146	100		
111	47.8	22.7	68.1
148	64.5	31.4	94.0

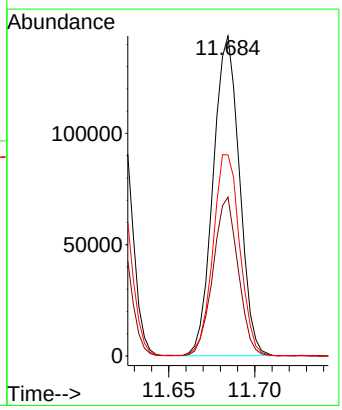

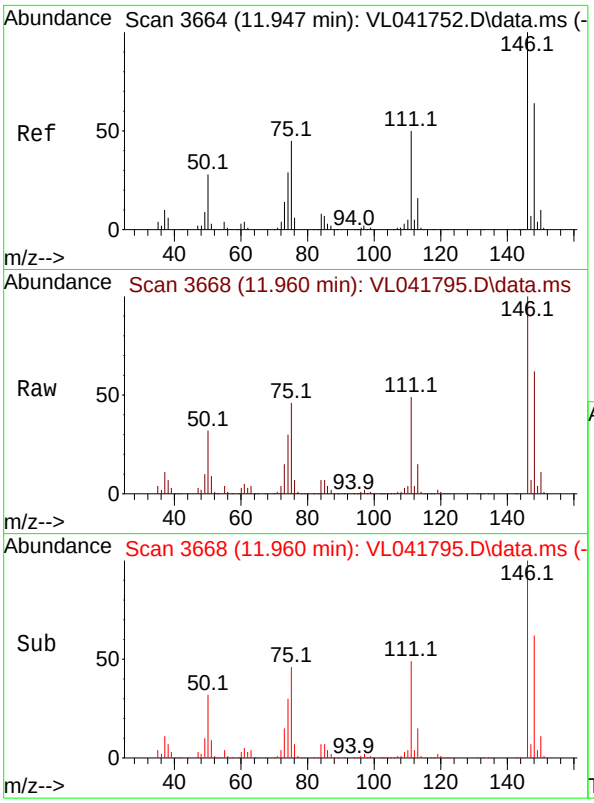

#77
1,2-Dichlorobenzene
Concen: 9.922 ppbv
RT: 11.960 min Scan# 3
Delta R.T. 0.013 min
Lab File: VL041795.D
Acq: 18 Dec 2024 16:06

Instrument :
MSVOA_L
ClientSampleId :
VL1218ABS01

Tgt Ion:146 Resp: 148412

Ion	Ratio	Lower	Upper
146	100		
111	50.0	24.8	74.3
148	62.8	31.8	95.4

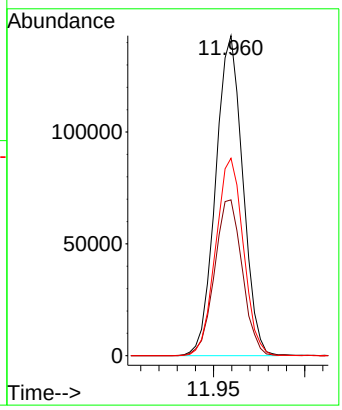

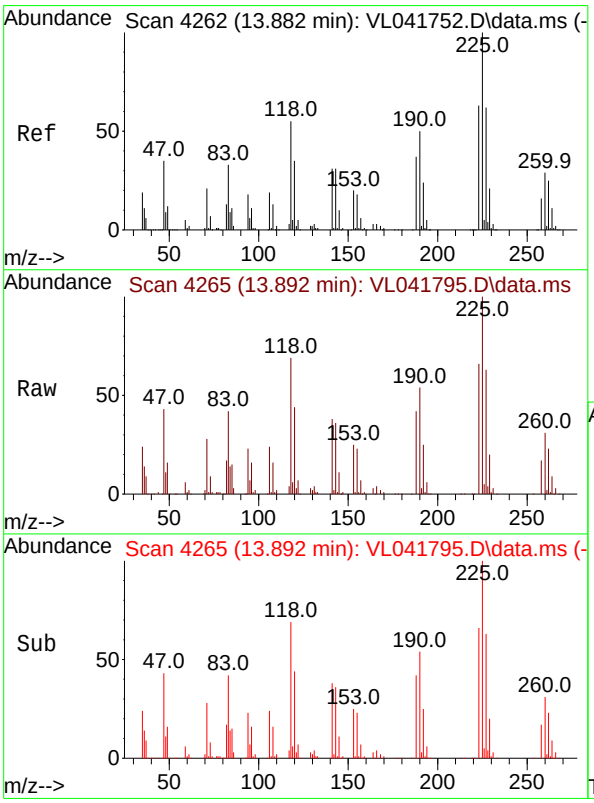

#78
Hexachloro-1,3-Butadiene
Concen: 7.987 ppbv
RT: 13.892 min Scan# 4265
Delta R.T. 0.009 min
Lab File: VL041795.D
Acq: 18 Dec 2024 16:06

Tgt Ion:225 Resp: 88582

Ion	Ratio	Lower	Upper
225	100		
223	62.9	50.5	75.7
227	63.3	50.3	75.5

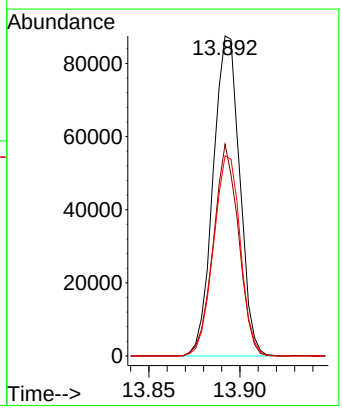

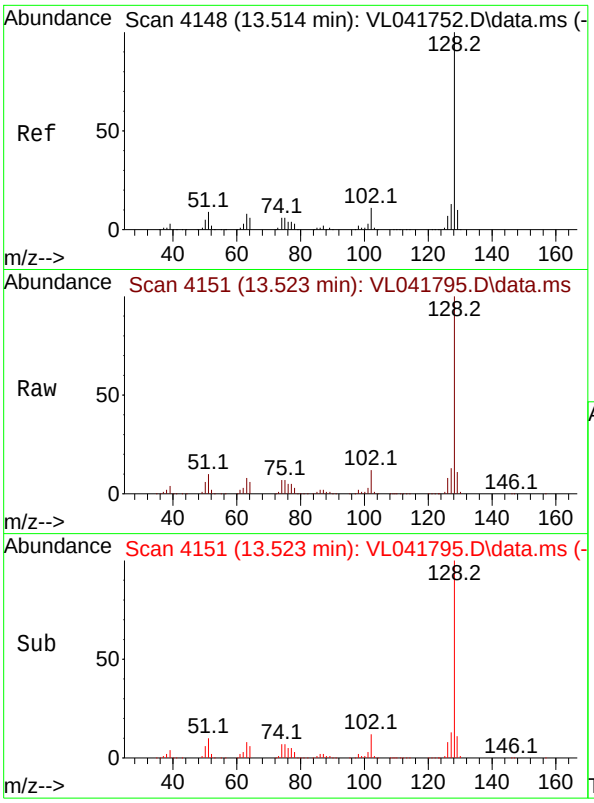

#79
Naphthalene
Concen: 11.154 ppbv
RT: 13.523 min Scan# 4
Delta R.T. 0.009 min
Lab File: VL041795.D
Acq: 18 Dec 2024 16:06

Instrument :
MSVOA_L
ClientSampleId :
VL1218ABS01

Tgt Ion:128 Resp: 189506

Ion	Ratio	Lower	Upper
128	100		
127	13.3	10.7	16.1
129	10.6	8.2	12.4

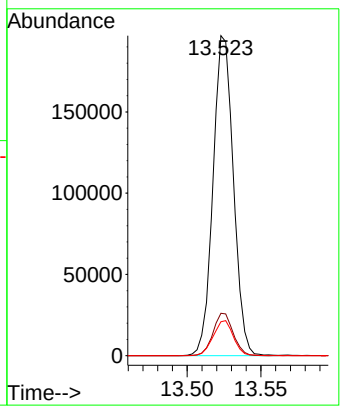

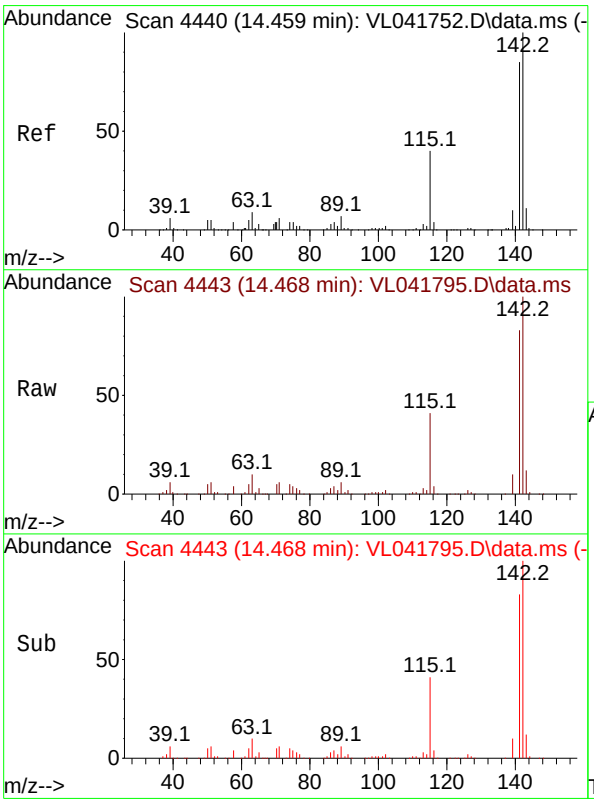

#80
Naphthalene,2-methyl-
Concen: 15.634 ppbv
RT: 14.468 min Scan# 4443
Delta R.T. 0.009 min
Lab File: VL041795.D
Acq: 18 Dec 2024 16:06

Tgt Ion:142 Resp: 82155

Ion	Ratio	Lower	Upper
142	100		
141	82.5	68.4	102.6
115	43.2	32.5	48.7

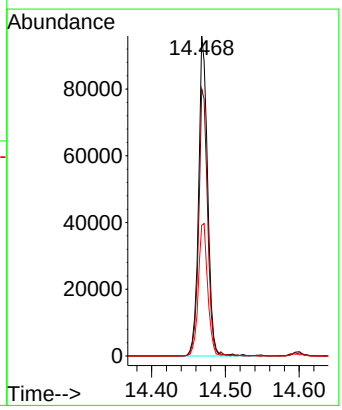

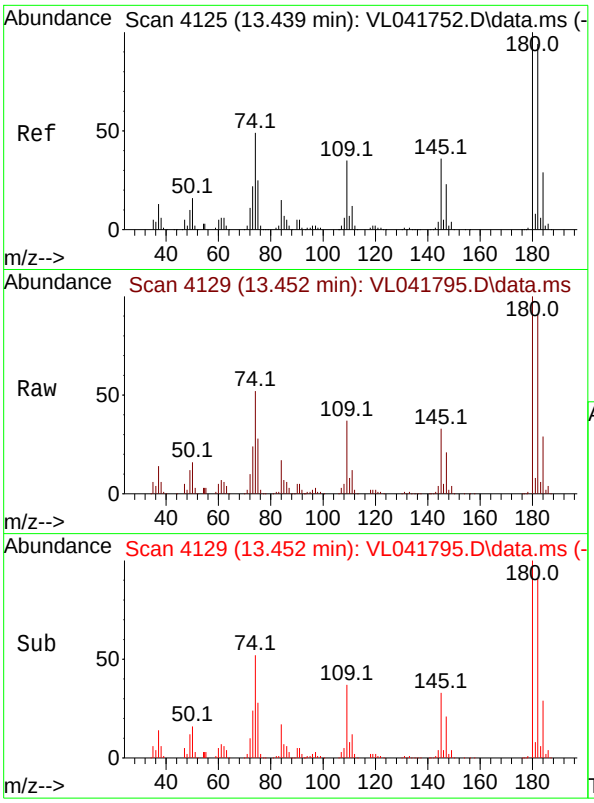

#81
1,2,4-Trichlorobenzene
Concen: 9.592 ppbv
RT: 13.452 min Scan# 4
Delta R.T. 0.013 min
Lab File: VL041795.D
Acq: 18 Dec 2024 16:06

Instrument :
MSVOA_L
ClientSampleId :
VL1218ABS01

Tgt Ion:180 Resp: 89052

Ion	Ratio	Lower	Upper
180	100		
182	95.5	77.0	115.6
184	29.8	23.8	35.8

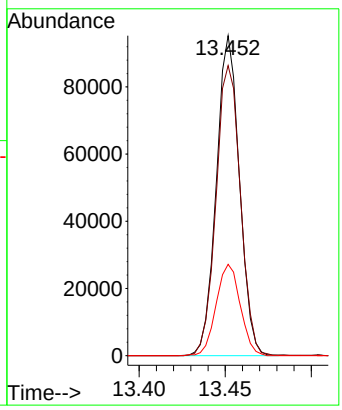

Quantitation Report (Not Reviewed)

Data Path : Z:\voasrv\HPCHEM1\MSVOA_L\Data\VL121824\
Data File : VL041801.D
Acq On : 18 Dec 2024 19:24
Operator : SY/MD
Sample : P5296-01
Misc : 400mL/MSVOA_L
ALS Vial : 9 Sample Multiplier: 1

Instrument :
MSVOA_L
ClientSampleId :
C0AC2

Quant Time: Dec 19 07:58:06 2024
Quant Method : Z:\voasrv\HPCHEM1\MSVOA_L\methods\VL121624AIR.M
Quant Title : AIR ANALYSIS BY METHOD TO-15 Instrument: MSVOA_LFri Aug 26 06:05:16 2022
QLast Update : Thu Dec 19 07:32:09 2024
Response via : Initial Calibration

Compound	R.T.	QIon	Response	Conc	Units	Dev(Min)
Internal Standards						
1) Bromochloromethane	2.797	49	75382	10.000	ppbv	0.01
33) 1,4-Difluorobenzene	3.975	114	191938	10.000	ppbv	0.02
55) Chlorobenzene-d5	8.895	117	165356	10.000	ppbv	0.02
System Monitoring Compounds						
68) 1-Bromo-4-Fluorobenzene	10.387	95	146176	10.608	ppbv	0.01
Spiked Amount 10.000	Range 65 - 135		Recovery = 106.100%			
Target Compounds						Qvalue
2) Dichlorodifluoromethane	1.502	85	4603	0.343	ppbv #	81
3) Chlorodifluoromethane	1.470	51	18627	1.515	ppbv #	68
4) Chloromethane	1.534	50	4863	0.927	ppbv	92
5) Vinyl Chloride	1.489	62	161	0.030	ppbv #	84
9) Propene	1.564	41	21491	4.033	ppbv	88
10) Heptane	5.001	43	23941	1.749	ppbv #	42
11) Trichlorofluoromethane	1.881	101	2904	0.204	ppbv	99
12) 1,1,2-Trichlorotrifluo...	2.146	101	580	0.054	ppbv	95
13) Ethanol	1.725	45	702801	1592.927	ppbv	95
15) Acetone	1.839	43	130310	8.884	ppbv	96
16) 1,3-Butadiene	1.606	39	3918	0.678	ppbv	85
17) tert-Butyl alcohol	1.891	59	11009	0.757	ppbv	96
19) Isopropyl Alcohol	1.891	45	301539	34.263	ppbv #	36
20) Methylene Chloride	2.069	84	1880	0.450	ppbv #	93
21) Allyl Chloride	1.997	41	4262	0.536	ppbv #	1
23) Vinyl Acetate	2.460	43	5980	0.878	ppbv #	86
25) Ethyl Acetate	2.845	43	14961	0.548	ppbv #	18
26) Hexane	2.836	57	3894	0.376	ppbv #	49
29) Chloroform	2.858	83	2077	0.132	ppbv	99
30) Cyclohexane	3.871	84	724	0.082	ppbv #	1
31) cis-1,2-Dichloroethene	2.832	61	567	0.053	ppbv #	26
34) 2-Butanone	2.567	43	18388	1.191	ppbv	99
35) Carbon Tetrachloride	3.777	117	780	0.057	ppbv #	71
36) Benzene	3.667	78	8357	0.421	ppbv	98
39) 1,2-Dichloropropane	3.975	63	52948	7.374	ppbv #	17
52) Tetrachloroethene	8.244	164	1104	0.149	ppbv	93
53) Toluene	6.956	91	7123	0.316	ppbv #	31
58) Ethyl Benzene	9.367	91	5312	0.178	ppbv	96
59) m/p-Xylene	9.568	91	2894	0.121	ppbv #	100
60) o-Xylene	9.979	91	7510	0.313	ppbv	100
61) Styrene	9.885	104	550	0.053	ppbv #	81
65) tert-Butylbenzene	11.545	119	1092	0.034	ppbv #	6
66) Benzyl Chloride	11.649	91	91	0.032	ppbv #	66
69) p-Isopropyltoluene	11.937	119	1135	0.031	ppbv #	80
72) 4-Ethyltoluene	11.134	105	2084	0.074	ppbv #	55
73) 1,3,5-Trimethylbenzene	11.212	105	2088	0.089	ppbv	87
74) 1,2,4-Trimethylbenzene	11.545	105	8267	0.327	ppbv #	60
75) 1,3-Dichlorobenzene	11.675	146	584	0.036	ppbv #	65
76) 1,4-Dichlorobenzene	11.688	146	609	0.038	ppbv #	20

(#) = qualifier out of range (m) = manual integration (+) = signals summed

Quantitation Report (Not Reviewed)

Data Path : Z:\voasrv\HPCHEM1\MSVOA_L\Data\VL121824\
Data File : VL041801.D
Acq On : 18 Dec 2024 19:24
Operator : SY/MD
Sample : P5296-01
Misc : 400mL/MSVOA_L
ALS Vial : 9 Sample Multiplier: 1

Instrument :
MSVOA_L
ClientSampleId :
C0AC2

Quant Time: Dec 19 07:58:06 2024
Quant Method : Z:\voasrv\HPCHEM1\MSVOA_L\methods\VL121624AIR.M
Quant Title : AIR ANALYSIS BY METHOD TO-15 Instrument: MSVOA_LFri Aug 26 06:05:16 2022
QLast Update : Thu Dec 19 07:32:09 2024
Response via : Initial Calibration

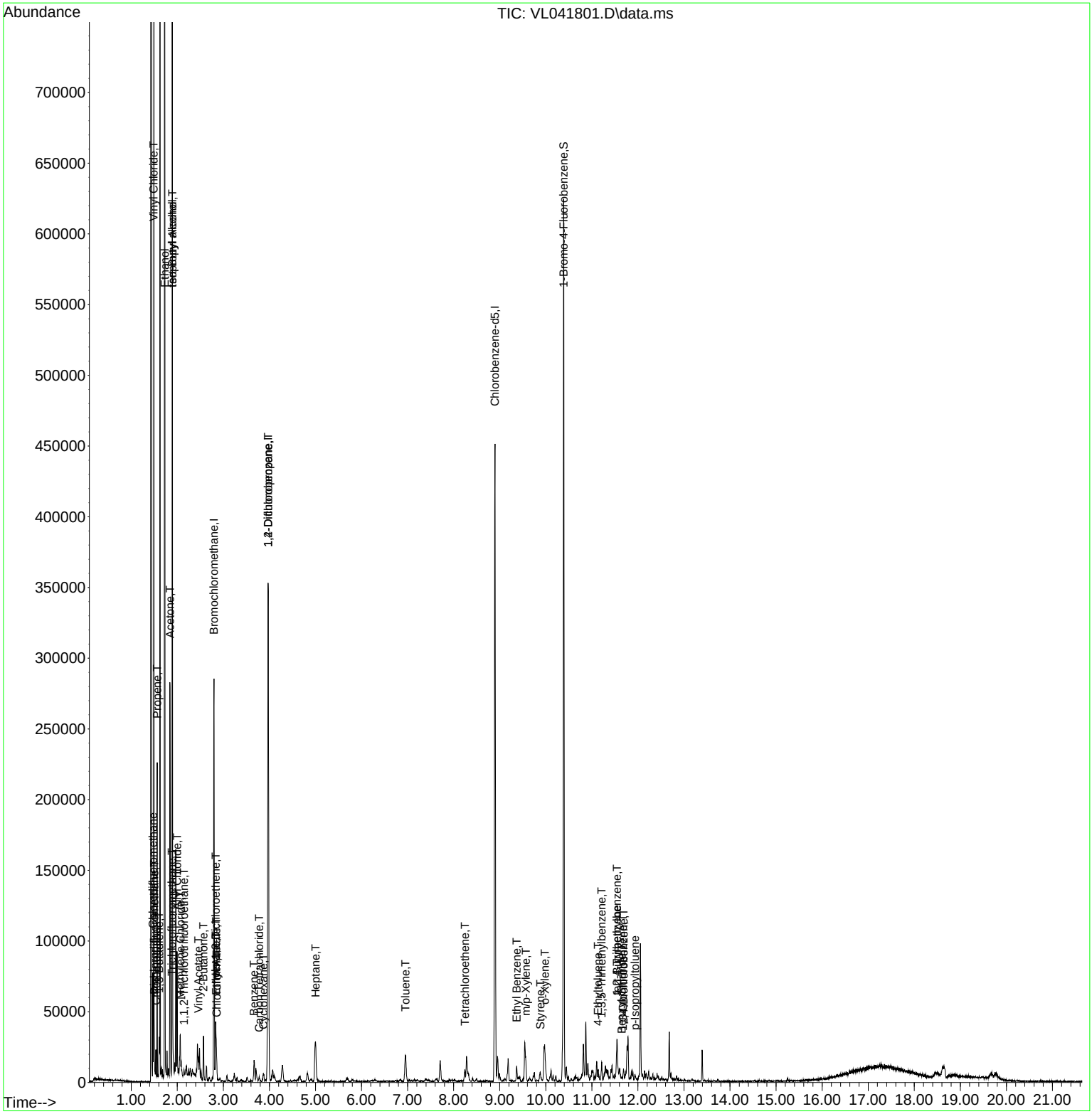

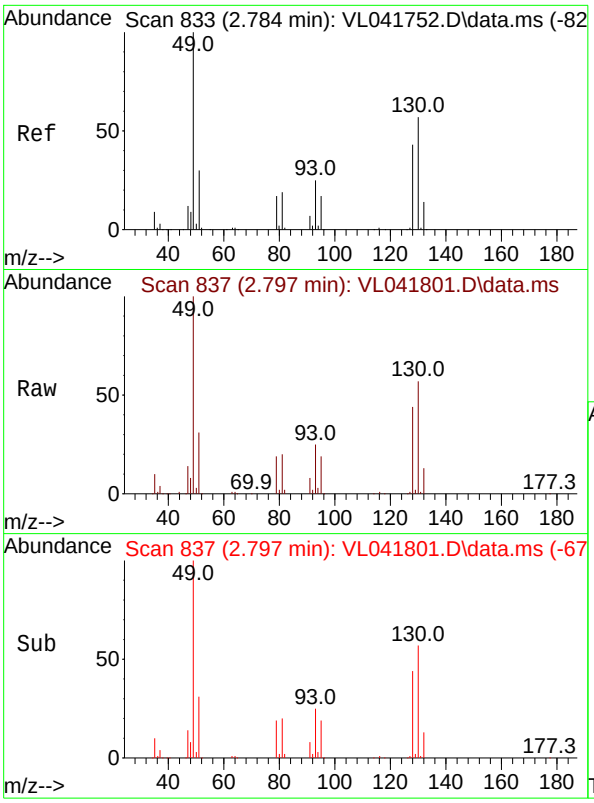

#1
Bromochloromethane
Concen: 10.000 ppbv
RT: 2.797 min Scan# 8
Delta R.T. 0.013 min
Lab File: VL041801.D
Acq: 18 Dec 2024 19:24

Instrument :
MSVOA_L
ClientSampleId :
C0AC2

Tgt Ion: 49 Resp: 75382

Ion	Ratio	Lower	Upper
49	100		
128	42.9	21.6	64.6
130	55.9	28.3	85.0

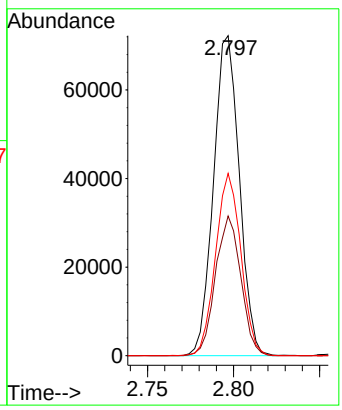

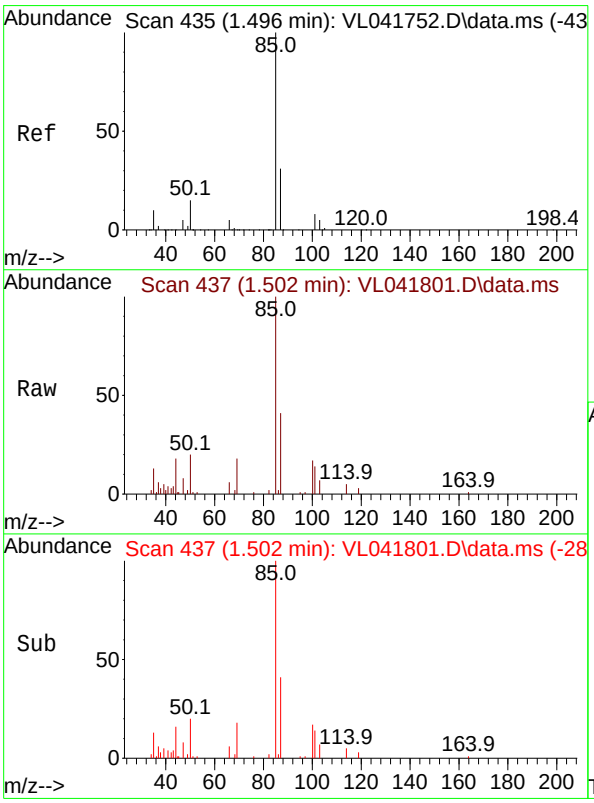

#2
Dichlorodifluoromethane
Concen: 0.343 ppbv
RT: 1.502 min Scan# 437
Delta R.T. 0.006 min
Lab File: VL041801.D
Acq: 18 Dec 2024 19:24

Tgt Ion: 85 Resp: 4603

Ion	Ratio	Lower	Upper
85	100		
87	41.2	24.5	36.7#

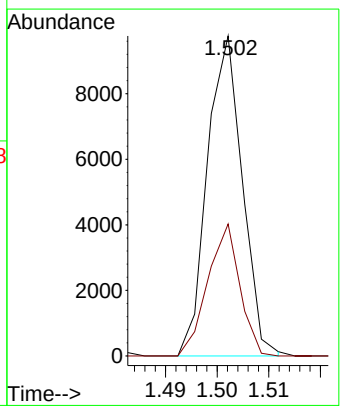

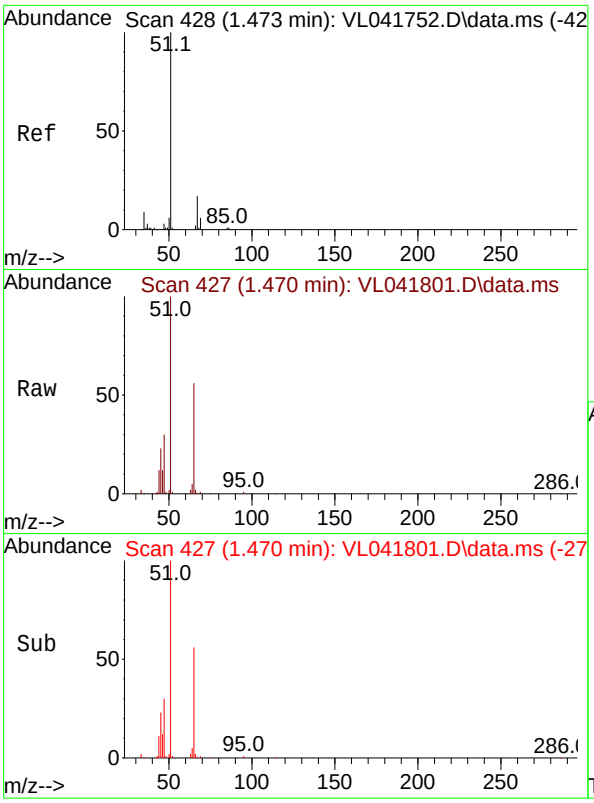

#3
Chlorodifluoromethane
Concen: 1.515 ppbv
RT: 1.470 min Scan# 4
Delta R.T. -0.003 min
Lab File: VL041801.D
Acq: 18 Dec 2024 19:24

Instrument :
MSVOA_L
ClientSampleId :
C0AC2

Tgt Ion: 51 Resp: 18627

Ion	Ratio	Lower	Upper
51	100		
67	4.1	15.0	22.4#

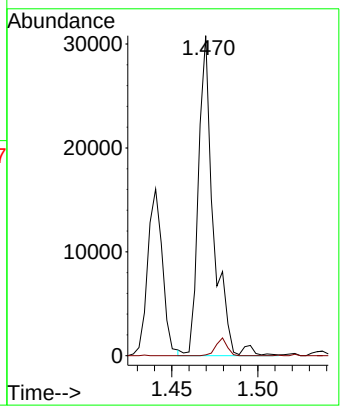

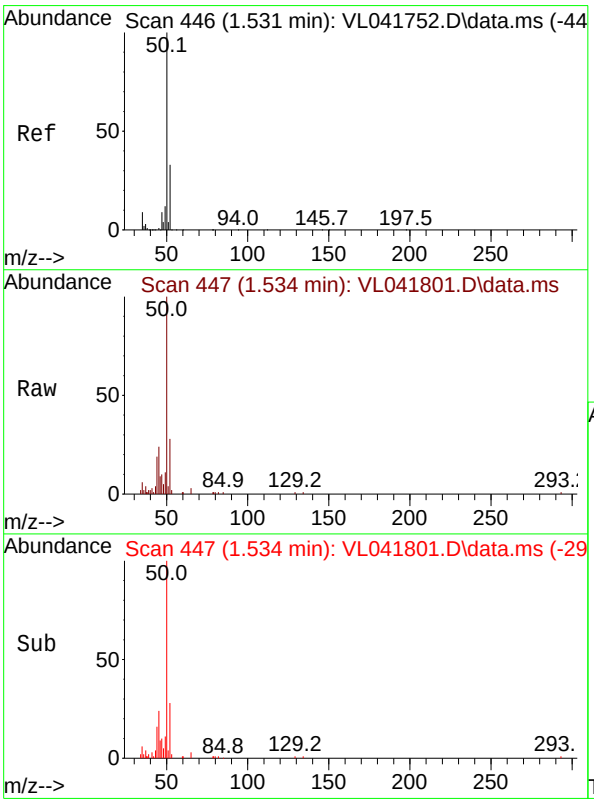

#4
Chloromethane
Concen: 0.927 ppbv
RT: 1.534 min Scan# 447
Delta R.T. 0.003 min
Lab File: VL041801.D
Acq: 18 Dec 2024 19:24

Tgt Ion: 50 Resp: 4863

Ion	Ratio	Lower	Upper
50	100		
52	28.1	26.2	39.2

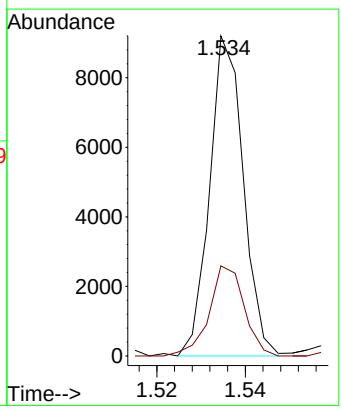

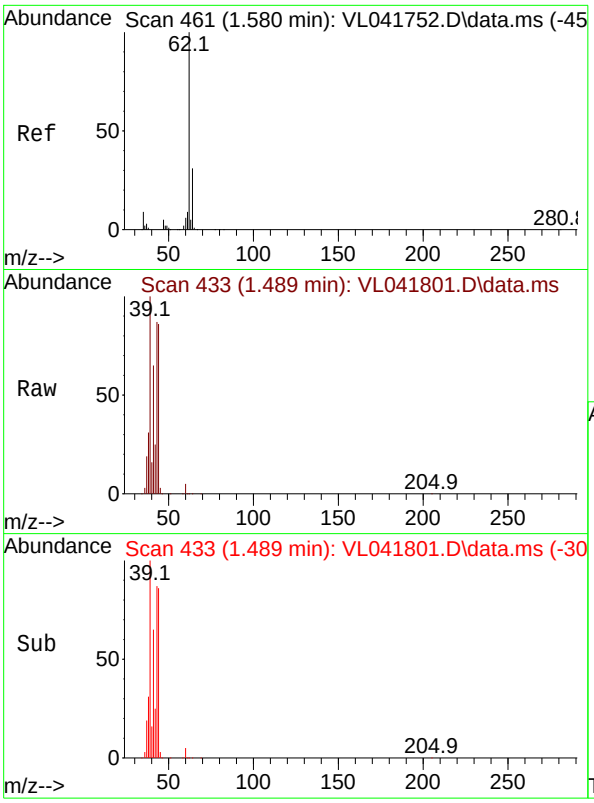

#5
Vinyl Chloride
Concen: 0.030 ppbv
RT: 1.489 min Scan# 4
Delta R.T. -0.091 min
Lab File: VL041801.D
Acq: 18 Dec 2024 19:24

Instrument :
MSVOA_L
ClientSampleId :
C0AC2

Tgt Ion: 62 Resp: 161

Ion	Ratio	Lower	Upper
62	100		
64	22.7	25.1	37.7#

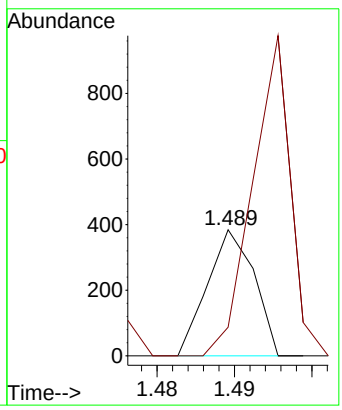

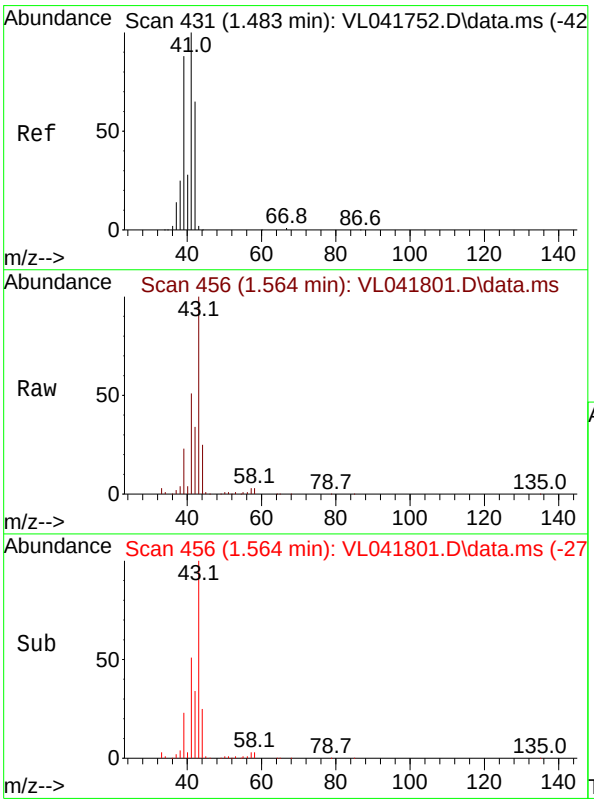

#9
Propene
Concen: 4.033 ppbv
RT: 1.564 min Scan# 456
Delta R.T. 0.081 min
Lab File: VL041801.D
Acq: 18 Dec 2024 19:24

Tgt Ion: 41 Resp: 21491

Ion	Ratio	Lower	Upper
41	100		
42	74.7	52.4	78.6

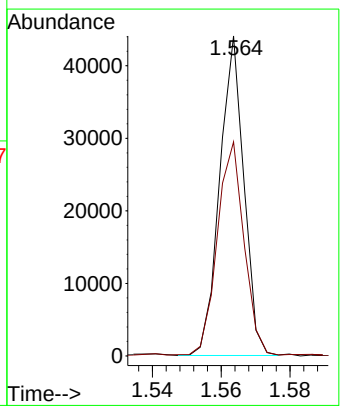

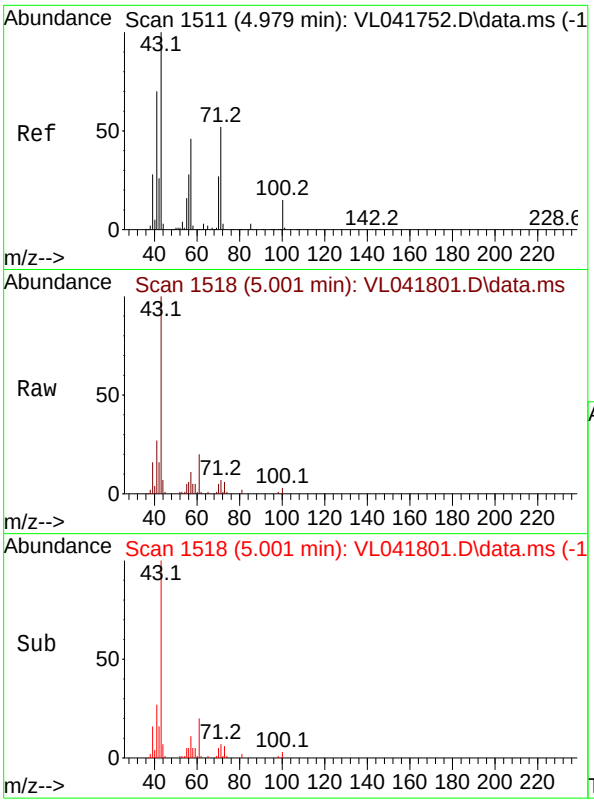

#10
Heptane
Concen: 1.749 ppbv
RT: 5.001 min Scan# 1
Delta R.T. 0.022 min
Lab File: VL041801.D
Acq: 18 Dec 2024 19:24

Instrument :
MSVOA_L
ClientSampleId :
C0AC2

Tgt Ion: 43 Resp: 23941

Ion	Ratio	Lower	Upper
43	100		
57	9.2	38.5	57.7#

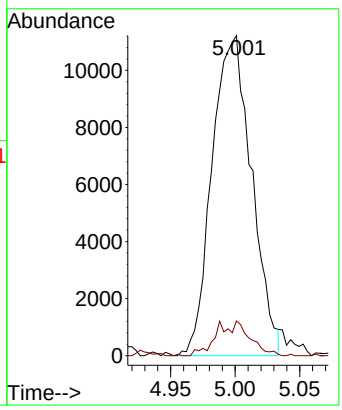

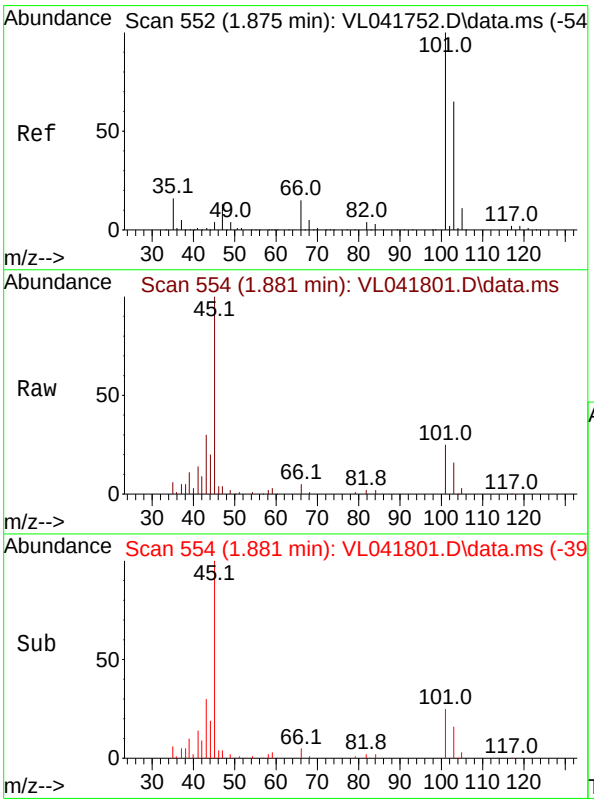

#11
Trichlorofluoromethane
Concen: 0.204 ppbv
RT: 1.881 min Scan# 554
Delta R.T. 0.006 min
Lab File: VL041801.D
Acq: 18 Dec 2024 19:24

Tgt Ion:101 Resp: 2904

Ion	Ratio	Lower	Upper
101	100		
103	64.3	51.8	77.8

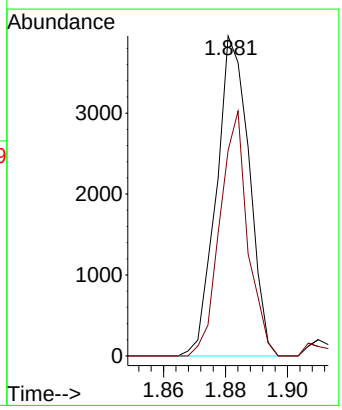

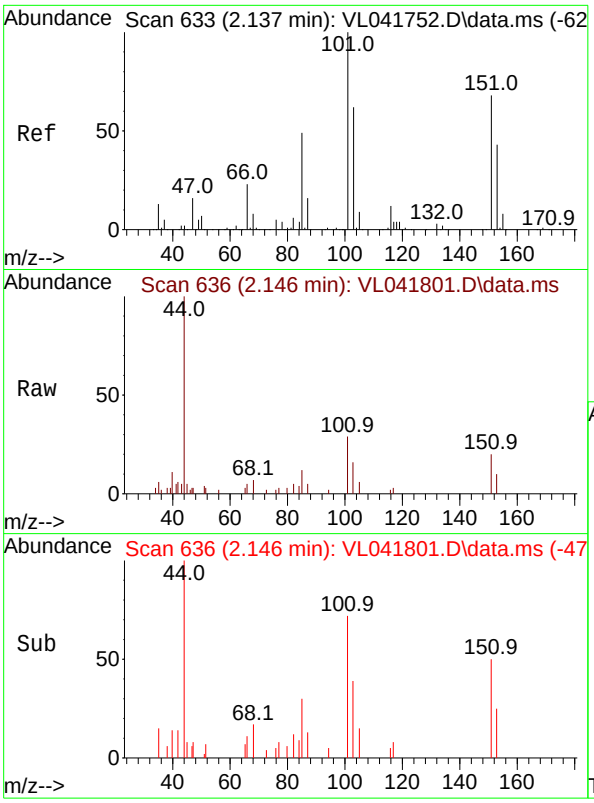

#12
1,1,2-Trichlorotrifluoroethane
Concen: 0.054 ppbv
RT: 2.146 min Scan# 6
Delta R.T. 0.009 min
Lab File: VL041801.D
Acq: 18 Dec 2024 19:24

Instrument :
MSVOA_L
ClientSampleId :
C0AC2

Tgt Ion:101 Resp: 580

Ion	Ratio	Lower	Upper
101	100		
151	67.1	56.8	85.2

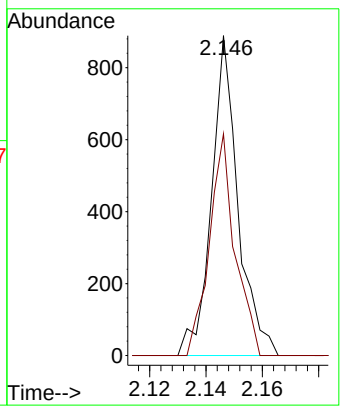

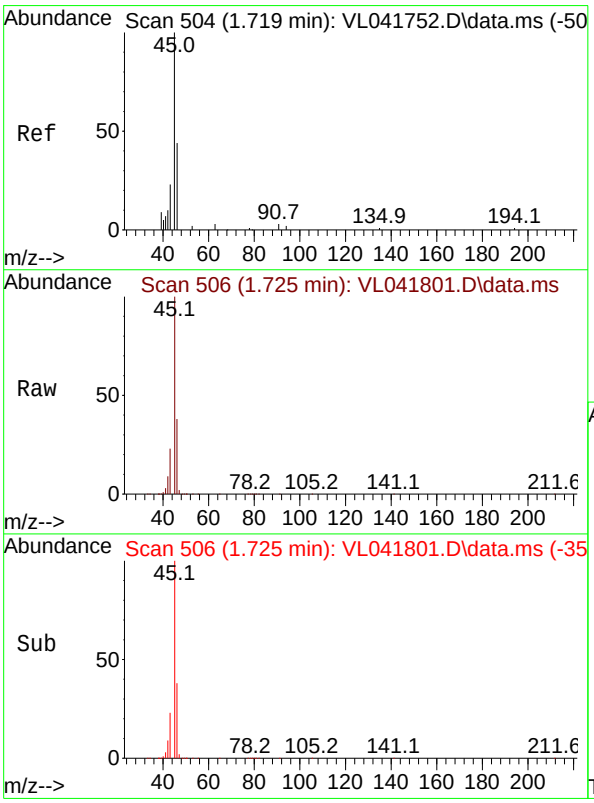

#13
Ethanol
Concen: 1592.927 ppbv
RT: 1.725 min Scan# 506
Delta R.T. 0.006 min
Lab File: VL041801.D
Acq: 18 Dec 2024 19:24

Tgt Ion: 45 Resp: 702801

Ion	Ratio	Lower	Upper
45	100		
46	38.2	16.4	65.8

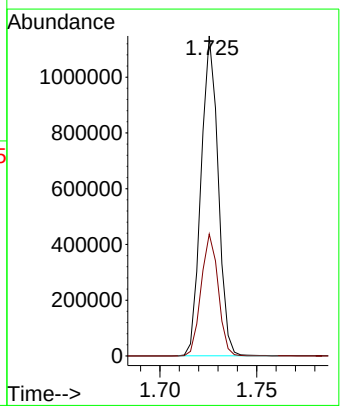

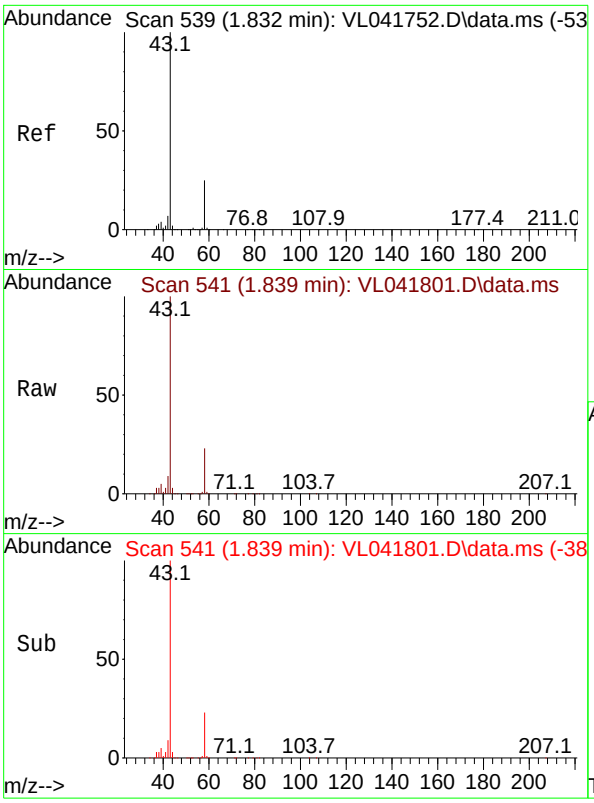

#15
Acetone
Concen: 8.884 ppbv
RT: 1.839 min Scan# 5
Delta R.T. 0.006 min
Lab File: VL041801.D
Acq: 18 Dec 2024 19:24

Instrument :
MSVOA_L
ClientSampleId :
C0AC2

Tgt Ion: 43 Resp: 130310

Ion	Ratio	Lower	Upper
43	100		
58	22.7	19.7	29.5

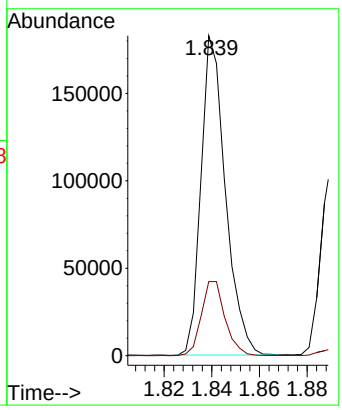

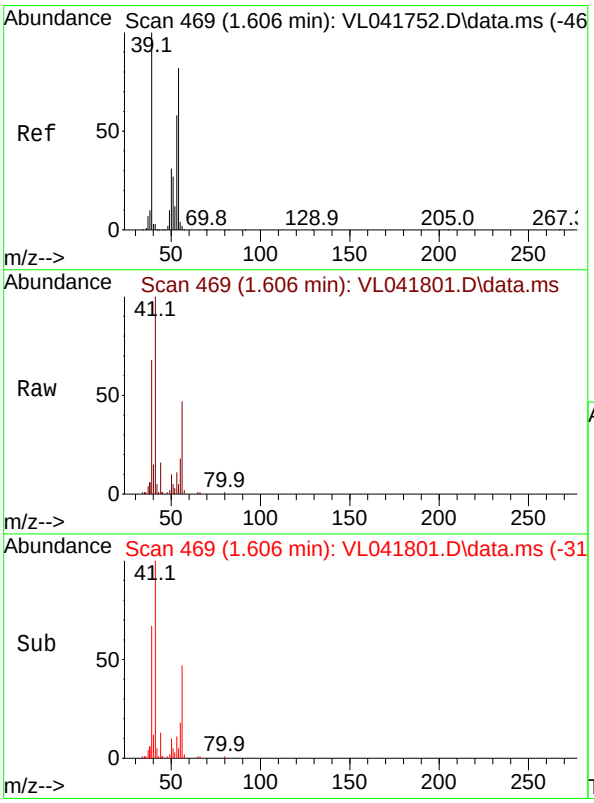

#16
1,3-Butadiene
Concen: 0.678 ppbv
RT: 1.606 min Scan# 469
Delta R.T. -0.000 min
Lab File: VL041801.D
Acq: 18 Dec 2024 19:24

Tgt Ion: 39 Resp: 3918

Ion	Ratio	Lower	Upper
39	100		
54	60.5	58.4	87.6

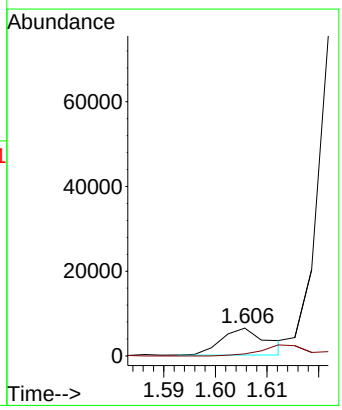

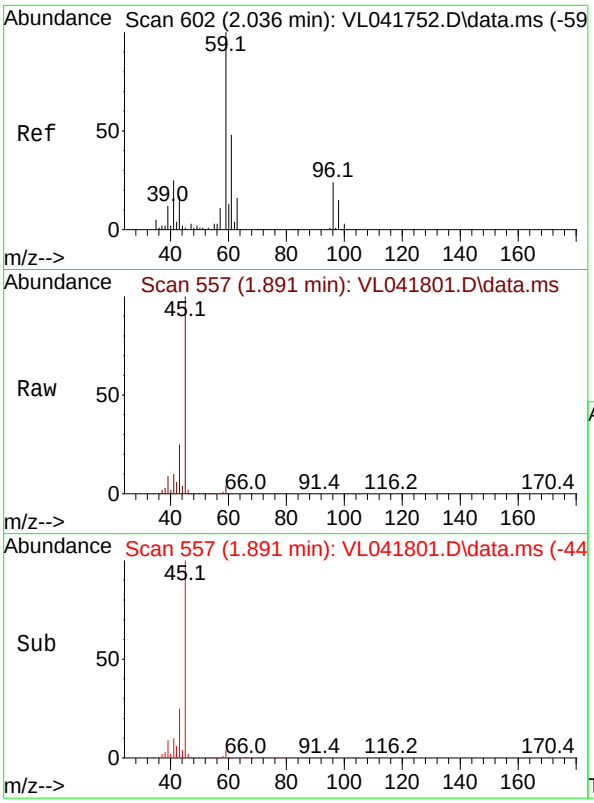

#17
tert-Butyl alcohol
Concen: 0.757 ppbv
RT: 1.891 min Scan# 5
Delta R.T. -0.146 min
Lab File: VL041801.D
Acq: 18 Dec 2024 19:24

Instrument :
MSVOA_L
ClientSampleId :
C0AC2

Tgt Ion: 59 Resp: 11009

Ion	Ratio	Lower	Upper
59	100		
57	9.3	8.6	13.0

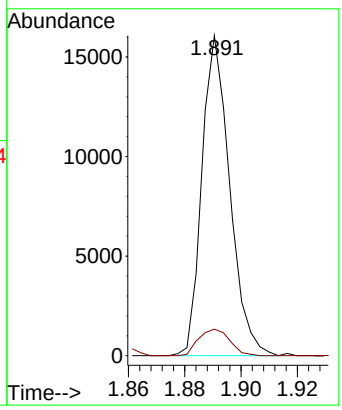

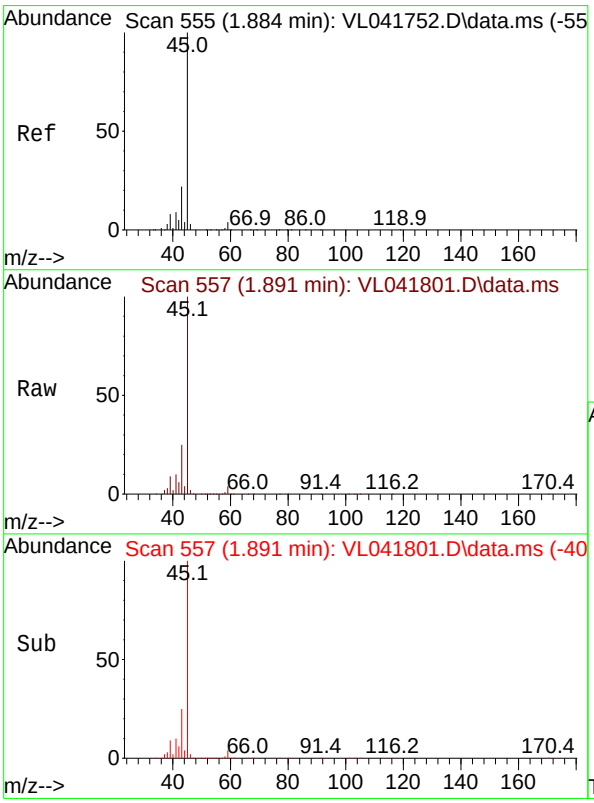

#19
Isopropyl Alcohol
Concen: 34.263 ppbv
RT: 1.891 min Scan# 557
Delta R.T. 0.006 min
Lab File: VL041801.D
Acq: 18 Dec 2024 19:24

Tgt Ion: 45 Resp: 301539

Ion	Ratio	Lower	Upper
45	100		
58	1.2	33.3	49.9#

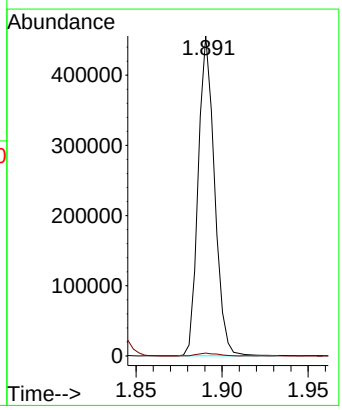

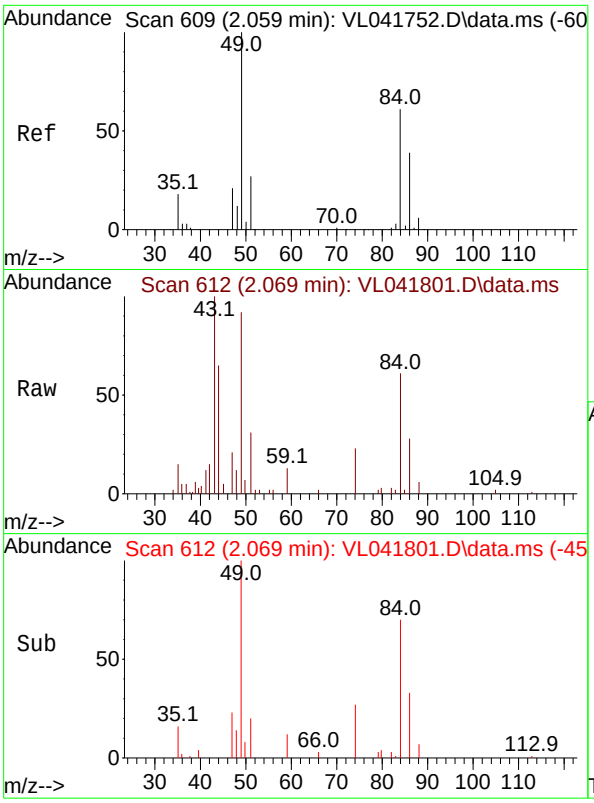

#20
Methylene Chloride
Concen: 0.450 ppbv
RT: 2.069 min Scan# 61
Delta R.T. 0.009 min
Lab File: VL041801.D
Acq: 18 Dec 2024 19:24

Instrument :
MSVOA_L
ClientSampleId :
C0AC2

Tgt Ion: 84 Resp: 1880

Ion	Ratio	Lower	Upper
84	100		
49	164.5	132.6	198.8
51	42.4	37.6	56.4
86	47.0	51.4	77.0#

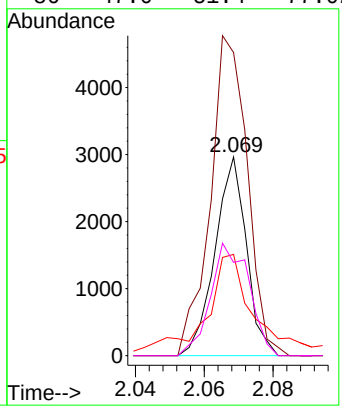

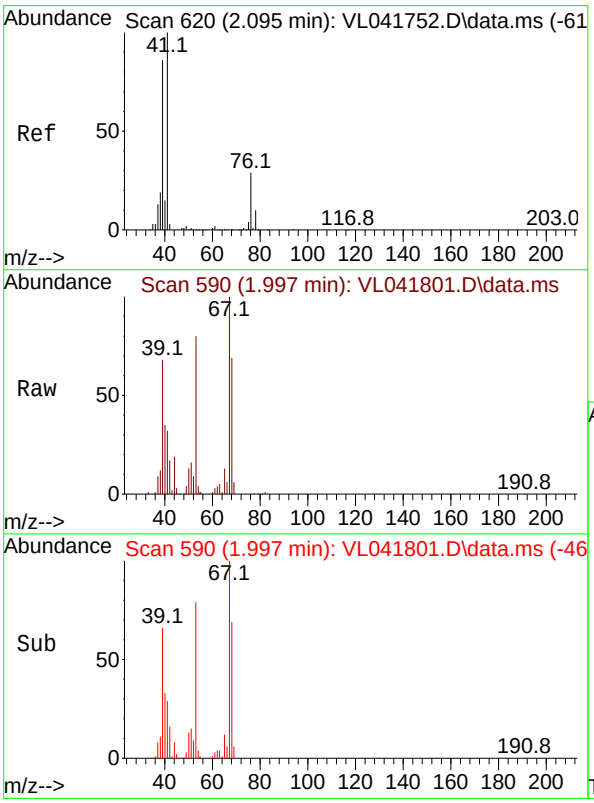

#21
Allyl Chloride
Concen: 0.536 ppbv
RT: 1.997 min Scan# 590
Delta R.T. -0.097 min
Lab File: VL041801.D
Acq: 18 Dec 2024 19:24

Tgt Ion: 41 Resp: 4262

Ion	Ratio	Lower	Upper
41	100		
76	7.7	22.3	33.5#
39	216.7	69.2	103.8#

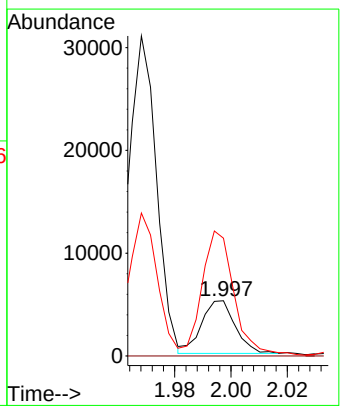

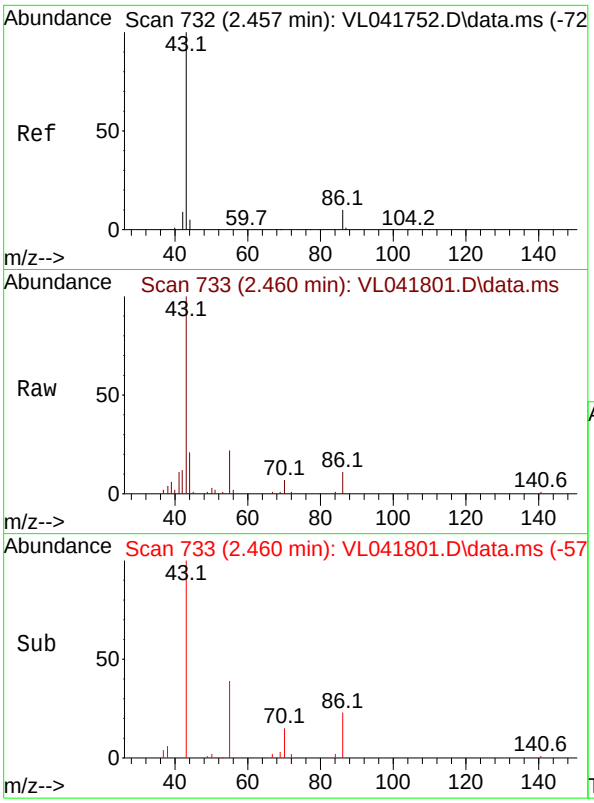

#23
Vinyl Acetate
Concen: 0.878 ppbv
RT: 2.460 min Scan# 7
Delta R.T. 0.003 min
Lab File: VL041801.D
Acq: 18 Dec 2024 19:24

Instrument :
MSVOA_L
ClientSampleId :
C0AC2

Tgt Ion: 43 Resp: 5980

Ion	Ratio	Lower	Upper
43	100		
86	13.8	6.6	10.0#
42	4.0	8.2	12.2#
44	3.1	5.0	7.4#

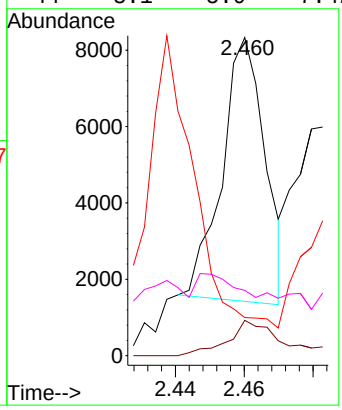

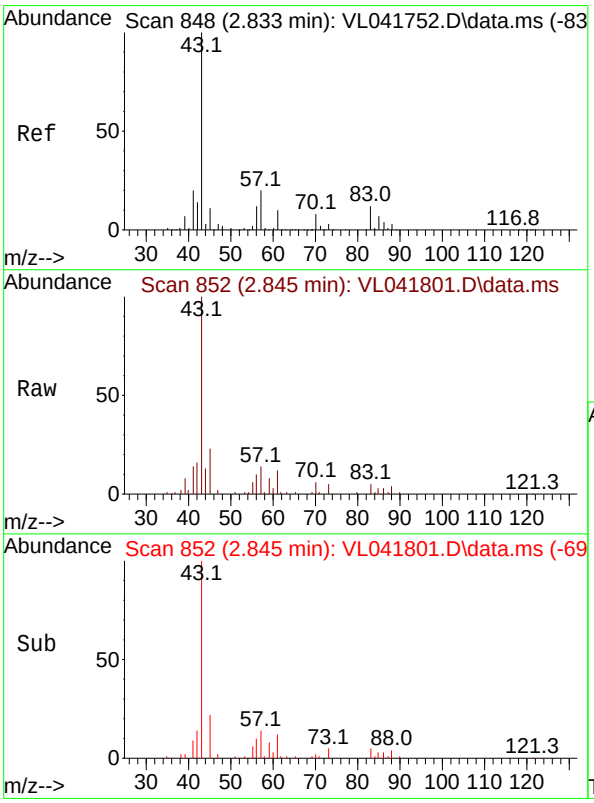

#25
Ethyl Acetate
Concen: 0.548 ppbv
RT: 2.845 min Scan# 852
Delta R.T. 0.013 min
Lab File: VL041801.D
Acq: 18 Dec 2024 19:24

Tgt Ion: 43 Resp: 14961

Ion	Ratio	Lower	Upper
43	100		
45	88.3	8.1	12.1#
61	12.0	7.0	10.6#
70	7.8	6.5	9.7

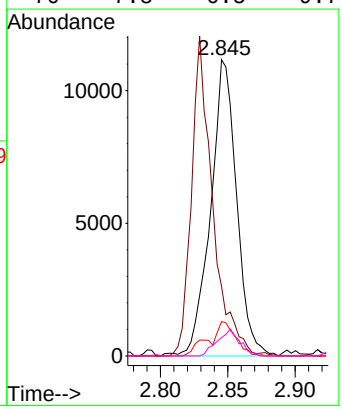

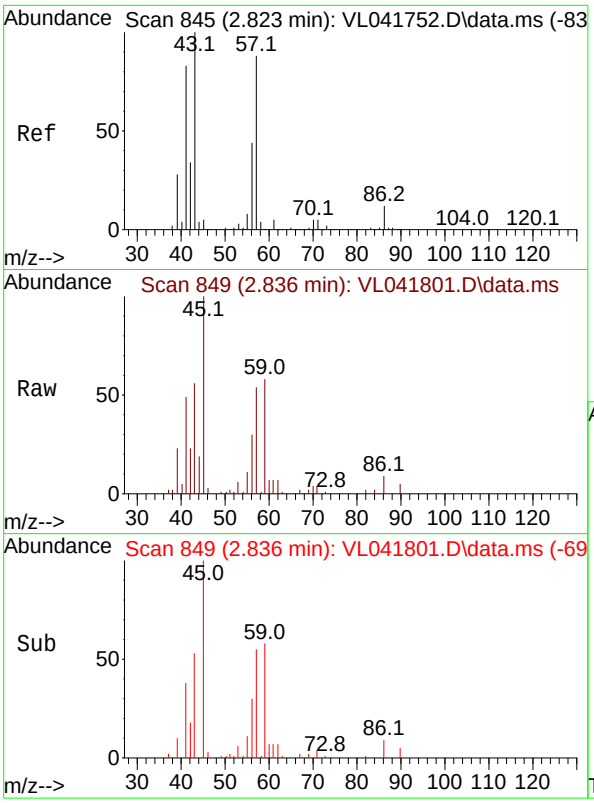

#26
Hexane
Concen: 0.376 ppbv
RT: 2.836 min Scan# 8
Delta R.T. 0.013 min
Lab File: VL041801.D
Acq: 18 Dec 2024 19:24

Instrument :
MSVOA_L
ClientSampleId :
C0AC2

Tgt Ion: 57 Resp: 3894

Ion	Ratio	Lower	Upper
57	100		
41	124.2	79.6	119.4#
43	386.0	211.0	316.6#
56	66.2	42.6	63.8#

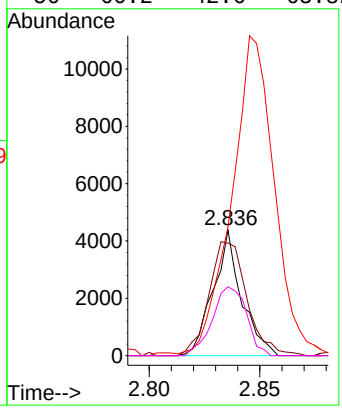

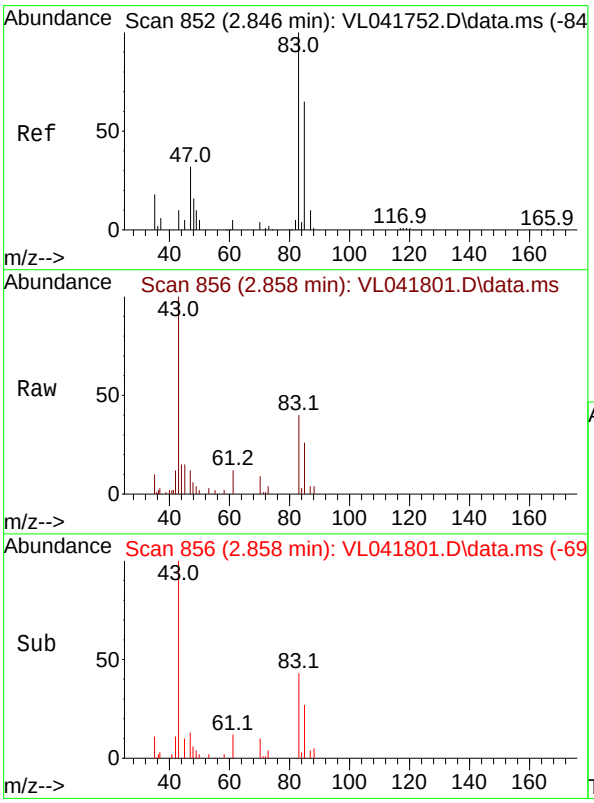

#29
Chloroform
Concen: 0.132 ppbv
RT: 2.858 min Scan# 856
Delta R.T. 0.013 min
Lab File: VL041801.D
Acq: 18 Dec 2024 19:24

Tgt Ion: 83 Resp: 2077

Ion	Ratio	Lower	Upper
83	100		
85	64.2	51.8	77.6

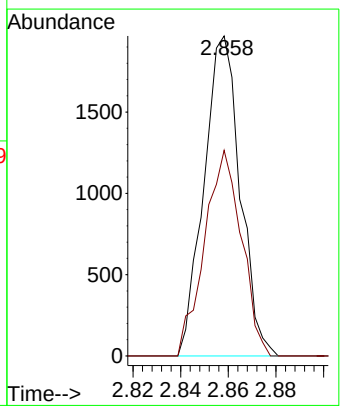

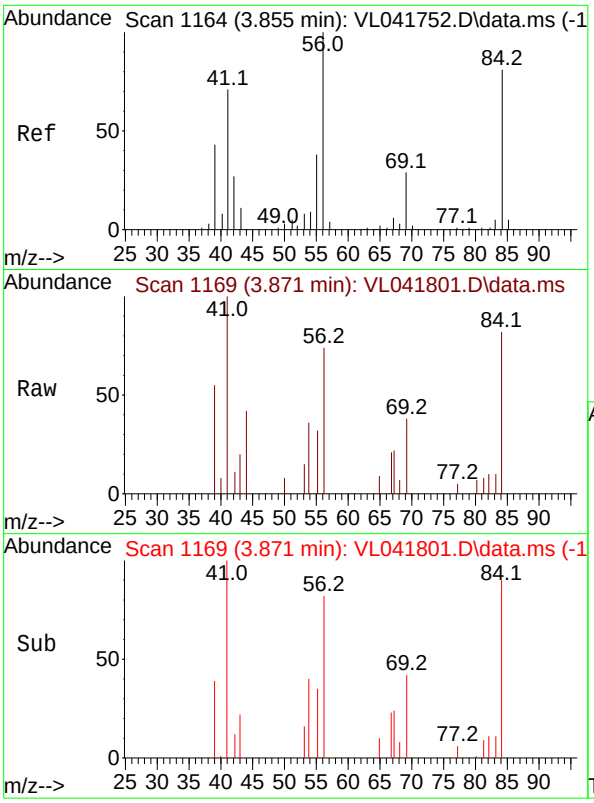

#30
Cyclohexane
Concen: 0.082 ppbv
RT: 3.871 min Scan# 1
Delta R.T. 0.016 min
Lab File: VL041801.D
Acq: 18 Dec 2024 19:24

Instrument :
MSVOA_L
ClientSampleId :
C0AC2

Tgt Ion: 84 Resp: 724

Ion	Ratio	Lower	Upper
84	100		
56	218.4	102.3	153.5#
41	240.5	74.0	111.0#

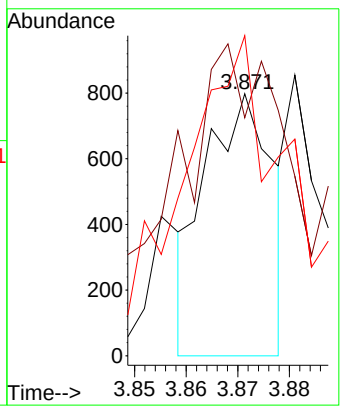

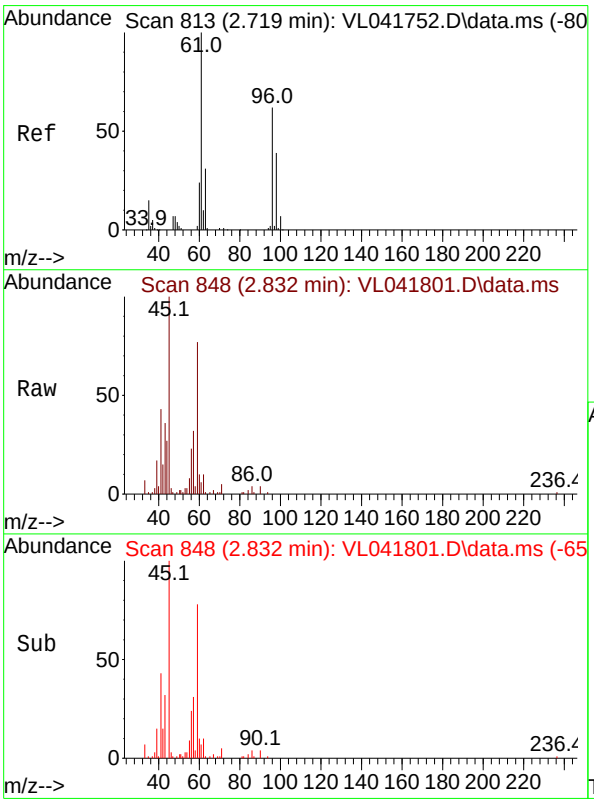

#31
cis-1,2-Dichloroethene
Concen: 0.053 ppbv
RT: 2.832 min Scan# 848
Delta R.T. 0.113 min
Lab File: VL041801.D
Acq: 18 Dec 2024 19:24

Tgt Ion: 61 Resp: 567

Ion	Ratio	Lower	Upper
61	100		
96	0.0	49.7	74.5#
98	0.0	30.8	46.2#

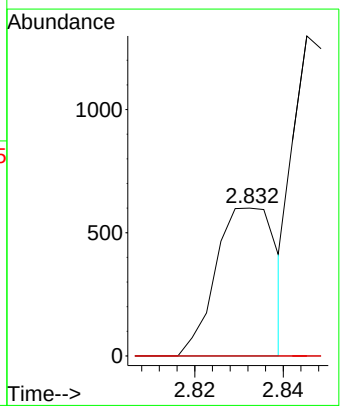

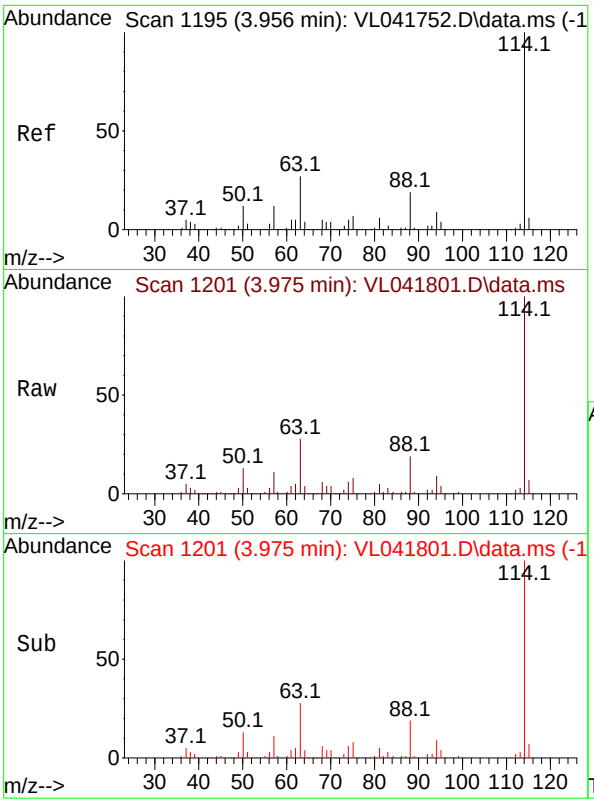

#33
1,4-Difluorobenzene
Concen: 10.000 ppbv
RT: 3.975 min Scan# 1
Delta R.T. 0.019 min
Lab File: VL041801.D
Acq: 18 Dec 2024 19:24

Instrument :
MSVOA_L
ClientSampleId :
C0AC2

Tgt Ion:114 Resp: 191938

Ion	Ratio	Lower	Upper
114	100		
63	27.6	21.8	32.8
88	18.7	14.8	22.2

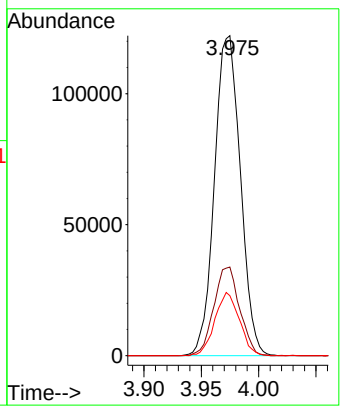

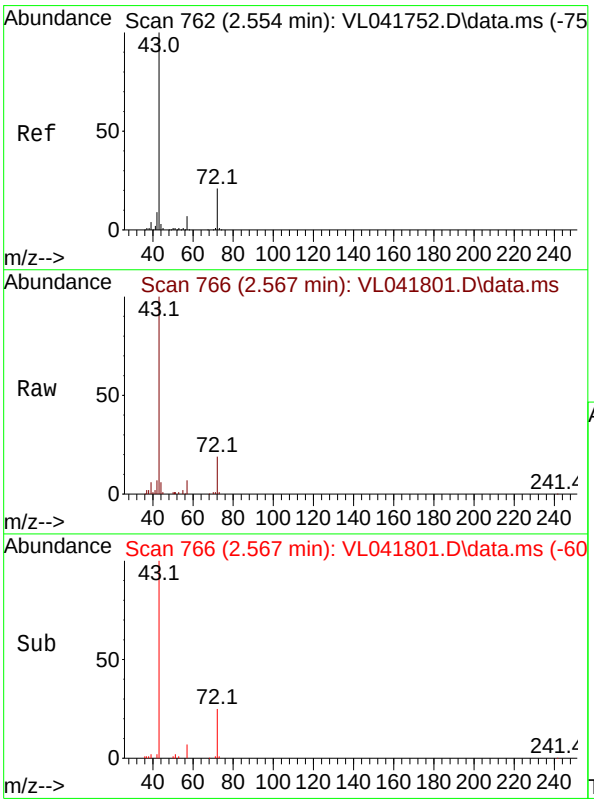

#34
2-Butanone
Concen: 1.191 ppbv
RT: 2.567 min Scan# 766
Delta R.T. 0.013 min
Lab File: VL041801.D
Acq: 18 Dec 2024 19:24

Tgt Ion: 43 Resp: 18388

Ion	Ratio	Lower	Upper
43	100		
72	21.4	16.8	25.2

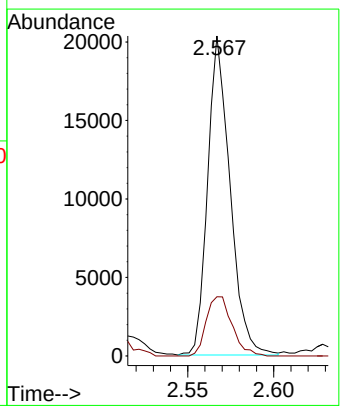

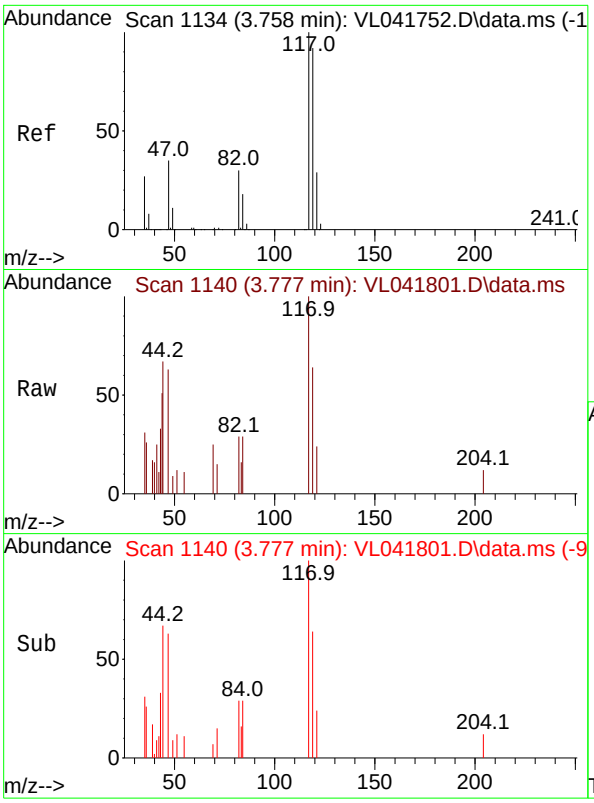

#35
Carbon Tetrachloride
Concen: 0.057 ppbv
RT: 3.777 min Scan# 1
Delta R.T. 0.019 min
Lab File: VL041801.D
Acq: 18 Dec 2024 19:24

Instrument :
MSVOA_L
ClientSampleId :
C0AC2

Tgt Ion:117 Resp: 780

Ion	Ratio	Lower	Upper
117	100		
119	63.5	73.7	110.5#
121	15.3	23.0	34.4#

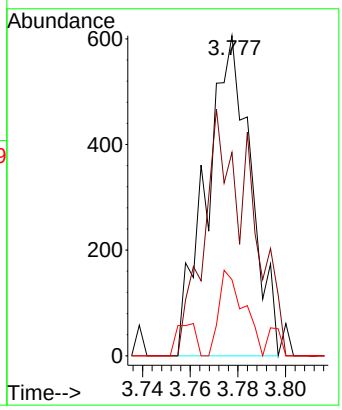

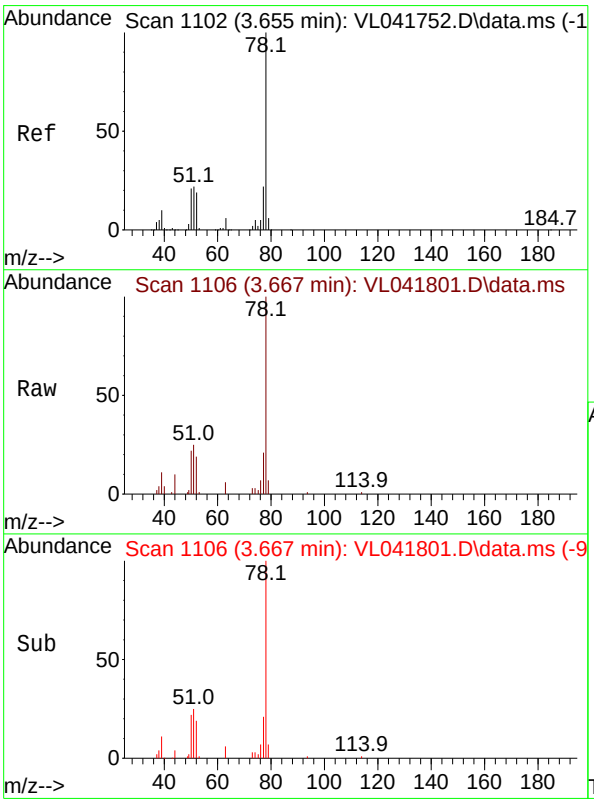

#36
Benzene
Concen: 0.421 ppbv
RT: 3.667 min Scan# 1106
Delta R.T. 0.013 min
Lab File: VL041801.D
Acq: 18 Dec 2024 19:24

Tgt Ion: 78 Resp: 8357

Ion	Ratio	Lower	Upper
78	100		
77	20.9	17.8	26.6
50	21.8	17.2	25.8

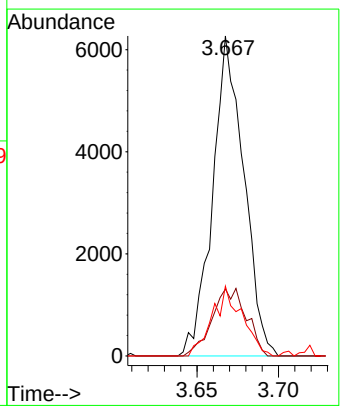

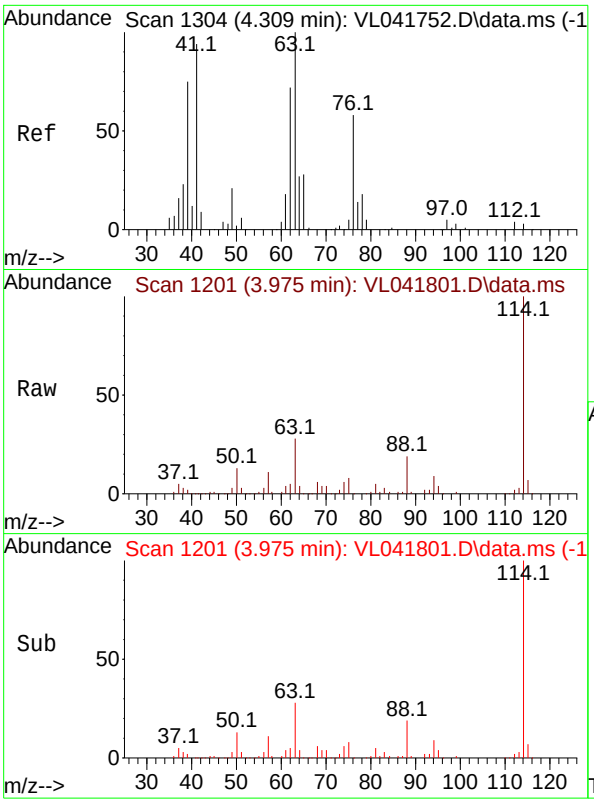

#39
1,2-Dichloropropane
Concen: 7.374 ppbv
RT: 3.975 min Scan# 1
Delta R.T. -0.334 min
Lab File: VL041801.D
Acq: 18 Dec 2024 19:24

Instrument :
MSVOA_L
ClientSampleId :
C0AC2

Tgt Ion: 63 Resp: 52948

Ion	Ratio	Lower	Upper
63	100		
41	0.5	75.3	112.9#
62	18.6	57.3	85.9#

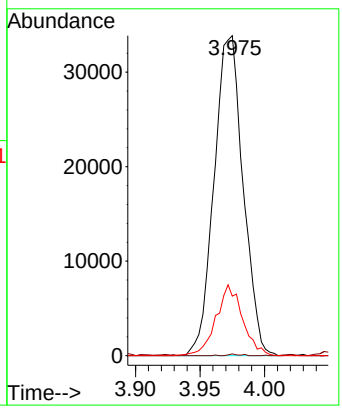

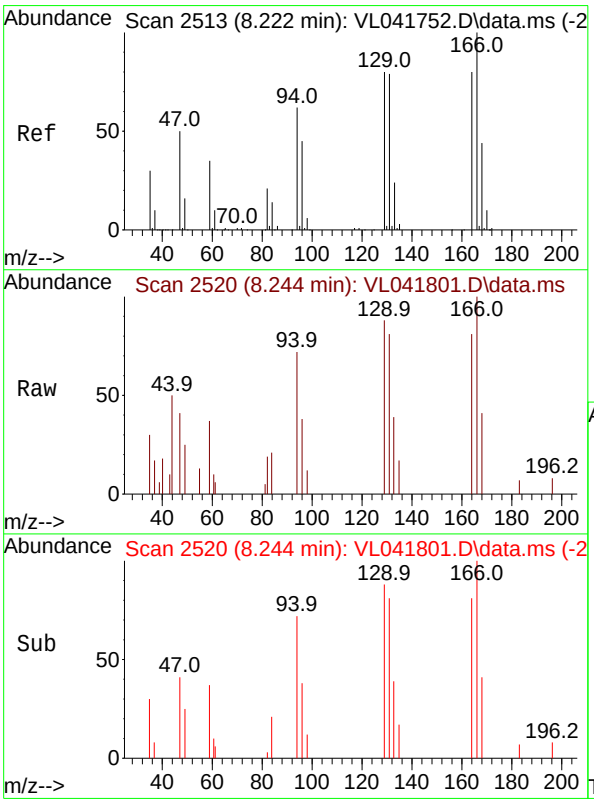

#52
Tetrachloroethene
Concen: 0.149 ppbv
RT: 8.244 min Scan# 2520
Delta R.T. 0.022 min
Lab File: VL041801.D
Acq: 18 Dec 2024 19:24

Tgt Ion:164 Resp: 1104

Ion	Ratio	Lower	Upper
164	100		
166	113.8	99.8	149.6
129	108.7	79.6	119.4
131	99.4	78.6	117.8

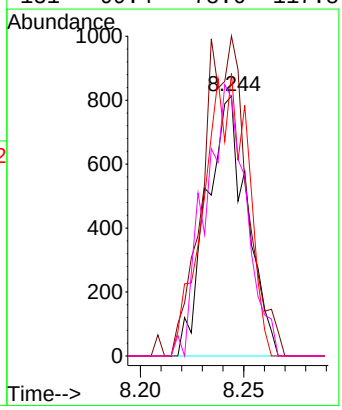

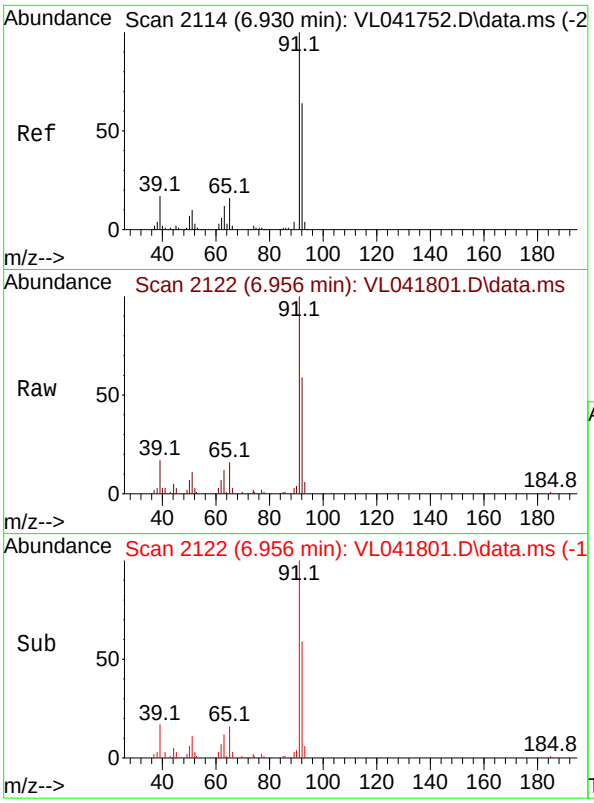

#53
Toluene
Concen: 0.316 ppbv
RT: 6.956 min Scan# 2
Delta R.T. 0.026 min
Lab File: VL041801.D
Acq: 18 Dec 2024 19:24

Instrument :
MSVOA_L
ClientSampleId :
C0AC2

Tgt Ion: 91 Resp: 7123

Ion	Ratio	Lower	Upper
91	100		
92	112.1	47.9	71.9#

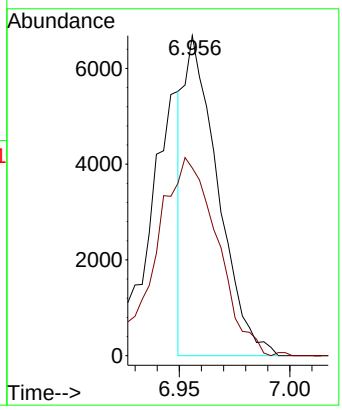

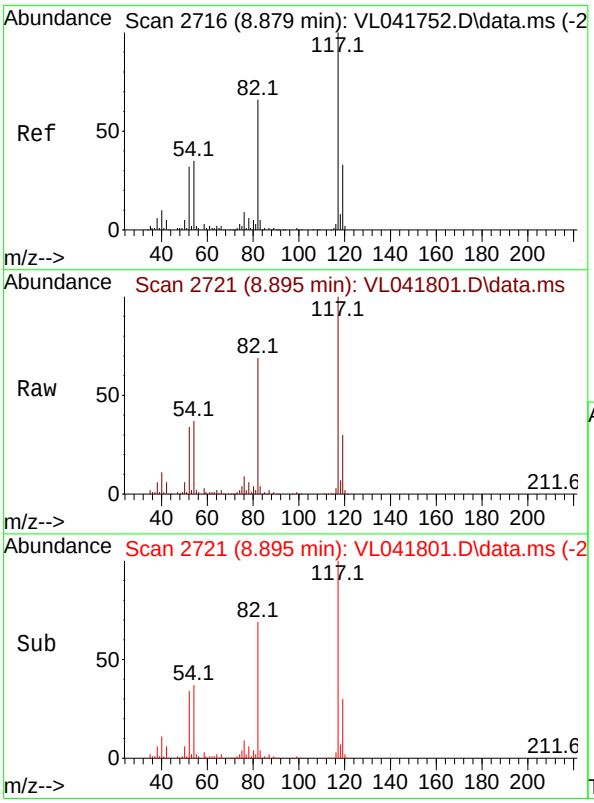

#55
Chlorobenzene-d5
Concen: 10.000 ppbv
RT: 8.895 min Scan# 2721
Delta R.T. 0.016 min
Lab File: VL041801.D
Acq: 18 Dec 2024 19:24

Tgt Ion:117 Resp: 165356

Ion	Ratio	Lower	Upper
117	100		
82	68.0	53.8	80.8
119	31.4	26.7	40.1

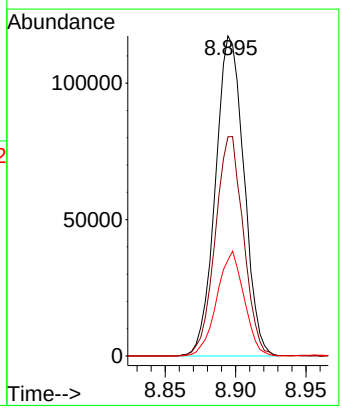

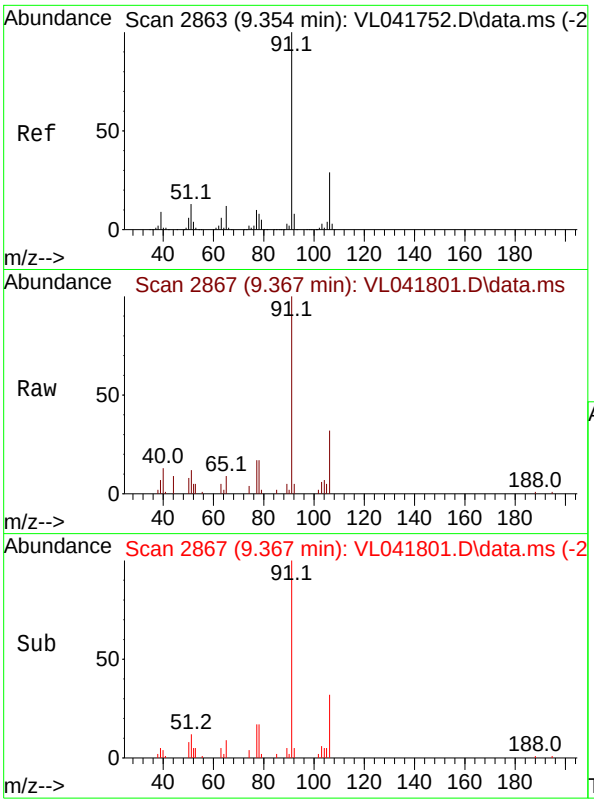

#58
Ethyl Benzene
Concen: 0.178 ppbv
RT: 9.367 min Scan# 2
Delta R.T. 0.013 min
Lab File: VL041801.D
Acq: 18 Dec 2024 19:24

Instrument :
MSVOA_L
ClientSampleId :
C0AC2

Tgt Ion: 91 Resp: 5312

Ion	Ratio	Lower	Upper
91	100		
106	31.6	23.5	35.3

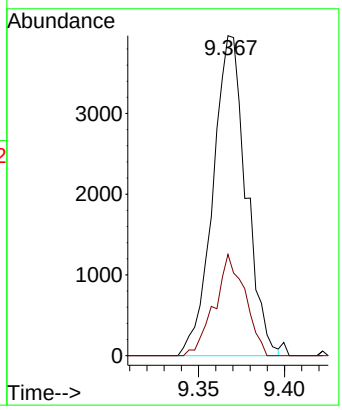

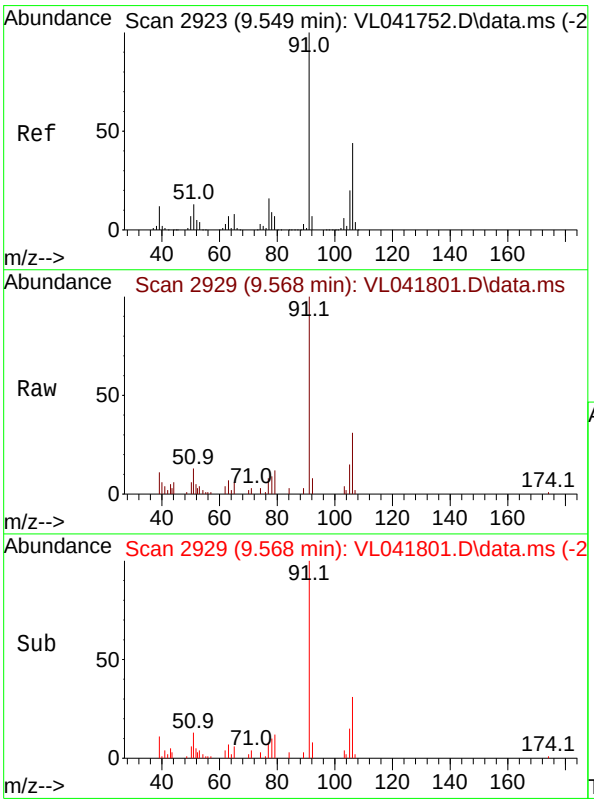

#59
m/p-Xylene
Concen: 0.121 ppbv
RT: 9.568 min Scan# 2929
Delta R.T. 0.019 min
Lab File: VL041801.D
Acq: 18 Dec 2024 19:24

Tgt Ion: 91 Resp: 2894

Ion	Ratio	Lower	Upper
91	100		
106	0.0	0.0	0.0

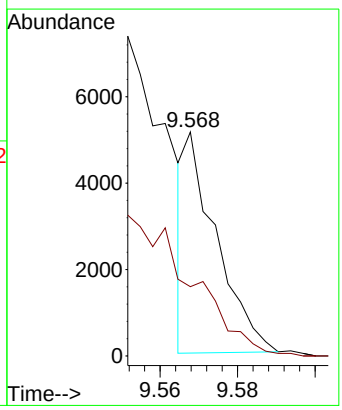

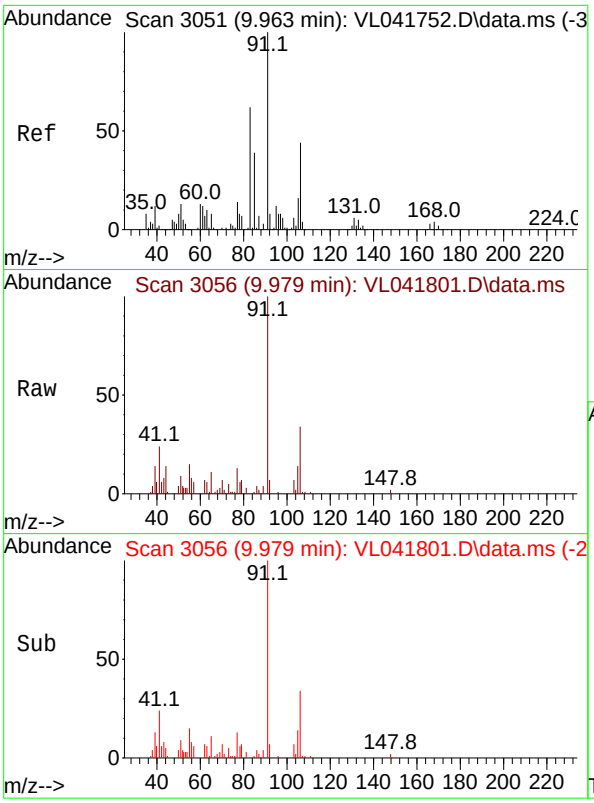

#60
o-Xylene
Concen: 0.313 ppbv
RT: 9.979 min Scan# 3
Delta R.T. 0.016 min
Lab File: VL041801.D
Acq: 18 Dec 2024 19:24

Instrument :
MSVOA_L
ClientSampleId :
C0AC2

Tgt Ion: 91 Resp: 7510

Ion	Ratio	Lower	Upper
91	100		
106	42.1	21.1	63.4

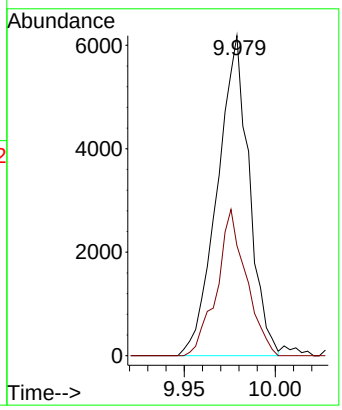

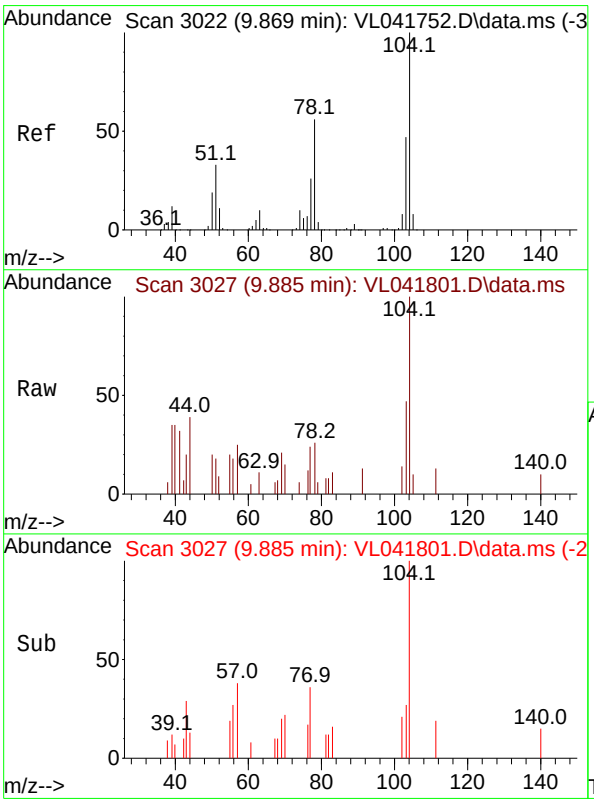

#61
Styrene
Concen: 0.053 ppbv
RT: 9.885 min Scan# 3027
Delta R.T. 0.016 min
Lab File: VL041801.D
Acq: 18 Dec 2024 19:24

Tgt Ion:104 Resp: 550

Ion	Ratio	Lower	Upper
104	100		
78	71.8	43.8	65.6#
103	56.7	37.8	56.6#

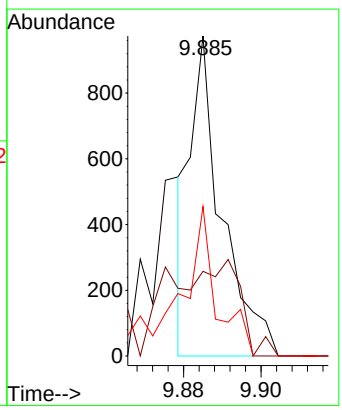

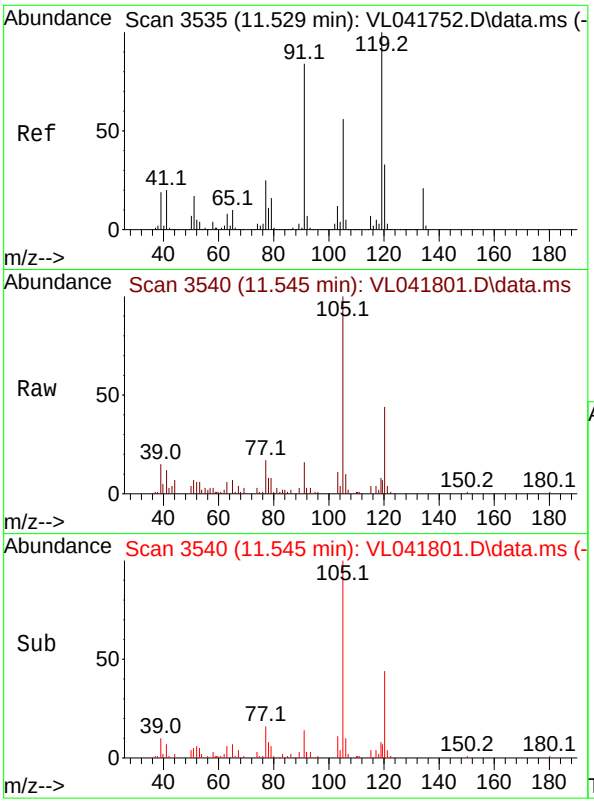

#65
tert-Butylbenzene
Concen: 0.034 ppbv
RT: 11.545 min Scan# 3
Delta R.T. 0.016 min
Lab File: VL041801.D
Acq: 18 Dec 2024 19:24

Instrument :
MSVOA_L
ClientSampleId :
C0AC2

Tgt Ion:119 Resp: 1092

Ion	Ratio	Lower	Upper
119	100		
91	179.7	67.0	100.4#
134	0.0	16.5	24.7#

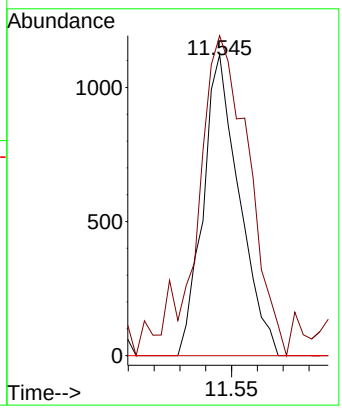

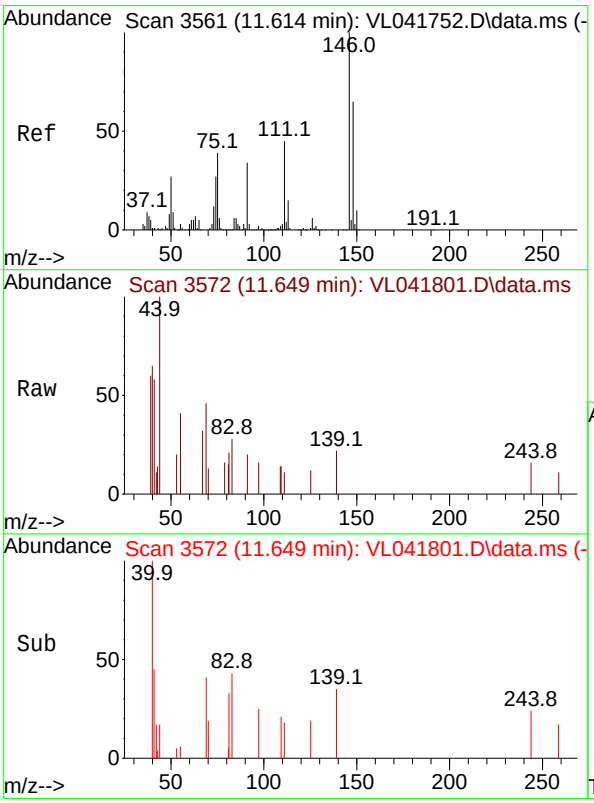

#66
Benzyl Chloride
Concen: 0.032 ppbv
RT: 11.649 min Scan# 3572
Delta R.T. 0.035 min
Lab File: VL041801.D
Acq: 18 Dec 2024 19:24

Tgt Ion: 91 Resp: 91

Ion	Ratio	Lower	Upper
91	100		
126	0.0	13.9	20.9#
128	0.0	4.4	6.6#

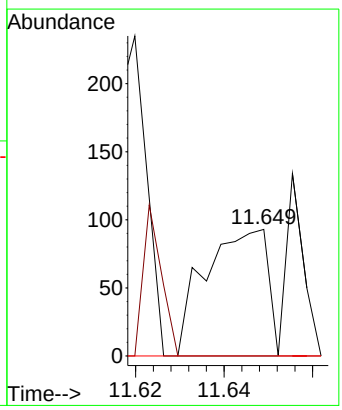

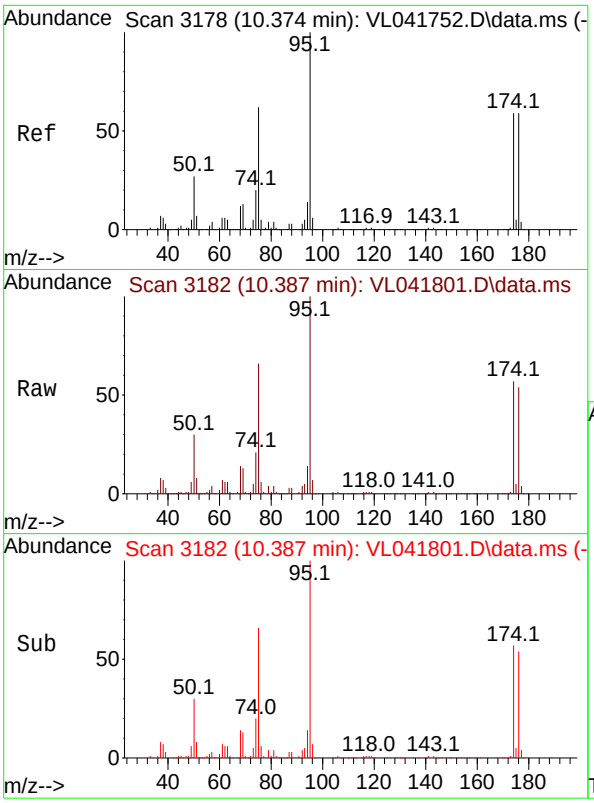

#68
1-Bromo-4-Fluorobenzene
Concen: 10.608 ppbv
RT: 10.387 min Scan# 3
Delta R.T. 0.013 min
Lab File: VL041801.D
Acq: 18 Dec 2024 19:24

Instrument :
MSVOA_L
ClientSampleId :
C0AC2

Tgt Ion: 95 Resp: 146176

Ion	Ratio	Lower	Upper
95	100		
174	58.2	47.6	71.4
175	4.4	3.7	5.5

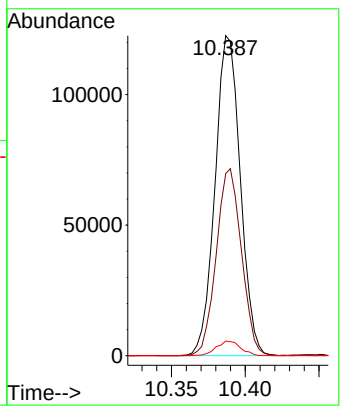

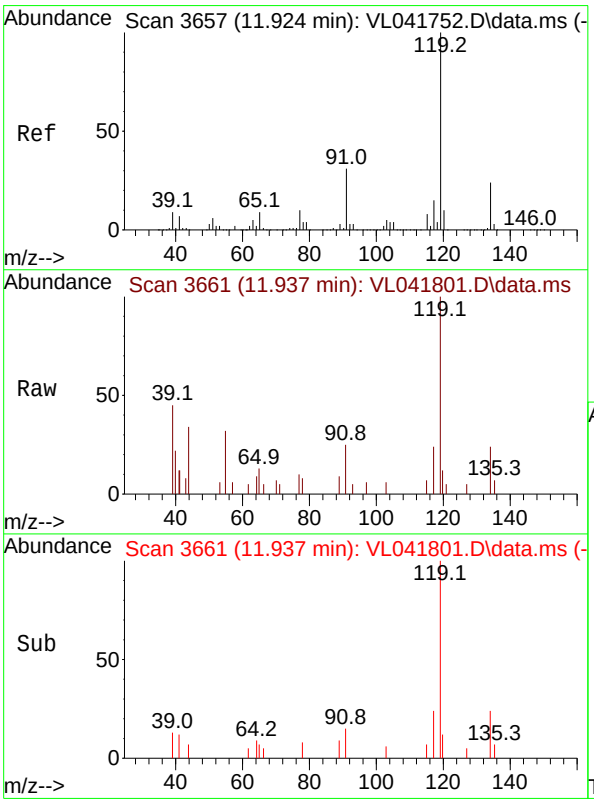

#69
p-Isopropyltoluene
Concen: 0.031 ppbv
RT: 11.937 min Scan# 3661
Delta R.T. 0.013 min
Lab File: VL041801.D
Acq: 18 Dec 2024 19:24

Tgt Ion:119 Resp: 1135

Ion	Ratio	Lower	Upper
119	100		
134	27.7	19.6	29.4
91	47.0	24.4	36.6#

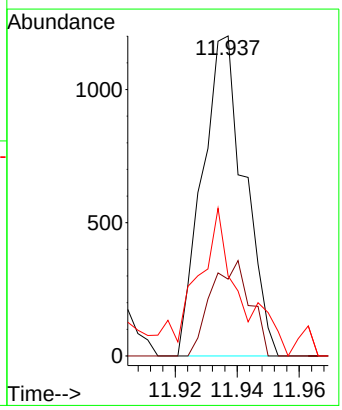

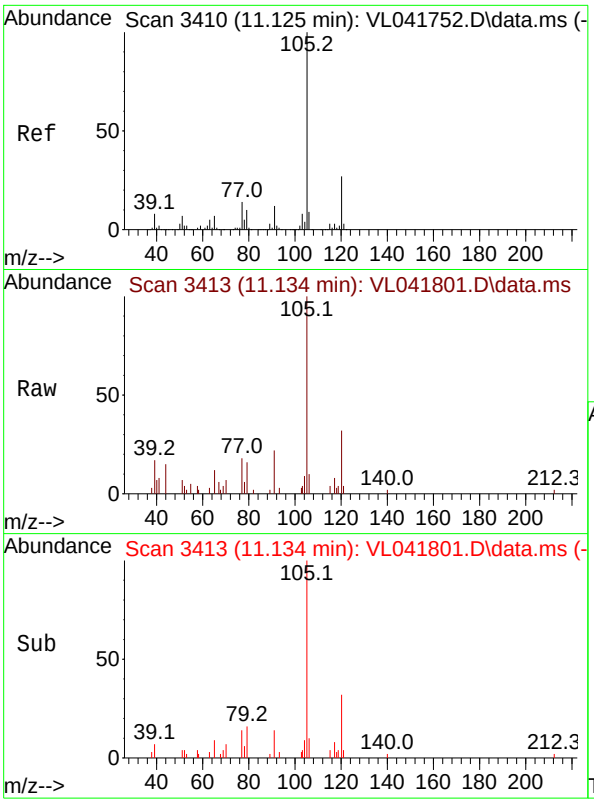

#72
4-Ethyltoluene
Concen: 0.074 ppbv
RT: 11.134 min Scan# 3
Delta R.T. 0.009 min
Lab File: VL041801.D
Acq: 18 Dec 2024 19:24

Instrument :
MSVOA_L
ClientSampleId :
C0AC2

Tgt Ion:105 Resp: 2084

Ion	Ratio	Lower	Upper
105	100		
120	0.0	23.3	34.9#
91	0.0	10.9	16.3#
77	0.0	11.6	17.4#

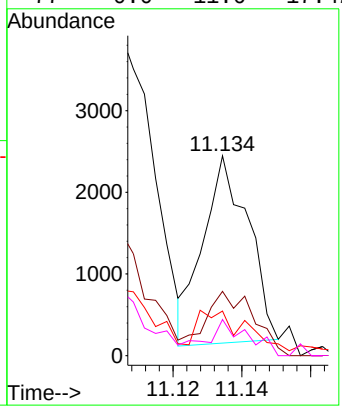

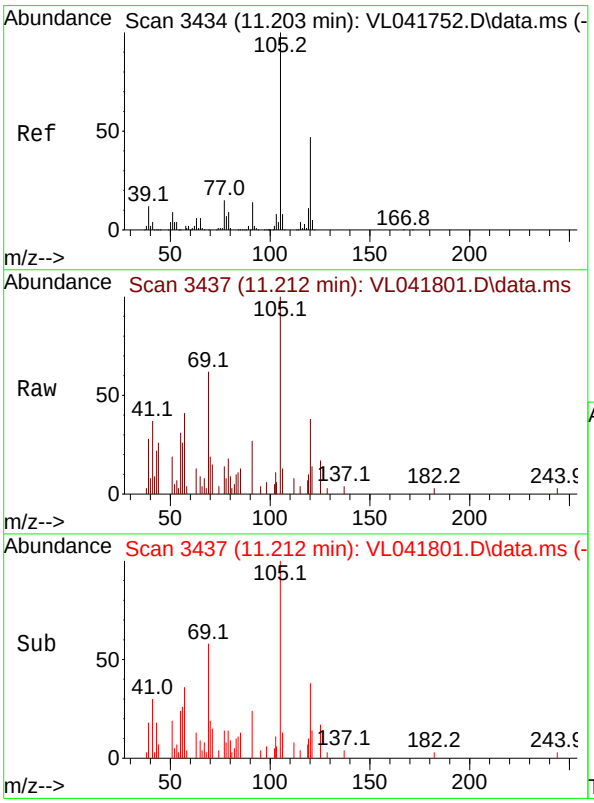

#73
1,3,5-Trimethylbenzene
Concen: 0.089 ppbv
RT: 11.212 min Scan# 3437
Delta R.T. 0.009 min
Lab File: VL041801.D
Acq: 18 Dec 2024 19:24

Tgt Ion:105 Resp: 2088

Ion	Ratio	Lower	Upper
105	100		
120	38.4	37.4	56.2

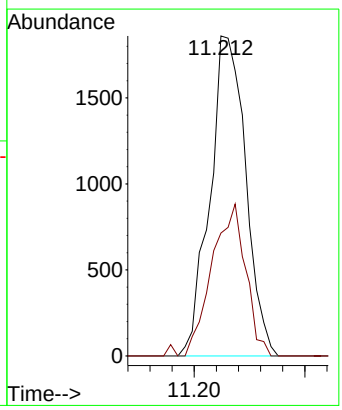

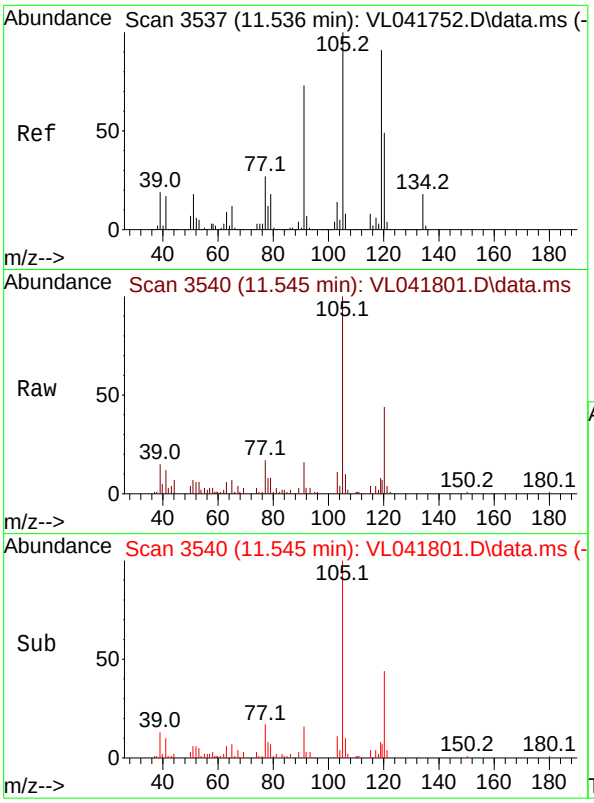

#74
1,2,4-Trimethylbenzene
Concen: 0.327 ppbv
RT: 11.545 min Scan# 3
Delta R.T. 0.009 min
Lab File: VL041801.D
Acq: 18 Dec 2024 19:24

Instrument :
MSVOA_L
ClientSampleId :
C0AC2

Tgt Ion:105 Resp: 8267

Ion	Ratio	Lower	Upper
105	100		
120	44.3	39.0	58.4
91	14.5	58.1	87.1#
77	17.1	21.8	32.8#

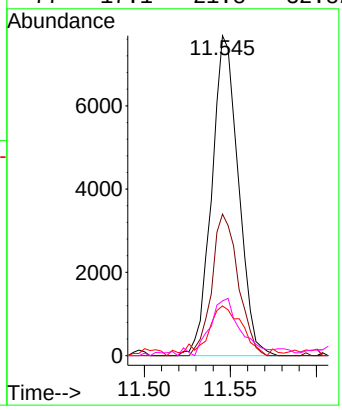

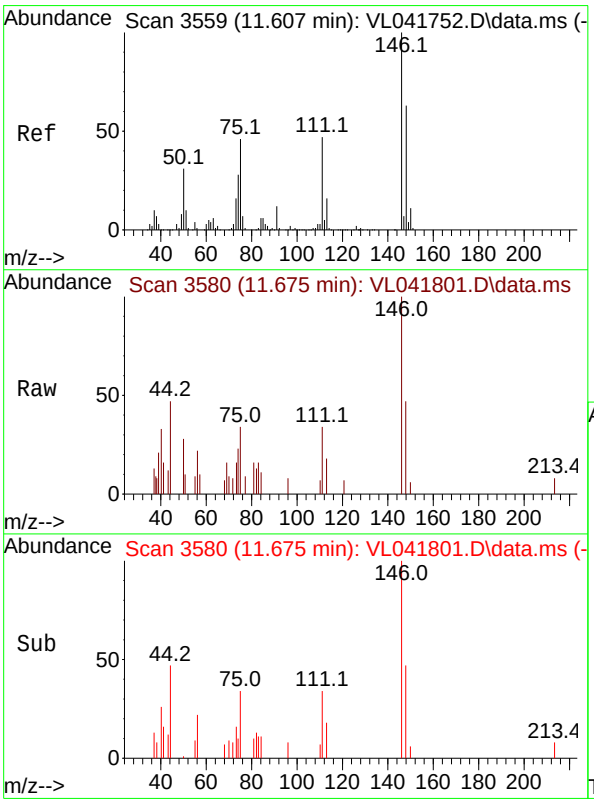

#75
1,3-Dichlorobenzene
Concen: 0.036 ppbv
RT: 11.675 min Scan# 3580
Delta R.T. 0.068 min
Lab File: VL041801.D
Acq: 18 Dec 2024 19:24

Tgt Ion:146 Resp: 584

Ion	Ratio	Lower	Upper
146	100		
111	36.3	23.4	70.3
148	102.1	31.6	95.0#

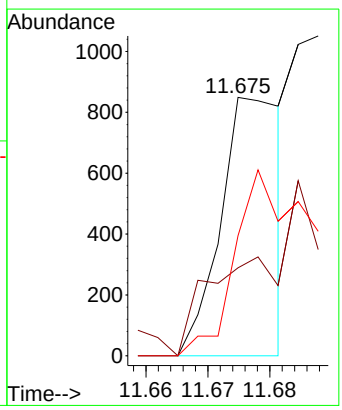

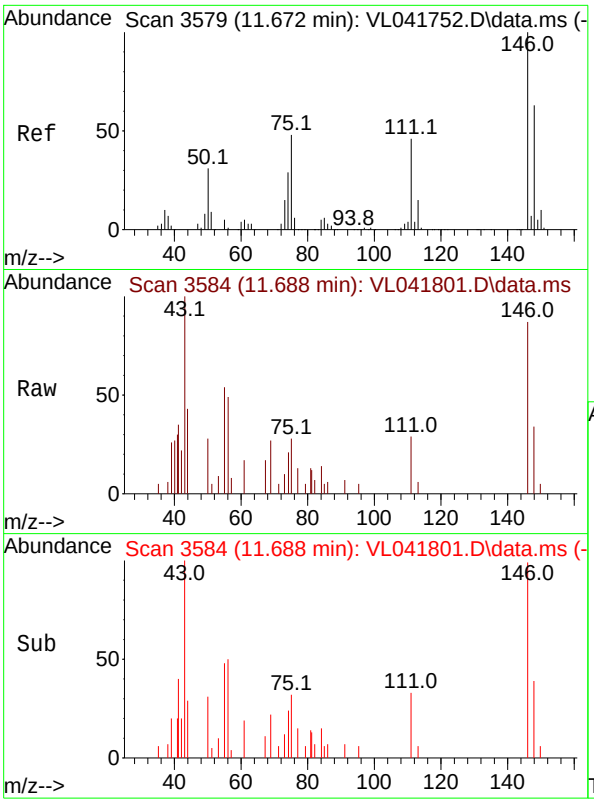

#76
1,4-Dichlorobenzene
Concen: 0.038 ppbv
RT: 11.688 min Scan# 3
Delta R.T. 0.016 min
Lab File: VL041801.D
Acq: 18 Dec 2024 19:24

Instrument :
MSVOA_L
ClientSampleId :
C0AC2

Tgt Ion:146 Resp: 609

Ion	Ratio	Lower	Upper
146	100		
111	96.7	22.7	68.1#
148	0.0	31.4	94.0#

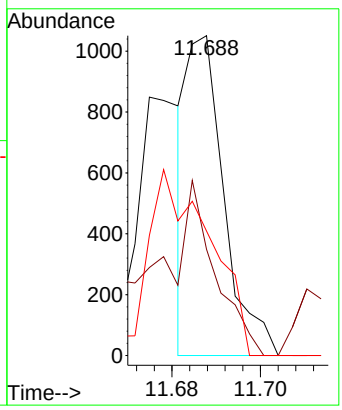

Quantitation Report (Not Reviewed)

Data Path : Z:\voasrv\HPCHEM1\MSVOA_L\Data\VL121924\
Data File : VL041818.D
Acq On : 19 Dec 2024 13:16
Operator : SY/MD
Sample : VSTDCCC010
Misc : 400mL/MSVOA_L
ALS Vial : 1 Sample Multiplier: 1

Instrument :
MSVOA_L
ClientSampleId :

Quant Time: Dec 20 01:39:33 2024
Quant Method : Z:\voasrv\HPCHEM1\MSVOA_L\methods\VL121624AIR.M
Quant Title : AIR ANALYSIS BY METHOD TO-15 Instrument: MSVOA_LFri Aug 26 06:05:16 2022
QLast Update : Thu Dec 19 07:32:09 2024
Response via : Initial Calibration

Compound	R.T.	QIon	Response	Conc	Units	Dev(Min)
Internal Standards						
1) Bromochloromethane	2.787	49	82770	10.000	ppbv	0.00
33) 1,4-Difluorobenzene	3.962	114	200154	10.000	ppbv	0.00
55) Chlorobenzene-d5	8.885	117	174346	10.000	ppbv	0.00
System Monitoring Compounds						
68) 1-Bromo-4-Fluorobenzene	10.381	95	149792	10.310	ppbv	0.00
Spiked Amount 10.000	Range 65 - 135		Recovery = 103.100%			
Target Compounds						Qvalue
2) Dichlorodifluoromethane	1.499	85	111190	7.550	ppbv	96
3) Chlorodifluoromethane	1.477	51	125153	9.272	ppbv	100
4) Chloromethane	1.532	50	53436	9.273	ppbv	96
5) Vinyl Chloride	1.580	62	50121	8.633	ppbv	99
6) Bromomethane	1.668	94	24007	8.763	ppbv	97
7) Chloroethane	1.706	64	20386	9.039	ppbv	94
8) Dichlorotetrafluoroethane	1.554	85	116105	8.808	ppbv	95
9) Propene	1.483	41	46299	7.914	ppbv	97
10) Heptane	4.982	43	129813	8.638	ppbv	100
11) Trichlorofluoromethane	1.878	101	137594	8.796	ppbv	95
12) 1,1,2-Trichlorotrifluo...	2.140	101	102897	8.648	ppbv	96
13) Ethanol	1.723	45	3308	6.828	ppbv	91
14) Bromoethene	1.781	108	34621	8.619	ppbv	98
15) Acetone	1.836	43	123691	7.680	ppbv	97
16) 1,3-Butadiene	1.609	39	58138	9.168	ppbv	96
17) tert-Butyl alcohol	2.040	59	140369	8.786	ppbv	99
18) 1,1-Dichloroethene	2.033	96	42316	8.483	ppbv	90
19) Isopropyl Alcohol	1.888	45	69994	7.243	ppbv #	37
20) Methylene Chloride	2.062	84	38558	8.396	ppbv	91
21) Allyl Chloride	2.098	41	81129	9.289	ppbv	98
22) trans-1,2-Dichloroethene	2.341	96	48350	8.468	ppbv	97
23) Vinyl Acetate	2.464	43	62170	8.314	ppbv #	97
24) 1,1-Dichloroethane	2.409	63	104810	9.068	ppbv	100
25) Ethyl Acetate	2.836	43	272982	9.112	ppbv	100
26) Hexane	2.826	57	98534	8.667	ppbv	93
27) Carbon Disulfide	2.153	76	89868	8.772	ppbv	98
28) Methyl tert-Butyl Ether	2.441	73	70625	7.657	ppbv	96
29) Chloroform	2.849	83	157908	9.114	ppbv	98
30) Cyclohexane	3.859	84	79194	8.186	ppbv	96
31) cis-1,2-Dichloroethene	2.723	61	100323	8.539	ppbv	98
32) 1,1,1-Trichloroethane	3.370	97	151902	8.624	ppbv	98
34) 2-Butanone	2.558	43	156952	9.747	ppbv	99
35) Carbon Tetrachloride	3.765	117	152814	10.755	ppbv	99
36) Benzene	3.658	78	196330	9.483	ppbv	99
37) 1,2-Dichloroethane	3.221	62	129068	10.019	ppbv	100
38) Trichloroethene	4.551	130	74447	8.471	ppbv	92
39) 1,2-Dichloropropane	4.318	63	71700	9.575	ppbv	96
40) 1,4-Dioxane	4.584	88	33486	9.154	ppbv #	94
41) Tetrahydrofuran	3.056	42	85350	9.461	ppbv	99
42) Bromodichloromethane	4.493	83	152475	10.288	ppbv	99
43) Methyl Methacrylate	4.888	69	72474	9.187	ppbv	96
44) 2,2,4-Trimethylpentane	4.645	57	342795	9.695	ppbv	97
45) t-1,3-Dichloropropene	6.425	75	28750	3.523	ppbv	98

Quantitation Report (Not Reviewed)

Data Path : Z:\voasrv\HPCHEM1\MSVOA_L\Data\VL121924\
Data File : VL041818.D
Acq On : 19 Dec 2024 13:16
Operator : SY/MD
Sample : VSTDCCC010
Misc : 400mL/MSVOA_L
ALS Vial : 1 Sample Multiplier: 1

Instrument :
MSVOA_L
ClientSampleId :

Quant Time: Dec 20 01:39:33 2024
Quant Method : Z:\voasrv\HPCHEM1\MSVOA_L\methods\VL121624AIR.M
Quant Title : AIR ANALYSIS BY METHOD TO-15 Instrument: MSVOA_LFri Aug 26 06:05:16 2022
QLast Update : Thu Dec 19 07:32:09 2024
Response via : Initial Calibration

Compound	R.T.	QIon	Response	Conc	Units	Dev(Min)
46) cis-1,3-Dichloropropene	5.607	75	92324	8.913	ppbv	97
47) 1,1,2-Trichloroethane	6.587	97	74497	9.525	ppbv	93
48) Dibromochloromethane	7.393	129	109136	10.219	ppbv	98
49) Bromoform	9.487	173	89782	10.270	ppbv	99
50) 4-Methyl-2-Pentanone	5.762	43	213582	9.742	ppbv	97
51) 2-Hexanone	7.442	43	168674	9.491	ppbv #	97
52) Tetrachloroethene	8.228	164	63740	8.271	ppbv	96
53) Toluene	6.940	91	207460	8.838	ppbv	99
54) 1,2-Dibromoethane	7.655	107	101907	9.456	ppbv	99
56) 1,1,1,2-Tetrachloroethane	8.931	131	97552	10.554	ppbv	99
57) Chlorobenzene	8.927	112	172549	9.672	ppbv	99
58) Ethyl Benzene	9.358	91	301914	9.619	ppbv	98
59) m/p-Xylene	9.552	91	239560	9.492	ppbv #	100
60) o-Xylene	9.966	91	253450	10.014	ppbv	100
61) Styrene	9.876	104	107800	9.850	ppbv	99
62) Isopropylbenzene	10.542	105	379023	9.968	ppbv	100
63) 1,1,2,2-Tetrachloroethane	9.966	83	163931	10.348	ppbv	99
64) n-propylbenzene	10.992	120	98807	10.277	ppbv	100
65) tert-Butylbenzene	11.536	119	339253	9.889	ppbv	98
66) Benzyl Chloride	11.620	91	25904	8.572	ppbv	98
67) sec-Butylbenzene	11.772	105	482064	10.154	ppbv	99
69) p-Isopropyltoluene	11.928	119	397685	10.165	ppbv	99
70) n-Butylbenzene	12.284	91	398384	10.539	ppbv	100
71) 2-Chlorotoluene	10.905	91	289210	9.964	ppbv	99
72) 4-Ethyltoluene	11.128	105	313014	10.478	ppbv	99
73) 1,3,5-Trimethylbenzene	11.206	105	264997	10.692	ppbv	95
74) 1,2,4-Trimethylbenzene	11.539	105	291508	10.937	ppbv	92
75) 1,3-Dichlorobenzene	11.611	146	170226	10.017	ppbv	99
76) 1,4-Dichlorobenzene	11.675	146	169203	10.079	ppbv	99
77) 1,2-Dichlorobenzene	11.950	146	161579	9.882	ppbv	99
78) Hexachloro-1,3-Butadiene	13.886	225	97824	8.069	ppbv	99
79) Naphthalene	13.517	128	206055	11.095	ppbv	99
80) Naphthalene,2-methyl-	14.462	142	87758	15.278	ppbv	99
81) 1,2,4-Trichlorobenzene	13.442	180	95272	9.388	ppbv	99

(#) = qualifier out of range (m) = manual integration (+) = signals summed

Quantitation Report (Not Reviewed)

Data Path : Z:\voasrv\HPCHEM1\MSVOA_L\Data\VL121924\
Data File : VL041818.D
Acq On : 19 Dec 2024 13:16
Operator : SY/MD
Sample : VSTDCCC010
Misc : 400mL/MSVOA_L
ALS Vial : 1 Sample Multiplier: 1

Instrument :
MSVOA_L
ClientSampleId :

Quant Time: Dec 20 01:39:33 2024
Quant Method : Z:\voasrv\HPCHEM1\MSVOA_L\methods\VL121624AIR.M
Quant Title : AIR ANALYSIS BY METHOD TO-15 Instrument: MSVOA_LFri Aug 26 06:05:16 2022
QLast Update : Thu Dec 19 07:32:09 2024
Response via : Initial Calibration

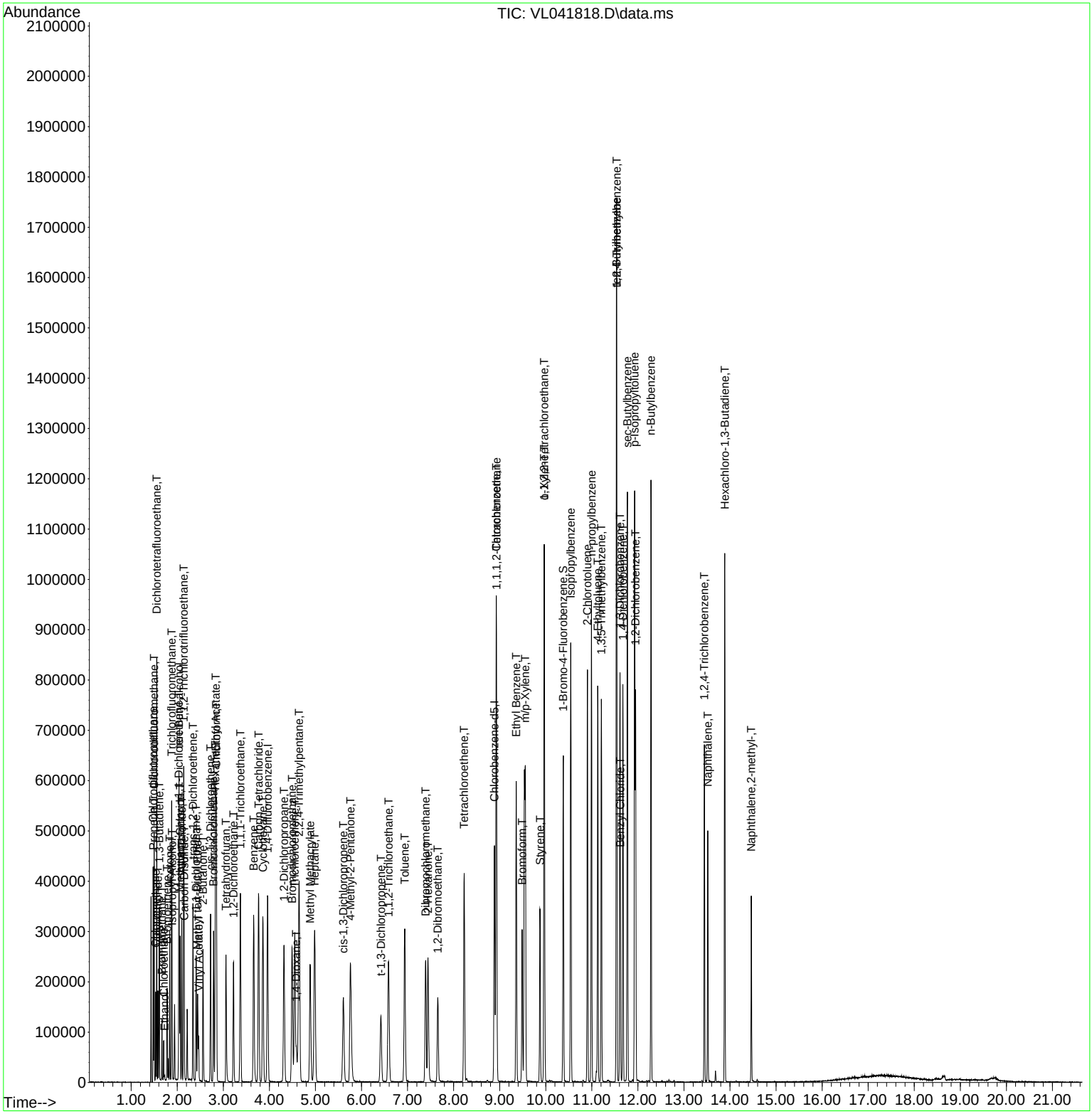

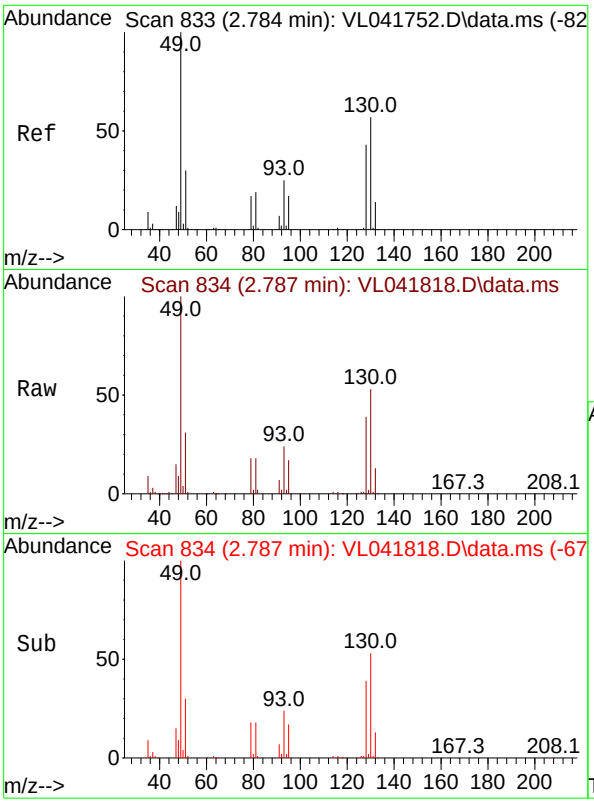

#1
Bromochloromethane
Concen: 10.000 ppbv
RT: 2.787 min Scan# 8
Delta R.T. 0.003 min
Lab File: VL041818.D
Acq: 19 Dec 2024 13:16

Instrument :
MSVOA_L
ClientSampleId :

Tgt Ion: 49 Resp: 82770

Ion	Ratio	Lower	Upper
49	100		
128	41.4	21.6	64.6
130	53.2	28.3	85.0

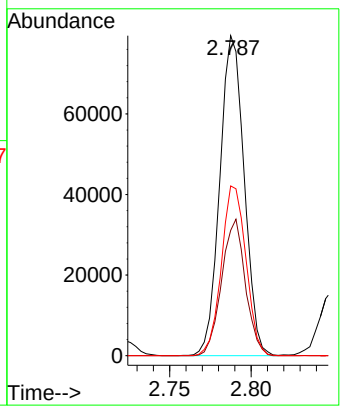

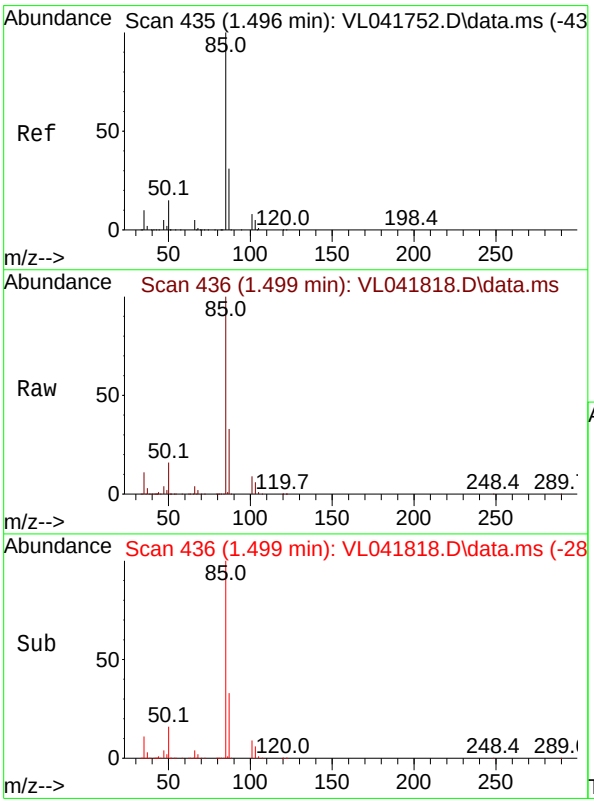

#2
Dichlorodifluoromethane
Concen: 7.550 ppbv
RT: 1.499 min Scan# 436
Delta R.T. 0.003 min
Lab File: VL041818.D
Acq: 19 Dec 2024 13:16

Tgt Ion: 85 Resp: 111190

Ion	Ratio	Lower	Upper
85	100		
87	32.7	24.5	36.7

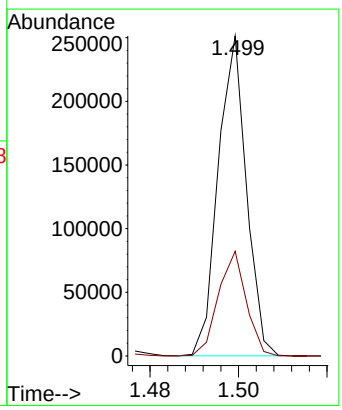

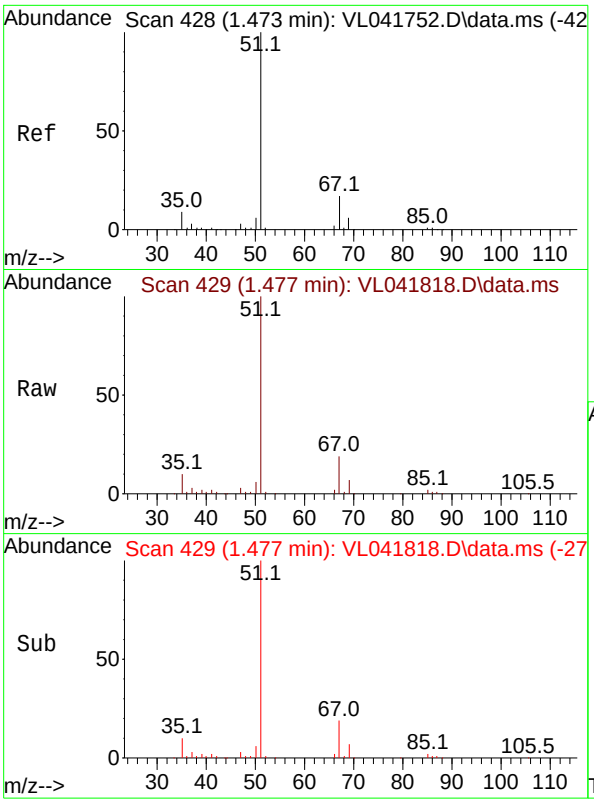

#3
Chlorodifluoromethane
Concen: 9.272 ppbv
RT: 1.477 min Scan# 4
Delta R.T. 0.003 min
Lab File: VL041818.D
Acq: 19 Dec 2024 13:16

Instrument :
MSVOA_L
ClientSampleId :

Tgt Ion: 51 Resp: 125153

Ion	Ratio	Lower	Upper
51	100		
67	18.5	15.0	22.4

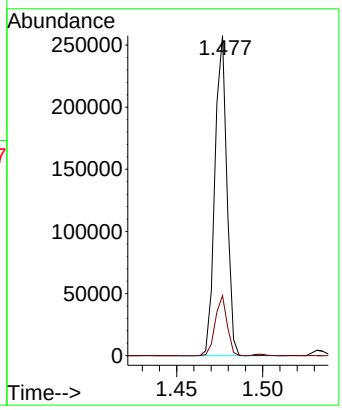

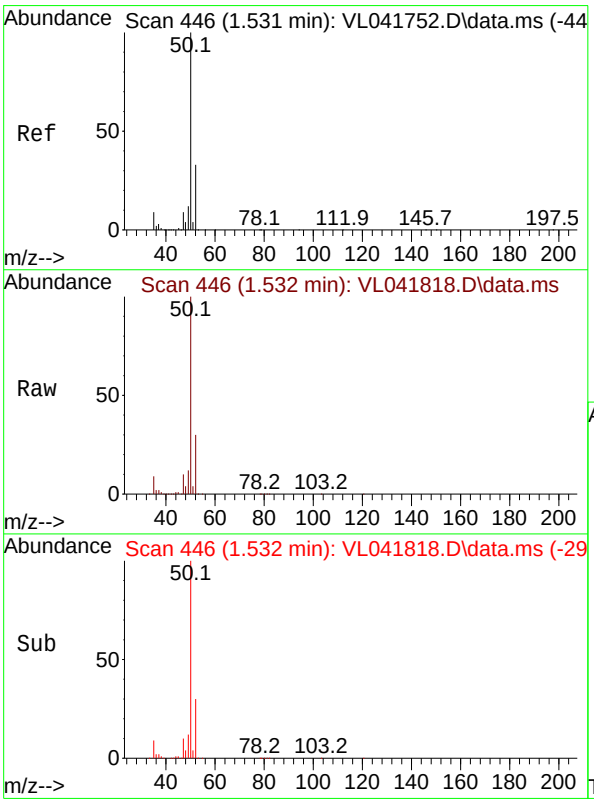

#4
Chloromethane
Concen: 9.273 ppbv
RT: 1.532 min Scan# 446
Delta R.T. 0.000 min
Lab File: VL041818.D
Acq: 19 Dec 2024 13:16

Tgt Ion: 50 Resp: 53436

Ion	Ratio	Lower	Upper
50	100		
52	30.2	26.2	39.2

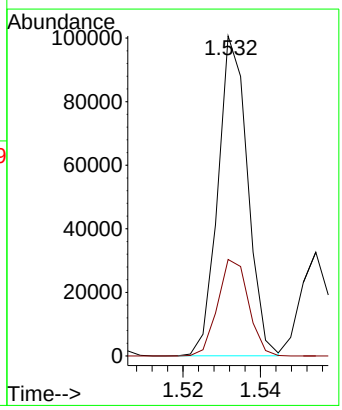

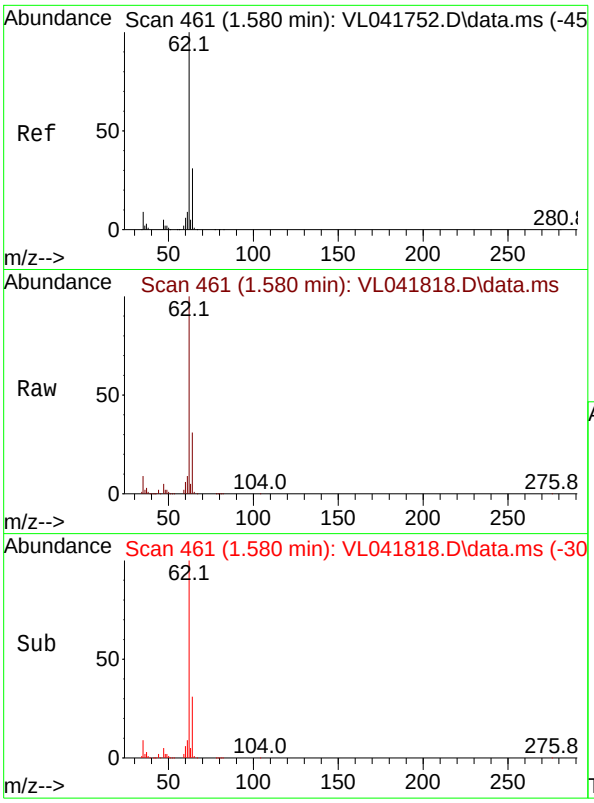

#5
Vinyl Chloride
Concen: 8.633 ppbv
RT: 1.580 min Scan# 4
Delta R.T. 0.000 min
Lab File: VL041818.D
Acq: 19 Dec 2024 13:16

Instrument :
MSVOA_L
ClientSampleId :

Tgt Ion: 62 Resp: 50121

Ion	Ratio	Lower	Upper
62	100		
64	31.1	25.1	37.7

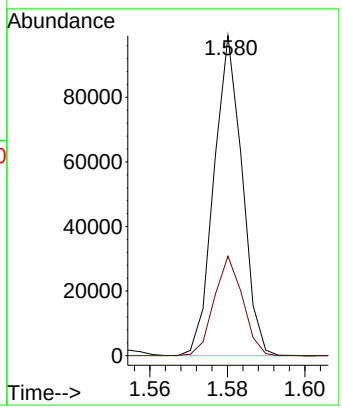

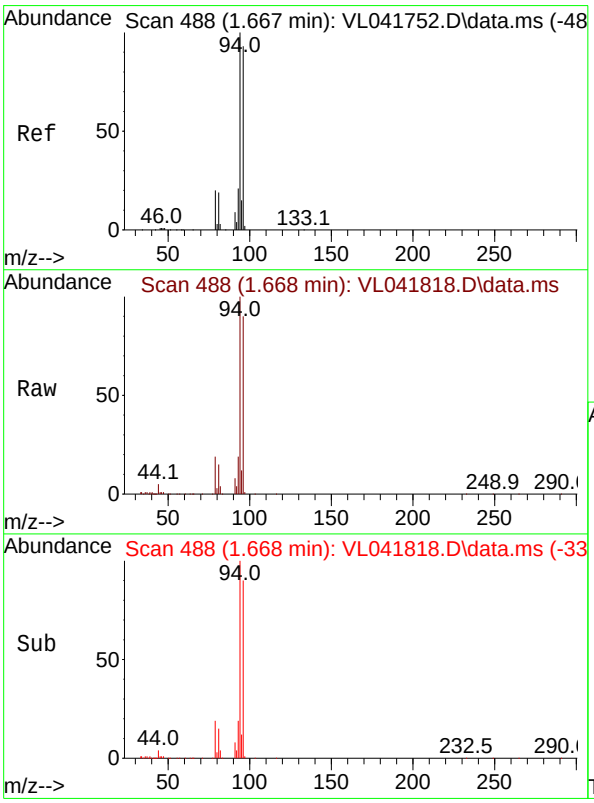

#6
Bromomethane
Concen: 8.763 ppbv
RT: 1.668 min Scan# 488
Delta R.T. 0.000 min
Lab File: VL041818.D
Acq: 19 Dec 2024 13:16

Tgt Ion: 94 Resp: 24007

Ion	Ratio	Lower	Upper
94	100		
96	90.3	74.7	112.1

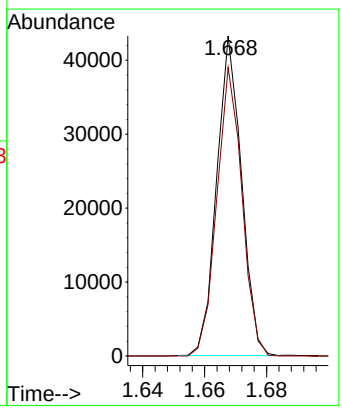

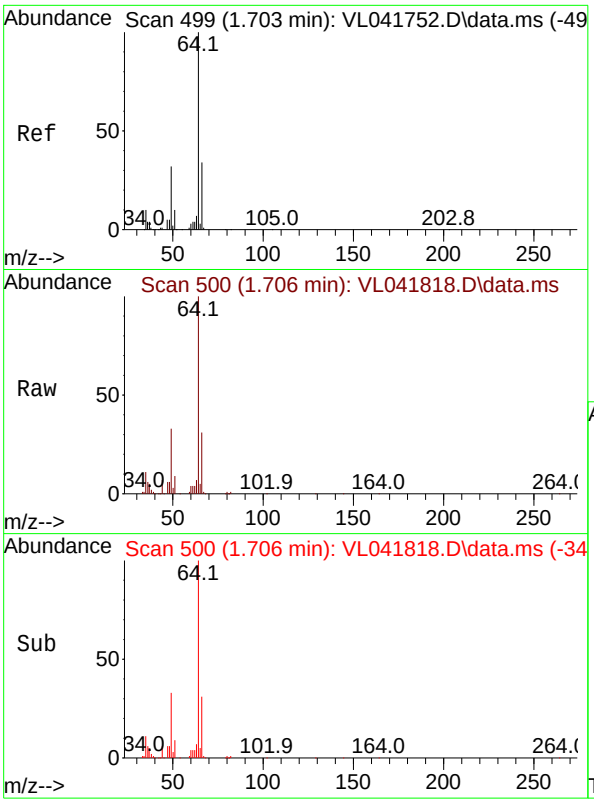

#7
Chloroethane
Concen: 9.039 ppbv
RT: 1.706 min Scan# 5
Delta R.T. 0.003 min
Lab File: VL041818.D
Acq: 19 Dec 2024 13:16

Instrument :
MSVOA_L
ClientSampleId :

Tgt Ion: 64 Resp: 20386

Ion	Ratio	Lower	Upper
64	100		
66	31.1	27.5	41.3

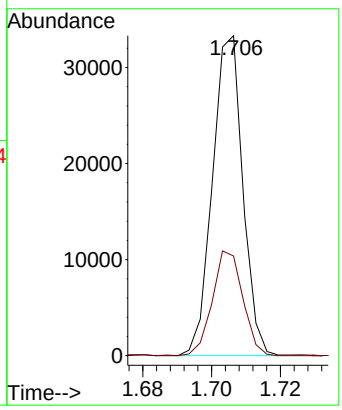

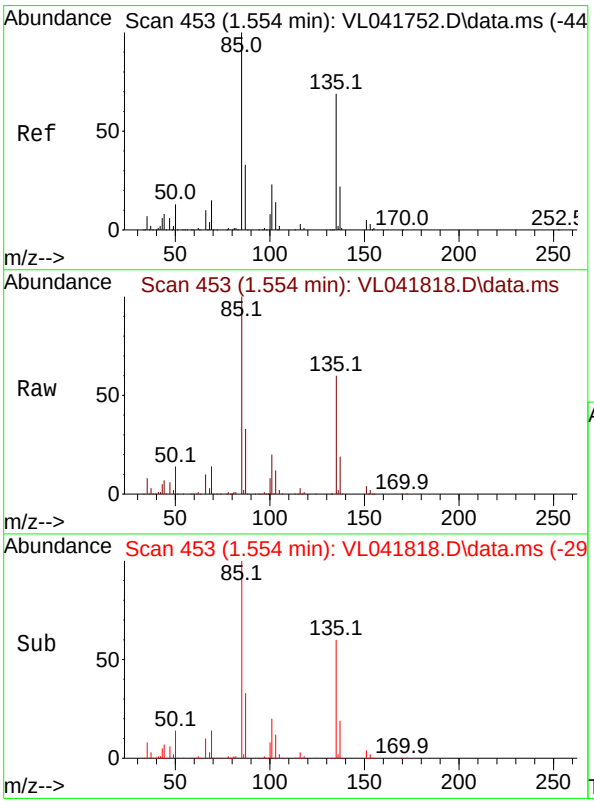

#8
Dichlorotetrafluoroethane
Concen: 8.808 ppbv
RT: 1.554 min Scan# 453
Delta R.T. 0.000 min
Lab File: VL041818.D
Acq: 19 Dec 2024 13:16

Tgt Ion: 85 Resp: 116105

Ion	Ratio	Lower	Upper
85	100		
135	61.2	51.9	77.9

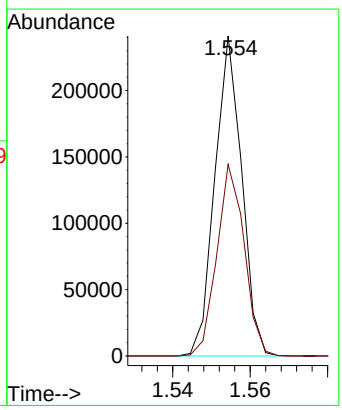

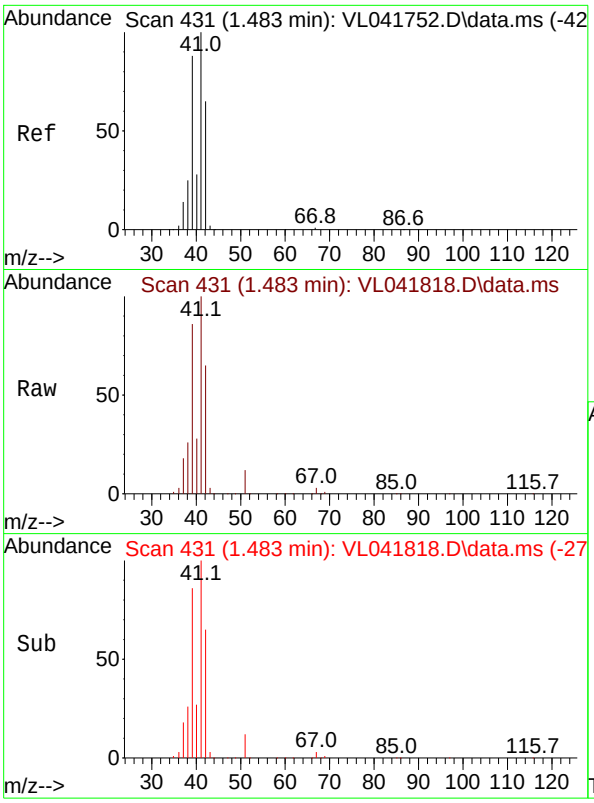

#9
Propene
Concen: 7.914 ppbv
RT: 1.483 min Scan# 4
Delta R.T. 0.000 min
Lab File: VL041818.D
Acq: 19 Dec 2024 13:16

Instrument :
MSVOA_L
ClientSampleId :

Tgt Ion: 41 Resp: 46299

Ion	Ratio	Lower	Upper
41	100		
42	68.0	52.4	78.6

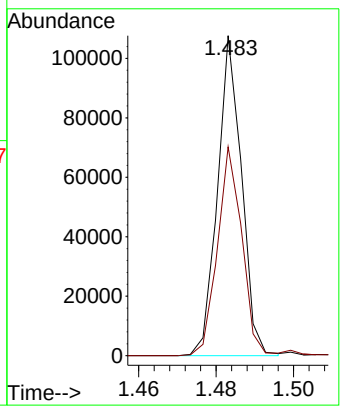

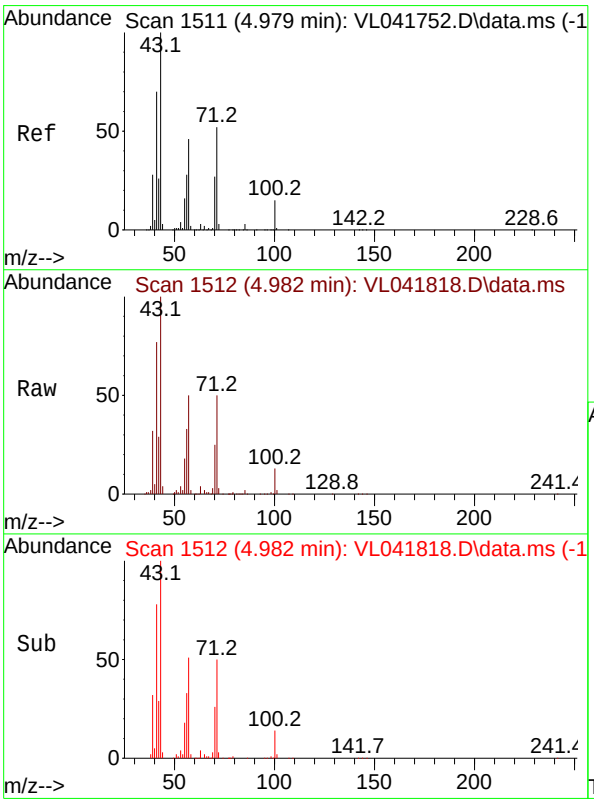

#10
Heptane
Concen: 8.638 ppbv
RT: 4.982 min Scan# 1512
Delta R.T. 0.003 min
Lab File: VL041818.D
Acq: 19 Dec 2024 13:16

Tgt Ion: 43 Resp: 129813

Ion	Ratio	Lower	Upper
43	100		
57	48.0	38.5	57.7

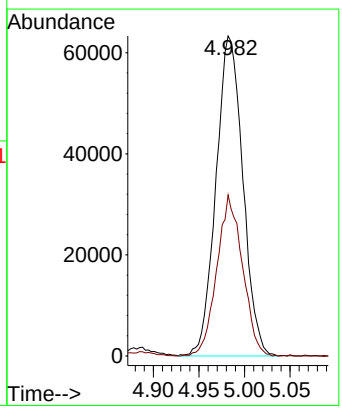

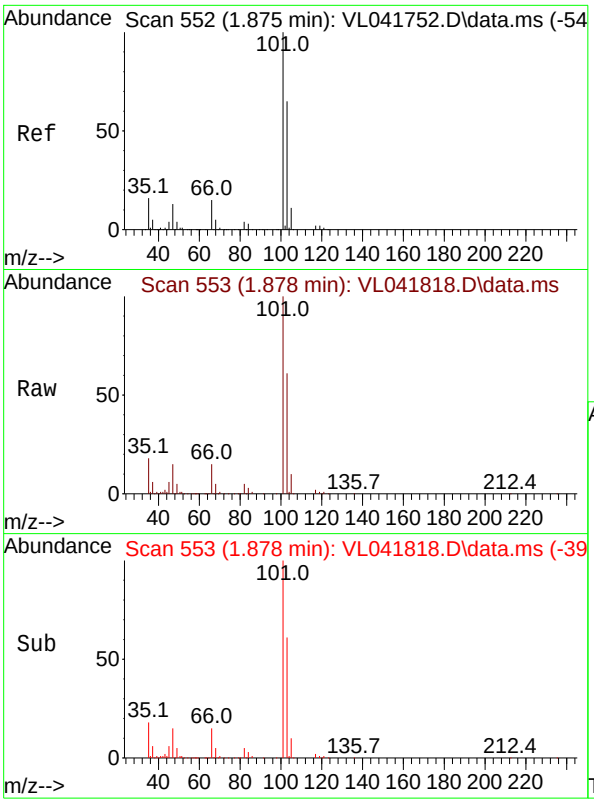

#11
Trichlorofluoromethane
Concen: 8.796 ppbv
RT: 1.878 min Scan# 5
Delta R.T. 0.003 min
Lab File: VL041818.D
Acq: 19 Dec 2024 13:16

Instrument :
MSVOA_L
ClientSampleId :

Tgt Ion:101 Resp: 137594

Ion	Ratio	Lower	Upper
101	100		
103	61.0	51.8	77.8

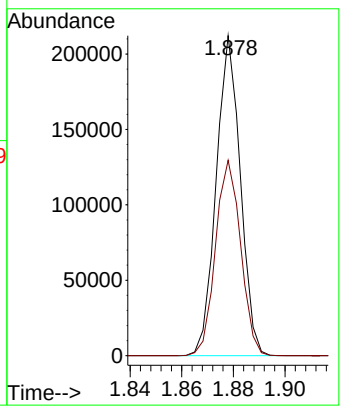

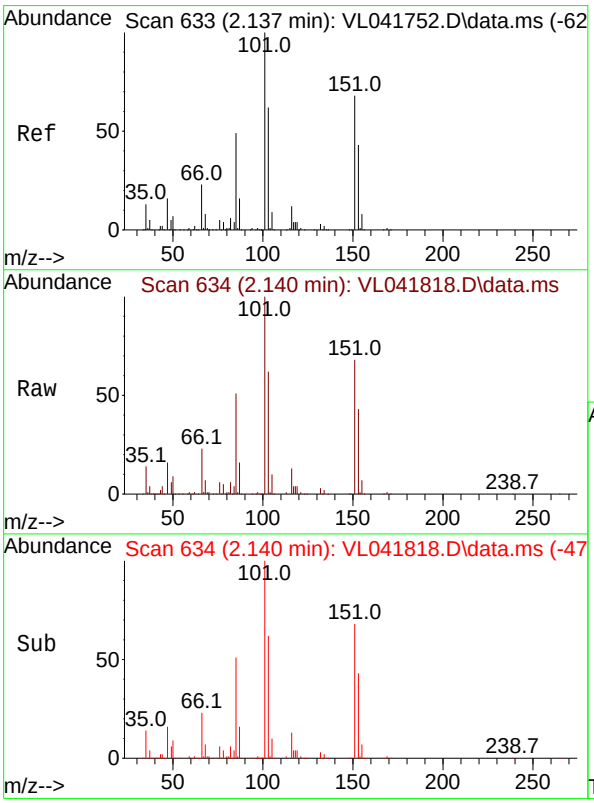

#12
1,1,2-Trichlorotrifluoroethane
Concen: 8.648 ppbv
RT: 2.140 min Scan# 634
Delta R.T. 0.003 min
Lab File: VL041818.D
Acq: 19 Dec 2024 13:16

Tgt Ion:101 Resp: 102897

Ion	Ratio	Lower	Upper
101	100		
151	67.5	56.8	85.2

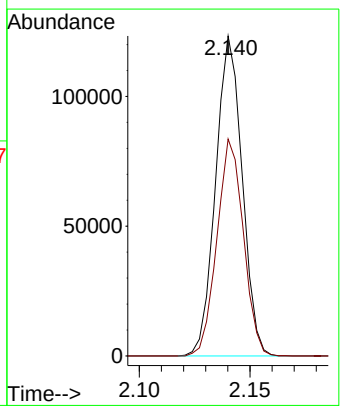

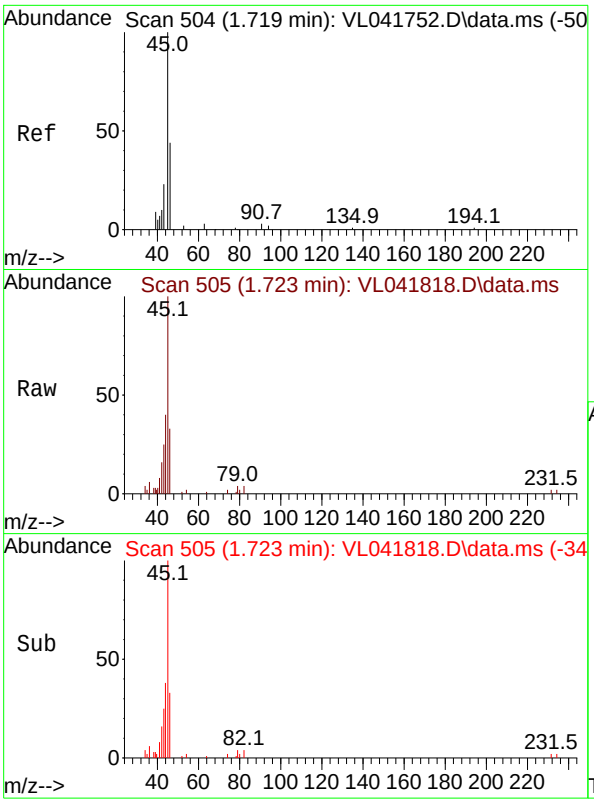

#13
Ethanol
Concen: 6.828 ppbv
RT: 1.723 min Scan# 5(
Delta R.T. 0.003 min
Lab File: VL041818.D
Acq: 19 Dec 2024 13:16

Instrument :
MSVOA_L
ClientSampleId :

Tgt Ion: 45 Resp: 3308

Ion	Ratio	Lower	Upper
45	100		
46	35.7	16.4	65.8

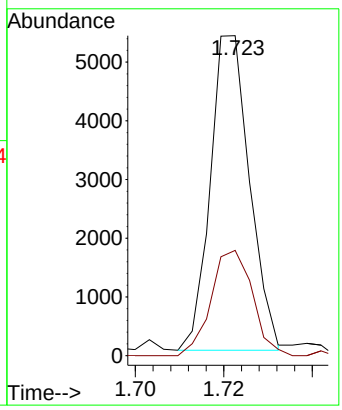

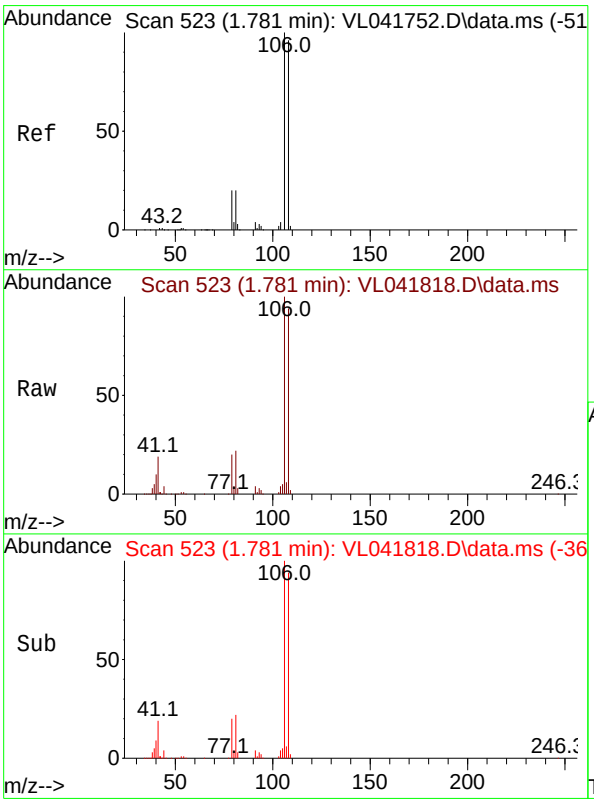

#14
Bromoethene
Concen: 8.619 ppbv
RT: 1.781 min Scan# 523
Delta R.T. 0.000 min
Lab File: VL041818.D
Acq: 19 Dec 2024 13:16

Tgt Ion:108 Resp: 34621

Ion	Ratio	Lower	Upper
108	100		
106	107.5	84.1	126.1
79	22.5	17.4	26.0

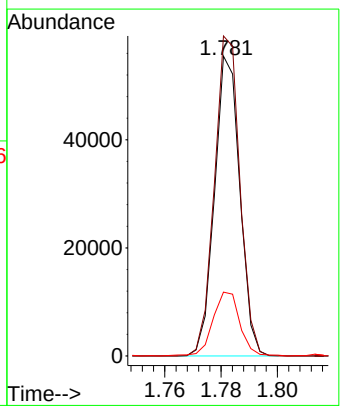

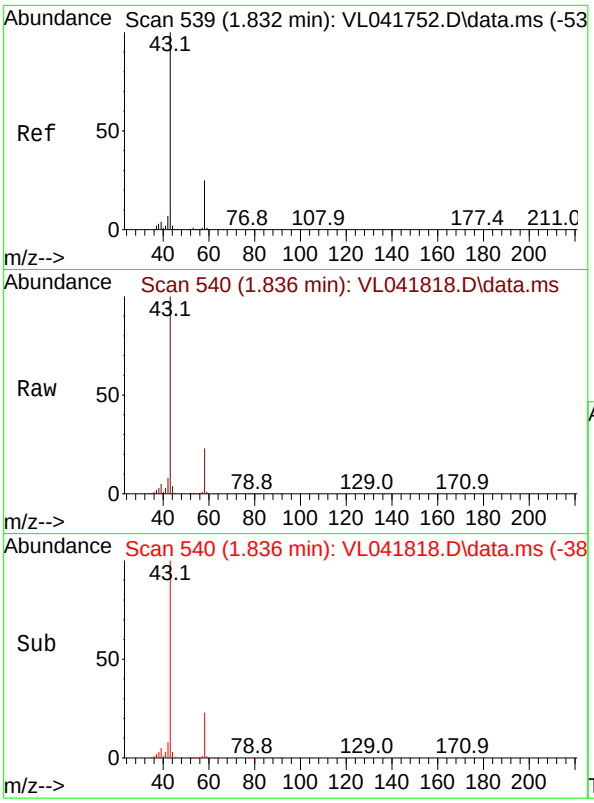

#15
Acetone
Concen: 7.680 ppbv
RT: 1.836 min Scan# 54
Delta R.T. 0.003 min
Lab File: VL041818.D
Acq: 19 Dec 2024 13:16

Instrument :
MSVOA_L
ClientSampleId :

Tgt Ion: 43 Resp: 123691

Ion	Ratio	Lower	Upper
43	100		
58	23.3	19.7	29.5

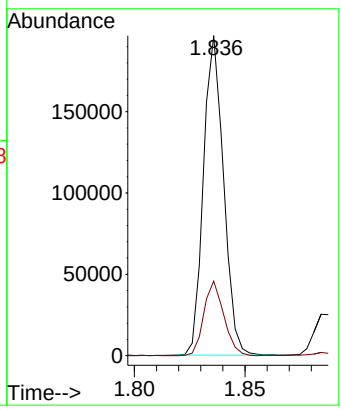

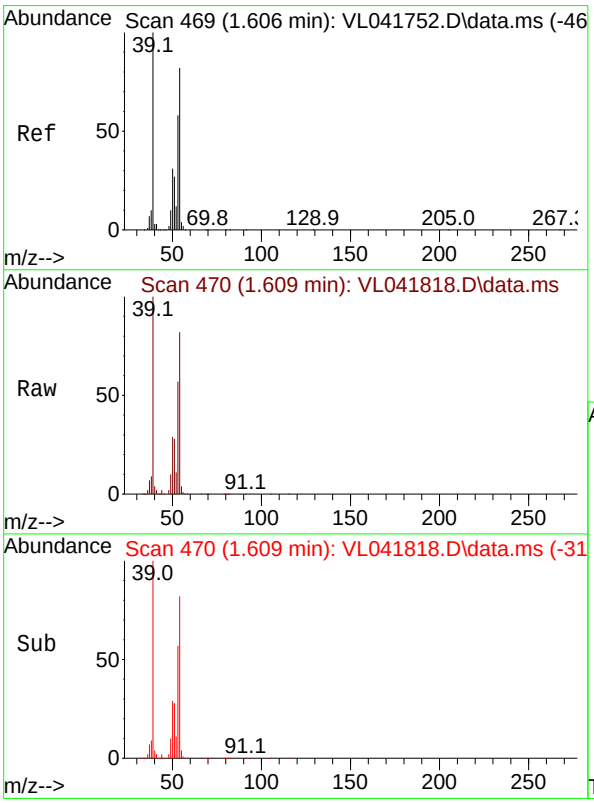

#16
1,3-Butadiene
Concen: 9.168 ppbv
RT: 1.609 min Scan# 470
Delta R.T. 0.003 min
Lab File: VL041818.D
Acq: 19 Dec 2024 13:16

Tgt Ion: 39 Resp: 58138

Ion	Ratio	Lower	Upper
39	100		
54	69.7	58.4	87.6

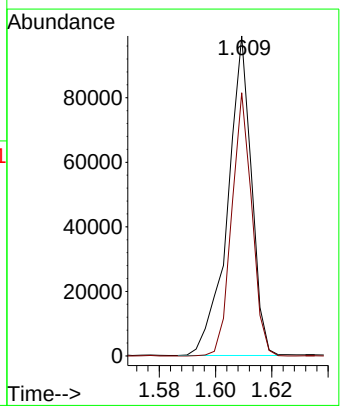

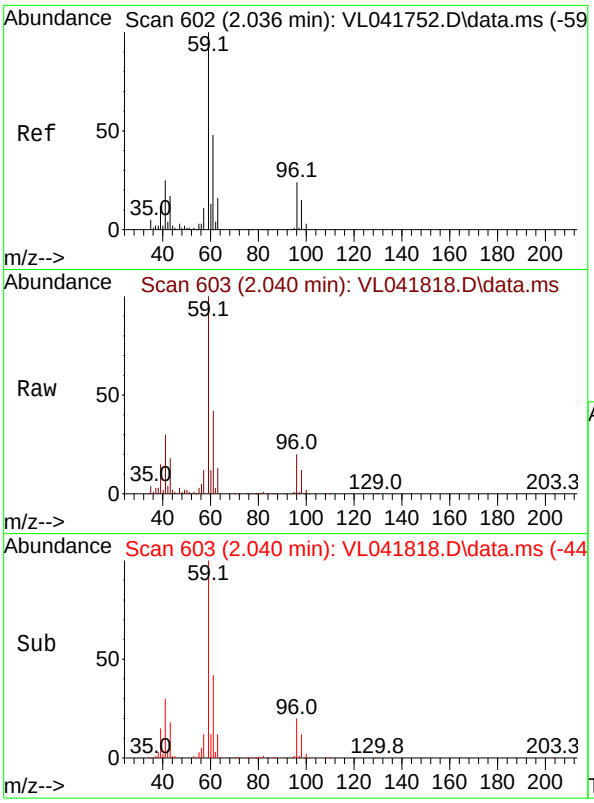

#17
tert-Butyl alcohol
Concen: 8.786 ppbv
RT: 2.040 min Scan# 6
Delta R.T. 0.003 min
Lab File: VL041818.D
Acq: 19 Dec 2024 13:16

Instrument :
MSVOA_L
ClientSampleId :

Tgt Ion: 59 Resp: 140369

Ion	Ratio	Lower	Upper
59	100		
57	11.2	8.6	13.0

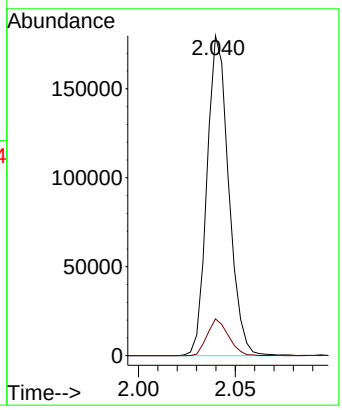

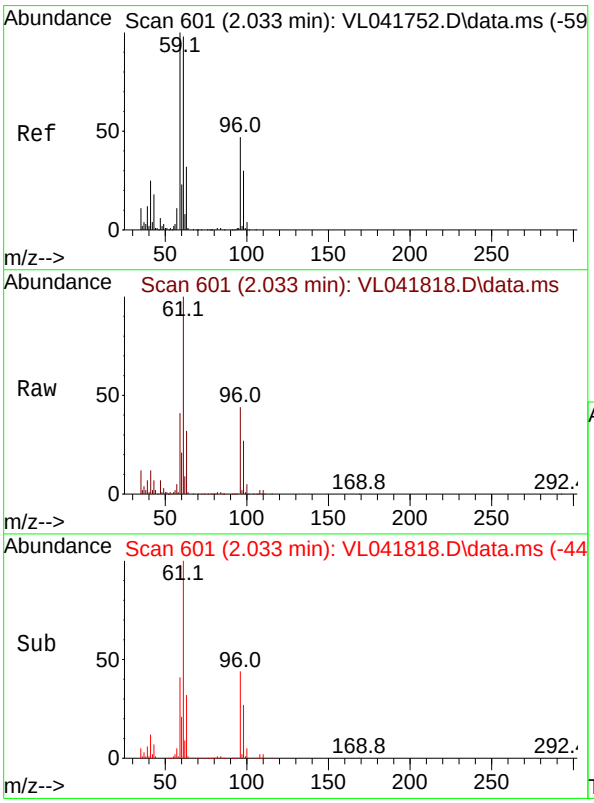

#18
1,1-Dichloroethene
Concen: 8.483 ppbv
RT: 2.033 min Scan# 601
Delta R.T. 0.000 min
Lab File: VL041818.D
Acq: 19 Dec 2024 13:16

Tgt Ion: 96 Resp: 42316

Ion	Ratio	Lower	Upper
96	100		
61	228.5	167.7	251.5
98	62.8	51.1	76.7

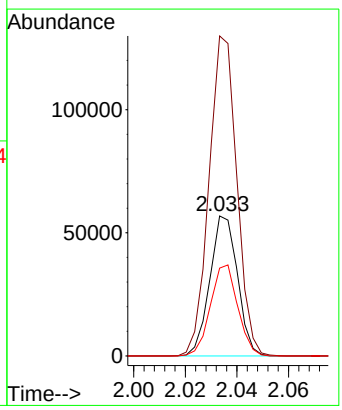

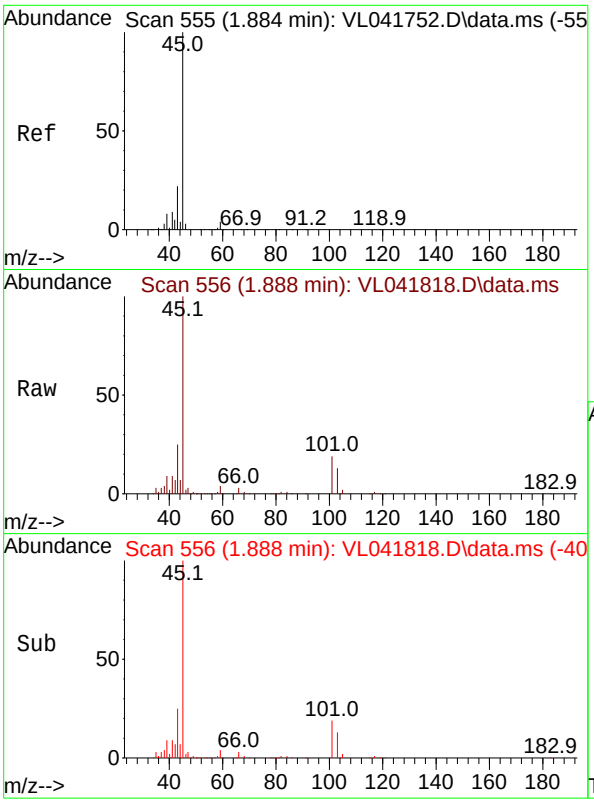

#19
Isopropyl Alcohol
Concen: 7.243 ppbv
RT: 1.888 min Scan# 5
Delta R.T. 0.003 min
Lab File: VL041818.D
Acq: 19 Dec 2024 13:16

Instrument :
MSVOA_L
ClientSampleId :

Tgt Ion: 45 Resp: 69994

Ion	Ratio	Lower	Upper
45	100		
58	2.2	33.3	49.9#

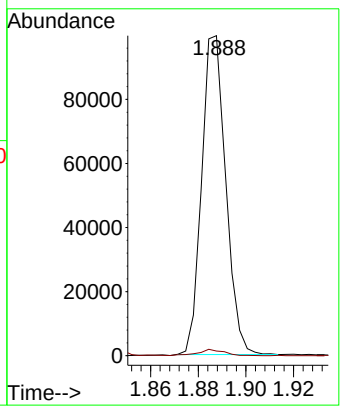

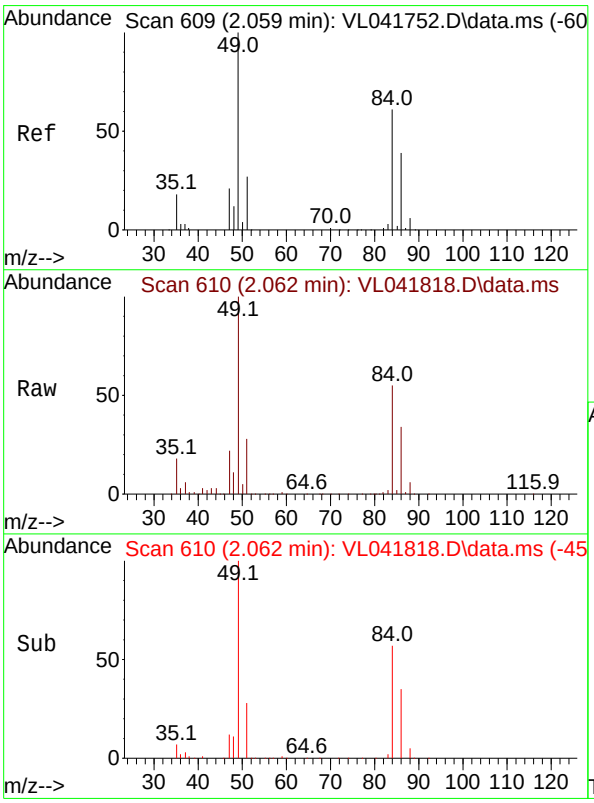

#20
Methylene Chloride
Concen: 8.396 ppbv
RT: 2.062 min Scan# 610
Delta R.T. 0.003 min
Lab File: VL041818.D
Acq: 19 Dec 2024 13:16

Tgt Ion: 84 Resp: 38558

Ion	Ratio	Lower	Upper
84	100		
49	182.0	132.6	198.8
51	50.6	37.6	56.4
86	62.1	51.4	77.0

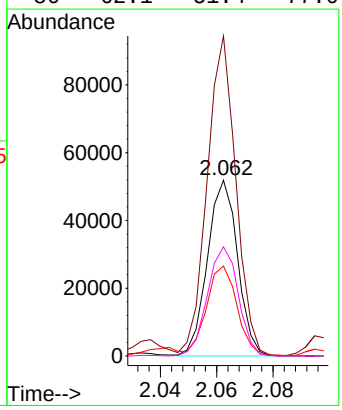

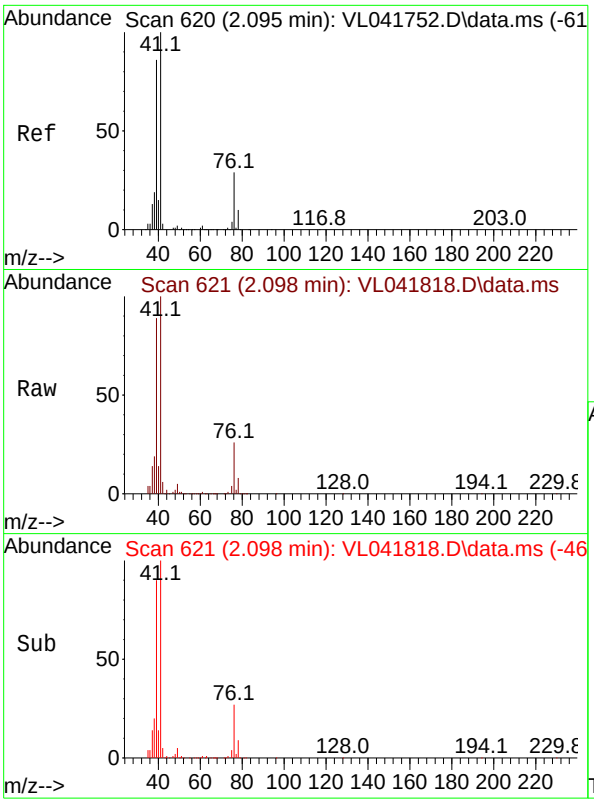

#21
Allyl Chloride
Concen: 9.289 ppbv
RT: 2.098 min Scan# 6
Delta R.T. 0.003 min
Lab File: VL041818.D
Acq: 19 Dec 2024 13:16

Instrument :
MSVOA_L
ClientSampleId :

Tgt Ion: 41 Resp: 81129

Ion	Ratio	Lower	Upper
41	100		
76	24.8	22.3	33.5
39	87.0	69.2	103.8

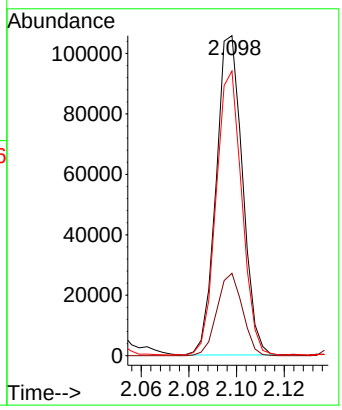

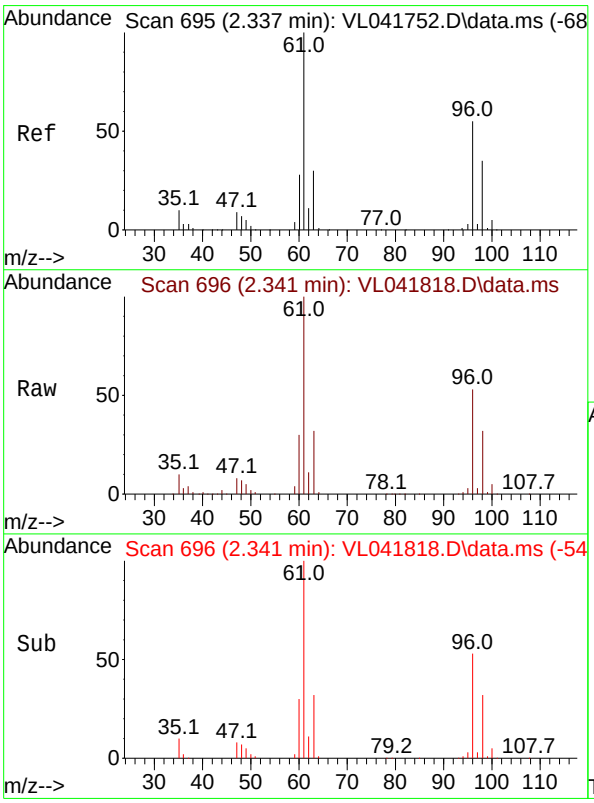

#22
trans-1,2-Dichloroethene
Concen: 8.468 ppbv
RT: 2.341 min Scan# 696
Delta R.T. 0.003 min
Lab File: VL041818.D
Acq: 19 Dec 2024 13:16

Tgt Ion: 96 Resp: 48350

Ion	Ratio	Lower	Upper
96	100		
61	187.1	146.3	219.5
98	60.1	50.8	76.2

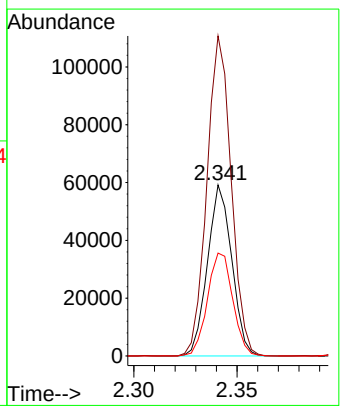

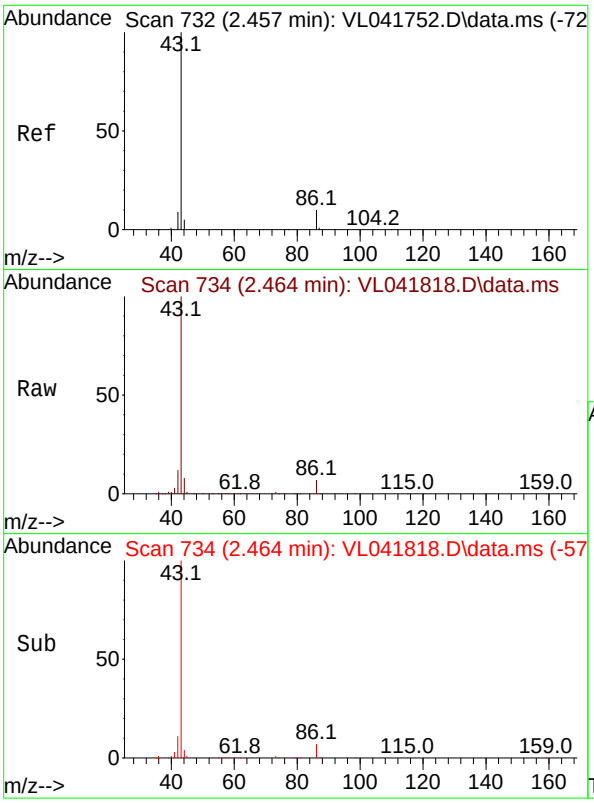

#23
Vinyl Acetate
Concen: 8.314 ppbv
RT: 2.464 min Scan# 7
Delta R.T. 0.007 min
Lab File: VL041818.D
Acq: 19 Dec 2024 13:16

Instrument :
MSVOA_L
ClientSampleId :

Tgt Ion: 43 Resp: 62170

Ion	Ratio	Lower	Upper
43	100		
86	6.6	6.6	10.0#
42	11.4	8.2	12.2
44	6.0	5.0	7.4

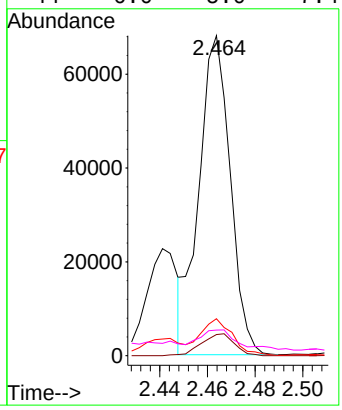

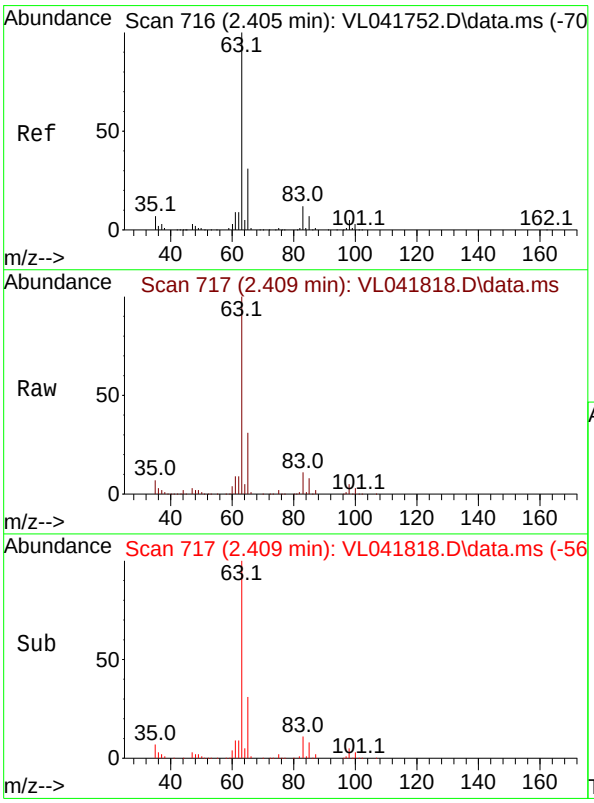

#24
1,1-Dichloroethane
Concen: 9.068 ppbv
RT: 2.409 min Scan# 717
Delta R.T. 0.003 min
Lab File: VL041818.D
Acq: 19 Dec 2024 13:16

Tgt Ion: 63 Resp: 104810

Ion	Ratio	Lower	Upper
63	100		
98	4.6	2.3	6.8
100	2.8	1.4	4.2

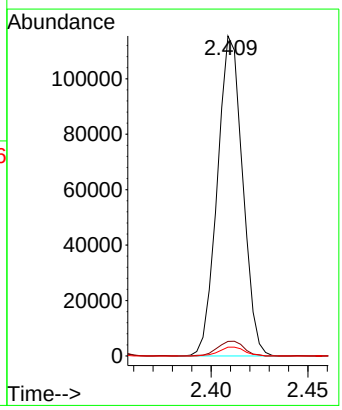

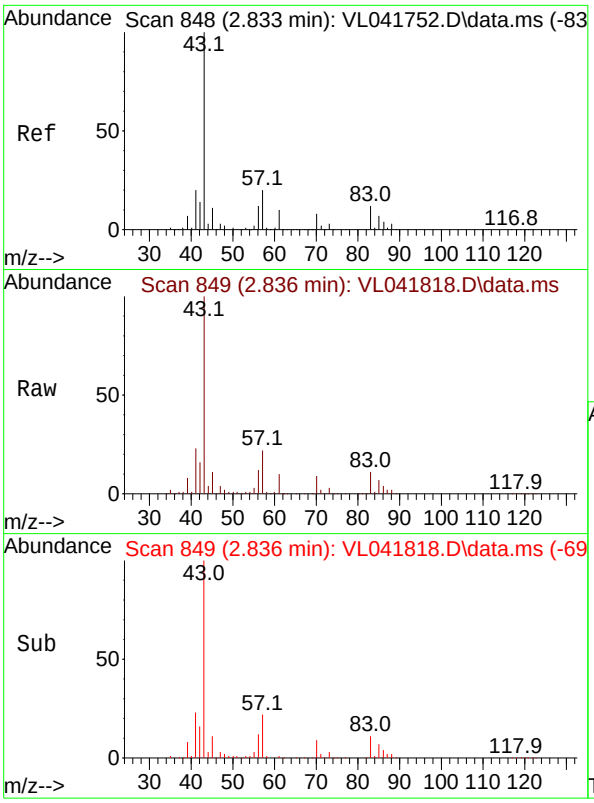

#25
Ethyl Acetate
Concen: 9.112 ppbv
RT: 2.836 min Scan# 8
Delta R.T. 0.003 min
Lab File: VL041818.D
Acq: 19 Dec 2024 13:16

Instrument :
MSVOA_L
ClientSampleId :

Tgt Ion: 43 Resp: 272982

Ion	Ratio	Lower	Upper
43	100		
45	10.0	8.1	12.1
61	8.7	7.0	10.6
70	7.8	6.5	9.7

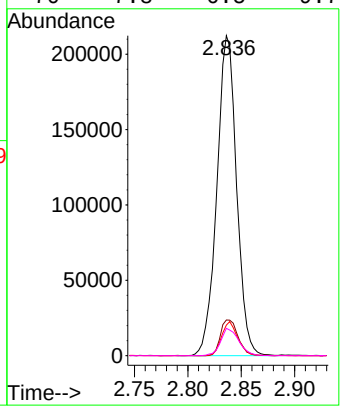

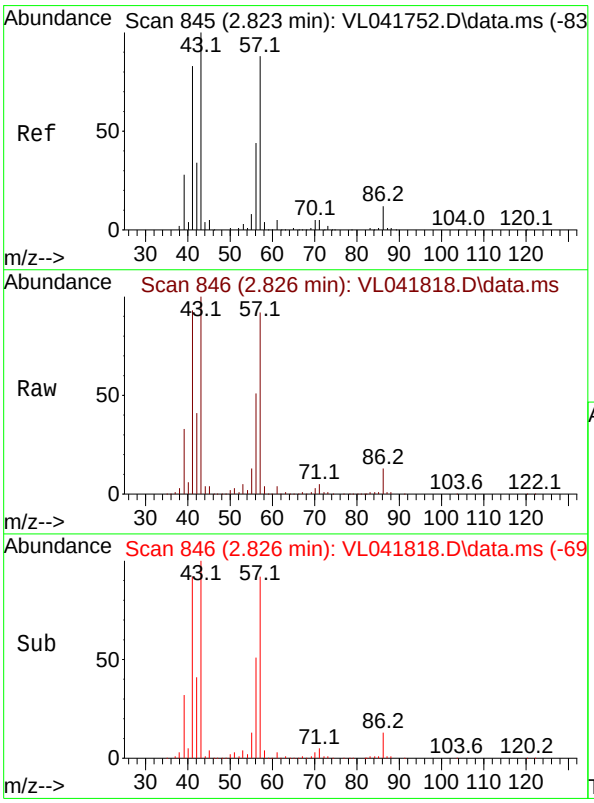

#26
Hexane
Concen: 8.667 ppbv
RT: 2.826 min Scan# 846
Delta R.T. 0.003 min
Lab File: VL041818.D
Acq: 19 Dec 2024 13:16

Tgt Ion: 57 Resp: 98534

Ion	Ratio	Lower	Upper
57	100		
41	105.1	79.6	119.4
43	277.9	211.0	316.6
56	55.8	42.6	63.8

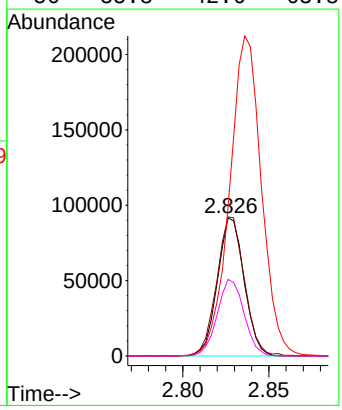

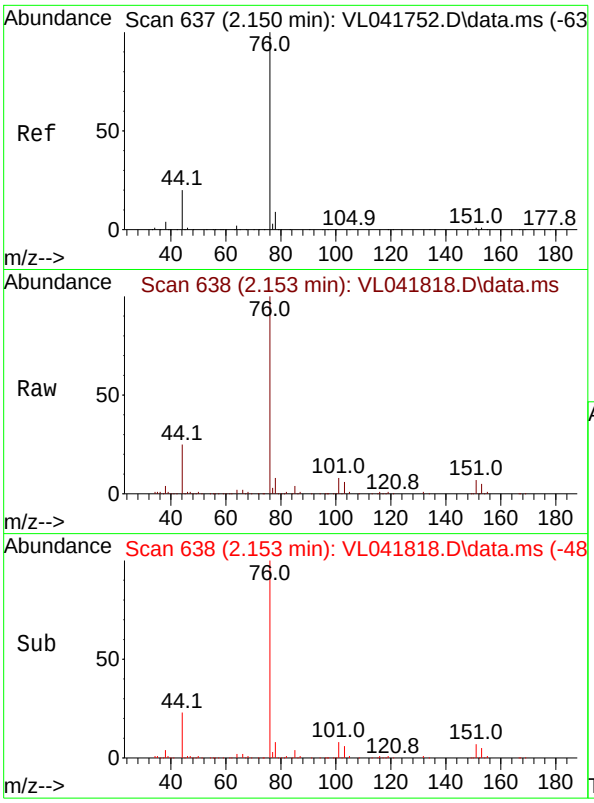

#27
Carbon Disulfide
Concen: 8.772 ppbv
RT: 2.153 min Scan# 6
Delta R.T. 0.003 min
Lab File: VL041818.D
Acq: 19 Dec 2024 13:16

Instrument :
MSVOA_L
ClientSampleId :

Tgt Ion: 76 Resp: 89868

Ion	Ratio	Lower	Upper
76	100		
44	23.1	17.6	26.4
78	13.2	10.2	15.4

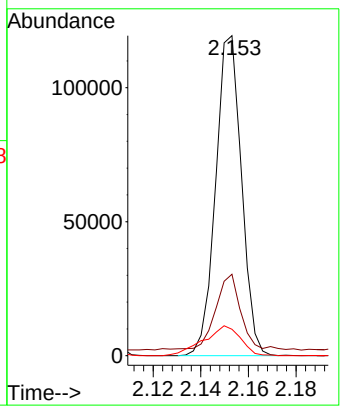

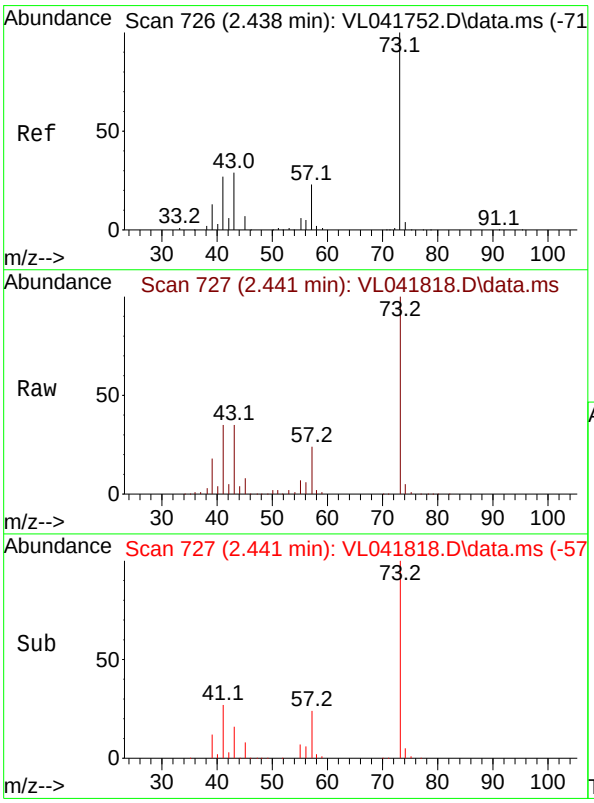

#28
Methyl tert-Butyl Ether
Concen: 7.657 ppbv
RT: 2.441 min Scan# 727
Delta R.T. 0.003 min
Lab File: VL041818.D
Acq: 19 Dec 2024 13:16

Tgt Ion: 73 Resp: 70625

Ion	Ratio	Lower	Upper
73	100		
57	24.1	17.6	26.4

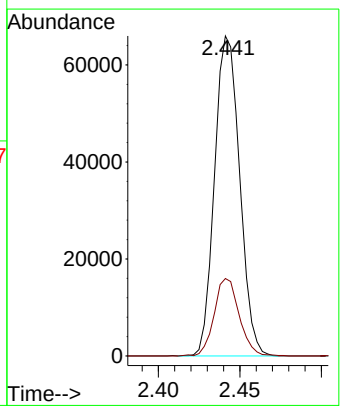

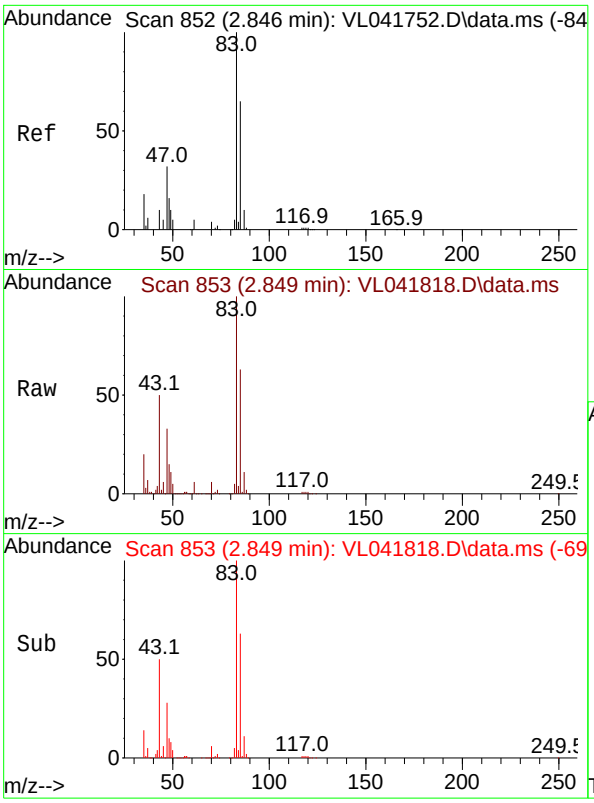

#29
Chloroform
Concen: 9.114 ppbv
RT: 2.849 min Scan# 8
Delta R.T. 0.003 min
Lab File: VL041818.D
Acq: 19 Dec 2024 13:16

Instrument :
MSVOA_L
ClientSampleId :

Tgt Ion: 83 Resp: 157908

Ion	Ratio	Lower	Upper
83	100		
85	62.9	51.8	77.6

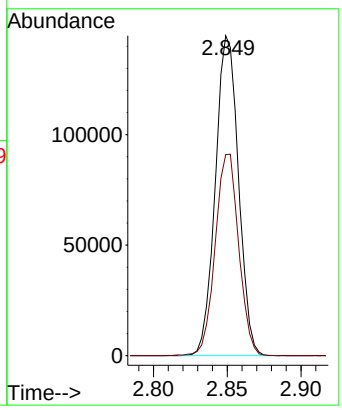

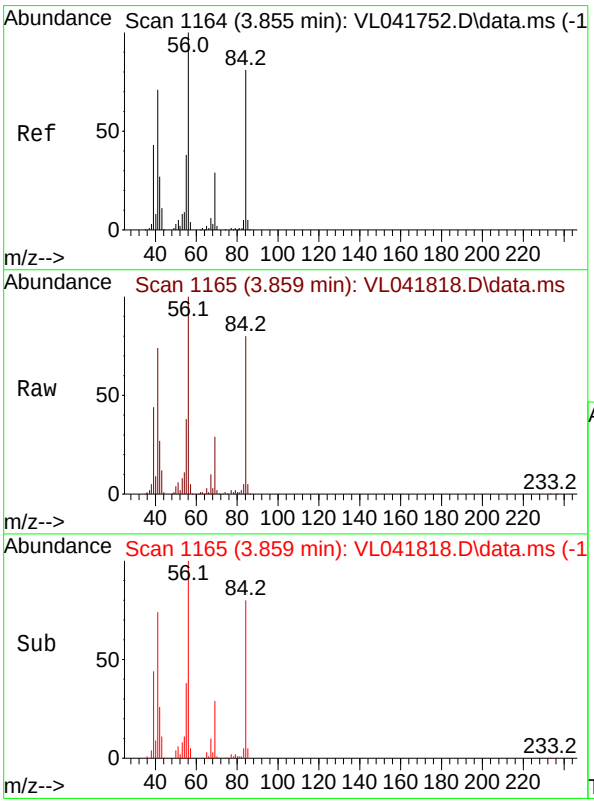

#30
Cyclohexane
Concen: 8.186 ppbv
RT: 3.859 min Scan# 1165
Delta R.T. 0.003 min
Lab File: VL041818.D
Acq: 19 Dec 2024 13:16

Tgt Ion: 84 Resp: 79194

Ion	Ratio	Lower	Upper
84	100		
56	129.8	102.3	153.5
41	98.8	74.0	111.0

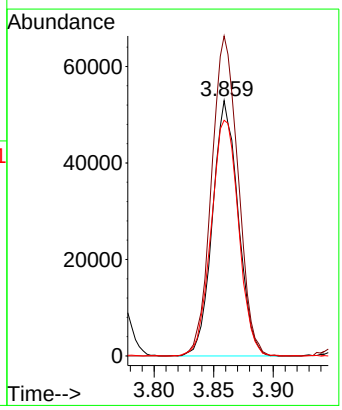

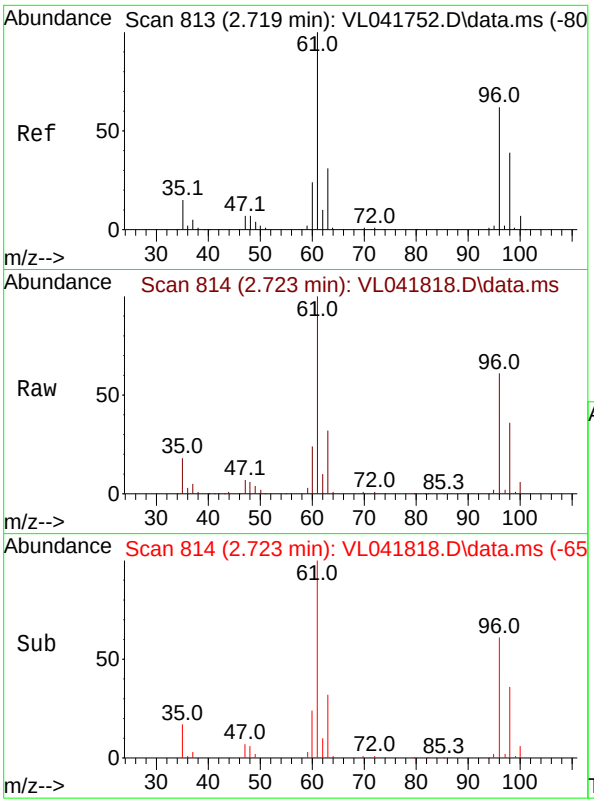

#31
cis-1,2-Dichloroethene
Concen: 8.539 ppbv
RT: 2.723 min Scan# 8
Delta R.T. 0.003 min
Lab File: VL041818.D
Acq: 19 Dec 2024 13:16

Instrument :
MSVOA_L
ClientSampleId :

Tgt Ion: 61 Resp: 100323

Ion	Ratio	Lower	Upper
61	100		
96	60.8	49.7	74.5
98	36.2	30.8	46.2

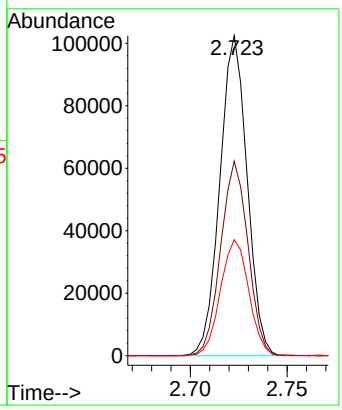

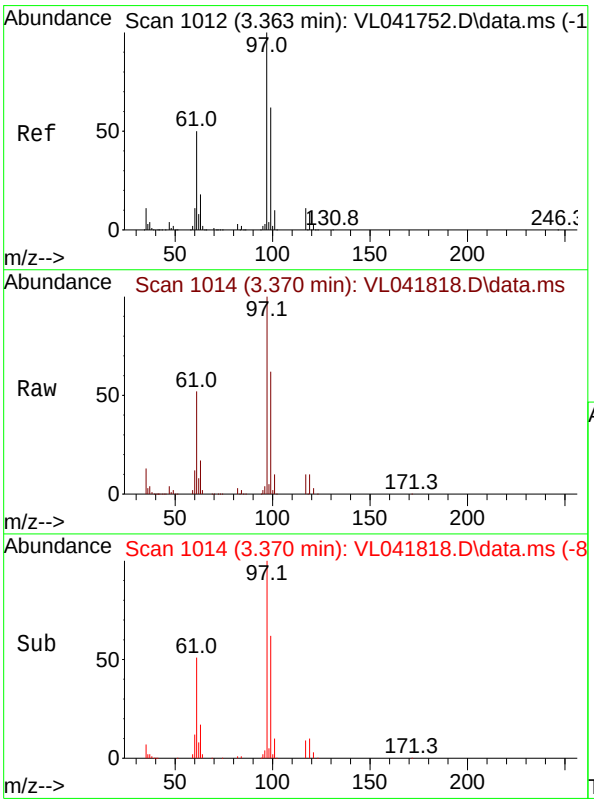

#32
1,1,1-Trichloroethane
Concen: 8.624 ppbv
RT: 3.370 min Scan# 1014
Delta R.T. 0.007 min
Lab File: VL041818.D
Acq: 19 Dec 2024 13:16

Tgt Ion: 97 Resp: 151902

Ion	Ratio	Lower	Upper
97	100		
99	64.3	51.0	76.4
61	54.4	42.2	63.2

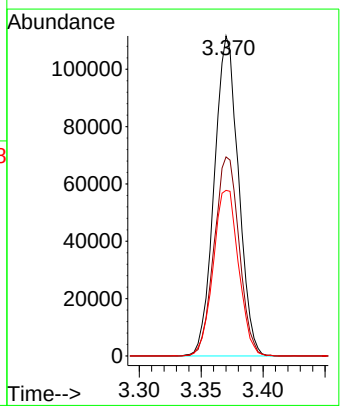

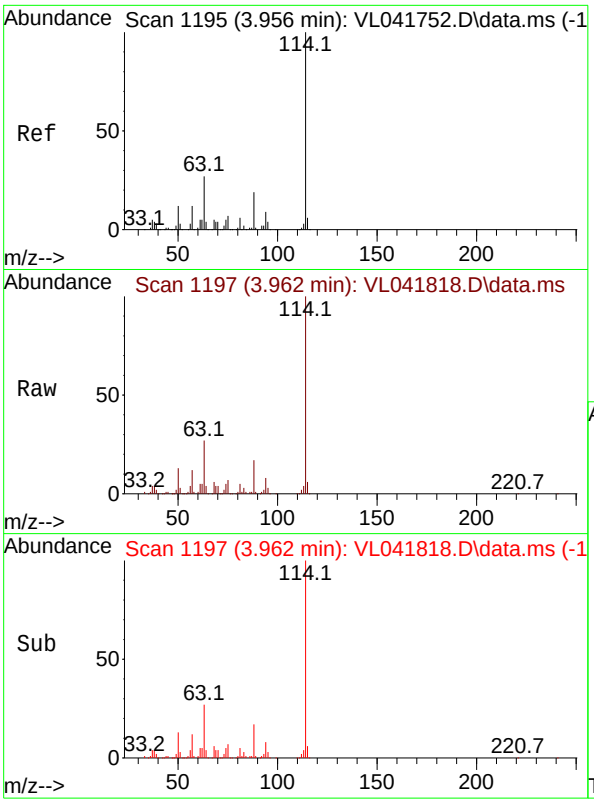

#33
1,4-Difluorobenzene
Concen: 10.000 ppbv
RT: 3.962 min Scan# 1
Delta R.T. 0.007 min
Lab File: VL041818.D
Acq: 19 Dec 2024 13:16

Instrument :
MSVOA_L
ClientSampleId :

Tgt Ion:114 Resp: 200154

Ion	Ratio	Lower	Upper
114	100		
63	28.2	21.8	32.8
88	18.4	14.8	22.2

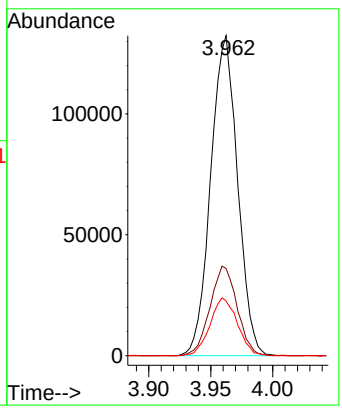

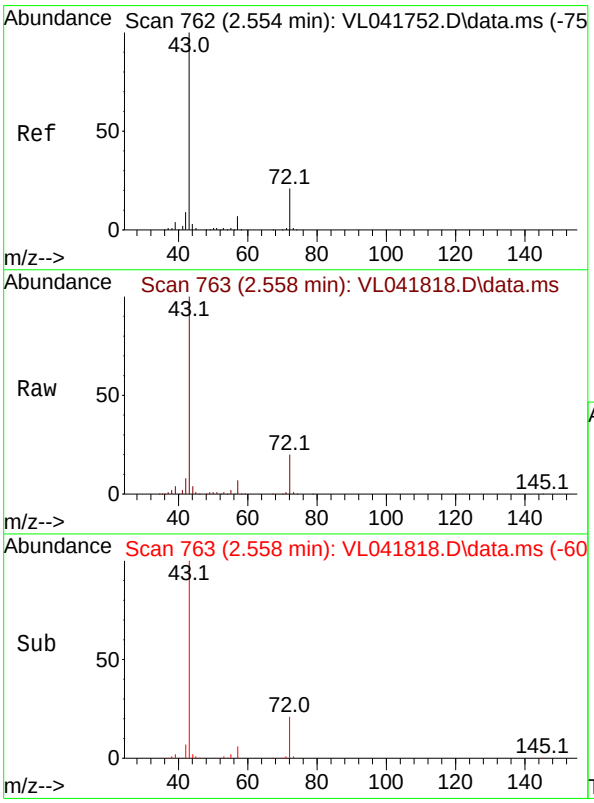

#34
2-Butanone
Concen: 9.747 ppbv
RT: 2.558 min Scan# 763
Delta R.T. 0.003 min
Lab File: VL041818.D
Acq: 19 Dec 2024 13:16

Tgt Ion: 43 Resp: 156952

Ion	Ratio	Lower	Upper
43	100		
72	20.6	16.8	25.2

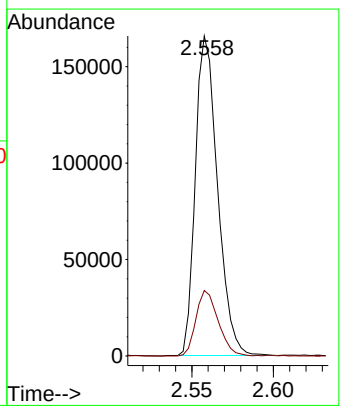

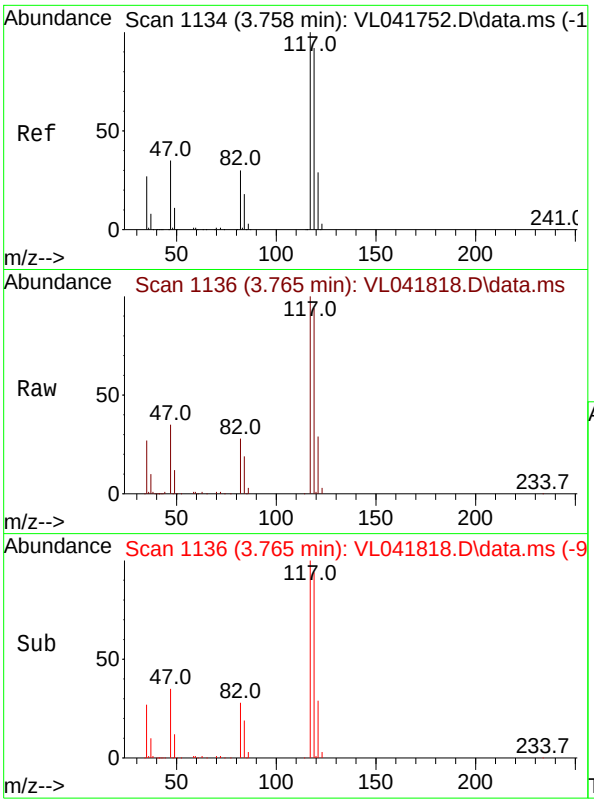

#35
Carbon Tetrachloride
Concen: 10.755 ppbv
RT: 3.765 min Scan# 1
Delta R.T. 0.007 min
Lab File: VL041818.D
Acq: 19 Dec 2024 13:16

Instrument :
MSVOA_L
ClientSampleId :

Tgt Ion:117 Resp: 152814

Ion	Ratio	Lower	Upper
117	100		
119	93.6	73.7	110.5
121	28.7	23.0	34.4

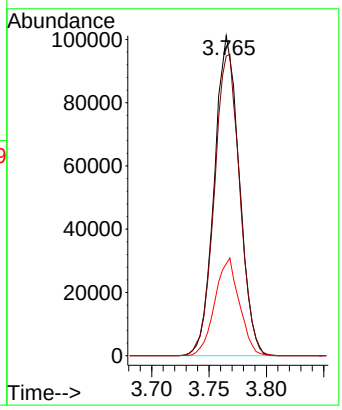

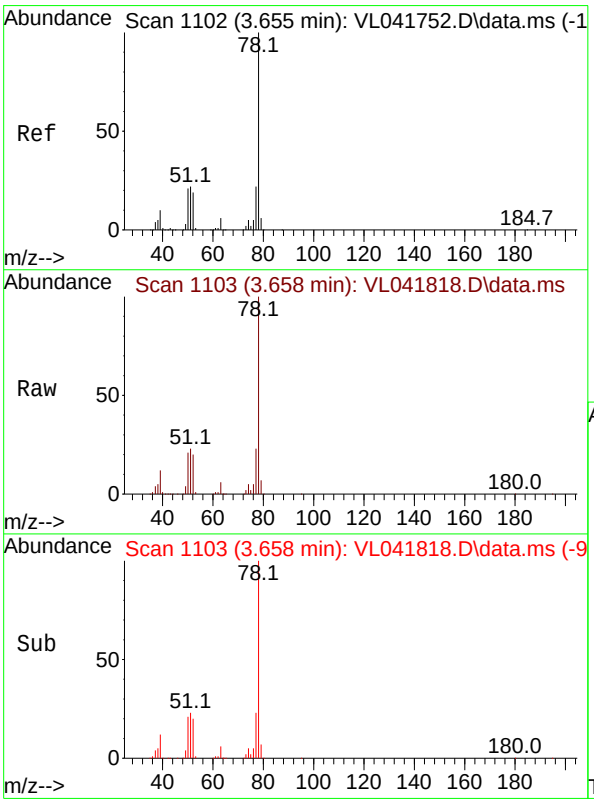

#36
Benzene
Concen: 9.483 ppbv
RT: 3.658 min Scan# 1103
Delta R.T. 0.003 min
Lab File: VL041818.D
Acq: 19 Dec 2024 13:16

Tgt Ion: 78 Resp: 196330

Ion	Ratio	Lower	Upper
78	100		
77	23.1	17.8	26.6
50	21.4	17.2	25.8

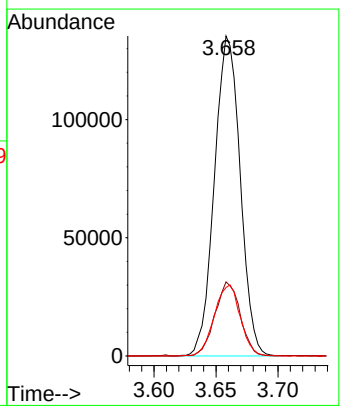

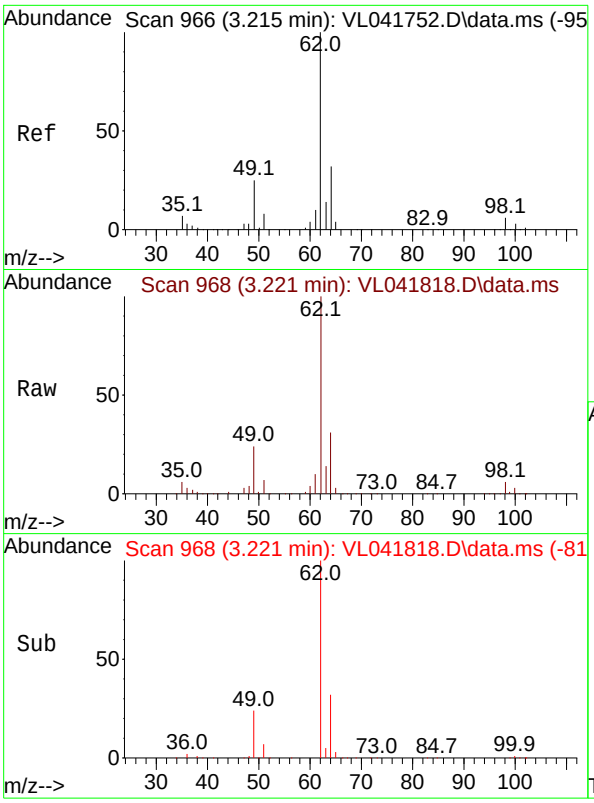

#37
1,2-Dichloroethane
Concen: 10.019 ppbv
RT: 3.221 min Scan# 9
Delta R.T. 0.007 min
Lab File: VL041818.D
Acq: 19 Dec 2024 13:16

Instrument :
MSVOA_L
ClientSampleId :

Tgt Ion: 62 Resp: 129068

Ion	Ratio	Lower	Upper
62	100		
98	5.8	4.7	7.1

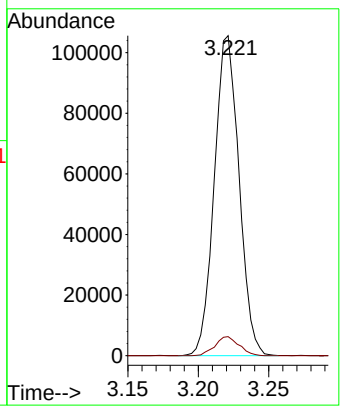

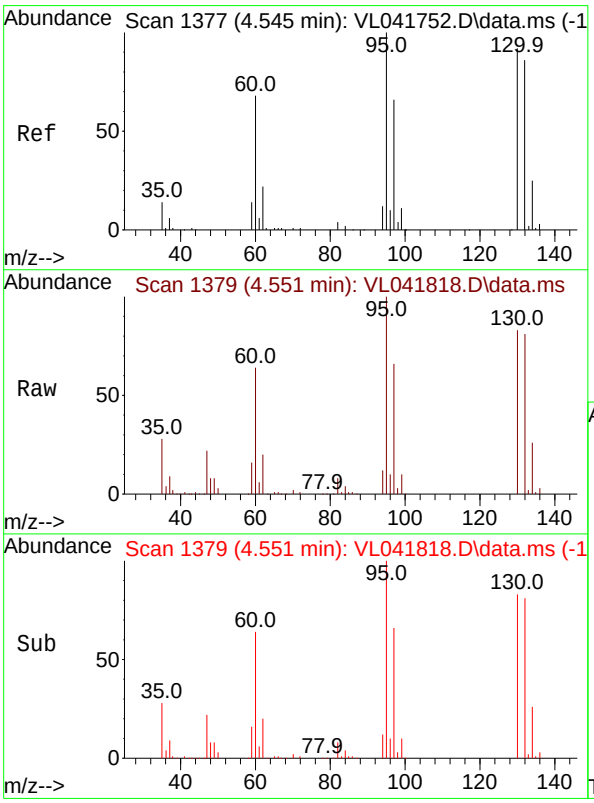

#38
Trichloroethene
Concen: 8.471 ppbv
RT: 4.551 min Scan# 1379
Delta R.T. 0.007 min
Lab File: VL041818.D
Acq: 19 Dec 2024 13:16

Tgt Ion:130 Resp: 74447

Ion	Ratio	Lower	Upper
130	100		
95	119.7	87.0	130.6
132	97.7	75.0	112.6
97	79.5	57.2	85.8

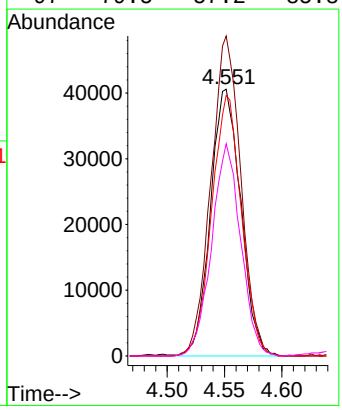

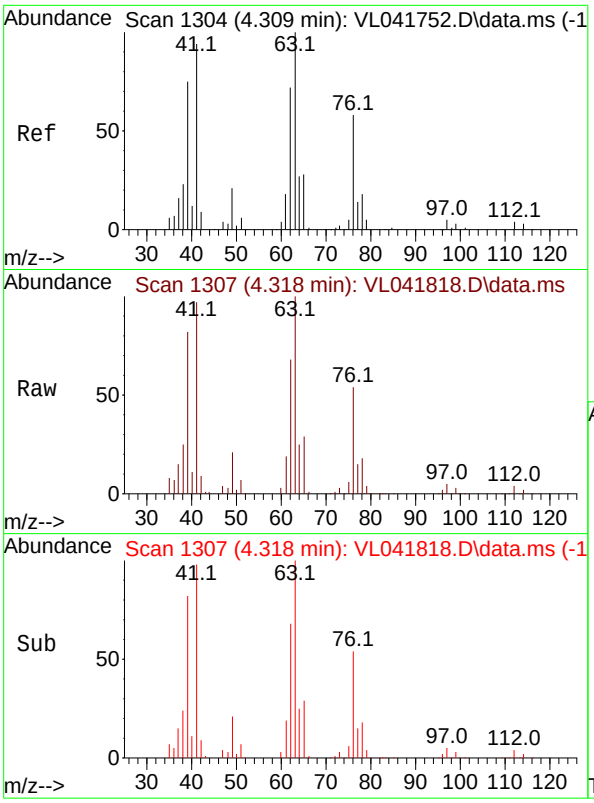

#39
1,2-Dichloropropane
Concen: 9.575 ppbv
RT: 4.318 min Scan# 1
Delta R.T. 0.010 min
Lab File: VL041818.D
Acq: 19 Dec 2024 13:16

Instrument :
MSVOA_L
ClientSampleId :

Tgt Ion: 63 Resp: 71700

Ion	Ratio	Lower	Upper
63	100		
41	97.1	75.3	112.9
62	67.6	57.3	85.9

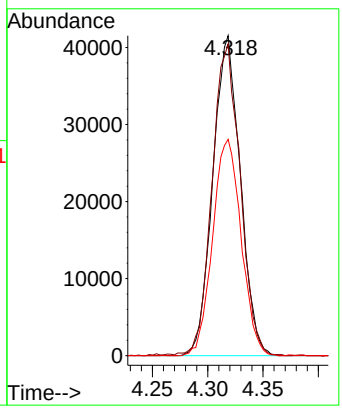

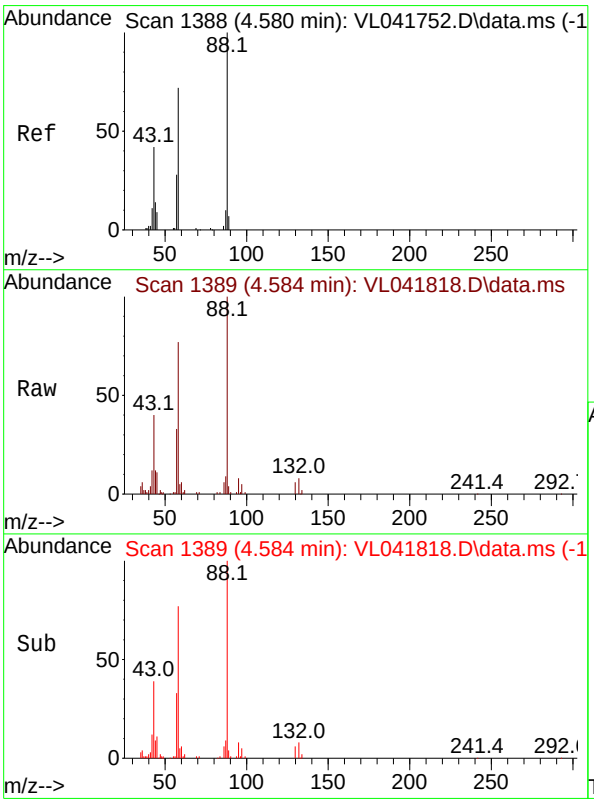

#40
1,4-Dioxane
Concen: 9.154 ppbv
RT: 4.584 min Scan# 1389
Delta R.T. 0.003 min
Lab File: VL041818.D
Acq: 19 Dec 2024 13:16

Tgt Ion: 88 Resp: 33486

Ion	Ratio	Lower	Upper
88	100		
58	84.0	61.0	91.6
43	37.6	29.4	44.0
57	0.0	0.0	0.0

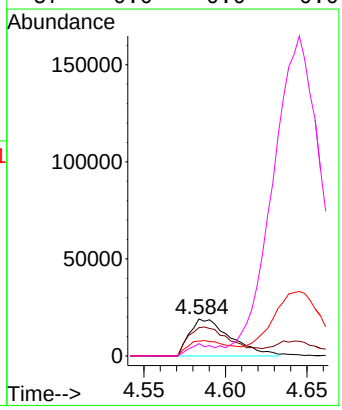

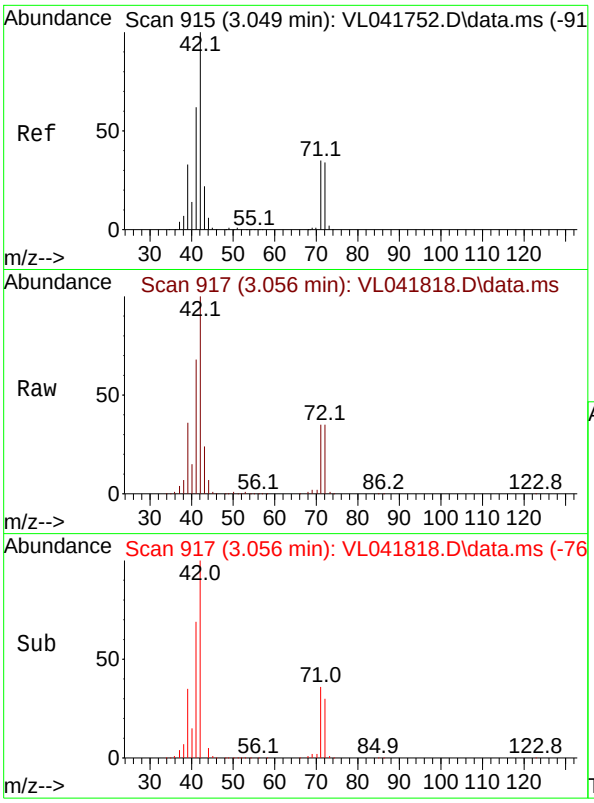

#41
Tetrahydrofuran
Concen: 9.461 ppbv
RT: 3.056 min Scan# 91
Delta R.T. 0.007 min
Lab File: VL041818.D
Acq: 19 Dec 2024 13:16

Instrument :
MSVOA_L
ClientSampleId :

Tgt Ion: 42 Resp: 85350

Ion	Ratio	Lower	Upper
42	100		
72	36.2	29.1	43.7
71	34.1	28.4	42.6

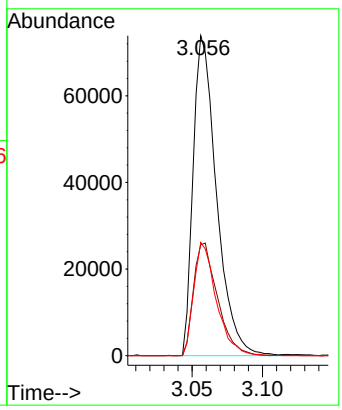

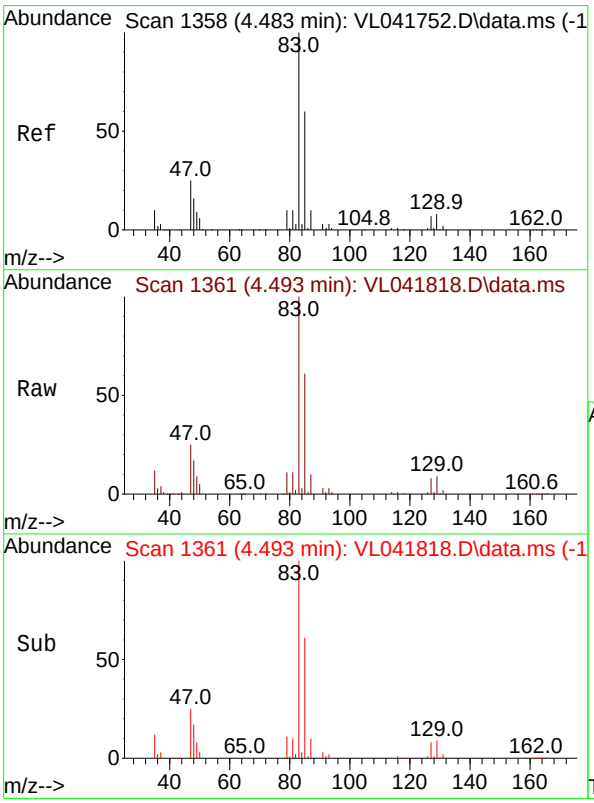

#42
Bromodichloromethane
Concen: 10.288 ppbv
RT: 4.493 min Scan# 1361
Delta R.T. 0.010 min
Lab File: VL041818.D
Acq: 19 Dec 2024 13:16

Tgt Ion: 83 Resp: 152475

Ion	Ratio	Lower	Upper
83	100		
85	61.0	48.0	72.0
127	7.8	5.8	8.8

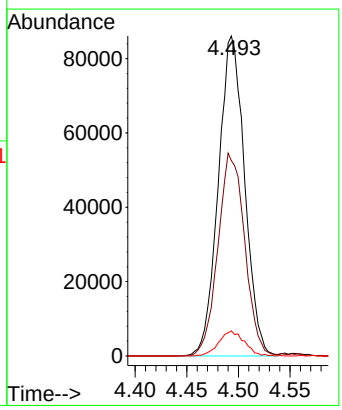

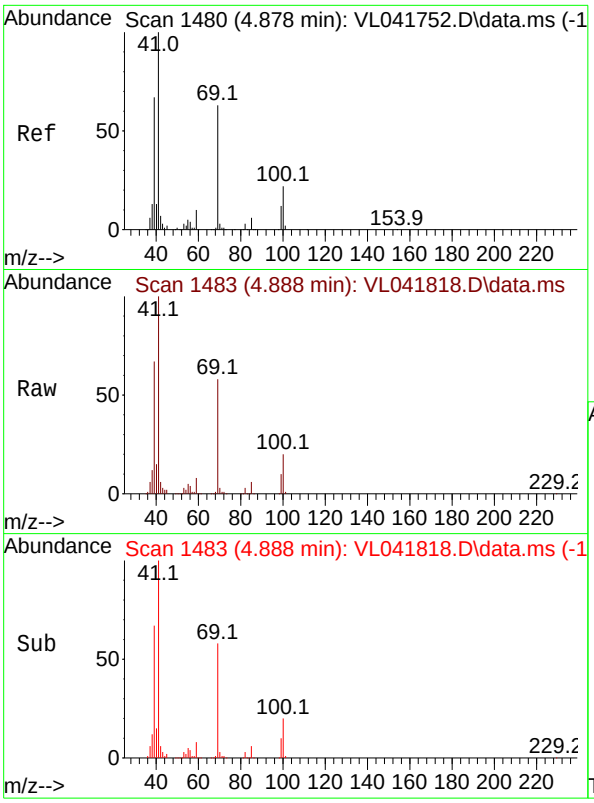

#43
Methyl Methacrylate
Concen: 9.187 ppbv
RT: 4.888 min Scan# 1
Delta R.T. 0.010 min
Lab File: VL041818.D
Acq: 19 Dec 2024 13:16

Instrument :
MSVOA_L
ClientSampleId :

Tgt Ion: 69 Resp: 72474

Ion	Ratio	Lower	Upper
69	100		
41	168.3	130.3	195.5
100	36.4	28.3	42.5

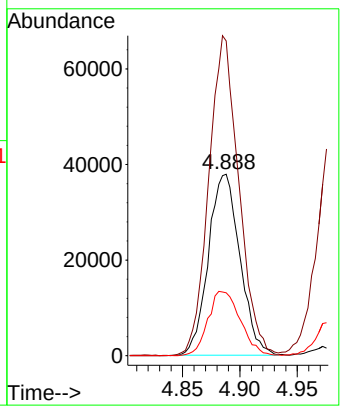

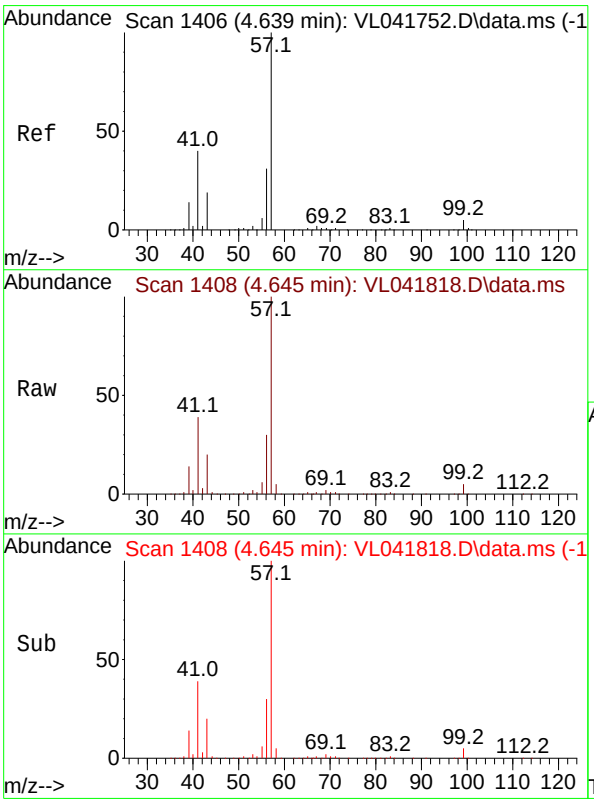

#44
2,2,4-Trimethylpentane
Concen: 9.695 ppbv
RT: 4.645 min Scan# 1408
Delta R.T. 0.007 min
Lab File: VL041818.D
Acq: 19 Dec 2024 13:16

Tgt Ion: 57 Resp: 342795

Ion	Ratio	Lower	Upper
57	100		
41	40.8	30.7	46.1
56	32.5	25.4	38.0

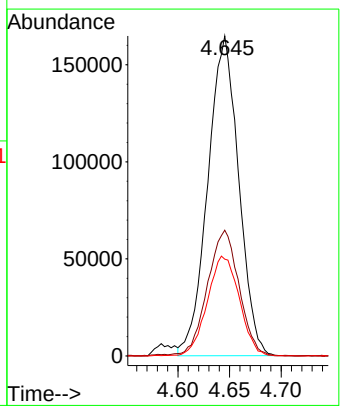

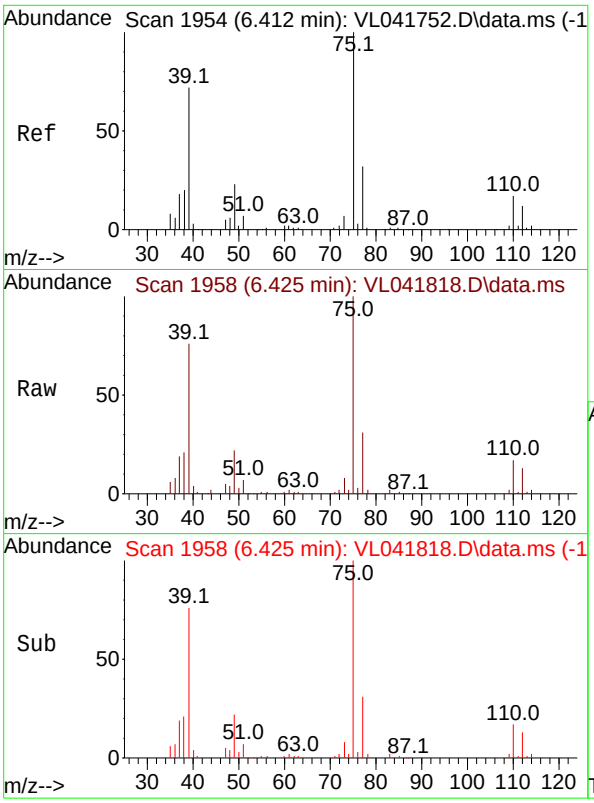

#45
t-1,3-Dichloropropene
Concen: 3.523 ppbv
RT: 6.425 min Scan# 1
Delta R.T. 0.013 min
Lab File: VL041818.D
Acq: 19 Dec 2024 13:16

Instrument :
MSVOA_L
ClientSampleId :

Tgt Ion: 75 Resp: 28750

Ion	Ratio	Lower	Upper
75	100		
77	31.3	25.9	38.9

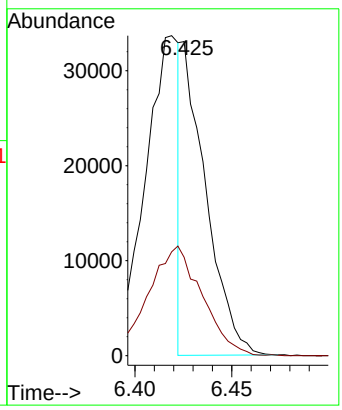

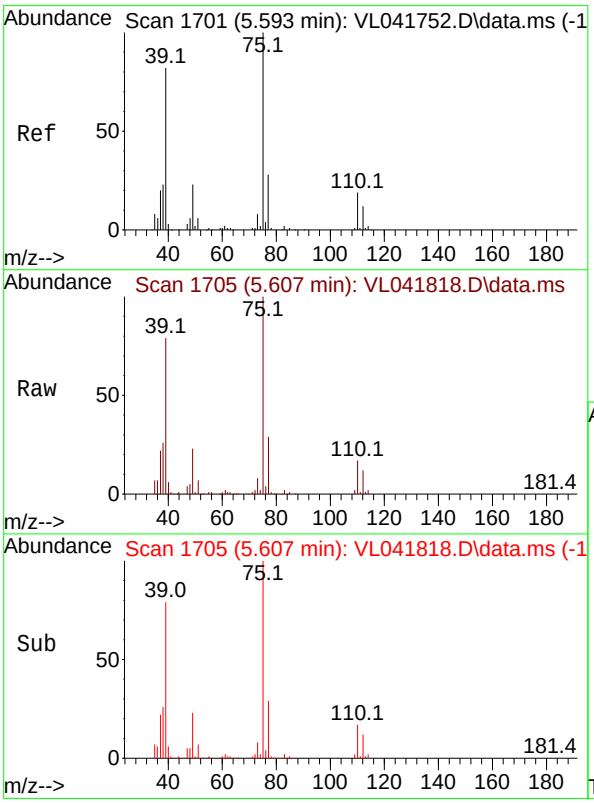

#46
cis-1,3-Dichloropropene
Concen: 8.913 ppbv
RT: 5.607 min Scan# 1705
Delta R.T. 0.013 min
Lab File: VL041818.D
Acq: 19 Dec 2024 13:16

Tgt Ion: 75 Resp: 92324

Ion	Ratio	Lower	Upper
75	100		
39	78.6	65.2	97.8
77	29.2	22.0	33.0

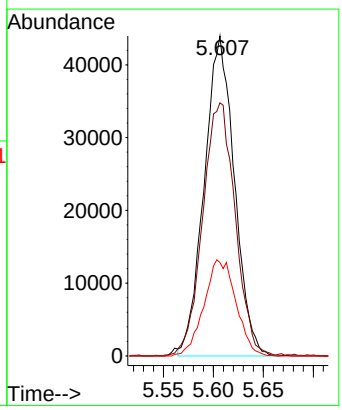

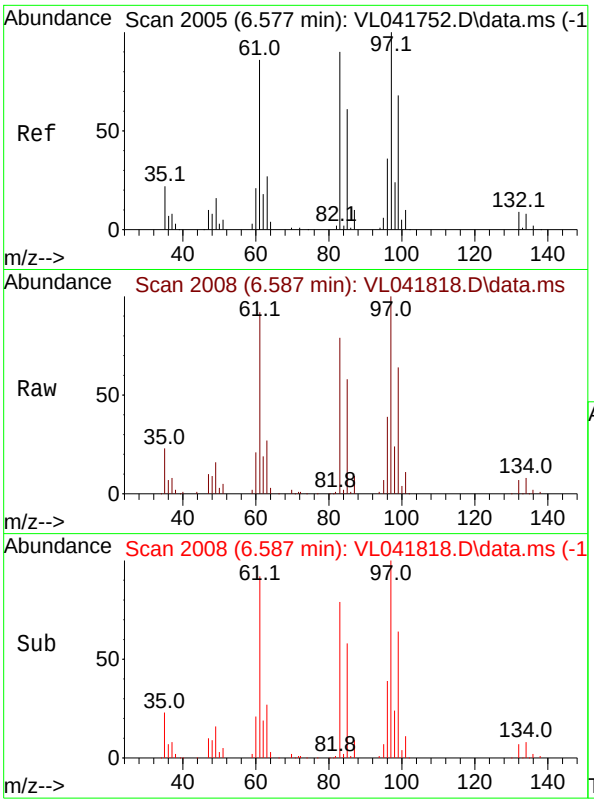

#47
1,1,2-Trichloroethane
Concen: 9.525 ppbv
RT: 6.587 min Scan# 2
Delta R.T. 0.010 min
Lab File: VL041818.D
Acq: 19 Dec 2024 13:16

Instrument :
MSVOA_L
ClientSampleId :

Tgt Ion: 97 Resp: 74497

Ion	Ratio	Lower	Upper
97	100		
83	79.5	72.3	108.5
85	57.9	48.5	72.7
99	63.9	54.0	81.0

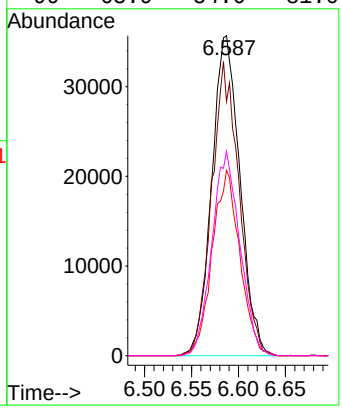

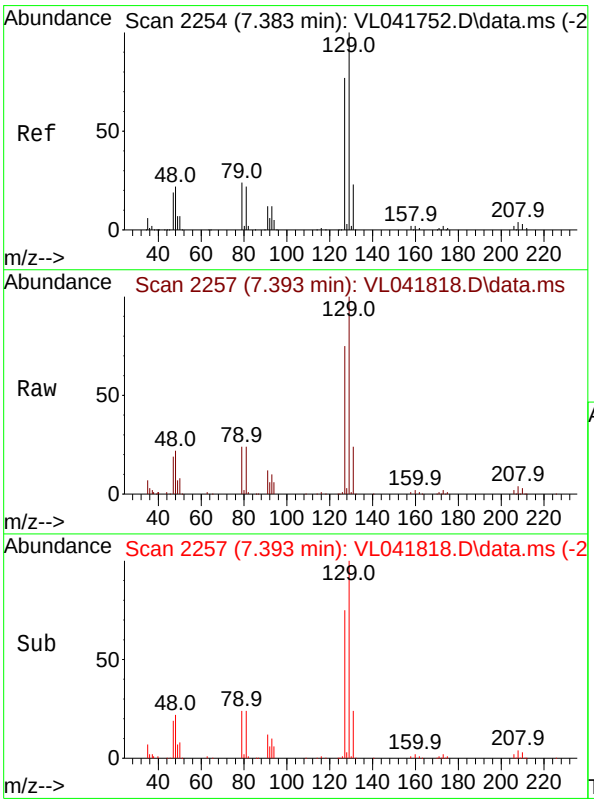

#48
Dibromochloromethane
Concen: 10.219 ppbv
RT: 7.393 min Scan# 2257
Delta R.T. 0.010 min
Lab File: VL041818.D
Acq: 19 Dec 2024 13:16

Tgt Ion:129 Resp: 109136

Ion	Ratio	Lower	Upper
129	100		
127	79.1	38.8	116.3

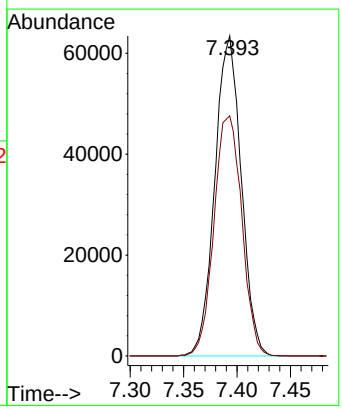

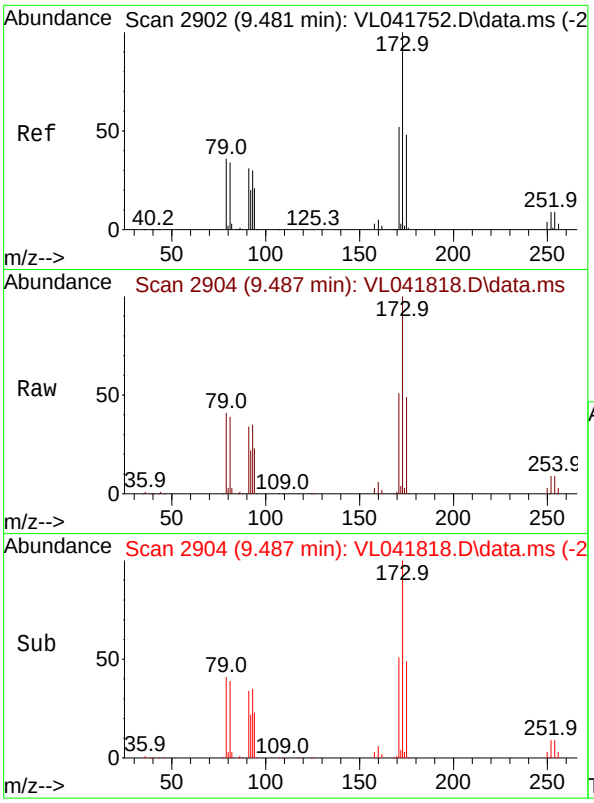

#49
Bromoform
Concen: 10.270 ppbv
RT: 9.487 min Scan# 2
Delta R.T. 0.007 min
Lab File: VL041818.D
Acq: 19 Dec 2024 13:16

Instrument :
MSVOA_L
ClientSampleId :

Tgt Ion:173 Resp: 89782

Ion	Ratio	Lower	Upper
173	100		
175	49.0	38.2	57.2
171	51.0	41.1	61.7

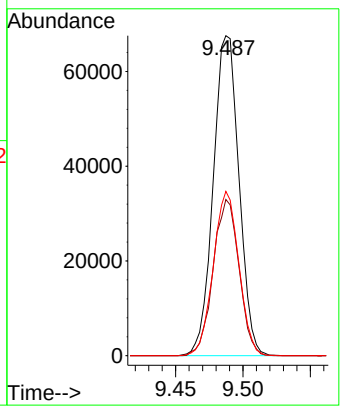

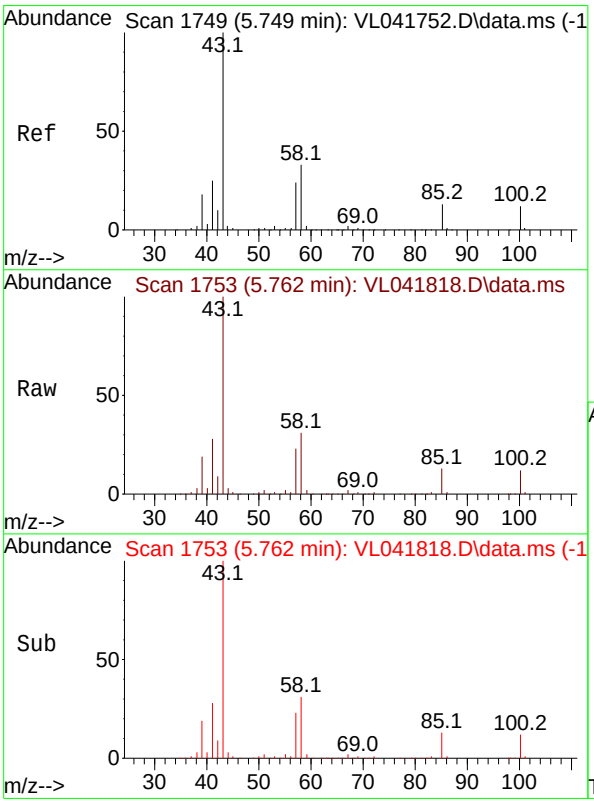

#50
4-Methyl-2-Pentanone
Concen: 9.742 ppbv
RT: 5.762 min Scan# 1753
Delta R.T. 0.013 min
Lab File: VL041818.D
Acq: 19 Dec 2024 13:16

Tgt Ion: 43 Resp: 213582

Ion	Ratio	Lower	Upper
43	100		
58	32.0	26.8	40.2

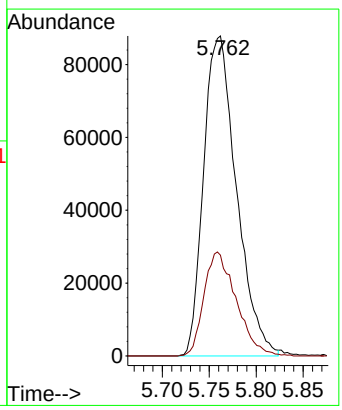

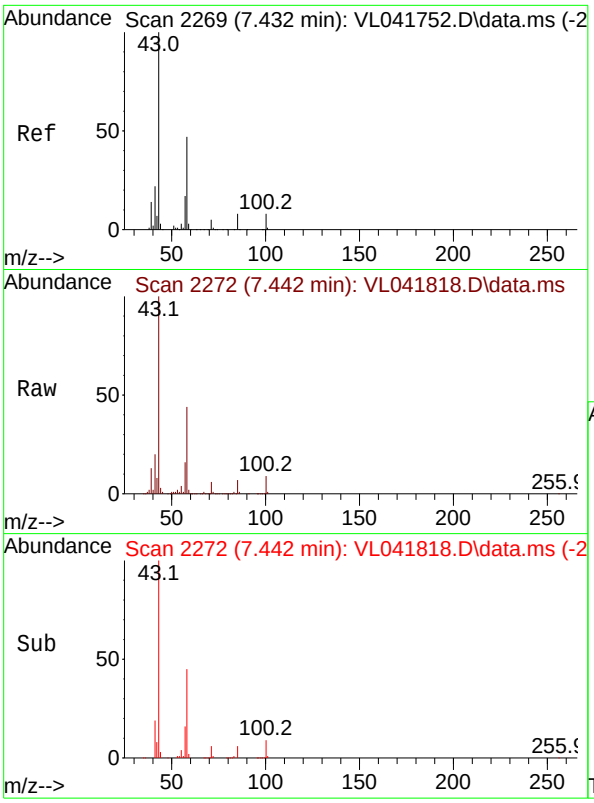

#51
2-Hexanone
Concen: 9.491 ppbv
RT: 7.442 min Scan# 2
Delta R.T. 0.010 min
Lab File: VL041818.D
Acq: 19 Dec 2024 13:16

Instrument :
MSVOA_L
ClientSampleId :

Tgt Ion: 43 Resp: 168674

Ion	Ratio	Lower	Upper
43	100		
58	44.0	36.6	55.0
98	0.7	0.1	0.1#

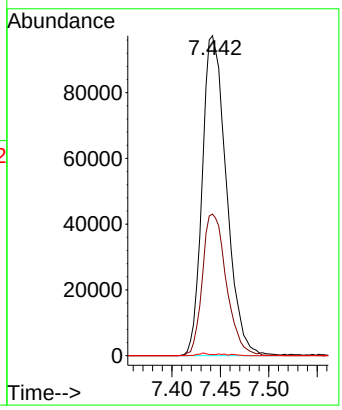

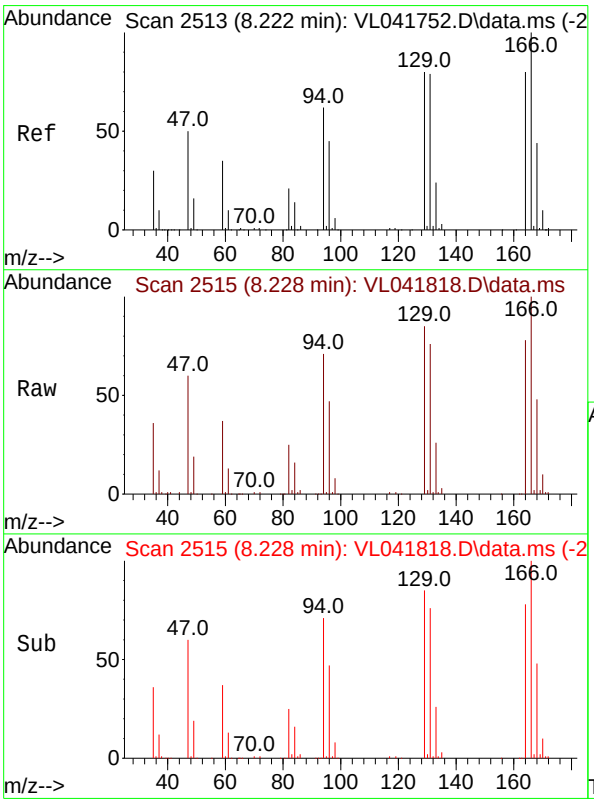

#52
Tetrachloroethene
Concen: 8.271 ppbv
RT: 8.228 min Scan# 2515
Delta R.T. 0.007 min
Lab File: VL041818.D
Acq: 19 Dec 2024 13:16

Tgt Ion:164 Resp: 63740

Ion	Ratio	Lower	Upper
164	100		
166	127.9	99.8	149.6
129	108.7	79.6	119.4
131	97.2	78.6	117.8

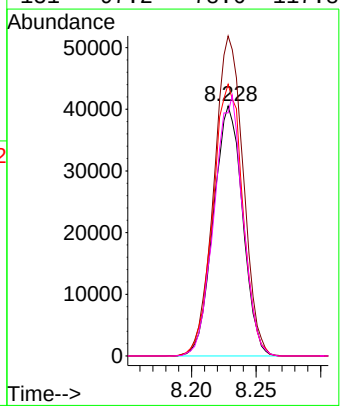

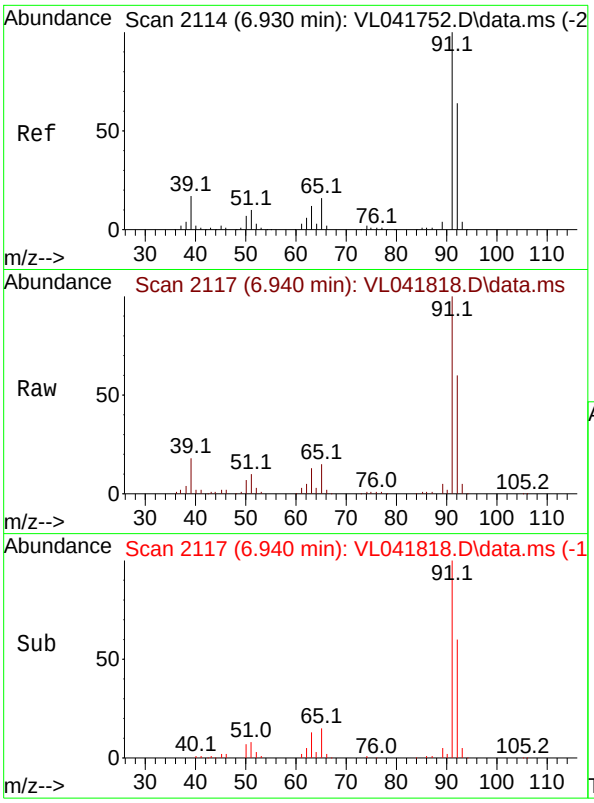

#53
Toluene
Concen: 8.838 ppbv
RT: 6.940 min Scan# 2
Delta R.T. 0.010 min
Lab File: VL041818.D
Acq: 19 Dec 2024 13:16

Instrument :
MSVOA_L
ClientSampleId :

Tgt Ion: 91 Resp: 207460

Ion	Ratio	Lower	Upper
91	100		
92	60.3	47.9	71.9

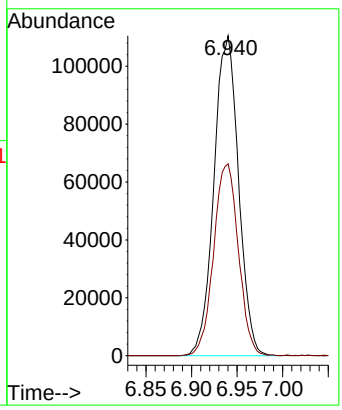

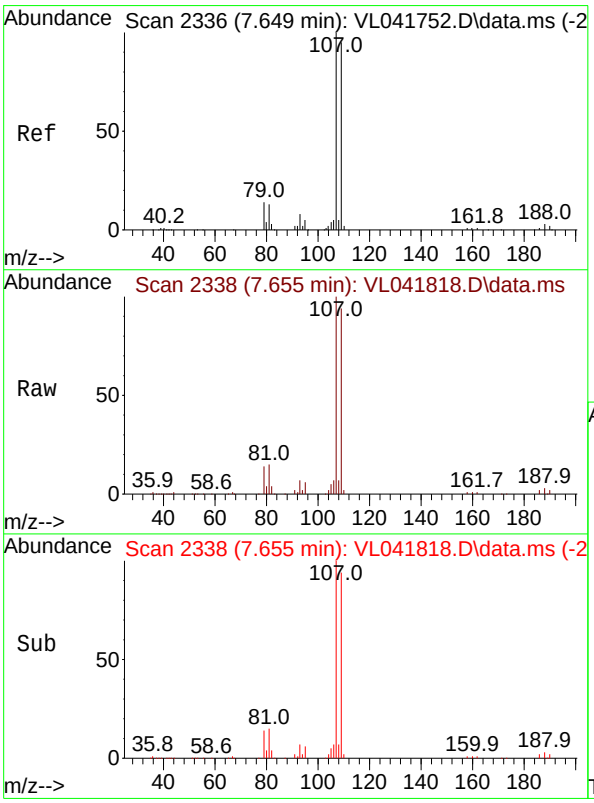

#54
1,2-Dibromoethane
Concen: 9.456 ppbv
RT: 7.655 min Scan# 2338
Delta R.T. 0.007 min
Lab File: VL041818.D
Acq: 19 Dec 2024 13:16

Tgt Ion:107 Resp: 101907

Ion	Ratio	Lower	Upper
107	100		
109	94.3	75.9	113.9

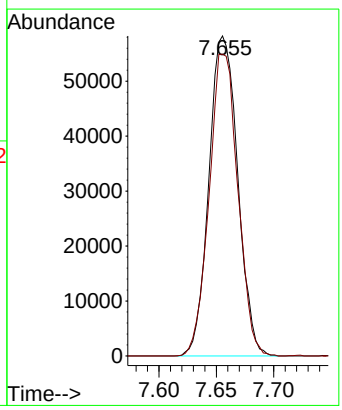

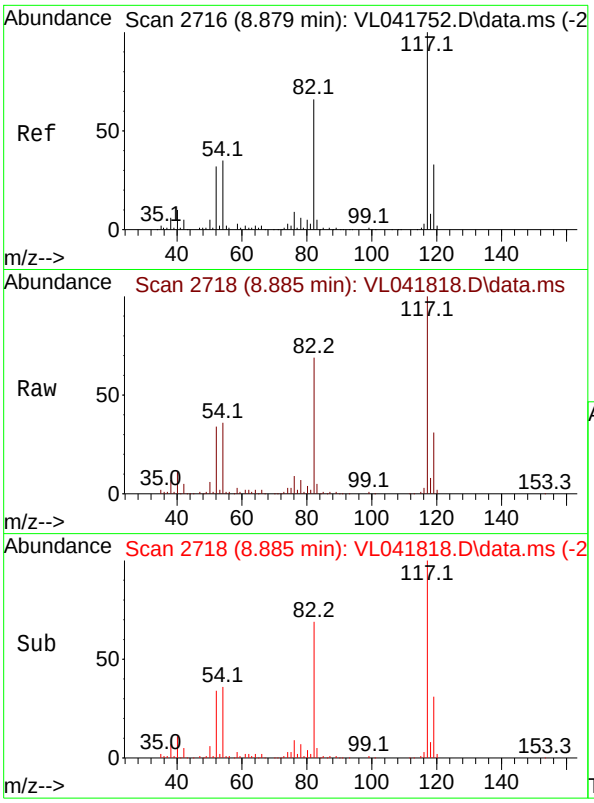

#55
Chlorobenzene-d5
Concen: 10.000 ppbv
RT: 8.885 min Scan# 2
Delta R.T. 0.007 min
Lab File: VL041818.D
Acq: 19 Dec 2024 13:16

Instrument :
MSVOA_L
ClientSampleId :

Tgt Ion:117 Resp: 174346

Ion	Ratio	Lower	Upper
117	100		
82	72.8	53.8	80.8
119	32.5	26.7	40.1

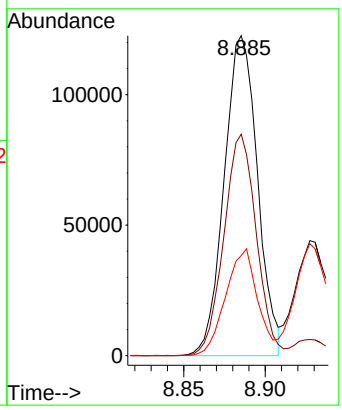

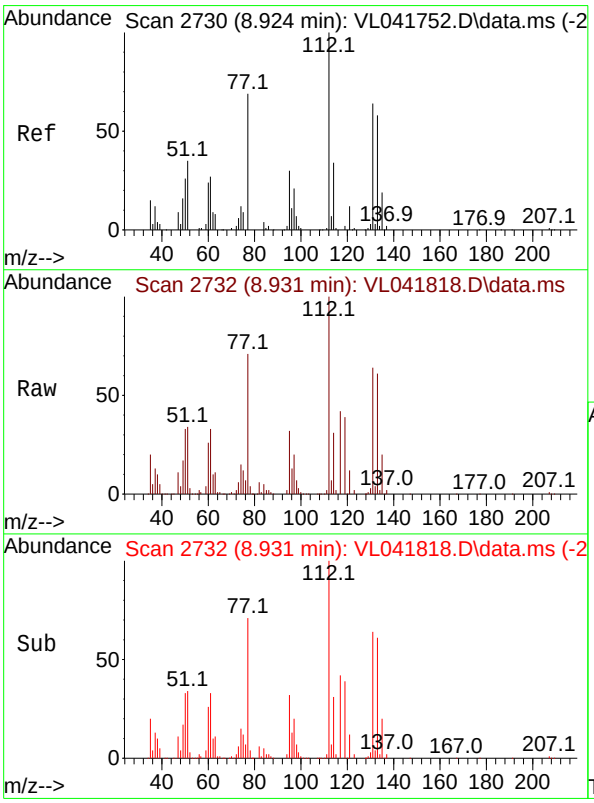

#56
1,1,1,2-Tetrachloroethane
Concen: 10.554 ppbv
RT: 8.931 min Scan# 2732
Delta R.T. 0.007 min
Lab File: VL041818.D
Acq: 19 Dec 2024 13:16

Tgt Ion:131 Resp: 97552

Ion	Ratio	Lower	Upper
131	100		
133	94.7	76.8	115.2
119	61.9	49.0	73.6

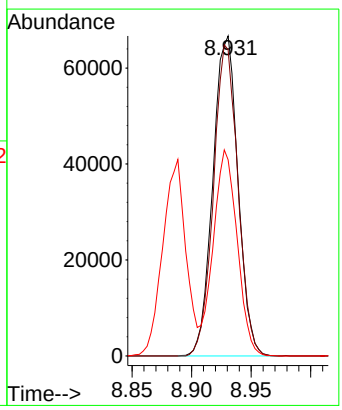

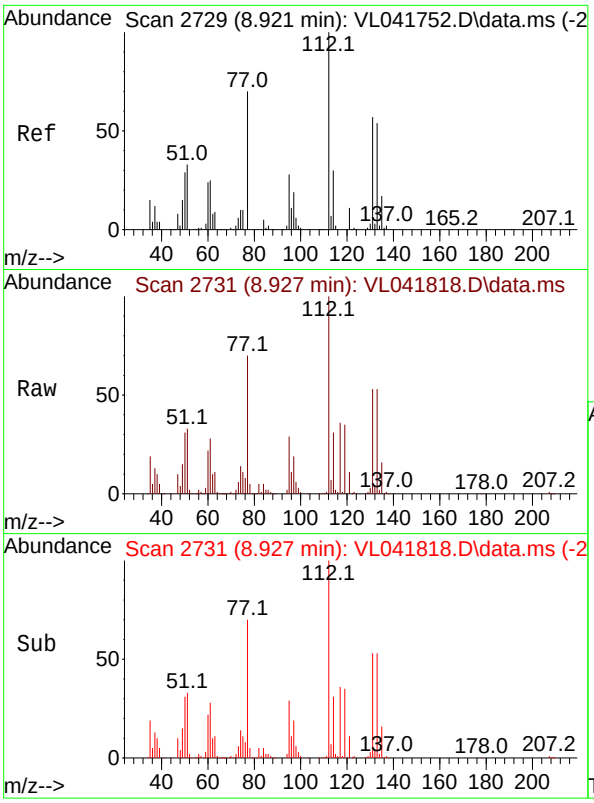

#57
Chlorobenzene
Concen: 9.672 ppbv
RT: 8.927 min Scan# 2
Delta R.T. 0.007 min
Lab File: VL041818.D
Acq: 19 Dec 2024 13:16

Instrument :
MSVOA_L
ClientSampleId :

Tgt Ion:112 Resp: 172549

Ion	Ratio	Lower	Upper
112	100		
77	70.5	57.4	86.0
114	31.3	27.4	33.4

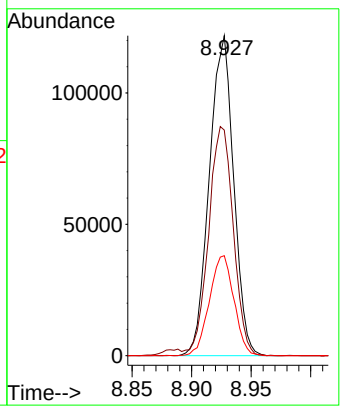

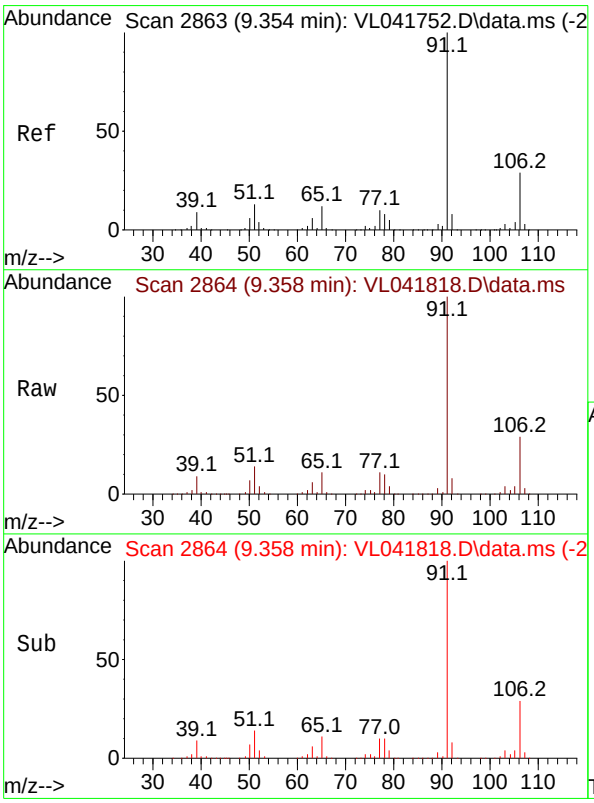

#58
Ethyl Benzene
Concen: 9.619 ppbv
RT: 9.358 min Scan# 2864
Delta R.T. 0.003 min
Lab File: VL041818.D
Acq: 19 Dec 2024 13:16

Tgt Ion: 91 Resp: 301914

Ion	Ratio	Lower	Upper
91	100		
106	28.6	23.5	35.3

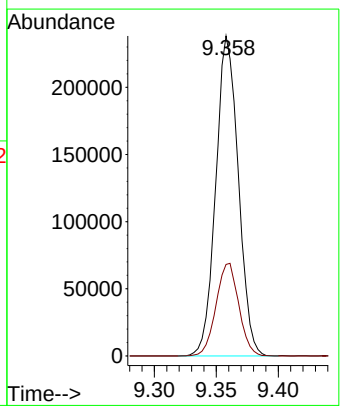

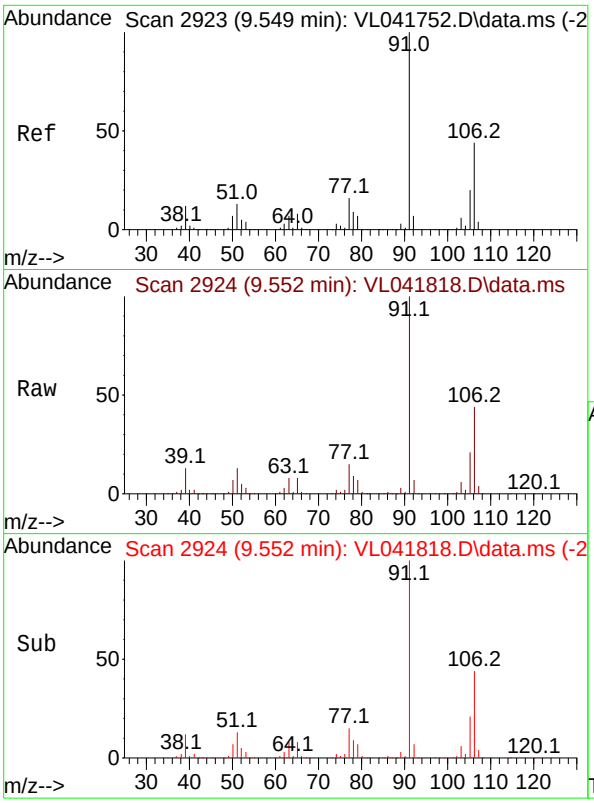

#59
m/p-Xylene
Concen: 9.492 ppbv
RT: 9.552 min Scan# 2
Delta R.T. 0.003 min
Lab File: VL041818.D
Acq: 19 Dec 2024 13:16

Instrument :
MSVOA_L
ClientSampleId :

Tgt Ion: 91 Resp: 239560

Ion	Ratio	Lower	Upper
91	100		
106	97.3	0.0	0.0#

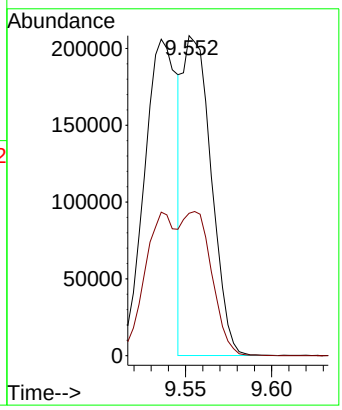

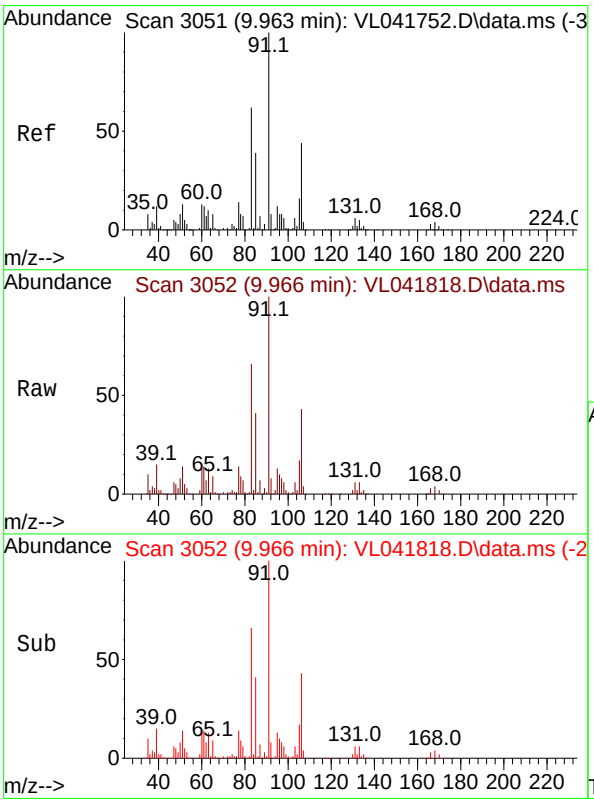

#60
o-Xylene
Concen: 10.014 ppbv
RT: 9.966 min Scan# 3052
Delta R.T. 0.003 min
Lab File: VL041818.D
Acq: 19 Dec 2024 13:16

Tgt Ion: 91 Resp: 253450

Ion	Ratio	Lower	Upper
91	100		
106	42.5	21.1	63.4

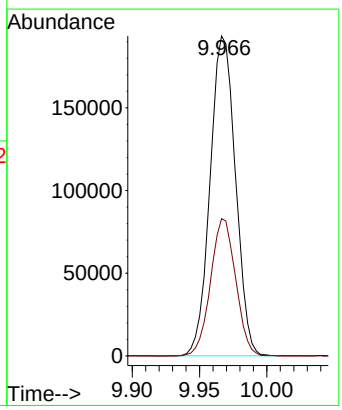

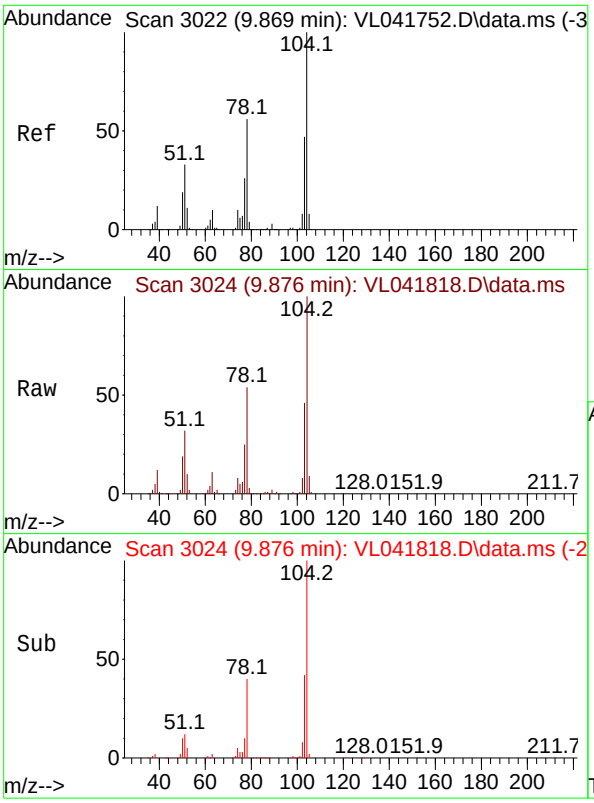

#61
Styrene
Concen: 9.850 ppbv
RT: 9.876 min Scan# 3(
Delta R.T. 0.007 min
Lab File: VL041818.D
Acq: 19 Dec 2024 13:16

Instrument :
MSVOA_L
ClientSampleId :

Tgt Ion:104 Resp: 107800

Ion	Ratio	Lower	Upper
104	100		
78	53.9	43.8	65.6
103	46.3	37.8	56.6

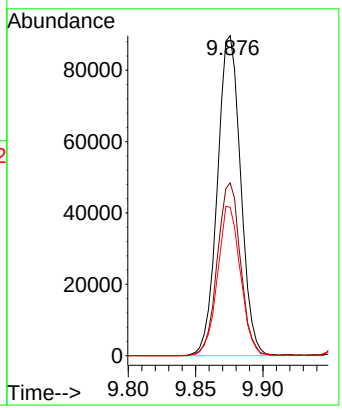

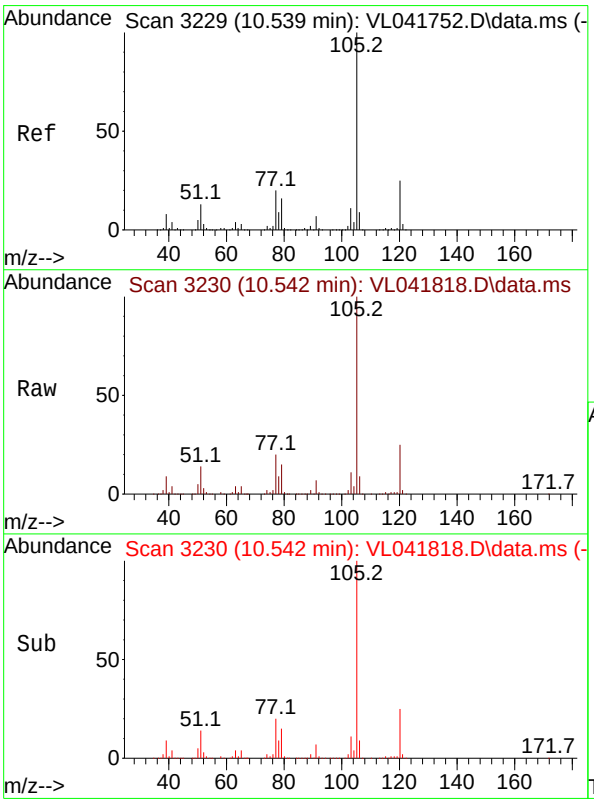

#62
Isopropylbenzene
Concen: 9.968 ppbv
RT: 10.542 min Scan# 3230
Delta R.T. 0.003 min
Lab File: VL041818.D
Acq: 19 Dec 2024 13:16

Tgt Ion:105 Resp: 379023

Ion	Ratio	Lower	Upper
105	100		
120	24.8	19.8	29.8

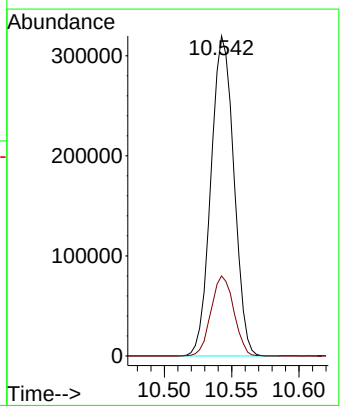

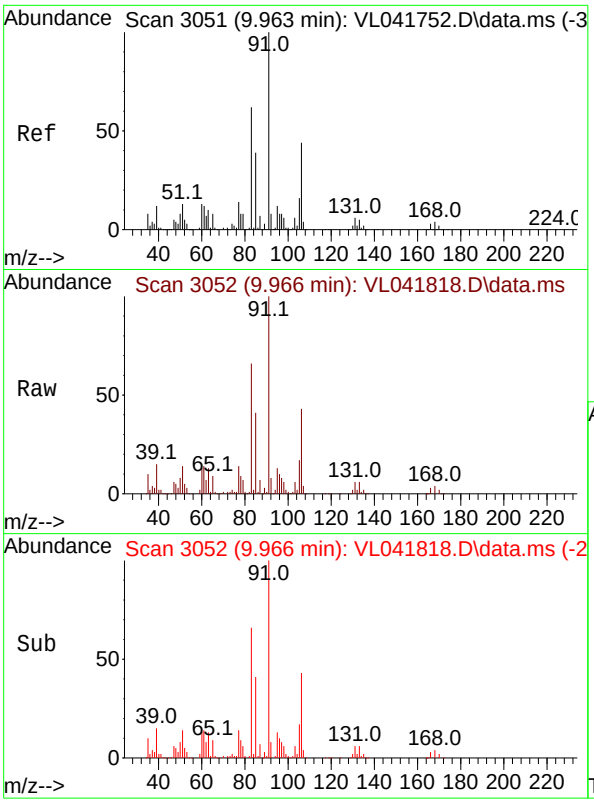

#63
1,1,2,2-Tetrachloroethane
Concen: 10.348 ppbv
RT: 9.966 min Scan# 3(
Delta R.T. 0.003 min
Lab File: VL041818.D
Acq: 19 Dec 2024 13:16

Instrument :
MSVOA_L
ClientSampleId :

Tgt Ion: 83 Resp: 163931

Ion	Ratio	Lower	Upper
83	100		
131	9.2	4.9	14.7
85	63.8	32.0	96.2

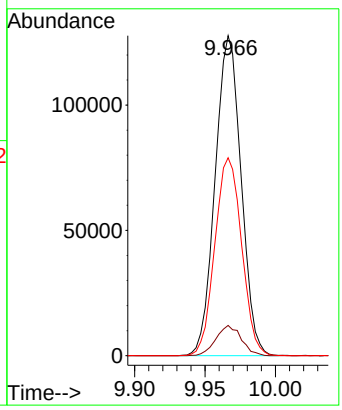

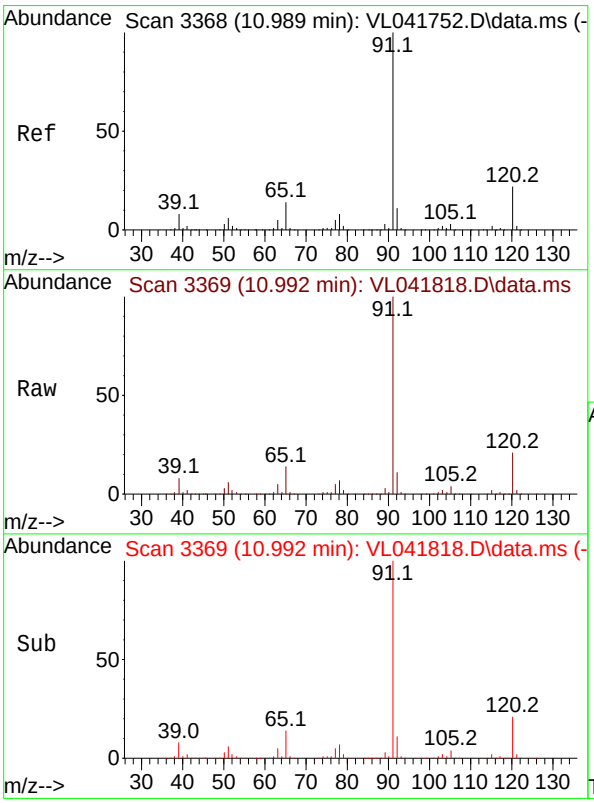

#64
n-propylbenzene
Concen: 10.277 ppbv
RT: 10.992 min Scan# 3369
Delta R.T. 0.003 min
Lab File: VL041818.D
Acq: 19 Dec 2024 13:16

Tgt Ion:120 Resp: 98807

Ion	Ratio	Lower	Upper
120	100		
91	485.0	387.3	580.9

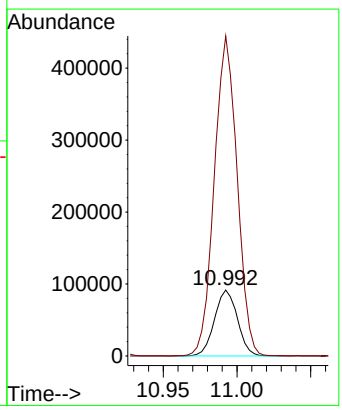

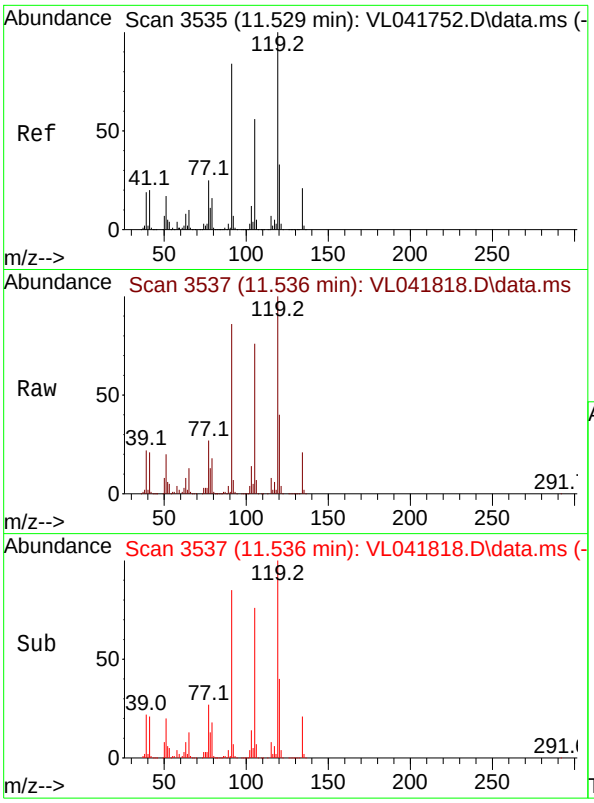

#65
tert-Butylbenzene
Concen: 9.889 ppbv
RT: 11.536 min Scan# 3
Delta R.T. 0.007 min
Lab File: VL041818.D
Acq: 19 Dec 2024 13:16

Instrument :
MSVOA_L
ClientSampleId :

Tgt Ion:119 Resp: 339253

Ion	Ratio	Lower	Upper
119	100		
91	85.8	67.0	100.4
134	20.4	16.5	24.7

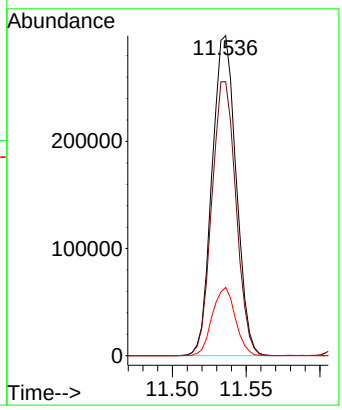

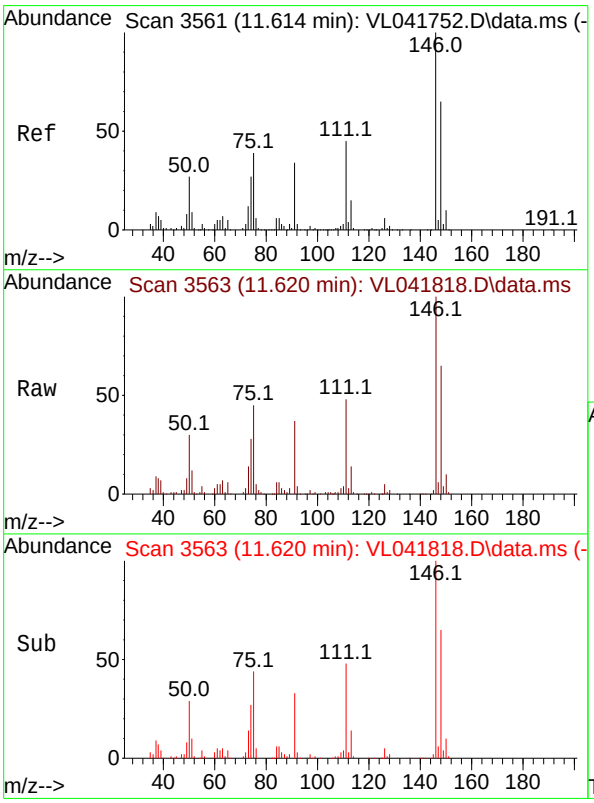

#66
Benzyl Chloride
Concen: 8.572 ppbv
RT: 11.620 min Scan# 3563
Delta R.T. 0.007 min
Lab File: VL041818.D
Acq: 19 Dec 2024 13:16

Tgt Ion: 91 Resp: 25904

Ion	Ratio	Lower	Upper
91	100		
126	16.1	13.9	20.9
128	5.5	4.4	6.6

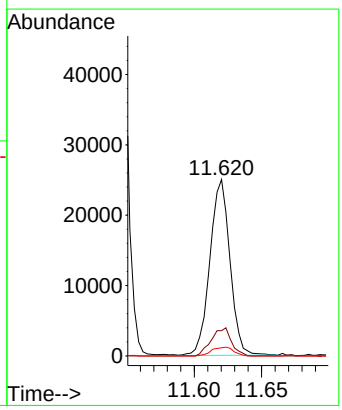

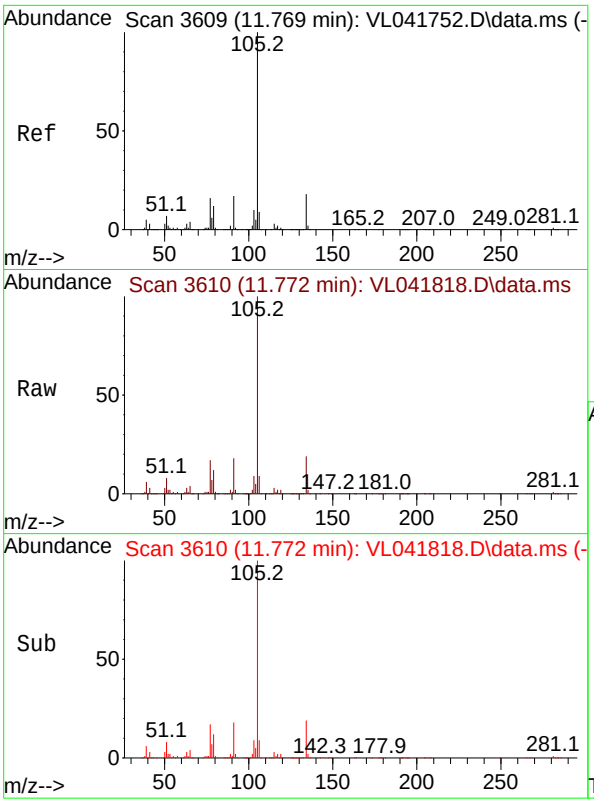

#67
sec-Butylbenzene
Concen: 10.154 ppbv
RT: 11.772 min Scan# 3
Delta R.T. 0.003 min
Lab File: VL041818.D
Acq: 19 Dec 2024 13:16

Instrument :
MSVOA_L
ClientSampleId :

Tgt Ion:105 Resp: 482064

Ion	Ratio	Lower	Upper
105	100		
134	18.6	14.5	21.7

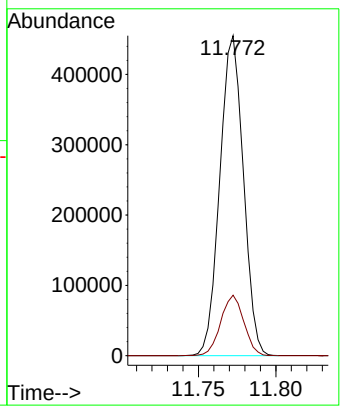

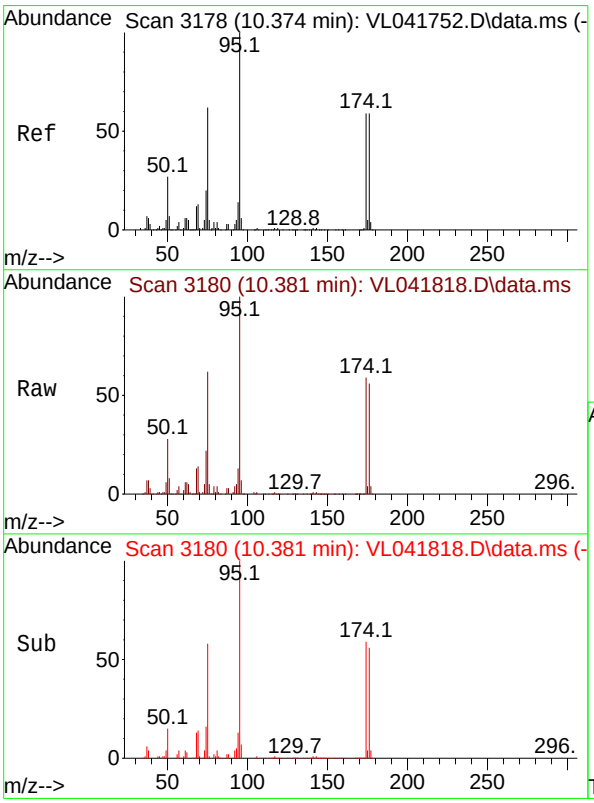

#68
1-Bromo-4-Fluorobenzene
Concen: 10.310 ppbv
RT: 10.381 min Scan# 3180
Delta R.T. 0.007 min
Lab File: VL041818.D
Acq: 19 Dec 2024 13:16

Tgt Ion: 95 Resp: 149792

Ion	Ratio	Lower	Upper
95	100		
174	59.8	47.6	71.4
175	4.8	3.7	5.5

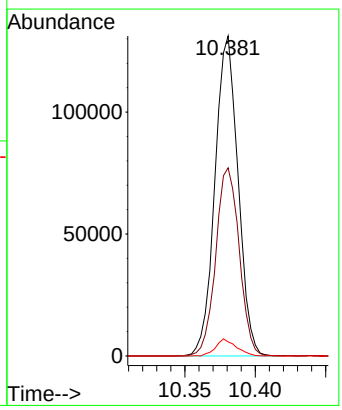

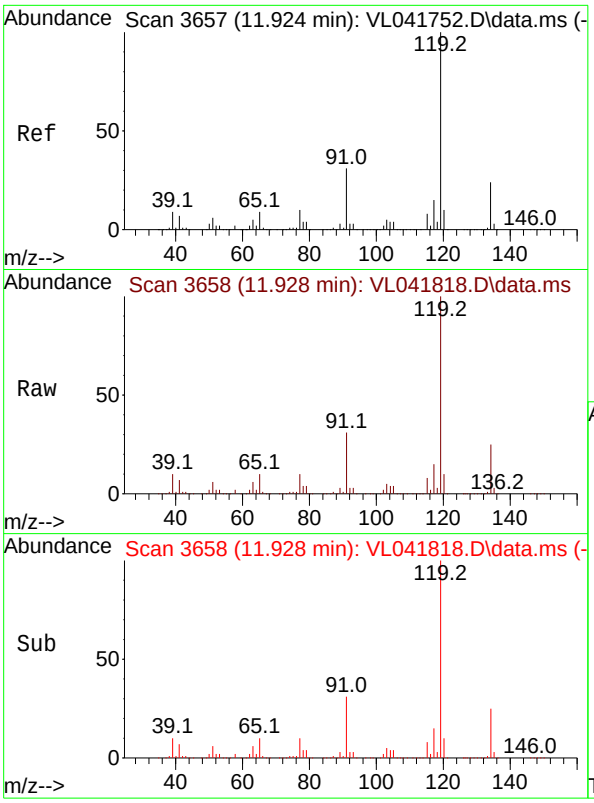

#69
p-Isopropyltoluene
Concen: 10.165 ppbv
RT: 11.928 min Scan# 3
Delta R.T. 0.003 min
Lab File: VL041818.D
Acq: 19 Dec 2024 13:16

Instrument :
MSVOA_L
ClientSampleId :

Tgt Ion:119 Resp: 397685

Ion	Ratio	Lower	Upper
119	100		
134	25.0	19.6	29.4
91	31.0	24.4	36.6

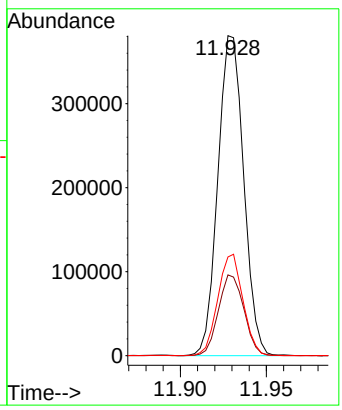

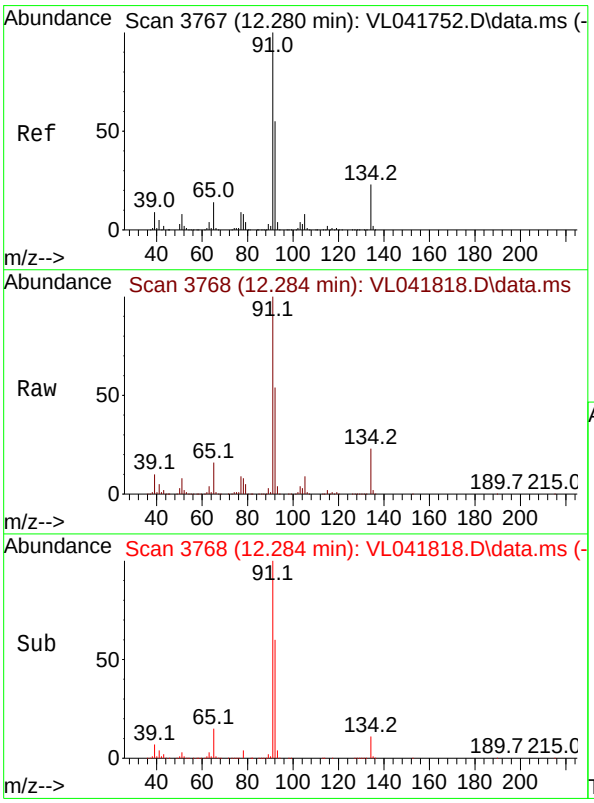

#70
n-Butylbenzene
Concen: 10.539 ppbv
RT: 12.284 min Scan# 3768
Delta R.T. 0.003 min
Lab File: VL041818.D
Acq: 19 Dec 2024 13:16

Tgt Ion: 91 Resp: 398384

Ion	Ratio	Lower	Upper
91	100		
92	54.2	43.2	64.8
134	22.8	18.2	27.4

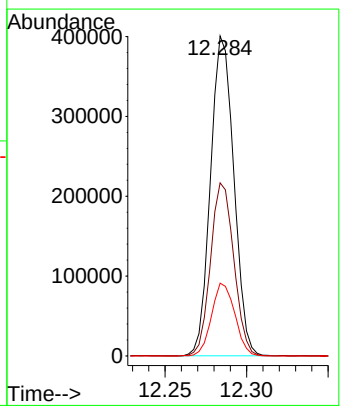

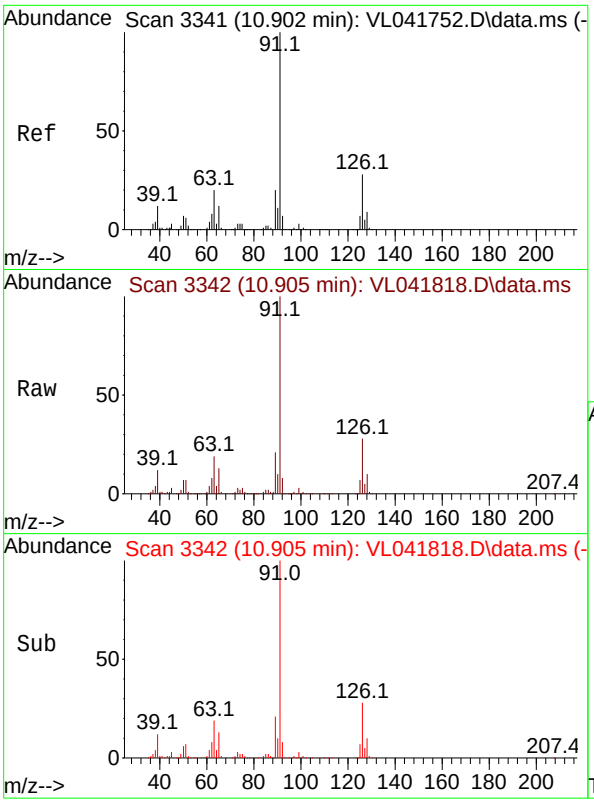

#71
2-Chlorotoluene
Concen: 9.964 ppbv
RT: 10.905 min Scan# 3
Delta R.T. 0.003 min
Lab File: VL041818.D
Acq: 19 Dec 2024 13:16

Instrument :
MSVOA_L
ClientSampleId :

Tgt Ion: 91 Resp: 289210

Ion	Ratio	Lower	Upper
91	100		
126	28.2	11.6	46.4

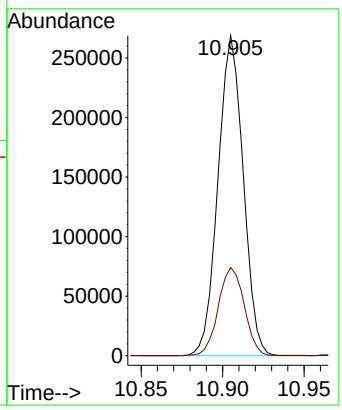

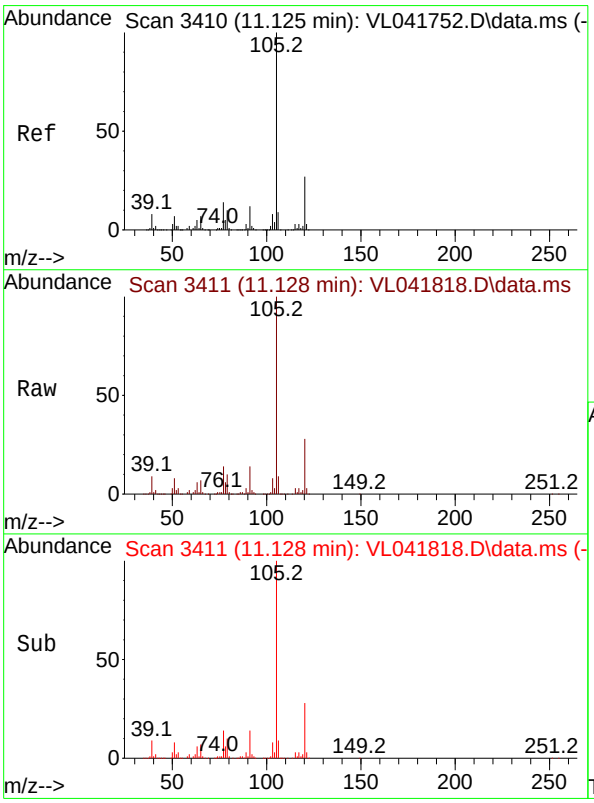

#72
4-Ethyltoluene
Concen: 10.478 ppbv
RT: 11.128 min Scan# 3411
Delta R.T. 0.003 min
Lab File: VL041818.D
Acq: 19 Dec 2024 13:16

Tgt Ion:105 Resp: 313014

Ion	Ratio	Lower	Upper
105	100		
120	28.6	23.3	34.9
91	14.2	10.9	16.3
77	14.5	11.6	17.4

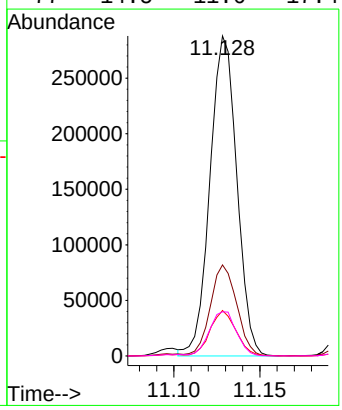

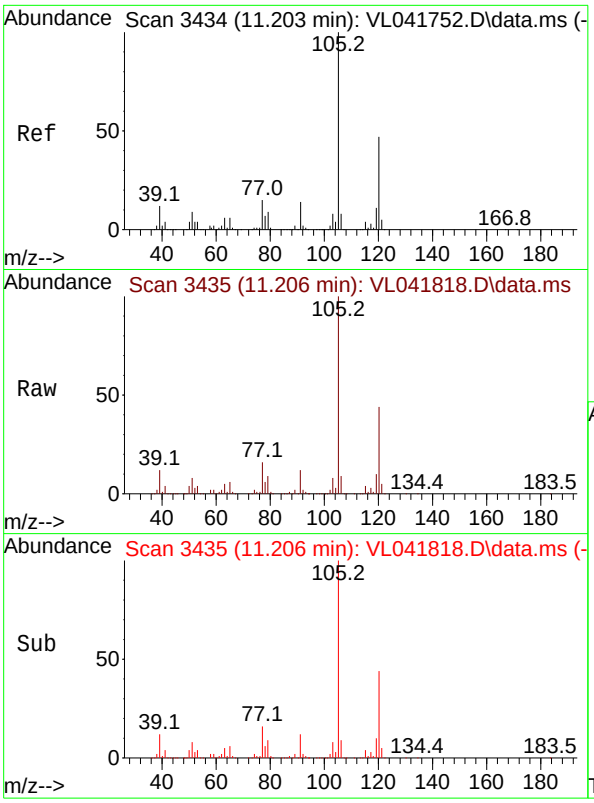

#73
1,3,5-Trimethylbenzene
Concen: 10.692 ppbv
RT: 11.206 min Scan# 3
Delta R.T. 0.003 min
Lab File: VL041818.D
Acq: 19 Dec 2024 13:16

Instrument :
MSVOA_L
ClientSampleId :

Tgt Ion:105 Resp: 264997

Ion	Ratio	Lower	Upper
105	100		
120	43.5	37.4	56.2

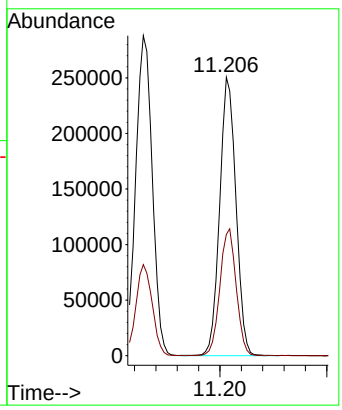

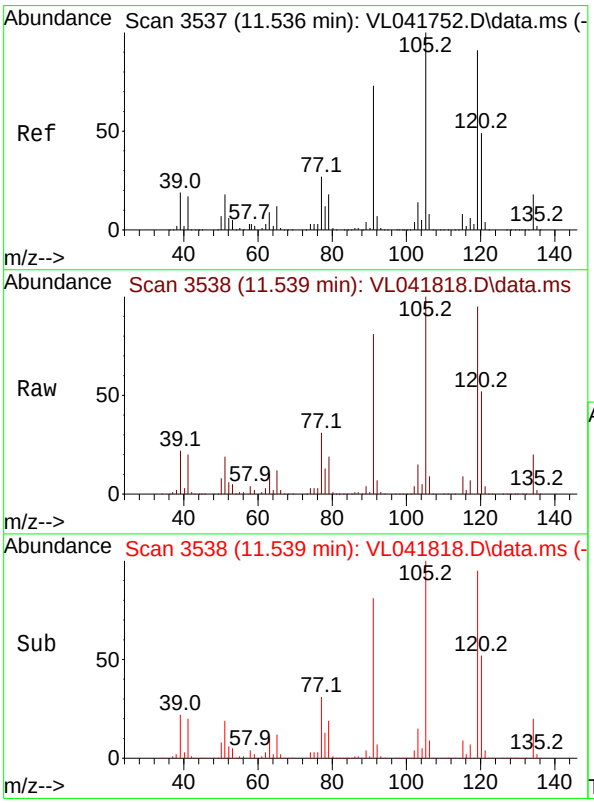

#74
1,2,4-Trimethylbenzene
Concen: 10.937 ppbv
RT: 11.539 min Scan# 3538
Delta R.T. 0.003 min
Lab File: VL041818.D
Acq: 19 Dec 2024 13:16

Tgt Ion:105 Resp: 291508

Ion	Ratio	Lower	Upper
105	100		
120	52.1	39.0	58.4
91	80.8	58.1	87.1
77	30.9	21.8	32.8

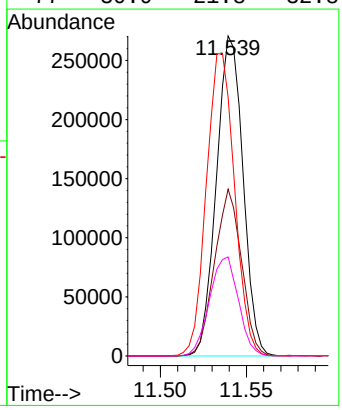

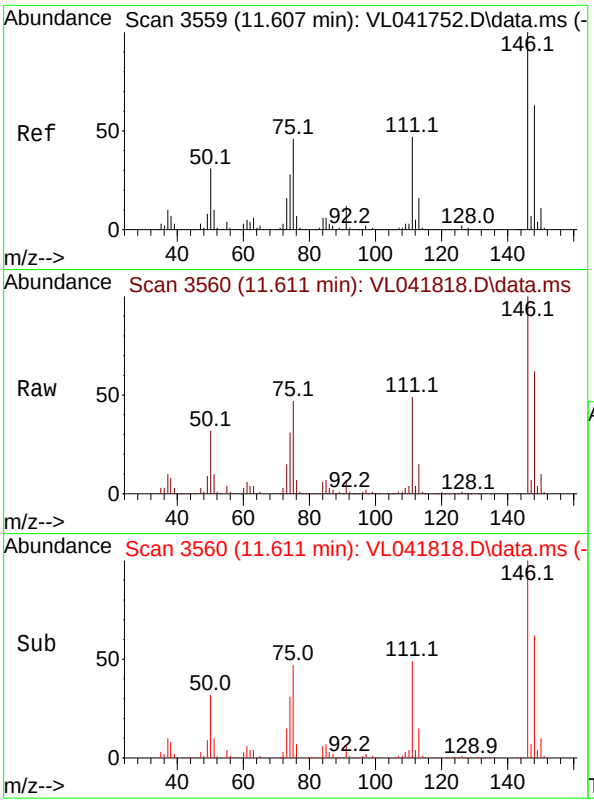

#75
1,3-Dichlorobenzene
Concen: 10.017 ppbv
RT: 11.611 min Scan# 3
Delta R.T. 0.003 min
Lab File: VL041818.D
Acq: 19 Dec 2024 13:16

Instrument :
MSVOA_L
ClientSampleId :

Tgt Ion:146 Resp: 170226

Ion	Ratio	Lower	Upper
146	100		
111	48.1	23.4	70.3
148	62.6	31.6	95.0

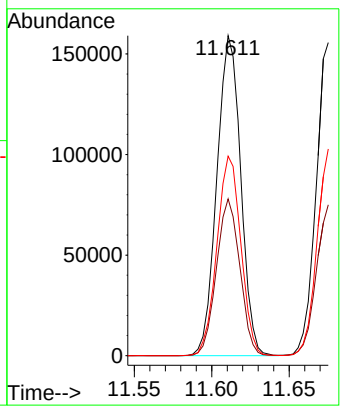

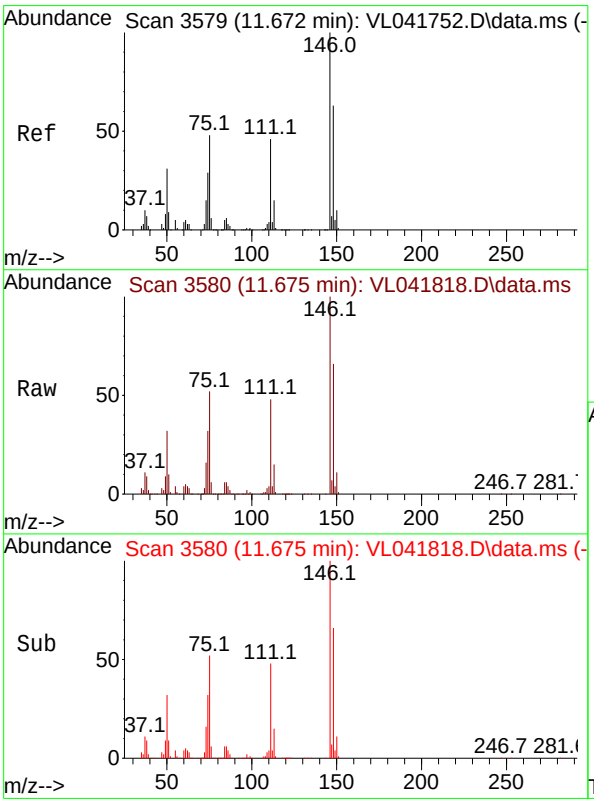

#76
1,4-Dichlorobenzene
Concen: 10.079 ppbv
RT: 11.675 min Scan# 3580
Delta R.T. 0.003 min
Lab File: VL041818.D
Acq: 19 Dec 2024 13:16

Tgt Ion:146 Resp: 169203

Ion	Ratio	Lower	Upper
146	100		
111	46.2	22.7	68.1
148	63.0	31.4	94.0

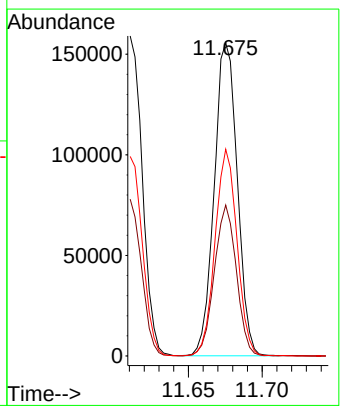

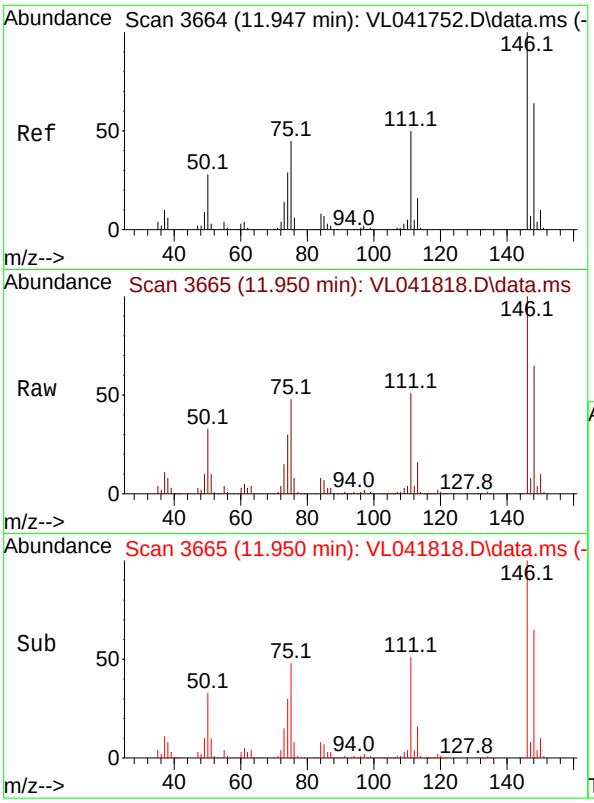

#77
1,2-Dichlorobenzene
Concen: 9.882 ppbv
RT: 11.950 min Scan# 3
Delta R.T. 0.003 min
Lab File: VL041818.D
Acq: 19 Dec 2024 13:16

Instrument :
MSVOA_L
ClientSampleId :

Tgt Ion:146 Resp: 161579

Ion	Ratio	Lower	Upper
146	100		
111	49.2	24.8	74.3
148	64.0	31.8	95.4

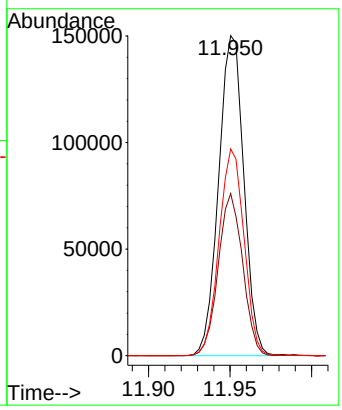

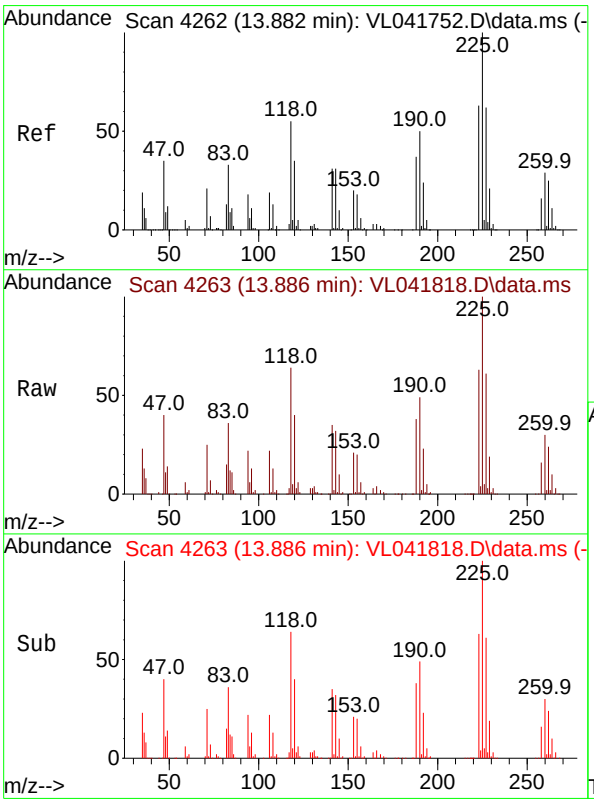

#78
Hexachloro-1,3-Butadiene
Concen: 8.069 ppbv
RT: 13.886 min Scan# 4263
Delta R.T. 0.003 min
Lab File: VL041818.D
Acq: 19 Dec 2024 13:16

Tgt Ion:225 Resp: 97824

Ion	Ratio	Lower	Upper
225	100		
223	62.6	50.5	75.7
227	62.3	50.3	75.5

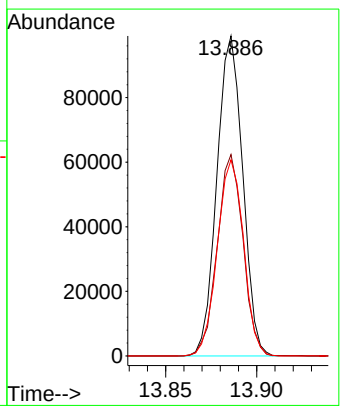

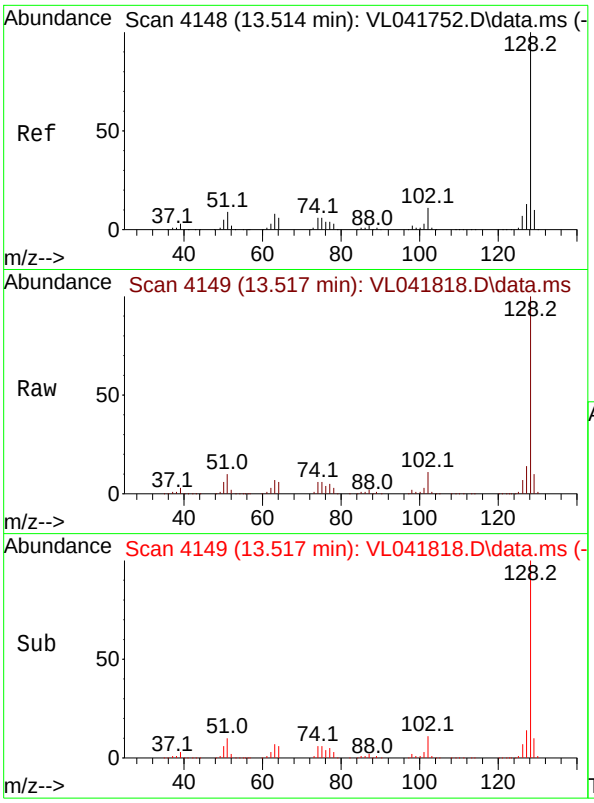

#79
Naphthalene
Concen: 11.095 ppbv
RT: 13.517 min Scan# 4
Delta R.T. 0.003 min
Lab File: VL041818.D
Acq: 19 Dec 2024 13:16

Instrument :
MSVOA_L
ClientSampleId :

Tgt Ion:128 Resp: 206055

Ion	Ratio	Lower	Upper
128	100		
127	13.7	10.7	16.1
129	10.5	8.2	12.4

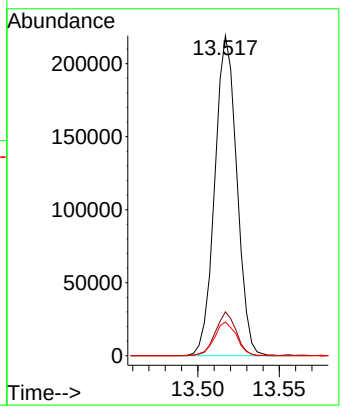

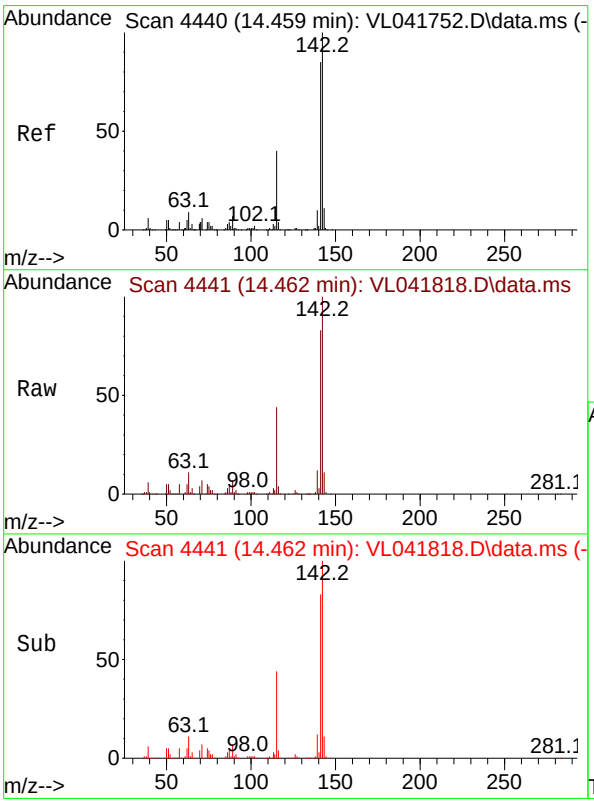

#80
Naphthalene,2-methyl-
Concen: 15.278 ppbv
RT: 14.462 min Scan# 4441
Delta R.T. 0.003 min
Lab File: VL041818.D
Acq: 19 Dec 2024 13:16

Tgt Ion:142 Resp: 87758

Ion	Ratio	Lower	Upper
142	100		
141	85.5	68.4	102.6
115	42.7	32.5	48.7

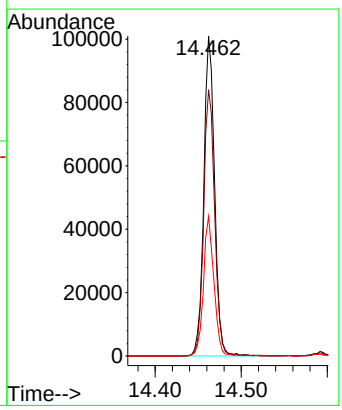

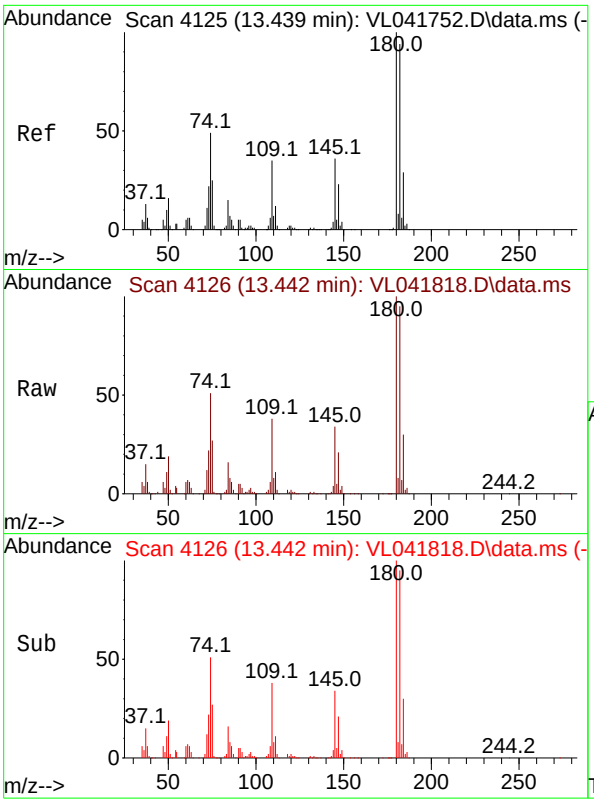

#81
1,2,4-Trichlorobenzene
Concen: 9.388 ppbv
RT: 13.442 min Scan# 4
Delta R.T. 0.003 min
Lab File: VL041818.D
Acq: 19 Dec 2024 13:16

Instrument :
MSVOA_L
ClientSampleId :

Tgt Ion:180 Resp: 95272

Ion	Ratio	Lower	Upper
180	100		
182	96.8	77.0	115.6
184	30.5	23.8	35.8

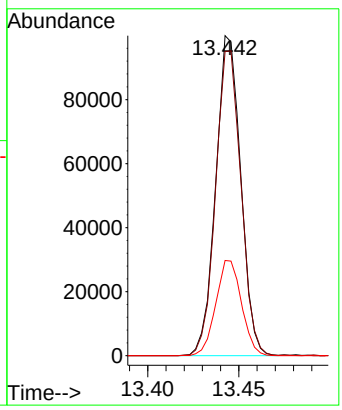

Quantitation Report (Not Reviewed)

Data Path : Z:\voasrv\HPCHEM1\MSVOA_L\Data\VL121924\
Data File : VL041820.D
Acq On : 19 Dec 2024 14:49
Operator : SY/MD
Sample : VL1219ABS01
Misc : 400mL/MSVOA_L
ALS Vial : 1 Sample Multiplier: 1

Instrument :
MSVOA_L
ClientSampleId :

Quant Time: Dec 20 01:43:52 2024
Quant Method : Z:\voasrv\HPCHEM1\MSVOA_L\methods\VL121624AIR.M
Quant Title : AIR ANALYSIS BY METHOD TO-15 Instrument: MSVOA_LFri Aug 26 06:05:16 2022
QLast Update : Thu Dec 19 07:32:09 2024
Response via : Initial Calibration

Compound	R.T.	QIon	Response	Conc	Units	Dev(Min)
Internal Standards						
1) Bromochloromethane	2.787	49	80796	10.000	ppbv	0.00
33) 1,4-Difluorobenzene	3.962	114	195963	10.000	ppbv	0.00
55) Chlorobenzene-d5	8.885	117	168530	10.000	ppbv	0.00
System Monitoring Compounds						
68) 1-Bromo-4-Fluorobenzene	10.380	95	146093	10.403	ppbv	0.00
Spiked Amount 10.000	Range 65 - 135		Recovery = 104.000%			
Target Compounds						Qvalue
2) Dichlorodifluoromethane	1.499	85	108662	7.558	ppbv	96
3) Chlorodifluoromethane	1.476	51	118722	9.010	ppbv	99
4) Chloromethane	1.534	50	54124	9.622	ppbv	98
5) Vinyl Chloride	1.580	62	49185	8.679	ppbv	99
6) Bromomethane	1.667	94	22812	8.530	ppbv	97
7) Chloroethane	1.706	64	19927	9.052	ppbv	92
8) Dichlorotetrafluoroethane	1.554	85	116539	9.057	ppbv	94
9) Propene	1.483	41	42133	7.377	ppbv	97
10) Heptane	4.985	43	126583	8.629	ppbv	99
11) Trichlorofluoromethane	1.877	101	138063	9.041	ppbv	97
12) 1,1,2-Trichlorotrifluo...	2.140	101	100710	8.671	ppbv	97
13) Ethanol	1.722	45	3547	7.501	ppbv	93
14) Bromoethene	1.784	108	33699	8.594	ppbv	99
15) Acetone	1.835	43	120575	7.670	ppbv	99
16) 1,3-Butadiene	1.609	39	57220	9.244	ppbv	96
17) tert-Butyl alcohol	2.039	59	136270	8.738	ppbv	100
18) 1,1-Dichloroethene	2.036	96	42177	8.662	ppbv	93
19) Isopropyl Alcohol	1.887	45	68559	7.268	ppbv #	37
20) Methylene Chloride	2.062	84	38360	8.557	ppbv	97
21) Allyl Chloride	2.097	41	79053	9.272	ppbv	98
22) trans-1,2-Dichloroethene	2.343	96	46926	8.419	ppbv	95
23) Vinyl Acetate	2.463	43	54979	7.532	ppbv #	94
24) 1,1-Dichloroethane	2.408	63	102839	9.115	ppbv	97
25) Ethyl Acetate	2.835	43	264649	9.050	ppbv	99
26) Hexane	2.829	57	95013	8.561	ppbv	92
27) Carbon Disulfide	2.152	76	87254	8.724	ppbv	95
28) Methyl tert-Butyl Ether	2.441	73	67180	7.462	ppbv	98
29) Chloroform	2.848	83	155646	9.203	ppbv	100
30) Cyclohexane	3.858	84	76745	8.127	ppbv	97
31) cis-1,2-Dichloroethene	2.722	61	94585	8.248	ppbv	97
32) 1,1,1-Trichloroethane	3.369	97	149002	8.666	ppbv	97
34) 2-Butanone	2.557	43	149437	9.479	ppbv	99
35) Carbon Tetrachloride	3.768	117	151465	10.888	ppbv	98
36) Benzene	3.658	78	189976	9.372	ppbv	99
37) 1,2-Dichloroethane	3.217	62	124857	9.899	ppbv	100
38) Trichloroethene	4.551	130	71837	8.349	ppbv	95
39) 1,2-Dichloropropane	4.315	63	68691	9.370	ppbv	94
40) 1,4-Dioxane	4.583	88	33777	9.431	ppbv #	98
41) Tetrahydrofuran	3.056	42	80588	9.124	ppbv	98
42) Bromodichloromethane	4.493	83	153057	10.548	ppbv	99
43) Methyl Methacrylate	4.884	69	70969	9.189	ppbv	98
44) 2,2,4-Trimethylpentane	4.645	57	334274	9.656	ppbv	97
45) t-1,3-Dichloropropene	6.418	75	67173	8.408	ppbv	96

Quantitation Report (Not Reviewed)

Data Path : Z:\voasrv\HPCHEM1\MSVOA_L\Data\VL121924\
Data File : VL041820.D
Acq On : 19 Dec 2024 14:49
Operator : SY/MD
Sample : VL1219ABS01
Misc : 400mL/MSVOA_L
ALS Vial : 1 Sample Multiplier: 1

Instrument :
MSVOA_L
ClientSampleId :

Quant Time: Dec 20 01:43:52 2024
Quant Method : Z:\voasrv\HPCHEM1\MSVOA_L\methods\VL121624AIR.M
Quant Title : AIR ANALYSIS BY METHOD TO-15 Instrument: MSVOA_LFri Aug 26 06:05:16 2022
QLast Update : Thu Dec 19 07:32:09 2024
Response via : Initial Calibration

Compound	R.T.	QIon	Response	Conc	Units	Dev(Min)
46) cis-1,3-Dichloropropene	5.606	75	88947	8.771	ppbv	97
47) 1,1,2-Trichloroethane	6.583	97	72669	9.490	ppbv	96
48) Dibromochloromethane	7.389	129	108637	10.390	ppbv	100
49) Bromoform	9.487	173	88652	10.358	ppbv	99
50) 4-Methyl-2-Pentanone	5.755	43	206750	9.632	ppbv	98
51) 2-Hexanone	7.441	43	162349	9.331	ppbv #	97
52) Tetrachloroethene	8.228	164	61791	8.190	ppbv	93
53) Toluene	6.939	91	201582	8.771	ppbv	100
54) 1,2-Dibromoethane	7.652	107	100209	9.497	ppbv	96
56) 1,1,1,2-Tetrachloroethane	8.927	131	95280	10.664	ppbv	100
57) Chlorobenzene	8.927	112	168612	9.777	ppbv	99
58) Ethyl Benzene	9.357	91	291119	9.595	ppbv	100
59) m/p-Xylene	9.555	91	235754	9.664	ppbv #	100
60) o-Xylene	9.966	91	249559	10.201	ppbv	100
61) Styrene	9.875	104	104520	9.880	ppbv	99
62) Isopropylbenzene	10.542	105	369582	10.055	ppbv	99
63) 1,1,2,2-Tetrachloroethane	9.966	83	163278	10.662	ppbv	98
64) n-propylbenzene	10.992	120	95547	10.281	ppbv	98
65) tert-Butylbenzene	11.536	119	332294	10.020	ppbv	97
66) Benzyl Chloride	11.620	91	24851	8.507	ppbv	99
67) sec-Butylbenzene	11.772	105	480545	10.472	ppbv	100
69) p-Isopropyltoluene	11.930	119	398238	10.530	ppbv	100
70) n-Butylbenzene	12.286	91	398457	10.905	ppbv	99
71) 2-Chlorotoluene	10.904	91	278779	9.936	ppbv	99
72) 4-Ethyltoluene	11.128	105	307317	10.642	ppbv	99
73) 1,3,5-Trimethylbenzene	11.205	105	263169	10.984	ppbv	96
74) 1,2,4-Trimethylbenzene	11.539	105	286070	11.104	ppbv	90
75) 1,3-Dichlorobenzene	11.610	146	169639	10.327	ppbv	99
76) 1,4-Dichlorobenzene	11.675	146	167846	10.344	ppbv	99
77) 1,2-Dichlorobenzene	11.950	146	161258	10.203	ppbv	100
78) Hexachloro-1,3-Butadiene	13.885	225	94266	8.044	ppbv	99
79) Naphthalene	13.516	128	200671	11.178	ppbv	99
80) Naphthalene,2-methyl-	14.461	142	85944	15.478	ppbv	98
81) 1,2,4-Trichlorobenzene	13.445	180	92768	9.457	ppbv	99

(#) = qualifier out of range (m) = manual integration (+) = signals summed

Quantitation Report (Not Reviewed)

Data Path : Z:\voasrv\HPCHEM1\MSVOA_L\Data\VL121924\
Data File : VL041820.D
Acq On : 19 Dec 2024 14:49
Operator : SY/MD
Sample : VL1219ABS01
Misc : 400mL/MSVOA_L
ALS Vial : 1 Sample Multiplier: 1

Instrument :
MSVOA_L
ClientSampleId :

Quant Time: Dec 20 01:43:52 2024
Quant Method : Z:\voasrv\HPCHEM1\MSVOA_L\methods\VL121624AIR.M
Quant Title : AIR ANALYSIS BY METHOD TO-15 Instrument: MSVOA_LFri Aug 26 06:05:16 2022
QLast Update : Thu Dec 19 07:32:09 2024
Response via : Initial Calibration

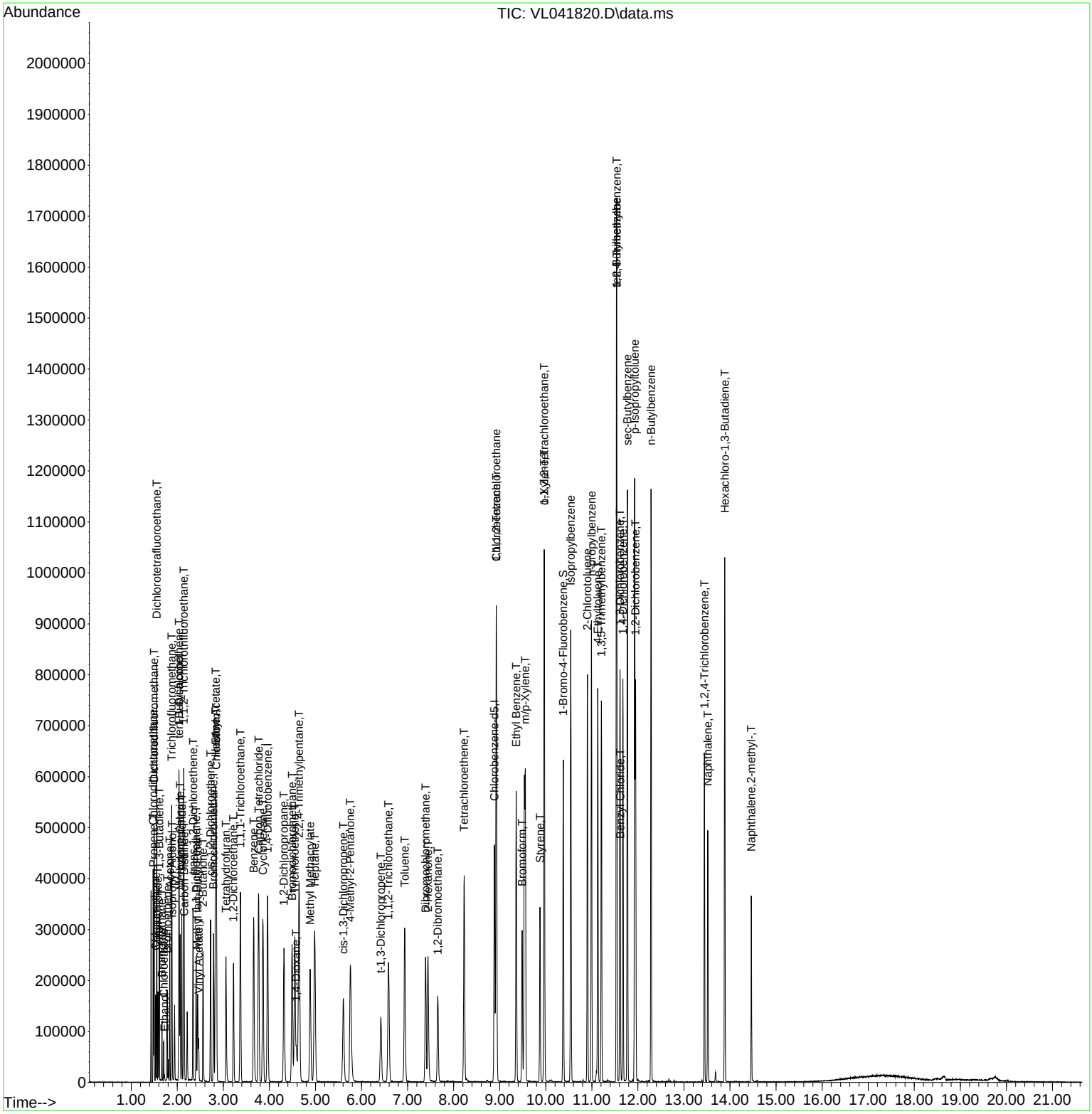

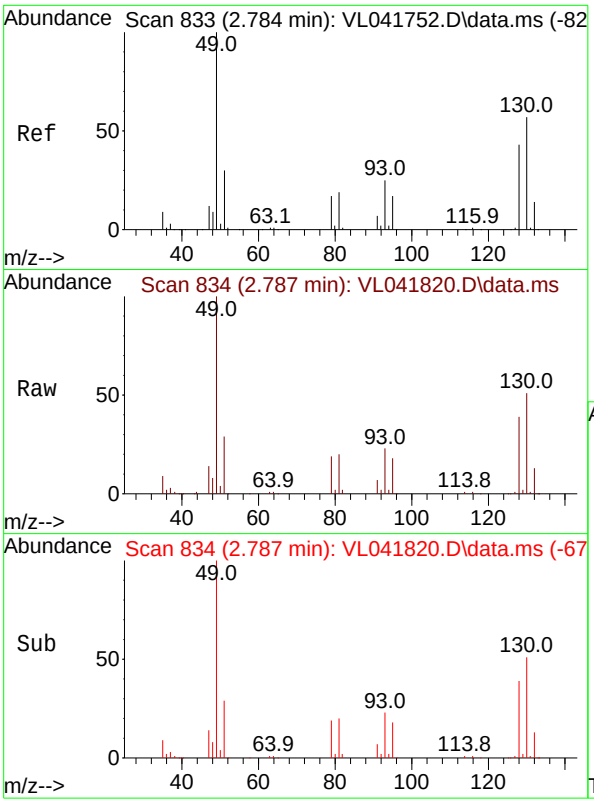

#1
Bromochloromethane
Concen: 10.000 ppbv
RT: 2.787 min Scan# 8
Delta R.T. 0.003 min
Lab File: VL041820.D
Acq: 19 Dec 2024 14:49

Instrument :
MSVOA_L
ClientSampleId :

Tgt Ion: 49 Resp: 80796

Ion	Ratio	Lower	Upper
49	100		
128	41.8	21.6	64.6
130	52.1	28.3	85.0

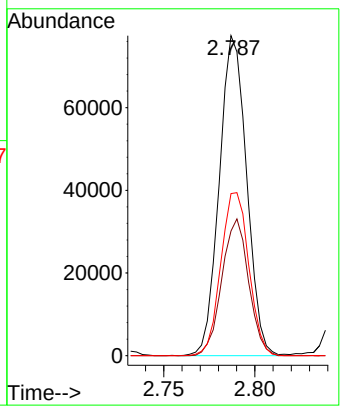

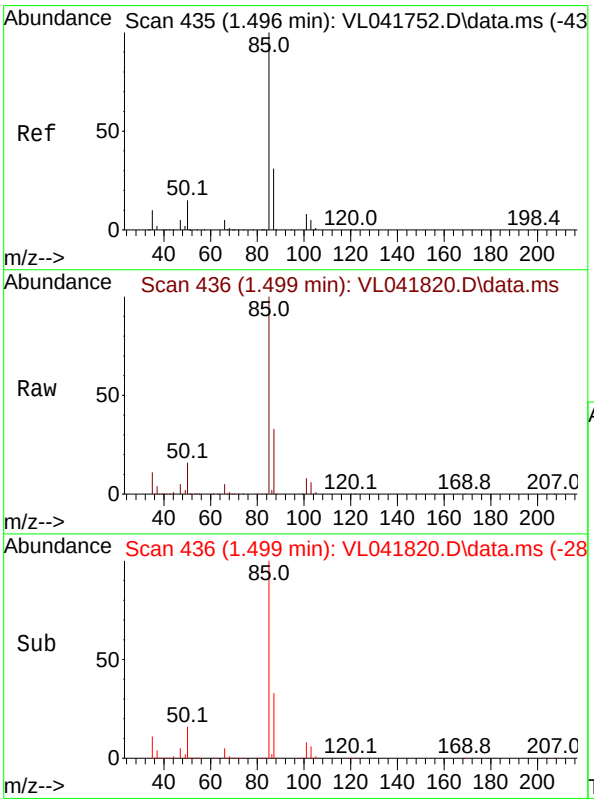

#2
Dichlorodifluoromethane
Concen: 7.558 ppbv
RT: 1.499 min Scan# 436
Delta R.T. 0.003 min
Lab File: VL041820.D
Acq: 19 Dec 2024 14:49

Tgt Ion: 85 Resp: 108662

Ion	Ratio	Lower	Upper
85	100		
87	32.6	24.5	36.7

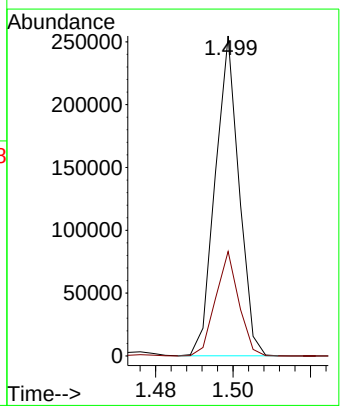

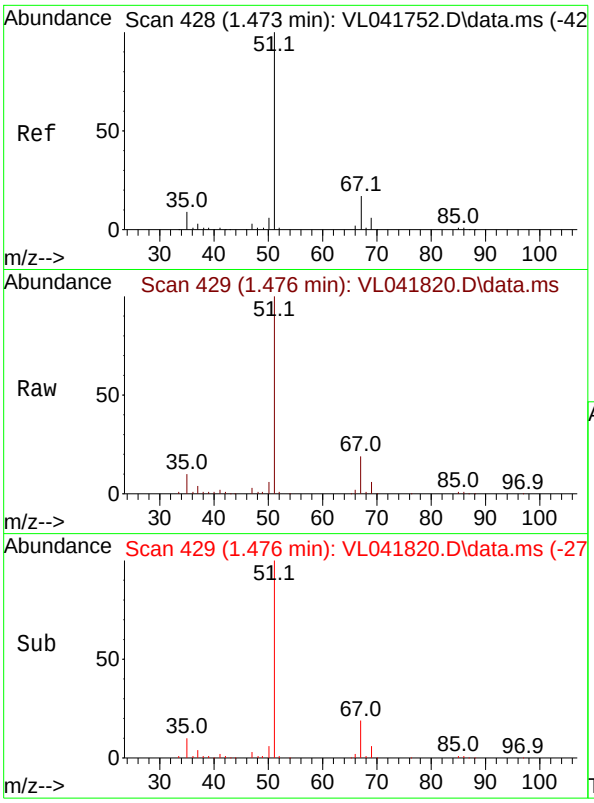

#3
Chlorodifluoromethane
Concen: 9.010 ppbv
RT: 1.476 min Scan# 4
Delta R.T. 0.003 min
Lab File: VL041820.D
Acq: 19 Dec 2024 14:49

Instrument :
MSVOA_L
ClientSampleId :

Tgt Ion: 51 Resp: 118722

Ion	Ratio	Lower	Upper
51	100		
67	18.3	15.0	22.4

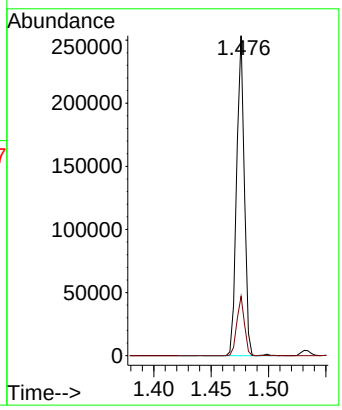

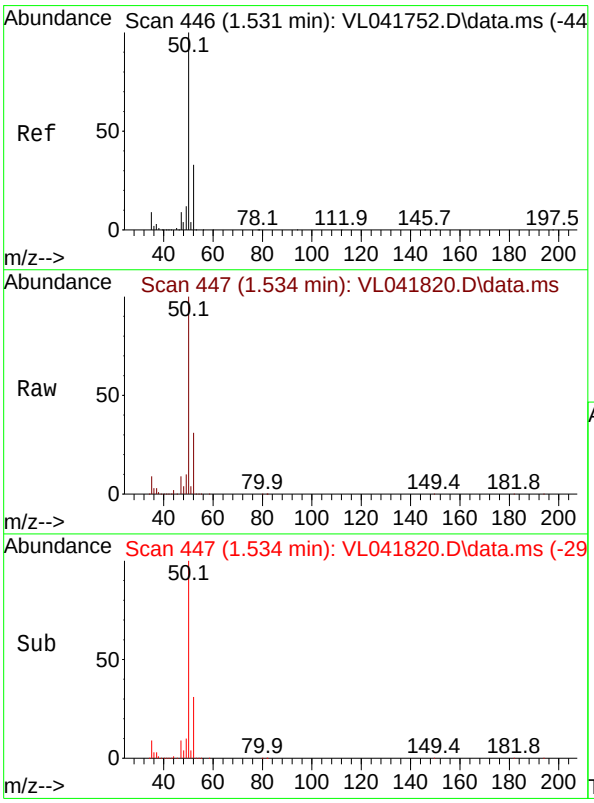

#4
Chloromethane
Concen: 9.622 ppbv
RT: 1.534 min Scan# 447
Delta R.T. 0.003 min
Lab File: VL041820.D
Acq: 19 Dec 2024 14:49

Tgt Ion: 50 Resp: 54124

Ion	Ratio	Lower	Upper
50	100		
52	31.4	26.2	39.2

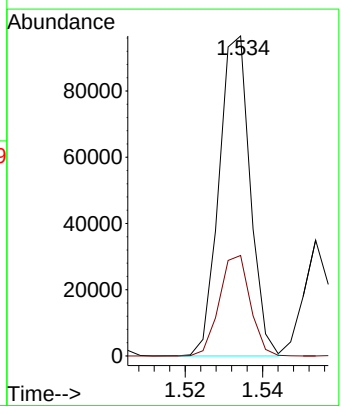

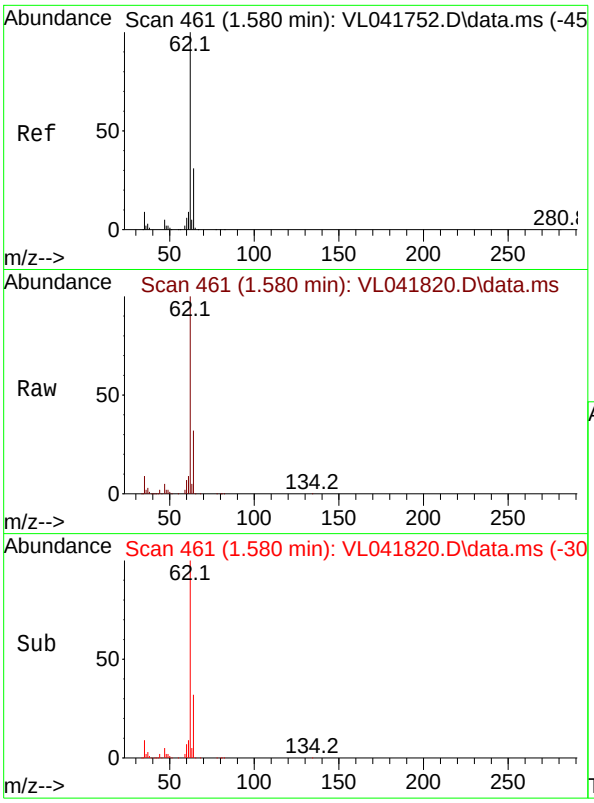

#5
Vinyl Chloride
Concen: 8.679 ppbv
RT: 1.580 min Scan# 4
Delta R.T. -0.000 min
Lab File: VL041820.D
Acq: 19 Dec 2024 14:49

Instrument :
MSVOA_L
ClientSampleId :

Tgt Ion: 62 Resp: 49185

Ion	Ratio	Lower	Upper
62	100		
64	32.0	25.1	37.7

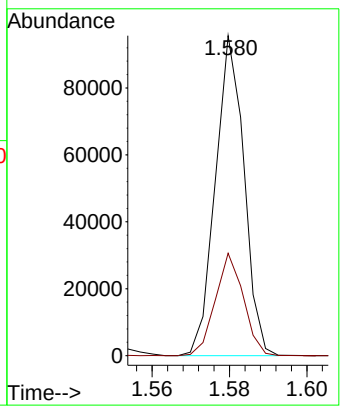

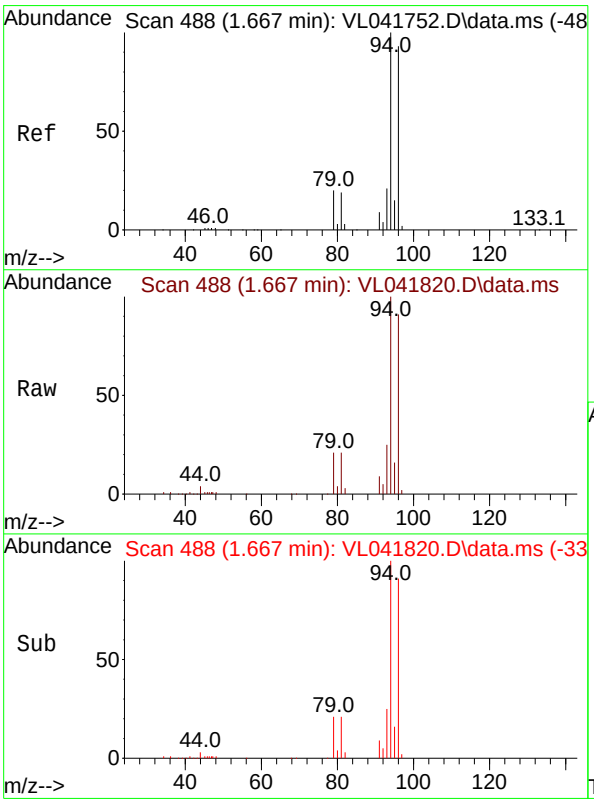

#6
Bromomethane
Concen: 8.530 ppbv
RT: 1.667 min Scan# 488
Delta R.T. -0.000 min
Lab File: VL041820.D
Acq: 19 Dec 2024 14:49

Tgt Ion: 94 Resp: 22812

Ion	Ratio	Lower	Upper
94	100		
96	90.9	74.7	112.1

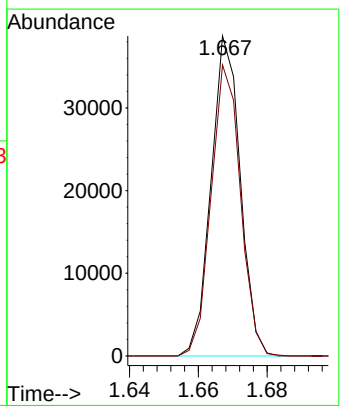

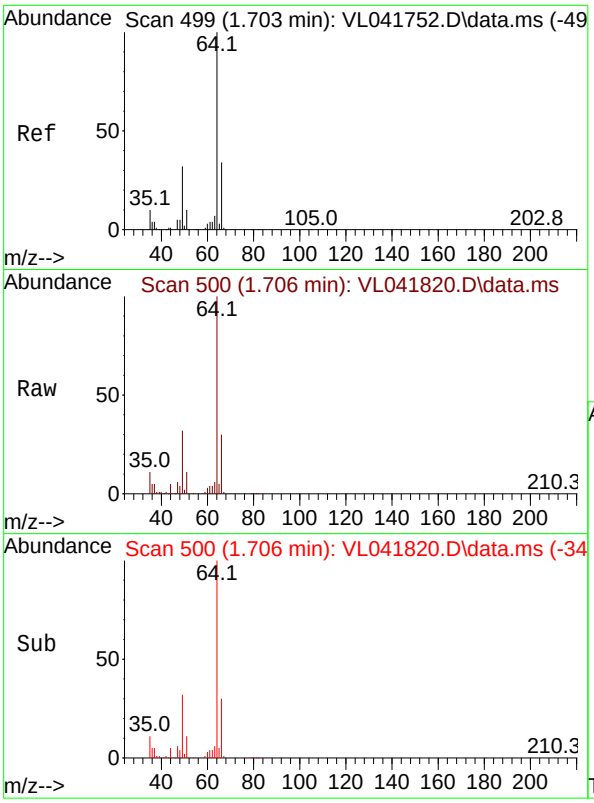

#7
Chloroethane
Concen: 9.052 ppbv
RT: 1.706 min Scan# 5
Delta R.T. 0.003 min
Lab File: VL041820.D
Acq: 19 Dec 2024 14:49

Instrument :
MSVOA_L
ClientSampleId :

Tgt Ion: 64 Resp: 19927

Ion	Ratio	Lower	Upper
64	100		
66	29.9	27.5	41.3

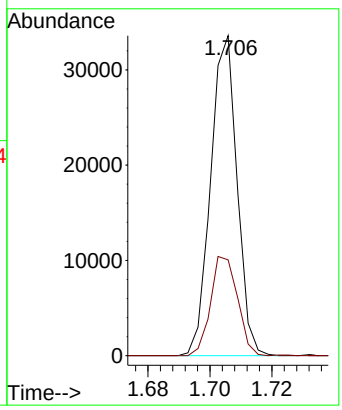

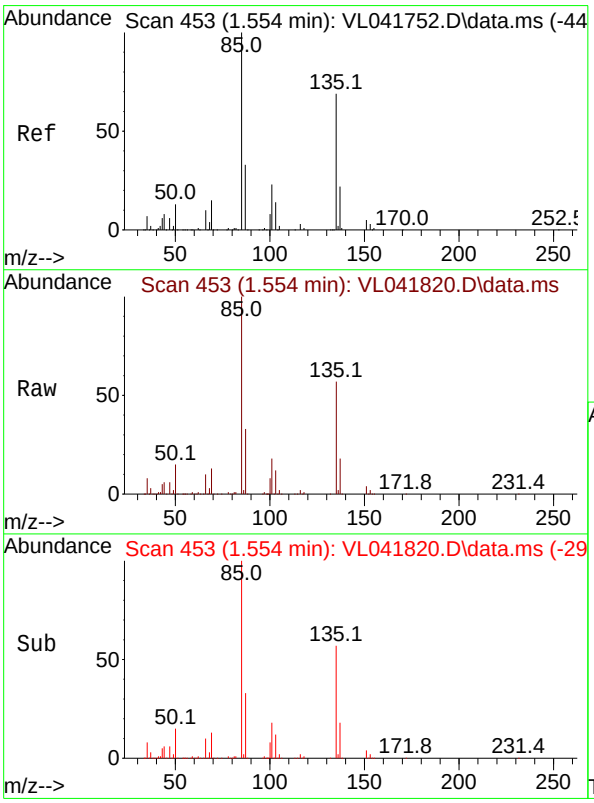

#8
Dichlorotetrafluoroethane
Concen: 9.057 ppbv
RT: 1.554 min Scan# 453
Delta R.T. -0.000 min
Lab File: VL041820.D
Acq: 19 Dec 2024 14:49

Tgt Ion: 85 Resp: 116539

Ion	Ratio	Lower	Upper
85	100		
135	60.0	51.9	77.9

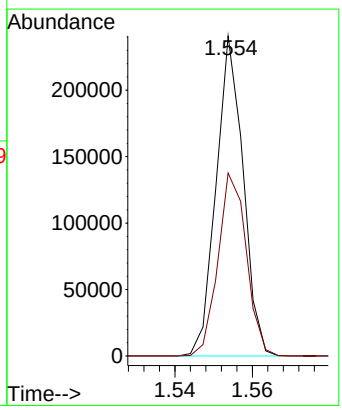

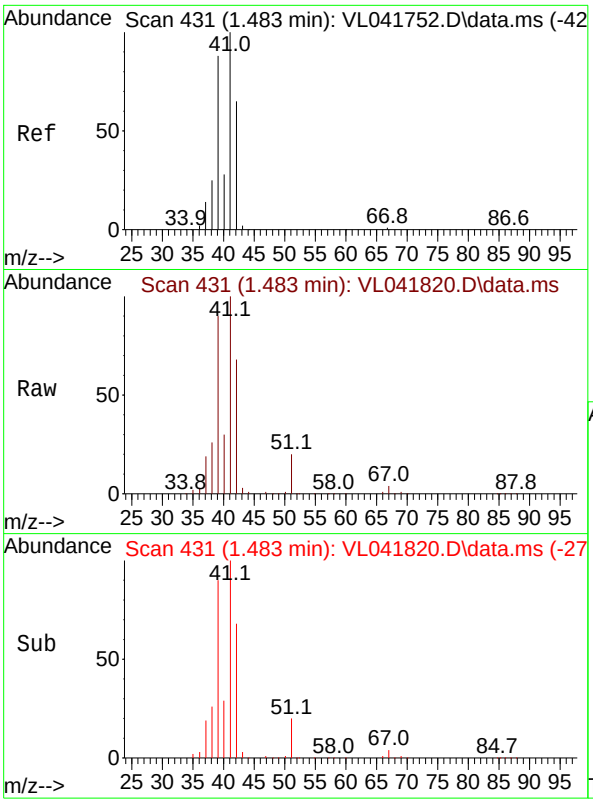

#9
Propene
Concen: 7.377 ppbv
RT: 1.483 min Scan# 4
Delta R.T. -0.000 min
Lab File: VL041820.D
Acq: 19 Dec 2024 14:49

Instrument :
MSVOA_L
ClientSampleId :

Tgt Ion: 41 Resp: 42133

Ion	Ratio	Lower	Upper
41	100		
42	67.9	52.4	78.6

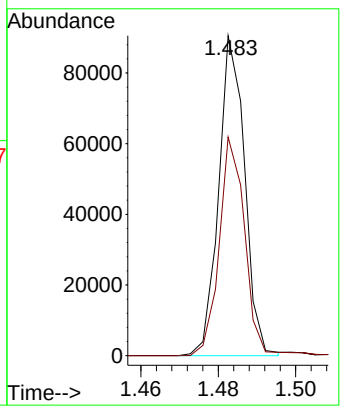

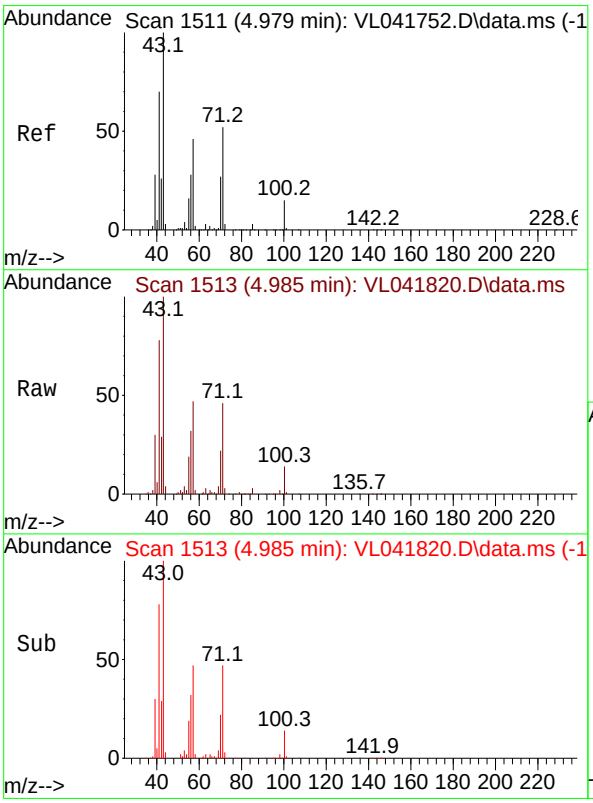

#10
Heptane
Concen: 8.629 ppbv
RT: 4.985 min Scan# 1513
Delta R.T. 0.006 min
Lab File: VL041820.D
Acq: 19 Dec 2024 14:49

Tgt Ion: 43 Resp: 126583

Ion	Ratio	Lower	Upper
43	100		
57	49.0	38.5	57.7

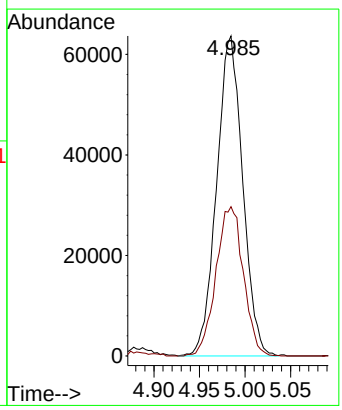

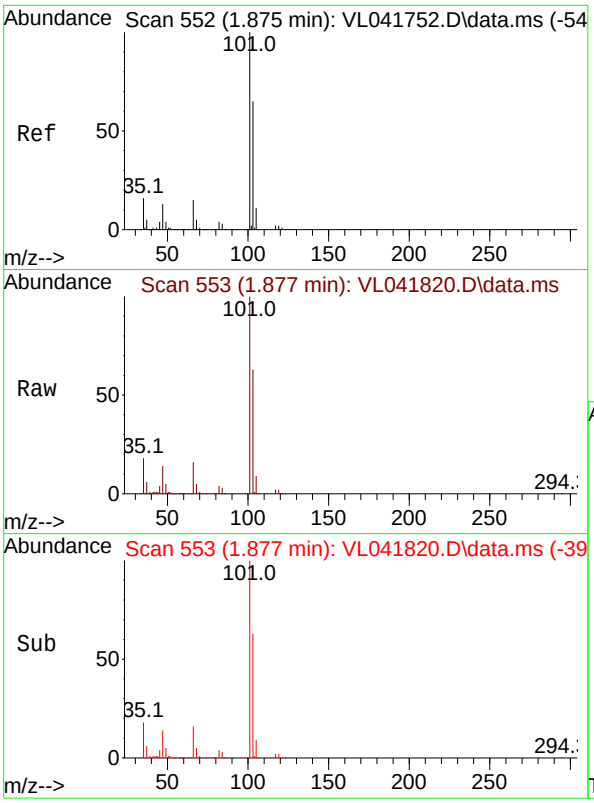

#11
Trichlorofluoromethane
Concen: 9.041 ppbv
RT: 1.877 min Scan# 5
Delta R.T. 0.003 min
Lab File: VL041820.D
Acq: 19 Dec 2024 14:49

Instrument :
MSVOA_L
ClientSampleId :

Tgt Ion:101 Resp: 138063

Ion	Ratio	Lower	Upper
101	100		
103	62.8	51.8	77.8

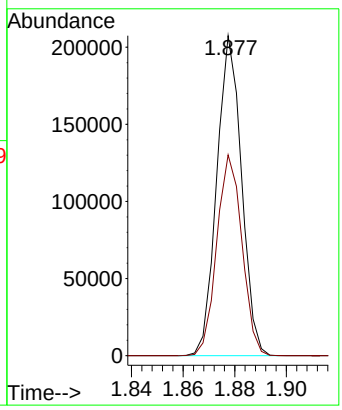

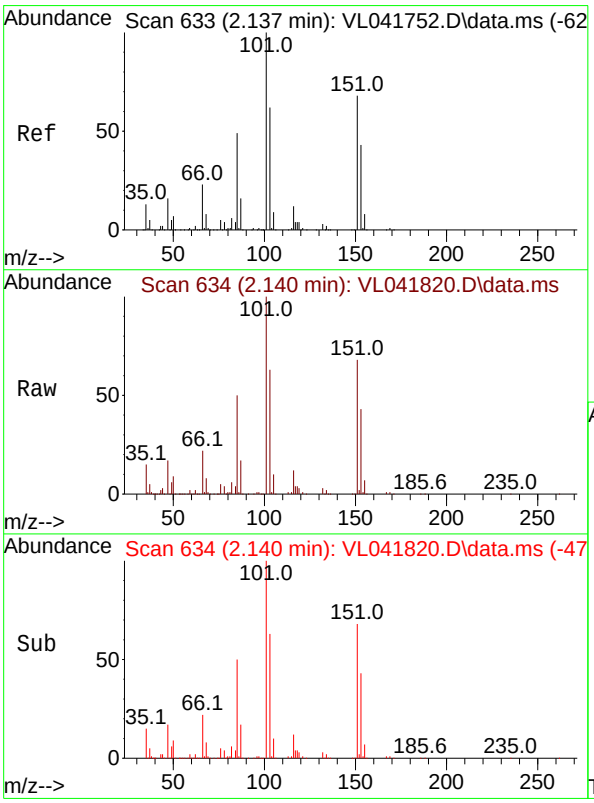

#12
1,1,2-Trichlorotrifluoroethane
Concen: 8.671 ppbv
RT: 2.140 min Scan# 634
Delta R.T. 0.003 min
Lab File: VL041820.D
Acq: 19 Dec 2024 14:49

Tgt Ion:101 Resp: 100710

Ion	Ratio	Lower	Upper
101	100		
151	68.4	56.8	85.2

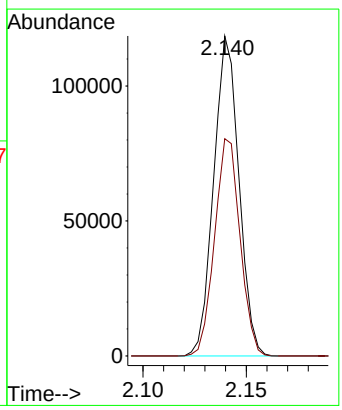

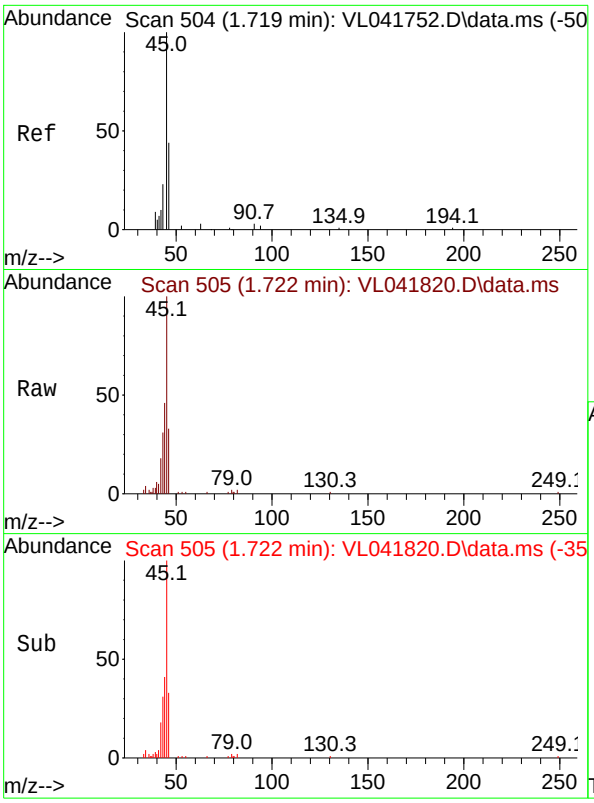

#13
Ethanol
Concen: 7.501 ppbv
RT: 1.722 min Scan# 5
Delta R.T. 0.003 min
Lab File: VL041820.D
Acq: 19 Dec 2024 14:49

Instrument :
MSVOA_L
ClientSampleId :

Tgt Ion: 45 Resp: 3547

Ion	Ratio	Lower	Upper
45	100		
46	36.9	16.4	65.8

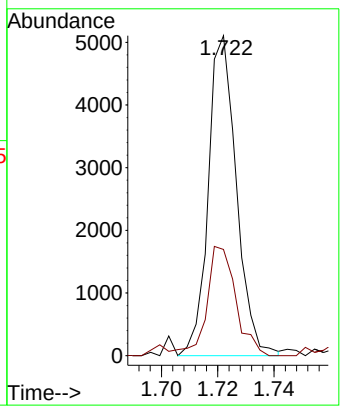

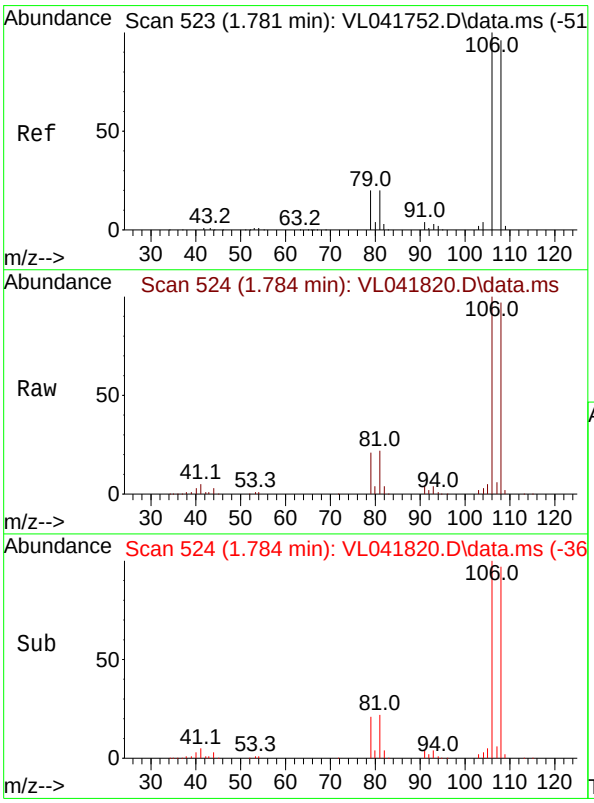

#14
Bromoethene
Concen: 8.594 ppbv
RT: 1.784 min Scan# 524
Delta R.T. 0.003 min
Lab File: VL041820.D
Acq: 19 Dec 2024 14:49

Tgt Ion:108 Resp: 33699

Ion	Ratio	Lower	Upper
108	100		
106	105.4	84.1	126.1
79	24.4	17.4	26.0

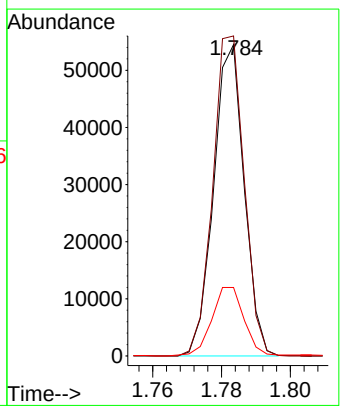

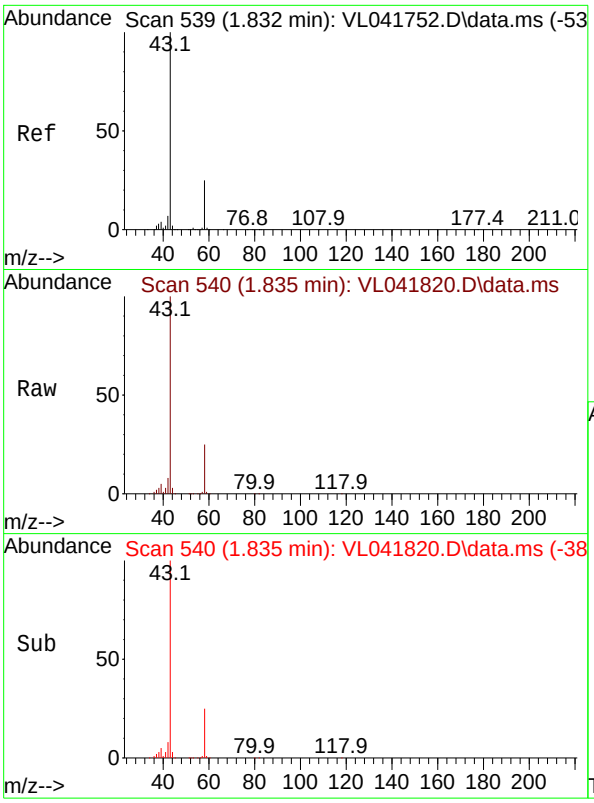

#15
Acetone
Concen: 7.670 ppbv
RT: 1.835 min Scan# 54
Delta R.T. 0.003 min
Lab File: VL041820.D
Acq: 19 Dec 2024 14:49

Instrument :
MSVOA_L
ClientSampleId :

Tgt Ion: 43 Resp: 120575

Ion	Ratio	Lower	Upper
43	100		
58	24.0	19.7	29.5

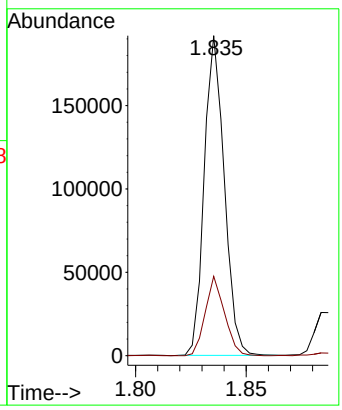

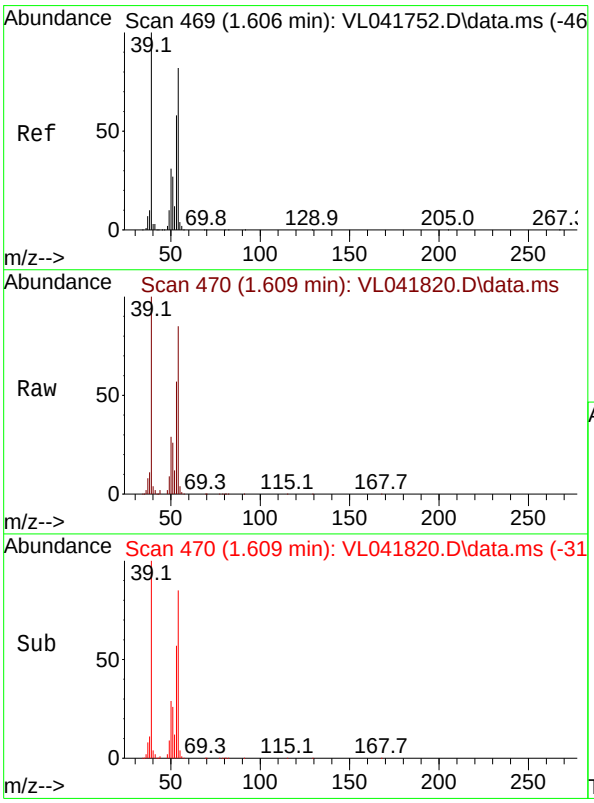

#16
1,3-Butadiene
Concen: 9.244 ppbv
RT: 1.609 min Scan# 470
Delta R.T. 0.003 min
Lab File: VL041820.D
Acq: 19 Dec 2024 14:49

Tgt Ion: 39 Resp: 57220

Ion	Ratio	Lower	Upper
39	100		
54	70.0	58.4	87.6

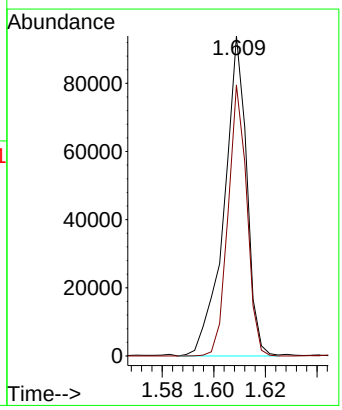

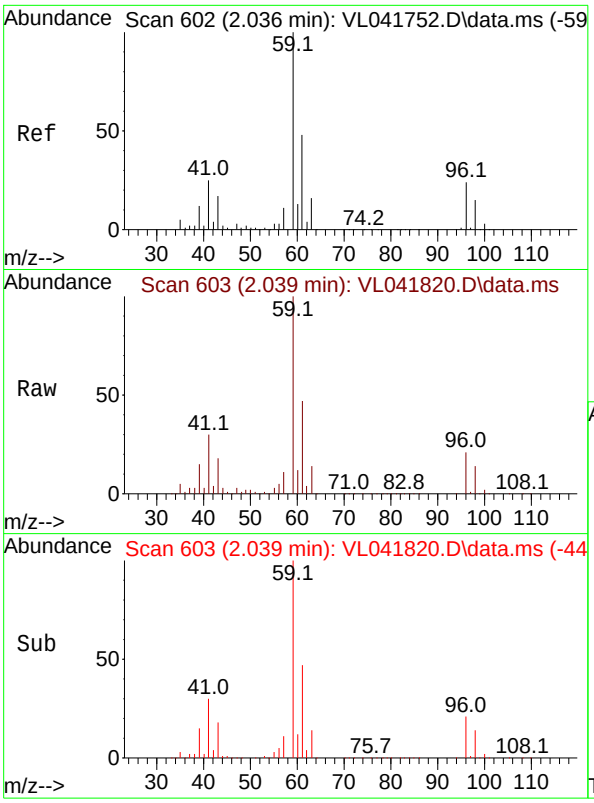

#17
tert-Butyl alcohol
Concen: 8.738 ppbv
RT: 2.039 min Scan# 6
Delta R.T. 0.003 min
Lab File: VL041820.D
Acq: 19 Dec 2024 14:49

Instrument :
MSVOA_L
ClientSampleId :

Tgt Ion: 59 Resp: 136270

Ion	Ratio	Lower	Upper
59	100		
57	10.8	8.6	13.0

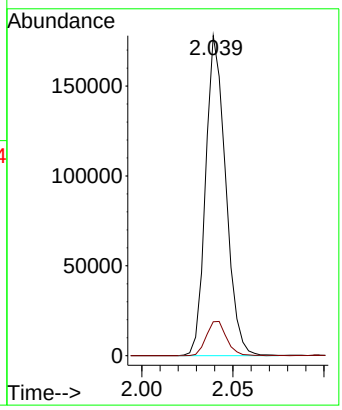

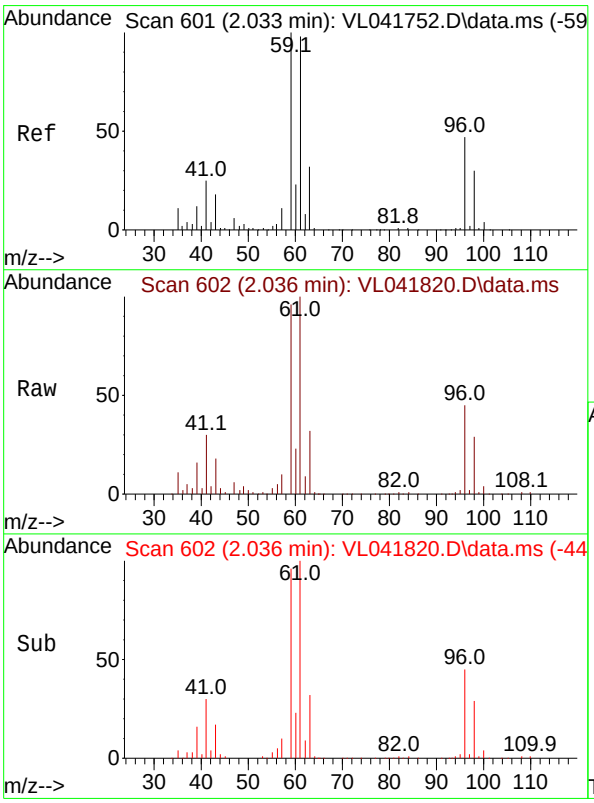

#18
1,1-Dichloroethene
Concen: 8.662 ppbv
RT: 2.036 min Scan# 602
Delta R.T. 0.003 min
Lab File: VL041820.D
Acq: 19 Dec 2024 14:49

Tgt Ion: 96 Resp: 42177

Ion	Ratio	Lower	Upper
96	100		
61	223.7	167.7	251.5
98	65.3	51.1	76.7

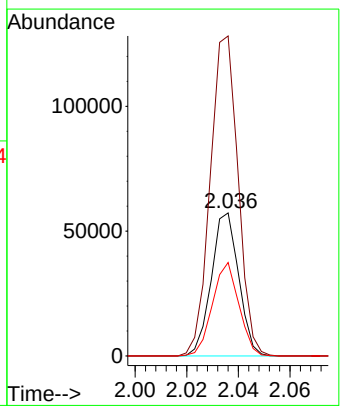

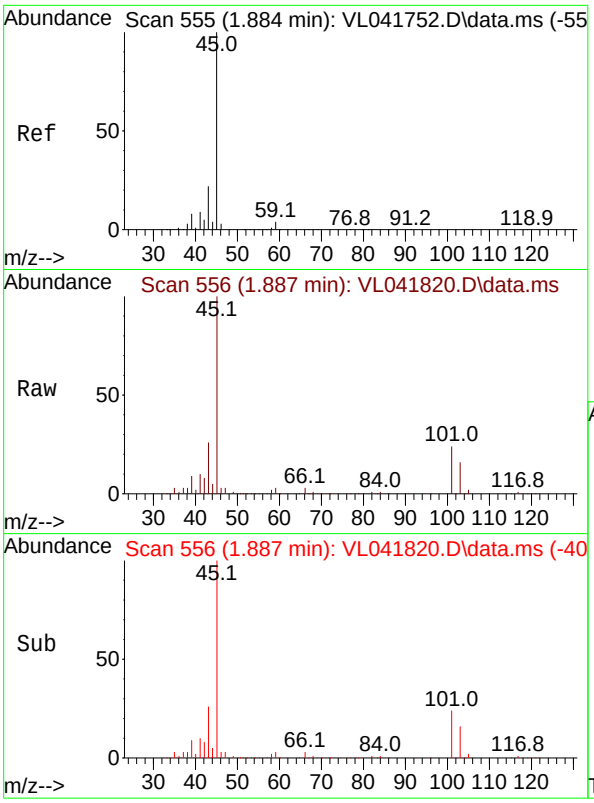

#19
Isopropyl Alcohol
Concen: 7.268 ppbv
RT: 1.887 min Scan# 5
Delta R.T. 0.003 min
Lab File: VL041820.D
Acq: 19 Dec 2024 14:49

Instrument :
MSVOA_L
ClientSampleId :

Tgt Ion: 45 Resp: 68559

Ion	Ratio	Lower	Upper
45	100		
58	2.1	33.3	49.9#

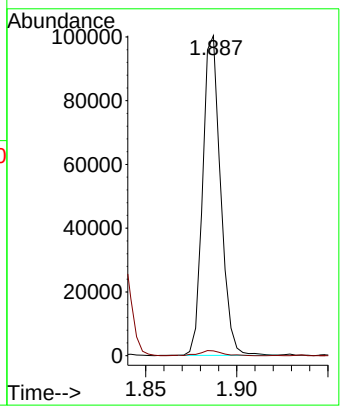

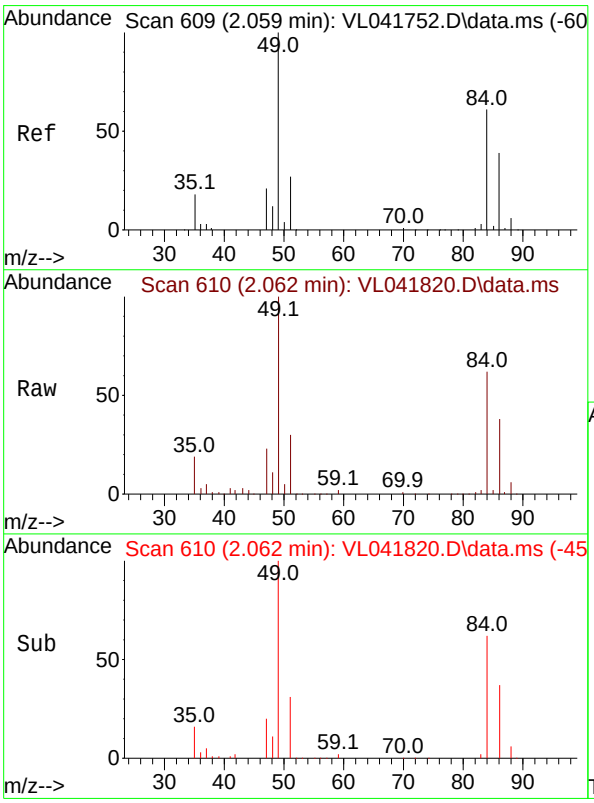

#20
Methylene Chloride
Concen: 8.557 ppbv
RT: 2.062 min Scan# 610
Delta R.T. 0.003 min
Lab File: VL041820.D
Acq: 19 Dec 2024 14:49

Tgt Ion: 84 Resp: 38360

Ion	Ratio	Lower	Upper
84	100		
49	162.2	132.6	198.8
51	49.3	37.6	56.4
86	61.4	51.4	77.0

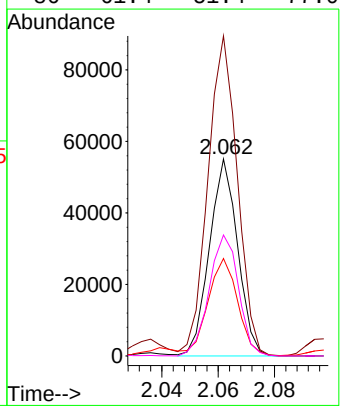

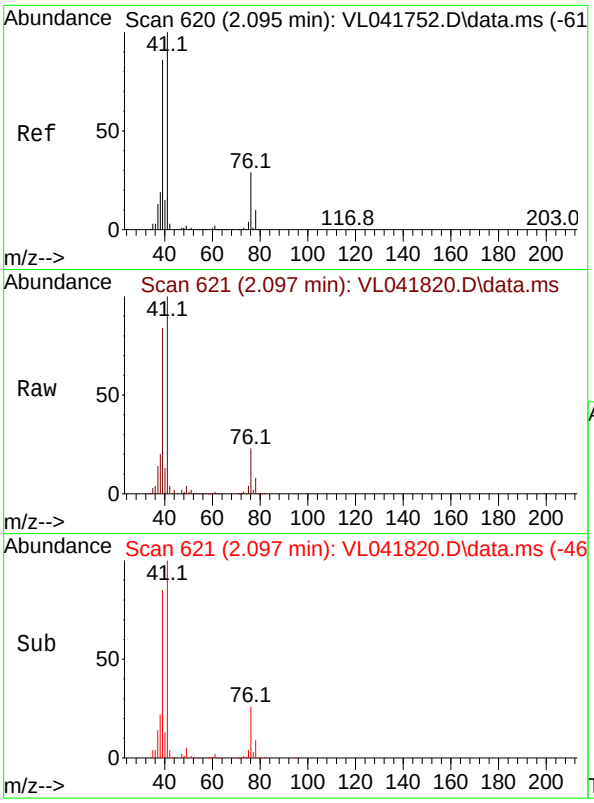

#21
Allyl Chloride
Concen: 9.272 ppbv
RT: 2.097 min Scan# 6
Delta R.T. 0.003 min
Lab File: VL041820.D
Acq: 19 Dec 2024 14:49

Instrument :
MSVOA_L
ClientSampleId :

Tgt Ion: 41 Resp: 79053

Ion	Ratio	Lower	Upper
41	100		
76	24.6	22.3	33.5
39	87.0	69.2	103.8

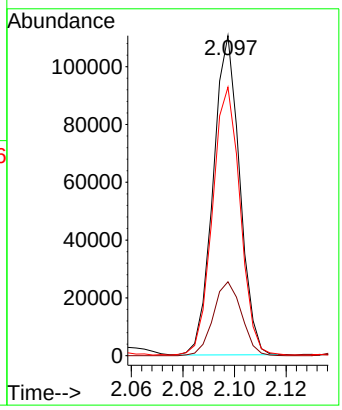

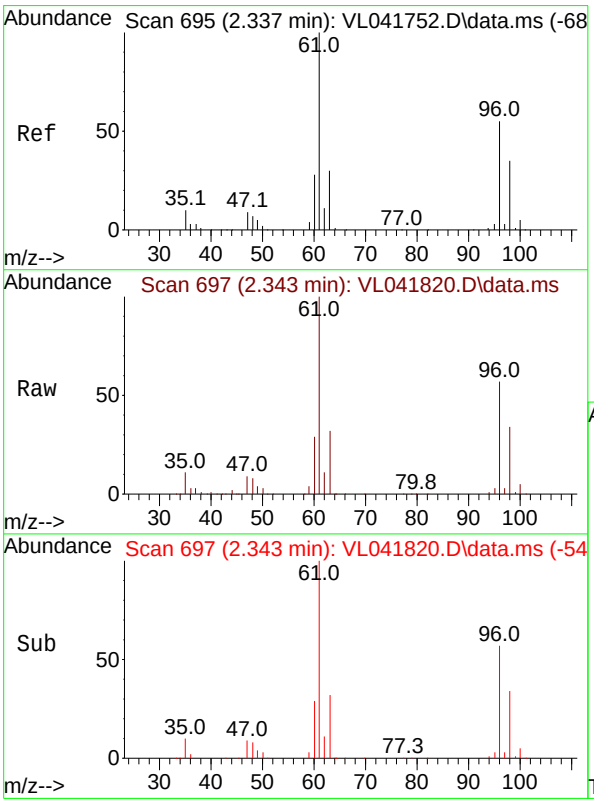

#22
trans-1,2-Dichloroethene
Concen: 8.419 ppbv
RT: 2.343 min Scan# 697
Delta R.T. 0.006 min
Lab File: VL041820.D
Acq: 19 Dec 2024 14:49

Tgt Ion: 96 Resp: 46926

Ion	Ratio	Lower	Upper
96	100		
61	176.4	146.3	219.5
98	59.9	50.8	76.2

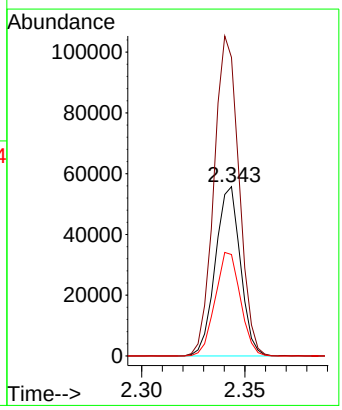

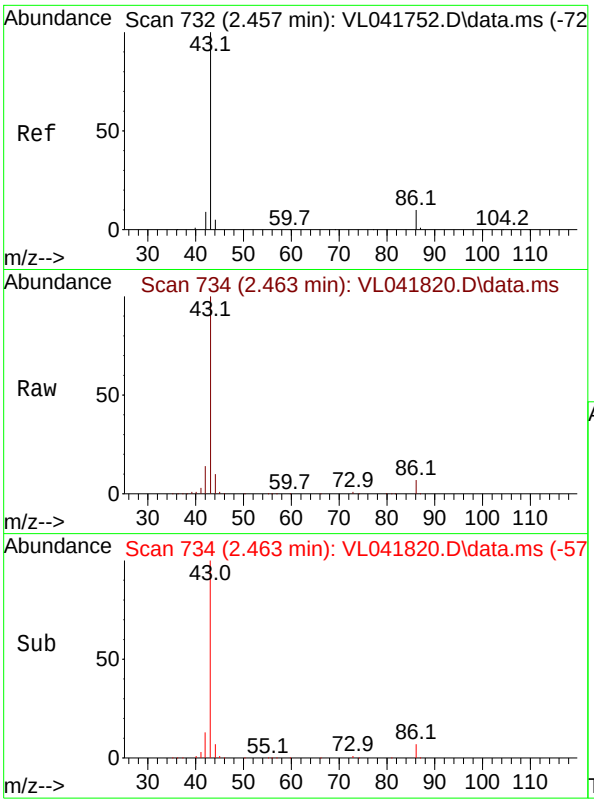

#23
Vinyl Acetate
Concen: 7.532 ppbv
RT: 2.463 min Scan# 7
Delta R.T. 0.006 min
Lab File: VL041820.D
Acq: 19 Dec 2024 14:49

Instrument :
MSVOA_L
ClientSampleId :

Tgt Ion: 43 Resp: 54979

Ion	Ratio	Lower	Upper
43	100		
86	7.1	6.6	10.0
42	13.6	8.2	12.2#
44	7.7	5.0	7.4#

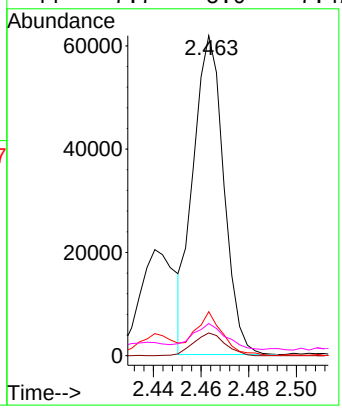

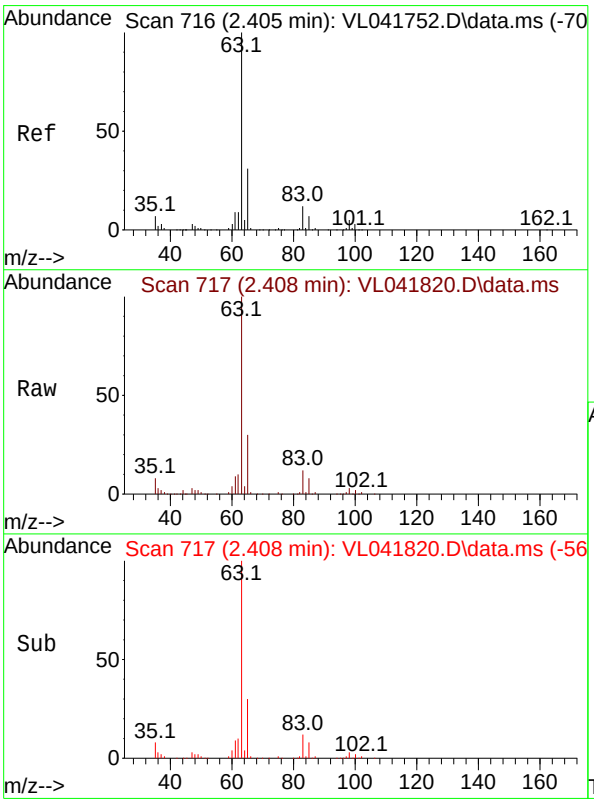

#24
1,1-Dichloroethane
Concen: 9.115 ppbv
RT: 2.408 min Scan# 717
Delta R.T. 0.003 min
Lab File: VL041820.D
Acq: 19 Dec 2024 14:49

Tgt Ion: 63 Resp: 102839

Ion	Ratio	Lower	Upper
63	100		
98	3.4	2.3	6.8
100	2.3	1.4	4.2

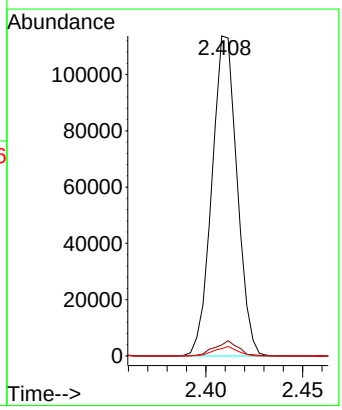

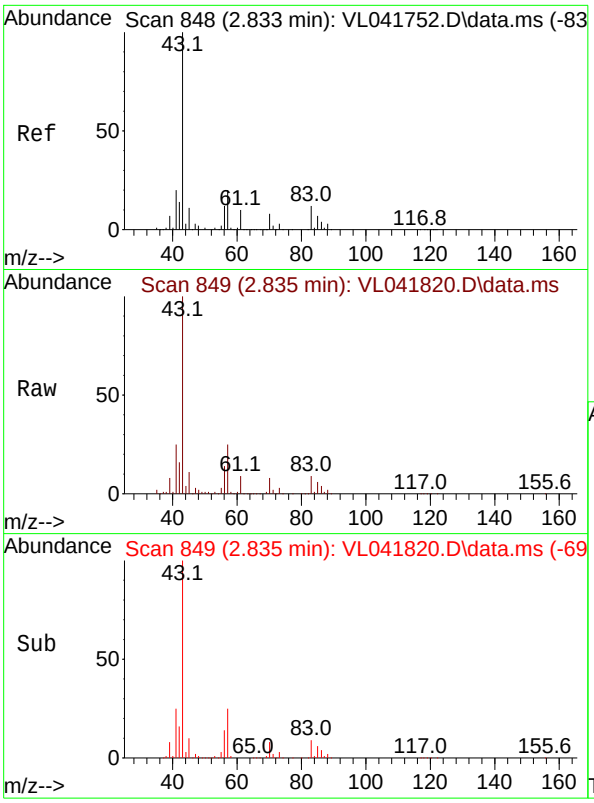

#25
Ethyl Acetate
Concen: 9.050 ppbv
RT: 2.835 min Scan# 8
Delta R.T. 0.003 min
Lab File: VL041820.D
Acq: 19 Dec 2024 14:49

Instrument :
MSVOA_L
ClientSampleId :

Tgt Ion: 43 Resp: 264649

Ion	Ratio	Lower	Upper
43	100		
45	9.8	8.1	12.1
61	8.4	7.0	10.6
70	7.9	6.5	9.7

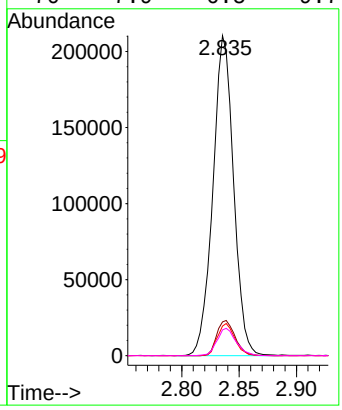

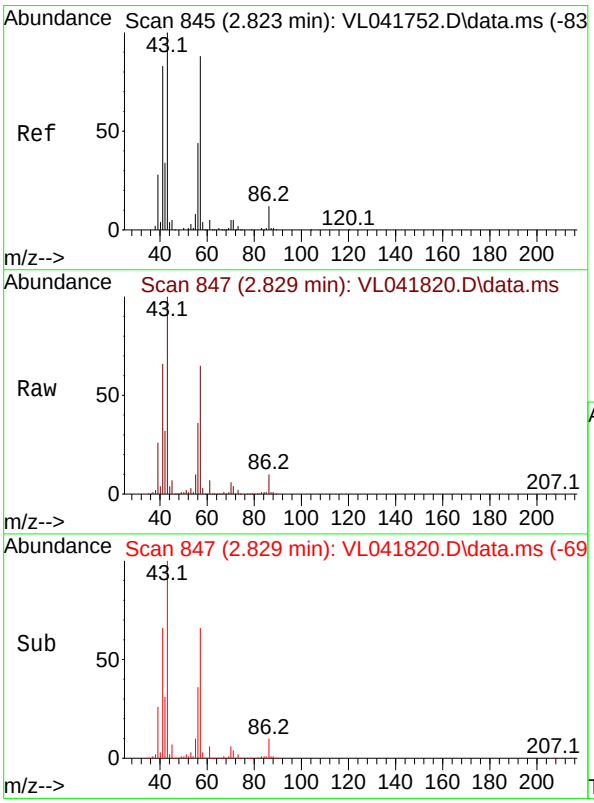

#26
Hexane
Concen: 8.561 ppbv
RT: 2.829 min Scan# 847
Delta R.T. 0.006 min
Lab File: VL041820.D
Acq: 19 Dec 2024 14:49

Tgt Ion: 57 Resp: 95013

Ion	Ratio	Lower	Upper
57	100		
41	107.2	79.6	119.4
43	278.5	211.0	316.6
56	56.1	42.6	63.8

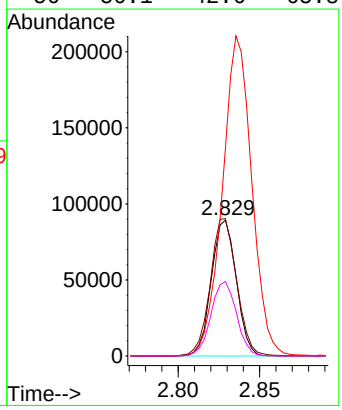

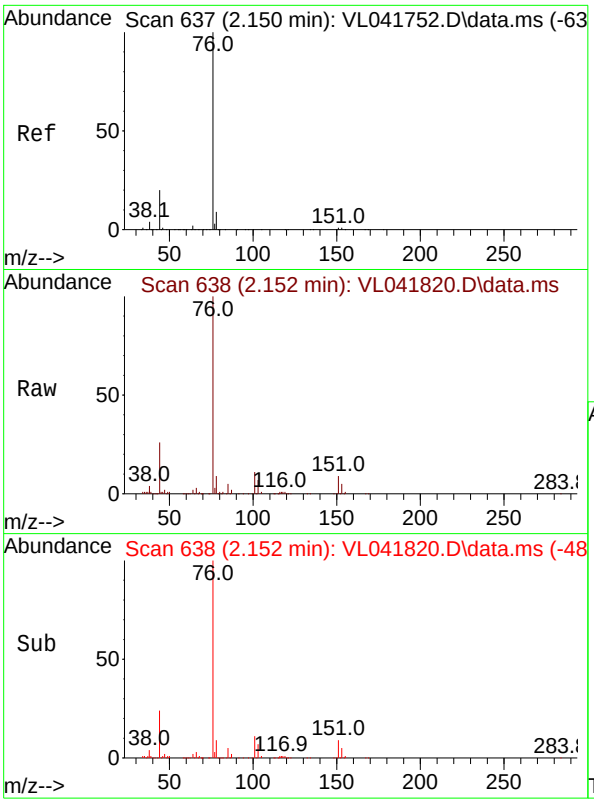

#27
Carbon Disulfide
Concen: 8.724 ppbv
RT: 2.152 min Scan# 6
Delta R.T. 0.003 min
Lab File: VL041820.D
Acq: 19 Dec 2024 14:49

Instrument :
MSVOA_L
ClientSampleId :

Tgt Ion: 76 Resp: 87254

Ion	Ratio	Lower	Upper
76	100		
44	25.1	17.6	26.4
78	13.4	10.2	15.4

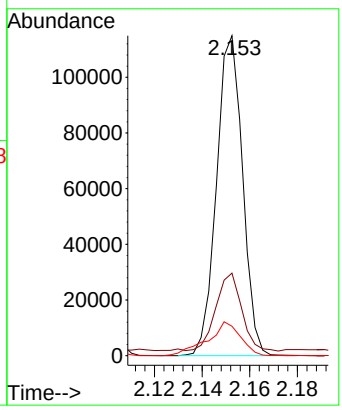

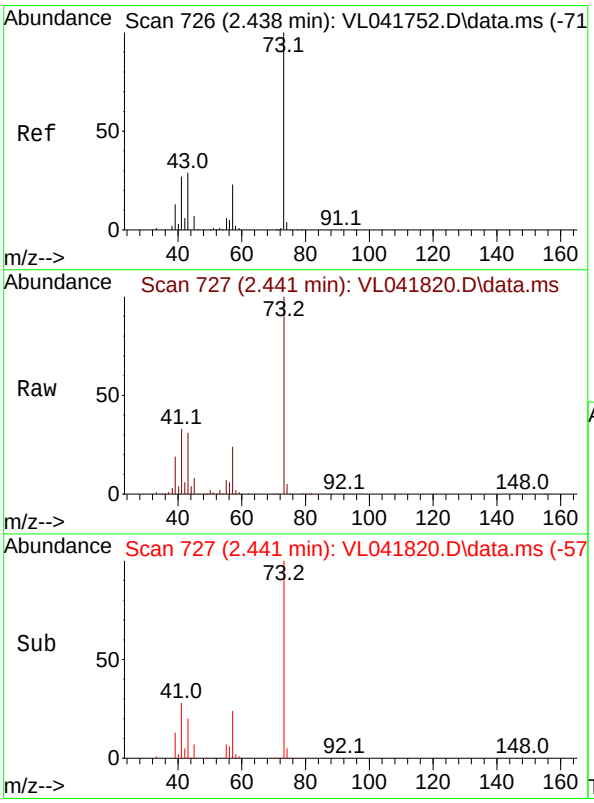

#28
Methyl tert-Butyl Ether
Concen: 7.462 ppbv
RT: 2.441 min Scan# 727
Delta R.T. 0.003 min
Lab File: VL041820.D
Acq: 19 Dec 2024 14:49

Tgt Ion: 73 Resp: 67180

Ion	Ratio	Lower	Upper
73	100		
57	23.0	17.6	26.4

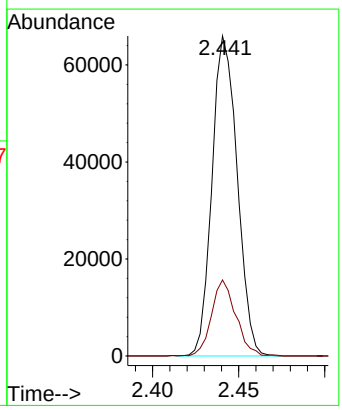

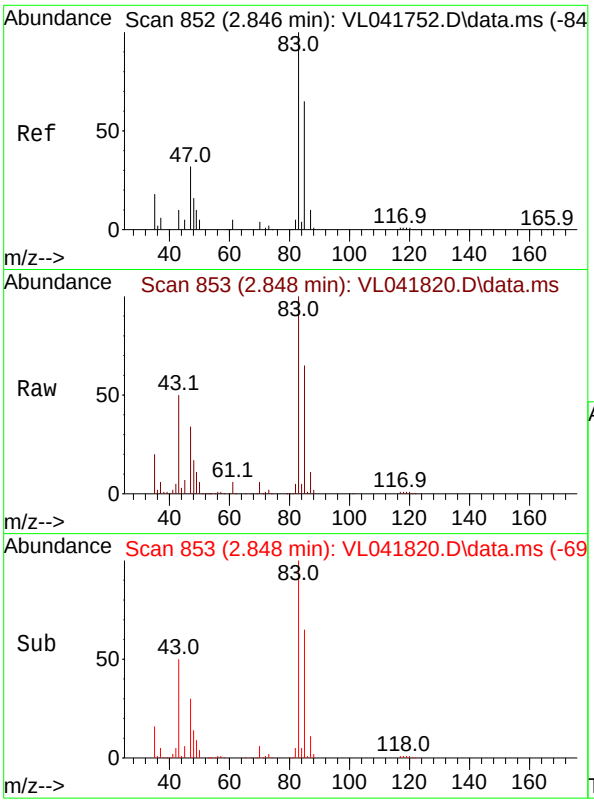

#29
Chloroform
Concen: 9.203 ppbv
RT: 2.848 min Scan# 8
Delta R.T. 0.003 min
Lab File: VL041820.D
Acq: 19 Dec 2024 14:49

Instrument :
MSVOA_L
ClientSampleId :

Tgt Ion: 83 Resp: 155646

Ion	Ratio	Lower	Upper
83	100		
85	64.9	51.8	77.6

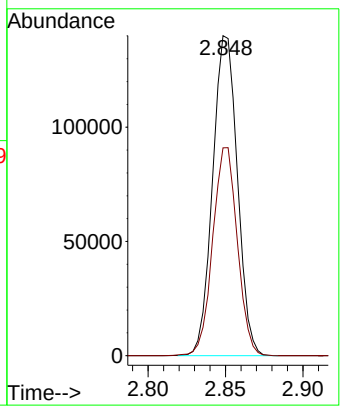

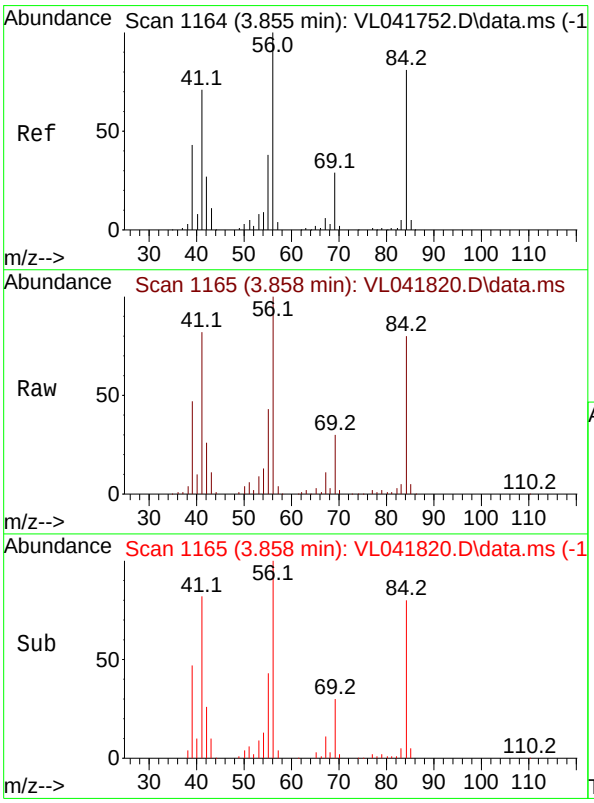

#30
Cyclohexane
Concen: 8.127 ppbv
RT: 3.858 min Scan# 1165
Delta R.T. 0.003 min
Lab File: VL041820.D
Acq: 19 Dec 2024 14:49

Tgt Ion: 84 Resp: 76745

Ion	Ratio	Lower	Upper
84	100		
56	129.6	102.3	153.5
41	98.4	74.0	111.0

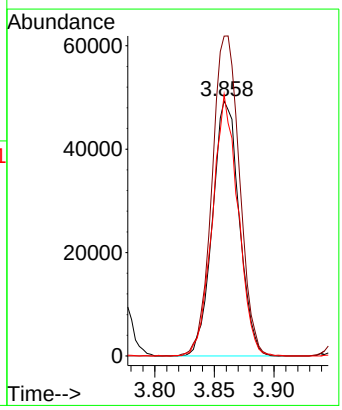

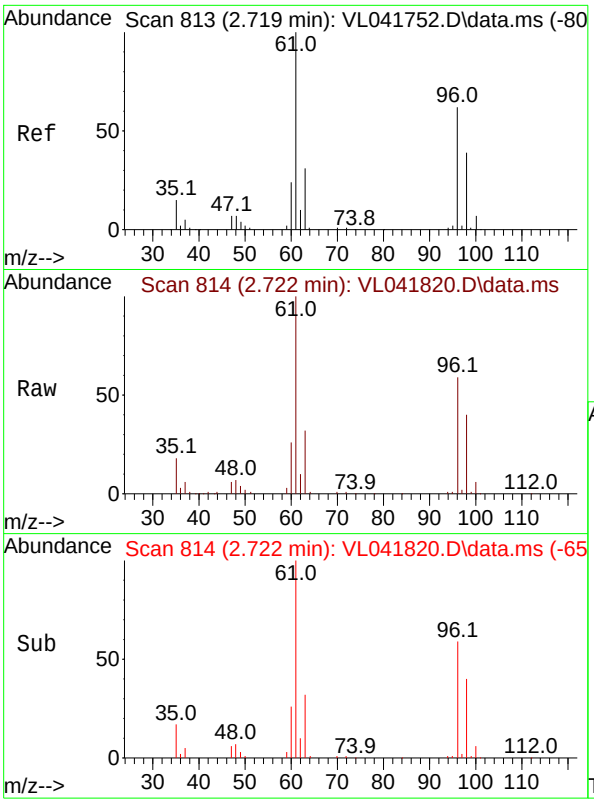

#31
cis-1,2-Dichloroethene
Concen: 8.248 ppbv
RT: 2.722 min Scan# 8
Delta R.T. 0.003 min
Lab File: VL041820.D
Acq: 19 Dec 2024 14:49

Instrument :
MSVOA_L
ClientSampleId :

Tgt Ion: 61 Resp: 94585

Ion	Ratio	Lower	Upper
61	100		
96	59.1	49.7	74.5
98	39.8	30.8	46.2

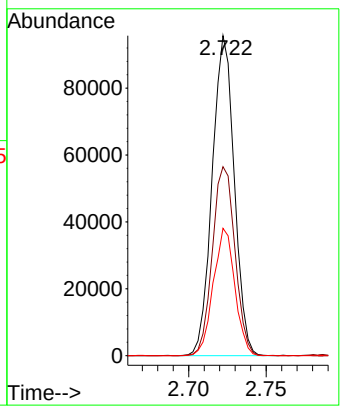

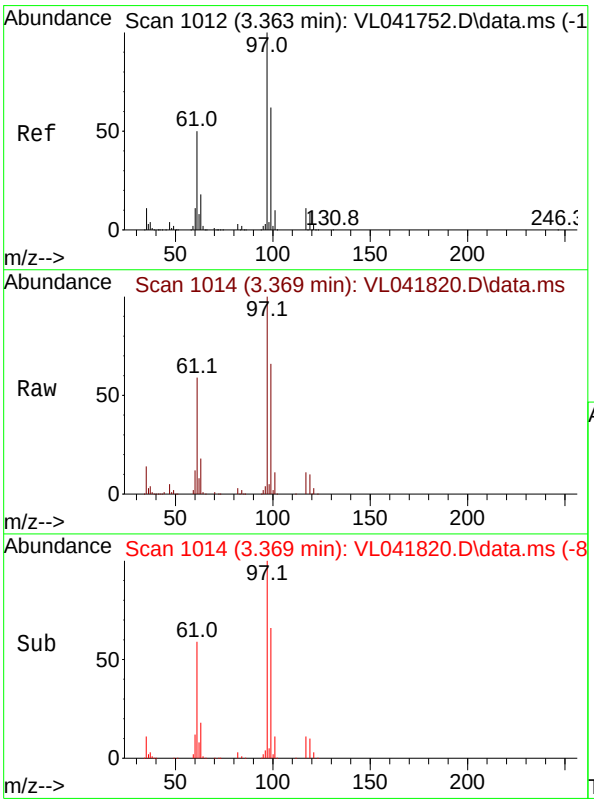

#32
1,1,1-Trichloroethane
Concen: 8.666 ppbv
RT: 3.369 min Scan# 1014
Delta R.T. 0.006 min
Lab File: VL041820.D
Acq: 19 Dec 2024 14:49

Tgt Ion: 97 Resp: 149002

Ion	Ratio	Lower	Upper
97	100		
99	63.9	51.0	76.4
61	56.6	42.2	63.2

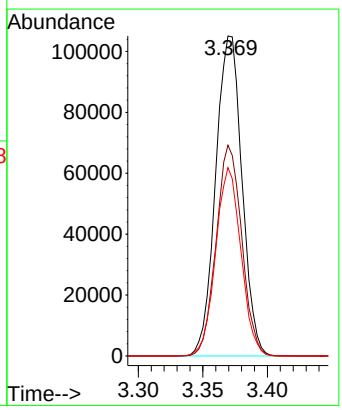

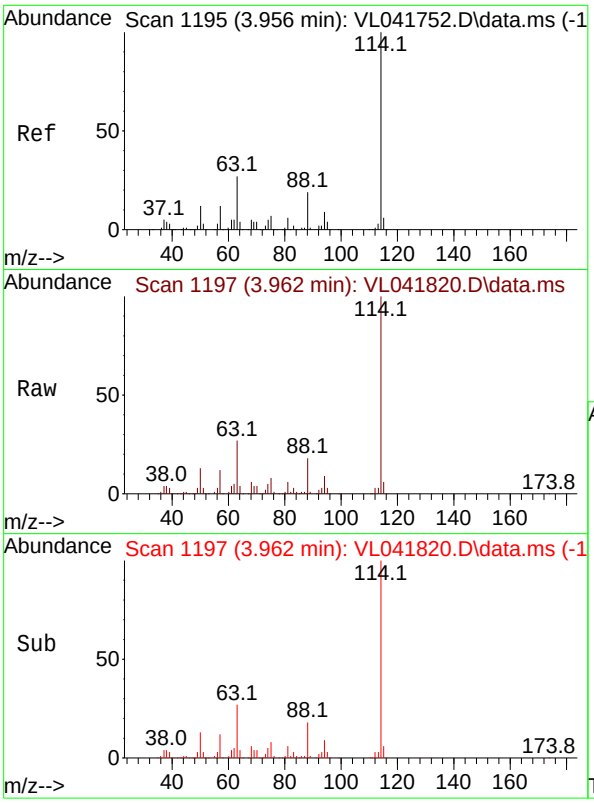

#33
1,4-Difluorobenzene
Concen: 10.000 ppbv
RT: 3.962 min Scan# 1
Delta R.T. 0.006 min
Lab File: VL041820.D
Acq: 19 Dec 2024 14:49

Instrument :
MSVOA_L
ClientSampleId :

Tgt Ion:114 Resp: 195963

Ion	Ratio	Lower	Upper
114	100		
63	27.9	21.8	32.8
88	18.1	14.8	22.2

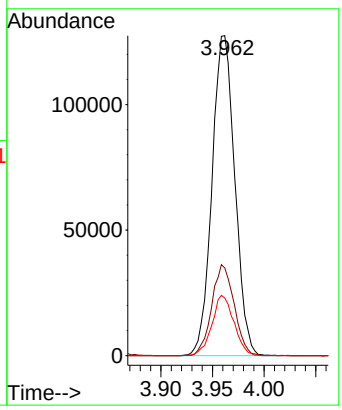

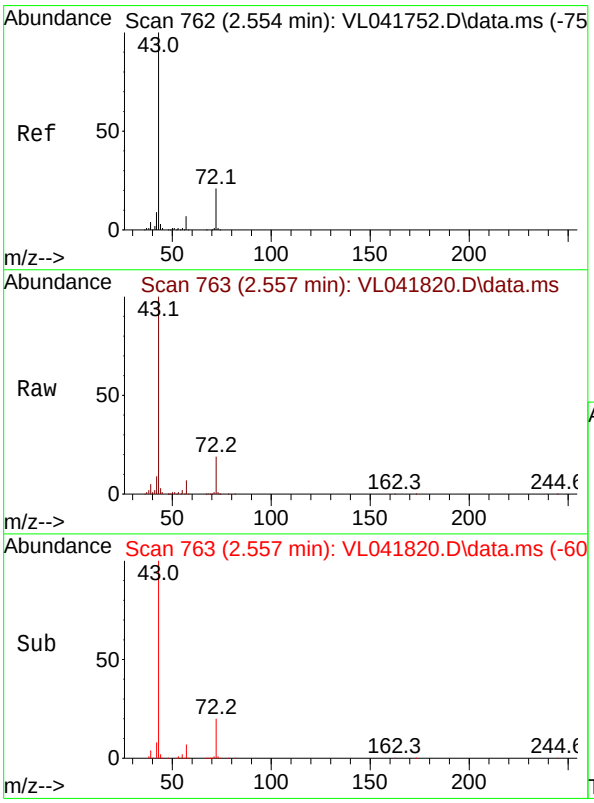

#34
2-Butanone
Concen: 9.479 ppbv
RT: 2.557 min Scan# 763
Delta R.T. 0.003 min
Lab File: VL041820.D
Acq: 19 Dec 2024 14:49

Tgt Ion: 43 Resp: 149437

Ion	Ratio	Lower	Upper
43	100		
72	20.5	16.8	25.2

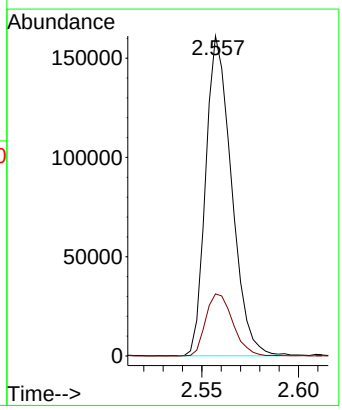

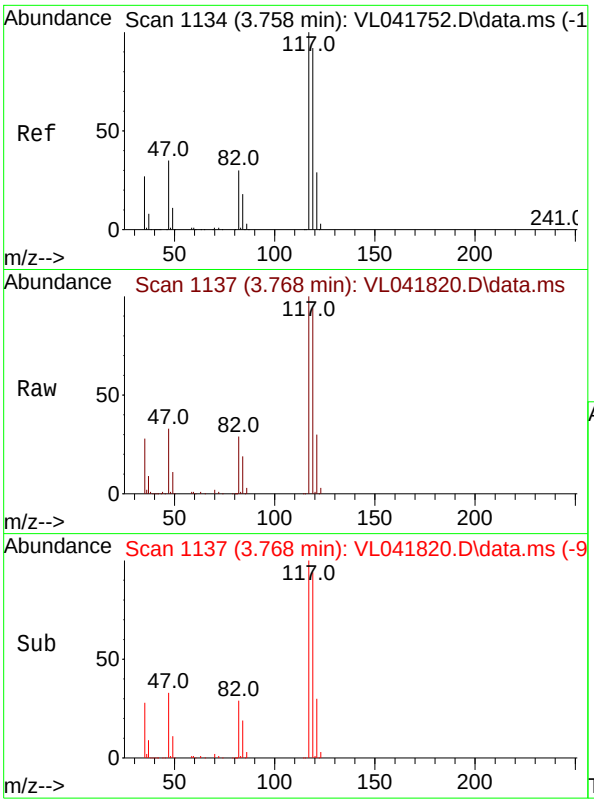

#35
Carbon Tetrachloride
Concen: 10.888 ppbv
RT: 3.768 min Scan# 1
Delta R.T. 0.009 min
Lab File: VL041820.D
Acq: 19 Dec 2024 14:49

Instrument :
MSVOA_L
ClientSampleId :

Tgt Ion:117 Resp: 151465

Ion	Ratio	Lower	Upper
117	100		
119	93.6	73.7	110.5
121	30.0	23.0	34.4

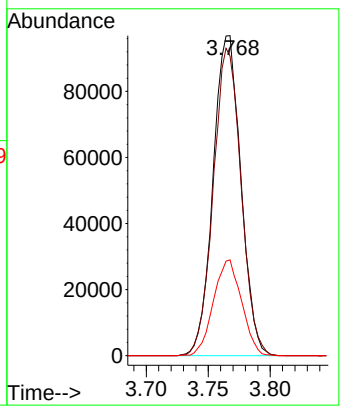

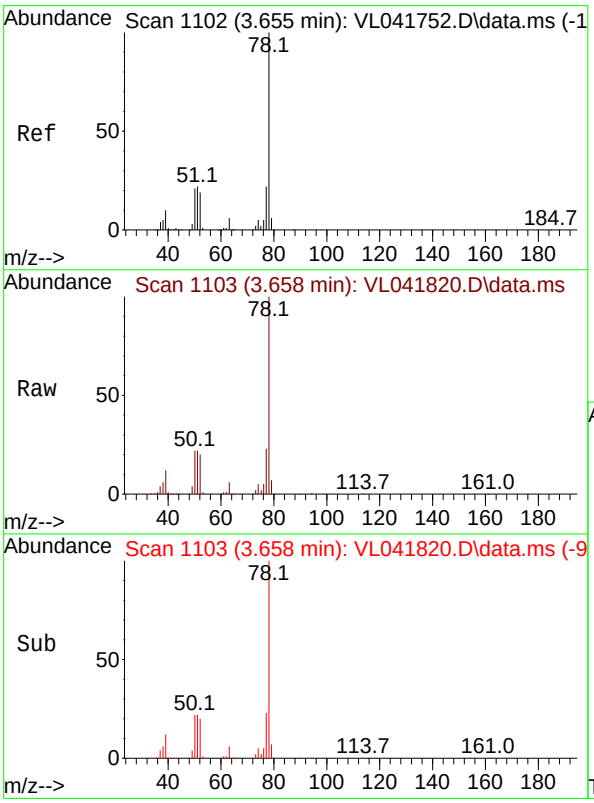

#36
Benzene
Concen: 9.372 ppbv
RT: 3.658 min Scan# 1103
Delta R.T. 0.003 min
Lab File: VL041820.D
Acq: 19 Dec 2024 14:49

Tgt Ion: 78 Resp: 189976

Ion	Ratio	Lower	Upper
78	100		
77	22.8	17.8	26.6
50	22.2	17.2	25.8

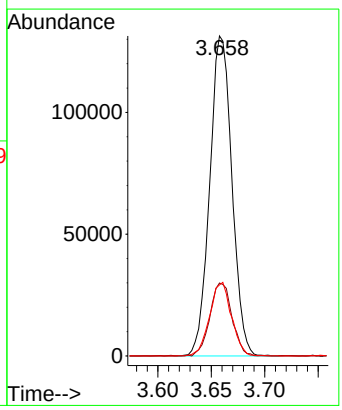

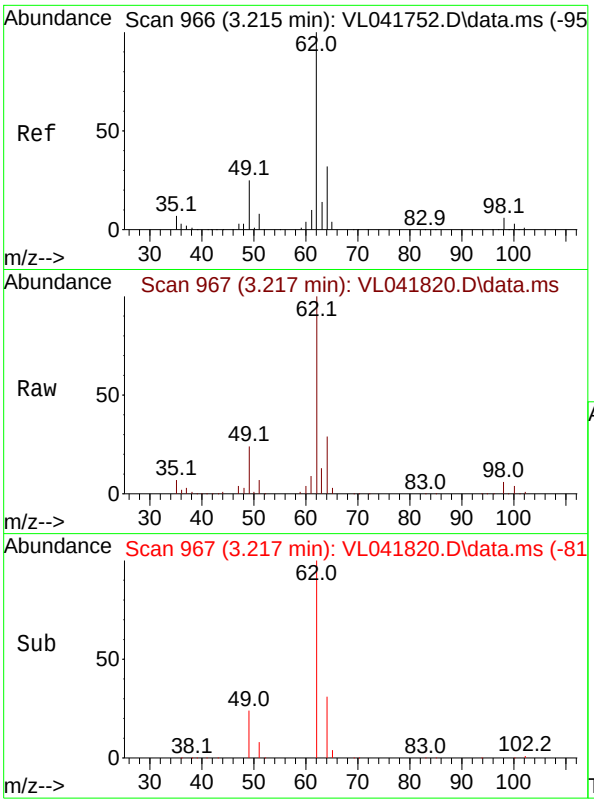

#37
1,2-Dichloroethane
Concen: 9.899 ppbv
RT: 3.217 min Scan# 9
Delta R.T. 0.003 min
Lab File: VL041820.D
Acq: 19 Dec 2024 14:49

Instrument :
MSVOA_L
ClientSampleId :

Tgt Ion: 62 Resp: 124857

Ion	Ratio	Lower	Upper
62	100		
98	5.8	4.7	7.1

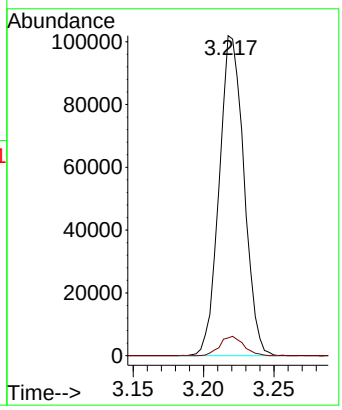

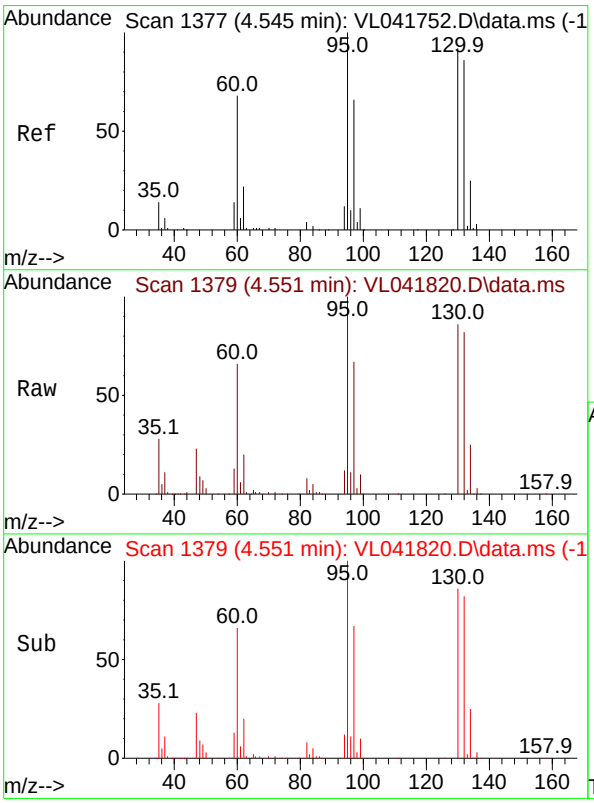

#38
Trichloroethene
Concen: 8.349 ppbv
RT: 4.551 min Scan# 1379
Delta R.T. 0.006 min
Lab File: VL041820.D
Acq: 19 Dec 2024 14:49

Tgt Ion:130 Resp: 71837

Ion	Ratio	Lower	Upper
130	100		
95	115.6	87.0	130.6
132	94.7	75.0	112.6
97	77.7	57.2	85.8

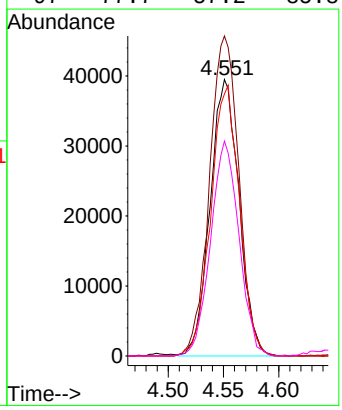

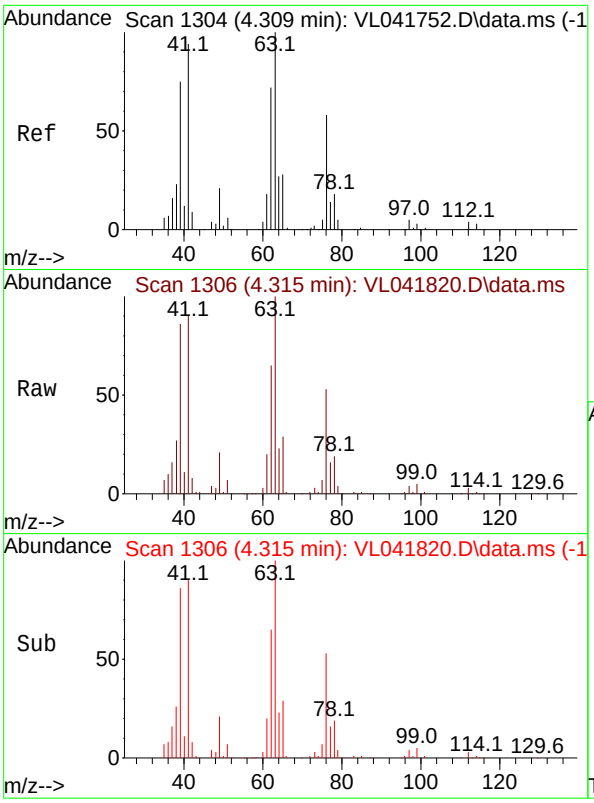

#39
1,2-Dichloropropane
Concen: 9.370 ppbv
RT: 4.315 min Scan# 1
Delta R.T. 0.006 min
Lab File: VL041820.D
Acq: 19 Dec 2024 14:49

Instrument :
MSVOA_L
ClientSampleId :

Tgt Ion: 63 Resp: 68691

Ion	Ratio	Lower	Upper
63	100		
41	89.2	75.3	112.9
62	65.2	57.3	85.9

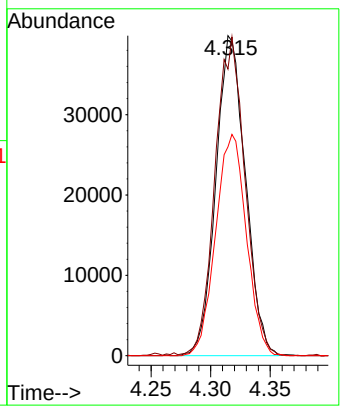

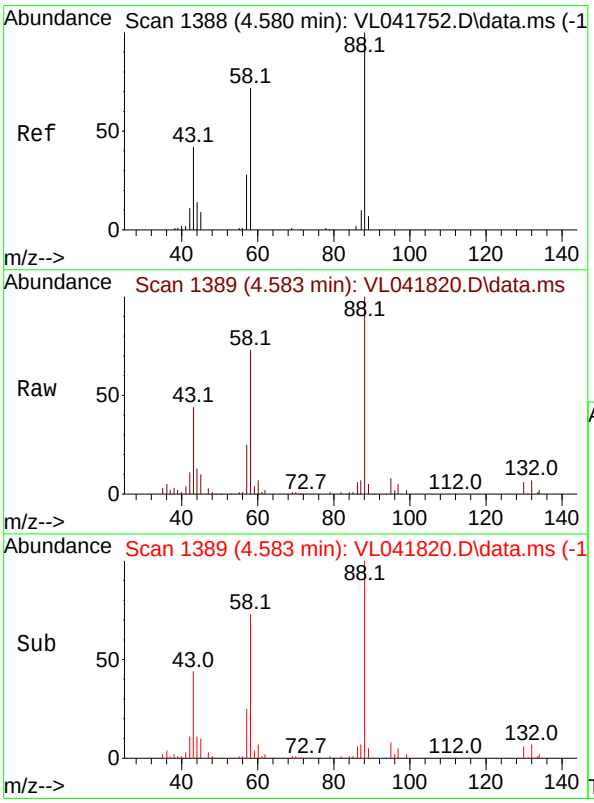

#40
1,4-Dioxane
Concen: 9.431 ppbv
RT: 4.583 min Scan# 1389
Delta R.T. 0.003 min
Lab File: VL041820.D
Acq: 19 Dec 2024 14:49

Tgt Ion: 88 Resp: 33777

Ion	Ratio	Lower	Upper
88	100		
58	78.8	61.0	91.6
43	36.3	29.4	44.0
57	0.0	0.0	0.0

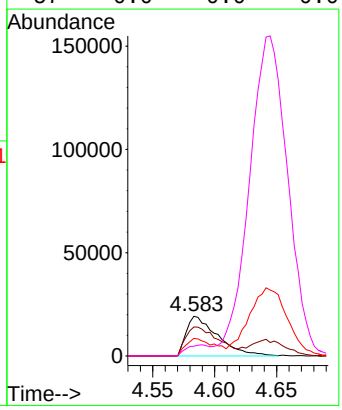

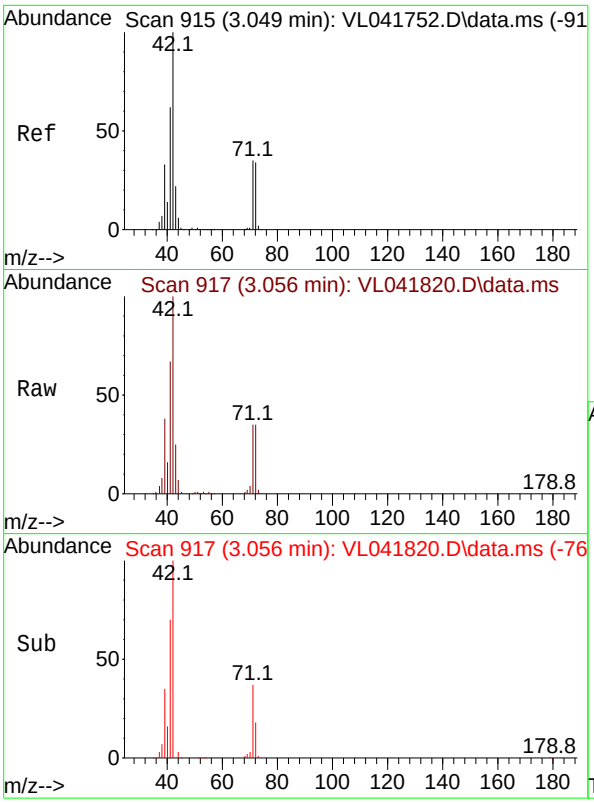

#41
Tetrahydrofuran
Concen: 9.124 ppbv
RT: 3.056 min Scan# 91
Delta R.T. 0.006 min
Lab File: VL041820.D
Acq: 19 Dec 2024 14:49

Instrument :
MSVOA_L
ClientSampleId :

Tgt Ion: 42 Resp: 80588

Ion	Ratio	Lower	Upper
42	100		
72	35.1	29.1	43.7
71	34.4	28.4	42.6

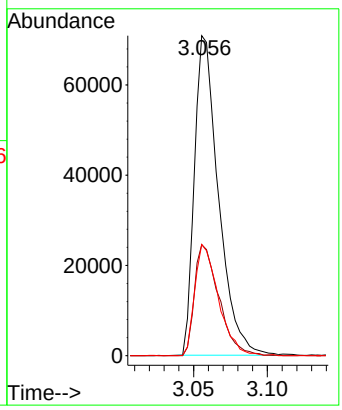

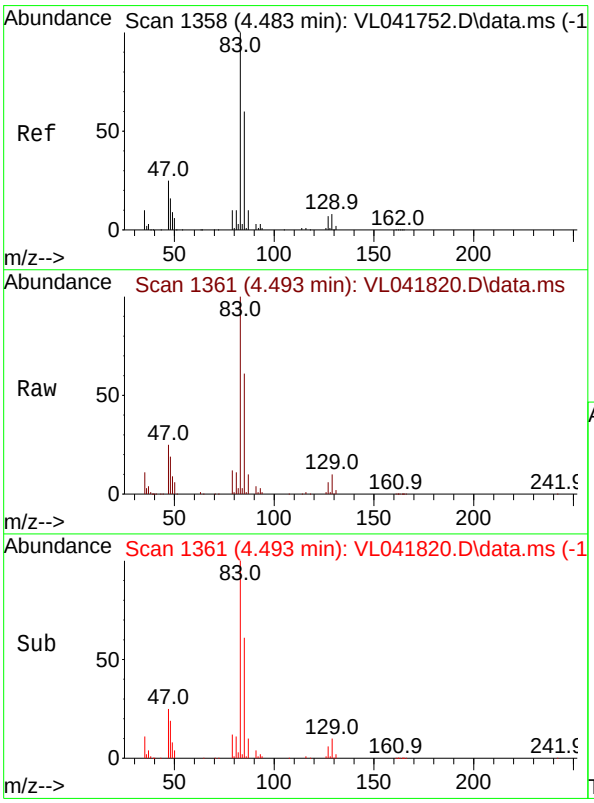

#42
Bromodichloromethane
Concen: 10.548 ppbv
RT: 4.493 min Scan# 1361
Delta R.T. 0.009 min
Lab File: VL041820.D
Acq: 19 Dec 2024 14:49

Tgt Ion: 83 Resp: 153057

Ion	Ratio	Lower	Upper
83	100		
85	60.7	48.0	72.0
127	6.4	5.8	8.8

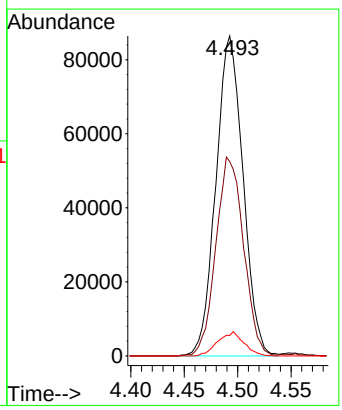

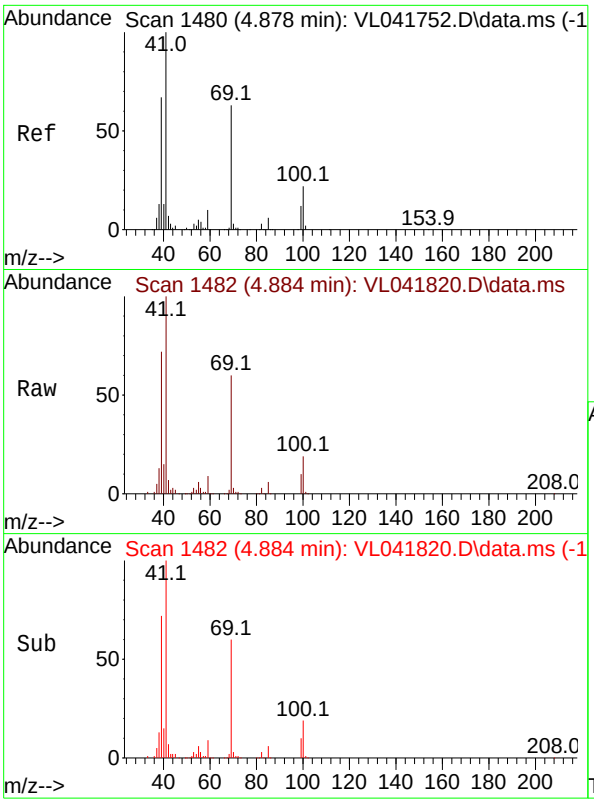

#43
Methyl Methacrylate
Concen: 9.189 ppbv
RT: 4.884 min Scan# 1
Delta R.T. 0.006 min
Lab File: VL041820.D
Acq: 19 Dec 2024 14:49

Instrument :
MSVOA_L
ClientSampleId :

Tgt Ion: 69 Resp: 70969

Ion	Ratio	Lower	Upper
69	100		
41	165.4	130.3	195.5
100	34.5	28.3	42.5

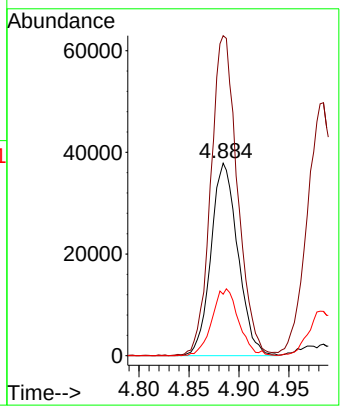

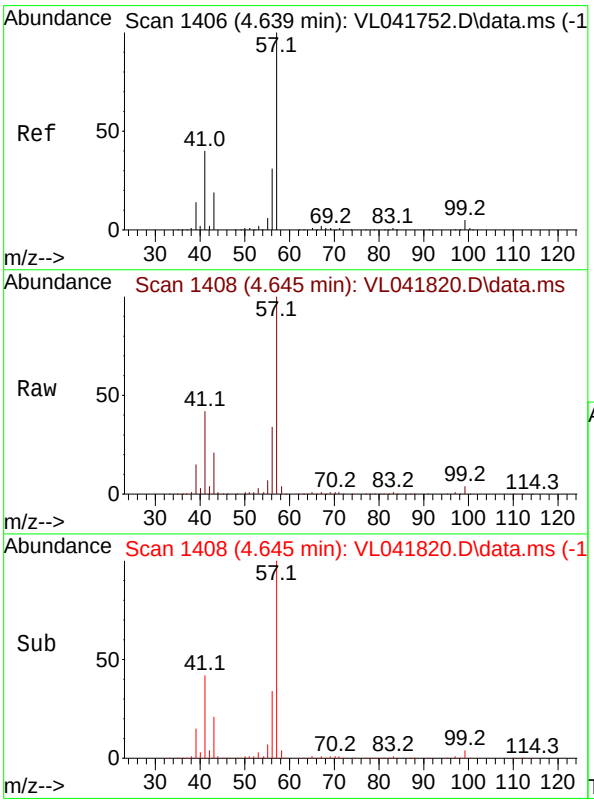

#44
2,2,4-Trimethylpentane
Concen: 9.656 ppbv
RT: 4.645 min Scan# 1408
Delta R.T. 0.006 min
Lab File: VL041820.D
Acq: 19 Dec 2024 14:49

Tgt Ion: 57 Resp: 334274

Ion	Ratio	Lower	Upper
57	100		
41	40.8	30.7	46.1
56	33.0	25.4	38.0

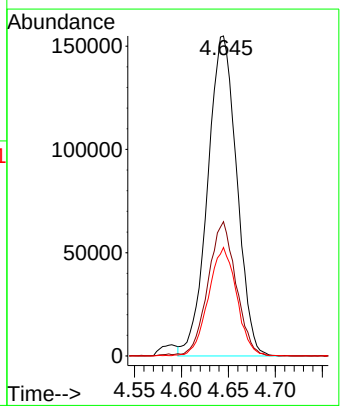

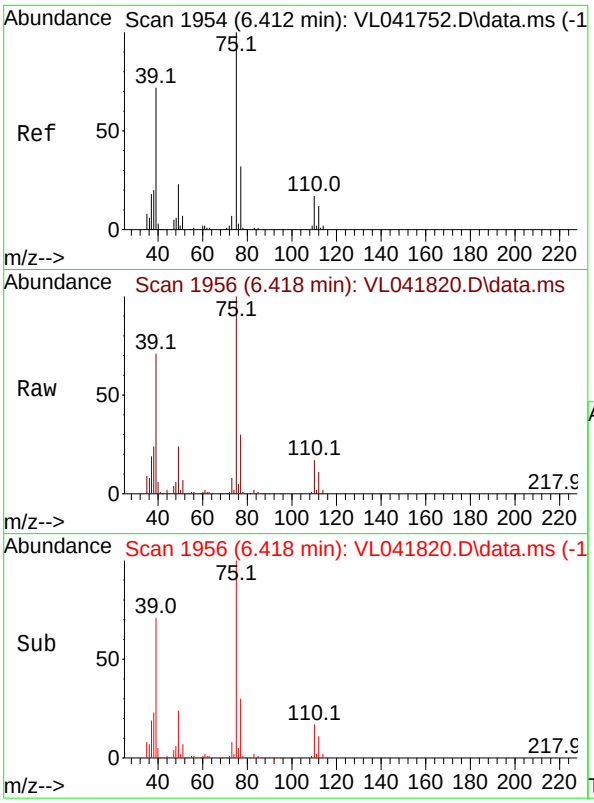

#45
t-1,3-Dichloropropene
Concen: 8.408 ppbv
RT: 6.418 min Scan# 1
Delta R.T. 0.006 min
Lab File: VL041820.D
Acq: 19 Dec 2024 14:49

Instrument :
MSVOA_L
ClientSampleId :

Tgt Ion: 75 Resp: 67173

Ion	Ratio	Lower	Upper
75	100		
77	30.2	25.9	38.9

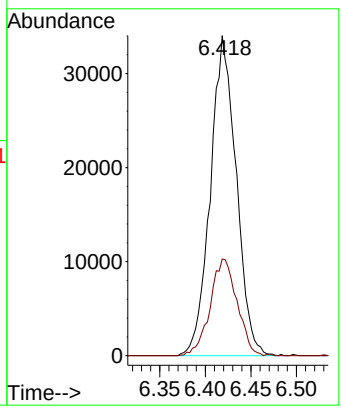

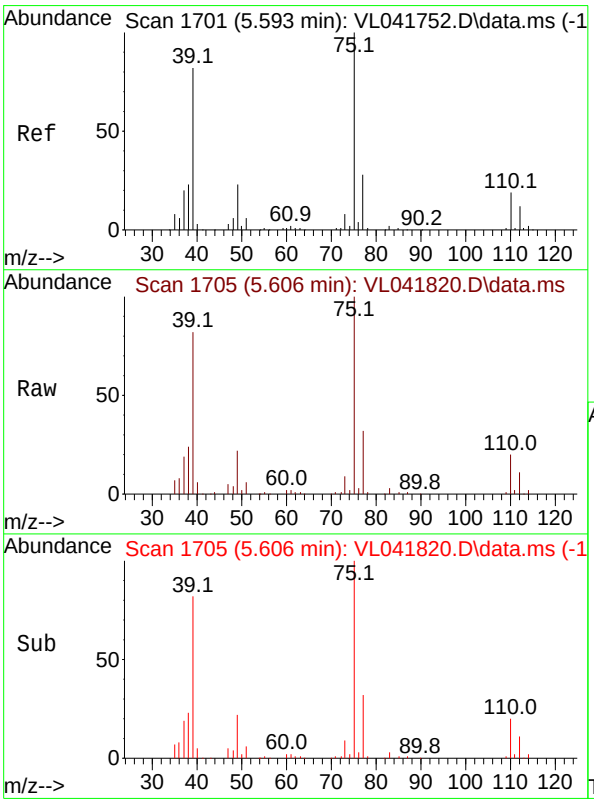

#46
cis-1,3-Dichloropropene
Concen: 8.771 ppbv
RT: 5.606 min Scan# 1705
Delta R.T. 0.013 min
Lab File: VL041820.D
Acq: 19 Dec 2024 14:49

Tgt Ion: 75 Resp: 88947

Ion	Ratio	Lower	Upper
75	100		
39	82.2	65.2	97.8
77	31.8	22.0	33.0

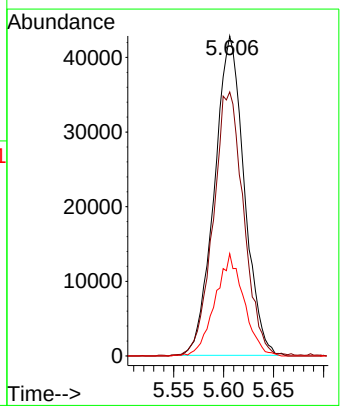

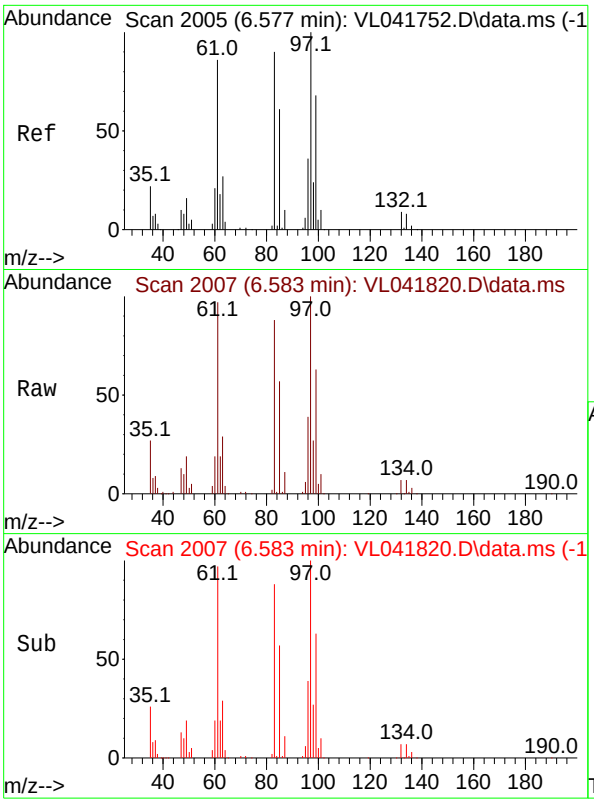

#47
1,1,2-Trichloroethane
Concen: 9.490 ppbv
RT: 6.583 min Scan# 2
Delta R.T. 0.006 min
Lab File: VL041820.D
Acq: 19 Dec 2024 14:49

Instrument :
MSVOA_L
ClientSampleId :

Tgt Ion: 97 Resp: 72669

Ion	Ratio	Lower	Upper
97	100		
83	88.2	72.3	108.5
85	56.8	48.5	72.7
99	63.1	54.0	81.0

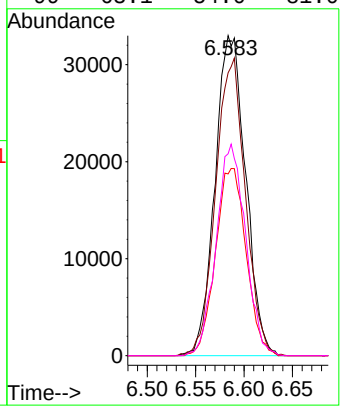

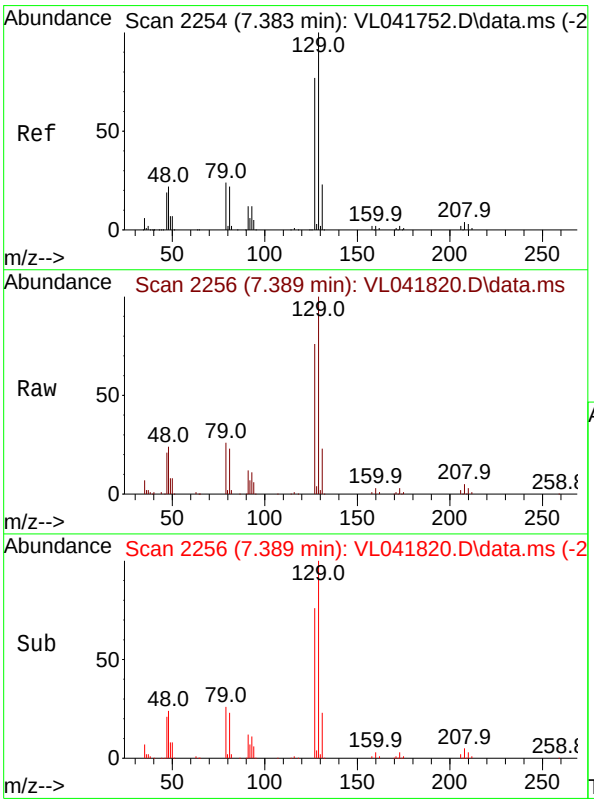

#48
Dibromochloromethane
Concen: 10.390 ppbv
RT: 7.389 min Scan# 2256
Delta R.T. 0.006 min
Lab File: VL041820.D
Acq: 19 Dec 2024 14:49

Tgt Ion:129 Resp: 108637

Ion	Ratio	Lower	Upper
129	100		
127	77.1	38.8	116.3

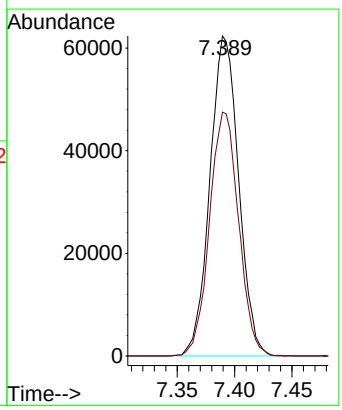

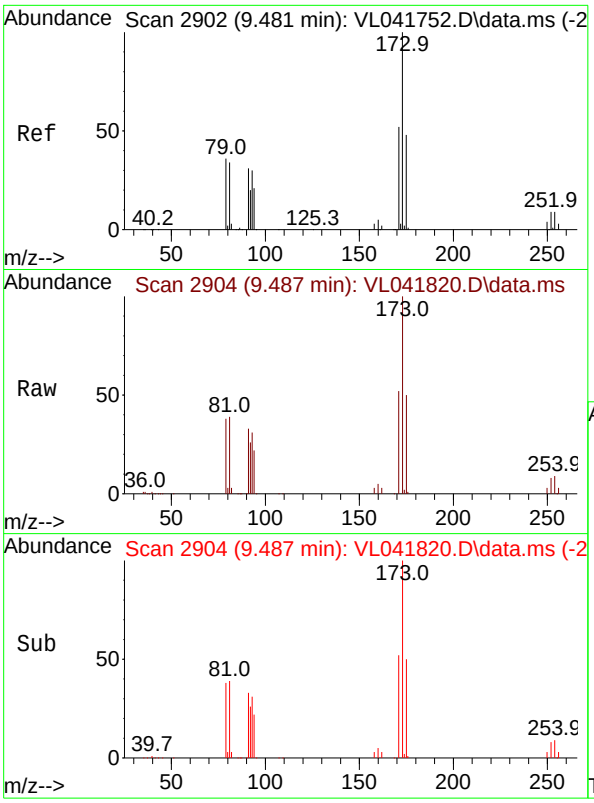

#49
Bromoform
Concen: 10.358 ppbv
RT: 9.487 min Scan# 2
Delta R.T. 0.006 min
Lab File: VL041820.D
Acq: 19 Dec 2024 14:49

Instrument :
MSVOA_L
ClientSampleId :

Tgt Ion:173 Resp: 88652

Ion	Ratio	Lower	Upper
173	100		
175	48.4	38.2	57.2
171	51.1	41.1	61.7

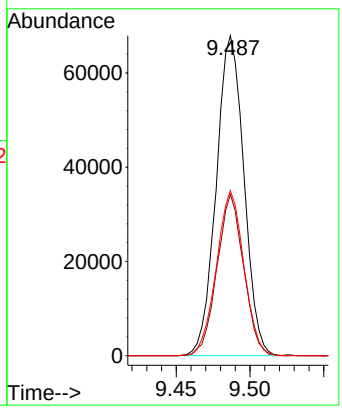

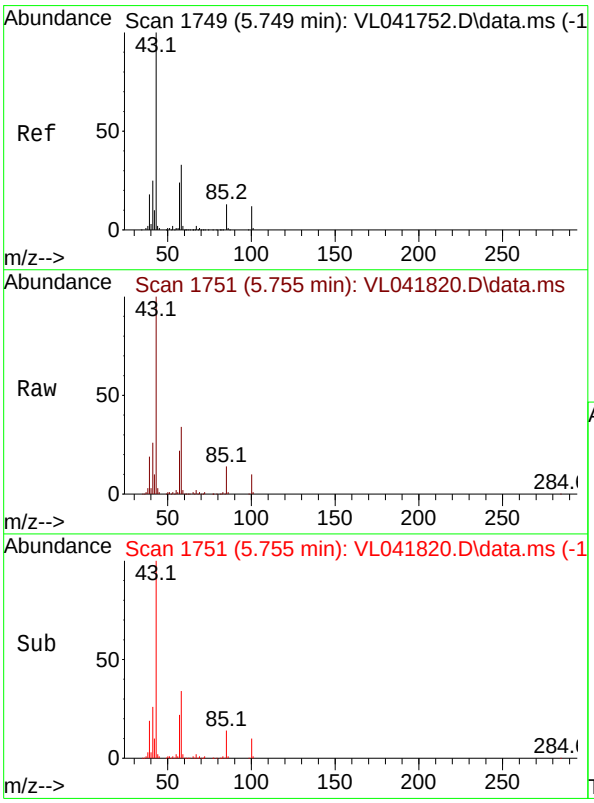

#50
4-Methyl-2-Pentanone
Concen: 9.632 ppbv
RT: 5.755 min Scan# 1751
Delta R.T. 0.006 min
Lab File: VL041820.D
Acq: 19 Dec 2024 14:49

Tgt Ion: 43 Resp: 206750

Ion	Ratio	Lower	Upper
43	100		
58	32.4	26.8	40.2

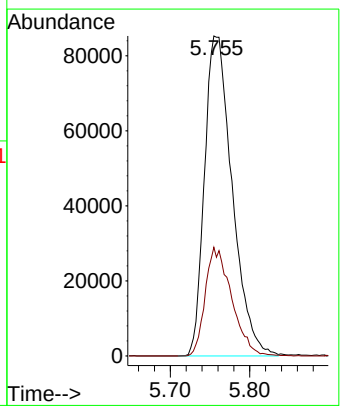

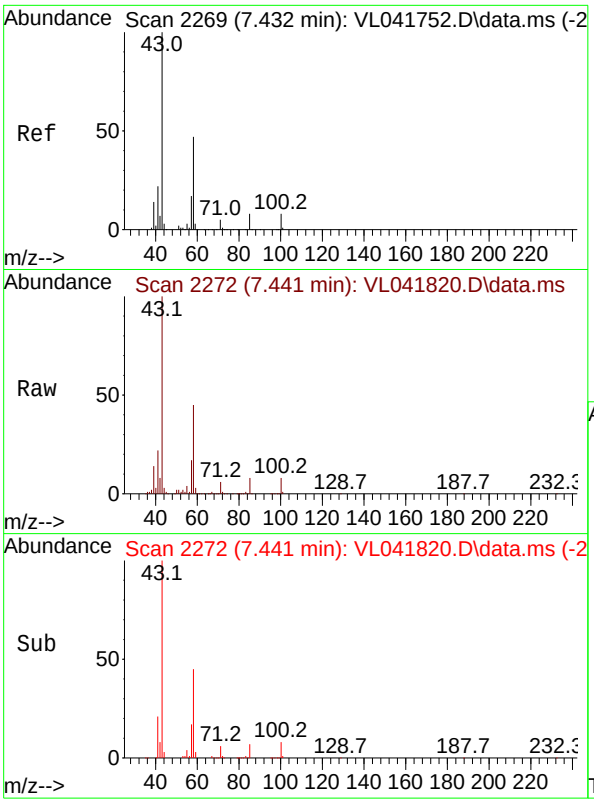

#51
2-Hexanone
Concen: 9.331 ppbv
RT: 7.441 min Scan# 2
Delta R.T. 0.009 min
Lab File: VL041820.D
Acq: 19 Dec 2024 14:49

Instrument :
MSVOA_L
ClientSampleId :

Tgt Ion: 43 Resp: 162349

Ion	Ratio	Lower	Upper
43	100		
58	43.9	36.6	55.0
98	0.9	0.1	0.1#

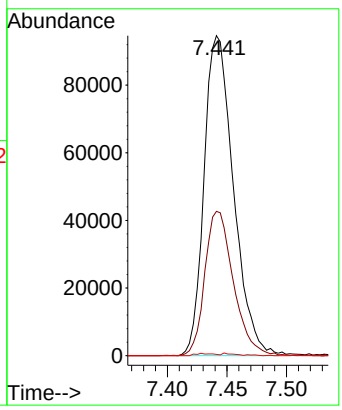

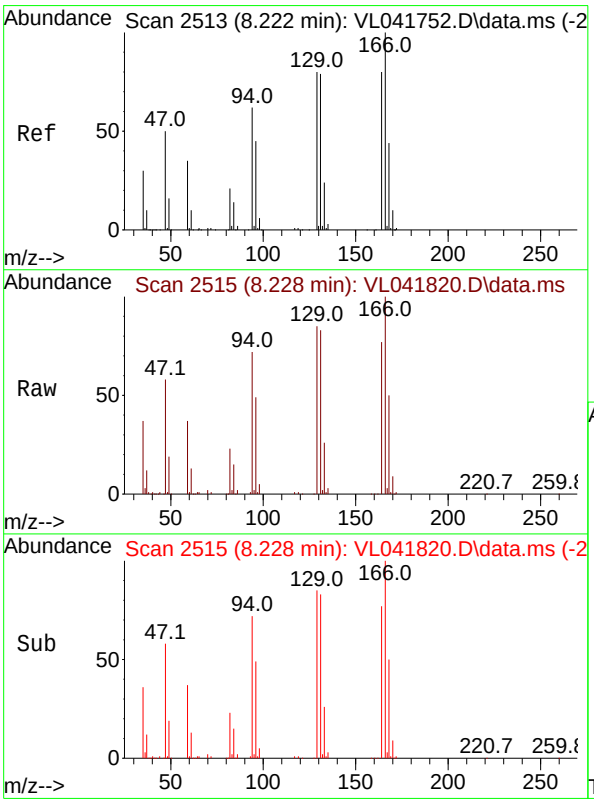

#52
Tetrachloroethene
Concen: 8.190 ppbv
RT: 8.228 min Scan# 2515
Delta R.T. 0.006 min
Lab File: VL041820.D
Acq: 19 Dec 2024 14:49

Tgt Ion:164 Resp: 61791

Ion	Ratio	Lower	Upper
164	100		
166	129.1	99.8	149.6
129	109.2	79.6	119.4
131	107.6	78.6	117.8

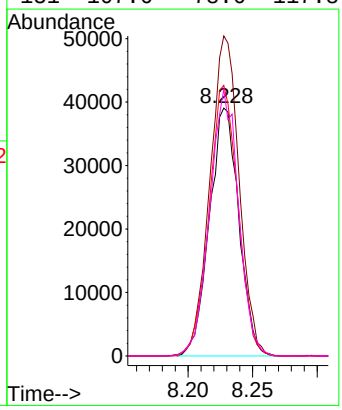

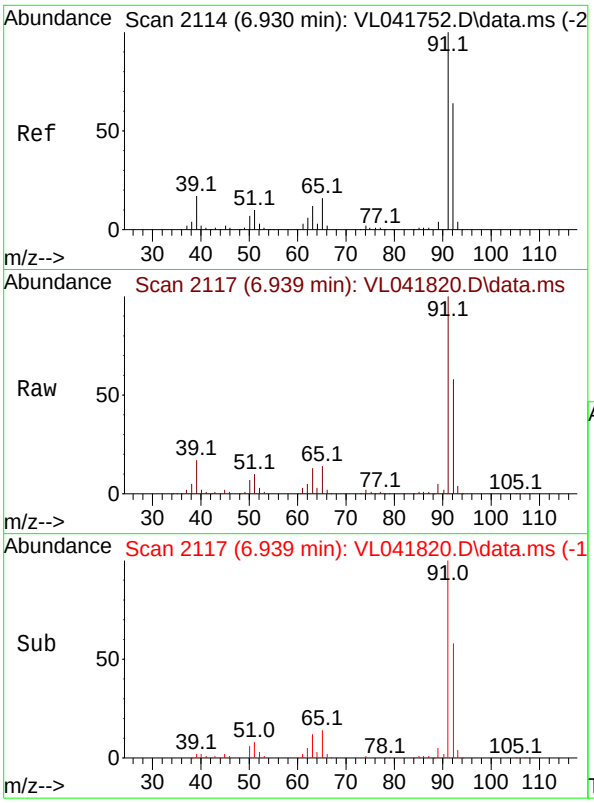

#53
Toluene
Concen: 8.771 ppbv
RT: 6.939 min Scan# 2
Delta R.T. 0.009 min
Lab File: VL041820.D
Acq: 19 Dec 2024 14:49

Instrument :
MSVOA_L
ClientSampleId :

Tgt Ion: 91 Resp: 201582

Ion	Ratio	Lower	Upper
91	100		
92	59.9	47.9	71.9

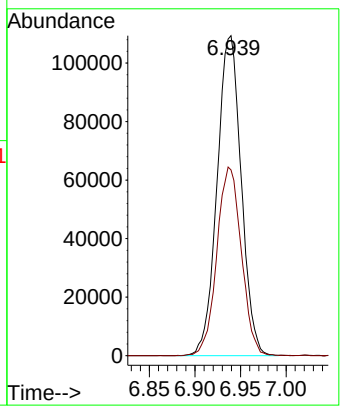

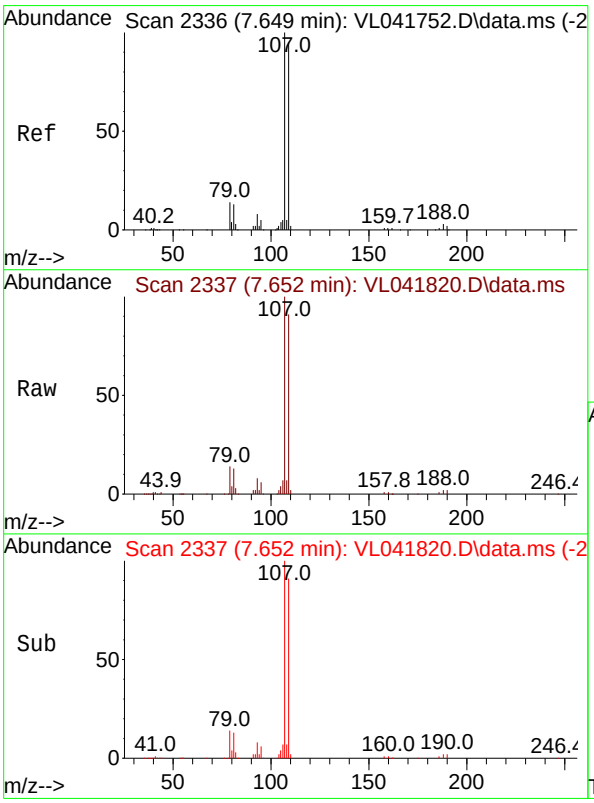

#54
1,2-Dibromoethane
Concen: 9.497 ppbv
RT: 7.652 min Scan# 2337
Delta R.T. 0.003 min
Lab File: VL041820.D
Acq: 19 Dec 2024 14:49

Tgt Ion:107 Resp: 100209

Ion	Ratio	Lower	Upper
107	100		
109	91.0	75.9	113.9

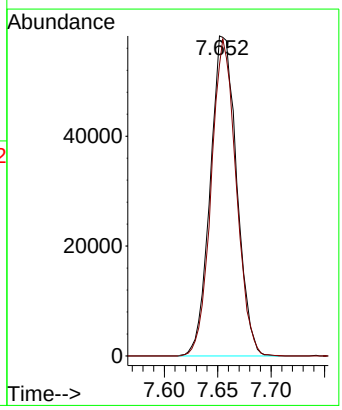

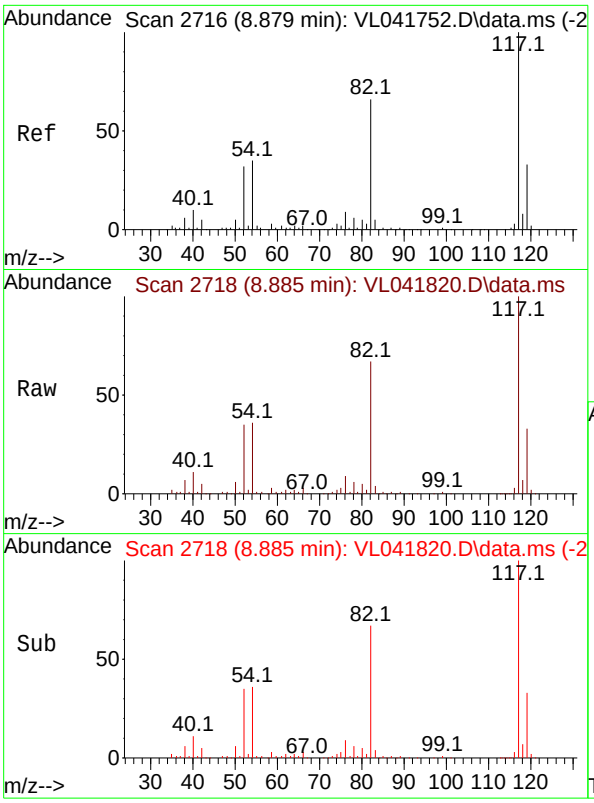

#55
Chlorobenzene-d5
Concen: 10.000 ppbv
RT: 8.885 min Scan# 2
Delta R.T. 0.006 min
Lab File: VL041820.D
Acq: 19 Dec 2024 14:49

Instrument :
MSVOA_L
ClientSampleId :

Tgt Ion:117 Resp: 168530

Ion	Ratio	Lower	Upper
117	100		
82	72.7	53.8	80.8
119	33.0	26.7	40.1

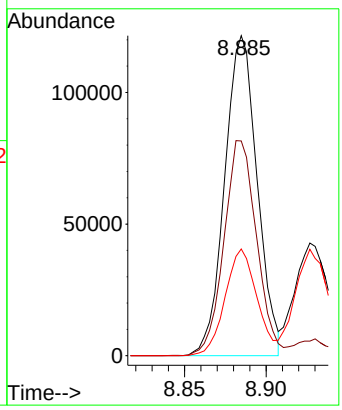

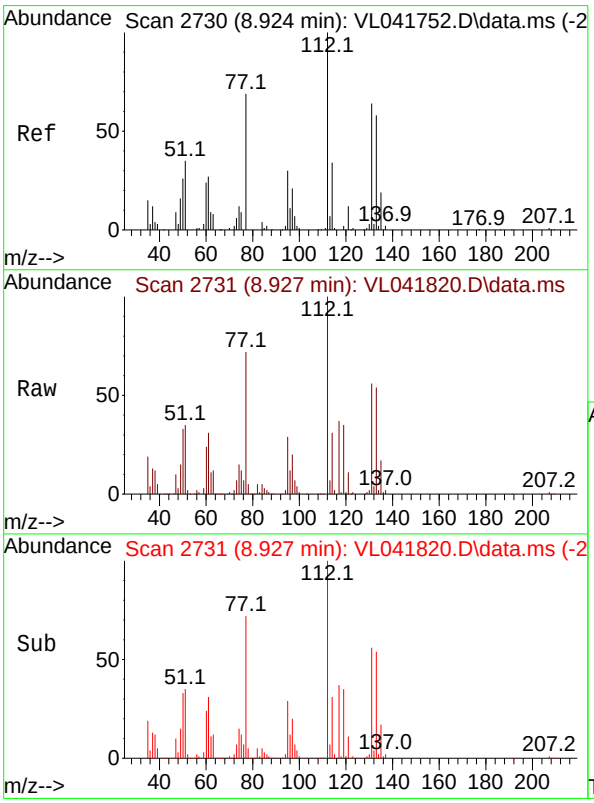

#56
1,1,1,2-Tetrachloroethane
Concen: 10.664 ppbv
RT: 8.927 min Scan# 2731
Delta R.T. 0.003 min
Lab File: VL041820.D
Acq: 19 Dec 2024 14:49

Tgt Ion:131 Resp: 95280

Ion	Ratio	Lower	Upper
131	100		
133	96.1	76.8	115.2
119	61.2	49.0	73.6

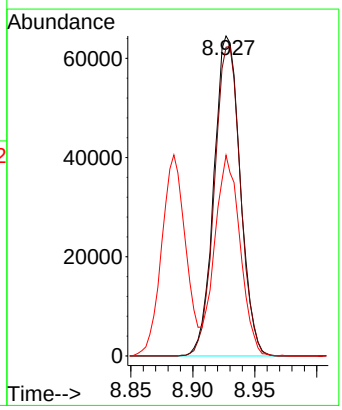

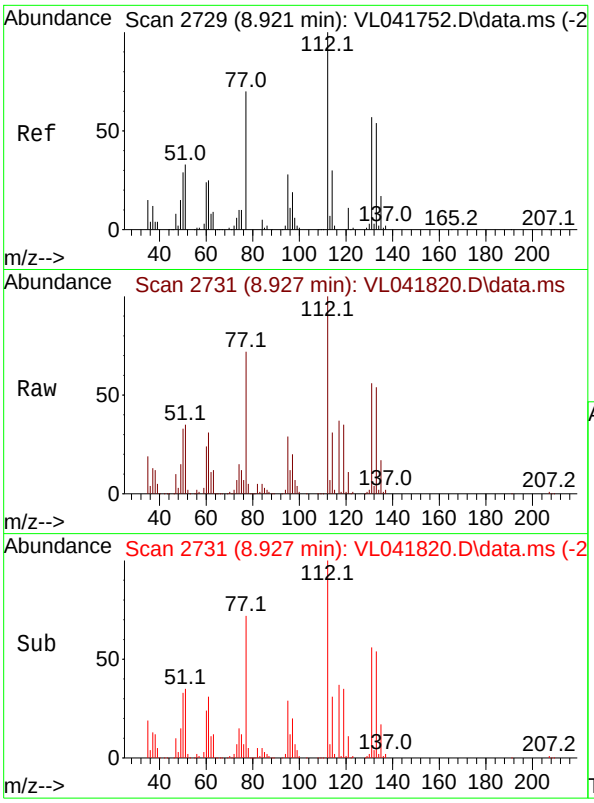

#57
Chlorobenzene
Concen: 9.777 ppbv
RT: 8.927 min Scan# 2
Delta R.T. 0.006 min
Lab File: VL041820.D
Acq: 19 Dec 2024 14:49

Instrument :
MSVOA_L
ClientSampleId :

Tgt Ion:112 Resp: 168612

Ion	Ratio	Lower	Upper
112	100		
77	72.4	57.4	86.0
114	30.9	27.4	33.4

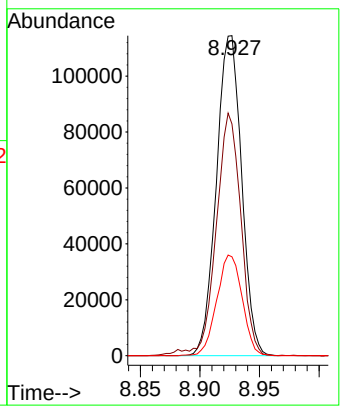

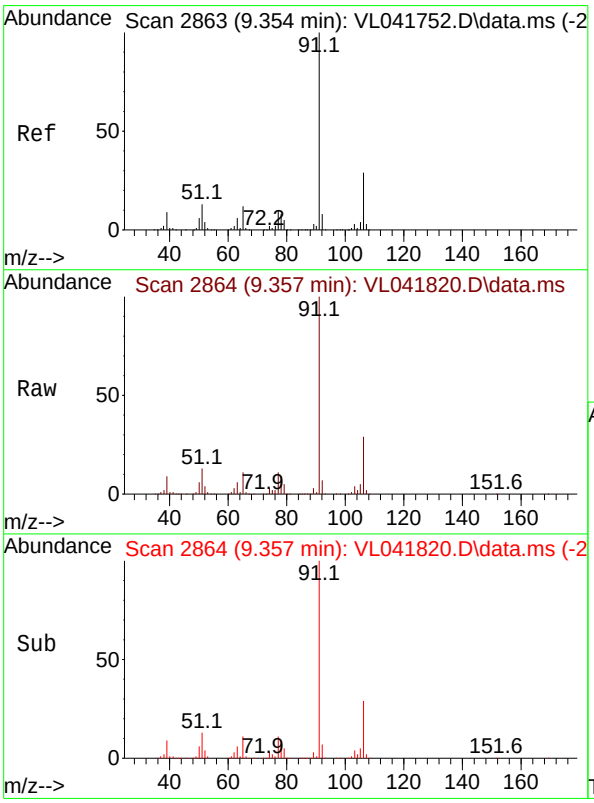

#58
Ethyl Benzene
Concen: 9.595 ppbv
RT: 9.357 min Scan# 2864
Delta R.T. 0.003 min
Lab File: VL041820.D
Acq: 19 Dec 2024 14:49

Tgt Ion: 91 Resp: 291119

Ion	Ratio	Lower	Upper
91	100		
106	29.2	23.5	35.3

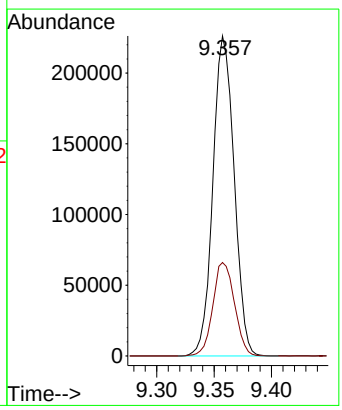

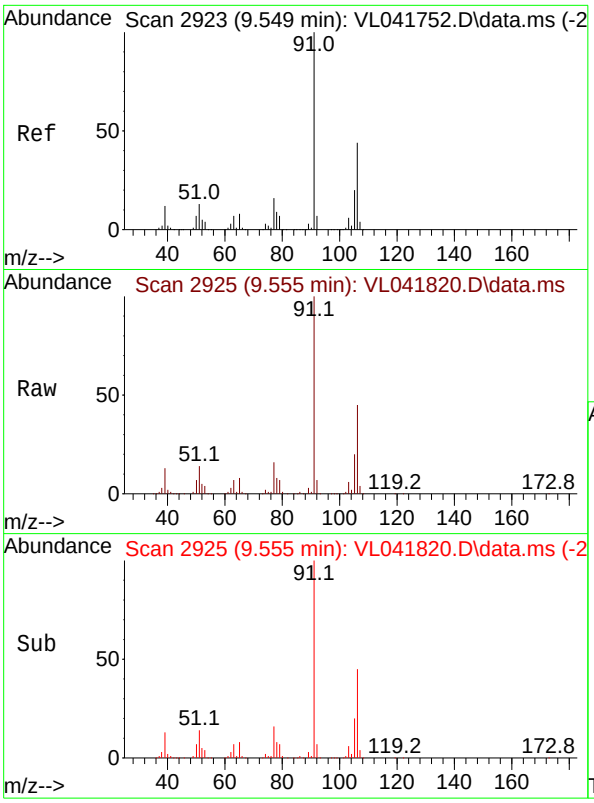

#59
m/p-Xylene
Concen: 9.664 ppbv
RT: 9.555 min Scan# 2
Delta R.T. 0.006 min
Lab File: VL041820.D
Acq: 19 Dec 2024 14:49

Instrument :
MSVOA_L
ClientSampleId :

Tgt Ion: 91 Resp: 235754

Ion	Ratio	Lower	Upper
91	100		
106	96.2	0.0	0.0#

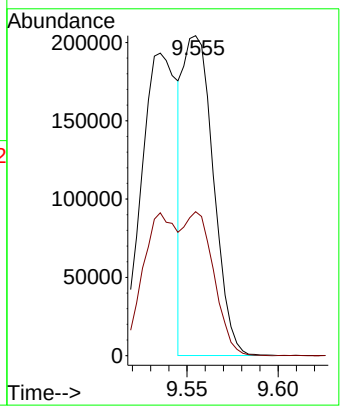

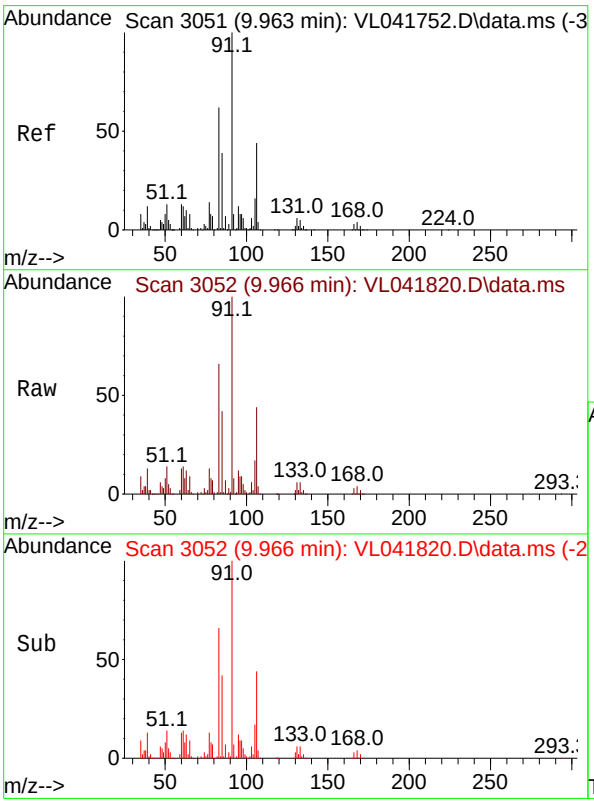

#60
o-Xylene
Concen: 10.201 ppbv
RT: 9.966 min Scan# 3052
Delta R.T. 0.003 min
Lab File: VL041820.D
Acq: 19 Dec 2024 14:49

Tgt Ion: 91 Resp: 249559

Ion	Ratio	Lower	Upper
91	100		
106	42.5	21.1	63.4

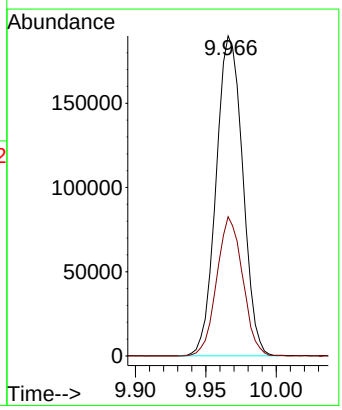

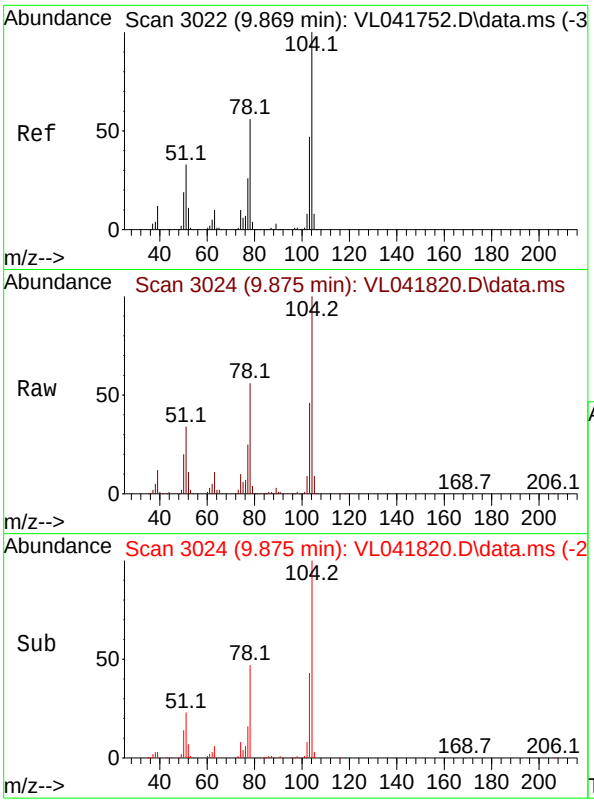

#61
Styrene
Concen: 9.880 ppbv
RT: 9.875 min Scan# 3(
Delta R.T. 0.006 min
Lab File: VL041820.D
Acq: 19 Dec 2024 14:49

Instrument :
MSVOA_L
ClientSampleId :

Tgt Ion:104 Resp: 104520

Ion	Ratio	Lower	Upper
104	100		
78	54.6	43.8	65.6
103	46.1	37.8	56.6

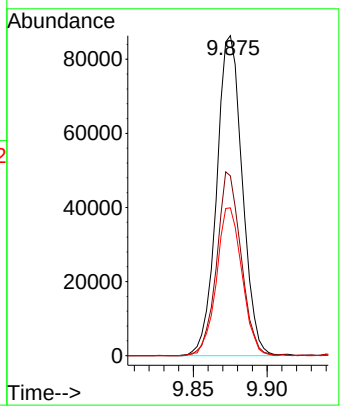

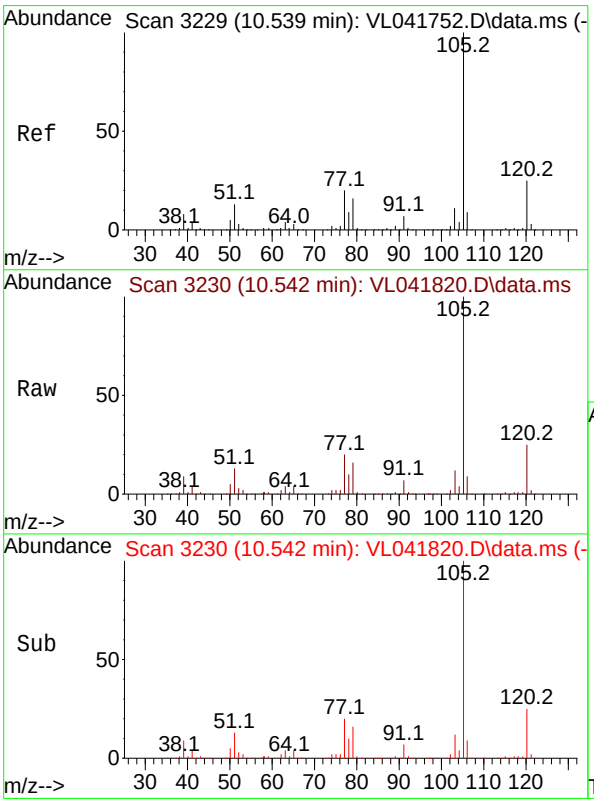

#62
Isopropylbenzene
Concen: 10.055 ppbv
RT: 10.542 min Scan# 3230
Delta R.T. 0.003 min
Lab File: VL041820.D
Acq: 19 Dec 2024 14:49

Tgt Ion:105 Resp: 369582

Ion	Ratio	Lower	Upper
105	100		
120	25.1	19.8	29.8

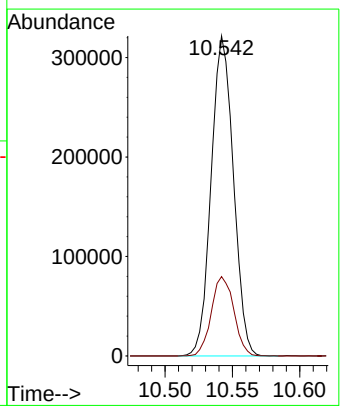

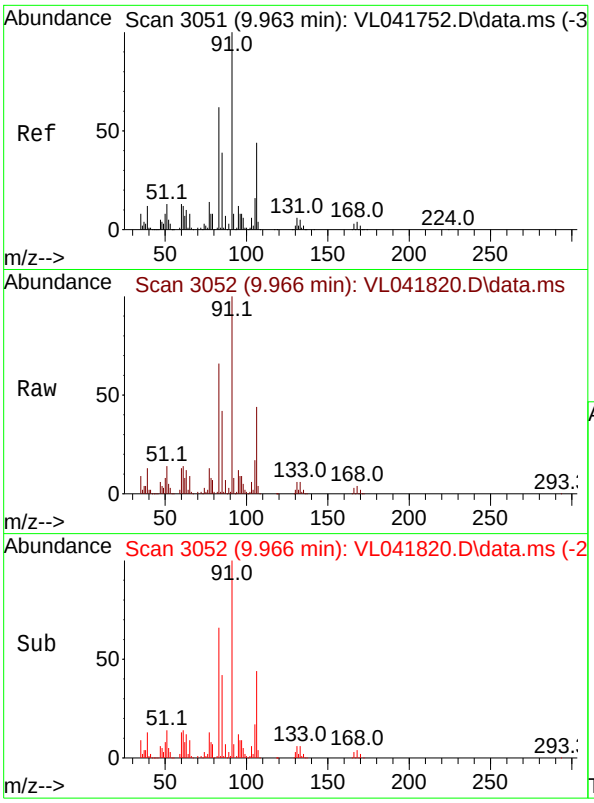

#63
1,1,2,2-Tetrachloroethane
Concen: 10.662 ppbv
RT: 9.966 min Scan# 3
Delta R.T. 0.003 min
Lab File: VL041820.D
Acq: 19 Dec 2024 14:49

Instrument :
MSVOA_L
ClientSampleId :

Tgt Ion: 83 Resp: 163278

Ion	Ratio	Lower	Upper
83	100		
131	9.1	4.9	14.7
85	62.4	32.0	96.2

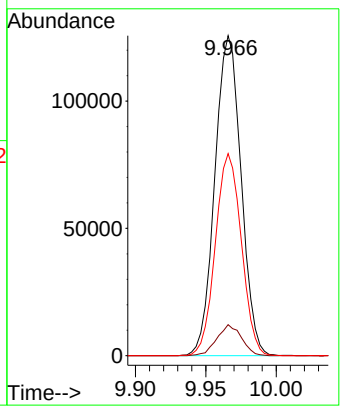

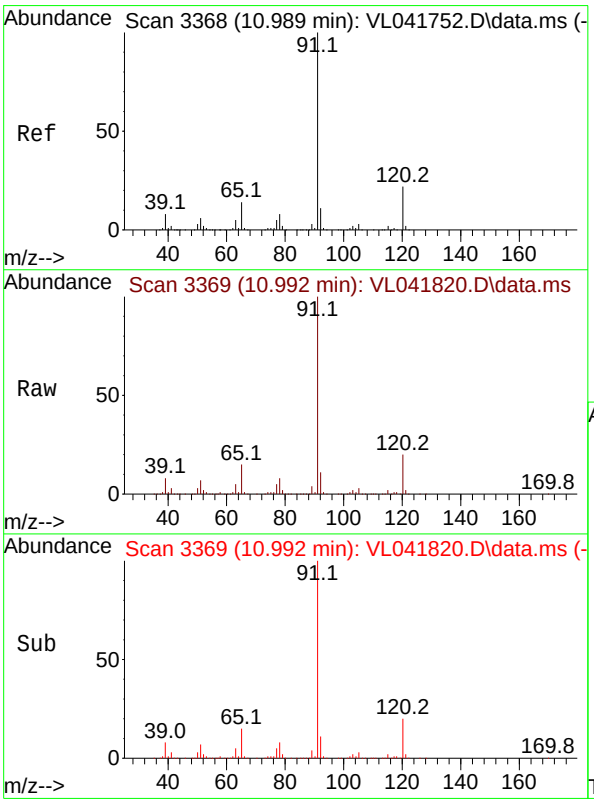

#64
n-propylbenzene
Concen: 10.281 ppbv
RT: 10.992 min Scan# 3369
Delta R.T. 0.003 min
Lab File: VL041820.D
Acq: 19 Dec 2024 14:49

Tgt Ion:120 Resp: 95547

Ion	Ratio	Lower	Upper
120	100		
91	489.2	387.3	580.9

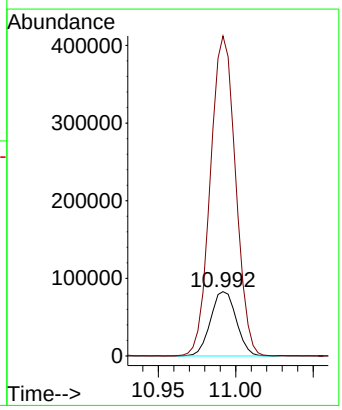

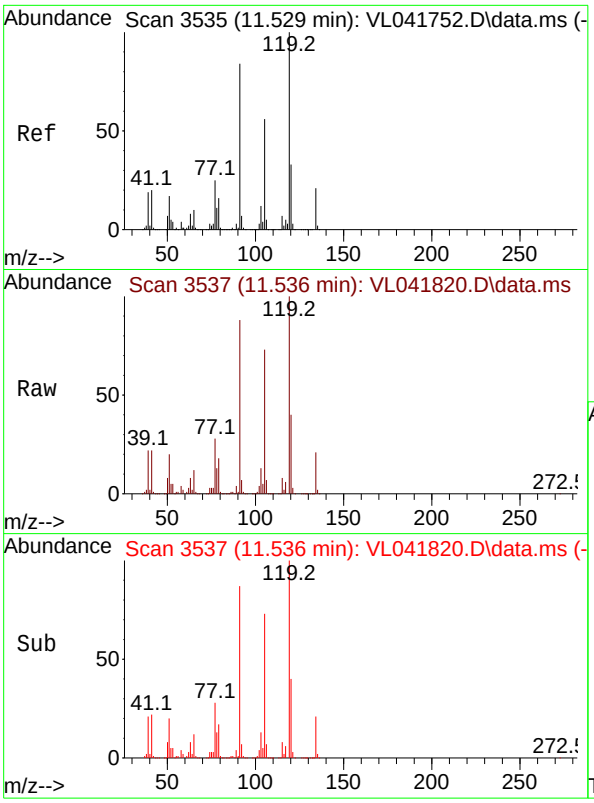

#65
tert-Butylbenzene
Concen: 10.020 ppbv
RT: 11.536 min Scan# 3
Delta R.T. 0.006 min
Lab File: VL041820.D
Acq: 19 Dec 2024 14:49

Instrument :
MSVOA_L
ClientSampleId :

Tgt Ion:119 Resp: 332294

Ion	Ratio	Lower	Upper
119	100		
91	87.2	67.0	100.4
134	20.0	16.5	24.7

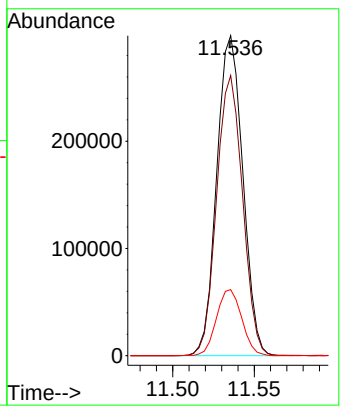

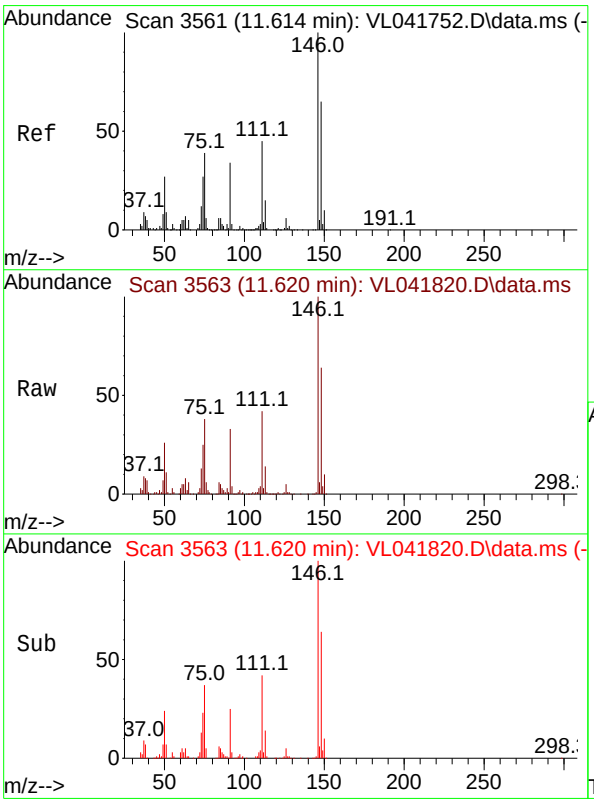

#66
Benzyl Chloride
Concen: 8.507 ppbv
RT: 11.620 min Scan# 3563
Delta R.T. 0.006 min
Lab File: VL041820.D
Acq: 19 Dec 2024 14:49

Tgt Ion: 91 Resp: 24851

Ion	Ratio	Lower	Upper
91	100		
126	17.0	13.9	20.9
128	4.9	4.4	6.6

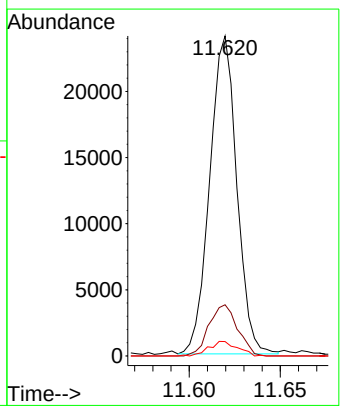

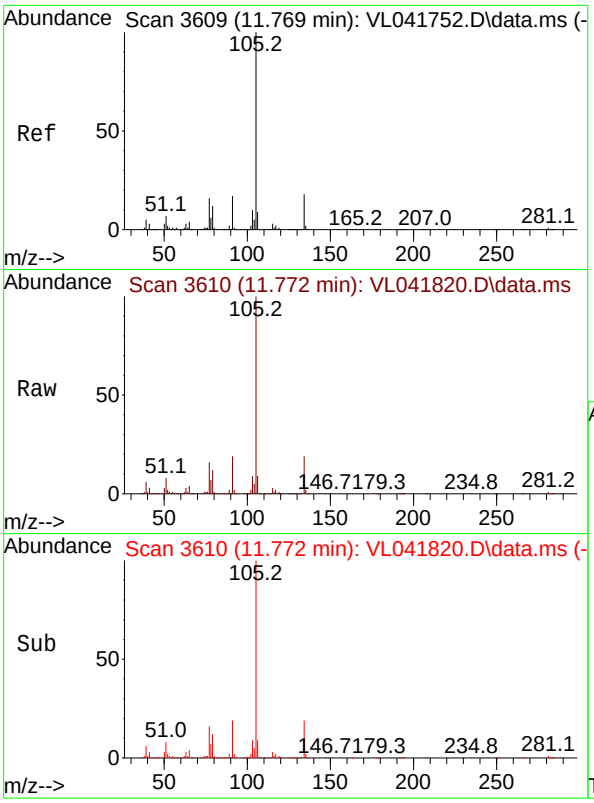

#67
sec-Butylbenzene
Concen: 10.472 ppbv
RT: 11.772 min Scan# 3
Delta R.T. 0.003 min
Lab File: VL041820.D
Acq: 19 Dec 2024 14:49

Instrument :
MSVOA_L
ClientSampleId :

Tgt Ion:105 Resp: 480545

Ion	Ratio	Lower	Upper
105	100		
134	18.0	14.5	21.7

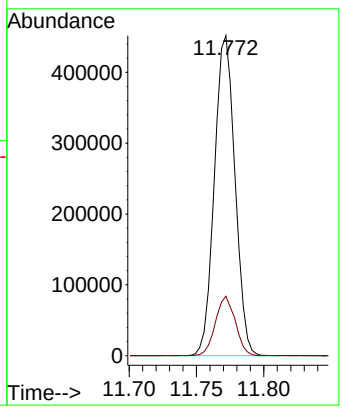

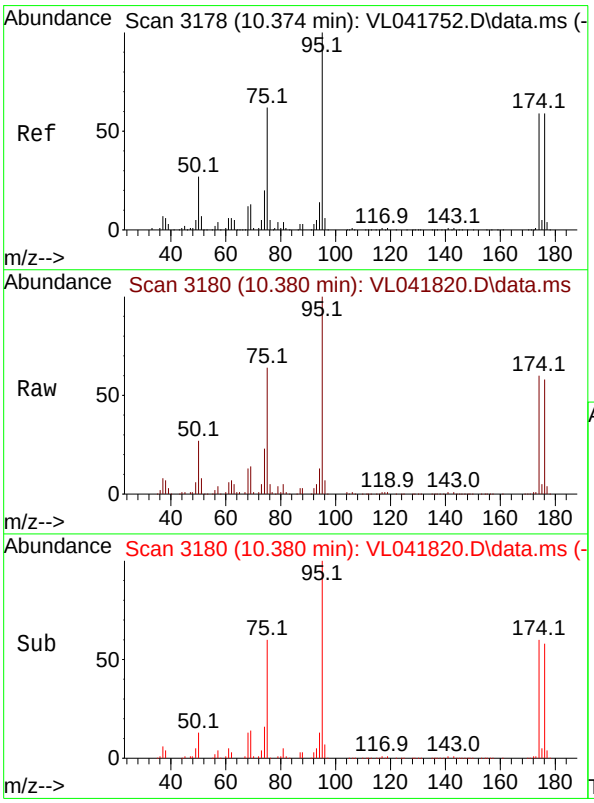

#68
1-Bromo-4-Fluorobenzene
Concen: 10.403 ppbv
RT: 10.380 min Scan# 3180
Delta R.T. 0.006 min
Lab File: VL041820.D
Acq: 19 Dec 2024 14:49

Tgt Ion: 95 Resp: 146093

Ion	Ratio	Lower	Upper
95	100		
174	59.2	47.6	71.4
175	4.6	3.7	5.5

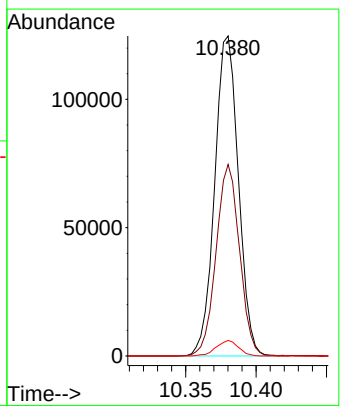

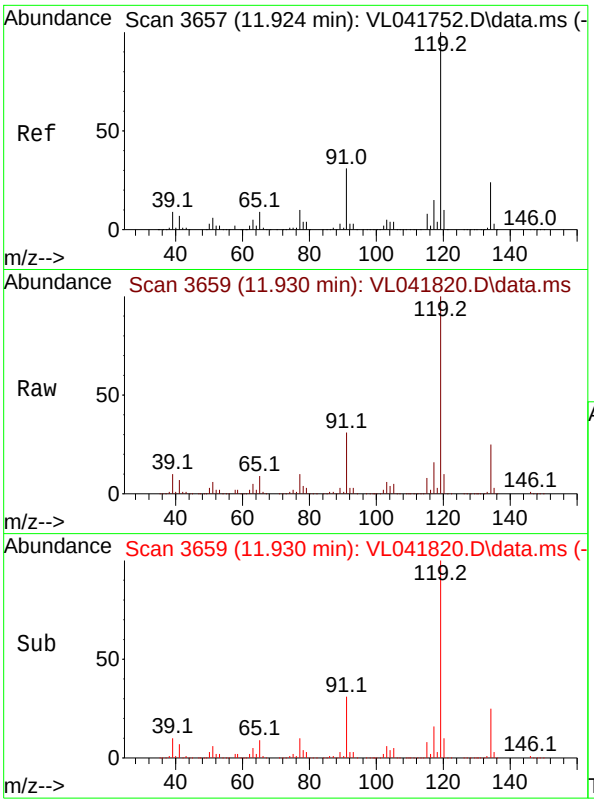

#69
p-Isopropyltoluene
Concen: 10.530 ppbv
RT: 11.930 min Scan# 3
Delta R.T. 0.006 min
Lab File: VL041820.D
Acq: 19 Dec 2024 14:49

Instrument :
MSVOA_L
ClientSampleId :

Tgt Ion:119 Resp: 398238

Ion	Ratio	Lower	Upper
119	100		
134	24.6	19.6	29.4
91	30.4	24.4	36.6

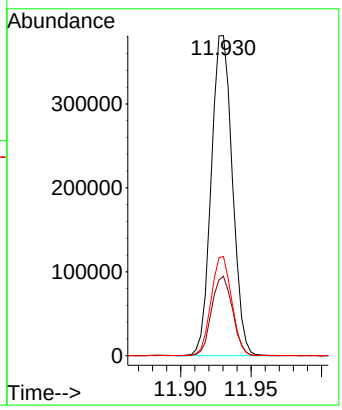

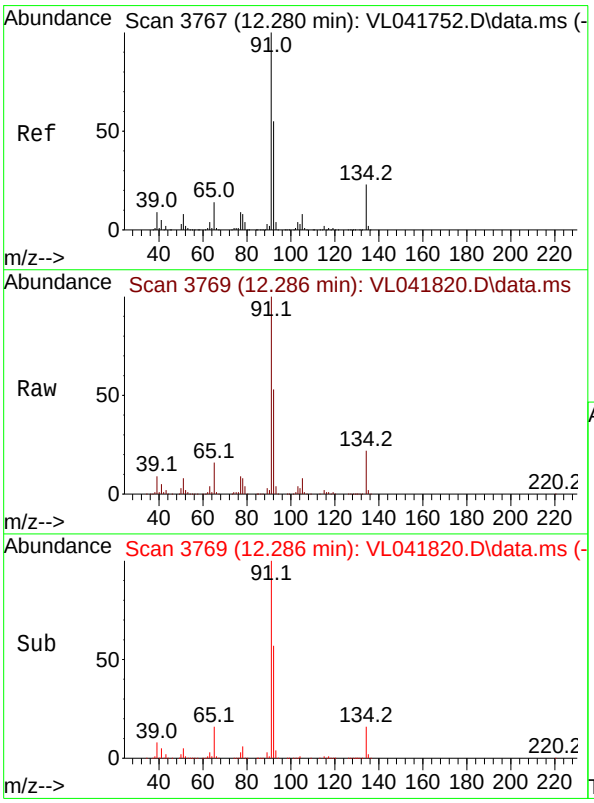

#70
n-Butylbenzene
Concen: 10.905 ppbv
RT: 12.286 min Scan# 3769
Delta R.T. 0.006 min
Lab File: VL041820.D
Acq: 19 Dec 2024 14:49

Tgt Ion: 91 Resp: 398457

Ion	Ratio	Lower	Upper
91	100		
92	53.4	43.2	64.8
134	22.1	18.2	27.4

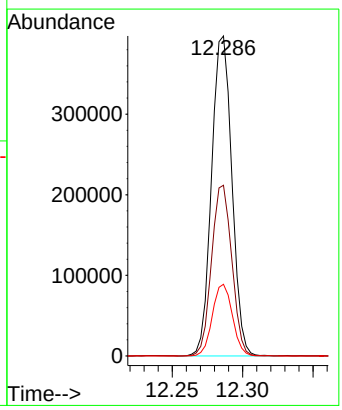

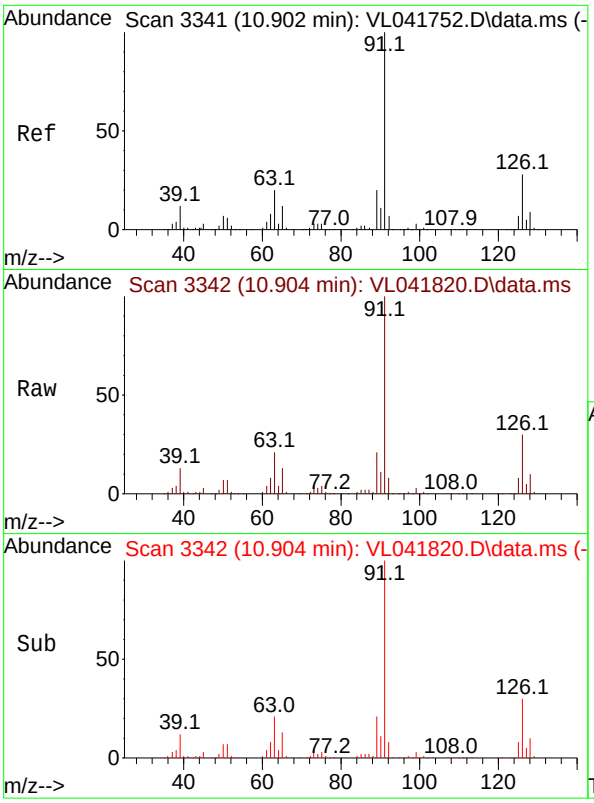

#71
2-Chlorotoluene
Concen: 9.936 ppbv
RT: 10.904 min Scan# 3
Delta R.T. 0.003 min
Lab File: VL041820.D
Acq: 19 Dec 2024 14:49

Instrument :
MSVOA_L
ClientSampleId :

Tgt Ion: 91 Resp: 278779

Ion	Ratio	Lower	Upper
91	100		
126	28.6	11.6	46.4

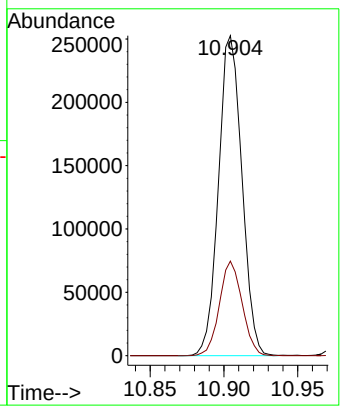

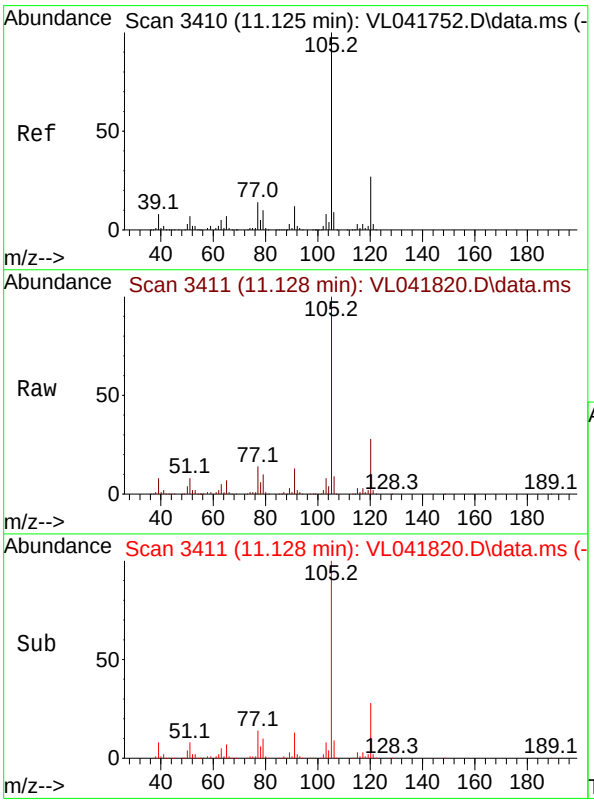

#72
4-Ethyltoluene
Concen: 10.642 ppbv
RT: 11.128 min Scan# 3411
Delta R.T. 0.003 min
Lab File: VL041820.D
Acq: 19 Dec 2024 14:49

Tgt Ion:105 Resp: 307317

Ion	Ratio	Lower	Upper
105	100		
120	28.8	23.3	34.9
91	13.9	10.9	16.3
77	15.0	11.6	17.4

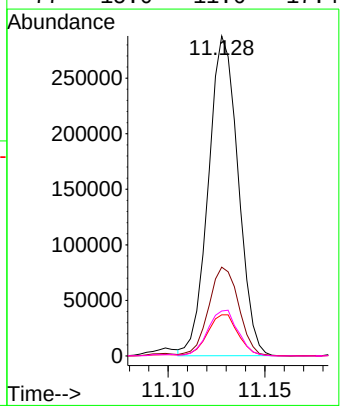

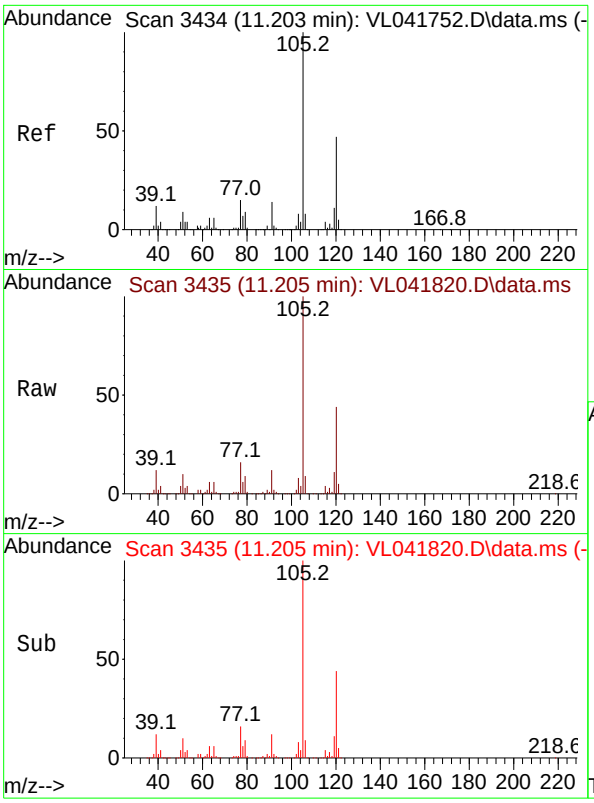

#73
1,3,5-Trimethylbenzene
Concen: 10.984 ppbv
RT: 11.205 min Scan# 3
Delta R.T. 0.003 min
Lab File: VL041820.D
Acq: 19 Dec 2024 14:49

Instrument :
MSVOA_L
ClientSampleId :

Tgt Ion:105 Resp: 263169

Ion	Ratio	Lower	Upper
105	100		
120	44.5	37.4	56.2

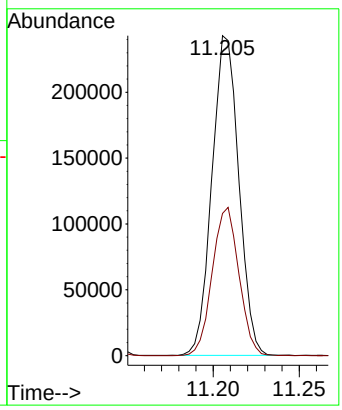

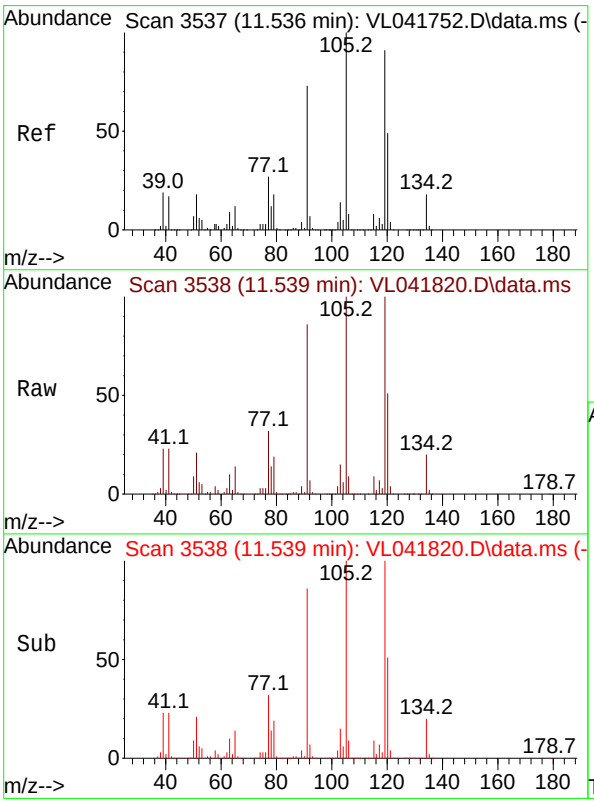

#74
1,2,4-Trimethylbenzene
Concen: 11.104 ppbv
RT: 11.539 min Scan# 3538
Delta R.T. 0.003 min
Lab File: VL041820.D
Acq: 19 Dec 2024 14:49

Tgt Ion:105 Resp: 286070

Ion	Ratio	Lower	Upper
105	100		
120	50.6	39.0	58.4
91	85.7	58.1	87.1
77	32.2	21.8	32.8

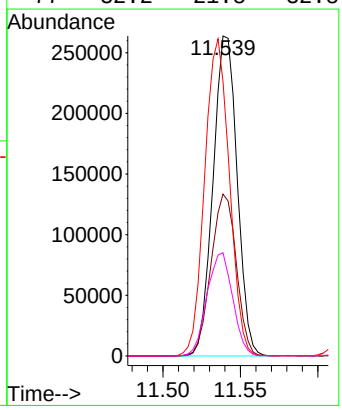

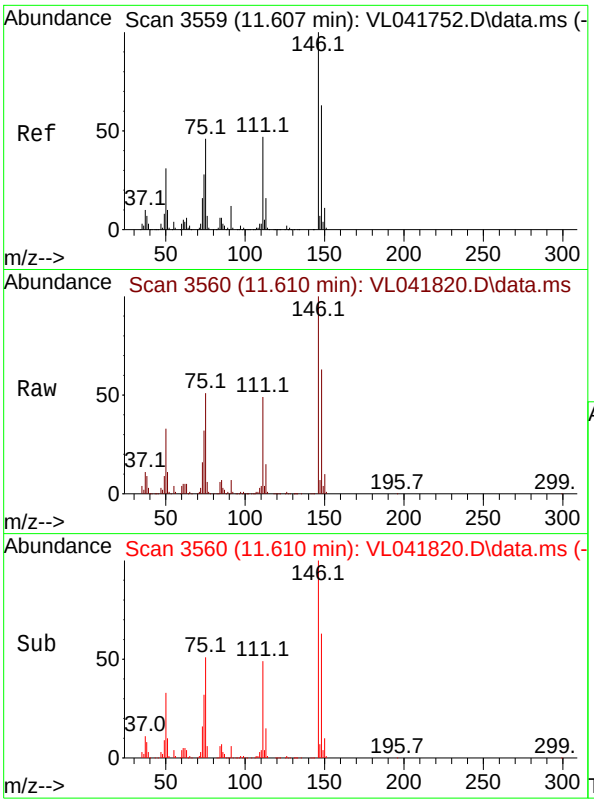

#75
1,3-Dichlorobenzene
Concen: 10.327 ppbv
RT: 11.610 min Scan# 3
Delta R.T. 0.003 min
Lab File: VL041820.D
Acq: 19 Dec 2024 14:49

Instrument :
MSVOA_L
ClientSampleId :

Tgt Ion:146 Resp: 169639

Ion	Ratio	Lower	Upper
146	100		
111	47.7	23.4	70.3
148	62.6	31.6	95.0

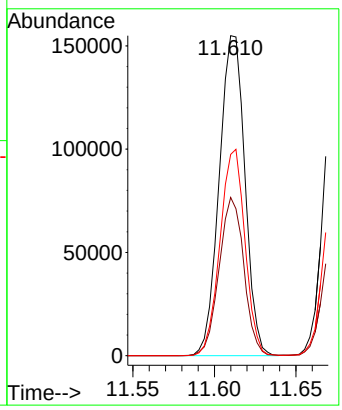

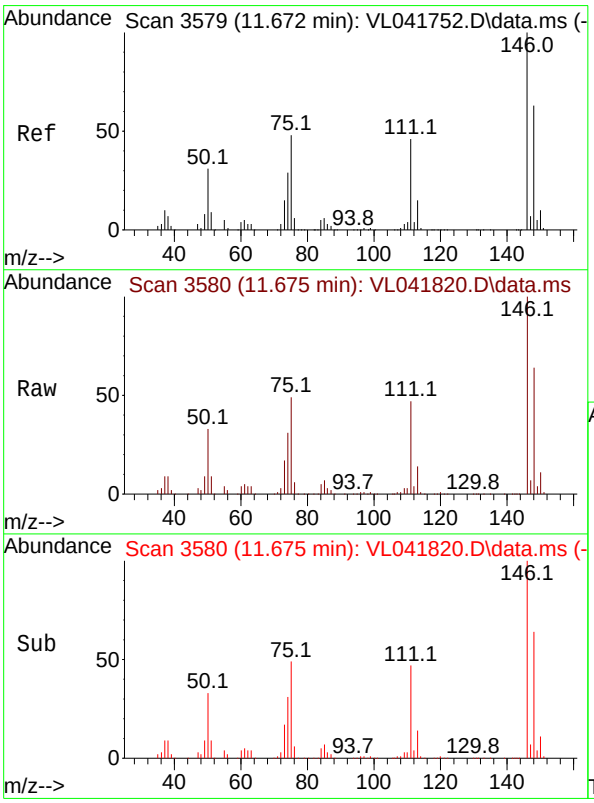

#76
1,4-Dichlorobenzene
Concen: 10.344 ppbv
RT: 11.675 min Scan# 3580
Delta R.T. 0.003 min
Lab File: VL041820.D
Acq: 19 Dec 2024 14:49

Tgt Ion:146 Resp: 167846

Ion	Ratio	Lower	Upper
146	100		
111	45.8	22.7	68.1
148	63.9	31.4	94.0

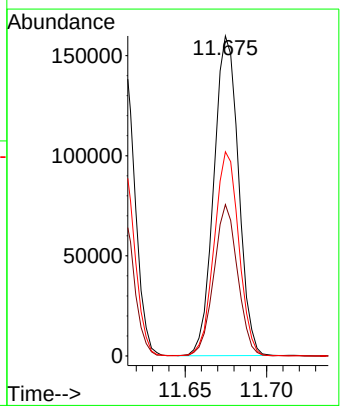

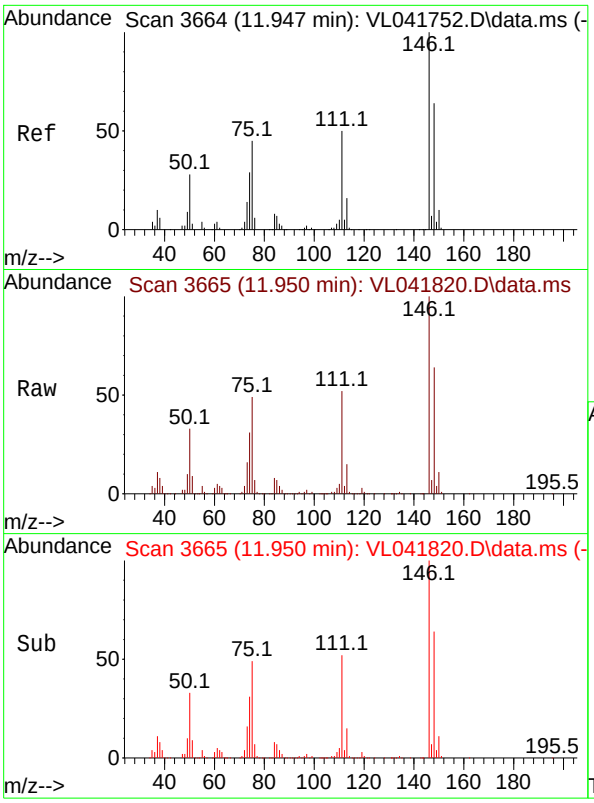

#77
1,2-Dichlorobenzene
Concen: 10.203 ppbv
RT: 11.950 min Scan# 3
Delta R.T. 0.003 min
Lab File: VL041820.D
Acq: 19 Dec 2024 14:49

Instrument :
MSVOA_L
ClientSampleId :

Tgt Ion:146 Resp: 161258

Ion	Ratio	Lower	Upper
146	100		
111	50.0	24.8	74.3
148	63.5	31.8	95.4

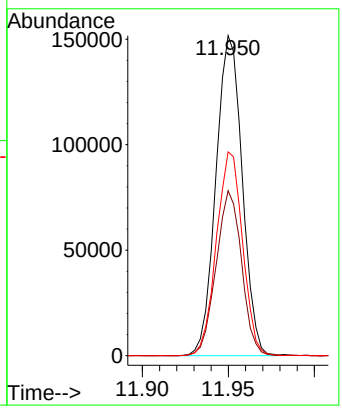

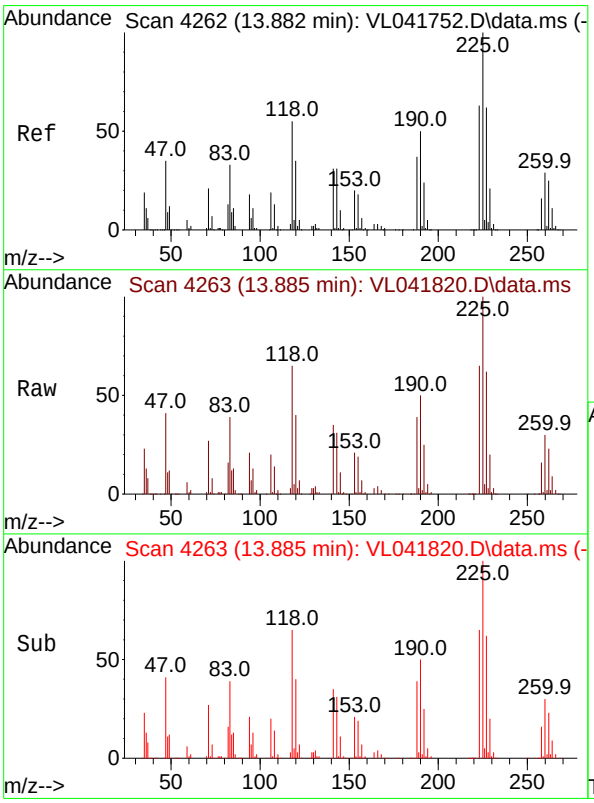

#78
Hexachloro-1,3-Butadiene
Concen: 8.044 ppbv
RT: 13.885 min Scan# 4263
Delta R.T. 0.003 min
Lab File: VL041820.D
Acq: 19 Dec 2024 14:49

Tgt Ion:225 Resp: 94266

Ion	Ratio	Lower	Upper
225	100		
223	64.5	50.5	75.7
227	63.6	50.3	75.5

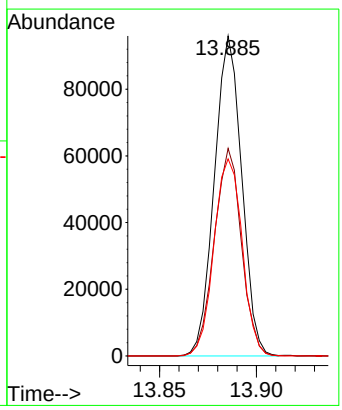

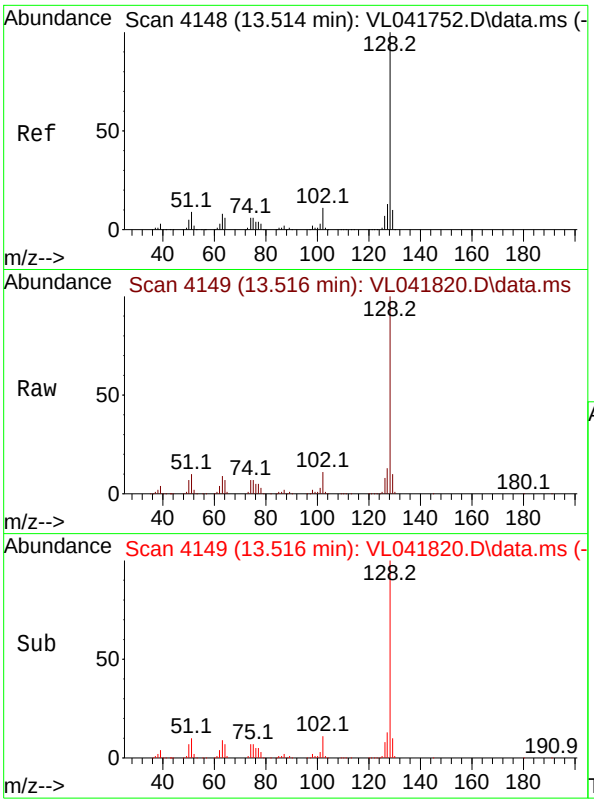

#79
Naphthalene
Concen: 11.178 ppbv
RT: 13.516 min Scan# 4
Delta R.T. 0.003 min
Lab File: VL041820.D
Acq: 19 Dec 2024 14:49

Instrument :
MSVOA_L
ClientSampleId :

Tgt Ion:128 Resp: 200671

Ion	Ratio	Lower	Upper
128	100		
127	13.2	10.7	16.1
129	10.0	8.2	12.4

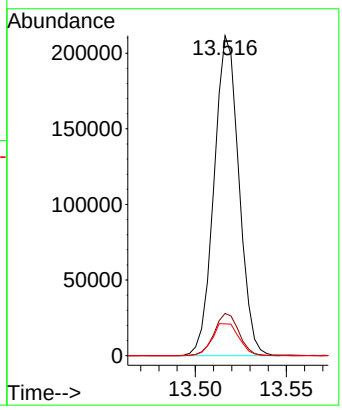

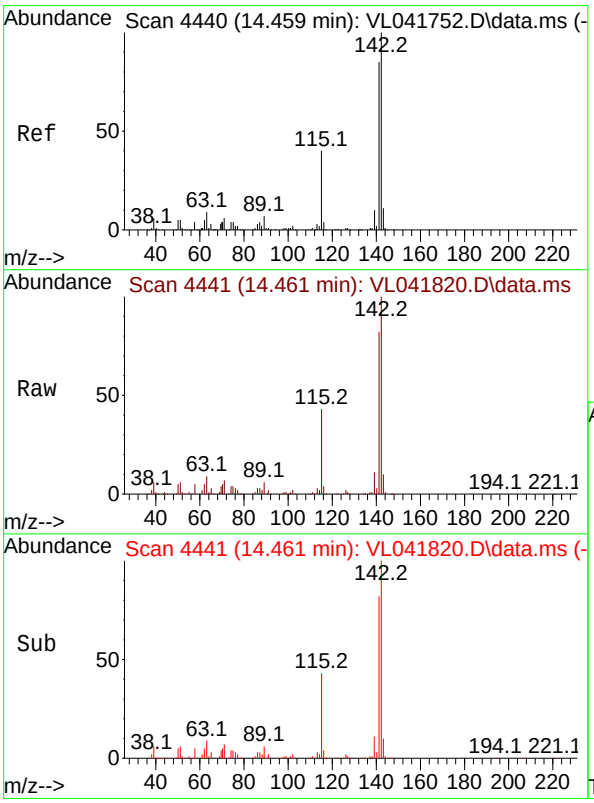

#80
Naphthalene,2-methyl-
Concen: 15.478 ppbv
RT: 14.461 min Scan# 4441
Delta R.T. 0.003 min
Lab File: VL041820.D
Acq: 19 Dec 2024 14:49

Tgt Ion:142 Resp: 85944

Ion	Ratio	Lower	Upper
142	100		
141	83.0	68.4	102.6
115	40.4	32.5	48.7

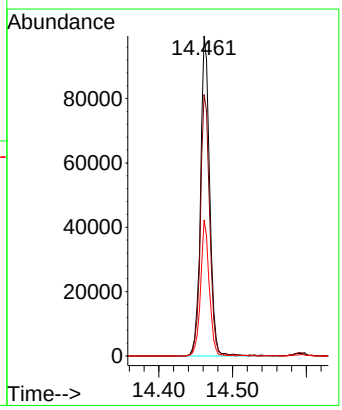

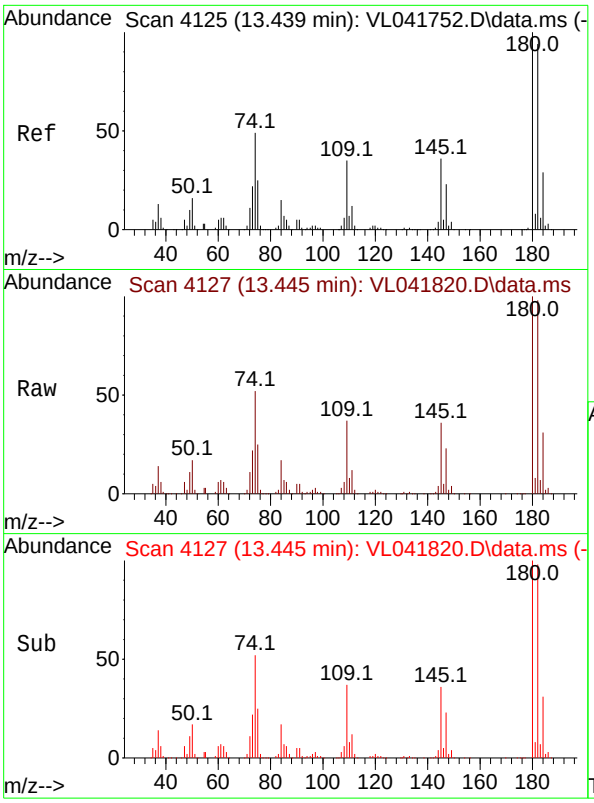

#81
1,2,4-Trichlorobenzene
Concen: 9.457 ppbv
RT: 13.445 min Scan# 4
Delta R.T. 0.006 min
Lab File: VL041820.D
Acq: 19 Dec 2024 14:49

Instrument :
MSVOA_L
ClientSampleId :

Tgt Ion:180 Resp: 92768

Ion	Ratio	Lower	Upper
180	100		
182	95.7	77.0	115.6
184	30.5	23.8	35.8

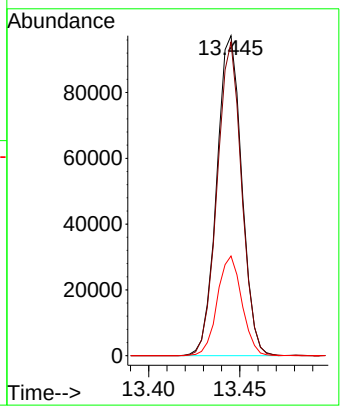

Quantitation Report (Not Reviewed)

Data Path : Z:\voasrv\HPCHEM1\MSVOA_L\Data\VL121924\
Data File : VL041824.D
Acq On : 19 Dec 2024 17:08
Operator : SY/MD
Sample : P5296-03
Misc : 400mL/MSVOA_L
ALS Vial : 1 Sample Multiplier: 1

Instrument :
MSVOA_L
ClientSampleId :

Quant Time: Dec 20 01:45:50 2024
Quant Method : Z:\voasrv\HPCHEM1\MSVOA_L\methods\VL121624AIR.M
Quant Title : AIR ANALYSIS BY METHOD TO-15 Instrument: MSVOA_LFri Aug 26 06:05:16 2022
QLast Update : Thu Dec 19 07:32:09 2024
Response via : Initial Calibration

Compound	R.T.	QIon	Response	Conc	Units	Dev(Min)
Internal Standards						
1) Bromochloromethane	2.793	49	79104	10.000	ppbv	0.00
33) 1,4-Difluorobenzene	3.965	114	180475	10.000	ppbv	0.00
55) Chlorobenzene-d5	8.885	117	190007	10.000	ppbv	0.00
System Monitoring Compounds						
68) 1-Bromo-4-Fluorobenzene	10.377	95	159349	10.064	ppbv	0.00
Spiked Amount 10.000	Range 65 - 135		Recovery = 100.600%			
Target Compounds						Qvalue
2) Dichlorodifluoromethane	1.495	85	3973	0.282	ppbv	100
3) Chlorodifluoromethane	1.473	51	6073	0.471	ppbv #	75
4) Chloromethane	1.528	50	1573	0.286	ppbv	93
7) Chloroethane	1.703	64	75	0.035	ppbv #	40
9) Propene	1.486	41	3595	0.643	ppbv	92
10) Heptane	4.994	43	732	0.051	ppbv #	29
11) Trichlorofluoromethane	1.881	101	3153	0.211	ppbv	84
12) 1,1,2-Trichlorotrifluo...	2.146	101	663	0.058	ppbv	89
13) Ethanol	1.722	45	35402	76.465	ppbv	92
15) Acetone	1.839	43	45561	2.960	ppbv	100
16) 1,3-Butadiene	1.618	39	3712	0.612	ppbv #	23
17) tert-Butyl alcohol	2.046	59	5924	0.388	ppbv #	92
19) Isopropyl Alcohol	1.890	45	21074	2.282	ppbv #	39
20) Methylene Chloride	2.068	84	2125	0.484	ppbv	96
23) Vinyl Acetate	2.457	43	11989	1.678	ppbv #	88
25) Ethyl Acetate	2.842	43	10212	0.357	ppbv #	93
26) Hexane	2.832	57	2586	0.238	ppbv #	32
27) Carbon Disulfide	2.149	76	1561	0.159	ppbv #	1
29) Chloroform	2.855	83	2688	0.162	ppbv	99
30) Cyclohexane	3.865	84	1027	0.111	ppbv #	37
34) 2-Butanone	2.564	43	11025	0.759	ppbv	96
36) Benzene	3.667	78	1600	0.086	ppbv #	82
39) 1,2-Dichloropropane	3.968	63	51442	7.619	ppbv #	18
41) Tetrahydrofuran	3.065	42	3977	0.489	ppbv	92
50) 4-Methyl-2-Pentanone	5.765	43	1106	0.056	ppbv #	41
51) 2-Hexanone	7.457	43	616	0.038	ppbv #	1
52) Tetrachloroethene	8.231	164	1753	0.252	ppbv	91
53) Toluene	6.939	91	106894	5.050	ppbv	99
56) 1,1,1,2-Tetrachloroethane	8.940	131	357	0.035	ppbv #	1
57) Chlorobenzene	8.920	112	3741	0.192	ppbv #	96
58) Ethyl Benzene	9.357	91	25209	0.737	ppbv	99
59) m/p-Xylene	9.535	91	86836	3.157	ppbv #	100
60) o-Xylene	9.966	91	34348	1.245	ppbv	98
61) Styrene	9.872	104	9624	0.807	ppbv	95
64) n-propylbenzene	10.989	120	371	0.035	ppbv #	29
66) Benzyl Chloride	11.616	91	401	0.122	ppbv #	91
72) 4-Ethyltoluene	11.128	105	2003	0.062	ppbv #	55
73) 1,3,5-Trimethylbenzene	11.202	105	1212	0.045	ppbv #	84
74) 1,2,4-Trimethylbenzene	11.539	105	7727	0.266	ppbv #	53
81) 1,2,4-Trichlorobenzene	13.439	180	363	0.033	ppbv #	78

(#) = qualifier out of range (m) = manual integration (+) = signals summed

Instrument :
MSVOA_L
ClientSampleId :

Quantitation Report (Not Reviewed)

Data Path : Z:\voasrv\HPCHEM1\MSVOA_L\Data\VL121924\
Data File : VL041824.D
Acq On : 19 Dec 2024 17:08
Operator : SY/MD
Sample : P5296-03
Misc : 400mL/MSVOA_L
ALS Vial : 1 Sample Multiplier: 1

Instrument :
MSVOA_L
ClientSampleId :

Quant Time: Dec 20 01:45:50 2024
Quant Method : Z:\voasrv\HPCHEM1\MSVOA_L\methods\VL121624AIR.M
Quant Title : AIR ANALYSIS BY METHOD TO-15 Instrument: MSVOA_LFri Aug 26 06:05:16 2022
QLast Update : Thu Dec 19 07:32:09 2024
Response via : Initial Calibration

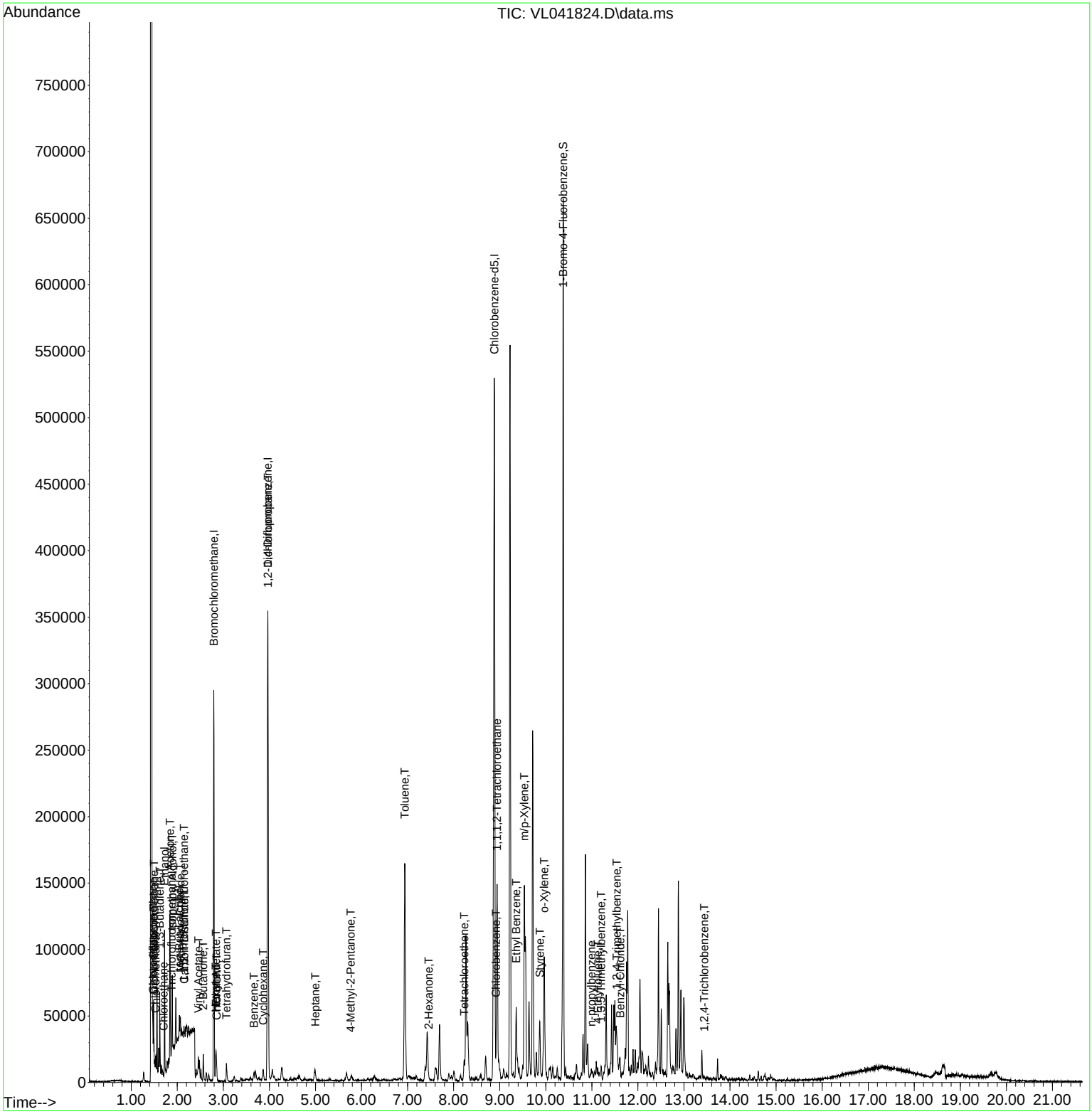

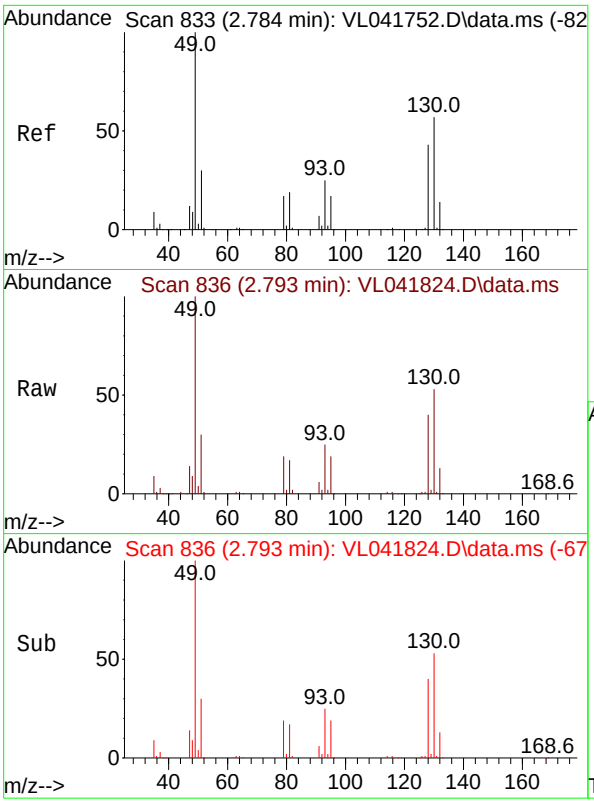

#1
Bromochloromethane
Concen: 10.000 ppbv
RT: 2.793 min Scan# 8
Delta R.T. 0.009 min
Lab File: VL041824.D
Acq: 19 Dec 2024 17:08

Instrument :
MSVOA_L
ClientSampleId :

Tgt Ion: 49 Resp: 79104

Ion	Ratio	Lower	Upper
49	100		
128	40.9	21.6	64.6
130	53.0	28.3	85.0

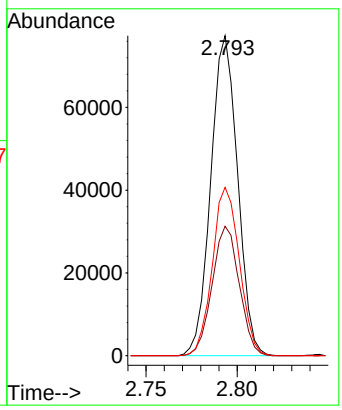

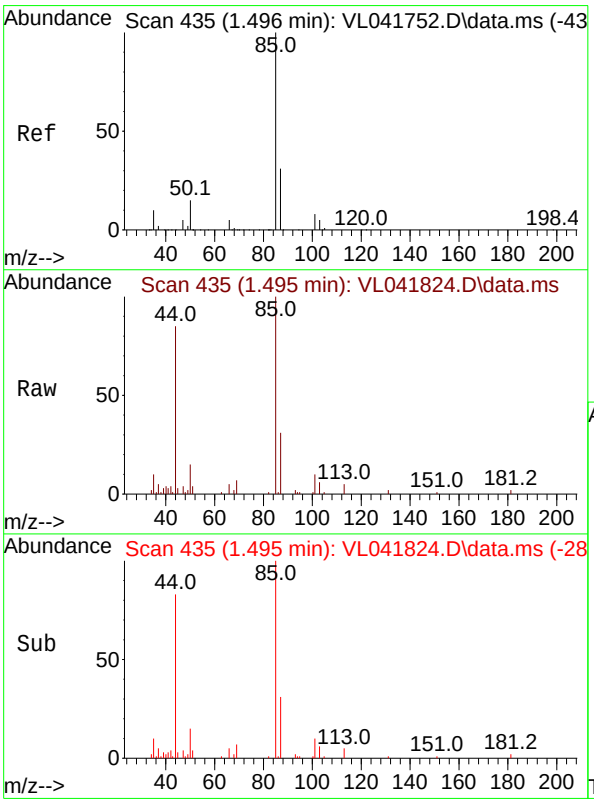

#2
Dichlorodifluoromethane
Concen: 0.282 ppbv
RT: 1.495 min Scan# 435
Delta R.T. -0.000 min
Lab File: VL041824.D
Acq: 19 Dec 2024 17:08

Tgt Ion: 85 Resp: 3973

Ion	Ratio	Lower	Upper
85	100		
87	30.5	24.5	36.7

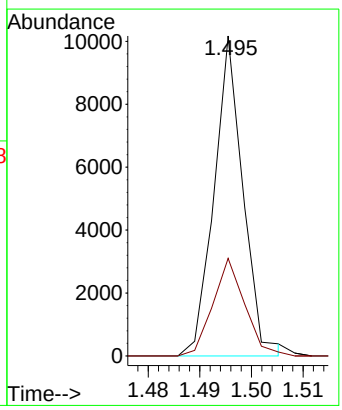

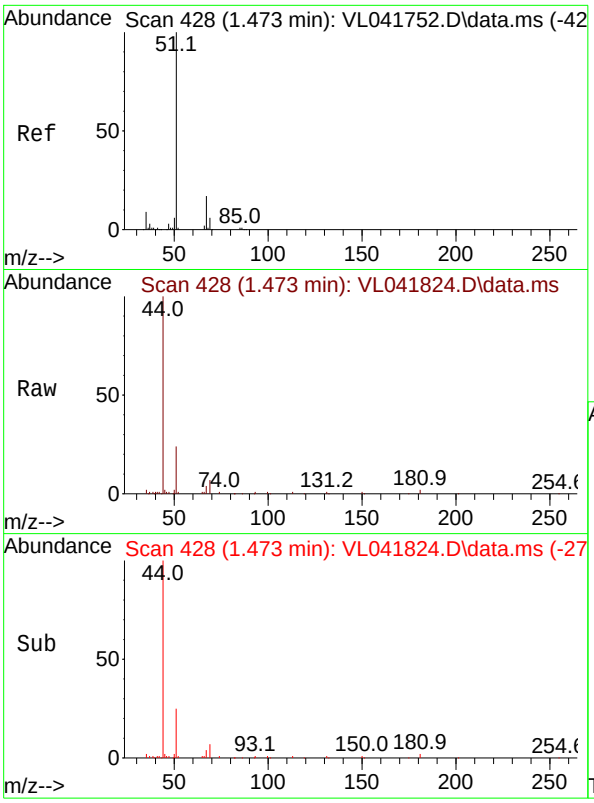

#3
Chlorodifluoromethane
Concen: 0.471 ppbv
RT: 1.473 min Scan# 4
Delta R.T. -0.000 min
Lab File: VL041824.D
Acq: 19 Dec 2024 17:08

Instrument :
MSVOA_L
ClientSampleId :

Tgt Ion: 51 Resp: 6073

Ion	Ratio	Lower	Upper
51	100		
67	7.5	15.0	22.4#

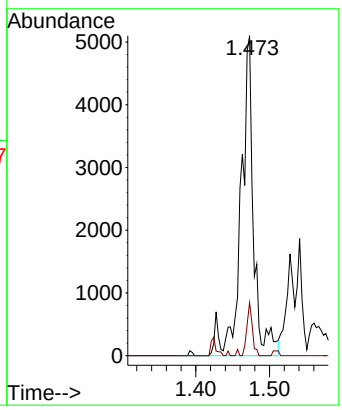

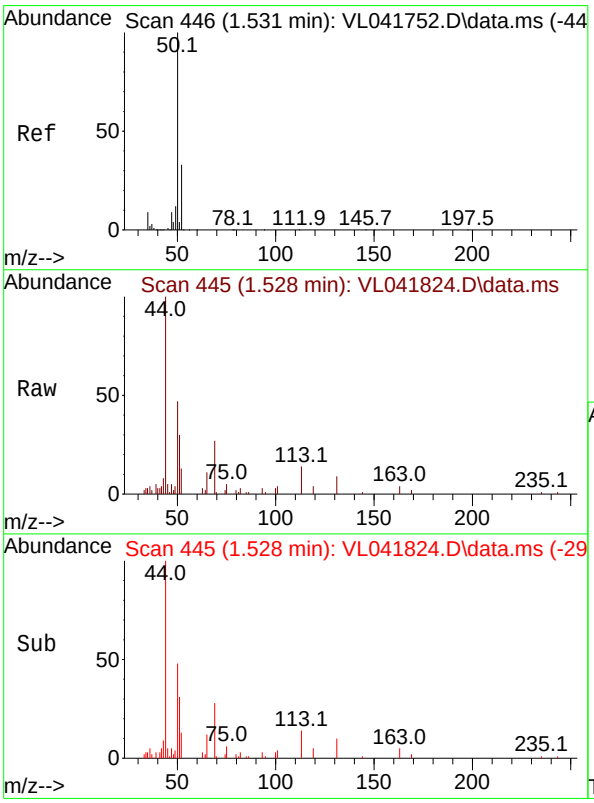

#4
Chloromethane
Concen: 0.286 ppbv
RT: 1.528 min Scan# 445
Delta R.T. -0.004 min
Lab File: VL041824.D
Acq: 19 Dec 2024 17:08

Tgt Ion: 50 Resp: 1573

Ion	Ratio	Lower	Upper
50	100		
52	28.6	26.2	39.2

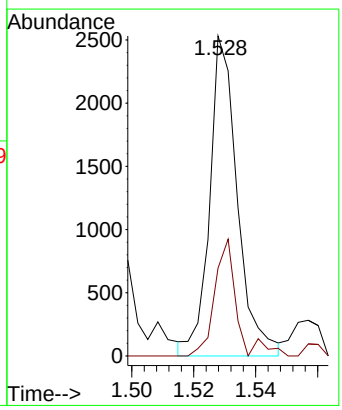

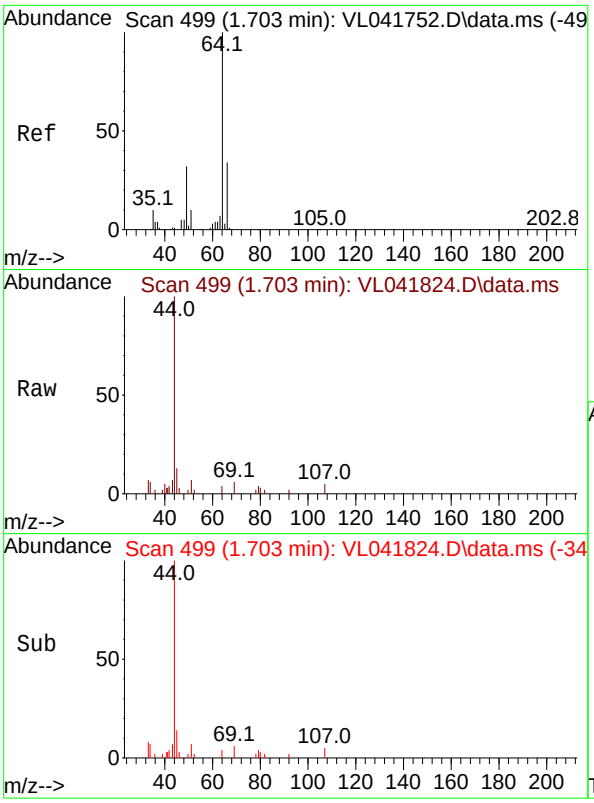

#7
Chloroethane
Concen: 0.035 ppbv
RT: 1.703 min Scan# 4
Delta R.T. -0.000 min
Lab File: VL041824.D
Acq: 19 Dec 2024 17:08

Instrument :
MSVOA_L
ClientSampleId :

Tgt Ion: 64 Resp: 75

Ion	Ratio	Lower	Upper
64	100		
66	0.0	27.5	41.3#

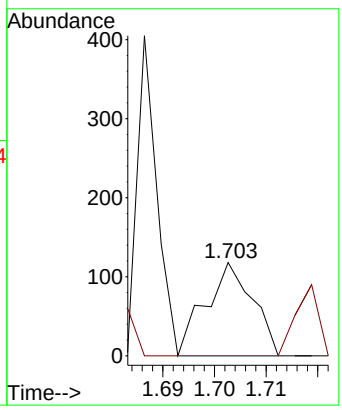

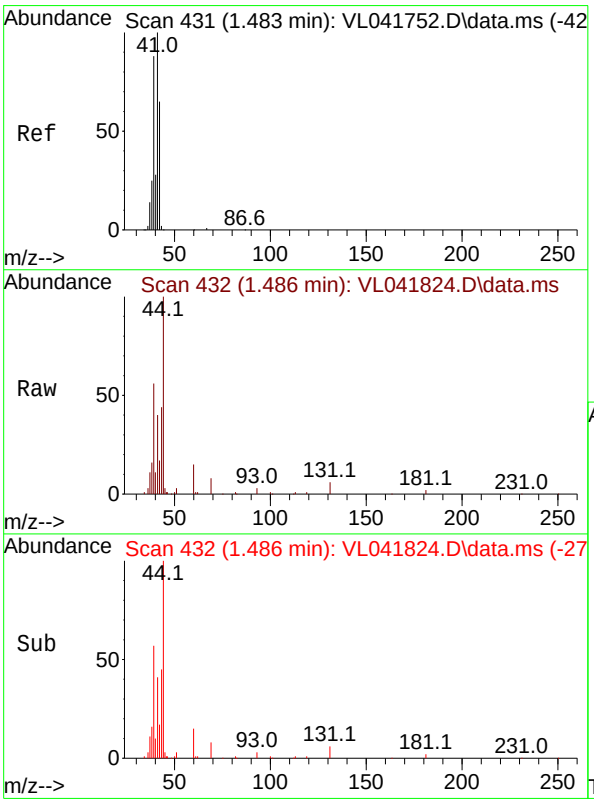

#9
Propene
Concen: 0.643 ppbv
RT: 1.486 min Scan# 432
Delta R.T. 0.003 min
Lab File: VL041824.D
Acq: 19 Dec 2024 17:08

Tgt Ion: 41 Resp: 3595

Ion	Ratio	Lower	Upper
41	100		
42	59.2	52.4	78.6

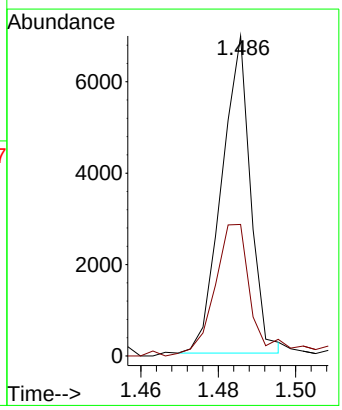

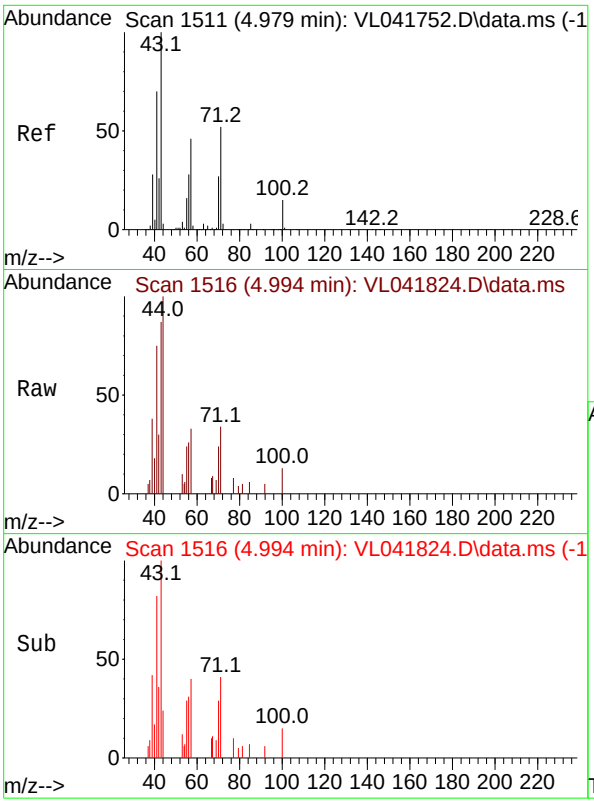

#10
Heptane
Concen: 0.051 ppbv
RT: 4.994 min Scan# 1
Delta R.T. 0.016 min
Lab File: VL041824.D
Acq: 19 Dec 2024 17:08

Instrument :
MSVOA_L
ClientSampleId :

Tgt Ion: 43 Resp: 732

Ion	Ratio	Lower	Upper
43	100		
57	0.0	38.5	57.7#

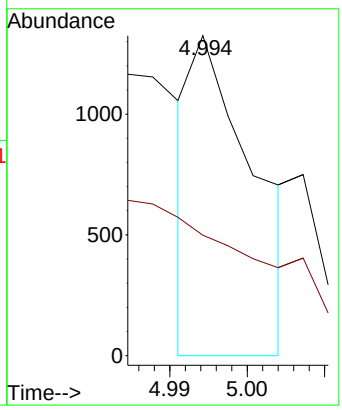

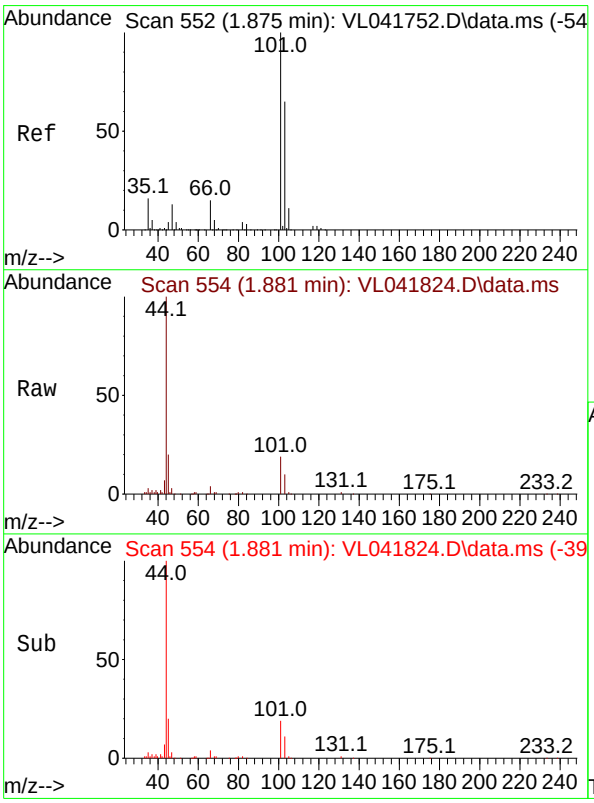

#11
Trichlorofluoromethane
Concen: 0.211 ppbv
RT: 1.881 min Scan# 554
Delta R.T. 0.006 min
Lab File: VL041824.D
Acq: 19 Dec 2024 17:08

Tgt Ion:101 Resp: 3153

Ion	Ratio	Lower	Upper
101	100		
103	52.3	51.8	77.8

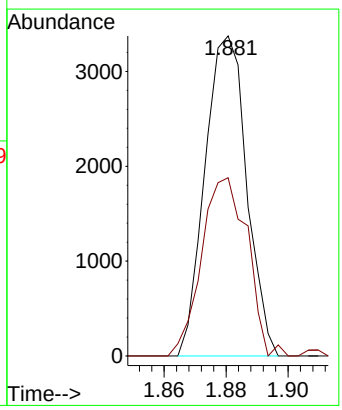

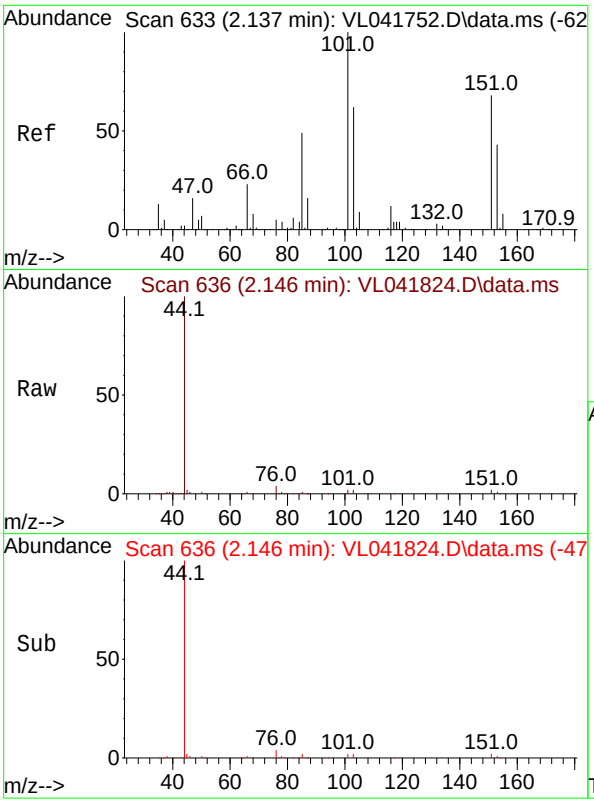

#12
1,1,2-Trichlorotrifluoroethane
Concen: 0.058 ppbv
RT: 2.146 min Scan# 6
Delta R.T. 0.009 min
Lab File: VL041824.D
Acq: 19 Dec 2024 17:08

Instrument :
MSVOA_L
ClientSampleId :

Tgt Ion:101 Resp: 663

Ion	Ratio	Lower	Upper
101	100		
151	79.9	56.8	85.2

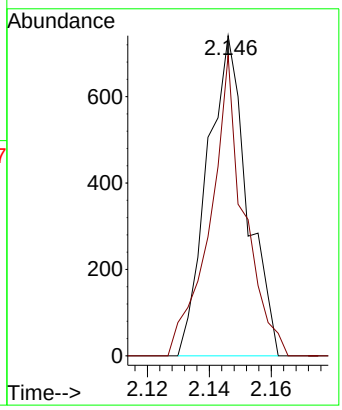

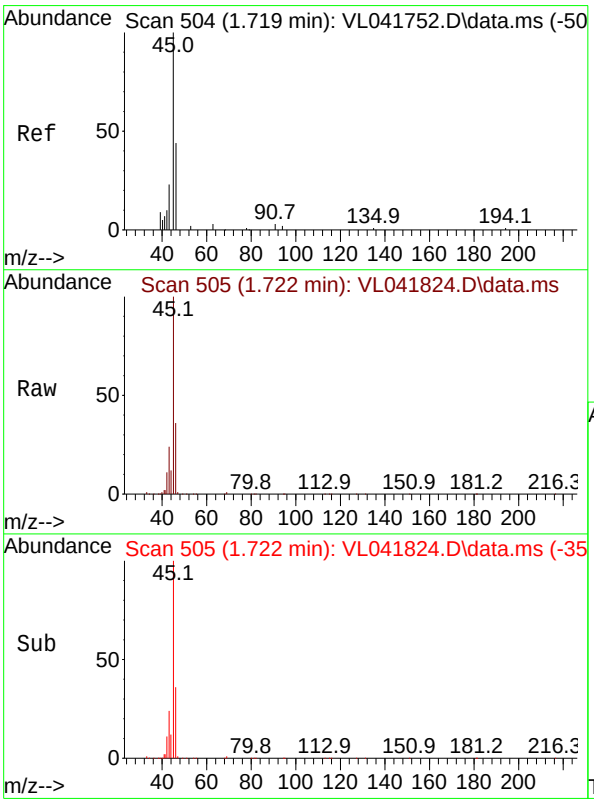

#13
Ethanol
Concen: 76.465 ppbv
RT: 1.722 min Scan# 505
Delta R.T. 0.003 min
Lab File: VL041824.D
Acq: 19 Dec 2024 17:08

Tgt Ion: 45 Resp: 35402

Ion	Ratio	Lower	Upper
45	100		
46	36.1	16.4	65.8

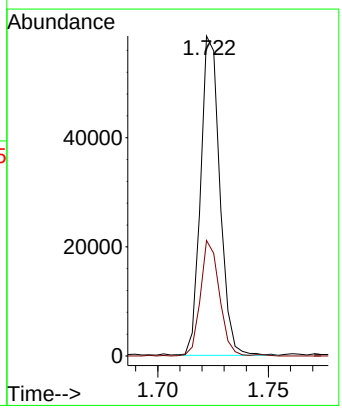



#15
Acetone
Concen: 2.960 ppbv
RT: 1.839 min Scan# 54
Delta R.T. 0.006 min
Lab File: VL041824.D
Acq: 19 Dec 2024 17:08

Instrument :
MSVOA_L
ClientSampleId :

Tgt Ion: 43 Resp: 45561

Ion	Ratio	Lower	Upper
43	100		
58	24.5	19.7	29.5

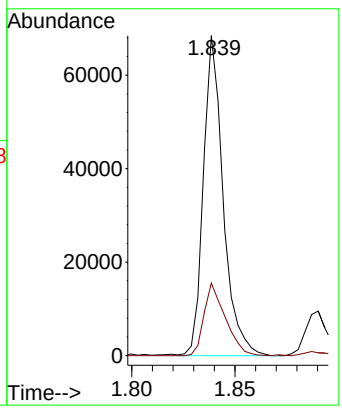

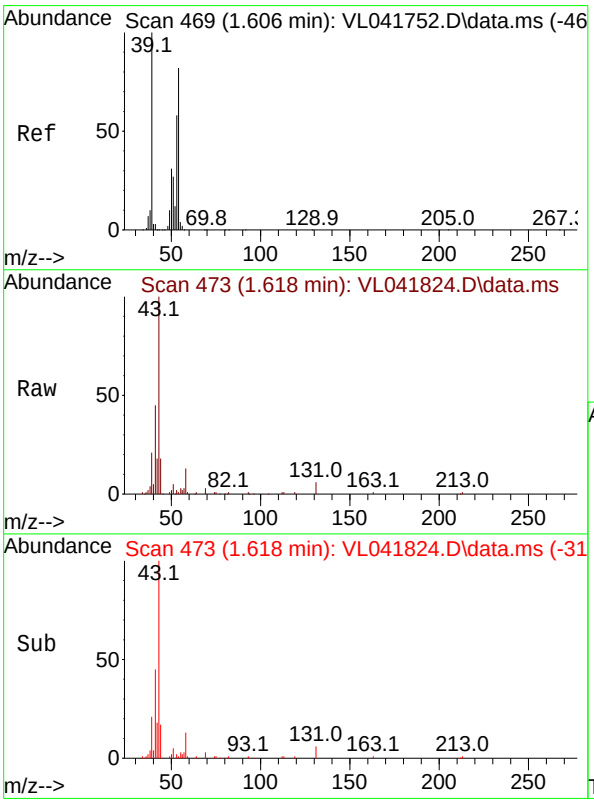

#16
1,3-Butadiene
Concen: 0.612 ppbv
RT: 1.618 min Scan# 473
Delta R.T. 0.013 min
Lab File: VL041824.D
Acq: 19 Dec 2024 17:08

Tgt Ion: 39 Resp: 3712

Ion	Ratio	Lower	Upper
39	100		
54	8.0	58.4	87.6#

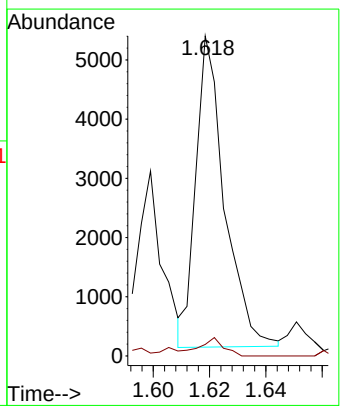

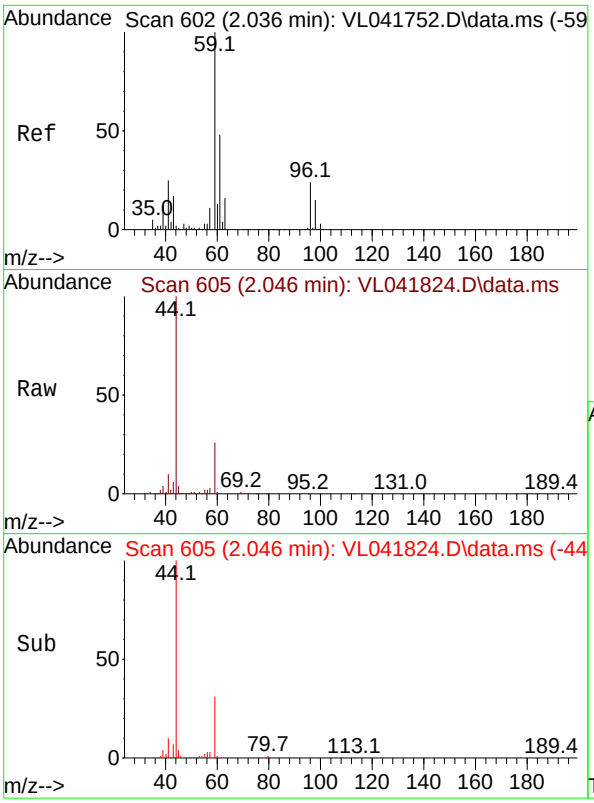

#17
tert-Butyl alcohol
Concen: 0.388 ppbv
RT: 2.046 min Scan# 6
Delta R.T. 0.009 min
Lab File: VL041824.D
Acq: 19 Dec 2024 17:08

Instrument :
MSVOA_L
ClientSampleId :

Tgt Ion: 59 Resp: 5924

Ion	Ratio	Lower	Upper
59	100		
57	13.7	8.6	13.0#

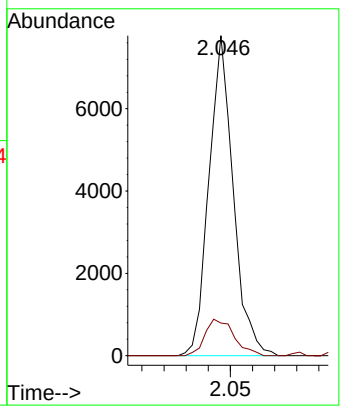

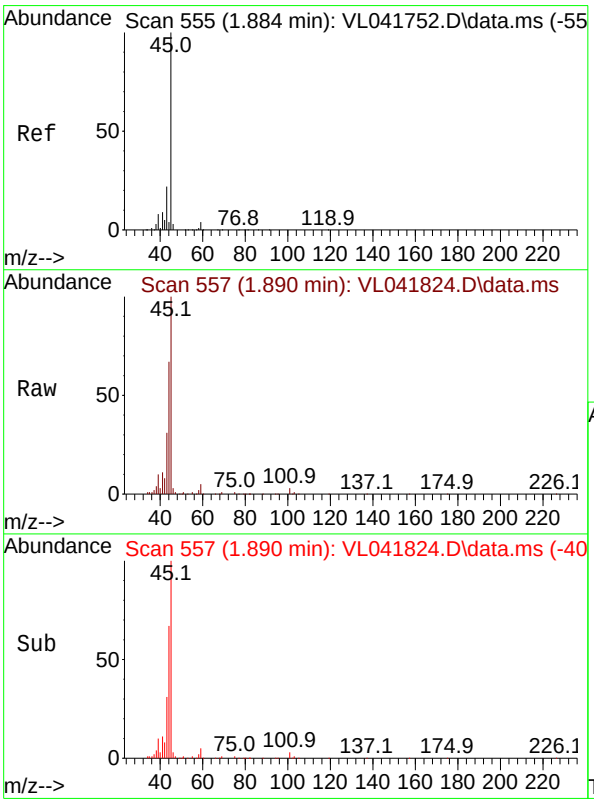

#19
Isopropyl Alcohol
Concen: 2.282 ppbv
RT: 1.890 min Scan# 557
Delta R.T. 0.006 min
Lab File: VL041824.D
Acq: 19 Dec 2024 17:08

Tgt Ion: 45 Resp: 21074

Ion	Ratio	Lower	Upper
45	100		
58	3.5	33.3	49.9#

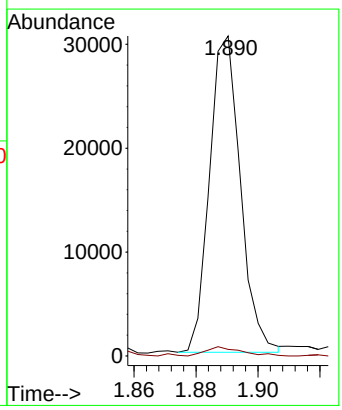

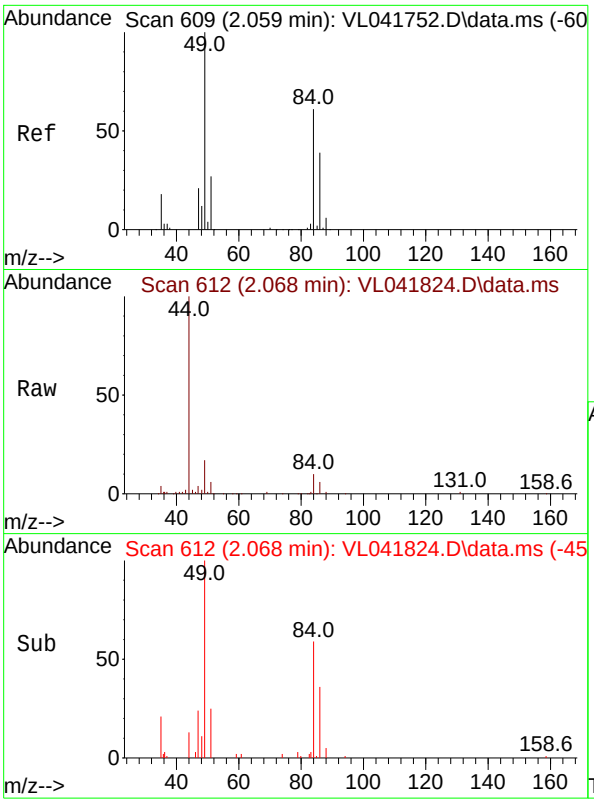

#20
Methylene Chloride
Concen: 0.484 ppbv
RT: 2.068 min Scan# 6
Delta R.T. 0.009 min
Lab File: VL041824.D
Acq: 19 Dec 2024 17:08

Instrument :
MSVOA_L
ClientSampleId :

Tgt Ion: 84 Resp: 2125

Ion	Ratio	Lower	Upper
84	100		
49	168.3	132.6	198.8
51	55.1	37.6	56.4
86	61.1	51.4	77.0

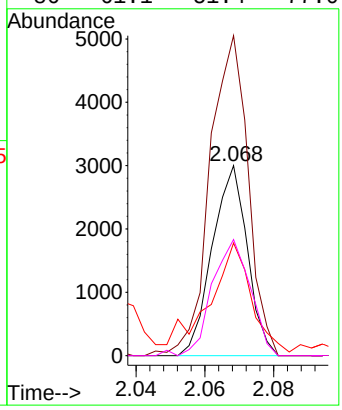

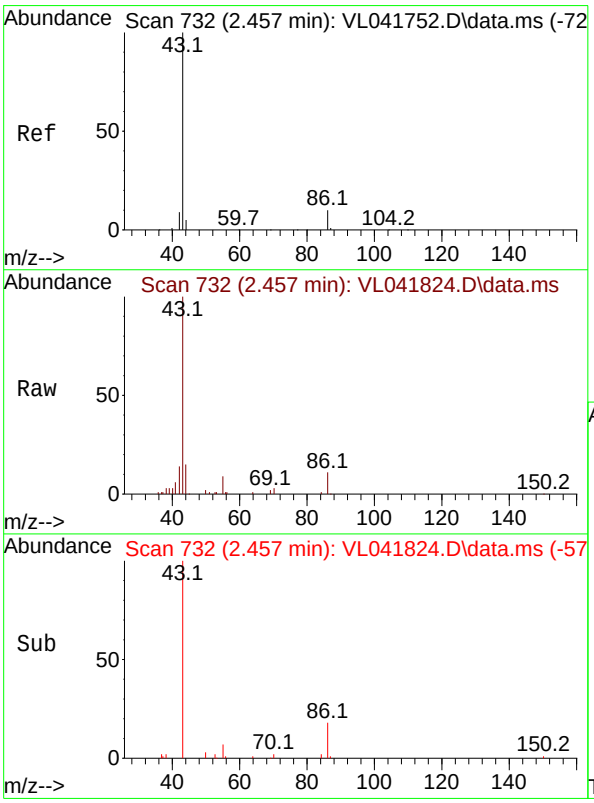

#23
Vinyl Acetate
Concen: 1.678 ppbv
RT: 2.457 min Scan# 732
Delta R.T. -0.000 min
Lab File: VL041824.D
Acq: 19 Dec 2024 17:08

Tgt Ion: 43 Resp: 11989

Ion	Ratio	Lower	Upper
43	100		
86	11.3	6.6	10.0#
42	5.8	8.2	12.2#
44	1.1	5.0	7.4#

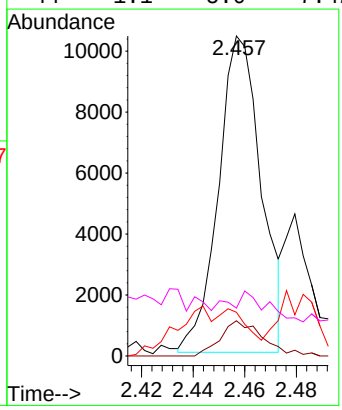

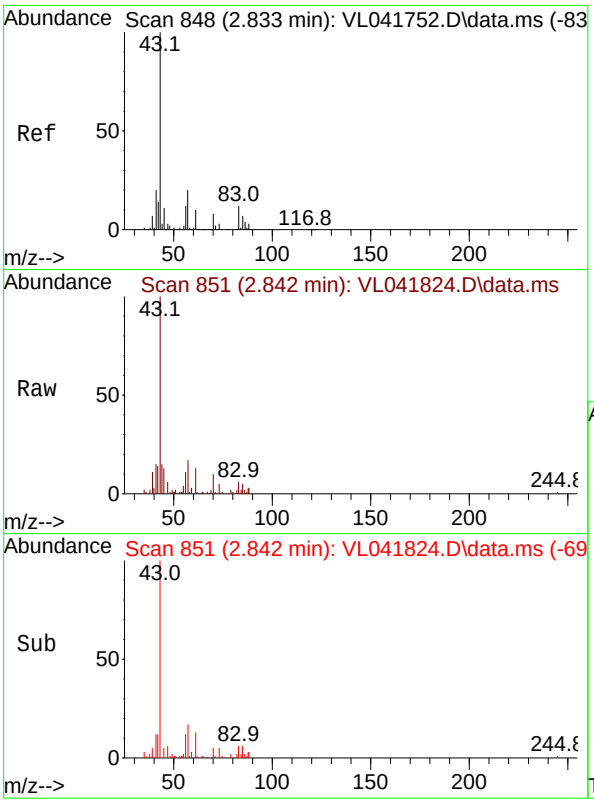

#25
Ethyl Acetate
Concen: 0.357 ppbv
RT: 2.842 min Scan# 8
Delta R.T. 0.009 min
Lab File: VL041824.D
Acq: 19 Dec 2024 17:08

Instrument :
MSVOA_L
ClientSampleId :

Tgt Ion: 43 Resp: 10212

Ion	Ratio	Lower	Upper
43	100		
45	14.5	8.1	12.1#
61	11.2	7.0	10.6#
70	8.2	6.5	9.7

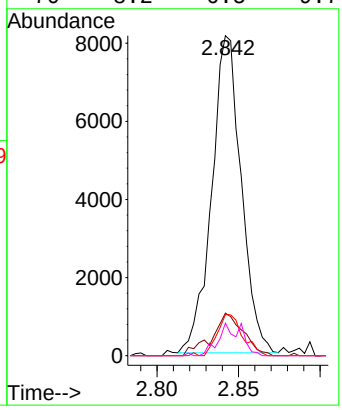

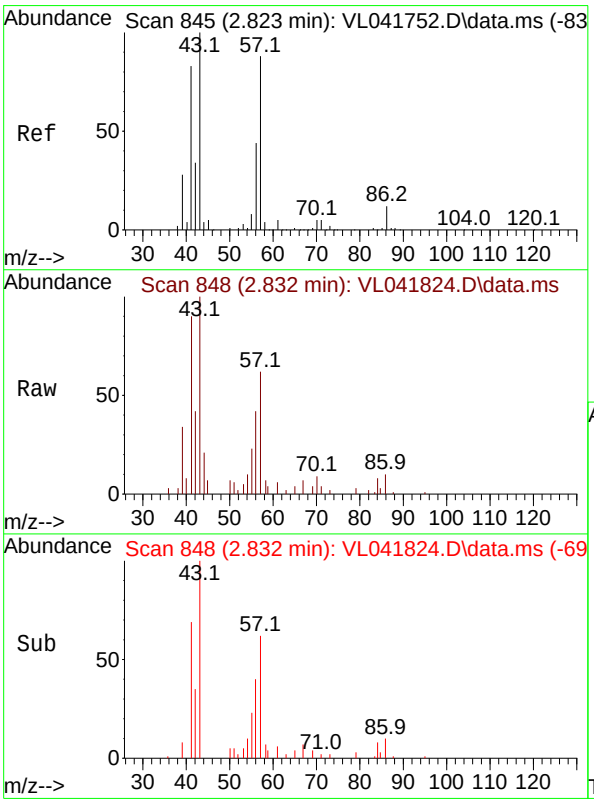

#26
Hexane
Concen: 0.238 ppbv
RT: 2.832 min Scan# 848
Delta R.T. 0.009 min
Lab File: VL041824.D
Acq: 19 Dec 2024 17:08

Tgt Ion: 57 Resp: 2586

Ion	Ratio	Lower	Upper
57	100		
41	152.4	79.6	119.4#
43	411.8	211.0	316.6#
56	74.4	42.6	63.8#

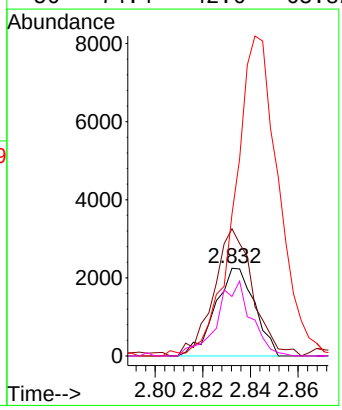

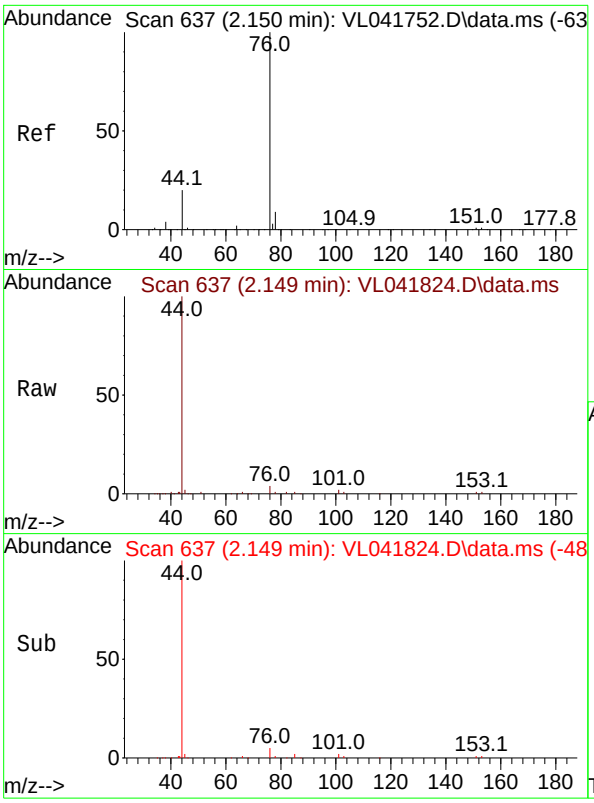

#27
Carbon Disulfide
Concen: 0.159 ppbv
RT: 2.149 min Scan# 6
Delta R.T. -0.000 min
Lab File: VL041824.D
Acq: 19 Dec 2024 17:08

Instrument :
MSVOA_L
ClientSampleId :

Tgt Ion: 76 Resp: 1561

Ion	Ratio	Lower	Upper
76	100		
44	12440.9	17.6	26.4#
78	13.0	10.2	15.4

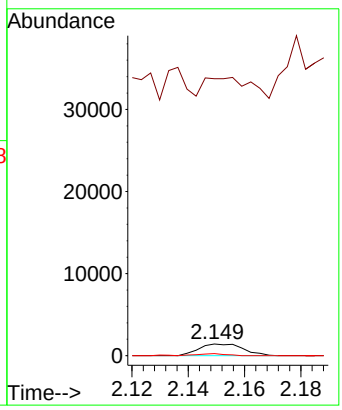

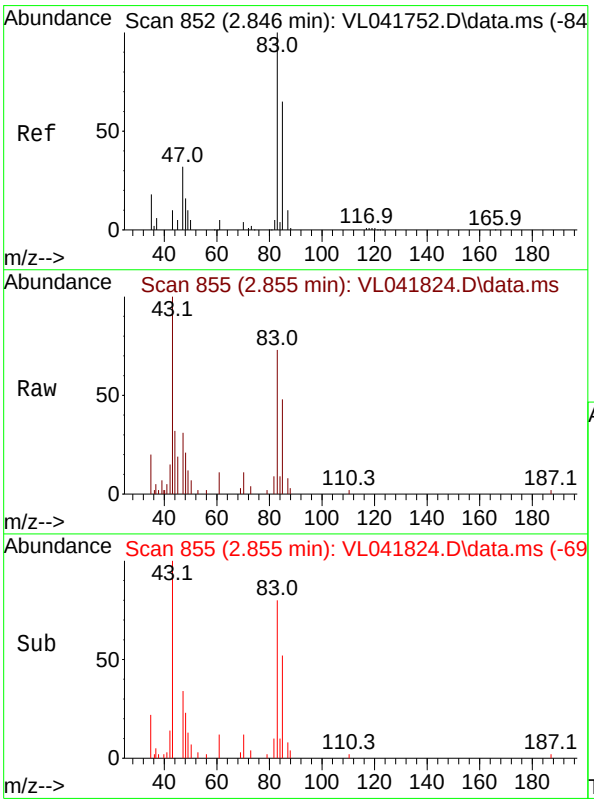

#29
Chloroform
Concen: 0.162 ppbv
RT: 2.855 min Scan# 855
Delta R.T. 0.009 min
Lab File: VL041824.D
Acq: 19 Dec 2024 17:08

Tgt Ion: 83 Resp: 2688

Ion	Ratio	Lower	Upper
83	100		
85	65.2	51.8	77.6

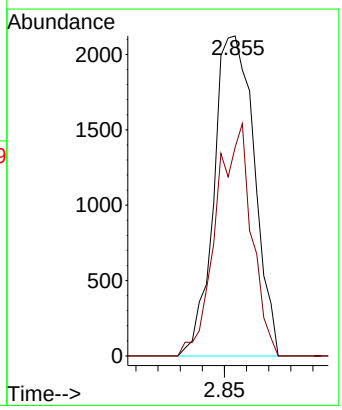

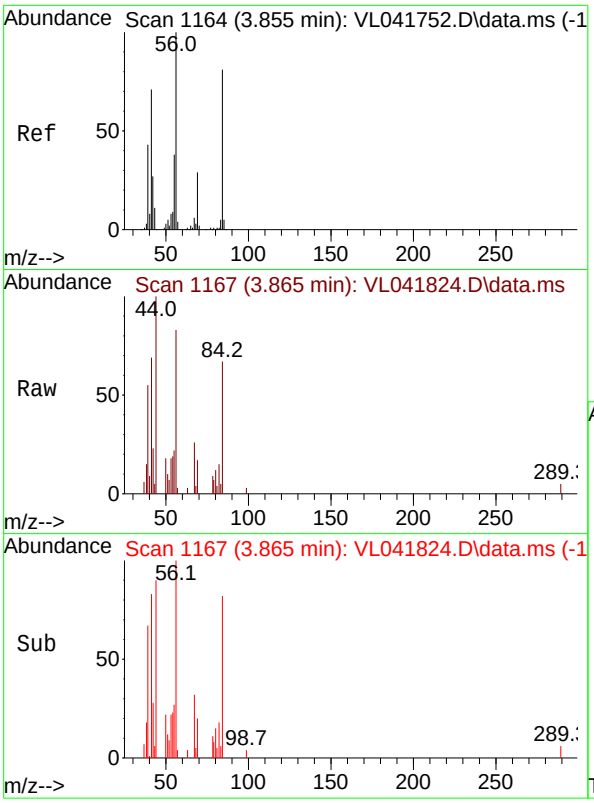

#30
Cyclohexane
Concen: 0.111 ppbv
RT: 3.865 min Scan# 1
Delta R.T. 0.009 min
Lab File: VL041824.D
Acq: 19 Dec 2024 17:08

Instrument :
MSVOA_L
ClientSampleId :

Tgt Ion: 84 Resp: 1027

Ion	Ratio	Lower	Upper
84	100		
56	178.4	102.3	153.5#
41	177.9	74.0	111.0#

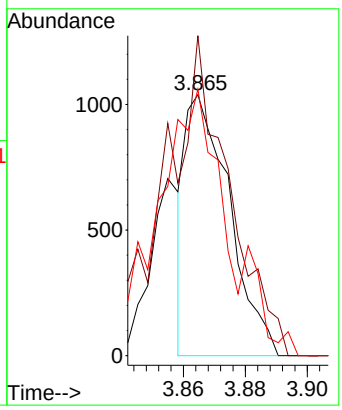

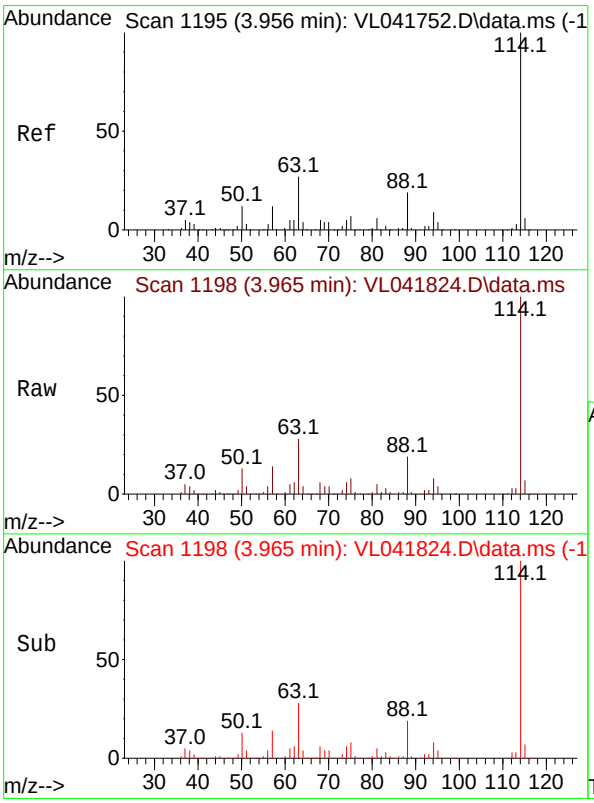

#33
1,4-Difluorobenzene
Concen: 10.000 ppbv
RT: 3.965 min Scan# 1198
Delta R.T. 0.009 min
Lab File: VL041824.D
Acq: 19 Dec 2024 17:08

Tgt Ion:114 Resp: 180475

Ion	Ratio	Lower	Upper
114	100		
63	28.5	21.8	32.8
88	18.9	14.8	22.2

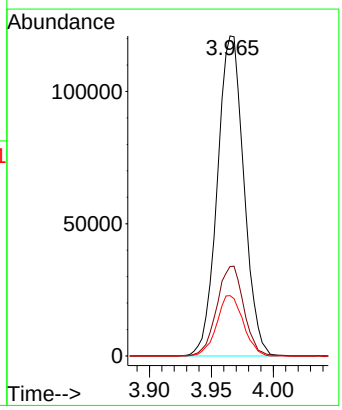

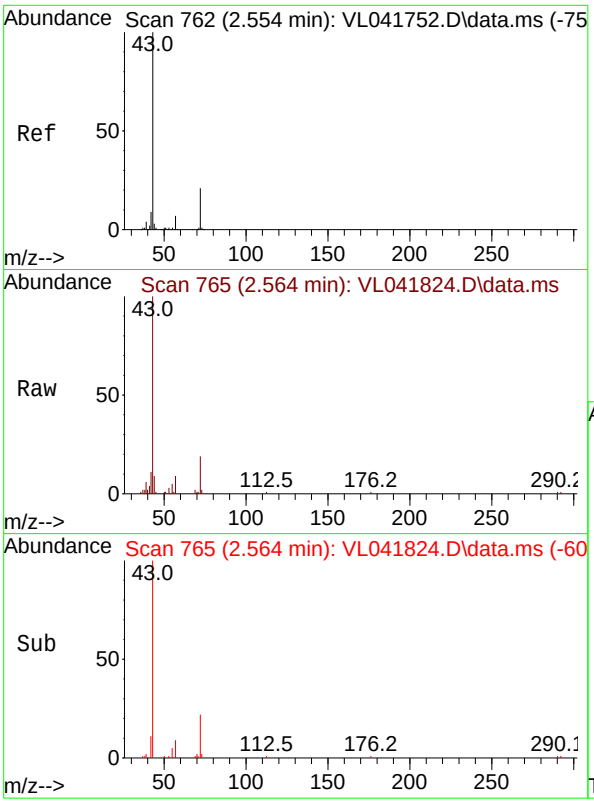

#34
2-Butanone
Concen: 0.759 ppbv
RT: 2.564 min Scan# 7
Delta R.T. 0.009 min
Lab File: VL041824.D
Acq: 19 Dec 2024 17:08

Instrument :
MSVOA_L
ClientSampleId :

Tgt Ion: 43 Resp: 11025

Ion	Ratio	Lower	Upper
43	100		
72	19.3	16.8	25.2

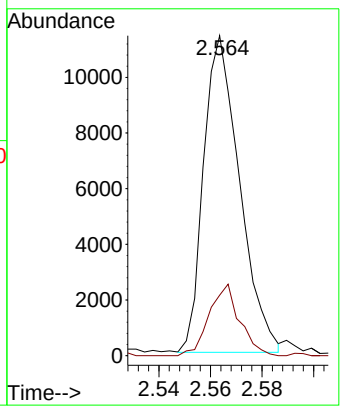

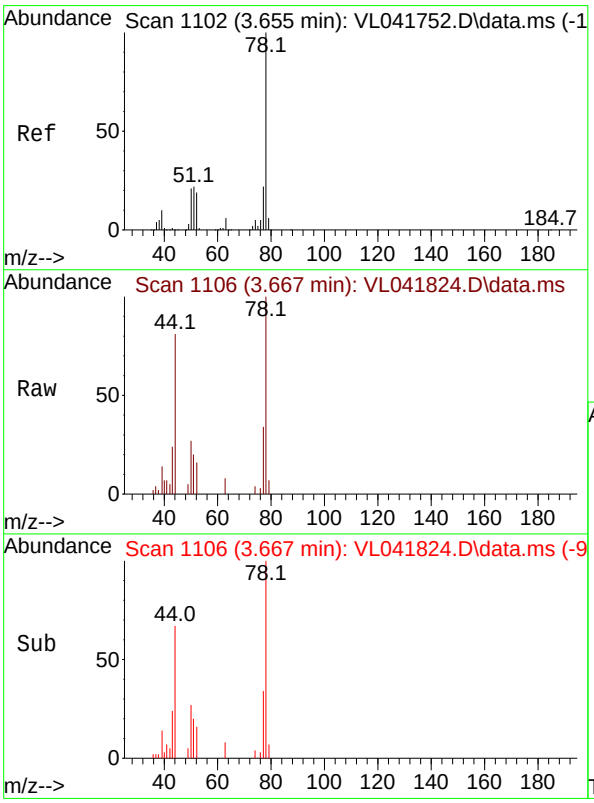

#36
Benzene
Concen: 0.086 ppbv
RT: 3.667 min Scan# 1106
Delta R.T. 0.013 min
Lab File: VL041824.D
Acq: 19 Dec 2024 17:08

Tgt Ion: 78 Resp: 1600

Ion	Ratio	Lower	Upper
78	100		
77	34.0	17.8	26.6#
50	27.1	17.2	25.8#

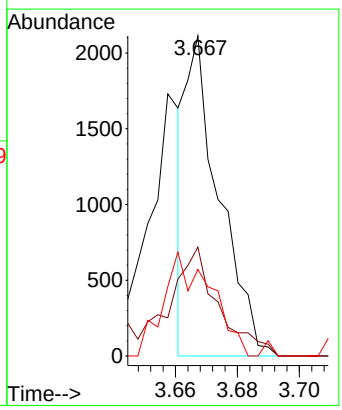

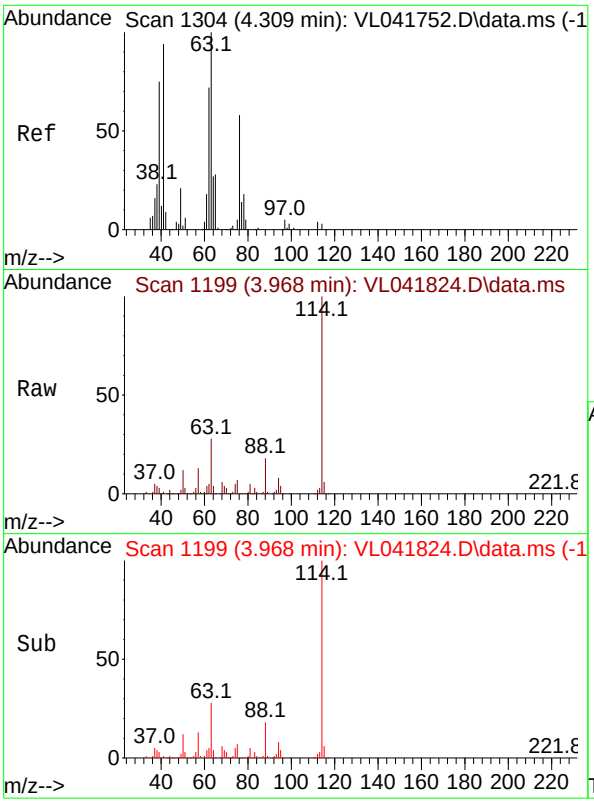

#39
1,2-Dichloropropane
Concen: 7.619 ppbv
RT: 3.968 min Scan# 1
Delta R.T. -0.340 min
Lab File: VL041824.D
Acq: 19 Dec 2024 17:08

Instrument :
MSVOA_L
ClientSampleId :

Tgt Ion: 63 Resp: 51442

Ion	Ratio	Lower	Upper
63	100		
41	1.7	75.3	112.9#
62	17.8	57.3	85.9#

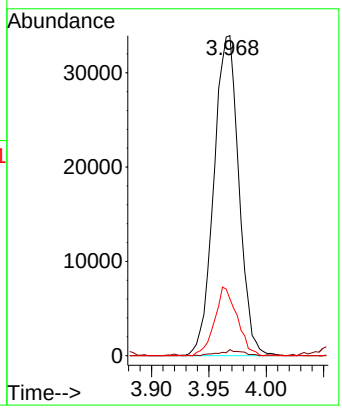

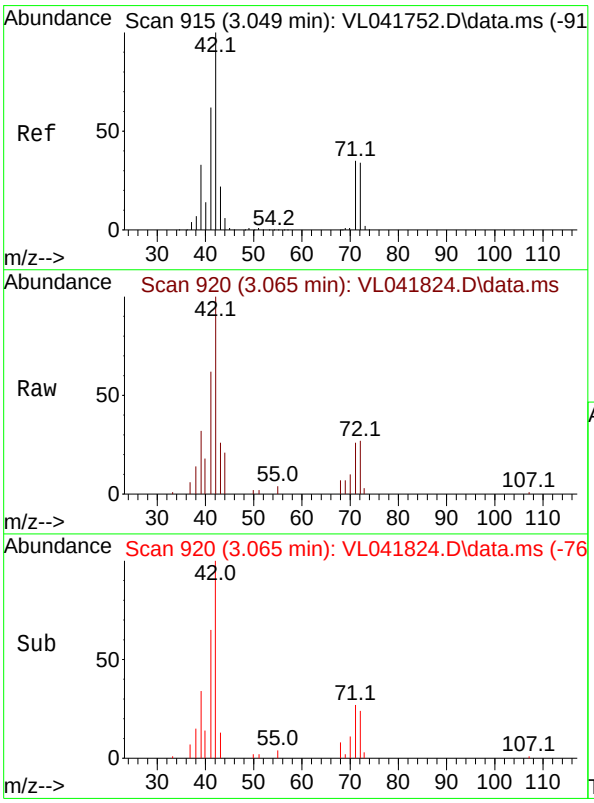

#41
Tetrahydrofuran
Concen: 0.489 ppbv
RT: 3.065 min Scan# 920
Delta R.T. 0.016 min
Lab File: VL041824.D
Acq: 19 Dec 2024 17:08

Tgt Ion: 42 Resp: 3977

Ion	Ratio	Lower	Upper
42	100		
72	29.4	29.1	43.7
71	32.9	28.4	42.6

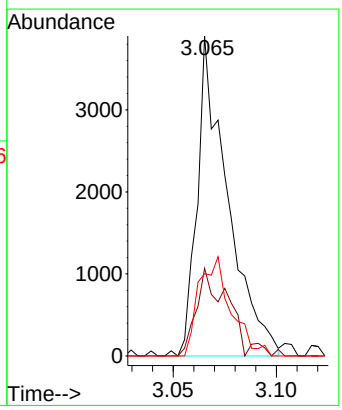

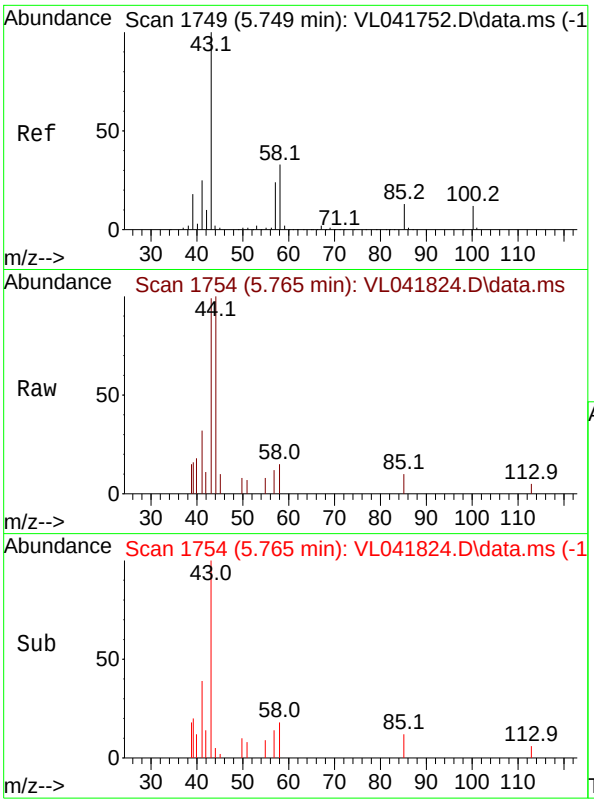

#50
4-Methyl-2-Pentanone
Concen: 0.056 ppbv
RT: 5.765 min Scan# 1
Delta R.T. 0.016 min
Lab File: VL041824.D
Acq: 19 Dec 2024 17:08

Instrument :
MSVOA_L
ClientSampleId :

Tgt Ion: 43 Resp: 1106

Ion	Ratio	Lower	Upper
43	100		
58	0.0	26.8	40.2#

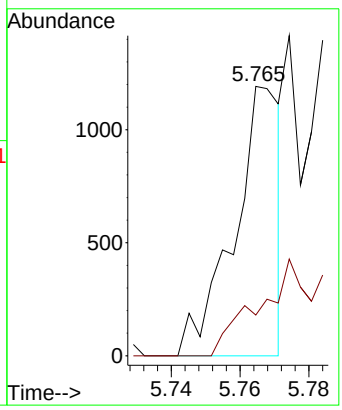

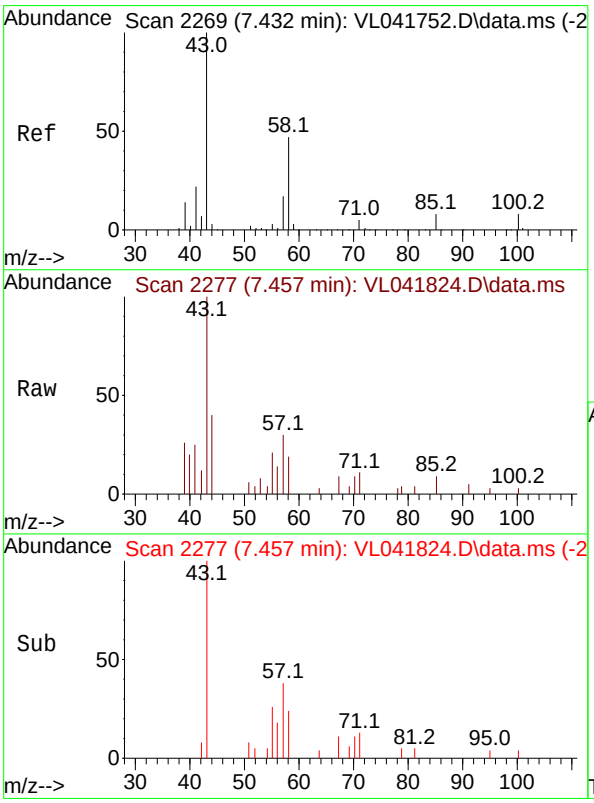

#51
2-Hexanone
Concen: 0.038 ppbv
RT: 7.457 min Scan# 2277
Delta R.T. 0.025 min
Lab File: VL041824.D
Acq: 19 Dec 2024 17:08

Tgt Ion: 43 Resp: 616

Ion	Ratio	Lower	Upper
43	100		
58	121.3	36.6	55.0#
98	0.0	0.1	0.1#

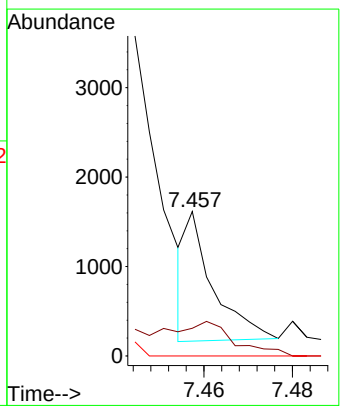

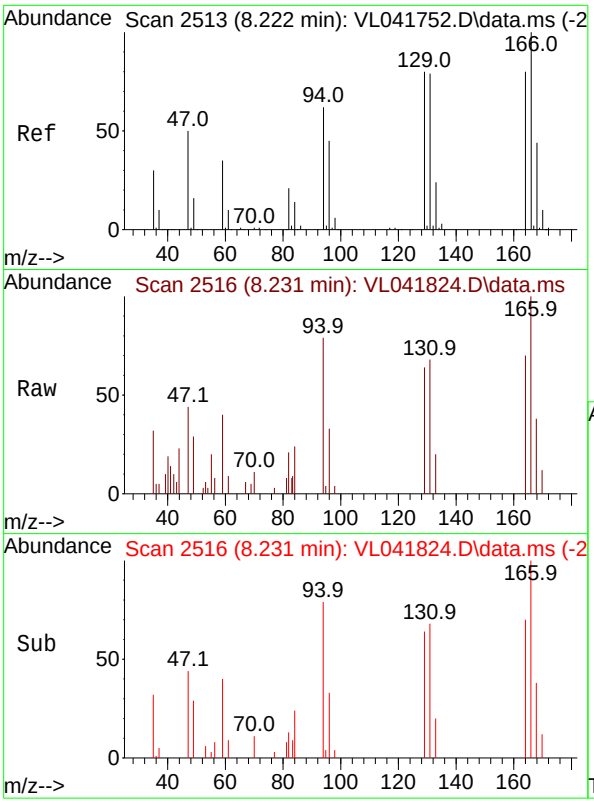

#52
Tetrachloroethene
Concen: 0.252 ppbv
RT: 8.231 min Scan# 2
Delta R.T. 0.009 min
Lab File: VL041824.D
Acq: 19 Dec 2024 17:08

Instrument :
MSVOA_L
ClientSampleId :

Tgt Ion:164 Resp: 1753

Ion	Ratio	Lower	Upper
164	100		
166	143.7	99.8	149.6
129	91.5	79.6	119.4
131	98.4	78.6	117.8

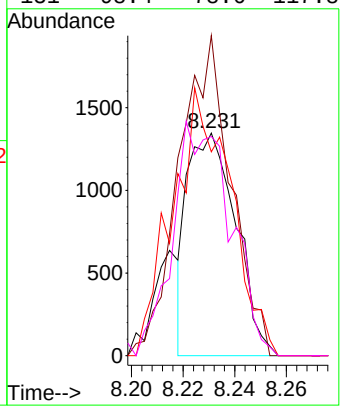

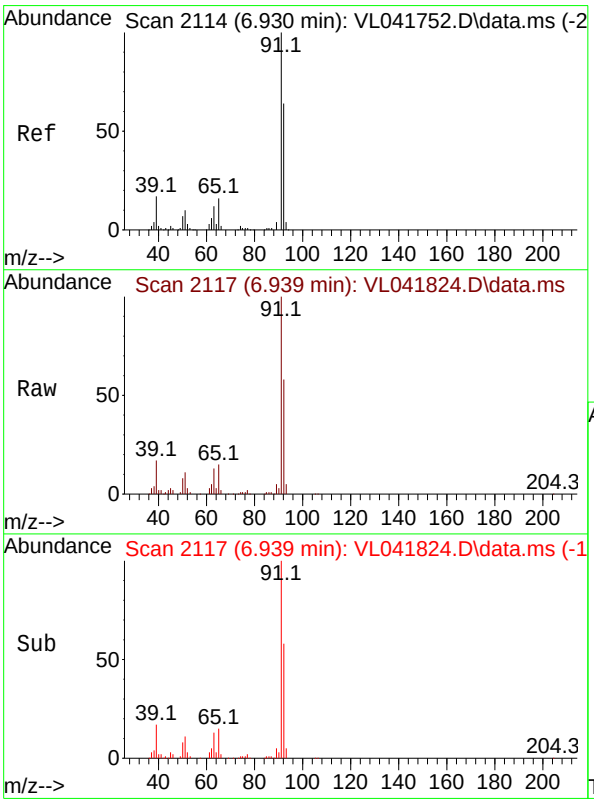

#53
Toluene
Concen: 5.050 ppbv
RT: 6.939 min Scan# 2117
Delta R.T. 0.009 min
Lab File: VL041824.D
Acq: 19 Dec 2024 17:08

Tgt Ion: 91 Resp: 106894

Ion	Ratio	Lower	Upper
91	100		
92	60.4	47.9	71.9

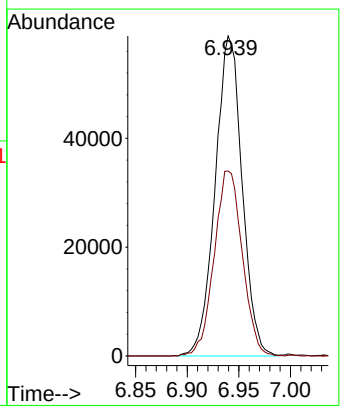

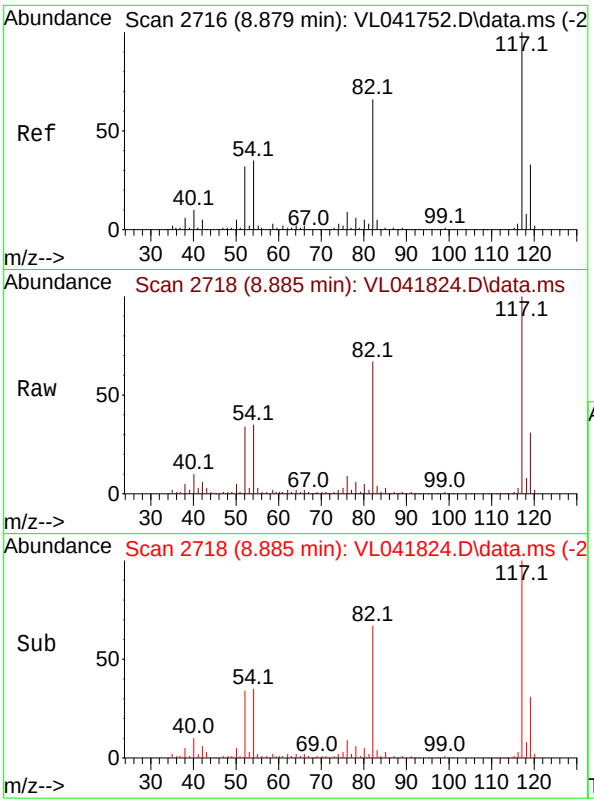

#55
Chlorobenzene-d5
Concen: 10.000 ppbv
RT: 8.885 min Scan# 2
Delta R.T. 0.006 min
Lab File: VL041824.D
Acq: 19 Dec 2024 17:08

Instrument :
MSVOA_L
ClientSampleId :

Tgt Ion:117 Resp: 190007

Ion	Ratio	Lower	Upper
117	100		
82	67.1	53.8	80.8
119	31.2	26.7	40.1

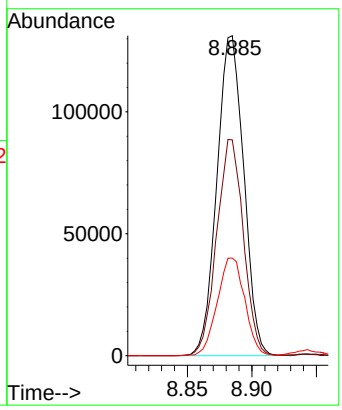

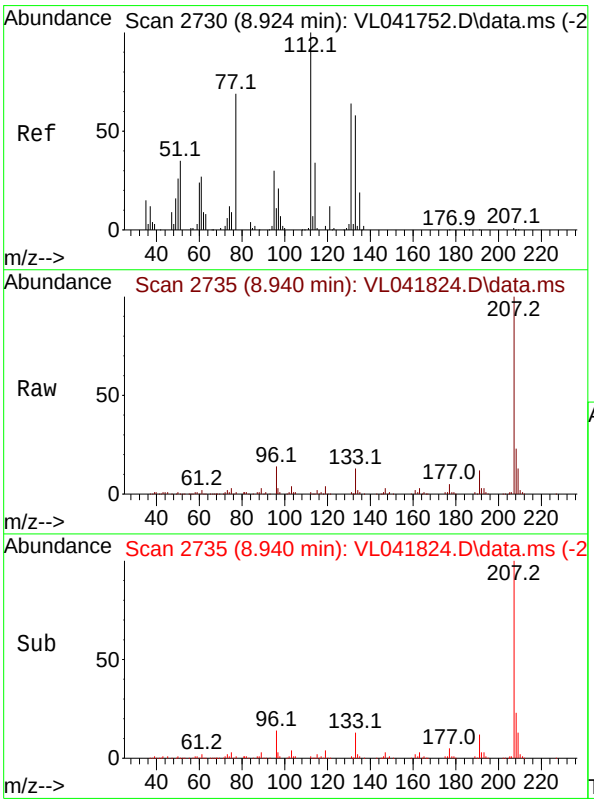

#56
1,1,1,2-Tetrachloroethane
Concen: 0.035 ppbv
RT: 8.940 min Scan# 2735
Delta R.T. 0.016 min
Lab File: VL041824.D
Acq: 19 Dec 2024 17:08

Tgt Ion:131 Resp: 357

Ion	Ratio	Lower	Upper
131	100		
133	2836.1	76.8	115.2#
119	939.2	49.0	73.6#

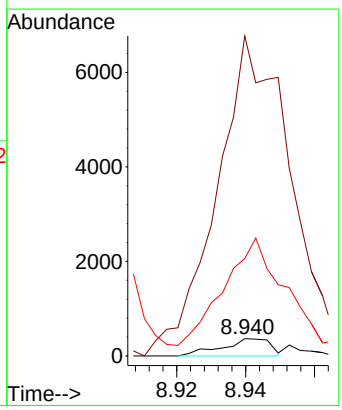

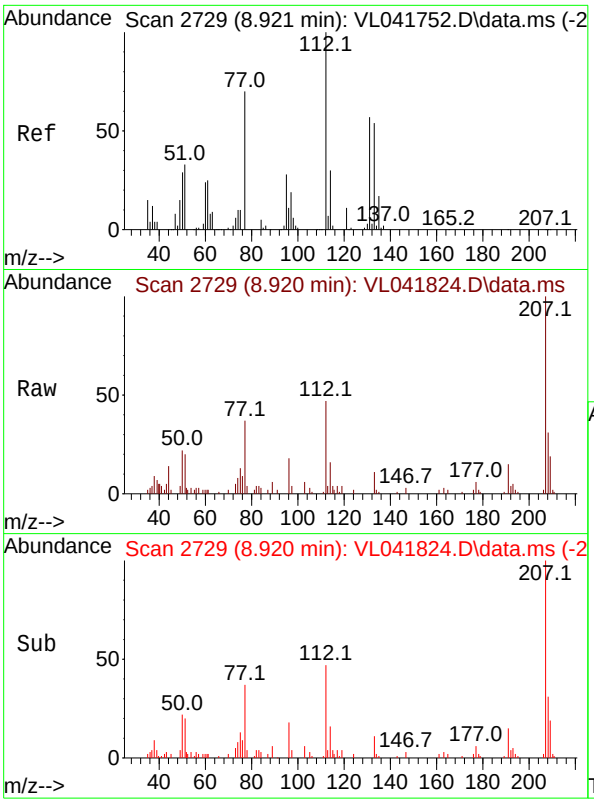

#57
Chlorobenzene
Concen: 0.192 ppbv
RT: 8.920 min Scan# 2
Delta R.T. -0.000 min
Lab File: VL041824.D
Acq: 19 Dec 2024 17:08

Instrument :
MSVOA_L
ClientSampleId :

Tgt Ion:112 Resp: 3741

Ion	Ratio	Lower	Upper
112	100		
77	74.0	57.4	86.0
114	33.7	27.4	33.4#

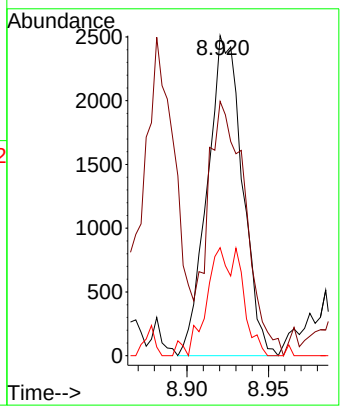

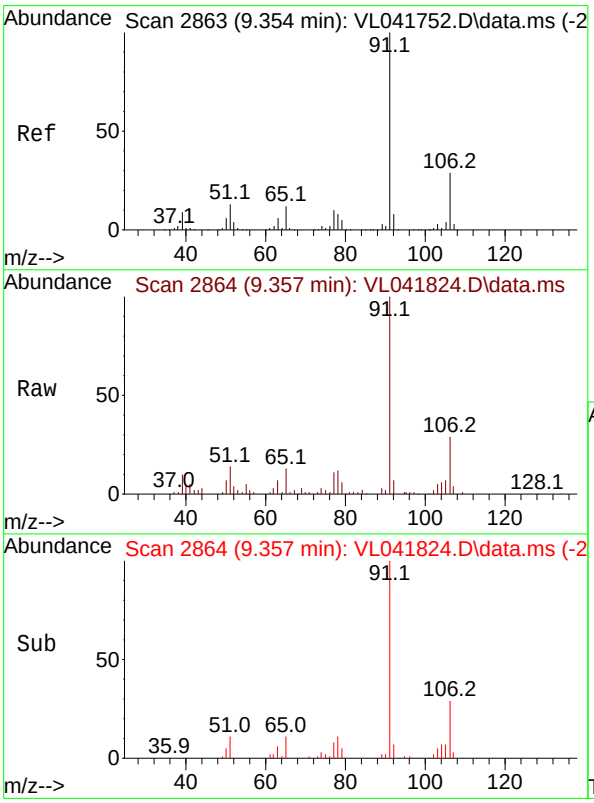

#58
Ethyl Benzene
Concen: 0.737 ppbv
RT: 9.357 min Scan# 2864
Delta R.T. 0.003 min
Lab File: VL041824.D
Acq: 19 Dec 2024 17:08

Tgt Ion: 91 Resp: 25209

Ion	Ratio	Lower	Upper
91	100		
106	28.7	23.5	35.3

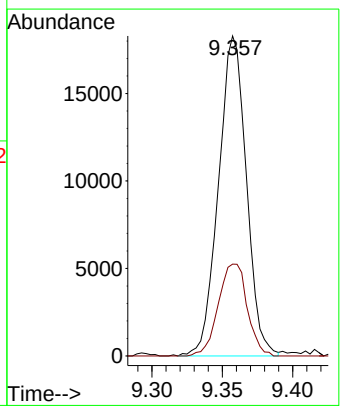

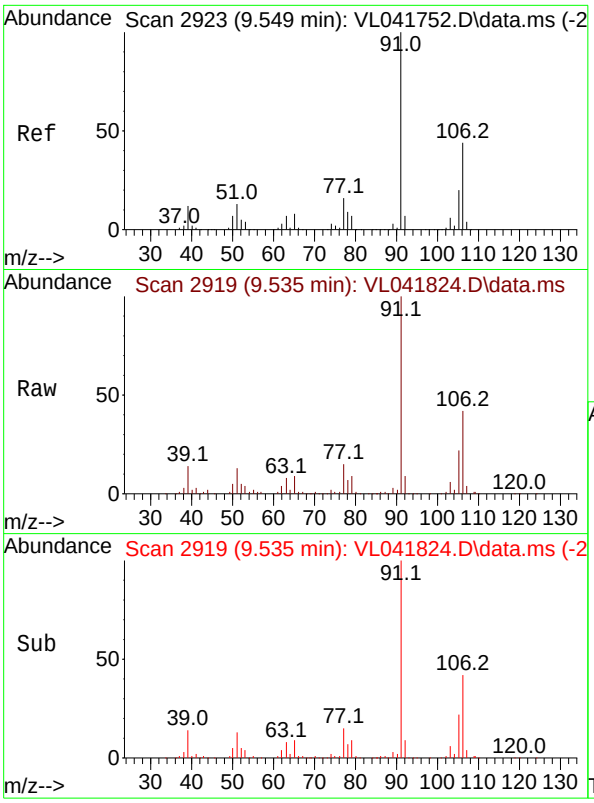

#59
m/p-Xylene
Concen: 3.157 ppbv
RT: 9.535 min Scan# 2
Delta R.T. -0.013 min
Lab File: VL041824.D
Acq: 19 Dec 2024 17:08

Instrument :
MSVOA_L
ClientSampleId :

Tgt Ion: 91 Resp: 86836

Ion	Ratio	Lower	Upper
91	100		
106	44.7	0.0	0.0#

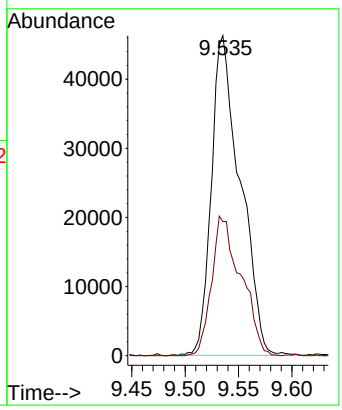

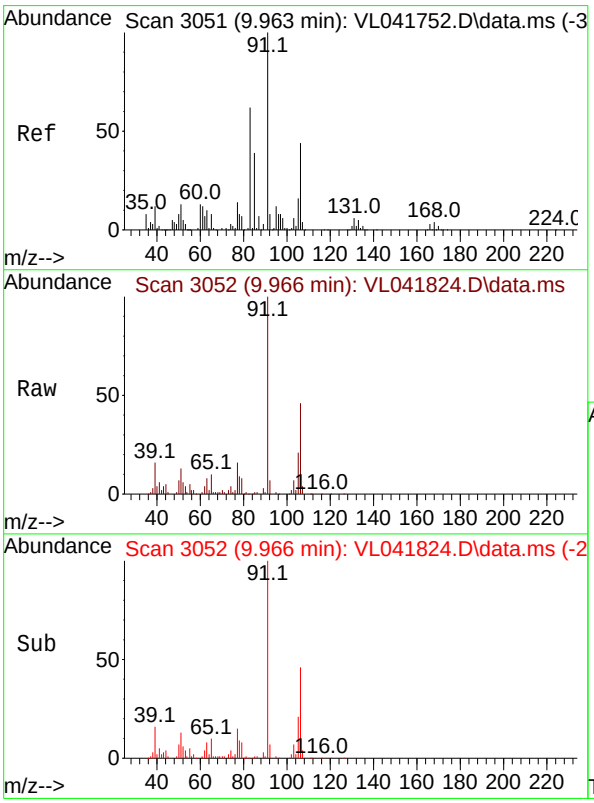

#60
o-Xylene
Concen: 1.245 ppbv
RT: 9.966 min Scan# 3052
Delta R.T. 0.003 min
Lab File: VL041824.D
Acq: 19 Dec 2024 17:08

Tgt Ion: 91 Resp: 34348

Ion	Ratio	Lower	Upper
91	100		
106	43.3	21.1	63.4

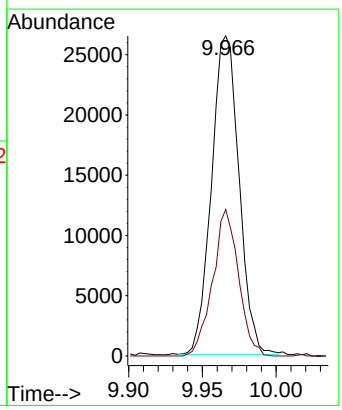

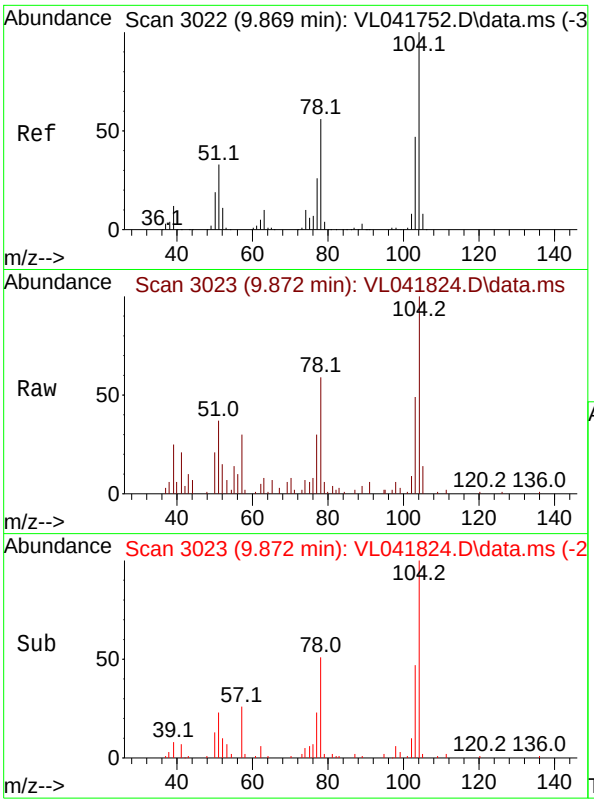

#61
Styrene
Concen: 0.807 ppbv
RT: 9.872 min Scan# 3(
Delta R.T. 0.003 min
Lab File: VL041824.D
Acq: 19 Dec 2024 17:08

Instrument :
MSVOA_L
ClientSampleId :

Tgt Ion:104 Resp: 9624

Ion	Ratio	Lower	Upper
104	100		
78	55.0	43.8	65.6
103	54.3	37.8	56.6

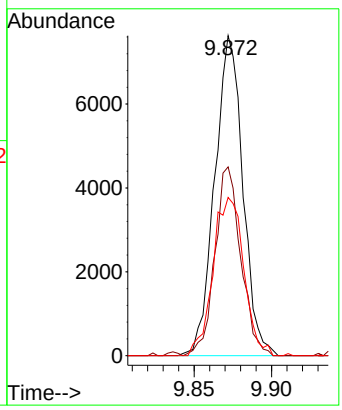

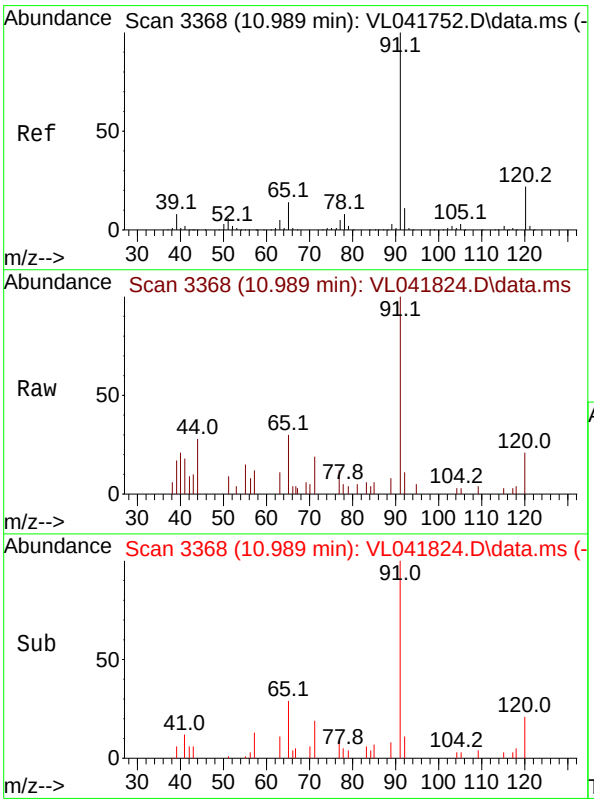

#64
n-propylbenzene
Concen: 0.035 ppbv
RT: 10.989 min Scan# 3368
Delta R.T. -0.000 min
Lab File: VL041824.D
Acq: 19 Dec 2024 17:08

Tgt Ion:120 Resp: 371

Ion	Ratio	Lower	Upper
120	100		
91	674.9	387.3	580.9#

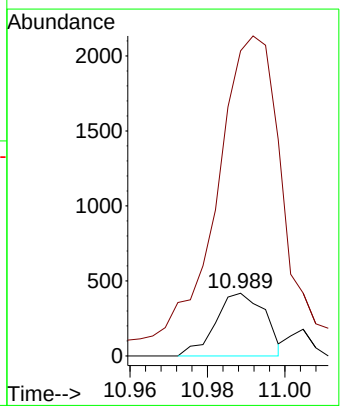

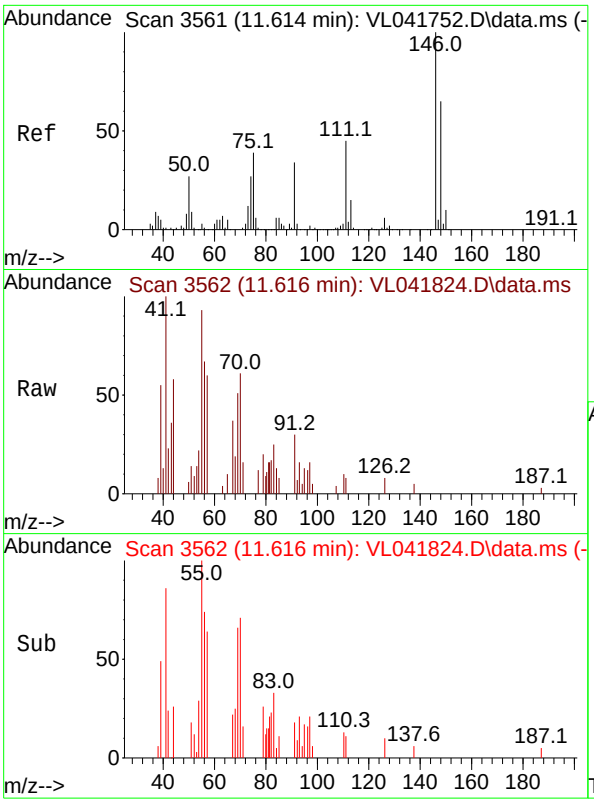

#66
Benzyl Chloride
Concen: 0.122 ppbv
RT: 11.616 min Scan# 3
Delta R.T. 0.003 min
Lab File: VL041824.D
Acq: 19 Dec 2024 17:08

Instrument :
MSVOA_L
ClientSampleId :

Tgt Ion: 91 Resp: 401

Ion	Ratio	Lower	Upper
91	100		
126	20.2	13.9	20.9
128	0.0	4.4	6.6#

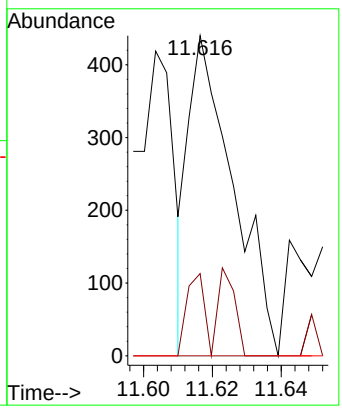

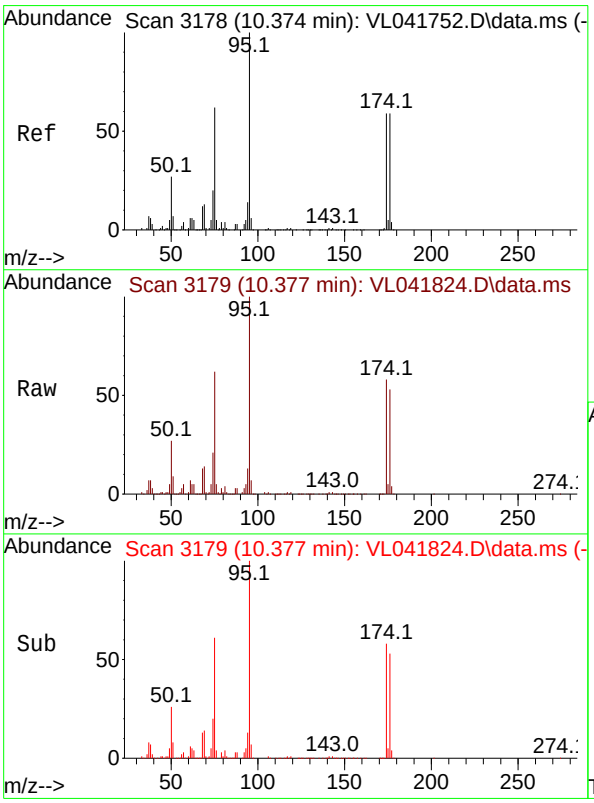

#68
1-Bromo-4-Fluorobenzene
Concen: 10.064 ppbv
RT: 10.377 min Scan# 3179
Delta R.T. 0.003 min
Lab File: VL041824.D
Acq: 19 Dec 2024 17:08

Tgt Ion: 95 Resp: 159349

Ion	Ratio	Lower	Upper
95	100		
174	57.7	47.6	71.4
175	4.6	3.7	5.5

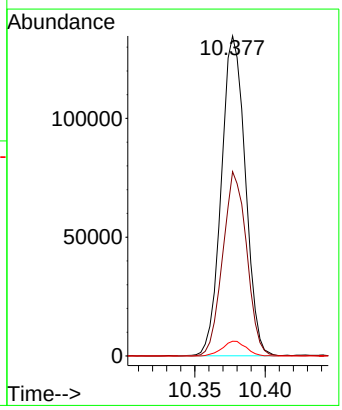

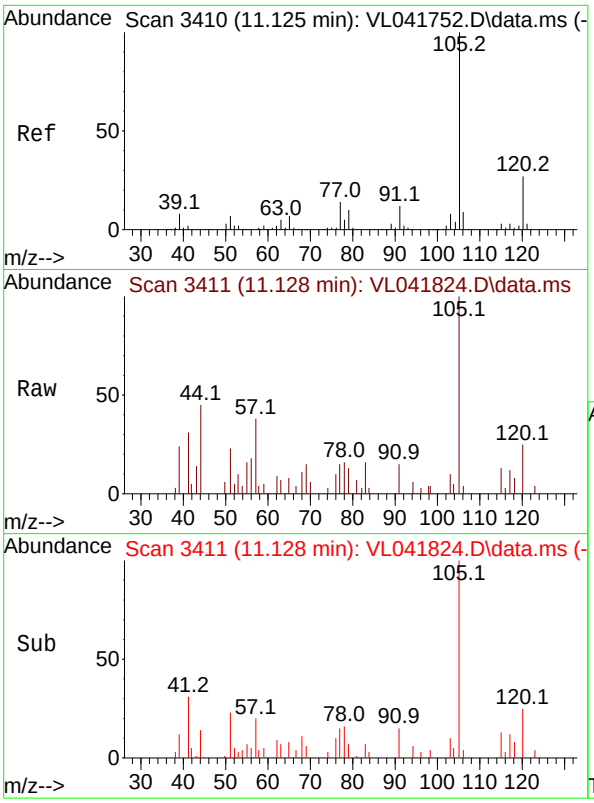

#72
4-Ethyltoluene
Concen: 0.062 ppbv
RT: 11.128 min Scan# 3
Delta R.T. 0.003 min
Lab File: VL041824.D
Acq: 19 Dec 2024 17:08

Instrument :
MSVOA_L
ClientSampleId :

Tgt Ion:105 Resp: 2003

Ion	Ratio	Lower	Upper
105	100		
120	0.0	23.3	34.9#
91	0.0	10.9	16.3#
77	0.0	11.6	17.4#

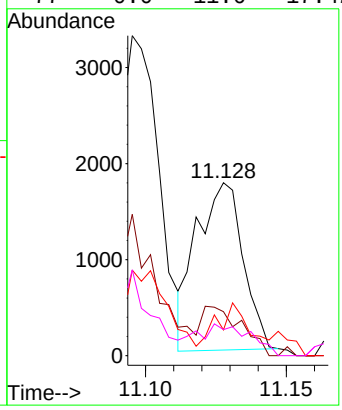

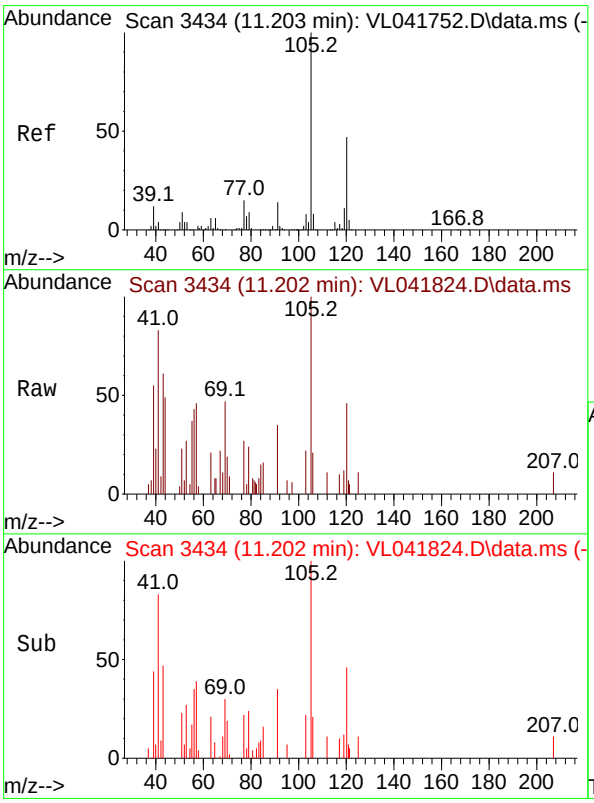

#73
1,3,5-Trimethylbenzene
Concen: 0.045 ppbv
RT: 11.202 min Scan# 3434
Delta R.T. -0.000 min
Lab File: VL041824.D
Acq: 19 Dec 2024 17:08

Tgt Ion:105 Resp: 1212

Ion	Ratio	Lower	Upper
105	100		
120	57.2	37.4	56.2#

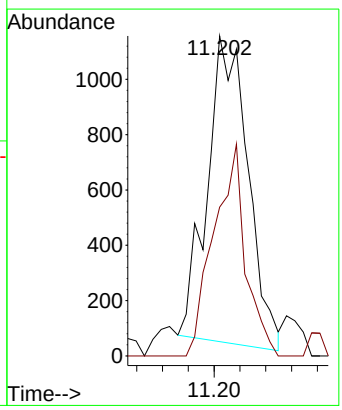

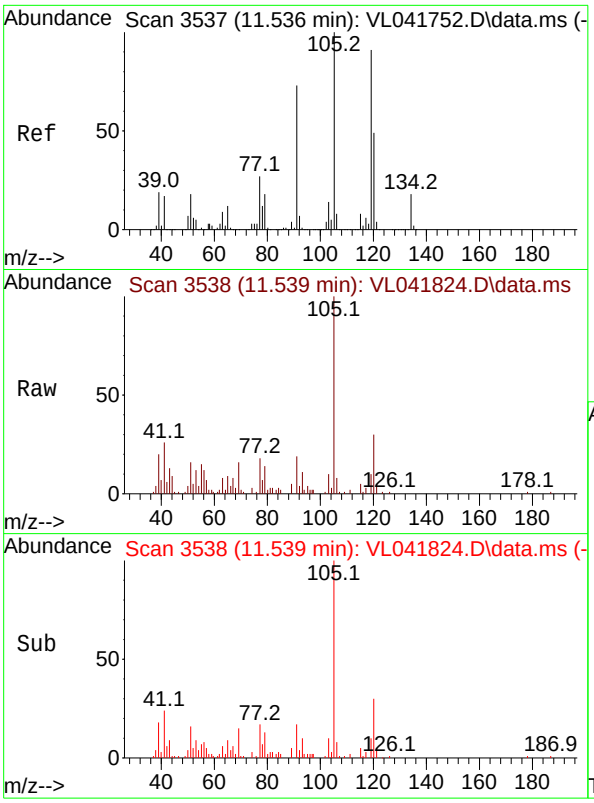

#74
1,2,4-Trimethylbenzene
Concen: 0.266 ppbv
RT: 11.539 min Scan# 3
Delta R.T. 0.003 min
Lab File: VL041824.D
Acq: 19 Dec 2024 17:08

Instrument :
MSVOA_L
ClientSampleId :

Tgt Ion:105 Resp: 7727

Ion	Ratio	Lower	Upper
105	100		
120	30.4	39.0	58.4#
91	14.2	58.1	87.1#
77	15.0	21.8	32.8#

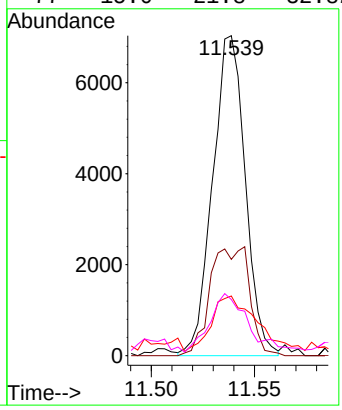

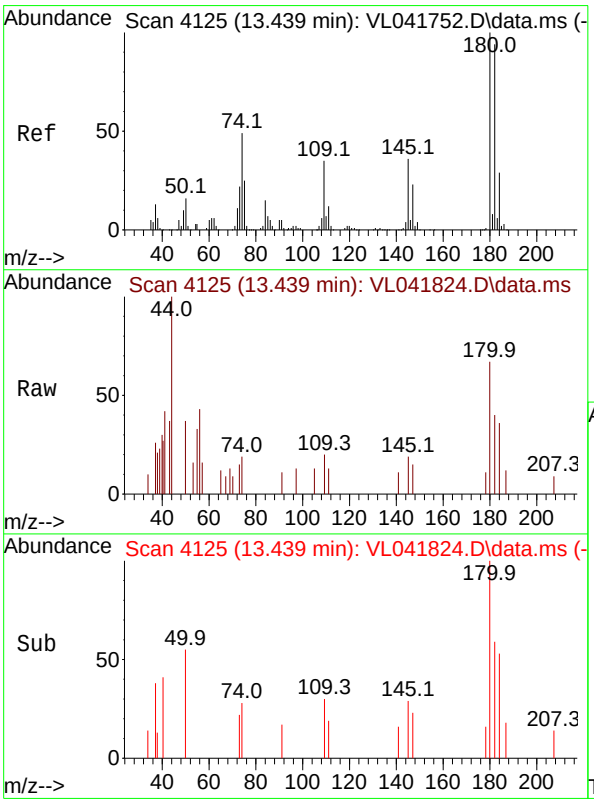

#81
1,2,4-Trichlorobenzene
Concen: 0.033 ppbv
RT: 13.439 min Scan# 4125
Delta R.T. -0.000 min
Lab File: VL041824.D
Acq: 19 Dec 2024 17:08

Tgt Ion:180 Resp: 363

Ion	Ratio	Lower	Upper
180	100		
182	70.5	77.0	115.6#
184	33.6	23.8	35.8

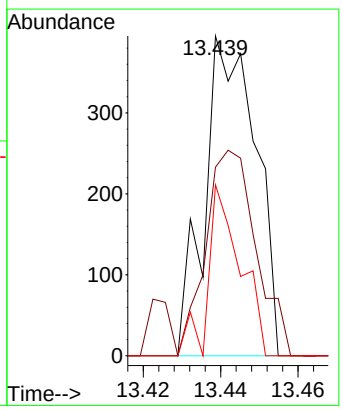

Quantitation Report (Not Reviewed)

Data Path : Z:\voasrv\HPCHEM1\MSVOA_L\Data\VL121924\
Data File : VL041825.D
Acq On : 19 Dec 2024 17:41
Operator : SY/MD
Sample : P5296-02
Misc : 400mL/MSVOA_L
ALS Vial : 1 Sample Multiplier: 1

Instrument :
MSVOA_L
ClientSampleId :

Quant Time: Dec 20 01:46:25 2024
Quant Method : Z:\voasrv\HPCHEM1\MSVOA_L\methods\VL121624AIR.M
Quant Title : AIR ANALYSIS BY METHOD TO-15 Instrument: MSVOA_LFri Aug 26 06:05:16 2022
QLast Update : Thu Dec 19 07:32:09 2024
Response via : Initial Calibration

Compound	R.T.	QIon	Response	Conc	Units	Dev(Min)
Internal Standards						
1) Bromochloromethane	2.787	49	83158	10.000	ppbv	0.00
33) 1,4-Difluorobenzene	3.959	114	189313	10.000	ppbv	0.00
55) Chlorobenzene-d5	8.878	117	189944	10.000	ppbv	0.00
System Monitoring Compounds						
68) 1-Bromo-4-Fluorobenzene	10.374	95	155720	9.838	ppbv	0.00
Spiked Amount 10.000	Range 65 - 135		Recovery = 98.400%			
Target Compounds						Qvalue
2) Dichlorodifluoromethane	1.492	85	5086	0.344	ppbv	100
3) Chlorodifluoromethane	1.842	51	505	0.037	ppbv	98
4) Chloromethane	1.528	50	1851	0.320	ppbv	97
9) Propene	1.483	41	5467	0.930	ppbv	88
11) Trichlorofluoromethane	1.877	101	3036	0.193	ppbv	97
12) 1,1,2-Trichlorotrifluo...	2.140	101	836	0.070	ppbv #	80
13) Ethanol	1.719	45	118283	243.024	ppbv	93
15) Acetone	1.835	43	37575	2.322	ppbv	100
16) 1,3-Butadiene	1.615	39	9222	1.447	ppbv #	21
17) tert-Butyl alcohol	2.043	59	3747	0.233	ppbv #	93
19) Isopropyl Alcohol	1.884	45	13274	1.367	ppbv #	39
20) Methylene Chloride	2.062	84	22614	4.902	ppbv	93
21) Allyl Chloride	2.062	41	870	0.099	ppbv #	16
23) Vinyl Acetate	2.454	43	3843	0.512	ppbv #	82
25) Ethyl Acetate	2.832	43	13303	0.442	ppbv #	94
26) Hexane	2.829	57	10691	0.936	ppbv #	45
29) Chloroform	2.848	83	14042	0.807	ppbv	93
31) cis-1,2-Dichloroethene	2.839	61	762	0.065	ppbv #	26
34) 2-Butanone	2.560	43	6382	0.419	ppbv	100
36) Benzene	3.658	78	2308	0.118	ppbv #	86
39) 1,2-Dichloropropane	3.955	63	52841	7.461	ppbv #	18
41) Tetrahydrofuran	3.062	42	2238	0.262	ppbv #	85
50) 4-Methyl-2-Pentanone	5.758	43	682	0.033	ppbv #	37
52) Tetrachloroethene	8.218	164	2013	0.276	ppbv #	76
53) Toluene	6.933	91	49452	2.227	ppbv	99
57) Chlorobenzene	8.920	112	2062	0.106	ppbv #	84
58) Ethyl Benzene	9.351	91	12214	0.357	ppbv	96
59) m/p-Xylene	9.532	91	37742	1.373	ppbv #	100
60) o-Xylene	9.959	91	15054	0.546	ppbv	99
61) Styrene	9.866	104	4254	0.357	ppbv	95
74) 1,2,4-Trimethylbenzene	11.536	105	3328	0.115	ppbv #	68

(#) = qualifier out of range (m) = manual integration (+) = signals summed

Quantitation Report (Not Reviewed)

Data Path : Z:\voasrv\HPCHEM1\MSVOA_L\Data\VL121924\
Data File : VL041825.D
Acq On : 19 Dec 2024 17:41
Operator : SY/MD
Sample : P5296-02
Misc : 400mL/MSVOA_L
ALS Vial : 1 Sample Multiplier: 1

Instrument :
MSVOA_L
ClientSampleId :

Quant Time: Dec 20 01:46:25 2024
Quant Method : Z:\voasrv\HPCHEM1\MSVOA_L\methods\VL121624AIR.M
Quant Title : AIR ANALYSIS BY METHOD TO-15 Instrument: MSVOA_LFri Aug 26 06:05:16 2022
QLast Update : Thu Dec 19 07:32:09 2024
Response via : Initial Calibration

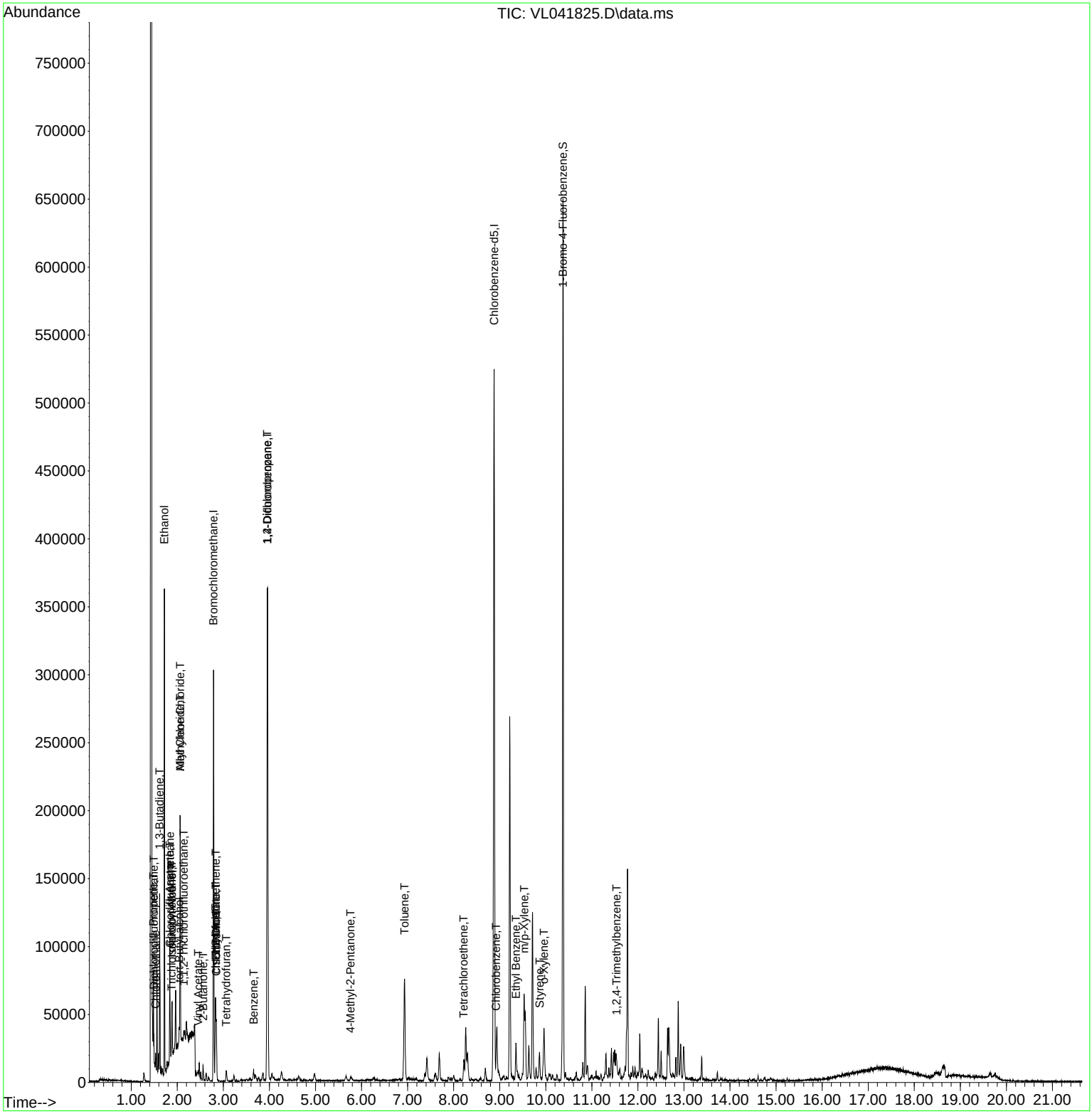

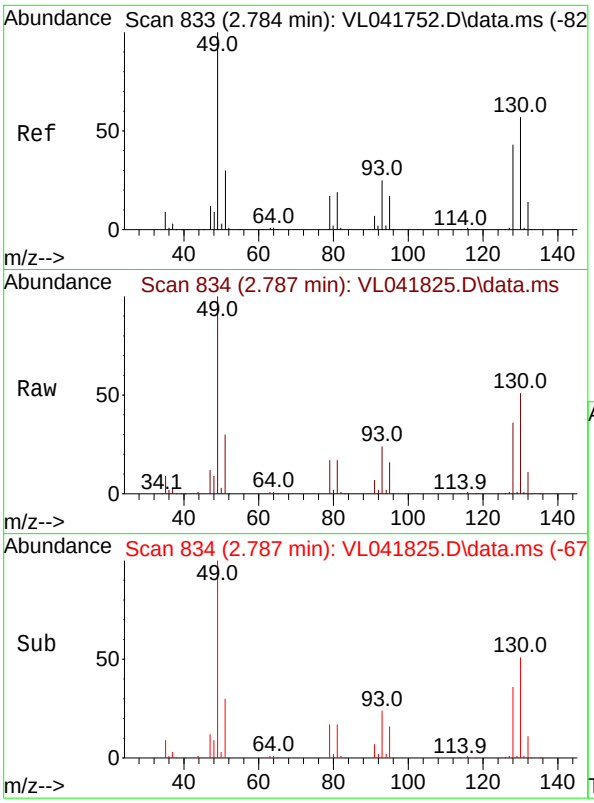

#1
Bromochloromethane
Concen: 10.000 ppbv
RT: 2.787 min Scan# 8
Delta R.T. 0.003 min
Lab File: VL041825.D
Acq: 19 Dec 2024 17:41

Instrument :
MSVOA_L
ClientSampleId :

Tgt Ion: 49 Resp: 83158

Ion	Ratio	Lower	Upper
49	100		
128	39.9	21.6	64.6
130	51.1	28.3	85.0

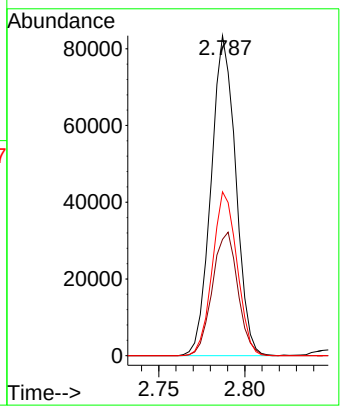

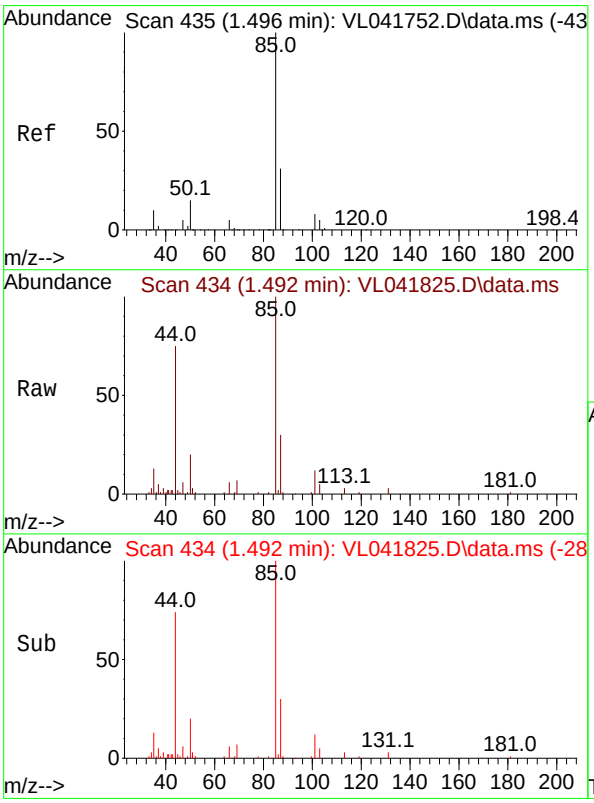

#2
Dichlorodifluoromethane
Concen: 0.344 ppbv
RT: 1.492 min Scan# 434
Delta R.T. -0.004 min
Lab File: VL041825.D
Acq: 19 Dec 2024 17:41

Tgt Ion: 85 Resp: 5086

Ion	Ratio	Lower	Upper
85	100		
87	30.5	24.5	36.7

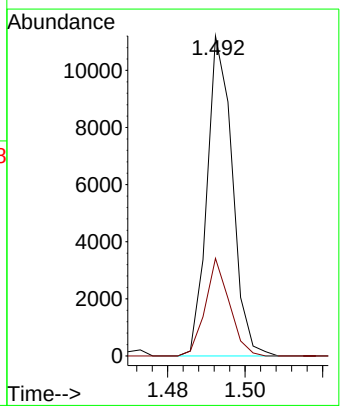

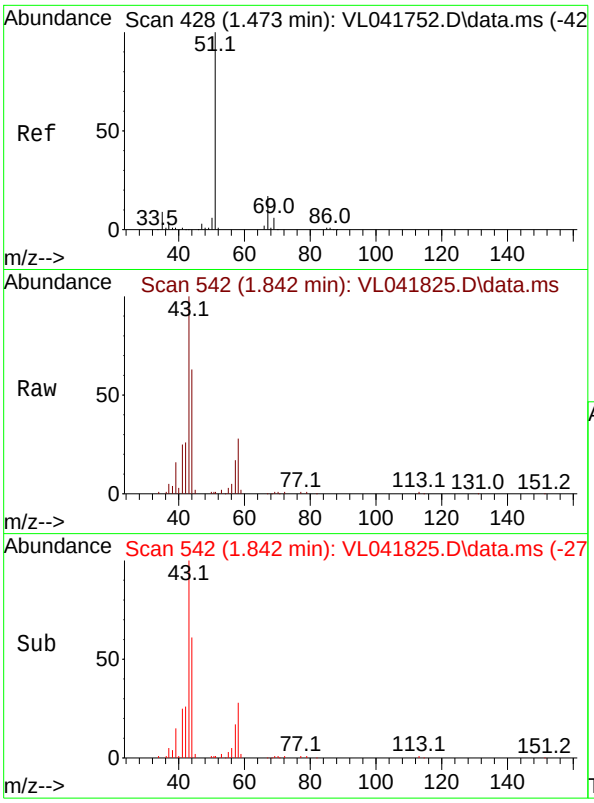

#3
Chlorodifluoromethane
Concen: 0.037 ppbv
RT: 1.842 min Scan# 54
Delta R.T. 0.369 min
Lab File: VL041825.D
Acq: 19 Dec 2024 17:41

Instrument :
MSVOA_L
ClientSampleId :

Tgt Ion: 51 Resp: 505

Ion	Ratio	Lower	Upper
51	100		
67	19.4	15.0	22.4

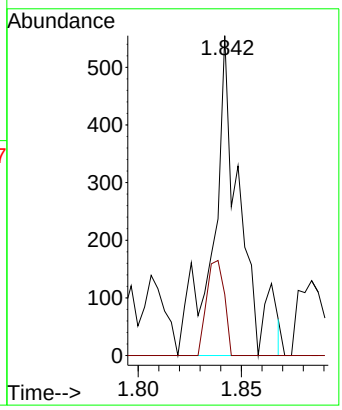

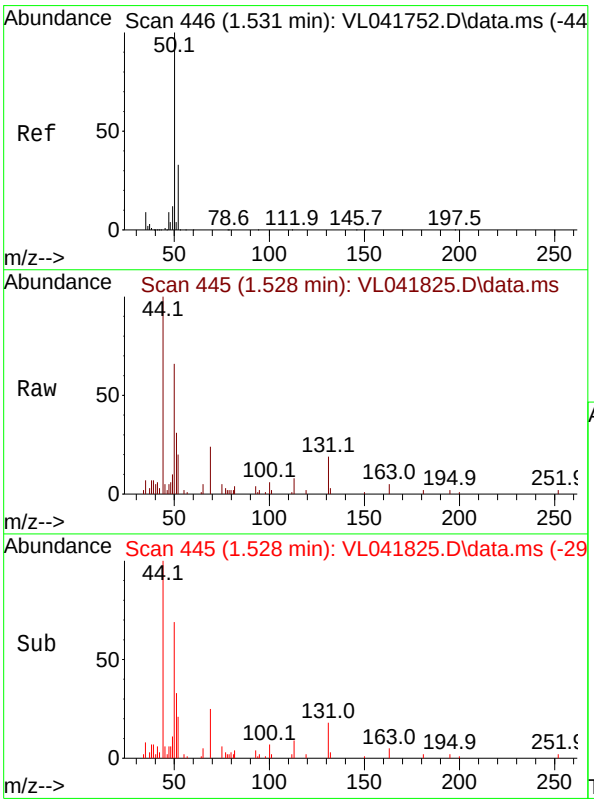

#4
Chloromethane
Concen: 0.320 ppbv
RT: 1.528 min Scan# 445
Delta R.T. -0.004 min
Lab File: VL041825.D
Acq: 19 Dec 2024 17:41

Tgt Ion: 50 Resp: 1851

Ion	Ratio	Lower	Upper
50	100		
52	31.1	26.2	39.2

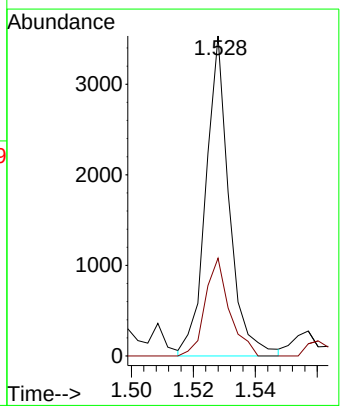

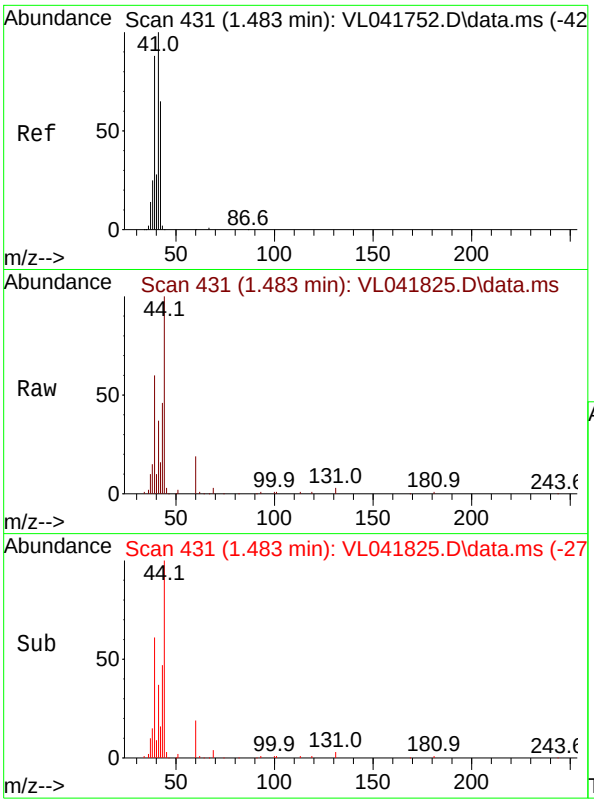

#9
Propene
Concen: 0.930 ppbv
RT: 1.483 min Scan# 4
Delta R.T. -0.000 min
Lab File: VL041825.D
Acq: 19 Dec 2024 17:41

Instrument :
MSVOA_L
ClientSampleId :

Tgt Ion: 41 Resp: 5467

Ion	Ratio	Lower	Upper
41	100		
42	56.4	52.4	78.6

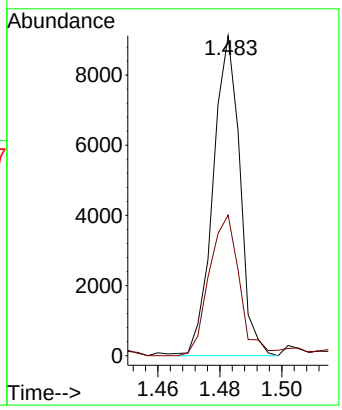

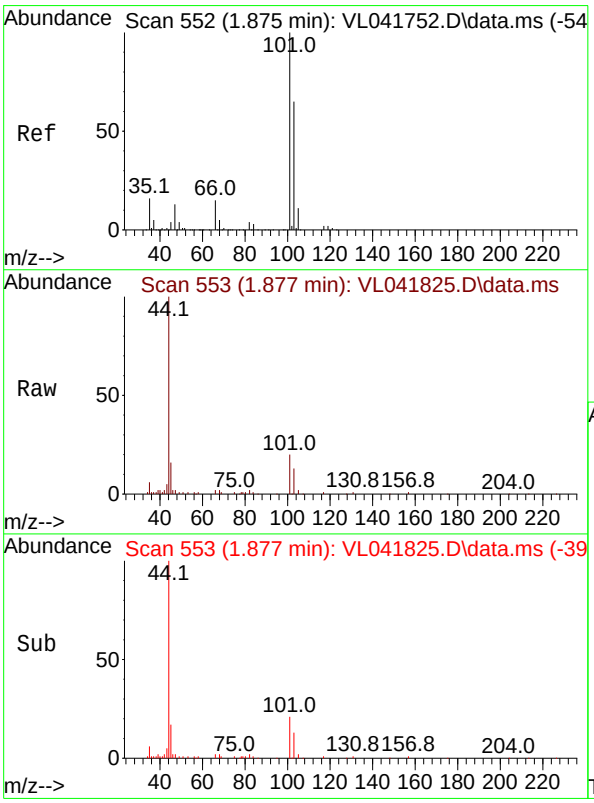

#11
Trichlorofluoromethane
Concen: 0.193 ppbv
RT: 1.877 min Scan# 553
Delta R.T. 0.003 min
Lab File: VL041825.D
Acq: 19 Dec 2024 17:41

Tgt Ion:101 Resp: 3036

Ion	Ratio	Lower	Upper
101	100		
103	62.4	51.8	77.8

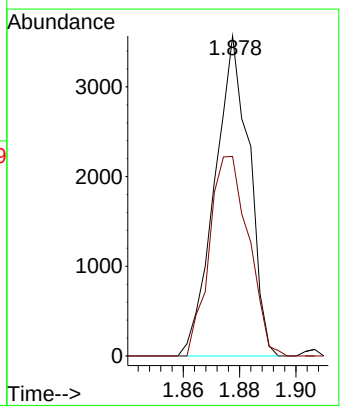

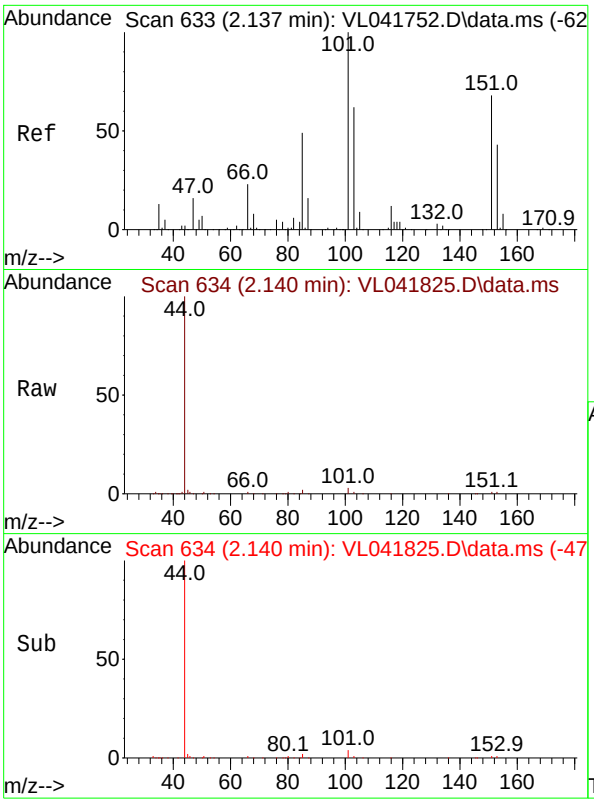

#12
1,1,2-Trichlorotrifluoroethane
Concen: 0.070 ppbv
RT: 2.140 min Scan# 6
Delta R.T. 0.003 min
Lab File: VL041825.D
Acq: 19 Dec 2024 17:41

Instrument :
MSVOA_L
ClientSampleId :

Tgt Ion:101 Resp: 836

Ion	Ratio	Lower	Upper
101	100		
151	54.4	56.8	85.2#

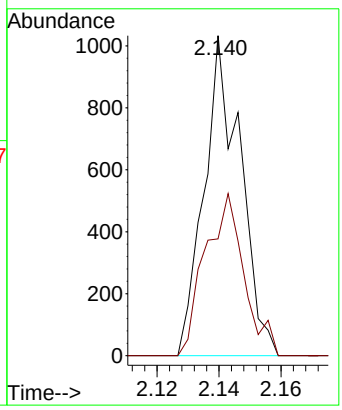

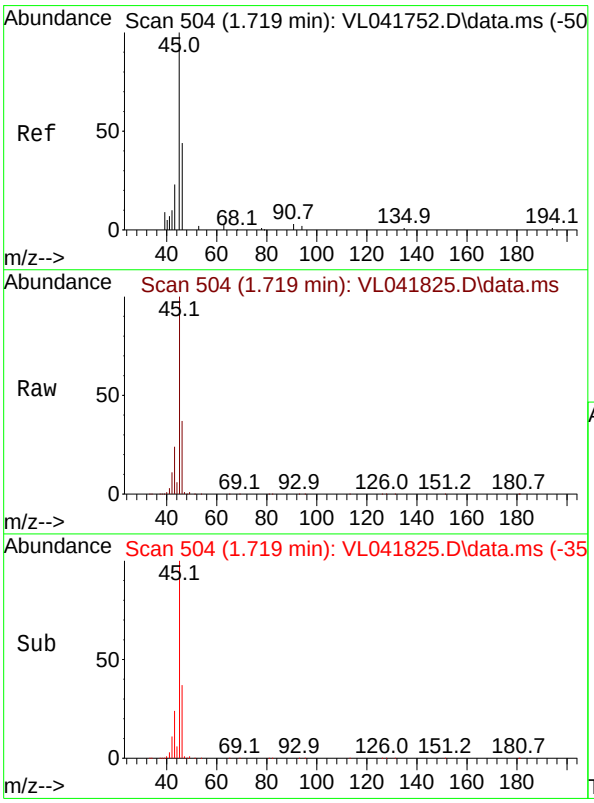

#13
Ethanol
Concen: 243.024 ppbv
RT: 1.719 min Scan# 504
Delta R.T. -0.000 min
Lab File: VL041825.D
Acq: 19 Dec 2024 17:41

Tgt Ion: 45 Resp: 118283

Ion	Ratio	Lower	Upper
45	100		
46	36.8	16.4	65.8

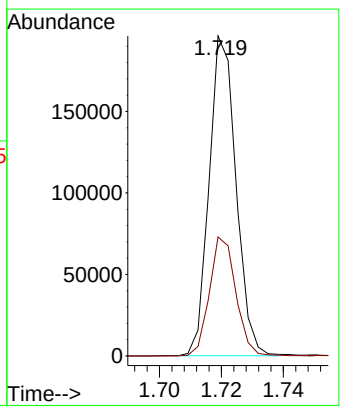

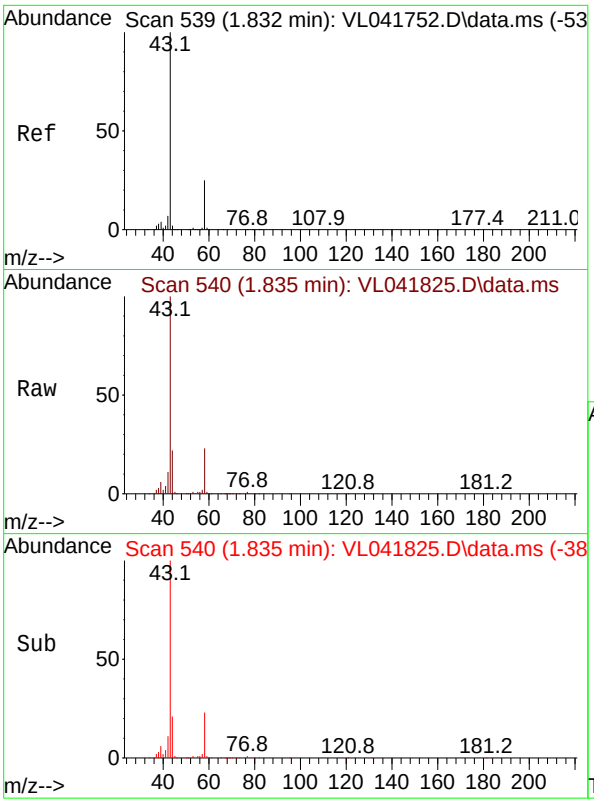

#15
Acetone
Concen: 2.322 ppbv
RT: 1.835 min Scan# 5
Delta R.T. 0.003 min
Lab File: VL041825.D
Acq: 19 Dec 2024 17:41

Instrument :
MSVOA_L
ClientSampleId :

Tgt Ion: 43 Resp: 37575

Ion	Ratio	Lower	Upper
43	100		
58	24.6	19.7	29.5

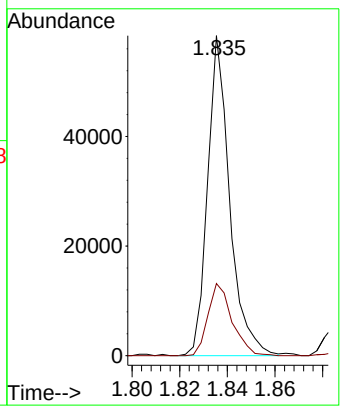

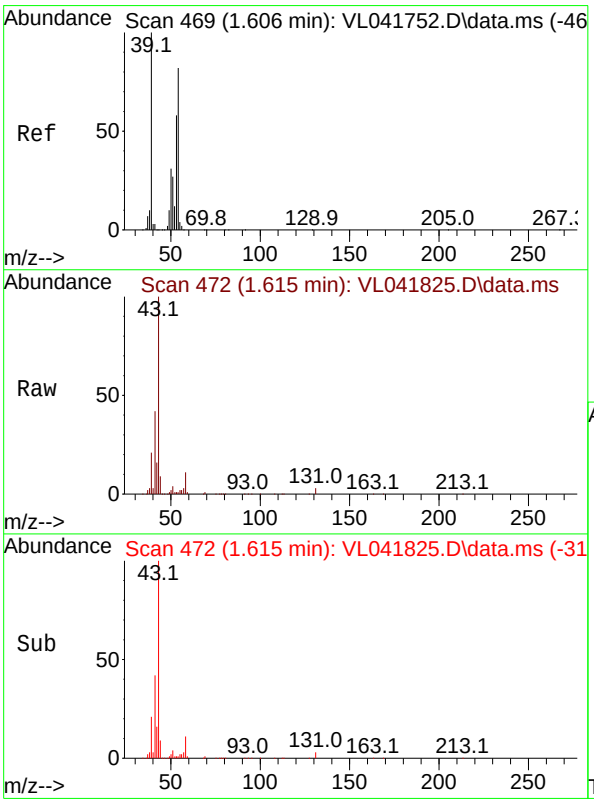

#16
1,3-Butadiene
Concen: 1.447 ppbv
RT: 1.615 min Scan# 472
Delta R.T. 0.009 min
Lab File: VL041825.D
Acq: 19 Dec 2024 17:41

Tgt Ion: 39 Resp: 9222

Ion	Ratio	Lower	Upper
39	100		
54	7.0	58.4	87.6#

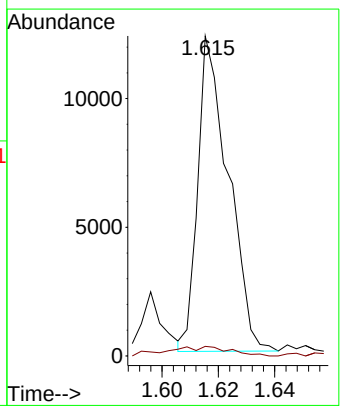

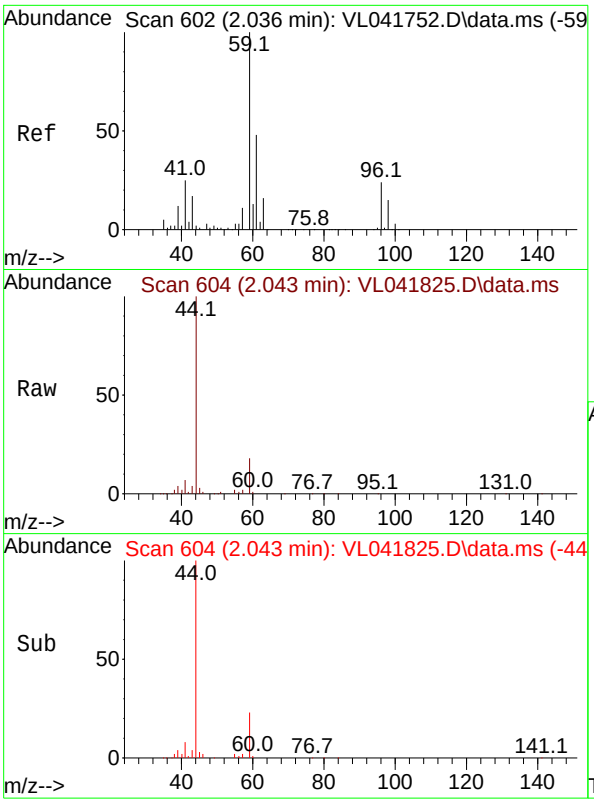

#17
tert-Butyl alcohol
Concen: 0.233 ppbv
RT: 2.043 min Scan# 6
Delta R.T. 0.006 min
Lab File: VL041825.D
Acq: 19 Dec 2024 17:41

Instrument :
MSVOA_L
ClientSampleId :

Tgt Ion: 59 Resp: 3747

Ion	Ratio	Lower	Upper
59	100		
57	13.4	8.6	13.0#

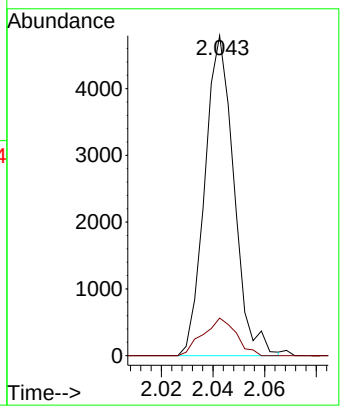

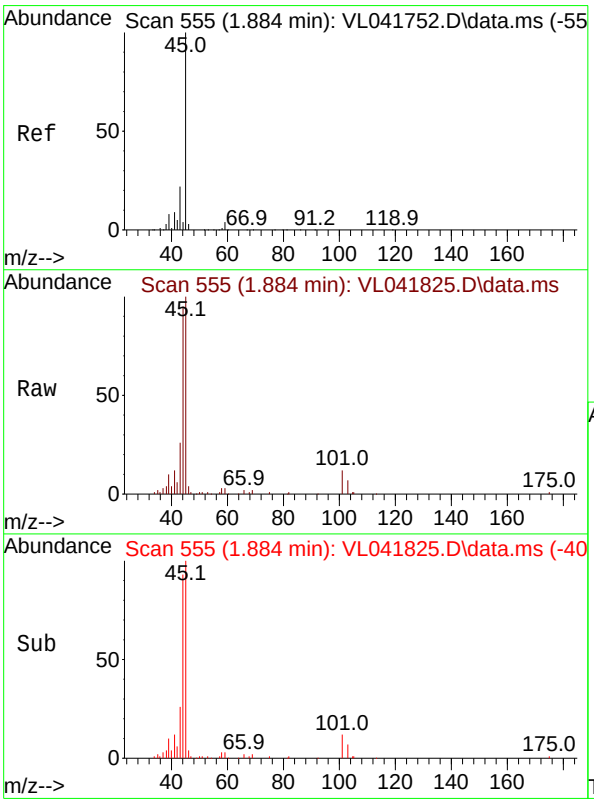

#19
Isopropyl Alcohol
Concen: 1.367 ppbv
RT: 1.884 min Scan# 555
Delta R.T. -0.000 min
Lab File: VL041825.D
Acq: 19 Dec 2024 17:41

Tgt Ion: 45 Resp: 13274

Ion	Ratio	Lower	Upper
45	100		
58	3.4	33.3	49.9#

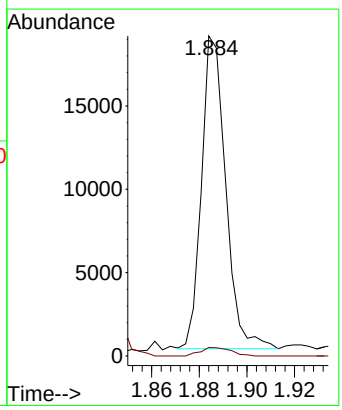

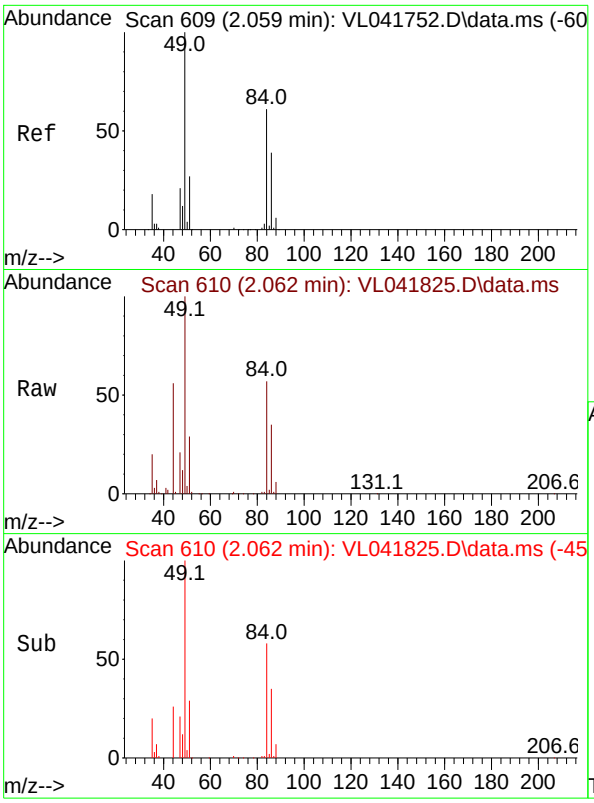

#20
Methylene Chloride
Concen: 4.902 ppbv
RT: 2.062 min Scan# 61
Delta R.T. 0.003 min
Lab File: VL041825.D
Acq: 19 Dec 2024 17:41

Instrument :
MSVOA_L
ClientSampleId :

Tgt Ion: 84 Resp: 22614

Ion	Ratio	Lower	Upper
84	100		
49	175.8	132.6	198.8
51	51.2	37.6	56.4
86	60.7	51.4	77.0

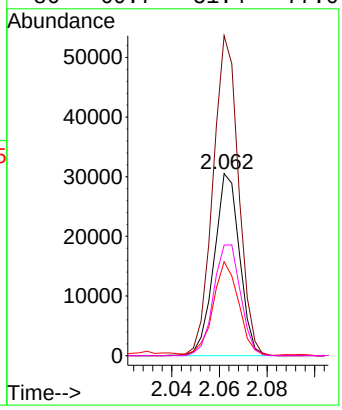

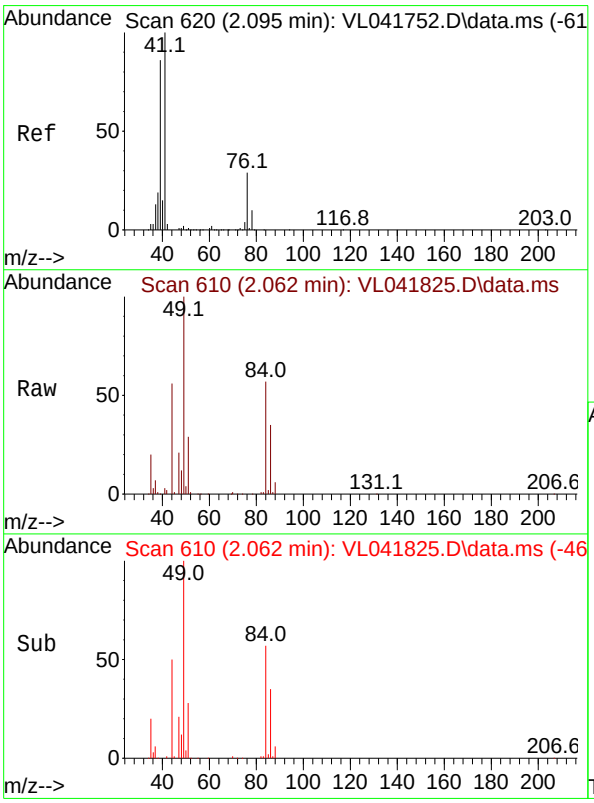

#21
Allyl Chloride
Concen: 0.099 ppbv
RT: 2.062 min Scan# 610
Delta R.T. -0.033 min
Lab File: VL041825.D
Acq: 19 Dec 2024 17:41

Tgt Ion: 41 Resp: 870

Ion	Ratio	Lower	Upper
41	100		
76	0.0	22.3	33.5#
39	0.0	69.2	103.8#

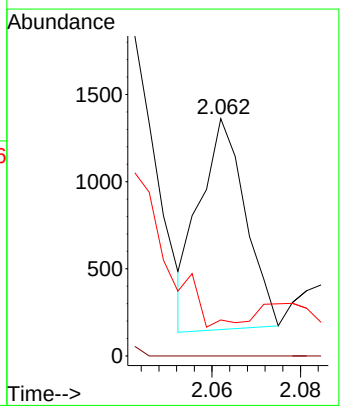

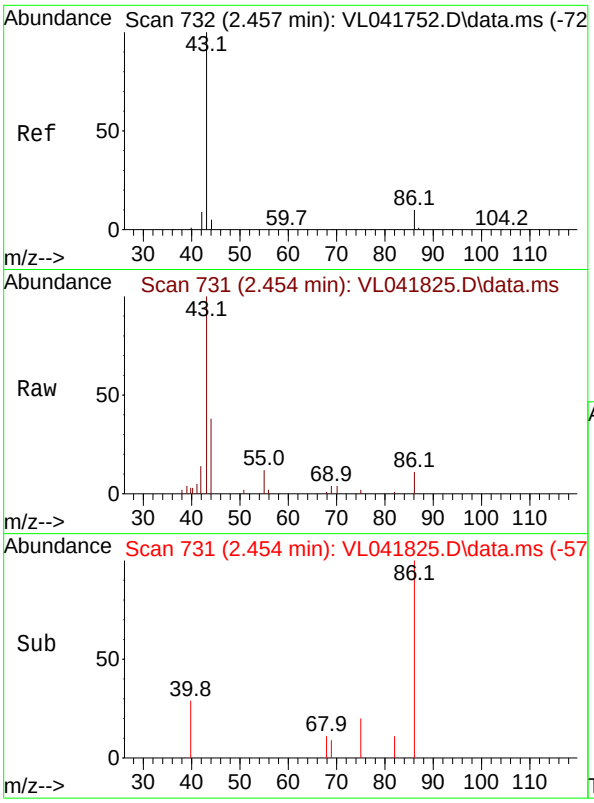

#23
Vinyl Acetate
Concen: 0.512 ppbv
RT: 2.454 min Scan# 7
Delta R.T. -0.004 min
Lab File: VL041825.D
Acq: 19 Dec 2024 17:41

Instrument :
MSVOA_L
ClientSampleId :

Tgt Ion: 43 Resp: 3843

Ion	Ratio	Lower	Upper
43	100		
86	13.1	6.6	10.0#
42	0.0	8.2	12.2#
44	3.2	5.0	7.4#

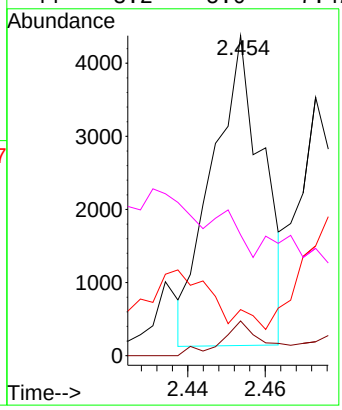

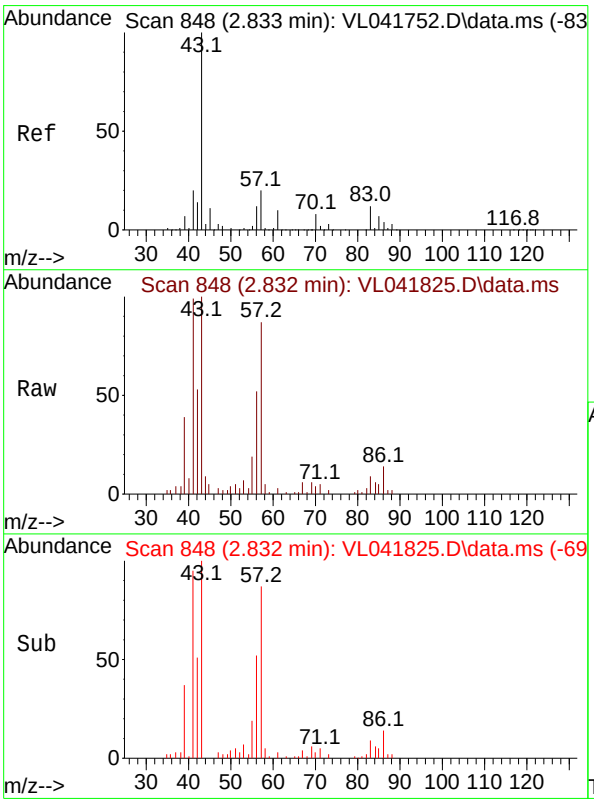

#25
Ethyl Acetate
Concen: 0.442 ppbv
RT: 2.832 min Scan# 848
Delta R.T. -0.000 min
Lab File: VL041825.D
Acq: 19 Dec 2024 17:41

Tgt Ion: 43 Resp: 13303

Ion	Ratio	Lower	Upper
43	100		
45	8.2	8.1	12.1
61	5.8	7.0	10.6#
70	6.5	6.5	9.7

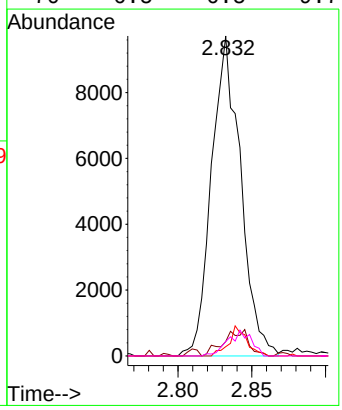

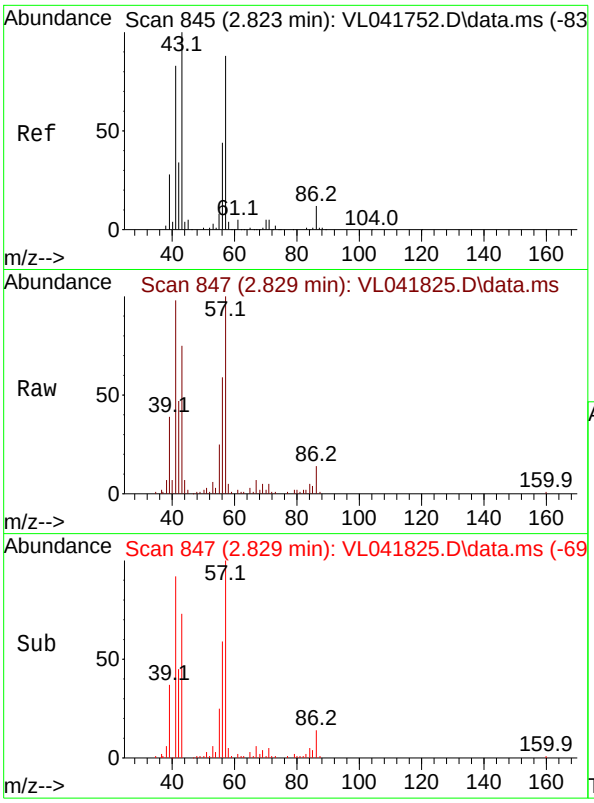

#26
Hexane
Concen: 0.936 ppbv
RT: 2.829 min Scan# 8
Delta R.T. 0.006 min
Lab File: VL041825.D
Acq: 19 Dec 2024 17:41

Instrument :
MSVOA_L
ClientSampleId :

Tgt Ion: 57 Resp: 10691

Ion	Ratio	Lower	Upper
57	100		
41	119.6	79.6	119.4#
43	125.2	211.0	316.6#
56	63.1	42.6	63.8

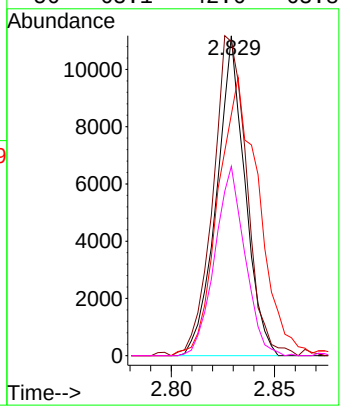

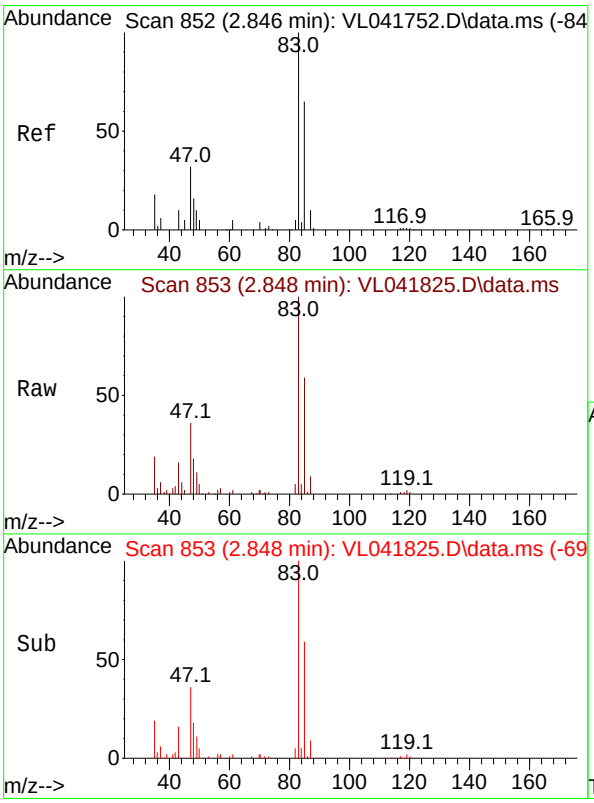

#29
Chloroform
Concen: 0.807 ppbv
RT: 2.848 min Scan# 853
Delta R.T. 0.003 min
Lab File: VL041825.D
Acq: 19 Dec 2024 17:41

Tgt Ion: 83 Resp: 14042

Ion	Ratio	Lower	Upper
83	100		
85	59.0	51.8	77.6

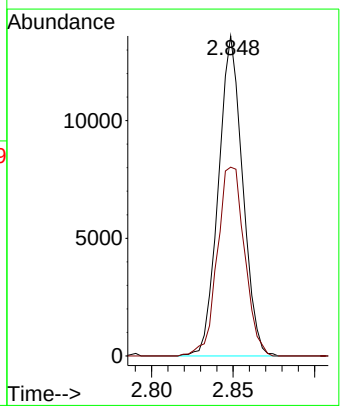

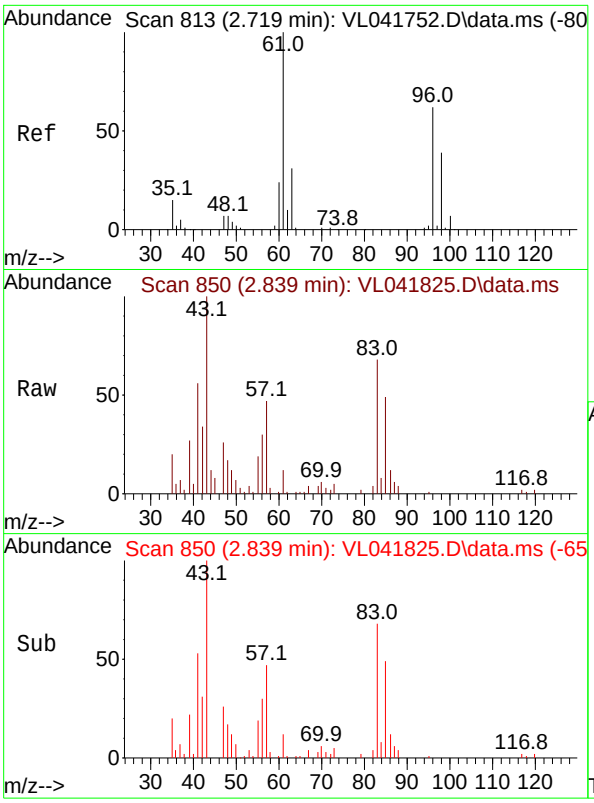

#31
cis-1,2-Dichloroethene
Concen: 0.065 ppbv
RT: 2.839 min Scan# 8
Delta R.T. 0.119 min
Lab File: VL041825.D
Acq: 19 Dec 2024 17:41

Instrument :
MSVOA_L
ClientSampleId :

Tgt Ion: 61 Resp: 762

Ion	Ratio	Lower	Upper
61	100		
96	0.0	49.7	74.5#
98	0.0	30.8	46.2#

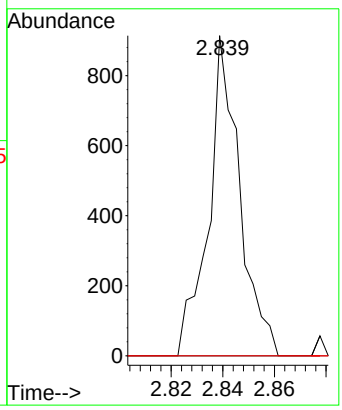

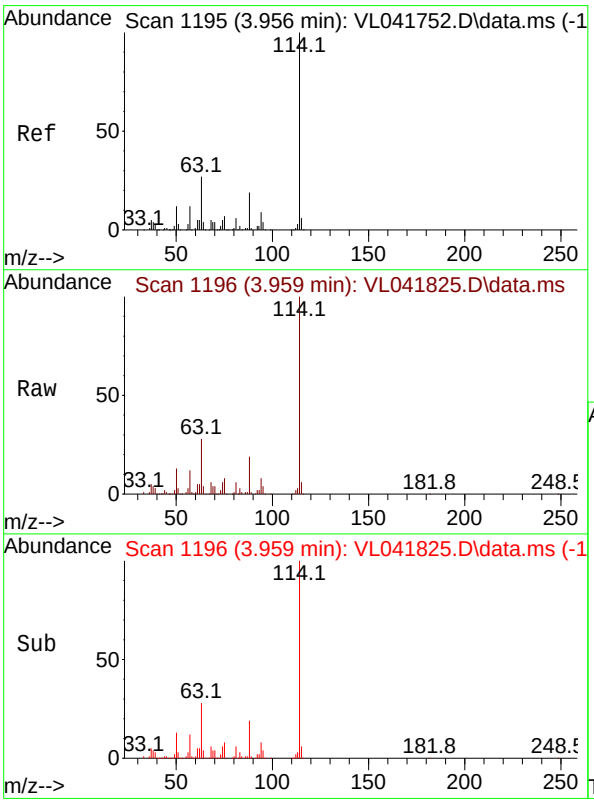

#33
1,4-Difluorobenzene
Concen: 10.000 ppbv
RT: 3.959 min Scan# 1196
Delta R.T. 0.003 min
Lab File: VL041825.D
Acq: 19 Dec 2024 17:41

Tgt Ion:114 Resp: 189313

Ion	Ratio	Lower	Upper
114	100		
63	27.9	21.8	32.8
88	19.0	14.8	22.2

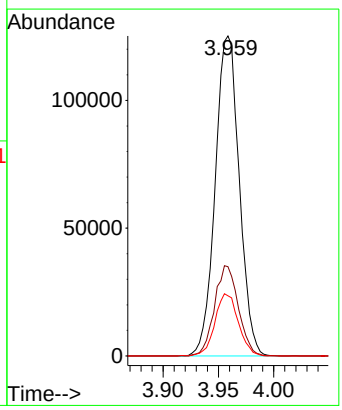

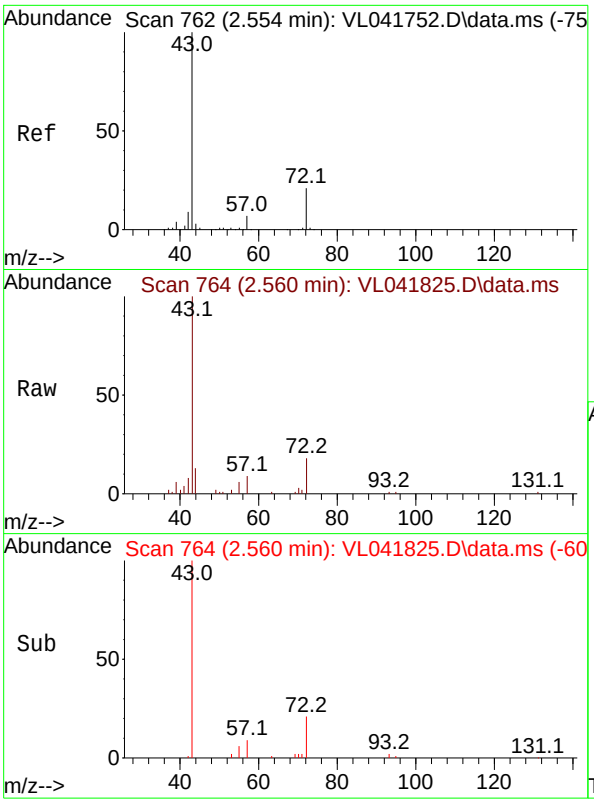

#34
2-Butanone
Concen: 0.419 ppbv
RT: 2.560 min Scan# 7
Delta R.T. 0.006 min
Lab File: VL041825.D
Acq: 19 Dec 2024 17:41

Instrument :
MSVOA_L
ClientSampleId :

Tgt Ion: 43 Resp: 6382

Ion	Ratio	Lower	Upper
43	100		
72	21.0	16.8	25.2

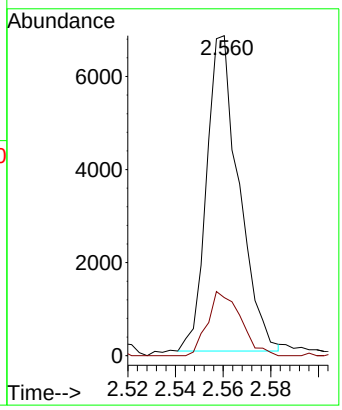

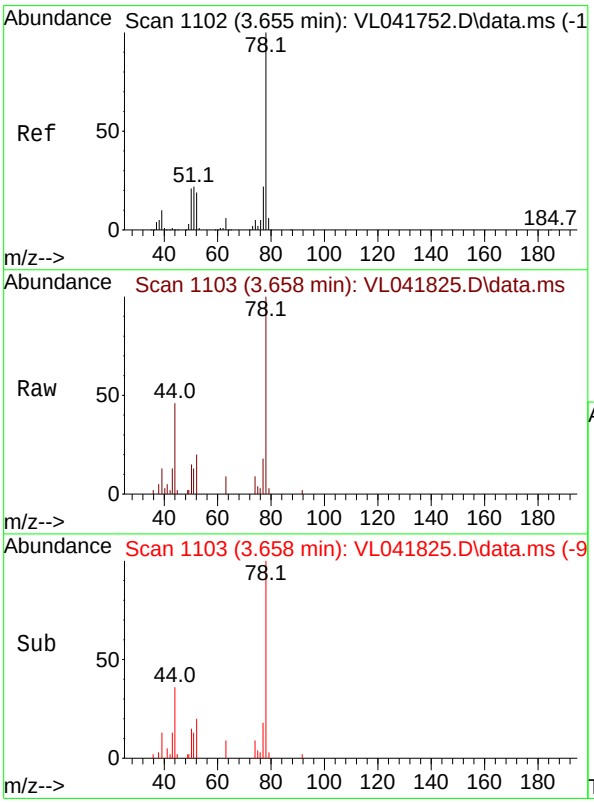

#36
Benzene
Concen: 0.118 ppbv
RT: 3.658 min Scan# 1103
Delta R.T. 0.003 min
Lab File: VL041825.D
Acq: 19 Dec 2024 17:41

Tgt Ion: 78 Resp: 2308

Ion	Ratio	Lower	Upper
78	100		
77	15.5	17.8	26.6#
50	14.9	17.2	25.8#

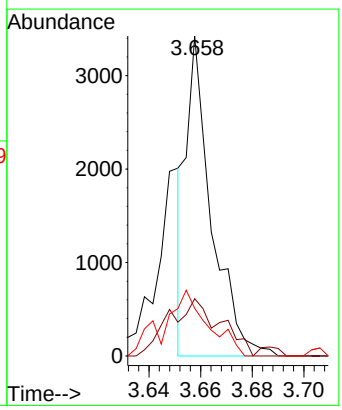

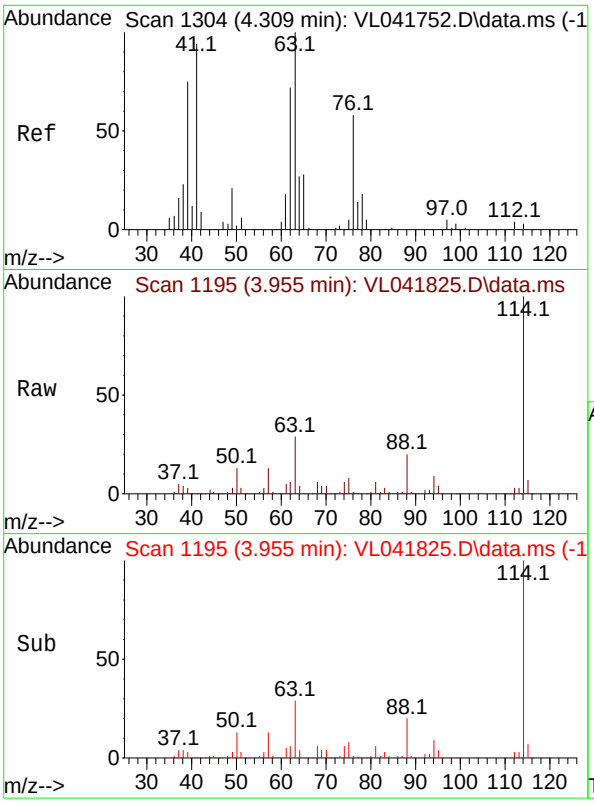

#39
1,2-Dichloropropane
Concen: 7.461 ppbv
RT: 3.955 min Scan# 1
Delta R.T. -0.353 min
Lab File: VL041825.D
Acq: 19 Dec 2024 17:41

Instrument :
MSVOA_L
ClientSampleId :

Tgt Ion: 63 Resp: 52841

Ion	Ratio	Lower	Upper
63	100		
41	0.5	75.3	112.9#
62	20.5	57.3	85.9#

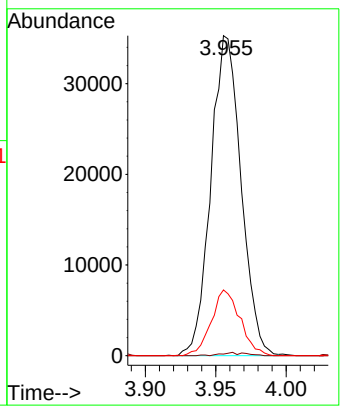

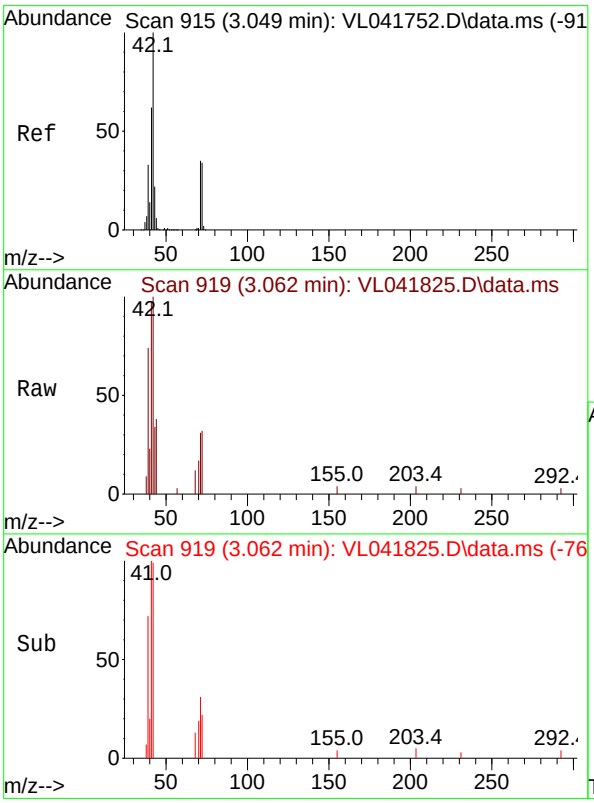

#41
Tetrahydrofuran
Concen: 0.262 ppbv
RT: 3.062 min Scan# 919
Delta R.T. 0.013 min
Lab File: VL041825.D
Acq: 19 Dec 2024 17:41

Tgt Ion: 42 Resp: 2238

Ion	Ratio	Lower	Upper
42	100		
72	50.7	29.1	43.7#
71	39.3	28.4	42.6

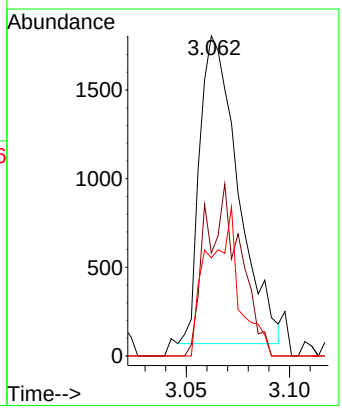

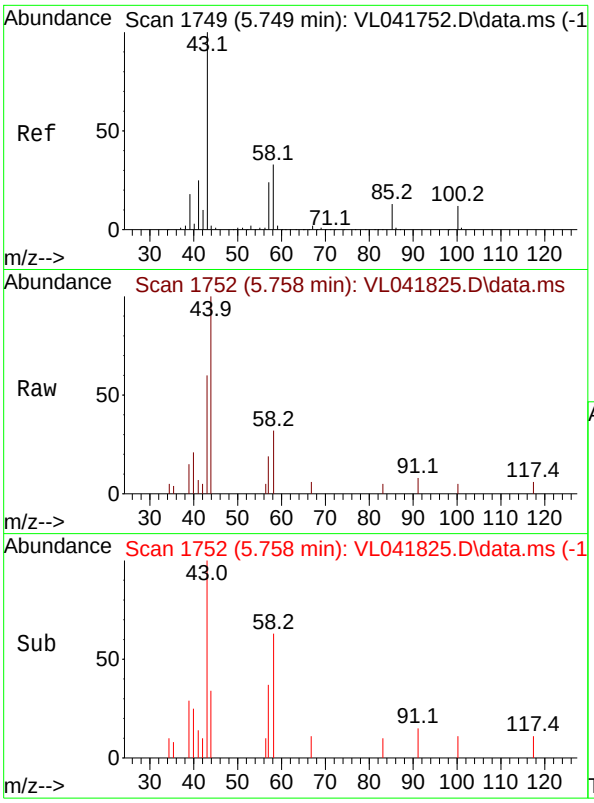

#50
4-Methyl-2-Pentanone
Concen: 0.033 ppbv
RT: 5.758 min Scan# 1
Delta R.T. 0.009 min
Lab File: VL041825.D
Acq: 19 Dec 2024 17:41

Instrument :
MSVOA_L
ClientSampleId :

Tgt Ion: 43 Resp: 682

Ion	Ratio	Lower	Upper
43	100		
58	69.2	26.8	40.2#

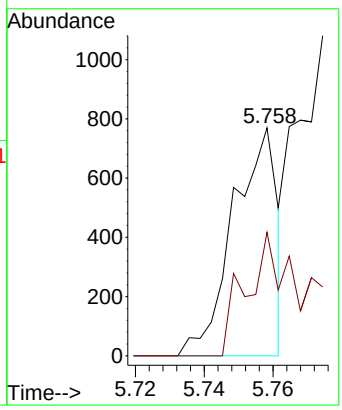

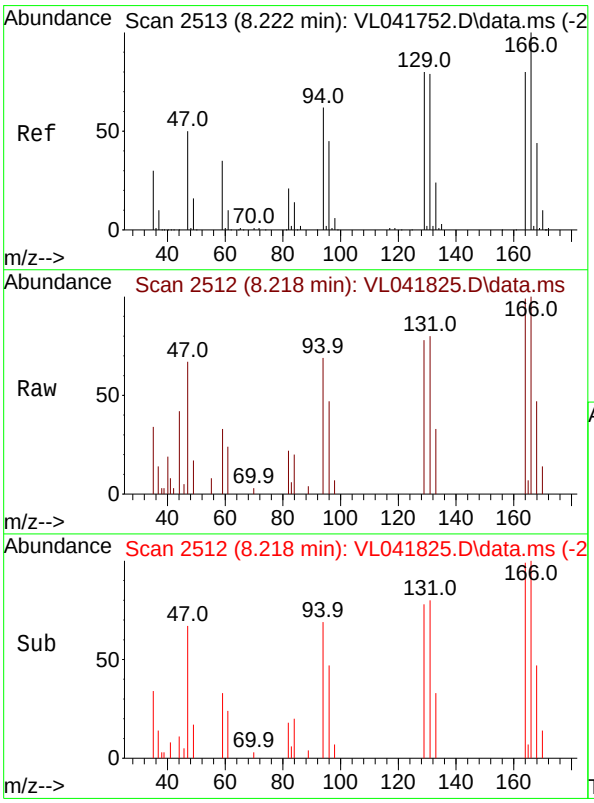

#52
Tetrachloroethene
Concen: 0.276 ppbv
RT: 8.218 min Scan# 2512
Delta R.T. -0.004 min
Lab File: VL041825.D
Acq: 19 Dec 2024 17:41

Tgt Ion:164 Resp: 2013

Ion	Ratio	Lower	Upper
164	100		
166	95.8	99.8	149.6#
129	72.4	79.6	119.4#
131	80.5	78.6	117.8

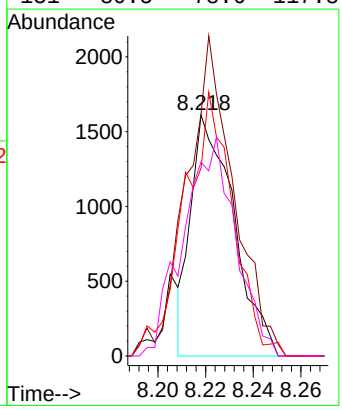

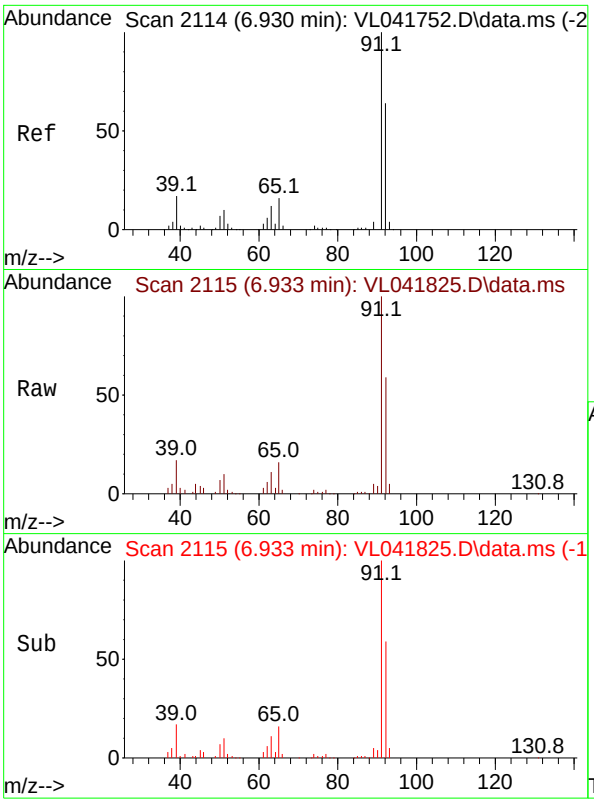

#53
Toluene
Concen: 2.227 ppbv
RT: 6.933 min Scan# 2
Delta R.T. 0.003 min
Lab File: VL041825.D
Acq: 19 Dec 2024 17:41

Instrument :
MSVOA_L
ClientSampleId :

Tgt Ion: 91 Resp: 49452

Ion	Ratio	Lower	Upper
91	100		
92	60.3	47.9	71.9

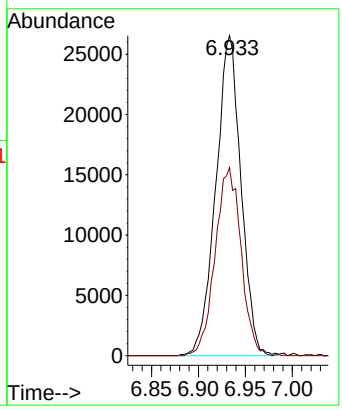

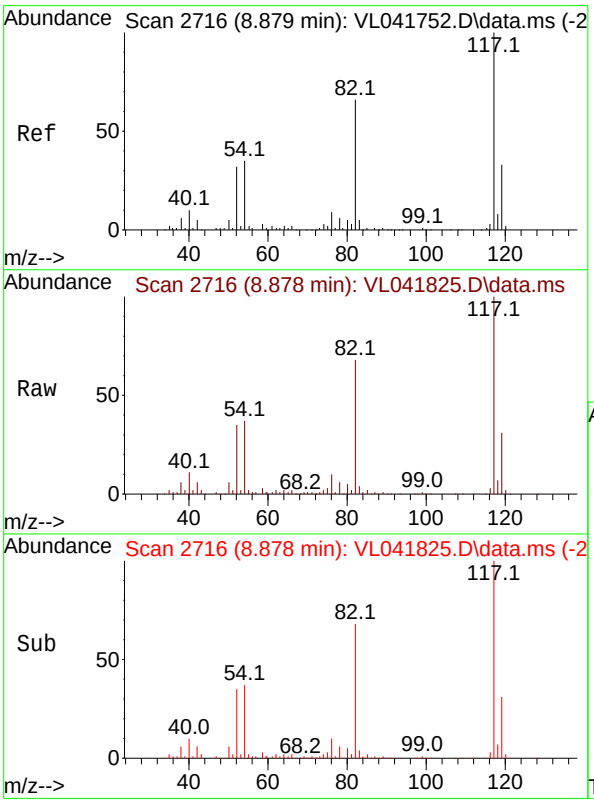

#55
Chlorobenzene-d5
Concen: 10.000 ppbv
RT: 8.878 min Scan# 2716
Delta R.T. -0.000 min
Lab File: VL041825.D
Acq: 19 Dec 2024 17:41

Tgt Ion:117 Resp: 189944

Ion	Ratio	Lower	Upper
117	100		
82	67.8	53.8	80.8
119	32.2	26.7	40.1

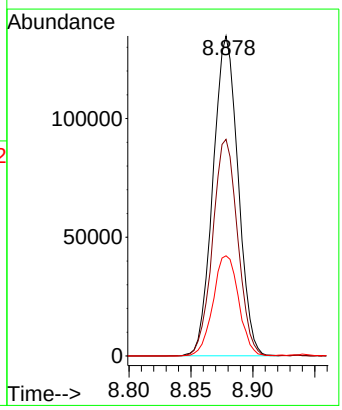

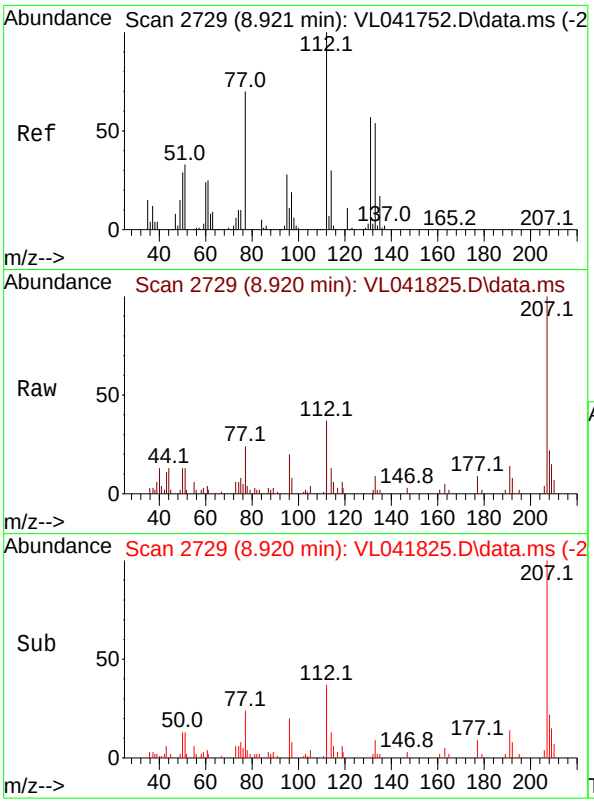

#57
Chlorobenzene
Concen: 0.106 ppbv
RT: 8.920 min Scan# 2
Delta R.T. -0.000 min
Lab File: VL041825.D
Acq: 19 Dec 2024 17:41

Instrument :
MSVOA_L
ClientSampleId :

Tgt Ion:112 Resp: 2062

Ion	Ratio	Lower	Upper
112	100		
77	58.2	57.4	86.0
114	22.2	27.4	33.4#

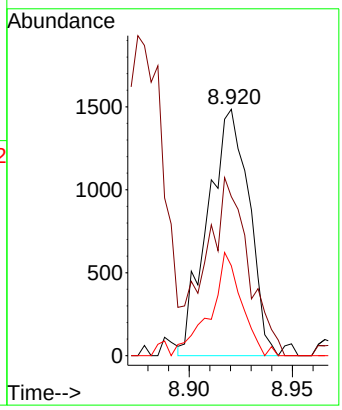

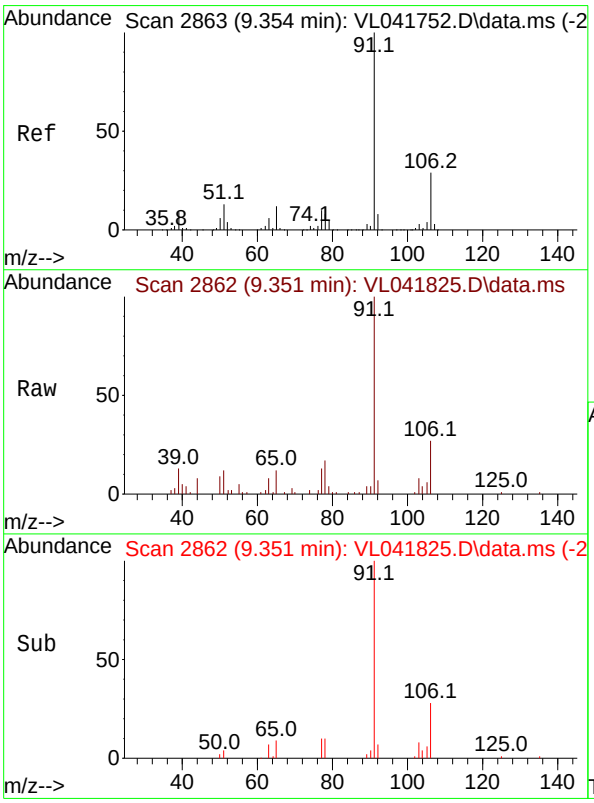

#58
Ethyl Benzene
Concen: 0.357 ppbv
RT: 9.351 min Scan# 2862
Delta R.T. -0.004 min
Lab File: VL041825.D
Acq: 19 Dec 2024 17:41

Tgt Ion: 91 Resp: 12214

Ion	Ratio	Lower	Upper
91	100		
106	27.3	23.5	35.3

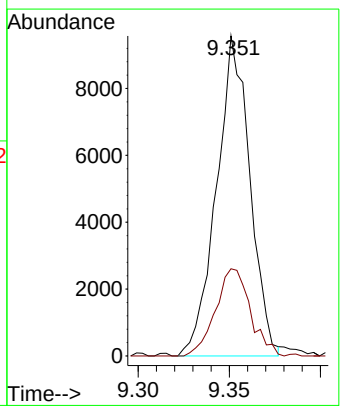

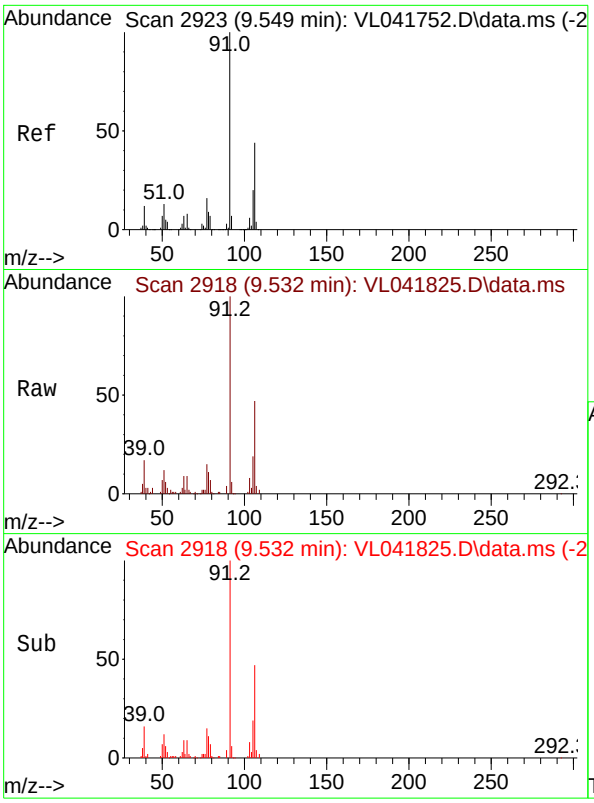

#59
m/p-Xylene
Concen: 1.373 ppbv
RT: 9.532 min Scan# 2
Delta R.T. -0.016 min
Lab File: VL041825.D
Acq: 19 Dec 2024 17:41

Instrument :
MSVOA_L
ClientSampleId :

Tgt Ion: 91 Resp: 37742

Ion	Ratio	Lower	Upper
91	100		
106	46.9	0.0	0.0#

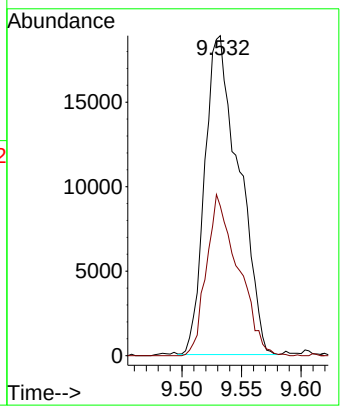

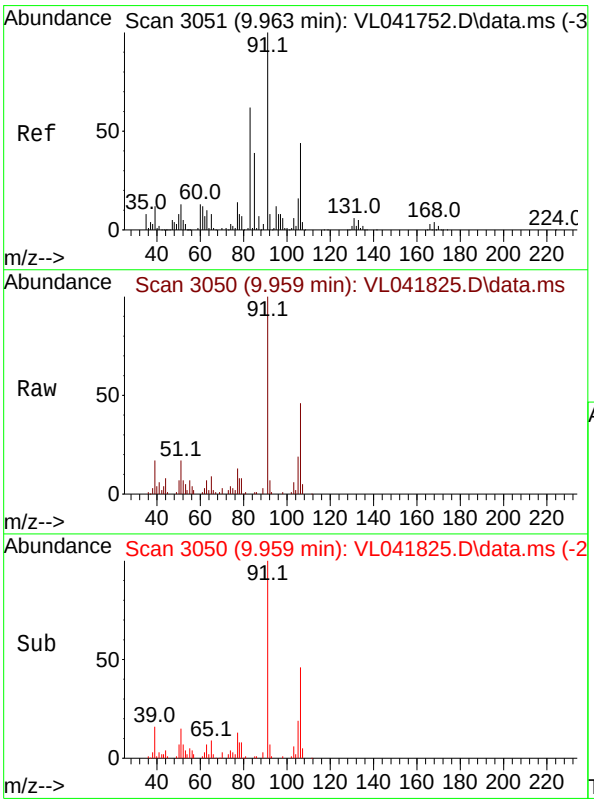

#60
o-Xylene
Concen: 0.546 ppbv
RT: 9.959 min Scan# 3050
Delta R.T. -0.004 min
Lab File: VL041825.D
Acq: 19 Dec 2024 17:41

Tgt Ion: 91 Resp: 15054

Ion	Ratio	Lower	Upper
91	100		
106	43.1	21.1	63.4

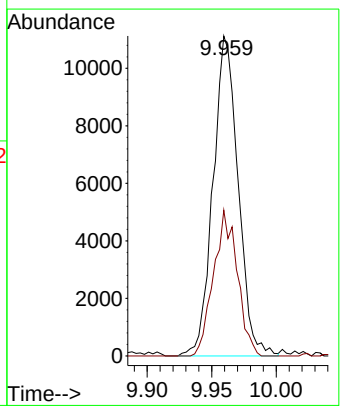

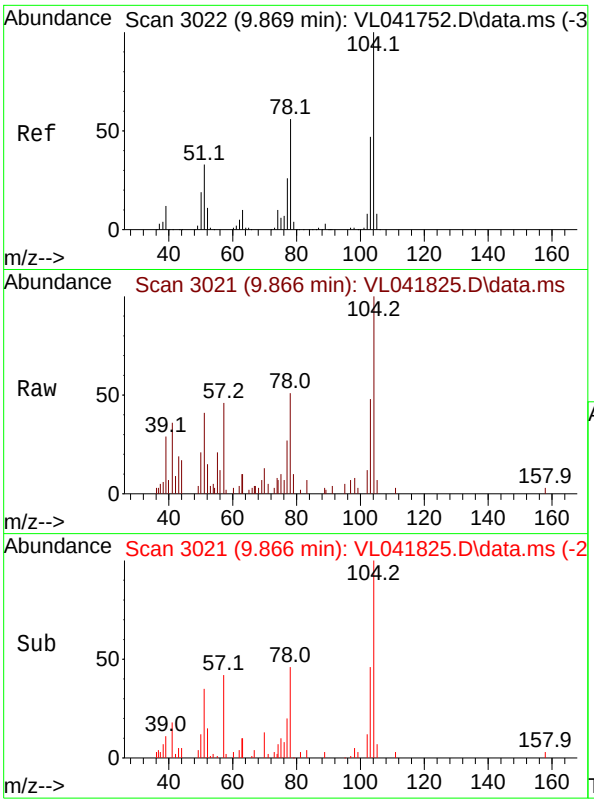

#61
Styrene
Concen: 0.357 ppbv
RT: 9.866 min Scan# 3(
Delta R.T. -0.004 min
Lab File: VL041825.D
Acq: 19 Dec 2024 17:41

Instrument :
MSVOA_L
ClientSampleId :

Tgt Ion:104 Resp: 4254

Ion	Ratio	Lower	Upper
104	100		
78	58.9	43.8	65.6
103	49.4	37.8	56.6

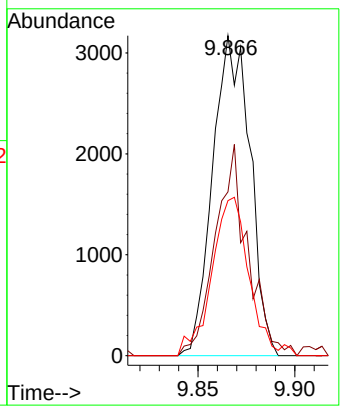

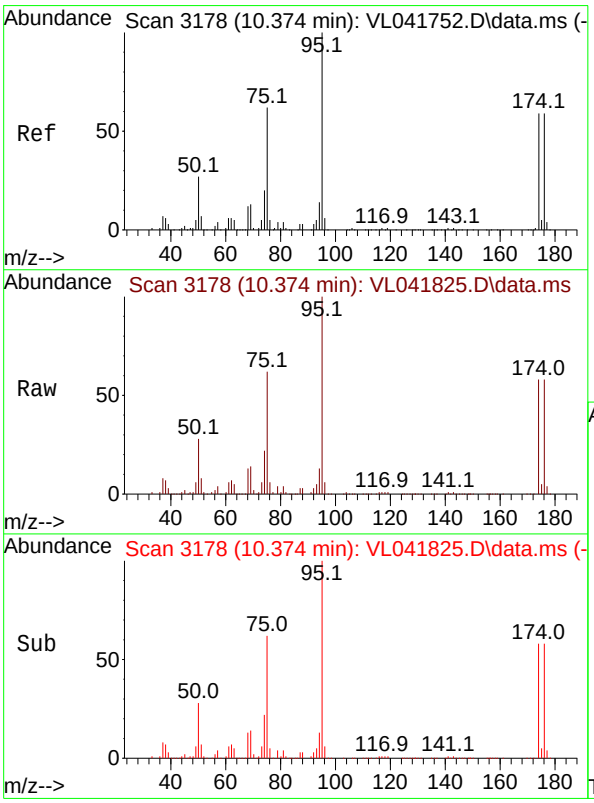

#68
1-Bromo-4-Fluorobenzene
Concen: 9.838 ppbv
RT: 10.374 min Scan# 3178
Delta R.T. -0.000 min
Lab File: VL041825.D
Acq: 19 Dec 2024 17:41

Tgt Ion: 95 Resp: 155720

Ion	Ratio	Lower	Upper
95	100		
174	56.6	47.6	71.4
175	4.7	3.7	5.5

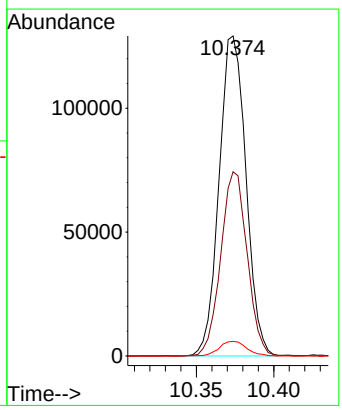

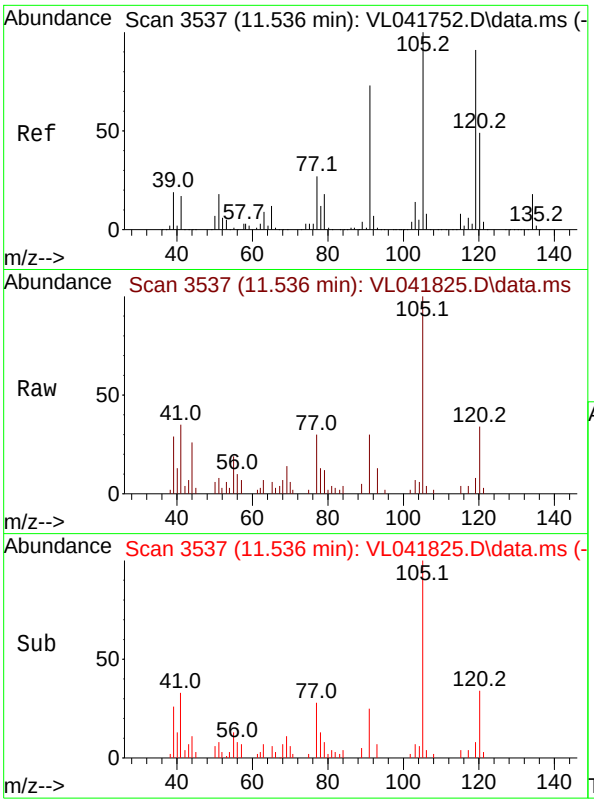

#74
1,2,4-Trimethylbenzene
Concen: 0.115 ppbv
RT: 11.536 min Scan# 3
Delta R.T. -0.000 min
Lab File: VL041825.D
Acq: 19 Dec 2024 17:41

Instrument :
MSVOA_L
ClientSampleId :

Tgt Ion:105 Resp: 3328

Ion	Ratio	Lower	Upper
105	100		
120	34.3	39.0	58.4#
91	30.3	58.1	87.1#
77	26.5	21.8	32.8