

DATA PACKAGE

VOLATILE ORGANICS

PROJECT NAME : 75-02 51ST AVENUE ELMHURST, NY

GFE LLC

58 Nokomis Ave

Lake Hiawatha, NJ - 07034

Phone No: 646-542-3465

ORDER ID : P5395

ATTENTION : Frank Galdun



Laboratory Certification ID # 20012



1) Signature Page	3
2) Case Narrative	4
2.1) VOCMS Group2- Case Narrative	4
3) Qualifier Page	6
4) QA Checklist	7
5) VOCMS Group2 Data	8
6) Shipping Document	15
6.1) CHAIN OF CUSTODY	16
6.2) Lab Certificate	20
6.3) Internal COC	21

1
2
3
4
5
6

Cover Page

Order ID : P5395

Project ID : 75-02 51st Avenue Elmhurst, NY

Client : GFE LLC

Lab Sample Number

P5395-01
P5395-02
P5395-03
P5395-04

Client Sample Number

SV1
IA1
IA2
SV2

I certify that the data package is in compliance with the terms and conditions of the contract, both technically and for completeness, for other than the conditions detailed above. Release of the data contained in this hard copy data package has been authorized by the laboratory manager or his designee, as verified by the following signature.

Signature : _____

Date: 1/8/2025

NYDOH CERTIFICATION NO - 11376

NJDEP CERTIFICATION NO - 20012

CASE NARRATIVE

GFE LLC

Project Name: 75-02 51st Avenue Elmhurst, NY

Project # N/A

Chemtech Project # P5395

Test Name: VOCMS Group2

A. Number of Samples and Date of Receipt:

4 Air samples were received on 12/27/2024.

B. Parameters

According to the Chain of Custody document, the following analyses were requested: VOCMS Group2. This data package contains results for VOCMS Group2.

C. Analytical Techniques:

The analysis performed on instrument MSVOA_L were done using GC column RTX-1, which is 60 meters, 0.32 mm id, 1.0 um df, Restek Cat. #10157. The Trap was supplied by Entech, glass bead and Tenax , Entech 7100A Preconcentrator. The analysis of VOCMS Group2 was based on method TO-15.

D. QA/ QC Samples:

The Holding Times were met for all analysis.

The Surrogate recoveries met the acceptable criteria.

The Internal Standards Areas met the acceptable requirements.

The Retention Times were acceptable for all samples.

The RPD for {P5395-03DUP} with File ID: VL041834.D met criteria except for m/p-Xylene[200%], Tetrachloroethene[22.2%] due to difference in results of Original and DUP.

The Blank Spike met requirements for all samples .

The Blank analysis did not indicate the presence of lab contamination.

The Initial Calibration met the requirements .

The Continuous Calibration met the requirements .

The Tuning criteria met requirements.

Due to potential high concentration of target analytes, Samples SV1, SV2 were initially diluted.

E. Additional Comments:

F. Manual Integration Comments:



284 Sheffield Street, Mountainside, NJ 07092
Phone: 908 789 8900 Fax: 908 789 8922

Please refer to the Manual integration Report included with the Run Logs for information on the manual integrations performed.

I certify that the data package is in compliance with the terms and conditions of the contract, both technically and for completeness, for other than the conditions detailed above. The laboratory manager or his designee, as verified by the following signature has authorized release of the data contained in this hard copy data package.

Signature_____

DATA REPORTING QUALIFIERS- ORGANIC

For reporting results, the following “Results Qualifiers” are used:

Value	If the result is a value greater than or equal to the detection limit, report the value
U	Indicates the compound was analyzed for but was not detected. Report the minimum detection limit for the sample with the U, i.e. “10 U”. This is not necessarily the instrument detection limit attainable for this particular sample based on any concentration or dilution that may have been required.
ND	Indicates the analyte was analyzed for, but not detected
J	Indicates an estimated value. This flag is used: (1) When estimating a concentration for a tentatively identified compound (library search hits, where a 1:1 response is assumed.) (2) When the mass spectral data indicated the identification, however the result was less than the specified detection limit greater than zero. If the detection limit was 10ug/L and a concentration of 3 ug/L was calculated report as 3 J. This flag is used when similar situation arise on any organic parameter i.e. Pest, PCB and others.
B	Indicates the analyte was found in the blank as well as the sample report as “12 B”.
E	Indicates the analyte ‘s concentration exceeds the calibrated range of the instrument for that specific analysis.
D	This flag identifies all compounds identified in an analysis at a secondary dilution factor.
P	This flag is used for Pesticide/PCB target analyte when there is >25% difference for detected concentrations between the two GC columns. The lower of the two values is reported on Form 1 and flagged with a “P”.
N	This flag indicates presumptive evidence of a compound. This is only used for tentatively identified compounds (TICs), where the identification is based on a mass spectral library search. It applies to all TIC results. For generic characterization of a TIC, such as chlorinated hydrocarbon, the flag is not used.
A	This flag indicates that a Tentatively Identified Compound is a suspected aldol-condensation product.
Q	Indicates the LCS did not meet the control limits requirements

APPENDIX A

QA REVIEW GENERAL DOCUMENTATION

Project #: P5395

Completed

For thorough review, the report must have the following:

GENERAL:

Are all original paperwork present (chain of custody, record of communication,airbill, sample management lab chronicle, login page)

✓

Check chain-of-custody for proper relinquish/return of samples

✓

Is the chain of custody signed and complete

✓

Check internal chain-of-custody for proper relinquish/return of samples /sample extracts

✓

Collect information for each project id from server. Were all requirements followed

✓

COVER PAGE:

Do numbers of samples correspond to the number of samples in the Chain of Custody on login page

✓

Do lab numbers and client Ids on cover page agree with the Chain of Custody

✓

CHAIN OF CUSTODY:

Do requested analyses on Chain of Custody agree with form I results

✓

Do requested analyses on Chain of Custody agree with the log-in page

✓

Were the correct method log-in for analysis according to the Analytical Request and Chain of Custody

✓

Were the samples received within hold time

✓

Were any problems found with the samples at arrival recorded in the Sample Management Laboratory Chronicle

✓

ANALYTICAL:

Was method requirement followed?

✓

Was client requirement followed?

✓

Does the case narrative summarize all QC failure?

✓

All runlogs and manual integration are reviewed for requirements

✓

All manual calculations and /or hand notations verified

✓

QA Review Signature: MOHAMMAD AHMED

Date: 01/08/2025

Hit Summary Sheet
SW-846

SDG No.: P5395
Client: GFE LLC

Sample ID	Client ID	Matrix	Parameter	Concentration	C	MDL	RDL	Units
Client ID:	SV1							
P5395-01	SV1	Air	Benzene	1.28	J	1.12	6.39	ug/m3
P5395-01	SV1	Air	Toluene	7.54		1.66	7.54	ug/m3
P5395-01	SV1	Air	Tetrachloroethene	29.2		0.41	0.81	ug/m3
P5395-01	SV1	Air	m/p-Xylene	6.08	J	3.65	17.4	ug/m3
P5395-01	SV1	Air	o-Xylene	3.65	J	2.08	8.69	ug/m3
P5395-01	SV1	Air	1,3,5-Trimethylbenzene	2.95	J	2.16	9.83	ug/m3
P5395-01	SV1	Air	1,2,4-Trimethylbenzene	7.87	J	1.52	9.83	ug/m3
P5395-01	SV1	Air	Hexane	6.34	J	1.55	7.05	ug/m3
Total Voc :				64.9				
Total Concentration:				64.9				
Client ID:	IA1							
P5395-02	IA1	Air	2,2,4-Trimethylpentane	0.61	J	0.47	2.34	ug/m3
P5395-02	IA1	Air	Benzene	1.44	J	0.29	1.60	ug/m3
P5395-02	IA1	Air	Toluene	1.51	J	0.41	1.88	ug/m3
P5395-02	IA1	Air	Tetrachloroethene	0.34		0.14	0.20	ug/m3
P5395-02	IA1	Air	Hexane	0.70	J	0.39	1.76	ug/m3
Total Voc :				4.60				
Total Concentration:				4.60				
Client ID:	IA2							
P5395-03	IA2	Air	2,2,4-Trimethylpentane	0.61	J	0.47	2.34	ug/m3
P5395-03	IA2	Air	Benzene	1.41	J	0.29	1.60	ug/m3
P5395-03	IA2	Air	Toluene	1.43	J	0.41	1.88	ug/m3
P5395-03	IA2	Air	Tetrachloroethene	0.27		0.14	0.20	ug/m3
P5395-03	IA2	Air	Hexane	0.63	J	0.39	1.76	ug/m3
Total Voc :				4.35				
Total Concentration:				4.35				
Client ID:	SV2							
P5395-04	SV2	Air	Toluene	7.16	J	1.66	7.54	ug/m3
P5395-04	SV2	Air	Tetrachloroethene	8.14		0.41	0.81	ug/m3
P5395-04	SV2	Air	m/p-Xylene	5.21	J	3.65	17.4	ug/m3
P5395-04	SV2	Air	o-Xylene	2.61	J	2.08	8.69	ug/m3
P5395-04	SV2	Air	1,2,4-Trimethylbenzene	3.93	J	1.52	9.83	ug/m3
P5395-04	SV2	Air	Hexane	2.11	J	1.55	7.05	ug/m3
Total Voc :				29.2				
Total Concentration:				29.2				



SAMPLE DATA

Report of Analysis

Client:	GFE LLC	Date Collected:	12/27/24
Project:	75-02 51st Avenue Elmhurst, NY	Date Received:	12/27/24
Client Sample ID:	SV1	SDG No.:	P5395
Lab Sample ID:	P5395-01	Matrix:	Air
Analytical Method:	TO-15	Test:	VOCMS Group2
Sample Wt/Vol:	400	Units:	mL

File ID/Qc Batch:	Dilution:	Prep Date	Date Analyzed	Prep Batch ID
VL041830.D	4		01/03/25 16:19	VL010325

CAS Number	Parameter	Conc. ppbv	Conc. ug/M3	Qualifier	MDL	LOQ / CRQL	Units
TARGETS							
75-01-4	Vinyl Chloride	0.060	0.15	U	0.15	0.31	ug/m3
142-82-5	Heptane	0.44	1.80	U	1.80	8.20	ug/m3
75-35-4	1,1-Dichloroethene	0.56	2.22	U	2.22	7.93	ug/m3
110-82-7	Cyclohexane	0.88	3.03	U	3.03	6.88	ug/m3
156-59-2	cis-1,2-Dichloroethene	0.36	1.43	U	1.43	7.93	ug/m3
71-55-6	1,1,1-Trichloroethane	0.040	0.22	U	0.22	0.65	ug/m3
540-84-1	2,2,4-Trimethylpentane	0.40	1.87	U	1.87	9.34	ug/m3
71-43-2	Benzene	0.40	1.28	J	1.12	6.39	ug/m3
79-01-6	Trichloroethene	0.070	0.38	U	0.38	0.64	ug/m3
108-88-3	Toluene	2.00	7.54		1.66	7.54	ug/m3
106-93-4	1,2-Dibromoethane	0.29	2.23	U	2.23	3.07	ug/m3
127-18-4	Tetrachloroethene	4.30	29.2		0.41	0.81	ug/m3
100-41-4	Ethyl Benzene	0.48	2.08	U	2.08	8.69	ug/m3
179601-23-1	m/p-Xylene	1.40	6.08	J	3.65	17.4	ug/m3
95-47-6	o-Xylene	0.84	3.65	J	2.08	8.69	ug/m3
108-67-8	1,3,5-Trimethylbenzene	0.60	2.95	J	2.16	9.83	ug/m3
95-63-6	1,2,4-Trimethylbenzene	1.60	7.87	J	1.52	9.83	ug/m3
91-20-3	Naphthalene	0.30	1.57	U	1.57	2.10	ug/m3
110-54-3	Hexane	1.80	6.34	J	1.55	7.05	ug/m3
SURROGATES							
460-00-4	1-Bromo-4-Fluorobenzene	10.6			65 - 135	106%	SPK: 10
INTERNAL STANDARDS							
74-97-5	Bromochloromethane	85000		2.807			
540-36-3	1,4-Difluorobenzene	210000		3.988			
3114-55-4	Chlorobenzene-d5	186000		8.904			

U = Not Detected

RL = Reporting Limit

MDL = Method Detection Limit

E = Value Exceeds Calibration Range

D = Dilution

J = Estimated Value

B = Analyte Found in Associated Method Blank

N = Presumptive Evidence of a Compound

* = Values outside of QC limits

Q = indicates LCS control criteria did not meet requirements

Report of Analysis

Client:	GFE LLC	Date Collected:	12/27/24
Project:	75-02 51st Avenue Elmhurst, NY	Date Received:	12/27/24
Client Sample ID:	IA1	SDG No.:	P5395
Lab Sample ID:	P5395-02	Matrix:	Air
Analytical Method:	TO-15	Test:	VOCMS Group2
Sample Wt/Vol:	400 Units: mL		

File ID/Qc Batch:	Dilution:	Prep Date	Date Analyzed	Prep Batch ID
VL041832.D	1		01/03/25 17:25	VL010325

CAS Number	Parameter	Conc. ppbv	Conc. ug/M3	Qualifier	MDL	LOQ / CRQL	Units
TARGETS							
75-01-4	Vinyl Chloride	0.010	0.030	U	0.030	0.080	ug/m3
142-82-5	Heptane	0.11	0.45	U	0.45	2.05	ug/m3
75-35-4	1,1-Dichloroethene	0.14	0.56	U	0.56	1.98	ug/m3
110-82-7	Cyclohexane	0.22	0.76	U	0.76	1.72	ug/m3
156-59-2	cis-1,2-Dichloroethene	0.090	0.36	U	0.36	1.98	ug/m3
71-55-6	1,1,1-Trichloroethane	0.010	0.050	U	0.050	0.16	ug/m3
540-84-1	2,2,4-Trimethylpentane	0.13	0.61	J	0.47	2.34	ug/m3
71-43-2	Benzene	0.45	1.44	J	0.29	1.60	ug/m3
79-01-6	Trichloroethene	0.020	0.11	U	0.11	0.16	ug/m3
108-88-3	Toluene	0.40	1.51	J	0.41	1.88	ug/m3
106-93-4	1,2-Dibromoethane	0.070	0.54	U	0.54	0.77	ug/m3
127-18-4	Tetrachloroethene	0.050	0.34		0.14	0.20	ug/m3
100-41-4	Ethyl Benzene	0.12	0.52	U	0.52	2.17	ug/m3
179601-23-1	m/p-Xylene	0.21	0.91	U	0.91	4.34	ug/m3
95-47-6	o-Xylene	0.12	0.52	U	0.52	2.17	ug/m3
108-67-8	1,3,5-Trimethylbenzene	0.11	0.54	U	0.54	2.46	ug/m3
95-63-6	1,2,4-Trimethylbenzene	0.080	0.39	U	0.39	2.46	ug/m3
91-20-3	Naphthalene	0.080	0.42	U	0.42	0.52	ug/m3
110-54-3	Hexane	0.20	0.70	J	0.39	1.76	ug/m3
SURROGATES							
460-00-4	1-Bromo-4-Fluorobenzene	9.70			65 - 135	97%	SPK: 10
INTERNAL STANDARDS							
74-97-5	Bromochloromethane	83600		2.803			
540-36-3	1,4-Difluorobenzene	204000		3.978			
3114-55-4	Chlorobenzene-d5	179000		8.904			

U = Not Detected

RL = Reporting Limit

MDL = Method Detection Limit

E = Value Exceeds Calibration Range

D = Dilution

J = Estimated Value

B = Analyte Found in Associated Method Blank

N = Presumptive Evidence of a Compound

* = Values outside of QC limits

Q = indicates LCS control criteria did not meet requirements

Report of Analysis

Client:	GFE LLC	Date Collected:	12/27/24
Project:	75-02 51st Avenue Elmhurst, NY	Date Received:	12/27/24
Client Sample ID:	IA2	SDG No.:	P5395
Lab Sample ID:	P5395-03	Matrix:	Air
Analytical Method:	TO-15	Test:	VOCMS Group2
Sample Wt/Vol:	400 Units: mL		

File ID/Qc Batch:	Dilution:	Prep Date	Date Analyzed	Prep Batch ID
VL041833.D	1		01/03/25 18:00	VL010325

CAS Number	Parameter	Conc. ppbv	Conc. ug/M3	Qualifier	MDL	LOQ / CRQL	Units
TARGETS							
75-01-4	Vinyl Chloride	0.010	0.030	U	0.030	0.080	ug/m3
142-82-5	Heptane	0.11	0.45	U	0.45	2.05	ug/m3
75-35-4	1,1-Dichloroethene	0.14	0.56	U	0.56	1.98	ug/m3
110-82-7	Cyclohexane	0.22	0.76	U	0.76	1.72	ug/m3
156-59-2	cis-1,2-Dichloroethene	0.090	0.36	U	0.36	1.98	ug/m3
71-55-6	1,1,1-Trichloroethane	0.010	0.050	U	0.050	0.16	ug/m3
540-84-1	2,2,4-Trimethylpentane	0.13	0.61	J	0.47	2.34	ug/m3
71-43-2	Benzene	0.44	1.41	J	0.29	1.60	ug/m3
79-01-6	Trichloroethene	0.020	0.11	U	0.11	0.16	ug/m3
108-88-3	Toluene	0.38	1.43	J	0.41	1.88	ug/m3
106-93-4	1,2-Dibromoethane	0.070	0.54	U	0.54	0.77	ug/m3
127-18-4	Tetrachloroethene	0.040	0.27		0.14	0.20	ug/m3
100-41-4	Ethyl Benzene	0.12	0.52	U	0.52	2.17	ug/m3
179601-23-1	m/p-Xylene	0.21	0.91	U	0.91	4.34	ug/m3
95-47-6	o-Xylene	0.12	0.52	U	0.52	2.17	ug/m3
108-67-8	1,3,5-Trimethylbenzene	0.11	0.54	U	0.54	2.46	ug/m3
95-63-6	1,2,4-Trimethylbenzene	0.080	0.39	U	0.39	2.46	ug/m3
91-20-3	Naphthalene	0.080	0.42	U	0.42	0.52	ug/m3
110-54-3	Hexane	0.18	0.63	J	0.39	1.76	ug/m3
SURROGATES							
460-00-4	1-Bromo-4-Fluorobenzene	9.50			65 - 135	95%	SPK: 10
INTERNAL STANDARDS							
74-97-5	Bromochloromethane	86400		2.8			
540-36-3	1,4-Difluorobenzene	212000		3.978			
3114-55-4	Chlorobenzene-d5	180000		8.901			

U = Not Detected

RL = Reporting Limit

MDL = Method Detection Limit

E = Value Exceeds Calibration Range

D = Dilution

J = Estimated Value

B = Analyte Found in Associated Method Blank

N = Presumptive Evidence of a Compound

* = Values outside of QC limits

Q = indicates LCS control criteria did not meet requirements

Report of Analysis

Client:	GFE LLC	Date Collected:	12/27/24
Project:	75-02 51st Avenue Elmhurst, NY	Date Received:	12/27/24
Client Sample ID:	SV2	SDG No.:	P5395
Lab Sample ID:	P5395-04	Matrix:	Air
Analytical Method:	TO-15	Test:	VOCMS Group2
Sample Wt/Vol:	400	Units:	mL

File ID/Qc Batch:	Dilution:	Prep Date	Date Analyzed	Prep Batch ID
VL041831.D	4		01/03/25 16:50	VL010325

CAS Number	Parameter	Conc. ppbv	Conc. ug/M3	Qualifier	MDL	LOQ / CRQL	Units
TARGETS							
75-01-4	Vinyl Chloride	0.060	0.15	U	0.15	0.31	ug/m3
142-82-5	Heptane	0.44	1.80	U	1.80	8.20	ug/m3
75-35-4	1,1-Dichloroethene	0.56	2.22	U	2.22	7.93	ug/m3
110-82-7	Cyclohexane	0.88	3.03	U	3.03	6.88	ug/m3
156-59-2	cis-1,2-Dichloroethene	0.36	1.43	U	1.43	7.93	ug/m3
71-55-6	1,1,1-Trichloroethane	0.040	0.22	U	0.22	0.65	ug/m3
540-84-1	2,2,4-Trimethylpentane	0.40	1.87	U	1.87	9.34	ug/m3
71-43-2	Benzene	0.35	1.12	U	1.12	6.39	ug/m3
79-01-6	Trichloroethene	0.070	0.38	U	0.38	0.64	ug/m3
108-88-3	Toluene	1.90	7.16	J	1.66	7.54	ug/m3
106-93-4	1,2-Dibromoethane	0.29	2.23	U	2.23	3.07	ug/m3
127-18-4	Tetrachloroethene	1.20	8.14		0.41	0.81	ug/m3
100-41-4	Ethyl Benzene	0.48	2.08	U	2.08	8.69	ug/m3
179601-23-1	m/p-Xylene	1.20	5.21	J	3.65	17.4	ug/m3
95-47-6	o-Xylene	0.60	2.61	J	2.08	8.69	ug/m3
108-67-8	1,3,5-Trimethylbenzene	0.44	2.16	U	2.16	9.83	ug/m3
95-63-6	1,2,4-Trimethylbenzene	0.80	3.93	J	1.52	9.83	ug/m3
91-20-3	Naphthalene	0.30	1.57	U	1.57	2.10	ug/m3
110-54-3	Hexane	0.60	2.11	J	1.55	7.05	ug/m3
SURROGATES							
460-00-4	1-Bromo-4-Fluorobenzene	10.6			65 - 135	106%	SPK: 10
INTERNAL STANDARDS							
74-97-5	Bromochloromethane	84700		2.8			
540-36-3	1,4-Difluorobenzene	202000		3.978			
3114-55-4	Chlorobenzene-d5	182000		8.901			

U = Not Detected

RL = Reporting Limit

MDL = Method Detection Limit

E = Value Exceeds Calibration Range

D = Dilution

J = Estimated Value

B = Analyte Found in Associated Method Blank

N = Presumptive Evidence of a Compound

* = Values outside of QC limits

Q = indicates LCS control criteria did not meet requirements

LAB CHRONICLE

OrderID:	P5395	OrderDate:	12/27/2024 2:02:34 PM
Client:	GFE LLC	Project:	75-02 51st Avenue Elmhurst, NY
Contact:	Frank Galdun	Location:	Air Lab,VOA Lab

LabID	ClientID	Matrix	Test	Method	Sample Date	Prep Date	Anal Date	Received
P5395-01	SV1	Air	VOCMS Group2	TO-15	12/27/24		01/03/25	12/27/24
P5395-02	IA1	Air	VOCMS Group2	TO-15	12/27/24		01/03/25	12/27/24
P5395-03	IA2	Air	VOCMS Group2	TO-15	12/27/24		01/03/25	12/27/24
P5395-04	SV2	Air	VOCMS Group2	TO-15	12/27/24		01/03/25	12/27/24



SHIPPING DOCUMENTS

Client Contact Information				Bottle Order ID : B2412035				Courier : F. Galdun				1 of 4 COCs			
Client ID : GFELO1				Project ID : 262 Tangle PL, Brooklyn NY				Sampler Name(s) : FRANK GILDUN				Analysis		Matrix	
Customer Name : GFE LLC Address : 58 Nokomis Ave City : Lake Hiawatha State : NJ Zip Code : 07034 Country :				Project Manager : FRANK GILDUN				AIR ANALYSIS CHAIN-OF-CUSTODY Batch Certified							
				Phone Number : 646-542-3465											
				Fax Number : 973-334-1692											
				Site Details: 75-02 51ST AVE, ELMHURST, NY											
				Analysis Turnaround Time 5 DAY				Data Package Type : RESULTS ONLY							
				Standard : 10 Business days OR				EDD Type : PDF							
Country :				Rush (Specify): 5 Days											

Sample Identification	Sample Date(s)	Time Start (24 hr Clock)	Time Stop (24 hr Clock)	Can Vacuum in Field ("Hg) (Start)	Can Vacuum in Field ("Hg) (Stop)**	Interior Temp. (F) (Start)	Interior Temp. (F) (Stop)	Out going Can Pressure ("Hg)(Lab)	In coming Can Pressure ("Hg)(Lab)	Flow Reg. ID	Can ID		Flow Controller Readout (ml/min)	Can Cert ID	TO-15	Indoor/Ambient Air	Soil Gas
SVI	12/18/24	9:28	11:29	29.5	5.5	68	68	-30	5.5	10550	10410	6 L	50	VL041544.D	1		1

Temperature (Fahrenheit)				
	Ambient	Maximum	Minimum	
Start				
Stop				

Pressure (Inches of Hg)				
	Ambient	Maximum	Minimum	
Start				
Stop				

GC/MS Analyst Signature (TO-15) [Signature]

**** Submittal of this COC indicates approval of the analysis based on existing conditions.**

REPORT ONLY THOSE COMPOUNDS LISTED ON THE ATTACHED PAGE

Please follow the instructions on the back of this COC.

Special Instructions/QC Requirements & Comments :

Suspected Contamination: High Medium Low PID Readings: **0.0**

Sampling site (State):

Quick Connector required : **N O**

Canisters Shipped by: SGW	Date/Time: 12/18/24	Canisters Received by:	Date/Time: 12:55
Samples Relinquished by: FM	Date/Time: 12/19/24	Received by: R. Molendy	Date/Time: 12 27 24
Relinquished by:	Date/Time:	Received by:	Date/Time:

B2412035 - 2

Client Contact Information				Bottle Order ID : B2412035				Courier : FGALDUN				2 of 4 COCs			
Client ID : GFEL01				Project ID : 262 Tamm PL, Brooklyn NY				Sampler Name(s) : FRANK G. ALDUN				Analysis		Matrix	
Customer Name : GFE LLC Address : 58 Nokomis Ave City : Lake Hiawatha State : NJ Zip Code : 07034 Country :				Project Manager : FRANK G. ALDUN				AIR ANALYSIS CHAIN-OF-CUSTODY Batch Certified							
				Phone Number : 646-542-3465											
				Fax Number : 973-334-1692											
				Site Details: 75-02 51ST AVE ELMHURST, NY											
				Analysis Turnaround Time 5 DAY				Data Package Type : RESULTS ONLY							
				Standard : 5 business days OR				EDD Type : PDF							
Country :				Rush (Specify): 5 Days											

Sample Identification	Sample Date(s)	Time Start (24 hr Clock)	Time Stop (24 hr Clock)	Can Vacuum in Field ("Hg) (Start)	Can Vacuum in Field ("Hg) (Stop)**	Interior Temp. (F) (Start)	Interior Temp. (F) (Stop)	Out going Can Pressure ("Hg)(Lab)	In coming Can Pressure ("Hg)(Lab)	Flow Reg. ID	Can ID		Flow Controller Readout (ml/min)	Can Cert ID	TO-15	Indoor Ambient Air	Soil Gas
IA1	12/29/12	9:30	11:30	00.5	5	68	68	-30	-5.9	10226	10266	6 L	50	VL041543.D	1	1	

Temperature (Fahrenheit)				
	Ambient	Maximum	Minimum	
Start				
Stop				

Pressure (Inches of Hg)				
	Ambient	Maximum	Minimum	
Start				
Stop				

GC/MS Analyst Signature (TO-15) Sue

****Submittal of this COC indicates approval of the analysis based on existing conditions.**

REPORT ONLY THOSE COMPOUNDS ON THE ATTACHED LIST

Please follow the instructions on the back of this COC.

Special Instructions/QC Requirements & Comments :

Suspected Contamination: High Medium Low PID Readings: 0.0


Sampling site (State):

Quick Connector required : **No**

Canisters Shipped by: SAM	Date/Time: 12/29/12	Canisters Received by:	Date/Time: 12/29
Samples Relinquished by: FG	Date/Time: 12/29/12	Received by: R. Murphy	Date/Time: 12 27 24
Relinquished by:	Date/Time:	Received by:	Date/Time:

B2412035 - 1

Client Contact Information				Bottle Order ID : B2412026				Courier : FGALDUN				7 of 7 COCs							
Client ID : GFEL01 Project ID : 262-7-11-11 Brooklyn NY				Sampler Name(s) : FRANK GALDUN				Analysis				Matrix							
Customer GFE LLC Name : Address : 58 Nokomis Ave				Project Manager : FRANK GALDUN				AIR ANALYSIS CHAIN-OF-CUSTODY Batch Certified											
				Phone Number : 646-542-3465															
				Fax Number : 973-334-1692															
				Site Details: 75-02 51ST AVE ELMHURST, NY															
City : Lake Hiawatha				Analysis Turnaround Time 5 DAY				Data Package Type RESULTS ONLY EDD Type : PDF											
State : NJ				Standard : 10 Business days OR															
Zip Code : 07034				Rush (Specify): 5 Days															
Country :																			
Sample Identification	Sample Date(s)	Time Start (24 hr Clock)	Time Stop (24 hr Clock)	Can Vacuum in Field ("Hg) (Start)	Can Vacuum in Field ("Hg) (Stop)**	Interior Temp. (F) (Start)	Interior Temp. (F) (Stop)	Out going Can Pressure ("Hg)(Lab)	In coming Can Pressure ("Hg)(Lab)	Flow Reg. ID	Can ID		Flow Controller Readout (ml/min)	Can Cert ID	TO-15	Indoor/Ambient Air	Soil Gas		
IA2	2/27/24	9:41	11:41	30	5	68	68	-30	6.3	10503	10303	6 L	50	VL041544.D	1	1			
Temperature (Fahrenheit)										GC/MS Analyst Signature (TO-15) [Signature]									
		Ambient	Maximum	Minimum															
Start																			
Stop																			
Pressure (Inches of Hg)										** Submittal of this COC indicates approval of the analysis based on existing conditions. REPORT ONLY THOSE COMPOUNDS ON THE ATTACHED LIST Please follow the instructions on the back of this COC.									
		Ambient	Maximum	Minimum															
Start																			
Stop																			
Special Instructions/QC Requirements & Comments :																			
Suspected Contamination: High Medium Low PID Readings: 0.0																			
Sampling site (State):																			
Quick Connector required : NO																			
Canisters Shipped by: SPRINT				Date/Time: 12/18/24				Canisters Received by:				Date/Time: 12:55				B2412026 - 2			
Samples Relinquished by: FRANK				Date/Time: 12/18/24				Received by: R. Mohendy				Date/Time: 12-27-24							
Relinquished by:				Date/Time:				Received by:				Date/Time:							

Client Contact Information				Bottle Order ID : B2412026				Courier : FGALDUN				3 of 4 COCs																
Client ID : GFEL01				Project ID : 262-1000-1, Brooklyn, NY				Sampler Name(s) : FRANK GILDUN				Analysis		Matrix														
Customer Name : GFE LLC Address : 58 Nokomis Ave				Project Manager : FRANK GILDUN				AIR ANALYSIS CHAIN-OF-CUSTODY Individual Certified																				
				Phone Number : 646-542-3465																								
				Fax Number : 973-334-1692																								
Site Details: 75-02 51ST AVE ELMHURST, NY																												
City : Lake Hiawatha				Analysis Turnaround Time 5 DAY				Data Package Type : RESULTS ONLY				Indoor/Ambient Air		Soil Gas														
State : NJ				Standard : 5 business days OR				EDD Type : PDF																				
Zip Code : 07034				Rush (Specify): 5 Days																								
Country :																												
Sample Identification	Sample Date(s)	Time Start (24 hr Clock)	Time Stop (24 hr Clock)	Can Vacuum in Field ("Hg) (Start)	Can Vacuum in Field ("Hg) (Stop)**	Interior Temp. (F) (Start)	Interior Temp. (F) (Stop)	Out going Can Pressure ("Hg)(Lab)	In coming Can Pressure ("Hg)(Lab)	Flow Reg. ID	Can ID		Flow Controller Readout (ml/min)	Can Cert ID	TO-15													
SV2	12/24/24	9:40	10:40	30.5	1.5	68	68	-30	-6.3	10648	10268	6 L	50	VL041692.D	1													
Temperature (Fahrenheit) <table border="1"> <tr> <th></th> <th>Ambient</th> <th>Maximum</th> <th>Minimum</th> </tr> <tr> <td>Start</td> <td></td> <td></td> <td></td> </tr> <tr> <td>Stop</td> <td></td> <td></td> <td></td> </tr> </table>											Ambient	Maximum	Minimum	Start				Stop				GC/MS Analyst Signature (TO-15) 						
	Ambient	Maximum	Minimum																									
Start																												
Stop																												
Pressure (Inches of Hg) <table border="1"> <tr> <th></th> <th>Ambient</th> <th>Maximum</th> <th>Minimum</th> </tr> <tr> <td>Start</td> <td></td> <td></td> <td></td> </tr> <tr> <td>Stop</td> <td></td> <td></td> <td></td> </tr> </table>											Ambient	Maximum	Minimum	Start				Stop				** Submittal of this COC indicates approval of the analysis based on existing conditions. Please follow the instructions on the back of this COC.						
	Ambient	Maximum	Minimum																									
Start																												
Stop																												
Special Instructions/QC Requirements & Comments :																												
Suspected Contamination: High Medium <u>Low</u> PID Readings: <u>0.0</u>																												
Sampling site (State):																												
Quick Connector required : <u>NO</u>																												
Canisters Shipped by: <u>Sam</u>				Date/Time: <u>2/18/24</u>				Canisters Received by:				Date/Time: <u>12:55 12/27/24</u>																
Samples Relinquished by: <u>Sam</u>				Date/Time: <u>2/18/24</u>				Received by: <u>Raymond Malendy</u>				Date/Time:																
Relinquished by:				Date/Time:				Received by:				Date/Time:																

B2412026 - 1

Laboratory Certification

Certified By	License No.
CAS EPA CLP Contract	68HERH20D0011
Connecticut	PH-0830
DOD ELAP (ANAB)	L2219
Maine	2024021
Maryland	296
New Hampshire	255424 Rev 1
New Jersey	20012
New York	11376
Pennsylvania	68-00548
Soil Permit	525-24-234-08441
Texas	T104704488

Internal Chain of Custody

Instructions: Use 1 form for each 20 samples of aliquot

Laboratory Person Breaking Field Seal on Sample Shuttle & Accepting Responsibility for Sample

Laboratory: Chemtech

Location: 284 Sheffield Street, Mountainside, NJ 7092

QA66:

Title: Sample Custodian

Field Sample Seal No. P5395



Date Broken: 12/27/2024

Military Time Seal Broken: 12:55:00

Case No.: 75-02 51st Ave Elmhurst N

Analytical Parameter/Fraction: OCMS Group2

Sample No.	Aliquot/Extract No.	Sample No.	Aliquot/Extract No.
P5395-01	SV1		
P5395-02	IA1		
P5395-03	IA2		
P5395-04	SV2		

Date	Time	Relinquished By	Received By	Purpose of Change of Custody
12-27-24	0823	Signature 	Signature 	
		Printed Name <u>Jahmir Davis</u>	Printed Name <u>Security Guard</u>	
		Signature	Signature	
		Printed Name	Printed Name	
		Signature	Signature	
		Printed Name	Printed Name	
		Signature	Signature	
		Printed Name	Printed Name	
		Signature	Signature	
		Printed Name	Printed Name	
		Signature	Signature	
		Printed Name	Printed Name	
		Signature	Signature	
		Printed Name	Printed Name	

Distribution: White - Original (Sent With Report)

Yellow - Contractor Archive

Pink - Sample Custodian - Interim Copy