

DATA PACKAGE

VOLATILE ORGANICS

PROJECT NAME : 182 RALPH AVE, BROOKLYN NY

GFE LLC

58 Nokomis Ave

Lake Hiawatha, NJ - 07034

Phone No: 646-542-3465

ORDER ID : Q1031

ATTENTION : Frank Galdun



Laboratory Certification ID # 20012



1) Signature Page	3
2) Case Narrative	4
2.1) VOCMS Group3- Case Narrative	4
3) Qualifier Page	6
4) QA Checklist	7
5) VOCMS Group3 Data	8
6) Shipping Document	13
6.1) CHAIN OF CUSTODY	14
6.2) Lab Certificate	16
6.3) Internal COC	17

1
2
3
4
5
6

Cover Page

Order ID : Q1031

Project ID : 182 Ralph Ave, Brooklyn NY

Client : GFE LLC

Lab Sample Number

Q1031-01
Q1031-02

Client Sample Number

SV1
IA1

I certify that the data package is in compliance with the terms and conditions of the contract, both technically and for completeness, for other than the conditions detailed above. Release of the data contained in this hard copy data package has been authorized by the laboratory manager or his designee, as verified by the following signature.

Signature : _____

APPROVED

By Nimisha Pandya, QA/QC Supervisor at 1:57 pm, Jan 15, 2025

Date: 1/10/2025

NYDOH CERTIFICATION NO - 11376

NJDEP CERTIFICATION NO - 20012

CASE NARRATIVE

GFE LLC

Project Name: 182 Ralph Ave, Brooklyn NY

Project # N/A

Chemtech Project # Q1031

Test Name: VOCMS Group3

A. Number of Samples and Date of Receipt:

2 Air samples were received on 01/07/2025.

B. Parameters

According to the Chain of Custody document, the following analyses were requested: VOCMS Group3. This data package contains results for VOCMS Group3.

C. Analytical Techniques:

The analysis performed on instrument MSVOA_L were done using GC column RTX-1, which is 60 meters, 0.32 mm id, 1.0 um df, Restek Cat. #10157. The Trap was supplied by Entech, glass bead and Tenax , Entech 7100A Preconcentrator. The analysis of VOCMS Group3 was based on method TO-15.

D. QA/ QC Samples:

The Holding Times were met for all analysis.

The Surrogate recoveries met the acceptable criteria.

The Internal Standards Areas met the acceptable requirements.

The Retention Times were acceptable for all samples.

The RPD met criteria .

The Blank Spike met requirements for all samples .

The Blank analysis did not indicate the presence of lab contamination.

The Initial Calibration met the requirements .

The Continuous Calibration met the requirements .

The Tuning criteria met requirements.

Due to potential high concentration of target analytes sample SV1 was initially diluted.

E. Additional Comments:

F. Manual Integration Comments:

Please refer to the Manual integration Report included with the Run Logs for information on the manual integrations performed.

I certify that the data package is in compliance with the terms and conditions of the contract, both technically and for completeness, for other than the conditions detailed



284 Sheffield Street, Mountainside, NJ 07092
Phone: 908 789 8900 Fax: 908 789 8922

above. The laboratory manager or his designee, as verified by the following signature has authorized release of the data contained in this hard copy data package.

APPROVED

By Nimisha Pandya, QA/QC Supervisor at 1:57 pm, Jan 15, 2025

Signature _____

DATA REPORTING QUALIFIERS- ORGANIC

For reporting results, the following “ Results Qualifiers” are used:

Value	If the result is a value greater than or equal to the detection limit, report the value
U	Indicates the compound was analyzed for but was not detected. Report the minimum detection limit for the sample with the U, i.e. “10 U”. This is not necessarily the instrument detection limit attainable for this particular sample based on any concentration or dilution that may have been required.
ND	Indicates the analyte was analyzed for, but not detected
J	Indicates an estimated value. This flag is used: <ul style="list-style-type: none"> (1) When estimating a concentration for a tentatively identified compound (library search hits, where a 1:1 response is assumed.) (2) When the mass spectral data indicated the identification, however the result was less than the specified detection limit greater than zero. If the detection limit was 10ug/L and a concentration of 3 ug/L was calculated report as 3 J. This flag is used when similar situation arise on any organic parameter i.e. Pest, PCB and others.
B	Indicates the analyte was found in the blank as well as the sample report as “12 B”.
E	Indicates the analyte ‘s concentration exceeds the calibrated range of the instrument for that specific analysis.
D	This flag identifies all compounds identified in an analysis at a secondary dilution factor.
P	This flag is used for Pesticide/PCB target analyte when there is >25% difference for detected concentrations between the two GC columns. The lower of the two values is reported on Form 1 and flagged with a “P”.
N	This flag indicates presumptive evidence of a compound. This is only used for tentatively identified compounds (TICs), where the identification is based on a mass spectral library search. It applies to all TIC results. For generic characterization of a TIC, such as chlorinated hydrocarbon, the flag is not used.
A	This flag indicates that a Tentatively Identified Compound is a suspected aldol-condensation product.
Q	Indicates the LCS did not meet the control limits requirements

APPENDIX A

QA REVIEW GENERAL DOCUMENTATION

Project #: Q1031

Completed

For thorough review, the report must have the following:

GENERAL:

Are all original paperwork present (chain of custody, record of communication,airbill, sample management lab chronicle, login page)

✓

Check chain-of-custody for proper relinquish/return of samples

✓

Is the chain of custody signed and complete

✓

Check internal chain-of-custody for proper relinquish/return of samples /sample extracts

✓

Collect information for each project id from server. Were all requirements followed

✓

COVER PAGE:

Do numbers of samples correspond to the number of samples in the Chain of Custody on login page

✓

Do lab numbers and client Ids on cover page agree with the Chain of Custody

✓

CHAIN OF CUSTODY:

Do requested analyses on Chain of Custody agree with form I results

✓

Do requested analyses on Chain of Custody agree with the log-in page

✓

Were the correct method log-in for analysis according to the Analytical Request and Chain of Custody

✓

Were the samples received within hold time

✓

Were any problems found with the samples at arrival recorded in the Sample Management Laboratory Chronicle

✓

ANALYTICAL:

Was method requirement followed?

✓

Was client requirement followed?

✓

Does the case narrative summarize all QC failure?

✓

All runlogs and manual integration are reviewed for requirements

✓

All manual calculations and /or hand notations verified

✓

QA Review Signature: MOHAMMAD AHMED

Date: 01/10/2025

Hit Summary Sheet
SW-846

SDG No.: Q1031
Client: GFE LLC

Sample ID	Client ID	Matrix	Parameter	Concentration	C	MDL	RDL	Units
Client ID:	SV1							
Q1031-01	SV1	Air	Tetrachloroethene	19.7		0.20	0.41	ug/m3
			Total Voc :	19.7				
			Total Concentration:	19.7				



SAMPLE DATA

Report of Analysis

Client:	GFE LLC	Date Collected:	01/07/25
Project:	182 Ralph Ave, Brooklyn NY	Date Received:	01/07/25
Client Sample ID:	SV1	SDG No.:	Q1031
Lab Sample ID:	Q1031-01	Matrix:	Air
Analytical Method:	TO-15	Test:	VOCMS Group3
Sample Wt/Vol:	400 Units: mL		

File ID/Qc Batch:	Dilution:	Prep Date	Date Analyzed	Prep Batch ID
VL041851.D	2		01/07/25 19:05	VL010725

CAS Number	Parameter	Conc. ppbv	Conc. ug/M3	Qualifier	MDL	LOQ / CRQL	Units
TARGETS							
75-01-4	Vinyl Chloride	0.030	0.080	U	0.080	0.15	ug/m3
75-35-4	1,1-Dichloroethene	0.28	1.11	U	1.11	3.96	ug/m3
156-59-2	cis-1,2-Dichloroethene	0.18	0.71	U	0.71	3.96	ug/m3
71-55-6	1,1,1-Trichloroethane	0.020	0.11	U	0.11	0.33	ug/m3
79-01-6	Trichloroethene	0.030	0.16	U	0.16	0.32	ug/m3
127-18-4	Tetrachloroethene	2.90	19.7		0.20	0.41	ug/m3
SURROGATES							
460-00-4	1-Bromo-4-Fluorobenzene	10.5			65 - 135	105%	SPK: 10
INTERNAL STANDARDS							
74-97-5	Bromochloromethane	81100		2.793			
540-36-3	1,4-Difluorobenzene	178000		3.971			
3114-55-4	Chlorobenzene-d5	183000		8.891			

U = Not Detected

RL = Reporting Limit

MDL = Method Detection Limit

E = Value Exceeds Calibration Range

D = Dilution

J = Estimated Value

B = Analyte Found in Associated Method Blank

N = Presumptive Evidence of a Compound

* = Values outside of QC limits

Q = indicates LCS control criteria did not meet requirements

Report of Analysis

Client:	GFE LLC	Date Collected:	01/07/25
Project:	182 Ralph Ave, Brooklyn NY	Date Received:	01/07/25
Client Sample ID:	IA1	SDG No.:	Q1031
Lab Sample ID:	Q1031-02	Matrix:	Air
Analytical Method:	TO-15	Test:	VOCMS Group3
Sample Wt/Vol:	400 Units: mL		

File ID/Qc Batch:	Dilution:	Prep Date	Date Analyzed	Prep Batch ID
VL041847.D	1		01/07/25 16:59	VL010725

CAS Number	Parameter	Conc. ppbv	Conc. ug/M3	Qualifier	MDL	LOQ / CRQL	Units
TARGETS							
75-01-4	Vinyl Chloride	0.010	0.030	U	0.030	0.080	ug/m3
75-35-4	1,1-Dichloroethene	0.14	0.56	U	0.56	1.98	ug/m3
156-59-2	cis-1,2-Dichloroethene	0.090	0.36	U	0.36	1.98	ug/m3
71-55-6	1,1,1-Trichloroethane	0.010	0.050	U	0.050	0.16	ug/m3
79-01-6	Trichloroethene	0.020	0.11	U	0.11	0.16	ug/m3
127-18-4	Tetrachloroethene	0.020	0.14	U	0.14	0.20	ug/m3
SURROGATES							
460-00-4	1-Bromo-4-Fluorobenzene	9.60			65 - 135	96%	SPK: 10
INTERNAL STANDARDS							
74-97-5	Bromochloromethane	83900		2.8			
540-36-3	1,4-Difluorobenzene	185000		3.978			
3114-55-4	Chlorobenzene-d5	157000		8.898			

U = Not Detected

RL = Reporting Limit

MDL = Method Detection Limit

E = Value Exceeds Calibration Range

D = Dilution

J = Estimated Value

B = Analyte Found in Associated Method Blank

N = Presumptive Evidence of a Compound

* = Values outside of QC limits

Q = indicates LCS control criteria did not meet requirements






LAB CHRONICLE

OrderID:	Q1031	OrderDate:	1/7/2025 12:37:00 PM
Client:	GFE LLC	Project:	182 Ralph Ave, Brooklyn NY
Contact:	Frank Galdun	Location:	N41,VOA Lab






LabID	ClientID	Matrix	Test	Method	Sample Date	Prep Date	Anal Date	Received
Q1031-01	SV1	Air	VOCMS Group3	TO-15	01/07/25		01/07/25	01/07/25
Q1031-02	IA1	Air	VOCMS Group3	TO-15	01/07/25		01/07/25	01/07/25



SHIPPING DOCUMENTS

Client Contact Information				Bottle Order ID : B2501003				Courier : F GALDUN				1 of 2 COCs																	
Client ID : GFELO1				Project ID : 75-0111111111111111 NY				Sampler Name(s) : FRANK GALDUN				Analysis		Matrix															
Customer Name : GFE LLC Address : 58 Nokomis Ave				Project Manager : FRANK GALDUN				AIR ANALYSIS CHAIN-OF-CUSTODY Batch Certified																					
				Phone Number : 646-542-3465																									
				Fax Number : 973-334-1692																									
City : Lake Hiawatha				Site Details: 182 RALPH AVE BROOKLYN, NY																									
State : NJ				Analysis Turnaround Time : 5 DAY																									
Zip Code : 07034				Standard : 10 business days OR				Data Package Type : RESULTS ONLY																					
Country :				Rush (Specify): 5 Days				EDD Type : PDF																					
Sample Identification	Sample Date(s)	Time Start (24 hr Clock)	Time Stop (24 hr Clock)	Can Vacuum in Field ("Hg) (Start)	Can Vacuum in Field ("Hg) (Stop)**	Interior Temp. (F) (Start)	Interior Temp. (F) (Stop)	Out going Can Pressure ("Hg)(Lab)	In coming Can Pressure ("Hg)(Lab)	Flow Reg. ID	Can ID		Flow Controller Readout (ml/min)	Can Cert ID	TO-15	Indoor/Ambient Air	Soil Gas												
SU1	11/25/12	8:12	10:12	29	5	62	65	-30	-63	10503	10608	6 L	50	VL041545.D	1		1												
Temperature (Fahrenheit) <table border="1"> <tr> <td></td> <td>Ambient</td> <td>Maximum</td> <td>Minimum</td> </tr> <tr> <td>Start</td> <td></td> <td></td> <td></td> </tr> <tr> <td>Stop</td> <td></td> <td></td> <td></td> </tr> </table>											Ambient	Maximum	Minimum	Start				Stop				GC/MS Analyst Signature (TO-15) 							
	Ambient	Maximum	Minimum																										
Start																													
Stop																													
Pressure (Inches of Hg) <table border="1"> <tr> <td></td> <td>Ambient</td> <td>Maximum</td> <td>Minimum</td> </tr> <tr> <td>Start</td> <td></td> <td></td> <td></td> </tr> <tr> <td>Stop</td> <td></td> <td></td> <td></td> </tr> </table>											Ambient	Maximum	Minimum	Start				Stop				** Submittal of this COC indicates approval of the analysis based on existing conditions. REPORT ONLY: PCE, TCE, cis-1,2-DCE, 1,1-DCE, 1,1,1-TCA, VINYL CHLORIDE Please follow the instructions on the back of this COC.							
	Ambient	Maximum	Minimum																										
Start																													
Stop																													
Special Instructions/QC Requirements & Comments :																													
Suspected Contamination: High Medium Low PID Readings: 0.0																													
Sampling site (State):																													
Quick Connector required : NO																													
Canisters Shipped by: 				Date/Time: 11/06/12				Canisters Received by: 				Date/Time: 1-7-25 1120																	
Samples Relinquished by: 				Date/Time: 11/7/12				Received by: 				Date/Time:																	
Relinquished by:				Date/Time:				Received by:				Date/Time:																	

B2501003 - 2

Client Contact Information				Bottle Order ID : B2501003				Courier : F. GALDUN				Z or Z COCs								
Client ID : GFEL01				Project ID : 75-02-51st Ave Elmhurst NY				Sampler Name(s) : FRANK GALDUN				Analysis								
Customer Name : GFE LLC Address : 58 Nokomis Ave City : Lake Hiawatha State : NJ Zip Code : 07034 Country :				Project Manager : FRANK GALDUN				AIR ANALYSIS CHAIN-OF-CUSTODY Batch Certified												
				Phone Number : 646-542-3465																
				Fax Number : 973-334-1692																
				Site Details: 182 RAULPH AVE. BROOKLYN, NY																
				Analysis Turnaround Time 5 DAY				Data Package Type : RESULTS ONLY				Indoor Ambient Air Soil Gas								
				Standard : 19 business days OR				EDD Type : TDF												
Rush (Specify): 5 Days																				
Sample Identification	Sample Date(s)	Time Start (24 hr Clock)	Time Stop (24 hr Clock)	Can Vacuum in Field ("Hg) (Start)	Can Vacuum in Field ("Hg) (Stop)**	Interior Temp. (F) (Start)	Interior Temp. (F) (Stop)	Out going Can Pressure ("Hg)(Lab)	In coming Can Pressure ("Hg)(Lab)	Flow Reg. ID	Can ID		Flow Controller Readout (ml/min)	Can Cert ID						
IA1	1/7/25	8:14	10:14	30	6.5	62	65	-30	-5.1	10528	10024	6 L	50	VL041545.D	1					
Temperature (Fahrenheit)										GC/MS Analyst Signature (TO-15) 										
		Ambient		Maximum		Minimum														
Start																				
Stop																				
Pressure (Inches of Hg)										** Submittal of this COC indicates approval of the analysis based on existing conditions. REPORT ONLY: PCE, TCE, cis-1,2-DCE, 1,1-DCE, 1,1,1-TCA, VINYLCHLORIDE Please follow the instructions on the back of this COC.										
		Ambient		Maximum		Minimum														
Start																				
Stop																				
Special Instructions/QC Requirements & Comments :																				
Suspected Contamination: High Medium <u>Low</u> PID Readings: <u>0.0</u>																				
Sampling site (State):																				
Quick Connector required : <u>NO</u>																				
Canisters Shipped by: 				Date/Time: <u>1/7/25</u>				Canisters Received by: 				Date/Time: <u>1-7-25 11:20</u>				B2501003 - 1				
Samples Relinquished by: 				Date/Time: <u>1/7/25</u>				Received by: 				Date/Time:								
Relinquished by:				Date/Time:				Received by:				Date/Time:								

Laboratory Certification

Certified By	License No.
CAS EPA CLP Contract	68HERH20D0011
Connecticut	PH-0830
DOD ELAP (ANAB)	L2219
Maine	2024021
Maryland	296
New Hampshire	255424 Rev 1
New Jersey	20012
New York	11376
Pennsylvania	68-00548
Soil Permit	525-24-234-08441
Texas	T104704488

Internal Chain of Custody

Instructions: Use 1 form for each 20 samples of aliquot

Laboratory Person Breaking Field Seal on Sample Shuttle & Accepting Responsibility for Sample

Laboratory: Chemtech

Location: 284 Sheffield Street, Mountainside, NJ 7092

QA/QC:

Title: Sample Custodian

Field Sample Seal No. Q1031


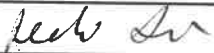
Date Broken 1/7/2025

Military Time Seal Broken: 11:20:00

Case No.: 182 Ralph Ave, Brooklyn N

Analytical Parameter/Fraction VOCMS Group3

Sample No.	Aliquot/Extract No.	Sample No.	Aliquot/Extract No.
Q1031-01	SV1		
Q1031-02	IA1		

Date	Time	Relinquished By	Received By	Purpose of Change of Custody
1-7-25	13:08	Signature 	Signature 	
		Printed Name <u>Cassanova Pena</u>	Printed Name <u>Pedro Sanchez</u>	
		Signature	Signature	
		Printed Name	Printed Name	
		Signature	Signature	
		Printed Name	Printed Name	
		Signature	Signature	
		Printed Name	Printed Name	
		Signature	Signature	
		Printed Name	Printed Name	
		Signature	Signature	
		Printed Name	Printed Name	
		Signature	Signature	
		Printed Name	Printed Name	

Distribution: White - Original (Sent With Report)

Yellow - Contractor Archive

Pink - Sample Custodian - Interim Copy