

DATA PACKAGE

VOLATILE ORGANICS

PROJECT NAME : 1123 & 1125 FLATBUSH AVE BROOKLYN, NY

GFE LLC

58 Nokomis Ave

Lake Hiawatha, NJ - 07034

Phone No: 646-542-3465

ORDER ID : Q1303

ATTENTION : Frank Galdun



Laboratory Certification ID # 20012



1) Signature Page	3
2) Case Narrative	4
2.1) VOCMS Group2- Case Narrative	4
3) Qualifier Page	6
4) QA Checklist	7
5) VOCMS Group2 Data	8
6) Shipping Document	16
6.1) CHAIN OF CUSTODY	17
6.2) Lab Certificate	25
6.3) Internal COC	26

Cover Page

Order ID : Q1303

Project ID : 1123 & 1125 Flatbush Ave Brooklyn, NY

Client : GFE LLC

Lab Sample Number

Q1303-01
Q1303-02
Q1303-03
Q1303-04

Client Sample Number

SV1
SV2
IA1
IA2

I certify that the data package is in compliance with the terms and conditions of the contract, both technically and for completeness, for other than the conditions detailed above. Release of the data contained in this hard copy data package has been authorized by the laboratory manager or his designee, as verified by the following signature.

Signature : _____

Date: 2/19/2025

NYDOH CERTIFICATION NO - 11376

NJDEP CERTIFICATION NO - 20012

CASE NARRATIVE

GFE LLC

Project Name: 1123 & 1125 Flatbush Ave Brooklyn, NY

Project # N/A

Chemtech Project # Q1303

Test Name: VOCMS Group2

A. Number of Samples and Date of Receipt:

4 Air samples were received on 02/05/2025.

B. Parameters

According to the Chain of Custody document, the following analyses were requested: VOCMS Group2. This data package contains results for VOCMS Group2.

C. Analytical Techniques:

The analysis performed on instrument MSVOA_L were done using GC column RTX-1, which is 60 meters, 0.32 mm id, 1.0 um df, Restek Cat. #10157. The Trap was supplied by Entech, glass bead and Tenax , Entech 7100A Preconcentrator. The analysis of VOCMS Group2 was based on method TO-15.

D. QA/ QC Samples:

The Holding Times were met for all analysis.

The Surrogate recoveries met the acceptable criteria.

The Internal Standards Areas met the acceptable requirements.

The Retention Times were acceptable for all samples.

The RPD for {Q1303-03DUP} with File ID: VL041990.D met criteria except for Ethyl Benzene[200%], Trichloroethene[28.6%] due to difference in results of Original and DUP.

The Blank Spike met requirements for all samples .

The Blank analysis did not indicate the presence of lab contamination.

The Initial Calibration met the requirements .

The Continuous Calibration met the requirements .

The Tuning criteria met requirements.

Due to potential high concentration of target analytes, Samples SV1, SV2 were initially diluted.

E. Additional Comments:

F. Manual Integration Comments:

Please refer to the Manual integration Report included with the Run Logs for information on the manual integrations performed.



284 Sheffield Street, Mountainside, NJ 07092
Phone: 908 789 8900 Fax: 908 789 8922

I certify that the data package is in compliance with the terms and conditions of the contract, both technically and for completeness, for other than the conditions detailed above. The laboratory manager or his designee, as verified by the following signature has authorized release of the data contained in this hard copy data package.

Signature_____

DATA REPORTING QUALIFIERS- ORGANIC

For reporting results, the following “Results Qualifiers” are used:

Value	If the result is a value greater than or equal to the detection limit, report the value
U	Indicates the compound was analyzed for but was not detected. Report the minimum detection limit for the sample with the U, i.e. “10 U”. This is not necessarily the instrument detection limit attainable for this particular sample based on any concentration or dilution that may have been required.
ND	Indicates the analyte was analyzed for, but not detected
J	Indicates an estimated value. This flag is used: <ul style="list-style-type: none"> (1) When estimating a concentration for a tentatively identified compound (library search hits, where a 1:1 response is assumed.) (2) When the mass spectral data indicated the identification, however the result was less than the specified detection limit greater than zero. If the detection limit was 10ug/L and a concentration of 3 ug/L was calculated report as 3 J. This flag is used when similar situation arise on any organic parameter i.e. Pest, PCB and others.
B	Indicates the analyte was found in the blank as well as the sample report as “12 B”.
E	Indicates the analyte ‘s concentration exceeds the calibrated range of the instrument for that specific analysis.
D	This flag identifies all compounds identified in an analysis at a secondary dilution factor.
P	This flag is used for Pesticide/PCB target analyte when there is >25% difference for detected concentrations between the two GC columns. The lower of the two values is reported on Form 1 and flagged with a “P”.
N	This flag indicates presumptive evidence of a compound. This is only used for tentatively identified compounds (TICs), where the identification is based on a mass spectral library search. It applies to all TIC results. For generic characterization of a TIC, such as chlorinated hydrocarbon, the flag is not used.
A	This flag indicates that a Tentatively Identified Compound is a suspected aldol-condensation product.
Q	Indicates the LCS did not meet the control limits requirements

APPENDIX A

QA REVIEW GENERAL DOCUMENTATION

Project #: Q1303

Completed

For thorough review, the report must have the following:

GENERAL:

Are all original paperwork present (chain of custody, record of communication,airbill, sample management lab chronicle, login page)

✓

Check chain-of-custody for proper relinquish/return of samples

✓

Is the chain of custody signed and complete

✓

Check internal chain-of-custody for proper relinquish/return of samples /sample extracts

✓

Collect information for each project id from server. Were all requirements followed

✓

COVER PAGE:

Do numbers of samples correspond to the number of samples in the Chain of Custody on login page

✓

Do lab numbers and client Ids on cover page agree with the Chain of Custody

✓

CHAIN OF CUSTODY:

Do requested analyses on Chain of Custody agree with form I results

✓

Do requested analyses on Chain of Custody agree with the log-in page

✓

Were the correct method log-in for analysis according to the Analytical Request and Chain of Custody

✓

Were the samples received within hold time

✓

Were any problems found with the samples at arrival recorded in the Sample Management Laboratory Chronicle

✓

ANALYTICAL:

Was method requirement followed?

✓

Was client requirement followed?

✓

Does the case narrative summarize all QC failure?

✓

All runlogs and manual integration are reviewed for requirements

✓

All manual calculations and /or hand notations verified

✓

QA Review Signature: SOHIL JODHANI

Date: 02/19/2025

Hit Summary Sheet
SW-846

SDG No.: Q1303
Client: GFE LLC

Sample ID	Client ID	Matrix	Parameter	Concentration	C	MDL	RDL	Units
Client ID:	SV1							
Q1303-01	SV1	Air	Heptane	3.85	J	1.80	8.20	ug/m3
Q1303-01	SV1	Air	Toluene	7.16	J	1.66	7.54	ug/m3
Q1303-01	SV1	Air	Tetrachloroethene	6.78		0.41	0.81	ug/m3
Q1303-01	SV1	Air	Ethyl Benzene	4.78	J	2.08	8.69	ug/m3
Q1303-01	SV1	Air	m/p-Xylene	13.5	J	3.65	17.4	ug/m3
Q1303-01	SV1	Air	o-Xylene	6.95	J	2.08	8.69	ug/m3
Q1303-01	SV1	Air	1,3,5-Trimethylbenzene	6.88	J	2.16	9.83	ug/m3
Q1303-01	SV1	Air	1,2,4-Trimethylbenzene	16.2		1.52	9.83	ug/m3
Q1303-01	SV1	Air	Hexane	17.3		1.55	7.05	ug/m3
			Total Voc :	83.4				
			Total Concentration:	83.4				
Client ID:	SV2							
Q1303-02	SV2	Air	Heptane	42.6		1.80	8.20	ug/m3
Q1303-02	SV2	Air	Cyclohexane	4.13	J	3.03	6.88	ug/m3
Q1303-02	SV2	Air	Trichloroethene	1.02		0.38	0.64	ug/m3
Q1303-02	SV2	Air	Toluene	84.8		1.66	7.54	ug/m3
Q1303-02	SV2	Air	Tetrachloroethene	20.3		0.41	0.81	ug/m3
Q1303-02	SV2	Air	Ethyl Benzene	65.6		2.08	8.69	ug/m3
Q1303-02	SV2	Air	m/p-Xylene	161		3.65	17.4	ug/m3
Q1303-02	SV2	Air	o-Xylene	77.8		2.08	8.69	ug/m3
Q1303-02	SV2	Air	1,3,5-Trimethylbenzene	79.2		2.16	9.83	ug/m3
Q1303-02	SV2	Air	1,2,4-Trimethylbenzene	206		1.52	9.83	ug/m3
Q1303-02	SV2	Air	Hexane	167		1.55	7.05	ug/m3
			Total Voc :	909				
			Total Concentration:	909				
Client ID:	IA1							
Q1303-03	IA1	Air	Benzene	1.31	J	0.29	1.60	ug/m3
Q1303-03	IA1	Air	Trichloroethene	0.16		0.11	0.16	ug/m3
Q1303-03	IA1	Air	Toluene	4.52		0.41	1.88	ug/m3
Q1303-03	IA1	Air	Tetrachloroethene	10.2		0.14	0.20	ug/m3
Q1303-03	IA1	Air	m/p-Xylene	1.35	J	0.91	4.34	ug/m3
Q1303-03	IA1	Air	o-Xylene	0.61	J	0.52	2.17	ug/m3
			Total Voc :	18.1				
			Total Concentration:	18.1				
Client ID:	IA2							
Q1303-04	IA2	Air	Heptane	1.56	J	0.45	2.05	ug/m3
Q1303-04	IA2	Air	2,2,4-Trimethylpentane	0.70	J	0.47	2.34	ug/m3

Hit Summary Sheet
SW-846

SDG No.: Q1303

Client: GFE LLC

Sample ID	Client ID	Matrix	Parameter	Concentration	C	MDL	RDL	Units
Q1303-04	IA2	Air	Benzene	1.28	J	0.29	1.60	ug/m3
Q1303-04	IA2	Air	Toluene	2.79		0.41	1.88	ug/m3
Q1303-04	IA2	Air	Tetrachloroethene	5.02		0.14	0.20	ug/m3
Q1303-04	IA2	Air	m/p-Xylene	1.26	J	0.91	4.34	ug/m3
Q1303-04	IA2	Air	o-Xylene	0.52	J	0.52	2.17	ug/m3
Total Voc :				13.1				
Total Concentration:				13.1				

A

B

C

D



SAMPLE DATA

Report of Analysis

Client:	GFE LLC	Date Collected:	02/04/25
Project:	1123 & 1125 Flatbush Ave Brooklyn, NY	Date Received:	02/05/25
Client Sample ID:	SV1	SDG No.:	Q1303
Lab Sample ID:	Q1303-01	Matrix:	Air
Analytical Method:	TO-15	Test:	VOCMS Group2
Sample Wt/Vol:	400 Units: mL		

File ID/Qc Batch:	Dilution:	Prep Date	Date Analyzed	Prep Batch ID
VL041985.D	4		02/10/25 13:37	VL021025

CAS Number	Parameter	Conc. ppbv	Conc. ug/M3	Qualifier	MDL	LOQ / CRQL	Units
TARGETS							
75-01-4	Vinyl Chloride	0.060	0.15	U	0.15	0.31	ug/m3
142-82-5	Heptane	0.94	3.85	J	1.80	8.20	ug/m3
75-35-4	1,1-Dichloroethene	0.56	2.22	U	2.22	7.93	ug/m3
110-82-7	Cyclohexane	0.88	3.03	U	3.03	6.88	ug/m3
156-59-2	cis-1,2-Dichloroethene	0.36	1.43	U	1.43	7.93	ug/m3
71-55-6	1,1,1-Trichloroethane	0.040	0.22	U	0.22	0.65	ug/m3
540-84-1	2,2,4-Trimethylpentane	0.40	1.87	U	1.87	9.34	ug/m3
71-43-2	Benzene	0.35	1.12	U	1.12	6.39	ug/m3
79-01-6	Trichloroethene	0.070	0.38	U	0.38	0.64	ug/m3
108-88-3	Toluene	1.90	7.16	J	1.66	7.54	ug/m3
106-93-4	1,2-Dibromoethane	0.29	2.23	U	2.23	3.07	ug/m3
127-18-4	Tetrachloroethene	1.00	6.78		0.41	0.81	ug/m3
100-41-4	Ethyl Benzene	1.10	4.78	J	2.08	8.69	ug/m3
179601-23-1	m/p-Xylene	3.10	13.5	J	3.65	17.4	ug/m3
95-47-6	o-Xylene	1.60	6.95	J	2.08	8.69	ug/m3
108-67-8	1,3,5-Trimethylbenzene	1.40	6.88	J	2.16	9.83	ug/m3
95-63-6	1,2,4-Trimethylbenzene	3.30	16.2		1.52	9.83	ug/m3
91-20-3	Naphthalene	0.30	1.57	U	1.57	2.10	ug/m3
110-54-3	Hexane	4.90	17.3		1.55	7.05	ug/m3
SURROGATES							
460-00-4	1-Bromo-4-Fluorobenzene	9.60			65 - 135	96%	SPK: 10
INTERNAL STANDARDS							
74-97-5	Bromochloromethane	151000			2.784		
540-36-3	1,4-Difluorobenzene	424000			3.955		
3114-55-4	Chlorobenzene-d5	381000			8.878		

U = Not Detected

RL = Reporting Limit

MDL = Method Detection Limit

E = Value Exceeds Calibration Range

D = Dilution

J = Estimated Value

B = Analyte Found in Associated Method Blank

N = Presumptive Evidence of a Compound

* = Values outside of QC limits

Q = indicates LCS control criteria did not meet requirements

Report of Analysis

Client:	GFE LLC	Date Collected:	02/04/25
Project:	1123 & 1125 Flatbush Ave Brooklyn, NY	Date Received:	02/05/25
Client Sample ID:	SV2	SDG No.:	Q1303
Lab Sample ID:	Q1303-02	Matrix:	Air
Analytical Method:	TO-15	Test:	VOCMS Group2
Sample Wt/Vol:	400 Units: mL		

File ID/Qc Batch:	Dilution:	Prep Date	Date Analyzed	Prep Batch ID
VL041987.D	4		02/10/25 14:39	VL021025

CAS Number	Parameter	Conc. ppbv	Conc. ug/M3	Qualifier	MDL	LOQ / CRQL	Units
TARGETS							
75-01-4	Vinyl Chloride	0.060	0.15	U	0.15	0.31	ug/m3
142-82-5	Heptane	10.4	42.6		1.80	8.20	ug/m3
75-35-4	1,1-Dichloroethene	0.56	2.22	U	2.22	7.93	ug/m3
110-82-7	Cyclohexane	1.20	4.13	J	3.03	6.88	ug/m3
156-59-2	cis-1,2-Dichloroethene	0.36	1.43	U	1.43	7.93	ug/m3
71-55-6	1,1,1-Trichloroethane	0.040	0.22	U	0.22	0.65	ug/m3
540-84-1	2,2,4-Trimethylpentane	0.40	1.87	U	1.87	9.34	ug/m3
71-43-2	Benzene	0.35	1.12	U	1.12	6.39	ug/m3
79-01-6	Trichloroethene	0.19	1.02		0.38	0.64	ug/m3
108-88-3	Toluene	22.5	84.8		1.66	7.54	ug/m3
106-93-4	1,2-Dibromoethane	0.29	2.23	U	2.23	3.07	ug/m3
127-18-4	Tetrachloroethene	3.00	20.3		0.41	0.81	ug/m3
100-41-4	Ethyl Benzene	15.1	65.6		2.08	8.69	ug/m3
179601-23-1	m/p-Xylene	37.1	161		3.65	17.4	ug/m3
95-47-6	o-Xylene	17.9	77.8		2.08	8.69	ug/m3
108-67-8	1,3,5-Trimethylbenzene	16.1	79.2		2.16	9.83	ug/m3
95-63-6	1,2,4-Trimethylbenzene	41.8	206		1.52	9.83	ug/m3
91-20-3	Naphthalene	0.30	1.57	U	1.57	2.10	ug/m3
110-54-3	Hexane	47.5	167		1.55	7.05	ug/m3
SURROGATES							
460-00-4	1-Bromo-4-Fluorobenzene	9.00			65 - 135	90%	SPK: 10
INTERNAL STANDARDS							
74-97-5	Bromochloromethane	150000			2.784		
540-36-3	1,4-Difluorobenzene	415000			3.952		
3114-55-4	Chlorobenzene-d5	373000			8.879		

U = Not Detected

RL = Reporting Limit

MDL = Method Detection Limit

E = Value Exceeds Calibration Range

D = Dilution

J = Estimated Value

B = Analyte Found in Associated Method Blank

N = Presumptive Evidence of a Compound

* = Values outside of QC limits

Q = indicates LCS control criteria did not meet requirements

Report of Analysis

Client:	GFE LLC	Date Collected:	02/04/25
Project:	1123 & 1125 Flatbush Ave Brooklyn, NY	Date Received:	02/05/25
Client Sample ID:	IA1	SDG No.:	Q1303
Lab Sample ID:	Q1303-03	Matrix:	Air
Analytical Method:	TO-15	Test:	VOCMS Group2
Sample Wt/Vol:	400 Units: mL		

File ID/Qc Batch:	Dilution:	Prep Date	Date Analyzed	Prep Batch ID
VL041989.D	1		02/10/25 15:43	VL021025

CAS Number	Parameter	Conc. ppbv	Conc. ug/M3	Qualifier	MDL	LOQ / CRQL	Units
TARGETS							
75-01-4	Vinyl Chloride	0.010	0.030	U	0.030	0.080	ug/m3
142-82-5	Heptane	0.11	0.45	U	0.45	2.05	ug/m3
75-35-4	1,1-Dichloroethene	0.14	0.56	U	0.56	1.98	ug/m3
110-82-7	Cyclohexane	0.22	0.76	U	0.76	1.72	ug/m3
156-59-2	cis-1,2-Dichloroethene	0.090	0.36	U	0.36	1.98	ug/m3
71-55-6	1,1,1-Trichloroethane	0.010	0.050	U	0.050	0.16	ug/m3
540-84-1	2,2,4-Trimethylpentane	0.10	0.47	U	0.47	2.34	ug/m3
71-43-2	Benzene	0.41	1.31	J	0.29	1.60	ug/m3
79-01-6	Trichloroethene	0.030	0.16		0.11	0.16	ug/m3
108-88-3	Toluene	1.20	4.52		0.41	1.88	ug/m3
106-93-4	1,2-Dibromoethane	0.070	0.54	U	0.54	0.77	ug/m3
127-18-4	Tetrachloroethene	1.50	10.2		0.14	0.20	ug/m3
100-41-4	Ethyl Benzene	0.12	0.52	U	0.52	2.17	ug/m3
179601-23-1	m/p-Xylene	0.31	1.35	J	0.91	4.34	ug/m3
95-47-6	o-Xylene	0.14	0.61	J	0.52	2.17	ug/m3
108-67-8	1,3,5-Trimethylbenzene	0.11	0.54	U	0.54	2.46	ug/m3
95-63-6	1,2,4-Trimethylbenzene	0.080	0.39	U	0.39	2.46	ug/m3
91-20-3	Naphthalene	0.080	0.42	U	0.42	0.52	ug/m3
110-54-3	Hexane	0.11	0.39	U	0.39	1.76	ug/m3
SURROGATES							
460-00-4	1-Bromo-4-Fluorobenzene	9.40			65 - 135	94%	SPK: 10
INTERNAL STANDARDS							
74-97-5	Bromochloromethane	144000			2.784		
540-36-3	1,4-Difluorobenzene	411000			3.952		
3114-55-4	Chlorobenzene-d5	351000			8.875		

U = Not Detected

RL = Reporting Limit

MDL = Method Detection Limit

E = Value Exceeds Calibration Range

D = Dilution

J = Estimated Value

B = Analyte Found in Associated Method Blank

N = Presumptive Evidence of a Compound

* = Values outside of QC limits

Q = indicates LCS control criteria did not meet requirements

Report of Analysis

Client:	GFE LLC	Date Collected:	02/04/25
Project:	1123 & 1125 Flatbush Ave Brooklyn, NY	Date Received:	02/05/25
Client Sample ID:	IA2	SDG No.:	Q1303
Lab Sample ID:	Q1303-04	Matrix:	Air
Analytical Method:	TO-15	Test:	VOCMS Group2
Sample Wt/Vol:	400 Units: mL		

File ID/Qc Batch:	Dilution:	Prep Date	Date Analyzed	Prep Batch ID
VL041991.D	1		02/10/25 16:50	VL021025

CAS Number	Parameter	Conc. ppbv	Conc. ug/M3	Qualifier	MDL	LOQ / CRQL	Units
TARGETS							
75-01-4	Vinyl Chloride	0.010	0.030	U	0.030	0.080	ug/m3
142-82-5	Heptane	0.38	1.56	J	0.45	2.05	ug/m3
75-35-4	1,1-Dichloroethene	0.14	0.56	U	0.56	1.98	ug/m3
110-82-7	Cyclohexane	0.22	0.76	U	0.76	1.72	ug/m3
156-59-2	cis-1,2-Dichloroethene	0.090	0.36	U	0.36	1.98	ug/m3
71-55-6	1,1,1-Trichloroethane	0.010	0.050	U	0.050	0.16	ug/m3
540-84-1	2,2,4-Trimethylpentane	0.15	0.70	J	0.47	2.34	ug/m3
71-43-2	Benzene	0.40	1.28	J	0.29	1.60	ug/m3
79-01-6	Trichloroethene	0.020	0.11	U	0.11	0.16	ug/m3
108-88-3	Toluene	0.74	2.79		0.41	1.88	ug/m3
106-93-4	1,2-Dibromoethane	0.070	0.54	U	0.54	0.77	ug/m3
127-18-4	Tetrachloroethene	0.74	5.02		0.14	0.20	ug/m3
100-41-4	Ethyl Benzene	0.12	0.52	U	0.52	2.17	ug/m3
179601-23-1	m/p-Xylene	0.29	1.26	J	0.91	4.34	ug/m3
95-47-6	o-Xylene	0.12	0.52	J	0.52	2.17	ug/m3
108-67-8	1,3,5-Trimethylbenzene	0.11	0.54	U	0.54	2.46	ug/m3
95-63-6	1,2,4-Trimethylbenzene	0.080	0.39	U	0.39	2.46	ug/m3
91-20-3	Naphthalene	0.080	0.42	U	0.42	0.52	ug/m3
110-54-3	Hexane	0.11	0.39	U	0.39	1.76	ug/m3
SURROGATES							
460-00-4	1-Bromo-4-Fluorobenzene	9.40			65 - 135	94%	SPK: 10
INTERNAL STANDARDS							
74-97-5	Bromochloromethane	137000		2.781			
540-36-3	1,4-Difluorobenzene	392000		3.949			
3114-55-4	Chlorobenzene-d5	332000		8.875			

U = Not Detected

RL = Reporting Limit

MDL = Method Detection Limit

E = Value Exceeds Calibration Range

D = Dilution

J = Estimated Value

B = Analyte Found in Associated Method Blank

N = Presumptive Evidence of a Compound

* = Values outside of QC limits

Q = indicates LCS control criteria did not meet requirements

LAB CHRONICLE

OrderID:	Q1303	OrderDate:	2/5/2025 1:24:00 PM
Client:	GFE LLC	Project:	1123 & 1125 Flatbush Ave Brooklyn, NY
Contact:	Frank Galdun	Location:	Air Lab,VOA Lab





LabID	ClientID	Matrix	Test	Method	Sample Date	Prep Date	Anal Date	Received
Q1303-01	SV1	Air	VOCMS Group2	TO-15	02/04/25		02/10/25	02/05/25
Q1303-02	SV2	Air	VOCMS Group2	TO-15	02/04/25		02/10/25	02/05/25
Q1303-03	IA1	Air	VOCMS Group2	TO-15	02/04/25		02/10/25	02/05/25
Q1303-04	IA2	Air	VOCMS Group2	TO-15	02/04/25		02/10/25	02/05/25




SHIPPING DOCUMENTS

Client Contact Information				Bottle Order ID : B2501045				Courier : F. Galdun				1 of 4 COCs																	
Client ID : GFEL01				Project ID : 21-36 STOPPED WORK, FLUSHING NY				Sampler Name(s) : FRANK GILDUN				Analysis																	
Customer Name : GFE LLC				Project Manager : FRANK GILDUN				AIR ANALYSIS CHAIN-OF-CUSTODY Batch Certified				<table border="1"> <tr> <td colspan="2">Matrix</td> </tr> <tr> <td colspan="2"></td> </tr> <tr> <td colspan="2"></td> </tr> <tr> <td colspan="2"></td> </tr> </table>				Matrix													
Matrix																													
Address : 58 Nokomis Ave				Phone Number : 646-542-3465																									
City : Lake Hiawatha				Fax Number : 973-334-1692																									
State : NJ				Site Details: 1123 & 1125 FLATBUSH AVE BROOKLYN, NY																									
Zip Code : 07034				Analysis Turnaround Time : 5 DAY				Data Package Type : RESULTS ONLY																					
Country :				Standard : 10 business days OR				EDD Type : PDF																					
				Rush (Specify): 5 Days																									
Sample Identification	Sample Date(s)	Time Start (24 hr Clock)	Time Stop (24 hr Clock)	Can Vacuum in Field ("Hg) (Start)	Can Vacuum in Field ("Hg) (Stop)**	Interior Temp. (F) (Start)	Interior Temp. (F) (Stop)	Out going Can Pressure ("Hg)(Lab)	In coming Can Pressure ("Hg)(Lab)	Flow Reg. ID	Can ID		Flow Controller Readout (ml/min)	Can Cert ID	TO-15	Indoor/Ambient Air	Soil Gas												
SU1	2/4/25	10:21	12:21	OVER 30	5	69	69	-30	-5.1	10616	10271	6 L	50	VL041615.D															
Temperature (Fahrenheit) <table border="1"> <tr> <td></td> <td>Ambient</td> <td>Maximum</td> <td>Minimum</td> </tr> <tr> <td>Start</td> <td></td> <td></td> <td></td> </tr> <tr> <td>Stop</td> <td></td> <td></td> <td></td> </tr> </table>											Ambient	Maximum	Minimum	Start				Stop				GC/MS Analyst Signature (TO-15) Sut							
	Ambient	Maximum	Minimum																										
Start																													
Stop																													
Pressure (Inches of Hg) <table border="1"> <tr> <td></td> <td>Ambient</td> <td>Maximum</td> <td>Minimum</td> </tr> <tr> <td>Start</td> <td></td> <td></td> <td></td> </tr> <tr> <td>Stop</td> <td></td> <td></td> <td></td> </tr> </table>											Ambient	Maximum	Minimum	Start				Stop				Submittal of this COC indicates approval of the analysis based on existing conditions. REPORT ONLY THOSE ANALYTES ON THE ATTACHED LIST. Please follow the instructions on the back of this COC.							
	Ambient	Maximum	Minimum																										
Start																													
Stop																													
Special Instructions/QC Requirements & Comments :																													
Suspected Contamination: High Medium Low PID Readings: 0.0																													
Sampling site (State):																													
Quick Connector required : NO																													
Canisters Shipped by: Sut				Date/Time: 01/28/25				Canisters Received by: Sut				Date/Time: 2/5/25 1200																	
Samples Relinquished by: Sut				Date/Time: 2/5/25				Received by:				Date/Time:																	
Relinquished by:				Date/Time:				Received by:				Date/Time:																	
B2501045 - 3																													

Client Contact Information						Bottle Order ID : B2501045				Courier : F. Galdun				2 of 4 COCs															
Client ID : GFEL01 Project ID : 2126 Utopia Parkway, Flushing NY						Sampler Name(s) FRANK GALDUN				Analysis				Matrix															
Customer Name : GFE LLC Address : 58 Nokomis Ave City : Lake Hiawatha State : NJ Zip Code : 07034 Country :						Project Manager : FRANK GALDUN				AIR ANALYSIS CHAIN-OF-CUSTODY Batch Certified																			
						Phone Number : 646-542-3465																							
						Fax Number : 973-334-1692																							
						Site Details: 1123 & 1125 Flatbush Ave BROOKLYN, NY																							
Analysis Turnaround Time 5 DAY						Standard : 10 business days OR				Data Package Type :				Indoor/Ambient Air Soil Gas															
Rush (Specify): 5 Days						EDD Type :																							
Sample Identification	Sample Date(s)	Time Start (24 hr Clock)	Time Stop (24 hr Clock)	Can Vacuum in Field ("Hg) (Start)	Can Vacuum in Field ("Hg) (Stop)**	Interior Temp. (F) (Start)	Interior Temp. (F) (Stop)	Out going Can Pressure ("Hg)(Lab)	In coming Can Pressure ("Hg)(Lab)	Flow Reg. ID	Can ID		Flow Controller Readout (ml/min)	Can Cert ID	TO-15														
SV2	2/4/05	10:29	12:29	30		69	65	-30	-6.2	10502	10285	6 L	50	VL041615.D	1														
Temperature (Fahrenheit) <table border="1"> <tr> <td></td> <td>Ambient</td> <td>Maximum</td> <td>Minimum</td> </tr> <tr> <td>Start</td> <td></td> <td></td> <td></td> </tr> <tr> <td>Stop</td> <td></td> <td></td> <td></td> </tr> </table>											Ambient	Maximum	Minimum	Start				Stop				GC/MS Analyst Signature (TO-15) [Signature]							
	Ambient	Maximum	Minimum																										
Start																													
Stop																													
Pressure (Inches of Hg) <table border="1"> <tr> <td></td> <td>Ambient</td> <td>Maximum</td> <td>Minimum</td> </tr> <tr> <td>Start</td> <td></td> <td></td> <td></td> </tr> <tr> <td>Stop</td> <td></td> <td></td> <td></td> </tr> </table>											Ambient	Maximum	Minimum	Start				Stop				** Submittal of this COC indicates approval of the analysis based on existing conditions. REPORT ONLY THOSE ANALYTES ON THE ATTACHED LIST Please follow the instructions on the back of this COC.							
	Ambient	Maximum	Minimum																										
Start																													
Stop																													
Special Instructions/QC Requirements & Comments :																													
Suspected Contamination: High Medium Low PID Readings: 0.0																													
Sampling site (State):																													
Quick Connector required : NO																													
Canisters Shipped by: [Signature]				Date/Time: 2/4/05				Canisters Received by: [Signature]				Date/Time: 2/5/05 1200				B2501045 - 5													
Samples Relinquished by: [Signature]				Date/Time: 2/5/05				Received by:				Date/Time:																	
Relinquished by:				Date/Time:				Received by:				Date/Time:																	

Client Contact Information				Bottle Order ID : B2501045				Courier : FGALDUN				3 of 4 COCs																	
Client ID : GFEL01				Project ID : 21-36 Utom Parkway, Flushing NY				Sampler Name(s) : FRANK GALDUN				Analysis		Matrix															
Customer Name : GFE LLC Address : 58 Nokomis Ave				Project Manager : FRANK GALDUN				AIR ANALYSIS CHAIN-OF-CUSTODY Batch Certified																					
				Phone Number : 646-542-3465																									
				Fax Number : 973-334-1692																									
				Site Details: 1123 & 1125 Flatbush Ave BROOKLYN, NY																									
City : Lake Hiawatha				Analysis Turnaround Time 5 DAY				Data Package Type : RESULTS ONLY																					
State : NJ				Standard : 10 Business days OR				EDD Type : PDF																					
Zip Code : 07034				Rush (Specify): 5 Days																									
Country :																													
Sample Identification	Sample Date(s)	Time Start (24 hr Clock)	Time Stop (24 hr Clock)	Can Vacuum in Field ("Hg) (Start)	Can Vacuum in Field ("Hg) (Stop)**	Interior Temp. (F) (Start)	Interior Temp. (F) (Stop)	Out going Can Pressure ("Hg)(Lab)	In coming Can Pressure ("Hg)(Lab)	Flow Reg. ID	Can ID		Flow Controller Readout (ml/min)	Can Cert ID	TO-15	Indoor Ambient Air	Soil Gas												
IA1	4/25	10:13	12:13	30	3.5	65	65	-30	-4.5	10185	10275	6 L	50	VL041615.D	1	1													
Temperature (Fahrenheit) <table border="1"> <tr> <td></td> <td>Ambient</td> <td>Maximum</td> <td>Minimum</td> </tr> <tr> <td>Start</td> <td></td> <td></td> <td></td> </tr> <tr> <td>Stop</td> <td></td> <td></td> <td></td> </tr> </table>											Ambient	Maximum	Minimum	Start				Stop				GC/MS Analyst Signature (TO-15) 							
	Ambient	Maximum	Minimum																										
Start																													
Stop																													
Pressure (Inches of Hg) <table border="1"> <tr> <td></td> <td>Ambient</td> <td>Maximum</td> <td>Minimum</td> </tr> <tr> <td>Start</td> <td></td> <td></td> <td></td> </tr> <tr> <td>Stop</td> <td></td> <td></td> <td></td> </tr> </table>											Ambient	Maximum	Minimum	Start				Stop				** Submittal of this COC indicates approval of the analysis based on existing conditions. REPORT ONLY THOSE ANALYTES ON THE ATTACHED LIST Please follow the instructions on the back of this COC.							
	Ambient	Maximum	Minimum																										
Start																													
Stop																													
Special Instructions/QC Requirements & Comments :																													
Suspected Contamination: High Medium Low PID Readings: 0.0																													
Sampling site (State):																													
Quick Connector required :																													
Canisters Shipped by: 				Date/Time: 4/28/25				Canisters Received by: 				Date/Time: 4/25/200				B2501045 - 4													
Samples Relinquished by: 				Date/Time: 4/25/25				Received by:				Date/Time:																	
Relinquished by:				Date/Time:				Received by:				Date/Time:																	

Client Contact Information				Bottle Order ID : B2501045				Courier : FGALDUN				9 of 4 COCs																													
Client ID : GFEL01				Project ID : 21-36 Utopia Parkway, Bushing, NY				Sampler Name(s) : FRANK GALDUN				Analysis		Matrix																											
Customer Name : GFE LLC Address : 58 Nokomis Ave City : Lake Hiawatha State : NJ Zip Code : 07034 Country :				Project Manager : FRANK GALDUN				AIR ANALYSIS CHAIN-OF-CUSTODY Batch Certified																																	
				Phone Number : 646-542-3465																																					
				Fax Number : 973-334-1692																																					
				Site Details: 1123 & 1125 Flatbush Ave, Brooklyn, NY																																					
Analysis Turnaround Time 5 DAY				Standard : 10 business days OR				Data Package Type : RESULTS ONLY																																	
Rush (Specify): 5 Days				EDD Type : PDF																																					
Sample Identification	Sample Date(s)	Time Start (24 hr Clock)	Time Stop (24 hr Clock)	Can Vacuum in Field ("Hg) (Start)	Can Vacuum in Field ("Hg) (Stop)**	Interior Temp. (F) (Start)	Interior Temp. (F) (Stop)	Out going Can Pressure ("Hg)(Lab)	In coming Can Pressure ("Hg)(Lab)	Flow Reg. ID	Can ID	Flow Controller Readout (ml/min)	Can Cert ID	TO-15	Indoor Ambient Air	Soil Gas																									
IA2	4/25	10:29	12:29	30	5.5	65	65	-30	-5.9	10226	10269	6 L	50	VL041615.D	1	1																									
<table border="1"> <tr> <th colspan="5">Temperature (Fahrenheit)</th> </tr> <tr> <td></td> <td>Ambient</td> <td>Maximum</td> <td>Minimum</td> <td></td> </tr> <tr> <td>Start</td> <td></td> <td></td> <td></td> <td></td> </tr> <tr> <td>Stop</td> <td></td> <td></td> <td></td> <td></td> </tr> </table>																	Temperature (Fahrenheit)						Ambient	Maximum	Minimum		Start					Stop					GC/MS Analyst Signature (TO-15)				
Temperature (Fahrenheit)																																									
	Ambient	Maximum	Minimum																																						
Start																																									
Stop																																									
<table border="1"> <tr> <th colspan="5">Pressure (Inches of Hg)</th> </tr> <tr> <td></td> <td>Ambient</td> <td>Maximum</td> <td>Minimum</td> <td></td> </tr> <tr> <td>Start</td> <td></td> <td></td> <td></td> <td></td> </tr> <tr> <td>Stop</td> <td></td> <td></td> <td></td> <td></td> </tr> </table>																	Pressure (Inches of Hg)						Ambient	Maximum	Minimum		Start					Stop					<p>** Submittal of this COC indicates approval of the analysis based on existing conditions.</p> <p>REPORT ONLY THOSE ANALYTES ON THE ATTACHED LIST</p> <p>Please follow the instructions on the back of this COC.</p>				
Pressure (Inches of Hg)																																									
	Ambient	Maximum	Minimum																																						
Start																																									
Stop																																									
Special Instructions/QC Requirements & Comments :																																									
Suspected Contamination: High Medium Low PID Readings: 0.0																																									
Sampling site (State):																																									
Quick Connector required : No																																									
Canisters Shipped by: Sam				Date/Time: 4/27/25				Canisters Received by: [Signature]				Date/Time: 2/5/25, 200																													
Samples Relinquished by: [Signature]				Date/Time: 4/25/25				Received by:				Date/Time:																													
Relinquished by:				Date/Time:				Received by:				Date/Time:																													
B2501045 - 2																																									

REQUESTED ANALYTE LIST:**PCE****TCE****cis-1,2-DCE****1,1,1-TCA****1,2-DCE****1,1-DCE****Vinyl chloride****Benzene****Toluene****Ethylbenzene****Naphthalene****Cyclohexane****2,2,4-Trimethylpentane****1,2,4-Trimethylbenzene****1,3,5-Trimethylbenzene****o-xylene****m,p-xylene****Heptane****Hexane**

REQUESTED ANALYTE LIST:**PCE****TCE****cis-1,2-DCE****1,1,1-TCA****1,2-DCE****1,1-DCE****Vinyl chloride****Benzene****Toluene****Ethylbenzene****Naphthalene****Cyclohexane****2,2,4-Trimethylpentane****1,2,4-Trimethylbenzene****1,3,5-Trimethylbenzene****o-xylene****m,p-xylene****Heptane****Hexane**

REQUESTED ANALYTE LIST:**PCE****TCE****cis-1,2-DCE****1,1,1-TCA****1,2-DCE****1,1-DCE****Vinyl chloride****Benzene****Toluene****Ethylbenzene****Naphthalene****Cyclohexane****2,2,4-Trimethylpentane****1,2,4-Trimethylbenzene****1,3,5-Trimethylbenzene****o-xylene****m,p-xylene****Heptane****Hexane**

REQUESTED ANALYTE LIST:**PCE****TCE****cis-1,2-DCE****1,1,1-TCA****1,2-DCE****1,1-DCE****Vinyl chloride****Benzene****Toluene****Ethylbenzene****Naphthalene****Cyclohexane****2,2,4-Trimethylpentane****1,2,4-Trimethylbenzene****1,3,5-Trimethylbenzene****o-xylene****m,p-xylene****Heptane****Hexane**

Laboratory Certification



Certified By	License No.
CAS EPA CLP Contract	68HERH20D0011
Connecticut	PH-0830
DOD ELAP (ANAB)	L2219
Maine	2024021
Maryland	296
New Hampshire	255424 Rev 1
New Jersey	20012
New York	11376
Pennsylvania	68-00548
Soil Permit	525-24-234-08441
Texas	T104704488

Internal Chain of Custody

Instructions: Use 1 form for each 20 samples of aliquot

Laboratory Person Breaking Field Seal on Sample Shuttle & Accepting Responsibility for Sample			
Laboratory: <u>Chemtech</u> NOISE Field Sample Seal No.: <u>Q1303</u> Case No.: <u>1123 & 1125 Flatbush Ave</u>	Location: <u>284 Sheffield Street, Mountainside, NJ 7092</u> Title: <u>Sample Custodian</u> Date Broken <u>2/5/2025</u> Military Time Seal Broken: <u>12:00:00</u> Analytical Parameter/Fraction: <u>VOCMS Group2</u>		

Sample No.	Aliquot/Extract No.	Sample No.	Aliquot/Extract No.
Q1303-01	SV1		
Q1303-02	SV2		
Q1303-03	IA1		
Q1303-04	IA2		

Date	Time	Relinquished By	Received By	Purpose of Change of Custody
2/5	1350	Signature 	Signature 	
		Printed Name <u>George N.</u>	Printed Name <u>Samuel J. Casella</u>	
		Signature	Signature	
		Printed Name	Printed Name	
		Signature	Signature	
		Printed Name	Printed Name	
		Signature	Signature	
		Printed Name	Printed Name	
		Signature	Signature	
		Printed Name	Printed Name	
		Signature	Signature	
		Printed Name	Printed Name	
		Signature	Signature	
		Printed Name	Printed Name	
		Signature	Signature	
		Printed Name	Printed Name	

Distribution: White - Original (Sent With Report) Yellow - Contractor Archive Pink - Sample Custodian - Interim Copy